



Performance Results

Washington July 2002 - June 2003

Qwest's Performance Assurance Plans (PAPs)

PAP specific statistical parameters are unique in some cases. For example, some PAPs apply a range of critical values dependent on the type of product and volume of orders. Accordingly, the critical z-values and resulting parity scores reflected in this report may differ from critical z-values and resulting parity values used to calculate PAP payments. For CLECs who have opted into a QPAP, the critical z-values and parity values applicable under the PAP will be applied and reflected in the CLEC payment summaries provided with any payments made.

The numerator and denominator of each performance result will be the same in both instances.

July 23, 2003

Table of Contents

Section	Page Number
GA-1 - Gateway Availability - IMA-GUI	26
<i>Gateway Availability - IMA-GUI (Percent) All (GA-1 A) (Benchmark)</i>	26
<i>Gateway Availability - IMA-GUI (Percent) Fetch-n-Stuff (GA-1 B) (Benchmark)</i>	26
<i>Gateway Availability - IMA-GUI (Percent) Data Arbiter (GA-1 C) (Benchmark)</i>	26
<i>Gateway Availability - IMA-GUI (Percent) SIA (GA-1 D) (Benchmark)</i>	26
GA-2 - Gateway Availability - IMA-EDI	27
<i>Gateway Availability - IMA-EDI (Percent) (GA-2) (Benchmark)</i>	27
GA-3 - Gateway Availability - EB-TA	28
<i>Gateway Availability - EB-TA (Percent) (GA-3) (Benchmark)</i>	28
GA-4 - System Availability - EXACT	29
<i>System Availability - EXACT (Percent) (GA-4) (Benchmark)</i>	29
GA-6 - Gateway Availability - GUI - Repair	30
<i>Gateway Availability - GUI - Repair (Percent) (GA-6) (Benchmark)</i>	30
GA-7 - Timely Outage Resolution following Software Releases	31
<i>Timely Outage Resolution following Software Releases (Percent) (GA-7) (Benchmark)</i>	31
PO-1 - Pre-Order/Order Response Times	32
<i>Pre-Order Response Times (Appt. Scheduler) (Avg Sec) IMA Request (PO-1 A-1(a)) (Diagnostic)</i>	32
<i>Pre-Order Response Times (Appt. Scheduler) (Avg Sec) IMA Response/Accept (PO-1 A-1(b,c)) (Diagnostic)</i>	32
<i>Pre-Order Response Times (Appt. Scheduler) (Avg Sec) IMA Aggregate (PO-1 A-1 Total) (Benchmark)</i>	32
<i>Pre-Order Response Times (Service Availability) (Avg Sec) IMA Request (PO-1 A-2(a)) (Diagnostic)</i>	32
<i>Pre-Order Response Times (Service Availability) (Avg Sec) IMA Response (PO-1 A-2(b)) (Diagnostic)</i>	33
<i>Pre-Order Response Times (Service Availability) (Avg Sec) IMA Aggregate (PO-1 A-2 Total) (Benchmark)</i>	33
<i>Pre-Order Response Times (Facility Check) (Avg Sec) IMA Request (PO-1 A-3(a)) (Diagnostic)</i>	33
<i>Pre-Order Response Times (Facility Check) (Avg Sec) IMA Response (PO-1 A-3(b)) (Diagnostic)</i>	33
<i>Pre-Order Response Times (Facility Check) (Avg Sec) IMA Aggregate (PO-1 A-3 Total) (Benchmark)</i>	34
<i>Pre-Order Response Times (Address Validation) (Avg Sec) IMA Request (PO-1 A-4(a)) (Diagnostic)</i>	34
<i>Pre-Order Response Times (Address Validation) (Avg Sec) IMA Response (PO-1 A-4(b)) (Diagnostic)</i>	34
<i>Pre-Order Response Times (Address Validation) (Avg Sec) IMA Aggregate (PO-1 A-4 Total) (Benchmark)</i>	34
<i>Pre-Order Response Times (Get CSR) (Avg Sec) IMA Request (PO-1 A-5(a)) (Diagnostic)</i>	35
<i>Pre-Order Response Times (Get CSR) (Avg Sec) IMA Response (PO-1 A-5(b)) (Diagnostic)</i>	35
<i>Pre-Order Response Times (Get CSR) (Avg Sec) IMA Aggregate (PO-1 A-5 Total) (Benchmark)</i>	35
<i>Pre-Order Response Times (TN Reservation) (Avg Sec) IMA Request (PO-1 A-6(a)) (Diagnostic)</i>	35
<i>Pre-Order Response Times (TN Reservation) (Avg Sec) IMA Response (PO-1 A-6(b)) (Diagnostic)</i>	36
<i>Pre-Order Response Times (TN Reservation) (Avg Sec) IMA Accept (PO-1 A-6(c)) (Diagnostic)</i>	36
<i>Pre-Order Response Times (TN Reservation) (Avg Sec) IMA Aggregate (PO-1 A-6 Total) (Benchmark)</i>	36
<i>Pre-Order Response Times (Loop Qualification Tools) (Avg Sec) IMA Request (PO-1 A-7(a)) (Diagnostic)</i>	36
<i>Pre-Order Response Times (Loop Qualification Tools) (Avg Sec) IMA Response (PO-1 A-7(b)) (Benchmark)</i>	37
<i>Pre-Order Response Times (Loop Qualification Tools) (Avg Sec) IMA Aggregate (PO-1 A-7 Total) (Diagnostic)</i>	37
<i>Pre-Order Response Times (Resale of Qwest DSL Qualification) (Avg Sec) IMA Request (PO-1 A-8(a)) (Diagnostic)</i>	37
<i>Pre-Order Response Times (Resale of Qwest DSL Qualification) (Avg Sec) IMA Response (PO-1 A-8(b)) (Benchmark)</i>	37
<i>Pre-Order Response Times (Resale of Qwest DSL Qualification) (Avg Sec) IMA Aggregate (PO-1 A-8 Total) (Diagnostic)</i>	38
<i>Pre-Order Response Times (Connecting Facility Assignment) (Avg Sec) IMA Request (PO-1 A-9(a)) (Diagnostic)</i>	38
<i>Pre-Order Response Times (Connecting Facility Assignment) (Avg Sec) IMA Response (PO-1 A-9(b)) (Diagnostic)</i>	38
<i>Pre-Order Response Times (Connecting Facility Assignment) (Avg Sec) IMA Aggregate (PO-1 A-9 Total) (Benchmark)</i>	38
<i>Pre-Order Response Times (Meet Point Inquiry) (Avg Sec) IMA Request (PO-1 A-10(a)) (Diagnostic)</i>	39

Table of Contents

Section	Page Number
<i>Pre-Order Response Times (Meet Point Inquiry) (Avg Sec) IMA Response (PO-1 A-10(b)) (Diagnostic)</i>	39
<i>Pre-Order Response Times (Meet Point Inquiry) (Avg Sec) IMA Aggregate (PO-1 A-10 Total) (Benchmark)</i>	39
<i>Pre-Order Response Times (Appt. Scheduler) (Avg Sec) EDI Request/Response (PO-1 B-1) (Benchmark)</i>	40
<i>Pre-Order Response Times (Service Availability) (Avg Sec) EDI Request/Response (PO-1 B-2) (Benchmark)</i>	40
<i>Pre-Order Response Times (Facility Check) (Avg Sec) EDI Request/Response (PO-1 B-3) (Benchmark)</i>	40
<i>Pre-Order Response Times (Address Validation) (Avg Sec) EDI Request/Response (PO-1 B-4) (Benchmark)</i>	40
<i>Pre-Order Response Times (Get CSR) (Avg Sec) EDI Request/Response (PO-1 B-5) (Benchmark)</i>	41
<i>Pre-Order Response Times (TN Reservation) (Avg Sec) EDI Request/Response (PO-1 B-6) (Benchmark)</i>	41
<i>Pre-Order Response Times (Loop Qualification Tools) (Avg Sec) EDI Request/Response (PO-1 B-7) (Benchmark)</i>	41
<i>Pre-Order Response Times (Resale of Qwest DSL Qualification) (Avg Sec) EDI Request/Response (PO-1 B-8) (Benchmark)</i>	41
<i>Pre-Order Response Times (Connecting Facility Assignment) (Avg Sec) EDI Request/Response (PO-1 B-9) (Benchmark)</i>	42
<i>Pre-Order Response Times (Meet Point Inquiry) (Avg Sec) EDI Request/Response (PO-1 B-10) (Benchmark)</i>	42
<i>Pre-Order Response Times (Timeout) (Percent) IMA Total (PO-1C -1) (Benchmark)</i>	42
<i>Pre-Order Response Times (Timeout) (Percent) EDI Total (PO-1C -2) (Benchmark)</i>	42
<i>Pre-Order Response Times (Rejected Query) (Avg Sec) IMA Total (PO-1D -1) (Diagnostic)</i>	43
<i>Pre-Order Response Times (Rejected Query) (Avg Sec) EDI Total (PO-1D -2) (Diagnostic)</i>	43
PO-2A-1 - Electronic Flow-through for LSRs received via IMA GUI (Percent)	44
<i>Resale Aggregate W/O UNE-P-POTS (Diagnostic)</i>	44
<i>Unbundled Loop Aggregate (Diagnostic)</i>	44
<i>LNP (Diagnostic)</i>	44
<i>UNE - P (POTS) (Diagnostic)</i>	44
PO-2A-2 - Electronic Flow-through for LSRs received via IMA EDI (Percent)	45
<i>Resale Aggregate W/O UNE-P-POTS (Diagnostic)</i>	45
<i>Unbundled Loop Aggregate (Diagnostic)</i>	45
<i>LNP (Diagnostic)</i>	45
<i>UNE - P (POTS) (Diagnostic)</i>	45
PO-2B-1 - Electronic Flow-through for All Eligible LSRs received via IMA GUI (Percent)	46
<i>Resale Aggregate W/O UNE-P-POTS (Benchmark)</i>	46
<i>Unbundled Loop Aggregate (Benchmark)</i>	46
<i>LNP (Benchmark)</i>	46
<i>UNE - P (POTS) (Benchmark)</i>	46
PO-2B-2 - Electronic Flow-through for All Eligible LSRs received via IMA EDI (Percent)	47
<i>Resale Aggregate W/O UNE-P-POTS (Benchmark)</i>	47
<i>Unbundled Loop Aggregate (Benchmark)</i>	47
<i>LNP (Benchmark)</i>	47
<i>UNE - P (POTS) (Benchmark)</i>	47
PO-3 - LSR Rejection Notice Interval	48
<i>LSR Rejection Notice Interval for IMA - Rejected Manually (Hours:Minutes) (PO-3A-1) (Benchmark)</i>	48
<i>LSR Rejection Notice Interval for IMA - Auto-Rejected (Minutes:Seconds) (PO-3A-2) (Benchmark)</i>	48
<i>LSR Rejection Notice Interval for EDI - Rejected Manually (Hours:Minutes) (PO-3B-1) (Benchmark)</i>	48
<i>LSR Rejection Notice Interval for EDI - Auto-Rejected (Minutes:Seconds) (PO-3B-2) (Benchmark)</i>	48
<i>LSR Rejection Notice Interval for Manual and IIS (Hours:Minutes) (PO-3C) (Benchmark)</i>	49
PO-4 - LSRs Rejected	50
<i>LSRs Rejected for IMA - Rejected Manually (Percent) (PO-4A-1) (Diagnostic)</i>	50
<i>LSRs Rejected for IMA - Auto-Rejected (Percent) (PO-4A-2) (Diagnostic)</i>	50

Table of Contents

Section	Page Number
<i>LSRs Rejected for EDI - Rejected Manually (Percent) (PO-4B-1) (Diagnostic)</i>	50
<i>LSRs Rejected for EDI - Auto-Rejected (Percent) (PO-4B-2) (Diagnostic)</i>	50
<i>LSRs Received via Facsimile (Percent) (PO-4C) (Diagnostic)</i>	51
PO-5A-1 - FOCs On Time for Fully Electronic LSRs Received via IMA GUI (Percent)	52
<i>Resale Aggregate (PO-5A-1 (a)) (Benchmark)</i>	52
<i>Unbundled Loop Aggregate (PO-5A-1 (b)) (Benchmark)</i>	52
<i>LNP (PO-5A-1 (c)) (Benchmark)</i>	52
PO-5A-2 - FOCs On Time for Fully Electronic LSRs Received via IMA EDI (Percent)	53
<i>Resale Aggregate (PO-5A-2 (a)) (Benchmark)</i>	53
<i>Unbundled Loop Aggregate (PO-5A-2 (b)) (Benchmark)</i>	53
<i>LNP (PO-5A-2 (c)) (Benchmark)</i>	53
PO-5B-1 - FOCs On Time for Electronic/Manual LSRs Received via IMA GUI (Percent)	54
<i>Resale Aggregate (PO-5B-1 (a)) (Benchmark)</i>	54
<i>Unbundled Loop Aggregate (PO-5B-1 (b)) (Benchmark)</i>	54
<i>LNP (PO-5B-1 (c)) (Benchmark)</i>	54
PO-5B-2 - FOCs On Time for Electronic/Manual LSRs Received via IMA EDI (Percent)	55
<i>Resale Aggregate (PO-5B-2 (a)) (Benchmark)</i>	55
<i>Unbundled Loop Aggregate (PO-5B-2 (b)) (Benchmark)</i>	55
<i>LNP (PO-5B-2 (c)) (Benchmark)</i>	55
PO-5C - FOCs on Time for Manual (Percent)	56
<i>Resale Aggregate (PO-5C -(a)) (Benchmark)</i>	56
<i>Unbundled Loop Aggregate (PO-5C -(b)) (Benchmark)</i>	56
<i>LNP (PO-5C -(c)) (Benchmark)</i>	56
PO-5D - FOCs on Time (Percent)	57
<i>LIS Trunk (PO-5D) (Benchmark)</i>	57
PO-6 - Work Completion Notification Timeliness	58
<i>Notices Made Available via IMA - GUI All (Hours:Minutes) (PO-6A) (Benchmark)</i>	58
<i>Notices Transmitted via IMA - EDI All (Hours:Minutes) (PO-6B) (Benchmark)</i>	58
PO-7 - Billing Completion Notification Timeliness	59
<i>Notices Made Available via IMA - GUI / Billing System Posting Completions All (Percent) (PO-7A ,C) (Parity)</i>	59
<i>Notices Transmitted via IMA - EDI / Billing System Posting Completions All (Percent) (PO-7B ,C) (Parity)</i>	59
PO-8 - Jeopardy Notice Interval	60
<i>Non-Designed Services (Average Days) (PO-8 A) (Parity)</i>	60
<i>Unbundled Loops and Number Portability (Average Days) (PO-8 B) (Parity)</i>	60
<i>LIS Trunk (Average Days) (PO-8 C) (Parity)</i>	60
<i>UNE - P (POTS) (Average Days) (PO-8 D) (Parity)</i>	60
PO-9 - Timely Jeopardy Notices	61
<i>Non-Designed Services (PO-9 A) (Parity)</i>	61
<i>Unbundled Loops and Number Portability (PO-9 B) (Parity)</i>	61
<i>LIS Trunk (PO-9 C) (Parity)</i>	61
<i>UNE - P (POTS) (PO-9 D) (Parity)</i>	61

Table of Contents

Section	Page Number
PO-10 - LSR Accountability	62
<i>PO10 (Percent) Product Aggregate (PO-10) (Diagnostic)</i>	62
PO-15 - Number of Due Date Changes per Order	63
<i>All (PO-15) (Diagnostic)</i>	63
PO-16 - Timely Release Notifications	64
<i>(PO-16) (Percent) (Benchmark)</i>	64
PO-19 - Stand-Alone Test Environment (SATE) Accuracy	65
<i>(PO-19) (Percent) (Benchmark)</i>	65
<i>(PO-19 A) Rel. 8.0 (Percent) (Benchmark)</i>	65
<i>(PO-19 A) Rel. 9.0 (Percent) (Benchmark)</i>	65
<i>(PO-19 A) Rel. 10.0 (Percent) (Benchmark)</i>	65
<i>(PO-19 A) Rel. 11.0 (Percent) (Benchmark)</i>	66
<i>(PO-19 A) Rel. 12.0 (Percent) (Benchmark)</i>	66
<i>(PO-19 A) Rel. VICKI (Percent) (Benchmark)</i>	66
<i>(PO-19 B) (Percent) (Benchmark)</i>	66
PO-20 Manual Service Order Accuracy	67
<i>Resale POTS and UNE-P (POTS) (Benchmark)</i>	67
<i>Unbundled Loops (Analog & NL 2-wire) (Benchmark)</i>	67
Order Accuracy	68
<i>(Diagnostic)</i>	68
OP-2 - Calls Answered within Twenty Seconds - Interconnect Provisioning Center	69
<i>Calls Answered within Twenty Seconds - Interconnect Provisioning Center (Percent) (OP-2) (Parity)</i>	69
OP-3A - Installation Commitments Met (Percent) - Dispatches within MSAs	70
<i>Business (Parity)</i>	70
<i>Centrex (Parity)</i>	70
<i>Residence (Parity)</i>	70
<i>Centrex 21 (Parity)</i>	70
<i>PBX (Parity)</i>	71
<i>Basic Rate ISDN (Parity)</i>	71
<i>ISDN Primary (Parity)</i>	71
<i>DS0 (Parity)</i>	71
<i>Qwest DSL (Parity)</i>	72
<i>UNE - P (POTS) (Parity)</i>	72
<i>UNE P (Centrex) (Parity)</i>	72
<i>UNE P (Centrex 21) (Parity)</i>	72
<i>Line Sharing (Benchmark)</i>	73
OP-3B - Installation Commitments Met (Percent) - Dispatches outside MSAs	74
<i>Residence (Parity)</i>	74
<i>Business (Parity)</i>	74
<i>Centrex (Parity)</i>	74
<i>Centrex 21 (Parity)</i>	74
<i>PBX (Parity)</i>	75

Table of Contents

Section	Page Number
<i>Basic Rate ISDN (Parity)</i>	75
<i>DS0 (Parity)</i>	75
<i>Qwest DSL (Parity)</i>	75
<i>UNE - P (POTS) (Parity)</i>	76
<i>UNE P (Centrex) (Parity)</i>	76
<i>UNE P (Centrex 21) (Parity)</i>	76
<i>Line Sharing (Benchmark)</i>	77
OP-3C - Installation Commitments Met (Percent) - No dispatches	78
<i>Residence (Parity)</i>	78
<i>Business (Parity)</i>	78
<i>Centrex (Parity)</i>	78
<i>Centrex 21 (Parity)</i>	78
<i>PBX (Parity)</i>	79
<i>Basic Rate ISDN (Parity)</i>	79
<i>ISDN Primary (Parity)</i>	79
<i>DS0 (Parity)</i>	79
<i>Qwest DSL (Parity)</i>	80
<i>UNE - P (POTS) (Parity)</i>	80
<i>UNE P (Centrex) (Parity)</i>	80
<i>UNE P (Centrex 21) (Parity)</i>	80
<i>Line Sharing (Benchmark)</i>	81
OP-3D - Installation Commitments Met (Percent) - Interval Zone One	82
<i>ISDN Primary (Parity)</i>	82
<i>DS0 (Parity)</i>	82
<i>DS1 (Parity)</i>	82
<i>DS3 (Parity)</i>	82
<i>Frame Relay (Parity)</i>	83
<i>PBX (Parity)</i>	83
<i>Basic Rate ISDN (Parity)</i>	83
<i>LIS Trunk (Parity)</i>	83
<i>UDIT DS1 (Parity)</i>	84
<i>UDIT Above DS1 Level (Parity)</i>	84
<i>Dark Fiber - IOF (Diagnostic)</i>	84
<i>Unbundled Loop Analog (Benchmark)</i>	84
<i>Unbundled Loop - 2 Wire Non-Loaded (Benchmark)</i>	85
<i>Unbundled Loop - 4 Wire Non-Loaded (Parity)</i>	85
<i>Unbundled Loop - DS1 Capable (Parity)</i>	85
<i>Unbundled Loop ISDN Capable (Parity)</i>	85
<i>Unbundled Loop - ADSL Qualified (Benchmark)</i>	86
<i>Unbundled Loop - DS3 Capable (Parity)</i>	86
<i>Qwest DSL (Parity)</i>	86
<i>Dark Fiber - Loop (Diagnostic)</i>	86
<i>E911 (Parity)</i>	87
<i>Enhanced Extended Loops (EELs) (Benchmark)</i>	88
<i>Unbundled Loop Conditioned (Benchmark)</i>	88
OP-3E - Installation Commitments Met (Percent) - Interval Zone Two	89
<i>ISDN Primary (Parity)</i>	89
<i>DS0 (Parity)</i>	89

Table of Contents

Section	Page Number
<i>DS1 (Parity)</i>	89
<i>DS3 (Parity)</i>	89
<i>Frame Relay (Parity)</i>	90
<i>PBX (Parity)</i>	90
<i>Basic Rate ISDN (Parity)</i>	90
<i>LIS Trunk (Parity)</i>	90
<i>UDIT DS1 (Parity)</i>	91
<i>UDIT Above DS1 Level (Parity)</i>	91
<i>Unbundled Loop Analog (Benchmark)</i>	91
<i>Unbundled Loop - 2 Wire Non-Loaded (Benchmark)</i>	91
<i>Unbundled Loop - 4 Wire Non-Loaded (Parity)</i>	92
<i>Unbundled Loop - DS1 Capable (Parity)</i>	92
<i>Unbundled Loop ISDN Capable (Parity)</i>	92
<i>Unbundled Loop - ADSL Qualified (Benchmark)</i>	92
<i>Unbundled Loop - DS3 Capable (Parity)</i>	93
<i>Qwest DSL (Parity)</i>	93
<i>E911 (Parity)</i>	93
<i>Enhanced Extended Loops (EELs) (Benchmark)</i>	94
<i>Unbundled Loop Conditioned (Benchmark)</i>	94
OP-4A - Installation Interval (Average Days) - Dispatches within MSAs	95
<i>Residence (Parity)</i>	95
<i>Business (Parity)</i>	95
<i>Centrex (Parity)</i>	95
<i>Centrex 21 (Parity)</i>	95
<i>PBX (Parity)</i>	96
<i>Basic Rate ISDN (Parity)</i>	96
<i>ISDN Primary (Parity)</i>	96
<i>DS0 (Parity)</i>	96
<i>Qwest DSL (Parity)</i>	97
<i>UNE - P (POTS) (Parity)</i>	97
<i>UNE P (Centrex) (Parity)</i>	97
<i>UNE P (Centrex 21) (Parity)</i>	97
<i>Line Sharing (Benchmark)</i>	98
OP-4B - Installation Interval (Average Days) - Dispatches outside MSAs	99
<i>Residence (Parity)</i>	99
<i>Business (Parity)</i>	99
<i>Centrex (Parity)</i>	99
<i>Centrex 21 (Parity)</i>	99
<i>PBX (Parity)</i>	100
<i>Basic Rate ISDN (Parity)</i>	100
<i>DS0 (Parity)</i>	100
<i>Qwest DSL (Parity)</i>	100
<i>UNE - P (POTS) (Parity)</i>	101
<i>UNE P (Centrex) (Parity)</i>	101
<i>UNE P (Centrex 21) (Parity)</i>	101
<i>Line Sharing (Benchmark)</i>	102
OP-4C - Installation Interval (Average Days) - No dispatches	103
<i>Residence (Parity)</i>	103

Table of Contents

Section	Page Number
<i>Business (Parity)</i>	103
<i>Centrex (Parity)</i>	103
<i>Centrex 21 (Parity)</i>	103
<i>PBX (Parity)</i>	104
<i>Basic Rate ISDN (Parity)</i>	104
<i>ISDN Primary (Parity)</i>	104
<i>DS0 (Parity)</i>	104
<i>Qwest DSL (Parity)</i>	105
<i>UNE - P (POTS) (Parity)</i>	105
<i>UNE P (Centrex) (Parity)</i>	105
<i>UNE P (Centrex 21) (Parity)</i>	105
<i>Line Sharing (Benchmark)</i>	106
OP-4D - Installation Interval (Average Days) - Interval Zone One	107
<i>ISDN Primary (Parity)</i>	107
<i>DS0 (Parity)</i>	107
<i>DS1 (Parity)</i>	107
<i>DS3 (Parity)</i>	107
<i>Frame Relay (Parity)</i>	108
<i>PBX (Parity)</i>	108
<i>Basic Rate ISDN (Parity)</i>	108
<i>LIS Trunk (Parity)</i>	108
<i>UDIT DS1 (Parity)</i>	109
<i>UDIT Above DS1 Level (Parity)</i>	109
<i>Dark Fiber - IOF (Diagnostic)</i>	109
<i>Unbundled Loop Analog (Benchmark)</i>	109
<i>Unbundled Loop - 2 Wire Non-Loaded (Benchmark)</i>	110
<i>Unbundled Loop - 4 Wire Non-Loaded (Parity)</i>	110
<i>Unbundled Loop - DS1 Capable (Parity)</i>	110
<i>Unbundled Loop ISDN Capable (Parity)</i>	110
<i>Unbundled Loop - ADSL Qualified (Benchmark)</i>	111
<i>Unbundled Loop - DS3 Capable (Parity)</i>	111
<i>Qwest DSL (Parity)</i>	111
<i>Dark Fiber - Loop (Diagnostic)</i>	111
<i>E911 (Parity)</i>	112
<i>Enhanced Extended Loops (EELs) (Diagnostic)</i>	113
<i>Unbundled Loop Conditioned (Benchmark)</i>	113
OP-4E - Installation Interval (Average Days) - Interval Zone Two	114
<i>ISDN Primary (Parity)</i>	114
<i>DS0 (Parity)</i>	114
<i>DS1 (Parity)</i>	114
<i>DS3 (Parity)</i>	114
<i>Frame Relay (Parity)</i>	115
<i>PBX (Parity)</i>	115
<i>Basic Rate ISDN (Parity)</i>	115
<i>LIS Trunk (Parity)</i>	115
<i>UDIT DS1 (Parity)</i>	116
<i>UDIT Above DS1 Level (Parity)</i>	116
<i>Unbundled Loop Analog (Benchmark)</i>	116
<i>Unbundled Loop - 2 Wire Non-Loaded (Benchmark)</i>	116

Table of Contents

Section	Page Number
<i>Unbundled Loop - 4 Wire Non-Loaded (Parity)</i>	117
<i>Unbundled Loop - DS1 Capable (Parity)</i>	117
<i>Unbundled Loop ISDN Capable (Parity)</i>	117
<i>Unbundled Loop - ADSL Qualified (Benchmark)</i>	117
<i>Unbundled Loop - DS3 Capable (Parity)</i>	118
<i>Qwest DSL (Parity)</i>	118
<i>Dark Fiber - Loop (Diagnostic)</i>	118
<i>E911 (Parity)</i>	118
<i>Enhanced Extended Loops (EELs) (Diagnostic)</i>	119
<i>Unbundled Loop Conditioned (Benchmark)</i>	119
OP-5 - New Service Installation Quality (Percent)	120
<i>Residence (Parity)</i>	120
<i>Business (Parity)</i>	120
<i>Centrex (Parity)</i>	120
<i>Centrex 21 (Parity)</i>	120
<i>PBX (Parity)</i>	121
<i>Basic Rate ISDN (Parity)</i>	121
<i>Qwest DSL (Parity)</i>	121
<i>UNE - P (POTS) (Parity)</i>	121
<i>UNE P (Centrex) (Parity)</i>	122
<i>UNE P (Centrex 21) (Parity)</i>	122
<i>ISDN Primary (Parity)</i>	122
<i>DS0 (Parity)</i>	122
<i>DS1 (Parity)</i>	123
<i>DS3 (Parity)</i>	123
<i>Frame Relay (Parity)</i>	123
<i>Line Sharing (Parity)</i>	123
<i>UDIT DS1 (Parity)</i>	124
<i>UDIT Above DS1 Level (Parity)</i>	124
<i>Dark Fiber - IOF (Diagnostic)</i>	124
<i>Unbundled Loop Analog (Parity)</i>	124
<i>Unbundled Loop - 2 Wire Non-Loaded (Parity)</i>	125
<i>Unbundled Loop - 4 Wire Non-Loaded (Parity)</i>	125
<i>Unbundled Loop - DS1 Capable (Parity)</i>	125
<i>Unbundled Loop ISDN Capable (Parity)</i>	125
<i>Unbundled Loop - ADSL Qualified (Parity)</i>	126
<i>Unbundled Loop - DS3 Capable (Parity)</i>	126
<i>LIS Trunk (Parity)</i>	126
<i>Dark Fiber - Loop (Diagnostic)</i>	126
<i>E911 (Parity)</i>	127
<i>Enhanced Extended Loops (EELs) (Diagnostic)</i>	128
OP-5* - New Service Installation Quality (Percent)	129
<i>Residence (Parity)</i>	129
<i>Business (Parity)</i>	129
<i>Centrex (Parity)</i>	129
<i>Centrex 21 (Parity)</i>	129
<i>PBX (Parity)</i>	130
<i>Basic Rate ISDN (Parity)</i>	130
<i>Qwest DSL (Parity)</i>	130

Table of Contents

Section	Page Number
<i>UNE - P (POTS) (Parity)</i>	130
<i>UNE P (Centrex) (Parity)</i>	131
<i>UNE P (Centrex 21) (Parity)</i>	131
<i>ISDN Primary (Parity)</i>	131
<i>DS0 (Parity)</i>	131
<i>DS1 (Parity)</i>	132
<i>DS3 (Parity)</i>	132
<i>Frame Relay (Parity)</i>	132
<i>Line Sharing (Parity)</i>	132
<i>UDIT DS1 (Parity)</i>	133
<i>UDIT Above DS1 Level (Parity)</i>	133
<i>Dark Fiber - IOF (Diagnostic)</i>	133
<i>Unbundled Loop Analog (Parity)</i>	133
<i>Unbundled Loop - 2 Wire Non-Loaded (Parity)</i>	134
<i>Unbundled Loop - 4 Wire Non-Loaded (Parity)</i>	134
<i>Unbundled Loop - DS1 Capable (Parity)</i>	134
<i>Unbundled Loop ISDN Capable (Parity)</i>	134
<i>Unbundled Loop - ADSL Qualified (Parity)</i>	135
<i>Unbundled Loop - DS3 Capable (Parity)</i>	135
<i>LIS Trunk (Parity)</i>	135
<i>Dark Fiber - Loop (Diagnostic)</i>	135
<i>E911 (Parity)</i>	136
<i>Enhanced Extended Loops (EELs) (Diagnostic)</i>	137
OP-6A-1 - Delayed Days for Non-Facility Reasons (Average Days) - Dispatches within MSAs	138
<i>Residence (Parity)</i>	138
<i>Business (Parity)</i>	138
<i>Centrex (Parity)</i>	138
<i>Centrex 21 (Parity)</i>	138
<i>PBX (Parity)</i>	139
<i>Basic Rate ISDN (Parity)</i>	139
<i>DS0 (Parity)</i>	139
<i>Qwest DSL (Parity)</i>	139
<i>UNE - P (POTS) (Parity)</i>	140
<i>UNE P (Centrex) (Parity)</i>	140
<i>UNE P (Centrex 21) (Parity)</i>	140
<i>Line Sharing (Diagnostic)</i>	141
OP-6A-2 - Delayed Days for Non-Facility Reasons (Average Days) - Dispatches outside MSAs	142
<i>Residence (Parity)</i>	142
<i>Business (Parity)</i>	142
<i>Centrex (Parity)</i>	142
<i>Centrex 21 (Parity)</i>	142
<i>PBX (Parity)</i>	143
<i>Qwest DSL (Parity)</i>	143
<i>UNE - P (POTS) (Parity)</i>	143
<i>UNE P (Centrex) (Parity)</i>	143
<i>UNE P (Centrex 21) (Parity)</i>	144
<i>Line Sharing (Diagnostic)</i>	145
OP-6A-3 - Delayed Days for Non-Facility Reasons (Average Days) - No dispatches	146

Table of Contents

Section	Page Number
<i>Residence (Parity)</i>	146
<i>Business (Parity)</i>	146
<i>Centrex (Parity)</i>	146
<i>Centrex 21 (Parity)</i>	146
<i>Basic Rate ISDN (Parity)</i>	147
<i>ISDN Primary (Parity)</i>	147
<i>DS0 (Parity)</i>	147
<i>Qwest DSL (Parity)</i>	147
<i>UNE - P (POTS) (Parity)</i>	148
<i>UNE P (Centrex) (Parity)</i>	148
<i>UNE P (Centrex 21) (Parity)</i>	148
<i>Line Sharing (Diagnostic)</i>	149
OP-6A-4 - Delayed Days for Non-Facility Reasons (Average Days) - Interval Zone One	150
<i>ISDN Primary (Parity)</i>	150
<i>DS0 (Parity)</i>	150
<i>DS1 (Parity)</i>	150
<i>DS3 (Parity)</i>	150
<i>Frame Relay (Parity)</i>	151
<i>PBX (Parity)</i>	151
<i>Basic Rate ISDN (Parity)</i>	151
<i>LIS Trunk (Parity)</i>	151
<i>UDIT DS1 (Parity)</i>	152
<i>UDIT Above DS1 Level (Parity)</i>	153
<i>Unbundled Loop Analog (Parity)</i>	153
<i>Unbundled Loop - 2 Wire Non-Loaded (Parity)</i>	153
<i>Unbundled Loop - 4 Wire Non-Loaded (Parity)</i>	153
<i>Unbundled Loop - DS1 Capable (Parity)</i>	154
<i>Unbundled Loop ISDN Capable (Parity)</i>	154
<i>Unbundled Loop - ADSL Qualified (Parity)</i>	154
<i>Unbundled Loop - DS3 Capable (Parity)</i>	154
<i>Qwest DSL (Parity)</i>	155
<i>E911 (Parity)</i>	155
<i>Enhanced Extended Loops (EELs) (Diagnostic)</i>	156
OP-6A-5 - Delayed Days for Non-Facility Reasons (Average Days) - Interval Zone Two	157
<i>ISDN Primary (Parity)</i>	157
<i>DS0 (Parity)</i>	157
<i>DS1 (Parity)</i>	157
<i>DS3 (Parity)</i>	157
<i>Frame Relay (Parity)</i>	158
<i>PBX (Parity)</i>	158
<i>Basic Rate ISDN (Parity)</i>	158
<i>LIS Trunk (Parity)</i>	158
<i>UDIT DS1 (Parity)</i>	159
<i>UDIT Above DS1 Level (Parity)</i>	159
<i>Unbundled Loop Analog (Parity)</i>	159
<i>Unbundled Loop - 2 Wire Non-Loaded (Parity)</i>	159
<i>Unbundled Loop - 4 Wire Non-Loaded (Parity)</i>	160
<i>Unbundled Loop - DS1 Capable (Parity)</i>	160
<i>Unbundled Loop ISDN Capable (Parity)</i>	160

Table of Contents

Section	Page Number
<i>Unbundled Loop - ADSL Qualified (Parity)</i>	160
<i>Unbundled Loop - DS3 Capable (Parity)</i>	161
<i>Qwest DSL (Parity)</i>	161
<i>E911 (Parity)</i>	161
<i>Enhanced Extended Loops (EELs) (Diagnostic)</i>	162
OP-6B-1 - Delayed Days for Facility Reasons (Average Days) - Dispatches within MSAs	163
<i>Residence (Parity)</i>	163
<i>Business (Parity)</i>	163
<i>Centrex (Parity)</i>	163
<i>Centrex 21 (Parity)</i>	163
<i>PBX (Parity)</i>	164
<i>Basic Rate ISDN (Parity)</i>	164
<i>DS0 (Parity)</i>	164
<i>Qwest DSL (Parity)</i>	164
<i>UNE - P (POTS) (Parity)</i>	165
<i>UNE P (Centrex) (Parity)</i>	165
<i>UNE P (Centrex 21) (Parity)</i>	165
<i>Line Sharing (Diagnostic)</i>	166
OP-6B-2 - Delayed Days for Facility Reasons (Average Days) - Dispatches outside MSAs	167
<i>Residence (Parity)</i>	167
<i>Business (Parity)</i>	167
<i>Centrex (Parity)</i>	167
<i>Centrex 21 (Parity)</i>	167
<i>UNE - P (POTS) (Parity)</i>	168
<i>UNE P (Centrex) (Parity)</i>	168
<i>UNE P (Centrex 21) (Parity)</i>	168
<i>Line Sharing (Diagnostic)</i>	169
OP-6B-3 - Delayed Days for Facility Reasons (Average Days) - No dispatches	170
<i>Residence (Parity)</i>	170
<i>Business (Parity)</i>	170
<i>Centrex (Parity)</i>	170
<i>Qwest DSL (Parity)</i>	170
<i>UNE - P (POTS) (Parity)</i>	171
<i>UNE P (Centrex) (Parity)</i>	171
<i>Line Sharing (Diagnostic)</i>	172
OP-6B-4 - Delayed Days for Facility Reasons (Average Days) - Interval Zone One	173
<i>ISDN Primary (Parity)</i>	173
<i>DS0 (Parity)</i>	173
<i>DS1 (Parity)</i>	173
<i>DS3 (Parity)</i>	173
<i>Frame Relay (Parity)</i>	174
<i>PBX (Parity)</i>	174
<i>Basic Rate ISDN (Parity)</i>	174
<i>LIS Trunk (Parity)</i>	174
<i>UDIT DS1 (Parity)</i>	175
<i>UDIT Above DS1 Level (Parity)</i>	175
<i>Unbundled Loop Analog (Parity)</i>	175

Table of Contents

Section	Page Number
<i>Unbundled Loop - 2 Wire Non-Loaded (Parity)</i>	175
<i>Unbundled Loop - 4 Wire Non-Loaded (Parity)</i>	176
<i>Unbundled Loop - DS1 Capable (Parity)</i>	176
<i>Unbundled Loop ISDN Capable (Parity)</i>	176
<i>Unbundled Loop - ADSL Qualified (Parity)</i>	176
<i>Unbundled Loop - DS3 Capable (Parity)</i>	177
<i>Dark Fiber - Loop (Diagnostic)</i>	177
<i>E911 (Parity)</i>	177
<i>Enhanced Extended Loops (EELs) (Diagnostic)</i>	178
OP-6B-5 - Delayed Days for Facility Reasons (Average Days) - Interval Zone Two	179
<i>ISDN Primary (Parity)</i>	179
<i>DS0 (Parity)</i>	179
<i>DS1 (Parity)</i>	179
<i>DS3 (Parity)</i>	179
<i>Frame Relay (Parity)</i>	180
<i>PBX (Parity)</i>	180
<i>Basic Rate ISDN (Parity)</i>	180
<i>UDIT DS1 (Parity)</i>	181
<i>UDIT Above DS1 Level (Parity)</i>	181
<i>Unbundled Loop Analog (Parity)</i>	181
<i>Unbundled Loop - 2 Wire Non-Loaded (Parity)</i>	181
<i>Unbundled Loop - 4 Wire Non-Loaded (Parity)</i>	182
<i>Unbundled Loop - DS1 Capable (Parity)</i>	182
<i>Unbundled Loop ISDN Capable (Parity)</i>	182
<i>Unbundled Loop - DS3 Capable (Parity)</i>	182
<i>Qwest DSL (Parity)</i>	183
<i>Enhanced Extended Loops (EELs) (Diagnostic)</i>	184
OP-7 - Coordinated "Hot Cut" Interval (Hours:Minutes)	185
<i>Unbundled Loop - Analog (Diagnostic)</i>	185
<i>Unbundled Loop Other (Diagnostic)</i>	185
OP-8 - Number Portability Timeliness (Percent)	186
<i>Number Portability Timeliness (Percent) (OP-8 B) (Benchmark)</i>	186
<i>Percentage of LNP Triggers Set Prior to the Frame Due Time (Percent) (OP-8C) (Benchmark)</i>	186
OP-13 - Coordinated Cuts on Time (Percent)	187
<i>Coordinated Cuts Completed on Time (Percent) Unbundled Loop - Analog (OP-13A) (Benchmark)</i>	187
<i>Coordinated Cuts Completed on Time (Percent) Unbundled Loop Other (OP-13A) (Benchmark)</i>	187
<i>Coordinated Cuts Started Without CLEC Approval (Percent) Unbundled Loop - Analog (OP-13B) (Diagnostic)</i>	187
<i>Coordinated Cuts Started Without CLEC Approval (Percent) Unbundled Loop Other (OP-13B) (Diagnostic)</i>	187
OP-15A - Interval for Pending Orders Delayed Past Due Date	188
<i>Residence (Diagnostic)</i>	188
<i>Business (Diagnostic)</i>	188
<i>Centrex (Diagnostic)</i>	188
<i>Centrex 21 (Diagnostic)</i>	188
<i>PBX (Diagnostic)</i>	189
<i>Basic Rate ISDN (Diagnostic)</i>	189
<i>UNE - P (POTS) (Diagnostic)</i>	189

Table of Contents

Section	Page Number
<i>UNE P (Centrex) (Diagnostic)</i>	189
<i>UNE P (Centrex 21) (Diagnostic)</i>	190
<i>Line Sharing (Diagnostic)</i>	191
OP-15A - Interval for Pending Orders Delayed Past Due Date	192
<i>ISDN Primary (Diagnostic)</i>	192
<i>DS0 (Diagnostic)</i>	192
<i>DS1 (Diagnostic)</i>	192
<i>DS3 (Diagnostic)</i>	192
<i>Frame Relay (Diagnostic)</i>	193
OP-15A - Interval for Pending Orders Delayed Past Due Date	194
<i>LIS Trunk (Diagnostic)</i>	194
<i>UDIT DS1 (Diagnostic)</i>	194
<i>UDIT Above DS1 Level (Diagnostic)</i>	194
<i>Unbundled Loop Analog (Diagnostic)</i>	194
<i>Unbundled Loop - 2 Wire Non-Loaded (Diagnostic)</i>	195
<i>Unbundled Loop - 4 Wire Non-Loaded (Diagnostic)</i>	195
<i>Unbundled Loop - DS1 Capable (Diagnostic)</i>	195
<i>Unbundled Loop ISDN Capable (Diagnostic)</i>	195
<i>Unbundled Loop - DS3 Capable (Diagnostic)</i>	196
<i>Dark Fiber - Loop (Diagnostic)</i>	196
<i>E911 (Diagnostic)</i>	196
<i>Enhanced Extended Loops (EELs) (Diagnostic)</i>	197
OP-15B - Count of Pending Orders Delayed for Facilities Reasons	198
<i>Residence (Diagnostic)</i>	198
<i>Business (Diagnostic)</i>	198
<i>Centrex (Diagnostic)</i>	198
<i>Centrex 21 (Diagnostic)</i>	198
<i>PBX (Diagnostic)</i>	199
<i>Basic Rate ISDN (Diagnostic)</i>	199
<i>UNE - P (POTS) (Diagnostic)</i>	199
<i>UNE P (Centrex) (Diagnostic)</i>	199
<i>UNE P (Centrex 21) (Diagnostic)</i>	200
<i>Line Sharing (Diagnostic)</i>	201
<i>ISDN Primary (Diagnostic)</i>	202
<i>DS0 (Diagnostic)</i>	202
<i>DS1 (Diagnostic)</i>	202
<i>DS3 (Diagnostic)</i>	202
<i>Frame Relay (Diagnostic)</i>	203
<i>LIS Trunk (Diagnostic)</i>	204
<i>UDIT DS1 (Diagnostic)</i>	204
<i>UDIT Above DS1 Level (Diagnostic)</i>	204
<i>Unbundled Loop Analog (Diagnostic)</i>	204
<i>Unbundled Loop - 2 Wire Non-Loaded (Diagnostic)</i>	205
<i>Unbundled Loop - 4 Wire Non-Loaded (Diagnostic)</i>	205
<i>Unbundled Loop - DS1 Capable (Diagnostic)</i>	205
<i>Unbundled Loop ISDN Capable (Diagnostic)</i>	205
<i>Unbundled Loop - DS3 Capable (Diagnostic)</i>	206
<i>Dark Fiber - Loop (Diagnostic)</i>	206

Table of Contents

Section	Page Number
<i>E911 (Diagnostic)</i>	206
<i>Enhanced Extended Loops (EELs) (Diagnostic)</i>	206
OP-17 - Timeliness of Disconnects associated with LNP Orders	207
<i>Timeliness of Disconnects associated with LNP Orders (Percent) (OP-17A) (Benchmark)</i>	207
<i>Timeliness of Disconnects associated with LNP Orders (Percent) (OP-17B) (Diagnostic)</i>	207
MR-2 - Calls Answered within 20 Seconds - Interconnect Repair Center (Percent)	208
<i>Calls Answered within 20 seconds - Interconnect Repair Center (Percent) (MR-2) (Parity)</i>	208
MR-3A - Out of Service Cleared within 24 Hours (Percent) - Dispatches within MSAs	209
<i>Residence (Parity)</i>	209
<i>Business (Parity)</i>	209
<i>Centrex (Parity)</i>	209
<i>Centrex 21 (Parity)</i>	209
<i>PBX (Parity)</i>	210
<i>Basic Rate ISDN (Parity)</i>	210
<i>UNE - P (POTS) (Parity)</i>	210
<i>UNE P (Centrex) (Parity)</i>	210
<i>UNE P (Centrex 21) (Parity)</i>	211
<i>Line Sharing (Parity)</i>	211
MR-3B - Out of Service Cleared within 24 Hours (Percent) - Dispatches outside MSAs	212
<i>Residence (Parity)</i>	212
<i>Business (Parity)</i>	212
<i>Centrex (Parity)</i>	212
<i>Centrex 21 (Parity)</i>	212
<i>PBX (Parity)</i>	213
<i>Basic Rate ISDN (Parity)</i>	213
<i>UNE - P (POTS) (Parity)</i>	213
<i>UNE P (Centrex) (Parity)</i>	213
<i>UNE P (Centrex 21) (Parity)</i>	214
<i>Line Sharing (Parity)</i>	214
MR-3C - Out of Service Cleared within 24 Hours (Percent) - No dispatches	215
<i>Residence (Parity)</i>	215
<i>Business (Parity)</i>	215
<i>Centrex (Parity)</i>	215
<i>Centrex 21 (Parity)</i>	215
<i>PBX (Parity)</i>	216
<i>Basic Rate ISDN (Parity)</i>	216
<i>UNE - P (POTS) (Parity)</i>	216
<i>UNE P (Centrex) (Parity)</i>	216
<i>UNE P (Centrex 21) (Parity)</i>	217
<i>Line Sharing (Parity)</i>	217
MR-3D - Out of Service Cleared within 24 Hours (Percent) - Interval Zone One	218
<i>Qwest DSL (Parity)</i>	218
<i>Unbundled Loop Analog (Parity)</i>	218
<i>Unbundled Loop - 2 Wire Non-Loaded (Parity)</i>	218
<i>Unbundled Loop - ADSL Qualified (Parity)</i>	218

Table of Contents

Section	Page Number
<i>Unbundled Loop ISDN Capable (Parity)</i>	219
MR-3E - Out of Service Cleared within 24 Hours (Percent) - Interval Zone Two	220
<i>Qwest DSL (Parity)</i>	220
<i>Unbundled Loop Analog (Parity)</i>	220
<i>Unbundled Loop - 2 Wire Non-Loaded (Parity)</i>	220
<i>Unbundled Loop - ADSL Qualified (Parity)</i>	220
<i>Unbundled Loop ISDN Capable (Parity)</i>	221
MR-4A - All Troubles Cleared within 48 Hours (Percent) - Dispatches within MSAs	222
<i>Residence (Parity)</i>	222
<i>Business (Parity)</i>	222
<i>Centrex (Parity)</i>	222
<i>Centrex 21 (Parity)</i>	222
<i>PBX (Parity)</i>	223
<i>Basic Rate ISDN (Parity)</i>	223
<i>UNE - P (POTS) (Parity)</i>	223
<i>UNE P (Centrex) (Parity)</i>	223
<i>UNE P (Centrex 21) (Parity)</i>	224
<i>Line Sharing (Parity)</i>	224
MR-4B - All Troubles Cleared within 48 Hours (Percent) - Dispatches outside MSAs	225
<i>Residence (Parity)</i>	225
<i>Business (Parity)</i>	225
<i>Centrex (Parity)</i>	225
<i>Centrex 21 (Parity)</i>	225
<i>PBX (Parity)</i>	226
<i>Basic Rate ISDN (Parity)</i>	226
<i>UNE - P (POTS) (Parity)</i>	226
<i>UNE P (Centrex) (Parity)</i>	226
<i>UNE P (Centrex 21) (Parity)</i>	227
<i>Line Sharing (Parity)</i>	227
MR-4C - All Troubles Cleared within 48 Hours (Percent) - No dispatches	228
<i>Residence (Parity)</i>	228
<i>Business (Parity)</i>	228
<i>Centrex (Parity)</i>	228
<i>Centrex 21 (Parity)</i>	228
<i>PBX (Parity)</i>	229
<i>Basic Rate ISDN (Parity)</i>	229
<i>UNE - P (POTS) (Parity)</i>	229
<i>UNE P (Centrex) (Parity)</i>	229
<i>UNE P (Centrex 21) (Parity)</i>	230
<i>Line Sharing (Parity)</i>	230
MR-4D - All Troubles Cleared within 48 Hours (Percent) - Interval Zone One	231
<i>Qwest DSL (Parity)</i>	231
<i>Unbundled Loop Analog (Parity)</i>	231
<i>Unbundled Loop - 2 Wire Non-Loaded (Parity)</i>	231
<i>Unbundled Loop - ADSL Qualified (Parity)</i>	231
<i>Unbundled Loop ISDN Capable (Parity)</i>	232

Table of Contents

Section	Page Number
MR-4E - All Troubles Cleared within 48 Hours (Percent) - Interval Zone Two	233
<i>Qwest DSL (Parity)</i>	233
<i>Unbundled Loop Analog (Parity)</i>	233
<i>Unbundled Loop - 2 Wire Non-Loaded (Parity)</i>	233
<i>Unbundled Loop - ADSL Qualified (Parity)</i>	233
<i>Unbundled Loop ISDN Capable (Parity)</i>	234
MR-5A - All Troubles Cleared within 4 Hours (Percent) - Interval Zone One	235
<i>ISDN Primary (Parity)</i>	235
<i>DS0 (Parity)</i>	235
<i>DS1 (Parity)</i>	235
<i>DS3 (Parity)</i>	235
<i>Frame Relay (Parity)</i>	236
<i>LIS Trunk (Parity)</i>	236
<i>UDIT DS1 (Parity)</i>	237
<i>UDIT Above DS1 Level (Parity)</i>	237
<i>Unbundled Loop - 4 Wire Non-Loaded (Parity)</i>	237
<i>Unbundled Loop - DS1 Capable (Parity)</i>	237
<i>Unbundled Loop - DS3 Capable (Parity)</i>	238
<i>E911 (Parity)</i>	238
<i>Enhanced Extended Loops (EELs) (Diagnostic)</i>	239
MR-5B - All Troubles Cleared within 4 Hours (Percent) - Interval Zone Two	240
<i>ISDN Primary (Parity)</i>	240
<i>DS0 (Parity)</i>	240
<i>DS1 (Parity)</i>	240
<i>DS3 (Parity)</i>	240
<i>Frame Relay (Parity)</i>	241
<i>LIS Trunk (Parity)</i>	241
<i>UDIT DS1 (Parity)</i>	242
<i>UDIT Above DS1 Level (Parity)</i>	242
<i>Unbundled Loop - 4 Wire Non-Loaded (Parity)</i>	242
<i>Unbundled Loop - DS1 Capable (Parity)</i>	242
<i>Unbundled Loop - DS3 Capable (Parity)</i>	243
<i>E911 (Parity)</i>	243
<i>Enhanced Extended Loops (EELs) (Diagnostic)</i>	244
MR-6A - Mean Time to Restore (Hours:Minutes) - Dispatches within MSAs	245
<i>Residence (Parity)</i>	245
<i>Business (Parity)</i>	245
<i>Centrex (Parity)</i>	245
<i>Centrex 21 (Parity)</i>	245
<i>PBX (Parity)</i>	246
<i>Basic Rate ISDN (Parity)</i>	246
<i>UNE - P (POTS) (Parity)</i>	246
<i>UNE P (Centrex) (Parity)</i>	246
<i>UNE P (Centrex 21) (Parity)</i>	247
<i>Line Sharing (Parity)</i>	247
MR-6B - Mean Time to Restore (Hours:Minutes) - Dispatches outside MSAs	248

Table of Contents

Section	Page Number
<i>Residence (Parity)</i>	248
<i>Business (Parity)</i>	248
<i>Centrex (Parity)</i>	248
<i>Centrex 21 (Parity)</i>	248
<i>PBX (Parity)</i>	249
<i>Basic Rate ISDN (Parity)</i>	249
<i>UNE - P (POTS) (Parity)</i>	249
<i>UNE P (Centrex) (Parity)</i>	249
<i>UNE P (Centrex 21) (Parity)</i>	250
<i>Line Sharing (Parity)</i>	250
MR-6C - Mean Time to Restore (Hours:Minutes) - No dispatches	251
<i>Residence (Parity)</i>	251
<i>Business (Parity)</i>	251
<i>Centrex (Parity)</i>	251
<i>Centrex 21 (Parity)</i>	251
<i>PBX (Parity)</i>	252
<i>Basic Rate ISDN (Parity)</i>	252
<i>UNE - P (POTS) (Parity)</i>	252
<i>UNE P (Centrex) (Parity)</i>	252
<i>UNE P (Centrex 21) (Parity)</i>	253
<i>Line Sharing (Parity)</i>	253
MR-6D - Mean Time to Restore (Hours:Minutes) - Interval Zone One	254
<i>ISDN Primary (Parity)</i>	254
<i>DS0 (Parity)</i>	254
<i>DS1 (Parity)</i>	254
<i>DS3 (Parity)</i>	254
<i>Frame Relay (Parity)</i>	255
<i>LIS Trunk (Parity)</i>	255
<i>UDIT DS1 (Parity)</i>	256
<i>UDIT Above DS1 Level (Parity)</i>	256
<i>Unbundled Loop Analog (Parity)</i>	256
<i>Unbundled Loop - 2 Wire Non-Loaded (Parity)</i>	256
<i>Unbundled Loop - 4 Wire Non-Loaded (Parity)</i>	257
<i>Unbundled Loop - DS1 Capable (Parity)</i>	257
<i>Unbundled Loop ISDN Capable (Parity)</i>	257
<i>Unbundled Loop - ADSL Qualified (Parity)</i>	257
<i>Unbundled Loop - DS3 Capable (Parity)</i>	258
<i>Qwest DSL (Parity)</i>	258
<i>E911 (Parity)</i>	258
<i>Enhanced Extended Loops (EELs) (Diagnostic)</i>	259
MR-6E - Mean Time to Restore (Hours:Minutes) - Interval Zone Two	260
<i>ISDN Primary (Parity)</i>	260
<i>DS0 (Parity)</i>	260
<i>DS1 (Parity)</i>	260
<i>DS3 (Parity)</i>	260
<i>Frame Relay (Parity)</i>	261
<i>LIS Trunk (Parity)</i>	261
<i>UDIT DS1 (Parity)</i>	262

Table of Contents

Section	Page Number
<i>UDIT Above DS1 Level (Parity)</i>	262
<i>Unbundled Loop Analog (Parity)</i>	262
<i>Unbundled Loop - 2 Wire Non-Loaded (Parity)</i>	262
<i>Unbundled Loop - 4 Wire Non-Loaded (Parity)</i>	263
<i>Unbundled Loop - DS1 Capable (Parity)</i>	263
<i>Unbundled Loop ISDN Capable (Parity)</i>	263
<i>Unbundled Loop - ADSL Qualified (Parity)</i>	263
<i>Unbundled Loop - DS3 Capable (Parity)</i>	264
<i>Qwest DSL (Parity)</i>	264
<i>E911 (Parity)</i>	264
<i>Enhanced Extended Loops (EELs) (Diagnostic)</i>	265
MR-7A - Repair Repeat Report Rate (Percent) - Dispatches within MSAs	266
<i>Residence (Parity)</i>	266
<i>Business (Parity)</i>	266
<i>Centrex (Parity)</i>	266
<i>Centrex 21 (Parity)</i>	266
<i>PBX (Parity)</i>	267
<i>Basic Rate ISDN (Parity)</i>	267
<i>UNE - P (POTS) (Parity)</i>	267
<i>UNE P (Centrex) (Parity)</i>	267
<i>UNE P (Centrex 21) (Parity)</i>	268
<i>Line Sharing (Diagnostic)</i>	268
MR-7A* - Repair Repeat Report Rate (Percent) - Dispatches within MSAs	269
<i>Residence (Parity)</i>	269
<i>Business (Parity)</i>	269
<i>Centrex (Parity)</i>	269
<i>Centrex 21 (Parity)</i>	269
<i>PBX (Parity)</i>	270
<i>Basic Rate ISDN (Parity)</i>	270
<i>UNE - P (POTS) (Parity)</i>	270
<i>UNE P (Centrex) (Parity)</i>	270
<i>UNE P (Centrex 21) (Parity)</i>	271
<i>Line Sharing (Diagnostic)</i>	271
MR-7B - Repair Repeat Report Rate (Percent) - Dispatches outside MSAs	272
<i>Residence (Parity)</i>	272
<i>Business (Parity)</i>	272
<i>Centrex (Parity)</i>	272
<i>Centrex 21 (Parity)</i>	272
<i>PBX (Parity)</i>	273
<i>Basic Rate ISDN (Parity)</i>	273
<i>UNE - P (POTS) (Parity)</i>	273
<i>UNE P (Centrex) (Parity)</i>	273
<i>UNE P (Centrex 21) (Parity)</i>	274
<i>Line Sharing (Diagnostic)</i>	274
MR-7B* - Repair Repeat Report Rate (Percent) - Dispatches outside MSAs	275
<i>Residence (Parity)</i>	275
<i>Business (Parity)</i>	275

Table of Contents

Section	Page Number
<i>Centrex (Parity)</i>	275
<i>Centrex 21 (Parity)</i>	275
<i>PBX (Parity)</i>	276
<i>Basic Rate ISDN (Parity)</i>	276
<i>UNE - P (POTS) (Parity)</i>	276
<i>UNE P (Centrex) (Parity)</i>	276
<i>UNE P (Centrex 21) (Parity)</i>	277
<i>Line Sharing (Diagnostic)</i>	277
MR-7C - Repair Repeat Report Rate (Percent) - No dispatches	278
<i>Residence (Parity)</i>	278
<i>Business (Parity)</i>	278
<i>Centrex (Parity)</i>	278
<i>Centrex 21 (Parity)</i>	278
<i>PBX (Parity)</i>	279
<i>Basic Rate ISDN (Parity)</i>	279
<i>UNE - P (POTS) (Parity)</i>	279
<i>UNE P (Centrex) (Parity)</i>	279
<i>UNE P (Centrex 21) (Parity)</i>	280
<i>Line Sharing (Diagnostic)</i>	280
MR-7C* - Repair Repeat Report Rate (Percent) - No dispatches	281
<i>Residence (Parity)</i>	281
<i>Business (Parity)</i>	281
<i>Centrex (Parity)</i>	281
<i>Centrex 21 (Parity)</i>	281
<i>PBX (Parity)</i>	282
<i>Basic Rate ISDN (Parity)</i>	282
<i>UNE - P (POTS) (Parity)</i>	282
<i>UNE P (Centrex) (Parity)</i>	282
<i>UNE P (Centrex 21) (Parity)</i>	283
<i>Line Sharing (Diagnostic)</i>	283
MR-7D - Repair Repeat Report Rate (Percent) - Interval Zone One	284
<i>ISDN Primary (Parity)</i>	284
<i>DS0 (Parity)</i>	284
<i>DS1 (Parity)</i>	284
<i>DS3 (Parity)</i>	284
<i>Frame Relay (Parity)</i>	285
<i>LIS Trunk (Parity)</i>	285
<i>UDIT DS1 (Parity)</i>	286
<i>UDIT Above DS1 Level (Parity)</i>	286
<i>Unbundled Loop Analog (Parity)</i>	286
<i>Unbundled Loop - 2 Wire Non-Loaded (Parity)</i>	286
<i>Unbundled Loop - 4 Wire Non-Loaded (Parity)</i>	287
<i>Unbundled Loop - DS1 Capable (Parity)</i>	287
<i>Unbundled Loop ISDN Capable (Parity)</i>	287
<i>Unbundled Loop - ADSL Qualified (Parity)</i>	287
<i>Unbundled Loop - DS3 Capable (Parity)</i>	288
<i>Qwest DSL (Parity)</i>	288
<i>E911 (Parity)</i>	288

Table of Contents

Section	Page Number
<i>Enhanced Extended Loops (EELs) (Diagnostic)</i>	289
MR-7D* - Repair Repeat Report Rate (Percent) - Interval Zone One	290
<i>ISDN Primary (Parity)</i>	290
<i>DS0 (Parity)</i>	290
<i>DS1 (Parity)</i>	290
<i>DS3 (Parity)</i>	290
<i>Frame Relay (Parity)</i>	291
<i>LIS Trunk (Parity)</i>	291
<i>UDIT DS1 (Parity)</i>	292
<i>UDIT Above DS1 Level (Parity)</i>	292
<i>Unbundled Loop Analog (Parity)</i>	292
<i>Unbundled Loop - 2 Wire Non-Loaded (Parity)</i>	292
<i>Unbundled Loop - 4 Wire Non-Loaded (Parity)</i>	293
<i>Unbundled Loop - DS1 Capable (Parity)</i>	293
<i>Unbundled Loop ISDN Capable (Parity)</i>	293
<i>Unbundled Loop - ADSL Qualified (Parity)</i>	293
<i>Unbundled Loop - DS3 Capable (Parity)</i>	294
<i>Qwest DSL (Parity)</i>	294
<i>E911 (Parity)</i>	294
<i>Enhanced Extended Loops (EELs) (Diagnostic)</i>	295
MR-7E - Repair Repeat Report Rate (Percent) - Interval Zone Two	296
<i>ISDN Primary (Parity)</i>	296
<i>DS0 (Parity)</i>	296
<i>DS1 (Parity)</i>	296
<i>DS3 (Parity)</i>	296
<i>Frame Relay (Parity)</i>	297
<i>LIS Trunk (Parity)</i>	297
<i>UDIT DS1 (Parity)</i>	298
<i>UDIT Above DS1 Level (Parity)</i>	298
<i>Unbundled Loop Analog (Parity)</i>	298
<i>Unbundled Loop - 2 Wire Non-Loaded (Parity)</i>	298
<i>Unbundled Loop - 4 Wire Non-Loaded (Parity)</i>	299
<i>Unbundled Loop - DS1 Capable (Parity)</i>	299
<i>Unbundled Loop ISDN Capable (Parity)</i>	299
<i>Unbundled Loop - ADSL Qualified (Parity)</i>	299
<i>Unbundled Loop - DS3 Capable (Parity)</i>	300
<i>Qwest DSL (Parity)</i>	300
<i>E911 (Parity)</i>	300
<i>Enhanced Extended Loops (EELs) (Diagnostic)</i>	301
MR-7E* - Repair Repeat Report Rate (Percent) - Interval Zone Two	302
<i>ISDN Primary (Parity)</i>	302
<i>DS0 (Parity)</i>	302
<i>DS1 (Parity)</i>	302
<i>DS3 (Parity)</i>	302
<i>Frame Relay (Parity)</i>	303
<i>LIS Trunk (Parity)</i>	303
<i>UDIT DS1 (Parity)</i>	304
<i>UDIT Above DS1 Level (Parity)</i>	304

Table of Contents

Section	Page Number
<i>Unbundled Loop Analog (Parity)</i>	304
<i>Unbundled Loop - 2 Wire Non-Loaded (Parity)</i>	304
<i>Unbundled Loop - 4 Wire Non-Loaded (Parity)</i>	305
<i>Unbundled Loop - DS1 Capable (Parity)</i>	305
<i>Unbundled Loop ISDN Capable (Parity)</i>	305
<i>Unbundled Loop - ADSL Qualified (Parity)</i>	305
<i>Unbundled Loop - DS3 Capable (Parity)</i>	306
<i>Qwest DSL (Parity)</i>	306
<i>E911 (Parity)</i>	306
<i>Enhanced Extended Loops (EELs) (Diagnostic)</i>	307
MR-8 - Trouble Rate (Percent)	308
<i>Residence (Parity)</i>	308
<i>Business (Parity)</i>	308
<i>Centrex (Parity)</i>	308
<i>Centrex 21 (Parity)</i>	308
<i>PBX (Parity)</i>	309
<i>Basic Rate ISDN (Parity)</i>	309
<i>Qwest DSL (Parity)</i>	309
<i>ISDN Primary (Parity)</i>	309
<i>DS0 (Parity)</i>	310
<i>DS1 (Parity)</i>	310
<i>DS3 (Parity)</i>	310
<i>Frame Relay (Parity)</i>	310
<i>LIS Trunk (Parity)</i>	311
<i>UNE - P (POTS) (Parity)</i>	311
<i>UNE P (Centrex) (Parity)</i>	311
<i>UNE P (Centrex 21) (Parity)</i>	311
<i>Line Sharing (Parity)</i>	312
<i>UDIT DS1 (Parity)</i>	313
<i>UDIT Above DS1 Level (Parity)</i>	313
<i>Dark Fiber - IOF (Diagnostic)</i>	313
<i>Unbundled Loop Analog (Parity)</i>	313
<i>Unbundled Loop - 2 Wire Non-Loaded (Parity)</i>	314
<i>Unbundled Loop - 4 Wire Non-Loaded (Parity)</i>	314
<i>Unbundled Loop - DS1 Capable (Parity)</i>	314
<i>Unbundled Loop ISDN Capable (Parity)</i>	314
<i>Unbundled Loop - ADSL Qualified (Parity)</i>	315
<i>Unbundled Loop - DS3 Capable (Parity)</i>	315
<i>Dark Fiber - Loop (Diagnostic)</i>	315
<i>E911 (Parity)</i>	315
<i>Enhanced Extended Loops (EELs) (Diagnostic)</i>	316
MR-8* - Trouble Rate (Percent)	317
<i>Residence (Parity)</i>	317
<i>Business (Parity)</i>	317
<i>Centrex (Parity)</i>	317
<i>Centrex 21 (Parity)</i>	317
<i>PBX (Parity)</i>	318
<i>Basic Rate ISDN (Parity)</i>	318
<i>Qwest DSL (Parity)</i>	318

Table of Contents

Section	Page Number
<i>ISDN Primary (Parity)</i>	318
<i>DS0 (Parity)</i>	319
<i>DS1 (Parity)</i>	319
<i>DS3 (Parity)</i>	319
<i>Frame Relay (Parity)</i>	319
<i>LIS Trunk (Parity)</i>	320
<i>UNE - P (POTS) (Parity)</i>	320
<i>UNE P (Centrex) (Parity)</i>	320
<i>UNE P (Centrex 21) (Parity)</i>	320
<i>Line Sharing (Parity)</i>	321
<i>UDIT DS1 (Parity)</i>	322
<i>UDIT Above DS1 Level (Parity)</i>	322
<i>Dark Fiber - IOF (Diagnostic)</i>	322
<i>Unbundled Loop Analog (Parity)</i>	322
<i>Unbundled Loop - 2 Wire Non-Loaded (Parity)</i>	323
<i>Unbundled Loop - 4 Wire Non-Loaded (Parity)</i>	323
<i>Unbundled Loop - DS1 Capable (Parity)</i>	323
<i>Unbundled Loop ISDN Capable (Parity)</i>	323
<i>Unbundled Loop - ADSL Qualified (Parity)</i>	324
<i>Unbundled Loop - DS3 Capable (Parity)</i>	324
<i>Dark Fiber - Loop (Diagnostic)</i>	324
<i>E911 (Parity)</i>	324
<i>Enhanced Extended Loops (EELs) (Diagnostic)</i>	325
MR-9A - Repair Appointments Met (Percent) - Dispatches within MSAs	326
<i>Residence (Parity)</i>	326
<i>Business (Parity)</i>	326
<i>Centrex (Parity)</i>	326
<i>Centrex 21 (Parity)</i>	326
<i>PBX (Parity)</i>	327
<i>Basic Rate ISDN (Parity)</i>	327
<i>UNE - P (POTS) (Parity)</i>	327
MR-9B - Repair Appointments Met (Percent) - Dispatches outside MSAs	328
<i>Residence (Parity)</i>	328
<i>Business (Parity)</i>	328
<i>Centrex (Parity)</i>	328
<i>Centrex 21 (Parity)</i>	328
<i>PBX (Parity)</i>	329
<i>Basic Rate ISDN (Parity)</i>	329
<i>UNE - P (POTS) (Parity)</i>	329
MR-9C - Repair Appointments Met (Percent) - No dispatches	330
<i>Residence (Parity)</i>	330
<i>Business (Parity)</i>	330
<i>Centrex (Parity)</i>	330
<i>Centrex 21 (Parity)</i>	330
<i>PBX (Parity)</i>	331
<i>Basic Rate ISDN (Parity)</i>	331
<i>UNE - P (POTS) (Parity)</i>	331

Table of Contents

Section	Page Number
MR-10 - Customer-Related Trouble Reports (Percent)	332
<i>Residence (Diagnostic)</i>	332
<i>Business (Diagnostic)</i>	332
<i>Centrex (Diagnostic)</i>	332
<i>Centrex 21 (Diagnostic)</i>	332
<i>PBX (Diagnostic)</i>	333
<i>Basic Rate ISDN (Diagnostic)</i>	333
<i>Qwest DSL (Diagnostic)</i>	333
<i>ISDN Primary (Diagnostic)</i>	333
<i>DS0 (Diagnostic)</i>	334
<i>DS1 (Diagnostic)</i>	334
<i>DS3 (Diagnostic)</i>	334
<i>Frame Relay (Diagnostic)</i>	334
<i>LIS Trunk (Diagnostic)</i>	335
<i>UNE - P (POTS) (Diagnostic)</i>	335
<i>UNE P (Centrex) (Diagnostic)</i>	335
<i>UNE P (Centrex 21) (Diagnostic)</i>	335
<i>UDIT DS1 (Diagnostic)</i>	336
<i>UDIT Above DS1 Level (Diagnostic)</i>	336
<i>Unbundled Loop Analog (Diagnostic)</i>	336
<i>Unbundled Loop - 2 Wire Non-Loaded (Diagnostic)</i>	336
<i>Unbundled Loop - 4 Wire Non-Loaded (Diagnostic)</i>	337
<i>Unbundled Loop - DS1 Capable (Diagnostic)</i>	337
<i>Unbundled Loop ISDN Capable (Diagnostic)</i>	337
<i>Unbundled Loop - ADSL Qualified (Diagnostic)</i>	337
<i>Unbundled Loop - DS3 Capable (Diagnostic)</i>	338
<i>E911 (Diagnostic)</i>	338
MR-11 - LNP Trouble Reports Cleared	339
<i>LNP Trouble Reports Cleared within 4 Hours (Percent) (MR-11A) (Benchmark)</i>	339
<i>LNP Trouble Reports Cleared within 48 Hours - All Volumes (Percent) (MR-11B) (Benchmark)</i>	339
BI-1 - Time to Provide Recorded Usage Records	340
<i>Time to Provide Usage Records (Average Days) UNEs and Resale Aggregate (BI-1A) (Parity)</i>	340
<i>Time to Provide Usage Records (Percent) Jointly-provided Switched Access (BI-1B) (Benchmark)</i>	341
BI-1 - Time to Provide Recorded Usage Reports	342
<i>Time to Provide Usage Records [CAT11] (Average Days) UNEs and Resale Aggregate (BI-1C-1) (Diagnostic)</i>	342
<i>Time to Provide Usage Records [CAT10] (Average Days) UNEs and Resale Aggregate (BI-1C-2) (Diagnostic)</i>	343
BI-2 - Invoices Delivered within 10 Days	344
<i>Invoices Delivered within 10 Days (Percent) All (BI-2) (Parity)</i>	344
BI-3 - Billing Accuracy - Adjustments for Errors	345
<i>Billing Accuracy - Adjustments for Errors (Percent) UNEs and Resale Aggregate (BI-3A) (Parity)</i>	345
<i>Billing Accuracy - Adjustments for Errors (Percent) Reciprocal Compensation (BI-3B) (Benchmark)</i>	346
BI-4 - Billing Completeness	347
<i>Billing Completeness (Percent) UNEs and Resale Aggregate (BI-4A) (Parity)</i>	347
<i>Billing Completeness (Percent) Reciprocal Compensation (BI-4B) (Benchmark)</i>	348

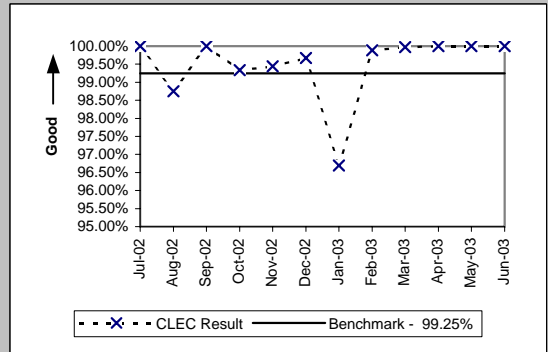
Table of Contents

Section	Page Number
BI-5 - Billing Accuracy & Claims Processing	349
<i>Billing Accuracy & Claims Processing - Acknowledgment (Percent) All (BI-5A) (Benchmark)</i>	349
<i>Billing Accuracy & Claims Processing - Resolution (Percent) All (BI-5B) (Benchmark)</i>	349
DB-1 - Time to Update Databases	350
<i>Time to Update Databases (Hours:Minutes) E911 (DB-1 A) (Parity)</i>	350
<i>Time to Update Databases (Avg Sec) LIDB (DB-1 B) (Parity)</i>	350
<i>Time to Update Databases (Avg Sec) Directory Listing (DB-1 C-1) (Parity)</i>	350
DB-2 - Accurate Database Updates	351
<i>Accurate Database Updates (Percent) Directory Listing (DB-2 C-1) (Parity)</i>	351
DA-1 - Speed of Answer - Directory Assistance	352
<i>Speed of Answer - Directory Assistance (Avg Sec) (DA-1) (Parity)</i>	352
OS-1 - Speed of Answer - Operator Services	353
<i>Speed of Answer - Operator Services (Avg Sec) (OS-1) (Parity)</i>	353
NI-1 - Trunk Blocking	354
<i>Trunk Blockage to Qwest Tandem Offices (NI-1A) (Benchmark)</i>	354
<i>Trunk Blockage to Qwest End Offices (NI-1B) (Benchmark)</i>	354
<i>Trunk Blockage to Qwest Tandem Offices (Percent) (NI-1C) (Diagnostic)</i>	355
<i>Trunk Blockage to Qwest End Offices (Percent) (NI-1D) (Diagnostic)</i>	355
NP-1 - NXX Code Activation	356
<i>NXX Code Activation (Percent) (NP-1A) (Parity)</i>	356
<i>NXX Code Activation - Facility Delays (Percent) (NP-1B) (Diagnostic)</i>	356
CP-1 - Collocation Completion Interval (Average Days)	357
<i>Scheduled Interval 90 Calendar Days or Less (CP-1A) (Benchmark)</i>	357
<i>Scheduled Interval 91 to 120 Calendar Days (CP-1B) (Benchmark)</i>	357
<i>Scheduled Interval 121 to 150 Calendar Days (CP-1C) (Benchmark)</i>	357
CP-2 - Collocations Completed within Scheduled Intervals (Percent)	358
<i>Forecasted Collocations (CP-2A) (Benchmark)</i>	358
<i>Non-Forecasted & Late Forecasted Collocations (CP-2B) (Benchmark)</i>	358
<i>Collocations with Intervals Longer than 120 Days (CP-2C) (Benchmark)</i>	358
CP-3 - Collocation Feasibility Study Interval (Average Days)	359
<i>Collocation Feasibility Study Interval (CP-3) (Benchmark)</i>	359
CP-4 - Collocation Feasibility Study Commitments Met (Percent)	360
<i>Collocation Feasibility Study Commitments Met (CP-4) (Benchmark)</i>	360

GA-1 - Gateway Availability - IMA-GUI

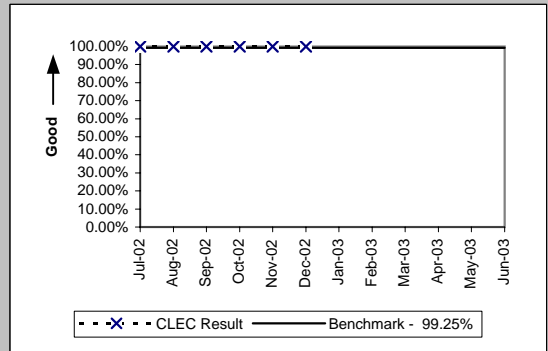
Gateway Availability - IMA-GUI (Percent) All (GA-1 A) (Benchmark)

Date	Numerator	Denominator	CLEC Result
Jul-02	29880	29880	100.00%
Aug-02	28972	29340	98.75%
Sep-02	28080	28080	100.00%
Oct-02	29680	29880	99.33%
Nov-02	28102	28260	99.44%
Dec-02	29065	29160	99.67%
Jan-03	28544	29520	96.69%
Feb-03	26610	26640	99.89%
Mar-03	28973	28980	99.98%
Apr-03	28440	28440	100.00%
May-03	29700	29700	100.00%
Jun-03	28080	28080	100.00%



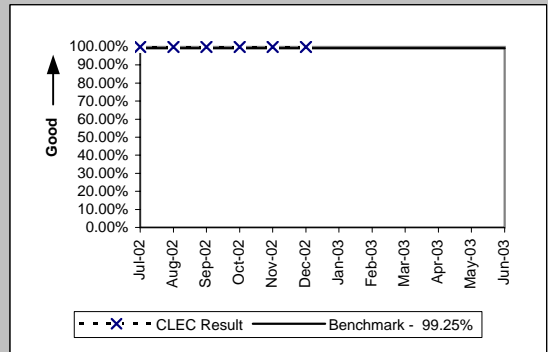
Gateway Availability - IMA-GUI (Percent) Fetch-n-Stuff (GA-1 B) (Benchmark)

Date	Numerator	Denominator	CLEC Result
Jul-02	29880	29880	100.00%
Aug-02	29700	29700	100.00%
Sep-02	28080	28080	100.00%
Oct-02	29880	29880	100.00%
Nov-02	28620	28620	100.00%
Dec-02	16920	16920	100.00%
Jan-03			
Feb-03			
Mar-03			
Apr-03			
May-03			
Jun-03			



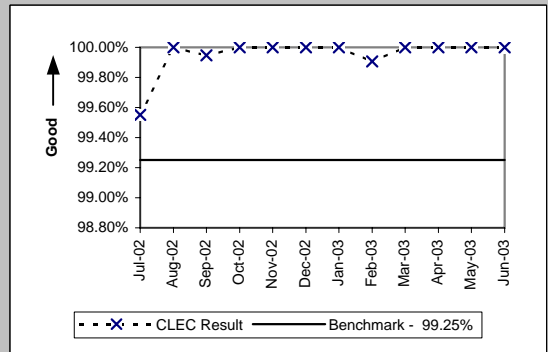
Gateway Availability - IMA-GUI (Percent) Data Arbiter (GA-1 C) (Benchmark)

Date	Numerator	Denominator	CLEC Result
Jul-02	119520	119520	100.00%
Aug-02	118752	118800	99.96%
Sep-02	112320	112320	100.00%
Oct-02	119520	119520	100.00%
Nov-02	114480	114480	100.00%
Dec-02	67680	67680	100.00%
Jan-03			
Feb-03			
Mar-03			
Apr-03			
May-03			
Jun-03			



Gateway Availability - IMA-GUI (Percent) SIA (GA-1 D) (Benchmark)

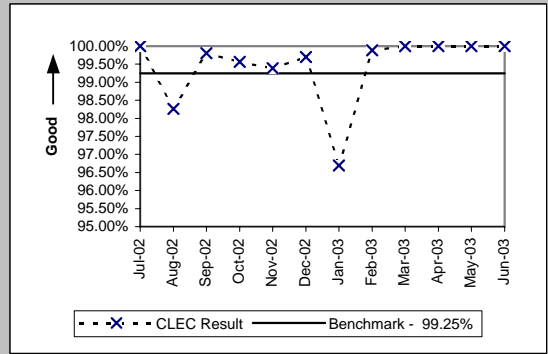
Date	Numerator	Denominator	CLEC Result
Jul-02	29746	29880	99.55%
Aug-02	29700	29700	100.00%
Sep-02	28065	28080	99.95%
Oct-02	29880	29880	100.00%
Nov-02	28620	28620	100.00%
Dec-02	29160	29160	100.00%
Jan-03	29880	29880	100.00%
Feb-03	26615	26640	99.91%
Mar-03	28980	28980	100.00%
Apr-03	28800	28800	100.00%
May-03	29700	29700	100.00%
Jun-03	28080	28080	100.00%



CLEC caused some IMA-bound internet traffic to get improperly rerouted to their routers instead of Qwest's, in August 2002 (GA-1A).

GA-2 - Gateway Availability - IMA-EDI

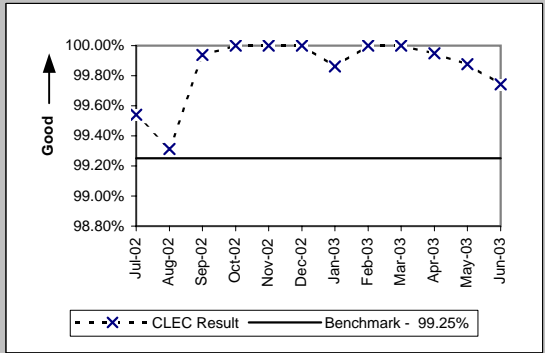
Gateway Availability - IMA-EDI (Percent) (GA-2) (Benchmark)				
Date	Numerator	Denominator	CLEC Result	
Jul-02	29880	29880	100.00%	
Aug-02	28829	29340	98.26%	
Sep-02	28025	28080	99.80%	
Oct-02	29750	29880	99.56%	
Nov-02	28088	28260	99.39%	
Dec-02	29071	29160	99.69%	
Jan-03	28544	29520	96.69%	
Feb-03	26610	26640	99.89%	
Mar-03	28980	28980	100.00%	
Apr-03	28440	28440	100.00%	
May-03	29700	29700	100.00%	
Jun-03	28080	28080	100.00%	



CLEC caused some IMA-bound internet traffic to get improperly rerouted to their routers instead of Qwest's, in August 2002 (GA-2).

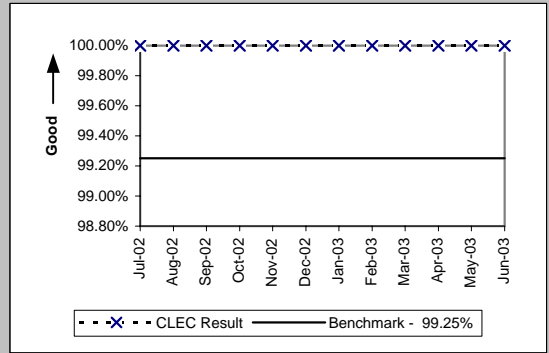
GA-3 - Gateway Availability - EB-TA

Gateway Availability - EB-TA (Percent) (GA-3) (Benchmark)				
Date	Numerator	Denominator	CLEC Result	
Jul-02	42643	42840	99.54%	
Aug-02	42724	43020	99.31%	
Sep-02	41015	41040	99.94%	
Oct-02	42240	42240	100.00%	
Nov-02	41580	41580	100.00%	
Dec-02	42240	42240	100.00%	
Jan-03	43140	43200	99.86%	
Feb-03	38880	38880	100.00%	
Mar-03	42600	42600	100.00%	
Apr-03	41739	41760	99.95%	
May-03	43087	43140	99.88%	
Jun-03	40815	40920	99.74%	



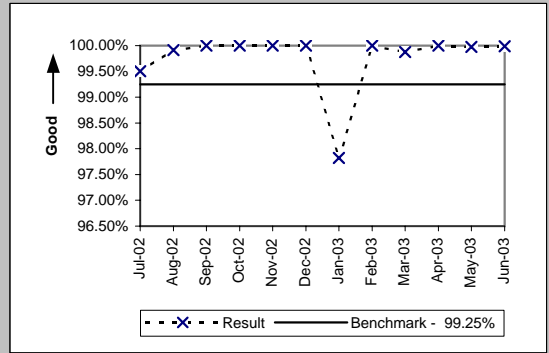
GA-4 - System Availability - EXACT

System Availability - EXACT (Percent) (GA-4) (Benchmark)				
Date	Numerator	Denominator	CLEC Result	
Jul-02	22860	22860	100.00%	
Aug-02	22500	22500	100.00%	
Sep-02	21060	21060	100.00%	
Oct-02	22860	22860	100.00%	
Nov-02	21600	21600	100.00%	
Dec-02	21960	21960	100.00%	
Jan-03	22860	22860	100.00%	
Feb-03	20160	20160	100.00%	
Mar-03	21600	21600	100.00%	
Apr-03	21960	21960	100.00%	
May-03	22500	22500	100.00%	
Jun-03	21060	21060	100.00%	



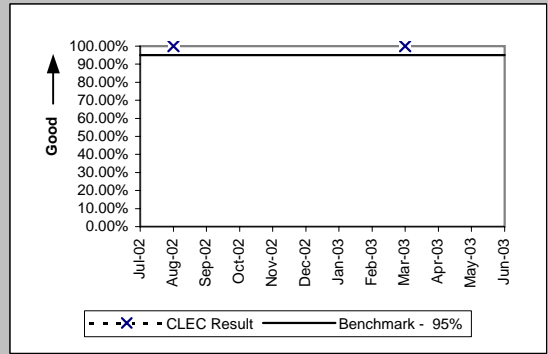
GA-6 - Gateway Availability - GUI - Repair

Gateway Availability - GUI - Repair (Percent) (GA-6) (Benchmark)				
Date	Numerator	Denominator	Result	
Jul-02	38641	38835	99.50%	
Aug-02	38922	38955	99.92%	
Sep-02	37185	37185	100.00%	
Oct-02	38670	38670	100.00%	
Nov-02	37290	37290	100.00%	
Dec-02	38550	38550	100.00%	
Jan-03	38223	39075	97.82%	
Feb-03	35160	35160	100.00%	
Mar-03	38323	38370	99.88%	
Apr-03	37410	37410	100.00%	
May-03	38945	38955	99.97%	
Jun-03	37540	37545	99.99%	



GA-7 - Timely Outage Resolution following Software Releases

Timely Outage Resolution following Software Releases (Percent) (GA-7) (Benchmark)			
Date	CLEC Num	CLEC Denom	CLEC Result
Jul-02	0	0	
Aug-02	1	1	100.00%
Sep-02	0	0	
Oct-02	0	0	
Nov-02	0	0	
Dec-02	0	0	
Jan-03	0	0	
Feb-03	0	0	
Mar-03	1	1	100.00%
Apr-03	0	0	
May-03	0	0	
Jun-03	0	0	

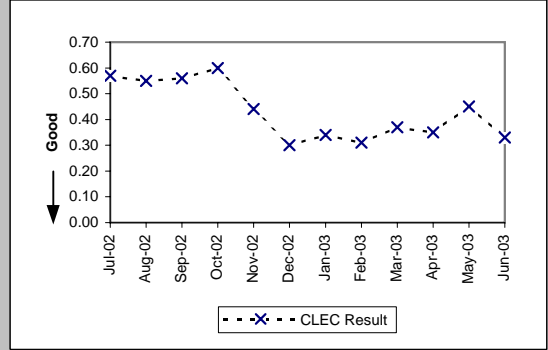


If the outage volume is less than 20 in the reporting month, the standard is 1 miss

PO-1 - Pre-Order/Order Response Times

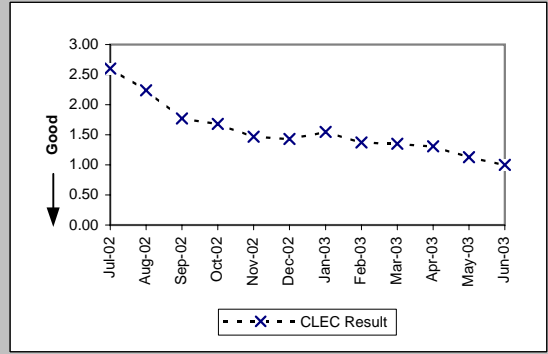
Pre-Order Response Times (Appt. Scheduler) (Avg Sec) IMA Request (PO-1 A-1(a)) (Diagnostic)

Date	Numerator	Denominator	CLEC Result	Standard Dev
Jul-02	1471.74	2582	0.57	0.22
Aug-02	1353	2460	0.55	0.20
Sep-02	1196.72	2137	0.56	0.12
Oct-02	1212	2020	0.60	0.23
Nov-02	909.48	2067	0.44	0.33
Dec-02	715.5	2385	0.30	0.28
Jan-03	794.92	2338	0.34	0.62
Feb-03	667.74	2154	0.31	0.46
Mar-03	917.6	2480	0.37	0.72
Apr-03	852.25	2435	0.35	0.31
May-03	1044	2320	0.45	1.03
Jun-03	790.68	2396	0.33	0.50



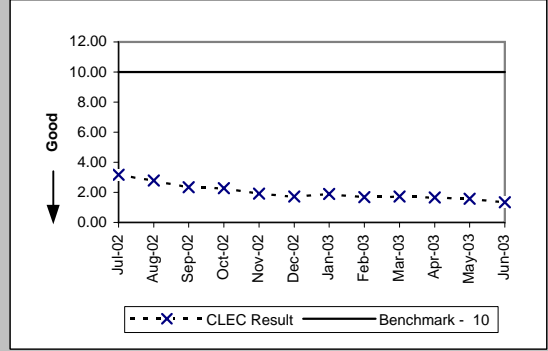
Pre-Order Response Times (Appt. Scheduler) (Avg Sec) IMA Response/Accept (PO-1 A-1(b,c)) (Diagnostic)

Date	Numerator	Denominator	CLEC Result	Standard Dev
Jul-02	6713.2	2582	2.60	1.10
Aug-02	5510.4	2460	2.24	0.99
Sep-02	3782.49	2137	1.77	1.13
Oct-02	3393.6	2020	1.68	1.99
Nov-02	3038.49	2067	1.47	0.99
Dec-02	3410.55	2385	1.43	1.63
Jan-03	3623.9	2338	1.55	2.37
Feb-03	2950.98	2154	1.37	0.92
Mar-03	3348	2480	1.35	0.80
Apr-03	3189.85	2435	1.31	0.72
May-03	2621.6	2320	1.13	1.06
Jun-03	2396	2396	1.00	1.32



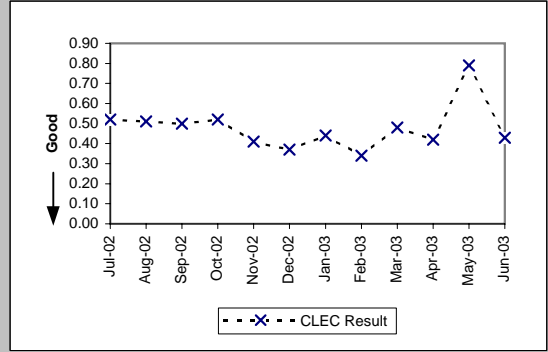
Pre-Order Response Times (Appt. Scheduler) (Avg Sec) IMA Aggregate (PO-1 A-1 Total) (Benchmark)

Date	Numerator	Denominator	CLEC Result	Standard Dev
Jul-02	8184.94	2582	3.17	
Aug-02	6863.4	2460	2.79	
Sep-02	4979.21	2137	2.33	
Oct-02	4605.6	2020	2.28	
Nov-02	3947.97	2067	1.91	
Dec-02	4126.05	2385	1.73	
Jan-03	4418.82	2338	1.89	
Feb-03	3618.72	2154	1.68	
Mar-03	4265.6	2480	1.72	
Apr-03	4042.1	2435	1.66	
May-03	3665.6	2320	1.58	
Jun-03	3186.68	2396	1.33	



Pre-Order Response Times (Service Availability) (Avg Sec) IMA Request (PO-1 A-2(a)) (Diagnostic)

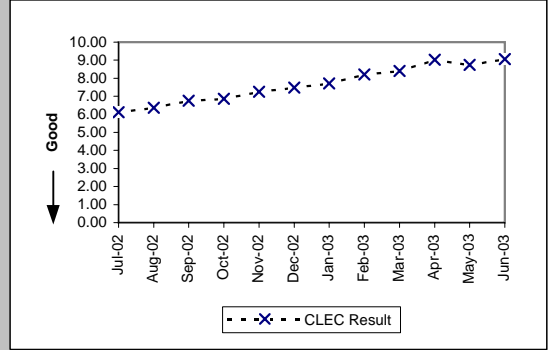
Date	Numerator	Denominator	CLEC Result	Standard Dev
Jul-02	1997.1	3845	0.52	0.25
Aug-02	1909.08	3738	0.51	0.29
Sep-02	1725.51	3447	0.50	0.09
Oct-02	2039.53	3887	0.52	0.26
Nov-02	1552.83	3762	0.41	1.08
Dec-02	1560.65	4271	0.37	0.90
Jan-03	1870.28	4265	0.44	1.51
Feb-03	1374.12	4095	0.34	0.87
Mar-03	2163.78	4504	0.48	1.38
Apr-03	1783.03	4240	0.42	0.70
May-03	3323.91	4195	0.79	3.19
Jun-03	1802.4	4229	0.43	1.15



PO-1 - Pre-Order/Order Response Times

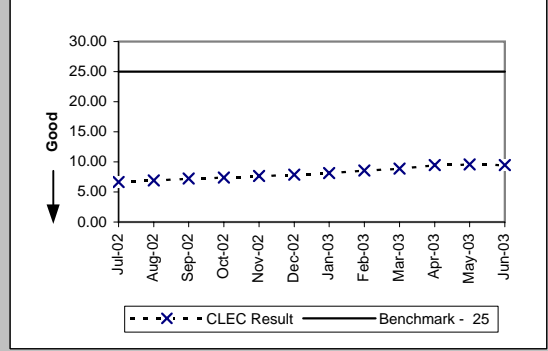
Pre-Order Response Times (Service Availability) (Avg Sec) IMA Response (PO-1 A-2(b)) (Diagnostic)

Date	Numerator	Denominator	CLEC Result	Standard Dev
Jul-02	23506.83	3845	6.11	4.98
Aug-02	23827.31	3738	6.37	6.12
Sep-02	23268.3	3447	6.75	6.66
Oct-02	26711.35	3887	6.87	6.82
Nov-02	27276.78	3762	7.25	7.24
Dec-02	32005.77	4271	7.49	7.60
Jan-03	32867.53	4265	7.71	7.68
Feb-03	33638.36	4095	8.21	7.60
Mar-03	37811.82	4504	8.40	7.74
Apr-03	38298.32	4240	9.03	7.92
May-03	36725.28	4195	8.75	7.47
Jun-03	38309.67	4229	9.06	7.93



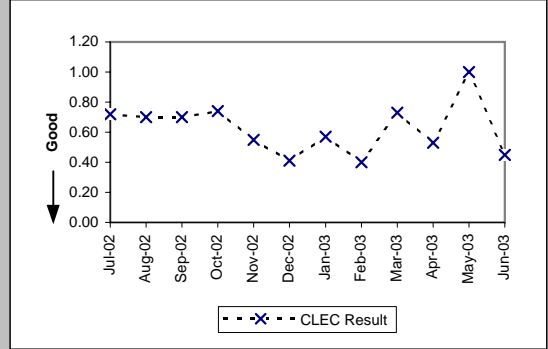
Pre-Order Response Times (Service Availability) (Avg Sec) IMA Aggregate (PO-1 A-2 Total) (Benchmark)

Date	Numerator	Denominator	CLEC Result	Standard Dev
Jul-02	25503.93	3845	6.63	
Aug-02	25736.39	3738	6.89	
Sep-02	24993.81	3447	7.25	
Oct-02	28750.88	3887	7.40	
Nov-02	28829.61	3762	7.66	
Dec-02	33566.42	4271	7.86	
Jan-03	34737.81	4265	8.14	
Feb-03	35012.48	4095	8.55	
Mar-03	39975.6	4504	8.88	
Apr-03	40081.35	4240	9.45	
May-03	40049.19	4195	9.55	
Jun-03	40112.07	4229	9.48	



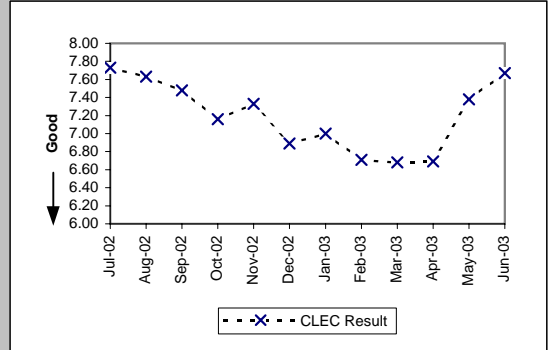
Pre-Order Response Times (Facility Check) (Avg Sec) IMA Request (PO-1 A-3(a)) (Diagnostic)

Date	Numerator	Denominator	CLEC Result	Standard Dev
Jul-02	504.72	701	0.72	0.19
Aug-02	483	690	0.70	0.14
Sep-02	400.4	572	0.70	0.07
Oct-02	481.74	651	0.74	0.15
Nov-02	399.85	727	0.55	1.23
Dec-02	351.37	857	0.41	1.01
Jan-03	497.61	873	0.57	1.96
Feb-03	337.6	844	0.40	2.13
Mar-03	629.99	863	0.73	1.94
Apr-03	444.67	839	0.53	1.10
May-03	788	788	1.00	3.46
Jun-03	365.85	813	0.45	1.38



Pre-Order Response Times (Facility Check) (Avg Sec) IMA Response (PO-1 A-3(b)) (Diagnostic)

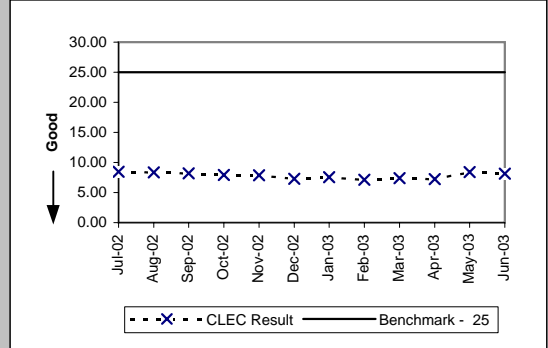
Date	Numerator	Denominator	CLEC Result	Standard Dev
Jul-02	5418.73	701	7.73	4.80
Aug-02	5264.7	690	7.63	3.60
Sep-02	4278.56	572	7.48	4.81
Oct-02	4661.16	651	7.16	3.85
Nov-02	5328.91	727	7.33	5.28
Dec-02	5904.73	857	6.89	3.87
Jan-03	6111	873	7.00	3.73
Feb-03	5663.24	844	6.71	3.01
Mar-03	5764.84	863	6.68	2.83
Apr-03	5612.91	839	6.69	3.76
May-03	5815.44	788	7.38	3.38
Jun-03	6235.71	813	7.67	3.55



PO-1 - Pre-Order/Order Response Times

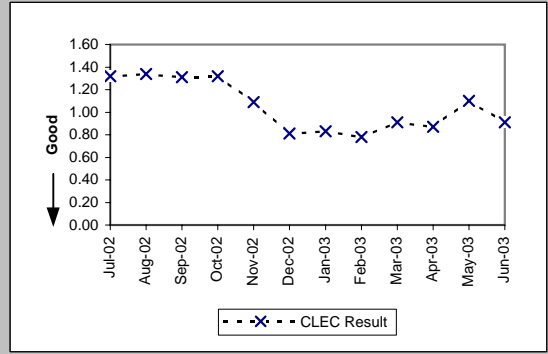
Pre-Order Response Times (Facility Check) (Avg Sec) IMA Aggregate (PO-1 A-3 Total) (Benchmark)

Date	Numerator	Denominator	CLEC Result	Standard Dev
Jul-02	5923.45	701	8.45	
Aug-02	5747.7	690	8.33	
Sep-02	4678.96	572	8.18	
Oct-02	5142.9	651	7.90	
Nov-02	5728.76	727	7.88	
Dec-02	6256.1	857	7.30	
Jan-03	6608.61	873	7.57	
Feb-03	6000.84	844	7.11	
Mar-03	6394.83	863	7.41	
Apr-03	6057.58	839	7.22	
May-03	6603.44	788	8.38	
Jun-03	6601.56	813	8.12	



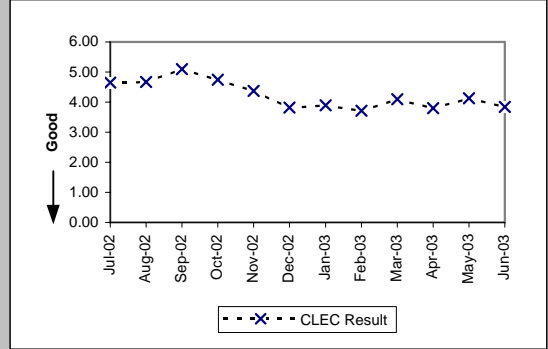
Pre-Order Response Times (Address Validation) (Avg Sec) IMA Request (PO-1 A-4(a)) (Diagnostic)

Date	Numerator	Denominator	CLEC Result	Standard Dev
Jul-02	8520.25	6461	1.32	0.67
Aug-02	8529.74	6366	1.34	0.80
Sep-02	9423.12	7185	1.31	0.22
Oct-02	11201.85	8471	1.32	0.41
Nov-02	9215.81	8442	1.09	1.41
Dec-02	7974.72	9793	0.81	1.59
Jan-03	8073.03	9726	0.83	2.26
Feb-03	6549.7	8364	0.78	1.75
Mar-03	8271.13	9122	0.91	2.09
Apr-03	7379.27	8486	0.87	1.29
May-03	8875.3	8085	1.10	3.83
Jun-03	7376.28	8069	0.91	2.44



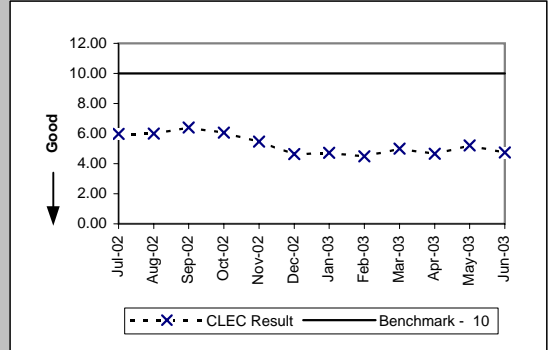
Pre-Order Response Times (Address Validation) (Avg Sec) IMA Response (PO-1 A-4(b)) (Diagnostic)

Date	Numerator	Denominator	CLEC Result	Standard Dev
Jul-02	30068.52	6461	4.65	1.82
Aug-02	29756.11	6366	4.67	1.85
Sep-02	36632.85	7185	5.10	3.44
Oct-02	40235.25	8471	4.75	1.85
Nov-02	36933.66	8442	4.37	2.96
Dec-02	37442.08	9793	3.82	2.78
Jan-03	37834.67	9726	3.89	3.61
Feb-03	30988.98	8364	3.71	2.45
Mar-03	37426.15	9122	4.10	3.89
Apr-03	32220.73	8486	3.80	2.59
May-03	33355.93	8085	4.13	5.46
Jun-03	30978.96	8069	3.84	3.24



Pre-Order Response Times (Address Validation) (Avg Sec) IMA Aggregate (PO-1 A-4 Total) (Benchmark)

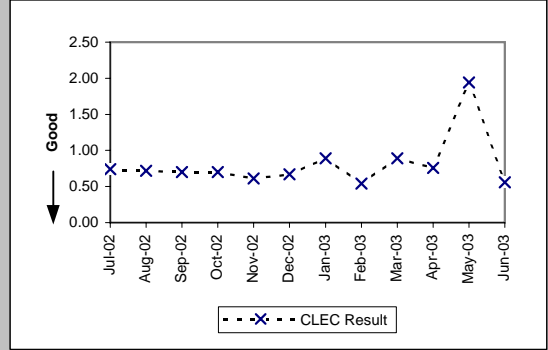
Date	Numerator	Denominator	CLEC Result	Standard Dev
Jul-02	38588.77	6461	5.97	
Aug-02	38285.85	6366	6.01	
Sep-02	46055.97	7185	6.41	
Oct-02	51437.1	8471	6.07	
Nov-02	46149.47	8442	5.47	
Dec-02	45416.8	9793	4.64	
Jan-03	45907.7	9726	4.72	
Feb-03	37538.68	8364	4.49	
Mar-03	45697.28	9122	5.01	
Apr-03	39600	8486	4.67	
May-03	42231.23	8085	5.22	
Jun-03	38355.24	8069	4.75	



PO-1 - Pre-Order/Order Response Times

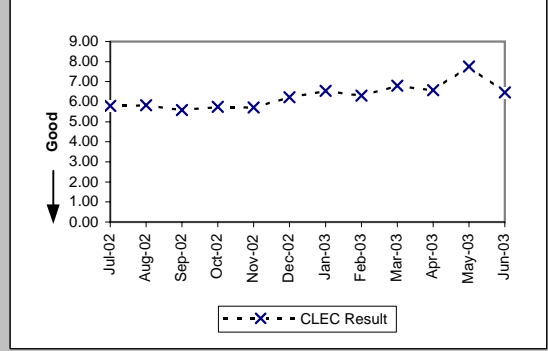
Pre-Order Response Times (Get CSR) (Avg Sec) IMA Request (PO-1 A-5(a)) (Diagnostic)

Date	Numerator	Denominator	CLEC Result	Standard Dev
Jul-02	660.08	892	0.74	0.42
Aug-02	686.39	954	0.72	0.22
Sep-02	595.45	856	0.70	0.10
Oct-02	735.15	1049	0.70	0.19
Nov-02	651.62	1069	0.61	1.37
Dec-02	764.17	1134	0.67	1.68
Jan-03	1030.38	1162	0.89	2.53
Feb-03	687.86	1268	0.54	1.85
Mar-03	1211.62	1354	0.89	2.06
Apr-03	882.16	1155	0.76	1.79
May-03	1927.01	991	1.94	4.36
Jun-03	635.81	1136	0.56	1.53



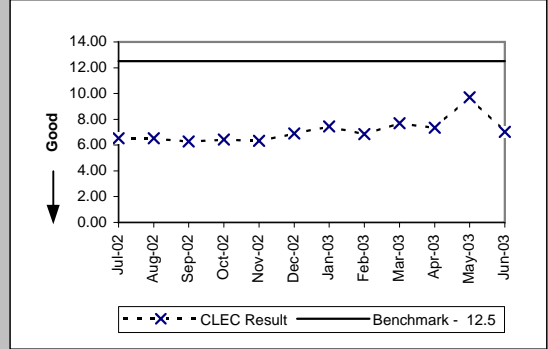
Pre-Order Response Times (Get CSR) (Avg Sec) IMA Response (PO-1 A-5(b)) (Diagnostic)

Date	Numerator	Denominator	CLEC Result	Standard Dev
Jul-02	5163.22	892	5.79	2.15
Aug-02	5554.92	954	5.82	2.70
Sep-02	4783.14	856	5.59	1.78
Oct-02	6021.47	1049	5.74	2.08
Nov-02	6107.13	1069	5.71	2.45
Dec-02	7050.23	1134	6.22	2.36
Jan-03	7609.42	1162	6.55	3.29
Feb-03	7997.41	1268	6.31	2.94
Mar-03	9202.32	1354	6.80	3.36
Apr-03	7591.36	1155	6.57	3.02
May-03	7694.54	991	7.76	4.85
Jun-03	7335.02	1136	6.46	2.67



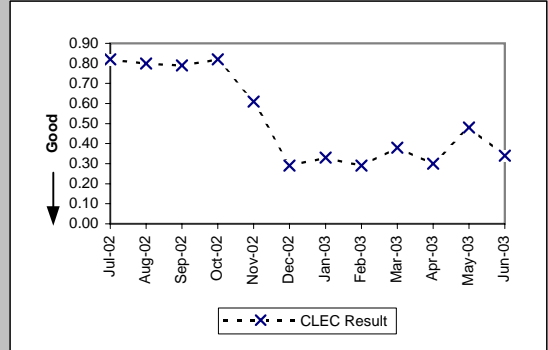
Pre-Order Response Times (Get CSR) (Avg Sec) IMA Aggregate (PO-1 A-5 Total) (Benchmark)

Date	Numerator	Denominator	CLEC Result	Standard Dev
Jul-02	5823.3	892	6.53	
Aug-02	6241.31	954	6.54	
Sep-02	5378.59	856	6.28	
Oct-02	6756.62	1049	6.44	
Nov-02	6758.75	1069	6.32	
Dec-02	7814.4	1134	6.89	
Jan-03	8639.8	1162	7.44	
Feb-03	8685.27	1268	6.85	
Mar-03	10413.94	1354	7.69	
Apr-03	8473.52	1155	7.34	
May-03	9621.55	991	9.71	
Jun-03	7970.83	1136	7.02	



Pre-Order Response Times (TN Reservation) (Avg Sec) IMA Request (PO-1 A-6(a)) (Diagnostic)

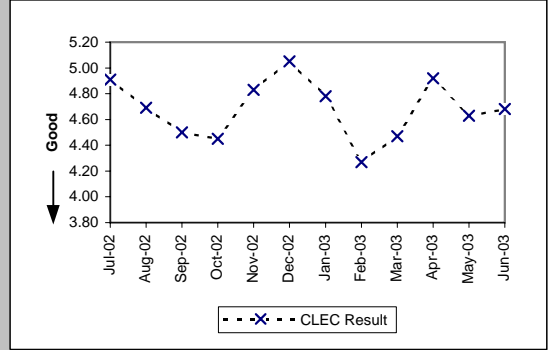
Date	Numerator	Denominator	CLEC Result	Standard Dev
Jul-02	1325.05	1610	0.82	0.40
Aug-02	1243.54	1560	0.80	0.32
Sep-02	1024.2	1300	0.79	0.10
Oct-02	1049.46	1274	0.82	0.22
Nov-02	775.33	1266	0.61	0.41
Dec-02	396.92	1370	0.29	0.10
Jan-03	417.65	1276	0.33	0.51
Feb-03	405.8	1392	0.29	0.03
Mar-03	521.47	1377	0.38	0.74
Apr-03	413.85	1392	0.30	0.08
May-03	552.23	1149	0.48	1.40
Jun-03	444.34	1310	0.34	0.61



PO-1 - Pre-Order/Order Response Times

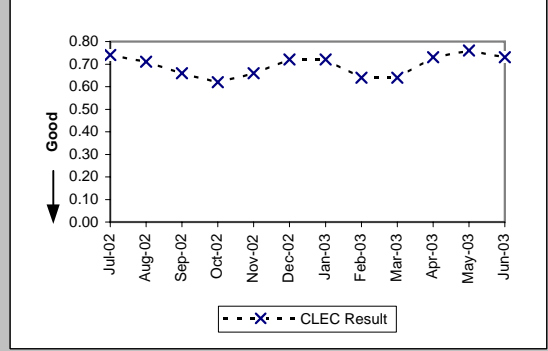
Pre-Order Response Times (TN Reservation) (Avg Sec) IMA Response (PO-1 A-6(b)) (Diagnostic)

Date	Numerator	Denominator	CLEC Result	Standard Dev
Jul-02	7905.61	1610	4.91	2.29
Aug-02	7315.29	1560	4.69	1.96
Sep-02	5849.67	1300	4.50	1.82
Oct-02	5667.25	1274	4.45	2.62
Nov-02	6119.71	1266	4.83	2.78
Dec-02	6922.34	1370	5.05	2.59
Jan-03	6101.12	1276	4.78	2.00
Feb-03	5939.29	1392	4.27	1.70
Mar-03	6151.51	1377	4.47	2.43
Apr-03	6855.59	1392	4.92	2.49
May-03	5320.21	1149	4.63	2.14
Jun-03	6127.57	1310	4.68	2.33



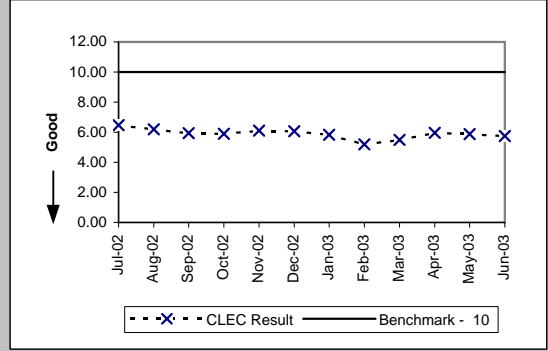
Pre-Order Response Times (TN Reservation) (Avg Sec) IMA Accept (PO-1 A-6(c)) (Diagnostic)

Date	Numerator	Denominator	CLEC Result	Standard Dev
Jul-02	1188.66	1610	0.74	0.83
Aug-02	1109.98	1560	0.71	0.72
Sep-02	851.68	1300	0.66	0.18
Oct-02	794	1274	0.62	0.23
Nov-02	837.3	1266	0.66	0.28
Dec-02	984.95	1370	0.72	0.16
Jan-03	915.01	1276	0.72	0.24
Feb-03	886.44	1392	0.64	0.17
Mar-03	881.7	1377	0.64	0.24
Apr-03	1014.47	1392	0.73	0.23
May-03	870.46	1149	0.76	0.41
Jun-03	958.88	1310	0.73	0.17



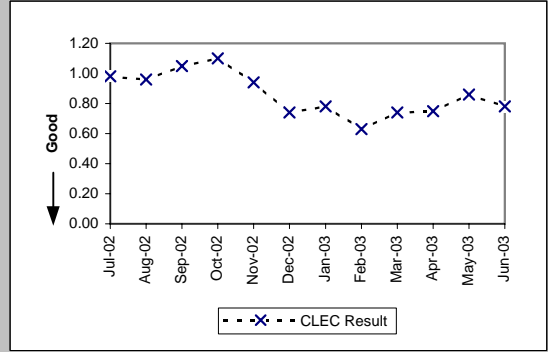
Pre-Order Response Times (TN Reservation) (Avg Sec) IMA Aggregate (PO-1 A-6 Total) (Benchmark)

Date	Numerator	Denominator	CLEC Result	Standard Dev
Jul-02	10419.32	1610	6.47	
Aug-02	9668.81	1560	6.20	
Sep-02	7725.55	1300	5.94	
Oct-02	7510.71	1274	5.90	
Nov-02	7732.34	1266	6.11	
Dec-02	8304.21	1370	6.06	
Jan-03	7433.78	1276	5.83	
Feb-03	7231.53	1392	5.20	
Mar-03	7554.68	1377	5.49	
Apr-03	8283.91	1392	5.95	
May-03	6742.9	1149	5.87	
Jun-03	7530.79	1310	5.75	



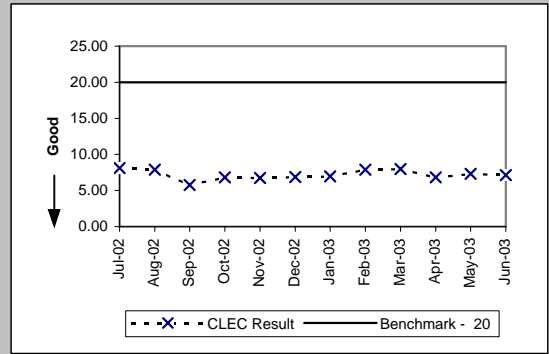
Pre-Order Response Times (Loop Qualification Tools) (Avg Sec) IMA Request (PO-1 A-7(a)) (Diagnostic)

Date	Numerator	Denominator	CLEC Result	Standard Dev
Jul-02	3369.91	3442	0.98	0.44
Aug-02	3066.85	3197	0.96	0.45
Sep-02	1888.66	1794	1.05	0.15
Oct-02	3607.39	3271	1.10	0.20
Nov-02	3048.64	3255	0.94	0.71
Dec-02	2794.57	3777	0.74	0.80
Jan-03	2964.43	3816	0.78	1.29
Feb-03	2315.97	3669	0.63	0.60
Mar-03	2923.8	3949	0.74	1.25
Apr-03	2709.64	3614	0.75	0.66
May-03	2993.16	3466	0.86	2.03
Jun-03	2775.64	3561	0.78	1.25

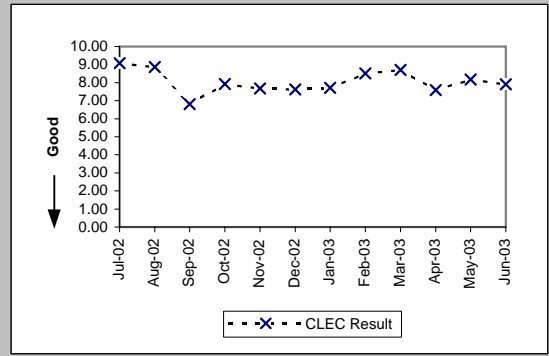


PO-1 - Pre-Order/Order Response Times

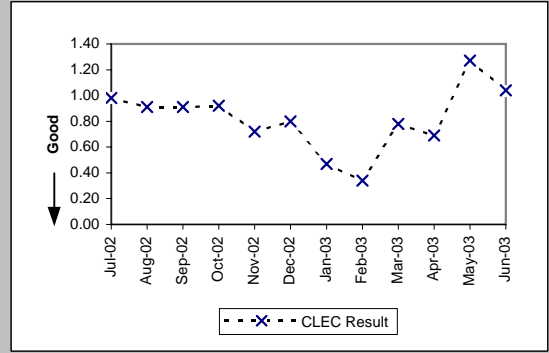
Pre-Order Response Times (Loop Qualification Tools) (Avg Sec) IMA Response (PO-1 A-7(b)) (Benchmark)					
Date	Numerator	Denominator	CLEC Result	Standard Dev	
Jul-02	27854.13	3442	8.09	4.75	
Aug-02	25254.07	3197	7.90	4.02	
Sep-02	10310.12	1794	5.75	4.37	
Oct-02	22294.57	3271	6.82	9.31	
Nov-02	21933.43	3255	6.74	9.02	
Dec-02	25981.04	3777	6.88	7.68	
Jan-03	26480.49	3816	6.94	7.43	
Feb-03	28921.84	3669	7.88	7.10	
Mar-03	31458.32	3949	7.97	7.50	
Apr-03	24684.83	3614	6.83	5.62	
May-03	25320.1	3466	7.31	7.65	
Jun-03	25347.64	3561	7.12	5.39	



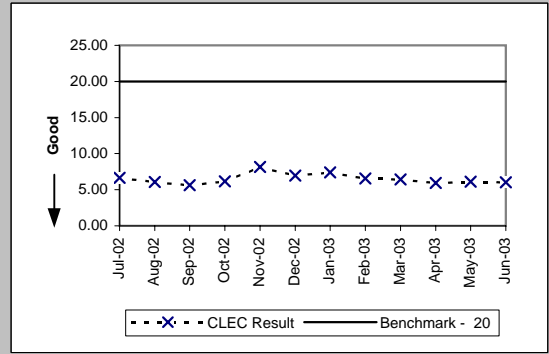
Pre-Order Response Times (Loop Qualification Tools) (Avg Sec) IMA Aggregate (PO-1 A-7 Total) (Diagnostic)				
Date	Numerator	Denominator	CLEC Result	Standard Dev
Jul-02	31224.04	3442	9.07	
Aug-02	28320.92	3197	8.86	
Sep-02	12198.78	1794	6.80	
Oct-02	25901.96	3271	7.92	
Nov-02	24982.07	3255	7.68	
Dec-02	28775.61	3777	7.62	
Jan-03	29444.92	3816	7.72	
Feb-03	31237.81	3669	8.51	
Mar-03	34382.12	3949	8.71	
Apr-03	27394.47	3614	7.58	
May-03	28313.26	3466	8.17	
Jun-03	28123.28	3561	7.90	



Pre-Order Response Times (Resale of Qwest DSL Qualification) (Avg Sec) IMA Request (PO-1 A-8(a)) (Diagnostic)				
Date	Numerator	Denominator	CLEC Result	Standard Dev
Jul-02	424.34	433	0.98	0.48
Aug-02	381.29	419	0.91	0.53
Sep-02	330.33	363	0.91	0.06
Oct-02	391.92	426	0.92	0.09
Nov-02	280.8	390	0.72	0.95
Dec-02	389.6	487	0.80	2.14
Jan-03	225.6	480	0.47	1.66
Feb-03	151.64	446	0.34	1.48
Mar-03	387.66	497	0.78	2.28
Apr-03	347.76	504	0.69	1.26
May-03	567.69	447	1.27	3.55
Jun-03	455.52	438	1.04	2.73

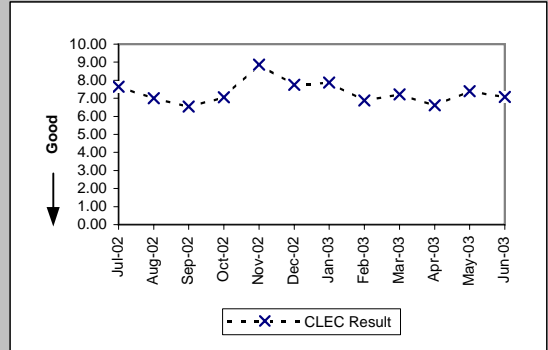


Pre-Order Response Times (Resale of Qwest DSL Qualification) (Avg Sec) IMA Response (PO-1 A-8(b)) (Benchmark)				
Date	Numerator	Denominator	CLEC Result	Standard Dev
Jul-02	2883.78	433	6.66	6.72
Aug-02	2551.71	419	6.09	7.80
Sep-02	2043.69	363	5.63	6.76
Oct-02	2615.64	426	6.14	9.93
Nov-02	3174.6	390	8.14	15.63
Dec-02	3379.78	487	6.94	7.35
Jan-03	3552	480	7.40	10.25
Feb-03	2916.84	446	6.54	7.30
Mar-03	3200.68	497	6.44	7.22
Apr-03	2988.72	504	5.93	7.49
May-03	2740.11	447	6.13	7.41
Jun-03	2645.52	438	6.04	8.30

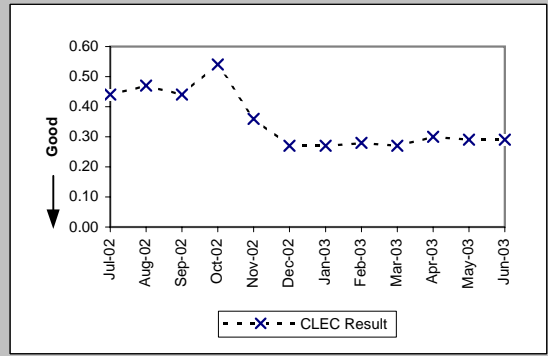


PO-1 - Pre-Order/Order Response Times

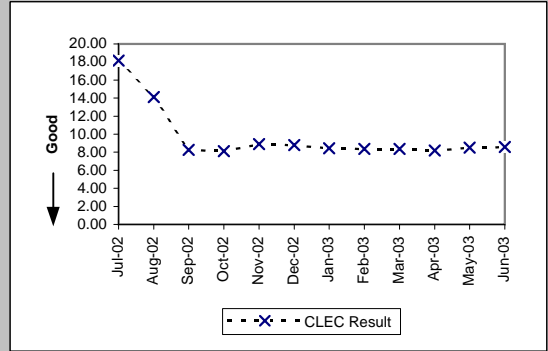
Pre-Order Response Times (Resale of Qwest DSL Qualification) (Avg Sec) IMA Aggregate (PO-1 A-8 Total) (Diagnostic)				
Date	Numerator	Denominator	CLEC Result	Standard Dev
Jul-02	3308.12	433	7.64	
Aug-02	2933	419	7.00	
Sep-02	2374.02	363	6.54	
Oct-02	3007.56	426	7.06	
Nov-02	3455.4	390	8.86	
Dec-02	3769.38	487	7.74	
Jan-03	3777.6	480	7.87	
Feb-03	3068.48	446	6.88	
Mar-03	3588.34	497	7.22	
Apr-03	3336.48	504	6.62	
May-03	3307.8	447	7.40	
Jun-03	3101.04	438	7.08	



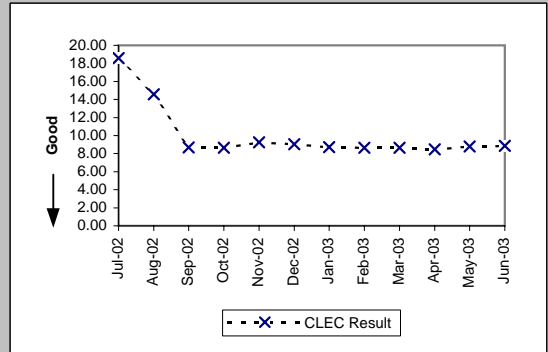
Pre-Order Response Times (Connecting Facility Assignment) (Avg Sec) IMA Request (PO-1 A-9(a)) (Diagnostic)				
Date	Numerator	Denominator	CLEC Result	Standard Dev
Jul-02	973.74	2206	0.44	0.13
Aug-02	995.47	2135	0.47	0.30
Sep-02	449.39	1018	0.44	0.08
Oct-02	457.65	845	0.54	0.34
Nov-02	326.16	898	0.36	0.18
Dec-02	271.36	1007	0.27	0.04
Jan-03	270.2	983	0.27	0.04
Feb-03	262.92	938	0.28	0.05
Mar-03	292.81	1067	0.27	0.05
Apr-03	242.4	817	0.30	0.03
May-03	303.38	1047	0.29	0.05
Jun-03	281.55	972	0.29	0.03



Pre-Order Response Times (Connecting Facility Assignment) (Avg Sec) IMA Response (PO-1 A-9(b)) (Diagnostic)				
Date	Numerator	Denominator	CLEC Result	Standard Dev
Jul-02	40016.79	2206	18.14	6.27
Aug-02	30096.43	2135	14.10	5.98
Sep-02	8398.01	1018	8.25	3.04
Oct-02	6868.01	845	8.13	4.62
Nov-02	7983.31	898	8.89	3.80
Dec-02	8856.22	1007	8.79	3.63
Jan-03	8310.19	983	8.45	4.21
Feb-03	7859.64	938	8.38	3.87
Mar-03	8946.76	1067	8.38	4.42
Apr-03	6693.06	817	8.19	4.07
May-03	8912.11	1047	8.51	4.24
Jun-03	8347.51	972	8.59	3.20



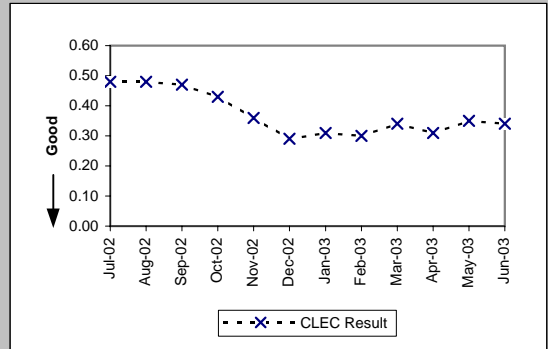
Pre-Order Response Times (Connecting Facility Assignment) (Avg Sec) IMA Aggregate (PO-1 A-9 Total) (Benchmark)				
Date	Numerator	Denominator	CLEC Result	Standard Dev
Jul-02	40990.53	2206	18.58	
Aug-02	31091.9	2135	14.56	
Sep-02	8847.4	1018	8.69	
Oct-02	7325.66	845	8.67	
Nov-02	8309.47	898	9.25	
Dec-02	9127.58	1007	9.06	
Jan-03	8580.39	983	8.73	
Feb-03	8122.56	938	8.66	
Mar-03	9239.57	1067	8.66	
Apr-03	6935.46	817	8.49	
May-03	9215.49	1047	8.80	
Jun-03	8629.06	972	8.88	



PO-1 - Pre-Order/Order Response Times

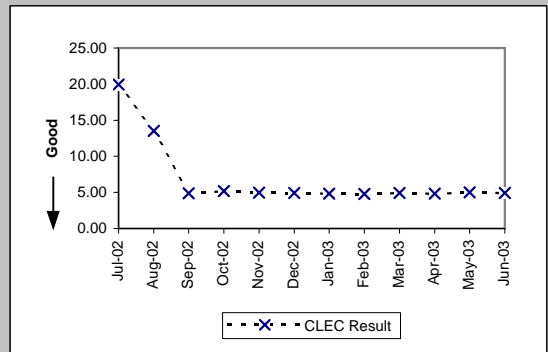
Pre-Order Response Times (Meet Point Inquiry) (Avg Sec) IMA Request (PO-1 A-10(a)) (Diagnostic)

Date	Numerator	Denominator	CLEC Result	Standard Dev
Jul-02	248.17	522	0.48	0.14
Aug-02	239.23	494	0.48	0.23
Sep-02	158.81	340	0.47	0.08
Oct-02	241.85	564	0.43	0.10
Nov-02	195.07	539	0.36	0.23
Dec-02	175.27	614	0.29	0.24
Jan-03	193.3	624	0.31	0.35
Feb-03	176.79	580	0.30	0.21
Mar-03	222.91	659	0.34	0.40
Apr-03	193.4	630	0.31	0.11
May-03	221.4	630	0.35	0.51
Jun-03	220.17	655	0.34	0.25



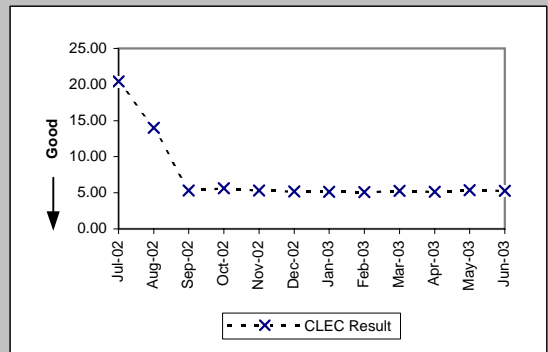
Pre-Order Response Times (Meet Point Inquiry) (Avg Sec) IMA Response (PO-1 A-10(b)) (Diagnostic)

Date	Numerator	Denominator	CLEC Result	Standard Dev
Jul-02	10415.87	522	19.95	2.18
Aug-02	6676.4	494	13.51	7.51
Sep-02	1656.31	340	4.87	0.90
Oct-02	2929.24	564	5.19	4.36
Nov-02	2673.13	539	4.96	1.08
Dec-02	3014.89	614	4.91	2.25
Jan-03	3002.9	624	4.81	1.03
Feb-03	2770.45	580	4.78	1.36
Mar-03	3255.34	659	4.94	1.68
Apr-03	3057.8	630	4.85	1.27
May-03	3149.17	630	5.00	1.01
Jun-03	3234.56	655	4.94	0.91



Pre-Order Response Times (Meet Point Inquiry) (Avg Sec) IMA Aggregate (PO-1 A-10 Total) (Benchmark)

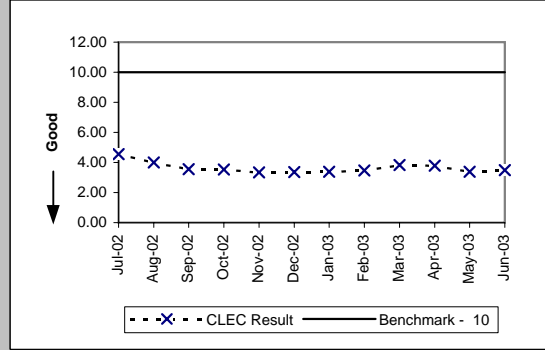
Date	Numerator	Denominator	CLEC Result	Standard Dev
Jul-02	10664.04	522	20.43	
Aug-02	6915.63	494	14.00	
Sep-02	1815.12	340	5.34	
Oct-02	3171.09	564	5.62	
Nov-02	2868.2	539	5.32	
Dec-02	3190.16	614	5.20	
Jan-03	3196.2	624	5.12	
Feb-03	2947.24	580	5.08	
Mar-03	3478.25	659	5.28	
Apr-03	3251.2	630	5.16	
May-03	3370.57	630	5.35	
Jun-03	3454.73	655	5.27	



PO-1 - Pre-Order/Order Response Times

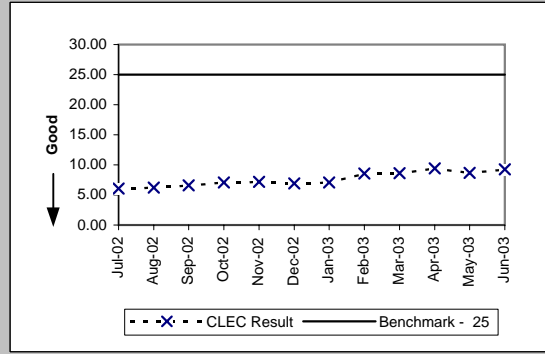
Pre-Order Response Times (Appt. Scheduler) (Avg Sec) EDI Request/Response (PO-1 B-1) (Benchmark)

Date	Numerator	Denominator	CLEC Result	Standard Dev
Jul-02	22094.8	4856	4.55	1.21
Aug-02	20899.62	5238	3.99	1.12
Sep-02	17728.7	4994	3.55	1.89
Oct-02	16701.72	4718	3.54	3.24
Nov-02	17578.42	5263	3.34	0.86
Dec-02	19034.4	5665	3.36	0.90
Jan-03	18126.33	5347	3.39	0.75
Feb-03	14390.09	4147	3.47	0.93
Mar-03	20226.23	5281	3.83	3.52
Apr-03	20457.36	5412	3.78	1.70
May-03	18780.6	5540	3.39	1.39
Jun-03	18578	5308	3.50	2.90



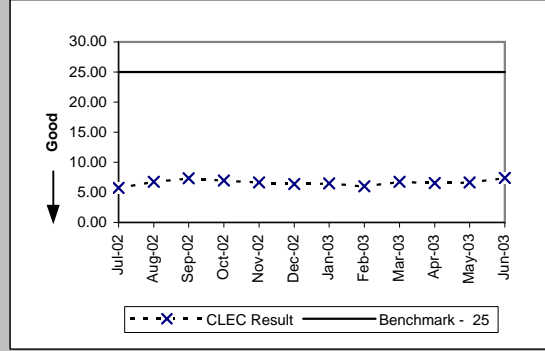
Pre-Order Response Times (Service Availability) (Avg Sec) EDI Request/Response (PO-1 B-2) (Benchmark)

Date	Numerator	Denominator	CLEC Result	Standard Dev
Jul-02	27961.91	4588	6.09	6.21
Aug-02	30100.98	4831	6.23	6.87
Sep-02	31861.23	4823	6.61	7.43
Oct-02	32027.67	4527	7.07	7.77
Nov-02	35892.88	4986	7.20	7.90
Dec-02	37076.72	5372	6.90	7.94
Jan-03	36889.02	5200	7.09	8.15
Feb-03	36168.16	4223	8.56	8.85
Mar-03	42543.29	4939	8.61	9.10
Apr-03	47052.22	5005	9.40	9.18
May-03	45526.26	5245	8.68	8.29
Jun-03	45648.86	4937	9.25	9.10



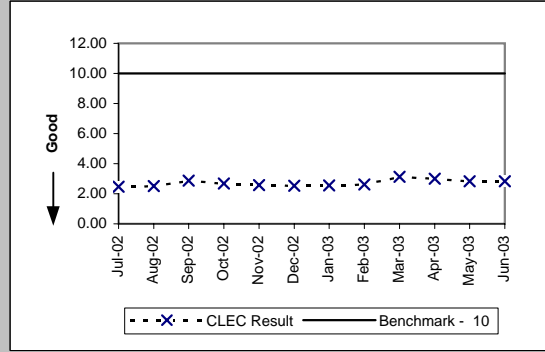
Pre-Order Response Times (Facility Check) (Avg Sec) EDI Request/Response (PO-1 B-3) (Benchmark)

Date	Numerator	Denominator	CLEC Result	Standard Dev
Jul-02	2532.66	442	5.73	2.05
Aug-02	3192.75	473	6.75	5.74
Sep-02	2785.4	380	7.33	3.90
Oct-02	2623.92	377	6.96	3.49
Nov-02	2945.95	443	6.65	2.54
Dec-02	3051.23	479	6.37	4.83
Jan-03	3016	464	6.50	3.58
Feb-03	2277.79	379	6.01	2.65
Mar-03	2717.52	402	6.76	4.68
Apr-03	2965.12	452	6.56	4.09
May-03	3127.44	471	6.64	2.31
Jun-03	3273.77	443	7.39	3.05



Pre-Order Response Times (Address Validation) (Avg Sec) EDI Request/Response (PO-1 B-4) (Benchmark)

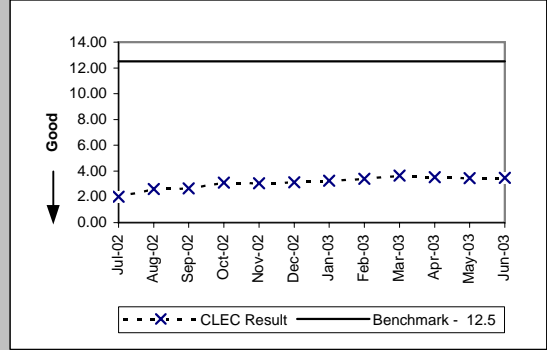
Date	Numerator	Denominator	CLEC Result	Standard Dev
Jul-02	17565.66	7122	2.47	0.95
Aug-02	20098.54	7982	2.52	0.79
Sep-02	24139.27	8391	2.88	3.60
Oct-02	20578.57	7646	2.69	2.56
Nov-02	21808.48	8470	2.57	1.01
Dec-02	23247.19	9145	2.54	0.87
Jan-03	22346.26	8736	2.56	1.38
Feb-03	17850.21	6832	2.61	1.43
Mar-03	24797.56	7930	3.13	4.93
Apr-03	24607.61	8240	2.99	2.14
May-03	24047.48	8494	2.83	0.96
Jun-03	22680.19	7981	2.84	1.93



PO-1 - Pre-Order/Order Response Times

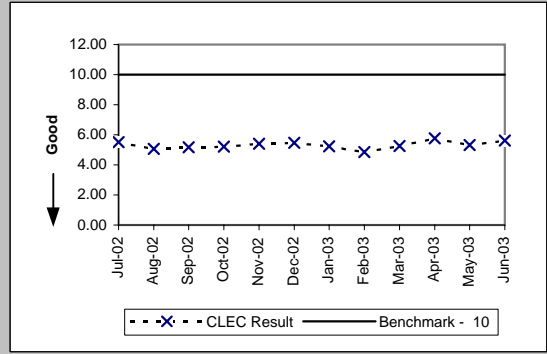
Pre-Order Response Times (Get CSR) (Avg Sec) EDI Request/Response (PO-1 B-5) (Benchmark)

Date	Numerator	Denominator	CLEC Result	Standard Dev
Jul-02	1259.17	626	2.01	1.95
Aug-02	2065.81	795	2.60	1.00
Sep-02	2414.47	908	2.66	0.73
Oct-02	5016.66	1616	3.10	3.43
Nov-02	6679.11	2192	3.05	0.85
Dec-02	7307.72	2329	3.14	1.11
Jan-03	7358.7	2261	3.25	1.42
Feb-03	6296.96	1844	3.41	2.16
Mar-03	6991.14	1914	3.65	5.16
Apr-03	7635.3	2164	3.53	2.19
May-03	7251.04	2110	3.44	2.07
Jun-03	7200.57	2077	3.47	1.48



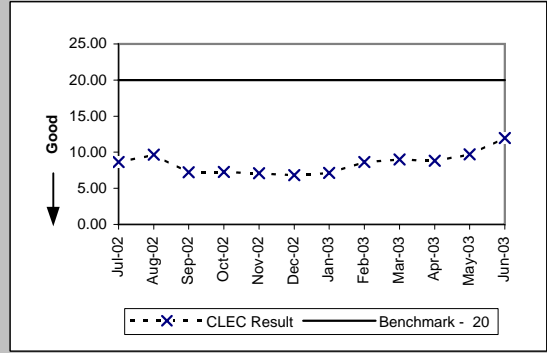
Pre-Order Response Times (TN Reservation) (Avg Sec) EDI Request/Response (PO-1 B-6) (Benchmark)

Date	Numerator	Denominator	CLEC Result	Standard Dev
Jul-02	13561.71	2456	5.52	2.78
Aug-02	13346.96	2639	5.06	1.80
Sep-02	13634.9	2634	5.18	2.85
Oct-02	12514.03	2404	5.21	2.68
Nov-02	14190.93	2622	5.41	2.71
Dec-02	15630.38	2865	5.46	2.37
Jan-03	14404.45	2747	5.24	2.18
Feb-03	10803.68	2225	4.86	1.90
Mar-03	14354.86	2735	5.25	3.18
Apr-03	15797.36	2741	5.76	2.55
May-03	15024.63	2831	5.31	2.83
Jun-03	14834.49	2640	5.62	2.59



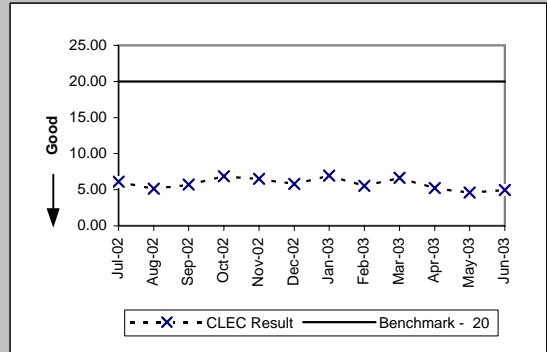
Pre-Order Response Times (Loop Qualification Tools) (Avg Sec) EDI Request/Response (PO-1 B-7) (Benchmark)

Date	Numerator	Denominator	CLEC Result	Standard Dev
Jul-02	25199.01	2917	8.64	7.35
Aug-02	35118.5	3631	9.67	10.54
Sep-02	20344.05	2809	7.24	15.05
Oct-02	18604.03	2555	7.28	14.08
Nov-02	19412.29	2739	7.09	14.00
Dec-02	20578.47	3007	6.84	12.75
Jan-03	20739.06	2912	7.12	13.21
Feb-03	20513.51	2374	8.64	12.43
Mar-03	22912.09	2551	8.98	13.04
Apr-03	25014.79	2841	8.80	13.58
May-03	28369.29	2921	9.71	17.77
Jun-03	32326.56	2702	11.96	22.49



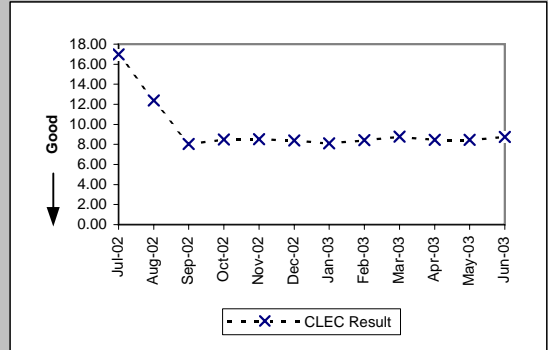
Pre-Order Response Times (Resale of Qwest DSL Qualification) (Avg Sec) EDI Request/Response (PO-1 B-8) (Benchmark)

Date	Numerator	Denominator	CLEC Result	Standard Dev
Jul-02	3995.94	654	6.11	10.86
Aug-02	4236.36	821	5.16	4.57
Sep-02	5263.58	917	5.74	7.12
Oct-02	5634.72	819	6.88	11.52
Nov-02	5819.94	894	6.51	14.15
Dec-02	5627.88	972	5.79	7.26
Jan-03	6521.52	937	6.96	10.79
Feb-03	4253.4	765	5.56	6.82
Mar-03	5329.33	799	6.67	9.99
Apr-03	4765.86	913	5.22	6.97
May-03	4407.76	952	4.63	6.12
Jun-03	4437.18	891	4.98	8.39

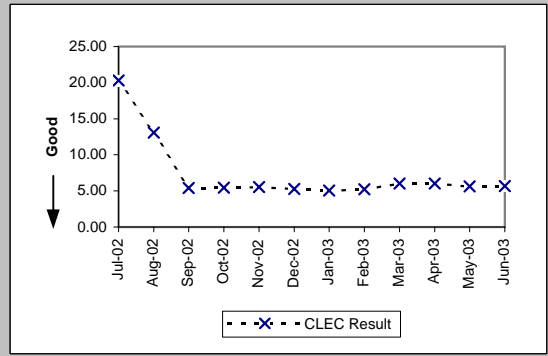


PO-1 - Pre-Order/Order Response Times

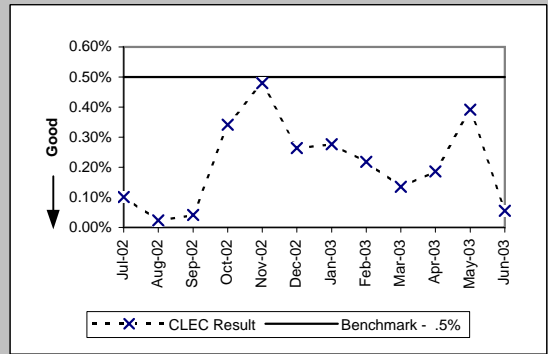
Pre-Order Response Times (Connecting Facility Assignment) (Avg Sec) EDI Request/Response (PO-1 B-9) (Benchmark)					
Date	Numerator	Denominator	CLEC Result	Standard Dev	
Jul-02	21682.05	1278	16.97	6.08	
Aug-02	17972.75	1453	12.37	5.41	
Sep-02	6666.9	830	8.03	1.87	
Oct-02	6192.67	730	8.48	5.41	
Nov-02	7223.89	849	8.51	5.41	
Dec-02	7805.47	929	8.40	3.98	
Jan-03	7226.84	892	8.10	3.29	
Feb-03	6119.66	728	8.41	5.06	
Mar-03	6655.08	759	8.77	5.97	
Apr-03	5621.86	664	8.47	4.24	
May-03	7615.1	899	8.47	4.33	
Jun-03	7423.23	848	8.75	4.41	



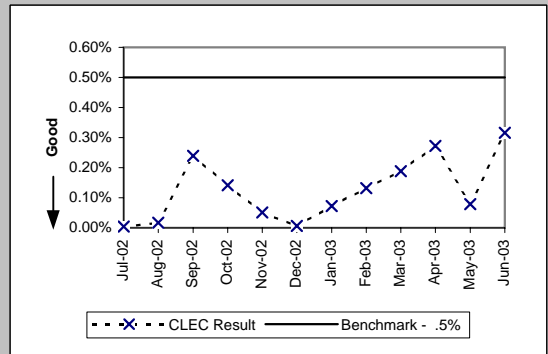
Pre-Order Response Times (Meet Point Inquiry) (Avg Sec) EDI Request/Response (PO-1 B-10) (Benchmark)					
Date	Numerator	Denominator	CLEC Result	Standard Dev	
Jul-02	19561.33	964	20.29	2.49	
Aug-02	11348.66	867	13.09	7.90	
Sep-02	2322.41	429	5.41	2.50	
Oct-02	4417.68	811	5.45	1.39	
Nov-02	4867.08	879	5.54	2.17	
Dec-02	5099.78	965	5.28	1.85	
Jan-03	4740.59	937	5.06	0.74	
Feb-03	3964.69	758	5.23	2.01	
Mar-03	4754.37	787	6.04	6.98	
Apr-03	5530.29	917	6.03	4.51	
May-03	5370.15	951	5.65	0.95	
Jun-03	5035.5	889	5.66	2.03	



Pre-Order Response Times (Timeout) (Percent) IMA Total (PO-1C -1) (Benchmark)					
Date	Numerator	Denominator	CLEC Result	Standard Dev	
Jul-02	23	22717	0.10%	3.18%	
Aug-02	5	22018	0.02%	1.51%	
Sep-02	8	19020	0.04%	2.05%	
Oct-02	77	22535	0.34%	5.84%	
Nov-02	108	22523	0.48%	6.91%	
Dec-02	68	25763	0.26%	5.13%	
Jan-03	71	25614	0.28%	5.26%	
Feb-03	52	23802	0.22%	4.67%	
Mar-03	35	25907	0.14%	3.67%	
Apr-03	45	24157	0.19%	4.31%	
May-03	91	23209	0.39%	6.25%	
Jun-03	13	23592	0.06%	2.35%	

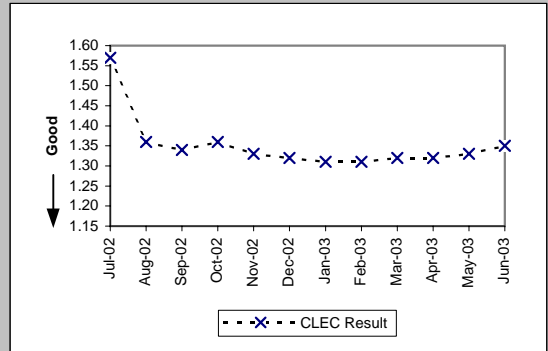


Pre-Order Response Times (Timeout) (Percent) EDI Total (PO-1C -2) (Benchmark)					
Date	Numerator	Denominator	CLEC Result	Standard Dev	
Jul-02	1	25904	0.00%	0.62%	
Aug-02	5	28735	0.02%	1.32%	
Sep-02	65	27180	0.24%	4.88%	
Oct-02	37	26240	0.14%	3.75%	
Nov-02	15	29352	0.05%	2.26%	
Dec-02	2	31730	0.01%	0.79%	
Jan-03	22	30455	0.07%	2.69%	
Feb-03	32	24307	0.13%	3.63%	
Mar-03	53	28150	0.19%	4.34%	
Apr-03	80	29429	0.27%	5.21%	
May-03	24	30438	0.08%	2.81%	
Jun-03	91	28807	0.32%	5.61%	

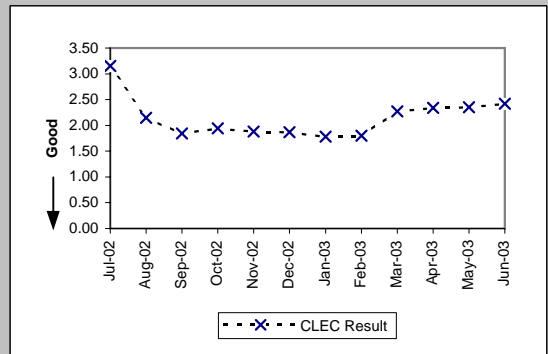


PO-1 - Pre-Order/Order Response Times

Pre-Order Response Times (Rejected Query) (Avg Sec) IMA Total (PO-1D -1) (Diagnostic)					
Date	Numerator	Denominator	CLEC Result	Standard Dev	
Jul-02	7945.77	5061	1.57	2.25	
Aug-02	6321.28	4648	1.36	1.30	
Sep-02	10419.84	7776	1.34	1.36	
Oct-02	10504.64	7724	1.36	1.74	
Nov-02	11348.89	8533	1.33	1.31	
Dec-02	11844.36	8973	1.32	1.24	
Jan-03	11699.61	8931	1.31	1.27	
Feb-03	11155.96	8516	1.31	1.26	
Mar-03	12558.48	9514	1.32	1.26	
Apr-03	11992.2	9085	1.32	1.25	
May-03	12507.32	9404	1.33	1.27	
Jun-03	11796.3	8738	1.35	1.31	



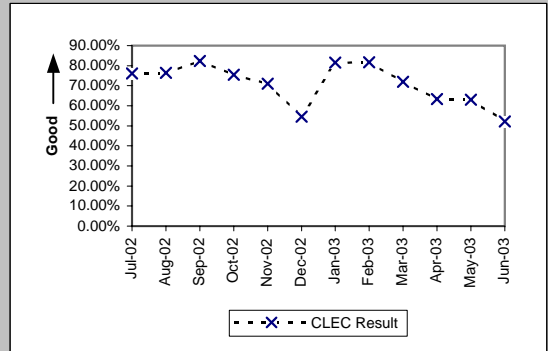
Pre-Order Response Times (Rejected Query) (Avg Sec) EDI Total (PO-1D -2) (Diagnostic)					
Date	Numerator	Denominator	CLEC Result	Standard Dev	
Jul-02	25297.65	8031	3.15	8.83	
Aug-02	17804.15	8281	2.15	5.00	
Sep-02	14607.76	7939	1.84	2.09	
Oct-02	13725.5	7075	1.94	2.58	
Nov-02	14601.96	7767	1.88	2.41	
Dec-02	15739.79	8417	1.87	3.28	
Jan-03	14435.8	8110	1.78	1.86	
Feb-03	11863.8	6591	1.80	1.42	
Mar-03	15215.81	6703	2.27	5.67	
Apr-03	18652.14	7971	2.34	2.44	
May-03	19314.65	8219	2.35	2.36	
Jun-03	18646.1	7705	2.42	3.55	



PO-2A-1 - Electronic Flow-through for LSRs received via IMA GUI (Percent)

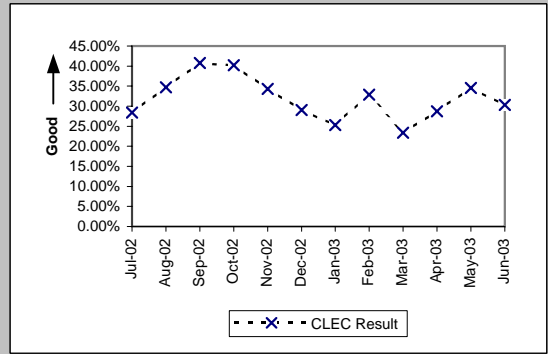
Resale Aggregate W/O UNE-P-POTS (Diagnostic)

Date	CLEC Num	CLEC Denom	CLEC Result	CLEC Std Dev
Jul-02	2562	3366	76.11%	42.64%
Aug-02	1999	2614	76.47%	42.42%
Sep-02	2622	3182	82.40%	38.08%
Oct-02	1608	2130	75.49%	43.01%
Nov-02	1278	1800	71.00%	45.38%
Dec-02	1454	2665	54.56%	49.79%
Jan-03	2575	3160	81.49%	38.84%
Feb-03	2326	2847	81.70%	38.67%
Mar-03	1979	2749	71.99%	44.90%
Apr-03	1565	2468	63.41%	48.17%
May-03	1261	2002	62.99%	48.28%
Jun-03	757	1449	52.24%	49.95%



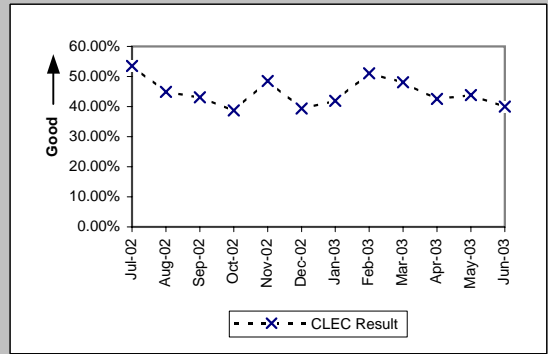
Unbundled Loop Aggregate (Diagnostic)

Date	CLEC Num	CLEC Denom	CLEC Result	CLEC Std Dev
Jul-02	300	1056	28.41%	45.10%
Aug-02	421	1212	34.74%	47.61%
Sep-02	454	1114	40.75%	49.14%
Oct-02	512	1273	40.22%	49.03%
Nov-02	333	971	34.29%	47.47%
Dec-02	316	1088	29.04%	45.40%
Jan-03	291	1149	25.33%	43.49%
Feb-03	347	1056	32.86%	46.97%
Mar-03	218	931	23.42%	42.35%
Apr-03	307	1069	28.72%	45.24%
May-03	360	1042	34.55%	47.55%
Jun-03	290	957	30.30%	45.96%



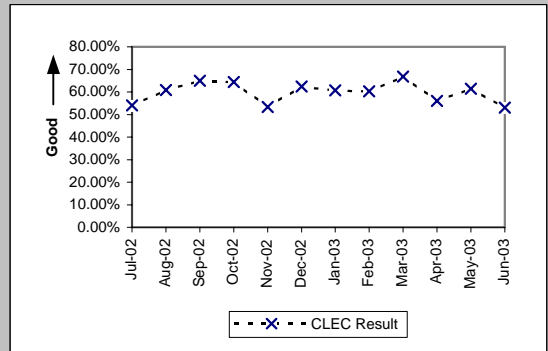
LNP (Diagnostic)

Date	CLEC Num	CLEC Denom	CLEC Result	CLEC Std Dev
Jul-02	908	1697	53.51%	49.88%
Aug-02	793	1766	44.90%	49.74%
Sep-02	658	1529	43.03%	49.51%
Oct-02	634	1636	38.75%	48.72%
Nov-02	660	1361	48.49%	49.98%
Dec-02	365	927	39.37%	48.86%
Jan-03	310	740	41.89%	49.34%
Feb-03	256	501	51.10%	49.99%
Mar-03	219	455	48.13%	49.97%
Apr-03	224	527	42.50%	49.44%
May-03	208	475	43.79%	49.61%
Jun-03	146	365	40.00%	48.99%



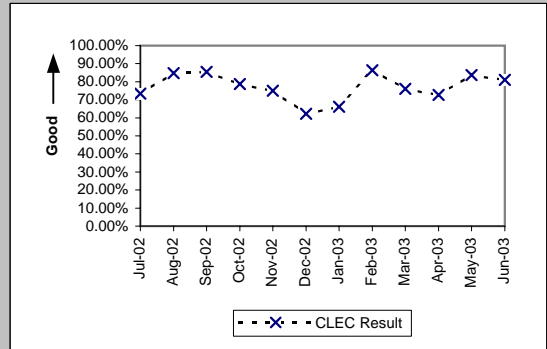
UNE - P (POTS) (Diagnostic)

Date	CLEC Num	CLEC Denom	CLEC Result	CLEC Std Dev
Jul-02	1032	1910	54.03%	49.84%
Aug-02	1244	2046	60.80%	48.82%
Sep-02	1518	2337	64.96%	47.71%
Oct-02	1974	3068	64.34%	47.90%
Nov-02	1164	2182	53.35%	49.89%
Dec-02	1323	2119	62.44%	48.43%
Jan-03	2321	3824	60.70%	48.84%
Feb-03	2494	4136	60.30%	48.93%
Mar-03	4258	6370	66.84%	47.08%
Apr-03	2775	4947	56.09%	49.63%
May-03	3062	4985	61.42%	48.68%
Jun-03	2666	5021	53.10%	49.90%

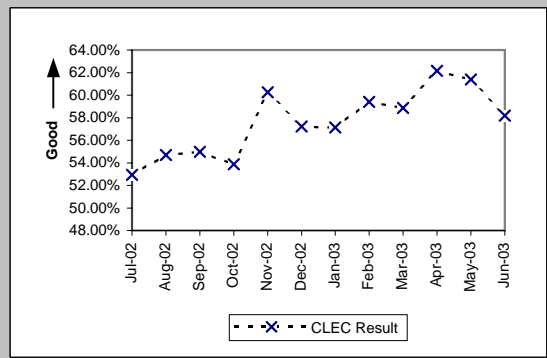


PO-2A-2 - Electronic Flow-through for LSRs received via IMA EDI (Percent)

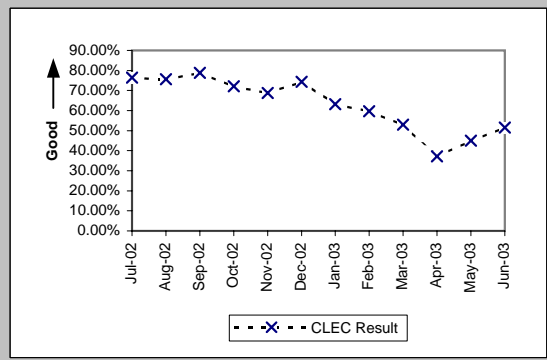
Resale Aggregate W/O UNE-P-POTS (Diagnostic)				
Date	CLEC Num	CLEC Denom	CLEC Result	CLEC Std Dev
Jul-02	47	64	73.44%	44.17%
Aug-02	116	137	84.67%	36.03%
Sep-02	106	124	85.48%	35.23%
Oct-02	126	160	78.75%	40.91%
Nov-02	84	112	75.00%	43.30%
Dec-02	43	69	62.32%	48.46%
Jan-03	37	56	66.07%	47.35%
Feb-03	107	124	86.29%	34.39%
Mar-03	54	71	76.06%	42.67%
Apr-03	40	55	72.73%	44.54%
May-03	36	43	83.72%	36.92%
Jun-03	34	42	80.95%	39.27%



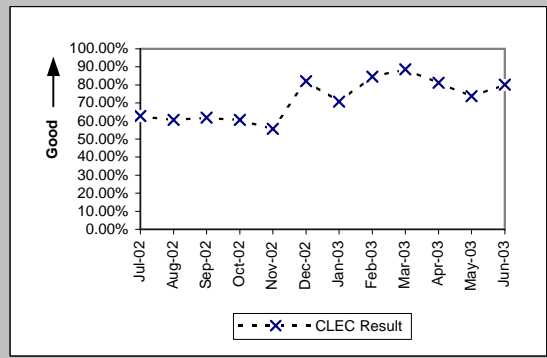
Unbundled Loop Aggregate (Diagnostic)				
Date	CLEC Num	CLEC Denom	CLEC Result	CLEC Std Dev
Jul-02	730	1379	52.94%	49.91%
Aug-02	753	1377	54.68%	49.78%
Sep-02	646	1175	54.98%	49.75%
Oct-02	652	1210	53.88%	49.85%
Nov-02	782	1298	60.25%	48.94%
Dec-02	761	1330	57.22%	49.48%
Jan-03	664	1162	57.14%	49.49%
Feb-03	584	983	59.41%	49.11%
Mar-03	737	1252	58.87%	49.21%
Apr-03	867	1395	62.15%	48.50%
May-03	755	1230	61.38%	48.69%
Jun-03	783	1346	58.17%	49.33%



LNP (Diagnostic)				
Date	CLEC Num	CLEC Denom	CLEC Result	CLEC Std Dev
Jul-02	2133	2792	76.40%	42.46%
Aug-02	2936	3880	75.67%	42.91%
Sep-02	3166	4020	78.76%	40.90%
Oct-02	2465	3418	72.12%	44.84%
Nov-02	1800	2620	68.70%	46.37%
Dec-02	1589	2138	74.32%	43.69%
Jan-03	579	916	63.21%	48.22%
Feb-03	316	529	59.74%	49.04%
Mar-03	115	217	53.00%	49.91%
Apr-03	61	164	37.20%	48.33%
May-03	71	158	44.94%	49.74%
Jun-03	64	124	51.61%	49.97%

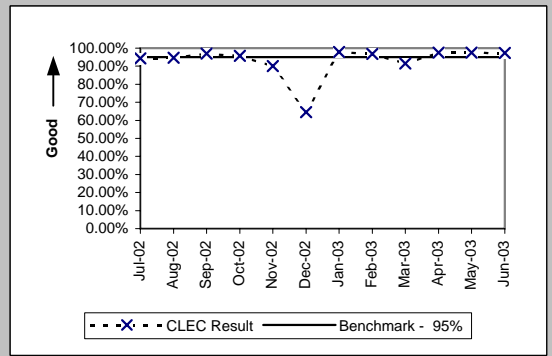


UNE - P (POTS) (Diagnostic)				
Date	CLEC Num	CLEC Denom	CLEC Result	CLEC Std Dev
Jul-02	576	917	62.81%	48.33%
Aug-02	399	658	60.64%	48.86%
Sep-02	335	542	61.81%	48.59%
Oct-02	409	675	60.59%	48.87%
Nov-02	402	722	55.68%	49.68%
Dec-02	1316	1602	82.15%	38.30%
Jan-03	551	778	70.82%	45.46%
Feb-03	1993	2355	84.63%	36.07%
Mar-03	4514	5087	88.74%	31.62%
Apr-03	4745	5848	81.14%	39.12%
May-03	5867	7950	73.80%	43.97%
Jun-03	7188	8977	80.07%	39.95%

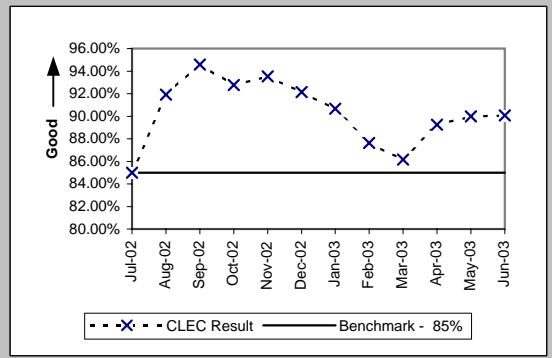


PO-2B-1 - Electronic Flow-through for All Eligible LSRs received via IMA GUI (Percent)

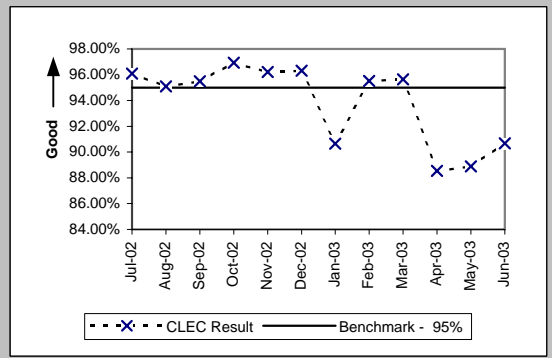
Resale Aggregate W/O UNE-P-POTS (Benchmark)				
Date	CLEC Num	CLEC Denom	CLEC Result	CLEC Std Dev
Jul-02	2563	2717	94.33%	23.12%
Aug-02	1999	2110	94.74%	22.32%
Sep-02	2622	2703	97.00%	17.05%
Oct-02	1608	1681	95.66%	20.38%
Nov-02	1278	1418	90.13%	29.83%
Dec-02	1454	2253	64.54%	47.84%
Jan-03	2575	2632	97.83%	14.56%
Feb-03	2326	2404	96.76%	17.72%
Mar-03	1979	2161	91.58%	27.77%
Apr-03	1565	1605	97.51%	15.59%
May-03	1261	1294	97.45%	15.76%
Jun-03	757	778	97.30%	16.21%



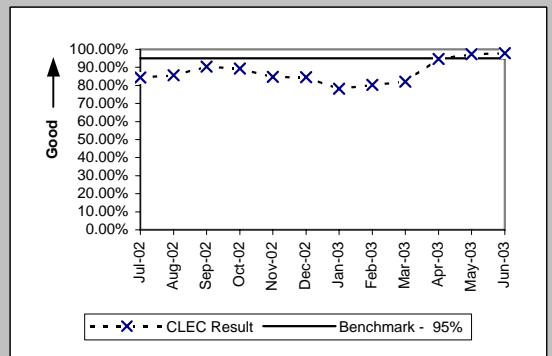
Unbundled Loop Aggregate (Benchmark)				
Date	CLEC Num	CLEC Denom	CLEC Result	CLEC Std Dev
Jul-02	300	353	84.99%	35.72%
Aug-02	421	458	91.92%	27.25%
Sep-02	454	480	94.58%	22.63%
Oct-02	512	552	92.75%	25.93%
Nov-02	333	356	93.54%	24.58%
Dec-02	316	343	92.13%	26.93%
Jan-03	291	321	90.65%	29.11%
Feb-03	347	396	87.63%	32.93%
Mar-03	218	253	86.17%	34.53%
Apr-03	307	344	89.24%	30.98%
May-03	360	400	90.00%	30.00%
Jun-03	290	322	90.06%	29.92%



LNP (Benchmark)				
Date	CLEC Num	CLEC Denom	CLEC Result	CLEC Std Dev
Jul-02	908	945	96.08%	19.40%
Aug-02	793	834	95.08%	21.62%
Sep-02	658	689	95.50%	20.73%
Oct-02	634	654	96.94%	17.22%
Nov-02	660	686	96.21%	19.10%
Dec-02	365	379	96.31%	18.86%
Jan-03	310	342	90.64%	29.12%
Feb-03	256	268	95.52%	20.68%
Mar-03	219	229	95.63%	20.44%
Apr-03	224	253	88.54%	31.86%
May-03	208	234	88.89%	31.43%
Jun-03	146	161	90.68%	29.07%



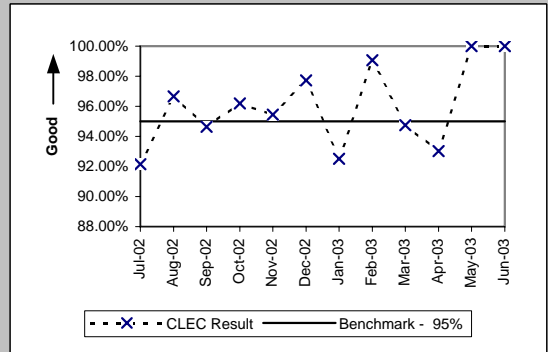
UNE - P (POTS) (Benchmark)				
Date	CLEC Num	CLEC Denom	CLEC Result	CLEC Std Dev
Jul-02	1032	1222	84.45%	36.24%
Aug-02	1244	1452	85.67%	35.03%
Sep-02	1518	1679	90.41%	29.44%
Oct-02	1974	2207	89.44%	30.73%
Nov-02	1164	1374	84.72%	35.98%
Dec-02	1323	1564	84.59%	36.10%
Jan-03	2321	2969	78.17%	41.31%
Feb-03	2494	3104	80.35%	39.74%
Mar-03	4258	5190	82.04%	38.38%
Apr-03	2775	2932	94.65%	22.51%
May-03	3062	3147	97.30%	16.21%
Jun-03	2666	2722	97.94%	14.20%



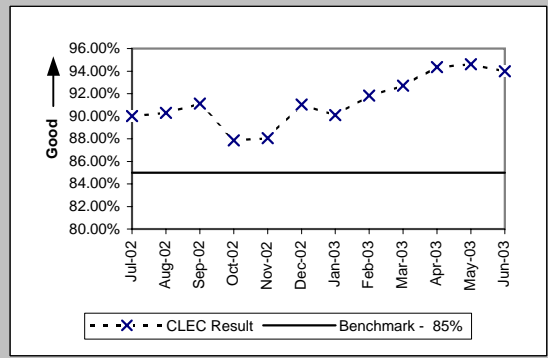
Previous PO-2B-1 standards (Jan02 thru Jun02) Resale - 90%, UBL - 70%, LNP - 90%, UNE_P - 75% & (Jul02 thru Dec02) Resale - 95%, UBL - 80%, LNP - 95%, UNE_P - 90%

PO-2B-2 - Electronic Flow-through for All Eligible LSRs received via IMA EDI (Percent)

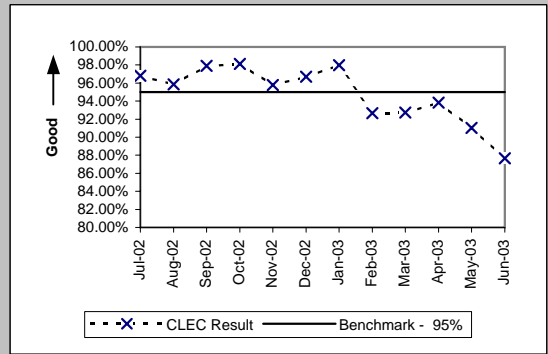
Resale Aggregate W/O UNE-P-POTS (Benchmark)				
Date	CLEC Num	CLEC Denom	CLEC Result	CLEC Std Dev
Jul-02	47	51	92.16%	26.88%
Aug-02	116	120	96.67%	17.95%
Sep-02	106	112	94.64%	22.52%
Oct-02	126	131	96.18%	19.16%
Nov-02	84	88	95.45%	20.83%
Dec-02	43	44	97.73%	14.90%
Jan-03	37	40	92.50%	26.34%
Feb-03	107	108	99.07%	9.58%
Mar-03	54	57	94.74%	22.33%
Apr-03	40	43	93.02%	25.48%
May-03	36	36	100.00%	0.00%
Jun-03	34	34	100.00%	0.00%



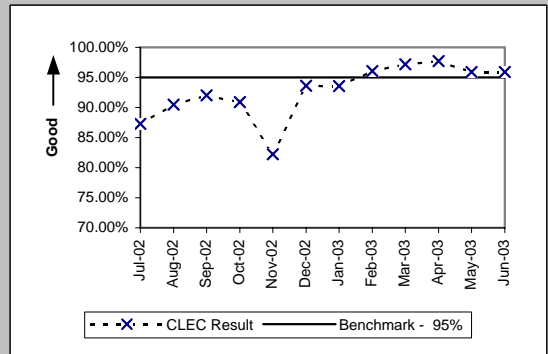
Unbundled Loop Aggregate (Benchmark)				
Date	CLEC Num	CLEC Denom	CLEC Result	CLEC Std Dev
Jul-02	730	811	90.01%	29.98%
Aug-02	753	834	90.29%	29.61%
Sep-02	646	709	91.11%	28.45%
Oct-02	652	742	87.87%	32.65%
Nov-02	782	888	88.06%	32.42%
Dec-02	761	836	91.03%	28.58%
Jan-03	664	737	90.10%	29.87%
Feb-03	584	636	91.82%	27.40%
Mar-03	737	795	92.70%	26.01%
Apr-03	867	919	94.34%	23.10%
May-03	755	798	94.61%	22.58%
Jun-03	783	833	94.00%	23.75%



LNP (Benchmark)				
Date	CLEC Num	CLEC Denom	CLEC Result	CLEC Std Dev
Jul-02	2133	2203	96.82%	17.54%
Aug-02	2936	3063	95.85%	19.94%
Sep-02	3166	3234	97.90%	14.35%
Oct-02	2465	2512	98.13%	13.55%
Nov-02	1800	1879	95.80%	20.07%
Dec-02	1589	1643	96.71%	17.83%
Jan-03	579	591	97.97%	14.10%
Feb-03	316	341	92.67%	26.07%
Mar-03	115	124	92.74%	25.94%
Apr-03	61	65	93.85%	24.03%
May-03	71	78	91.03%	28.58%
Jun-03	64	73	87.67%	32.88%



UNE - P (POTS) (Benchmark)				
Date	CLEC Num	CLEC Denom	CLEC Result	CLEC Std Dev
Jul-02	576	660	87.27%	33.33%
Aug-02	399	441	90.48%	29.35%
Sep-02	335	364	92.03%	27.08%
Oct-02	409	450	90.89%	28.78%
Nov-02	402	489	82.21%	38.24%
Dec-02	1316	1406	93.60%	24.48%
Jan-03	551	589	93.55%	24.57%
Feb-03	1993	2075	96.05%	19.48%
Mar-03	4514	4646	97.16%	16.61%
Apr-03	4745	4857	97.69%	15.01%
May-03	5867	6117	95.91%	19.80%
Jun-03	7188	7493	95.93%	19.76%

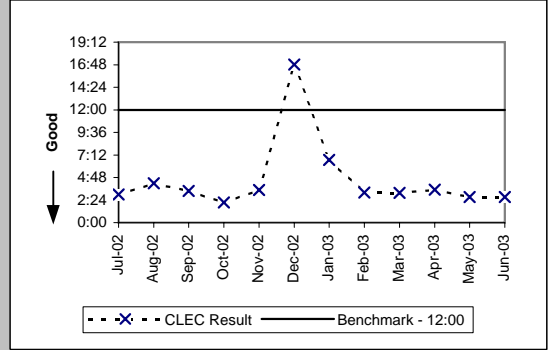


Previous PO-2B-2 standards (Jan02 thru Jun02) Resale - 90%, UBL - 70%, LNP - 90%, UNE_P - 75% & (Jul02 thru Dec02) Resale - 95%, UBL - 80%, LNP - 95%, UNE_P - 90%

PO-3 - LSR Rejection Notice Interval

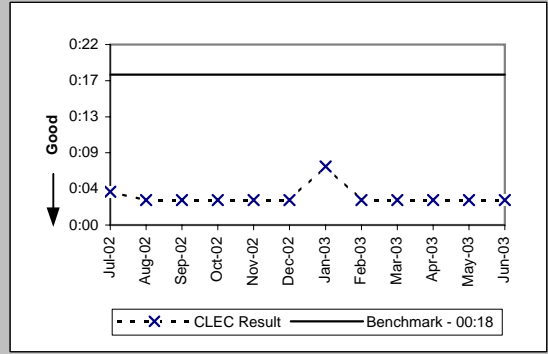
LSR Rejection Notice Interval for IMA - Rejected Manually (Hours:Minutes) (PO-3A-1) (Benchmark)

Date	Numerator	Denominator	CLEC Result	Standard Dev
Jul-02	802:32	268	3:00	7:41
Aug-02	1094:23	262	4:11	5:50
Sep-02	1177:14	350	3:22	6:38
Oct-02	972:31	456	2:08	3:26
Nov-02	1350:29	390	3:28	8:37
Dec-02	8086:30	481	16:49	154:33
Jan-03	3845:37	577	6:40	105:28
Feb-03	1386:31	432	3:13	3:58
Mar-03	1905:26	601	3:10	4:35
Apr-03	2518:12	719	3:30	5:05
May-03	1551:21	571	2:43	2:47
Jun-03	1196:18	439	2:44	2:53



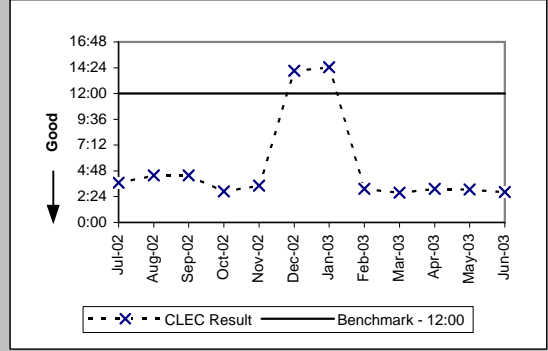
LSR Rejection Notice Interval for IMA - Auto-Rejected (Minutes:Seconds) (PO-3A-2) (Benchmark)

Date	Numerator	Denominator	CLEC Result	Standard Dev
Jul-02	1903:15	30964	0:04	0:07
Aug-02	1730:42	31140	0:03	0:06
Sep-02	1381:49	28557	0:03	0:05
Oct-02	1397:27	27642	0:03	0:06
Nov-02	1388:20	26497	0:03	0:10
Dec-02	1129:15	24373	0:03	0:06
Jan-03	3181:50	28442	0:07	0:58
Feb-03	1273:27	27043	0:03	0:07
Mar-03	1400:40	29150	0:03	0:08
Apr-03	1535:28	28297	0:03	0:07
May-03	1502:28	28319	0:03	0:05
Jun-03	1545:00	27583	0:03	0:08



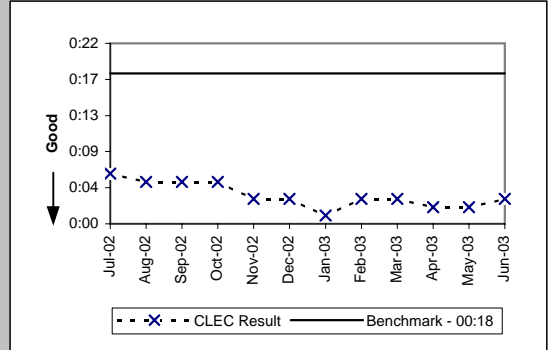
LSR Rejection Notice Interval for EDI - Rejected Manually (Hours:Minutes) (PO-3B-1) (Benchmark)

Date	Numerator	Denominator	CLEC Result	Standard Dev
Jul-02	927:05	251	3:42	18:55
Aug-02	1302:51	297	4:23	3:29
Sep-02	1770:41	404	4:23	3:25
Oct-02	1557:58	538	2:54	2:42
Nov-02	860:05	250	3:26	4:22
Dec-02	3472:18	246	14:07	128:20
Jan-03	2944:10	204	14:26	118:36
Feb-03	916:33	294	3:07	3:04
Mar-03	1169:32	422	2:46	3:14
Apr-03	2085:17	667	3:08	2:46
May-03	3287:59	1075	3:04	2:46
Jun-03	2454:51	874	2:49	2:54



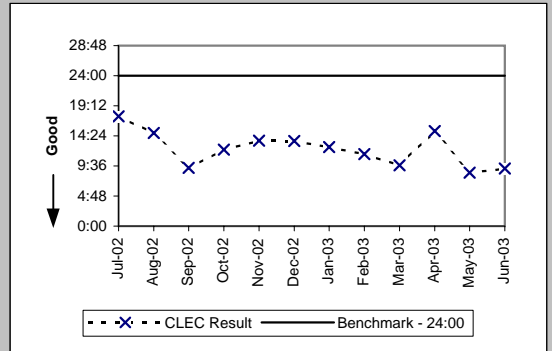
LSR Rejection Notice Interval for EDI - Auto-Rejected (Minutes:Seconds) (PO-3B-2) (Benchmark)

Date	Numerator	Denominator	CLEC Result	Standard Dev
Jul-02	1760:17	18573	0:06	0:09
Aug-02	1523:40	16788	0:05	0:08
Sep-02	1358:38	15106	0:05	0:10
Oct-02	1462:23	18746	0:05	0:11
Nov-02	1264:51	22881	0:03	0:09
Dec-02	1093:00	20060	0:03	0:08
Jan-03	959:47	42708	0:01	0:12
Feb-03	1516:55	33356	0:03	0:05
Mar-03	3367:45	75612	0:03	0:06
Apr-03	2467:49	59972	0:02	0:04
May-03	2614:58	63810	0:02	0:03
Jun-03	3330:06	69744	0:03	0:05



PO-3 - LSR Rejection Notice Interval

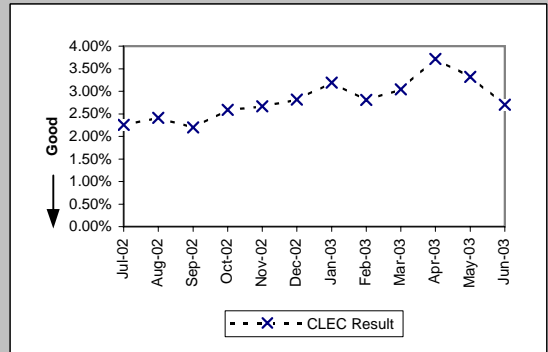
LSR Rejection Notice Interval for Manual and IIS (Hours:Minutes) (PO-3C) (Benchmark)					
Date	Numerator	Denominator	CLEC Result	Standard Dev	
Jul-02	1419:08	81	17:31	21:13	
Aug-02	1115:07	75	14:52	18:09	
Sep-02	688:58	74	9:19	9:10	
Oct-02	1353:34	111	12:12	12:45	
Nov-02	928:22	68	13:39	10:51	
Dec-02	597:47	44	13:35	15:00	
Jan-03	884:27	70	12:38	17:47	
Feb-03	448:23	39	11:30	10:56	
Mar-03	359:23	37	9:43	10:59	
Apr-03	530:06	35	15:09	36:21	
May-03	298:06	35	8:31	10:18	
Jun-03	211:37	23	9:12	8:21	



PO-4 - LSRs Rejected

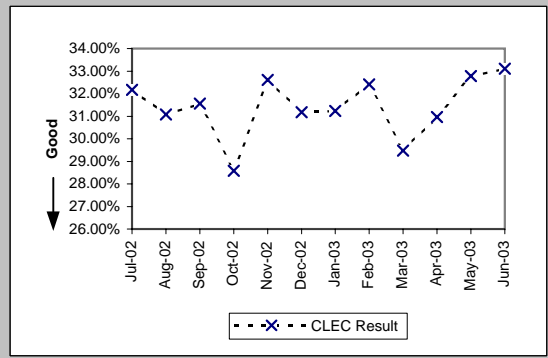
LSRs Rejected for IMA - Rejected Manually (Percent) (PO-4A-1) (Diagnostic)

Date	Numerator	Denominator	CLEC Result	Standard Dev
Jul-02	2169	96249	2.25%	14.84%
Aug-02	2415	100214	2.41%	15.34%
Sep-02	1988	90491	2.20%	14.66%
Oct-02	2501	96729	2.59%	15.87%
Nov-02	2167	81249	2.67%	16.11%
Dec-02	2202	78172	2.82%	16.55%
Jan-03	2907	91062	3.19%	17.58%
Feb-03	2342	83449	2.81%	16.52%
Mar-03	3008	98912	3.04%	17.17%
Apr-03	3396	91377	3.72%	18.92%
May-03	2867	86378	3.32%	17.91%
Jun-03	2229	82422	2.70%	16.22%



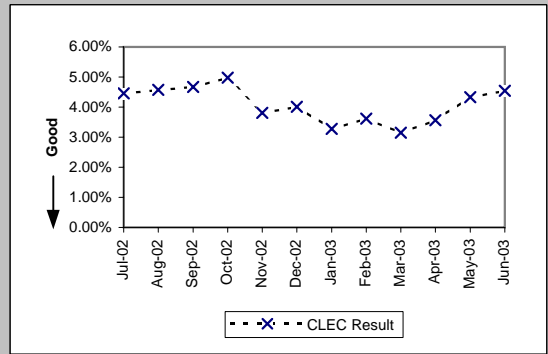
LSRs Rejected for IMA - Auto-Rejected (Percent) (PO-4A-2) (Diagnostic)

Date	Numerator	Denominator	CLEC Result	Standard Dev
Jul-02	30964	96249	32.17%	46.71%
Aug-02	31140	100214	31.07%	46.28%
Sep-02	28557	90491	31.56%	46.47%
Oct-02	27642	96729	28.58%	45.18%
Nov-02	26497	81249	32.61%	46.88%
Dec-02	24373	78172	31.18%	46.32%
Jan-03	28442	91062	31.23%	46.34%
Feb-03	27043	83449	32.41%	46.80%
Mar-03	29150	98912	29.47%	45.59%
Apr-03	28297	91377	30.97%	46.24%
May-03	28319	86378	32.79%	46.94%
Jun-03	27288	82422	33.11%	47.06%



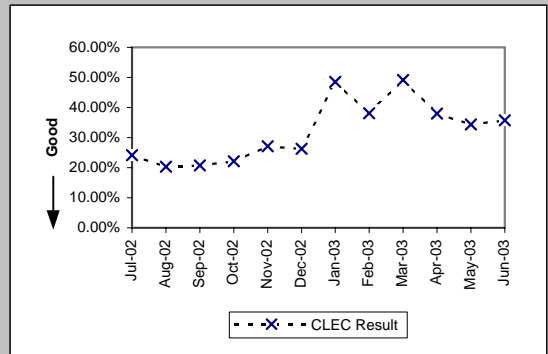
LSRs Rejected for EDI - Rejected Manually (Percent) (PO-4B-1) (Diagnostic)

Date	Numerator	Denominator	CLEC Result	Standard Dev
Jul-02	3439	77071	4.46%	20.65%
Aug-02	3784	82784	4.57%	20.89%
Sep-02	3393	72657	4.67%	21.10%
Oct-02	4214	84637	4.98%	21.75%
Nov-02	3209	84314	3.81%	19.13%
Dec-02	3055	76194	4.01%	19.62%
Jan-03	2880	88038	3.27%	17.79%
Feb-03	3168	87625	3.62%	18.67%
Mar-03	4842	153816	3.15%	17.46%
Apr-03	5617	157795	3.56%	18.53%
May-03	8053	185923	4.33%	20.36%
Jun-03	8871	195154	4.55%	20.83%



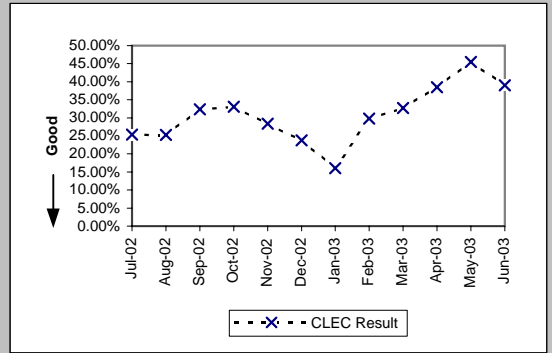
LSRs Rejected for EDI - Auto-Rejected (Percent) (PO-4B-2) (Diagnostic)

Date	Numerator	Denominator	CLEC Result	Standard Dev
Jul-02	18573	77071	24.10%	42.77%
Aug-02	16788	82784	20.28%	40.21%
Sep-02	15106	72657	20.79%	40.58%
Oct-02	18746	84637	22.15%	41.52%
Nov-02	22881	84314	27.14%	44.47%
Dec-02	20060	76194	26.33%	44.04%
Jan-03	42708	88038	48.51%	49.98%
Feb-03	33356	87625	38.07%	48.56%
Mar-03	75612	153816	49.16%	49.99%
Apr-03	59972	157795	38.01%	48.54%
May-03	63810	185923	34.32%	47.48%
Jun-03	69744	195154	35.74%	47.92%



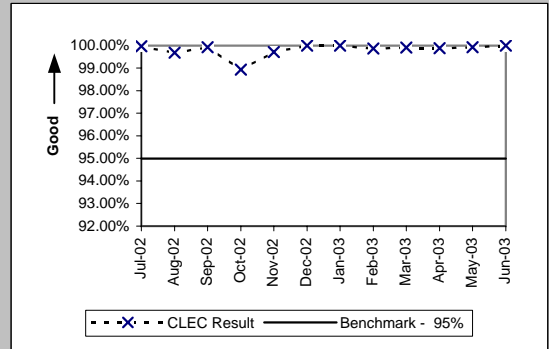
PO-4 - LSRs Rejected

LSRs Received via Facsimile (Percent) (PO-4C) (Diagnostic)					
Date	Numerator	Denominator	CLEC Result	Standard Dev	
Jul-02	81	319	25.39%	43.53%	
Aug-02	75	297	25.25%	43.45%	
Sep-02	74	229	32.31%	46.77%	
Oct-02	111	336	33.04%	47.03%	
Nov-02	68	240	28.33%	45.06%	
Dec-02	44	185	23.78%	42.58%	
Jan-03	70	437	16.02%	36.68%	
Feb-03	39	131	29.77%	45.73%	
Mar-03	37	113	32.74%	46.93%	
Apr-03	35	91	38.46%	48.65%	
May-03	35	77	45.45%	49.79%	
Jun-03	23	59	38.98%	48.77%	

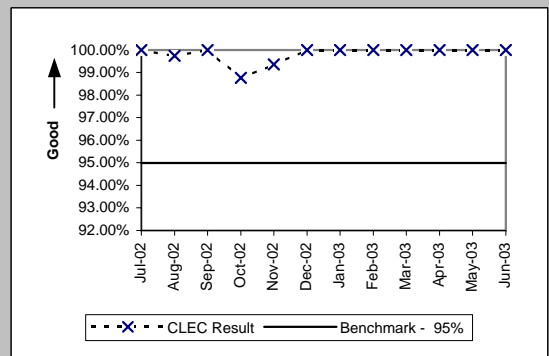


PO-5A-1 - FOCs On Time for Fully Electronic LSRs Received via IMA GUI (Percent)

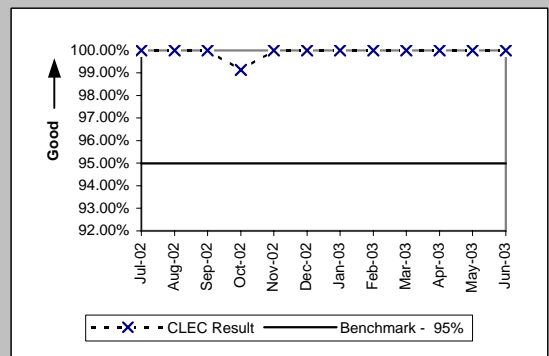
Resale Aggregate (PO-5A-1 (a)) (Benchmark)					
Date	Numerator	Denominator	CLEC Result	Standard Dev	
Jul-02	3547	3548	99.97%	1.68%	
Aug-02	3210	3220	99.69%	5.56%	
Sep-02	4088	4091	99.93%	2.71%	
Oct-02	3520	3558	98.93%	10.28%	
Nov-02	2413	2420	99.71%	5.37%	
Dec-02	2751	2751	100.00%	0.00%	
Jan-03	4835	4835	100.00%	0.00%	
Feb-03	4755	4761	99.87%	3.55%	
Mar-03	6183	6188	99.92%	2.84%	
Apr-03	4278	4283	99.88%	3.41%	
May-03	4244	4247	99.93%	2.66%	
Jun-03	3363	3363	100.00%	0.00%	



Unbundled Loop Aggregate (PO-5A-1 (b)) (Benchmark)					
Date	Numerator	Denominator	CLEC Result	Standard Dev	
Jul-02	273	273	100.00%	0.00%	
Aug-02	400	401	99.75%	4.99%	
Sep-02	428	428	100.00%	0.00%	
Oct-02	479	485	98.76%	11.05%	
Nov-02	313	315	99.37%	7.94%	
Dec-02	292	292	100.00%	0.00%	
Jan-03	268	268	100.00%	0.00%	
Feb-03	325	325	100.00%	0.00%	
Mar-03	204	204	100.00%	0.00%	
Apr-03	292	292	100.00%	0.00%	
May-03	344	344	100.00%	0.00%	
Jun-03	264	264	100.00%	0.00%	

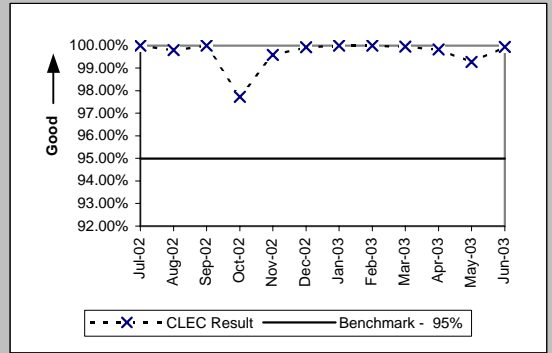


LNP (PO-5A-1 (c)) (Benchmark)					
Date	Numerator	Denominator	CLEC Result	Standard Dev	
Jul-02	836	836	100.00%	0.00%	
Aug-02	704	704	100.00%	0.00%	
Sep-02	604	604	100.00%	0.00%	
Oct-02	572	577	99.13%	9.27%	
Nov-02	596	596	100.00%	0.00%	
Dec-02	290	290	100.00%	0.00%	
Jan-03	287	287	100.00%	0.00%	
Feb-03	236	236	100.00%	0.00%	
Mar-03	202	202	100.00%	0.00%	
Apr-03	206	206	100.00%	0.00%	
May-03	189	189	100.00%	0.00%	
Jun-03	138	138	100.00%	0.00%	

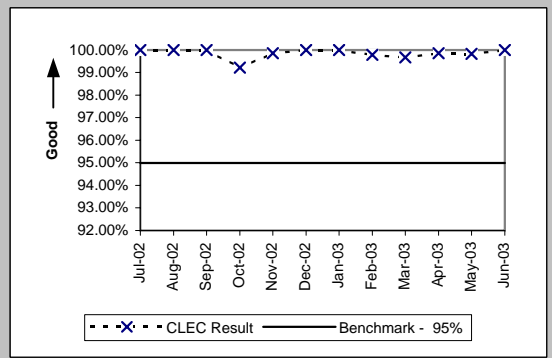


PO-5A-2 - FOCs On Time for Fully Electronic LSRs Received via IMA EDI (Percent)

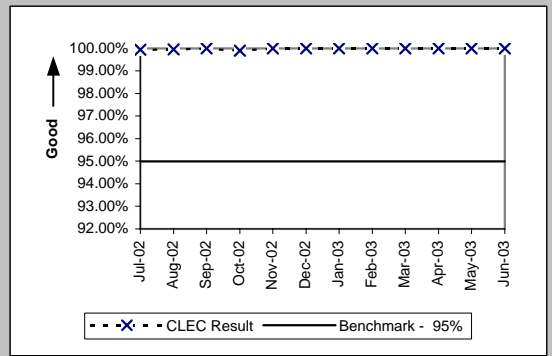
Resale Aggregate (PO-5A-2 (a)) (Benchmark)					
Date	Numerator	Denominator	CLEC Result	Standard Dev	
Jul-02	622	622	100.00%	0.00%	
Aug-02	505	506	99.80%	4.44%	
Sep-02	438	438	100.00%	0.00%	
Oct-02	518	530	97.74%	14.88%	
Nov-02	478	480	99.58%	6.44%	
Dec-02	1350	1351	99.93%	2.72%	
Jan-03	578	578	100.00%	0.00%	
Feb-03	2049	2049	100.00%	0.00%	
Mar-03	4530	4532	99.96%	2.10%	
Apr-03	4735	4743	99.83%	4.10%	
May-03	5797	5839	99.28%	8.45%	
Jun-03	7171	7175	99.94%	2.36%	



Unbundled Loop Aggregate (PO-5A-2 (b)) (Benchmark)					
Date	Numerator	Denominator	CLEC Result	Standard Dev	
Jul-02	601	601	100.00%	0.00%	
Aug-02	613	613	100.00%	0.00%	
Sep-02	493	493	100.00%	0.00%	
Oct-02	513	517	99.23%	8.76%	
Nov-02	676	677	99.85%	3.84%	
Dec-02	653	653	100.00%	0.00%	
Jan-03	519	519	100.00%	0.00%	
Feb-03	466	467	99.79%	4.62%	
Mar-03	609	611	99.67%	5.71%	
Apr-03	728	729	99.86%	3.70%	
May-03	596	597	99.83%	4.09%	
Jun-03	611	611	100.00%	0.00%	

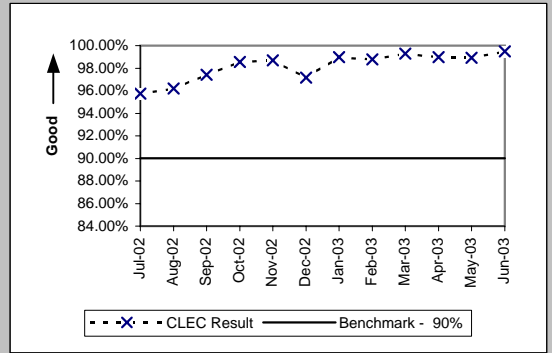


LNP (PO-5A-2 (c)) (Benchmark)					
Date	Numerator	Denominator	CLEC Result	Standard Dev	
Jul-02	1771	1772	99.94%	2.37%	
Aug-02	2518	2519	99.96%	1.99%	
Sep-02	2631	2631	100.00%	0.00%	
Oct-02	1954	1956	99.90%	3.20%	
Nov-02	1413	1413	100.00%	0.00%	
Dec-02	1157	1157	100.00%	0.00%	
Jan-03	443	443	100.00%	0.00%	
Feb-03	245	245	100.00%	0.00%	
Mar-03	92	92	100.00%	0.00%	
Apr-03	46	46	100.00%	0.00%	
May-03	60	60	100.00%	0.00%	
Jun-03	52	52	100.00%	0.00%	

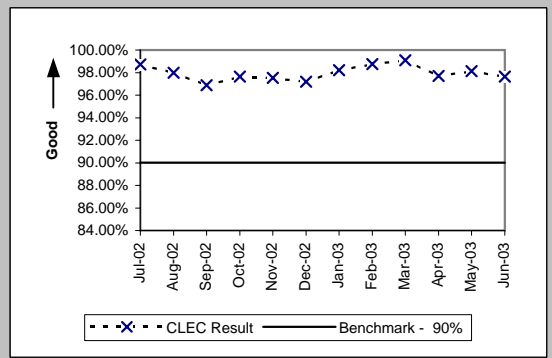


PO-5B-1 - FOCs On Time for Electronic/Manual LSRs Received via IMA GUI (Percent)

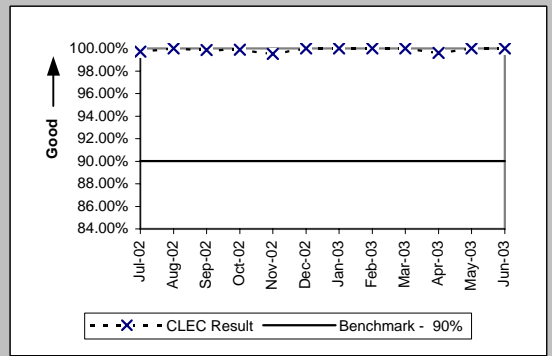
Resale Aggregate (PO-5B-1 (a)) (Benchmark)					
Date	Numerator	Denominator	CLEC Result	Standard Dev	
Jul-02	1598	1669	95.75%	20.18%	
Aug-02	1464	1522	96.19%	19.15%	
Sep-02	1325	1360	97.43%	15.83%	
Oct-02	1571	1594	98.56%	11.93%	
Nov-02	1501	1521	98.69%	11.39%	
Dec-02	1958	2015	97.17%	16.58%	
Jan-03	2029	2050	98.98%	10.07%	
Feb-03	2129	2155	98.79%	10.92%	
Mar-03	2780	2800	99.29%	8.42%	
Apr-03	2911	2941	98.98%	10.05%	
May-03	2476	2503	98.92%	10.33%	
Jun-03	2907	2922	99.49%	7.15%	



Unbundled Loop Aggregate (PO-5B-1 (b)) (Benchmark)					
Date	Numerator	Denominator	CLEC Result	Standard Dev	
Jul-02	703	712	98.74%	11.17%	
Aug-02	734	749	98.00%	14.01%	
Sep-02	589	608	96.88%	17.40%	
Oct-02	707	724	97.65%	15.14%	
Nov-02	592	607	97.53%	15.52%	
Dec-02	693	713	97.20%	16.51%	
Jan-03	823	838	98.21%	13.26%	
Feb-03	708	717	98.74%	11.13%	
Mar-03	660	666	99.10%	9.45%	
Apr-03	805	824	97.69%	15.01%	
May-03	628	640	98.13%	13.56%	
Jun-03	625	640	97.66%	15.13%	

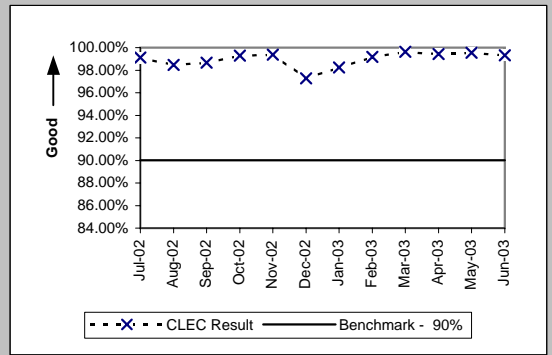


LNP (PO-5B-1 (c)) (Benchmark)					
Date	Numerator	Denominator	CLEC Result	Standard Dev	
Jul-02	684	686	99.71%	5.39%	
Aug-02	886	886	100.00%	0.00%	
Sep-02	751	752	99.87%	3.64%	
Oct-02	861	862	99.88%	3.40%	
Nov-02	609	612	99.51%	6.98%	
Dec-02	485	485	100.00%	0.00%	
Jan-03	370	370	100.00%	0.00%	
Feb-03	216	216	100.00%	0.00%	
Mar-03	206	206	100.00%	0.00%	
Apr-03	254	255	99.61%	6.25%	
May-03	224	224	100.00%	0.00%	
Jun-03	193	193	100.00%	0.00%	

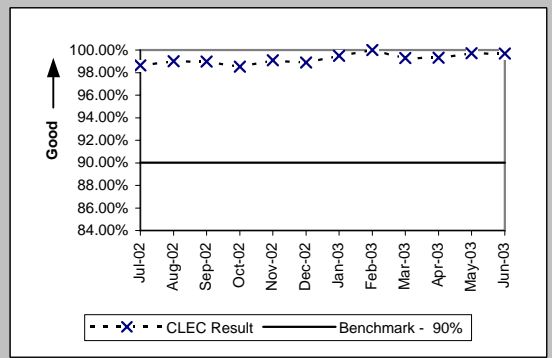


PO-5B-2 - FOCs On Time for Electronic/Manual LSRs Received via IMA EDI (Percent)

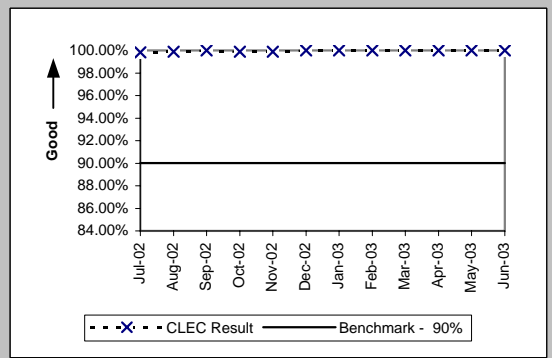
Resale Aggregate (PO-5B-2 (a)) (Benchmark)					
Date	Numerator	Denominator	CLEC Result	Standard Dev	
Jul-02	340	343	99.13%	9.31%	
Aug-02	259	263	98.48%	12.24%	
Sep-02	221	224	98.66%	11.50%	
Oct-02	279	281	99.29%	8.41%	
Nov-02	315	317	99.37%	7.92%	
Dec-02	287	295	97.29%	16.24%	
Jan-03	222	226	98.23%	13.19%	
Feb-03	365	368	99.18%	8.99%	
Mar-03	550	552	99.64%	6.01%	
Apr-03	1040	1046	99.43%	7.55%	
May-03	2027	2036	99.56%	6.63%	
Jun-03	1730	1742	99.31%	8.27%	



Unbundled Loop Aggregate (PO-5B-2 (b)) (Benchmark)					
Date	Numerator	Denominator	CLEC Result	Standard Dev	
Jul-02	1306	1324	98.64%	11.58%	
Aug-02	1305	1318	99.01%	9.88%	
Sep-02	1276	1289	98.99%	9.99%	
Oct-02	1548	1571	98.54%	12.01%	
Nov-02	1311	1323	99.09%	9.48%	
Dec-02	1342	1357	98.89%	10.46%	
Jan-03	1531	1539	99.48%	7.19%	
Feb-03	1345	1345	100.00%	0.00%	
Mar-03	1519	1530	99.28%	8.45%	
Apr-03	1628	1639	99.33%	8.16%	
May-03	2010	2016	99.70%	5.45%	
Jun-03	2292	2299	99.70%	5.51%	

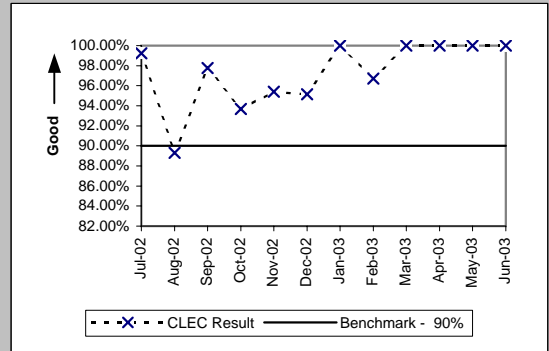


LNP (PO-5B-2 (c)) (Benchmark)					
Date	Numerator	Denominator	CLEC Result	Standard Dev	
Jul-02	611	612	99.84%	4.04%	
Aug-02	921	922	99.89%	3.29%	
Sep-02	831	831	100.00%	0.00%	
Oct-02	907	908	99.89%	3.32%	
Nov-02	814	815	99.88%	3.50%	
Dec-02	527	527	100.00%	0.00%	
Jan-03	313	313	100.00%	0.00%	
Feb-03	208	208	100.00%	0.00%	
Mar-03	99	99	100.00%	0.00%	
Apr-03	94	94	100.00%	0.00%	
May-03	80	80	100.00%	0.00%	
Jun-03	58	58	100.00%	0.00%	

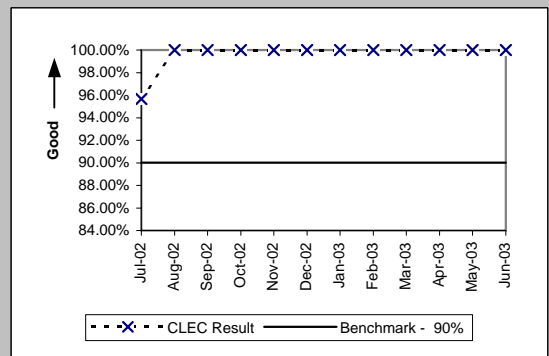


PO-5C - FOCs on Time for Manual (Percent)

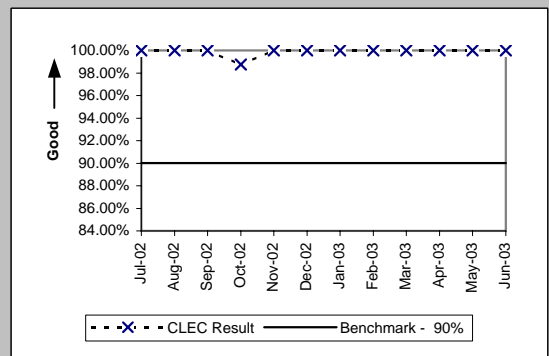
Resale Aggregate (PO-5C -(a)) (Benchmark)					
Date	Numerator	Denominator	CLEC Result	Standard Dev	
Jul-02	128	129	99.22%	8.77%	
Aug-02	92	103	89.32%	30.89%	
Sep-02	87	89	97.75%	14.82%	
Oct-02	89	95	93.68%	24.32%	
Nov-02	83	87	95.40%	20.94%	
Dec-02	59	62	95.16%	21.46%	
Jan-03	316	316	100.00%	0.00%	
Feb-03	59	61	96.72%	17.81%	
Mar-03	32	32	100.00%	0.00%	
Apr-03	29	29	100.00%	0.00%	
May-03	12	12	100.00%	0.00%	
Jun-03	8	8	100.00%	0.00%	



Unbundled Loop Aggregate (PO-5C -(b)) (Benchmark)					
Date	Numerator	Denominator	CLEC Result	Standard Dev	
Jul-02	22	23	95.65%	20.39%	
Aug-02	28	28	100.00%	0.00%	
Sep-02	5	5	100.00%	0.00%	
Oct-02	11	11	100.00%	0.00%	
Nov-02	7	7	100.00%	0.00%	
Dec-02	12	12	100.00%	0.00%	
Jan-03	12	12	100.00%	0.00%	
Feb-03	5	5	100.00%	0.00%	
Mar-03	17	17	100.00%	0.00%	
Apr-03	9	9	100.00%	0.00%	
May-03	5	5	100.00%	0.00%	
Jun-03	1	1	100.00%	0.00%	



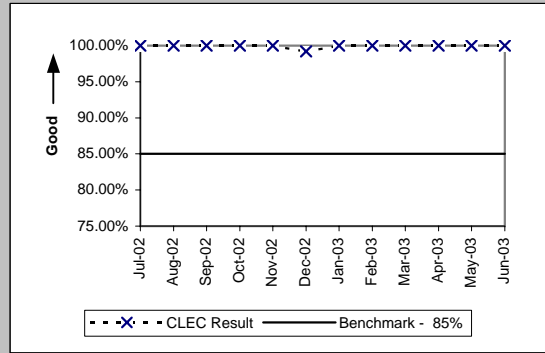
LNP (PO-5C -(c)) (Benchmark)					
Date	Numerator	Denominator	CLEC Result	Standard Dev	
Jul-02	52	52	100.00%	0.00%	
Aug-02	69	69	100.00%	0.00%	
Sep-02	37	37	100.00%	0.00%	
Oct-02	79	80	98.75%	11.11%	
Nov-02	47	47	100.00%	0.00%	
Dec-02	28	28	100.00%	0.00%	
Jan-03	18	18	100.00%	0.00%	
Feb-03	10	10	100.00%	0.00%	
Mar-03	13	13	100.00%	0.00%	
Apr-03	13	13	100.00%	0.00%	
May-03	17	17	100.00%	0.00%	
Jun-03	22	22	100.00%	0.00%	



PO-5D - FOCs on Time (Percent)

LIS Trunk (PO-5D) (Benchmark)

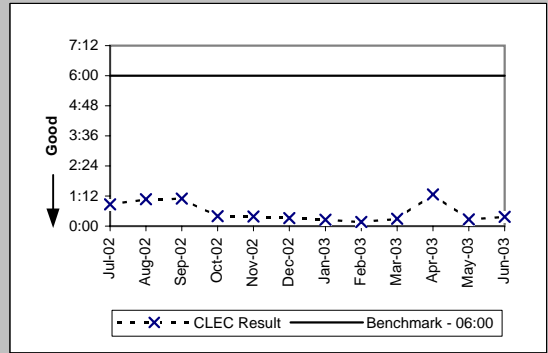
Date	Numerator	Denominator	CLEC Result	Standard Dev
Jul-02	64	64	100.00%	0.00%
Aug-02	95	95	100.00%	0.00%
Sep-02	64	64	100.00%	0.00%
Oct-02	90	90	100.00%	0.00%
Nov-02	76	76	100.00%	0.00%
Dec-02	124	125	99.20%	8.91%
Jan-03	90	90	100.00%	0.00%
Feb-03	109	109	100.00%	0.00%
Mar-03	115	115	100.00%	0.00%
Apr-03	80	80	100.00%	0.00%
May-03	79	79	100.00%	0.00%
Jun-03	98	98	100.00%	0.00%



PO-6 - Work Completion Notification Timeliness

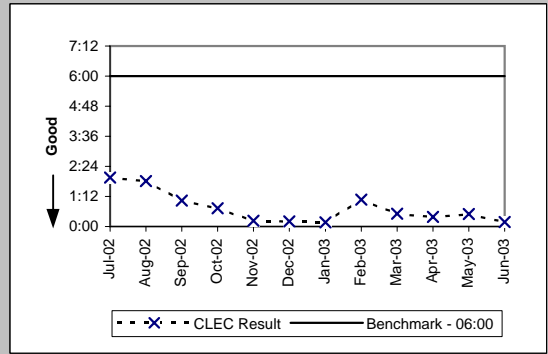
Notices Made Available via IMA - GUI All (Hours:Minutes) (PO-6A) (Benchmark)

Date	Numerator	Denominator	CLEC Result
Jul-02	5583:32	6426	0:52
Aug-02	7267:31	6861	1:04
Sep-02	7824:16	7094	1:06
Oct-02	2801:01	6879	0:24
Nov-02	2186:18	5754	0:23
Dec-02	1854:40	5929	0:19
Jan-03	1828:44	7408	0:15
Feb-03	1306:53	7629	0:10
Mar-03	3010:57	9917	0:18
Apr-03	10327:48	8186	1:16
May-03	2094:57	8085	0:16
Jun-03	2575:50	7027	0:22



Notices Transmitted via IMA - EDI All (Hours:Minutes) (PO-6B) (Benchmark)

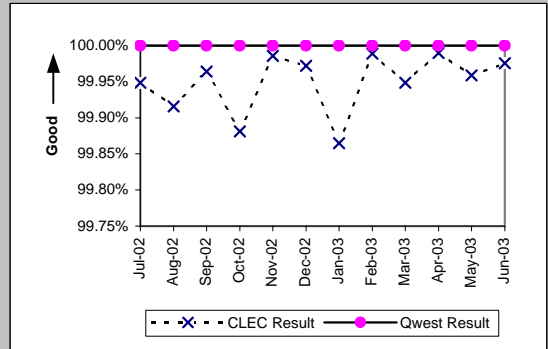
Date	Numerator	Denominator	CLEC Result
Jul-02	6935:15	3555	1:57
Aug-02	7960:15	4372	1:49
Sep-02	4325:22	4159	1:02
Oct-02	3769:23	5083	0:44
Nov-02	906:41	3964	0:14
Dec-02	928:48	4489	0:12
Jan-03	557:03	3325	0:10
Feb-03	3962:58	3737	1:04
Mar-03	3127:23	6029	0:31
Apr-03	2662:13	6904	0:23
May-03	4848:15	9673	0:30
Jun-03	1759:09	9701	0:11



PO-7 - Billing Completion Notification Timeliness

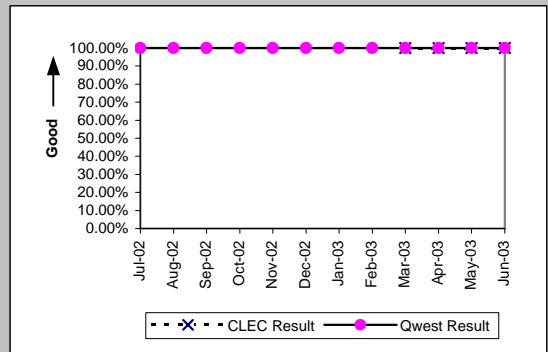
Notices Made Available via IMA - GUI / Billing System Posting Completions All (Percent) (PO-7A .C) (Parity)

Date	Numerator	Denominator	CLEC Resu	CLEC Std	Qwest Num	Qwest Den	Qwest Resu	Mod Z Scr	Parity Scr
Jul-02	7793	7797	99.95%	2.26%	353387	353387	100.00%	N/A	
Aug-02	8285	8292	99.92%	2.90%	371164	371164	100.00%	N/A	
Sep-02	8337	8340	99.96%	1.90%	320308	320308	100.00%	N/A	
Oct-02	8391	8401	99.88%	3.45%	367483	367483	100.00%	N/A	
Nov-02	6987	6988	99.99%	1.20%	302357	302357	100.00%	N/A	
Dec-02	7185	7187	99.97%	1.67%	274288	274288	100.00%	N/A	
Jan-03	8858	8870	99.86%	3.68%	354400	354400	100.00%	N/A	
Feb-03	9165	9166	99.99%	1.04%	362951	362951	100.00%	N/A	
Mar-03	11653	11659	99.95%	2.27%	356882	356882	100.00%	N/A	
Apr-03	9864	9865	99.99%	1.01%	341683	341683	100.00%	N/A	
May-03	9689	9693	99.96%	2.03%	330009	330009	100.00%	N/A	
Jun-03	8164	8166	99.98%	1.56%	357623	357623	100.00%	N/A	



Notices Transmitted via IMA - EDI / Billing System Posting Completions All (Percent) (PO-7B .C) (Parity)

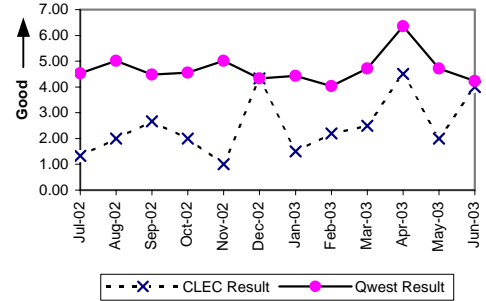
Date	Numerator	Denominator	CLEC Resu	CLEC Std	Qwest Num	Qwest Den	Qwest Resu	Mod Z Scr	Parity Scr
Jul-02					353387	353387	100.00%		
Aug-02					371164	371164	100.00%		
Sep-02					320308	320308	100.00%		
Oct-02					367483	367483	100.00%		
Nov-02					302357	302357	100.00%		
Dec-02					274288	274288	100.00%		
Jan-03					354400	354400	100.00%		
Feb-03					362951	362951	100.00%		
Mar-03	33	33	100.00%	0.00%	356882	356882	100.00%	N/A	N/A
Apr-03	303	303	100.00%	0.00%	341683	341683	100.00%	N/A	N/A
May-03	285	285	100.00%	0.00%	330009	330009	100.00%	N/A	N/A
Jun-03	226	226	100.00%	0.00%	357623	357623	100.00%	N/A	N/A



PO-8 - Jeopardy Notice Interval

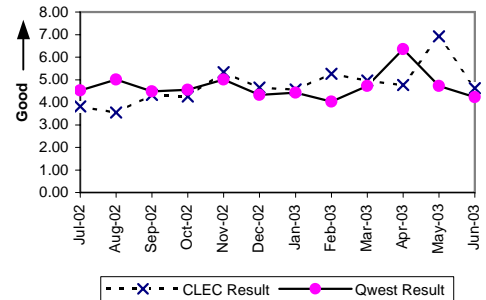
Non-Designed Services (Average Days) (PO-8 A) (Parity)

Date	CLEC Num	CLEC Denc	CLEC Resu	CLEC Std	Qwest Num	Qwest Denc	Qwest Resu	Mod Z Scr	Parity Score
Jul-02	4	3	1.33	1.15	3397	750	4.53	1.58	-0.04
Aug-02	6	3	2.00	0.00	3926	784	5.01	0.97	-0.41
Sep-02	8	3	2.67	1.53	2803	626	4.48	0.69	-0.58
Oct-02	8	4	2.00	0.00	3049	670	4.55	1.18	-0.28
Nov-02	1	1	1.00		2838	566	5.01	0.96	-0.42
Dec-02	13	3	4.33	0.58	2898	670	4.33	0	-1
Jan-03	9	6	1.50	0.84	2980	672	4.43	1.93	0.17
Feb-03	11	5	2.20	0.45	2146	532	4.03	0.96	-0.42
Mar-03	5	2	2.50	0.71	2201	466	4.72	0.45	-0.72
Apr-03	9	2	4.50	3.54	1031	162	6.36	-0.27	-1.16
May-03	4	2	2.00	0.00	335	71	4.72	0.66	-0.6
Jun-03	12	3	4.00	2.00	448	106	4.23	-0.24	-1.15



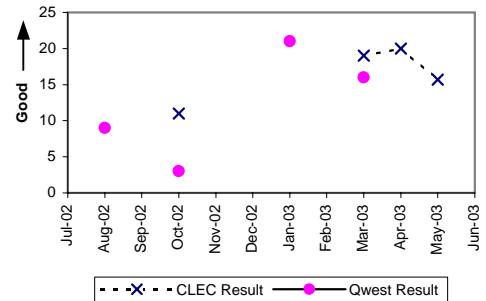
Unbundled Loops and Number Portability (Average Days) (PO-8 B) (Parity)

Date	CLEC Num	CLEC Denc	CLEC Resu	CLEC Std	Qwest Num	Qwest Denc	Qwest Resu	Mod Z Scr	Parity Score
Jul-02	168	44	3.82	4.55	3397	750	4.53	0.85	-0.48
Aug-02	227	64	3.55	2.54	3926	784	5.01	1.74	0.06
Sep-02	574	133	4.32	2.06	2803	626	4.48	0.33	-0.8
Oct-02	672	158	4.25	2.22	3049	670	4.55	0.62	-0.62
Nov-02	683	128	5.34	5.16	2838	566	5.01	-0.5	-1.3
Dec-02	586	126	4.65	3.75	2898	670	4.33	-0.73	-1.44
Jan-03	795	174	4.57	3.24	2980	672	4.43	-0.15	-1.09
Feb-03	636	121	5.26	4.65	2146	532	4.03	-2.43	-2.48
Mar-03	531	107	4.96	5.09	2201	466	4.72	-0.34	-1.21
Apr-03	648	136	4.76	2.70	1031	162	6.36	1.42	-0.14
May-03	900	130	6.92	5.59	335	71	4.72	-1.62	-1.98
Jun-03	545	118	4.62	2.74	448	106	4.23	-0.6	-1.36



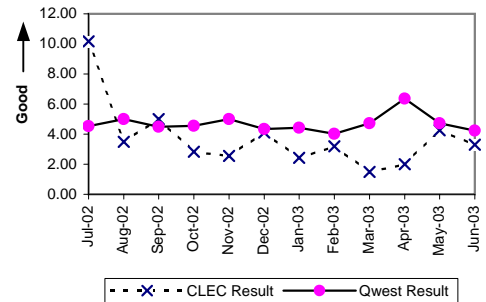
LIS Trunk (Average Days) (PO-8 C) (Parity)

Date	CLEC Num	CLEC Denc	CLEC Resu	CLEC Std	Qwest Num	Qwest Denc	Qwest Resu	Mod Z Scr	Parity Score
Jul-02									
Aug-02					9	1	9.00		
Sep-02									
Oct-02	22	2	11.00	11.31	3	1	3.00		
Nov-02									
Dec-02									
Jan-03					21	1	21.00		
Feb-03									
Mar-03	38	2	19.00	1.41	16	1	16.00		
Apr-03	20	1	20.00						
May-03	47	3	15.67	5.77					
Jun-03									



UNE - P (POTS) (Average Days) (PO-8 D) (Parity)

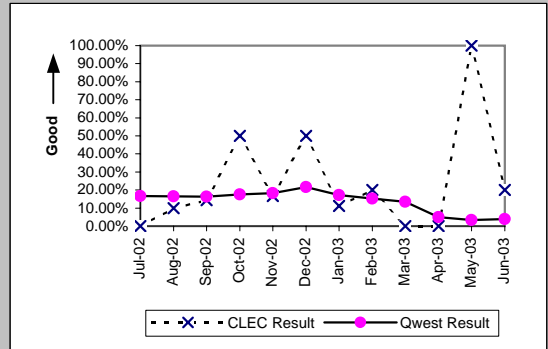
Date	CLEC Num	CLEC Denc	CLEC Resu	CLEC Std	Qwest Num	Qwest Denc	Qwest Resu	Mod Z Scr	Parity Score
Jul-02	61	6	10.17	4.79	3397	750	4.53	-2.35	-2.43
Aug-02	14	4	3.50	4.73	3926	784	5.01	0.28	-0.83
Sep-02	15	3	5.00	1.00	2803	626	4.48	-0.18	-1.11
Oct-02	31	11	2.82	1.72	3049	670	4.55	1.13	-0.31
Nov-02	23	9	2.56	2.24	2838	566	5.01	1.51	-0.08
Dec-02	37	9	4.11	3.22	2898	670	4.33	-0.03	-1.02
Jan-03	29	12	2.42	2.50	2980	672	4.43	1.49	-0.09
Feb-03	16	5	3.20	2.95	2146	532	4.03	0.14	-0.91
Mar-03	9	6	1.50	0.84	2201	466	4.72	1.98	0.2
Apr-03	14	7	2.00	1.15	1031	162	6.36	1.64	0
May-03	17	4	4.25	3.20	335	71	4.72	-0.38	-1.23
Jun-03	33	10	3.30	2.45	448	106	4.23	0.48	-0.71



PO-9 - Timely Jeopardy Notices

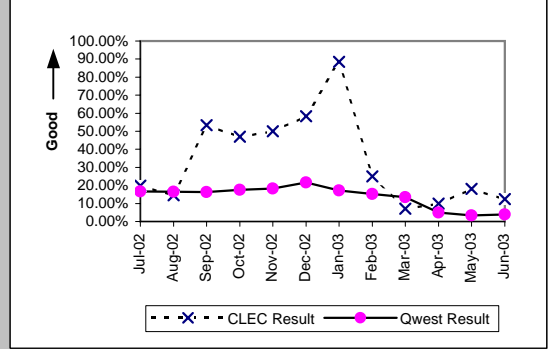
Non-Designed Services (PO-9 A) (Parity)

Date	CLEC Num	CLEC Dend	CLEC Resu	CLEC Std	Qwest Num	Qwest Dend	Qwest Resu	Mod Z Scr	Parity Score
Jul-02	0	5	0.00%	0.00%	197	1178	16.72%	0.86	-0.48
Aug-02	1	10	10.00%	30.00%	219	1326	16.52%	0.45	-0.73
Sep-02	1	7	14.29%	34.99%	170	1047	16.24%	0.03	-0.98
Oct-02	2	4	50.00%	50.00%	178	1010	17.62%	-1.7	-2.03
Nov-02	1	6	16.67%	37.27%	152	831	18.29%	0	-1
Dec-02	2	4	50.00%	50.00%	168	776	21.65%	-1.37	-1.83
Jan-03	1	9	11.11%	31.43%	147	853	17.23%	0.38	-0.77
Feb-03	1	5	20.00%	40.00%	121	795	15.22%	-0.3	-1.18
Mar-03	0	6	0.00%	0.00%	87	646	13.47%	0.83	-0.5
Apr-03	0	1	0.00%	0.00%	29	578	5.02%	0.01	-0.99
May-03	1	1	100.00%	0.00%	9	273	3.30%	-5.41	-4.29
Jun-03	1	5	20.00%	40.00%	18	460	3.91%	-1.85	-2.12



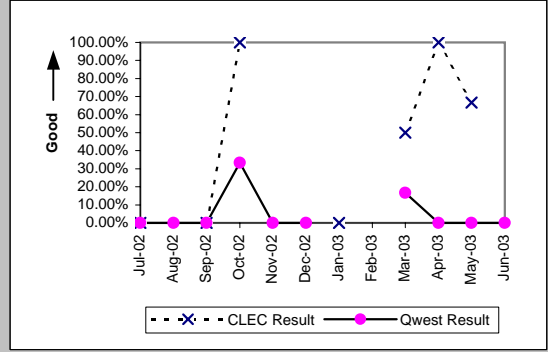
Unbundled Loops and Number Portability (PO-9 B) (Parity)

Date	CLEC Num	CLEC Dend	CLEC Resu	CLEC Std	Qwest Num	Qwest Dend	Qwest Resu	Mod Z Scr	Parity Score
Jul-02	18	91	19.78%	39.83%	197	1178	16.72%	-0.75	-1.46
Aug-02	10	69	14.49%	35.20%	219	1326	16.52%	0.41	-0.75
Sep-02	31	58	53.45%	49.88%	170	1047	16.24%	-7.48	-5.55
Oct-02	32	68	47.06%	49.91%	178	1010	17.62%	-6.17	-4.75
Nov-02	7	14	50.00%	50.00%	152	831	18.29%	-3.04	-2.85
Dec-02	7	12	58.33%	49.30%	168	776	21.65%	-3.06	-2.86
Jan-03	23	26	88.46%	31.95%	147	853	17.23%	-9.47	-6.76
Feb-03	7	28	25.00%	43.30%	121	795	15.22%	-1.42	-1.86
Mar-03	15	212	7.08%	25.64%	87	646	13.47%	2.58	0.57
Apr-03	13	132	9.85%	29.80%	29	578	5.02%	-2.29	-2.39
May-03	20	111	18.02%	38.43%	9	273	3.30%	-7.32	-5.45
Jun-03	13	104	12.50%	33.07%	18	460	3.91%	-4.08	-3.48



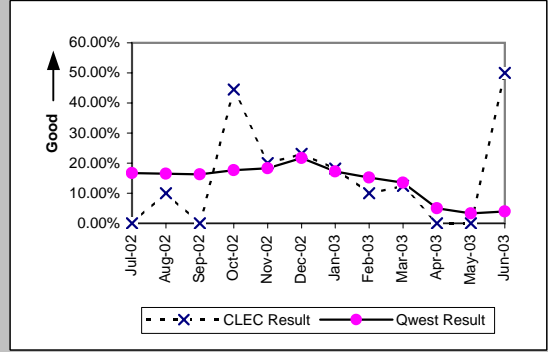
LIS Trunk (PO-9 C) (Parity)

Date	CLEC Num	CLEC Dend	CLEC Resu	CLEC Std	Qwest Num	Qwest Dend	Qwest Resu	Mod Z Scr	Parity Score
Jul-02	0	1	0.00%	0.00%	0	4	0.00%	N/A	N/A
Aug-02	0	1	0.00%	0.00%	0	1	0.00%	N/A	N/A
Sep-02	0	1	0.00%	0.00%	0	1	0.00%	N/A	N/A
Oct-02	2	2	100.00%	0.00%	1	3	33.33%	-1.55	-1.94
Nov-02	0	0	0.00%	0.00%	0	4	0.00%		
Dec-02	0	0	0.00%	0.00%	0	2	0.00%		
Jan-03	0	1	0.00%	0.00%	0	0	0.00%		
Feb-03	0	0	0.00%	0.00%	0	0	0.00%		
Mar-03	1	2	50.00%	50.00%	1	6	16.67%	-1.1	-1.67
Apr-03	1	1	100.00%	0.00%	0	7	0.00%	N/A	N/A
May-03	2	3	66.67%	47.14%	0	11	0.00%	N/A	N/A
Jun-03	0	0	0.00%	0.00%	0	4	0.00%		



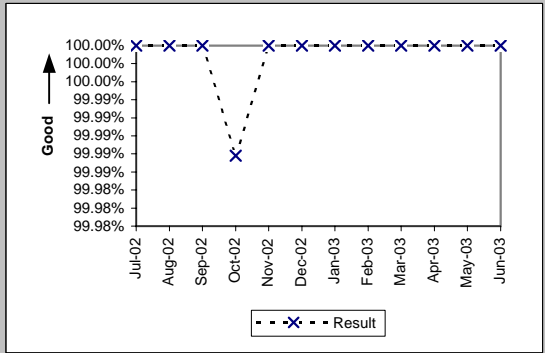
UNE - P (POTS) (PO-9 D) (Parity)

Date	CLEC Num	CLEC Dend	CLEC Resu	CLEC Std	Qwest Num	Qwest Dend	Qwest Resu	Mod Z Scr	Parity Score
Jul-02	0	4	0.00%	0.00%	197	1178	16.72%	0.72	-0.56
Aug-02	1	10	10.00%	30.00%	219	1326	16.52%	0.45	-0.73
Sep-02	0	4	0.00%	0.00%	170	1047	16.24%	0.7	-0.58
Oct-02	4	9	44.44%	49.69%	178	1010	17.62%	-2.1	-2.28
Nov-02	2	10	20.00%	40.00%	152	831	18.29%	-0.14	-1.08
Dec-02	3	13	23.08%	42.13%	168	776	21.65%	-0.12	-1.08
Jan-03	2	11	18.18%	38.57%	147	853	17.23%	-0.08	-1.05
Feb-03	1	10	10.00%	30.00%	121	795	15.22%	0.35	-0.79
Mar-03	1	8	12.50%	33.07%	87	646	13.47%	-0.04	-1.02
Apr-03	0	11	0.00%	0.00%	29	578	5.02%	0.59	-0.64
May-03	0	7	0.00%	0.00%	9	273	3.30%	0.23	-0.86
Jun-03	1	2	50.00%	50.00%	18	460	3.91%	-3.35	-3.04



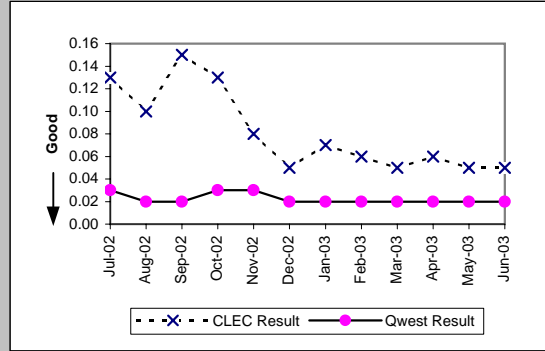
PO-10 - LSR Accountability

PO10 (Percent) Product Aggregate (PO-10) (Diagnostic)				
Date	Numerator	Denominator	Result	
Jul-02	90991	90991	100.00%	
Aug-02	99240	99240	100.00%	
Sep-02	76079	76079	100.00%	
Oct-02	106797	106810	99.99%	
Nov-02	91895	91895	100.00%	
Dec-02	82233	82233	100.00%	
Jan-03	12308	12308	100.00%	
Feb-03	13173	13173	100.00%	
Mar-03	18900	18900	100.00%	
Apr-03	17868	17868	100.00%	
May-03	18982	18982	100.00%	
Jun-03	20326	20326	100.00%	



PO-15 - Number of Due Date Changes per Order

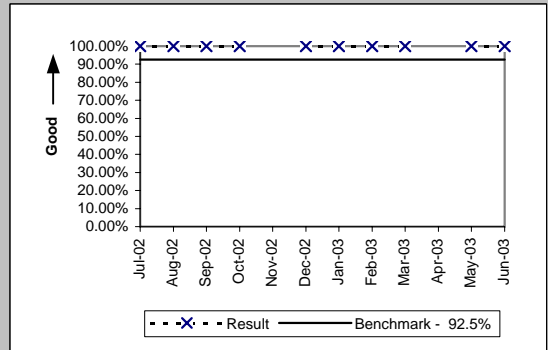
All (PO-15) (Diagnostic)									
Date	CLEC Num	CLEC Dens	CLEC Resu	CLEC Std	Qwest Num	Qwest Dens	Qwest Res	Mod Z Scr	Parity Score
Jul-02	788	6198	0.13	0.38	1579	62543	0.03	40.21	23.44
Aug-02	678	6489	0.10	0.34	1223	62776	0.02	39.79	23.19
Sep-02	773	5283	0.15	0.42	1357	60587	0.02	46.26	27.12
Oct-02	796	6310	0.13	0.38	1714	63409	0.03	38	22.1
Nov-02	458	5423	0.08	0.31	1393	50375	0.03	19.89	11.1
Dec-02	446	8206	0.05	0.25	1189	48000	0.02	13.11	6.97
Jan-03	507	7746	0.07	0.27	961	51570	0.02	24.47	13.88
Feb-03	526	8371	0.06	0.26	1101	47522	0.02	19.84	11.06
Mar-03	645	13268	0.05	0.23	1041	50518	0.02	17.42	9.59
Apr-03	659	11587	0.06	0.24	1086	52706	0.02	21.51	12.08
May-03	692	14230	0.05	0.22	1090	52085	0.02	18.05	9.97
Jun-03	624	12763	0.05	0.23	1192	55224	0.02	16.82	9.23



PO-16 - Timely Release Notifications

(PO-16) (Percent) (Benchmark)

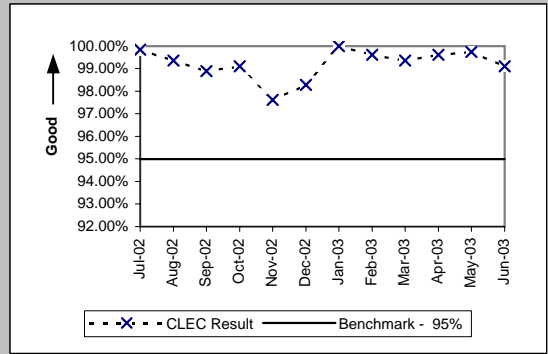
Date	Numerator	Denominator	Result
Jul-02	2	2	100.00%
Aug-02	1	1	100.00%
Sep-02	2	2	100.00%
Oct-02	7	7	100.00%
Nov-02	0	0	
Dec-02	2	2	100.00%
Jan-03	3	3	100.00%
Feb-03	3	3	100.00%
Mar-03	4	4	100.00%
Apr-03	0	0	
May-03	1	1	100.00%
Jun-03	1	1	100.00%



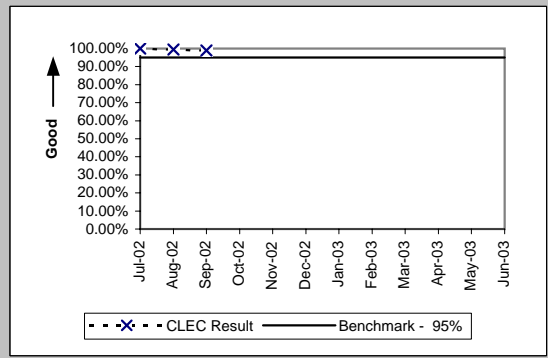
If the release notifications are less than 10 in the reporting month, the standard is 1 miss

PO-19 - Stand-Alone Test Environment (SATE) Accuracy

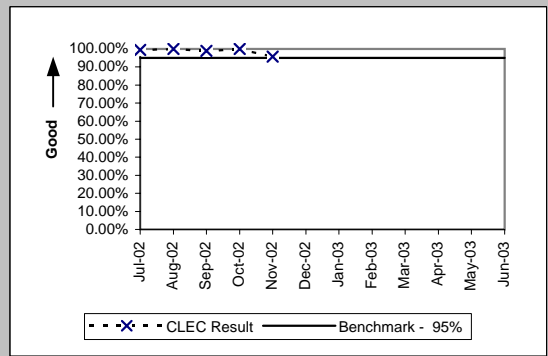
(PO-19) (Percent) (Benchmark)				
Date	CLEC Num	CLEC Denom	CLEC Result	
Jul-02	623	624	99.84%	
Aug-02	628	632	99.37%	
Sep-02	624	631	98.89%	
Oct-02	665	671	99.11%	
Nov-02	695	712	97.61%	
Dec-02	515	524	98.28%	
Jan-03	524	524	100.00%	
Feb-03	526	528	99.62%	
Mar-03	775	780	99.36%	
Apr-03	777	780	99.62%	
May-03	778	780	99.74%	
Jun-03	774	781	99.10%	



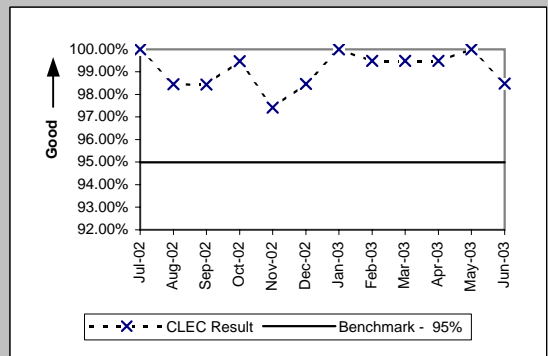
(PO-19 A) Rel. 8.0 (Percent) (Benchmark)				
Date	CLEC Num	CLEC Denom	CLEC Result	
Jul-02	188	188	100.00%	
Aug-02	187	188	99.47%	
Sep-02	186	188	98.94%	
Oct-02				
Nov-02				
Dec-02				
Jan-03				
Feb-03				
Mar-03				
Apr-03				
May-03				
Jun-03				



(PO-19 A) Rel. 9.0 (Percent) (Benchmark)				
Date	CLEC Num	CLEC Denom	CLEC Result	
Jul-02	188	189	99.47%	
Aug-02	189	189	100.00%	
Sep-02	187	189	98.94%	
Oct-02	189	189	100.00%	
Nov-02	181	189	95.77%	
Dec-02				
Jan-03				
Feb-03				
Mar-03				
Apr-03				
May-03				
Jun-03				

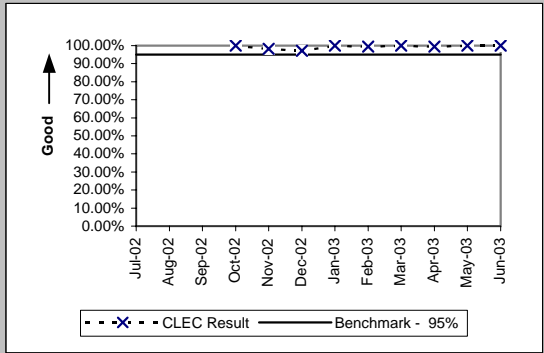


(PO-19 A) Rel. 10.0 (Percent) (Benchmark)				
Date	CLEC Num	CLEC Denom	CLEC Result	
Jul-02	189	189	100.00%	
Aug-02	191	194	98.45%	
Sep-02	190	193	98.45%	
Oct-02	192	193	99.48%	
Nov-02	189	194	97.42%	
Dec-02	192	195	98.46%	
Jan-03	195	195	100.00%	
Feb-03	196	197	99.49%	
Mar-03	196	197	99.49%	
Apr-03	196	197	99.49%	
May-03	197	197	100.00%	
Jun-03	195	198	98.48%	

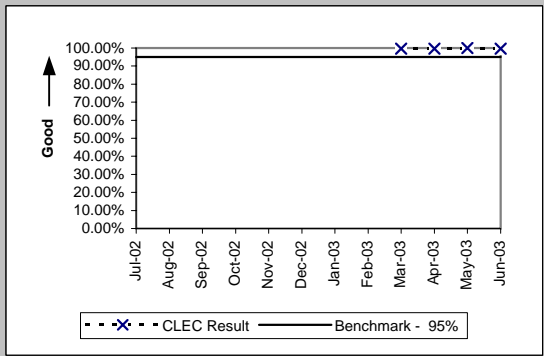


PO-19 - Stand-Alone Test Environment (SATE) Accuracy

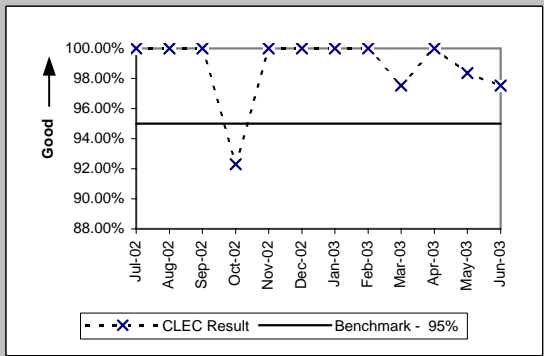
(PO-19 A) Rel. 11.0 (Percent) (Benchmark)				
Date	CLEC Num	CLEC Denom	CLEC Result	
Jul-02				
Aug-02				
Sep-02				
Oct-02	224	224	100.00%	
Nov-02	214	218	98.17%	
Dec-02	212	218	97.25%	
Jan-03	218	218	100.00%	
Feb-03	219	220	99.55%	
Mar-03	221	221	100.00%	
Apr-03	220	221	99.55%	
May-03	221	221	100.00%	
Jun-03	221	221	100.00%	



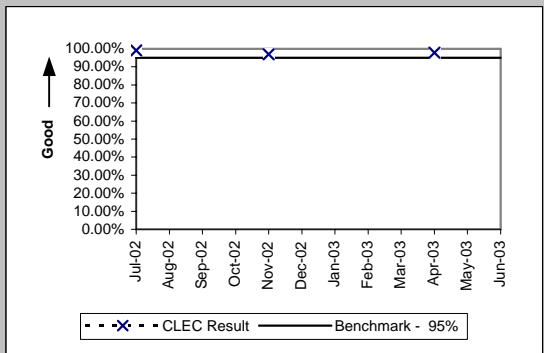
(PO-19 A) Rel. 12.0 (Percent) (Benchmark)				
Date	CLEC Num	CLEC Denom	CLEC Result	
Jul-02				
Aug-02				
Sep-02				
Oct-02				
Nov-02				
Dec-02				
Jan-03				
Feb-03				
Mar-03	239	240	99.58%	
Apr-03	239	240	99.58%	
May-03	240	240	100.00%	
Jun-03	239	240	99.58%	



(PO-19 A) Rel. VICKI (Percent) (Benchmark)				
Date	CLEC Num	CLEC Denom	CLEC Result	
Jul-02	58	58	100.00%	
Aug-02	61	61	100.00%	
Sep-02	61	61	100.00%	
Oct-02	60	65	92.31%	
Nov-02	111	111	100.00%	
Dec-02	111	111	100.00%	
Jan-03	111	111	100.00%	
Feb-03	111	111	100.00%	
Mar-03	119	122	97.54%	
Apr-03	122	122	100.00%	
May-03	120	122	98.36%	
Jun-03	119	122	97.54%	

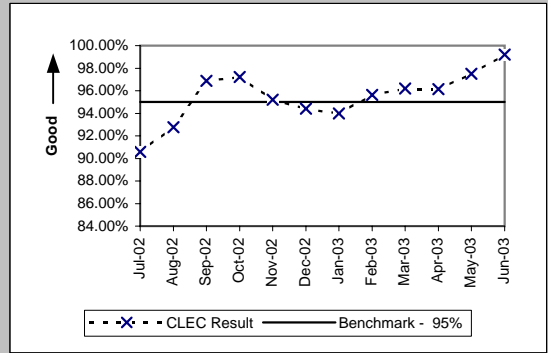


(PO-19 B) (Percent) (Benchmark)				
Date	CLEC Num	CLEC Denom	CLEC Result	
Jul-02	118	119	99.16%	
Aug-02				
Sep-02				
Oct-02				
Nov-02	165	170	97.06%	
Dec-02				
Jan-03				
Feb-03				
Mar-03				
Apr-03	178	182	97.80%	
May-03				
Jun-03				

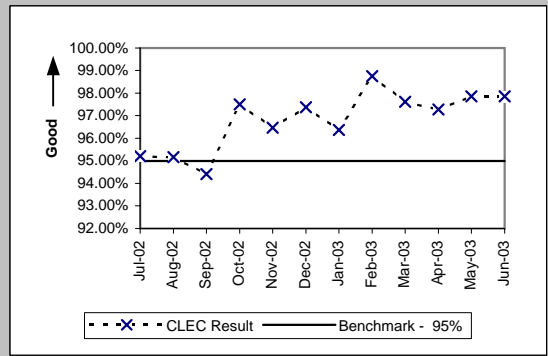


PO-20 Manual Service Order Accuracy

Resale POTS and UNE-P (POTS) (Benchmark)				
Date	CLEC Num	CLEC Denom	CLEC Result	
Jul-02	471	520	90.58%	
Aug-02	501	540	92.78%	
Sep-02	465	480	96.88%	
Oct-02	525	540	97.22%	
Nov-02	476	500	95.20%	
Dec-02	472	500	94.40%	
Jan-03	484	515	93.98%	
Feb-03	459	480	95.63%	
Mar-03	457	475	96.21%	
Apr-03	500	520	96.15%	
May-03	507	520	97.50%	
Jun-03	496	500	99.20%	

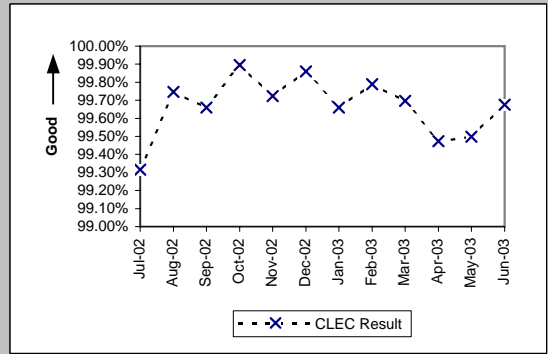


Unbundled Loops (Analog & NL 2-wire) (Benchmark)				
Date	CLEC Num	CLEC Denom	CLEC Result	
Jul-02	397	417	95.20%	
Aug-02	413	434	95.16%	
Sep-02	372	394	94.42%	
Oct-02	429	440	97.50%	
Nov-02	383	397	96.47%	
Dec-02	409	420	97.38%	
Jan-03	424	440	96.36%	
Feb-03	395	400	98.75%	
Mar-03	410	420	97.62%	
Apr-03	428	440	97.27%	
May-03	411	420	97.86%	
Jun-03	411	420	97.86%	



Order Accuracy

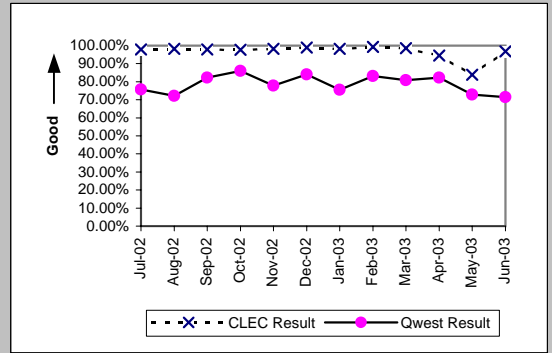
(Diagnostic)				
Date	CLEC Num	CLEC Denom	CLEC Result	
Jul-02	5955	5996	99.32%	
Aug-02	6274	6290	99.75%	
Sep-02	5850	5870	99.66%	
Oct-02	5713	5719	99.90%	
Nov-02	5767	5783	99.72%	
Dec-02	6631	6640	99.86%	
Jan-03	7710	7736	99.66%	
Feb-03	8029	8046	99.79%	
Mar-03	10866	10899	99.70%	
Apr-03	12265	12330	99.47%	
May-03	12696	12760	99.50%	
Jun-03	13210	13253	99.68%	



Additional information related to OP-5 new service installation quality - order accuracy

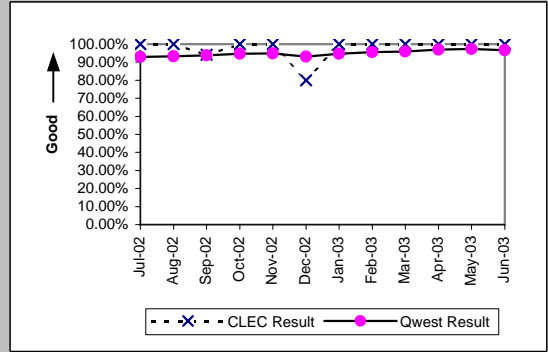
OP-2 - Calls Answered within Twenty Seconds - Interconnect Provisioning Center

Calls Answered within Twenty Seconds - Interconnect Provisioning Center (Percent) (OP-2) (Parity)						
Date	CLEC Num	CLEC Denom	CLEC Result	Qwest Num	Qwest Denom	Qwest Result
Jul-02	28597	29219	97.87%	2774843	3669243	75.62%
Aug-02	30142	30673	98.27%	2654557	3682542	72.08%
Sep-02	29029	29677	97.82%	2747435	3340161	82.25%
Oct-02	32143	32925	97.62%	2788825	3240021	86.07%
Nov-02	25745	26219	98.19%	2036091	2616966	77.80%
Dec-02	23980	24241	98.92%	2165894	2577208	84.04%
Jan-03	23917	24362	98.17%	2238227	2964996	75.49%
Feb-03	20899	21046	99.30%	2128566	2559622	83.16%
Mar-03	23866	24212	98.57%	2248592	2781661	80.84%
Apr-03	26748	28312	94.48%	2276242	2764235	82.35%
May-03	23655	28191	83.91%	2042164	2801297	72.90%
Jun-03	25407	26248	96.80%	2052431	2870341	71.50%

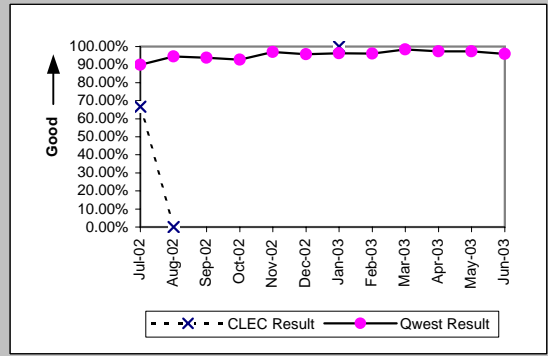


OP-3A - Installation Commitments Met (Percent) - Dispatches within MSAs

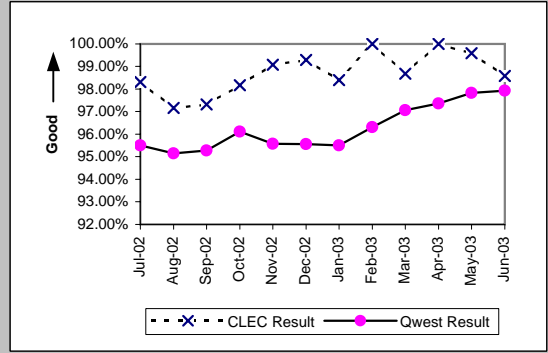
Business (Parity)									
Date	CLEC Num	CLEC Denc	CLEC Resu	CLEC Std E	Qwest Num	Qwest Denc	Qwest Resu	Mod Z Scr	Parity Scr
Jul-02	13	13	100.00%	0.00%	2522	2713	92.96%	-0.99	-1.6
Aug-02	8	8	100.00%	0.00%	2507	2686	93.34%	-0.75	-1.46
Sep-02	16	17	94.12%	23.53%	2441	2604	93.74%	-0.06	-1.04
Oct-02	11	11	100.00%	0.00%	2823	2983	94.64%	-0.79	-1.48
Nov-02	12	12	100.00%	0.00%	2485	2622	94.78%	-0.81	-1.49
Dec-02	8	10	80.00%	40.00%	2039	2190	93.11%	1.36	-0.17
Jan-03	7	7	100.00%	0.00%	2417	2554	94.64%	-0.63	-1.38
Feb-03	8	8	100.00%	0.00%	2174	2276	95.52%	-0.61	-1.37
Mar-03	9	9	100.00%	0.00%	2458	2562	95.94%	-0.62	-1.37
Apr-03	12	12	100.00%	0.00%	2380	2454	96.98%	-0.61	-1.37
May-03	14	14	100.00%	0.00%	2412	2480	97.26%	-0.63	-1.38
Jun-03	13	13	100.00%	0.00%	2394	2476	96.69%	-0.67	-1.4



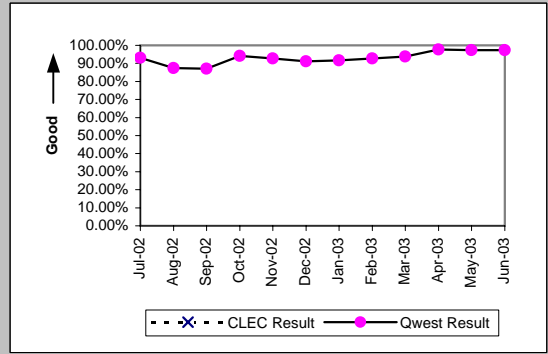
Centrex (Parity)									
Date	CLEC Num	CLEC Denc	CLEC Resu	CLEC Std E	Qwest Num	Qwest Denc	Qwest Resu	Mod Z Scr	Parity Scr
Jul-02	2	3	66.67%	47.14%	269	299	89.97%	1.03	-0.38
Aug-02	0	1	0.00%	0.00%	594	628	94.59%	1.93	0.17
Sep-02					512	546	93.77%		
Oct-02					480	518	92.66%		
Nov-02					451	465	96.99%		
Dec-02					431	450	95.78%		
Jan-03	1	1	100.00%	0.00%	388	403	96.28%	-0.2	-1.12
Feb-03					417	434	96.08%		
Mar-03					535	544	98.35%		
Apr-03					323	332	97.29%		
May-03					377	387	97.42%		
Jun-03					488	509	95.87%		



Residence (Parity)									
Date	CLEC Num	CLEC Denc	CLEC Resu	CLEC Std E	Qwest Num	Qwest Denc	Qwest Resu	Mod Z Scr	Parity Scr
Jul-02	175	178	98.31%	12.87%	10045	10518	95.50%	-1.79	-2.09
Aug-02	206	212	97.17%	16.58%	10028	10539	95.15%	-1.35	-1.82
Sep-02	109	112	97.32%	16.15%	9408	9874	95.28%	-1.01	-1.62
Oct-02	107	109	98.17%	13.42%	10366	10785	96.12%	-1.1	-1.67
Nov-02	108	109	99.08%	9.53%	7855	8219	95.57%	-1.77	-2.08
Dec-02	140	141	99.29%	8.39%	7603	7956	95.56%	-2.13	-2.3
Jan-03	245	249	98.39%	12.57%	8099	8480	95.51%	-2.17	-2.32
Feb-03	253	253	100.00%	0.00%	7402	7686	96.31%	-3.07	-2.86
Mar-03	224	227	98.68%	11.42%	8015	8257	97.07%	-1.42	-1.86
Apr-03	226	226	100.00%	0.00%	8485	8715	97.36%	-2.44	-2.49
May-03	246	247	99.60%	6.35%	8251	8434	97.83%	-1.88	-2.14
Jun-03	278	282	98.58%	11.83%	8783	8969	97.93%	-0.76	-1.46

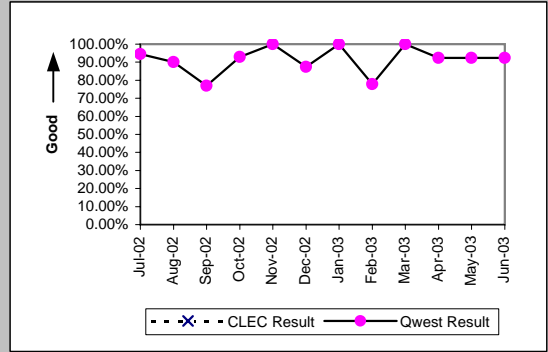


Centrex 21 (Parity)									
Date	CLEC Num	CLEC Denc	CLEC Resu	CLEC Std E	Qwest Num	Qwest Denc	Qwest Resu	Mod Z Scr	Parity Scr
Jul-02					134	144	93.06%		
Aug-02					119	136	87.50%		
Sep-02					128	147	87.07%		
Oct-02					147	156	94.23%		
Nov-02					103	111	92.79%		
Dec-02					114	125	91.20%		
Jan-03					110	120	91.67%		
Feb-03					102	110	92.73%		
Mar-03					120	128	93.75%		
Apr-03					126	129	97.67%		
May-03					113	116	97.41%		
Jun-03					113	116	97.41%		

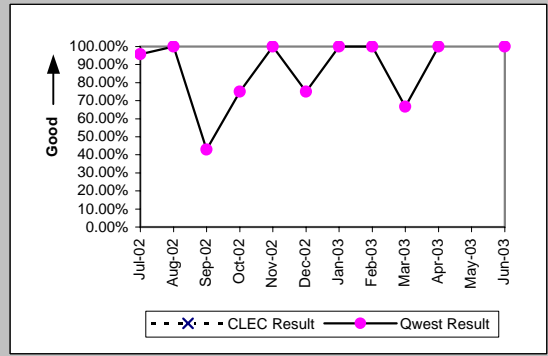


OP-3A - Installation Commitments Met (Percent) - Dispatches within MSAs

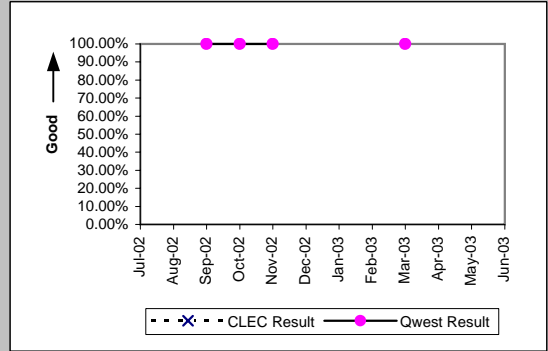
PBX (Parity)									
Date	CLEC Num	CLEC Denc	CLEC Resu	CLEC Std	Qwest Num	Qwest Denc	Qwest Resu	Mod Z Scr	Parity Scr
Jul-02					17	18	94.44%		
Aug-02					9	10	90.00%		
Sep-02					10	13	76.92%		
Oct-02					13	14	92.86%		
Nov-02					10	10	100.00%		
Dec-02					7	8	87.50%		
Jan-03					6	6	100.00%		
Feb-03					7	9	77.78%		
Mar-03					9	9	100.00%		
Apr-03					12	13	92.31%		
May-03					12	13	92.31%		
Jun-03					12	13	92.31%		



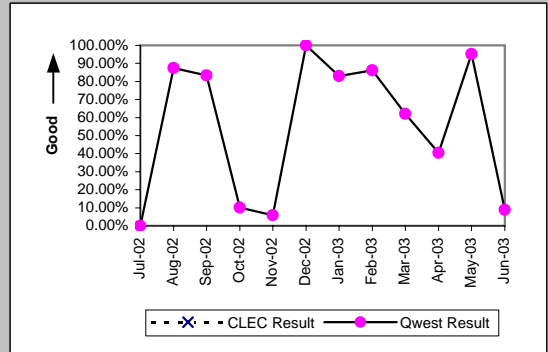
Basic Rate ISDN (Parity)									
Date	CLEC Num	CLEC Denc	CLEC Resu	CLEC Std	Qwest Num	Qwest Denc	Qwest Resu	Mod Z Scr	Parity Scr
Jul-02					246	257	95.72%		
Aug-02					3	3	100.00%		
Sep-02					3	7	42.86%		
Oct-02					3	4	75.00%		
Nov-02					6	6	100.00%		
Dec-02					3	4	75.00%		
Jan-03					3	3	100.00%		
Feb-03					2	2	100.00%		
Mar-03					4	6	66.67%		
Apr-03					1	1	100.00%		
May-03									
Jun-03					3	3	100.00%		



ISDN Primary (Parity)									
Date	CLEC Num	CLEC Denc	CLEC Resu	CLEC Std	Qwest Num	Qwest Denc	Qwest Resu	Mod Z Scr	Parity Scr
Jul-02									
Aug-02									
Sep-02					1	1	100.00%		
Oct-02					7	7	100.00%		
Nov-02					2	2	100.00%		
Dec-02									
Jan-03									
Feb-03									
Mar-03					1	1	100.00%		
Apr-03									
May-03									
Jun-03									

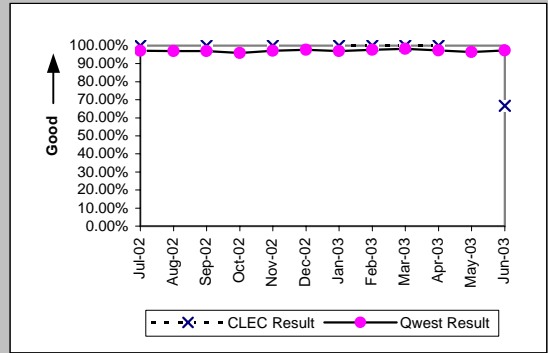


DS0 (Parity)									
Date	CLEC Num	CLEC Denc	CLEC Resu	CLEC Std	Qwest Num	Qwest Denc	Qwest Resu	Mod Z Scr	Parity Scr
Jul-02					0	21	0.00%		
Aug-02					7	8	87.50%		
Sep-02					15	18	83.33%		
Oct-02					6	59	10.17%		
Nov-02					2	34	5.88%		
Dec-02					1	1	100.00%		
Jan-03					283	341	82.99%		
Feb-03					87	101	86.14%		
Mar-03					100	161	62.11%		
Apr-03					17	42	40.48%		
May-03					20	21	95.24%		
Jun-03					5	56	8.93%		

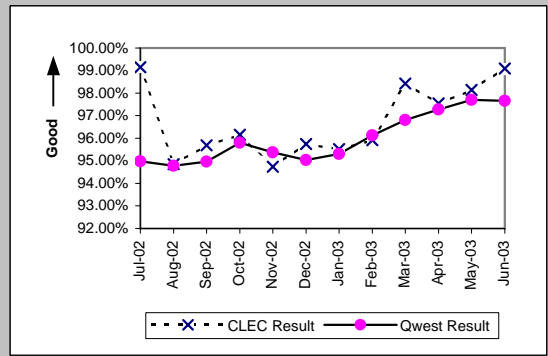


OP-3A - Installation Commitments Met (Percent) - Dispatches within MSAs

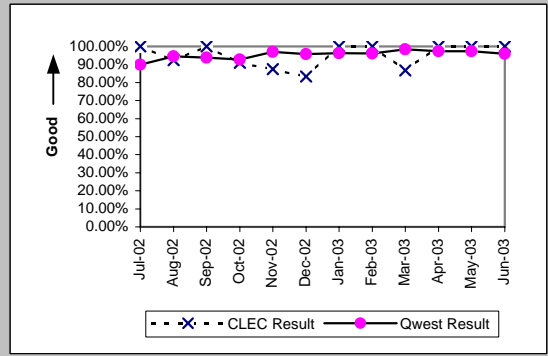
Qwest DSL (Parity)										
Date	CLEC Num	CLEC Denc	CLEC Resu	CLEC Std	Qwest Num	Qwest Denc	Qwest Resu	Mod Z Scr	Parity Scr	
Jul-02	2	2	100.00%	0.00%	1199	1234	97.16%	-0.24	-1.15	
Aug-02					960	990	96.97%			
Sep-02	1	1	100.00%	0.00%	1019	1050	97.05%	-0.17	-1.11	
Oct-02					1038	1083	95.84%			
Nov-02	1	1	100.00%	0.00%	811	834	97.24%	-0.17	-1.1	
Dec-02					866	886	97.74%			
Jan-03	1	1	100.00%	0.00%	912	941	96.92%	-0.18	-1.11	
Feb-03	1	1	100.00%	0.00%	784	802	97.76%	-0.15	-1.09	
Mar-03	2	2	100.00%	0.00%	740	753	98.27%	-0.19	-1.11	
Apr-03	2	2	100.00%	0.00%	638	655	97.40%	-0.23	-1.14	
May-03					486	504	96.43%			
Jun-03	2	3	66.67%	47.14%	390	401	97.26%	1.73	0.05	



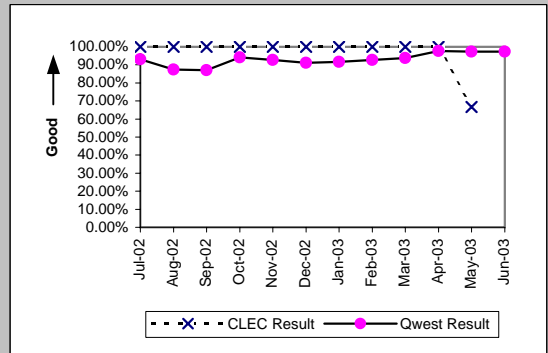
UNE - P (POTS) (Parity)										
Date	CLEC Num	CLEC Denc	CLEC Resu	CLEC Std	Qwest Num	Qwest Denc	Qwest Resu	Mod Z Scr	Parity Scr	
Jul-02	117	118	99.15%	9.17%	12567	13231	94.98%	-2.07	-2.26	
Aug-02	129	136	94.85%	22.10%	12535	13225	94.78%	-0.04	-1.02	
Sep-02	111	116	95.69%	20.31%	11849	12478	94.96%	-0.36	-1.22	
Oct-02	125	130	96.15%	19.23%	13189	13768	95.79%	-0.2	-1.12	
Nov-02	126	133	94.74%	22.33%	10340	10841	95.38%	0.39	-0.76	
Dec-02	135	141	95.74%	20.18%	9642	10146	95.03%	-0.39	-1.23	
Jan-03	192	201	95.52%	20.68%	10516	11034	95.31%	-0.14	-1.09	
Feb-03	188	196	95.92%	19.79%	9576	9962	96.13%	0.2	-0.88	
Mar-03	314	319	98.43%	12.42%	10473	10819	96.80%	-1.63	-1.99	
Apr-03	279	286	97.55%	15.45%	10865	11169	97.28%	-0.28	-1.17	
May-03	318	324	98.15%	13.48%	10663	10914	97.70%	-0.53	-1.32	
Jun-03	217	219	99.09%	9.51%	11177	11445	97.66%	-1.38	-1.84	



UNE P (Centrex) (Parity)										
Date	CLEC Num	CLEC Denc	CLEC Resu	CLEC Std	Qwest Num	Qwest Denc	Qwest Resu	Mod Z Scr	Parity Scr	
Jul-02	5	5	100.00%	0.00%	269	299	89.97%	-0.74	-1.45	
Aug-02	12	13	92.31%	26.65%	594	628	94.59%	0.4	-0.76	
Sep-02	10	10	100.00%	0.00%	512	546	93.77%	-0.81	-1.49	
Oct-02	10	11	90.91%	28.75%	480	518	92.66%	0.27	-0.83	
Nov-02	7	8	87.50%	33.07%	451	465	96.99%	1.15	-0.3	
Dec-02	10	12	83.33%	37.27%	431	450	95.78%	1.63	-0.01	
Jan-03	10	10	100.00%	0.00%	388	403	96.28%	-0.61	-1.37	
Feb-03	10	10	100.00%	0.00%	417	434	96.08%	-0.63	-1.38	
Mar-03	13	15	86.67%	33.99%	535	544	98.35%	2.18	0.33	
Apr-03	17	17	100.00%	0.00%	323	332	97.29%	-0.67	-1.41	
May-03	6	6	100.00%	0.00%	377	387	97.42%	-0.4	-1.24	
Jun-03	8	8	100.00%	0.00%	488	509	95.87%	-0.58	-1.35	

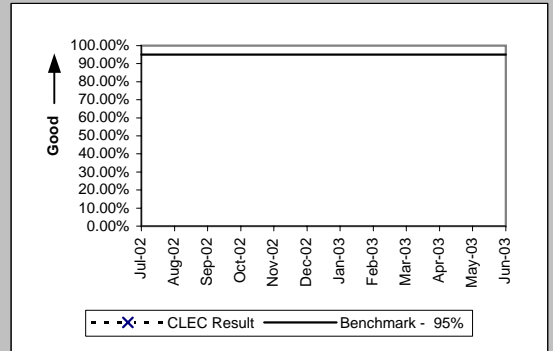


UNE P (Centrex 21) (Parity)										
Date	CLEC Num	CLEC Denc	CLEC Resu	CLEC Std	Qwest Num	Qwest Denc	Qwest Resu	Mod Z Scr	Parity Scr	
Jul-02	5	5	100.00%	0.00%	134	144	93.06%	-0.6	-1.37	
Aug-02	3	3	100.00%	0.00%	119	136	87.50%	-0.65	-1.39	
Sep-02	3	3	100.00%	0.00%	128	147	87.07%	-0.66	-1.4	
Oct-02	4	4	100.00%	0.00%	147	156	94.23%	-0.49	-1.3	
Nov-02	5	5	100.00%	0.00%	103	111	92.79%	-0.61	-1.37	
Dec-02	10	10	100.00%	0.00%	114	125	91.20%	-0.95	-1.57	
Jan-03	3	3	100.00%	0.00%	110	120	91.67%	-0.52	-1.31	
Feb-03	4	4	100.00%	0.00%	102	110	92.73%	-0.55	-1.33	
Mar-03	4	4	100.00%	0.00%	120	128	93.75%	-0.51	-1.31	
Apr-03	5	5	100.00%	0.00%	126	129	97.67%	-0.34	-1.21	
May-03	2	3	66.67%	47.14%	113	116	97.41%	1.69	0.03	
Jun-03					113	116	97.41%			



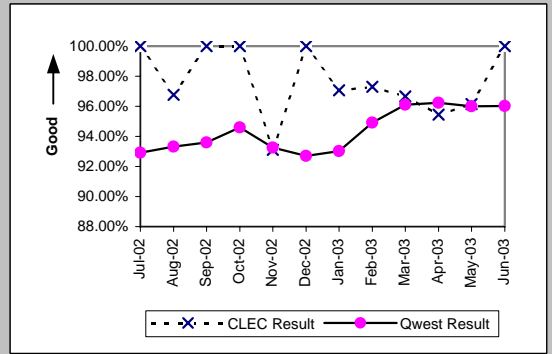
OP-3A - Installation Commitments Met (Percent) - Dispatches within MSAs

Line Sharing (Benchmark)				
Date	Numerator	Denominator	CLEC Result	Standard Dev
Jul-02				
Aug-02				
Sep-02				
Oct-02				
Nov-02				
Dec-02				
Jan-03				
Feb-03				
Mar-03				
Apr-03				
May-03				
Jun-03				

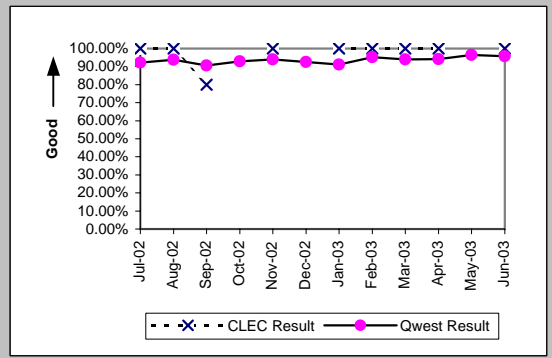


OP-3B - Installation Commitments Met (Percent) - Dispatches outside MSAs

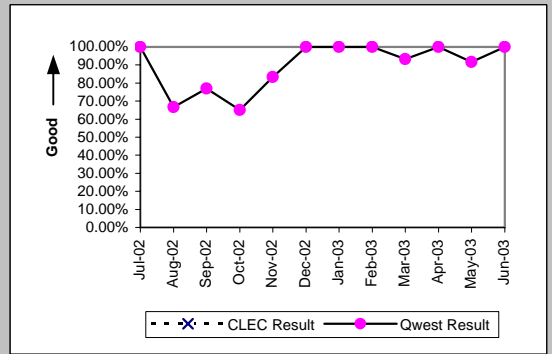
Residence (Parity)									
Date	CLEC Num	CLEC Denc	CLEC Resu	CLEC Std E	Qwest Num	Qwest Denc	Qwest Resu	Mod Z Scr	Parity Scr
Jul-02	21	21	100.00%	0.00%	1665	1792	92.91%	-1.26	-1.76
Aug-02	30	31	96.77%	17.67%	1702	1824	93.31%	-0.77	-1.47
Sep-02	16	16	100.00%	0.00%	1577	1685	93.59%	-1.04	-1.63
Oct-02	26	26	100.00%	0.00%	1736	1835	94.60%	-1.21	-1.74
Nov-02	27	29	93.10%	25.34%	1342	1439	93.26%	0.11	-0.94
Dec-02	26	26	100.00%	0.00%	1358	1465	92.70%	-1.42	-1.86
Jan-03	33	34	97.06%	16.90%	1371	1474	93.01%	-0.92	-1.56
Feb-03	36	37	97.30%	16.22%	1305	1375	94.91%	-0.65	-1.4
Mar-03	29	30	96.67%	17.95%	1380	1436	96.10%	-0.16	-1.1
Apr-03	21	22	95.45%	20.83%	1529	1589	96.22%	0.26	-0.84
May-03	25	26	96.15%	19.23%	1487	1549	96.00%	-0.04	-1.02
Jun-03	19	19	100.00%	0.00%	1524	1587	96.03%	-0.88	-1.54



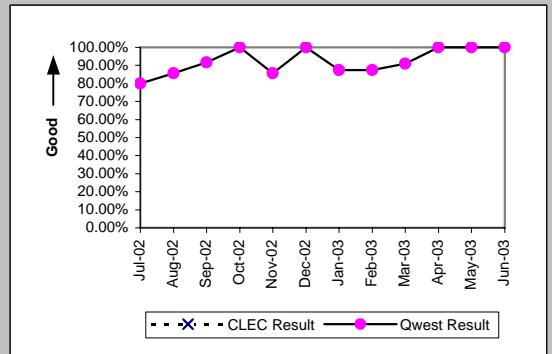
Business (Parity)									
Date	CLEC Num	CLEC Denc	CLEC Resu	CLEC Std E	Qwest Num	Qwest Denc	Qwest Resu	Mod Z Scr	Parity Scr
Jul-02	3	3	100.00%	0.00%	308	334	92.22%	-0.5	-1.3
Aug-02	3	3	100.00%	0.00%	304	324	93.83%	-0.44	-1.27
Sep-02	4	5	80.00%	40.00%	258	285	90.53%	0.71	-0.57
Oct-02					377	406	92.86%		
Nov-02	3	3	100.00%	0.00%	265	282	93.97%	-0.44	-1.27
Dec-02					261	282	92.55%		
Jan-03	1	1	100.00%	0.00%	306	336	91.07%	-0.31	-1.19
Feb-03	1	1	100.00%	0.00%	280	294	95.24%	-0.22	-1.14
Mar-03	2	2	100.00%	0.00%	297	316	93.99%	-0.36	-1.22
Apr-03	3	3	100.00%	0.00%	287	305	94.10%	-0.43	-1.26
May-03					278	288	96.53%		
Jun-03	1	1	100.00%	0.00%	293	306	95.75%	-0.21	-1.13



Centrex (Parity)									
Date	CLEC Num	CLEC Denc	CLEC Resu	CLEC Std E	Qwest Num	Qwest Denc	Qwest Resu	Mod Z Scr	Parity Scr
Jul-02					1	1	100.00%		
Aug-02					14	21	66.67%		
Sep-02					10	13	76.92%		
Oct-02					13	20	65.00%		
Nov-02					10	12	83.33%		
Dec-02					6	6	100.00%		
Jan-03					9	9	100.00%		
Feb-03					4	4	100.00%		
Mar-03					14	15	93.33%		
Apr-03					11	11	100.00%		
May-03					11	12	91.67%		
Jun-03					11	11	100.00%		

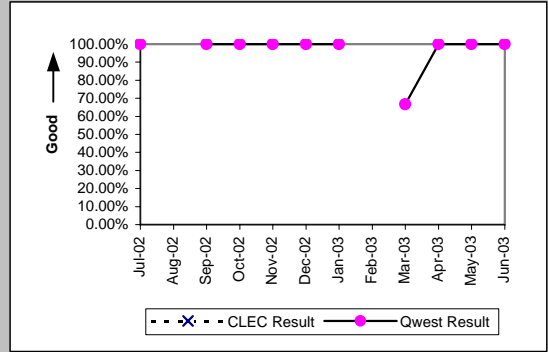


Centrex 21 (Parity)									
Date	CLEC Num	CLEC Denc	CLEC Resu	CLEC Std E	Qwest Num	Qwest Denc	Qwest Resu	Mod Z Scr	Parity Scr
Jul-02					8	10	80.00%		
Aug-02					6	7	85.71%		
Sep-02					11	12	91.67%		
Oct-02					11	11	100.00%		
Nov-02					12	14	85.71%		
Dec-02					9	9	100.00%		
Jan-03					7	8	87.50%		
Feb-03					7	8	87.50%		
Mar-03					10	11	90.91%		
Apr-03					7	7	100.00%		
May-03					15	15	100.00%		
Jun-03					12	12	100.00%		

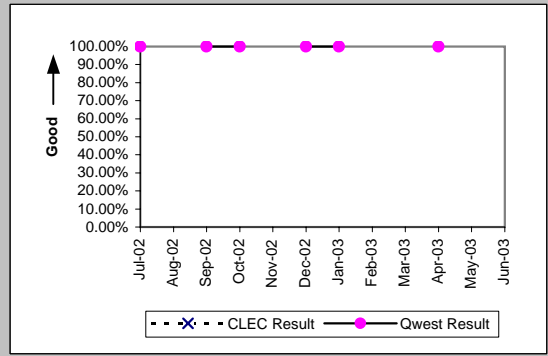


OP-3B - Installation Commitments Met (Percent) - Dispatches outside MSAs

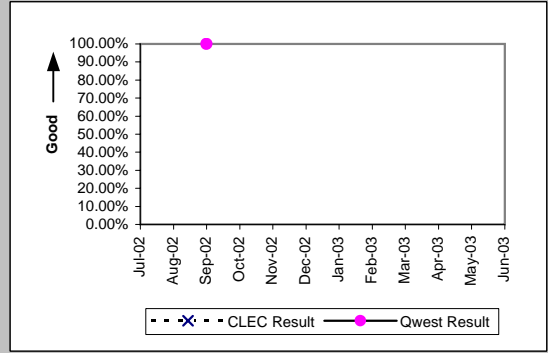
PBX (Parity)									
Date	CLEC Num	CLEC Denc	CLEC Resu	CLEC Std T	Qwest Num	Qwest Denc	Qwest Resu	Mod Z Scr	Parity Scr
Jul-02					2	2	100.00%		
Aug-02									
Sep-02					2	2	100.00%		
Oct-02					1	1	100.00%		
Nov-02					2	2	100.00%		
Dec-02					2	2	100.00%		
Jan-03					1	1	100.00%		
Feb-03									
Mar-03					2	3	66.67%		
Apr-03					1	1	100.00%		
May-03					3	3	100.00%		
Jun-03					1	1	100.00%		



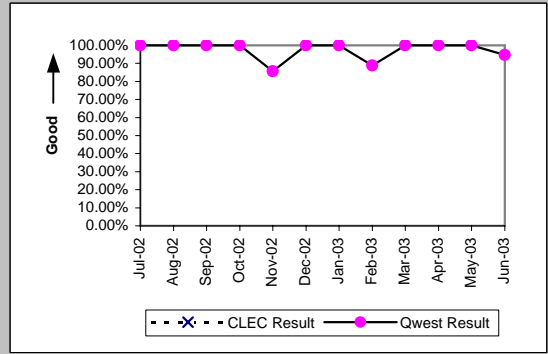
Basic Rate ISDN (Parity)									
Date	CLEC Num	CLEC Denc	CLEC Resu	CLEC Std T	Qwest Num	Qwest Denc	Qwest Resu	Mod Z Scr	Parity Scr
Jul-02					7	7	100.00%		
Aug-02									
Sep-02					1	1	100.00%		
Oct-02					1	1	100.00%		
Nov-02									
Dec-02					1	1	100.00%		
Jan-03					1	1	100.00%		
Feb-03									
Mar-03									
Apr-03					1	1	100.00%		
May-03									
Jun-03									



DS0 (Parity)									
Date	CLEC Num	CLEC Denc	CLEC Resu	CLEC Std T	Qwest Num	Qwest Denc	Qwest Resu	Mod Z Scr	Parity Scr
Jul-02									
Aug-02									
Sep-02					1	1	100.00%		
Oct-02									
Nov-02									
Dec-02									
Jan-03									
Feb-03									
Mar-03									
Apr-03									
May-03									
Jun-03									

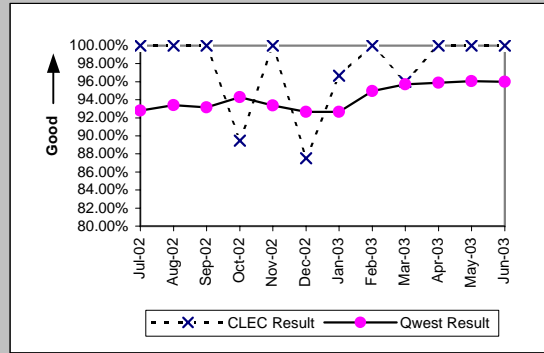


Qwest DSL (Parity)									
Date	CLEC Num	CLEC Denc	CLEC Resu	CLEC Std T	Qwest Num	Qwest Denc	Qwest Resu	Mod Z Scr	Parity Scr
Jul-02					10	10	100.00%		
Aug-02					11	11	100.00%		
Sep-02					5	5	100.00%		
Oct-02					8	8	100.00%		
Nov-02					6	7	85.71%		
Dec-02					5	5	100.00%		
Jan-03					13	13	100.00%		
Feb-03					8	9	88.89%		
Mar-03					14	14	100.00%		
Apr-03					10	10	100.00%		
May-03					15	15	100.00%		
Jun-03					18	19	94.74%		

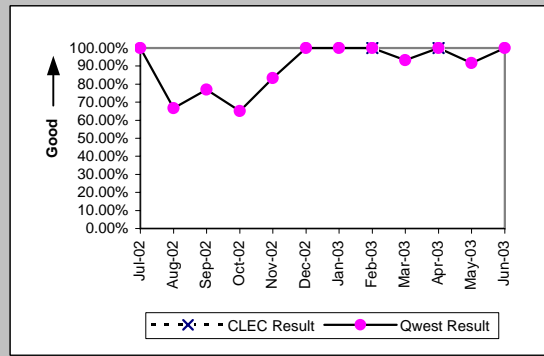


OP-3B - Installation Commitments Met (Percent) - Dispatches outside MSAs

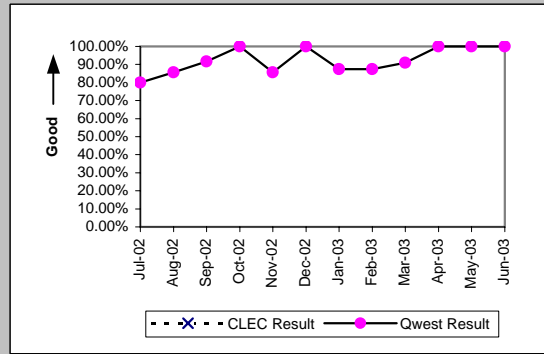
UNE - P (POTS) (Parity)									
Date	CLEC Num	CLEC Dend	CLEC Resu	CLEC Std	Qwest Num	Qwest Dend	Qwest Resu	Mod Z Scr	Parity Scr
Jul-02	9	9	100.00%	0.00%	1973	2126	92.80%	-0.83	-1.51
Aug-02	22	22	100.00%	0.00%	2006	2148	93.39%	-1.24	-1.75
Sep-02	21	21	100.00%	0.00%	1835	1970	93.15%	-1.24	-1.75
Oct-02	17	19	89.47%	30.69%	2113	2241	94.29%	0.86	-0.48
Nov-02	15	15	100.00%	0.00%	1607	1721	93.38%	-1.03	-1.62
Dec-02	7	8	87.50%	33.07%	1619	1747	92.67%	0.56	-0.66
Jan-03	29	30	96.67%	17.95%	1677	1810	92.65%	-0.84	-1.51
Feb-03	21	21	100.00%	0.00%	1585	1669	94.97%	-1.05	-1.64
Mar-03	48	50	96.00%	19.60%	1677	1752	95.72%	-0.1	-1.06
Apr-03	34	34	100.00%	0.00%	1816	1894	95.88%	-1.2	-1.73
May-03	51	51	100.00%	0.00%	1765	1837	96.08%	-1.42	-1.86
Jun-03	29	29	100.00%	0.00%	1817	1893	95.99%	-1.09	-1.66



UNE P (Centrex) (Parity)									
Date	CLEC Num	CLEC Dend	CLEC Resu	CLEC Std	Qwest Num	Qwest Dend	Qwest Resu	Mod Z Scr	Parity Scr
Jul-02					1	1	100.00%		
Aug-02					14	21	66.67%		
Sep-02					10	13	76.92%		
Oct-02					13	20	65.00%		
Nov-02					10	12	83.33%		
Dec-02					6	6	100.00%		
Jan-03					9	9	100.00%		
Feb-03	1	1	100.00%	0.00%	4	4	100.00%	N/A	N/A
Mar-03					14	15	93.33%		
Apr-03	1	1	100.00%	0.00%	11	11	100.00%	N/A	N/A
May-03					11	12	91.67%		
Jun-03					11	11	100.00%		

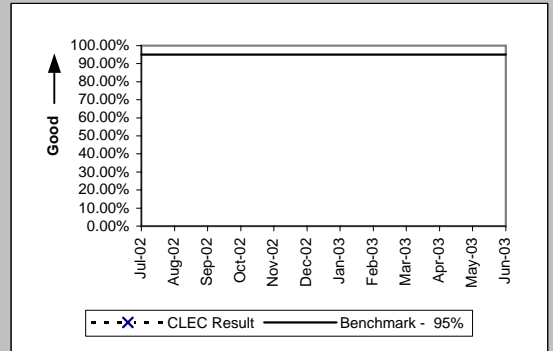


UNE P (Centrex 21) (Parity)									
Date	CLEC Num	CLEC Dend	CLEC Resu	CLEC Std	Qwest Num	Qwest Dend	Qwest Resu	Mod Z Scr	Parity Scr
Jul-02					8	10	80.00%		
Aug-02					6	7	85.71%		
Sep-02					11	12	91.67%		
Oct-02					11	11	100.00%		
Nov-02					12	14	85.71%		
Dec-02					9	9	100.00%		
Jan-03					7	8	87.50%		
Feb-03					7	8	87.50%		
Mar-03					10	11	90.91%		
Apr-03					7	7	100.00%		
May-03					15	15	100.00%		
Jun-03					12	12	100.00%		



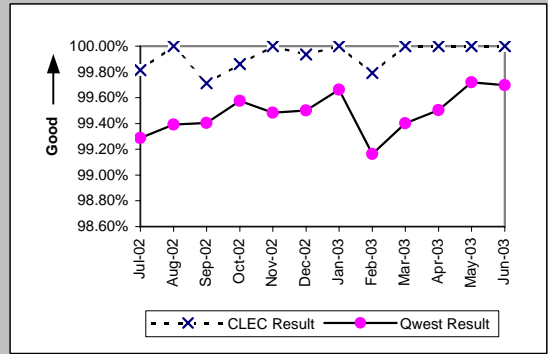
OP-3B - Installation Commitments Met (Percent) - Dispatches outside MSAs

Line Sharing (Benchmark)				
Date	Numerator	Denominator	CLEC Result	Standard Dev
Jul-02				
Aug-02				
Sep-02				
Oct-02				
Nov-02				
Dec-02				
Jan-03				
Feb-03				
Mar-03				
Apr-03				
May-03				
Jun-03				

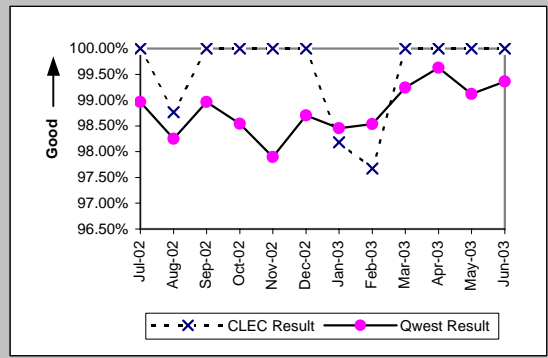


OP-3C - Installation Commitments Met (Percent) - No dispatches

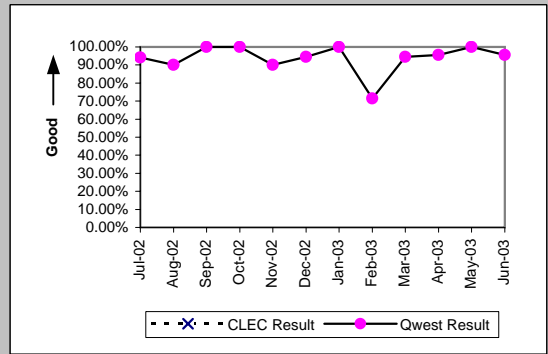
Residence (Parity)									
Date	CLEC Num	CLEC Denc	CLEC Resu	CLEC Std E	Qwest Num	Qwest Denc	Qwest Resu	Mod Z Scr	Parity Scr
Jul-02	1076	1078	99.81%	4.30%	29372	29583	99.29%	-2.02	-2.23
Aug-02	1168	1168	100.00%	0.00%	31897	32092	99.39%	-2.62	-2.6
Sep-02	691	693	99.71%	5.36%	31245	31432	99.41%	-1.04	-1.63
Oct-02	716	717	99.86%	3.73%	31750	31885	99.58%	-1.16	-1.7
Nov-02	722	722	100.00%	0.00%	25786	25920	99.48%	-1.91	-2.16
Dec-02	1556	1557	99.94%	2.53%	23357	23474	99.50%	-2.36	-2.43
Jan-03	1506	1506	100.00%	0.00%	25469	25555	99.66%	-2.19	-2.33
Feb-03	1440	1443	99.79%	4.55%	23458	23656	99.16%	-2.55	-2.55
Mar-03	1195	1195	100.00%	0.00%	24736	24885	99.40%	-2.62	-2.59
Apr-03	843	843	100.00%	0.00%	26417	26549	99.50%	-2.02	-2.23
May-03	743	743	100.00%	0.00%	26574	26649	99.72%	-1.43	-1.87
Jun-03	385	385	100.00%	0.00%	28603	28690	99.70%	-1.07	-1.65



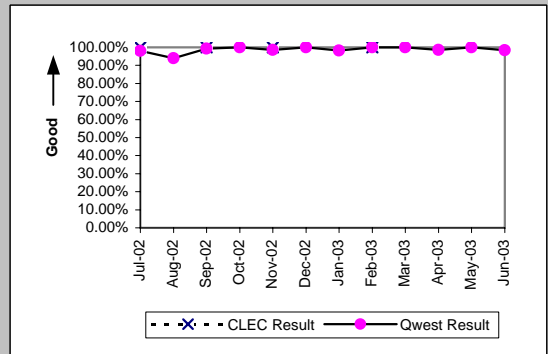
Business (Parity)									
Date	CLEC Num	CLEC Denc	CLEC Resu	CLEC Std E	Qwest Num	Qwest Denc	Qwest Resu	Mod Z Scr	Parity Scr
Jul-02	85	85	100.00%	0.00%	765	773	98.97%	-0.89	-1.54
Aug-02	80	81	98.77%	11.04%	731	744	98.25%	-0.33	-1.2
Sep-02	51	51	100.00%	0.00%	670	677	98.97%	-0.7	-1.43
Oct-02	41	41	100.00%	0.00%	879	892	98.54%	-0.76	-1.46
Nov-02	39	39	100.00%	0.00%	651	665	97.89%	-0.89	-1.54
Dec-02	26	26	100.00%	0.00%	610	618	98.71%	-0.57	-1.35
Jan-03	54	55	98.18%	13.36%	764	776	98.45%	0.21	-0.87
Feb-03	42	43	97.67%	15.07%	807	819	98.53%	0.47	-0.72
Mar-03	37	37	100.00%	0.00%	786	792	99.24%	-0.52	-1.32
Apr-03	71	71	100.00%	0.00%	805	808	99.63%	-0.49	-1.3
May-03	33	33	100.00%	0.00%	903	911	99.12%	-0.53	-1.32
Jun-03	20	20	100.00%	0.00%	775	780	99.36%	-0.35	-1.22



Centrex (Parity)									
Date	CLEC Num	CLEC Denc	CLEC Resu	CLEC Std E	Qwest Num	Qwest Denc	Qwest Resu	Mod Z Scr	Parity Scr
Jul-02					16	17	94.12%		
Aug-02					18	20	90.00%		
Sep-02					11	11	100.00%		
Oct-02					14	14	100.00%		
Nov-02					9	10	90.00%		
Dec-02					17	18	94.44%		
Jan-03					15	15	100.00%		
Feb-03					5	7	71.43%		
Mar-03					17	18	94.44%		
Apr-03					22	23	95.65%		
May-03					9	9	100.00%		
Jun-03					22	23	95.65%		

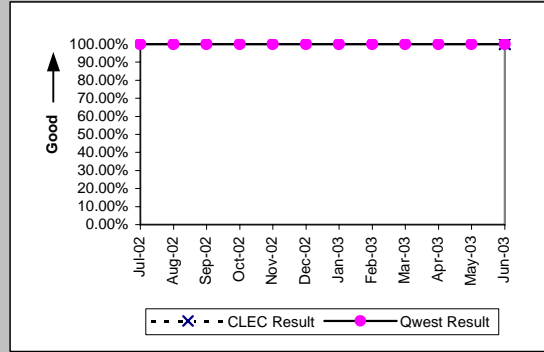


Centrex 21 (Parity)									
Date	CLEC Num	CLEC Denc	CLEC Resu	CLEC Std E	Qwest Num	Qwest Denc	Qwest Resu	Mod Z Scr	Parity Scr
Jul-02	1	1	100.00%	0.00%	52	53	98.11%	-0.14	-1.08
Aug-02					63	67	94.03%		
Sep-02	2	2	100.00%	0.00%	125	126	99.21%	-0.13	-1.08
Oct-02					67	67	100.00%		
Nov-02	1	1	100.00%	0.00%	68	69	98.55%	-0.12	-1.07
Dec-02					79	79	100.00%		
Jan-03					55	56	98.21%		
Feb-03	1	1	100.00%	0.00%	65	65	100.00%	N/A	N/A
Mar-03					82	82	100.00%		
Apr-03					71	72	98.61%		
May-03					77	77	100.00%		
Jun-03					122	124	98.39%		

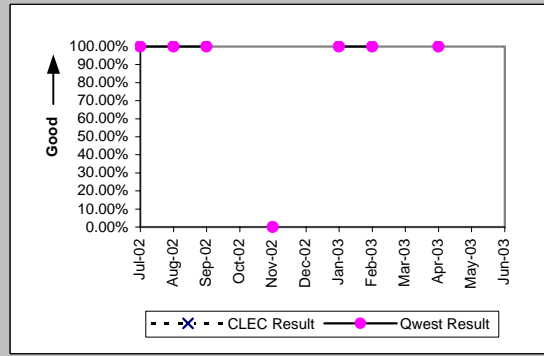


OP-3C - Installation Commitments Met (Percent) - No dispatches

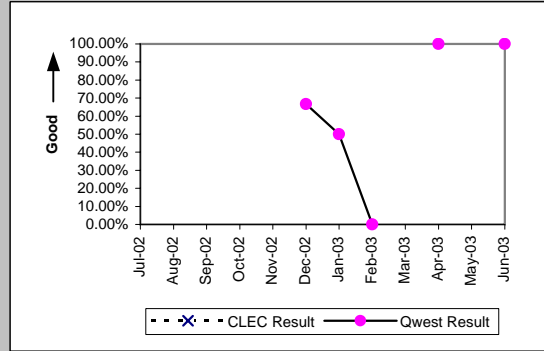
PBX (Parity)									
Date	CLEC Num	CLEC Denc	CLEC Resu	CLEC Std	Qwest Num	Qwest Denc	Qwest Resu	Mod Z Scr	Parity Scr
Jul-02					15	15	100.00%		
Aug-02					4	4	100.00%		
Sep-02					6	6	100.00%		
Oct-02					3	3	100.00%		
Nov-02					2	2	100.00%		
Dec-02					3	3	100.00%		
Jan-03					2	2	100.00%		
Feb-03					4	4	100.00%		
Mar-03					1	1	100.00%		
Apr-03					11	11	100.00%		
May-03					5	5	100.00%		
Jun-03	1	1	100.00%	0.00%	6	6	100.00%	N/A	N/A



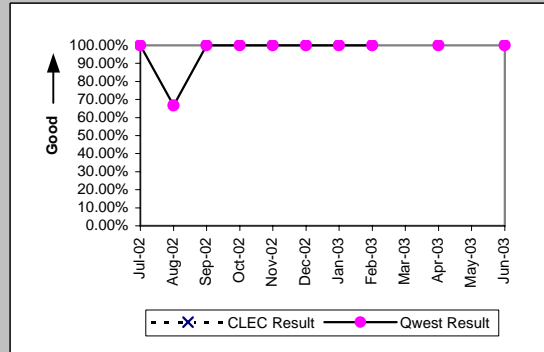
Basic Rate ISDN (Parity)									
Date	CLEC Num	CLEC Denc	CLEC Resu	CLEC Std	Qwest Num	Qwest Denc	Qwest Resu	Mod Z Scr	Parity Scr
Jul-02					12	12	100.00%		
Aug-02					2	2	100.00%		
Sep-02					4	4	100.00%		
Oct-02									
Nov-02					0	1	0.00%		
Dec-02									
Jan-03					2	2	100.00%		
Feb-03					2	2	100.00%		
Mar-03									
Apr-03					1	1	100.00%		
May-03									
Jun-03									



ISDN Primary (Parity)									
Date	CLEC Num	CLEC Denc	CLEC Resu	CLEC Std	Qwest Num	Qwest Denc	Qwest Resu	Mod Z Scr	Parity Scr
Jul-02									
Aug-02									
Sep-02									
Oct-02									
Nov-02									
Dec-02					2	3	66.67%		
Jan-03					1	2	50.00%		
Feb-03					0	1	0.00%		
Mar-03									
Apr-03					1	1	100.00%		
May-03									
Jun-03					1	1	100.00%		

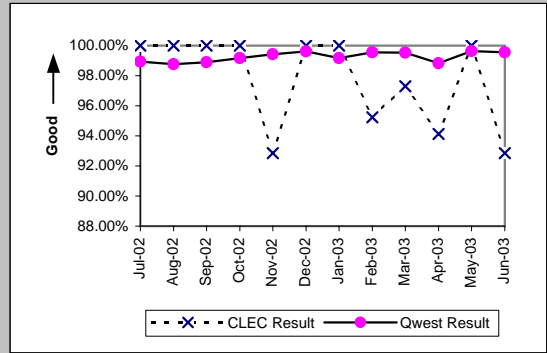


DS0 (Parity)									
Date	CLEC Num	CLEC Denc	CLEC Resu	CLEC Std	Qwest Num	Qwest Denc	Qwest Resu	Mod Z Scr	Parity Scr
Jul-02					4	4	100.00%		
Aug-02					2	3	66.67%		
Sep-02					1	1	100.00%		
Oct-02					1	1	100.00%		
Nov-02					1	1	100.00%		
Dec-02					1	1	100.00%		
Jan-03					1	1	100.00%		
Feb-03					1	1	100.00%		
Mar-03									
Apr-03					5	5	100.00%		
May-03									
Jun-03					2	2	100.00%		

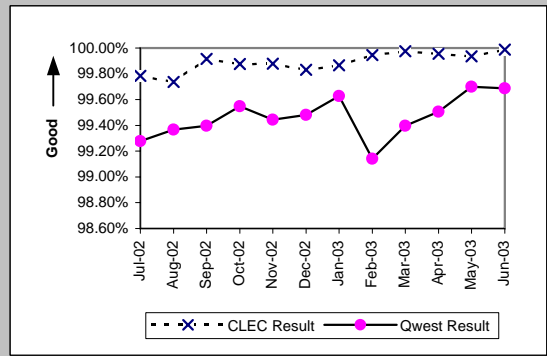


OP-3C - Installation Commitments Met (Percent) - No dispatches

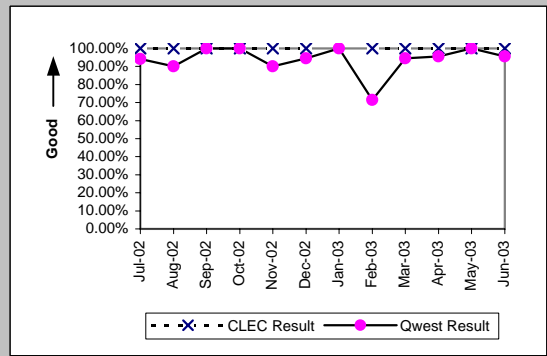
Qwest DSL (Parity)									
Date	CLEC Num	CLEC Denc	CLEC Resu	CLEC Std	Qwest Num	Qwest Denc	Qwest Resu	Mod Z Scr	Parity Scr
Jul-02	44	44	100.00%	0.00%	7282	7361	98.93%	-0.69	-1.42
Aug-02	132	132	100.00%	0.00%	5254	5320	98.76%	-1.27	-1.77
Sep-02	61	61	100.00%	0.00%	5397	5457	98.90%	-0.82	-1.5
Oct-02	26	26	100.00%	0.00%	5150	5193	99.17%	-0.46	-1.28
Nov-02	39	42	92.86%	25.75%	4002	4025	99.43%	3.11	0.89
Dec-02	38	38	100.00%	0.00%	4764	4782	99.62%	-0.38	-1.23
Jan-03	35	35	100.00%	0.00%	5151	5194	99.17%	-0.54	-1.33
Feb-03	20	21	95.24%	21.30%	4263	4282	99.56%	1.68	0.02
Mar-03	36	37	97.30%	16.22%	4479	4500	99.53%	1.36	-0.17
Apr-03	16	17	94.12%	23.53%	4892	4950	98.83%	1.29	-0.22
May-03	24	24	100.00%	0.00%	4344	4360	99.63%	-0.3	-1.18
Jun-03	13	14	92.86%	25.75%	4764	4785	99.56%	1.87	0.14



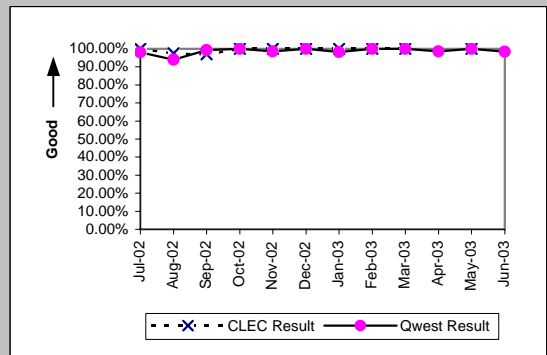
UNE - P (POTS) (Parity)									
Date	CLEC Num	CLEC Denc	CLEC Resu	CLEC Std	Qwest Num	Qwest Denc	Qwest Resu	Mod Z Scr	Parity Scr
Jul-02	1385	1388	99.78%	4.64%	30137	30356	99.28%	-2.18	-2.32
Aug-02	1133	1136	99.74%	5.13%	32628	32836	99.37%	-1.54	-1.94
Sep-02	1179	1180	99.92%	2.91%	31915	32109	99.40%	-2.26	-2.37
Oct-02	1607	1609	99.88%	3.52%	32629	32777	99.55%	-1.91	-2.16
Nov-02	1628	1630	99.88%	3.50%	26437	26585	99.44%	-2.29	-2.39
Dec-02	2379	2383	99.83%	4.09%	23967	24092	99.48%	-2.28	-2.38
Jan-03	2235	2238	99.87%	3.66%	26233	26331	99.63%	-1.78	-2.08
Feb-03	3602	3604	99.94%	2.36%	24265	24475	99.14%	-4.88	-3.96
Mar-03	8044	8046	99.98%	1.58%	25522	25677	99.40%	-5.85	-4.56
Apr-03	6753	6756	99.96%	2.11%	27222	27357	99.51%	-4.72	-3.87
May-03	9374	9380	99.94%	2.53%	27477	27560	99.70%	-3.62	-3.2
Jun-03	7998	7999	99.99%	1.12%	29378	29470	99.69%	-4.26	-3.59



UNE P (Centrex) (Parity)									
Date	CLEC Num	CLEC Denc	CLEC Resu	CLEC Std	Qwest Num	Qwest Denc	Qwest Resu	Mod Z Scr	Parity Scr
Jul-02	4	4	100.00%	0.00%	16	17	94.12%	-0.45	-1.27
Aug-02	2	2	100.00%	0.00%	18	20	90.00%	-0.45	-1.27
Sep-02	1	1	100.00%	0.00%	11	11	100.00%	N/A	N/A
Oct-02	2	2	100.00%	0.00%	14	14	100.00%	N/A	N/A
Nov-02	1	1	100.00%	0.00%	9	10	90.00%	-0.32	-1.19
Dec-02	2	2	100.00%	0.00%	17	18	94.44%	-0.33	-1.2
Jan-03					15	15	100.00%		
Feb-03	1	1	100.00%	0.00%	5	7	71.43%	-0.59	-1.36
Mar-03	1	1	100.00%	0.00%	17	18	94.44%	-0.24	-1.14
Apr-03	3	3	100.00%	0.00%	22	23	95.65%	-0.35	-1.21
May-03	3	3	100.00%	0.00%	9	9	100.00%	N/A	N/A
Jun-03	4	4	100.00%	0.00%	22	23	95.65%	-0.39	-1.24

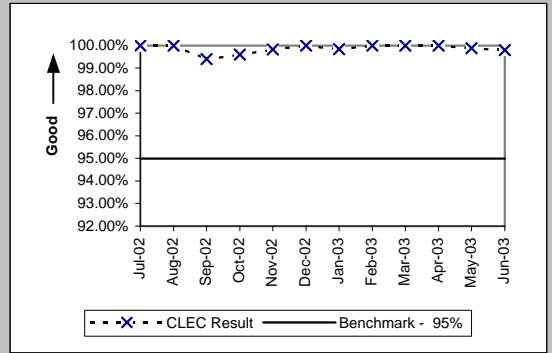


UNE P (Centrex 21) (Parity)									
Date	CLEC Num	CLEC Denc	CLEC Resu	CLEC Std	Qwest Num	Qwest Denc	Qwest Resu	Mod Z Scr	Parity Scr
Jul-02	12	12	100.00%	0.00%	52	53	98.11%	-0.43	-1.26
Aug-02	79	81	97.53%	15.52%	63	67	94.03%	-0.89	-1.54
Sep-02	33	34	97.06%	16.90%	125	126	99.21%	0.79	-0.52
Oct-02	7	7	100.00%	0.00%	67	67	100.00%	N/A	N/A
Nov-02	4	4	100.00%	0.00%	68	69	98.55%	-0.24	-1.14
Dec-02	8	8	100.00%	0.00%	79	79	100.00%	N/A	N/A
Jan-03	6	6	100.00%	0.00%	55	56	98.21%	-0.31	-1.19
Feb-03	4	4	100.00%	0.00%	65	65	100.00%	N/A	N/A
Mar-03	3	3	100.00%	0.00%	82	82	100.00%	N/A	N/A
Apr-03					71	72	98.61%		
May-03	5	5	100.00%	0.00%	77	77	100.00%	N/A	N/A
Jun-03					122	124	98.39%		



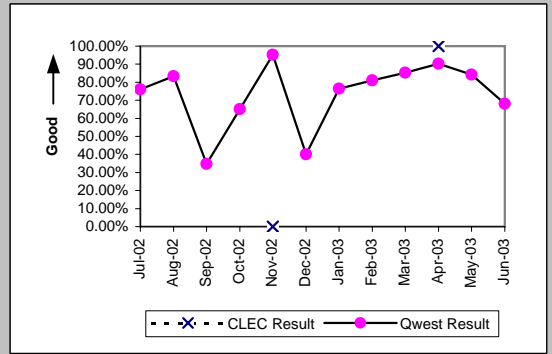
OP-3C - Installation Commitments Met (Percent) - No dispatches

Line Sharing (Benchmark)					
Date	Numerator	Denominator	CLEC Result	Standard Dev	
Jul-02	317	317	100.00%	0.00%	
Aug-02	313	313	100.00%	0.00%	
Sep-02	330	332	99.40%	7.74%	
Oct-02	508	510	99.61%	6.25%	
Nov-02	601	602	99.83%	4.07%	
Dec-02	532	532	100.00%	0.00%	
Jan-03	660	661	99.85%	3.89%	
Feb-03	608	608	100.00%	0.00%	
Mar-03	611	611	100.00%	0.00%	
Apr-03	713	713	100.00%	0.00%	
May-03	882	883	99.89%	3.36%	
Jun-03	1007	1009	99.80%	4.45%	

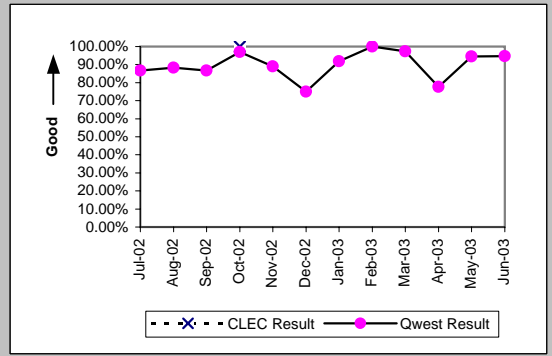


OP-3D - Installation Commitments Met (Percent) - Interval Zone One

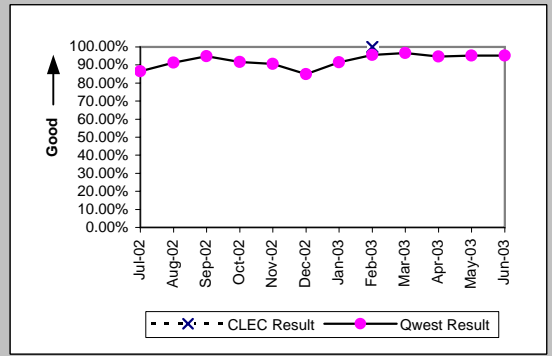
ISDN Primary (Parity)									
Date	CLEC Num	CLEC Denc	CLEC Resu	CLEC Std I	Qwest Num	Qwest Denc	Qwest Resu	Mod Z Scr	Parity Scr
Jul-02					73	96	76.04%		
Aug-02					35	42	83.33%		
Sep-02					16	46	34.78%		
Oct-02					39	60	65.00%		
Nov-02	0	1	0.00%	0.00%	159	167	95.21%	1.97	0.2
Dec-02					16	40	40.00%		
Jan-03					13	17	76.47%		
Feb-03					30	37	81.08%		
Mar-03					58	68	85.29%		
Apr-03	1	1	100.00%	0.00%	55	61	90.16%	-0.33	-1.2
May-03					32	38	84.21%		
Jun-03					64	94	68.09%		



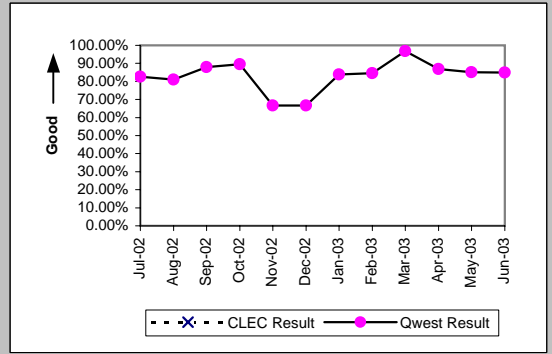
DS0 (Parity)									
Date	CLEC Num	CLEC Denc	CLEC Resu	CLEC Std I	Qwest Num	Qwest Denc	Qwest Resu	Mod Z Scr	Parity Scr
Jul-02					26	30	86.67%		
Aug-02					30	34	88.24%		
Sep-02					26	30	86.67%		
Oct-02	1	1	100.00%	0.00%	33	34	97.06%	-0.17	-1.1
Nov-02					57	64	89.06%		
Dec-02					9	12	75.00%		
Jan-03					34	37	91.89%		
Feb-03					12	12	100.00%		
Mar-03					36	37	97.30%		
Apr-03					45	58	77.59%		
May-03					34	36	94.44%		
Jun-03					18	19	94.74%		



DS1 (Parity)									
Date	CLEC Num	CLEC Denc	CLEC Resu	CLEC Std I	Qwest Num	Qwest Denc	Qwest Resu	Mod Z Scr	Parity Scr
Jul-02					352	407	86.49%		
Aug-02					424	464	91.38%		
Sep-02					548	578	94.81%		
Oct-02					505	551	91.65%		
Nov-02					441	487	90.55%		
Dec-02					317	373	84.99%		
Jan-03					423	462	91.56%		
Feb-03	1	1	100.00%	0.00%	428	448	95.54%	-0.22	-1.13
Mar-03					468	484	96.69%		
Apr-03					457	483	94.62%		
May-03					476	500	95.20%		
Jun-03					590	620	95.16%		

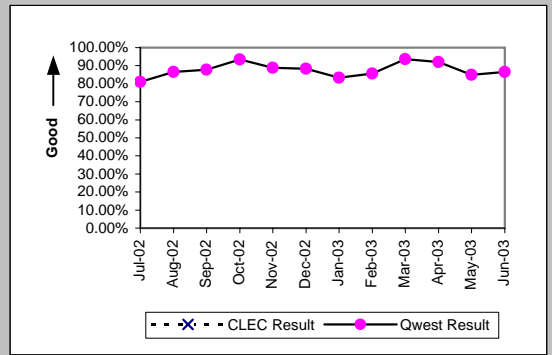


DS3 (Parity)									
Date	CLEC Num	CLEC Denc	CLEC Resu	CLEC Std I	Qwest Num	Qwest Denc	Qwest Resu	Mod Z Scr	Parity Scr
Jul-02					19	23	82.61%		
Aug-02					34	42	80.95%		
Sep-02					29	33	87.88%		
Oct-02					17	19	89.47%		
Nov-02					12	18	66.67%		
Dec-02					12	18	66.67%		
Jan-03					26	31	83.87%		
Feb-03					22	26	84.62%		
Mar-03					31	32	96.88%		
Apr-03					33	38	86.84%		
May-03					40	47	85.11%		
Jun-03					17	20	85.00%		

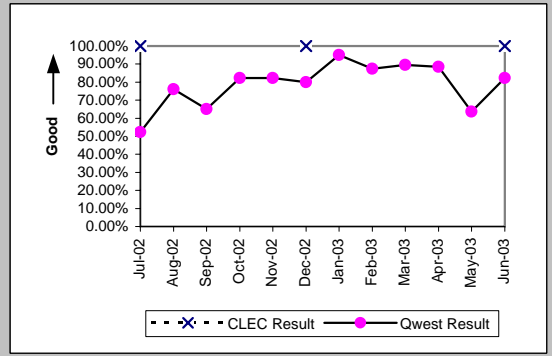


OP-3D - Installation Commitments Met (Percent) - Interval Zone One

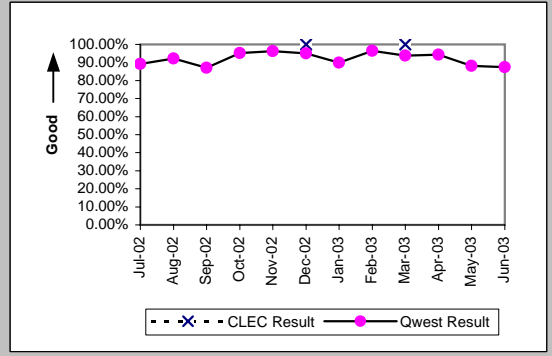
Frame Relay (Parity)									
Date	CLEC Num	CLEC Denc	CLEC Resu	CLEC Std	Qwest Num	Qwest Denc	Qwest Resu	Mod Z Scr	Parity Scr
Jul-02					77	95	81.05%		
Aug-02					77	89	86.52%		
Sep-02					57	65	87.69%		
Oct-02					183	196	93.37%		
Nov-02					64	72	88.89%		
Dec-02					91	103	88.35%		
Jan-03					40	48	83.33%		
Feb-03					60	70	85.71%		
Mar-03					44	47	93.62%		
Apr-03					69	75	92.00%		
May-03					34	40	85.00%		
Jun-03					45	52	86.54%		



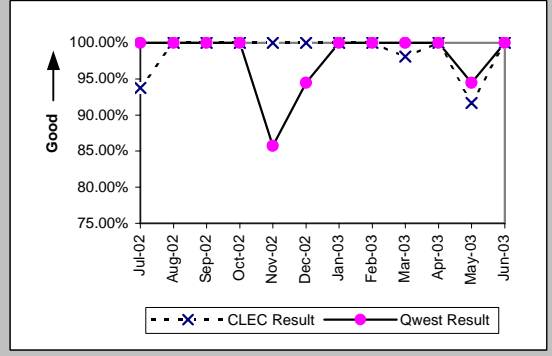
PBX (Parity)									
Date	CLEC Num	CLEC Denc	CLEC Resu	CLEC Std	Qwest Num	Qwest Denc	Qwest Resu	Mod Z Scr	Parity Scr
Jul-02					11	21	52.38%	-0.93	-1.57
Aug-02					19	25	76.00%		
Sep-02					13	20	65.00%		
Oct-02					37	45	82.22%		
Nov-02					37	45	82.22%		
Dec-02	1	1	100.00%	0.00%	12	15	80.00%	-0.48	-1.29
Jan-03					19	20	95.00%		
Feb-03					28	32	87.50%		
Mar-03					34	38	89.47%		
Apr-03					23	26	88.46%		
May-03					21	33	63.64%		
Jun-03	3	3	100.00%	0.00%	14	17	82.35%	-0.74	-1.45



Basic Rate ISDN (Parity)									
Date	CLEC Num	CLEC Denc	CLEC Resu	CLEC Std	Qwest Num	Qwest Denc	Qwest Resu	Mod Z Scr	Parity Scr
Jul-02					108	121	89.26%		
Aug-02					129	140	92.14%		
Sep-02					88	101	87.13%		
Oct-02					162	170	95.29%		
Nov-02					180	187	96.26%		
Dec-02	1	1	100.00%	0.00%	113	119	94.96%	-0.23	-1.14
Jan-03					196	218	89.91%		
Feb-03					223	231	96.54%		
Mar-03	1	1	100.00%	0.00%	209	223	93.72%	-0.26	-1.16
Apr-03					132	140	94.29%		
May-03					74	84	88.10%		
Jun-03					83	95	87.37%		

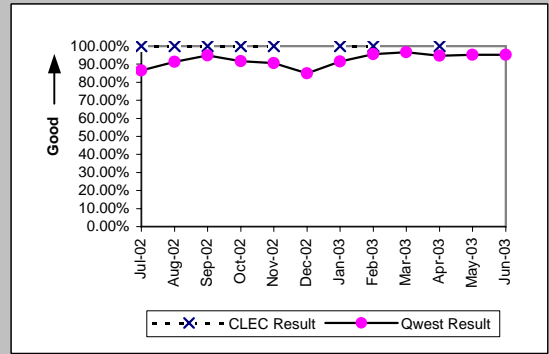


LIS Trunk (Parity)									
Date	CLEC Num	CLEC Denc	CLEC Resu	CLEC Std	Qwest Num	Qwest Denc	Qwest Resu	Mod Z Scr	Parity Scr
Jul-02	15	16	93.75%	24.21%	15	15	100.00%	N/A	-0.6
Aug-02	28	28	100.00%	0.00%	18	18	100.00%	N/A	N/A
Sep-02	23	23	100.00%	0.00%	17	17	100.00%	N/A	N/A
Oct-02	28	28	100.00%	0.00%	37	37	100.00%	N/A	N/A
Nov-02	39	39	100.00%	0.00%	12	14	85.71%	-1.31	-1.8
Dec-02	49	49	100.00%	0.00%	17	18	94.44%	-0.88	-1.53
Jan-03	71	71	100.00%	0.00%	23	23	100.00%	N/A	N/A
Feb-03	64	64	100.00%	0.00%	40	40	100.00%	N/A	N/A
Mar-03	51	52	98.08%	13.73%	19	19	100.00%	N/A	-0.85
Apr-03	37	37	100.00%	0.00%	20	20	100.00%	N/A	N/A
May-03	22	24	91.67%	27.64%	17	18	94.44%	0.17	-0.9
Jun-03	18	18	100.00%	0.00%	28	28	100.00%	N/A	N/A

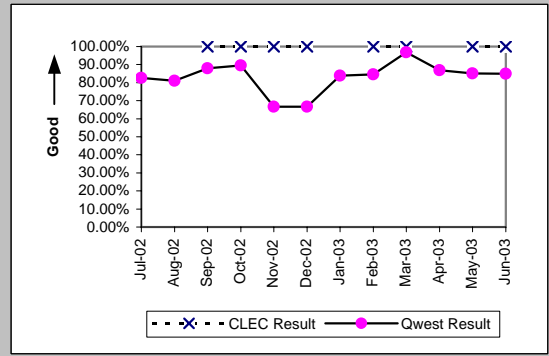


OP-3D - Installation Commitments Met (Percent) - Interval Zone One

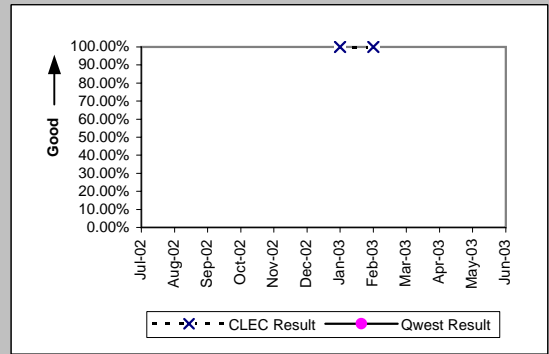
UDIT DS1 (Parity)									
Date	CLEC Num	CLEC Denc	CLEC Resu	CLEC Std E	Qwest Num	Qwest Denc	Qwest Resu	Mod Z Scr	Parity Scr
Jul-02	1	1	100.00%	0.00%	352	407	86.49%	-0.39	-1.24
Aug-02	1	1	100.00%	0.00%	424	464	91.38%	-0.31	-1.19
Sep-02	2	2	100.00%	0.00%	548	578	94.81%	-0.33	-1.2
Oct-02	1	1	100.00%	0.00%	505	551	91.65%	-0.3	-1.18
Nov-02	1	1	100.00%	0.00%	441	487	90.55%	-0.32	-1.2
Dec-02					317	373	84.99%		
Jan-03	8	8	100.00%	0.00%	423	462	91.56%	-0.85	-1.52
Feb-03	1	1	100.00%	0.00%	428	448	95.54%	-0.22	-1.13
Mar-03					468	484	96.69%		
Apr-03	3	3	100.00%	0.00%	457	483	94.62%	-0.41	-1.25
May-03					476	500	95.20%		
Jun-03					590	620	95.16%		



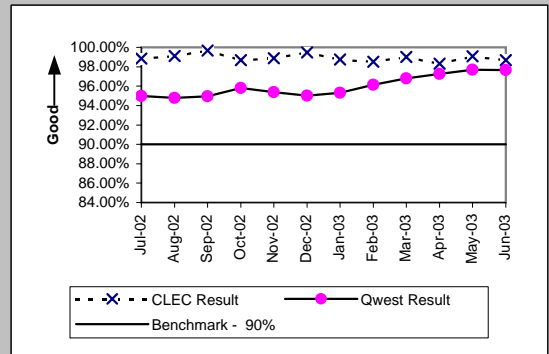
UDIT Above DS1 Level (Parity)									
Date	CLEC Num	CLEC Denc	CLEC Resu	CLEC Std E	Qwest Num	Qwest Denc	Qwest Resu	Mod Z Scr	Parity Scr
Jul-02					19	23	82.61%		
Aug-02					34	42	80.95%		
Sep-02	7	7	100.00%	0.00%	29	33	87.88%	-0.89	-1.54
Oct-02	2	2	100.00%	0.00%	17	19	89.47%	-0.46	-1.28
Nov-02	1	1	100.00%	0.00%	12	18	66.67%	-0.69	-1.42
Dec-02	1	1	100.00%	0.00%	12	18	66.67%	-0.69	-1.42
Jan-03					26	31	83.87%		
Feb-03	1	1	100.00%	0.00%	22	26	84.62%	-0.42	-1.25
Mar-03	1	1	100.00%	0.00%	31	32	96.88%	-0.18	-1.11
Apr-03					33	38	86.84%		
May-03	1	1	100.00%	0.00%	40	47	85.11%	-0.41	-1.25
Jun-03	1	1	100.00%	0.00%	17	20	85.00%	-0.41	-1.25



Dark Fiber - IOF (Diagnostic)									
Date	CLEC Num	CLEC Denc	CLEC Resu	CLEC Std E	Qwest Num	Qwest Denc	Qwest Resu	Mod Z Scr	Parity Scr
Jul-02									
Aug-02									
Sep-02									
Oct-02									
Nov-02									
Dec-02									
Jan-03	2	2	100.00%	0.00%					
Feb-03	5	5	100.00%	0.00%					
Mar-03									
Apr-03									
May-03									
Jun-03									



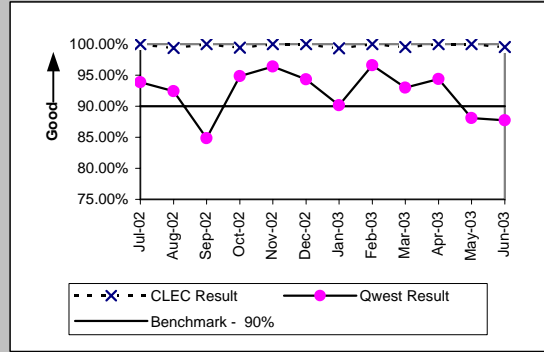
Unbundled Loop Analog (Benchmark)									
Date	CLEC Num	CLEC Denc	CLEC Resu	CLEC Std E	Qwest Num	Qwest Denc	Qwest Resu	Mod Z Scr	Parity Scr
Jul-02	1905	1927	98.86%	10.62%	12567	13231	94.98%	-7.28	-5.43
Aug-02	2227	2247	99.11%	9.39%	12535	13225	94.78%	-8.53	-6.18
Sep-02	1813	1819	99.67%	5.73%	11849	12478	94.96%	-8.58	-6.22
Oct-02	2069	2097	98.66%	11.48%	13189	13768	95.79%	-6.1	-4.71
Nov-02	1320	1335	98.88%	10.54%	10340	10841	95.38%	-5.74	-4.49
Dec-02	2267	2279	99.47%	7.24%	9642	10146	95.03%	-8.82	-6.36
Jan-03	1591	1611	98.76%	11.07%	10516	11034	95.31%	-6.12	-4.72
Feb-03	1525	1548	98.51%	12.10%	9576	9962	96.13%	-4.53	-3.75
Mar-03	1698	1715	99.01%	9.91%	10473	10819	96.80%	-4.83	-3.93
Apr-03	1590	1617	98.33%	12.81%	10865	11169	97.28%	-2.43	-2.48
May-03	1518	1532	99.09%	9.52%	10663	10914	97.70%	-3.39	-3.06
Jun-03	1513	1533	98.70%	11.35%	11177	11445	97.66%	-2.52	-2.53



OP-3D - Installation Commitments Met (Percent) - Interval Zone One

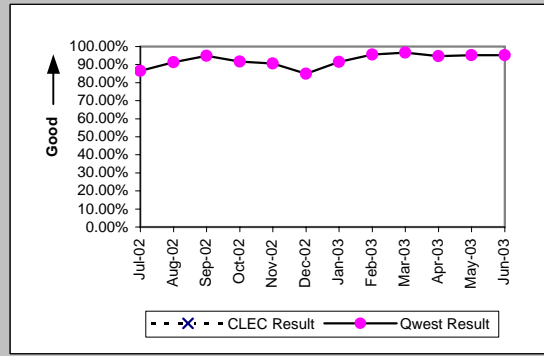
Unbundled Loop - 2 Wire Non-Loaded (Benchmark)

Date	CLEC Num	CLEC Denc	CLEC Resu	CLEC Std E	Qwest Num	Qwest Denc	Qwest Resu	Mod Z Scr	Parity Scr
Jul-02	154	154	100.00%	0.00%	366	390	93.85%	-2.69	-2.64
Aug-02	165	166	99.40%	7.74%	134	145	92.41%	-2.32	-2.41
Sep-02	155	155	100.00%	0.00%	95	112	84.82%	-3.41	-3.07
Oct-02	181	182	99.45%	7.39%	165	174	94.83%	-1.97	-2.2
Nov-02	120	120	100.00%	0.00%	186	193	96.37%	-1.67	-2.01
Dec-02	151	151	100.00%	0.00%	116	123	94.31%	-2.02	-2.23
Jan-03	143	144	99.31%	8.30%	201	223	90.13%	-2.88	-2.75
Feb-03	137	137	100.00%	0.00%	227	235	96.60%	-1.75	-2.06
Mar-03	224	225	99.56%	6.65%	213	229	93.01%	-2.73	-2.66
Apr-03	156	156	100.00%	0.00%	134	142	94.37%	-2.11	-2.28
May-03	252	252	100.00%	0.00%	74	84	88.10%	-2.92	-2.77
Jun-03	222	223	99.55%	6.68%	86	98	87.76%	-2.97	-2.81



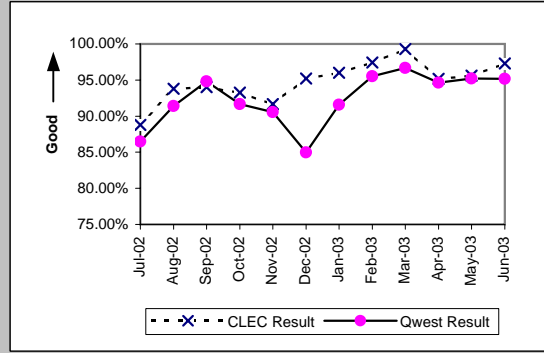
Unbundled Loop - 4 Wire Non-Loaded (Parity)

Date	CLEC Num	CLEC Denc	CLEC Resu	CLEC Std E	Qwest Num	Qwest Denc	Qwest Resu	Mod Z Scr	Parity Scr
Jul-02					352	407	86.49%		
Aug-02					424	464	91.38%		
Sep-02					548	578	94.81%		
Oct-02					505	551	91.65%		
Nov-02					441	487	90.55%		
Dec-02					317	373	84.99%		
Jan-03					423	462	91.56%		
Feb-03					428	448	95.54%		
Mar-03					468	484	96.69%		
Apr-03					457	483	94.62%		
May-03					476	500	95.20%		
Jun-03					590	620	95.16%		



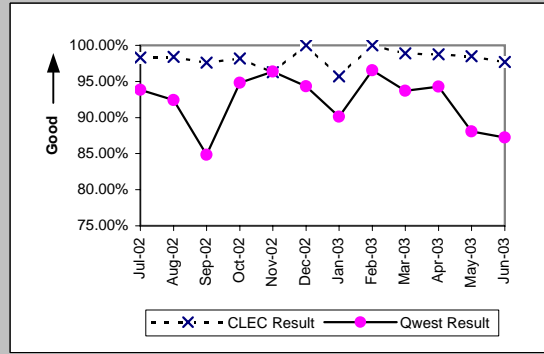
Unbundled Loop - DS1 Capable (Parity)

Date	CLEC Num	CLEC Denc	CLEC Resu	CLEC Std E	Qwest Num	Qwest Denc	Qwest Resu	Mod Z Scr	Parity Scr
Jul-02	103	116	88.79%	31.55%	352	407	86.49%	-0.64	-1.39
Aug-02	136	145	93.79%	24.13%	424	464	91.38%	-0.9	-1.55
Sep-02	110	117	94.02%	23.72%	548	578	94.81%	0.37	-0.77
Oct-02	138	148	93.24%	25.10%	505	551	91.65%	-0.62	-1.38
Nov-02	77	84	91.67%	27.64%	441	487	90.55%	-0.32	-1.2
Dec-02	119	125	95.20%	21.38%	317	373	84.99%	-2.77	-2.68
Jan-03	121	126	96.03%	19.52%	423	462	91.56%	-1.6	-1.97
Feb-03	114	117	97.44%	15.81%	428	448	95.54%	-0.89	-1.54
Mar-03	136	137	99.27%	8.51%	468	484	96.69%	-1.49	-1.91
Apr-03	138	145	95.17%	21.43%	457	483	94.62%	-0.26	-1.16
May-03	174	182	95.60%	20.50%	476	500	95.20%	-0.22	-1.13
Jun-03	145	149	97.32%	16.16%	590	620	95.16%	-1.1	-1.67



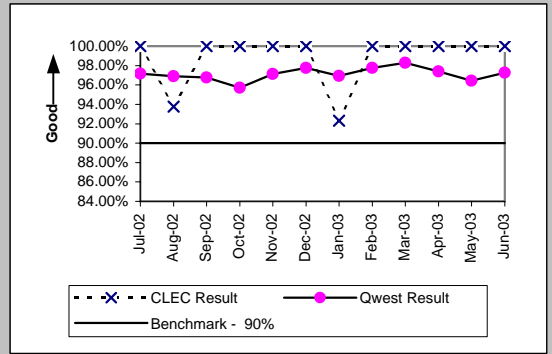
Unbundled Loop ISDN Capable (Parity)

Date	CLEC Num	CLEC Denc	CLEC Resu	CLEC Std E	Qwest Num	Qwest Denc	Qwest Resu	Mod Z Scr	Parity Scr
Jul-02	58	59	98.31%	12.91%	366	390	93.85%	-1.33	-1.81
Aug-02	62	63	98.41%	12.50%	134	145	92.41%	-1.5	-1.91
Sep-02	41	42	97.62%	15.25%	95	112	84.82%	-1.97	-2.2
Oct-02	54	55	98.18%	13.36%	165	174	94.83%	-0.98	-1.6
Nov-02	52	54	96.30%	18.89%	186	193	96.37%	0.05	-0.97
Dec-02	62	62	100.00%	0.00%	116	123	94.31%	-1.58	-1.96
Jan-03	67	70	95.71%	20.25%	201	223	90.13%	-1.37	-1.83
Feb-03	38	38	100.00%	0.00%	223	231	96.54%	-1.08	-1.66
Mar-03	88	89	98.88%	10.54%	209	223	93.72%	-1.69	-2.03
Apr-03	80	81	98.77%	11.04%	132	140	94.29%	-1.38	-1.84
May-03	66	67	98.51%	12.13%	74	84	88.10%	-1.96	-2.19
Jun-03	85	87	97.70%	14.99%	82	94	87.23%	-2.11	-2.28

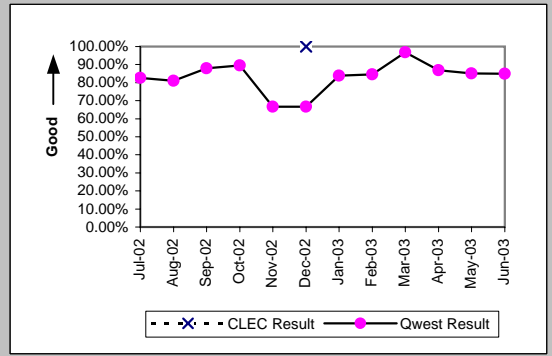


OP-3D - Installation Commitments Met (Percent) - Interval Zone One

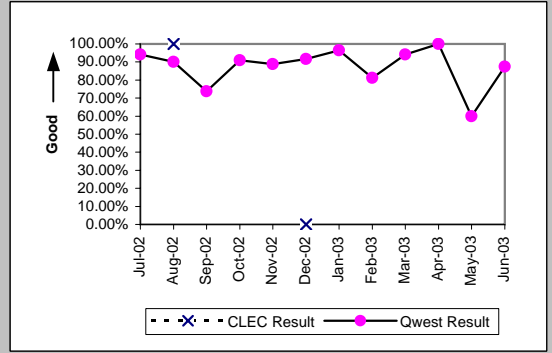
Unbundled Loop - ADSL Qualified (Benchmark)									
Date	CLEC Num	CLEC Denc	CLEC Resu	CLEC Std E	Qwest Num	Qwest Denc	Qwest Resu	Mod Z Scr	Parity Scr
Jul-02	22	22	100.00%	0.00%	1204	1239	97.18%	-0.79	-1.48
Aug-02	15	16	93.75%	24.21%	964	995	96.88%	0.68	-0.59
Sep-02	2	2	100.00%	0.00%	1023	1057	96.78%	-0.26	-1.16
Oct-02	2	2	100.00%	0.00%	1049	1096	95.71%	-0.3	-1.18
Nov-02	4	4	100.00%	0.00%	814	838	97.14%	-0.34	-1.21
Dec-02	4	4	100.00%	0.00%	866	886	97.74%	-0.3	-1.18
Jan-03	12	13	92.31%	26.65%	915	944	96.93%	0.84	-0.49
Feb-03	14	14	100.00%	0.00%	784	802	97.76%	-0.56	-1.34
Mar-03	10	10	100.00%	0.00%	740	753	98.27%	-0.42	-1.25
Apr-03	5	5	100.00%	0.00%	639	656	97.41%	-0.36	-1.22
May-03	9	9	100.00%	0.00%	486	504	96.43%	-0.57	-1.35
Jun-03	16	16	100.00%	0.00%	390	401	97.26%	-0.66	-1.4



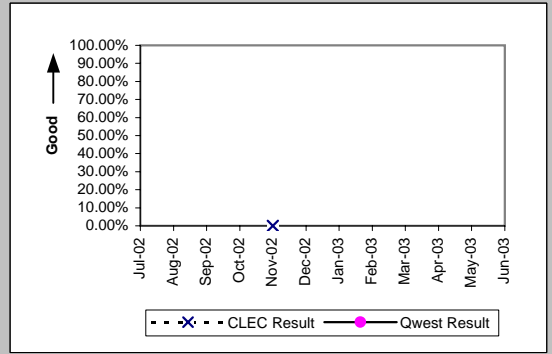
Unbundled Loop - DS3 Capable (Parity)									
Date	CLEC Num	CLEC Denc	CLEC Resu	CLEC Std E	Qwest Num	Qwest Denc	Qwest Resu	Mod Z Scr	Parity Scr
Jul-02					19	23	82.61%		
Aug-02					34	42	80.95%		
Sep-02					29	33	87.88%		
Oct-02					17	19	89.47%		
Nov-02					12	18	66.67%		
Dec-02	1	1	100.00%	0.00%	12	18	66.67%	-0.69	-1.42
Jan-03					26	31	83.87%		
Feb-03					22	26	84.62%		
Mar-03					31	32	96.88%		
Apr-03					33	38	86.84%		
May-03					40	47	85.11%		
Jun-03					17	20	85.00%		



Qwest DSL (Parity)									
Date	CLEC Num	CLEC Denc	CLEC Resu	CLEC Std E	Qwest Num	Qwest Denc	Qwest Resu	Mod Z Scr	Parity Scr
Jul-02					48	51	94.12%		
Aug-02	1	1	100.00%	0.00%	27	30	90.00%	-0.33	-1.2
Sep-02					14	19	73.68%		
Oct-02					40	44	90.91%		
Nov-02					24	27	88.89%		
Dec-02	0	1	0.00%	0.00%	22	24	91.67%	1.62	-0.01
Jan-03					27	28	96.43%		
Feb-03					13	16	81.25%		
Mar-03					16	17	94.12%		
Apr-03					11	11	100.00%		
May-03					6	10	60.00%		
Jun-03					7	8	87.50%		

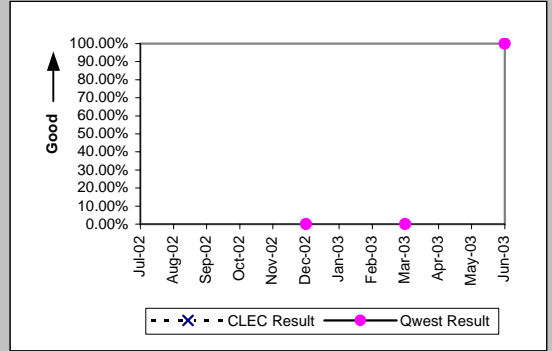


Dark Fiber - Loop (Diagnostic)									
Date	CLEC Num	CLEC Denc	CLEC Resu	CLEC Std E	Qwest Num	Qwest Denc	Qwest Resu	Mod Z Scr	Parity Scr
Jul-02									
Aug-02									
Sep-02									
Oct-02									
Nov-02	0	2	0.00%	0.00%					
Dec-02									
Jan-03									
Feb-03									
Mar-03									
Apr-03									
May-03									
Jun-03									



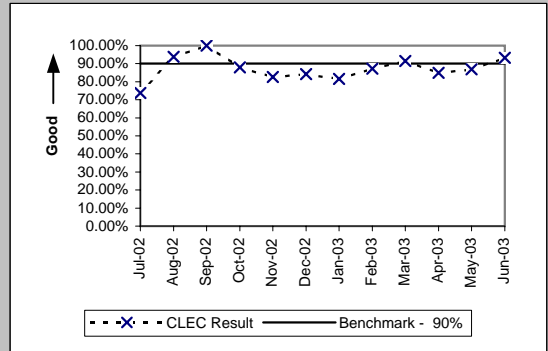
OP-3D - Installation Commitments Met (Percent) - Interval Zone One

Date	E911 (Parity)					Qwest Resu	Mod Z Scr	Parity Scr
	CLEC Num	CLEC Denc	CLEC Resu	CLEC Std	Qwest Num			
Jul-02								
Aug-02								
Sep-02								
Oct-02								
Nov-02								
Dec-02					0	1	0.00%	
Jan-03								
Feb-03								
Mar-03					0	1	0.00%	
Apr-03								
May-03								
Jun-03					6	6	100.00%	

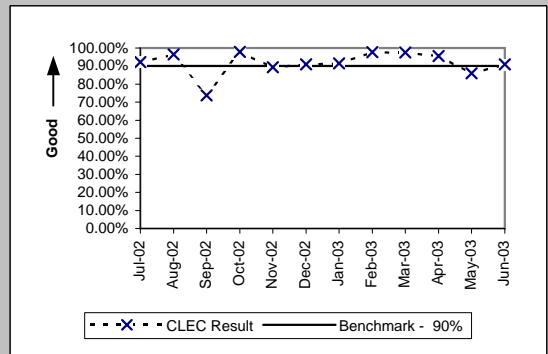


OP-3D - Installation Commitments Met (Percent) - Interval Zone One

Enhanced Extended Loops (EELs) (Benchmark)					
Date	Num	Denom	CLEC Result	Standard Dev	
Jul-02	14	19	73.68%	44.03%	
Aug-02	15	16	93.75%	24.21%	
Sep-02	10	10	100.00%	0.00%	
Oct-02	22	25	88.00%	32.50%	
Nov-02	19	23	82.61%	37.90%	
Dec-02	16	19	84.21%	36.46%	
Jan-03	31	38	81.58%	38.77%	
Feb-03	41	47	87.23%	33.37%	
Mar-03	43	47	91.49%	27.90%	
Apr-03	28	33	84.85%	35.86%	
May-03	40	46	86.96%	33.68%	
Jun-03	41	44	93.18%	25.21%	

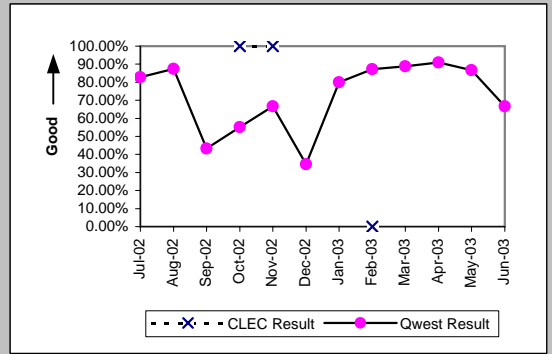


Unbundled Loop Conditioned (Benchmark)					
Date	Num	Denom	CLEC Result	Standard Dev	
Jul-02	188	204	92.16%	26.88%	
Aug-02	192	199	96.48%	18.42%	
Sep-02	132	179	73.74%	44.00%	
Oct-02	229	234	97.86%	14.46%	
Nov-02	59	66	89.39%	30.79%	
Dec-02	50	55	90.91%	28.75%	
Jan-03	76	83	91.57%	27.79%	
Feb-03	83	85	97.65%	15.16%	
Mar-03	76	78	97.44%	15.81%	
Apr-03	43	45	95.56%	20.61%	
May-03	55	64	85.94%	34.76%	
Jun-03	91	100	91.00%	28.62%	

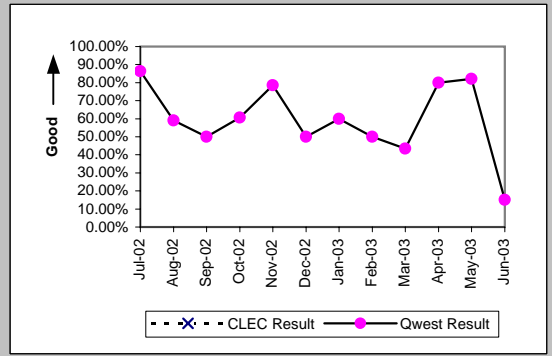


OP-3E - Installation Commitments Met (Percent) - Interval Zone Two

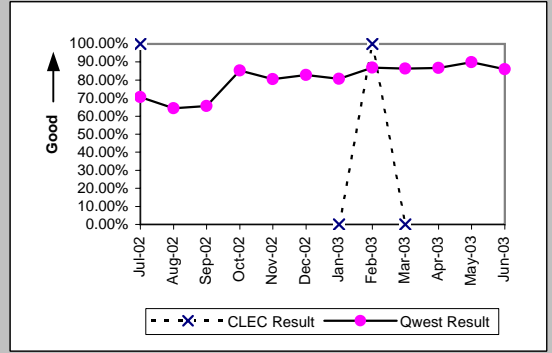
ISDN Primary (Parity)									
Date	CLEC Num	CLEC Denc	CLEC Resu	CLEC Std	Qwest Num	Qwest Denc	Qwest Resu	Mod Z Scr	Parity Scr
Jul-02					268	324	82.72%		
Aug-02					14	16	87.50%		
Sep-02					32	74	43.24%		
Oct-02	3	3	100.00%	0.00%	27	49	55.10%	-1.52	-1.92
Nov-02	2	2	100.00%	0.00%	18	27	66.67%	-0.96	-1.59
Dec-02					35	101	34.65%		
Jan-03					28	35	80.00%		
Feb-03	0	1	0.00%	0.00%	41	47	87.23%	1.5	-0.09
Mar-03					16	18	88.89%		
Apr-03					40	44	90.91%		
May-03					39	45	86.67%		
Jun-03					44	66	66.67%		



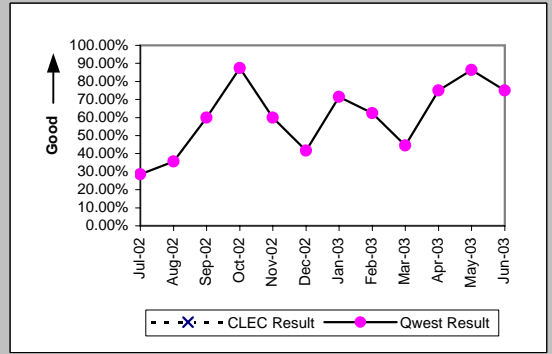
DS0 (Parity)									
Date	CLEC Num	CLEC Denc	CLEC Resu	CLEC Std	Qwest Num	Qwest Denc	Qwest Resu	Mod Z Scr	Parity Scr
Jul-02					19	22	86.36%		
Aug-02					36	61	59.02%		
Sep-02					6	12	50.00%		
Oct-02					17	28	60.71%		
Nov-02					11	14	78.57%		
Dec-02					7	14	50.00%		
Jan-03					9	15	60.00%		
Feb-03					8	16	50.00%		
Mar-03					10	23	43.48%		
Apr-03					20	25	80.00%		
May-03					23	28	82.14%		
Jun-03					3	20	15.00%		



DS1 (Parity)									
Date	CLEC Num	CLEC Denc	CLEC Resu	CLEC Std	Qwest Num	Qwest Denc	Qwest Resu	Mod Z Scr	Parity Scr
Jul-02	1	1	100.00%	0.00%	197	279	70.61%	-0.64	-1.39
Aug-02					163	253	64.43%		
Sep-02					178	271	65.68%		
Oct-02					321	376	85.37%		
Nov-02					149	185	80.54%		
Dec-02					193	233	82.83%		
Jan-03	0	1	0.00%	0.00%	222	275	80.73%	1.31	-0.2
Feb-03	2	2	100.00%	0.00%	246	283	86.93%	-0.55	-1.33
Mar-03	0	2	0.00%	0.00%	258	299	86.29%	2.38	0.44
Apr-03					274	316	86.71%		
May-03					377	419	89.98%		
Jun-03					296	344	86.05%		

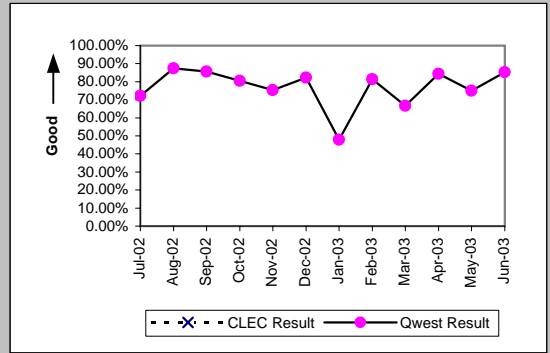


DS3 (Parity)									
Date	CLEC Num	CLEC Denc	CLEC Resu	CLEC Std	Qwest Num	Qwest Denc	Qwest Resu	Mod Z Scr	Parity Scr
Jul-02					2	7	28.57%		
Aug-02					5	14	35.71%		
Sep-02					3	5	60.00%		
Oct-02					7	8	87.50%		
Nov-02					3	5	60.00%		
Dec-02					5	12	41.67%		
Jan-03					5	7	71.43%		
Feb-03					10	16	62.50%		
Mar-03					4	9	44.44%		
Apr-03					15	20	75.00%		
May-03					19	22	86.36%		
Jun-03					12	16	75.00%		

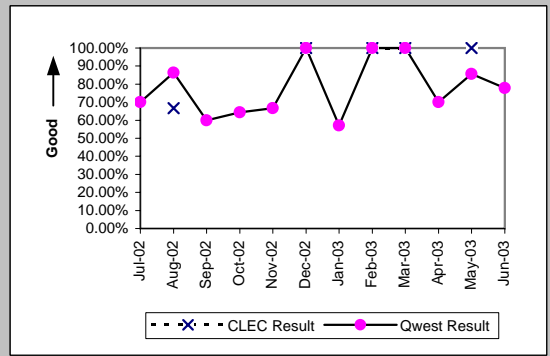


OP-3E - Installation Commitments Met (Percent) - Interval Zone Two

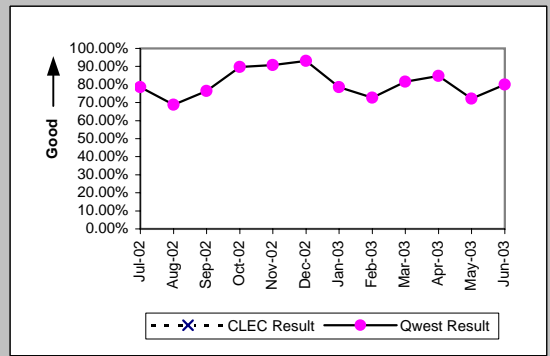
Frame Relay (Parity)									
Date	CLEC Num	CLEC Dend	CLEC Resu	CLEC Std t	Qwest Num	Qwest Dend	Qwest Resu	Mod Z Scr	Parity Scr
Jul-02					57	79	72.15%		
Aug-02					63	72	87.50%		
Sep-02					66	77	85.71%		
Oct-02					78	97	80.41%		
Nov-02					64	85	75.29%		
Dec-02					84	102	82.35%		
Jan-03					23	48	47.92%		
Feb-03					61	75	81.33%		
Mar-03					18	27	66.67%		
Apr-03					54	64	84.38%		
May-03					24	32	75.00%		
Jun-03					35	41	85.37%		



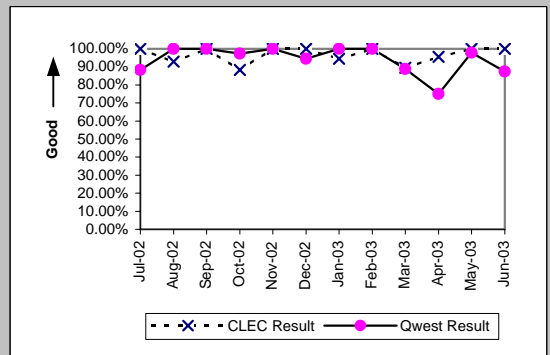
PBX (Parity)									
Date	CLEC Num	CLEC Dend	CLEC Resu	CLEC Std t	Qwest Num	Qwest Dend	Qwest Resu	Mod Z Scr	Parity Scr
Jul-02					7	10	70.00%		
Aug-02	2	3	66.67%	47.14%	19	22	86.36%	0.69	-0.58
Sep-02					6	10	60.00%		
Oct-02					9	14	64.29%		
Nov-02					10	15	66.67%		
Dec-02	1	1	100.00%	0.00%	5	5	100.00%	N/A	N/A
Jan-03					4	7	57.14%		
Feb-03	1	1	100.00%	0.00%	15	15	100.00%	N/A	N/A
Mar-03	1	1	100.00%	0.00%	11	11	100.00%	N/A	N/A
Apr-03					14	20	70.00%		
May-03	1	1	100.00%	0.00%	12	14	85.71%	-0.39	-1.24
Jun-03					14	18	77.78%		



Basic Rate ISDN (Parity)									
Date	CLEC Num	CLEC Dend	CLEC Resu	CLEC Std t	Qwest Num	Qwest Dend	Qwest Resu	Mod Z Scr	Parity Scr
Jul-02					33	42	78.57%		
Aug-02					33	48	68.75%		
Sep-02					26	34	76.47%		
Oct-02					70	78	89.74%		
Nov-02					79	87	90.80%		
Dec-02					27	29	93.10%		
Jan-03					44	56	78.57%		
Feb-03					32	44	72.73%		
Mar-03					31	38	81.58%		
Apr-03					39	46	84.78%		
May-03					31	43	72.09%		
Jun-03					32	40	80.00%		

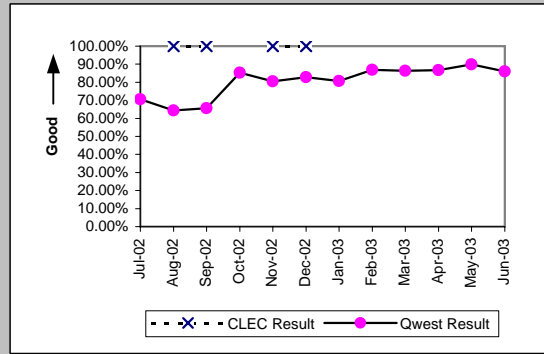


LIS Trunk (Parity)									
Date	CLEC Num	CLEC Dend	CLEC Resu	CLEC Std t	Qwest Num	Qwest Dend	Qwest Resu	Mod Z Scr	Parity Scr
Jul-02	9	9	100.00%	0.00%	15	17	88.24%	-0.89	-1.54
Aug-02	13	14	92.86%	25.75%	9	9	100.00%	N/A	-0.71
Sep-02	12	12	100.00%	0.00%	16	16	100.00%	N/A	N/A
Oct-02	15	17	88.24%	32.22%	36	37	97.30%	1.15	-0.3
Nov-02	31	31	100.00%	0.00%	5	5	100.00%	N/A	N/A
Dec-02	18	18	100.00%	0.00%	17	18	94.44%	-0.73	-1.44
Jan-03	17	18	94.44%	22.91%	13	13	100.00%	N/A	-0.68
Feb-03	19	19	100.00%	0.00%	33	33	100.00%	N/A	N/A
Mar-03	17	19	89.47%	30.69%	40	45	88.89%	-0.07	-1.04
Apr-03	22	23	95.65%	20.39%	15	20	75.00%	-1.56	-1.95
May-03	12	12	100.00%	0.00%	48	49	97.96%	-0.45	-1.27
Jun-03	15	15	100.00%	0.00%	21	24	87.50%	-1.15	-1.7

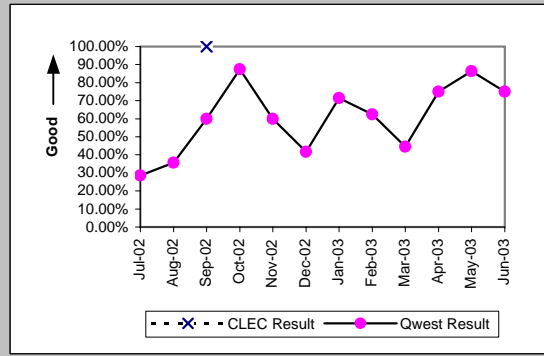


OP-3E - Installation Commitments Met (Percent) - Interval Zone Two

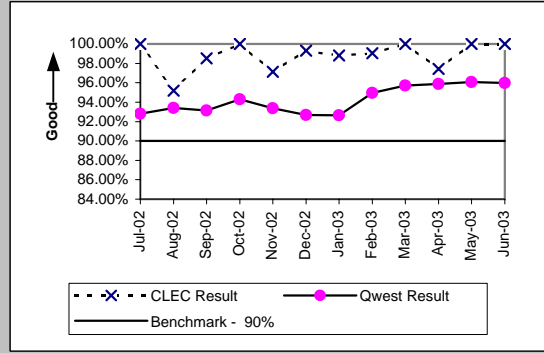
UDIT DS1 (Parity)									
Date	CLEC Num	CLEC Denc	CLEC Resu	CLEC Std E	Qwest Num	Qwest Denc	Qwest Resu	Mod Z Scr	Parity Scr
Jul-02					197	279	70.61%		
Aug-02	1	1	100.00%	0.00%	163	253	64.43%	-0.74	-1.45
Sep-02	1	1	100.00%	0.00%	178	271	65.68%	-0.72	-1.44
Oct-02					321	376	85.37%		
Nov-02	1	1	100.00%	0.00%	149	185	80.54%	-0.49	-1.3
Dec-02	4	4	100.00%	0.00%	193	233	82.83%	-0.9	-1.55
Jan-03					222	275	80.73%		
Feb-03					246	283	86.93%		
Mar-03					258	299	86.29%		
Apr-03					274	316	86.71%		
May-03					377	419	89.98%		
Jun-03					296	344	86.05%		



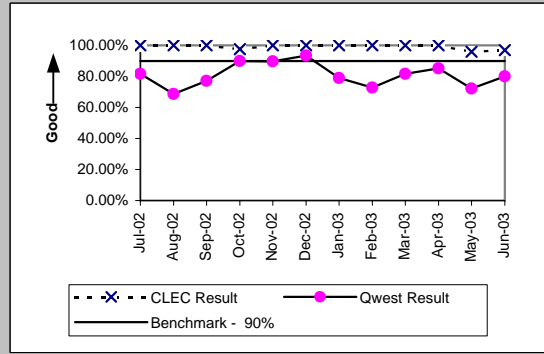
UDIT Above DS1 Level (Parity)									
Date	CLEC Num	CLEC Denc	CLEC Resu	CLEC Std E	Qwest Num	Qwest Denc	Qwest Resu	Mod Z Scr	Parity Scr
Jul-02					2	7	28.57%		
Aug-02					5	14	35.71%		
Sep-02	2	2	100.00%	0.00%	3	5	60.00%	-0.98	-1.59
Oct-02					7	8	87.50%		
Nov-02					3	5	60.00%		
Dec-02					5	12	41.67%		
Jan-03					5	7	71.43%		
Feb-03					10	16	62.50%		
Mar-03					4	9	44.44%		
Apr-03					15	20	75.00%		
May-03					19	22	86.36%		
Jun-03					12	16	75.00%		



Unbundled Loop Analog (Benchmark)									
Date	CLEC Num	CLEC Denc	CLEC Resu	CLEC Std E	Qwest Num	Qwest Denc	Qwest Resu	Mod Z Scr	Parity Scr
Jul-02	101	101	100.00%	0.00%	1973	2126	92.80%	-2.73	-2.66
Aug-02	138	145	95.17%	21.43%	2006	2148	93.39%	-0.84	-1.51
Sep-02	67	68	98.53%	12.04%	1835	1970	93.15%	-1.73	-2.05
Oct-02	62	62	100.00%	0.00%	2113	2241	94.29%	-1.91	-2.16
Nov-02	68	70	97.14%	16.66%	1607	1721	93.38%	-1.24	-1.76
Dec-02	146	147	99.32%	8.22%	1619	1747	92.67%	-2.97	-2.81
Jan-03	168	170	98.82%	10.78%	1677	1810	92.65%	-2.95	-2.79
Feb-03	105	106	99.06%	9.67%	1585	1669	94.97%	-1.87	-2.14
Mar-03	145	145	100.00%	0.00%	1677	1752	95.72%	-2.45	-2.49
Apr-03	152	156	97.44%	15.81%	1816	1894	95.88%	-0.94	-1.57
May-03	69	69	100.00%	0.00%	1765	1837	96.08%	-1.65	-2
Jun-03	124	124	100.00%	0.00%	1817	1893	95.99%	-2.21	-2.34

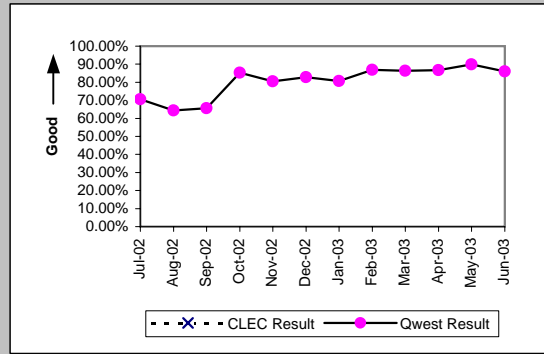


Unbundled Loop - 2 Wire Non-Loaded (Benchmark)									
Date	CLEC Num	CLEC Denc	CLEC Resu	CLEC Std E	Qwest Num	Qwest Denc	Qwest Resu	Mod Z Scr	Parity Scr
Jul-02	37	37	100.00%	0.00%	40	49	81.63%	-2.18	-2.32
Aug-02	32	32	100.00%	0.00%	33	48	68.75%	-2.95	-2.8
Sep-02	31	31	100.00%	0.00%	27	35	77.14%	-2.21	-2.34
Oct-02	41	42	97.62%	15.25%	71	79	89.87%	-1.34	-1.82
Nov-02	42	42	100.00%	0.00%	79	88	89.77%	-1.8	-2.09
Dec-02	35	35	100.00%	0.00%	28	30	93.33%	-1.07	-1.65
Jan-03	40	40	100.00%	0.00%	45	57	78.95%	-2.5	-2.52
Feb-03	39	39	100.00%	0.00%	32	44	72.73%	-2.78	-2.69
Mar-03	25	25	100.00%	0.00%	31	38	81.58%	-1.85	-2.12
Apr-03	23	23	100.00%	0.00%	40	47	85.11%	-1.64	-2
May-03	23	24	95.83%	19.98%	31	43	72.09%	-2.08	-2.26
Jun-03	31	32	96.88%	17.40%	32	40	80.00%	-1.78	-2.08

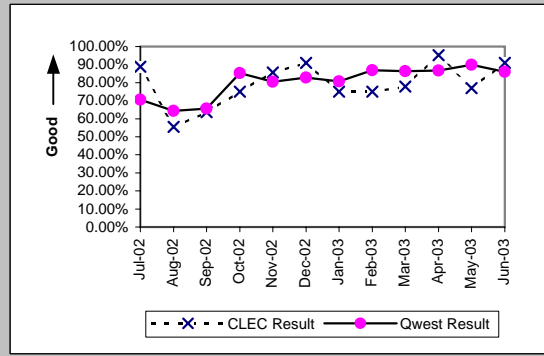


OP-3E - Installation Commitments Met (Percent) - Interval Zone Two

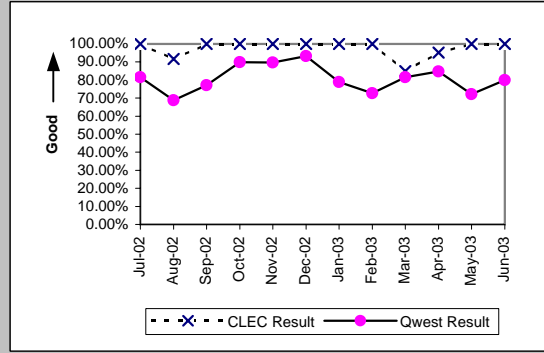
Unbundled Loop - 4 Wire Non-Loaded (Parity)									
Date	CLEC Num	CLEC Denc	CLEC Resu	CLEC Std E	Qwest Num	Qwest Denc	Qwest Resu	Mod Z Scr	Parity Scr
Jul-02					197	279	70.61%		
Aug-02					163	253	64.43%		
Sep-02					178	271	65.68%		
Oct-02					321	376	85.37%		
Nov-02					149	185	80.54%		
Dec-02					193	233	82.83%		
Jan-03					222	275	80.73%		
Feb-03					246	283	86.93%		
Mar-03					258	299	86.29%		
Apr-03					274	316	86.71%		
May-03					377	419	89.98%		
Jun-03					296	344	86.05%		



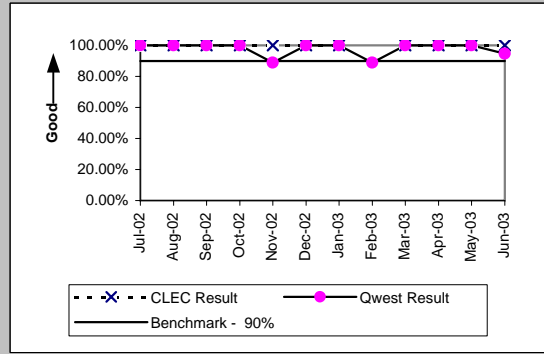
Unbundled Loop - DS1 Capable (Parity)									
Date	CLEC Num	CLEC Denc	CLEC Resu	CLEC Std E	Qwest Num	Qwest Denc	Qwest Resu	Mod Z Scr	Parity Scr
Jul-02	8	9	88.89%	31.43%	197	279	70.61%	-1.18	-1.72
Aug-02	5	9	55.56%	49.69%	163	253	64.43%	0.53	-0.68
Sep-02	7	11	63.64%	48.10%	178	271	65.68%	0.15	-0.91
Oct-02	6	8	75.00%	43.30%	321	376	85.37%	0.78	-0.53
Nov-02	12	14	85.71%	34.99%	149	185	80.54%	-0.47	-1.29
Dec-02	10	11	90.91%	28.75%	193	233	82.83%	-0.69	-1.42
Jan-03	3	4	75.00%	43.30%	222	275	80.73%	0.3	-0.82
Feb-03	9	12	75.00%	43.30%	246	283	86.93%	1.11	-0.33
Mar-03	7	9	77.78%	41.57%	258	299	86.29%	0.71	-0.57
Apr-03	20	21	95.24%	21.30%	274	316	86.71%	-1.11	-1.68
May-03	10	13	76.92%	42.13%	377	419	89.98%	1.37	-0.17
Jun-03	10	11	90.91%	28.75%	296	344	86.05%	-0.46	-1.28



Unbundled Loop ISDN Capable (Parity)									
Date	CLEC Num	CLEC Denc	CLEC Resu	CLEC Std E	Qwest Num	Qwest Denc	Qwest Resu	Mod Z Scr	Parity Scr
Jul-02	11	11	100.00%	0.00%	40	49	81.63%	-1.42	-1.86
Aug-02	11	12	91.67%	27.64%	33	48	68.75%	-1.53	-1.93
Sep-02	12	12	100.00%	0.00%	27	35	77.14%	-1.63	-1.99
Oct-02	20	20	100.00%	0.00%	71	79	89.87%	-1.34	-1.82
Nov-02	18	18	100.00%	0.00%	79	88	89.77%	-1.3	-1.79
Dec-02	21	21	100.00%	0.00%	28	30	93.33%	-0.94	-1.57
Jan-03	23	23	100.00%	0.00%	45	57	78.95%	-2.09	-2.27
Feb-03	21	21	100.00%	0.00%	32	44	72.73%	-2.31	-2.4
Mar-03	17	20	85.00%	35.71%	31	38	81.58%	-0.32	-1.19
Apr-03	20	21	95.24%	21.30%	39	46	84.78%	-1.11	-1.67
May-03	13	13	100.00%	0.00%	31	43	72.09%	-1.97	-2.2
Jun-03	23	23	100.00%	0.00%	32	40	80.00%	-1.91	-2.16



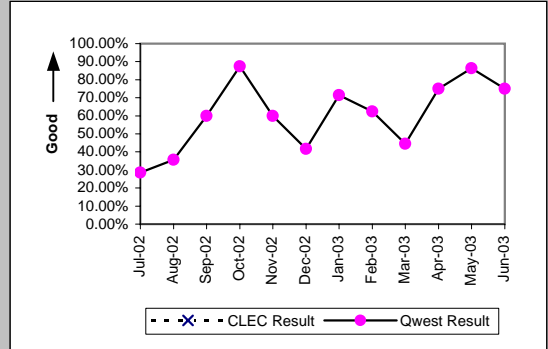
Unbundled Loop - ADSL Qualified (Benchmark)									
Date	CLEC Num	CLEC Denc	CLEC Resu	CLEC Std E	Qwest Num	Qwest Denc	Qwest Resu	Mod Z Scr	Parity Scr
Jul-02	4	4	100.00%	0.00%	11	11	100.00%	N/A	N/A
Aug-02	4	4	100.00%	0.00%	11	11	100.00%	N/A	N/A
Sep-02	2	2	100.00%	0.00%	6	6	100.00%	N/A	N/A
Oct-02	4	4	100.00%	0.00%	9	9	100.00%	N/A	N/A
Nov-02	2	2	100.00%	0.00%	8	9	88.89%	-0.45	-1.27
Dec-02	9	9	100.00%	0.00%	5	5	100.00%	N/A	N/A
Jan-03	6	6	100.00%	0.00%	13	13	100.00%	N/A	N/A
Feb-03					8	9	88.89%		
Mar-03	3	3	100.00%	0.00%	14	14	100.00%	N/A	N/A
Apr-03	3	3	100.00%	0.00%	10	10	100.00%	N/A	N/A
May-03	3	3	100.00%	0.00%	15	15	100.00%	N/A	N/A
Jun-03	4	4	100.00%	0.00%	18	19	94.74%	-0.43	-1.26



OP-3E - Installation Commitments Met (Percent) - Interval Zone Two

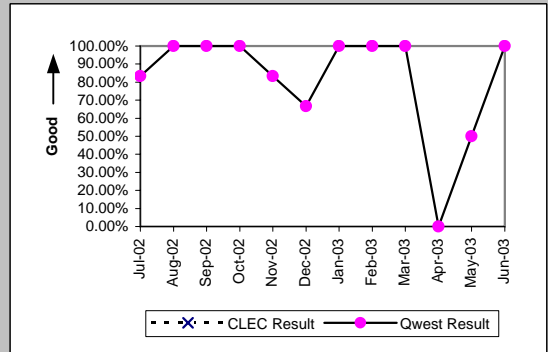
Unbundled Loop - DS3 Capable (Parity)

Date	CLEC Num	CLEC Dend	CLEC Resu	CLEC Std	Qwest Num	Qwest Dend	Qwest Resu	Mod Z Scr	Parity Scr
Jul-02					2	7	28.57%		
Aug-02					5	14	35.71%		
Sep-02					3	5	60.00%		
Oct-02					7	8	87.50%		
Nov-02					3	5	60.00%		
Dec-02					5	12	41.67%		
Jan-03					5	7	71.43%		
Feb-03					10	16	62.50%		
Mar-03					4	9	44.44%		
Apr-03					15	20	75.00%		
May-03					19	22	86.36%		
Jun-03					12	16	75.00%		



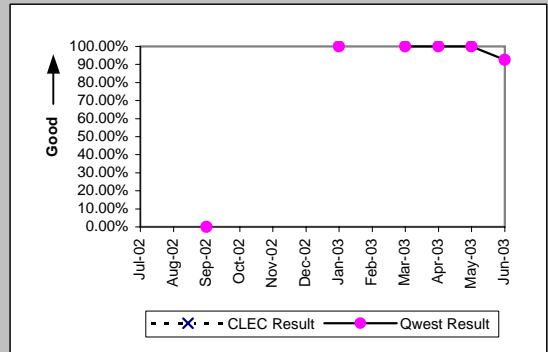
Qwest DSL (Parity)

Date	CLEC Num	CLEC Dend	CLEC Resu	CLEC Std	Qwest Num	Qwest Dend	Qwest Resu	Mod Z Scr	Parity Scr
Jul-02					5	6	83.33%		
Aug-02					1	1	100.00%		
Sep-02					5	5	100.00%		
Oct-02					2	2	100.00%		
Nov-02					5	6	83.33%		
Dec-02					2	3	66.67%		
Jan-03					4	4	100.00%		
Feb-03					1	1	100.00%		
Mar-03					1	1	100.00%		
Apr-03					0	2	0.00%		
May-03					2	4	50.00%		
Jun-03					2	2	100.00%		



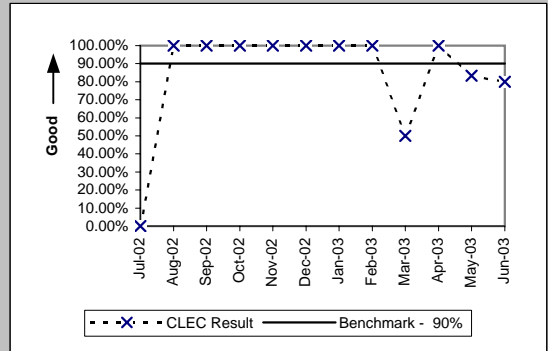
E911 (Parity)

Date	CLEC Num	CLEC Dend	CLEC Resu	CLEC Std	Qwest Num	Qwest Dend	Qwest Resu	Mod Z Scr	Parity Scr
Jul-02									
Aug-02									
Sep-02					0	5	0.00%		
Oct-02									
Nov-02									
Dec-02									
Jan-03					2	2	100.00%		
Feb-03									
Mar-03					2	2	100.00%		
Apr-03					4	4	100.00%		
May-03					5	5	100.00%		
Jun-03					25	27	92.59%		

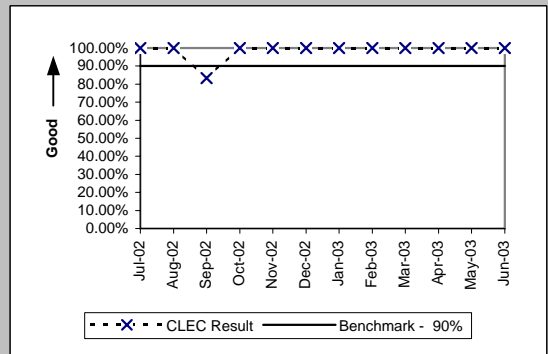


OP-3E - Installation Commitments Met (Percent) - Interval Zone Two

Enhanced Extended Loops (EELs) (Benchmark)					
Date	Num	Denom	CLEC Result	Standard Dev	
Jul-02	0	1	0.00%	0.00%	
Aug-02	1	1	100.00%	0.00%	
Sep-02	1	1	100.00%	0.00%	
Oct-02	7	7	100.00%	0.00%	
Nov-02	4	4	100.00%	0.00%	
Dec-02	2	2	100.00%	0.00%	
Jan-03	3	3	100.00%	0.00%	
Feb-03	2	2	100.00%	0.00%	
Mar-03	1	2	50.00%	50.00%	
Apr-03	3	3	100.00%	0.00%	
May-03	5	6	83.33%	37.27%	
Jun-03	4	5	80.00%	40.00%	

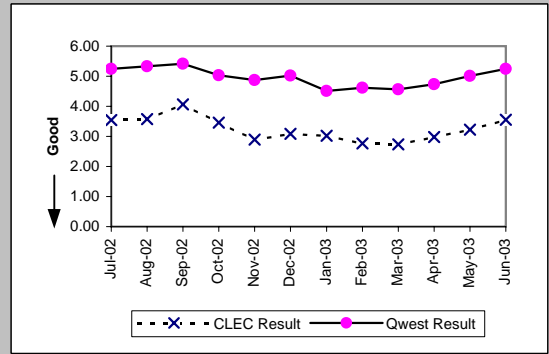


Unbundled Loop Conditioned (Benchmark)					
Date	Num	Denom	CLEC Result	Standard Dev	
Jul-02	16	16	100.00%	0.00%	
Aug-02	18	18	100.00%	0.00%	
Sep-02	10	12	83.33%	37.27%	
Oct-02	14	14	100.00%	0.00%	
Nov-02	15	15	100.00%	0.00%	
Dec-02	6	6	100.00%	0.00%	
Jan-03	8	8	100.00%	0.00%	
Feb-03	15	15	100.00%	0.00%	
Mar-03	12	12	100.00%	0.00%	
Apr-03	5	5	100.00%	0.00%	
May-03	8	8	100.00%	0.00%	
Jun-03	3	3	100.00%	0.00%	

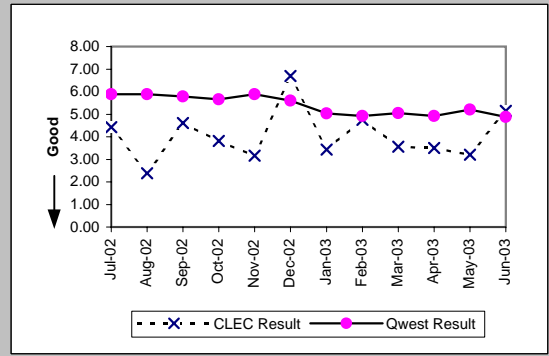


OP-4A - Installation Interval (Average Days) - Dispatches within MSAs

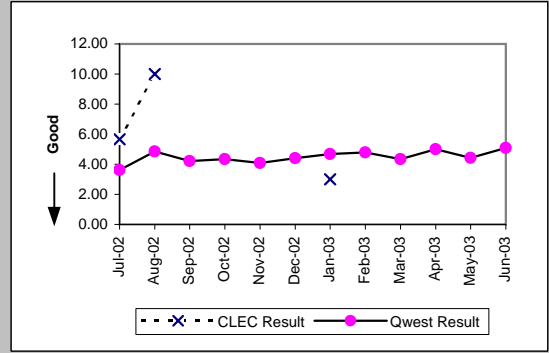
Residence (Parity)									
Date	CLEC Num	CLEC Denc	CLEC Resu	CLEC Std E	Qwest Num	Qwest Denc	Qwest Resu	Mod Z Scr	Parity Scr
Jul-02	631	178	3.54	1.12	55353	10547	5.25	-4.96	-4.01
Aug-02	761	213	3.57	1.38	56276	10568	5.33	-5.51	-4.35
Sep-02	455	112	4.06	2.19	53796	9935	5.41	-3.12	-2.9
Oct-02	377	109	3.46	1.49	54456	10833	5.03	-3.92	-3.38
Nov-02	315	109	2.89	0.71	40202	8248	4.87	-4.67	-3.84
Dec-02	434	141	3.08	0.76	40090	7984	5.02	-5.15	-4.13
Jan-03	757	251	3.02	0.88	38352	8502	4.51	-6.42	-4.9
Feb-03	700	253	2.77	0.64	35614	7710	4.62	-7	-5.25
Mar-03	620	227	2.73	0.83	37801	8287	4.56	-7.28	-5.43
Apr-03	673	226	2.98	1.47	41391	8742	4.73	-5.98	-4.64
May-03	803	249	3.22	2.01	42408	8459	5.01	-6.07	-4.69
Jun-03	1006	283	3.55	1.18	47083	8989	5.24	-6.09	-4.7



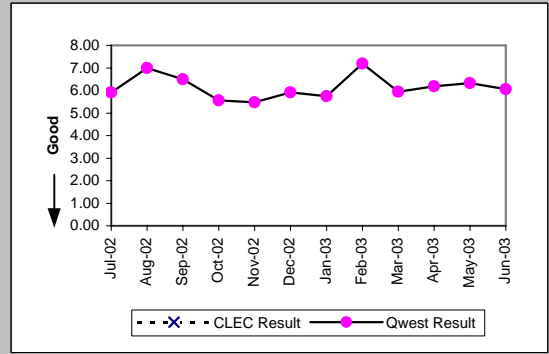
Business (Parity)									
Date	CLEC Num	CLEC Denc	CLEC Resu	CLEC Std E	Qwest Num	Qwest Denc	Qwest Resu	Mod Z Scr	Parity Scr
Jul-02	53	12	4.42	3.03	16066	2727	5.89	-0.66	-1.4
Aug-02	19	8	2.38	1.60	15943	2708	5.89	-1.34	-1.81
Sep-02	83	18	4.61	2.00	15169	2622	5.79	-0.7	-1.43
Oct-02	42	11	3.82	1.89	17023	3007	5.66	-0.91	-1.55
Nov-02	38	12	3.17	1.27	15546	2642	5.88	-1.38	-1.84
Dec-02	67	10	6.70	4.92	12356	2207	5.60	0.74	-0.55
Jan-03	24	7	3.43	1.13	12931	2566	5.04	-0.73	-1.45
Feb-03	38	8	4.75	2.05	11231	2284	4.92	-0.08	-1.05
Mar-03	32	9	3.56	1.13	13032	2579	5.05	-0.72	-1.44
Apr-03	42	12	3.50	1.09	12142	2466	4.92	-0.92	-1.56
May-03	45	14	3.21	1.37	12994	2493	5.21	-1.26	-1.77
Jun-03	67	13	5.15	3.87	12176	2496	4.88	0.42	-0.74



Centrex (Parity)									
Date	CLEC Num	CLEC Denc	CLEC Resu	CLEC Std E	Qwest Num	Qwest Denc	Qwest Resu	Mod Z Scr	Parity Scr
Jul-02	17	3	5.67	0.58	1089	302	3.61	1.33	-0.19
Aug-02	10	1	10.00		3071	632	4.86	1.27	-0.23
Sep-02					2314	548	4.22		
Oct-02					2262	520	4.35		
Nov-02					1900	466	4.08		
Dec-02					1993	453	4.40		
Jan-03	3	1	3.00		1909	407	4.69	-0.23	-1.14
Feb-03					2078	435	4.78		
Mar-03					2375	546	4.35		
Apr-03					1674	334	5.01		
May-03					1722	389	4.43		
Jun-03					2608	513	5.08		

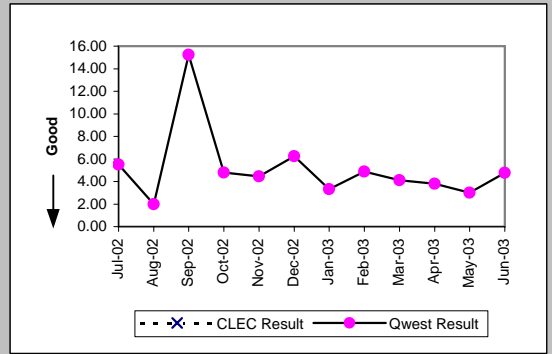


Centrex 21 (Parity)									
Date	CLEC Num	CLEC Denc	CLEC Resu	CLEC Std E	Qwest Num	Qwest Denc	Qwest Resu	Mod Z Scr	Parity Scr
Jul-02					863	146	5.91		
Aug-02					966	138	7.00		
Sep-02					961	148	6.49		
Oct-02					879	158	5.56		
Nov-02					618	113	5.47		
Dec-02					740	125	5.92		
Jan-03					696	121	5.75		
Feb-03					798	111	7.19		
Mar-03					761	128	5.95		
Apr-03					799	129	6.19		
May-03					759	120	6.32		
Jun-03					709	117	6.06		

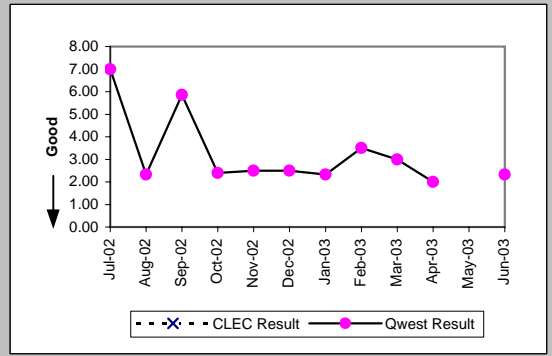


OP-4A - Installation Interval (Average Days) - Dispatches within MSAs

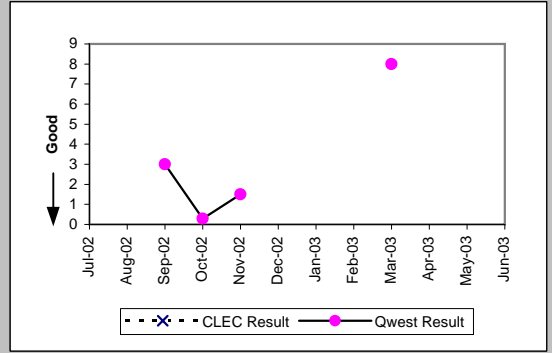
PBX (Parity)									
Date	CLEC Num	CLEC Denc	CLEC Resu	CLEC Std	Qwest Num	Qwest Denc	Qwest Resu	Mod Z Scr	Parity Scr
Jul-02					99	18	5.50		
Aug-02					20	10	2.00		
Sep-02					198	13	15.23		
Oct-02					67	14	4.79		
Nov-02					49	11	4.45		
Dec-02					50	8	6.25		
Jan-03					20	6	3.33		
Feb-03					44	9	4.89		
Mar-03					37	9	4.11		
Apr-03					53	14	3.79		
May-03					42	14	3.00		
Jun-03					62	13	4.77		



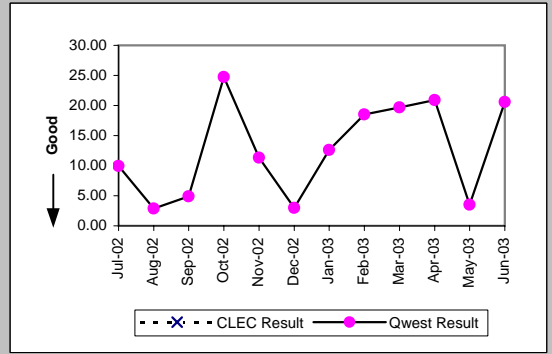
Basic Rate ISDN (Parity)									
Date	CLEC Num	CLEC Denc	CLEC Resu	CLEC Std	Qwest Num	Qwest Denc	Qwest Resu	Mod Z Scr	Parity Scr
Jul-02					1817	260	6.99		
Aug-02					7	3	2.33		
Sep-02					41	7	5.86		
Oct-02					12	5	2.40		
Nov-02					20	8	2.50		
Dec-02					10	4	2.50		
Jan-03					7	3	2.33		
Feb-03					7	2	3.50		
Mar-03					18	6	3.00		
Apr-03					2	1	2.00		
May-03									
Jun-03					7	3	2.33		



ISDN Primary (Parity)									
Date	CLEC Num	CLEC Denc	CLEC Resu	CLEC Std	Qwest Num	Qwest Denc	Qwest Resu	Mod Z Scr	Parity Scr
Jul-02									
Aug-02									
Sep-02					3	1	3.00		
Oct-02					2	7	0.29		
Nov-02					3	2	1.50		
Dec-02									
Jan-03									
Feb-03									
Mar-03					8	1	8.00		
Apr-03									
May-03									
Jun-03									

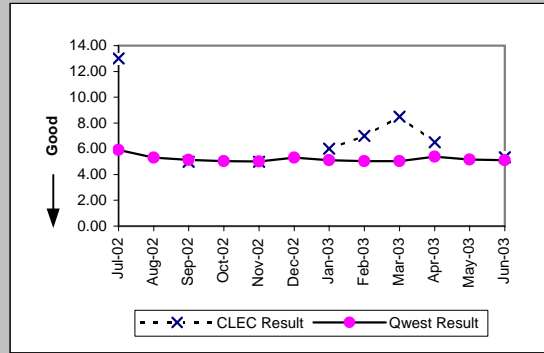


DS0 (Parity)									
Date	CLEC Num	CLEC Denc	CLEC Resu	CLEC Std	Qwest Num	Qwest Denc	Qwest Resu	Mod Z Scr	Parity Scr
Jul-02					209	21	9.95		
Aug-02					23	8	2.88		
Sep-02					88	18	4.89		
Oct-02					1458	59	24.71		
Nov-02					385	34	11.32		
Dec-02					3	1	3.00		
Jan-03					4301	341	12.61		
Feb-03					1869	101	18.50		
Mar-03					3167	161	19.67		
Apr-03					879	42	20.93		
May-03					74	21	3.52		
Jun-03					1153	56	20.59		

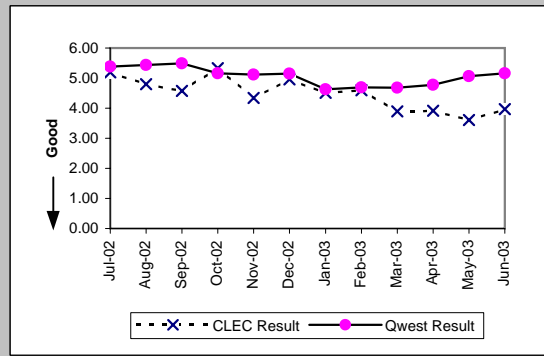


OP-4A - Installation Interval (Average Days) - Dispatches within MSAs

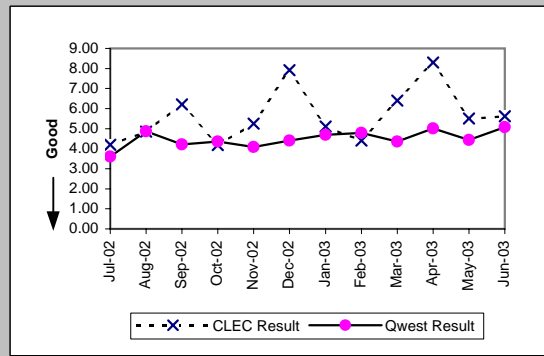
Qwest DSL (Parity)										
Date	CLEC Num	CLEC Denc	CLEC Resu	CLEC Std E	Qwest Num	Qwest Denc	Qwest Resu	Mod Z Scr	Parity Scr	
Jul-02	26	2	13.00	1.41	7312	1236	5.92	2.41	0.46	
Aug-02					5271	995	5.30			
Sep-02	5	1	5.00		5427	1053	5.15	-0.05	-1.03	
Oct-02					5469	1088	5.03			
Nov-02	5	1	5.00		4223	842	5.02	-0.01	-1	
Dec-02					4739	894	5.30			
Jan-03	6	1	6.00		4839	946	5.12	0.73	-0.55	
Feb-03	7	1	7.00		4063	804	5.05	1.57	-0.04	
Mar-03	17	2	8.50	0.71	3807	755	5.04	1.79	0.09	
Apr-03	13	2	6.50	2.12	3554	659	5.39	1.14	-0.31	
May-03					2615	506	5.17			
Jun-03	16	3	5.33	2.52	2077	406	5.12	0.7	-0.57	



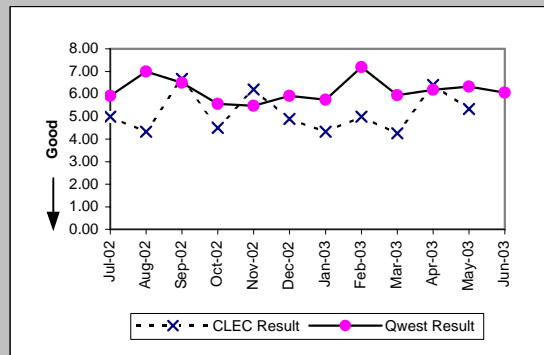
UNE - P (POTS) (Parity)										
Date	CLEC Num	CLEC Denc	CLEC Resu	CLEC Std E	Qwest Num	Qwest Denc	Qwest Resu	Mod Z Scr	Parity Scr	
Jul-02	607	117	5.19	3.39	71419	13274	5.38	-0.39	-1.24	
Aug-02	662	138	4.80	2.73	72219	13276	5.44	-1.42	-1.86	
Sep-02	535	117	4.57	2.21	68965	12557	5.49	-1.91	-2.16	
Oct-02	720	135	5.33	5.03	71479	13840	5.16	0.4	-0.75	
Nov-02	581	134	4.34	2.79	55748	10890	5.12	-1.76	-2.07	
Dec-02	694	140	4.96	3.41	52446	10191	5.15	-0.45	-1.27	
Jan-03	916	203	4.51	5.65	51283	11068	4.63	-0.4	-1.25	
Feb-03	906	197	4.60	3.95	46845	9994	4.69	-0.27	-1.16	
Mar-03	1240	319	3.89	2.76	50833	10866	4.68	-3.12	-2.9	
Apr-03	1137	290	3.92	3.05	53533	11208	4.78	-3.13	-2.9	
May-03	1169	324	3.61	2.63	55402	10952	5.06	-5.24	-4.19	
Jun-03	869	219	3.97	3.19	59259	11485	5.16	-3.71	-3.26	



UNE P (Centrex) (Parity)										
Date	CLEC Num	CLEC Denc	CLEC Resu	CLEC Std E	Qwest Num	Qwest Denc	Qwest Resu	Mod Z Scr	Parity Scr	
Jul-02	21	5	4.20	1.30	1089	302	3.61	0.81	-0.51	
Aug-02	63	13	4.85	2.08	3071	632	4.86	-0.01	-1.01	
Sep-02	62	10	6.20	3.85	2314	548	4.22	1.58	-0.04	
Oct-02	46	11	4.18	1.72	2262	520	4.35	-0.16	-1.1	
Nov-02	42	8	5.25	2.92	1900	466	4.08	1.1	-0.33	
Dec-02	95	12	7.92	4.25	1993	453	4.40	3.72	1.26	
Jan-03	51	10	5.10	3.78	1909	407	4.69	0.85	-0.48	
Feb-03	44	10	4.40	2.22	2078	435	4.78	-0.35	-1.21	
Mar-03	96	15	6.40	6.94	2375	546	4.35	2.2	0.34	
Apr-03	141	17	8.29	8.72	1674	334	5.01	2.51	0.53	
May-03	33	6	5.50	0.84	1722	389	4.43	0.92	-0.44	
Jun-03	45	8	5.62	3.70	2608	513	5.08	0.93	-0.44	



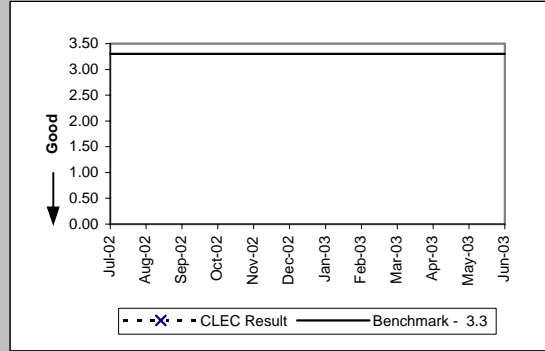
UNE P (Centrex 21) (Parity)										
Date	CLEC Num	CLEC Denc	CLEC Resu	CLEC Std E	Qwest Num	Qwest Denc	Qwest Resu	Mod Z Scr	Parity Scr	
Jul-02	25	5	5.00	1.22	863	146	5.91	-0.33	-1.2	
Aug-02	13	3	4.33	1.53	966	138	7.00	-0.55	-1.34	
Sep-02	20	3	6.67	3.06	961	148	6.49	0.36	-0.78	
Oct-02	18	4	4.50	1.91	879	158	5.56	-0.34	-1.21	
Nov-02	31	5	6.20	4.32	618	113	5.47	0.55	-0.66	
Dec-02	49	10	4.90	3.07	740	125	5.92	-0.49	-1.3	
Jan-03	13	3	4.33	1.15	696	121	5.75	-0.32	-1.19	
Feb-03	20	4	5.00	2.45	798	111	7.19	-0.5	-1.3	
Mar-03	17	4	4.25	0.50	761	128	5.95	-0.4	-1.24	
Apr-03	32	5	6.40	1.82	799	129	6.19	0.49	-0.7	
May-03	16	3	5.33	1.53	759	120	6.32	-0.22	-1.13	
Jun-03					709	117	6.06			



OP-4A - Installation Interval (Average Days) - Dispatches within MSAs

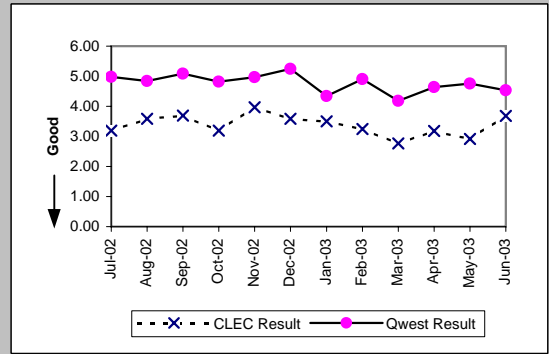
Line Sharing (Benchmark)

Date	Numerator	Denominator	CLEC Result	Standard Dev
Jul-02				
Aug-02				
Sep-02				
Oct-02				
Nov-02				
Dec-02				
Jan-03				
Feb-03				
Mar-03				
Apr-03				
May-03				
Jun-03				

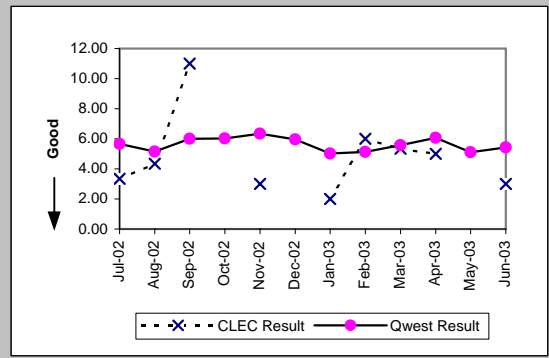


OP-4B - Installation Interval (Average Days) - Dispatches outside MSAs

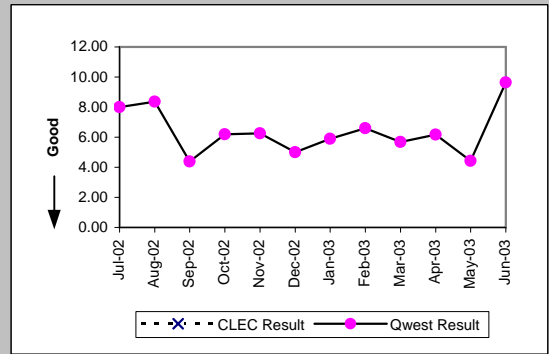
Residence (Parity)									
Date	CLEC Num	CLEC Denc	CLEC Resu	CLEC Std I	Qwest Num	Qwest Denc	Qwest Resu	Mod Z Scr	Parity Scr
Jul-02	67	21	3.19	0.75	8953	1798	4.98	-1.29	-1.78
Aug-02	115	32	3.59	2.60	8873	1833	4.84	-1.28	-1.78
Sep-02	59	16	3.69	1.08	8608	1694	5.08	-0.9	-1.55
Oct-02	83	26	3.19	0.85	8909	1847	4.82	-1.57	-1.96
Nov-02	115	29	3.97	3.98	7160	1442	4.97	-0.8	-1.48
Dec-02	93	26	3.58	1.10	7706	1470	5.24	-1.36	-1.83
Jan-03	119	34	3.50	1.69	6417	1480	4.34	-1.46	-1.89
Feb-03	120	37	3.24	1.48	6765	1380	4.90	-1.77	-2.08
Mar-03	83	30	2.77	1.52	6034	1442	4.18	-2.26	-2.38
Apr-03	70	22	3.18	1.05	7396	1595	4.64	-1.3	-1.79
May-03	76	26	2.92	0.48	7381	1550	4.76	-1.94	-2.18
Jun-03	70	19	3.68	1.00	7219	1594	4.53	-0.78	-1.47



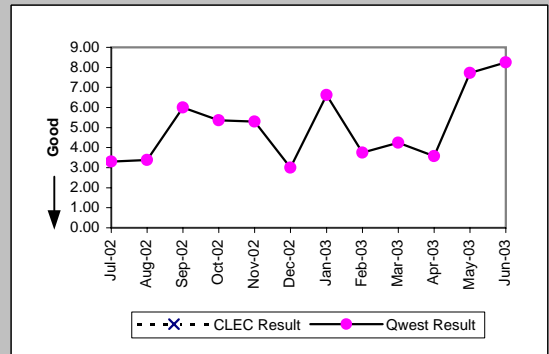
Business (Parity)									
Date	CLEC Num	CLEC Denc	CLEC Resu	CLEC Std I	Qwest Num	Qwest Denc	Qwest Resu	Mod Z Scr	Parity Scr
Jul-02	10	3	3.33	1.53	1896	335	5.66	-0.55	-1.33
Aug-02	13	3	4.33	1.53	1672	325	5.14	-0.24	-1.14
Sep-02	55	5	11.00	17.89	1724	287	6.01	1.64	-0.01
Oct-02					2466	409	6.03		
Nov-02	9	3	3.00	0.00	1814	286	6.34	-0.85	-1.51
Dec-02					1695	285	5.95		
Jan-03	2	1	2.00		1691	337	5.02	-0.59	-1.36
Feb-03	6	1	6.00		1514	295	5.13	0.82	-0.5
Mar-03	16	3	5.33	1.53	1759	316	5.57	-0.05	-1.03
Apr-03	15	3	5.00	2.65	1862	307	6.07	-0.17	-1.1
May-03					1494	293	5.10		
Jun-03	3	1	3.00		1665	307	5.42	-0.37	-1.23



Centrex (Parity)									
Date	CLEC Num	CLEC Denc	CLEC Resu	CLEC Std I	Qwest Num	Qwest Denc	Qwest Resu	Mod Z Scr	Parity Scr
Jul-02					8	1	8.00		
Aug-02					184	22	8.36		
Sep-02					57	13	4.38		
Oct-02					124	20	6.20		
Nov-02					75	12	6.25		
Dec-02					30	6	5.00		
Jan-03					53	9	5.89		
Feb-03					33	5	6.60		
Mar-03					91	16	5.69		
Apr-03					68	11	6.18		
May-03					53	12	4.42		
Jun-03					106	11	9.64		

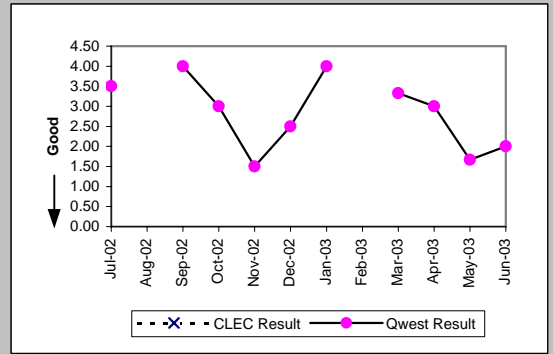


Centrex 21 (Parity)									
Date	CLEC Num	CLEC Denc	CLEC Resu	CLEC Std I	Qwest Num	Qwest Denc	Qwest Resu	Mod Z Scr	Parity Scr
Jul-02					33	10	3.30		
Aug-02					27	8	3.38		
Sep-02					72	12	6.00		
Oct-02					59	11	5.36		
Nov-02					74	14	5.29		
Dec-02					27	9	3.00		
Jan-03					53	8	6.62		
Feb-03					30	8	3.75		
Mar-03					51	12	4.25		
Apr-03					25	7	3.57		
May-03					116	15	7.73		
Jun-03					99	12	8.25		

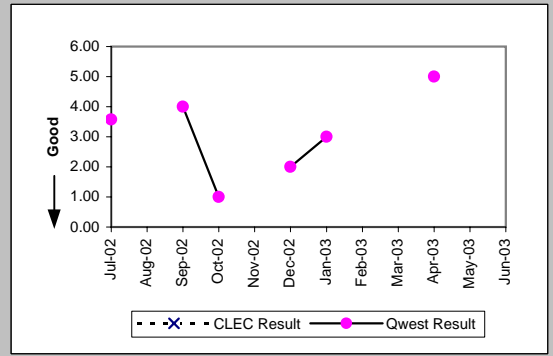


OP-4B - Installation Interval (Average Days) - Dispatches outside MSAs

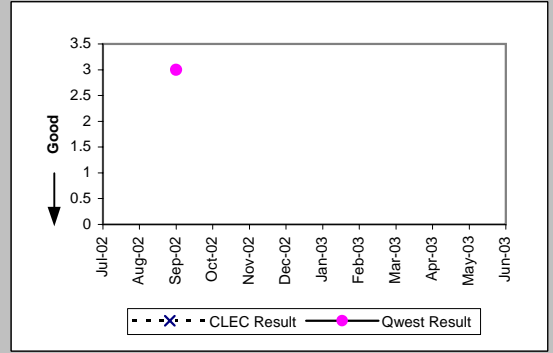
PBX (Parity)									
Date	CLEC Num	CLEC Denc	CLEC Resu	CLEC Std	Qwest Num	Qwest Denc	Qwest Resu	Mod Z Scr	Parity Scr
Jul-02					7	2	3.50		
Aug-02									
Sep-02					8	2	4.00		
Oct-02					3	1	3.00		
Nov-02					3	2	1.50		
Dec-02					5	2	2.50		
Jan-03					4	1	4.00		
Feb-03									
Mar-03					10	3	3.33		
Apr-03					3	1	3.00		
May-03					5	3	1.67		
Jun-03					2	1	2.00		



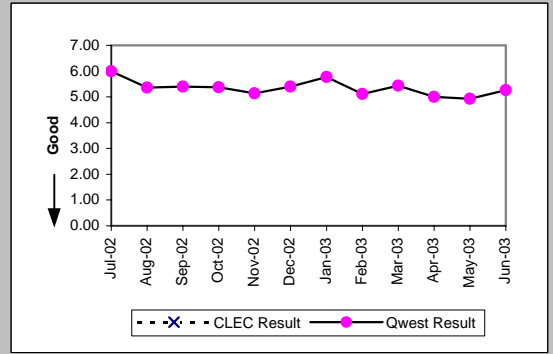
Basic Rate ISDN (Parity)									
Date	CLEC Num	CLEC Denc	CLEC Resu	CLEC Std	Qwest Num	Qwest Denc	Qwest Resu	Mod Z Scr	Parity Scr
Jul-02					25	7	3.57		
Aug-02									
Sep-02					4	1	4.00		
Oct-02					1	1	1.00		
Nov-02									
Dec-02					2	1	2.00		
Jan-03					3	1	3.00		
Feb-03									
Mar-03									
Apr-03					5	1	5.00		
May-03									
Jun-03									



DS0 (Parity)									
Date	CLEC Num	CLEC Denc	CLEC Resu	CLEC Std	Qwest Num	Qwest Denc	Qwest Resu	Mod Z Scr	Parity Scr
Jul-02									
Aug-02									
Sep-02					3	1	3.00		
Oct-02									
Nov-02									
Dec-02									
Jan-03									
Feb-03									
Mar-03									
Apr-03									
May-03									
Jun-03									

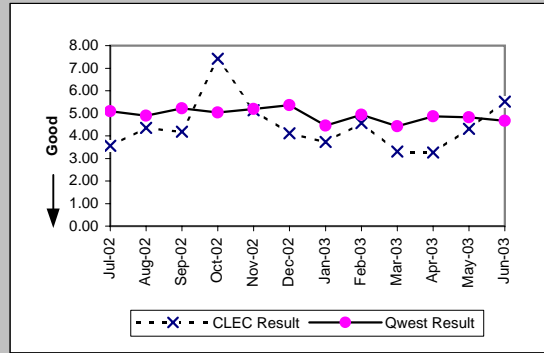


Qwest DSL (Parity)									
Date	CLEC Num	CLEC Denc	CLEC Resu	CLEC Std	Qwest Num	Qwest Denc	Qwest Resu	Mod Z Scr	Parity Scr
Jul-02					60	10	6.00		
Aug-02					59	11	5.36		
Sep-02					27	5	5.40		
Oct-02					43	8	5.38		
Nov-02					36	7	5.14		
Dec-02					27	5	5.40		
Jan-03					75	13	5.77		
Feb-03					46	9	5.11		
Mar-03					76	14	5.43		
Apr-03					50	10	5.00		
May-03					74	15	4.93		
Jun-03					100	19	5.26		

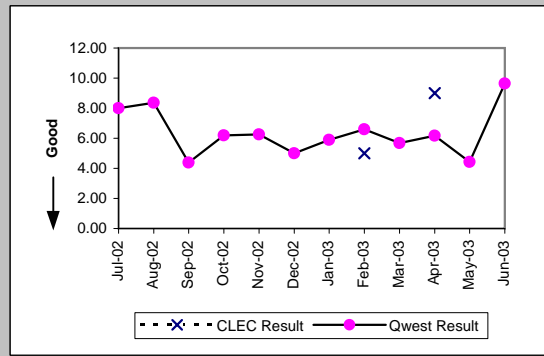


OP-4B - Installation Interval (Average Days) - Dispatches outside MSAs

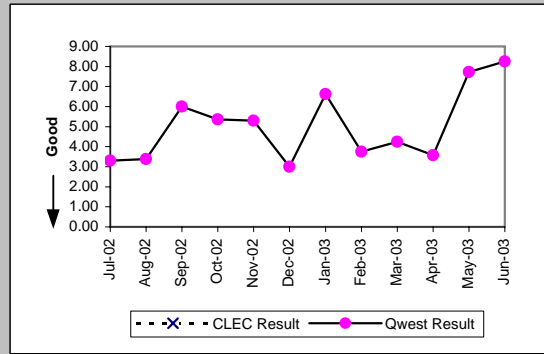
UNE - P (POTS) (Parity)										
Date	CLEC Num	CLEC Dens	CLEC Resu	CLEC Std	Qwest Num	Qwest Dens	Qwest Resu	Mod Z Scr	Parity Scr	
Jul-02	32	9	3.56	1.01	10849	2133	5.09	-0.71	-1.43	
Aug-02	96	22	4.36	2.72	10545	2158	4.89	-0.44	-1.27	
Sep-02	88	21	4.19	2.14	10332	1981	5.22	-0.77	-1.47	
Oct-02	141	19	7.42	8.26	11375	2256	5.04	1.73	0.05	
Nov-02	77	15	5.13	2.61	8974	1728	5.19	-0.03	-1.02	
Dec-02	33	8	4.12	1.81	9401	1755	5.36	-0.57	-1.35	
Jan-03	112	30	3.73	1.76	8108	1817	4.46	-1.07	-1.65	
Feb-03	96	21	4.57	4.17	8279	1675	4.94	-0.3	-1.18	
Mar-03	165	50	3.30	1.42	7793	1758	4.43	-1.71	-2.04	
Apr-03	111	34	3.26	0.62	9258	1902	4.87	-1.44	-1.88	
May-03	220	51	4.31	4.15	8875	1843	4.82	-0.73	-1.44	
Jun-03	160	29	5.52	11.17	8884	1901	4.67	1	-0.39	



UNE P (Centrex) (Parity)										
Date	CLEC Num	CLEC Dens	CLEC Resu	CLEC Std	Qwest Num	Qwest Dens	Qwest Resu	Mod Z Scr	Parity Scr	
Jul-02					8	1	8.00			
Aug-02					184	22	8.36			
Sep-02					57	13	4.38			
Oct-02					124	20	6.20			
Nov-02					75	12	6.25			
Dec-02					30	6	5.00			
Jan-03					53	9	5.89			
Feb-03	5	1	5.00		33	5	6.60	-0.33	-1.2	
Mar-03					91	16	5.69			
Apr-03	9	1	9.00		68	11	6.18	1.06	-0.36	
May-03					53	12	4.42			
Jun-03					106	11	9.64			

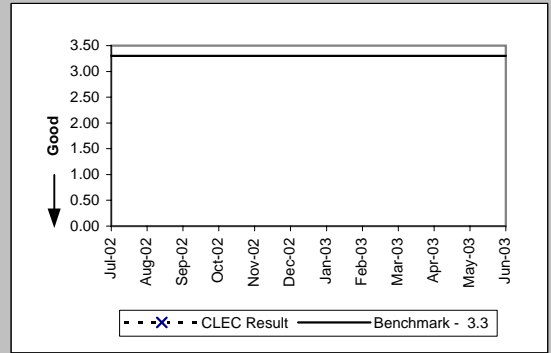


UNE P (Centrex 21) (Parity)										
Date	CLEC Num	CLEC Dens	CLEC Resu	CLEC Std	Qwest Num	Qwest Dens	Qwest Resu	Mod Z Scr	Parity Scr	
Jul-02					33	10	3.30			
Aug-02					27	8	3.38			
Sep-02					72	12	6.00			
Oct-02					59	11	5.36			
Nov-02					74	14	5.29			
Dec-02					27	9	3.00			
Jan-03					53	8	6.62			
Feb-03					30	8	3.75			
Mar-03					51	12	4.25			
Apr-03					25	7	3.57			
May-03					116	15	7.73			
Jun-03					99	12	8.25			



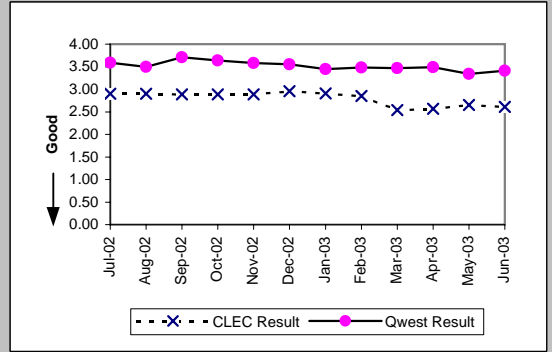
OP-4B - Installation Interval (Average Days) - Dispatches outside MSAs

Line Sharing (Benchmark)				
Date	Numerator	Denominator	CLEC Result	Standard Dev
Jul-02				
Aug-02				
Sep-02				
Oct-02				
Nov-02				
Dec-02				
Jan-03				
Feb-03				
Mar-03				
Apr-03				
May-03				
Jun-03				

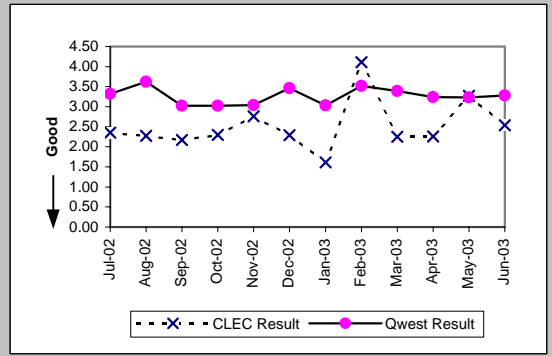


OP-4C - Installation Interval (Average Days) - No dispatches

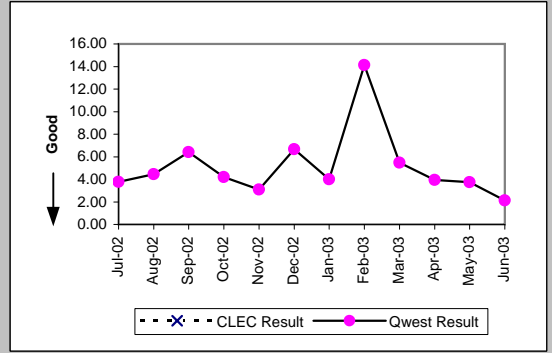
Residence (Parity)									
Date	CLEC Num	CLEC Denc	CLEC Resu	CLEC Std I	Qwest Num	Qwest Denc	Qwest Resu	Mod Z Scr	Parity Scr
Jul-02	2736	943	2.90	0.51	82092	22859	3.59	-14.3	-9.69
Aug-02	3099	1067	2.90	0.50	89365	25504	3.50	-13.33	-9.1
Sep-02	1755	607	2.89	0.71	98826	26648	3.71	-11.11	-7.75
Oct-02	1874	649	2.89	0.55	99408	27277	3.64	-11.16	-7.78
Nov-02	1918	664	2.89	0.71	77147	21532	3.58	-10.32	-7.27
Dec-02	4255	1436	2.96	0.47	67875	19100	3.55	-14.6	-9.87
Jan-03	4113	1413	2.91	0.40	71221	20641	3.45	-16.1	-10.79
Feb-03	3628	1271	2.85	0.63	64188	18455	3.48	-17.27	-11.5
Mar-03	2791	1098	2.54	0.70	65671	18924	3.47	-20.81	-13.65
Apr-03	1810	704	2.57	0.80	70206	20115	3.49	-8.14	-5.95
May-03	1459	550	2.65	0.74	65663	19672	3.34	-8.95	-6.44
Jun-03	685	262	2.61	0.80	70799	20773	3.41	-8.73	-6.3



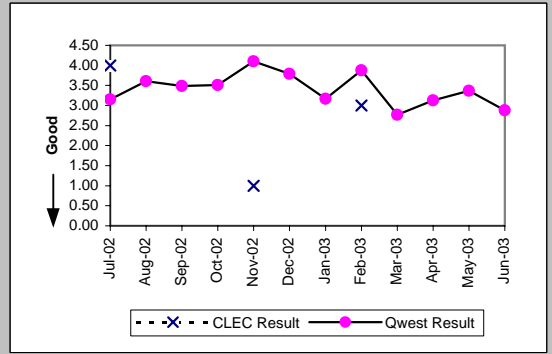
Business (Parity)									
Date	CLEC Num	CLEC Denc	CLEC Resu	CLEC Std I	Qwest Num	Qwest Denc	Qwest Resu	Mod Z Scr	Parity Scr
Jul-02	167	71	2.35	1.11	1767	532	3.32	-2.77	-2.69
Aug-02	125	55	2.27	1.41	1723	476	3.62	-2.06	-2.25
Sep-02	87	40	2.17	0.96	1190	394	3.02	-2.78	-2.69
Oct-02	46	20	2.30	1.13	1603	531	3.02	-1.77	-2.07
Nov-02	91	33	2.76	2.15	1014	334	3.04	-0.68	-1.41
Dec-02	32	14	2.29	1.07	1261	364	3.46	-1.42	-1.86
Jan-03	71	44	1.61	1.20	1410	466	3.03	-5	-4.04
Feb-03	144	35	4.11	2.70	1584	450	3.52	0.83	-0.49
Mar-03	54	24	2.25	1.36	1413	417	3.39	-1.92	-2.17
Apr-03	88	39	2.26	1.46	1478	456	3.24	-2.42	-2.47
May-03	49	15	3.27	1.62	1649	510	3.23	0.34	-0.79
Jun-03	33	13	2.54	0.97	1464	447	3.28	-0.95	-1.58



Centrex (Parity)									
Date	CLEC Num	CLEC Denc	CLEC Resu	CLEC Std I	Qwest Num	Qwest Denc	Qwest Resu	Mod Z Scr	Parity Scr
Jul-02					64	17	3.76		
Aug-02					89	20	4.45		
Sep-02					96	15	6.40		
Oct-02					59	14	4.21		
Nov-02					31	10	3.10		
Dec-02					127	19	6.68		
Jan-03					60	15	4.00		
Feb-03					99	7	14.14		
Mar-03					82	15	5.47		
Apr-03					83	21	3.95		
May-03					15	4	3.75		
Jun-03					47	22	2.14		

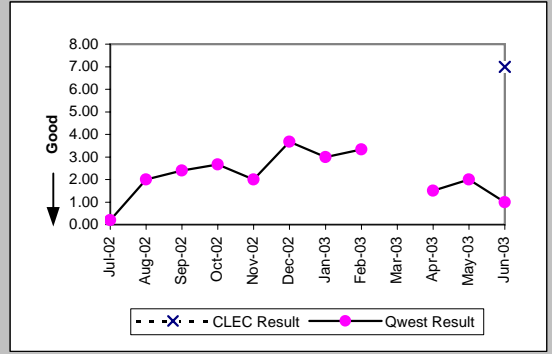


Centrex 21 (Parity)									
Date	CLEC Num	CLEC Denc	CLEC Resu	CLEC Std I	Qwest Num	Qwest Denc	Qwest Resu	Mod Z Scr	Parity Scr
Jul-02	4	1	4.00		123	39	3.15	0.59	-0.64
Aug-02					184	51	3.61		
Sep-02					300	86	3.49		
Oct-02					193	55	3.51		
Nov-02	1	1	1.00		209	51	4.10	-0.38	-1.23
Dec-02					239	63	3.79		
Jan-03					130	41	3.17		
Feb-03	3	1	3.00		202	52	3.88	-0.26	-1.16
Mar-03					147	53	2.77		
Apr-03					169	54	3.13		
May-03					212	63	3.37		
Jun-03					308	107	2.88		

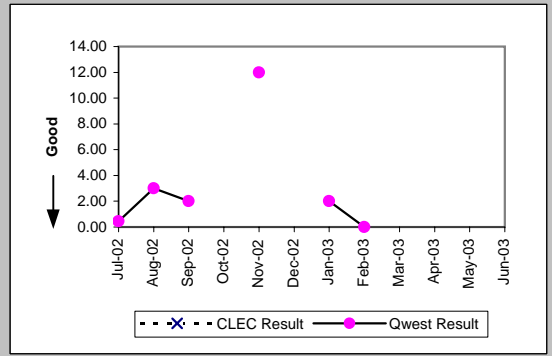


OP-4C - Installation Interval (Average Days) - No dispatches

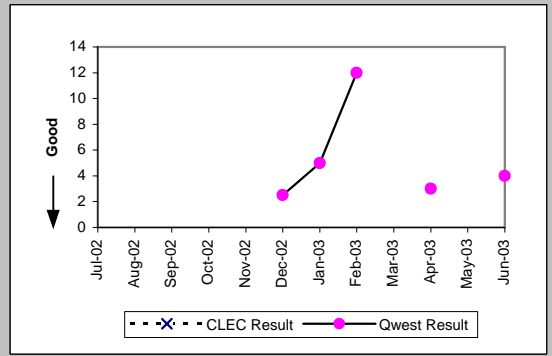
PBX (Parity)									
Date	CLEC Num	CLEC Denc	CLEC Resu	CLEC Std	Qwest Num	Qwest Denc	Qwest Resu	Mod Z Scr	Parity Scr
Jul-02					3	15	0.20		
Aug-02					6	3	2.00		
Sep-02					12	5	2.40		
Oct-02					8	3	2.67		
Nov-02					2	1	2.00		
Dec-02					11	3	3.67		
Jan-03					6	2	3.00		
Feb-03					10	3	3.33		
Mar-03					6	4	1.50		
Apr-03					6	3	2.00		
May-03					6	3	2.00		
Jun-03	7	1	7.00		5	5	1.00	1.26	-0.23



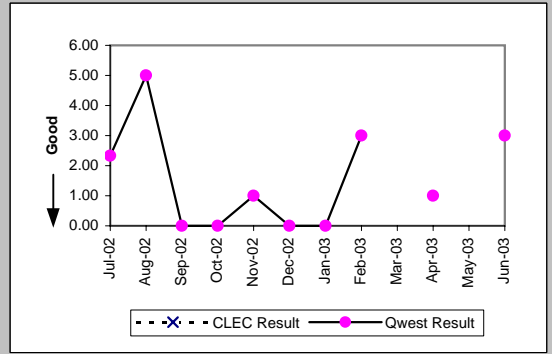
Basic Rate ISDN (Parity)									
Date	CLEC Num	CLEC Denc	CLEC Resu	CLEC Std	Qwest Num	Qwest Denc	Qwest Resu	Mod Z Scr	Parity Scr
Jul-02					5	11	0.45		
Aug-02					6	2	3.00		
Sep-02					8	4	2.00		
Oct-02									
Nov-02					12	1	12.00		
Dec-02									
Jan-03					4	2	2.00		
Feb-03					0	1	0.00		
Mar-03									
Apr-03									
May-03									
Jun-03									



ISDN Primary (Parity)									
Date	CLEC Num	CLEC Denc	CLEC Resu	CLEC Std	Qwest Num	Qwest Denc	Qwest Resu	Mod Z Scr	Parity Scr
Jul-02									
Aug-02									
Sep-02									
Oct-02									
Nov-02									
Dec-02					5	2	2.50		
Jan-03					5	1	5.00		
Feb-03					12	1	12.00		
Mar-03									
Apr-03					3	1	3.00		
May-03									
Jun-03					4	1	4.00		

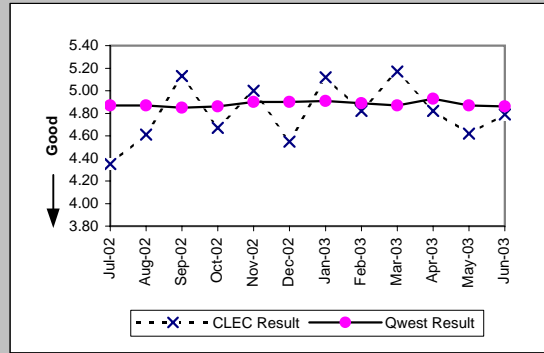


DS0 (Parity)									
Date	CLEC Num	CLEC Denc	CLEC Resu	CLEC Std	Qwest Num	Qwest Denc	Qwest Resu	Mod Z Scr	Parity Scr
Jul-02					7	3	2.33		
Aug-02					15	3	5.00		
Sep-02					0	1	0.00		
Oct-02					0	1	0.00		
Nov-02					1	1	1.00		
Dec-02					0	1	0.00		
Jan-03					0	1	0.00		
Feb-03					3	1	3.00		
Mar-03									
Apr-03					5	5	1.00		
May-03									
Jun-03					6	2	3.00		

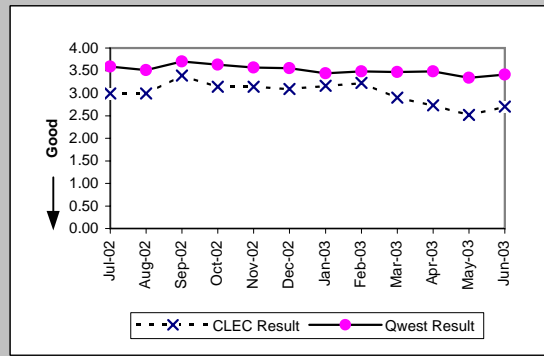


OP-4C - Installation Interval (Average Days) - No dispatches

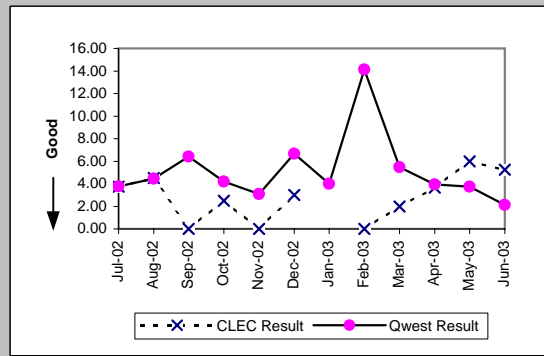
Qwest DSL (Parity)										
Date	CLEC Num	CLEC Denc	CLEC Resu	CLEC Std D	Qwest Num	Qwest Denc	Qwest Resu	Mod Z Scr	Parity Scr	
Jul-02	113	26	4.35	1.38	19584	4018	4.87	-3.64	-3.21	
Aug-02	493	107	4.61	0.88	19346	3975	4.87	-2.78	-2.69	
Sep-02	267	52	5.13	1.25	20060	4136	4.85	1.63	-0.01	
Oct-02	70	15	4.67	1.11	19403	3995	4.86	-0.75	-1.46	
Nov-02	175	35	5.00	1.37	15132	3089	4.90	1.33	-0.19	
Dec-02	132	29	4.55	1.55	14744	3006	4.90	-2.2	-2.34	
Jan-03	87	17	5.12	0.78	20635	4202	4.91	1.48	-0.1	
Feb-03	53	11	4.82	1.17	17237	3523	4.89	-0.31	-1.19	
Mar-03	150	29	5.17	1.20	18483	3796	4.87	2.17	0.32	
Apr-03	53	11	4.82	0.75	20441	4146	4.93	-0.4	-1.24	
May-03	97	21	4.62	0.59	18005	3699	4.87	-1.59	-1.96	
Jun-03	67	14	4.79	0.43	20046	4126	4.86	-0.37	-1.23	



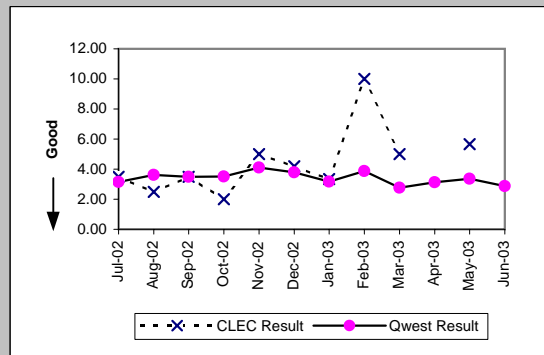
UNE - P (POTS) (Parity)										
Date	CLEC Num	CLEC Denc	CLEC Resu	CLEC Std D	Qwest Num	Qwest Denc	Qwest Resu	Mod Z Scr	Parity Scr	
Jul-02	1233	412	2.99	1.11	83859	23391	3.59	-7.97	-5.85	
Aug-02	1544	516	2.99	0.82	91088	25980	3.51	-7.43	-5.52	
Sep-02	1991	587	3.39	3.32	100016	27042	3.70	-4.09	-3.49	
Oct-02	2575	819	3.14	1.91	101011	27808	3.63	-8.05	-5.89	
Nov-02	2790	889	3.14	1.57	78161	21866	3.57	-7.42	-5.51	
Dec-02	2772	897	3.09	1.03	69136	19464	3.55	-8.88	-6.4	
Jan-03	4685	1482	3.16	0.67	72631	21107	3.44	-8.43	-6.12	
Feb-03	7367	2280	3.23	0.68	65772	18905	3.48	-8.15	-5.95	
Mar-03	13674	4708	2.90	0.69	67084	19341	3.47	-23.44	-15.25	
Apr-03	9266	3388	2.73	1.06	71684	20571	3.48	-13.77	-9.37	
May-03	12914	5128	2.52	1.01	67312	20182	3.34	-29.33	-18.83	
Jun-03	10057	3723	2.70	0.93	72263	21220	3.41	-26.39	-17.04	



UNE P (Centrex) (Parity)										
Date	CLEC Num	CLEC Denc	CLEC Resu	CLEC Std D	Qwest Num	Qwest Denc	Qwest Resu	Mod Z Scr	Parity Scr	
Jul-02	15	4	3.75	0.96	64	17	3.76	-0.01	-1	
Aug-02	9	2	4.50	0.71	89	20	4.45	0.56	-0.66	
Sep-02	0	1	0.00		96	15	6.40	-0.68	-1.41	
Oct-02	5	2	2.50	3.54	59	14	4.21	-1	-1.61	
Nov-02	0	1	0.00		31	10	3.10	-1.85	-2.13	
Dec-02	6	2	3.00	2.83	127	19	6.68	-0.36	-1.22	
Jan-03					60	15	4.00			
Feb-03	0	1	0.00		99	7	14.14	-0.75	-1.46	
Mar-03	2	1	2.00		82	15	5.47	-0.79	-1.48	
Apr-03	11	3	3.67	2.08	83	21	3.95	-0.25	-1.15	
May-03	18	3	6.00	1.00	15	4	3.75	1.08	-0.34	
Jun-03	21	4	5.25	0.50	47	22	2.14	2.88	0.75	

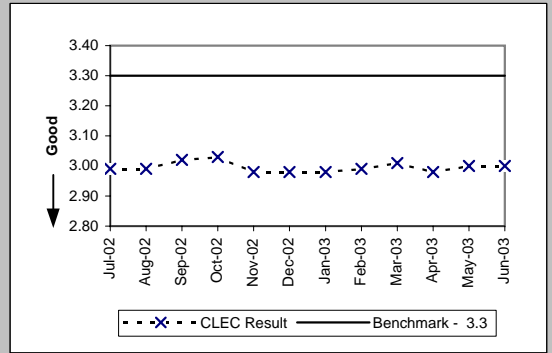


UNE P (Centrex 21) (Parity)										
Date	CLEC Num	CLEC Denc	CLEC Resu	CLEC Std D	Qwest Num	Qwest Denc	Qwest Resu	Mod Z Scr	Parity Scr	
Jul-02	28	8	3.50	1.41	123	39	3.15	0.62	-0.62	
Aug-02	25	10	2.50	1.65	184	51	3.61	-1.65	-2	
Sep-02	21	6	3.50	1.52	300	86	3.49	0.2	-0.88	
Oct-02	2	1	2.00		193	55	3.51	-1.03	-1.63	
Nov-02	5	1	5.00		209	51	4.10	1.48	-0.1	
Dec-02	21	5	4.20	1.10	239	63	3.79	0.51	-0.69	
Jan-03	10	3	3.33	0.58	130	41	3.17	0.21	-0.87	
Feb-03	10	1	10.00		202	52	3.88	1.59	-0.03	
Mar-03	5	1	5.00		147	53	2.77	1.57	-0.04	
Apr-03					169	54	3.13			
May-03	17	3	5.67	4.62	212	63	3.37	1.45	-0.12	
Jun-03					308	107	2.88			



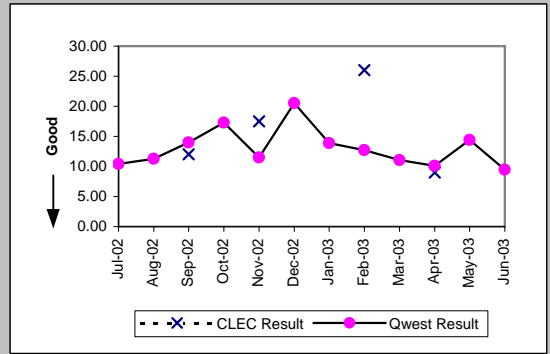
OP-4C - Installation Interval (Average Days) - No dispatches

Line Sharing (Benchmark)					
Date	Numerator	Denominator	CLEC Result	Standard Dev	
Jul-02	881	295	2.99	0.18	
Aug-02	884	296	2.99	0.20	
Sep-02	921	305	3.02	0.42	
Oct-02	1421	469	3.03	0.65	
Nov-02	1659	557	2.98	0.20	
Dec-02	1444	484	2.98	0.19	
Jan-03	1917	643	2.98	0.18	
Feb-03	1632	545	2.99	0.56	
Mar-03	1778	591	3.01	0.57	
Apr-03	2107	706	2.98	0.23	
May-03	2628	876	3.00	0.22	
Jun-03	2969	989	3.00	0.20	

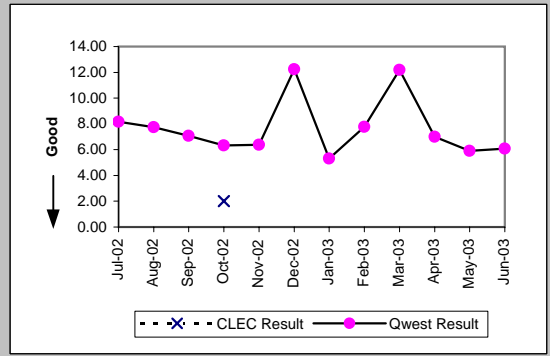


OP-4D - Installation Interval (Average Days) - Interval Zone One

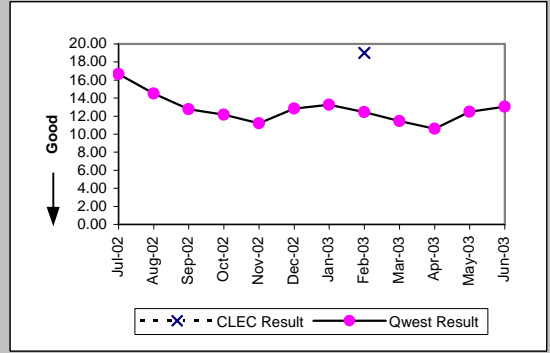
ISDN Primary (Parity)									
Date	CLEC Num	CLEC Denc	CLEC Resu	CLEC Std I	Qwest Num	Qwest Denc	Qwest Resu	Mod Z Scr	Parity Scr
Jul-02					1514	145	10.44		
Aug-02					880	78	11.28		
Sep-02	12	1	12.00		909	65	13.98	-0.39	-1.24
Oct-02					1662	96	17.31		
Nov-02	35	2	17.50	12.02	2285	199	11.48	1.2	-0.27
Dec-02					1252	61	20.52		
Jan-03					485	35	13.86		
Feb-03	26	1	26.00		559	44	12.70	1.31	-0.2
Mar-03					732	66	11.09		
Apr-03	9	1	9.00		514	51	10.08	-0.24	-1.14
May-03					547	38	14.39		
Jun-03					1148	121	9.49		



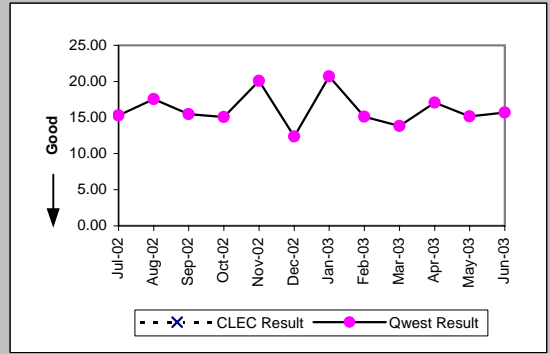
DS0 (Parity)									
Date	CLEC Num	CLEC Denc	CLEC Resu	CLEC Std I	Qwest Num	Qwest Denc	Qwest Resu	Mod Z Scr	Parity Scr
Jul-02					351	43	8.16		
Aug-02					294	38	7.74		
Sep-02					297	42	7.07		
Oct-02	2	1	2.00		241	38	6.34	-1.13	-1.69
Nov-02					427	67	6.37		
Dec-02					196	16	12.25		
Jan-03					213	40	5.32		
Feb-03					101	13	7.77		
Mar-03					548	45	12.18		
Apr-03					406	58	7.00		
May-03					236	40	5.90		
Jun-03					146	24	6.08		



DS1 (Parity)									
Date	CLEC Num	CLEC Denc	CLEC Resu	CLEC Std I	Qwest Num	Qwest Denc	Qwest Resu	Mod Z Scr	Parity Scr
Jul-02					9879	593	16.66		
Aug-02					8165	563	14.50		
Sep-02					8008	628	12.75		
Oct-02					7520	618	12.17		
Nov-02					5999	535	11.21		
Dec-02					5321	415	12.82		
Jan-03					6753	509	13.27		
Feb-03	19	1	19.00		5811	467	12.44	0.85	-0.48
Mar-03					5585	487	11.47		
Apr-03					5690	536	10.62		
May-03					6414	514	12.48		
Jun-03					8226	630	13.06		

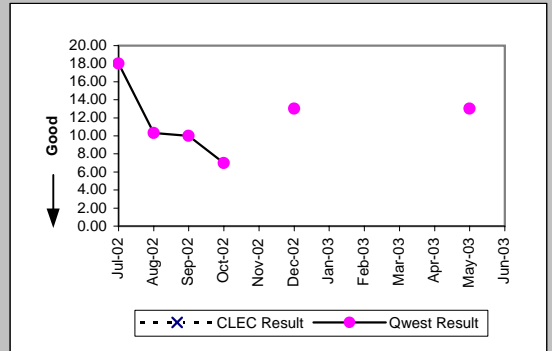


DS3 (Parity)									
Date	CLEC Num	CLEC Denc	CLEC Resu	CLEC Std I	Qwest Num	Qwest Denc	Qwest Resu	Mod Z Scr	Parity Scr
Jul-02					842	55	15.31		
Aug-02					895	51	17.55		
Sep-02					728	47	15.49		
Oct-02					392	26	15.08		
Nov-02					542	27	20.07		
Dec-02					346	28	12.36		
Jan-03					641	31	20.68		
Feb-03					499	33	15.12		
Mar-03					748	54	13.85		
Apr-03					837	49	17.08		
May-03					758	50	15.16		
Jun-03					424	27	15.70		

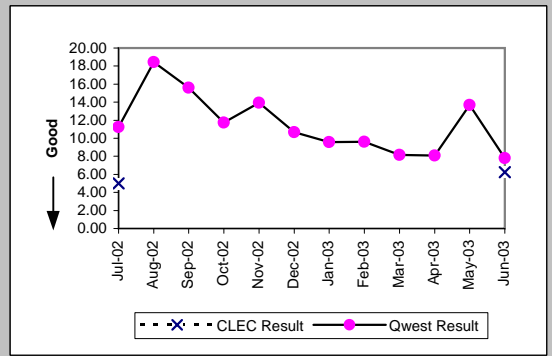


OP-4D - Installation Interval (Average Days) - Interval Zone One

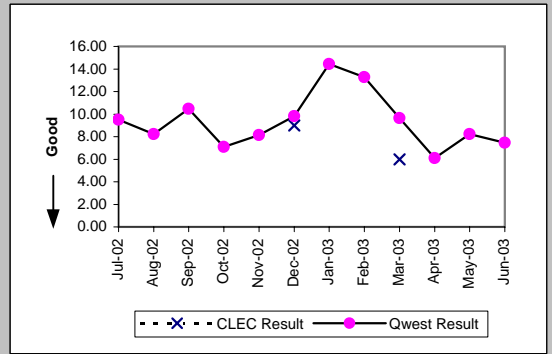
Frame Relay (Parity)									
Date	CLEC Num	CLEC Denc	CLEC Resu	CLEC Std	Qwest Num	Qwest Denc	Qwest Resu	Mod Z Scr	Parity Scr
Jul-02					72	4	18.00		
Aug-02					31	3	10.33		
Sep-02					20	2	10.00		
Oct-02					7	1	7.00		
Nov-02									
Dec-02					13	1	13.00		
Jan-03									
Feb-03									
Mar-03									
Apr-03									
May-03					13	1	13.00		
Jun-03									



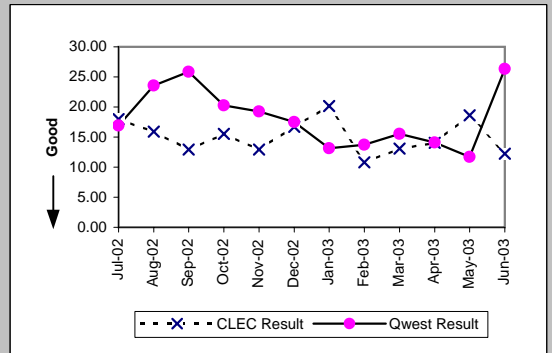
PBX (Parity)									
Date	CLEC Num	CLEC Denc	CLEC Resu	CLEC Std	Qwest Num	Qwest Denc	Qwest Resu	Mod Z Scr	Parity Scr
Jul-02	5	1	5.00		438	39	11.23	-0.96	-1.59
Aug-02					811	44	18.43		
Sep-02					437	28	15.61		
Oct-02					611	52	11.75		
Nov-02					724	52	13.92		
Dec-02					256	24	10.67		
Jan-03					278	29	9.59		
Feb-03					346	36	9.61		
Mar-03					343	42	8.17		
Apr-03					234	29	8.07		
May-03					520	38	13.68		
Jun-03	25	4	6.25	1.50	156	20	7.80	-0.5	-1.3



Basic Rate ISDN (Parity)									
Date	CLEC Num	CLEC Denc	CLEC Resu	CLEC Std	Qwest Num	Qwest Denc	Qwest Resu	Mod Z Scr	Parity Scr
Jul-02					1179	124	9.51		
Aug-02					1193	145	8.23		
Sep-02					1077	103	10.46		
Oct-02					1214	171	7.10		
Nov-02					1555	191	8.14		
Dec-02	9	1	9.00		1148	117	9.81	-0.13	-1.08
Jan-03					3219	223	14.43		
Feb-03					3053	230	13.27		
Mar-03	6	1	6.00		2316	240	9.65	-0.52	-1.32
Apr-03					828	136	6.09		
May-03					740	90	8.22		
Jun-03					694	93	7.46		

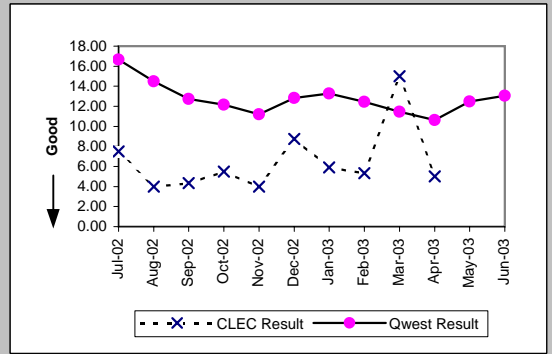


LIS Trunk (Parity)									
Date	CLEC Num	CLEC Denc	CLEC Resu	CLEC Std	Qwest Num	Qwest Denc	Qwest Resu	Mod Z Scr	Parity Scr
Jul-02	413	23	17.96	7.51	254	15	16.93	0.6	-0.63
Aug-02	540	34	15.88	5.60	471	20	23.55	-1.23	-1.74
Sep-02	349	27	12.93	6.80	465	18	25.83	-1.61	-1.98
Oct-02	544	35	15.54	6.00	912	45	20.27	-3.18	-2.94
Nov-02	633	49	12.92	4.40	289	15	19.27	-2.78	-2.69
Dec-02	901	54	16.69	6.42	368	21	17.52	-0.46	-1.28
Jan-03	1552	77	20.16	10.08	408	31	13.16	3.72	1.26
Feb-03	702	65	10.80	4.53	605	44	13.75	-2.22	-2.35
Mar-03	759	58	13.09	7.68	326	21	15.52	-2.03	-2.23
Apr-03	548	39	14.05	4.87	282	20	14.10	-0.04	-1.02
May-03	540	29	18.62	6.79	234	20	11.70	3.72	1.26
Jun-03	220	18	12.22	4.26	816	31	26.32	-3.47	-3.11

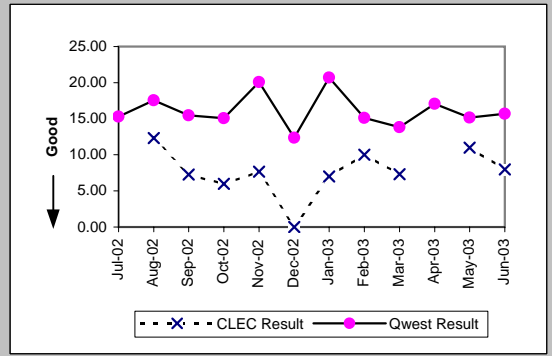


OP-4D - Installation Interval (Average Days) - Interval Zone One

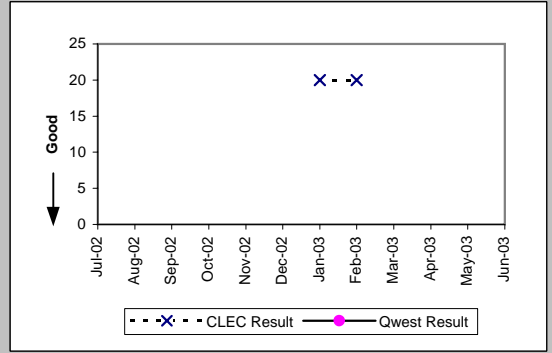
UDIT DS1 (Parity)									
Date	CLEC Num	CLEC Denc	CLEC Resu	CLEC Std I	Qwest Num	Qwest Denc	Qwest Resu	Mod Z Scr	Parity Scr
Jul-02	15	2	7.50	2.12	9879	593	16.66	-0.75	-1.46
Aug-02	4	1	4.00		8165	563	14.50	-0.72	-1.44
Sep-02	13	3	4.33	0.58	8008	628	12.75	-1.69	-2.03
Oct-02	11	2	5.50	0.71	7520	618	12.17	-1.08	-1.66
Nov-02	4	1	4.00		5999	535	11.21	-1.01	-1.61
Dec-02	35	4	8.75	5.50	5321	415	12.82	-0.96	-1.58
Jan-03	59	10	5.90	1.97	6753	509	13.27	-2.75	-2.67
Feb-03	16	3	5.33	1.53	5811	467	12.44	-1.44	-1.88
Mar-03	15	1	15.00		5585	487	11.47	0.83	-0.49
Apr-03	15	3	5.00	0.00	5690	536	10.62	-1.78	-2.09
May-03					6414	514	12.48		
Jun-03					8226	630	13.06		



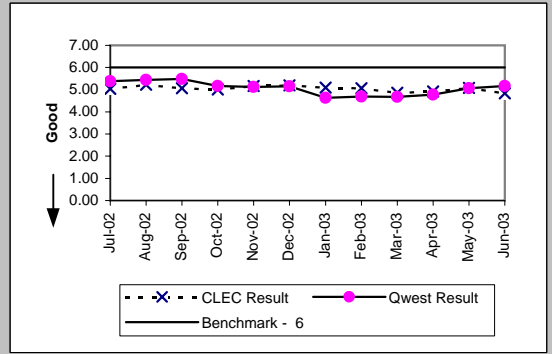
UDIT Above DS1 Level (Parity)									
Date	CLEC Num	CLEC Denc	CLEC Resu	CLEC Std I	Qwest Num	Qwest Denc	Qwest Resu	Mod Z Scr	Parity Scr
Jul-02					842	55	15.31		
Aug-02	37	3	12.33	4.73	895	51	17.55	-0.55	-1.34
Sep-02	58	8	7.25	1.16	728	47	15.49	-1.25	-1.76
Oct-02	24	4	6.00	1.15	392	26	15.08	-1.02	-1.62
Nov-02	23	3	7.67	1.15	542	27	20.07	-1.15	-1.7
Dec-02	0	1	0.00		346	28	12.36	-1.24	-1.75
Jan-03	7	1	7.00		641	31	20.68	-0.6	-1.37
Feb-03	10	1	10.00		499	33	15.12	-0.25	-1.15
Mar-03	22	3	7.33	2.08	748	54	13.85	-1.02	-1.62
Apr-03					837	49	17.08		
May-03	11	1	11.00		758	50	15.16	-0.55	-1.33
Jun-03	40	5	8.00	1.41	424	27	15.70	-0.87	-1.53



Dark Fiber - IOF (Diagnostic)									
Date	CLEC Num	CLEC Denc	CLEC Resu	CLEC Std I	Qwest Num	Qwest Denc	Qwest Resu	Mod Z Scr	Parity Scr
Jul-02									
Aug-02									
Sep-02									
Oct-02									
Nov-02									
Dec-02									
Jan-03	40	2	20.00	0.00					
Feb-03	100	5	20.00	0.00					
Mar-03									
Apr-03									
May-03									
Jun-03									



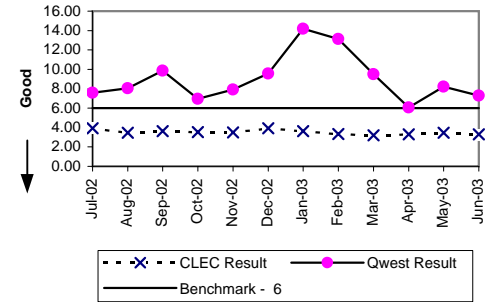
Unbundled Loop Analog (Benchmark)									
Date	CLEC Num	CLEC Denc	CLEC Resu	CLEC Std I	Qwest Num	Qwest Denc	Qwest Resu	Mod Z Scr	Parity Scr
Jul-02	6532	1295	5.04	1.06	71419	13274	5.38	-2.16	-2.31
Aug-02	7519	1439	5.23	1.62	72219	13276	5.44	-1.46	-1.89
Sep-02	5785	1140	5.07	1.23	68965	12557	5.49	-2.6	-2.58
Oct-02	6425	1283	5.01	1.62	71479	13840	5.16	-1.11	-1.68
Nov-02	4291	830	5.17	1.64	55748	10890	5.12	0.28	-0.83
Dec-02	5274	1015	5.20	1.04	52446	10191	5.15	0.31	-0.81
Jan-03	5005	982	5.10	1.37	51283	11068	4.63	3.28	0.99
Feb-03	4909	969	5.07	1.05	46845	9994	4.69	2.43	0.48
Mar-03	4826	992	4.86	1.01	50833	10866	4.68	1.26	-0.23
Apr-03	5274	1072	4.92	1.29	53533	11208	4.78	0.98	-0.41
May-03	4773	940	5.08	2.25	55402	10952	5.06	0.11	-0.93
Jun-03	4219	872	4.84	1.14	59259	11485	5.16	-1.94	-2.18



OP-4D - Installation Interval (Average Days) - Interval Zone One

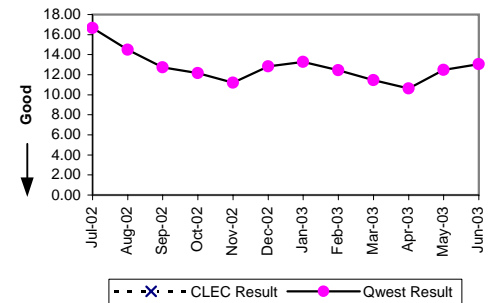
Unbundled Loop - 2 Wire Non-Loaded (Benchmark)

Date	CLEC Num	CLEC Denc	CLEC Resu	CLEC Std I	Qwest Num	Qwest Denc	Qwest Resu	Mod Z Scr	Parity Scr
Jul-02	563	144	3.91	1.06	3001	395	7.60	-4.9	-3.98
Aug-02	533	153	3.48	1.29	1206	150	8.04	-7.01	-5.26
Sep-02	555	153	3.63	1.17	1126	114	9.88	-3.16	-2.92
Oct-02	623	176	3.54	1.21	1226	176	6.97	-6.23	-4.79
Nov-02	391	112	3.49	1.19	1575	199	7.91	-7.11	-5.32
Dec-02	548	140	3.91	1.16	1158	121	9.57	-7.25	-5.41
Jan-03	499	138	3.62	1.66	3230	228	14.17	-11.52	-8
Feb-03	390	117	3.33	1.17	3060	233	13.13	-9.62	-6.85
Mar-03	677	211	3.21	1.07	2334	246	9.49	-9.56	-6.81
Apr-03	485	147	3.30	1.36	830	137	6.06	-4.92	-3.99
May-03	833	241	3.46	1.11	740	90	8.22	-3.41	-3.07
Jun-03	710	216	3.29	1.27	701	96	7.30	-5.85	-4.56



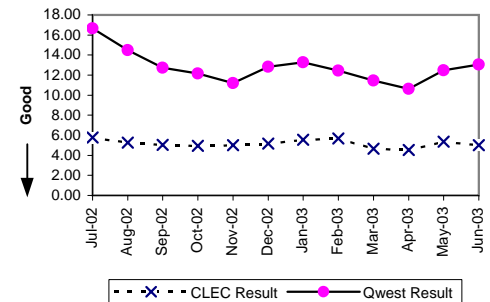
Unbundled Loop - 4 Wire Non-Loaded (Parity)

Date	CLEC Num	CLEC Denc	CLEC Resu	CLEC Std I	Qwest Num	Qwest Denc	Qwest Resu	Mod Z Scr	Parity Scr
Jul-02					9879	593	16.66		
Aug-02					8165	563	14.50		
Sep-02					8008	628	12.75		
Oct-02					7520	618	12.17		
Nov-02					5999	535	11.21		
Dec-02					5321	415	12.82		
Jan-03					6753	509	13.27		
Feb-03					5811	467	12.44		
Mar-03					5585	487	11.47		
Apr-03					5690	536	10.62		
May-03					6414	514	12.48		
Jun-03					8226	630	13.06		



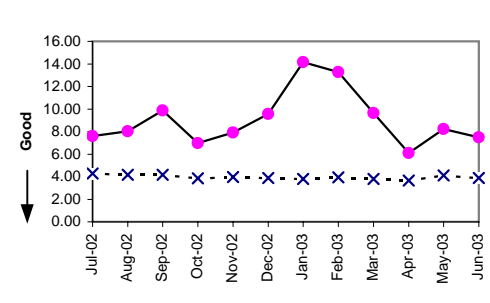
Unbundled Loop - DS1 Capable (Parity)

Date	CLEC Num	CLEC Denc	CLEC Resu	CLEC Std I	Qwest Num	Qwest Denc	Qwest Resu	Mod Z Scr	Parity Scr
Jul-02	624	108	5.78	2.20	9879	593	16.66	-6.06	-4.68
Aug-02	486	92	5.28	1.82	8165	563	14.50	-5.59	-4.4
Sep-02	322	64	5.03	2.68	8008	628	12.75	-6.85	-5.17
Oct-02	376	76	4.95	1.95	7520	618	12.17	-6.81	-5.14
Nov-02	310	62	5.00	2.30	5999	535	11.21	-6.49	-4.94
Dec-02	450	87	5.17	3.66	5321	415	12.82	-7.66	-5.66
Jan-03	434	78	5.56	4.61	6753	509	13.27	-7.54	-5.58
Feb-03	522	92	5.67	2.08	5811	467	12.44	-6.97	-5.24
Mar-03	288	62	4.65	1.54	5585	487	11.47	-8.05	-5.9
Apr-03	317	70	4.53	1.20	5690	536	10.62	-8.81	-6.36
May-03	419	78	5.37	3.88	6414	514	12.48	-8.05	-5.9
Jun-03	355	71	5.00	2.69	8226	630	13.06	-7.72	-5.69



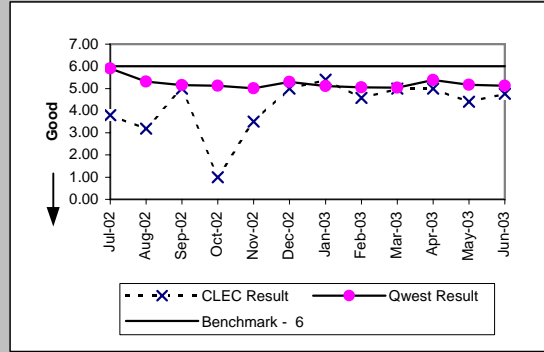
Unbundled Loop ISDN Capable (Parity)

Date	CLEC Num	CLEC Denc	CLEC Resu	CLEC Std I	Qwest Num	Qwest Denc	Qwest Resu	Mod Z Scr	Parity Scr
Jul-02	235	55	4.27	0.93	3001	395	7.60	-2.99	-2.82
Aug-02	217	52	4.17	2.35	1206	150	8.04	-4.25	-3.58
Sep-02	158	38	4.16	0.97	1126	114	9.88	-1.91	-2.16
Oct-02	200	52	3.85	1.63	1226	176	6.97	-3.83	-3.33
Nov-02	210	53	3.96	1.45	1575	199	7.91	-4.86	-3.95
Dec-02	210	54	3.89	1.08	1158	121	9.57	-5.52	-4.36
Jan-03	167	44	3.80	1.23	3230	228	14.17	-7.42	-5.51
Feb-03	130	33	3.94	1.09	3053	230	13.27	-5.6	-4.4
Mar-03	277	73	3.79	1.33	2316	240	9.65	-6.25	-4.8
Apr-03	267	73	3.66	1.22	828	136	6.09	-3.55	-3.16
May-03	254	62	4.10	1.84	740	90	8.22	-2.21	-2.34
Jun-03	299	77	3.88	1.79	689	92	7.49	-4.14	-3.52

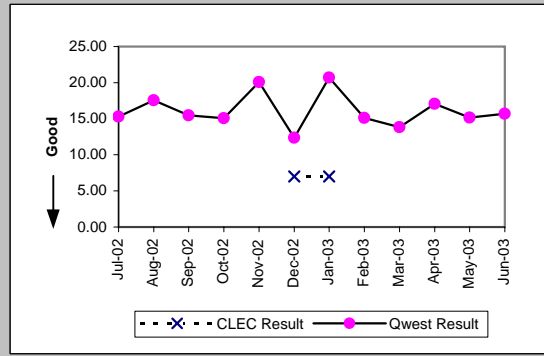


OP-4D - Installation Interval (Average Days) - Interval Zone One

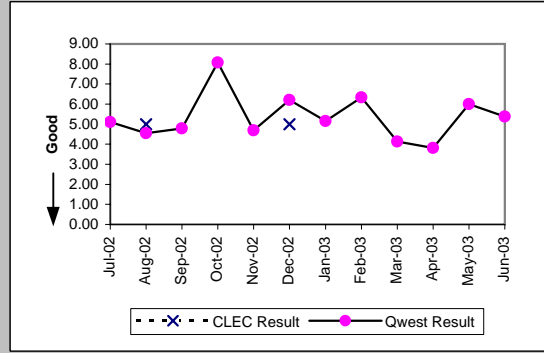
Unbundled Loop - ADSL Qualified (Benchmark)									
Date	CLEC Num	CLEC Denc	CLEC Resu	CLEC Std E	Qwest Num	Qwest Denc	Qwest Resu	Mod Z Scr	Parity Scr
Jul-02	72	19	3.79	0.92	7335	1241	5.91	-2.86	-2.74
Aug-02	51	16	3.19	0.54	5308	1000	5.31	-2.75	-2.67
Sep-02	5	1	5.00		5459	1060	5.15	-0.05	-1.03
Oct-02	2	2	1.00	1.41	5645	1101	5.13	-1.44	-1.87
Nov-02	7	2	3.50	2.12	4236	846	5.01	-0.96	-1.58
Dec-02	5	1	5.00		4739	894	5.30	-0.15	-1.09
Jan-03	27	5	5.40	3.36	4849	949	5.11	0.83	-0.5
Feb-03	55	12	4.58	0.79	4063	804	5.05	-0.83	-1.5
Mar-03	40	8	5.00	0.00	3807	755	5.04	-0.05	-1.03
Apr-03	5	1	5.00		3557	660	5.39	-0.17	-1.1
May-03	22	5	4.40	0.89	2615	506	5.17	-0.95	-1.58
Jun-03	62	13	4.77	0.83	2077	406	5.12	-0.75	-1.46



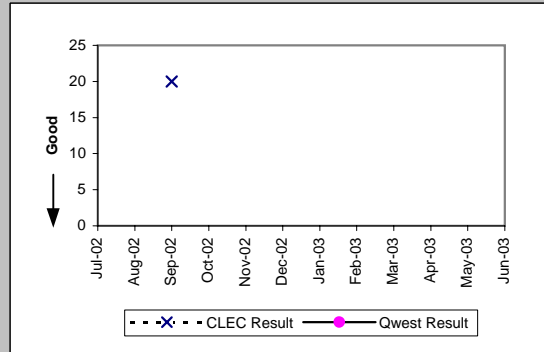
Unbundled Loop - DS3 Capable (Parity)									
Date	CLEC Num	CLEC Denc	CLEC Resu	CLEC Std E	Qwest Num	Qwest Denc	Qwest Resu	Mod Z Scr	Parity Scr
Jul-02					842	55	15.31		
Aug-02					895	51	17.55		
Sep-02					728	47	15.49		
Oct-02					392	26	15.08		
Nov-02					542	27	20.07		
Dec-02	7	1	7.00		346	28	12.36	-0.54	-1.33
Jan-03	7	1	7.00		641	31	20.68	-0.6	-1.37
Feb-03					499	33	15.12		
Mar-03					748	54	13.85		
Apr-03					837	49	17.08		
May-03					758	50	15.16		
Jun-03					424	27	15.70		



Qwest DSL (Parity)									
Date	CLEC Num	CLEC Denc	CLEC Resu	CLEC Std E	Qwest Num	Qwest Denc	Qwest Resu	Mod Z Scr	Parity Scr
Jul-02					235	46	5.11		
Aug-02	5	1	5.00		127	28	4.54	-0.07	-1.04
Sep-02					86	18	4.78		
Oct-02					347	43	8.07		
Nov-02					122	26	4.69		
Dec-02	5	1	5.00		149	24	6.21	-0.23	-1.14
Jan-03					139	27	5.15		
Feb-03					95	15	6.33		
Mar-03					62	15	4.13		
Apr-03					42	11	3.82		
May-03					48	8	6.00		
Jun-03					43	8	5.38		

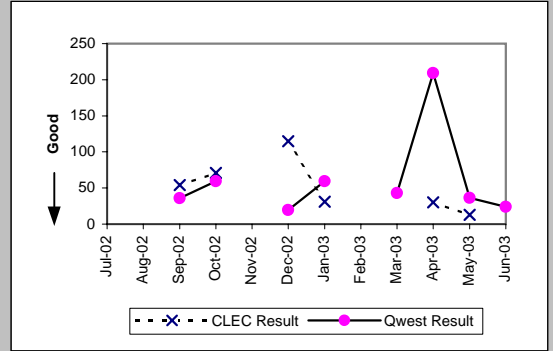


Dark Fiber - Loop (Diagnostic)									
Date	CLEC Num	CLEC Denc	CLEC Resu	CLEC Std E	Qwest Num	Qwest Denc	Qwest Resu	Mod Z Scr	Parity Scr
Jul-02									
Aug-02									
Sep-02	20	1	20.00						
Oct-02									
Nov-02									
Dec-02									
Jan-03									
Feb-03									
Mar-03									
Apr-03									
May-03									
Jun-03									



OP-4D - Installation Interval (Average Days) - Interval Zone One

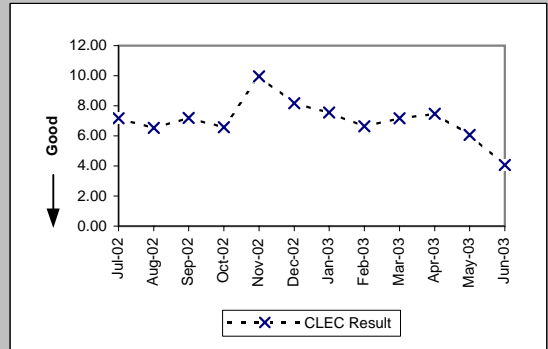
E911 (Parity)									
Date	CLEC Num	CLEC Dens	CLEC Resu	CLEC Std	Qwest Num	Qwest Dens	Qwest Resu	Mod Z Scr	Parity Scr
Jul-02									
Aug-02									
Sep-02	54	1	54.00		72	2	36.00	0.75	-0.55
Oct-02	71	1	71.00		237	4	59.25	-0.32	-1.2
Nov-02									
Dec-02	115	1	115.00		97	5	19.40	1.21	-0.26
Jan-03	62	2	31.00	0.00	297	5	59.40	-0.77	-1.47
Feb-03									
Mar-03					43	1	43.00		
Apr-03	30	1	30.00		418	2	209.00	-0.6	-1.37
May-03	39	3	13.00	0.00	218	6	36.33	-2.18	-2.33
Jun-03					602	25	24.08		



OP-4D - Installation Interval (Average Days) - Interval Zone One

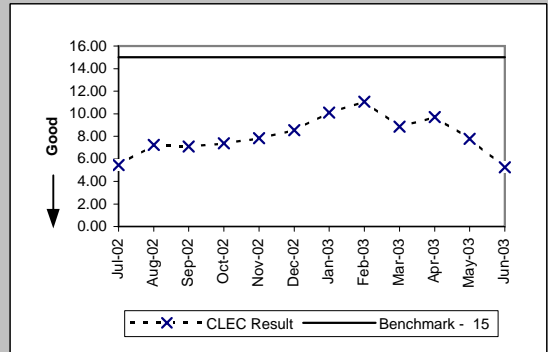
Enhanced Extended Loops (EELs) (Diagnostic)

Date	Num	Denom	CLEC Result	Standard Dev
Jul-02	79	11	7.18	2.82
Aug-02	111	17	6.53	1.94
Sep-02	72	10	7.20	4.96
Oct-02	92	14	6.57	2.38
Nov-02	189	19	9.95	16.49
Dec-02	90	11	8.18	5.12
Jan-03	189	25	7.56	5.05
Feb-03	166	25	6.64	2.75
Mar-03	208	29	7.17	6.30
Apr-03	142	19	7.47	7.30
May-03	170	28	6.07	9.28
Jun-03	122	30	4.07	2.59



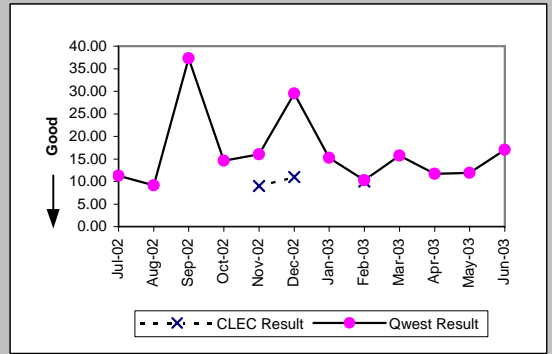
Unbundled Loop Conditioned (Benchmark)

Date	Num	Denom	CLEC Result	Standard Dev
Jul-02	1070	196	5.46	3.30
Aug-02	1420	196	7.24	3.97
Sep-02	1248	176	7.09	3.30
Oct-02	1681	228	7.37	3.33
Nov-02	501	64	7.83	3.79
Dec-02	435	51	8.53	4.37
Jan-03	778	77	10.10	4.51
Feb-03	874	79	11.06	4.65
Mar-03	601	68	8.84	5.17
Apr-03	427	44	9.70	5.22
May-03	481	62	7.76	5.39
Jun-03	504	96	5.25	4.21

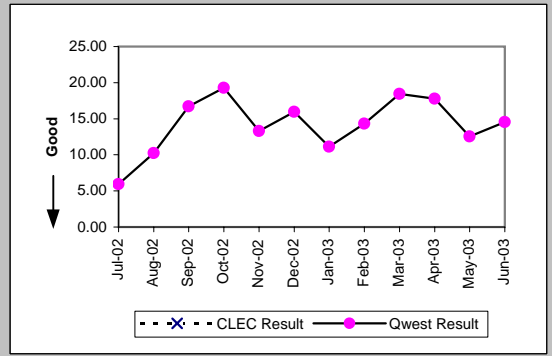


OP-4E - Installation Interval (Average Days) - Interval Zone Two

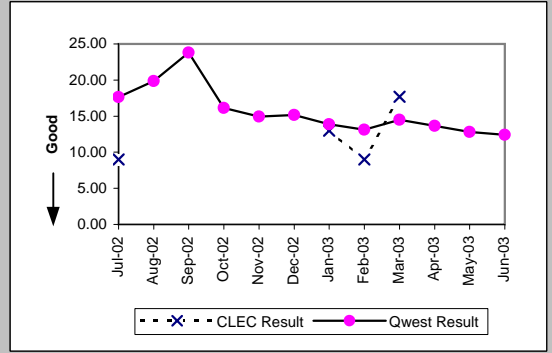
ISDN Primary (Parity)									
Date	CLEC Num	CLEC Denc	CLEC Resu	CLEC Std E	Qwest Num	Qwest Denc	Qwest Resu	Mod Z Scr	Parity Scr
Jul-02					3944	350	11.27		
Aug-02					466	51	9.14		
Sep-02					1380	37	37.30		
Oct-02					948	65	14.58		
Nov-02	18	2	9.00	0.00	736	46	16.00	-0.94	-1.57
Dec-02	11	1	11.00		3951	134	29.49	-1.33	-1.81
Jan-03					746	49	15.22		
Feb-03	10	1	10.00		525	51	10.29	-0.1	-1.06
Mar-03					362	23	15.74		
Apr-03					525	45	11.67		
May-03					571	48	11.90		
Jun-03					1380	81	17.04		



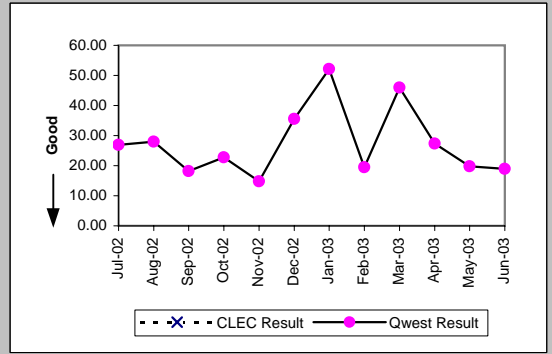
DS0 (Parity)									
Date	CLEC Num	CLEC Denc	CLEC Resu	CLEC Std E	Qwest Num	Qwest Denc	Qwest Resu	Mod Z Scr	Parity Scr
Jul-02					83	14	5.93		
Aug-02					788	77	10.23		
Sep-02					267	16	16.69		
Oct-02					598	31	19.29		
Nov-02					239	18	13.28		
Dec-02					287	18	15.94		
Jan-03					211	19	11.11		
Feb-03					315	22	14.32		
Mar-03					461	25	18.44		
Apr-03					480	27	17.78		
May-03					427	34	12.56		
Jun-03					392	27	14.52		



DS1 (Parity)									
Date	CLEC Num	CLEC Denc	CLEC Resu	CLEC Std E	Qwest Num	Qwest Denc	Qwest Resu	Mod Z Scr	Parity Scr
Jul-02	9	1	9.00		6920	392	17.65	-0.57	-1.35
Aug-02					7079	356	19.88		
Sep-02					7901	332	23.80		
Oct-02					6962	431	16.15		
Nov-02					3397	227	14.96		
Dec-02					4249	280	15.18		
Jan-03	13	1	13.00		4332	312	13.88	-0.09	-1.06
Feb-03	18	2	9.00	0.00	3989	304	13.12	-0.61	-1.37
Mar-03	53	3	17.67	9.61	4528	312	14.51	0.81	-0.51
Apr-03					4850	355	13.66		
May-03					5022	392	12.81		
Jun-03					4409	355	12.42		

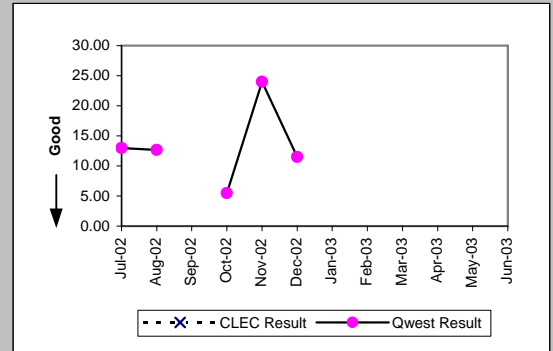


DS3 (Parity)									
Date	CLEC Num	CLEC Denc	CLEC Resu	CLEC Std E	Qwest Num	Qwest Denc	Qwest Resu	Mod Z Scr	Parity Scr
Jul-02					404	15	26.93		
Aug-02					587	21	27.95		
Sep-02					164	9	18.22		
Oct-02					228	10	22.80		
Nov-02					163	11	14.82		
Dec-02					427	12	35.58		
Jan-03					521	10	52.10		
Feb-03					311	16	19.44		
Mar-03					505	11	45.91		
Apr-03					848	31	27.35		
May-03					475	24	19.79		
Jun-03					360	19	18.95		

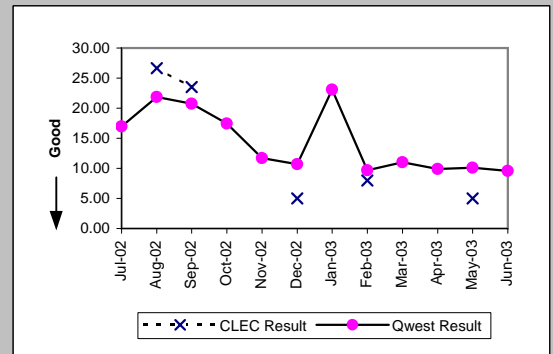


OP-4E - Installation Interval (Average Days) - Interval Zone Two

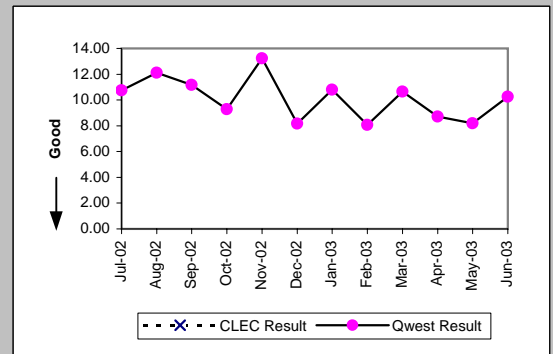
Frame Relay (Parity)									
Date	CLEC Num	CLEC Denc	CLEC Resu	CLEC Std	Qwest Num	Qwest Denc	Qwest Resu	Mod Z Scr	Parity Scr
Jul-02					13	1	13.00		
Aug-02					38	3	12.67		
Sep-02									
Oct-02					11	2	5.50		
Nov-02					48	2	24.00		
Dec-02					23	2	11.50		
Jan-03									
Feb-03									
Mar-03									
Apr-03									
May-03									
Jun-03									



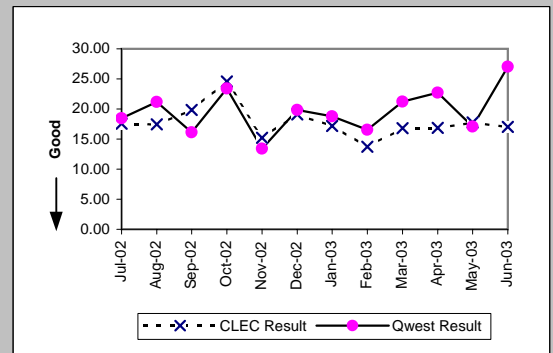
PBX (Parity)									
Date	CLEC Num	CLEC Denc	CLEC Resu	CLEC Std	Qwest Num	Qwest Denc	Qwest Resu	Mod Z Scr	Parity Scr
Jul-02					475	28	16.96		
Aug-02	80	3	26.67	34.06	830	38	21.84	0.45	-0.72
Sep-02	47	2	23.50	3.54	270	13	20.77	0.24	-0.85
Oct-02					279	16	17.44		
Nov-02					199	17	11.71		
Dec-02	5	1	5.00		75	7	10.71	-0.58	-1.35
Jan-03					346	15	23.07		
Feb-03	8	1	8.00		155	16	9.69	-0.36	-1.22
Mar-03					176	16	11.00		
Apr-03					227	23	9.87		
May-03	5	1	5.00		162	16	10.12	-0.81	-1.49
Jun-03					201	21	9.57		



Basic Rate ISDN (Parity)									
Date	CLEC Num	CLEC Denc	CLEC Resu	CLEC Std	Qwest Num	Qwest Denc	Qwest Resu	Mod Z Scr	Parity Scr
Jul-02					484	45	10.76		
Aug-02					618	51	12.12		
Sep-02					391	35	11.17		
Oct-02					752	81	9.28		
Nov-02					1163	88	13.22		
Dec-02					245	30	8.17		
Jan-03					637	59	10.80		
Feb-03					363	45	8.07		
Mar-03					405	38	10.66		
Apr-03					392	45	8.71		
May-03					361	44	8.20		
Jun-03					410	40	10.25		

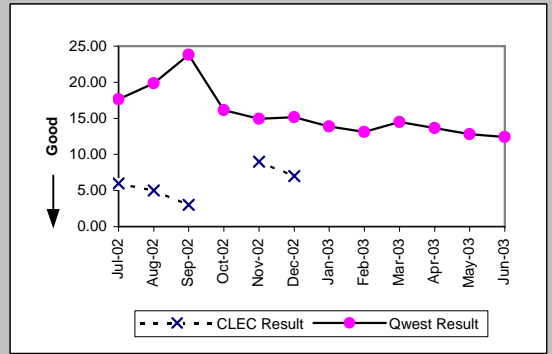


LIS Trunk (Parity)									
Date	CLEC Num	CLEC Denc	CLEC Resu	CLEC Std	Qwest Num	Qwest Denc	Qwest Resu	Mod Z Scr	Parity Scr
Jul-02	193	11	17.55	3.47	609	33	18.45	-0.33	-1.2
Aug-02	297	17	17.47	3.54	339	16	21.19	-0.93	-1.57
Sep-02	258	13	19.85	7.56	306	19	16.11	2.23	0.35
Oct-02	540	22	24.55	20.58	1030	44	23.41	0.62	-0.62
Nov-02	472	31	15.23	3.66	94	7	13.43	0.65	-0.61
Dec-02	439	23	19.09	10.09	377	19	19.84	-0.62	-1.38
Jan-03	395	23	17.17	7.99	394	21	18.76	-0.8	-1.49
Feb-03	275	20	13.75	6.15	595	36	16.53	-2.07	-2.26
Mar-03	404	24	16.83	7.76	1060	50	21.20	-3.37	-3.05
Apr-03	421	25	16.84	5.95	500	22	22.73	-1.92	-2.16
May-03	231	13	17.77	5.00	855	50	17.10	0.45	-0.72
Jun-03	187	11	17.00	3.95	703	26	27.04	-1.98	-2.21

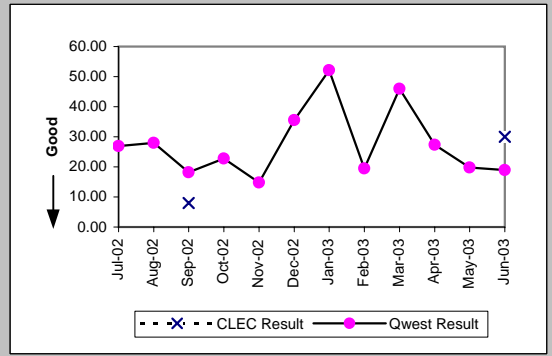


OP-4E - Installation Interval (Average Days) - Interval Zone Two

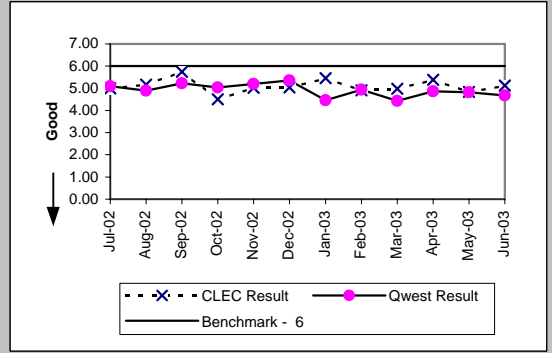
UDIT DS1 (Parity)									
Date	CLEC Num	CLEC Denc	CLEC Resu	Standard D	Qwest Num	Qwest Denc	Qwest Resu	Mod Z Scr	Parity Score
Jul-02	18	3	6.00	0.00	6920	392	17.65	-1.33	-1.81
Aug-02	5	1	5.00		7079	356	19.88	-0.9	-1.55
Sep-02	3	1	3.00		7901	332	23.80	-0.67	-1.41
Oct-02					6962	431	16.15		
Nov-02	9	1	9.00		3397	227	14.96	-0.5	-1.3
Dec-02	28	4	7.00	4.00	4249	280	15.18	-1.72	-2.05
Jan-03					4332	312	13.88		
Feb-03					3989	304	13.12		
Mar-03					4528	312	14.51		
Apr-03					4850	355	13.66		
May-03					5022	392	12.81		
Jun-03					4409	355	12.42		



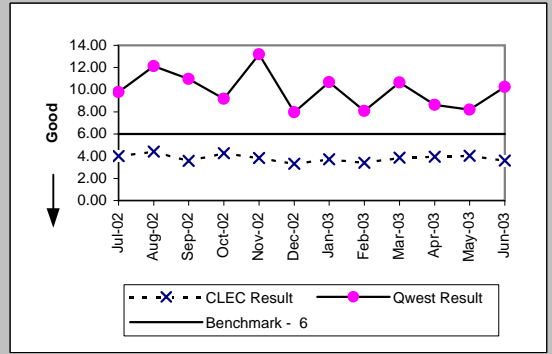
UDIT Above DS1 Level (Parity)									
Date	CLEC Num	CLEC Denc	CLEC Resu	Standard D	Qwest Num	Qwest Denc	Qwest Resu	Mod Z Scr	Parity Score
Jul-02					404	15	26.93		
Aug-02					587	21	27.95		
Sep-02	16	2	8.00	0.00	164	9	18.22	-0.54	-1.33
Oct-02					228	10	22.80		
Nov-02					163	11	14.82		
Dec-02					427	12	35.58		
Jan-03					521	10	52.10		
Feb-03					311	16	19.44		
Mar-03					505	11	45.91		
Apr-03					848	31	27.35		
May-03					475	24	19.79		
Jun-03	30	1	30.00		360	19	18.95	0.73	-0.56



Unbundled Loop Analog (Benchmark)									
Date	CLEC Num	CLEC Denc	CLEC Resu	Standard D	Qwest Num	Qwest Denc	Qwest Resu	Mod Z Scr	Parity Score
Jul-02	360	72	5.00	0.61	10849	2133	5.09	-0.11	-1.07
Aug-02	605	117	5.17	0.88	10545	2158	4.89	0.54	-0.67
Sep-02	345	60	5.75	0.97	10332	1981	5.22	0.78	-0.53
Oct-02	171	38	4.50	0.95	11375	2256	5.04	-0.58	-1.35
Nov-02	241	48	5.02	1.36	8974	1728	5.19	-0.17	-1.11
Dec-02	297	59	5.03	1.29	9401	1755	5.36	-0.4	-1.24
Jan-03	530	97	5.46	1.16	8108	1817	4.46	2.05	0.25
Feb-03	363	74	4.91	0.94	8279	1675	4.94	-0.06	-1.03
Mar-03	319	64	4.98	0.70	7793	1758	4.43	1.05	-0.36
Apr-03	667	124	5.38	0.90	9258	1902	4.87	0.86	-0.48
May-03	184	38	4.84	0.59	8875	1843	4.82	0.18	-0.89
Jun-03	487	95	5.13	0.69	8884	1901	4.67	0.79	-0.52



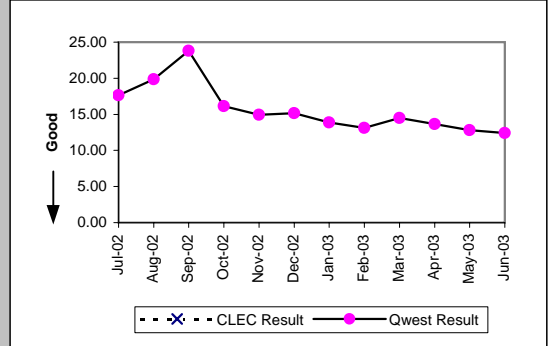
Unbundled Loop - 2 Wire Non-Loaded (Benchmark)									
Date	CLEC Num	CLEC Denc	CLEC Resu	Standard D	Qwest Num	Qwest Denc	Qwest Resu	Mod Z Scr	Parity Score
Jul-02	124	31	4.00	1.13	509	52	9.79	-3.65	-3.22
Aug-02	124	28	4.43	0.88	618	51	12.12	-3.65	-3.22
Sep-02	111	31	3.58	1.20	395	36	10.97	-3.51	-3.13
Oct-02	162	38	4.26	1.93	753	82	9.18	-2.92	-2.78
Nov-02	154	40	3.85	1.25	1175	89	13.20	-5.82	-4.54
Dec-02	80	24	3.33	1.34	247	31	7.97	-3.88	-3.36
Jan-03	123	33	3.73	1.23	640	60	10.67	-3.68	-3.24
Feb-03	133	39	3.41	1.52	363	45	8.07	-4.43	-3.69
Mar-03	89	23	3.87	1.22	405	38	10.66	-1.92	-2.17
Apr-03	83	21	3.95	1.12	397	46	8.63	-1.95	-2.19
May-03	93	23	4.04	1.15	361	44	8.20	-3.67	-3.23
Jun-03	90	25	3.60	1.15	410	40	10.25	-2.42	-2.47



OP-4E - Installation Interval (Average Days) - Interval Zone Two

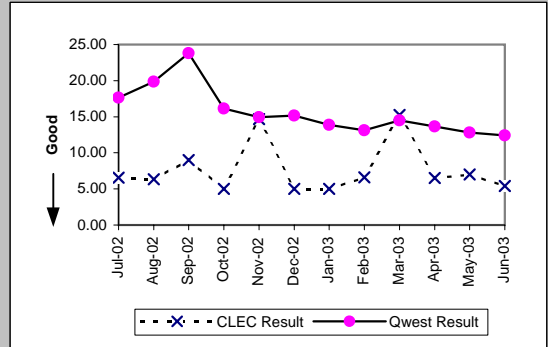
Unbundled Loop - 4 Wire Non-Loaded (Parity)

Date	CLEC Num	CLEC Denc	CLEC Resu	Standard D	Qwest Num	Qwest Denc	Qwest Resu	Mod Z Scr	Parity Score
Jul-02					6920	392	17.65		
Aug-02					7079	356	19.88		
Sep-02					7901	332	23.80		
Oct-02					6962	431	16.15		
Nov-02					3397	227	14.96		
Dec-02					4249	280	15.18		
Jan-03					4332	312	13.88		
Feb-03					3989	304	13.12		
Mar-03					4528	312	14.51		
Apr-03					4850	355	13.66		
May-03					5022	392	12.81		
Jun-03					4409	355	12.42		



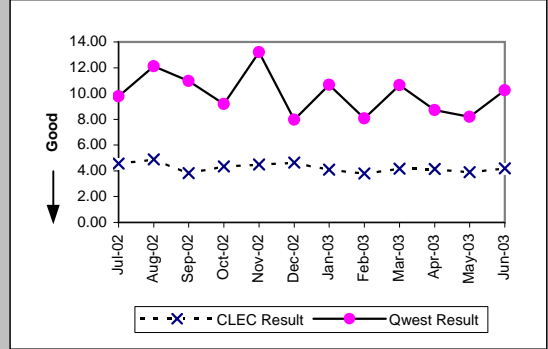
Unbundled Loop - DS1 Capable (Parity)

Date	CLEC Num	CLEC Denc	CLEC Resu	Standard D	Qwest Num	Qwest Denc	Qwest Resu	Mod Z Scr	Parity Score
Jul-02					6920	392	17.65	-1.92	-2.17
Aug-02	46	7	6.57	3.60	7079	356	19.88	-2.42	-2.47
Sep-02	57	9	6.33	2.45	7901	332	23.80	-0.68	-1.41
Oct-02	18	2	9.00	5.66	6962	431	16.15	-2.35	-2.43
Nov-02	30	6	5.00	1.67	3397	227	14.96	-0.04	-1.03
Dec-02	44	3	14.67	16.74	4249	280	15.18	-1.52	-1.93
Jan-03	10	2	5.00	0.00	4332	312	13.88	-1.31	-1.8
Feb-03	10	2	5.00	0.00	3989	304	13.12	-1.53	-1.93
Mar-03	33	5	6.60	1.14	4528	312	14.51	0.43	-0.74
Apr-03	61	4	15.25	11.84	4850	355	13.66	-1.45	-1.88
May-03	39	6	6.50	2.51	5022	392	12.81	-1.45	-1.88
Jun-03	35	5	7.00	4.53	4409	355	12.42	-1.71	-2.04



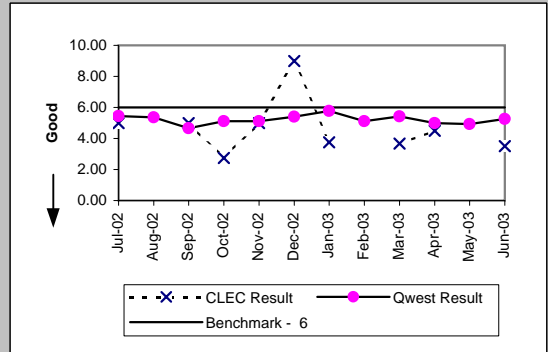
Unbundled Loop ISDN Capable (Parity)

Date	CLEC Num	CLEC Denc	CLEC Resu	Standard D	Qwest Num	Qwest Denc	Qwest Resu	Mod Z Scr	Parity Score
Jul-02					509	52	9.79	-1.85	-2.13
Aug-02	32	7	4.57	0.79	618	51	12.12	-2.23	-2.36
Sep-02	44	9	4.89	2.20	395	36	10.97	-2.42	-2.47
Oct-02	42	11	3.82	1.25	753	82	9.18	-2.26	-2.37
Nov-02	87	20	4.35	2.25	1175	89	13.20	-3.99	-3.43
Dec-02	81	18	4.50	0.86	247	31	7.97	-2.5	-2.52
Jan-03	79	17	4.65	0.79	640	60	10.67	-2.98	-2.81
Feb-03	86	21	4.10	0.94	363	45	8.07	-3.25	-2.98
Mar-03	72	19	3.79	0.98	405	38	10.66	-1.69	-2.03
Apr-03	75	18	4.17	2.01	392	45	8.71	-1.85	-2.12
May-03	83	20	4.15	1.18	361	44	8.20	-2.68	-2.63
Jun-03	35	9	3.89	1.05	410	40	10.25	-2.09	-2.27



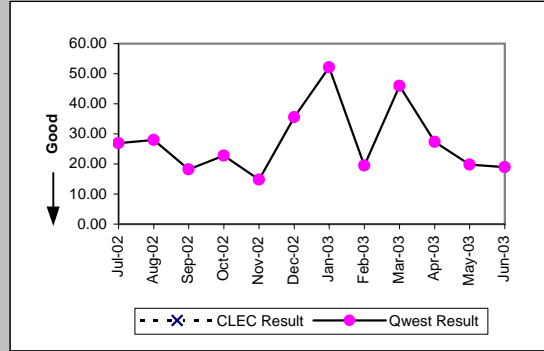
Unbundled Loop - ADSL Qualified (Benchmark)

Date	CLEC Num	CLEC Denc	CLEC Resu	Standard D	Qwest Num	Qwest Denc	Qwest Resu	Mod Z Scr	Parity Score
Jul-02					60	11	5.45	-0.26	-1.16
Aug-02					59	11	5.36		
Sep-02	10	2	5.00	0.00	28	6	4.67	-0.97	-1.59
Oct-02	5	1	5.00		46	9	5.11	-4.23	-3.57
Nov-02	11	4	2.75	0.96	46	9	5.11	-0.18	-1.11
Dec-02	5	1	5.00		27	5	5.40	0.97	-0.41
Jan-03	18	2	9.00	5.66	75	13	5.77	-1.72	-2.05
Feb-03	15	4	3.75	1.26	46	9	5.11		
Mar-03	11	3	3.67	2.31	76	14	5.43	-1.63	-1.99
Apr-03	9	2	4.50	0.71	50	10	5.00	-1.37	-1.83
May-03					74	15	4.93		
Jun-03	7	2	3.50	0.71	100	19	5.26	-2.94	-2.79

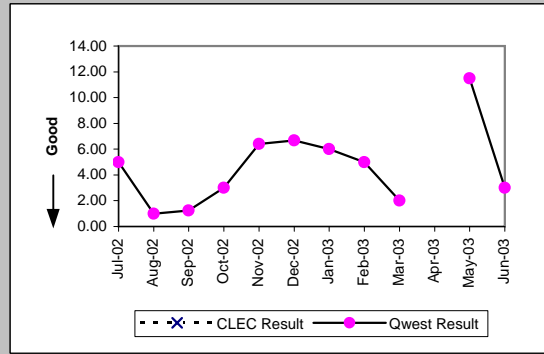


OP-4E - Installation Interval (Average Days) - Interval Zone Two

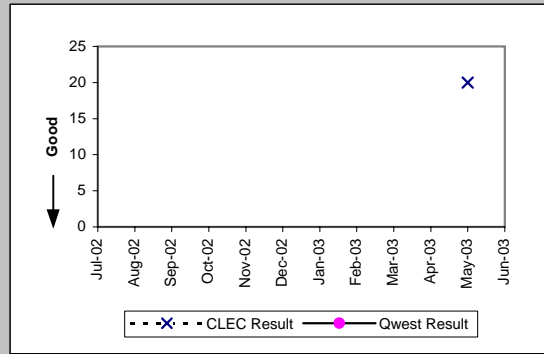
Unbundled Loop - DS3 Capable (Parity)									
Date	CLEC Num	CLEC Dend	CLEC Resu	Standard D	Qwest Num	Qwest Dend	Qwest Resu	Mod Z Scr	Parity Score
Jul-02					404	15	26.93		
Aug-02					587	21	27.95		
Sep-02					164	9	18.22		
Oct-02					228	10	22.80		
Nov-02					163	11	14.82		
Dec-02					427	12	35.58		
Jan-03					521	10	52.10		
Feb-03					311	16	19.44		
Mar-03					505	11	45.91		
Apr-03					848	31	27.35		
May-03					475	24	19.79		
Jun-03					360	19	18.95		



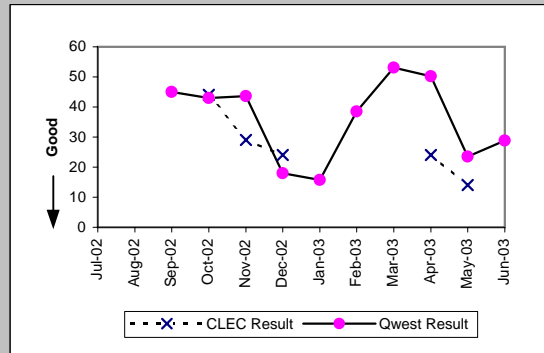
Qwest DSL (Parity)									
Date	CLEC Num	CLEC Dend	CLEC Resu	Standard D	Qwest Num	Qwest Dend	Qwest Resu	Mod Z Scr	Parity Score
Jul-02					30	6	5.00		
Aug-02					1	1	1.00		
Sep-02					5	4	1.25		
Oct-02					3	1	3.00		
Nov-02					32	5	6.40		
Dec-02					20	3	6.67		
Jan-03					24	4	6.00		
Feb-03					5	1	5.00		
Mar-03					2	1	2.00		
Apr-03									
May-03					23	2	11.50		
Jun-03					6	2	3.00		



Dark Fiber - Loop (Diagnostic)									
Date	CLEC Num	CLEC Dend	CLEC Resu	Standard D	Qwest Num	Qwest Dend	Qwest Resu	Mod Z Scr	Parity Score
Jul-02									
Aug-02									
Sep-02									
Oct-02									
Nov-02									
Dec-02									
Jan-03									
Feb-03									
Mar-03									
Apr-03									
May-03	20	1	20.00						
Jun-03									



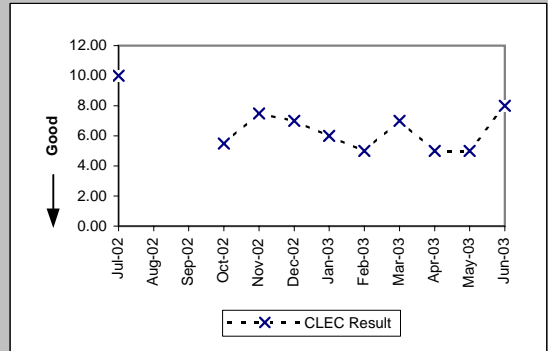
E911 (Parity)									
Date	CLEC Num	CLEC Dend	CLEC Resu	Standard D	Qwest Num	Qwest Dend	Qwest Resu	Mod Z Scr	Parity Score
Jul-02									
Aug-02									
Sep-02					225	5	45.00		
Oct-02	88	2	44.00	0.00	86	2	43.00	-0.64	-1.39
Nov-02	29	1	29.00		131	3	43.67	-0.28	-1.17
Dec-02	24	1	24.00		90	5	18.00		
Jan-03					63	4	15.75		
Feb-03					77	2	38.50		
Mar-03					425	8	53.12		
Apr-03	24	1	24.00		1205	24	50.21	-0.32	-1.2
May-03	42	3	14.00	0.00	212	9	23.56	-0.68	-1.41
Jun-03					2074	72	28.81		



OP-4E - Installation Interval (Average Days) - Interval Zone Two

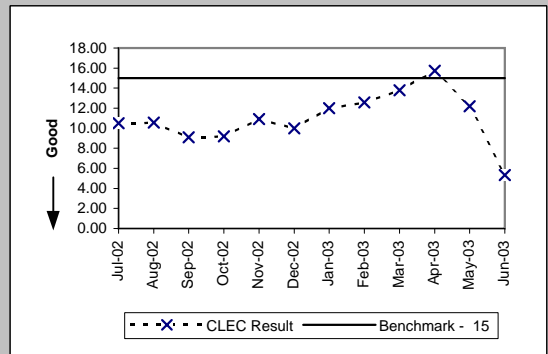
Enhanced Extended Loops (EELs) (Diagnostic)

Date	Num	Denom	CLEC Result	Standard Dev	
Jul-02		10	1	10.00	
Aug-02					
Sep-02					
Oct-02	11		2	5.50	0.71
Nov-02	15		2	7.50	2.12
Dec-02	7		1	7.00	
Jan-03	6		1	6.00	
Feb-03	5		1	5.00	
Mar-03	7		1	7.00	
Apr-03	15		3	5.00	1.00
May-03	25		5	5.00	0.71
Jun-03	16		2	8.00	5.66



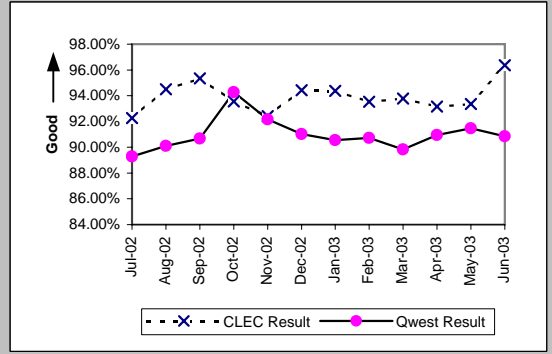
Unbundled Loop Conditioned (Benchmark)

Date	Num	Denom	CLEC Result	Standard Dev
Jul-02	147	14	10.50	3.11
Aug-02	148	14	10.57	4.09
Sep-02	91	10	9.10	3.21
Oct-02	92	10	9.20	3.88
Nov-02	131	12	10.92	3.73
Dec-02	50	5	10.00	2.45
Jan-03	72	6	12.00	4.00
Feb-03	113	9	12.56	3.13
Mar-03	124	9	13.78	1.86
Apr-03	63	4	15.75	4.35
May-03	61	5	12.20	4.38
Jun-03	16	3	5.33	0.58

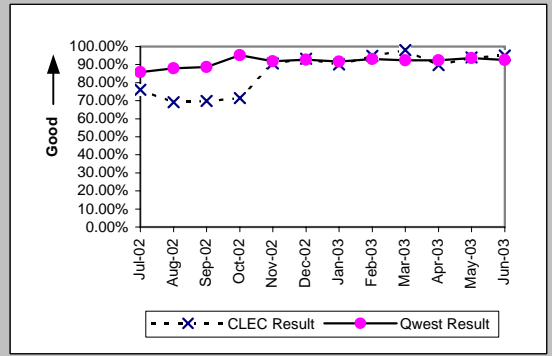


OP-5 - New Service Installation Quality (Percent)

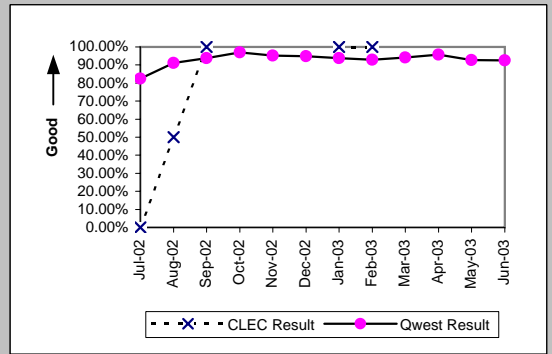
Residence (Parity)									
Date	CLEC Num	CLEC Denc	CLEC Resu	CLEC Std E	Qwest Num	Qwest Denc	Qwest Resu	Mod Z Scr	Parity Scr
Jul-02	966	1047	92.26%	26.72%	35800	40098	89.28%	-3.08	-2.87
Aug-02	1272	1346	94.50%	22.79%	38954	43234	90.10%	-5.33	-4.24
Sep-02	1066	1118	95.35%	21.06%	39737	43819	90.68%	-5.3	-4.22
Oct-02	783	837	93.55%	24.57%	41348	43855	94.28%	0.91	-0.45
Nov-02	792	857	92.42%	26.48%	36974	40117	92.17%	-0.27	-1.16
Dec-02	1221	1293	94.43%	22.93%	31210	34286	91.03%	-4.2	-3.56
Jan-03	1659	1758	94.37%	23.05%	31012	34251	90.54%	-5.35	-4.25
Feb-03	1649	1763	93.53%	24.59%	30996	34160	90.74%	-3.95	-3.4
Mar-03	1494	1593	93.79%	24.14%	30273	33697	89.84%	-5.09	-4.1
Apr-03	1185	1272	93.16%	25.24%	32534	35768	90.96%	-2.69	-2.64
May-03	985	1055	93.36%	24.89%	33643	36784	91.46%	-2.18	-2.33
Jun-03	822	853	96.37%	18.71%	34503	37981	90.84%	-5.53	-4.36



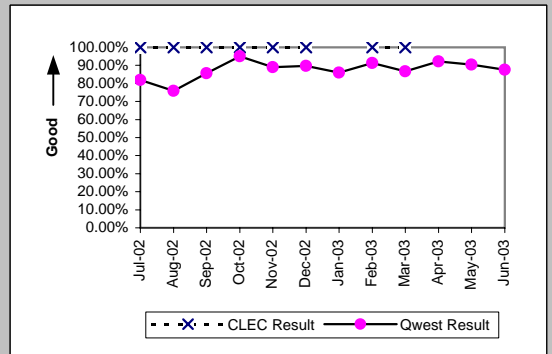
Business (Parity)									
Date	CLEC Num	CLEC Denc	CLEC Resu	CLEC Std E	Qwest Num	Qwest Denc	Qwest Resu	Mod Z Scr	Parity Scr
Jul-02	76	100	76.00%	42.71%	3212	3743	85.81%	2.58	0.57
Aug-02	67	97	69.07%	46.22%	3353	3811	87.98%	4.85	1.95
Sep-02	58	83	69.88%	45.88%	3266	3684	88.65%	4.55	1.76
Oct-02	45	63	71.43%	45.18%	3764	3950	95.29%	6.16	2.74
Nov-02	48	53	90.57%	29.23%	3630	3953	91.83%	0.38	-0.77
Dec-02	42	45	93.33%	24.94%	3108	3353	92.69%	-0.16	-1.1
Jan-03	45	50	90.00%	30.00%	3115	3399	91.64%	0.46	-0.72
Feb-03	55	58	94.83%	22.15%	3301	3544	93.14%	-0.5	-1.31
Mar-03	50	51	98.04%	13.86%	3278	3546	92.44%	-1.5	-1.91
Apr-03	61	68	89.71%	30.39%	3358	3638	92.30%	0.8	-0.51
May-03	63	67	94.03%	23.69%	3407	3642	93.55%	-0.16	-1.1
Jun-03	39	41	95.12%	21.54%	3369	3642	92.50%	-0.63	-1.38



Centrex (Parity)									
Date	CLEC Num	CLEC Denc	CLEC Resu	CLEC Std E	Qwest Num	Qwest Denc	Qwest Resu	Mod Z Scr	Parity Scr
Jul-02	0	3	0.00%	0.00%	249	302	82.45%	2.82	0.71
Aug-02	1	2	50.00%	50.00%	453	497	91.15%	1.35	-0.18
Sep-02	1	1	100.00%	0.00%	586	625	93.76%	-0.26	-1.16
Oct-02					548	565	96.99%		
Nov-02					500	525	95.24%		
Dec-02					462	487	94.87%		
Jan-03	1	1	100.00%	0.00%	427	455	93.85%	-0.26	-1.16
Feb-03	1	1	100.00%	0.00%	408	439	92.94%	-0.28	-1.17
Mar-03					484	514	94.16%		
Apr-03					455	475	95.79%		
May-03					361	389	92.80%		
Jun-03					443	479	92.48%		

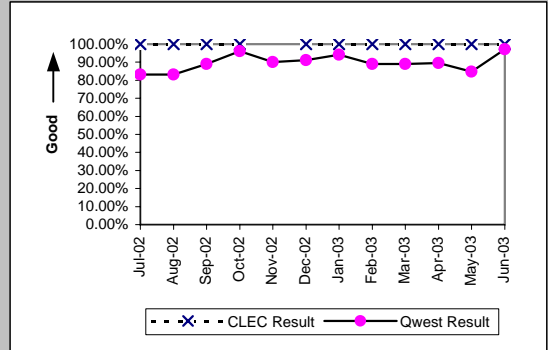


Centrex 21 (Parity)									
Date	CLEC Num	CLEC Denc	CLEC Resu	CLEC Std E	Qwest Num	Qwest Denc	Qwest Resu	Mod Z Scr	Parity Scr
Jul-02	1	1	100.00%	0.00%	176	215	81.86%	-0.47	-1.29
Aug-02	1	1	100.00%	0.00%	161	212	75.94%	-0.56	-1.34
Sep-02	1	1	100.00%	0.00%	216	252	85.71%	-0.41	-1.25
Oct-02	1	1	100.00%	0.00%	250	263	95.06%	-0.23	-1.14
Nov-02	1	1	100.00%	0.00%	193	217	88.94%	-0.35	-1.21
Dec-02	1	1	100.00%	0.00%	184	205	89.76%	-0.34	-1.2
Jan-03					171	199	85.93%		
Feb-03	1	1	100.00%	0.00%	169	185	91.35%	-0.31	-1.19
Mar-03	1	1	100.00%	0.00%	177	204	86.76%	-0.39	-1.24
Apr-03					199	216	92.13%		
May-03					190	210	90.48%		
Jun-03					204	233	87.55%		

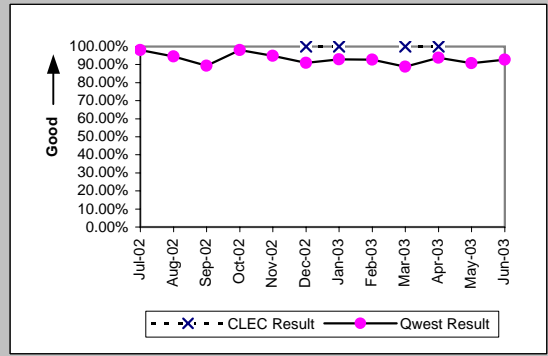


OP-5 - New Service Installation Quality (Percent)

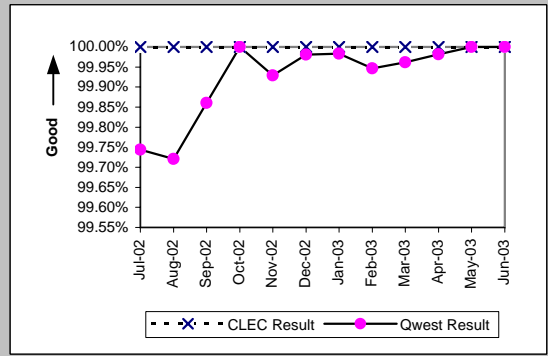
PBX (Parity)									
Date	CLEC Num	CLEC Denc	CLEC Resu	CLEC Std E	Qwest Num	Qwest Denc	Qwest Resu	Mod Z Scr	Parity Scr
Jul-02	2	2	100.00%	0.00%	89	107	83.18%	-0.63	-1.38
Aug-02	2	2	100.00%	0.00%	84	101	83.17%	-0.63	-1.38
Sep-02	3	3	100.00%	0.00%	73	82	89.02%	-0.6	-1.36
Oct-02	1	1	100.00%	0.00%	75	78	96.15%	-0.2	-1.12
Nov-02					82	91	90.11%		
Dec-02	1	1	100.00%	0.00%	62	68	91.18%	-0.31	-1.19
Jan-03	1	1	100.00%	0.00%	48	51	94.12%	-0.25	-1.15
Feb-03	1	1	100.00%	0.00%	57	64	89.06%	-0.35	-1.21
Mar-03	1	1	100.00%	0.00%	65	73	89.04%	-0.35	-1.21
Apr-03	1	1	100.00%	0.00%	69	77	89.61%	-0.34	-1.21
May-03	1	1	100.00%	0.00%	67	79	84.81%	-0.42	-1.26
Jun-03	3	3	100.00%	0.00%	70	72	97.22%	-0.29	-1.17



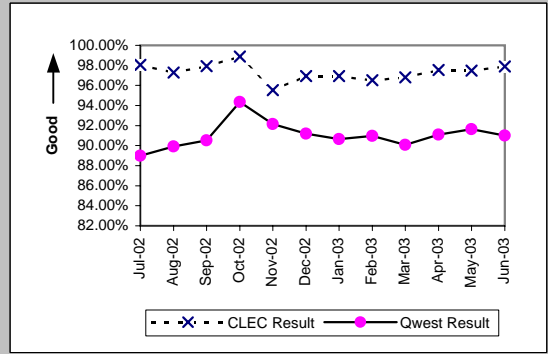
Basic Rate ISDN (Parity)									
Date	CLEC Num	CLEC Denc	CLEC Resu	CLEC Std E	Qwest Num	Qwest Denc	Qwest Resu	Mod Z Scr	Parity Scr
Jul-02					397	405	98.02%		
Aug-02					308	326	94.48%		
Sep-02					159	178	89.33%		
Oct-02					202	206	98.06%		
Nov-02					260	274	94.89%		
Dec-02	1	1	100.00%	0.00%	202	222	90.99%	-0.31	-1.19
Jan-03	1	1	100.00%	0.00%	207	223	92.83%	-0.28	-1.17
Feb-03					266	287	92.68%		
Mar-03	1	1	100.00%	0.00%	253	285	88.77%	-0.36	-1.22
Apr-03	1	1	100.00%	0.00%	225	240	93.75%	-0.26	-1.16
May-03					149	164	90.85%		
Jun-03					129	139	92.81%		



Qwest DSL (Parity)									
Date	CLEC Num	CLEC Denc	CLEC Resu	CLEC Std E	Qwest Num	Qwest Denc	Qwest Resu	Mod Z Scr	Parity Scr
Jul-02	37	37	100.00%	0.00%	7402	7421	99.74%	-0.31	-1.19
Aug-02	90	90	100.00%	0.00%	7492	7513	99.72%	-0.5	-1.3
Sep-02	98	98	100.00%	0.00%	6442	6451	99.86%	-0.37	-1.22
Oct-02	44	44	100.00%	0.00%	6440	6440	100.00%	N/A	N/A
Nov-02	35	35	100.00%	0.00%	5619	5623	99.93%	-0.16	-1.1
Dec-02	42	42	100.00%	0.00%	5309	5310	99.98%	-0.09	-1.05
Jan-03	38	38	100.00%	0.00%	5950	5951	99.98%	-0.08	-1.05
Feb-03	29	29	100.00%	0.00%	5649	5652	99.95%	-0.12	-1.08
Mar-03	31	31	100.00%	0.00%	5199	5201	99.96%	-0.11	-1.07
Apr-03	29	29	100.00%	0.00%	5459	5460	99.98%	-0.07	-1.04
May-03	22	22	100.00%	0.00%	5264	5264	100.00%	N/A	N/A
Jun-03	21	21	100.00%	0.00%	5058	5058	100.00%	N/A	N/A

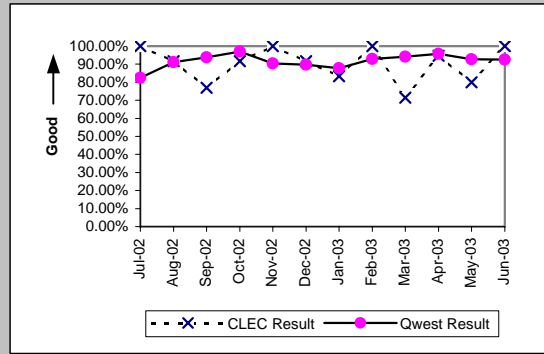


UNE - P (POTS) (Parity)									
Date	CLEC Num	CLEC Denc	CLEC Resu	CLEC Std E	Qwest Num	Qwest Denc	Qwest Resu	Mod Z Scr	Parity Scr
Jul-02	1468	1497	98.06%	13.78%	39011	43840	88.98%	-11.03	-7.71
Aug-02	1368	1406	97.30%	16.22%	42307	47045	89.93%	-9.05	-6.5
Sep-02	1281	1308	97.94%	14.22%	43003	47503	90.53%	-9.03	-6.49
Oct-02	1525	1542	98.90%	10.44%	45111	47804	94.37%	-7.6	-5.62
Nov-02	1693	1772	95.54%	20.64%	40604	44070	92.14%	-5.22	-4.18
Dec-02	2090	2156	96.94%	17.23%	34318	37639	91.18%	-9.17	-6.58
Jan-03	2425	2502	96.92%	17.27%	34127	37650	90.64%	-10.44	-7.35
Feb-03	3038	3147	96.54%	18.29%	34297	37704	90.96%	-10.48	-7.37
Mar-03	5923	6119	96.80%	17.61%	33551	37243	90.09%	-16.28	-10.9
Apr-03	7557	7748	97.53%	15.51%	35892	39406	91.08%	-18.22	-12.08
May-03	8207	8418	97.49%	15.63%	37050	40426	91.65%	-17.63	-11.72
Jun-03	8810	9001	97.88%	14.41%	37871	41622	90.99%	-20.7	-13.58

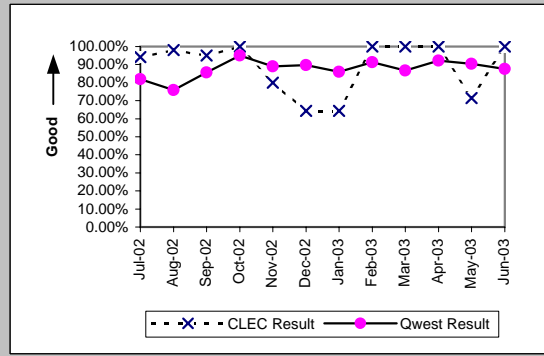


OP-5 - New Service Installation Quality (Percent)

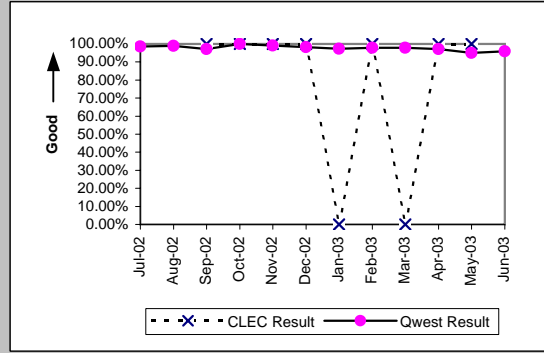
UNE P (Centrex) (Parity)									
Date	CLEC Num	CLEC Denc	CLEC Resu	CLEC Std	Qwest Num	Qwest Denc	Qwest Resu	Mod Z Scr	Parity Scr
Jul-02	5	5	100.00%	0.00%	249	302	82.45%	-1.02	-1.62
Aug-02	11	12	91.67%	27.64%	453	497	91.15%	-0.06	-1.04
Sep-02	10	13	76.92%	42.13%	586	625	93.76%	1.96	0.19
Oct-02	11	12	91.67%	27.64%	548	565	96.99%	0.9	-0.46
Nov-02	11	11	100.00%	0.00%	475	525	90.48%	-1.06	-1.65
Dec-02	11	12	91.67%	27.64%	437	487	89.73%	-0.22	-1.13
Jan-03	10	12	83.33%	37.27%	399	455	87.69%	0.48	-0.71
Feb-03	11	11	100.00%	0.00%	408	439	92.94%	-0.9	-1.55
Mar-03	10	14	71.43%	45.18%	484	514	94.16%	2.63	0.6
Apr-03	18	19	94.74%	22.33%	455	475	95.79%	0.27	-0.83
May-03	12	15	80.00%	40.00%	361	389	92.80%	1.59	-0.03
Jun-03	11	11	100.00%	0.00%	443	479	92.48%	-0.93	-1.57



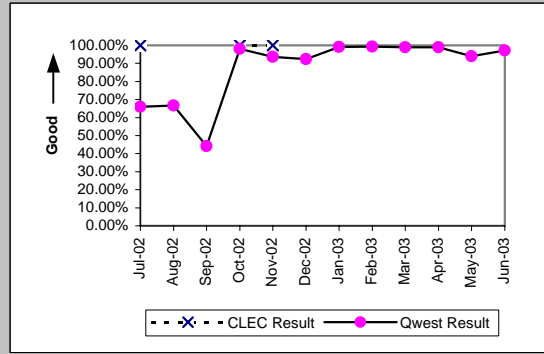
UNE P (Centrex 21) (Parity)									
Date	CLEC Num	CLEC Denc	CLEC Resu	CLEC Std	Qwest Num	Qwest Denc	Qwest Resu	Mod Z Scr	Parity Scr
Jul-02	16	17	94.12%	23.53%	176	215	81.86%	-1.26	-1.77
Aug-02	50	51	98.04%	13.86%	161	212	75.94%	-3.31	-3.02
Sep-02	58	61	95.08%	21.62%	216	252	85.71%	-1.88	-2.14
Oct-02	24	24	100.00%	0.00%	250	263	95.06%	-1.07	-1.65
Nov-02	8	10	80.00%	40.00%	193	217	88.94%	0.83	-0.5
Dec-02	9	14	64.29%	47.92%	184	205	89.76%	2.42	0.47
Jan-03	9	14	64.29%	47.92%	171	199	85.93%	1.94	0.18
Feb-03	9	9	100.00%	0.00%	169	185	91.35%	-0.9	-1.55
Mar-03	8	8	100.00%	0.00%	177	204	86.76%	-1.08	-1.66
Apr-03	6	6	100.00%	0.00%	199	216	92.13%	-0.71	-1.43
May-03	5	7	71.43%	45.18%	190	210	90.48%	1.39	-0.16
Jun-03	4	4	100.00%	0.00%	204	233	87.55%	-0.75	-1.45



ISDN Primary (Parity)									
Date	CLEC Num	CLEC Denc	CLEC Resu	CLEC Std	Qwest Num	Qwest Denc	Qwest Resu	Mod Z Scr	Parity Scr
Jul-02					398	404	98.51%		
Aug-02					344	348	98.85%		
Sep-02	1	1	100.00%	0.00%	140	144	97.22%	-0.17	-1.1
Oct-02	2	2	100.00%	0.00%	169	169	100.00%	N/A	N/A
Nov-02	4	4	100.00%	0.00%	220	222	99.10%	-0.19	-1.11
Dec-02	3	3	100.00%	0.00%	228	232	98.28%	-0.23	-1.14
Jan-03	0	1	0.00%	0.00%	146	150	97.33%	2.18	0.32
Feb-03	1	1	100.00%	0.00%	95	97	97.94%	-0.14	-1.09
Mar-03	0	1	0.00%	0.00%	96	98	97.96%	2.23	0.35
Apr-03	1	1	100.00%	0.00%	102	105	97.14%	-0.17	-1.1
May-03	1	1	100.00%	0.00%	94	99	94.95%	-0.23	-1.14
Jun-03					142	148	95.95%		

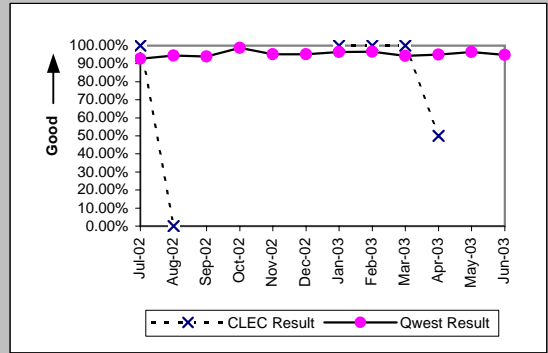


DS0 (Parity)									
Date	CLEC Num	CLEC Denc	CLEC Resu	CLEC Std	Qwest Num	Qwest Denc	Qwest Resu	Mod Z Scr	Parity Scr
Jul-02	2	2	100.00%	0.00%	56	85	65.88%	-1.01	-1.61
Aug-02					74	111	66.67%		
Sep-02					46	104	44.23%		
Oct-02	1	1	100.00%	0.00%	103	105	98.10%	-0.14	-1.08
Nov-02	1	1	100.00%	0.00%	117	125	93.60%	-0.26	-1.16
Dec-02					73	79	92.41%		
Jan-03					217	219	99.09%		
Feb-03					267	269	99.26%		
Mar-03					182	184	98.91%		
Apr-03					181	183	98.91%		
May-03					109	116	93.97%		
Jun-03					101	104	97.12%		

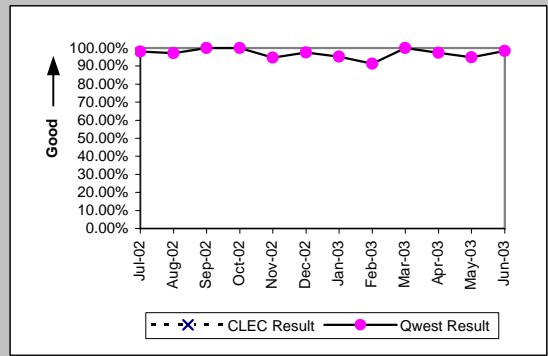


OP-5 - New Service Installation Quality (Percent)

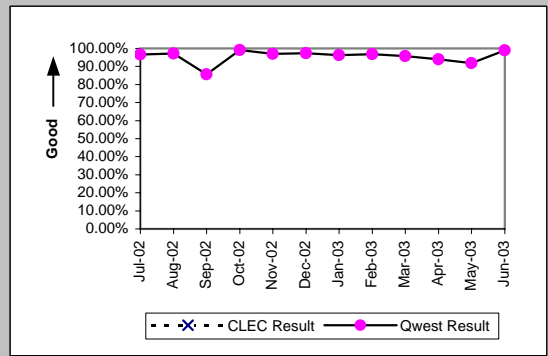
DS1 (Parity)										
Date	CLEC Num	CLEC Denc	CLEC Resu	CLEC Std	Qwest Num	Qwest Denc	Qwest Resu	Mod Z Scr	Parity Scr	
Jul-02	1	1	100.00%	0.00%	921	993	92.75%	-0.28	-1.17	
Aug-02	0	1	0.00%	0.00%	924	978	94.48%	1.92	0.17	
Sep-02					906	965	93.89%			
Oct-02					1009	1021	98.82%			
Nov-02					869	913	95.18%			
Dec-02					712	748	95.19%			
Jan-03	1	1	100.00%	0.00%	758	786	96.44%	-0.19	-1.12	
Feb-03	2	2	100.00%	0.00%	794	822	96.59%	-0.27	-1.16	
Mar-03	3	3	100.00%	0.00%	774	821	94.28%	-0.43	-1.26	
Apr-03	1	2	50.00%	50.00%	836	880	95.00%	1.65	0	
May-03					914	948	96.41%			
Jun-03					949	1001	94.81%			



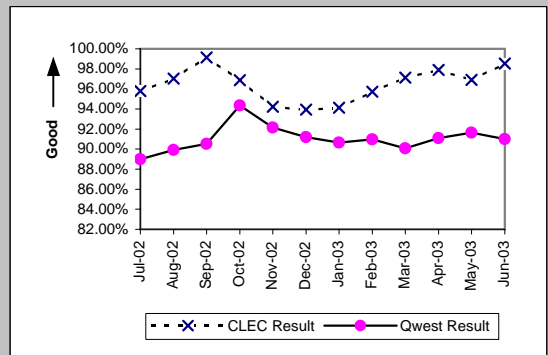
DS3 (Parity)										
Date	CLEC Num	CLEC Denc	CLEC Resu	CLEC Std	Qwest Num	Qwest Denc	Qwest Resu	Mod Z Scr	Parity Scr	
Jul-02					51	52	98.08%			
Aug-02					69	71	97.18%			
Sep-02					65	65	100.00%			
Oct-02					48	48	100.00%			
Nov-02					36	38	94.74%			
Dec-02					39	40	97.50%			
Jan-03					40	42	95.24%			
Feb-03					42	46	91.30%			
Mar-03					58	58	100.00%			
Apr-03					71	73	97.26%			
May-03					73	77	94.81%			
Jun-03					59	60	98.33%			



Frame Relay (Parity)										
Date	CLEC Num	CLEC Denc	CLEC Resu	CLEC Std	Qwest Num	Qwest Denc	Qwest Resu	Mod Z Scr	Parity Scr	
Jul-02					204	211	96.68%			
Aug-02					174	179	97.21%			
Sep-02					143	167	85.63%			
Oct-02					228	230	99.13%			
Nov-02					225	232	96.98%			
Dec-02					185	190	97.37%			
Jan-03					153	159	96.23%			
Feb-03					124	128	96.88%			
Mar-03					114	119	95.80%			
Apr-03					108	115	93.91%			
May-03					102	111	91.89%			
Jun-03					87	88	98.86%			

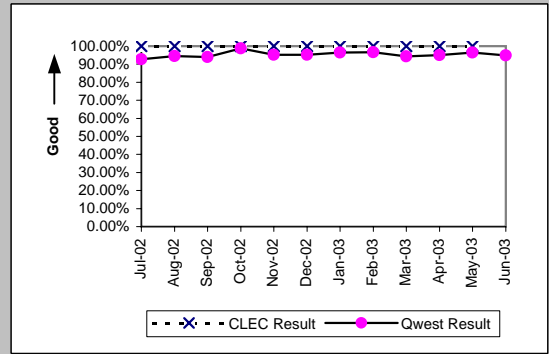


Line Sharing (Parity)										
Date	CLEC Num	CLEC Denc	CLEC Resu	CLEC Std	Qwest Num	Qwest Denc	Qwest Resu	Mod Z Scr	Parity Scr	
Jul-02	432	451	95.79%	20.09%	39011	43840	88.98%	-4.59	-3.79	
Aug-02	457	471	97.03%	16.98%	42307	47045	89.93%	-5.09	-4.1	
Sep-02	467	471	99.15%	9.18%	43003	47503	90.53%	-6.36	-4.87	
Oct-02	560	578	96.89%	17.37%	45111	47804	94.37%	-2.61	-2.59	
Nov-02	620	658	94.22%	23.33%	40604	44070	92.14%	-1.98	-2.43	
Dec-02	557	593	93.93%	23.88%	34318	37639	91.18%	-2.34	-2.42	
Jan-03	593	630	94.13%	23.51%	34127	37650	90.64%	-2.98	-2.81	
Feb-03	650	679	95.73%	20.22%	34297	37704	90.96%	-4.29	-3.61	
Mar-03	642	661	97.13%	16.71%	33551	37243	90.09%	-6	-4.65	
Apr-03	694	709	97.88%	14.39%	35892	39406	91.08%	-6.3	-4.83	
May-03	817	843	96.92%	17.29%	37050	40426	91.65%	-5.47	-4.33	
Jun-03	1006	1021	98.53%	12.03%	37871	41622	90.99%	-8.32	-6.06	

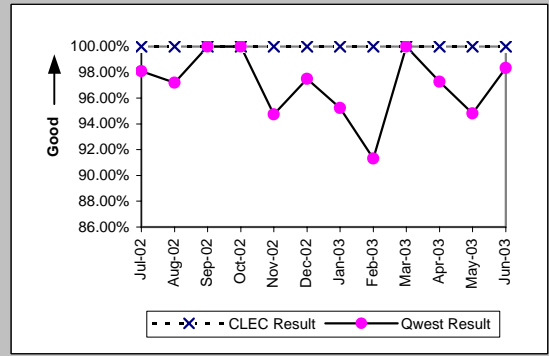


OP-5 - New Service Installation Quality (Percent)

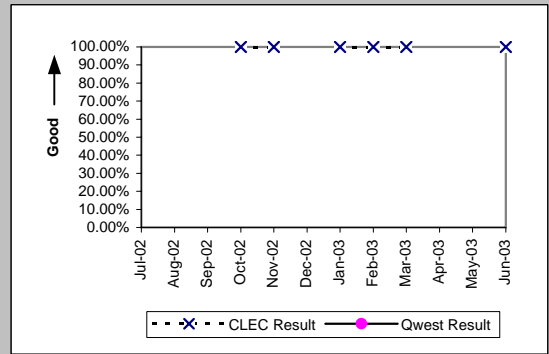
UDIT DS1 (Parity)									
Date	Numerator	Denominator	CLEC Resu	Standard D	Qwest Num	Qwest deno	Qwest Resu	Mod Z Scr	Parity Scr
Jul-02	3	3	100.00%	0.00%	921	993	92.75%	-0.48	-1.29
Aug-02	4	4	100.00%	0.00%	924	978	94.48%	-0.48	-1.29
Sep-02	3	3	100.00%	0.00%	906	965	93.89%	-0.44	-1.27
Oct-02	3	3	100.00%	0.00%	1009	1021	98.82%	-0.19	-1.11
Nov-02	2	2	100.00%	0.00%	869	913	95.18%	-0.32	-1.19
Dec-02	5	5	100.00%	0.00%	712	748	95.19%	-0.5	-1.3
Jan-03	9	9	100.00%	0.00%	758	786	96.44%	-0.57	-1.35
Feb-03	7	7	100.00%	0.00%	794	822	96.59%	-0.49	-1.3
Mar-03	2	2	100.00%	0.00%	774	821	94.28%	-0.35	-1.21
Apr-03	2	2	100.00%	0.00%	836	880	95.00%	-0.32	-1.2
May-03	2	2	100.00%	0.00%	914	948	96.41%	-0.27	-1.17
Jun-03					949	1001	94.81%		



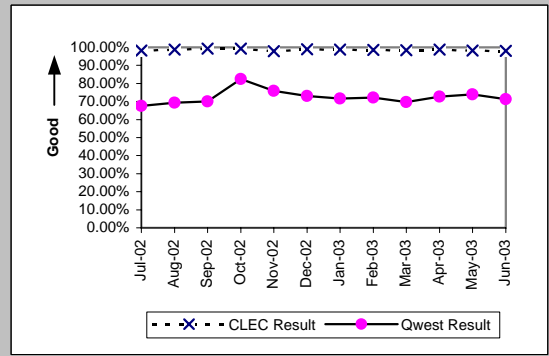
UDIT Above DS1 Level (Parity)									
Date	Numerator	Denominator	CLEC Resu	Standard D	Qwest Num	Qwest deno	Qwest Resu	Mod Z Scr	Parity Scr
Jul-02	2	2	100.00%	0.00%	51	52	98.08%	-0.19	-1.12
Aug-02	2	2	100.00%	0.00%	69	71	97.18%	-0.24	-1.14
Sep-02	7	7	100.00%	0.00%	65	65	100.00%	N/A	N/A
Oct-02	7	7	100.00%	0.00%	48	48	100.00%	N/A	N/A
Nov-02	4	4	100.00%	0.00%	36	38	94.74%	-0.45	-1.27
Dec-02	2	2	100.00%	0.00%	39	40	97.50%	-0.22	-1.13
Jan-03	1	1	100.00%	0.00%	40	42	95.24%	-0.22	-1.13
Feb-03	1	1	100.00%	0.00%	42	46	91.30%	-0.31	-1.19
Mar-03	2	2	100.00%	0.00%	58	58	100.00%	N/A	N/A
Apr-03	2	2	100.00%	0.00%	71	73	97.26%	-0.23	-1.14
May-03	1	1	100.00%	0.00%	73	77	94.81%	-0.23	-1.14
Jun-03	4	4	100.00%	0.00%	59	60	98.33%	-0.25	-1.15



Dark Fiber - IOF (Diagnostic)									
Date	Numerator	Denominator	CLEC Resu	Standard D	Qwest Num	Qwest deno	Qwest Resu	Mod Z Scr	Parity Scr
Jul-02									
Aug-02									
Sep-02									
Oct-02	2	2	100.00%	0.00%					
Nov-02	2	2	100.00%	0.00%					
Dec-02									
Jan-03	1	1	100.00%	0.00%					
Feb-03	4	4	100.00%	0.00%					
Mar-03	3	3	100.00%	0.00%					
Apr-03									
May-03									
Jun-03	1	1	100.00%	0.00%					



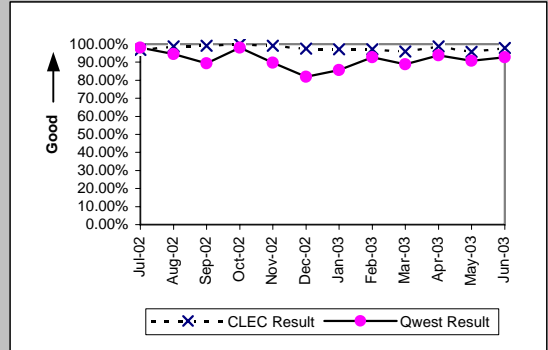
Unbundled Loop Analog (Parity)									
Date	Numerator	Denominator	CLEC Resu	Standard D	Qwest Num	Qwest deno	Qwest Resu	Mod Z Scr	Parity Scr
Jul-02	2251	2291	98.25%	13.10%	10019	14848	67.48%	-29.27	-18.79
Aug-02	2187	2214	98.78%	10.98%	10683	15421	69.28%	-28.14	-18.11
Sep-02	2124	2140	99.25%	8.61%	10487	14987	69.97%	-27.64	-17.8
Oct-02	2011	2026	99.26%	8.57%	12625	15318	82.42%	-18.71	-12.38
Nov-02	1748	1785	97.93%	14.25%	10891	14357	75.86%	-20.55	-13.49
Dec-02	1898	1917	99.01%	9.91%	8962	12283	72.96%	-23.88	-15.52
Jan-03	2079	2104	98.81%	10.84%	8894	12417	71.63%	-25.58	-16.55
Feb-03	1693	1718	98.54%	11.98%	8871	12278	72.25%	-22.8	-14.86
Mar-03	1730	1757	98.46%	12.30%	8455	12147	69.61%	-24.58	-15.94
Apr-03	1794	1817	98.73%	11.18%	9353	12867	72.69%	-23.32	-15.18
May-03	1658	1687	98.28%	13.00%	9577	12953	73.94%	-21.43	-14.03
Jun-03	1598	1629	98.10%	13.66%	9340	13091	71.35%	-22.52	-14.69



OP-5 - New Service Installation Quality (Percent)

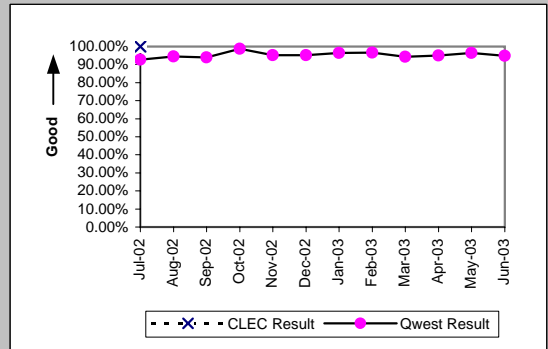
Unbundled Loop - 2 Wire Non-Loaded (Parity)

Date	Numerator	Denominator	CLEC Resu	Standard D	Qwest Num	Qwest deno	Qwest Resu	Mod Z Scr	Parity Scr
Jul-02	215	222	96.85%	17.47%	397	405	98.02%	0.9	-0.45
Aug-02	229	232	98.71%	11.30%	308	326	94.48%	-2.16	-2.31
Sep-02	222	224	99.11%	9.41%	159	178	89.33%	-3.15	-2.92
Oct-02	244	244	100.00%	0.00%	202	206	98.06%	-1.49	-1.9
Nov-02	232	234	99.15%	9.21%	246	274	89.78%	-3.47	-3.11
Dec-02	192	197	97.46%	15.73%	182	222	81.98%	-4.11	-3.5
Jan-03	201	207	97.10%	16.78%	191	223	85.65%	-3.38	-3.06
Feb-03	207	213	97.18%	16.55%	266	287	92.68%	-1.91	-2.16
Mar-03	232	242	95.87%	19.90%	253	285	88.77%	-2.57	-2.56
Apr-03	227	230	98.70%	11.35%	225	240	93.75%	-2.21	-2.35
May-03	229	239	95.82%	20.02%	149	164	90.85%	-1.7	-2.03
Jun-03	269	275	97.82%	14.61%	129	139	92.81%	-1.86	-2.13



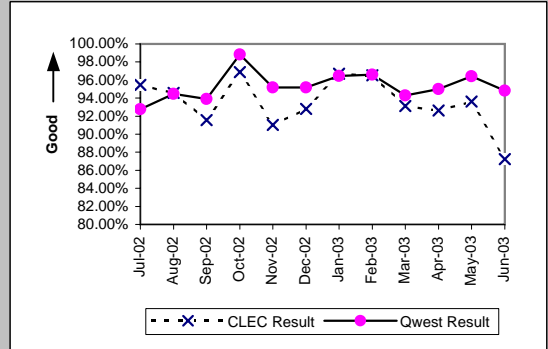
Unbundled Loop - 4 Wire Non-Loaded (Parity)

Date	Numerator	Denominator	CLEC Resu	Standard D	Qwest Num	Qwest deno	Qwest Resu	Mod Z Scr	Parity Scr
Jul-02	1	1	100.00%	0.00%	921	993	92.75%	-0.28	-1.17
Aug-02					924	978	94.48%		
Sep-02					906	965	93.89%		
Oct-02					1009	1021	98.82%		
Nov-02					869	913	95.18%		
Dec-02					712	748	95.19%		
Jan-03					758	786	96.44%		
Feb-03					794	822	96.59%		
Mar-03					774	821	94.28%		
Apr-03					836	880	95.00%		
May-03					914	948	96.41%		
Jun-03					949	1001	94.81%		



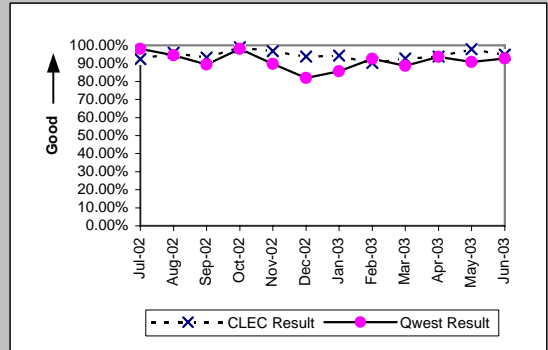
Unbundled Loop - DS1 Capable (Parity)

Date	Numerator	Denominator	CLEC Resu	Standard D	Qwest Num	Qwest deno	Qwest Resu	Mod Z Scr	Parity Scr
Jul-02	126	132	95.45%	20.83%	921	993	92.75%	-1.13	-1.68
Aug-02	157	166	94.58%	22.64%	924	978	94.48%	-0.05	-1.03
Sep-02	152	166	91.57%	27.79%	906	965	93.89%	1.11	-0.33
Oct-02	155	160	96.88%	17.40%	1009	1021	98.82%	1.73	0.05
Nov-02	132	145	91.03%	28.57%	869	913	95.18%	1.93	0.17
Dec-02	129	139	92.81%	25.84%	712	748	95.19%	1.14	-0.31
Jan-03	147	152	96.71%	17.84%	758	786	96.44%	-0.17	-1.1
Feb-03	139	144	96.53%	18.31%	794	822	96.59%	0.08	-0.95
Mar-03	149	160	93.13%	25.30%	774	821	94.28%	0.58	-0.65
Apr-03	163	176	92.61%	26.15%	836	880	95.00%	1.23	-0.25
May-03	176	188	93.62%	24.44%	914	948	96.41%	1.69	0.03
Jun-03	157	180	87.22%	33.38%	949	1001	94.81%	3.48	1.11



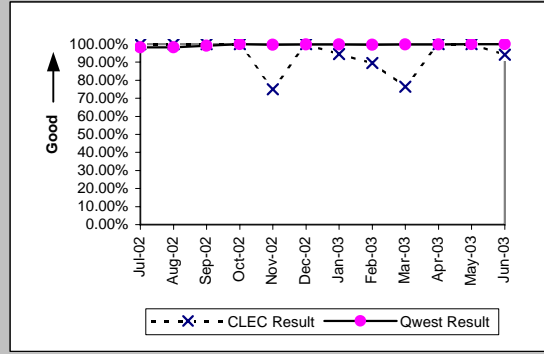
Unbundled Loop ISDN Capable (Parity)

Date	Numerator	Denominator	CLEC Resu	Standard D	Qwest Num	Qwest deno	Qwest Resu	Mod Z Scr	Parity Scr
Jul-02	85	92	92.39%	26.51%	397	405	98.02%	2.48	0.51
Aug-02	95	99	95.96%	19.69%	308	326	94.48%	-0.57	-1.34
Sep-02	84	90	93.33%	24.94%	159	178	89.33%	-1	-1.61
Oct-02	86	87	98.85%	10.66%	202	206	98.06%	-0.45	-1.27
Nov-02	91	94	96.81%	17.58%	246	274	89.78%	-1.94	-2.18
Dec-02	91	97	93.81%	24.09%	182	222	81.98%	-2.53	-2.54
Jan-03	100	106	94.34%	23.11%	191	223	85.65%	-2.1	-2.28
Feb-03	83	92	90.22%	29.71%	261	282	92.55%	0.72	-0.56
Mar-03	90	97	92.78%	25.88%	248	280	88.57%	-1.12	-1.68
Apr-03	106	113	93.81%	24.11%	220	235	93.62%	-0.07	-1.04
May-03	94	96	97.92%	14.28%	147	162	90.74%	-1.92	-2.17
Jun-03	93	98	94.90%	22.00%	127	137	92.70%	-0.64	-1.39

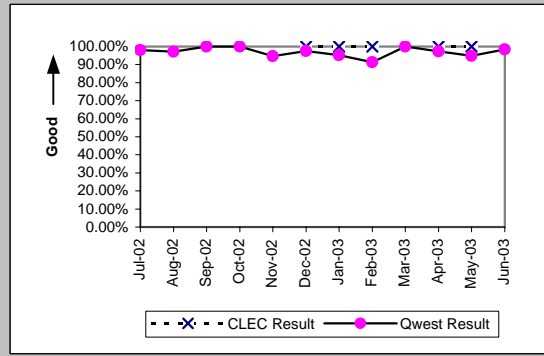


OP-5 - New Service Installation Quality (Percent)

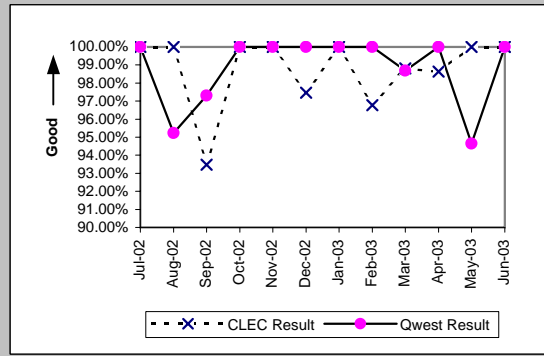
Unbundled Loop - ADSL Qualified (Parity)									
Date	Numerator	Denominator	CLEC Resu	Standard D	Qwest Num	Qwest denc	Qwest Resu	Mod Z Scr	Parity Scr
Jul-02	30	30	100.00%	0.00%	1073	1092	98.26%	-0.72	-1.44
Aug-02	25	25	100.00%	0.00%	1111	1132	98.14%	-0.68	-1.41
Sep-02	13	13	100.00%	0.00%	1030	1039	99.13%	-0.33	-1.2
Oct-02	7	7	100.00%	0.00%	1088	1088	100.00%	N/A	N/A
Nov-02	6	8	75.00%	43.30%	979	983	99.59%	3.43	1.09
Dec-02	12	12	100.00%	0.00%	876	877	99.89%	-0.12	-1.07
Jan-03	17	18	94.44%	22.91%	930	931	99.89%	2.15	0.31
Feb-03	17	19	89.47%	30.69%	885	888	99.66%	2.97	0.81
Mar-03	13	17	76.47%	42.42%	789	791	99.75%	4.87	1.96
Apr-03	13	13	100.00%	0.00%	719	720	99.86%	-0.13	-1.08
May-03	11	11	100.00%	0.00%	596	596	100.00%	N/A	N/A
Jun-03	16	17	94.12%	23.53%	473	473	100.00%	N/A	0.35



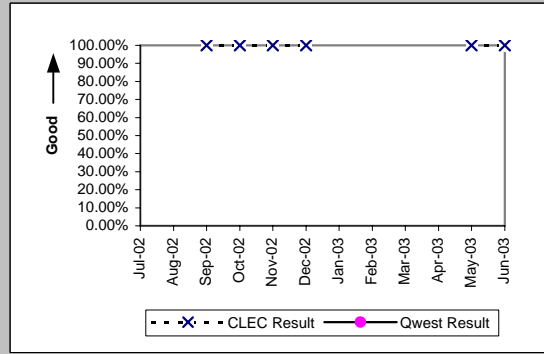
Unbundled Loop - DS3 Capable (Parity)									
Date	Numerator	Denominator	CLEC Resu	Standard D	Qwest Num	Qwest denc	Qwest Resu	Mod Z Scr	Parity Scr
Jul-02					51	52	98.08%		
Aug-02					69	71	97.18%		
Sep-02					65	65	100.00%		
Oct-02					48	48	100.00%		
Nov-02					36	38	94.74%		
Dec-02	1	1	100.00%	0.00%	39	40	97.50%	-0.16	-1.1
Jan-03	1	1	100.00%	0.00%	40	42	95.24%	-0.22	-1.13
Feb-03	1	1	100.00%	0.00%	42	46	91.30%	-0.31	-1.19
Mar-03					58	58	100.00%		
Apr-03	1	1	100.00%	0.00%	71	73	97.26%	-0.17	-1.1
May-03	1	1	100.00%	0.00%	73	77	94.81%	-0.23	-1.14
Jun-03					59	60	98.33%		



LIS Trunk (Parity)									
Date	Numerator	Denominator	CLEC Resu	Standard D	Qwest Num	Qwest denc	Qwest Resu	Mod Z Scr	Parity Scr
Jul-02	37	37	100.00%	0.00%	40	40	100.00%	N/A	N/A
Aug-02	43	43	100.00%	0.00%	40	42	95.24%	-1.03	-1.63
Sep-02	43	46	93.48%	24.69%	36	37	97.30%	0.69	-0.58
Oct-02	49	49	100.00%	0.00%	63	63	100.00%	N/A	N/A
Nov-02	69	69	100.00%	0.00%	56	56	100.00%	N/A	N/A
Dec-02	77	79	97.47%	15.71%	31	31	100.00%	N/A	-0.58
Jan-03	89	89	100.00%	0.00%	46	46	100.00%	N/A	N/A
Feb-03	90	93	96.77%	17.67%	66	66	100.00%	N/A	-0.17
Mar-03	83	84	98.81%	10.85%	75	76	98.68%	-0.07	-1.04
Apr-03	72	73	98.63%	11.62%	57	57	100.00%	N/A	-0.65
May-03	53	53	100.00%	0.00%	53	56	94.64%	-1.24	-1.75
Jun-03	38	38	100.00%	0.00%	64	64	100.00%	N/A	N/A

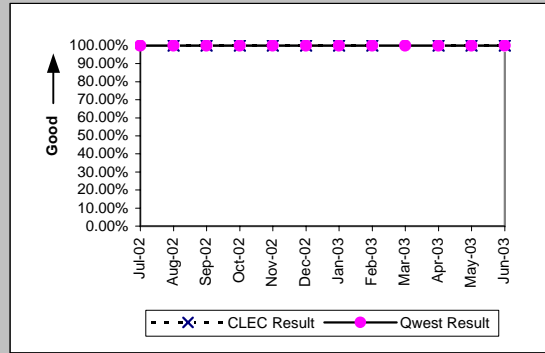


Dark Fiber - Loop (Diagnostic)									
Date	Numerator	Denominator	CLEC Resu	Standard D	Qwest Num	Qwest denc	Qwest Resu	Mod Z Scr	Parity Scr
Jul-02									
Aug-02									
Sep-02	1	1	100.00%	0.00%					
Oct-02	4	4	100.00%	0.00%					
Nov-02	4	4	100.00%	0.00%					
Dec-02	1	1	100.00%	0.00%					
Jan-03									
Feb-03									
Mar-03									
Apr-03									
May-03	1	1	100.00%	0.00%					
Jun-03	1	1	100.00%	0.00%					



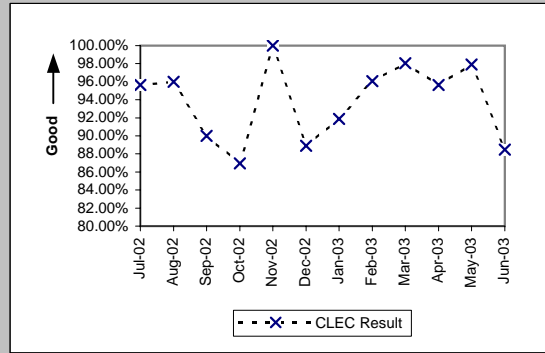
OP-5 - New Service Installation Quality (Percent)

E911 (Parity)										
Date	Numerator	Denominator	CLEC Resu	Standard D	Qwest Num	Qwest deno	Qwest Resu	Mod Z Scr	Parity Scr	
Jul-02					3	3	100.00%			
Aug-02	1	1	100.00%	0.00%	3	3	100.00%	N/A	N/A	
Sep-02	2	2	100.00%	0.00%	4	4	100.00%	N/A	N/A	
Oct-02	2	2	100.00%	0.00%	7	7	100.00%	N/A	N/A	
Nov-02	2	2	100.00%	0.00%	5	5	100.00%	N/A	N/A	
Dec-02	2	2	100.00%	0.00%	7	7	100.00%	N/A	N/A	
Jan-03	2	2	100.00%	0.00%	10	10	100.00%	N/A	N/A	
Feb-03	1	1	100.00%	0.00%	6	6	100.00%	N/A	N/A	
Mar-03					6	6	100.00%			
Apr-03	1	1	100.00%	0.00%	18	18	100.00%	N/A	N/A	
May-03	4	4	100.00%	0.00%	21	21	100.00%	N/A	N/A	
Jun-03	3	3	100.00%	0.00%	56	56	100.00%	N/A	N/A	



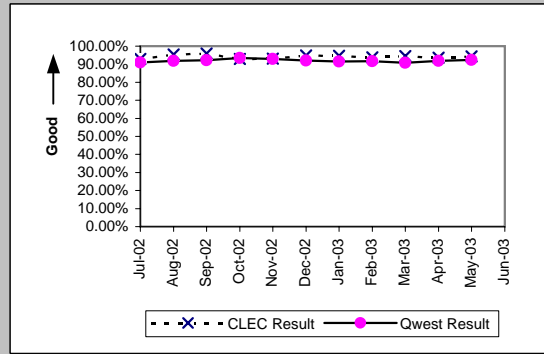
OP-5 - New Service Installation Quality (Percent)

Enhanced Extended Loops (EELs) (Diagnostic)					
Date	Numerator	Denominator	CLEC Result	Standard Dev	
Jul-02	22	23	95.65%	20.39%	
Aug-02	24	25	96.00%	19.60%	
Sep-02	18	20	90.00%	30.00%	
Oct-02	20	23	86.96%	33.68%	
Nov-02	32	32	100.00%	0.00%	
Dec-02	24	27	88.89%	31.43%	
Jan-03	34	37	91.89%	27.30%	
Feb-03	49	51	96.08%	19.41%	
Mar-03	50	51	98.04%	13.86%	
Apr-03	44	46	95.65%	20.39%	
May-03	47	48	97.92%	14.28%	
Jun-03	46	52	88.46%	31.95%	

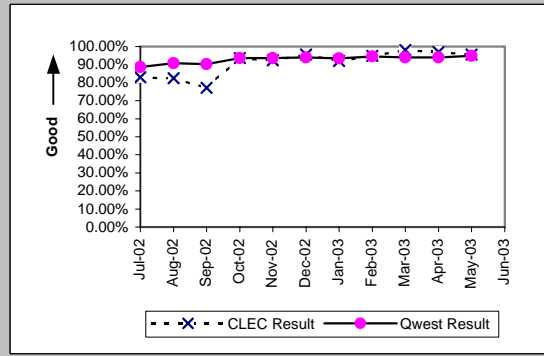


OP-5* - New Service Installation Quality (Percent)

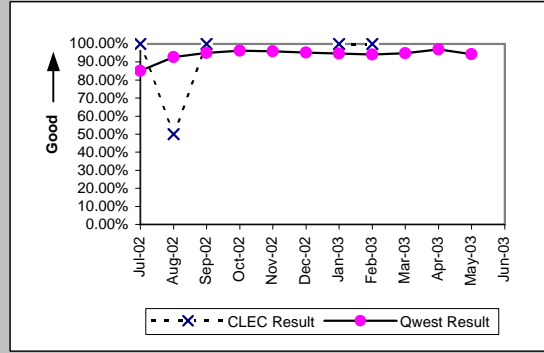
Residence (Parity)									
Date	CLEC Num	CLEC Denc	CLEC Resu	CLEC Std E	Qwest Num	Qwest Denc	Qwest Resu	Mod Z Scr	Parity Scr
Jul-02	973	1047	92.93%	25.63%	36491	40098	91.00%	-2.15	-2.31
Aug-02	1283	1346	95.32%	21.12%	39673	43234	91.76%	-4.67	-3.84
Sep-02	1073	1118	95.98%	19.65%	40363	43819	92.11%	-4.73	-3.88
Oct-02	777	837	92.83%	25.80%	40995	43855	93.48%	0.75	-0.54
Nov-02	797	857	93.00%	25.52%	37257	40117	92.87%	-0.14	-1.09
Dec-02	1227	1293	94.90%	22.01%	31521	34286	91.94%	-3.84	-3.33
Jan-03	1665	1758	94.71%	22.38%	31338	34251	91.50%	-4.71	-3.87
Feb-03	1653	1763	93.76%	24.19%	31299	34160	91.62%	-3.16	-2.92
Mar-03	1506	1593	94.54%	22.72%	30608	33697	90.83%	-5.01	-4.04
Apr-03	1191	1272	93.63%	24.42%	32873	35768	91.91%	-2.22	-2.35
May-03	995	1055	94.31%	23.16%	33951	36784	92.30%	-2.42	-2.47
Jun-03									



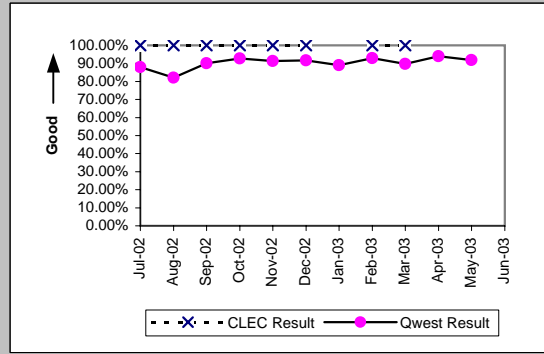
Business (Parity)									
Date	CLEC Num	CLEC Denc	CLEC Resu	CLEC Std E	Qwest Num	Qwest Denc	Qwest Resu	Mod Z Scr	Parity Scr
Jul-02	83	100	83.00%	37.56%	3318	3743	88.65%	1.68	0.02
Aug-02	80	97	82.47%	38.02%	3458	3811	90.74%	2.52	0.53
Sep-02	64	83	77.11%	42.01%	3327	3684	90.31%	3.49	1.12
Oct-02	59	63	93.65%	24.38%	3697	3950	93.59%	-0.02	-1.01
Nov-02	49	53	92.45%	26.42%	3700	3953	93.60%	0.39	-0.76
Dec-02	43	45	95.56%	20.61%	3151	3353	93.98%	-0.44	-1.27
Jan-03	46	50	92.00%	27.13%	3175	3399	93.41%	0.44	-0.73
Feb-03	55	58	94.83%	22.15%	3350	3544	94.53%	-0.1	-1.06
Mar-03	50	51	98.04%	13.86%	3330	3546	93.91%	-1.22	-1.74
Apr-03	66	68	97.06%	16.90%	3416	3638	93.90%	-1.08	-1.66
May-03	64	67	95.52%	20.68%	3455	3642	94.87%	-0.24	-1.15
Jun-03									



Centrex (Parity)									
Date	CLEC Num	CLEC Denc	CLEC Resu	CLEC Std E	Qwest Num	Qwest Denc	Qwest Resu	Mod Z Scr	Parity Scr
Jul-02	3	3	100.00%	0.00%	257	302	85.10%	-0.72	-1.44
Aug-02	1	2	50.00%	50.00%	461	497	92.76%	1.46	-0.11
Sep-02	1	1	100.00%	0.00%	594	625	95.04%	-0.23	-1.14
Oct-02					544	565	96.28%		
Nov-02					504	525	96.00%		
Dec-02					464	487	95.28%		
Jan-03	1	1	100.00%	0.00%	431	455	94.73%	-0.24	-1.14
Feb-03	1	1	100.00%	0.00%	413	439	94.08%	-0.25	-1.15
Mar-03					488	514	94.94%		
Apr-03					461	475	97.05%		
May-03					367	389	94.34%		
Jun-03									



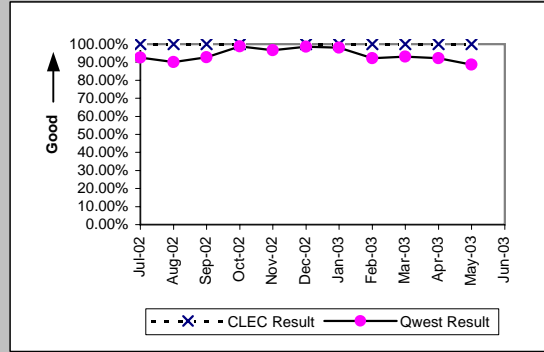
Centrex 21 (Parity)									
Date	CLEC Num	CLEC Denc	CLEC Resu	CLEC Std E	Qwest Num	Qwest Denc	Qwest Resu	Mod Z Scr	Parity Scr
Jul-02	1	1	100.00%	0.00%	189	215	87.91%	-0.37	-1.22
Aug-02	1	1	100.00%	0.00%	174	212	82.08%	-0.47	-1.28
Sep-02	1	1	100.00%	0.00%	227	252	90.08%	-0.33	-1.2
Oct-02	1	1	100.00%	0.00%	244	263	92.78%	-0.28	-1.17
Nov-02	1	1	100.00%	0.00%	198	217	91.24%	-0.31	-1.19
Dec-02	1	1	100.00%	0.00%	188	205	91.71%	-0.3	-1.18
Jan-03					177	199	88.94%		
Feb-03	1	1	100.00%	0.00%	172	185	92.97%	-0.27	-1.17
Mar-03	1	1	100.00%	0.00%	183	204	89.71%	-0.34	-1.21
Apr-03					203	216	93.98%		
May-03					193	210	91.90%		
Jun-03									



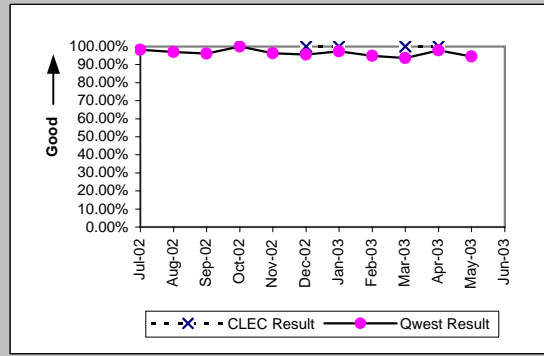
*Results exclude No Trouble Found and Test OK reports unless QWEST trouble is found on another report within 30 days of the original report. A 30-day window necessitates reporting a month behind

OP-5* - New Service Installation Quality (Percent)

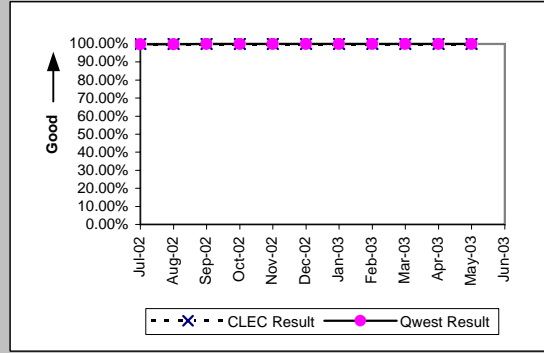
PBX (Parity)									
Date	CLEC Num	CLEC Denc	CLEC Resu	CLEC Std E	Qwest Num	Qwest Denc	Qwest Resu	Mod Z Scr	Parity Scr
Jul-02	2	2	100.00%	0.00%	99	107	92.52%	-0.4	-1.24
Aug-02	2	2	100.00%	0.00%	91	101	90.10%	-0.46	-1.28
Sep-02	3	3	100.00%	0.00%	76	82	92.68%	-0.48	-1.29
Oct-02	1	1	100.00%	0.00%	77	78	98.72%	-0.11	-1.07
Nov-02					88	91	96.70%		
Dec-02	1	1	100.00%	0.00%	67	68	98.53%	-0.12	-1.07
Jan-03	1	1	100.00%	0.00%	50	51	98.04%	-0.14	-1.09
Feb-03	1	1	100.00%	0.00%	59	64	92.19%	-0.29	-1.18
Mar-03	1	1	100.00%	0.00%	68	73	93.15%	-0.27	-1.16
Apr-03	1	1	100.00%	0.00%	71	77	92.21%	-0.29	-1.18
May-03	1	1	100.00%	0.00%	70	79	88.61%	-0.36	-1.22
Jun-03									



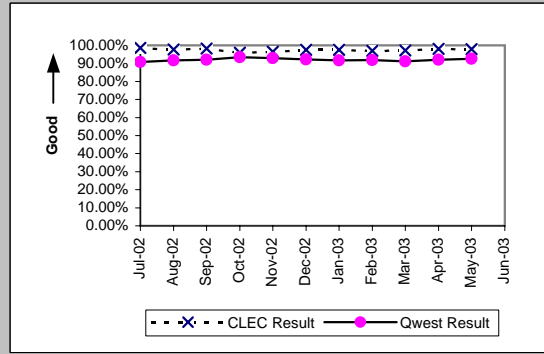
Basic Rate ISDN (Parity)									
Date	CLEC Num	CLEC Denc	CLEC Resu	CLEC Std E	Qwest Num	Qwest Denc	Qwest Resu	Mod Z Scr	Parity Scr
Jul-02					398	405	98.27%		
Aug-02					316	326	96.93%		
Sep-02					171	178	96.07%		
Oct-02					206	206	100.00%		
Nov-02					264	274	96.35%		
Dec-02	1	1	100.00%	0.00%	212	222	95.50%	-0.22	-1.13
Jan-03	1	1	100.00%	0.00%	217	223	97.31%	-0.17	-1.1
Feb-03					272	287	94.77%		
Mar-03	1	1	100.00%	0.00%	267	285	93.68%	-0.26	-1.16
Apr-03	1	1	100.00%	0.00%	235	240	97.92%	-0.15	-1.09
May-03					155	164	94.51%		
Jun-03									



Qwest DSL (Parity)									
Date	CLEC Num	CLEC Denc	CLEC Resu	CLEC Std E	Qwest Num	Qwest Denc	Qwest Resu	Mod Z Scr	Parity Scr
Jul-02	37	37	100.00%	0.00%	7407	7421	99.81%	-0.26	-1.16
Aug-02	90	90	100.00%	0.00%	7500	7513	99.83%	-0.39	-1.24
Sep-02	98	98	100.00%	0.00%	6446	6451	99.92%	-0.27	-1.17
Oct-02	44	44	100.00%	0.00%	6437	6440	99.95%	-0.14	-1.09
Nov-02	35	35	100.00%	0.00%	5620	5623	99.95%	-0.14	-1.08
Dec-02	42	42	100.00%	0.00%	5309	5310	99.98%	-0.09	-1.05
Jan-03	38	38	100.00%	0.00%	5950	5951	99.98%	-0.08	-1.05
Feb-03	29	29	100.00%	0.00%	5650	5652	99.96%	-0.1	-1.06
Mar-03	31	31	100.00%	0.00%	5199	5201	99.96%	-0.11	-1.07
Apr-03	29	29	100.00%	0.00%	5459	5460	99.98%	-0.07	-1.04
May-03	22	22	100.00%	0.00%	5264	5264	100.00%	N/A	N/A
Jun-03									



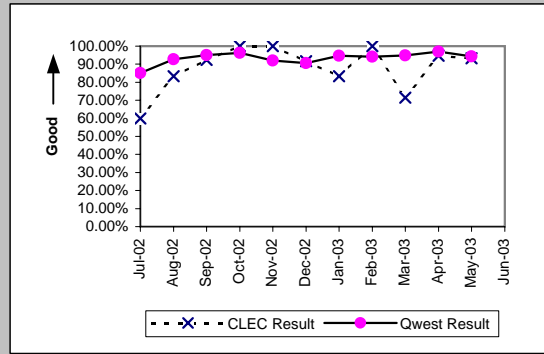
UNE - P (POTS) (Parity)									
Date	CLEC Num	CLEC Denc	CLEC Resu	CLEC Std E	Qwest Num	Qwest Denc	Qwest Resu	Mod Z Scr	Parity Scr
Jul-02	1476	1497	98.60%	11.76%	39808	43840	90.80%	-10.26	-7.24
Aug-02	1374	1406	97.72%	14.91%	43131	47045	91.68%	-8.09	-5.92
Sep-02	1285	1308	98.24%	13.14%	43690	47503	91.97%	-8.23	-6
Oct-02	1480	1542	95.98%	19.64%	44691	47804	93.49%	-3.9	-3.37
Nov-02	1710	1772	96.50%	18.38%	40957	44070	92.94%	-5.74	-4.49
Dec-02	2104	2156	97.59%	15.34%	34672	37639	92.12%	-9.17	-6.57
Jan-03	2438	2502	97.44%	15.79%	34513	37650	91.67%	-10.12	-7.15
Feb-03	3050	3147	96.92%	17.28%	34649	37704	91.90%	-9.92	-7.03
Mar-03	5945	6119	97.16%	16.62%	33938	37243	91.13%	-15.37	-10.35
Apr-03	7591	7748	97.97%	14.09%	36289	39406	92.09%	-17.54	-11.66
May-03	8246	8418	97.96%	14.15%	37406	40426	92.53%	-17.23	-11.48
Jun-03									



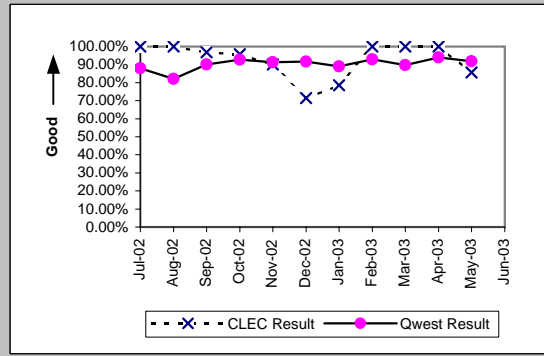
*Results exclude No Trouble Found and Test OK reports unless QWEST trouble is found on another report within 30 days of the original report. A 30-day window necessitates reporting a month behind

OP-5* - New Service Installation Quality (Percent)

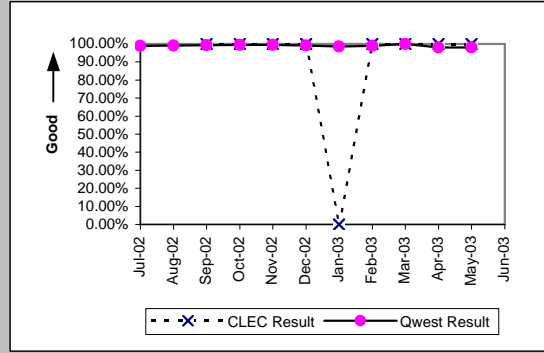
UNE P (Centrex) (Parity)									
Date	CLEC Num	CLEC Denc	CLEC Resu	CLEC Std E	Qwest Num	Qwest Denc	Qwest Resu	Mod Z Scr	Parity Scr
Jul-02	3	5	60.00%	48.99%	257	302	85.10%	1.32	-0.2
Aug-02	10	12	83.33%	37.27%	461	497	92.76%	1.11	-0.33
Sep-02	12	13	92.31%	26.65%	594	625	95.04%	0.47	-0.72
Oct-02	12	12	100.00%	0.00%	544	565	96.28%	-0.67	-1.41
Nov-02	11	11	100.00%	0.00%	483	525	92.00%	-0.97	-1.59
Dec-02	11	12	91.67%	27.64%	441	487	90.55%	-0.13	-1.08
Jan-03	10	12	83.33%	37.27%	431	455	94.73%	1.42	-0.13
Feb-03	11	11	100.00%	0.00%	413	439	94.08%	-0.82	-1.5
Mar-03	10	14	71.43%	45.18%	488	514	94.94%	2.8	0.7
Apr-03	18	19	94.74%	22.33%	461	475	97.05%	0.56	-0.66
May-03	14	15	93.33%	24.94%	367	389	94.34%	0.22	-0.87
Jun-03									



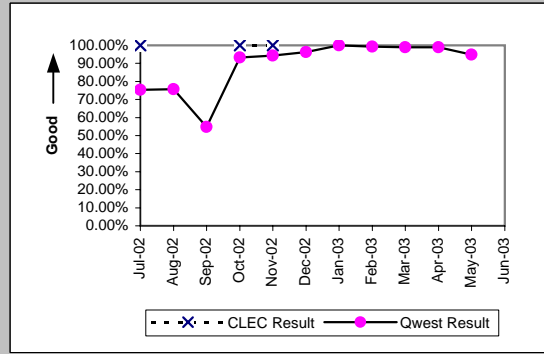
UNE P (Centrex 21) (Parity)									
Date	CLEC Num	CLEC Denc	CLEC Resu	CLEC Std E	Qwest Num	Qwest Denc	Qwest Resu	Mod Z Scr	Parity Scr
Jul-02	17	17	100.00%	0.00%	189	215	87.91%	-1.47	-1.9
Aug-02	51	51	100.00%	0.00%	174	212	82.08%	-3	-2.82
Sep-02	59	61	96.72%	17.81%	227	252	90.08%	-1.56	-1.95
Oct-02	23	24	95.83%	19.98%	244	263	92.78%	-0.55	-1.34
Nov-02	9	10	90.00%	30.00%	198	217	91.24%	0.18	-0.89
Dec-02	10	14	71.43%	45.18%	188	205	91.71%	2.11	0.28
Jan-03	11	14	78.57%	41.03%	177	199	88.94%	1.09	-0.34
Feb-03	9	9	100.00%	0.00%	172	185	92.97%	-0.81	-1.49
Mar-03	8	8	100.00%	0.00%	183	204	89.71%	-0.94	-1.57
Apr-03	6	6	100.00%	0.00%	203	216	93.98%	-0.61	-1.37
May-03	6	7	85.71%	34.99%	193	210	91.90%	0.55	-0.66
Jun-03									



ISDN Primary (Parity)									
Date	CLEC Num	CLEC Denc	CLEC Resu	CLEC Std E	Qwest Num	Qwest Denc	Qwest Resu	Mod Z Scr	Parity Scr
Jul-02					400	404	99.01%		
Aug-02					345	348	99.14%		
Sep-02	1	1	100.00%	0.00%	143	144	99.31%	-0.08	-1.05
Oct-02	2	2	100.00%	0.00%	168	169	99.41%	-0.11	-1.07
Nov-02	4	4	100.00%	0.00%	221	222	99.55%	-0.13	-1.08
Dec-02	3	3	100.00%	0.00%	230	232	99.14%	-0.16	-1.1
Jan-03	0	1	0.00%	0.00%	148	150	98.67%	2.39	0.45
Feb-03	1	1	100.00%	0.00%	96	97	98.97%	-0.1	-1.06
Mar-03	1	1	100.00%	0.00%	98	98	100.00%	N/A	N/A
Apr-03	1	1	100.00%	0.00%	103	105	98.10%	-0.14	-1.08
May-03	1	1	100.00%	0.00%	97	99	97.98%	-0.14	-1.09
Jun-03									



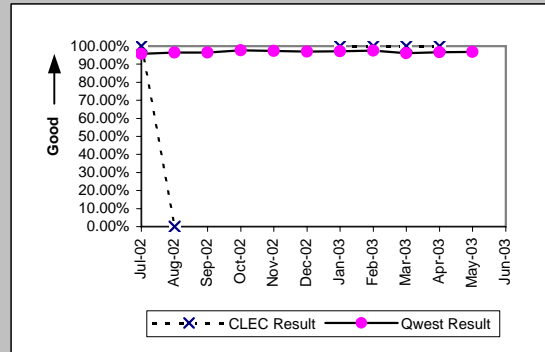
DS0 (Parity)									
Date	CLEC Num	CLEC Denc	CLEC Resu	CLEC Std E	Qwest Num	Qwest Denc	Qwest Resu	Mod Z Scr	Parity Scr
Jul-02	2	2	100.00%	0.00%	64	85	75.29%	-0.8	-1.49
Aug-02					84	111	75.68%		
Sep-02					57	104	54.81%		
Oct-02	1	1	100.00%	0.00%	98	105	93.33%	-0.27	-1.16
Nov-02	1	1	100.00%	0.00%	118	125	94.40%	-0.24	-1.15
Dec-02					76	79	96.20%		
Jan-03					219	219	100.00%		
Feb-03					267	269	99.26%		
Mar-03					182	184	98.91%		
Apr-03					181	183	98.91%		
May-03					110	116	94.83%		
Jun-03									



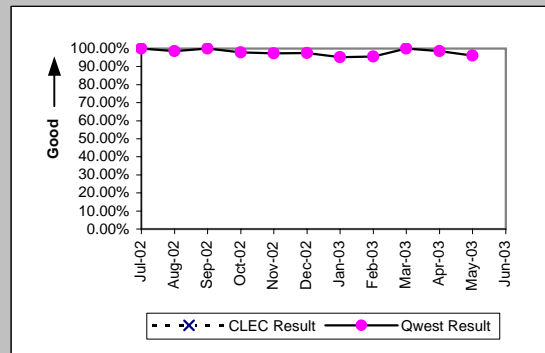
*Results exclude No Trouble Found and Test OK reports unless QWEST trouble is found on another report within 30 days of the original report. A 30-day window necessitates reporting a month behind

OP-5* - New Service Installation Quality (Percent)

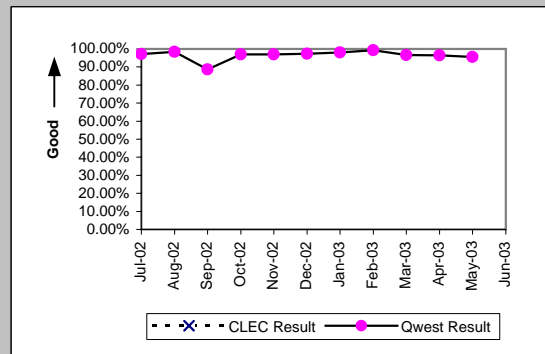
DS1 (Parity)									
Date	CLEC Num	CLEC Denc	CLEC Resu	CLEC Std E	Qwest Num	Qwest Denc	Qwest Resu	Mod Z Scr	Parity Scr
Jul-02	1	1	100.00%	0.00%	951	993	95.77%	-0.21	-1.13
Aug-02	0	1	0.00%	0.00%	944	978	96.52%	2.12	0.29
Sep-02					930	965	96.37%		
Oct-02					997	1021	97.65%		
Nov-02					889	913	97.37%		
Dec-02					726	748	97.06%		
Jan-03	1	1	100.00%	0.00%	764	786	97.20%	-0.17	-1.1
Feb-03	2	2	100.00%	0.00%	802	822	97.57%	-0.22	-1.14
Mar-03	3	3	100.00%	0.00%	789	821	96.10%	-0.35	-1.21
Apr-03	2	2	100.00%	0.00%	850	880	96.59%	-0.27	-1.16
May-03					917	948	96.73%		
Jun-03									



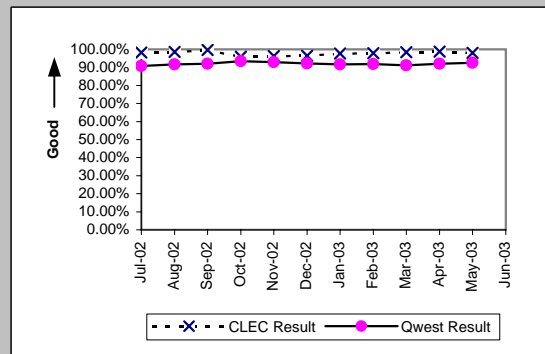
DS3 (Parity)									
Date	CLEC Num	CLEC Denc	CLEC Resu	CLEC Std E	Qwest Num	Qwest Denc	Qwest Resu	Mod Z Scr	Parity Scr
Jul-02					52	52	100.00%		
Aug-02					70	71	98.59%		
Sep-02					65	65	100.00%		
Oct-02					47	48	97.92%		
Nov-02					37	38	97.37%		
Dec-02					39	40	97.50%		
Jan-03					40	42	95.24%		
Feb-03					44	46	95.65%		
Mar-03					58	58	100.00%		
Apr-03					72	73	98.63%		
May-03					74	77	96.10%		
Jun-03									



Frame Relay (Parity)									
Date	CLEC Num	CLEC Denc	CLEC Resu	CLEC Std E	Qwest Num	Qwest Denc	Qwest Resu	Mod Z Scr	Parity Scr
Jul-02					205	211	97.16%		
Aug-02					176	179	98.32%		
Sep-02					148	167	88.62%		
Oct-02					223	230	96.96%		
Nov-02					225	232	96.98%		
Dec-02					185	190	97.37%		
Jan-03					156	159	98.11%		
Feb-03					127	128	99.22%		
Mar-03					115	119	96.64%		
Apr-03					111	115	96.52%		
May-03					106	111	95.50%		
Jun-03									



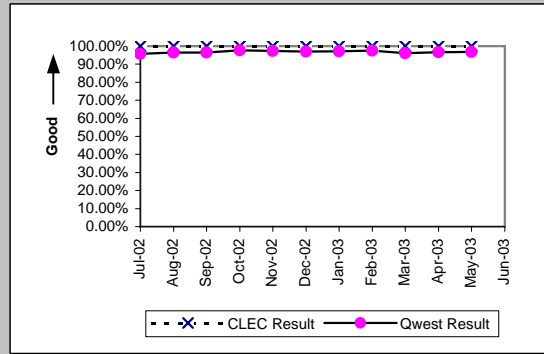
Line Sharing (Parity)									
Date	CLEC Num	CLEC Denc	CLEC Resu	CLEC Std E	Qwest Num	Qwest Denc	Qwest Resu	Mod Z Scr	Parity Scr
Jul-02	443	451	98.23%	13.20%	39808	43840	90.80%	-5.43	-4.3
Aug-02	464	471	98.51%	12.10%	43131	47045	91.68%	-5.34	-4.25
Sep-02	469	471	99.58%	6.50%	43690	47503	91.97%	-6.04	-4.67
Oct-02	554	578	95.85%	19.95%	44691	47804	93.49%	-2.29	-2.39
Nov-02	634	658	96.35%	18.75%	40957	44070	92.94%	-3.4	-3.06
Dec-02	572	593	96.46%	18.48%	34672	37639	92.12%	-3.89	-3.37
Jan-03	615	630	97.62%	15.25%	34513	37650	91.67%	-5.36	-4.26
Feb-03	665	679	97.94%	14.21%	34649	37704	91.90%	-5.72	-4.48
Mar-03	650	661	98.34%	12.79%	33938	37243	91.13%	-6.46	-4.93
Apr-03	700	709	98.73%	11.20%	36289	39406	92.09%	-6.49	-4.95
May-03	827	843	98.10%	13.65%	37406	40426	92.53%	-6.09	-4.7
Jun-03									



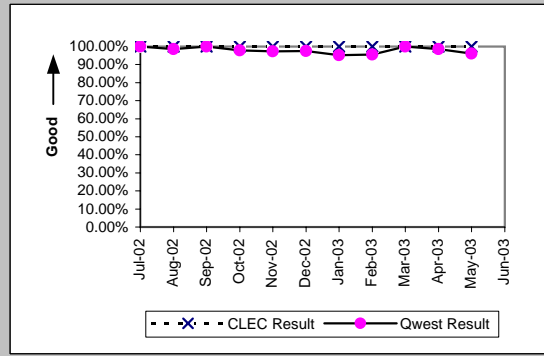
*Results exclude No Trouble Found and Test OK reports unless QWEST trouble is found on another report within 30 days of the original report. A 30-day window necessitates reporting a month behind

OP-5* - New Service Installation Quality (Percent)

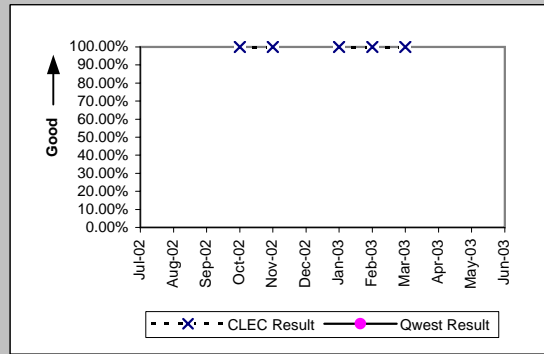
UDIT DS1 (Parity)									
Date	Numerator	Denominator	CLEC Resu	Standard D	Qwest Num	Qwest deno	Qwest Resu	Mod Z Scr	Parity Scr
Jul-02	3	3	100.00%	0.00%	951	993	95.77%	-0.36	-1.22
Aug-02	4	4	100.00%	0.00%	944	978	96.52%	-0.38	-1.23
Sep-02	3	3	100.00%	0.00%	930	965	96.37%	-0.34	-1.2
Oct-02	3	3	100.00%	0.00%	997	1021	97.65%	-0.27	-1.16
Nov-02	2	2	100.00%	0.00%	889	913	97.37%	-0.23	-1.14
Dec-02	5	5	100.00%	0.00%	726	748	97.06%	-0.39	-1.24
Jan-03	9	9	100.00%	0.00%	764	786	97.20%	-0.51	-1.31
Feb-03	7	7	100.00%	0.00%	802	822	97.57%	-0.42	-1.25
Mar-03	2	2	100.00%	0.00%	789	821	96.10%	-0.28	-1.17
Apr-03	2	2	100.00%	0.00%	850	880	96.59%	-0.27	-1.16
May-03	2	2	100.00%	0.00%	917	948	96.73%	-0.26	-1.16
Jun-03									



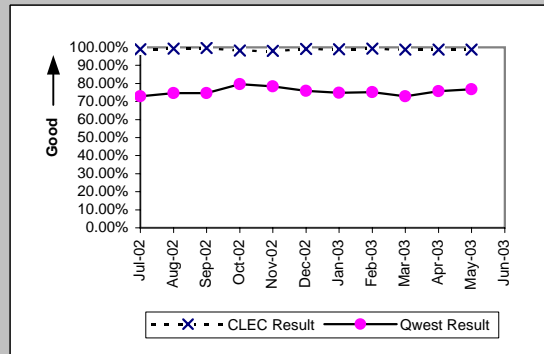
UDIT Above DS1 Level (Parity)									
Date	Numerator	Denominator	CLEC Resu	Standard D	Qwest Num	Qwest deno	Qwest Resu	Mod Z Scr	Parity Scr
Jul-02	2	2	100.00%	0.00%	52	52	100.00%	N/A	N/A
Aug-02	2	2	100.00%	0.00%	70	71	98.59%	-0.17	-1.1
Sep-02	7	7	100.00%	0.00%	65	65	100.00%	N/A	N/A
Oct-02	7	7	100.00%	0.00%	47	48	97.92%	-0.36	-1.22
Nov-02	4	4	100.00%	0.00%	37	38	97.37%	-0.31	-1.19
Dec-02	2	2	100.00%	0.00%	39	40	97.50%	-0.22	-1.13
Jan-03	1	1	100.00%	0.00%	40	42	95.24%	-0.22	-1.13
Feb-03	1	1	100.00%	0.00%	44	46	95.65%	-0.21	-1.13
Mar-03	2	2	100.00%	0.00%	58	58	100.00%	N/A	N/A
Apr-03	2	2	100.00%	0.00%	72	73	98.63%	-0.16	-1.1
May-03	1	1	100.00%	0.00%	74	77	96.10%	-0.2	-1.12
Jun-03									



Dark Fiber - IOF (Diagnostic)									
Date	Numerator	Denominator	CLEC Resu	Standard D	Qwest Num	Qwest deno	Qwest Resu	Mod Z Scr	Parity Scr
Jul-02									
Aug-02									
Sep-02									
Oct-02	2	2	100.00%	0.00%					
Nov-02	2	2	100.00%	0.00%					
Dec-02									
Jan-03	1	1	100.00%	0.00%					
Feb-03	4	4	100.00%	0.00%					
Mar-03	3	3	100.00%	0.00%					
Apr-03									
May-03									
Jun-03									



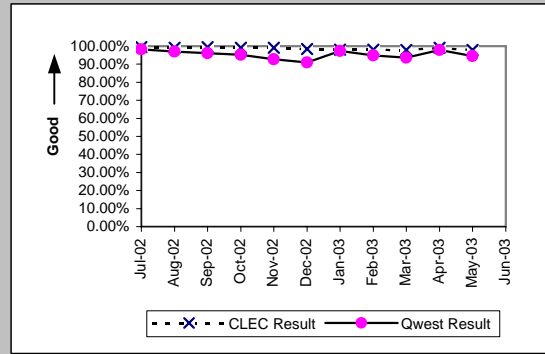
Unbundled Loop Analog (Parity)									
Date	Numerator	Denominator	CLEC Resu	Standard D	Qwest Num	Qwest deno	Qwest Resu	Mod Z Scr	Parity Scr
Jul-02	2268	2291	99.00%	9.97%	10816	14848	72.84%	-26.2	-16.93
Aug-02	2199	2214	99.32%	8.20%	11507	15421	74.62%	-24.98	-16.18
Sep-02	2134	2140	99.72%	5.29%	11174	14987	74.56%	-25	-16.2
Oct-02	1990	2026	98.22%	13.21%	12205	15318	79.68%	-19.5	-12.85
Nov-02	1749	1785	97.98%	14.06%	11244	14357	78.32%	-19.02	-12.56
Dec-02	1901	1917	99.17%	9.10%	9316	12283	75.84%	-22.19	-14.49
Jan-03	2080	2104	98.86%	10.62%	9280	12417	74.74%	-23.55	-15.32
Feb-03	1705	1718	99.24%	8.67%	9223	12278	75.12%	-21.66	-14.17
Mar-03	1734	1757	98.69%	11.37%	8842	12147	72.79%	-22.8	-14.86
Apr-03	1795	1817	98.79%	10.94%	9750	12867	75.78%	-21.43	-14.03
May-03	1667	1687	98.81%	10.82%	9933	12953	76.68%	-20.22	-13.29
Jun-03									



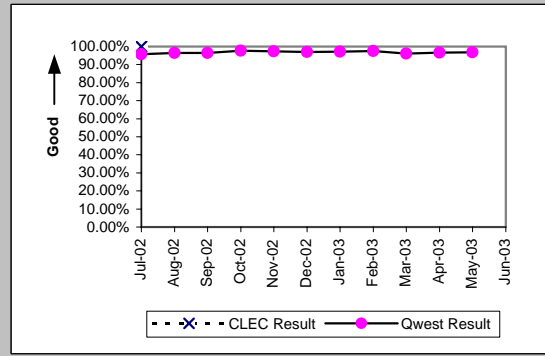
*Results exclude No Trouble Found and Test OK reports unless QWEST trouble is found on another report within 30 days of the original report. A 30-day window necessitates reporting a month behind

OP-5* - New Service Installation Quality (Percent)

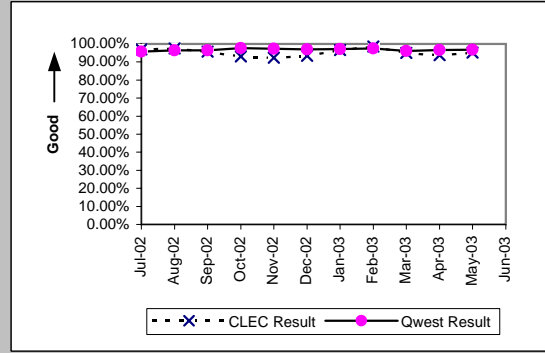
Unbundled Loop - 2 Wire Non-Loaded (Parity)									
Date	Numerator	Denominator	CLEC Resu	Standard D	Qwest Num	Qwest deno	Qwest Resu	Mod Z Scr	Parity Scr
Jul-02	221	222	99.55%	6.70%	398	405	98.27%	-1.17	-1.71
Aug-02	230	232	99.14%	9.24%	316	326	96.93%	-1.49	-1.91
Sep-02	223	224	99.55%	6.67%	171	178	96.07%	-1.79	-2.09
Oct-02	242	244	99.18%	9.02%	196	206	95.15%	-1.98	-2.21
Nov-02	232	234	99.15%	9.21%	254	274	92.70%	-2.78	-2.69
Dec-02	194	197	98.48%	12.25%	202	222	90.99%	-2.67	-2.62
Jan-03	203	207	98.07%	13.77%	217	223	97.31%	-0.49	-1.3
Feb-03	209	213	98.12%	13.57%	272	287	94.77%	-1.66	-2.01
Mar-03	237	242	97.93%	14.22%	267	285	93.68%	-2	-2.22
Apr-03	228	230	99.13%	9.28%	235	240	97.92%	-0.92	-1.56
May-03	234	239	97.91%	14.31%	155	164	94.51%	-1.47	-1.89
Jun-03									



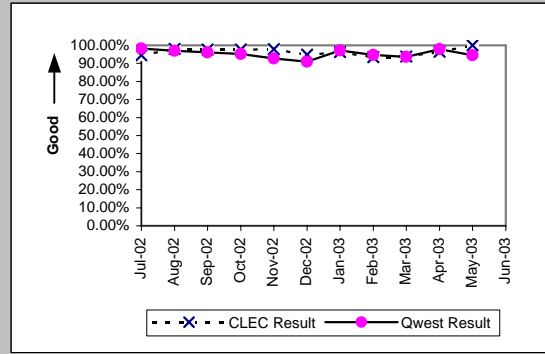
Unbundled Loop - 4 Wire Non-Loaded (Parity)									
Date	Numerator	Denominator	CLEC Resu	Standard D	Qwest Num	Qwest deno	Qwest Resu	Mod Z Scr	Parity Scr
Jul-02	1	1	100.00%	0.00%	951	993	95.77%	-0.21	-1.13
Aug-02					944	978	96.52%		
Sep-02					930	965	96.37%		
Oct-02					997	1021	97.65%		
Nov-02					889	913	97.37%		
Dec-02					726	748	97.06%		
Jan-03					764	786	97.20%		
Feb-03					802	822	97.57%		
Mar-03					789	821	96.10%		
Apr-03					850	880	96.59%		
May-03					917	948	96.73%		
Jun-03									



Unbundled Loop - DS1 Capable (Parity)									
Date	Numerator	Denominator	CLEC Resu	Standard D	Qwest Num	Qwest deno	Qwest Resu	Mod Z Scr	Parity Scr
Jul-02	128	132	96.97%	17.14%	951	993	95.77%	-0.64	-1.39
Aug-02	162	166	97.59%	15.33%	944	978	96.52%	-0.69	-1.42
Sep-02	159	166	95.78%	20.10%	930	965	96.37%	0.4	-0.76
Oct-02	149	160	93.13%	25.30%	997	1021	97.65%	2.76	0.68
Nov-02	134	145	92.41%	26.48%	889	913	97.37%	2.73	0.66
Dec-02	130	139	93.53%	24.61%	726	748	97.06%	1.92	0.17
Jan-03	147	152	96.71%	17.84%	764	786	97.20%	0.36	-0.78
Feb-03	142	144	98.61%	11.70%	802	822	97.57%	-0.75	-1.46
Mar-03	152	160	95.00%	21.79%	789	821	96.10%	0.66	-0.6
Apr-03	165	176	93.75%	24.21%	850	880	96.59%	1.67	0.02
May-03	179	188	95.21%	21.35%	917	948	96.73%	1.02	-0.38
Jun-03									



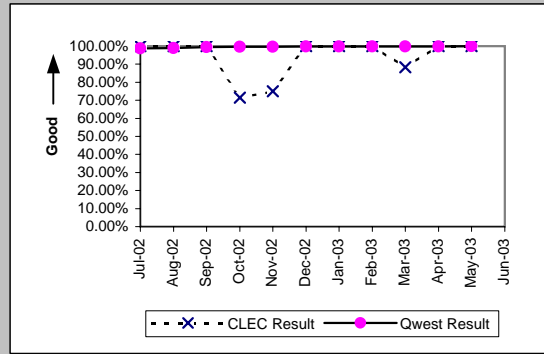
Unbundled Loop ISDN Capable (Parity)									
Date	Numerator	Denominator	CLEC Resu	Standard D	Qwest Num	Qwest deno	Qwest Resu	Mod Z Scr	Parity Scr
Jul-02	87	92	94.57%	22.67%	398	405	98.27%	1.87	0.13
Aug-02	97	99	97.98%	14.07%	316	326	96.93%	-0.53	-1.32
Sep-02	88	90	97.78%	14.74%	171	178	96.07%	-0.68	-1.41
Oct-02	85	87	97.70%	14.99%	196	206	95.15%	-0.93	-1.57
Nov-02	92	94	97.87%	14.43%	254	274	92.70%	-1.66	-2.01
Dec-02	92	97	94.85%	22.11%	202	222	90.99%	-1.11	-1.67
Jan-03	102	106	96.23%	19.06%	211	217	97.24%	0.49	-0.7
Feb-03	86	92	93.48%	24.69%	267	282	94.68%	0.45	-0.73
Mar-03	91	97	93.81%	24.09%	262	280	93.57%	-0.08	-1.05
Apr-03	109	113	96.46%	18.48%	230	235	97.87%	0.76	-0.54
May-03	96	96	100.00%	0.00%	153	162	94.44%	-1.88	-2.14
Jun-03									



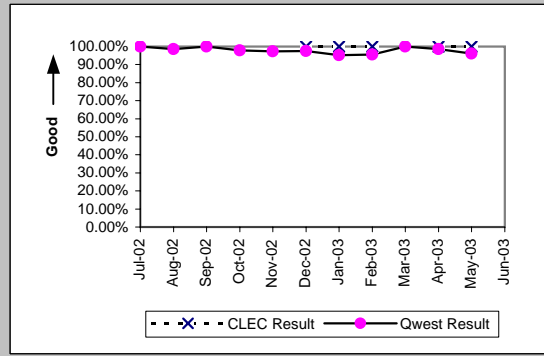
*Results exclude No Trouble Found and Test OK reports unless QWEST trouble is found on another report within 30 days of the original report. A 30-day window necessitates reporting a month behind

OP-5* - New Service Installation Quality (Percent)

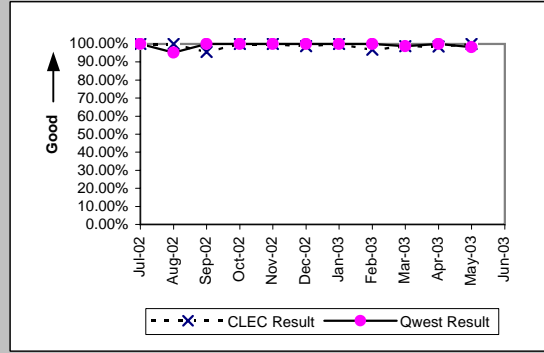
Unbundled Loop - ADSL Qualified (Parity)									
Date	Numerator	Denominator	CLEC Resu	Standard D	Qwest Num	Qwest denc	Qwest Resu	Mod Z Scr	Parity Scr
Jul-02	30	30	100.00%	0.00%	1078	1092	98.72%	-0.62	-1.37
Aug-02	25	25	100.00%	0.00%	1119	1132	98.85%	-0.53	-1.32
Sep-02	13	13	100.00%	0.00%	1034	1039	99.52%	-0.25	-1.15
Oct-02	5	7	71.43%	45.18%	1085	1088	99.72%	3.68	1.23
Nov-02	6	8	75.00%	43.30%	980	983	99.69%	3.55	1.16
Dec-02	12	12	100.00%	0.00%	876	877	99.89%	-0.12	-1.07
Jan-03	18	18	100.00%	0.00%	930	931	99.89%	-0.14	-1.08
Feb-03	19	19	100.00%	0.00%	886	888	99.77%	-0.2	-1.12
Mar-03	15	17	88.24%	32.22%	789	791	99.75%	3.14	0.91
Apr-03	13	13	100.00%	0.00%	719	720	99.86%	-0.13	-1.08
May-03	11	11	100.00%	0.00%	596	596	100.00%	N/A	N/A
Jun-03									



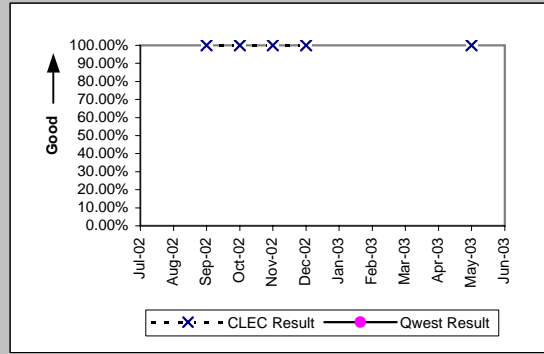
Unbundled Loop - DS3 Capable (Parity)									
Date	Numerator	Denominator	CLEC Resu	Standard D	Qwest Num	Qwest denc	Qwest Resu	Mod Z Scr	Parity Scr
Jul-02					52	52	100.00%		
Aug-02					70	71	98.59%		
Sep-02					65	65	100.00%		
Oct-02					47	48	97.92%		
Nov-02					37	38	97.37%		
Dec-02	1	1	100.00%	0.00%	39	40	97.50%	-0.16	-1.1
Jan-03	1	1	100.00%	0.00%	40	42	95.24%	-0.22	-1.13
Feb-03	1	1	100.00%	0.00%	44	46	95.65%	-0.21	-1.13
Mar-03					58	58	100.00%		
Apr-03	1	1	100.00%	0.00%	72	73	98.63%	-0.12	-1.07
May-03	1	1	100.00%	0.00%	74	77	96.10%	-0.2	-1.12
Jun-03									



LIS Trunk (Parity)									
Date	Numerator	Denominator	CLEC Resu	Standard D	Qwest Num	Qwest denc	Qwest Resu	Mod Z Scr	Parity Scr
Jul-02	37	37	100.00%	0.00%	40	40	100.00%	N/A	N/A
Aug-02	43	43	100.00%	0.00%	40	42	95.24%	-1.03	-1.63
Sep-02	44	46	95.65%	20.39%	37	37	100.00%	N/A	-0.33
Oct-02	49	49	100.00%	0.00%	63	63	100.00%	N/A	N/A
Nov-02	69	69	100.00%	0.00%	56	56	100.00%	N/A	N/A
Dec-02	78	79	98.73%	11.18%	31	31	100.00%	N/A	-0.83
Jan-03	89	89	100.00%	0.00%	46	46	100.00%	N/A	N/A
Feb-03	90	93	96.77%	17.67%	66	66	100.00%	N/A	-0.17
Mar-03	83	84	98.81%	10.85%	75	76	98.68%	-0.07	-1.04
Apr-03	72	73	98.63%	11.62%	57	57	100.00%	N/A	-0.65
May-03	53	53	100.00%	0.00%	55	56	98.21%	-0.7	-1.43
Jun-03									



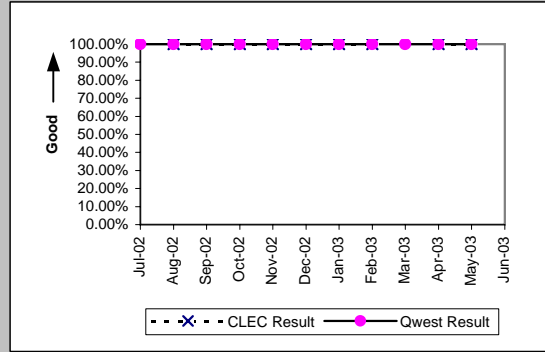
Dark Fiber - Loop (Diagnostic)									
Date	Numerator	Denominator	CLEC Resu	Standard D	Qwest Num	Qwest denc	Qwest Resu	Mod Z Scr	Parity Scr
Jul-02									
Aug-02									
Sep-02	1	1	100.00%	0.00%					
Oct-02	4	4	100.00%	0.00%					
Nov-02	4	4	100.00%	0.00%					
Dec-02	1	1	100.00%	0.00%					
Jan-03									
Feb-03									
Mar-03									
Apr-03									
May-03	1	1	100.00%	0.00%					
Jun-03									



*Results exclude No Trouble Found and Test OK reports unless QWEST trouble is found on another report within 30 days of the original report. A 30-day window necessitates reporting a month behind

OP-5* - New Service Installation Quality (Percent)

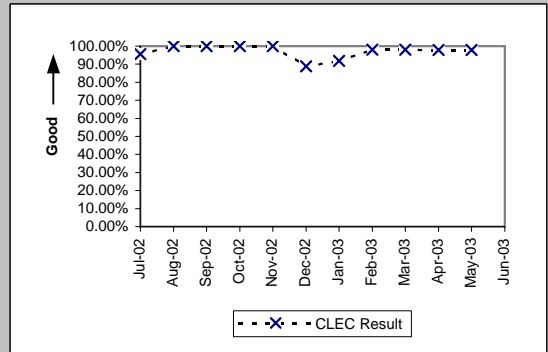
E911 (Parity)									
Date	Numerator	Denominator	CLEC Resu	Standard D	Qwest Num	Qwest deno	Qwest Resu	Mod Z Scr	Parity Scr
Jul-02					3	3	100.00%		
Aug-02	1	1	100.00%	0.00%	3	3	100.00%	N/A	N/A
Sep-02	2	2	100.00%	0.00%	4	4	100.00%	N/A	N/A
Oct-02	2	2	100.00%	0.00%	7	7	100.00%	N/A	N/A
Nov-02	2	2	100.00%	0.00%	5	5	100.00%	N/A	N/A
Dec-02	2	2	100.00%	0.00%	7	7	100.00%	N/A	N/A
Jan-03	2	2	100.00%	0.00%	10	10	100.00%	N/A	N/A
Feb-03	1	1	100.00%	0.00%	6	6	100.00%	N/A	N/A
Mar-03					6	6	100.00%		
Apr-03	1	1	100.00%	0.00%	18	18	100.00%	N/A	N/A
May-03	4	4	100.00%	0.00%	21	21	100.00%	N/A	N/A
Jun-03									



*Results exclude No Trouble Found and Test OK reports unless QWEST trouble is found on another report within 30 days of the original report. A 30-day window necessitates reporting a month behind

OP-5* - New Service Installation Quality (Percent)

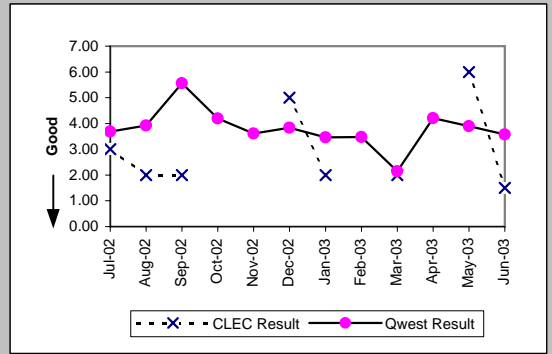
Enhanced Extended Loops (EELs) (Diagnostic)				
Date	Numerator	Denominator	CLEC Result	Standard Dev
Jul-02	22	23	95.65%	20.39%
Aug-02	25	25	100.00%	0.00%
Sep-02	20	20	100.00%	0.00%
Oct-02	23	23	100.00%	0.00%
Nov-02	32	32	100.00%	0.00%
Dec-02	24	27	88.89%	31.43%
Jan-03	34	37	91.89%	27.30%
Feb-03	50	51	98.04%	13.86%
Mar-03	50	51	98.04%	13.86%
Apr-03	45	46	97.83%	14.58%
May-03	47	48	97.92%	14.28%
Jun-03				



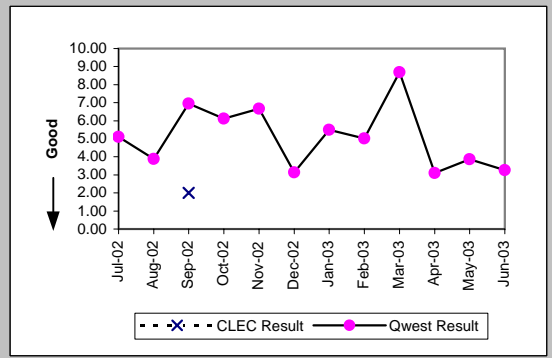
*Results exclude No Trouble Found and Test OK reports unless QWEST trouble is found on another report within 30 days of the original report. A 30-day window necessitates reporting a month behind

OP-6A-1 - Delayed Days for Non-Facility Reasons (Average Days) - Dispatches within MSAs

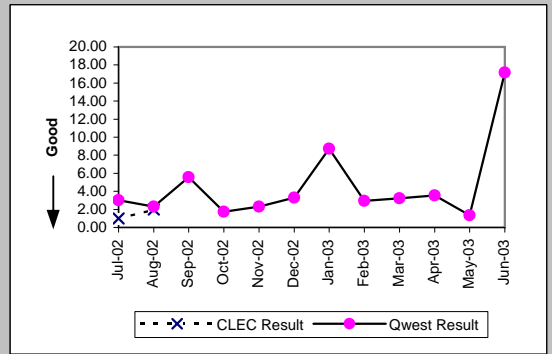
Residence (Parity)									
Date	CLEC Num	CLEC Denc	CLEC Resu	CLEC Std	Qwest Num	Qwest Denc	Qwest Resu	Mod Z Scr	Parity Scr
Jul-02	6	2	3.00	2.83	800	217	3.69	-0.2	-1.12
Aug-02	10	5	2.00	1.73	881	225	3.92	-0.8	-1.49
Sep-02	2	1	2.00		1490	268	5.56	-0.38	-1.23
Oct-02					900	215	4.19		
Nov-02					690	191	3.61		
Dec-02	5	1	5.00		610	159	3.84	0.59	-0.64
Jan-03	6	3	2.00	1.00	626	181	3.46	-0.49	-1.3
Feb-03					605	174	3.48		
Mar-03	6	3	2.00	0.00	327	152	2.15	-0.17	-1.1
Apr-03					598	142	4.21		
May-03	6	1	6.00		448	115	3.90	1.43	-0.13
Jun-03	6	4	1.50	1.00	446	125	3.57	-0.46	-1.28



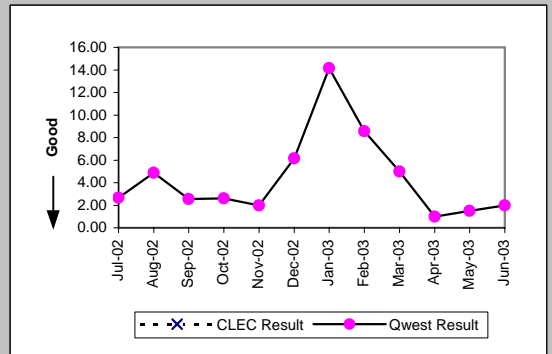
Business (Parity)									
Date	CLEC Num	CLEC Denc	CLEC Resu	CLEC Std	Qwest Num	Qwest Denc	Qwest Resu	Mod Z Scr	Parity Scr
Jul-02					603	118	5.11		
Aug-02					447	115	3.89		
Sep-02	2	1	2.00		730	105	6.95	-0.31	-1.19
Oct-02					568	93	6.11		
Nov-02					614	92	6.67		
Dec-02					247	79	3.13		
Jan-03					450	82	5.49		
Feb-03					261	52	5.02		
Mar-03					616	71	8.68		
Apr-03					146	47	3.11		
May-03					216	56	3.86		
Jun-03					183	56	3.27		



Centrex (Parity)									
Date	CLEC Num	CLEC Denc	CLEC Resu	CLEC Std	Qwest Num	Qwest Denc	Qwest Resu	Mod Z Scr	Parity Scr
Jul-02	1	1	1.00		18	6	3.00	-0.55	-1.34
Aug-02	2	1	2.00		55	24	2.29	-0.12	-1.07
Sep-02					117	21	5.57		
Oct-02					49	28	1.75		
Nov-02					23	10	2.30		
Dec-02					56	17	3.29		
Jan-03					96	11	8.73		
Feb-03					41	14	2.93		
Mar-03					29	9	3.22		
Apr-03					32	9	3.56		
May-03					15	11	1.36		
Jun-03					292	17	17.18		

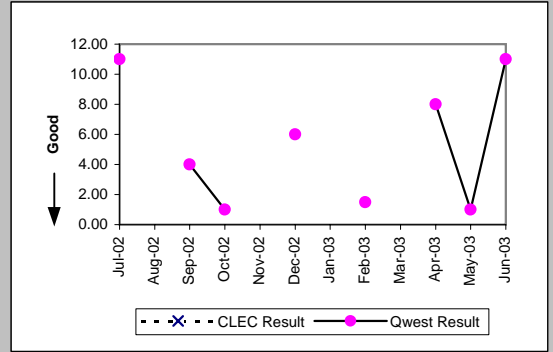


Centrex 21 (Parity)									
Date	CLEC Num	CLEC Denc	CLEC Resu	CLEC Std	Qwest Num	Qwest Denc	Qwest Resu	Mod Z Scr	Parity Scr
Jul-02					24	9	2.67		
Aug-02					44	9	4.89		
Sep-02					23	9	2.56		
Oct-02					21	8	2.62		
Nov-02					12	6	2.00		
Dec-02					37	6	6.17		
Jan-03					85	6	14.17		
Feb-03					60	7	8.57		
Mar-03					35	7	5.00		
Apr-03					3	3	1.00		
May-03					6	4	1.50		
Jun-03					4	2	2.00		

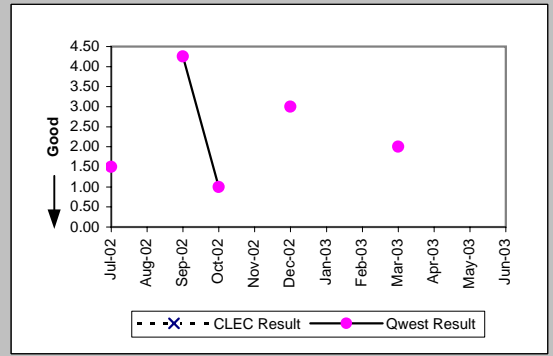


OP-6A-1 - Delayed Days for Non-Facility Reasons (Average Days) - Dispatches within MSAs

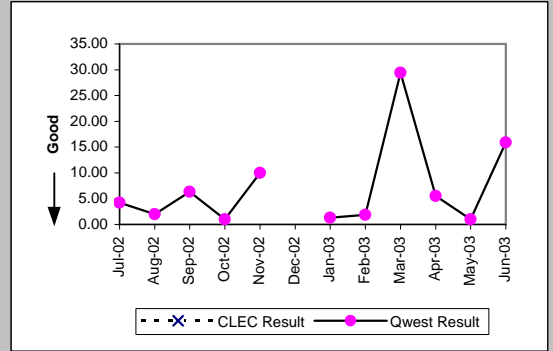
PBX (Parity)									
Date	CLEC Num	CLEC Denc	CLEC Resu	CLEC Std	Qwest Num	Qwest Denc	Qwest Resu	Mod Z Scr	Parity Scr
Jul-02					11	1	11.00		
Aug-02									
Sep-02					4	1	4.00		
Oct-02					1	1	1.00		
Nov-02									
Dec-02					6	1	6.00		
Jan-03									
Feb-03					3	2	1.50		
Mar-03									
Apr-03					8	1	8.00		
May-03					1	1	1.00		
Jun-03					11	1	11.00		



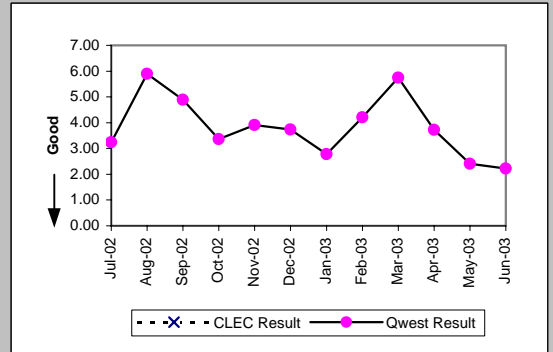
Basic Rate ISDN (Parity)									
Date	CLEC Num	CLEC Denc	CLEC Resu	CLEC Std	Qwest Num	Qwest Denc	Qwest Resu	Mod Z Scr	Parity Scr
Jul-02					12	8	1.50		
Aug-02									
Sep-02					17	4	4.25		
Oct-02					1	1	1.00		
Nov-02									
Dec-02					3	1	3.00		
Jan-03									
Feb-03									
Mar-03					4	2	2.00		
Apr-03									
May-03									
Jun-03									



DS0 (Parity)									
Date	CLEC Num	CLEC Denc	CLEC Resu	CLEC Std	Qwest Num	Qwest Denc	Qwest Resu	Mod Z Scr	Parity Scr
Jul-02					89	21	4.24		
Aug-02					2	1	2.00		
Sep-02					19	3	6.33		
Oct-02					4	4	1.00		
Nov-02					10	1	10.00		
Dec-02									
Jan-03					23	18	1.28		
Feb-03					26	14	1.86		
Mar-03					559	19	29.42		
Apr-03					11	2	5.50		
May-03					1	1	1.00		
Jun-03					809	51	15.86		

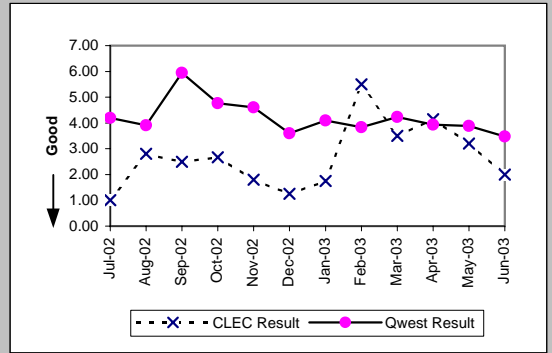


Qwest DSL (Parity)									
Date	CLEC Num	CLEC Denc	CLEC Resu	CLEC Std	Qwest Num	Qwest Denc	Qwest Resu	Mod Z Scr	Parity Scr
Jul-02					68	21	3.24		
Aug-02					165	28	5.89		
Sep-02					132	27	4.89		
Oct-02					148	44	3.36		
Nov-02					86	22	3.91		
Dec-02					82	22	3.73		
Jan-03					64	23	2.78		
Feb-03					80	19	4.21		
Mar-03					69	12	5.75		
Apr-03					67	18	3.72		
May-03					41	17	2.41		
Jun-03					20	9	2.22		

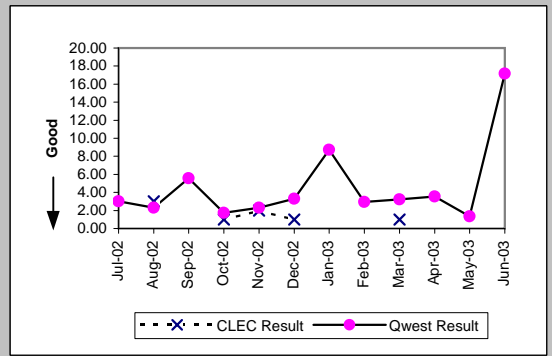


OP-6A-1 - Delayed Days for Non-Facility Reasons (Average Days) - Dispatches within MSAs

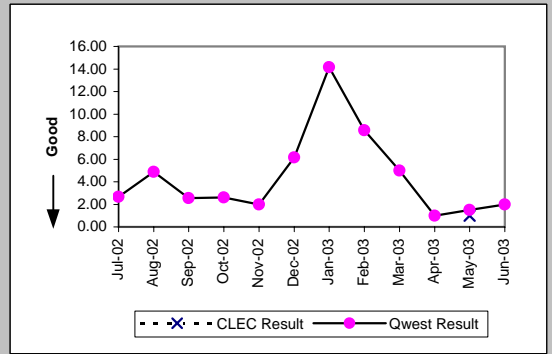
UNE - P (POTS) (Parity)										
Date	CLEC Num	CLEC Dend	CLEC Resu	CLEC Std	Qwest Num	Qwest Dend	Qwest Resu	Mod Z Scr	Parity Scr	
Jul-02	1	1	1.00		1403	335	4.19	-0.46	-1.28	
Aug-02	14	5	2.80	1.64	1328	340	3.91	-0.47	-1.28	
Sep-02	10	4	2.50	2.38	2220	373	5.95	-0.59	-1.36	
Oct-02	8	3	2.67	2.89	1468	308	4.77	-0.44	-1.27	
Nov-02	9	5	1.80	1.10	1304	283	4.61	-0.67	-1.41	
Dec-02	5	4	1.25	0.50	857	238	3.60	-1	-1.61	
Jan-03	7	4	1.75	0.50	1076	263	4.09	-0.69	-1.42	
Feb-03	22	4	5.50	6.61	866	226	3.83	1.07	-0.35	
Mar-03	7	2	3.50	2.12	943	223	4.23	-0.1	-1.06	
Apr-03	29	7	4.14	3.44	744	189	3.94	0.76	-0.54	
May-03	16	5	3.20	4.92	664	171	3.88	-0.19	-1.11	
Jun-03	2	1	2.00		629	181	3.48	-0.19	-1.12	



UNE P (Centrex) (Parity)										
Date	CLEC Num	CLEC Dend	CLEC Resu	CLEC Std	Qwest Num	Qwest Dend	Qwest Resu	Mod Z Scr	Parity Scr	
Jul-02					18	6	3.00			
Aug-02	3	1	3.00		55	24	2.29	0.91	-0.45	
Sep-02					117	21	5.57			
Oct-02	1	1	1.00		49	28	1.75	-0.34	-1.21	
Nov-02	2	1	2.00		23	10	2.30	-0.15	-1.09	
Dec-02	1	1	1.00		56	17	3.29	-0.69	-1.42	
Jan-03					96	11	8.73			
Feb-03					41	14	2.93			
Mar-03	1	1	1.00		29	9	3.22	-0.53	-1.32	
Apr-03					32	9	3.56			
May-03					15	11	1.36			
Jun-03					292	17	17.18			

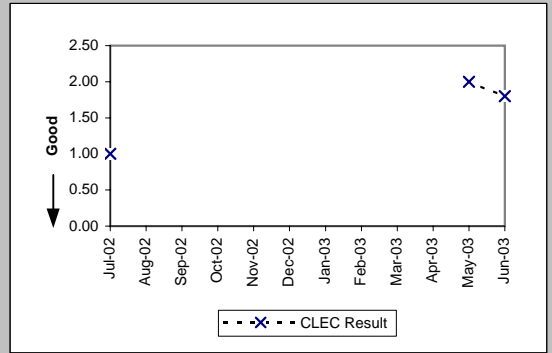


UNE P (Centrex 21) (Parity)										
Date	CLEC Num	CLEC Dend	CLEC Resu	CLEC Std	Qwest Num	Qwest Dend	Qwest Resu	Mod Z Scr	Parity Scr	
Jul-02					24	9	2.67			
Aug-02					44	9	4.89			
Sep-02					23	9	2.56			
Oct-02					21	8	2.62			
Nov-02					12	6	2.00			
Dec-02					37	6	6.17			
Jan-03					85	6	14.17			
Feb-03					60	7	8.57			
Mar-03					35	7	5.00			
Apr-03					3	3	1.00			
May-03	1	1	1.00		6	4	1.50	-0.45	-1.27	
Jun-03					4	2	2.00			



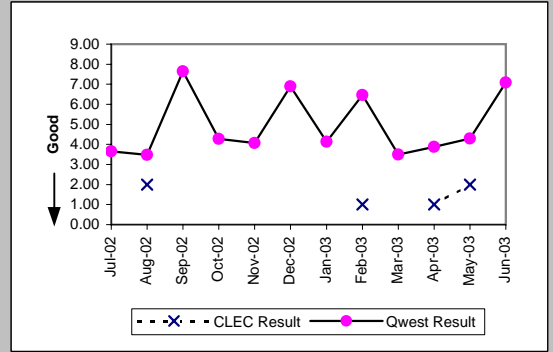
OP-6A-1 - Delayed Days for Non-Facility Reasons (Average Days) - Dispatches within MSAs

Line Sharing (Diagnostic)				
Date	Numerator	Denominator	CLEC Result	Standard Dev
Jul-02	2	2	1.00	0.00
Aug-02				
Sep-02				
Oct-02				
Nov-02				
Dec-02				
Jan-03				
Feb-03				
Mar-03				
Apr-03				
May-03	2	1	2.00	
Jun-03	9	5	1.80	0.45

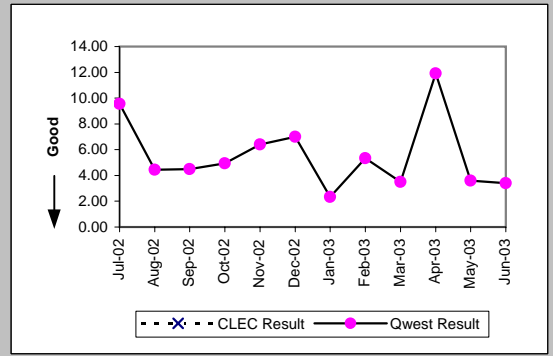


OP-6A-2 - Delayed Days for Non-Facility Reasons (Average Days) - Dispatches outside MSAs

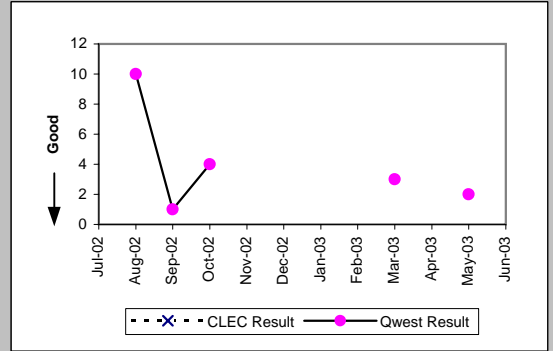
Residence (Parity)									
Date	CLEC Num	CLEC Denc	CLEC Resu	CLEC Std	Qwest Num	Qwest Denc	Qwest Resu	Mod Z Scr	Parity Scr
Jul-02					146	40	3.65		
Aug-02	2	1	2.00		174	50	3.48	-0.57	-1.35
Sep-02					275	36	7.64		
Oct-02					128	30	4.27		
Nov-02					122	30	4.07		
Dec-02					214	31	6.90		
Jan-03					190	46	4.13		
Feb-03	1	1	1.00		181	28	6.46	-0.42	-1.26
Mar-03					91	26	3.50		
Apr-03	1	1	1.00		116	30	3.87	-0.62	-1.38
May-03	2	1	2.00		99	23	4.30	-0.48	-1.29
Jun-03					248	35	7.09		



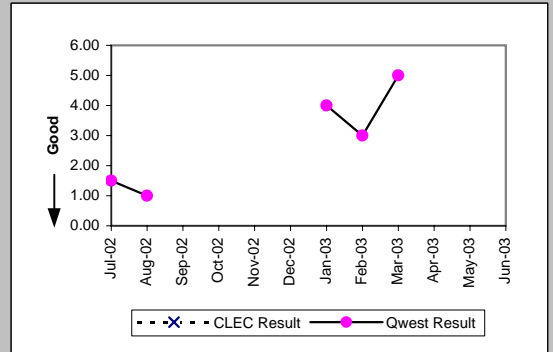
Business (Parity)									
Date	CLEC Num	CLEC Denc	CLEC Resu	CLEC Std	Qwest Num	Qwest Denc	Qwest Resu	Mod Z Scr	Parity Scr
Jul-02					153	16	9.56		
Aug-02					49	11	4.45		
Sep-02					36	8	4.50		
Oct-02					79	16	4.94		
Nov-02					64	10	6.40		
Dec-02					42	6	7.00		
Jan-03					35	15	2.33		
Feb-03					48	9	5.33		
Mar-03					28	8	3.50		
Apr-03					143	12	11.92		
May-03					36	10	3.60		
Jun-03					17	5	3.40		



Centrex (Parity)									
Date	CLEC Num	CLEC Denc	CLEC Resu	CLEC Std	Qwest Num	Qwest Denc	Qwest Resu	Mod Z Scr	Parity Scr
Jul-02									
Aug-02					40	4	10.00		
Sep-02					2	2	1.00		
Oct-02					12	3	4.00		
Nov-02									
Dec-02									
Jan-03									
Feb-03									
Mar-03					3	1	3.00		
Apr-03									
May-03					2	1	2.00		
Jun-03									

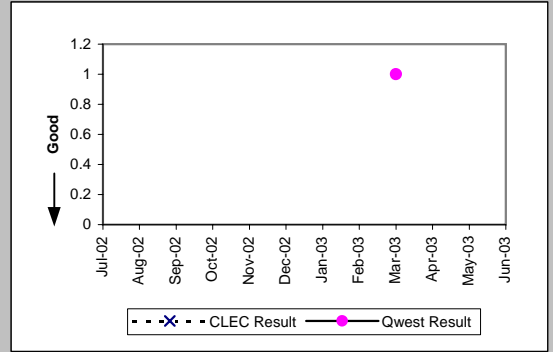


Centrex 21 (Parity)									
Date	CLEC Num	CLEC Denc	CLEC Resu	CLEC Std	Qwest Num	Qwest Denc	Qwest Resu	Mod Z Scr	Parity Scr
Jul-02					3	2	1.50		
Aug-02					1	1	1.00		
Sep-02									
Oct-02									
Nov-02									
Dec-02									
Jan-03					4	1	4.00		
Feb-03					3	1	3.00		
Mar-03					5	1	5.00		
Apr-03									
May-03									
Jun-03									

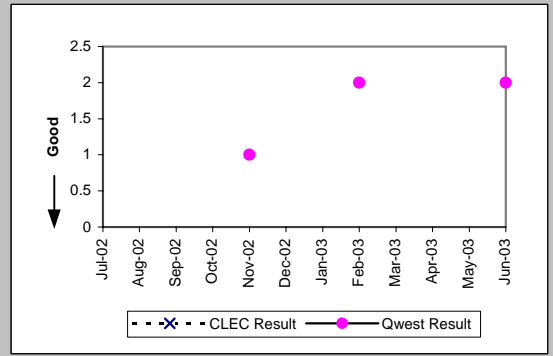


OP-6A-2 - Delayed Days for Non-Facility Reasons (Average Days) - Dispatches outside MSAs

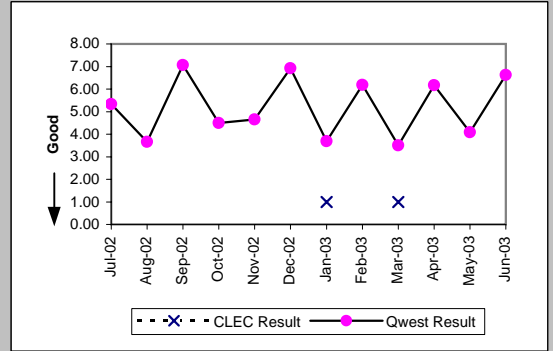
PBX (Parity)									
Date	CLEC Num	CLEC Denc	CLEC Resu	CLEC Std	Qwest Num	Qwest Denc	Qwest Resu	Mod Z Scr	Parity Scr
Jul-02									
Aug-02									
Sep-02									
Oct-02									
Nov-02									
Dec-02									
Jan-03									
Feb-03									
Mar-03					1	1	1.00		
Apr-03									
May-03									
Jun-03									



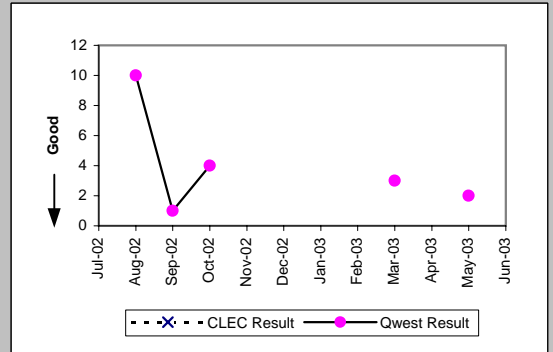
Qwest DSL (Parity)									
Date	CLEC Num	CLEC Denc	CLEC Resu	CLEC Std	Qwest Num	Qwest Denc	Qwest Resu	Mod Z Scr	Parity Scr
Jul-02									
Aug-02									
Sep-02									
Oct-02									
Nov-02					1	1	1.00		
Dec-02									
Jan-03									
Feb-03					2	1	2.00		
Mar-03									
Apr-03									
May-03									
Jun-03					2	1	2.00		



UNE - P (POTS) (Parity)									
Date	CLEC Num	CLEC Denc	CLEC Resu	CLEC Std	Qwest Num	Qwest Denc	Qwest Resu	Mod Z Scr	Parity Scr
Jul-02					299	56	5.34		
Aug-02					223	61	3.66		
Sep-02					311	44	7.07		
Oct-02					207	46	4.50		
Nov-02					186	40	4.65		
Dec-02					256	37	6.92		
Jan-03	1	1	1.00		225	61	3.69	-0.49	-1.3
Feb-03					229	37	6.19		
Mar-03	2	2	1.00	0.00	119	34	3.50	-0.91	-1.55
Apr-03					259	42	6.17		
May-03					135	33	4.09		
Jun-03					265	40	6.62		

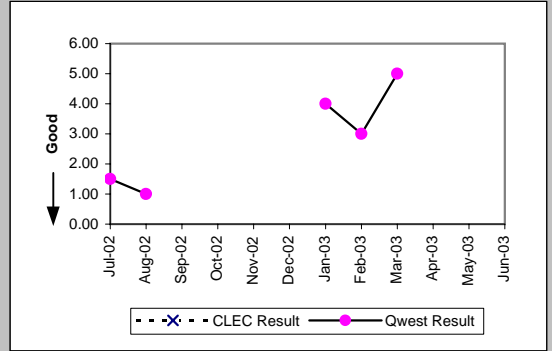


UNE P (Centrex) (Parity)									
Date	CLEC Num	CLEC Denc	CLEC Resu	CLEC Std	Qwest Num	Qwest Denc	Qwest Resu	Mod Z Scr	Parity Scr
Jul-02									
Aug-02					40	4	10.00		
Sep-02					2	2	1.00		
Oct-02					12	3	4.00		
Nov-02									
Dec-02									
Jan-03									
Feb-03									
Mar-03					3	1	3.00		
Apr-03									
May-03					2	1	2.00		
Jun-03									



OP-6A-2 - Delayed Days for Non-Facility Reasons (Average Days) - Dispatches outside MSAs

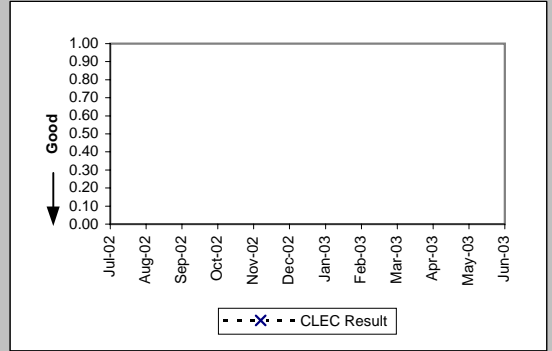
UNE P (Centrex 21) (Parity)									
Date	CLEC Num	CLEC Dend	CLEC Resu	CLEC Std	Qwest Num	Qwest Dend	Qwest Res	Mod Z Scr	Parity Scr
Jul-02					3	2	1.50		
Aug-02					1	1	1.00		
Sep-02									
Oct-02									
Nov-02									
Dec-02									
Jan-03					4	1	4.00		
Feb-03					3	1	3.00		
Mar-03					5	1	5.00		
Apr-03									
May-03									
Jun-03									



OP-6A-2 - Delayed Days for Non-Facility Reasons (Average Days) - Dispatches outside MSAs

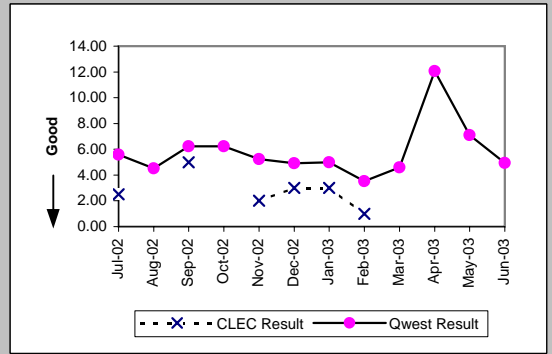
Line Sharing (Diagnostic)

Date	Numerator	Denominator	CLEC Result	Standard Dev
Jul-02				
Aug-02				
Sep-02				
Oct-02				
Nov-02				
Dec-02				
Jan-03				
Feb-03				
Mar-03				
Apr-03				
May-03				
Jun-03				

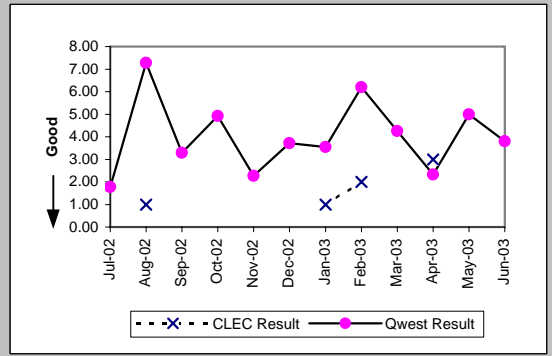


OP-6A-3 - Delayed Days for Non-Facility Reasons (Average Days) - No dispatches

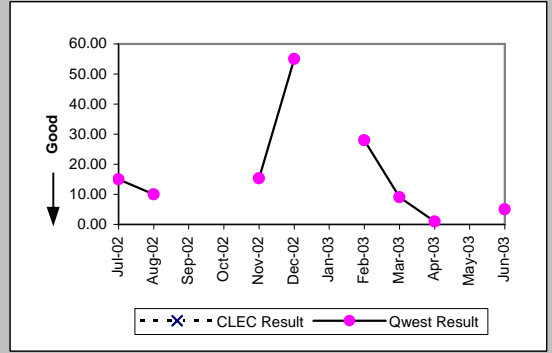
Residence (Parity)									
Date	CLEC Num	CLEC Denc	CLEC Resu	CLEC Std	Qwest Num	Qwest Denc	Qwest Resu	Mod Z Scr	Parity Scr
Jul-02	5	2	2.50	2.12	1155	207	5.58	-0.38	-1.23
Aug-02					870	193	4.51		
Sep-02	5	1	5.00		1203	193	6.23	-0.09	-1.05
Oct-02					821	132	6.22		
Nov-02	2	1	2.00		695	133	5.23	-0.33	-1.2
Dec-02	3	1	3.00		561	114	4.92	-0.19	-1.11
Jan-03	3	1	3.00		419	84	4.99	-0.32	-1.2
Feb-03	2	2	1.00	0.00	703	200	3.52	-0.86	-1.52
Mar-03					691	151	4.58		
Apr-03					1617	134	12.07		
May-03					547	77	7.10		
Jun-03					415	84	4.94		



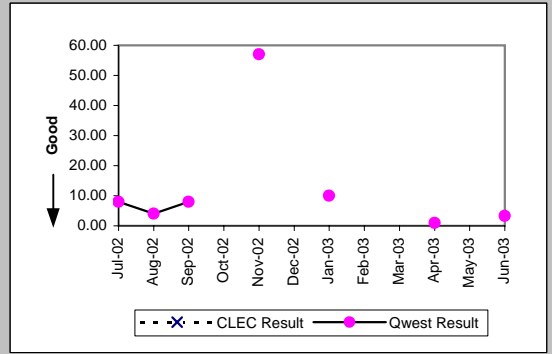
Business (Parity)									
Date	CLEC Num	CLEC Denc	CLEC Resu	CLEC Std	Qwest Num	Qwest Denc	Qwest Resu	Mod Z Scr	Parity Scr
Jul-02					16	9	1.78		
Aug-02	1	1	1.00		80	11	7.27	-0.39	-1.24
Sep-02					23	7	3.29		
Oct-02					64	13	4.92		
Nov-02					34	15	2.27		
Dec-02					26	7	3.71		
Jan-03	1	1	1.00		46	13	3.54	-0.76	-1.46
Feb-03	2	1	2.00		62	10	6.20	-0.36	-1.22
Mar-03					34	8	4.25		
Apr-03	3	1	3.00		7	3	2.33	-0.06	-1.04
May-03					35	7	5.00		
Jun-03					19	5	3.80		



Centrex (Parity)									
Date	CLEC Num	CLEC Denc	CLEC Resu	CLEC Std	Qwest Num	Qwest Denc	Qwest Resu	Mod Z Scr	Parity Scr
Jul-02					15	1	15.00		
Aug-02					20	2	10.00		
Sep-02									
Oct-02									
Nov-02					138	9	15.33		
Dec-02					55	1	55.00		
Jan-03									
Feb-03					28	1	28.00		
Mar-03					9	1	9.00		
Apr-03					1	1	1.00		
May-03									
Jun-03					5	1	5.00		

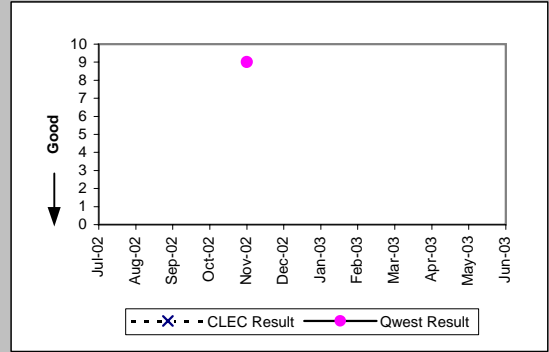


Centrex 21 (Parity)									
Date	CLEC Num	CLEC Denc	CLEC Resu	CLEC Std	Qwest Num	Qwest Denc	Qwest Resu	Mod Z Scr	Parity Scr
Jul-02					8	1	8.00		
Aug-02					16	4	4.00		
Sep-02					8	1	8.00		
Oct-02									
Nov-02					57	1	57.00		
Dec-02									
Jan-03					10	1	10.00		
Feb-03									
Mar-03									
Apr-03					1	1	1.00		
May-03									
Jun-03					10	3	3.33		

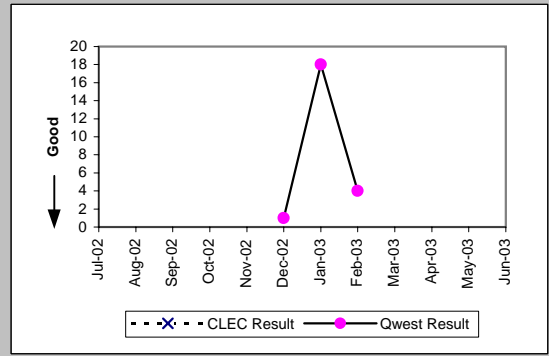


OP-6A-3 - Delayed Days for Non-Facility Reasons (Average Days) - No dispatches

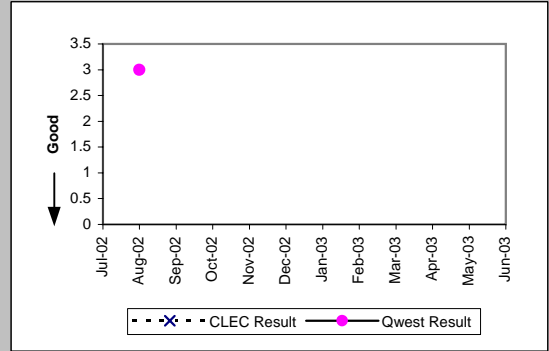
Basic Rate ISDN (Parity)									
Date	CLEC Num	CLEC Denc	CLEC Resu	CLEC Std	Qwest Num	Qwest Denc	Qwest Resu	Mod Z Scr	Parity Scr
Jul-02									
Aug-02									
Sep-02									
Oct-02									
Nov-02					9	1	9.00		
Dec-02									
Jan-03									
Feb-03									
Mar-03									
Apr-03									
May-03									
Jun-03									



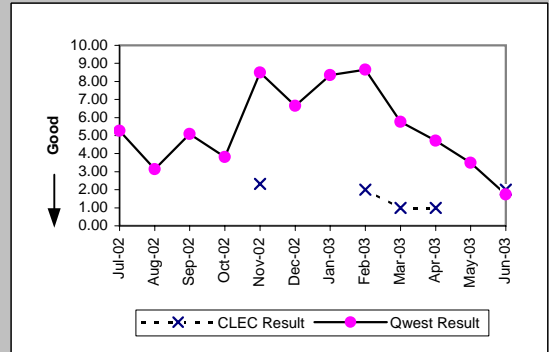
ISDN Primary (Parity)									
Date	CLEC Num	CLEC Denc	CLEC Resu	CLEC Std	Qwest Num	Qwest Denc	Qwest Resu	Mod Z Scr	Parity Scr
Jul-02									
Aug-02									
Sep-02									
Oct-02									
Nov-02									
Dec-02					1	1	1.00		
Jan-03					18	1	18.00		
Feb-03					4	1	4.00		
Mar-03									
Apr-03									
May-03									
Jun-03									



DS0 (Parity)									
Date	CLEC Num	CLEC Denc	CLEC Resu	CLEC Std	Qwest Num	Qwest Denc	Qwest Resu	Mod Z Scr	Parity Scr
Jul-02									
Aug-02					3	1	3.00		
Sep-02									
Oct-02									
Nov-02									
Dec-02									
Jan-03									
Feb-03									
Mar-03									
Apr-03									
May-03									
Jun-03									

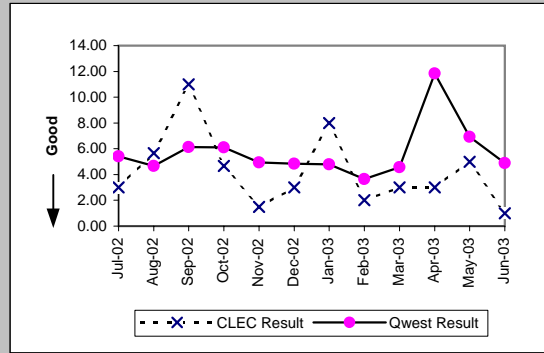


Qwest DSL (Parity)									
Date	CLEC Num	CLEC Denc	CLEC Resu	CLEC Std	Qwest Num	Qwest Denc	Qwest Resu	Mod Z Scr	Parity Scr
Jul-02					216	41	5.27		
Aug-02					191	61	3.13		
Sep-02					264	52	5.08		
Oct-02					160	42	3.81		
Nov-02	7	3	2.33	1.53	170	20	8.50	-0.77	-1.47
Dec-02					113	17	6.65		
Jan-03					192	23	8.35		
Feb-03	2	1	2.00		173	20	8.65	-0.51	-1.31
Mar-03	1	1	1.00		121	21	5.76	-0.51	-1.31
Apr-03	1	1	1.00		273	58	4.71	-0.89	-1.54
May-03					28	8	3.50		
Jun-03	2	1	2.00		26	15	1.73	0	-1

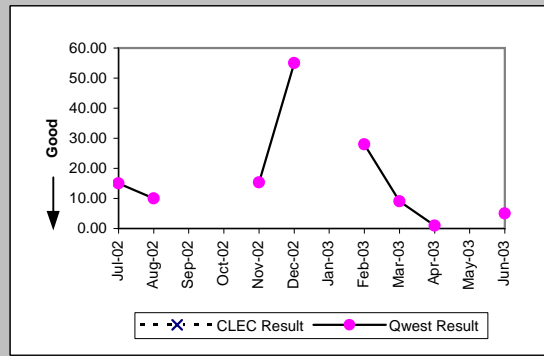


OP-6A-3 - Delayed Days for Non-Facility Reasons (Average Days) - No dispatches

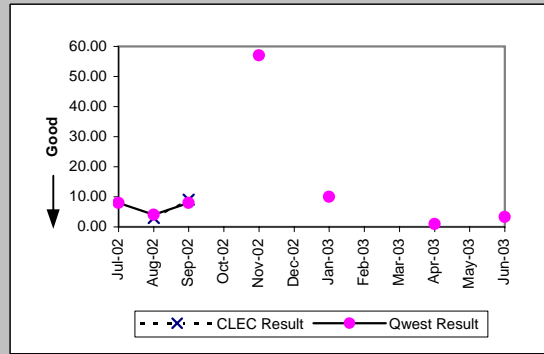
UNE - P (POTS) (Parity)											
Date	CLEC Num	CLEC Dend	CLEC Resu	CLEC Std	Qwest Num	Qwest Dend	Qwest Resu	Mod Z Scr	Parity Scr		
Jul-02	9	3	3.00	1.73	1171	216	5.42	-0.37	-1.23		
Aug-02	17	3	5.67	3.06	950	204	4.66	0.96	-0.42		
Sep-02	11	1	11.00		1226	200	6.13	1.37	-0.17		
Oct-02	14	3	4.67	6.35	885	145	6.10	-0.18	-1.11		
Nov-02	3	2	1.50	0.71	729	148	4.93	-0.52	-1.31		
Dec-02	12	4	3.00	1.41	587	121	4.85	-0.37	-1.22		
Jan-03	24	3	8.00	7.00	465	97	4.79	1.1	-0.33		
Feb-03	4	2	2.00	1.41	765	210	3.64	-0.5	-1.3		
Mar-03	6	2	3.00	2.83	725	159	4.56	-0.28	-1.17		
Apr-03	6	2	3.00	2.83	1624	137	11.85	-0.37	-1.22		
May-03	30	6	5.00	2.61	582	84	6.93	-0.23	-1.14		
Jun-03	1	1	1.00		434	89	4.88	-0.31	-1.19		



UNE P (Centrex) (Parity)											
Date	CLEC Num	CLEC Dend	CLEC Resu	CLEC Std	Qwest Num	Qwest Dend	Qwest Resu	Mod Z Scr	Parity Scr		
Jul-02					15	1	15.00				
Aug-02					20	2	10.00				
Sep-02											
Oct-02											
Nov-02					138	9	15.33				
Dec-02					55	1	55.00				
Jan-03											
Feb-03					28	1	28.00				
Mar-03					9	1	9.00				
Apr-03					1	1	1.00				
May-03											
Jun-03					5	1	5.00				

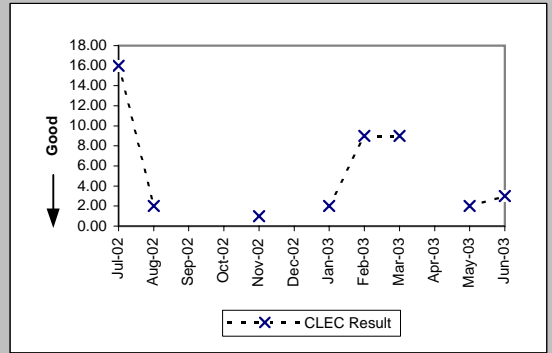


UNE P (Centrex 21) (Parity)											
Date	CLEC Num	CLEC Dend	CLEC Resu	CLEC Std	Qwest Num	Qwest Dend	Qwest Resu	Mod Z Scr	Parity Scr		
Jul-02					8	1	8.00				
Aug-02	6	2	3.00	1.41	16	4	4.00	-0.53	-1.32		
Sep-02	9	1	9.00		8	1	8.00				
Oct-02											
Nov-02					57	1	57.00				
Dec-02											
Jan-03					10	1	10.00				
Feb-03											
Mar-03											
Apr-03					1	1	1.00				
May-03											
Jun-03					10	3	3.33				



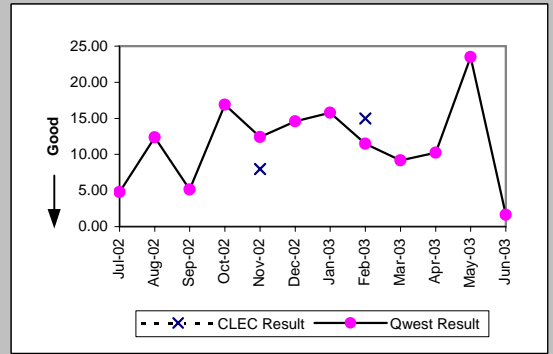
OP-6A-3 - Delayed Days for Non-Facility Reasons (Average Days) - No dispatches

Line Sharing (Diagnostic)				
Date	Numerator	Denominator	CLEC Result	Standard Dev
Jul-02	16	1	16.00	
Aug-02	2	1	2.00	
Sep-02				
Oct-02				
Nov-02	1	1	1.00	
Dec-02				
Jan-03	2	1	2.00	
Feb-03	9	1	9.00	
Mar-03	18	2	9.00	9.90
Apr-03				
May-03	2	1	2.00	
Jun-03	6	2	3.00	2.83

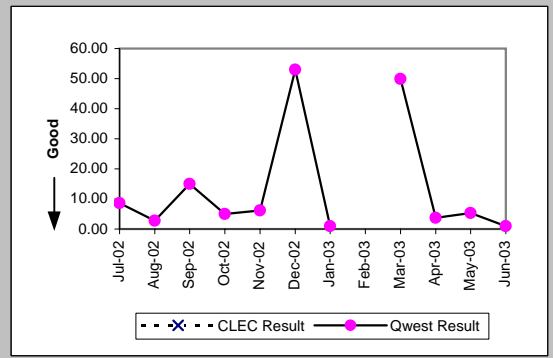


OP-6A-4 - Delayed Days for Non-Facility Reasons (Average Days) - Interval Zone One

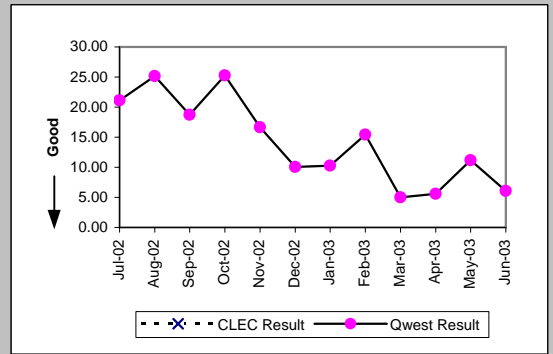
ISDN Primary (Parity)									
Date	CLEC Num	CLEC Denc	CLEC Resu	CLEC Std	Qwest Num	Qwest Denc	Qwest Resu	Mod Z Scr	Parity Scr
Jul-02					297	62	4.79		
Aug-02					136	11	12.36		
Sep-02					175	34	5.15		
Oct-02					710	42	16.90		
Nov-02	16	2	8.00	9.90	384	31	12.39	-0.71	-1.43
Dec-02					365	25	14.60		
Jan-03					79	5	15.80		
Feb-03	15	1	15.00		23	2	11.50	0.62	-0.62
Mar-03					101	11	9.18		
Apr-03					82	8	10.25		
May-03					141	6	23.50		
Jun-03					53	32	1.66		



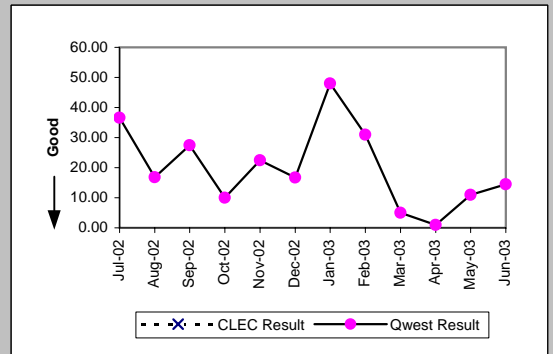
DS0 (Parity)									
Date	CLEC Num	CLEC Denc	CLEC Resu	CLEC Std	Qwest Num	Qwest Denc	Qwest Resu	Mod Z Scr	Parity Scr
Jul-02					43	5	8.60		
Aug-02					11	4	2.75		
Sep-02					15	1	15.00		
Oct-02					10	2	5.00		
Nov-02					31	5	6.20		
Dec-02					53	1	53.00		
Jan-03					1	1	1.00		
Feb-03									
Mar-03					349	7	49.86		
Apr-03					37	10	3.70		
May-03					16	3	5.33		
Jun-03					3	3	1.00		



DS1 (Parity)									
Date	CLEC Num	CLEC Denc	CLEC Resu	CLEC Std	Qwest Num	Qwest Denc	Qwest Resu	Mod Z Scr	Parity Scr
Jul-02					2451	116	21.13		
Aug-02					1384	55	25.16		
Sep-02					712	38	18.74		
Oct-02					530	21	25.24		
Nov-02					416	25	16.64		
Dec-02					271	27	10.04		
Jan-03					185	18	10.28		
Feb-03					262	17	15.41		
Mar-03					50	10	5.00		
Apr-03					100	18	5.56		
May-03					134	12	11.17		
Jun-03					109	18	6.06		

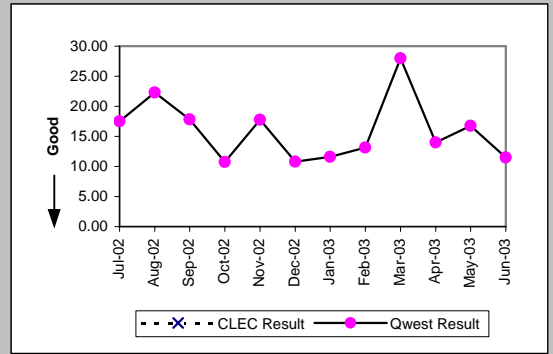


DS3 (Parity)									
Date	CLEC Num	CLEC Denc	CLEC Resu	CLEC Std	Qwest Num	Qwest Denc	Qwest Resu	Mod Z Scr	Parity Scr
Jul-02					183	5	36.60		
Aug-02					185	11	16.82		
Sep-02					165	6	27.50		
Oct-02					10	1	10.00		
Nov-02					112	5	22.40		
Dec-02					50	3	16.67		
Jan-03					96	2	48.00		
Feb-03					155	5	31.00		
Mar-03					5	1	5.00		
Apr-03					2	2	1.00		
May-03					11	1	11.00		
Jun-03					29	2	14.50		

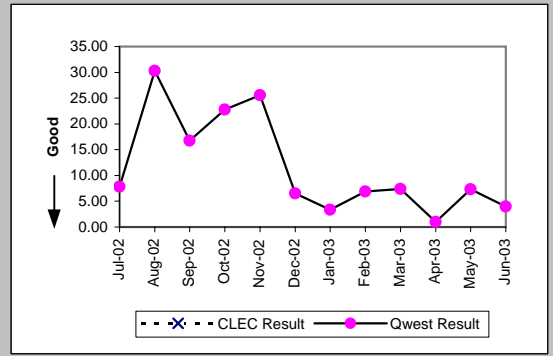


OP-6A-4 - Delayed Days for Non-Facility Reasons (Average Days) - Interval Zone One

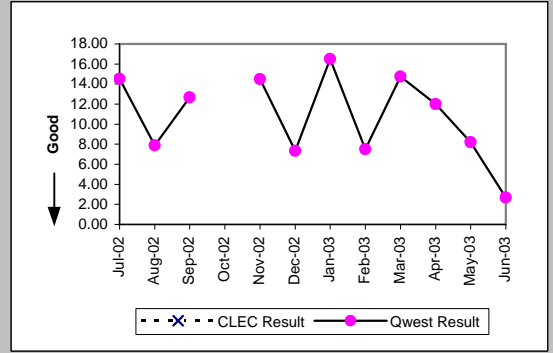
Frame Relay (Parity)									
Date	CLEC Num	CLEC Denc	CLEC Resu	CLEC Std	Qwest Num	Qwest Denc	Qwest Resu	Mod Z Scr	Parity Scr
Jul-02					280	16	17.50		
Aug-02					290	13	22.31		
Sep-02					178	10	17.80		
Oct-02					86	8	10.75		
Nov-02					71	4	17.75		
Dec-02					97	9	10.78		
Jan-03					81	7	11.57		
Feb-03					105	8	13.12		
Mar-03					28	1	28.00		
Apr-03					84	6	14.00		
May-03					67	4	16.75		
Jun-03					23	2	11.50		



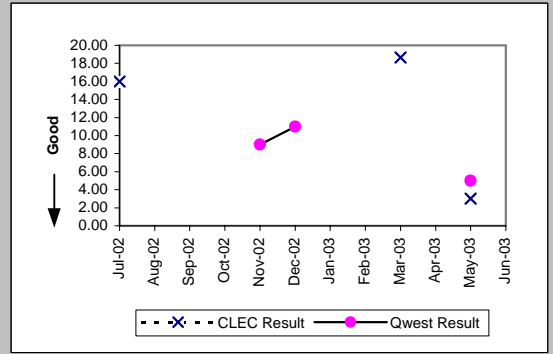
PBX (Parity)									
Date	CLEC Num	CLEC Denc	CLEC Resu	CLEC Std	Qwest Num	Qwest Denc	Qwest Resu	Mod Z Scr	Parity Scr
Jul-02					94	12	7.83		
Aug-02					303	10	30.30		
Sep-02					134	8	16.75		
Oct-02					228	10	22.80		
Nov-02					281	11	25.55		
Dec-02					26	4	6.50		
Jan-03					10	3	3.33		
Feb-03					55	8	6.88		
Mar-03					37	5	7.40		
Apr-03					3	3	1.00		
May-03					73	10	7.30		
Jun-03					8	2	4.00		



Basic Rate ISDN (Parity)									
Date	CLEC Num	CLEC Denc	CLEC Resu	CLEC Std	Qwest Num	Qwest Denc	Qwest Resu	Mod Z Scr	Parity Scr
Jul-02					218	15	14.53		
Aug-02					71	9	7.89		
Sep-02					114	9	12.67		
Oct-02									
Nov-02					29	2	14.50		
Dec-02					22	3	7.33		
Jan-03					99	6	16.50		
Feb-03					60	8	7.50		
Mar-03					295	20	14.75		
Apr-03					24	2	12.00		
May-03					41	5	8.20		
Jun-03					8	3	2.67		

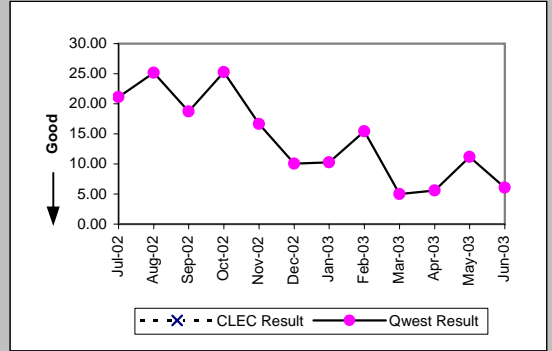


LIS Trunk (Parity)									
Date	CLEC Num	CLEC Denc	CLEC Resu	CLEC Std	Qwest Num	Qwest Denc	Qwest Resu	Mod Z Scr	Parity Scr
Jul-02									
Aug-02									
Sep-02									
Oct-02									
Nov-02					18	2	9.00		
Dec-02					11	1	11.00		
Jan-03									
Feb-03									
Mar-03	56	3	18.67	5.77					
Apr-03									
May-03	3	1	3.00		5	1	5.00		
Jun-03									



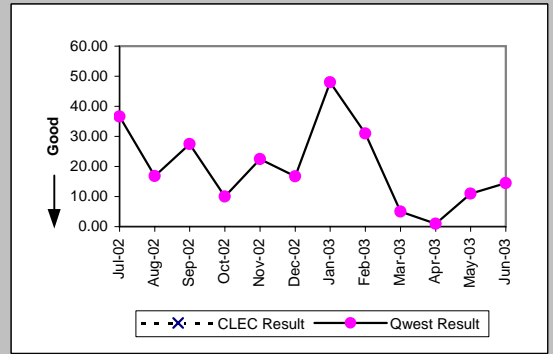
OP-6A-4 - Delayed Days for Non-Facility Reasons (Average Days) - Interval Zone One

UDIT DS1 (Parity)									
Date	CLEC Num	CLEC Dend	CLEC Resu	CLEC Std	Qwest Num	Qwest Dend	Qwest Res	Mod Z Scr	Parity Scr
Jul-02					2451	116	21.13		
Aug-02					1384	55	25.16		
Sep-02					712	38	18.74		
Oct-02					530	21	25.24		
Nov-02					416	25	16.64		
Dec-02					271	27	10.04		
Jan-03					185	18	10.28		
Feb-03					262	17	15.41		
Mar-03					50	10	5.00		
Apr-03					100	18	5.56		
May-03					134	12	11.17		
Jun-03					109	18	6.06		

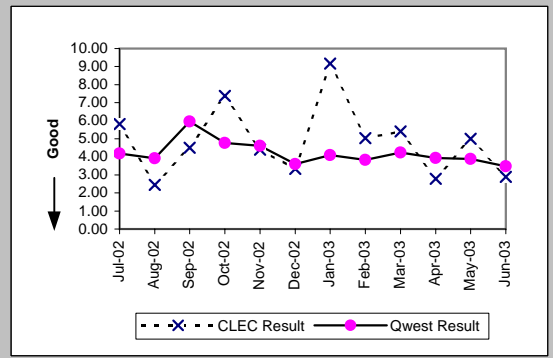


OP-6A-4 - Delayed Days for Non-Facility Reasons (Average Days) - Interval Zone One

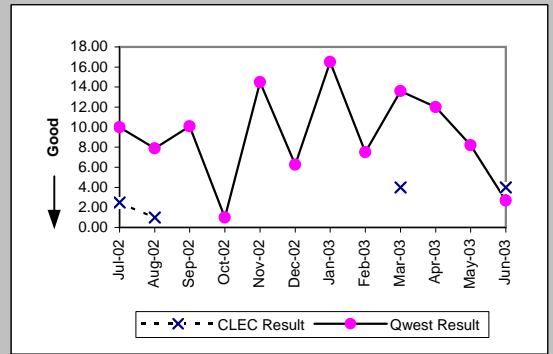
UDIT Above DS1 Level (Parity)									
Date	CLEC Num	CLEC Denc	CLEC Resu	CLEC Std I	Qwest Num	Qwest Denc	Qwest Resu	Mod Z Scr	Parity Scr
Jul-02					183	5	36.60		
Aug-02					185	11	16.82		
Sep-02					165	6	27.50		
Oct-02					10	1	10.00		
Nov-02					112	5	22.40		
Dec-02					50	3	16.67		
Jan-03					96	2	48.00		
Feb-03					155	5	31.00		
Mar-03					5	1	5.00		
Apr-03					2	2	1.00		
May-03					11	1	11.00		
Jun-03					29	2	14.50		



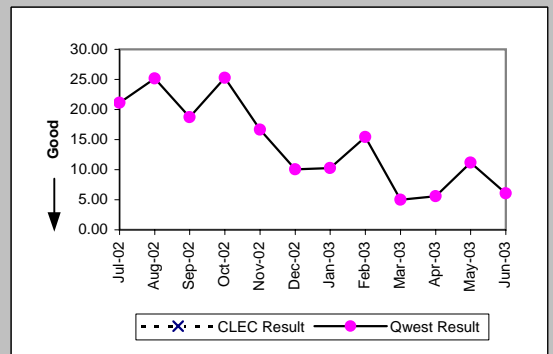
Unbundled Loop Analog (Parity)									
Date	CLEC Num	CLEC Denc	CLEC Resu	CLEC Std I	Qwest Num	Qwest Denc	Qwest Resu	Mod Z Scr	Parity Scr
Jul-02	128	22	5.82	2.38	1403	335	4.19	1.02	-0.38
Aug-02	49	20	2.45	0.69	1328	340	3.91	-1.2	-1.73
Sep-02	27	6	4.50	6.69	2220	373	5.95	-0.3	-1.18
Oct-02	192	26	7.38	1.53	1468	308	4.77	1.3	-0.21
Nov-02	44	10	4.40	2.63	1304	283	4.61	-0.07	-1.04
Dec-02	40	12	3.33	1.50	857	238	3.60	-0.19	-1.12
Jan-03	55	6	9.17	2.64	1076	263	4.09	1.32	-0.2
Feb-03	116	23	5.04	4.26	866	226	3.83	0.83	-0.49
Mar-03	92	17	5.41	8.02	943	223	4.23	0.57	-0.65
Apr-03	75	27	2.78	1.31	744	189	3.94	-0.59	-1.36
May-03	35	7	5.00	3.79	664	171	3.88	0.78	-0.53
Jun-03	55	19	2.89	1.41	629	181	3.48	-0.32	-1.19



Unbundled Loop - 2 Wire Non-Loaded (Parity)									
Date	CLEC Num	CLEC Denc	CLEC Resu	CLEC Std I	Qwest Num	Qwest Denc	Qwest Resu	Mod Z Scr	Parity Scr
Jul-02	5	2	2.50	2.12	230	23	10.00	-0.69	-1.42
Aug-02	1	1	1.00		71	9	7.89	-1.4	-1.85
Sep-02					131	13	10.08		
Oct-02					1	1	1.00		
Nov-02					29	2	14.50		
Dec-02					25	4	6.25		
Jan-03					99	6	16.50		
Feb-03					60	8	7.50		
Mar-03	4	1	4.00		299	22	13.59	-1.1	-1.67
Apr-03					24	2	12.00		
May-03					41	5	8.20		
Jun-03	4	1	4.00		8	3	2.67	0.47	-0.71

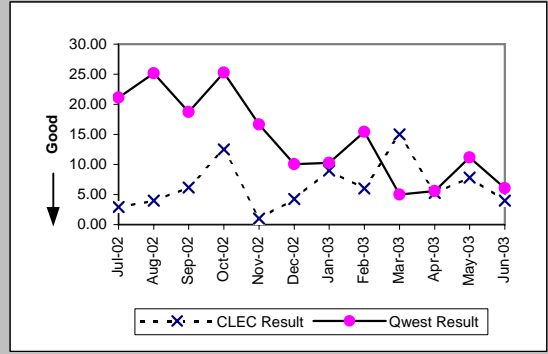


Unbundled Loop - 4 Wire Non-Loaded (Parity)									
Date	CLEC Num	CLEC Denc	CLEC Resu	CLEC Std I	Qwest Num	Qwest Denc	Qwest Resu	Mod Z Scr	Parity Scr
Jul-02					2451	116	21.13		
Aug-02					1384	55	25.16		
Sep-02					712	38	18.74		
Oct-02					530	21	25.24		
Nov-02					416	25	16.64		
Dec-02					271	27	10.04		
Jan-03					185	18	10.28		
Feb-03					262	17	15.41		
Mar-03					50	10	5.00		
Apr-03					100	18	5.56		
May-03					134	12	11.17		
Jun-03					109	18	6.06		

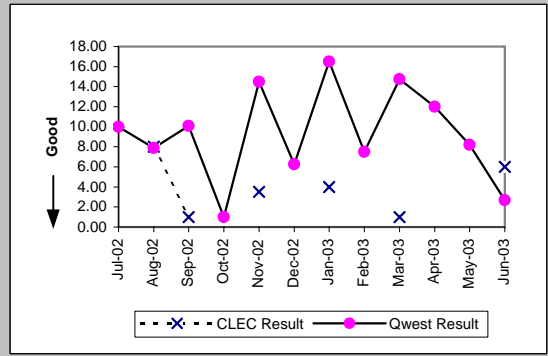


OP-6A-4 - Delayed Days for Non-Facility Reasons (Average Days) - Interval Zone One

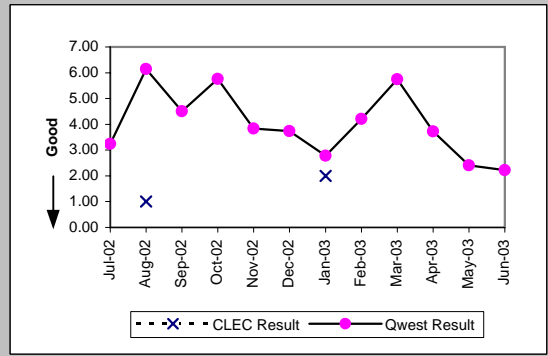
Unbundled Loop - DS1 Capable (Parity)									
Date	CLEC Num	CLEC Denc	CLEC Resu	CLEC Std	Qwest Num	Qwest Denc	Qwest Resu	Mod Z Scr	Parity Scr
Jul-02	41	14	2.93	2.43	2451	116	21.13	-3.17	-2.93
Aug-02	36	9	4.00	2.00	1384	55	25.16	-2.63	-2.6
Sep-02	37	6	6.17	5.53	712	38	18.74	-3.18	-2.93
Oct-02	25	2	12.50	14.85	530	21	25.24	-0.75	-1.46
Nov-02	1	1	1.00		416	25	16.64	-1.07	-1.65
Dec-02	17	4	4.25	5.85	271	27	10.04	-1.44	-1.88
Jan-03	18	2	9.00	2.83	185	18	10.28	-0.16	-1.1
Feb-03	12	2	6.00	4.24	262	17	15.41	-1.05	-1.64
Mar-03	30	2	15.00	0.00	50	10	5.00	1.87	0.13
Apr-03	21	4	5.25	3.95	100	18	5.56	-0.09	-1.05
May-03	47	6	7.83	4.22	134	12	11.17	-0.66	-1.4
Jun-03	8	2	4.00	1.41	109	18	6.06	-0.5	-1.31



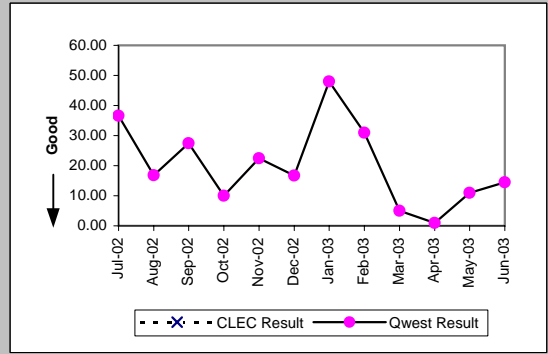
Unbundled Loop ISDN Capable (Parity)									
Date	CLEC Num	CLEC Denc	CLEC Resu	CLEC Std	Qwest Num	Qwest Denc	Qwest Resu	Mod Z Scr	Parity Scr
Jul-02					230	23	10.00		
Aug-02	16	2	8.00	8.49	71	9	7.89	-0.14	-1.09
Sep-02	1	1	1.00		131	13	10.08	-0.6	-1.36
Oct-02					1	1	1.00		
Nov-02	7	2	3.50	0.71	29	2	14.50	-1.2	-1.73
Dec-02					25	4	6.25		
Jan-03	4	1	4.00		99	6	16.50	-1.04	-1.64
Feb-03					60	8	7.50		
Mar-03	1	1	1.00		295	20	14.75	-1.66	-2.01
Apr-03					24	2	12.00		
May-03					41	5	8.20		
Jun-03	6	1	6.00		8	3	2.67	3.72	1.26



Unbundled Loop - ADSL Qualified (Parity)									
Date	CLEC Num	CLEC Denc	CLEC Resu	CLEC Std	Qwest Num	Qwest Denc	Qwest Resu	Mod Z Scr	Parity Scr
Jul-02					68	21	3.24		
Aug-02	1	1	1.00		178	29	6.14	-0.53	-1.32
Sep-02					135	30	4.50		
Oct-02					265	46	5.76		
Nov-02					88	23	3.83		
Dec-02					82	22	3.73		
Jan-03	2	1	2.00		64	23	2.78	-0.27	-1.17
Feb-03					80	19	4.21		
Mar-03					69	12	5.75		
Apr-03					67	18	3.72		
May-03					41	17	2.41		
Jun-03					20	9	2.22		

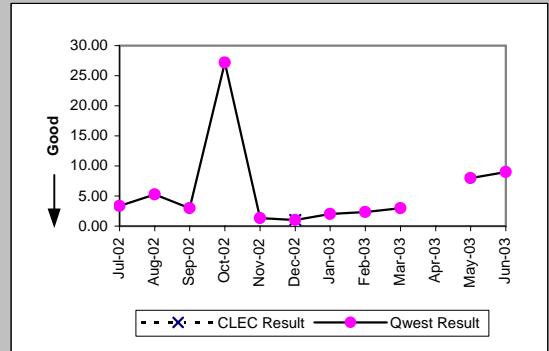


Unbundled Loop - DS3 Capable (Parity)									
Date	CLEC Num	CLEC Denc	CLEC Resu	CLEC Std	Qwest Num	Qwest Denc	Qwest Resu	Mod Z Scr	Parity Scr
Jul-02					183	5	36.60		
Aug-02					185	11	16.82		
Sep-02					165	6	27.50		
Oct-02					10	1	10.00		
Nov-02					112	5	22.40		
Dec-02					50	3	16.67		
Jan-03					96	2	48.00		
Feb-03					155	5	31.00		
Mar-03					5	1	5.00		
Apr-03					2	2	1.00		
May-03					11	1	11.00		
Jun-03					29	2	14.50		

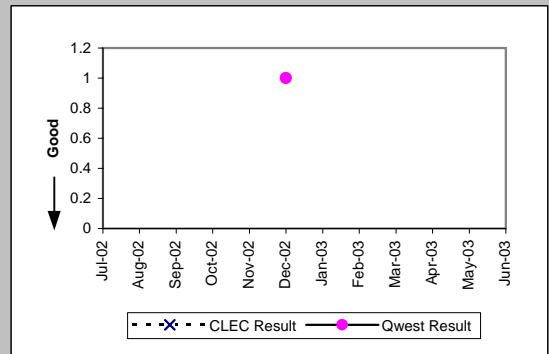


OP-6A-4 - Delayed Days for Non-Facility Reasons (Average Days) - Interval Zone One

Qwest DSL (Parity)									
Date	CLEC Num	CLEC Dend	CLEC Resu	CLEC Std	Qwest Num	Qwest Dend	Qwest Resu	Mod Z Scr	Parity Scr
Jul-02					10	3	3.33		
Aug-02					21	4	5.25		
Sep-02					15	5	3.00		
Oct-02					136	5	27.20		
Nov-02					4	3	1.33		
Dec-02	1	1	1.00		2	2	1.00		
Jan-03					2	1	2.00		
Feb-03					7	3	2.33		
Mar-03					3	1	3.00		
Apr-03									
May-03					32	4	8.00		
Jun-03					9	1	9.00		

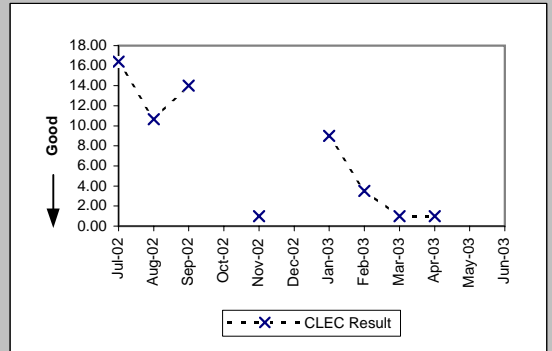


E911 (Parity)									
Date	CLEC Num	CLEC Dend	CLEC Resu	CLEC Std	Qwest Num	Qwest Dend	Qwest Resu	Mod Z Scr	Parity Scr
Jul-02									
Aug-02									
Sep-02									
Oct-02									
Nov-02									
Dec-02					1	1	1.00		
Jan-03									
Feb-03									
Mar-03									
Apr-03									
May-03									
Jun-03									



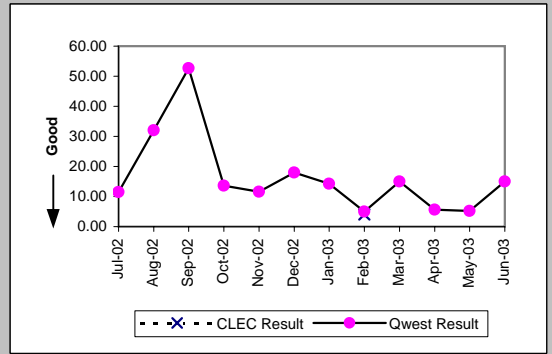
OP-6A-4 - Delayed Days for Non-Facility Reasons (Average Days) - Interval Zone One

Enhanced Extended Loops (EELs) (Diagnostic)					
Date	Num	Denom	CLEC Result	Standard Dev	
Jul-02	82	5	16.40	21.72	
Aug-02	32	3	10.67	13.32	
Sep-02	14	1	14.00		
Oct-02					
Nov-02	1	1	1.00		
Dec-02					
Jan-03	27	3	9.00	4.00	
Feb-03	7	2	3.50	3.54	
Mar-03	1	1	1.00		
Apr-03	2	2	1.00	0.00	
May-03					
Jun-03					

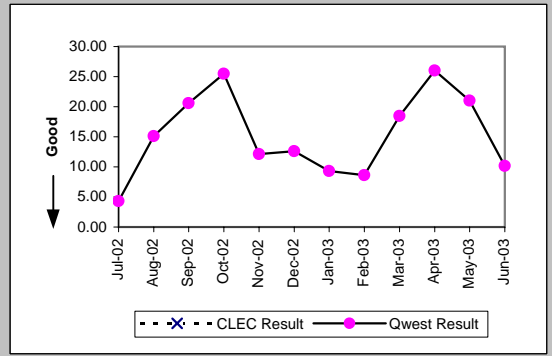


OP-6A-5 - Delayed Days for Non-Facility Reasons (Average Days) - Interval Zone Two

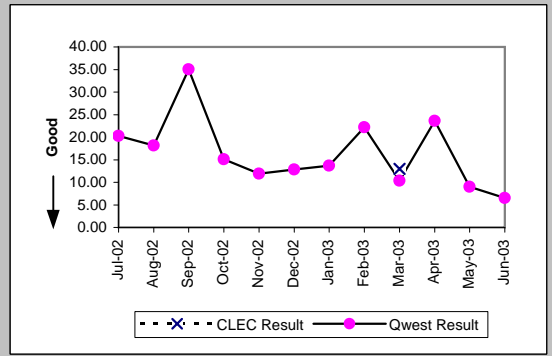
ISDN Primary (Parity)									
Date	CLEC Num	CLEC Denc	CLEC Resu	CLEC Std	Qwest Num	Qwest Denc	Qwest Resu	Mod Z Scr	Parity Scr
Jul-02					656	57	11.51		
Aug-02					320	10	32.00		
Sep-02					2211	42	52.64		
Oct-02					287	21	13.67		
Nov-02					128	11	11.64		
Dec-02					986	55	17.93		
Jan-03					114	8	14.25		
Feb-03	4	1	4.00		35	7	5.00	-0.29	-1.17
Mar-03					45	3	15.00		
Apr-03					17	3	5.67		
May-03					21	4	5.25		
Jun-03					390	26	15.00		



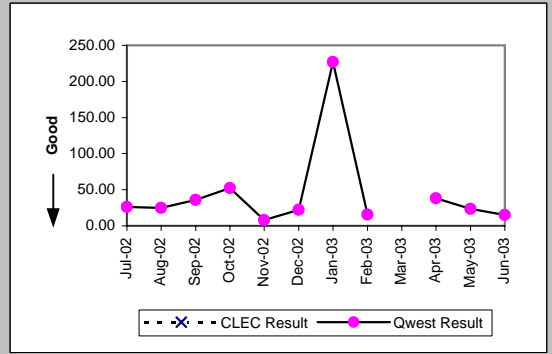
DS0 (Parity)									
Date	CLEC Num	CLEC Denc	CLEC Resu	CLEC Std	Qwest Num	Qwest Denc	Qwest Resu	Mod Z Scr	Parity Scr
Jul-02					13	3	4.33		
Aug-02					348	23	15.13		
Sep-02					103	5	20.60		
Oct-02					331	13	25.46		
Nov-02					85	7	12.14		
Dec-02					126	10	12.60		
Jan-03					93	10	9.30		
Feb-03					86	10	8.60		
Mar-03					203	11	18.45		
Apr-03					104	4	26.00		
May-03					210	10	21.00		
Jun-03					193	19	10.16		



DS1 (Parity)									
Date	CLEC Num	CLEC Denc	CLEC Resu	CLEC Std	Qwest Num	Qwest Denc	Qwest Resu	Mod Z Scr	Parity Scr
Jul-02					1987	98	20.28		
Aug-02					2070	114	18.16		
Sep-02					3295	94	35.05		
Oct-02					605	40	15.12		
Nov-02					309	26	11.88		
Dec-02					373	29	12.86		
Jan-03					452	33	13.70		
Feb-03					799	36	22.19		
Mar-03	26	2	13.00	8.49	290	28	10.36	0.8	-0.51
Apr-03					920	39	23.59		
May-03					252	28	9.00		
Jun-03					157	24	6.54		

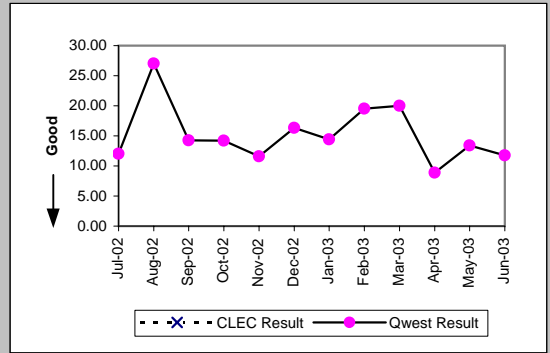


DS3 (Parity)									
Date	CLEC Num	CLEC Denc	CLEC Resu	CLEC Std	Qwest Num	Qwest Denc	Qwest Resu	Mod Z Scr	Parity Scr
Jul-02					208	8	26.00		
Aug-02					248	10	24.80		
Sep-02					72	2	36.00		
Oct-02					105	2	52.50		
Nov-02					8	1	8.00		
Dec-02					89	4	22.25		
Jan-03					227	1	227.00		
Feb-03					78	5	15.60		
Mar-03									
Apr-03					190	5	38.00		
May-03					70	3	23.33		
Jun-03					30	2	15.00		

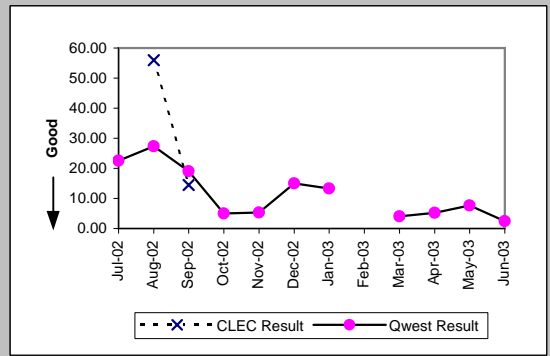


OP-6A-5 - Delayed Days for Non-Facility Reasons (Average Days) - Interval Zone Two

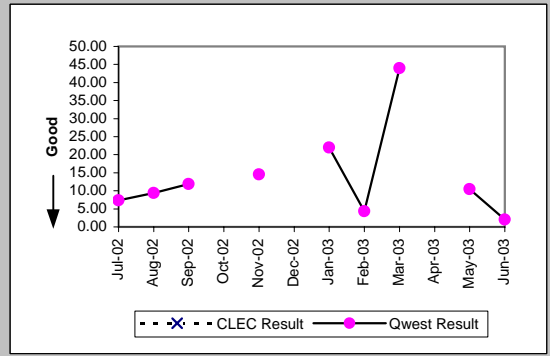
Frame Relay (Parity)									
Date	CLEC Num	CLEC Dend	CLEC Resu	CLEC Std	Qwest Num	Qwest Dend	Qwest Resu	Mod Z Scr	Parity Scr
Jul-02					204	17	12.00		
Aug-02					243	9	27.00		
Sep-02					171	12	14.25		
Oct-02					128	9	14.22		
Nov-02					116	10	11.60		
Dec-02					212	13	16.31		
Jan-03					202	14	14.43		
Feb-03					273	14	19.50		
Mar-03					160	8	20.00		
Apr-03					80	9	8.89		
May-03					94	7	13.43		
Jun-03					47	4	11.75		



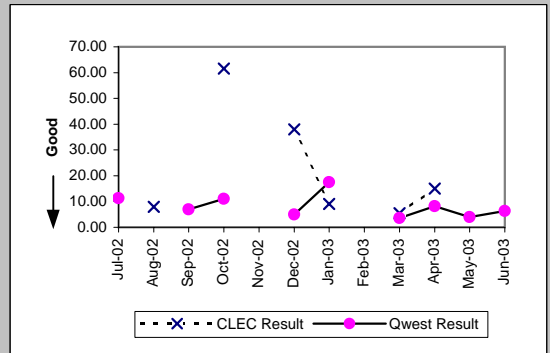
PBX (Parity)									
Date	CLEC Num	CLEC Dend	CLEC Resu	CLEC Std	Qwest Num	Qwest Dend	Qwest Resu	Mod Z Scr	Parity Scr
Jul-02					113	5	22.60		
Aug-02	56	1	56.00		164	6	27.33	0.67	-0.6
Sep-02	29	2	14.50	0.71	95	5	19.00	-0.58	-1.35
Oct-02					10	2	5.00		
Nov-02					16	3	5.33		
Dec-02					15	1	15.00		
Jan-03					40	3	13.33		
Feb-03									
Mar-03					4	1	4.00		
Apr-03					26	5	5.20		
May-03					23	3	7.67		
Jun-03					10	4	2.50		



Basic Rate ISDN (Parity)									
Date	CLEC Num	CLEC Dend	CLEC Resu	CLEC Std	Qwest Num	Qwest Dend	Qwest Resu	Mod Z Scr	Parity Scr
Jul-02					81	11	7.36		
Aug-02					150	16	9.38		
Sep-02					83	7	11.86		
Oct-02									
Nov-02					29	2	14.50		
Dec-02									
Jan-03					44	2	22.00		
Feb-03					13	3	4.33		
Mar-03					44	1	44.00		
Apr-03									
May-03					21	2	10.50		
Jun-03					6	3	2.00		

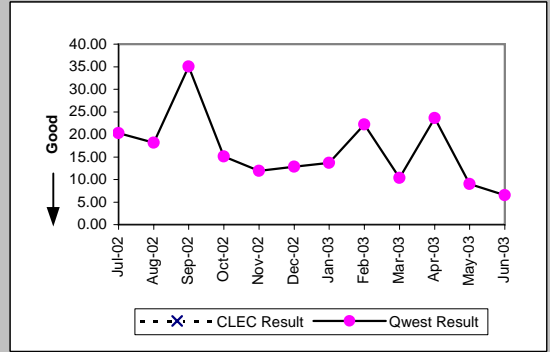


LIS Trunk (Parity)									
Date	CLEC Num	CLEC Dend	CLEC Resu	CLEC Std	Qwest Num	Qwest Dend	Qwest Resu	Mod Z Scr	Parity Scr
Jul-02					45	4	11.25		
Aug-02	8	1	8.00						
Sep-02					7	1	7.00		
Oct-02	123	2	61.50	24.75	11	1	11.00		
Nov-02									
Dec-02	38	1	38.00		5	1	5.00		
Jan-03	9	1	9.00		35	2	17.50	-9.81	-6.97
Feb-03									
Mar-03	11	2	5.50	6.36	18	5	3.60	1.32	-0.2
Apr-03	15	1	15.00		41	5	8.20	0.85	-0.48
May-03					4	1	4.00		
Jun-03					19	3	6.33		

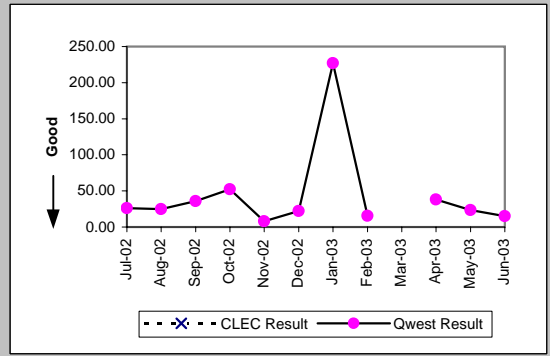


OP-6A-5 - Delayed Days for Non-Facility Reasons (Average Days) - Interval Zone Two

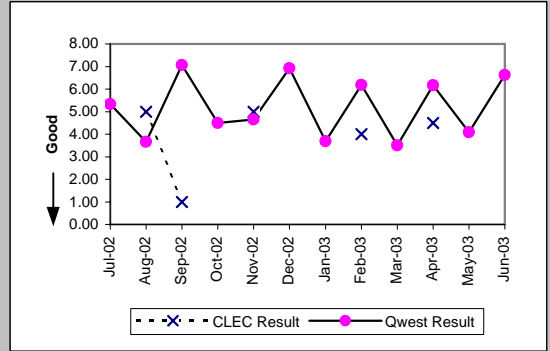
UDIT DS1 (Parity)									
Date	CLEC Num	CLEC Denc	CLEC Resu	CLEC Std	Qwest Num	Qwest Denc	Qwest Resu	Mod Z Scr	Parity Scr
Jul-02					1987	98	20.28		
Aug-02					2070	114	18.16		
Sep-02					3295	94	35.05		
Oct-02					605	40	15.12		
Nov-02					309	26	11.88		
Dec-02					373	29	12.86		
Jan-03					452	33	13.70		
Feb-03					799	36	22.19		
Mar-03					290	28	10.36		
Apr-03					920	39	23.59		
May-03					252	28	9.00		
Jun-03					157	24	6.54		



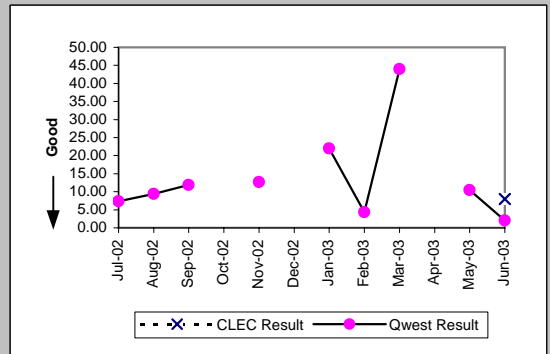
UDIT Above DS1 Level (Parity)									
Date	CLEC Num	CLEC Denc	CLEC Resu	CLEC Std	Qwest Num	Qwest Denc	Qwest Resu	Mod Z Scr	Parity Scr
Jul-02					208	8	26.00		
Aug-02					248	10	24.80		
Sep-02					72	2	36.00		
Oct-02					105	2	52.50		
Nov-02					8	1	8.00		
Dec-02					89	4	22.25		
Jan-03					227	1	227.00		
Feb-03					78	5	15.60		
Mar-03									
Apr-03					190	5	38.00		
May-03					70	3	23.33		
Jun-03					30	2	15.00		



Unbundled Loop Analog (Parity)									
Date	CLEC Num	CLEC Denc	CLEC Resu	CLEC Std	Qwest Num	Qwest Denc	Qwest Resu	Mod Z Scr	Parity Scr
Jul-02					299	56	5.34		
Aug-02	35	7	5.00	0.58	223	61	3.66	1.08	-0.34
Sep-02	1	1	1.00		311	44	7.07	-0.36	-1.22
Oct-02					207	46	4.50		
Nov-02	10	2	5.00	0.00	186	40	4.65	0.51	-0.69
Dec-02					256	37	6.92		
Jan-03					225	61	3.69		
Feb-03	4	1	4.00		229	37	6.19	-0.19	-1.11
Mar-03					119	34	3.50		
Apr-03	18	4	4.50	0.58	259	42	6.17	-0.23	-1.14
May-03					135	33	4.09		
Jun-03					265	40	6.62		

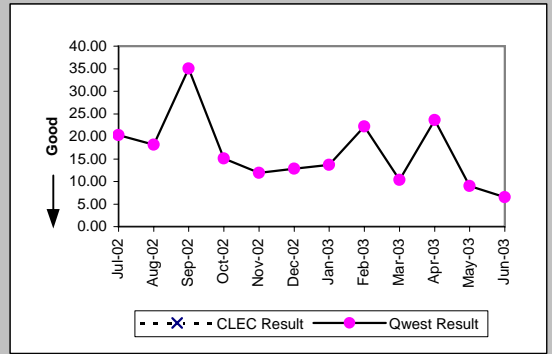


Unbundled Loop - 2 Wire Non-Loaded (Parity)									
Date	CLEC Num	CLEC Denc	CLEC Resu	CLEC Std	Qwest Num	Qwest Denc	Qwest Resu	Mod Z Scr	Parity Scr
Jul-02					81	11	7.36		
Aug-02					150	16	9.38		
Sep-02					83	7	11.86		
Oct-02									
Nov-02					38	3	12.67		
Dec-02									
Jan-03					44	2	22.00		
Feb-03					13	3	4.33		
Mar-03					44	1	44.00		
Apr-03									
May-03					21	2	10.50		
Jun-03	8	1	8.00		6	3	2.00		

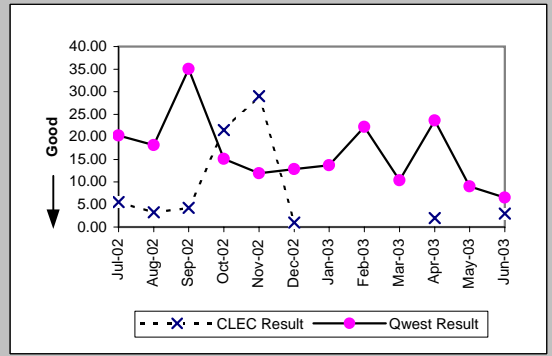


OP-6A-5 - Delayed Days for Non-Facility Reasons (Average Days) - Interval Zone Two

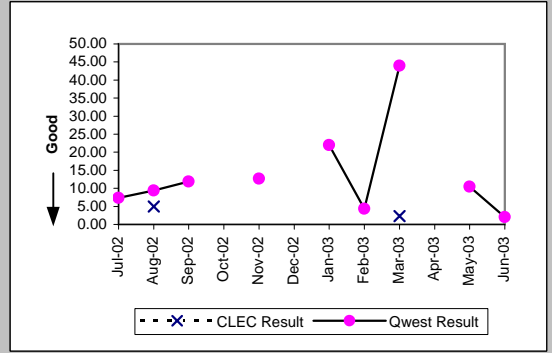
Unbundled Loop - 4 Wire Non-Loaded (Parity)									
Date	CLEC Num	CLEC Denc	CLEC Resu	CLEC Std I	Qwest Num	Qwest Denc	Qwest Resu	Mod Z Scr	Parity Scr
Jul-02					1987	98	20.28		
Aug-02					2070	114	18.16		
Sep-02					3295	94	35.05		
Oct-02					605	40	15.12		
Nov-02					309	26	11.88		
Dec-02					373	29	12.86		
Jan-03					452	33	13.70		
Feb-03					799	36	22.19		
Mar-03					290	28	10.36		
Apr-03					920	39	23.59		
May-03					252	28	9.00		
Jun-03					157	24	6.54		



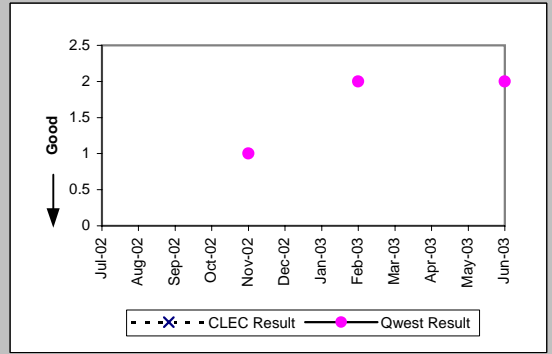
Unbundled Loop - DS1 Capable (Parity)									
Date	CLEC Num	CLEC Denc	CLEC Resu	CLEC Std I	Qwest Num	Qwest Denc	Qwest Resu	Mod Z Scr	Parity Scr
Jul-02	11	2	5.50	3.54	1987	98	20.28	-1.13	-1.68
Aug-02	13	4	3.25	2.63	2070	114	18.16	-1.93	-2.17
Sep-02	17	4	4.25	2.87	3295	94	35.05	-1.39	-1.84
Oct-02	43	2	21.50	10.61	605	40	15.12	0.63	-0.61
Nov-02	29	1	29.00		309	26	11.88	1.23	-0.25
Dec-02	1	1	1.00		373	29	12.86	-0.85	-1.52
Jan-03					452	33	13.70		
Feb-03					799	36	22.19		
Mar-03					290	28	10.36		
Apr-03	2	1	2.00		920	39	23.59	-0.48	-1.29
May-03					252	28	9.00		
Jun-03	3	1	3.00		157	24	6.54	-0.48	-1.29



Unbundled Loop ISDN Capable (Parity)									
Date	CLEC Num	CLEC Denc	CLEC Resu	CLEC Std I	Qwest Num	Qwest Denc	Qwest Resu	Mod Z Scr	Parity Scr
Jul-02					81	11	7.36		
Aug-02	5	1	5.00		150	16	9.38	-0.61	-1.37
Sep-02					83	7	11.86		
Oct-02									
Nov-02					38	3	12.67		
Dec-02									
Jan-03					44	2	22.00		
Feb-03					13	3	4.33		
Mar-03	7	3	2.33	1.53	44	1	44.00		
Apr-03									
May-03					21	2	10.50		
Jun-03					6	3	2.00		

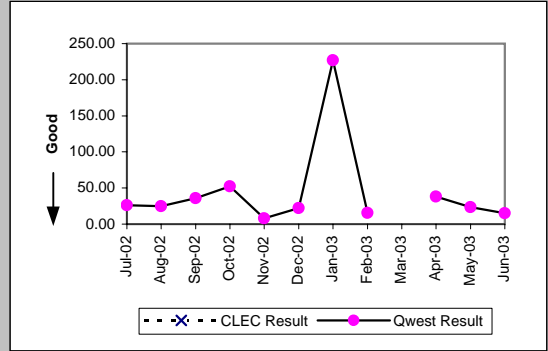


Unbundled Loop - ADSL Qualified (Parity)									
Date	CLEC Num	CLEC Denc	CLEC Resu	CLEC Std I	Qwest Num	Qwest Denc	Qwest Resu	Mod Z Scr	Parity Scr
Jul-02									
Aug-02									
Sep-02									
Oct-02									
Nov-02					1	1	1.00		
Dec-02									
Jan-03									
Feb-03					2	1	2.00		
Mar-03									
Apr-03									
May-03									
Jun-03					2	1	2.00		

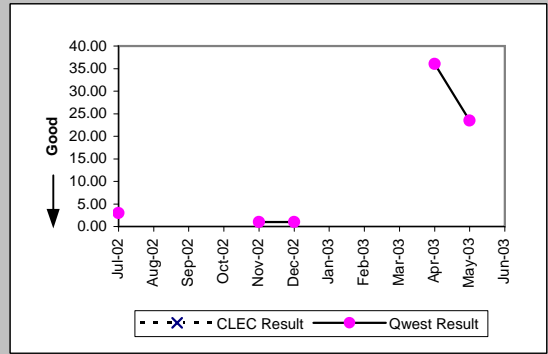


OP-6A-5 - Delayed Days for Non-Facility Reasons (Average Days) - Interval Zone Two

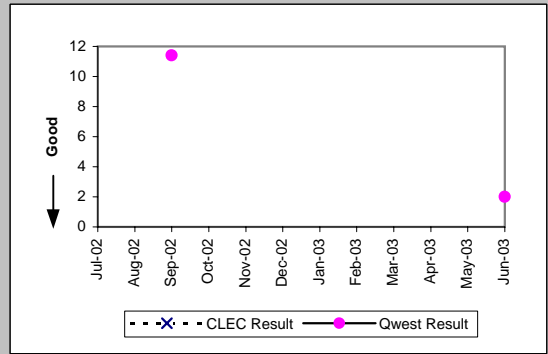
Unbundled Loop - DS3 Capable (Parity)									
Date	CLEC Num	CLEC Dend	CLEC Resu	CLEC Std	Qwest Num	Qwest Dend	Qwest Resu	Mod Z Scr	Parity Scr
Jul-02					208	8	26.00		
Aug-02					248	10	24.80		
Sep-02					72	2	36.00		
Oct-02					105	2	52.50		
Nov-02					8	1	8.00		
Dec-02					89	4	22.25		
Jan-03					227	1	227.00		
Feb-03					78	5	15.60		
Mar-03									
Apr-03					190	5	38.00		
May-03					70	3	23.33		
Jun-03					30	2	15.00		



Qwest DSL (Parity)									
Date	CLEC Num	CLEC Dend	CLEC Resu	CLEC Std	Qwest Num	Qwest Dend	Qwest Resu	Mod Z Scr	Parity Scr
Jul-02					3	1	3.00		
Aug-02									
Sep-02									
Oct-02									
Nov-02					1	1	1.00		
Dec-02					1	1	1.00		
Jan-03									
Feb-03									
Mar-03									
Apr-03					36	1	36.00		
May-03					47	2	23.50		
Jun-03									

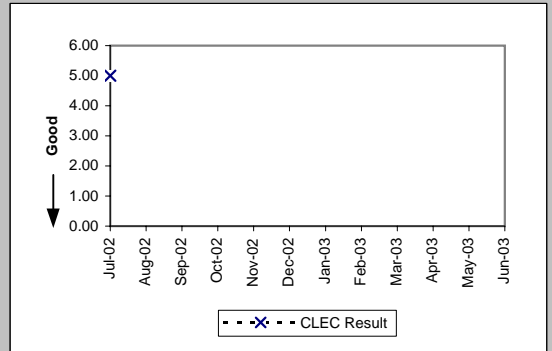


E911 (Parity)									
Date	CLEC Num	CLEC Dend	CLEC Resu	CLEC Std	Qwest Num	Qwest Dend	Qwest Resu	Mod Z Scr	Parity Scr
Jul-02									
Aug-02									
Sep-02					57	5	11.40		
Oct-02									
Nov-02									
Dec-02									
Jan-03									
Feb-03									
Mar-03									
Apr-03									
May-03									
Jun-03					4	2	2.00		



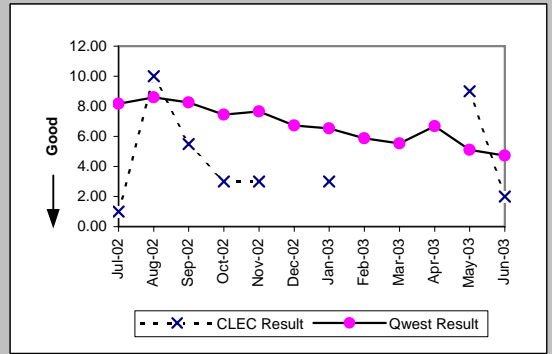
OP-6A-5 - Delayed Days for Non-Facility Reasons (Average Days) - Interval Zone Two

Enhanced Extended Loops (EELs) (Diagnostic)				
Date	Num	Denom	CLEC Result	Standard Dev
Jul-02	5	1	5.00	
Aug-02				
Sep-02				
Oct-02				
Nov-02				
Dec-02				
Jan-03				
Feb-03				
Mar-03				
Apr-03				
May-03				
Jun-03				

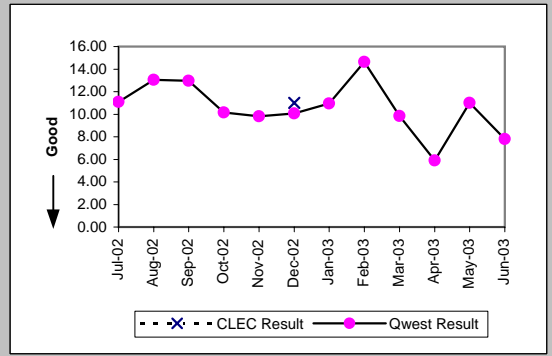


OP-6B-1 - Delayed Days for Facility Reasons (Average Days) - Dispatches within MSAs

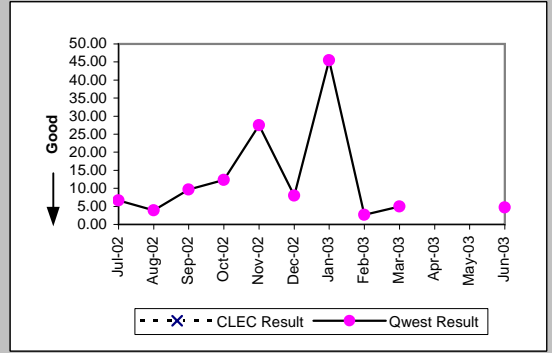
Residence (Parity)									
Date	CLEC Num	CLEC Denc	CLEC Resu	CLEC Std	Qwest Num	Qwest Denc	Qwest Resu	Mod Z Scr	Parity Scr
Jul-02	1	1	1.00		2147	263	8.16	-0.89	-1.54
Aug-02	10	1	10.00		2524	294	8.59	0.5	-0.7
Sep-02	11	2	5.50	4.95	2021	245	8.25	-0.46	-1.28
Oct-02	6	2	3.00	2.83	1712	230	7.44	-0.68	-1.41
Nov-02	3	1	3.00		1377	180	7.65	-0.45	-1.28
Dec-02					1406	209	6.73		
Jan-03	9	3	3.00	2.65	1351	207	6.53	-0.86	-1.52
Feb-03					710	121	5.87		
Mar-03					554	100	5.54		
Apr-03					661	99	6.68		
May-03	9	1	9.00		413	81	5.10	0.9	-0.45
Jun-03	2	1	2.00		303	64	4.73	-0.55	-1.34



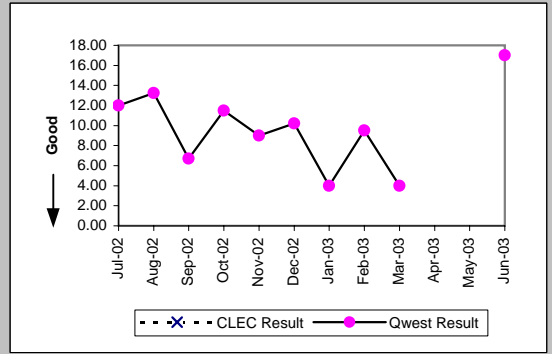
Business (Parity)									
Date	CLEC Num	CLEC Denc	CLEC Resu	CLEC Std	Qwest Num	Qwest Denc	Qwest Resu	Mod Z Scr	Parity Scr
Jul-02					855	77	11.10		
Aug-02					979	75	13.05		
Sep-02					843	65	12.97		
Oct-02					822	81	10.15		
Nov-02					530	54	9.81		
Dec-02	22	2	11.00	0.00	825	82	10.06	0.29	-0.83
Jan-03					657	60	10.95		
Feb-03					791	54	14.65		
Mar-03					394	40	9.85		
Apr-03					183	31	5.90		
May-03					209	19	11.00		
Jun-03					312	40	7.80		



Centrex (Parity)									
Date	CLEC Num	CLEC Denc	CLEC Resu	CLEC Std	Qwest Num	Qwest Denc	Qwest Resu	Mod Z Scr	Parity Scr
Jul-02					174	26	6.69		
Aug-02					43	11	3.91		
Sep-02					135	14	9.64		
Oct-02					123	10	12.30		
Nov-02					110	4	27.50		
Dec-02					24	3	8.00		
Jan-03					182	4	45.50		
Feb-03					8	3	2.67		
Mar-03					5	1	5.00		
Apr-03									
May-03									
Jun-03					33	7	4.71		

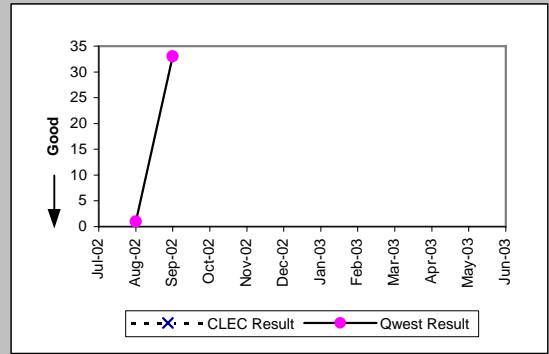


Centrex 21 (Parity)									
Date	CLEC Num	CLEC Denc	CLEC Resu	CLEC Std	Qwest Num	Qwest Denc	Qwest Resu	Mod Z Scr	Parity Scr
Jul-02					12	1	12.00		
Aug-02					106	8	13.25		
Sep-02					67	10	6.70		
Oct-02					23	2	11.50		
Nov-02					18	2	9.00		
Dec-02					51	5	10.20		
Jan-03					16	4	4.00		
Feb-03					19	2	9.50		
Mar-03					4	1	4.00		
Apr-03									
May-03									
Jun-03					17	1	17.00		

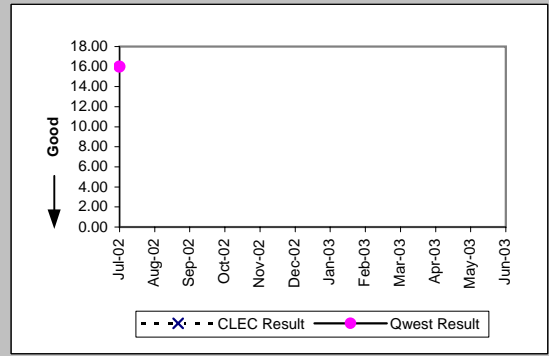


OP-6B-1 - Delayed Days for Facility Reasons (Average Days) - Dispatches within MSAs

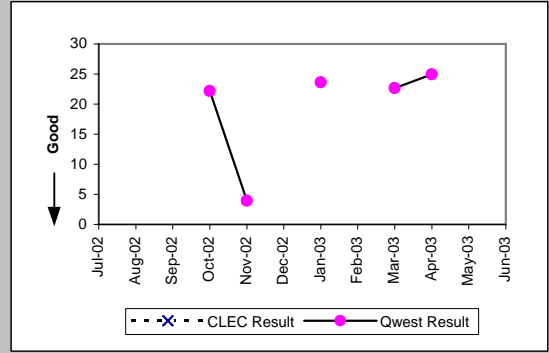
PBX (Parity)									
Date	CLEC Num	CLEC Denc	CLEC Resu	CLEC Std	Qwest Num	Qwest Denc	Qwest Resu	Mod Z Scr	Parity Scr
Jul-02									
Aug-02					1	1	1.00		
Sep-02					66	2	33.00		
Oct-02									
Nov-02									
Dec-02									
Jan-03									
Feb-03									
Mar-03									
Apr-03									
May-03									
Jun-03									



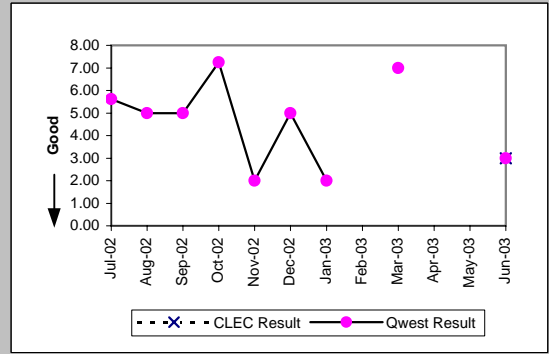
Basic Rate ISDN (Parity)									
Date	CLEC Num	CLEC Denc	CLEC Resu	CLEC Std	Qwest Num	Qwest Denc	Qwest Resu	Mod Z Scr	Parity Scr
Jul-02					48	3	16.00		
Aug-02									
Sep-02									
Oct-02									
Nov-02									
Dec-02									
Jan-03									
Feb-03									
Mar-03									
Apr-03									
May-03									
Jun-03									



DS0 (Parity)									
Date	CLEC Num	CLEC Denc	CLEC Resu	CLEC Std	Qwest Num	Qwest Denc	Qwest Resu	Mod Z Scr	Parity Scr
Jul-02									
Aug-02									
Sep-02									
Oct-02					1087	49	22.18		
Nov-02					122	31	3.94		
Dec-02									
Jan-03					945	40	23.62		
Feb-03									
Mar-03					951	42	22.64		
Apr-03					574	23	24.96		
May-03									
Jun-03									

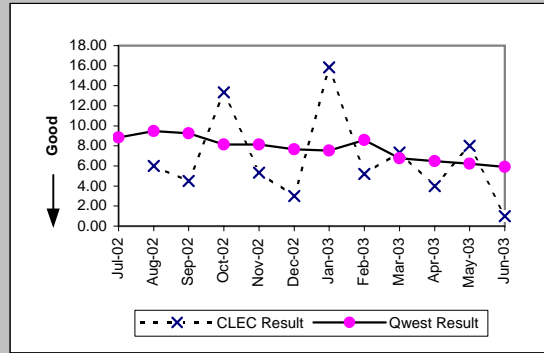


Qwest DSL (Parity)									
Date	CLEC Num	CLEC Denc	CLEC Resu	CLEC Std	Qwest Num	Qwest Denc	Qwest Resu	Mod Z Scr	Parity Scr
Jul-02					45	8	5.62		
Aug-02					20	4	5.00		
Sep-02					25	5	5.00		
Oct-02					29	4	7.25		
Nov-02					8	4	2.00		
Dec-02					5	1	5.00		
Jan-03					6	3	2.00		
Feb-03									
Mar-03					7	1	7.00		
Apr-03									
May-03									
Jun-03	3	1	3.00		9	3	3.00	0	-1

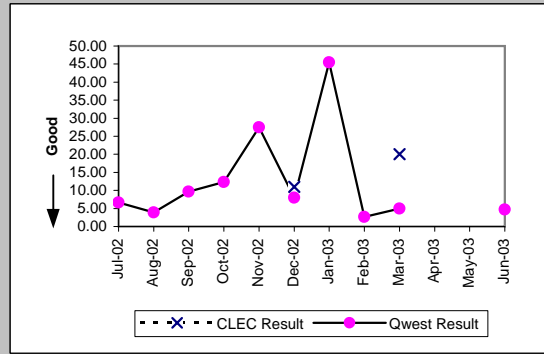


OP-6B-1 - Delayed Days for Facility Reasons (Average Days) - Dispatches within MSAs

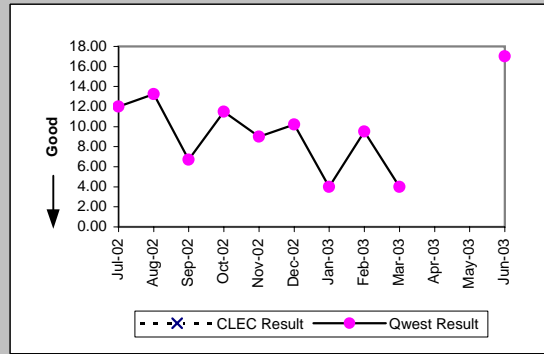
UNE - P (POTS) (Parity)									
Date	CLEC Num	CLEC Dend	CLEC Resu	CLEC Std	Qwest Num	Qwest Dend	Qwest Resu	Mod Z Scr	Parity Scr
Jul-02					3002	340	8.83		
Aug-02	18	3	6.00	1.73	3503	369	9.49	-0.58	-1.35
Sep-02	9	2	4.50	2.12	2864	310	9.24	-0.64	-1.39
Oct-02	40	3	13.33	12.86	2534	311	8.15	1.23	-0.25
Nov-02	16	3	5.33	0.58	1907	234	8.15	-0.48	-1.29
Dec-02	6	2	3.00	1.41	2231	291	7.67	-0.73	-1.44
Jan-03	95	6	15.83	28.60	2008	267	7.52	1.51	-0.08
Feb-03	26	5	5.20	3.35	1501	175	8.58	-0.5	-1.3
Mar-03	22	3	7.33	6.51	948	140	6.77	0.52	-0.68
Apr-03	16	4	4.00	1.63	844	130	6.49	-0.46	-1.28
May-03	8	1	8.00		622	100	6.22	0.67	-0.59
Jun-03	1	1	1.00		615	104	5.91	-0.77	-1.47



UNE P (Centrex) (Parity)									
Date	CLEC Num	CLEC Dend	CLEC Resu	CLEC Std	Qwest Num	Qwest Dend	Qwest Resu	Mod Z Scr	Parity Scr
Jul-02					174	26	6.69		
Aug-02					43	11	3.91		
Sep-02					135	14	9.64		
Oct-02					123	10	12.30		
Nov-02					110	4	27.50		
Dec-02	11	1	11.00		24	3	8.00		
Jan-03					182	4	45.50		
Feb-03					8	3	2.67		
Mar-03	20	1	20.00		5	1	5.00		
Apr-03									
May-03									
Jun-03					33	7	4.71		

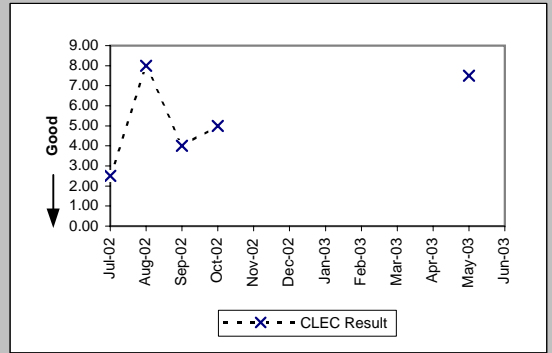


UNE P (Centrex 21) (Parity)									
Date	CLEC Num	CLEC Dend	CLEC Resu	CLEC Std	Qwest Num	Qwest Dend	Qwest Resu	Mod Z Scr	Parity Scr
Jul-02					12	1	12.00		
Aug-02					106	8	13.25		
Sep-02					67	10	6.70		
Oct-02					23	2	11.50		
Nov-02					18	2	9.00		
Dec-02					51	5	10.20		
Jan-03					16	4	4.00		
Feb-03					19	2	9.50		
Mar-03					4	1	4.00		
Apr-03									
May-03									
Jun-03					17	1	17.00		



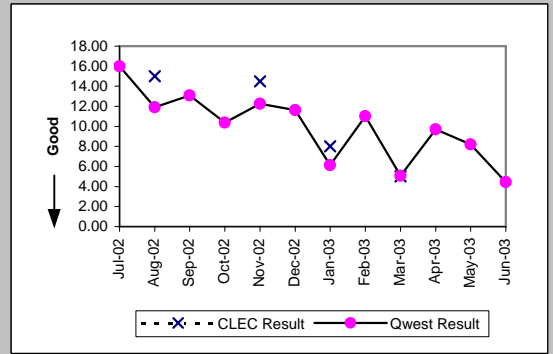
OP-6B-1 - Delayed Days for Facility Reasons (Average Days) - Dispatches within MSAs

Line Sharing (Diagnostic)					
Date	Numerator	Denominator	CLEC Result	Standard Dev	
Jul-02	5	2	2.50	2.12	
Aug-02	8	1	8.00		
Sep-02	4	1	4.00		
Oct-02	5	1	5.00		
Nov-02					
Dec-02					
Jan-03					
Feb-03					
Mar-03					
Apr-03					
May-03	30	4	7.50	5.45	
Jun-03					

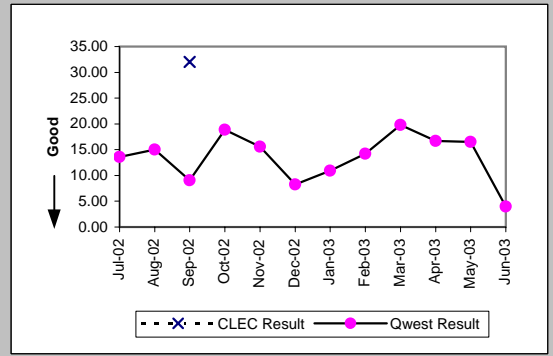


OP-6B-2 - Delayed Days for Facility Reasons (Average Days) - Dispatches outside MSAs

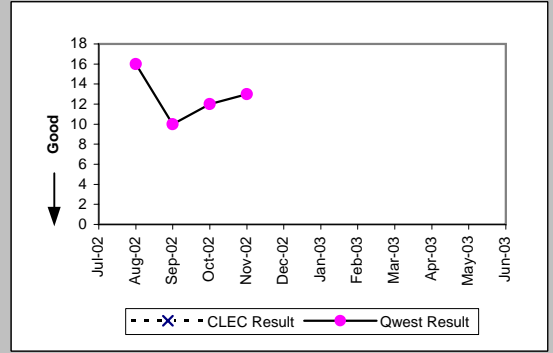
Residence (Parity)									
Date	CLEC Num	CLEC Denc	CLEC Resu	CLEC Std	Qwest Num	Qwest Denc	Qwest Resu	Mod Z Scr	Parity Scr
Jul-02					1391	87	15.99		
Aug-02	15	1	15.00		880	74	11.89	0.68	-0.58
Sep-02					1007	77	13.08		
Oct-02					768	74	10.38		
Nov-02	29	2	14.50	6.36	845	69	12.25	1.04	-0.37
Dec-02					906	78	11.62		
Jan-03	8	1	8.00		367	60	6.12	0.56	-0.66
Feb-03					506	46	11.00		
Mar-03	5	1	5.00		162	32	5.06	-0.01	-1.01
Apr-03					310	32	9.69		
May-03					328	40	8.20		
Jun-03					142	32	4.44		



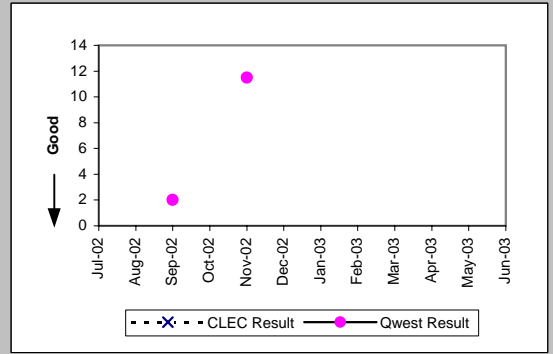
Business (Parity)									
Date	CLEC Num	CLEC Denc	CLEC Resu	CLEC Std	Qwest Num	Qwest Denc	Qwest Resu	Mod Z Scr	Parity Scr
Jul-02					136	10	13.60		
Aug-02					150	10	15.00		
Sep-02	32	1	32.00		181	20	9.05	2.01	0.22
Oct-02					283	15	18.87		
Nov-02					171	11	15.55		
Dec-02					149	18	8.28		
Jan-03					164	15	10.93		
Feb-03					71	5	14.20		
Mar-03					218	11	19.82		
Apr-03					117	7	16.71		
May-03					66	4	16.50		
Jun-03					32	8	4.00		



Centrex (Parity)									
Date	CLEC Num	CLEC Denc	CLEC Resu	CLEC Std	Qwest Num	Qwest Denc	Qwest Resu	Mod Z Scr	Parity Scr
Jul-02									
Aug-02					48	3	16.00		
Sep-02					10	1	10.00		
Oct-02					48	4	12.00		
Nov-02					26	2	13.00		
Dec-02									
Jan-03									
Feb-03									
Mar-03									
Apr-03									
May-03									
Jun-03									

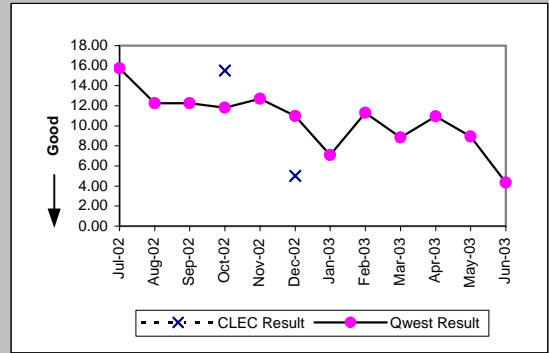


Centrex 21 (Parity)									
Date	CLEC Num	CLEC Denc	CLEC Resu	CLEC Std	Qwest Num	Qwest Denc	Qwest Resu	Mod Z Scr	Parity Scr
Jul-02									
Aug-02									
Sep-02					2	1	2.00		
Oct-02									
Nov-02					23	2	11.50		
Dec-02									
Jan-03									
Feb-03									
Mar-03									
Apr-03									
May-03									
Jun-03									

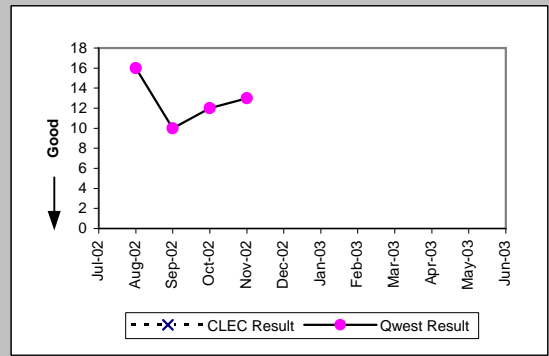


OP-6B-2 - Delayed Days for Facility Reasons (Average Days) - Dispatches outside MSAs

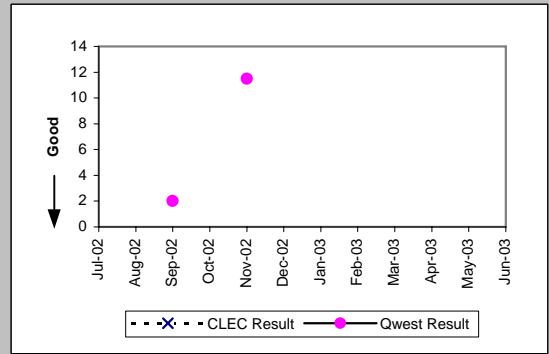
UNE - P (POTS) (Parity)									
Date	CLEC Num	CLEC Dend	CLEC Resu	CLEC Std	Qwest Num	Qwest Dend	Qwest Resu	Mod Z Scr	Parity Scr
Jul-02					1527	97	15.74		
Aug-02					1030	84	12.26		
Sep-02					1188	97	12.25		
Oct-02	31	2	15.50	10.61	1051	89	11.81	0.92	-0.44
Nov-02					1016	80	12.70		
Dec-02	5	1	5.00		1055	96	10.99	-0.4	-1.24
Jan-03					531	75	7.08		
Feb-03					577	51	11.31		
Mar-03					380	43	8.84		
Apr-03					427	39	10.95		
May-03					394	44	8.95		
Jun-03					174	40	4.35		



UNE P (Centrex) (Parity)									
Date	CLEC Num	CLEC Dend	CLEC Resu	CLEC Std	Qwest Num	Qwest Dend	Qwest Resu	Mod Z Scr	Parity Scr
Jul-02									
Aug-02					48	3	16.00		
Sep-02					10	1	10.00		
Oct-02					48	4	12.00		
Nov-02					26	2	13.00		
Dec-02									
Jan-03									
Feb-03									
Mar-03									
Apr-03									
May-03									
Jun-03									



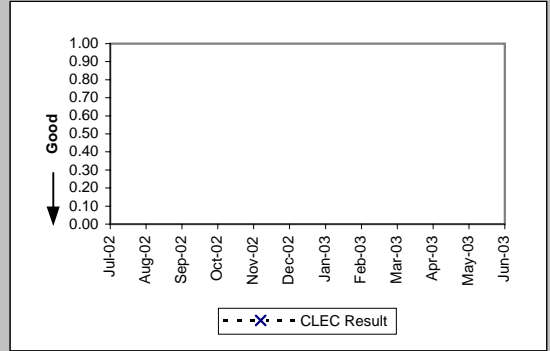
UNE P (Centrex 21) (Parity)									
Date	CLEC Num	CLEC Dend	CLEC Resu	CLEC Std	Qwest Num	Qwest Dend	Qwest Resu	Mod Z Scr	Parity Scr
Jul-02									
Aug-02									
Sep-02					2	1	2.00		
Oct-02									
Nov-02					23	2	11.50		
Dec-02									
Jan-03									
Feb-03									
Mar-03									
Apr-03									
May-03									
Jun-03									



OP-6B-2 - Delayed Days for Facility Reasons (Average Days) - Dispatches outside MSAs

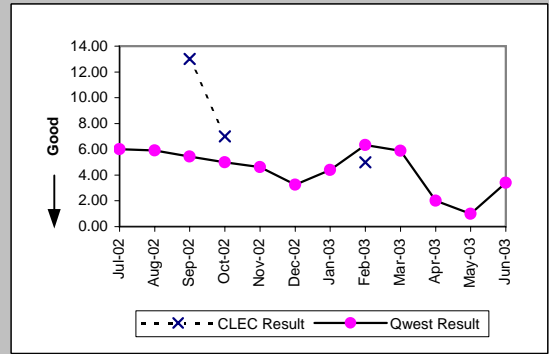
Line Sharing (Diagnostic)

Date	Numerator	Denominator	CLEC Result	Standard Dev
Jul-02				
Aug-02				
Sep-02				
Oct-02				
Nov-02				
Dec-02				
Jan-03				
Feb-03				
Mar-03				
Apr-03				
May-03				
Jun-03				

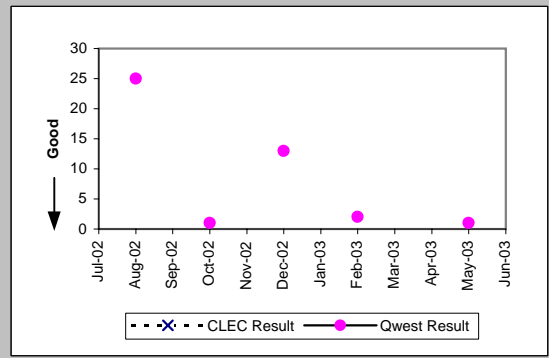


OP-6B-3 - Delayed Days for Facility Reasons (Average Days) - No dispatches

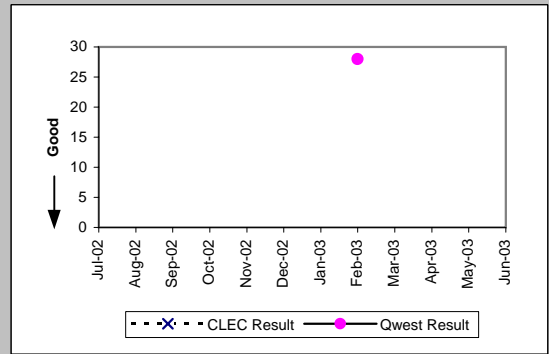
Residence (Parity)									
Date	CLEC Num	CLEC Denc	CLEC Resu	CLEC Std	Qwest Num	Qwest Denc	Qwest Resu	Mod Z Scr	Parity Scr
Jul-02					42	7	6.00		
Aug-02					65	11	5.91		
Sep-02	13	1	13.00		76	14	5.43	1.27	-0.23
Oct-02	7	1	7.00		45	9	5.00	0.3	-0.82
Nov-02					37	8	4.62		
Dec-02					26	8	3.25		
Jan-03					22	5	4.40		
Feb-03	5	1	5.00		19	3	6.33	-0.2	-1.12
Mar-03					53	9	5.89		
Apr-03					2	1	2.00		
May-03					1	1	1.00		
Jun-03					17	5	3.40		



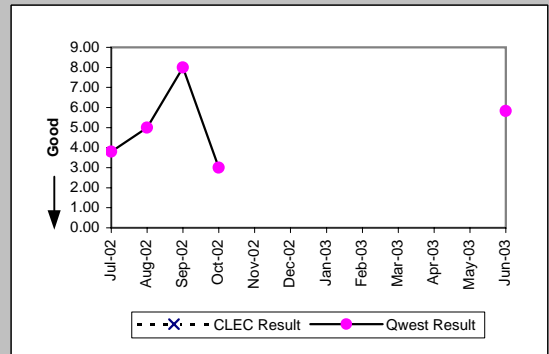
Business (Parity)									
Date	CLEC Num	CLEC Denc	CLEC Resu	CLEC Std	Qwest Num	Qwest Denc	Qwest Resu	Mod Z Scr	Parity Scr
Jul-02					50	2	25.00		
Aug-02									
Sep-02					1	1	1.00		
Oct-02									
Nov-02									
Dec-02					13	1	13.00		
Jan-03									
Feb-03					2	1	2.00		
Mar-03									
Apr-03									
May-03					1	1	1.00		
Jun-03									



Centrex (Parity)									
Date	CLEC Num	CLEC Denc	CLEC Resu	CLEC Std	Qwest Num	Qwest Denc	Qwest Resu	Mod Z Scr	Parity Scr
Jul-02									
Aug-02									
Sep-02									
Oct-02									
Nov-02									
Dec-02									
Jan-03									
Feb-03					28	1	28.00		
Mar-03									
Apr-03									
May-03									
Jun-03									

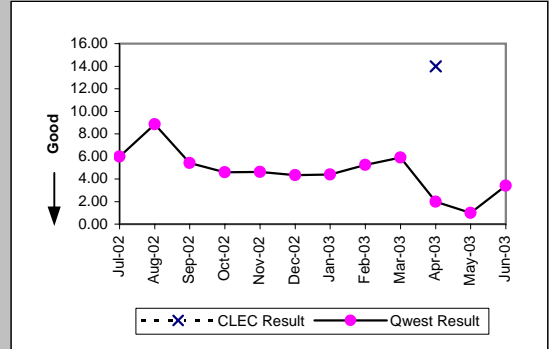


Qwest DSL (Parity)									
Date	CLEC Num	CLEC Denc	CLEC Resu	CLEC Std	Qwest Num	Qwest Denc	Qwest Resu	Mod Z Scr	Parity Scr
Jul-02					19	5	3.80		
Aug-02					30	6	5.00		
Sep-02					16	2	8.00		
Oct-02					3	1	3.00		
Nov-02									
Dec-02									
Jan-03									
Feb-03									
Mar-03									
Apr-03									
May-03									
Jun-03					35	6	5.83		

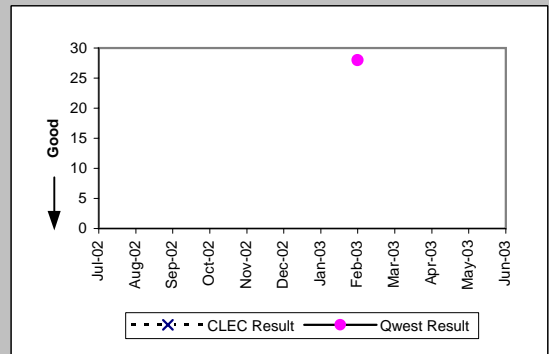


OP-6B-3 - Delayed Days for Facility Reasons (Average Days) - No dispatches

UNE - P (POTS) (Parity)									
Date	CLEC Num	CLEC Denc	CLEC Resu	CLEC Std	Qwest Num	Qwest Denc	Qwest Resu	Mod Z Scr	Parity Scr
Jul-02					42	7	6.00		
Aug-02					115	13	8.85		
Sep-02					76	14	5.43		
Oct-02					46	10	4.60		
Nov-02					37	8	4.62		
Dec-02					39	9	4.33		
Jan-03					22	5	4.40		
Feb-03					21	4	5.25		
Mar-03					53	9	5.89		
Apr-03	14	1	14.00		2	1	2.00		
May-03					2	2	1.00		
Jun-03					17	5	3.40		

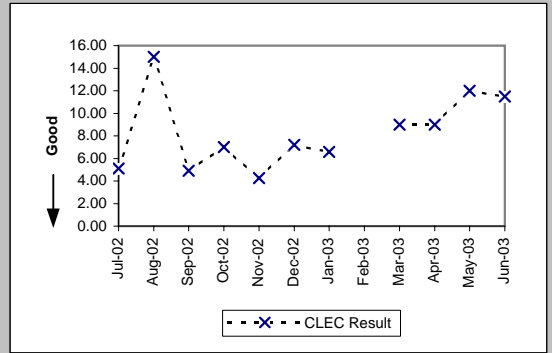


UNE P (Centrex) (Parity)									
Date	CLEC Num	CLEC Denc	CLEC Resu	CLEC Std	Qwest Num	Qwest Denc	Qwest Resu	Mod Z Scr	Parity Scr
Jul-02									
Aug-02									
Sep-02									
Oct-02									
Nov-02									
Dec-02									
Jan-03									
Feb-03					28	1	28.00		
Mar-03									
Apr-03									
May-03									
Jun-03									



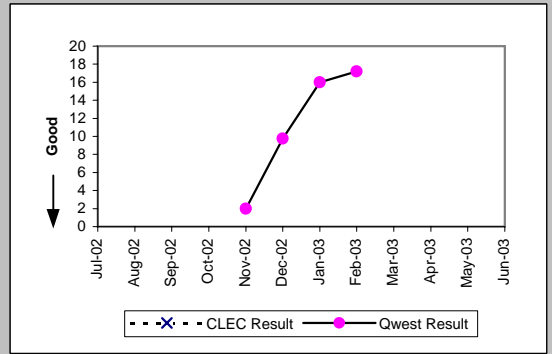
OP-6B-3 - Delayed Days for Facility Reasons (Average Days) - No dispatches

Line Sharing (Diagnostic)					
Date	Numerator	Denominator	CLEC Result	Standard Dev	
Jul-02	41	8	5.12	2.03	
Aug-02	60	4	15.00	6.68	
Sep-02	245	50	4.90	2.66	
Oct-02	35	5	7.00	3.16	
Nov-02	17	4	4.25	1.71	
Dec-02	36	5	7.20	3.70	
Jan-03	46	7	6.57	3.78	
Feb-03					
Mar-03	9	1	9.00		
Apr-03	18	2	9.00	0.00	
May-03	48	4	12.00	0.00	
Jun-03	46	4	11.50	1.00	

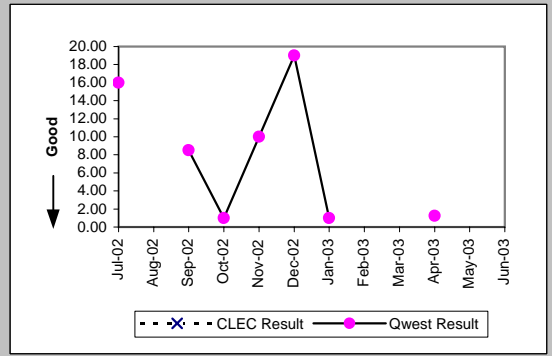


OP-6B-4 - Delayed Days for Facility Reasons (Average Days) - Interval Zone One

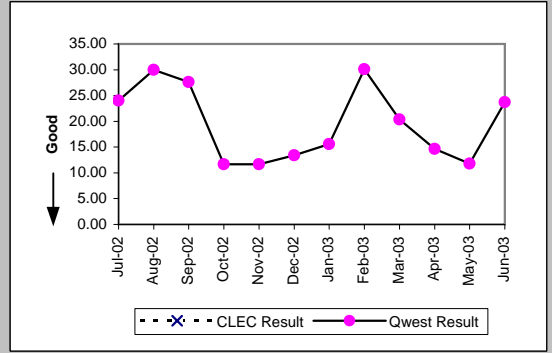
ISDN Primary (Parity)									
Date	CLEC Num	CLEC Denc	CLEC Resu	CLEC Std	Qwest Num	Qwest Denc	Qwest Resu	Mod Z Scr	Parity Scr
Jul-02									
Aug-02									
Sep-02									
Oct-02									
Nov-02					2	1	2.00		
Dec-02					39	4	9.75		
Jan-03					16	1	16.00		
Feb-03					86	5	17.20		
Mar-03									
Apr-03									
May-03									
Jun-03									



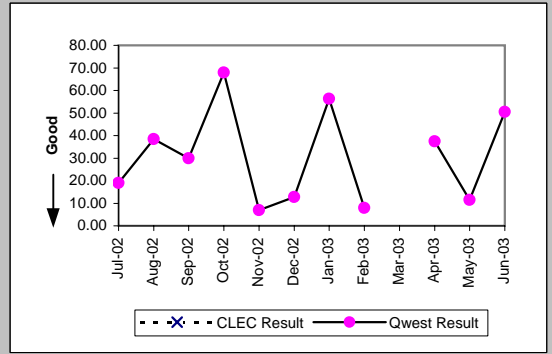
DS0 (Parity)									
Date	CLEC Num	CLEC Denc	CLEC Resu	CLEC Std	Qwest Num	Qwest Denc	Qwest Resu	Mod Z Scr	Parity Scr
Jul-02					16	1	16.00		
Aug-02									
Sep-02					34	4	8.50		
Oct-02					1	1	1.00		
Nov-02					30	3	10.00		
Dec-02					57	3	19.00		
Jan-03					2	2	1.00		
Feb-03									
Mar-03									
Apr-03					5	4	1.25		
May-03									
Jun-03									



DS1 (Parity)									
Date	CLEC Num	CLEC Denc	CLEC Resu	CLEC Std	Qwest Num	Qwest Denc	Qwest Resu	Mod Z Scr	Parity Scr
Jul-02					120	5	24.00		
Aug-02					240	8	30.00		
Sep-02					138	5	27.60		
Oct-02					432	37	11.68		
Nov-02					292	25	11.68		
Dec-02					536	40	13.40		
Jan-03					451	29	15.55		
Feb-03					421	14	30.07		
Mar-03					122	6	20.33		
Apr-03					190	13	14.62		
May-03					189	16	11.81		
Jun-03					356	15	23.73		

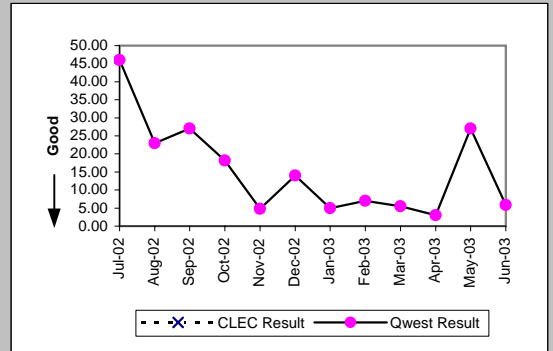


DS3 (Parity)									
Date	CLEC Num	CLEC Denc	CLEC Resu	CLEC Std	Qwest Num	Qwest Denc	Qwest Resu	Mod Z Scr	Parity Scr
Jul-02					38	2	19.00		
Aug-02					77	2	38.50		
Sep-02					30	1	30.00		
Oct-02					68	1	68.00		
Nov-02					14	2	7.00		
Dec-02					64	5	12.80		
Jan-03					169	3	56.33		
Feb-03					8	1	8.00		
Mar-03									
Apr-03					75	2	37.50		
May-03					69	6	11.50		
Jun-03					101	2	50.50		

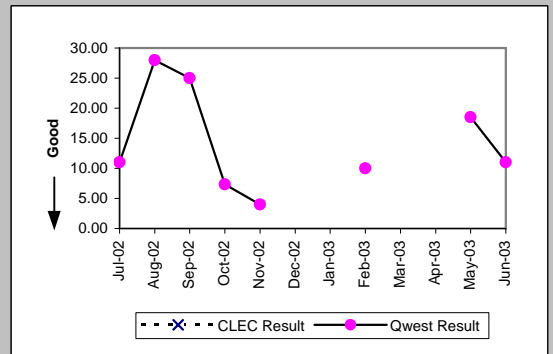


OP-6B-4 - Delayed Days for Facility Reasons (Average Days) - Interval Zone One

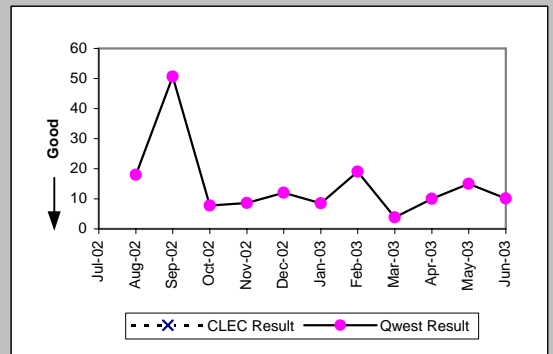
Frame Relay (Parity)									
Date	CLEC Num	CLEC Dend	CLEC Resu	CLEC Std	Qwest Num	Qwest Dend	Qwest Resu	Mod Z Scr	Parity Scr
Jul-02					92	2	46.00		
Aug-02					69	3	23.00		
Sep-02					27	1	27.00		
Oct-02					109	6	18.17		
Nov-02					19	4	4.75		
Dec-02					56	4	14.00		
Jan-03					10	2	5.00		
Feb-03					21	3	7.00		
Mar-03					11	2	5.50		
Apr-03					3	1	3.00		
May-03					54	2	27.00		
Jun-03					35	6	5.83		



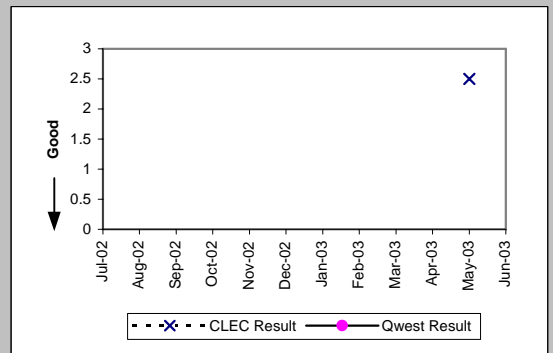
PBX (Parity)									
Date	CLEC Num	CLEC Dend	CLEC Resu	CLEC Std	Qwest Num	Qwest Dend	Qwest Resu	Mod Z Scr	Parity Scr
Jul-02					11	1	11.00		
Aug-02					112	4	28.00		
Sep-02					25	1	25.00		
Oct-02					22	3	7.33		
Nov-02					4	1	4.00		
Dec-02									
Jan-03									
Feb-03					10	1	10.00		
Mar-03									
Apr-03									
May-03					74	4	18.50		
Jun-03					22	2	11.00		



Basic Rate ISDN (Parity)									
Date	CLEC Num	CLEC Dend	CLEC Resu	CLEC Std	Qwest Num	Qwest Dend	Qwest Resu	Mod Z Scr	Parity Scr
Jul-02									
Aug-02					36	2	18.00		
Sep-02					152	3	50.67		
Oct-02					62	8	7.75		
Nov-02					52	6	8.67		
Dec-02					36	3	12.00		
Jan-03					137	16	8.56		
Feb-03					38	2	19.00		
Mar-03					31	8	3.88		
Apr-03					80	8	10.00		
May-03					75	5	15.00		
Jun-03					91	9	10.11		

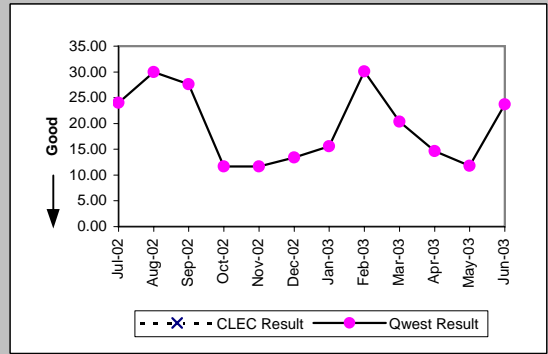


LIS Trunk (Parity)									
Date	CLEC Num	CLEC Dend	CLEC Resu	CLEC Std	Qwest Num	Qwest Dend	Qwest Resu	Mod Z Scr	Parity Scr
Jul-02									
Aug-02									
Sep-02									
Oct-02									
Nov-02									
Dec-02									
Jan-03									
Feb-03									
Mar-03									
Apr-03									
May-03	5	2	2.50	2.12					
Jun-03									

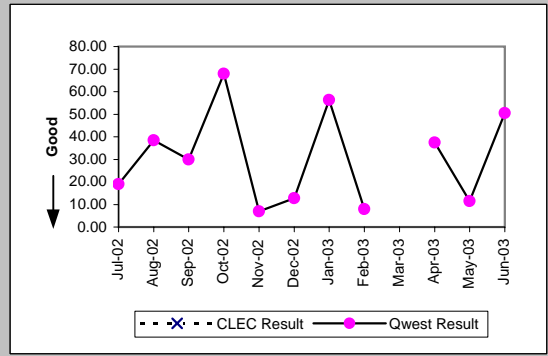


OP-6B-4 - Delayed Days for Facility Reasons (Average Days) - Interval Zone One

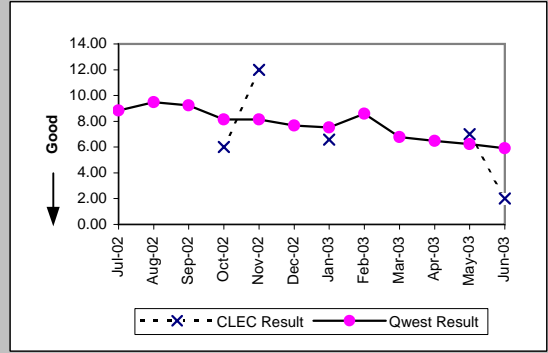
UDIT DS1 (Parity)									
Date	CLEC Num	CLEC Denc	CLEC Resu	CLEC Std	Qwest Num	Qwest Denc	Qwest Resu	Mod Z Scr	Parity Scr
Jul-02					120	5	24.00		
Aug-02					240	8	30.00		
Sep-02					138	5	27.60		
Oct-02					432	37	11.68		
Nov-02					292	25	11.68		
Dec-02					536	40	13.40		
Jan-03					451	29	15.55		
Feb-03					421	14	30.07		
Mar-03					122	6	20.33		
Apr-03					190	13	14.62		
May-03					189	16	11.81		
Jun-03					356	15	23.73		



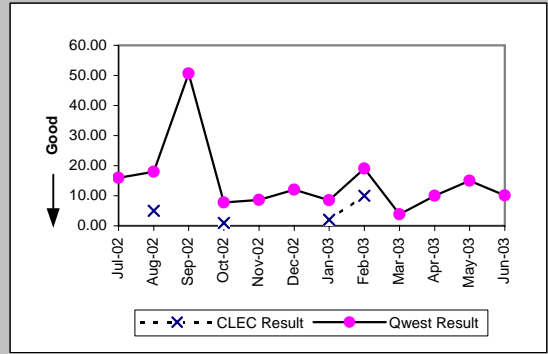
UDIT Above DS1 Level (Parity)									
Date	CLEC Num	CLEC Denc	CLEC Resu	CLEC Std	Qwest Num	Qwest Denc	Qwest Resu	Mod Z Scr	Parity Scr
Jul-02					38	2	19.00		
Aug-02					77	2	38.50		
Sep-02					30	1	30.00		
Oct-02					68	1	68.00		
Nov-02					14	2	7.00		
Dec-02					64	5	12.80		
Jan-03					169	3	56.33		
Feb-03					8	1	8.00		
Mar-03									
Apr-03					75	2	37.50		
May-03					69	6	11.50		
Jun-03					101	2	50.50		



Unbundled Loop Analog (Parity)									
Date	CLEC Num	CLEC Denc	CLEC Resu	CLEC Std	Qwest Num	Qwest Denc	Qwest Resu	Mod Z Scr	Parity Scr
Jul-02					3002	340	8.83		
Aug-02					3503	369	9.49		
Sep-02					2864	310	9.24		
Oct-02	12	2	6.00	0.00	2534	311	8.15	-0.29	-1.18
Nov-02	60	5	12.00	0.00	1907	234	8.15	1.04	-0.37
Dec-02					2231	291	7.67		
Jan-03	92	14	6.57	1.60	2008	267	7.52	-0.37	-1.23
Feb-03					1501	175	8.58		
Mar-03					948	140	6.77		
Apr-03					844	130	6.49		
May-03	7	1	7.00		622	100	6.22	0.5	-0.7
Jun-03	2	1	2.00		615	104	5.91	-0.61	-1.37

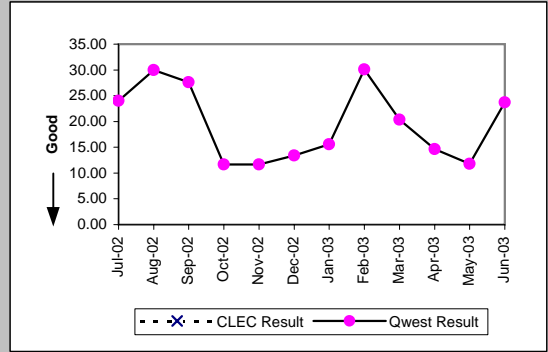


Unbundled Loop - 2 Wire Non-Loaded (Parity)									
Date	CLEC Num	CLEC Denc	CLEC Resu	CLEC Std	Qwest Num	Qwest Denc	Qwest Resu	Mod Z Scr	Parity Scr
Jul-02					48	3	16.00		
Aug-02	5	1	5.00		36	2	18.00	-0.75	-1.46
Sep-02					152	3	50.67		
Oct-02	1	1	1.00		62	8	7.75	-0.82	-1.5
Nov-02					52	6	8.67		
Dec-02					36	3	12.00		
Jan-03	2	1	2.00		137	16	8.56	-0.77	-1.47
Feb-03	10	1	10.00		38	2	19.00	-0.74	-1.45
Mar-03					31	8	3.88		
Apr-03					80	8	10.00		
May-03					75	5	15.00		
Jun-03					91	9	10.11		

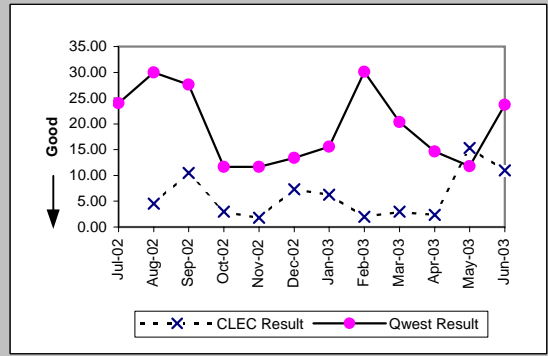


OP-6B-4 - Delayed Days for Facility Reasons (Average Days) - Interval Zone One

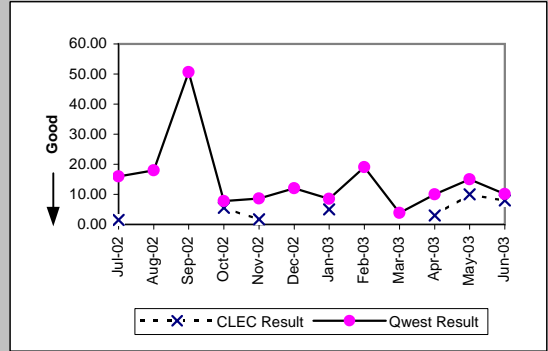
Unbundled Loop - 4 Wire Non-Loaded (Parity)									
Date	CLEC Num	CLEC Denc	CLEC Resu	CLEC Std	Qwest Num	Qwest Denc	Qwest Resu	Mod Z Scr	Parity Scr
Jul-02					120	5	24.00		
Aug-02					240	8	30.00		
Sep-02					138	5	27.60		
Oct-02					432	37	11.68		
Nov-02					292	25	11.68		
Dec-02					536	40	13.40		
Jan-03					451	29	15.55		
Feb-03					421	14	30.07		
Mar-03					122	6	20.33		
Apr-03					190	13	14.62		
May-03					189	16	11.81		
Jun-03					356	15	23.73		



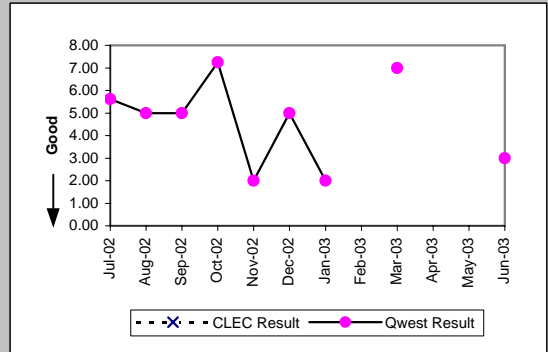
Unbundled Loop - DS1 Capable (Parity)									
Date	CLEC Num	CLEC Denc	CLEC Resu	CLEC Std	Qwest Num	Qwest Denc	Qwest Resu	Mod Z Scr	Parity Scr
Jul-02					120	5	24.00		
Aug-02	9	2	4.50	4.95	240	8	30.00	-0.79	-1.48
Sep-02	21	2	10.50	6.36	138	5	27.60	-0.86	-1.53
Oct-02	24	8	3.00	2.98	432	37	11.68	-2.85	-2.74
Nov-02	11	6	1.83	0.75	292	25	11.68	-2.44	-2.48
Dec-02	22	3	7.33	10.12	536	40	13.40	-1.17	-1.71
Jan-03	25	4	6.25	6.85	451	29	15.55	-1.39	-1.84
Feb-03	2	1	2.00		421	14	30.07	-0.86	-1.52
Mar-03	3	1	3.00		122	6	20.33	-0.91	-1.56
Apr-03	7	3	2.33	1.53	190	13	14.62	-1.76	-2.07
May-03	46	3	15.33	11.59	189	16	11.81	0.59	-0.64
Jun-03	22	2	11.00	12.73	356	15	23.73	-0.84	-1.51



Unbundled Loop ISDN Capable (Parity)									
Date	CLEC Num	CLEC Denc	CLEC Resu	CLEC Std	Qwest Num	Qwest Denc	Qwest Resu	Mod Z Scr	Parity Scr
Jul-02	3	2	1.50	0.71	48	3	16.00	-1.06	-1.65
Aug-02					36	2	18.00		
Sep-02					152	3	50.67		
Oct-02	11	2	5.50	0.71	62	8	7.75	-0.37	-1.22
Nov-02	5	3	1.67	0.58	52	6	8.67	-1.47	-1.9
Dec-02					36	3	12.00		
Jan-03	10	2	5.00	4.24	137	16	8.56	-0.58	-1.35
Feb-03					38	2	19.00		
Mar-03					31	8	3.88		
Apr-03	3	1	3.00		80	8	10.00	-0.69	-1.42
May-03	10	1	10.00		75	5	15.00	-0.22	-1.13
Jun-03	8	1	8.00		91	9	10.11	-0.24	-1.14



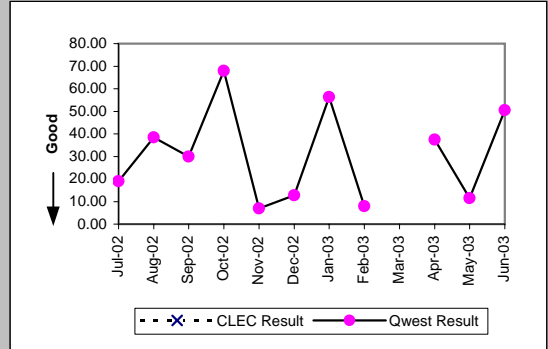
Unbundled Loop - ADSL Qualified (Parity)									
Date	CLEC Num	CLEC Denc	CLEC Resu	CLEC Std	Qwest Num	Qwest Denc	Qwest Resu	Mod Z Scr	Parity Scr
Jul-02					45	8	5.62		
Aug-02					20	4	5.00		
Sep-02					25	5	5.00		
Oct-02					29	4	7.25		
Nov-02					8	4	2.00		
Dec-02					5	1	5.00		
Jan-03					6	3	2.00		
Feb-03									
Mar-03					7	1	7.00		
Apr-03									
May-03									
Jun-03					9	3	3.00		



OP-6B-4 - Delayed Days for Facility Reasons (Average Days) - Interval Zone One

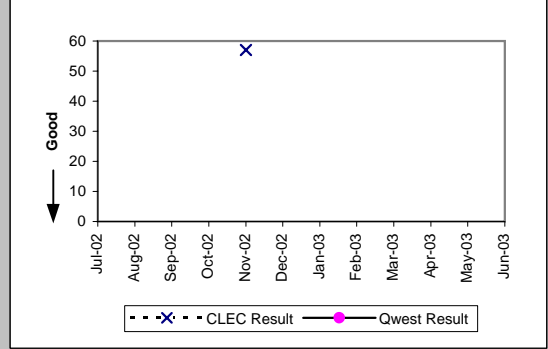
Unbundled Loop - DS3 Capable (Parity)

Date	CLEC Num	CLEC Dend	CLEC Resu	CLEC Std	Qwest Num	Qwest Dend	Qwest Resu	Mod Z Scr	Parity Scr
Jul-02					38	2	19.00		
Aug-02					77	2	38.50		
Sep-02					30	1	30.00		
Oct-02					68	1	68.00		
Nov-02					14	2	7.00		
Dec-02					64	5	12.80		
Jan-03					169	3	56.33		
Feb-03					8	1	8.00		
Mar-03									
Apr-03					75	2	37.50		
May-03					69	6	11.50		
Jun-03					101	2	50.50		



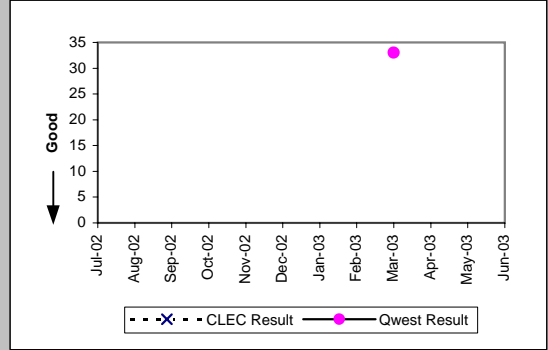
Dark Fiber - Loop (Diagnostic)

Date	CLEC Num	CLEC Dend	CLEC Resu	CLEC Std	Qwest Num	Qwest Dend	Qwest Resu	Mod Z Scr	Parity Scr
Jul-02									
Aug-02									
Sep-02									
Oct-02									
Nov-02	114	2	57.00	0.00					
Dec-02									
Jan-03									
Feb-03									
Mar-03									
Apr-03									
May-03									
Jun-03									



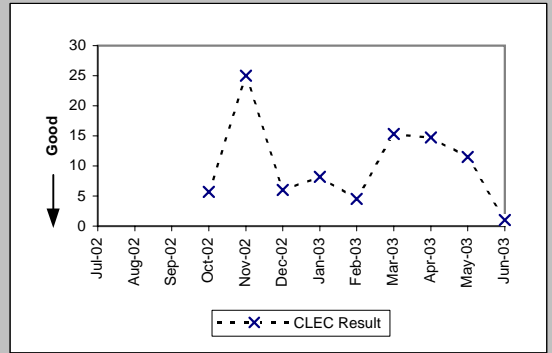
E911 (Parity)

Date	CLEC Num	CLEC Dend	CLEC Resu	CLEC Std	Qwest Num	Qwest Dend	Qwest Resu	Mod Z Scr	Parity Scr
Jul-02									
Aug-02									
Sep-02									
Oct-02									
Nov-02									
Dec-02									
Jan-03									
Feb-03									
Mar-03					33	1	33.00		
Apr-03									
May-03									
Jun-03									



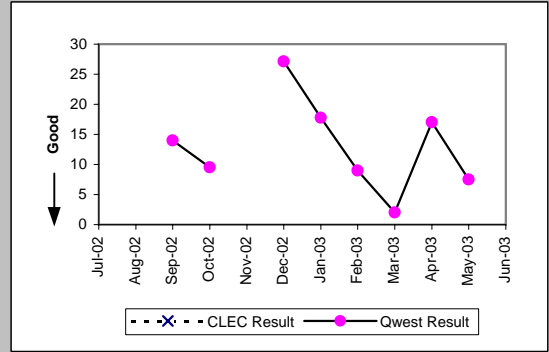
OP-6B-4 - Delayed Days for Facility Reasons (Average Days) - Interval Zone One

Enhanced Extended Loops (EELs) (Diagnostic)				
Date	Num	Denom	CLEC Result	Standard Dev
Jul-02				
Aug-02				
Sep-02				
Oct-02	17	3	5.67	1.53
Nov-02	75	3	25.00	39.85
Dec-02	18	3	6.00	4.36
Jan-03	49	6	8.17	5.27
Feb-03	18	4	4.50	4.04
Mar-03	46	3	15.33	12.66
Apr-03	59	4	14.75	9.50
May-03	69	6	11.50	17.72
Jun-03	3	3	1.00	0.00

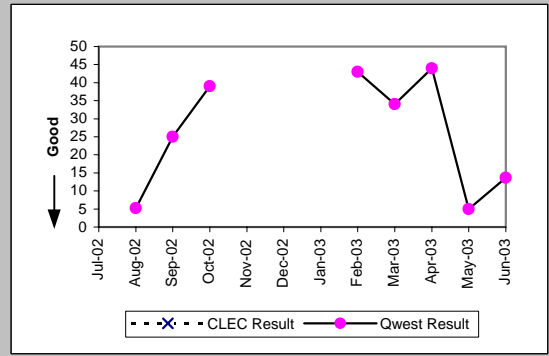


OP-6B-5 - Delayed Days for Facility Reasons (Average Days) - Interval Zone Two

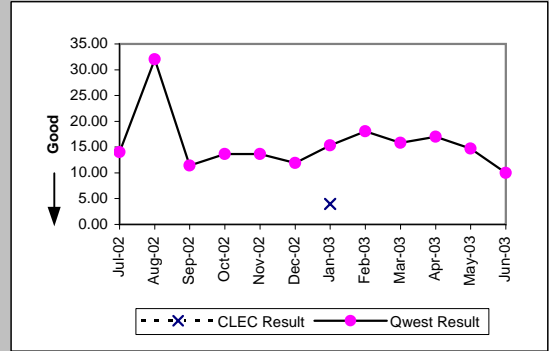
ISDN Primary (Parity)									
Date	CLEC Num	CLEC Denc	CLEC Resu	CLEC Std	Qwest Num	Qwest Denc	Qwest Resu	Mod Z Scr	Parity Scr
Jul-02									
Aug-02									
Sep-02					14	1	14.00		
Oct-02					19	2	9.50		
Nov-02									
Dec-02					624	23	27.13		
Jan-03					71	4	17.75		
Feb-03					18	2	9.00		
Mar-03					2	1	2.00		
Apr-03					17	1	17.00		
May-03					15	2	7.50		
Jun-03									



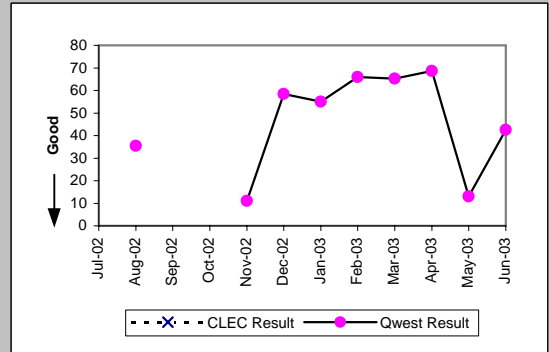
DS0 (Parity)									
Date	CLEC Num	CLEC Denc	CLEC Resu	CLEC Std	Qwest Num	Qwest Denc	Qwest Resu	Mod Z Scr	Parity Scr
Jul-02									
Aug-02					21	4	5.25		
Sep-02					25	1	25.00		
Oct-02					39	1	39.00		
Nov-02									
Dec-02									
Jan-03									
Feb-03					43	1	43.00		
Mar-03					102	3	34.00		
Apr-03					132	3	44.00		
May-03					5	1	5.00		
Jun-03					41	3	13.67		



DS1 (Parity)									
Date	CLEC Num	CLEC Denc	CLEC Resu	CLEC Std	Qwest Num	Qwest Denc	Qwest Resu	Mod Z Scr	Parity Scr
Jul-02					70	5	14.00		
Aug-02					320	10	32.00		
Sep-02					114	10	11.40		
Oct-02					368	27	13.63		
Nov-02					232	17	13.65		
Dec-02					203	17	11.94		
Jan-03	4	1	4.00		460	30	15.33	-1.17	-1.71
Feb-03					235	13	18.08		
Mar-03					301	19	15.84		
Apr-03					289	17	17.00		
May-03					265	18	14.72		
Jun-03					260	26	10.00		

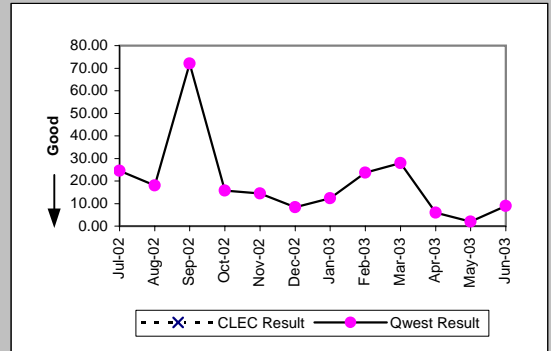


DS3 (Parity)									
Date	CLEC Num	CLEC Denc	CLEC Resu	CLEC Std	Qwest Num	Qwest Denc	Qwest Resu	Mod Z Scr	Parity Scr
Jul-02									
Aug-02					71	2	35.50		
Sep-02									
Oct-02									
Nov-02					11	1	11.00		
Dec-02					234	4	58.50		
Jan-03					110	2	55.00		
Feb-03					66	1	66.00		
Mar-03					326	5	65.20		
Apr-03					206	3	68.67		
May-03					26	2	13.00		
Jun-03					85	2	42.50		

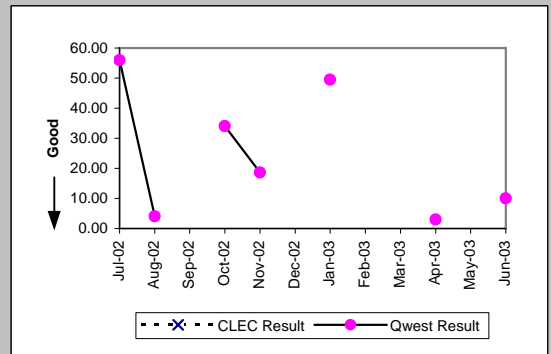


OP-6B-5 - Delayed Days for Facility Reasons (Average Days) - Interval Zone Two

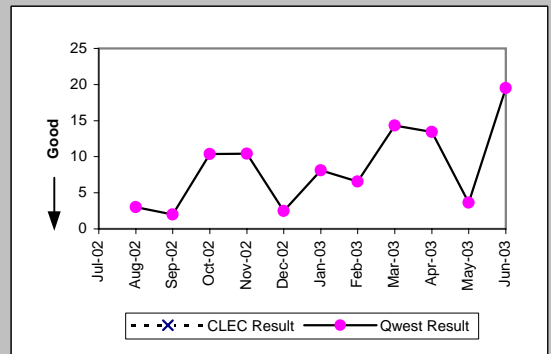
Frame Relay (Parity)									
Date	CLEC Num	CLEC Dend	CLEC Resu	CLEC Std	Qwest Num	Qwest Dend	Qwest Resu	Mod Z Scr	Parity Scr
Jul-02					147	6	24.50		
Aug-02					54	3	18.00		
Sep-02					72	1	72.00		
Oct-02					158	10	15.80		
Nov-02					174	12	14.50		
Dec-02					67	8	8.38		
Jan-03					148	12	12.33		
Feb-03					95	4	23.75		
Mar-03					28	1	28.00		
Apr-03					6	1	6.00		
May-03					4	2	2.00		
Jun-03					36	4	9.00		



PBX (Parity)									
Date	CLEC Num	CLEC Dend	CLEC Resu	CLEC Std	Qwest Num	Qwest Dend	Qwest Resu	Mod Z Scr	Parity Scr
Jul-02					56	1	56.00		
Aug-02					4	1	4.00		
Sep-02									
Oct-02					102	3	34.00		
Nov-02					56	3	18.67		
Dec-02									
Jan-03					99	2	49.50		
Feb-03									
Mar-03									
Apr-03					3	1	3.00		
May-03									
Jun-03					10	1	10.00		

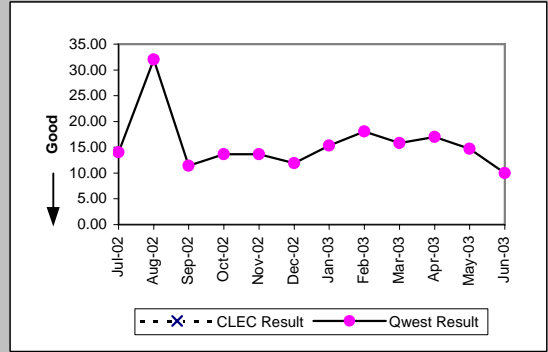


Basic Rate ISDN (Parity)									
Date	CLEC Num	CLEC Dend	CLEC Resu	CLEC Std	Qwest Num	Qwest Dend	Qwest Resu	Mod Z Scr	Parity Scr
Jul-02									
Aug-02					6	2	3.00		
Sep-02					2	1	2.00		
Oct-02					83	8	10.38		
Nov-02					73	7	10.43		
Dec-02					5	2	2.50		
Jan-03					81	10	8.10		
Feb-03					59	9	6.56		
Mar-03					86	6	14.33		
Apr-03					94	7	13.43		
May-03					40	11	3.64		
Jun-03					117	6	19.50		

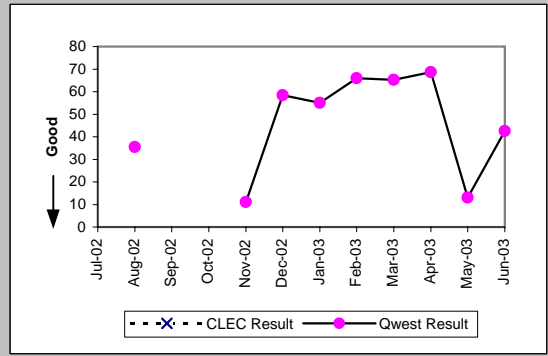


OP-6B-5 - Delayed Days for Facility Reasons (Average Days) - Interval Zone Two

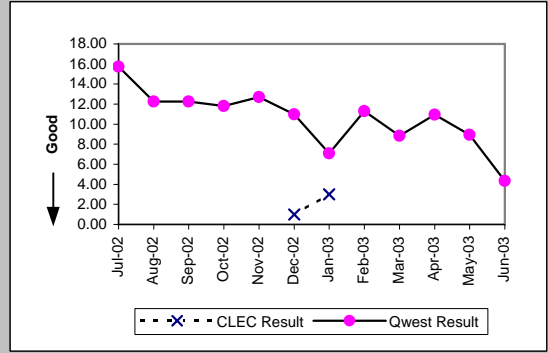
UDIT DS1 (Parity)									
Date	CLEC Num	CLEC Denc	CLEC Resu	CLEC Std	Qwest Num	Qwest Denc	Qwest Resu	Mod Z Scr	Parity Scr
Jul-02					70	5	14.00		
Aug-02					320	10	32.00		
Sep-02					114	10	11.40		
Oct-02					368	27	13.63		
Nov-02					232	17	13.65		
Dec-02					203	17	11.94		
Jan-03					460	30	15.33		
Feb-03					235	13	18.08		
Mar-03					301	19	15.84		
Apr-03					289	17	17.00		
May-03					265	18	14.72		
Jun-03					260	26	10.00		



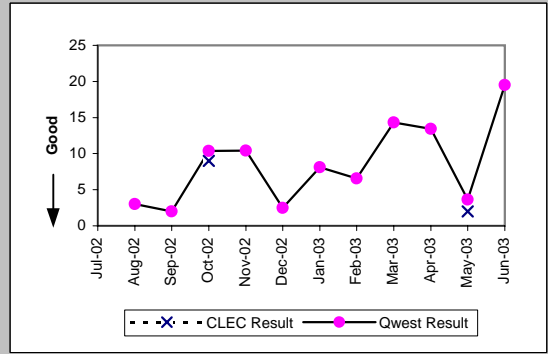
UDIT Above DS1 Level (Parity)									
Date	CLEC Num	CLEC Denc	CLEC Resu	CLEC Std	Qwest Num	Qwest Denc	Qwest Resu	Mod Z Scr	Parity Scr
Jul-02					71	2	35.50		
Aug-02									
Sep-02									
Oct-02									
Nov-02					11	1	11.00		
Dec-02					234	4	58.50		
Jan-03					110	2	55.00		
Feb-03					66	1	66.00		
Mar-03					326	5	65.20		
Apr-03					206	3	68.67		
May-03					26	2	13.00		
Jun-03					85	2	42.50		



Unbundled Loop Analog (Parity)									
Date	CLEC Num	CLEC Denc	CLEC Resu	CLEC Std	Qwest Num	Qwest Denc	Qwest Resu	Mod Z Scr	Parity Scr
Jul-02					1527	97	15.74		
Aug-02					1030	84	12.26		
Sep-02					1188	97	12.25		
Oct-02					1051	89	11.81		
Nov-02					1016	80	12.70		
Dec-02	1	1	1.00		1055	96	10.99	-0.67	-1.41
Jan-03	6	2	3.00	0.00	531	75	7.08	-0.74	-1.45
Feb-03					577	51	11.31		
Mar-03					380	43	8.84		
Apr-03					427	39	10.95		
May-03					394	44	8.95		
Jun-03					174	40	4.35		

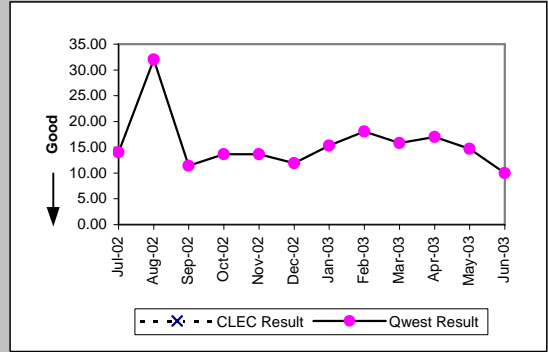


Unbundled Loop - 2 Wire Non-Loaded (Parity)									
Date	CLEC Num	CLEC Denc	CLEC Resu	CLEC Std	Qwest Num	Qwest Denc	Qwest Resu	Mod Z Scr	Parity Scr
Jul-02					6	2	3.00		
Aug-02					2	1	2.00		
Sep-02									
Oct-02	9	1	9.00		83	8	10.38	-0.2	-1.12
Nov-02					73	7	10.43		
Dec-02					5	2	2.50		
Jan-03					81	10	8.10		
Feb-03					59	9	6.56		
Mar-03					86	6	14.33		
Apr-03					94	7	13.43		
May-03	2	1	2.00		40	11	3.64	-0.42	-1.26
Jun-03					117	6	19.50		

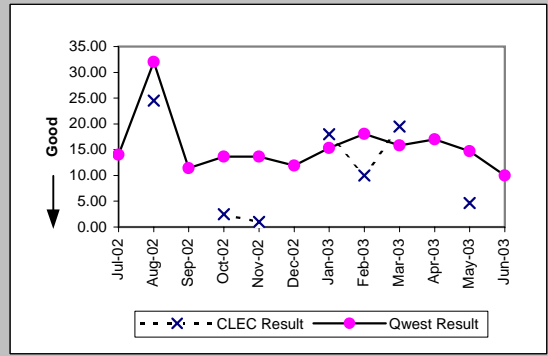


OP-6B-5 - Delayed Days for Facility Reasons (Average Days) - Interval Zone Two

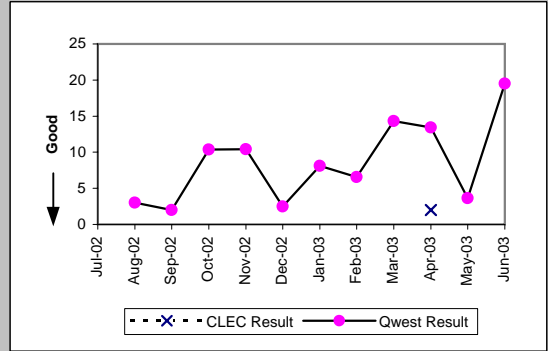
Unbundled Loop - 4 Wire Non-Loaded (Parity)									
Date	CLEC Num	CLEC Denc	CLEC Resu	CLEC Std	Qwest Num	Qwest Denc	Qwest Resu	Mod Z Scr	Parity Scr
Jul-02					70	5	14.00		
Aug-02					320	10	32.00		
Sep-02					114	10	11.40		
Oct-02					368	27	13.63		
Nov-02					232	17	13.65		
Dec-02					203	17	11.94		
Jan-03					460	30	15.33		
Feb-03					235	13	18.08		
Mar-03					301	19	15.84		
Apr-03					289	17	17.00		
May-03					265	18	14.72		
Jun-03					260	26	10.00		



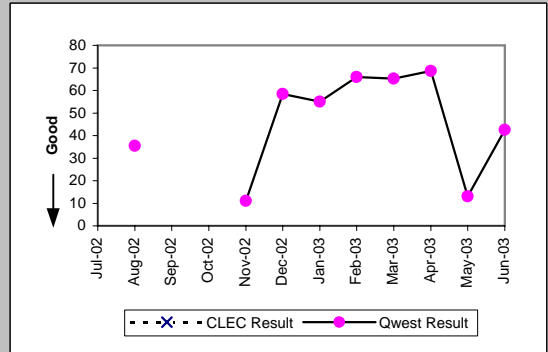
Unbundled Loop - DS1 Capable (Parity)									
Date	CLEC Num	CLEC Denc	CLEC Resu	CLEC Std	Qwest Num	Qwest Denc	Qwest Resu	Mod Z Scr	Parity Scr
Jul-02					70	5	14.00		
Aug-02	49	2	24.50	27.58	320	10	32.00	-0.25	-1.15
Sep-02					114	10	11.40		
Oct-02	5	2	2.50	0.71	368	27	13.63	-1.35	-1.82
Nov-02	1	1	1.00		232	17	13.65	-0.98	-1.6
Dec-02					203	17	11.94		
Jan-03	18	1	18.00		460	30	15.33	0.35	-0.79
Feb-03	30	3	10.00	7.00	235	13	18.08	-1.11	-1.67
Mar-03	39	2	19.50	0.71	301	19	15.84	0.35	-0.79
Apr-03					289	17	17.00		
May-03	14	3	4.67	4.73	265	18	14.72	-0.93	-1.57
Jun-03					260	26	10.00		



Unbundled Loop ISDN Capable (Parity)									
Date	CLEC Num	CLEC Denc	CLEC Resu	CLEC Std	Qwest Num	Qwest Denc	Qwest Resu	Mod Z Scr	Parity Scr
Jul-02									
Aug-02					6	2	3.00		
Sep-02					2	1	2.00		
Oct-02					83	8	10.38		
Nov-02					73	7	10.43		
Dec-02					5	2	2.50		
Jan-03					81	10	8.10		
Feb-03					59	9	6.56		
Mar-03					86	6	14.33		
Apr-03	2	1	2.00		94	7	13.43	-0.68	-1.41
May-03					40	11	3.64		
Jun-03					117	6	19.50		

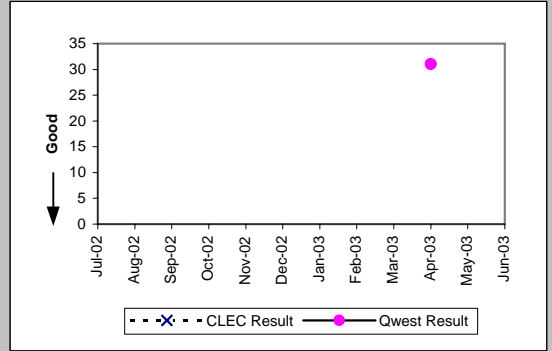


Unbundled Loop - DS3 Capable (Parity)									
Date	CLEC Num	CLEC Denc	CLEC Resu	CLEC Std	Qwest Num	Qwest Denc	Qwest Resu	Mod Z Scr	Parity Scr
Jul-02									
Aug-02					71	2	35.50		
Sep-02									
Oct-02									
Nov-02					11	1	11.00		
Dec-02					234	4	58.50		
Jan-03					110	2	55.00		
Feb-03					66	1	66.00		
Mar-03					326	5	65.20		
Apr-03					206	3	68.67		
May-03					26	2	13.00		
Jun-03					85	2	42.50		



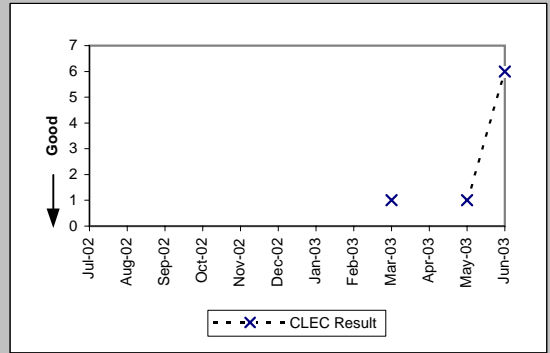
OP-6B-5 - Delayed Days for Facility Reasons (Average Days) - Interval Zone Two

Qwest DSL (Parity)									
Date	CLEC Num	CLEC Dend	CLEC Resu	CLEC Std	Qwest Num	Qwest Dend	Qwest Resu	Mod Z Scr	Parity Scr
Jul-02									
Aug-02									
Sep-02									
Oct-02									
Nov-02									
Dec-02									
Jan-03									
Feb-03									
Mar-03					31	1	31.00		
Apr-03									
May-03									
Jun-03									



OP-6B-5 - Delayed Days for Facility Reasons (Average Days) - Interval Zone Two

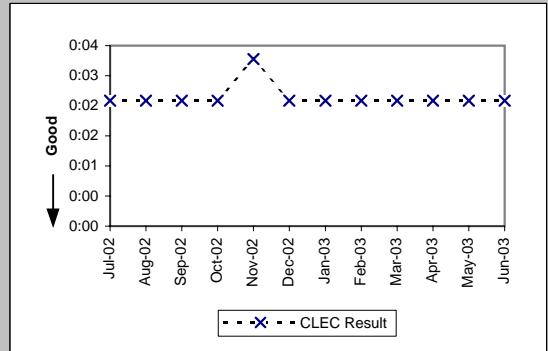
Enhanced Extended Loops (EELs) (Diagnostic)				
Date	Num	Denom	CLEC Result	Standard Dev
Jul-02				
Aug-02				
Sep-02				
Oct-02				
Nov-02				
Dec-02				
Jan-03				
Feb-03				
Mar-03	1	1	1.00	
Apr-03				
May-03	1	1	1.00	
Jun-03	6	1	6.00	



OP-7 - Coordinated "Hot Cut" Interval (Hours:Minutes)

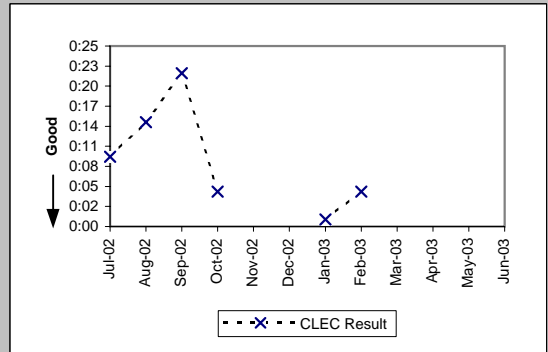
Unbundled Loop - Analog (Diagnostic)

Date	Numerator	Denominator	CLEC Result
Jul-02	47:48	1104	0:03
Aug-02	74:55	1317	0:03
Sep-02	47:48	989	0:03
Oct-02	53:28	1088	0:03
Nov-02	49:21	842	0:04
Dec-02	86:54	1780	0:03
Jan-03	49:46	955	0:03
Feb-03	42:37	918	0:03
Mar-03	48:21	1016	0:03
Apr-03	44:25	1000	0:03
May-03	34:20	721	0:03
Jun-03	39:34	846	0:03



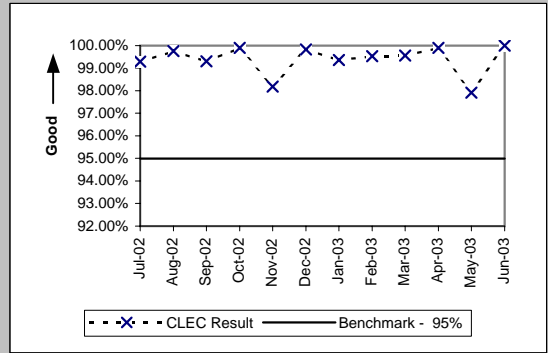
Unbundled Loop Other (Diagnostic)

Date	Numerator	Denominator	CLEC Result
Jul-02	0:40	4	0:10
Aug-02	0:15	1	0:15
Sep-02	0:43	2	0:22
Oct-02	0:10	2	0:05
Nov-02			
Dec-02			
Jan-03	0:01	1	0:01
Feb-03	0:05	1	0:05
Mar-03			
Apr-03			
May-03			
Jun-03			

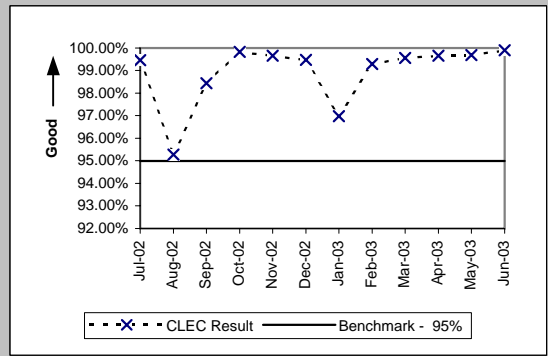


OP-8 - Number Portability Timeliness (Percent)

Number Portability Timeliness (Percent) (OP-8 B) (Benchmark)				
Date	Numerator	Denominator	CLEC Result	
Jul-02	986	993	99.30%	
Aug-02	1222	1225	99.76%	
Sep-02	853	859	99.30%	
Oct-02	1047	1048	99.90%	
Nov-02	760	774	98.19%	
Dec-02	1723	1726	99.83%	
Jan-03	773	778	99.36%	
Feb-03	855	859	99.53%	
Mar-03	914	918	99.56%	
Apr-03	951	952	99.90%	
May-03	610	623	97.91%	
Jun-03	730	730	100.00%	

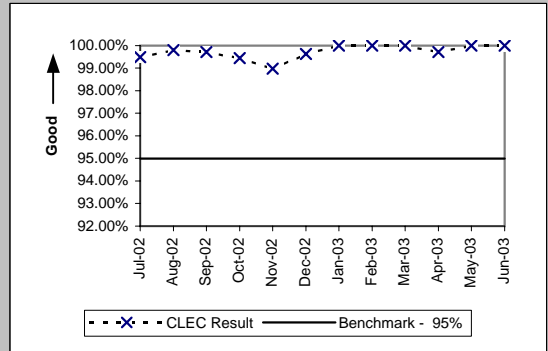


Percentage of LNP Triggers Set Prior to the Frame Due Time (Percent) (OP-8C) (Benchmark)				
Date	Numerator	Denominator	CLEC Result	
Jul-02	10577	10635	99.45%	
Aug-02	19771	20750	95.28%	
Sep-02	5803	5895	98.44%	
Oct-02	7737	7750	99.83%	
Nov-02	4783	4799	99.67%	
Dec-02	4962	4988	99.48%	
Jan-03	3823	3942	96.98%	
Feb-03	2360	2377	99.28%	
Mar-03	2504	2515	99.56%	
Apr-03	2043	2050	99.66%	
May-03	2240	2247	99.69%	
Jun-03	3955	3959	99.90%	

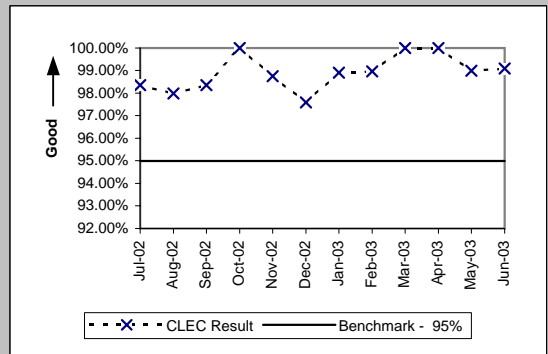


OP-13 - Coordinated Cuts on Time (Percent)

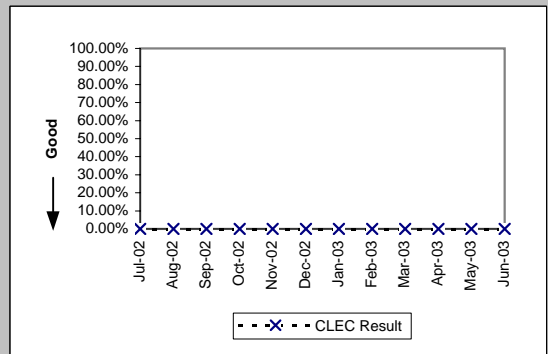
Coordinated Cuts Completed on Time (Percent) Unbundled Loop - Analog (OP-13A) (Benchmark)				
Date	Numerator	Denominator		CLEC Result
Jul-02	390	392		99.49%
Aug-02	515	516		99.81%
Sep-02	353	354		99.72%
Oct-02	362	364		99.45%
Nov-02	292	295		98.98%
Dec-02	536	538		99.63%
Jan-03	376	376		100.00%
Feb-03	323	323		100.00%
Mar-03	351	351		100.00%
Apr-03	354	355		99.72%
May-03	252	252		100.00%
Jun-03	298	298		100.00%



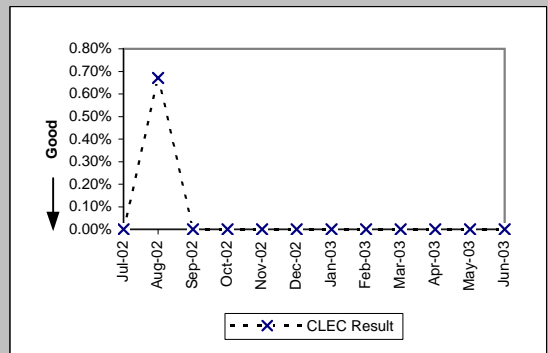
Coordinated Cuts Completed on Time (Percent) Unbundled Loop Other (OP-13A) (Benchmark)				
Date	Numerator	Denominator		CLEC Result
Jul-02	180	183		98.36%
Aug-02	146	149		97.99%
Sep-02	120	122		98.36%
Oct-02	132	132		100.00%
Nov-02	79	80		98.75%
Dec-02	81	83		97.59%
Jan-03	91	92		98.91%
Feb-03	96	97		98.97%
Mar-03	76	76		100.00%
Apr-03	95	95		100.00%
May-03	99	100		99.00%
Jun-03	109	110		99.09%



Coordinated Cuts Started Without CLEC Approval (Percent) Unbundled Loop - Analog (OP-13B) (Diagnostic)				
Date	Numerator	Denominator		CLEC Result
Jul-02	0	392		0.00%
Aug-02	0	516		0.00%
Sep-02	0	354		0.00%
Oct-02	0	364		0.00%
Nov-02	0	295		0.00%
Dec-02	0	538		0.00%
Jan-03	0	376		0.00%
Feb-03	0	323		0.00%
Mar-03	0	351		0.00%
Apr-03	0	355		0.00%
May-03	0	252		0.00%
Jun-03	0	298		0.00%

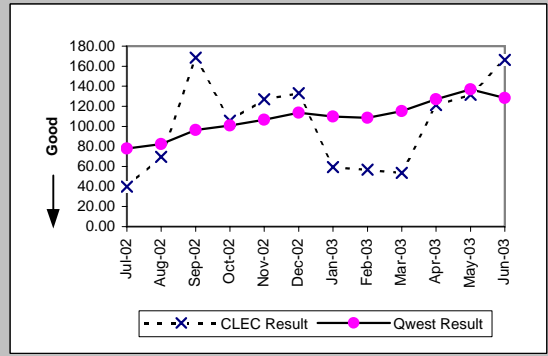


Coordinated Cuts Started Without CLEC Approval (Percent) Unbundled Loop Other (OP-13B) (Diagnostic)				
Date	Numerator	Denominator		CLEC Result
Jul-02	0	183		0.00%
Aug-02	1	149		0.67%
Sep-02	0	122		0.00%
Oct-02	0	132		0.00%
Nov-02	0	80		0.00%
Dec-02	0	83		0.00%
Jan-03	0	92		0.00%
Feb-03	0	97		0.00%
Mar-03	0	76		0.00%
Apr-03	0	95		0.00%
May-03	0	100		0.00%
Jun-03	0	110		0.00%

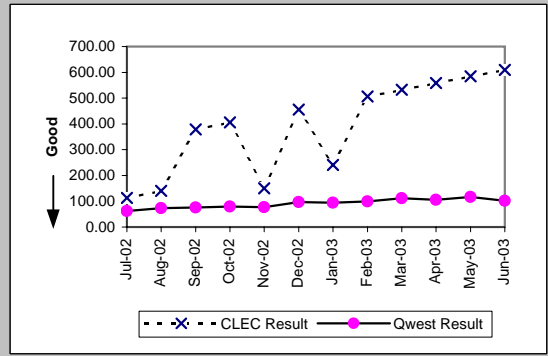


OP-15A - Interval for Pending Orders Delayed Past Due Date

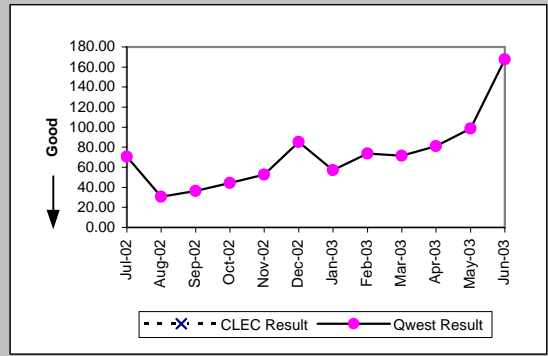
Residence (Diagnostic)									
Date	CLEC Num	CLEC Denc	CLEC Resu	Standard D	Qwest Num	Qwest Denc	Qwest Resu	Mod Z Scr	Parity Scr
Jul-02	597	15	39.80	70.27	130389	1673	77.94	-1.72	-2.05
Aug-02	697	10	69.70	89.55	137632	1673	82.27	-0.44	-1.27
Sep-02	674	4	168.50	101.96	137557	1428	96.33	1.33	-0.19
Oct-02	739	7	105.57	128.59	138089	1370	100.79	0.21	-0.87
Nov-02	508	4	127.00	135.35	139390	1306	106.73	0.42	-0.74
Dec-02	532	4	133.00	154.76	135705	1193	113.75	0.43	-0.74
Jan-03	654	11	59.45	114.76	111981	1020	109.79	-1.28	-1.78
Feb-03	738	13	56.77	114.39	111422	1027	108.49	-1.39	-1.85
Mar-03	697	13	53.62	125.78	121012	1049	115.36	-1.59	-1.97
Apr-03	727	6	121.17	185.53	114459	900	127.18	-0.1	-1.06
May-03	788	6	131.33	196.18	119299	872	136.81	-0.08	-1.05
Jun-03	832	5	166.40	220.05	123952	965	128.45	0.65	-0.61



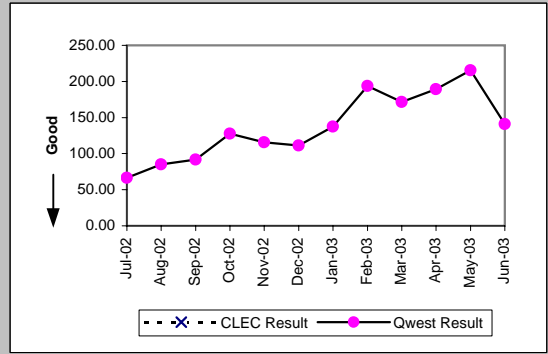
Business (Diagnostic)									
Date	CLEC Num	CLEC Denc	CLEC Resu	Standard D	Qwest Num	Qwest Denc	Qwest Resu	Mod Z Scr	Parity Scr
Jul-02	338	3	112.67	186.49	26154	418	62.57	1.05	-0.36
Aug-02	419	3	139.67	186.49	26876	369	72.83	1.19	-0.28
Sep-02	379	1	379.00		27470	361	76.09	2.2	0.34
Oct-02	406	1	406.00		25989	329	78.99	2.1	0.27
Nov-02	451	3	150.33	243.06	26778	349	76.73	1.2	-0.27
Dec-02	456	1	456.00		29485	305	96.67	2.2	0.34
Jan-03	482	2	241.00	340.83	26618	282	94.39	1.46	-0.11
Feb-03	506	1	506.00		24453	245	99.81	2.26	0.37
Mar-03	532	1	532.00		23357	210	111.22	2.12	0.29
Apr-03	558	1	558.00		22662	215	105.40	2.1	0.27
May-03	584	1	584.00		24102	207	116.43	2.17	0.32
Jun-03	609	1	609.00		26790	262	102.25	2.29	0.39



Centrex (Diagnostic)									
Date	CLEC Num	CLEC Denc	CLEC Resu	Standard D	Qwest Num	Qwest Denc	Qwest Resu	Mod Z Scr	Parity Scr
Jul-02					917	13	70.54		
Aug-02					1076	35	30.74		
Sep-02					1203	33	36.45		
Oct-02					935	21	44.52		
Nov-02					1158	22	52.64		
Dec-02					1362	16	85.12		
Jan-03					1541	27	57.07		
Feb-03					1767	24	73.62		
Mar-03					1645	23	71.52		
Apr-03					1700	21	80.95		
May-03					2073	21	98.71		
Jun-03					1674	10	167.40		

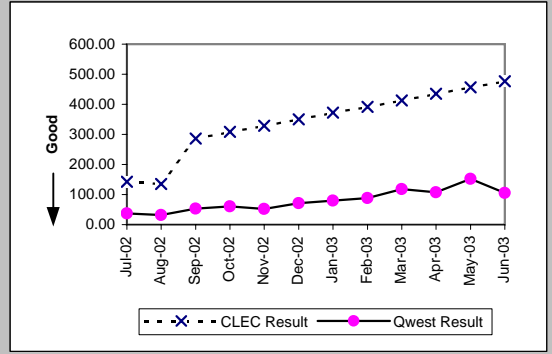


Centrex 21 (Diagnostic)									
Date	CLEC Num	CLEC Denc	CLEC Resu	Standard D	Qwest Num	Qwest Denc	Qwest Resu	Mod Z Scr	Parity Scr
Jul-02					2263	34	66.56		
Aug-02					2384	28	85.14		
Sep-02					2479	27	91.81		
Oct-02					2174	17	127.88		
Nov-02					2428	21	115.62		
Dec-02					2675	24	111.46		
Jan-03					2885	21	137.38		
Feb-03					2709	14	193.50		
Mar-03					2571	15	171.40		
Apr-03					2463	13	189.46		
May-03					2583	12	215.25		
Jun-03					2677	19	140.89		

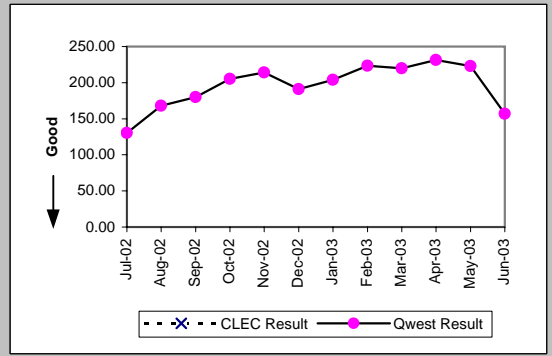


OP-15A - Interval for Pending Orders Delayed Past Due Date

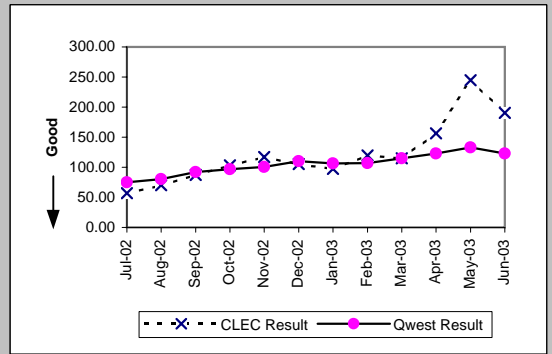
PBX (Diagnostic)									
Date	CLEC Num	CLEC Denc	CLEC Resu	Standard D	Qwest Num	Qwest Denc	Qwest Resu	Mod Z Scr	Parity Scr
Jul-02	286	2	143.00	142.84	714	19	37.58	1.84	0.12
Aug-02	270	2	135.00	185.26	472	15	31.47	1.58	-0.04
Sep-02	286	1	286.00		428	8	53.50	1.62	-0.02
Oct-02	309	1	309.00		361	6	60.17	1.43	-0.13
Nov-02	329	1	329.00		523	10	52.30	1.74	0.06
Dec-02	350	1	350.00		567	8	70.88	1.53	-0.07
Jan-03	372	1	372.00		715	9	79.44	1.55	-0.05
Feb-03	392	1	392.00		887	10	88.70	1.62	-0.02
Mar-03	413	1	413.00		944	8	118.00	1.62	-0.02
Apr-03	435	1	435.00		969	9	107.67	1.51	-0.08
May-03	456	1	456.00		911	6	151.83	1.37	-0.17
Jun-03	477	1	477.00		1054	10	105.40	1.64	0



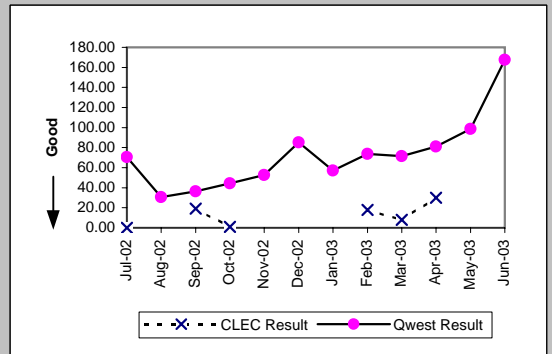
Basic Rate ISDN (Diagnostic)									
Date	CLEC Num	CLEC Denc	CLEC Resu	Standard D	Qwest Num	Qwest Denc	Qwest Resu	Mod Z Scr	Parity Scr
Jul-02					9396	72	130.50		
Aug-02					10246	61	167.97		
Sep-02					11329	63	179.83		
Oct-02					11486	56	205.11		
Nov-02					10702	50	214.04		
Dec-02					11468	60	191.13		
Jan-03					12043	59	204.12		
Feb-03					12731	57	223.35		
Mar-03					12104	55	220.07		
Apr-03					13186	57	231.33		
May-03					14270	64	222.97		
Jun-03					6125	39	157.05		



UNE - P (POTS) (Diagnostic)									
Date	CLEC Num	CLEC Denc	CLEC Resu	Standard D	Qwest Num	Qwest Denc	Qwest Resu	Mod Z Scr	Parity Scr
Jul-02	1711	30	57.03	75.69	156543	2091	74.87	-1.15	-1.7
Aug-02	1620	23	70.43	90.71	164508	2042	80.56	-0.54	-1.33
Sep-02	1749	20	87.45	104.12	165027	1789	92.25	-0.22	-1.13
Oct-02	1960	19	103.16	116.89	164078	1699	96.57	0.28	-0.83
Nov-02	2222	19	116.95	125.37	166168	1655	100.40	0.63	-0.61
Dec-02	2322	22	105.55	136.39	165190	1498	110.27	-0.19	-1.11
Jan-03	2525	26	97.12	141.90	138599	1302	106.45	-0.37	-1.22
Feb-03	2873	24	119.71	151.37	135875	1272	106.82	0.58	-0.65
Mar-03	2870	25	114.80	166.40	144369	1259	114.67	0.07	-0.96
Apr-03	2973	19	156.47	192.90	137121	1115	122.98	0.95	-0.42
May-03	3180	13	244.62	206.39	143401	1079	132.90	2.14	0.3
Jun-03	3429	18	190.50	216.39	150742	1227	122.85	1.74	0.06

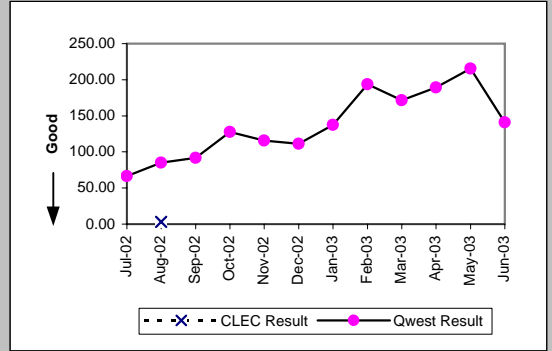


UNE P (Centrex) (Diagnostic)									
Date	CLEC Num	CLEC Denc	CLEC Resu	Standard D	Qwest Num	Qwest Denc	Qwest Resu	Mod Z Scr	Parity Scr
Jul-02	0	1	0.00		917	13	70.54	-0.67	-1.41
Aug-02					1076	35	30.74		
Sep-02	19	1	19.00		1203	33	36.45	-0.29	-1.18
Oct-02	1	1	1.00		935	21	44.52	-0.9	-1.55
Nov-02					1158	22	52.64		
Dec-02					1362	16	85.12		
Jan-03					1541	27	57.07		
Feb-03	18	1	18.00		1767	24	73.62	-0.72	-1.44
Mar-03	8	1	8.00		1645	23	71.52	-0.73	-1.44
Apr-03	30	1	30.00		1700	21	80.95	-0.51	-1.31
May-03					2073	21	98.71		
Jun-03					1674	10	167.40		



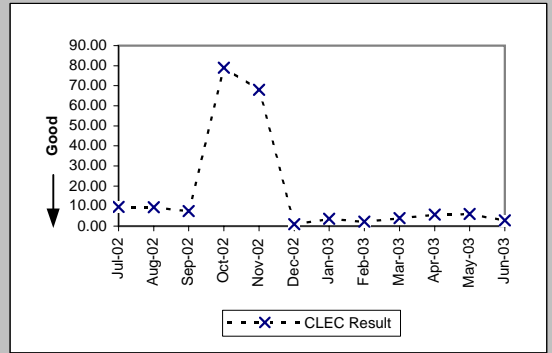
OP-15A - Interval for Pending Orders Delayed Past Due Date

UNE P (Centrex 21) (Diagnostic)									
Date	CLEC Num	CLEC Denc	CLEC Resu	Standard D	Qwest Num	Qwest Denc	Qwest Res	Mod Z Scr	Parity Scr
Jul-02					2263	34	66.56		
Aug-02	3	1	3.00		2384	28	85.14	-0.77	-1.47
Sep-02					2479	27	91.81		
Oct-02					2174	17	127.88		
Nov-02					2428	21	115.62		
Dec-02					2675	24	111.46		
Jan-03					2885	21	137.38		
Feb-03					2709	14	193.50		
Mar-03					2571	15	171.40		
Apr-03					2463	13	189.46		
May-03					2583	12	215.25		
Jun-03					2677	19	140.89		



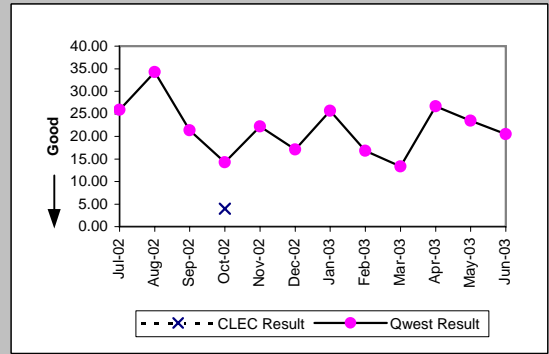
OP-15A - Interval for Pending Orders Delayed Past Due Date

Line Sharing (Diagnostic)					
Date	CLEC Num	CLEC Denom	CLEC Result	Standard Dev	
Jul-02	249	26	9.58	30.90	
Aug-02	256	27	9.48	34.69	
Sep-02	322	43	7.49	30.49	
Oct-02	237	3	79.00	126.54	
Nov-02	272	4	68.00	118.01	
Dec-02	6	6	1.00	1.10	
Jan-03	58	16	3.62	3.88	
Feb-03	39	17	2.29	3.26	
Mar-03	43	11	3.91	3.51	
Apr-03	85	15	5.67	3.37	
May-03	61	10	6.10	8.41	
Jun-03	38	13	2.92	3.90	

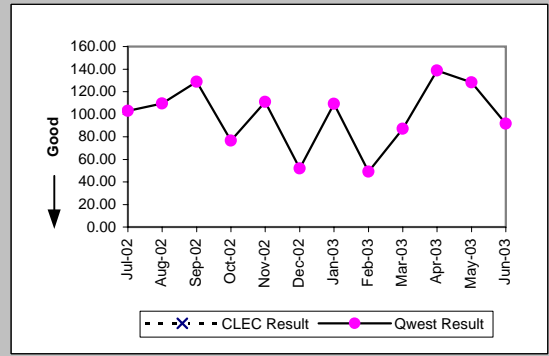


OP-15A - Interval for Pending Orders Delayed Past Due Date

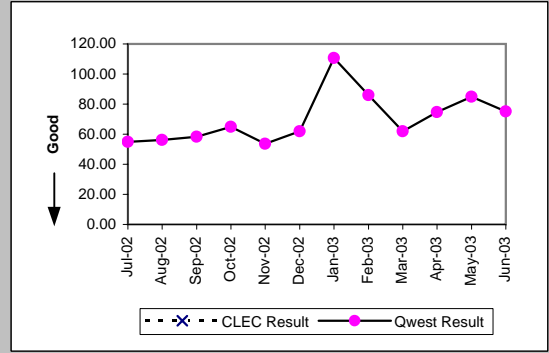
ISDN Primary (Diagnostic)									
Date	CLEC Num	CLEC Denc	CLEC Resu	Standard D	Qwest Num	Qwest Denc	Qwest Resu	Mod Z Scr	Parity Scr
Jul-02					1423	55	25.87		
Aug-02					2021	59	34.25		
Sep-02					171	8	21.38		
Oct-02	16	4	4.00	0.00	898	63	14.25	-2.29	-2.39
Nov-02					621	28	22.18		
Dec-02					222	13	17.08		
Jan-03					334	13	25.69		
Feb-03					101	6	16.83		
Mar-03					147	11	13.36		
Apr-03					320	12	26.67		
May-03					211	9	23.44		
Jun-03					349	17	20.53		



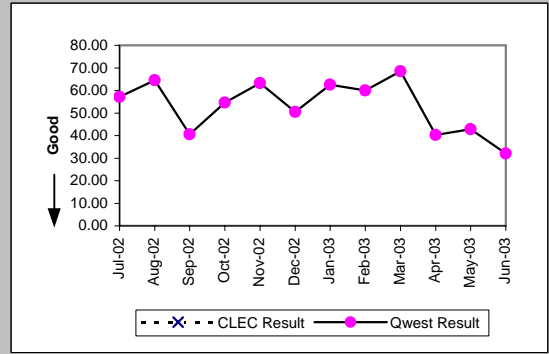
DS0 (Diagnostic)									
Date	CLEC Num	CLEC Denc	CLEC Resu	Standard D	Qwest Num	Qwest Denc	Qwest Resu	Mod Z Scr	Parity Scr
Jul-02					2058	20	102.90		
Aug-02					2079	19	109.42		
Sep-02					2188	17	128.71		
Oct-02					2378	31	76.71		
Nov-02					2552	23	110.96		
Dec-02					3678	71	51.80		
Jan-03					3499	32	109.34		
Feb-03					4822	98	49.20		
Mar-03					5136	59	87.05		
Apr-03					5269	38	138.66		
May-03					6028	47	128.26		
Jun-03					3486	38	91.74		



DS1 (Diagnostic)									
Date	CLEC Num	CLEC Denc	CLEC Resu	Standard D	Qwest Num	Qwest Denc	Qwest Resu	Mod Z Scr	Parity Scr
Jul-02					10031	183	54.81		
Aug-02					7129	127	56.13		
Sep-02					6757	116	58.25		
Oct-02					5974	92	64.93		
Nov-02					6391	119	53.71		
Dec-02					7311	118	61.96		
Jan-03					5752	52	110.62		
Feb-03					6368	74	86.05		
Mar-03					6556	106	61.85		
Apr-03					6202	83	74.72		
May-03					7047	83	84.90		
Jun-03					5777	77	75.03		

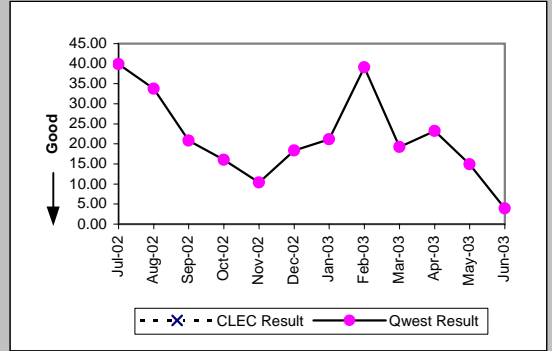


DS3 (Diagnostic)									
Date	CLEC Num	CLEC Denc	CLEC Resu	Standard D	Qwest Num	Qwest Denc	Qwest Resu	Mod Z Scr	Parity Scr
Jul-02					1544	27	57.19		
Aug-02					1550	24	64.58		
Sep-02					933	23	40.57		
Oct-02					1255	23	54.57		
Nov-02					1328	21	63.24		
Dec-02					1566	31	50.52		
Jan-03					1001	16	62.56		
Feb-03					1801	30	60.03		
Mar-03					2192	32	68.50		
Apr-03					1210	30	40.33		
May-03					1029	24	42.88		
Jun-03					835	26	32.12		



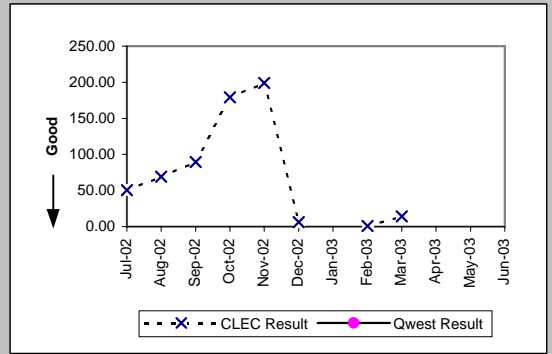
OP-15A - Interval for Pending Orders Delayed Past Due Date

Date	CLEC Num	CLEC Dend	Frame Relay (Diagnostic)			Qwest Res	Mod Z Scr	Parity Scr
			CLEC Resu	Standard D	Qwest Num			
Jul-02					918	23	39.91	
Aug-02					742	22	33.73	
Sep-02					396	19	20.84	
Oct-02					272	17	16.00	
Nov-02					321	31	10.35	
Dec-02					403	22	18.32	
Jan-03					508	24	21.17	
Feb-03					313	8	39.12	
Mar-03					288	15	19.20	
Apr-03					116	5	23.20	
May-03					149	10	14.90	
Jun-03					55	14	3.93	

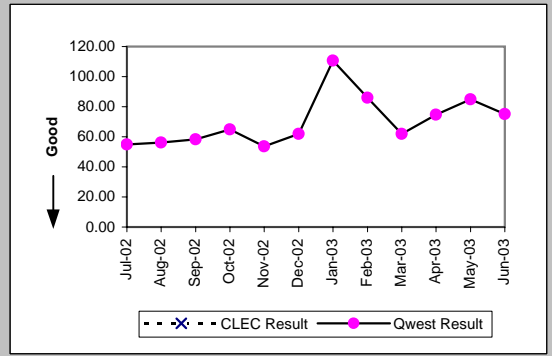


OP-15A - Interval for Pending Orders Delayed Past Due Date

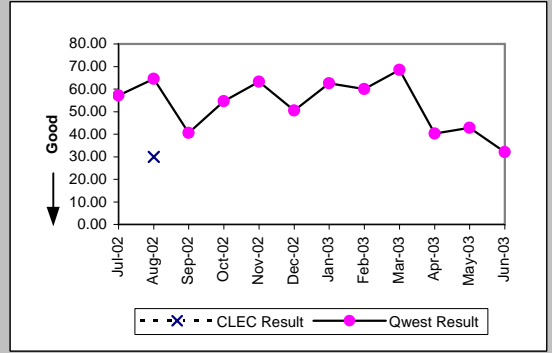
LIS Trunk (Diagnostic)									
Date	CLEC Num	CLEC Denc	CLEC Resu	Standard D	Qwest Num	Qwest Denc	Qwest Resu	Mod Z Scr	Parity Scr
Jul-02	152	3	50.67	56.37					
Aug-02	208	3	69.33	60.48					
Sep-02	268	3	89.33	60.48					
Oct-02	179	1	179.00						
Nov-02	199	1	199.00						
Dec-02	6	1	6.00						
Jan-03									
Feb-03	1	1	1.00						
Mar-03	14	1	14.00						
Apr-03									
May-03									
Jun-03									



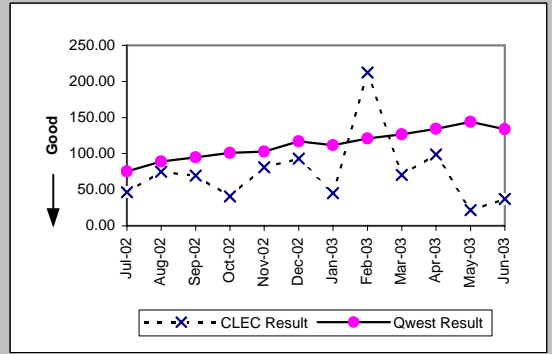
UDIT DS1 (Diagnostic)									
Date	CLEC Num	CLEC Denc	CLEC Resu	Standard D	Qwest Num	Qwest Denc	Qwest Resu	Mod Z Scr	Parity Scr
Jul-02					10031	183	54.81		
Aug-02					7129	127	56.13		
Sep-02					6757	116	58.25		
Oct-02					5974	92	64.93		
Nov-02					6391	119	53.71		
Dec-02					7311	118	61.96		
Jan-03					5752	52	110.62		
Feb-03					6368	74	86.05		
Mar-03					6556	106	61.85		
Apr-03					6202	83	74.72		
May-03					7047	83	84.90		
Jun-03					5777	77	75.03		



UDIT Above DS1 Level (Diagnostic)									
Date	CLEC Num	CLEC Denc	CLEC Resu	Standard D	Qwest Num	Qwest Denc	Qwest Resu	Mod Z Scr	Parity Scr
Jul-02					1544	27	57.19		
Aug-02	30	1	30.00		1550	24	64.58	-0.24	-1.14
Sep-02					933	23	40.57		
Oct-02					1255	23	54.57		
Nov-02					1328	21	63.24		
Dec-02					1566	31	50.52		
Jan-03					1001	16	62.56		
Feb-03					1801	30	60.03		
Mar-03					2192	32	68.50		
Apr-03					1210	30	40.33		
May-03					1029	24	42.88		
Jun-03					835	26	32.12		

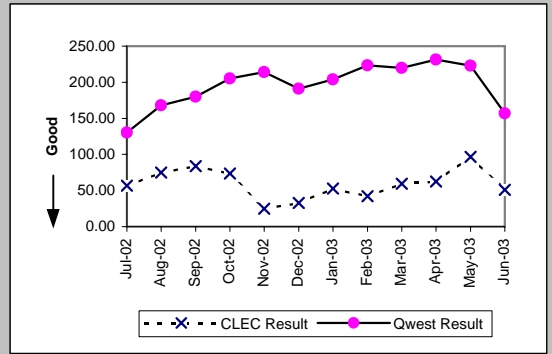


Unbundled Loop Analog (Diagnostic)									
Date	CLEC Num	CLEC Denc	CLEC Resu	Standard D	Qwest Num	Qwest Denc	Qwest Resu	Mod Z Scr	Parity Scr
Jul-02	327	7	46.71	101.73	64979	864	75.21	-0.86	-1.53
Aug-02	375	5	75.00	126.65	68690	772	88.98	-0.33	-1.2
Sep-02	487	7	69.57	112.16	69139	729	94.84	-0.66	-1.4
Oct-02	487	12	40.58	96.01	67675	670	101.01	-1.9	-2.15
Nov-02	406	5	81.20	157.23	68185	663	102.84	-0.42	-1.25
Dec-02	465	5	93.00	163.41	66011	565	116.83	-0.43	-1.26
Jan-03	588	13	45.23	110.22	53692	480	111.86	-1.87	-2.14
Feb-03	425	2	212.50	300.52	52209	432	120.85	0.97	-0.41
Mar-03	493	7	70.43	165.69	54229	428	126.70	-1.03	-1.62
Apr-03	594	6	99.00	181.05	51581	384	134.33	-0.55	-1.34
May-03	829	38	21.82	79.22	53077	368	144.23	-4.42	-3.69
Jun-03	224	6	37.33	35.98	55773	416	134.07	-1.42	-1.86

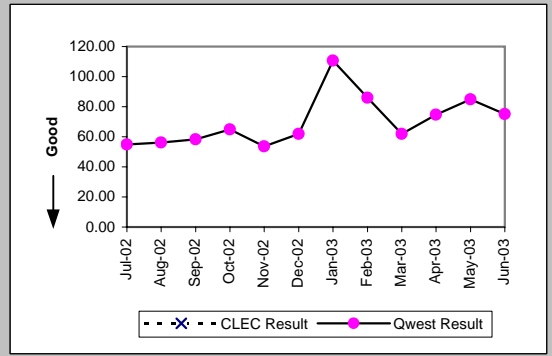


OP-15A - Interval for Pending Orders Delayed Past Due Date

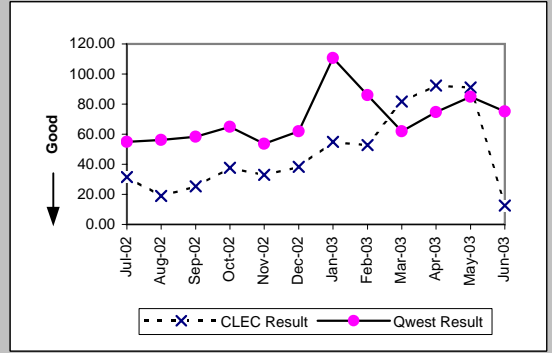
Unbundled Loop - 2 Wire Non-Loaded (Diagnostic)									
Date	CLEC Num	CLEC Denc	CLEC Resu	Standard D	Qwest Num	Qwest Denc	Qwest Resu	Mod Z Scr	Parity Scr
Jul-02	511	9	56.78	41.71	9396	72	130.50	-1.58	-1.96
Aug-02	674	9	74.89	47.31	10246	61	167.97	-1.89	-2.15
Sep-02	755	9	83.89	61.40	11329	63	179.83	-1.89	-2.15
Oct-02	958	13	73.69	71.38	11486	56	205.11	-2.91	-2.77
Nov-02	222	9	24.67	34.03	10702	50	214.04	-3.16	-2.92
Dec-02	359	11	32.64	36.80	11468	60	191.13	-2.74	-2.66
Jan-03	421	8	52.62	49.68	12043	59	204.12	-2.17	-2.32
Feb-03	588	14	42.00	50.82	12731	57	223.35	-3.17	-2.93
Mar-03	712	12	59.33	57.79	12104	55	220.07	-2.43	-2.48
Apr-03	815	13	62.69	63.74	13186	57	231.33	-2.6	-2.58
May-03	871	9	96.78	72.62	14270	64	222.97	-1.64	-2
Jun-03	509	10	50.90	63.51	6125	39	157.05	-2.44	-2.48



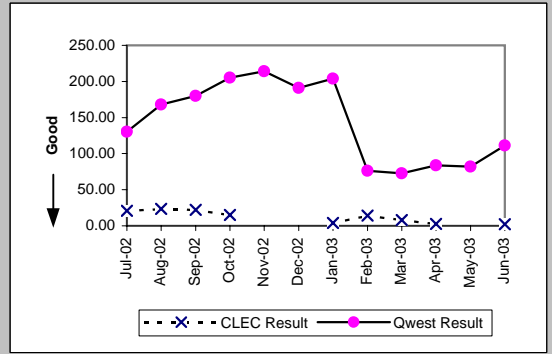
Unbundled Loop - 4 Wire Non-Loaded (Diagnostic)									
Date	CLEC Num	CLEC Denc	CLEC Resu	Standard D	Qwest Num	Qwest Denc	Qwest Resu	Mod Z Scr	Parity Scr
Jul-02					10031	183	54.81		
Aug-02					7129	127	56.13		
Sep-02					6757	116	58.25		
Oct-02					5974	92	64.93		
Nov-02					6391	119	53.71		
Dec-02					7311	118	61.96		
Jan-03					5752	52	110.62		
Feb-03					6368	74	86.05		
Mar-03					6556	106	61.85		
Apr-03					6202	83	74.72		
May-03					7047	83	84.90		
Jun-03					5777	77	75.03		



Unbundled Loop - DS1 Capable (Diagnostic)									
Date	CLEC Num	CLEC Denc	CLEC Resu	Standard D	Qwest Num	Qwest Denc	Qwest Resu	Mod Z Scr	Parity Scr
Jul-02	346	11	31.45	34.63	10031	183	54.81	-1.16	-1.71
Aug-02	208	11	18.91	34.60	7129	127	56.13	-1.67	-2.02
Sep-02	330	13	25.38	37.20	6757	116	58.25	-1.49	-1.91
Oct-02	376	10	37.60	51.17	5974	92	64.93	-0.9	-1.55
Nov-02	264	8	33.00	41.56	6391	119	53.71	-0.65	-1.39
Dec-02	382	10	38.20	45.79	7311	118	61.96	-0.77	-1.47
Jan-03	385	7	55.00	55.76	5752	52	110.62	-1.1	-1.67
Feb-03	369	7	52.71	58.43	6368	74	86.05	-0.69	-1.42
Mar-03	245	3	81.67	99.38	6556	106	61.85	0.38	-0.77
Apr-03	277	3	92.33	111.78	6202	83	74.72	0.3	-0.82
May-03	273	3	91.00	128.42	7047	83	84.90	0.19	-0.89
Jun-03	63	5	12.60	19.23	5777	77	75.03	-1.38	-1.84

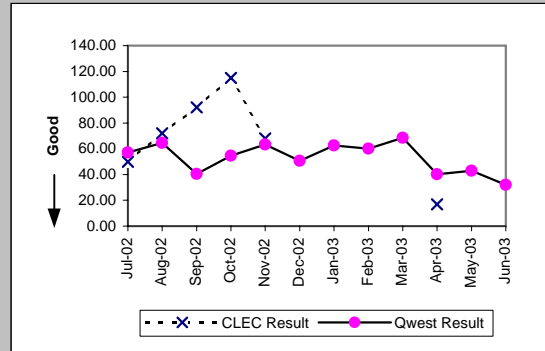


Unbundled Loop ISDN Capable (Diagnostic)									
Date	CLEC Num	CLEC Denc	CLEC Resu	Standard D	Qwest Num	Qwest Denc	Qwest Resu	Mod Z Scr	Parity Scr
Jul-02	63	3	21.00	21.66	9396	72	130.50	-1.41	-1.86
Aug-02	70	3	23.33	37.00	10246	61	167.97	-1.77	-2.08
Sep-02	111	5	22.20	36.35	11329	63	179.83	-2.39	-2.45
Oct-02	15	1	15.00		11486	56	205.11	-1.29	-1.78
Nov-02					10702	50	214.04		
Dec-02					11468	60	191.13		
Jan-03	8	2	4.00	0.00	12043	59	204.12	-1.5	-1.91
Feb-03	14	1	14.00		1523	20	76.15	-0.55	-1.33
Mar-03	8	1	8.00		1822	25	72.88	-0.59	-1.36
Apr-03	8	3	2.67	4.62	2262	27	83.78	-1.22	-1.74
May-03					2703	33	81.91		
Jun-03	2	1	2.00		2671	24	111.29	-1.04	-1.63

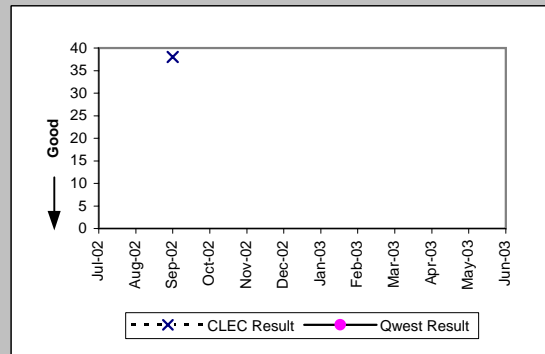


OP-15A - Interval for Pending Orders Delayed Past Due Date

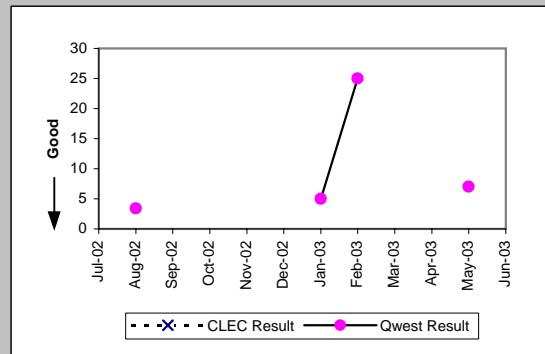
Unbundled Loop - DS3 Capable (Diagnostic)										
Date	CLEC Num	CLEC Dend	CLEC Resu	Standard D	Qwest Num	Qwest Dend	Qwest Resu	Mod Z Scr	Parity Scr	
Jul-02	50	1	50.00		1544	27	57.19	-0.05	-1.03	
Aug-02	72	1	72.00		1550	24	64.58	1.15	-0.3	
Sep-02	92	1	92.00		933	23	40.57	1.51	-0.08	
Oct-02	115	1	115.00		1255	23	54.57	1.44	-0.12	
Nov-02	136	2	68.00	94.75	1328	21	63.24	0.45	-0.73	
Dec-02					1566	31	50.52			
Jan-03					1001	16	62.56			
Feb-03					1801	30	60.03			
Mar-03					2192	32	68.50			
Apr-03	17	1	17.00		1210	30	40.33	-0.41	-1.25	
May-03					1029	24	42.88			
Jun-03					835	26	32.12			



Dark Fiber - Loop (Diagnostic)										
Date	CLEC Num	CLEC Dend	CLEC Resu	Standard D	Qwest Num	Qwest Dend	Qwest Resu	Mod Z Scr	Parity Scr	
Jul-02										
Aug-02										
Sep-02	76	2	38.00	0.00						
Oct-02										
Nov-02										
Dec-02										
Jan-03										
Feb-03										
Mar-03										
Apr-03										
May-03										
Jun-03										

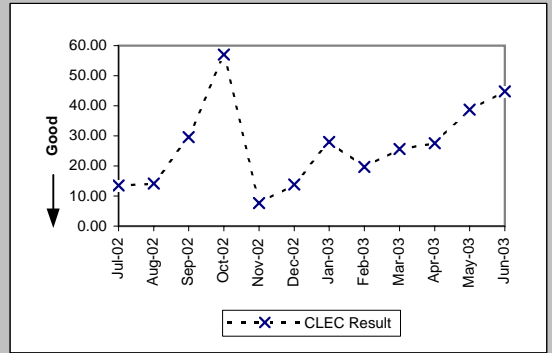


E911 (Diagnostic)										
Date	CLEC Num	CLEC Dend	CLEC Resu	Standard D	Qwest Num	Qwest Dend	Qwest Resu	Mod Z Scr	Parity Scr	
Jul-02										
Aug-02					17	5	3.40			
Sep-02										
Oct-02										
Nov-02										
Dec-02										
Jan-03					5	1	5.00			
Feb-03					25	1	25.00			
Mar-03										
Apr-03										
May-03					28	4	7.00			
Jun-03										



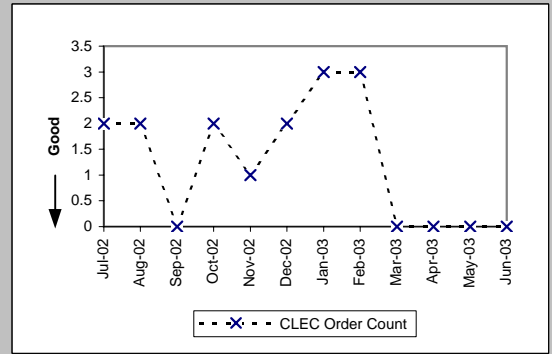
OP-15A - Interval for Pending Orders Delayed Past Due Date

Enhanced Extended Loops (EELs) (Diagnostic)					
Date	Num	Denom	CLEC Result	Standard Dev	
Jul-02	27	2	13.50	12.02	
Aug-02	85	6	14.17	6.62	
Sep-02	148	5	29.60	13.69	
Oct-02	171	3	57.00	3.61	
Nov-02	23	3	7.67	1.15	
Dec-02	69	5	13.80	14.04	
Jan-03	56	2	28.00	33.94	
Feb-03	138	7	19.71	23.68	
Mar-03	205	8	25.62	28.94	
Apr-03	413	15	27.53	30.00	
May-03	503	13	38.69	37.87	
Jun-03	807	18	44.83	40.38	

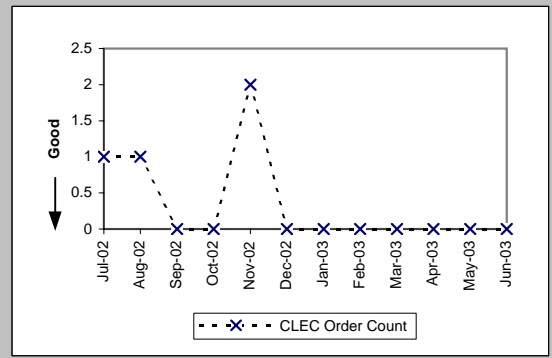


OP-15B - Count of Pending Orders Delayed for Facilities Reasons

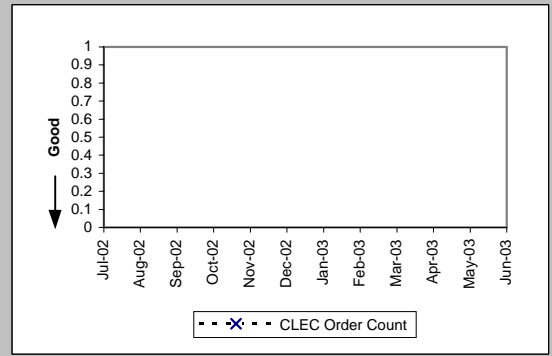
Residence (Diagnostic)	
Date	CLEC Order Count
Jul-02	2
Aug-02	2
Sep-02	0
Oct-02	2
Nov-02	1
Dec-02	2
Jan-03	3
Feb-03	3
Mar-03	0
Apr-03	0
May-03	0
Jun-03	0



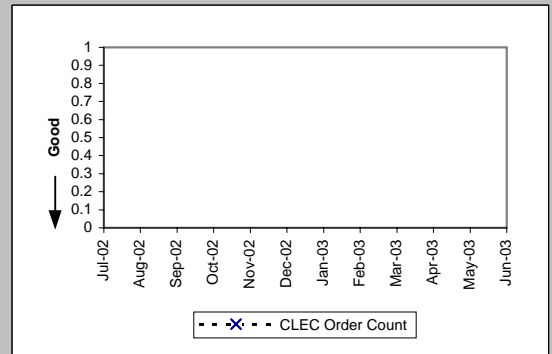
Business (Diagnostic)	
Date	CLEC Order Count
Jul-02	1
Aug-02	1
Sep-02	0
Oct-02	0
Nov-02	2
Dec-02	0
Jan-03	0
Feb-03	0
Mar-03	0
Apr-03	0
May-03	0
Jun-03	0



Centrex (Diagnostic)	
Date	CLEC Order Count
Jul-02	
Aug-02	
Sep-02	
Oct-02	
Nov-02	
Dec-02	
Jan-03	
Feb-03	
Mar-03	
Apr-03	
May-03	
Jun-03	

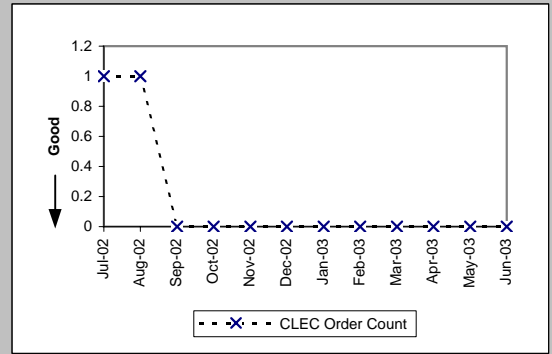


Centrex 21 (Diagnostic)	
Date	CLEC Order Count
Jul-02	
Aug-02	
Sep-02	
Oct-02	
Nov-02	
Dec-02	
Jan-03	
Feb-03	
Mar-03	
Apr-03	
May-03	
Jun-03	

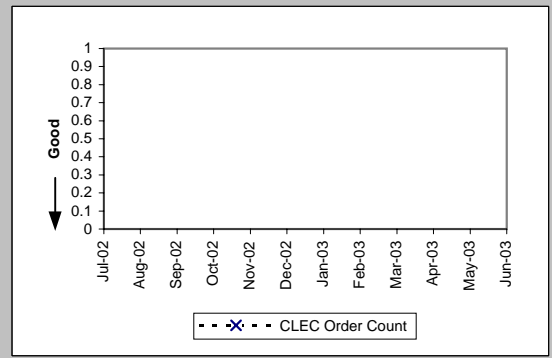


OP-15B - Count of Pending Orders Delayed for Facilities Reasons

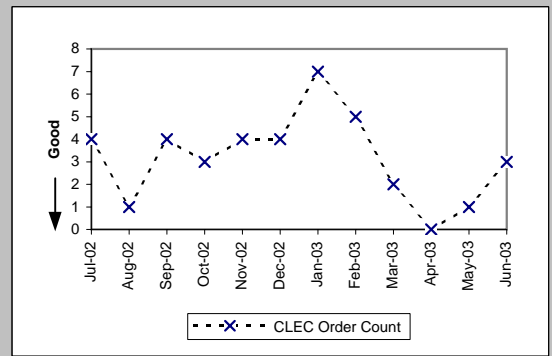
PBX (Diagnostic)	
Date	CLEC Order Count
Jul-02	1
Aug-02	1
Sep-02	0
Oct-02	0
Nov-02	0
Dec-02	0
Jan-03	0
Feb-03	0
Mar-03	0
Apr-03	0
May-03	0
Jun-03	0



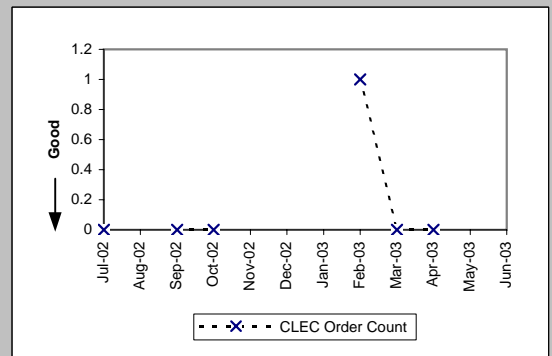
Basic Rate ISDN (Diagnostic)	
Date	CLEC Order Count
Jul-02	
Aug-02	
Sep-02	
Oct-02	
Nov-02	
Dec-02	
Jan-03	
Feb-03	
Mar-03	
Apr-03	
May-03	
Jun-03	



UNE - P (POTS) (Diagnostic)	
Date	CLEC Order Count
Jul-02	4
Aug-02	1
Sep-02	4
Oct-02	3
Nov-02	4
Dec-02	4
Jan-03	7
Feb-03	5
Mar-03	2
Apr-03	0
May-03	1
Jun-03	3

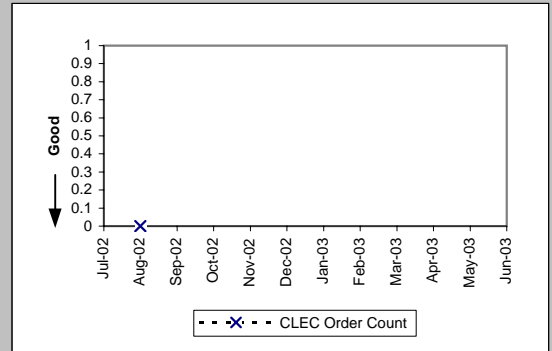


UNE P (Centrex) (Diagnostic)	
Date	CLEC Order Count
Jul-02	0
Aug-02	
Sep-02	0
Oct-02	0
Nov-02	
Dec-02	
Jan-03	
Feb-03	1
Mar-03	0
Apr-03	0
May-03	
Jun-03	



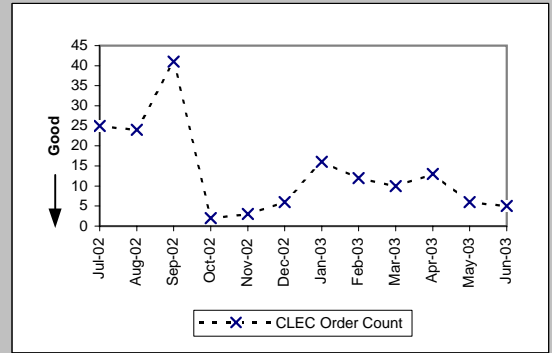
OP-15B - Count of Pending Orders Delayed for Facilities Reasons

UNE P (Centrex 21) (Diagnostic)	
Date	CLEC Order Count
Jul-02	
Aug-02	0
Sep-02	
Oct-02	
Nov-02	
Dec-02	
Jan-03	
Feb-03	
Mar-03	
Apr-03	
May-03	
Jun-03	




OP-15B - Count of Pending Orders Delayed for Facilities Reasons

Line Sharing (Diagnostic)	
Date	CLEC Order Count
Jul-02	25
Aug-02	24
Sep-02	41
Oct-02	2
Nov-02	3
Dec-02	6
Jan-03	16
Feb-03	12
Mar-03	10
Apr-03	13
May-03	6
Jun-03	5

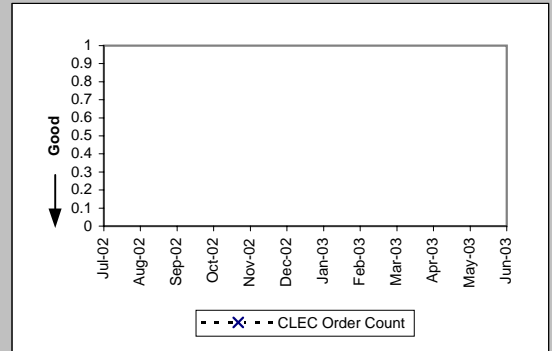


OP-15B - Count of Pending Orders Delayed for Facilities Reasons



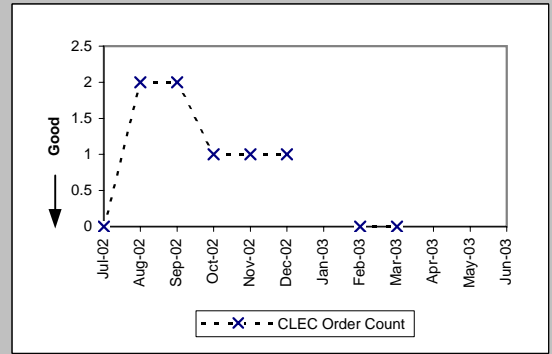
OP-15B - Count of Pending Orders Delayed for Facilities Reasons

Frame Relay (Diagnostic)	
Date	CLEC Order Count
Jul-02	
Aug-02	
Sep-02	
Oct-02	
Nov-02	
Dec-02	
Jan-03	
Feb-03	
Mar-03	
Apr-03	
May-03	
Jun-03	

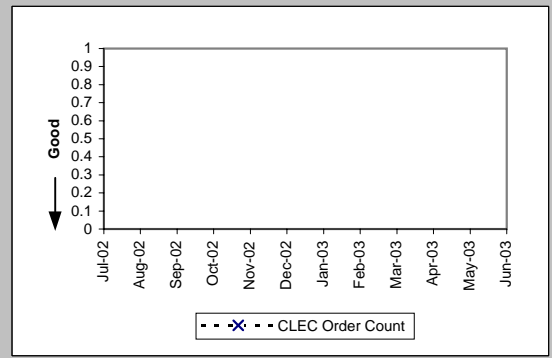


OP-15B - Count of Pending Orders Delayed for Facilities Reasons

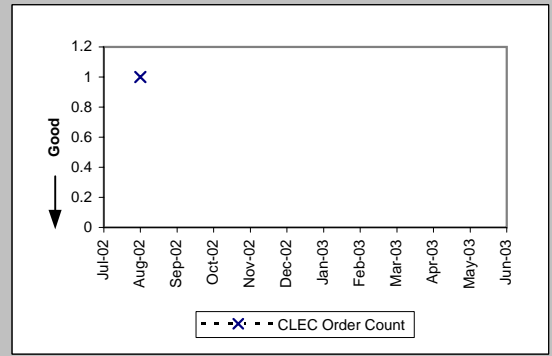
LIS Trunk (Diagnostic)	
Date	CLEC Order Count
Jul-02	0
Aug-02	2
Sep-02	2
Oct-02	1
Nov-02	1
Dec-02	1
Jan-03	
Feb-03	0
Mar-03	0
Apr-03	
May-03	
Jun-03	



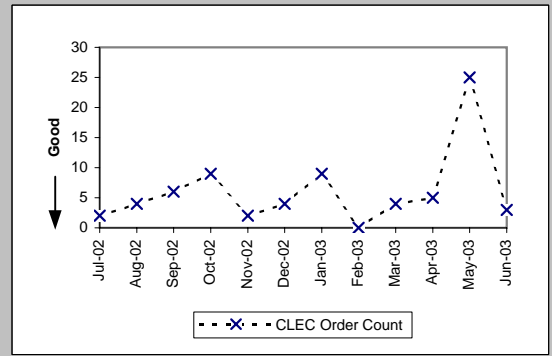
UDIT DS1 (Diagnostic)	
Date	CLEC Order Count
Jul-02	
Aug-02	
Sep-02	
Oct-02	
Nov-02	
Dec-02	
Jan-03	
Feb-03	
Mar-03	
Apr-03	
May-03	
Jun-03	



UDIT Above DS1 Level (Diagnostic)	
Date	CLEC Order Count
Jul-02	
Aug-02	1
Sep-02	
Oct-02	
Nov-02	
Dec-02	
Jan-03	
Feb-03	
Mar-03	
Apr-03	
May-03	
Jun-03	

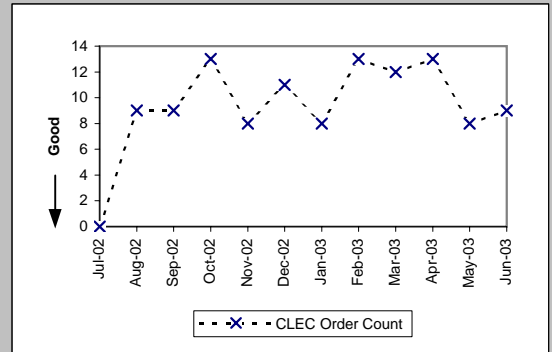


Unbundled Loop Analog (Diagnostic)	
Date	CLEC Order Count
Jul-02	2
Aug-02	4
Sep-02	6
Oct-02	9
Nov-02	2
Dec-02	4
Jan-03	9
Feb-03	0
Mar-03	4
Apr-03	5
May-03	25
Jun-03	3

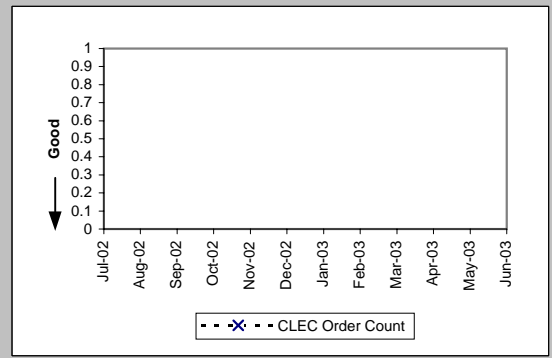


OP-15B - Count of Pending Orders Delayed for Facilities Reasons

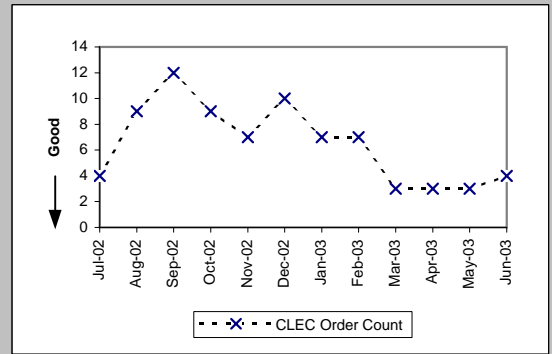
Unbundled Loop - 2 Wire Non-Loaded (Diagnostic)	
Date	CLEC Order Count
Jul-02	0
Aug-02	9
Sep-02	9
Oct-02	13
Nov-02	8
Dec-02	11
Jan-03	8
Feb-03	13
Mar-03	12
Apr-03	13
May-03	8
Jun-03	9



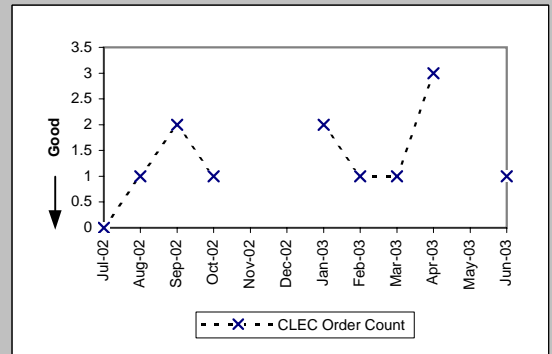
Unbundled Loop - 4 Wire Non-Loaded (Diagnostic)	
Date	CLEC Order Count
Jul-02	
Aug-02	
Sep-02	
Oct-02	
Nov-02	
Dec-02	
Jan-03	
Feb-03	
Mar-03	
Apr-03	
May-03	
Jun-03	



Unbundled Loop - DS1 Capable (Diagnostic)	
Date	CLEC Order Count
Jul-02	4
Aug-02	9
Sep-02	12
Oct-02	9
Nov-02	7
Dec-02	10
Jan-03	7
Feb-03	7
Mar-03	3
Apr-03	3
May-03	3
Jun-03	4

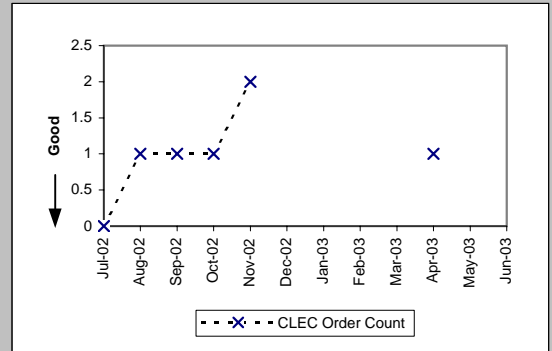


Unbundled Loop ISDN Capable (Diagnostic)	
Date	CLEC Order Count
Jul-02	0
Aug-02	1
Sep-02	2
Oct-02	1
Nov-02	
Dec-02	
Jan-03	2
Feb-03	1
Mar-03	1
Apr-03	3
May-03	
Jun-03	1

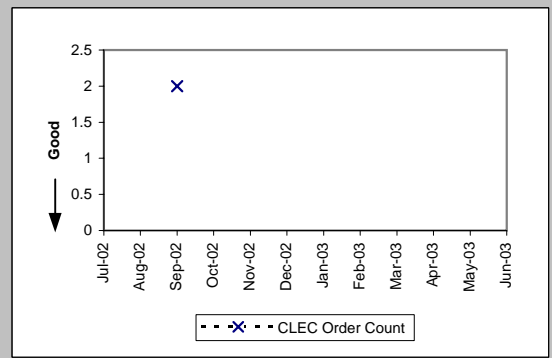


OP-15B - Count of Pending Orders Delayed for Facilities Reasons

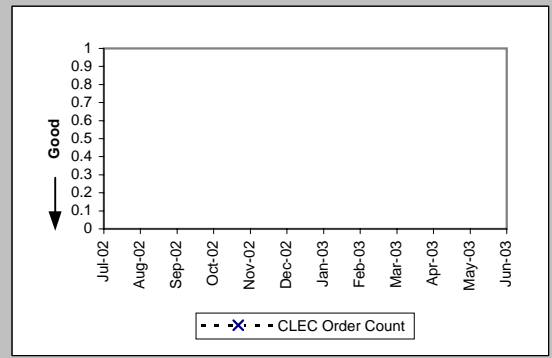
Unbundled Loop - DS3 Capable (Diagnostic)	
Date	CLEC Order Count
Jul-02	0
Aug-02	1
Sep-02	1
Oct-02	1
Nov-02	2
Dec-02	
Jan-03	
Feb-03	
Mar-03	
Apr-03	
May-03	1
Jun-03	



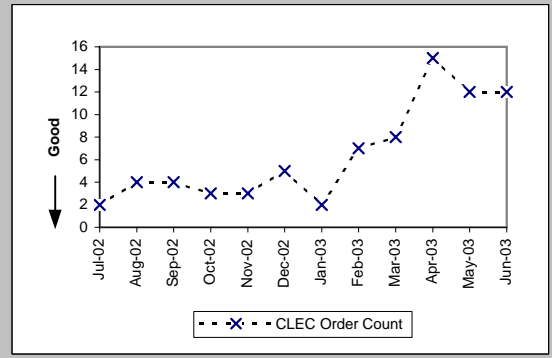
Dark Fiber - Loop (Diagnostic)	
Date	CLEC Order Count
Jul-02	
Aug-02	
Sep-02	2
Oct-02	
Nov-02	
Dec-02	
Jan-03	
Feb-03	
Mar-03	
Apr-03	
May-03	
Jun-03	



E911 (Diagnostic)	
Date	CLEC Order Count
Jul-02	
Aug-02	
Sep-02	
Oct-02	
Nov-02	
Dec-02	
Jan-03	
Feb-03	
Mar-03	
Apr-03	
May-03	
Jun-03	

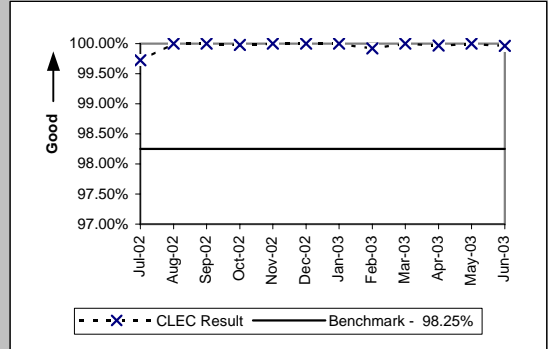


Enhanced Extended Loops (EELs) (Diagnostic)	
Date	CLEC Order Count
Jul-02	2
Aug-02	4
Sep-02	4
Oct-02	3
Nov-02	3
Dec-02	5
Jan-03	2
Feb-03	7
Mar-03	8
Apr-03	15
May-03	12
Jun-03	12

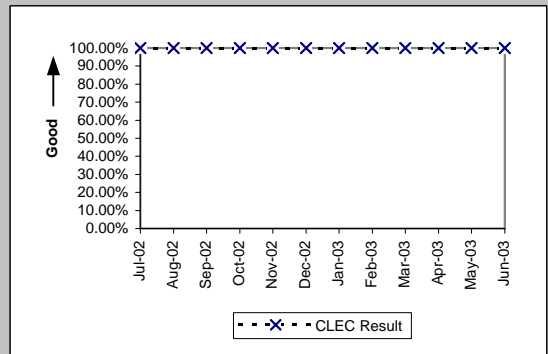


OP-17 - Timeliness of Disconnects associated with LNP Orders

Timeliness of Disconnects associated with LNP Orders (Percent) (OP-17A) (Benchmark)					
Date	CLEC Num	CLEC Denom	CLEC Result	CLEC Std Dev	
Jul-02	11993	12026	99.73%	5.23%	
Aug-02	22349	22349	100.00%	0.00%	
Sep-02	6885	6885	100.00%	0.00%	
Oct-02	9127	9129	99.98%	1.48%	
Nov-02	6315	6315	100.00%	0.00%	
Dec-02	6971	6971	100.00%	0.00%	
Jan-03	4977	4977	100.00%	0.00%	
Feb-03	3702	3705	99.92%	2.84%	
Mar-03	3618	3618	100.00%	0.00%	
Apr-03	3240	3241	99.97%	1.76%	
May-03	2994	2994	100.00%	0.00%	
Jun-03	5032	5034	99.96%	1.99%	

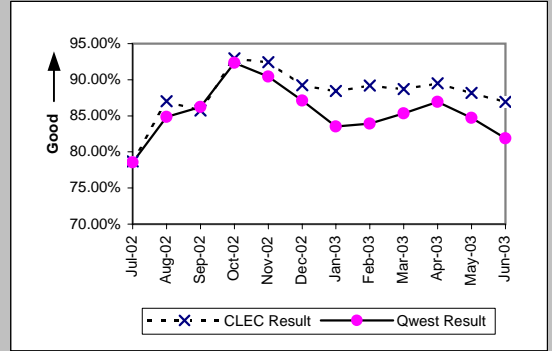


Timeliness of Disconnects associated with LNP Orders (Percent) (OP-17B) (Diagnostic)					
Date	CLEC Num	CLEC Denom	CLEC Result	CLEC Std Dev	
Jul-02	12026	12026	100.00%	0.00%	
Aug-02	22349	22349	100.00%	0.00%	
Sep-02	6885	6885	100.00%	0.00%	
Oct-02	9129	9129	100.00%	0.00%	
Nov-02	6315	6315	100.00%	0.00%	
Dec-02	6971	6971	100.00%	0.00%	
Jan-03	4977	4977	100.00%	0.00%	
Feb-03	3705	3705	100.00%	0.00%	
Mar-03	3618	3618	100.00%	0.00%	
Apr-03	3241	3241	100.00%	0.00%	
May-03	2994	2994	100.00%	0.00%	
Jun-03	5034	5034	100.00%	0.00%	



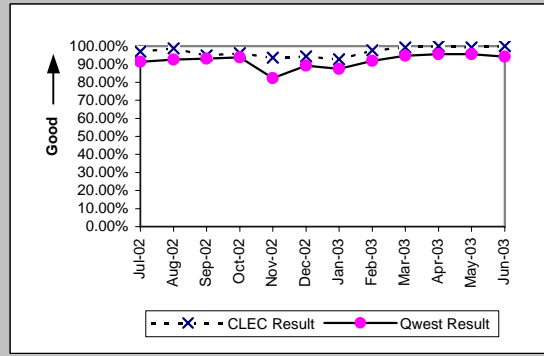
MR-2 - Calls Answered within 20 Seconds - Interconnect Repair Center (Percent)

Calls Answered within 20 seconds - Interconnect Repair Center (Percent) (MR-2) (Parity)						
Date	CLEC Num	CLEC Denom	CLEC Result	Qwest Num	Qwest Denom	Qwest Result
Jul-02	19079	24241	78.71%	451076	574101	78.57%
Aug-02	20752	23847	87.02%	449184	529360	84.85%
Sep-02	18155	21172	85.75%	415020	481264	86.24%
Oct-02	18911	20339	92.98%	408717	442709	92.32%
Nov-02	13114	14188	92.43%	327560	362204	90.44%
Dec-02	11401	12774	89.25%	333048	382342	87.11%
Jan-03	11535	13040	88.46%	402243	481677	83.51%
Feb-03	11140	12487	89.21%	394969	470777	83.90%
Mar-03	12328	13899	88.70%	447315	524058	85.36%
Apr-03	12751	14245	89.51%	430454	495240	86.92%
May-03	12385	14045	88.18%	442857	522838	84.70%
Jun-03	12206	14044	86.91%	449439	548847	81.89%

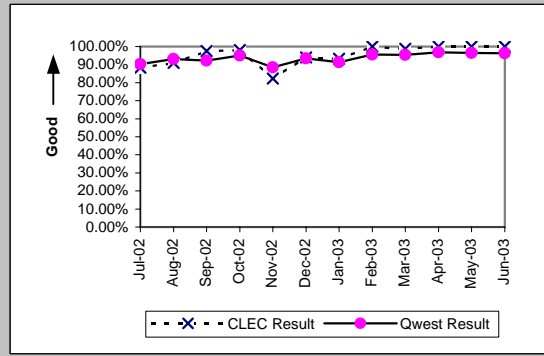


MR-3A - Out of Service Cleared within 24 Hours (Percent) - Dispatches within MSAs

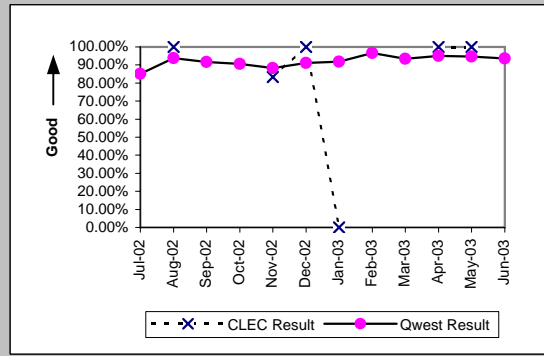
Residence (Parity)									
Date	CLEC Num	CLEC Denc	CLEC Resu	CLEC Std E	Qwest Num	Qwest Denc	Qwest Resu	Mod Z Scr	Parity Scr
Jul-02	96	99	96.97%	17.14%	8509	9326	91.24%	-2.01	-2.22
Aug-02	84	85	98.82%	10.78%	8579	9273	92.52%	-2.2	-2.34
Sep-02	75	79	94.94%	21.92%	7638	8200	93.15%	-0.63	-1.38
Oct-02	73	76	96.05%	19.47%	8068	8594	93.88%	-0.79	-1.48
Nov-02	87	93	93.55%	24.57%	8321	10113	82.28%	-2.83	-2.72
Dec-02	99	105	94.29%	23.21%	9998	11200	89.27%	-1.65	-2.01
Jan-03	103	111	92.79%	25.86%	10471	11982	87.39%	-1.71	-2.04
Feb-03	127	130	97.69%	15.01%	8366	9104	91.89%	-2.41	-2.46
Mar-03	154	155	99.35%	8.01%	8738	9228	94.69%	-2.57	-2.56
Apr-03	150	150	100.00%	0.00%	7539	7895	95.49%	-2.64	-2.6
May-03	132	133	99.25%	8.64%	7822	8184	95.58%	-2.04	-2.24
Jun-03	122	122	100.00%	0.00%	8331	8844	94.20%	-2.72	-2.65



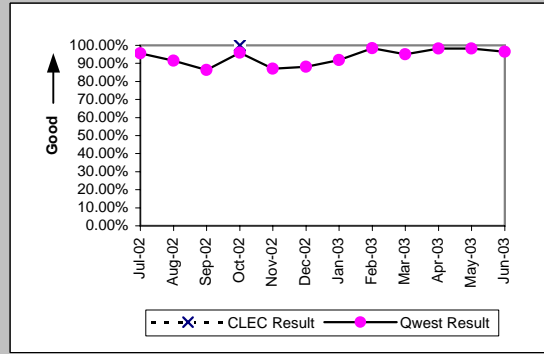
Business (Parity)									
Date	CLEC Num	CLEC Denc	CLEC Resu	CLEC Std E	Qwest Num	Qwest Denc	Qwest Resu	Mod Z Scr	Parity Scr
Jul-02	30	34	88.24%	32.22%	1117	1238	90.23%	0.43	-0.74
Aug-02	40	44	90.91%	28.75%	1049	1126	93.16%	0.61	-0.63
Sep-02	38	39	97.44%	15.81%	987	1070	92.24%	-1.19	-1.72
Oct-02	49	50	98.00%	14.00%	1121	1179	95.08%	-0.93	-1.57
Nov-02	65	79	82.28%	38.19%	1125	1272	88.44%	1.58	-0.04
Dec-02	47	50	94.00%	23.75%	1097	1174	93.44%	-0.16	-1.1
Jan-03	69	74	93.24%	25.10%	1245	1364	91.28%	-0.58	-1.36
Feb-03	55	55	100.00%	0.00%	981	1027	95.52%	-1.56	-1.95
Mar-03	75	76	98.68%	11.40%	986	1034	95.36%	-1.33	-1.81
Apr-03	42	42	100.00%	0.00%	945	976	96.82%	-1.15	-1.7
May-03	36	36	100.00%	0.00%	914	947	96.52%	-1.12	-1.68
Jun-03	52	52	100.00%	0.00%	1038	1078	96.29%	-1.38	-1.84



Centrex (Parity)									
Date	CLEC Num	CLEC Denc	CLEC Resu	CLEC Std E	Qwest Num	Qwest Denc	Qwest Resu	Mod Z Scr	Parity Scr
Jul-02					126	148	85.14%		
Aug-02	1	1	100.00%	0.00%	105	112	93.75%	-0.26	-1.16
Sep-02					100	109	91.74%		
Oct-02					126	139	90.65%		
Nov-02	5	6	83.33%	37.27%	90	102	88.24%	0.35	-0.79
Dec-02	1	1	100.00%	0.00%	93	102	91.18%	-0.31	-1.19
Jan-03	0	1	0.00%	0.00%	113	123	91.87%	1.74	0.06
Feb-03					86	89	96.63%		
Mar-03					115	123	93.50%		
Apr-03	1	1	100.00%	0.00%	96	101	95.05%	-0.23	-1.14
May-03	3	3	100.00%	0.00%	107	113	94.69%	-0.4	-1.25
Jun-03					118	126	93.65%		

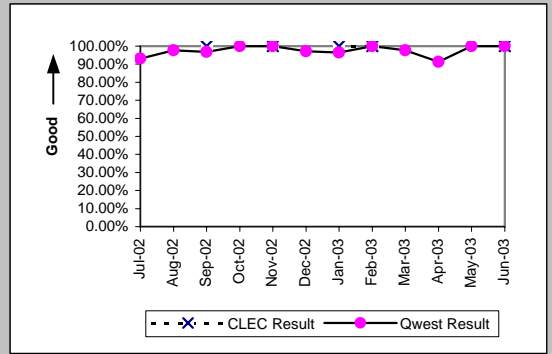


Centrex 21 (Parity)									
Date	CLEC Num	CLEC Denc	CLEC Resu	CLEC Std E	Qwest Num	Qwest Denc	Qwest Resu	Mod Z Scr	Parity Scr
Jul-02					169	177	95.48%		
Aug-02					119	130	91.54%		
Sep-02					120	139	86.33%		
Oct-02	1	1	100.00%	0.00%	168	175	96.00%	-0.2	-1.12
Nov-02					135	155	87.10%		
Dec-02					127	144	88.19%		
Jan-03					147	160	91.88%		
Feb-03					126	128	98.44%		
Mar-03					116	122	95.08%		
Apr-03					109	111	98.20%		
May-03					107	109	98.17%		
Jun-03					139	144	96.53%		

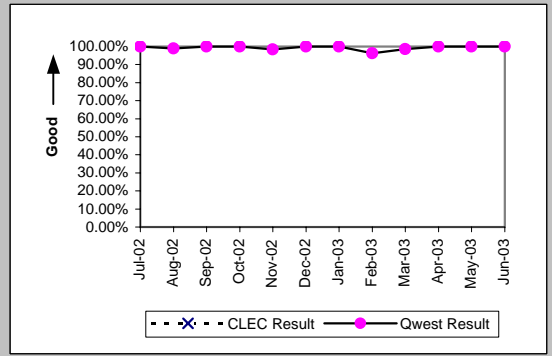


MR-3A - Out of Service Cleared within 24 Hours (Percent) - Dispatches within MSAs

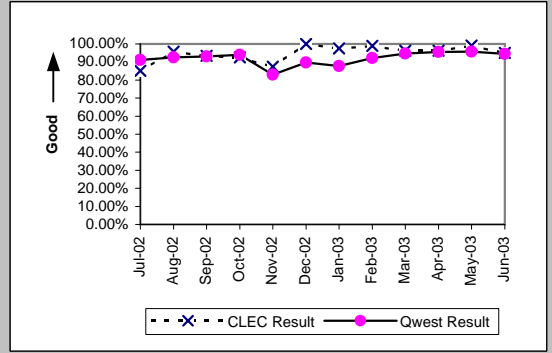
PBX (Parity)									
Date	CLEC Num	CLEC Denc	CLEC Resu	CLEC Std E	Qwest Num	Qwest Denc	Qwest Resu	Mod Z Scr	Parity Scr
Jul-02					40	43	93.02%		
Aug-02					41	42	97.62%		
Sep-02	3	3	100.00%	0.00%	30	31	96.77%	-0.3	-1.18
Oct-02					30	30	100.00%		
Nov-02	2	2	100.00%	0.00%	33	33	100.00%	N/A	N/A
Dec-02					35	36	97.22%		
Jan-03	1	1	100.00%	0.00%	27	28	96.43%	-0.19	-1.11
Feb-03	1	1	100.00%	0.00%	26	26	100.00%	N/A	N/A
Mar-03					42	43	97.67%		
Apr-03					21	23	91.30%		
May-03					30	30	100.00%		
Jun-03	2	2	100.00%	0.00%	28	28	100.00%	N/A	N/A



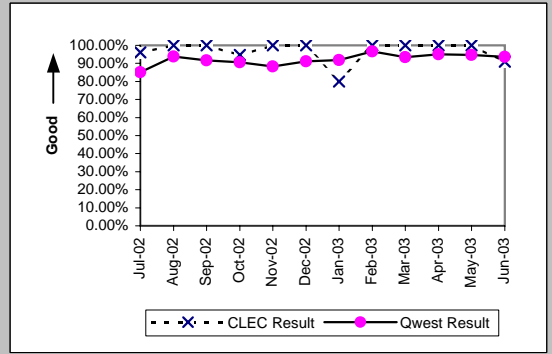
Basic Rate ISDN (Parity)									
Date	CLEC Num	CLEC Denc	CLEC Resu	CLEC Std E	Qwest Num	Qwest Denc	Qwest Resu	Mod Z Scr	Parity Scr
Jul-02					73	73	100.00%		
Aug-02					90	91	98.90%		
Sep-02					71	71	100.00%		
Oct-02					41	41	100.00%		
Nov-02					60	61	98.36%		
Dec-02					81	81	100.00%		
Jan-03					53	53	100.00%		
Feb-03					51	53	96.23%		
Mar-03					70	71	98.59%		
Apr-03					38	38	100.00%		
May-03					33	33	100.00%		
Jun-03					46	46	100.00%		



UNE - P (POTS) (Parity)									
Date	CLEC Num	CLEC Denc	CLEC Resu	CLEC Std E	Qwest Num	Qwest Denc	Qwest Resu	Mod Z Scr	Parity Scr
Jul-02	74	87	85.06%	35.65%	9626	10564	91.12%	1.85	0.13
Aug-02	67	70	95.71%	20.25%	9628	10399	92.59%	-1	-1.61
Sep-02	57	61	93.44%	24.75%	8625	9270	93.04%	-0.12	-1.07
Oct-02	74	80	92.50%	26.34%	9189	9773	94.02%	0.6	-0.63
Nov-02	76	87	87.36%	33.23%	9446	11385	82.97%	-1.08	-1.66
Dec-02	55	55	100.00%	0.00%	11095	12374	89.66%	-2.51	-2.53
Jan-03	77	79	97.47%	15.71%	11716	13346	87.79%	-2.62	-2.59
Feb-03	87	88	98.86%	10.60%	9347	10131	92.26%	-2.31	-2.4
Mar-03	102	106	96.23%	19.06%	9724	10262	94.76%	-0.68	-1.41
Apr-03	104	108	96.30%	18.89%	8484	8871	95.64%	-0.33	-1.2
May-03	111	112	99.11%	9.41%	8736	9131	95.67%	-1.78	-2.08
Jun-03	94	99	94.95%	21.90%	9369	9922	94.43%	-0.23	-1.14

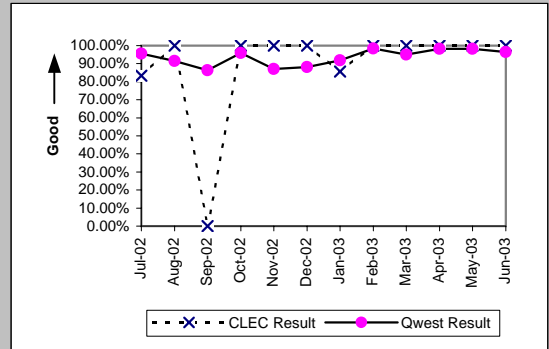


UNE P (Centrex) (Parity)									
Date	CLEC Num	CLEC Denc	CLEC Resu	CLEC Std E	Qwest Num	Qwest Denc	Qwest Resu	Mod Z Scr	Parity Scr
Jul-02	25	26	96.15%	19.23%	126	148	85.14%	-1.46	-1.89
Aug-02	15	15	100.00%	0.00%	105	112	93.75%	-0.94	-1.57
Sep-02	15	15	100.00%	0.00%	100	109	91.74%	-1.09	-1.66
Oct-02	18	19	94.74%	22.33%	126	139	90.65%	-0.57	-1.35
Nov-02	14	14	100.00%	0.00%	90	102	88.24%	-1.28	-1.78
Dec-02	26	26	100.00%	0.00%	93	102	91.18%	-1.42	-1.86
Jan-03	16	20	80.00%	40.00%	113	123	91.87%	1.51	-0.08
Feb-03	17	17	100.00%	0.00%	86	89	96.63%	-0.71	-1.43
Mar-03	14	14	100.00%	0.00%	115	123	93.50%	-0.94	-1.57
Apr-03	11	11	100.00%	0.00%	96	101	95.05%	-0.72	-1.44
May-03	17	17	100.00%	0.00%	107	113	94.69%	-0.91	-1.55
Jun-03	10	11	90.91%	28.75%	118	126	93.65%	0.35	-0.79

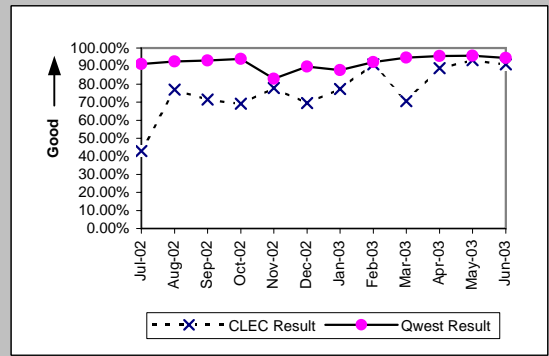


MR-3A - Out of Service Cleared within 24 Hours (Percent) - Dispatches within MSAs

UNE P (Centrex 21) (Parity)										
Date	CLEC Num	CLEC Denc	CLEC Resu	CLEC Std	Qwest Num	Qwest Denc	Qwest Resu	Mod Z Scr	Parity Scr	
Jul-02	5	6	83.33%	37.27%	169	177	95.48%	1.06	-0.36	
Aug-02	1	1	100.00%	0.00%	119	130	91.54%	-0.3	-1.18	
Sep-02	0	1	0.00%	0.00%	120	139	86.33%	1.49	-0.09	
Oct-02	5	5	100.00%	0.00%	168	175	96.00%	-0.45	-1.27	
Nov-02	7	7	100.00%	0.00%	135	155	87.10%	-1	-1.61	
Dec-02	4	4	100.00%	0.00%	127	144	88.19%	-0.72	-1.44	
Jan-03	6	7	85.71%	34.99%	147	160	91.88%	0.54	-0.67	
Feb-03	4	4	100.00%	0.00%	126	128	98.44%	-0.25	-1.15	
Mar-03	4	4	100.00%	0.00%	116	122	95.08%	-0.45	-1.27	
Apr-03	1	1	100.00%	0.00%	109	111	98.20%	-0.13	-1.08	
May-03	3	3	100.00%	0.00%	107	109	98.17%	-0.23	-1.14	
Jun-03	1	1	100.00%	0.00%	139	144	96.53%	-0.19	-1.11	

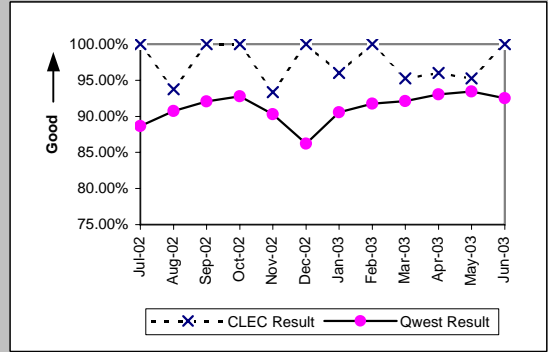


Line Sharing (Parity)										
Date	CLEC Num	CLEC Denc	CLEC Resu	CLEC Std	Qwest Num	Qwest Denc	Qwest Resu	Mod Z Scr	Parity Scr	
Jul-02	3	7	42.86%	49.49%	9626	10564	91.12%	3.13	0.9	
Aug-02	10	13	76.92%	42.13%	9628	10399	92.59%	1.77	0.07	
Sep-02	5	7	71.43%	45.18%	8625	9270	93.04%	1.7	0.04	
Oct-02	9	13	69.23%	46.15%	9189	9773	94.02%	2.74	0.66	
Nov-02	21	27	77.78%	41.57%	9446	11385	82.97%	0.72	-0.56	
Dec-02	16	23	69.57%	46.01%	11095	12374	89.66%	2.65	0.61	
Jan-03	17	22	77.27%	41.91%	11716	13346	87.79%	1.39	-0.15	
Feb-03	10	11	90.91%	28.75%	9347	10131	92.26%	0.25	-0.85	
Mar-03	12	17	70.59%	45.56%	9724	10262	94.76%	3.18	0.93	
Apr-03	8	9	88.89%	31.43%	8484	8871	95.64%	0.86	-0.47	
May-03	14	15	93.33%	24.94%	8736	9131	95.67%	0.49	-0.7	
Jun-03	10	11	90.91%	28.75%	9369	9922	94.43%	0.53	-0.68	

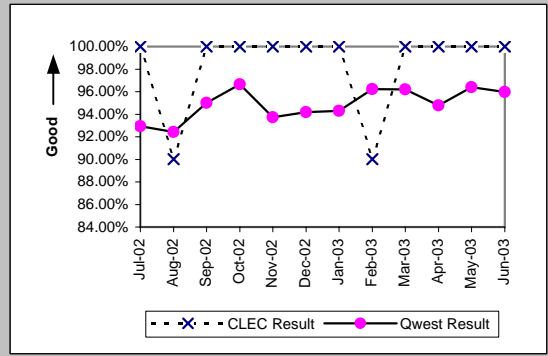


MR-3B - Out of Service Cleared within 24 Hours (Percent) - Dispatches outside MSAs

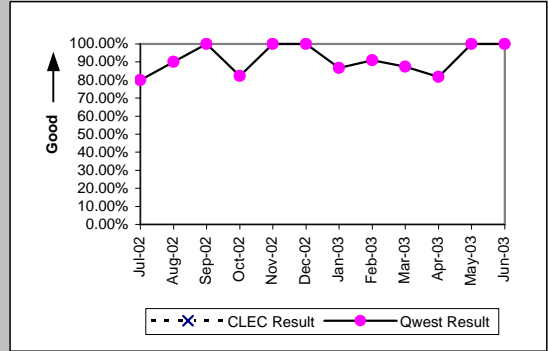
Residence (Parity)									
Date	CLEC Num	CLEC Denc	CLEC Resu	CLEC Std E	Qwest Num	Qwest Denc	Qwest Resu	Mod Z Scr	Parity Scr
Jul-02	8	8	100.00%	0.00%	1839	2074	88.67%	-1.01	-1.61
Aug-02	15	16	93.75%	24.21%	1643	1811	90.72%	-0.42	-1.25
Sep-02	10	10	100.00%	0.00%	1673	1817	92.07%	-0.93	-1.56
Oct-02	10	10	100.00%	0.00%	1564	1686	92.76%	-0.88	-1.54
Nov-02	14	15	93.33%	24.94%	1668	1847	90.31%	-0.39	-1.24
Dec-02	9	9	100.00%	0.00%	2008	2329	86.22%	-1.2	-1.73
Jan-03	24	25	96.00%	19.60%	2166	2392	90.55%	-0.93	-1.56
Feb-03	22	22	100.00%	0.00%	1680	1831	91.75%	-1.4	-1.85
Mar-03	20	21	95.24%	21.30%	1954	2121	92.13%	-0.53	-1.32
Apr-03	24	25	96.00%	19.60%	1824	1960	93.06%	-0.57	-1.35
May-03	20	21	95.24%	21.30%	1720	1841	93.43%	-0.33	-1.2
Jun-03	13	13	100.00%	0.00%	1702	1840	92.50%	-1.02	-1.62



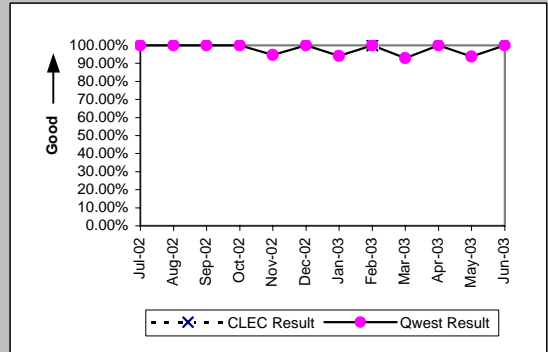
Business (Parity)									
Date	CLEC Num	CLEC Denc	CLEC Resu	CLEC Std E	Qwest Num	Qwest Denc	Qwest Resu	Mod Z Scr	Parity Scr
Jul-02	3	3	100.00%	0.00%	263	283	92.93%	-0.48	-1.29
Aug-02	9	10	90.00%	30.00%	220	238	92.44%	0.31	-0.81
Sep-02	9	9	100.00%	0.00%	247	260	95.00%	-0.68	-1.41
Oct-02	9	9	100.00%	0.00%	260	269	96.65%	-0.55	-1.33
Nov-02	11	11	100.00%	0.00%	209	223	93.72%	-0.84	-1.51
Dec-02	11	11	100.00%	0.00%	291	309	94.17%	-0.81	-1.49
Jan-03	11	11	100.00%	0.00%	315	334	94.31%	-0.8	-1.49
Feb-03	9	10	90.00%	30.00%	230	239	96.23%	0.84	-0.49
Mar-03	16	16	100.00%	0.00%	253	263	96.20%	-0.77	-1.47
Apr-03	8	8	100.00%	0.00%	254	268	94.78%	-0.65	-1.4
May-03	15	15	100.00%	0.00%	241	250	96.40%	-0.73	-1.44
Jun-03	20	20	100.00%	0.00%	239	249	95.98%	-0.88	-1.54



Centrex (Parity)									
Date	CLEC Num	CLEC Denc	CLEC Resu	CLEC Std E	Qwest Num	Qwest Denc	Qwest Resu	Mod Z Scr	Parity Scr
Jul-02					4	5	80.00%		
Aug-02					9	10	90.00%		
Sep-02					11	11	100.00%		
Oct-02					14	17	82.35%		
Nov-02					7	7	100.00%		
Dec-02					14	14	100.00%		
Jan-03					13	15	86.67%		
Feb-03					10	11	90.91%		
Mar-03					7	8	87.50%		
Apr-03					9	11	81.82%		
May-03					4	4	100.00%		
Jun-03					15	15	100.00%		

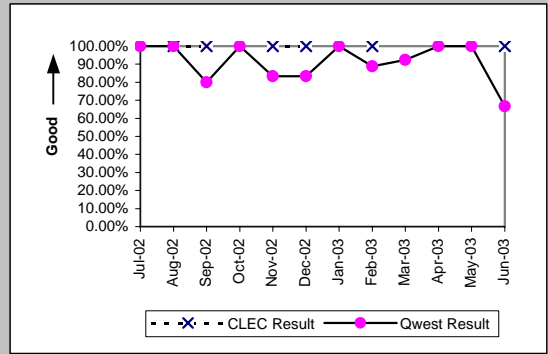


Centrex 21 (Parity)									
Date	CLEC Num	CLEC Denc	CLEC Resu	CLEC Std E	Qwest Num	Qwest Denc	Qwest Resu	Mod Z Scr	Parity Scr
Jul-02					14	14	100.00%		
Aug-02					6	6	100.00%		
Sep-02					17	17	100.00%		
Oct-02					10	10	100.00%		
Nov-02					18	19	94.74%		
Dec-02					13	13	100.00%		
Jan-03					16	17	94.12%		
Feb-03	1	1	100.00%	0.00%	14	14	100.00%	N/A	N/A
Mar-03					13	14	92.86%		
Apr-03					10	10	100.00%		
May-03					15	16	93.75%		
Jun-03					21	21	100.00%		

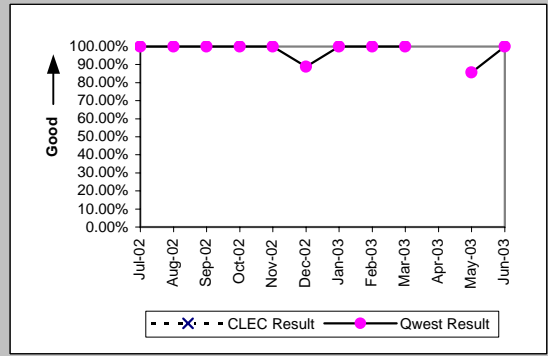


MR-3B - Out of Service Cleared within 24 Hours (Percent) - Dispatches outside MSAs

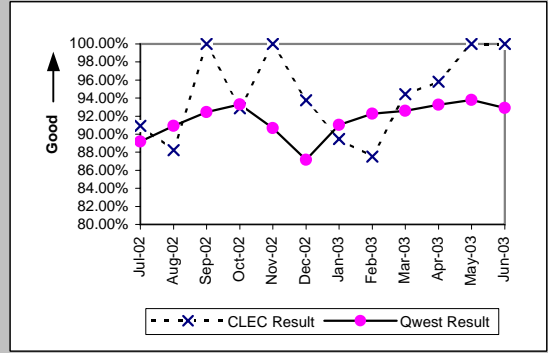
PBX (Parity)									
Date	CLEC Num	CLEC Denc	CLEC Resu	CLEC Std E	Qwest Num	Qwest Denc	Qwest Resu	Mod Z Scr	Parity Scr
Jul-02					9	9	100.00%		
Aug-02	2	2	100.00%	0.00%	6	6	100.00%	N/A	N/A
Sep-02	2	2	100.00%	0.00%	4	5	80.00%	-0.6	-1.36
Oct-02					3	3	100.00%		
Nov-02	1	1	100.00%	0.00%	5	6	83.33%	-0.41	-1.25
Dec-02	1	1	100.00%	0.00%	5	6	83.33%	-0.41	-1.25
Jan-03					5	5	100.00%		
Feb-03	1	1	100.00%	0.00%	8	9	88.89%	-0.34	-1.2
Mar-03					12	13	92.31%		
Apr-03					3	3	100.00%		
May-03					19	19	100.00%		
Jun-03	2	2	100.00%	0.00%	2	3	66.67%	-0.77	-1.47



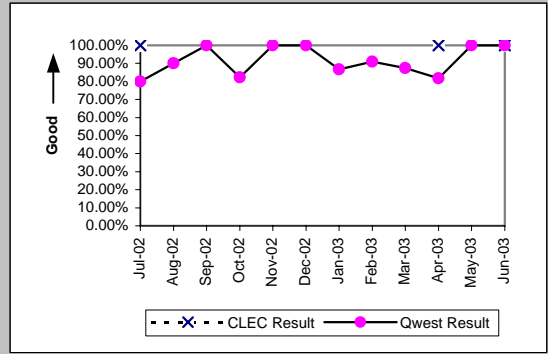
Basic Rate ISDN (Parity)									
Date	CLEC Num	CLEC Denc	CLEC Resu	CLEC Std E	Qwest Num	Qwest Denc	Qwest Resu	Mod Z Scr	Parity Scr
Jul-02					8	8	100.00%		
Aug-02					6	6	100.00%		
Sep-02					10	10	100.00%		
Oct-02					1	1	100.00%		
Nov-02					4	4	100.00%		
Dec-02					8	9	88.89%		
Jan-03					2	2	100.00%		
Feb-03					4	4	100.00%		
Mar-03					4	4	100.00%		
Apr-03									
May-03					6	7	85.71%		
Jun-03					1	1	100.00%		



UNE - P (POTS) (Parity)									
Date	CLEC Num	CLEC Denc	CLEC Resu	CLEC Std E	Qwest Num	Qwest Denc	Qwest Resu	Mod Z Scr	Parity Scr
Jul-02	10	11	90.91%	28.75%	2102	2357	89.18%	-0.18	-1.11
Aug-02	15	17	88.24%	32.22%	1863	2049	90.92%	0.43	-0.74
Sep-02	14	14	100.00%	0.00%	1920	2077	92.44%	-1.07	-1.65
Oct-02	13	14	92.86%	25.75%	1824	1955	93.30%	0.15	-0.91
Nov-02	12	12	100.00%	0.00%	1877	2070	90.68%	-1.11	-1.67
Dec-02	15	16	93.75%	24.21%	2299	2638	87.15%	-0.79	-1.48
Jan-03	17	19	89.47%	30.69%	2481	2726	91.01%	0.3	-0.82
Feb-03	14	16	87.50%	33.07%	1910	2070	92.27%	0.71	-0.57
Mar-03	17	18	94.44%	22.91%	2207	2384	92.58%	-0.3	-1.18
Apr-03	23	24	95.83%	19.98%	2078	2228	93.27%	-0.5	-1.3
May-03	24	24	100.00%	0.00%	1961	2091	93.78%	-1.25	-1.76
Jun-03	15	15	100.00%	0.00%	1941	2089	92.92%	-1.07	-1.65

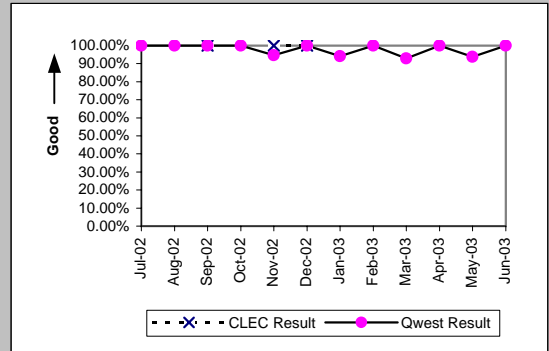


UNE P (Centrex) (Parity)									
Date	CLEC Num	CLEC Denc	CLEC Resu	CLEC Std E	Qwest Num	Qwest Denc	Qwest Resu	Mod Z Scr	Parity Scr
Jul-02	1	1	100.00%	0.00%	4	5	80.00%	-0.46	-1.28
Aug-02					9	10	90.00%		
Sep-02					11	11	100.00%		
Oct-02					14	17	82.35%		
Nov-02					7	7	100.00%		
Dec-02					14	14	100.00%		
Jan-03					13	15	86.67%		
Feb-03					10	11	90.91%		
Mar-03					7	8	87.50%		
Apr-03	3	3	100.00%	0.00%	9	11	81.82%	-0.72	-1.44
May-03					4	4	100.00%		
Jun-03	1	1	100.00%	0.00%	15	15	100.00%	N/A	N/A

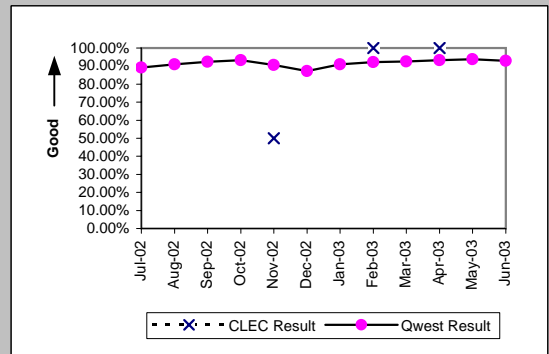


MR-3B - Out of Service Cleared within 24 Hours (Percent) - Dispatches outside MSAs

UNE P (Centrex 21) (Parity)									
Date	CLEC Num	CLEC Denc	CLEC Resu	CLEC Std	Qwest Num	Qwest Denc	Qwest Resu	Mod Z Scr	Parity Scr
Jul-02					14	14	100.00%		
Aug-02					6	6	100.00%		
Sep-02	1	1	100.00%	0.00%	17	17	100.00%	N/A	N/A
Oct-02					10	10	100.00%		
Nov-02	2	2	100.00%	0.00%	18	19	94.74%	-0.32	-1.19
Dec-02	1	1	100.00%	0.00%	13	13	100.00%	N/A	N/A
Jan-03					16	17	94.12%		
Feb-03					14	14	100.00%		
Mar-03					13	14	92.86%		
Apr-03					10	10	100.00%		
May-03					15	16	93.75%		
Jun-03					21	21	100.00%		

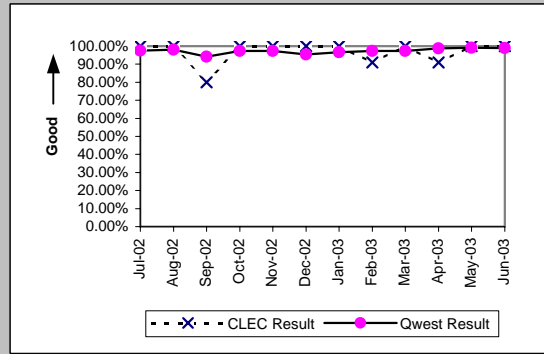


Line Sharing (Parity)									
Date	CLEC Num	CLEC Denc	CLEC Resu	CLEC Std	Qwest Num	Qwest Denc	Qwest Resu	Mod Z Scr	Parity Scr
Jul-02					2102	2357	89.18%		
Aug-02					1863	2049	90.92%		
Sep-02					1920	2077	92.44%		
Oct-02					1824	1955	93.30%		
Nov-02	1	2	50.00%	50.00%	1877	2070	90.68%	1.32	-0.19
Dec-02					2299	2638	87.15%		
Jan-03					2481	2726	91.01%		
Feb-03	3	3	100.00%	0.00%	1910	2070	92.27%	-0.5	-1.3
Mar-03					2207	2384	92.58%		
Apr-03	1	1	100.00%	0.00%	2078	2228	93.27%	-0.27	-1.16
May-03					1961	2091	93.78%		
Jun-03					1941	2089	92.92%		

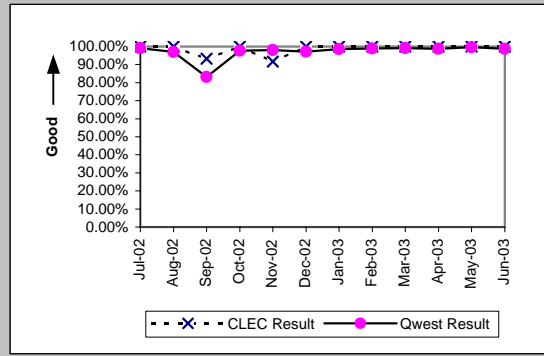


MR-3C - Out of Service Cleared within 24 Hours (Percent) - No dispatches

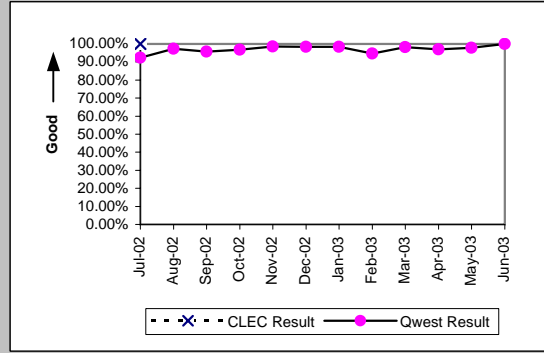
Residence (Parity)									
Date	CLEC Num	CLEC Denc	CLEC Resu	CLEC Std E	Qwest Num	Qwest Denc	Qwest Resu	Mod Z Scr	Parity Scr
Jul-02	12	12	100.00%	0.00%	2517	2583	97.44%	-0.56	-1.34
Aug-02	17	17	100.00%	0.00%	2139	2182	98.03%	-0.58	-1.35
Sep-02	8	10	80.00%	40.00%	1862	1977	94.18%	1.53	-0.07
Oct-02	13	13	100.00%	0.00%	1895	1946	97.38%	-0.59	-1.36
Nov-02	13	13	100.00%	0.00%	1708	1755	97.32%	-0.6	-1.36
Dec-02	14	14	100.00%	0.00%	1665	1744	95.47%	-0.81	-1.49
Jan-03	11	11	100.00%	0.00%	1571	1627	96.56%	-0.62	-1.38
Feb-03	10	11	90.91%	28.75%	1460	1500	97.33%	1.05	-0.36
Mar-03	28	28	100.00%	0.00%	1561	1603	97.38%	-0.86	-1.52
Apr-03	20	22	90.91%	28.75%	1346	1363	98.75%	2.13	0.29
May-03	31	31	100.00%	0.00%	1385	1398	99.07%	-0.53	-1.32
Jun-03	16	16	100.00%	0.00%	1338	1353	98.89%	-0.42	-1.26



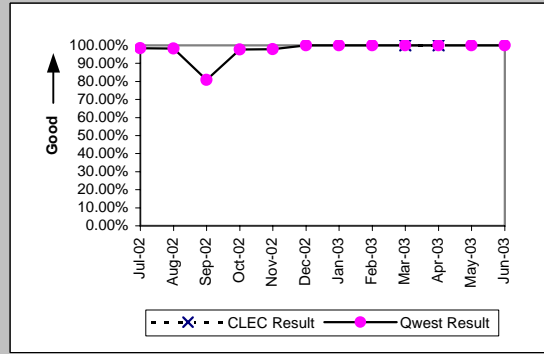
Business (Parity)									
Date	CLEC Num	CLEC Denc	CLEC Resu	CLEC Std E	Qwest Num	Qwest Denc	Qwest Resu	Mod Z Scr	Parity Scr
Jul-02	15	15	100.00%	0.00%	545	550	99.09%	-0.37	-1.22
Aug-02	25	25	100.00%	0.00%	296	305	97.05%	-0.84	-1.51
Sep-02	14	15	93.33%	24.94%	382	459	83.22%	-1.03	-1.63
Oct-02	14	14	100.00%	0.00%	288	295	97.63%	-0.57	-1.35
Nov-02	22	24	91.67%	27.64%	262	267	98.13%	1.6	-0.03
Dec-02	18	18	100.00%	0.00%	238	245	97.14%	-0.7	-1.43
Jan-03	11	11	100.00%	0.00%	274	278	98.56%	-0.39	-1.24
Feb-03	15	15	100.00%	0.00%	278	281	98.93%	-0.39	-1.24
Mar-03	19	19	100.00%	0.00%	248	250	99.20%	-0.38	-1.23
Apr-03	15	15	100.00%	0.00%	244	247	98.79%	-0.42	-1.25
May-03	16	16	100.00%	0.00%	225	226	99.56%	-0.26	-1.16
Jun-03	8	8	100.00%	0.00%	226	229	98.69%	-0.32	-1.19



Centrex (Parity)									
Date	CLEC Num	CLEC Denc	CLEC Resu	CLEC Std E	Qwest Num	Qwest Denc	Qwest Resu	Mod Z Scr	Parity Scr
Jul-02	1	1	100.00%	0.00%	73	79	92.41%	-0.28	-1.17
Aug-02					73	75	97.33%		
Sep-02					89	93	95.70%		
Oct-02					62	64	96.88%		
Nov-02					73	74	98.65%		
Dec-02					61	62	98.39%		
Jan-03					65	66	98.48%		
Feb-03					70	74	94.59%		
Mar-03					55	56	98.21%		
Apr-03					65	67	97.01%		
May-03					45	46	97.83%		
Jun-03					59	59	100.00%		

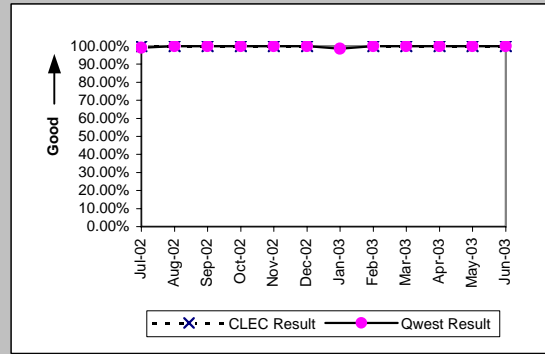


Centrex 21 (Parity)									
Date	CLEC Num	CLEC Denc	CLEC Resu	CLEC Std E	Qwest Num	Qwest Denc	Qwest Resu	Mod Z Scr	Parity Scr
Jul-02					62	63	98.41%		
Aug-02					57	58	98.28%		
Sep-02					55	68	80.88%		
Oct-02					43	44	97.73%		
Nov-02					46	47	97.87%		
Dec-02					30	30	100.00%		
Jan-03					36	36	100.00%		
Feb-03					45	45	100.00%		
Mar-03	1	1	100.00%	0.00%	35	35	100.00%	N/A	N/A
Apr-03	1	1	100.00%	0.00%	51	51	100.00%	N/A	N/A
May-03					44	44	100.00%		
Jun-03					36	36	100.00%		

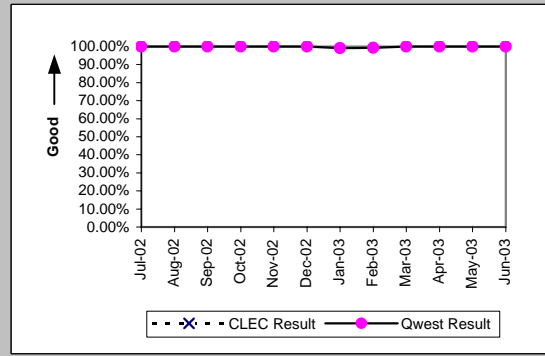


MR-3C - Out of Service Cleared within 24 Hours (Percent) - No dispatches

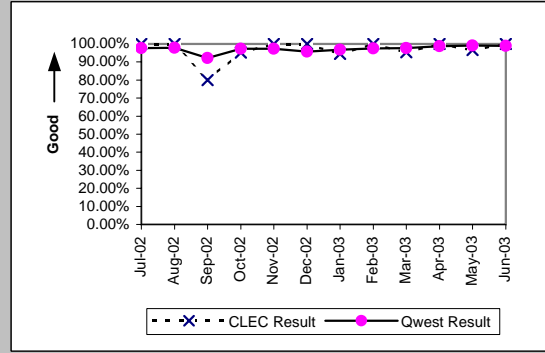
PBX (Parity)									
Date	CLEC Num	CLEC Denc	CLEC Resu	CLEC Std E	Qwest Num	Qwest Denc	Qwest Resu	Mod Z Scr	Parity Scr
Jul-02	2	2	100.00%	0.00%	102	103	99.03%	-0.14	-1.08
Aug-02	2	2	100.00%	0.00%	101	101	100.00%	N/A	N/A
Sep-02	3	3	100.00%	0.00%	102	102	100.00%	N/A	N/A
Oct-02	1	1	100.00%	0.00%	57	57	100.00%	N/A	N/A
Nov-02	3	3	100.00%	0.00%	79	79	100.00%	N/A	N/A
Dec-02	1	1	100.00%	0.00%	85	85	100.00%	N/A	N/A
Jan-03					67	68	98.53%		
Feb-03	1	1	100.00%	0.00%	66	66	100.00%	N/A	N/A
Mar-03	2	2	100.00%	0.00%	75	75	100.00%	N/A	N/A
Apr-03	2	2	100.00%	0.00%	56	56	100.00%	N/A	N/A
May-03	2	2	100.00%	0.00%	52	52	100.00%	N/A	N/A
Jun-03	4	4	100.00%	0.00%	49	49	100.00%	N/A	N/A



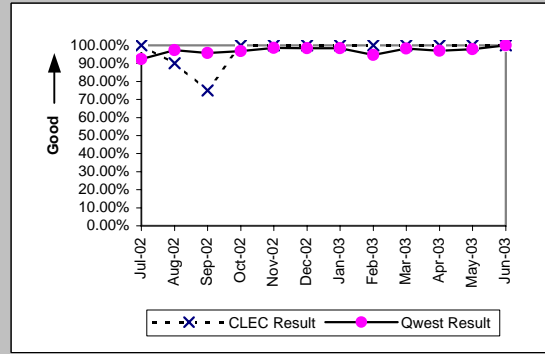
Basic Rate ISDN (Parity)									
Date	CLEC Num	CLEC Denc	CLEC Resu	CLEC Std E	Qwest Num	Qwest Denc	Qwest Resu	Mod Z Scr	Parity Scr
Jul-02					137	137	100.00%		
Aug-02					126	126	100.00%		
Sep-02					99	99	100.00%		
Oct-02					82	82	100.00%		
Nov-02					101	101	100.00%		
Dec-02					111	111	100.00%		
Jan-03					121	122	99.18%		
Feb-03					142	143	99.30%		
Mar-03					142	142	100.00%		
Apr-03					120	120	100.00%		
May-03					102	102	100.00%		
Jun-03					99	99	100.00%		



UNE - P (POTS) (Parity)									
Date	CLEC Num	CLEC Denc	CLEC Resu	CLEC Std E	Qwest Num	Qwest Denc	Qwest Resu	Mod Z Scr	Parity Scr
Jul-02	22	22	100.00%	0.00%	3062	3133	97.73%	-0.71	-1.43
Aug-02	31	31	100.00%	0.00%	2435	2487	97.91%	-0.81	-1.49
Sep-02	16	20	80.00%	40.00%	2244	2436	92.12%	1.73	0.05
Oct-02	20	21	95.24%	21.30%	2183	2241	97.41%	0.62	-0.62
Nov-02	26	26	100.00%	0.00%	1970	2022	97.43%	-0.82	-1.5
Dec-02	16	16	100.00%	0.00%	1903	1989	95.68%	-0.85	-1.51
Jan-03	17	18	94.44%	22.91%	1845	1905	96.85%	0.59	-0.64
Feb-03	25	25	100.00%	0.00%	1738	1781	97.59%	-0.78	-1.47
Mar-03	21	22	95.45%	20.83%	1809	1853	97.63%	0.65	-0.61
Apr-03	16	16	100.00%	0.00%	1590	1610	98.76%	-0.45	-1.27
May-03	29	30	96.67%	17.95%	1610	1624	99.14%	1.11	-0.32
Jun-03	15	15	100.00%	0.00%	1564	1582	98.86%	-0.41	-1.25

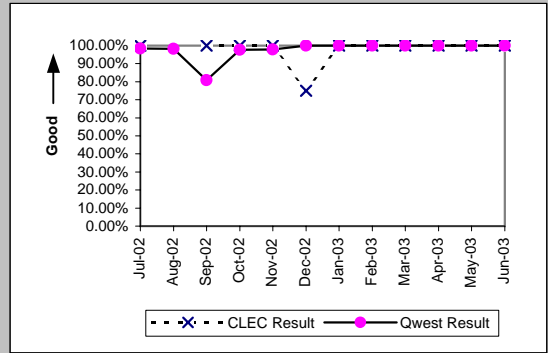


UNE P (Centrex) (Parity)									
Date	CLEC Num	CLEC Denc	CLEC Resu	CLEC Std E	Qwest Num	Qwest Denc	Qwest Resu	Mod Z Scr	Parity Scr
Jul-02	4	4	100.00%	0.00%	73	79	92.41%	-0.56	-1.34
Aug-02	9	10	90.00%	30.00%	73	75	97.33%	0.93	-0.43
Sep-02	6	8	75.00%	43.30%	89	93	95.70%	1.84	0.12
Oct-02	4	4	100.00%	0.00%	62	64	96.88%	-0.35	-1.21
Nov-02	3	3	100.00%	0.00%	73	74	98.65%	-0.2	-1.12
Dec-02	4	4	100.00%	0.00%	61	62	98.39%	-0.25	-1.15
Jan-03	4	4	100.00%	0.00%	65	66	98.48%	-0.24	-1.15
Feb-03	3	3	100.00%	0.00%	70	74	94.59%	-0.41	-1.25
Mar-03	2	2	100.00%	0.00%	55	56	98.21%	-0.19	-1.11
Apr-03	6	6	100.00%	0.00%	65	67	97.01%	-0.41	-1.25
May-03	4	4	100.00%	0.00%	45	46	97.83%	-0.29	-1.17
Jun-03	3	3	100.00%	0.00%	59	59	100.00%	N/A	N/A

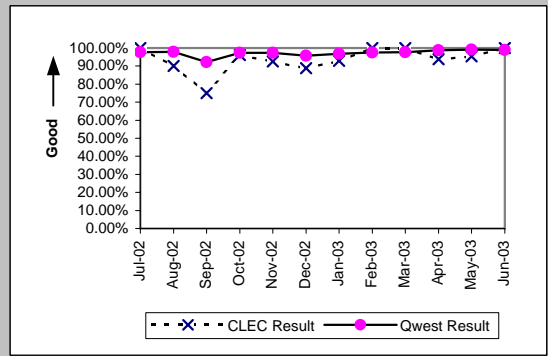


MR-3C - Out of Service Cleared within 24 Hours (Percent) - No dispatches

UNE P (Centrex 21) (Parity)										
Date	CLEC Num	CLEC Denc	CLEC Resu	CLEC Std	Qwest Num	Qwest Denc	Qwest Resu	Mod Z Scr	Parity Scr	
Jul-02	2	2	100.00%	0.00%	62	63	98.41%	-0.18	-1.11	
Aug-02					57	58	98.28%			
Sep-02	2	2	100.00%	0.00%	55	68	80.88%	-0.68	-1.41	
Oct-02	2	2	100.00%	0.00%	43	44	97.73%	-0.21	-1.13	
Nov-02	3	3	100.00%	0.00%	46	47	97.87%	-0.25	-1.15	
Dec-02	3	4	75.00%	43.30%	30	30	100.00%	N/A	0.01	
Jan-03	1	1	100.00%	0.00%	36	36	100.00%	N/A	N/A	
Feb-03	2	2	100.00%	0.00%	45	45	100.00%	N/A	N/A	
Mar-03	3	3	100.00%	0.00%	35	35	100.00%	N/A	N/A	
Apr-03	1	1	100.00%	0.00%	51	51	100.00%	N/A	N/A	
May-03	5	5	100.00%	0.00%	44	44	100.00%	N/A	N/A	
Jun-03	1	1	100.00%	0.00%	36	36	100.00%	N/A	N/A	

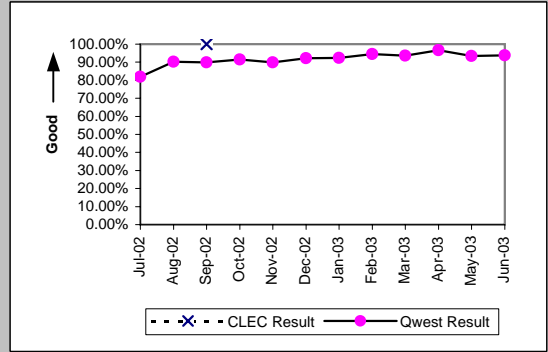


Line Sharing (Parity)										
Date	CLEC Num	CLEC Denc	CLEC Resu	CLEC Std	Qwest Num	Qwest Denc	Qwest Resu	Mod Z Scr	Parity Scr	
Jul-02	9	9	100.00%	0.00%	3062	3133	97.73%	-0.46	-1.28	
Aug-02	9	10	90.00%	30.00%	2435	2487	97.91%	1.26	-0.24	
Sep-02	6	8	75.00%	43.30%	2244	2436	92.12%	1.46	-0.11	
Oct-02	25	26	96.15%	19.23%	2183	2241	97.41%	0.45	-0.73	
Nov-02	25	27	92.59%	26.19%	1970	2022	97.43%	1.33	-0.19	
Dec-02	24	27	88.89%	31.43%	1903	1989	95.68%	1.49	-0.09	
Jan-03	26	28	92.86%	25.75%	1845	1905	96.85%	1.08	-0.34	
Feb-03	24	24	100.00%	0.00%	1738	1781	97.59%	-0.77	-1.47	
Mar-03	20	20	100.00%	0.00%	1809	1853	97.63%	-0.69	-1.42	
Apr-03	15	16	93.75%	24.21%	1590	1610	98.76%	1.28	-0.22	
May-03	21	22	95.45%	20.83%	1610	1624	99.14%	1.3	-0.21	
Jun-03	10	10	100.00%	0.00%	1564	1582	98.86%	-0.34	-1.21	

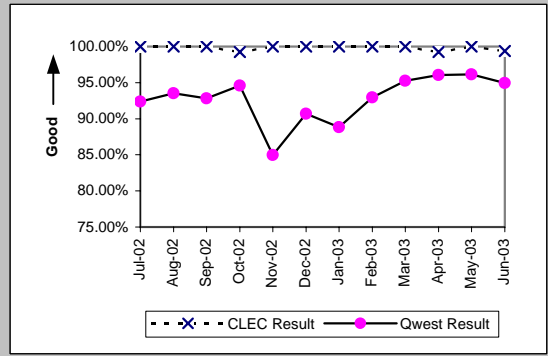


MR-3D - Out of Service Cleared within 24 Hours (Percent) - Interval Zone One

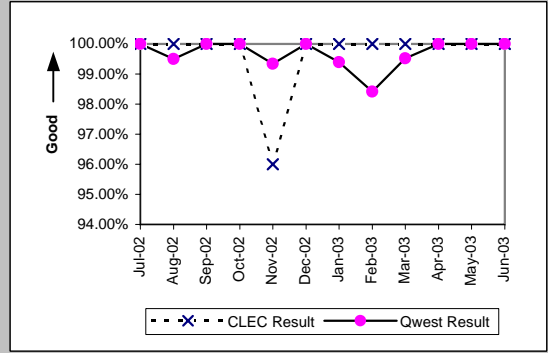
Qwest DSL (Parity)									
Date	CLEC Num	CLEC Denc	CLEC Resu	CLEC Std E	Qwest Num	Qwest Denc	Qwest Resu	Mod Z Scr	Parity Scr
Jul-02					480	586	81.91%		
Aug-02					673	746	90.21%		
Sep-02	2	2	100.00%	0.00%	450	501	89.82%	-0.48	-1.29
Oct-02					331	362	91.44%		
Nov-02					349	388	89.95%		
Dec-02					354	384	92.19%		
Jan-03					397	430	92.33%		
Feb-03					339	359	94.43%		
Mar-03					322	344	93.60%		
Apr-03					411	425	96.71%		
May-03					299	320	93.44%		
Jun-03					319	340	93.82%		



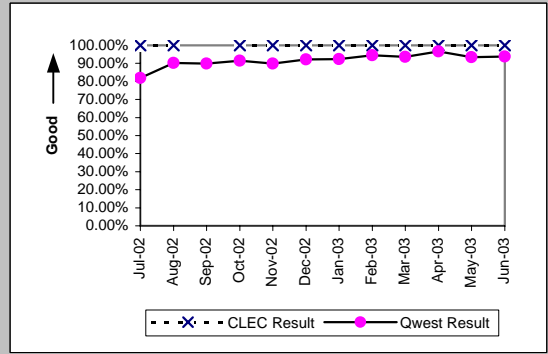
Unbundled Loop Analog (Parity)									
Date	CLEC Num	CLEC Denc	CLEC Resu	CLEC Std E	Qwest Num	Qwest Denc	Qwest Resu	Mod Z Scr	Parity Scr
Jul-02					12019	13011	92.38%	-4.17	-3.53
Aug-02	215	215	100.00%	0.00%	11787	12603	93.53%	-3.83	-3.33
Sep-02	187	187	100.00%	0.00%	10599	11419	92.82%	-3.77	-3.29
Oct-02	131	132	99.24%	8.67%	11109	11742	94.61%	-2.34	-2.43
Nov-02	220	220	100.00%	0.00%	11179	13157	84.97%	-6.19	-4.76
Dec-02	163	163	100.00%	0.00%	12746	14057	90.67%	-4.07	-3.48
Jan-03	227	227	100.00%	0.00%	13348	15029	88.82%	-5.31	-4.23
Feb-03	174	174	100.00%	0.00%	10858	11680	92.96%	-3.6	-3.19
Mar-03	172	172	100.00%	0.00%	11270	11831	95.26%	-2.91	-2.77
Apr-03	128	129	99.22%	8.77%	9810	10214	96.04%	-1.84	-2.12
May-03	145	145	100.00%	0.00%	10097	10504	96.13%	-2.4	-2.46
Jun-03	166	167	99.40%	7.72%	10742	11312	94.96%	-2.6	-2.58



Unbundled Loop - 2 Wire Non-Loaded (Parity)									
Date	CLEC Num	CLEC Denc	CLEC Resu	CLEC Std E	Qwest Num	Qwest Denc	Qwest Resu	Mod Z Scr	Parity Scr
Jul-02	25	25	100.00%	0.00%	185	185	100.00%	N/A	N/A
Aug-02	27	27	100.00%	0.00%	200	201	99.50%	-0.34	-1.21
Sep-02	15	15	100.00%	0.00%	159	159	100.00%	N/A	N/A
Oct-02	15	15	100.00%	0.00%	114	114	100.00%	N/A	N/A
Nov-02	24	25	96.00%	19.60%	150	151	99.34%	1.09	-0.34
Dec-02	11	11	100.00%	0.00%	182	182	100.00%	N/A	N/A
Jan-03	14	14	100.00%	0.00%	163	164	99.39%	-0.28	-1.17
Feb-03	11	11	100.00%	0.00%	186	189	98.41%	-0.41	-1.25
Mar-03	12	12	100.00%	0.00%	206	207	99.52%	-0.23	-1.14
Apr-03	15	15	100.00%	0.00%	145	145	100.00%	N/A	N/A
May-03	17	17	100.00%	0.00%	121	121	100.00%	N/A	N/A
Jun-03	25	25	100.00%	0.00%	137	137	100.00%	N/A	N/A

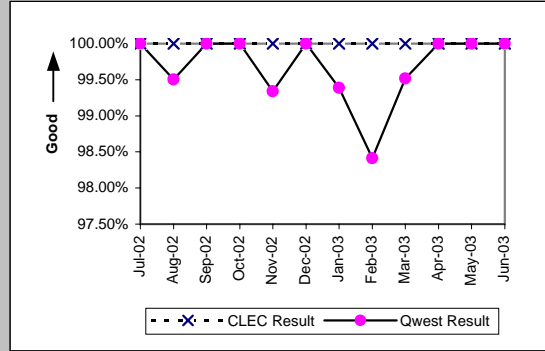


Unbundled Loop - ADSL Qualified (Parity)									
Date	CLEC Num	CLEC Denc	CLEC Resu	CLEC Std E	Qwest Num	Qwest Denc	Qwest Resu	Mod Z Scr	Parity Scr
Jul-02	3	3	100.00%	0.00%	480	586	81.91%	-0.81	-1.49
Aug-02	2	2	100.00%	0.00%	673	746	90.21%	-0.47	-1.28
Sep-02					450	501	89.82%		
Oct-02	2	2	100.00%	0.00%	331	362	91.44%	-0.43	-1.26
Nov-02	1	1	100.00%	0.00%	349	388	89.95%	-0.33	-1.2
Dec-02	2	2	100.00%	0.00%	354	384	92.19%	-0.41	-1.25
Jan-03	3	3	100.00%	0.00%	397	430	92.33%	-0.5	-1.3
Feb-03	2	2	100.00%	0.00%	339	359	94.43%	-0.34	-1.21
Mar-03	1	1	100.00%	0.00%	322	344	93.60%	-0.26	-1.16
Apr-03	1	1	100.00%	0.00%	411	425	96.71%	-0.18	-1.11
May-03	4	4	100.00%	0.00%	299	320	93.44%	-0.53	-1.32
Jun-03	3	3	100.00%	0.00%	319	340	93.82%	-0.44	-1.27



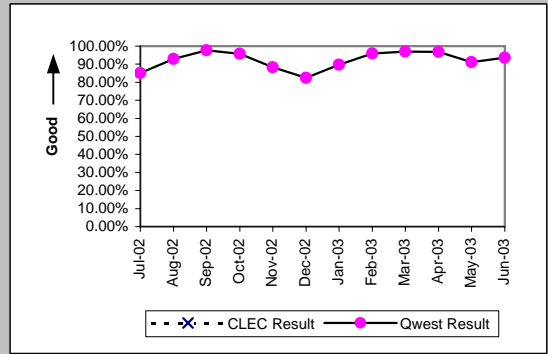
MR-3D - Out of Service Cleared within 24 Hours (Percent) - Interval Zone One

Unbundled Loop ISDN Capable (Parity)										
Date	CLEC Num	CLEC Dend	CLEC Resu	CLEC Std	Qwest Num	Qwest Dend	Qwest Resu	Mod Z Scr	Parity Scr	
Jul-02	33	33	100.00%	0.00%	185	185	100.00%	N/A	N/A	
Aug-02	26	26	100.00%	0.00%	200	201	99.50%	-0.34	-1.21	
Sep-02	13	13	100.00%	0.00%	159	159	100.00%	N/A	N/A	
Oct-02	20	20	100.00%	0.00%	114	114	100.00%	N/A	N/A	
Nov-02	15	15	100.00%	0.00%	150	151	99.34%	-0.3	-1.18	
Dec-02	21	21	100.00%	0.00%	182	182	100.00%	N/A	N/A	
Jan-03	26	26	100.00%	0.00%	163	164	99.39%	-0.37	-1.23	
Feb-03	21	21	100.00%	0.00%	186	189	98.41%	-0.55	-1.34	
Mar-03	16	16	100.00%	0.00%	206	207	99.52%	-0.27	-1.16	
Apr-03	21	21	100.00%	0.00%	145	145	100.00%	N/A	N/A	
May-03	21	21	100.00%	0.00%	121	121	100.00%	N/A	N/A	
Jun-03	29	29	100.00%	0.00%	137	137	100.00%	N/A	N/A	

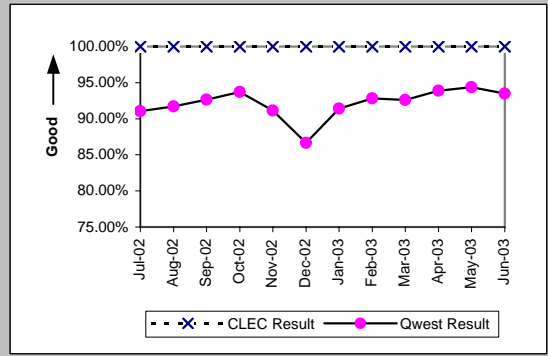


MR-3E - Out of Service Cleared within 24 Hours (Percent) - Interval Zone Two

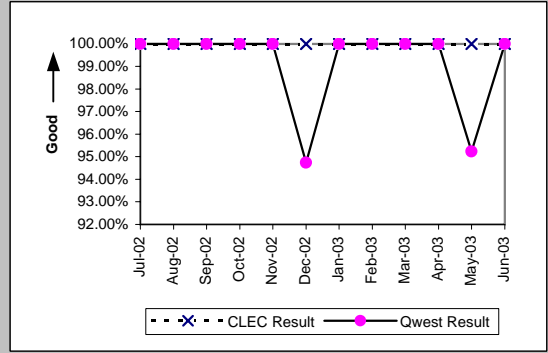
Qwest DSL (Parity)									
Date	CLEC Num	CLEC Denc	CLEC Resu	CLEC Std E	Qwest Num	Qwest Denc	Qwest Resu	Mod Z Scr	Parity Scr
Jul-02					40	47	85.11%		
Aug-02					52	56	92.86%		
Sep-02					43	44	97.73%		
Oct-02					23	24	95.83%		
Nov-02					30	34	88.24%		
Dec-02					33	40	82.50%		
Jan-03					44	49	89.80%		
Feb-03					24	25	96.00%		
Mar-03					32	33	96.97%		
Apr-03					31	32	96.88%		
May-03					31	34	91.18%		
Jun-03					29	31	93.55%		



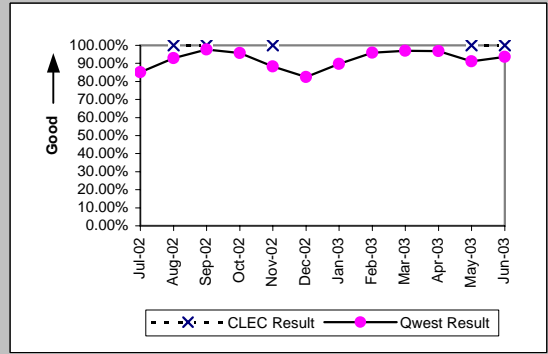
Unbundled Loop Analog (Parity)									
Date	CLEC Num	CLEC Denc	CLEC Resu	CLEC Std E	Qwest Num	Qwest Denc	Qwest Resu	Mod Z Scr	Parity Scr
Jul-02	21	21	100.00%	0.00%	2771	3043	91.06%	-1.43	-1.87
Aug-02	18	18	100.00%	0.00%	2139	2332	91.72%	-1.27	-1.77
Sep-02	12	12	100.00%	0.00%	2190	2364	92.64%	-0.97	-1.59
Oct-02	15	15	100.00%	0.00%	2087	2227	93.71%	-1	-1.61
Nov-02	20	20	100.00%	0.00%	2114	2320	91.12%	-1.39	-1.85
Dec-02	16	16	100.00%	0.00%	2551	2944	86.65%	-1.57	-1.95
Jan-03	25	25	100.00%	0.00%	2694	2948	91.38%	-1.53	-1.93
Feb-03	38	38	100.00%	0.00%	2137	2302	92.83%	-1.7	-2.03
Mar-03	8	8	100.00%	0.00%	2470	2668	92.58%	-0.8	-1.49
Apr-03	14	14	100.00%	0.00%	2342	2495	93.87%	-0.95	-1.58
May-03	21	21	100.00%	0.00%	2210	2342	94.36%	-1.11	-1.68
Jun-03	14	14	100.00%	0.00%	2132	2281	93.47%	-0.99	-1.6



Unbundled Loop - 2 Wire Non-Loaded (Parity)									
Date	CLEC Num	CLEC Denc	CLEC Resu	CLEC Std E	Qwest Num	Qwest Denc	Qwest Resu	Mod Z Scr	Parity Scr
Jul-02	1	1	100.00%	0.00%	33	33	100.00%	N/A	N/A
Aug-02	1	1	100.00%	0.00%	22	22	100.00%	N/A	N/A
Sep-02	1	1	100.00%	0.00%	21	21	100.00%	N/A	N/A
Oct-02	2	2	100.00%	0.00%	10	10	100.00%	N/A	N/A
Nov-02	4	4	100.00%	0.00%	15	15	100.00%	N/A	N/A
Dec-02	4	4	100.00%	0.00%	18	19	94.74%	-0.43	-1.26
Jan-03	4	4	100.00%	0.00%	13	13	100.00%	N/A	N/A
Feb-03	1	1	100.00%	0.00%	11	11	100.00%	N/A	N/A
Mar-03	4	4	100.00%	0.00%	10	10	100.00%	N/A	N/A
Apr-03	6	6	100.00%	0.00%	13	13	100.00%	N/A	N/A
May-03	3	3	100.00%	0.00%	20	21	95.24%	-0.36	-1.22
Jun-03	3	3	100.00%	0.00%	9	9	100.00%	N/A	N/A

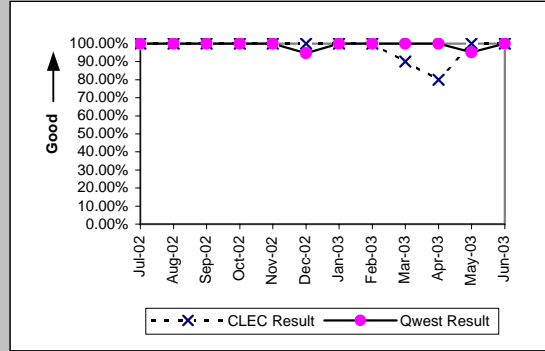


Unbundled Loop - ADSL Qualified (Parity)									
Date	CLEC Num	CLEC Denc	CLEC Resu	CLEC Std E	Qwest Num	Qwest Denc	Qwest Resu	Mod Z Scr	Parity Scr
Jul-02					40	47	85.11%		
Aug-02	2	2	100.00%	0.00%	52	56	92.86%	-0.39	-1.23
Sep-02	1	1	100.00%	0.00%	43	44	97.73%	-0.15	-1.09
Oct-02					23	24	95.83%		
Nov-02	1	1	100.00%	0.00%	30	34	88.24%	-0.36	-1.22
Dec-02					33	40	82.50%		
Jan-03					44	49	89.80%		
Feb-03					24	25	96.00%		
Mar-03					32	33	96.97%		
Apr-03					31	32	96.88%		
May-03	2	2	100.00%	0.00%	31	34	91.18%	-0.43	-1.26
Jun-03	1	1	100.00%	0.00%	29	31	93.55%	-0.26	-1.16



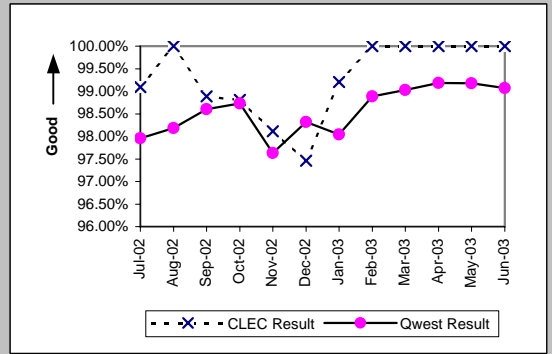
MR-3E - Out of Service Cleared within 24 Hours (Percent) - Interval Zone Two

Unbundled Loop ISDN Capable (Parity)									
Date	CLEC Num	CLEC Dend	CLEC Resu	CLEC Std	Qwest Num	Qwest Dend	Qwest Resu	Mod Z Scr	Parity Scr
Jul-02	9	9	100.00%	0.00%	33	33	100.00%	N/A	N/A
Aug-02	13	13	100.00%	0.00%	22	22	100.00%	N/A	N/A
Sep-02	10	10	100.00%	0.00%	21	21	100.00%	N/A	N/A
Oct-02	2	2	100.00%	0.00%	10	10	100.00%	N/A	N/A
Nov-02	9	9	100.00%	0.00%	15	15	100.00%	N/A	N/A
Dec-02	11	11	100.00%	0.00%	18	19	94.74%	-0.62	-1.38
Jan-03	8	8	100.00%	0.00%	13	13	100.00%	N/A	N/A
Feb-03	6	6	100.00%	0.00%	11	11	100.00%	N/A	N/A
Mar-03	9	10	90.00%	30.00%	10	10	100.00%	N/A	-0.62
Apr-03	4	5	80.00%	40.00%	13	13	100.00%	N/A	-0.32
May-03	5	5	100.00%	0.00%	20	21	95.24%	-0.45	-1.27
Jun-03	3	3	100.00%	0.00%	9	9	100.00%	N/A	N/A

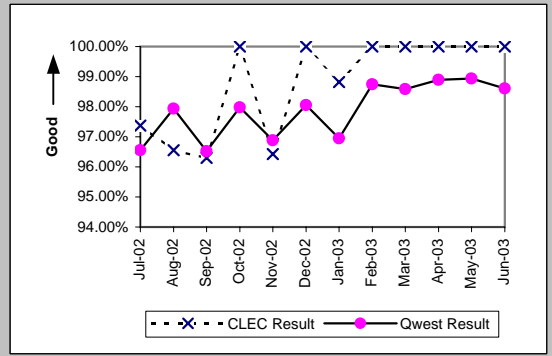


MR-4A - All Troubles Cleared within 48 Hours (Percent) - Dispatches within MSAs

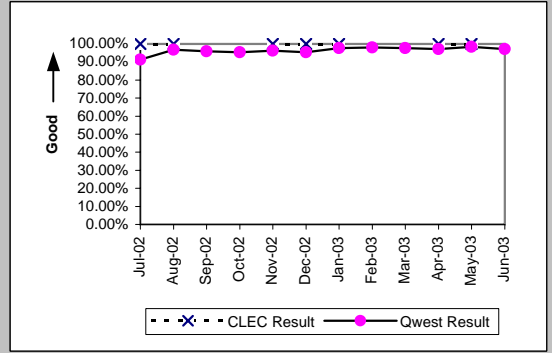
Residence (Parity)									
Date	CLEC Num	CLEC Denc	CLEC Resu	CLEC Std E	Qwest Num	Qwest Denc	Qwest Resu	Mod Z Scr	Parity Scr
Jul-02	109	110	99.09%	9.49%	11933	12182	97.96%	-0.84	-1.51
Aug-02	94	94	100.00%	0.00%	11748	11965	98.19%	-1.31	-1.8
Sep-02	89	90	98.89%	10.48%	10458	10606	98.60%	-0.23	-1.14
Oct-02	83	84	98.81%	10.85%	10990	11131	98.73%	-0.06	-1.04
Nov-02	104	106	98.11%	13.61%	12439	12741	97.63%	-0.33	-1.2
Dec-02	115	118	97.46%	15.74%	13996	14235	98.32%	0.74	-0.55
Jan-03	125	126	99.21%	8.87%	14959	15258	98.04%	-0.94	-1.57
Feb-03	151	151	100.00%	0.00%	11393	11521	98.89%	-1.29	-1.79
Mar-03	171	171	100.00%	0.00%	11455	11567	99.03%	-1.28	-1.78
Apr-03	173	173	100.00%	0.00%	10085	10168	99.18%	-1.18	-1.72
May-03	159	159	100.00%	0.00%	10251	10336	99.18%	-1.14	-1.69
Jun-03	144	144	100.00%	0.00%	11012	11115	99.07%	-1.15	-1.7



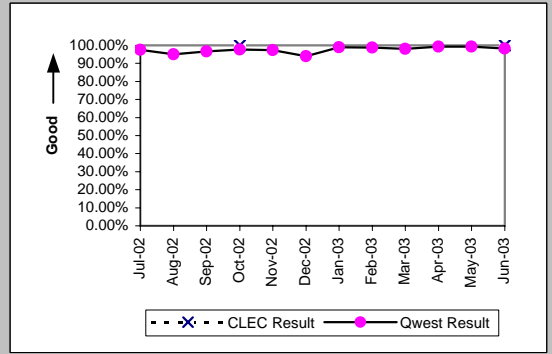
Business (Parity)									
Date	CLEC Num	CLEC Denc	CLEC Resu	CLEC Std E	Qwest Num	Qwest Denc	Qwest Resu	Mod Z Scr	Parity Scr
Jul-02	37	38	97.37%	16.01%	1458	1510	96.56%	-0.27	-1.16
Aug-02	56	58	96.55%	18.25%	1373	1402	97.93%	0.72	-0.56
Sep-02	52	54	96.30%	18.89%	1278	1324	96.53%	0.16	-0.9
Oct-02	55	55	100.00%	0.00%	1404	1433	97.98%	-1.05	-1.64
Nov-02	81	84	96.43%	18.56%	1460	1507	96.88%	0.29	-0.82
Dec-02	57	57	100.00%	0.00%	1359	1386	98.05%	-1.04	-1.63
Jan-03	84	85	98.82%	10.78%	1622	1673	96.95%	-0.98	-1.6
Feb-03	57	57	100.00%	0.00%	1254	1270	98.74%	-0.83	-1.51
Mar-03	87	87	100.00%	0.00%	1251	1269	98.58%	-1.08	-1.66
Apr-03	51	51	100.00%	0.00%	1159	1172	98.89%	-0.74	-1.45
May-03	43	43	100.00%	0.00%	1120	1132	98.94%	-0.67	-1.41
Jun-03	59	59	100.00%	0.00%	1276	1294	98.61%	-0.89	-1.54



Centrex (Parity)									
Date	CLEC Num	CLEC Denc	CLEC Resu	CLEC Std E	Qwest Num	Qwest Denc	Qwest Resu	Mod Z Scr	Parity Scr
Jul-02	1	1	100.00%	0.00%	158	173	91.33%	-0.31	-1.19
Aug-02	1	1	100.00%	0.00%	122	126	96.83%	-0.18	-1.11
Sep-02					117	122	95.90%		
Oct-02					143	150	95.33%		
Nov-02	6	6	100.00%	0.00%	102	106	96.23%	-0.47	-1.29
Dec-02	1	1	100.00%	0.00%	103	108	95.37%	-0.22	-1.13
Jan-03	2	2	100.00%	0.00%	130	133	97.74%	-0.21	-1.13
Feb-03					97	99	97.98%		
Mar-03					127	130	97.69%		
Apr-03	1	1	100.00%	0.00%	106	109	97.25%	-0.17	-1.1
May-03	3	3	100.00%	0.00%	117	119	98.32%	-0.22	-1.14
Jun-03					135	139	97.12%		

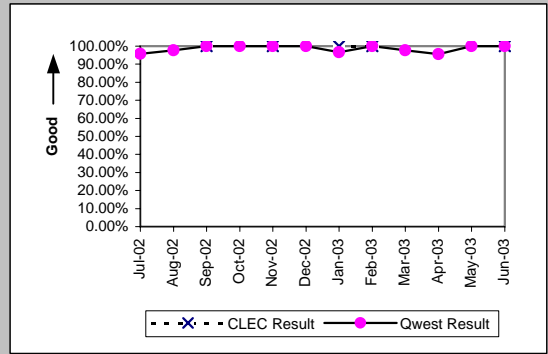


Centrex 21 (Parity)									
Date	CLEC Num	CLEC Denc	CLEC Resu	CLEC Std E	Qwest Num	Qwest Denc	Qwest Resu	Mod Z Scr	Parity Scr
Jul-02					200	205	97.56%		
Aug-02					172	181	95.03%		
Sep-02					170	176	96.59%		
Oct-02	1	1	100.00%	0.00%	204	209	97.61%	-0.16	-1.09
Nov-02					180	185	97.30%		
Dec-02					156	166	93.98%		
Jan-03					202	204	99.02%		
Feb-03					153	155	98.71%		
Mar-03					145	148	97.97%		
Apr-03					132	133	99.25%		
May-03					132	133	99.25%		
Jun-03	2	2	100.00%	0.00%	164	167	98.20%	-0.19	-1.12

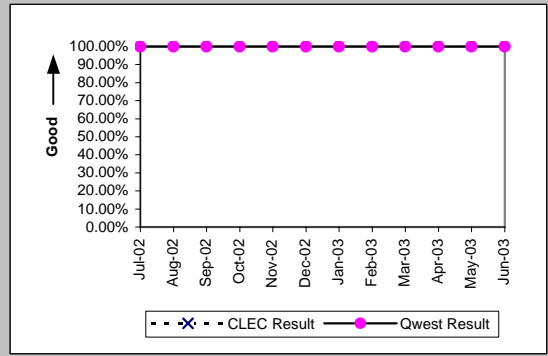


MR-4A - All Troubles Cleared within 48 Hours (Percent) - Dispatches within MSAs

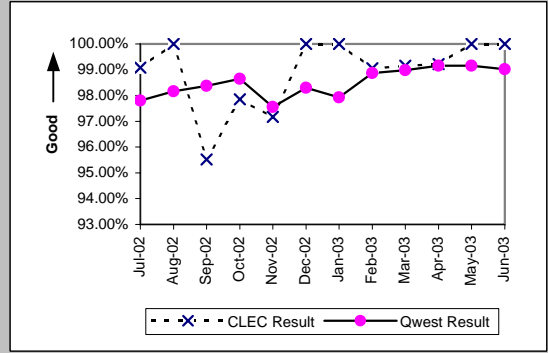
PBX (Parity)									
Date	CLEC Num	CLEC Denc	CLEC Resu	CLEC Std E	Qwest Num	Qwest Denc	Qwest Resu	Mod Z Scr	Parity Scr
Jul-02					46	48	95.83%		
Aug-02					43	44	97.73%		
Sep-02	3	3	100.00%	0.00%	32	32	100.00%	N/A	N/A
Oct-02					35	35	100.00%		
Nov-02	2	2	100.00%	0.00%	36	36	100.00%	N/A	N/A
Dec-02					36	36	100.00%		
Jan-03	1	1	100.00%	0.00%	29	30	96.67%	-0.18	-1.11
Feb-03	1	1	100.00%	0.00%	26	26	100.00%	N/A	N/A
Mar-03					43	44	97.73%		
Apr-03					22	23	95.65%		
May-03					30	30	100.00%		
Jun-03	2	2	100.00%	0.00%	34	34	100.00%	N/A	N/A



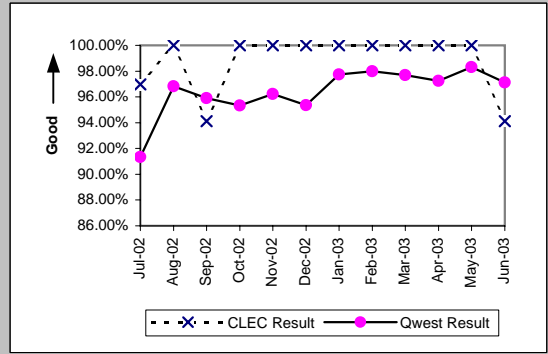
Basic Rate ISDN (Parity)									
Date	CLEC Num	CLEC Denc	CLEC Resu	CLEC Std E	Qwest Num	Qwest Denc	Qwest Resu	Mod Z Scr	Parity Scr
Jul-02					73	73	100.00%		
Aug-02					91	91	100.00%		
Sep-02					71	71	100.00%		
Oct-02					41	41	100.00%		
Nov-02					61	61	100.00%		
Dec-02					81	81	100.00%		
Jan-03					53	53	100.00%		
Feb-03					53	53	100.00%		
Mar-03					72	72	100.00%		
Apr-03					38	38	100.00%		
May-03					33	33	100.00%		
Jun-03					46	46	100.00%		



UNE - P (POTS) (Parity)									
Date	CLEC Num	CLEC Denc	CLEC Resu	CLEC Std E	Qwest Num	Qwest Denc	Qwest Resu	Mod Z Scr	Parity Scr
Jul-02	108	109	99.08%	9.53%	13391	13692	97.80%	-0.91	-1.55
Aug-02	83	83	100.00%	0.00%	13121	13367	98.16%	-1.24	-1.76
Sep-02	64	67	95.52%	20.68%	11736	11930	98.37%	1.57	-0.05
Oct-02	91	93	97.85%	14.51%	12394	12564	98.65%	0.68	-0.58
Nov-02	103	106	97.17%	16.58%	13899	14248	97.55%	0.32	-0.81
Dec-02	73	73	100.00%	0.00%	15355	15621	98.30%	-1.12	-1.68
Jan-03	96	96	100.00%	0.00%	16581	16931	97.93%	-1.42	-1.86
Feb-03	105	106	99.06%	9.67%	12647	12791	98.87%	-0.18	-1.11
Mar-03	118	119	99.16%	9.13%	12706	12836	98.99%	-0.19	-1.11
Apr-03	127	128	99.22%	8.80%	11244	11340	99.15%	-0.08	-1.05
May-03	126	126	100.00%	0.00%	11371	11468	99.15%	-1.03	-1.63
Jun-03	109	109	100.00%	0.00%	12288	12409	99.02%	-1.03	-1.63



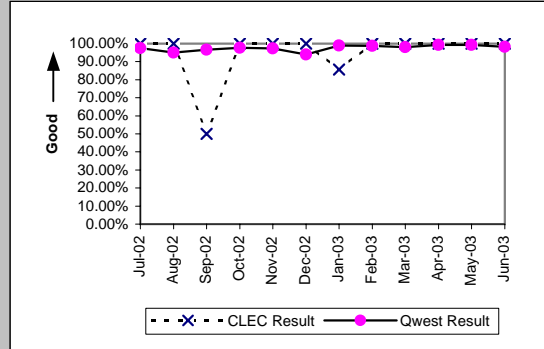
UNE P (Centrex) (Parity)									
Date	CLEC Num	CLEC Denc	CLEC Resu	CLEC Std E	Qwest Num	Qwest Denc	Qwest Resu	Mod Z Scr	Parity Scr
Jul-02	32	33	96.97%	17.14%	158	173	91.33%	-1.06	-1.64
Aug-02	17	17	100.00%	0.00%	122	126	96.83%	-0.7	-1.43
Sep-02	16	17	94.12%	23.53%	117	122	95.90%	0.33	-0.8
Oct-02	23	23	100.00%	0.00%	143	150	95.33%	-0.99	-1.6
Nov-02	17	17	100.00%	0.00%	102	106	96.23%	-0.76	-1.46
Dec-02	27	27	100.00%	0.00%	103	108	95.37%	-1.02	-1.62
Jan-03	27	27	100.00%	0.00%	130	133	97.74%	-0.72	-1.44
Feb-03	22	22	100.00%	0.00%	97	99	97.98%	-0.61	-1.37
Mar-03	20	20	100.00%	0.00%	127	130	97.69%	-0.64	-1.39
Apr-03	16	16	100.00%	0.00%	106	109	97.25%	-0.63	-1.38
May-03	18	18	100.00%	0.00%	117	119	98.32%	-0.52	-1.31
Jun-03	16	17	94.12%	23.53%	135	139	97.12%	0.59	-0.64



MR-4A - All Troubles Cleared within 48 Hours (Percent) - Dispatches within MSAs

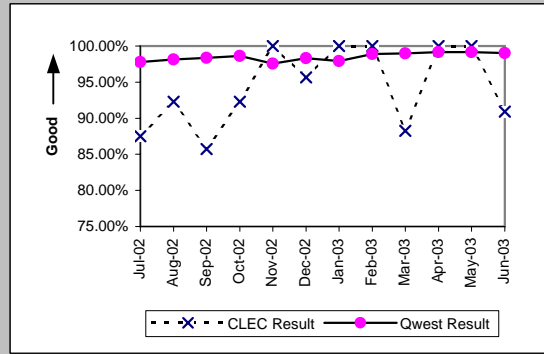
UNE P (Centrex 21) (Parity)

Date	CLEC Num	CLEC Denc	CLEC Resu	CLEC Std	Qwest Num	Qwest Denc	Qwest Resu	Mod Z Scr	Parity Scr
Jul-02	7	7	100.00%	0.00%	200	205	97.56%	-0.41	-1.25
Aug-02	1	1	100.00%	0.00%	172	181	95.03%	-0.23	-1.14
Sep-02	1	2	50.00%	50.00%	170	176	96.59%	1.8	0.09
Oct-02	5	5	100.00%	0.00%	204	209	97.61%	-0.35	-1.21
Nov-02	8	8	100.00%	0.00%	180	185	97.30%	-0.46	-1.28
Dec-02	4	4	100.00%	0.00%	156	166	93.98%	-0.5	-1.3
Jan-03	6	7	85.71%	34.99%	202	204	99.02%	1.7	0.03
Feb-03	8	8	100.00%	0.00%	153	155	98.71%	-0.32	-1.19
Mar-03	4	4	100.00%	0.00%	145	148	97.97%	-0.28	-1.17
Apr-03	2	2	100.00%	0.00%	132	133	99.25%	-0.12	-1.07
May-03	4	4	100.00%	0.00%	132	133	99.25%	-0.17	-1.1
Jun-03	3	3	100.00%	0.00%	164	167	98.20%	-0.23	-1.14



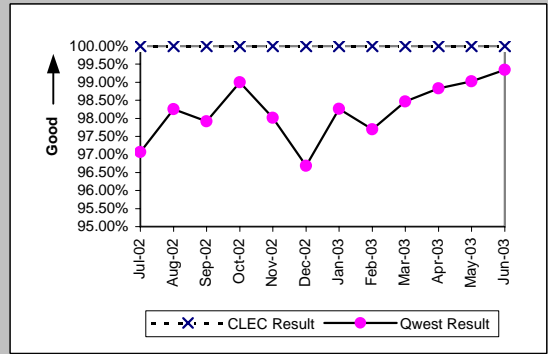
Line Sharing (Parity)

Date	CLEC Num	CLEC Denc	CLEC Resu	CLEC Std	Qwest Num	Qwest Denc	Qwest Resu	Mod Z Scr	Parity Scr
Jul-02	14	16	87.50%	33.07%	13391	13692	97.80%	1.95	0.19
Aug-02	12	13	92.31%	26.65%	13121	13367	98.16%	1.18	-0.28
Sep-02	6	7	85.71%	34.99%	11736	11930	98.37%	1.59	-0.04
Oct-02	12	13	92.31%	26.65%	12394	12564	98.65%	1.36	-0.17
Nov-02	27	27	100.00%	0.00%	13899	14248	97.55%	-0.82	-1.5
Dec-02	22	23	95.65%	20.39%	15355	15621	98.30%	0.87	-0.47
Jan-03	23	23	100.00%	0.00%	16581	16931	97.93%	-0.7	-1.42
Feb-03	11	11	100.00%	0.00%	12647	12791	98.87%	-0.35	-1.22
Mar-03	15	17	88.24%	32.22%	12706	12836	98.99%	2.49	0.52
Apr-03	9	9	100.00%	0.00%	11244	11340	99.15%	-0.28	-1.17
May-03	15	15	100.00%	0.00%	11371	11468	99.15%	-0.36	-1.22
Jun-03	10	11	90.91%	28.75%	12288	12409	99.02%	1.62	-0.02

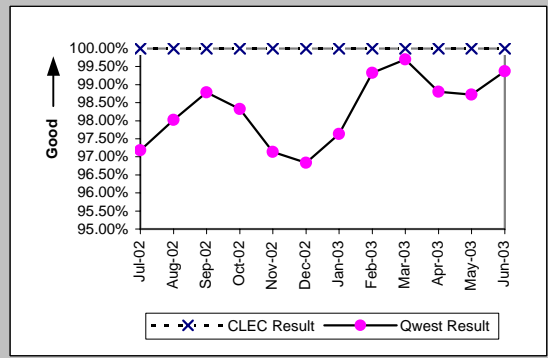


MR-4B - All Troubles Cleared within 48 Hours (Percent) - Dispatches outside MSAs

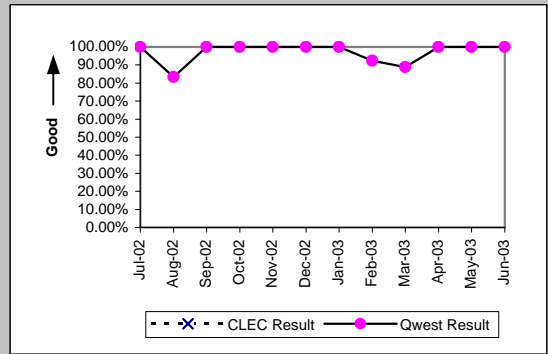
Residence (Parity)									
Date	CLEC Num	CLEC Denc	CLEC Resu	CLEC Std E	Qwest Num	Qwest Denc	Qwest Resu	Mod Z Scr	Parity Scr
Jul-02	11	11	100.00%	0.00%	2747	2830	97.07%	-0.58	-1.35
Aug-02	18	18	100.00%	0.00%	2422	2465	98.26%	-0.56	-1.34
Sep-02	11	11	100.00%	0.00%	2394	2445	97.91%	-0.48	-1.29
Oct-02	11	11	100.00%	0.00%	2283	2306	99.00%	-0.33	-1.2
Nov-02	15	15	100.00%	0.00%	2519	2570	98.02%	-0.55	-1.33
Dec-02	11	11	100.00%	0.00%	3118	3225	96.68%	-0.61	-1.37
Jan-03	32	32	100.00%	0.00%	3160	3216	98.26%	-0.75	-1.46
Feb-03	25	25	100.00%	0.00%	2414	2471	97.69%	-0.76	-1.46
Mar-03	25	25	100.00%	0.00%	2704	2746	98.47%	-0.62	-1.38
Apr-03	27	27	100.00%	0.00%	2531	2561	98.83%	-0.56	-1.34
May-03	25	25	100.00%	0.00%	2429	2453	99.02%	-0.49	-1.3
Jun-03	15	15	100.00%	0.00%	2434	2450	99.35%	-0.31	-1.19



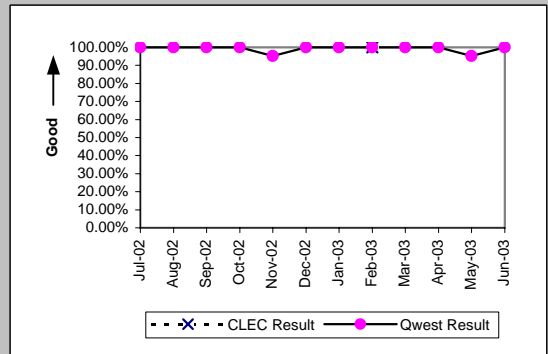
Business (Parity)									
Date	CLEC Num	CLEC Denc	CLEC Resu	CLEC Std E	Qwest Num	Qwest Denc	Qwest Resu	Mod Z Scr	Parity Scr
Jul-02	4	4	100.00%	0.00%	345	355	97.18%	-0.34	-1.21
Aug-02	18	18	100.00%	0.00%	297	303	98.02%	-0.59	-1.36
Sep-02	11	11	100.00%	0.00%	326	330	98.79%	-0.36	-1.22
Oct-02	13	13	100.00%	0.00%	352	358	98.32%	-0.46	-1.28
Nov-02	14	14	100.00%	0.00%	271	279	97.13%	-0.63	-1.38
Dec-02	15	15	100.00%	0.00%	367	379	96.83%	-0.69	-1.42
Jan-03	14	14	100.00%	0.00%	413	423	97.64%	-0.57	-1.35
Feb-03	18	18	100.00%	0.00%	296	298	99.33%	-0.34	-1.21
Mar-03	17	17	100.00%	0.00%	332	333	99.70%	-0.22	-1.13
Apr-03	8	8	100.00%	0.00%	330	334	98.80%	-0.31	-1.19
May-03	17	17	100.00%	0.00%	310	314	98.73%	-0.46	-1.28
Jun-03	23	23	100.00%	0.00%	316	318	99.37%	-0.37	-1.22



Centrex (Parity)									
Date	CLEC Num	CLEC Denc	CLEC Resu	CLEC Std E	Qwest Num	Qwest Denc	Qwest Resu	Mod Z Scr	Parity Scr
Jul-02					13	13	100.00%		
Aug-02					10	12	83.33%		
Sep-02					11	11	100.00%		
Oct-02					20	20	100.00%		
Nov-02					7	7	100.00%		
Dec-02					16	16	100.00%		
Jan-03					17	17	100.00%		
Feb-03					12	13	92.31%		
Mar-03					8	9	88.89%		
Apr-03					15	15	100.00%		
May-03					6	6	100.00%		
Jun-03					20	20	100.00%		

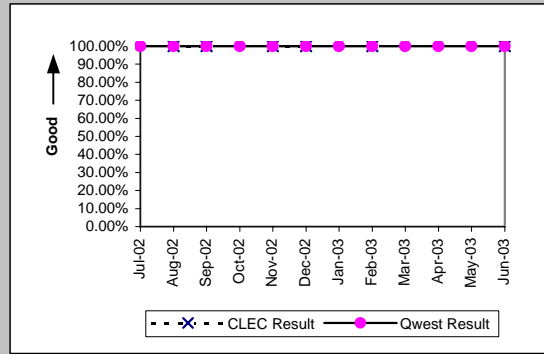


Centrex 21 (Parity)									
Date	CLEC Num	CLEC Denc	CLEC Resu	CLEC Std E	Qwest Num	Qwest Denc	Qwest Resu	Mod Z Scr	Parity Scr
Jul-02					17	17	100.00%		
Aug-02					11	11	100.00%		
Sep-02					24	24	100.00%		
Oct-02					14	14	100.00%		
Nov-02					20	21	95.24%		
Dec-02					15	15	100.00%		
Jan-03					19	19	100.00%		
Feb-03	1	1	100.00%	0.00%	15	15	100.00%	N/A	N/A
Mar-03					15	15	100.00%		
Apr-03					12	12	100.00%		
May-03					20	21	95.24%		
Jun-03					25	25	100.00%		

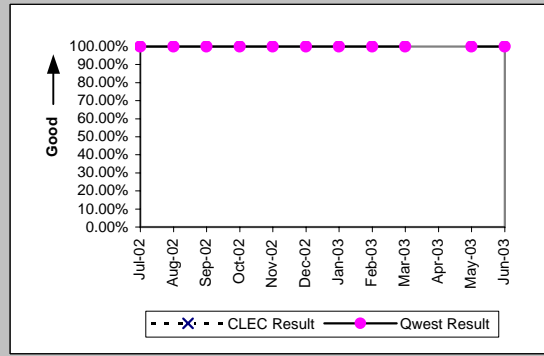


MR-4B - All Troubles Cleared within 48 Hours (Percent) - Dispatches outside MSAs

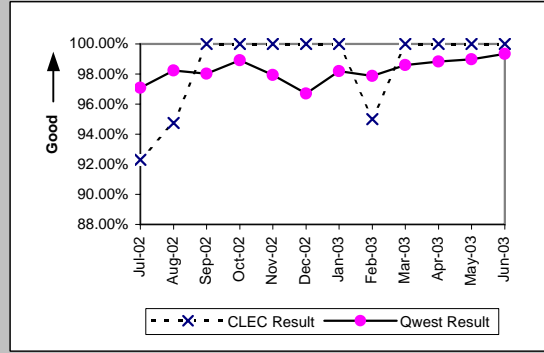
PBX (Parity)									
Date	CLEC Num	CLEC Denc	CLEC Resu	CLEC Std E	Qwest Num	Qwest Denc	Qwest Resu	Mod Z Scr	Parity Scr
Jul-02					10	10	100.00%		
Aug-02	2	2	100.00%	0.00%	7	7	100.00%	N/A	N/A
Sep-02	2	2	100.00%	0.00%	7	7	100.00%	N/A	N/A
Oct-02					4	4	100.00%		
Nov-02	1	1	100.00%	0.00%	6	6	100.00%	N/A	N/A
Dec-02	1	1	100.00%	0.00%	6	6	100.00%	N/A	N/A
Jan-03					5	5	100.00%		
Feb-03	1	1	100.00%	0.00%	10	10	100.00%	N/A	N/A
Mar-03					15	15	100.00%		
Apr-03					5	5	100.00%		
May-03					23	23	100.00%		
Jun-03	2	2	100.00%	0.00%	4	4	100.00%	N/A	N/A



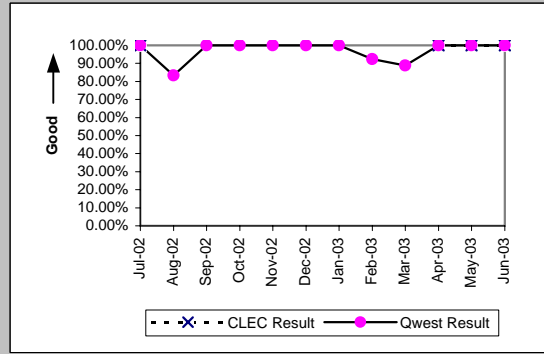
Basic Rate ISDN (Parity)									
Date	CLEC Num	CLEC Denc	CLEC Resu	CLEC Std E	Qwest Num	Qwest Denc	Qwest Resu	Mod Z Scr	Parity Scr
Jul-02					8	8	100.00%		
Aug-02					6	6	100.00%		
Sep-02					10	10	100.00%		
Oct-02					1	1	100.00%		
Nov-02					4	4	100.00%		
Dec-02					9	9	100.00%		
Jan-03					2	2	100.00%		
Feb-03					4	4	100.00%		
Mar-03					4	4	100.00%		
Apr-03									
May-03					7	7	100.00%		
Jun-03					1	1	100.00%		



UNE - P (POTS) (Parity)									
Date	CLEC Num	CLEC Denc	CLEC Resu	CLEC Std E	Qwest Num	Qwest Denc	Qwest Resu	Mod Z Scr	Parity Scr
Jul-02	12	13	92.31%	26.65%	3092	3185	97.08%	0.88	-0.46
Aug-02	18	19	94.74%	22.33%	2719	2768	98.23%	0.96	-0.42
Sep-02	19	19	100.00%	0.00%	2720	2775	98.02%	-0.62	-1.38
Oct-02	16	16	100.00%	0.00%	2635	2664	98.91%	-0.42	-1.25
Nov-02	19	19	100.00%	0.00%	2790	2849	97.93%	-0.63	-1.38
Dec-02	20	20	100.00%	0.00%	3485	3604	96.70%	-0.82	-1.5
Jan-03	30	30	100.00%	0.00%	3573	3639	98.19%	-0.74	-1.45
Feb-03	19	20	95.00%	21.79%	2710	2769	97.87%	0.8	-0.51
Mar-03	21	21	100.00%	0.00%	3036	3079	98.60%	-0.54	-1.33
Apr-03	27	27	100.00%	0.00%	2861	2895	98.83%	-0.56	-1.34
May-03	29	29	100.00%	0.00%	2739	2767	98.99%	-0.54	-1.33
Jun-03	18	18	100.00%	0.00%	2750	2768	99.35%	-0.34	-1.21

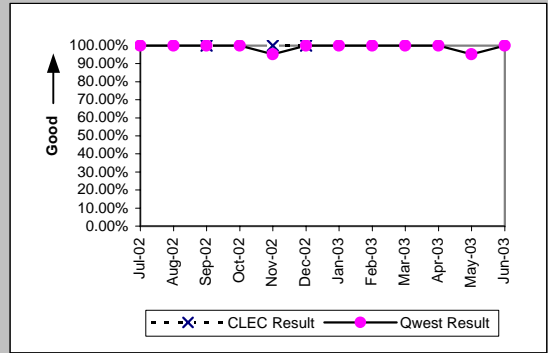


UNE P (Centrex) (Parity)									
Date	CLEC Num	CLEC Denc	CLEC Resu	CLEC Std E	Qwest Num	Qwest Denc	Qwest Resu	Mod Z Scr	Parity Scr
Jul-02	2	2	100.00%	0.00%	13	13	100.00%	N/A	N/A
Aug-02					10	12	83.33%		
Sep-02					11	11	100.00%		
Oct-02					20	20	100.00%		
Nov-02					7	7	100.00%		
Dec-02					16	16	100.00%		
Jan-03					17	17	100.00%		
Feb-03					12	13	92.31%		
Mar-03					8	9	88.89%		
Apr-03	5	5	100.00%	0.00%	15	15	100.00%	N/A	N/A
May-03	1	1	100.00%	0.00%	6	6	100.00%	N/A	N/A
Jun-03	1	1	100.00%	0.00%	20	20	100.00%	N/A	N/A

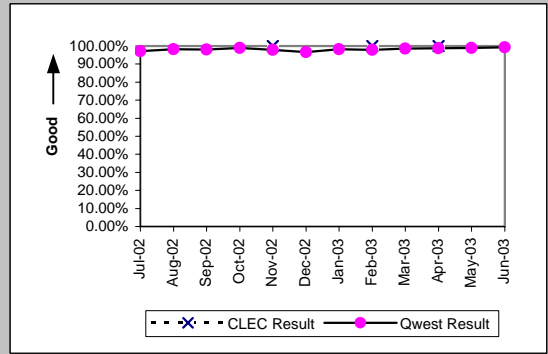


MR-4B - All Troubles Cleared within 48 Hours (Percent) - Dispatches outside MSAs

UNE P (Centrex 21) (Parity)									
Date	CLEC Num	CLEC Dend	CLEC Resu	CLEC Std	Qwest Num	Qwest Dend	Qwest Resu	Mod Z Scr	Parity Scr
Jul-02					17	17	100.00%		
Aug-02					11	11	100.00%		
Sep-02	1	1	100.00%	0.00%	24	24	100.00%	N/A	N/A
Oct-02					14	14	100.00%		
Nov-02	2	2	100.00%	0.00%	20	21	95.24%	-0.3	-1.18
Dec-02	1	1	100.00%	0.00%	15	15	100.00%	N/A	N/A
Jan-03					19	19	100.00%		
Feb-03					15	15	100.00%		
Mar-03					15	15	100.00%		
Apr-03					12	12	100.00%		
May-03					20	21	95.24%		
Jun-03					25	25	100.00%		

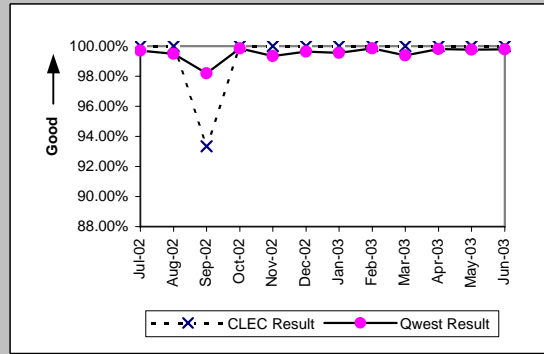


Line Sharing (Parity)									
Date	CLEC Num	CLEC Dend	CLEC Resu	CLEC Std	Qwest Num	Qwest Dend	Qwest Resu	Mod Z Scr	Parity Scr
Jul-02					3092	3185	97.08%		
Aug-02					2719	2768	98.23%		
Sep-02					2720	2775	98.02%		
Oct-02					2635	2664	98.91%		
Nov-02	2	2	100.00%	0.00%	2790	2849	97.93%	-0.21	-1.12
Dec-02					3485	3604	96.70%		
Jan-03					3573	3639	98.19%		
Feb-03	3	3	100.00%	0.00%	2710	2769	97.87%	-0.26	-1.16
Mar-03					3036	3079	98.60%		
Apr-03	1	1	100.00%	0.00%	2861	2895	98.83%	-0.11	-1.07
May-03					2739	2767	98.99%		
Jun-03					2750	2768	99.35%		

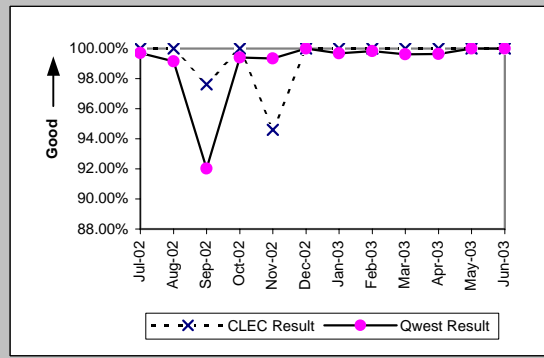


MR-4C - All Troubles Cleared within 48 Hours (Percent) - No dispatches

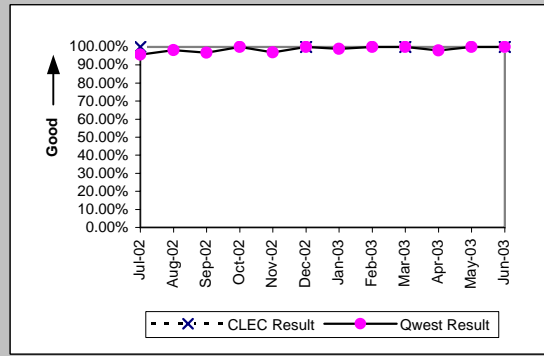
Residence (Parity)									
Date	CLEC Num	CLEC Denc	CLEC Resu	CLEC Std E	Qwest Num	Qwest Denc	Qwest Resu	Mod Z Scr	Parity Scr
Jul-02	41	41	100.00%	0.00%	4943	4958	99.70%	-0.35	-1.21
Aug-02	35	35	100.00%	0.00%	4449	4472	99.49%	-0.42	-1.26
Sep-02	28	30	93.33%	24.94%	3863	3934	98.20%	1.57	-0.04
Oct-02	32	32	100.00%	0.00%	4059	4065	99.85%	-0.22	-1.13
Nov-02	22	22	100.00%	0.00%	3614	3638	99.34%	-0.38	-1.23
Dec-02	25	25	100.00%	0.00%	3347	3359	99.64%	-0.3	-1.18
Jan-03	29	29	100.00%	0.00%	3508	3524	99.55%	-0.36	-1.22
Feb-03	31	31	100.00%	0.00%	3235	3240	99.85%	-0.22	-1.13
Mar-03	64	64	100.00%	0.00%	3334	3355	99.37%	-0.63	-1.38
Apr-03	63	63	100.00%	0.00%	3045	3051	99.80%	-0.35	-1.21
May-03	68	68	100.00%	0.00%	2899	2906	99.76%	-0.4	-1.24
Jun-03	49	49	100.00%	0.00%	2909	2915	99.79%	-0.32	-1.19



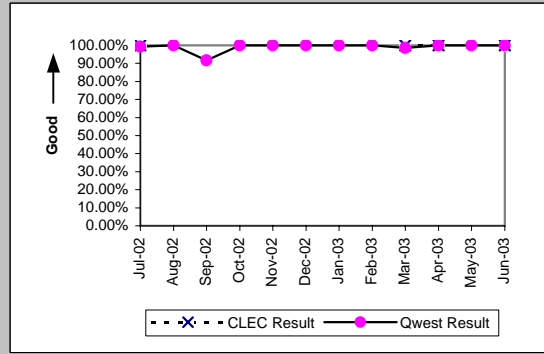
Business (Parity)									
Date	CLEC Num	CLEC Denc	CLEC Resu	CLEC Std E	Qwest Num	Qwest Denc	Qwest Resu	Mod Z Scr	Parity Scr
Jul-02	53	53	100.00%	0.00%	1033	1036	99.71%	-0.38	-1.23
Aug-02	51	51	100.00%	0.00%	699	705	99.15%	-0.64	-1.39
Sep-02	41	42	97.62%	15.25%	739	803	92.03%	-1.3	-1.79
Oct-02	37	37	100.00%	0.00%	661	665	99.40%	-0.46	-1.28
Nov-02	35	37	94.59%	22.61%	608	612	99.35%	2.09	0.27
Dec-02	35	35	100.00%	0.00%	527	527	100.00%	N/A	N/A
Jan-03	32	32	100.00%	0.00%	615	617	99.68%	-0.31	-1.19
Feb-03	36	36	100.00%	0.00%	614	615	99.84%	-0.24	-1.14
Mar-03	33	33	100.00%	0.00%	521	523	99.62%	-0.35	-1.21
Apr-03	39	39	100.00%	0.00%	562	564	99.65%	-0.36	-1.22
May-03	31	31	100.00%	0.00%	525	525	100.00%	N/A	N/A
Jun-03	36	36	100.00%	0.00%	508	508	100.00%	N/A	N/A



Centrex (Parity)									
Date	CLEC Num	CLEC Denc	CLEC Resu	CLEC Std E	Qwest Num	Qwest Denc	Qwest Resu	Mod Z Scr	Parity Scr
Jul-02			100.00%	0.00%	115	120	95.83%	-0.21	-1.13
Aug-02					114	116	98.28%		
Sep-02					124	128	96.88%		
Oct-02					92	92	100.00%		
Nov-02					97	100	97.00%		
Dec-02	1	1	100.00%	0.00%	90	90	100.00%	N/A	N/A
Jan-03					100	101	99.01%		
Feb-03					105	105	100.00%		
Mar-03	1	1	100.00%	0.00%	76	76	100.00%	N/A	N/A
Apr-03					99	101	98.02%		
May-03					74	74	100.00%		
Jun-03	2	2	100.00%	0.00%	75	75	100.00%	N/A	N/A

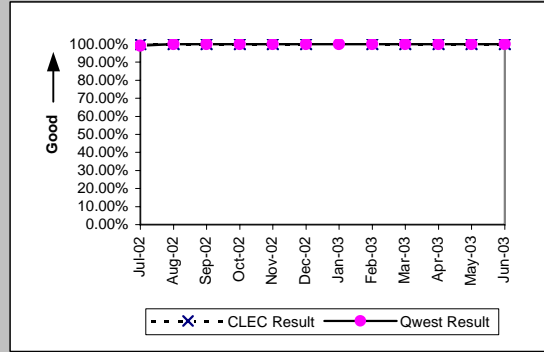


Centrex 21 (Parity)									
Date	CLEC Num	CLEC Denc	CLEC Resu	CLEC Std E	Qwest Num	Qwest Denc	Qwest Resu	Mod Z Scr	Parity Scr
Jul-02	1	1	100.00%	0.00%	133	134	99.25%	-0.09	-1.05
Aug-02					128	128	100.00%		
Sep-02					132	144	91.67%		
Oct-02					96	96	100.00%		
Nov-02					82	82	100.00%		
Dec-02					68	68	100.00%		
Jan-03					87	87	100.00%		
Feb-03					92	92	100.00%		
Mar-03	2	2	100.00%	0.00%	71	72	98.61%	-0.17	-1.1
Apr-03	3	3	100.00%	0.00%	95	95	100.00%	N/A	N/A
May-03					97	97	100.00%		
Jun-03	1	1	100.00%	0.00%	95	95	100.00%	N/A	N/A

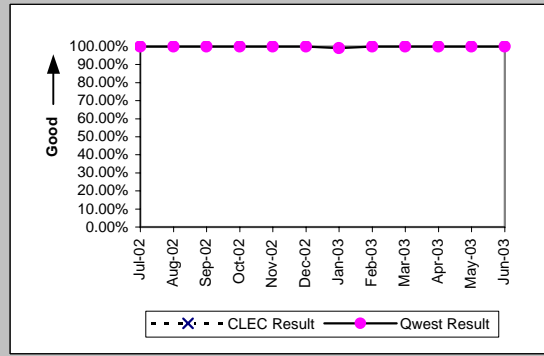


MR-4C - All Troubles Cleared within 48 Hours (Percent) - No dispatches

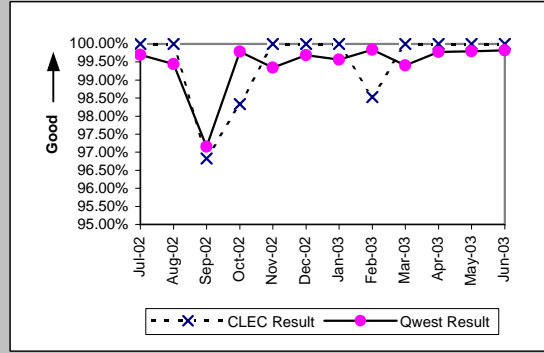
PBX (Parity)									
Date	CLEC Num	CLEC Denc	CLEC Resu	CLEC Std E	Qwest Num	Qwest Denc	Qwest Resu	Mod Z Scr	Parity Scr
Jul-02	2	2	100.00%	0.00%	114	115	99.13%	-0.13	-1.08
Aug-02	2	2	100.00%	0.00%	112	112	100.00%	N/A	N/A
Sep-02	4	4	100.00%	0.00%	108	108	100.00%	N/A	N/A
Oct-02	3	3	100.00%	0.00%	60	60	100.00%	N/A	N/A
Nov-02	3	3	100.00%	0.00%	81	81	100.00%	N/A	N/A
Dec-02	1	1	100.00%	0.00%	88	88	100.00%	N/A	N/A
Jan-03					74	74	100.00%		
Feb-03	1	1	100.00%	0.00%	68	68	100.00%	N/A	N/A
Mar-03	2	2	100.00%	0.00%	79	79	100.00%	N/A	N/A
Apr-03	2	2	100.00%	0.00%	60	60	100.00%	N/A	N/A
May-03	2	2	100.00%	0.00%	65	65	100.00%	N/A	N/A
Jun-03	4	4	100.00%	0.00%	54	54	100.00%	N/A	N/A



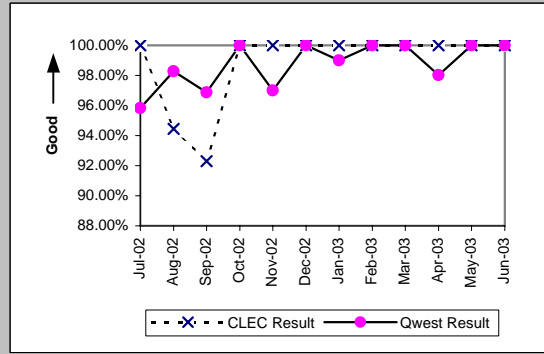
Basic Rate ISDN (Parity)									
Date	CLEC Num	CLEC Denc	CLEC Resu	CLEC Std E	Qwest Num	Qwest Denc	Qwest Resu	Mod Z Scr	Parity Scr
Jul-02					138	138	100.00%		
Aug-02					127	127	100.00%		
Sep-02					99	99	100.00%		
Oct-02					82	82	100.00%		
Nov-02					101	101	100.00%		
Dec-02					112	112	100.00%		
Jan-03					121	122	99.18%		
Feb-03					143	143	100.00%		
Mar-03					142	142	100.00%		
Apr-03					120	120	100.00%		
May-03					102	102	100.00%		
Jun-03					99	99	100.00%		



UNE - P (POTS) (Parity)									
Date	CLEC Num	CLEC Denc	CLEC Resu	CLEC Std E	Qwest Num	Qwest Denc	Qwest Resu	Mod Z Scr	Parity Scr
Jul-02	72	72	100.00%	0.00%	5976	5994	99.70%	-0.46	-1.28
Aug-02	77	77	100.00%	0.00%	5148	5177	99.44%	-0.65	-1.4
Sep-02	61	63	96.83%	17.53%	4602	4737	97.15%	0.23	-0.86
Oct-02	59	60	98.33%	12.80%	4720	4730	99.79%	1.51	-0.08
Nov-02	66	66	100.00%	0.00%	4222	4250	99.34%	-0.66	-1.4
Dec-02	50	50	100.00%	0.00%	3874	3886	99.69%	-0.39	-1.24
Jan-03	61	61	100.00%	0.00%	4123	4141	99.57%	-0.51	-1.31
Feb-03	67	68	98.53%	12.04%	3849	3855	99.84%	1.58	-0.04
Mar-03	49	49	100.00%	0.00%	3855	3878	99.41%	-0.54	-1.33
Apr-03	48	48	100.00%	0.00%	3607	3615	99.78%	-0.32	-1.2
May-03	78	78	100.00%	0.00%	3424	3431	99.80%	-0.39	-1.24
Jun-03	48	48	100.00%	0.00%	3417	3423	99.82%	-0.29	-1.18

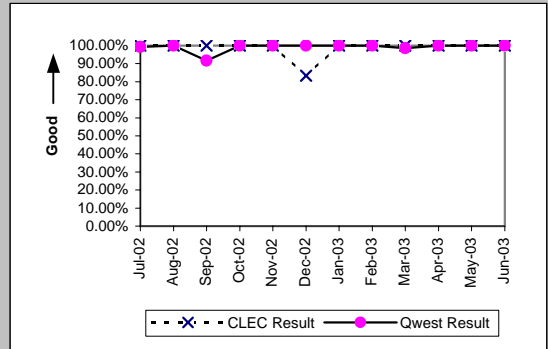


UNE P (Centrex) (Parity)									
Date	CLEC Num	CLEC Denc	CLEC Resu	CLEC Std E	Qwest Num	Qwest Denc	Qwest Resu	Mod Z Scr	Parity Scr
Jul-02	16	16	100.00%	0.00%	115	120	95.83%	-0.78	-1.48
Aug-02	17	18	94.44%	22.91%	114	116	98.28%	0.83	-0.49
Sep-02	12	13	92.31%	26.65%	124	128	96.88%	0.73	-0.55
Oct-02	12	12	100.00%	0.00%	92	92	100.00%	N/A	N/A
Nov-02	8	8	100.00%	0.00%	97	100	97.00%	-0.48	-1.29
Dec-02	7	7	100.00%	0.00%	90	90	100.00%	N/A	N/A
Jan-03	13	13	100.00%	0.00%	100	101	99.01%	-0.34	-1.21
Feb-03	9	9	100.00%	0.00%	105	105	100.00%	N/A	N/A
Mar-03	8	8	100.00%	0.00%	76	76	100.00%	N/A	N/A
Apr-03	12	12	100.00%	0.00%	99	101	98.02%	-0.47	-1.28
May-03	11	11	100.00%	0.00%	74	74	100.00%	N/A	N/A
Jun-03	6	6	100.00%	0.00%	75	75	100.00%	N/A	N/A

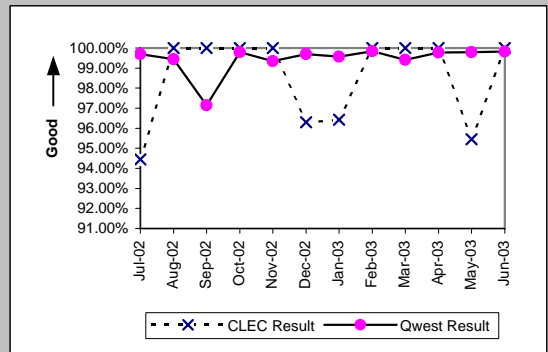


MR-4C - All Troubles Cleared within 48 Hours (Percent) - No dispatches

UNE P (Centrex 21) (Parity)										
Date	CLEC Num	CLEC Denc	CLEC Resu	CLEC Std	Qwest Num	Qwest Denc	Qwest Resu	Mod Z Scr	Parity Scr	
Jul-02	6	6	100.00%	0.00%	133	134	99.25%	-0.21	-1.13	
Aug-02	4	4	100.00%	0.00%	128	128	100.00%	N/A	N/A	
Sep-02	9	9	100.00%	0.00%	132	144	91.67%	-0.88	-1.53	
Oct-02	5	5	100.00%	0.00%	96	96	100.00%	N/A	N/A	
Nov-02	5	5	100.00%	0.00%	82	82	100.00%	N/A	N/A	
Dec-02	5	6	83.33%	37.27%	68	68	100.00%	N/A	0.12	
Jan-03	4	4	100.00%	0.00%	87	87	100.00%	N/A	N/A	
Feb-03	9	9	100.00%	0.00%	92	92	100.00%	N/A	N/A	
Mar-03	9	9	100.00%	0.00%	71	72	98.61%	-0.34	-1.2	
Apr-03	3	3	100.00%	0.00%	95	95	100.00%	N/A	N/A	
May-03	8	8	100.00%	0.00%	97	97	100.00%	N/A	N/A	
Jun-03	5	5	100.00%	0.00%	95	95	100.00%	N/A	N/A	

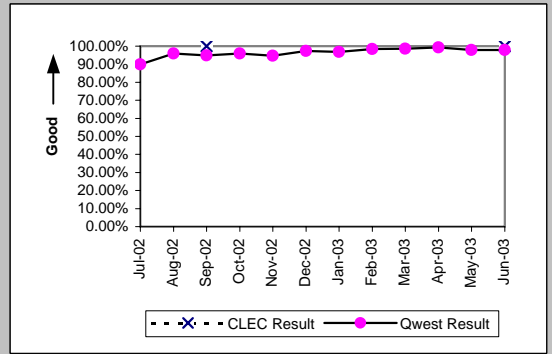


Line Sharing (Parity)										
Date	CLEC Num	CLEC Denc	CLEC Resu	CLEC Std	Qwest Num	Qwest Denc	Qwest Resu	Mod Z Scr	Parity Scr	
Jul-02	17	18	94.44%	22.91%	5976	5994	99.70%	1.93	0.17	
Aug-02	10	10	100.00%	0.00%	5148	5177	99.44%	-0.24	-1.14	
Sep-02	8	8	100.00%	0.00%	4602	4737	97.15%	-0.48	-1.29	
Oct-02	28	28	100.00%	0.00%	4720	4730	99.79%	-0.24	-1.15	
Nov-02	27	27	100.00%	0.00%	4222	4250	99.34%	-0.42	-1.26	
Dec-02	26	27	96.30%	18.89%	3874	3886	99.69%	1.72	0.05	
Jan-03	27	28	96.43%	18.56%	4123	4141	99.57%	1.54	-0.06	
Feb-03	24	24	100.00%	0.00%	3849	3855	99.84%	-0.19	-1.12	
Mar-03	20	20	100.00%	0.00%	3855	3878	99.41%	-0.34	-1.21	
Apr-03	16	16	100.00%	0.00%	3607	3615	99.78%	-0.19	-1.11	
May-03	21	22	95.45%	20.83%	3424	3431	99.80%	1.99	0.21	
Jun-03	10	10	100.00%	0.00%	3417	3423	99.82%	-0.13	-1.08	

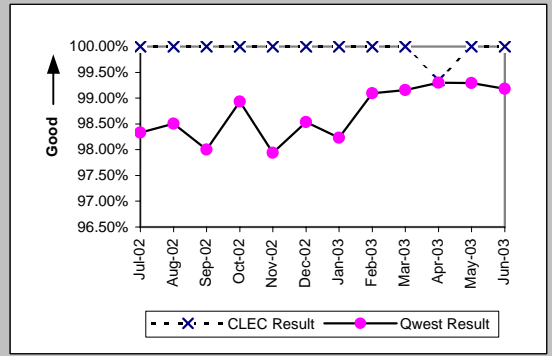


MR-4D - All Troubles Cleared within 48 Hours (Percent) - Interval Zone One

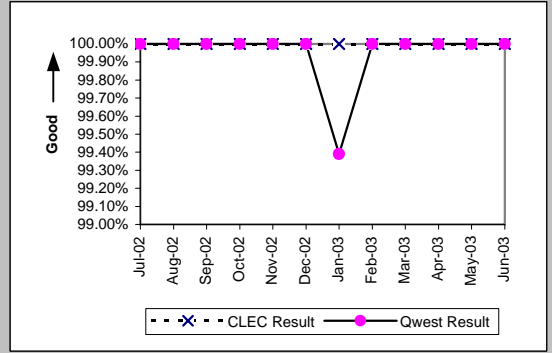
Qwest DSL (Parity)									
Date	CLEC Num	CLEC Denc	CLEC Resu	CLEC Std E	Qwest Num	Qwest Denc	Qwest Resu	Mod Z Scr	Parity Scr
Jul-02					529	588	89.97%		
Aug-02					716	747	95.85%		
Sep-02	2	2	100.00%	0.00%	477	503	94.83%	-0.33	-1.2
Oct-02					348	363	95.87%		
Nov-02					373	394	94.67%		
Dec-02					378	388	97.42%		
Jan-03					417	431	96.75%		
Feb-03					354	360	98.33%		
Mar-03					340	345	98.55%		
Apr-03					423	426	99.30%		
May-03					315	322	97.83%		
Jun-03	5	5	100.00%	0.00%	1493	1525	97.90%	-0.33	-1.2



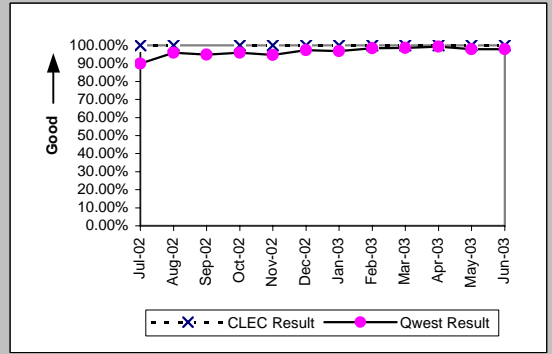
Unbundled Loop Analog (Parity)									
Date	CLEC Num	CLEC Denc	CLEC Resu	CLEC Std E	Qwest Num	Qwest Denc	Qwest Resu	Mod Z Scr	Parity Scr
Jul-02	246	246	100.00%	0.00%	18307	18618	98.33%	-2.03	-2.23
Aug-02	241	241	100.00%	0.00%	17637	17905	98.50%	-1.9	-2.16
Sep-02	212	212	100.00%	0.00%	15764	16085	98.00%	-2.06	-2.25
Oct-02	150	150	100.00%	0.00%	16532	16710	98.93%	-1.27	-1.77
Nov-02	244	244	100.00%	0.00%	17602	17972	97.94%	-2.25	-2.37
Dec-02	181	181	100.00%	0.00%	18654	18931	98.54%	-1.63	-1.99
Jan-03	246	246	100.00%	0.00%	20197	20560	98.23%	-2.09	-2.27
Feb-03	196	196	100.00%	0.00%	16003	16149	99.10%	-1.33	-1.81
Mar-03	215	215	100.00%	0.00%	16048	16185	99.15%	-1.35	-1.82
Apr-03	153	154	99.35%	8.03%	14244	14345	99.30%	-0.08	-1.05
May-03	198	198	100.00%	0.00%	14302	14404	99.29%	-1.18	-1.72
Jun-03	210	210	100.00%	0.00%	15251	15377	99.18%	-1.31	-1.8



Unbundled Loop - 2 Wire Non-Loaded (Parity)									
Date	CLEC Num	CLEC Denc	CLEC Resu	CLEC Std E	Qwest Num	Qwest Denc	Qwest Resu	Mod Z Scr	Parity Scr
Jul-02	26	26	100.00%	0.00%	186	186	100.00%	N/A	N/A
Aug-02	30	30	100.00%	0.00%	202	202	100.00%	N/A	N/A
Sep-02	16	16	100.00%	0.00%	159	159	100.00%	N/A	N/A
Oct-02	19	19	100.00%	0.00%	114	114	100.00%	N/A	N/A
Nov-02	28	28	100.00%	0.00%	151	151	100.00%	N/A	N/A
Dec-02	14	14	100.00%	0.00%	183	183	100.00%	N/A	N/A
Jan-03	26	26	100.00%	0.00%	163	164	99.39%	-0.37	-1.23
Feb-03	16	16	100.00%	0.00%	189	189	100.00%	N/A	N/A
Mar-03	14	14	100.00%	0.00%	208	208	100.00%	N/A	N/A
Apr-03	21	21	100.00%	0.00%	145	145	100.00%	N/A	N/A
May-03	26	26	100.00%	0.00%	121	121	100.00%	N/A	N/A
Jun-03	33	33	100.00%	0.00%	137	137	100.00%	N/A	N/A

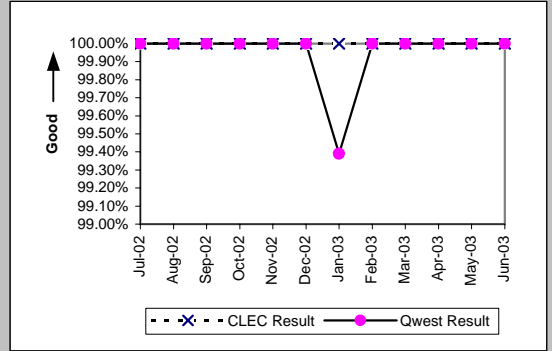


Unbundled Loop - ADSL Qualified (Parity)									
Date	CLEC Num	CLEC Denc	CLEC Resu	CLEC Std E	Qwest Num	Qwest Denc	Qwest Resu	Mod Z Scr	Parity Scr
Jul-02	3	3	100.00%	0.00%	529	588	89.97%	-0.58	-1.35
Aug-02	2	2	100.00%	0.00%	716	747	95.85%	-0.29	-1.18
Sep-02					477	503	94.83%		
Oct-02	2	2	100.00%	0.00%	348	363	95.87%	-0.29	-1.18
Nov-02	1	1	100.00%	0.00%	373	394	94.67%	-0.24	-1.14
Dec-02	2	2	100.00%	0.00%	378	388	97.42%	-0.23	-1.14
Jan-03	3	3	100.00%	0.00%	417	431	96.75%	-0.32	-1.19
Feb-03	2	2	100.00%	0.00%	354	360	98.33%	-0.18	-1.11
Mar-03	1	1	100.00%	0.00%	340	345	98.55%	-0.12	-1.07
Apr-03	1	1	100.00%	0.00%	423	426	99.30%	-0.08	-1.05
May-03	4	4	100.00%	0.00%	315	322	97.83%	-0.3	-1.18
Jun-03	3	3	100.00%	0.00%	1493	1525	97.90%	-0.25	-1.15



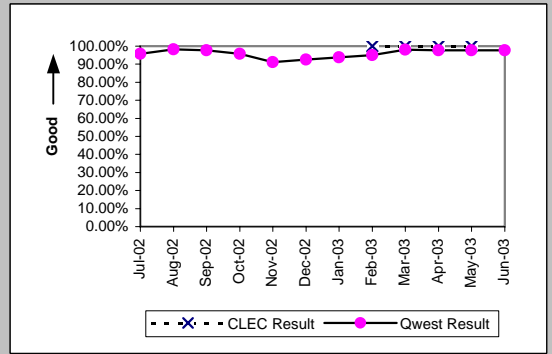
MR-4D - All Troubles Cleared within 48 Hours (Percent) - Interval Zone One

Unbundled Loop ISDN Capable (Parity)									
Date	CLEC Num	CLEC Dend	CLEC Resu	CLEC Std	Qwest Num	Qwest Dend	Qwest Resu	Mod Z Scr	Parity Scr
Jul-02	34	34	100.00%	0.00%	186	186	100.00%	N/A	N/A
Aug-02	29	29	100.00%	0.00%	202	202	100.00%	N/A	N/A
Sep-02	16	16	100.00%	0.00%	159	159	100.00%	N/A	N/A
Oct-02	32	32	100.00%	0.00%	114	114	100.00%	N/A	N/A
Nov-02	24	24	100.00%	0.00%	151	151	100.00%	N/A	N/A
Dec-02	31	31	100.00%	0.00%	183	183	100.00%	N/A	N/A
Jan-03	39	39	100.00%	0.00%	163	164	99.39%	-0.44	-1.27
Feb-03	31	31	100.00%	0.00%	189	189	100.00%	N/A	N/A
Mar-03	23	23	100.00%	0.00%	208	208	100.00%	N/A	N/A
Apr-03	28	28	100.00%	0.00%	145	145	100.00%	N/A	N/A
May-03	25	25	100.00%	0.00%	121	121	100.00%	N/A	N/A
Jun-03	37	37	100.00%	0.00%	137	137	100.00%	N/A	N/A

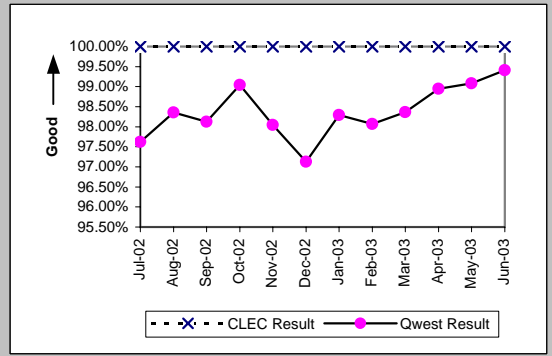


MR-4E - All Troubles Cleared within 48 Hours (Percent) - Interval Zone Two

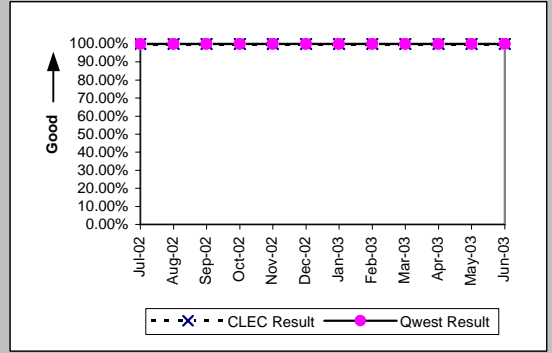
Qwest DSL (Parity)									
Date	CLEC Num	CLEC Denc	CLEC Resu	CLEC Std E	Qwest Num	Qwest Denc	Qwest Resu	Mod Z Scr	Parity Scr
Jul-02					45	47	95.74%		
Aug-02					55	56	98.21%		
Sep-02					43	44	97.73%		
Oct-02					23	24	95.83%		
Nov-02					31	34	91.18%		
Dec-02					37	40	92.50%		
Jan-03					46	49	93.88%		
Feb-03	1	1	100.00%	0.00%	1581	1663	95.07%	-0.23	-1.14
Mar-03	7	7	100.00%	0.00%	1624	1656	98.07%	-0.37	-1.23
Apr-03	8	8	100.00%	0.00%	1785	1828	97.65%	-0.44	-1.27
May-03	3	3	100.00%	0.00%	1751	1791	97.77%	-0.26	-1.16
Jun-03					254	260	97.69%		



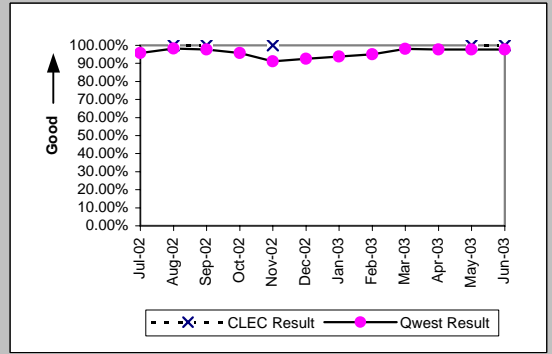
Unbundled Loop Analog (Parity)									
Date	CLEC Num	CLEC Denc	CLEC Resu	CLEC Std E	Qwest Num	Qwest Denc	Qwest Resu	Mod Z Scr	Parity Scr
Jul-02	21	21	100.00%	0.00%	4152	4253	97.63%	-0.71	-1.43
Aug-02	18	18	100.00%	0.00%	3351	3407	98.36%	-0.55	-1.33
Sep-02	14	14	100.00%	0.00%	3294	3357	98.12%	-0.52	-1.31
Oct-02	15	15	100.00%	0.00%	3217	3248	99.05%	-0.38	-1.23
Nov-02	22	22	100.00%	0.00%	3309	3375	98.04%	-0.66	-1.4
Dec-02	16	16	100.00%	0.00%	4060	4180	97.13%	-0.69	-1.42
Jan-03	27	27	100.00%	0.00%	4080	4151	98.29%	-0.68	-1.42
Feb-03	39	39	100.00%	0.00%	3203	3266	98.07%	-0.87	-1.53
Mar-03	8	8	100.00%	0.00%	3549	3608	98.36%	-0.36	-1.22
Apr-03	15	15	100.00%	0.00%	3468	3505	98.94%	-0.4	-1.24
May-03	22	22	100.00%	0.00%	3232	3262	99.08%	-0.45	-1.27
Jun-03	16	16	100.00%	0.00%	3204	3223	99.41%	-0.31	-1.19



Unbundled Loop - 2 Wire Non-Loaded (Parity)									
Date	CLEC Num	CLEC Denc	CLEC Resu	CLEC Std E	Qwest Num	Qwest Denc	Qwest Resu	Mod Z Scr	Parity Scr
Jul-02	1	1	100.00%	0.00%	33	33	100.00%	N/A	N/A
Aug-02	1	1	100.00%	0.00%	22	22	100.00%	N/A	N/A
Sep-02	1	1	100.00%	0.00%	21	21	100.00%	N/A	N/A
Oct-02	2	2	100.00%	0.00%	10	10	100.00%	N/A	N/A
Nov-02	4	4	100.00%	0.00%	15	15	100.00%	N/A	N/A
Dec-02	4	4	100.00%	0.00%	19	19	100.00%	N/A	N/A
Jan-03	4	4	100.00%	0.00%	13	13	100.00%	N/A	N/A
Feb-03	2	2	100.00%	0.00%	11	11	100.00%	N/A	N/A
Mar-03	5	5	100.00%	0.00%	10	10	100.00%	N/A	N/A
Apr-03	7	7	100.00%	0.00%	13	13	100.00%	N/A	N/A
May-03	3	3	100.00%	0.00%	21	21	100.00%	N/A	N/A
Jun-03	3	3	100.00%	0.00%	9	9	100.00%	N/A	N/A

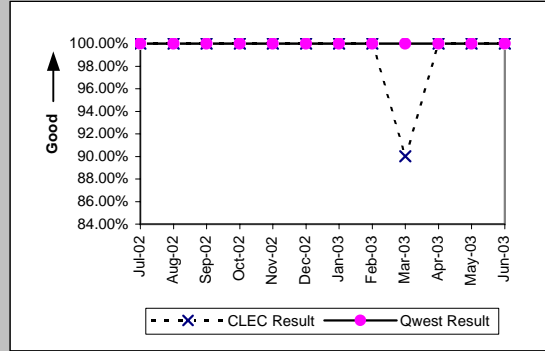


Unbundled Loop - ADSL Qualified (Parity)									
Date	CLEC Num	CLEC Denc	CLEC Resu	CLEC Std E	Qwest Num	Qwest Denc	Qwest Resu	Mod Z Scr	Parity Scr
Jul-02					45	47	95.74%		
Aug-02	2	2	100.00%	0.00%	55	56	98.21%	-0.19	-1.11
Sep-02	1	1	100.00%	0.00%	43	44	97.73%	-0.15	-1.09
Oct-02					23	24	95.83%		
Nov-02	1	1	100.00%	0.00%	31	34	91.18%	-0.31	-1.19
Dec-02					37	40	92.50%		
Jan-03					46	49	93.88%		
Feb-03					1581	1663	95.07%		
Mar-03					1624	1656	98.07%		
Apr-03					1785	1828	97.65%		
May-03	2	2	100.00%	0.00%	1751	1791	97.77%	-0.21	-1.13
Jun-03	1	1	100.00%	0.00%	254	260	97.69%	-0.15	-1.09



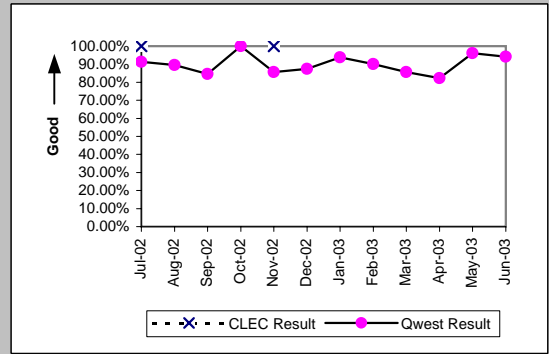
MR-4E - All Troubles Cleared within 48 Hours (Percent) - Interval Zone Two

Unbundled Loop ISDN Capable (Parity)									
Date	CLEC Num	CLEC Dend	CLEC Resu	CLEC Std	Qwest Num	Qwest Dend	Qwest Resu	Mod Z Scr	Parity Scr
Jul-02	9	9	100.00%	0.00%	33	33	100.00%	N/A	N/A
Aug-02	14	14	100.00%	0.00%	22	22	100.00%	N/A	N/A
Sep-02	11	11	100.00%	0.00%	21	21	100.00%	N/A	N/A
Oct-02	2	2	100.00%	0.00%	10	10	100.00%	N/A	N/A
Nov-02	13	13	100.00%	0.00%	15	15	100.00%	N/A	N/A
Dec-02	13	13	100.00%	0.00%	19	19	100.00%	N/A	N/A
Jan-03	10	10	100.00%	0.00%	13	13	100.00%	N/A	N/A
Feb-03	7	7	100.00%	0.00%	11	11	100.00%	N/A	N/A
Mar-03	9	10	90.00%	30.00%	10	10	100.00%	N/A	-0.62
Apr-03	6	6	100.00%	0.00%	13	13	100.00%	N/A	N/A
May-03	6	6	100.00%	0.00%	21	21	100.00%	N/A	N/A
Jun-03	5	5	100.00%	0.00%	9	9	100.00%	N/A	N/A

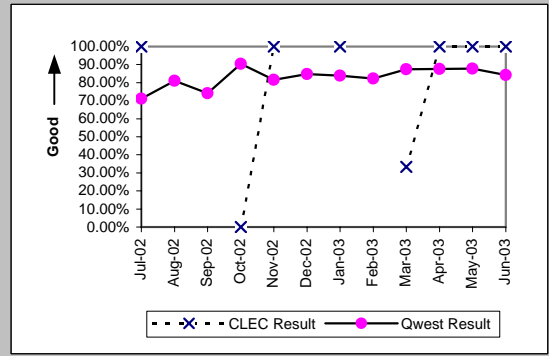


MR-5A - All Troubles Cleared within 4 Hours (Percent) - Interval Zone One

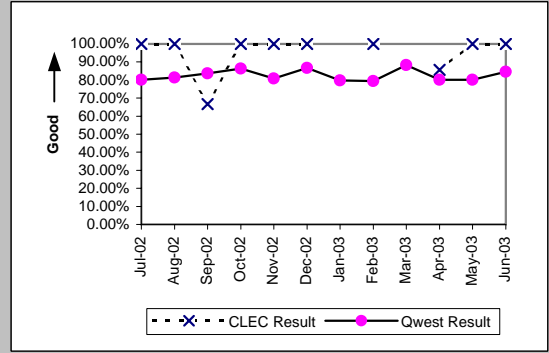
ISDN Primary (Parity)									
Date	CLEC Num	CLEC Denc	CLEC Resu	CLEC Std E	Qwest Num	Qwest Denc	Qwest Resu	Mod Z Scr	Parity Scr
Jul-02	1	1	100.00%	0.00%	21	23	91.30%	-0.3	-1.18
Aug-02					17	19	89.47%		
Sep-02					22	26	84.62%		
Oct-02					13	13	100.00%		
Nov-02	1	1	100.00%	0.00%	18	21	85.71%	-0.4	-1.24
Dec-02					21	24	87.50%		
Jan-03					15	16	93.75%		
Feb-03					18	20	90.00%		
Mar-03					18	21	85.71%		
Apr-03					14	17	82.35%		
May-03					25	26	96.15%		
Jun-03					16	17	94.12%		



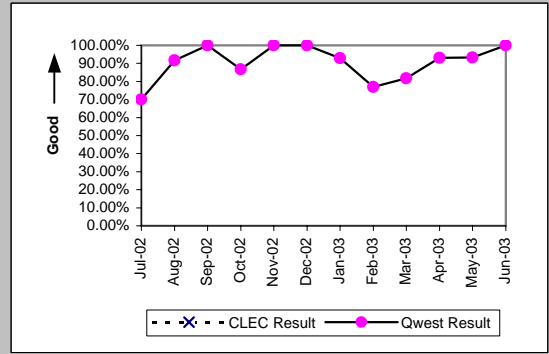
DS0 (Parity)									
Date	CLEC Num	CLEC Denc	CLEC Resu	CLEC Std E	Qwest Num	Qwest Denc	Qwest Resu	Mod Z Scr	Parity Scr
Jul-02	1	1	100.00%	0.00%	370	520	71.15%	-0.64	-1.39
Aug-02					363	448	81.03%		
Sep-02					357	482	74.07%		
Oct-02	0	1	0.00%	0.00%	304	336	90.48%	1.67	0.02
Nov-02	1	1	100.00%	0.00%	304	373	81.50%	-0.48	-1.29
Dec-02					339	400	84.75%		
Jan-03	2	2	100.00%	0.00%	276	329	83.89%	-0.62	-1.38
Feb-03					294	357	82.35%		
Mar-03	1	3	33.33%	47.14%	292	334	87.43%	2.02	0.23
Apr-03	1	1	100.00%	0.00%	254	290	87.59%	-0.38	-1.23
May-03	2	2	100.00%	0.00%	257	293	87.71%	-0.53	-1.32
Jun-03	2	2	100.00%	0.00%	289	343	84.26%	-0.61	-1.37



DS1 (Parity)									
Date	CLEC Num	CLEC Denc	CLEC Resu	CLEC Std E	Qwest Num	Qwest Denc	Qwest Resu	Mod Z Scr	Parity Scr
Jul-02	5	5	100.00%	0.00%	412	514	80.16%	-1.11	-1.67
Aug-02	4	4	100.00%	0.00%	374	460	81.30%	-0.95	-1.58
Sep-02	2	3	66.67%	47.14%	384	459	83.66%	0.69	-0.58
Oct-02	5	5	100.00%	0.00%	299	346	86.42%	-0.88	-1.54
Nov-02	4	4	100.00%	0.00%	373	461	80.91%	-0.97	-1.59
Dec-02	8	8	100.00%	0.00%	407	469	86.78%	-1.09	-1.67
Jan-03					313	392	79.85%		
Feb-03	1	1	100.00%	0.00%	318	400	79.50%	-0.51	-1.31
Mar-03					332	376	88.30%		
Apr-03	6	7	85.71%	34.99%	295	368	80.16%	-0.36	-1.22
May-03	1	1	100.00%	0.00%	269	336	80.06%	-0.5	-1.3
Jun-03	1	1	100.00%	0.00%	368	435	84.60%	-0.43	-1.26

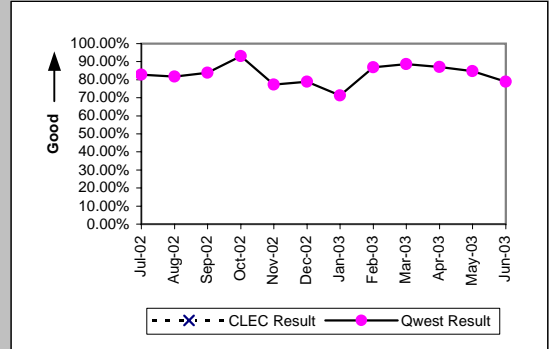


DS3 (Parity)									
Date	CLEC Num	CLEC Denc	CLEC Resu	CLEC Std E	Qwest Num	Qwest Denc	Qwest Resu	Mod Z Scr	Parity Scr
Jul-02					7	10	70.00%		
Aug-02					22	24	91.67%		
Sep-02					14	14	100.00%		
Oct-02					13	15	86.67%		
Nov-02					7	7	100.00%		
Dec-02					9	9	100.00%		
Jan-03					13	14	92.86%		
Feb-03					10	13	76.92%		
Mar-03					9	11	81.82%		
Apr-03					27	29	93.10%		
May-03					14	15	93.33%		
Jun-03					11	11	100.00%		

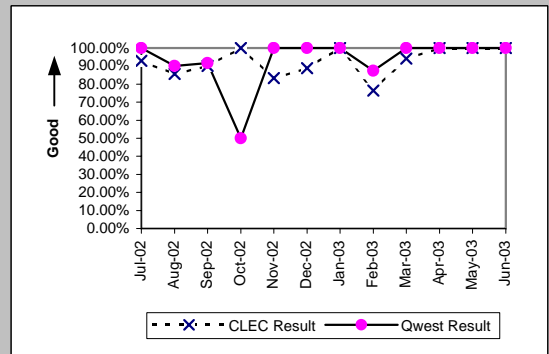


MR-5A - All Troubles Cleared within 4 Hours (Percent) - Interval Zone One

Frame Relay (Parity)									
Date	CLEC Num	CLEC Denc	CLEC Resu	CLEC Std	Qwest Num	Qwest Denc	Qwest Resu	Mod Z Scr	Parity Scr
Jul-02					101	122	82.79%		
Aug-02					103	126	81.75%		
Sep-02					93	111	83.78%		
Oct-02					81	87	93.10%		
Nov-02					75	97	77.32%		
Dec-02					71	90	78.89%		
Jan-03					67	94	71.28%		
Feb-03					53	61	86.89%		
Mar-03					55	62	88.71%		
Apr-03					74	85	87.06%		
May-03					67	79	84.81%		
Jun-03					67	85	78.82%		

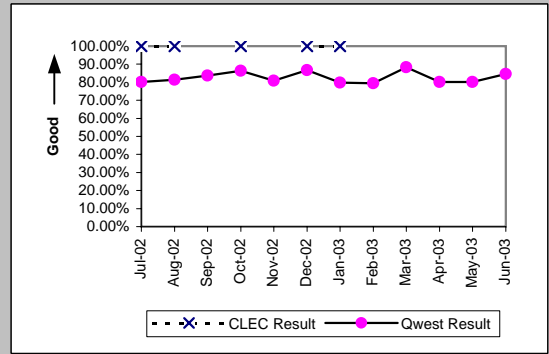


LIS Trunk (Parity)									
Date	CLEC Num	CLEC Denc	CLEC Resu	CLEC Std	Qwest Num	Qwest Denc	Qwest Resu	Mod Z Scr	Parity Scr
Jul-02	13	14	92.86%	25.75%	15	15	100.00%	N/A	-0.6
Aug-02	6	7	85.71%	34.99%	9	10	90.00%	0.16	-0.9
Sep-02	9	10	90.00%	30.00%	11	12	91.67%	0.04	-0.97
Oct-02	8	8	100.00%	0.00%	2	4	50.00%	-1.63	-1.99
Nov-02	5	6	83.33%	37.27%	3	3	100.00%	N/A	-0.78
Dec-02	8	9	88.89%	31.43%	1	1	100.00%	N/A	-1.08
Jan-03	3	3	100.00%	0.00%	13	13	100.00%	N/A	N/A
Feb-03	26	34	76.47%	42.42%	7	8	87.50%	0.56	-0.66
Mar-03	16	17	94.12%	23.53%	6	6	100.00%	N/A	-0.86
Apr-03	11	11	100.00%	0.00%	5	5	100.00%	N/A	N/A
May-03	16	16	100.00%	0.00%	9	9	100.00%	N/A	N/A
Jun-03	6	6	100.00%	0.00%	5	5	100.00%	N/A	N/A

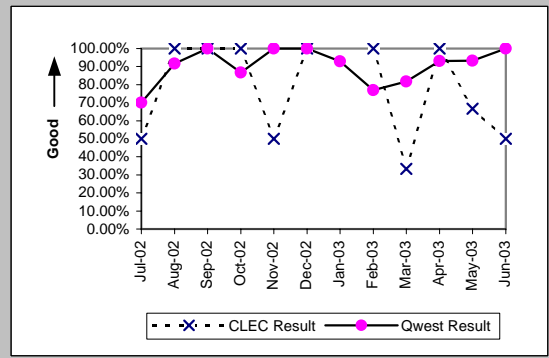


MR-5A - All Troubles Cleared within 4 Hours (Percent) - Interval Zone One

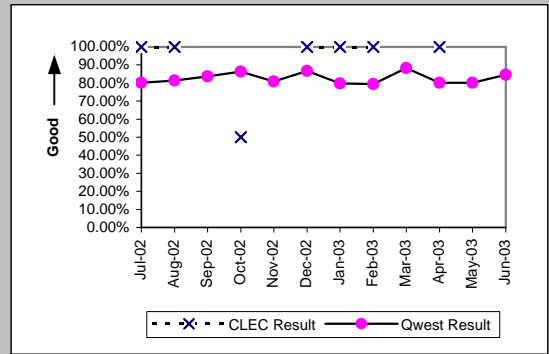
UDIT DS1 (Parity)									
Date	CLEC Num	CLEC Denc	CLEC Resu	CLEC Std	Qwest Num	Qwest Denc	Qwest Resu	Mod Z Scr	Parity Scr
Jul-02	1	1	100.00%	0.00%	412	514	80.16%	-0.5	-1.3
Aug-02	6	6	100.00%	0.00%	374	460	81.30%	-1.17	-1.71
Sep-02					384	459	83.66%		
Oct-02	1	1	100.00%	0.00%	299	346	86.42%	-0.4	-1.24
Nov-02					373	461	80.91%		
Dec-02	2	2	100.00%	0.00%	407	469	86.78%	-0.55	-1.33
Jan-03	1	1	100.00%	0.00%	313	392	79.85%	-0.5	-1.31
Feb-03					318	400	79.50%		
Mar-03					332	376	88.30%		
Apr-03					295	368	80.16%		
May-03					269	336	80.06%		
Jun-03					368	435	84.60%		



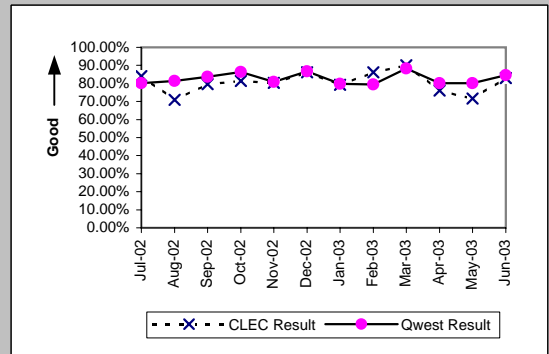
UDIT Above DS1 Level (Parity)									
Date	CLEC Num	CLEC Denc	CLEC Resu	CLEC Std	Qwest Num	Qwest Denc	Qwest Resu	Mod Z Scr	Parity Scr
Jul-02	1	2	50.00%	50.00%	7	10	70.00%	0.36	-0.78
Aug-02	2	2	100.00%	0.00%	22	24	91.67%	-0.41	-1.25
Sep-02	3	3	100.00%	0.00%	14	14	100.00%	N/A	N/A
Oct-02	3	3	100.00%	0.00%	13	15	86.67%	-0.62	-1.38
Nov-02	1	2	50.00%	50.00%	7	7	100.00%	N/A	-0.22
Dec-02	1	1	100.00%	0.00%	9	9	100.00%	N/A	N/A
Jan-03					13	14	92.86%		
Feb-03	2	2	100.00%	0.00%	10	13	76.92%	-0.72	-1.44
Mar-03	1	3	33.33%	47.14%	9	11	81.82%	1.38	-0.16
Apr-03	1	1	100.00%	0.00%	27	29	93.10%	-0.27	-1.16
May-03	2	3	66.67%	47.14%	14	15	93.33%	0.98	-0.4
Jun-03	1	2	50.00%	50.00%	11	11	100.00%	N/A	-0.08



Unbundled Loop - 4 Wire Non-Loaded (Parity)									
Date	CLEC Num	CLEC Denc	CLEC Resu	CLEC Std	Qwest Num	Qwest Denc	Qwest Resu	Mod Z Scr	Parity Scr
Jul-02	1	1	100.00%	0.00%	412	514	80.16%	-0.5	-1.3
Aug-02	2	2	100.00%	0.00%	374	460	81.30%	-0.68	-1.41
Sep-02					384	459	83.66%		
Oct-02	1	2	50.00%	50.00%	299	346	86.42%	1.1	-0.33
Nov-02					373	461	80.91%		
Dec-02	1	1	100.00%	0.00%	407	469	86.78%	-0.39	-1.24
Jan-03	1	1	100.00%	0.00%	313	392	79.85%	-0.5	-1.31
Feb-03	2	2	100.00%	0.00%	318	400	79.50%	-0.72	-1.44
Mar-03					332	376	88.30%		
Apr-03	1	1	100.00%	0.00%	295	368	80.16%	-0.5	-1.3
May-03					269	336	80.06%		
Jun-03					368	435	84.60%		



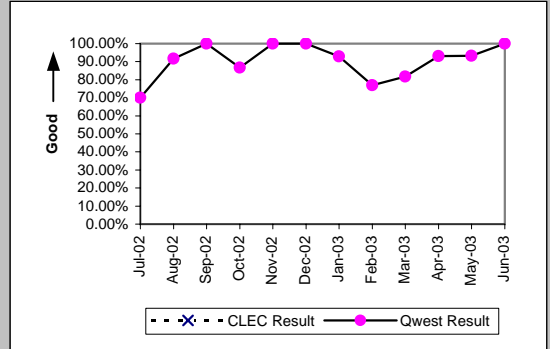
Unbundled Loop - DS1 Capable (Parity)									
Date	CLEC Num	CLEC Denc	CLEC Resu	CLEC Std	Qwest Num	Qwest Denc	Qwest Resu	Mod Z Scr	Parity Scr
Jul-02	53	63	84.13%	36.54%	412	514	80.16%	-0.75	-1.45
Aug-02	39	55	70.91%	45.42%	374	460	81.30%	1.76	0.07
Sep-02	43	54	79.63%	40.28%	384	459	83.66%	0.75	-0.54
Oct-02	35	43	81.40%	38.91%	299	346	86.42%	0.88	-0.46
Nov-02	41	51	80.39%	39.70%	373	461	80.91%	0.11	-0.93
Dec-02	50	58	86.21%	34.48%	407	469	86.78%	0.15	-0.91
Jan-03	42	53	79.25%	40.56%	313	392	79.85%	0.12	-0.93
Feb-03	50	58	86.21%	34.48%	318	400	79.50%	-1.18	-1.72
Mar-03	45	50	90.00%	30.00%	332	376	88.30%	-0.35	-1.21
Apr-03	54	71	76.06%	42.67%	295	368	80.16%	0.78	-0.52
May-03	38	53	71.70%	45.05%	269	336	80.06%	1.36	-0.18
Jun-03	73	88	82.95%	37.60%	368	435	84.60%	0.4	-0.76



MR-5A - All Troubles Cleared within 4 Hours (Percent) - Interval Zone One

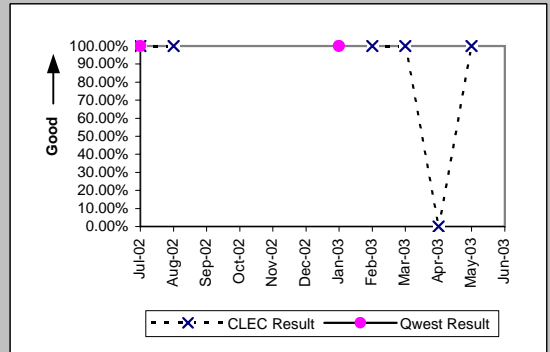
Unbundled Loop - DS3 Capable (Parity)

Date	CLEC Num	CLEC Denc	CLEC Resu	CLEC Std	Qwest Num	Qwest Denc	Qwest Resu	Mod Z Scr	Parity Scr
Jul-02					7	10	70.00%		
Aug-02					22	24	91.67%		
Sep-02					14	14	100.00%		
Oct-02					13	15	86.67%		
Nov-02					7	7	100.00%		
Dec-02					9	9	100.00%		
Jan-03					13	14	92.86%		
Feb-03					10	13	76.92%		
Mar-03					9	11	81.82%		
Apr-03					27	29	93.10%		
May-03					14	15	93.33%		
Jun-03					11	11	100.00%		



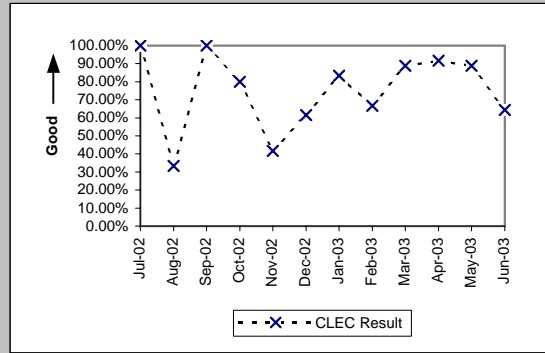
E911 (Parity)

Date	CLEC Num	CLEC Denc	CLEC Resu	CLEC Std	Qwest Num	Qwest Denc	Qwest Resu	Mod Z Scr	Parity Scr
Jul-02	1	1	100.00%	0.00%	1	1	100.00%	N/A	N/A
Aug-02	2	2	100.00%	0.00%					
Sep-02									
Oct-02									
Nov-02									
Dec-02									
Jan-03					1	1	100.00%		
Feb-03	1	1	100.00%	0.00%					
Mar-03	1	1	100.00%	0.00%					
Apr-03	0	1	0.00%	0.00%					
May-03	1	1	100.00%	0.00%					
Jun-03									



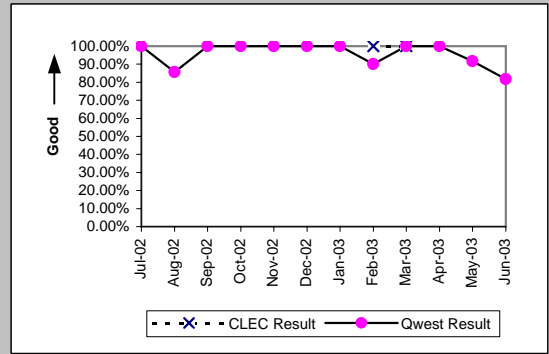
MR-5A - All Troubles Cleared within 4 Hours (Percent) - Interval Zone One

Enhanced Extended Loops (EELs) (Diagnostic)				
Date	CLEC Num	CLEC Denom	CLEC Result	CLEC Std Dev
Jul-02	3	3	100.00%	0.00%
Aug-02	1	3	33.33%	47.14%
Sep-02	6	6	100.00%	0.00%
Oct-02	8	10	80.00%	40.00%
Nov-02	5	12	41.67%	49.30%
Dec-02	8	13	61.54%	48.65%
Jan-03	5	6	83.33%	37.27%
Feb-03	2	3	66.67%	47.14%
Mar-03	8	9	88.89%	31.43%
Apr-03	11	12	91.67%	27.64%
May-03	8	9	88.89%	31.43%
Jun-03	9	14	64.29%	47.92%

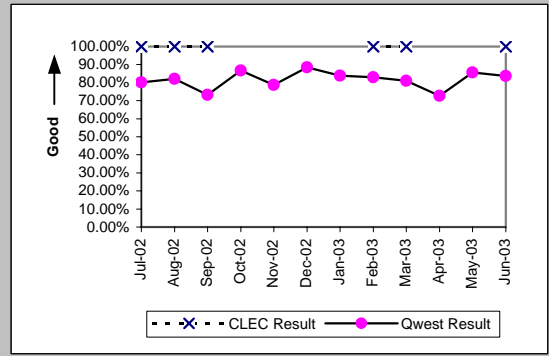


MR-5B - All Troubles Cleared within 4 Hours (Percent) - Interval Zone Two

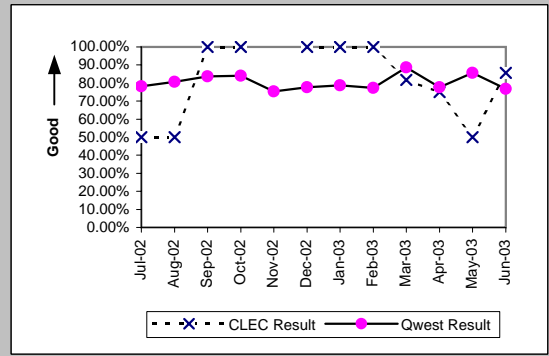
ISDN Primary (Parity)									
Date	CLEC Num	CLEC Denc	CLEC Resu	CLEC Std E	Qwest Num	Qwest Denc	Qwest Resu	Mod Z Scr	Parity Scr
Jul-02					9	9	100.00%		
Aug-02					6	7	85.71%		
Sep-02					17	17	100.00%		
Oct-02					7	7	100.00%		
Nov-02					6	6	100.00%		
Dec-02					10	10	100.00%		
Jan-03					10	10	100.00%		
Feb-03	2	2	100.00%	0.00%	9	10	90.00%	-0.43	-1.26
Mar-03	2	2	100.00%	0.00%	7	7	100.00%	N/A	N/A
Apr-03					4	4	100.00%		
May-03					11	12	91.67%		
Jun-03					9	11	81.82%		



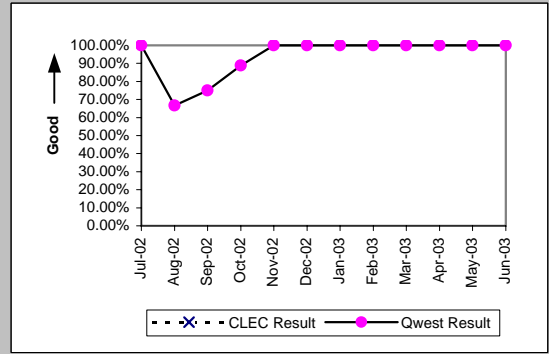
DS0 (Parity)									
Date	CLEC Num	CLEC Denc	CLEC Resu	CLEC Std E	Qwest Num	Qwest Denc	Qwest Resu	Mod Z Scr	Parity Scr
Jul-02	4	4	100.00%	0.00%	233	291	80.07%	-0.99	-1.6
Aug-02	1	1	100.00%	0.00%	242	295	82.03%	-0.47	-1.28
Sep-02	1	1	100.00%	0.00%	218	298	73.15%	-0.6	-1.37
Oct-02					157	181	86.74%		
Nov-02					178	226	78.76%		
Dec-02					240	271	88.56%		
Jan-03					202	241	83.82%		
Feb-03	2	2	100.00%	0.00%	196	236	83.05%	-0.64	-1.39
Mar-03	1	1	100.00%	0.00%	175	216	81.02%	-0.48	-1.29
Apr-03					171	235	72.77%		
May-03					167	195	85.64%		
Jun-03	1	1	100.00%	0.00%	201	240	83.75%	-0.44	-1.27



DS1 (Parity)									
Date	CLEC Num	CLEC Denc	CLEC Resu	CLEC Std E	Qwest Num	Qwest Denc	Qwest Resu	Mod Z Scr	Parity Scr
Jul-02	1	2	50.00%	50.00%	283	362	78.18%	0.77	-0.53
Aug-02	1	2	50.00%	50.00%	247	306	80.72%	0.86	-0.48
Sep-02	1	1	100.00%	0.00%	263	314	83.76%	-0.44	-1.27
Oct-02	1	1	100.00%	0.00%	164	195	84.10%	-0.43	-1.26
Nov-02					184	244	75.41%		
Dec-02	2	2	100.00%	0.00%	199	256	77.73%	-0.75	-1.46
Jan-03	3	3	100.00%	0.00%	200	254	78.74%	-0.89	-1.54
Feb-03	1	1	100.00%	0.00%	163	211	77.25%	-0.54	-1.33
Mar-03	9	11	81.82%	38.57%	197	222	88.74%	0.69	-0.58
Apr-03	3	4	75.00%	43.30%	192	247	77.73%	0.15	-0.91
May-03	1	2	50.00%	50.00%	173	202	85.64%	1.06	-0.36
Jun-03	6	7	85.71%	34.99%	178	232	76.72%	-0.55	-1.34

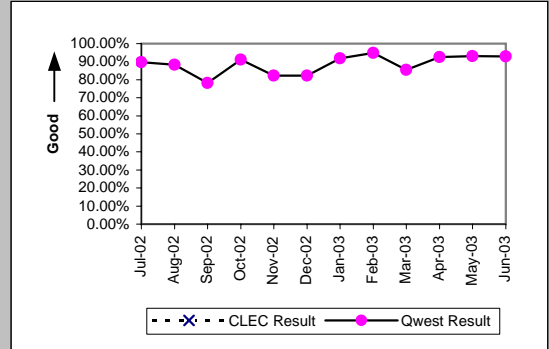


DS3 (Parity)									
Date	CLEC Num	CLEC Denc	CLEC Resu	CLEC Std E	Qwest Num	Qwest Denc	Qwest Resu	Mod Z Scr	Parity Scr
Jul-02					2	2	100.00%		
Aug-02					2	3	66.67%		
Sep-02					3	4	75.00%		
Oct-02					8	9	88.89%		
Nov-02					4	4	100.00%		
Dec-02					1	1	100.00%		
Jan-03					9	9	100.00%		
Feb-03					4	4	100.00%		
Mar-03					5	5	100.00%		
Apr-03					4	4	100.00%		
May-03					4	4	100.00%		
Jun-03					3	3	100.00%		

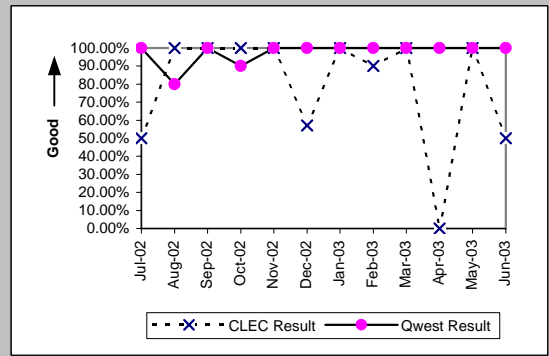


MR-5B - All Troubles Cleared within 4 Hours (Percent) - Interval Zone Two

Frame Relay (Parity)									
Date	CLEC Num	CLEC Denc	CLEC Resu	CLEC Std	Qwest Num	Qwest Denc	Qwest Resu	Mod Z Scr	Parity Scr
Jul-02					88	98	89.80%		
Aug-02					68	77	88.31%		
Sep-02					50	64	78.13%		
Oct-02					41	45	91.11%		
Nov-02					37	45	82.22%		
Dec-02					56	68	82.35%		
Jan-03					56	61	91.80%		
Feb-03					37	39	94.87%		
Mar-03					41	48	85.42%		
Apr-03					37	40	92.50%		
May-03					54	58	93.10%		
Jun-03					52	56	92.86%		

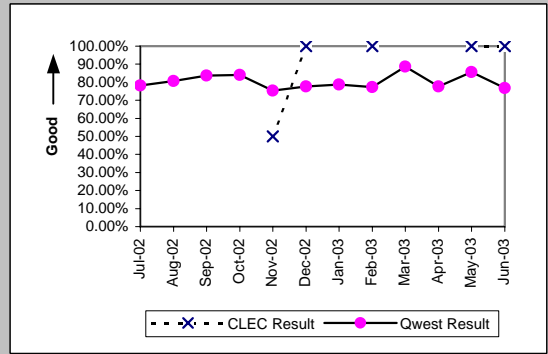


LIS Trunk (Parity)									
Date	CLEC Num	CLEC Denc	CLEC Resu	CLEC Std	Qwest Num	Qwest Denc	Qwest Resu	Mod Z Scr	Parity Scr
Jul-02	1	2	50.00%	50.00%	3	3	100.00%	N/A	-0.49
Aug-02	2	2	100.00%	0.00%	4	5	80.00%	-0.6	-1.36
Sep-02	1	1	100.00%	0.00%	3	3	100.00%	N/A	N/A
Oct-02	1	1	100.00%	0.00%	9	10	90.00%	-0.32	-1.19
Nov-02	3	3	100.00%	0.00%	1	1	100.00%	N/A	N/A
Dec-02	4	7	57.14%	49.49%	2	2	100.00%	N/A	-0.47
Jan-03	4	4	100.00%	0.00%	1	1	100.00%	N/A	N/A
Feb-03	9	10	90.00%	30.00%	2	2	100.00%	N/A	-0.98
Mar-03	2	2	100.00%	0.00%	2	2	100.00%	N/A	N/A
Apr-03	0	1	0.00%	0.00%	3	3	100.00%	N/A	-0.24
May-03	3	3	100.00%	0.00%	5	5	100.00%	N/A	N/A
Jun-03	1	2	50.00%	50.00%	2	2	100.00%	N/A	-0.63

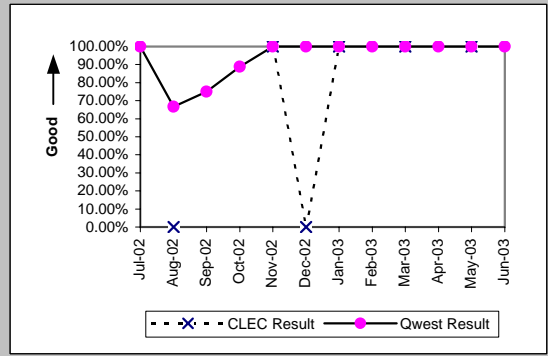


MR-5B - All Troubles Cleared within 4 Hours (Percent) - Interval Zone Two

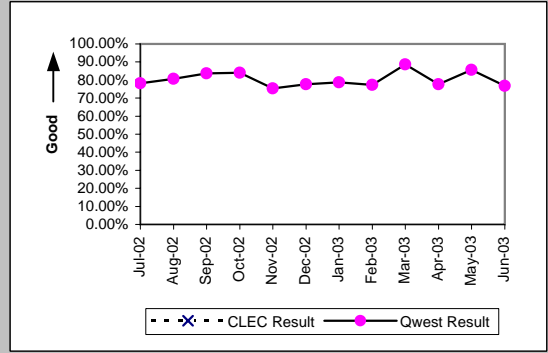
UDIT DS1 (Parity)									
Date	CLEC Num	CLEC Denc	CLEC Resu	CLEC Std	Qwest Num	Qwest Denc	Qwest Resu	Mod Z Scr	Parity Scr
Jul-02					283	362	78.18%		
Aug-02					247	306	80.72%		
Sep-02					263	314	83.76%		
Oct-02					164	195	84.10%		
Nov-02	1	2	50.00%	50.00%	184	244	75.41%	0.68	-0.59
Dec-02	1	1	100.00%	0.00%	199	256	77.73%	-0.53	-1.32
Jan-03					200	254	78.74%		
Feb-03	2	2	100.00%	0.00%	163	211	77.25%	-0.76	-1.46
Mar-03					197	222	88.74%		
Apr-03					192	247	77.73%		
May-03	2	2	100.00%	0.00%	173	202	85.64%	-0.58	-1.35
Jun-03	1	1	100.00%	0.00%	178	232	76.72%	-0.55	-1.33



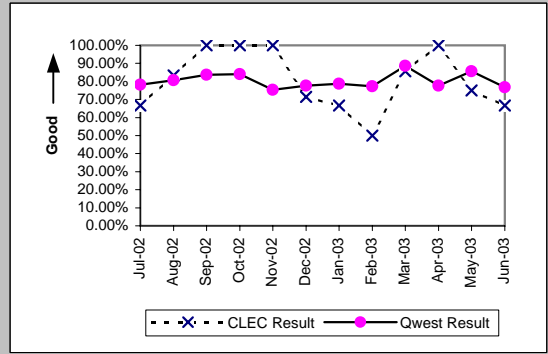
UDIT Above DS1 Level (Parity)									
Date	CLEC Num	CLEC Denc	CLEC Resu	CLEC Std	Qwest Num	Qwest Denc	Qwest Resu	Mod Z Scr	Parity Scr
Jul-02					2	2	100.00%		
Aug-02	0	1	0.00%	0.00%	2	3	66.67%	0.67	-0.59
Sep-02					3	4	75.00%		
Oct-02					8	9	88.89%		
Nov-02	1	1	100.00%	0.00%	4	4	100.00%	N/A	N/A
Dec-02	0	1	0.00%	0.00%	1	1	100.00%	N/A	-0.59
Jan-03	1	1	100.00%	0.00%	9	9	100.00%	N/A	N/A
Feb-03					4	4	100.00%		
Mar-03	2	2	100.00%	0.00%	5	5	100.00%	N/A	N/A
Apr-03					4	4	100.00%		
May-03	1	1	100.00%	0.00%	4	4	100.00%	N/A	N/A
Jun-03					3	3	100.00%		



Unbundled Loop - 4 Wire Non-Loaded (Parity)									
Date	CLEC Num	CLEC Denc	CLEC Resu	CLEC Std	Qwest Num	Qwest Denc	Qwest Resu	Mod Z Scr	Parity Scr
Jul-02					283	362	78.18%		
Aug-02					247	306	80.72%		
Sep-02					263	314	83.76%		
Oct-02					164	195	84.10%		
Nov-02					184	244	75.41%		
Dec-02					199	256	77.73%		
Jan-03					200	254	78.74%		
Feb-03					163	211	77.25%		
Mar-03					197	222	88.74%		
Apr-03					192	247	77.73%		
May-03					173	202	85.64%		
Jun-03					178	232	76.72%		



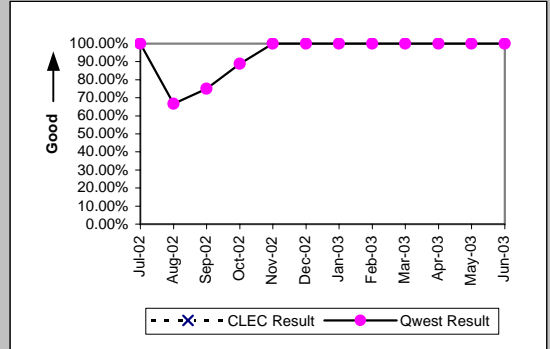
Unbundled Loop - DS1 Capable (Parity)									
Date	CLEC Num	CLEC Denc	CLEC Resu	CLEC Std	Qwest Num	Qwest Denc	Qwest Resu	Mod Z Scr	Parity Scr
Jul-02	6	9	66.67%	47.14%	283	362	78.18%	0.8	-0.52
Aug-02	10	12	83.33%	37.27%	247	306	80.72%	-0.23	-1.14
Sep-02	5	5	100.00%	0.00%	263	314	83.76%	-0.98	-1.59
Oct-02	6	6	100.00%	0.00%	164	195	84.10%	-1.05	-1.64
Nov-02	11	11	100.00%	0.00%	184	244	75.41%	-1.85	-2.13
Dec-02	5	7	71.43%	45.18%	199	256	77.73%	0.4	-0.76
Jan-03	4	6	66.67%	47.14%	200	254	78.74%	0.68	-0.59
Feb-03	2	4	50.00%	50.00%	163	211	77.25%	1.12	-0.32
Mar-03	6	7	85.71%	34.99%	197	222	88.74%	0.28	-0.83
Apr-03	5	5	100.00%	0.00%	192	247	77.73%	-1.18	-1.72
May-03	9	12	75.00%	43.30%	173	202	85.64%	0.96	-0.42
Jun-03	4	6	66.67%	47.14%	178	232	76.72%	0.56	-0.66



MR-5B - All Troubles Cleared within 4 Hours (Percent) - Interval Zone Two

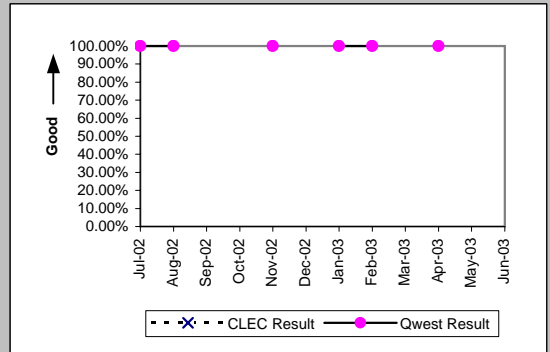
Unbundled Loop - DS3 Capable (Parity)

Date	CLEC Num	CLEC Dend	CLEC Resu	CLEC Std	Qwest Num	Qwest Dend	Qwest Resu	Mod Z Scr	Parity Scr
Jul-02					2	2	100.00%		
Aug-02					2	3	66.67%		
Sep-02					3	4	75.00%		
Oct-02					8	9	88.89%		
Nov-02					4	4	100.00%		
Dec-02					1	1	100.00%		
Jan-03					9	9	100.00%		
Feb-03					4	4	100.00%		
Mar-03					5	5	100.00%		
Apr-03					4	4	100.00%		
May-03					4	4	100.00%		
Jun-03					3	3	100.00%		



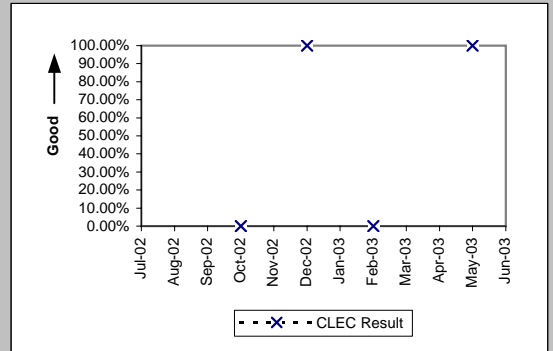
E911 (Parity)

Date	CLEC Num	CLEC Dend	CLEC Resu	CLEC Std	Qwest Num	Qwest Dend	Qwest Resu	Mod Z Scr	Parity Scr
Jul-02					2	2	100.00%		
Aug-02					1	1	100.00%		
Sep-02									
Oct-02									
Nov-02					1	1	100.00%		
Dec-02									
Jan-03					3	3	100.00%		
Feb-03					1	1	100.00%		
Mar-03									
Apr-03					1	1	100.00%		
May-03									
Jun-03									



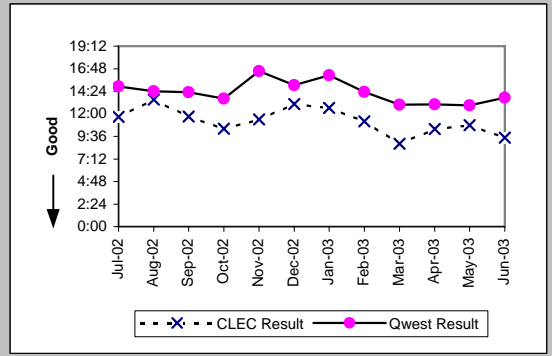
MR-5B - All Troubles Cleared within 4 Hours (Percent) - Interval Zone Two

Enhanced Extended Loops (EELs) (Diagnostic)				
Date	CLEC Num	CLEC Denom	CLEC Result	CLEC Std Dev
Jul-02				
Aug-02				
Sep-02				
Oct-02	0	1	0.00%	0.00%
Nov-02				
Dec-02	1	1	100.00%	0.00%
Jan-03				
Feb-03	0	1	0.00%	0.00%
Mar-03				
Apr-03				
May-03	1	1	100.00%	0.00%
Jun-03				

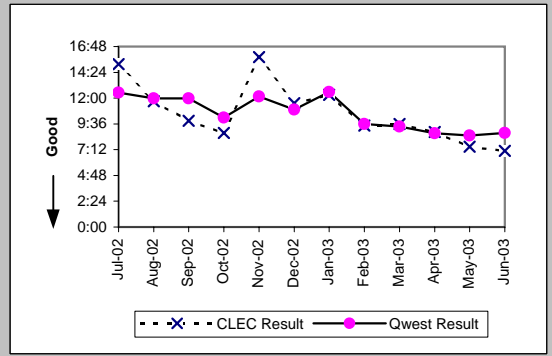


MR-6A - Mean Time to Restore (Hours:Minutes) - Dispatches within MSAs

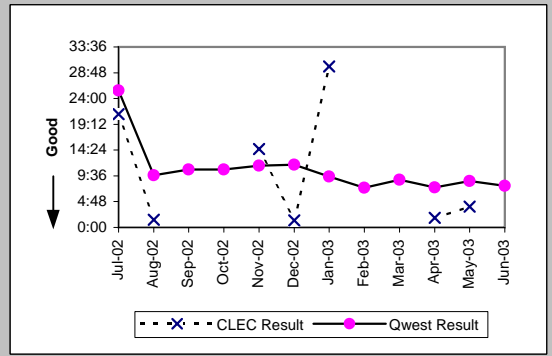
Residence (Parity)									
Date	CLEC Num	CLEC Denc	CLEC Resu	CLEC Std E	Qwest Num	Qwest Denc	Qwest Resu	Mod Z Scr	Parity Scr
Jul-02	1283:34	110	11:40	10:34	181715:06	12182	14:55	-2.41	-2.47
Aug-02	1269:05	94	13:30	8:43	172307:16	11965	14:24	-0.6	-1.37
Sep-02	1053:33	90	11:42	10:51	151683:11	10606	14:18	-1.73	-2.05
Oct-02	875:49	84	10:26	10:45	151646:19	11131	13:37	-2.21	-2.34
Nov-02	1210:42	106	11:25	10:19	210837:58	12741	16:33	-3.78	-3.3
Dec-02	1538:08	118	13:02	12:18	214022:38	14235	15:02	-1.59	-1.97
Jan-03	1591:15	126	12:38	11:41	245584:36	15258	16:06	-3.05	-2.85
Feb-03	1694:01	151	11:13	9:06	165153:36	11521	14:20	-2.99	-2.82
Mar-03	1510:37	171	8:50	8:15	150182:58	11567	12:59	-4.62	-3.81
Apr-03	1795:00	173	10:23	8:14	132383:01	10168	13:01	-2.84	-2.73
May-03	1717:07	159	10:48	8:33	133485:16	10336	12:55	-2.27	-2.38
Jun-03	1361:04	144	9:27	7:46	152439:48	11115	13:43	-4.38	-3.66



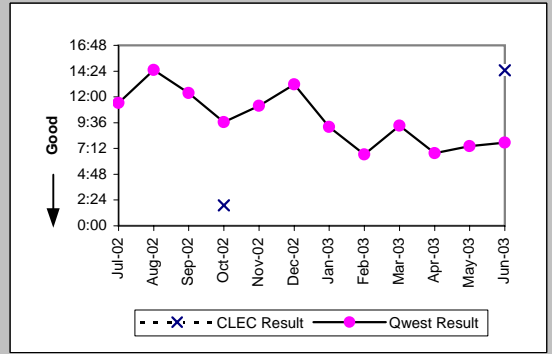
Business (Parity)									
Date	CLEC Num	CLEC Denc	CLEC Resu	CLEC Std E	Qwest Num	Qwest Denc	Qwest Resu	Mod Z Scr	Parity Scr
Jul-02	576:05	38	15:10	12:59	18907:44	1510	12:31	1.01	-0.39
Aug-02	678:41	58	11:42	16:09	16811:16	1402	11:59	-0.1	-1.06
Sep-02	534:03	54	9:53	13:12	15841:54	1324	11:58	-0.78	-1.48
Oct-02	480:53	55	8:45	7:08	14586:53	1433	10:11	-0.6	-1.36
Nov-02	1329:10	84	15:49	15:24	18317:14	1507	12:09	2.29	0.39
Dec-02	657:45	57	11:32	7:50	15144:32	1386	10:56	0.42	-0.75
Jan-03	1045:53	85	12:18	11:24	21041:26	1673	12:35	-0.13	-1.08
Feb-03	539:05	57	9:27	6:59	12187:08	1270	9:36	-0.09	-1.05
Mar-03	833:14	87	9:35	7:39	11886:17	1269	9:22	0.22	-0.87
Apr-03	450:14	51	8:50	7:07	10219:28	1172	8:43	0.16	-0.91
May-03	320:44	43	7:28	7:24	9649:19	1132	8:31	-0.69	-1.42
Jun-03	418:48	59	7:06	6:41	11343:05	1294	8:46	-1.16	-1.71



Centrex (Parity)									
Date	CLEC Num	CLEC Denc	CLEC Resu	CLEC Std E	Qwest Num	Qwest Denc	Qwest Resu	Mod Z Scr	Parity Scr
Jul-02	21:07	1	21:07		4408:43	173	25:29	-0.04	-1.03
Aug-02	1:26	1	1:26		1222:27	126	9:42	-0.59	-1.36
Sep-02					1317:49	122	10:48		
Oct-02					1615:52	150	10:46		
Nov-02	87:21	6	14:34	16:05	1218:58	106	11:30	0.72	-0.56
Dec-02	1:20	1	1:20		1261:01	108	11:41	-0.53	-1.32
Jan-03	59:56	2	29:58	18:25	1263:57	133	9:30	1.9	0.15
Feb-03					729:18	99	7:22		
Mar-03					1151:51	130	8:52		
Apr-03	1:49	1	1:49		810:12	109	7:26	-0.47	-1.29
May-03	11:40	3	3:53	1:55	1029:51	119	8:39	-0.78	-1.47
Jun-03					1073:15	139	7:43		

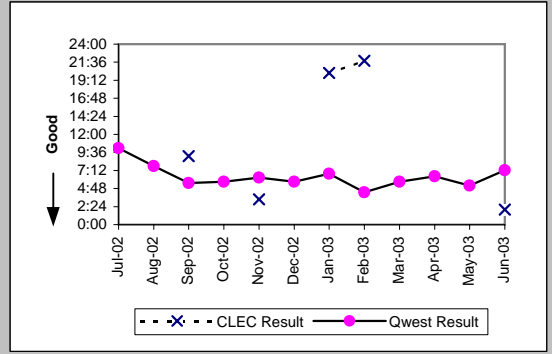


Centrex 21 (Parity)									
Date	CLEC Num	CLEC Denc	CLEC Resu	CLEC Std E	Qwest Num	Qwest Denc	Qwest Resu	Mod Z Scr	Parity Scr
Jul-02					2348:54	205	11:27		
Aug-02					2628:05	181	14:31		
Sep-02					2176:29	176	12:22		
Oct-02	1:55	1	1:55		2015:52	209	9:39	-0.52	-1.32
Nov-02					2068:08	185	11:11		
Dec-02					2184:46	166	13:10		
Jan-03					1876:52	204	9:12		
Feb-03					1029:19	155	6:38		
Mar-03					1377:52	148	9:19		
Apr-03					899:59	133	6:46		
May-03					986:39	133	7:25		
Jun-03	28:57	2	14:28	16:28	1290:10	167	7:44	1.34	-0.18

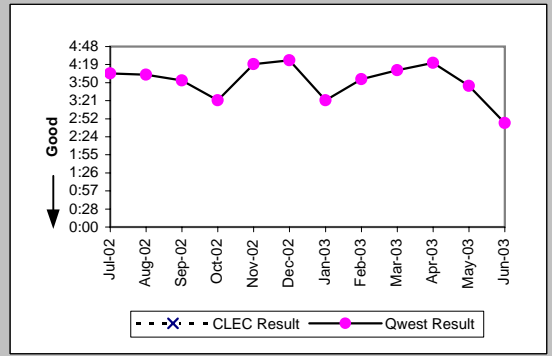


MR-6A - Mean Time to Restore (Hours:Minutes) - Dispatches within MSAs

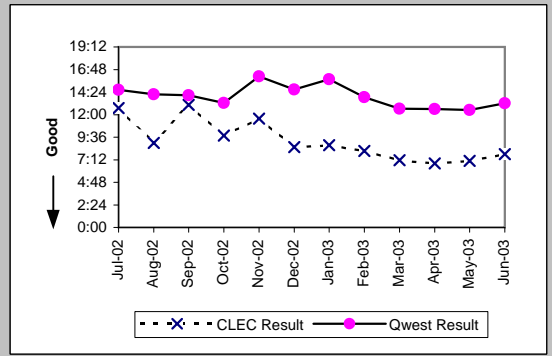
PBX (Parity)									
Date	CLEC Num	CLEC Denc	CLEC Resu	CLEC Std I	Qwest Num	Qwest Denc	Qwest Resu	Mod Z Scr	Parity Scr
Jul-02					487:39	48	10:10		
Aug-02					341:42	44	7:46		
Sep-02	27:20	3	9:07	11:13	176:19	32	5:31	0.62	-0.63
Oct-02					199:28	35	5:42		
Nov-02	6:43	2	3:22	1:21	225:52	36	6:16	-0.65	-1.39
Dec-02					204:46	36	5:41		
Jan-03	20:09	1	20:09		202:59	30	6:46	1.45	-0.12
Feb-03	21:47	1	21:47		111:48	26	4:18	1.59	-0.03
Mar-03					251:20	44	5:43		
Apr-03					147:54	23	6:26		
May-03					155:19	30	5:11		
Jun-03	3:57	2	1:59	1:17	246:11	34	7:14	-0.99	-1.6



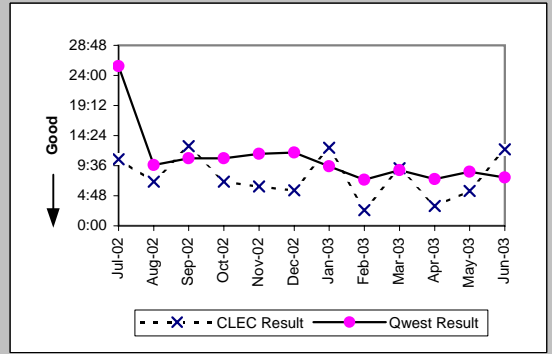
Basic Rate ISDN (Parity)									
Date	CLEC Num	CLEC Denc	CLEC Resu	CLEC Std I	Qwest Num	Qwest Denc	Qwest Resu	Mod Z Scr	Parity Scr
Jul-02					297:38	73	4:05		
Aug-02					368:20	91	4:03		
Sep-02					277:11	71	3:54		
Oct-02					138:06	41	3:22		
Nov-02					264:33	61	4:20		
Dec-02					359:08	81	4:26		
Jan-03					178:04	53	3:22		
Feb-03					208:11	53	3:56		
Mar-03					299:40	72	4:10		
Apr-03					166:00	38	4:22		
May-03					123:54	33	3:45		
Jun-03					127:15	46	2:46		



UNE - P (POTS) (Parity)									
Date	CLEC Num	CLEC Denc	CLEC Resu	CLEC Std I	Qwest Num	Qwest Denc	Qwest Resu	Mod Z Scr	Parity Scr
Jul-02	1382:10	109	12:41	13:24	200622:50	13692	14:39	-1.43	-1.87
Aug-02	745:31	83	8:59	8:24	189118:32	13367	14:09	-3.06	-2.86
Sep-02	874:18	67	13:03	25:26	167525:05	11930	14:03	-0.55	-1.33
Oct-02	908:42	93	9:46	11:49	166233:12	12564	13:14	-2.41	-2.46
Nov-02	1226:47	106	11:34	14:31	229155:12	14248	16:05	-3.3	-3.01
Dec-02	622:25	73	8:32	7:30	229167:10	15621	14:40	-3.84	-3.33
Jan-03	838:21	96	8:44	8:46	266626:02	16931	15:45	-5.1	-4.1
Feb-03	863:18	106	8:09	9:07	177340:44	12791	13:52	-4.62	-3.81
Mar-03	848:33	119	7:08	8:49	162069:15	12836	12:38	-5.11	-4.11
Apr-03	870:38	128	6:48	8:13	142602:29	11340	12:35	-5.38	-4.27
May-03	890:48	126	7:04	7:09	143134:35	11468	12:29	-5.23	-4.18
Jun-03	849:41	109	7:48	7:58	163782:53	12409	13:12	-4.84	-3.94

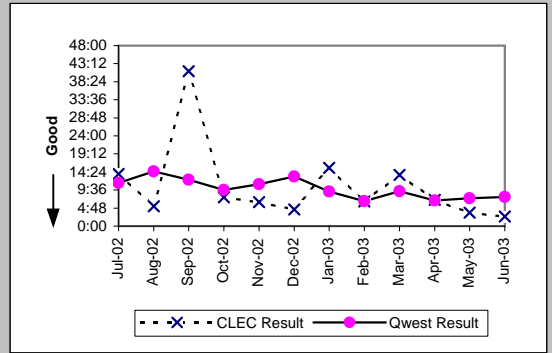


UNE P (Centrex) (Parity)									
Date	CLEC Num	CLEC Denc	CLEC Resu	CLEC Std I	Qwest Num	Qwest Denc	Qwest Resu	Mod Z Scr	Parity Scr
Jul-02	350:20	33	10:37	11:48	4408:43	173	25:29	-0.75	-1.45
Aug-02	119:47	17	7:03	7:05	1222:27	126	9:42	-0.74	-1.45
Sep-02	215:52	17	12:42	16:22	1317:49	122	10:48	0.56	-0.66
Oct-02	162:14	23	7:03	6:38	1615:52	150	10:46	-1.08	-1.66
Nov-02	107:13	17	6:18	5:38	1218:58	106	11:30	-1.28	-1.78
Dec-02	153:23	27	5:41	5:26	1261:01	108	11:41	-1.43	-1.87
Jan-03	336:22	27	12:27	12:29	1263:57	133	9:30	0.93	-0.43
Feb-03	54:56	22	2:30	1:12	729:18	99	7:22	-1.84	-2.12
Mar-03	184:09	20	9:12	7:35	1151:51	130	8:52	0.2	-0.88
Apr-03	50:58	16	3:11	1:28	810:12	109	7:26	-1.34	-1.81
May-03	100:29	18	5:35	6:02	1029:51	119	8:39	-1.16	-1.7
Jun-03	207:07	17	12:11	22:24	1073:15	139	7:43	1.15	-0.3

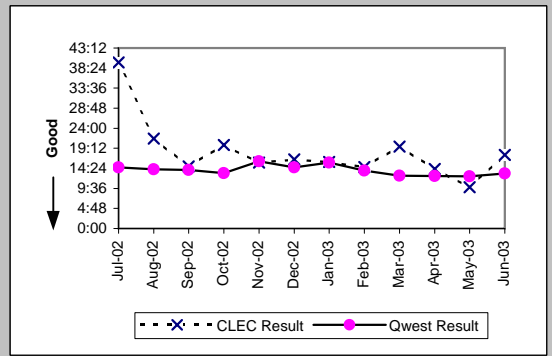


MR-6A - Mean Time to Restore (Hours:Minutes) - Dispatches within MSAs

UNE P (Centrex 21) (Parity)										
Date	CLEC Num	CLEC Denc	CLEC Resu	CLEC Std	Qwest Num	Qwest Denc	Qwest Resu	Mod Z Scr	Parity Scr	
Jul-02	97:11	7	13:53	9:30	2348:54	205	11:27	0.82	-0.5	
Aug-02	5:17	1	5:17		2628:05	181	14:31	-0.28	-1.17	
Sep-02	82:27	2	41:14	37:42	2176:29	176	12:22	1.91	0.16	
Oct-02	38:17	5	7:39	5:39	2015:52	209	9:39	-0.3	-1.18	
Nov-02	51:24	8	6:25	6:00	2068:08	185	11:11	-0.97	-1.59	
Dec-02	17:38	4	4:24	2:20	2184:46	166	13:10	-0.96	-1.58	
Jan-03	108:25	7	15:29	22:50	1876:52	204	9:12	1.21	-0.27	
Feb-03	52:08	8	6:31	7:54	1029:19	155	6:38	-0.04	-1.02	
Mar-03	54:29	4	13:37	6:58	1377:52	148	9:19	0.98	-0.4	
Apr-03	14:01	2	7:01	6:14	899:59	133	6:46	0.46	-0.72	
May-03	14:26	4	3:36	1:10	986:39	133	7:25	-0.83	-1.5	
Jun-03	7:40	3	2:33	0:25	1290:10	167	7:44	-0.8	-1.48	

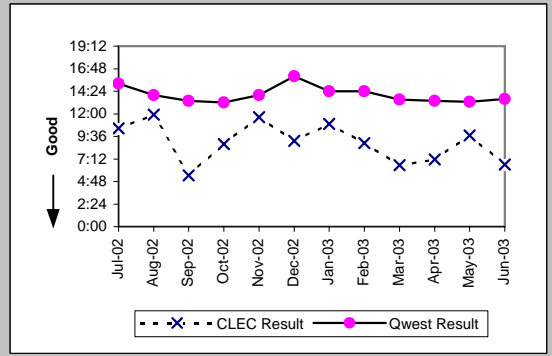


Line Sharing (Parity)										
Date	CLEC Num	CLEC Denc	CLEC Resu	CLEC Std	Qwest Num	Qwest Denc	Qwest Resu	Mod Z Scr	Parity Scr	
Jul-02	636:39	16	39:47	68:17	200622:50	13692	14:39	3.72	1.26	
Aug-02	279:43	13	21:31	15:57	189118:32	13367	14:09	1.72	0.04	
Sep-02	103:47	7	14:50	17:44	167525:05	11930	14:03	0.39	-0.76	
Oct-02	259:46	13	19:59	13:08	166233:12	12564	13:14	1.65	0.01	
Nov-02	426:27	27	15:48	12:57	229155:12	14248	16:05	-0.11	-1.07	
Dec-02	381:05	23	16:34	14:07	229167:10	15621	14:40	0.82	-0.5	
Jan-03	366:27	23	15:56	10:30	266626:02	16931	15:45	0.13	-0.92	
Feb-03	162:07	11	14:44	9:00	177340:44	12791	13:52	0.42	-0.74	
Mar-03	333:27	17	19:37	21:12	162069:15	12836	12:38	2	0.21	
Apr-03	128:10	9	14:14	9:09	142602:29	11340	12:35	0.66	-0.6	
May-03	147:47	15	9:51	7:55	143134:35	11468	12:29	-0.88	-1.54	
Jun-03	193:58	11	17:38	13:41	163782:53	12409	13:12	1.46	-0.11	

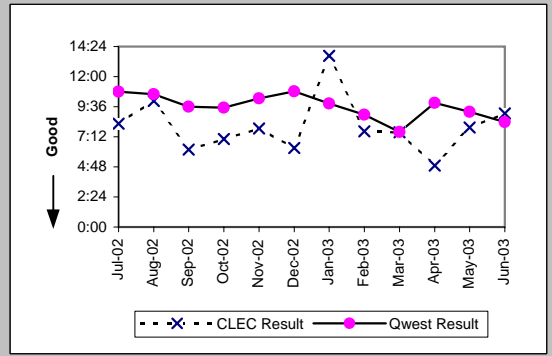


MR-6B - Mean Time to Restore (Hours:Minutes) - Dispatches outside MSAs

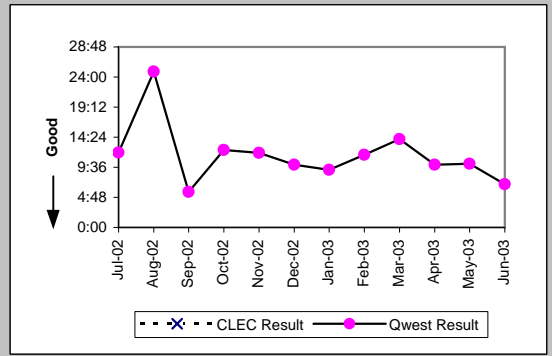
Residence (Parity)									
Date	CLEC Num	CLEC Denc	CLEC Resu	CLEC Std E	Qwest Num	Qwest Denc	Qwest Resu	Mod Z Scr	Parity Scr
Jul-02	115:04	11	10:28	9:59	43078:41	2830	15:13	-1.02	-1.62
Aug-02	214:21	18	11:54	8:43	34494:50	2465	14:00	-0.73	-1.44
Sep-02	59:55	11	5:27	5:34	32683:57	2445	13:22	-1.99	-2.21
Oct-02	96:39	11	8:47	7:52	30440:51	2306	13:12	-1.06	-1.64
Nov-02	174:44	15	11:39	9:28	35966:15	2570	14:00	-0.71	-1.43
Dec-02	100:23	11	9:08	8:52	51628:00	3225	16:01	-1.45	-1.88
Jan-03	349:29	32	10:55	12:22	46309:04	3216	14:24	-1.67	-2.01
Feb-03	222:04	25	8:53	7:51	35641:18	2471	14:25	-1.8	-2.09
Mar-03	163:51	25	6:33	9:11	37075:25	2746	13:30	-2.67	-2.62
Apr-03	192:26	27	7:08	7:01	34245:08	2561	13:22	-2.18	-2.33
May-03	242:33	25	9:42	7:57	32583:30	2453	13:17	-1.72	-2.05
Jun-03	99:19	15	6:37	6:31	33337:30	2450	13:36	-1.92	-2.17



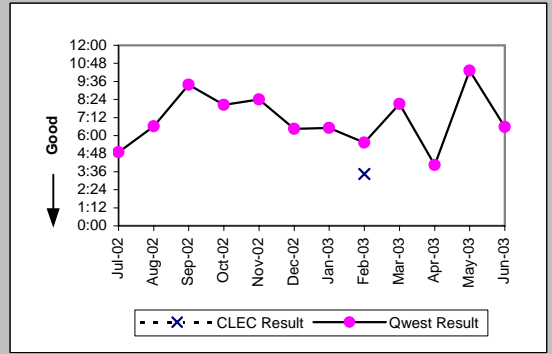
Business (Parity)									
Date	CLEC Num	CLEC Denc	CLEC Resu	CLEC Std E	Qwest Num	Qwest Denc	Qwest Resu	Mod Z Scr	Parity Scr
Jul-02	33:00	4	8:15	6:16	3836:01	355	10:48	-0.4	-1.24
Aug-02	180:57	18	10:03	13:05	3211:36	303	10:36	-0.17	-1.1
Sep-02	67:45	11	6:10	6:35	3170:34	330	9:36	-0.96	-1.58
Oct-02	91:12	13	7:01	7:34	3406:49	358	9:31	-0.76	-1.46
Nov-02	110:07	14	7:52	7:20	2865:18	279	10:16	-0.59	-1.36
Dec-02	94:47	15	6:19	5:21	4108:25	379	10:50	-1.22	-1.74
Jan-03	191:04	14	13:39	8:40	4169:33	423	9:51	1.07	-0.35
Feb-03	137:24	18	7:38	7:43	2667:23	298	8:57	-0.47	-1.28
Mar-03	128:27	17	7:33	7:01	2527:23	333	7:35	-0.02	-1.01
Apr-03	39:09	8	4:54	5:05	3312:00	334	9:55	-1.32	-1.8
May-03	135:16	17	7:57	10:34	2884:34	314	9:11	-0.42	-1.26
Jun-03	208:33	23	9:04	7:42	2666:24	318	8:23	0.32	-0.81



Centrex (Parity)									
Date	CLEC Num	CLEC Denc	CLEC Resu	CLEC Std E	Qwest Num	Qwest Denc	Qwest Resu	Mod Z Scr	Parity Scr
Jul-02					155:14	13	11:56		
Aug-02					298:34	12	24:53		
Sep-02					62:19	11	5:40		
Oct-02					247:03	20	12:21		
Nov-02					83:19	7	11:54		
Dec-02					159:40	16	9:59		
Jan-03					156:08	17	9:11		
Feb-03					150:38	13	11:35		
Mar-03					127:06	9	14:07		
Apr-03					149:43	15	9:59		
May-03					61:05	6	10:11		
Jun-03					137:46	20	6:53		

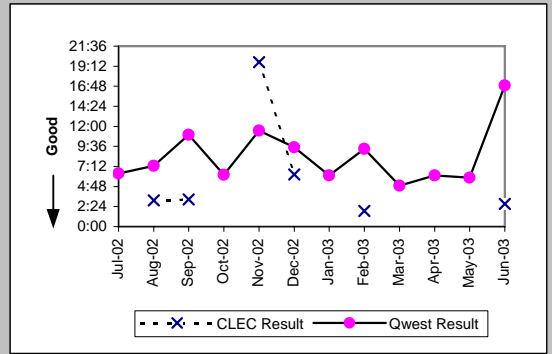


Centrex 21 (Parity)									
Date	CLEC Num	CLEC Denc	CLEC Resu	CLEC Std E	Qwest Num	Qwest Denc	Qwest Resu	Mod Z Scr	Parity Scr
Jul-02					83:03	17	4:53		
Aug-02					72:51	11	6:37		
Sep-02					225:06	24	9:23		
Oct-02					112:40	14	8:03		
Nov-02					176:25	21	8:24		
Dec-02					96:45	15	6:27		
Jan-03					123:51	19	6:31		
Feb-03	3:27	1	3:27		83:07	15	5:32	-0.43	-1.26
Mar-03					121:44	15	8:07		
Apr-03					48:25	12	4:02		
May-03					216:48	21	10:19		
Jun-03					164:33	25	6:35		

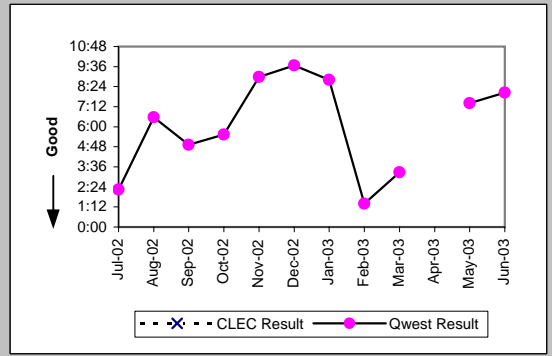


MR-6B - Mean Time to Restore (Hours:Minutes) - Dispatches outside MSAs

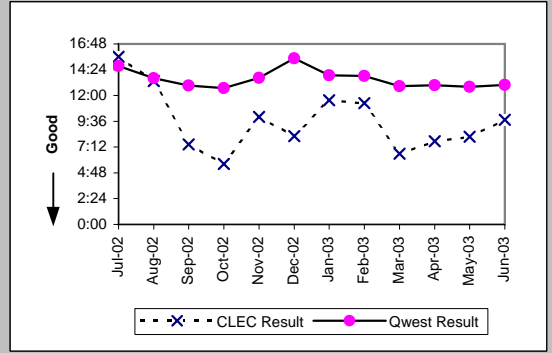
PBX (Parity)									
Date	CLEC Num	CLEC Denc	CLEC Resu	CLEC Std T	Qwest Num	Qwest Denc	Qwest Resu	Mod Z Scr	Parity Scr
Jul-02					63:34	10	6:21		
Aug-02	6:16	2	3:08	1:02	50:50	7	7:16	-1.15	-1.7
Sep-02	6:31	2	3:15	0:21	76:57	7	11:00	-0.93	-1.56
Oct-02					24:48	4	6:12		
Nov-02	19:42	1	19:42		68:59	6	11:30	1.05	-0.36
Dec-02	6:14	1	6:14		57:07	6	9:31	-0.29	-1.18
Jan-03					30:35	5	6:07		
Feb-03	1:52	1	1:52		93:00	10	9:18	-0.53	-1.32
Mar-03					73:38	15	4:55		
Apr-03					30:35	5	6:07		
May-03					134:39	23	5:51		
Jun-03	5:27	2	2:44	1:30	67:32	4	16:53	-0.89	-1.54



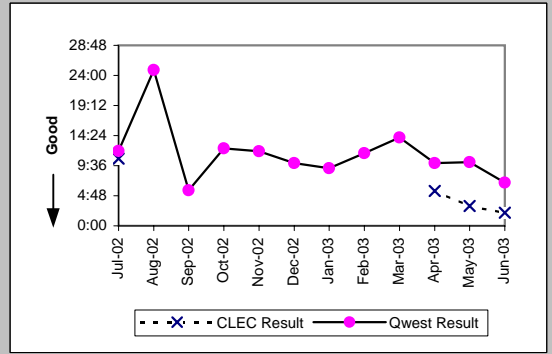
Basic Rate ISDN (Parity)									
Date	CLEC Num	CLEC Denc	CLEC Resu	CLEC Std T	Qwest Num	Qwest Denc	Qwest Resu	Mod Z Scr	Parity Scr
Jul-02					17:51	8	2:14		
Aug-02					39:22	6	6:34		
Sep-02					49:08	10	4:55		
Oct-02					5:32	1	5:32		
Nov-02					35:55	4	8:59		
Dec-02					87:04	9	9:40		
Jan-03					17:37	2	8:49		
Feb-03					5:34	4	1:24		
Mar-03					13:08	4	3:17		
Apr-03									
May-03					51:55	7	7:25		
Jun-03					8:02	1	8:02		



UNE - P (POTS) (Parity)									
Date	CLEC Num	CLEC Denc	CLEC Resu	CLEC Std T	Qwest Num	Qwest Denc	Qwest Resu	Mod Z Scr	Parity Scr
Jul-02	203:01	13	15:37	20:05	46914:42	3185	14:44	0.4	-0.76
Aug-02	253:16	19	13:20	23:02	37706:26	2768	13:37	-0.1	-1.06
Sep-02	141:37	19	7:27	7:34	35854:31	2775	12:55	-1.82	-2.1
Oct-02	89:48	16	5:37	6:26	33847:40	2664	12:42	-2.08	-2.26
Nov-02	190:20	19	10:01	8:17	38831:33	2849	13:38	-1.21	-1.74
Dec-02	164:40	20	8:14	8:20	55736:25	3604	15:28	-2.07	-2.26
Jan-03	346:43	30	11:33	11:51	50478:37	3639	13:52	-1.05	-1.64
Feb-03	225:30	20	11:17	12:14	38308:41	2769	13:50	-0.76	-1.46
Mar-03	138:11	21	6:35	6:43	39602:48	3079	12:52	-2.26	-2.38
Apr-03	208:52	27	7:44	7:19	37557:08	2895	12:58	-1.88	-2.14
May-03	236:16	29	8:09	7:26	35468:04	2767	12:49	-2.36	-2.44
Jun-03	175:05	18	9:44	8:30	36003:54	2768	13:00	-1.01	-1.61

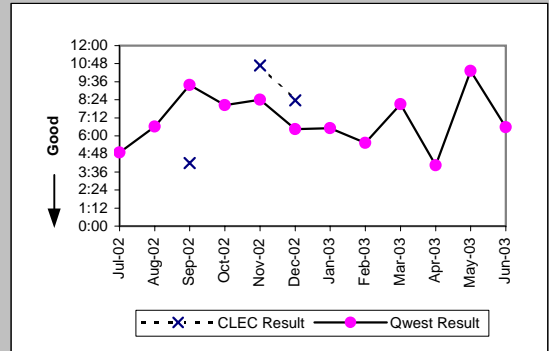


UNE P (Centrex) (Parity)									
Date	CLEC Num	CLEC Denc	CLEC Resu	CLEC Std T	Qwest Num	Qwest Denc	Qwest Resu	Mod Z Scr	Parity Scr
Jul-02	21:27	2	10:43	10:58	155:14	13	11:56	-0.19	-1.11
Aug-02					298:34	12	24:53		
Sep-02					62:19	11	5:40		
Oct-02					247:03	20	12:21		
Nov-02					83:19	7	11:54		
Dec-02					159:40	16	9:59		
Jan-03					156:08	17	9:11		
Feb-03					150:38	13	11:35		
Mar-03					127:06	9	14:07		
Apr-03	27:43	5	5:33	6:21	149:43	15	9:59	-0.91	-1.55
May-03	3:11	1	3:11		61:05	6	10:11	-0.65	-1.4
Jun-03	2:06	1	2:06		137:46	20	6:53	-0.72	-1.44

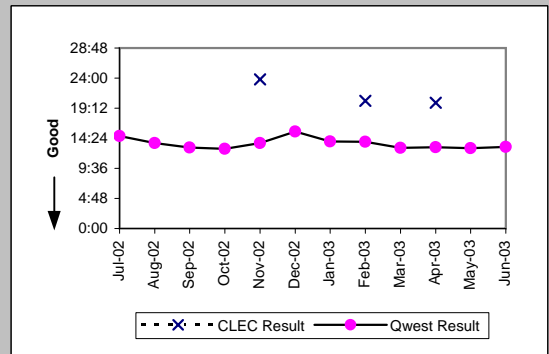


MR-6B - Mean Time to Restore (Hours:Minutes) - Dispatches outside MSAs

UNE P (Centrex 21) (Parity)									
Date	CLEC Num	CLEC Denc	CLEC Resu	CLEC Std	Qwest Num	Qwest Denc	Qwest Resu	Mod Z Scr	Parity Scr
Jul-02					83:03	17	4:53		
Aug-02					72:51	11	6:37		
Sep-02	4:11	1	4:11		225:06	24	9:23	-0.53	-1.32
Oct-02					112:40	14	8:03		
Nov-02	21:22	2	10:41	9:47	176:25	21	8:24	0.87	-0.47
Dec-02	8:22	1	8:22		96:45	15	6:27	0.96	-0.42
Jan-03					123:51	19	6:31		
Feb-03					83:07	15	5:32		
Mar-03					121:44	15	8:07		
Apr-03					48:25	12	4:02		
May-03					216:48	21	10:19		
Jun-03					164:33	25	6:35		

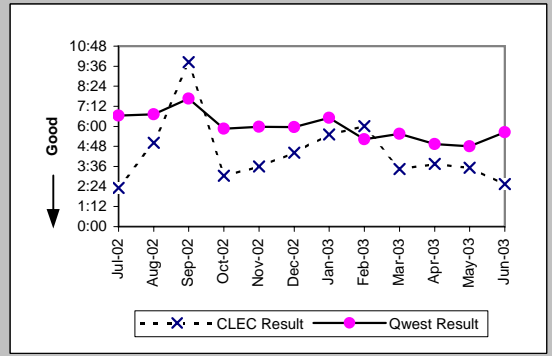


Line Sharing (Parity)									
Date	CLEC Num	CLEC Denc	CLEC Resu	CLEC Std	Qwest Num	Qwest Denc	Qwest Resu	Mod Z Scr	Parity Scr
Jul-02					46914:42	3185	14:44		
Aug-02					37706:26	2768	13:37		
Sep-02					35854:31	2775	12:55		
Oct-02					33847:40	2664	12:42		
Nov-02	47:37	2	23:49	1:03	38831:33	2849	13:38	1.39	-0.15
Dec-02					55736:25	3604	15:28		
Jan-03					50478:37	3639	13:52		
Feb-03	61:03	3	20:21	1:08	38308:41	2769	13:50	1.02	-0.38
Mar-03					39602:48	3079	12:52		
Apr-03	20:03	1	20:03		37557:08	2895	12:58	0.69	-0.58
May-03					35468:04	2767	12:49		
Jun-03					36003:54	2768	13:00		

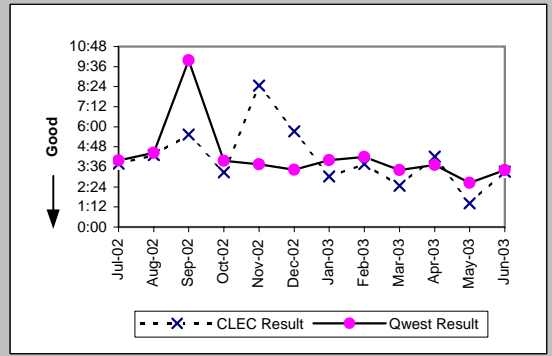


MR-6C - Mean Time to Restore (Hours:Minutes) - No dispatches

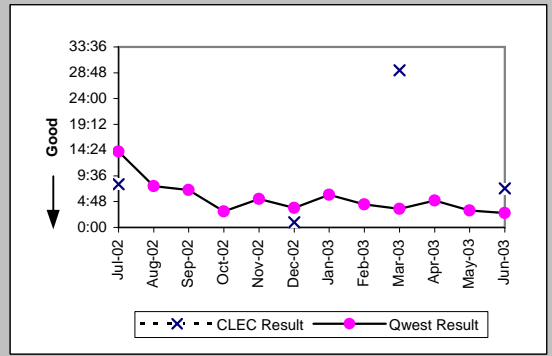
Residence (Parity)									
Date	CLEC Num	CLEC Denc	CLEC Resu	CLEC Std E	Qwest Num	Qwest Denc	Qwest Resu	Mod Z Scr	Parity Scr
Jul-02	95:07	41	2:19	4:00	32978:45	4958	6:39	-2.94	-2.79
Aug-02	175:34	35	5:01	7:17	30016:46	4472	6:43	-1.06	-1.64
Sep-02	295:40	30	9:51	17:06	30141:08	3934	7:40	1.08	-0.35
Oct-02	97:44	32	3:03	4:48	23848:12	4065	5:52	-2.05	-2.25
Nov-02	79:01	22	3:36	4:52	21793:28	3638	5:59	-1.23	-1.75
Dec-02	110:13	25	4:25	6:24	19964:52	3359	5:57	-0.86	-1.52
Jan-03	160:13	29	5:31	7:42	22977:05	3524	6:31	-0.6	-1.36
Feb-03	186:22	31	6:01	10:05	16937:16	3240	5:14	0.69	-0.58
Mar-03	221:07	64	3:27	5:31	18613:06	3355	5:33	-1.88	-2.14
Apr-03	236:35	63	3:45	7:24	15083:25	3051	4:57	-1.25	-1.76
May-03	238:58	68	3:31	5:29	13963:04	2906	4:48	-1.45	-1.88
Jun-03	124:39	49	2:33	4:10	16455:29	2915	5:39	-2.73	-2.66



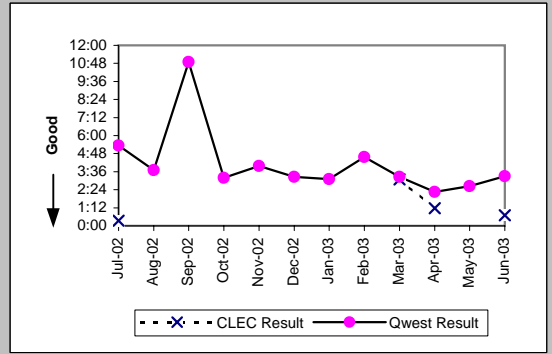
Business (Parity)									
Date	CLEC Num	CLEC Denc	CLEC Resu	CLEC Std E	Qwest Num	Qwest Denc	Qwest Resu	Mod Z Scr	Parity Scr
Jul-02	201:02	53	3:48	5:56	4129:18	1036	3:59	-0.21	-1.13
Aug-02	219:47	51	4:19	6:01	3140:35	705	4:27	-0.09	-1.06
Sep-02	232:13	42	5:32	15:04	8011:27	803	9:59	-1.41	-1.85
Oct-02	121:19	37	3:17	4:40	2641:58	665	3:58	-0.54	-1.33
Nov-02	313:01	37	8:28	22:01	2296:05	612	3:45	2.41	0.46
Dec-02	200:49	35	5:44	7:23	1808:55	527	3:26	2.05	0.25
Jan-03	96:29	32	3:01	4:28	2471:07	617	4:00	-0.72	-1.44
Feb-03	135:27	36	3:46	4:29	2578:37	615	4:12	-0.38	-1.23
Mar-03	81:19	33	2:28	4:20	1775:50	523	3:24	-0.64	-1.39
Apr-03	164:18	39	4:13	5:57	2096:07	564	3:43	0.54	-0.67
May-03	43:41	31	1:25	1:31	1383:52	525	2:38	-1.52	-1.92
Jun-03	119:15	36	3:19	6:17	1737:19	508	3:25	-0.11	-1.07



Centrex (Parity)									
Date	CLEC Num	CLEC Denc	CLEC Resu	CLEC Std E	Qwest Num	Qwest Denc	Qwest Resu	Mod Z Scr	Parity Scr
Jul-02	8:02	1	8:02		1692:09	120	14:06	-0.08	-1.05
Aug-02					892:40	116	7:42		
Sep-02					891:01	128	6:58		
Oct-02					273:37	92	2:58		
Nov-02					532:02	100	5:19		
Dec-02	0:58	1	0:58		326:13	90	3:37	-0.47	-1.28
Jan-03					611:56	101	6:04		
Feb-03					447:43	105	4:16		
Mar-03	29:14	1	29:14		265:05	76	3:29	2.41	0.46
Apr-03					504:11	101	5:00		
May-03					233:47	74	3:10		
Jun-03	14:31	2	7:16	10:07	202:24	75	2:42	1.47	-0.11

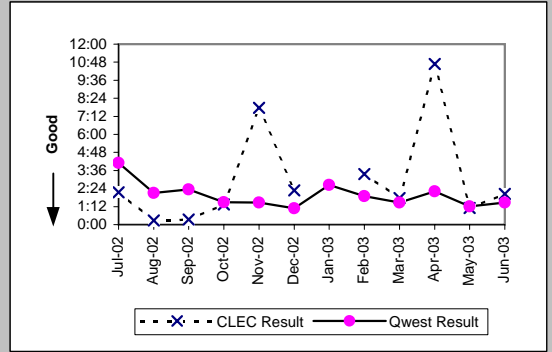


Centrex 21 (Parity)									
Date	CLEC Num	CLEC Denc	CLEC Resu	CLEC Std E	Qwest Num	Qwest Denc	Qwest Resu	Mod Z Scr	Parity Scr
Jul-02	0:21	1	0:21		715:03	134	5:20	-0.35	-1.21
Aug-02					474:38	128	3:42		
Sep-02					1567:27	144	10:53		
Oct-02					306:33	96	3:12		
Nov-02					327:02	82	3:59		
Dec-02					220:55	68	3:15		
Jan-03					269:20	87	3:06		
Feb-03					419:52	92	4:34		
Mar-03	6:10	2	3:05	0:45	233:47	72	3:15	-0.03	-1.02
Apr-03	3:30	3	1:10	0:10	213:34	95	2:15	-0.54	-1.33
May-03					254:46	97	2:38		
Jun-03	0:42	1	0:42		312:45	95	3:18	-0.44	-1.27

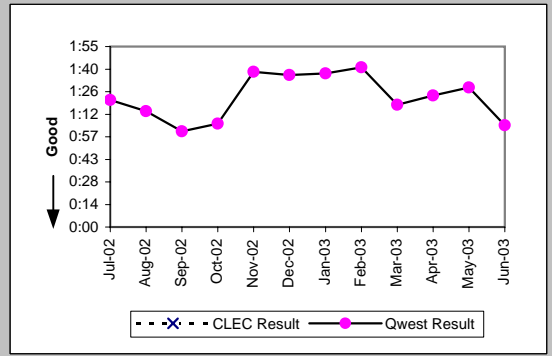


MR-6C - Mean Time to Restore (Hours:Minutes) - No dispatches

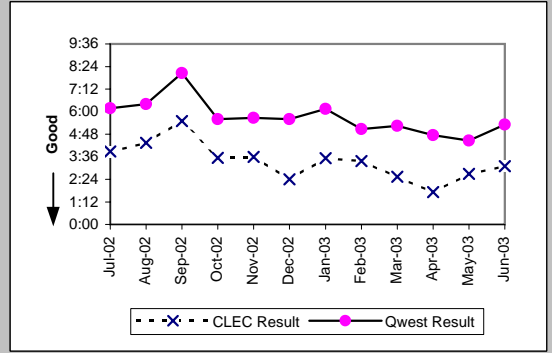
PBX (Parity)									
Date	CLEC Num	CLEC Denc	CLEC Resu	CLEC Std I	Qwest Num	Qwest Denc	Qwest Resu	Mod Z Scr	Parity Scr
Jul-02	4:18	2	2:09	1:40	471:36	115	4:06	-0.18	-1.11
Aug-02	0:35	2	0:17	0:01	235:41	112	2:06	-0.68	-1.42
Sep-02	1:19	4	0:20	0:18	254:27	108	2:21	-0.77	-1.47
Oct-02	4:03	3	1:21	0:52	88:39	60	1:29	-0.09	-1.06
Nov-02	23:17	3	7:46	11:43	118:48	81	1:28	2.26	0.37
Dec-02	2:16	1	2:16		95:42	88	1:05	1.13	-0.32
Jan-03					194:53	74	2:38		
Feb-03	3:22	1	3:22		127:39	68	1:53	1.12	-0.32
Mar-03	3:31	2	1:46	0:18	115:56	79	1:28	0.36	-0.78
Apr-03	21:23	2	10:41	10:37	132:53	60	2:13	1.75	0.06
May-03	2:15	2	1:07	0:37	79:27	65	1:13	-0.09	-1.06
Jun-03	8:14	4	2:03	0:29	79:08	54	1:28	1.06	-0.35



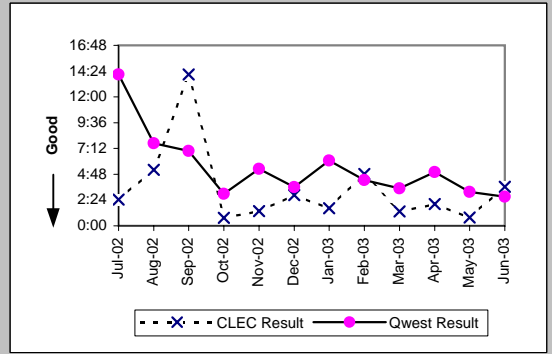
Basic Rate ISDN (Parity)									
Date	CLEC Num	CLEC Denc	CLEC Resu	CLEC Std I	Qwest Num	Qwest Denc	Qwest Resu	Mod Z Scr	Parity Scr
Jul-02					185:49	138	1:21		
Aug-02					155:57	127	1:14		
Sep-02					100:53	99	1:01		
Oct-02					90:15	82	1:06		
Nov-02					166:36	101	1:39		
Dec-02					180:55	112	1:37		
Jan-03					199:06	122	1:38		
Feb-03					243:45	143	1:42		
Mar-03					183:28	142	1:18		
Apr-03					167:24	120	1:24		
May-03					151:18	102	1:29		
Jun-03					107:19	99	1:05		



UNE - P (POTS) (Parity)									
Date	CLEC Num	CLEC Denc	CLEC Resu	CLEC Std I	Qwest Num	Qwest Denc	Qwest Resu	Mod Z Scr	Parity Scr
Jul-02	279:43	72	3:53	6:28	37108:03	5994	6:11	-2.16	-2.31
Aug-02	333:13	77	4:20	7:34	33157:21	5177	6:24	-1.87	-2.14
Sep-02	346:53	63	5:30	12:28	38152:35	4737	8:03	-1.47	-1.89
Oct-02	211:53	60	3:32	9:31	26490:10	4730	5:36	-2.06	-2.25
Nov-02	236:51	66	3:35	5:20	24089:33	4250	5:40	-1.86	-2.13
Dec-02	120:17	50	2:24	5:05	21773:47	3886	5:36	-2.63	-2.6
Jan-03	214:01	61	3:31	5:56	25448:12	4141	6:09	-2.33	-2.41
Feb-03	228:47	68	3:22	7:28	19515:53	3855	5:04	-1.65	-2
Mar-03	124:25	49	2:32	4:27	20388:56	3878	5:15	-2.15	-2.31
Apr-03	82:04	48	1:43	2:32	17179:32	3615	4:45	-2.85	-2.73
May-03	209:46	78	2:41	5:28	15346:56	3431	4:28	-2.24	-2.36
Jun-03	149:11	48	3:06	5:11	18192:48	3423	5:19	-1.99	-2.21

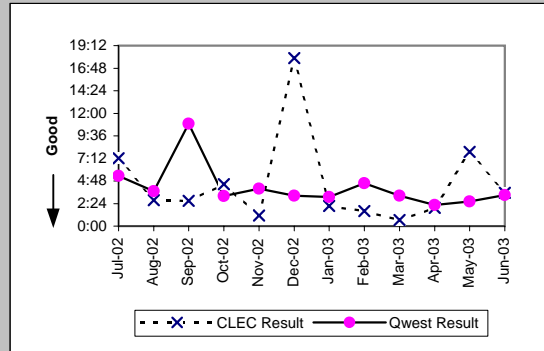


UNE P (Centrex) (Parity)									
Date	CLEC Num	CLEC Denc	CLEC Resu	CLEC Std I	Qwest Num	Qwest Denc	Qwest Resu	Mod Z Scr	Parity Scr
Jul-02	38:50	16	2:26	3:20	1692:09	120	14:06	-0.57	-1.35
Aug-02	93:36	18	5:12	14:26	892:40	116	7:42	-0.44	-1.27
Sep-02	183:11	13	14:05	20:44	891:01	128	6:58	1.19	-0.28
Oct-02	8:53	12	0:44	0:42	273:37	92	2:58	-1.2	-1.73
Nov-02	11:00	8	1:22	2:18	532:02	100	5:19	-0.54	-1.33
Dec-02	19:57	7	2:51	2:52	326:13	90	3:37	-0.35	-1.21
Jan-03	21:10	13	1:38	2:29	611:56	101	6:04	-0.74	-1.45
Feb-03	43:22	9	4:49	6:23	447:43	105	4:16	0.33	-0.8
Mar-03	10:43	8	1:20	2:17	265:05	76	3:29	-1.08	-1.66
Apr-03	24:22	12	2:02	1:31	504:11	101	5:00	-0.52	-1.32
May-03	8:26	11	0:46	0:48	233:47	74	3:10	-1.4	-1.85
Jun-03	21:50	6	3:38	6:37	202:24	75	2:42	0.79	-0.52

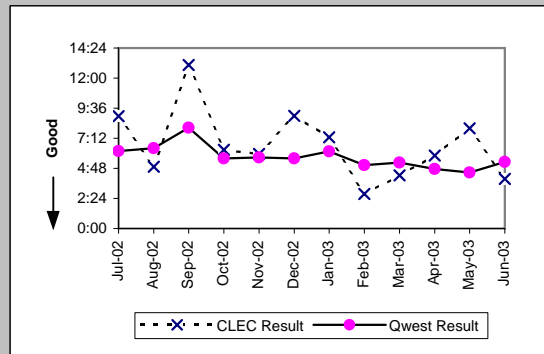


MR-6C - Mean Time to Restore (Hours:Minutes) - No dispatches

UNE P (Centrex 21) (Parity)										
Date	CLEC Num	CLEC Denc	CLEC Resu	CLEC Std	Qwest Num	Qwest Denc	Qwest Resu	Mod Z Scr	Parity Scr	
Jul-02	43:26	6	7:14	8:23	715:03	134	5:20	0.9	-0.45	
Aug-02	10:59	4	2:45	2:46	474:38	128	3:42	-0.32	-1.19	
Sep-02	24:05	9	2:41	4:12	1567:27	144	10:53	-1.21	-1.74	
Oct-02	22:22	5	4:28	5:43	306:33	96	3:12	0.43	-0.74	
Nov-02	5:39	5	1:08	1:37	327:02	82	3:59	-1.05	-1.64	
Dec-02	107:18	6	17:53	34:31	220:55	68	3:15	2.2	0.34	
Jan-03	8:34	4	2:08	2:16	269:20	87	3:06	-0.36	-1.22	
Feb-03	14:19	9	1:35	1:43	419:52	92	4:34	-1.36	-1.83	
Mar-03	5:49	9	0:39	0:39	233:47	72	3:15	-0.81	-1.5	
Apr-03	5:51	3	1:57	1:05	213:34	95	2:15	-0.15	-1.09	
May-03	63:14	8	7:54	9:15	254:46	97	2:38	1.64	0	
Jun-03	17:40	5	3:32	6:16	312:45	95	3:18	0.13	-0.92	

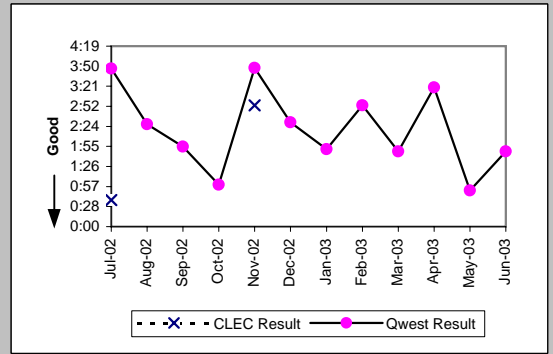


Line Sharing (Parity)										
Date	CLEC Num	CLEC Denc	CLEC Resu	CLEC Std	Qwest Num	Qwest Denc	Qwest Resu	Mod Z Scr	Parity Scr	
Jul-02	161:13	18	8:57	12:05	37108:03	5994	6:11	1.5	-0.09	
Aug-02	49:07	10	4:55	8:07	33157:21	5177	6:24	-0.49	-1.3	
Sep-02	104:26	8	13:03	9:19	38152:35	4737	8:03	1.1	-0.33	
Oct-02	175:55	28	6:17	6:39	26490:10	4730	5:36	0.56	-0.66	
Nov-02	160:38	27	5:57	7:28	24089:33	4250	5:40	0.33	-0.8	
Dec-02	242:50	27	9:00	15:01	21773:47	3886	5:36	1.9	0.15	
Jan-03	204:09	28	7:17	13:53	25448:12	4141	6:09	0.75	-0.54	
Feb-03	66:30	24	2:46	3:42	19515:53	3855	5:04	-1.33	-1.81	
Mar-03	84:47	20	4:14	5:18	20388:56	3878	5:15	-0.52	-1.31	
Apr-03	93:06	16	5:49	8:00	17179:32	3615	4:45	0.66	-0.6	
May-03	176:11	22	8:00	16:01	15346:56	3431	4:28	2.23	0.35	
Jun-03	39:36	10	3:58	5:43	18192:48	3423	5:19	-0.56	-1.34	

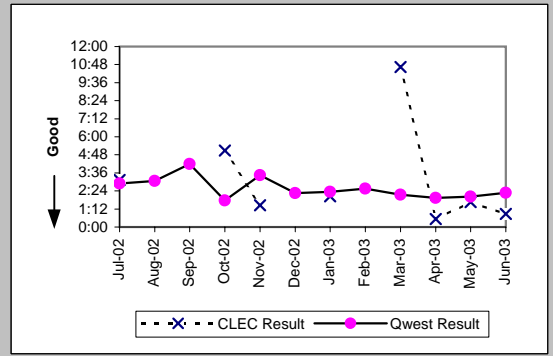


MR-6D - Mean Time to Restore (Hours:Minutes) - Interval Zone One

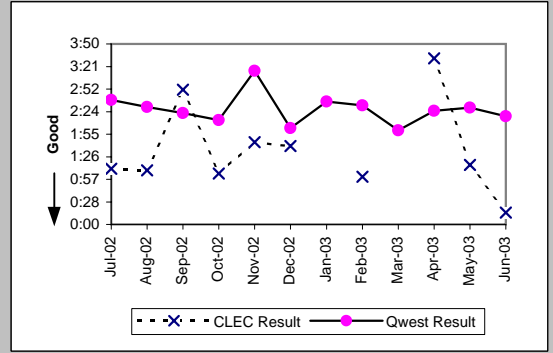
ISDN Primary (Parity)									
Date	CLEC Num	CLEC Denc	CLEC Resu	CLEC Std	Qwest Num	Qwest Denc	Qwest Resu	Mod Z Scr	Parity Scr
Jul-02	0:38	1	0:38		87:09	23	3:47	-0.33	-1.2
Aug-02					46:34	19	2:27		
Sep-02					49:53	26	1:55		
Oct-02					12:59	13	1:00		
Nov-02	2:54	1	2:54		79:56	21	3:48	-0.08	-1.05
Dec-02					59:53	24	2:30		
Jan-03					29:35	16	1:51		
Feb-03					57:59	20	2:54		
Mar-03					37:39	21	1:48		
Apr-03					56:35	17	3:20		
May-03					22:39	26	0:52		
Jun-03					30:33	17	1:48		



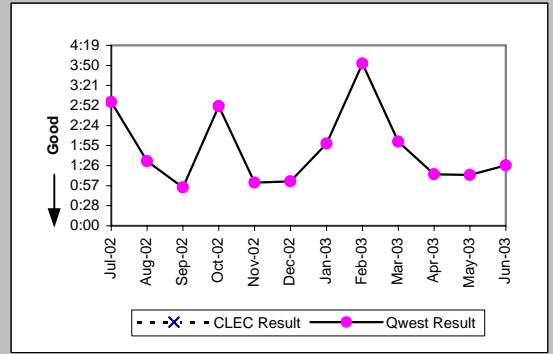
DS0 (Parity)									
Date	CLEC Num	CLEC Denc	CLEC Resu	CLEC Std	Qwest Num	Qwest Denc	Qwest Resu	Mod Z Scr	Parity Scr
Jul-02	3:08	1	3:08		1503:08	520	2:53	0.38	-0.77
Aug-02					1372:41	448	3:04		
Sep-02					2024:44	482	4:12		
Oct-02	5:05	1	5:05		596:19	336	1:46	1.52	-0.07
Nov-02	1:27	1	1:27		1284:34	373	3:27	-0.27	-1.16
Dec-02					901:43	400	2:15		
Jan-03	4:04	2	2:02	0:07	772:45	329	2:21	-0.13	-1.08
Feb-03					913:14	357	2:33		
Mar-03	31:55	3	10:38	13:17	720:31	334	2:09	2.51	0.53
Apr-03	0:32	1	0:32		559:11	290	1:56	-0.64	-1.39
May-03	3:20	2	1:40	1:11	590:48	293	2:01	-0.17	-1.11
Jun-03	1:44	2	0:52	0:18	779:49	343	2:16	-0.69	-1.42



DS1 (Parity)									
Date	CLEC Num	CLEC Denc	CLEC Resu	CLEC Std	Qwest Num	Qwest Denc	Qwest Resu	Mod Z Scr	Parity Scr
Jul-02	5:54	5	1:11	1:25	1360:52	514	2:39	-0.92	-1.56
Aug-02	4:35	4	1:09	0:48	1153:29	460	2:30	-0.85	-1.51
Sep-02	8:35	3	2:52	2:47	1089:21	459	2:22	0.52	-0.68
Oct-02	5:24	5	1:05	1:32	767:16	346	2:13	-0.88	-1.54
Nov-02	6:58	4	1:45	0:50	1506:10	461	3:16	-0.45	-1.27
Dec-02	13:18	8	1:40	0:55	960:31	469	2:03	-0.47	-1.29
Jan-03					1022:42	392	2:37		
Feb-03	1:01	1	1:01		1014:21	400	2:32	-0.64	-1.39
Mar-03					749:36	376	2:00		
Apr-03	24:47	7	3:32	5:24	889:31	368	2:25	1.22	-0.26
May-03	1:16	1	1:16		836:01	336	2:29	-0.48	-1.29
Jun-03	0:15	1	0:15		1003:03	435	2:18	-0.8	-1.49

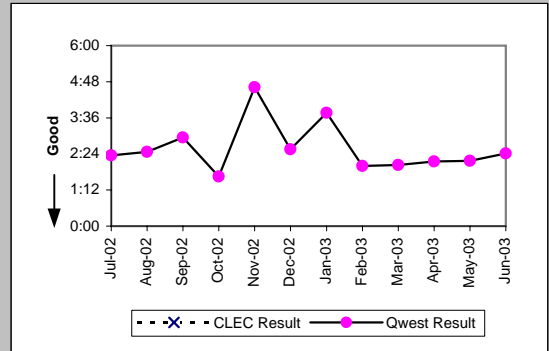


DS3 (Parity)									
Date	CLEC Num	CLEC Denc	CLEC Resu	CLEC Std	Qwest Num	Qwest Denc	Qwest Resu	Mod Z Scr	Parity Scr
Jul-02					29:36	10	2:58		
Aug-02					37:07	24	1:33		
Sep-02					12:53	14	0:55		
Oct-02					42:53	15	2:52		
Nov-02					7:15	7	1:02		
Dec-02					9:34	9	1:04		
Jan-03					27:38	14	1:58		
Feb-03					50:23	13	3:53		
Mar-03					22:06	11	2:01		
Apr-03					35:55	29	1:14		
May-03					18:20	15	1:13		
Jun-03					15:59	11	1:27		

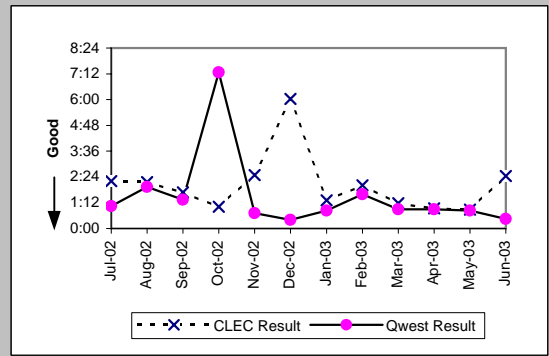


MR-6D - Mean Time to Restore (Hours:Minutes) - Interval Zone One

Frame Relay (Parity)									
Date	CLEC Num	CLEC Denc	CLEC Resu	CLEC Std	Qwest Num	Qwest Denc	Qwest Resu	Mod Z Scr	Parity Scr
Jul-02					286:33	122	2:21		
Aug-02					309:57	126	2:28		
Sep-02					327:00	111	2:57		
Oct-02					144:06	87	1:39		
Nov-02					448:35	97	4:37		
Dec-02					228:48	90	2:33		
Jan-03					354:22	94	3:46		
Feb-03					121:56	61	2:00		
Mar-03					126:26	62	2:02		
Apr-03					183:13	85	2:09		
May-03					171:10	79	2:10		
Jun-03					205:28	85	2:25		

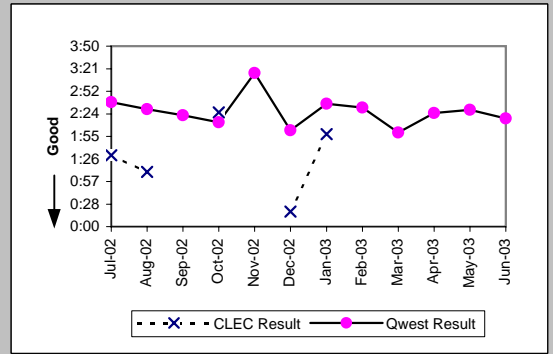


LIS Trunk (Parity)									
Date	CLEC Num	CLEC Denc	CLEC Resu	CLEC Std	Qwest Num	Qwest Denc	Qwest Resu	Mod Z Scr	Parity Scr
Jul-02	30:50	14	2:12	4:30	15:44	15	1:03	0.61	-0.63
Aug-02	15:12	7	2:10	1:59	19:17	10	1:56	0.32	-0.8
Sep-02	16:52	10	1:41	2:41	16:01	12	1:20	0.36	-0.78
Oct-02	8:05	8	1:01	0:42	29:04	4	7:16	-1.17	-1.71
Nov-02	14:57	6	2:29	2:15	2:08	3	0:43	1.77	0.08
Dec-02	54:20	9	6:02	15:14	0:24	1	0:24		
Jan-03	3:57	3	1:19	1:42	10:55	13	0:50	1.3	-0.21
Feb-03	68:22	34	2:01	2:59	12:48	8	1:36	0.39	-0.76
Mar-03	20:02	17	1:11	1:24	5:27	6	0:54	0.54	-0.67
Apr-03	10:19	11	0:56	0:38	4:29	5	0:54	0.25	-0.85
May-03	14:15	16	0:53	0:49	7:27	9	0:50	0.32	-0.81
Jun-03	14:40	6	2:27	0:37	2:14	5	0:27	2.88	0.75

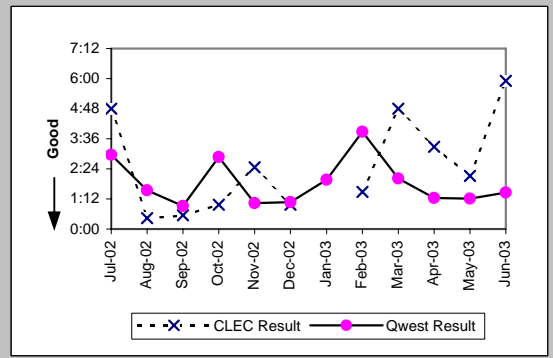


MR-6D - Mean Time to Restore (Hours:Minutes) - Interval Zone One

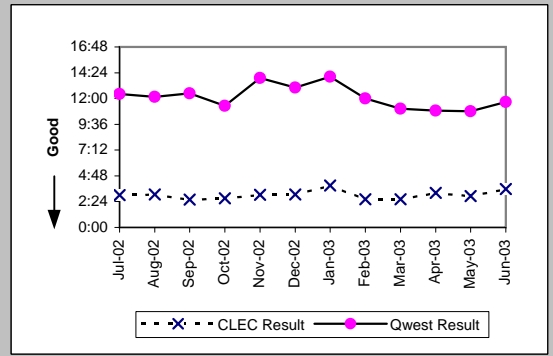
UDIT DS1 (Parity)									
Date	CLEC Num	CLEC Denc	CLEC Resu	CLEC Std E	Qwest Num	Qwest Denc	Qwest Resu	Mod Z Scr	Parity Scr
Jul-02	1:31	1	1:31		1360:52	514	2:39	-0.32	-1.19
Aug-02	6:59	6	1:10	0:20	1153:29	460	2:30	-1.02	-1.62
Sep-02					1089:21	459	2:22		
Oct-02	2:26	1	2:26		767:16	346	2:13	0.61	-0.63
Nov-02					1506:10	461	3:16		
Dec-02	0:38	2	0:19	0:17	960:31	469	2:03	-1.06	-1.65
Jan-03	1:58	1	1:58		1022:42	392	2:37	-0.2	-1.12
Feb-03					1014:21	400	2:32		
Mar-03					749:36	376	2:00		
Apr-03					889:31	368	2:25		
May-03					836:01	336	2:29		
Jun-03					1003:03	435	2:18		



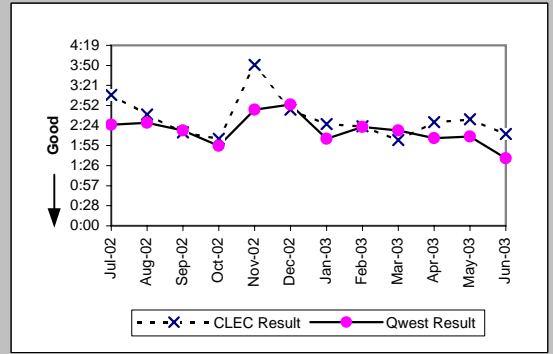
UDIT Above DS1 Level (Parity)									
Date	CLEC Num	CLEC Denc	CLEC Resu	CLEC Std E	Qwest Num	Qwest Denc	Qwest Resu	Mod Z Scr	Parity Scr
Jul-02	9:36	2	4:48	5:32	29:36	10	2:58	0.57	-0.65
Aug-02	0:53	2	0:26	0:29	37:07	24	1:33	-0.88	-1.53
Sep-02	1:40	3	0:33	0:26	12:53	14	0:55	-0.59	-1.36
Oct-02	2:54	3	0:58	0:40	42:53	15	2:52	-0.5	-1.3
Nov-02	4:56	2	2:28	2:34	7:15	7	1:02	0.98	-0.4
Dec-02	0:58	1	0:58		9:34	9	1:04	-0.08	-1.05
Jan-03					27:38	14	1:58		
Feb-03	2:59	2	1:29	0:50	50:23	13	3:53	-0.62	-1.37
Mar-03	14:23	3	4:48	3:54	22:06	11	2:01	1.98	0.2
Apr-03	3:17	1	3:17		35:55	29	1:14	1.1	-0.33
May-03	6:22	3	2:07	1:56	18:20	15	1:13	0.73	-0.56
Jun-03	11:50	2	5:55	6:12	15:59	11	1:27	1.66	0.01



Unbundled Loop Analog (Parity)									
Date	CLEC Num	CLEC Denc	CLEC Resu	CLEC Std E	Qwest Num	Qwest Denc	Qwest Resu	Mod Z Scr	Parity Scr
Jul-02	740:27	246	3:01	2:33	231309:25	18618	12:25	-10.72	-7.52
Aug-02	737:24	241	3:04	2:47	217722:35	17905	12:10	-9.71	-6.9
Sep-02	552:15	212	2:36	2:01	200813:39	16085	12:29	-9.63	-6.86
Oct-02	405:40	150	2:42	3:02	189356:04	16710	11:20	-8.1	-5.93
Nov-02	739:43	244	3:02	2:42	249712:45	17972	13:54	-12.23	-8.44
Dec-02	555:46	181	3:04	2:23	246403:36	18931	13:01	-9.99	-7.07
Jan-03	960:40	246	3:54	3:41	288513:26	20560	14:02	-11.92	-8.25
Feb-03	516:51	196	2:38	2:16	193919:55	16149	12:00	-10.5	-7.38
Mar-03	561:05	215	2:37	2:15	178934:15	16185	11:03	-10.72	-7.52
Apr-03	495:19	154	3:13	4:51	155914:05	14345	10:52	-8.09	-5.92
May-03	581:09	198	2:56	2:46	155716:22	14404	10:49	-9.81	-6.96
Jun-03	752:09	210	3:35	3:30	179774:22	15377	11:41	-10.25	-7.23



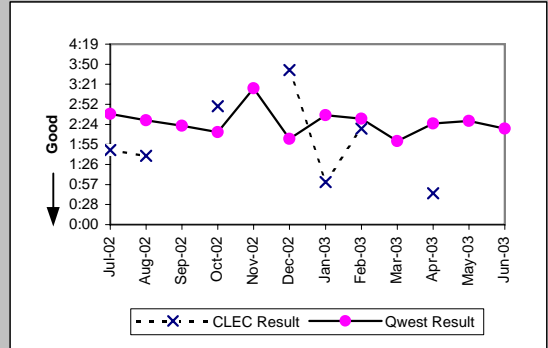
Unbundled Loop - 2 Wire Non-Loaded (Parity)									
Date	CLEC Num	CLEC Denc	CLEC Resu	CLEC Std E	Qwest Num	Qwest Denc	Qwest Resu	Mod Z Scr	Parity Scr
Jul-02	81:31	26	3:08	2:38	450:39	186	2:25	1.09	-0.34
Aug-02	80:00	30	2:40	1:53	498:29	202	2:28	0.34	-0.79
Sep-02	35:38	16	2:14	2:39	361:57	159	2:17	-0.06	-1.04
Oct-02	39:27	19	2:05	1:13	217:39	114	1:55	0.34	-0.8
Nov-02	107:51	28	3:51	5:33	419:22	151	2:47	1.15	-0.3
Dec-02	38:58	14	2:47	1:56	530:40	183	2:54	-0.12	-1.07
Jan-03	63:24	26	2:26	2:15	340:57	164	2:05	0.77	-0.53
Feb-03	38:10	16	2:23	3:02	446:29	189	2:22	0.29	-0.82
Mar-03	28:36	14	2:03	1:40	475:36	208	2:17	-0.26	-1.16
Apr-03	52:13	21	2:29	1:53	304:40	145	2:06	0.6	-0.64
May-03	66:15	26	2:33	1:57	258:43	121	2:08	0.58	-0.65
Jun-03	72:51	33	2:12	1:43	221:49	137	1:37	1.46	-0.11



MR-6D - Mean Time to Restore (Hours:Minutes) - Interval Zone One

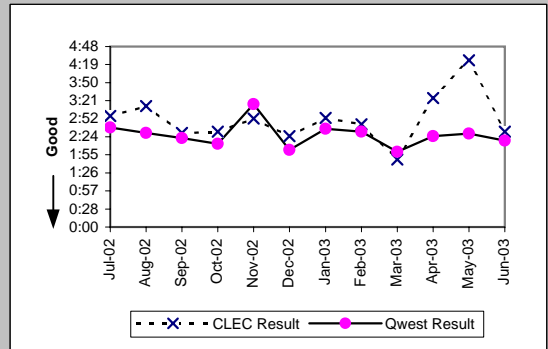
Unbundled Loop - 4 Wire Non-Loaded (Parity)

Date	CLEC Num	CLEC Denc	CLEC Resu	CLEC Std E	Qwest Num	Qwest Denc	Qwest Resu	Mod Z Scr	Parity Scr
Jul-02	1:47	1	1:47		1360:52	514	2:39	-0.24	-1.15
Aug-02	3:17	2	1:39	0:45	1153:29	460	2:30	-0.38	-1.23
Sep-02					1089:21	459	2:22		
Oct-02	5:39	2	2:50	2:43	767:16	346	2:13	0.68	-0.58
Nov-02					1506:10	461	3:16		
Dec-02	3:42	1	3:42		960:31	469	2:03	1.08	-0.34
Jan-03	1:01	1	1:01		1022:42	392	2:37	-0.49	-1.3
Feb-03	4:37	2	2:18	2:22	1014:21	400	2:32	-0.14	-1.08
Mar-03					749:36	376	2:00		
Apr-03	0:45	1	0:45		889:31	368	2:25	-0.64	-1.39
May-03					836:01	336	2:29		
Jun-03					1003:03	435	2:18		



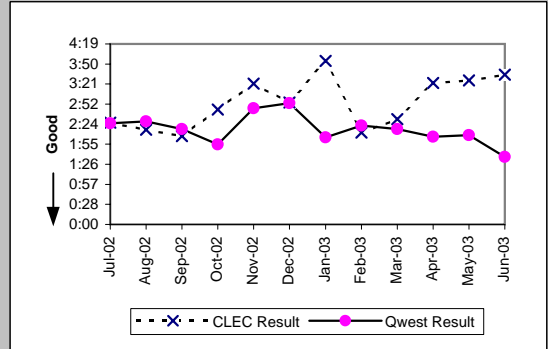
Unbundled Loop - DS1 Capable (Parity)

Date	CLEC Num	CLEC Denc	CLEC Resu	CLEC Std E	Qwest Num	Qwest Denc	Qwest Resu	Mod Z Scr	Parity Scr
Jul-02	185:46	63	2:57	5:33	1360:52	514	2:39	0.62	-0.62
Aug-02	177:20	55	3:13	3:09	1153:29	460	2:30	1.51	-0.08
Sep-02	135:11	54	2:30	2:09	1089:21	459	2:22	0.36	-0.78
Oct-02	109:01	43	2:32	2:21	767:16	346	2:13	0.7	-0.57
Nov-02	146:41	51	2:53	3:25	1506:10	461	3:16	-0.39	-1.24
Dec-02	139:52	58	2:25	2:13	960:31	469	2:03	1.17	-0.29
Jan-03	153:18	53	2:54	2:42	1022:42	392	2:37	0.67	-0.6
Feb-03	158:29	58	2:44	2:48	1014:21	400	2:32	0.66	-0.6
Mar-03	89:48	50	1:48	1:40	749:36	376	2:00	-0.61	-1.37
Apr-03	243:45	71	3:26	3:21	889:31	368	2:25	2.58	0.57
May-03	234:41	53	4:26	5:31	836:01	336	2:29	3.72	1.26
Jun-03	223:22	88	2:32	3:11	1003:03	435	2:18	0.72	-0.56



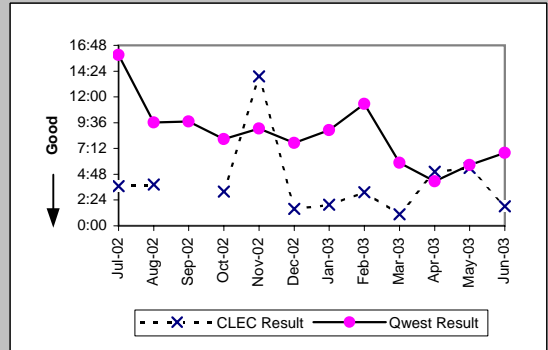
Unbundled Loop ISDN Capable (Parity)

Date	CLEC Num	CLEC Denc	CLEC Resu	CLEC Std E	Qwest Num	Qwest Denc	Qwest Resu	Mod Z Scr	Parity Scr
Jul-02	82:45	34	2:26	2:29	450:39	186	2:25	0.03	-0.98
Aug-02	65:43	29	2:16	1:32	498:29	202	2:28	-0.27	-1.17
Sep-02	33:46	16	2:07	1:41	361:57	159	2:17	-0.21	-1.13
Oct-02	87:53	32	2:45	2:44	217:39	114	1:55	1.73	0.05
Nov-02	80:56	24	3:22	2:13	419:22	151	2:47	0.71	-0.57
Dec-02	90:14	31	2:55	1:40	530:40	183	2:54	0.06	-0.96
Jan-03	152:32	39	3:55	2:47	340:57	164	2:05	1.26	-0.23
Feb-03	68:17	31	2:12	1:38	446:29	189	2:22	-0.19	-1.12
Mar-03	58:01	23	2:31	1:51	475:36	208	2:17	0.47	-0.72
Apr-03	94:44	28	3:23	3:42	304:40	145	2:06	1.56	-0.05
May-03	86:18	25	3:27	3:25	258:43	121	2:08	1.45	-0.12
Jun-03	132:20	37	3:35	3:53	221:49	137	1:37	3.72	1.26



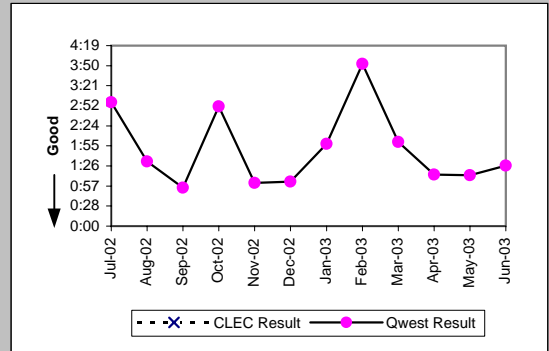
Unbundled Loop - ADSL Qualified (Parity)

Date	CLEC Num	CLEC Denc	CLEC Resu	CLEC Std E	Qwest Num	Qwest Denc	Qwest Resu	Mod Z Scr	Parity Scr
Jul-02	11:03	3	3:41	2:09	9362:42	588	15:55	-0.61	-1.37
Aug-02	7:39	2	3:50	0:39	7180:36	747	9:37	-0.31	-1.19
Sep-02					4888:08	503	9:43		
Oct-02	6:23	2	3:12	0:06	2934:46	363	8:05	-0.36	-1.22
Nov-02	13:55	1	13:55		3568:31	394	9:03	0.75	-0.54
Dec-02	3:10	2	1:35	0:51	2991:51	388	7:43	-0.49	-1.3
Jan-03	5:53	3	1:58	1:16	3833:40	431	8:54	-0.31	-1.19
Feb-03	6:16	2	3:08	2:04	4083:44	360	11:21	-0.17	-1.1
Mar-03	1:04	1	1:04		2024:55	345	5:52	-0.41	-1.25
Apr-03	5:02	1	5:02		1760:32	426	4:08	0.87	-0.47
May-03	21:33	4	5:23	3:12	1819:58	322	5:39	-0.04	-1.03
Jun-03	5:28	3	1:49	1:45	10361:39	1525	6:48	-0.64	-1.39

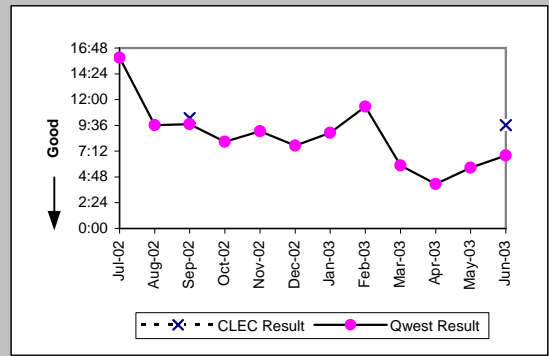


MR-6D - Mean Time to Restore (Hours:Minutes) - Interval Zone One

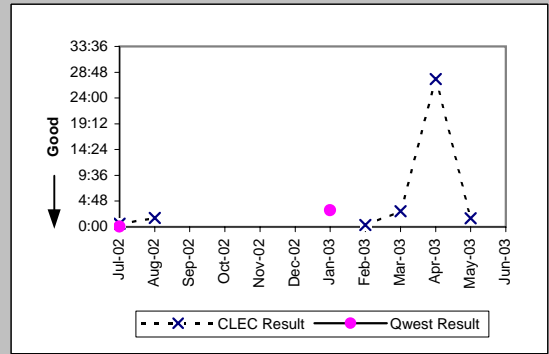
Unbundled Loop - DS3 Capable (Parity)									
Date	CLEC Num	CLEC Dend	CLEC Resu	CLEC Std	Qwest Num	Qwest Dend	Qwest Resu	Mod Z Scr	Parity Scr
Jul-02					29:36	10	2:58		
Aug-02					37:07	24	1:33		
Sep-02					12:53	14	0:55		
Oct-02					42:53	15	2:52		
Nov-02					7:15	7	1:02		
Dec-02					9:34	9	1:04		
Jan-03					27:38	14	1:58		
Feb-03					50:23	13	3:53		
Mar-03					22:06	11	2:01		
Apr-03					35:55	29	1:14		
May-03					18:20	15	1:13		
Jun-03					15:59	11	1:27		



Qwest DSL (Parity)									
Date	CLEC Num	CLEC Dend	CLEC Resu	CLEC Std	Qwest Num	Qwest Dend	Qwest Resu	Mod Z Scr	Parity Scr
Jul-02					9362:42	588	15:55		
Aug-02					7180:36	747	9:37		
Sep-02	20:33	2	10:17	13:44	4888:08	503	9:43	0.49	-0.7
Oct-02					2934:46	363	8:05		
Nov-02					3568:31	394	9:03		
Dec-02					2991:51	388	7:43		
Jan-03					3833:40	431	8:54		
Feb-03					4083:44	360	11:21		
Mar-03					2024:55	345	5:52		
Apr-03					1760:32	426	4:08		
May-03					1819:58	322	5:39		
Jun-03	48:11	5	9:38	13:09	10361:39	1525	6:48	0.65	-0.6

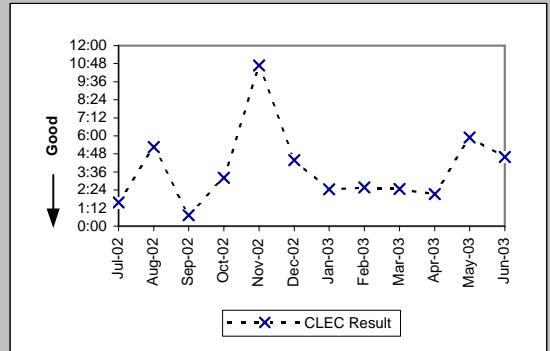


E911 (Parity)									
Date	CLEC Num	CLEC Dend	CLEC Resu	CLEC Std	Qwest Num	Qwest Dend	Qwest Resu	Mod Z Scr	Parity Scr
Jul-02	0:34	1	0:34		0:02	1	0:02		
Aug-02	3:20	2	1:40	2:07					
Sep-02									
Oct-02									
Nov-02									
Dec-02									
Jan-03					3:05	1	3:05		
Feb-03	0:23	1	0:23						
Mar-03	2:54	1	2:54						
Apr-03	27:33	1	27:33						
May-03	1:37	1	1:37						
Jun-03									



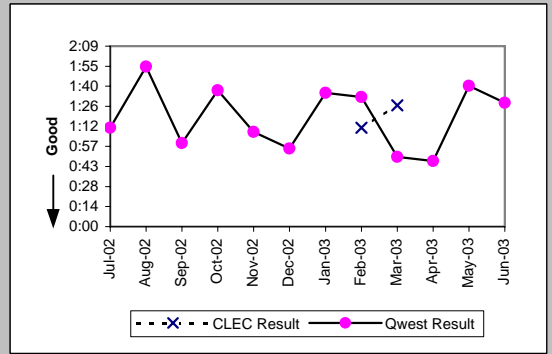
MR-6D - Mean Time to Restore (Hours:Minutes) - Interval Zone One

Enhanced Extended Loops (EELs) (Diagnostic)					
Date	CLEC Num	CLEC Denom	CLEC Result	CLEC Std Dev	
Jul-02	4:44	3	1:35	0:50	
Aug-02	15:45	3	5:15	3:33	
Sep-02	4:26	6	0:44	0:50	
Oct-02	32:13	10	3:13	3:31	
Nov-02	128:18	12	10:41	13:34	
Dec-02	56:54	13	4:23	6:16	
Jan-03	14:43	6	2:27	1:44	
Feb-03	7:45	3	2:35	2:08	
Mar-03	22:12	9	2:28	2:15	
Apr-03	25:39	12	2:08	1:12	
May-03	52:58	9	5:53	12:12	
Jun-03	64:23	14	4:36	4:25	

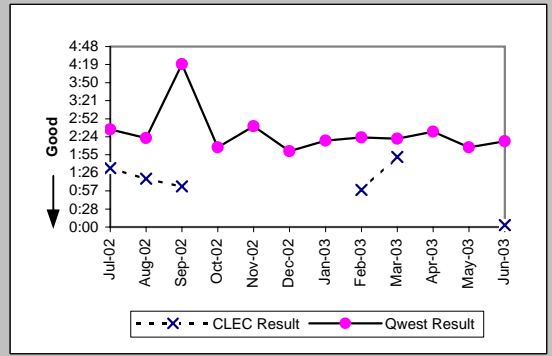


MR-6E - Mean Time to Restore (Hours:Minutes) - Interval Zone Two

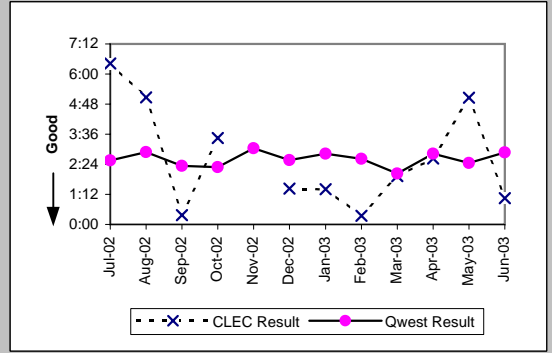
ISDN Primary (Parity)									
Date	CLEC Num	CLEC Denc	CLEC Resu	CLEC Std E	Qwest Num	Qwest Denc	Qwest Resu	Mod Z Scr	Parity Scr
Jul-02					10:43	9	1:11		
Aug-02					13:23	7	1:55		
Sep-02					17:06	17	1:00		
Oct-02					11:28	7	1:38		
Nov-02					6:46	6	1:08		
Dec-02					9:16	10	0:56		
Jan-03					16:05	10	1:36		
Feb-03	2:21	2	1:11	0:28	15:35	10	1:33	-0.26	-1.16
Mar-03	2:54	2	1:27	1:35	5:47	7	0:50	0.83	-0.49
Apr-03					3:08	4	0:47		
May-03					20:09	12	1:41		
Jun-03					16:16	11	1:29		



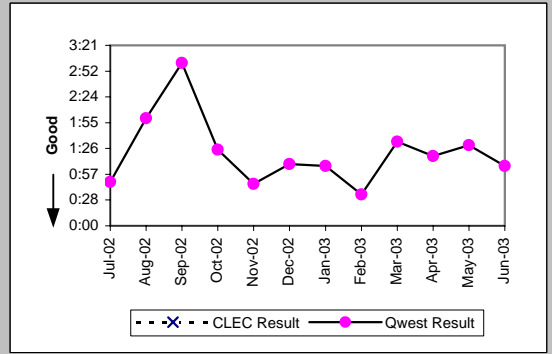
DS0 (Parity)									
Date	CLEC Num	CLEC Denc	CLEC Resu	CLEC Std E	Qwest Num	Qwest Denc	Qwest Resu	Mod Z Scr	Parity Scr
Jul-02	6:15	4	1:34	0:59	757:58	291	2:36	-0.58	-1.35
Aug-02	1:17	1	1:17		698:47	295	2:22	-0.24	-1.15
Sep-02	1:05	1	1:05		1289:56	298	4:20	-0.47	-1.29
Oct-02					382:00	181	2:07		
Nov-02					604:40	226	2:41		
Dec-02					546:49	271	2:01		
Jan-03					554:27	241	2:18		
Feb-03	1:59	2	0:59	0:09	562:00	236	2:23	-0.79	-1.48
Mar-03	1:52	1	1:52		506:25	216	2:21	-0.2	-1.12
Apr-03					596:29	235	2:32		
May-03					412:42	195	2:07		
Jun-03	0:03	1	0:03		548:23	240	2:17	-0.75	-1.45



DS1 (Parity)									
Date	CLEC Num	CLEC Denc	CLEC Resu	CLEC Std E	Qwest Num	Qwest Denc	Qwest Resu	Mod Z Scr	Parity Scr
Jul-02	12:51	2	6:25	8:07	920:44	362	2:33	1.41	-0.15
Aug-02	10:07	2	5:04	7:08	882:40	306	2:53	1.03	-0.37
Sep-02	0:22	1	0:22		731:49	314	2:20	-0.66	-1.4
Oct-02	3:27	1	3:27		445:57	195	2:17	0.84	-0.49
Nov-02					739:53	244	3:02		
Dec-02	2:51	2	1:26	0:57	655:33	256	2:34	-0.55	-1.33
Jan-03	4:11	3	1:24	1:08	714:24	254	2:49	-0.69	-1.42
Feb-03	0:21	1	0:21		551:28	211	2:37	-0.81	-1.49
Mar-03	21:18	11	1:56	2:10	452:06	222	2:02	-0.12	-1.07
Apr-03	10:32	4	2:38	4:30	696:43	247	2:49	-0.09	-1.06
May-03	10:05	2	5:03	5:50	495:13	202	2:27	1.39	-0.16
Jun-03	7:19	7	1:03	1:42	664:17	232	2:52	-1.47	-1.89

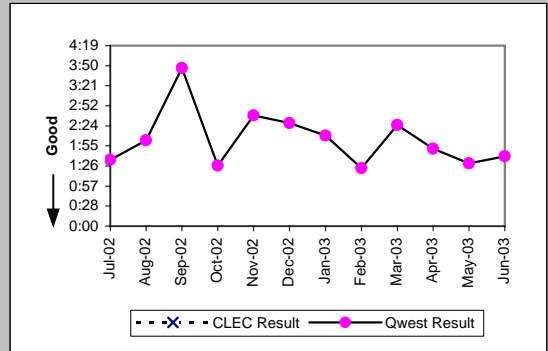


DS3 (Parity)									
Date	CLEC Num	CLEC Denc	CLEC Resu	CLEC Std E	Qwest Num	Qwest Denc	Qwest Resu	Mod Z Scr	Parity Scr
Jul-02					1:38	2	0:49		
Aug-02					5:59	3	2:00		
Sep-02					12:08	4	3:02		
Oct-02					12:42	9	1:25		
Nov-02					3:08	4	0:47		
Dec-02					1:09	1	1:09		
Jan-03					10:04	9	1:07		
Feb-03					2:20	4	0:35		
Mar-03					7:50	5	1:34		
Apr-03					5:10	4	1:18		
May-03					5:59	4	1:30		
Jun-03					3:22	3	1:07		

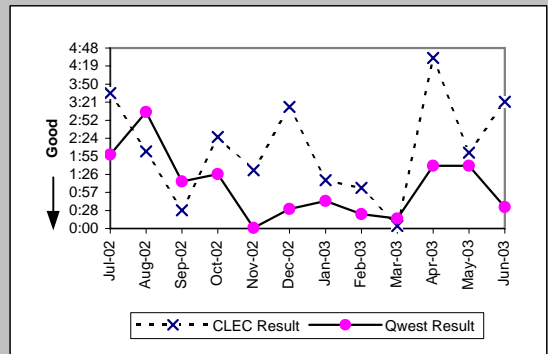


MR-6E - Mean Time to Restore (Hours:Minutes) - Interval Zone Two

Frame Relay (Parity)									
Date	CLEC Num	CLEC Denc	CLEC Resu	CLEC Std	Qwest Num	Qwest Denc	Qwest Resu	Mod Z Scr	Parity Scr
Jul-02					154:57	98	1:35		
Aug-02					157:49	77	2:03		
Sep-02					241:51	64	3:47		
Oct-02					65:10	45	1:27		
Nov-02					119:17	45	2:39		
Dec-02					167:14	68	2:28		
Jan-03					132:00	61	2:10		
Feb-03					54:15	39	1:23		
Mar-03					115:56	48	2:25		
Apr-03					74:16	40	1:51		
May-03					86:47	58	1:30		
Jun-03					93:21	56	1:40		

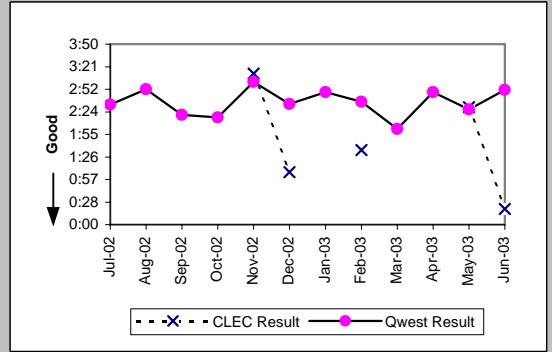


LIS Trunk (Parity)									
Date	CLEC Num	CLEC Denc	CLEC Resu	CLEC Std	Qwest Num	Qwest Denc	Qwest Resu	Mod Z Scr	Parity Scr
Jul-02	7:12	2	3:36	3:07	5:54	3	1:58	0.87	-0.47
Aug-02	4:06	2	2:03	2:43	15:29	5	3:06	-0.25	-1.15
Sep-02	0:29	1	0:29		3:46	3	1:15	-0.84	-1.51
Oct-02	2:26	1	2:26		14:35	10	1:27	0.93	-0.44
Nov-02	4:40	3	1:33	0:09	0:01	1	0:01		
Dec-02	22:38	7	3:14	2:27	1:02	2	0:31	1.07	-0.35
Jan-03	5:07	4	1:17	1:27	0:44	1	0:44		
Feb-03	10:46	10	1:05	1:55	0:47	2	0:23	1.29	-0.21
Mar-03	0:08	2	0:04	0:03	0:33	2	0:16	-1.36	-1.83
Apr-03	4:32	1	4:32		4:59	3	1:40	3.72	1.26
May-03	6:03	3	2:01	1:33	8:19	5	1:40	0.01	-0.99
Jun-03	6:44	2	3:22	3:32	1:08	2	0:34	0.77	-0.53

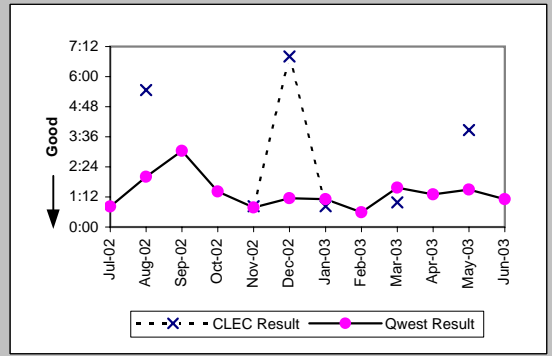


MR-6E - Mean Time to Restore (Hours:Minutes) - Interval Zone Two

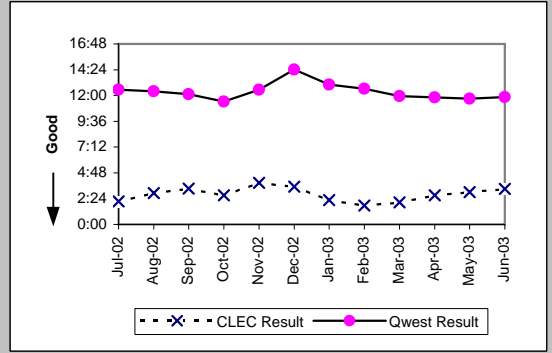
UDIT DS1 (Parity)									
Date	CLEC Num	CLEC Denc	CLEC Resu	CLEC Std I	Qwest Num	Qwest Denc	Qwest Resu	Mod Z Scr	Parity Scr
Jul-02					920:44	362	2:33		
Aug-02					882:40	306	2:53		
Sep-02					731:49	314	2:20		
Oct-02					445:57	195	2:17		
Nov-02	6:26	2	3:13	4:32	739:53	244	3:02	0.49	-0.7
Dec-02	1:07	1	1:07		655:33	256	2:34	-0.49	-1.3
Jan-03					714:24	254	2:49		
Feb-03	3:10	2	1:35	1:59	551:28	211	2:37	-0.52	-1.31
Mar-03					452:06	222	2:02		
Apr-03					696:43	247	2:49		
May-03	5:00	2	2:30	0:17	495:13	202	2:27	0.36	-0.78
Jun-03	0:20	1	0:20		664:17	232	2:52	-0.78	-1.48



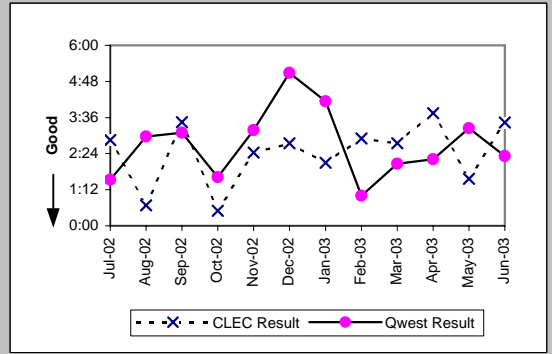
UDIT Above DS1 Level (Parity)									
Date	CLEC Num	CLEC Denc	CLEC Resu	CLEC Std I	Qwest Num	Qwest Denc	Qwest Resu	Mod Z Scr	Parity Scr
Jul-02					1:38	2	0:49		
Aug-02	5:28	1	5:28		5:59	3	2:00	3.72	1.26
Sep-02					12:08	4	3:02		
Oct-02					12:42	9	1:25		
Nov-02	0:50	1	0:50		3:08	4	0:47	0.35	-0.79
Dec-02	6:48	1	6:48		1:09	1	1:09		
Jan-03	0:50	1	0:50		10:04	9	1:07	-0.28	-1.17
Feb-03					2:20	4	0:35		
Mar-03	1:58	2	0:59	0:18	7:50	5	1:34	-0.56	-1.34
Apr-03					5:10	4	1:18		
May-03	3:52	1	3:52		5:59	4	1:30	3.72	1.26
Jun-03					3:22	3	1:07		



Unbundled Loop Analog (Parity)									
Date	CLEC Num	CLEC Denc	CLEC Resu	CLEC Std I	Qwest Num	Qwest Denc	Qwest Resu	Mod Z Scr	Parity Scr
Jul-02	44:51	21	2:08	1:59	53336:10	4253	12:32	-3.3	-3.01
Aug-02	52:52	18	2:56	2:37	42259:44	3407	12:24	-3.19	-2.94
Sep-02	46:56	14	3:21	2:23	40718:32	3357	12:08	-2.54	-2.54
Oct-02	40:32	15	2:42	1:21	37214:58	3248	11:27	-2.59	-2.57
Nov-02	85:36	22	3:53	2:11	42363:33	3375	12:33	-3.13	-2.9
Dec-02	56:17	16	3:31	1:39	60273:46	4180	14:25	-2.85	-2.74
Jan-03	61:18	27	2:16	1:47	54039:25	4151	13:01	-4.63	-3.82
Feb-03	69:06	39	1:46	1:32	41245:23	3266	12:38	-4.57	-3.78
Mar-03	16:24	8	2:03	1:15	43126:44	3608	11:57	-2.21	-2.34
Apr-03	40:25	15	2:42	1:21	41425:04	3505	11:49	-2.54	-2.55
May-03	65:59	22	3:00	1:48	38233:13	3262	11:43	-3.82	-3.32
Jun-03	52:41	16	3:18	1:51	38205:13	3223	11:51	-2.57	-2.56



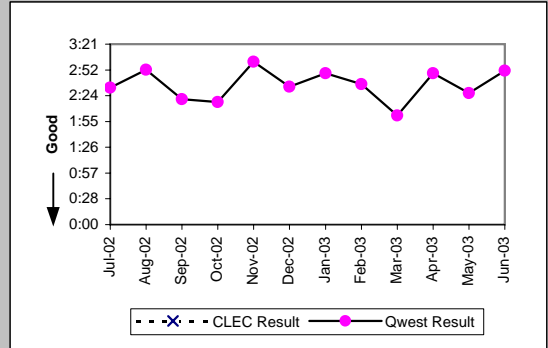
Unbundled Loop - 2 Wire Non-Loaded (Parity)									
Date	CLEC Num	CLEC Denc	CLEC Resu	CLEC Std I	Qwest Num	Qwest Denc	Qwest Resu	Mod Z Scr	Parity Scr
Jul-02	2:51	1	2:51		50:39	33	1:32	0.89	-0.46
Aug-02	0:41	1	0:41		65:10	22	2:58	-0.56	-1.34
Sep-02	3:27	1	3:27		65:15	21	3:06	0.51	-0.69
Oct-02	1:00	2	0:30	0:30	16:14	10	1:37	-0.86	-1.52
Nov-02	9:44	4	2:26	1:14	47:42	15	3:11	-0.25	-1.15
Dec-02	10:59	4	2:45	1:58	96:27	19	5:05	-0.4	-1.24
Jan-03	8:23	4	2:06	1:07	53:50	13	4:08	-0.89	-1.54
Feb-03	5:47	2	2:54	1:06	11:01	11	1:00	2.12	0.29
Mar-03	13:46	5	2:45	2:31	20:40	10	2:04	0.63	-0.62
Apr-03	26:12	7	3:45	4:21	28:44	13	2:13	1.03	-0.38
May-03	4:41	3	1:34	1:15	68:24	21	3:15	-0.4	-1.24
Jun-03	10:19	3	3:26	1:53	20:47	9	2:19	0.71	-0.57



MR-6E - Mean Time to Restore (Hours:Minutes) - Interval Zone Two

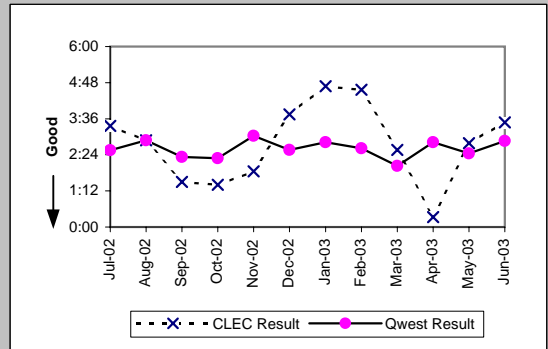
Unbundled Loop - 4 Wire Non-Loaded (Parity)

Date	CLEC Num	CLEC Denc	CLEC Resu	CLEC Std E	Qwest Num	Qwest Denc	Qwest Resu	Mod Z Scr	Parity Scr
Jul-02					920:44	362	2:33		
Aug-02					882:40	306	2:53		
Sep-02					731:49	314	2:20		
Oct-02					445:57	195	2:17		
Nov-02					739:53	244	3:02		
Dec-02					655:33	256	2:34		
Jan-03					714:24	254	2:49		
Feb-03					551:28	211	2:37		
Mar-03					452:06	222	2:02		
Apr-03					696:43	247	2:49		
May-03					495:13	202	2:27		
Jun-03					664:17	232	2:52		



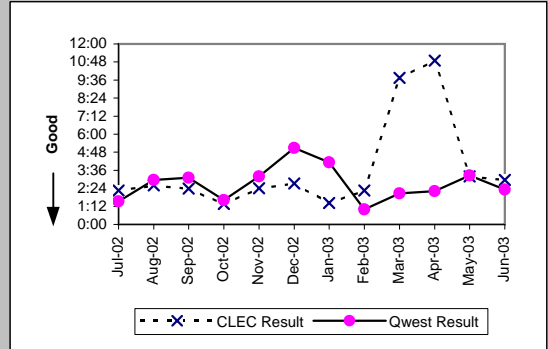
Unbundled Loop - DS1 Capable (Parity)

Date	CLEC Num	CLEC Denc	CLEC Resu	CLEC Std E	Qwest Num	Qwest Denc	Qwest Resu	Mod Z Scr	Parity Scr
Jul-02	30:20	9	3:22	2:32	920:44	362	2:33	0.8	-0.52
Aug-02	34:34	12	2:53	3:35	882:40	306	2:53	0	-1
Sep-02	7:29	5	1:30	1:17	731:49	314	2:20	-0.62	-1.38
Oct-02	8:22	6	1:24	0:53	445:57	195	2:17	-0.74	-1.45
Nov-02	20:26	11	1:51	0:47	739:53	244	3:02	-0.86	-1.52
Dec-02	26:14	7	3:45	3:14	655:33	256	2:34	1.06	-0.36
Jan-03	28:06	6	4:41	4:17	714:24	254	2:49	1.43	-0.13
Feb-03	18:15	4	4:34	2:38	551:28	211	2:37	1.28	-0.22
Mar-03	17:56	7	2:34	2:08	452:06	222	2:02	0.71	-0.57
Apr-03	1:40	5	0:20	0:18	696:43	247	2:49	-1.37	-1.83
May-03	33:23	12	2:47	2:16	495:13	202	2:27	0.67	-0.59
Jun-03	20:54	6	3:29	3:30	664:17	232	2:52	0.53	-0.68



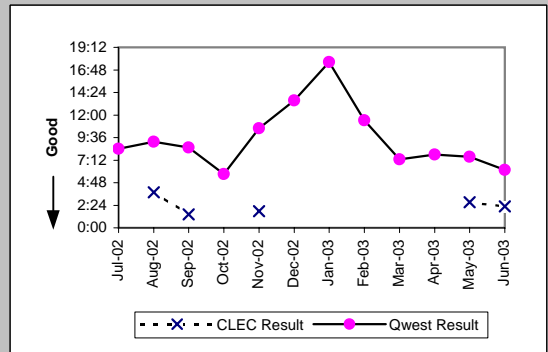
Unbundled Loop ISDN Capable (Parity)

Date	CLEC Num	CLEC Denc	CLEC Resu	CLEC Std E	Qwest Num	Qwest Denc	Qwest Resu	Mod Z Scr	Parity Scr
Jul-02	20:16	9	2:15	1:15	50:39	33	1:32	1.25	-0.24
Aug-02	36:25	14	2:36	2:07	65:10	22	2:58	-0.26	-1.16
Sep-02	26:18	11	2:23	2:13	65:15	21	3:06	-0.52	-1.32
Oct-02	2:45	2	1:22	1:41	16:14	10	1:37	-0.19	-1.12
Nov-02	31:08	13	2:24	1:18	47:42	15	3:11	-0.39	-1.23
Dec-02	35:24	13	2:43	1:12	96:27	19	5:05	-0.61	-1.37
Jan-03	14:13	10	1:25	0:55	53:50	13	4:08	-1.61	-1.98
Feb-03	15:43	7	2:15	1:10	11:01	11	1:00	2.14	0.3
Mar-03	97:35	10	9:45	21:46	20:40	10	2:04	1.02	-0.38
Apr-03	65:26	6	10:54	16:18	28:44	13	2:13	2.1	0.27
May-03	19:13	6	3:12	1:31	68:24	21	3:15	-0.02	-1.01
Jun-03	14:51	5	2:58	0:21	20:47	9	2:19	0.44	-0.73



Unbundled Loop - ADSL Qualified (Parity)

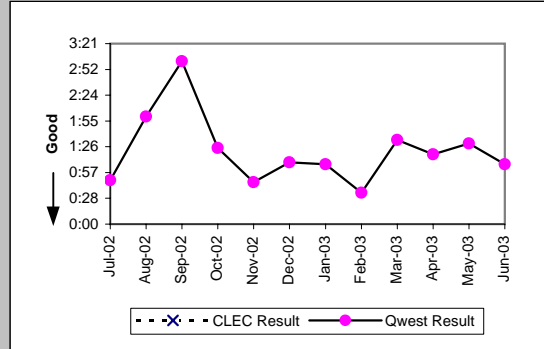
Date	CLEC Num	CLEC Denc	CLEC Resu	CLEC Std E	Qwest Num	Qwest Denc	Qwest Resu	Mod Z Scr	Parity Scr
Jul-02					395:03	47	8:24		
Aug-02	7:32	2	3:46	1:18	513:17	56	9:10	-0.26	-1.16
Sep-02	1:25	1	1:25		375:07	44	8:32	-0.23	-1.14
Oct-02					137:10	24	5:43		
Nov-02	1:46	1	1:46		360:28	34	10:36	-0.48	-1.29
Dec-02					541:41	40	13:33		
Jan-03					864:29	49	17:39		
Feb-03					19038:53	1663	11:27		
Mar-03					12054:28	1656	7:17		
Apr-03					14263:34	1828	7:48		
May-03	5:26	2	2:43	1:11	13541:11	1791	7:34	-0.31	-1.19
Jun-03	2:16	1	2:16		1605:02	260	6:10	-0.31	-1.19



MR-6E - Mean Time to Restore (Hours:Minutes) - Interval Zone Two

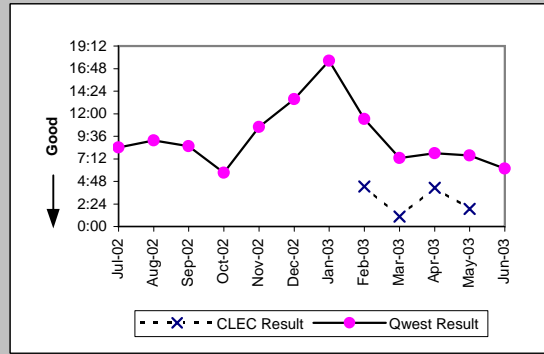
Unbundled Loop - DS3 Capable (Parity)

Date	CLEC Num	CLEC Dend	CLEC Resu	CLEC Std	Qwest Num	Qwest Dend	Qwest Resu	Mod Z Scr	Parity Scr
Jul-02					1:38	2	0:49		
Aug-02					5:59	3	2:00		
Sep-02					12:08	4	3:02		
Oct-02					12:42	9	1:25		
Nov-02					3:08	4	0:47		
Dec-02					1:09	1	1:09		
Jan-03					10:04	9	1:07		
Feb-03					2:20	4	0:35		
Mar-03					7:50	5	1:34		
Apr-03					5:10	4	1:18		
May-03					5:59	4	1:30		
Jun-03					3:22	3	1:07		



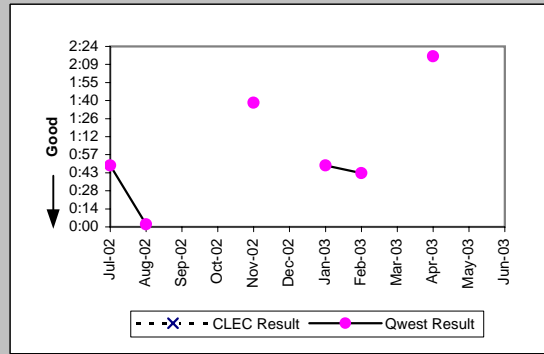
Qwest DSL (Parity)

Date	CLEC Num	CLEC Dend	CLEC Resu	CLEC Std	Qwest Num	Qwest Dend	Qwest Resu	Mod Z Scr	Parity Scr
Jul-02					395:03	47	8:24		
Aug-02					513:17	56	9:10		
Sep-02					375:07	44	8:32		
Oct-02					137:10	24	5:43		
Nov-02					360:28	34	10:36		
Dec-02					541:41	40	13:33		
Jan-03					864:29	49	17:39		
Feb-03	4:16	1	4:16		19038:53	1663	11:27	-0.3	-1.18
Mar-03	7:21	7	1:03	1:09	12054:28	1656	7:17	-1.19	-1.72
Apr-03	33:01	8	4:08	6:19	14263:34	1828	7:48	-0.58	-1.35
May-03	5:39	3	1:53	3:06	13541:11	1791	7:34	-0.45	-1.27
Jun-03					1605:02	260	6:10		



E911 (Parity)

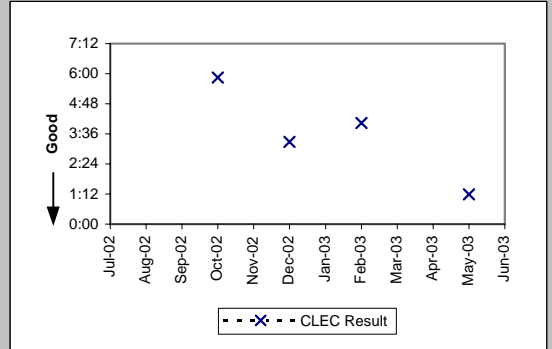
Date	CLEC Num	CLEC Dend	CLEC Resu	CLEC Std	Qwest Num	Qwest Dend	Qwest Resu	Mod Z Scr	Parity Scr
Jul-02					1:38	2	0:49		
Aug-02					0:02	1	0:02		
Sep-02									
Oct-02									
Nov-02					1:39	1	1:39		
Dec-02									
Jan-03					2:28	3	0:49		
Feb-03					0:43	1	0:43		
Mar-03									
Apr-03					2:16	1	2:16		
May-03									
Jun-03									



MR-6E - Mean Time to Restore (Hours:Minutes) - Interval Zone Two

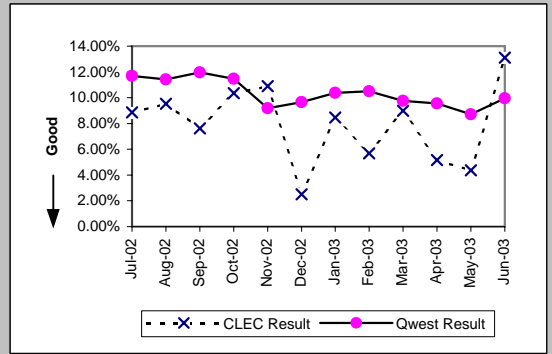
Enhanced Extended Loops (EELs) (Diagnostic)

Date	Numerator	Denominator	CLEC Result	Standard Dev
Jul-02				
Aug-02				
Sep-02				
Oct-02	5:51	1	5:51	
Nov-02				
Dec-02	3:17	1	3:17	
Jan-03				
Feb-03	4:02	1	4:02	
Mar-03				
Apr-03				
May-03	1:11	1	1:11	
Jun-03				

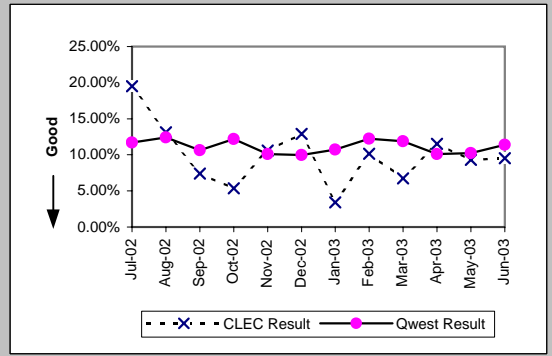


MR-7A - Repair Repeat Report Rate (Percent) - Dispatches within MSAs

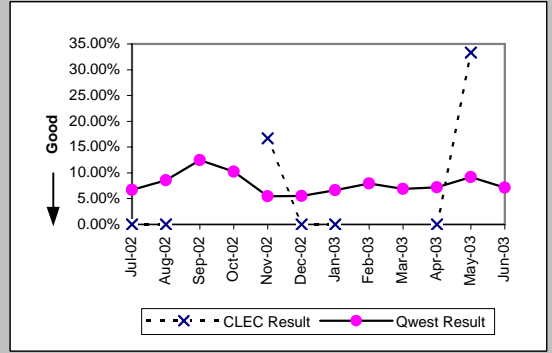
Residence (Parity)									
Date	CLEC Num	CLEC Denc	CLEC Resu	CLEC Std E	Qwest Num	Qwest Denc	Qwest Resu	Mod Z Scr	Parity Scr
Jul-02	10	113	8.85%	28.40%	1477	12646	11.68%	-0.93	-1.57
Aug-02	10	105	9.52%	29.35%	1417	12408	11.42%	-0.61	-1.37
Sep-02	7	92	7.61%	26.51%	1315	10983	11.97%	-1.28	-1.78
Oct-02	9	87	10.34%	30.45%	1323	11533	11.47%	-0.33	-1.2
Nov-02	12	110	10.91%	31.18%	1203	13104	9.18%	0.65	-0.61
Dec-02	3	120	2.50%	15.61%	1419	14682	9.66%	-2.65	-2.61
Jan-03	11	130	8.46%	27.83%	1638	15771	10.39%	-0.72	-1.44
Feb-03	9	158	5.70%	23.18%	1254	11939	10.50%	-1.96	-2.19
Mar-03	16	178	8.99%	28.60%	1165	11930	9.77%	-0.35	-1.21
Apr-03	9	174	5.17%	22.15%	998	10441	9.56%	-1.95	-2.19
May-03	7	160	4.38%	20.45%	924	10601	8.72%	-1.93	-2.17
Jun-03	19	145	13.10%	33.74%	1132	11375	9.95%	1.24	-0.25



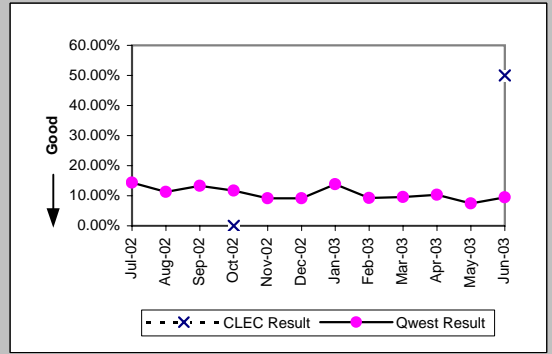
Business (Parity)									
Date	CLEC Num	CLEC Denc	CLEC Resu	CLEC Std E	Qwest Num	Qwest Denc	Qwest Resu	Mod Z Scr	Parity Scr
Jul-02	8	41	19.51%	39.63%	180	1541	11.68%	1.45	-0.12
Aug-02	8	61	13.11%	33.76%	178	1435	12.40%	0.2	-0.88
Sep-02	4	54	7.41%	26.19%	145	1364	10.63%	-0.75	-1.46
Oct-02	3	56	5.36%	22.52%	179	1471	12.17%	-1.53	-1.93
Nov-02	9	85	10.59%	30.77%	156	1543	10.11%	0.18	-0.89
Dec-02	8	62	12.90%	33.52%	143	1436	9.96%	0.77	-0.53
Jan-03	3	88	3.41%	18.15%	185	1723	10.74%	-2.17	-2.32
Feb-03	6	59	10.17%	30.22%	159	1302	12.21%	-0.47	-1.28
Mar-03	6	89	6.74%	25.07%	156	1313	11.88%	-1.45	-1.88
Apr-03	6	52	11.54%	31.95%	122	1205	10.12%	0.37	-0.78
May-03	4	43	9.30%	29.05%	119	1164	10.22%	-0.2	-1.12
Jun-03	6	63	9.52%	29.35%	151	1324	11.40%	-0.46	-1.28



Centrex (Parity)									
Date	CLEC Num	CLEC Denc	CLEC Resu	CLEC Std E	Qwest Num	Qwest Denc	Qwest Resu	Mod Z Scr	Parity Scr
Jul-02	0	1	0.00%	0.00%	12	179	6.70%	-0.27	-1.16
Aug-02	0	1	0.00%	0.00%	11	128	8.59%	-0.31	-1.19
Sep-02					16	128	12.50%		
Oct-02					16	156	10.26%		
Nov-02	1	6	16.67%	37.27%	6	110	5.45%	0.92	-0.44
Dec-02	0	1	0.00%	0.00%	6	109	5.50%	-0.24	-1.15
Jan-03	0	2	0.00%	0.00%	9	136	6.62%	-0.37	-1.23
Feb-03					8	101	7.92%		
Mar-03					9	131	6.87%		
Apr-03	0	1	0.00%	0.00%	8	111	7.21%	-0.28	-1.17
May-03	1	3	33.33%	47.14%	11	120	9.17%	1.06	-0.35
Jun-03					10	140	7.14%		

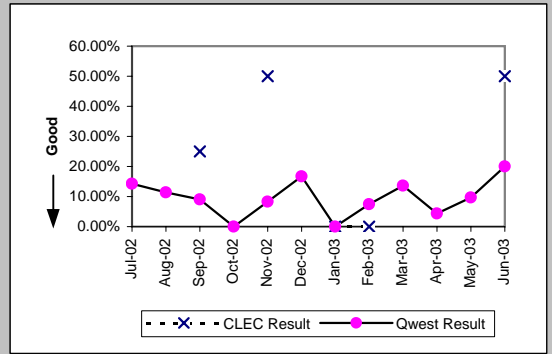


Centrex 21 (Parity)									
Date	CLEC Num	CLEC Denc	CLEC Resu	CLEC Std E	Qwest Num	Qwest Denc	Qwest Resu	Mod Z Scr	Parity Scr
Jul-02					30	209	14.35%		
Aug-02					21	186	11.29%		
Sep-02					24	181	13.26%		
Oct-02	0	1	0.00%	0.00%	25	213	11.74%	-0.36	-1.22
Nov-02					17	185	9.19%		
Dec-02					16	174	9.20%		
Jan-03					29	209	13.88%		
Feb-03					15	162	9.26%		
Mar-03					15	156	9.62%		
Apr-03					14	136	10.29%		
May-03					10	135	7.41%		
Jun-03	1	2	50.00%	50.00%	16	169	9.47%	1.3	-0.21

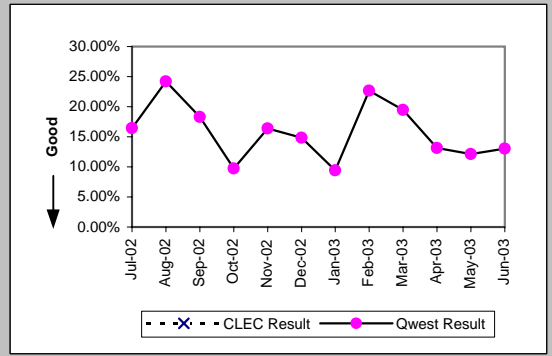


MR-7A - Repair Repeat Report Rate (Percent) - Dispatches within MSAs

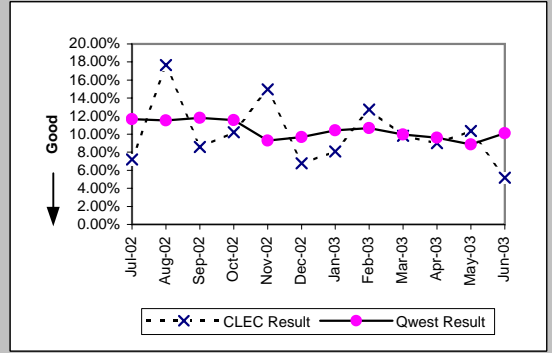
PBX (Parity)									
Date	CLEC Num	CLEC Denc	CLEC Resu	CLEC Std I	Qwest Num	Qwest Denc	Qwest Resu	Mod Z Scr	Parity Scr
Jul-02					7	49	14.29%		
Aug-02					5	44	11.36%		
Sep-02	1	4	25.00%	43.30%	3	33	9.09%	0.78	-0.53
Oct-02					0	35	0.00%		
Nov-02	1	2	50.00%	50.00%	3	36	8.33%	1.29	-0.22
Dec-02					6	36	16.67%		
Jan-03	0	1	0.00%	0.00%	0	30	0.00%	N/A	N/A
Feb-03	0	1	0.00%	0.00%	2	27	7.41%	-0.28	-1.17
Mar-03					6	44	13.64%		
Apr-03					1	23	4.35%		
May-03					3	31	9.68%		
Jun-03	1	2	50.00%	50.00%	7	35	20.00%	0.78	-0.53



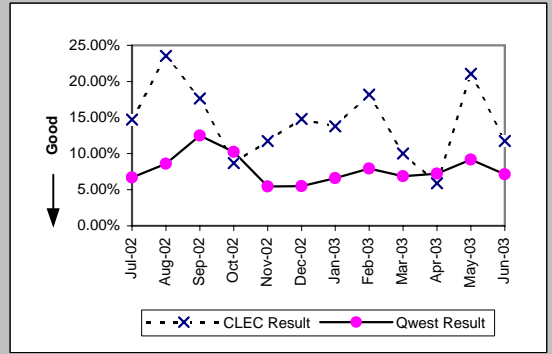
Basic Rate ISDN (Parity)									
Date	CLEC Num	CLEC Denc	CLEC Resu	CLEC Std I	Qwest Num	Qwest Denc	Qwest Resu	Mod Z Scr	Parity Scr
Jul-02					12	73	16.44%		
Aug-02					22	91	24.18%		
Sep-02					13	71	18.31%		
Oct-02					4	41	9.76%		
Nov-02					10	61	16.39%		
Dec-02					12	81	14.81%		
Jan-03					5	53	9.43%		
Feb-03					12	53	22.64%		
Mar-03					14	72	19.44%		
Apr-03					5	38	13.16%		
May-03					4	33	12.12%		
Jun-03					6	46	13.04%		



UNE - P (POTS) (Parity)									
Date	CLEC Num	CLEC Denc	CLEC Resu	CLEC Std I	Qwest Num	Qwest Denc	Qwest Resu	Mod Z Scr	Parity Scr
Jul-02	8	111	7.21%	25.86%	1657	14187	11.68%	-1.46	-1.89
Aug-02	15	85	17.65%	38.12%	1595	13843	11.52%	1.68	0.02
Sep-02	6	70	8.57%	27.99%	1460	12347	11.82%	-0.84	-1.51
Oct-02	10	98	10.20%	30.27%	1502	13004	11.55%	-0.42	-1.25
Nov-02	16	107	14.95%	35.66%	1359	14647	9.28%	1.9	0.15
Dec-02	5	74	6.76%	25.10%	1562	16118	9.69%	-0.85	-1.52
Jan-03	8	99	8.08%	27.25%	1823	17494	10.42%	-0.76	-1.46
Feb-03	14	110	12.73%	33.33%	1413	13241	10.67%	0.71	-0.57
Mar-03	12	122	9.84%	29.78%	1321	13243	9.98%	-0.05	-1.03
Apr-03	12	133	9.02%	28.65%	1120	11646	9.62%	-0.23	-1.14
May-03	14	135	10.37%	30.49%	1043	11765	8.87%	0.63	-0.62
Jun-03	6	116	5.17%	22.15%	1283	12699	10.10%	-1.75	-2.07



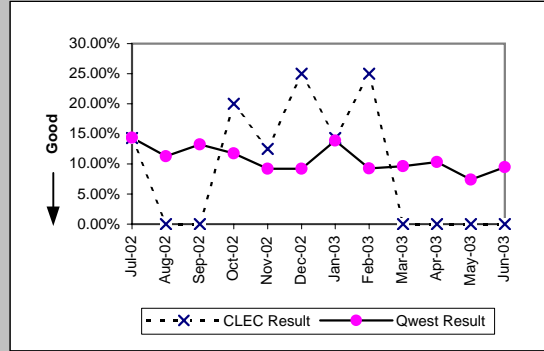
UNE P (Centrex) (Parity)									
Date	CLEC Num	CLEC Denc	CLEC Resu	CLEC Std I	Qwest Num	Qwest Denc	Qwest Resu	Mod Z Scr	Parity Scr
Jul-02	5	34	14.71%	35.42%	12	179	6.70%	1.47	-0.11
Aug-02	4	17	23.53%	42.42%	11	128	8.59%	1.7	0.03
Sep-02	3	17	17.65%	38.12%	16	128	12.50%	0.59	-0.64
Oct-02	2	23	8.70%	28.18%	16	156	10.26%	-0.23	-1.14
Nov-02	2	17	11.76%	32.22%	6	110	5.45%	0.92	-0.44
Dec-02	4	27	14.81%	35.52%	6	109	5.50%	1.51	-0.08
Jan-03	4	29	13.79%	34.48%	9	136	6.62%	1.22	-0.26
Feb-03	4	22	18.18%	38.57%	8	101	7.92%	1.36	-0.17
Mar-03	2	20	10.00%	30.00%	9	131	6.87%	0.51	-0.69
Apr-03	1	17	5.88%	23.53%	8	111	7.21%	-0.2	-1.12
May-03	4	19	21.05%	40.77%	11	120	9.17%	1.43	-0.13
Jun-03	2	17	11.76%	32.22%	10	140	7.14%	0.66	-0.6



MR-7A - Repair Repeat Report Rate (Percent) - Dispatches within MSAs

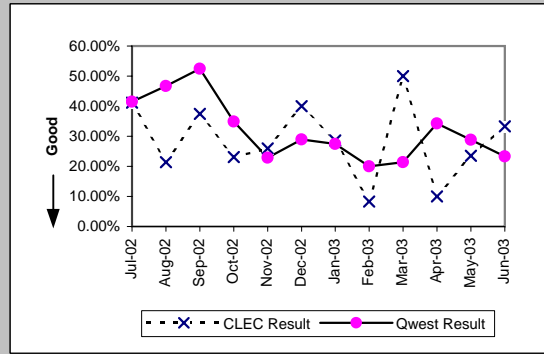
UNE P (Centrex 21) (Parity)

Date	CLEC Num	CLEC Denc	CLEC Resu	CLEC Std	Qwest Num	Qwest Denc	Qwest Resu	Mod Z Scr	Parity Scr
Jul-02	1	7	14.29%	34.99%	30	209	14.35%	-0.01	-1
Aug-02	0	1	0.00%	0.00%	21	186	11.29%	-0.36	-1.22
Sep-02	0	2	0.00%	0.00%	24	181	13.26%	-0.55	-1.33
Oct-02	1	5	20.00%	40.00%	25	213	11.74%	0.53	-0.68
Nov-02	1	8	12.50%	33.07%	17	185	9.19%	0.33	-0.8
Dec-02	1	4	25.00%	43.30%	16	174	9.20%	0.88	-0.47
Jan-03	1	7	14.29%	34.99%	29	209	13.88%	0.08	-0.95
Feb-03	2	8	25.00%	43.30%	15	162	9.26%	1.26	-0.23
Mar-03	0	4	0.00%	0.00%	15	156	9.62%	-0.64	-1.39
Apr-03	0	2	0.00%	0.00%	14	136	10.29%	-0.48	-1.29
May-03	0	4	0.00%	0.00%	10	135	7.41%	-0.56	-1.34
Jun-03	0	3	0.00%	0.00%	16	169	9.47%	-0.56	-1.34



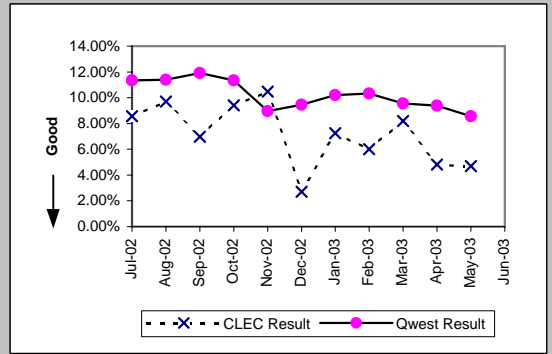
Line Sharing (Diagnostic)

Date	CLEC Num	CLEC Denc	CLEC Resu	CLEC Std	Qwest Num	Qwest Denc	Qwest Resu	Mod Z Scr	Parity Scr
Jul-02	7	17	41.18%	49.22%	68	164	41.46%	-0.02	-1.01
Aug-02	3	14	21.43%	41.03%	77	165	46.67%	-1.82	-2.1
Sep-02	3	8	37.50%	48.41%	65	124	52.42%	-0.82	-1.5
Oct-02	3	13	23.08%	42.13%	29	83	34.94%	-0.83	-1.51
Nov-02	7	27	25.93%	43.82%	24	105	22.86%	0.34	-0.8
Dec-02	10	25	40.00%	48.99%	22	76	28.95%	1	-0.39
Jan-03	8	28	28.57%	45.18%	20	73	27.40%	0.11	-0.93
Feb-03	1	12	8.33%	27.64%	11	55	20.00%	-0.92	-1.56
Mar-03	10	20	50.00%	50.00%	15	70	21.43%	2.39	0.45
Apr-03	1	10	10.00%	30.00%	24	70	34.29%	-1.51	-1.92
May-03	4	17	23.53%	42.42%	17	59	28.81%	-0.42	-1.26
Jun-03	4	12	33.33%	47.14%	79	339	23.30%	0.79	-0.52

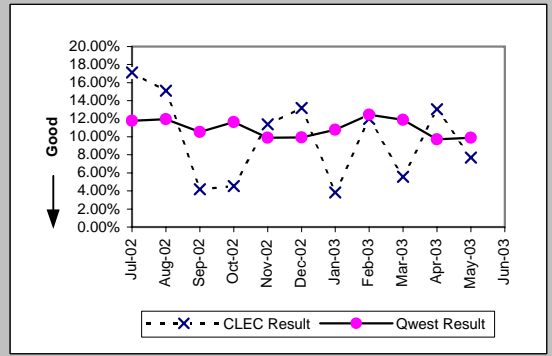


MR-7A* - Repair Repeat Report Rate (Percent) - Dispatches within MSAs

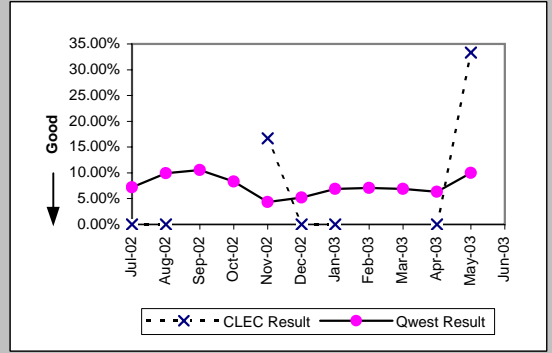
Residence (Parity)									
Date	CLEC Num	CLEC Denc	CLEC Resu	CLEC Std	Qwest Num	Qwest Denc	Qwest Resu	Mod Z Scr	Parity Scr
Jul-02	9	105	8.57%	27.99%	1358	11961	11.35%	-0.89	-1.54
Aug-02	10	103	9.71%	29.61%	1333	11692	11.40%	-0.54	-1.33
Sep-02	6	86	6.98%	25.48%	1221	10256	11.91%	-1.41	-1.85
Oct-02	8	85	9.41%	29.20%	1231	10841	11.36%	-0.56	-1.34
Nov-02	11	105	10.48%	30.62%	1119	12477	8.97%	0.56	-0.66
Dec-02	3	111	2.70%	16.22%	1322	13962	9.47%	-2.43	-2.47
Jan-03	9	124	7.26%	25.94%	1526	14947	10.21%	-1.08	-1.66
Feb-03	9	150	6.00%	23.75%	1161	11244	10.33%	-1.73	-2.05
Mar-03	14	171	8.19%	27.42%	1072	11213	9.56%	-0.61	-1.37
Apr-03	8	166	4.82%	21.42%	919	9803	9.37%	-2	-2.21
May-03	7	149	4.70%	21.16%	853	9948	8.57%	-1.68	-2.02
Jun-03									



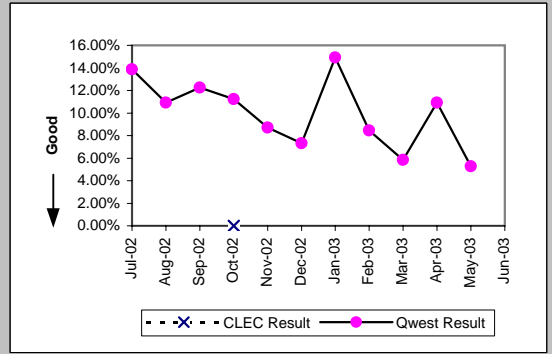
Business (Parity)									
Date	CLEC Num	CLEC Denc	CLEC Resu	CLEC Std	Qwest Num	Qwest Denc	Qwest Resu	Mod Z Scr	Parity Scr
Jul-02	6	35	17.14%	37.69%	162	1377	11.76%	0.96	-0.42
Aug-02	8	53	15.09%	35.80%	154	1287	11.97%	0.7	-0.57
Sep-02	2	48	4.17%	19.98%	127	1205	10.54%	-1.41	-1.86
Oct-02	2	44	4.55%	20.83%	152	1307	11.63%	-1.44	-1.88
Nov-02	9	79	11.39%	31.77%	139	1406	9.89%	0.46	-0.72
Dec-02	7	53	13.21%	33.86%	132	1330	9.92%	0.79	-0.52
Jan-03	3	78	3.85%	19.23%	168	1559	10.78%	-1.93	-2.17
Feb-03	6	50	12.00%	32.50%	144	1158	12.44%	-0.09	-1.06
Mar-03	4	72	5.56%	22.91%	140	1180	11.86%	-1.61	-1.98
Apr-03	6	46	13.04%	33.68%	104	1069	9.73%	0.75	-0.54
May-03	3	39	7.69%	26.65%	105	1060	9.91%	-0.45	-1.28
Jun-03									



Centrex (Parity)									
Date	CLEC Num	CLEC Denc	CLEC Resu	CLEC Std	Qwest Num	Qwest Denc	Qwest Resu	Mod Z Scr	Parity Scr
Jul-02	0	1	0.00%	0.00%	11	153	7.19%	-0.28	-1.17
Aug-02	0	1	0.00%	0.00%	11	111	9.91%	-0.33	-1.2
Sep-02					11	104	10.58%		
Oct-02					11	132	8.33%		
Nov-02	1	6	16.67%	37.27%	4	92	4.35%	1.04	-0.37
Dec-02	0	1	0.00%	0.00%	5	96	5.21%	-0.23	-1.14
Jan-03	0	2	0.00%	0.00%	8	116	6.90%	-0.38	-1.23
Feb-03					6	85	7.06%		
Mar-03					7	102	6.86%		
Apr-03	0	1	0.00%	0.00%	6	95	6.32%	-0.26	-1.16
May-03	1	3	33.33%	47.14%	11	110	10.00%	1.01	-0.39
Jun-03									



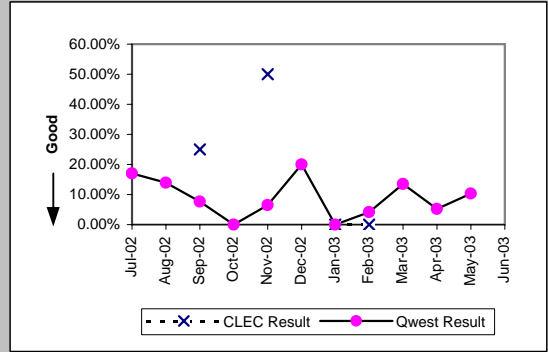
Centrex 21 (Parity)									
Date	CLEC Num	CLEC Denc	CLEC Resu	CLEC Std	Qwest Num	Qwest Denc	Qwest Resu	Mod Z Scr	Parity Scr
Jul-02					24	173	13.87%		
Aug-02					18	165	10.91%		
Sep-02					19	155	12.26%		
Oct-02	0	1	0.00%	0.00%	21	187	11.23%	-0.35	-1.22
Nov-02					14	161	8.70%		
Dec-02					11	150	7.33%		
Jan-03					27	181	14.92%		
Feb-03					12	142	8.45%		
Mar-03					8	137	5.84%		
Apr-03					13	119	10.92%		
May-03					6	114	5.26%		
Jun-03									



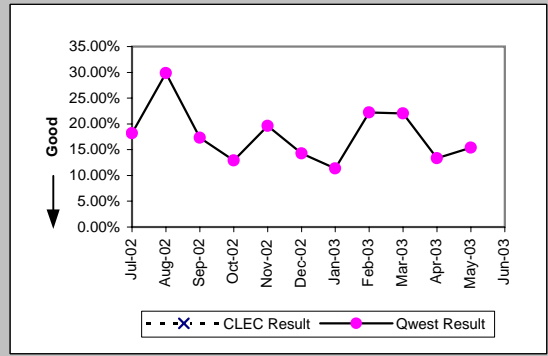
*Results exclude No Trouble Found and Test OK reports unless QWEST trouble is found on another report within 30 days of the original report. A 30-day window necessitates reporting a month behind

MR-7A* - Repair Repeat Report Rate (Percent) - Dispatches within MSAs

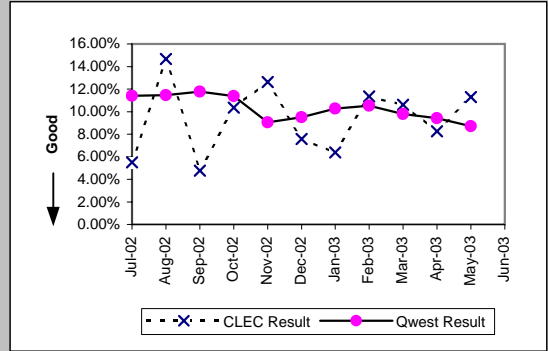
PBX (Parity)									
Date	CLEC Num	CLEC Denc	CLEC Resu	CLEC Std I	Qwest Num	Qwest Denc	Qwest Resu	Mod Z Scr	Parity Scr
Jul-02					7	41	17.07%		
Aug-02					5	36	13.89%		
Sep-02	1	4	25.00%	43.30%	2	26	7.69%	0.84	-0.49
Oct-02					0	25	0.00%		
Nov-02	1	2	50.00%	50.00%	2	31	6.45%	1.38	-0.16
Dec-02					6	30	20.00%		
Jan-03	0	1	0.00%	0.00%	0	29	0.00%	N/A	N/A
Feb-03	0	1	0.00%	0.00%	1	24	4.17%	-0.2	-1.12
Mar-03					5	37	13.51%		
Apr-03					1	19	5.26%		
May-03					3	29	10.34%		
Jun-03									



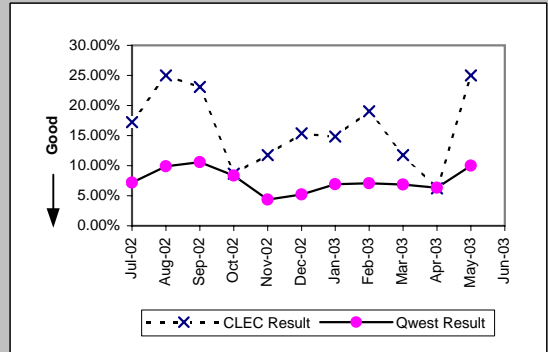
Basic Rate ISDN (Parity)									
Date	CLEC Num	CLEC Denc	CLEC Resu	CLEC Std I	Qwest Num	Qwest Denc	Qwest Resu	Mod Z Scr	Parity Scr
Jul-02					10	55	18.18%		
Aug-02					20	67	29.85%		
Sep-02					9	52	17.31%		
Oct-02					4	31	12.90%		
Nov-02					10	51	19.61%		
Dec-02					10	70	14.29%		
Jan-03					5	44	11.36%		
Feb-03					8	36	22.22%		
Mar-03					13	59	22.03%		
Apr-03					4	30	13.33%		
May-03					4	26	15.38%		
Jun-03									



UNE - P (POTS) (Parity)									
Date	CLEC Num	CLEC Denc	CLEC Resu	CLEC Std I	Qwest Num	Qwest Denc	Qwest Resu	Mod Z Scr	Parity Scr
Jul-02	5	91	5.49%	22.79%	1520	13338	11.40%	-1.77	-2.07
Aug-02	11	75	14.67%	35.38%	1487	12979	11.46%	0.87	-0.47
Sep-02	3	63	4.76%	21.30%	1348	11461	11.76%	-1.72	-2.05
Oct-02	9	87	10.34%	30.45%	1383	12148	11.38%	-0.3	-1.18
Nov-02	12	95	12.63%	33.22%	1258	13883	9.06%	1.18	-0.28
Dec-02	5	66	7.58%	26.46%	1454	15292	9.51%	-0.53	-1.32
Jan-03	6	94	6.38%	24.44%	1694	16506	10.26%	-1.24	-1.75
Feb-03	11	97	11.34%	31.71%	1305	12402	10.52%	0.3	-0.82
Mar-03	12	113	10.62%	30.81%	1212	12393	9.78%	0.33	-0.8
Apr-03	10	121	8.26%	27.53%	1023	10872	9.41%	-0.43	-1.26
May-03	14	124	11.29%	31.65%	958	11008	8.70%	1.01	-0.39
Jun-03									



UNE P (Centrex) (Parity)									
Date	CLEC Num	CLEC Denc	CLEC Resu	CLEC Std I	Qwest Num	Qwest Denc	Qwest Resu	Mod Z Scr	Parity Scr
Jul-02	5	29	17.24%	37.77%	11	153	7.19%	1.61	-0.02
Aug-02	4	16	25.00%	43.30%	11	111	9.91%	1.59	-0.04
Sep-02	3	13	23.08%	42.13%	11	104	10.58%	1.2	-0.27
Oct-02	2	23	8.70%	28.18%	11	132	8.33%	0.09	-0.94
Nov-02	2	17	11.76%	32.22%	4	92	4.35%	1.09	-0.33
Dec-02	4	26	15.38%	36.08%	5	96	5.21%	1.6	-0.03
Jan-03	4	27	14.81%	35.52%	8	116	6.90%	1.25	-0.24
Feb-03	4	21	19.05%	39.27%	6	85	7.06%	1.53	-0.07
Mar-03	2	17	11.76%	32.22%	7	102	6.86%	0.68	-0.59
Apr-03	1	16	6.25%	24.21%	6	95	6.32%	-0.01	-1.01
May-03	4	16	25.00%	43.30%	11	110	10.00%	1.57	-0.04
Jun-03									

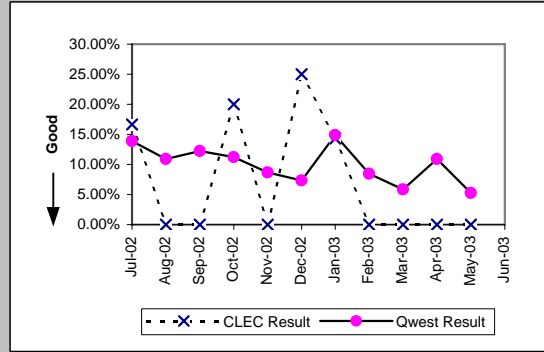


*Results exclude No Trouble Found and Test OK reports unless QWEST trouble is found on another report within 30 days of the original report. A 30-day window necessitates reporting a month behind

MR-7A* - Repair Repeat Report Rate (Percent) - Dispatches within MSAs

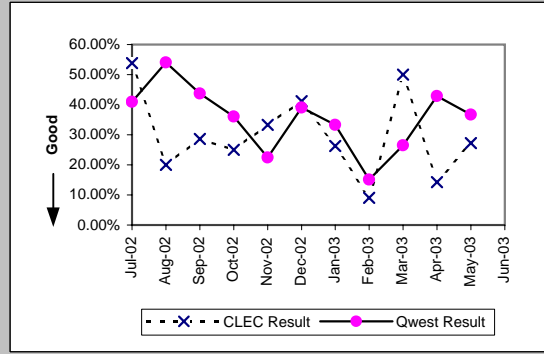
UNE P (Centrex 21) (Parity)

Date	CLEC Num	CLEC Denc	CLEC Resu	CLEC Std	Qwest Num	Qwest Denc	Qwest Resu	Mod Z Scr	Parity Scr
Jul-02	1	6	16.67%	37.27%	24	173	13.87%	0.22	-0.87
Aug-02	0	1	0.00%	0.00%	18	165	10.91%	-0.35	-1.23
Sep-02	0	1	0.00%	0.00%	19	155	12.26%	-0.37	-1.23
Oct-02	1	5	20.00%	40.00%	21	187	11.23%	0.56	-0.66
Nov-02	0	7	0.00%	0.00%	14	161	8.70%	-0.8	-1.49
Dec-02	1	4	25.00%	43.30%	11	150	7.33%	1.02	-0.38
Jan-03	1	7	14.29%	34.99%	27	181	14.92%	-0.05	-1.03
Feb-03	0	5	0.00%	0.00%	12	142	8.45%	-0.67	-1.41
Mar-03	0	4	0.00%	0.00%	8	137	5.84%	-0.49	-1.3
Apr-03	0	2	0.00%	0.00%	13	119	10.92%	-0.49	-1.3
May-03	0	4	0.00%	0.00%	6	114	5.26%	-0.46	-1.28
Jun-03									



Line Sharing (Diagnostic)

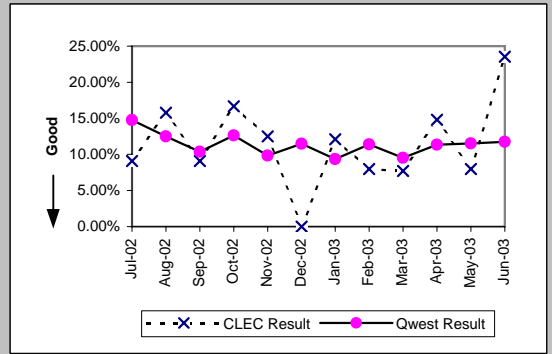
Date	CLEC Num	CLEC Denc	CLEC Resu	CLEC Std	Qwest Num	Qwest Denc	Qwest Resu	Mod Z Scr	Parity Scr
Jul-02	7	13	53.85%	49.85%	27	66	40.91%	0.83	-0.5
Aug-02	2	10	20.00%	40.00%	40	74	54.05%	-2.03	-2.23
Sep-02	2	7	28.57%	45.18%	28	64	43.75%	-0.77	-1.47
Oct-02	3	12	25.00%	43.30%	13	36	36.11%	-0.69	-1.42
Nov-02	7	21	33.33%	47.14%	13	58	22.41%	0.95	-0.42
Dec-02	7	17	41.18%	49.22%	16	41	39.02%	0.13	-0.92
Jan-03	5	19	26.32%	44.03%	12	36	33.33%	-0.52	-1.32
Feb-03	1	11	9.09%	28.75%	5	33	15.15%	-0.49	-1.3
Mar-03	9	18	50.00%	50.00%	9	34	26.47%	1.64	0
Apr-03	1	7	14.29%	34.99%	15	35	42.86%	-1.39	-1.85
May-03	3	11	27.27%	44.54%	11	30	36.67%	-0.55	-1.34
Jun-03									



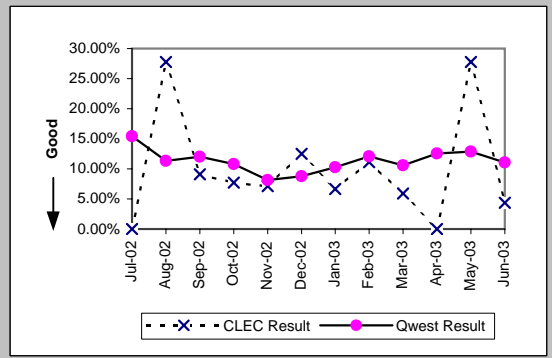
*Results exclude No Trouble Found and Test OK reports unless QWEST trouble is found on another report within 30 days of the original report. A 30-day window necessitates reporting a month behind

MR-7B - Repair Repeat Report Rate (Percent) - Dispatches outside MSAs

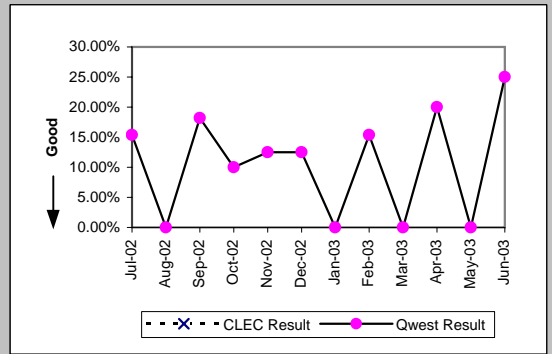
Residence (Parity)									
Date	CLEC Num	CLEC Denc	CLEC Resu	CLEC Std	Qwest Num	Qwest Denc	Qwest Resu	Mod Z Scr	Parity Scr
Jul-02	1	11	9.09%	28.75%	430	2916	14.75%	-0.53	-1.32
Aug-02	3	19	15.79%	36.46%	319	2553	12.50%	0.47	-0.71
Sep-02	1	11	9.09%	28.75%	261	2511	10.39%	-0.14	-1.09
Oct-02	2	12	16.67%	37.27%	298	2363	12.61%	0.46	-0.72
Nov-02	2	16	12.50%	33.07%	257	2616	9.82%	0.41	-0.75
Dec-02	0	12	0.00%	0.00%	379	3295	11.50%	-1.25	-1.76
Jan-03	4	33	12.12%	32.64%	309	3300	9.36%	0.57	-0.65
Feb-03	2	25	8.00%	27.13%	293	2570	11.40%	-0.53	-1.32
Mar-03	2	26	7.69%	26.65%	268	2813	9.53%	-0.32	-1.19
Apr-03	4	27	14.81%	35.52%	299	2634	11.35%	0.59	-0.64
May-03	2	25	8.00%	27.13%	289	2509	11.52%	-0.55	-1.33
Jun-03	4	17	23.53%	42.42%	294	2500	11.76%	1.37	-0.16



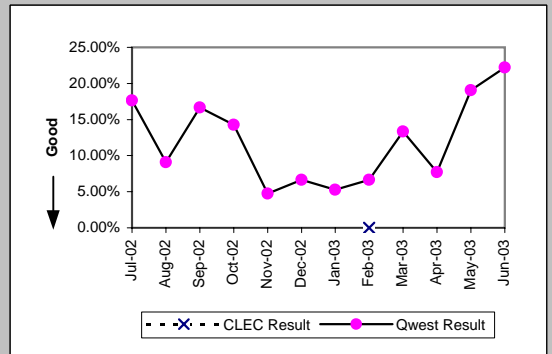
Business (Parity)									
Date	CLEC Num	CLEC Denc	CLEC Resu	CLEC Std	Qwest Num	Qwest Denc	Qwest Resu	Mod Z Scr	Parity Scr
Jul-02	0	4	0.00%	0.00%	57	369	15.45%	-0.85	-1.52
Aug-02	5	18	27.78%	44.79%	35	309	11.33%	1.85	0.13
Sep-02	1	11	9.09%	28.75%	41	341	12.02%	-0.29	-1.18
Oct-02	1	13	7.69%	26.65%	39	362	10.77%	-0.35	-1.21
Nov-02	1	14	7.14%	25.75%	23	283	8.13%	-0.13	-1.08
Dec-02	2	16	12.50%	33.07%	34	388	8.76%	0.54	-0.67
Jan-03	1	15	6.67%	24.94%	45	439	10.25%	-0.45	-1.27
Feb-03	2	18	11.11%	31.43%	37	307	12.05%	-0.12	-1.07
Mar-03	1	17	5.88%	23.53%	36	340	10.59%	-0.62	-1.37
Apr-03	0	8	0.00%	0.00%	43	342	12.57%	-1.06	-1.64
May-03	5	18	27.78%	44.79%	41	319	12.85%	1.64	0
Jun-03	1	23	4.35%	20.39%	36	325	11.08%	-0.99	-1.6



Centrex (Parity)									
Date	CLEC Num	CLEC Denc	CLEC Resu	CLEC Std	Qwest Num	Qwest Denc	Qwest Resu	Mod Z Scr	Parity Scr
Jul-02					2	13	15.38%		
Aug-02					0	12	0.00%		
Sep-02					2	11	18.18%		
Oct-02					2	20	10.00%		
Nov-02					1	8	12.50%		
Dec-02					2	16	12.50%		
Jan-03					0	17	0.00%		
Feb-03					2	13	15.38%		
Mar-03					0	9	0.00%		
Apr-03					3	15	20.00%		
May-03					0	6	0.00%		
Jun-03					5	20	25.00%		

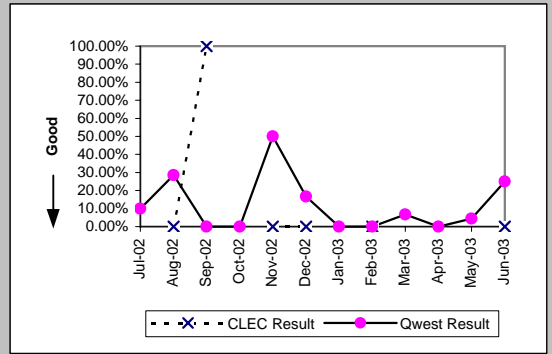


Centrex 21 (Parity)									
Date	CLEC Num	CLEC Denc	CLEC Resu	CLEC Std	Qwest Num	Qwest Denc	Qwest Resu	Mod Z Scr	Parity Scr
Jul-02					3	17	17.65%		
Aug-02					1	11	9.09%		
Sep-02					4	24	16.67%		
Oct-02					2	14	14.29%		
Nov-02					1	21	4.76%		
Dec-02					1	15	6.67%		
Jan-03					1	19	5.26%		
Feb-03	0	1	0.00%	0.00%	1	15	6.67%	-0.26	-1.16
Mar-03					2	15	13.33%		
Apr-03					1	13	7.69%		
May-03					4	21	19.05%		
Jun-03					6	27	22.22%		

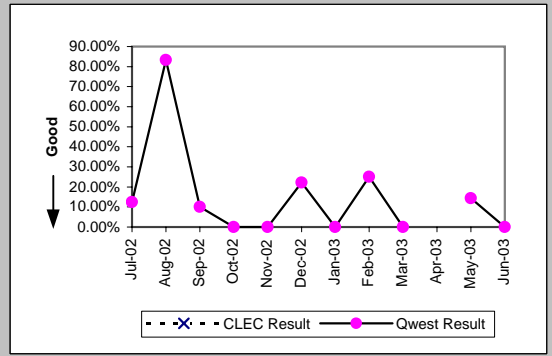


MR-7B - Repair Repeat Report Rate (Percent) - Dispatches outside MSAs

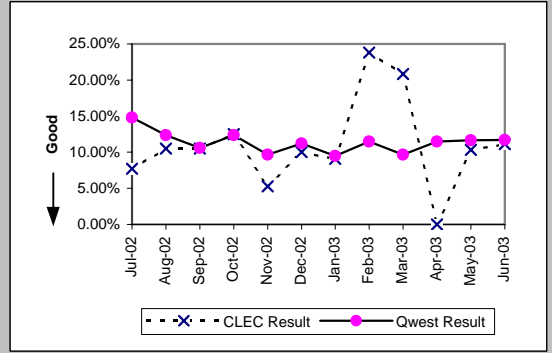
PBX (Parity)									
Date	CLEC Num	CLEC Denc	CLEC Resu	CLEC Std E	Qwest Num	Qwest Denc	Qwest Resu	Mod Z Scr	Parity Scr
Jul-02					1	10	10.00%		
Aug-02	0	2	0.00%	0.00%	2	7	28.57%	-0.79	-1.48
Sep-02	2	2	100.00%	0.00%	0	7	0.00%	N/A	0.45
Oct-02					0	4	0.00%		
Nov-02	0	1	0.00%	0.00%	3	6	50.00%	-0.93	-1.56
Dec-02	0	1	0.00%	0.00%	1	6	16.67%	-0.41	-1.25
Jan-03					0	5	0.00%		
Feb-03	0	1	0.00%	0.00%	0	10	0.00%	N/A	N/A
Mar-03					1	15	6.67%		
Apr-03					0	6	0.00%		
May-03					1	23	4.35%		
Jun-03	0	2	0.00%	0.00%	1	4	25.00%	-0.67	-1.41



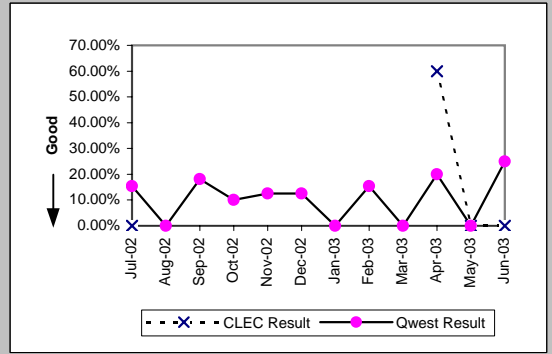
Basic Rate ISDN (Parity)									
Date	CLEC Num	CLEC Denc	CLEC Resu	CLEC Std E	Qwest Num	Qwest Denc	Qwest Resu	Mod Z Scr	Parity Scr
Jul-02					1	8	12.50%		
Aug-02					5	6	83.33%		
Sep-02					1	10	10.00%		
Oct-02					0	1	0.00%		
Nov-02					0	4	0.00%		
Dec-02					2	9	22.22%		
Jan-03					0	2	0.00%		
Feb-03					1	4	25.00%		
Mar-03					0	4	0.00%		
Apr-03									
May-03					1	7	14.29%		
Jun-03					0	1	0.00%		



UNE - P (POTS) (Parity)									
Date	CLEC Num	CLEC Denc	CLEC Resu	CLEC Std E	Qwest Num	Qwest Denc	Qwest Resu	Mod Z Scr	Parity Scr
Jul-02	1	13	7.69%	26.65%	487	3285	14.83%	-0.72	-1.44
Aug-02	2	19	10.53%	30.69%	354	2862	12.37%	-0.24	-1.15
Sep-02	2	19	10.53%	30.69%	302	2852	10.59%	-0.01	-1.01
Oct-02	2	16	12.50%	33.07%	337	2725	12.37%	0.09	-0.95
Nov-02	1	19	5.26%	22.33%	280	2899	9.66%	-0.65	-1.39
Dec-02	2	20	10.00%	30.00%	413	3683	11.21%	-0.17	-1.1
Jan-03	3	33	9.09%	28.75%	354	3739	9.47%	-0.07	-1.04
Feb-03	5	21	23.81%	42.59%	330	2877	11.47%	1.6	-0.03
Mar-03	5	24	20.83%	40.61%	304	3153	9.64%	1.66	0.01
Apr-03	0	27	0.00%	0.00%	342	2976	11.49%	-1.86	-2.13
May-03	3	29	10.34%	30.45%	330	2828	11.67%	-0.22	-1.13
Jun-03	2	18	11.11%	31.43%	330	2825	11.68%	-0.08	-1.05

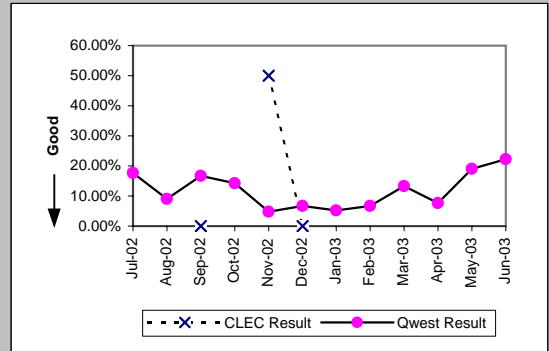


UNE P (Centrex) (Parity)									
Date	CLEC Num	CLEC Denc	CLEC Resu	CLEC Std E	Qwest Num	Qwest Denc	Qwest Resu	Mod Z Scr	Parity Scr
Jul-02		2	0.00%	0.00%	2	13	15.38%	-0.56	-1.34
Aug-02					0	12	0.00%		
Sep-02					2	11	18.18%		
Oct-02					2	20	10.00%		
Nov-02					1	8	12.50%		
Dec-02					2	16	12.50%		
Jan-03					0	17	0.00%		
Feb-03					2	13	15.38%		
Mar-03					0	9	0.00%		
Apr-03	3	5	60.00%	48.99%	3	15	20.00%	1.49	-0.09
May-03	0	1	0.00%	0.00%	0	6	0.00%	N/A	N/A
Jun-03	0	1	0.00%	0.00%	5	20	25.00%	-0.56	-1.34

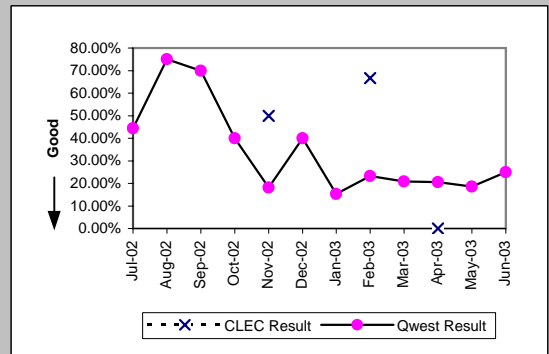


MR-7B - Repair Repeat Report Rate (Percent) - Dispatches outside MSAs

UNE P (Centrex 21) (Parity)									
Date	CLEC Num	CLEC Denc	CLEC Resu	CLEC Std	Qwest Num	Qwest Denc	Qwest Resu	Mod Z Scr	Parity Scr
Jul-02					3	17	17.65%		
Aug-02					1	11	9.09%		
Sep-02	0	1	0.00%	0.00%	4	24	16.67%	-0.44	-1.27
Oct-02					2	14	14.29%		
Nov-02	1	2	50.00%	50.00%	1	21	4.76%	1.42	-0.14
Dec-02	0	1	0.00%	0.00%	1	15	6.67%	-0.26	-1.16
Jan-03					1	19	5.26%		
Feb-03					1	15	6.67%		
Mar-03					2	15	13.33%		
Apr-03					1	13	7.69%		
May-03					4	21	19.05%		
Jun-03					6	27	22.22%		

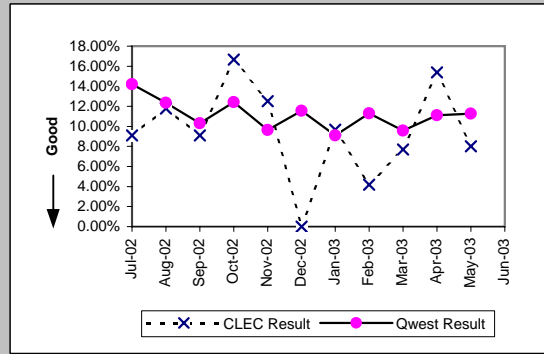


Line Sharing (Diagnostic)									
Date	CLEC Num	CLEC Denc	CLEC Resu	CLEC Std	Qwest Num	Qwest Denc	Qwest Resu	Mod Z Scr	Parity Scr
Jul-02					4	9	44.44%		
Aug-02					9	12	75.00%		
Sep-02					7	10	70.00%		
Oct-02					2	5	40.00%		
Nov-02	1	2	50.00%	50.00%	2	11	18.18%	0.72	-0.56
Dec-02					4	10	40.00%		
Jan-03					2	13	15.38%		
Feb-03	2	3	66.67%	47.14%	97	418	23.21%	1.46	-0.11
Mar-03					79	379	20.84%		
Apr-03	0	1	0.00%	0.00%	88	428	20.56%	-0.51	-1.31
May-03					75	404	18.56%		
Jun-03					11	44	25.00%		

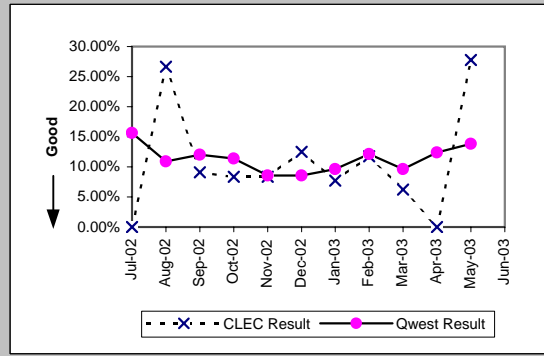


MR-7B* - Repair Repeat Report Rate (Percent) - Dispatches outside MSAs

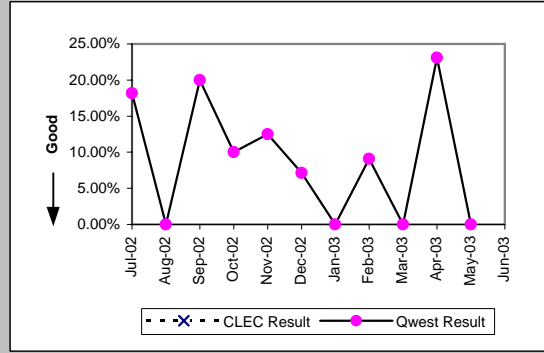
Residence (Parity)									
Date	CLEC Num	CLEC Denc	CLEC Resu	CLEC Std E	Qwest Num	Qwest Denc	Qwest Resu	Mod Z Scr	Parity Scr
Jul-02	1	11	9.09%	28.75%	389	2736	14.22%	-0.49	-1.3
Aug-02	2	17	11.76%	32.22%	293	2373	12.35%	-0.07	-1.04
Sep-02	1	11	9.09%	28.75%	246	2385	10.31%	-0.13	-1.08
Oct-02	2	12	16.67%	37.27%	275	2216	12.41%	0.48	-0.71
Nov-02	2	16	12.50%	33.07%	239	2477	9.65%	0.43	-0.74
Dec-02	0	10	0.00%	0.00%	363	3138	11.57%	-1.14	-1.69
Jan-03	3	31	9.68%	29.57%	288	3167	9.09%	0.18	-0.89
Feb-03	1	24	4.17%	19.98%	274	2427	11.29%	-1.1	-1.67
Mar-03	2	26	7.69%	26.65%	257	2688	9.56%	-0.32	-1.2
Apr-03	4	26	15.38%	36.08%	280	2523	11.10%	0.71	-0.57
May-03	2	25	8.00%	27.13%	270	2399	11.25%	-0.51	-1.31
Jun-03									



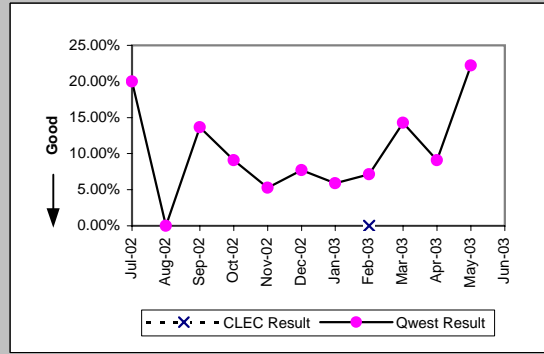
Business (Parity)									
Date	CLEC Num	CLEC Denc	CLEC Resu	CLEC Std E	Qwest Num	Qwest Denc	Qwest Resu	Mod Z Scr	Parity Scr
Jul-02	0	4	0.00%	0.00%	51	326	15.64%	-0.86	-1.52
Aug-02	4	15	26.67%	44.22%	30	275	10.91%	1.65	0.01
Sep-02	1	11	9.09%	28.75%	37	308	12.01%	-0.29	-1.18
Oct-02	1	12	8.33%	27.64%	38	334	11.38%	-0.33	-1.2
Nov-02	1	12	8.33%	27.64%	22	257	8.56%	-0.03	-1.02
Dec-02	2	16	12.50%	33.07%	31	362	8.56%	0.56	-0.66
Jan-03	1	13	7.69%	26.65%	39	405	9.63%	-0.23	-1.14
Feb-03	2	17	11.76%	32.22%	35	288	12.15%	-0.05	-1.03
Mar-03	1	16	6.25%	24.21%	30	311	9.65%	-0.45	-1.27
Apr-03	0	7	0.00%	0.00%	38	307	12.38%	-0.98	-1.6
May-03	5	18	27.78%	44.79%	41	296	13.85%	1.51	-0.08
Jun-03									



Centrex (Parity)									
Date	CLEC Num	CLEC Denc	CLEC Resu	CLEC Std E	Qwest Num	Qwest Denc	Qwest Resu	Mod Z Scr	Parity Scr
Jul-02					2	11	18.18%		
Aug-02					0	8	0.00%		
Sep-02					2	10	20.00%		
Oct-02					2	20	10.00%		
Nov-02					1	8	12.50%		
Dec-02					1	14	7.14%		
Jan-03					0	16	0.00%		
Feb-03					1	11	9.09%		
Mar-03					0	9	0.00%		
Apr-03					3	13	23.08%		
May-03					0	5	0.00%		
Jun-03									



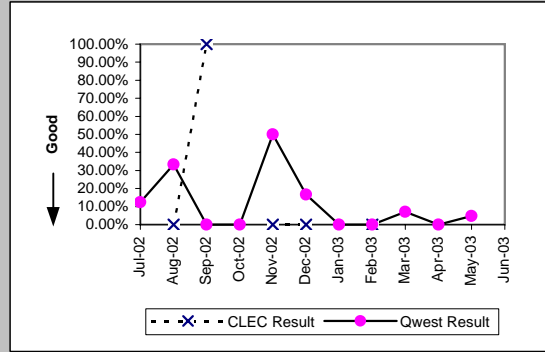
Centrex 21 (Parity)									
Date	CLEC Num	CLEC Denc	CLEC Resu	CLEC Std E	Qwest Num	Qwest Denc	Qwest Resu	Mod Z Scr	Parity Scr
Jul-02					3	15	20.00%		
Aug-02					0	10	0.00%		
Sep-02					3	22	13.64%		
Oct-02					1	11	9.09%		
Nov-02					1	19	5.26%		
Dec-02					1	13	7.69%		
Jan-03					1	17	5.88%		
Feb-03	0	1	0.00%	0.00%	1	14	7.14%	-0.27	-1.16
Mar-03					2	14	14.29%		
Apr-03					1	11	9.09%		
May-03					4	18	22.22%		
Jun-03									



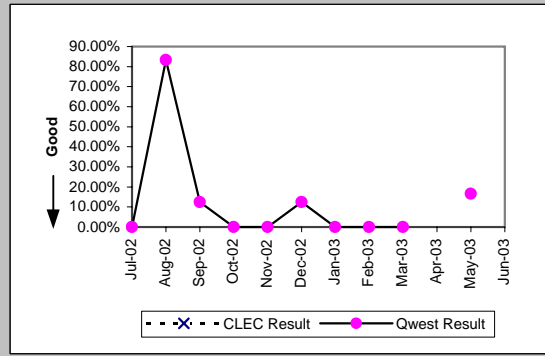
*Results exclude No Trouble Found and Test OK reports unless QWEST trouble is found on another report within 30 days of the original report. A 30-day window necessitates reporting a month behind

MR-7B* - Repair Repeat Report Rate (Percent) - Dispatches outside MSAs

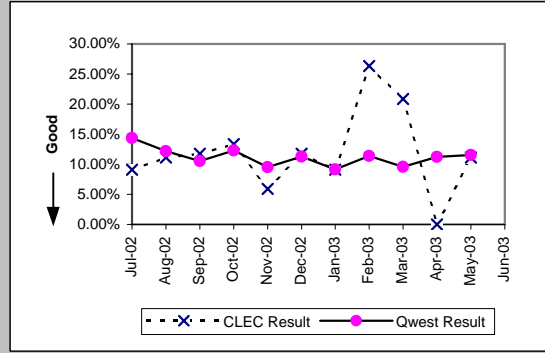
PBX (Parity)									
Date	CLEC Num	CLEC Denc	CLEC Resu	CLEC Std E	Qwest Num	Qwest Denc	Qwest Resu	Mod Z Scr	Parity Scr
Jul-02					1	8	12.50%		
Aug-02	0	2	0.00%	0.00%	2	6	33.33%	-0.87	-1.53
Sep-02	2	2	100.00%	0.00%	0	5	0.00%	N/A	0.32
Oct-02					0	4	0.00%		
Nov-02	0	1	0.00%	0.00%	3	6	50.00%	-0.93	-1.56
Dec-02	0	1	0.00%	0.00%	1	6	16.67%	-0.41	-1.25
Jan-03					0	4	0.00%		
Feb-03	0	1	0.00%	0.00%	0	10	0.00%	N/A	N/A
Mar-03					1	14	7.14%		
Apr-03					0	4	0.00%		
May-03					1	21	4.76%		
Jun-03									



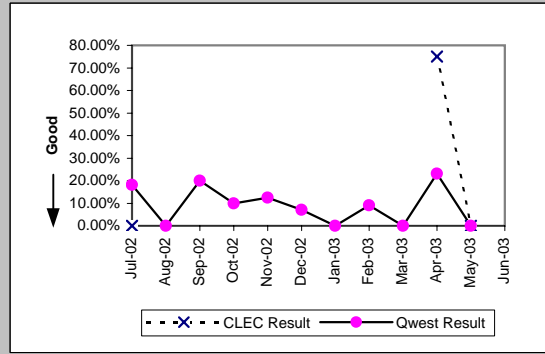
Basic Rate ISDN (Parity)									
Date	CLEC Num	CLEC Denc	CLEC Resu	CLEC Std E	Qwest Num	Qwest Denc	Qwest Resu	Mod Z Scr	Parity Scr
Jul-02					0	4	0.00%		
Aug-02					5	6	83.33%		
Sep-02					1	8	12.50%		
Oct-02					0	1	0.00%		
Nov-02					0	4	0.00%		
Dec-02					1	8	12.50%		
Jan-03					0	2	0.00%		
Feb-03					0	2	0.00%		
Mar-03					0	4	0.00%		
Apr-03									
May-03					1	6	16.67%		
Jun-03									



UNE - P (POTS) (Parity)									
Date	CLEC Num	CLEC Denc	CLEC Resu	CLEC Std E	Qwest Num	Qwest Denc	Qwest Resu	Mod Z Scr	Parity Scr
Jul-02	1	11	9.09%	28.75%	440	3062	14.37%	-0.5	-1.3
Aug-02	2	18	11.11%	31.43%	323	2648	12.20%	-0.14	-1.09
Sep-02	2	17	11.76%	32.22%	283	2693	10.51%	0.23	-0.86
Oct-02	2	15	13.33%	33.99%	313	2550	12.27%	0.19	-0.88
Nov-02	1	17	5.88%	23.53%	261	2734	9.55%	-0.51	-1.31
Dec-02	2	17	11.76%	32.22%	394	3500	11.26%	0.14	-0.92
Jan-03	3	33	9.09%	28.75%	327	3572	9.15%	-0.01	-1.01
Feb-03	5	19	26.32%	44.03%	309	2715	11.38%	1.81	0.1
Mar-03	5	24	20.83%	40.61%	287	2999	9.57%	1.67	0.02
Apr-03	0	23	0.00%	0.00%	318	2830	11.24%	-1.7	-2.03
May-03	3	27	11.11%	31.43%	311	2695	11.54%	-0.07	-1.04
Jun-03									



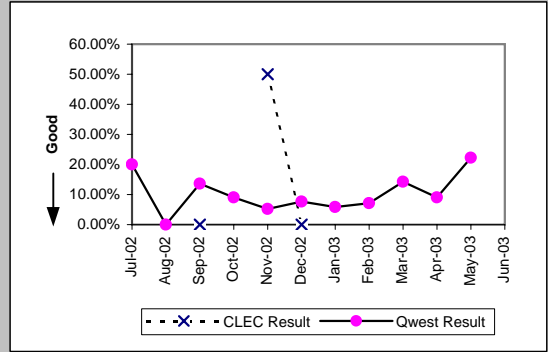
UNE P (Centrex) (Parity)									
Date	CLEC Num	CLEC Denc	CLEC Resu	CLEC Std E	Qwest Num	Qwest Denc	Qwest Resu	Mod Z Scr	Parity Scr
Jul-02		0	0.00%	0.00%	2	11	18.18%	-0.45	-1.27
Aug-02					0	8	0.00%		
Sep-02					2	10	20.00%		
Oct-02					2	20	10.00%		
Nov-02					1	8	12.50%		
Dec-02					1	14	7.14%		
Jan-03					0	16	0.00%		
Feb-03					1	11	9.09%		
Mar-03					0	9	0.00%		
Apr-03	3	4	75.00%	43.30%	3	13	23.08%	1.7	0.04
May-03	0	1	0.00%	0.00%	0	5	0.00%	N/A	N/A
Jun-03									



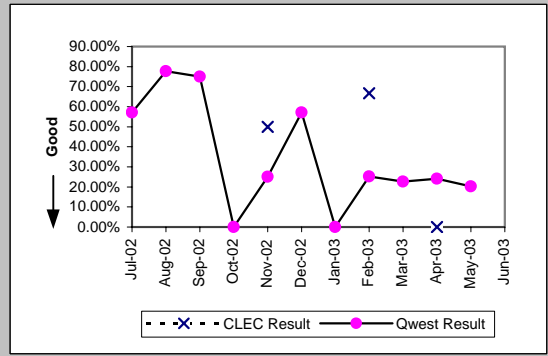
*Results exclude No Trouble Found and Test OK reports unless QWEST trouble is found on another report within 30 days of the original report. A 30-day window necessitates reporting a month behind

MR-7B* - Repair Repeat Report Rate (Percent) - Dispatches outside MSAs

UNE P (Centrex 21) (Parity)									
Date	CLEC Num	CLEC Denc	CLEC Resu	CLEC Std	Qwest Num	Qwest Denc	Qwest Resu	Mod Z Scr	Parity Scr
Jul-02					3	15	20.00%		
Aug-02					0	10	0.00%		
Sep-02	0	1	0.00%	0.00%	3	22	13.64%	-0.39	-1.24
Oct-02					1	11	9.09%		
Nov-02	1	2	50.00%	50.00%	1	19	5.26%	1.36	-0.17
Dec-02	0	1	0.00%	0.00%	1	13	7.69%	-0.28	-1.17
Jan-03					1	17	5.88%		
Feb-03					1	14	7.14%		
Mar-03					2	14	14.29%		
Apr-03					1	11	9.09%		
May-03					4	18	22.22%		
Jun-03									



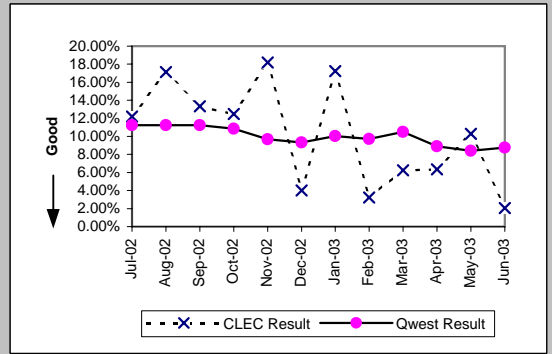
Line Sharing (Diagnostic)									
Date	CLEC Num	CLEC Denc	CLEC Resu	CLEC Std	Qwest Num	Qwest Denc	Qwest Resu	Mod Z Scr	Parity Scr
Jul-02					4	7	57.14%		
Aug-02					7	9	77.78%		
Sep-02					3	4	75.00%		
Oct-02					0	1	0.00%		
Nov-02	1	2	50.00%	50.00%	1	4	25.00%	0.32	-0.8
Dec-02					4	7	57.14%		
Jan-03					0	4	0.00%		
Feb-03	2	3	66.67%	47.14%	52	206	25.24%	1.37	-0.17
Mar-03					54	239	22.59%		
Apr-03	0	1	0.00%	0.00%	63	261	24.14%	-0.56	-1.34
May-03					53	262	20.23%		
Jun-03									



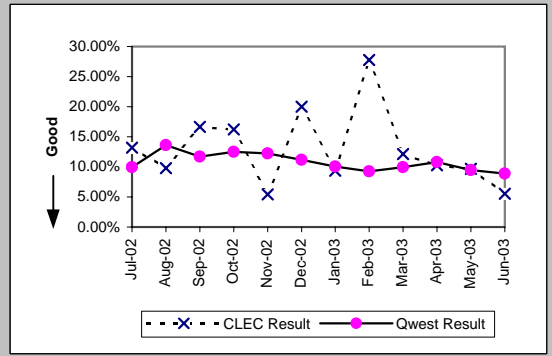
*Results exclude No Trouble Found and Test OK reports unless QWEST trouble is found on another report within 30 days of the original report. A 30-day window necessitates reporting a month behind

MR-7C - Repair Repeat Report Rate (Percent) - No dispatches

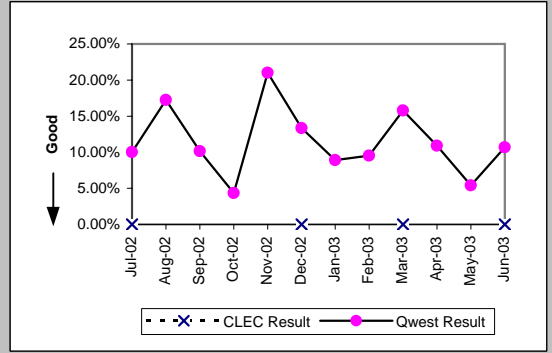
Residence (Parity)									
Date	CLEC Num	CLEC Denc	CLEC Resu	CLEC Std	Qwest Num	Qwest Denc	Qwest Resu	Mod Z Scr	Parity Scr
Jul-02	5	41	12.20%	32.72%	558	4958	11.25%	0.24	-0.86
Aug-02	6	35	17.14%	37.69%	502	4472	11.23%	1.07	-0.35
Sep-02	4	30	13.33%	33.99%	442	3934	11.24%	0.41	-0.75
Oct-02	4	32	12.50%	33.07%	441	4065	10.85%	0.35	-0.79
Nov-02	4	22	18.18%	38.57%	352	3639	9.67%	1.25	-0.24
Dec-02	1	25	4.00%	19.60%	313	3360	9.32%	-0.91	-1.55
Jan-03	5	29	17.24%	37.77%	354	3527	10.04%	1.22	-0.26
Feb-03	1	31	3.23%	17.67%	315	3245	9.71%	-1.21	-1.74
Mar-03	4	64	6.25%	24.21%	352	3357	10.49%	-1.1	-1.67
Apr-03	4	63	6.35%	24.38%	272	3054	8.91%	-0.71	-1.43
May-03	7	68	10.29%	30.39%	245	2912	8.41%	0.58	-0.65
Jun-03	1	49	2.04%	14.14%	256	2918	8.77%	-1.65	-2



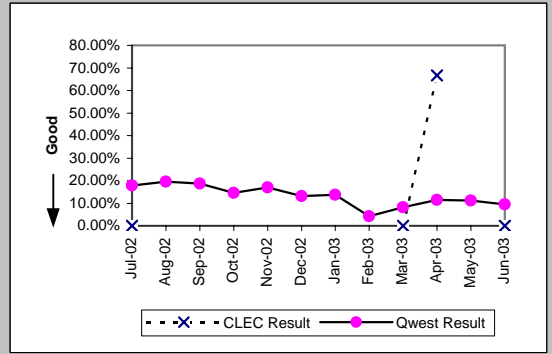
Business (Parity)									
Date	CLEC Num	CLEC Denc	CLEC Resu	CLEC Std	Qwest Num	Qwest Denc	Qwest Resu	Mod Z Scr	Parity Scr
Jul-02	7	53	13.21%	33.86%	103	1036	9.94%	0.78	-0.53
Aug-02	5	51	9.80%	29.74%	96	705	13.62%	-0.77	-1.47
Sep-02	7	42	16.67%	37.27%	94	803	11.71%	0.96	-0.42
Oct-02	6	37	16.22%	36.86%	83	665	12.48%	0.68	-0.59
Nov-02	2	37	5.41%	22.61%	75	612	12.25%	-1.23	-1.75
Dec-02	7	35	20.00%	40.00%	59	528	11.17%	1.48	-0.1
Jan-03	3	32	9.38%	29.15%	62	618	10.03%	-0.12	-1.07
Feb-03	10	36	27.78%	44.79%	57	616	9.25%	3.06	0.86
Mar-03	4	33	12.12%	32.64%	52	524	9.92%	0.44	-0.73
Apr-03	4	39	10.26%	30.34%	61	565	10.80%	-0.11	-1.06
May-03	3	31	9.68%	29.57%	50	527	9.49%	0.09	-0.95
Jun-03	2	36	5.56%	22.91%	45	508	8.86%	-0.67	-1.41



Centrex (Parity)									
Date	CLEC Num	CLEC Denc	CLEC Resu	CLEC Std	Qwest Num	Qwest Denc	Qwest Resu	Mod Z Scr	Parity Scr
Jul-02	0	1	0.00%	0.00%	12	120	10.00%	-0.33	-1.2
Aug-02					20	116	17.24%		
Sep-02					13	128	10.16%		
Oct-02					4	92	4.35%		
Nov-02					21	100	21.00%		
Dec-02	0	1	0.00%	0.00%	12	90	13.33%	-0.39	-1.24
Jan-03					9	101	8.91%		
Feb-03					10	105	9.52%		
Mar-03	0	1	0.00%	0.00%	12	76	15.79%	-0.43	-1.26
Apr-03					11	101	10.89%		
May-03					4	74	5.41%		
Jun-03	0	2	0.00%	0.00%	8	75	10.67%	-0.48	-1.29

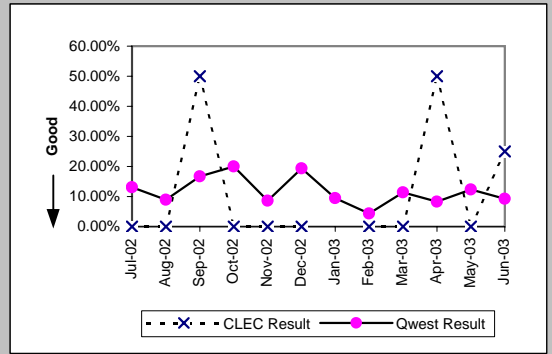


Centrex 21 (Parity)									
Date	CLEC Num	CLEC Denc	CLEC Resu	CLEC Std	Qwest Num	Qwest Denc	Qwest Resu	Mod Z Scr	Parity Scr
Jul-02	0	1	0.00%	0.00%	24	134	17.91%	-0.47	-1.28
Aug-02					25	128	19.53%		
Sep-02					27	144	18.75%		
Oct-02					14	96	14.58%		
Nov-02					14	82	17.07%		
Dec-02					9	68	13.24%		
Jan-03					12	87	13.79%		
Feb-03					4	93	4.30%		
Mar-03	0	2	0.00%	0.00%	6	73	8.22%	-0.42	-1.25
Apr-03	2	3	66.67%	47.14%	11	96	11.46%	2.07	0.26
May-03					11	98	11.22%		
Jun-03	0	1	0.00%	0.00%	9	95	9.47%	-0.32	-1.2

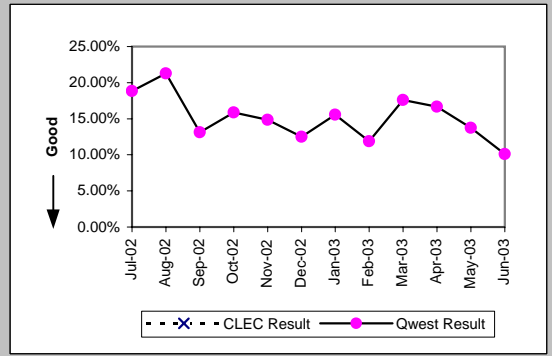


MR-7C - Repair Repeat Report Rate (Percent) - No dispatches

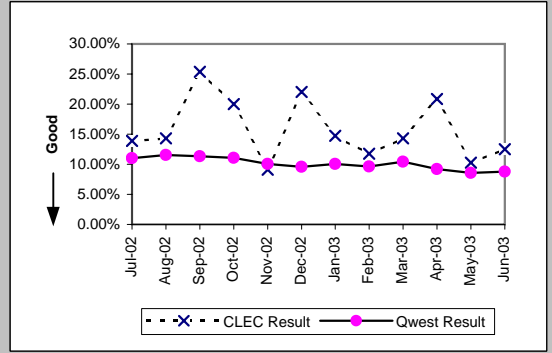
PBX (Parity)									
Date	CLEC Num	CLEC Denc	CLEC Resu	CLEC Std E	Qwest Num	Qwest Denc	Qwest Resu	Mod Z Scr	Parity Scr
Jul-02	0	2	0.00%	0.00%	15	115	13.04%	-0.54	-1.33
Aug-02	0	2	0.00%	0.00%	10	112	8.93%	-0.44	-1.27
Sep-02	2	4	50.00%	50.00%	18	108	16.67%	1.44	-0.13
Oct-02	0	3	0.00%	0.00%	12	60	20.00%	-0.85	-1.51
Nov-02	0	3	0.00%	0.00%	7	81	8.64%	-0.52	-1.32
Dec-02	0	1	0.00%	0.00%	17	88	19.32%	-0.49	-1.3
Jan-03					7	74	9.46%		
Feb-03	0	1	0.00%	0.00%	3	68	4.41%	-0.21	-1.13
Mar-03	0	2	0.00%	0.00%	9	79	11.39%	-0.5	-1.3
Apr-03	1	2	50.00%	50.00%	5	60	8.33%	1.33	-0.19
May-03	0	2	0.00%	0.00%	8	65	12.31%	-0.52	-1.32
Jun-03	1	4	25.00%	43.30%	5	54	9.26%	0.82	-0.5



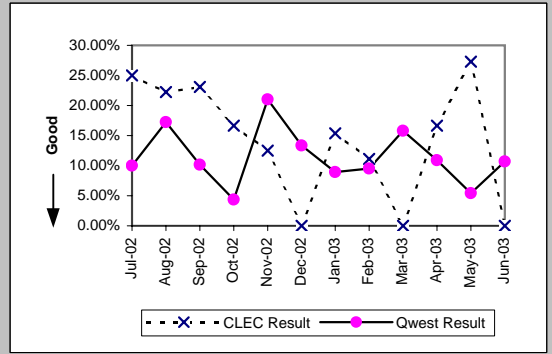
Basic Rate ISDN (Parity)									
Date	CLEC Num	CLEC Denc	CLEC Resu	CLEC Std E	Qwest Num	Qwest Denc	Qwest Resu	Mod Z Scr	Parity Scr
Jul-02					26	138	18.84%		
Aug-02					27	127	21.26%		
Sep-02					13	99	13.13%		
Oct-02					13	82	15.85%		
Nov-02					15	101	14.85%		
Dec-02					14	112	12.50%		
Jan-03					19	122	15.57%		
Feb-03					17	143	11.89%		
Mar-03					25	142	17.61%		
Apr-03					20	120	16.67%		
May-03					14	102	13.73%		
Jun-03					10	99	10.10%		



UNE - P (POTS) (Parity)									
Date	CLEC Num	CLEC Denc	CLEC Resu	CLEC Std E	Qwest Num	Qwest Denc	Qwest Resu	Mod Z Scr	Parity Scr
Jul-02	10	72	13.89%	34.58%	661	5994	11.03%	0.78	-0.53
Aug-02	11	77	14.29%	34.99%	598	5177	11.55%	0.76	-0.54
Sep-02	16	63	25.40%	43.53%	536	4737	11.32%	3.1	0.88
Oct-02	12	60	20.00%	40.00%	524	4730	11.08%	2.02	0.23
Nov-02	6	66	9.09%	28.75%	427	4251	10.04%	-0.26	-1.16
Dec-02	11	50	22.00%	41.42%	372	3888	9.57%	2.61	0.59
Jan-03	9	61	14.75%	35.46%	416	4145	10.04%	1.18	-0.28
Feb-03	8	68	11.76%	32.22%	372	3861	9.63%	0.61	-0.63
Mar-03	7	49	14.29%	34.99%	404	3881	10.41%	0.88	-0.46
Apr-03	10	48	20.83%	40.61%	333	3619	9.20%	2.44	0.49
May-03	8	78	10.26%	30.34%	295	3439	8.58%	0.55	-0.66
Jun-03	6	48	12.50%	33.07%	301	3426	8.79%	0.9	-0.45

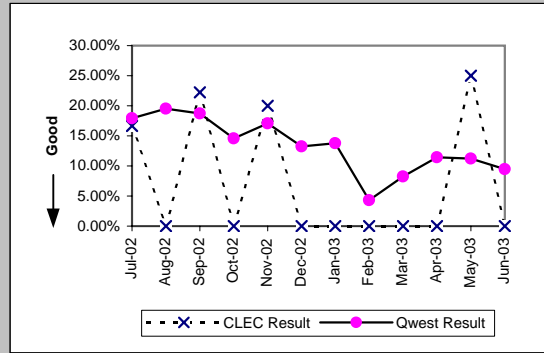


UNE P (Centrex) (Parity)									
Date	CLEC Num	CLEC Denc	CLEC Resu	CLEC Std E	Qwest Num	Qwest Denc	Qwest Resu	Mod Z Scr	Parity Scr
Jul-02	4	16	25.00%	43.30%	12	120	10.00%	1.58	-0.04
Aug-02	4	18	22.22%	41.57%	20	116	17.24%	0.52	-0.69
Sep-02	3	13	23.08%	42.13%	13	128	10.16%	1.28	-0.22
Oct-02	2	12	16.67%	37.27%	4	92	4.35%	1.44	-0.12
Nov-02	1	8	12.50%	33.07%	21	100	21.00%	-0.57	-1.35
Dec-02	0	7	0.00%	0.00%	12	90	13.33%	-1	-1.61
Jan-03	2	13	15.38%	36.08%	9	101	8.91%	0.71	-0.57
Feb-03	1	9	11.11%	31.43%	10	105	9.52%	0.17	-0.89
Mar-03	0	8	0.00%	0.00%	12	76	15.79%	-1.16	-1.71
Apr-03	2	12	16.67%	37.27%	11	101	10.89%	0.58	-0.65
May-03	3	11	27.27%	44.54%	4	74	5.41%	2.03	0.23
Jun-03	0	6	0.00%	0.00%	8	75	10.67%	-0.81	-1.5

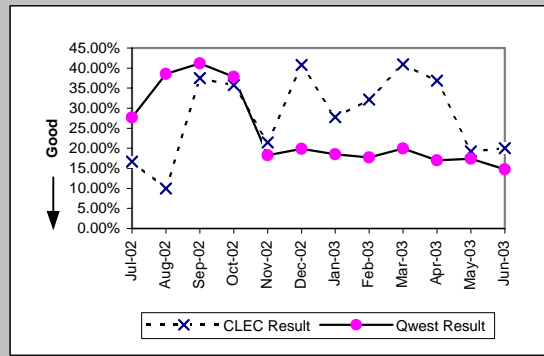


MR-7C - Repair Repeat Report Rate (Percent) - No dispatches

UNE P (Centrex 21) (Parity)										
Date	CLEC Num	CLEC Denc	CLEC Resu	CLEC Std	Qwest Num	Qwest Denc	Qwest Resu	Mod Z Scr	Parity Scr	
Jul-02	1	6	16.67%	37.27%	24	134	17.91%	-0.08	-1.05	
Aug-02	0	4	0.00%	0.00%	25	128	19.53%	-0.97	-1.59	
Sep-02	2	9	22.22%	41.57%	27	144	18.75%	0.28	-0.83	
Oct-02	0	5	0.00%	0.00%	14	96	14.58%	-0.9	-1.55	
Nov-02	1	5	20.00%	40.00%	14	82	17.07%	0.17	-0.9	
Dec-02	0	6	0.00%	0.00%	9	68	13.24%	-0.92	-1.56	
Jan-03	0	4	0.00%	0.00%	12	87	13.79%	-0.78	-1.48	
Feb-03	0	9	0.00%	0.00%	4	93	4.30%	-0.61	-1.37	
Mar-03	0	9	0.00%	0.00%	6	73	8.22%	-0.85	-1.51	
Apr-03	0	3	0.00%	0.00%	11	96	11.46%	-0.61	-1.37	
May-03	2	8	25.00%	43.30%	11	98	11.22%	1.03	-0.37	
Jun-03	0	5	0.00%	0.00%	9	95	9.47%	-0.71	-1.43	

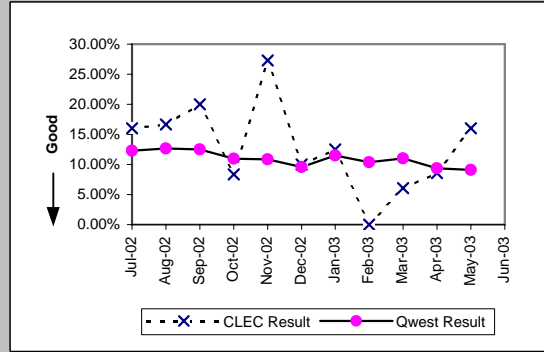


Line Sharing (Diagnostic)										
Date	CLEC Num	CLEC Denc	CLEC Resu	CLEC Std	Qwest Num	Qwest Denc	Qwest Resu	Mod Z Scr	Parity Scr	
Jul-02	3	18	16.67%	37.27%	128	462	27.71%	-1.03	-1.62	
Aug-02	1	10	10.00%	30.00%	241	626	38.50%	-1.84	-2.12	
Sep-02	3	8	37.50%	48.41%	170	413	41.16%	-0.21	-1.13	
Oct-02	10	28	35.71%	47.92%	113	299	37.79%	-0.22	-1.13	
Nov-02	6	28	21.43%	41.03%	57	312	18.27%	0.43	-0.74	
Dec-02	11	27	40.74%	49.14%	68	342	19.88%	2.37	0.44	
Jan-03	10	36	27.78%	44.79%	73	394	18.53%	1.31	-0.21	
Feb-03	9	28	32.14%	46.70%	275	1550	17.74%	1.84	0.12	
Mar-03	9	22	40.91%	49.17%	309	1552	19.91%	2.24	0.36	
Apr-03	7	19	36.84%	48.24%	299	1756	17.03%	2.06	0.25	
May-03	5	26	19.23%	39.41%	287	1650	17.39%	0.28	-0.83	
Jun-03	2	10	20.00%	40.00%	207	1402	14.76%	0.49	-0.7	

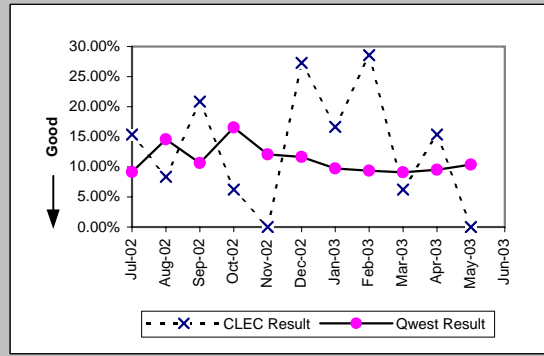


MR-7C* - Repair Repeat Report Rate (Percent) - No dispatches

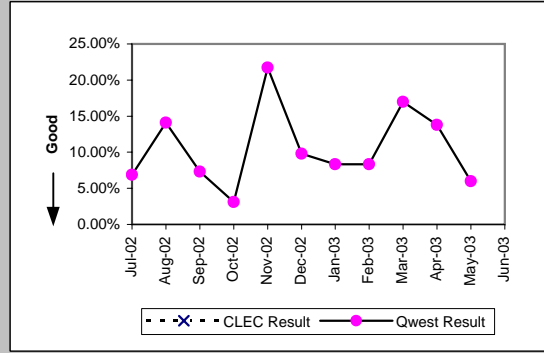
Residence (Parity)									
Date	CLEC Num	CLEC Denc	CLEC Resu	CLEC Std	Qwest Num	Qwest Denc	Qwest Resu	Mod Z Scr	Parity Scr
Jul-02	4	25	16.00%	36.66%	287	2337	12.28%	0.59	-0.64
Aug-02	2	12	16.67%	37.27%	252	1993	12.64%	0.45	-0.72
Sep-02	4	20	20.00%	40.00%	221	1768	12.50%	0.98	-0.41
Oct-02	1	12	8.33%	27.64%	178	1623	10.97%	-0.29	-1.18
Nov-02	3	11	27.27%	44.54%	176	1625	10.83%	1.52	-0.08
Dec-02	1	10	10.00%	30.00%	148	1546	9.57%	0.13	-0.92
Jan-03	2	16	12.50%	33.07%	177	1537	11.52%	0.19	-0.89
Feb-03	0	17	0.00%	0.00%	165	1589	10.38%	-1.4	-1.85
Mar-03	2	33	6.06%	23.86%	189	1714	11.03%	-0.9	-1.55
Apr-03	3	35	8.57%	27.99%	139	1481	9.39%	-0.16	-1.1
May-03	4	25	16.00%	36.66%	120	1317	9.11%	1.12	-0.32
Jun-03									



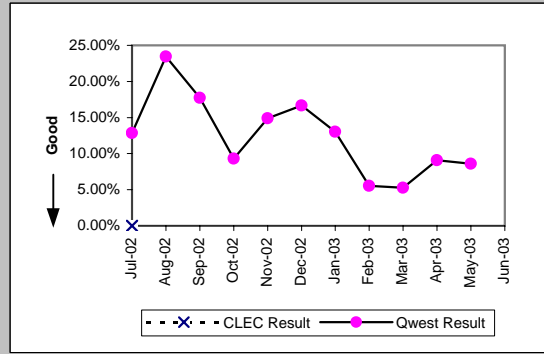
Business (Parity)									
Date	CLEC Num	CLEC Denc	CLEC Resu	CLEC Std	Qwest Num	Qwest Denc	Qwest Resu	Mod Z Scr	Parity Scr
Jul-02	4	26	15.38%	36.08%	57	623	9.15%	1.03	-0.37
Aug-02	2	24	8.33%	27.64%	53	364	14.56%	-0.84	-1.51
Sep-02	5	24	20.83%	40.61%	54	508	10.63%	1.45	-0.12
Oct-02	1	16	6.25%	24.21%	57	345	16.52%	-1.08	-1.66
Nov-02	0	15	0.00%	0.00%	41	339	12.09%	-1.41	-1.85
Dec-02	6	22	27.27%	44.54%	34	292	11.64%	1.92	0.17
Jan-03	3	18	16.67%	37.27%	31	319	9.72%	0.92	-0.44
Feb-03	6	21	28.57%	45.18%	32	341	9.38%	2.4	0.46
Mar-03	1	16	6.25%	24.21%	27	297	9.09%	-0.39	-1.23
Apr-03	2	13	15.38%	36.08%	31	325	9.54%	0.69	-0.58
May-03	0	13	0.00%	0.00%	28	270	10.37%	-1.2	-1.73
Jun-03									



Centrex (Parity)									
Date	CLEC Num	CLEC Denc	CLEC Resu	CLEC Std	Qwest Num	Qwest Denc	Qwest Resu	Mod Z Scr	Parity Scr
Jul-02					5	73	6.85%		
Aug-02					11	78	14.10%		
Sep-02					6	82	7.32%		
Oct-02					2	64	3.13%		
Nov-02					15	69	21.74%		
Dec-02					5	51	9.80%		
Jan-03					5	60	8.33%		
Feb-03					6	72	8.33%		
Mar-03					9	53	16.98%		
Apr-03					8	58	13.79%		
May-03					3	50	6.00%		
Jun-03									



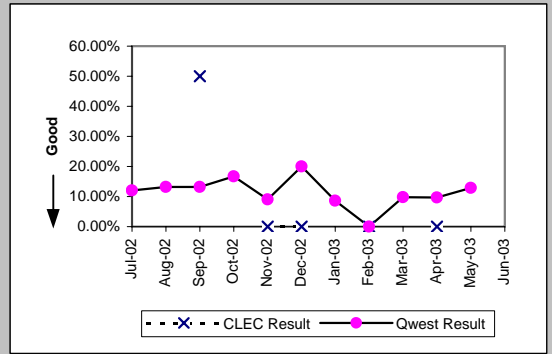
Centrex 21 (Parity)									
Date	CLEC Num	CLEC Denc	CLEC Resu	CLEC Std	Qwest Num	Qwest Denc	Qwest Resu	Mod Z Scr	Parity Scr
Jul-02	0	1	0.00%	0.00%	9	70	12.86%	-0.38	-1.23
Aug-02					15	64	23.44%		
Sep-02					14	79	17.72%		
Oct-02					4	43	9.30%		
Nov-02					7	47	14.89%		
Dec-02					7	42	16.67%		
Jan-03					6	46	13.04%		
Feb-03					3	54	5.56%		
Mar-03					2	38	5.26%		
Apr-03					5	55	9.09%		
May-03					5	58	8.62%		
Jun-03									



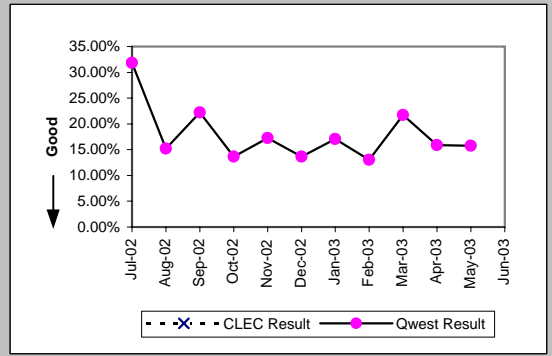
*Results exclude No Trouble Found and Test OK reports unless QWEST trouble is found on another report within 30 days of the original report. A 30-day window necessitates reporting a month behind

MR-7C* - Repair Repeat Report Rate (Percent) - No dispatches

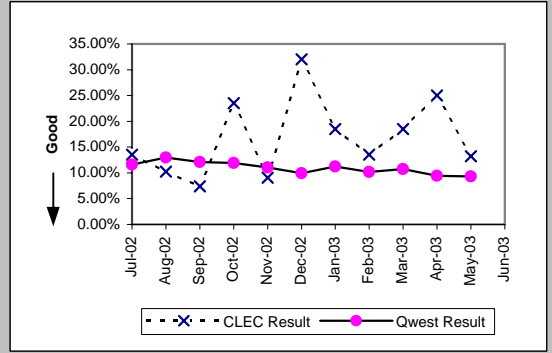
PBX (Parity)									
Date	CLEC Num	CLEC Denc	CLEC Resu	CLEC Std I	Qwest Num	Qwest Denc	Qwest Resu	Mod Z Scr	Parity Scr
Jul-02					7	58	12.07%		
Aug-02					7	53	13.21%		
Sep-02	1	2	50.00%	50.00%	7	53	13.21%	1.07	-0.35
Oct-02					4	24	16.67%		
Nov-02	0	1	0.00%	0.00%	3	33	9.09%	-0.31	-1.19
Dec-02	0	1	0.00%	0.00%	7	35	20.00%	-0.49	-1.3
Jan-03					3	35	8.57%		
Feb-03	0	1	0.00%	0.00%	0	40	0.00%	N/A	N/A
Mar-03					4	41	9.76%		
Apr-03	0	1	0.00%	0.00%	3	31	9.68%	-0.32	-1.2
May-03					4	31	12.90%		
Jun-03									



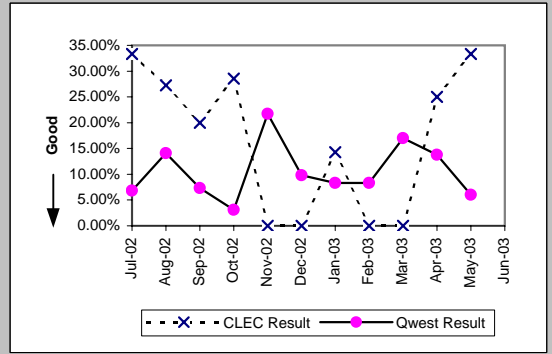
Basic Rate ISDN (Parity)									
Date	CLEC Num	CLEC Denc	CLEC Resu	CLEC Std I	Qwest Num	Qwest Denc	Qwest Resu	Mod Z Scr	Parity Scr
Jul-02					14	44	31.82%		
Aug-02					7	46	15.22%		
Sep-02					6	27	22.22%		
Oct-02					3	22	13.64%		
Nov-02					5	29	17.24%		
Dec-02					6	44	13.64%		
Jan-03					7	41	17.07%		
Feb-03					9	69	13.04%		
Mar-03					10	46	21.74%		
Apr-03					7	44	15.91%		
May-03					6	38	15.79%		
Jun-03									



UNE - P (POTS) (Parity)									
Date	CLEC Num	CLEC Denc	CLEC Resu	CLEC Std I	Qwest Num	Qwest Denc	Qwest Resu	Mod Z Scr	Parity Scr
Jul-02	5	37	13.51%	34.19%	344	2960	11.62%	0.4	-0.76
Aug-02	4	39	10.26%	30.34%	305	2357	12.94%	-0.5	-1.3
Sep-02	2	27	7.41%	26.19%	275	2276	12.08%	-0.74	-1.45
Oct-02	8	34	23.53%	42.42%	235	1968	11.94%	1.89	0.15
Nov-02	4	44	9.09%	28.75%	217	1964	11.05%	-0.41	-1.25
Dec-02	8	25	32.00%	46.65%	182	1838	9.90%	3.02	0.84
Jan-03	5	27	18.52%	38.84%	208	1856	11.21%	1.14	-0.3
Feb-03	5	37	13.51%	34.19%	197	1930	10.21%	0.68	-0.59
Mar-03	5	27	18.52%	38.84%	216	2011	10.74%	1.23	-0.25
Apr-03	7	28	25.00%	43.30%	170	1806	9.41%	2.4	0.46
May-03	7	53	13.21%	33.86%	148	1587	9.33%	0.94	-0.43
Jun-03									



UNE P (Centrex) (Parity)									
Date	CLEC Num	CLEC Denc	CLEC Resu	CLEC Std I	Qwest Num	Qwest Denc	Qwest Resu	Mod Z Scr	Parity Scr
Jul-02	3	9	33.33%	47.14%	5	73	6.85%	2.07	0.26
Aug-02	3	11	27.27%	44.54%	11	78	14.10%	1.05	-0.36
Sep-02	1	5	20.00%	40.00%	6	82	7.32%	0.84	-0.49
Oct-02	2	7	28.57%	45.18%	2	64	3.13%	2.06	0.25
Nov-02	0	5	0.00%	0.00%	15	69	21.74%	-1.14	-1.69
Dec-02	0	2	0.00%	0.00%	5	51	9.80%	-0.46	-1.28
Jan-03	1	7	14.29%	34.99%	5	60	8.33%	0.47	-0.72
Feb-03	0	6	0.00%	0.00%	6	72	8.33%	-0.71	-1.43
Mar-03	0	8	0.00%	0.00%	9	53	16.98%	-1.19	-1.72
Apr-03	2	8	25.00%	43.30%	8	58	13.79%	0.77	-0.53
May-03	1	3	33.33%	47.14%	3	50	6.00%	1.24	-0.25
Jun-03									

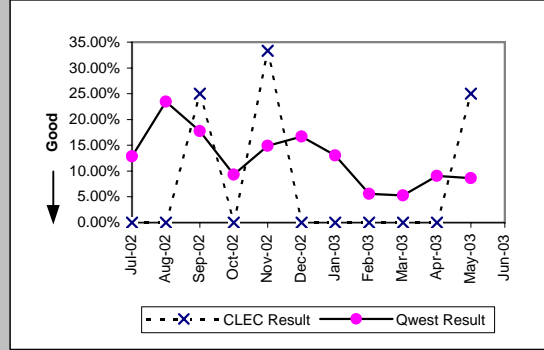


*Results exclude No Trouble Found and Test OK reports unless QWEST trouble is found on another report within 30 days of the original report. A 30-day window necessitates reporting a month behind

MR-7C* - Repair Repeat Report Rate (Percent) - No dispatches

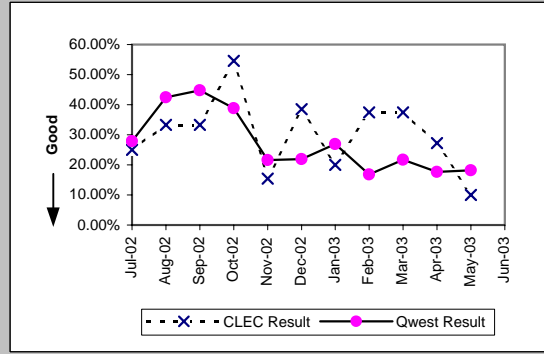
UNE P (Centrex 21) (Parity)

Date	CLEC Num	CLEC Denc	CLEC Resu	CLEC Std	Qwest Num	Qwest Denc	Qwest Resu	Mod Z Scr	Parity Scr
Jul-02	0	2	0.00%	0.00%	9	70	12.86%	-0.54	-1.33
Aug-02	0	3	0.00%	0.00%	15	64	23.44%	-0.94	-1.57
Sep-02	1	4	25.00%	43.30%	14	79	17.72%	0.34	-0.79
Oct-02	0	2	0.00%	0.00%	4	43	9.30%	-0.44	-1.27
Nov-02	1	3	33.33%	47.14%	7	47	14.89%	0.7	-0.58
Dec-02	0	2	0.00%	0.00%	7	42	16.67%	-0.62	-1.38
Jan-03	0	4	0.00%	0.00%	6	46	13.04%	-0.74	-1.45
Feb-03	0	5	0.00%	0.00%	3	54	5.56%	-0.52	-1.32
Mar-03	0	3	0.00%	0.00%	2	38	5.26%	-0.39	-1.24
Apr-03	0	3	0.00%	0.00%	5	55	9.09%	-0.53	-1.32
May-03	1	4	25.00%	43.30%	5	58	8.62%	0.87	-0.47
Jun-03									



Line Sharing (Diagnostic)

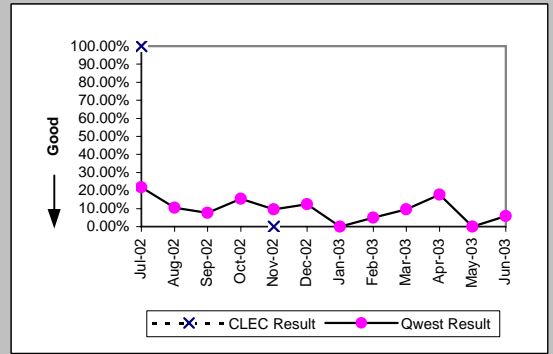
Date	CLEC Num	CLEC Denc	CLEC Resu	CLEC Std	Qwest Num	Qwest Denc	Qwest Resu	Mod Z Scr	Parity Scr
Jul-02	1	4	25.00%	43.30%	66	237	27.85%	-0.13	-1.08
Aug-02	1	3	33.33%	47.14%	150	353	42.49%	-0.32	-1.19
Sep-02	1	3	33.33%	47.14%	90	201	44.78%	-0.4	-1.24
Oct-02	6	11	54.55%	49.79%	61	157	38.85%	0.99	-0.4
Nov-02	2	13	15.38%	36.08%	36	167	21.56%	-0.52	-1.32
Dec-02	5	13	38.46%	48.65%	44	201	21.89%	1.31	-0.21
Jan-03	2	10	20.00%	40.00%	59	219	26.94%	-0.48	-1.29
Feb-03	3	8	37.50%	48.41%	168	999	16.82%	1.39	-0.16
Mar-03	3	8	37.50%	48.41%	214	986	21.70%	1.01	-0.39
Apr-03	3	11	27.27%	44.54%	195	1101	17.71%	0.8	-0.51
May-03	1	10	10.00%	30.00%	194	1067	18.18%	-0.67	-1.41
Jun-03									



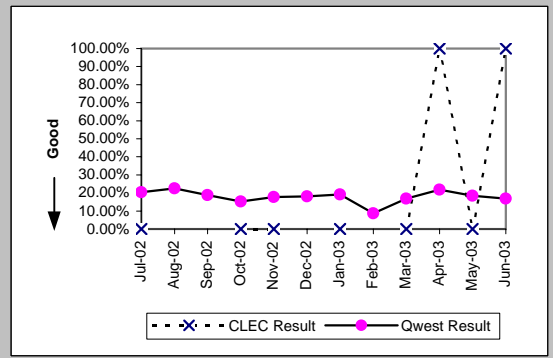
*Results exclude No Trouble Found and Test OK reports unless QWEST trouble is found on another report within 30 days of the original report. A 30-day window necessitates reporting a month behind

MR-7D - Repair Repeat Report Rate (Percent) - Interval Zone One

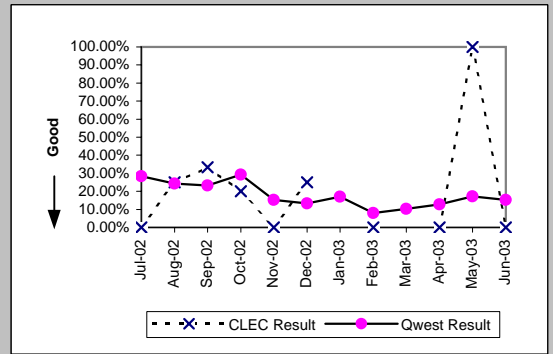
ISDN Primary (Parity)									
Date	CLEC Num	CLEC Denc	CLEC Resu	CLEC Std E	Qwest Num	Qwest Denc	Qwest Resu	Mod Z Scr	Parity Scr
Jul-02	1	1	100.00%	0.00%	5	23	21.74%	1.19	-0.28
Aug-02					2	19	10.53%		
Sep-02					2	26	7.69%		
Oct-02					2	13	15.38%		
Nov-02	0	1	0.00%	0.00%	2	21	9.52%	-0.32	-1.19
Dec-02					3	24	12.50%		
Jan-03					0	16	0.00%		
Feb-03					1	20	5.00%		
Mar-03					2	21	9.52%		
Apr-03					3	17	17.65%		
May-03					0	26	0.00%		
Jun-03					1	17	5.88%		



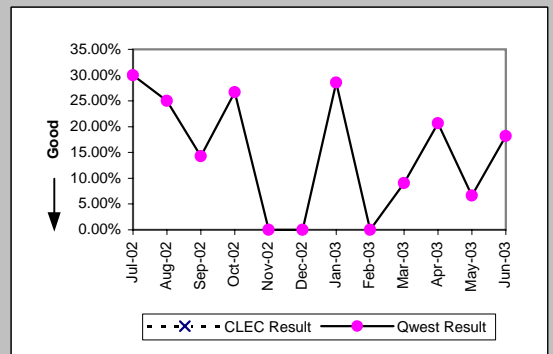
DS0 (Parity)									
Date	CLEC Num	CLEC Denc	CLEC Resu	CLEC Std E	Qwest Num	Qwest Denc	Qwest Resu	Mod Z Scr	Parity Scr
Jul-02	0	1	0.00%	0.00%	106	520	20.38%	-0.51	-1.31
Aug-02					101	448	22.54%		
Sep-02					91	482	18.88%		
Oct-02	0	1	0.00%	0.00%	51	336	15.18%	-0.42	-1.26
Nov-02	0	1	0.00%	0.00%	66	373	17.69%	-0.46	-1.28
Dec-02					72	400	18.00%		
Jan-03	0	2	0.00%	0.00%	63	329	19.15%	-0.69	-1.42
Feb-03					31	357	8.68%		
Mar-03	0	3	0.00%	0.00%	56	334	16.77%	-0.77	-1.47
Apr-03	1	1	100.00%	0.00%	63	290	21.72%	1.24	-0.25
May-03	0	2	0.00%	0.00%	54	293	18.43%	-0.67	-1.41
Jun-03	2	2	100.00%	0.00%	58	343	16.91%	2.22	0.35



DS1 (Parity)									
Date	CLEC Num	CLEC Denc	CLEC Resu	CLEC Std E	Qwest Num	Qwest Denc	Qwest Resu	Mod Z Scr	Parity Scr
Jul-02	0	5	0.00%	0.00%	146	514	28.40%	-1.4	-1.85
Aug-02	1	4	25.00%	43.30%	112	460	24.35%	0.07	-0.96
Sep-02	1	3	33.33%	47.14%	107	459	23.31%	0.39	-0.76
Oct-02	1	5	20.00%	40.00%	101	346	29.19%	-0.45	-1.27
Nov-02	0	4	0.00%	0.00%	70	461	15.18%	-0.84	-1.51
Dec-02	2	8	25.00%	43.30%	62	469	13.22%	0.9	-0.45
Jan-03					67	392	17.09%		
Feb-03	0	1	0.00%	0.00%	32	400	8.00%	-0.29	-1.18
Mar-03					39	376	10.37%		
Apr-03	0	7	0.00%	0.00%	47	368	12.77%	-1	-1.61
May-03	1	1	100.00%	0.00%	58	336	17.26%	1.37	-0.17
Jun-03	0	1	0.00%	0.00%	66	435	15.17%	-0.42	-1.26

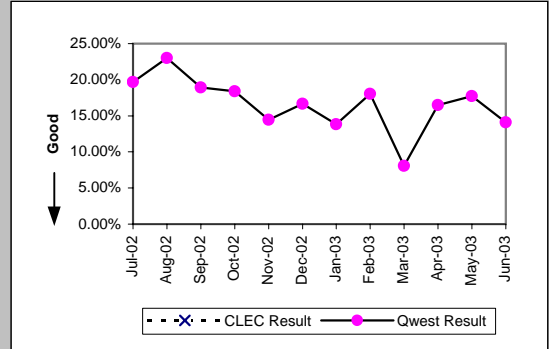


DS3 (Parity)									
Date	CLEC Num	CLEC Denc	CLEC Resu	CLEC Std E	Qwest Num	Qwest Denc	Qwest Resu	Mod Z Scr	Parity Scr
Jul-02					3	10	30.00%		
Aug-02					6	24	25.00%		
Sep-02					2	14	14.29%		
Oct-02					4	15	26.67%		
Nov-02					0	7	0.00%		
Dec-02					0	9	0.00%		
Jan-03					4	14	28.57%		
Feb-03					0	13	0.00%		
Mar-03					1	11	9.09%		
Apr-03					6	29	20.69%		
May-03					1	15	6.67%		
Jun-03					2	11	18.18%		

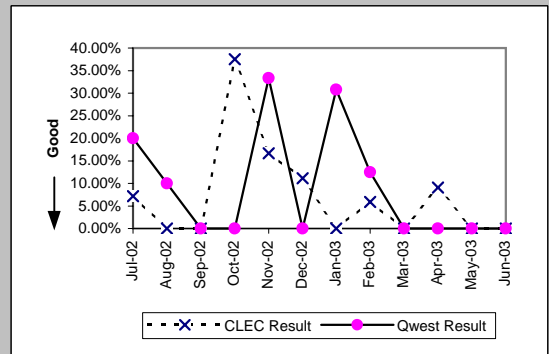


MR-7D - Repair Repeat Report Rate (Percent) - Interval Zone One

Frame Relay (Parity)									
Date	CLEC Num	CLEC Denc	CLEC Resu	CLEC Std	Qwest Num	Qwest Denc	Qwest Resu	Mod Z Scr	Parity Scr
Jul-02					24	122	19.67%		
Aug-02					29	126	23.02%		
Sep-02					21	111	18.92%		
Oct-02					16	87	18.39%		
Nov-02					14	97	14.43%		
Dec-02					15	90	16.67%		
Jan-03					13	94	13.83%		
Feb-03					11	61	18.03%		
Mar-03					5	62	8.06%		
Apr-03					14	85	16.47%		
May-03					14	79	17.72%		
Jun-03					12	85	14.12%		

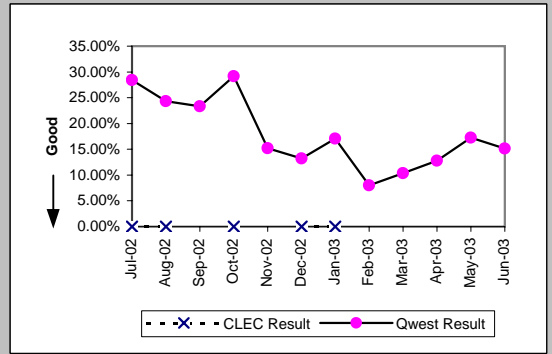


LIS Trunk (Parity)									
Date	CLEC Num	CLEC Denc	CLEC Resu	CLEC Std	Qwest Num	Qwest Denc	Qwest Resu	Mod Z Scr	Parity Scr
Jul-02	1	14	7.14%	25.75%	3	15	20.00%	-0.86	-1.53
Aug-02	0	7	0.00%	0.00%	1	10	10.00%	-0.68	-1.41
Sep-02	0	10	0.00%	0.00%	0	12	0.00%	N/A	N/A
Oct-02	3	8	37.50%	48.41%	0	4	0.00%	N/A	-0.26
Nov-02	1	6	16.67%	37.27%	1	3	33.33%	-0.5	-1.3
Dec-02	1	9	11.11%	31.43%	0	1	0.00%	N/A	-1.08
Jan-03	0	3	0.00%	0.00%	4	13	30.77%	-1.04	-1.63
Feb-03	2	34	5.88%	23.53%	1	8	12.50%	-0.51	-1.31
Mar-03	0	17	0.00%	0.00%	0	6	0.00%	N/A	N/A
Apr-03	1	11	9.09%	28.75%	0	5	0.00%	N/A	-0.8
May-03	0	16	0.00%	0.00%	0	9	0.00%	N/A	N/A
Jun-03	0	6	0.00%	0.00%	0	5	0.00%	N/A	N/A

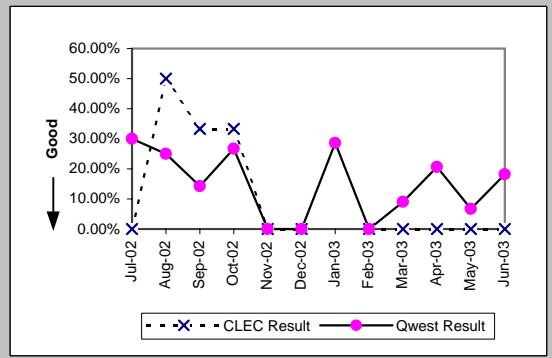


MR-7D - Repair Repeat Report Rate (Percent) - Interval Zone One

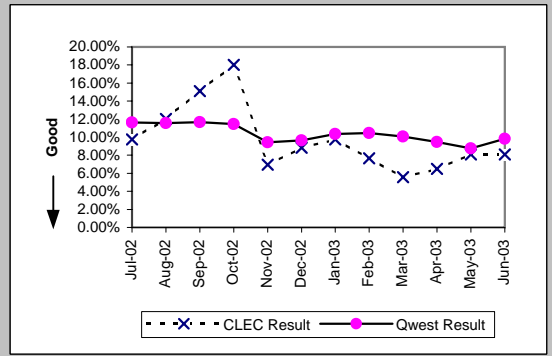
UDIT DS1 (Parity)									
Date	CLEC Num	CLEC Denc	CLEC Resu	CLEC Std	Qwest Num	Qwest Denc	Qwest Resu	Mod Z Scr	Parity Scr
Jul-02	0	1	0.00%	0.00%	146	514	28.40%	-0.63	-1.38
Aug-02	0	6	0.00%	0.00%	112	460	24.35%	-1.38	-1.84
Sep-02	0	1	0.00%	0.00%	107	459	23.31%		
Oct-02	0	1	0.00%	0.00%	101	346	29.19%	-0.64	-1.39
Nov-02	0	1	0.00%	0.00%	70	461	15.18%		
Dec-02	0	2	0.00%	0.00%	62	469	13.22%	-0.55	-1.33
Jan-03	0	1	0.00%	0.00%	67	392	17.09%	-0.45	-1.28
Feb-03	0	1	0.00%	0.00%	32	400	8.00%		
Mar-03	0	1	0.00%	0.00%	39	376	10.37%		
Apr-03	0	1	0.00%	0.00%	47	368	12.77%		
May-03	0	1	0.00%	0.00%	58	336	17.26%		
Jun-03	0	1	0.00%	0.00%	66	435	15.17%		



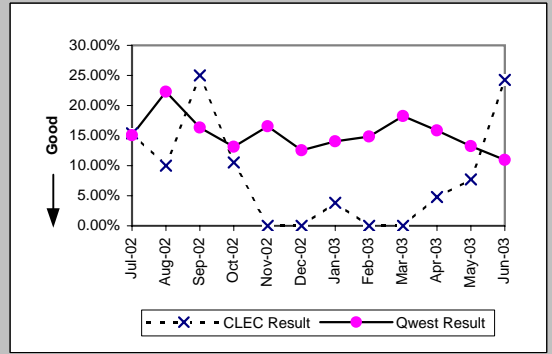
UDIT Above DS1 Level (Parity)									
Date	CLEC Num	CLEC Denc	CLEC Resu	CLEC Std	Qwest Num	Qwest Denc	Qwest Resu	Mod Z Scr	Parity Scr
Jul-02	0	2	0.00%	0.00%	3	10	30.00%	-0.85	-1.51
Aug-02	1	2	50.00%	50.00%	6	24	25.00%	0.59	-0.64
Sep-02	1	3	33.33%	47.14%	2	14	14.29%	0.6	-0.64
Oct-02	1	3	33.33%	47.14%	4	15	26.67%	0.14	-0.92
Nov-02	0	2	0.00%	0.00%	0	7	0.00%	N/A	N/A
Dec-02	0	1	0.00%	0.00%	0	9	0.00%	N/A	N/A
Jan-03	0	1	0.00%	0.00%	4	14	28.57%		
Feb-03	0	2	0.00%	0.00%	0	13	0.00%	N/A	N/A
Mar-03	0	3	0.00%	0.00%	1	11	9.09%	-0.49	-1.3
Apr-03	0	1	0.00%	0.00%	6	29	20.69%	-0.5	-1.31
May-03	0	3	0.00%	0.00%	1	15	6.67%	-0.42	-1.26
Jun-03	0	2	0.00%	0.00%	2	11	18.18%	-0.61	-1.37



Unbundled Loop Analog (Parity)									
Date	CLEC Num	CLEC Denc	CLEC Resu	CLEC Std	Qwest Num	Qwest Denc	Qwest Resu	Mod Z Scr	Parity Scr
Jul-02	24	246	9.76%	29.67%	2222	19113	11.63%	-0.91	-1.55
Aug-02	29	241	12.03%	32.53%	2126	18381	11.57%	0.25	-0.85
Sep-02	32	212	15.09%	35.80%	1928	16502	11.68%	1.5	-0.09
Oct-02	27	150	18.00%	38.42%	1964	17150	11.45%	2.36	0.44
Nov-02	17	244	6.97%	25.46%	1732	18371	9.43%	-1.31	-1.79
Dec-02	16	181	8.84%	28.39%	1875	19429	9.65%	-0.37	-1.22
Jan-03	24	246	9.76%	29.67%	2189	21127	10.36%	-0.31	-1.19
Feb-03	15	196	7.65%	26.58%	1737	16605	10.46%	-1.28	-1.78
Mar-03	12	215	5.58%	22.96%	1671	16595	10.07%	-2.17	-2.32
Apr-03	10	154	6.49%	24.64%	1386	14655	9.46%	-1.25	-1.76
May-03	16	198	8.08%	27.25%	1290	14709	8.77%	-0.34	-1.21
Jun-03	17	210	8.10%	27.28%	1541	15670	9.83%	-0.84	-1.51



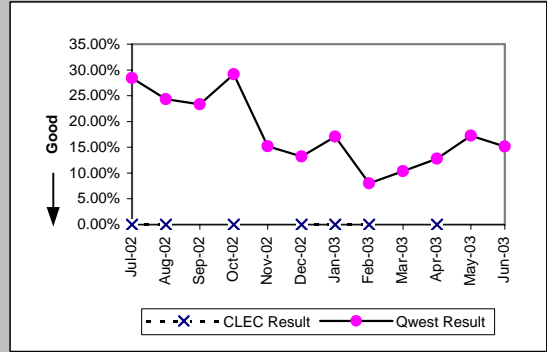
Unbundled Loop - 2 Wire Non-Loaded (Parity)									
Date	CLEC Num	CLEC Denc	CLEC Resu	CLEC Std	Qwest Num	Qwest Denc	Qwest Resu	Mod Z Scr	Parity Scr
Jul-02	4	26	15.38%	36.08%	28	186	15.05%	0.07	-0.95
Aug-02	3	30	10.00%	30.00%	45	202	22.28%	-1.51	-1.92
Sep-02	4	16	25.00%	43.30%	26	159	16.35%	0.86	-0.48
Oct-02	2	19	10.53%	30.69%	15	114	13.16%	-0.31	-1.19
Nov-02	0	28	0.00%	0.00%	25	151	16.56%	-2.16	-2.32
Dec-02	0	14	0.00%	0.00%	23	183	12.57%	-1.37	-1.83
Jan-03	1	26	3.85%	19.23%	23	164	14.02%	-1.39	-1.84
Feb-03	0	16	0.00%	0.00%	28	189	14.81%	-1.6	-1.97
Mar-03	0	14	0.00%	0.00%	38	208	18.27%	-1.71	-2.04
Apr-03	1	21	4.76%	21.30%	23	145	15.86%	-1.3	-1.79
May-03	2	26	7.69%	26.65%	16	121	13.22%	-0.76	-1.46
Jun-03	8	33	24.24%	42.86%	15	137	10.95%	1.87	0.14



MR-7D - Repair Repeat Report Rate (Percent) - Interval Zone One

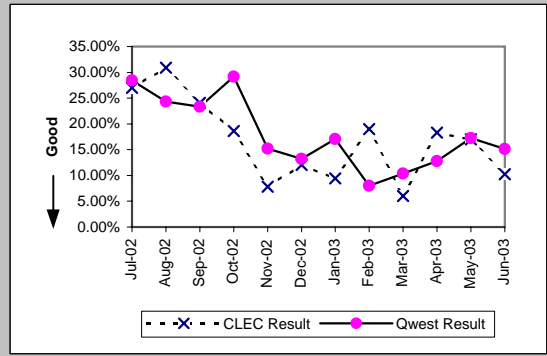
Unbundled Loop - 4 Wire Non-Loaded (Parity)

Date	CLEC Num	CLEC Denc	CLEC Resu	CLEC Std	Qwest Num	Qwest Denc	Qwest Resu	Mod Z Scr	Parity Scr
Jul-02	0	1	0.00%	0.00%	146	514	28.40%	-0.63	-1.38
Aug-02	0	2	0.00%	0.00%	112	460	24.35%	-0.8	-1.49
Sep-02	0	2	0.00%	0.00%	107	459	23.31%		
Oct-02	0	2	0.00%	0.00%	101	346	29.19%	-0.91	-1.55
Nov-02	0	1	0.00%	0.00%	70	461	15.18%		
Dec-02	0	1	0.00%	0.00%	62	469	13.22%	-0.39	-1.24
Jan-03	0	1	0.00%	0.00%	67	392	17.09%	-0.45	-1.28
Feb-03	0	2	0.00%	0.00%	32	400	8.00%	-0.42	-1.25
Mar-03	0	1	0.00%	0.00%	39	376	10.37%		
Apr-03	0	1	0.00%	0.00%	47	368	12.77%	-0.38	-1.23
May-03	0	1	0.00%	0.00%	58	336	17.26%		
Jun-03	0	1	0.00%	0.00%	66	435	15.17%		



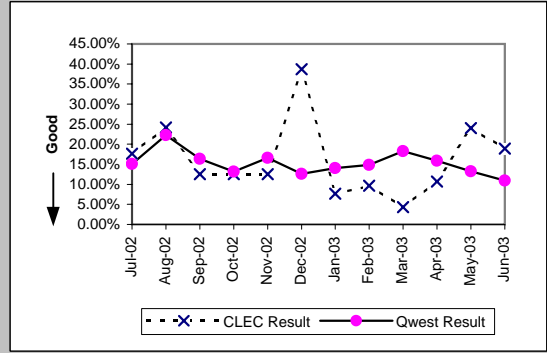
Unbundled Loop - DS1 Capable (Parity)

Date	CLEC Num	CLEC Denc	CLEC Resu	CLEC Std	Qwest Num	Qwest Denc	Qwest Resu	Mod Z Scr	Parity Scr
Jul-02	17	63	26.98%	44.39%	146	514	28.40%	-0.24	-1.14
Aug-02	17	55	30.91%	46.21%	112	460	24.35%	1.05	-0.36
Sep-02	13	54	24.07%	42.75%	107	459	23.31%	0.14	-0.92
Oct-02	8	43	18.60%	38.91%	101	346	29.19%	-1.44	-1.88
Nov-02	4	51	7.84%	26.88%	70	461	15.18%	-1.39	-1.84
Dec-02	7	58	12.07%	32.58%	62	469	13.22%	-0.24	-1.15
Jan-03	5	53	9.43%	29.23%	67	392	17.09%	-1.39	-1.85
Feb-03	11	58	18.97%	39.20%	32	400	8.00%	2.44	0.48
Mar-03	3	50	6.00%	23.75%	39	376	10.37%	-0.95	-1.58
Apr-03	13	71	18.31%	38.67%	47	368	12.77%	1.22	-0.26
May-03	9	53	16.98%	37.55%	58	336	17.26%	-0.05	-1.03
Jun-03	9	88	10.23%	30.30%	66	435	15.17%	-1.18	-1.72



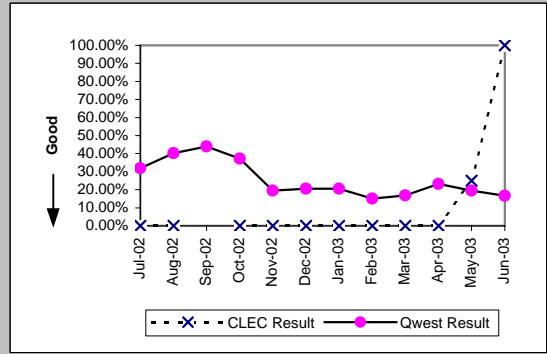
Unbundled Loop ISDN Capable (Parity)

Date	CLEC Num	CLEC Denc	CLEC Resu	CLEC Std	Qwest Num	Qwest Denc	Qwest Resu	Mod Z Scr	Parity Scr
Jul-02	6	34	17.65%	38.12%	28	186	15.05%	0.4	-0.76
Aug-02	7	29	24.14%	42.79%	45	202	22.28%	0.24	-0.86
Sep-02	2	16	12.50%	33.07%	26	159	16.35%	-0.4	-1.24
Oct-02	4	32	12.50%	33.07%	15	114	13.16%	-0.1	-1.06
Nov-02	3	24	12.50%	33.07%	25	151	16.56%	-0.5	-1.3
Dec-02	12	31	38.71%	48.71%	23	183	12.57%	3.28	0.99
Jan-03	3	39	7.69%	26.65%	23	164	14.02%	-1.02	-1.62
Feb-03	3	31	9.68%	29.57%	28	189	14.81%	-0.75	-1.45
Mar-03	1	23	4.35%	20.39%	38	208	18.27%	-1.64	-2
Apr-03	3	28	10.71%	30.93%	23	145	15.86%	-0.68	-1.42
May-03	6	25	24.00%	42.71%	16	121	13.22%	1.31	-0.2
Jun-03	7	37	18.92%	39.17%	15	137	10.95%	1.25	-0.24



Unbundled Loop - ADSL Qualified (Parity)

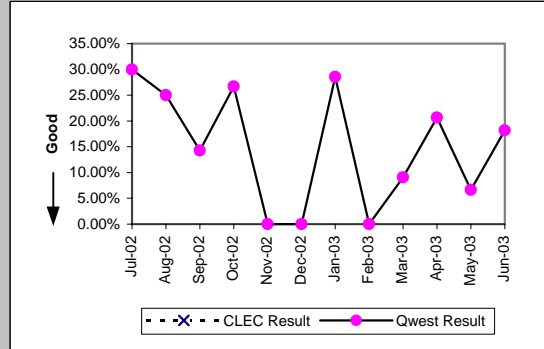
Date	CLEC Num	CLEC Denc	CLEC Resu	CLEC Std	Qwest Num	Qwest Denc	Qwest Resu	Mod Z Scr	Parity Scr
Jul-02	0	3	0.00%	0.00%	188	588	31.97%	-1.18	-1.72
Aug-02	0	2	0.00%	0.00%	300	747	40.16%	-1.16	-1.7
Sep-02	0	2	0.00%	0.00%	221	503	43.94%		
Oct-02	0	2	0.00%	0.00%	135	363	37.19%	-1.09	-1.66
Nov-02	0	1	0.00%	0.00%	77	394	19.54%	-0.49	-1.3
Dec-02	0	2	0.00%	0.00%	80	388	20.62%	-0.72	-1.44
Jan-03	0	3	0.00%	0.00%	89	431	20.65%	-0.88	-1.54
Feb-03	0	2	0.00%	0.00%	54	360	15.00%	-0.59	-1.36
Mar-03	0	1	0.00%	0.00%	58	345	16.81%	-0.45	-1.27
Apr-03	0	1	0.00%	0.00%	99	426	23.24%	-0.55	-1.33
May-03	1	4	25.00%	43.30%	63	322	19.57%	0.29	-0.83
Jun-03	3	3	100.00%	0.00%	253	1525	16.59%	2.86	0.74



MR-7D - Repair Repeat Report Rate (Percent) - Interval Zone One

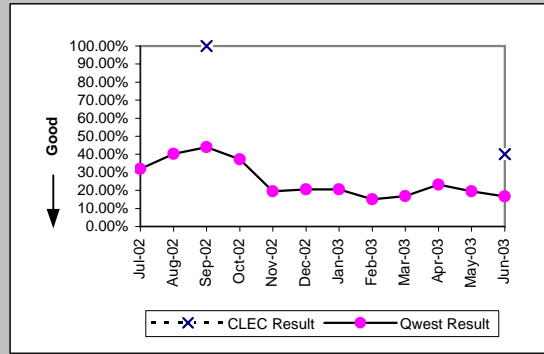
Unbundled Loop - DS3 Capable (Parity)

Date	CLEC Num	CLEC Dend	CLEC Resu	CLEC Std	Qwest Num	Qwest Dend	Qwest Resu	Mod Z Scr	Parity Scr
Jul-02					3	10	30.00%		
Aug-02					6	24	25.00%		
Sep-02					2	14	14.29%		
Oct-02					4	15	26.67%		
Nov-02					0	7	0.00%		
Dec-02					0	9	0.00%		
Jan-03					4	14	28.57%		
Feb-03					0	13	0.00%		
Mar-03					1	11	9.09%		
Apr-03					6	29	20.69%		
May-03					1	15	6.67%		
Jun-03					2	11	18.18%		



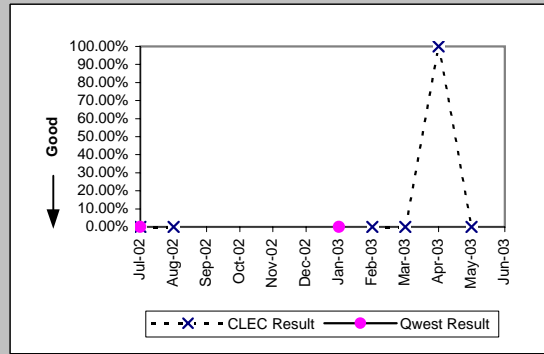
Qwest DSL (Parity)

Date	CLEC Num	CLEC Dend	CLEC Resu	CLEC Std	Qwest Num	Qwest Dend	Qwest Resu	Mod Z Scr	Parity Scr
Jul-02					188	588	31.97%		
Aug-02					300	747	40.16%		
Sep-02	2	2	100.00%	0.00%	221	503	43.94%	1.32	-0.2
Oct-02					135	363	37.19%		
Nov-02					77	394	19.54%		
Dec-02					80	388	20.62%		
Jan-03					89	431	20.65%		
Feb-03					54	360	15.00%		
Mar-03					58	345	16.81%		
Apr-03					99	426	23.24%		
May-03					63	322	19.57%		
Jun-03	2	5	40.00%	48.99%	253	1525	16.59%	1.21	-0.27



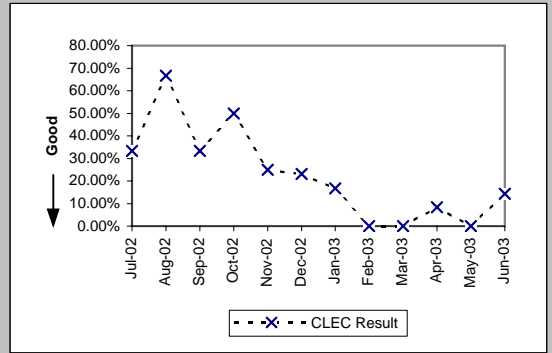
E911 (Parity)

Date	CLEC Num	CLEC Dend	CLEC Resu	CLEC Std	Qwest Num	Qwest Dend	Qwest Resu	Mod Z Scr	Parity Scr
Jul-02	0	1	0.00%	0.00%	0	1	0.00%	N/A	N/A
Aug-02	0	2	0.00%	0.00%					
Sep-02									
Oct-02									
Nov-02									
Dec-02									
Jan-03					0	1	0.00%		
Feb-03	0	1	0.00%	0.00%					
Mar-03	0	1	0.00%	0.00%					
Apr-03	1	1	100.00%	0.00%					
May-03	0	1	0.00%	0.00%					
Jun-03									



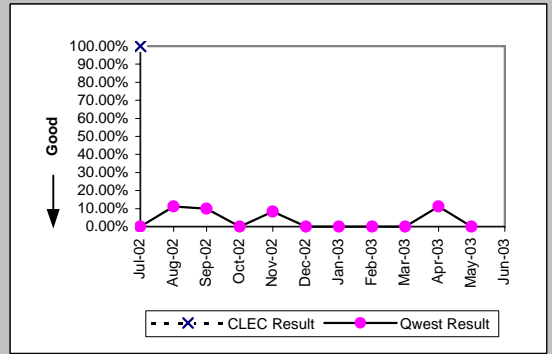
MR-7D - Repair Repeat Report Rate (Percent) - Interval Zone One

Enhanced Extended Loops (EELs) (Diagnostic)				
Date	Numerator	Denominator	CLEC Result	Standard Dev
Jul-02	1	3	33.33%	47.14%
Aug-02	2	3	66.67%	47.14%
Sep-02	2	6	33.33%	47.14%
Oct-02	5	10	50.00%	50.00%
Nov-02	3	12	25.00%	43.30%
Dec-02	3	13	23.08%	42.13%
Jan-03	1	6	16.67%	37.27%
Feb-03	0	3	0.00%	0.00%
Mar-03	0	9	0.00%	0.00%
Apr-03	1	12	8.33%	27.64%
May-03	0	9	0.00%	0.00%
Jun-03	2	14	14.29%	34.99%

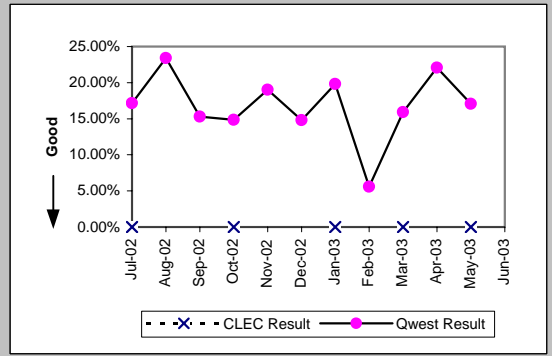


MR-7D* - Repair Repeat Report Rate (Percent) - Interval Zone One

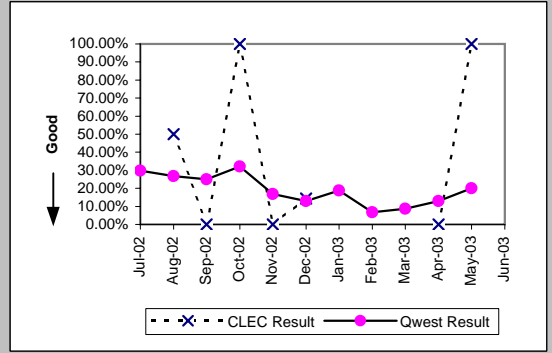
ISDN Primary (Parity)									
Date	CLEC Num	CLEC Denc	CLEC Resu	CLEC Std E	Qwest Num	Qwest Denc	Qwest Resu	Mod Z Scr	Parity Scr
Jul-02	1	1	100.00%	0.00%	0	9	0.00%	N/A	0.07
Aug-02					1	9	11.11%		
Sep-02					1	10	10.00%		
Oct-02					0	9	0.00%		
Nov-02					1	12	8.33%		
Dec-02					0	8	0.00%		
Jan-03					0	5	0.00%		
Feb-03					0	9	0.00%		
Mar-03					0	9	0.00%		
Apr-03					1	9	11.11%		
May-03					0	9	0.00%		
Jun-03									



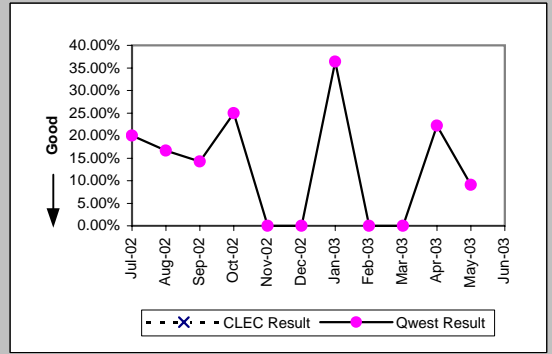
DS0 (Parity)									
Date	CLEC Num	CLEC Denc	CLEC Resu	CLEC Std E	Qwest Num	Qwest Denc	Qwest Resu	Mod Z Scr	Parity Scr
Jul-02	0	1	0.00%	0.00%	67	391	17.14%	-0.45	-1.28
Aug-02					69	295	23.39%		
Sep-02					53	347	15.27%		
Oct-02	0	1	0.00%	0.00%	35	236	14.83%	-0.42	-1.25
Nov-02					50	263	19.01%		
Dec-02					40	270	14.81%		
Jan-03	0	1	0.00%	0.00%	46	232	19.83%	-0.5	-1.3
Feb-03					14	251	5.58%		
Mar-03	0	2	0.00%	0.00%	36	226	15.93%	-0.61	-1.37
Apr-03					47	213	22.07%		
May-03	0	1	0.00%	0.00%	30	176	17.05%	-0.45	-1.27
Jun-03									



DS1 (Parity)									
Date	CLEC Num	CLEC Denc	CLEC Resu	CLEC Std E	Qwest Num	Qwest Denc	Qwest Resu	Mod Z Scr	Parity Scr
Jul-02					103	345	29.86%		
Aug-02	1	2	50.00%	50.00%	76	284	26.76%	0.61	-0.63
Sep-02	0	2	0.00%	0.00%	72	288	25.00%	-0.81	-1.49
Oct-02	1	1	100.00%	0.00%	74	230	32.17%	0.99	-0.4
Nov-02	0	4	0.00%	0.00%	49	292	16.78%	-0.89	-1.54
Dec-02	1	7	14.29%	34.99%	42	323	13.00%	0.15	-0.91
Jan-03					48	255	18.82%		
Feb-03					19	282	6.74%		
Mar-03					22	255	8.63%		
Apr-03	0	5	0.00%	0.00%	34	264	12.88%	-0.85	-1.52
May-03	1	1	100.00%	0.00%	49	244	20.08%	1.28	-0.22
Jun-03									



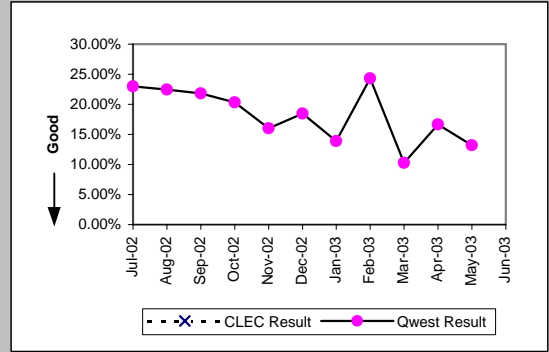
DS3 (Parity)									
Date	CLEC Num	CLEC Denc	CLEC Resu	CLEC Std E	Qwest Num	Qwest Denc	Qwest Resu	Mod Z Scr	Parity Scr
Jul-02					1	5	20.00%		
Aug-02					2	12	16.67%		
Sep-02					1	7	14.29%		
Oct-02					2	8	25.00%		
Nov-02					0	4	0.00%		
Dec-02					0	7	0.00%		
Jan-03					4	11	36.36%		
Feb-03					0	9	0.00%		
Mar-03					0	7	0.00%		
Apr-03					4	18	22.22%		
May-03					1	11	9.09%		
Jun-03									



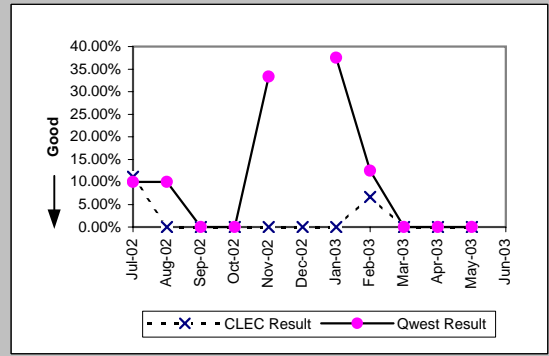
*Results exclude No Trouble Found and Test OK reports unless QWEST trouble is found on another report within 30 days of the original report. A 30-day window necessitates reporting a month behind

MR-7D* - Repair Repeat Report Rate (Percent) - Interval Zone One

Frame Relay (Parity)									
Date	CLEC Num	CLEC Denc	CLEC Resu	CLEC Std	Qwest Num	Qwest Denc	Qwest Resu	Mod Z Scr	Parity Scr
Jul-02					17	74	22.97%		
Aug-02					20	89	22.47%		
Sep-02					17	78	21.79%		
Oct-02					12	59	20.34%		
Nov-02					12	75	16.00%		
Dec-02					12	65	18.46%		
Jan-03					10	72	13.89%		
Feb-03					9	37	24.32%		
Mar-03					4	39	10.26%		
Apr-03					10	60	16.67%		
May-03					7	53	13.21%		
Jun-03									



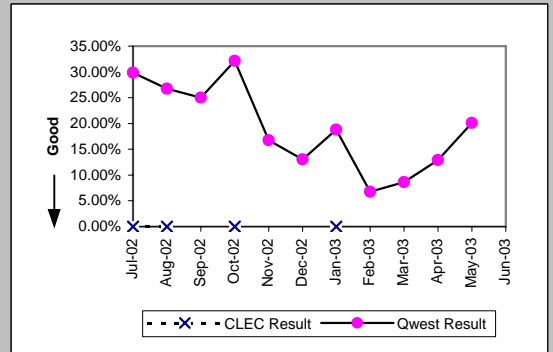
LIS Trunk (Parity)									
Date	CLEC Num	CLEC Denc	CLEC Resu	CLEC Std	Qwest Num	Qwest Denc	Qwest Resu	Mod Z Scr	Parity Scr
Jul-02	1	9	11.11%	31.43%	1	10	10.00%	-0.02	-1.01
Aug-02	0	5	0.00%	0.00%	1	10	10.00%	-0.61	-1.37
Sep-02	0	5	0.00%	0.00%	0	11	0.00%	N/A	N/A
Oct-02	0	3	0.00%	0.00%	0	4	0.00%	N/A	N/A
Nov-02	0	3	0.00%	0.00%	1	3	33.33%	-0.87	-1.53
Dec-02	0	6	0.00%	0.00%	0	0	0.00%		
Jan-03	0	3	0.00%	0.00%	3	8	37.50%	-1.14	-1.7
Feb-03	2	30	6.67%	24.94%	1	8	12.50%	-0.44	-1.27
Mar-03	0	15	0.00%	0.00%	0	5	0.00%	N/A	N/A
Apr-03	0	5	0.00%	0.00%	0	5	0.00%	N/A	N/A
May-03	0	12	0.00%	0.00%	0	5	0.00%	N/A	N/A
Jun-03									



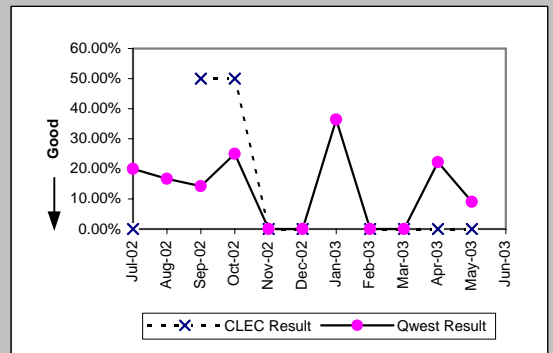
*Results exclude No Trouble Found and Test OK reports unless QWEST trouble is found on another report within 30 days of the original report. A 30-day window necessitates reporting a month behind

MR-7D* - Repair Repeat Report Rate (Percent) - Interval Zone One

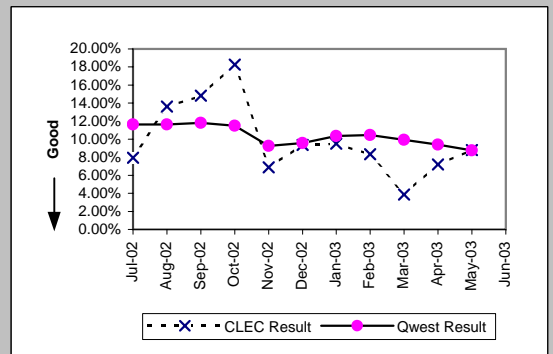
UDIT DS1 (Parity)									
Date	CLEC Num	CLEC Denc	CLEC Resu	CLEC Std	Qwest Num	Qwest Denc	Qwest Resu	Mod Z Scr	Parity Scr
Jul-02	0	1	0.00%	0.00%	103	345	29.86%	-0.65	-1.4
Aug-02	0	5	0.00%	0.00%	76	284	26.76%	-1.34	-1.81
Sep-02					72	288	25.00%		
Oct-02	0	1	0.00%	0.00%	74	230	32.17%	-0.69	-1.42
Nov-02					49	292	16.78%		
Dec-02					42	323	13.00%		
Jan-03	0	1	0.00%	0.00%	48	255	18.82%	-0.48	-1.29
Feb-03					19	282	6.74%		
Mar-03					22	255	8.63%		
Apr-03					34	264	12.88%		
May-03					49	244	20.08%		
Jun-03									



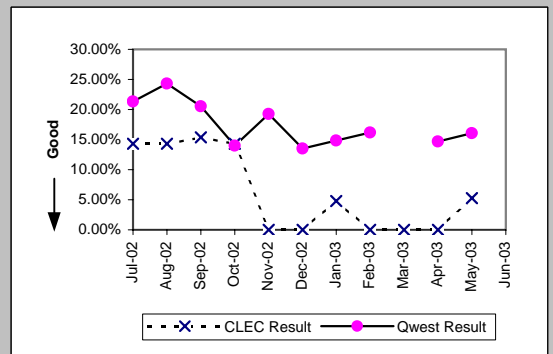
UDIT Above DS1 Level (Parity)									
Date	CLEC Num	CLEC Denc	CLEC Resu	CLEC Std	Qwest Num	Qwest Denc	Qwest Resu	Mod Z Scr	Parity Scr
Jul-02	0	1	0.00%	0.00%	1	5	20.00%	-0.46	-1.28
Aug-02					2	12	16.67%		
Sep-02	1	2	50.00%	50.00%	1	7	14.29%	0.75	-0.55
Oct-02	1	2	50.00%	50.00%	2	8	25.00%	0.46	-0.72
Nov-02	0	1	0.00%	0.00%	0	4	0.00%	N/A	N/A
Dec-02	0	1	0.00%	0.00%	0	7	0.00%	N/A	N/A
Jan-03					4	11	36.36%		
Feb-03	0	2	0.00%	0.00%	0	9	0.00%	N/A	N/A
Mar-03	0	2	0.00%	0.00%	0	7	0.00%	N/A	N/A
Apr-03	0	1	0.00%	0.00%	4	18	22.22%	-0.52	-1.32
May-03	0	2	0.00%	0.00%	1	11	9.09%	-0.41	-1.25
Jun-03									



Unbundled Loop Analog (Parity)									
Date	CLEC Num	CLEC Denc	CLEC Resu	CLEC Std	Qwest Num	Qwest Denc	Qwest Resu	Mod Z Scr	Parity Scr
Jul-02	13	164	7.93%	27.02%	1817	15634	11.62%	-1.47	-1.89
Aug-02	23	169	13.61%	34.29%	1754	15083	11.63%	0.81	-0.51
Sep-02	24	162	14.81%	35.52%	1593	13489	11.81%	1.16	-0.29
Oct-02	23	126	18.25%	38.63%	1595	13899	11.48%	2.24	0.36
Nov-02	15	218	6.88%	25.31%	1449	15627	9.27%	-1.21	-1.74
Dec-02	15	160	9.38%	29.15%	1614	16841	9.58%	-0.09	-1.05
Jan-03	21	221	9.50%	29.32%	1883	18161	10.37%	-0.42	-1.26
Feb-03	13	156	8.33%	27.64%	1477	14120	10.46%	-0.86	-1.52
Mar-03	6	155	3.87%	19.29%	1405	14153	9.93%	-2.51	-2.52
Apr-03	9	125	7.20%	25.85%	1161	12378	9.38%	-0.83	-1.51
May-03	13	148	8.78%	28.31%	1081	12357	8.75%	0.05	-0.97
Jun-03									



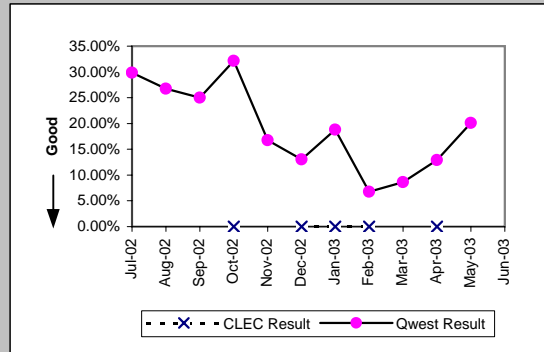
Unbundled Loop - 2 Wire Non-Loaded (Parity)									
Date	CLEC Num	CLEC Denc	CLEC Resu	CLEC Std	Qwest Num	Qwest Denc	Qwest Resu	Mod Z Scr	Parity Scr
Jul-02	2	14	14.29%	34.99%	19	89	21.35%	-0.6	-1.36
Aug-02	3	21	14.29%	34.99%	26	107	24.30%	-0.98	-1.59
Sep-02	2	13	15.38%	36.08%	15	73	20.55%	-0.42	-1.26
Oct-02	2	14	14.29%	34.99%	7	50	14.00%	0.03	-0.98
Nov-02	0	26	0.00%	0.00%	15	78	19.23%	-2.15	-2.31
Dec-02	0	10	0.00%	0.00%	15	111	13.51%	-1.2	-1.73
Jan-03	1	21	4.76%	21.30%	12	81	14.81%	-1.16	-1.7
Feb-03	0	11	0.00%	0.00%	17	105	16.19%	-1.39	-1.84
Mar-03	0	9	0.00%	0.00%					
Apr-03	0	15	0.00%	0.00%	10	68	14.71%	-1.46	-1.88
May-03	1	19	5.26%	22.33%	9	56	16.07%	-1.11	-1.67
Jun-03									



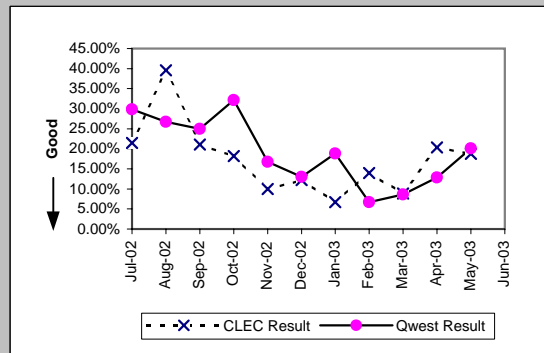
*Results exclude No Trouble Found and Test OK reports unless QWEST trouble is found on another report within 30 days of the original report. A 30-day window necessitates reporting a month behind

MR-7D* - Repair Repeat Report Rate (Percent) - Interval Zone One

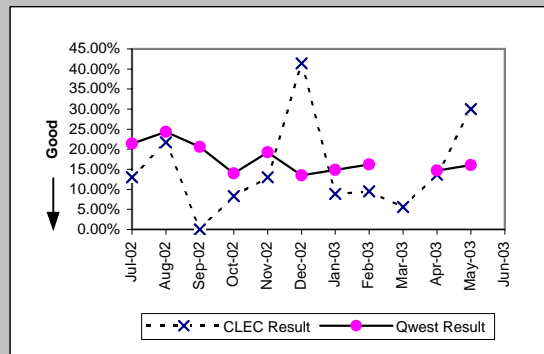
Unbundled Loop - 4 Wire Non-Loaded (Parity)									
Date	CLEC Num	CLEC Denc	CLEC Resu	CLEC Std	Qwest Num	Qwest Denc	Qwest Resu	Mod Z Scr	Parity Scr
Jul-02					103	345	29.86%		
Aug-02					76	284	26.76%		
Sep-02					72	288	25.00%		
Oct-02	0	1	0.00%	0.00%	74	230	32.17%	-0.69	-1.42
Nov-02					49	292	16.78%		
Dec-02	0	1	0.00%	0.00%	42	323	13.00%	-0.39	-1.23
Jan-03	0	1	0.00%	0.00%	48	255	18.82%	-0.48	-1.29
Feb-03	0	1	0.00%	0.00%	19	282	6.74%	-0.27	-1.16
Mar-03					22	255	8.63%		
Apr-03	0	1	0.00%	0.00%	34	264	12.88%	-0.38	-1.23
May-03					49	244	20.08%		
Jun-03									



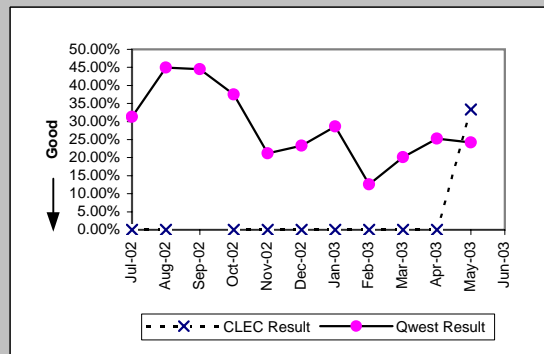
Unbundled Loop - DS1 Capable (Parity)									
Date	CLEC Num	CLEC Denc	CLEC Resu	CLEC Std	Qwest Num	Qwest Denc	Qwest Resu	Mod Z Scr	Parity Scr
Jul-02	9	42	21.43%	41.03%	103	345	29.86%	-1.13	-1.69
Aug-02	17	43	39.53%	48.89%	76	284	26.76%	1.69	0.03
Sep-02	8	38	21.05%	40.77%	72	288	25.00%	-0.53	-1.32
Oct-02	6	33	18.18%	38.57%	74	230	32.17%	-1.61	-1.98
Nov-02	4	40	10.00%	30.00%	49	292	16.78%	-1.08	-1.65
Dec-02	6	49	12.24%	32.78%	42	323	13.00%	-0.15	-1.09
Jan-03	3	45	6.67%	24.94%	48	255	18.82%	-1.92	-2.17
Feb-03	6	43	13.95%	34.65%	19	282	6.74%	1.54	-0.06
Mar-03	3	34	8.82%	28.36%	22	255	8.63%	0.08	-0.95
Apr-03	13	64	20.31%	40.23%	34	264	12.88%	1.48	-0.1
May-03	9	48	18.75%	39.03%	49	244	20.08%	-0.21	-1.13
Jun-03									



Unbundled Loop ISDN Capable (Parity)									
Date	CLEC Num	CLEC Denc	CLEC Resu	CLEC Std	Qwest Num	Qwest Denc	Qwest Resu	Mod Z Scr	Parity Scr
Jul-02	3	23	13.04%	33.68%	19	89	21.35%	-0.87	-1.53
Aug-02	5	23	21.74%	41.25%	26	107	24.30%	-0.26	-1.16
Sep-02	0	11	0.00%	0.00%	15	73	20.55%	-1.57	-1.96
Oct-02	2	24	8.33%	27.64%	7	50	14.00%	-0.66	-1.4
Nov-02	3	23	13.04%	33.68%	15	78	19.23%	-0.66	-1.4
Dec-02	12	29	41.38%	49.25%	15	111	13.51%	3.13	0.9
Jan-03	3	34	8.82%	28.36%	12	81	14.81%	-0.83	-1.5
Feb-03	2	21	9.52%	29.35%	17	105	16.19%	-0.76	-1.46
Mar-03	1	18	5.56%	22.91%					
Apr-03	3	22	13.64%	34.32%	10	68	14.71%	-0.12	-1.07
May-03	6	20	30.00%	45.83%	9	56	16.07%	1.28	-0.22
Jun-03									



Unbundled Loop - ADSL Qualified (Parity)									
Date	CLEC Num	CLEC Denc	CLEC Resu	CLEC Std	Qwest Num	Qwest Denc	Qwest Resu	Mod Z Scr	Parity Scr
Jul-02	0	2	0.00%	0.00%	89	284	31.34%	-0.95	-1.58
Aug-02	0	1	0.00%	0.00%	184	409	44.99%	-0.9	-1.55
Sep-02					109	245	44.49%		
Oct-02	0	2	0.00%	0.00%	69	184	37.50%	-1.09	-1.66
Nov-02	0	1	0.00%	0.00%	45	212	21.23%	-0.52	-1.31
Dec-02	0	2	0.00%	0.00%	52	223	23.32%	-0.78	-1.47
Jan-03	0	3	0.00%	0.00%	67	234	28.63%	-1.09	-1.66
Feb-03	0	2	0.00%	0.00%	29	231	12.55%	-0.53	-1.32
Mar-03	0	1	0.00%	0.00%	37	184	20.11%	-0.5	-1.3
Apr-03	0	1	0.00%	0.00%	66	261	25.29%	-0.58	-1.35
May-03	1	3	33.33%	47.14%	46	190	24.21%	0.34	-0.79
Jun-03									

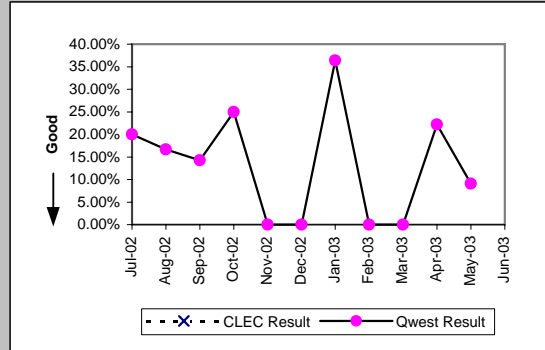


*Results exclude No Trouble Found and Test OK reports unless QWEST trouble is found on another report within 30 days of the original report. A 30-day window necessitates reporting a month behind

MR-7D* - Repair Repeat Report Rate (Percent) - Interval Zone One

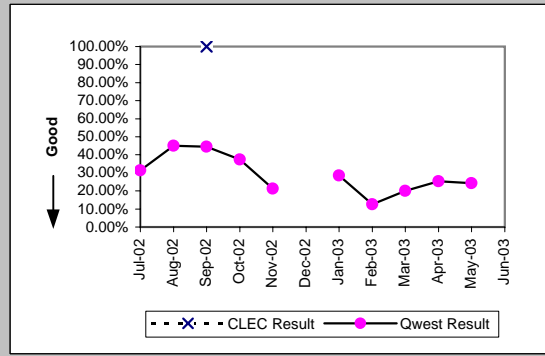
Unbundled Loop - DS3 Capable (Parity)

Date	CLEC Num	CLEC Denc	CLEC Resu	CLEC Std	Qwest Num	Qwest Denc	Qwest Resu	Mod Z Scr	Parity Scr
Jul-02					1	5	20.00%		
Aug-02					2	12	16.67%		
Sep-02					1	7	14.29%		
Oct-02					2	8	25.00%		
Nov-02					0	4	0.00%		
Dec-02					0	7	0.00%		
Jan-03					4	11	36.36%		
Feb-03					0	9	0.00%		
Mar-03					0	7	0.00%		
Apr-03					4	18	22.22%		
May-03					1	11	9.09%		
Jun-03									



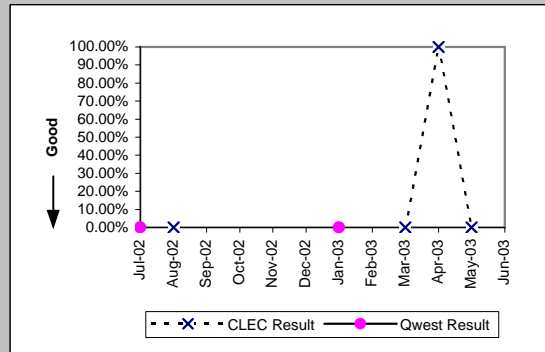
Qwest DSL (Parity)

Date	CLEC Num	CLEC Denc	CLEC Resu	CLEC Std	Qwest Num	Qwest Denc	Qwest Resu	Mod Z Scr	Parity Scr
Jul-02					89	284	31.34%		
Aug-02					184	409	44.99%		
Sep-02	2	2	100.00%	0.00%	109	245	44.49%	1.31	-0.2
Oct-02					69	184	37.50%		
Nov-02					45	212	21.23%		
Dec-02									
Jan-03					67	234	28.63%		
Feb-03					29	231	12.55%		
Mar-03					37	184	20.11%		
Apr-03					66	261	25.29%		
May-03					46	190	24.21%		
Jun-03									



E911 (Parity)

Date	CLEC Num	CLEC Denc	CLEC Resu	CLEC Std	Qwest Num	Qwest Denc	Qwest Resu	Mod Z Scr	Parity Scr
Jul-02					0	1	0.00%		
Aug-02	0	1	0.00%	0.00%					
Sep-02									
Oct-02									
Nov-02									
Dec-02									
Jan-03					0	1	0.00%		
Feb-03									
Mar-03	0	1	0.00%	0.00%					
Apr-03	1	1	100.00%	0.00%					
May-03	0	1	0.00%	0.00%					
Jun-03									

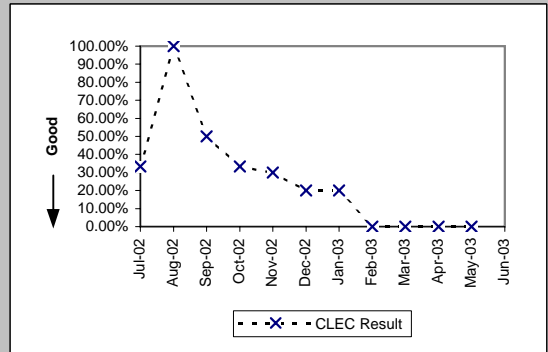


*Results exclude No Trouble Found and Test OK reports unless QWEST trouble is found on another report within 30 days of the original report. A 30-day window necessitates reporting a month behind

MR-7D* - Repair Repeat Report Rate (Percent) - Interval Zone One

Enhanced Extended Loops (EELs) (Diagnostic)

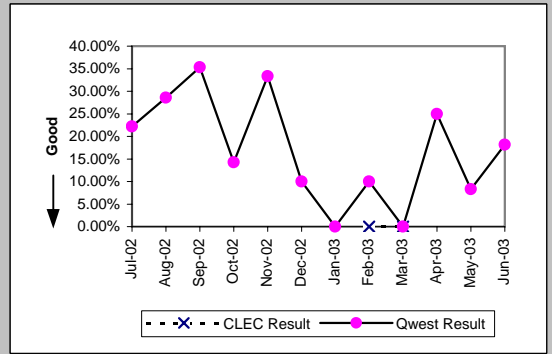
Date	Numerator	Denominator	CLEC Result	Standard Dev
Jul-02	1	3	33.33%	47.14%
Aug-02	2	2	100.00%	0.00%
Sep-02	1	2	50.00%	50.00%
Oct-02	2	6	33.33%	47.14%
Nov-02	3	10	30.00%	45.83%
Dec-02	2	10	20.00%	40.00%
Jan-03	1	5	20.00%	40.00%
Feb-03	0	2	0.00%	0.00%
Mar-03	0	8	0.00%	0.00%
Apr-03	0	7	0.00%	0.00%
May-03	0	7	0.00%	0.00%
Jun-03				



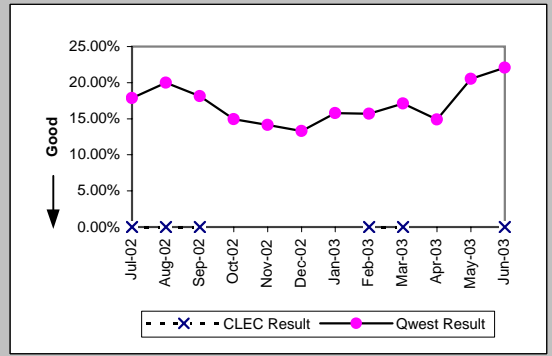
*Results exclude No Trouble Found and Test OK reports unless QWEST trouble is found on another report within 30 days of the original report. A 30-day window necessitates reporting a month behind

MR-7E - Repair Repeat Report Rate (Percent) - Interval Zone Two

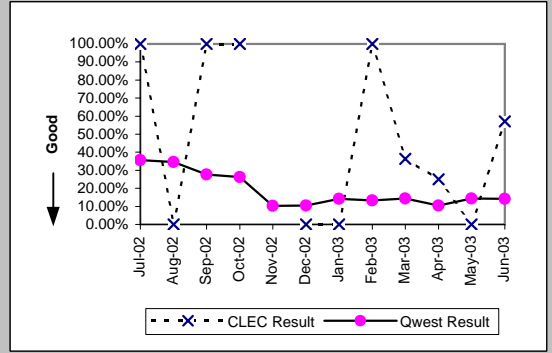
ISDN Primary (Parity)									
Date	CLEC Num	CLEC Denc	CLEC Resu	CLEC Std E	Qwest Num	Qwest Denc	Qwest Resu	Mod Z Scr	Parity Scr
Jul-02					2	9	22.22%		
Aug-02					2	7	28.57%		
Sep-02					6	17	35.29%		
Oct-02					1	7	14.29%		
Nov-02					2	6	33.33%		
Dec-02					1	10	10.00%		
Jan-03					0	10	0.00%		
Feb-03	0	2	0.00%	0.00%	1	10	10.00%	-0.43	-1.26
Mar-03	0	2	0.00%	0.00%	0	7	0.00%	N/A	N/A
Apr-03					1	4	25.00%		
May-03					1	12	8.33%		
Jun-03					2	11	18.18%		



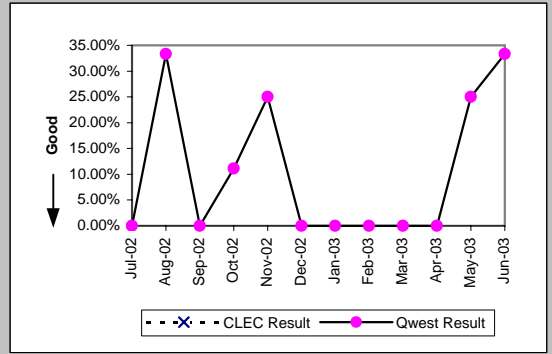
DS0 (Parity)									
Date	CLEC Num	CLEC Denc	CLEC Resu	CLEC Std E	Qwest Num	Qwest Denc	Qwest Resu	Mod Z Scr	Parity Scr
Jul-02	0	4	0.00%	0.00%	52	291	17.87%	-0.93	-1.56
Aug-02	0	1	0.00%	0.00%	59	295	20.00%	-0.5	-1.3
Sep-02	0	1	0.00%	0.00%	54	298	18.12%	-0.47	-1.29
Oct-02					27	181	14.92%		
Nov-02					32	226	14.16%		
Dec-02					36	271	13.28%		
Jan-03					38	241	15.77%		
Feb-03	0	2	0.00%	0.00%	37	236	15.68%	-0.61	-1.37
Mar-03	0	1	0.00%	0.00%	37	216	17.13%	-0.45	-1.28
Apr-03					35	235	14.89%		
May-03					40	195	20.51%		
Jun-03	0	1	0.00%	0.00%	53	240	22.08%	-0.53	-1.32



DS1 (Parity)									
Date	CLEC Num	CLEC Denc	CLEC Resu	CLEC Std E	Qwest Num	Qwest Denc	Qwest Resu	Mod Z Scr	Parity Scr
Jul-02	2	2	100.00%	0.00%	129	362	35.64%	1.55	-0.06
Aug-02	0	2	0.00%	0.00%	106	306	34.64%	-1.03	-1.62
Sep-02	1	1	100.00%	0.00%	87	314	27.71%	1.09	-0.34
Oct-02	1	1	100.00%	0.00%	51	195	26.15%	1.13	-0.32
Nov-02					25	244	10.25%		
Dec-02	0	2	0.00%	0.00%	27	256	10.55%	-0.48	-1.29
Jan-03	0	3	0.00%	0.00%	36	254	14.17%	-0.7	-1.43
Feb-03	1	1	100.00%	0.00%	28	211	13.27%	1.51	-0.08
Mar-03	4	11	36.36%	48.10%	32	222	14.41%	1.75	0.07
Apr-03	1	4	25.00%	43.30%	26	247	10.53%	0.79	-0.52
May-03	0	2	0.00%	0.00%	29	202	14.36%	-0.58	-1.35
Jun-03	4	7	57.14%	49.49%	33	232	14.22%	2.54	0.55

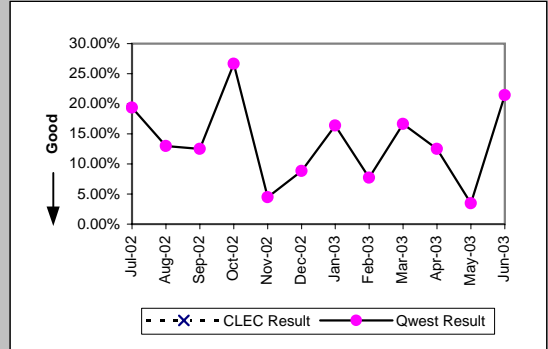


DS3 (Parity)									
Date	CLEC Num	CLEC Denc	CLEC Resu	CLEC Std E	Qwest Num	Qwest Denc	Qwest Resu	Mod Z Scr	Parity Scr
Jul-02					0	2	0.00%		
Aug-02					1	3	33.33%		
Sep-02					0	4	0.00%		
Oct-02					1	9	11.11%		
Nov-02					1	4	25.00%		
Dec-02					0	1	0.00%		
Jan-03					0	9	0.00%		
Feb-03					0	4	0.00%		
Mar-03					0	5	0.00%		
Apr-03					0	4	0.00%		
May-03					1	4	25.00%		
Jun-03					1	3	33.33%		

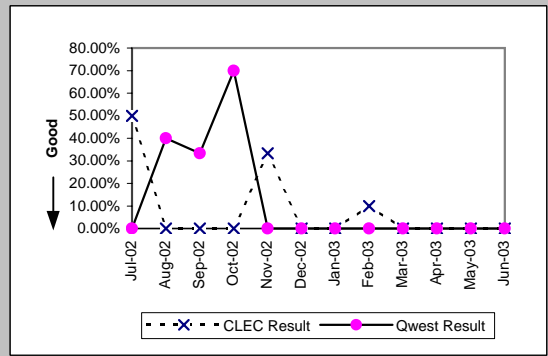


MR-7E - Repair Repeat Report Rate (Percent) - Interval Zone Two

Frame Relay (Parity)									
Date	CLEC Num	CLEC Denc	CLEC Resu	CLEC Std	Qwest Num	Qwest Denc	Qwest Resu	Mod Z Scr	Parity Scr
Jul-02					19	98	19.39%		
Aug-02					10	77	12.99%		
Sep-02					8	64	12.50%		
Oct-02					12	45	26.67%		
Nov-02					2	45	4.44%		
Dec-02					6	68	8.82%		
Jan-03					10	61	16.39%		
Feb-03					3	39	7.69%		
Mar-03					8	48	16.67%		
Apr-03					5	40	12.50%		
May-03					2	58	3.45%		
Jun-03					12	56	21.43%		

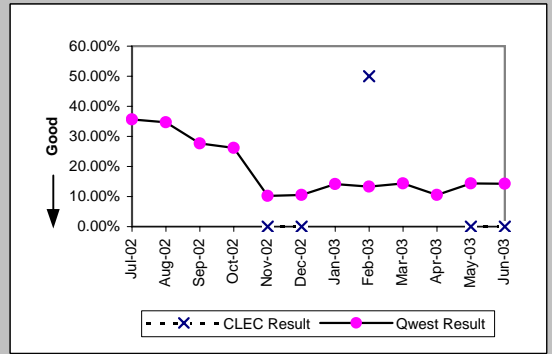


LIS Trunk (Parity)									
Date	CLEC Num	CLEC Denc	CLEC Resu	CLEC Std	Qwest Num	Qwest Denc	Qwest Resu	Mod Z Scr	Parity Scr
Jul-02	1	2	50.00%	50.00%	0	3	0.00%	N/A	-0.49
Aug-02	0	2	0.00%	0.00%	2	5	40.00%	-0.98	-1.59
Sep-02	0	1	0.00%	0.00%	1	3	33.33%	-0.61	-1.37
Oct-02	0	1	0.00%	0.00%	7	10	70.00%	-1.46	-1.89
Nov-02	1	3	33.33%	47.14%	0	1	0.00%	N/A	-0.9
Dec-02	0	7	0.00%	0.00%	0	2	0.00%	N/A	N/A
Jan-03	0	4	0.00%	0.00%	0	1	0.00%	N/A	N/A
Feb-03	1	10	10.00%	30.00%	0	2	0.00%	N/A	-0.98
Mar-03	0	2	0.00%	0.00%	0	2	0.00%	N/A	N/A
Apr-03	0	1	0.00%	0.00%	0	3	0.00%	N/A	N/A
May-03	0	3	0.00%	0.00%	0	5	0.00%	N/A	N/A
Jun-03	0	2	0.00%	0.00%	0	2	0.00%	N/A	N/A

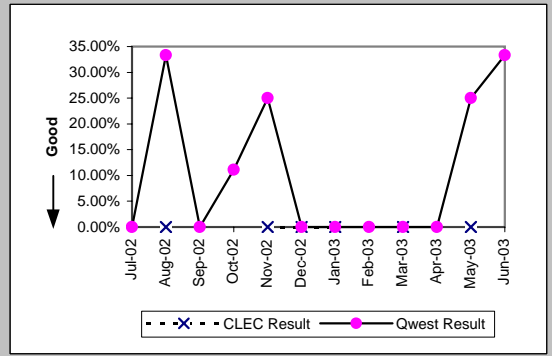


MR-7E - Repair Repeat Report Rate (Percent) - Interval Zone Two

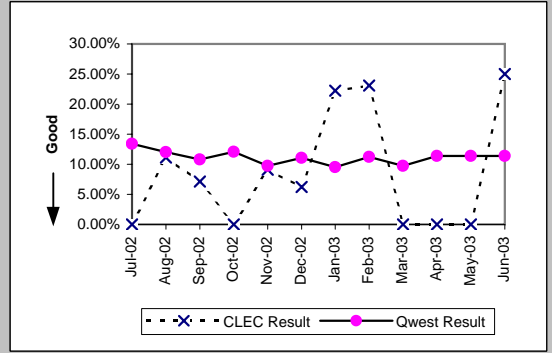
UDIT DS1 (Parity)									
Date	CLEC Num	CLEC Denc	CLEC Resu	CLEC Std	Qwest Num	Qwest Denc	Qwest Resu	Mod Z Scr	Parity Scr
Jul-02					129	362	35.64%		
Aug-02					106	306	34.64%		
Sep-02					87	314	27.71%		
Oct-02					51	195	26.15%		
Nov-02	0	2	0.00%	0.00%	25	244	10.25%	-0.48	-1.29
Dec-02	0	1	0.00%	0.00%	27	256	10.55%	-0.34	-1.21
Jan-03					36	254	14.17%		
Feb-03	1	2	50.00%	50.00%	28	211	13.27%	1.11	-0.33
Mar-03					32	222	14.41%		
Apr-03					26	247	10.53%		
May-03	0	2	0.00%	0.00%	29	202	14.36%	-0.58	-1.35
Jun-03	0	1	0.00%	0.00%	33	232	14.22%	-0.41	-1.25



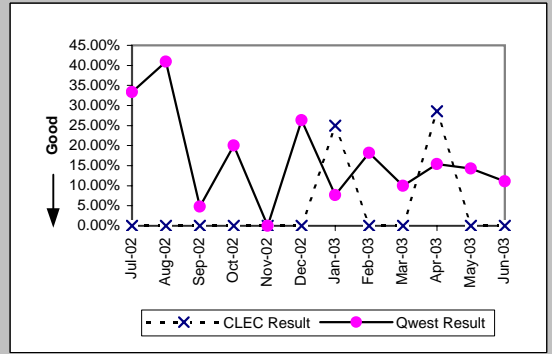
UDIT Above DS1 Level (Parity)									
Date	CLEC Num	CLEC Denc	CLEC Resu	CLEC Std	Qwest Num	Qwest Denc	Qwest Resu	Mod Z Scr	Parity Scr
Jul-02					0	2	0.00%		
Aug-02	0	1	0.00%	0.00%	1	3	33.33%	-0.61	-1.37
Sep-02					0	4	0.00%		
Oct-02					1	9	11.11%		
Nov-02	0	1	0.00%	0.00%	1	4	25.00%	-0.52	-1.31
Dec-02	0	1	0.00%	0.00%	0	1	0.00%	N/A	N/A
Jan-03	0	1	0.00%	0.00%	0	9	0.00%	N/A	N/A
Feb-03					0	4	0.00%		
Mar-03	0	2	0.00%	0.00%	0	5	0.00%	N/A	N/A
Apr-03					0	4	0.00%		
May-03	0	1	0.00%	0.00%	1	4	25.00%	-0.52	-1.31
Jun-03					1	3	33.33%		



Unbundled Loop Analog (Parity)									
Date	CLEC Num	CLEC Denc	CLEC Resu	CLEC Std	Qwest Num	Qwest Denc	Qwest Resu	Mod Z Scr	Parity Scr
Jul-02	0	21	0.00%	0.00%	583	4353	13.39%	-1.8	-2.09
Aug-02	2	18	11.11%	31.43%	421	3501	12.03%	-0.12	-1.07
Sep-02	1	14	7.14%	25.75%	370	3434	10.77%	-0.44	-1.27
Oct-02	0	15	0.00%	0.00%	399	3309	12.06%	-1.43	-1.87
Nov-02	2	22	9.09%	28.75%	334	3426	9.75%	-0.1	-1.06
Dec-02	1	16	6.25%	24.21%	472	4260	11.08%	-0.61	-1.37
Jan-03	6	27	22.22%	41.57%	404	4251	9.50%	1.98	0.2
Feb-03	9	39	23.08%	42.13%	378	3374	11.20%	2.11	0.28
Mar-03	0	8	0.00%	0.00%	358	3682	9.72%	-0.93	-1.56
Apr-03	0	15	0.00%	0.00%	409	3586	11.41%	-1.39	-1.84
May-03	0	22	0.00%	0.00%	378	3323	11.38%	-1.67	-2.02
Jun-03	4	16	25.00%	43.30%	373	3280	11.37%	1.53	-0.07

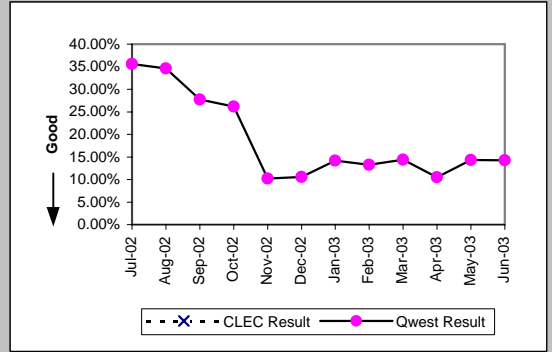


Unbundled Loop - 2 Wire Non-Loaded (Parity)									
Date	CLEC Num	CLEC Denc	CLEC Resu	CLEC Std	Qwest Num	Qwest Denc	Qwest Resu	Mod Z Scr	Parity Scr
Jul-02	0	1	0.00%	0.00%	11	33	33.33%	-0.7	-1.42
Aug-02	0	1	0.00%	0.00%	9	22	40.91%	-0.81	-1.49
Sep-02	0	1	0.00%	0.00%	1	21	4.76%	-0.22	-1.13
Oct-02	0	2	0.00%	0.00%	2	10	20.00%	-0.65	-1.39
Nov-02	0	4	0.00%	0.00%	0	15	0.00%	N/A	N/A
Dec-02	0	4	0.00%	0.00%	5	19	26.32%	-1.09	-1.66
Jan-03	1	4	25.00%	43.30%	1	13	7.69%	0.7	-0.58
Feb-03	0	2	0.00%	0.00%	2	11	18.18%	-0.61	-1.37
Mar-03	0	5	0.00%	0.00%	1	10	10.00%	-0.61	-1.37
Apr-03	2	7	28.57%	45.18%	2	13	15.38%	0.59	-0.64
May-03	0	3	0.00%	0.00%	3	21	14.29%	-0.66	-1.4
Jun-03	0	3	0.00%	0.00%	1	9	11.11%	-0.53	-1.32

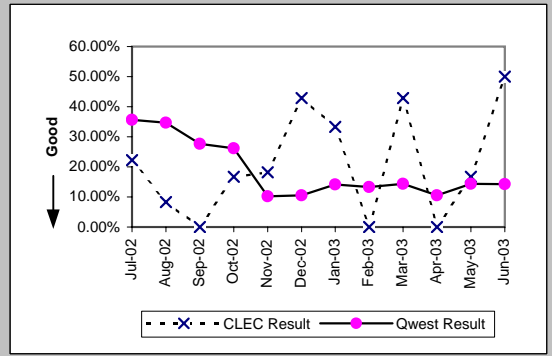


MR-7E - Repair Repeat Report Rate (Percent) - Interval Zone Two

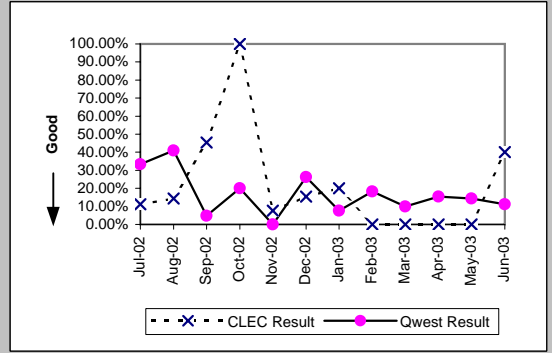
Unbundled Loop - 4 Wire Non-Loaded (Parity)									
Date	CLEC Num	CLEC Denc	CLEC Resu	CLEC Std E	Qwest Num	Qwest Denc	Qwest Resu	Mod Z Scr	Parity Scr
Jul-02					129	362	35.64%		
Aug-02					106	306	34.64%		
Sep-02					87	314	27.71%		
Oct-02					51	195	26.15%		
Nov-02					25	244	10.25%		
Dec-02					27	256	10.55%		
Jan-03					36	254	14.17%		
Feb-03					28	211	13.27%		
Mar-03					32	222	14.41%		
Apr-03					26	247	10.53%		
May-03					29	202	14.36%		
Jun-03					33	232	14.22%		



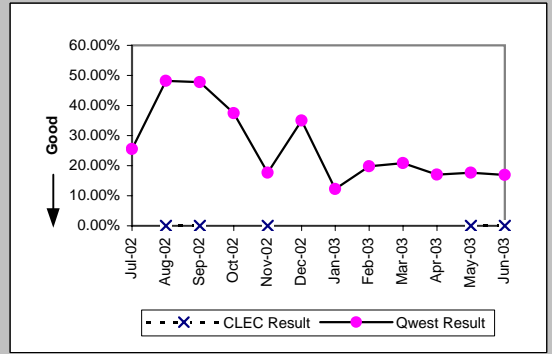
Unbundled Loop - DS1 Capable (Parity)									
Date	CLEC Num	CLEC Denc	CLEC Resu	CLEC Std E	Qwest Num	Qwest Denc	Qwest Resu	Mod Z Scr	Parity Scr
Jul-02	2	9	22.22%	41.57%	129	362	35.64%	-0.83	-1.5
Aug-02	1	12	8.33%	27.64%	106	306	34.64%	-1.88	-2.14
Sep-02	0	5	0.00%	0.00%	87	314	27.71%	-1.37	-1.83
Oct-02	1	6	16.67%	37.27%	51	195	26.15%	-0.52	-1.32
Nov-02	2	11	18.18%	38.57%	25	244	10.25%	0.8	-0.51
Dec-02	3	7	42.86%	49.49%	27	256	10.55%	2.13	0.3
Jan-03	2	6	33.33%	47.14%	36	254	14.17%	1.16	-0.3
Feb-03	0	4	0.00%	0.00%	28	211	13.27%	-0.78	-1.47
Mar-03	3	7	42.86%	49.49%	32	222	14.41%	1.76	0.07
Apr-03	0	5	0.00%	0.00%	26	247	10.53%	-0.76	-1.46
May-03	2	12	16.67%	37.27%	29	202	14.36%	0.25	-0.85
Jun-03	3	6	50.00%	50.00%	33	232	14.22%	2	0.22



Unbundled Loop ISDN Capable (Parity)									
Date	CLEC Num	CLEC Denc	CLEC Resu	CLEC Std E	Qwest Num	Qwest Denc	Qwest Resu	Mod Z Scr	Parity Scr
Jul-02	1	9	11.11%	31.43%	11	33	33.33%	-1.25	-1.76
Aug-02	2	14	14.29%	34.99%	9	22	40.91%	-1.58	-1.96
Sep-02	5	11	45.45%	49.79%	1	21	4.76%	2.59	0.58
Oct-02	2	2	100.00%	0.00%	2	10	20.00%	1.84	0.12
Nov-02	1	13	7.69%	26.65%	0	15	0.00%	N/A	-0.58
Dec-02	2	13	15.38%	36.08%	5	19	26.32%	-0.69	-1.42
Jan-03	2	10	20.00%	40.00%	1	13	7.69%	0.75	-0.54
Feb-03	0	7	0.00%	0.00%	2	11	18.18%	-0.97	-1.59
Mar-03	0	10	0.00%	0.00%	1	10	10.00%	-0.75	-1.45
Apr-03	0	6	0.00%	0.00%	2	13	15.38%	-0.86	-1.53
May-03	0	6	0.00%	0.00%	3	21	14.29%	-0.88	-1.54
Jun-03	2	5	40.00%	48.99%	1	9	11.11%	1.09	-0.34

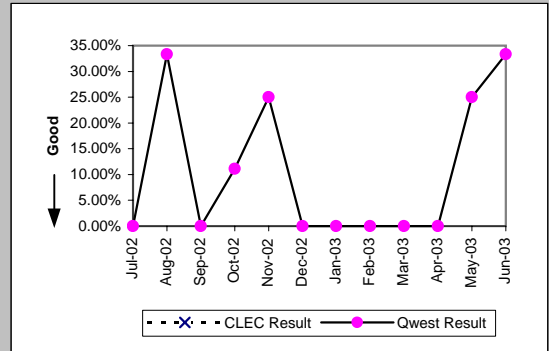


Unbundled Loop - ADSL Qualified (Parity)									
Date	CLEC Num	CLEC Denc	CLEC Resu	CLEC Std E	Qwest Num	Qwest Denc	Qwest Resu	Mod Z Scr	Parity Scr
Jul-02					12	47	25.53%		
Aug-02	0	2	0.00%	0.00%	27	56	48.21%	-1.34	-1.82
Sep-02	0	1	0.00%	0.00%	21	44	47.73%	-0.94	-1.57
Oct-02					9	24	37.50%		
Nov-02	0	1	0.00%	0.00%	6	34	17.65%	-0.46	-1.28
Dec-02					14	40	35.00%		
Jan-03					6	49	12.24%		
Feb-03					329	1663	19.78%		
Mar-03					345	1656	20.83%		
Apr-03					312	1828	17.07%		
May-03	0	2	0.00%	0.00%	316	1791	17.64%	-0.65	-1.4
Jun-03	0	1	0.00%	0.00%	44	260	16.92%	-0.45	-1.27

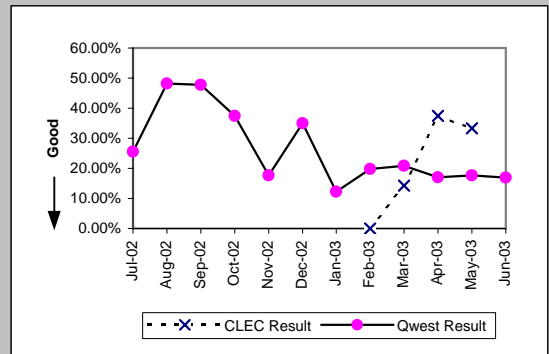


MR-7E - Repair Repeat Report Rate (Percent) - Interval Zone Two

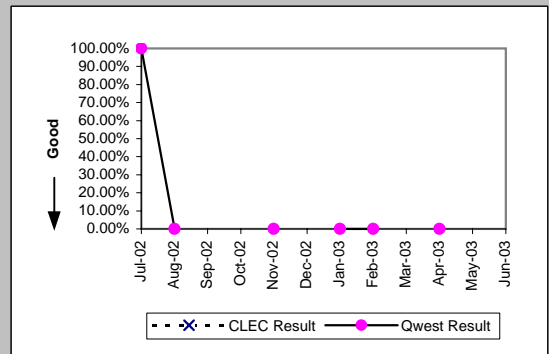
Unbundled Loop - DS3 Capable (Parity)									
Date	CLEC Num	CLEC Dend	CLEC Resu	CLEC Std	Qwest Num	Qwest Dend	Qwest Resu	Mod Z Scr	Parity Scr
Jul-02					0	2	0.00%		
Aug-02					1	3	33.33%		
Sep-02					0	4	0.00%		
Oct-02					1	9	11.11%		
Nov-02					1	4	25.00%		
Dec-02					0	1	0.00%		
Jan-03					0	9	0.00%		
Feb-03					0	4	0.00%		
Mar-03					0	5	0.00%		
Apr-03					0	4	0.00%		
May-03					1	4	25.00%		
Jun-03					1	3	33.33%		



Qwest DSL (Parity)									
Date	CLEC Num	CLEC Dend	CLEC Resu	CLEC Std	Qwest Num	Qwest Dend	Qwest Resu	Mod Z Scr	Parity Scr
Jul-02					12	47	25.53%		
Aug-02					27	56	48.21%		
Sep-02					21	44	47.73%		
Oct-02					9	24	37.50%		
Nov-02					6	34	17.65%		
Dec-02					14	40	35.00%		
Jan-03					6	49	12.24%		
Feb-03	0	1	0.00%	0.00%	329	1663	19.78%	-0.5	-1.3
Mar-03	1	7	14.29%	34.99%	345	1656	20.83%	-0.43	-1.26
Apr-03	3	8	37.50%	48.41%	312	1828	17.07%	1.36	-0.17
May-03	1	3	33.33%	47.14%	316	1791	17.64%	0.63	-0.62
Jun-03					44	260	16.92%		

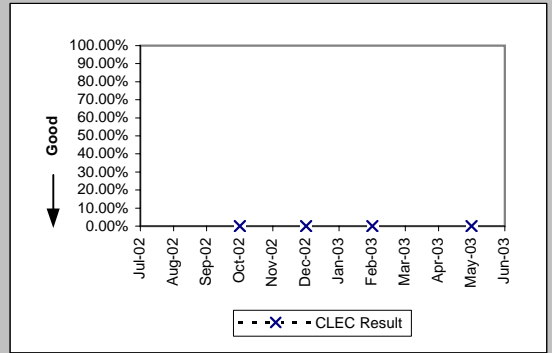


E911 (Parity)									
Date	CLEC Num	CLEC Dend	CLEC Resu	CLEC Std	Qwest Num	Qwest Dend	Qwest Resu	Mod Z Scr	Parity Scr
Jul-02					2	2	100.00%		
Aug-02					0	1	0.00%		
Sep-02									
Oct-02									
Nov-02					0	1	0.00%		
Dec-02									
Jan-03					0	3	0.00%		
Feb-03					0	1	0.00%		
Mar-03									
Apr-03					0	1	0.00%		
May-03									
Jun-03									



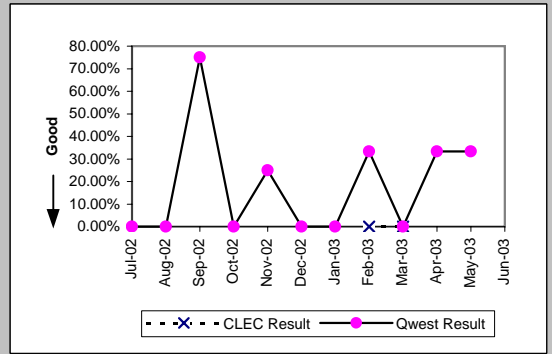
MR-7E - Repair Repeat Report Rate (Percent) - Interval Zone Two

Enhanced Extended Loops (EELs) (Diagnostic)				
Date	Numerator	Denominator	CLEC Result	Standard Dev
Jul-02				
Aug-02				
Sep-02				
Oct-02	0	1	0.00%	0.00%
Nov-02				
Dec-02	0	1	0.00%	0.00%
Jan-03				
Feb-03	0	1	0.00%	0.00%
Mar-03				
Apr-03				
May-03	0	1	0.00%	0.00%
Jun-03				

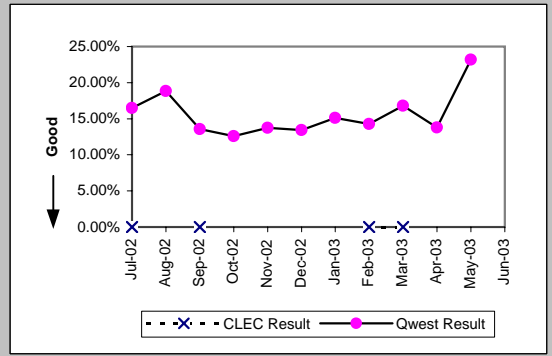


MR-7E* - Repair Repeat Report Rate (Percent) - Interval Zone Two

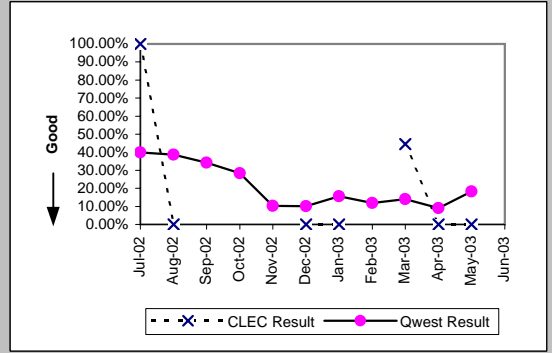
ISDN Primary (Parity)									
Date	CLEC Num	CLEC Denc	CLEC Resu	CLEC Std E	Qwest Num	Qwest Denc	Qwest Resu	Mod Z Scr	Parity Scr
Jul-02					0	2	0.00%		
Aug-02					0	3	0.00%		
Sep-02					3	4	75.00%		
Oct-02					0	4	0.00%		
Nov-02					1	4	25.00%		
Dec-02					0	5	0.00%		
Jan-03					0	3	0.00%		
Feb-03	0	1	0.00%	0.00%	1	3	33.33%	-0.61	-1.37
Mar-03	0	1	0.00%	0.00%	0	2	0.00%	N/A	N/A
Apr-03					1	3	33.33%		
May-03					1	3	33.33%		
Jun-03									



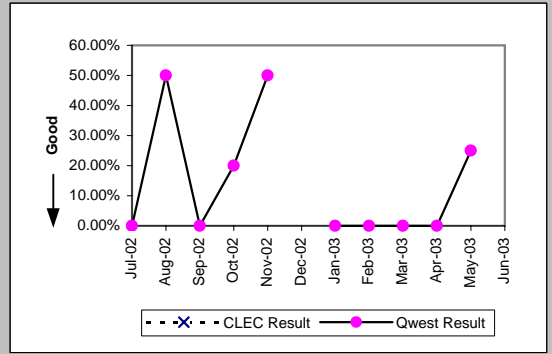
DS0 (Parity)									
Date	CLEC Num	CLEC Denc	CLEC Resu	CLEC Std E	Qwest Num	Qwest Denc	Qwest Resu	Mod Z Scr	Parity Scr
Jul-02	0	2	0.00%	0.00%	31	188	16.49%	-0.63	-1.38
Aug-02					35	186	18.82%		
Sep-02	0	1	0.00%	0.00%	27	199	13.57%	-0.4	-1.24
Oct-02					15	119	12.61%		
Nov-02					21	153	13.73%		
Dec-02					25	186	13.44%		
Jan-03					23	152	15.13%		
Feb-03	0	2	0.00%	0.00%	25	175	14.29%	-0.57	-1.35
Mar-03	0	1	0.00%	0.00%	24	143	16.78%	-0.45	-1.27
Apr-03					24	174	13.79%		
May-03					29	125	23.20%		
Jun-03									



DS1 (Parity)									
Date	CLEC Num	CLEC Denc	CLEC Resu	CLEC Std E	Qwest Num	Qwest Denc	Qwest Resu	Mod Z Scr	Parity Scr
Jul-02	2	2	100.00%	0.00%	86	216	39.81%	1.44	-0.13
Aug-02	0	1	0.00%	0.00%	71	184	38.59%	-0.79	-1.48
Sep-02					68	199	34.17%		
Oct-02					34	120	28.33%		
Nov-02					17	164	10.37%		
Dec-02	0	1	0.00%	0.00%	18	178	10.11%	-0.33	-1.2
Jan-03	0	3	0.00%	0.00%	27	174	15.52%	-0.74	-1.45
Feb-03					17	144	11.81%		
Mar-03	4	9	44.44%	49.69%	19	136	13.97%	2.1	0.28
Apr-03	0	2	0.00%	0.00%	15	166	9.04%	-0.44	-1.27
May-03	0	2	0.00%	0.00%	25	137	18.25%	-0.66	-1.4
Jun-03									



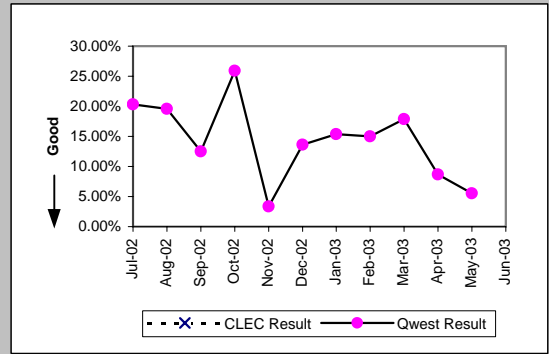
DS3 (Parity)									
Date	CLEC Num	CLEC Denc	CLEC Resu	CLEC Std E	Qwest Num	Qwest Denc	Qwest Resu	Mod Z Scr	Parity Scr
Jul-02					0	1	0.00%		
Aug-02					1	2	50.00%		
Sep-02					0	3	0.00%		
Oct-02					1	5	20.00%		
Nov-02					1	2	50.00%		
Dec-02									
Jan-03					0	5	0.00%		
Feb-03	0	1	0.00%	0.00%	0	1	0.00%		
Mar-03	0	3	0.00%	0.00%	0	3	0.00%		
Apr-03					0	2	0.00%		
May-03					1	4	25.00%		
Jun-03									



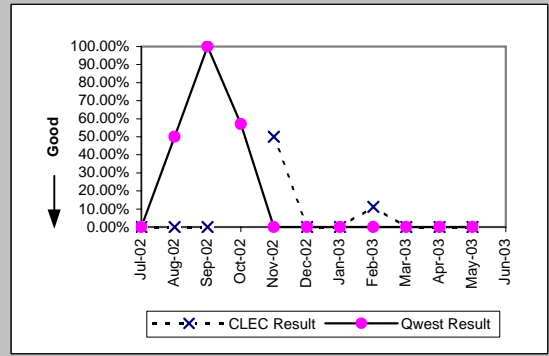
*Results exclude No Trouble Found and Test OK reports unless QWEST trouble is found on another report within 30 days of the original report. A 30-day window necessitates reporting a month behind

MR-7E* - Repair Repeat Report Rate (Percent) - Interval Zone Two

Frame Relay (Parity)										
Date	CLEC Num	CLEC Denc	CLEC Resu	CLEC Std	Qwest Num	Qwest Denc	Qwest Resu	Mod Z Scr	Parity Scr	
Jul-02					12	59	20.34%			
Aug-02					9	46	19.57%			
Sep-02					5	40	12.50%			
Oct-02					7	27	25.93%			
Nov-02					1	30	3.33%			
Dec-02					6	44	13.64%			
Jan-03					6	39	15.38%			
Feb-03					3	20	15.00%			
Mar-03					5	28	17.86%			
Apr-03					2	23	8.70%			
May-03					2	36	5.56%			
Jun-03										



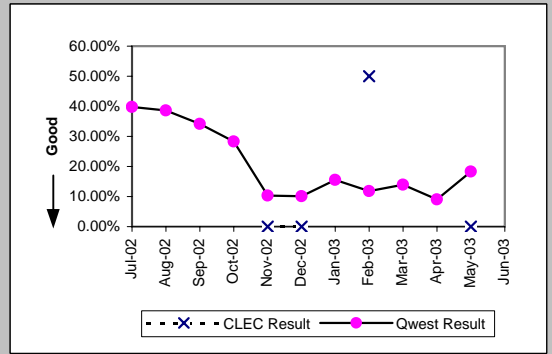
LIS Trunk (Parity)										
Date	CLEC Num	CLEC Denc	CLEC Resu	CLEC Std	Qwest Num	Qwest Denc	Qwest Resu	Mod Z Scr	Parity Scr	
Jul-02	0	1	0.00%	0.00%	0	3	0.00%	N/A	N/A	
Aug-02	0	2	0.00%	0.00%	2	4	50.00%	-1.15	-1.7	
Sep-02	0	1	0.00%	0.00%	1	1	100.00%	N/A		
Oct-02					4	7	57.14%			
Nov-02	1	2	50.00%	50.00%	0	1	0.00%	N/A	-0.8	
Dec-02	0	4	0.00%	0.00%	0	1	0.00%	N/A	N/A	
Jan-03	0	3	0.00%	0.00%	0	1	0.00%	N/A	N/A	
Feb-03	1	9	11.11%	31.43%	0	2	0.00%	N/A	-0.96	
Mar-03	0	2	0.00%	0.00%	0	2	0.00%	N/A	N/A	
Apr-03	0	1	0.00%	0.00%	0	2	0.00%	N/A	N/A	
May-03	0	3	0.00%	0.00%	0	5	0.00%	N/A	N/A	
Jun-03										



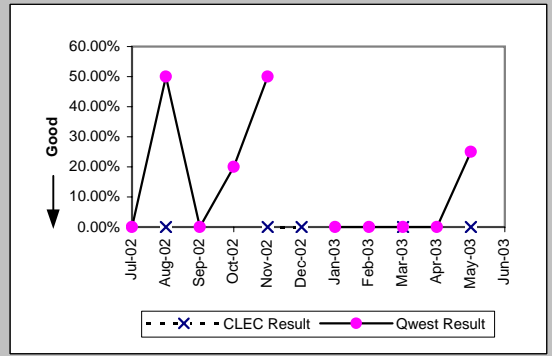
*Results exclude No Trouble Found and Test OK reports unless QWEST trouble is found on another report within 30 days of the original report. A 30-day window necessitates reporting a month behind

MR-7E* - Repair Repeat Report Rate (Percent) - Interval Zone Two

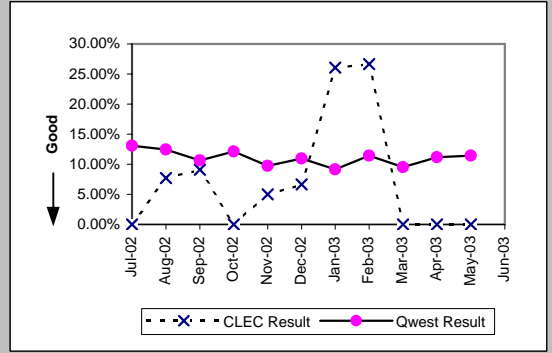
UDIT DS1 (Parity)									
Date	CLEC Num	CLEC Denc	CLEC Resu	CLEC Std	Qwest Num	Qwest Denc	Qwest Resu	Mod Z Scr	Parity Scr
Jul-02					86	216	39.81%		
Aug-02					71	184	38.59%		
Sep-02					68	199	34.17%		
Oct-02					34	120	28.33%		
Nov-02	0	2	0.00%	0.00%	17	164	10.37%	-0.48	-1.29
Dec-02	0	1	0.00%	0.00%	18	178	10.11%	-0.33	-1.2
Jan-03					27	174	15.52%		
Feb-03	1	2	50.00%	50.00%	17	144	11.81%	1.17	-0.29
Mar-03					19	136	13.97%		
Apr-03					15	166	9.04%		
May-03	0	2	0.00%	0.00%	25	137	18.25%	-0.66	-1.4
Jun-03									



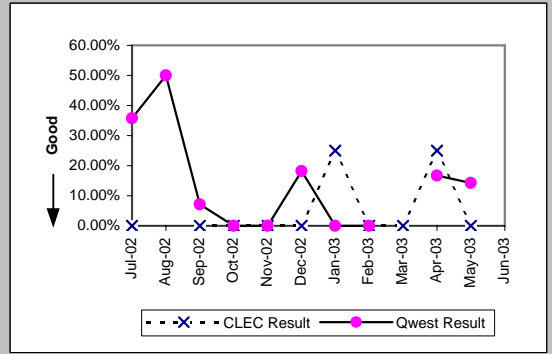
UDIT Above DS1 Level (Parity)									
Date	CLEC Num	CLEC Denc	CLEC Resu	CLEC Std	Qwest Num	Qwest Denc	Qwest Resu	Mod Z Scr	Parity Scr
Jul-02					0	1	0.00%		
Aug-02	0	1	0.00%	0.00%	1	2	50.00%	-0.82	-1.5
Sep-02					0	3	0.00%		
Oct-02					1	5	20.00%		
Nov-02	0	1	0.00%	0.00%	1	2	50.00%	-0.82	-1.5
Dec-02	0	1	0.00%	0.00%					
Jan-03					0	5	0.00%		
Feb-03					0	1	0.00%		
Mar-03	0	2	0.00%	0.00%	0	3	0.00%	N/A	N/A
Apr-03					0	2	0.00%		
May-03	0	1	0.00%	0.00%	1	4	25.00%	-0.52	-1.31
Jun-03									



Unbundled Loop Analog (Parity)									
Date	CLEC Num	CLEC Denc	CLEC Resu	CLEC Std	Qwest Num	Qwest Denc	Qwest Resu	Mod Z Scr	Parity Scr
Jul-02	0	12	0.00%	0.00%	487	3726	13.07%	-1.34	-1.82
Aug-02	1	13	7.69%	26.65%	361	2901	12.44%	-0.52	-1.31
Sep-02	1	11	9.09%	28.75%	313	2941	10.64%	-0.17	-1.1
Oct-02	0	14	0.00%	0.00%	336	2767	12.14%	-1.39	-1.84
Nov-02	1	20	5.00%	21.79%	287	2954	9.72%	-0.71	-1.43
Dec-02	1	15	6.67%	24.94%	416	3789	10.98%	-0.53	-1.32
Jan-03	6	23	26.09%	43.91%	346	3773	9.17%	2.36	0.44
Feb-03	8	30	26.67%	44.22%	334	2927	11.41%	2.3	0.4
Mar-03	0	4	0.00%	0.00%	310	3250	9.54%	-0.65	-1.39
Apr-03	0	12	0.00%	0.00%	350	3130	11.18%	-1.23	-1.75
May-03	0	20	0.00%	0.00%	336	2933	11.46%	-1.6	-1.97
Jun-03									



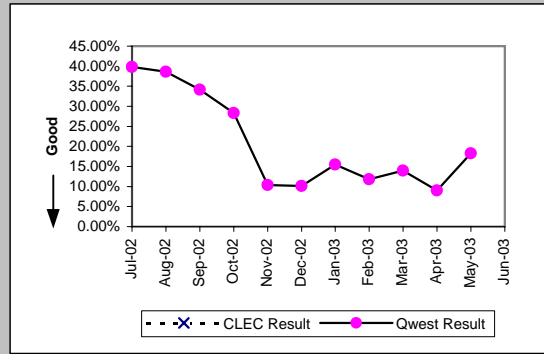
Unbundled Loop - 2 Wire Non-Loaded (Parity)									
Date	CLEC Num	CLEC Denc	CLEC Resu	CLEC Std	Qwest Num	Qwest Denc	Qwest Resu	Mod Z Scr	Parity Scr
Jul-02	0	1	0.00%	0.00%	5	14	35.71%	-0.72	-1.44
Aug-02					6	12	50.00%		
Sep-02	0	1	0.00%	0.00%	1	14	7.14%	-0.27	-1.16
Oct-02	0	1	0.00%	0.00%	0	4	0.00%	N/A	N/A
Nov-02	0	3	0.00%	0.00%	0	6	0.00%	N/A	N/A
Dec-02	0	4	0.00%	0.00%	2	11	18.18%	-0.81	-1.49
Jan-03	1	4	25.00%	43.30%	0	6	0.00%	N/A	-0.49
Feb-03	0	1	0.00%	0.00%	0	2	0.00%	N/A	N/A
Mar-03	0	2	0.00%	0.00%					
Apr-03	1	4	25.00%	43.30%	1	6	16.67%	0.17	-0.9
May-03	0	1	0.00%	0.00%	2	14	14.29%	-0.39	-1.24
Jun-03									



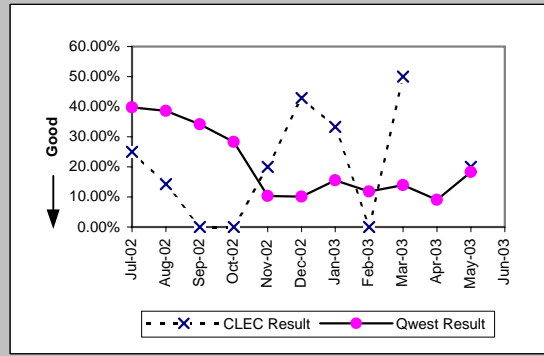
*Results exclude No Trouble Found and Test OK reports unless QWEST trouble is found on another report within 30 days of the original report. A 30-day window necessitates reporting a month behind

MR-7E* - Repair Repeat Report Rate (Percent) - Interval Zone Two

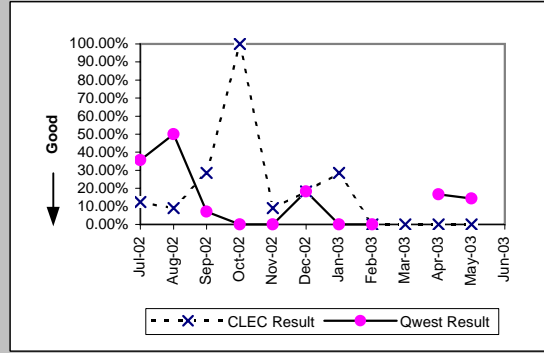
Unbundled Loop - 4 Wire Non-Loaded (Parity)									
Date	CLEC Num	CLEC Denc	CLEC Resu	CLEC Std E	Qwest Num	Qwest Denc	Qwest Resu	Mod Z Scr	Parity Scr
Jul-02					86	216	39.81%		
Aug-02					71	184	38.59%		
Sep-02					68	199	34.17%		
Oct-02					34	120	28.33%		
Nov-02					17	164	10.37%		
Dec-02					18	178	10.11%		
Jan-03					27	174	15.52%		
Feb-03					17	144	11.81%		
Mar-03					19	136	13.97%		
Apr-03					15	166	9.04%		
May-03					25	137	18.25%		
Jun-03									



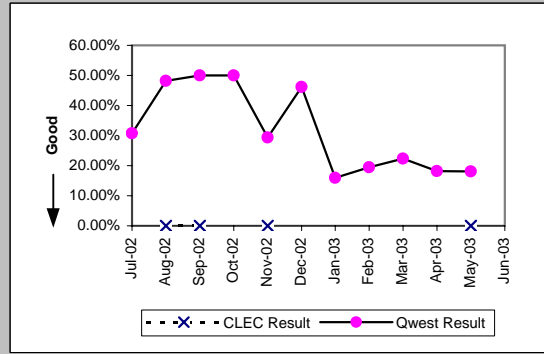
Unbundled Loop - DS1 Capable (Parity)									
Date	CLEC Num	CLEC Denc	CLEC Resu	CLEC Std E	Qwest Num	Qwest Denc	Qwest Resu	Mod Z Scr	Parity Scr
Jul-02					86	216	39.81%	-0.84	-1.51
Aug-02	1	7	14.29%	34.99%	71	184	38.59%	-1.3	-1.79
Sep-02	0	4	0.00%	0.00%	68	199	34.17%	-1.43	-1.87
Oct-02	0	4	0.00%	0.00%	34	120	28.33%	-1.24	-1.75
Nov-02	2	10	20.00%	40.00%	17	164	10.37%	0.89	-0.46
Dec-02	3	7	42.86%	49.49%	18	178	10.11%	2.16	0.31
Jan-03	2	6	33.33%	47.14%	27	174	15.52%	1.05	-0.36
Feb-03	0	4	0.00%	0.00%	17	144	11.81%	-0.72	-1.44
Mar-03	3	6	50.00%	50.00%	19	136	13.97%	2	0.21
Apr-03					15	166	9.04%		
May-03	2	10	20.00%	40.00%	25	137	18.25%	0.16	-0.9
Jun-03									



Unbundled Loop ISDN Capable (Parity)									
Date	CLEC Num	CLEC Denc	CLEC Resu	CLEC Std E	Qwest Num	Qwest Denc	Qwest Resu	Mod Z Scr	Parity Scr
Jul-02	1	8	12.50%	33.07%	5	14	35.71%	-1.09	-1.66
Aug-02	1	11	9.09%	28.75%	6	12	50.00%	-1.96	-2.19
Sep-02	2	7	28.57%	45.18%	1	14	7.14%	1.11	-0.33
Oct-02	1	1	100.00%	0.00%	0	4	0.00%	N/A	-0.15
Nov-02	1	11	9.09%	28.75%	0	6	0.00%	N/A	-0.76
Dec-02	2	11	18.18%	38.57%	2	11	18.18%	0	-1
Jan-03	2	7	28.57%	45.18%	0	6	0.00%	N/A	-0.27
Feb-03	0	6	0.00%	0.00%	0	2	0.00%	N/A	N/A
Mar-03	0	7	0.00%	0.00%					
Apr-03	0	5	0.00%	0.00%	1	6	16.67%	-0.74	-1.45
May-03	0	4	0.00%	0.00%	2	14	14.29%	-0.72	-1.44
Jun-03									



Unbundled Loop - ADSL Qualified (Parity)									
Date	CLEC Num	CLEC Denc	CLEC Resu	CLEC Std E	Qwest Num	Qwest Denc	Qwest Resu	Mod Z Scr	Parity Scr
Jul-02					8	26	30.77%		
Aug-02	0	2	0.00%	0.00%	13	27	48.15%	-1.31	-1.8
Sep-02	0	1	0.00%	0.00%	12	24	50.00%	-0.98	-1.6
Oct-02					5	10	50.00%		
Nov-02	0	1	0.00%	0.00%	5	17	29.41%	-0.63	-1.38
Dec-02					12	26	46.15%		
Jan-03					4	25	16.00%		
Feb-03					196	1007	19.46%		
Mar-03					240	1075	22.33%		
Apr-03					207	1136	18.22%		
May-03	0	1	0.00%	0.00%	212	1169	18.14%	-0.47	-1.29
Jun-03									

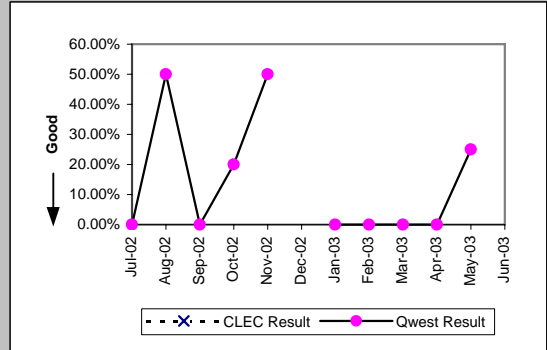


*Results exclude No Trouble Found and Test OK reports unless QWEST trouble is found on another report within 30 days of the original report. A 30-day window necessitates reporting a month behind

MR-7E* - Repair Repeat Report Rate (Percent) - Interval Zone Two

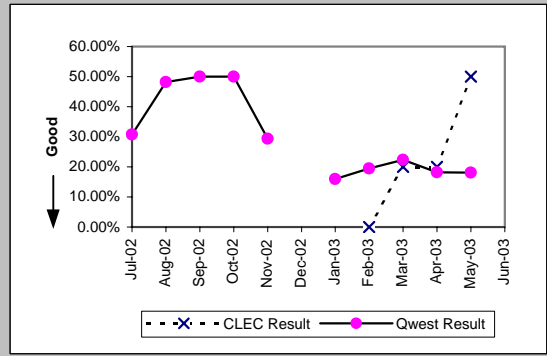
Unbundled Loop - DS3 Capable (Parity)

Date	CLEC Num	CLEC Denc	CLEC Resu	CLEC Std	Qwest Num	Qwest Denc	Qwest Resu	Mod Z Scr	Parity Scr
Jul-02					0	1	0.00%		
Aug-02					1	2	50.00%		
Sep-02					0	3	0.00%		
Oct-02					1	5	20.00%		
Nov-02					1	2	50.00%		
Dec-02									
Jan-03					0	5	0.00%		
Feb-03					0	1	0.00%		
Mar-03					0	3	0.00%		
Apr-03					0	2	0.00%		
May-03					1	4	25.00%		
Jun-03									



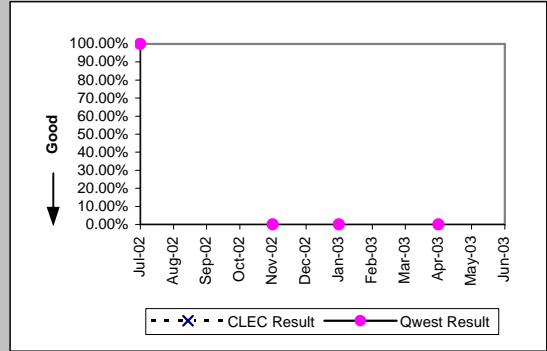
Qwest DSL (Parity)

Date	CLEC Num	CLEC Denc	CLEC Resu	CLEC Std	Qwest Num	Qwest Denc	Qwest Resu	Mod Z Scr	Parity Scr
Jul-02					8	26	30.77%		
Aug-02					13	27	48.15%		
Sep-02					12	24	50.00%		
Oct-02					5	10	50.00%		
Nov-02					5	17	29.41%		
Dec-02									
Jan-03					4	25	16.00%		
Feb-03	0	1	0.00%	0.00%	196	1007	19.46%	-0.49	-1.3
Mar-03	1	5	20.00%	40.00%	240	1075	22.33%	-0.12	-1.08
Apr-03	1	5	20.00%	40.00%	207	1136	18.22%	0.16	-0.9
May-03	1	2	50.00%	50.00%	212	1169	18.14%	0.91	-0.45
Jun-03									



E911 (Parity)

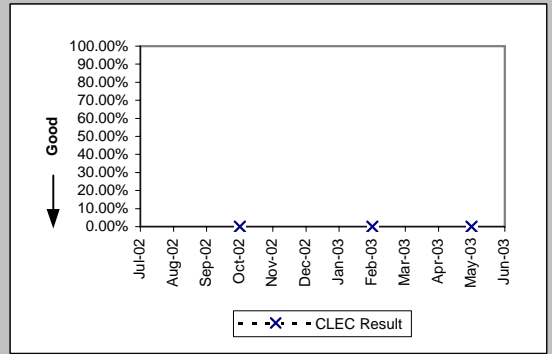
Date	CLEC Num	CLEC Denc	CLEC Resu	CLEC Std	Qwest Num	Qwest Denc	Qwest Resu	Mod Z Scr	Parity Scr
Jul-02					1	1	100.00%		
Aug-02									
Sep-02									
Oct-02									
Nov-02					0	1	0.00%		
Dec-02									
Jan-03					0	3	0.00%		
Feb-03									
Mar-03									
Apr-03					0	1	0.00%		
May-03									
Jun-03									



*Results exclude No Trouble Found and Test OK reports unless QWEST trouble is found on another report within 30 days of the original report. A 30-day window necessitates reporting a month behind

MR-7E* - Repair Repeat Report Rate (Percent) - Interval Zone Two

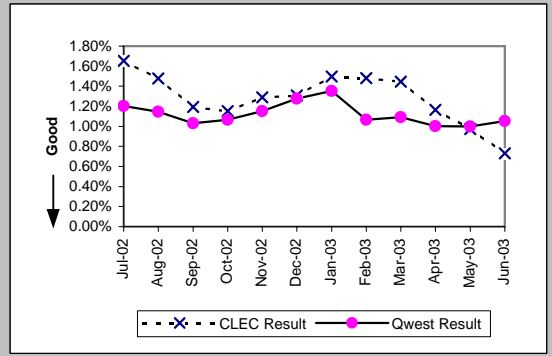
Enhanced Extended Loops (EELs) (Diagnostic)				
Date	Numerator	Denominator	CLEC Result	Standard Dev
Jul-02				
Aug-02				
Sep-02				
Oct-02	0	1	0.00%	0.00%
Nov-02				
Dec-02				
Jan-03				
Feb-03	0	1	0.00%	0.00%
Mar-03				
Apr-03				
May-03	0	1	0.00%	0.00%
Jun-03				



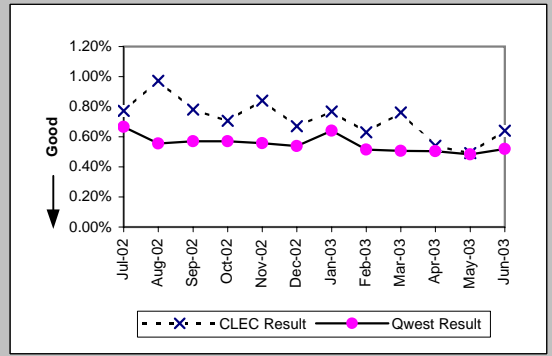
*Results exclude No Trouble Found and Test OK reports unless QWEST trouble is found on another report within 30 days of the original report. A 30-day window necessitates reporting a month behind

MR-8 - Trouble Rate (Percent)

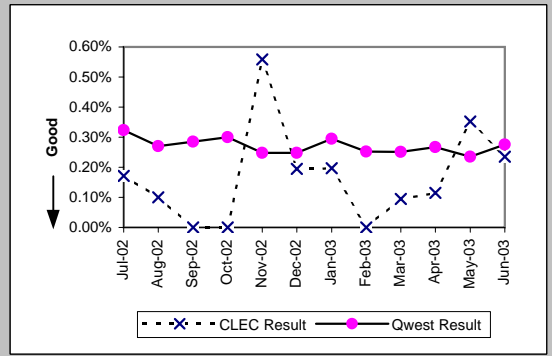
Residence (Parity)									
Date	CLEC Num	CLEC Denc	CLEC Resu	CLEC Std	Qwest Num	Qwest Denc	Qwest Resu	Mod Z Scr	Parity Scr
Jul-02	165	9973	1.65%	12.76%	20520	1704151	1.20%	4.11	1.5
Aug-02	159	10756	1.48%	12.07%	19433	1696037	1.15%	3.23	0.96
Sep-02	133	11138	1.19%	10.86%	17428	1688751	1.03%	1.69	0.03
Oct-02	131	11371	1.15%	10.67%	17961	1683700	1.07%	0.88	-0.46
Nov-02	148	11476	1.29%	11.28%	19359	1678648	1.15%	1.36	-0.17
Dec-02	157	11985	1.31%	11.37%	21337	1673228	1.28%	0.34	-0.79
Jan-03	192	12837	1.50%	12.14%	22598	1669882	1.35%	1.39	-0.15
Feb-03	214	14439	1.48%	12.08%	17754	1665148	1.07%	4.84	1.95
Mar-03	268	18538	1.45%	11.94%	18100	1660312	1.09%	4.64	1.82
Apr-03	264	22643	1.17%	10.73%	16129	1609093	1.00%	2.45	0.49
May-03	253	26016	0.97%	9.81%	16022	1602268	1.00%	-0.44	-1.27
Jun-03	211	28904	0.73%	8.51%	16793	1593239	1.05%	-5.35	-4.25



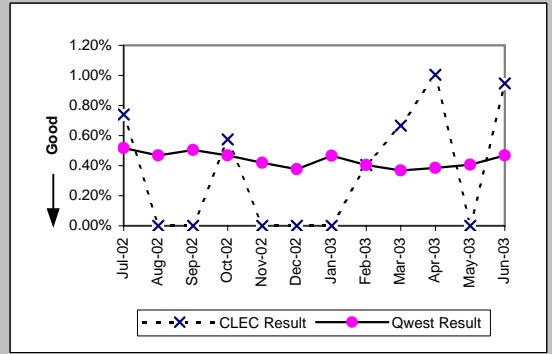
Business (Parity)									
Date	CLEC Num	CLEC Denc	CLEC Resu	CLEC Std	Qwest Num	Qwest Denc	Qwest Resu	Mod Z Scr	Parity Scr
Jul-02	98	12678	0.77%	8.76%	2946	442422	0.67%	1.46	-0.11
Aug-02	130	13370	0.97%	9.81%	2449	441569	0.55%	6.41	2.9
Sep-02	107	13712	0.78%	8.80%	2508	440574	0.57%	3.24	0.97
Oct-02	106	15017	0.71%	8.37%	2498	438857	0.57%	2.19	0.33
Nov-02	136	16187	0.84%	9.13%	2438	437556	0.56%	4.75	1.89
Dec-02	113	16841	0.67%	8.16%	2352	436083	0.54%	2.29	0.39
Jan-03	135	17554	0.77%	8.74%	2780	433743	0.64%	2.09	0.27
Feb-03	113	17955	0.63%	7.91%	2225	432005	0.52%	2.1	0.27
Mar-03	139	18230	0.76%	8.70%	2177	430578	0.51%	4.79	1.91
Apr-03	99	18323	0.54%	7.33%	2112	418874	0.50%	0.68	-0.59
May-03	92	18691	0.49%	7.00%	2010	416673	0.48%	0.19	-0.88
Jun-03	122	19027	0.64%	7.98%	2157	414987	0.52%	2.28	0.38



Centrex (Parity)									
Date	CLEC Num	CLEC Denc	CLEC Resu	CLEC Std	Qwest Num	Qwest Denc	Qwest Resu	Mod Z Scr	Parity Scr
Jul-02	2	1171	0.17%	4.13%	312	96329	0.32%	-0.92	-1.56
Aug-02	1	998	0.10%	3.16%	256	94586	0.27%	-1.03	-1.63
Sep-02	0	882	0.00%	0.00%	267	93629	0.29%	-1.58	-1.96
Oct-02	0	1095	0.00%	0.00%	268	89311	0.30%	-1.8	-2.1
Nov-02	6	1074	0.56%	7.45%	218	87993	0.25%	2.04	0.24
Dec-02	2	1027	0.19%	4.41%	215	86625	0.25%	-0.34	-1.21
Jan-03	2	1018	0.20%	4.43%	254	86081	0.30%	-0.58	-1.35
Feb-03	0	1043	0.00%	0.00%	219	86819	0.25%	-1.61	-1.98
Mar-03	1	1059	0.09%	3.07%	216	85942	0.25%	-1.01	-1.62
Apr-03	1	869	0.12%	3.39%	227	84998	0.27%	-0.86	-1.53
May-03	3	853	0.35%	5.92%	200	85074	0.24%	0.7	-0.57
Jun-03	2	849	0.24%	4.85%	235	85299	0.28%	-0.22	-1.13

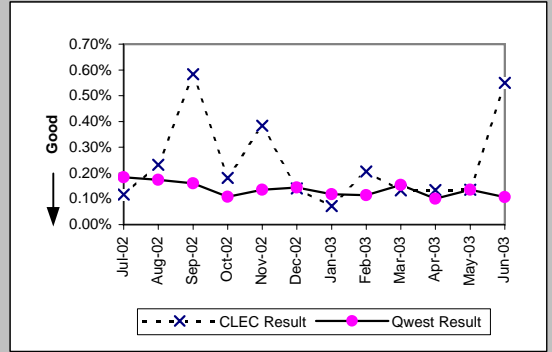


Centrex 21 (Parity)									
Date	CLEC Num	CLEC Denc	CLEC Resu	CLEC Std	Qwest Num	Qwest Denc	Qwest Resu	Mod Z Scr	Parity Scr
Jul-02	1	135	0.74%	8.57%	360	69747	0.52%	0.44	-0.74
Aug-02	0	134	0.00%	0.00%	325	69355	0.47%	-0.79	-1.48
Sep-02	0	137	0.00%	0.00%	349	69153	0.50%	-0.83	-1.51
Oct-02	1	174	0.57%	7.56%	323	69054	0.47%	0.3	-0.82
Nov-02	0	167	0.00%	0.00%	288	68746	0.42%	-0.84	-1.51
Dec-02	0	191	0.00%	0.00%	257	68291	0.38%	-0.85	-1.52
Jan-03	0	221	0.00%	0.00%	315	67630	0.47%	-1.02	-1.62
Feb-03	1	247	0.40%	6.35%	270	66702	0.40%	0.11	-0.93
Mar-03	2	300	0.67%	8.14%	244	66184	0.37%	0.84	-0.49
Apr-03	3	299	1.00%	9.97%	245	63466	0.39%	1.48	-0.1
May-03	0	293	0.00%	0.00%	254	62622	0.41%	-1.09	-1.66
Jun-03	3	317	0.95%	9.68%	291	62037	0.47%	1.15	-0.3

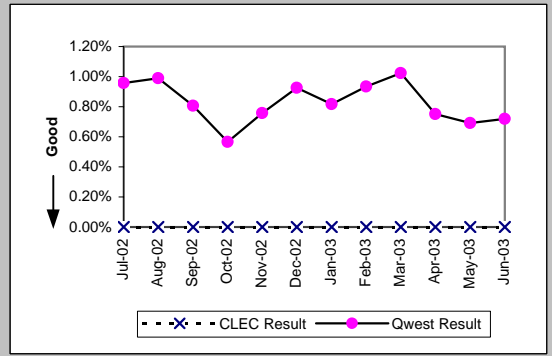


MR-8 - Trouble Rate (Percent)

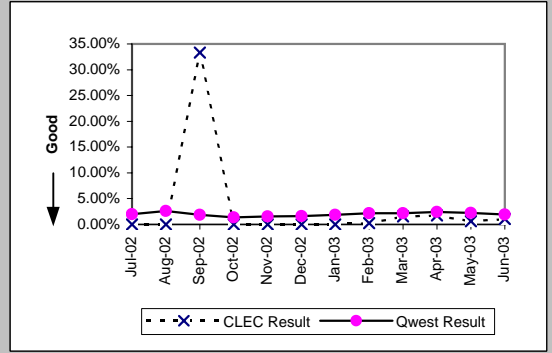
PBX (Parity)									
Date	CLEC Num	CLEC Denc	CLEC Resu	CLEC Std	Qwest Num	Qwest Denc	Qwest Resu	Mod Z Scr	Parity Scr
Jul-02	2	1715	0.12%	3.41%	174	94520	0.18%	-0.65	-1.39
Aug-02	4	1723	0.23%	4.81%	163	93977	0.17%	0.58	-0.65
Sep-02	10	1714	0.58%	7.62%	148	92667	0.16%	4.35	1.65
Oct-02	3	1657	0.18%	4.25%	99	91614	0.11%	0.9	-0.46
Nov-02	6	1564	0.38%	6.18%	123	91191	0.13%	2.66	0.62
Dec-02	2	1430	0.14%	3.74%	130	90286	0.14%	-0.04	-1.02
Jan-03	1	1385	0.07%	2.69%	109	92128	0.12%	-0.5	-1.3
Feb-03	3	1455	0.21%	4.54%	105	91457	0.11%	1.02	-0.38
Mar-03	2	1502	0.13%	3.65%	138	89833	0.15%	-0.2	-1.12
Apr-03	2	1489	0.13%	3.66%	89	88515	0.10%	0.41	-0.75
May-03	2	1474	0.14%	3.68%	119	87682	0.14%	0	-1
Jun-03	8	1454	0.55%	7.40%	93	87090	0.11%	5.13	2.12



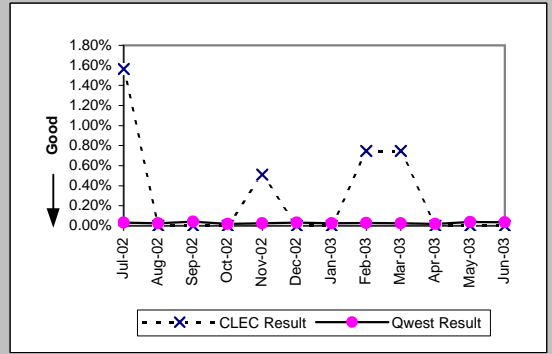
Basic Rate ISDN (Parity)									
Date	CLEC Num	CLEC Denc	CLEC Resu	CLEC Std	Qwest Num	Qwest Denc	Qwest Resu	Mod Z Scr	Parity Scr
Jul-02	0	48	0.00%	0.00%	219	22861	0.96%	-0.68	-1.41
Aug-02	0	47	0.00%	0.00%	224	22617	0.99%	-0.68	-1.42
Sep-02	0	47	0.00%	0.00%	180	22307	0.81%	-0.62	-1.38
Oct-02	0	37	0.00%	0.00%	124	21909	0.57%	-0.46	-1.28
Nov-02	0	39	0.00%	0.00%	166	21893	0.76%	-0.55	-1.33
Dec-02	0	35	0.00%	0.00%	202	21811	0.93%	-0.57	-1.35
Jan-03	0	35	0.00%	0.00%	177	21646	0.82%	-0.54	-1.33
Feb-03	0	35	0.00%	0.00%	200	21402	0.93%	-0.57	-1.35
Mar-03	0	36	0.00%	0.00%	218	21282	1.02%	-0.61	-1.37
Apr-03	0	37	0.00%	0.00%	158	21012	0.75%	-0.53	-1.32
May-03	0	35	0.00%	0.00%	142	20554	0.69%	-0.49	-1.3
Jun-03	0	34	0.00%	0.00%	146	20305	0.72%	-0.5	-1.3



Qwest DSL (Parity)									
Date	CLEC Num	CLEC Denc	CLEC Resu	CLEC Std	Qwest Num	Qwest Denc	Qwest Resu	Mod Z Scr	Parity Scr
Jul-02	0	7	0.00%	0.00%	635	31544	2.01%	-0.38	-1.23
Aug-02	0	6	0.00%	0.00%	803	30538	2.63%	-0.4	-1.24
Sep-02	2	6	33.33%	47.14%	547	29520	1.85%	2.82	0.71
Oct-02	0	6	0.00%	0.00%	387	28572	1.35%	-0.29	-1.17
Nov-02	0	6	0.00%	0.00%	428	27640	1.55%	-0.31	-1.19
Dec-02	0	6	0.00%	0.00%	428	26839	1.59%	-0.31	-1.19
Jan-03	0	6	0.00%	0.00%	480	26036	1.84%	-0.34	-1.2
Feb-03	1	427	0.23%	4.83%	2023	92610	2.18%	-2.75	-2.67
Mar-03	7	450	1.56%	12.37%	2001	92710	2.16%	-0.88	-1.53
Apr-03	8	467	1.71%	12.98%	2254	93146	2.42%	-0.99	-1.6
May-03	3	479	0.63%	7.89%	2113	93479	2.26%	-2.4	-2.46
Jun-03	5	482	1.04%	10.13%	1785	93527	1.91%	-1.39	-1.85

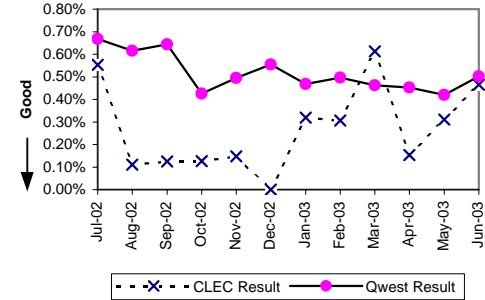


ISDN Primary (Parity)									
Date	CLEC Num	CLEC Denc	CLEC Resu	CLEC Std	Qwest Num	Qwest Denc	Qwest Resu	Mod Z Scr	Parity Scr
Jul-02	1	64	1.56%	12.40%	32	103380	0.03%	2.33	0.42
Aug-02	0	88	0.00%	0.00%	26	103050	0.03%	-0.15	-1.09
Sep-02	0	112	0.00%	0.00%	43	100670	0.04%	-0.22	-1.13
Oct-02	0	158	0.00%	0.00%	20	99874	0.02%	-0.18	-1.11
Nov-02	1	196	0.51%	7.12%	27	102484	0.03%	1.95	0.18
Dec-02	0	196	0.00%	0.00%	34	103895	0.03%	-0.25	-1.15
Jan-03	0	220	0.00%	0.00%	26	103443	0.03%	-0.23	-1.14
Feb-03	2	268	0.75%	8.61%	30	104186	0.03%	3	0.82
Mar-03	2	268	0.75%	8.61%	28	104586	0.03%	3.04	0.85
Apr-03	0	292	0.00%	0.00%	21	104139	0.02%	-0.24	-1.15
May-03	0	291	0.00%	0.00%	38	101261	0.04%	-0.33	-1.2
Jun-03	0	267	0.00%	0.00%	28	81929	0.03%	-0.3	-1.18

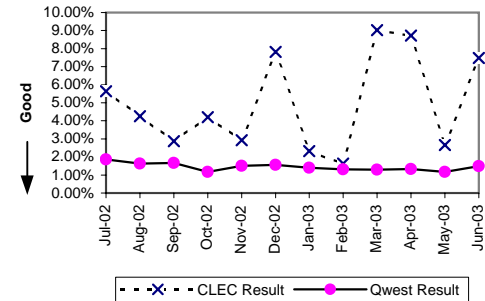


MR-8 - Trouble Rate (Percent)

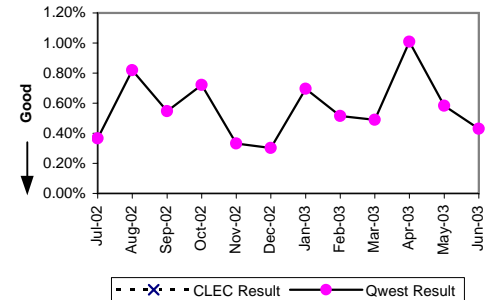
DS0 (Parity)									
Date	CLEC Num	CLEC Denc	CLEC Resu	CLEC Std E	Qwest Num	Qwest Denc	Qwest Resu	Mod Z Scr	Parity Scr
Jul-02	5	904	0.55%	7.42%	811	121276	0.67%	-0.42	-1.26
Aug-02	1	899	0.11%	3.33%	743	120621	0.62%	-1.93	-2.17
Sep-02	1	802	0.12%	3.53%	780	121173	0.64%	-1.83	-2.11
Oct-02	1	796	0.13%	3.54%	517	121515	0.43%	-1.3	-1.79
Nov-02	1	679	0.15%	3.83%	599	121098	0.49%	-1.29	-1.78
Dec-02	0	641	0.00%	0.00%	671	120940	0.55%	-1.89	-2.15
Jan-03	2	626	0.32%	5.64%	570	121616	0.47%	-0.55	-1.33
Feb-03	2	654	0.31%	5.52%	593	119348	0.50%	-0.69	-1.42
Mar-03	4	653	0.61%	7.80%	550	119108	0.46%	0.57	-0.66
Apr-03	1	653	0.15%	3.91%	525	115887	0.45%	-1.14	-1.69
May-03	2	644	0.31%	5.56%	488	116325	0.42%	-0.43	-1.26
Jun-03	3	644	0.47%	6.81%	583	115968	0.50%	-0.13	-1.08



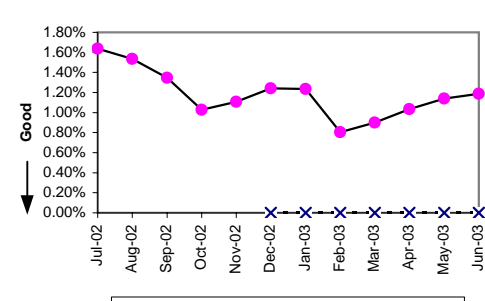
DS1 (Parity)									
Date	CLEC Num	CLEC Denc	CLEC Resu	CLEC Std E	Qwest Num	Qwest Denc	Qwest Resu	Mod Z Scr	Parity Scr
Jul-02	7	124	5.65%	23.08%	876	46883	1.87%	2.54	0.55
Aug-02	6	141	4.26%	20.18%	766	46765	1.64%	2.08	0.27
Sep-02	4	139	2.88%	16.72%	773	46600	1.66%	1.08	-0.35
Oct-02	6	143	4.20%	20.05%	541	46567	1.16%	2.65	0.61
Nov-02	4	137	2.92%	16.84%	705	46624	1.51%	1.25	-0.24
Dec-02	10	128	7.81%	26.84%	725	46499	1.56%	4.11	1.5
Jan-03	3	129	2.33%	15.07%	646	46295	1.40%	0.89	-0.46
Feb-03	2	122	1.64%	12.70%	611	46431	1.32%	0.39	-0.76
Mar-03	11	122	9.02%	28.64%	598	46066	1.30%	4.97	2.02
Apr-03	11	126	8.73%	28.23%	615	46008	1.34%	4.85	1.95
May-03	3	113	2.65%	16.08%	538	45680	1.18%	1.3	-0.21
Jun-03	8	107	7.48%	26.30%	667	44632	1.49%	3.68	1.23



DS3 (Parity)									
Date	CLEC Num	CLEC Denc	CLEC Resu	CLEC Std E	Qwest Num	Qwest Denc	Qwest Resu	Mod Z Scr	Parity Scr
Jul-02					12	3278	0.37%		
Aug-02					27	3292	0.82%		
Sep-02					18	3292	0.55%		
Oct-02					24	3326	0.72%		
Nov-02					11	3304	0.33%		
Dec-02					10	3304	0.30%		
Jan-03					23	3304	0.70%		
Feb-03					17	3302	0.51%		
Mar-03					16	3269	0.49%		
Apr-03					33	3271	1.01%		
May-03					19	3258	0.58%		
Jun-03					14	3255	0.43%		

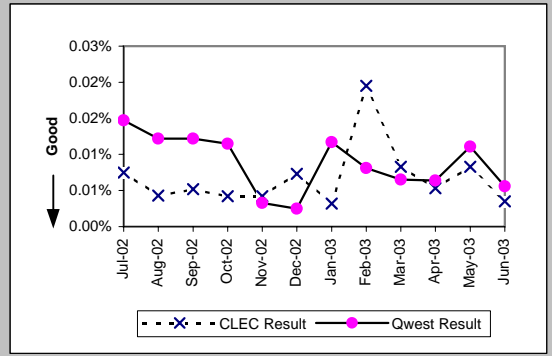


Frame Relay (Parity)									
Date	CLEC Num	CLEC Denc	CLEC Resu	CLEC Std E	Qwest Num	Qwest Denc	Qwest Resu	Mod Z Scr	Parity Scr
Jul-02					220	13426	1.64%		
Aug-02					203	13227	1.53%		
Sep-02					175	12997	1.35%		
Oct-02					132	12852	1.03%		
Nov-02					142	12817	1.11%		
Dec-02	0	2	0.00%	0.00%	158	12734	1.24%	-0.16	-1.1
Jan-03	0	2	0.00%	0.00%	155	12556	1.23%	-0.16	-1.1
Feb-03	0	2	0.00%	0.00%	100	12413	0.81%	-0.13	-1.08
Mar-03	0	2	0.00%	0.00%	110	12241	0.90%	-0.13	-1.08
Apr-03	0	4	0.00%	0.00%	125	12089	1.03%	-0.2	-1.12
May-03	0	4	0.00%	0.00%	137	12032	1.14%	-0.21	-1.13
Jun-03	0	4	0.00%	0.00%	141	11868	1.19%	-0.22	-1.13

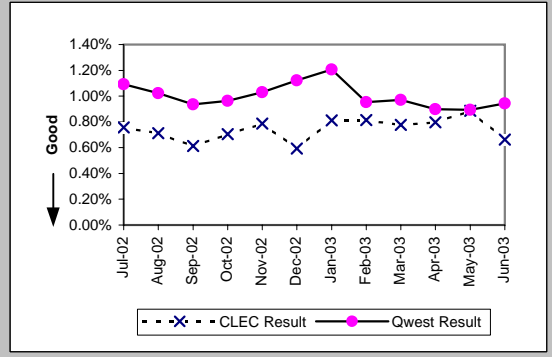


MR-8 - Trouble Rate (Percent)

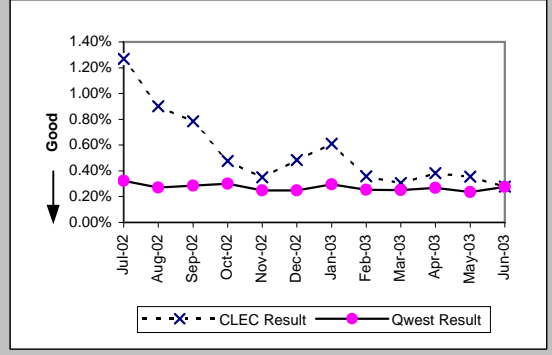
LIS Trunk (Parity)									
Date	CLEC Num	CLEC Denc	CLEC Resu	CLEC Std	Qwest Num	Qwest Denc	Qwest Resu	Mod Z Scr	Parity Scr
Jul-02	16	212052	0.01%	0.87%	18	122441	0.01%	-1.64	-2
Aug-02	9	209876	0.00%	0.65%	15	123017	0.01%	-1.99	-2.21
Sep-02	11	211569	0.01%	0.72%	15	122741	0.01%	-1.77	-2.08
Oct-02	9	212965	0.00%	0.65%	14	121827	0.01%	-1.89	-2.15
Nov-02	9	215893	0.00%	0.65%	4	120239	0.00%	0.41	-0.75
Dec-02	16	220469	0.01%	0.85%	3	119158	0.00%	2.63	0.6
Jan-03	7	220565	0.00%	0.56%	14	119878	0.01%	-2.19	-2.33
Feb-03	44	225647	0.02%	1.40%	10	124066	0.01%	3.61	1.19
Mar-03	19	228677	0.01%	0.91%	8	123908	0.01%	0.65	-0.6
Apr-03	12	228509	0.01%	0.72%	8	125726	0.01%	-0.4	-1.24
May-03	19	230267	0.01%	0.91%	14	125575	0.01%	-0.78	-1.48
Jun-03	8	227699	0.00%	0.59%	7	125359	0.01%	-0.79	-1.48



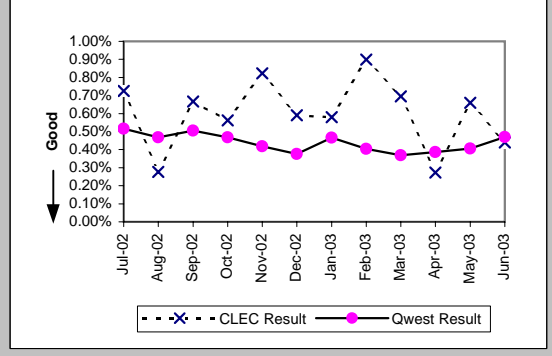
UNE - P (POTS) (Parity)									
Date	CLEC Num	CLEC Denc	CLEC Resu	CLEC Std	Qwest Num	Qwest Denc	Qwest Resu	Mod Z Scr	Parity Scr
Jul-02	196	25921	0.76%	8.66%	23466	2146573	1.09%	-5.19	-4.15
Aug-02	181	25388	0.71%	8.41%	21882	2137606	1.02%	-4.89	-3.97
Sep-02	152	24837	0.61%	7.80%	19936	2129325	0.94%	-5.28	-4.21
Oct-02	174	24707	0.70%	8.36%	20459	2122557	0.96%	-4.15	-3.52
Nov-02	192	24400	0.79%	8.84%	21797	2116204	1.03%	-3.74	-3.27
Dec-02	144	24248	0.59%	7.68%	23689	2109311	1.12%	-7.78	-5.73
Jan-03	193	23797	0.81%	8.97%	25378	2103625	1.21%	-5.56	-4.38
Feb-03	199	24464	0.81%	8.98%	19979	2097153	0.95%	-2.23	-2.36
Mar-03	195	25112	0.78%	8.78%	20277	2090890	0.97%	-3.11	-2.89
Apr-03	208	26081	0.80%	8.89%	18241	2027967	0.90%	-1.73	-2.05
May-03	242	27322	0.89%	9.37%	18032	2018941	0.89%	-0.13	-1.08
Jun-03	182	27482	0.66%	8.11%	18950	2008226	0.94%	-4.79	-3.91



UNE P (Centrex) (Parity)									
Date	CLEC Num	CLEC Denc	CLEC Resu	CLEC Std	Qwest Num	Qwest Denc	Qwest Resu	Mod Z Scr	Parity Scr
Jul-02	52	4097	1.27%	11.19%	312	96329	0.32%	10.43	5.34
Aug-02	35	3879	0.90%	9.46%	256	94586	0.27%	7.42	3.51
Sep-02	30	3828	0.78%	8.82%	267	93629	0.29%	5.67	2.45
Oct-02	35	7355	0.48%	6.88%	268	89311	0.30%	2.65	0.61
Nov-02	25	7144	0.35%	5.91%	218	87993	0.25%	1.67	0.02
Dec-02	34	7031	0.48%	6.94%	215	86625	0.25%	3.81	1.32
Jan-03	42	6892	0.61%	7.78%	254	86081	0.30%	4.63	1.81
Feb-03	31	8698	0.36%	5.96%	219	86819	0.25%	1.85	0.12
Mar-03	28	9160	0.31%	5.52%	216	85942	0.25%	0.99	-0.4
Apr-03	34	8869	0.38%	6.18%	227	84998	0.27%	2.02	0.23
May-03	31	8716	0.36%	5.95%	200	85074	0.24%	2.21	0.35
Jun-03	24	8604	0.28%	5.27%	235	85299	0.28%	0.06	-0.96

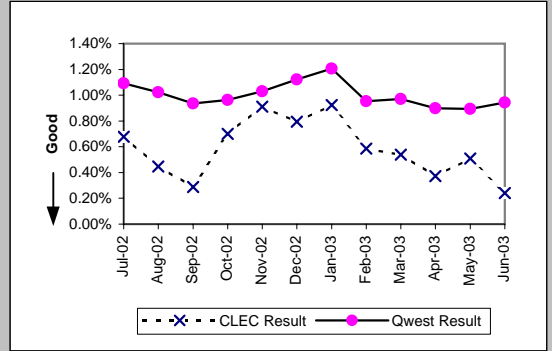


UNE P (Centrex 21) (Parity)									
Date	CLEC Num	CLEC Denc	CLEC Resu	CLEC Std	Qwest Num	Qwest Denc	Qwest Resu	Mod Z Scr	Parity Scr
Jul-02	13	1794	0.72%	8.48%	360	69747	0.52%	1.22	-0.26
Aug-02	5	1810	0.28%	5.25%	325	69355	0.47%	-1.18	-1.72
Sep-02	12	1800	0.67%	8.14%	349	69153	0.50%	0.96	-0.42
Oct-02	10	1781	0.56%	7.47%	323	69054	0.47%	0.57	-0.65
Nov-02	15	1823	0.82%	9.03%	288	68746	0.42%	2.64	0.6
Dec-02	11	1865	0.59%	7.66%	257	68291	0.38%	1.49	-0.1
Jan-03	11	1899	0.58%	7.59%	315	67630	0.47%	0.72	-0.56
Feb-03	17	1890	0.90%	9.44%	270	66702	0.40%	3.34	1.03
Mar-03	13	1868	0.70%	8.31%	244	66184	0.37%	2.3	0.4
Apr-03	5	1830	0.27%	5.22%	245	63466	0.39%	-0.77	-1.47
May-03	12	1821	0.66%	8.09%	254	62622	0.41%	1.68	0.02
Jun-03	8	1820	0.44%	6.62%	291	62037	0.47%	-0.18	-1.11



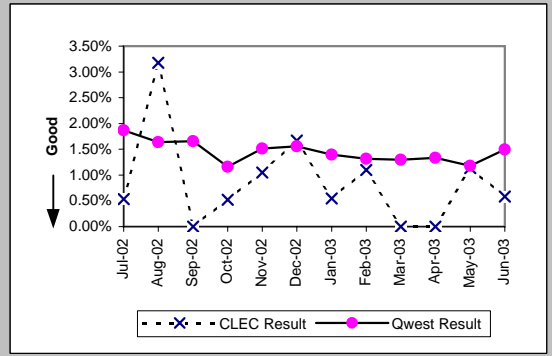
MR-8 - Trouble Rate (Percent)

Date	CLEC Num	CLEC Dens	Line Sharing (Parity)				Qwest Res	Mod Z Scr	Parity Scr
			CLEC Resu	CLEC Std	Qwest Num	Qwest Dens			
Jul-02	35	5161	0.68%	8.21%	23466	2146573	1.09%	-2.86	-2.74
Aug-02	24	5357	0.45%	6.68%	21882	2137606	1.02%	-4.18	-3.54
Sep-02	16	5558	0.29%	5.36%	19936	2129325	0.94%	-5.01	-4.05
Oct-02	41	5858	0.70%	8.34%	20459	2122557	0.96%	-2.07	-2.26
Nov-02	57	6251	0.91%	9.51%	21797	2116204	1.03%	-0.92	-1.56
Dec-02	52	6546	0.79%	8.88%	23689	2109311	1.12%	-2.52	-2.53
Jan-03	64	6936	0.92%	9.56%	25378	2103625	1.21%	-2.16	-2.31
Feb-03	43	7344	0.59%	7.63%	19979	2097153	0.95%	-3.23	-2.97
Mar-03	42	7799	0.54%	7.32%	20277	2090890	0.97%	-3.88	-3.36
Apr-03	30	8071	0.37%	6.09%	18241	2027967	0.90%	-5.01	-4.05
May-03	43	8470	0.51%	7.11%	18032	2018941	0.89%	-3.76	-3.29
Jun-03	22	9147	0.24%	4.90%	18950	2008226	0.94%	-6.94	-5.22

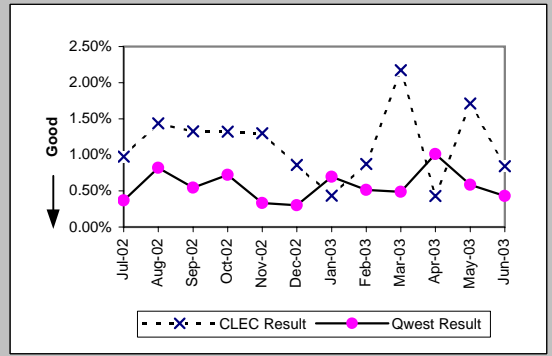


MR-8 - Trouble Rate (Percent)

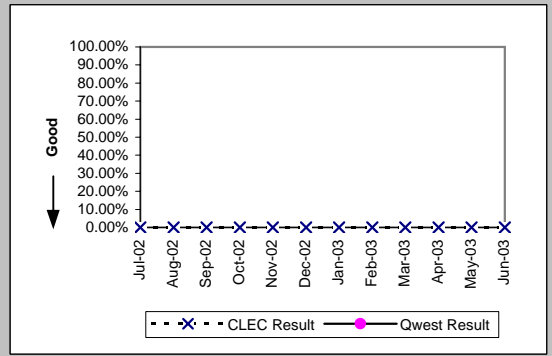
UDIT DS1 (Parity)									
Date	Numerator	Denominator	CLEC Resu	Standard D	Qwest Num	Qwest Deno	Qwest Resu	Mod Z Scr	Parity Scr
Jul-02	1	187	0.53%	7.29%	876	46883	1.87%	-1.34	-1.82
Aug-02	6	189	3.17%	17.53%	766	46765	1.64%	1.52	-0.07
Sep-02	0	191	0.00%	0.00%	773	46600	1.66%	-1.79	-2.09
Oct-02	1	191	0.52%	7.22%	541	46567	1.16%	-0.82	-1.5
Nov-02	2	191	1.05%	10.18%	705	46624	1.51%	-0.53	-1.32
Dec-02	3	180	1.67%	12.80%	725	46499	1.56%	0.19	-0.88
Jan-03	1	183	0.55%	7.37%	646	46295	1.40%	-0.98	-1.59
Feb-03	2	182	1.10%	10.43%	611	46431	1.32%	-0.26	-1.16
Mar-03	0	183	0.00%	0.00%	598	46066	1.30%	-1.55	-1.94
Apr-03	0	182	0.00%	0.00%	615	46008	1.34%	-1.57	-1.95
May-03	2	176	1.14%	10.60%	538	45680	1.18%	-0.05	-1.03
Jun-03	1	171	0.58%	7.62%	667	44632	1.49%	-0.98	-1.59



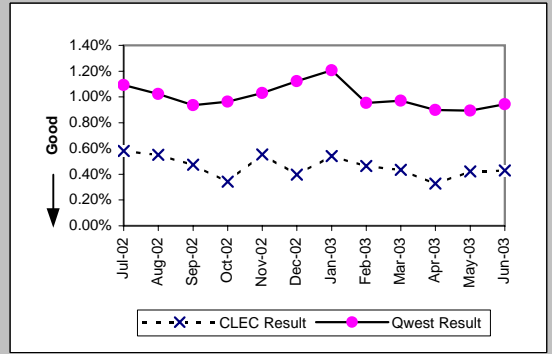
UDIT Above DS1 Level (Parity)									
Date	Numerator	Denominator	CLEC Resu	Standard D	Qwest Num	Qwest Deno	Qwest Resu	Mod Z Scr	Parity Scr
Jul-02	2	205	0.98%	9.83%	12	3278	0.37%	1.19	-0.28
Aug-02	3	209	1.44%	11.89%	27	3292	0.82%	0.92	-0.44
Sep-02	3	226	1.33%	11.44%	18	3292	0.55%	1.33	-0.19
Oct-02	3	227	1.32%	11.42%	24	3326	0.72%	0.97	-0.41
Nov-02	3	231	1.30%	11.32%	11	3304	0.33%	1.86	0.13
Dec-02	2	232	0.86%	9.24%	10	3304	0.30%	1.24	-0.24
Jan-03	1	231	0.43%	6.57%	23	3304	0.70%	-0.47	-1.28
Feb-03	2	229	0.87%	9.30%	17	3302	0.51%	0.72	-0.56
Mar-03	5	230	2.17%	14.58%	16	3269	0.49%	2.55	0.55
Apr-03	1	233	0.43%	6.54%	33	3271	1.01%	-0.86	-1.52
May-03	4	234	1.71%	12.96%	19	3258	0.58%	1.78	0.08
Jun-03	2	238	0.84%	9.13%	14	3255	0.43%	0.87	-0.47



Dark Fiber - IOF (Diagnostic)									
Date	Numerator	Denominator	CLEC Resu	Standard D	Qwest Num	Qwest Deno	Qwest Resu	Mod Z Scr	Parity Scr
Jul-02	0	21	0.00%	0.00%					
Aug-02	0	21	0.00%	0.00%					
Sep-02	0	22	0.00%	0.00%					
Oct-02	0	26	0.00%	0.00%					
Nov-02	0	26	0.00%	0.00%					
Dec-02	0	26	0.00%	0.00%					
Jan-03	0	26	0.00%	0.00%					
Feb-03	0	26	0.00%	0.00%					
Mar-03	0	26	0.00%	0.00%					
Apr-03	0	26	0.00%	0.00%					
May-03	0	26	0.00%	0.00%					
Jun-03	0	27	0.00%	0.00%					

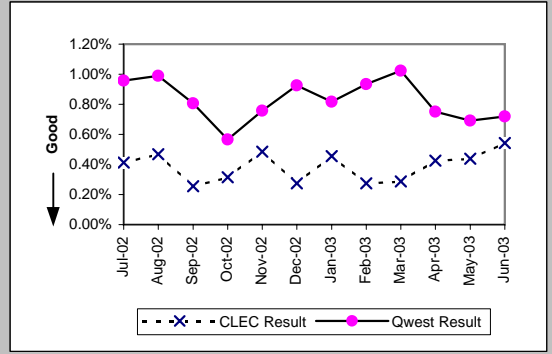


Unbundled Loop Analog (Parity)									
Date	Numerator	Denominator	CLEC Resu	Standard D	Qwest Num	Qwest Deno	Qwest Resu	Mod Z Scr	Parity Scr
Jul-02	267	45951	0.58%	7.60%	23466	2146573	1.09%	-10.45	-7.35
Aug-02	259	46974	0.55%	7.40%	21882	2137606	1.02%	-10.06	-7.12
Sep-02	226	47578	0.48%	6.88%	19936	2129325	0.94%	-10.33	-7.28
Oct-02	165	48221	0.34%	5.84%	20459	2122557	0.96%	-13.82	-9.4
Nov-02	266	48115	0.55%	7.41%	21797	2116204	1.03%	-10.25	-7.23
Dec-02	197	49561	0.40%	6.29%	23689	2109311	1.12%	-15.15	-10.21
Jan-03	273	50393	0.54%	7.34%	25378	2103625	1.21%	-13.51	-9.21
Feb-03	235	50717	0.46%	6.79%	19979	2097153	0.95%	-11.21	-7.81
Mar-03	223	51193	0.44%	6.59%	20277	2090890	0.97%	-12.18	-8.41
Apr-03	169	51737	0.33%	5.71%	18241	2027967	0.90%	-13.63	-9.28
May-03	220	52027	0.42%	6.49%	18032	2018941	0.89%	-11.26	-7.84
Jun-03	226	52595	0.43%	6.54%	18950	2008226	0.94%	-12.03	-8.32

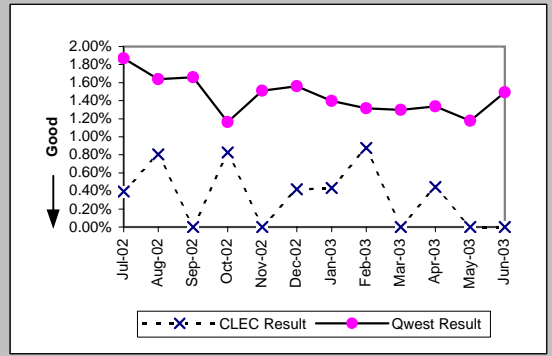


MR-8 - Trouble Rate (Percent)

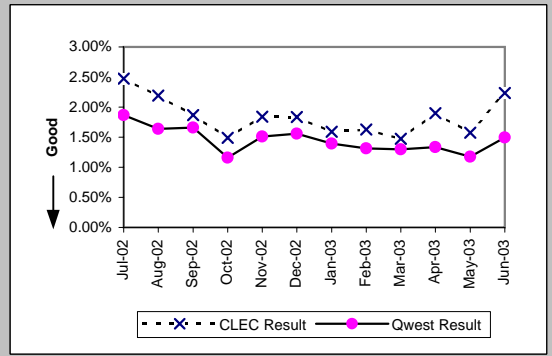
Unbundled Loop - 2 Wire Non-Loaded (Parity)									
Date	Numerator	Denominator	CLEC Resu	Standard D	Qwest Num	Qwest Den	Qwest Resu	Mod Z Scr	Parity Scr
Jul-02	27	6551	0.41%	6.41%	219	22861	0.96%	-4	-3.43
Aug-02	31	6618	0.47%	6.83%	224	22617	0.99%	-3.77	-3.29
Sep-02	17	6658	0.26%	5.05%	180	22307	0.81%	-4.41	-3.68
Oct-02	21	6672	0.31%	5.60%	124	21909	0.57%	-2.39	-2.46
Nov-02	32	6583	0.49%	6.96%	166	21893	0.76%	-2.23	-2.36
Dec-02	18	6559	0.27%	5.23%	202	21811	0.93%	-4.83	-3.94
Jan-03	30	6581	0.46%	6.74%	177	21646	0.82%	-2.85	-2.74
Feb-03	18	6581	0.27%	5.22%	200	21402	0.93%	-4.87	-3.96
Mar-03	19	6616	0.29%	5.35%	218	21282	1.02%	-5.2	-4.16
Apr-03	28	6594	0.42%	6.50%	158	21012	0.75%	-2.68	-2.63
May-03	29	6603	0.44%	6.61%	142	20554	0.69%	-2.15	-2.31
Jun-03	36	6641	0.54%	7.34%	146	20305	0.72%	-1.48	-1.9



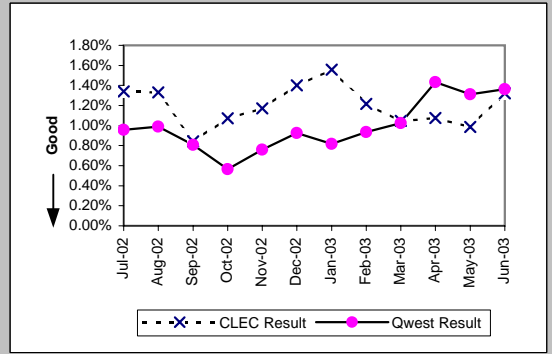
Unbundled Loop - 4 Wire Non-Loaded (Parity)									
Date	Numerator	Denominator	CLEC Resu	Standard D	Qwest Num	Qwest Den	Qwest Resu	Mod Z Scr	Parity Scr
Jul-02	1	254	0.39%	6.26%	876	46883	1.87%	-1.73	-2.05
Aug-02	2	248	0.81%	8.94%	766	46765	1.64%	-1.03	-1.63
Sep-02	0	245	0.00%	0.00%	773	46600	1.66%	-2.03	-2.23
Oct-02	2	242	0.83%	9.05%	541	46567	1.16%	-0.49	-1.3
Nov-02	0	242	0.00%	0.00%	705	46624	1.51%	-1.92	-2.17
Dec-02	1	240	0.42%	6.44%	725	46499	1.56%	-1.42	-1.87
Jan-03	1	231	0.43%	6.57%	646	46295	1.40%	-1.24	-1.76
Feb-03	2	228	0.88%	9.32%	611	46431	1.32%	-0.58	-1.35
Mar-03	0	226	0.00%	0.00%	598	46066	1.30%	-1.72	-2.05
Apr-03	1	225	0.44%	6.65%	615	46008	1.34%	-1.16	-1.71
May-03	0	225	0.00%	0.00%	538	45680	1.18%	-1.63	-1.99
Jun-03	0	218	0.00%	0.00%	667	44632	1.49%	-1.81	-2.1



Unbundled Loop - DS1 Capable (Parity)									
Date	Numerator	Denominator	CLEC Resu	Standard D	Qwest Num	Qwest Den	Qwest Resu	Mod Z Scr	Parity Scr
Jul-02	72	2912	2.47%	15.53%	876	46883	1.87%	2.34	0.42
Aug-02	67	3054	2.19%	14.65%	766	46765	1.64%	2.34	0.43
Sep-02	59	3160	1.87%	13.54%	773	46600	1.66%	0.89	-0.46
Oct-02	49	3293	1.49%	12.11%	541	46567	1.16%	1.69	0.03
Nov-02	62	3373	1.84%	13.43%	705	46624	1.51%	1.5	-0.09
Dec-02	65	3539	1.84%	13.43%	725	46499	1.56%	1.28	-0.22
Jan-03	59	3710	1.59%	12.51%	646	46295	1.40%	0.97	-0.41
Feb-03	62	3814	1.63%	12.65%	611	46431	1.32%	1.61	-0.02
Mar-03	57	3874	1.47%	12.04%	598	46066	1.30%	0.91	-0.44
Apr-03	76	4002	1.90%	13.65%	615	46008	1.34%	2.97	0.81
May-03	65	4128	1.57%	12.45%	538	45680	1.18%	2.26	0.38
Jun-03	94	4205	2.24%	14.78%	667	44632	1.49%	3.79	1.3

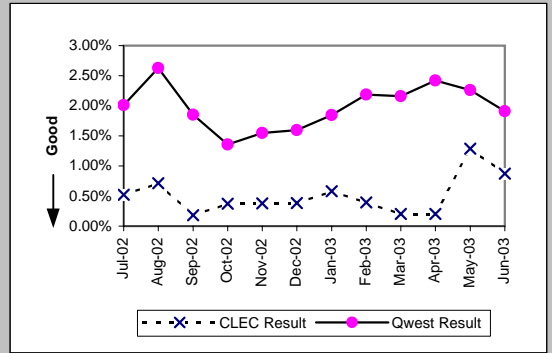


Unbundled Loop ISDN Capable (Parity)									
Date	Numerator	Denominator	CLEC Resu	Standard D	Qwest Num	Qwest Den	Qwest Resu	Mod Z Scr	Parity Scr
Jul-02	43	3209	1.34%	11.50%	219	22861	0.96%	2.08	0.26
Aug-02	43	3232	1.33%	11.46%	224	22617	0.99%	1.83	0.11
Sep-02	27	3208	0.84%	9.14%	180	22307	0.81%	0.21	-0.88
Oct-02	34	3168	1.07%	10.30%	124	21909	0.57%	3.56	1.16
Nov-02	37	3161	1.17%	10.76%	166	21893	0.76%	2.5	0.52
Dec-02	44	3138	1.40%	11.76%	202	21811	0.93%	2.6	0.58
Jan-03	49	3143	1.56%	12.39%	177	21646	0.82%	4.31	1.62
Feb-03	38	3127	1.22%	10.96%	200	21402	0.93%	1.52	-0.07
Mar-03	33	3150	1.05%	10.18%	218	21282	1.02%	0.12	-0.93
Apr-03	34	3159	1.08%	10.32%	158	11020	1.43%	-1.49	-1.91
May-03	31	3144	0.99%	9.88%	142	10835	1.31%	-1.41	-1.86
Jun-03	42	3182	1.32%	11.41%	146	10725	1.36%	-0.18	-1.11

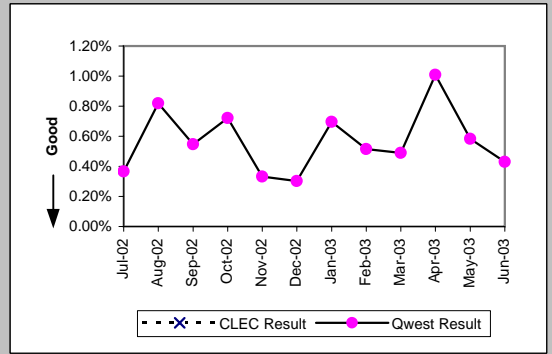


MR-8 - Trouble Rate (Percent)

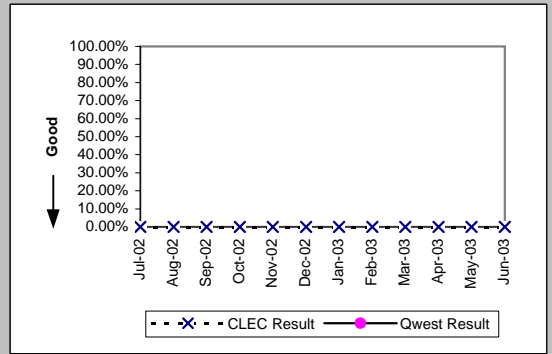
Unbundled Loop - ADSL Qualified (Parity)										
Date	Numerator	Denominator	CLEC Resu	Standard D	Qwest Num	Qwest Deno	Qwest Resu	Mod Z Scr	Parity Scr	
Jul-02	3	578	0.52%	7.19%	635	31544	2.01%	-2.53	-2.54	
Aug-02	4	561	0.71%	8.41%	803	30538	2.63%	-2.81	-2.71	
Sep-02	1	546	0.18%	4.28%	547	29520	1.85%	-2.87	-2.74	
Oct-02	2	537	0.37%	6.09%	387	28572	1.35%	-1.95	-2.19	
Nov-02	2	531	0.38%	6.13%	428	27640	1.55%	-2.17	-2.32	
Dec-02	2	525	0.38%	6.16%	428	26839	1.59%	-2.2	-2.34	
Jan-03	3	518	0.58%	7.59%	480	26036	1.84%	-2.12	-2.29	
Feb-03	2	505	0.40%	6.28%	2023	92610	2.18%	-2.74	-2.67	
Mar-03	1	493	0.20%	4.50%	2001	92710	2.16%	-2.98	-2.81	
Apr-03	1	491	0.20%	4.51%	2254	93146	2.42%	-3.19	-2.94	
May-03	6	467	1.28%	11.26%	2113	93479	2.26%	-1.41	-1.86	
Jun-03	4	458	0.87%	9.30%	1785	93527	1.91%	-1.62	-1.98	



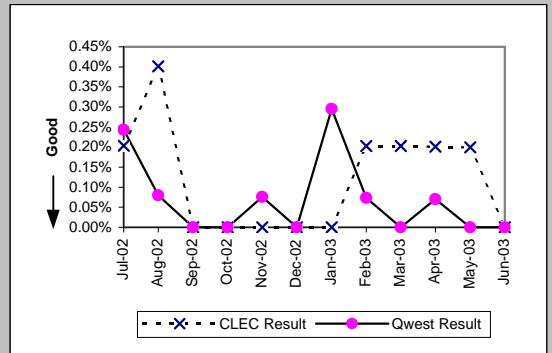
Unbundled Loop - DS3 Capable (Parity)										
Date	Numerator	Denominator	CLEC Resu	Standard D	Qwest Num	Qwest Deno	Qwest Resu	Mod Z Scr	Parity Scr	
Jul-02					12	3278	0.37%			
Aug-02					27	3292	0.82%			
Sep-02					18	3292	0.55%			
Oct-02					24	3326	0.72%			
Nov-02					11	3304	0.33%			
Dec-02					10	3304	0.30%			
Jan-03					23	3304	0.70%			
Feb-03					17	3302	0.51%			
Mar-03					16	3269	0.49%			
Apr-03					33	3271	1.01%			
May-03					19	3258	0.58%			
Jun-03					14	3255	0.43%			



Dark Fiber - Loop (Diagnostic)										
Date	Numerator	Denominator	CLEC Resu	Standard D	Qwest Num	Qwest Deno	Qwest Resu	Mod Z Scr	Parity Scr	
Jul-02	0	5	0.00%	0.00%						
Aug-02	0	1	0.00%	0.00%						
Sep-02	0	4	0.00%	0.00%						
Oct-02	0	10	0.00%	0.00%						
Nov-02	0	10	0.00%	0.00%						
Dec-02	0	10	0.00%	0.00%						
Jan-03	0	25	0.00%	0.00%						
Feb-03	0	25	0.00%	0.00%						
Mar-03	0	25	0.00%	0.00%						
Apr-03	0	25	0.00%	0.00%						
May-03	0	26	0.00%	0.00%						
Jun-03	0	26	0.00%	0.00%						

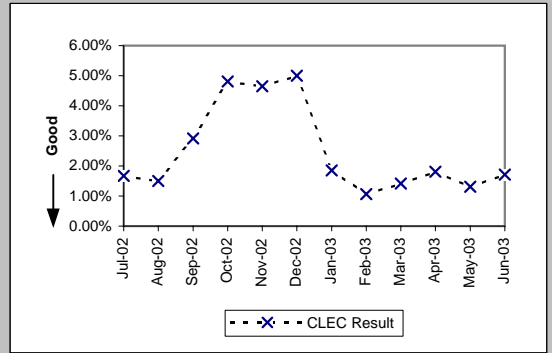


E911 (Parity)										
Date	Numerator	Denominator	CLEC Resu	Standard D	Qwest Num	Qwest Deno	Qwest Resu	Mod Z Scr	Parity Scr	
Jul-02	1	492	0.20%	4.50%	3	1234	0.24%	-0.15	-1.09	
Aug-02	2	498	0.40%	6.32%	1	1252	0.08%	1.25	-0.24	
Sep-02	0	496	0.00%	0.00%	0	1276	0.00%	N/A	N/A	
Oct-02	0	502	0.00%	0.00%	0	1313	0.00%	N/A	N/A	
Nov-02	0	496	0.00%	0.00%	1	1317	0.08%	-0.52	-1.32	
Dec-02	0	500	0.00%	0.00%	0	1333	0.00%	N/A	N/A	
Jan-03	0	504	0.00%	0.00%	4	1354	0.30%	-1.04	-1.63	
Feb-03	1	494	0.20%	4.49%	1	1361	0.07%	0.6	-0.63	
Mar-03	1	494	0.20%	4.49%	0	1389	0.00%	N/A	-0.3	
Apr-03	1	498	0.20%	4.48%	1	1420	0.07%	0.63	-0.62	
May-03	1	502	0.20%	4.46%	0	1456	0.00%	N/A		
Jun-03	0	508	0.00%	0.00%	0	1631	0.00%	N/A	N/A	



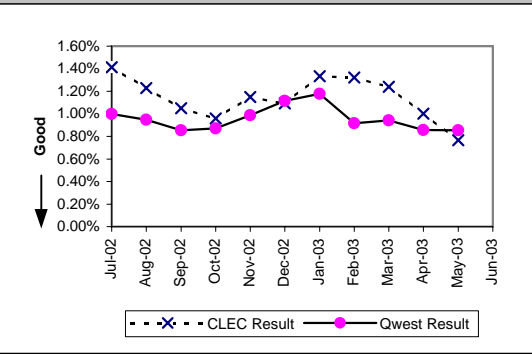
MR-8 - Trouble Rate (Percent)

Enhanced Extended Loops (EELs) (Diagnostic)					
Date	Numerator	Denominator	CLEC Result	Standard Dev	
Jul-02	3	180	1.67%	12.80%	
Aug-02	3	200	1.50%	12.16%	
Sep-02	6	206	2.91%	16.82%	
Oct-02	11	229	4.80%	21.38%	
Nov-02	12	258	4.65%	21.06%	
Dec-02	14	280	5.00%	21.79%	
Jan-03	6	324	1.85%	13.48%	
Feb-03	4	376	1.06%	10.26%	
Mar-03	9	637	1.41%	11.80%	
Apr-03	12	665	1.80%	13.31%	
May-03	10	765	1.31%	11.36%	
Jun-03	14	819	1.71%	12.96%	

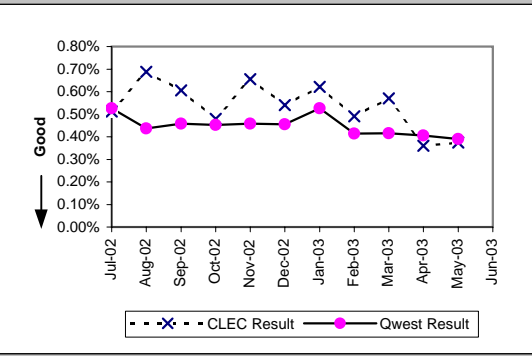


MR-8* - Trouble Rate (Percent)

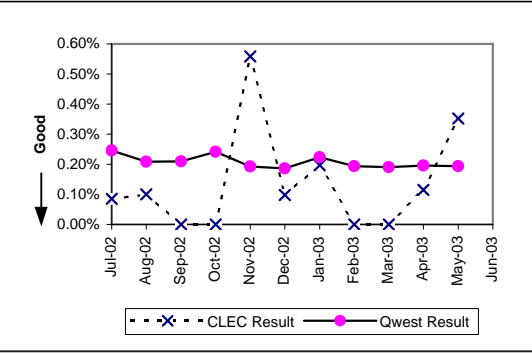
Residence (Parity)									
Date	CLEC Num	CLEC Denc	CLEC Resu	CLEC Std	Qwest Num	Qwest Denc	Qwest Resu	Mod Z Scr	Parity Scr
Jul-02	141	9973	1.41%	11.81%	17034	1704151	1.00%	4.15	1.52
Aug-02	132	10756	1.23%	11.01%	16058	1696037	0.95%	2.99	0.82
Sep-02	117	11138	1.05%	10.20%	14409	1688751	0.85%	2.26	0.37
Oct-02	109	11371	0.96%	9.74%	14680	1683700	0.87%	0.99	-0.4
Nov-02	132	11476	1.15%	10.66%	16579	1678648	0.99%	1.76	0.07
Dec-02	131	11985	1.09%	10.40%	18646	1673228	1.11%	-0.22	-1.13
Jan-03	171	12837	1.33%	11.46%	19651	1669882	1.18%	1.63	-0.01
Feb-03	191	14439	1.32%	11.43%	15260	1665148	0.92%	5.1	2.1
Mar-03	230	18538	1.24%	11.07%	15615	1660312	0.94%	4.21	1.56
Apr-03	227	22643	1.00%	9.96%	13807	1609093	0.86%	2.34	0.42
May-03	199	26016	0.76%	8.71%	13664	1602268	0.85%	-1.53	-1.93
Jun-03									



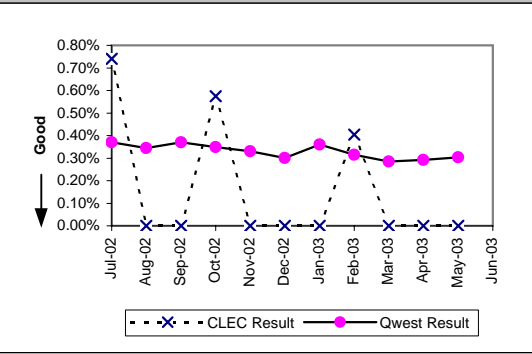
Business (Parity)									
Date	CLEC Num	CLEC Denc	CLEC Resu	CLEC Std	Qwest Num	Qwest Denc	Qwest Resu	Mod Z Scr	Parity Scr
Jul-02	65	12678	0.51%	7.14%	2326	442422	0.53%	-0.2	-1.12
Aug-02	92	13370	0.69%	8.27%	1926	441569	0.44%	4.36	1.65
Sep-02	83	13712	0.61%	7.76%	2021	440574	0.46%	2.5	0.52
Oct-02	72	15017	0.48%	6.91%	1986	438857	0.45%	0.48	-0.71
Nov-02	106	16187	0.65%	8.07%	2002	437556	0.46%	3.65	1.22
Dec-02	91	16841	0.54%	7.33%	1984	436083	0.46%	1.62	-0.02
Jan-03	109	17554	0.62%	7.86%	2283	433743	0.53%	1.7	0.03
Feb-03	88	17955	0.49%	6.98%	1787	432005	0.41%	1.56	-0.05
Mar-03	104	18230	0.57%	7.53%	1788	430578	0.42%	3.19	0.94
Apr-03	66	18323	0.36%	5.99%	1701	418874	0.41%	-0.96	-1.58
May-03	70	18691	0.37%	6.11%	1626	416673	0.39%	-0.34	-1.21
Jun-03									



Centrex (Parity)									
Date	CLEC Num	CLEC Denc	CLEC Resu	CLEC Std	Qwest Num	Qwest Denc	Qwest Resu	Mod Z Scr	Parity Scr
Jul-02	1	1171	0.09%	2.92%	237	96329	0.25%	-1.1	-1.67
Aug-02	1	998	0.10%	3.16%	197	94586	0.21%	-0.74	-1.45
Sep-02	0	882	0.00%	0.00%	196	93629	0.21%	-1.35	-1.82
Oct-02	0	1095	0.00%	0.00%	216	89311	0.24%	-1.62	-1.98
Nov-02	6	1074	0.56%	7.45%	169	87993	0.19%	2.73	0.66
Dec-02	1	1027	0.10%	3.12%	161	86625	0.19%	-0.65	-1.4
Jan-03	2	1018	0.20%	4.43%	192	86081	0.22%	-0.18	-1.11
Feb-03	0	1043	0.00%	0.00%	168	86819	0.19%	-1.41	-1.86
Mar-03	0	1059	0.00%	0.00%	164	85942	0.19%	-1.41	-1.86
Apr-03	1	869	0.12%	3.39%	166	84998	0.20%	-0.53	-1.32
May-03	3	853	0.35%	5.92%	165	85074	0.19%	1.04	-0.37
Jun-03									



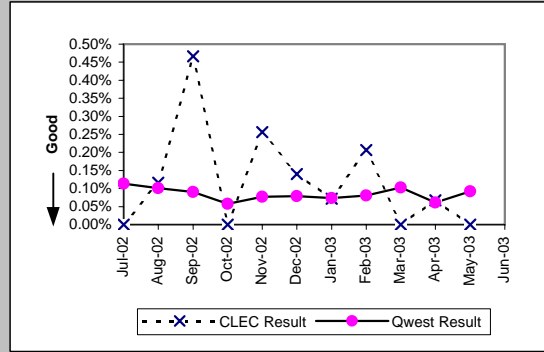
Centrex 21 (Parity)									
Date	CLEC Num	CLEC Denc	CLEC Resu	CLEC Std	Qwest Num	Qwest Denc	Qwest Resu	Mod Z Scr	Parity Scr
Jul-02	1	135	0.74%	8.57%	258	69747	0.37%	0.7	-0.58
Aug-02	0	134	0.00%	0.00%	239	69355	0.34%	-0.68	-1.41
Sep-02	0	137	0.00%	0.00%	256	69153	0.37%	-0.71	-1.43
Oct-02	1	174	0.57%	7.56%	241	69054	0.35%	0.55	-0.67
Nov-02	0	167	0.00%	0.00%	227	68746	0.33%	-0.74	-1.45
Dec-02	0	191	0.00%	0.00%	205	68291	0.30%	-0.76	-1.46
Jan-03	0	221	0.00%	0.00%	244	67630	0.36%	-0.89	-1.54
Feb-03	1	247	0.40%	6.35%	210	66702	0.31%	0.34	-0.79
Mar-03	0	300	0.00%	0.00%	189	66184	0.29%	-0.92	-1.56
Apr-03	0	299	0.00%	0.00%	185	63466	0.29%	-0.93	-1.57
May-03	0	293	0.00%	0.00%	190	62622	0.30%	-0.94	-1.57
Jun-03									



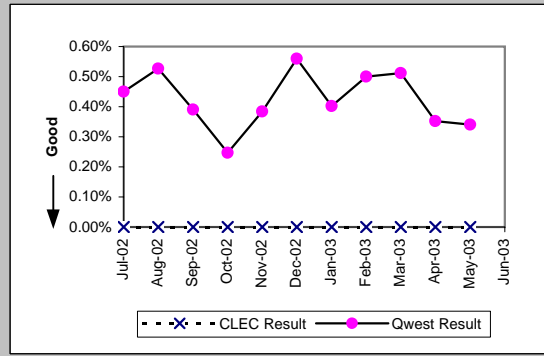
*Results exclude No Trouble Found and Test OK reports unless QWEST trouble is found on another report within 30 days of the original report. A 30-day window necessitates reporting a month behind

MR-8* - Trouble Rate (Percent)

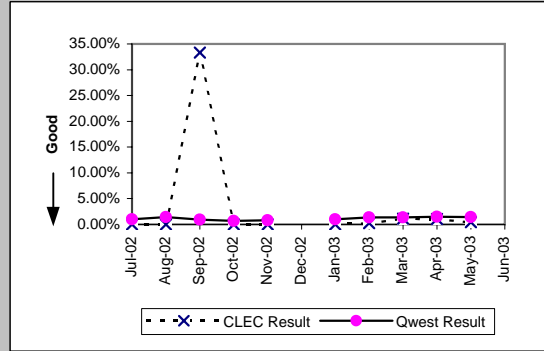
PBX (Parity)									
Date	CLEC Num	CLEC Denc	CLEC Resu	CLEC Std	Qwest Num	Qwest Denc	Qwest Resu	Mod Z Scr	Parity Scr
Jul-02	0	1715	0.00%	0.00%	107	94520	0.11%	-1.38	-1.84
Aug-02	2	1723	0.12%	3.41%	95	93977	0.10%	0.19	-0.88
Sep-02	8	1714	0.47%	6.82%	84	92667	0.09%	5.13	2.12
Oct-02	0	1657	0.00%	0.00%	53	91614	0.06%	-0.97	-1.59
Nov-02	4	1564	0.26%	5.05%	70	91191	0.08%	2.53	0.54
Dec-02	2	1430	0.14%	3.74%	71	90286	0.08%	0.82	-0.5
Jan-03	1	1385	0.07%	2.69%	68	92128	0.07%	-0.02	-1.01
Feb-03	3	1455	0.21%	4.54%	74	91457	0.08%	1.67	0.01
Mar-03	0	1502	0.00%	0.00%	92	89833	0.10%	-1.23	-1.75
Apr-03	1	1489	0.07%	2.59%	54	88515	0.06%	0.1	-0.94
May-03	0	1474	0.00%	0.00%	81	87682	0.09%	-1.16	-1.7
Jun-03									



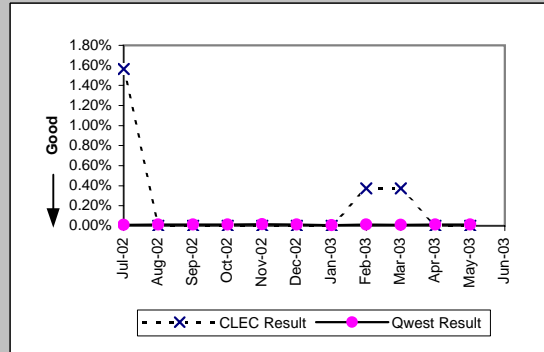
Basic Rate ISDN (Parity)									
Date	CLEC Num	CLEC Denc	CLEC Resu	CLEC Std	Qwest Num	Qwest Denc	Qwest Resu	Mod Z Scr	Parity Scr
Jul-02	0	48	0.00%	0.00%	103	22861	0.45%	-0.47	-1.28
Aug-02	0	47	0.00%	0.00%	119	22617	0.53%	-0.5	-1.3
Sep-02	0	47	0.00%	0.00%	87	22307	0.39%	-0.43	-1.26
Oct-02	0	37	0.00%	0.00%	54	21909	0.25%	-0.3	-1.18
Nov-02	0	39	0.00%	0.00%	84	21893	0.38%	-0.39	-1.24
Dec-02	0	35	0.00%	0.00%	122	21811	0.56%	-0.44	-1.27
Jan-03	0	35	0.00%	0.00%	87	21646	0.40%	-0.38	-1.23
Feb-03	0	35	0.00%	0.00%	107	21402	0.50%	-0.42	-1.25
Mar-03	0	36	0.00%	0.00%	109	21282	0.51%	-0.43	-1.26
Apr-03	0	37	0.00%	0.00%	74	21012	0.35%	-0.36	-1.22
May-03	0	35	0.00%	0.00%	70	20554	0.34%	-0.35	-1.21
Jun-03									



Qwest DSL (Parity)									
Date	CLEC Num	CLEC Denc	CLEC Resu	CLEC Std	Qwest Num	Qwest Denc	Qwest Resu	Mod Z Scr	Parity Scr
Jul-02	0	7	0.00%	0.00%	310	31544	0.98%	-0.26	-1.16
Aug-02	0	6	0.00%	0.00%	436	30538	1.43%	-0.29	-1.18
Sep-02	2	6	33.33%	47.14%	269	29520	0.91%	3.25	0.97
Oct-02	0	6	0.00%	0.00%	194	28572	0.68%	-0.2	-1.12
Nov-02	0	6	0.00%	0.00%	229	27640	0.83%	-0.22	-1.14
Dec-02									
Jan-03	0	6	0.00%	0.00%	259	26036	0.99%	-0.25	-1.15
Feb-03	1	427	0.23%	4.83%	1238	92610	1.34%	-1.98	-2.2
Mar-03	5	450	1.11%	10.48%	1259	92710	1.36%	-0.45	-1.27
Apr-03	5	467	1.07%	10.29%	1397	93146	1.50%	-0.76	-1.46
May-03	2	479	0.42%	6.45%	1359	93479	1.45%	-1.89	-2.15
Jun-03									



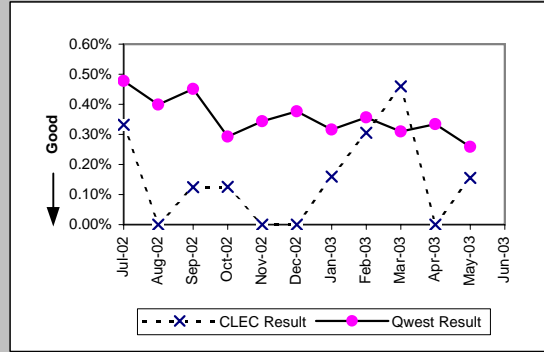
ISDN Primary (Parity)									
Date	CLEC Num	CLEC Denc	CLEC Resu	CLEC Std	Qwest Num	Qwest Denc	Qwest Resu	Mod Z Scr	Parity Scr
Jul-02	1	64	1.56%	12.40%	11	103380	0.01%	2.7	0.64
Aug-02	0	88	0.00%	0.00%	12	103050	0.01%	-0.1	-1.06
Sep-02	0	112	0.00%	0.00%	14	100670	0.01%	-0.12	-1.08
Oct-02	0	158	0.00%	0.00%	13	99874	0.01%	-0.14	-1.09
Nov-02	0	196	0.00%	0.00%	16	102484	0.02%	-0.17	-1.11
Dec-02	0	196	0.00%	0.00%	13	103895	0.01%	-0.16	-1.1
Jan-03	0	220	0.00%	0.00%	8	103443	0.01%	-0.13	-1.08
Feb-03	1	268	0.37%	6.10%	12	104186	0.01%	2.15	0.31
Mar-03	1	268	0.37%	6.10%	11	104586	0.01%	2.19	0.33
Apr-03	0	292	0.00%	0.00%	12	104139	0.01%	-0.18	-1.11
May-03	0	291	0.00%	0.00%	12	101261	0.01%	-0.19	-1.11
Jun-03									



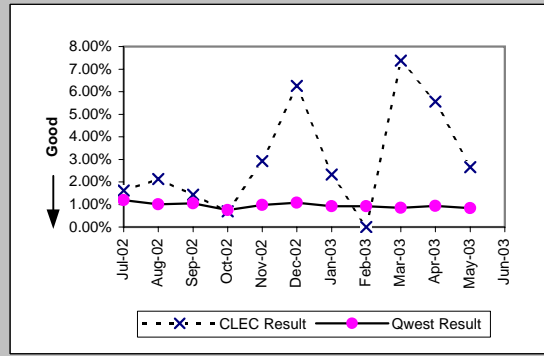
*Results exclude No Trouble Found and Test OK reports unless QWEST trouble is found on another report within 30 days of the original report. A 30-day window necessitates reporting a month behind

MR-8* - Trouble Rate (Percent)

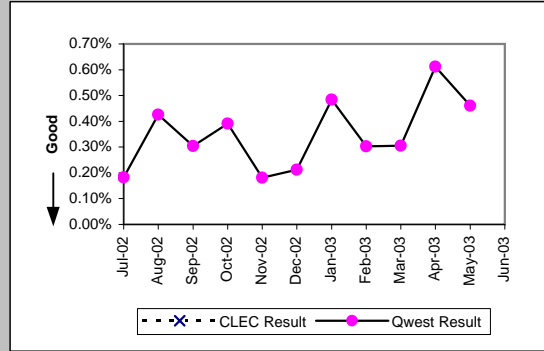
DS0 (Parity)									
Date	CLEC Num	CLEC Denc	CLEC Resu	CLEC Std	Qwest Num	Qwest Denc	Qwest Resu	Mod Z Scr	Parity Scr
Jul-02	3	904	0.33%	5.75%	579	121276	0.48%	-0.63	-1.38
Aug-02	0	899	0.00%	0.00%	481	120621	0.40%	-1.89	-2.15
Sep-02	1	802	0.12%	3.53%	546	121173	0.45%	-1.37	-1.84
Oct-02	1	796	0.13%	3.54%	355	121515	0.29%	-0.87	-1.53
Nov-02	0	679	0.00%	0.00%	416	121098	0.34%	-1.53	-1.93
Dec-02	0	641	0.00%	0.00%	456	120940	0.38%	-1.55	-1.94
Jan-03	1	626	0.16%	3.99%	384	121616	0.32%	-0.69	-1.42
Feb-03	2	654	0.31%	5.52%	426	119348	0.36%	-0.22	-1.13
Mar-03	3	653	0.46%	6.76%	369	119108	0.31%	0.69	-0.58
Apr-03	0	653	0.00%	0.00%	387	115887	0.33%	-1.48	-1.9
May-03	1	644	0.16%	3.94%	301	116325	0.26%	-0.52	-1.31
Jun-03									



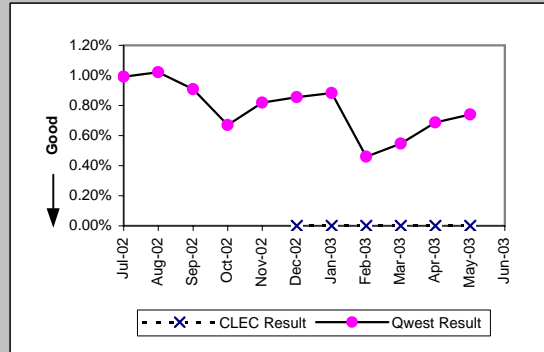
DS1 (Parity)									
Date	CLEC Num	CLEC Denc	CLEC Resu	CLEC Std	Qwest Num	Qwest Denc	Qwest Resu	Mod Z Scr	Parity Scr
Jul-02	2	124	1.61%	12.60%	561	46883	1.20%	0.49	-0.7
Aug-02	3	141	2.13%	14.43%	468	46765	1.00%	1.23	-0.25
Sep-02	2	139	1.44%	11.91%	487	46600	1.05%	0.51	-0.69
Oct-02	1	143	0.70%	8.33%	350	46567	0.75%	-0.07	-1.04
Nov-02	4	137	2.92%	16.84%	456	46624	0.98%	1.91	0.16
Dec-02	8	128	6.25%	24.21%	501	46499	1.08%	3.92	1.39
Jan-03	3	129	2.33%	15.07%	429	46295	0.93%	1.44	-0.12
Feb-03	0	122	0.00%	0.00%	426	46431	0.92%	-1.06	-1.65
Mar-03	9	122	7.38%	26.14%	391	46066	0.85%	4.86	1.96
Apr-03	7	126	5.56%	22.91%	430	46008	0.93%	3.71	1.25
May-03	3	113	2.65%	16.08%	381	45680	0.83%	1.74	0.06
Jun-03									



DS3 (Parity)									
Date	CLEC Num	CLEC Denc	CLEC Resu	CLEC Std	Qwest Num	Qwest Denc	Qwest Resu	Mod Z Scr	Parity Scr
Jul-02					6	3278	0.18%		
Aug-02					14	3292	0.43%		
Sep-02					10	3292	0.30%		
Oct-02					13	3326	0.39%		
Nov-02					6	3304	0.18%		
Dec-02					7	3304	0.21%		
Jan-03					16	3304	0.48%		
Feb-03					10	3302	0.30%		
Mar-03					10	3269	0.31%		
Apr-03					20	3271	0.61%		
May-03					15	3258	0.46%		
Jun-03									



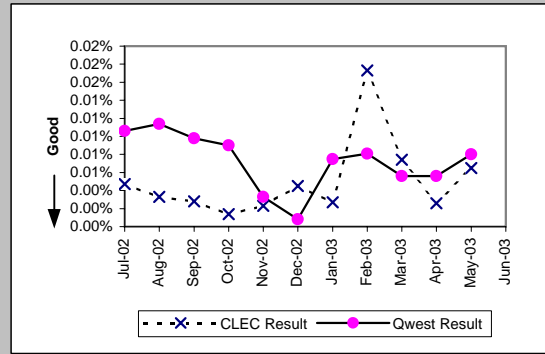
Frame Relay (Parity)									
Date	CLEC Num	CLEC Denc	CLEC Resu	CLEC Std	Qwest Num	Qwest Denc	Qwest Resu	Mod Z Scr	Parity Scr
Jul-02					133	13426	0.99%		
Aug-02					135	13227	1.02%		
Sep-02					118	12997	0.91%		
Oct-02					86	12852	0.67%		
Nov-02					105	12817	0.82%		
Dec-02	0	2	0.00%	0.00%	109	12734	0.86%	-0.13	-1.08
Jan-03	0	2	0.00%	0.00%	111	12556	0.88%	-0.13	-1.08
Feb-03	0	2	0.00%	0.00%	57	12413	0.46%	-0.1	-1.06
Mar-03	0	2	0.00%	0.00%	67	12241	0.55%	-0.1	-1.06
Apr-03	0	4	0.00%	0.00%	83	12089	0.69%	-0.17	-1.1
May-03	0	4	0.00%	0.00%	89	12032	0.74%	-0.17	-1.1
Jun-03									



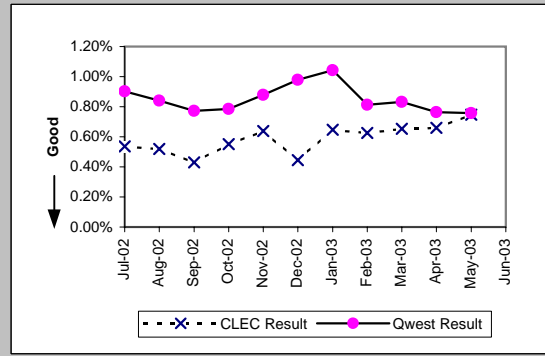
*Results exclude No Trouble Found and Test OK reports unless QWEST trouble is found on another report within 30 days of the original report. A 30-day window necessitates reporting a month behind

MR-8* - Trouble Rate (Percent)

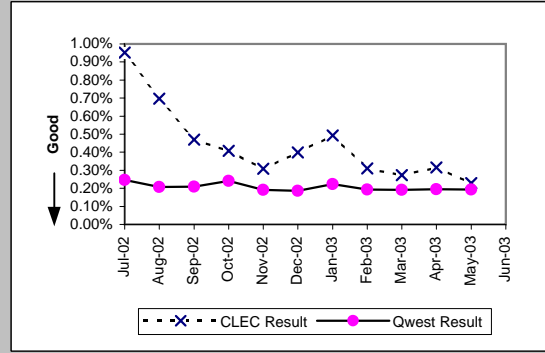
LIS Trunk (Parity)									
Date	CLEC Num	CLEC Denc	CLEC Resu	CLEC Std	Qwest Num	Qwest Denc	Qwest Resu	Mod Z Scr	Parity Scr
Jul-02	10	212052	0.00%	0.69%	13	122441	0.01%	-1.6	-1.97
Aug-02	7	209876	0.00%	0.58%	14	123017	0.01%	-2.1	-2.28
Sep-02	6	211569	0.00%	0.53%	12	122741	0.01%	-1.96	-2.19
Oct-02	3	212965	0.00%	0.38%	11	121827	0.01%	-2.23	-2.36
Nov-02	5	215893	0.00%	0.48%	4	120239	0.00%	-0.49	-1.3
Dec-02	10	220469	0.00%	0.67%	1	119158	0.00%	3.55	1.16
Jan-03	6	220565	0.00%	0.52%	9	119878	0.01%	-1.54	-1.94
Feb-03	39	225647	0.02%	1.31%	10	124066	0.01%	2.91	0.77
Mar-03	17	228677	0.01%	0.86%	7	123908	0.01%	0.67	-0.59
Apr-03	6	228509	0.00%	0.51%	7	125726	0.01%	-1.12	-1.68
May-03	15	230267	0.01%	0.81%	10	125575	0.01%	-0.46	-1.28
Jun-03									



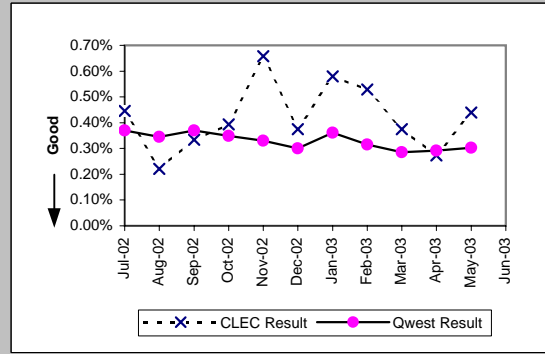
UNE - P (POTS) (Parity)									
Date	CLEC Num	CLEC Denc	CLEC Resu	CLEC Std	Qwest Num	Qwest Denc	Qwest Resu	Mod Z Scr	Parity Scr
Jul-02	139	25921	0.54%	7.30%	19360	2146573	0.90%	-6.19	-4.76
Aug-02	132	25388	0.52%	7.19%	17984	2137606	0.84%	-5.57	-4.39
Sep-02	107	24837	0.43%	6.55%	16430	2129325	0.77%	-6.1	-4.71
Oct-02	136	24707	0.55%	7.40%	16666	2122557	0.79%	-4.16	-3.53
Nov-02	156	24400	0.64%	7.97%	18581	2116204	0.88%	-3.97	-3.42
Dec-02	108	24248	0.45%	6.66%	20630	2109311	0.98%	-8.38	-6.09
Jan-03	154	23797	0.65%	8.02%	21934	2103625	1.04%	-5.97	-4.63
Feb-03	153	24464	0.63%	7.88%	17047	2097153	0.81%	-3.25	-2.97
Mar-03	164	25112	0.65%	8.05%	17403	2090890	0.83%	-3.11	-2.89
Apr-03	172	26081	0.66%	8.09%	15508	2027967	0.76%	-1.94	-2.18
May-03	204	27322	0.75%	8.61%	15290	2018941	0.76%	-0.2	-1.12
Jun-03									



UNE P (Centrex) (Parity)									
Date	CLEC Num	CLEC Denc	CLEC Resu	CLEC Std	Qwest Num	Qwest Denc	Qwest Resu	Mod Z Scr	Parity Scr
Jul-02	39	4097	0.95%	9.71%	237	96329	0.25%	8.93	4.43
Aug-02	27	3879	0.70%	8.31%	197	94586	0.21%	6.53	2.97
Sep-02	18	3828	0.47%	6.84%	196	93629	0.21%	3.46	1.1
Oct-02	30	7355	0.41%	6.37%	216	89311	0.24%	2.79	0.69
Nov-02	22	7144	0.31%	5.54%	169	87993	0.19%	2.15	0.31
Dec-02	28	7031	0.40%	6.30%	161	86625	0.19%	3.98	1.42
Jan-03	34	6892	0.49%	7.01%	192	86081	0.22%	4.58	1.78
Feb-03	27	8698	0.31%	5.56%	168	86819	0.19%	2.37	0.44
Mar-03	25	9160	0.27%	5.22%	164	85942	0.19%	1.71	0.04
Apr-03	28	8869	0.32%	5.61%	166	84998	0.20%	2.44	0.49
May-03	20	8716	0.23%	4.78%	165	85074	0.19%	0.72	-0.56
Jun-03									



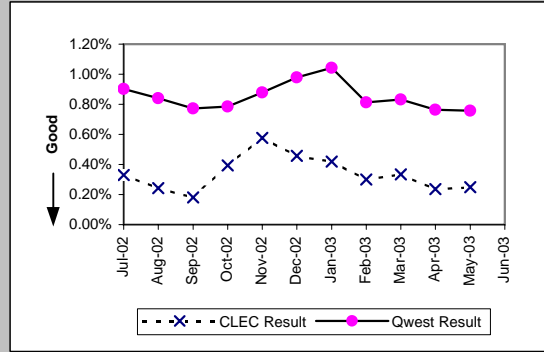
UNE P (Centrex 21) (Parity)									
Date	CLEC Num	CLEC Denc	CLEC Resu	CLEC Std	Qwest Num	Qwest Denc	Qwest Resu	Mod Z Scr	Parity Scr
Jul-02	8	1794	0.45%	6.66%	258	69747	0.37%	0.52	-0.68
Aug-02	4	1810	0.22%	4.70%	239	69355	0.34%	-0.89	-1.54
Sep-02	6	1800	0.33%	5.76%	256	69153	0.37%	-0.25	-1.15
Oct-02	7	1781	0.39%	6.26%	241	69054	0.35%	0.31	-0.81
Nov-02	12	1823	0.66%	8.09%	227	68746	0.33%	2.41	0.47
Dec-02	7	1865	0.38%	6.12%	205	68291	0.30%	0.59	-0.64
Jan-03	11	1899	0.58%	7.59%	244	67630	0.36%	1.57	-0.05
Feb-03	10	1890	0.53%	7.25%	210	66702	0.31%	1.64	0
Mar-03	7	1868	0.37%	6.11%	189	66184	0.29%	0.71	-0.57
Apr-03	5	1830	0.27%	5.22%	185	63466	0.29%	-0.14	-1.09
May-03	8	1821	0.44%	6.61%	190	62622	0.30%	1.04	-0.37
Jun-03									



*Results exclude No Trouble Found and Test OK reports unless QWEST trouble is found on another report within 30 days of the original report. A 30-day window necessitates reporting a month behind

MR-8* - Trouble Rate (Percent)

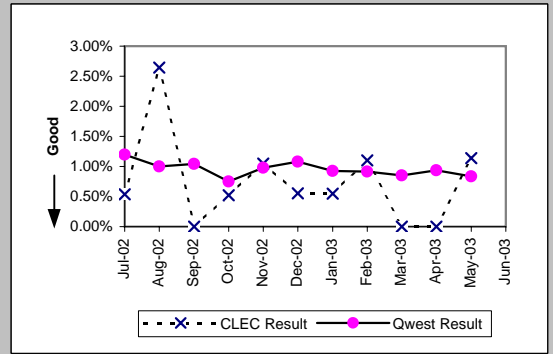
Line Sharing (Parity)									
Date	CLEC Num	CLEC Dens	CLEC Resu	CLEC Std T	Qwest Num	Qwest Dens	Qwest Resu	Mod Z Scr	Parity Scr
Jul-02	17	5161	0.33%	5.73%	19360	2146573	0.90%	-4.35	-3.64
Aug-02	13	5357	0.24%	4.92%	17984	2137606	0.84%	-4.79	-3.91
Sep-02	10	5558	0.18%	4.24%	16430	2129325	0.77%	-5.03	-4.06
Oct-02	23	5858	0.39%	6.25%	16666	2122557	0.79%	-3.4	-3.07
Nov-02	36	6251	0.58%	7.57%	18581	2116204	0.88%	-2.56	-2.55
Dec-02	30	6546	0.46%	6.75%	20630	2109311	0.98%	-4.27	-3.59
Jan-03	29	6936	0.42%	6.45%	21934	2103625	1.04%	-5.11	-4.11
Feb-03	22	7344	0.30%	5.47%	17047	2097153	0.81%	-4.89	-3.97
Mar-03	26	7799	0.33%	5.76%	17403	2090890	0.83%	-4.84	-3.94
Apr-03	19	8071	0.24%	4.85%	15508	2027967	0.76%	-5.45	-4.31
May-03	21	8470	0.25%	4.97%	15290	2018941	0.76%	-5.4	-4.28
Jun-03									



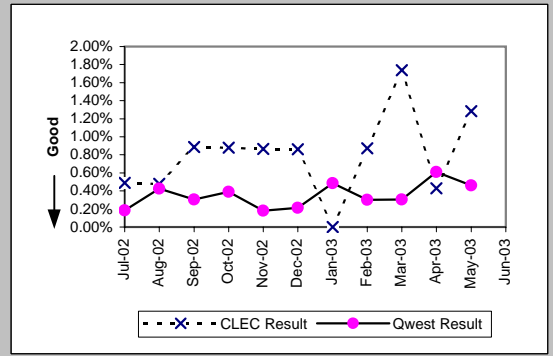
*Results exclude No Trouble Found and Test OK reports unless QWEST trouble is found on another report within 30 days of the original report. A 30-day window necessitates reporting a month behind

MR-8* - Trouble Rate (Percent)

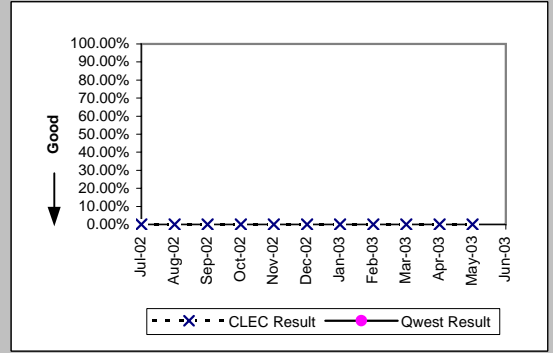
UDIT DS1 (Parity)									
Date	Numerator	Denominator	CLEC Resu	Standard D	Qwest Num	Qwest Deno	Qwest Resu	Mod Z Scr	Parity Scr
Jul-02	1	187	0.53%	7.29%	561	46883	1.20%	-0.83	-1.51
Aug-02	5	189	2.65%	16.05%	468	46765	1.00%	1.93	0.17
Sep-02	0	191	0.00%	0.00%	487	46600	1.05%	-1.42	-1.86
Oct-02	1	191	0.52%	7.22%	350	46567	0.75%	-0.36	-1.22
Nov-02	2	191	1.05%	10.18%	456	46624	0.98%	0.19	-0.89
Dec-02	1	180	0.56%	7.43%	501	46499	1.08%	-0.68	-1.41
Jan-03	1	183	0.55%	7.37%	429	46295	0.93%	-0.54	-1.33
Feb-03	2	182	1.10%	10.43%	426	46431	0.92%	0.34	-0.8
Mar-03	0	183	0.00%	0.00%	391	46066	0.85%	-1.25	-1.76
Apr-03	0	182	0.00%	0.00%	430	46008	0.93%	-1.31	-1.8
May-03	2	176	1.14%	10.60%	381	45680	0.83%	0.5	-0.7
Jun-03									



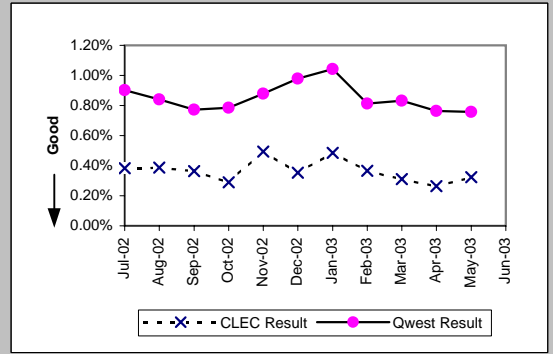
UDIT Above DS1 Level (Parity)									
Date	Numerator	Denominator	CLEC Resu	Standard D	Qwest Num	Qwest Deno	Qwest Resu	Mod Z Scr	Parity Scr
Jul-02	1	205	0.49%	6.97%	6	3278	0.18%	0.82	-0.5
Aug-02	1	209	0.48%	6.90%	14	3292	0.43%	0.17	-0.89
Sep-02	2	226	0.89%	9.37%	10	3292	0.30%	1.27	-0.23
Oct-02	2	227	0.88%	9.35%	13	3326	0.39%	1.02	-0.38
Nov-02	2	231	0.87%	9.26%	6	3304	0.18%	1.68	0.02
Dec-02	2	232	0.86%	9.24%	7	3304	0.21%	1.55	-0.06
Jan-03	0	231	0.00%	0.00%	16	3304	0.48%	-1.03	-1.62
Feb-03	2	229	0.87%	9.30%	10	3302	0.30%	1.26	-0.24
Mar-03	4	230	1.74%	13.07%	10	3269	0.31%	2.55	0.55
Apr-03	1	233	0.43%	6.54%	20	3271	0.61%	-0.34	-1.21
May-03	3	234	1.28%	11.25%	15	3258	0.46%	1.49	-0.09
Jun-03									



Dark Fiber - IOF (Diagnostic)									
Date	Numerator	Denominator	CLEC Resu	Standard D	Qwest Num	Qwest Deno	Qwest Resu	Mod Z Scr	Parity Scr
Jul-02	0	22	0.00%	0.00%					
Aug-02	0	21	0.00%	0.00%					
Sep-02	0	22	0.00%	0.00%					
Oct-02	0	26	0.00%	0.00%					
Nov-02	0	26	0.00%	0.00%					
Dec-02	0	26	0.00%	0.00%					
Jan-03	0	26	0.00%	0.00%					
Feb-03	0	26	0.00%	0.00%					
Mar-03	0	26	0.00%	0.00%					
Apr-03	0	26	0.00%	0.00%					
May-03	0	26	0.00%	0.00%					
Jun-03									



Unbundled Loop Analog (Parity)									
Date	Numerator	Denominator	CLEC Resu	Standard D	Qwest Num	Qwest Deno	Qwest Resu	Mod Z Scr	Parity Scr
Jul-02	176	45951	0.38%	6.18%	19360	2146573	0.90%	-11.64	-8.08
Aug-02	182	46974	0.39%	6.21%	17984	2137606	0.84%	-10.65	-7.48
Sep-02	173	47578	0.36%	6.02%	16430	2129325	0.77%	-10.06	-7.12
Oct-02	140	48221	0.29%	5.38%	16666	2122557	0.79%	-12.17	-8.4
Nov-02	238	48115	0.49%	7.02%	18581	2116204	0.88%	-8.91	-6.42
Dec-02	175	49561	0.35%	5.93%	20630	2109311	0.98%	-13.97	-9.5
Jan-03	244	50393	0.48%	6.94%	21934	2103625	1.04%	-12.2	-8.42
Feb-03	186	50717	0.37%	6.04%	17047	2097153	0.81%	-11.06	-7.72
Mar-03	159	51193	0.31%	5.56%	17403	2090890	0.83%	-12.84	-8.8
Apr-03	137	51737	0.26%	5.14%	15508	2027967	0.76%	-12.89	-8.84
May-03	168	52027	0.32%	5.67%	15290	2018941	0.76%	-11.29	-7.86
Jun-03									

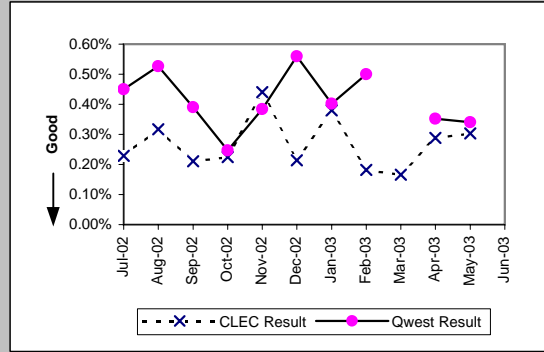


*Results exclude No Trouble Found and Test OK reports unless QWEST trouble is found on another report within 30 days of the original report. A 30-day window necessitates reporting a month behind

MR-8* - Trouble Rate (Percent)

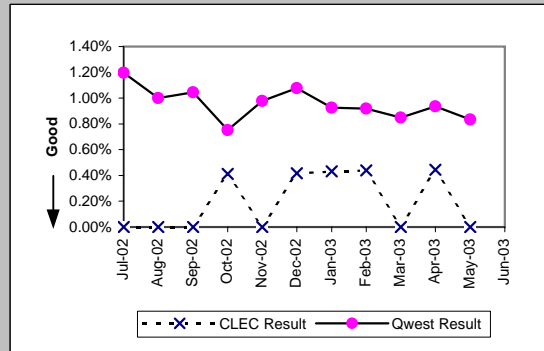
Unbundled Loop - 2 Wire Non-Loaded (Parity)

Date	Numerator	Denominator	CLEC Resu	Standard D	Qwest Num	Qwest Deno	Qwest Resu	Mod Z Scr	Parity Scr
Jul-02	15	6551	0.23%	4.78%	103	22861	0.45%	-2.36	-2.44
Aug-02	21	6618	0.32%	5.62%	119	22617	0.53%	-2.07	-2.26
Sep-02	14	6658	0.21%	4.58%	87	22307	0.39%	-2.06	-2.26
Oct-02	15	6672	0.22%	4.74%	54	21909	0.25%	-0.31	-1.19
Nov-02	29	6583	0.44%	6.62%	84	21893	0.38%	0.65	-0.6
Dec-02	14	6559	0.21%	4.62%	122	21811	0.56%	-3.29	-3
Jan-03	25	6581	0.38%	6.15%	87	21646	0.40%	-0.25	-1.15
Feb-03	12	6581	0.18%	4.27%	107	21402	0.50%	-3.19	-2.94
Mar-03	11	6616	0.17%	4.07%					
Apr-03	19	6594	0.29%	5.36%	74	21012	0.35%	-0.77	-1.47
May-03	20	6603	0.30%	5.50%	70	20554	0.34%	-0.46	-1.28
Jun-03									



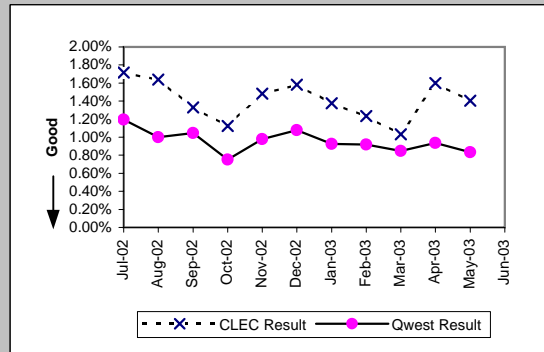
Unbundled Loop - 4 Wire Non-Loaded (Parity)

Date	Numerator	Denominator	CLEC Resu	Standard D	Qwest Num	Qwest Deno	Qwest Resu	Mod Z Scr	Parity Scr
Jul-02	0	254	0.00%	0.00%	561	46883	1.20%	-1.75	-2.06
Aug-02	0	248	0.00%	0.00%	468	46765	1.00%	-1.58	-1.96
Sep-02	0	245	0.00%	0.00%	487	46600	1.05%	-1.6	-1.98
Oct-02	1	242	0.41%	6.41%	350	46567	0.75%	-0.61	-1.37
Nov-02	0	242	0.00%	0.00%	456	46624	0.98%	-1.54	-1.94
Dec-02	1	240	0.42%	6.44%	501	46499	1.08%	-0.99	-1.6
Jan-03	1	231	0.43%	6.57%	429	46295	0.93%	-0.78	-1.47
Feb-03	1	228	0.44%	6.61%	426	46431	0.92%	-0.76	-1.46
Mar-03	0	226	0.00%	0.00%	391	46066	0.85%	-1.39	-1.84
Apr-03	1	225	0.44%	6.65%	430	46008	0.93%	-0.76	-1.46
May-03	0	225	0.00%	0.00%	381	45680	0.83%	-1.37	-1.83
Jun-03									



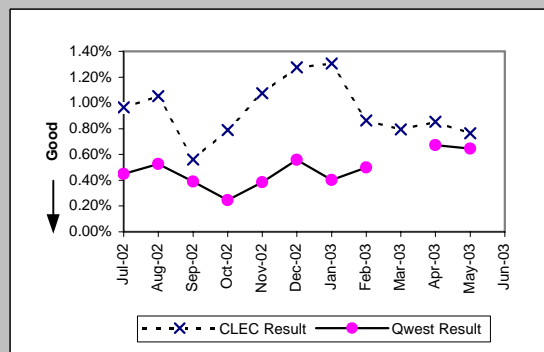
Unbundled Loop - DS1 Capable (Parity)

Date	Numerator	Denominator	CLEC Resu	Standard D	Qwest Num	Qwest Deno	Qwest Resu	Mod Z Scr	Parity Scr
Jul-02	50	2912	1.72%	12.99%	561	46883	1.20%	2.51	0.52
Aug-02	50	3054	1.64%	12.69%	468	46765	1.00%	3.42	1.08
Sep-02	42	3160	1.33%	11.45%	487	46600	1.05%	1.52	-0.08
Oct-02	37	3293	1.12%	10.54%	350	46567	0.75%	2.39	0.45
Nov-02	50	3373	1.48%	12.08%	456	46624	0.98%	2.87	0.75
Dec-02	56	3539	1.58%	12.48%	501	46499	1.08%	2.8	0.71
Jan-03	51	3710	1.37%	11.64%	429	46295	0.93%	2.74	0.67
Feb-03	47	3814	1.23%	11.03%	426	46431	0.92%	1.96	0.19
Mar-03	40	3874	1.03%	10.11%	391	46066	0.85%	1.2	-0.27
Apr-03	64	4002	1.60%	12.54%	430	46008	0.93%	4.19	1.55
May-03	58	4128	1.41%	11.77%	381	45680	0.83%	3.86	1.35
Jun-03									



Unbundled Loop ISDN Capable (Parity)

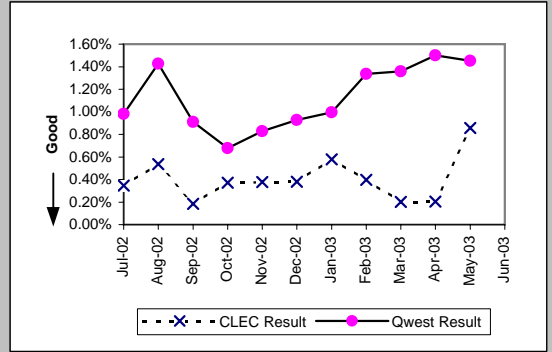
Date	Numerator	Denominator	CLEC Resu	Standard D	Qwest Num	Qwest Deno	Qwest Resu	Mod Z Scr	Parity Scr
Jul-02	31	3209	0.97%	9.78%	103	22861	0.45%	4.08	1.48
Aug-02	34	3232	1.05%	10.20%	119	22617	0.53%	3.87	1.35
Sep-02	18	3208	0.56%	7.47%	87	22307	0.39%	1.45	-0.12
Oct-02	25	3168	0.79%	8.85%	54	21909	0.25%	5.76	2.5
Nov-02	34	3161	1.08%	10.32%	84	21893	0.38%	5.88	2.58
Dec-02	40	3138	1.27%	11.22%	122	21811	0.56%	5.02	2.05
Jan-03	41	3143	1.30%	11.35%	87	21646	0.40%	7.47	3.54
Feb-03	27	3127	0.86%	9.25%	107	21402	0.50%	2.69	0.64
Mar-03	25	3150	0.79%	8.87%					
Apr-03	27	3159	0.85%	9.21%	74	11020	0.67%	1.11	-0.32
May-03	24	3144	0.76%	8.70%	70	10835	0.65%	0.72	-0.56
Jun-03									



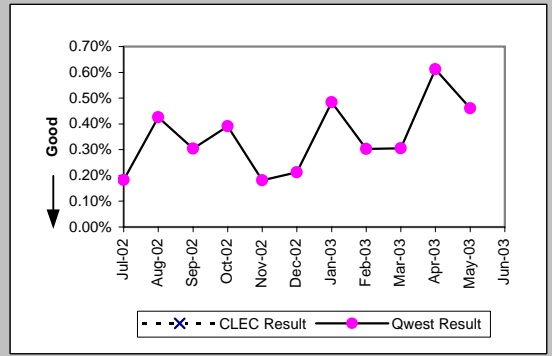
*Results exclude No Trouble Found and Test OK reports unless QWEST trouble is found on another report within 30 days of the original report. A 30-day window necessitates reporting a month behind

MR-8* - Trouble Rate (Percent)

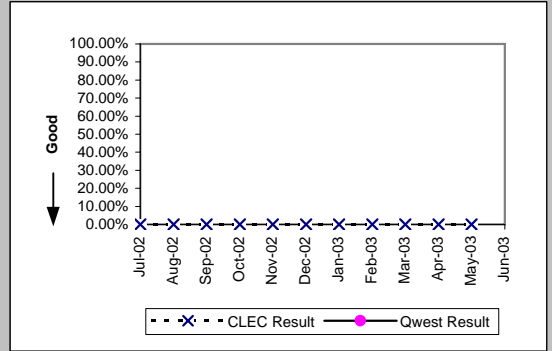
Unbundled Loop - ADSL Qualified (Parity)									
Date	Numerator	Denominator	CLEC Resu	Standard D	Qwest Num	Qwest Deno	Qwest Resu	Mod Z Scr	Parity Scr
Jul-02	2	578	0.35%	5.87%	310	31544	0.98%	-1.54	-1.93
Aug-02	3	561	0.53%	7.29%	436	30538	1.43%	-1.77	-2.07
Sep-02	1	546	0.18%	4.28%	269	29520	0.91%	-1.77	-2.08
Oct-02	2	537	0.37%	6.09%	194	28572	0.68%	-0.86	-1.52
Nov-02	2	531	0.38%	6.13%	229	27640	0.83%	-1.14	-1.69
Dec-02	2	525	0.38%	6.16%	249	26839	0.93%	-1.29	-1.79
Jan-03	3	518	0.58%	7.59%	259	26036	0.99%	-0.94	-1.57
Feb-03	2	505	0.40%	6.28%	1238	92610	1.34%	-1.84	-2.12
Mar-03	1	493	0.20%	4.50%	1259	92710	1.36%	-2.21	-2.34
Apr-03	1	491	0.20%	4.51%	1397	93146	1.50%	-2.36	-2.43
May-03	4	467	0.86%	9.22%	1359	93479	1.45%	-1.08	-1.65
Jun-03									



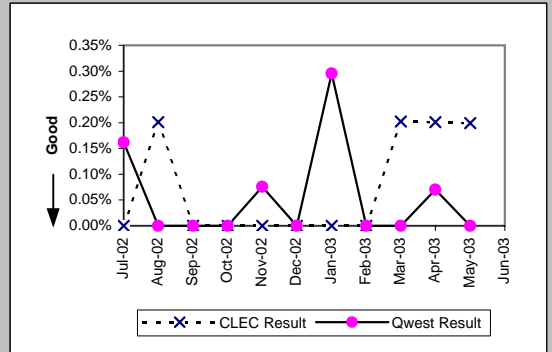
Unbundled Loop - DS3 Capable (Parity)									
Date	Numerator	Denominator	CLEC Resu	Standard D	Qwest Num	Qwest Deno	Qwest Resu	Mod Z Scr	Parity Scr
Jul-02					6	3278	0.18%		
Aug-02					14	3292	0.43%		
Sep-02					10	3292	0.30%		
Oct-02					13	3326	0.39%		
Nov-02					6	3304	0.18%		
Dec-02					7	3304	0.21%		
Jan-03					16	3304	0.48%		
Feb-03					10	3302	0.30%		
Mar-03					10	3269	0.31%		
Apr-03					20	3271	0.61%		
May-03					15	3258	0.46%		
Jun-03									



Dark Fiber - Loop (Diagnostic)									
Date	Numerator	Denominator	CLEC Resu	Standard D	Qwest Num	Qwest Deno	Qwest Resu	Mod Z Scr	Parity Scr
Jul-02	0	5	0.00%	0.00%					
Aug-02	0	1	0.00%	0.00%					
Sep-02	0	4	0.00%	0.00%					
Oct-02	0	10	0.00%	0.00%					
Nov-02	0	10	0.00%	0.00%					
Dec-02	0	10	0.00%	0.00%					
Jan-03	0	25	0.00%	0.00%					
Feb-03	0	25	0.00%	0.00%					
Mar-03	0	25	0.00%	0.00%					
Apr-03	0	25	0.00%	0.00%					
May-03	0	26	0.00%	0.00%					
Jun-03									



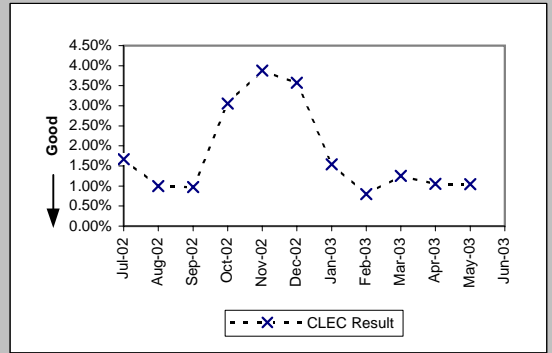
E911 (Parity)									
Date	Numerator	Denominator	CLEC Resu	Standard D	Qwest Num	Qwest Deno	Qwest Resu	Mod Z Scr	Parity Scr
Jul-02	0	492	0.00%	0.00%	2	1234	0.16%	-0.76	-1.46
Aug-02	1	498	0.20%	4.48%	0	1252	0.00%	N/A	-0.34
Sep-02	0	496	0.00%	0.00%	0	1276	0.00%	N/A	N/A
Oct-02	0	502	0.00%	0.00%	0	1313	0.00%	N/A	N/A
Nov-02	0	496	0.00%	0.00%	1	1317	0.08%	-0.52	-1.32
Dec-02	0	500	0.00%	0.00%	0	1333	0.00%	N/A	N/A
Jan-03	0	504	0.00%	0.00%	4	1354	0.30%	-1.04	-1.63
Feb-03	0	494	0.00%	0.00%	0	1361	0.00%	N/A	N/A
Mar-03	1	494	0.20%	4.49%	0	1389	0.00%	N/A	-0.3
Apr-03	1	498	0.20%	4.48%	1	1420	0.07%	0.63	-0.62
May-03	1	502	0.20%	4.46%	0	1456	0.00%	N/A	
Jun-03									



*Results exclude No Trouble Found and Test OK reports unless QWEST trouble is found on another report within 30 days of the original report. A 30-day window necessitates reporting a month behind

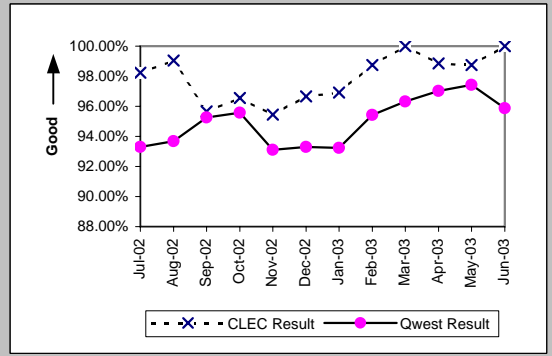
MR-8* - Trouble Rate (Percent)

Enhanced Extended Loops (EELs) (Diagnostic)					
Date	Numerator	Denominator	CLEC Result	Standard Dev	
Jul-02	3	180	1.67%	12.80%	
Aug-02	2	200	1.00%	9.95%	
Sep-02	2	206	0.97%	9.81%	
Oct-02	7	229	3.06%	17.21%	
Nov-02	10	258	3.88%	19.30%	
Dec-02	10	280	3.57%	18.56%	
Jan-03	5	324	1.54%	12.33%	
Feb-03	3	376	0.80%	8.90%	
Mar-03	8	637	1.26%	11.14%	
Apr-03	7	665	1.05%	10.21%	
May-03	8	765	1.05%	10.17%	
Jun-03					

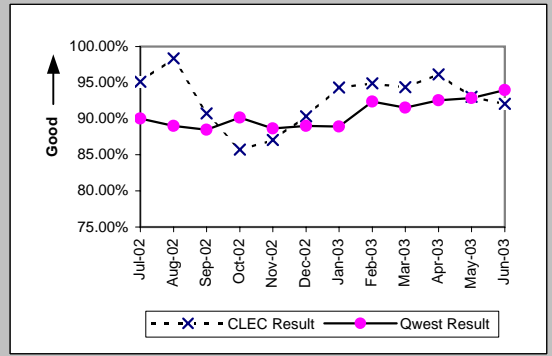


MR-9A - Repair Appointments Met (Percent) - Dispatches within MSAs

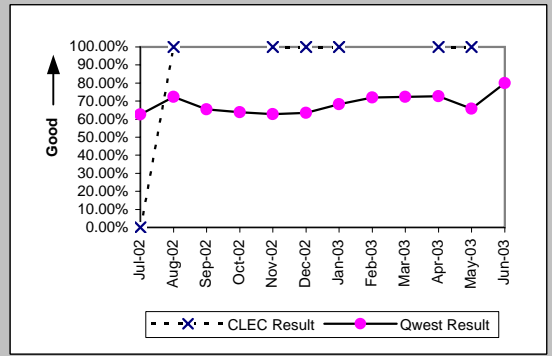
Residence (Parity)									
Date	CLEC Num	CLEC Denc	CLEC Resu	CLEC Std E	Qwest Num	Qwest Denc	Qwest Resu	Mod Z Scr	Parity Scr
Jul-02	111	113	98.23%	13.19%	11799	12646	93.30%	-2.09	-2.27
Aug-02	104	105	99.05%	9.71%	11623	12408	93.67%	-2.25	-2.37
Sep-02	88	92	95.65%	20.39%	10463	10983	95.27%	-0.17	-1.11
Oct-02	84	87	96.55%	18.25%	11023	11533	95.58%	-0.44	-1.27
Nov-02	105	110	95.45%	20.83%	12200	13104	93.10%	-0.97	-1.59
Dec-02	116	120	96.67%	17.95%	13697	14682	93.29%	-1.47	-1.89
Jan-03	126	130	96.92%	17.27%	14704	15771	93.23%	-1.67	-2.01
Feb-03	156	158	98.73%	1-1.8%	11394	11939	95.44%	-1.97	-2.2
Mar-03	178	178	100.00%	0.00%	11492	11930	96.33%	-2.59	-2.57
Apr-03	172	174	98.85%	10.66%	10131	10441	97.03%	-1.4	-1.85
May-03	158	160	98.75%	1-1.1%	10327	10601	97.42%	-1.06	-1.64
Jun-03	145	145	100.00%	0.00%	10905	11375	95.87%	-2.48	-2.51



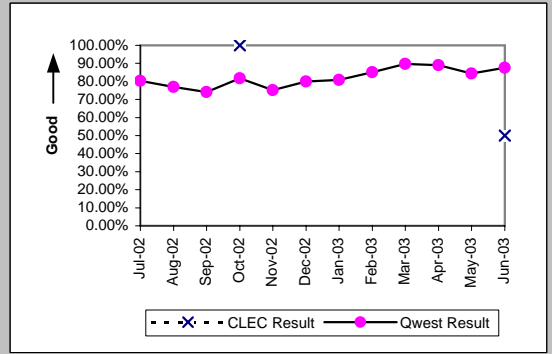
Business (Parity)									
Date	CLEC Num	CLEC Denc	CLEC Resu	CLEC Std E	Qwest Num	Qwest Denc	Qwest Resu	Mod Z Scr	Parity Scr
Jul-02	39	41	95.12%	21.54%	1387	1541	90.01%	-1.08	-1.66
Aug-02	60	61	98.36%	12.70%	1277	1435	88.99%	-2.29	-2.39
Sep-02	49	54	90.74%	28.99%	1207	1364	88.49%	-0.51	-1.31
Oct-02	48	56	85.71%	34.99%	1326	1471	90.14%	1.07	-0.35
Nov-02	74	85	87.06%	33.57%	1368	1543	88.66%	0.48	-0.71
Dec-02	56	62	90.32%	29.57%	1278	1436	89.00%	-0.33	-1.2
Jan-03	83	88	94.32%	23.15%	1532	1723	88.91%	-1.57	-1.96
Feb-03	56	59	94.92%	21.97%	1203	1302	92.40%	-0.71	-1.43
Mar-03	84	89	94.38%	23.03%	1202	1313	91.55%	-0.93	-1.57
Apr-03	50	52	96.15%	19.23%	1115	1205	92.53%	-0.97	-1.59
May-03	40	43	93.02%	25.48%	1081	1164	92.87%	-0.04	-1.02
Jun-03	58	63	92.06%	27.03%	1244	1324	93.96%	0.64	-0.61



Centrex (Parity)									
Date	CLEC Num	CLEC Denc	CLEC Resu	CLEC Std E	Qwest Num	Qwest Denc	Qwest Resu	Mod Z Scr	Parity Scr
Jul-02	0	1	0.00%	0.00%	104	166	62.65%	0.89	-0.46
Aug-02	1	1	100.00%	0.00%	84	116	72.41%	-0.61	-1.37
Sep-02					72	110	65.45%		
Oct-02					92	144	63.89%		
Nov-02	6	6	100.00%	0.00%	59	94	62.77%	-1.83	-2.11
Dec-02	1	1	100.00%	0.00%	59	93	63.44%	-0.76	-1.46
Jan-03	2	2	100.00%	0.00%	82	120	68.33%	-0.95	-1.58
Feb-03					67	93	72.04%		
Mar-03					86	119	72.27%		
Apr-03	1	1	100.00%	0.00%	72	99	72.73%	-0.61	-1.37
May-03	3	3	100.00%	0.00%	73	111	65.77%	-1.23	-1.75
Jun-03					104	130	80.00%		

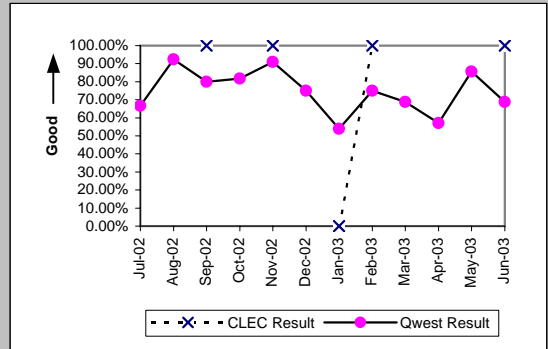


Centrex 21 (Parity)									
Date	CLEC Num	CLEC Denc	CLEC Resu	CLEC Std E	Qwest Num	Qwest Denc	Qwest Resu	Mod Z Scr	Parity Scr
Jul-02					168	209	80.38%		
Aug-02					143	186	76.88%		
Sep-02					134	181	74.03%		
Oct-02	1	1	100.00%	0.00%	174	213	81.69%	-0.47	-1.29
Nov-02					139	185	75.14%		
Dec-02					139	174	79.89%		
Jan-03					169	209	80.86%		
Feb-03					138	162	85.19%		
Mar-03					140	156	89.74%		
Apr-03					121	136	88.97%		
May-03					114	135	84.44%		
Jun-03	1	2	50.00%	50.00%	148	169	87.57%	1.14	-0.3

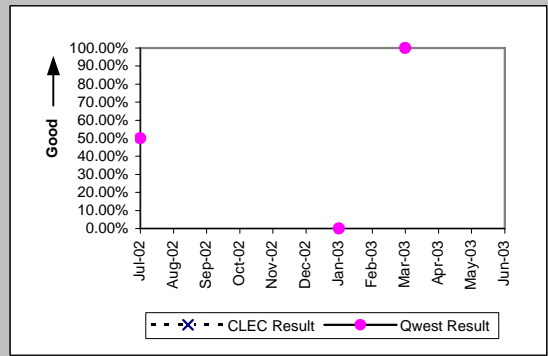


MR-9A - Repair Appointments Met (Percent) - Dispatches within MSAs

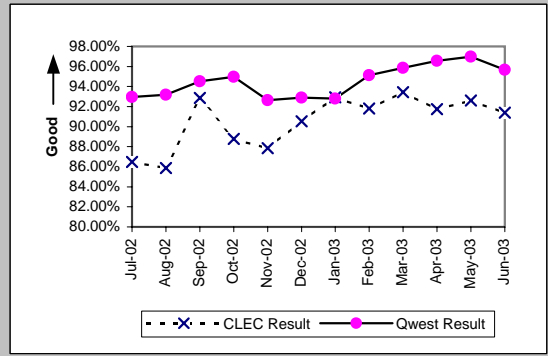
PBX (Parity)									
Date	CLEC Num	CLEC Dend	CLEC Resu	CLEC Std	Qwest Num	Qwest Dend	Qwest Resu	Mod Z Scr	Parity Scr
Jul-02					12	18	66.67%		
Aug-02					12	13	92.31%		
Sep-02	4	4	100.00%	0.00%	8	10	80.00%	-0.85	-1.51
Oct-02					9	11	81.82%		
Nov-02	2	2	100.00%	0.00%	10	11	90.91%	-0.41	-1.25
Dec-02					6	8	75.00%		
Jan-03	0	1	0.00%	0.00%	7	13	53.85%	0.67	-0.59
Feb-03	1	1	100.00%	0.00%	9	12	75.00%	-0.55	-1.34
Mar-03					11	16	68.75%		
Apr-03					4	7	57.14%		
May-03					12	14	85.71%		
Jun-03	2	2	100.00%	0.00%	11	16	68.75%	-0.9	-1.55



Basic Rate ISDN (Parity)									
Date	CLEC Num	CLEC Dend	CLEC Resu	CLEC Std	Qwest Num	Qwest Dend	Qwest Resu	Mod Z Scr	Parity Scr
Jul-02					1	2	50.00%		
Aug-02									
Sep-02									
Oct-02									
Nov-02									
Dec-02									
Jan-03					0	1	0.00%		
Feb-03									
Mar-03					2	2	100.00%		
Apr-03									
May-03									
Jun-03									

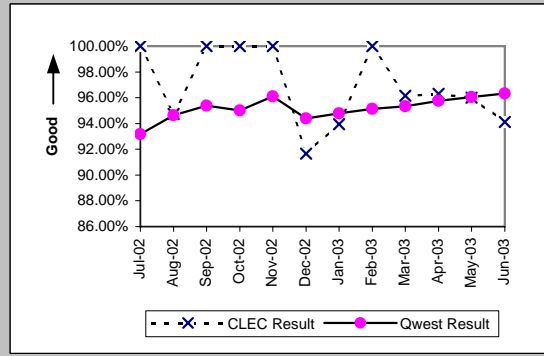


UNE - P (POTS) (Parity)									
Date	CLEC Num	CLEC Dend	CLEC Resu	CLEC Std	Qwest Num	Qwest Dend	Qwest Resu	Mod Z Scr	Parity Scr
Jul-02	96	111	86.49%	34.19%	13186	14187	92.94%	2.4	0.46
Aug-02	73	85	85.88%	34.82%	12900	13843	93.19%	2.38	0.45
Sep-02	65	70	92.86%	25.75%	11670	12347	94.52%	0.64	-0.61
Oct-02	87	98	88.78%	31.57%	12349	13004	94.96%	2.46	0.49
Nov-02	94	107	87.85%	32.67%	13568	14647	92.63%	1.77	0.08
Dec-02	67	74	90.54%	29.27%	14975	16118	92.91%	0.8	-0.51
Jan-03	92	99	92.93%	25.63%	16236	17494	92.81%	-0.05	-1.03
Feb-03	101	110	91.82%	27.41%	12597	13241	95.14%	1.52	-0.08
Mar-03	114	122	93.44%	24.75%	12694	13243	95.85%	1.28	-0.22
Apr-03	122	133	91.73%	27.54%	11246	11646	96.57%	2.63	0.6
May-03	125	135	92.59%	26.19%	11408	11765	96.97%	2.54	0.54
Jun-03	106	116	91.38%	28.07%	12149	12699	95.67%	2.04	0.24

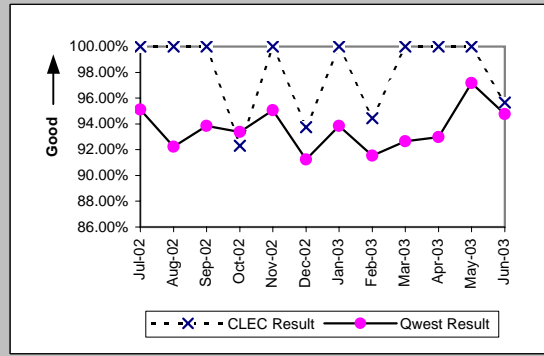


MR-9B - Repair Appointments Met (Percent) - Dispatches outside MSAs

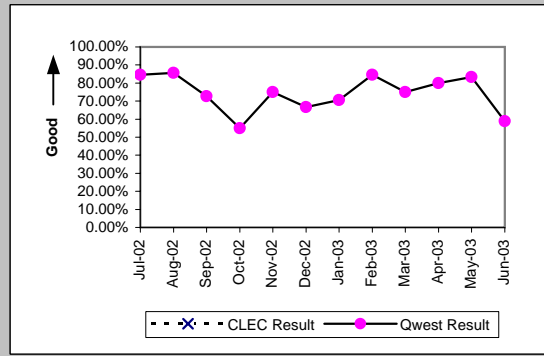
Residence (Parity)									
Date	CLEC Num	CLEC Denc	CLEC Resu	CLEC Std E	Qwest Num	Qwest Denc	Qwest Resu	Mod Z Scr	Parity Scr
Jul-02	11	11	100.00%	0.00%	2717	2916	93.18%	-0.9	-1.54
Aug-02	18	19	94.74%	22.33%	2416	2553	94.63%	-0.02	-1.01
Sep-02	11	11	100.00%	0.00%	2395	2511	95.38%	-0.73	-1.44
Oct-02	12	12	100.00%	0.00%	2245	2363	95.01%	-0.79	-1.48
Nov-02	16	16	100.00%	0.00%	2514	2616	96.10%	-0.8	-1.49
Dec-02	11	12	91.67%	27.64%	3110	3295	94.39%	0.45	-0.73
Jan-03	31	33	93.94%	23.86%	3128	3300	94.79%	0.29	-0.82
Feb-03	25	25	100.00%	0.00%	2445	2570	95.14%	-1.13	-1.68
Mar-03	25	26	96.15%	19.23%	2682	2813	95.34%	-0.2	-1.12
Apr-03	26	27	96.30%	18.89%	2522	2634	95.75%	-0.14	-1.09
May-03	24	25	96.00%	19.60%	2410	2509	96.05%	0.11	-0.93
Jun-03	16	17	94.12%	23.53%	2408	2500	96.32%	0.51	-0.69



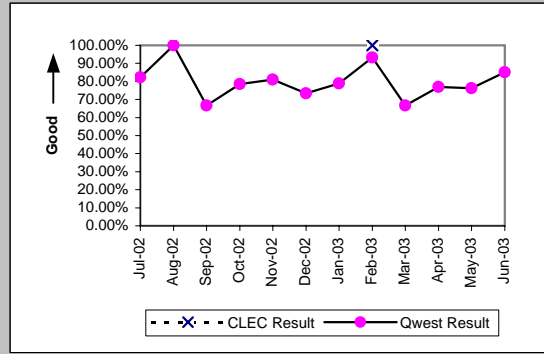
Business (Parity)									
Date	CLEC Num	CLEC Denc	CLEC Resu	CLEC Std E	Qwest Num	Qwest Denc	Qwest Resu	Mod Z Scr	Parity Scr
Jul-02	4	4	100.00%	0.00%	351	369	95.12%	-0.45	-1.27
Aug-02	18	18	100.00%	0.00%	285	309	92.23%	-1.2	-1.73
Sep-02	11	11	100.00%	0.00%	320	341	93.84%	-0.84	-1.51
Oct-02	12	13	92.31%	26.65%	338	362	93.37%	0.2	-0.88
Nov-02	14	14	100.00%	0.00%	269	283	95.05%	-0.83	-1.51
Dec-02	15	16	93.75%	24.21%	354	388	91.24%	-0.35	-1.21
Jan-03	15	15	100.00%	0.00%	412	439	93.85%	-0.97	-1.59
Feb-03	17	18	94.44%	22.91%	281	307	91.53%	-0.43	-1.26
Mar-03	17	17	100.00%	0.00%	315	340	92.65%	-1.13	-1.69
Apr-03	8	8	100.00%	0.00%	318	342	92.98%	-0.77	-1.47
May-03	18	18	100.00%	0.00%	310	319	97.18%	-0.7	-1.43
Jun-03	22	23	95.65%	20.39%	308	325	94.77%	-0.18	-1.11



Centrex (Parity)									
Date	CLEC Num	CLEC Denc	CLEC Resu	CLEC Std E	Qwest Num	Qwest Denc	Qwest Resu	Mod Z Scr	Parity Scr
Jul-02					11	13	84.62%		
Aug-02					6	7	85.71%		
Sep-02					8	11	72.73%		
Oct-02					11	20	55.00%		
Nov-02					6	8	75.00%		
Dec-02					10	15	66.67%		
Jan-03					12	17	70.59%		
Feb-03					11	13	84.62%		
Mar-03					6	8	75.00%		
Apr-03					12	15	80.00%		
May-03					5	6	83.33%		
Jun-03					10	17	58.82%		

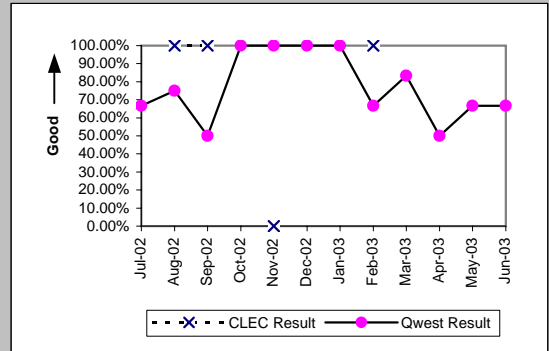


Centrex 21 (Parity)									
Date	CLEC Num	CLEC Denc	CLEC Resu	CLEC Std E	Qwest Num	Qwest Denc	Qwest Resu	Mod Z Scr	Parity Scr
Jul-02					14	17	82.35%		
Aug-02					11	11	100.00%		
Sep-02					16	24	66.67%		
Oct-02					11	14	78.57%		
Nov-02					17	21	80.95%		
Dec-02					11	15	73.33%		
Jan-03					15	19	78.95%		
Feb-03	1	1	100.00%	0.00%	14	15	93.33%	-0.26	-1.16
Mar-03					10	15	66.67%		
Apr-03					10	13	76.92%		
May-03					16	21	76.19%		
Jun-03					23	27	85.19%		

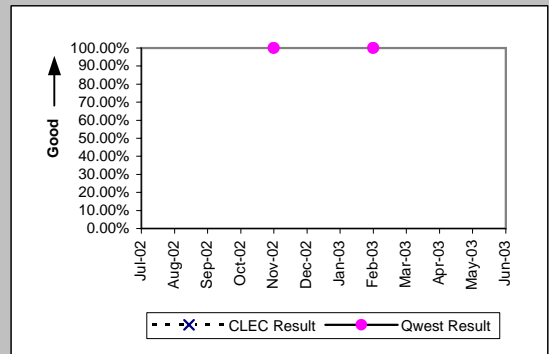


MR-9B - Repair Appointments Met (Percent) - Dispatches outside MSAs

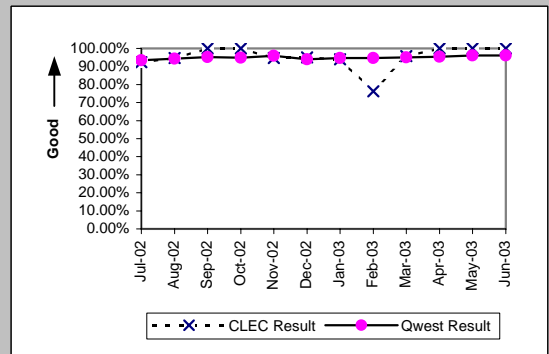
PBX (Parity)									
Date	CLEC Num	CLEC Dend	CLEC Resu	CLEC Std	Qwest Num	Qwest Dend	Qwest Resu	Mod Z Scr	Parity Scr
Jul-02					4	6	66.67%		
Aug-02	1	1	100.00%	0.00%	3	4	75.00%	-0.52	-1.31
Sep-02	1	1	100.00%	0.00%	2	4	50.00%	-0.89	-1.54
Oct-02					2	2	100.00%		
Nov-02	0	1	0.00%	0.00%	4	4	100.00%	N/A	-0.15
Dec-02					2	2	100.00%		
Jan-03					3	3	100.00%		
Feb-03	1	1	100.00%	0.00%	4	6	66.67%	-0.65	-1.4
Mar-03					5	6	83.33%		
Apr-03					3	6	50.00%		
May-03					8	12	66.67%		
Jun-03					2	3	66.67%		



Basic Rate ISDN (Parity)									
Date	CLEC Num	CLEC Dend	CLEC Resu	CLEC Std	Qwest Num	Qwest Dend	Qwest Resu	Mod Z Scr	Parity Scr
Jul-02									
Aug-02									
Sep-02									
Oct-02									
Nov-02					1	1	100.00%		
Dec-02									
Jan-03									
Feb-03					1	1	100.00%		
Mar-03									
Apr-03									
May-03									
Jun-03									

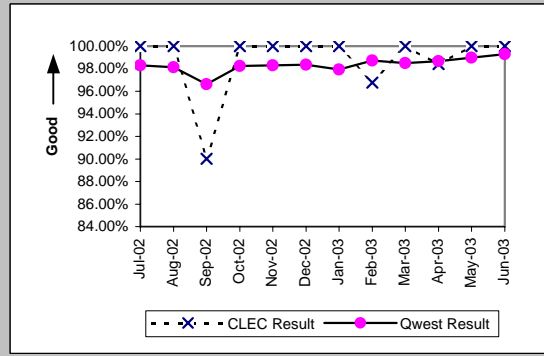


UNE - P (POTS) (Parity)									
Date	CLEC Num	CLEC Dend	CLEC Resu	CLEC Std	Qwest Num	Qwest Dend	Qwest Resu	Mod Z Scr	Parity Scr
Jul-02	12	13	92.31%	26.65%	3068	3285	93.39%	0.24	-0.85
Aug-02	18	19	94.74%	22.33%	2701	2862	94.37%	-0.07	-1.04
Sep-02	19	19	100.00%	0.00%	2715	2852	95.20%	-0.98	-1.59
Oct-02	16	16	100.00%	0.00%	2583	2725	94.79%	-0.94	-1.57
Nov-02	18	19	94.74%	22.33%	2783	2899	96.00%	0.35	-0.79
Dec-02	19	20	95.00%	21.79%	3464	3683	94.05%	-0.18	-1.11
Jan-03	31	33	93.94%	23.86%	3540	3739	94.68%	0.26	-0.84
Feb-03	16	21	76.19%	42.59%	2726	2877	94.75%	2.86	0.74
Mar-03	23	24	95.83%	19.98%	2997	3153	95.05%	-0.18	-1.11
Apr-03	27	27	100.00%	0.00%	2840	2976	95.43%	-1.13	-1.69
May-03	29	29	100.00%	0.00%	2720	2828	96.18%	-1.07	-1.65
Jun-03	18	18	100.00%	0.00%	2716	2825	96.14%	-0.85	-1.52

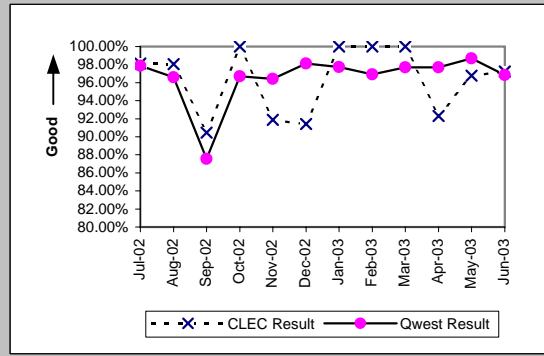


MR-9C - Repair Appointments Met (Percent) - No dispatches

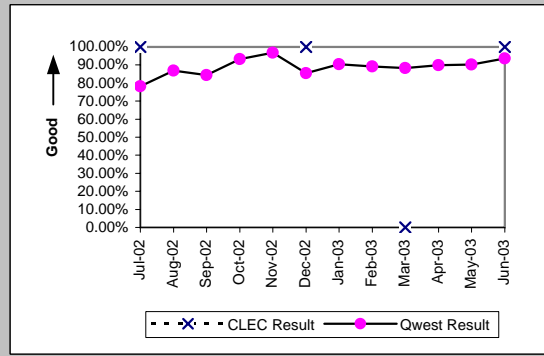
Residence (Parity)									
Date	CLEC Num	CLEC Denc	CLEC Resu	CLEC Std E	Qwest Num	Qwest Denc	Qwest Resu	Mod Z Scr	Parity Scr
Jul-02	41	41	100.00%	0.00%	4873	4958	98.29%	-0.84	-1.51
Aug-02	35	35	100.00%	0.00%	4388	4472	98.12%	-0.82	-1.5
Sep-02	27	30	90.00%	30.00%	3801	3934	96.62%	1.67	0.01
Oct-02	32	32	100.00%	0.00%	3993	4065	98.23%	-0.76	-1.46
Nov-02	22	22	100.00%	0.00%	3577	3639	98.30%	-0.62	-1.37
Dec-02	25	25	100.00%	0.00%	3305	3360	98.36%	-0.64	-1.39
Jan-03	29	29	100.00%	0.00%	3454	3527	97.93%	-0.78	-1.47
Feb-03	30	31	96.77%	17.67%	3204	3245	98.74%	0.86	-0.48
Mar-03	64	64	100.00%	0.00%	3307	3357	98.51%	-0.97	-1.59
Apr-03	62	63	98.41%	12.50%	3013	3054	98.66%	0.24	-0.85
May-03	68	68	100.00%	0.00%	2882	2912	98.97%	-0.83	-1.51
Jun-03	49	49	100.00%	0.00%	2897	2918	99.28%	-0.59	-1.36



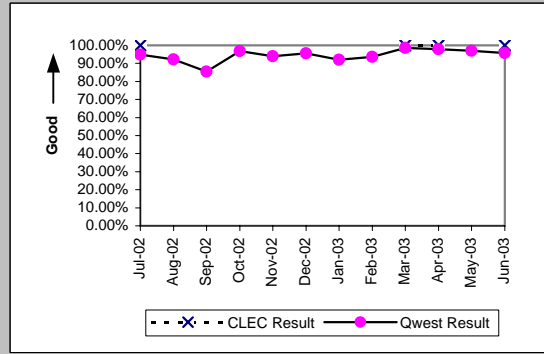
Business (Parity)									
Date	CLEC Num	CLEC Denc	CLEC Resu	CLEC Std E	Qwest Num	Qwest Denc	Qwest Resu	Mod Z Scr	Parity Scr
Jul-02	52	53	98.11%	13.61%	1014	1036	97.88%	-0.12	-1.07
Aug-02	50	51	98.04%	13.86%	681	705	96.60%	-0.55	-1.33
Sep-02	38	42	90.48%	29.35%	703	803	87.55%	-0.56	-1.34
Oct-02	37	37	100.00%	0.00%	643	665	96.69%	-1.1	-1.67
Nov-02	34	37	91.89%	27.30%	590	612	96.41%	1.27	-0.23
Dec-02	32	35	91.43%	27.99%	518	528	98.11%	2.04	0.24
Jan-03	32	32	100.00%	0.00%	604	618	97.73%	-0.84	-1.51
Feb-03	36	36	100.00%	0.00%	597	616	96.92%	-1.04	-1.63
Mar-03	33	33	100.00%	0.00%	512	524	97.71%	-0.85	-1.52
Apr-03	36	39	92.31%	26.65%	552	565	97.70%	1.72	0.04
May-03	30	31	96.77%	17.67%	520	527	98.67%	0.77	-0.53
Jun-03	35	36	97.22%	16.43%	492	508	96.85%	-0.12	-1.08



Centrex (Parity)									
Date	CLEC Num	CLEC Denc	CLEC Resu	CLEC Std E	Qwest Num	Qwest Denc	Qwest Resu	Mod Z Scr	Parity Scr
Jul-02	1	1	100.00%	0.00%	68	87	78.16%	-0.53	-1.32
Aug-02					80	92	86.96%		
Sep-02					76	90	84.44%		
Oct-02					69	74	93.24%		
Nov-02					62	64	96.88%		
Dec-02	1	1	100.00%	0.00%	59	69	85.51%	-0.41	-1.25
Jan-03					66	73	90.41%		
Feb-03					74	83	89.16%		
Mar-03	0	1	0.00%	0.00%	53	60	88.33%	1.55	-0.06
Apr-03					80	89	89.89%		
May-03					56	62	90.32%		
Jun-03	2	2	100.00%	0.00%	44	47	93.62%	-0.36	-1.22

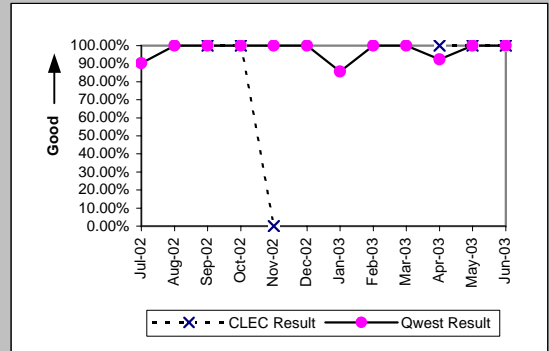


Centrex 21 (Parity)									
Date	CLEC Num	CLEC Denc	CLEC Resu	CLEC Std E	Qwest Num	Qwest Denc	Qwest Resu	Mod Z Scr	Parity Scr
Jul-02	1	1	100.00%	0.00%	127	134	94.78%	-0.23	-1.14
Aug-02					118	128	92.19%		
Sep-02					123	144	85.42%		
Oct-02					93	96	96.88%		
Nov-02					77	82	93.90%		
Dec-02					65	68	95.59%		
Jan-03					80	87	91.95%		
Feb-03					87	93	93.55%		
Mar-03	2	2	100.00%	0.00%	72	73	98.63%	-0.16	-1.1
Apr-03	3	3	100.00%	0.00%	94	96	97.92%	-0.25	-1.15
May-03					95	98	96.94%		
Jun-03	1	1	100.00%	0.00%	91	95	95.79%	-0.21	-1.13

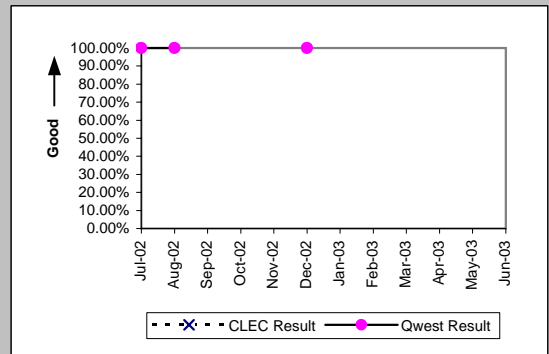


MR-9C - Repair Appointments Met (Percent) - No dispatches

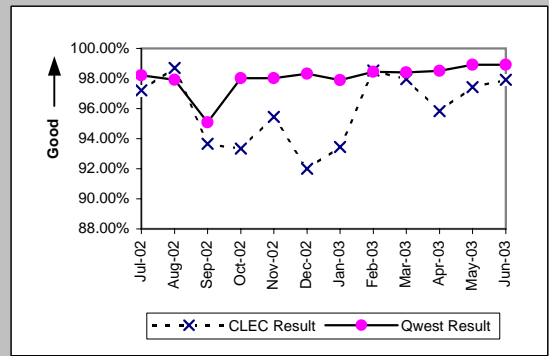
PBX (Parity)									
Date	CLEC Num	CLEC Dend	CLEC Resu	CLEC Std	Qwest Num	Qwest Dend	Qwest Resu	Mod Z Scr	Parity Scr
Jul-02					28	31	90.32%		
Aug-02					25	25	100.00%		
Sep-02	1	1	100.00%	0.00%	10	10	100.00%	N/A	N/A
Oct-02	2	2	100.00%	0.00%	7	7	100.00%	N/A	N/A
Nov-02	0	1	0.00%	0.00%	6	6	100.00%	N/A	-0.04
Dec-02					7	7	100.00%		
Jan-03					12	14	85.71%		
Feb-03					5	5	100.00%		
Mar-03					9	9	100.00%		
Apr-03	1	1	100.00%	0.00%	12	13	92.31%	-0.28	-1.17
May-03	1	1	100.00%	0.00%	16	16	100.00%	N/A	N/A
Jun-03	3	3	100.00%	0.00%	10	10	100.00%	N/A	N/A



Basic Rate ISDN (Parity)									
Date	CLEC Num	CLEC Dend	CLEC Resu	CLEC Std	Qwest Num	Qwest Dend	Qwest Resu	Mod Z Scr	Parity Scr
Jul-02					2	2	100.00%		
Aug-02					1	1	100.00%		
Sep-02									
Oct-02									
Nov-02									
Dec-02					1	1	100.00%		
Jan-03									
Feb-03									
Mar-03									
Apr-03									
May-03									
Jun-03									

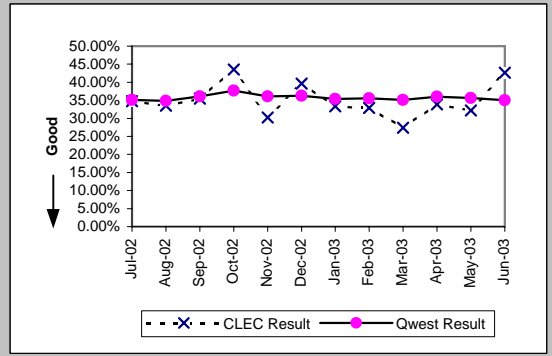


UNE - P (POTS) (Parity)									
Date	CLEC Num	CLEC Dend	CLEC Resu	CLEC Std	Qwest Num	Qwest Dend	Qwest Resu	Mod Z Scr	Parity Scr
Jul-02	70	72	97.22%	16.43%	5887	5994	98.21%	0.66	-0.6
Aug-02	76	77	98.70%	11.32%	5069	5177	97.91%	-0.48	-1.29
Sep-02	59	63	93.65%	24.38%	4504	4737	95.08%	0.56	-0.66
Oct-02	56	60	93.33%	24.94%	4636	4730	98.01%	2.08	0.26
Nov-02	63	66	95.45%	20.83%	4167	4251	98.02%	1.33	-0.19
Dec-02	46	50	92.00%	27.13%	3823	3888	98.33%	2.54	0.55
Jan-03	57	61	93.44%	24.75%	4058	4145	97.90%	1.98	0.2
Feb-03	67	68	98.53%	12.04%	3801	3861	98.45%	-0.06	-1.03
Mar-03	48	49	97.96%	14.14%	3819	3881	98.40%	0.32	-0.81
Apr-03	46	48	95.83%	19.98%	3565	3619	98.51%	1.3	-0.21
May-03	76	78	97.44%	15.81%	3402	3439	98.92%	1.12	-0.32
Jun-03	47	48	97.92%	14.28%	3389	3426	98.92%	0.65	-0.6

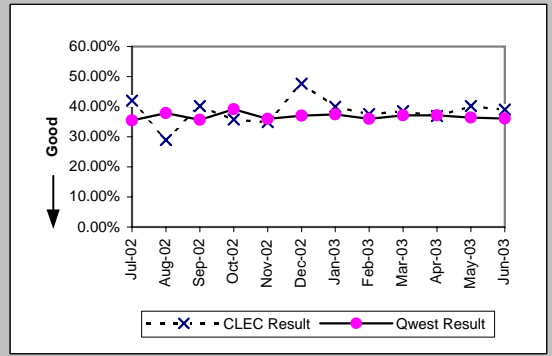


MR-10 - Customer-Related Trouble Reports (Percent)

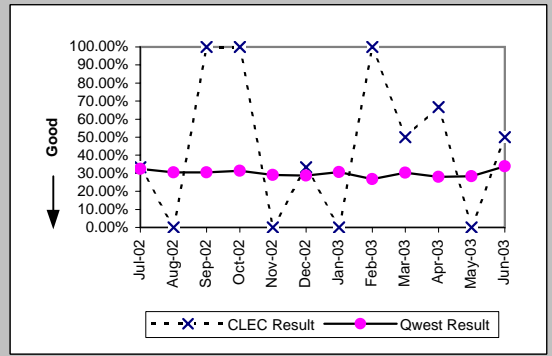
Residence (Diagnostic)									
Date	CLEC Num	CLEC Denc	CLEC Resu	CLEC Std E	Qwest Num	Qwest Denc	Qwest Resu	Mod Z Scr	Parity Scr
Jul-02	88	253	34.78%	47.63%	11101	31621	35.11%	-0.11	-1.07
Aug-02	80	239	33.47%	47.19%	10383	29816	34.82%	-0.44	-1.27
Sep-02	73	206	35.44%	47.83%	9849	27277	36.11%	-0.2	-1.12
Oct-02	101	232	43.53%	49.58%	10859	28820	37.68%	1.82	0.11
Nov-02	64	212	30.19%	45.91%	10936	30295	36.10%	-1.79	-2.09
Dec-02	103	260	39.62%	48.91%	12139	33476	36.26%	1.12	-0.32
Jan-03	96	288	33.33%	47.14%	12389	34987	35.41%	-0.73	-1.45
Feb-03	105	319	32.92%	46.99%	9774	27528	35.51%	-0.96	-1.58
Mar-03	101	369	27.37%	44.59%	9782	27882	35.08%	-3.08	-2.87
Apr-03	135	399	33.83%	47.31%	9083	25212	36.03%	-0.9	-1.55
May-03	120	373	32.17%	46.71%	8864	24886	35.62%	-1.38	-1.84
Jun-03	157	368	42.66%	49.46%	9035	25828	34.98%	3.03	0.84



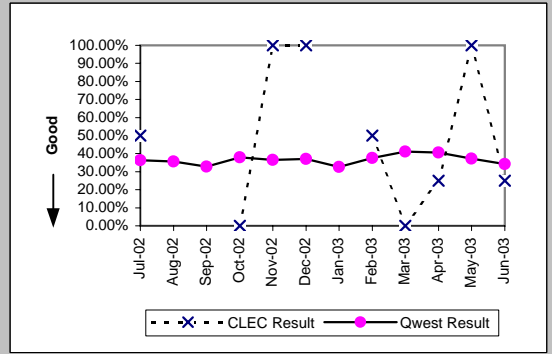
Business (Diagnostic)									
Date	CLEC Num	CLEC Denc	CLEC Resu	CLEC Std E	Qwest Num	Qwest Denc	Qwest Resu	Mod Z Scr	Parity Scr
Jul-02	71	169	42.01%	49.36%	1614	4560	35.39%	1.75	0.06
Aug-02	53	183	28.96%	45.36%	1496	3945	37.92%	-2.44	-2.48
Sep-02	72	179	40.22%	49.03%	1388	3896	35.63%	1.25	-0.24
Oct-02	59	165	35.76%	47.93%	1606	4104	39.13%	-0.87	-1.53
Nov-02	73	209	34.93%	47.67%	1372	3810	36.01%	-0.32	-1.19
Dec-02	103	216	47.69%	49.95%	1384	3736	37.05%	3.1	0.88
Jan-03	90	225	40.00%	48.99%	1663	4443	37.43%	0.78	-0.53
Feb-03	68	181	37.57%	48.43%	1247	3472	35.92%	0.46	-0.72
Mar-03	87	226	38.50%	48.66%	1284	3461	37.10%	0.42	-0.74
Apr-03	58	157	36.94%	48.27%	1249	3361	37.16%	-0.06	-1.03
May-03	62	154	40.26%	49.04%	1149	3159	36.37%	0.98	-0.41
Jun-03	78	200	39.00%	48.78%	1217	3374	36.07%	0.84	-0.49



Centrex (Diagnostic)									
Date	CLEC Num	CLEC Denc	CLEC Resu	CLEC Std E	Qwest Num	Qwest Denc	Qwest Resu	Mod Z Scr	Parity Scr
Jul-02	1	3	33.33%	47.14%	150	462	32.47%	0.05	-0.97
Aug-02	0	1	0.00%	0.00%	112	368	30.43%	-0.66	-1.4
Sep-02	2	2	100.00%	0.00%	117	384	30.47%	1.71	0.04
Oct-02	4	4	100.00%	0.00%	123	391	31.46%	2.62	0.59
Nov-02	0	6	0.00%	0.00%	89	307	28.99%	-1.55	-1.94
Dec-02	1	3	33.33%	47.14%	87	302	28.81%	0.18	-0.89
Jan-03	0	2	0.00%	0.00%	112	366	30.60%	-0.94	-1.57
Feb-03	1	1	100.00%	0.00%	80	299	26.76%	1.11	-0.32
Mar-03	1	2	50.00%	50.00%	94	310	30.32%	0.5	-0.7
Apr-03	2	3	66.67%	47.14%	88	315	27.94%	1.26	-0.23
May-03	0	3	0.00%	0.00%	79	279	28.32%	-1.08	-1.66
Jun-03	2	4	50.00%	50.00%	120	355	33.80%	0.62	-0.62

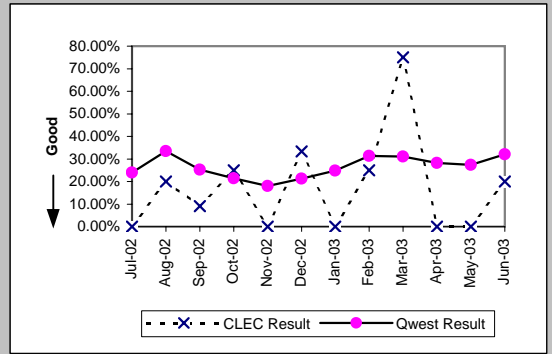


Centrex 21 (Diagnostic)									
Date	CLEC Num	CLEC Denc	CLEC Resu	CLEC Std E	Qwest Num	Qwest Denc	Qwest Resu	Mod Z Scr	Parity Scr
Jul-02	1	2	50.00%	50.00%	206	566	36.40%	0.33	-0.8
Aug-02					180	505	35.64%		
Sep-02					171	520	32.88%		
Oct-02	0	1	0.00%	0.00%	198	521	38.00%	-0.78	-1.48
Nov-02	1	1	100.00%	0.00%	166	454	36.56%	0.91	-0.45
Dec-02	3	3	100.00%	0.00%	151	408	37.01%	1.99	0.21
Jan-03					153	468	32.69%		
Feb-03	1	2	50.00%	50.00%	163	433	37.64%	0.3	-0.82
Mar-03	0	2	0.00%	0.00%	170	414	41.06%	-1.18	-1.72
Apr-03	1	4	25.00%	43.30%	168	413	40.68%	-0.64	-1.39
May-03	1	1	100.00%	0.00%	151	405	37.28%	0.89	-0.46
Jun-03	1	4	25.00%	43.30%	151	442	34.16%	-0.38	-1.23

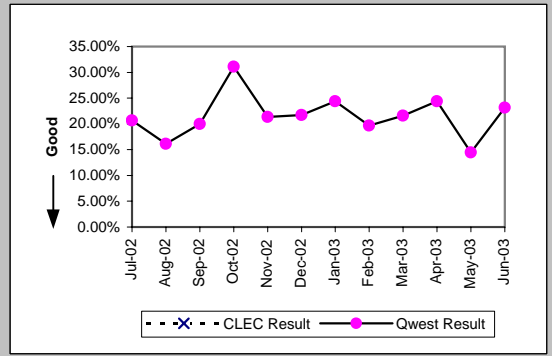


MR-10 - Customer-Related Trouble Reports (Percent)

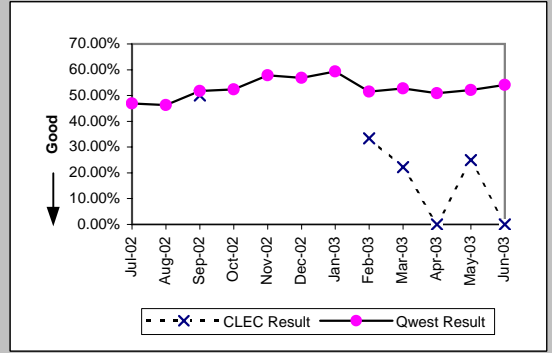
PBX (Diagnostic)									
Date	CLEC Num	CLEC Denc	CLEC Resu	CLEC Std E	Qwest Num	Qwest Denc	Qwest Resu	Mod Z Scr	Parity Scr
Jul-02	0	2	0.00%	0.00%	55	229	24.02%	-0.79	-1.48
Aug-02	1	5	20.00%	40.00%	82	245	33.47%	-0.63	-1.38
Sep-02	1	11	9.09%	28.75%	50	198	25.25%	-1.2	-1.73
Oct-02	1	4	25.00%	43.30%	27	126	21.43%	0.18	-0.89
Nov-02	0	6	0.00%	0.00%	27	150	18.00%	-1.13	-1.68
Dec-02	1	3	33.33%	47.14%	35	165	21.21%	0.46	-0.72
Jan-03	0	1	0.00%	0.00%	36	145	24.83%	-0.57	-1.35
Feb-03	1	4	25.00%	43.30%	48	153	31.37%	-0.27	-1.16
Mar-03	6	8	75.00%	43.30%	62	200	31.00%	2.43	0.48
Apr-03	0	2	0.00%	0.00%	35	124	28.23%	-0.88	-1.53
May-03	0	2	0.00%	0.00%	45	164	27.44%	-0.86	-1.53
Jun-03	2	10	20.00%	40.00%	44	137	32.12%	-0.79	-1.48



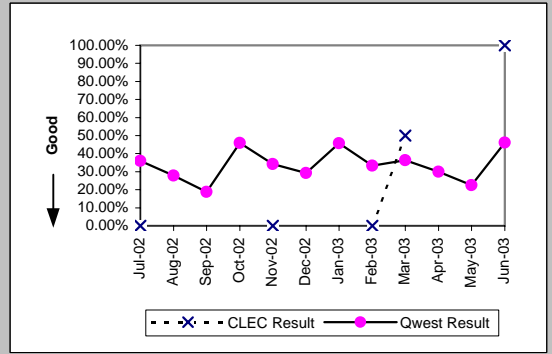
Basic Rate ISDN (Diagnostic)									
Date	CLEC Num	CLEC Denc	CLEC Resu	CLEC Std E	Qwest Num	Qwest Denc	Qwest Resu	Mod Z Scr	Parity Scr
Jul-02					57	276	20.65%		
Aug-02					43	267	16.10%		
Sep-02					45	225	20.00%		
Oct-02					56	180	31.11%		
Nov-02					45	211	21.33%		
Dec-02					56	258	21.71%		
Jan-03					57	234	24.36%		
Feb-03					49	249	19.68%		
Mar-03					60	278	21.58%		
Apr-03					51	209	24.40%		
May-03					24	166	14.46%		
Jun-03					44	190	23.16%		



Qwest DSL (Diagnostic)									
Date	CLEC Num	CLEC Denc	CLEC Resu	CLEC Std E	Qwest Num	Qwest Denc	Qwest Resu	Mod Z Scr	Parity Scr
Jul-02					561	1196	46.91%		
Aug-02					693	1496	46.32%		
Sep-02	2	4	50.00%	50.00%	586	1133	51.72%	-0.07	-1.04
Oct-02					426	813	52.40%		
Nov-02					588	1016	57.87%		
Dec-02					565	993	56.90%		
Jan-03					699	1179	59.29%		
Feb-03	1	3	33.33%	47.14%	2167	4208	51.50%	-0.63	-1.38
Mar-03	2	9	22.22%	41.57%	2265	4294	52.75%	-1.83	-2.11
Apr-03	0	8	0.00%	0.00%	2366	4644	50.95%	-2.88	-2.75
May-03	1	4	25.00%	43.30%	2330	4469	52.14%	-1.09	-1.66
Jun-03	0	5	0.00%	0.00%	2125	3924	54.15%	-2.43	-2.48

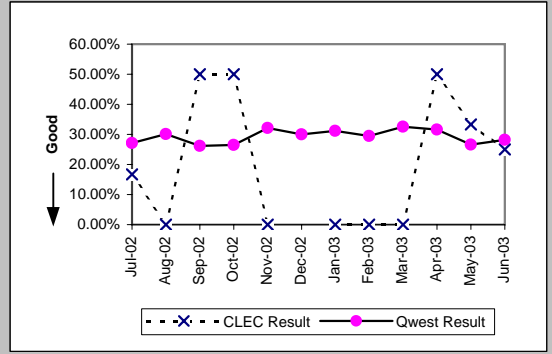


ISDN Primary (Diagnostic)									
Date	CLEC Num	CLEC Denc	CLEC Resu	CLEC Std E	Qwest Num	Qwest Denc	Qwest Resu	Mod Z Scr	Parity Scr
Jul-02	0	1	0.00%	0.00%	18	50	36.00%	-0.74	-1.45
Aug-02					10	36	27.78%		
Sep-02					10	53	18.87%		
Oct-02					17	37	45.95%		
Nov-02	0	1	0.00%	0.00%	14	41	34.15%	-0.71	-1.43
Dec-02					14	48	29.17%		
Jan-03					22	48	45.83%		
Feb-03	0	2	0.00%	0.00%	15	45	33.33%	-0.98	-1.59
Mar-03	2	4	50.00%	50.00%	16	44	36.36%	0.47	-0.71
Apr-03					9	30	30.00%		
May-03					11	49	22.45%		
Jun-03	1	1	100.00%	0.00%	24	52	46.15%	0.72	-0.56

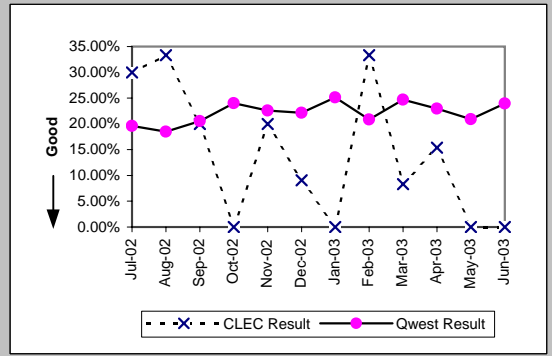


MR-10 - Customer-Related Trouble Reports (Percent)

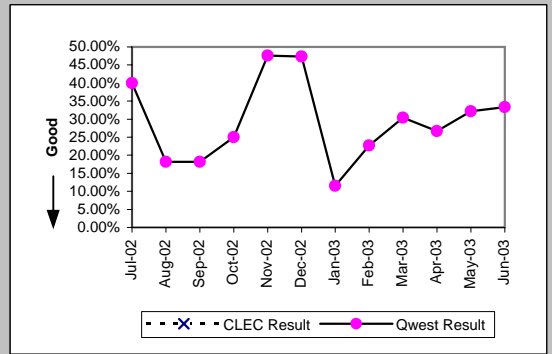
DS0 (Diagnostic)									
Date	CLEC Num	CLEC Denc	CLEC Resu	CLEC Std	Qwest Num	Qwest Denc	Qwest Resu	Mod Z Scr	Parity Scr
Jul-02	1	6	16.67%	37.27%	302	1113	27.13%	-0.58	-1.35
Aug-02	0	1	0.00%	0.00%	320	1063	30.10%	-0.66	-1.4
Sep-02	1	2	50.00%	50.00%	277	1057	26.21%	0.63	-0.62
Oct-02	1	2	50.00%	50.00%	186	703	26.46%	0.62	-0.62
Nov-02	0	1	0.00%	0.00%	283	882	32.09%	-0.69	-1.42
Dec-02					287	958	29.96%		
Jan-03	0	2	0.00%	0.00%	258	828	31.16%	-0.95	-1.58
Feb-03	0	2	0.00%	0.00%	248	841	29.49%	-0.91	-1.56
Mar-03	0	4	0.00%	0.00%	265	815	32.52%	-1.38	-1.84
Apr-03	1	2	50.00%	50.00%	242	767	31.55%	0.47	-0.71
May-03	1	3	33.33%	47.14%	177	665	26.62%	0.26	-0.84
Jun-03	1	4	25.00%	43.30%	229	812	28.20%	-0.14	-1.09



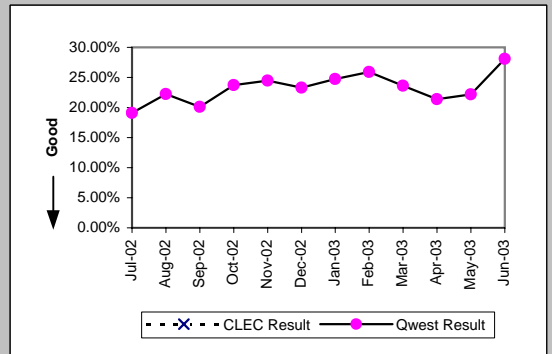
DS1 (Diagnostic)									
Date	CLEC Num	CLEC Denc	CLEC Resu	CLEC Std	Qwest Num	Qwest Denc	Qwest Resu	Mod Z Scr	Parity Scr
Jul-02	3	10	30.00%	45.83%	214	1090	19.63%	0.8	-0.51
Aug-02	3	9	33.33%	47.14%	174	940	18.51%	1.06	-0.35
Sep-02	1	5	20.00%	40.00%	200	973	20.56%	-0.03	-1.02
Oct-02	0	6	0.00%	0.00%	171	712	24.02%	-1.37	-1.83
Nov-02	1	5	20.00%	40.00%	206	911	22.61%	-0.14	-1.08
Dec-02	1	11	9.09%	28.75%	206	931	22.13%	-1.04	-1.63
Jan-03	0	3	0.00%	0.00%	217	863	25.14%	-1	-1.61
Feb-03	1	3	33.33%	47.14%	161	772	20.85%	0.49	-0.7
Mar-03	1	12	8.33%	27.64%	196	794	24.69%	-1.3	-1.79
Apr-03	2	13	15.38%	36.08%	183	798	22.93%	-0.64	-1.39
May-03	0	3	0.00%	0.00%	142	680	20.88%	-0.89	-1.54
Jun-03	0	8	0.00%	0.00%	210	877	23.95%	-1.58	-1.96



DS3 (Diagnostic)									
Date	CLEC Num	CLEC Denc	CLEC Resu	CLEC Std	Qwest Num	Qwest Denc	Qwest Resu	Mod Z Scr	Parity Scr
Jul-02					8	20	40.00%		
Aug-02					6	33	18.18%		
Sep-02					4	22	18.18%		
Oct-02					8	32	25.00%		
Nov-02					10	21	47.62%		
Dec-02					9	19	47.37%		
Jan-03					3	26	11.54%		
Feb-03					5	22	22.73%		
Mar-03					7	23	30.43%		
Apr-03					12	45	26.67%		
May-03					9	28	32.14%		
Jun-03					7	21	33.33%		

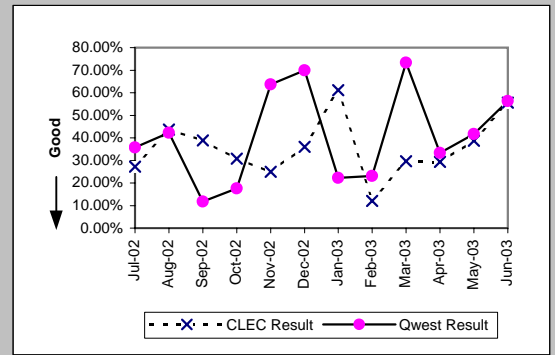


Frame Relay (Diagnostic)									
Date	CLEC Num	CLEC Denc	CLEC Resu	CLEC Std	Qwest Num	Qwest Denc	Qwest Resu	Mod Z Scr	Parity Scr
Jul-02					52	272	19.12%		
Aug-02					58	261	22.22%		
Sep-02					44	219	20.09%		
Oct-02					41	173	23.70%		
Nov-02					46	188	24.47%		
Dec-02					48	206	23.30%		
Jan-03					51	206	24.76%		
Feb-03					35	135	25.93%		
Mar-03					34	144	23.61%		
Apr-03					34	159	21.38%		
May-03					39	176	22.16%		
Jun-03					55	196	28.06%		

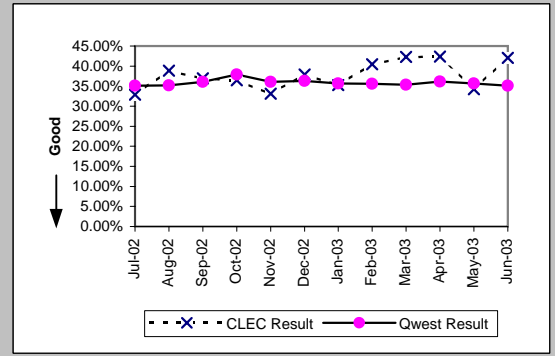


MR-10 - Customer-Related Trouble Reports (Percent)

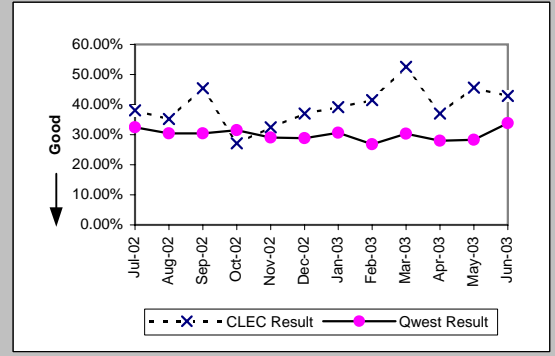
LIS Trunk (Diagnostic)										
Date	CLEC Num	CLEC Denc	CLEC Resu	CLEC Std	Qwest Num	Qwest Denc	Qwest Resu	Mod Z Scr	Parity Scr	
Jul-02	6	22	27.27%	44.54%	10	28	35.71%	-0.62	-1.38	
Aug-02	7	16	43.75%	49.61%	11	26	42.31%	0.06	-0.97	
Sep-02	7	18	38.89%	48.75%	2	17	11.76%	1.79	0.09	
Oct-02	4	13	30.77%	46.15%	3	17	17.65%	0.78	-0.53	
Nov-02	3	12	25.00%	43.30%	7	11	63.64%	-1.92	-2.17	
Dec-02	9	25	36.00%	48.00%	7	10	70.00%	-1.98	-2.21	
Jan-03	11	18	61.11%	48.75%	4	18	22.22%	2.22	0.35	
Feb-03	6	50	12.00%	32.50%	3	13	23.08%	-0.84	-1.51	
Mar-03	8	27	29.63%	45.66%	22	30	73.33%	-3.73	-3.26	
Apr-03	5	17	29.41%	45.56%	4	12	33.33%	-0.22	-1.13	
May-03	12	31	38.71%	48.71%	10	24	41.67%	-0.22	-1.13	
Jun-03	10	18	55.56%	49.69%	9	16	56.25%	-0.04	-1.02	



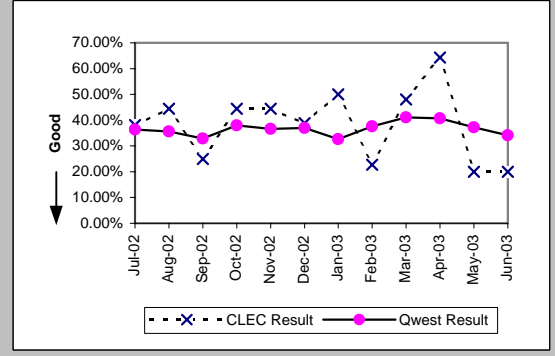
UNE - P (POTS) (Diagnostic)										
Date	CLEC Num	CLEC Denc	CLEC Resu	CLEC Std	Qwest Num	Qwest Denc	Qwest Resu	Mod Z Scr	Parity Scr	
Jul-02	96	292	32.88%	46.98%	12715	36181	35.14%	-0.81	-1.49	
Aug-02	115	296	38.85%	48.74%	11879	33761	35.19%	1.31	-0.2	
Sep-02	89	241	36.93%	48.26%	11237	31173	36.05%	0.29	-0.82	
Oct-02	100	274	36.50%	48.14%	12465	32924	37.86%	-0.46	-1.28	
Nov-02	95	287	33.10%	47.06%	12308	34105	36.09%	-1.05	-1.64	
Dec-02	88	232	37.93%	48.52%	13523	37212	36.34%	0.51	-0.69	
Jan-03	105	298	35.23%	47.77%	14052	39430	35.64%	-0.14	-1.09	
Feb-03	135	334	40.42%	49.07%	11021	31000	35.55%	1.84	0.12	
Mar-03	143	338	42.31%	49.40%	11066	31343	35.31%	2.65	0.61	
Apr-03	153	361	42.38%	49.42%	10332	28573	36.16%	2.42	0.47	
May-03	126	368	34.24%	47.45%	10013	28045	35.70%	-0.58	-1.35	
Jun-03	132	314	42.04%	49.36%	10252	29202	35.11%	2.53	0.54	



UNE P (Centrex) (Diagnostic)										
Date	CLEC Num	CLEC Denc	CLEC Resu	CLEC Std	Qwest Num	Qwest Denc	Qwest Resu	Mod Z Scr	Parity Scr	
Jul-02	32	84	38.10%	48.56%	150	462	32.47%	1	-0.39	
Aug-02	19	54	35.19%	47.75%	112	368	30.43%	0.7	-0.57	
Sep-02	25	55	45.45%	49.79%	117	384	30.47%	2.17	0.32	
Oct-02	13	48	27.08%	44.44%	123	391	31.46%	-0.62	-1.37	
Nov-02	12	37	32.43%	46.81%	89	307	28.99%	0.44	-0.73	
Dec-02	20	54	37.04%	48.29%	87	302	28.81%	1.2	-0.27	
Jan-03	27	69	39.13%	48.80%	112	366	30.60%	1.38	-0.16	
Feb-03	22	53	41.51%	49.27%	80	299	26.76%	2.12	0.29	
Mar-03	31	59	52.54%	49.94%	94	310	30.32%	3.22	0.96	
Apr-03	20	54	37.04%	48.29%	88	315	27.94%	1.34	-0.19	
May-03	26	57	45.61%	49.81%	79	279	28.32%	2.5	0.52	
Jun-03	18	42	42.86%	49.49%	120	355	33.80%	1.15	-0.3	

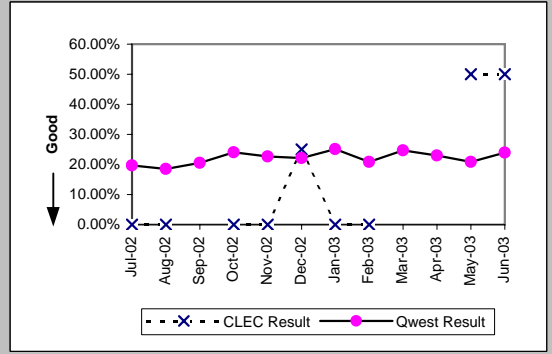


UNE P (Centrex 21) (Diagnostic)										
Date	CLEC Num	CLEC Denc	CLEC Resu	CLEC Std	Qwest Num	Qwest Denc	Qwest Resu	Mod Z Scr	Parity Scr	
Jul-02	8	21	38.10%	48.56%	206	566	36.40%	0.17	-0.9	
Aug-02	4	9	44.44%	49.69%	180	505	35.64%	0.53	-0.67	
Sep-02	4	16	25.00%	43.30%	171	520	32.88%	-0.66	-1.4	
Oct-02	8	18	44.44%	49.69%	198	521	38.00%	0.55	-0.67	
Nov-02	12	27	44.44%	49.69%	166	454	36.56%	0.82	-0.5	
Dec-02	7	18	38.89%	48.75%	151	408	37.01%	0.17	-0.9	
Jan-03	11	22	50.00%	50.00%	153	468	32.69%	1.63	-0.01	
Feb-03	5	22	22.73%	41.91%	163	433	37.64%	-1.41	-1.86	
Mar-03	12	25	48.00%	49.96%	170	414	41.06%	0.68	-0.59	
Apr-03	9	14	64.29%	47.92%	168	413	40.68%	1.72	0.05	
May-03	3	15	20.00%	40.00%	151	405	37.28%	-1.36	-1.83	
Jun-03	2	10	20.00%	40.00%	151	442	34.16%	-0.93	-1.57	

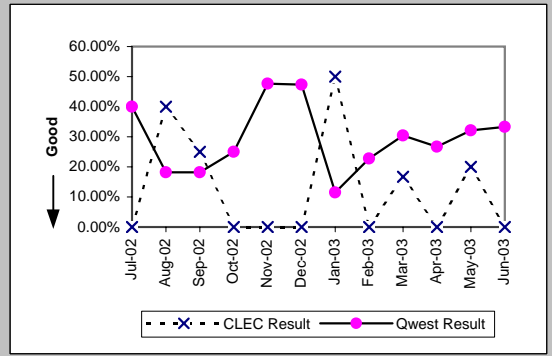


MR-10 - Customer-Related Trouble Reports (Percent)

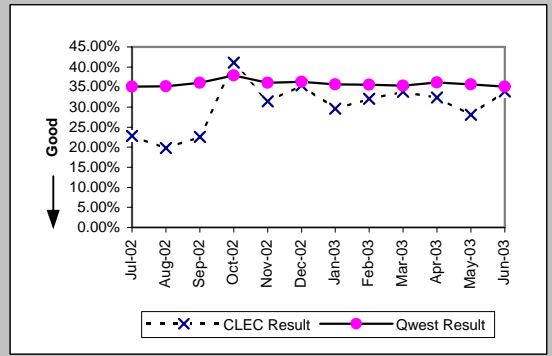
UDIT DS1 (Diagnostic)									
Date	CLEC Num	CLEC Denc	CLEC Resu	CLEC Std E	Qwest Num	Qwest Denc	Qwest Resu	Mod Z Scr	Parity Scr
Jul-02	0	1	0.00%	0.00%	214	1090	19.63%	-0.49	-1.3
Aug-02	0	6	0.00%	0.00%	174	940	18.51%	-1.16	-1.71
Sep-02	0	1	0.00%	0.00%	200	973	20.56%		
Oct-02	0	1	0.00%	0.00%	171	712	24.02%	-0.56	-1.34
Nov-02	0	2	0.00%	0.00%	206	911	22.61%	-0.76	-1.46
Dec-02	1	4	25.00%	43.30%	206	931	22.13%	0.18	-0.89
Jan-03	0	1	0.00%	0.00%	217	863	25.14%	-0.58	-1.35
Feb-03	0	2	0.00%	0.00%	161	772	20.85%	-0.73	-1.44
Mar-03					196	794	24.69%		
Apr-03					183	798	22.93%		
May-03	2	4	50.00%	50.00%	142	680	20.88%	1.22	-0.26
Jun-03	1	2	50.00%	50.00%	210	877	23.95%	0.7	-0.57



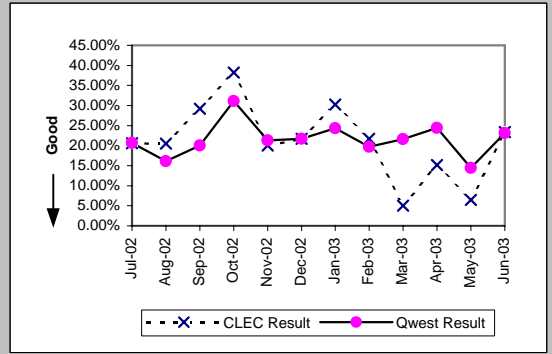
UDIT Above DS1 Level (Diagnostic)									
Date	CLEC Num	CLEC Denc	CLEC Resu	CLEC Std E	Qwest Num	Qwest Denc	Qwest Resu	Mod Z Scr	Parity Scr
Jul-02	0	2	0.00%	0.00%	8	20	40.00%	-1.1	-1.67
Aug-02	2	5	40.00%	48.99%	6	33	18.18%	0.99	-0.4
Sep-02	1	4	25.00%	43.30%	4	22	18.18%	0.24	-0.85
Oct-02	0	3	0.00%	0.00%	8	32	25.00%	-0.96	-1.58
Nov-02	0	3	0.00%	0.00%	10	21	47.62%	-1.54	-1.94
Dec-02	0	2	0.00%	0.00%	9	19	47.37%	-1.28	-1.78
Jan-03	1	2	50.00%	50.00%	3	26	11.54%	1.09	-0.34
Feb-03	0	2	0.00%	0.00%	5	22	22.73%	-0.73	-1.45
Mar-03	1	6	16.67%	37.27%	7	23	30.43%	-0.65	-1.4
Apr-03	0	1	0.00%	0.00%	12	45	26.67%	-0.6	-1.36
May-03	1	5	20.00%	40.00%	9	28	32.14%	-0.54	-1.33
Jun-03	0	2	0.00%	0.00%	7	21	33.33%	-0.96	-1.58



Unbundled Loop Analog (Diagnostic)									
Date	CLEC Num	CLEC Denc	CLEC Resu	CLEC Std E	Qwest Num	Qwest Denc	Qwest Resu	Mod Z Scr	Parity Scr
Jul-02	79	346	22.83%	41.98%	12715	36181	35.14%	-4.77	-3.9
Aug-02	64	323	19.81%	39.86%	11879	33761	35.19%	-5.76	-4.5
Sep-02	66	292	22.60%	41.83%	11237	31173	36.05%	-4.76	-3.9
Oct-02	115	280	41.07%	49.20%	12465	32924	37.86%	1.1	-0.33
Nov-02	122	388	31.44%	46.43%	12308	34105	36.09%	-1.89	-2.15
Dec-02	108	305	35.41%	47.82%	13523	37212	36.34%	-0.34	-1.2
Jan-03	115	388	29.64%	45.67%	14052	39430	35.64%	-2.46	-2.49
Feb-03	111	346	32.08%	46.68%	11021	31000	35.55%	-1.34	-1.82
Mar-03	114	337	33.83%	47.31%	11066	31343	35.31%	-0.56	-1.34
Apr-03	81	250	32.40%	46.80%	10332	28573	36.16%	-1.23	-1.75
May-03	86	306	28.10%	44.95%	10013	28045	35.70%	-2.76	-2.68
Jun-03	116	342	33.92%	47.34%	10252	29202	35.11%	-0.46	-1.28



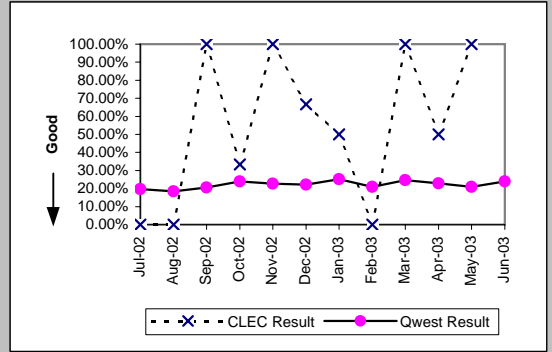
Unbundled Loop - 2 Wire Non-Loaded (Diagnostic)									
Date	CLEC Num	CLEC Denc	CLEC Resu	CLEC Std E	Qwest Num	Qwest Denc	Qwest Resu	Mod Z Scr	Parity Scr
Jul-02	7	34	20.59%	40.43%	57	276	20.65%	-0.01	-1.01
Aug-02	8	39	20.51%	40.38%	43	267	16.10%	0.69	-0.58
Sep-02	7	24	29.17%	45.45%	45	225	20.00%	1.03	-0.38
Oct-02	13	34	38.24%	48.60%	56	180	31.11%	0.81	-0.51
Nov-02	8	40	20.00%	40.00%	45	211	21.33%	-0.19	-1.11
Dec-02	5	23	21.74%	41.25%	56	258	21.71%	0.03	-0.98
Jan-03	13	43	30.23%	45.93%	57	234	24.36%	0.81	-0.51
Feb-03	5	23	21.74%	41.25%	49	249	19.68%	0.26	-0.84
Mar-03	1	20	5.00%	21.79%	60	278	21.58%	-1.74	-2.06
Apr-03	5	33	15.15%	35.86%	51	209	24.40%	-1.15	-1.7
May-03	2	31	6.45%	24.57%	24	166	14.46%	-1.16	-1.71
Jun-03	11	47	23.40%	42.34%	44	190	23.16%	0.05	-0.97



MR-10 - Customer-Related Trouble Reports (Percent)

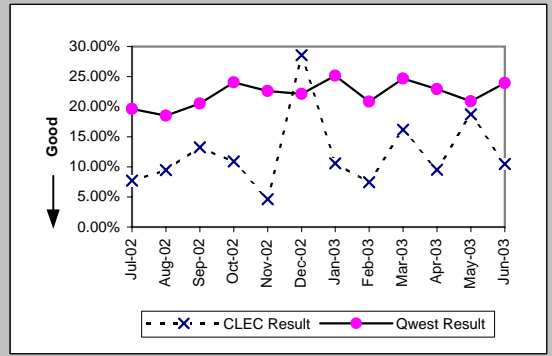
Unbundled Loop - 4 Wire Non-Loaded (Diagnostic)

Date	CLEC Num	CLEC Denc	CLEC Resu	CLEC Std E	Qwest Num	Qwest Denc	Qwest Resu	Mod Z Scr	Parity Scr
Jul-02	0	1	0.00%	0.00%	214	1090	19.63%	-0.49	-1.3
Aug-02	0	2	0.00%	0.00%	174	940	18.51%	-0.67	-1.41
Sep-02	1	1	100.00%	0.00%	200	973	20.56%	1.27	-0.23
Oct-02	1	3	33.33%	47.14%	171	712	24.02%	0.36	-0.78
Nov-02	1	1	100.00%	0.00%	206	911	22.61%	1.21	-0.26
Dec-02	2	3	66.67%	47.14%	206	931	22.13%	1.5	-0.09
Jan-03	1	2	50.00%	50.00%	217	863	25.14%	0.66	-0.6
Feb-03	0	2	0.00%	0.00%	161	772	20.85%	-0.73	-1.44
Mar-03	3	3	100.00%	0.00%	196	794	24.69%	2.46	0.5
Apr-03	1	2	50.00%	50.00%	183	798	22.93%	0.74	-0.55
May-03	1	1	100.00%	0.00%	142	680	20.88%	1.26	-0.23
Jun-03					210	877	23.95%		



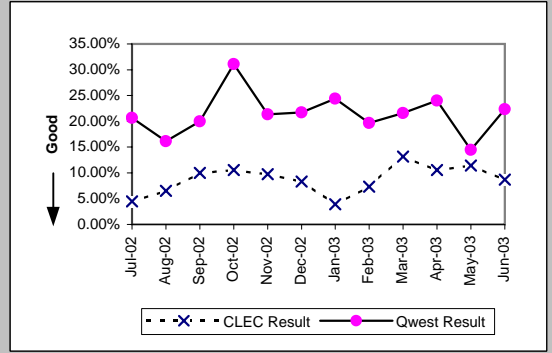
Unbundled Loop - DS1 Capable (Diagnostic)

Date	CLEC Num	CLEC Denc	CLEC Resu	CLEC Std E	Qwest Num	Qwest Denc	Qwest Resu	Mod Z Scr	Parity Scr
Jul-02	6	78	7.69%	26.65%	214	1090	19.63%	-2.56	-2.56
Aug-02	7	74	9.46%	29.27%	174	940	18.51%	-1.93	-2.17
Sep-02	9	68	13.24%	33.89%	200	973	20.56%	-1.44	-1.88
Oct-02	6	55	10.91%	31.18%	171	712	24.02%	-2.19	-2.33
Nov-02	3	65	4.62%	20.98%	206	911	22.61%	-3.35	-3.04
Dec-02	26	91	28.57%	45.18%	206	931	22.13%	1.38	-0.16
Jan-03	7	66	10.61%	30.79%	217	863	25.14%	-2.62	-2.6
Feb-03	5	67	7.46%	26.28%	161	772	20.85%	-2.59	-2.57
Mar-03	11	68	16.18%	36.82%	196	794	24.69%	-1.56	-1.95
Apr-03	8	84	9.52%	29.35%	183	798	22.93%	-2.78	-2.69
May-03	15	80	18.75%	39.03%	142	680	20.88%	-0.44	-1.27
Jun-03	11	105	10.48%	30.62%	210	877	23.95%	-3.06	-2.86



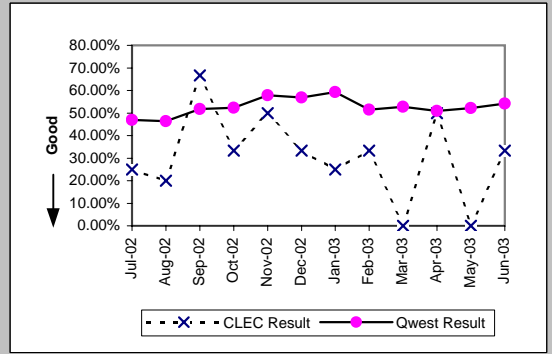
Unbundled Loop ISDN Capable (Diagnostic)

Date	CLEC Num	CLEC Denc	CLEC Resu	CLEC Std E	Qwest Num	Qwest Denc	Qwest Resu	Mod Z Scr	Parity Scr
Jul-02	2	45	4.44%	20.61%	57	276	20.65%	-2.49	-2.51
Aug-02	3	46	6.52%	24.69%	43	267	16.10%	-1.63	-1.99
Sep-02	3	30	10.00%	30.00%	45	225	20.00%	-1.29	-1.78
Oct-02	4	38	10.53%	30.69%	56	180	31.11%	-2.49	-2.51
Nov-02	4	41	9.76%	29.67%	45	211	21.33%	-1.66	-2.01
Dec-02	4	48	8.33%	27.64%	56	258	21.71%	-2.06	-2.25
Jan-03	2	51	3.92%	19.41%	57	234	24.36%	-3.08	-2.87
Feb-03	3	41	7.32%	26.04%	49	249	19.68%	-1.84	-2.12
Mar-03	5	38	13.16%	33.80%	60	278	21.58%	-1.18	-1.72
Apr-03	4	38	10.53%	30.69%	50	208	24.04%	-1.79	-2.09
May-03	4	35	11.43%	31.82%	24	166	14.46%	-0.46	-1.28
Jun-03	4	46	8.70%	28.18%	42	188	22.34%	-1.99	-2.21



Unbundled Loop - ADSL Qualified (Diagnostic)

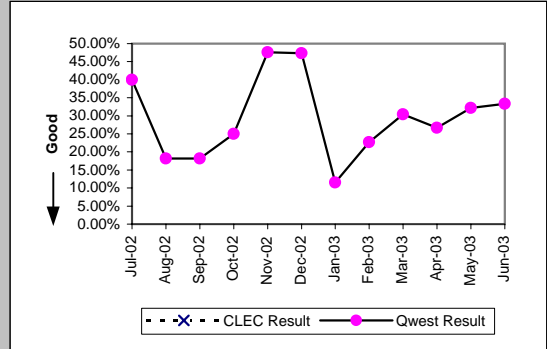
Date	CLEC Num	CLEC Denc	CLEC Resu	CLEC Std E	Qwest Num	Qwest Denc	Qwest Resu	Mod Z Scr	Parity Scr
Jul-02	1	4	25.00%	43.30%	561	1196	46.91%	-0.88	-1.53
Aug-02	1	5	20.00%	40.00%	693	1496	46.32%	-1.18	-1.72
Sep-02	2	3	66.67%	47.14%	586	1133	51.72%	0.43	-0.74
Oct-02	1	3	33.33%	47.14%	426	813	52.40%	-0.66	-1.4
Nov-02	2	4	50.00%	50.00%	588	1016	57.87%	-0.32	-1.19
Dec-02	1	3	33.33%	47.14%	565	993	56.90%	-0.82	-1.5
Jan-03	1	4	25.00%	43.30%	699	1179	59.29%	-1.39	-1.85
Feb-03	1	3	33.33%	47.14%	2167	4208	51.50%	-0.63	-1.38
Mar-03	0	1	0.00%	0.00%	2265	4294	52.75%	-1.06	-1.64
Apr-03	1	2	50.00%	50.00%	2366	4644	50.95%	-0.03	-1.02
May-03	0	6	0.00%	0.00%	2330	4469	52.14%	-2.55	-2.55
Jun-03	2	6	33.33%	47.14%	2125	3924	54.15%	-1.02	-1.62



MR-10 - Customer-Related Trouble Reports (Percent)

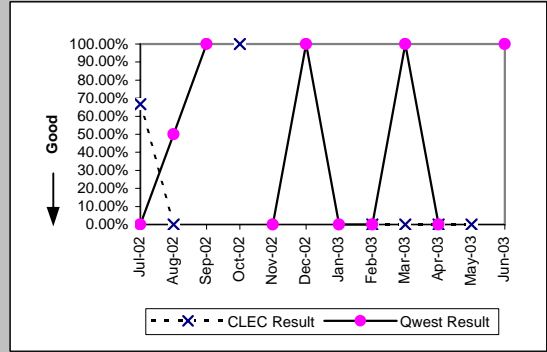
Unbundled Loop - DS3 Capable (Diagnostic)

Date	CLEC Num	CLEC Denc	CLEC Resu	CLEC Std	Qwest Num	Qwest Denc	Qwest Resu	Mod Z Scr	Parity Scr
Jul-02					8	20	40.00%		
Aug-02					6	33	18.18%		
Sep-02					4	22	18.18%		
Oct-02					8	32	25.00%		
Nov-02					10	21	47.62%		
Dec-02					9	19	47.37%		
Jan-03					3	26	11.54%		
Feb-03					5	22	22.73%		
Mar-03					7	23	30.43%		
Apr-03					12	45	26.67%		
May-03					9	28	32.14%		
Jun-03					7	21	33.33%		



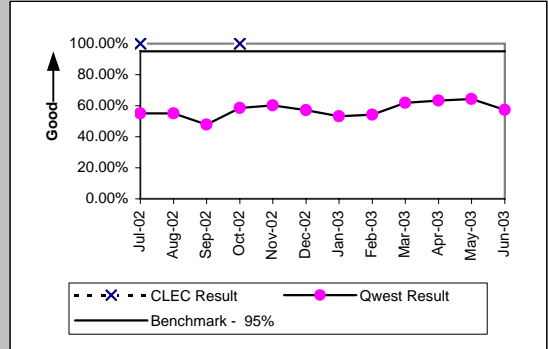
E911 (Diagnostic)

Date	CLEC Num	CLEC Denc	CLEC Resu	CLEC Std	Qwest Num	Qwest Denc	Qwest Resu	Mod Z Scr	Parity Scr
Jul-02	2	3	66.67%	47.14%	0	3	0.00%	N/A	-0.2
Aug-02	0	2	0.00%	0.00%	1	2	50.00%	-1	-1.61
Sep-02					1	1	100.00%		
Oct-02	1	1	100.00%	0.00%					
Nov-02					0	1	0.00%		
Dec-02					1	1	100.00%		
Jan-03					0	4	0.00%		
Feb-03	0	1	0.00%	0.00%	0	1	0.00%	N/A	N/A
Mar-03	0	1	0.00%	0.00%	1	1	100.00%	N/A	N/A
Apr-03	0	1	0.00%	0.00%	0	1	0.00%	N/A	N/A
May-03	0	1	0.00%	0.00%					
Jun-03					1	1	100.00%		

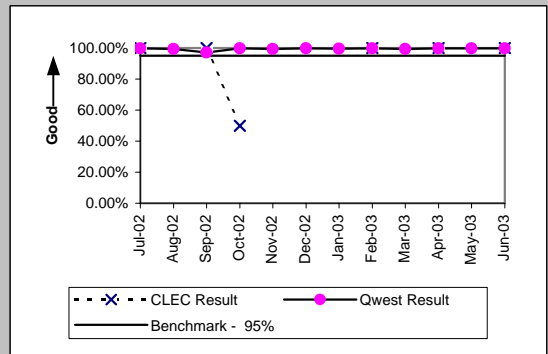


MR-11 - LNP Trouble Reports Cleared

LNP Trouble Reports Cleared within 4 Hours (Percent) (MR-11A) (Benchmark)										
Date	CLEC Num	CLEC Denc	CLEC Resu	CLEC Std	Qwest Num	Qwest Denc	Qwest Resu	Mod Z Scr	Parity Scr	
Jul-02	1	1	100.00%	0.00%	1727	3133	55.12%		-0.9	-1.55
Aug-02					1371	2487	55.13%			
Sep-02					1165	2436	47.82%			
Oct-02	1	1	100.00%	0.00%	1312	2241	58.55%	-0.84		-1.51
Nov-02					1216	2022	60.14%			
Dec-02					1138	1989	57.21%			
Jan-03					1012	1905	53.12%			
Feb-03					966	1781	54.24%			
Mar-03					1147	1853	61.90%			
Apr-03					1020	1610	63.35%			
May-03					1044	1624	64.29%			
Jun-03					908	1582	57.40%			

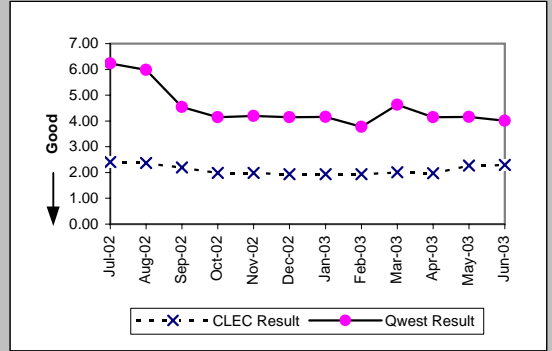


LNP Trouble Reports Cleared within 48 Hours - All Volumes (Percent) (MR-11B) (Benchmark)										
Date	CLEC Num	CLEC Denc	CLEC Resu	CLEC Std	Qwest Num	Qwest Denc	Qwest Resu	Mod Z Scr	Parity Scr	
Jul-02	2	2	100.00%	0.00%	5976	5994	99.70%	-0.08		-1.05
Aug-02					5148	5177	99.44%			
Sep-02	1	1	100.00%	0.00%	4602	4737	97.15%	-0.17		-1.1
Oct-02	1	2	50.00%	50.00%	4720	4730	99.79%	2.86		0.74
Nov-02					4222	4250	99.34%			
Dec-02					3874	3886	99.69%			
Jan-03					4123	4141	99.57%			
Feb-03	1	1	100.00%		3849	3855	99.84%	0.04		-0.98
Mar-03					3855	3878	99.41%			
Apr-03	1	1	100.00%		3607	3615	99.78%	0.05		-0.97
May-03					3424	3431	99.80%			
Jun-03	1	1	100.00%	0.00%	3417	3423	99.82%	-0.04		-1.03



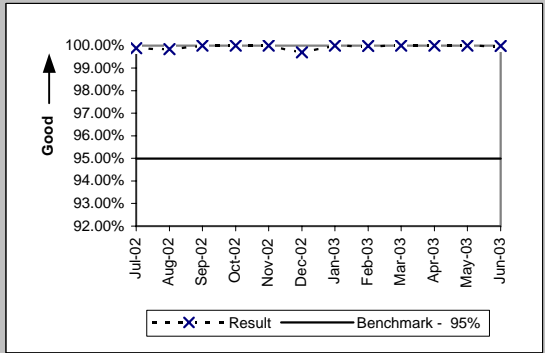
BI-1 - Time to Provide Recorded Usage Records

Time to Provide Usage Records (Average Days) UNEs and Resale Aggregate (BI-1A) (Parity)									
Date	CLEC Num	CLEC Deno	CLEC Resu	CLEC Std	Qwest Num	Qwest Deno	Qwest Resu	Mod Z Scr	Parity Scr
Jul-02	32246378	13372709	2.41	1.67	81277771	13039074	6.23	-1099.87	-669.67
Aug-02	31032921	13106273	2.37	1.48	75619451	12644728	5.98	-873.11	-531.81
Sep-02	26646052	12130119	2.20	2.22	50551172	11124884	4.54	-1006.07	-612.65
Oct-02	27468251	13882319	1.98	0.89	49109120	11837867	4.15	-1189.79	-724.34
Nov-02	23044733	11642207	1.98	0.83	42533177	10116997	4.20	-1143.17	-696
Dec-02	24133559	12533052	1.93	0.74	44897243	10813587	4.15	-1262.74	-768.69
Jan-03	25960827	13354379	1.94	0.74	47406061	11397150	4.16	-1309.67	-797.22
Feb-03	24612954	12727001	1.93	1.47	33162880	8804442	3.77	-1019.24	-620.65
Mar-03	29097751	14464239	2.01	0.72	46185375	9967254	4.63	-1319.17	-803
Apr-03	32846417	16705034	1.97	0.69	40874232	9883201	4.14	-1225.42	-746
May-03	42150591	18562845	2.27	0.85	39203183	9421453	4.16	-1075.6	-654.92
Jun-03	45619295	19840556	2.30	0.83	37687029	9405321	4.01	-1038.38	-632.29



BI-1 - Time to Provide Recorded Usage Records

Time to Provide Usage Records (Percent) Jointly-provided Switched Access (BI-1B) (Benchmark)				
Date	Numerator	Denominator	Result	
Jul-02	1459725	1461384	99.89%	
Aug-02	1350930	1352962	99.85%	
Sep-02	1553799	1553799	100.00%	
Oct-02	1403046	1403050	100.00%	
Nov-02	1183154	1183173	100.00%	
Dec-02	1135335	1138756	99.70%	
Jan-03	1253794	1253860	99.99%	
Feb-03	1204102	1204234	99.99%	
Mar-03	1362843	1362939	99.99%	
Apr-03	1312404	1312488	99.99%	
May-03	1309233	1309233	100.00%	
Jun-03	1335347	1335442	99.99%	



BI-1 - Time to Provide Recorded Usage Reports

Time to Provide Usage Records [CAT11] (Average Days) UNEs and Resale Aggregate (BI-1C-1) (Diagnostic)									
Date	Numerator	Denominator	Result	CLEC Std	Qwest Num	Qwest Den	Qwest Res	Mod Z Scr	Parity Scr
Jul-02	22879603	9853559	2.32	1.51	81277771	13039074	6.23	-1037.81	-631.95
Aug-02	21671633	9309277	2.33	1.48	75619451	12644728	5.98	-805.73	-490.85
Sep-02	18505017	8441927	2.19	2.03	50551172	11124884	4.54	-916.8	-558.37
Oct-02	18691727	9422913	1.98	0.93	49109120	11837867	4.15	-1075.67	-654.96
Nov-02	14778303	7413636	1.99	0.81	42533177	10116997	4.20	-1009.93	-615
Dec-02	14952753	7830144	1.91	0.63	44897243	10813587	4.15	-1124.91	-684.9
Jan-03	14989088	7772545	1.93	0.54	47406061	11397150	4.16	-1143.3	-696.07
Feb-03	13742301	7154761	1.92	1.83	33162880	8804442	3.77	-894.04	-544.54
Mar-03	15665762	7592930	2.06	0.64	46185375	9967254	4.63	-1105.23	-672.93
Apr-03	14605184	7417637	1.97	0.59	40874232	9883201	4.14	-1011.02	-615.66
May-03	20780602	7764831	2.68	0.75	39203183	9421453	4.16	-697.25	-424.9
Jun-03	21670895	7599129	2.85	0.53	37687029	9405321	4.01	-570.13	-347.61



Per the PID, the Retail analog for BI-1C-1 is the same as BI-1A which contains only Category 10 records

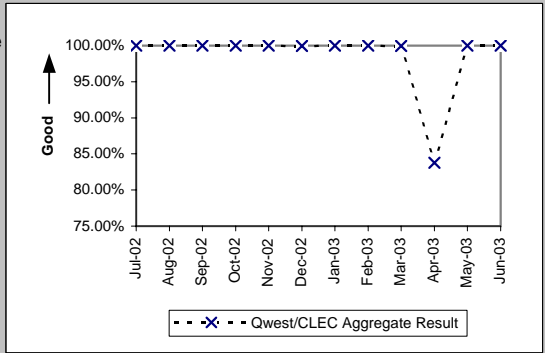
BI-1 - Time to Provide Recorded Usage Reports

Time to Provide Usage Records [CAT10] (Average Days) UNEs and Resale Aggregate (BI-1C-2) (Diagnostic)									
Date	Numerator	Denominator	Result	CLEC Std	Qwest Num	Qwest Den	Qwest Res	Mod Z Scr	Parity Scr
Jul-02	9366775	3519150	2.66	2.03	81277771	13039074	6.23	-665.93	-405.85
Aug-02	9361288	3796996	2.47	1.49	75619451	12644728	5.98	-572.23	-348.89
Sep-02	8141035	3688192	2.21	2.61	50551172	11124884	4.54	-691.94	-421.67
Oct-02	8776524	4459406	1.97	0.80	49109120	11837867	4.15	-851.27	-518.53
Nov-02	8266430	4228571	1.95	0.86	42533177	10116997	4.20	-857.85	-522.54
Dec-02	9180806	4702908	1.95	0.89	44897243	10813587	4.15	-937.5	-570.96
Jan-03	10971739	5581834	1.97	0.95	47406061	11397150	4.16	-1012.34	-616.46
Feb-03	10870653	5572240	1.95	0.81	33162880	8804442	3.77	-817.71	-498.13
Mar-03	13431989	6871309	1.95	0.79	46185375	9967254	4.63	-1118.97	-681.29
Apr-03	18241233	9287397	1.96	0.75	40874232	9883201	4.14	-1077.14	-655.85
May-03	21369989	10798014	1.98	0.78	39203183	9421453	4.16	-1113.99	-678.26
Jun-03	23948400	12241427	1.96	0.79	37687029	9405321	4.01	-1138.45	-693.13



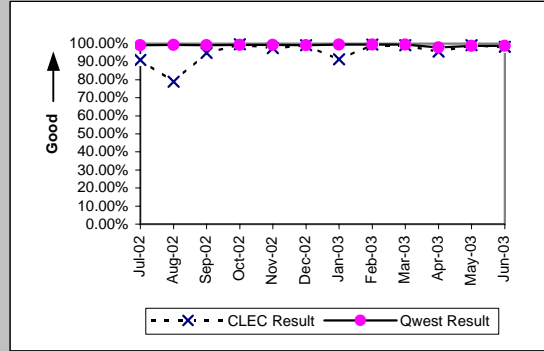
BI-2 - Invoices Delivered within 10 Days

Invoices Delivered within 10 Days (Percent) All (BI-2) (Parity)				
Date	Qwest/CLEC Aggregate	Qwest/CLEC Aggregate	Qwest/CLEC Aggregate	
Jul-02	8783	8783	100.00%	
Aug-02	8604	8604	100.00%	
Sep-02	8416	8416	100.00%	
Oct-02	8173	8173	100.00%	
Nov-02	8086	8086	100.00%	
Dec-02	8035	8037	99.98%	
Jan-03	8031	8032	99.99%	
Feb-03	7856	7856	100.00%	
Mar-03	7573	7575	99.97%	
Apr-03	2704	3227	83.79%	
May-03	408	408	100.00%	
Jun-03	509	509	100.00%	



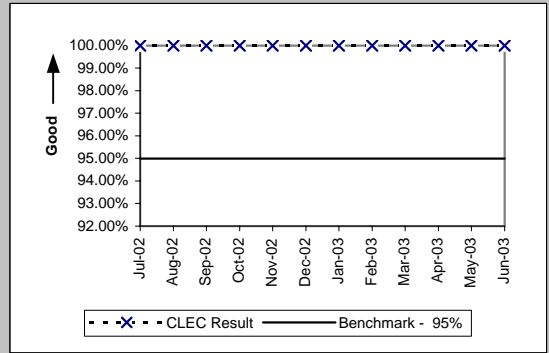
BI-3 - Billing Accuracy - Adjustments for Errors

Billing Accuracy - Adjustments for Errors (Percent) UNEs and Resale Aggregate (BI-3A) (Parity)									
Date	CLEC Num	CLEC Dend	CLEC Resu	CLEC Std	Qwest Num	Qwest Dend	Qwest Resu	Mod Z Scr	Parity Scr
Jul-02	4023948.1	4422529	90.99%	28.64%	98348099	99291756	99.05%	1709.8	1038.48
Aug-02	2255025.7	2860967.4	78.82%	40.86%	78539685	79079455	99.32%	4136.61	2513.88
Sep-02	3626915	3826256.9	94.79%	22.22%	96330555	97115348	99.19%	943.3	572.48
Oct-02	3346572.2	3360052.6	99.60%	6.32%	94544301	95199527	99.31%	-62.55	-39.03
Nov-02	3222220.9	3302084.6	97.58%	15.36%	94040309	94633101	99.37%	405.75	245.68
Dec-02	3361867	3392145.2	99.11%	9.41%	91424737	92260999	99.09%	-2.64	-2.6
Jan-03	3528638.9	3865449.1	91.29%	28.20%	90755848	91305609	99.40%	2019.1	1226.52
Feb-03	3683478.2	3702097.6	99.50%	7.07%	95406832	95943431	99.44%	-14.26	-9.67
Mar-03	4005910.9	4041347.1	99.12%	9.32%	96264494	96752449	99.50%	103.57	61.97
Apr-03	3760676	3933819.3	95.60%	20.51%	91681079	93648444	97.90%	311.7	188.5
May-03	3139483.5	3165048.5	99.19%	8.95%	92086592	93172445	98.83%	-58.31	-36.45
Jun-03	4311472.7	4388233.7	98.25%	13.11%	89590133	90647523	98.83%	111.04	66.51



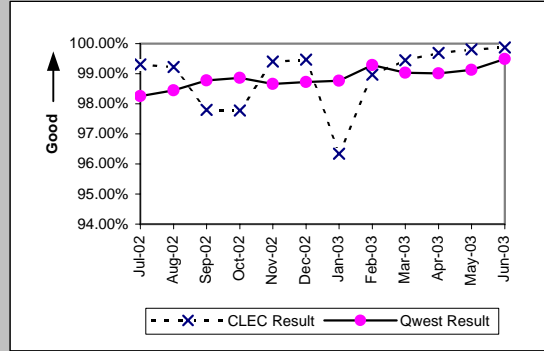
BI-3 - Billing Accuracy - Adjustments for Errors

Billing Accuracy - Adjustments for Errors (Percent) Reciprocal Compensation (BI-3B) (Benchmark)				
Date	Numerator	Denominator	CLEC Result	
Jul-02	54603.76	54603.76	100.00%	
Aug-02	57262.68	57262.68	100.00%	
Sep-02	58809.9	58809.9	100.00%	
Oct-02	57489.48	57489.48	100.00%	
Nov-02	59360.41	59360.41	100.00%	
Dec-02	56446.63	56446.63	100.00%	
Jan-03	61903.24	61903.24	100.00%	
Feb-03	65993.32	65993.32	100.00%	
Mar-03	61633.09	61633.09	100.00%	
Apr-03	59721.82	59721.82	100.00%	
May-03	58351.26	58351.26	100.00%	
Jun-03	59299.36	59299.37	100.00%	



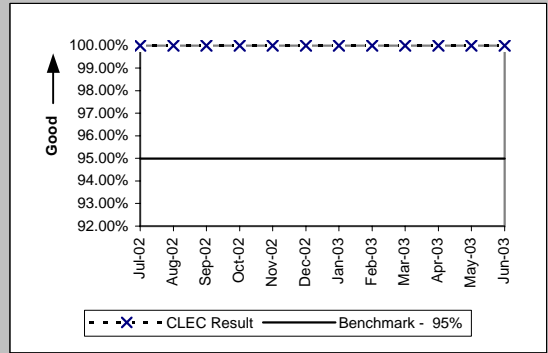
BI-4 - Billing Completeness

Billing Completeness (Percent) UNEs and Resale Aggregate (BI-4A) (Parity)										
Date	CLEC Num	CLEC Dens	CLEC Resu	CLEC Std	Qwest Num	Qwest Dens	Qwest Resu	Mod Z Scr	Parity Scr	
Jul-02	12441	12527	99.31%	8.26%	345751	351898	98.25%	-8.9	-6.41	
Aug-02	13756	13863	99.23%	8.75%	386920	393043	98.44%	-7.34	-5.47	
Sep-02	14276	14598	97.79%	14.69%	368648	373209	98.78%	10.61	5.45	
Oct-02	12886	13179	97.78%	14.74%	365981	370195	98.86%	11.54	6.01	
Nov-02	15981	16076	99.41%	7.66%	349924	354674	98.66%	-8.07	-5.91	
Dec-02	11593	11655	99.47%	7.27%	311955	315977	98.73%	-7.01	-5.26	
Jan-03	13518	14032	96.34%	18.79%	286864	290433	98.77%	25.56	14.54	
Feb-03	15323	15483	98.97%	10.11%	404825	407746	99.28%	4.59	1.79	
Mar-03	17770	17869	99.45%	7.42%	362432	365982	99.03%	-5.54	-4.37	
Apr-03	24132	24207	99.69%	5.56%	361704	365325	99.01%	-10.36	-7.3	
May-03	23083	23127	99.81%	4.36%	342429	345446	99.13%	-10.81	-7.57	
Jun-03	24192	24223	99.87%	3.58%	359520	361382	99.48%	-8.15	-5.95	



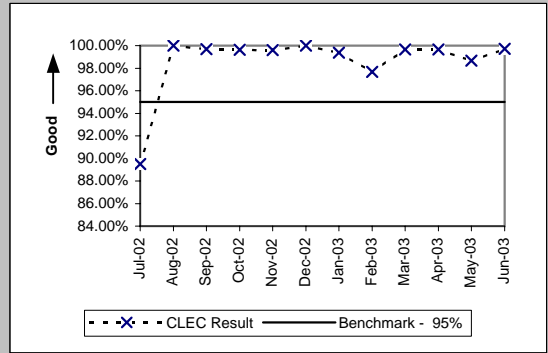
BI-4 - Billing Completeness

Billing Completeness (Percent) Reciprocal Compensation (BI-4B) (Benchmark)				
Date	Numerator	Denominator	CLEC Result	
Jul-02	54603.76	54603.76	100.00%	
Aug-02	57262.68	57262.68	100.00%	
Sep-02	58809.9	58809.9	100.00%	
Oct-02	57489.48	57489.48	100.00%	
Nov-02	59360.41	59360.41	100.00%	
Dec-02	56446.63	56446.63	100.00%	
Jan-03	61903.24	61903.24	100.00%	
Feb-03	65993.32	65993.32	100.00%	
Mar-03	61633.09	61633.09	100.00%	
Apr-03	59721.82	59721.82	100.00%	
May-03	58351.26	58351.26	100.00%	
Jun-03	59299.37	59299.37	100.00%	

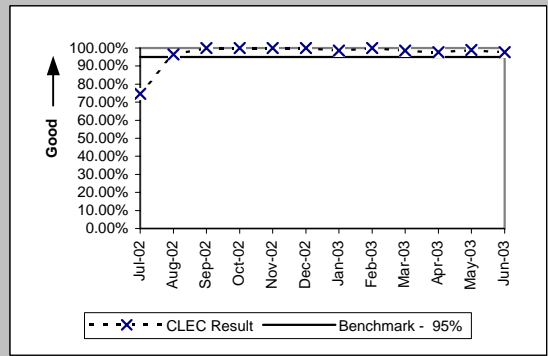


BI-5 - Billing Accuracy & Claims Processing

Billing Accuracy & Claims Processing - Acknowledgment (Percent) All (BI-5A) (Benchmark)				
Date	Numerator	Denominator		CLEC Result
Jul-02	111	124		89.52%
Aug-02	233	233		100.00%
Sep-02	330	331		99.70%
Oct-02	278	279		99.64%
Nov-02	251	252		99.60%
Dec-02	238	238		100.00%
Jan-03	312	314		99.36%
Feb-03	209	214		97.66%
Mar-03	293	294		99.66%
Apr-03	296	297		99.66%
May-03	368	373		98.66%
Jun-03	352	353		99.72%

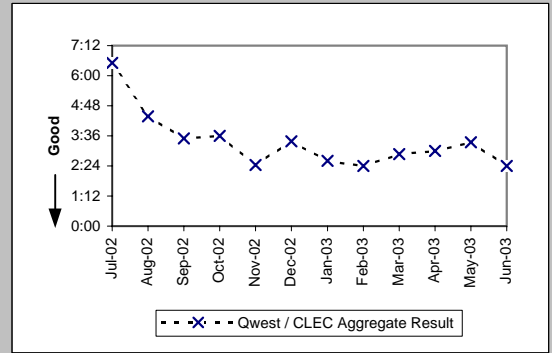


Billing Accuracy & Claims Processing - Resolution (Percent) All (BI-5B) (Benchmark)				
Date	Numerator	Denominator		CLEC Result
Jul-02	109	146		74.66%
Aug-02	213	221		96.38%
Sep-02	164	164		100.00%
Oct-02	252	252		100.00%
Nov-02	155	155		100.00%
Dec-02	227	227		100.00%
Jan-03	203	206		98.54%
Feb-03	206	206		100.00%
Mar-03	211	214		98.60%
Apr-03	303	310		97.74%
May-03	285	288		98.96%
Jun-03	333	341		97.65%

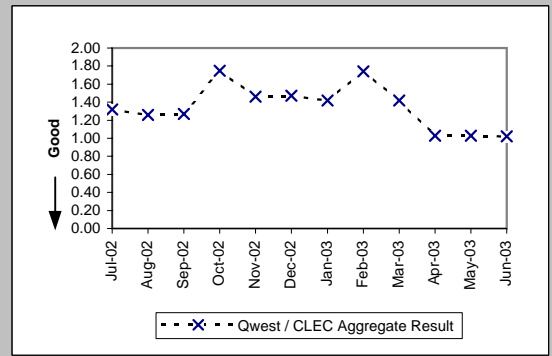


DB-1 - Time to Update Databases

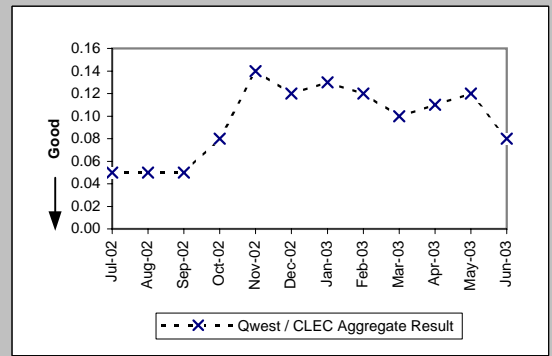
Time to Update Databases (Hours:Minutes) E911 (DB-1 A) (Parity)		
Date	Qwest / CLEC Aggregate Result	
Jul-02		6:31
Aug-02		4:23
Sep-02		3:30
Oct-02		3:36
Nov-02		2:26
Dec-02		3:23
Jan-03		2:36
Feb-03		2:24
Mar-03		2:52
Apr-03		3:00
May-03		3:21
Jun-03		2:24



Time to Update Databases (Avg Sec) LIDB (DB-1 B) (Parity)		
Date	Qwest / CLEC Aggregate Result	
Jul-02		1.32
Aug-02		1.26
Sep-02		1.27
Oct-02		1.75
Nov-02		1.46
Dec-02		1.47
Jan-03		1.42
Feb-03		1.74
Mar-03		1.42
Apr-03		1.03
May-03		1.03
Jun-03		1.02

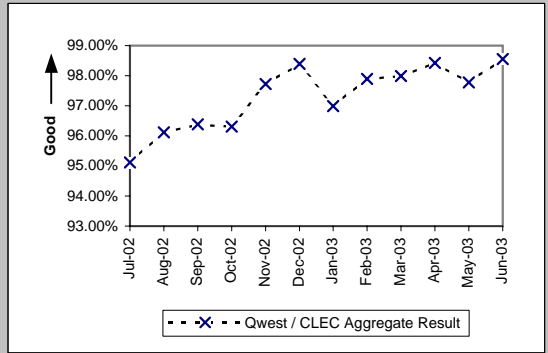


Time to Update Databases (Avg Sec) Directory Listing (DB-1 C-1) (Parity)		
Date	Qwest / CLEC Aggregate Result	
Jul-02		0.05
Aug-02		0.05
Sep-02		0.05
Oct-02		0.08
Nov-02		0.14
Dec-02		0.12
Jan-03		0.13
Feb-03		0.12
Mar-03		0.10
Apr-03		0.11
May-03		0.12
Jun-03		0.08



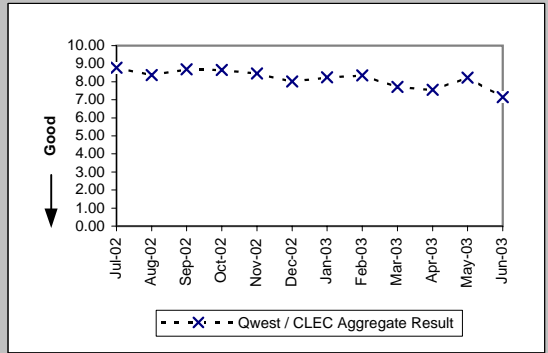
DB-2 - Accurate Database Updates

Accurate Database Updates (Percent) Directory Listing (DB-2 C-1) (Parity)	
Date	Qwest / CLEC Aggregate Result
Jul-02	95.12%
Aug-02	96.12%
Sep-02	96.38%
Oct-02	96.30%
Nov-02	97.72%
Dec-02	98.40%
Jan-03	96.99%
Feb-03	97.90%
Mar-03	97.99%
Apr-03	98.42%
May-03	97.78%
Jun-03	98.55%



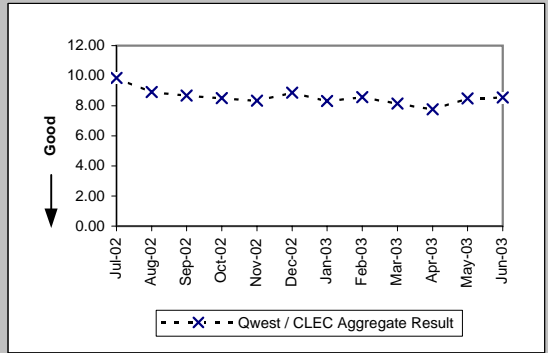
DA-1 - Speed of Answer - Directory Assistance

Speed of Answer - Directory Assistance (Avg Sec) (DA-1) (Parity)	
Date	Qwest / CLEC Aggregate Result
Jul-02	8.77
Aug-02	8.36
Sep-02	8.68
Oct-02	8.66
Nov-02	8.45
Dec-02	8.01
Jan-03	8.24
Feb-03	8.35
Mar-03	7.71
Apr-03	7.55
May-03	8.23
Jun-03	7.14



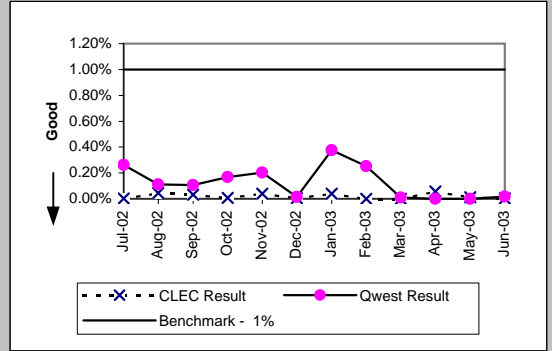
OS-1 - Speed of Answer - Operator Services

Speed of Answer - Operator Services (Avg Sec) (OS-1) (Parity)	
Date	Qwest / CLEC Aggregate Result
Jul-02	9.86
Aug-02	8.92
Sep-02	8.69
Oct-02	8.52
Nov-02	8.33
Dec-02	8.88
Jan-03	8.32
Feb-03	8.58
Mar-03	8.14
Apr-03	7.77
May-03	8.50
Jun-03	8.55

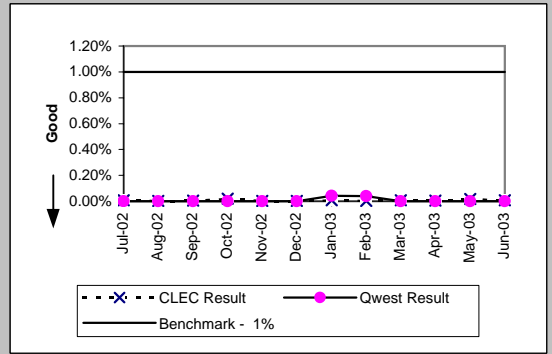


NI-1 - Trunk Blocking

Trunk Blockage to Qwest Tandem Offices (NI-1A) (Benchmark)										
Date	CLEC Num	CLEC Dens	CLEC Resu	CLEC Std	Qwest Num	Qwest Dens	Qwest Resu	Mod Z Scr	Parity Scr	
Jul-02	0.99	30720	0.00%	0.03%	120.37	46025	0.26%	-28.74	-18.48	
Aug-02	13.49	30216	0.04%	0.16%	44.38	40173	0.11%	-16.37	-10.95	
Sep-02	9.8	30720	0.03%	0.11%	40.37	38253	0.11%	-8.35	-6.08	
Oct-02	2.38	27576	0.01%	0.06%	63.07	37725	0.17%	-11.79	-8.17	
Nov-02	11.47	28464	0.04%	0.14%	76.27	37797	0.20%	-9.11	-6.54	
Dec-02	1.56	31800	0.00%	0.02%	5.73	37773	0.02%	-9.4	-6.72	
Jan-03	11.61	28464	0.04%	0.15%	132.83	35253	0.38%	-28.17	-18.12	
Feb-03	0	29328	0.00%	0.00%	87.36	34584	0.25%	-26.3	-16.99	
Mar-03	0.21	29304	0.00%	0.00%	3.26	34343	0.01%	-16.31	-10.92	
Apr-03	18.45	32976	0.06%	0.15%	0	34271	0.00%			
May-03	4.5	33720	0.01%	0.08%	0	34007	0.00%			
Jun-03	1.26	33648	0.00%	0.04%	6.16	34007	0.02%	-18.26	-12.1	



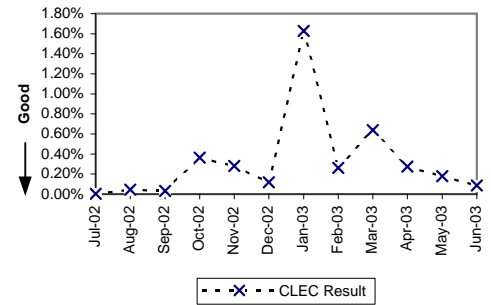
Trunk Blockage to Qwest End Offices (NI-1B) (Benchmark)										
Date	CLEC Num	CLEC Dens	CLEC Resu	CLEC Std	Qwest Num	Qwest Dens	Qwest Resu	Mod Z Scr	Parity Scr	
Jul-02	1.42	18588	0.01%	0.06%	0	34470	0.00%			
Aug-02	0.53	19212	0.00%	0.03%	0.25	32670	0.00%	15.41	8.37	
Sep-02	0.87	18852	0.00%	0.06%	0	31830	0.00%			
Oct-02	3.7	19116	0.02%	0.10%	0	30703	0.00%			
Nov-02	0.5	19524	0.00%	0.03%	0	29600	0.00%			
Dec-02	0.39	19920	0.00%	0.02%	0	28976	0.00%			
Jan-03	1.46	19836	0.01%	0.07%	13.22	32336	0.04%	-23.88	-15.52	
Feb-03	0.51	20556	0.00%	0.03%	12.61	32588	0.04%	-13.73	-9.35	
Mar-03	1.7	21168	0.01%	0.07%	0	32396	0.00%			
Apr-03	0.9	20376	0.00%	0.06%	0	32108	0.00%			
May-03	3.6	20604	0.02%	0.10%	0.01	31796	0.00%	1181.72	717.44	
Jun-03	1.49	20940	0.01%	0.07%	0.05	31796	0.00%	235	141.87	



NI-1 - Trunk Blocking

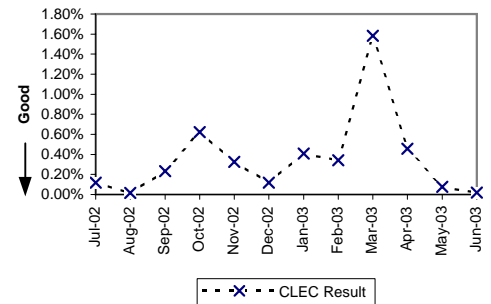
Trunk Blockage to Qwest Tandem Offices (Percent) (NI-1C) (Diagnostic)

Date	Numerator	Denominator	CLEC Result	Standard Deviation
Jul-02	0.99	30720	0.00%	0.03%
Aug-02	13.49	30216	0.04%	0.16%
Sep-02	9.8	30720	0.03%	0.11%
Oct-02	113.13	31008	0.36%	1.01%
Nov-02	87.31	31200	0.28%	0.92%
Dec-02	38.63	32568	0.12%	0.75%
Jan-03	521.66	32064	1.63%	4.89%
Feb-03	78.89	29976	0.26%	2.42%
Mar-03	205.39	32232	0.64%	4.16%
Apr-03	91.37	33192	0.28%	2.71%
May-03	61.33	34176	0.18%	1.73%
Jun-03	29.96	34200	0.09%	0.66%



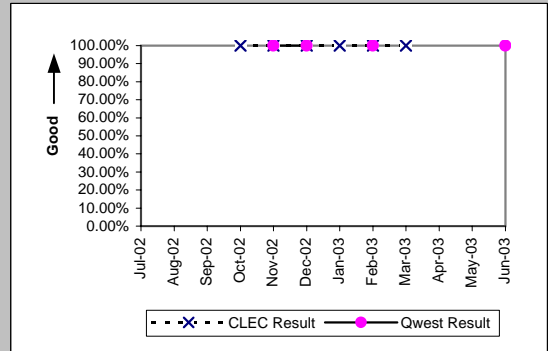
Trunk Blockage to Qwest End Offices (Percent) (NI-1D) (Diagnostic)

Date	Numerator	Denominator	CLEC Result	Standard Deviation
Jul-02	21.98	18756	0.12%	1.17%
Aug-02	2.89	19236	0.02%	0.35%
Sep-02	44.55	19092	0.23%	2.33%
Oct-02	122.76	19716	0.62%	4.53%
Nov-02	64.5	19884	0.32%	4.15%
Dec-02	24.13	20292	0.12%	1.64%
Jan-03	83.01	20316	0.41%	2.88%
Feb-03	71.5	21012	0.34%	2.88%
Mar-03	347.38	21948	1.58%	9.46%
Apr-03	93.8	20604	0.46%	4.78%
May-03	15.86	20868	0.08%	0.87%
Jun-03	3.92	21012	0.02%	0.21%

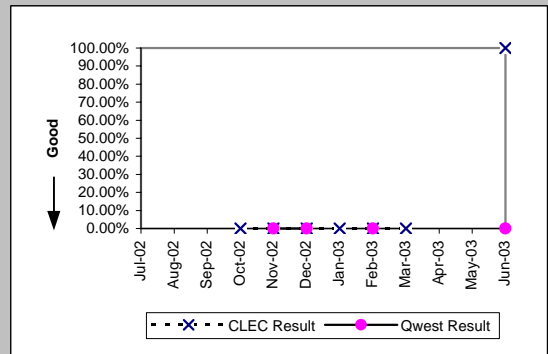


NP-1 - NXX Code Activation

NXX Code Activation (Percent) (NP-1A) (Parity)						
Date	CLEC Num	CLEC Denom	CLEC Result	Qwest Num	Qwest Denom	Qwest Result
Jul-02						
Aug-02						
Sep-02						
Oct-02	6	6	100.00%			
Nov-02	2	2	100.00%	1	1	100.00%
Dec-02	5	5	100.00%	1	1	100.00%
Jan-03	11	11	100.00%			
Feb-03	2	2	100.00%	1	1	100.00%
Mar-03	1	1	100.00%			
Apr-03						
May-03						
Jun-03				1	1	100.00%



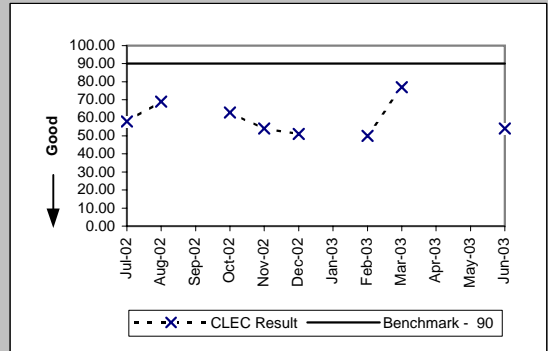
NXX Code Activation - Facility Delays (Percent) (NP-1B) (Diagnostic)						
Date	CLEC Num	CLEC Denom	CLEC Result	Qwest Num	Qwest Denom	Qwest Result
Jul-02						
Aug-02						
Sep-02						
Oct-02	0	6	0.00%			
Nov-02	0	2	0.00%	0	1	0.00%
Dec-02	0	5	0.00%	0	1	0.00%
Jan-03	0	11	0.00%			
Feb-03	0	2	0.00%	0	1	0.00%
Mar-03	0	1	0.00%			
Apr-03						
May-03						
Jun-03	4	4	100.00%	0	1	0.00%



CP-1 - Collocation Completion Interval (Average Days)

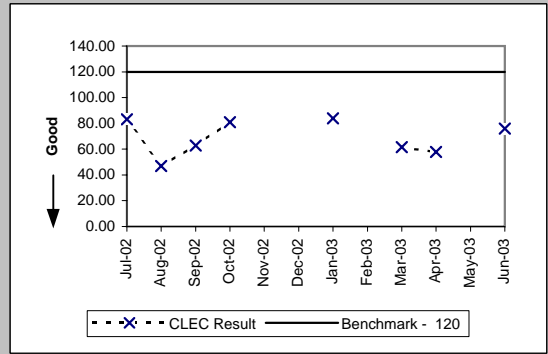
Scheduled Interval 90 Calendar Days or Less (CP-1A) (Benchmark)

Date	CLEC Num	CLEC Denom	CLEC Result	CLEC Std Dev
Jul-02	58	1	58.00	
Aug-02	69	1	69.00	
Sep-02				
Oct-02	126	2	63.00	14.14
Nov-02	54	1	54.00	
Dec-02	102	2	51.00	2.83
Jan-03				
Feb-03	50	1	50.00	
Mar-03	77	1	77.00	
Apr-03				
May-03				
Jun-03	54	1	54.00	



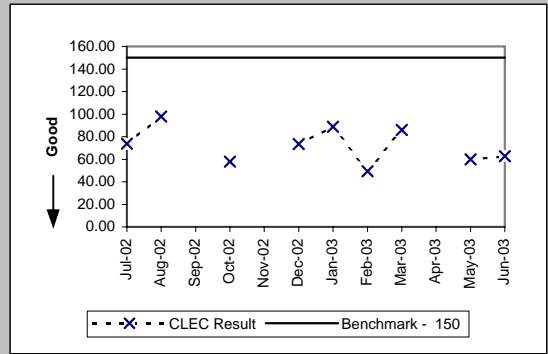
Scheduled Interval 91 to 120 Calendar Days (CP-1B) (Benchmark)

Date	CLEC Num	CLEC Denom	CLEC Result	CLEC Std Dev
Jul-02	416	5	83.20	
Aug-02	94	2	47.00	
Sep-02	314	5	62.80	
Oct-02	162	2	81.00	5.66
Nov-02				
Dec-02				
Jan-03	420	5	84.00	14.20
Feb-03				
Mar-03	246	4	61.50	15.33
Apr-03	578	10	57.80	9.72
May-03				
Jun-03	76	1	76.00	



Scheduled Interval 121 to 150 Calendar Days (CP-1C) (Benchmark)

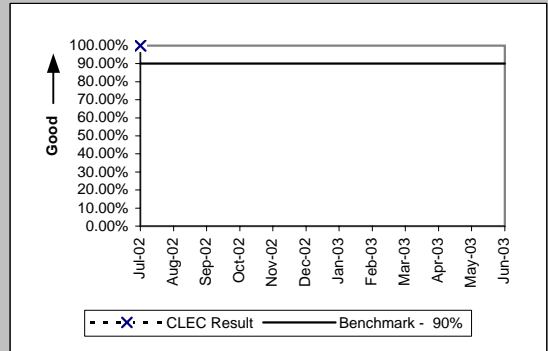
Date	CLEC Num	CLEC Denom	CLEC Result	CLEC Std Dev
Jul-02	221	3	73.67	
Aug-02	196	2	98.00	
Sep-02				
Oct-02	174	3	58.00	7.81
Nov-02				
Dec-02	147	2	73.50	12.02
Jan-03	444	5	88.80	20.18
Feb-03	148	3	49.33	2.08
Mar-03	86	1	86.00	
Apr-03				
May-03	120	2	60.00	9.90
Jun-03	188	3	62.67	5.77



CP-2 - Collocations Completed within Scheduled Intervals (Percent)

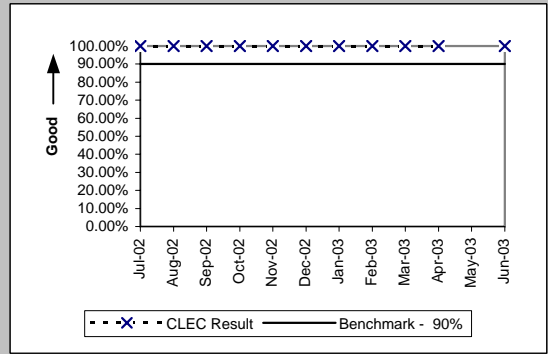
Forecasted Collocations (CP-2A) (Benchmark)

Date	CLEC Num	CLEC Denom	CLEC Result	CLEC Std Dev
Jul-02	1	1	100.00%	
Aug-02				
Sep-02				
Oct-02				
Nov-02				
Dec-02				
Jan-03				
Feb-03				
Mar-03				
Apr-03				
May-03				
Jun-03				



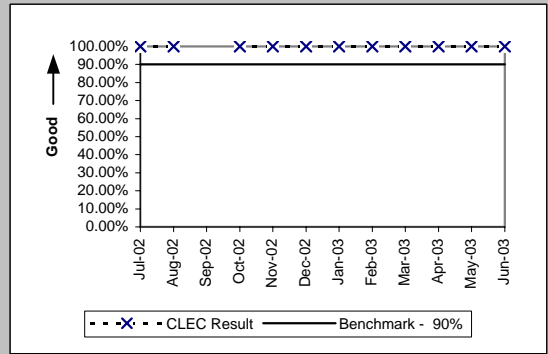
Non-Forecasted & Late Forecasted Collocations (CP-2B) (Benchmark)

Date	CLEC Num	CLEC Denom	CLEC Result	CLEC Std Dev
Jul-02	5	5	100.00%	
Aug-02	3	3	100.00%	
Sep-02	5	5	100.00%	
Oct-02	4	4	100.00%	0.00%
Nov-02	1	1	100.00%	0.00%
Dec-02	2	2	100.00%	0.00%
Jan-03	5	5	100.00%	0.00%
Feb-03	1	1	100.00%	0.00%
Mar-03	5	5	100.00%	0.00%
Apr-03	10	10	100.00%	0.00%
May-03				
Jun-03	2	2	100.00%	0.00%



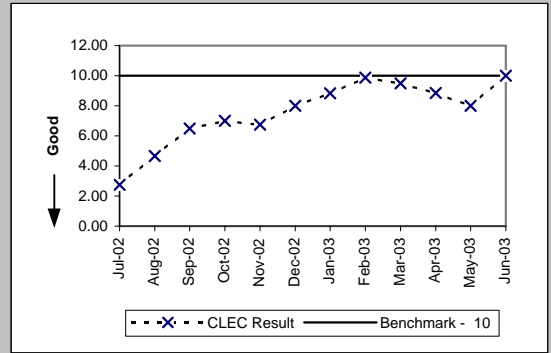
Collocations with Intervals Longer than 120 Days (CP-2C) (Benchmark)

Date	CLEC Num	CLEC Denom	CLEC Result	CLEC Std Dev
Jul-02	3	3	100.00%	
Aug-02	3	3	100.00%	
Sep-02				
Oct-02	3	3	100.00%	0.00%
Nov-02	1	1	100.00%	0.00%
Dec-02	2	2	100.00%	0.00%
Jan-03	5	5	100.00%	0.00%
Feb-03	4	4	100.00%	0.00%
Mar-03	1	1	100.00%	0.00%
Apr-03	1	1	100.00%	0.00%
May-03	3	3	100.00%	0.00%
Jun-03	5	5	100.00%	0.00%



CP-3 - Collocation Feasibility Study Interval (Average Days)

Collocation Feasibility Study Interval (CP-3) (Benchmark)				
Date	CLEC Num	CLEC Denom	CLEC Result	CLEC Std Dev
Jul-02	22	8	2.75	
Aug-02	14	3	4.67	
Sep-02	13	2	6.50	
Oct-02	35	5	7.00	1.00
Nov-02	27	4	6.75	0.50
Dec-02	16	2	8.00	0.00
Jan-03	53	6	8.83	0.75
Feb-03	79	8	9.88	0.35
Mar-03	57	6	9.50	1.22
Apr-03	62	7	8.86	1.46
May-03	40	5	8.00	1.22
Jun-03	10	1	10.00	



CP-4 - Collocation Feasibility Study Commitments Met (Percent)

Collocation Feasibility Study Commitments Met (CP-4) (Benchmark)

Date	CLEC Num	CLEC Denom	CLEC Result	CLEC Std Dev
Jul-02	8	8	100.00%	
Aug-02	5	5	100.00%	
Sep-02	3	3	100.00%	
Oct-02	6	6	100.00%	0.00%
Nov-02	8	8	100.00%	0.00%
Dec-02	2	2	100.00%	0.00%
Jan-03	8	8	100.00%	0.00%
Feb-03	12	12	100.00%	0.00%
Mar-03	6	6	100.00%	0.00%
Apr-03	8	8	100.00%	0.00%
May-03	6	6	100.00%	0.00%
Jun-03	10	10	100.00%	0.00%

