

Centralia/Chehalis EMERGENCY RESPONSE PLAN

TABLE OF CONTENTS

Centralia/Chehalis

Users Guide.....	2
How it will be served.....	3
Regular business hours	3
After hours.....	3
Floods	3

PSE Staff

Who reside in Centralia/Chehalis	4
Who work in Centralia/Chehalis	4

Maps

Directions to Centralia Base	5
City Map Centralia	6
Gas Operations Map Key Centralia	7
Plat Map Key Centralia	8
Directions to Chehalis	9
City Map Chehalis.....	10
Gas Operations Map Key Chehalis.....	11
Plat Map Key Chehalis.....	12

Service Provider

Roles and Responsibilities.....	13
---------------------------------	----

Pagination on redacted version may differ from original due to redaction and font change.

USERS GUIDE

Dispatch

PSE Staff	4
City Map Centralia	6
Gas Operations Map Key Centralia	7
Plat Map Key Centralia	8
City Map Chehalis.....	10
Gas Operations Map Key Chehalis.....	11
Plat Map Key Chehalis.....	12
Roles and responsibility of Service Providers	13

First Responders

PSE Staff	4
City Map Centralia	6
Gas Operations Map Key Centralia	7
Plat Map Key Centralia	8
City Map Chehalis.....	10
Gas Operations Map Key Chehalis.....	11
Plat Map Key Chehalis.....	12
Roles and responsibility of Service Providers	13

CFS

PSE Staff	4
City Map Centralia	6
Gas Operations Map Key Centralia	7
Plat Map Key Centralia	8
City Map Chehalis.....	10
Gas Operations Map Key Chehalis.....	11
Plat Map Key Chehalis.....	12
Roles and responsibility of Service Providers	13

Gas Control

PSE Staff	4
City Map Centralia	6
Gas Operations Map Key Centralia	7
Plat Map Key Centralia	8
City Map Chehalis.....	10
Gas Operations Map Key Chehalis.....	11
Plat Map Key Chehalis.....	12
Roles and responsibility of Service Providers	13

EMERGENCY RESPONSE PLAN

Centralia/Chehalis

How Centralia/Chehalis will be served

Regular business hours:

During regular business hours we will utilize employees who are working in Centralia/Chehalis. This could include Gas First Response, SC&P, or Pilchuck personnel.

After Hours:

We have identified those gas employees that live in and in close proximity to Centralia/Chehalis. Outside of normal business hours we will contact the Gas First Response employees who live in Centralia/Chehalis. (If these employees know they will be unavailable they will notify Dispatch). If the resident employees are not available, we will notify the staff identified that lives near Centralia/Chehalis, if that fails, we will move First Responders per the standard callout process, which dispatch the closest GFR personnel to the problem.

Floods:

Lewis County has had numerous 100-year floods in the past several years; this area is prone to flooding. This area may be closed to any traffic except for emergency vehicles and local traffic. In the past I-5 has been shut down. During flooding, the best way to get there may be through Littlerock or Bucoda. The Cities of Centralia, Chehalis and Lewis Co. generally inform PSE of any wash outs or any other road problems. Portions of the distribution system may need to be shut down in case of flooding.

Alternative Access:

If access by conventional means is unavailable, you may be able to deliver personnel and materials to the Centralia/Chehalis area by helicopter. The System Manager *TELEPHONE NUMBERS REDACTED* on duty should be called to arrange helicopter support.

PSE STAFF WHO RESIDE IN CENTRALIA/CHEHALIS

NAME REDACTED (Gas)
ADDRESS REDACTED
Centralia, WA 98531
Home phone: *NUMBER REDACTED*
Cell phone: *NUMBER REDACTED*
Pager: *NUMBER REDACTED*

NAME REDACTED (Gas)
ADDRESS REDACTED
Centralia, WA 98531
Home phone: *NUMBER REDACTED*
Cell phone: *NUMBER REDACTED*
Pager: *NUMBER REDACTED*

NAME REDACTED (Gas)
ADDRESS REDACTED
Chehalis, WA 98531
Home phone: *NUMBER REDACTED*
Cell phone: *NUMBER REDACTED*
Pager: *NUMBER REDACTED*

NAME REDACTED (Gas)
ADDRESS REDACTED
Olympia, WA 98579
Home phone: *NUMBER REDACTED*
Cell phone: *NUMBER REDACTED*
Pager: *NUMBER REDACTED*

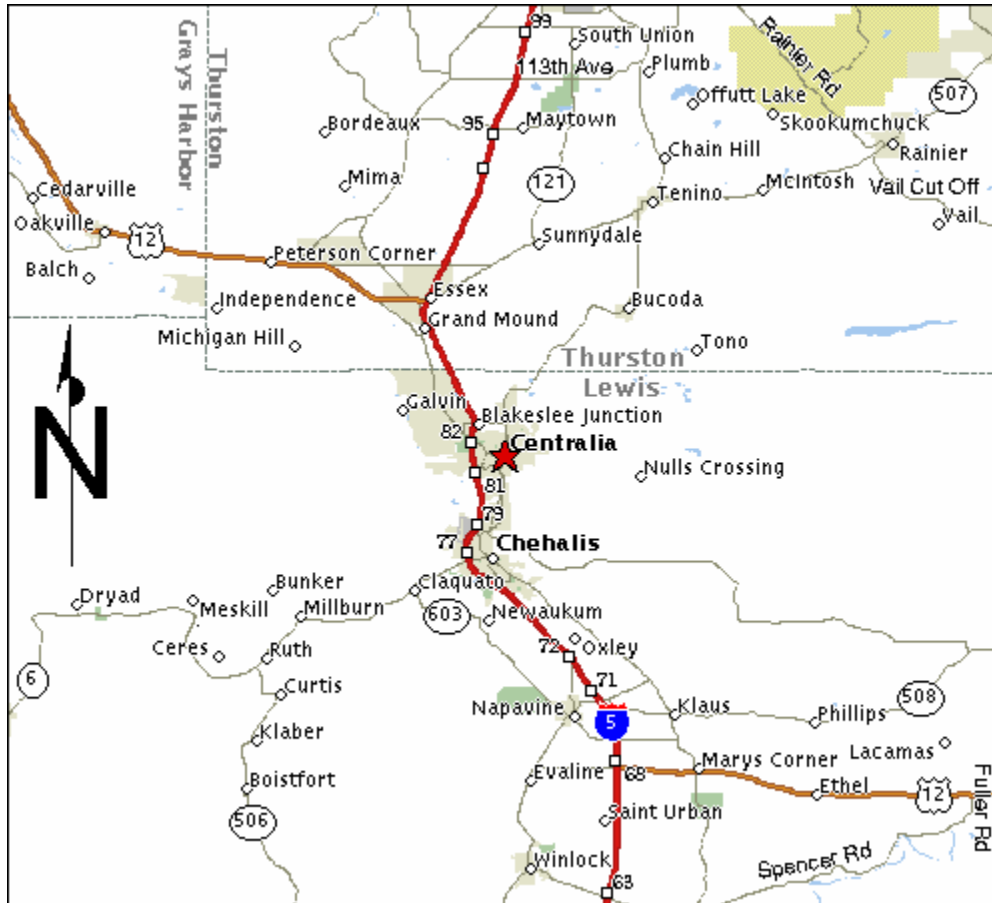
PSE STAFF WHO WORK IN CENTRALIA/CHEHALIS

NAME REDACTED (Gas)
ADDRESS REDACTED
Chehalis, WA 98532
Home phone: *NUMBER REDACTED*
Cell phone: *NUMBER REDACTED*
Pager: *NUMBER REDACTED*

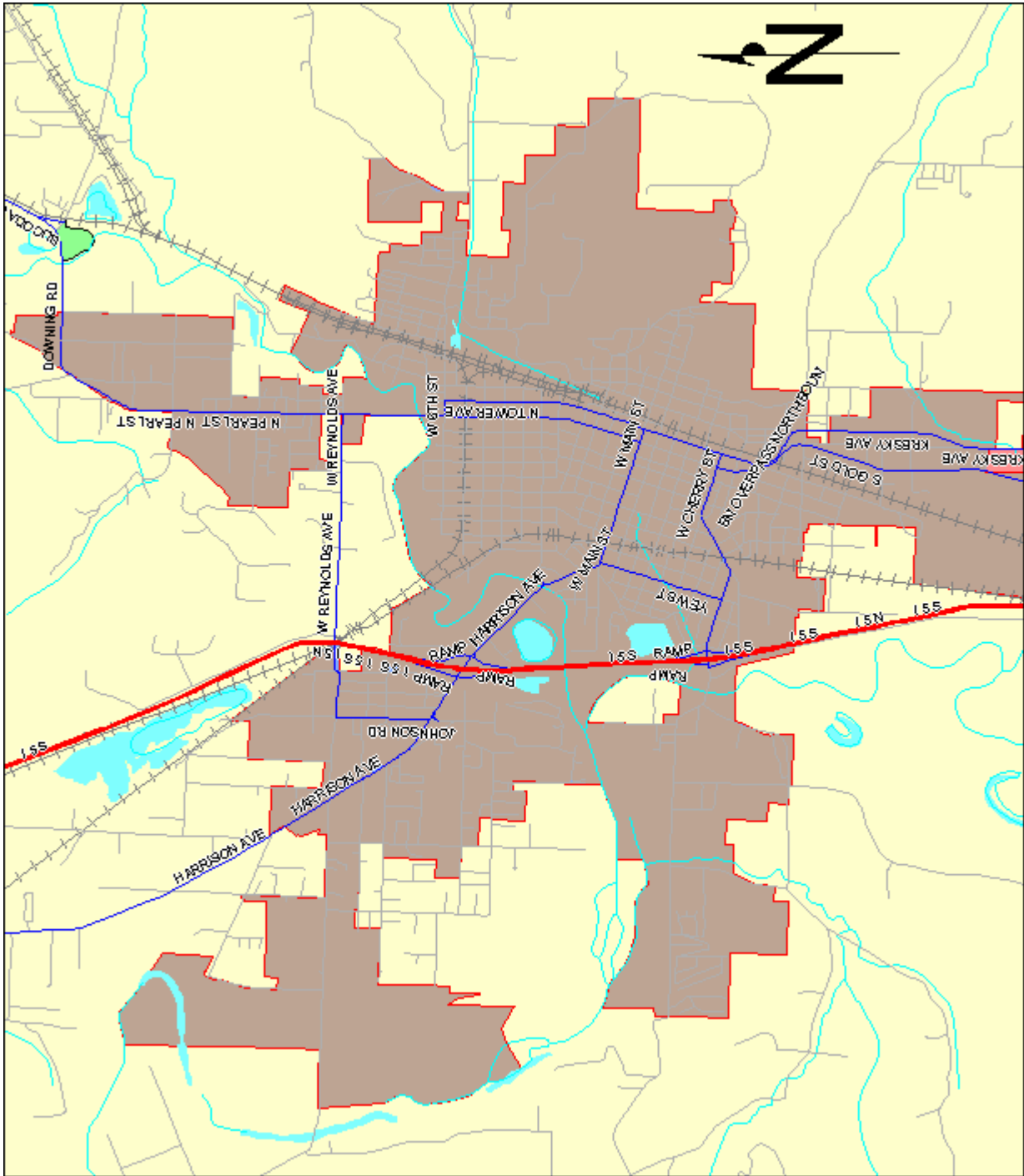
DIRECTIONS/CENTRALIA OPERATING BASE (From Olympia)

DIRECTIONS REDACTED

Total Estimated Driving Time from Olympia: 31 minutes
Total Distance: Approximately 28 miles

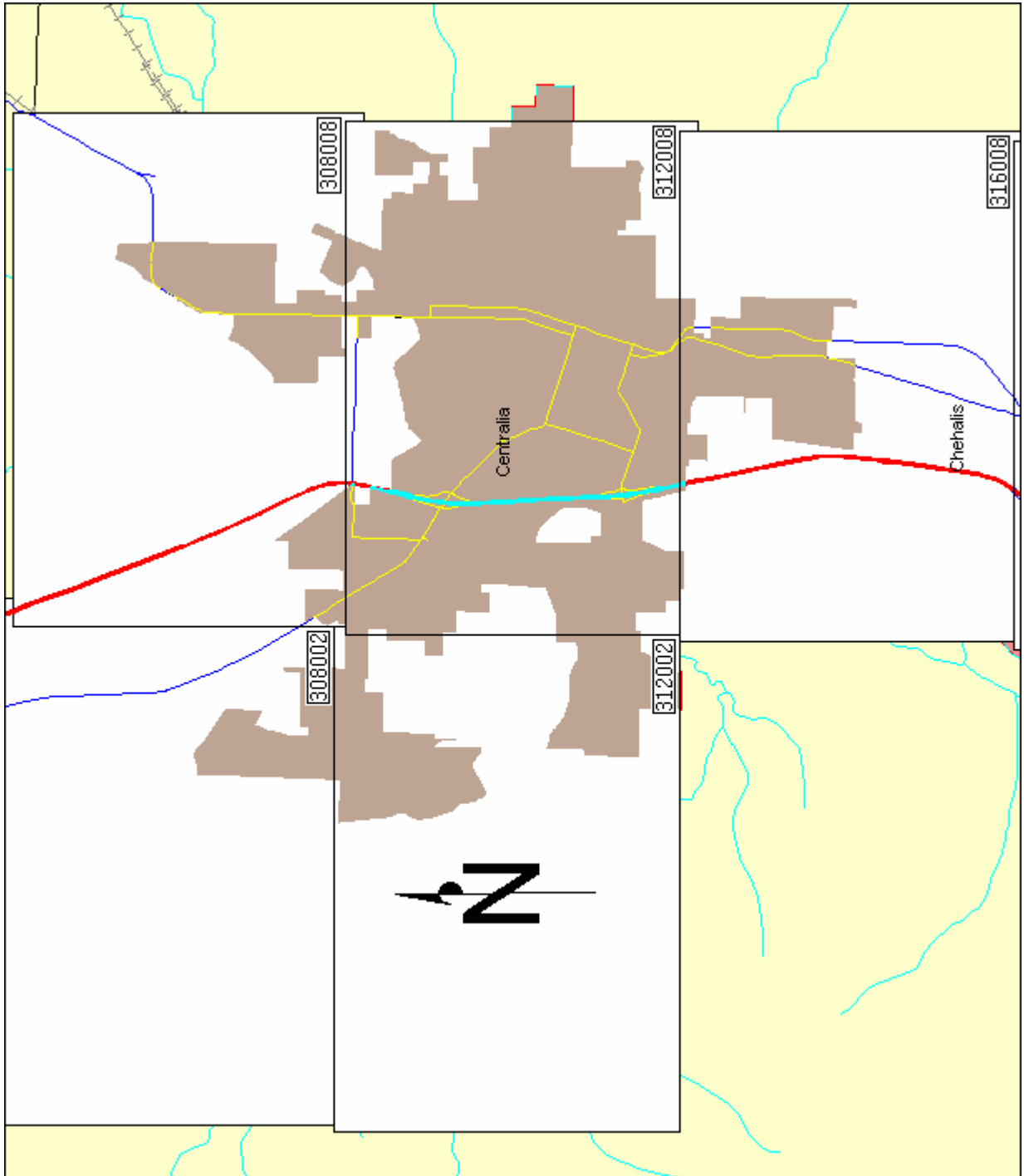


CITY MAP Centralia



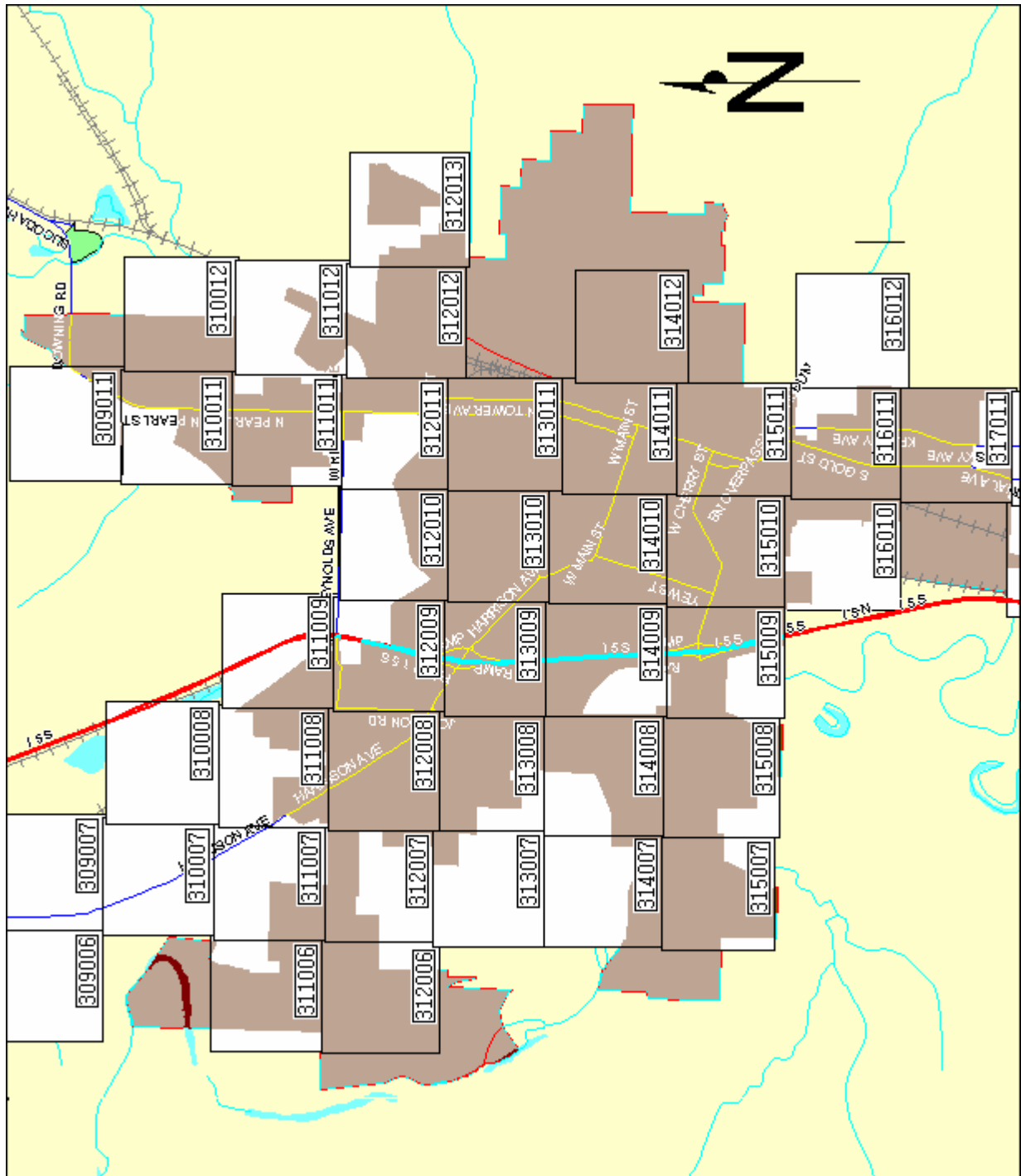
OPERATIONS MAP KEY

Centralia



PLAT MAP KEY

Centralia



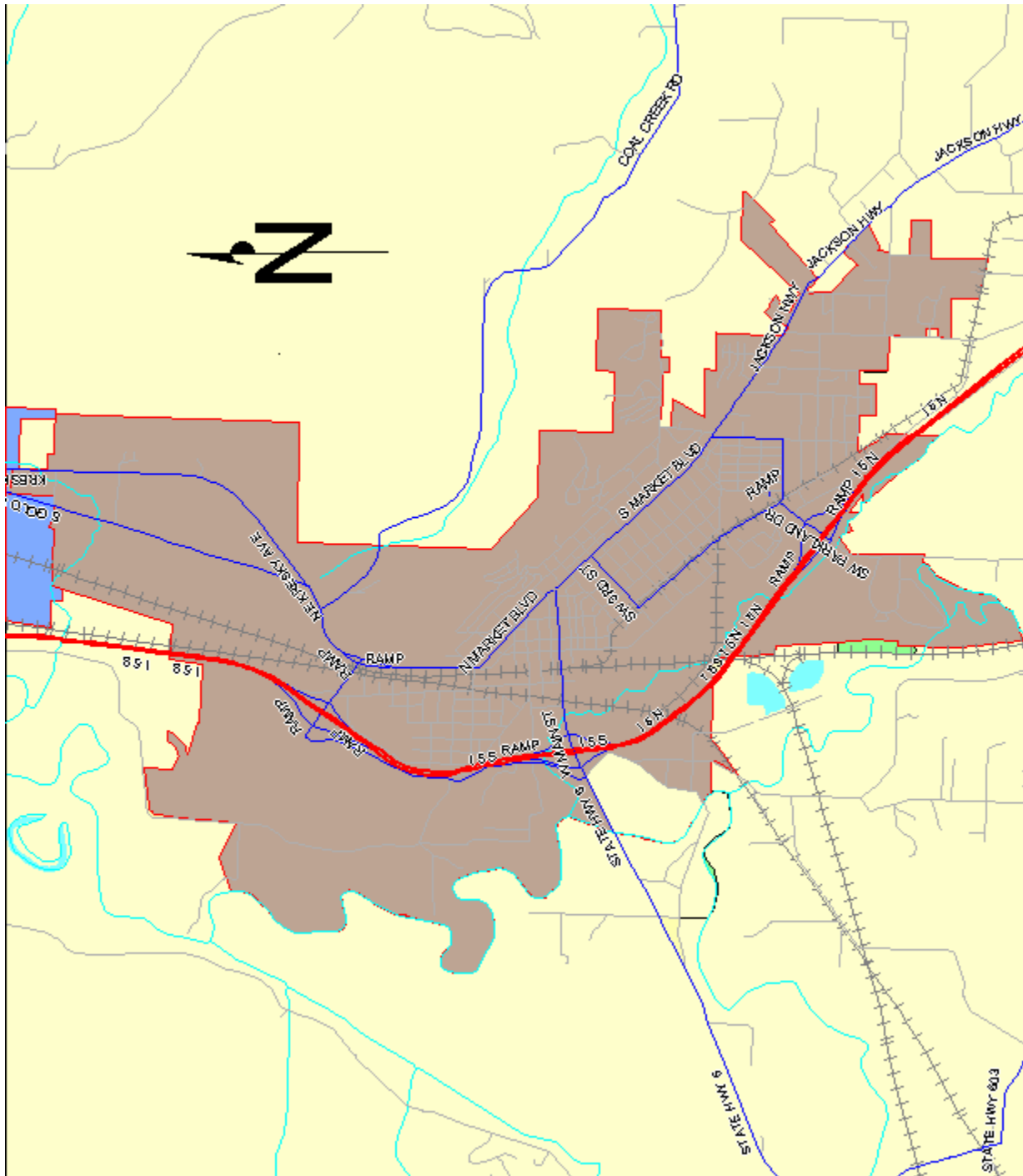
DIRECTIONS/CHEHALIS (From Olympia)

DIRECTIONS REDACTED

Total Estimated Driving Time from Olympia: 32 minutes
Total Distance: 30.71 miles

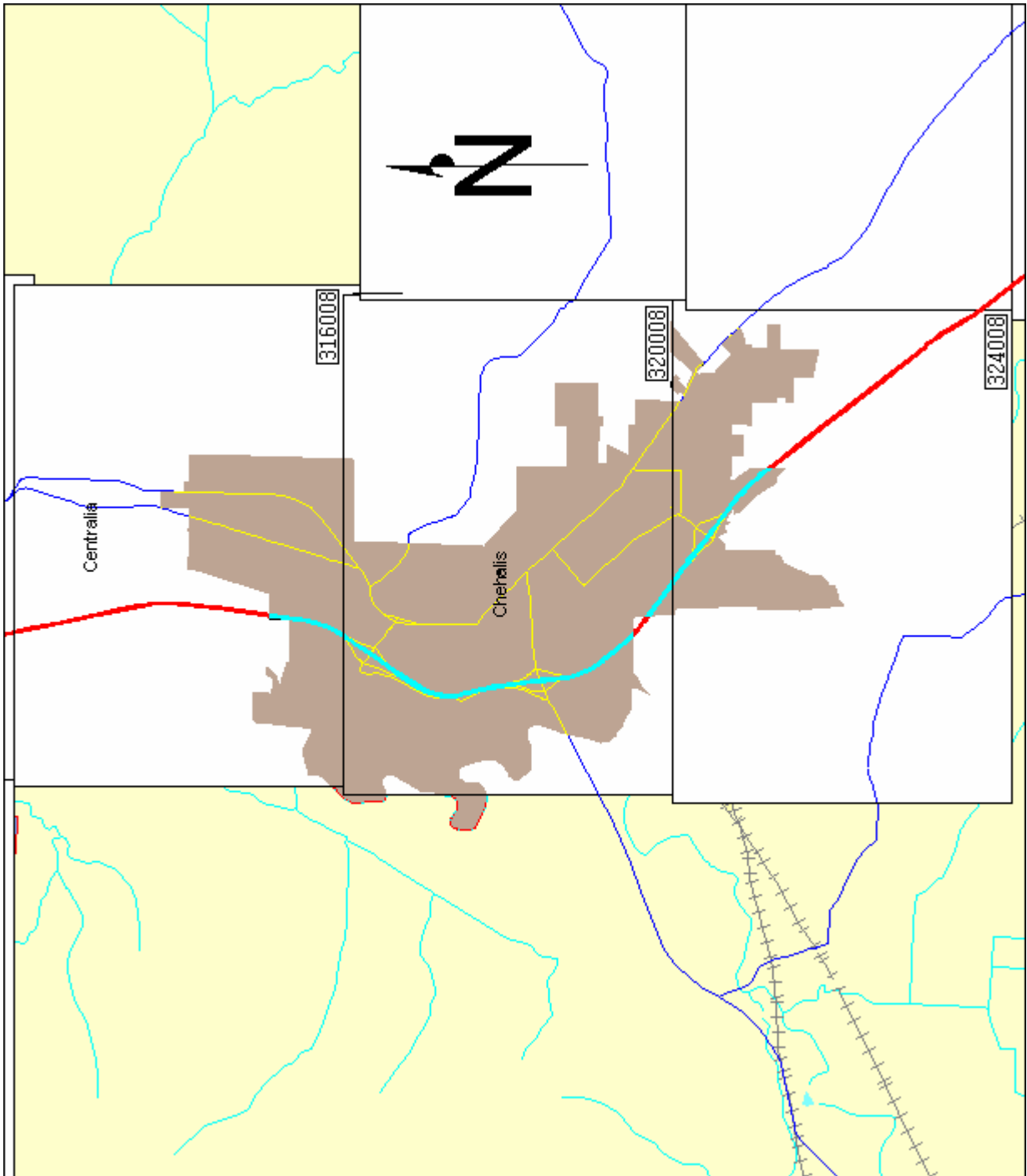


CITY MAP Chehalis



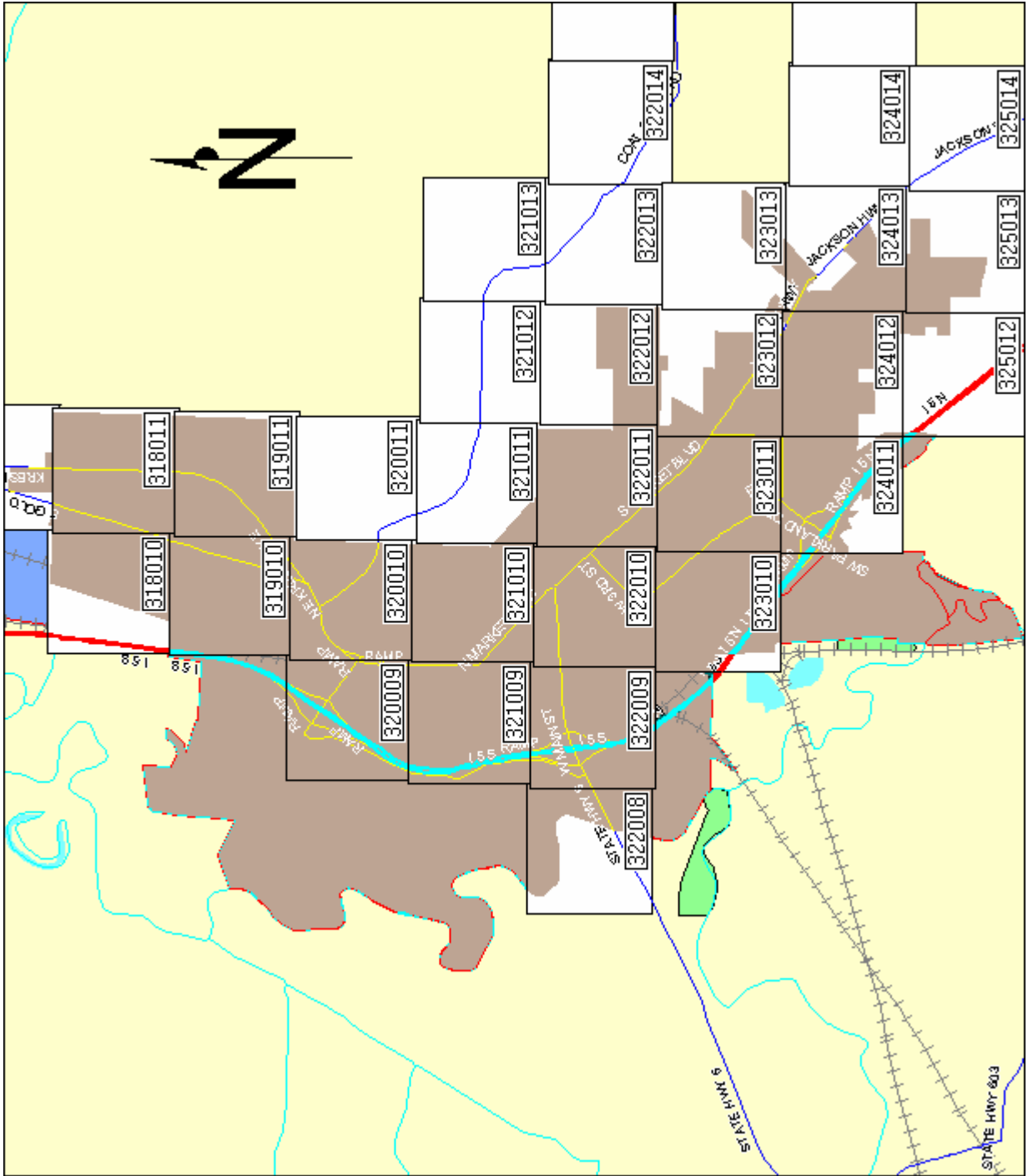
OPERATIONS MAP KEY

Chehalis



PLAT MAP KEY

Chehalis



ROLES AND RESPONSIBILITIES OF THE SERVICE PROVIDERS

Pilchuck Contractors performs the installation of new customer construction on both residential and commercial gas services. They perform gas system upgrades and replacements, as well as, gas system operation and maintenance. In addition, Pilchuck responds to breaks at the request of PSE Gas Dispatch.