



Qwest Corporation
1600 7th Avenue, Room 3206
Seattle, Washington 98191
(206) 345-1568
Facsimile (206) 343-4040

Mark S. Reynolds
Senior Director – Regulatory
Policy and Law

August 30, 2005

Ms. Carole Washburn
Executive Secretary
Washington Utilities and Transportation Commission
1300 S. Evergreen Park Drive SW
PO Box 47250
Olympia, WA 98504-7250

Dear Ms. Washburn:

Pursuant to Qwest Corporation's (Qwest) Performance Assurance Plan at Section 14.2, Qwest herein provides the August 26th, 2005, report of aggregate CLEC performance results for Washington for the period of August, 2004 - July, 2005.

Pursuant to Docket UT-043007, Order #13 revising the filing of Exhibit K to an electronic filing as approved by Washington Utilities and Transportation Commission a paper copy is no longer required. This cover letter and the attached documents in the electronic transmission meet these revised requirements.

Please contact Wayne Johnson on 515 286 2462 if you have any questions regarding this report.

Sincerely,

A handwritten signature in black ink, appearing to read "Wayne Johnson", is written over a circular stamp. The signature is fluid and cursive.

For Mark S. Reynolds
Senior Director - Regulatory



Performance Results

August 2004 - July 2005

Qwest's Performance Assurance Plans (PAPs)

PAP specific statistical parameters are unique in some cases. For example, some PAPs apply a range of critical values dependent on the type of product and volume of orders. Accordingly, the critical z-values and resulting parity scores reflected in this report may differ from critical z-values and resulting parity values used to calculate PAP payments. For CLECs who have opted into a QPAP, the critical z-values and parity values applicable under the PAP will be applied and reflected in the CLEC payment summaries provided with any payments made.

The numerator and denominator of each performance result will be the same in both instances.

August 26, 2005

Table of Contents

Section	Page Number
GA-1 - Gateway Availability - IMA-GUI	22
<i>Gateway Availability - IMA-GUI(Percent)All(GA-1)(Diagnostic)</i>	22
<i>Gateway Availability - IMA-GUI(Percent)SIA(GA-1)(Diagnostic)</i>	22
GA-2 - Gateway Availability - IMA-EDI	23
<i>Gateway Availability - IMA-EDI(Percent)(GA-2)(Diagnostic)</i>	23
GA-3 - Gateway Availability - EB-TA	24
<i>Gateway Availability - EB-TA(Percent)(GA-3)(Diagnostic)</i>	24
GA-4 - System Availability - EXACT	25
<i>System Availability - EXACT(Percent)(GA-4)(Diagnostic)</i>	25
GA-6 - Gateway Availability - GUI - Repair	26
<i>Gateway Availability - GUI - Repair(Percent)(GA-6)(Diagnostic)</i>	26
GA-7 - Timely Outage Resolution following Software Releases	27
<i>Timely Outage Resolution following Software Releases(Percent)(GA-7)(Diagnostic)</i>	27
PO-1 - Pre-Order/Order Response Times	28
<i>Pre-Order Response Times (Appt. Scheduler)(Whole Number)IMA Request(PO-1A-1)(Diagnostic)</i>	28
<i>Pre-Order Response Times (Appt. Scheduler)(Whole Number)IMA Response/Accept(PO-1A-1)(Diagnostic)</i>	28
<i>Pre-Order Response Times (Appt. Scheduler)(Whole Number)IMA Aggregate(PO-1A-1)(Diagnostic)</i>	28
<i>Pre-Order Response Times (Service Availability)(Whole Number)IMA Request(PO-1A-2)(Diagnostic)</i>	28
<i>Pre-Order Response Times (Service Availability)(Whole Number)IMA Response(PO-1A-2)(Diagnostic)</i>	29
<i>Pre-Order Response Times (Service Availability)(Whole Number)IMA Aggregate(PO-1A-2)(Diagnostic)</i>	29
<i>Pre-Order Response Times (Facility Check)(Whole Number)IMA Request(PO-1A-3)(Diagnostic)</i>	29
<i>Pre-Order Response Times (Facility Check)(Whole Number)IMA Response(PO-1A-3)(Diagnostic)</i>	29
<i>Pre-Order Response Times (Facility Check)(Whole Number)IMA Aggregate(PO-1A-3)(Diagnostic)</i>	30
<i>Pre-Order Response Times (Address Validation)(Whole Number)IMA Request(PO-1A-4)(Diagnostic)</i>	30
<i>Pre-Order Response Times (Address Validation)(Whole Number)IMA Response(PO-1A-4)(Diagnostic)</i>	30
<i>Pre-Order Response Times (Address Validation)(Whole Number)IMA Aggregate(PO-1A-4)(Diagnostic)</i>	30
<i>Pre-Order Response Times (Get CSR)(Whole Number)IMA Request(PO-1A-5)(Diagnostic)</i>	31
<i>Pre-Order Response Times (Get CSR)(Whole Number)IMA Response(PO-1A-5)(Diagnostic)</i>	31
<i>Pre-Order Response Times (Get CSR)(Whole Number)IMA Aggregate(PO-1A-5)(Diagnostic)</i>	31
<i>Pre-Order Response Times (TN Reservation)(Whole Number)IMA Request(PO-1A-6)(Diagnostic)</i>	31
<i>Pre-Order Response Times (TN Reservation)(Whole Number)IMA Response(PO-1A-6)(Diagnostic)</i>	32
<i>Pre-Order Response Times (TN Reservation)(Whole Number)IMA Accept(PO-1A-6)(Diagnostic)</i>	32
<i>Pre-Order Response Times (TN Reservation)(Whole Number)IMA Aggregate(PO-1A-6)(Diagnostic)</i>	32
<i>Pre-Order Response Times (Loop Qualification Tools)(Whole Number)IMA Request(PO-1A-7)(Diagnostic)</i>	32
<i>Pre-Order Response Times (Loop Qualification Tools)(Whole Number)IMA Response(PO-1A-7)(Diagnostic)</i>	33
<i>Pre-Order Response Times (Loop Qualification Tools)(Whole Number)IMA Aggregate(PO-1A-7)(Diagnostic)</i>	33
<i>Pre-Order Response Times (Resale of Qwest DSL Qualification)(Whole Number)IMA Request(PO-1A-8)(Diagnostic)</i>	33
<i>Pre-Order Response Times (Resale of Qwest DSL Qualification)(Whole Number)IMA Response(PO-1A-8)(Diagnostic)</i>	33
<i>Pre-Order Response Times (Resale of Qwest DSL Qualification)(Whole Number)IMA Aggregate(PO-1A-8)(Diagnostic)</i>	34
<i>Pre-Order Response Times (Connecting Facility Assignment)(Whole Number)IMA Request(PO-1A-9)(Diagnostic)</i>	34
<i>Pre-Order Response Times (Connecting Facility Assignment)(Whole Number)IMA Response(PO-1A-9)(Diagnostic)</i>	34
<i>Pre-Order Response Times (Connecting Facility Assignment)(Whole Number)IMA Aggregate(PO-1A-9)(Diagnostic)</i>	34
<i>Pre-Order Response Times (Meet Point Inquiry)(Whole Number)IMA Request(PO-1A-10)(Diagnostic)</i>	35
<i>Pre-Order Response Times (Meet Point Inquiry)(Whole Number)IMA Response(PO-1A-10)(Diagnostic)</i>	35
<i>Pre-Order Response Times (Meet Point Inquiry)(Whole Number)IMA Aggregate(PO-1A-10)(Diagnostic)</i>	35

Table of Contents

Section	Page Number
<i>Pre-Order Response Times (Appt. Scheduler)(Whole Number)EDI Request/Response(PO-1A-1)(Diagnostic)</i>	36
<i>Pre-Order Response Times (Service Availability)(Whole Number)EDI Request/Response(PO-1A-2)(Diagnostic)</i>	36
<i>Pre-Order Response Times (Facility Check)(Whole Number)EDI Request/Response(PO-1A-3)(Diagnostic)</i>	36
<i>Pre-Order Response Times (Address Validation)(Whole Number)EDI Request/Response(PO-1A-4)(Diagnostic)</i>	36
<i>Pre-Order Response Times (Get CSR)(Whole Number)EDI Request/Response(PO-1A-5)(Diagnostic)</i>	37
<i>Pre-Order Response Times (TN Reservation)(Whole Number)EDI Request/Response(PO-1A-6)(Diagnostic)</i>	37
<i>Pre-Order Response Times (Loop Qualification Tools)(Whole Number)EDI Request/Response(PO-1A-7)(Diagnostic)</i>	37
<i>Pre-Order Response Times (Resale of Qwest DSL Qualification)(Whole Number)EDI Request/Response(PO-1A-8)(Diagnostic)</i>	37
<i>Pre-Order Response Times (Connecting Facility Assignment)(Whole Number)EDI Request/Response(PO-1A-9)(Diagnostic)</i>	38
<i>Pre-Order Response Times (Meet Point Inquiry)(Whole Number)EDI Request/Response(PO-1A-10)(Diagnostic)</i>	38
<i>Pre-Order Response Times (Timeout)(Percent)IMA Total(PO-1C)(Diagnostic)</i>	38
<i>Pre-Order Response Times (Timeout)(Percent)EDI Total(PO-1C)(Diagnostic)</i>	38
<i>Pre-Order Response Times (Rejected Query)(Whole Number)IMA Total(PO-1D)(Diagnostic)</i>	39
<i>Pre-Order Response Times (Rejected Query)(Whole Number)EDI Total(PO-1D)(Diagnostic)</i>	39
PO-2A-1 - Electronic Flow-through for LSRs received via IMA GUI (Percent)	40
<i>Resale Aggregate W/O UNE-P-POTS(Diagnostic)</i>	40
<i>Unbundled Loop Aggregate(Diagnostic)</i>	40
<i>LNP(Diagnostic)</i>	40
<i>UNE - P (POTS)(Diagnostic)</i>	40
<i>UNE P (POTS AGG)(Diagnostic)</i>	41
<i>Line Sharing(Diagnostic)</i>	41
PO-2A-2 - Electronic Flow-through for LSRs received via IMA EDI (Percent)	42
<i>Resale Aggregate W/O UNE-P-POTS(Diagnostic)</i>	42
<i>Unbundled Loop Aggregate(Diagnostic)</i>	42
<i>LNP(Diagnostic)</i>	42
<i>UNE - P (POTS)(Diagnostic)</i>	42
<i>UNE P (POTS AGG)(Diagnostic)</i>	43
<i>Line Sharing(Diagnostic)</i>	43
PO-2B-1 - Electronic Flow-through for All Eligible LSRs received via IMA GUI (Percent)	44
<i>Resale Aggregate W/O UNE-P-POTS(Benchmark)</i>	44
<i>Unbundled Loop Aggregate(Benchmark)</i>	44
<i>LNP(Benchmark)</i>	44
<i>UNE - P (POTS)(Benchmark)</i>	44
<i>UNE P (POTS AGG)(Benchmark)</i>	45
<i>Line Sharing(Diagnostic)</i>	45
PO-2B-2 - Electronic Flow-through for All Eligible LSRs received via IMA EDI (Percent)	46
<i>Resale Aggregate W/O UNE-P-POTS(Benchmark)</i>	46
<i>Unbundled Loop Aggregate(Benchmark)</i>	46
<i>LNP(Benchmark)</i>	46
<i>UNE - P (POTS)(Benchmark)</i>	46
<i>UNE P (POTS AGG)(Benchmark)</i>	47
<i>Line Sharing(Diagnostic)</i>	47
PO-3 - LSR Rejection Notice Interval	48
<i>LSR Rejection Notice Interval for IMA - Rejected Manually(Hours and Minutes)(PO-3A-1)(Benchmark)</i>	48
<i>LSR Rejection Notice Interval for IMA - Auto-Rejected(Minutes and Seconds)(PO-3A-2)(Benchmark)</i>	48
<i>LSR Rejection Notice Interval for EDI - Rejected Manually(Hours and Minutes)(PO-3B-1)(Benchmark)</i>	48

Table of Contents

Section	Page Number
<i>LSR Rejection Notice Interval for EDI - Auto-Rejected(Minutes and Seconds)(PO-3B-2)(Benchmark)</i>	48
<i>LSR Rejection Notice Interval for Manual and IIS(Hours and Minutes)(PO-3C)(Benchmark)</i>	49
PO-4 - LSRs Rejected	50
<i>LSRs Rejected for IMA - Rejected Manually(Percent)(PO-4A-1)(Diagnostic)</i>	50
<i>LSRs Rejected for IMA - Auto-Rejected(Percent)(PO-4A-2)(Diagnostic)</i>	50
<i>LSRs Rejected for EDI - Rejected Manually(Percent)(PO-4B-1)(Diagnostic)</i>	50
<i>LSRs Rejected for EDI - Auto-Rejected(Percent)(PO-4B-2)(Diagnostic)</i>	50
<i>LSRs Received via Facsimile(Percent)(PO-4C)(Diagnostic)</i>	51
PO-5A-1 - FOCs On Time for Fully Electronic LSRs Received via IMA GUI (Percent)	52
<i>Resale Aggregate(PO-5A-1(a))(Benchmark)</i>	52
<i>Unbundled Loop Aggregate(PO-5A-1(b))(Benchmark)</i>	52
<i>LNP(PO-5A-1(c))(Benchmark)</i>	52
PO-5A-2 - FOCs On Time for Fully Electronic LSRs Received via IMA EDI (Percent)	53
<i>Resale Aggregate(PO-5A-2(a))(Benchmark)</i>	53
<i>Unbundled Loop Aggregate(PO-5A-2(b))(Benchmark)</i>	53
<i>LNP(PO-5A-2(c))(Benchmark)</i>	53
PO-5B-1 - FOCs On Time for Electronic/Manual LSRs Received via IMA GUI (Percent)	54
<i>Resale Aggregate(PO-5B-1(a))(Benchmark)</i>	54
<i>Unbundled Loop Aggregate(PO-5B-1(b))(Benchmark)</i>	54
<i>Unbundled Loop AGG-EELs(PO-5B-1(b))(Benchmark)</i>	54
<i>LNP(PO-5B-1(c))(Benchmark)</i>	54
PO-5B-2 - FOCs On Time for Electronic/Manual LSRs Received via IMA EDI (Percent)	55
<i>Resale Aggregate(PO-5B-2(a))(Benchmark)</i>	55
<i>Unbundled Loop Aggregate(PO-5B-2(b))(Benchmark)</i>	55
<i>Unbundled Loop AGG-EELs(PO-5B-2(b))(Benchmark)</i>	55
<i>LNP(PO-5B-2(c))(Benchmark)</i>	55
PO-5C - FOCs on Time for Manual (Percent)	56
<i>Resale Aggregate(PO-5C-(a))(Benchmark)</i>	56
<i>Unbundled Loop Aggregate(PO-5C-(b))(Benchmark)</i>	56
<i>Unbundled Loop AGG-EELs(PO-5C-(b))(Benchmark)</i>	56
<i>LNP(PO-5C-(c))(Benchmark)</i>	56
PO-5D - FOCs on Time (Percent)	57
<i>LIS Trunk(PO-5D)(Benchmark)</i>	57
PO-6 - Work Completion Notification Timeliness	58
<i>Notices Made Available via IMA - GUIAll(Hours and Minutes)(PO-6A)(Benchmark)</i>	58
<i>Notices Transmitted via IMA - EDIAll(Hours and Minutes)(PO-6B)(Benchmark)</i>	58
PO-7 - Billing Completion Notification Timeliness	59
<i>Notices Made Available via IMA - GUI / Billing System Posting CompletionsAll(Percent)(PO-7A,C)(Parity)</i>	59
<i>Notices Transmitted via IMA - EDI / Billing System Posting CompletionsAll(Percent)(PO-7B,C)(Parity)</i>	59
PO-8 - Jeopardy Notice Interval	60
<i>Non-Designed Services(Whole Number)(PO-8A)(Parity)</i>	60

Table of Contents

Section	Page Number
<i>Unbundled Loops and Number Portability(Whole Number)(PO-8B)(Parity)</i>	60
<i>UNE - P (POTS)(Whole Number)(PO-8D)(Parity)</i>	60
PO-9 - Timely Jeopardy Notices	61
<i>Non-Designed Services(PO-9A)(Parity)</i>	61
<i>Unbundled Loops and Number Portability(PO-9B)(Parity)</i>	61
<i>LIS Trunk(PO-9C)(Parity)</i>	61
<i>UNE - P (POTS)(PO-9D)(Parity)</i>	61
PO-15 - Number of Due Date Changes per Order	62
<i>All(PO-15)(Diagnostic)</i>	62
PO-16 - Timely Release Notifications	63
<i>(PO-16)(Percent)(Diagnostic)</i>	63
PO-19 - Stand-Alone Test Environment (SATE) Accuracy	64
<i>(PO-19) (Percent)(Diagnostic)</i>	64
<i>(PO-19)Rel. 14.0(Percent)(Benchmark)</i>	64
<i>(PO-19A)Rel. 15.0(Percent)(Benchmark)</i>	64
<i>(PO-19)Rel. 16.0(Percent)(Diagnostic)</i>	64
<i>(PO-19)Rel. 17.0(Percent)(Diagnostic)</i>	65
<i>(PO-19)Rel. VICKI(Percent)(Diagnostic)</i>	65
<i>(PO-19B) (Percent)(Diagnostic)</i>	65
PO-20 (Expanded) Manual Service Order Accuracy (Phase 1)	66
<i>Unbundled Loops(Benchmark)</i>	66
<i>Resale & UNE-P (POTS)(Benchmark)</i>	66
PO-20 (Expanded) Manual Service Order Accuracy (Phase 2)	67
<i>Unbundled Loops(Benchmark)</i>	67
<i>Resale & UNE-P (POTS)(Benchmark)</i>	67
PO-20 (Expanded) Manual Service Order Accuracy (Phase 3)	68
<i>Unbundled Loops(Benchmark)</i>	68
<i>Resale & UNE-P (POTS)(Benchmark)</i>	68
PO-20 (Expanded) Manual Service Order Accuracy (Phase 4)	69
<i>Unbundled Loops(Diagnostic)</i>	69
<i>Resale & UNE-P (POTS)(Diagnostic)</i>	69
OP-2 - Calls Answered within Twenty Seconds - Interconnect Provisioning Center	70
<i>Calls Answered within Twenty Seconds - Interconnect Provisioning Center(Percent)(OP-2)(Diagnostic)</i>	70
OP-3A - Installation Commitments Met (Percent) - Dispatches within MSAs	71
<i>Residence(Parity)</i>	71
<i>Business(Parity)</i>	71
<i>Qwest DSL(Parity)</i>	71
<i>UNE - P (POTS)(Parity)</i>	71
<i>UNE P (Centrex)(Parity)</i>	72
<i>UNE P (Centrex 21)(Parity)</i>	72
<i>Line Sharing(Benchmark)</i>	73

Table of Contents

Section	Page Number
<i>Line Splitting</i>	74
OP-3B - Installation Commitments Met (Percent) - Dispatches outside MSAs	75
<i>Residence(Parity)</i>	75
<i>Business(Parity)</i>	75
<i>Qwest DSL(Parity)</i>	75
<i>UNE - P (POTS)(Parity)</i>	75
<i>Sub-Loop Unbundling(Diagnostic)</i>	76
OP-3C - Installation Commitments Met (Percent) - No dispatches	77
<i>Residence(Parity)</i>	77
<i>Business(Parity)</i>	77
<i>PBX(Parity)</i>	77
<i>Qwest DSL(Parity)</i>	77
<i>UNE - P (POTS)(Parity)</i>	78
<i>UNE P (Centrex)(Parity)</i>	78
<i>UNE P (Centrex 21)(Parity)</i>	78
<i>Line Sharing(Benchmark)</i>	79
<i>Sub-Loop Unbundling(Diagnostic)</i>	79
<i>Line Splitting</i>	80
OP-3D - Installation Commitments Met (Percent) - Interval Zone One	81
<i>DS1(Parity)</i>	81
<i>PBX(Parity)</i>	81
<i>LIS Trunk(Parity)</i>	81
<i>UDIT DS1(Parity)</i>	82
<i>UDIT Above DS1 Level(Parity)</i>	82
<i>Dark Fiber - IOF(Diagnostic)</i>	82
<i>Unbundled Loop - 4 Wire Non-Loaded(Parity)</i>	82
<i>Unbundled Loop - DS1 Capable(Parity)</i>	83
<i>Unbundled Loop ISDN Capable(Parity)</i>	83
<i>Unbundled Loop - ADSL Qualified(Parity)</i>	83
<i>Unbundled Loop - DS3 Capable(Parity)</i>	83
<i>Qwest DSL(Parity)</i>	84
<i>Dark Fiber - Loop(Diagnostic)</i>	84
<i>Unbundled Loop Analog(Parity)</i>	85
<i>Unbundled Loop - 2 Wire Non-Loaded(Parity)</i>	85
<i>Unbundled Loop - XDSL<i>i</i>(Benchmark)</i>	85
<i>Unbundled Loop Conditioned(Benchmark)</i>	85
<i>Enhanced Extended Loops - DS0 Capable(Benchmark)</i>	86
<i>Enhanced Extended Loops - DS3 Capable(Benchmark)</i>	86
<i>Enhanced Extended Loops - DS1 Capable(Parity)</i>	87
OP-3E - Installation Commitments Met (Percent) - Interval Zone Two	88
<i>ISDN Primary(Parity)</i>	88
<i>DS0(Parity)</i>	88
<i>DS1(Parity)</i>	88
<i>PBX(Parity)</i>	88
<i>LIS Trunk(Parity)</i>	89
<i>UDIT DS1(Parity)</i>	90
<i>UDIT Above DS1 Level(Parity)</i>	90

Table of Contents

Section	Page Number
<i>Unbundled Loop - DS1 Capable(Parity)</i>	90
<i>Unbundled Loop ISDN Capable(Parity)</i>	90
<i>Unbundled Loop - ADSL Qualified(Parity)</i>	91
<i>Unbundled Loop - DS3 Capable(Parity)</i>	91
<i>Dark Fiber - Loop(Diagnostic)</i>	91
<i>Unbundled Loop Analog(Parity)</i>	92
<i>Unbundled Loop - 2 Wire Non-Loaded(Parity)</i>	92
<i>Unbundled Loop - XDSL(Benchmark)</i>	92
<i>Unbundled Loop Conditioned(Benchmark)</i>	92
<i>Enhanced Extended Loops - DS1 Capable(Parity)</i>	93
OP-4A - Installation Interval (Average Days) - Dispatches within MSAs	94
<i>Residence(Parity)</i>	94
<i>Business(Parity)</i>	94
<i>Qwest DSL(Parity)</i>	94
<i>UNE - P (POTS)(Parity)</i>	94
<i>UNE P (Centrex)(Parity)</i>	95
<i>UNE P (Centrex 21)(Parity)</i>	95
<i>Line Sharing(Benchmark)</i>	96
<i>Line Splitting</i>	97
OP-4B - Installation Interval (Average Days) - Dispatches outside MSAs	98
<i>Residence(Parity)</i>	98
<i>Business(Parity)</i>	98
<i>Qwest DSL(Parity)</i>	98
<i>UNE - P (POTS)(Parity)</i>	98
<i>Sub-Loop Unbundling(Diagnostic)</i>	99
OP-4C - Installation Interval (Average Days) - No dispatches	100
<i>Residence(Parity)</i>	100
<i>Business(Parity)</i>	100
<i>PBX(Parity)</i>	100
<i>Qwest DSL(Parity)</i>	100
<i>UNE - P (POTS)(Parity)</i>	101
<i>UNE P (Centrex)(Parity)</i>	101
<i>UNE P (Centrex 21)(Parity)</i>	101
<i>Line Sharing(Benchmark)</i>	102
<i>Sub-Loop Unbundling(Diagnostic)</i>	102
<i>Line Splitting</i>	103
OP-4D - Installation Interval (Average Days) - Interval Zone One	104
<i>DS1(Parity)</i>	104
<i>PBX(Parity)</i>	104
<i>LIS Trunk(Parity)</i>	104
<i>UDIT DS1(Parity)</i>	105
<i>UDIT Above DS1 Level(Parity)</i>	105
<i>Dark Fiber - IOF(Diagnostic)</i>	105
<i>Unbundled Loop - 4 Wire Non-Loaded(Parity)</i>	105
<i>Unbundled Loop - DS1 Capable(Parity)</i>	106
<i>Unbundled Loop ISDN Capable(Parity)</i>	106
<i>Unbundled Loop - ADSL Qualified(Parity)</i>	106

Table of Contents

Section	Page Number
<i>Unbundled Loop - DS3 Capable(Parity)</i>	106
<i>Qwest DSL(Parity)</i>	107
<i>Dark Fiber - Loop(Diagnostic)</i>	107
<i>Unbundled Loop Analog(Parity)</i>	108
<i>Unbundled Loop - 2 Wire Non-Loaded(Parity)</i>	108
<i>Unbundled Loop - XDSLi(Benchmark)</i>	108
<i>Unbundled Loop Conditioned(Benchmark)</i>	108
<i>Enhanced Extended Loops - DS0 Capable(Diagnostic)</i>	109
<i>Enhanced Extended Loops - DS3 Capable(Diagnostic)</i>	109
<i>Enhanced Extended Loops - DS1 Capable(Parity)</i>	110
OP-4E - Installation Interval (Average Days) - Interval Zone Two	111
<i>ISDN Primary(Parity)</i>	111
<i>DS0(Parity)</i>	111
<i>DS1(Parity)</i>	111
<i>PBX(Parity)</i>	111
<i>LIS Trunk(Parity)</i>	112
<i>UDIT DS1(Parity)</i>	113
<i>UDIT Above DS1 Level(Parity)</i>	113
<i>Dark Fiber - IOF(Diagnostic)</i>	113
<i>Unbundled Loop - DS1 Capable(Parity)</i>	113
<i>Unbundled Loop ISDN Capable(Parity)</i>	114
<i>Unbundled Loop - ADSL Qualified(Parity)</i>	114
<i>Unbundled Loop - DS3 Capable(Parity)</i>	114
<i>Dark Fiber - Loop(Diagnostic)</i>	114
<i>Unbundled Loop Analog(Parity)</i>	115
<i>Unbundled Loop - 2 Wire Non-Loaded(Parity)</i>	115
<i>Unbundled Loop - XDSLi(Benchmark)</i>	115
<i>Unbundled Loop Conditioned(Benchmark)</i>	115
<i>Enhanced Extended Loops - DS3 Capable(Diagnostic)</i>	116
<i>Enhanced Extended Loops - DS1 Capable(Parity)</i>	117
OP-5A - New Service Installation Quality Reported to Repair (Percent)	118
<i>Residence(Parity)</i>	118
<i>Business(Parity)</i>	118
<i>PBX(Parity)</i>	118
<i>Qwest DSL(Parity)</i>	118
<i>UNE - P (POTS)(Parity)</i>	119
<i>UNE P (Centrex)(Parity)</i>	119
<i>UNE P (Centrex 21)(Parity)</i>	119
<i>ISDN Primary(Parity)</i>	119
<i>DS0(Parity)</i>	120
<i>DS1(Parity)</i>	120
<i>Line Sharing(Parity)</i>	120
<i>Line Splitting(Parity)</i>	120
<i>Sub-Loop Unbundling(Diagnostic)</i>	121
<i>UDIT DS1(Parity)</i>	122
<i>UDIT Above DS1 Level(Parity)</i>	122
<i>Dark Fiber - IOF(Diagnostic)</i>	122
<i>Unbundled Loop Analog(Parity)</i>	122
<i>Unbundled Loop - 2 Wire Non-Loaded(Parity)</i>	123

Table of Contents

Section	Page Number
<i>Unbundled Loop - 4 Wire Non-Loaded(Parity)</i>	123
<i>Unbundled Loop - DS1 Capable(Parity)</i>	123
<i>Unbundled Loop - XDSLi(Parity)</i>	123
<i>Unbundled Loop ISDN Capable(Parity)</i>	124
<i>Unbundled Loop - ADSL Qualified(Parity)</i>	124
<i>Unbundled Loop - DS3 Capable(Parity)</i>	124
<i>LIS Trunk(Parity)</i>	124
<i>Dark Fiber - Loop(Diagnostic)</i>	125
<i>E911(Parity)</i>	125
<i>Enhanced Extended Loops - DS1 Capable(Parity)</i>	125
<i>Enhanced Extended Loops - DS0 Capable(Diagnostic)</i>	126
<i>Enhanced Extended Loops - DS3 Capable(Diagnostic)</i>	126
OP-5B - New Service Provisioning Quality (Percent)	127
<i>Residence(Benchmark)</i>	127
<i>Business(Benchmark)</i>	127
<i>PBX(Benchmark)</i>	127
<i>Qwest DSL(Benchmark)</i>	127
<i>UNE - P (POTS)(Benchmark)</i>	128
<i>UNE P (Centrex)(Diagnostic)</i>	128
<i>UNE P (Centrex 21)(Diagnostic)</i>	128
<i>ISDN Primary(Benchmark)</i>	128
<i>DS0(Diagnostic)</i>	129
<i>DS1(Benchmark)</i>	129
<i>Line Sharing(Benchmark)</i>	130
<i>Line Splitting(Benchmark)</i>	130
<i>Sub-Loop Unbundling(Diagnostic)</i>	130
<i>Unbundled Loop Analog(Benchmark)</i>	131
<i>Unbundled Loop - 2 Wire Non-Loaded(Benchmark)</i>	131
<i>Unbundled Loop - 4 Wire Non-Loaded(Diagnostic)</i>	131
<i>Unbundled Loop - DS1 Capable(Benchmark)</i>	131
<i>Unbundled Loop - XDSLi(Benchmark)</i>	132
<i>Unbundled Loop ISDN Capable(Benchmark)</i>	132
<i>Unbundled Loop - ADSL Qualified(Benchmark)</i>	132
<i>Unbundled Loop - DS3 Capable(Benchmark)</i>	132
<i>Dark Fiber - Loop(Diagnostic)</i>	133
<i>Enhanced Extended Loops - DS0 Capable(Benchmark)</i>	134
<i>Enhanced Extended Loops - DS1 Capable(Benchmark)</i>	134
<i>Enhanced Extended Loops - DS3 Capable(Benchmark)</i>	134
OP-5T - New Service Installation Quality Total (Percent)	135
<i>Residence(Diagnostic)</i>	135
<i>Business(Diagnostic)</i>	135
<i>PBX(Diagnostic)</i>	135
<i>Qwest DSL(Diagnostic)</i>	135
<i>UNE - P (POTS)(Diagnostic)</i>	136
<i>UNE P (Centrex)(Diagnostic)</i>	136
<i>UNE P (Centrex 21)(Diagnostic)</i>	136
<i>ISDN Primary(Diagnostic)</i>	136
<i>DS0(Parity)</i>	137
<i>DS1(Diagnostic)</i>	137

Table of Contents

Section	Page Number
<i>Line Sharing(Diagnostic)</i>	138
<i>Line Splitting(Diagnostic)</i>	138
<i>Sub-Loop Unbundling(Diagnostic)</i>	138
<i>Unbundled Loop Analog(Diagnostic)</i>	139
<i>Unbundled Loop - 2 Wire Non-Loaded(Diagnostic)</i>	139
<i>Unbundled Loop - 4 Wire Non-Loaded(Diagnostic)</i>	139
<i>Unbundled Loop - DS1 Capable(Diagnostic)</i>	139
<i>Unbundled Loop - XDSLi(Diagnostic)</i>	140
<i>Unbundled Loop ISDN Capable(Diagnostic)</i>	140
<i>Unbundled Loop - ADSL Qualified(Diagnostic)</i>	140
<i>Unbundled Loop - DS3 Capable(Diagnostic)</i>	140
<i>Dark Fiber - Loop(Diagnostic)</i>	141
<i>Enhanced Extended Loops - DS0 Capable(Diagnostic)</i>	142
<i>Enhanced Extended Loops - DS1 Capable(Diagnostic)</i>	142
<i>Enhanced Extended Loops - DS3 Capable(Diagnostic)</i>	142
OP-5R - New Service Quality Multiple Report Rate (Percent)	143
<i>Residence(Diagnostic)</i>	143
<i>Business(Diagnostic)</i>	143
<i>Qwest DSL(Diagnostic)</i>	143
<i>UNE - P (POTS)(Diagnotic)</i>	143
<i>UNE P (Centrex)(Diagnotic)</i>	144
<i>ISDN Primary(Diagnostic)</i>	144
<i>Line Sharing(Diagnostic)</i>	145
<i>Line Splitting(Diagnostic)</i>	145
<i>UDIT DS1(Diagnostic)</i>	146
<i>UDIT Above DS1 Level(Diagnostic)</i>	146
<i>Unbundled Loop Analog(Diagnostic)</i>	146
<i>Unbundled Loop - 2 Wire Non-Loaded(Diagnostic)</i>	146
<i>Unbundled Loop - DS1 Capable(Diagnostic)</i>	147
<i>Unbundled Loop - XDSLi(Diagnostic)</i>	147
<i>Unbundled Loop ISDN Capable(Diagnostic)</i>	147
<i>Unbundled Loop - ADSL Qualified(Diagnostic)</i>	147
<i>LIS Trunk(Diagnostic)</i>	148
<i>Dark Fiber - Loop(Diagnostic)</i>	148
OP-5R - New Srevice Quality Multiple Report Rate (Percent)	149
<i>Enhanced Extended Loops - DS0 Capable(Diagnostic)</i>	149
<i>Enhanced Extended Loops - DS1 Capable(Diagnostic)</i>	149
OP-6A-1 - Delayed Days for Non-Facility Reasons (Average Days) - Dispatches within MSAs	150
<i>Residence(Parity)</i>	150
<i>Qwest DSL(Parity)</i>	150
<i>UNE - P (POTS)(Parity)</i>	150
<i>UNE P (Centrex)(Parity)</i>	150
<i>Line Sharing(Parity)</i>	151
<i>Line Splitting(Parity)</i>	151
OP-6A-2 - Delayed Days for Non-Facility Reasons (Average Days) - Dispatches outside MSAs	152
<i>Residence(Parity)</i>	152
<i>Qwest DSL(Parity)</i>	152

Table of Contents

Section	Page Number
<i>UNE - P (POTS)(Parity)</i>	152
OP-6A-3 - Delayed Days for Non-Facility Reasons (Average Days) - No dispatches	153
<i>Residence(Parity)</i>	153
<i>Business(Parity)</i>	153
<i>Qwest DSL(Parity)</i>	153
<i>UNE - P (POTS)(Parity)</i>	153
<i>Line Sharing(Parity)</i>	154
OP-6A-4 - Delayed Days for Non-Facility Reasons (Average Days) - Interval Zone One	155
<i>LIS Trunk(Parity)</i>	155
<i>Unbundled Loop Analog(Parity)</i>	156
<i>Unbundled Loop - 2 Wire Non-Loaded(Parity)</i>	156
<i>Unbundled Loop - DS1 Capable(Parity)</i>	156
<i>Unbundled Loop ISDN Capable(Parity)</i>	156
<i>Unbundled Loop - ADSL Qualified(Parity)</i>	157
<i>Enhanced Extended Loops - DS0 Capable(Diagnostic)</i>	158
<i>Enhanced Extended Loops - DS3 Capable(Diagnostic)</i>	158
<i>Enhanced Extended Loops - DS1 Capable(Parity)</i>	159
OP-6A-5 - Delayed Days for Non-Facility Reasons (Average Days) - Interval Zone Two	160
<i>ISDN Primary(Parity)</i>	160
<i>PBX(Parity)</i>	160
<i>LIS Trunk(Parity)</i>	160
<i>UDIT DS1(Parity)</i>	161
<i>UDIT Above DS1 Level(Parity)</i>	161
<i>Unbundled Loop Analog(Parity)</i>	161
<i>Unbundled Loop - 2 Wire Non-Loaded(Parity)</i>	161
<i>Unbundled Loop - DS1 Capable(Parity)</i>	162
<i>Unbundled Loop ISDN Capable(Parity)</i>	162
<i>Unbundled Loop - ADSL Qualified(Diagnostic)</i>	162
<i>Enhanced Extended Loops - DS1 Capable(Parity)</i>	163
OP-6B-1 - Delayed Days for Facility Reasons (Average Days) - Dispatches within MSAs	164
<i>Residence(Parity)</i>	164
<i>Business(Parity)</i>	164
<i>UNE - P (POTS)(Parity)</i>	164
OP-6B-2 - Delayed Days for Facility Reasons (Average Days) - Dispatches outside MSAs	165
<i>Residence(Parity)</i>	165
<i>UNE - P (POTS)(Parity)</i>	165
OP-6B-3 - Delayed Days for Facility Reasons (Average Days) - No dispatches	166
<i>Residence(Parity)</i>	166
OP-6B-4 - Delayed Days for Facility Reasons (Average Days) - Interval Zone One	167
<i>Unbundled Loop Analog(Parity)</i>	167
<i>Unbundled Loop - 2 Wire Non-Loaded(Parity)</i>	167
<i>Unbundled Loop - DS1 Capable(Parity)</i>	167
<i>Unbundled Loop ISDN Capable(Parity)</i>	167
<i>Unbundled Loop - ADSL Qualified(Parity)</i>	168

Table of Contents

Section	Page Number
OP-6B-5 - Delayed Days for Facility Reasons (Average Days) - Interval Zone Two	169
<i>ISDN Primary(Parity)</i>	169
<i>DS1(Parity)</i>	169
<i>Unbundled Loop Analog(Parity)</i>	170
<i>Unbundled Loop - 2 Wire Non-Loaded(Parity)</i>	170
<i>Unbundled Loop - DS1 Capable(Parity)</i>	170
<i>Unbundled Loop ISDN Capable(Parity)</i>	170
<i>Unbundled Loop - ADSL Qualified(Parity)</i>	171
<i>Dark Fiber - Loop(Diagnostic)</i>	171
OP-7 - Coordinated Hot Cut Interval (Hours:Minutes)	172
<i>Unbundled Loop - Analog(Diagnostic)</i>	172
<i>Unbundled Loop Other(Diagnostic)</i>	172
OP-8 - Number Portability Timeliness (Percent)	173
<i>Number Portability Timeliness(Percent)(OP-8B)(Benchmark)</i>	173
<i>Percentage of LNP Triggers Set Prior to the Frame Due Time(Percent)(OP-8C)(Benchmark)</i>	173
OP-13 - Coordinated Cuts on Time (Percent)	174
<i>Coordinated Cuts Completed on Time(Percent)Unbundled Loop - Analog(OP-13A)(Benchmark)</i>	174
<i>Coordinated Cuts Completed on Time(Percent)Unbundled Loop Other(OP-13A)(Benchmark)</i>	174
<i>Coordinated Cuts Started Without CLEC Approval(Percent)Unbundled Loop - Analog(OP-13B)(Diagnostic)</i>	174
<i>Coordinated Cuts Started Without CLEC Approval(Percent)Unbundled Loop Other(OP-13B)(Diagnostic)</i>	174
OP-15A - Interval for Pending Orders Delayed Past Due Date	175
<i>Residence(Parity)</i>	175
<i>Business(Parity)</i>	175
<i>UNE - P (POTS)(Parity)</i>	175
<i>Line Sharing(Parity)</i>	175
<i>Line Splitting(Parity)</i>	176
OP-15A - Interval for Pending Orders Delayed Past Due Date	177
<i>ISDN Primary(Parity)</i>	177
<i>DS0(Parity)</i>	177
OP-15A - Interval for Pending Orders Delayed Past Due Date	178
<i>LIS Trunk(Parity)</i>	178
<i>UDIT Above DS1 Level(Parity)</i>	178
<i>Dark Fiber - IOF(Diagnostic)</i>	178
<i>Unbundled Loop Analog(Parity)</i>	178
<i>Unbundled Loop - 2 Wire Non-Loaded(Parity)</i>	179
<i>Unbundled Loop - DS1 Capable(Parity)</i>	179
<i>Unbundled Loop ISDN Capable(Parity)</i>	179
<i>Qwest DSL(Parity)</i>	179
<i>Dark Fiber - Loop(Diagnostic)</i>	180
<i>Enhanced Extended Loops (EELs)(Diagnostic)</i>	181
OP-15B - Count of Pending Orders Delayed for Facilities Reasons	182
<i>Residence(Diagnostic)</i>	182
<i>Business(Parity)</i>	182

Table of Contents

Section	Page Number
<i>UNE - P (POTS)(Diagnostic)</i>	182
<i>Line Sharing(Parity)</i>	182
<i>Line Splitting(Parity)</i>	183
<i>ISDN Primary(Parity)</i>	184
<i>DS0(Parity)</i>	184
<i>LIS Trunk(Diagnostic)</i>	185
<i>UDIT Above DS1 Level(Diagnostic)</i>	185
<i>Dark Fiber - IOF(Diagnostic)</i>	185
<i>Unbundled Loop Analog(Diagnostic)</i>	185
<i>Unbundled Loop - 2 Wire Non-Loaded(Diagnostic)</i>	186
<i>Unbundled Loop - DS1 Capable(Diagnostic)</i>	186
<i>Unbundled Loop ISDN Capable(Diagnostic)</i>	186
<i>Qwest DSL(Parity)</i>	186
<i>Dark Fiber - Loop(Diagnostic)</i>	187
<i>Enhanced Extended Loops (EELs)(Diagnostic)</i>	187
OP-17 - Timeliness of Disconnects associated with LNP Orders	188
<i>Timeliness of Disconnects associated with LNP Orders(Percent)(OP-17A)(Benchmark)</i>	188
<i>Timeliness of Disconnects associated with LNP Orders(Percent)(OP-17B)(Diagnostic)</i>	188
MR-2 - Calls Answered within 20 Seconds - Interconnect Repair Center (Percent)	189
<i>Calls Answered within 20 seconds - Interconnect Repair Center(Percent)(MR-2)(Diagnostic)</i>	189
MR-3A - Out of Service Cleared within 24 Hours (Percent) - Dispatches within MSAs	190
<i>Residence(Parity)</i>	190
<i>Business(Parity)</i>	190
<i>Centrex(Parity)</i>	190
<i>Centrex 21(Parity)</i>	190
<i>PBX(Parity)</i>	191
<i>UNE - P (POTS)(Parity)</i>	191
<i>UNE P (Centrex)(Parity)</i>	191
<i>UNE P (Centrex 21)(Parity)</i>	191
<i>Line Sharing(Parity)</i>	192
<i>Line Splitting(Parity)</i>	192
MR-3B - Out of Service Cleared within 24 Hours (Percent) - Dispatches outside MSAs	193
<i>Residence(Parity)</i>	193
<i>Business(Parity)</i>	193
<i>Centrex 21(Parity)</i>	193
<i>PBX(Parity)</i>	193
<i>UNE - P (POTS)(Parity)</i>	194
<i>UNE P (Centrex)(Parity)</i>	194
MR-3C - Out of Service Cleared within 24 Hours (Percent) - No dispatches	195
<i>Residence(Parity)</i>	195
<i>Business(Parity)</i>	195
<i>Centrex(Diagnostic)</i>	195
<i>Centrex 21(Parity)</i>	195
<i>PBX(Parity)</i>	196
<i>UNE - P (POTS)(Parity)</i>	196
<i>UNE P (Centrex)(Diagnostic)</i>	196

Table of Contents

Section	Page Number
<i>UNE P (Centrex 21)(Diagnostic)</i>	196
<i>Line Sharing(Parity)</i>	197
<i>Line Splitting(Parity)</i>	197
MR-3D - Out of Service Cleared within 24 Hours (Percent) - Interval Zone One	198
<i>Qwest DSL(Parity)</i>	198
<i>Unbundled Loop Analog(Parity)</i>	198
<i>Unbundled Loop - 2 Wire Non-Loaded(Parity)</i>	198
<i>Unbundled Loop - ADSL Qualified(Parity)</i>	198
<i>Unbundled Loop - XDSLi(Parity)</i>	199
<i>Unbundled Loop ISDN Capable(Parity)</i>	199
MR-3E - Out of Service Cleared within 24 Hours (Percent) - Interval Zone Two	200
<i>Unbundled Loop Analog(Parity)</i>	200
<i>Unbundled Loop - 2 Wire Non-Loaded(Parity)</i>	200
<i>Unbundled Loop - ADSL Qualified(Parity)</i>	200
<i>Unbundled Loop - XDSLi(Parity)</i>	200
<i>Unbundled Loop ISDN Capable(Parity)</i>	201
MR-4A - All Troubles Cleared within 48 Hours (Percent) - Dispatches within MSAs	202
<i>Residence(Parity)</i>	202
<i>Business(Parity)</i>	202
<i>Centrex(Parity)</i>	202
<i>Centrex 21(Parity)</i>	202
<i>PBX(Parity)</i>	203
<i>UNE - P (POTS)(Parity)</i>	203
<i>UNE P (Centrex)(Parity)</i>	203
<i>UNE P (Centrex 21)(Parity)</i>	203
<i>Line Sharing(Parity)</i>	204
<i>Line Splitting(Parity)</i>	204
MR-4B - All Troubles Cleared within 48 Hours (Percent) - Dispatches outside MSAs	205
<i>Residence(Parity)</i>	205
<i>Business(Parity)</i>	205
<i>Centrex 21(Parity)</i>	205
<i>PBX(Parity)</i>	205
<i>UNE - P (POTS)(Parity)</i>	206
<i>UNE P (Centrex)(Parity)</i>	206
MR-4C - All Troubles Cleared within 48 Hours (Percent) - No dispatches	207
<i>Residence(Parity)</i>	207
<i>Business(Parity)</i>	207
<i>Centrex(Diagnostic)</i>	207
<i>Centrex 21(Parity)</i>	207
<i>PBX(Parity)</i>	208
<i>UNE - P (POTS)(Parity)</i>	208
<i>UNE P (Centrex)(Diagnostic)</i>	208
<i>UNE P (Centrex 21)(Diagnostic)</i>	208
<i>Line Sharing(Parity)</i>	209
<i>Line Splitting(Parity)</i>	209

Table of Contents

Section	Page Number
MR-4D - All Troubles Cleared within 48 Hours (Percent) - Interval Zone One	210
<i>Qwest DSL(Parity)</i>	210
<i>Unbundled Loop Analog(Parity)</i>	210
<i>Unbundled Loop - 2 Wire Non-Loaded(Parity)</i>	210
<i>Unbundled Loop - ADSL Qualified(Parity)</i>	210
<i>Unbundled Loop - XDSL<i>i</i>(Parity)</i>	211
<i>Unbundled Loop ISDN Capable(Parity)</i>	211
MR-4E - All Troubles Cleared within 48 Hours (Percent) - Interval Zone Two	212
<i>Qwest DSL(Parity)</i>	212
<i>Unbundled Loop Analog(Parity)</i>	212
<i>Unbundled Loop - 2 Wire Non-Loaded(Parity)</i>	212
<i>Unbundled Loop - ADSL Qualified(Parity)</i>	212
<i>Unbundled Loop - XDSL<i>i</i>(Parity)</i>	213
<i>Unbundled Loop ISDN Capable(Parity)</i>	213
MR-5A - All Troubles Cleared within 4 Hours (Percent) - Interval Zone One	214
<i>DS0(Parity)</i>	214
<i>DS1(Parity)</i>	214
<i>DS3(Parity)</i>	214
<i>Frame Relay(Parity)</i>	214
<i>LIS Trunk(Parity)</i>	215
<i>UDIT DS1(Parity)</i>	216
<i>UDIT Above DS1 Level(Parity)</i>	216
<i>Unbundled Loop - 4 Wire Non-Loaded(Parity)</i>	216
<i>Unbundled Loop - DS1 Capable(Parity)</i>	216
<i>Unbundled Loop - DS3 Capable(Parity)</i>	217
<i>E911(Parity)</i>	217
<i>Enhanced Extended Loops - DS0 Capable(Diagnostic)</i>	218
<i>Enhanced Extended Loops - DS3 Capable(Parity)</i>	218
<i>Enhanced Extended Loops - DS1 Capable(Parity)</i>	219
MR-5B - All Troubles Cleared within 4 Hours (Percent) - Interval Zone Two	220
<i>ISDN Primary(Parity)</i>	220
<i>DS0(Parity)</i>	220
<i>DS1(Parity)</i>	220
<i>LIS Trunk(Parity)</i>	220
<i>UDIT DS1(Parity)</i>	221
<i>UDIT Above DS1 Level(Parity)</i>	221
<i>Unbundled Loop - DS1 Capable(Parity)</i>	221
<i>E911(Parity)</i>	221
<i>Enhanced Extended Loops - DS1 Capable(Parity)</i>	222
MR-6A - Mean Time to Restore (Hours:Minutes) - Dispatches within MSAs	223
<i>Residence(Parity)</i>	223
<i>Business(Parity)</i>	223
<i>Centrex(Parity)</i>	223
<i>Centrex 21(Parity)</i>	223
<i>PBX(Parity)</i>	224
<i>UNE - P (POTS)(Parity)</i>	224
<i>UNE P (Centrex)(Parity)</i>	224

Table of Contents

Section	Page Number
<i>UNE P (Centrex 21)(Parity)</i>	224
<i>Line Sharing(Parity)</i>	225
<i>Line Splitting(Parity)</i>	225
MR-6B - Mean Time to Restore (Hours:Minutes) - Dispatches outside MSAs	226
<i>Residence(Parity)</i>	226
<i>Business(Parity)</i>	226
<i>Centrex 21(Parity)</i>	226
<i>PBX(Parity)</i>	226
<i>UNE - P (POTS)(Parity)</i>	227
<i>UNE P (Centrex)(Parity)</i>	227
MR-6C - Mean Time to Restore (Hours:Minutes) - No dispatches	228
<i>Residence(Parity)</i>	228
<i>Business(Parity)</i>	228
<i>Centrex(Parity)</i>	228
<i>Centrex 21(Parity)</i>	228
<i>PBX(Parity)</i>	229
<i>UNE - P (POTS)(Parity)</i>	229
<i>UNE P (Centrex)(Parity)</i>	229
<i>UNE P (Centrex 21)(Parity)</i>	229
<i>Line Sharing(Parity)</i>	230
<i>Line Splitting(Parity)</i>	230
MR-6D - Mean Time to Restore (Hours:Minutes) - Interval Zone One	231
<i>DS0(Parity)</i>	231
<i>DS1(Parity)</i>	231
<i>DS3(Parity)</i>	231
<i>Frame Relay(Parity)</i>	231
<i>LIS Trunk(Parity)</i>	232
<i>UDIT DS1(Parity)</i>	233
<i>UDIT Above DS1 Level(Parity)</i>	233
<i>Dark Fiber - IOF(Parity)</i>	233
<i>Unbundled Loop Analog(Parity)</i>	233
<i>Unbundled Loop - 2 Wire Non-Loaded(Parity)</i>	234
<i>Unbundled Loop - 4 Wire Non-Loaded(Parity)</i>	234
<i>Unbundled Loop - DS1 Capable(Parity)</i>	234
<i>Unbundled Loop - XDSL<i>i</i>(Parity)</i>	234
<i>Unbundled Loop ISDN Capable(Parity)</i>	235
<i>Unbundled Loop - ADSL Qualified(Parity)</i>	235
<i>Unbundled Loop - DS3 Capable(Parity)</i>	235
<i>Qwest DSL(Parity)</i>	235
<i>Dark Fiber - Loop(Parity)</i>	236
<i>E911(Parity)</i>	236
<i>Enhanced Extended Loops - DS0 Capable(Diagnostic)</i>	237
<i>Enhanced Extended Loops - DS3 Capable(Parity)</i>	237
<i>Enhanced Extended Loops - DS1 Capable(Parity)</i>	238
MR-6E - Mean Time to Restore (Hours:Minutes) - Interval Zone Two	239
<i>ISDN Primary(Parity)</i>	239
<i>DS0(Parity)</i>	239

Table of Contents

Section	Page Number
<i>DS1(Parity)</i>	239
<i>LIS Trunk(Parity)</i>	239
<i>UDIT DS1(Parity)</i>	240
<i>UDIT Above DS1 Level(Parity)</i>	240
<i>Unbundled Loop Analog(Parity)</i>	240
<i>Unbundled Loop - 2 Wire Non-Loaded(Parity)</i>	240
<i>Unbundled Loop - DS1 Capable(Parity)</i>	241
<i>Unbundled Loop - XDSLi(Parity)</i>	241
<i>Unbundled Loop ISDN Capable(Parity)</i>	241
<i>Unbundled Loop - ADSL Qualified(Parity)</i>	241
<i>Qwest DSL(Parity)</i>	242
<i>E911(Parity)</i>	242
<i>Enhanced Extended Loops - DS1 Capable(Parity)</i>	243
MR-7A - Repair Repeat Report Rate (Percent) - Dispatches within MSAs	244
<i>Residence(Parity)</i>	244
<i>Business(Parity)</i>	244
<i>Centrex(Parity)</i>	244
<i>Centrex 21(Parity)</i>	244
<i>PBX(Diagnostic)</i>	245
<i>UNE - P (POTS)(Parity)</i>	245
<i>UNE P (Centrex)(Parity)</i>	245
<i>UNE P (Centrex 21)(Parity)</i>	245
<i>Line Sharing(Parity)</i>	246
<i>Line Splitting(Parity)</i>	246
MR-7B - Repair Repeat Report Rate (Percent) - Dispatches outside MSAs	247
<i>Residence(Parity)</i>	247
<i>Business(Parity)</i>	247
<i>Centrex 21(Parity)</i>	247
<i>PBX(Parity)</i>	247
<i>UNE - P (POTS)(Parity)</i>	248
<i>UNE P (Centrex)(Diagnostic)</i>	248
MR-7C - Repair Repeat Report Rate (Percent) - No dispatches	249
<i>Residence(Parity)</i>	249
<i>Business(Parity)</i>	249
<i>Centrex(Parity)</i>	249
<i>Centrex 21(Parity)</i>	249
<i>PBX(Parity)</i>	250
<i>UNE - P (POTS)(Parity)</i>	250
<i>UNE P (Centrex)(Parity)</i>	250
<i>UNE P (Centrex 21)(Parity)</i>	250
<i>Line Sharing(Parity)</i>	251
<i>Line Splitting(Parity)</i>	251
MR-7D - Repair Repeat Report Rate (Percent) - Interval Zone One	252
<i>DS0(Parity)</i>	252
<i>DS1(Parity)</i>	252
<i>DS3(Parity)</i>	252
<i>Frame Relay(Parity)</i>	252

Table of Contents

Section	Page Number
<i>LIS Trunk(Parity)</i>	253
<i>UDIT DS1(Parity)</i>	254
<i>UDIT Above DS1 Level(Parity)</i>	254
<i>Dark Fiber - IOF(Parity)</i>	254
<i>Unbundled Loop Analog(Parity)</i>	254
<i>Unbundled Loop - 2 Wire Non-Loaded(Parity)</i>	255
<i>Unbundled Loop - 4 Wire Non-Loaded(Parity)</i>	255
<i>Unbundled Loop - DS1 Capable(Parity)</i>	255
<i>Unbundled Loop - XDSLi(Parity)</i>	255
<i>Unbundled Loop ISDN Capable(Parity)</i>	256
<i>Unbundled Loop - ADSL Qualified(Parity)</i>	256
<i>Unbundled Loop - DS3 Capable(Parity)</i>	256
<i>Qwest DSL(Parity)</i>	256
<i>Dark Fiber - Loop(Parity)</i>	257
<i>E911(Parity)</i>	257
<i>Enhanced Extended Loops - DS0 Capable(Diagnostic)</i>	258
<i>Enhanced Extended Loops - DS3 Capable(Diagnostic)</i>	258
<i>Enhanced Extended Loops - DS1 Capable(Parity)</i>	259
MR-7E - Repair Repeat Report Rate (Percent) - Interval Zone Two	260
<i>ISDN Primary(Parity)</i>	260
<i>DS0(Parity)</i>	260
<i>DS1(Parity)</i>	260
<i>LIS Trunk(Parity)</i>	260
<i>UDIT DS1(Parity)</i>	261
<i>UDIT Above DS1 Level(Parity)</i>	261
<i>Unbundled Loop Analog(Parity)</i>	261
<i>Unbundled Loop - 2 Wire Non-Loaded(Parity)</i>	261
<i>Unbundled Loop - DS1 Capable(Parity)</i>	262
<i>Unbundled Loop ISDN Capable(Parity)</i>	262
<i>Unbundled Loop - ADSL Qualified(Parity)</i>	262
<i>Qwest DSL(Parity)</i>	262
<i>E911(Parity)</i>	263
<i>Enhanced Extended Loops - DS1 Capable(Parity)</i>	264
MR-8 - Trouble Rate (Percent)	265
<i>Residence(Parity)</i>	265
<i>Business(Parity)</i>	265
<i>Centrex(Parity)</i>	265
<i>Centrex 21(Parity)</i>	265
<i>PBX(Parity)</i>	266
<i>Basic Rate ISDN(Parity)</i>	266
<i>Qwest DSL(Parity)</i>	266
<i>ISDN Primary(Parity)</i>	266
<i>DS0(Parity)</i>	267
<i>DS1(Parity)</i>	267
<i>DS3(Parity)</i>	267
<i>Frame Relay(Parity)</i>	267
<i>LIS Trunk(Parity)</i>	268
<i>UNE - P (POTS)(Parity)</i>	268
<i>UNE P (Centrex)(Parity)</i>	268

Table of Contents

Section	Page Number
<i>UNE P (Centrex 21)(Parity)</i>	268
<i>Line Sharing(Parity)</i>	269
<i>Line Splitting(Parity)</i>	269
<i>Sub-Loop Unbundling(Diagnostic)</i>	270
<i>UDIT DS1(Parity)</i>	271
<i>UDIT Above DS1 Level(Parity)</i>	271
<i>Dark Fiber - IOF(Diagnostic)</i>	271
<i>Unbundled Loop Analog(Parity)</i>	271
<i>Unbundled Loop - 2 Wire Non-Loaded(Parity)</i>	272
<i>Unbundled Loop - 4 Wire Non-Loaded(Parity)</i>	272
<i>Unbundled Loop - DS1 Capable(Parity)</i>	272
<i>Unbundled Loop - XDSLi(Parity)</i>	272
<i>Unbundled Loop ISDN Capable(Parity)</i>	273
<i>Unbundled Loop - ADSL Qualified(Parity)</i>	273
<i>Unbundled Loop - DS3 Capable(Parity)</i>	273
<i>Dark Fiber - Loop(Diagnostic)</i>	273
<i>E911(Parity)</i>	274
<i>Enhanced Extended Loops - DS0 Capable(Diagnostic)</i>	275
<i>Enhanced Extended Loops - DS3 Capable(Diagnostic)</i>	275
<i>Enhanced Extended Loops - DS1 Capable(Parity)</i>	276
MR-9A - Repair Appointments Met (Percent) - Dispatches within MSAs	277
<i>Residence(Parity)</i>	277
<i>Business(Parity)</i>	277
<i>Centrex(Parity)</i>	277
<i>Centrex 21(Parity)</i>	277
<i>UNE - P (POTS)(Parity)</i>	278
MR-9B - Repair Appointments Met (Percent) - Dispatches outside MSAs	279
<i>Residence(Parity)</i>	279
<i>Business(Parity)</i>	279
<i>Centrex 21(Parity)</i>	279
<i>PBX(Parity)</i>	279
<i>UNE - P (POTS)(Parity)</i>	280
MR-9C - Repair Appointments Met (Percent) - No dispatches	281
<i>Residence(Parity)</i>	281
<i>Business(Parity)</i>	281
<i>Centrex(Parity)</i>	281
<i>Centrex 21(Parity)</i>	281
<i>UNE - P (POTS)(Parity)</i>	282
MR-10 - Customer-Related Trouble Reports (Percent)	283
<i>Residence(Parity)</i>	283
<i>Business(Parity)</i>	283
<i>Centrex(Parity)</i>	283
<i>Centrex 21(Parity)</i>	283
<i>PBX(Parity)</i>	284
<i>Qwest DSL(Parity)</i>	284
<i>ISDN Primary(Parity)</i>	284
<i>DS0(Parity)</i>	284

Table of Contents

Section	Page Number
DS1(Parity)	285
DS3(Parity)	285
Frame Relay(Parity)	285
LIS Trunk(Parity)	285
UNE - P (POTS)(Parity)	286
UNE P (Centrex)(Parity)	286
UNE P (Centrex 21)(Parity)	286
UDIT DS1(Parity)	287
UDIT Above DS1 Level(Parity)	287
Unbundled Loop Analog(Parity)	287
Unbundled Loop - 2 Wire Non-Loaded(Parity)	287
Unbundled Loop - 4 Wire Non-Loaded(Parity)	288
Unbundled Loop - DS1 Capable(Parity)	288
Unbundled Loop - XDSL i(Parity)	288
Unbundled Loop ISDN Capable(Parity)	288
Unbundled Loop - ADSL Qualified(Parity)	289
Unbundled Loop - DS3 Capable(Parity)	289
E911(Parity)	289
MR-11 - LNP Trouble Reports Cleared	290
<i>LNP Trouble Reports Cleared within 4 Hours(Percent)(MR-11A)(Benchmark)</i>	290
<i>LNP Trouble Reports Cleared within 48 Hours - All Volumes(Percent)(MR-11B)(Parity)</i>	290
BI-1 - Time to Provide Recorded Usage Records	291
<i>Time to Provide Usage Records(Whole Number)UNEs and Resale Aggregate(BI-1A)(Parity)</i>	291
<i>Time to Provide Usage Records(Percent)Jointly-provided Switched Access(BI-1B)(Benchmark)</i>	292
BI-1 - Time to Provide Recorded Usage Reports	293
<i>Time to Provide Usage Records [CAT11](Whole Number)UNEs and Resale Aggregate(BI-1C-1)(Parity)</i>	293
<i>Time to Provide Usage Records [CAT10](Whole Number)UNEs and Resale Aggregate(BI-1C-2)(Parity)</i>	294
BI-2 - Invoices Delivered within 10 Days	295
<i>Invoices Delivered within 10 Days(Percent)All(BI-2)(Diagnostic)</i>	295
BI-3 - Billing Accuracy - Adjustments for Errors	296
<i>Billing Accuracy - Adjustments for Errors(Percent)UNEs and Resale Aggregate(BI-3A)(Parity)</i>	296
<i>Billing Accuracy - Adjustments for Errors(Percent)Reciprocal Compensation(BI-3B)(Diagnostic)</i>	297
BI-4 - Billing Completeness	298
<i>Billing Completeness(Percent)UNEs and Resale Aggregate(BI-4A)(Parity)</i>	298
<i>Billing Completeness(Percent)Reciprocal Compensation(BI-4B)(Diagnostic)</i>	299
BI-5 - Billing Accuracy & Claims Processing	300
<i>Billing Accuracy & Claims Processing - Acknowledgment(Percent)All(BI-5A)(Benchmark)</i>	300
<i>Billing Accuracy & Claims Processing - Resolution(Percent)All(BI-5B)(Benchmark)</i>	300
DB-1 - Time to Update Databases	301
<i>Time to Update Databases(Hours and Minutes)E911(DB-1A)(Diagnostic)</i>	301
<i>Time to Update Databases(Whole Number)LIDB(DB-1B)(Diagnostic)</i>	301
<i>Time to Update Databases(Whole Number)Directory Listing(DB-1C-1)(Diagnostic)</i>	301

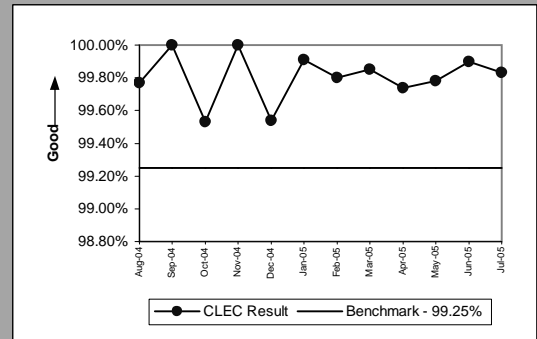
Table of Contents

Section	Page Number
DB-2 - Accurate Database Updates	302
<i>Accurate Database Updates(Percent)Directory Listing(DB-2C-1)(Diagnostic)</i>	302
NI-1 - Trunk Blocking	303
<i>Trunk Blockage to Qwest Tandem Offices(NI-1A)(Parity)</i>	303
<i>Trunk Blockage to Qwest End Offices(NI-1B)(Parity)</i>	303
<i>Trunk Blockage to Qwest Tandem Offices(Percent)(NI-1C)(Diagnostic)</i>	304
<i>Trunk Blockage to Qwest End Offices(Percent)(NI-1D)(Diagnostic)</i>	304
NP-1 - NXX Code Activation	305
<i>NXX Code Activation(Whole Number)(NP-1A)(Parity)</i>	305
CP-1 - Collocation Completion Interval (Average Days)	306
<i>Scheduled Interval 90 Calender Days or Less(CP-1A)(Benchmark)</i>	306
<i>Scheduled Interval 91 to 120 Calendar Days(CP-1B)(Benchmark)</i>	306
<i>Scheduled Interval 121 to 150 Calendar Days(CP-1C)(Benchmark)</i>	306
CP-2 - Collocations Completed within Scheduled Intervals (Percent)	307
<i>Non-Forcasted & Late Forecasted Collocations(CP-2B)(Benchmark)</i>	307
<i>Collocations with Intervals Longer than 120 Days(CP-2C)(Benchmark)</i>	307
CP-3 - Collocation Feasibility Study Interval (Average Days)	308
<i>Collocation Feasibility Study Interval(CP-3)(Benchmark)</i>	308
CP-4 - Collocation Feasibility Study Commitments Met (Percent)	309
<i>Collocation Feasibility Study Commitments Met(CP-4)(Benchmark)</i>	309

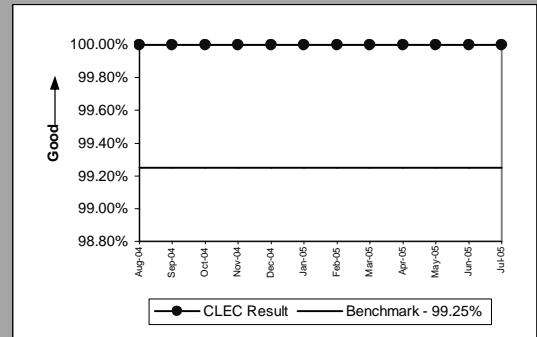
Qwest Perf Results - PID (14-State 271 PID 8.1)

GA-1 - Gateway Availability - IMA-GUI

Gateway Availability - IMA-GUI(Percent)All(GA-1)(Diagnostic)				
Date	Numerator	Denominator	CLEC Result	
Aug-04		29092	29160	99.77%
Sep-04		28800	28800	100.00%
Oct-04		28365	28500	99.53%
Nov-04		28800	28800	100.00%
Dec-04		29744	29880	99.54%
Jan-05		28955	28980	99.91%
Feb-05		26588	26640	99.80%
Mar-05		29834	29880	99.85%
Apr-05		28066	28140	99.74%
May-05		29096	29160	99.78%
Jun-05		28770	28800	99.90%
Jul-05		28931	28980	99.83%



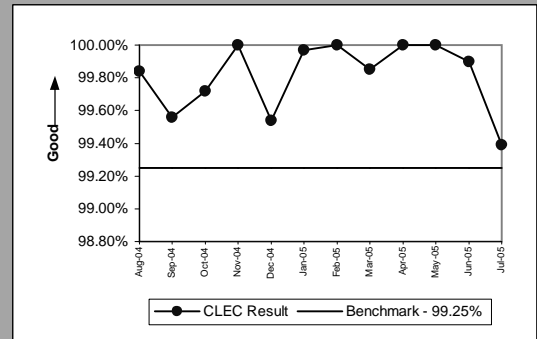
Gateway Availability - IMA-GUI(Percent)SIA(GA-1)(Diagnostic)				
Date	Numerator	Denominator	CLEC Result	
Aug-04		29160	29160	100.00%
Sep-04		28800	28800	100.00%
Oct-04		28980	28980	100.00%
Nov-04		28800	28800	100.00%
Dec-04		29880	29880	100.00%
Jan-05		28980	28980	100.00%
Feb-05		26640	26640	100.00%
Mar-05		29880	29880	100.00%
Apr-05		28620	28620	100.00%
May-05		29160	29160	100.00%
Jun-05		28800	28800	100.00%
Jul-05		28980	28980	100.00%



Qwest Perf Results - PID (14-State 271 PID 8.1)

GA-2 - Gateway Availability - IMA-EDI

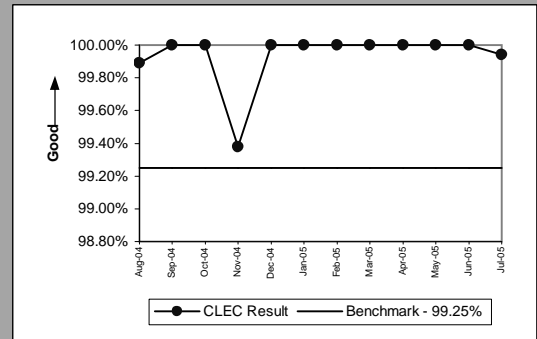
Gateway Availability - IMA-EDI(Percent)(GA-2)(Diagnostic)				
Date	Numerator	Denominator		CLEC Result
Aug-04		29114	29160	99.84%
Sep-04		28673	28800	99.56%
Oct-04		28421	28500	99.72%
Nov-04		28800	28800	100.00%
Dec-04		29744	29880	99.54%
Jan-05		28971	28980	99.97%
Feb-05		26640	26640	100.00%
Mar-05		29834	29880	99.85%
Apr-05		28140	28140	100.00%
May-05		29160	29160	100.00%
Jun-05		28770	28800	99.90%
Jul-05		28802	28980	99.39%



Qwest Perf Results - PID (14-State 271 PID 8.1)

GA-3 - Gateway Availability - EB-TA

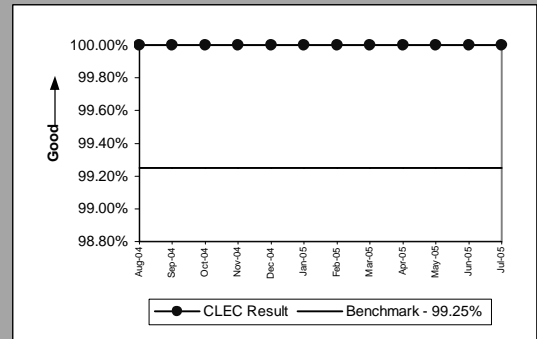
Gateway Availability - EB-TA(Percent)(GA-3)(Diagnostic)				
Date	Numerator	Denominator	CLEC Result	
Aug-04	42853	42900	99.89%	
Sep-04	41760	41760	100.00%	
Oct-04	42720	42720	100.00%	
Nov-04	41501	41760	99.38%	
Dec-04	42660	42660	100.00%	
Jan-05	42840	42840	100.00%	
Feb-05	38880	38880	100.00%	
Mar-05	43200	43200	100.00%	
Apr-05	41700	41700	100.00%	
May-05	42900	42900	100.00%	
Jun-05	41340	41340	100.00%	
Jul-05	41824	41850	99.94%	



Qwest Perf Results - PID (14-State 271 PID 8.1)

GA-4 - System Availability - EXACT

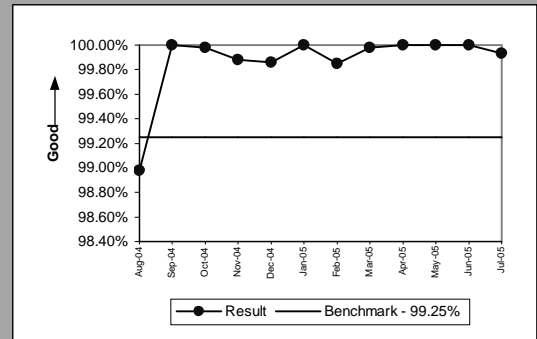
System Availability - EXACT(Percent)(GA-4)(Diagnostic)				
Date	Numerator	Denominator	CLEC Result	
Aug-04	21960	21960	100.00%	
Sep-04	21960	21960	100.00%	
Oct-04	21600	21600	100.00%	
Nov-04	21960	21960	100.00%	
Dec-04	22860	22860	100.00%	
Jan-05	21600	21600	100.00%	
Feb-05	20160	20160	100.00%	
Mar-05	22860	22860	100.00%	
Apr-05	21600	21600	100.00%	
May-05	21960	21960	100.00%	
Jun-05	21960	21960	100.00%	
Jul-05	21600	21600	100.00%	



Qwest Perf Results - PID (14-State 271 PID 8.1)

GA-6 - Gateway Availability - GUI - Repair

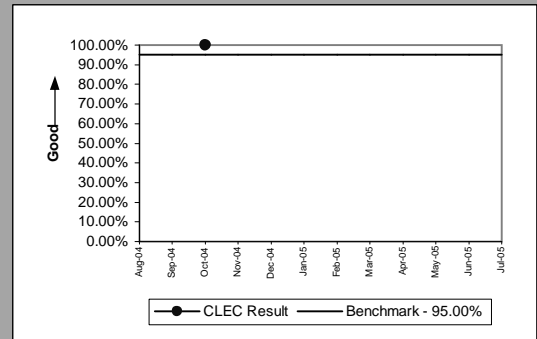
Gateway Availability - GUI - Repair(Percent)(GA-6)(Diagnostic)				
Date	Numerator	Denominator	Result	
Aug-04	38455	38850	98.98%	
Sep-04	37770	37770	100.00%	
Oct-04	38604	38610	99.98%	
Nov-04	37723	37770	99.88%	
Dec-04	38542	38595	99.86%	
Jan-05	38730	38730	100.00%	
Feb-05	35108	35160	99.85%	
Mar-05	38647	38655	99.98%	
Apr-05	37650	37650	100.00%	
May-05	38850	38850	100.00%	
Jun-05	37410	37410	100.00%	
Jul-05	37714	37740	99.93%	



Qwest Perf Results - PID (14-State 271 PID 8.1)

GA-7 - Timely Outage Resolution following Software Releases

Timely Outage Resolution following Software Releases(Percent)(GA-7)(Diagnostic)			
Date	CLEC Num	CLEC Denom	CLEC Result
Aug-04	0	0	
Sep-04	0	0	
Oct-04	1	1	100.00%
Nov-04	0	0	
Dec-04	0	0	
Jan-05	0	0	
Feb-05	0	0	
Mar-05	0	0	
Apr-05	0	0	
May-05	0	0	
Jun-05	0	0	
Jul-05	0	0	

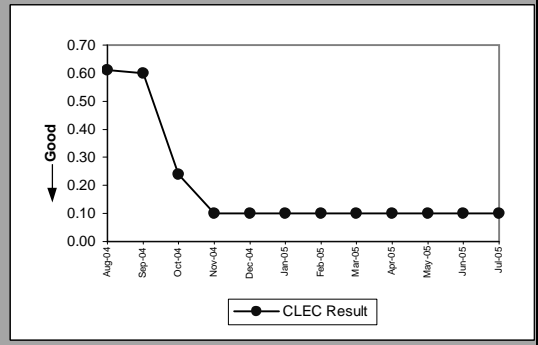


If the outage volume is less than 20 in the reporting month, the standard is 1 miss

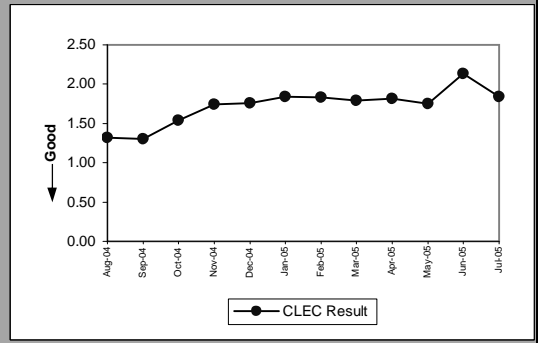
Qwest Perf Results - PID (14-State 271 PID 8.1)

PO-1 - Pre-Order/Order Response Times

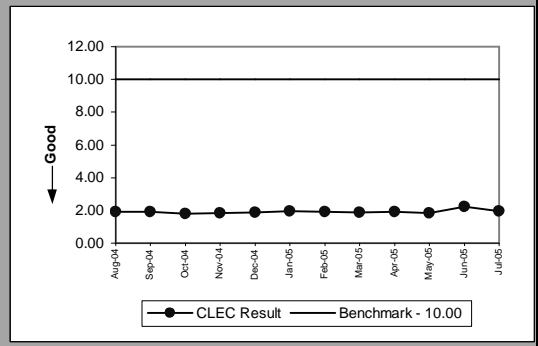
Pre-Order Response Times (Appt. Scheduler)(Whole Number)IMA Request(PO-1A-1)(Diagnostic)					
Date	Numerator	Denominator	CLEC Result	Standard Dev	
Aug-04		1540.86	2526	0.61	1.93
Sep-04		1481.40	2469	0.60	1.75
Oct-04		614.16	2559	0.24	0.88
Nov-04		267.40	2674	0.10	0.01
Dec-04		237.60	2376	0.10	0.01
Jan-05		260.70	2607	0.10	0.01
Feb-05		230.60	2306	0.10	0.01
Mar-05		252.60	2526	0.10	0.01
Apr-05		222.40	2224	0.10	0.01
May-05		257.10	2571	0.10	0.01
Jun-05		269.10	2691	0.10	0.01
Jul-05		255.90	2559	0.10	0.01



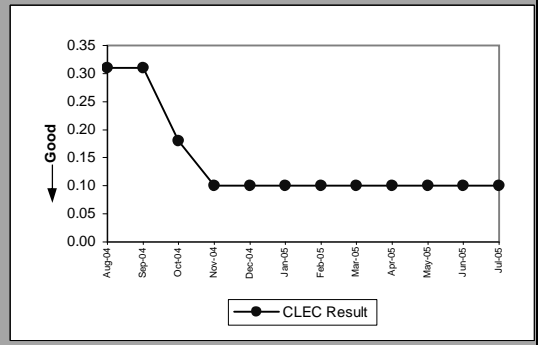
Pre-Order Response Times (Appt. Scheduler)(Whole Number)IMA Response/Accept(PO-1A-1)(Diagnostic)					
Date	Numerator	Denominator	CLEC Result	Standard Dev	
Aug-04		3334.32	2526	1.32	0.77
Sep-04		3209.70	2469	1.30	0.70
Oct-04		3940.86	2559	1.54	0.56
Nov-04		4652.76	2674	1.74	0.38
Dec-04		4181.76	2376	1.76	0.50
Jan-05		4796.88	2607	1.84	1.08
Feb-05		4219.98	2306	1.83	0.53
Mar-05		4521.54	2526	1.79	0.42
Apr-05		4047.68	2224	1.82	0.65
May-05		4499.25	2571	1.75	0.34
Jun-05		5731.83	2691	2.13	3.97
Jul-05		4708.56	2559	1.84	0.35



Pre-Order Response Times (Appt. Scheduler)(Whole Number)IMA Aggregate(PO-1A-1)(Diagnostic)					
Date	Numerator	Denominator	CLEC Result	Standard Dev	
Aug-04		4875.18	2526	1.93	
Sep-04		4691.10	2469	1.90	
Oct-04		4555.02	2559	1.78	
Nov-04		4920.16	2674	1.84	
Dec-04		4419.36	2376	1.86	
Jan-05		5057.58	2607	1.94	
Feb-05		4450.58	2306	1.93	
Mar-05		4774.14	2526	1.89	
Apr-05		4270.08	2224	1.92	
May-05		4756.35	2571	1.85	
Jun-05		6000.93	2691	2.23	
Jul-05		4964.46	2559	1.94	



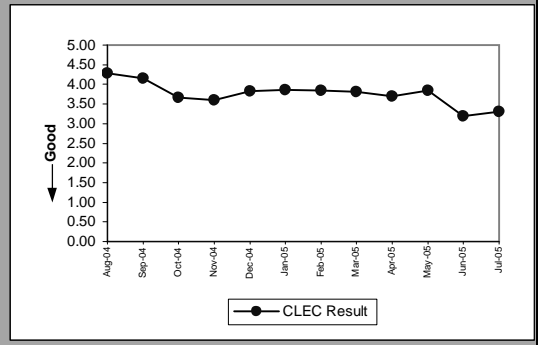
Pre-Order Response Times (Service Availability)(Whole Number)IMA Request(PO-1A-2)(Diagnostic)					
Date	Numerator	Denominator	CLEC Result	Standard Dev	
Aug-04		1477.21	4831	0.31	0.24
Sep-04		1482.44	4801	0.31	0.29
Oct-04		888.99	4875	0.18	0.11
Nov-04		527.74	5090	0.10	0.00
Dec-04		444.80	4368	0.10	0.01
Jan-05		495.34	4869	0.10	0.00
Feb-05		448.30	4367	0.10	0.00
Mar-05		503.04	4933	0.10	0.01
Apr-05		425.44	4168	0.10	0.01
May-05		496.78	4868	0.10	0.00
Jun-05		506.94	4968	0.10	0.01
Jul-05		496.86	4915	0.10	0.00



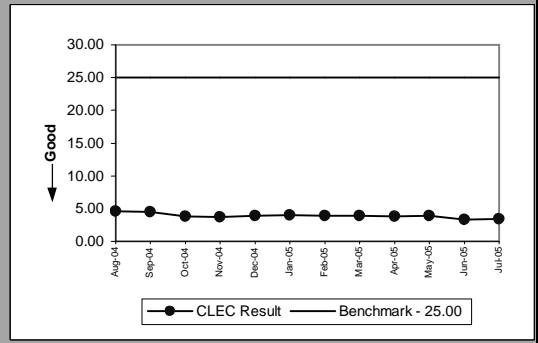
Qwest Perf Results - PID (14-State 271 PID 8.1)

PO-1 - Pre-Order/Order Response Times

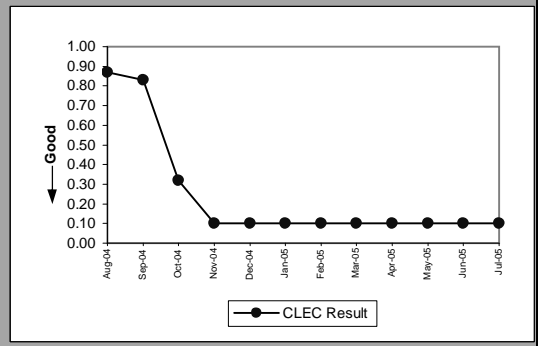
Pre-Order Response Times (Service Availability)(Whole Number)IMA Response(PO-1A-2)(Diagnostic)					
Date	Numerator	Denominator	CLEC Result	Standard Dev	
Aug-04	20732.58	4831	4.29	4.53	
Sep-04	19913.35	4801	4.15	4.63	
Oct-04	17862.78	4875	3.66	4.29	
Nov-04	18330.21	5090	3.60	4.36	
Dec-04	16701.07	4368	3.82	4.36	
Jan-05	18813.83	4869	3.86	4.65	
Feb-05	16785.90	4367	3.84	5.41	
Mar-05	18787.22	4933	3.81	5.42	
Apr-05	15435.70	4168	3.70	5.12	
May-05	18729.81	4868	3.85	5.52	
Jun-05	15836.12	4968	3.19	4.13	
Jul-05	16258.22	4915	3.31	4.22	



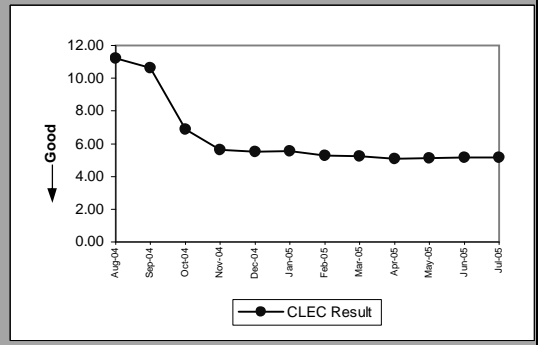
Pre-Order Response Times (Service Availability)(Whole Number)IMA Aggregate(PO-1A-2)(Diagnostic)					
Date	Numerator	Denominator	CLEC Result	Standard Dev	
Aug-04	22209.79	4831	4.60	4.60	
Sep-04	21395.79	4801	4.46	4.46	
Oct-04	18751.77	4875	3.85	3.85	
Nov-04	18857.95	5090	3.70	3.70	
Dec-04	17145.87	4368	3.93	3.93	
Jan-05	19309.17	4869	3.97	3.97	
Feb-05	17234.20	4367	3.95	3.95	
Mar-05	19290.26	4933	3.91	3.91	
Apr-05	15861.14	4168	3.81	3.81	
May-05	19226.59	4868	3.95	3.95	
Jun-05	16343.06	4968	3.29	3.29	
Jul-05	16755.08	4915	3.41	3.41	



Pre-Order Response Times (Facility Check)(Whole Number)IMA Request(PO-1A-3)(Diagnostic)					
Date	Numerator	Denominator	CLEC Result	Standard Dev	
Aug-04	896.97	1031	0.87	2.52	
Sep-04	880.63	1061	0.83	2.42	
Oct-04	324.48	1014	0.32	1.29	
Nov-04	113.10	1131	0.10	0.01	
Dec-04	100.30	1003	0.10	0.01	
Jan-05	107.70	1077	0.10	0.01	
Feb-05	92.10	921	0.10	0.00	
Mar-05	106.90	1069	0.10	0.01	
Apr-05	90.90	909	0.10	0.01	
May-05	106.90	1069	0.10	0.01	
Jun-05	117.20	1172	0.10	0.01	
Jul-05	106.40	1064	0.10	0.01	



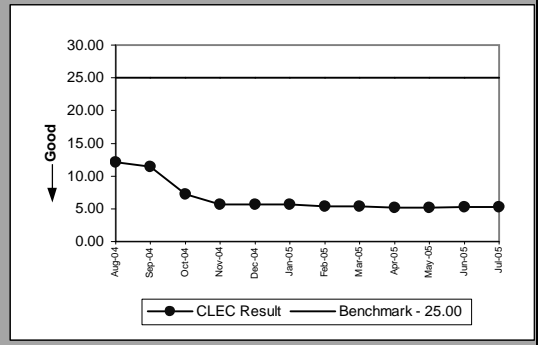
Pre-Order Response Times (Facility Check)(Whole Number)IMA Response(PO-1A-3)(Diagnostic)					
Date	Numerator	Denominator	CLEC Result	Standard Dev	
Aug-04	11557.51	1031	11.21	4.19	
Sep-04	11289.04	1061	10.64	2.33	
Oct-04	6986.46	1014	6.89	3.34	
Nov-04	6344.91	1131	5.61	2.69	
Dec-04	5546.59	1003	5.53	2.82	
Jan-05	5977.35	1077	5.55	2.42	
Feb-05	4872.09	921	5.29	2.31	
Mar-05	5601.56	1069	5.24	2.43	
Apr-05	4617.72	909	5.08	2.27	
May-05	5462.59	1069	5.11	1.95	
Jun-05	6035.80	1172	5.15	1.88	
Jul-05	5490.24	1064	5.16	2.04	



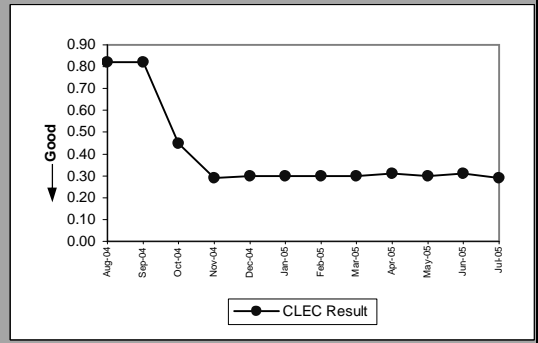
Qwest Perf Results - PID (14-State 271 PID 8.1)

PO-1 - Pre-Order/Order Response Times

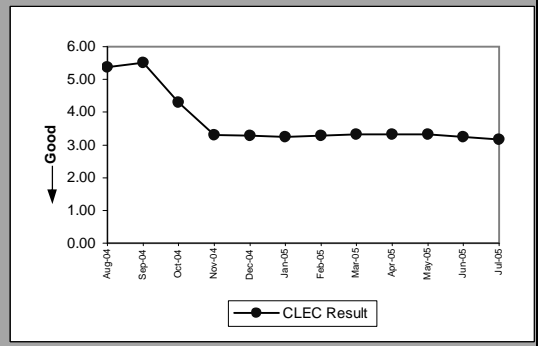
Pre-Order Response Times (Facility Check)(Whole Number)IMA Aggregate(PO-1A-3)(Diagnostic)					
Date	Numerator	Denominator	CLEC Result	Standard Dev	
Aug-04	12454.48	1031	12.08		
Sep-04	12169.67	1061	11.47		
Oct-04	7310.94	1014	7.21		
Nov-04	6458.01	1131	5.71		
Dec-04	5646.89	1003	5.63		
Jan-05	6085.05	1077	5.65		
Feb-05	4964.19	921	5.39		
Mar-05	5708.46	1069	5.34		
Apr-05	4708.62	909	5.18		
May-05	5569.49	1069	5.21		
Jun-05	6153	1172	5.25		
Jul-05	5596.64	1064	5.26		



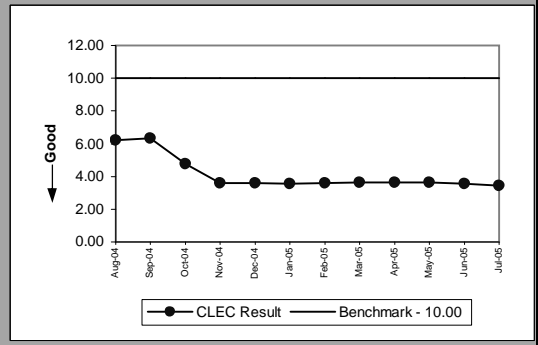
Pre-Order Response Times (Address Validation)(Whole Number)IMA Request(PO-1A-4)(Diagnostic)					
Date	Numerator	Denominator	CLEC Result	Standard Dev	
Aug-04	6954.17	8458	0.82	0.82	2.94
Sep-04	6818.33	8347	0.82	0.82	2.78
Oct-04	3765.88	8298	0.45	0.45	1.67
Nov-04	2611.23	8960	0.29	0.29	0.33
Dec-04	2347.38	7731	0.30	0.30	0.36
Jan-05	2616.85	8620	0.30	0.30	0.36
Feb-05	2269.19	7496	0.30	0.30	0.35
Mar-05	2544.40	8478	0.30	0.30	0.35
Apr-05	2086.31	6835	0.31	0.31	0.34
May-05	2319.45	7631	0.30	0.30	0.33
Jun-05	2361.94	7729	0.31	0.31	0.31
Jul-05	2280.21	7867	0.29	0.29	0.32



Pre-Order Response Times (Address Validation)(Whole Number)IMA Response(PO-1A-4)(Diagnostic)					
Date	Numerator	Denominator	CLEC Result	Standard Dev	
Aug-04	45536.31	8458	5.38	5.38	3.38
Sep-04	46098.63	8347	5.52	5.52	3.41
Oct-04	35638.15	8298	4.29	4.29	2.64
Nov-04	29657.66	8960	3.31	3.31	1.41
Dec-04	25357.53	7731	3.28	3.28	1.32
Jan-05	28011.49	8620	3.25	3.25	1.43
Feb-05	24561.80	7496	3.28	3.28	1.29
Mar-05	28138.01	8478	3.32	3.32	1.65
Apr-05	22673.03	6835	3.32	3.32	1.47
May-05	25355.52	7631	3.32	3.32	1.34
Jun-05	25005.46	7729	3.24	3.24	1.30
Jul-05	24897.83	7867	3.16	3.16	1.16

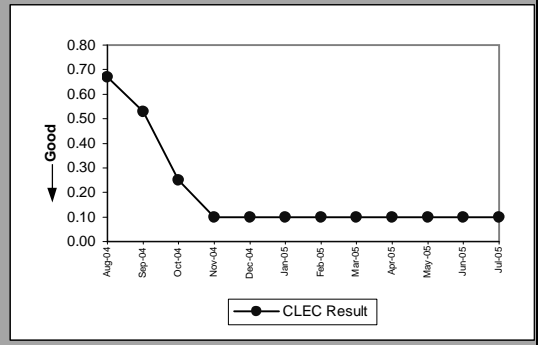


Pre-Order Response Times (Address Validation)(Whole Number)IMA Aggregate(PO-1A-4)(Diagnostic)					
Date	Numerator	Denominator	CLEC Result	Standard Dev	
Aug-04	52490.48	8458	6.21	6.21	
Sep-04	52916.96	8347	6.34	6.34	
Oct-04	39404.03	8298	4.75	4.75	
Nov-04	32268.89	8960	3.60	3.60	
Dec-04	27704.91	7731	3.58	3.58	
Jan-05	30628.34	8620	3.55	3.55	
Feb-05	26830.99	7496	3.58	3.58	
Mar-05	30682.41	8478	3.62	3.62	
Apr-05	24759.34	6835	3.62	3.62	
May-05	27674.97	7631	3.63	3.63	
Jun-05	27367.40	7729	3.54	3.54	
Jul-05	27178.04	7867	3.45	3.45	

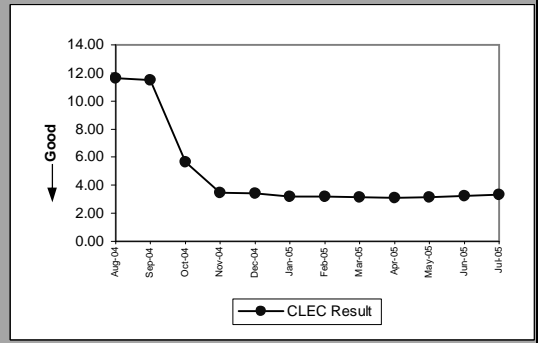


PO-1 - Pre-Order/Order Response Times

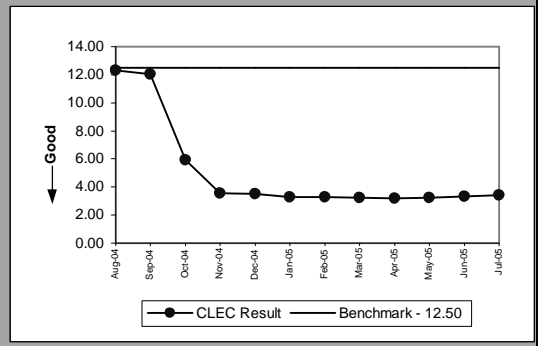
Pre-Order Response Times (Get CSR)(Whole Number)IMA Request(PO-1A-5)(Diagnostic)					
Date	Numerator	Denominator	CLEC Result	Standard Dev	
Aug-04	720.93	1070	0.67	2.01	
Sep-04	585.32	1097	0.53	1.67	
Oct-04	270.28	1072	0.25	0.95	
Nov-04	115.37	1129	0.10	0.00	
Dec-04	101.53	996	0.10	0.01	
Jan-05	112.83	1105	0.10	0.00	
Feb-05	94.04	922	0.10	0.00	
Mar-05	110.44	1083	0.10	0.00	
Apr-05	93.33	917	0.10	0.00	
May-05	109.76	1082	0.10	0.00	
Jun-05	118.74	1161	0.10	0.01	
Jul-05	101.73	1059	0.10	0.00	



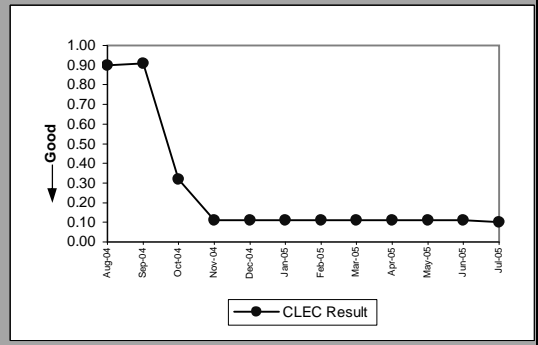
Pre-Order Response Times (Get CSR)(Whole Number)IMA Response(PO-1A-5)(Diagnostic)					
Date	Numerator	Denominator	CLEC Result	Standard Dev	
Aug-04	12457.21	1070	11.64	1.64	
Sep-04	12611.59	1097	11.50	1.64	
Oct-04	6081.52	1072	5.67	4.17	
Nov-04	3919.22	1129	3.47	2.14	
Dec-04	3383.13	996	3.40	2.53	
Jan-05	3520.76	1105	3.19	1.47	
Feb-05	2932.54	922	3.18	1.94	
Mar-05	3397.97	1083	3.14	2.03	
Apr-05	2850.27	917	3.11	1.84	
May-05	3414.58	1082	3.16	2.24	
Jun-05	3739.71	1161	3.22	1.54	
Jul-05	3503.31	1059	3.31	5.47	



Pre-Order Response Times (Get CSR)(Whole Number)IMA Aggregate(PO-1A-5)(Diagnostic)					
Date	Numerator	Denominator	CLEC Result	Standard Dev	
Aug-04	13178.14	1070	12.32		
Sep-04	13196.91	1097	12.03		
Oct-04	6351.80	1072	5.93		
Nov-04	4034.59	1129	3.57		
Dec-04	3484.66	996	3.50		
Jan-05	3633.59	1105	3.29		
Feb-05	3026.58	922	3.28		
Mar-05	3508.41	1083	3.24		
Apr-05	2943.60	917	3.21		
May-05	3524.34	1082	3.26		
Jun-05	3858.45	1161	3.32		
Jul-05	3605.04	1059	3.40		



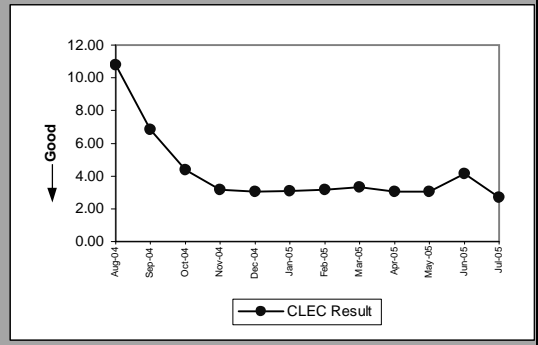
Pre-Order Response Times (TN Reservation)(Whole Number)IMA Request(PO-1A-6)(Diagnostic)					
Date	Numerator	Denominator	CLEC Result	Standard Dev	
Aug-04	1512.39	1687	0.90	2.58	
Sep-04	1544.12	1695	0.91	2.50	
Oct-04	529.21	1678	0.32	1.30	
Nov-04	197.09	1767	0.11	0.01	
Dec-04	172.48	1553	0.11	0.01	
Jan-05	190.37	1709	0.11	0.01	
Feb-05	164.04	1472	0.11	0.01	
Mar-05	187.73	1692	0.11	0.01	
Apr-05	162.70	1454	0.11	0.01	
May-05	182.61	1661	0.11	0.01	
Jun-05	195.76	1762	0.11	0.01	
Jul-05	164	1647	0.10	0.01	



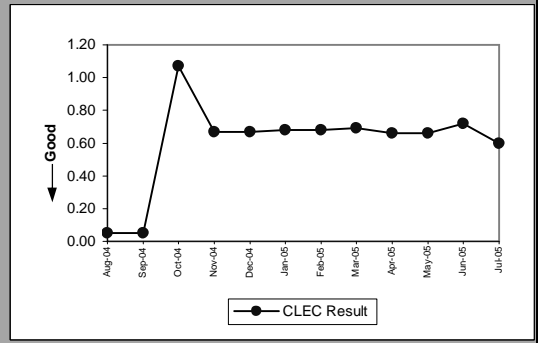
Qwest Perf Results - PID (14-State 271 PID 8.1)

PO-1 - Pre-Order/Order Response Times

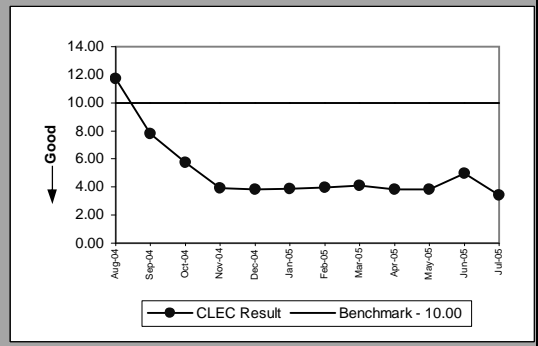
Pre-Order Response Times (TN Reservation)(Whole Number)IMA Response(PO-1A-6)(Diagnostic)					
Date	Numerator	Denominator	CLEC Result	Standard Dev	
Aug-04	18161.14	1687	10.77	2.10	
Sep-04	11603.90	1695	6.85	5.25	
Oct-04	7318.12	1678	4.36	3.77	
Nov-04	5569.48	1767	3.15	1.01	
Dec-04	4725.63	1553	3.04	0.81	
Jan-05	5301.31	1709	3.10	0.73	
Feb-05	4674.36	1472	3.18	0.69	
Mar-05	5624.29	1692	3.32	2.17	
Apr-05	4422.26	1454	3.04	0.82	
May-05	5059.90	1661	3.05	2.13	
Jun-05	7282.71	1762	4.13	6.20	
Jul-05	4462.41	1647	2.71	0.82	



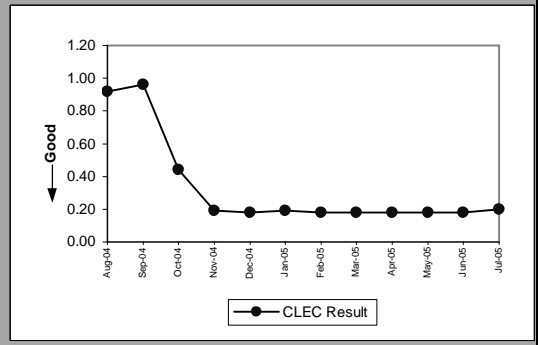
Pre-Order Response Times (TN Reservation)(Whole Number)IMA Accept(PO-1A-6)(Diagnostic)					
Date	Numerator	Denominator	CLEC Result	Standard Dev	
Aug-04	86.28	1687	0.05	0.22	
Sep-04	88.13	1695	0.05	0.18	
Oct-04	1799.88	1678	1.07	0.97	
Nov-04	1192.15	1767	0.67	0.16	
Dec-04	1041.27	1553	0.67	0.12	
Jan-05	1161.28	1709	0.68	0.15	
Feb-05	1007.71	1472	0.68	0.25	
Mar-05	1162.82	1692	0.69	0.23	
Apr-05	952.54	1454	0.66	0.25	
May-05	1088.30	1661	0.66	0.13	
Jun-05	1270.12	1762	0.72	2.02	
Jul-05	986.10	1647	0.60	0.10	



Pre-Order Response Times (TN Reservation)(Whole Number)IMA Aggregate(PO-1A-6)(Diagnostic)					
Date	Numerator	Denominator	CLEC Result	Standard Dev	
Aug-04	19759.81	1687	11.71		
Sep-04	13236.15	1695	7.81		
Oct-04	9647.21	1678	5.75		
Nov-04	6958.72	1767	3.94		
Dec-04	5939.38	1553	3.82		
Jan-05	6652.96	1709	3.89		
Feb-05	5846.11	1472	3.97		
Mar-05	6974.84	1692	4.12		
Apr-05	5537.50	1454	3.81		
May-05	6330.81	1661	3.81		
Jun-05	8748.59	1762	4.97		
Jul-05	5612.51	1647	3.41		



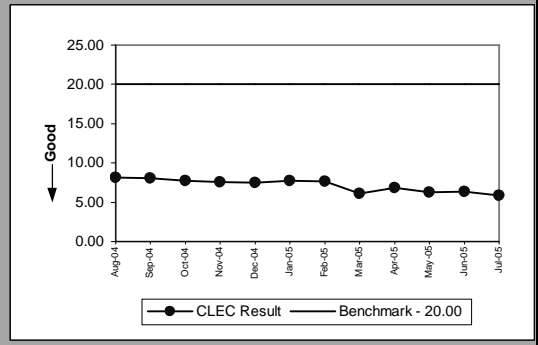
Pre-Order Response Times (Loop Qualification Tools)(Whole Number)IMA Request(PO-1A-7)(Diagnostic)					
Date	Numerator	Denominator	CLEC Result	Standard Dev	
Aug-04	6002.01	6518	0.92	1.50	
Sep-04	5834.28	6066	0.96	1.58	
Oct-04	2854.38	6452	0.44	0.90	
Nov-04	1315.45	7108	0.19	0.05	
Dec-04	1096.31	5931	0.18	0.05	
Jan-05	1231.27	6650	0.19	0.05	
Feb-05	1066.99	5940	0.18	0.05	
Mar-05	1221.55	6812	0.18	0.05	
Apr-05	1026.06	5700	0.18	0.05	
May-05	1135.77	6324	0.18	0.05	
Jun-05	1163.70	6458	0.18	0.05	
Jul-05	1290.27	6506	0.20	0.05	



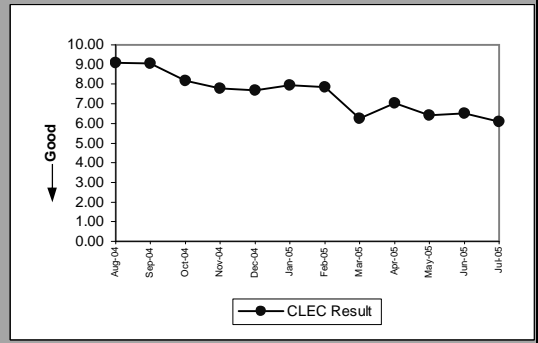
Qwest Perf Results - PID (14-State 271 PID 8.1)

PO-1 - Pre-Order/Order Response Times

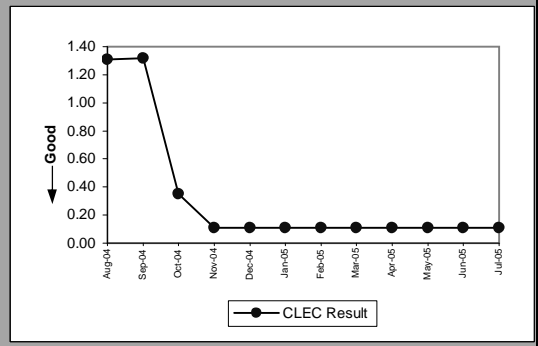
Pre-Order Response Times (Loop Qualification Tools)(Whole Number)IMA Response(PO-1A-7)(Diagnostic)					
Date	Numerator	Denominator	CLEC Result	Standard Dev	
Aug-04		53265.30	6518	8.17	7.95
Sep-04		49040.98	6066	8.08	8.28
Oct-04		49860.67	6452	7.73	7.80
Nov-04		53890.28	7108	7.58	7.35
Dec-04		44454.17	5931	7.50	7.79
Jan-05		51614.11	6650	7.76	7.22
Feb-05		45500.27	5940	7.66	7.04
Mar-05		41512.09	6812	6.09	6.50
Apr-05		38962.75	5700	6.84	7.08
May-05		39557.91	6324	6.26	6.24
Jun-05		40944.69	6458	6.34	7.07
Jul-05		38365.75	6506	5.90	7.21



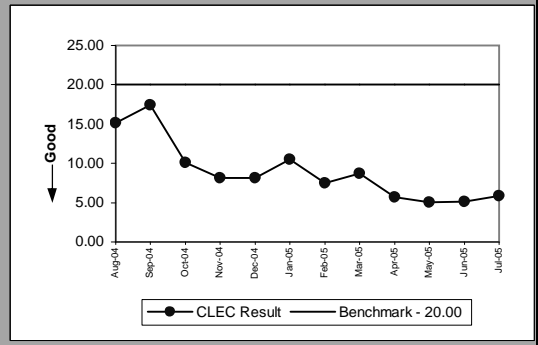
Pre-Order Response Times (Loop Qualification Tools)(Whole Number)IMA Aggregate(PO-1A-7)(Diagnostic)					
Date	Numerator	Denominator	CLEC Result	Standard Dev	
Aug-04		59267.31	6518	9.09	
Sep-04		54875.26	6066	9.05	
Oct-04		52715.05	6452	8.17	
Nov-04		55205.73	7108	7.77	
Dec-04		45550.48	5931	7.68	
Jan-05		52845.38	6650	7.95	
Feb-05		46567.26	5940	7.84	
Mar-05		42733.64	6812	6.27	
Apr-05		39988.81	5700	7.02	
May-05		40693.68	6324	6.43	
Jun-05		42108.39	6458	6.52	
Jul-05		39656.02	6506	6.10	



Pre-Order Response Times (Resale of Qwest DSL Qualification)(Whole Number)IMA Request(PO-1A-8)(Diagnostic)					
Date	Numerator	Denominator	CLEC Result	Standard Dev	
Aug-04		772.90	590	1.31	3.26
Sep-04		724.68	549	1.32	3.11
Oct-04		192.50	550	0.35	1.45
Nov-04		66	600	0.11	0.01
Dec-04		55.44	504	0.11	0.01
Jan-05		63.91	581	0.11	0.01
Feb-05		55.44	504	0.11	0.01
Mar-05		66.33	603	0.11	0.01
Apr-05		53.35	485	0.11	0.01
May-05		61.27	557	0.11	0.01
Jun-05		59.51	541	0.11	0.01
Jul-05		61.49	559	0.11	0.01



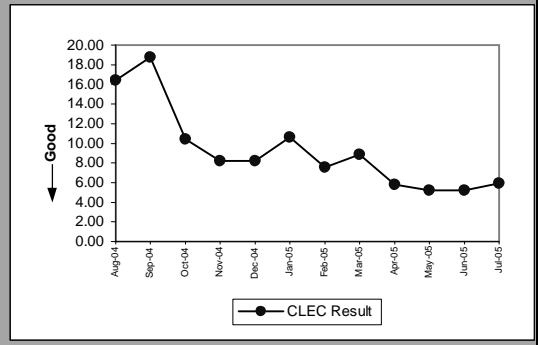
Pre-Order Response Times (Resale of Qwest DSL Qualification)(Whole Number)IMA Response(PO-1A-8)(Diagnostic)					
Date	Numerator	Denominator	CLEC Result	Standard Dev	
Aug-04		8914.90	590	15.11	15.31
Sep-04		9563.58	549	17.42	18.97
Oct-04		5555	550	10.10	12.29
Nov-04		4878	600	8.13	10.88
Dec-04		4092.48	504	8.12	8.39
Jan-05		6100.50	581	10.50	14.45
Feb-05		3759.84	504	7.46	7.73
Mar-05		5258.16	603	8.72	13.20
Apr-05		2764.50	485	5.70	7.30
May-05		2829.56	557	5.08	1.55
Jun-05		2759.10	541	5.10	1.32
Jul-05		3264.56	559	5.84	1.95



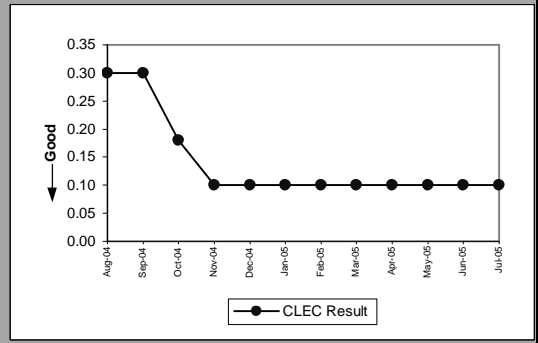
Qwest Perf Results - PID (14-State 271 PID 8.1)

PO-1 - Pre-Order/Order Response Times

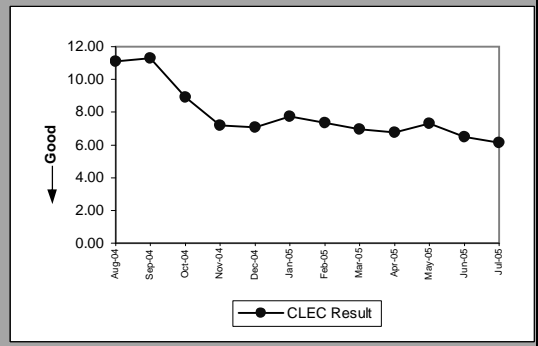
Pre-Order Response Times (Resale of Qwest DSL Qualification)(Whole Number)IMA Aggregate(PO-1A-8)(Diagnostic)					
Date	Numerator	Denominator	CLEC Result	Standard Dev	
Aug-04		9687.80	590	16.42	
Sep-04		10288.26	549	18.74	
Oct-04		5747.50	550	10.45	
Nov-04		4944	600	8.24	
Dec-04		4147.92	504	8.23	
Jan-05		6164.41	581	10.61	
Feb-05		3815.28	504	7.57	
Mar-05		5324.49	603	8.83	
Apr-05		2817.85	485	5.81	
May-05		2890.83	557	5.19	
Jun-05		2818.61	541	5.21	
Jul-05		3326.05	559	5.95	



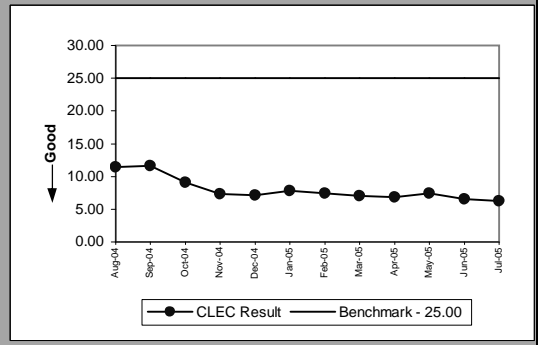
Pre-Order Response Times (Connecting Facility Assignment)(Whole Number)IMA Request(PO-1A-9)(Diagnostic)					
Date	Numerator	Denominator	CLEC Result	Standard Dev	
Aug-04	231.65	769	0.30	0.30	0.02
Sep-04	237.43	783	0.30	0.30	0.01
Oct-04	148.17	803	0.18	0.18	0.10
Nov-04	78.51	774	0.10	0.10	0.00
Dec-04	72.24	711	0.10	0.10	0.00
Jan-05	77.11	760	0.10	0.10	0.00
Feb-05	72.26	711	0.10	0.10	0.00
Mar-05	78.99	772	0.10	0.10	0.01
Apr-05	65.36	643	0.10	0.10	0.00
May-05	78.47	772	0.10	0.10	0.00
Jun-05	79.63	786	0.10	0.10	0.00
Jul-05	78.70	778	0.10	0.10	0.00



Pre-Order Response Times (Connecting Facility Assignment)(Whole Number)IMA Response(PO-1A-9)(Diagnostic)					
Date	Numerator	Denominator	CLEC Result	Standard Dev	
Aug-04	8549.80	769	11.12	11.12	4.74
Sep-04	8854.08	783	11.31	11.31	5.66
Oct-04	7169.64	803	8.93	8.93	5.65
Nov-04	5580.05	774	7.21	7.21	5.61
Dec-04	5022.95	711	7.06	7.06	4.45
Jan-05	5877.91	760	7.73	7.73	7.43
Feb-05	5235.78	711	7.36	7.36	5.57
Mar-05	5380.34	772	6.97	6.97	4.64
Apr-05	4354.76	643	6.77	6.77	4.21
May-05	5625.83	772	7.29	7.29	6.53
Jun-05	5096.20	786	6.48	6.48	3.50
Jul-05	4780.15	778	6.14	6.14	4.69



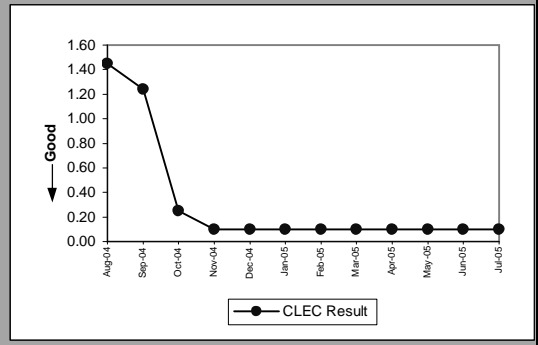
Pre-Order Response Times (Connecting Facility Assignment)(Whole Number)IMA Aggregate(PO-1A-9)(Diagnostic)					
Date	Numerator	Denominator	CLEC Result	Standard Dev	
Aug-04	8781.45	769	11.42	11.42	
Sep-04	9091.51	783	11.61	11.61	
Oct-04	7317.81	803	9.11	9.11	
Nov-04	5658.56	774	7.31	7.31	
Dec-04	5095.19	711	7.17	7.17	
Jan-05	5955.02	760	7.84	7.84	
Feb-05	5308.04	711	7.47	7.47	
Mar-05	5459.33	772	7.07	7.07	
Apr-05	4420.12	643	6.87	6.87	
May-05	5704.30	772	7.39	7.39	
Jun-05	5175.83	786	6.59	6.59	
Jul-05	4858.85	778	6.25	6.25	



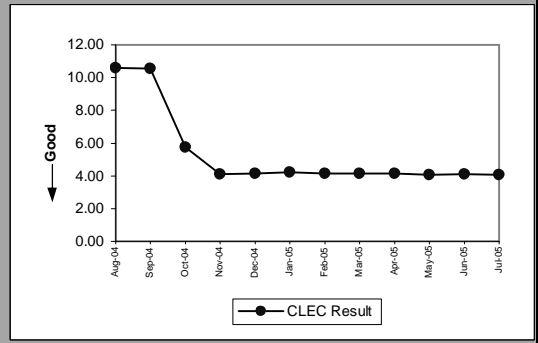
Qwest Perf Results - PID (14-State 271 PID 8.1)

PO-1 - Pre-Order/Order Response Times

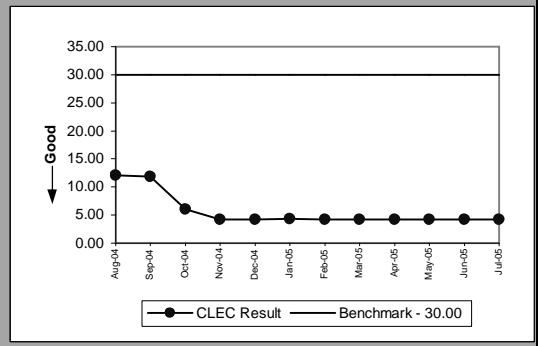
Pre-Order Response Times (Meet Point Inquiry)(Whole Number)IMA Request(PO-1A-10)(Diagnostic)					
Date	Numerator	Denominator	CLEC Result	Standard Dev	
Aug-04	631.65	437	1.45	3.54	
Sep-04	525.60	424	1.24	3.09	
Oct-04	131.68	535	0.25	1	
Nov-04	63.37	616	0.10	0.00	
Dec-04	52.77	512	0.10	0.01	
Jan-05	56.42	552	0.10	0.00	
Feb-05	53.56	522	0.10	0.00	
Mar-05	59.52	579	0.10	0.00	
Apr-05	47.02	462	0.10	0.00	
May-05	56.54	553	0.10	0.00	
Jun-05	59.04	577	0.10	0.01	
Jul-05	59.83	587	0.10	0.00	



Pre-Order Response Times (Meet Point Inquiry)(Whole Number)IMA Response(PO-1A-10)(Diagnostic)					
Date	Numerator	Denominator	CLEC Result	Standard Dev	
Aug-04	4624.74	437	10.58	0.68	
Sep-04	4475.58	424	10.56	0.10	
Oct-04	3072.86	535	5.74	2.95	
Nov-04	2526.69	616	4.10	0.60	
Dec-04	2128.74	513	4.15	0.61	
Jan-05	2337.64	552	4.23	1.39	
Feb-05	2157.26	522	4.13	0.43	
Mar-05	2401.39	579	4.15	0.43	
Apr-05	1907.53	462	4.13	0.48	
May-05	2248.61	553	4.07	0.41	
Jun-05	2374.46	577	4.12	0.40	
Jul-05	2393.68	587	4.08	0.44	



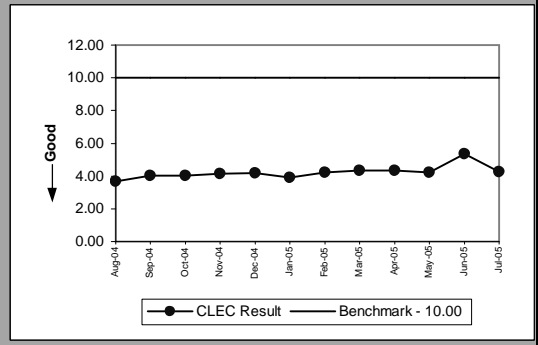
Pre-Order Response Times (Meet Point Inquiry)(Whole Number)IMA Aggregate(PO-1A-10)(Diagnostic)					
Date	Numerator	Denominator	CLEC Result	Standard Dev	
Aug-04	5256.39	437	12.03		
Sep-04	5001.18	424	11.80		
Oct-04	3204.54	535	5.99		
Nov-04	2590.06	616	4.20		
Dec-04	2181.51	512	4.26		
Jan-05	2394.06	552	4.34		
Feb-05	2210.82	522	4.24		
Mar-05	2460.91	579	4.25		
Apr-05	1954.55	462	4.23		
May-05	2305.15	553	4.17		
Jun-05	2433.50	577	4.22		
Jul-05	2453.51	587	4.18		



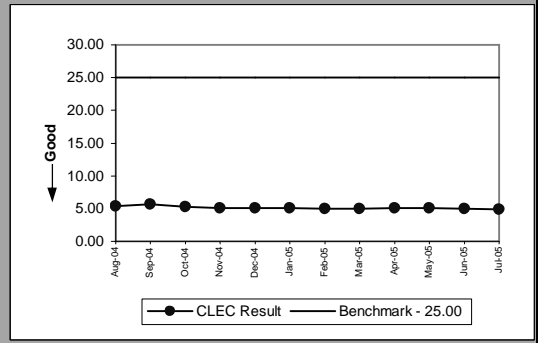
Qwest Perf Results - PID (14-State 271 PID 8.1)

PO-1 - Pre-Order/Order Response Times

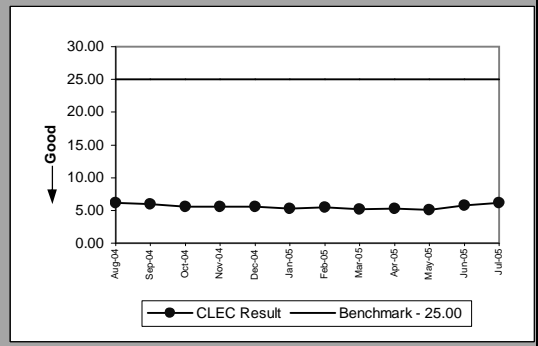
Pre-Order Response Times (Appt. Scheduler)(Whole Number)EDI Request/Response(PO-1A-1)(Diagnostic)					
Date	Numerator	Denominator	CLEC Result	Standard Dev	
Aug-04	19028.95	5185	3.67	1.63	
Sep-04	19929.32	4933	4.04	3.14	
Oct-04	17439.49	4349	4.01	10.35	
Nov-04	16111.13	3901	4.13	2.90	
Dec-04	16470.89	3931	4.19	4.39	
Jan-05	14963.57	3827	3.91	1.62	
Feb-05	15016.50	3550	4.23	1.76	
Mar-05	17004.12	3918	4.34	2.98	
Apr-05	18258.38	4207	4.34	1.74	
May-05	17922.34	4247	4.22	2.25	
Jun-05	20820.66	3899	5.34	5.93	
Jul-05	15776	3712	4.25	1.45	



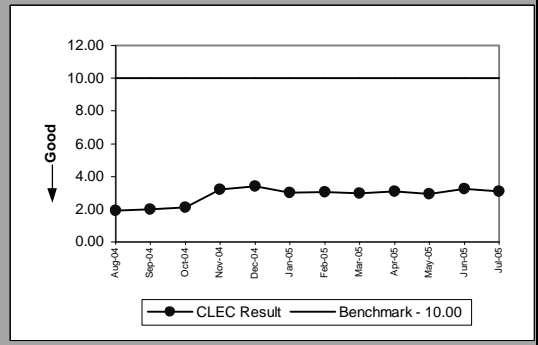
Pre-Order Response Times (Service Availability)(Whole Number)EDI Request/Response(PO-1A-2)(Diagnostic)					
Date	Numerator	Denominator	CLEC Result	Standard Dev	
Aug-04	31648.58	5923	5.34	6.34	
Sep-04	31344.26	5562	5.64	6.56	
Oct-04	24461.56	4666	5.24	10.73	
Nov-04	21417.76	4230	5.06	5.69	
Dec-04	21619.99	4286	5.04	6.07	
Jan-05	21604.04	4268	5.06	5.13	
Feb-05	19862.58	3951	5.03	5.89	
Mar-05	22006.26	4376	5.03	6.26	
Apr-05	22168.43	4351	5.10	7.11	
May-05	26742.95	5268	5.08	7.27	
Jun-05	25899.35	5214	4.97	5.89	
Jul-05	24183.52	4961	4.87	5.73	



Pre-Order Response Times (Facility Check)(Whole Number)EDI Request/Response(PO-1A-3)(Diagnostic)					
Date	Numerator	Denominator	CLEC Result	Standard Dev	
Aug-04	2901.60	468	6.20	2.58	
Sep-04	2667.06	449	5.94	1.84	
Oct-04	1706.92	307	5.56	1	
Nov-04	1332.80	238	5.60	1.46	
Dec-04	1343.10	242	5.55	2.52	
Jan-05	1233.18	234	5.27	1.17	
Feb-05	1178.31	217	5.43	2.50	
Mar-05	1235.22	238	5.19	1.19	
Apr-05	1659	316	5.25	2.99	
May-05	2907.59	569	5.11	1.30	
Jun-05	3432	600	5.72	1.82	
Jul-05	3602.20	581	6.20	4.11	



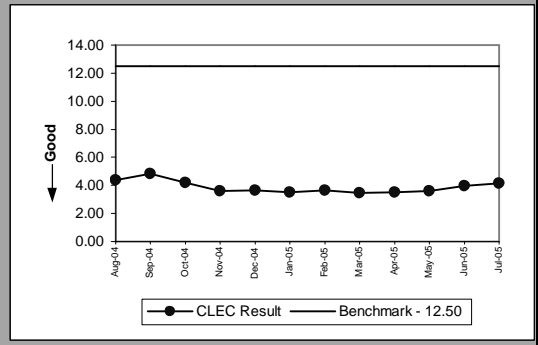
Pre-Order Response Times (Address Validation)(Whole Number)EDI Request/Response(PO-1A-4)(Diagnostic)					
Date	Numerator	Denominator	CLEC Result	Standard Dev	
Aug-04	14758.40	7650	1.93	2.24	
Sep-04	14446.29	7243	1.99	2.21	
Oct-04	12873.91	6089	2.11	3.23	
Nov-04	18722.33	5808	3.22	2.69	
Dec-04	20399.14	5987	3.41	4.13	
Jan-05	17520.63	5806	3.02	1.16	
Feb-05	16749.93	5491	3.05	2.02	
Mar-05	18297.07	6120	2.99	2.51	
Apr-05	17616.42	5738	3.07	1.88	
May-05	19331.23	6551	2.95	1.77	
Jun-05	20823.37	6385	3.26	2.02	
Jul-05	18809.77	6125	3.07	2.52	



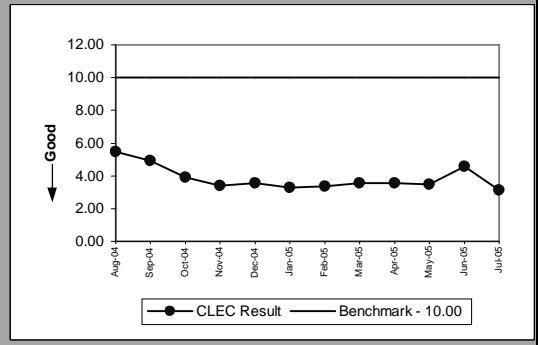
Qwest Perf Results - PID (14-State 271 PID 8.1)

PO-1 - Pre-Order/Order Response Times

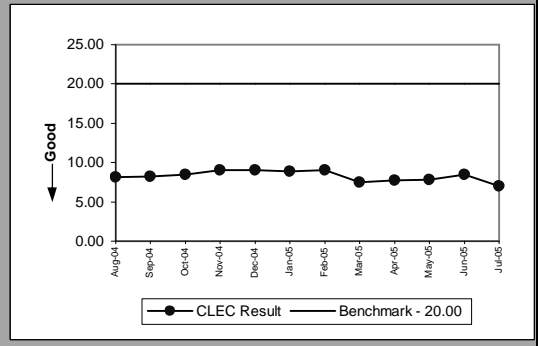
Pre-Order Response Times (Get CSR)(Whole Number)EDI Request/Response(PO-1A-5)(Diagnostic)					
Date	Numerator	Denominator	CLEC Result	Standard Dev	
Aug-04	8476.29	1935	4.38	3.52	
Sep-04	8855.73	1832	4.83	3.50	
Oct-04	5280.86	1262	4.18	3.31	
Nov-04	3456.41	956	3.62	1.73	
Dec-04	3560.24	981	3.63	2.80	
Jan-05	3361.74	951	3.53	2.49	
Feb-05	3225.57	881	3.66	2.28	
Mar-05	3426.40	988	3.47	3.60	
Apr-05	3417.65	976	3.50	2.24	
May-05	4614.67	1276	3.62	2.31	
Jun-05	5154.60	1306	3.95	2.07	
Jul-05	5170.94	1248	4.14	5.65	



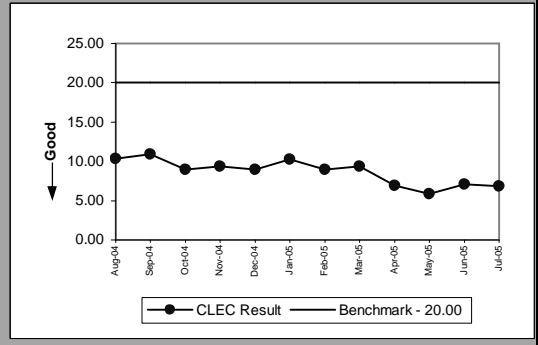
Pre-Order Response Times (TN Reservation)(Whole Number)EDI Request/Response(PO-1A-6)(Diagnostic)					
Date	Numerator	Denominator	CLEC Result	Standard Dev	
Aug-04	14959.29	2740	5.46	2.93	
Sep-04	12794.64	2598	4.92	3.35	
Oct-04	8677.91	2226	3.90	10.48	
Nov-04	6594.61	1934	3.41	2.41	
Dec-04	6917.93	1944	3.56	3.68	
Jan-05	6341.90	1930	3.29	1.96	
Feb-05	5874.86	1745	3.37	1.68	
Mar-05	6828.90	1916	3.56	3.48	
Apr-05	7622.34	2150	3.55	2.13	
May-05	7429.70	2143	3.47	2.18	
Jun-05	9008.88	1971	4.57	5.82	
Jul-05	5877.81	1887	3.11	1.11	



Pre-Order Response Times (Loop Qualification Tools)(Whole Number)EDI Request/Response(PO-1A-7)(Diagnostic)					
Date	Numerator	Denominator	CLEC Result	Standard Dev	
Aug-04	164797.50	20154	8.18	8.26	
Sep-04	166109.50	20194	8.23	7.52	
Oct-04	140542.50	16607	8.46	23.85	
Nov-04	63942.81	7071	9.04	8.53	
Dec-04	66033.29	7317	9.02	9.22	
Jan-05	60665.05	6820	8.90	8.56	
Feb-05	58590.94	6482	9.04	8.16	
Mar-05	54932.83	7335	7.49	7.28	
Apr-05	24245.39	3138	7.73	9.32	
May-05	21036.09	2689	7.82	10.41	
Jun-05	23075.72	2738	8.43	10.86	
Jul-05	18612.79	2646	7.03	10.39	



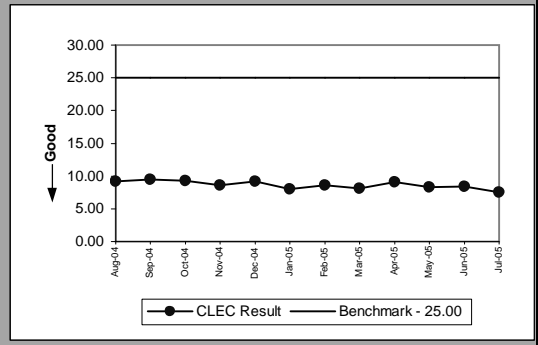
Pre-Order Response Times (Resale of Qwest DSL Qualification)(Whole Number)EDI Request/Response(PO-1A-8)(Diagnostic)					
Date	Numerator	Denominator	CLEC Result	Standard Dev	
Aug-04	10069.92	972	10.36	15.10	
Sep-04	10053.86	919	10.94	16.40	
Oct-04	5651.10	630	8.97	11.69	
Nov-04	4464.52	478	9.34	9.99	
Dec-04	4393.56	492	8.93	10.07	
Jan-05	4869.48	476	10.23	13.30	
Feb-05	3991.56	444	8.99	9.74	
Mar-05	4619.41	493	9.37	15.24	
Apr-05	4281.98	617	6.94	7.19	
May-05	5586	950	5.88	3.02	
Jun-05	6850.83	969	7.07	7.12	
Jul-05	6390.34	937	6.82	4.01	



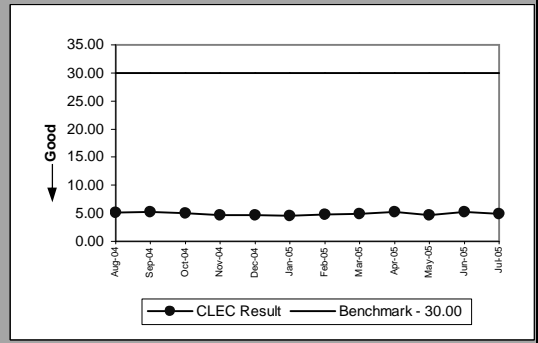
Qwest Perf Results - PID (14-State 271 PID 8.1)

PO-1 - Pre-Order/Order Response Times

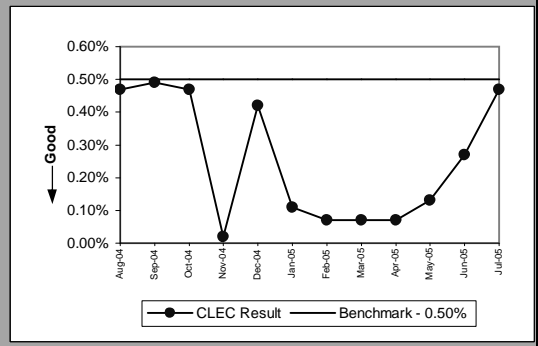
Pre-Order Response Times (Connecting Facility Assignment)(Whole Number)EDI Request/Response(PO-1A-9)(Diagnostic)					
Date	Numerator	Denominator	CLEC Result	Standard Dev	
Aug-04	8821.76	962	9.17	6.06	
Sep-04	8697.15	914	9.52	6.90	
Oct-04	5741.46	618	9.29	6.99	
Nov-04	4083.63	476	8.58	5.14	
Dec-04	4514.51	489	9.23	8.19	
Jan-05	3775.29	471	8.02	4.34	
Feb-05	3740.17	437	8.56	6.74	
Mar-05	3976.19	491	8.10	5.32	
Apr-05	6926.73	760	9.11	7.16	
May-05	8442.43	1011	8.35	6.01	
Jun-05	8270.76	984	8.41	5.58	
Jul-05	6989.82	927	7.54	4.53	



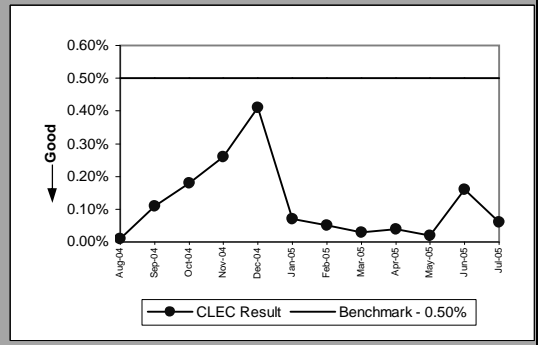
Pre-Order Response Times (Meet Point Inquiry)(Whole Number)EDI Request/Response(PO-1A-10)(Diagnostic)					
Date	Numerator	Denominator	CLEC Result	Standard Dev	
Aug-04	4933.12	972	5.08	2.36	
Sep-04	4850.63	921	5.27	3.06	
Oct-04	3164.32	629	5.03	3.92	
Nov-04	2244.71	479	4.69	0.95	
Dec-04	2306.80	495	4.66	2.02	
Jan-05	2164.94	474	4.57	0.84	
Feb-05	2130.54	442	4.82	2.24	
Mar-05	2417.68	494	4.89	3.61	
Apr-05	2905.81	548	5.30	4.75	
May-05	3604.72	778	4.63	0.62	
Jun-05	4269.97	816	5.23	2.85	
Jul-05	3706.04	755	4.91	2.27	



Pre-Order Response Times (Timeout)(Percent)IMA Total(PO-1C)(Diagnostic)					
Date	Numerator	Denominator	CLEC Result	Standard Dev	
Aug-04	133	28050	0.47%	6.87%	
Sep-04	134	27430	0.49%	6.97%	
Oct-04	132	27970	0.47%	6.85%	
Nov-04	6	29855	0.02%	1.42%	
Dec-04	107	25792	0.42%	6.43%	
Jan-05	31	28561	0.11%	3.29%	
Feb-05	17	25178	0.07%	2.60%	
Mar-05	21	28568	0.07%	2.71%	
Apr-05	17	23814	0.07%	2.67%	
May-05	35	27123	0.13%	3.59%	
Jun-05	76	27921	0.27%	5.21%	
Jul-05	131	27672	0.47%	6.86%	



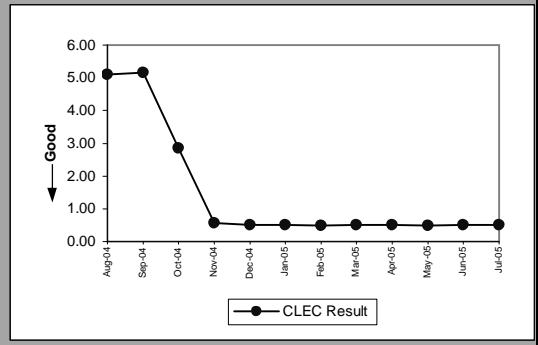
Pre-Order Response Times (Timeout)(Percent)EDI Total(PO-1C)(Diagnostic)					
Date	Numerator	Denominator	CLEC Result	Standard Dev	
Aug-04	3	46964	0.01%	0.80%	
Sep-04	52	45617	0.11%	3.37%	
Oct-04	69	37452	0.18%	4.29%	
Nov-04	66	25637	0.26%	5.07%	
Dec-04	107	26271	0.41%	6.37%	
Jan-05	18	25275	0.07%	2.67%	
Feb-05	12	23652	0.05%	2.25%	
Mar-05	9	26378	0.03%	1.85%	
Apr-05	9	22810	0.04%	1.99%	
May-05	5	25487	0.02%	1.40%	
Jun-05	40	24922	0.16%	4.00%	
Jul-05	15	23794	0.06%	2.51%	



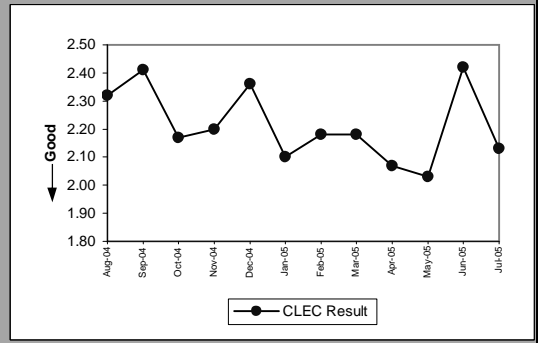
Qwest Perf Results - PID (14-State 271 PID 8.1)

PO-1 - Pre-Order/Order Response Times

Pre-Order Response Times (Rejected Query)(Whole Number)IMA Total(PO-1D)(Diagnostic)					
Date	Numerator	Denominator	CLEC Result	Standard Dev	
Aug-04	40690.93	7963	5.11	5.04	
Sep-04	43106.64	8354	5.16	5.04	
Oct-04	22113.15	7759	2.85	4.18	
Nov-04	5064.64	9044	0.56	0.47	
Dec-04	3956.50	7913	0.50	0.29	
Jan-05	4117	8234	0.50	0.29	
Feb-05	3255.56	6644	0.49	0.29	
Mar-05	3855.50	7711	0.50	0.29	
Apr-05	3415.47	6697	0.51	0.28	
May-05	3823.96	7804	0.49	0.29	
Jun-05	3784.50	7569	0.50	0.29	
Jul-05	4293.50	8587	0.50	0.29	



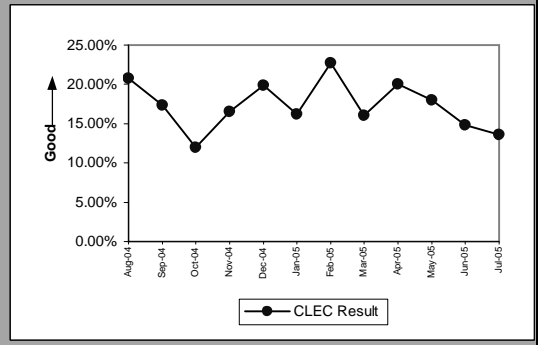
Pre-Order Response Times (Rejected Query)(Whole Number)EDI Total(PO-1D)(Diagnostic)					
Date	Numerator	Denominator	CLEC Result	Standard Dev	
Aug-04	19432.32	8376	2.32	4.68	
Sep-04	19019.72	7892	2.41	4.86	
Oct-04	15539.37	7161	2.17	4.52	
Nov-04	18154.40	8252	2.20	3.15	
Dec-04	20071.80	8505	2.36	4.46	
Jan-05	17161.20	8172	2.10	3.27	
Feb-05	16602.88	7616	2.18	3.70	
Mar-05	18591.04	8528	2.18	4.05	
Apr-05	14914.35	7205	2.07	2.20	
May-05	15460.48	7616	2.03	2.14	
Jun-05	18007.22	7441	2.42	2.99	
Jul-05	15086.79	7083	2.13	2.61	



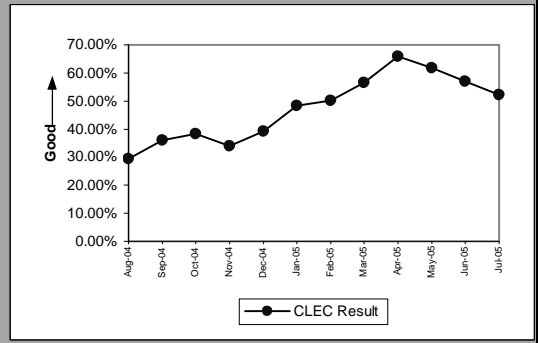
Qwest Perf Results - PID (14-State 271 PID 8.1)

PO-2A-1 - Electronic Flow-through for LSRs received via IMA GUI (Percent)

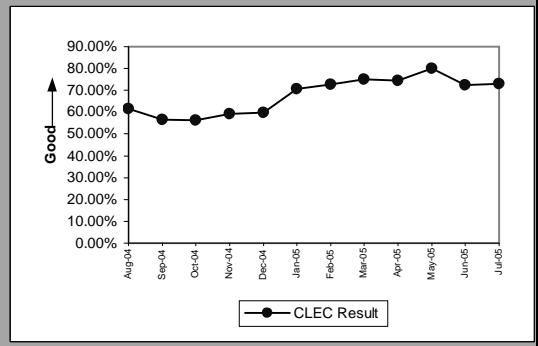
Resale Aggregate W/O UNE-P-POTS(Diagnostic)					
Date	CLEC Num	CLEC Denom	CLEC Result	CLEC Std Dev	
Aug-04	358	1721	20.80%	40.59%	
Sep-04	390	2244	17.38%	37.89%	
Oct-04	336	2799	12.00%	32.50%	
Nov-04	370	2242	16.50%	37.12%	
Dec-04	418	2105	19.86%	39.89%	
Jan-05	338	2086	16.20%	36.85%	
Feb-05	434	1912	22.70%	41.89%	
Mar-05	455	2840	16.02%	36.68%	
Apr-05	478	2390	20.00%	40.00%	
May-05	537	2981	18.01%	38.43%	
Jun-05	456	3076	14.82%	35.53%	
Jul-05	349	2565	13.61%	34.29%	



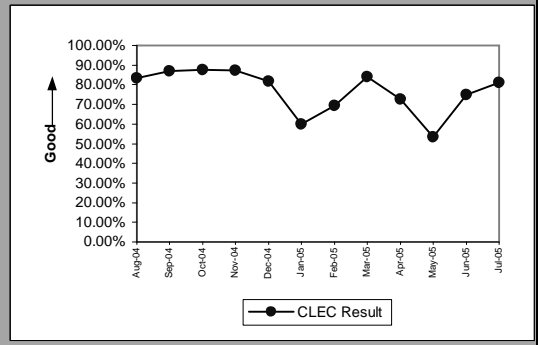
Unbundled Loop Aggregate(Diagnostic)					
Date	CLEC Num	CLEC Denom	CLEC Result	CLEC Std Dev	
Aug-04	398	1357	29.33%	45.53%	
Sep-04	496	1376	36.05%	48.01%	
Oct-04	501	1311	38.22%	48.59%	
Nov-04	393	1154	34.06%	47.39%	
Dec-04	431	1099	39.22%	48.82%	
Jan-05	590	1220	48.36%	49.97%	
Feb-05	455	909	50.06%	50.00%	
Mar-05	618	1091	56.65%	49.56%	
Apr-05	733	1112	65.92%	47.40%	
May-05	727	1175	61.87%	48.57%	
Jun-05	767	1347	56.94%	49.52%	
Jul-05	598	1143	52.32%	49.95%	



LNP(Diagnostic)					
Date	CLEC Num	CLEC Denom	CLEC Result	CLEC Std Dev	
Aug-04	400	651	61.44%	48.67%	
Sep-04	349	617	56.56%	49.57%	
Oct-04	289	513	56.34%	49.60%	
Nov-04	314	529	59.36%	49.12%	
Dec-04	330	551	59.89%	49.01%	
Jan-05	397	563	70.52%	45.60%	
Feb-05	465	639	72.77%	44.51%	
Mar-05	644	859	74.97%	43.32%	
Apr-05	657	883	74.41%	43.64%	
May-05	766	957	80.04%	39.97%	
Jun-05	681	941	72.37%	44.72%	
Jul-05	592	810	73.09%	44.35%	

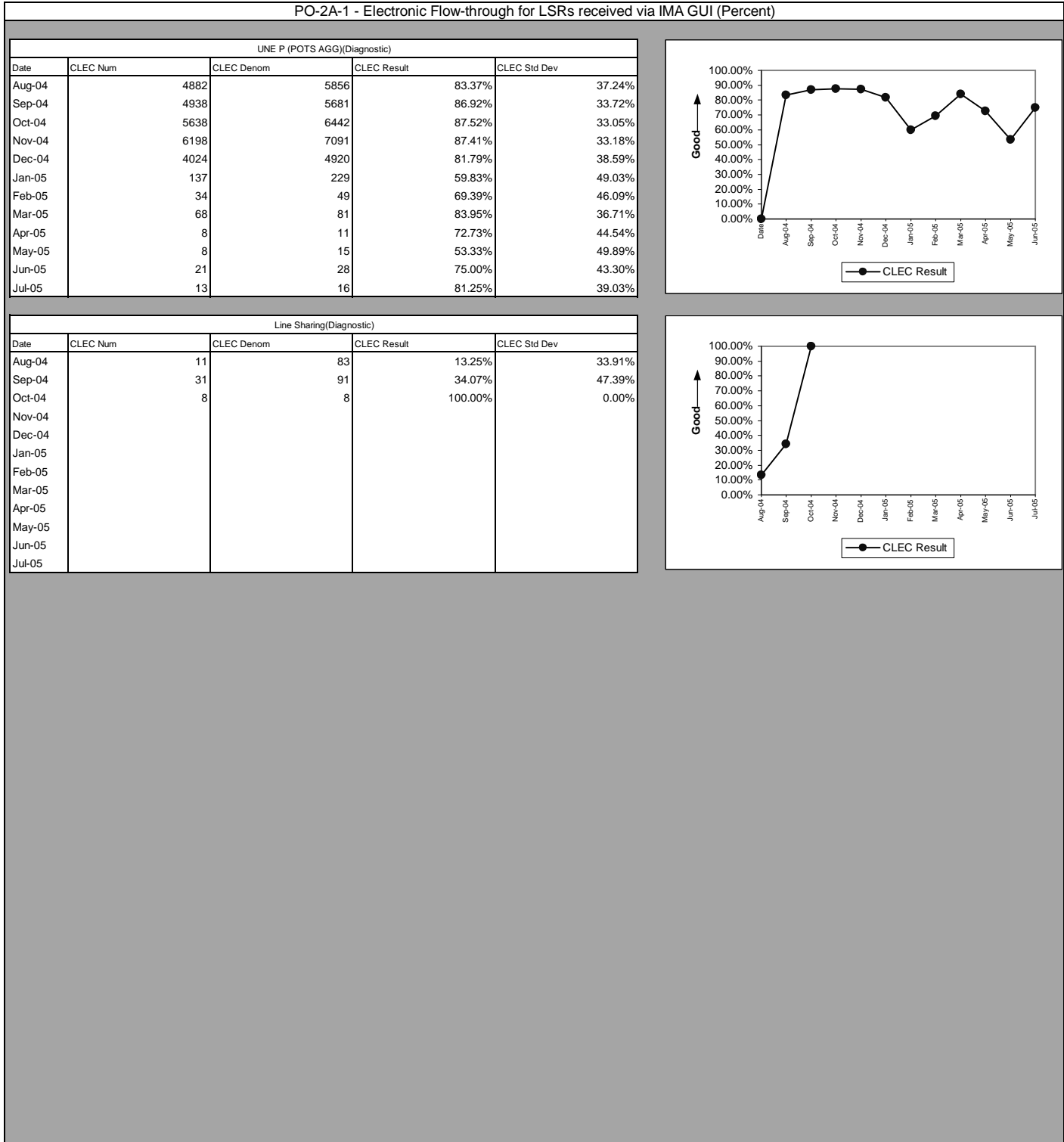


UNE - P (POTS)(Diagnostic)					
Date	CLEC Num	CLEC Denom	CLEC Result	CLEC Std Dev	
Aug-04	4874	5839	83.47%	37.14%	
Sep-04	4933	5674	86.94%	33.70%	
Oct-04	5622	6420	87.57%	32.99%	
Nov-04	6191	7084	87.39%	33.19%	
Dec-04	4020	4915	81.79%	38.59%	
Jan-05	137	229	59.83%	49.03%	
Feb-05	34	49	69.39%	46.09%	
Mar-05	68	81	83.95%	36.71%	
Apr-05	8	11	72.73%	44.54%	
May-05	8	15	53.33%	49.89%	
Jun-05	21	28	75.00%	43.30%	
Jul-05	13	16	81.25%	39.03%	



PO-2 UNE-P(POTS) will display two graphs. The first graph is UNE-P (POTS) without Centrex21 and the second graph is UNE-P (POTS AGG) with Centrex21.

Qwest Perf Results - PID (14-State 271 PID 8.1)

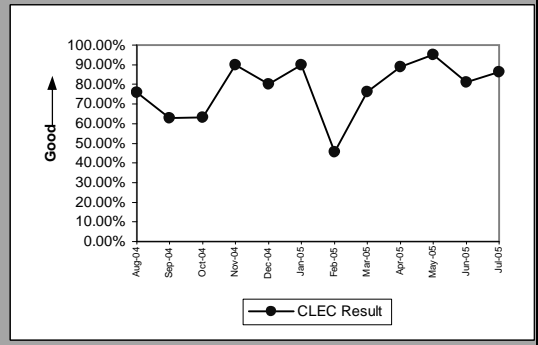


PO-2 UNE-P(POTS) will display two graphs. The first graph is UNE-P (POTS) without Centrex21 and the second graph is UNE-P (POTS AGG) with Centrex21.

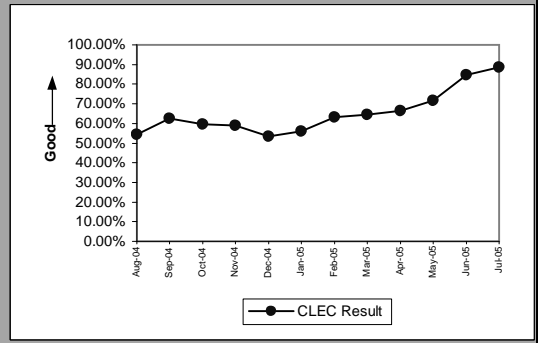
Qwest Perf Results - PID (14-State 271 PID 8.1)

PO-2A-2 - Electronic Flow-through for LSRs received via IMA EDI (Percent)

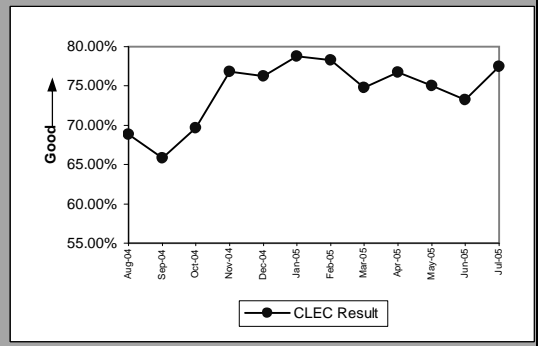
Resale Aggregate W/O UNE-P-POTS(Diagnostic)					
Date	CLEC Num	CLEC Denom	CLEC Result	CLEC Std Dev	
Aug-04	22	29	75.86%	42.79%	
Sep-04	22	35	62.86%	48.32%	
Oct-04	12	19	63.16%	48.24%	
Nov-04	18	20	90.00%	30.00%	
Dec-04	16	20	80.00%	40.00%	
Jan-05	18	20	90.00%	30.00%	
Feb-05	5	11	45.45%	49.79%	
Mar-05	16	21	76.19%	42.59%	
Apr-05	16	18	88.89%	31.43%	
May-05	19	20	95.00%	21.79%	
Jun-05	17	21	80.95%	39.27%	
Jul-05	19	22	86.36%	34.32%	



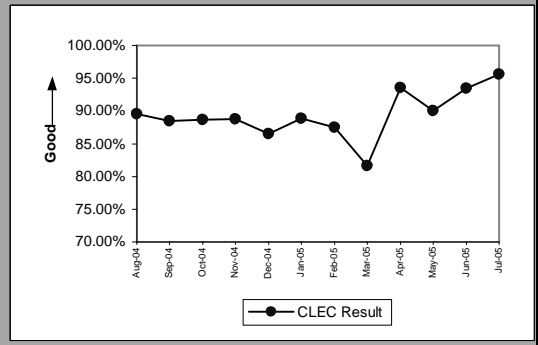
Unbundled Loop Aggregate(Diagnostic)					
Date	CLEC Num	CLEC Denom	CLEC Result	CLEC Std Dev	
Aug-04	625	1149	54.40%	49.81%	
Sep-04	847	1357	62.42%	48.43%	
Oct-04	924	1551	59.57%	49.07%	
Nov-04	827	1406	58.82%	49.22%	
Dec-04	677	1264	53.56%	49.87%	
Jan-05	813	1455	55.88%	49.65%	
Feb-05	873	1385	63.03%	48.27%	
Mar-05	1026	1593	64.41%	47.88%	
Apr-05	897	1347	66.59%	47.17%	
May-05	1154	1611	71.63%	45.08%	
Jun-05	3325	3932	84.56%	36.13%	
Jul-05	8124	9154	88.75%	31.60%	



LNP(Diagnostic)					
Date	CLEC Num	CLEC Denom	CLEC Result	CLEC Std Dev	
Aug-04	362	526	68.82%	46.32%	
Sep-04	372	565	65.84%	47.42%	
Oct-04	390	560	69.64%	45.98%	
Nov-04	505	657	76.86%	42.17%	
Dec-04	526	690	76.23%	42.57%	
Jan-05	700	889	78.74%	40.91%	
Feb-05	603	770	78.31%	41.21%	
Mar-05	783	1047	74.79%	43.42%	
Apr-05	771	1005	76.72%	42.26%	
May-05	678	904	75.00%	43.30%	
Jun-05	726	991	73.26%	44.26%	
Jul-05	871	1124	77.49%	41.76%	



UNE - P (POTS)(Diagnostic)					
Date	CLEC Num	CLEC Denom	CLEC Result	CLEC Std Dev	
Aug-04	7984	8919	89.52%	30.63%	
Sep-04	5794	6552	88.43%	31.99%	
Oct-04	6162	6947	88.70%	31.66%	
Nov-04	5227	5891	88.73%	31.62%	
Dec-04	4369	5049	86.53%	34.14%	
Jan-05	368	414	88.89%	31.43%	
Feb-05	231	264	87.50%	33.07%	
Mar-05	173	212	81.60%	38.75%	
Apr-05	175	187	93.58%	24.51%	
May-05	172	191	90.05%	29.93%	
Jun-05	201	215	93.49%	24.67%	
Jul-05	129	135	95.56%	20.61%	

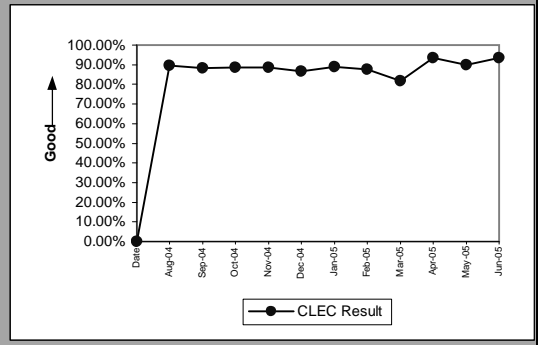


PO-2 UNE-P(POTS) will display two graphs. The first graph is UNE-P (POTS) without Centrex21 and the second graph is UNE-P (POTS AGG) with Centrex21.

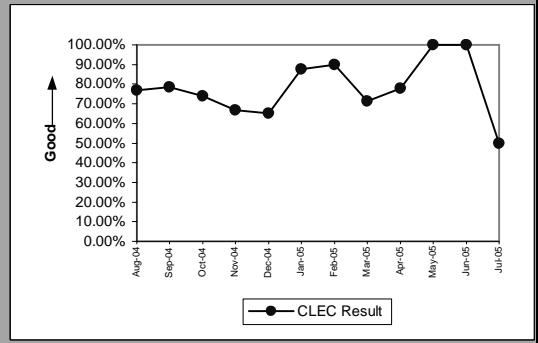
Qwest Perf Results - PID (14-State 271 PID 8.1)

PO-2A-2 - Electronic Flow-through for LSRs received via IMA EDI (Percent)

UNE P (POTS AGG)(Diagnostic)					
Date	CLEC Num	CLEC Denom	CLEC Result	CLEC Std Dev	
Aug-04	7984	8919	89.52%	30.63%	
Sep-04	5794	6552	88.43%	31.99%	
Oct-04	6162	6947	88.70%	31.66%	
Nov-04	5227	5891	88.73%	31.62%	
Dec-04	4369	5049	86.53%	34.14%	
Jan-05	368	414	88.89%	31.43%	
Feb-05	231	264	87.50%	33.07%	
Mar-05	173	212	81.60%	38.75%	
Apr-05	175	187	93.58%	24.51%	
May-05	172	191	90.05%	29.93%	
Jun-05	201	215	93.49%	24.67%	
Jul-05	129	135	95.56%	20.61%	



Line Sharing(Diagnostic)					
Date	CLEC Num	CLEC Denom	CLEC Result	CLEC Std Dev	
Aug-04	581	757	76.75%	42.24%	
Sep-04	678	865	78.38%	41.16%	
Oct-04	40	54	74.07%	43.82%	
Nov-04	14	21	66.67%	47.14%	
Dec-04	13	20	65.00%	47.70%	
Jan-05	21	24	87.50%	33.07%	
Feb-05	18	20	90.00%	30.00%	
Mar-05	10	14	71.43%	45.18%	
Apr-05	7	9	77.78%	41.57%	
May-05	6	6	100.00%	0.00%	
Jun-05	4	4	100.00%	0.00%	
Jul-05	3	6	50.00%	50.00%	

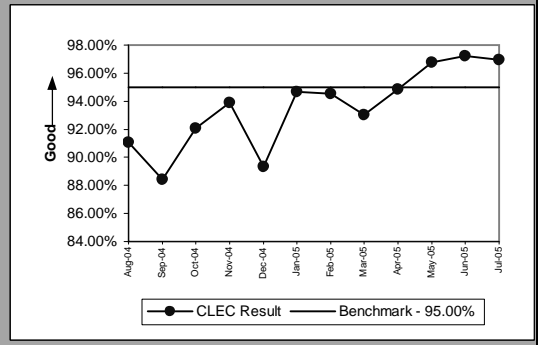


PO-2 UNE-P(POTS) will display two graphs. The first graph is UNE-P (POTS) without Centrex21 and the second graph is UNE-P (POTS AGG) with Centrex21.

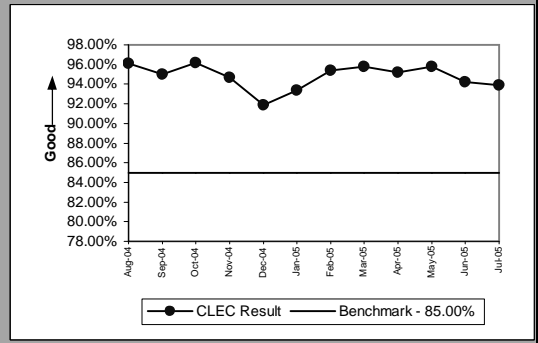
Qwest Perf Results - PID (14-State 271 PID 8.1)

PO-2B-1 - Electronic Flow-through for All Eligible LSRs received via IMA GUI (Percent)

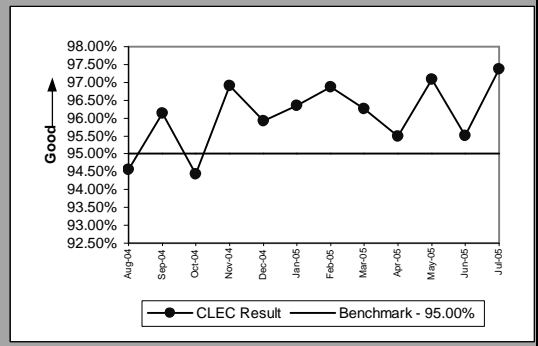
Resale Aggregate W/O UNE-P-POTS(Benchmark)					
Date	CLEC Num	CLEC Denom	CLEC Result	CLEC Std Dev	
Aug-04	358	393	91.09%	28.48%	
Sep-04	390	441	88.44%	31.98%	
Oct-04	336	365	92.05%	27.04%	
Nov-04	370	394	93.91%	23.92%	
Dec-04	418	468	89.32%	30.89%	
Jan-05	338	357	94.68%	22.45%	
Feb-05	434	459	94.55%	22.69%	
Mar-05	455	489	93.05%	25.44%	
Apr-05	478	504	94.84%	22.12%	
May-05	537	555	96.76%	17.71%	
Jun-05	456	469	97.23%	16.42%	
Jul-05	349	360	96.94%	17.21%	



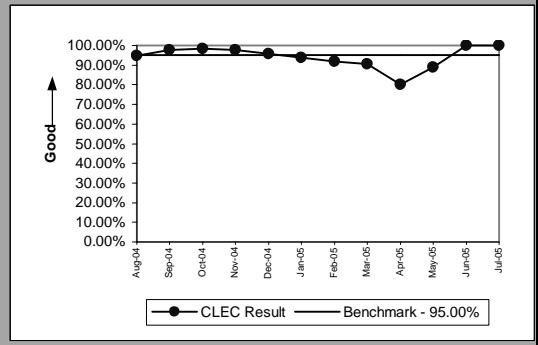
Unbundled Loop Aggregate(Benchmark)					
Date	CLEC Num	CLEC Denom	CLEC Result	CLEC Std Dev	
Aug-04	398	414	96.14%	19.28%	
Sep-04	496	522	95.02%	21.75%	
Oct-04	501	521	96.16%	19.21%	
Nov-04	393	415	94.70%	22.41%	
Dec-04	431	469	91.90%	27.29%	
Jan-05	590	632	93.35%	24.91%	
Feb-05	455	477	95.39%	20.97%	
Mar-05	618	645	95.81%	20.03%	
Apr-05	733	770	95.19%	21.39%	
May-05	727	759	95.78%	20.10%	
Jun-05	767	814	94.23%	23.33%	
Jul-05	598	637	93.88%	23.97%	



LNP(Benchmark)					
Date	CLEC Num	CLEC Denom	CLEC Result	CLEC Std Dev	
Aug-04	400	423	94.56%	22.68%	
Sep-04	349	363	96.14%	19.26%	
Oct-04	289	306	94.44%	22.91%	
Nov-04	314	324	96.91%	17.29%	
Dec-04	330	344	95.93%	19.76%	
Jan-05	397	412	96.36%	18.73%	
Feb-05	465	480	96.88%	17.40%	
Mar-05	644	669	96.26%	18.97%	
Apr-05	657	688	95.49%	20.74%	
May-05	766	789	97.08%	16.82%	
Jun-05	681	713	95.51%	20.70%	
Jul-05	592	608	97.37%	16.01%	



UNE - P (POTS)(Benchmark)					
Date	CLEC Num	CLEC Denom	CLEC Result	CLEC Std Dev	
Aug-04	4874	5133	94.95%	21.89%	
Sep-04	4933	5053	97.63%	15.23%	
Oct-04	5622	5710	98.46%	12.32%	
Nov-04	6191	6336	97.71%	14.95%	
Dec-04	4020	4197	95.78%	20.10%	
Jan-05	137	146	93.84%	24.05%	
Feb-05	34	37	91.89%	27.30%	
Mar-05	68	75	90.67%	29.09%	
Apr-05	8	10	80.00%	40.00%	
May-05	8	9	88.89%	31.43%	
Jun-05	21	21	100.00%	0.00%	
Jul-05	13	13	100.00%	0.00%	

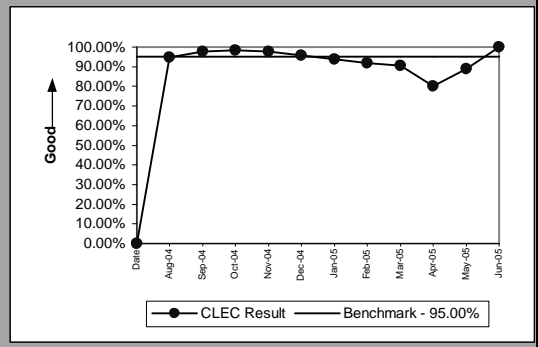


PO-2 UNE-P(POTS) will display two graphs. The first graph is UNE-P (POTS) without Centrex21 and the second graph is UNE-P (POTS AGG) with Centrex21.

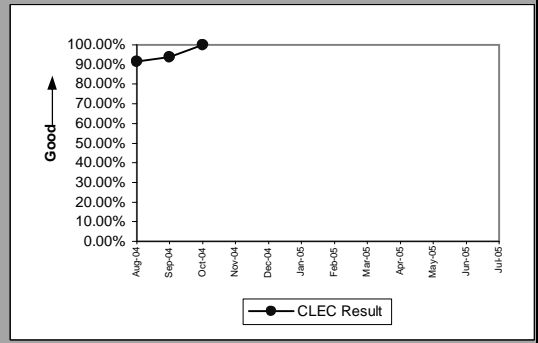
Qwest Perf Results - PID (14-State 271 PID 8.1)

PO-2B-1 - Electronic Flow-through for All Eligible LSRs received via IMA GUI (Percent)

UNE P (POTS AGG)(Benchmark)					
Date	CLEC Num	CLEC Denom	CLEC Result	CLEC Std Dev	
Aug-04	4882	5144	94.91%	21.99%	
Sep-04	4938	5059	97.61%	15.28%	
Oct-04	5638	5728	98.43%	12.44%	
Nov-04	6198	6343	97.71%	14.95%	
Dec-04	4024	4202	95.76%	20.14%	
Jan-05	137	146	93.84%	24.05%	
Feb-05	34	37	91.89%	27.30%	
Mar-05	68	75	90.67%	29.09%	
Apr-05	8	10	80.00%	40.00%	
May-05	8	9	88.89%	31.43%	
Jun-05	21	21	100.00%	0.00%	
Jul-05	13	13	100.00%	0.00%	



Line Sharing(Diagnostic)					
Date	CLEC Num	CLEC Denom	CLEC Result	CLEC Std Dev	
Aug-04	11	12	91.67%	27.64%	
Sep-04	31	33	93.94%	23.86%	
Oct-04	8	8	100.00%	0.00%	
Nov-04					
Dec-04					
Jan-05					
Feb-05					
Mar-05					
Apr-05					
May-05					
Jun-05					
Jul-05					

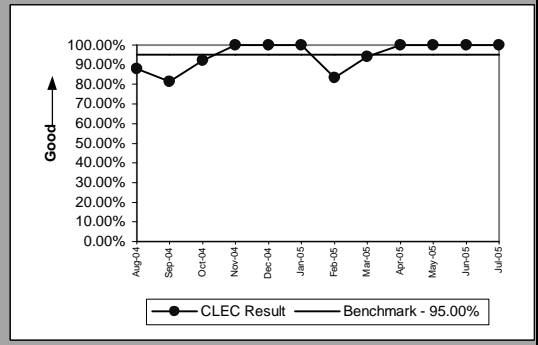


PO-2 UNE-P(POTS) will display two graphs. The first graph is UNE-P (POTS) without Centrex21 and the second graph is UNE-P (POTS AGG) with Centrex21.

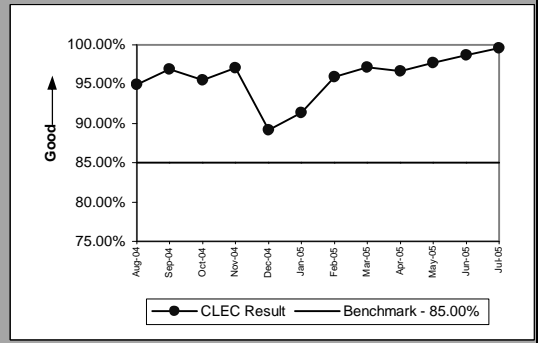
Qwest Perf Results - PID (14-State 271 PID 8.1)

PO-2B-2 - Electronic Flow-through for All Eligible LSRs received via IMA EDI (Percent)

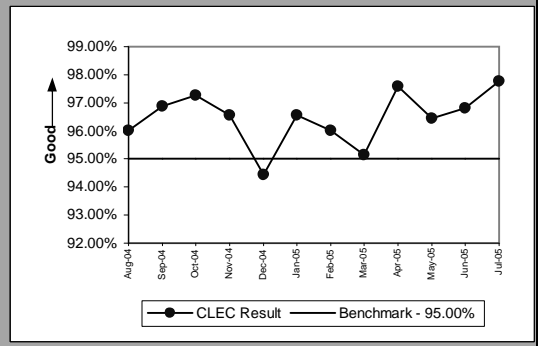
Resale Aggregate W/O UNE-P-POTS(Benchmark)					
Date	CLEC Num	CLEC Denom	CLEC Result	CLEC Std Dev	
Aug-04	22	25	88.00%	32.50%	
Sep-04	22	27	81.48%	38.84%	
Oct-04	12	13	92.31%	26.65%	
Nov-04	18	18	100.00%	0.00%	
Dec-04	16	16	100.00%	0.00%	
Jan-05	18	18	100.00%	0.00%	
Feb-05	5	6	83.33%	37.27%	
Mar-05	16	17	94.12%	23.53%	
Apr-05	16	16	100.00%	0.00%	
May-05	19	19	100.00%	0.00%	
Jun-05	17	17	100.00%	0.00%	
Jul-05	19	19	100.00%	0.00%	



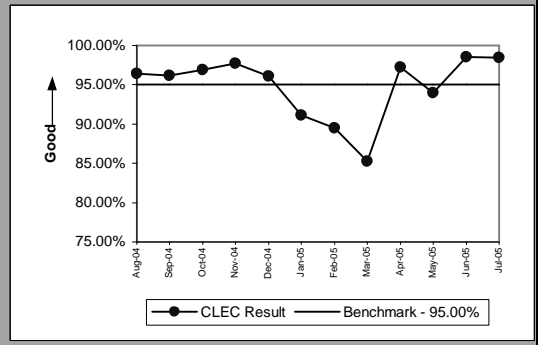
Unbundled Loop Aggregate(Benchmark)					
Date	CLEC Num	CLEC Denom	CLEC Result	CLEC Std Dev	
Aug-04	625	658	94.98%	21.83%	
Sep-04	847	874	96.91%	17.30%	
Oct-04	924	967	95.55%	20.61%	
Nov-04	827	852	97.07%	16.88%	
Dec-04	677	759	89.20%	31.04%	
Jan-05	813	890	91.35%	28.11%	
Feb-05	875	912	95.94%	19.73%	
Mar-05	1026	1056	97.16%	16.61%	
Apr-05	897	928	96.66%	17.97%	
May-05	1154	1181	97.71%	14.95%	
Jun-05	3325	3368	98.72%	11.23%	
Jul-05	8124	8154	99.63%	6.05%	



LNP(Benchmark)					
Date	CLEC Num	CLEC Denom	CLEC Result	CLEC Std Dev	
Aug-04	362	377	96.02%	19.55%	
Sep-04	372	384	96.88%	17.40%	
Oct-04	390	401	97.26%	16.33%	
Nov-04	505	523	96.56%	18.23%	
Dec-04	526	557	94.43%	22.93%	
Jan-05	700	725	96.55%	18.25%	
Feb-05	603	628	96.02%	19.55%	
Mar-05	783	823	95.14%	21.50%	
Apr-05	771	790	97.59%	15.32%	
May-05	678	703	96.44%	18.52%	
Jun-05	726	750	96.80%	17.60%	
Jul-05	871	891	97.76%	14.81%	



UNE - P (POTS)(Benchmark)					
Date	CLEC Num	CLEC Denom	CLEC Result	CLEC Std Dev	
Aug-04	7984	8278	96.45%	18.51%	
Sep-04	5794	6026	96.15%	19.24%	
Oct-04	6162	6359	96.90%	17.33%	
Nov-04	5227	5351	97.68%	15.05%	
Dec-04	4369	4545	96.13%	19.29%	
Jan-05	368	404	91.09%	28.49%	
Feb-05	231	258	89.53%	30.61%	
Mar-05	173	203	85.22%	35.49%	
Apr-05	175	180	97.22%	16.43%	
May-05	172	183	93.99%	23.77%	
Jun-05	201	204	98.53%	12.04%	
Jul-05	129	131	98.47%	12.26%	

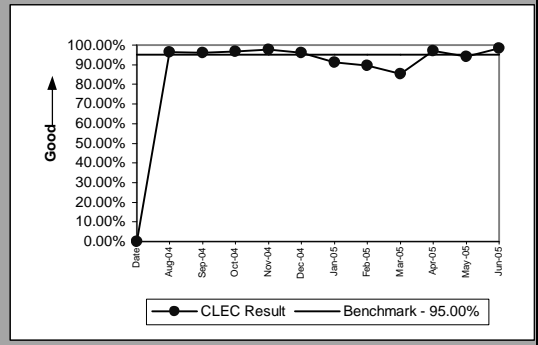


PO-2 UNE-P(POTS) will display two graphs. The first graph is UNE-P (POTS) without Centrex21 and the second graph is UNE-P (POTS AGG) with Centrex21.

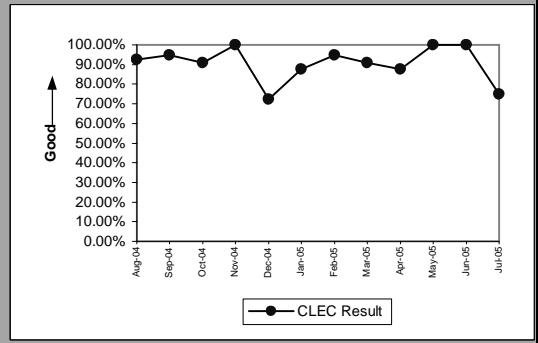
Qwest Perf Results - PID (14-State 271 PID 8.1)

PO-2B-2 - Electronic Flow-through for All Eligible LSRs received via IMA EDI (Percent)

UNE P (POTS AGG)(Benchmark)					
Date	CLEC Num	CLEC Denom	CLEC Result	CLEC Std Dev	
Aug-04	7984	8278	96.45%	18.51%	
Sep-04	5794	6026	96.15%	19.24%	
Oct-04	6162	6359	96.90%	17.33%	
Nov-04	5227	5351	97.68%	15.05%	
Dec-04	4369	4545	96.13%	19.29%	
Jan-05	368	404	91.09%	28.49%	
Feb-05	231	258	89.53%	30.61%	
Mar-05	173	203	85.22%	35.49%	
Apr-05	175	180	97.22%	16.43%	
May-05	172	183	93.99%	23.77%	
Jun-05	201	204	98.53%	12.04%	
Jul-05	129	131	98.47%	12.26%	



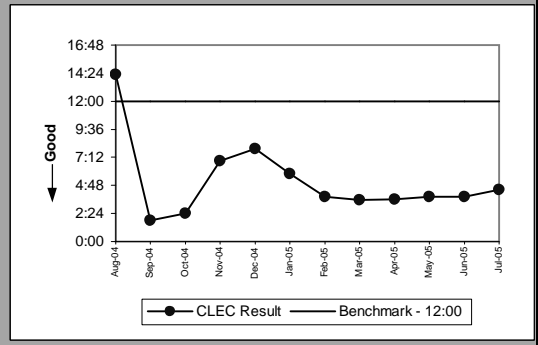
Line Sharing(Diagnostic)					
Date	CLEC Num	CLEC Denom	CLEC Result	CLEC Std Dev	
Aug-04	581	629	92.37%	26.55%	
Sep-04	678	715	94.83%	22.15%	
Oct-04	40	44	90.91%	28.75%	
Nov-04	14	14	100.00%	0.00%	
Dec-04	13	18	72.22%	44.79%	
Jan-05	21	24	87.50%	33.07%	
Feb-05	18	19	94.74%	22.33%	
Mar-05	10	11	90.91%	28.75%	
Apr-05	7	8	87.50%	33.07%	
May-05	6	6	100.00%	0.00%	
Jun-05	4	4	100.00%	0.00%	
Jul-05	3	4	75.00%	43.30%	



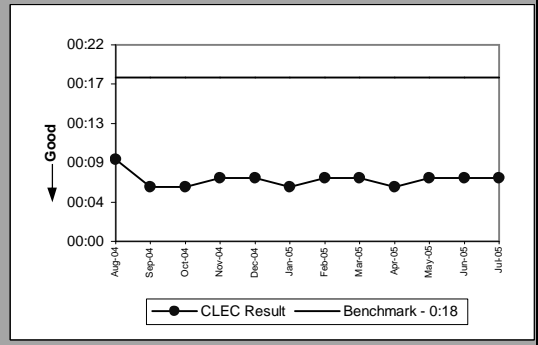
PO-2 UNE-P(POTS) will display two graphs. The first graph is UNE-P (POTS) without Centrex21 and the second graph is UNE-P (POTS AGG) with Centrex21.

PO-3 - LSR Rejection Notice Interval

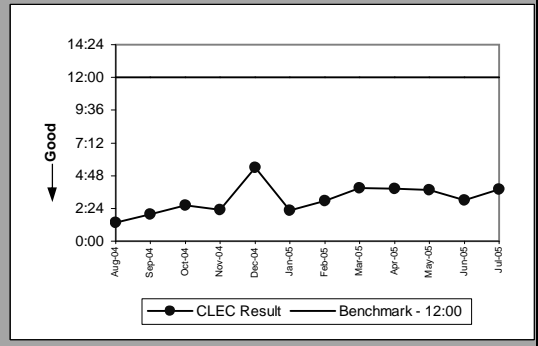
LSR Rejection Notice Interval for IMA - Rejected Manually(Hours and Minutes)(PO-3A-1)(Benchmark)					
Date	Numerator	Denominator	CLEC Result	Standard Dev	
Aug-04		3465:36	243	14:16	140:07
Sep-04		423:44	238	1:47	1:57
Oct-04		505:56	208	2:26	3:42
Nov-04		1541:41	224	6:53	46:52
Dec-04		1443:05	182	7:56	44:53
Jan-05		692:01	119	5:49	39:55
Feb-05		441:48	116	3:49	3:05
Mar-05		746:39	208	3:35	3:06
Apr-05		684:33	188	3:38	2:34
May-05		790:36	207	3:49	3:13
Jun-05		823:37	216	3:49	2:47
Jul-05		1073:29	243	4:25	3:22



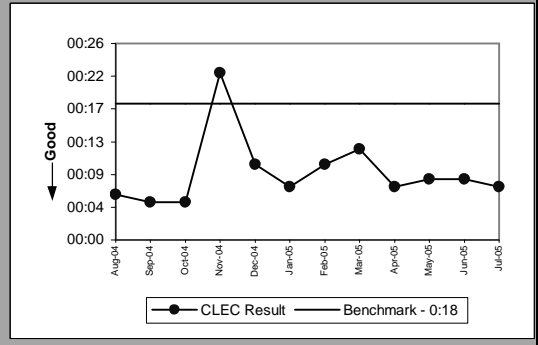
LSR Rejection Notice Interval for IMA - Auto-Rejected(Minutes and Seconds)(PO-3A-2)(Benchmark)					
Date	Numerator	Denominator	CLEC Result	Standard Dev	
Aug-04		44:00	27,270	00:09	00:46
Sep-04		30:00	25,710	00:06	00:12
Oct-04		21:00	19,892	00:06	00:13
Nov-04		29:00	24,341	00:07	00:14
Dec-04		06:00	26,855	00:07	00:24
Jan-05		35:00	26,888	00:06	00:11
Feb-05		50:00	26,199	00:07	00:10
Mar-05		56:00	30,652	00:07	00:13
Apr-05		37:00	28,630	00:06	00:14
May-05		50:00	27,205	00:07	00:14
Jun-05		19:00	29,146	00:07	00:11
Jul-05		51:00	28,103	00:07	00:11



LSR Rejection Notice Interval for EDI - Rejected Manually(Hours and Minutes)(PO-3B-1)(Benchmark)					
Date	Numerator	Denominator	CLEC Result	Standard Dev	
Aug-04		481:59	352	1:22	1:15
Sep-04		557:54	282	1:59	1:56
Oct-04		709:51	269	2:38	2:36
Nov-04		577:15	249	2:19	2:29
Dec-04		1213:32	224	5:25	33:21
Jan-05		399:25	176	2:16	2:35
Feb-05		520:17	175	2:58	4:48
Mar-05		911:11	234	3:54	12:32
Apr-05		742:41	193	3:51	4:00
May-05		617:09	164	3:46	3:54
Jun-05		672:37	224	3:00	2:39
Jul-05		609:43	161	3:47	3:10



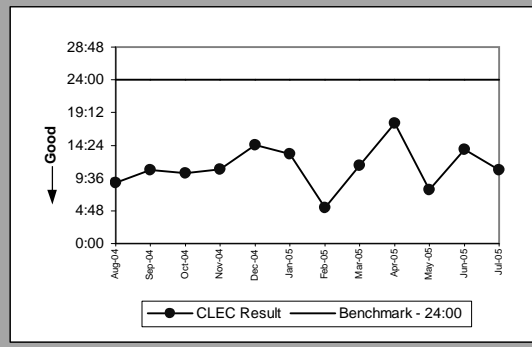
LSR Rejection Notice Interval for EDI - Auto-Rejected(Minutes and Seconds)(PO-3B-2)(Benchmark)					
Date	Numerator	Denominator	CLEC Result	Standard Dev	
Aug-04		15:00	32,022	00:06	00:14
Sep-04		18:00	27,122	00:05	00:07
Oct-04		45:00	23,462	00:05	00:06
Nov-04		19137:13	51,824	00:22	00:20
Dec-04		21:00	30,816	00:10	00:13
Jan-05		34:00	25,795	00:07	00:08
Feb-05		36:00	28,016	00:10	00:09
Mar-05		16:00	42,085	00:12	00:13
Apr-05		11:00	30,970	00:07	00:07
May-05		06:00	30,033	00:08	00:09
Jun-05		37:00	50,733	00:08	00:09
Jul-05		02:00	28,367	00:07	00:09



Qwest Perf Results - PID (14-State 271 PID 8.1)

PO-3 - LSR Rejection Notice Interval

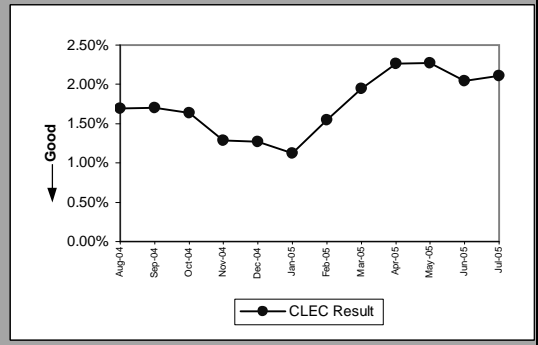
LSR Rejection Notice Interval for Manual and IIS(Hours and Minutes)(PO-3C)(Benchmark)						
Date	Numerator	Denominator	CLEC Result	Standard Dev		
Aug-04	914:06	103	8:52	9:46		
Sep-04	538:39	50	10:46	13:55		
Oct-04	452:18	44	10:17	8:20		
Nov-04	521:08	48	10:51	10:34		
Dec-04	390:56	27	14:29	17:57		
Jan-05	184:12	14	13:09	13:34		
Feb-05	79:13	15	5:17	7:56		
Mar-05	114:31	10	11:27	10:19		
Apr-05	194:36	11	17:41	16:32		
May-05	31:21	4	7:50	10:45		
Jun-05	178:48	13	13:45	15:01		
Jul-05	64:55	6	10:49	11:21		



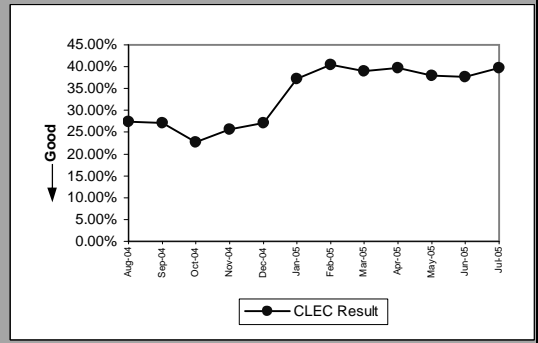
Qwest Perf Results - PID (14-State 271 PID 8.1)

PO-4 - LSRs Rejected

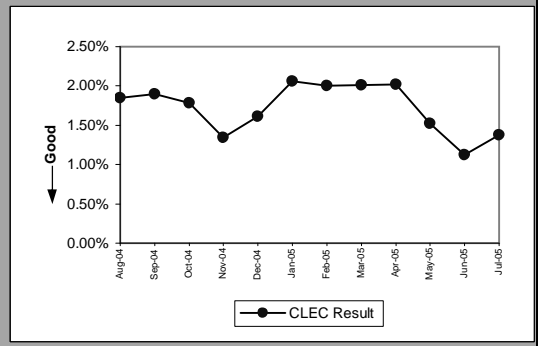
LSRs Rejected for IMA - Rejected Manually(Percent)(PO-4A-1)(Diagnostic)					
Date	Numerator	Denominator	CLEC Result	Standard Dev	
Aug-04		1682	99501	1.69%	12.89%
Sep-04		1612	94752	1.70%	12.93%
Oct-04		1437	87491	1.64%	12.71%
Nov-04		1223	94947	1.29%	11.28%
Dec-04		1251	98819	1.27%	11.18%
Jan-05		808	72321	1.12%	10.51%
Feb-05		1006	64848	1.55%	12.36%
Mar-05		1536	78680	1.95%	13.84%
Apr-05		1632	72125	2.26%	14.87%
May-05		1626	71541	2.27%	14.90%
Jun-05		1579	77293	2.04%	14.15%
Jul-05		1493	70658	2.11%	14.38%



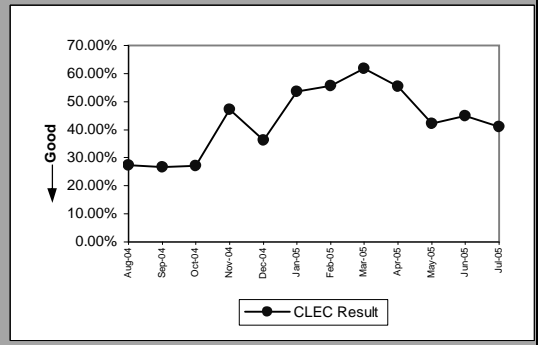
LSRs Rejected for IMA - Auto-Rejected(Percent)(PO-4A-2)(Diagnostic)					
Date	Numerator	Denominator	CLEC Result	Standard Dev	
Aug-04		27270	99501	27.41%	44.60%
Sep-04		25710	94752	27.13%	44.47%
Oct-04		19892	87491	22.74%	41.91%
Nov-04		24341	94947	25.64%	43.66%
Dec-04		26855	98819	27.18%	44.49%
Jan-05		26888	72321	37.18%	48.33%
Feb-05		26199	64848	40.40%	49.07%
Mar-05		30652	78680	38.96%	48.77%
Apr-05		28630	72125	39.69%	48.93%
May-05		27205	71541	38.03%	48.55%
Jun-05		29146	77293	37.71%	48.47%
Jul-05		28103	70658	39.77%	48.94%



LSRs Rejected for EDI - Rejected Manually(Percent)(PO-4B-1)(Diagnostic)					
Date	Numerator	Denominator	CLEC Result	Standard Dev	
Aug-04		2165	117080	1.85%	13.47%
Sep-04		1924	101346	1.90%	13.65%
Oct-04		1546	86723	1.78%	13.23%
Nov-04		1471	109923	1.34%	11.49%
Dec-04		1367	84804	1.61%	12.59%
Jan-05		989	48047	2.06%	14.20%
Feb-05		1004	50317	2.00%	13.98%
Mar-05		1368	68028	2.01%	14.04%
Apr-05		1130	55967	2.02%	14.07%
May-05		1077	71032	1.52%	12.22%
Jun-05		1266	113225	1.12%	10.51%
Jul-05		956	69230	1.38%	11.67%

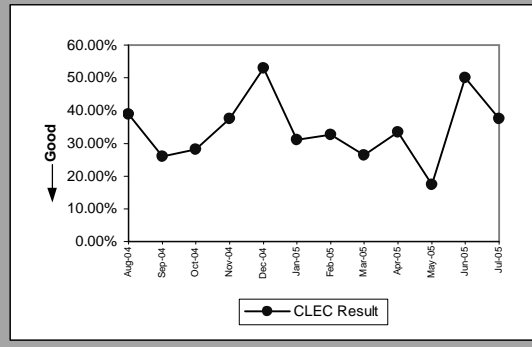


LSRs Rejected for EDI - Auto-Rejected(Percent)(PO-4B-2)(Diagnostic)					
Date	Numerator	Denominator	CLEC Result	Standard Dev	
Aug-04		32022	117080	27.35%	44.58%
Sep-04		27122	101346	26.76%	44.27%
Oct-04		23462	86723	27.05%	44.42%
Nov-04		51824	109923	47.15%	49.92%
Dec-04		30816	84804	36.34%	48.10%
Jan-05		25795	48047	53.69%	49.86%
Feb-05		28016	50317	55.68%	49.68%
Mar-05		42085	68028	61.86%	48.57%
Apr-05		30970	55967	55.34%	49.71%
May-05		30033	71032	42.28%	49.40%
Jun-05		50733	113225	44.81%	49.73%
Jul-05		28367	69230	40.98%	49.18%



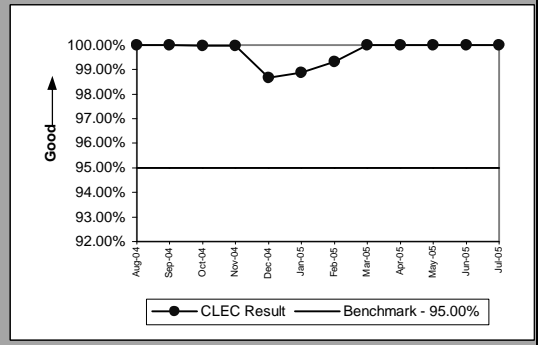
PO-4 - LSRs Rejected

LSRs Received via Facsimile(Percent)(PO-4C)(Diagnostic)					
Date	Numerator	Denominator	CLEC Result	Standard Dev	
Aug-04	103	265	38.87%	48.75%	
Sep-04	50	192	26.04%	43.89%	
Oct-04	44	156	28.21%	45.00%	
Nov-04	48	128	37.50%	48.41%	
Dec-04	27	51	52.94%	49.91%	
Jan-05	14	45	31.11%	46.29%	
Feb-05	15	46	32.61%	46.88%	
Mar-05	10	38	26.32%	44.03%	
Apr-05	11	33	33.33%	47.14%	
May-05	4	23	17.39%	37.90%	
Jun-05	13	26	50.00%	50.00%	
Jul-05	6	16	37.50%	48.41%	

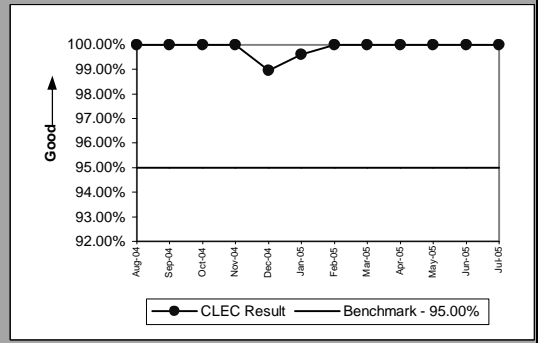


PO-5A-1 - FOCs On Time for Fully Electronic LSRs Received via IMA GUI (Percent)

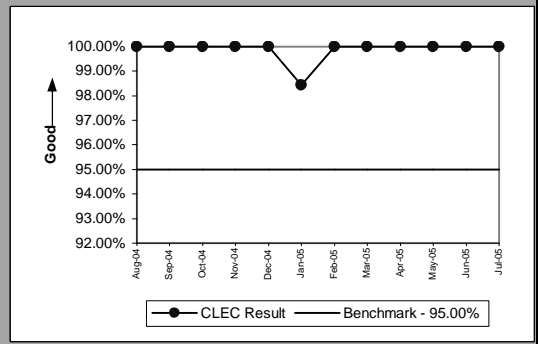
Resale Aggregate(PO-5A-1(a))(Benchmark)					
Date	Numerator	Denominator	CLEC Result	Standard Dev	
Aug-04	5071	5071	100.00%	0.00%	
Sep-04	5190	5190	100.00%	0.00%	
Oct-04	5770	5771	99.98%	1.32%	
Nov-04	6351	6352	99.98%	1.25%	
Dec-04	4187	4243	98.68%	11.41%	
Jan-05	439	444	98.87%	10.55%	
Feb-05	433	436	99.31%	8.27%	
Mar-05	466	466	100.00%	0.00%	
Apr-05	467	467	100.00%	0.00%	
May-05	516	516	100.00%	0.00%	
Jun-05	446	446	100.00%	0.00%	
Jul-05	337	337	100.00%	0.00%	



Unbundled Loop Aggregate(PO-5A-1(b))(Benchmark)					
Date	Numerator	Denominator	CLEC Result	Standard Dev	
Aug-04	350	350	100.00%	0.00%	
Sep-04	384	384	100.00%	0.00%	
Oct-04	452	452	100.00%	0.00%	
Nov-04	352	352	100.00%	0.00%	
Dec-04	383	387	98.97%	10.11%	
Jan-05	510	512	99.61%	6.24%	
Feb-05	327	327	100.00%	0.00%	
Mar-05	442	442	100.00%	0.00%	
Apr-05	551	551	100.00%	0.00%	
May-05	542	542	100.00%	0.00%	
Jun-05	559	559	100.00%	0.00%	
Jul-05	412	412	100.00%	0.00%	

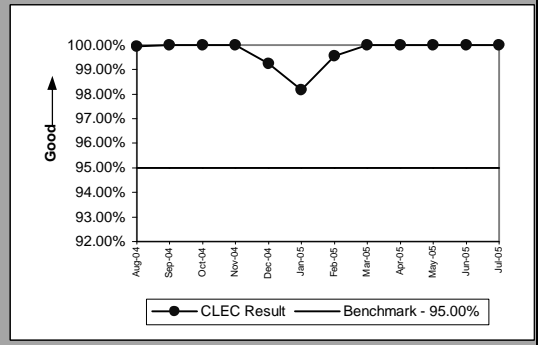


LNP(PO-5A-1(c))(Benchmark)					
Date	Numerator	Denominator	CLEC Result	Standard Dev	
Aug-04	390	390	100.00%	0.00%	
Sep-04	333	333	100.00%	0.00%	
Oct-04	278	278	100.00%	0.00%	
Nov-04	301	301	100.00%	0.00%	
Dec-04	317	317	100.00%	0.00%	
Jan-05	378	384	98.44%	12.40%	
Feb-05	455	455	100.00%	0.00%	
Mar-05	609	609	100.00%	0.00%	
Apr-05	641	641	100.00%	0.00%	
May-05	752	752	100.00%	0.00%	
Jun-05	666	666	100.00%	0.00%	
Jul-05	579	579	100.00%	0.00%	

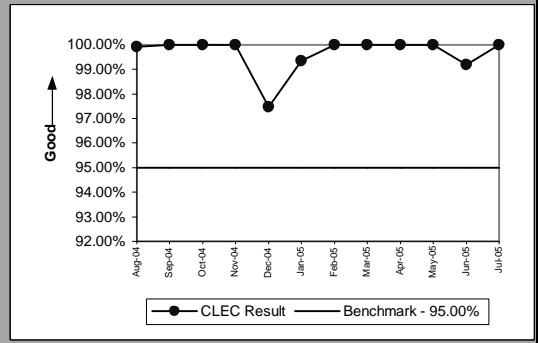


PO-5A-2 - FOCs On Time for Fully Electronic LSRs Received via IMA EDI (Percent)

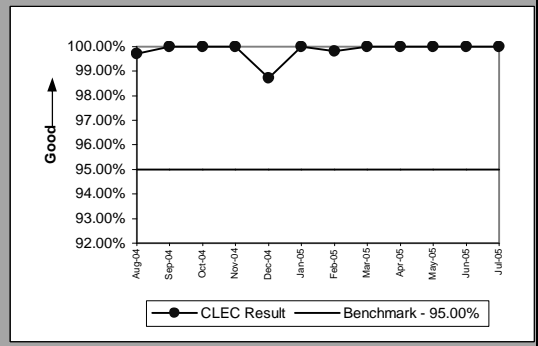
Resale Aggregate(PO-5A-2(a))(Benchmark)					
Date	Numerator	Denominator	CLEC Result	Standard Dev	
Aug-04	7909	7914	99.94%	2.51%	
Sep-04	5745	5745	100.00%	0.00%	
Oct-04	6084	6084	100.00%	0.00%	
Nov-04	5175	5175	100.00%	0.00%	
Dec-04	4297	4330	99.24%	8.70%	
Jan-05	376	383	98.17%	13.40%	
Feb-05	234	235	99.57%	6.51%	
Mar-05	189	189	100.00%	0.00%	
Apr-05	191	191	100.00%	0.00%	
May-05	190	190	100.00%	0.00%	
Jun-05	216	216	100.00%	0.00%	
Jul-05	148	148	100.00%	0.00%	



Unbundled Loop Aggregate(PO-5A-2(b))(Benchmark)					
Date	Numerator	Denominator	CLEC Result	Standard Dev	
Aug-04	1128	1129	99.91%	2.97%	
Sep-04	1292	1292	100.00%	0.00%	
Oct-04	642	642	100.00%	0.00%	
Nov-04	564	564	100.00%	0.00%	
Dec-04	500	513	97.47%	15.72%	
Jan-05	612	616	99.35%	8.03%	
Feb-05	618	618	100.00%	0.00%	
Mar-05	689	689	100.00%	0.00%	
Apr-05	532	532	100.00%	0.00%	
May-05	800	800	100.00%	0.00%	
Jun-05	2918	2942	99.18%	9.00%	
Jul-05	7750	7750	100.00%	0.00%	



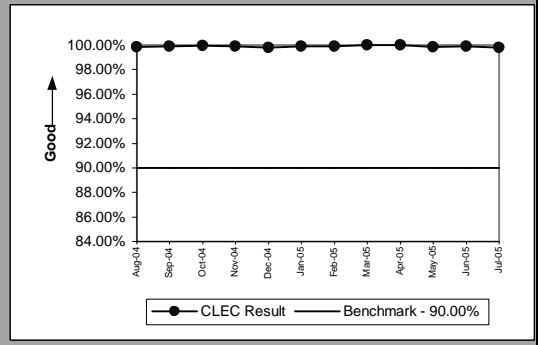
LNP(PO-5A-2(c))(Benchmark)					
Date	Numerator	Denominator	CLEC Result	Standard Dev	
Aug-04	341	342	99.71%	5.40%	
Sep-04	348	348	100.00%	0.00%	
Oct-04	357	357	100.00%	0.00%	
Nov-04	467	467	100.00%	0.00%	
Dec-04	466	472	98.73%	11.20%	
Jan-05	647	647	100.00%	0.00%	
Feb-05	553	554	99.82%	4.24%	
Mar-05	722	722	100.00%	0.00%	
Apr-05	711	711	100.00%	0.00%	
May-05	620	620	100.00%	0.00%	
Jun-05	656	656	100.00%	0.00%	
Jul-05	821	821	100.00%	0.00%	



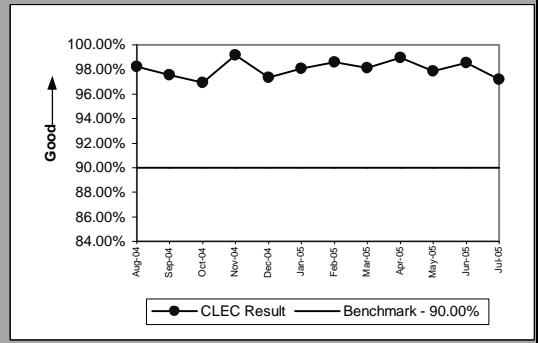
Qwest Perf Results - PID (14-State 271 PID 8.1)

PO-5B-1 - FOCs On Time for Electronic/Manual LSRs Received via IMA GUI (Percent)

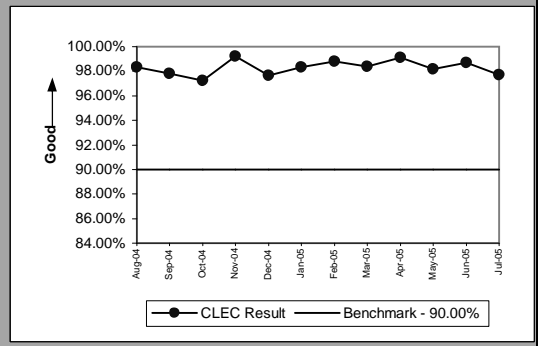
Resale Aggregate(PO-5B-1(a))(Benchmark)					
Date	Numerator	Denominator	CLEC Result	Standard Dev	
Aug-04		2201	2204	99.86%	3.69%
Sep-04		2446	2448	99.92%	2.86%
Oct-04		3095	3097	99.94%	2.54%
Nov-04		2693	2696	99.89%	3.33%
Dec-04		2404	2409	99.79%	4.55%
Jan-05		1723	1725	99.88%	3.40%
Feb-05		1324	1325	99.92%	2.75%
Mar-05		2239	2239	100.00%	0.00%
Apr-05		1740	1740	100.00%	0.00%
May-05		2227	2231	99.82%	4.23%
Jun-05		2505	2508	99.88%	3.46%
Jul-05		2036	2040	99.80%	4.42%



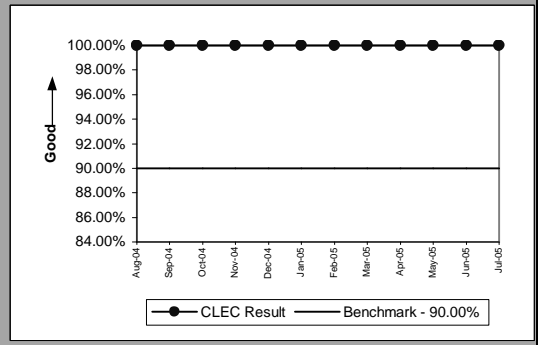
Unbundled Loop Aggregate(PO-5B-1(b))(Benchmark)					
Date	Numerator	Denominator	CLEC Result	Standard Dev	
Aug-04		990	1008	98.21%	13.24%
Sep-04		959	983	97.56%	15.43%
Oct-04		755	779	96.92%	17.28%
Nov-04		696	702	99.15%	9.21%
Dec-04		618	635	97.32%	16.14%
Jan-05		611	623	98.07%	13.74%
Feb-05		495	502	98.61%	11.73%
Mar-05		577	588	98.13%	13.55%
Apr-05		481	486	98.97%	10.09%
May-05		545	557	97.85%	14.52%
Jun-05		685	695	98.56%	11.91%
Jul-05		628	646	97.21%	16.46%



Unbundled Loop AGG-EELs(PO-5B-1(b))(Benchmark)					
Date	Numerator	Denominator	CLEC Result	Standard Dev	
Aug-04		1067	1085	98.34%	12.77%
Sep-04		1072	1096	97.81%	14.63%
Oct-04		847	871	97.24%	16.37%
Nov-04		780	786	99.24%	8.70%
Dec-04		710	727	97.66%	15.11%
Jan-05		707	719	98.33%	12.81%
Feb-05		573	580	98.79%	10.92%
Mar-05		676	687	98.40%	12.55%
Apr-05		549	554	99.10%	9.46%
May-05		638	650	98.15%	13.46%
Jun-05		748	758	98.68%	11.41%
Jul-05		774	792	97.73%	14.90%



LNP(PO-5B-1(c))(Benchmark)					
Date	Numerator	Denominator	CLEC Result	Standard Dev	
Aug-04		235	235	100.00%	0.00%
Sep-04		238	238	100.00%	0.00%
Oct-04		201	201	100.00%	0.00%
Nov-04		194	194	100.00%	0.00%
Dec-04		195	195	100.00%	0.00%
Jan-05		152	152	100.00%	0.00%
Feb-05		154	154	100.00%	0.00%
Mar-05		189	189	100.00%	0.00%
Apr-05		205	205	100.00%	0.00%
May-05		174	174	100.00%	0.00%
Jun-05		232	232	100.00%	0.00%
Jul-05		208	208	100.00%	0.00%

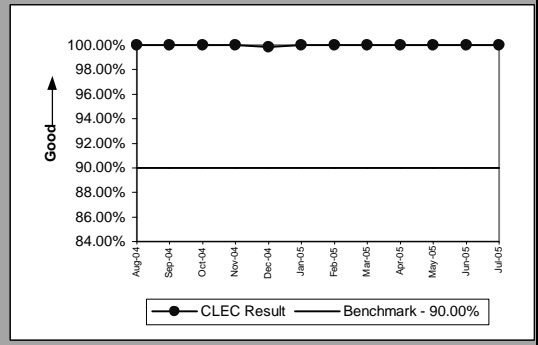


PO-5B-1(b) has the potential to display two graphs. The first graph is UBL loops without EELs and the second graph is UBL loops with EELs.

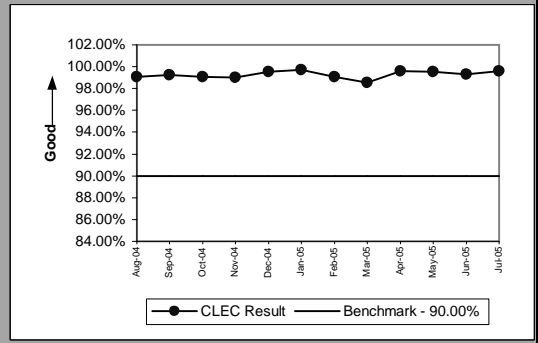
Qwest Perf Results - PID (14-State 271 PID 8.1)

PO-5B-2 - FOCs On Time for Electronic/Manual LSRs Received via IMA EDI (Percent)

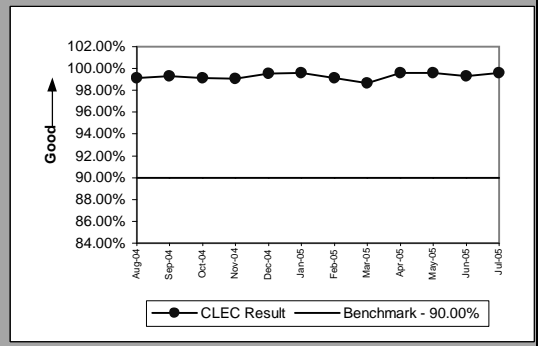
Resale Aggregate(PO-5B-2(a))(Benchmark)					
Date	Numerator	Denominator	CLEC Result	Standard Dev	
Aug-04		896	896	100.00%	0.00%
Sep-04		722	722	100.00%	0.00%
Oct-04		746	746	100.00%	0.00%
Nov-04		629	629	100.00%	0.00%
Dec-04		585	586	99.83%	4.13%
Jan-05		48	48	100.00%	0.00%
Feb-05		38	38	100.00%	0.00%
Mar-05		44	44	100.00%	0.00%
Apr-05		13	13	100.00%	0.00%
May-05		20	20	100.00%	0.00%
Jun-05		17	17	100.00%	0.00%
Jul-05		8	8	100.00%	0.00%



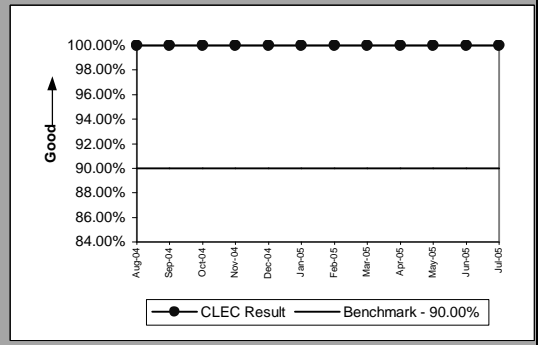
Unbundled Loop Aggregate(PO-5B-2(b))(Benchmark)					
Date	Numerator	Denominator	CLEC Result	Standard Dev	
Aug-04		631	637	99.06%	9.66%
Sep-04		778	784	99.23%	8.71%
Oct-04		747	754	99.07%	9.59%
Nov-04		691	698	99.00%	9.96%
Dec-04		628	631	99.52%	6.88%
Jan-05		699	701	99.71%	5.33%
Feb-05		622	628	99.04%	9.73%
Mar-05		731	742	98.52%	12.09%
Apr-05		687	690	99.57%	6.58%
May-05		662	665	99.55%	6.70%
Jun-05		831	837	99.28%	8.44%
Jul-05		1208	1213	99.59%	6.41%



Unbundled Loop AGG-EELs(PO-5B-2(b))(Benchmark)					
Date	Numerator	Denominator	CLEC Result	Standard Dev	
Aug-04		668	674	99.11%	9.39%
Sep-04		842	848	99.29%	8.38%
Oct-04		799	806	99.13%	9.28%
Nov-04		736	743	99.06%	9.66%
Dec-04		677	680	99.56%	6.63%
Jan-05		758	761	99.61%	6.27%
Feb-05		699	705	99.15%	9.19%
Mar-05		796	807	98.64%	11.60%
Apr-05		730	733	99.59%	6.38%
May-05		721	724	99.59%	6.42%
Jun-05		892	898	99.33%	8.15%
Jul-05		1264	1269	99.61%	6.26%



LNP(PO-5B-2(c))(Benchmark)					
Date	Numerator	Denominator	CLEC Result	Standard Dev	
Aug-04		146	146	100.00%	0.00%
Sep-04		181	181	100.00%	0.00%
Oct-04		160	160	100.00%	0.00%
Nov-04		142	142	100.00%	0.00%
Dec-04		154	154	100.00%	0.00%
Jan-05		174	174	100.00%	0.00%
Feb-05		154	154	100.00%	0.00%
Mar-05		236	236	100.00%	0.00%
Apr-05		219	219	100.00%	0.00%
May-05		209	209	100.00%	0.00%
Jun-05		241	241	100.00%	0.00%
Jul-05		231	231	100.00%	0.00%

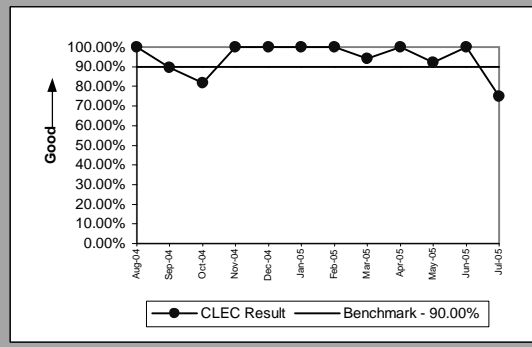


PO-5B-2(b) has the potential to display two graphs. The first graph is UBL loops without EELs and the second graph is UBL loops with EELs.

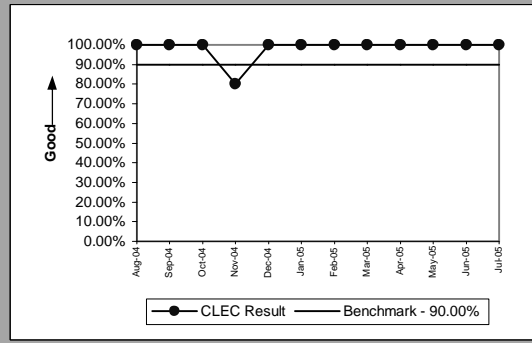
Qwest Perf Results - PID (14-State 271 PID 8.1)

PO-5C - FOCs on Time for Manual (Percent)

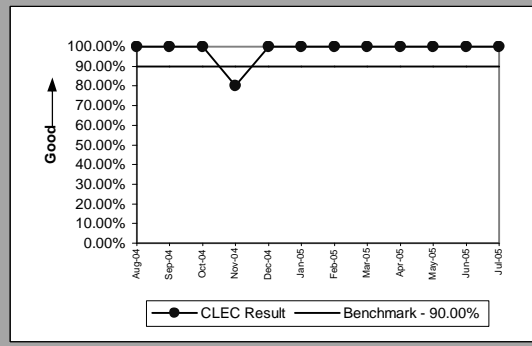
Resale Aggregate(PO-5C-(a))(Benchmark)					
Date	Numerator	Denominator	CLEC Result	Standard Dev	
Aug-04	24	24	100.00%	0.00%	
Sep-04	17	19	89.47%	30.69%	
Oct-04	9	11	81.82%	38.57%	
Nov-04	15	15	100.00%	0.00%	
Dec-04	11	11	100.00%	0.00%	
Jan-05	20	20	100.00%	0.00%	
Feb-05	16	16	100.00%	0.00%	
Mar-05	16	17	94.12%	23.53%	
Apr-05	11	11	100.00%	0.00%	
May-05	12	13	92.31%	26.65%	
Jun-05	4	4	100.00%	0.00%	
Jul-05	3	4	75.00%	43.30%	



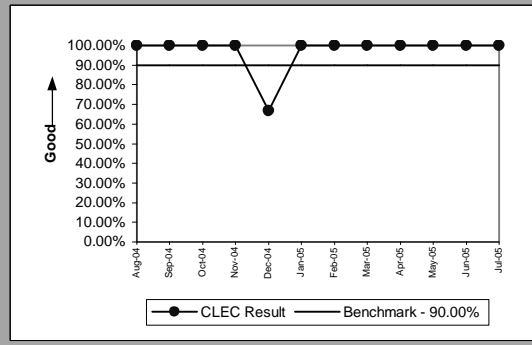
Unbundled Loop Aggregate(PO-5C-(b))(Benchmark)					
Date	Numerator	Denominator	CLEC Result	Standard Dev	
Aug-04	4	4	100.00%	0.00%	
Sep-04	1	1	100.00%	0.00%	
Oct-04	3	3	100.00%	0.00%	
Nov-04	4	5	80.00%	40.00%	
Dec-04	4	4	100.00%	0.00%	
Jan-05	2	2	100.00%	0.00%	
Feb-05	4	4	100.00%	0.00%	
Mar-05	2	2	100.00%	0.00%	
Apr-05	8	8	100.00%	0.00%	
May-05	1	1	100.00%	0.00%	
Jun-05	3	3	100.00%	0.00%	
Jul-05	2	2	100.00%	0.00%	



Unbundled Loop AGG-EELs(PO-5C-(b))(Benchmark)					
Date	Numerator	Denominator	CLEC Result	Standard Dev	
Aug-04	4	4	100.00%	0.00%	
Sep-04	1	1	100.00%	0.00%	
Oct-04	3	3	100.00%	0.00%	
Nov-04	4	5	80.00%	40.00%	
Dec-04	4	4	100.00%	0.00%	
Jan-05	2	2	100.00%	0.00%	
Feb-05	4	4	100.00%	0.00%	
Mar-05	2	2	100.00%	0.00%	
Apr-05	8	8	100.00%	0.00%	
May-05	1	1	100.00%	0.00%	
Jun-05	3	3	100.00%	0.00%	
Jul-05	2	2	100.00%	0.00%	



LNP(PO-5C-(c))(Benchmark)					
Date	Numerator	Denominator	CLEC Result	Standard Dev	
Aug-04	133	133	100.00%	0.00%	
Sep-04	122	122	100.00%	0.00%	
Oct-04	96	96	100.00%	0.00%	
Nov-04	59	59	100.00%	0.00%	
Dec-04	6	9	66.67%	47.14%	
Jan-05	5	5	100.00%	0.00%	
Feb-05	6	6	100.00%	0.00%	
Mar-05	4	4	100.00%	0.00%	
Apr-05	3	3	100.00%	0.00%	
May-05	5	5	100.00%	0.00%	
Jun-05	6	6	100.00%	0.00%	
Jul-05	1	1	100.00%	0.00%	

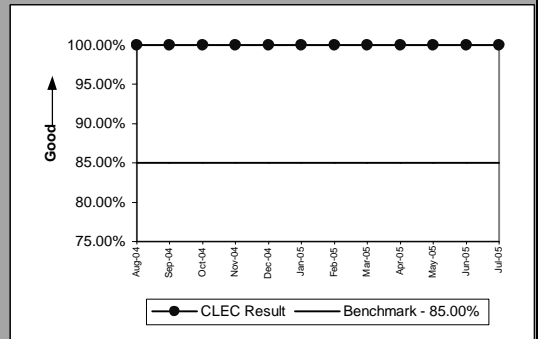


PO-5C(b) has the potential to display two graphs. The first graph is UBL loops without EELs and the second graph is UBL loops with EELs.

Qwest Perf Results - PID (14-State 271 PID 8.1)

PO-5D - FOCs on Time (Percent)

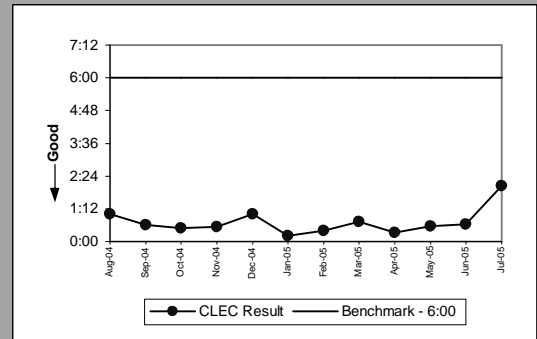
LIS Trunk(PO-5D)(Benchmark)					
Date	Numerator	Denominator	CLEC Result	Standard Dev	
Aug-04	92	92	100.00%	0.00%	
Sep-04	41	41	100.00%	0.00%	
Oct-04	58	58	100.00%	0.00%	
Nov-04	55	55	100.00%	0.00%	
Dec-04	90	90	100.00%	0.00%	
Jan-05	70	70	100.00%	0.00%	
Feb-05	124	124	100.00%	0.00%	
Mar-05	51	51	100.00%	0.00%	
Apr-05	70	70	100.00%	0.00%	
May-05	82	82	100.00%	0.00%	
Jun-05	71	71	100.00%	0.00%	
Jul-05	73	73	100.00%	0.00%	



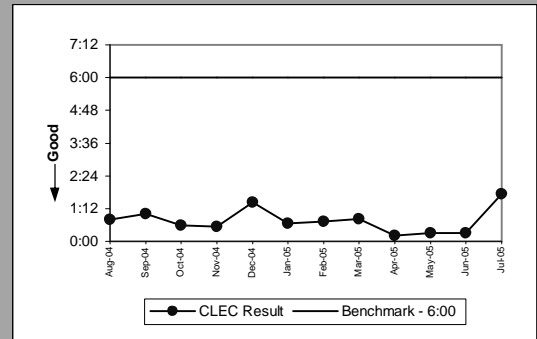
Qwest Perf Results - PID (14-State 271 PID 8.1)

PO-6 - Work Completion Notification Timeliness

Notices Made Available via IMA - GUIAll(Hours and Minutes)(PO-6A)(Benchmark)				
Date	Numerator	Denominator	CLEC Result	
Aug-04		7688:39	7,580	1:01
Sep-04		4886:14	7,914	0:37
Oct-04		4093:27	8,609	0:29
Nov-04		4798:59	8,794	0:33
Dec-04		7365:34	7,295	1:01
Jan-05		939:20	4,571	0:12
Feb-05		1137:00	2,807	0:24
Mar-05		2727:00	3,814	0:43
Apr-05		1205:33	3,541	0:20
May-05		2400:16	4,242	0:34
Jun-05		2859:36	4,461	0:38
Jul-05		7392:52	3,617	2:03



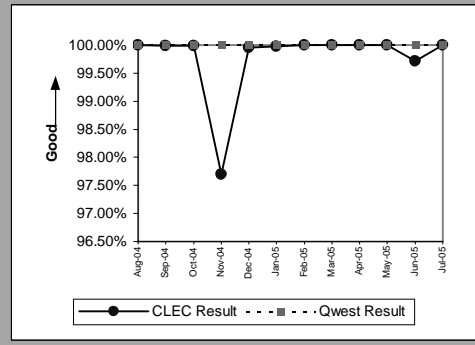
Notices Transmitted via IMA - EDIAll(Hours and Minutes)(PO-6B)(Benchmark)				
Date	Numerator	Denominator	CLEC Result	
Aug-04		8163:33	10,235	0:48
Sep-04		7730:05	7,745	1:00
Oct-04		3587:00	6,127	0:35
Nov-04		3618:44	6,491	0:33
Dec-04		7146:54	4,998	1:26
Jan-05		1795:08	2,673	0:40
Feb-05		1368:24	1,848	0:44
Mar-05		1752:42	2,138	0:49
Apr-05		379:22	1,971	0:12
May-05		575:31	1,927	0:18
Jun-05		1252:57	4,139	0:18
Jul-05		13533:36	7,834	1:44



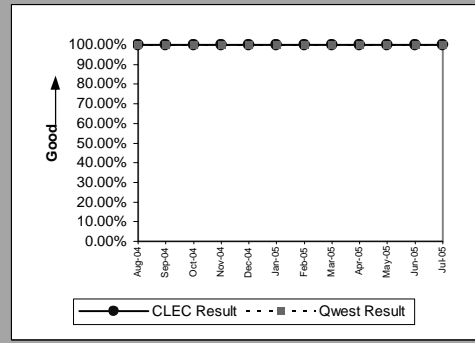
Qwest Perf Results - PID (14-State 271 PID 8.1)

PO-7 - Billing Completion Notification Timeliness

Notices Made Available via IMA - GUI / Billing System Posting CompletionsAll(Percent)(PO-7A,C)(Parity)									
Date	Numerator	Denominator	CLEC Result	CLEC Std Dev	Qwest Num	Qwest Denom	Qwest Result	Mod Z Scr	Parity Scr
Aug-04	9488	9488	100.00%	0.00%	304445	304445	100.00%		
Sep-04	9998	9999	99.99%	1.00%	328288	328288	100.00%		
Oct-04	9469	9470	99.99%	1.03%	279103	279103	100.00%		
Nov-04	12044	12328	97.70%	15.00%	263106	263106	100.00%		
Dec-04	9341	9346	99.95%	2.31%	292289	292289	100.00%		
Jan-05	4216	4217	99.98%	1.54%	303041	303041	100.00%		
Feb-05	3658	3658	100.00%	0.00%	241231	241231	100.00%		
Mar-05	5350	5350	100.00%	0.00%	291885	291885	100.00%		
Apr-05	4533	4533	100.00%	0.00%	256359	256359	100.00%		
May-05	5303	5303	100.00%	0.00%	251110	251110	100.00%		
Jun-05	5807	5824	99.71%	5.39%	272546	272546	100.00%		
Jul-05	4834	4834	100.00%	0.00%	266066	266066	100.00%		

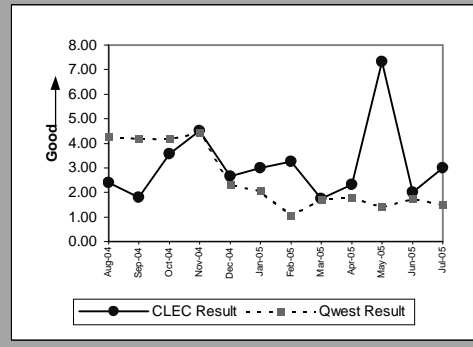


Notices Transmitted via IMA - EDI / Billing System Posting CompletionsAll(Percent)(PO-7B,C)(Parity)									
Date	Numerator	Denominator	CLEC Result	CLEC Std Dev	Qwest Num	Qwest Denom	Qwest Result	Mod Z Scr	Parity Scr
Aug-04	427	427	100.00%	0.00%	304445	304445	100.00%		
Sep-04	408	408	100.00%	0.00%	328288	328288	100.00%		
Oct-04	265	265	100.00%	0.00%	279103	279103	100.00%		
Nov-04	227	227	100.00%	0.00%	263106	263106	100.00%		
Dec-04	154	154	100.00%	0.00%	292289	292289	100.00%		
Jan-05	321	321	100.00%	0.00%	303041	303041	100.00%		
Feb-05	237	237	100.00%	0.00%	241231	241231	100.00%		
Mar-05	274	274	100.00%	0.00%	291885	291885	100.00%		
Apr-05	386	386	100.00%	0.00%	256359	256359	100.00%		
May-05	333	333	100.00%	0.00%	251110	251110	100.00%		
Jun-05	380	380	100.00%	0.00%	272546	272546	100.00%		
Jul-05	222	222	100.00%	0.00%	266066	266066	100.00%		

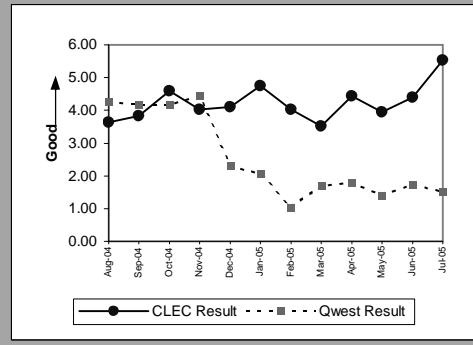


PO-8 - Jeopardy Notice Interval

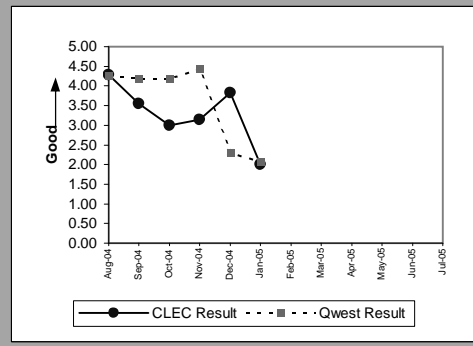
Non-Designed Services(Whole Number)(PO-8A)(Parity)									
Date	CLEC Num	CLEC Denom	CLEC Result	CLEC Std Dev	Qwest Num	Qwest Denom	Qwest Result	Mod Z Scr	Parity Score
Aug-04	12	5	2.40	1.82	252	59	4.27	0.857285	-0.405327
Sep-04	9	5	1.80	1.10	243	58	4.19	1.182835	-0.237886
Oct-04	32	9	3.56	2.46	272	65	4.18	0.34401	-0.845976
Nov-04	36	8	4.50	3.46	208	47	4.43	-0.040082	-1.024368
Dec-04	24	9	2.67	1	111	48	2.31	-0.233384	-1.141888
Jan-05	18	6	3	1.10	85	41	2.07	-0.871516	-1.529844
Feb-05	13	4	3.25	1.50	54	52	1.04	-2.016151	-2.225733
Mar-05	14	8	1.75	1.49	87	51	1.71	-0.053561	-1.032563
Apr-05	14	6	2.33	0.52	148	82	1.80	-0.321064	-1.195193
May-05	22	3	7.33	6.81	60	43	1.40	-5.52033	-4.356123
Jun-05	18	9	2	0.87	99	57	1.74	-0.211314	-1.12847
Jul-05	12	4	3	2.16	67	44	1.52	-1.903359	-2.15716



Unbundled Loops and Number Portability(Whole Number)(PO-8B)(Parity)									
Date	CLEC Num	CLEC Denom	CLEC Result	CLEC Std Dev	Qwest Num	Qwest Denom	Qwest Result	Mod Z Scr	Parity Score
Aug-04	379	104	3.64	1.64	252	59	4.27	0.820867	-0.470743
Sep-04	337	88	3.83	1.95	243	58	4.19	0.491218	-0.732552
Oct-04	578	126	4.59	4.01	272	65	4.18	-0.512873	-1.311804
Nov-04	382	95	4.02	3.33	208	47	4.43	0.466905	-0.670648
Dec-04	341	83	4.11	5.17	111	48	2.31	-2.370684	-2.441273
Jan-05	337	71	4.75	3.56	85	41	2.07	-5.601678	-4.405579
Feb-05	270	67	4.03	3.08	54	52	1.04	-7.656485	-5.654813
Mar-05	306	87	3.52	1.80	87	51	1.71	-4.741782	-3.882799
Apr-05	310	70	4.43	3.18	148	82	1.80	-4.142753	-3.518615
May-05	328	83	3.95	2.61	60	43	1.40	-7.553301	-5.592081
Jun-05	492	112	4.39	2.36	99	57	1.74	-4.701742	-3.858456
Jul-05	621	112	5.54	3.06	67	44	1.52	-15.21004	-10.24705

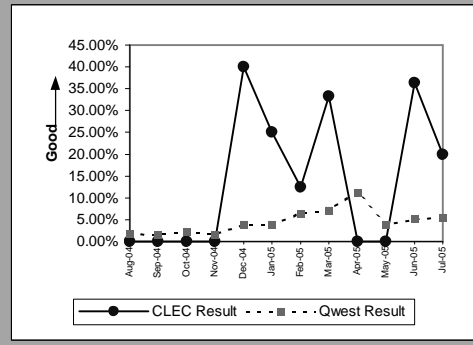


UNE - P (POTS)(Whole Number)(PO-8D)(Parity)									
Date	CLEC Num	CLEC Denom	CLEC Result	CLEC Std Dev	Qwest Num	Qwest Denom	Qwest Result	Mod Z Scr	Parity Score
Aug-04	73	17	4.29	2.02	252	59	4.27	-0.017777	-1.010808
Sep-04	110	31	3.55	3.35	243	58	4.19	0.664966	-0.584181
Oct-04	45	15	3	1.31	272	65	4.18	0.804363	-0.503375
Nov-04	69	22	3.14	2.01	208	47	4.43	1.027334	-0.309424
Dec-04	65	17	3.82	4.88	111	48	2.31	-1.281506	-1.7791
Jan-05	2	1	2		85	41	2.07	0.029714	-1.332888
Feb-05									
Mar-05									
Apr-05									
May-05									
Jun-05									
Jul-05									

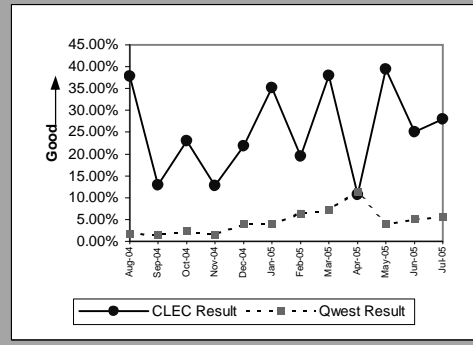


PO-9 - Timely Jeopardy Notices

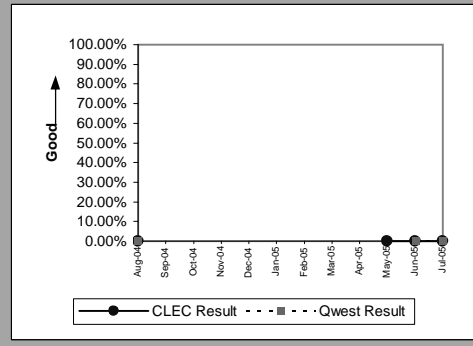
Non-Designed Services(PO-9A)(Parity)									
Date	CLEC Num	CLEC Denom	CLEC Result	CLEC Std Dev	Qwest Num	Qwest Denom	Qwest Result	Mod Z Scr	Parity Score
Aug-04	0	22	0.00%	0.00%	12	658	1.82%	0.628846	-0.739082
Sep-04	0	8	0.00%	0.00%	12	720	1.67%	0.366201	-0.937141
Oct-04	0	11	0.00%	0.00%	12	520	2.31%	0.50444	-0.841504
Nov-04	0	9	0.00%	0.00%	8	502	1.59%	0.378394	-0.936248
Dec-04	2	5	40.00%	48.99%	17	430	3.95%	-4.112509	-3.500228
Jan-05	1	4	25.00%	43.30%	14	355	3.94%	-2.151627	-2.308096
Feb-05	1	8	12.50%	33.07%	20	312	6.41%	-0.694376	-1.42215
Mar-05	3	9	33.33%	47.14%	23	323	7.12%	-3.01607	-2.83364
Apr-05	0	7	0.00%	0.00%	47	417	11.27%	0.935152	-0.506775
May-05	0	4	0.00%	0.00%	16	399	4.01%	0.406747	-0.910485
Jun-05	4	11	36.36%	48.10%	26	506	5.14%	-4.640621	-3.821297
Jul-05	1	5	20.00%	40.00%	27	479	5.64%	-1.385375	-1.842248



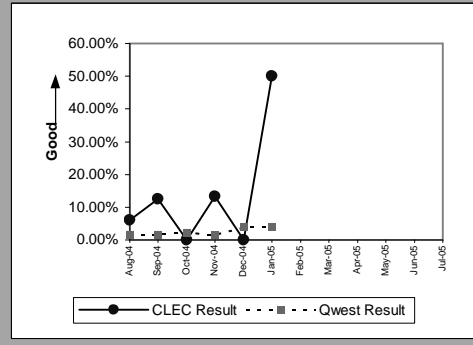
Unbundled Loops and Number Portability(PO-9B)(Parity)									
Date	CLEC Num	CLEC Denom	CLEC Result	CLEC Std Dev	Qwest Num	Qwest Denom	Qwest Result	Mod Z Scr	Parity Score
Aug-04	25	66	37.88%	48.51%	12	658	1.82%	-20.86897	-13.68744
Sep-04	14	108	12.96%	33.59%	12	720	1.67%	-8.551145	-6.198727
Oct-04	15	65	23.08%	42.13%	12	520	2.31%	-10.51433	-7.39226
Nov-04	8	63	12.70%	33.30%	8	502	1.59%	-6.634427	-5.033445
Dec-04	12	55	21.82%	41.30%	17	430	3.95%	-6.401905	-4.892082
Jan-05	13	37	35.14%	47.74%	14	355	3.94%	-9.276733	-6.639853
Feb-05	7	36	19.44%	39.58%	20	312	6.41%	-3.023229	-2.837993
Mar-05	11	29	37.93%	48.52%	23	323	7.12%	-6.180203	-4.757296
Apr-05	5	47	10.64%	30.83%	47	417	11.27%	0.130027	-0.959892
May-05	15	38	39.47%	48.88%	16	399	4.01%	-10.64718	-7.473026
Jun-05	10	40	25.00%	43.30%	26	506	5.14%	-5.477315	-4.329971
Jul-05	16	57	28.07%	44.93%	27	479	5.64%	-6.942293	-5.220614



LIS Trunk(PO-9C)(Parity)									
Date	CLEC Num	CLEC Denom	CLEC Result	CLEC Std Dev	Qwest Num	Qwest Denom	Qwest Result	Mod Z Scr	Parity Score
Aug-04	0	1	0.00%	0.00%	0	6	0.00%		
Sep-04									
Oct-04									
Nov-04									
Dec-04									
Jan-05									
Feb-05									
Mar-05									
Apr-05									
May-05	0	3	0.00%	0.00%	0	0			
Jun-05	0	2	0.00%	0.00%	0	2	0.00%		
Jul-05	0	1	0.00%	0.00%	0	1	0.00%		



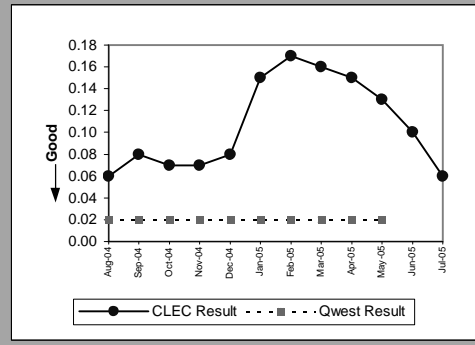
UNE - P (POTS)(PO-9D)(Parity)									
Date	CLEC Num	CLEC Denom	CLEC Result	CLEC Std Dev	Qwest Num	Qwest Denom	Qwest Result	Mod Z Scr	Parity Score
Aug-04	3	50	6.00%	23.75%	12	658	1.82%	-2.127606	-2.293492
Sep-04	4	32	12.50%	33.07%	12	720	1.67%	-4.68403	-3.847688
Oct-04	0	7	0.00%	0.00%	12	520	2.31%	0.403928	-0.913719
Nov-04	2	15	13.33%	33.99%	8	502	1.59%	-3.577707	-3.175091
Dec-04	0	15	0.00%	0.00%	17	430	3.95%	0.772412	-0.620074
Jan-05	1	2	50.00%	50.00%	14	355	3.94%	-3.337118	-3.028824
Feb-05									
Mar-05									
Apr-05									
May-05									
Jun-05									
Jul-05									



Qwest Perf Results - PID (14-State 271 PID 8.1)

PO-15 - Number of Due Date Changes per Order

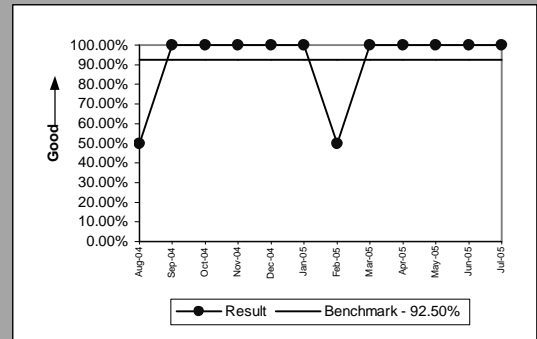
All(PO-15)(Diagnostic)									
Date	CLEC Num	CLEC Denom	CLEC Result	CLEC Std Dev	Qwest Num	Qwest Denom	Qwest Result	Mod Z Scr	Parity Score
Aug-04	583	10280	0.06	0.24	978	59847	0.02	26.636599	15.193902
Sep-04	747	9170	0.08	0.30	1037	60424	0.02	36.594644	21.247964
Oct-04	751	11382	0.07	0.26	985	55810	0.02	31.455982	18.123879
Nov-04	751	10118	0.07	0.29	1208	51352	0.02	23.80081	13.469865
Dec-04	619	7842	0.08	0.29	980	50146	0.02	29.909371	17.183606
Jan-05	537	3655	0.15	0.38	775	46011	0.02	49.497175	29.092145
Feb-05	600	3629	0.17	0.40	803	44029	0.02	55.56841	32.783195
Mar-05	718	4509	0.16	0.41	838	50015	0.02	63.303877	37.486025
Apr-05	539	3693	0.15	0.36	805	47955	0.02	52.548078	30.946963
May-05	622	4633	0.13	0.35	980	47752	0.02	46.31791	27.15929
Jun-05	717	7040	0.10	0.34					
Jul-05	614	10229	0.06	0.25					



Qwest Perf Results - PID (14-State 271 PID 8.1)

PO-16 - Timely Release Notifications

(PO-16)(Percent)(Diagnostic)			
Date	Numerator	Denominator	Result
Aug-04	1	2	50.00%
Sep-04	7	7	100.00%
Oct-04	1	1	100.00%
Nov-04	3	3	100.00%
Dec-04	1	1	100.00%
Jan-05	3	3	100.00%
Feb-05	1	2	50.00%
Mar-05	1	1	100.00%
Apr-05	1	1	100.00%
May-05	3	3	100.00%
Jun-05	4	4	100.00%
Jul-05	6	6	100.00%

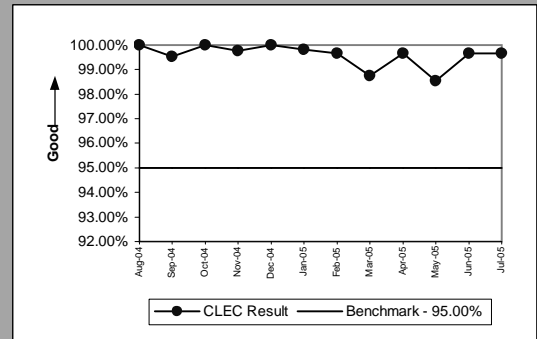


If the release notifications are less than 10 in the reporting month, the standard is 1 miss

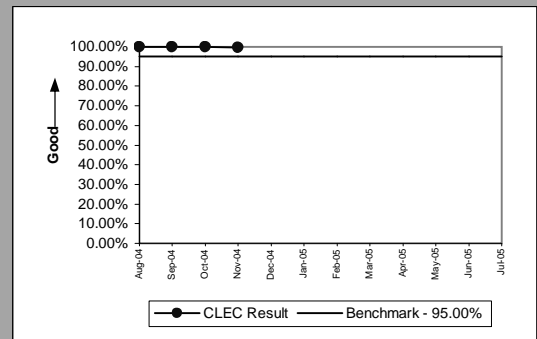
Qwest Perf Results - PID (14-State 271 PID 8.1)

PO-19 - Stand-Alone Test Environment (SATE) Accuracy

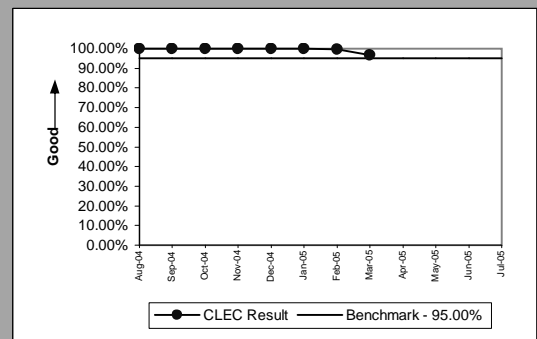
(PO-19) (Percent)(Diagnostic)				
Date	CLEC Num	CLEC Denom	CLEC Result	
Aug-04	585	585	100.00%	
Sep-04	860	864	99.54%	
Oct-04	861	861	100.00%	
Nov-04	861	863	99.77%	
Dec-04	600	600	100.00%	
Jan-05	601	602	99.83%	
Feb-05	600	602	99.67%	
Mar-05	872	883	98.75%	
Apr-05	611	613	99.67%	
May-05	604	613	98.53%	
Jun-05	611	613	99.67%	
Jul-05	611	613	99.67%	



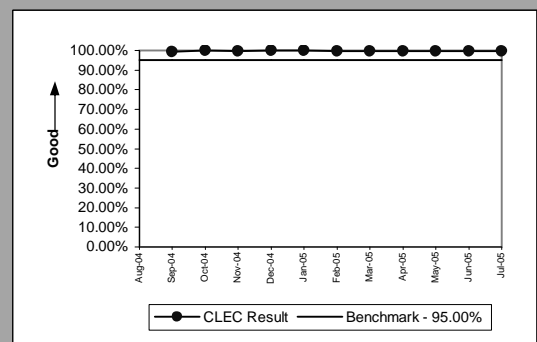
(PO-19) Rel. 14.0 (Percent)(Benchmark)				
Date	CLEC Num	CLEC Denom	CLEC Result	
Aug-04	263	263	100.00%	
Sep-04	263	263	100.00%	
Oct-04	263	263	100.00%	
Nov-04	262	263	99.62%	
Dec-04				
Jan-05				
Feb-05				
Mar-05				
Apr-05				
May-05				
Jun-05				
Jul-05				



(PO-19A) Rel. 15.0 (Percent)(Benchmark)				
Date	CLEC Num	CLEC Denom	CLEC Result	
Aug-04	269	269	100.00%	
Sep-04	269	269	100.00%	
Oct-04	269	269	100.00%	
Nov-04	269	269	100.00%	
Dec-04	269	269	100.00%	
Jan-05	269	269	100.00%	
Feb-05	268	269	99.63%	
Mar-05	261	270	96.67%	
Apr-05				
May-05				
Jun-05				
Jul-05				



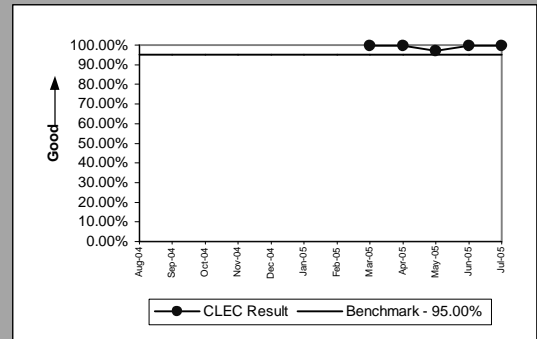
(PO-19) Rel. 16.0 (Percent)(Diagnostic)				
Date	CLEC Num	CLEC Denom	CLEC Result	
Aug-04				
Sep-04	274	276	99.28%	
Oct-04	276	276	100.00%	
Nov-04	275	276	99.64%	
Dec-04	276	276	100.00%	
Jan-05	278	278	100.00%	
Feb-05	277	278	99.64%	
Mar-05	278	279	99.64%	
Apr-05	278	279	99.64%	
May-05	278	279	99.64%	
Jun-05	278	279	99.64%	
Jul-05	278	279	99.64%	



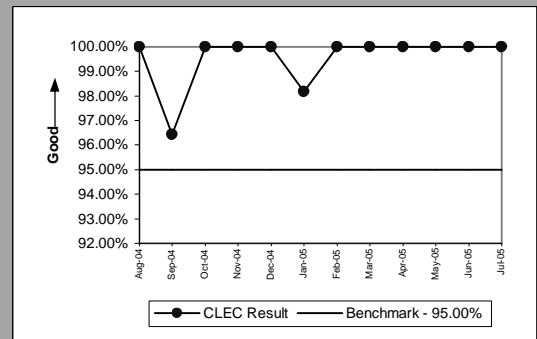
Qwest Perf Results - PID (14-State 271 PID 8.1)

PO-19 - Stand-Alone Test Environment (SATE) Accuracy

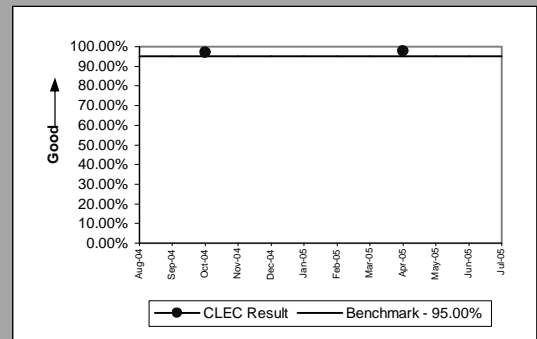
(PO-19)Rel. 17.0(Percent)(Diagnostic)			
Date	CLEC Num	CLEC Denom	CLEC Result
Aug-04			
Sep-04			
Oct-04			
Nov-04			
Dec-04			
Jan-05			
Feb-05			
Mar-05	278	279	99.64%
Apr-05	278	279	99.64%
May-05	271	279	97.13%
Jun-05	278	279	99.64%
Jul-05	278	279	99.64%



(PO-19)Rel. VICKI(Percent)(Diagnostic)				
Date	CLEC Num	CLEC Denom	CLEC Result	
Aug-04	53	53	100.00%	
Sep-04	54	56	96.43%	
Oct-04	53	53	100.00%	
Nov-04	55	55	100.00%	
Dec-04	55	55	100.00%	
Jan-05	54	55	98.18%	
Feb-05	55	55	100.00%	
Mar-05	55	55	100.00%	
Apr-05	55	55	100.00%	
May-05	55	55	100.00%	
Jun-05	55	55	100.00%	
Jul-05	55	55	100.00%	



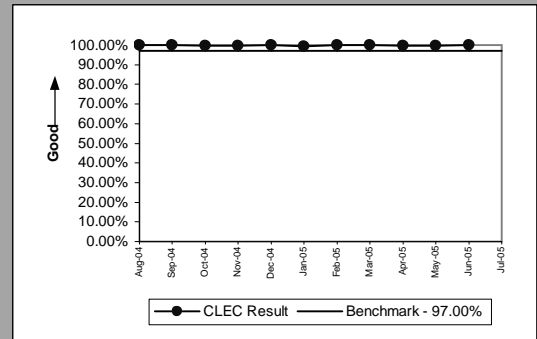
(PO-19B) (Percent)(Diagnostic)			
Date	CLEC Num	CLEC Denom	CLEC Result
Aug-04			
Sep-04			
Oct-04	194	200	97.00%
Nov-04			
Dec-04			
Jan-05			
Feb-05			
Mar-05			
Apr-05	182	186	97.85%
May-05			
Jun-05			
Jul-05			



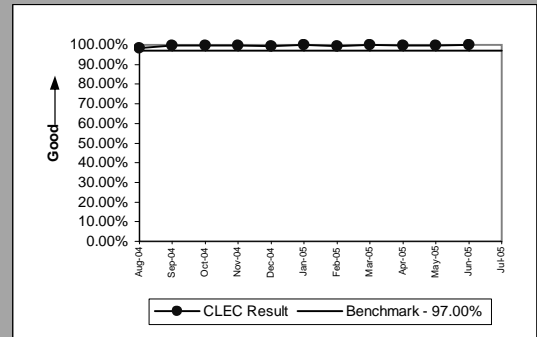
Qwest Perf Results - PID (14-State 271 PID 8.1)

PO-20 (Expanded) Manual Service Order Accuracy (Phase 1)

Unbundled Loops(Benchmark)				
Date	CLEC Num	CLEC Denom	CLEC Result	
Aug-04		983	983	100.00%
Sep-04		913	914	99.89%
Oct-04		942	944	99.79%
Nov-04		1050	1053	99.72%
Dec-04		1170	1170	100.00%
Jan-05		946	951	99.47%
Feb-05		784	785	99.87%
Mar-05		868	868	100.00%
Apr-05		731	733	99.73%
May-05		966	969	99.69%
Jun-05		1079	1080	99.91%
Jul-05				



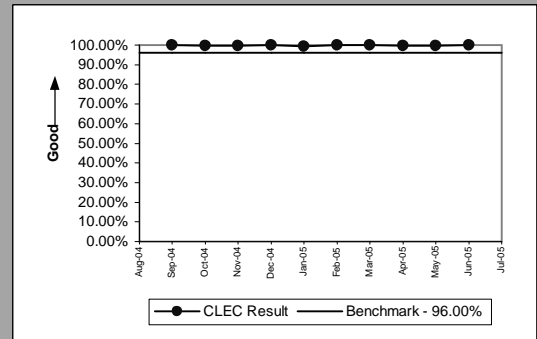
Resale & UNE-P (POTS)(Benchmark)				
Date	CLEC Num	CLEC Denom	CLEC Result	
Aug-04		1980	2014	98.31%
Sep-04		2266	2275	99.60%
Oct-04		2740	2752	99.56%
Nov-04		2666	2678	99.55%
Dec-04		2195	2206	99.50%
Jan-05		1303	1304	99.92%
Feb-05		1228	1235	99.43%
Mar-05		1928	1929	99.95%
Apr-05		1517	1520	99.80%
May-05		2052	2056	99.81%
Jun-05		2084	2086	99.90%
Jul-05				



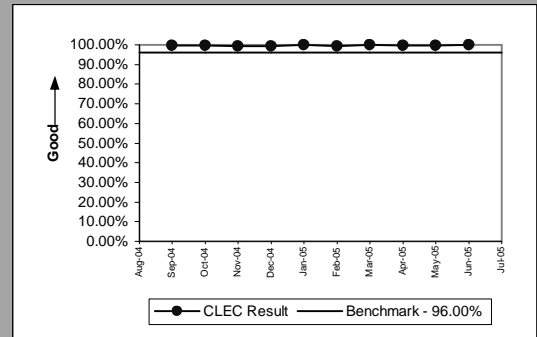
Qwest Perf Results - PID (14-State 271 PID 8.1)

PO-20 (Expanded) Manual Service Order Accuracy (Phase 2)

Unbundled Loops(Benchmark)			
Date	CLEC Num	CLEC Denom	CLEC Result
Aug-04			
Sep-04		913	914 99.89%
Oct-04		942	944 99.79%
Nov-04		1050	1053 99.72%
Dec-04		1170	1170 100.00%
Jan-05		946	951 99.47%
Feb-05		784	785 99.87%
Mar-05		868	868 100.00%
Apr-05		731	733 99.73%
May-05		966	969 99.69%
Jun-05		1079	1080 99.91%
Jul-05			



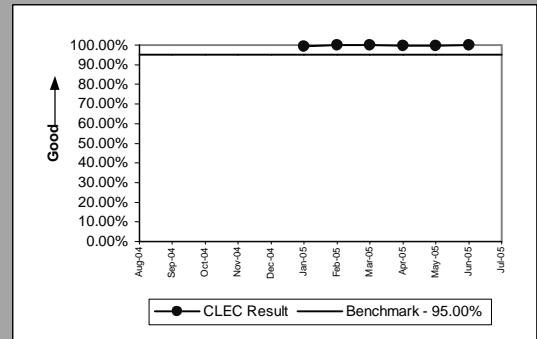
Resale & UNE-P (POTS)(Benchmark)			
Date	CLEC Num	CLEC Denom	CLEC Result
Aug-04			
Sep-04		2266	2275 99.60%
Oct-04		2740	2752 99.56%
Nov-04		2665	2678 99.51%
Dec-04		2194	2206 99.46%
Jan-05		1303	1304 99.92%
Feb-05		1228	1235 99.43%
Mar-05		1928	1929 99.95%
Apr-05		1517	1520 99.80%
May-05		2052	2056 99.81%
Jun-05		2084	2086 99.90%
Jul-05			



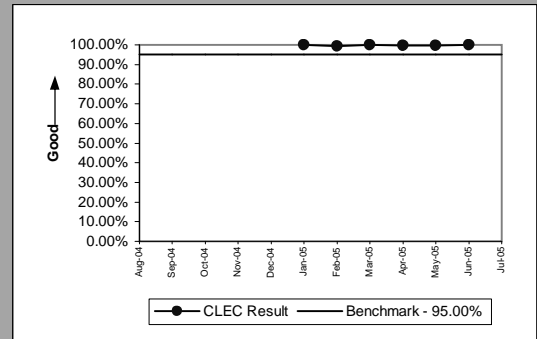
Qwest Perf Results - PID (14-State 271 PID 8.1)

PO-20 (Expanded) Manual Service Order Accuracy (Phase 3)

Unbundled Loops(Benchmark)			
Date	CLEC Num	CLEC Denom	CLEC Result
Aug-04			
Sep-04			
Oct-04			
Nov-04			
Dec-04			
Jan-05	946	951	99.47%
Feb-05	784	785	99.87%
Mar-05	868	868	100.00%
Apr-05	731	733	99.73%
May-05	966	969	99.69%
Jun-05	1079	1080	99.91%
Jul-05			

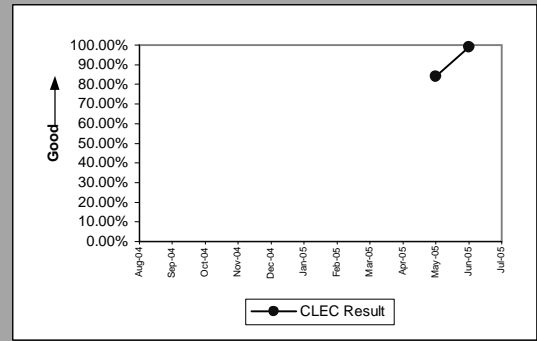


Resale & UNE-P (POTS)(Benchmark)			
Date	CLEC Num	CLEC Denom	CLEC Result
Aug-04			
Sep-04			
Oct-04			
Nov-04			
Dec-04			
Jan-05	1303	1304	99.92%
Feb-05	1227	1235	99.35%
Mar-05	1928	1929	99.95%
Apr-05	1517	1520	99.80%
May-05	2052	2056	99.81%
Jun-05	2084	2086	99.90%
Jul-05			

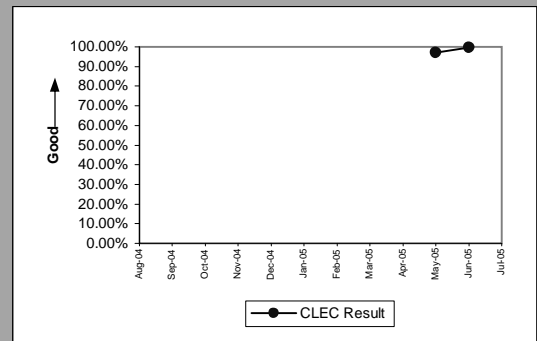


PO-20 (Expanded) Manual Service Order Accuracy (Phase 4)

Unbundled Loops(Diagnostic)			
Date	CLEC Num	CLEC Denom	CLEC Result
Aug-04			
Sep-04			
Oct-04			
Nov-04			
Dec-04			
Jan-05			
Feb-05			
Mar-05			
Apr-05			
May-05	814	969	84.00%
Jun-05	1070	1080	99.07%
Jul-05			



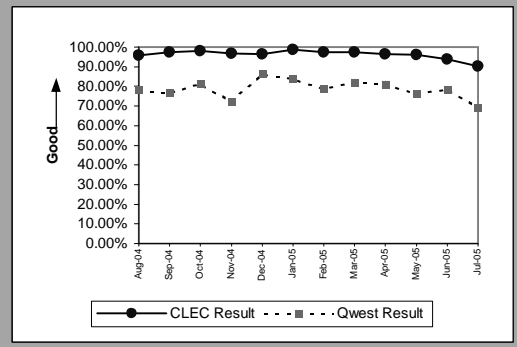
Resale & UNE-P (POTS)(Diagnostic)			
Date	CLEC Num	CLEC Denom	CLEC Result
Aug-04			
Sep-04			
Oct-04			
Nov-04			
Dec-04			
Jan-05			
Feb-05			
Mar-05			
Apr-05			
May-05	1999	2056	97.23%
Jun-05	2080	2086	99.71%
Jul-05			



Qwest Perf Results - PID (14-State 271 PID 8.1)

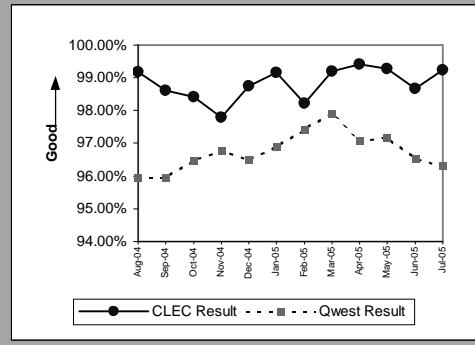
OP-2 - Calls Answered within Twenty Seconds - Interconnect Provisioning Center

Calls Answered within Twenty Seconds - Interconnect Provisioning Center(Percent)(OP-2)(Diagnostic)						
Date	CLEC Num	CLEC Denom	CLEC Result	Qwest Num	Qwest Denom	Qwest Result
Aug-04	23357	24370	95.84%	2208178	2825014	78.17%
Sep-04	22116	22726	97.32%	2121022	2764870	76.71%
Oct-04	22199	22648	98.02%	2070335	2540565	81.49%
Nov-04	19611	20249	96.85%	1744701	2420635	72.08%
Dec-04	18047	18709	96.46%	1998521	2317687	86.23%
Jan-05	16301	16499	98.80%	1954501	2333287	83.77%
Feb-05	14794	15195	97.36%	1628462	2064597	78.88%
Mar-05	16918	17384	97.32%	1871791	2277286	82.19%
Apr-05	15645	16242	96.32%	1657570	2042248	81.16%
May-05	15096	15718	96.04%	1567353	1051961	76.38%
Jun-05	16208	17274	93.83%	1747155	2223194	78.59%
Jul-05	14605	16158	90.39%	1456845	2108334	69.10%

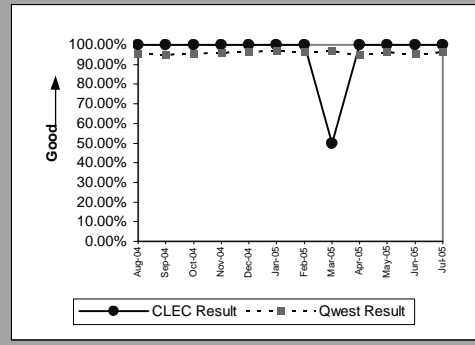


OP-3A - Installation Commitments Met (Percent) - Dispatches within MSAs

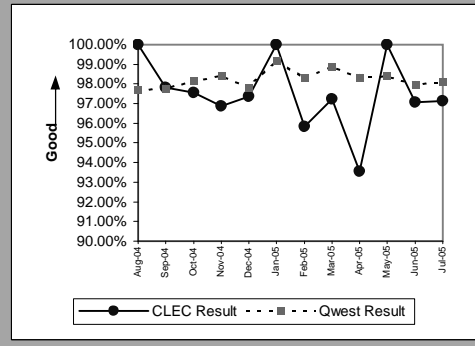
Residence(Parity)									
Date	CLEC Num	CLEC Denom	CLEC Result	CLEC Std Dev	Qwest Num	Qwest Denom	Qwest Result	Mod Z Scr	Parity Scr
Aug-04	484	488	99.18%	9.02%	9659	10066	95.96%	-3.530777	-3.14656
Sep-04	495	502	98.61%	11.73%	9689	10097	95.96%	-2.938941	-2.786749
Oct-04	561	570	98.42%	12.47%	8311	8614	96.48%	-2.433129	-2.479237
Nov-04	530	542	97.79%	14.71%	7285	7527	96.78%	-1.276041	-1.775778
Dec-04	391	396	98.74%	11.17%	7075	7331	96.51%	-2.353914	-2.431078
Jan-05	464	468	99.15%	9.21%	6293	6494	96.90%	-2.702934	-2.643267
Feb-05	277	282	98.23%	13.20%	6415	6585	97.42%	-0.838441	-1.509736
Mar-05	610	615	99.19%	8.98%	7658	7822	97.90%	-2.139364	-2.300641
Apr-05	515	518	99.42%	7.59%	7004	7216	97.06%	-3.070798	-2.866913
May-05	541	545	99.27%	8.54%	6977	7179	97.19%	-2.830663	-2.720921
Jun-05	595	603	98.67%	11.44%	7587	7859	96.54%	-2.76318	-2.679894
Jul-05	519	523	99.24%	8.71%	6828	7090	96.30%	-3.428393	-3.084315



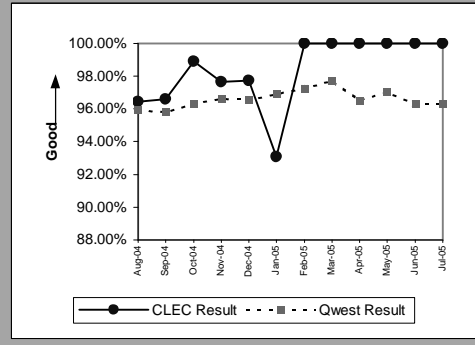
Business(Parity)									
Date	CLEC Num	CLEC Denom	CLEC Result	CLEC Std Dev	Qwest Num	Qwest Denom	Qwest Result	Mod Z Scr	Parity Scr
Aug-04	9	9	100.00%	0.00%	2126	2220	95.77%	-0.629542	-1.382735
Sep-04	4	4	100.00%	0.00%	2137	2248	95.06%	-0.455411	-1.27687
Oct-04	1	1	100.00%	0.00%	2241	2340	95.77%	-0.210138	-1.127755
Nov-04	10	10	100.00%	0.00%	2029	2112	96.07%	-0.638076	-1.387923
Dec-04	7	7	100.00%	0.00%	1761	1820	96.76%	-0.48335	-1.293856
Jan-05	2	2	100.00%	0.00%	1852	1910	96.96%	-0.250139	-1.152074
Feb-05	7	7	100.00%	0.00%	1881	1943	96.81%	-0.479479	-1.291503
Mar-05	1	2	50.00%	50.00%	2135	2199	97.09%	3.95985	0.155143
Apr-05	6	6	100.00%	0.00%	1989	2100	94.71%	-0.57783	-1.351296
May-05	4	4	100.00%	0.00%	1994	2067	96.47%	-0.382304	-1.232424
Jun-05	6	6	100.00%	0.00%	2111	2210	95.52%	-0.529737	-1.322057
Jul-05	4	4	100.00%	0.00%	1784	1851	96.38%	-0.38717	-1.235382



Qwest DSL(Parity)									
Date	CLEC Num	CLEC Denom	CLEC Result	CLEC Std Dev	Qwest Num	Qwest Denom	Qwest Result	Mod Z Scr	Parity Scr
Aug-04	33	33	100.00%	0.00%	3111	3185	97.68%	-0.881423	-1.535867
Sep-04	45	46	97.83%	14.58%	3367	3443	97.79%	-0.015346	-1.00933
Oct-04	40	41	97.56%	15.43%	3085	3143	98.15%	0.280617	-0.788129
Nov-04	31	32	96.88%	17.40%	2833	2878	98.44%	0.708033	-0.586458
Dec-04	37	38	97.37%	16.01%	2991	3058	97.81%	0.184396	-0.838749
Jan-05	29	29	100.00%	0.00%	3672	3702	99.19%	-0.484857	-1.294772
Feb-05	23	24	95.83%	19.98%	3238	3294	98.30%	0.931366	-0.494696
Mar-05	35	36	97.22%	16.43%	3413	3451	98.90%	0.959013	-0.48466
Apr-05	29	31	93.55%	24.57%	3503	3562	98.34%	2.082847	-0.016064
May-05	40	40	100.00%	0.00%	3781	3842	98.41%	-0.799176	-1.485865
Jun-05	33	34	97.06%	16.90%	4247	4335	97.97%	0.375282	-0.737607
Jul-05	34	35	97.14%	16.66%	4688	4779	98.10%	0.411013	-0.719568



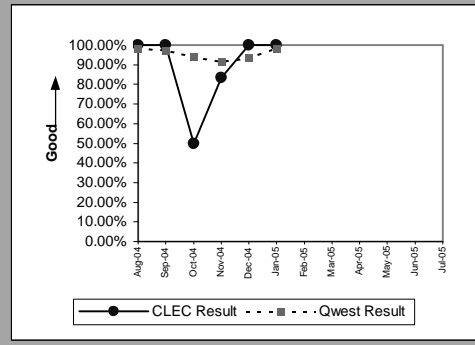
UNE - P (POTS)(Parity)									
Date	CLEC Num	CLEC Denom	CLEC Result	CLEC Std Dev	Qwest Num	Qwest Denom	Qwest Result	Mod Z Scr	Parity Scr
Aug-04	733	760	96.45%	18.51%	11785	12286	95.92%	-0.71041	-1.431898
Sep-04	685	709	96.61%	18.08%	11826	12345	95.80%	-1.056848	-1.642518
Oct-04	551	557	98.92%	10.32%	10552	10954	96.33%	-3.174687	-2.930072
Nov-04	661	677	97.64%	15.19%	9314	9639	96.63%	-1.40504	-1.854204
Dec-04	471	482	97.72%	14.93%	8836	9151	96.56%	-1.361613	-1.827802
Jan-05	27	29	93.10%	25.34%	8145	8404	96.92%	1.186589	-0.345717
Feb-05	6	6	100.00%	0.00%	8296	8528	97.28%	-0.40948	-1.248946
Mar-05	5	5	100.00%	0.00%	9793	10021	97.72%	-0.341104	-1.207376
Apr-05	4	4	100.00%	0.00%	8993	9316	96.53%	-0.378953	-1.230387
May-05	6	6	100.00%	0.00%	8971	9246	97.03%	-0.428727	-1.260647
Jun-05	7	7	100.00%	0.00%	9698	10069	96.32%	-0.517302	-1.314497
Jul-05	1	1	100.00%	0.00%	8612	8941	96.32%	-0.195444	-1.118821



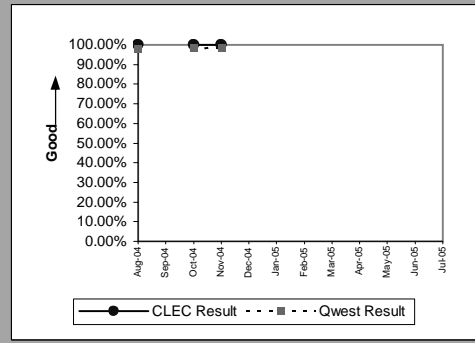
Qwest Perf Results - PID (14-State 271 PID 8.1)

OP-3A - Installation Commitments Met (Percent) - Dispatches within MSAs

UNE P (Centrex)(Parity)									
Date	CLEC Num	CLEC Denom	CLEC Result	CLEC Std Dev	Qwest Num	Qwest Denom	Qwest Result	Mod Z Scr	Parity Scr
Aug-04	4	4	100.00%	0.00%	229	233	98.28%	-0.262087	-1.159338
Sep-04	4	4	100.00%	0.00%	314	322	97.52%	-0.31727	-1.192887
Oct-04	1	2	50.00%	50.00%	285	303	94.06%	2.627296	-0.053527
Nov-04	5	6	83.33%	37.27%	425	465	91.40%	0.700001	-0.606722
Dec-04	2	2	100.00%	0.00%	188	201	93.53%	-0.370048	-1.224973
Jan-05	2	2	100.00%	0.00%	292	297	98.32%	-0.184438	-1.112131
Feb-05									
Mar-05									
Apr-05									
May-05									
Jun-05									
Jul-05									



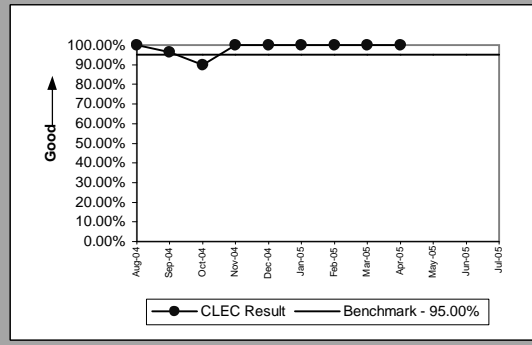
UNE P (Centrex 21)(Parity)									
Date	CLEC Num	CLEC Denom	CLEC Result	CLEC Std Dev	Qwest Num	Qwest Denom	Qwest Result	Mod Z Scr	Parity Scr
Aug-04	2	2	100.00%	0.00%	93	95	97.89%	-0.205241	-1.124778
Sep-04									
Oct-04	2	2	100.00%	0.00%	66	67	98.51%	-0.171536	-1.104287
Nov-04	1	1	100.00%	0.00%	71	72	98.61%	-0.117862	-1.071655
Dec-04									
Jan-05									
Feb-05									
Mar-05									
Apr-05									
May-05									
Jun-05									
Jul-05									



Qwest Perf Results - PID (14-State 271 PID 8.1)

OP-3A - Installation Commitments Met (Percent) - Dispatches within MSAs

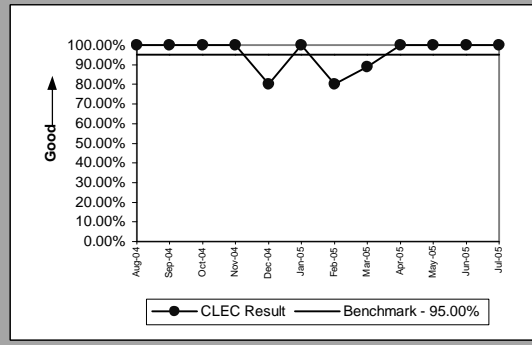
Line Sharing(Benchmark)					
Date	Numerator	Denominator	CLEC Result	Standard Dev	
Aug-04	60	60	100.00%	0.00%	
Sep-04	55	57	96.49%	18.40%	
Oct-04	9	10	90.00%	30.00%	
Nov-04	4	4	100.00%	0.00%	
Dec-04	3	3	100.00%	0.00%	
Jan-05	7	7	100.00%	0.00%	
Feb-05	9	9	100.00%	0.00%	
Mar-05	5	5	100.00%	0.00%	
Apr-05	1	1	100.00%	0.00%	
May-05					
Jun-05					
Jul-05					



Qwest Perf Results - PID (14-State 271 PID 8.1)

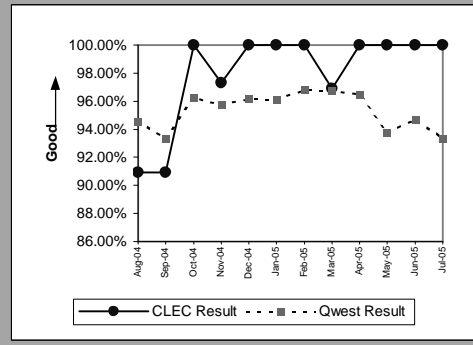
OP-3A - Installation Commitments Met (Percent) - Dispatches within MSAs

Line Splitting					
Date	Numerator	Denominator	CLEC Result	Standard Dev	
Aug-04	7	7	100.00%	0.00%	
Sep-04	4	4	100.00%	0.00%	
Oct-04	4	4	100.00%	0.00%	
Nov-04	2	2	100.00%	0.00%	
Dec-04	4	5	80.00%	40.00%	
Jan-05	6	6	100.00%	0.00%	
Feb-05	4	5	80.00%	40.00%	
Mar-05	8	9	88.89%	31.43%	
Apr-05	10	10	100.00%	0.00%	
May-05	7	7	100.00%	0.00%	
Jun-05	4	4	100.00%	0.00%	
Jul-05	5	5	100.00%	0.00%	

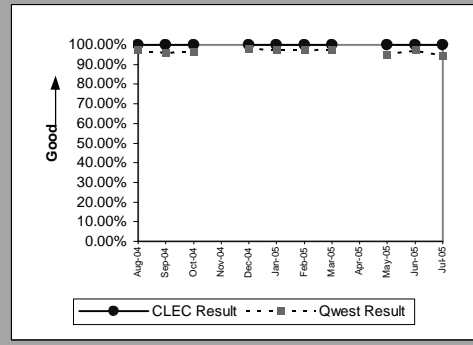


OP-3B - Installation Commitments Met (Percent) - Dispatches outside MSAs

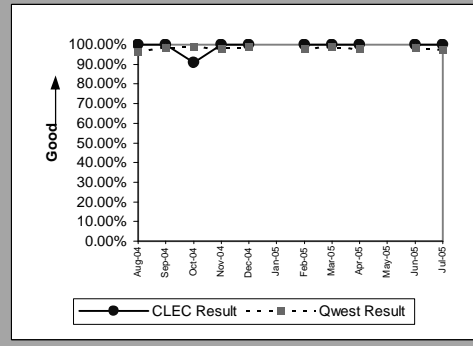
Residence(Parity)									
Date	CLEC Num	CLEC Denom	CLEC Result	CLEC Std Dev	Qwest Num	Qwest Denom	Qwest Result	Mod Z Scr	Parity Scr
Aug-04	10	11	90.91%	28.75%	1407	1488	94.56%	0.531238	-0.670479
Sep-04	10	11	90.91%	28.75%	1396	1496	93.32%	0.318394	-0.774538
Oct-04	57	57	100.00%	0.00%	1363	1416	96.26%	-1.45968	-1.887422
Nov-04	36	37	97.30%	16.22%	1243	1298	95.76%	-0.456927	-1.277792
Dec-04	38	38	100.00%	0.00%	1176	1223	96.16%	-1.213648	-1.737846
Jan-05	40	40	100.00%	0.00%	1015	1056	96.12%	-1.247716	-1.758557
Feb-05	18	18	100.00%	0.00%	1031	1065	96.81%	-0.764024	-1.464494
Mar-05	62	64	96.88%	17.40%	1250	1292	96.75%	-0.055382	-1.03367
Apr-05	55	55	100.00%	0.00%	1188	1231	96.51%	-1.380435	-1.839245
May-05	55	55	100.00%	0.00%	1091	1164	93.73%	-1.874585	-2.139666
Jun-05	45	45	100.00%	0.00%	1329	1403	94.73%	-1.558132	-1.947277
Jul-05	53	53	100.00%	0.00%	1149	1231	93.34%	-1.904282	-2.157722



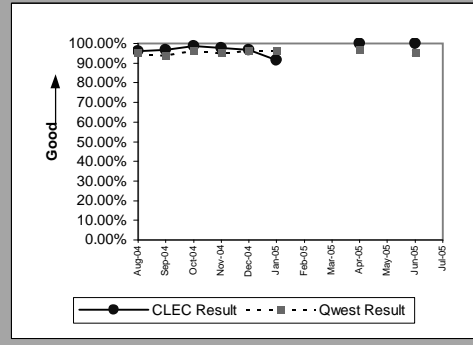
Business(Parity)									
Date	CLEC Num	CLEC Denom	CLEC Result	CLEC Std Dev	Qwest Num	Qwest Denom	Qwest Result	Mod Z Scr	Parity Scr
Aug-04	1	1	100.00%	0.00%	275	282	97.52%	-0.159263	-1.096825
Sep-04	1	1	100.00%	0.00%	282	293	96.25%	-0.197166	-1.119868
Oct-04	1	1	100.00%	0.00%	296	306	96.73%	-0.183504	-1.111563
Nov-04									
Dec-04	1	1	100.00%	0.00%	238	243	97.94%	-0.144645	-1.087938
Jan-05	1	1	100.00%	0.00%	242	248	97.58%	-0.157143	-1.095536
Feb-05	1	1	100.00%	0.00%	248	255	97.25%	-0.167677	-1.10194
Mar-05	1	1	100.00%	0.00%	291	298	97.65%	-0.154837	-1.094134
Apr-05									
May-05	1	1	100.00%	0.00%	268	282	95.04%	-0.228154	-1.138708
Jun-05	1	1	100.00%	0.00%	301	309	97.41%	-0.162765	-1.098954
Jul-05	1	1	100.00%	0.00%	242	256	94.53%	-0.240054	-1.145943



Qwest DSL(Parity)									
Date	CLEC Num	CLEC Denom	CLEC Result	CLEC Std Dev	Qwest Num	Qwest Denom	Qwest Result	Mod Z Scr	Parity Scr
Aug-04	1	1	100.00%	0.00%	387	402	96.27%	-0.19663	-1.119543
Sep-04	2	2	100.00%	0.00%	369	374	98.66%	-0.164183	-1.099816
Oct-04	10	11	90.91%	28.75%	379	383	98.96%	2.588243	-0.080709
Nov-04	2	2	100.00%	0.00%	373	380	98.16%	-0.193228	-1.117474
Dec-04	2	2	100.00%	0.00%	376	380	98.95%	-0.145483	-1.088447
Jan-05									
Feb-05	4	4	100.00%	0.00%	327	334	97.90%	-0.290884	-1.176845
Mar-05	3	3	100.00%	0.00%	361	365	98.90%	-0.181576	-1.110391
Apr-05	2	2	100.00%	0.00%	363	371	97.84%	-0.209382	-1.127295
May-05									
Jun-05	3	3	100.00%	0.00%	497	504	98.61%	-0.204948	-1.124599
Jul-05	7	7	100.00%	0.00%	587	603	97.35%	-0.434294	-1.264032



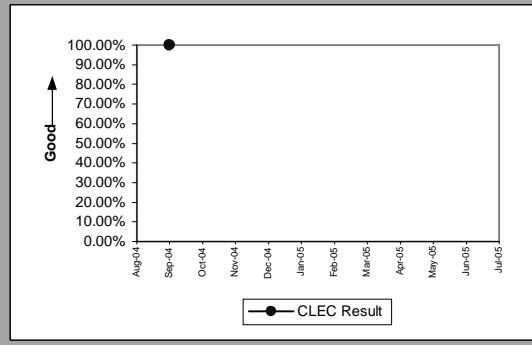
UNE - P (POTS)(Parity)									
Date	CLEC Num	CLEC Denom	CLEC Result	CLEC Std Dev	Qwest Num	Qwest Denom	Qwest Result	Mod Z Scr	Parity Scr
Aug-04	102	106	96.23%	19.06%	1682	1770	95.03%	-0.551264	-1.335144
Sep-04	93	96	96.88%	17.40%	1678	1789	93.80%	-1.218512	-1.740803
Oct-04	72	73	98.63%	11.62%	1659	1722	96.34%	-1.020162	-1.620215
Nov-04	81	83	97.59%	15.33%	1499	1575	95.17%	-1.000953	-1.608536
Dec-04	61	63	96.83%	17.53%	1414	1466	96.45%	-0.156504	-1.095148
Jan-05	11	12	91.67%	27.64%	1257	1304	96.40%	0.874854	-0.522072
Feb-05									
Mar-05									
Apr-05	1	1	100.00%	0.00%	1436	1486	96.64%	-0.186536	-1.113406
May-05									
Jun-05	2	2	100.00%	0.00%	1630	1712	95.21%	-0.317011	-1.192729
Jul-05									



Qwest Perf Results - PID (14-State 271 PID 8.1)

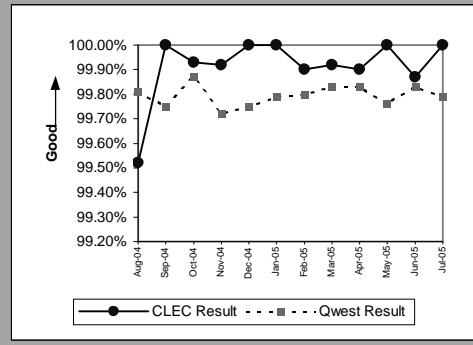
OP-3B - Installation Commitments Met (Percent) - Dispatches outside MSAs

Sub-Loop Unbundling(Diagnostic)				
Date	Numerator	Denominator	CLEC Result	Standard Dev
Aug-04				
Sep-04	1	1	100.00%	0.00%
Oct-04				
Nov-04				
Dec-04				
Jan-05				
Feb-05				
Mar-05				
Apr-05				
May-05				
Jun-05				
Jul-05				

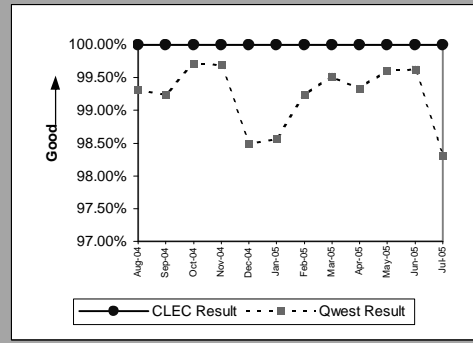


OP-3C - Installation Commitments Met (Percent) - No dispatches

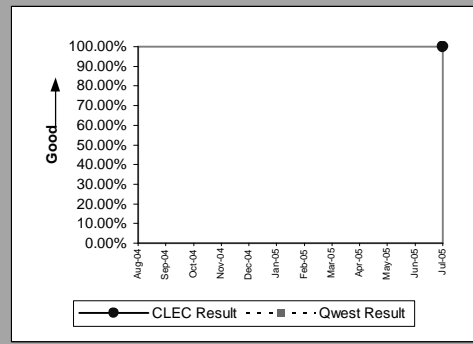
Residence(Parity)									
Date	CLEC Num	CLEC Denom	CLEC Result	CLEC Std Dev	Qwest Num	Qwest Denom	Qwest Result	Mod Z Scr	Parity Scr
Aug-04	619	622	99.52%	6.93%	25384	25433	99.81%	1.627588	-0.010497
Sep-04	898	898	100.00%	0.00%	25860	25925	99.75%	-1.47702	-1.897964
Oct-04	1371	1372	99.93%	2.70%	22999	23028	99.87%	-0.538241	-1.327227
Nov-04	1217	1218	99.92%	2.86%	21414	21474	99.72%	-1.269031	-1.771516
Dec-04	1004	1004	100.00%	0.00%	19871	19920	99.75%	-1.535244	-1.933362
Jan-05	881	881	100.00%	0.00%	18306	18344	99.79%	-1.320982	-1.8031
Feb-05	988	989	99.90%	3.18%	18082	18119	99.80%	-0.699356	-1.425178
Mar-05	1297	1298	99.92%	2.77%	20740	20776	99.83%	-0.808757	-1.49169
Apr-05	991	992	99.90%	3.17%	20358	20392	99.83%	-0.496991	-1.302149
May-05	1517	1517	100.00%	0.00%	19607	19655	99.76%	-1.856793	-2.12885
Jun-05	1510	1512	99.87%	3.63%	22091	22129	99.83%	-0.35841	-1.217898
Jul-05	1340	1340	100.00%	0.00%	20425	20469	99.79%	-1.645994	-2.000693



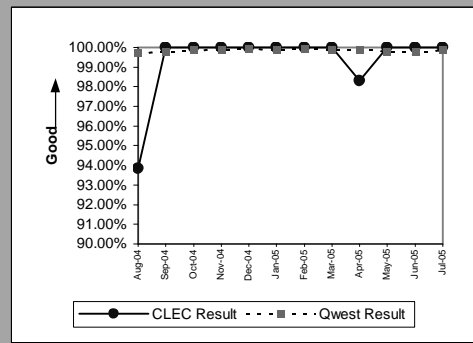
Business(Parity)									
Date	CLEC Num	CLEC Denom	CLEC Result	CLEC Std Dev	Qwest Num	Qwest Denom	Qwest Result	Mod Z Scr	Parity Scr
Aug-04	11	11	100.00%	0.00%	726	731	99.32%	-0.273193	-1.16609
Sep-04	5	5	100.00%	0.00%	653	658	99.24%	-0.194926	-1.118507
Oct-04	6	6	100.00%	0.00%	706	708	99.72%	-0.129824	-1.078928
Nov-04	10	10	100.00%	0.00%	654	656	99.70%	-0.173557	-1.105515
Dec-04	20	20	100.00%	0.00%	724	735	98.50%	-0.543891	-1.330663
Jan-05	8	8	100.00%	0.00%	616	625	98.56%	-0.339714	-1.206532
Feb-05	10	10	100.00%	0.00%	654	659	99.24%	-0.274426	-1.166839
Mar-05	9	9	100.00%	0.00%	825	829	99.52%	-0.207768	-1.126314
Apr-05	8	8	100.00%	0.00%	898	904	99.34%	-0.230181	-1.13994
May-05	10	10	100.00%	0.00%	767	770	99.61%	-0.196499	-1.119463
Jun-05	5	5	100.00%	0.00%	799	802	99.63%	-0.136591	-1.083042
Jul-05	11	11	100.00%	0.00%	697	709	98.31%	-0.431845	-1.262543



PBX(Parity)									
Date	CLEC Num	CLEC Denom	CLEC Result	CLEC Std Dev	Qwest Num	Qwest Denom	Qwest Result	Mod Z Scr	Parity Scr
Aug-04									
Sep-04									
Oct-04									
Nov-04									
Dec-04									
Jan-05									
Feb-05									
Mar-05									
Apr-05									
May-05									
Jun-05									
Jul-05	1	1	100.00%	0.00%					

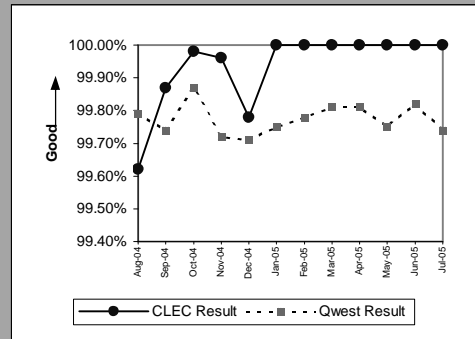


Qwest DSL(Parity)									
Date	CLEC Num	CLEC Denom	CLEC Result	CLEC Std Dev	Qwest Num	Qwest Denom	Qwest Result	Mod Z Scr	Parity Scr
Aug-04	61	65	93.85%	24.03%	9625	9651	99.73%	9.121994	1.526584
Sep-04	5	5	100.00%	0.00%	9457	9478	99.78%	-0.105342	-1.064044
Oct-04	18	18	100.00%	0.00%	9755	9767	99.88%	-0.148667	-1.090383
Nov-04	21	21	100.00%	0.00%	8966	8974	99.91%	-0.136725	-1.083123
Dec-04	25	25	100.00%	0.00%	10735	10744	99.92%	-0.144606	-1.087914
Jan-05	45	45	100.00%	0.00%	8931	8940	99.90%	-0.212416	-1.12914
Feb-05	30	30	100.00%	0.00%	7355	7360	99.93%	-0.142518	-1.086645
Mar-05	60	60	100.00%	0.00%	7946	7953	99.91%	-0.229044	-1.139249
Apr-05	58	59	98.31%	12.91%	7131	7139	99.89%	3.61907	0.10571
May-05	60	60	100.00%	0.00%	7410	7423	99.82%	-0.32314	-1.196455
Jun-05	57	57	100.00%	0.00%	7715	7732	99.78%	-0.353101	-1.21467
Jul-05	56	56	100.00%	0.00%	7957	7967	99.87%	-0.264362	-1.16072

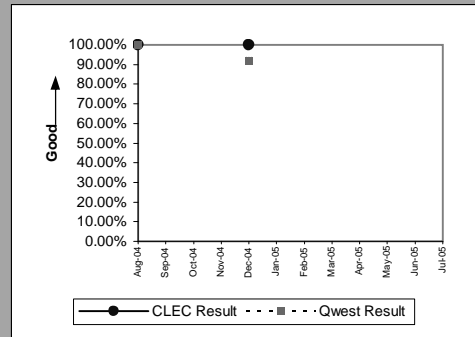


OP-3C - Installation Commitments Met (Percent) - No dispatches

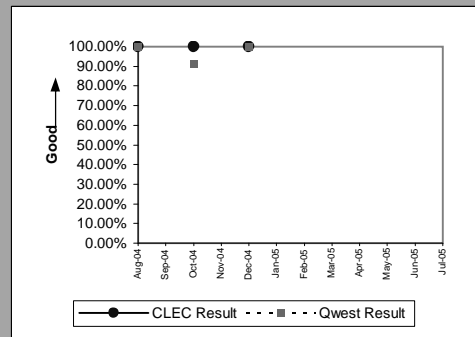
UNE - P (POTS)(Parity)									
Date	CLEC Num	CLEC Denom	CLEC Result	CLEC Std Dev	Qwest Num	Qwest Denom	Qwest Result	Mod Z Scr	Parity Scr
Aug-04	5295	5315	99.62%	6.12%	26110	26164	99.79%	2.488274	0.512763
Sep-04	3963	3968	99.87%	3.55%	26513	26583	99.74%	-1.574449	-1.957197
Oct-04	5753	5754	99.98%	1.32%	23705	23736	99.87%	-2.133521	-2.297088
Nov-04	5082	5084	99.96%	1.98%	22068	22130	99.72%	-2.929546	-2.781038
Dec-04	3631	3639	99.78%	4.68%	20595	20655	99.71%	-0.730147	-1.443898
Jan-05	108	108	100.00%	0.00%	18922	18969	99.75%	-0.516469	-1.313991
Feb-05	40	40	100.00%	0.00%	18736	18778	99.78%	-0.299126	-1.181856
Mar-05	12	12	100.00%	0.00%	21565	21605	99.81%	-0.149151	-1.090677
Apr-05	10	10	100.00%	0.00%	21256	21296	99.81%	-0.137147	-1.08338
May-05	3	3	100.00%	0.00%	20374	20425	99.75%	-0.086651	-1.05268
Jun-05	6	6	100.00%	0.00%	22890	22931	99.82%	-0.103654	-1.063017
Jul-05	3	3	100.00%	0.00%	21122	21178	99.74%	-0.089178	-1.054216



UNE P (Centrex)(Parity)									
Date	CLEC Num	CLEC Denom	CLEC Result	CLEC Std Dev	Qwest Num	Qwest Denom	Qwest Result	Mod Z Scr	Parity Scr
Aug-04	4	4	100.00%	0.00%	4	4	100.00%		
Sep-04									
Oct-04									
Nov-04									
Dec-04	1	1	100.00%	0.00%	12	13	92.31%	-0.278174	-1.169118
Jan-05									
Feb-05									
Mar-05									
Apr-05									
May-05									
Jun-05									
Jul-05									



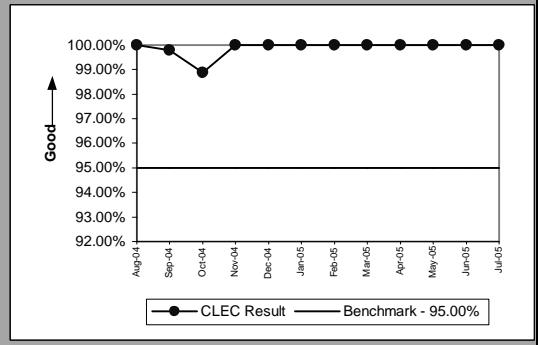
UNE P (Centrex 21)(Parity)									
Date	CLEC Num	CLEC Denom	CLEC Result	CLEC Std Dev	Qwest Num	Qwest Denom	Qwest Result	Mod Z Scr	Parity Scr
Aug-04	1	1	100.00%	0.00%	43	43	100.00%		
Sep-04									
Oct-04	8	8	100.00%	0.00%	31	34	91.18%	-0.791662	-1.481296
Nov-04									
Dec-04	1	1	100.00%	0.00%	29	29	100.00%		
Jan-05									
Feb-05									
Mar-05									
Apr-05									
May-05									
Jun-05									
Jul-05									



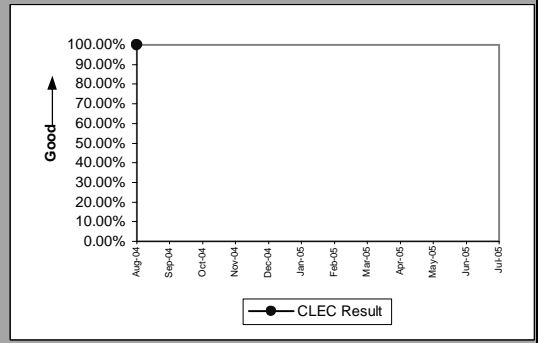
Qwest Perf Results - PID (14-State 271 PID 8.1)

OP-3C - Installation Commitments Met (Percent) - No dispatches

Line Sharing(Benchmark)					
Date	Numerator	Denominator	CLEC Result	Standard Dev	
Aug-04	434	434	100.00%	0.00%	
Sep-04	474	475	99.79%	4.58%	
Oct-04	88	89	98.88%	10.54%	
Nov-04	8	8	100.00%	0.00%	
Dec-04	9	9	100.00%	0.00%	
Jan-05	5	5	100.00%	0.00%	
Feb-05	4	4	100.00%	0.00%	
Mar-05	2	2	100.00%	0.00%	
Apr-05	2	2	100.00%	0.00%	
May-05	1	1	100.00%	0.00%	
Jun-05	4	4	100.00%	0.00%	
Jul-05	1	1	100.00%	0.00%	

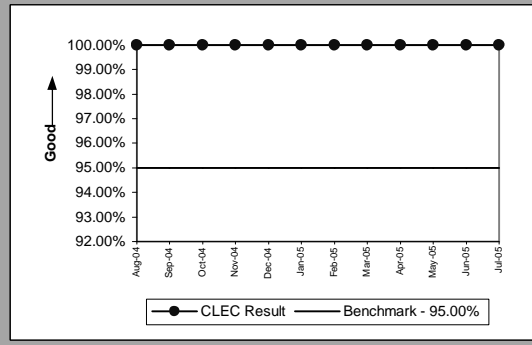


Sub-Loop Unbundling(Diagnostic)					
Date	Numerator	Denominator	CLEC Result	Standard Dev	
Aug-04	2	2	100.00%	0.00%	
Sep-04					
Oct-04					
Nov-04					
Dec-04					
Jan-05					
Feb-05					
Mar-05					
Apr-05					
May-05					
Jun-05					
Jul-05					



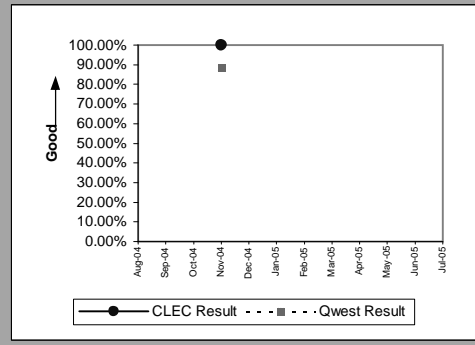
OP-3C - Installation Commitments Met (Percent) - No dispatches

Line Splitting					
Date	Numerator	Denominator	CLEC Result	Standard Dev	
Aug-04	51	51	100.00%	0.00%	
Sep-04	60	60	100.00%	0.00%	
Oct-04	51	51	100.00%	0.00%	
Nov-04	60	60	100.00%	0.00%	
Dec-04	46	46	100.00%	0.00%	
Jan-05	45	45	100.00%	0.00%	
Feb-05	47	47	100.00%	0.00%	
Mar-05	58	58	100.00%	0.00%	
Apr-05	43	43	100.00%	0.00%	
May-05	41	41	100.00%	0.00%	
Jun-05	29	29	100.00%	0.00%	
Jul-05	30	30	100.00%	0.00%	

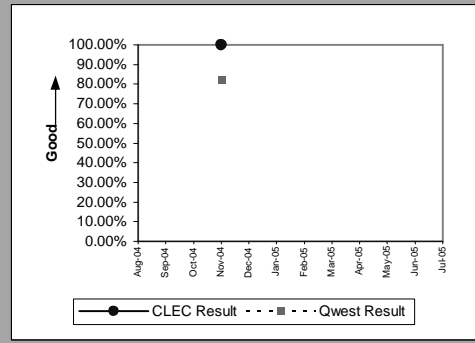


OP-3D - Installation Commitments Met (Percent) - Interval Zone One

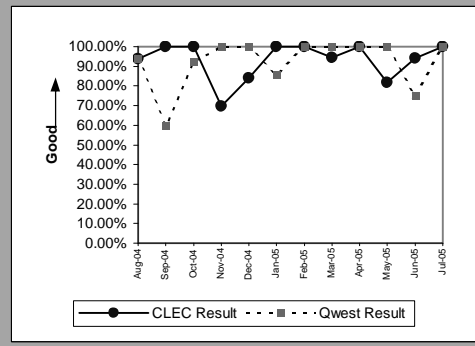
DS1(Parity)									
Date	CLEC Num	CLEC Denom	CLEC Result	CLEC Std Dev	Qwest Num	Qwest Denom	Qwest Result	Mod Z Scr	Parity Scr
Aug-04									
Sep-04									
Oct-04									
Nov-04	1	1	100.00%	0.00%	89	101	88.12%	-0.36539	-1.222141
Dec-04									
Jan-05									
Feb-05									
Mar-05									
Apr-05									
May-05									
Jun-05									
Jul-05									



PBX(Parity)									
Date	CLEC Num	CLEC Denom	CLEC Result	CLEC Std Dev	Qwest Num	Qwest Denom	Qwest Result	Mod Z Scr	Parity Scr
Aug-04									
Sep-04									
Oct-04									
Nov-04	1	1	100.00%	0.00%	14	17	82.35%	-0.449868	-1.2735
Dec-04									
Jan-05									
Feb-05									
Mar-05									
Apr-05									
May-05									
Jun-05									
Jul-05									

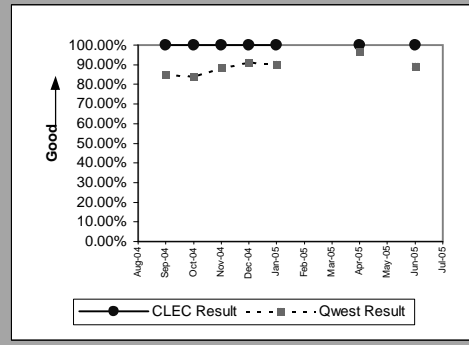


LIS Trunk(Parity)									
Date	CLEC Num	CLEC Denom	CLEC Result	CLEC Std Dev	Qwest Num	Qwest Denom	Qwest Result	Mod Z Scr	Parity Scr
Aug-04	15	16	93.75%	24.21%	16	17	94.12%	0.044859	-1.018182
Sep-04	10	10	100.00%	0.00%	9	15	60.00%	-2	-2.215914
Oct-04	11	11	100.00%	0.00%	12	13	92.31%	-0.704647	-1.428395
Nov-04	16	23	69.57%	46.01%	12	12	100.00%		0.28379
Dec-04	21	25	84.00%	36.66%	4	4	100.00%		-0.597083
Jan-05	16	16	100.00%	0.00%	6	7	85.71%	-0.900885	-1.547699
Feb-05	32	32	100.00%	0.00%	6	6	100.00%		
Mar-05	17	18	94.44%	22.91%	17	17	100.00%		-0.595058
Apr-05	10	10	100.00%	0.00%	19	19	100.00%		
May-05	18	22	81.82%	38.57%	3	3	100.00%		-0.650956
Jun-05	33	35	94.29%	23.21%	6	8	75.00%	-1.136527	-1.69096
Jul-05	10	10	100.00%	0.00%	12	12	100.00%		

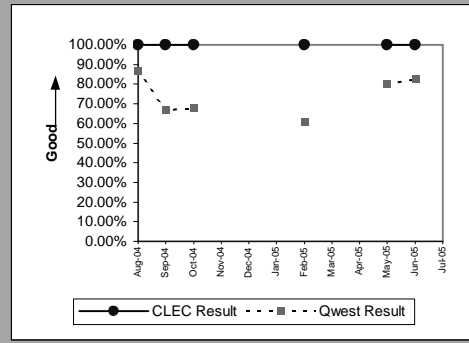


OP-3D - Installation Commitments Met (Percent) - Interval Zone One

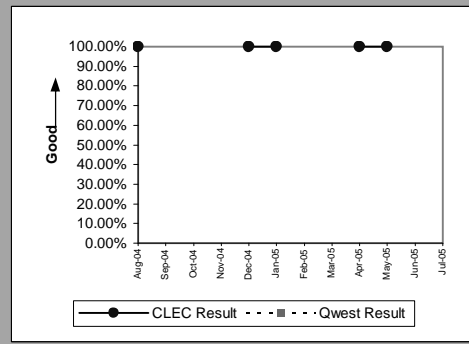
UDIT DS1(Parity)									
Date	CLEC Num	CLEC Denom	CLEC Result	CLEC Std Dev	Qwest Num	Qwest Denom	Qwest Result	Mod Z Scr	Parity Scr
Aug-04									
Sep-04	2	2	100.00%	0.00%	91	107	85.05%	-0.587534	-1.357195
Oct-04	2	2	100.00%	0.00%	94	112	83.93%	-0.6134	-1.372921
Nov-04	1	1	100.00%	0.00%	89	101	88.12%	-0.36539	-1.222141
Dec-04	2	2	100.00%	0.00%	123	135	91.11%	-0.43849	-1.266583
Jan-05	1	1	100.00%	0.00%	37	41	90.24%	-0.32486	-1.197501
Feb-05									
Mar-05									
Apr-05	3	3	100.00%	0.00%	59	61	96.72%	-0.311333	-1.189277
May-05									
Jun-05	1	1	100.00%	0.00%	74	83	89.16%	-0.346661	-1.210755
Jul-05									



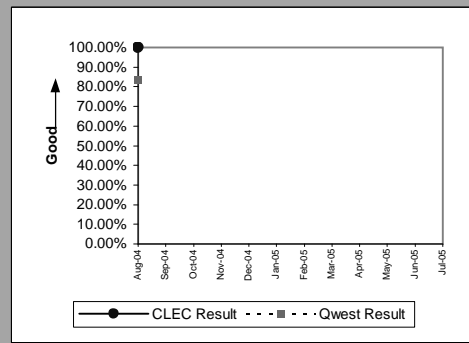
UDIT Above DS1 Level(Parity)									
Date	CLEC Num	CLEC Denom	CLEC Result	CLEC Std Dev	Qwest Num	Qwest Denom	Qwest Result	Mod Z Scr	Parity Scr
Aug-04	3	3	100.00%	0.00%	13	15	86.67%	-0.620174	-1.377039
Sep-04	5	5	100.00%	0.00%	12	18	66.67%	-1.398757	-1.850384
Oct-04	1	1	100.00%	0.00%	15	22	68.18%	-0.668114	-1.406185
Nov-04									
Dec-04									
Jan-05									
Feb-05	3	3	100.00%	0.00%	14	23	60.87%	-1.306156	-1.794087
Mar-05									
Apr-05									
May-05	1	1	100.00%	0.00%	8	10	80.00%	-0.476731	-1.289832
Jun-05	1	1	100.00%	0.00%	43	52	82.69%	-0.453159	-1.275501
Jul-05									



Dark Fiber - IOF(Diagnostic)									
Date	CLEC Num	CLEC Denom	CLEC Result	CLEC Std Dev	Qwest Num	Qwest Denom	Qwest Result	Mod Z Scr	Parity Scr
Aug-04	3	3	100.00%	0.00%					
Sep-04									
Oct-04									
Nov-04									
Dec-04	1	1	100.00%	0.00%					
Jan-05	1	1	100.00%	0.00%					
Feb-05									
Mar-05									
Apr-05	1	1	100.00%	0.00%					
May-05	4	4	100.00%	0.00%					
Jun-05									
Jul-05									

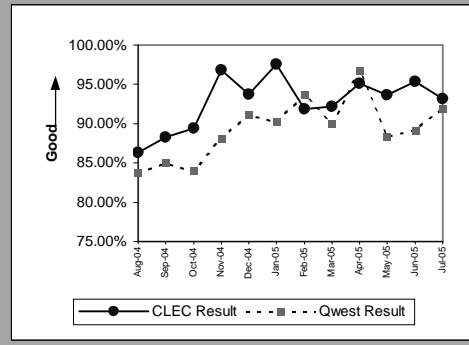


Unbundled Loop - 4 Wire Non-Loaded(Parity)									
Date	CLEC Num	CLEC Denom	CLEC Result	CLEC Std Dev	Qwest Num	Qwest Denom	Qwest Result	Mod Z Scr	Parity Scr
Aug-04	1	1	100.00%	0.00%	72	86	83.72%	-0.438417	-1.266539
Sep-04									
Oct-04									
Nov-04									
Dec-04									
Jan-05									
Feb-05									
Mar-05									
Apr-05									
May-05									
Jun-05									
Jul-05									

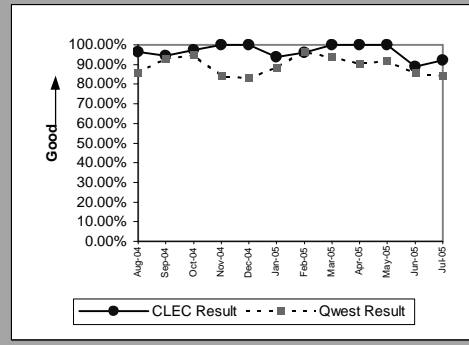


OP-3D - Installation Commitments Met (Percent) - Interval Zone One

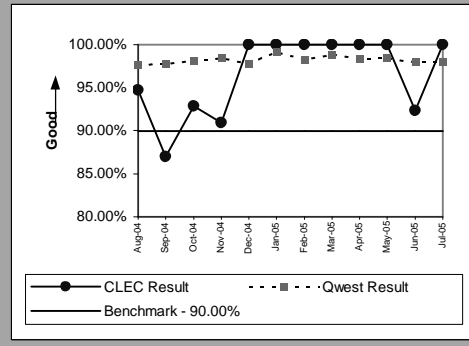
Unbundled Loop - DS1 Capable(Parity)									
Date	CLEC Num	CLEC Denom	CLEC Result	CLEC Std Dev	Qwest Num	Qwest Denom	Qwest Result	Mod Z Scr	Parity Scr
Aug-04	126	146	86.30%	34.38%	72	86	83.72%	-0.514214	-1.31262
Sep-04	128	145	88.28%	32.17%	91	107	85.05%	-0.710501	-1.431954
Oct-04	110	123	89.43%	30.74%	94	112	83.93%	-1.147074	-1.697372
Nov-04	122	126	96.83%	17.53%	89	101	88.12%	-2.014729	-2.224868
Dec-04	105	112	93.75%	24.21%	123	135	91.11%	-0.725503	-1.441074
Jan-05	81	83	97.59%	15.33%	37	41	90.24%	-1.297033	-1.78854
Feb-05	101	110	91.82%	27.41%	44	47	93.62%	0.422278	-0.808544
Mar-05	118	128	92.19%	26.84%	54	60	90.00%	-0.466046	-1.283336
Apr-05	117	123	95.12%	21.54%	59	61	96.72%	0.573514	-0.756582
May-05	103	110	93.64%	24.41%	53	60	88.33%	-1.029286	-1.625761
Jun-05	123	129	95.35%	21.06%	74	83	89.16%	-1.415314	-1.86045
Jul-05	96	103	93.20%	25.17%	57	62	91.94%	-0.2898	-1.176186



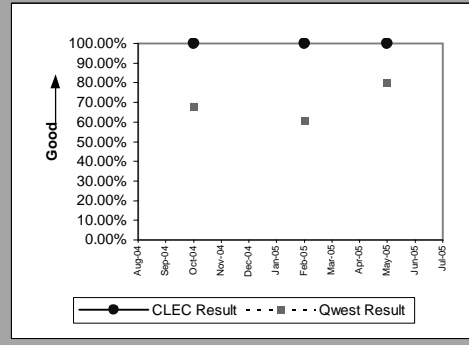
Unbundled Loop ISDN Capable(Parity)									
Date	CLEC Num	CLEC Denom	CLEC Result	CLEC Std Dev	Qwest Num	Qwest Denom	Qwest Result	Mod Z Scr	Parity Scr
Aug-04	28	29	96.55%	18.25%	62	72	86.11%	-1.372673	-1.834526
Sep-04	35	37	94.59%	22.61%	41	44	93.18%	-0.25128	-1.152768
Oct-04	37	38	97.37%	16.01%	53	56	94.64%	-0.575927	-1.350139
Nov-04	35	35	100.00%	0.00%	43	51	84.31%	-1.965082	-2.194685
Dec-04	29	29	100.00%	0.00%	34	41	82.93%	-1.870042	-2.136905
Jan-05	30	32	93.75%	24.21%	39	44	88.64%	-0.693521	-1.421631
Feb-05	25	26	96.15%	19.23%	53	55	96.36%	0.047089	-0.985428
Mar-05	40	40	100.00%	0.00%	59	63	93.65%	-1.28791	-1.782994
Apr-05	26	26	100.00%	0.00%	48	53	90.57%	-1.347955	-1.819499
May-05	32	32	100.00%	0.00%	56	61	91.80%	-1.368956	-1.832266
Jun-05	24	27	88.89%	31.43%	42	49	85.71%	-0.378517	-1.230122
Jul-05	36	39	92.31%	26.65%	27	32	84.38%	-0.915971	-1.566871



Unbundled Loop - ADSL Qualified(Parity)									
Date	CLEC Num	CLEC Denom	CLEC Result	CLEC Std Dev	Qwest Num	Qwest Denom	Qwest Result	Mod Z Scr	Parity Scr
Aug-04	18	19	94.74%	22.33%	3115	3189	97.68%	0.849454	-0.527158
Sep-04	20	23	86.96%	33.68%	3372	3448	97.80%	3.528891	0.488343
Oct-04	26	28	92.86%	25.75%	3086	3144	98.16%	2.07416	-0.018698
Nov-04	10	11	90.91%	28.75%	2834	2879	98.44%	2.00898	-0.168813
Dec-04	18	18	100.00%	0.00%	2991	3058	97.81%	-0.633127	-0.333333
Jan-05	5	5	100.00%	0.00%	3673	3703	99.19%	-0.201949	-0.333333
Feb-05	6	6	100.00%	0.00%	3238	3294	98.30%	-0.321837	-0.333333
Mar-05	4	4	100.00%	0.00%	3415	3453	98.90%	-0.210851	-0.333333
Apr-05	6	6	100.00%	0.00%	3503	3562	98.34%	-0.317626	-0.333333
May-05	14	14	100.00%	0.00%	3782	3843	98.41%	-0.474328	-1.288371
Jun-05	12	13	92.31%	26.65%	4247	4335	97.97%	1.445514	-0.318886
Jul-05	14	14	100.00%	0.00%	4688	4779	98.10%	-0.520542	-1.316467



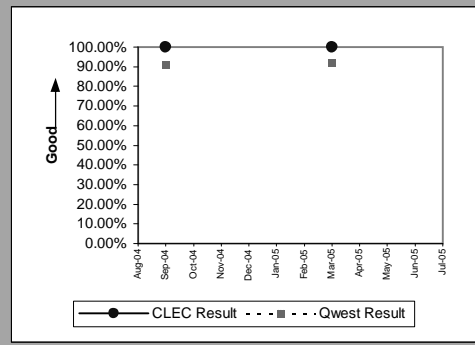
Unbundled Loop - DS3 Capable(Parity)									
Date	CLEC Num	CLEC Denom	CLEC Result	CLEC Std Dev	Qwest Num	Qwest Denom	Qwest Result	Mod Z Scr	Parity Scr
Aug-04									
Sep-04									
Oct-04	1	1	100.00%	0.00%	15	22	68.18%	-0.668114	-1.406185
Nov-04									
Dec-04									
Jan-05									
Feb-05	1	1	100.00%	0.00%	14	23	60.87%	-0.784902	-1.477187
Mar-05									
Apr-05									
May-05	1	1	100.00%	0.00%	8	10	80.00%	-0.476731	-1.289832
Jun-05									
Jul-05									



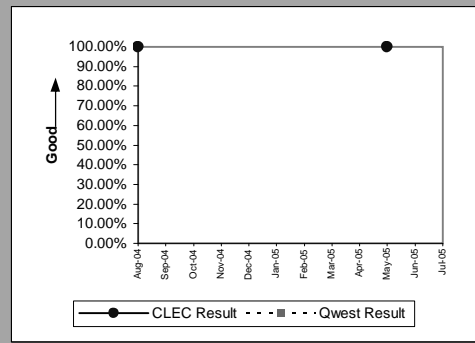
Qwest Perf Results - PID (14-State 271 PID 8.1)

OP-3D - Installation Commitments Met (Percent) - Interval Zone One

Qwest DSL(Parity)									
Date	CLEC Num	CLEC Denom	CLEC Result	CLEC Std Dev	Qwest Num	Qwest Denom	Qwest Result	Mod Z Scr	Parity Scr
Aug-04									
Sep-04	2	2	100.00%	0.00%	10	11	90.91%	-0.411377	-1.250099
Oct-04									
Nov-04									
Dec-04									
Jan-05									
Feb-05									
Mar-05	1	1	100.00%	0.00%	12	13	92.31%	-0.278174	-1.169118
Apr-05									
May-05									
Jun-05									
Jul-05									

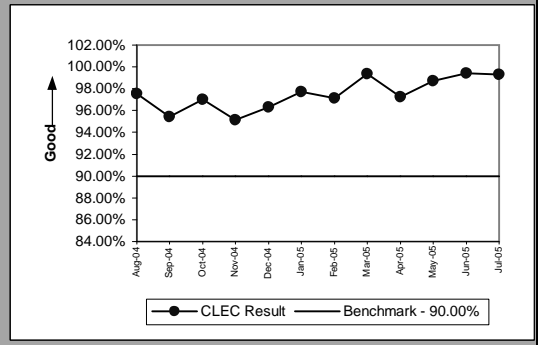


Dark Fiber - Loop(Diagnostic)									
Date	CLEC Num	CLEC Denom	CLEC Result	CLEC Std Dev	Qwest Num	Qwest Denom	Qwest Result	Mod Z Scr	Parity Scr
Aug-04	1	1	100.00%	0.00%					
Sep-04									
Oct-04									
Nov-04									
Dec-04									
Jan-05									
Feb-05									
Mar-05									
Apr-05									
May-05	1	1	100.00%	0.00%					
Jun-05									
Jul-05									

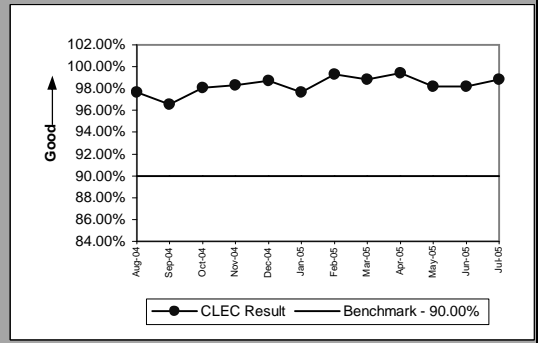


OP-3D - Installation Commitments Met (Percent) - Interval Zone One

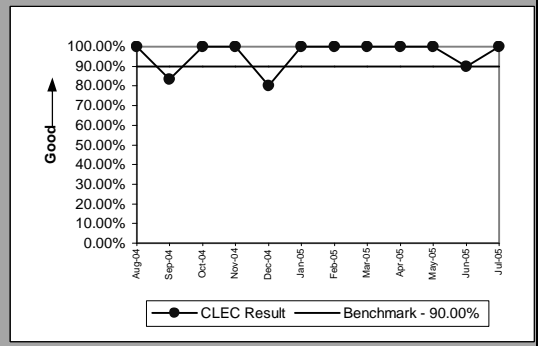
Unbundled Loop Analog(Parity)					
Date	Num	Denom	CLEC Result	Standard Dev	
Aug-04		1282	1314	97.56%	15.41%
Sep-04		1207	1265	95.42%	20.92%
Oct-04		1268	1307	97.02%	17.01%
Nov-04		1141	1199	95.16%	21.46%
Dec-04		1183	1228	96.34%	18.79%
Jan-05		1060	1085	97.70%	15.00%
Feb-05		1230	1266	97.16%	16.62%
Mar-05		1355	1364	99.34%	8.10%
Apr-05		1139	1171	97.27%	16.30%
May-05		1371	1389	98.70%	11.31%
Jun-05		3131	3150	99.40%	7.74%
Jul-05		6749	6798	99.28%	8.46%



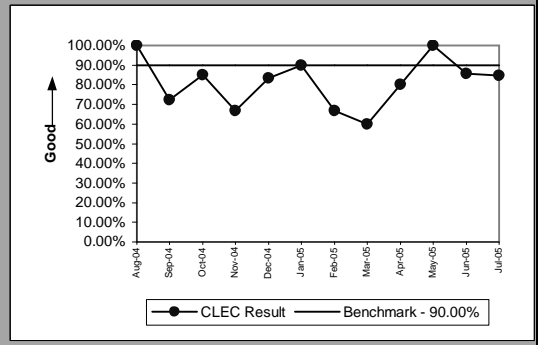
Unbundled Loop - 2 Wire Non-Loaded(Parity)					
Date	Num	Denom	CLEC Result	Standard Dev	
Aug-04		294	301	97.67%	15.07%
Sep-04		363	376	96.54%	18.27%
Oct-04		402	410	98.05%	13.83%
Nov-04		410	417	98.32%	12.85%
Dec-04		314	318	98.74%	11.14%
Jan-05		290	297	97.64%	15.17%
Feb-05		294	296	99.32%	8.19%
Mar-05		340	344	98.84%	10.72%
Apr-05		330	332	99.40%	7.74%
May-05		329	335	98.21%	13.26%
Jun-05		329	335	98.21%	13.26%
Jul-05		332	336	98.81%	10.85%



Unbundled Loop - XDSL(Benchmark)					
Date	Num	Denom	CLEC Result	Standard Dev	
Aug-04		4	4	100.00%	0.00%
Sep-04		5	6	83.33%	37.27%
Oct-04		9	9	100.00%	0.00%
Nov-04		4	4	100.00%	0.00%
Dec-04		4	5	80.00%	40.00%
Jan-05		10	10	100.00%	0.00%
Feb-05		8	8	100.00%	0.00%
Mar-05		8	8	100.00%	0.00%
Apr-05		4	4	100.00%	0.00%
May-05		3	3	100.00%	0.00%
Jun-05		9	10	90.00%	30.00%
Jul-05		4	4	100.00%	0.00%



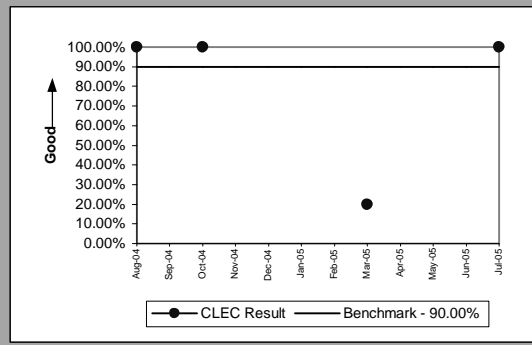
Unbundled Loop Conditioned(Benchmark)					
Date	Num	Denom	CLEC Result	Standard Dev	
Aug-04		17	17	100.00%	0.00%
Sep-04		13	18	72.22%	44.79%
Oct-04		17	20	85.00%	35.71%
Nov-04		6	9	66.67%	47.14%
Dec-04		10	12	83.33%	37.27%
Jan-05		9	10	90.00%	30.00%
Feb-05		4	6	66.67%	47.14%
Mar-05		3	5	60.00%	48.99%
Apr-05		4	5	80.00%	40.00%
May-05		6	6	100.00%	0.00%
Jun-05		12	14	85.71%	34.99%
Jul-05		11	13	84.62%	36.08%



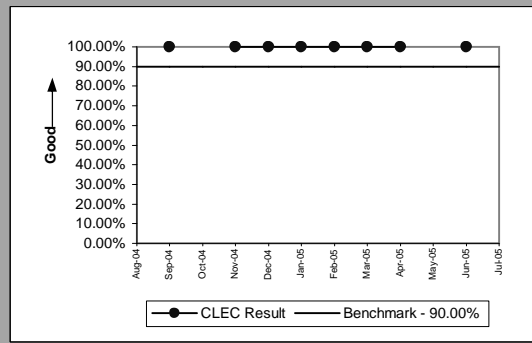
Qwest Perf Results - PID (14-State 271 PID 8.1)

OP-3D - Installation Commitments Met (Percent) - Interval Zone One

Enhanced Extended Loops - DS0 Capable(Benchmark)					
Date	Num	Denom	CLEC Result	Standard Dev	
Aug-04		2	2	100.00%	0.00%
Sep-04					
Oct-04	8		8	100.00%	0.00%
Nov-04					
Dec-04					
Jan-05					
Feb-05					
Mar-05	1		5	20.00%	40.00%
Apr-05					
May-05					
Jun-05					
Jul-05	1		1	100.00%	0.00%



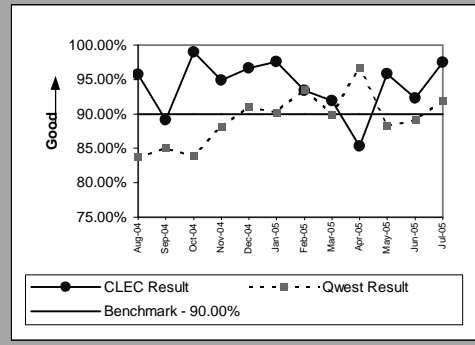
Enhanced Extended Loops - DS3 Capable(Benchmark)					
Date	Num	Denom	CLEC Result	Standard Dev	
Aug-04					
Sep-04	1		1	100.00%	0.00%
Oct-04					
Nov-04	2		2	100.00%	0.00%
Dec-04	1		1	100.00%	0.00%
Jan-05	1		1	100.00%	0.00%
Feb-05	1		1	100.00%	0.00%
Mar-05	1		1	100.00%	0.00%
Apr-05	1		1	100.00%	0.00%
May-05					
Jun-05	1		1	100.00%	0.00%
Jul-05					



Qwest Perf Results - PID (14-State 271 PID 8.1)

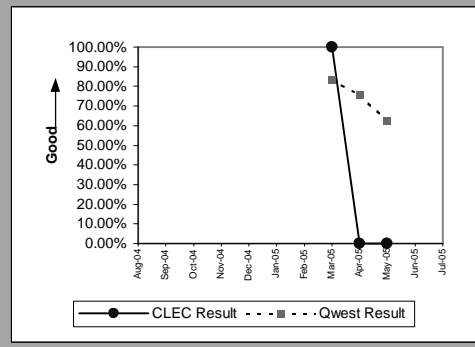
OP-3D - Installation Commitments Met (Percent) - Interval Zone One

Enhanced Extended Loops - DS1 Capable(Parity)									
Date	CLEC Num	CLEC Denom	CLEC Result	CLEC Std Dev	Qwest Num	Qwest Denom	Qwest Result	Mod Z Scr	Parity Scr
Aug-04	45	47	95.74%	20.18%	72	86	83.72%	-1.79548	-2.091574
Sep-04	74	83	89.16%	31.09%	91	107	85.05%	-0.787931	-1.479028
Oct-04	95	96	98.96%	10.15%	94	112	83.93%	-2.942273	-2.788775
Nov-04	56	59	94.92%	21.97%	89	101	88.12%	-1.28187	-1.779322
Dec-04	88	91	96.70%	17.86%	123	135	91.11%	-1.44879	-1.880802
Jan-05	82	84	97.62%	15.25%	37	41	90.24%	-1.304668	-1.793182
Feb-05	85	91	93.41%	24.82%	44	47	93.62%	0.047923	-1.012495
Mar-05	91	99	91.92%	27.25%	54	60	90.00%	-0.391014	-0.063973
Apr-05	64	75	85.33%	35.38%	59	61	96.72%	3.70904	0.362079
May-05	91	95	95.79%	20.08%	53	60	88.33%	-1.408478	-1.856294
Jun-05	84	91	92.31%	26.65%	74	83	89.16%	-0.667703	-1.405935
Jul-05	117	120	97.50%	15.61%	57	62	91.94%	-1.306614	-1.794365

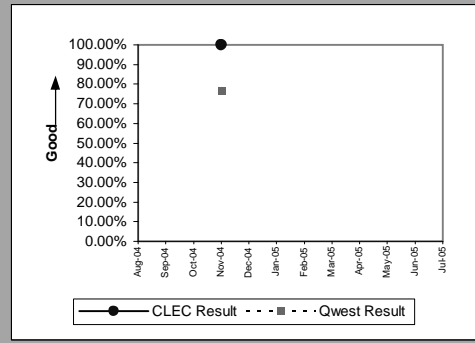


OP-3E - Installation Commitments Met (Percent) - Interval Zone Two

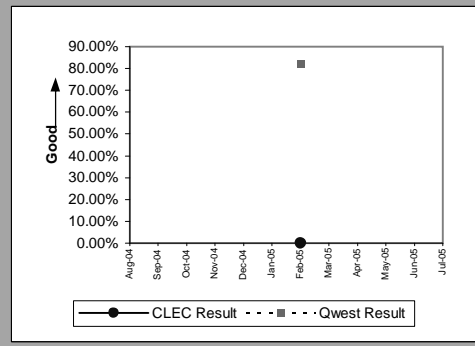
ISDN Primary(Parity)									
Date	CLEC Num	CLEC Denom	CLEC Result	CLEC Std Dev	Qwest Num	Qwest Denom	Qwest Result	Mod Z Scr	Parity Scr
Aug-04									
Sep-04									
Oct-04									
Nov-04									
Dec-04									
Jan-05									
Feb-05									
Mar-05	6	6	100.00%	0.00%	45	54	83.33%	-1.03923	-1.631807
Apr-05	0	1	0.00%	0.00%	28	37	75.68%	1.740471	-0.30196
May-05	0	4	0.00%	0.00%	20	32	62.50%	2.434322	0.400367
Jun-05									
Jul-05									



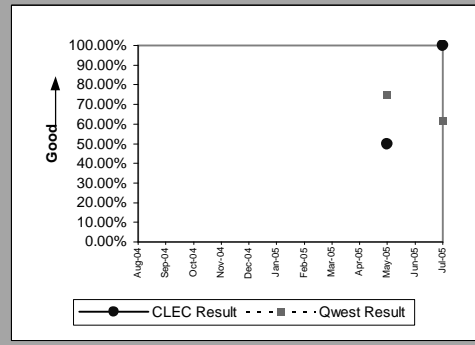
DS0(Parity)									
Date	CLEC Num	CLEC Denom	CLEC Result	CLEC Std Dev	Qwest Num	Qwest Denom	Qwest Result	Mod Z Scr	Parity Scr
Aug-04									
Sep-04									
Oct-04									
Nov-04	9	9	100.00%	0.00%	53	69	76.81%	-1.550317	-1.942526
Dec-04									
Jan-05									
Feb-05									
Mar-05									
Apr-05									
May-05									
Jun-05									
Jul-05									



DS1(Parity)									
Date	CLEC Num	CLEC Denom	CLEC Result	CLEC Std Dev	Qwest Num	Qwest Denom	Qwest Result	Mod Z Scr	Parity Scr
Aug-04									
Sep-04									
Oct-04									
Nov-04									
Dec-04									
Jan-05									
Feb-05	0	1	0.00%	0.00%	46	56	82.14%	2.125864	-0.189305
Mar-05									
Apr-05									
May-05									
Jun-05									
Jul-05									



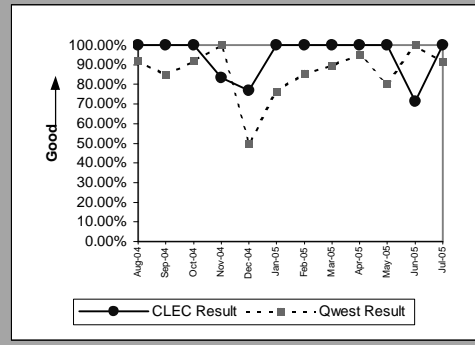
PBX(Parity)									
Date	CLEC Num	CLEC Denom	CLEC Result	CLEC Std Dev	Qwest Num	Qwest Denom	Qwest Result	Mod Z Scr	Parity Scr
Aug-04									
Sep-04									
Oct-04									
Nov-04									
Dec-04									
Jan-05									
Feb-05									
Mar-05									
Apr-05									
May-05	1	2	50.00%	50.00%	6	8	75.00%	0.730297	-0.718426
Jun-05									
Jul-05	1	1	100.00%	0.00%	8	13	61.54%	-0.761812	-1.463149



Qwest Perf Results - PID (14-State 271 PID 8.1)

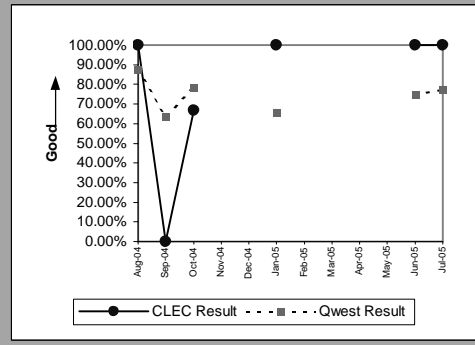
OP-3E - Installation Commitments Met (Percent) - Interval Zone Two

LIS Trunk(Parity)									
Date	CLEC Num	CLEC Denom	CLEC Result	CLEC Std Dev	Qwest Num	Qwest Denom	Qwest Result	Mod Z Scr	Parity Scr
Aug-04	7	7	100.00%	0.00%	12	13	92.31%	-0.615765	-1.374359
Sep-04	8	8	100.00%	0.00%	22	26	84.62%	-1.054656	-1.641185
Oct-04	1	1	100.00%	0.00%	34	37	91.89%	-0.29311	-1.178198
Nov-04	5	6	83.33%	37.27%	13	13	100.00%	-0.381367	-0.381367
Dec-04	10	13	76.92%	42.13%	5	10	50.00%	-1.280155	-1.778279
Jan-05	3	3	100.00%	0.00%	16	21	76.19%	-0.905711	-1.550633
Feb-05	21	21	100.00%	0.00%	24	28	85.71%	-1.414214	-1.859781
Mar-05	14	14	100.00%	0.00%	34	38	89.47%	-1.097096	-1.666987
Apr-05	8	8	100.00%	0.00%	20	21	95.24%	-0.538196	-1.3272
May-05	13	13	100.00%	0.00%	8	10	80.00%	-1.188715	-1.722687
Jun-05	5	7	71.43%	45.18%	7	7	100.00%	-0.278026	-0.278026
Jul-05	6	6	100.00%	0.00%	22	24	91.67%	-0.660578	-1.401603

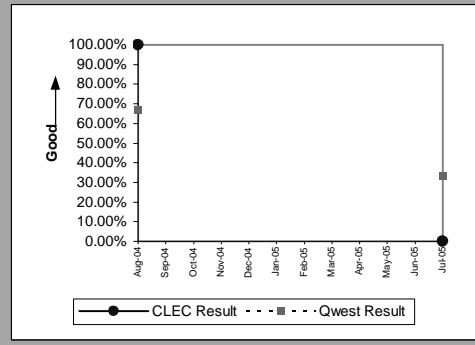


OP-3E - Installation Commitments Met (Percent) - Interval Zone Two

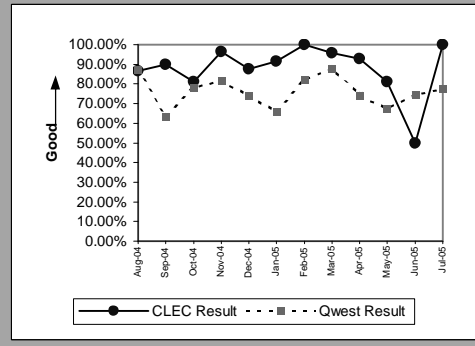
UDIT DS1 (Parity)									
Date	CLEC Num	CLEC Denom	CLEC Result	CLEC Std Dev	Qwest Num	Qwest Denom	Qwest Result	Mod Z Scr	Parity Scr
Aug-04	1	1	100.00%	0.00%	75	86	87.21%	-0.380763	-1.231488
Sep-04	0	1	0.00%	0.00%	85	134	63.43%	1.312191	-0.450199
Oct-04	2	3	66.67%	47.14%	139	178	78.09%	0.474351	-0.738447
Nov-04									
Dec-04									
Jan-05	1	1	100.00%	0.00%	27	41	65.85%	-0.711458	-1.432536
Feb-05									
Mar-05									
Apr-05									
May-05									
Jun-05	1	1	100.00%	0.00%	35	47	74.47%	-0.579409	-1.352255
Jul-05	1	1	100.00%	0.00%	38	49	77.55%	-0.53262	-1.32381



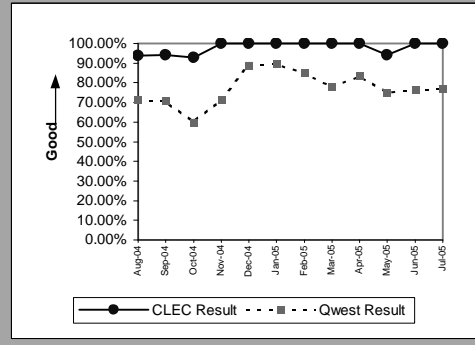
UDIT Above DS1 Level (Parity)									
Date	CLEC Num	CLEC Denom	CLEC Result	CLEC Std Dev	Qwest Num	Qwest Denom	Qwest Result	Mod Z Scr	Parity Scr
Aug-04	1	1	100.00%	0.00%	6	9	66.67%	-0.67082	-1.40783
Sep-04									
Oct-04									
Nov-04									
Dec-04									
Jan-05									
Feb-05									
Mar-05									
Apr-05									
May-05									
Jun-05									
Jul-05	0	1	0.00%	0.00%	1	3	33.33%	0.612372	-0.89833



Unbundled Loop - DS1 Capable (Parity)									
Date	CLEC Num	CLEC Denom	CLEC Result	CLEC Std Dev	Qwest Num	Qwest Denom	Qwest Result	Mod Z Scr	Parity Scr
Aug-04	13	15	86.67%	33.99%	75	86	87.21%	0.058065	-0.950426
Sep-04	9	10	90.00%	30.00%	85	134	63.43%	-1.682727	-2.023025
Oct-04	17	21	80.95%	39.27%	139	178	78.09%	-0.299929	-1.182344
Nov-04	26	27	96.30%	18.89%	117	143	81.82%	-1.788932	-2.087594
Dec-04	7	8	87.50%	33.07%	54	73	73.97%	-0.827804	-1.503269
Jan-05	11	12	91.67%	27.64%	27	41	65.85%	-1.658522	-2.00831
Feb-05	15	15	100.00%	0.00%	46	56	82.14%	-1.603731	-1.974999
Mar-05	22	23	95.65%	20.39%	22	25	88.00%	-0.815016	-1.495495
Apr-05	13	14	92.86%	25.75%	23	31	74.19%	-1.324606	-1.805303
May-05	17	21	80.95%	39.27%	25	37	67.57%	-1.046526	-1.636242
Jun-05	2	4	50.00%	50.00%	35	47	74.47%	1.077375	-0.430775
Jul-05	11	11	100.00%	0.00%	38	49	77.55%	-1.612588	-1.980384

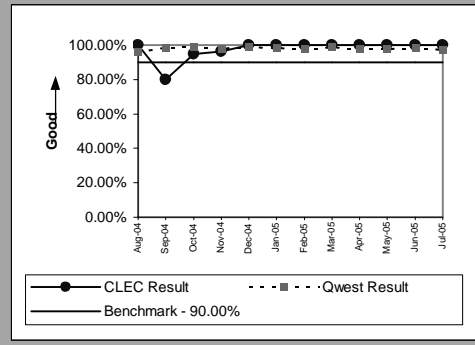


Unbundled Loop ISDN Capable (Parity)									
Date	CLEC Num	CLEC Denom	CLEC Result	CLEC Std Dev	Qwest Num	Qwest Denom	Qwest Result	Mod Z Scr	Parity Scr
Aug-04	15	16	93.75%	24.21%	15	21	71.43%	-1.48898	-1.905235
Sep-04	16	17	94.12%	23.53%	17	24	70.83%	-1.615993	-1.982454
Oct-04	13	14	92.86%	25.75%	6	10	60.00%	-1.619879	-1.984816
Nov-04	14	14	100.00%	0.00%	10	14	71.43%	-1.67332	-2.017306
Dec-04	11	11	100.00%	0.00%	16	18	88.89%	-0.923823	-1.561644
Jan-05	11	11	100.00%	0.00%	17	19	89.47%	-0.905322	-1.550397
Feb-05	7	7	100.00%	0.00%	17	20	85.00%	-0.956573	-1.581555
Mar-05	8	8	100.00%	0.00%	14	18	77.78%	-1.257942	-1.764774
Apr-05	3	3	100.00%	0.00%	10	12	83.33%	-0.69282	-1.421205
May-05	16	17	94.12%	23.53%	15	20	75.00%	-1.338358	-1.813664
Jun-05	19	19	100.00%	0.00%	13	17	76.47%	-1.661531	-2.010139
Jul-05	15	15	100.00%	0.00%	10	13	76.92%	-1.445436	-1.878763

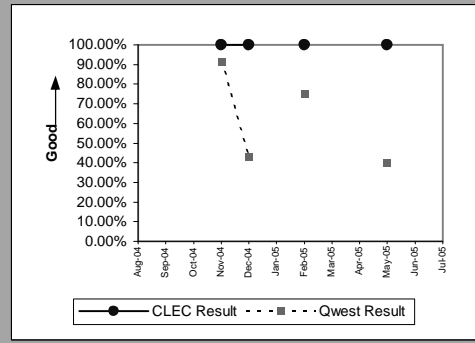


OP-3E - Installation Commitments Met (Percent) - Interval Zone Two

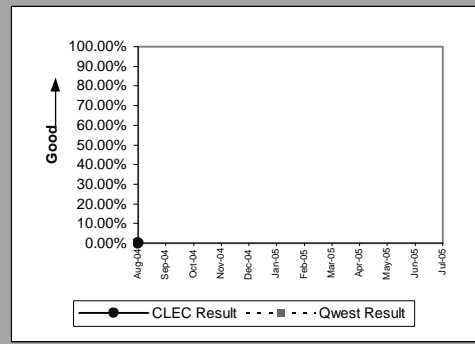
Unbundled Loop - ADSL Qualified(Parity)									
Date	CLEC Num	CLEC Denom	CLEC Result	CLEC Std Dev	Qwest Num	Qwest Denom	Qwest Result	Mod Z Scr	Parity Scr
Aug-04	4	4	100.00%	0.00%	387	402	96.27%	-0.391805	-1.238201
Sep-04	12	15	80.00%	40.00%	369	374	98.66%	6.171118	0.902335
Oct-04	18	19	94.74%	22.33%	379	383	98.96%	1.765624	-0.266845
Nov-04	27	28	96.43%	18.56%	373	380	98.16%	0.656745	-0.63627
Dec-04	13	13	100.00%	0.00%	376	380	98.95%	-0.365682	-0.333333
Jan-05	42	42	100.00%	0.00%	400	406	98.52%	-0.755604	-0.333333
Feb-05	9	9	100.00%	0.00%	327	334	97.90%	-0.433134	-0.333333
Mar-05	14	14	100.00%	0.00%	361	365	98.90%	-0.386516	-0.333333
Apr-05	17	17	100.00%	0.00%	363	371	97.84%	-0.598532	-0.333333
May-05	6	6	100.00%	0.00%	459	470	97.66%	-0.3768	-1.229078
Jun-05	16	16	100.00%	0.00%	497	504	98.61%	-0.467352	-1.28413
Jul-05	11	11	100.00%	0.00%	587	603	97.35%	-0.54264	-1.329902



Unbundled Loop - DS3 Capable(Parity)									
Date	CLEC Num	CLEC Denom	CLEC Result	CLEC Std Dev	Qwest Num	Qwest Denom	Qwest Result	Mod Z Scr	Parity Scr
Aug-04									
Sep-04									
Oct-04									
Nov-04	1	1	100.00%	0.00%	11	12	91.67%	-0.289683	-1.176115
Dec-04	1	1	100.00%	0.00%	3	7	42.86%	-1.080123	-1.656668
Jan-05									
Feb-05	1	1	100.00%	0.00%	6	8	75.00%	-0.544331	-1.33093
Mar-05									
Apr-05									
May-05	1	1	100.00%	0.00%	2	5	40.00%	-1.118034	-1.679716
Jun-05									
Jul-05									



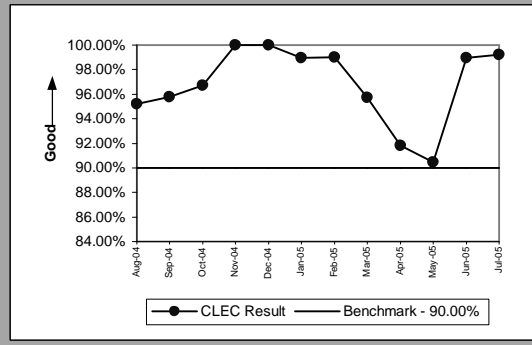
Dark Fiber - Loop(Diagnostic)									
Date	CLEC Num	CLEC Denom	CLEC Result	CLEC Std Dev	Qwest Num	Qwest Denom	Qwest Result	Mod Z Scr	Parity Scr
Aug-04	0	1	0.00%	0.00%					
Sep-04									
Oct-04									
Nov-04									
Dec-04									
Jan-05									
Feb-05									
Mar-05									
Apr-05									
May-05									
Jun-05									
Jul-05									



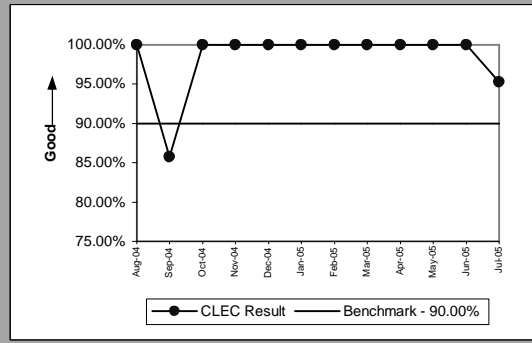
Qwest Perf Results - PID (14-State 271 PID 8.1)

OP-3E - Installation Commitments Met (Percent) - Interval Zone Two

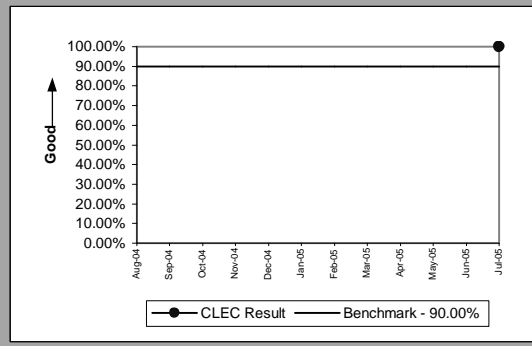
Unbundled Loop Analog(Parity)					
Date	Num	Denom	CLEC Result	Standard Dev	
Aug-04		79	83	95.18%	21.42%
Sep-04		68	71	95.77%	20.12%
Oct-04		88	91	96.70%	17.86%
Nov-04		127	127	100.00%	0.00%
Dec-04		84	84	100.00%	0.00%
Jan-05		97	98	98.98%	10.05%
Feb-05		99	100	99.00%	9.95%
Mar-05		45	47	95.74%	20.18%
Apr-05		56	61	91.80%	27.43%
May-05		38	42	90.48%	29.35%
Jun-05		674	681	98.97%	10.09%
Jul-05		641	646	99.23%	8.76%



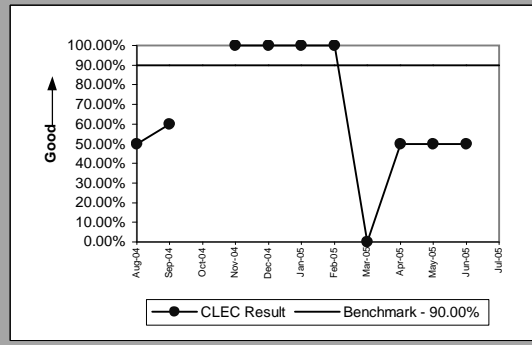
Unbundled Loop - 2 Wire Non-Loaded(Parity)					
Date	Num	Denom	CLEC Result	Standard Dev	
Aug-04		21	21	100.00%	0.00%
Sep-04		18	21	85.71%	34.99%
Oct-04		26	26	100.00%	0.00%
Nov-04		21	21	100.00%	0.00%
Dec-04		16	16	100.00%	0.00%
Jan-05		13	13	100.00%	0.00%
Feb-05		17	17	100.00%	0.00%
Mar-05		26	26	100.00%	0.00%
Apr-05		12	12	100.00%	0.00%
May-05		26	26	100.00%	0.00%
Jun-05		21	21	100.00%	0.00%
Jul-05		20	21	95.24%	21.30%



Unbundled Loop - XDSL(Benchmark)					
Date	Num	Denom	CLEC Result	Standard Dev	
Aug-04					
Sep-04					
Oct-04					
Nov-04					
Dec-04					
Jan-05					
Feb-05					
Mar-05					
Apr-05					
May-05					
Jun-05					
Jul-05		1	1	100.00%	0.00%



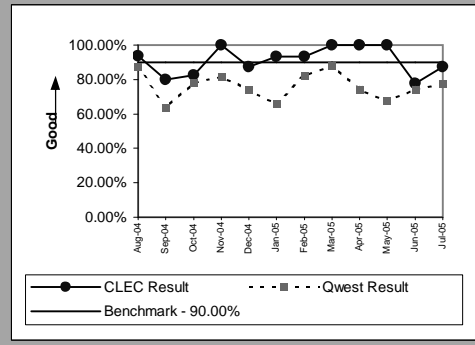
Unbundled Loop Conditioned(Benchmark)					
Date	Num	Denom	CLEC Result	Standard Dev	
Aug-04		1	2	50.00%	50.00%
Sep-04		3	5	60.00%	48.99%
Oct-04					
Nov-04		10	10	100.00%	0.00%
Dec-04		1	1	100.00%	0.00%
Jan-05		4	4	100.00%	0.00%
Feb-05		2	2	100.00%	0.00%
Mar-05		0	1	0.00%	0.00%
Apr-05		1	2	50.00%	50.00%
May-05		1	2	50.00%	50.00%
Jun-05		1	2	50.00%	50.00%
Jul-05					



Qwest Perf Results - PID (14-State 271 PID 8.1)

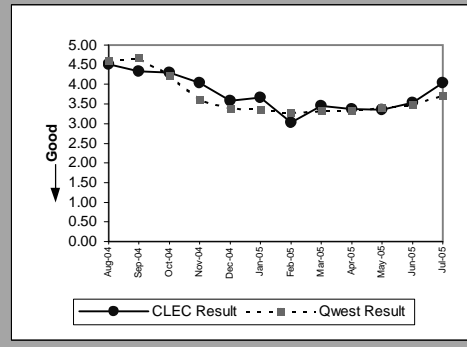
OP-3E - Installation Commitments Met (Percent) - Interval Zone Two

Enhanced Extended Loops - DS1 Capable(Parity)									
Date	CLEC Num	CLEC Denom	CLEC Result	CLEC Std Dev	Qwest Num	Qwest Denom	Qwest Result	Mod Z Scr	Parity Scr
Aug-04	15	16	93.75%	24.21%	75	86	87.21%	-0.719291	-1.437298
Sep-04	12	15	80.00%	40.00%	85	134	63.43%	-1.263428	-1.768109
Oct-04	14	17	82.35%	38.12%	139	178	78.09%	-0.405993	-1.246826
Nov-04	18	18	100.00%	0.00%	117	143	81.82%	-1.884886	-2.145929
Dec-04	14	16	87.50%	33.07%	54	73	73.97%	-1.116837	-1.678989
Jan-05	14	15	93.33%	24.94%	27	41	65.85%	-1.920406	-2.167524
Feb-05	14	15	93.33%	24.94%	46	56	82.14%	-1.005005	-1.611
Mar-05	10	10	100.00%	0.00%	22	25	88.00%	-0.986928	-0.333333
Apr-05	6	6	100.00%	0.00%	23	31	74.19%	-1.32232	-1.803914
May-05	13	13	100.00%	0.00%	25	37	67.57%	-2.14886	-2.306414
Jun-05	7	9	77.78%	41.57%	35	47	74.47%	-0.208611	-1.126826
Jul-05	7	8	87.50%	33.07%	38	49	77.55%	-0.625305	-1.380159

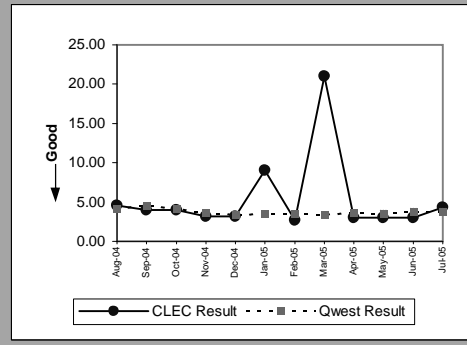


OP-4A - Installation Interval (Average Days) - Dispatches within MSAs

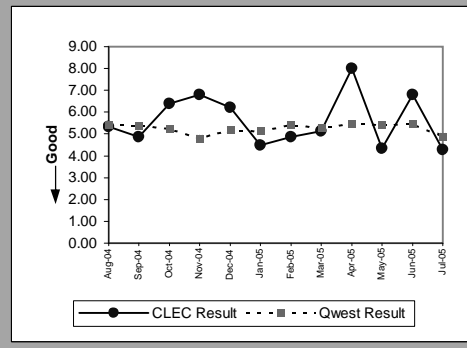
Residence(Parity)									
Date	CLEC Num	CLEC Denom	CLEC Result	CLEC Std Dev	Qwest Num	Qwest Denom	Qwest Result	Mod Z Scr	Parity Scr
Aug-04	1962	435	4.51	1.86	32739	7117	4.60	-0.662132	-1.402548
Sep-04	1996	461	4.33	1.49	36366	7777	4.68	-2.546366	-2.548081
Oct-04	2084	485	4.30	1.59	27014	6396	4.22	0.601302	-0.634434
Nov-04	1757	435	4.04	1.52	19892	5518	3.60	3.587397	1.180983
Dec-04	1174	328	3.58	1.22	18605	5497	3.38	1.407108	-0.144539
Jan-05	1273	347	3.67	1.11	16962	5057	3.35	2.570822	0.562949
Feb-05	525	173	3.03	0.36	16196	4933	3.28	-1.216389	-1.739512
Mar-05	1785	517	3.45	0.92	19530	5871	3.33	1.351748	-0.178196
Apr-05	1373	407	3.37	1.17	16806	5031	3.34	0.337881	-0.794583
May-05	1440	429	3.36	1.53	17952	5273	3.40	-0.443838	-1.269834
Jun-05	1768	499	3.54	0.97	19975	5734	3.48	0.65218	-0.603503
Jul-05	1753	434	4.04	1.27	19522	5251	3.72	2.742158	0.667114



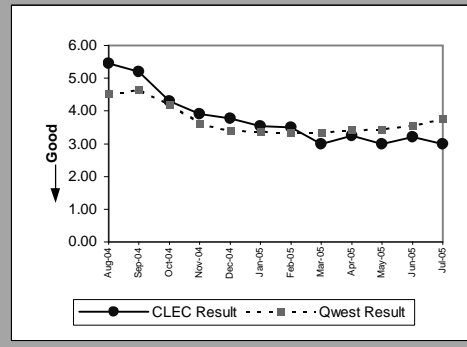
Business(Parity)									
Date	CLEC Num	CLEC Denom	CLEC Result	CLEC Std Dev	Qwest Num	Qwest Denom	Qwest Result	Mod Z Scr	Parity Scr
Aug-04	32	7	4.57	3.10	6551	1582	4.14	0.315345	-0.642039
Sep-04	16	4	4	1.41	7626	1685	4.53	-0.242526	-1.147445
Oct-04	4	1	4		6698	1603	4.18	-0.029262	-1.01779
Nov-04	22	7	3.14	0.38	5353	1454	3.68	-0.343796	-1.209013
Dec-04	16	5	3.20	0.45	4379	1268	3.45	-0.149256	-1.090741
Jan-05	18	2	9	8.49	4653	1327	3.51	2.490748	0.101563
Feb-05	16	6	2.67	0.82	4919	1410	3.49	-0.531133	-1.322906
Mar-05	21	1	21	0.00	5583	1616	3.45	5.026247	0.565993
Apr-05	15	5	3	0.00	5457	1480	3.69	-0.377442	-1.229469
May-05	12	4	3	0.00	5333	1504	3.55	-0.351554	-1.213729
Jun-05	18	6	3	0.00	6101	1610	3.79	-0.440015	-1.26751
Jul-05	13	3	4.33	1.53	5079	1315	3.86	0.229609	-0.459523



Qwest DSL(Parity)									
Date	CLEC Num	CLEC Denom	CLEC Result	CLEC Std Dev	Qwest Num	Qwest Denom	Qwest Result	Mod Z Scr	Parity Scr
Aug-04	64	12	5.33	1.50	11622	2139	5.43	-0.156239	-1.094987
Sep-04	122	25	4.88	1.24	12192	2257	5.40	-1.317606	-1.801047
Oct-04	64	10	6.40	4.88	10666	2032	5.25	2.016877	0.005942
Nov-04	34	5	6.80	4.09	8153	1698	4.80	2.389423	0.372237
Dec-04	56	9	6.22	2.95	9126	1762	5.18	1.514049	-0.116148
Jan-05	45	10	4.50	1.65	12396	2411	5.14	-1.142673	-1.694696
Feb-05	34	7	4.86	0.38	13058	2409	5.42	-0.794665	-1.483122
Mar-05	41	8	5.13	1.96	11966	2261	5.29	-0.182821	-1.111147
Apr-05	24	3	8	6.08	12807	2339	5.48	1.429732	0.117682
May-05	26	6	4.33	2.16	14868	2737	5.43	-1.001274	-1.608732
Jun-05	34	5	6.80	3.03	16362	2994	5.46	1.307833	-0.224324
Jul-05	64	15	4.27	1.03	19327	3940	4.91	-0.826324	-1.50237



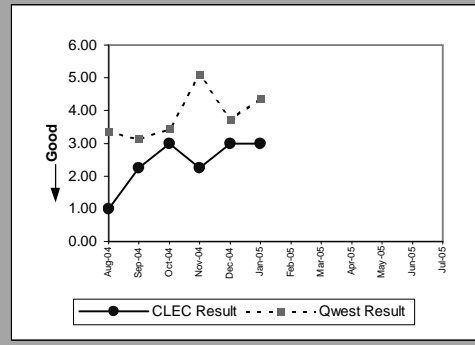
UNE - P (POTS)(Parity)									
Date	CLEC Num	CLEC Denom	CLEC Result	CLEC Std Dev	Qwest Num	Qwest Denom	Qwest Result	Mod Z Scr	Parity Scr
Aug-04	2572	471	5.46	3.32	39290	8699	4.52	6.822467	3.147765
Sep-04	2591	498	5.20	2.85	43992	9462	4.65	3.814437	1.319013
Oct-04	1519	354	4.29	1.93	33712	7999	4.21	0.393304	-0.760888
Nov-04	1378	353	3.90	1.84	25245	6972	3.62	1.805646	0.097755
Dec-04	919	244	3.77	2.73	22984	6765	3.40	2.06636	0.256258
Jan-05	67	19	3.53	0.96	21615	6384	3.39	0.252425	-0.59185
Feb-05	7	2	3.50	0.71	21115	6343	3.33	0.082458	-0.586105
Mar-05	15	5	3	0.00	25113	7487	3.35	-0.326752	-1.198651
Apr-05	13	4	3.25	0.50	22263	6511	3.42	-0.132308	-1.080438
May-05	18	6	3	0.89	23285	6777	3.44	-0.445933	-1.271108
Jun-05	16	5	3.20	0.84	26076	7344	3.55	-0.291843	-1.177428
Jul-05	3	1	3	0.00	24601	6566	3.75	-0.283679	-1.172464



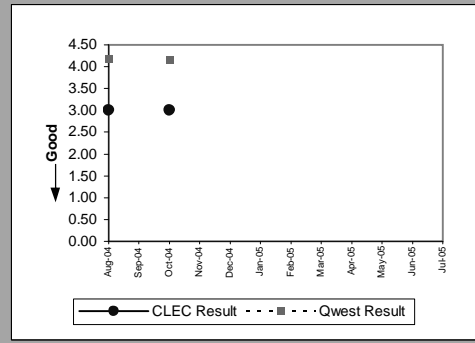
Qwest Perf Results - PID (14-State 271 PID 8.1)

OP-4A - Installation Interval (Average Days) - Dispatches within MSAs

UNE P (Centrex)(Parity)									
Date	CLEC Num	CLEC Denom	CLEC Result	CLEC Std Dev	Qwest Num	Qwest Denom	Qwest Result	Mod Z Scr	Parity Scr
Aug-04	4	4	1	1.15	498	148	3.36	-3.191786	-2.940468
Sep-04	9	4	2.25	1.50	785	252	3.12	-0.949917	-1.577508
Oct-04	6	2	3	0.00	715	208	3.44	-0.344019	-1.209149
Nov-04	9	4	2.25	1.50	1639	321	5.11	-0.882093	-1.536275
Dec-04	6	2	3	0.00	495	133	3.72	-0.547107	-1.332617
Jan-05	3	1	3	0.00	915	210	4.36	-0.339181	-1.206207
Feb-05									
Mar-05									
Apr-05									
May-05									
Jun-05									
Jul-05									



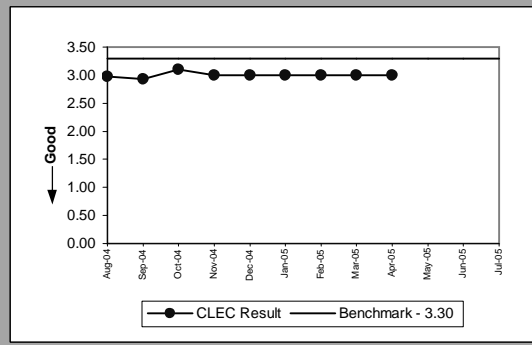
UNE P (Centrex 21)(Parity)									
Date	CLEC Num	CLEC Denom	CLEC Result	CLEC Std Dev	Qwest Num	Qwest Denom	Qwest Result	Mod Z Scr	Parity Scr
Aug-04	6	2	3	0.00	285	68	4.19	-0.618698	-1.376142
Sep-04									
Oct-04	3	1	3		225	54	4.17	-0.284104	-1.172723
Nov-04									
Dec-04									
Jan-05									
Feb-05									
Mar-05									
Apr-05									
May-05									
Jun-05									
Jul-05									



Qwest Perf Results - PID (14-State 271 PID 8.1)

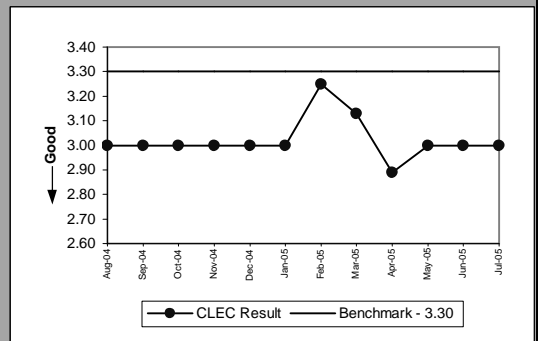
OP-4A - Installation Interval (Average Days) - Dispatches within MSAs

Line Sharing(Benchmark)						
Date	Numerator	Denominator	CLEC Result	Standard Dev		
Aug-04	173	58	2.98	0.13		
Sep-04	161	55	2.93	0.60		
Oct-04	31	10	3.10	0.32		
Nov-04	6	2	3	0.00		
Dec-04	9	3	3	0.00		
Jan-05	21	7	3	0.00		
Feb-05	27	9	3	0.00		
Mar-05	12	4	3	0.00		
Apr-05	3	1	3	0.00		
May-05						
Jun-05						
Jul-05						



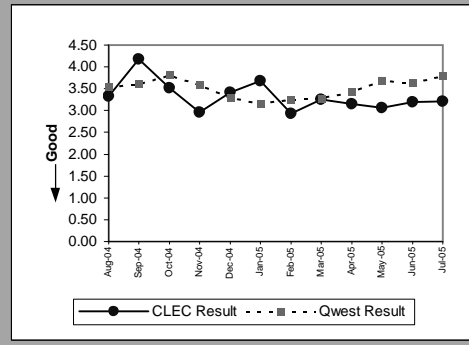
OP-4A - Installation Interval (Average Days) - Dispatches within MSAs

Line Splitting					
Date	Numerator	Denominator	CLEC Result	Standard Dev	
Aug-04	18	6	3	0.00	
Sep-04	9	3	3	0.00	
Oct-04	12	4	3	0.00	
Nov-04	6	2	3	0.00	
Dec-04	12	4	3	0.00	
Jan-05	18	6	3	0.00	
Feb-05	13	4	3.25	0.50	
Mar-05	25	8	3.13	0.35	
Apr-05	26	9	2.89	0.33	
May-05	21	7	3	0.00	
Jun-05	12	4	3	0.00	
Jul-05	15	5	3	0.00	

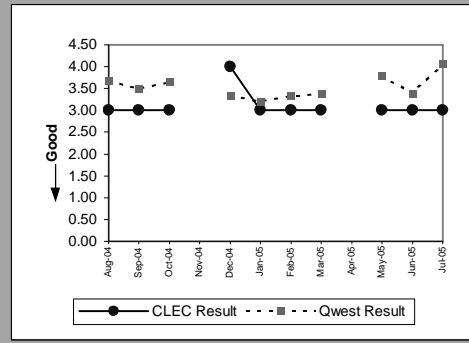


OP-4B - Installation Interval (Average Days) - Dispatches outside MSAs

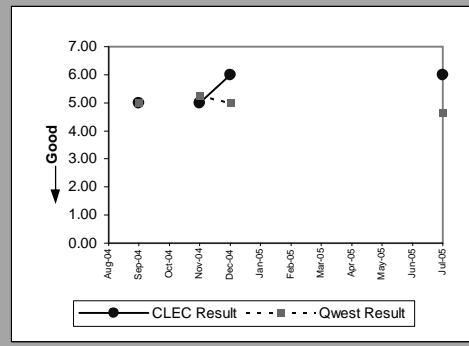
Residence(Parity)									
Date	CLEC Num	CLEC Denom	CLEC Result	CLEC Std Dev	Qwest Num	Qwest Denom	Qwest Result	Mod Z Scr	Parity Scr
Aug-04	30	9	3.33	0.50	3892	1096	3.55	-0.245301	-1.149133
Sep-04	46	11	4.18	1.40	4158	1153	3.61	0.655182	-0.422307
Oct-04	176	50	3.52	1.05	4271	1122	3.81	-0.533706	-1.32447
Nov-04	68	23	2.96	0.56	3524	982	3.59	-0.651714	-1.396214
Dec-04	116	34	3.41	0.82	3220	975	3.30	0.194454	-0.595661
Jan-05	103	28	3.68	2.44	2746	865	3.17	1.282568	-0.206808
Feb-05	44	15	2.93	0.26	2812	865	3.25	-0.551794	-1.335467
Mar-05	176	54	3.26	1.01	3388	1033	3.28	-0.071004	-1.043167
Apr-05	145	46	3.15	0.73	3250	947	3.43	-0.645932	-1.392699
May-05	138	45	3.07	0.39	3236	877	3.69	-1.304923	-1.793337
Jun-05	115	36	3.19	0.82	3910	1073	3.64	-1.094944	-1.665679
Jul-05	151	47	3.21	0.75	3659	964	3.80	-0.765084	-1.465138



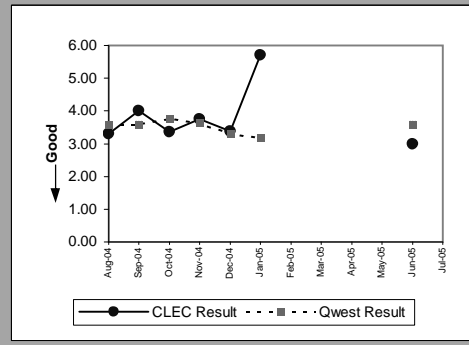
Business(Parity)									
Date	CLEC Num	CLEC Denom	CLEC Result	CLEC Std Dev	Qwest Num	Qwest Denom	Qwest Result	Mod Z Scr	Parity Scr
Aug-04	3	1	3		711	193	3.68	-0.151756	-1.092261
Sep-04	3	1	3		757	216	3.50	-0.26003	-1.158087
Oct-04	3	1	3		832	228	3.65	-0.249165	-1.151481
Nov-04									
Dec-04	4	1	4	0.00	642	192	3.34	0.227339	-0.257547
Jan-05	3	1	3	0.00	613	191	3.21	-0.109958	-1.06685
Feb-05	3	1	3	0.00	639	192	3.33	-0.153669	-1.093424
Mar-05	3	1	3	0.00	730	216	3.38	-0.119471	-1.072633
Apr-05									
May-05	3	1	3	0.00	797	210	3.80	-0.233428	-1.141914
Jun-05	3	1	3	0.00	751	222	3.38	-0.261835	-1.159184
Jul-05	3	1	3	0.00	796	196	4.06	-0.172848	-1.105084



Qwest DSL(Parity)									
Date	CLEC Num	CLEC Denom	CLEC Result	CLEC Std Dev	Qwest Num	Qwest Denom	Qwest Result	Mod Z Scr	Parity Scr
Aug-04									
Sep-04	5	1	5		1384	277	5	0.003384	-1.883852
Oct-04									
Nov-04	10	2	5	0.00	1497	284	5.27	-0.141822	-1.086222
Dec-04	6	1	6	0.00	1267	254	4.99	1.290299	0.086184
Jan-05									
Feb-05									
Mar-05									
Apr-05									
May-05									
Jun-05									
Jul-05	6	1	6	0.00	2453	528	4.65	0.667514	-0.356708



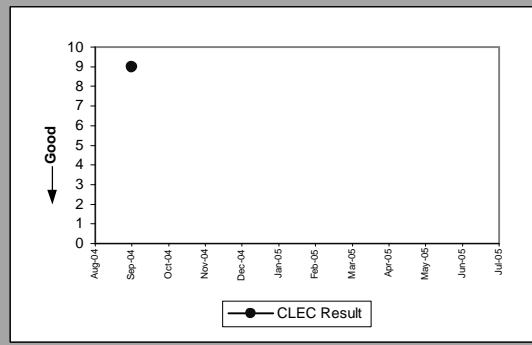
UNE - P (POTS)(Parity)									
Date	CLEC Num	CLEC Denom	CLEC Result	CLEC Std Dev	Qwest Num	Qwest Denom	Qwest Result	Mod Z Scr	Parity Scr
Aug-04	122	37	3.30	1.22	4603	1289	3.57	-0.547277	-1.332721
Sep-04	148	37	4	1.55	4915	1369	3.59	0.888012	-0.419909
Oct-04	118	35	3.37	1.17	5103	1350	3.78	-0.672011	-1.408554
Nov-04	94	25	3.76	2.44	4228	1162	3.64	0.13354	-0.686421
Dec-04	98	29	3.38	1.12	3862	1167	3.31	0.117624	-0.700266
Jan-05	40	7	5.71	5.06	3359	1056	3.18	3.307408	0.202155
Feb-05									
Mar-05									
Apr-05									
May-05									
Jun-05	6	2	3	0.00	4661	1295	3.60	-0.370016	-1.224954
Jul-05									



Qwest Perf Results - PID (14-State 271 PID 8.1)

OP-4B - Installation Interval (Average Days) - Dispatches outside MSAs

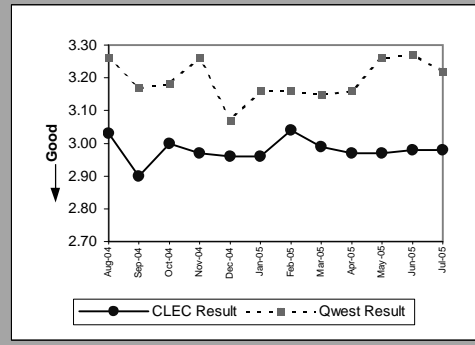
Sub-Loop Unbundling(Diagnostic)				
Date	Numerator	Denominator	CLEC Result	Standard Dev
Aug-04				
Sep-04	9	1	9	
Oct-04				
Nov-04				
Dec-04				
Jan-05				
Feb-05				
Mar-05				
Apr-05				
May-05				
Jun-05				
Jul-05				



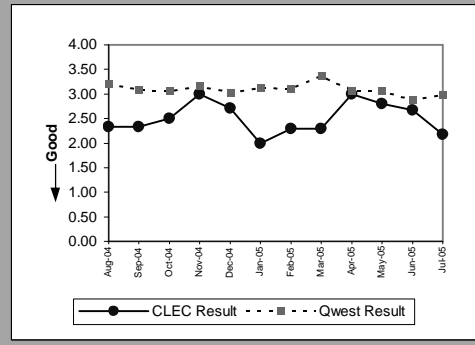
Qwest Perf Results - PID (14-State 271 PID 8.1)

OP-4C - Installation Interval (Average Days) - No dispatches

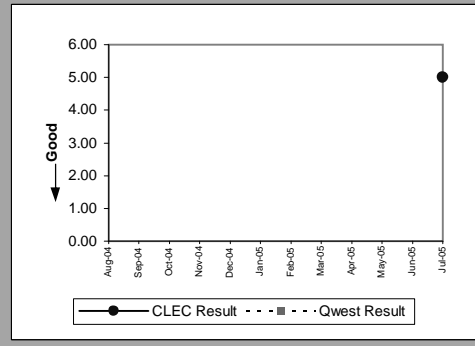
Residence(Parity)									
Date	CLEC Num	CLEC Denom	CLEC Result	CLEC Std Dev	Qwest Num	Qwest Denom	Qwest Result	Mod Z Scr	Parity Scr
Aug-04	869	287	3.03	1.34	59909	18388	3.26	-3.391811	-3.062075
Sep-04	1408	485	2.90	0.71	62258	19657	3.17	-4.847619	-3.947143
Oct-04	1995	666	3	0.85	54058	16999	3.18	-4.078072	-3.479292
Nov-04	1775	597	2.97	0.31	52190	16016	3.26	-5.994083	-4.644144
Dec-04	1614	545	2.96	0.41	46484	15161	3.07	-2.118286	-2.287826
Jan-05	1325	448	2.96	0.40	45734	14456	3.16	-3.573891	-3.172772
Feb-05	1291	424	3.04	0.50	44480	14058	3.16	-2.02821	-2.233064
Mar-05	1956	655	2.99	0.38	50045	15875	3.15	-3.756961	-3.28407
Apr-05	1559	525	2.97	0.34	46501	14715	3.16	-3.841486	-3.335458
May-05	2236	754	2.97	0.34	46624	14312	3.26	-6.691177	-5.067947
Jun-05	2137	718	2.98	0.34	53679	16402	3.27	-6.557318	-4.986566
Jul-05	2145	721	2.98	0.43	47996	14898	3.22	-6.14936	-4.738546



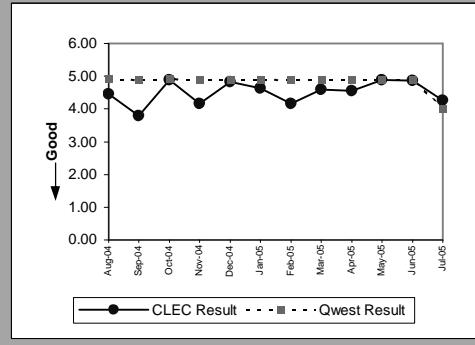
Business(Parity)									
Date	CLEC Num	CLEC Denom	CLEC Result	CLEC Std Dev	Qwest Num	Qwest Denom	Qwest Result	Mod Z Scr	Parity Scr
Aug-04	21	9	2.33	1.12	1252	389	3.22	-1.232511	-1.749314
Sep-04	7	3	2.33	1.15	1278	414	3.09	-0.652507	-1.396696
Oct-04	10	4	2.50	1	1213	397	3.06	-0.722487	-1.439241
Nov-04	12	4	3	0.00	1235	389	3.17	-0.125255	-1.07615
Dec-04	46	17	2.71	0.69	1300	429	3.03	-0.806449	-1.490286
Jan-05	6	3	2	1.73	1230	393	3.13	-0.995755	-1.605376
Feb-05	16	7	2.29	0.76	1290	413	3.12	-1.092811	-1.664382
Mar-05	16	7	2.29	1.11	1958	580	3.38	-1.101568	-1.669706
Apr-05	21	7	3	0.00	1514	493	3.07	-0.116524	-1.070842
May-05	14	5	2.80	0.45	1445	472	3.06	-0.424665	-1.258178
Jun-05	8	3	2.67	0.58	1578	547	2.88	-0.220426	-1.134009
Jul-05	13	6	2.17	1.17	1274	427	2.98	-1.180613	-1.717762



PBX(Parity)									
Date	CLEC Num	CLEC Denom	CLEC Result	CLEC Std Dev	Qwest Num	Qwest Denom	Qwest Result	Mod Z Scr	Parity Scr
Aug-04									
Sep-04									
Oct-04									
Nov-04									
Dec-04									
Jan-05									
Feb-05									
Mar-05									
Apr-05									
May-05									
Jun-05									
Jul-05	5	1	5	0.00					

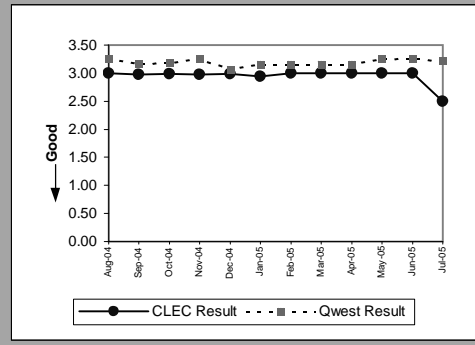


Qwest DSL(Parity)									
Date	CLEC Num	CLEC Denom	CLEC Result	CLEC Std Dev	Qwest Num	Qwest Denom	Qwest Result	Mod Z Scr	Parity Scr
Aug-04	272	61	4.46	0.56	39361	8003	4.92	-3.932697	-3.39091
Sep-04	19	5	3.80	1.64	38536	7888	4.89	-2.180786	-2.325824
Oct-04	39	8	4.88	0.35	40387	8212	4.92	-0.184358	-1.112082
Nov-04	50	12	4.17	1.40	36519	7469	4.89	-2.757905	-2.676687
Dec-04	87	18	4.83	0.51	39207	8000	4.90	-0.356643	-1.216823
Jan-05	139	30	4.63	0.81	36732	7474	4.91	-2.011849	-2.223117
Feb-05	79	19	4.16	1.21	29829	6105	4.89	-3.488426	-3.120813
Mar-05	207	45	4.60	0.91	32677	6679	4.89	-2.577258	-2.566861
Apr-05	173	38	4.55	1.25	28780	5893	4.88	-2.793658	-2.698424
May-05	220	45	4.89	0.38	30951	6311	4.90	-0.154745	-1.094078
Jun-05	170	35	4.86	0.69	31926	6499	4.91	-0.417306	-1.253704
Jul-05	162	38	4.26	1.50	28414	7101	4	1.395753	-0.022863

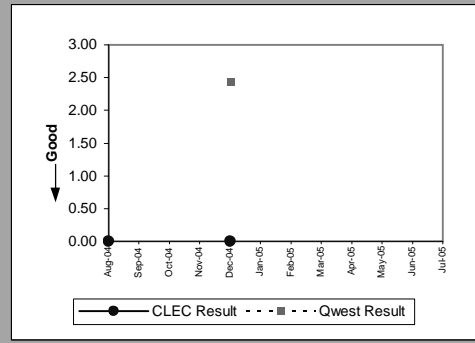


OP-4C - Installation Interval (Average Days) - No dispatches

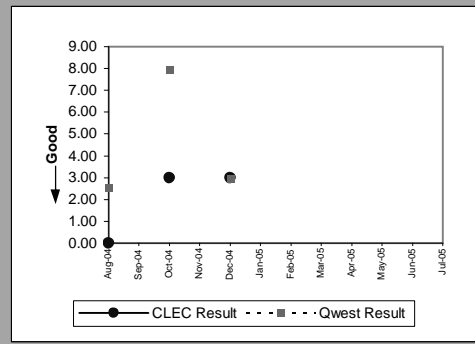
UNE - P (POTS)(Parity)									
Date	CLEC Num	CLEC Denom	CLEC Result	CLEC Std Dev	Qwest Num	Qwest Denom	Qwest Result	Mod Z Scr	Parity Scr
Aug-04	9290	3095	3	0.41	61161	18777	3.26	-11.26437	-7.848252
Sep-04	7331	2458	2.98	0.30	63536	20071	3.17	-7.094214	-5.312976
Oct-04	10892	3645	2.99	0.27	55271	17396	3.18	-8.97564	-6.456802
Nov-04	5745	1926	2.98	0.32	53425	16405	3.26	-9.417424	-6.725388
Dec-04	5942	1988	2.99	0.40	47784	15590	3.07	-2.782481	-2.691628
Jan-05	153	52	2.94	0.37	46964	14849	3.16	-1.292442	-1.785749
Feb-05	69	23	3	0.00	45770	14471	3.16	-0.637961	-1.387853
Mar-05	12	4	3	0.00	52003	16455	3.16	-0.268334	-1.163135
Apr-05	15	5	3	0.00	48015	15208	3.16	-0.309428	-1.188119
May-05	3	1	3	0.00	48069	14784	3.25	-0.213786	-1.129973
Jun-05	12	4	3	0.00	55257	16949	3.26	-0.430793	-1.261903
Jul-05	5	2	2.50	0.71	49270	15325	3.22	-0.940626	-1.57186



UNE P (Centrex)(Parity)									
Date	CLEC Num	CLEC Denom	CLEC Result	CLEC Std Dev	Qwest Num	Qwest Denom	Qwest Result	Mod Z Scr	Parity Scr
Aug-04	0	3	0.00	0.00					
Sep-04									
Oct-04									
Nov-04									
Dec-04	0	1	0.00	0.00	17	7	2.43	-1.097345	-1.667139
Jan-05									
Feb-05									
Mar-05									
Apr-05									
May-05									
Jun-05									
Jul-05									



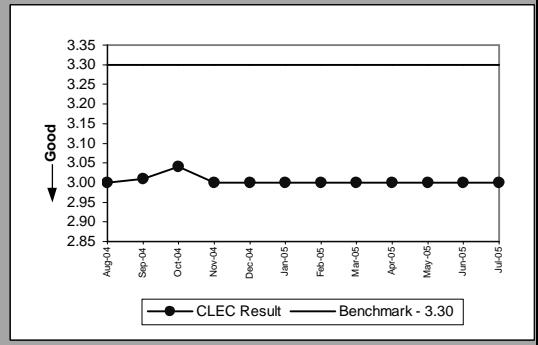
UNE P (Centrex 21)(Parity)									
Date	CLEC Num	CLEC Denom	CLEC Result	CLEC Std Dev	Qwest Num	Qwest Denom	Qwest Result	Mod Z Scr	Parity Scr
Aug-04	0	1	0.00		89	35	2.54	-1.738915	-2.057185
Sep-04									
Oct-04	9	3	3	0.00	143	18	7.94	-0.363527	-1.221009
Nov-04									
Dec-04	3	1	3	0.00	59	20	2.95	0.046469	-1.507339
Jan-05									
Feb-05									
Mar-05									
Apr-05									
May-05									
Jun-05									
Jul-05									



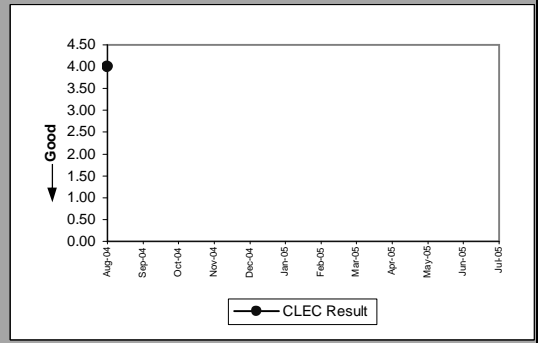
Qwest Perf Results - PID (14-State 271 PID 8.1)

OP-4C - Installation Interval (Average Days) - No dispatches

Line Sharing(Benchmark)					
Date	Numerator	Denominator	CLEC Result	Standard Dev	
Aug-04	1292	431	3	0.08	
Sep-04	1410	468	3.01	0.35	
Oct-04	249	82	3.04	0.25	
Nov-04	15	5	3	0.00	
Dec-04	24	8	3	0.00	
Jan-05	9	3	3	0.00	
Feb-05	12	4	3	0.00	
Mar-05	6	2	3	0.00	
Apr-05	6	2	3	0.00	
May-05	3	1	3	0.00	
Jun-05	12	4	3	0.00	
Jul-05	3	1	3	0.00	



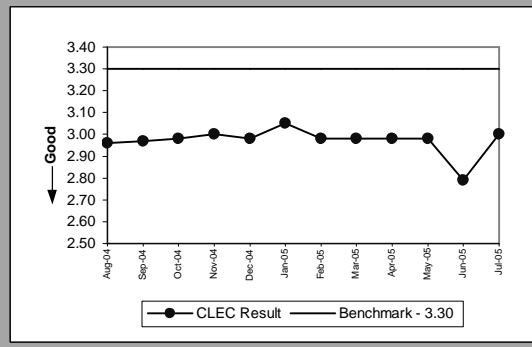
Sub-Loop Unbundling(Diagnostic)				
Date	Numerator	Denominator	CLEC Result	Standard Dev
Aug-04	8	2	4	0.00
Sep-04				
Oct-04				
Nov-04				
Dec-04				
Jan-05				
Feb-05				
Mar-05				
Apr-05				
May-05				
Jun-05				
Jul-05				



Qwest Perf Results - PID (14-State 271 PID 8.1)

OP-4C - Installation Interval (Average Days) - No dispatches

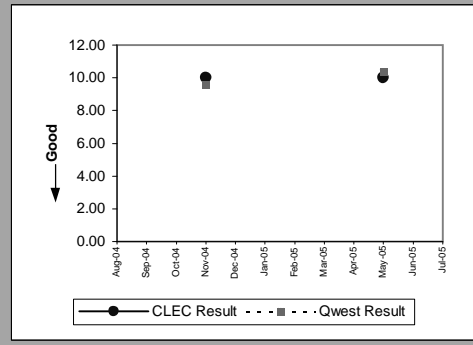
Line Splitting						
Date	Numerator	Denominator	CLEC Result	Standard Dev		
Aug-04	151	51	2.96			0.20
Sep-04	175	59	2.97			0.18
Oct-04	149	50	2.98			0.14
Nov-04	165	55	3			0.00
Dec-04	137	46	2.98			0.15
Jan-05	125	41	3.05			0.84
Feb-05	134	45	2.98			0.15
Mar-05	167	56	2.98			0.13
Apr-05	122	41	2.98			0.16
May-05	122	41	2.98			0.16
Jun-05	81	29	2.79			0.62
Jul-05	90	30	3			0.00



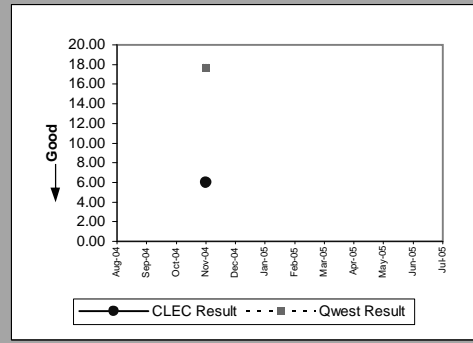
Qwest Perf Results - PID (14-State 271 PID 8.1)

OP-4D - Installation Interval (Average Days) - Interval Zone One

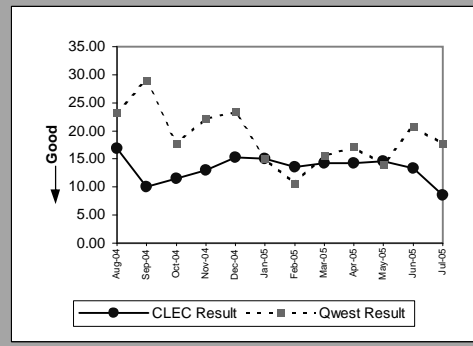
DS1(Parity)									
Date	CLEC Num	CLEC Denom	CLEC Result	CLEC Std Dev	Qwest Num	Qwest Denom	Qwest Result	Mod Z Scr	Parity Scr
Aug-04									
Sep-04									
Oct-04									
Nov-04	10	1	10		775	81	9.57	0.082766	-0.649263
Dec-04									
Jan-05									
Feb-05									
Mar-05									
Apr-05									
May-05	10	1	10	0.00	548	53	10.34	-0.04166	-1.025327
Jun-05									
Jul-05									



PBX(Parity)									
Date	CLEC Num	CLEC Denom	CLEC Result	CLEC Std Dev	Qwest Num	Qwest Denom	Qwest Result	Mod Z Scr	Parity Scr
Aug-04									
Sep-04									
Oct-04									
Nov-04	6	1	6		319	18	17.72	-0.389335	-1.236699
Dec-04									
Jan-05									
Feb-05									
Mar-05									
Apr-05									
May-05									
Jun-05									
Jul-05									



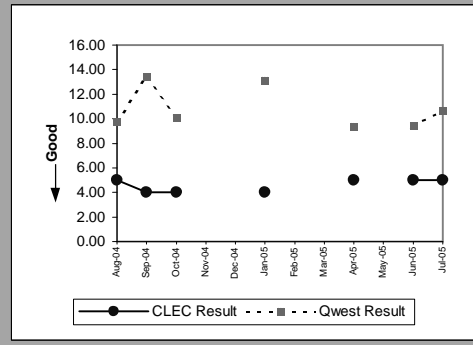
LIS Trunk(Parity)									
Date	CLEC Num	CLEC Denom	CLEC Result	CLEC Std Dev	Qwest Num	Qwest Denom	Qwest Result	Mod Z Scr	Parity Scr
Aug-04	169	10	16.90	8.01	395	17	23.24	-1.102069	-1.67001
Sep-04	70	7	10	6.14	435	15	29	-1.940472	-2.179723
Oct-04	115	10	11.50	5.48	212	12	17.67	-3.322698	-3.020057
Nov-04	65	5	13	6.52	289	13	22.23	-2.826073	-2.71813
Dec-04	305	20	15.25	8.66	70	3	23.33	-1.148013	-1.697943
Jan-05	166	11	15.09	7.38	90	6	15	0.017141	-1.149308
Feb-05	272	20	13.60	5.24	53	5	10.60	2.300895	0.181341
Mar-05	213	15	14.20	9.55	250	16	15.63	-0.470389	-1.285976
Apr-05	100	7	14.29	7.59	342	20	17.10	-1.031189	-1.626918
May-05	189	13	14.54	10.44	42	3	14	0.134615	-0.982349
Jun-05	428	32	13.38	5.67	166	8	20.75	-3.884318	-3.361498
Jul-05	68	8	8.50	4.04	230	13	17.69	-4.585989	-3.788083



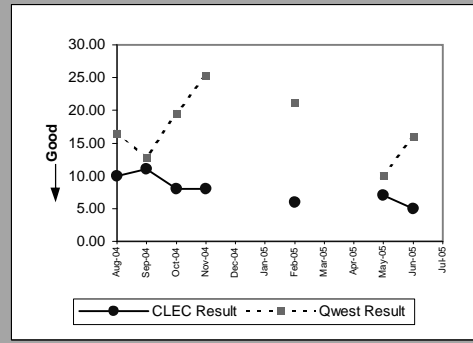
Qwest Perf Results - PID (14-State 271 PID 8.1)

OP-4D - Installation Interval (Average Days) - Interval Zone One

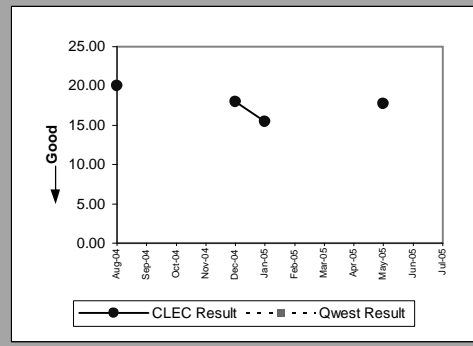
UDIT DS1 (Parity)									
Date	CLEC Num	CLEC Denom	CLEC Result	CLEC Std Dev	Qwest Num	Qwest Denom	Qwest Result	Mod Z Scr	Parity Scr
Aug-04	5	1	5		711	73	9.74	-0.823998	-1.500955
Sep-04	8	2	4	1.41	1457	109	13.37	-0.958205	-1.582547
Oct-04	4	1	4		1074	107	10.04	-0.790623	-1.480665
Nov-04									
Dec-04									
Jan-05	4	1	4	0.00	643	49	13.12	-1.093924	-1.665059
Feb-05									
Mar-05									
Apr-05	5	1	5	0.00	526	56	9.39	-1.110618	-1.675208
May-05									
Jun-05	10	2	5	0.00	886	94	9.43	-0.882411	-1.536468
Jul-05	5	1	5	0.00	792	74	10.70	-0.657551	-1.399763



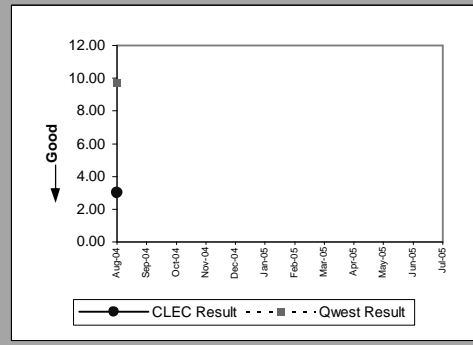
UDIT Above DS1 Level (Parity)									
Date	CLEC Num	CLEC Denom	CLEC Result	CLEC Std Dev	Qwest Num	Qwest Denom	Qwest Result	Mod Z Scr	Parity Scr
Aug-04	10	1	10		264	16	16.50	-0.319313	-1.194129
Sep-04	44	4	11	0.82	294	23	12.78	-0.183273	-1.111422
Oct-04	8	1	8		450	23	19.57	-0.391573	-1.23806
Nov-04	16	2	8	1.41	431	17	25.35	-1.642481	-1.998558
Dec-04									
Jan-05									
Feb-05	12	2	6	1.41	487	23	21.17	-1.235763	-1.751291
Mar-05									
Apr-05									
May-05	7	1	7	0.00	101	10	10.10	-0.407757	-1.247899
Jun-05	10	2	5	0.00	635	40	15.88	-1.808417	-2.09944
Jul-05									



Dark Fiber - IOF (Diagnostic)									
Date	CLEC Num	CLEC Denom	CLEC Result	CLEC Std Dev	Qwest Num	Qwest Denom	Qwest Result	Mod Z Scr	Parity Scr
Aug-04	80	4	20	0.00					
Sep-04									
Oct-04									
Nov-04									
Dec-04	18	1	18	0.00					
Jan-05	31	2	15.50	6.36					
Feb-05									
Mar-05									
Apr-05									
May-05	71	4	17.75	0.50					
Jun-05									
Jul-05									



Unbundled Loop - 4 Wire Non-Loaded (Parity)									
Date	CLEC Num	CLEC Denom	CLEC Result	CLEC Std Dev	Qwest Num	Qwest Denom	Qwest Result	Mod Z Scr	Parity Scr
Aug-04	3	1	3		711	73	9.74	-1.171696	-1.712341
Sep-04									
Oct-04									
Nov-04									
Dec-04									
Jan-05									
Feb-05									
Mar-05									
Apr-05									
May-05									
Jun-05									
Jul-05									

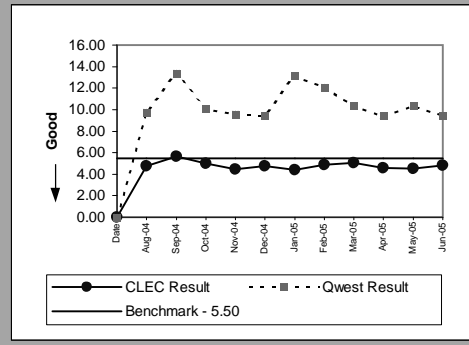


Results provide std and retail parity perf. for all states. The UBL-DS1 std of 5.5 days applies to AZ, CO, MN, NM, SD, UT, WA. The parity std of UBL-DS1 to retail DS1 applies to all other states.

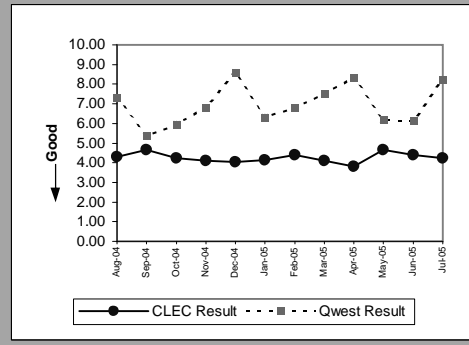
Qwest Perf Results - PID (14-State 271 PID 8.1)

OP-4D - Installation Interval (Average Days) - Interval Zone One

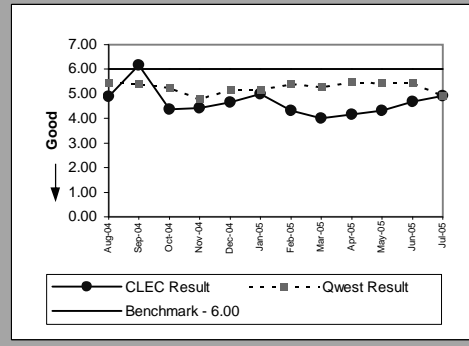
Unbundled Loop - DS1 Capable(Parity)									
Date	CLEC Num	CLEC Denom	CLEC Result	CLEC Std Dev	Qwest Num	Qwest Denom	Qwest Result	Mod Z Scr	Parity Scr
Aug-04	488	102	4.78	1.24	711	73	9.74	-5.657825	-4.439714
Sep-04	629	111	5.67	3.85	1457	109	13.37	-4.168345	-3.534174
Oct-04	514	103	4.99	3.01	1074	107	10.04	-4.810417	-3.924526
Nov-04	381	85	4.48	1.39	775	81	9.57	-6.312048	-4.837453
Dec-04	400	84	4.76	1.96	1415	150	9.43	-3.411579	-3.074092
Jan-05	276	63	4.38	1.47	643	49	13.12	-5.559143	-4.379719
Feb-05	392	80	4.90	1.43	785	65	12.08	-5.422502	-4.296647
Mar-05	520	103	5.05	2.58	890	86	10.35	-6.338581	-0.246249
Apr-05	454	99	4.59	0.98	526	56	9.39	-7.332988	-5.45814
May-05	428	95	4.51	1.21	548	53	10.34	-4.213501	-3.561626
Jun-05	508	106	4.79	2.67	886	94	9.43	-4.659442	-3.83274
Jul-05	431	86	5.01	2.20	792	74	10.70	-4.166419	-3.533003



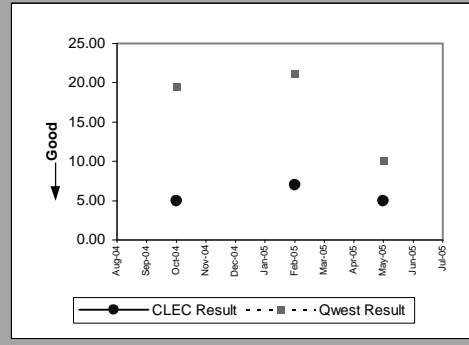
Unbundled Loop ISDN Capable(Parity)									
Date	CLEC Num	CLEC Denom	CLEC Result	CLEC Std Dev	Qwest Num	Qwest Denom	Qwest Result	Mod Z Scr	Parity Scr
Aug-04	120	28	4.29	0.98	499	68	7.34	-2.220504	-2.34997
Sep-04	168	36	4.67	2.07	236	44	5.36	-1.627292	-1.989323
Oct-04	156	37	4.22	1.38	334	56	5.96	-1.487656	-1.90443
Nov-04	131	32	4.09	1.15	374	55	6.80	-1.712911	-2.041376
Dec-04	105	26	4.04	1.15	361	42	8.60	-2.136127	-2.298673
Jan-05	124	30	4.13	1.28	259	41	6.32	-1.535869	-1.933742
Feb-05	110	25	4.40	1.73	340	50	6.80	-2.179797	-2.325223
Mar-05	160	39	4.10	1.07	444	59	7.53	-2.068009	-2.25726
Apr-05	99	26	3.81	0.85	459	55	8.35	-2.352708	-2.430345
May-05	144	31	4.65	0.66	353	57	6.19	-1.250445	-1.760217
Jun-05	119	27	4.41	1.22	281	46	6.11	-1.857213	-2.129105
Jul-05	165	39	4.23	2.31	287	35	8.20	-2.424013	-2.473695



Unbundled Loop - ADSL Qualified(Parity)									
Date	CLEC Num	CLEC Denom	CLEC Result	CLEC Std Dev	Qwest Num	Qwest Denom	Qwest Result	Mod Z Scr	Parity Scr
Aug-04	88	18	4.89	0.32	11640	2143	5.43	-1.037295	-1.630631
Sep-04	142	23	6.17	4.31	12213	2262	5.40	1.876909	0.057357
Oct-04	118	27	4.37	1.11	10668	2033	5.25	-2.513478	-1.528086
Nov-04	31	7	4.43	0.79	8156	1699	4.80	-0.525823	-1.319678
Dec-04	70	15	4.67	0.62	9126	1762	5.18	-0.959262	-0.666667
Jan-05	20	4	5	0.00	12406	2412	5.14	-0.161603	-0.5
Feb-05	26	6	4.33	1.21	13058	2409	5.42	-1.420072	-0.833333
Mar-05	12	3	4	1	11975	2263	5.29	-0.865388	-1
Apr-05	25	6	4.17	0.98	12807	2339	5.48	-1.047511	-0.916667
May-05	56	13	4.31	0.85	14873	2738	5.43	-1.506363	-1.915804
Jun-05	61	13	4.69	0.85	16362	2994	5.46	-1.218775	-1.740963
Jul-05	64	13	4.92	0.28	19327	3940	4.91	0.021382	-0.814281



Unbundled Loop - DS3 Capable(Parity)									
Date	CLEC Num	CLEC Denom	CLEC Result	CLEC Std Dev	Qwest Num	Qwest Denom	Qwest Result	Mod Z Scr	Parity Scr
Aug-04									
Sep-04									
Oct-04	5	1	5		450	23	19.57	-0.493147	-1.299812
Nov-04									
Dec-04									
Jan-05									
Feb-05	7	1	7	0.00	487	23	21.17	-0.833061	-1.506465
Mar-05									
Apr-05									
May-05	5	1	5	0.00	101	10	10.10	-0.670827	-1.407834
Jun-05									
Jul-05									

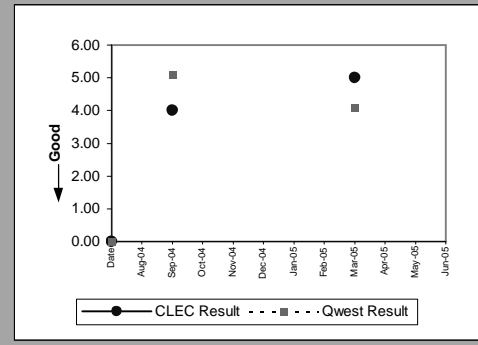


Results provide std and retail parity perf. for all states. The UBL-DS1 std of 5.5 days applies to AZ, CO, MN, NM, SD, UT, WA. The parity std of UBL-DS1 to retail DS1 applies to all other states.

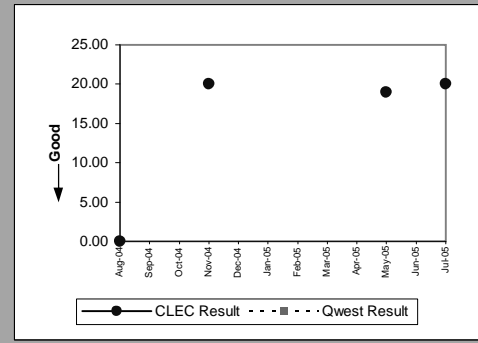
Qwest Perf Results - PID (14-State 271 PID 8.1)

OP-4D - Installation Interval (Average Days) - Interval Zone One

Qwest DSL(Parity)									
Date	CLEC Num	CLEC Denom	CLEC Result	CLEC Std Dev	Qwest Num	Qwest Denom	Qwest Result	Mod Z Scr	Parity Scr
Aug-04									
Sep-04	8	2	4	1.41	46	9	5.11	-0.805823	-1.489906
Oct-04									
Nov-04									
Dec-04									
Jan-05									
Feb-05									
Mar-05	5	1	5	0.00	53	13	4.08	0.252496	-0.538711
Apr-05									
May-05									
Jun-05									
Jul-05									



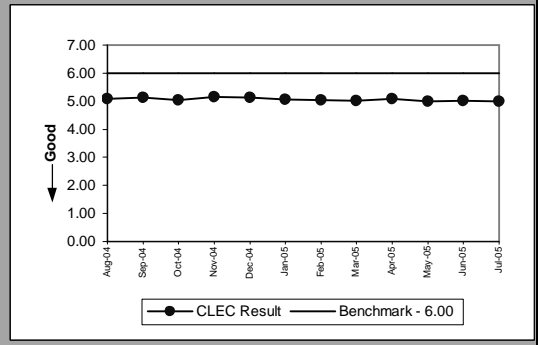
Dark Fiber - Loop(Diagnostic)									
Date	CLEC Num	CLEC Denom	CLEC Result	CLEC Std Dev	Qwest Num	Qwest Denom	Qwest Result	Mod Z Scr	Parity Scr
Aug-04	0	1	0.00						
Sep-04									
Oct-04									
Nov-04	20	1	20						
Dec-04									
Jan-05									
Feb-05									
Mar-05									
Apr-05									
May-05	19	1	19	0.00					
Jun-05									
Jul-05	40	2	20	0.00					



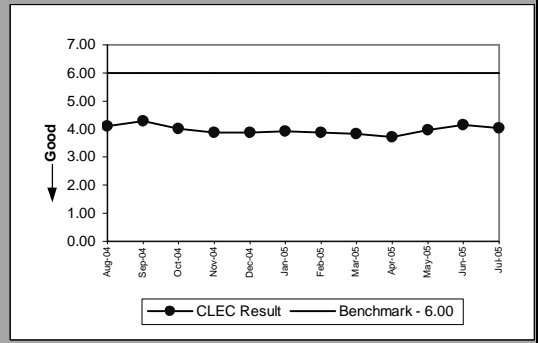
Results provide std and retail parity perf. for all states. The UBL-DS1 std of 5.5 days applies to AZ, CO, MN, NM, SD, UT, WA. The parity std of UBL-DS1 to retail DS1 applies to all other states.

OP-4D - Installation Interval (Average Days) - Interval Zone One

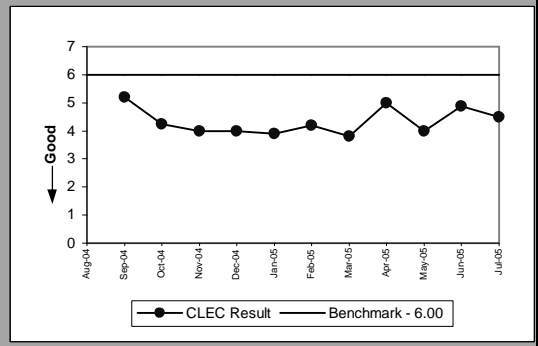
Unbundled Loop Analog(Parity)					
Date	Num	Denom	CLEC Result	Standard Dev	
Aug-04		4041	794	5.09	1.53
Sep-04		4063	791	5.14	2.03
Oct-04		3527	701	5.03	1.08
Nov-04		3460	671	5.16	2.05
Dec-04		3438	669	5.14	1.91
Jan-05		2989	591	5.06	1.04
Feb-05		4614	916	5.04	2.25
Mar-05		4474	892	5.02	1.31
Apr-05		3716	732	5.08	1.11
May-05		4090	819	4.99	0.82
Jun-05		4640	927	5.01	1.14
Jul-05		4153	832	4.99	1.19



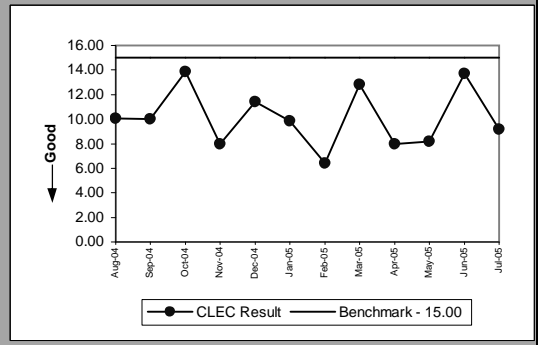
Unbundled Loop - 2 Wire Non-Loaded(Parity)					
Date	Num	Denom	CLEC Result	Standard Dev	
Aug-04		1127	275	4.10	1.35
Sep-04		1521	355	4.28	1.63
Oct-04		1550	387	4.01	1.42
Nov-04		1440	371	3.88	1.49
Dec-04		1082	279	3.88	1.40
Jan-05		1033	263	3.93	1.45
Feb-05		1083	279	3.88	1.18
Mar-05		1212	317	3.82	1.37
Apr-05		1150	309	3.72	1.31
May-05		1247	315	3.96	1.33
Jun-05		1326	320	4.14	1.41
Jul-05		1260	313	4.03	1.14



Unbundled Loop - XDSL(Benchmark)					
Date	Num	Denom	CLEC Result	Standard Dev	
Aug-04			5	5.20	2.17
Sep-04	26		8	4.25	0.89
Oct-04	34		4	4	1.15
Nov-04	16		4	4	0.82
Dec-04	16		4	3.89	1.36
Jan-05	35		5	4.20	0.84
Feb-05	21		5	3.80	1.10
Mar-05	19		2	5	0.00
Apr-05	10		2	4	1.41
May-05	8		9	4.89	1.05
Jun-05	44		4	4.50	1
Jul-05	18				

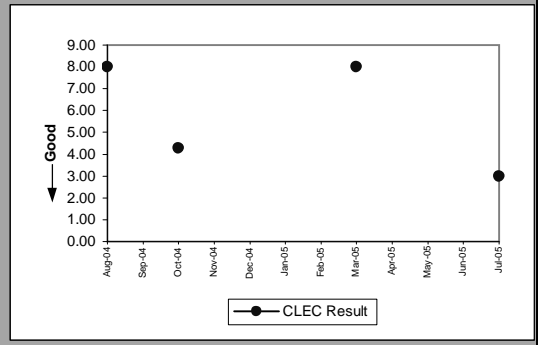


Unbundled Loop Conditioned(Benchmark)					
Date	Num	Denom	CLEC Result	Standard Dev	
Aug-04		141	14	10.07	6.60
Sep-04		150	15	10	6.34
Oct-04		222	16	13.88	7.82
Nov-04		48	6	8	4.20
Dec-04		114	10	11.40	4.62
Jan-05		69	7	9.86	5.76
Feb-05		32	5	6.40	1.95
Mar-05		64	5	12.80	8.32
Apr-05		32	4	8	4.76
May-05		49	6	8.17	5.38
Jun-05		178	13	13.69	6.54
Jul-05		119	13	9.15	4.52

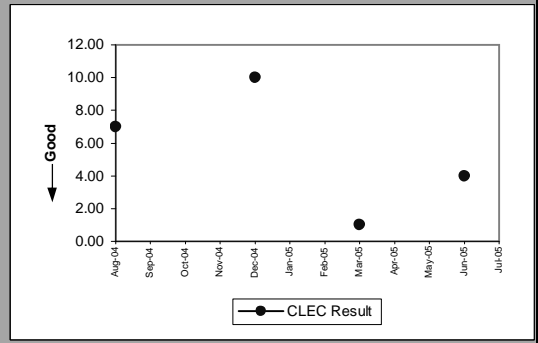


OP-4D - Installation Interval (Average Days) - Interval Zone One

Enhanced Extended Loops - DS0 Capable(Diagnostic)					
Date	Num	Denom	CLEC Result	Standard Dev	
Aug-04		16	2	8	0.00
Sep-04					
Oct-04		30	7	4.29	0.49
Nov-04					
Dec-04					
Jan-05					
Feb-05					
Mar-05		40	5	8	2.24
Apr-05					
May-05					
Jun-05					
Jul-05		3	1	3	0.00



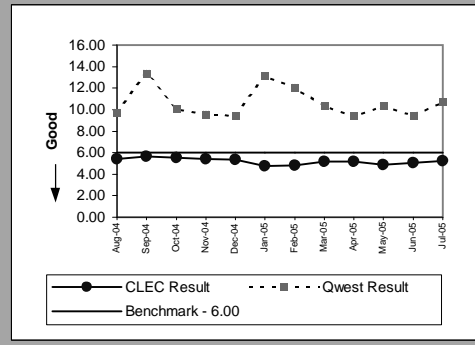
Enhanced Extended Loops - DS3 Capable(Diagnostic)					
Date	Num	Denom	CLEC Result	Standard Dev	
Aug-04		7	1	7	
Sep-04					
Oct-04					
Nov-04					
Dec-04		10	1	10	0.00
Jan-05					
Feb-05					
Mar-05		1	1	1	0.00
Apr-05					
May-05					
Jun-05		4	1	4	0.00
Jul-05					



Qwest Perf Results - PID (14-State 271 PID 8.1)

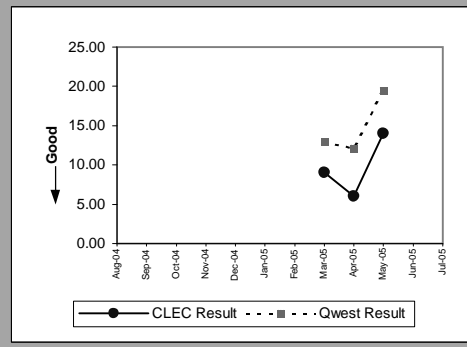
OP-4D - Installation Interval (Average Days) - Interval Zone One

Enhanced Extended Loops - DS1 Capable(Parity)									
Date	CLEC Num	CLEC Denom	CLEC Result	CLEC Std Dev	Qwest Num	Qwest Denom	Qwest Result	Mod Z Scr	Parity Scr
Aug-04	200	37	5.41	1.91	711	73	9.74	-3.759363	-3.28553
Sep-04	476	84	5.67	3.62	1457	109	13.37	-3.871457	-3.353679
Oct-04	492	89	5.53	2.95	1074	107	10.04	-4.135309	-3.514089
Nov-04	275	51	5.39	2.25	775	81	9.57	-4.502038	-3.737045
Dec-04	353	66	5.35	1.89	1415	150	9.43	-2.752295	-2.673277
Jan-05	317	67	4.73	1.37	643	49	13.12	-5.407398	-4.287465
Feb-05	309	64	4.83	0.86	785	65	12.08	-5.193517	-4.157434
Mar-05	393	76	5.17	2.43	890	86	10.35	-5.745101	-0.414474
Apr-05	317	61	5.20	1.96	526	56	9.39	-5.783314	-4.516005
May-05	376	77	4.88	1.14	548	53	10.34	-3.78536	-3.301336
Jun-05	404	80	5.05	1.40	886	94	9.43	-4.098524	-3.491726
Jul-05	357	68	5.25	3.04	792	74	10.70	-3.767919	-3.290732

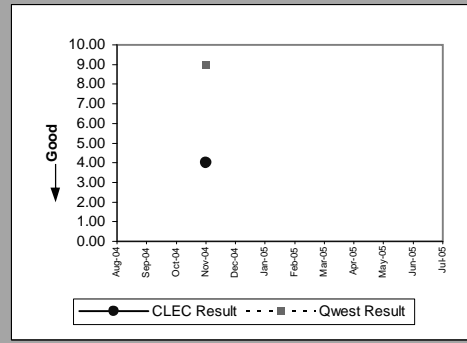


OP-4E - Installation Interval (Average Days) - Interval Zone Two

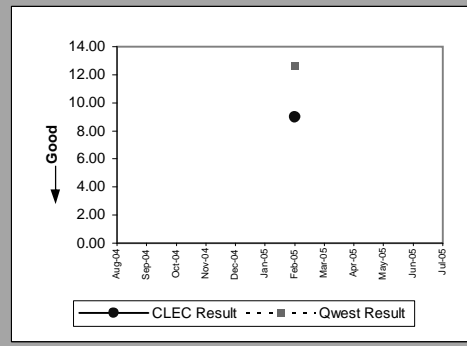
ISDN Primary(Parity)									
Date	CLEC Num	CLEC Denom	CLEC Result	CLEC Std Dev	Qwest Num	Qwest Denom	Qwest Result	Mod Z Scr	Parity Scr
Aug-04									
Sep-04									
Oct-04									
Nov-04									
Dec-04									
Jan-05									
Feb-05									
Mar-05	54	6	9	0.00	775	60	12.92	-0.824132	-1.501037
Apr-05	6	1	6	0.00	448	37	12.11	-0.960495	-1.58394
May-05	56	4	14	0.00	856	44	19.45	-0.620516	-1.377247
Jun-05									
Jul-05									



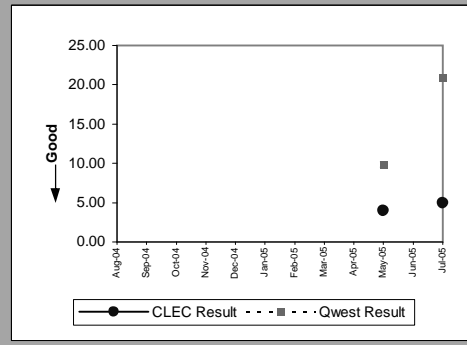
DS0(Parity)									
Date	CLEC Num	CLEC Denom	CLEC Result	CLEC Std Dev	Qwest Num	Qwest Denom	Qwest Result	Mod Z Scr	Parity Scr
Aug-04									
Sep-04									
Oct-04									
Nov-04	36	9	4	0.00	692	77	8.99	-1.833042	-2.11441
Dec-04									
Jan-05									
Feb-05									
Mar-05									
Apr-05									
May-05									
Jun-05									
Jul-05									



DS1(Parity)									
Date	CLEC Num	CLEC Denom	CLEC Result	CLEC Std Dev	Qwest Num	Qwest Denom	Qwest Result	Mod Z Scr	Parity Scr
Aug-04									
Sep-04									
Oct-04									
Nov-04									
Dec-04									
Jan-05									
Feb-05	9	1	9	0.00	985	78	12.63	-0.50799	-1.308836
Mar-05									
Apr-05									
May-05									
Jun-05									
Jul-05									



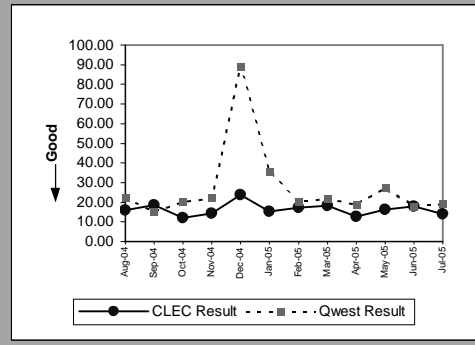
PBX(Parity)									
Date	CLEC Num	CLEC Denom	CLEC Result	CLEC Std Dev	Qwest Num	Qwest Denom	Qwest Result	Mod Z Scr	Parity Scr
Aug-04									
Sep-04									
Oct-04									
Nov-04									
Dec-04									
Jan-05									
Feb-05									
Mar-05									
Apr-05									
May-05	8	2	4	1.41	79	8	9.88	-0.848556	-1.515885
Jun-05									
Jul-05	5	1	5	0.00	334	16	20.88	-0.562622	-1.34205



Qwest Perf Results - PID (14-State 271 PID 8.1)

OP-4E - Installation Interval (Average Days) - Interval Zone Two

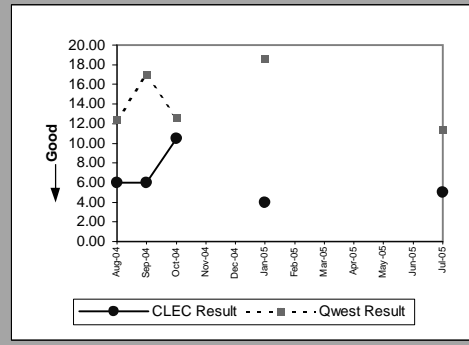
LIS Trunk(Parity)									
Date	CLEC Num	CLEC Denom	CLEC Result	CLEC Std Dev	Qwest Num	Qwest Denom	Qwest Result	Mod Z Scr	Parity Scr
Aug-04	96	6	16	5.90	337	15	22.47	-2.39415	-2.45554
Sep-04	111	6	18.50	1.05	383	25	15.32	1.016987	-0.40039
Oct-04	12	1	12		808	40	20.20	-1.186803	-1.721525
Nov-04	57	4	14.25	10.14	243	11	22.09	-2.691701	-2.636438
Dec-04	239	10	23.90	4.15	983	11	89.36	-1.976936	-2.201892
Jan-05	46	3	15.33	10.69	707	20	35.35	-0.745898	-1.453474
Feb-05	224	13	17.23	2.89	619	30	20.63	-0.447459	-1.272036
Mar-05	199	11	18.09	5.82	849	39	21.77	-0.622855	-1.378669
Apr-05	89	7	12.71	5.99	412	22	18.73	-3.157732	-2.919765
May-05	179	11	16.27	8.46	301	11	27.36	-2.233219	-2.357701
Jun-05	108	6	18	8.32	143	8	17.88	0.039957	-0.932811
Jul-05	56	4	14	8.87	458	24	19.08	-1.409388	-1.856847



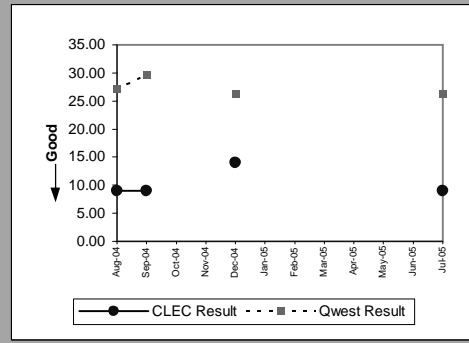
Qwest Perf Results - PID (14-State 271 PID 8.1)

OP-4E - Installation Interval (Average Days) - Interval Zone Two

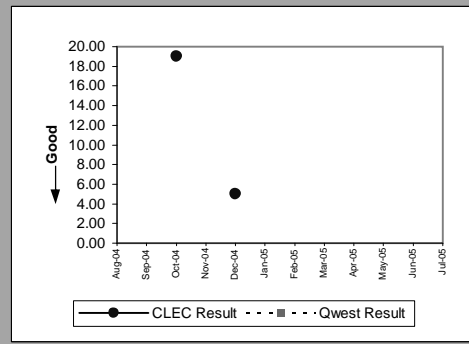
UDIT DS1 (Parity)									
Date	CLEC Num	CLEC Denom	CLEC Result	Standard Dev	Qwest Num	Qwest Denom	Qwest Result	Mod Z Scr	Parity Score
Aug-04	6	1	6		904	73	12.38	-0.816332	-1.496295
Sep-04	6	1	6		1877	111	16.91	-0.653212	-1.397124
Oct-04	21	2	10.50	4.95	1774	141	12.58	-0.254436	-1.154686
Nov-04									
Dec-04									
Jan-05	4	1	4	0.00	853	46	18.54	-0.819137	-1.498
Feb-05									
Mar-05									
Apr-05									
May-05									
Jun-05									
Jul-05	10	2	5	0.00	662	58	11.41	-1.05356	-1.640519



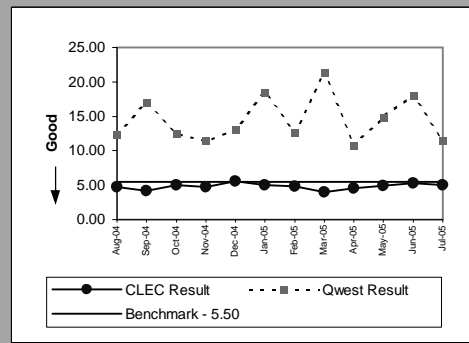
UDIT Above DS1 Level (Parity)									
Date	CLEC Num	CLEC Denom	CLEC Result	Standard Dev	Qwest Num	Qwest Denom	Qwest Result	Mod Z Scr	Parity Score
Aug-04	9	1	9		217	8	27.13	-0.481115	-1.292497
Sep-04	9	1	9		416	14	29.71	-0.549771	-1.334237
Oct-04									
Nov-04									
Dec-04	56	4	14	0.00	157	6	26.17	-0.899625	-1.546933
Jan-05									
Feb-05									
Mar-05									
Apr-05									
May-05									
Jun-05									
Jul-05	18	2	9	2.83	79	3	26.33	-0.943119	-1.573376



Dark Fiber - IOF (Diagnostic)									
Date	CLEC Num	CLEC Denom	CLEC Result	Standard Dev	Qwest Num	Qwest Denom	Qwest Result	Mod Z Scr	Parity Score
Aug-04									
Sep-04									
Oct-04	19	1	19						
Nov-04									
Dec-04	5	1	5	0.00					
Jan-05									
Feb-05									
Mar-05									
Apr-05									
May-05									
Jun-05									
Jul-05									



Unbundled Loop - DS1 Capable (Parity)									
Date	CLEC Num	CLEC Denom	CLEC Result	Standard Dev	Qwest Num	Qwest Denom	Qwest Result	Mod Z Scr	Parity Score
Aug-04	38	8	4.75	0.71	904	73	12.38	-2.639061	-2.604435
Sep-04	21	5	4.20	0.84	1877	111	16.91	-1.672015	-2.016513
Oct-04	90	18	5	1.37	1774	141	12.58	-2.636566	-2.602919
Nov-04	71	15	4.73	0.70	1096	96	11.42	-2.836641	-2.724555
Dec-04	39	7	5.57	3.05	1041	80	13.01	-1.307445	-1.79487
Jan-05	30	6	5	0.63	853	46	18.54	-1.776402	-2.079976
Feb-05	68	14	4.86	0.36	985	78	12.63	-3.772481	-3.293506
Mar-05	87	22	3.95	1.05	833	39	21.36	-1.748116	-0.842975
Apr-05	50	11	4.55	0.93	463	43	10.77	-3.250835	-2.976368
May-05	78	16	4.88	0.96	639	43	14.86	-1.538954	-1.935618
Jun-05	16	3	5.33	0.58	1223	68	17.99	-1.072714	-1.652164
Jul-05	30	6	5	0.00	662	58	11.41	-1.766874	-2.074183

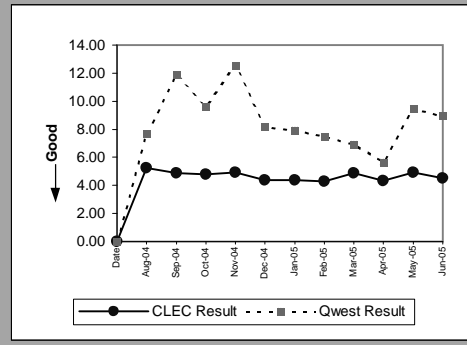


Results provide std and retail parity perf. for all states. The UBL-DS1 std of 5.5 days applies to AZ, CO, MN, NM, SD, UT, WA. The parity std of UBL-DS1 to retail DS1 applies to all other states.

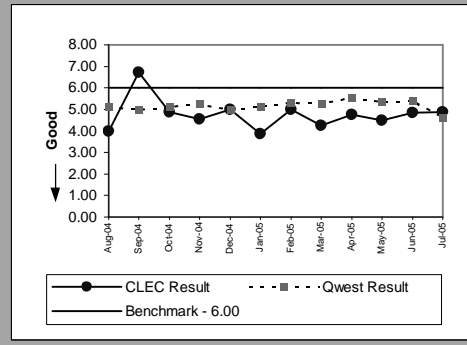
Qwest Perf Results - PID (14-State 271 PID 8.1)

OP-4E - Installation Interval (Average Days) - Interval Zone Two

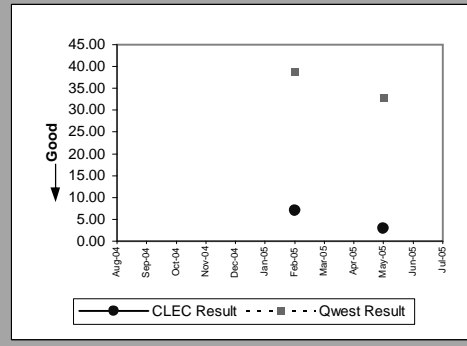
Unbundled Loop - ISDN Capable(Parity)									
Date	CLEC Num	CLEC Denom	CLEC Result	Standard Dev	Qwest Num	Qwest Denom	Qwest Result	Mod Z Scr	Parity Score
Aug-04	84	16	5.25	2.41	161	21	7.67	-1.294831	-1.787201
Sep-04	83	17	4.88	3.52	273	23	11.87	-1.374082	-1.835382
Oct-04	67	14	4.79	1.72	106	11	9.64	-2.331871	-2.417677
Nov-04	64	13	4.92	0.64	201	16	12.56	-1.36458	-1.829606
Dec-04	48	11	4.36	0.81	155	19	8.16	-1.176384	-1.715191
Jan-05	48	11	4.36	1.50	127	16	7.94	-1.702358	-2.03496
Feb-05	30	7	4.29	1.25	142	19	7.47	-1.058802	-1.643706
Mar-05	34	7	4.86	0.38	132	19	6.95	-2.080415	-2.264803
Apr-05	13	3	4.33	1.15	68	12	5.67	-0.865411	-1.526133
May-05	84	17	4.94	3.01	228	24	9.50	-1.926242	-2.171072
Jun-05	81	18	4.50	0.79	152	17	8.94	-1.600622	-1.973109
Jul-05	66	15	4.40	0.91	98	12	8.17	-1.306356	-1.794208



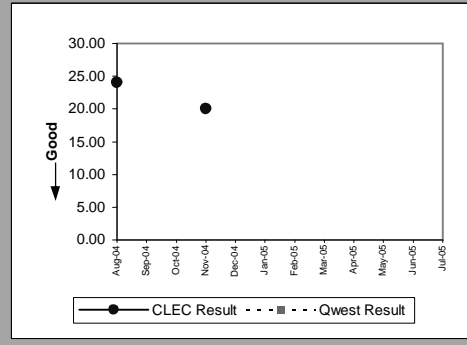
Unbundled Loop - ADSL Qualified(Parity)									
Date	CLEC Num	CLEC Denom	CLEC Result	Standard Dev	Qwest Num	Qwest Denom	Qwest Result	Mod Z Scr	Parity Score
Aug-04	16	4	4	1.15	1541	301	5.12	-1.399717	-1.850968
Sep-04	74	11	6.73	4.58	1384	277	5	5.286796	0.527275
Oct-04	78	16	4.88	0.50	1297	254	5.11	-0.506505	-1.307933
Nov-04	91	20	4.55	0.94	1497	284	5.27	-1.156988	-1.703399
Dec-04	40	8	5	0.00	1267	254	4.99	0.042028	-0.5
Jan-05	66	17	3.88	1.45	1508	293	5.15	-3.080009	-1.058824
Feb-05	45	9	5	0.00	1471	276	5.33	-0.626897	-0.5
Mar-05	51	12	4.25	1.06	1500	285	5.26	-2.130942	-0.875
Apr-05	81	17	4.76	0.44	1559	280	5.57	-1.278462	-0.617647
May-05	27	6	4.50	0.55	1914	357	5.36	-1.227487	-1.746259
Jun-05	63	13	4.85	0.55	2121	392	5.41	-1.202254	-1.730918
Jul-05	39	8	4.88	0.35	2453	528	4.65	0.317417	-0.703703



Unbundled Loop - DS3 Capable(Parity)									
Date	CLEC Num	CLEC Denom	CLEC Result	Standard Dev	Qwest Num	Qwest Denom	Qwest Result	Mod Z Scr	Parity Score
Aug-04									
Sep-04									
Oct-04									
Nov-04									
Dec-04									
Jan-05									
Feb-05	7	1	7	0.00	388	10	38.80	-1.66192	-2.010376
Mar-05									
Apr-05									
May-05	3	1	3	0.00	263	8	32.88	-1.177569	-1.715911
Jun-05									
Jul-05									



Dark Fiber - Loop(Diagnostic)									
Date	CLEC Num	CLEC Denom	CLEC Result	Standard Dev	Qwest Num	Qwest Denom	Qwest Result	Mod Z Scr	Parity Score
Aug-04	24	1	24						
Sep-04									
Oct-04									
Nov-04	40	2	20	0.00					
Dec-04									
Jan-05									
Feb-05									
Mar-05									
Apr-05									
May-05									
Jun-05									
Jul-05									

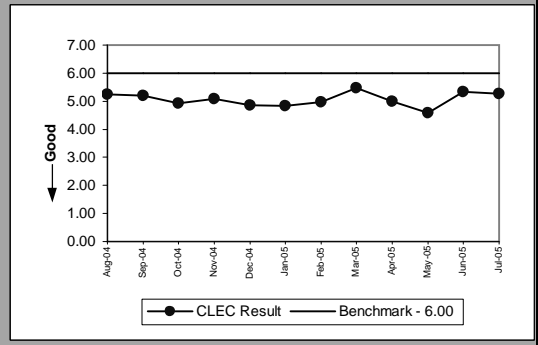


Results provide std and retail parity perf. for all states. The UBL-DS1 std of 5.5 days applies to AZ, CO, MN, NM, SD, UT, WA. The parity std of UBL-DS1 to retail DS1 applies to all other states.

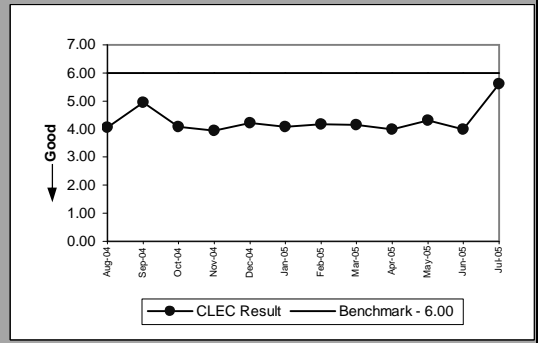
Qwest Perf Results - PID (14-State 271 PID 8.1)

OP-4E - Installation Interval (Average Days) - Interval Zone Two

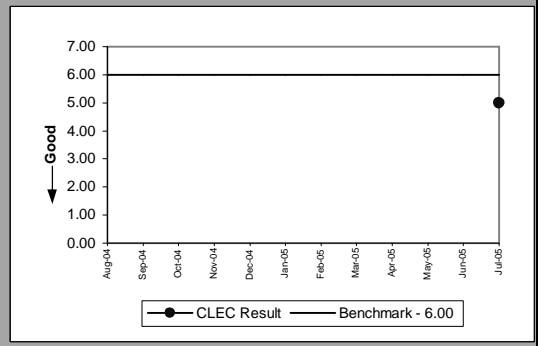
Unbundled Loop Analog(Parity)					
Date	Num	Denom	CLEC Result	Standard Dev	
Aug-04		346	66	5.24	1.16
Sep-04		322	62	5.19	2.07
Oct-04		418	85	4.92	0.64
Nov-04		468	92	5.09	0.38
Dec-04		204	42	4.86	0.78
Jan-05		309	64	4.83	0.90
Feb-05		387	78	4.96	0.86
Mar-05		257	47	5.47	3.80
Apr-05		210	42	5	0.00
May-05		124	27	4.59	0.93
Jun-05		522	98	5.33	3.26
Jul-05		253	48	5.27	2.36



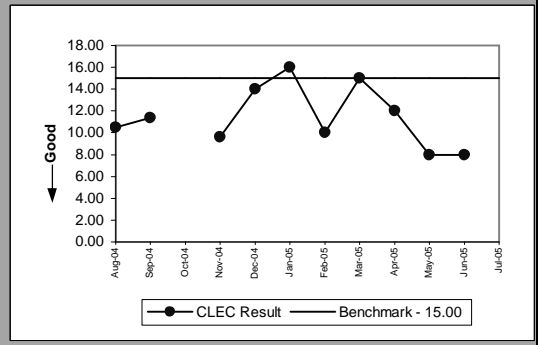
Unbundled Loop - 2 Wire Non-Loaded(Parity)					
Date	Num	Denom	CLEC Result	Standard Dev	
Aug-04		81	20	4.05	1.10
Sep-04		104	21	4.95	3.69
Oct-04		106	26	4.08	1.16
Nov-04		79	20	3.95	1.47
Dec-04		59	14	4.21	0.97
Jan-05		53	13	4.08	1.04
Feb-05		71	17	4.18	1.01
Mar-05		104	25	4.16	1.07
Apr-05		40	10	4	1.05
May-05		99	23	4.30	0.88
Jun-05		84	21	4	1.05
Jul-05		112	20	5.60	1.47



Unbundled Loop - XDSL(Benchmark)					
Date	Num	Denom	CLEC Result	Standard Dev	
Aug-04					
Sep-04					
Oct-04					
Nov-04					
Dec-04					
Jan-05					
Feb-05					
Mar-05					
Apr-05					
May-05					
Jun-05					
Jul-05		5	1	5	0.00



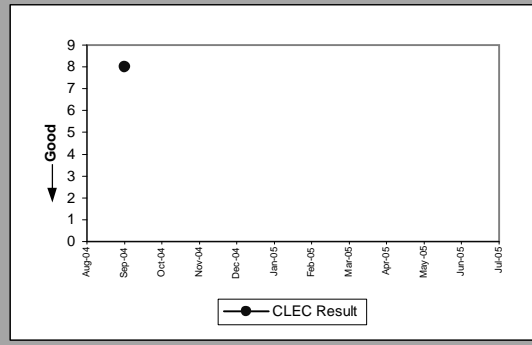
Unbundled Loop Conditioned(Benchmark)					
Date	Num	Denom	CLEC Result	Standard Dev	
Aug-04		21	2	10.50	7.78
Sep-04		57	5	11.40	4.98
Oct-04					
Nov-04		96	10	9.60	5.97
Dec-04		14	1	14	0.00
Jan-05		48	3	16	1
Feb-05		10	1	10	0.00
Mar-05		15	1	15	0.00
Apr-05		24	2	12	9.90
May-05		16	2	8	4.24
Jun-05		8	1	8	0.00
Jul-05					



Qwest Perf Results - PID (14-State 271 PID 8.1)

OP-4E - Installation Interval (Average Days) - Interval Zone Two

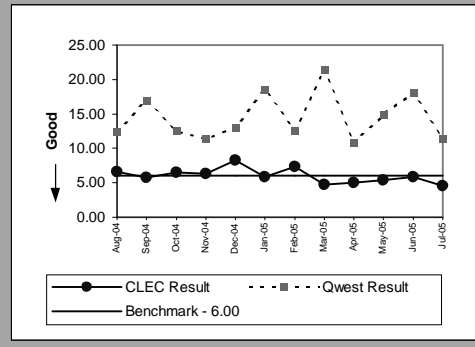
Enhanced Extended Loops - DS3 Capable(Diagnostic)				
Date	Num	Denom	CLEC Result	Standard Dev
Aug-04				
Sep-04	8	1	8	
Oct-04				
Nov-04				
Dec-04				
Jan-05				
Feb-05				
Mar-05				
Apr-05				
May-05				
Jun-05				
Jul-05				



Qwest Perf Results - PID (14-State 271 PID 8.1)

OP-4E - Installation Interval (Average Days) - Interval Zone Two

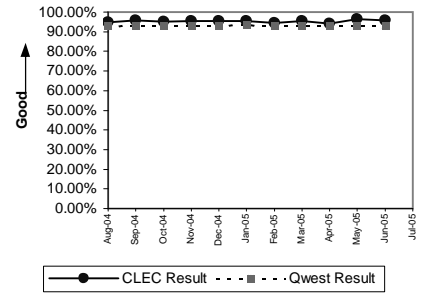
Enhanced Extended Loops - DS1 Capable(Parity)									
Date	CLEC Num	CLEC Denom	CLEC Result	CLEC Std Dev	Qwest Num	Qwest Denom	Qwest Result	Mod Z Scr	Parity Scr
Aug-04	93	14	6.64	3.37	904	73	12.38	-2.533316	-2.540147
Sep-04	87	15	5.80	2.24	1877	111	16.91	-2.428917	-2.476677
Oct-04	85	13	6.54	2.11	1774	141	12.58	-1.814736	-2.103281
Nov-04	108	17	6.35	3.06	1096	96	11.42	-2.267683	-2.378654
Dec-04	58	7	8.29	2.81	1041	80	13.01	-0.830528	-1.504925
Jan-05	70	12	5.83	4.20	853	46	18.54	-2.23236	-2.357178
Feb-05	96	13	7.38	3.40	985	78	12.63	-2.466359	-2.49944
Mar-05	19	4	4.75	0.50	833	39	21.36	-0.847233	-0.625
Apr-05	25	5	5	0.00	463	43	10.77	-2.154835	-2.310047
May-05	65	12	5.42	1.51	639	43	14.86	-1.305507	-1.793692
Jun-05	35	6	5.83	1.17	1223	68	17.99	-1.427253	-1.867708
Jul-05	23	5	4.60	1.14	662	58	11.41	-1.727065	-2.049981



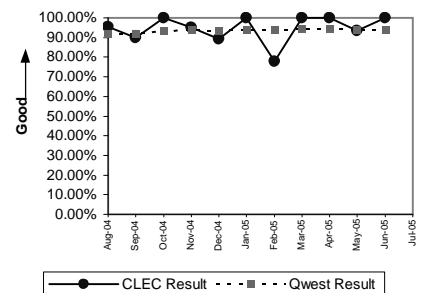
Qwest Perf Results - PID (14-State 271 PID 8.1)

OP-5A - New Service Installation Quality Reported to Repair (Percent)

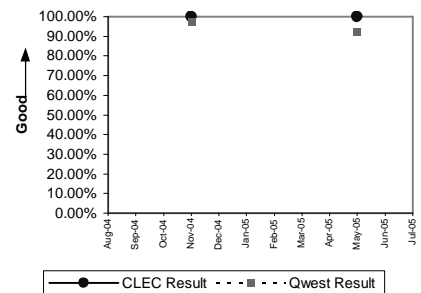
Residence(Parity)									
Date	CLEC Num	CLEC Denom	CLEC Result	CLEC Std Dev	Qwest Num	Qwest Denom	Qwest Result	Mod Z Scr	Parity Scr
Aug-04	1064	1121	94.92%	21.97%	34426	37045	92.93%	-2.554558	-2.553061
Sep-04	1352	1410	95.89%	19.86%	35008	37621	93.05%	-4.106838	-3.49678
Oct-04	1899	1999	95.00%	21.80%	30863	33149	93.10%	-3.244895	-2.972756
Nov-04	1716	1797	95.49%	20.75%	28280	30364	93.14%	-3.838062	-3.333376
Dec-04	1373	1439	95.41%	20.92%	26602	28548	93.18%	-3.275047	-2.991087
Jan-05	1325	1390	95.32%	21.11%	24223	25926	93.43%	-2.774611	-2.686844
Feb-05	1217	1290	94.34%	23.11%	23991	25807	92.96%	-1.888371	-2.148048
Mar-05	1885	1978	95.30%	21.17%	27953	29955	93.32%	-3.418028	-3.078014
Apr-05	1475	1565	94.25%	23.28%	26958	28892	93.31%	-1.453998	-1.883968
May-05	2038	2116	96.31%	18.84%	26156	28030	93.31%	-5.326662	-4.23838
Jun-05	2066	2159	95.69%	20.30%	29200	31448	92.85%	-4.956165	-4.013134
Jul-05									



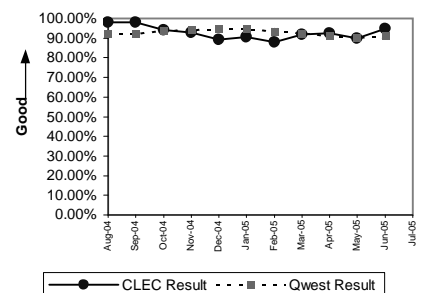
Business(Parity)									
Date	CLEC Num	CLEC Denom	CLEC Result	CLEC Std Dev	Qwest Num	Qwest Denom	Qwest Result	Mod Z Scr	Parity Scr
Aug-04	21	22	95.45%	20.83%	3004	3259	92.18%	-0.570769	-1.347003
Sep-04	9	10	90.00%	30.00%	2971	3224	92.15%	0.252741	-0.805914
Oct-04	8	8	100.00%	0.00%	3167	3384	93.59%	-0.7395	-1.449584
Nov-04	19	20	95.00%	21.79%	2873	3059	93.92%	-0.201533	-1.122524
Dec-04	25	28	89.29%	30.93%	2628	2807	93.62%	0.93466	-0.44685
Jan-05	11	11	100.00%	0.00%	2629	2797	93.99%	-0.836765	-1.508717
Feb-05	14	18	77.78%	41.57%	2706	2872	94.22%	2.979943	0.417435
Mar-05	12	12	100.00%	0.00%	3155	3338	94.52%	-0.832793	-1.506302
Apr-05	14	14	100.00%	0.00%	3085	3271	94.31%	-0.916781	-1.557363
May-05	14	15	93.33%	24.94%	2957	3139	94.20%	0.143609	-0.860914
Jun-05	12	12	100.00%	0.00%	3134	3339	93.86%	-0.88438	-1.537665
Jul-05									



PBX(Parity)									
Date	CLEC Num	CLEC Denom	CLEC Result	CLEC Std Dev	Qwest Num	Qwest Denom	Qwest Result	Mod Z Scr	Parity Scr
Aug-04									
Sep-04									
Oct-04									
Nov-04	1	1	100.00%	0.00%	39	40	97.50%	-0.158163	-1.096156
Dec-04									
Jan-05									
Feb-05									
Mar-05									
Apr-05									
May-05	2	2	100.00%	0.00%	35	38	92.11%	-0.403556	-1.245344
Jun-05									
Jul-05									



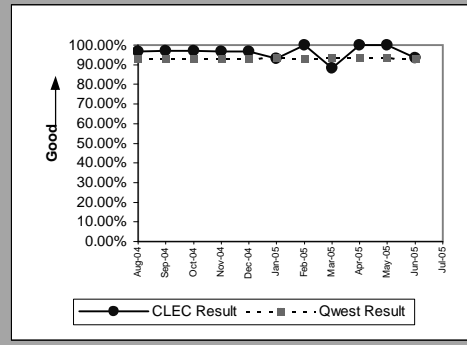
Qwest DSL(Parity)									
Date	CLEC Num	CLEC Denom	CLEC Result	CLEC Std Dev	Qwest Num	Qwest Denom	Qwest Result	Mod Z Scr	Parity Scr
Aug-04	97	99	97.98%	14.07%	12235	13260	92.27%	-2.119356	-2.288477
Sep-04	54	55	98.18%	13.36%	12282	13322	92.19%	-1.652036	-2.004367
Oct-04	66	70	94.29%	23.21%	12483	13310	93.79%	-0.172525	-1.104888
Nov-04	51	55	92.73%	25.97%	11527	12237	94.20%	0.465484	-0.690523
Dec-04	58	65	89.23%	31.00%	13437	14196	94.65%	1.938968	0.06778
Jan-05	67	74	90.54%	29.27%	12389	13061	94.85%	1.675252	-0.056906
Feb-05	51	58	87.93%	32.58%	10317	11048	93.38%	1.666141	-0.060358
Mar-05	92	100	92.00%	27.13%	10903	11793	92.45%	0.17083	-0.868789
Apr-05	85	92	92.39%	26.51%	10127	11102	91.22%	-0.396046	-1.240779
May-05	90	100	90.00%	30.00%	10596	11755	90.14%	0.046885	-0.946857
Jun-05	89	94	94.68%	22.44%	11471	12592	91.10%	-1.215421	-1.738924
Jul-05									



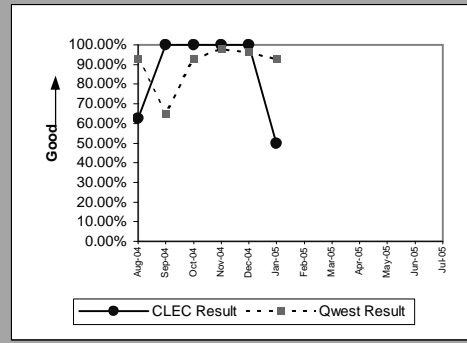
Qwest Perf Results - PID (14-State 271 PID 8.1)

OP-5A - New Service Installation Quality Reported to Repair (Percent)

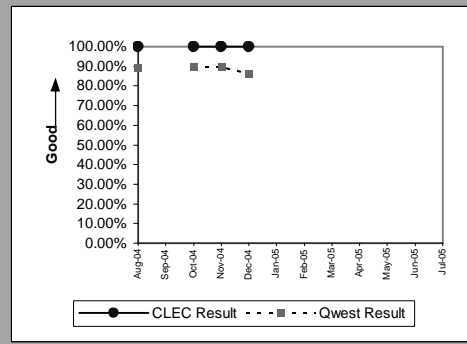
UNE - P (POTS)(Parity)									
Date	CLEC Num	CLEC Denom	CLEC Result	CLEC Std Dev	Qwest Num	Qwest Denom	Qwest Result	Mod Z Scr	Parity Scr
Aug-04	5978	6182	96.70%	17.86%	37430	40304	92.87%	-10.89867	-7.625921
Sep-04	4630	4777	96.92%	17.27%	37979	40845	92.98%	-10.08632	-7.132049
Oct-04	6205	6386	97.17%	16.60%	34030	36533	93.15%	-11.72357	-8.127421
Nov-04	5663	5848	96.84%	17.50%	31153	33423	93.21%	-10.17351	-7.185055
Dec-04	4045	4186	96.63%	18.04%	29230	31355	93.22%	-8.241571	-6.010519
Jan-05	139	149	93.29%	25.02%	26852	28723	93.49%	0.097424	-0.914362
Feb-05	46	46	100.00%	0.00%	26697	28679	93.09%	-1.846509	-2.122598
Mar-05	15	17	88.24%	32.22%	31108	33293	93.44%	0.865876	-0.492512
Apr-05	15	15	100.00%	0.00%	30043	32163	93.41%	-1.028586	-1.625336
May-05	9	9	100.00%	0.00%	29113	31169	93.40%	-0.797125	-1.484618
Jun-05	14	15	93.33%	24.94%	32334	34787	92.95%	-0.058203	-1.035385
Jul-05									



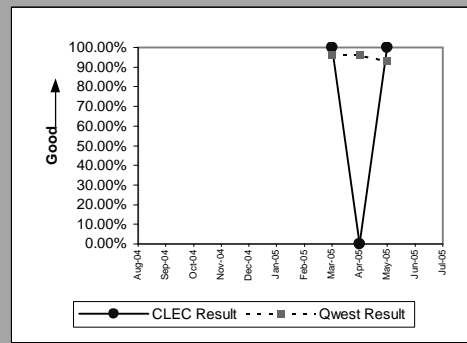
UNE P (Centrex)(Parity)									
Date	CLEC Num	CLEC Denom	CLEC Result	CLEC Std Dev	Qwest Num	Qwest Denom	Qwest Result	Mod Z Scr	Parity Scr
Aug-04	5	8	62.50%	48.41%	230	248	92.74%	3.244979	0.429235
Sep-04	4	4	100.00%	0.00%	219	336	65.18%	-1.453219	-1.883494
Oct-04	2	2	100.00%	0.00%	300	323	92.88%	-0.390371	-1.237329
Nov-04	6	6	100.00%	0.00%	468	478	97.91%	-0.355831	-1.21633
Dec-04	3	3	100.00%	0.00%	213	221	96.38%	-0.333417	-1.202703
Jan-05	1	2	50.00%	50.00%	291	314	92.68%	2.309036	-0.118285
Feb-05									
Mar-05									
Apr-05									
May-05									
Jun-05									
Jul-05									



UNE P (Centrex 21)(Parity)									
Date	CLEC Num	CLEC Denom	CLEC Result	CLEC Std Dev	Qwest Num	Qwest Denom	Qwest Result	Mod Z Scr	Parity Scr
Aug-04	3	3	100.00%	0.00%	131	147	89.12%	-0.599236	-1.36431
Sep-04									
Oct-04	10	10	100.00%	0.00%	99	110	90.00%	-1.009217	-1.61356
Nov-04	1	1	100.00%	0.00%	106	118	89.83%	-0.335047	-1.203694
Dec-04	1	1	100.00%	0.00%	81	94	86.17%	-0.398503	-1.242272
Jan-05									
Feb-05									
Mar-05									
Apr-05									
May-05									
Jun-05									
Jul-05									



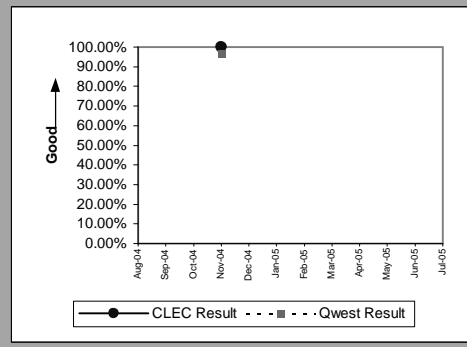
ISDN Primary(Parity)									
Date	CLEC Num	CLEC Denom	CLEC Result	CLEC Std Dev	Qwest Num	Qwest Denom	Qwest Result	Mod Z Scr	Parity Scr
Aug-04									
Sep-04									
Oct-04									
Nov-04									
Dec-04									
Jan-05									
Feb-05									
Mar-05	6	6	100.00%	0.00%	146	152	96.05%	-0.487044	-1.296102
Apr-05	0	1	0.00%	0.00%	73	76	96.05%	4.900746	0.215487
May-05	4	4	100.00%	0.00%	83	89	93.26%	-0.526042	-1.319811
Jun-05									
Jul-05									



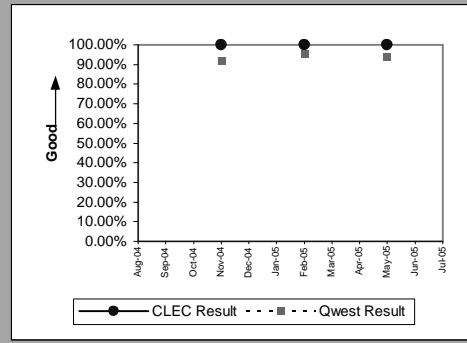
Qwest Perf Results - PID (14-State 271 PID 8.1)

OP-5A - New Service Installation Quality Reported to Repair (Percent)

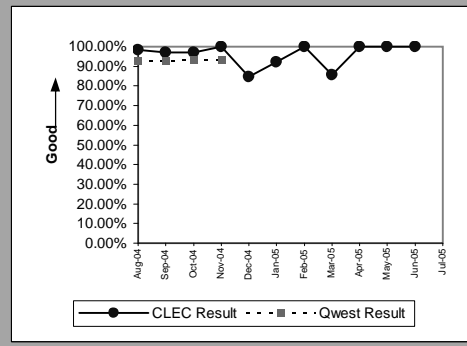
DS0(Parity)									
Date	CLEC Num	CLEC Denom	CLEC Result	CLEC Std Dev	Qwest Num	Qwest Denom	Qwest Result	Mod Z Scr	Parity Scr
Aug-04									
Sep-04									
Oct-04									
Nov-04	9	9	100.00%	0.00%	89	92	96.74%	-0.525678	-1.31959
Dec-04									
Jan-05									
Feb-05									
Mar-05									
Apr-05									
May-05									
Jun-05									
Jul-05									



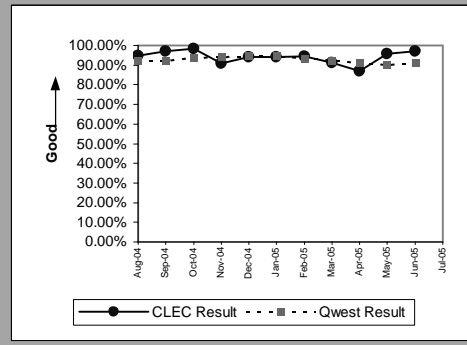
DS1(Parity)									
Date	CLEC Num	CLEC Denom	CLEC Result	CLEC Std Dev	Qwest Num	Qwest Denom	Qwest Result	Mod Z Scr	Parity Scr
Aug-04									
Sep-04									
Oct-04									
Nov-04	1	1	100.00%	0.00%	246	268	91.79%	-0.298494	-1.181471
Dec-04									
Jan-05									
Feb-05	1	1	100.00%	0.00%	128	134	95.52%	-0.215703	-1.131138
Mar-05									
Apr-05									
May-05	1	1	100.00%	0.00%	110	117	94.02%	-0.251191	-1.152713
Jun-05									
Jul-05									



Line Sharing(Parity)									
Date	CLEC Num	CLEC Denom	CLEC Result	CLEC Std Dev	Qwest Num	Qwest Denom	Qwest Result	Mod Z Scr	Parity Scr
Aug-04	493	502	98.21%	13.27%	37430	40304	92.87%	-4.618867	-3.808072
Sep-04	524	540	97.04%	16.96%	37979	40845	92.98%	-3.663845	-3.227459
Oct-04	101	104	97.12%	16.74%	34030	36533	93.15%	-1.599025	-1.972138
Nov-04	13	13	100.00%	0.00%	31153	33423	93.21%	-0.973084	-1.591593
Dec-04	11	13	84.62%	36.08%					
Jan-05	12	13	92.31%	26.65%					
Feb-05	13	13	100.00%	0.00%					
Mar-05	6	7	85.71%	34.99%					
Apr-05	3	3	100.00%	0.00%					
May-05	1	1	100.00%	0.00%					
Jun-05	4	4	100.00%	0.00%					
Jul-05									

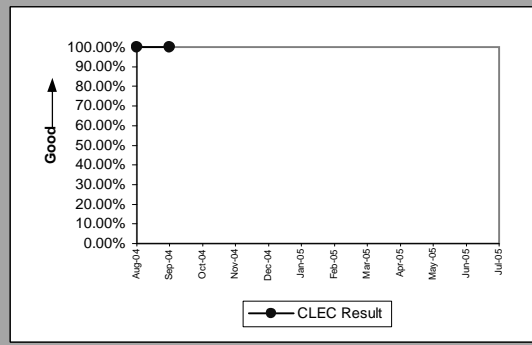


Line Splitting(Parity)									
Date	CLEC Num	CLEC Denom	CLEC Result	CLEC Std Dev	Qwest Num	Qwest Denom	Qwest Result	Mod Z Scr	Parity Scr
Aug-04	56	59	94.92%	21.97%	12235	13260	92.27%	-0.759122	-1.461513
Sep-04	63	65	96.92%	17.27%	12282	13322	92.19%	-1.417923	-1.862036
Oct-04	55	56	98.21%	13.24%	12483	13310	93.79%	-1.36969	-1.832712
Nov-04	59	65	90.77%	28.95%	11527	12237	94.20%	1.179295	-0.308118
Dec-04	48	51	94.12%	23.53%	13437	14196	94.65%	0.169779	-0.854503
Jan-05	48	51	94.12%	23.53%	12389	13061	94.85%	0.237868	-0.815332
Feb-05	52	55	94.55%	22.71%	10317	11048	93.38%	-0.345837	-1.210254
Mar-05	63	69	91.30%	28.18%	10903	11793	92.45%	0.360213	-0.754597
Apr-05	47	54	87.04%	33.59%	10127	11102	91.22%	1.082822	-0.356035
May-05	47	49	95.92%	19.79%	10596	11755	90.14%	-1.353887	-1.823105
Jun-05	32	33	96.97%	17.14%	11471	12592	91.10%	-1.182984	-1.719203
Jul-05									



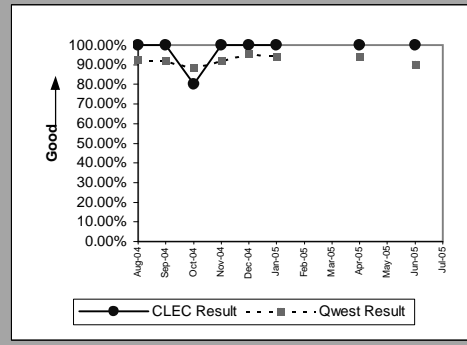
OP-5A - New Service Installation Quality Reported to Repair (Percent)

Sub-Loop Unbundling(Diagnostic)				
Date	CLEC Num	CLEC Denom	CLEC Result	CLEC Std Dev
Aug-04	2	2	100.00%	0.00%
Sep-04	1	1	100.00%	0.00%
Oct-04				
Nov-04				
Dec-04				
Jan-05				
Feb-05				
Mar-05				
Apr-05				
May-05				
Jun-05				
Jul-05				

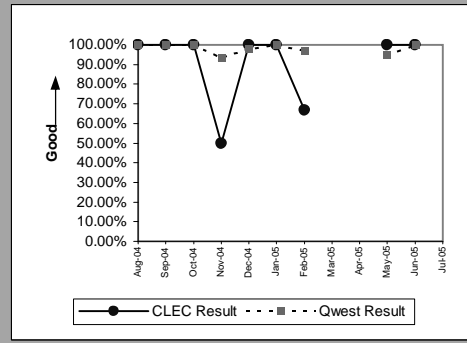


OP-5A - New Service Installation Quality Reported to Repair (Percent)

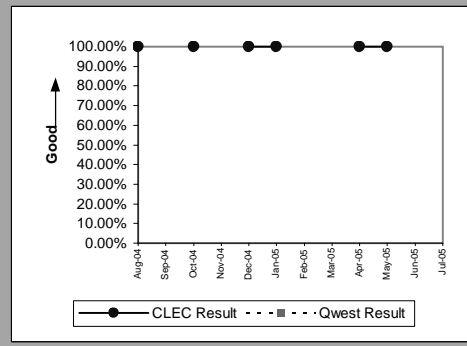
UDIT DS1(Parity)									
Date	CLEC Num	CLEC Denom	CLEC Result	Standard Dev	Qwest Num	Qwest Denom	Qwest Result	Mod Z Scr	Parity Scr
Aug-04	3	3	100.00%	0.00%	189	204	92.65%	-0.484401	-1.294495
Sep-04	3	3	100.00%	0.00%	263	286	91.96%	-0.509543	-1.30978
Oct-04	4	5	80.00%	40.00%	285	323	88.24%	0.567175	-0.672879
Nov-04	1	1	100.00%	0.00%	246	268	91.79%	-0.298494	-1.181471
Dec-04	2	2	100.00%	0.00%	223	234	95.30%	-0.31276	-1.190144
Jan-05	2	2	100.00%	0.00%	96	102	94.12%	-0.350137	-1.212868
Feb-05									
Mar-05									
Apr-05	3	3	100.00%	0.00%	110	117	94.02%	-0.431435	-1.262294
May-05									
Jun-05	9	9	100.00%	0.00%	156	173	90.17%	-0.965541	-1.587007
Jul-05									



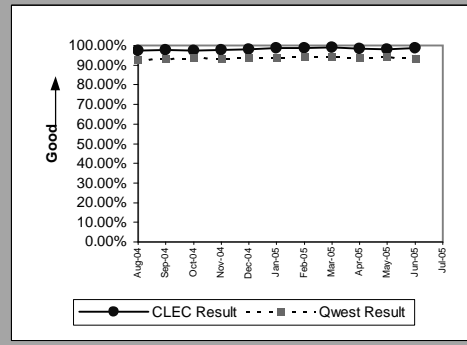
UDIT Above DS1 Level(Parity)									
Date	CLEC Num	CLEC Denom	CLEC Result	Standard Dev	Qwest Num	Qwest Denom	Qwest Result	Mod Z Scr	Parity Scr
Aug-04	4	4	100.00%	0.00%	26	26	100.00%		
Sep-04	6	6	100.00%	0.00%	44	44	100.00%		
Oct-04	2	2	100.00%	0.00%	38	38	100.00%		
Nov-04	1	2	50.00%	50.00%	28	30	93.33%	2.378756	-0.171335
Dec-04	4	4	100.00%	0.00%	49	50	98.00%	-0.274929	-1.167145
Jan-05	1	1	100.00%	0.00%	12	12	100.00%		
Feb-05	2	3	66.67%	47.14%	33	34	97.06%	2.986639	-0.116153
Mar-05									
Apr-05									
May-05	3	3	100.00%	0.00%	18	19	94.74%	-0.379393	-1.230655
Jun-05	3	3	100.00%	0.00%	59	59	100.00%		
Jul-05									



Dark Fiber - IOF(Diagnostic)									
Date	CLEC Num	CLEC Denom	CLEC Result	Standard Dev	Qwest Num	Qwest Denom	Qwest Result	Mod Z Scr	Parity Scr
Aug-04	4	4	100.00%	0.00%					
Sep-04									
Oct-04	1	1	100.00%	0.00%					
Nov-04									
Dec-04	2	2	100.00%	0.00%					
Jan-05	2	2	100.00%	0.00%					
Feb-05									
Mar-05									
Apr-05	1	1	100.00%	0.00%					
May-05	4	4	100.00%	0.00%					
Jun-05									
Jul-05									

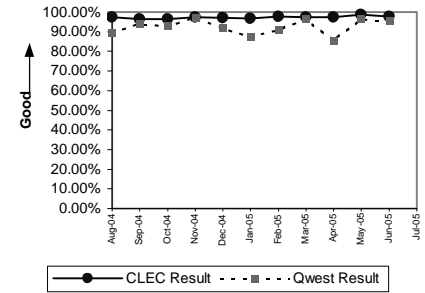


Unbundled Loop Analog(Parity)									
Date	CLEC Num	CLEC Denom	CLEC Result	Standard Dev	Qwest Num	Qwest Denom	Qwest Result	Mod Z Scr	Parity Scr
Aug-04	1360	1398	97.28%	16.26%	13097	14125	92.72%	-6.260412	-4.80606
Sep-04	1304	1336	97.60%	15.29%	13267	14218	93.31%	-6.005847	-4.651296
Oct-04	1362	1398	97.42%	15.84%	11955	12758	93.71%	-5.435616	-4.30462
Nov-04	1298	1330	97.59%	15.32%	10547	11271	93.58%	-5.651901	-4.436112
Dec-04	1285	1312	97.94%	14.20%	10000	10667	93.75%	-5.922286	-4.600495
Jan-05	1170	1184	98.82%	10.81%	9137	9745	93.76%	-6.793115	-5.12992
Feb-05	1348	1368	98.54%	12.00%	9316	9892	94.18%	-6.4558	-4.924848
Mar-05	1398	1412	99.01%	9.91%	10971	11648	94.19%	-7.311583	-5.445127
Apr-05	1211	1232	98.30%	12.94%	10176	10849	93.80%	-6.203521	-4.771473
May-05	1403	1431	98.04%	13.85%	10088	10730	94.02%	-6.032508	-4.667504
Jun-05	3788	3836	98.75%	11.12%	11056	11842	93.36%	-11.64648	-8.080559
Jul-05									

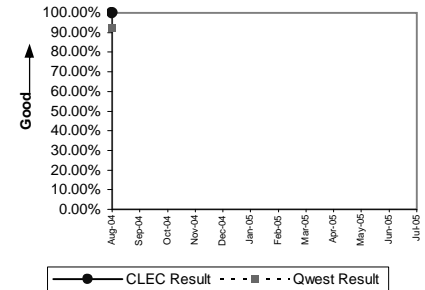


OP-5A - New Service Installation Quality Reported to Repair (Percent)

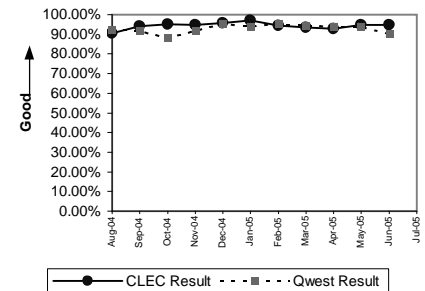
Unbundled Loop - 2 Wire Non-Loaded(Parity)									
Date	CLEC Num	CLEC Denom	CLEC Result	Standard Dev	Qwest Num	Qwest Denom	Qwest Result	Mod Z Scr	Parity Scr
Aug-04	320	329	97.26%	16.31%	87	97	89.69%	-2.155759	-2.310608
Sep-04	394	408	96.57%	18.20%	65	69	94.20%	-0.777719	-1.47282
Oct-04	428	444	96.40%	18.64%	64	69	92.75%	-1.085834	-1.66014
Nov-04	430	441	97.51%	15.60%	73	75	97.33%	-0.085642	-1.052066
Dec-04	337	347	97.12%	16.73%	56	61	91.80%	-1.395544	-1.848431
Jan-05	305	315	96.83%	17.53%	56	64	87.50%	-2.056525	-2.250278
Feb-05	311	318	97.80%	14.67%	69	76	90.79%	-1.898388	-2.154138
Mar-05	364	374	97.33%	16.13%	82	85	96.47%	-0.385895	-1.234607
Apr-05	339	348	97.41%	15.87%	58	68	85.29%	-2.580972	-2.56912
May-05	363	368	98.64%	11.58%	83	86	96.51%	-0.969075	-1.589156
Jun-05	356	364	97.80%	14.66%	64	67	95.52%	-0.829225	-1.504133
Jul-05									



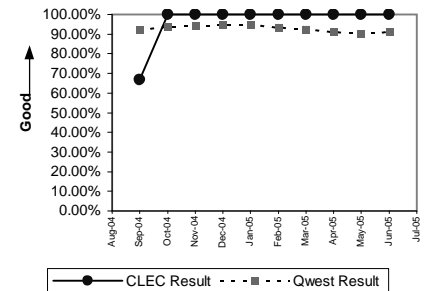
Unbundled Loop - 4 Wire Non-Loaded(Parity)									
Date	CLEC Num	CLEC Denom	CLEC Result	Standard Dev	Qwest Num	Qwest Denom	Qwest Result	Mod Z Scr	Parity Scr
Aug-04	1	1	100.00%	0.00%	189	204	92.65%	-0.28103	-1.170854
Sep-04									
Oct-04									
Nov-04									
Dec-04									
Jan-05									
Feb-05									
Mar-05									
Apr-05									
May-05									
Jun-05									
Jul-05									



Unbundled Loop - DS1 Capable(Parity)									
Date	CLEC Num	CLEC Denom	CLEC Result	Standard Dev	Qwest Num	Qwest Denom	Qwest Result	Mod Z Scr	Parity Scr
Aug-04	146	161	90.68%	29.07%	189	204	92.65%	0.713738	-0.593358
Sep-04	146	155	94.19%	23.39%	263	286	91.96%	-0.824195	-1.501075
Oct-04	138	145	95.17%	21.43%	285	323	88.24%	-2.153921	-2.309491
Nov-04	146	154	94.81%	22.19%	246	268	91.79%	-1.085906	-1.660184
Dec-04	115	120	95.83%	19.98%	223	234	95.30%	-0.22478	-1.136657
Jan-05	94	97	96.91%	17.31%	96	102	94.12%	-0.83596	-1.508228
Feb-05	118	125	94.40%	22.99%	128	134	95.52%	0.43644	-0.757835
Mar-05	142	152	93.42%	24.79%	119	126	94.44%	0.37083	-0.803959
Apr-05	127	137	92.70%	26.01%	110	117	94.02%	0.440913	-0.765404
May-05	125	132	94.70%	22.41%	110	117	94.02%	-0.225762	-1.137253
Jun-05	127	134	94.78%	22.25%	156	173	90.17%	-1.343628	-1.816868
Jul-05									

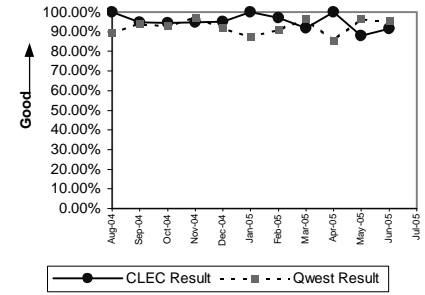


Unbundled Loop - XDSL(Parity)									
Date	CLEC Num	CLEC Denom	CLEC Result	Standard Dev	Qwest Num	Qwest Denom	Qwest Result	Mod Z Scr	Parity Scr
Aug-04									
Sep-04	4	6	66.67%	47.14%	12282	13322	92.19%	2.330187	0.062079
Oct-04	10	10	100.00%	0.00%	12483	13310	93.79%	-0.813636	-1.494656
Nov-04	4	4	100.00%	0.00%	11527	12237	94.20%	-0.496284	-1.301719
Dec-04	5	5	100.00%	0.00%	13437	14196	94.65%	-0.531347	-1.323036
Jan-05	10	10	100.00%	0.00%	12389	13061	94.85%	-0.736208	-1.447582
Feb-05	8	8	100.00%	0.00%	10317	11048	93.38%	-0.75261	-1.457554
Mar-05	8	8	100.00%	0.00%	10903	11793	92.45%	-0.80783	-1.491125
Apr-05	5	5	100.00%	0.00%	10127	11102	91.22%	-0.693664	-1.421718
May-05	3	3	100.00%	0.00%	10596	11755	90.14%	-0.572764	-1.348216
Jun-05	10	10	100.00%	0.00%	11471	12592	91.10%	-0.988166	-1.600762
Jul-05									

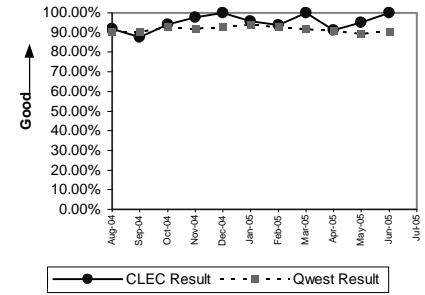


OP-5A - New Service Installation Quality Reported to Repair (Percent)

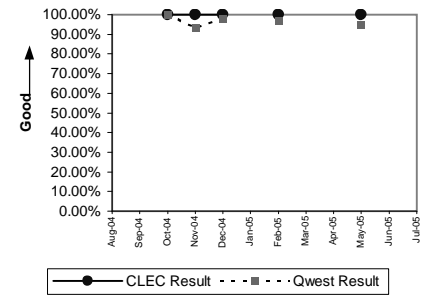
Unbundled Loop ISDN Capable(Parity)									
Date	CLEC Num	CLEC Denom	CLEC Result	Standard Dev	Qwest Num	Qwest Denom	Qwest Result	Mod Z Scr	Parity Scr
Aug-04	46	46	100.00%	0.00%	87	97	89.69%	-1.893813	-2.151357
Sep-04	55	58	94.83%	22.15%	65	69	94.20%	-0.150059	-1.091229
Oct-04	51	54	94.44%	22.91%	64	69	92.75%	-0.358956	-1.218229
Nov-04	56	59	94.92%	21.97%	71	73	97.26%	0.820589	-0.600522
Dec-04	38	40	95.00%	21.79%	56	61	91.80%	-0.572783	-1.348227
Jan-05	50	50	100.00%	0.00%	56	64	87.50%	-2.002505	-2.217436
Feb-05	33	34	97.06%	16.90%	69	76	90.79%	-1.050782	-1.63883
Mar-05	45	49	91.84%	27.38%	82	85	96.47%	1.400067	-0.334014
Apr-05	31	31	100.00%	0.00%	58	68	85.29%	-1.916036	-2.164867
May-05	44	50	88.00%	32.50%	83	86	96.51%	2.608412	0.101787
Jun-05	44	48	91.67%	27.64%	64	67	95.52%	0.985914	-0.508059
Jul-05									



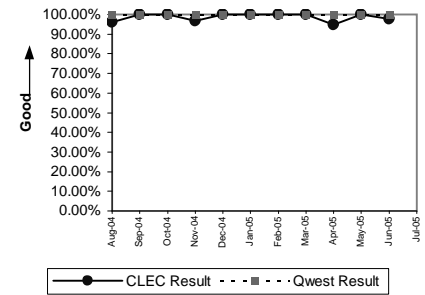
Unbundled Loop - ADSL Qualified(Parity)									
Date	CLEC Num	CLEC Denom	CLEC Result	Standard Dev	Qwest Num	Qwest Denom	Qwest Result	Mod Z Scr	Parity Scr
Aug-04	23	25	92.00%	27.13%	3260	3597	90.63%	-0.234078	-1.142309
Sep-04	35	40	87.50%	33.07%	3474	3832	90.66%	0.682659	-0.574089
Oct-04	48	51	94.12%	23.53%	3278	3537	92.68%	-0.392004	-1.238322
Nov-04	40	41	97.56%	15.43%	3009	3262	92.24%	-1.264897	-1.769003
Dec-04	31	31	100.00%	0.00%	3199	3443	92.91%	-1.530813	-1.930668
Jan-05	45	47	95.74%	20.18%	3867	4114	94.00%	-0.501758	-1.305047
Feb-05	15	16	93.75%	24.21%	3367	3633	92.68%	-0.164214	-1.099835
Mar-05	19	19	100.00%	0.00%	3511	3826	91.77%	-1.30239	-1.791797
Apr-05	21	23	91.30%	28.18%	3585	3944	90.90%	-0.067625	-1.041113
May-05	19	20	95.00%	21.79%	3877	4325	89.64%	-0.784596	-1.477
Jun-05	30	30	100.00%	0.00%	4387	4852	90.42%	-1.777726	-2.080781
Jul-05									



Unbundled Loop - DS3 Capable(Parity)									
Date	CLEC Num	CLEC Denom	CLEC Result	Standard Dev	Qwest Num	Qwest Denom	Qwest Result	Mod Z Scr	Parity Scr
Aug-04									
Sep-04									
Oct-04	1	1	100.00%	0.00%	38	38	100.00%		
Nov-04	1	1	100.00%	0.00%	28	30	93.33%	-0.262915	-1.159841
Dec-04	1	1	100.00%	0.00%	49	50	98.00%	-0.14145	-1.085995
Jan-05									
Feb-05	2	2	100.00%	0.00%	33	34	97.06%	-0.239247	-1.145452
Mar-05									
Apr-05									
May-05	2	2	100.00%	0.00%	18	19	94.74%	-0.317063	-1.192761
Jun-05									
Jul-05									



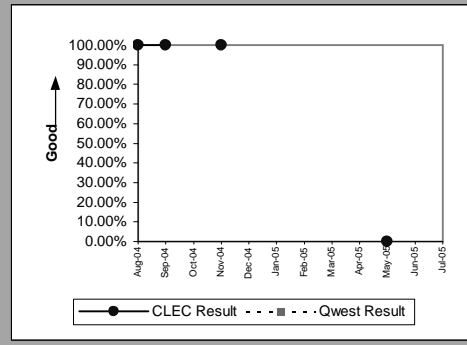
LIS Trunk(Parity)									
Date	CLEC Num	CLEC Denom	CLEC Result	Standard Dev	Qwest Num	Qwest Denom	Qwest Result	Mod Z Scr	Parity Scr
Aug-04	24	25	96.00%	19.60%	32	32	100.00%		-0.544269
Sep-04	18	18	100.00%	0.00%	41	41	100.00%		
Oct-04	14	14	100.00%	0.00%	54	54	100.00%		
Nov-04	29	30	96.67%	17.95%	26	26	100.00%		-0.620587
Dec-04	39	39	100.00%	0.00%	15	15	100.00%		
Jan-05	19	19	100.00%	0.00%	28	28	100.00%		
Feb-05	54	54	100.00%	0.00%	36	36	100.00%		
Mar-05	43	43	100.00%	0.00%	60	60	100.00%		
Apr-05	18	19	94.74%	22.33%	43	43	100.00%		-0.369012
May-05	35	35	100.00%	0.00%	14	14	100.00%		
Jun-05	43	44	97.73%	14.90%	16	16	100.00%		-0.847067
Jul-05									



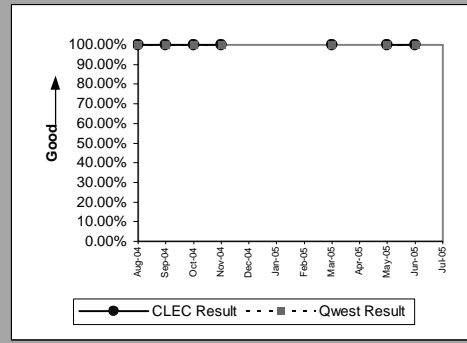
Qwest Perf Results - PID (14-State 271 PID 8.1)

OP-5A - New Service Installation Quality Reported to Repair (Percent)

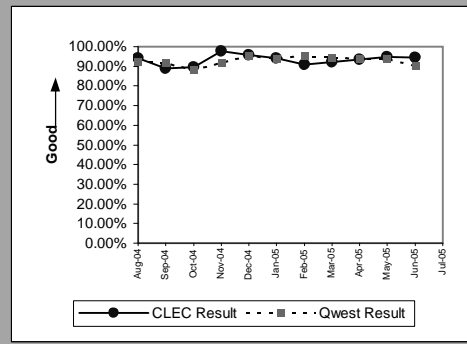
Dark Fiber - Loop(Diagnostic)									
Date	CLEC Num	CLEC Denom	CLEC Result	Standard Dev	Qwest Num	Qwest Denom	Qwest Result	Mod Z Scr	Parity Scr
Aug-04	2	2	100.00%	0.00%					
Sep-04	1	1	100.00%	0.00%					
Oct-04									
Nov-04	3	3	100.00%	0.00%					
Dec-04									
Jan-05									
Feb-05									
Mar-05									
Apr-05									
May-05	0	1	0.00%	0.00%					
Jun-05									
Jul-05									



E911 (Parity)									
Date	CLEC Num	CLEC Denom	CLEC Result	Standard Dev	Qwest Num	Qwest Denom	Qwest Result	Mod Z Scr	Parity Scr
Aug-04	7	7	100.00%	0.00%	5	5	100.00%		
Sep-04	2	2	100.00%	0.00%	2	2	100.00%		
Oct-04	5	5	100.00%	0.00%	5	5	100.00%		
Nov-04	3	3	100.00%	0.00%	3	3	100.00%		
Dec-04									
Jan-05									
Feb-05									
Mar-05	2	2	100.00%	0.00%	3	3	100.00%		
Apr-05									
May-05	10	10	100.00%	0.00%	72	72	100.00%		
Jun-05	32	32	100.00%	0.00%	41	41	100.00%		
Jul-05									

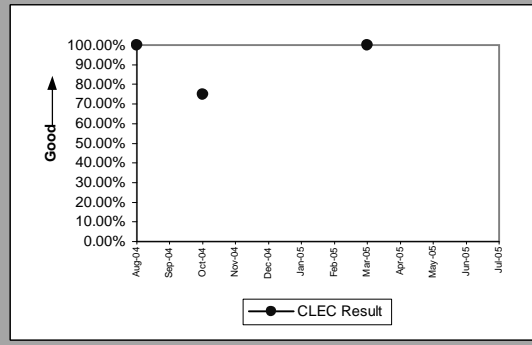


Enhanced Extended Loops - DS1 Capable(Parity)									
Date	CLEC Num	CLEC Denom	CLEC Result	Standard Dev	Qwest Num	Qwest Denom	Qwest Result	Mod Z Scr	Parity Scr
Aug-04	64	68	94.12%	23.53%	189	204	92.65%	-0.402374	-1.244626
Sep-04	96	108	88.89%	31.43%	263	286	91.96%	0.999285	-0.425701
Oct-04	113	126	89.68%	30.42%	285	323	88.24%	-0.427655	-1.259996
Nov-04	85	87	97.70%	14.99%	246	268	91.79%	-1.744873	-2.060808
Dec-04	109	114	95.61%	20.48%	223	234	95.30%	-0.130256	-1.07919
Jan-05	97	103	94.17%	23.42%	96	102	94.12%	-0.017376	-1.010564
Feb-05	100	110	90.91%	28.75%	128	134	95.52%	1.733762	-0.138593
Mar-05	107	116	92.24%	26.75%	119	126	94.44%	0.74745	-0.590804
Apr-05	87	93	93.55%	24.57%	110	117	94.02%	0.142255	-0.92626
May-05	112	118	94.92%	21.97%	110	117	94.02%	-0.290265	-1.176468
Jun-05	104	110	94.55%	22.71%	156	173	90.17%	-1.204398	-1.732222
Jul-05									

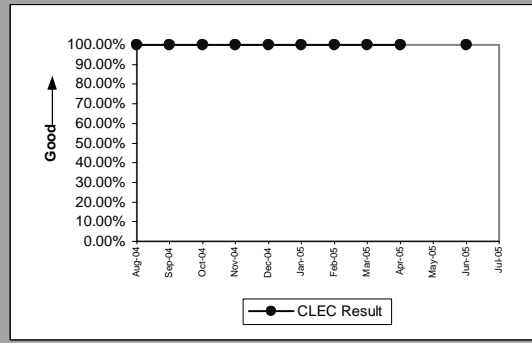


OP-5A - New Service Installation Quality Reported to Repair (Percent)

Enhanced Extended Loops - DS0 Capable(Diagnostic)					
Date	Numerator	Denominator	CLEC Result	Standard Dev	
Aug-04		2	2	100.00%	0.00%
Sep-04					
Oct-04	6		8	75.00%	43.30%
Nov-04					
Dec-04					
Jan-05					
Feb-05					
Mar-05	5		5	100.00%	0.00%
Apr-05					
May-05					
Jun-05					
Jul-05					



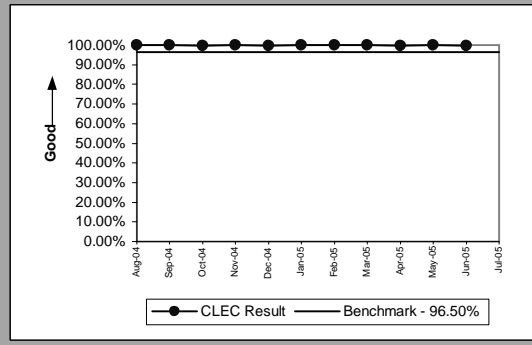
Enhanced Extended Loops - DS3 Capable(Diagnostic)					
Date	Numerator	Denominator	CLEC Result	Standard Dev	
Aug-04	1		1	100.00%	0.00%
Sep-04		2	2	100.00%	0.00%
Oct-04	1		1	100.00%	0.00%
Nov-04	2		2	100.00%	0.00%
Dec-04	1		1	100.00%	0.00%
Jan-05	1		1	100.00%	0.00%
Feb-05	2		2	100.00%	0.00%
Mar-05	1		1	100.00%	0.00%
Apr-05	1		1	100.00%	0.00%
May-05					
Jun-05	1		1	100.00%	0.00%
Jul-05					



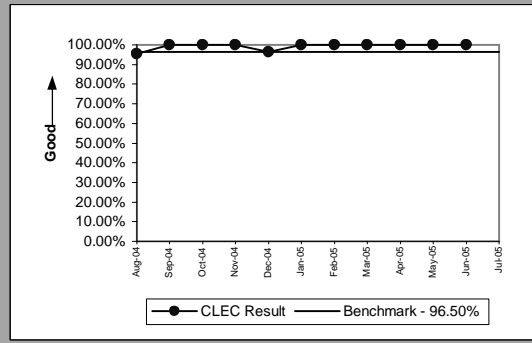
Qwest Perf Results - PID (14-State 271 PID 8.1)

OP-5B - New Service Provisioning Quality (Percent)

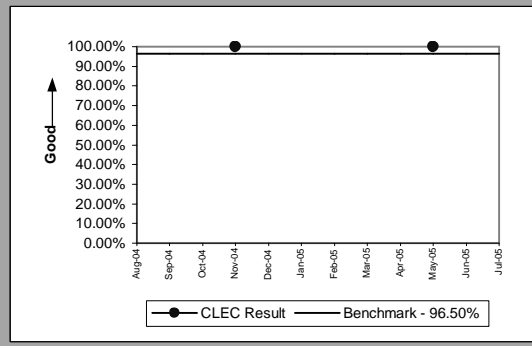
Residence(Benchmark)					
Date	Numerator	Denominator	CLEC Result	Standard Dev	
Aug-04		1120	1121	99.91%	2.99%
Sep-04		1409	1410	99.93%	2.66%
Oct-04		1995	1999	99.80%	4.47%
Nov-04		1795	1797	99.89%	3.33%
Dec-04		1435	1439	99.72%	5.26%
Jan-05		1388	1390	99.86%	3.79%
Feb-05		1290	1290	100.00%	0.00%
Mar-05		1976	1978	99.90%	3.18%
Apr-05		1560	1565	99.68%	5.64%
May-05		2114	2116	99.91%	3.07%
Jun-05		2154	2159	99.77%	4.81%
Jul-05					



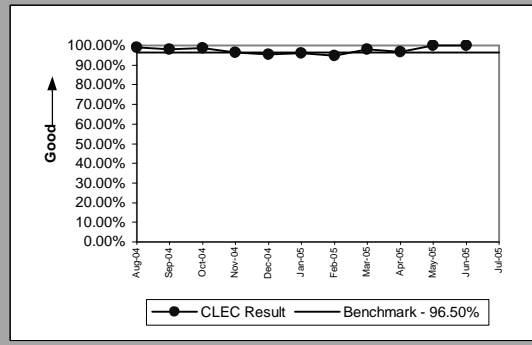
Business(Benchmark)					
Date	Numerator	Denominator	CLEC Result	Standard Dev	
Aug-04	21	22	95.45%	20.83%	
Sep-04	10	10	100.00%	0.00%	
Oct-04	8	8	100.00%	0.00%	
Nov-04	20	20	100.00%	0.00%	
Dec-04	27	28	96.43%	18.56%	
Jan-05	11	11	100.00%	0.00%	
Feb-05	18	18	100.00%	0.00%	
Mar-05	12	12	100.00%	0.00%	
Apr-05	14	14	100.00%	0.00%	
May-05	15	15	100.00%	0.00%	
Jun-05	12	12	100.00%	0.00%	
Jul-05					



PBX(Benchmark)					
Date	Numerator	Denominator	CLEC Result	Standard Dev	
Aug-04					
Sep-04					
Oct-04					
Nov-04	1	1	100.00%	0.00%	
Dec-04					
Jan-05					
Feb-05					
Mar-05					
Apr-05					
May-05	2	2	100.00%	0.00%	
Jun-05					
Jul-05					



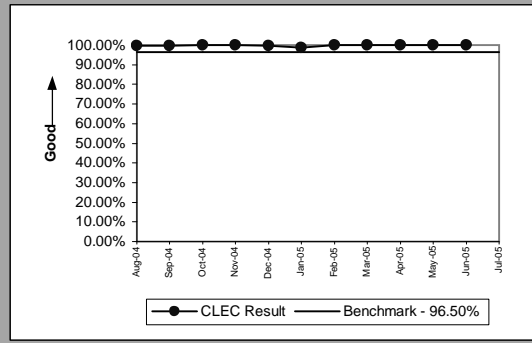
Qwest DSL(Benchmark)					
Date	Numerator	Denominator	CLEC Result	Standard Dev	
Aug-04	98	99	98.99%	10.00%	
Sep-04	54	55	98.18%	13.36%	
Oct-04	69	70	98.57%	11.87%	
Nov-04	53	55	96.36%	18.72%	
Dec-04	62	65	95.38%	20.98%	
Jan-05	71	74	95.95%	19.72%	
Feb-05	55	58	94.83%	22.15%	
Mar-05	98	100	98.00%	14.00%	
Apr-05	89	92	96.74%	17.76%	
May-05	100	100	100.00%	0.00%	
Jun-05	94	94	100.00%	0.00%	
Jul-05					



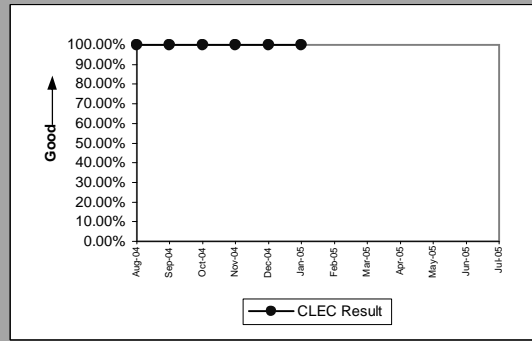
Qwest Perf Results - PID (14-State 271 PID 8.1)

OP-5B - New Service Provisioning Quality (Percent)

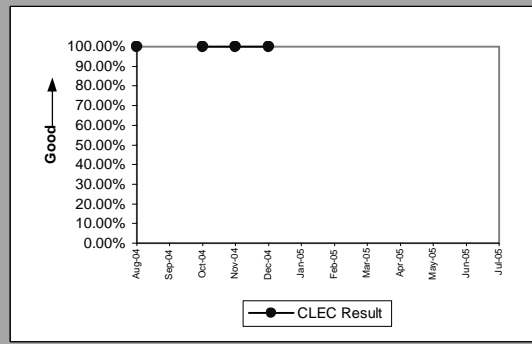
UNE - P (POTS)(Benchmark)					
Date	Numerator	Denominator	CLEC Result	Standard Dev	
Aug-04		6163	6182	99.69%	5.54%
Sep-04		4768	4777	99.81%	4.34%
Oct-04		6378	6386	99.87%	3.54%
Nov-04		5839	5848	99.85%	3.92%
Dec-04		4172	4186	99.67%	5.77%
Jan-05		147	149	98.66%	11.51%
Feb-05		46	46	100.00%	0.00%
Mar-05		17	17	100.00%	0.00%
Apr-05		15	15	100.00%	0.00%
May-05		9	9	100.00%	0.00%
Jun-05		15	15	100.00%	0.00%
Jul-05					



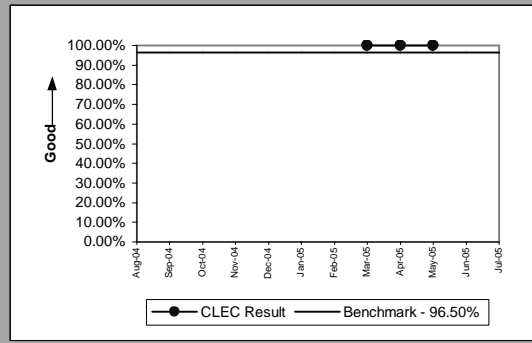
UNE P (Centrex)(Diagnostic)					
Date	Numerator	Denominator	CLEC Result	Standard Dev	
Aug-04	8	8	100.00%	0.00%	0.00%
Sep-04	4	4	100.00%	0.00%	0.00%
Oct-04	2	2	100.00%	0.00%	0.00%
Nov-04	6	6	100.00%	0.00%	0.00%
Dec-04	3	3	100.00%	0.00%	0.00%
Jan-05	2	2	100.00%	0.00%	0.00%
Feb-05					
Mar-05					
Apr-05					
May-05					
Jun-05					
Jul-05					



UNE P (Centrex 21)(Diagnostic)					
Date	Numerator	Denominator	CLEC Result	Standard Dev	
Aug-04		3	3	100.00%	0.00%
Sep-04					
Oct-04	10	10	100.00%	0.00%	0.00%
Nov-04	1	1	100.00%	0.00%	0.00%
Dec-04	1	1	100.00%	0.00%	0.00%
Jan-05					
Feb-05					
Mar-05					
Apr-05					
May-05					
Jun-05					
Jul-05					



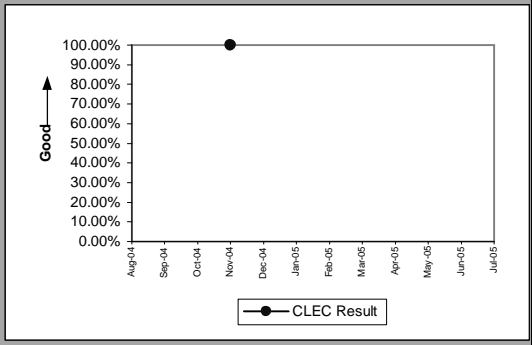
ISDN Primary(Benchmark)					
Date	Numerator	Denominator	CLEC Result	Standard Dev	
Aug-04					
Sep-04					
Oct-04					
Nov-04					
Dec-04					
Jan-05					
Feb-05					
Mar-05	6	6	100.00%	0.00%	0.00%
Apr-05	1	1	100.00%	0.00%	0.00%
May-05	4	4	100.00%	0.00%	0.00%
Jun-05					
Jul-05					



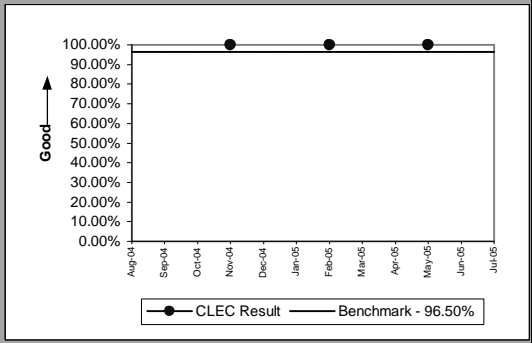
Qwest Perf Results - PID (14-State 271 PID 8.1)

OP-5B - New Service Provisioning Quality (Percent)

DS0(Diagnostic)				
Date	Numerator	Denominator	CLEC Result	Standard Dev
Aug-04				
Sep-04				
Oct-04				
Nov-04	9	9	100.00%	0.00%
Dec-04				
Jan-05				
Feb-05				
Mar-05				
Apr-05				
May-05				
Jun-05				
Jul-05				



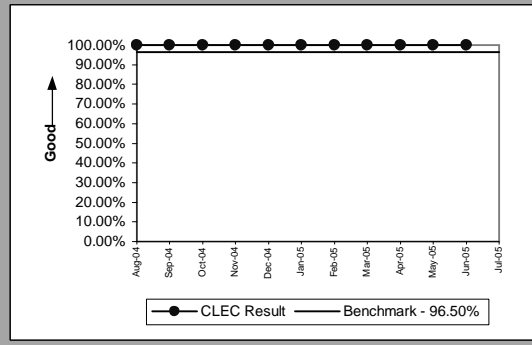
DS1(Benchmark)				
Date	Numerator	Denominator	CLEC Result	Standard Dev
Aug-04				
Sep-04				
Oct-04				
Nov-04	1	1	100.00%	0.00%
Dec-04				
Jan-05				
Feb-05	1	1	100.00%	0.00%
Mar-05				
Apr-05				
May-05	1	1	100.00%	0.00%
Jun-05				
Jul-05				



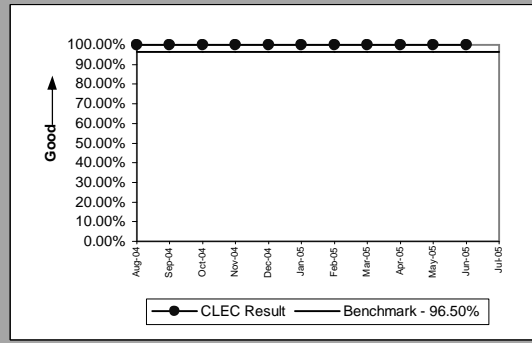
Qwest Perf Results - PID (14-State 271 PID 8.1)

OP-5B - New Service Provisioning Quality (Percent)

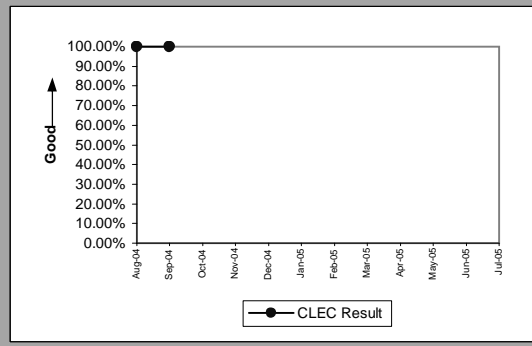
Line Sharing(Benchmark)					
Date	Numerator	Denominator	CLEC Result	Standard Dev	
Aug-04		502	502	100.00%	0.00%
Sep-04		540	540	100.00%	0.00%
Oct-04		104	104	100.00%	0.00%
Nov-04		13	13	100.00%	0.00%
Dec-04		13	13	100.00%	0.00%
Jan-05		13	13	100.00%	0.00%
Feb-05		13	13	100.00%	0.00%
Mar-05		7	7	100.00%	0.00%
Apr-05		3	3	100.00%	0.00%
May-05		1	1	100.00%	0.00%
Jun-05		4	4	100.00%	0.00%
Jul-05					



Line Splitting(Benchmark)					
Date	Numerator	Denominator	CLEC Result	Standard Dev	
Aug-04		59	59	100.00%	0.00%
Sep-04		65	65	100.00%	0.00%
Oct-04		56	56	100.00%	0.00%
Nov-04		65	65	100.00%	0.00%
Dec-04		51	51	100.00%	0.00%
Jan-05		51	51	100.00%	0.00%
Feb-05		55	55	100.00%	0.00%
Mar-05		69	69	100.00%	0.00%
Apr-05		54	54	100.00%	0.00%
May-05		49	49	100.00%	0.00%
Jun-05		33	33	100.00%	0.00%
Jul-05					



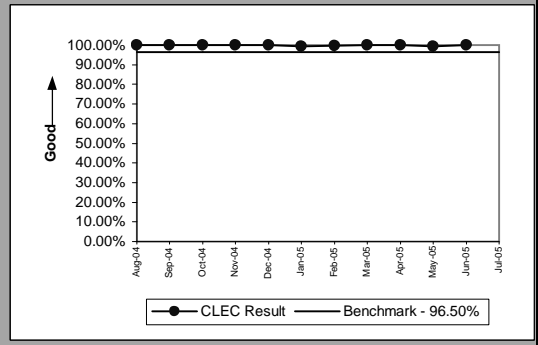
Sub-Loop Unbundling(Diagnostic)					
Date	Numerator	Denominator	CLEC Result	Standard Dev	
Aug-04		2	2	100.00%	0.00%
Sep-04		1	1	100.00%	0.00%
Oct-04					
Nov-04					
Dec-04					
Jan-05					
Feb-05					
Mar-05					
Apr-05					
May-05					
Jun-05					
Jul-05					



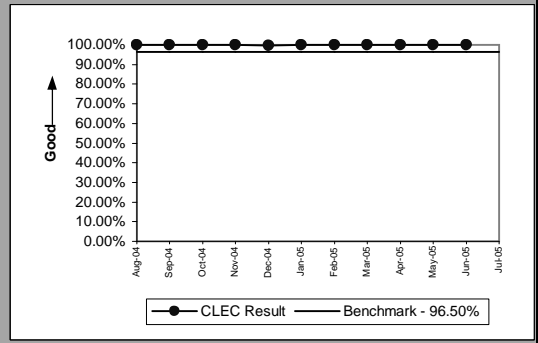
Qwest Perf Results - PID (14-State 271 PID 8.1)

OP-5B - New Service Provisioning Quality (Percent)

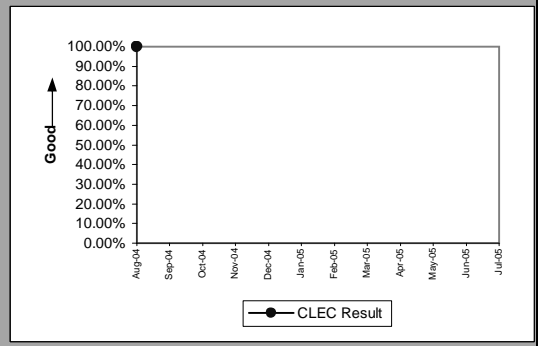
Unbundled Loop Analog(Benchmark)					
Date	Numerator	Denominator	CLEC Result	Standard Dev	
Aug-04		1398	1398	100.00%	0.00%
Sep-04		1336	1336	100.00%	0.00%
Oct-04		1396	1398	99.86%	3.78%
Nov-04		1328	1330	99.85%	3.87%
Dec-04		1312	1312	100.00%	0.00%
Jan-05		1178	1184	99.49%	7.10%
Feb-05		1365	1368	99.78%	4.68%
Mar-05		1412	1412	100.00%	0.00%
Apr-05		1232	1232	100.00%	0.00%
May-05		1421	1431	99.30%	8.33%
Jun-05		3836	3836	100.00%	0.00%
Jul-05					



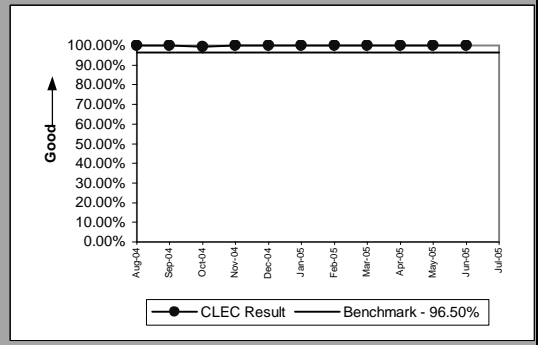
Unbundled Loop - 2 Wire Non-Loaded(Benchmark)					
Date	Numerator	Denominator	CLEC Result	Standard Dev	
Aug-04		329	329	100.00%	0.00%
Sep-04		408	408	100.00%	0.00%
Oct-04		444	444	100.00%	0.00%
Nov-04		441	441	100.00%	0.00%
Dec-04		346	347	99.71%	5.36%
Jan-05		315	315	100.00%	0.00%
Feb-05		318	318	100.00%	0.00%
Mar-05		374	374	100.00%	0.00%
Apr-05		348	348	100.00%	0.00%
May-05		368	368	100.00%	0.00%
Jun-05		364	364	100.00%	0.00%
Jul-05					



Unbundled Loop - 4 Wire Non-Loaded(Diagnostic)					
Date	Numerator	Denominator	CLEC Result	Standard Dev	
Aug-04		1	1	100.00%	0.00%
Sep-04					
Oct-04					
Nov-04					
Dec-04					
Jan-05					
Feb-05					
Mar-05					
Apr-05					
May-05					
Jun-05					
Jul-05					



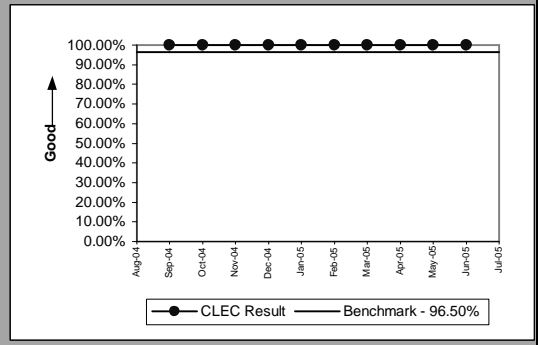
Unbundled Loop - DS1 Capable(Benchmark)					
Date	Numerator	Denominator	CLEC Result	Standard Dev	
Aug-04		161	161	100.00%	0.00%
Sep-04		155	155	100.00%	0.00%
Oct-04		144	145	99.31%	8.28%
Nov-04		154	154	100.00%	0.00%
Dec-04		120	120	100.00%	0.00%
Jan-05		97	97	100.00%	0.00%
Feb-05		125	125	100.00%	0.00%
Mar-05		152	152	100.00%	0.00%
Apr-05		137	137	100.00%	0.00%
May-05		132	132	100.00%	0.00%
Jun-05		134	134	100.00%	0.00%
Jul-05					



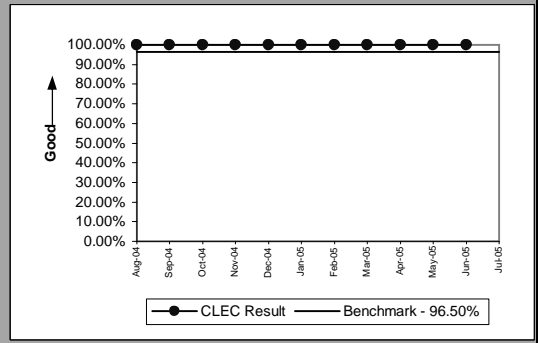
Qwest Perf Results - PID (14-State 271 PID 8.1)

OP-5B - New Service Provisioning Quality (Percent)

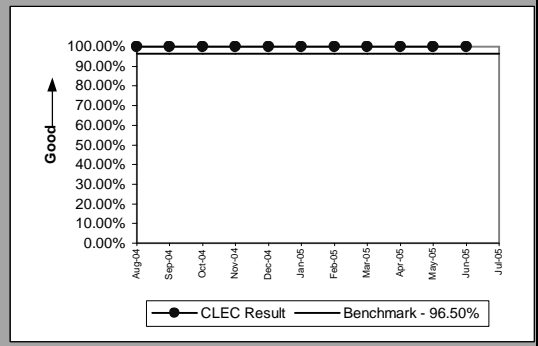
Unbundled Loop - XDSL(Benchmark)					
Date	Numerator	Denominator	CLEC Result	Standard Dev	
Aug-04					
Sep-04		6	6	100.00%	0.00%
Oct-04		10	10	100.00%	0.00%
Nov-04		4	4	100.00%	0.00%
Dec-04		5	5	100.00%	0.00%
Jan-05		10	10	100.00%	0.00%
Feb-05		8	8	100.00%	0.00%
Mar-05		8	8	100.00%	0.00%
Apr-05		5	5	100.00%	0.00%
May-05		3	3	100.00%	0.00%
Jun-05		10	10	100.00%	0.00%
Jul-05					



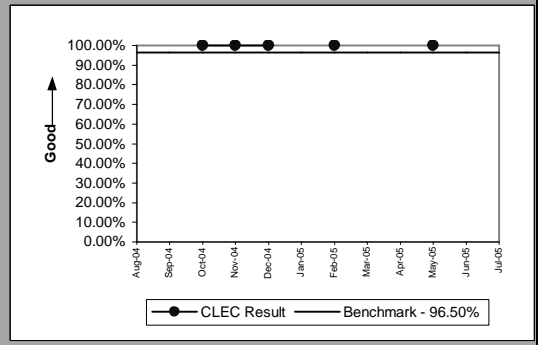
Unbundled Loop ISDN Capable(Benchmark)					
Date	Numerator	Denominator	CLEC Result	Standard Dev	
Aug-04		46	46	100.00%	0.00%
Sep-04		58	58	100.00%	0.00%
Oct-04		54	54	100.00%	0.00%
Nov-04		59	59	100.00%	0.00%
Dec-04		40	40	100.00%	0.00%
Jan-05		50	50	100.00%	0.00%
Feb-05		34	34	100.00%	0.00%
Mar-05		49	49	100.00%	0.00%
Apr-05		31	31	100.00%	0.00%
May-05		50	50	100.00%	0.00%
Jun-05		48	48	100.00%	0.00%
Jul-05					



Unbundled Loop - ADSL Qualified(Benchmark)					
Date	Numerator	Denominator	CLEC Result	Standard Dev	
Aug-04		25	25	100.00%	0.00%
Sep-04		40	40	100.00%	0.00%
Oct-04		51	51	100.00%	0.00%
Nov-04		41	41	100.00%	0.00%
Dec-04		31	31	100.00%	0.00%
Jan-05		47	47	100.00%	0.00%
Feb-05		16	16	100.00%	0.00%
Mar-05		19	19	100.00%	0.00%
Apr-05		23	23	100.00%	0.00%
May-05		20	20	100.00%	0.00%
Jun-05		30	30	100.00%	0.00%
Jul-05					



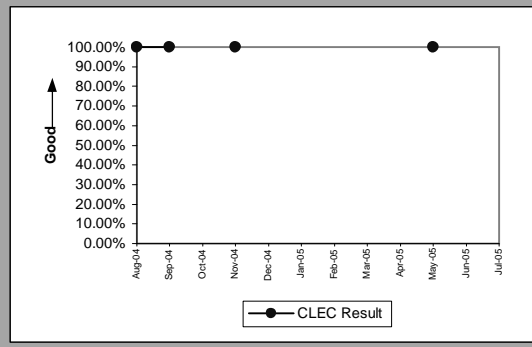
Unbundled Loop - DS3 Capable(Benchmark)					
Date	Numerator	Denominator	CLEC Result	Standard Dev	
Aug-04					
Sep-04					
Oct-04		1	1	100.00%	0.00%
Nov-04		1	1	100.00%	0.00%
Dec-04		1	1	100.00%	0.00%
Jan-05					
Feb-05		2	2	100.00%	0.00%
Mar-05					
Apr-05					
May-05		2	2	100.00%	0.00%
Jun-05					
Jul-05					



Qwest Perf Results - PID (14-State 271 PID 8.1)

OP-5B - New Service Provisioning Quality (Percent)

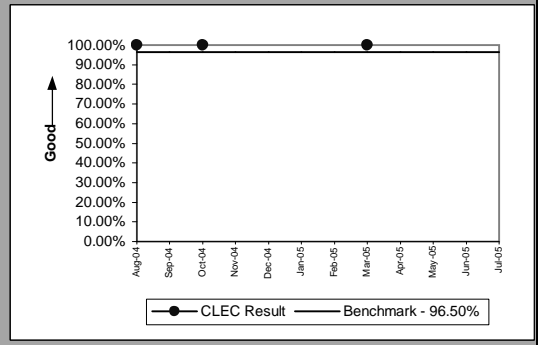
Dark Fiber - Loop(Diagnostic)					
Date	Numerator	Denominator	CLEC Result	Standard Dev	
Aug-04		2	2	100.00%	0.00%
Sep-04		1	1	100.00%	0.00%
Oct-04					
Nov-04		3	3	100.00%	0.00%
Dec-04					
Jan-05					
Feb-05					
Mar-05					
Apr-05					
May-05		1	1	100.00%	0.00%
Jun-05					
Jul-05					



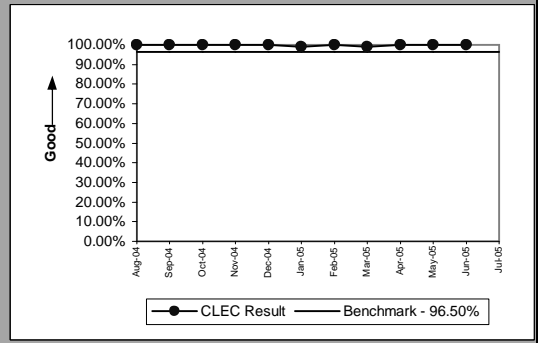
Qwest Perf Results - PID (14-State 271 PID 8.1)

OP-5B - New Service Provisioning Quality (Percent)

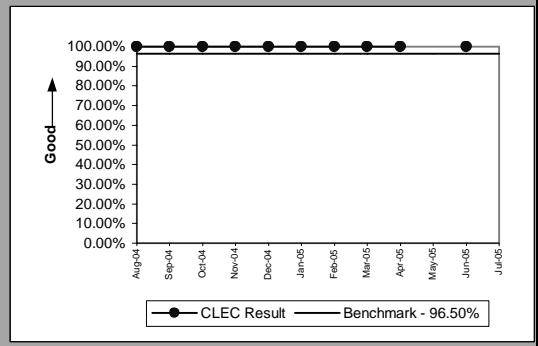
Enhanced Extended Loops - DS0 Capable(Benchmark)					
Date	Numerator	Denominator	CLEC Result	Standard Dev	
Aug-04		2	2	100.00%	0.00%
Sep-04					
Oct-04	8	8		100.00%	0.00%
Nov-04					
Dec-04					
Jan-05					
Feb-05					
Mar-05	5	5		100.00%	0.00%
Apr-05					
May-05					
Jun-05					
Jul-05					



Enhanced Extended Loops - DS1 Capable(Benchmark)					
Date	Numerator	Denominator	CLEC Result	Standard Dev	
Aug-04	68	68		100.00%	0.00%
Sep-04	108	108		100.00%	0.00%
Oct-04	126	126		100.00%	0.00%
Nov-04	87	87		100.00%	0.00%
Dec-04	114	114		100.00%	0.00%
Jan-05	102	103		99.03%	9.81%
Feb-05	110	110		100.00%	0.00%
Mar-05	115	116		99.14%	9.24%
Apr-05	93	93		100.00%	0.00%
May-05	118	118		100.00%	0.00%
Jun-05	110	110		100.00%	0.00%
Jul-05					



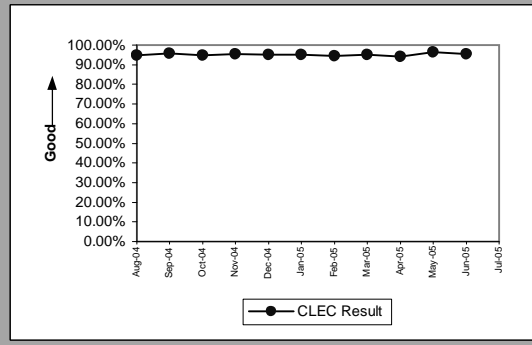
Enhanced Extended Loops - DS3 Capable(Benchmark)					
Date	Numerator	Denominator	CLEC Result	Standard Dev	
Aug-04	1	1		100.00%	0.00%
Sep-04	2	2		100.00%	0.00%
Oct-04	1	1		100.00%	0.00%
Nov-04	2	2		100.00%	0.00%
Dec-04	1	1		100.00%	0.00%
Jan-05	1	1		100.00%	0.00%
Feb-05	2	2		100.00%	0.00%
Mar-05	1	1		100.00%	0.00%
Apr-05	1	1		100.00%	0.00%
May-05					
Jun-05	1	1		100.00%	0.00%
Jul-05					



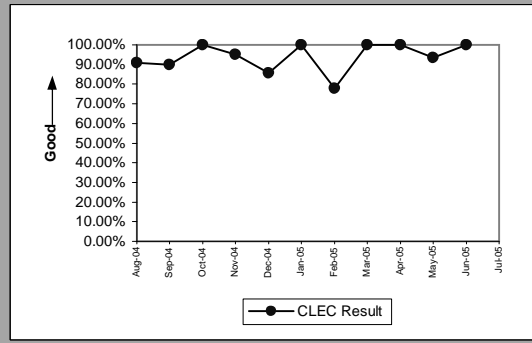
Qwest Perf Results - PID (14-State 271 PID 8.1)

OP-5T - New Service Installation Quality Total (Percent)

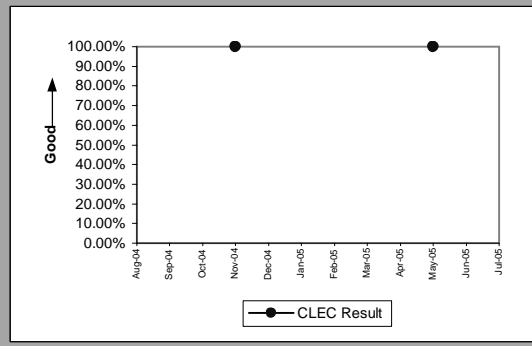
Residence(Diagnostic)					
Date	Numerator	Denominator	CLEC Result	Standard Dev	
Aug-04	1063	1121	94.83%	22.15%	
Sep-04	1351	1410	95.82%	20.02%	
Oct-04	1895	1999	94.80%	22.21%	
Nov-04	1716	1797	95.49%	20.75%	
Dec-04	1369	1439	95.14%	21.51%	
Jan-05	1324	1390	95.25%	21.27%	
Feb-05	1217	1290	94.34%	23.11%	
Mar-05	1883	1978	95.20%	21.38%	
Apr-05	1471	1565	93.99%	23.76%	
May-05	2037	2116	96.27%	18.96%	
Jun-05	2062	2159	95.51%	20.71%	
Jul-05					



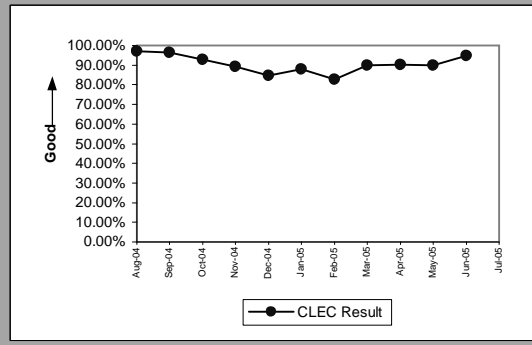
Business(Diagnostic)					
Date	Numerator	Denominator	CLEC Result	Standard Dev	
Aug-04	20	22	90.91%	28.75%	
Sep-04	9	10	90.00%	30.00%	
Oct-04	8	8	100.00%	0.00%	
Nov-04	19	20	95.00%	21.79%	
Dec-04	24	28	85.71%	34.99%	
Jan-05	11	11	100.00%	0.00%	
Feb-05	14	18	77.78%	41.57%	
Mar-05	12	12	100.00%	0.00%	
Apr-05	14	14	100.00%	0.00%	
May-05	14	15	93.33%	24.94%	
Jun-05	12	12	100.00%	0.00%	
Jul-05					



PBX(Diagnostic)					
Date	Numerator	Denominator	CLEC Result	Standard Dev	
Aug-04					
Sep-04					
Oct-04					
Nov-04	1	1	100.00%	0.00%	
Dec-04					
Jan-05					
Feb-05					
Mar-05					
Apr-05					
May-05	2	2	100.00%	0.00%	
Jun-05					
Jul-05					



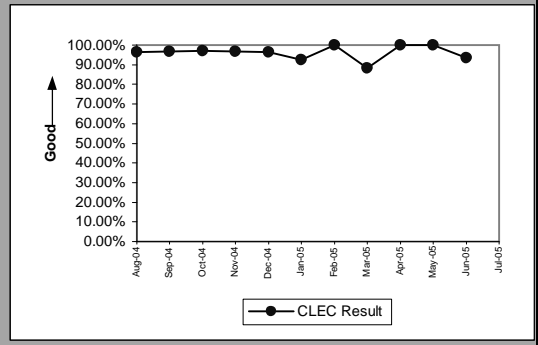
Qwest DSL(Diagnostic)					
Date	Numerator	Denominator	CLEC Result	Standard Dev	
Aug-04	96	99	96.97%	17.14%	
Sep-04	53	55	96.36%	18.72%	
Oct-04	65	70	92.86%	25.75%	
Nov-04	49	55	89.09%	31.18%	
Dec-04	55	65	84.62%	36.08%	
Jan-05	65	74	87.84%	32.68%	
Feb-05	48	58	82.76%	37.77%	
Mar-05	90	100	90.00%	30.00%	
Apr-05	83	92	90.22%	29.71%	
May-05	90	100	90.00%	30.00%	
Jun-05	89	94	94.68%	22.44%	
Jul-05					



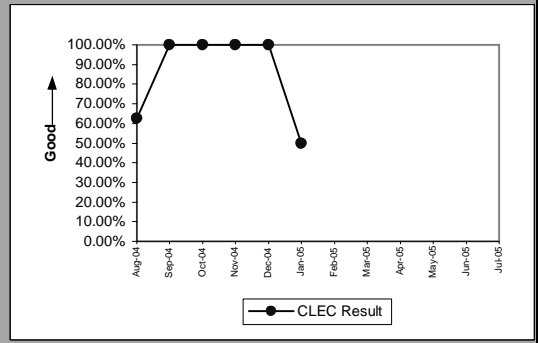
Qwest Perf Results - PID (14-State 271 PID 8.1)

OP-5T - New Service Installation Quality Total (Percent)

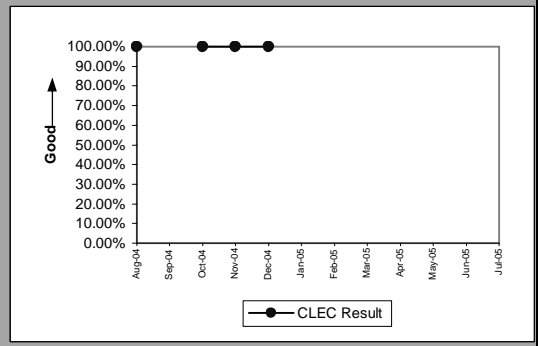
UNE - P (POTS)(Diagnostic)					
Date	Numerator	Denominator	CLEC Result	Standard Dev	
Aug-04		5962	6182	96.44%	18.53%
Sep-04		4623	4777	96.78%	17.66%
Oct-04		6197	6386	97.04%	16.95%
Nov-04		5655	5848	96.70%	17.86%
Dec-04		4032	4186	96.32%	18.82%
Jan-05		138	149	92.62%	26.15%
Feb-05		46	46	100.00%	0.00%
Mar-05		15	17	88.24%	32.22%
Apr-05		15	15	100.00%	0.00%
May-05		9	9	100.00%	0.00%
Jun-05		14	15	93.33%	24.94%
Jul-05					



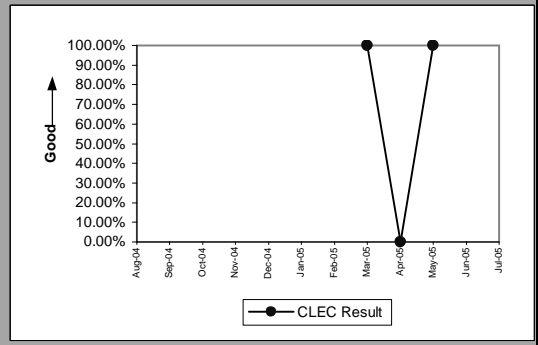
UNE P (Centrex)(Diagnostic)					
Date	Numerator	Denominator	CLEC Result	Standard Dev	
Aug-04		5	8	62.50%	48.41%
Sep-04		4	4	100.00%	0.00%
Oct-04		2	2	100.00%	0.00%
Nov-04		6	6	100.00%	0.00%
Dec-04		3	3	100.00%	0.00%
Jan-05		1	2	50.00%	50.00%
Feb-05					
Mar-05					
Apr-05					
May-05					
Jun-05					
Jul-05					



UNE P (Centrex 21)(Diagnostic)					
Date	Numerator	Denominator	CLEC Result	Standard Dev	
Aug-04		3	3	100.00%	0.00%
Sep-04					
Oct-04		10	10	100.00%	0.00%
Nov-04		1	1	100.00%	0.00%
Dec-04		1	1	100.00%	0.00%
Jan-05					
Feb-05					
Mar-05					
Apr-05					
May-05					
Jun-05					
Jul-05					



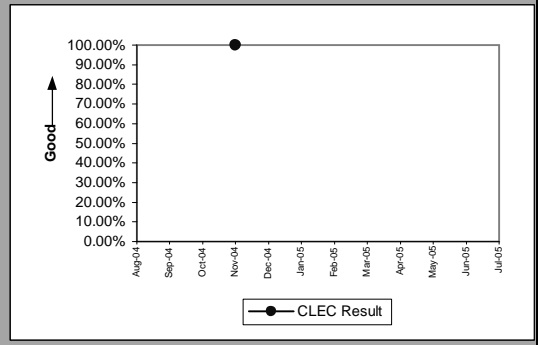
ISDN Primary(Diagnostic)					
Date	Numerator	Denominator	CLEC Result	Standard Dev	
Aug-04					
Sep-04					
Oct-04					
Nov-04					
Dec-04					
Jan-05					
Feb-05					
Mar-05		6	6	100.00%	0.00%
Apr-05		0	1	0.00%	0.00%
May-05		4	4	100.00%	0.00%
Jun-05					
Jul-05					



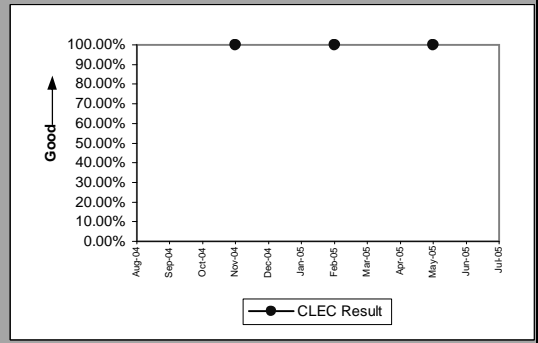
Qwest Perf Results - PID (14-State 271 PID 8.1)

OP-5T - New Service Installation Quality Total (Percent)

DS0(Parity)				
Date	Numerator	Denominator	CLEC Result	Standard Dev
Aug-04				
Sep-04				
Oct-04				
Nov-04	9	9	100.00%	0.00%
Dec-04				
Jan-05				
Feb-05				
Mar-05				
Apr-05				
May-05				
Jun-05				
Jul-05				



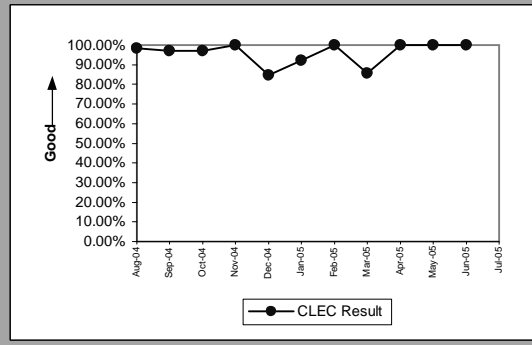
DS1(Diagnostic)				
Date	Numerator	Denominator	CLEC Result	Standard Dev
Aug-04				
Sep-04				
Oct-04				
Nov-04	1	1	100.00%	0.00%
Dec-04				
Jan-05				
Feb-05	1	1	100.00%	0.00%
Mar-05				
Apr-05				
May-05	1	1	100.00%	0.00%
Jun-05				
Jul-05				



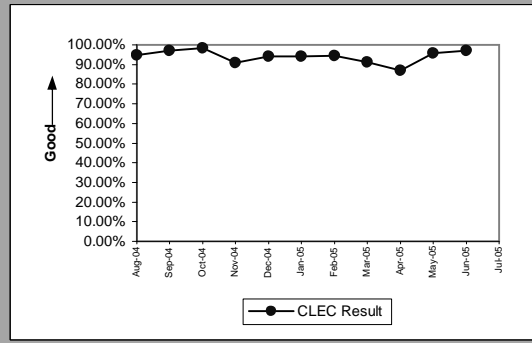
Qwest Perf Results - PID (14-State 271 PID 8.1)

OP-5T - New Service Installation Quality Total (Percent)

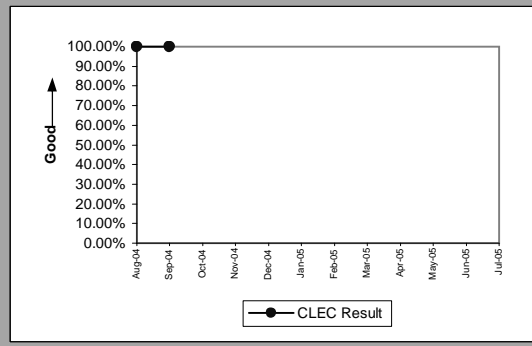
Line Sharing(Diagnostic)					
Date	Numerator	Denominator	CLEC Result	Standard Dev	
Aug-04		493	502	98.21%	13.27%
Sep-04		524	540	97.04%	16.96%
Oct-04		101	104	97.12%	16.74%
Nov-04		13	13	100.00%	0.00%
Dec-04		11	13	84.62%	36.08%
Jan-05		12	13	92.31%	26.65%
Feb-05		13	13	100.00%	0.00%
Mar-05		6	7	85.71%	34.99%
Apr-05		3	3	100.00%	0.00%
May-05		1	1	100.00%	0.00%
Jun-05		4	4	100.00%	0.00%
Jul-05					



Line Splitting(Diagnostic)					
Date	Numerator	Denominator	CLEC Result	Standard Dev	
Aug-04		56	59	94.92%	21.97%
Sep-04		63	65	96.92%	17.27%
Oct-04		55	56	98.21%	13.24%
Nov-04		59	65	90.77%	28.95%
Dec-04		48	51	94.12%	23.53%
Jan-05		48	51	94.12%	23.53%
Feb-05		52	55	94.55%	22.71%
Mar-05		63	69	91.30%	28.18%
Apr-05		47	54	87.04%	33.59%
May-05		47	49	95.92%	19.79%
Jun-05		32	33	96.97%	17.14%
Jul-05					



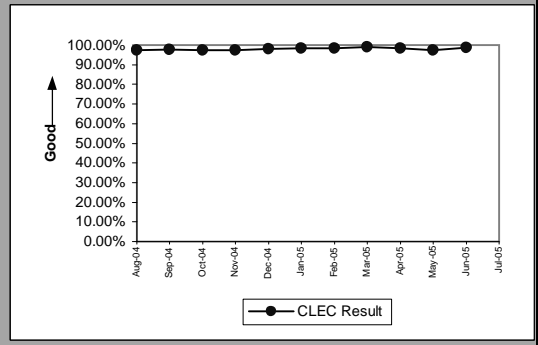
Sub-Loop Unbundling(Diagnostic)					
Date	Numerator	Denominator	CLEC Result	Standard Dev	
Aug-04		2	2	100.00%	0.00%
Sep-04		1	1	100.00%	0.00%
Oct-04					
Nov-04					
Dec-04					
Jan-05					
Feb-05					
Mar-05					
Apr-05					
May-05					
Jun-05					
Jul-05					



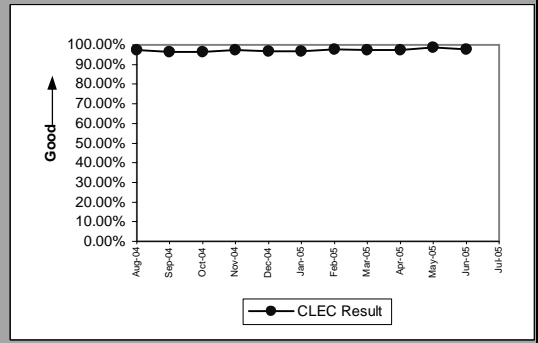
Qwest Perf Results - PID (14-State 271 PID 8.1)

OP-5T - New Service Installation Quality Total (Percent)

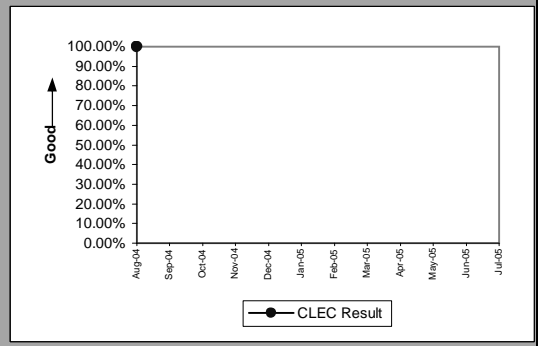
Unbundled Loop Analog(Diagnostic)					
Date	Numerator	Denominator	CLEC Result	Standard Dev	
Aug-04		1360	1398	97.28%	16.26%
Sep-04		1304	1336	97.60%	15.29%
Oct-04		1360	1398	97.28%	16.26%
Nov-04		1296	1330	97.44%	15.78%
Dec-04		1285	1312	97.94%	14.20%
Jan-05		1164	1184	98.31%	12.89%
Feb-05		1345	1368	98.32%	12.86%
Mar-05		1398	1412	99.01%	9.91%
Apr-05		1211	1232	98.30%	12.94%
May-05		1393	1431	97.34%	16.08%
Jun-05		3788	3836	98.75%	11.12%
Jul-05					



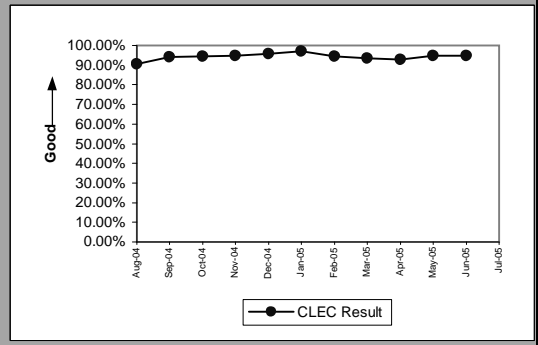
Unbundled Loop - 2 Wire Non-Loaded(Diagnostic)					
Date	Numerator	Denominator	CLEC Result	Standard Dev	
Aug-04		320	329	97.26%	16.31%
Sep-04		394	408	96.57%	18.20%
Oct-04		428	444	96.40%	18.64%
Nov-04		430	441	97.51%	15.60%
Dec-04		336	347	96.83%	17.52%
Jan-05		305	315	96.83%	17.53%
Feb-05		311	318	97.80%	14.67%
Mar-05		364	374	97.33%	16.13%
Apr-05		339	348	97.41%	15.87%
May-05		363	368	98.64%	11.58%
Jun-05		356	364	97.80%	14.66%
Jul-05					



Unbundled Loop - 4 Wire Non-Loaded(Diagnostic)					
Date	Numerator	Denominator	CLEC Result	Standard Dev	
Aug-04		1	1	100.00%	0.00%
Sep-04					
Oct-04					
Nov-04					
Dec-04					
Jan-05					
Feb-05					
Mar-05					
Apr-05					
May-05					
Jun-05					
Jul-05					



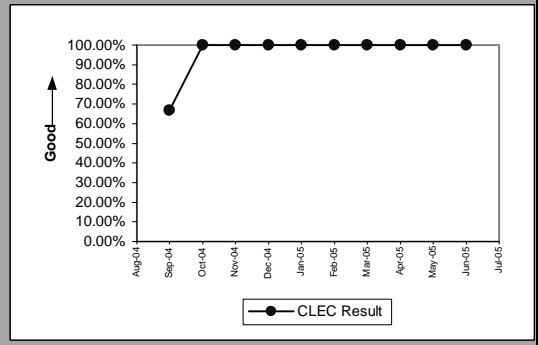
Unbundled Loop - DS1 Capable(Diagnostic)					
Date	Numerator	Denominator	CLEC Result	Standard Dev	
Aug-04		146	161	90.68%	29.07%
Sep-04		146	155	94.19%	23.39%
Oct-04		137	145	94.48%	22.83%
Nov-04		146	154	94.81%	22.19%
Dec-04		115	120	95.83%	19.98%
Jan-05		94	97	96.91%	17.31%
Feb-05		118	125	94.40%	22.99%
Mar-05		142	152	93.42%	24.79%
Apr-05		127	137	92.70%	26.01%
May-05		125	132	94.70%	22.41%
Jun-05		127	134	94.78%	22.25%
Jul-05					



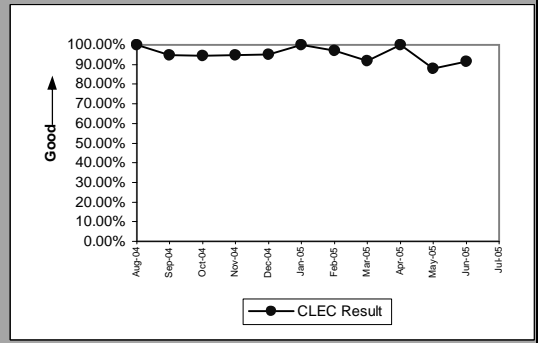
Qwest Perf Results - PID (14-State 271 PID 8.1)

OP-5T - New Service Installation Quality Total (Percent)

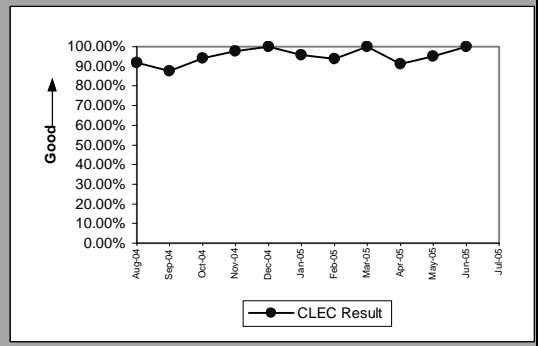
Unbundled Loop - XDSL(Diagnostic)					
Date	Numerator	Denominator	CLEC Result	Standard Dev	
Aug-04					
Sep-04		4	6	66.67%	47.14%
Oct-04	10	10	10	100.00%	0.00%
Nov-04	4	4	4	100.00%	0.00%
Dec-04	5	5	5	100.00%	0.00%
Jan-05	10	10	10	100.00%	0.00%
Feb-05	8	8	8	100.00%	0.00%
Mar-05	8	8	8	100.00%	0.00%
Apr-05	5	5	5	100.00%	0.00%
May-05	3	3	3	100.00%	0.00%
Jun-05	10	10	10	100.00%	0.00%
Jul-05					



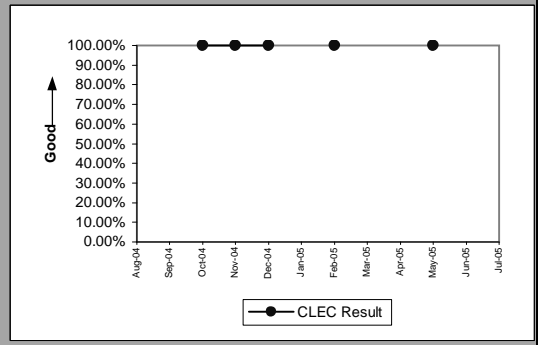
Unbundled Loop ISDN Capable(Diagnostic)					
Date	Numerator	Denominator	CLEC Result	Standard Dev	
Aug-04	46	46	46	100.00%	0.00%
Sep-04	55	58	58	94.83%	22.15%
Oct-04	51	54	54	94.44%	22.91%
Nov-04	56	59	59	94.92%	21.97%
Dec-04	38	40	40	95.00%	21.79%
Jan-05	50	50	50	100.00%	0.00%
Feb-05	33	34	34	97.06%	16.90%
Mar-05	45	49	49	91.84%	27.38%
Apr-05	31	31	31	100.00%	0.00%
May-05	44	50	50	88.00%	32.50%
Jun-05	44	48	48	91.67%	27.64%
Jul-05					



Unbundled Loop - ADSL Qualified(Diagnostic)					
Date	Numerator	Denominator	CLEC Result	Standard Dev	
Aug-04	23	25	25	92.00%	27.13%
Sep-04	35	40	40	87.50%	33.07%
Oct-04	48	51	51	94.12%	23.53%
Nov-04	40	41	41	97.56%	15.43%
Dec-04	31	31	31	100.00%	0.00%
Jan-05	45	47	47	95.74%	20.18%
Feb-05	15	16	16	93.75%	24.21%
Mar-05	19	19	19	100.00%	0.00%
Apr-05	21	23	23	91.30%	28.18%
May-05	19	20	20	95.00%	21.79%
Jun-05	30	30	30	100.00%	0.00%
Jul-05					



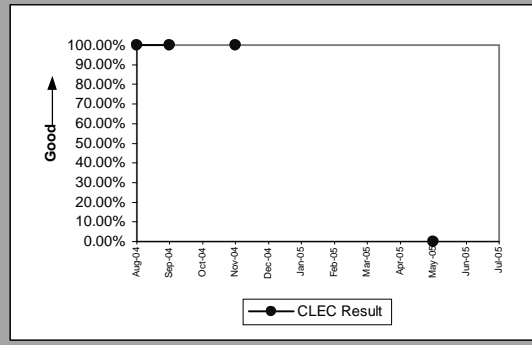
Unbundled Loop - DS3 Capable(Diagnostic)					
Date	Numerator	Denominator	CLEC Result	Standard Dev	
Aug-04					
Sep-04					
Oct-04	1	1	1	100.00%	0.00%
Nov-04	1	1	1	100.00%	0.00%
Dec-04	1	1	1	100.00%	0.00%
Jan-05					
Feb-05	2	2	2	100.00%	0.00%
Mar-05					
Apr-05					
May-05	2	2	2	100.00%	0.00%
Jun-05					
Jul-05					



Qwest Perf Results - PID (14-State 271 PID 8.1)

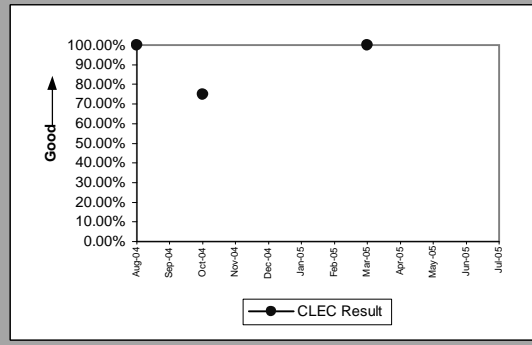
OP-5T - New Service Installation Quality Total (Percent)

Dark Fiber - Loop(Diagnostic)					
Date	Numerator	Denominator	CLEC Result	Standard Dev	
Aug-04	2	2	100.00%	0.00%	
Sep-04	1	1	100.00%	0.00%	
Oct-04					
Nov-04	3	3	100.00%	0.00%	
Dec-04					
Jan-05					
Feb-05					
Mar-05					
Apr-05					
May-05	0	1	0.00%	0.00%	
Jun-05					
Jul-05					

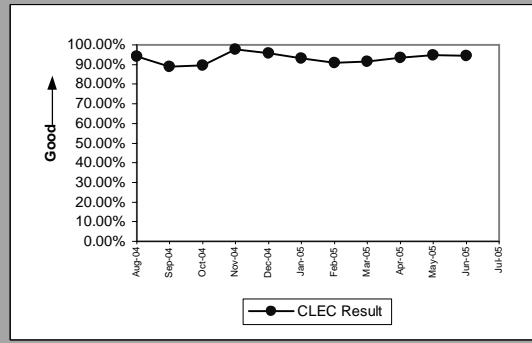


OP-5T - New Service Installation Quality Total (Percent)

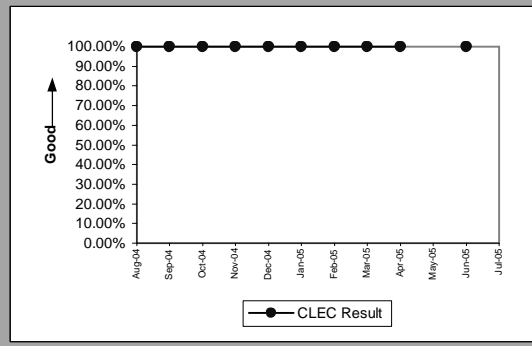
Enhanced Extended Loops - DS0 Capable(Diagnostic)					
Date	Numerator	Denominator	CLEC Result	Standard Dev	
Aug-04		2	2	100.00%	0.00%
Sep-04					
Oct-04	6		8	75.00%	43.30%
Nov-04					
Dec-04					
Jan-05					
Feb-05					
Mar-05	5		5	100.00%	0.00%
Apr-05					
May-05					
Jun-05					
Jul-05					



Enhanced Extended Loops - DS1 Capable(Diagnostic)					
Date	Numerator	Denominator	CLEC Result	Standard Dev	
Aug-04	64		68	94.12%	23.53%
Sep-04	96		108	88.89%	31.43%
Oct-04	113		126	89.68%	30.42%
Nov-04	85		87	97.70%	14.99%
Dec-04	109		114	95.61%	20.48%
Jan-05	96		103	93.20%	25.17%
Feb-05	100		110	90.91%	28.75%
Mar-05	106		116	91.38%	28.07%
Apr-05	87		93	93.55%	24.57%
May-05	112		118	94.92%	21.97%
Jun-05	104		110	94.55%	22.71%
Jul-05					



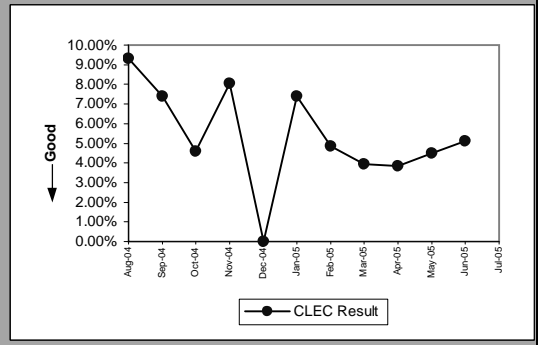
Enhanced Extended Loops - DS3 Capable(Diagnostic)					
Date	Numerator	Denominator	CLEC Result	Standard Dev	
Aug-04	1		1	100.00%	0.00%
Sep-04	2		2	100.00%	0.00%
Oct-04	1		1	100.00%	0.00%
Nov-04	2		2	100.00%	0.00%
Dec-04	1		1	100.00%	0.00%
Jan-05	1		1	100.00%	0.00%
Feb-05	2		2	100.00%	0.00%
Mar-05	1		1	100.00%	0.00%
Apr-05	1		1	100.00%	0.00%
May-05					
Jun-05	1		1	100.00%	0.00%
Jul-05					



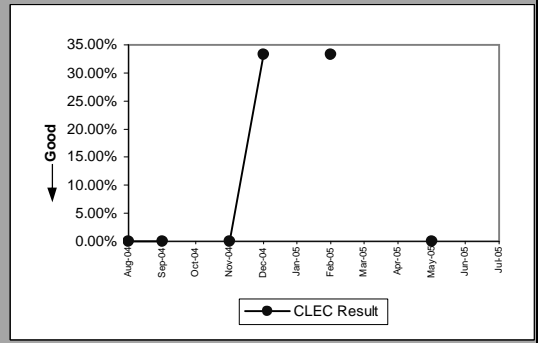
Qwest Perf Results - PID (14-State 271 PID 8.1)

OP-5R - New Service Quality Multiple Report Rate (Percent)

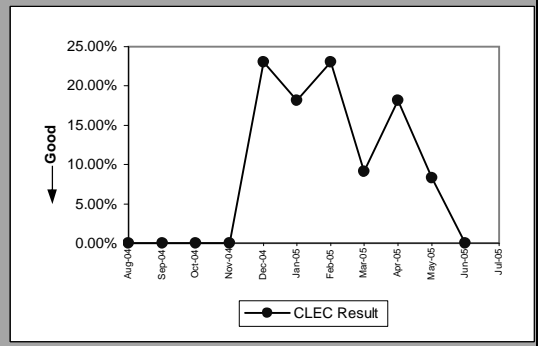
Residence(Diagnostic)					
Date	Numerator	Denominator	CLEC Result	Standard Dev	
Aug-04	4	43	9.30%	29.05%	
Sep-04	4	54	7.41%	26.19%	
Oct-04	4	87	4.60%	20.94%	
Nov-04	5	62	8.06%	27.23%	
Dec-04	0	61	0.00%	0.00%	
Jan-05	4	54	7.41%	26.19%	
Feb-05	3	62	4.84%	21.46%	
Mar-05	3	76	3.95%	19.47%	
Apr-05	3	78	3.85%	19.23%	
May-05	3	67	4.48%	20.68%	
Jun-05	4	78	5.13%	22.06%	
Jul-05					



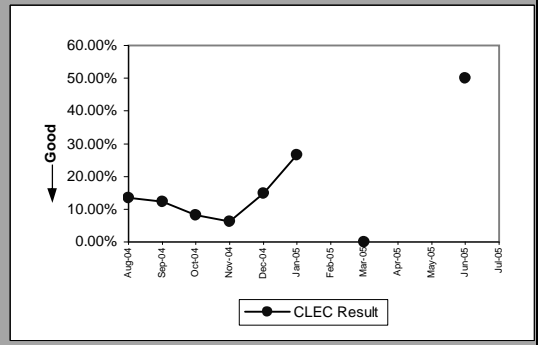
Business(Diagnostic)					
Date	Numerator	Denominator	CLEC Result	Standard Dev	
Aug-04	0	2	0.00%	0.00%	
Sep-04	0	1	0.00%	0.00%	
Oct-04					
Nov-04	0	2	0.00%	0.00%	
Dec-04	2	6	33.33%	47.14%	
Jan-05					
Feb-05	2	6	33.33%	47.14%	
Mar-05					
Apr-05					
May-05	0	1	0.00%	0.00%	
Jun-05					
Jul-05					



Qwest DSL(Diagnostic)					
Date	Numerator	Denominator	CLEC Result	Standard Dev	
Aug-04	0	3	0.00%	0.00%	
Sep-04	0	2	0.00%	0.00%	
Oct-04	0	5	0.00%	0.00%	
Nov-04	0	6	0.00%	0.00%	
Dec-04	3	13	23.08%	42.13%	
Jan-05	2	11	18.18%	38.57%	
Feb-05	3	13	23.08%	42.13%	
Mar-05	1	11	9.09%	28.75%	
Apr-05	2	11	18.18%	38.57%	
May-05	1	12	8.33%	27.64%	
Jun-05	0	7	0.00%	0.00%	
Jul-05					



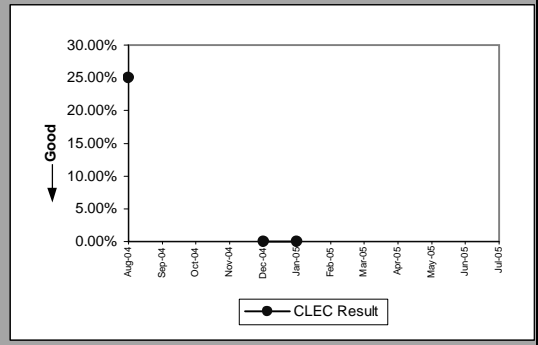
UNE - P (POTS)(Diagnostic)					
Date	Numerator	Denominator	CLEC Result	Standard Dev	
Aug-04	36	266	13.53%	34.21%	
Sep-04	22	178	12.36%	32.91%	
Oct-04	17	209	8.13%	27.34%	
Nov-04	13	206	6.31%	24.32%	
Dec-04	26	176	14.77%	35.48%	
Jan-05	4	15	26.67%	44.22%	
Feb-05					
Mar-05	0	2	0.00%	0.00%	
Apr-05					
May-05					
Jun-05	1	2	50.00%	50.00%	
Jul-05					



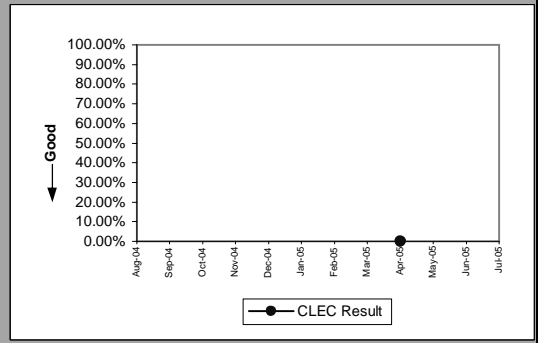
Qwest Perf Results - PID (14-State 271 PID 8.1)

OP-5R - New Service Quality Multiple Report Rate (Percent)

UNE P (Centrex)(Diagnostic)					
Date	Numerator	Denominator	CLEC Result	Standard Dev	
Aug-04		1	4	25.00%	43.30%
Sep-04					
Oct-04					
Nov-04					
Dec-04	0		1	0.00%	0.00%
Jan-05	0		1	0.00%	0.00%
Feb-05					
Mar-05					
Apr-05					
May-05					
Jun-05					
Jul-05					



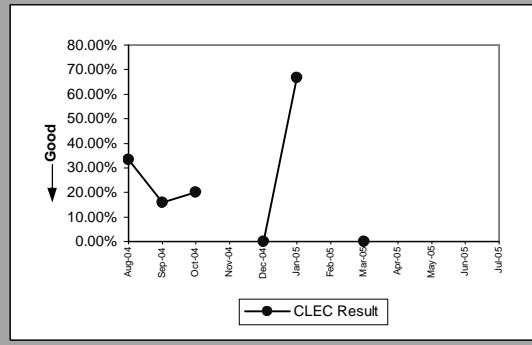
ISDN Primary(Diagnostic)					
Date	Numerator	Denominator	CLEC Result	Standard Dev	
Aug-04					
Sep-04					
Oct-04					
Nov-04					
Dec-04					
Jan-05					
Feb-05					
Mar-05					
Apr-05	0		1	0.00%	0.00%
May-05					
Jun-05					
Jul-05					



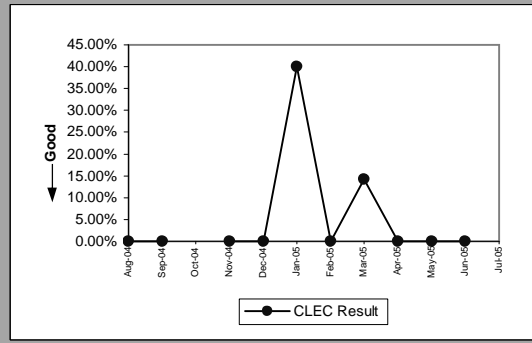
Qwest Perf Results - PID (14-State 271 PID 8.1)

OP-5R - New Service Quality Multiple Report Rate (Percent)

Line Sharing(Diagnostic)					
Date	Numerator	Denominator	CLEC Result	Standard Dev	
Aug-04	5	15	33.33%	47.14%	
Sep-04	3	19	15.79%	36.46%	
Oct-04	1	5	20.00%	40.00%	
Nov-04					
Dec-04	0	2	0.00%	0.00%	
Jan-05	2	3	66.67%	47.14%	
Feb-05					
Mar-05	0	1	0.00%	0.00%	
Apr-05					
May-05					
Jun-05					
Jul-05					



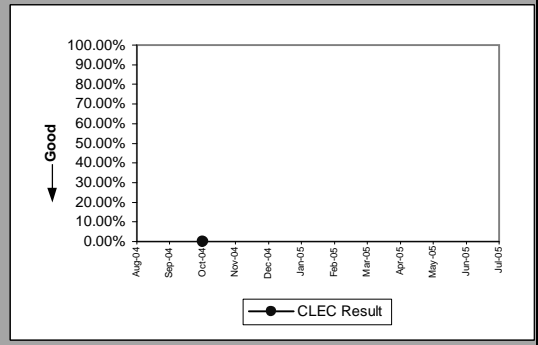
Line Splitting(Diagnostic)					
Date	Numerator	Denominator	CLEC Result	Standard Dev	
Aug-04	0	1	0.00%	0.00%	
Sep-04	0	2	0.00%	0.00%	
Oct-04					
Nov-04	0	6	0.00%	0.00%	
Dec-04	0	3	0.00%	0.00%	
Jan-05	2	5	40.00%	48.99%	
Feb-05	0	2	0.00%	0.00%	
Mar-05	1	7	14.29%	34.99%	
Apr-05	0	6	0.00%	0.00%	
May-05	0	1	0.00%	0.00%	
Jun-05	0	1	0.00%	0.00%	
Jul-05					



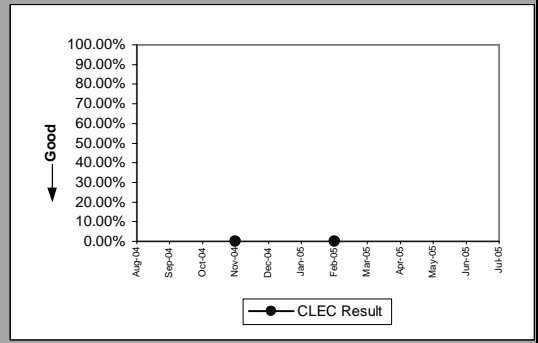
Qwest Perf Results - PID (14-State 271 PID 8.1)

OP-5R - New Service Quality Multiple Report Rate (Percent)

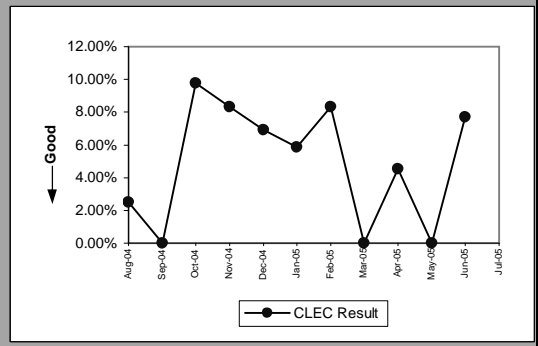
UDIT DS1(Diagnostic)				
Date	Numerator	Denominator	CLEC Result	Standard Dev
Aug-04				
Sep-04				
Oct-04	0	1	0.00%	0.00%
Nov-04				
Dec-04				
Jan-05				
Feb-05				
Mar-05				
Apr-05				
May-05				
Jun-05				
Jul-05				



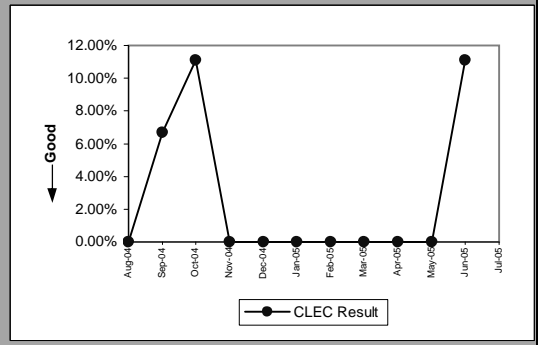
UDIT Above DS1 Level(Diagnostic)				
Date	Numerator	Denominator	CLEC Result	Standard Dev
Aug-04				
Sep-04				
Oct-04				
Nov-04	0	1	0.00%	0.00%
Dec-04				
Jan-05				
Feb-05	0	1	0.00%	0.00%
Mar-05				
Apr-05				
May-05				
Jun-05				
Jul-05				



Unbundled Loop Analog(Diagnostic)					
Date	Numerator	Denominator	CLEC Result	Standard Dev	Standard Dev
Aug-04	1	40	2.50%	15.61%	
Sep-04	0	32	0.00%	0.00%	
Oct-04	4	41	9.76%	29.67%	
Nov-04	3	36	8.33%	27.64%	
Dec-04	2	29	6.90%	25.34%	
Jan-05	1	17	5.88%	23.53%	
Feb-05	2	24	8.33%	27.64%	
Mar-05	0	14	0.00%	0.00%	
Apr-05	1	22	4.55%	20.83%	
May-05	0	29	0.00%	0.00%	
Jun-05	4	52	7.69%	26.65%	
Jul-05					

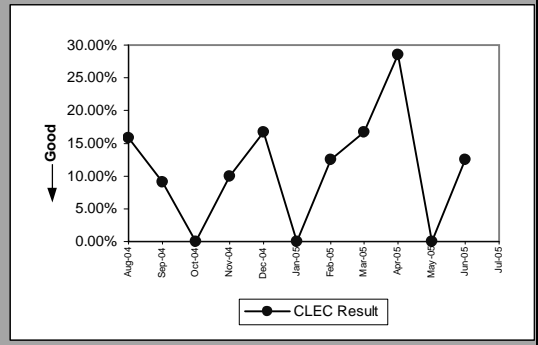


Unbundled Loop - 2 Wire Non-Loaded(Diagnostic)					
Date	Numerator	Denominator	CLEC Result	Standard Dev	Standard Dev
Aug-04	0	9	0.00%	0.00%	
Sep-04	1	15	6.67%	24.94%	
Oct-04	2	18	11.11%	31.43%	
Nov-04	0	11	0.00%	0.00%	
Dec-04	0	11	0.00%	0.00%	
Jan-05	0	10	0.00%	0.00%	
Feb-05	0	7	0.00%	0.00%	
Mar-05	0	10	0.00%	0.00%	
Apr-05	0	9	0.00%	0.00%	
May-05	0	5	0.00%	0.00%	
Jun-05	1	9	11.11%	31.43%	
Jul-05					

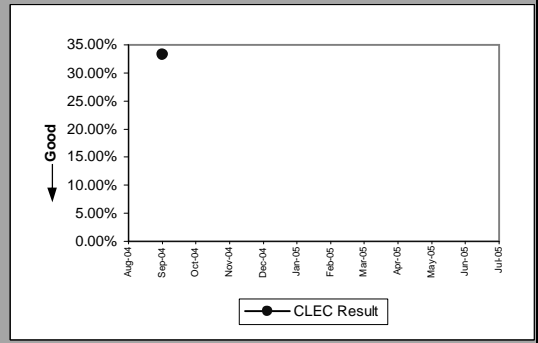


OP-5R - New Service Quality Multiple Report Rate (Percent)

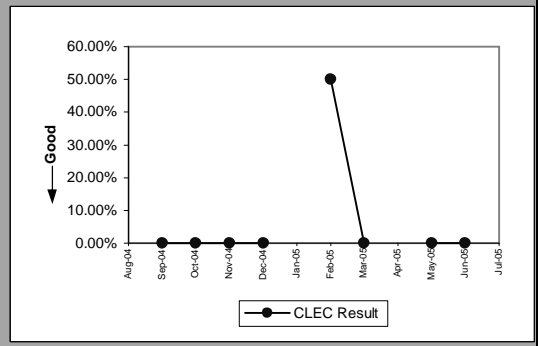
Unbundled Loop - DS1 Capable(Diagnostic)					
Date	Numerator	Denominator	CLEC Result	Standard Dev	
Aug-04		3	19	15.79%	36.46%
Sep-04	1	11		9.09%	28.75%
Oct-04	0	8		0.00%	0.00%
Nov-04	1	10		10.00%	30.00%
Dec-04	1	6		16.67%	37.27%
Jan-05	0	3		0.00%	0.00%
Feb-05	1	8		12.50%	33.07%
Mar-05	2	12		16.67%	37.27%
Apr-05	4	14		28.57%	45.18%
May-05	0	7		0.00%	0.00%
Jun-05	1	8		12.50%	33.07%
Jul-05					



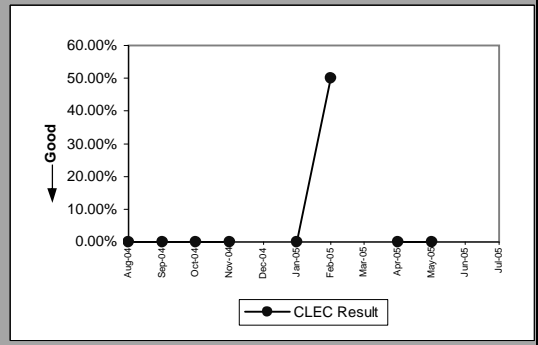
Unbundled Loop - XDSL(Diagnostic)				
Date	Numerator	Denominator	CLEC Result	Standard Dev
Aug-04				
Sep-04	1	3	33.33%	47.14%
Oct-04				
Nov-04				
Dec-04				
Jan-05				
Feb-05				
Mar-05				
Apr-05				
May-05				
Jun-05				
Jul-05				



Unbundled Loop ISDN Capable(Diagnostic)				
Date	Numerator	Denominator	CLEC Result	Standard Dev
Aug-04				
Sep-04	0	3	0.00%	0.00%
Oct-04	0	3	0.00%	0.00%
Nov-04	0	4	0.00%	0.00%
Dec-04	0	2	0.00%	0.00%
Jan-05				
Feb-05	1	2	50.00%	50.00%
Mar-05	0	4	0.00%	0.00%
Apr-05				
May-05	0	6	0.00%	0.00%
Jun-05	0	4	0.00%	0.00%
Jul-05				



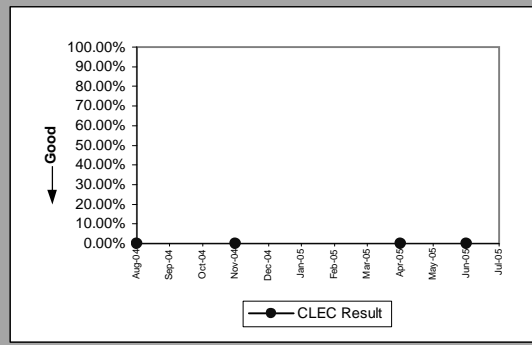
Unbundled Loop - ADSL Qualified(Diagnostic)				
Date	Numerator	Denominator	CLEC Result	Standard Dev
Aug-04	0	2	0.00%	0.00%
Sep-04	0	5	0.00%	0.00%
Oct-04	0	3	0.00%	0.00%
Nov-04	0	1	0.00%	0.00%
Dec-04				
Jan-05	0	2	0.00%	0.00%
Feb-05	1	2	50.00%	50.00%
Mar-05				
Apr-05	0	2	0.00%	0.00%
May-05	0	1	0.00%	0.00%
Jun-05				
Jul-05				



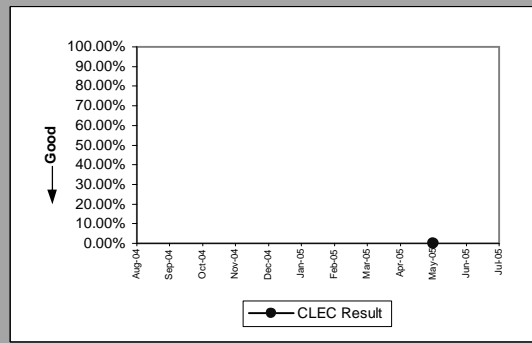
Qwest Perf Results - PID (14-State 271 PID 8.1)

OP-5R - New Service Quality Multiple Report Rate (Percent)

LIS Trunk(Diagnostic)					
Date	Numerator	Denominator	CLEC Result	Standard Dev	
Aug-04		0	1	0.00%	0.00%
Sep-04					
Oct-04					
Nov-04	0		1	0.00%	0.00%
Dec-04					
Jan-05					
Feb-05					
Mar-05					
Apr-05	0		1	0.00%	0.00%
May-05					
Jun-05	0		1	0.00%	0.00%
Jul-05					



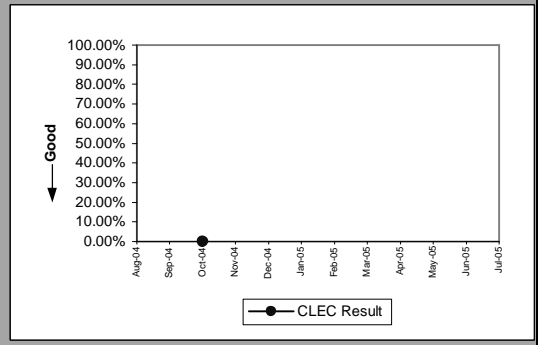
Dark Fiber - Loop(Diagnostic)				
Date	Numerator	Denominator	CLEC Result	Standard Dev
Aug-04				
Sep-04				
Oct-04				
Nov-04				
Dec-04				
Jan-05				
Feb-05				
Mar-05				
Apr-05				
May-05	0		1	0.00%
Jun-05				
Jul-05				



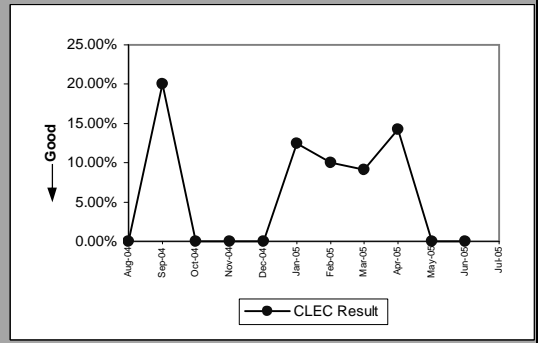
Qwest Perf Results - PID (14-State 271 PID 8.1)

OP-5R - New Service Quality Multiple Report Rate (Percent)

Enhanced Extended Loops - DS0 Capable(Diagnostic)				
Date	Numerator	Denominator	CLEC Result	Standard Dev
Aug-04				
Sep-04				
Oct-04	0	2	0.00%	0.00%
Nov-04				
Dec-04				
Jan-05				
Feb-05				
Mar-05				
Apr-05				
May-05				
Jun-05				
Jul-05				

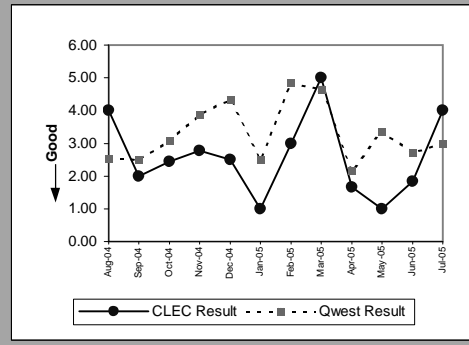


Enhanced Extended Loops - DS1 Capable(Diagnostic)					
Date	Numerator	Denominator	CLEC Result	Standard Dev	
Aug-04	0	4	0.00%	0.00%	0.00%
Sep-04	3	15	20.00%	40.00%	40.00%
Oct-04	0	13	0.00%	0.00%	0.00%
Nov-04	0	2	0.00%	0.00%	0.00%
Dec-04	0	5	0.00%	0.00%	0.00%
Jan-05	1	8	12.50%	33.07%	33.07%
Feb-05	1	10	10.00%	30.00%	30.00%
Mar-05	1	11	9.09%	28.75%	28.75%
Apr-05	1	7	14.29%	34.99%	34.99%
May-05	0	6	0.00%	0.00%	0.00%
Jun-05	0	6	0.00%	0.00%	0.00%
Jul-05					

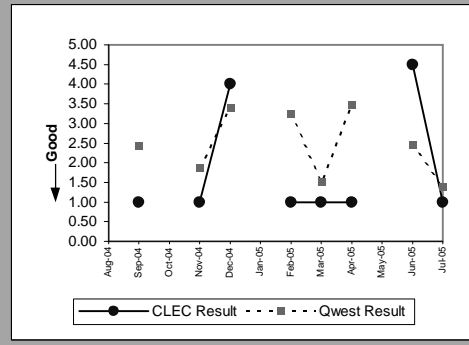


OP-6A-1 - Delayed Days for Non-Facility Reasons (Average Days) - Dispatches within MSAs

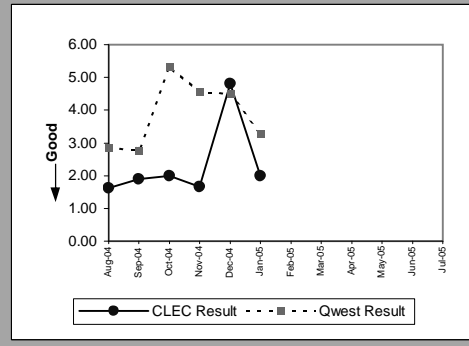
Residence(Parity)									
Date	CLEC Num	CLEC Denom	CLEC Result	CLEC Std Dev	Qwest Num	Qwest Denom	Qwest Result	Mod Z Scr	Parity Scr
Aug-04	12	3	4	5.20	733	289	2.54	0.571351	-0.385335
Sep-04	14	7	2	1.41	709	284	2.50	-0.304936	-1.185388
Oct-04	22	9	2.44	2.51	555	181	3.07	-0.408676	-1.248458
Nov-04	25	9	2.78	2.28	550	142	3.87	-0.421003	-1.255952
Dec-04	5	2	2.50	2.12	695	160	4.34	-0.262182	-1.159395
Jan-05	3	3	1	0.00	281	112	2.51	-0.646998	-1.393347
Feb-05	6	2	3	2.83	393	81	4.85	-0.191274	-1.116286
Mar-05	15	3	5	5.29	395	85	4.65	0.07252	-0.67593
Apr-05	5	3	1.67	0.58	234	109	2.15	-0.276369	-1.168021
May-05	3	3	1	0.00	364	108	3.37	-0.786735	-1.478301
Jun-05	11	6	1.83	1.33	449	165	2.72	-0.546608	-1.332314
Jul-05	12	3	4	2	515	172	2.99	0.184241	-0.38787



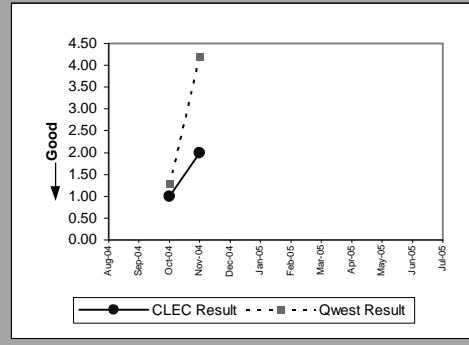
Qwest DSL(Parity)									
Date	CLEC Num	CLEC Denom	CLEC Result	CLEC Std Dev	Qwest Num	Qwest Denom	Qwest Result	Mod Z Scr	Parity Scr
Aug-04									
Sep-04	1	1	1		120	49	2.45	-0.522238	-1.317498
Oct-04									
Nov-04	1	1	1		56	30	1.87	-0.434869	-1.264382
Dec-04	4	1	4	0.00	133	39	3.41	0.118256	-0.486156
Jan-05									
Feb-05	1	1	1	0.00	110	34	3.24	-0.457245	-1.277985
Mar-05	1	1	1	0.00	44	29	1.52	-0.481444	-1.292697
Apr-05	2	2	1	0.00	132	38	3.47	-0.607014	-1.369038
May-05									
Jun-05	9	2	4.50	3.54	160	65	2.46	0.852414	-0.454983
Jul-05	1	1	1	0.00	87	63	1.38	-0.490214	-1.298029



UNE - P (POTS)(Parity)									
Date	CLEC Num	CLEC Denom	CLEC Result	CLEC Std Dev	Qwest Num	Qwest Denom	Qwest Result	Mod Z Scr	Parity Scr
Aug-04	31	19	1.63	2.29	1059	371	2.85	-0.925232	-1.562501
Sep-04	36	19	1.89	1.10	996	359	2.77	-0.796416	-1.484186
Oct-04	14	7	2	1.53	1336	250	5.34	-0.661946	-1.402435
Nov-04	15	9	1.67	1	875	192	4.56	-0.902114	-1.548447
Dec-04	48	10	4.80	5.49	895	198	4.52	0.087554	-0.770658
Jan-05	4	2	2	1.41	506	154	3.29	-0.353173	-1.214714
Feb-05									
Mar-05									
Apr-05									
May-05									
Jun-05									
Jul-05									

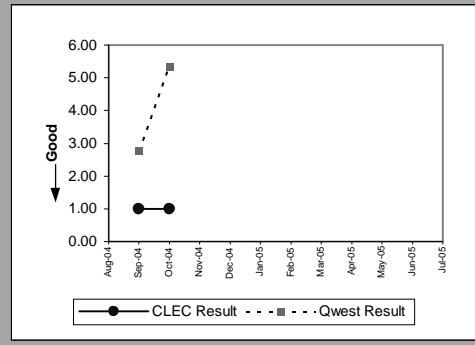


UNE P (Centrex)(Parity)									
Date	CLEC Num	CLEC Denom	CLEC Result	CLEC Std Dev	Qwest Num	Qwest Denom	Qwest Result	Mod Z Scr	Parity Scr
Aug-04									
Sep-04									
Oct-04	1	1	1		22	17	1.29	-0.37037	-1.225169
Nov-04	2	1	2		67	16	4.19	-0.392532	-1.238643
Dec-04									
Jan-05									
Feb-05									
Mar-05									
Apr-05									
May-05									
Jun-05									
Jul-05									

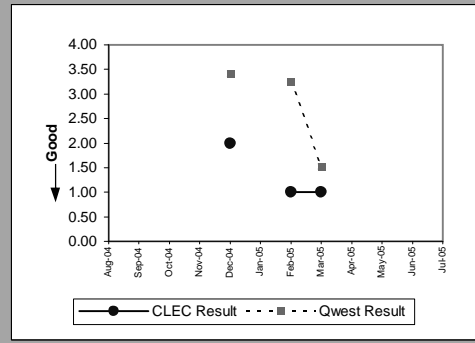


OP-6A-1 - Delayed Days for Non-Facility Reasons (Average Days) - Dispatches within MSAs

Line Sharing(Parity)									
Date	CLEC Num	CLEC Denom	CLEC Result	CLEC Std Dev	Qwest Num	Qwest Denom	Qwest Result	Mod Z Scr	Parity Scr
Aug-04									
Sep-04	2	2	1	0.00	996	359	2.77	-0.53335	-1.324254
Oct-04	1	1	1		1336	250	5.34	-0.328872	-1.19994
Nov-04									
Dec-04									
Jan-05									
Feb-05									
Mar-05									
Apr-05									
May-05									
Jun-05									
Jul-05									

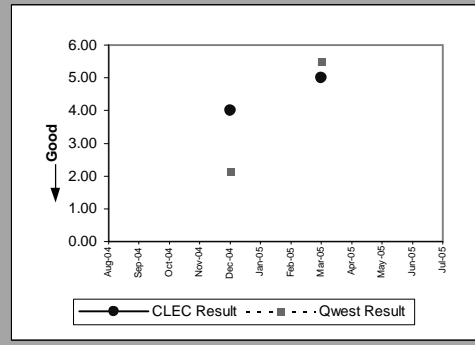


Line Splitting(Parity)									
Date	CLEC Num	CLEC Denom	CLEC Result	CLEC Std Dev	Qwest Num	Qwest Denom	Qwest Result	Mod Z Scr	Parity Scr
Aug-04									
Sep-04									
Oct-04									
Nov-04									
Dec-04	2	1	2	0.00	133	39	3.41	-0.282787	-1.171922
Jan-05									
Feb-05	1	1	1	0.00	110	34	3.24	-0.457245	-1.277985
Mar-05	1	1	1	0.00	44	29	1.52	-0.481444	-1.292697
Apr-05									
May-05									
Jun-05									
Jul-05									

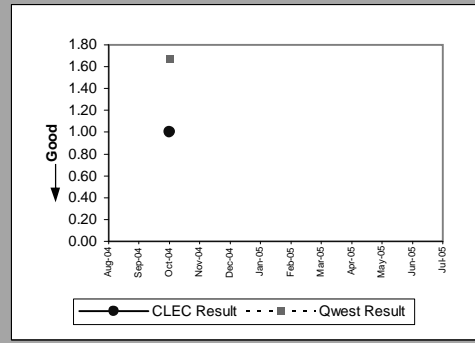


OP-6A-2 - Delayed Days for Non-Facility Reasons (Average Days) - Dispatches outside MSAs

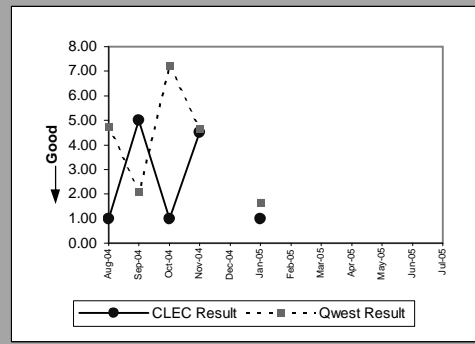
Residence(Parity)									
Date	CLEC Num	CLEC Denom	CLEC Result	CLEC Std Dev	Qwest Num	Qwest Denom	Qwest Result	Mod Z Scr	Parity Scr
Aug-04									
Sep-04									
Oct-04									
Nov-04									
Dec-04	4	1	4	0.00	64	30	2.13	0.953913	-0.556798
Jan-05									
Feb-05									
Mar-05	10	2	5	1.41	88	16	5.50	-0.093906	-1.057091
Apr-05									
May-05									
Jun-05									
Jul-05									



Qwest DSL(Parity)									
Date	CLEC Num	CLEC Denom	CLEC Result	CLEC Std Dev	Qwest Num	Qwest Denom	Qwest Result	Mod Z Scr	Parity Scr
Aug-04									
Sep-04									
Oct-04	1	1	1		5	3	1.67	-1	-1.607957
Nov-04									
Dec-04									
Jan-05									
Feb-05									
Mar-05									
Apr-05									
May-05									
Jun-05									
Jul-05									



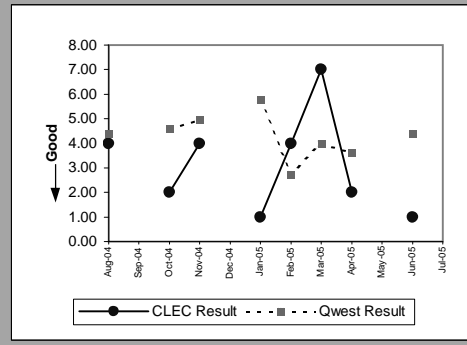
UNE - P (POTS)(Parity)									
Date	CLEC Num	CLEC Denom	CLEC Result	CLEC Std Dev	Qwest Num	Qwest Denom	Qwest Result	Mod Z Scr	Parity Scr
Aug-04	2	2	1	0.00	223	47	4.74	-0.604801	-1.367693
Sep-04	5	1	5		131	63	2.08	1.036478	-0.26393
Oct-04	1	1	1		340	47	7.23	-0.498275	-1.30293
Nov-04	9	2	4.50	4.95	191	41	4.66	-0.024313	-1.014781
Dec-04									
Jan-05	1	1	1	0.00	32	19	1.68	-0.533696	-1.324464
Feb-05									
Mar-05									
Apr-05									
May-05									
Jun-05									
Jul-05									



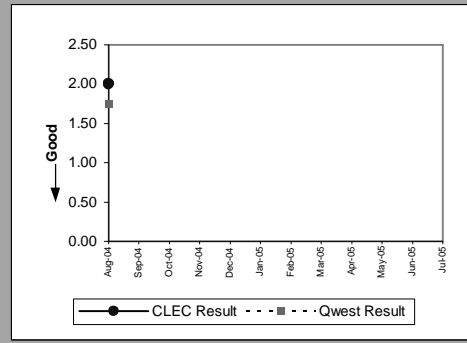
Qwest Perf Results - PID (14-State 271 PID 8.1)

OP-6A-3 - Delayed Days for Non-Facility Reasons (Average Days) - No dispatches

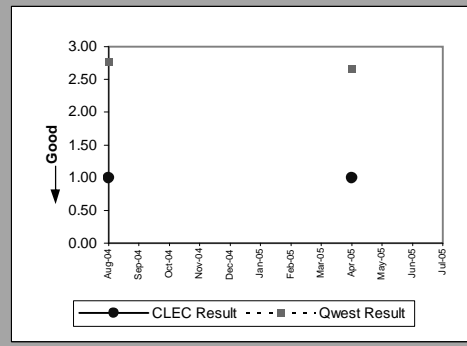
Residence(Parity)									
Date	CLEC Num	CLEC Denom	CLEC Result	CLEC Std Dev	Qwest Num	Qwest Denom	Qwest Result	Mod Z Scr	Parity Scr
Aug-04	12	3	4	0.00	229	52	4.40	-0.081446	-1.049516
Sep-04									
Oct-04	2	1	2		133	29	4.59	-0.342082	-1.207971
Nov-04	4	1	4		277	56	4.95	-0.144412	-1.087796
Dec-04									
Jan-05	1	1	1	0.00	196	34	5.76	-0.496514	-1.301859
Feb-05	12	3	4	5.20	96	35	2.74	1.006081	-0.468514
Mar-05	7	1	7	0.00	140	35	4	0.642802	-0.385335
Apr-05	2	1	2	0.00	123	34	3.62	-0.341802	-1.207801
May-05									
Jun-05	1	1	1	0.00	150	34	4.41	-0.3617	-1.219898
Jul-05									



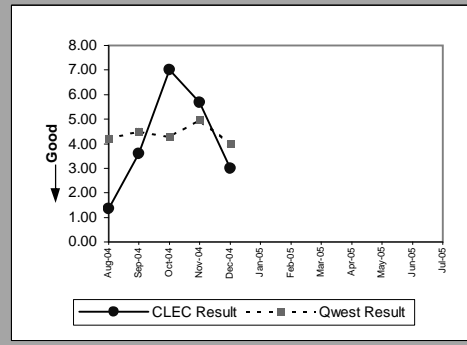
Business(Parity)									
Date	CLEC Num	CLEC Denom	CLEC Result	CLEC Std Dev	Qwest Num	Qwest Denom	Qwest Result	Mod Z Scr	Parity Scr
Aug-04	2	1	2		7	4	1.75	0.23355	-1.176161
Sep-04									
Oct-04									
Nov-04									
Dec-04									
Jan-05									
Feb-05									
Mar-05									
Apr-05									
May-05									
Jun-05									
Jul-05									



Qwest DSL(Parity)									
Date	CLEC Num	CLEC Denom	CLEC Result	CLEC Std Dev	Qwest Num	Qwest Denom	Qwest Result	Mod Z Scr	Parity Scr
Aug-04	4	4	1	0.00	25	9	2.78	-1.444508	-1.878198
Sep-04									
Oct-04									
Nov-04									
Dec-04									
Jan-05									
Feb-05									
Mar-05									
Apr-05	1	1	1	0.00	8	3	2.67	-0.693375	-1.421542
May-05									
Jun-05									
Jul-05									



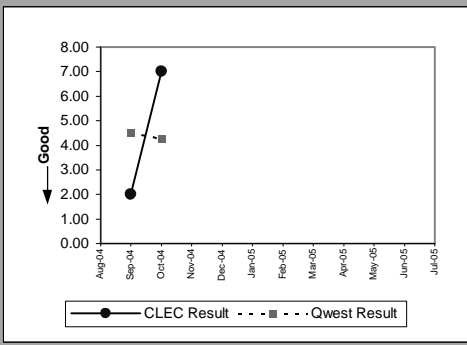
UNE - P (POTS)(Parity)									
Date	CLEC Num	CLEC Denom	CLEC Result	CLEC Std Dev	Qwest Num	Qwest Denom	Qwest Result	Mod Z Scr	Parity Scr
Aug-04	27	20	1.35	1.18	236	56	4.21	-1.36185	-1.827946
Sep-04	18	5	3.60	1.52	294	65	4.52	-0.247291	-1.150343
Oct-04	7	1	7		137	32	4.28	0.375427	-0.345937
Nov-04	17	3	5.67	5.51	294	59	4.98	0.181577	-0.663566
Dec-04	24	8	3		219	55	3.98	-0.533989	-1.324642
Jan-05									
Feb-05									
Mar-05									
Apr-05									
May-05									
Jun-05									
Jul-05									



Qwest Perf Results - PID (14-State 271 PID 8.1)

OP-6A-3 - Delayed Days for Non-Facility Reasons (Average Days) - No dispatches

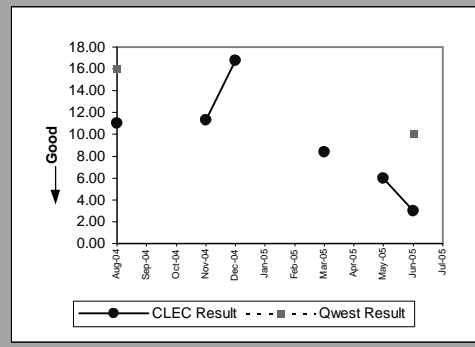
Line Sharing(Parity)									
Date	CLEC Num	CLEC Denom	CLEC Result	CLEC Std Dev	Qwest Num	Qwest Denom	Qwest Result	Mod Z Scr	Parity Scr
Aug-04									
Sep-04	2	1	2		294	65	4.52	-0.31131	-1.189263
Oct-04	14	2	7	7.07	137	32	4.28	0.523068	-0.499108
Nov-04									
Dec-04									
Jan-05									
Feb-05									
Mar-05									
Apr-05									
May-05									
Jun-05									
Jul-05									



Qwest Perf Results - PID (14-State 271 PID 8.1)

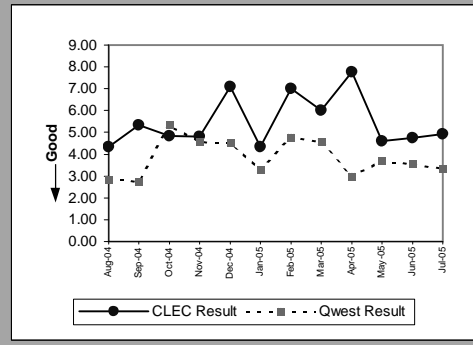
OP-6A-4 - Delayed Days for Non-Facility Reasons (Average Days) - Interval Zone One

LIS Trunk(Parity)									
Date	CLEC Num	CLEC Denom	CLEC Result	CLEC Std Dev	Qwest Num	Qwest Denom	Qwest Result	Mod Z Scr	Parity Scr
Aug-04	11	1	11		16	1	16		
Sep-04									
Oct-04									
Nov-04	79	7	11.29	6.34					
Dec-04	67	4	16.75	1.26		0			
Jan-05									
Feb-05									
Mar-05	67	8	8.38	1.60		0			
Apr-05									
May-05	24	4	6	0.00		0			
Jun-05	6	2	3	0.00	20	2	10	-0.824958	-1.501539
Jul-05									

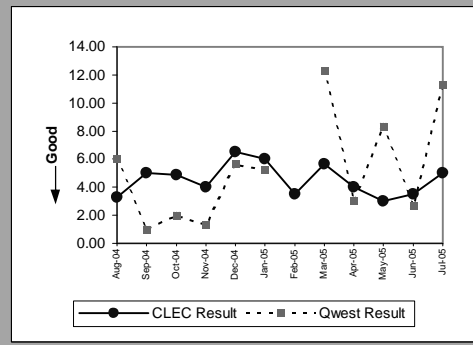


OP-6A-4 - Delayed Days for Non-Facility Reasons (Average Days) - Interval Zone One

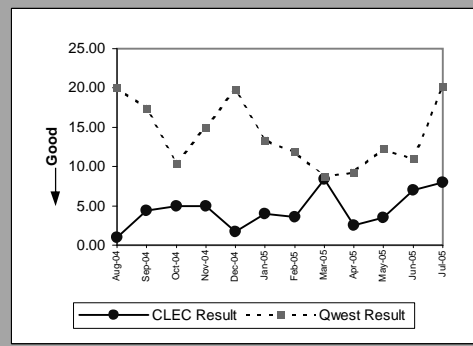
Unbundled Loop Analog(Parity)									
Date	CLEC Num	CLEC Denom	CLEC Result	CLEC Std Dev	Qwest Num	Qwest Denom	Qwest Result	Mod Z Scr	Parity Scr
Aug-04	104	24	4.33	3.17	1059	371	2.85	1.249592	-0.267092
Sep-04	304	57	5.33	4.83	996	359	2.77	3.825251	0.878728
Oct-04	169	35	4.83	4.05	1336	250	5.34	-0.216648	-1.131712
Nov-04	188	39	4.82	2.51	875	192	4.56	0.159512	-0.836515
Dec-04	277	39	7.10	10.83	895	198	4.52	1.494998	-0.220872
Jan-05	91	21	4.33	1.06	506	154	3.29	0.880408	-0.5055
Feb-05	168	24	7	7.42	570	119	4.79	0.855134	-0.566678
Mar-05	60	10	6	2.54	558	122	4.57	0.58002	-0.538711
Apr-05	233	30	7.77	1.01	445	149	2.99	5.176103	1.261001
May-05	83	18	4.61	2.85	533	145	3.68	0.736338	-0.59756
Jun-05	81	17	4.76	3.67	755	213	3.54	0.773575	-0.560764
Jul-05	187	38	4.92	3.31	697	209	3.33	0.956611	-0.496965



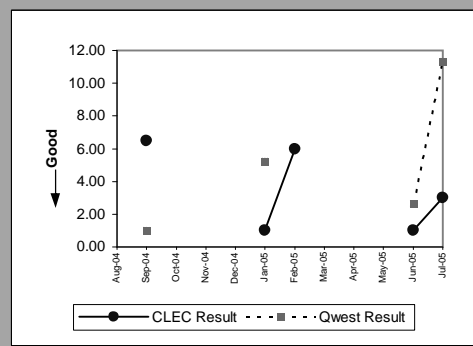
Unbundled Loop - 2 Wire Non-Loaded(Parity)									
Date	CLEC Num	CLEC Denom	CLEC Result	CLEC Std Dev	Qwest Num	Qwest Denom	Qwest Result	Mod Z Scr	Parity Scr
Aug-04	23	7	3.29	1.80	24	4	6	-0.728527	-1.442913
Sep-04	65	13	5	4.32	1	1	1		
Oct-04	39	8	4.88	2.70	4	2	2	2.571478	0.028861
Nov-04	20	5	4	3.08	4	3	1.33	6.324555	-0.353417
Dec-04	26	4	6.50	2.89	34	6	5.67	0.402911	-0.828601
Jan-05	24	4	6	4.55	21	4	5.25	0.124784	-1.132089
Feb-05	7	2	3.50	0.71		0			
Mar-05	17	3	5.67	3.79	37	3	12.33	-0.479188	-1.291326
Apr-05	4	1	4	0.00	6	2	3		
May-05	15	5	3	2.74	25	3	8.33	-0.665743	-1.404743
Jun-05	21	6	3.50	3.21	16	6	2.67	0.775217	-0.356708
Jul-05	10	2	5	4.24	34	3	11.33	-1.66641	-2.013105



Unbundled Loop - DS1 Capable(Parity)									
Date	CLEC Num	CLEC Denom	CLEC Result	CLEC Std Dev	Qwest Num	Qwest Denom	Qwest Result	Mod Z Scr	Parity Scr
Aug-04	9	9	1	0.00	100	5	20	-2.231608	-2.356721
Sep-04	53	12	4.42	3.15	366	21	17.43	-1.418828	-1.862586
Oct-04	40	8	5	6.82	104	10	10.40	-1.646219	-2.00083
Nov-04	10	2	5	1.41	45	3	15	-1.800901	-2.09487
Dec-04	5	3	1.67	0.58	257	13	19.77	-1.185325	-1.720626
Jan-05	4	1	4	0.00	80	6	13.33	-0.948091	-1.576398
Feb-05	18	5	3.60	2.97	119	10	11.90	-0.858381	-1.521859
Mar-05	42	5	8.40	7.06	96	11	8.73	-0.070528	-1.042878
Apr-05	5	2	2.50	0.71	37	4	9.25	-1.792053	-2.089491
May-05	7	2	3.50	3.54	98	8	12.25	-0.847629	-1.515322
Jun-05	35	5	7	10.12	22	2	11	-0.338062	-1.205527
Jul-05	8	1	8	0.00	121	6	20.17	-0.634696	-1.385868



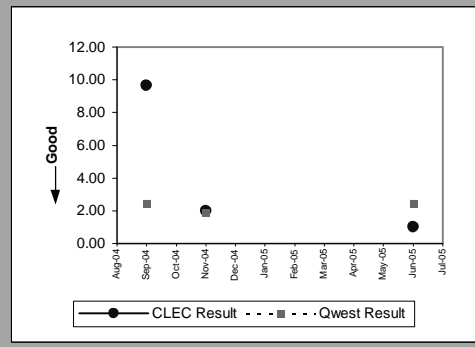
Unbundled Loop ISDN Capable(Parity)									
Date	CLEC Num	CLEC Denom	CLEC Result	CLEC Std Dev	Qwest Num	Qwest Denom	Qwest Result	Mod Z Scr	Parity Scr
Aug-04									
Sep-04	13	2	6.50	2.12	1	1	1		
Oct-04									
Nov-04									
Dec-04									
Jan-05	1	1	1	0.00	21	4	5.25	-0.447214	-1.271887
Feb-05	6	1	6	0.00		0			
Mar-05									
Apr-05									
May-05									
Jun-05	1	1	1	0.00	16	6	2.67	-0.828742	-1.503839
Jul-05	3	1	3	0.00	34	3	11.33	-1.733438	-2.053856



Qwest Perf Results - PID (14-State 271 PID 8.1)

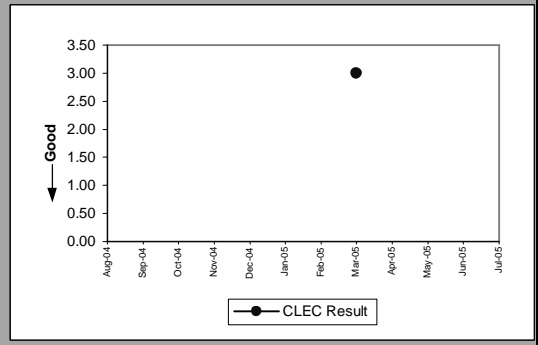
OP-6A-4 - Delayed Days for Non-Facility Reasons (Average Days) - Interval Zone One

Unbundled Loop - ADSL Qualified(Parity)									
Date	CLEC Num	CLEC Denom	CLEC Result	CLEC Std Dev	Qwest Num	Qwest Denom	Qwest Result	Mod Z Scr	Parity Scr
Aug-04									
Sep-04	29	3	9.67	8.02	120	49	2.45	4.418226	0.749798
Oct-04									
Nov-04	2	1	2		56	30	1.87	0.066903	-0.791795
Dec-04									
Jan-05									
Feb-05									
Mar-05									
Apr-05									
May-05									
Jun-05	1	1	1	0.00	160	65	2.46	-0.43542	-1.264717
Jul-05									

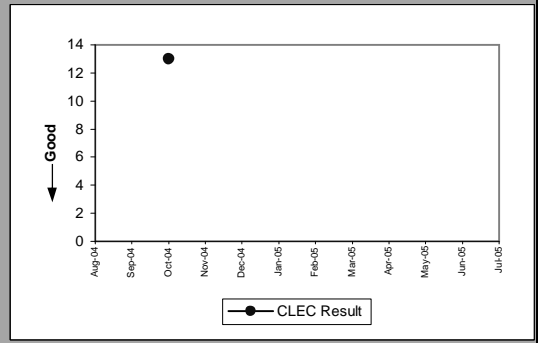


OP-6A-4 - Delayed Days for Non-Facility Reasons (Average Days) - Interval Zone One

Enhanced Extended Loops - DS0 Capable(Diagnostic)				
Date	Num	Denom	CLEC Result	Standard Dev
Aug-04				
Sep-04				
Oct-04				
Nov-04				
Dec-04				
Jan-05				
Feb-05				
Mar-05	12	4	3	0.00
Apr-05				
May-05				
Jun-05				
Jul-05				



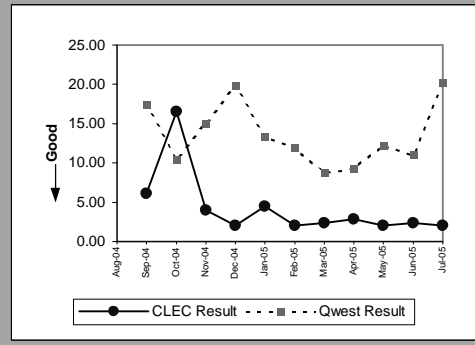
Enhanced Extended Loops - DS3 Capable(Diagnostic)				
Date	Num	Denom	CLEC Result	Standard Dev
Aug-04				
Sep-04				
Oct-04	13	1	13	
Nov-04				
Dec-04				
Jan-05				
Feb-05				
Mar-05				
Apr-05				
May-05				
Jun-05				
Jul-05				



Qwest Perf Results - PID (14-State 271 PID 8.1)

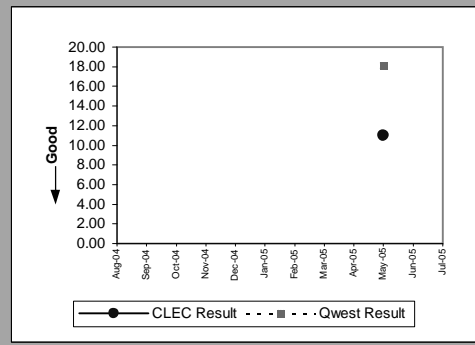
OP-6A-4 - Delayed Days for Non-Facility Reasons (Average Days) - Interval Zone One

Enhanced Extended Loops - DS1 Capable(Parity)									
Date	CLEC Num	CLEC Denom	CLEC Result	CLEC Std Dev	Qwest Num	Qwest Denom	Qwest Result	Mod Z Scr	Parity Scr
Aug-04									
Sep-04	49	8	6.13	7.18	366	21	17.43	-1.073537	-1.652664
Oct-04	33	2	16.50	0.71	104	10	10.40	1.138779	-0.402863
Nov-04	4	1	4		45	3	15	-1.566111	-1.952128
Dec-04	2	1	2	0.00	257	13	19.77	-0.718127	-1.43659
Jan-05	9	2	4.50	0.71	80	6	13.33	-1.187017	-1.721655
Feb-05	2	1	2	0.00	119	10	11.90	-0.534689	-1.325068
Mar-05	7	3	2.33	0.58	96	11	8.73	-1.141017	-1.693689
Apr-05	17	6	2.83	2.23	37	4	9.25	-2.285561	-2.389522
May-05	2	1	2	0.00	98	8	12.25	-0.740091	-1.449944
Jun-05	14	6	2.33	2.07	22	2	11	-0.750555	-1.456305
Jul-05	4	2	2	1.41	121	6	20.17	-1.253685	-1.762187

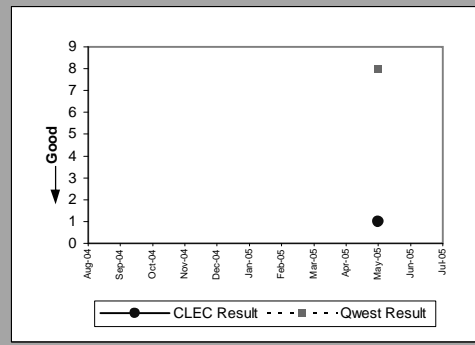


OP-6A-5 - Delayed Days for Non-Facility Reasons (Average Days) - Interval Zone Two

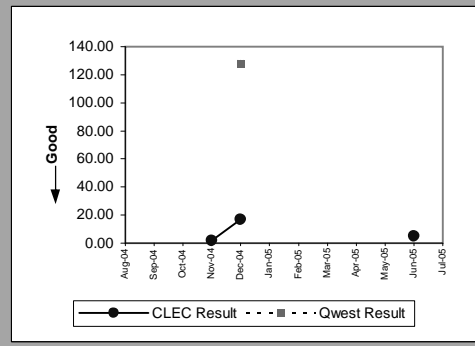
ISDN Primary(Parity)									
Date	CLEC Num	CLEC Denom	CLEC Result	CLEC Std Dev	Qwest Num	Qwest Denom	Qwest Result	Mod Z Scr	Parity Scr
Aug-04									
Sep-04									
Oct-04									
Nov-04									
Dec-04									
Jan-05									
Feb-05									
Mar-05									
Apr-05									
May-05	44	4	11	0.00	272	15	18.13	-0.736106	-1.447521
Jun-05									
Jul-05									



PBX(Parity)									
Date	CLEC Num	CLEC Denom	CLEC Result	CLEC Std Dev	Qwest Num	Qwest Denom	Qwest Result	Mod Z Scr	Parity Scr
Aug-04									
Sep-04									
Oct-04									
Nov-04									
Dec-04									
Jan-05									
Feb-05									
Mar-05									
Apr-05									
May-05	1	1	1	0.00	8	1	8		
Jun-05									
Jul-05									

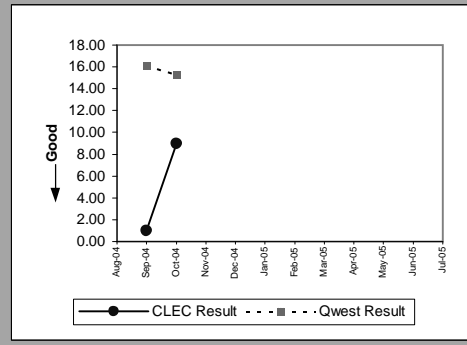


LIS Trunk(Parity)									
Date	CLEC Num	CLEC Denom	CLEC Result	CLEC Std Dev	Qwest Num	Qwest Denom	Qwest Result	Mod Z Scr	Parity Scr
Aug-04									
Sep-04									
Oct-04									
Nov-04	2	1	2						
Dec-04	51	3	17	0.00	768	6	128	-3.464017	-3.105973
Jan-05									
Feb-05									
Mar-05									
Apr-05									
May-05									
Jun-05	10	2	5	1.41		0			
Jul-05									

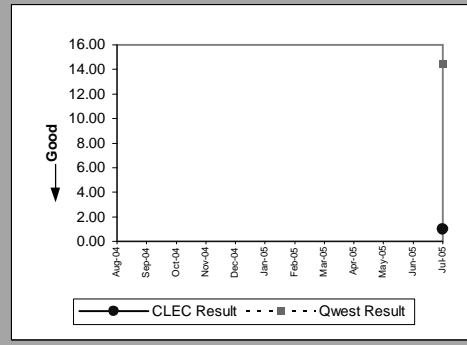


OP-6A-5 - Delayed Days for Non-Facility Reasons (Average Days) - Interval Zone Two

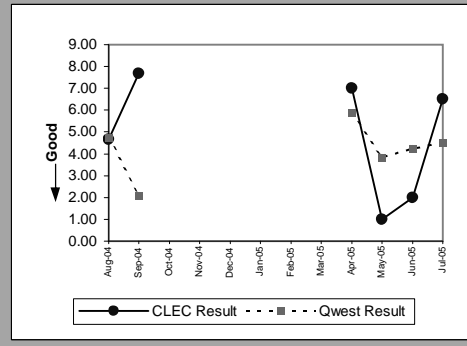
UDIT DS1(Parity)									
Date	CLEC Num	CLEC Denom	CLEC Result	CLEC Std Dev	Qwest Num	Qwest Denom	Qwest Result	Mod Z Scr	Parity Scr
Aug-04									
Sep-04	1	1	1		646	40	16.15	-0.700815	-1.426066
Oct-04	9	1	9		444	29	15.31	-0.401016	-1.2438
Nov-04									
Dec-04									
Jan-05									
Feb-05									
Mar-05									
Apr-05									
May-05									
Jun-05									
Jul-05									



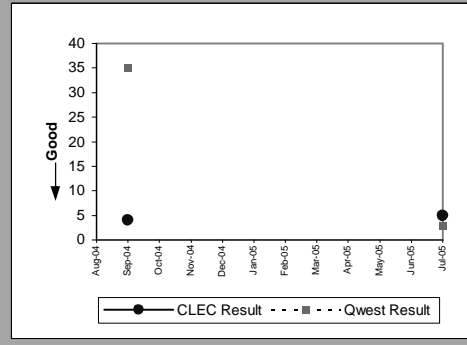
UDIT Above DS1 Level(Parity)									
Date	CLEC Num	CLEC Denom	CLEC Result	CLEC Std Dev	Qwest Num	Qwest Denom	Qwest Result	Mod Z Scr	Parity Scr
Aug-04									
Sep-04									
Oct-04									
Nov-04									
Dec-04									
Jan-05									
Feb-05									
Mar-05									
Apr-05									
May-05									
Jun-05									
Jul-05	1	1	1	0.00	29	2	14.50	-1.417132	-1.861555



Unbundled Loop Analog(Parity)									
Date	CLEC Num	CLEC Denom	CLEC Result	CLEC Std Dev	Qwest Num	Qwest Denom	Qwest Result	Mod Z Scr	Parity Scr
Aug-04	14	3	4.67	2.89	223	47	4.74	-0.015277	-1.009288
Sep-04	23	3	7.67	5.77	131	63	2.08	3.381923	0.319321
Oct-04									
Nov-04									
Dec-04									
Jan-05									
Feb-05									
Mar-05									
Apr-05	28	4	7	0.00	164	28	5.86	0.200139	-0.652857
May-05	2	2	1	0.00	173	45	3.84	-0.451242	-1.274335
Jun-05	8	4	2	0.00	191	45	4.24	-0.508551	-1.309177
Jul-05	13	2	6.50	2.12	235	52	4.52	0.238604	-0.422307



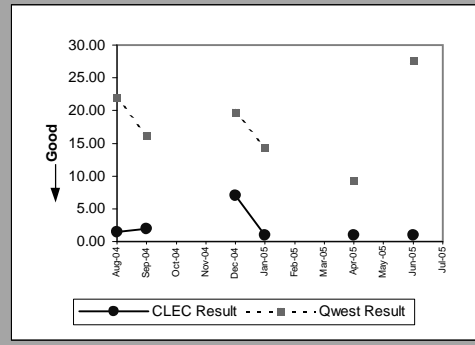
Unbundled Loop - 2 Wire Non-Loaded(Parity)									
Date	CLEC Num	CLEC Denom	CLEC Result	CLEC Std Dev	Qwest Num	Qwest Denom	Qwest Result	Mod Z Scr	Parity Scr
Aug-04									
Sep-04	4	1	4		35	1	35		
Oct-04									
Nov-04									
Dec-04									
Jan-05									
Feb-05									
Mar-05									
Apr-05									
May-05									
Jun-05									
Jul-05	5	1	5	0.00	3	1	3		



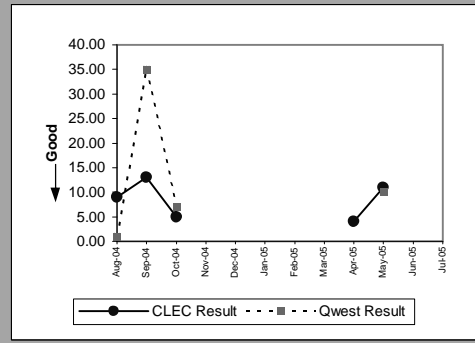
Qwest Perf Results - PID (14-State 271 PID 8.1)

OP-6A-5 - Delayed Days for Non-Facility Reasons (Average Days) - Interval Zone Two

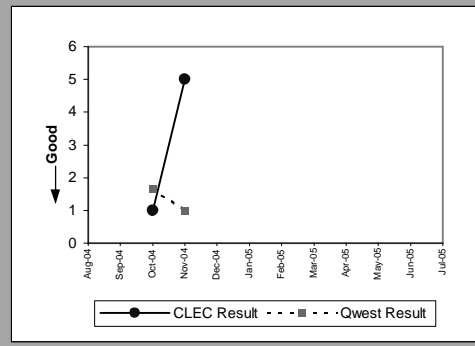
Unbundled Loop - DS1 Capable(Parity)									
Date	CLEC Num	CLEC Denom	CLEC Result	CLEC Std Dev	Qwest Num	Qwest Denom	Qwest Result	Mod Z Scr	Parity Scr
Aug-04	3	2	1.50	0.71	154	7	22	-1.100271	-1.668917
Sep-04	2	1	2		646	40	16.15	-0.654557	-1.397942
Oct-04									
Nov-04									
Dec-04	7	1	7	0.00	296	15	19.73	-0.572671	-1.348159
Jan-05	1	1	1	0.00	115	8	14.38	-1.392701	-1.846702
Feb-05									
Mar-05									
Apr-05	1	1	1	0.00	65	7	9.29	-0.878116	-1.533857
May-05									
Jun-05	1	1	1	0.00	414	15	27.60	-0.94056	-1.57182
Jul-05									



Unbundled Loop ISDN Capable(Parity)									
Date	CLEC Num	CLEC Denom	CLEC Result	CLEC Std Dev	Qwest Num	Qwest Denom	Qwest Result	Mod Z Scr	Parity Scr
Aug-04	9	1	9		1	1	1		
Sep-04	13	1	13		35	1	35		
Oct-04	5	1	5		7	1	7		
Nov-04									
Dec-04									
Jan-05									
Feb-05									
Mar-05									
Apr-05	4	1	4	0.00		0			
May-05	11	1	11	0.00	20	2	10	0.06415	-1.400545
Jun-05									
Jul-05									



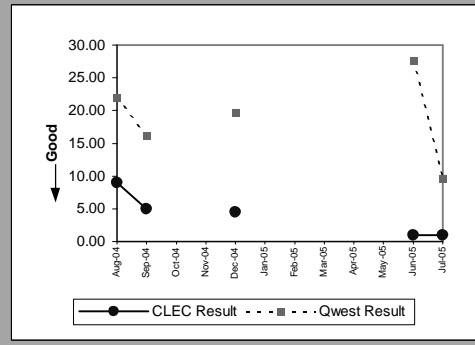
Unbundled Loop - ADSL Qualified(Diagnostic)									
Date	CLEC Num	CLEC Denom	CLEC Result	CLEC Std Dev	Qwest Num	Qwest Denom	Qwest Result	Mod Z Scr	Parity Scr
Aug-04									
Sep-04									
Oct-04	1	1	1		5	3	1.67	-1	-1.607957
Nov-04	5	1	5		1	1	1		
Dec-04									
Jan-05									
Feb-05									
Mar-05									
Apr-05									
May-05									
Jun-05									
Jul-05									



Qwest Perf Results - PID (14-State 271 PID 8.1)

OP-6A-5 - Delayed Days for Non-Facility Reasons (Average Days) - Interval Zone Two

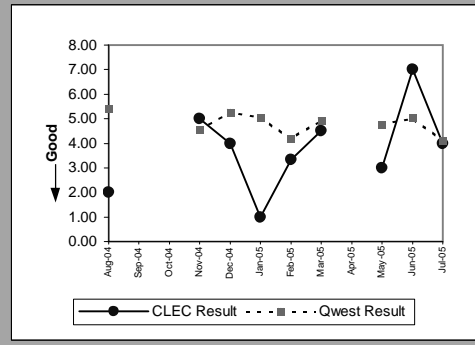
Enhanced Extended Loops - DS1 Capable(Parity)									
Date	CLEC Num	CLEC Denom	CLEC Result	CLEC Std Dev	Qwest Num	Qwest Denom	Qwest Result	Mod Z Scr	Parity Scr
Aug-04	9	1	9		154	7	22	-0.5233	-1.318144
Sep-04	10	2	5	2.83	646	40	16.15	-0.72069	-1.438148
Oct-04									
Nov-04									
Dec-04	9	2	4.50	4.95	296	15	19.73	-0.939958	-1.571454
Jan-05									
Feb-05									
Mar-05									
Apr-05									
May-05									
Jun-05	1	1	1	0.00	414	15	27.60	-0.94056	-1.57182
Jul-05	1	1	1	0.00	116	12	9.67	-1.001314	-1.608756



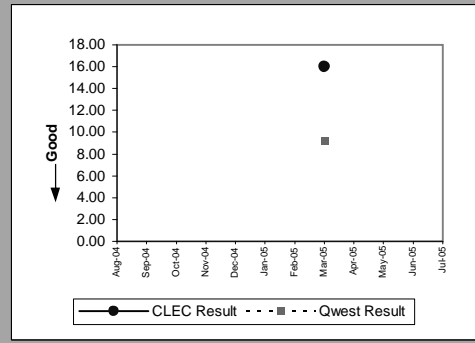
Qwest Perf Results - PID (14-State 271 PID 8.1)

OP-6B-1 - Delayed Days for Facility Reasons (Average Days) - Dispatches within MSAs

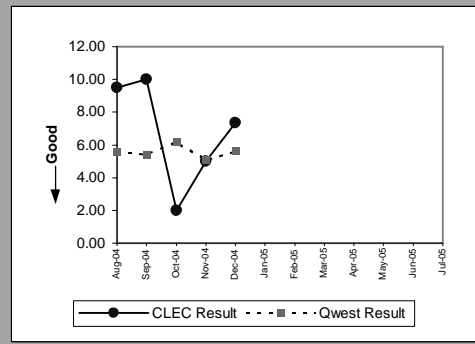
Residence(Parity)									
Date	CLEC Num	CLEC Denom	CLEC Result	CLEC Std Dev	Qwest Num	Qwest Denom	Qwest Result	Mod Z Scr	Parity Scr
Aug-04	2	1	2		742	137	5.42	-0.586694	-1.356685
Sep-04									
Oct-04									
Nov-04	15	3	5	2.65	557	122	4.57	0.160799	-0.782073
Dec-04	16	4	4	4.08	601	114	5.27	-0.220406	-1.133997
Jan-05	1	1	1	0.00	490	97	5.05	-0.634793	-1.385927
Feb-05	10	3	3.33	2.52	434	104	4.17	-0.307976	-1.187236
Mar-05	9	2	4.50	3.54	454	92	4.93	-0.078707	-1.047851
Apr-05									
May-05	3	1	3	0.00	483	101	4.78	-0.340213	-1.206835
Jun-05	14	2	7	1.41	607	121	5.02	0.538428	-0.645658
Jul-05	4	1	4	0.00	435	106	4.10	-0.022535	-1.0137



Business(Parity)									
Date	CLEC Num	CLEC Denom	CLEC Result	CLEC Std Dev	Qwest Num	Qwest Denom	Qwest Result	Mod Z Scr	Parity Scr
Aug-04									
Sep-04									
Oct-04									
Nov-04									
Dec-04									
Jan-05									
Feb-05									
Mar-05	16	1	16	0.00	277	30	9.23	0.884811	-0.419909
Apr-05									
May-05									
Jun-05									
Jul-05									



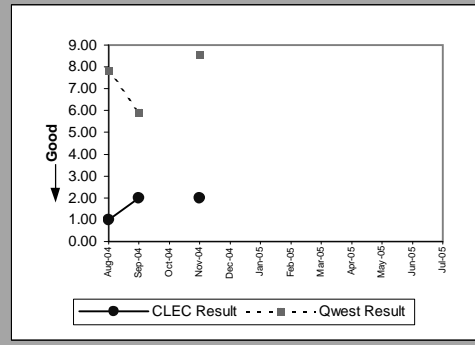
UNE - P (POTS)(Parity)									
Date	CLEC Num	CLEC Denom	CLEC Result	CLEC Std Dev	Qwest Num	Qwest Denom	Qwest Result	Mod Z Scr	Parity Scr
Aug-04	76	8	9.50	9.97	923	165	5.59	1.881734	-0.033794
Sep-04	70	7	10	6.06	1000	184	5.43	2.145126	0.109525
Oct-04	2	1	2		1196	194	6.16	-0.495489	-1.301236
Nov-04	45	9	5	2.78	815	160	5.09	-0.051351	-1.031219
Dec-04	22	3	7.33	4.16	797	142	5.61	0.275117	-0.448115
Jan-05									
Feb-05									
Mar-05									
Apr-05									
May-05									
Jun-05									
Jul-05									



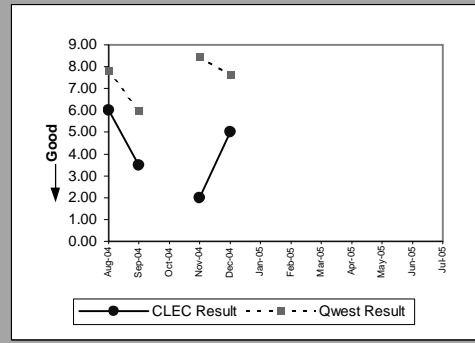
Qwest Perf Results - PID (14-State 271 PID 8.1)

OP-6B-2 - Delayed Days for Facility Reasons (Average Days) - Dispatches outside MSAs

Residence(Parity)									
Date	CLEC Num	CLEC Denom	CLEC Result	CLEC Std Dev	Qwest Num	Qwest Denom	Qwest Result	Mod Z Scr	Parity Scr
Aug-04	1	1	1		344	44	7.82	-0.817511	-1.497012
Sep-04	2	1	2		313	53	5.91	-0.628559	-1.382137
Oct-04									
Nov-04	2	1	2		291	34	8.56	-0.466444	-1.283578
Dec-04									
Jan-05									
Feb-05									
Mar-05									
Apr-05									
May-05									
Jun-05									
Jul-05									



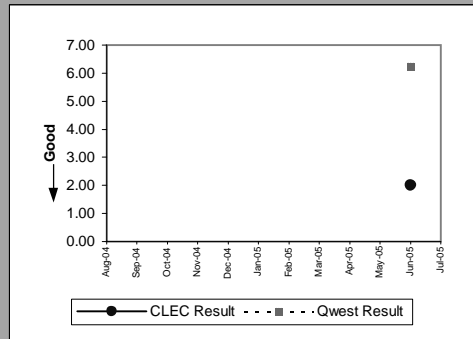
UNE - P (POTS)(Parity)									
Date	CLEC Num	CLEC Denom	CLEC Result	CLEC Std Dev	Qwest Num	Qwest Denom	Qwest Result	Mod Z Scr	Parity Scr
Aug-04	12	2	6	7.07	366	47	7.79	-0.307765	-1.187108
Sep-04	7	2	3.50	3.54	329	55	5.98	-0.559429	-1.340109
Oct-04									
Nov-04	2	1	2		355	42	8.45	-0.492619	-1.299491
Dec-04	10	2	5	4.24	199	26	7.65	-0.2437	-1.148159
Jan-05									
Feb-05									
Mar-05									
Apr-05									
May-05									
Jun-05									
Jul-05									



Qwest Perf Results - PID (14-State 271 PID 8.1)

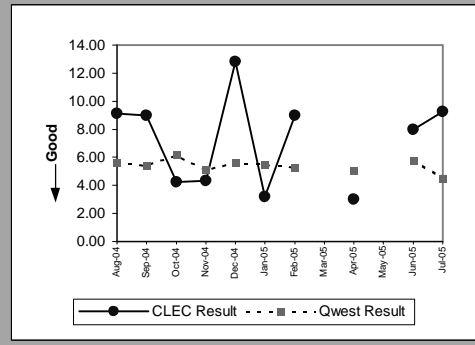
OP-6B-3 - Delayed Days for Facility Reasons (Average Days) - No dispatches

Date	Residence(Parity)								
	CLEC Num	CLEC Denom	CLEC Result	CLEC Std Dev	Qwest Num	Qwest Denom	Qwest Result	Mod Z Scr	Parity Scr
Aug-04									
Sep-04									
Oct-04									
Nov-04									
Dec-04									
Jan-05									
Feb-05									
Mar-05									
Apr-05									
May-05									
Jun-05	2	1	2	0.00	25	4	6.25	-0.662561	-1.402809
Jul-05									

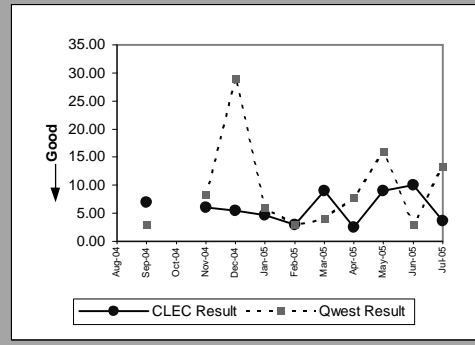


OP-6B-4 - Delayed Days for Facility Reasons (Average Days) - Interval Zone One

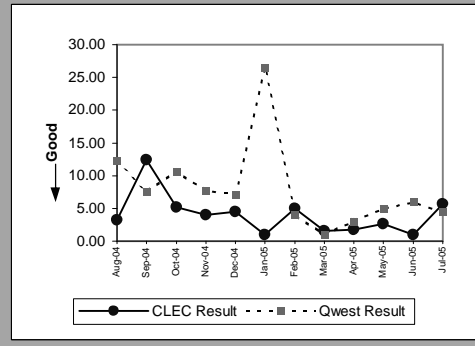
Unbundled Loop Analog(Parity)									
Date	CLEC Num	CLEC Denom	CLEC Result	CLEC Std Dev	Qwest Num	Qwest Denom	Qwest Result	Mod Z Scr	Parity Scr
Aug-04	73	8	9.13	4.12	923	165	5.59	1.701079	-0.079491
Sep-04	9	1	9		1000	184	5.43	0.643367	-0.38787
Oct-04	17	4	4.25	2.22	1196	194	6.16	-0.452165	-1.274897
Nov-04	91	21	4.33	7.44	815	160	5.09	-0.614785	-1.373763
Dec-04	77	6	12.83	17.21	797	142	5.61	1.6161	-0.028368
Jan-05	16	5	3.20	0.45	654	120	5.45	-0.743314	-1.451903
Feb-05	117	13	9	6.58	721	136	5.30	2.044414	0.043793
Mar-05									
Apr-05	6	2	3	0.00	954	188	5.07	-0.365501	-1.222209
May-05									
Jun-05	16	2	8	9.90	1055	183	5.77	0.470667	-0.558783
Jul-05	111	12	9.25	4.71	648	143	4.53	3.195569	0.565993



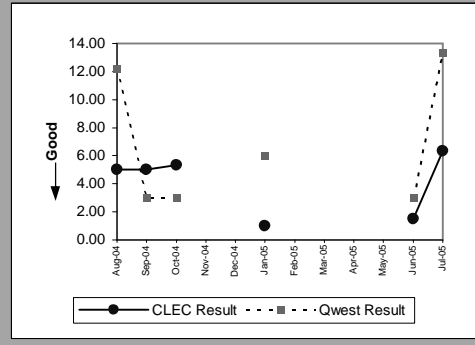
Unbundled Loop - 2 Wire Non-Loaded(Parity)									
Date	CLEC Num	CLEC Denom	CLEC Result	CLEC Std Dev	Qwest Num	Qwest Denom	Qwest Result	Mod Z Scr	Parity Scr
Aug-04									
Sep-04	21	3	7	4.36	6	2	3	3.098387	-0.626481
Oct-04									
Nov-04	18	3	6	2.65	50	6	8.33	-0.438357	-1.266502
Dec-04	11	2	5.50	6.36	58	2	29	-4.154252	-3.525606
Jan-05	14	3	4.67	3.51	6	1	6		
Feb-05	3	1	3	0.00	6	2	3	0	-1
Mar-05	18	2	9	9.90	4	1	4		
Apr-05	5	2	2.50	0.71	31	4	7.75	-1.214461	-1.73834
May-05	9	1	9	0.00	32	2	16	-0.288675	-1.175502
Jun-05	20	2	10	4.24	3	1	3		
Jul-05	11	3	3.67	2.08	40	3	13.33	-1.841502	-2.119554



Unbundled Loop - DS1 Capable(Parity)									
Date	CLEC Num	CLEC Denom	CLEC Result	CLEC Std Dev	Qwest Num	Qwest Denom	Qwest Result	Mod Z Scr	Parity Scr
Aug-04	35	11	3.18	2.36	134	11	12.18	-3.281818	-2.995204
Sep-04	62	5	12.40	10.11	45	6	7.50	0.792352	-0.536676
Oct-04	26	5	5.20	5.67	128	12	10.67	-1.136242	-1.690786
Nov-04	8	2	4	4.24	93	12	7.75	-1.714137	-2.042121
Dec-04	18	4	4.50	7	43	6	7.17	-1.270882	-1.772642
Jan-05	1	1	1	0.00	53	2	26.50	-29.44486	-18.90121
Feb-05	20	4	5	6.68	4	1	4		
Mar-05	8	5	1.60	1.34	1	1	1		
Apr-05	7	4	1.75	0.50	6	2	3	-1.020621	-1.620493
May-05	13	5	2.60	1.67	10	2	5	-2.02837	-2.233162
Jun-05	1	1	1	0.00	48	8	6	-1.13855	-1.692189
Jul-05	34	6	5.67	4.50	9	2	4.50	2.020726	-0.779289



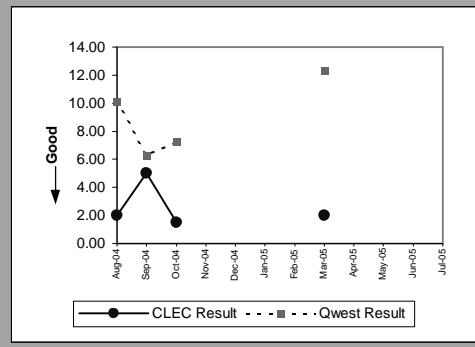
Unbundled Loop ISDN Capable(Parity)									
Date	CLEC Num	CLEC Denom	CLEC Result	CLEC Std Dev	Qwest Num	Qwest Denom	Qwest Result	Mod Z Scr	Parity Scr
Aug-04	5	1	5		73	6	12.17	-0.766319	-1.465889
Sep-04	5	1	5		6	2	3	1.154701	-0.599455
Oct-04	16	3	5.33	5.13	3	1	3		
Nov-04									
Dec-04									
Jan-05	1	1	1	0.00	6	1	6		
Feb-05									
Mar-05									
Apr-05									
May-05									
Jun-05	3	2	1.50	0.71	3	1	3		
Jul-05	19	3	6.33	2.52	40	3	13.33	-1.333501	-1.810711



Qwest Perf Results - PID (14-State 271 PID 8.1)

OP-6B-4 - Delayed Days for Facility Reasons (Average Days) - Interval Zone One

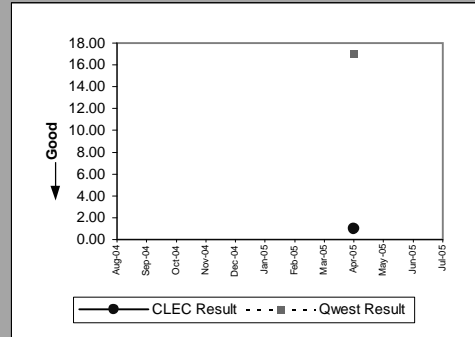
Unbundled Loop - ADSL Qualified(Parity)									
Date	CLEC Num	CLEC Denom	CLEC Result	CLEC Std Dev	Qwest Num	Qwest Denom	Qwest Result	Mod Z Scr	Parity Scr
Aug-04	2	1	2		304	30	10.13	-1.000818	-1.608454
Sep-04	5	1	5		195	31	6.29	-0.235781	-1.143345
Oct-04	3	2	1.50	0.71	152	21	7.24	-1.551105	-1.943005
Nov-04									
Dec-04									
Jan-05									
Feb-05									
Mar-05	2	1	2	0.00	123	10	12.30	-0.80481	-1.48929
Apr-05									
May-05									
Jun-05									
Jul-05									



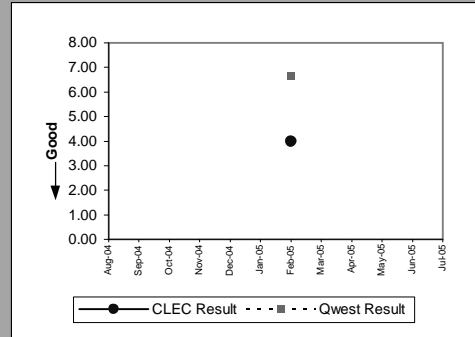
Qwest Perf Results - PID (14-State 271 PID 8.1)

OP-6B-5 - Delayed Days for Facility Reasons (Average Days) - Interval Zone Two

ISDN Primary(Parity)									
Date	CLEC Num	CLEC Denom	CLEC Result	CLEC Std Dev	Qwest Num	Qwest Denom	Qwest Result	Mod Z Scr	Parity Scr
Aug-04									
Sep-04									
Oct-04									
Nov-04									
Dec-04									
Jan-05									
Feb-05									
Mar-05									
Apr-05	1	1	1	0.00	51	3	17	-2.666667	-2.621218
May-05									
Jun-05									
Jul-05									

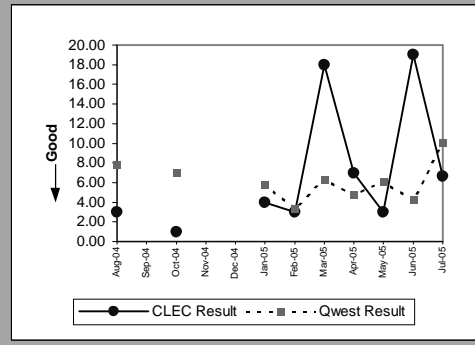


DS1(Parity)									
Date	CLEC Num	CLEC Denom	CLEC Result	CLEC Std Dev	Qwest Num	Qwest Denom	Qwest Result	Mod Z Scr	Parity Scr
Aug-04									
Sep-04									
Oct-04									
Nov-04									
Dec-04									
Jan-05									
Feb-05	4	1	4	0.00	20	3	6.67	-2	-2.215914
Mar-05									
Apr-05									
May-05									
Jun-05									
Jul-05									

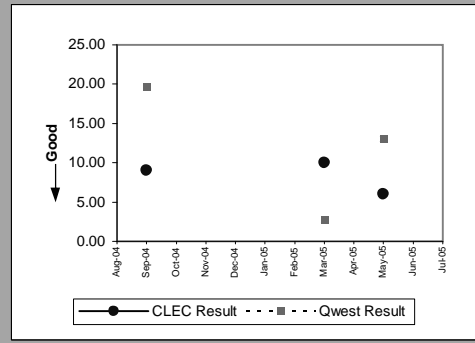


OP-6B-5 - Delayed Days for Facility Reasons (Average Days) - Interval Zone Two

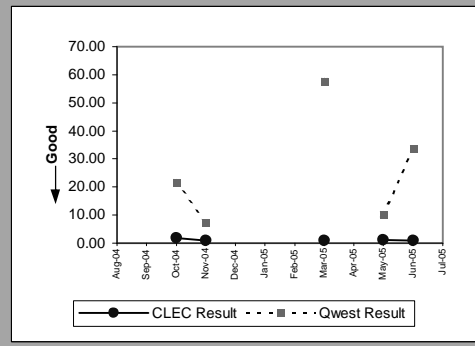
Unbundled Loop Analog(Parity)									
Date	CLEC Num	CLEC Denom	CLEC Result	CLEC Std Dev	Qwest Num	Qwest Denom	Qwest Result	Mod Z Scr	Parity Scr
Aug-04	3	1	3		366	47	7.79	-0.588959	-1.358061
Sep-04									
Oct-04	3	3	1	0.00	209	30	6.97	-0.94984	-1.577462
Nov-04									
Dec-04									
Jan-05	4	1	4	0.00	186	32	5.81	-0.235088	-1.142923
Feb-05	3	1	3	0.00	83	25	3.32	-0.10725	-1.065203
Mar-05	36	2	18	0.00	196	31	6.32	2.213432	-0.028368
Apr-05	7	1	7	0.00	142	30	4.73	0.395059	-0.461782
May-05	6	2	3	0.00	281	46	6.11	-0.763878	-1.464405
Jun-05	57	3	19	5.20	183	43	4.26	6.689486	1.261001
Jul-05	20	3	6.67	1.15	502	50	10.04	-0.285254	-1.173422



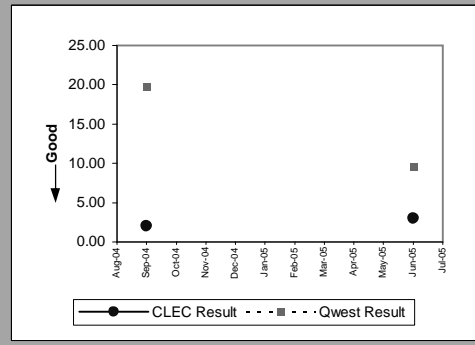
Unbundled Loop - 2 Wire Non-Loaded(Parity)									
Date	CLEC Num	CLEC Denom	CLEC Result	CLEC Std Dev	Qwest Num	Qwest Denom	Qwest Result	Mod Z Scr	Parity Scr
Aug-04									
Sep-04	18	2	9	7.07	118	6	19.67	-0.509182	-1.309561
Oct-04									
Nov-04									
Dec-04									
Jan-05									
Feb-05									
Mar-05	10	1	10	0.00	11	4	2.75	3.796991	-0.326578
Apr-05									
May-05	6	1	6	0.00	39	3	13	-0.763763	-1.464335
Jun-05									
Jul-05									



Unbundled Loop - DS1 Capable(Parity)									
Date	CLEC Num	CLEC Denom	CLEC Result	CLEC Std Dev	Qwest Num	Qwest Denom	Qwest Result	Mod Z Scr	Parity Scr
Aug-04									
Sep-04									
Oct-04	7	4	1.75	1.50	367	17	21.59	-2.219762	-2.349519
Nov-04	1	1	1		65	9	7.22	-0.739633	-1.449665
Dec-04									
Jan-05									
Feb-05									
Mar-05	1	1	1	0.00	173	3	57.67	-0.845447	-1.513995
Apr-05									
May-05	5	4	1.25	0.50	31	3	10.33	-1.557143	-1.946676
Jun-05	1	1	1	0.00	203	6	33.83	-1.302137	-1.791643
Jul-05									



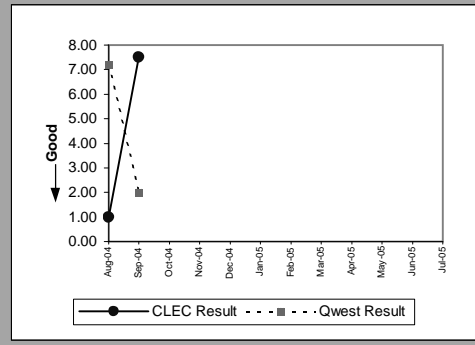
Unbundled Loop ISDN Capable(Parity)									
Date	CLEC Num	CLEC Denom	CLEC Result	CLEC Std Dev	Qwest Num	Qwest Denom	Qwest Result	Mod Z Scr	Parity Scr
Aug-04									
Sep-04	2	1	2		118	6	19.67	-0.6375	-1.387573
Oct-04									
Nov-04									
Dec-04									
Jan-05									
Feb-05									
Mar-05									
Apr-05									
May-05									
Jun-05	3	1	3	0.00	38	4	9.50	-0.748479	-1.455043
Jul-05									



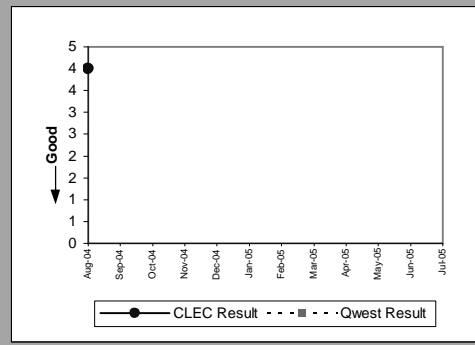
Qwest Perf Results - PID (14-State 271 PID 8.1)

OP-6B-5 - Delayed Days for Facility Reasons (Average Days) - Interval Zone Two

Unbundled Loop - ADSL Qualified(Parity)									
Date	CLEC Num	CLEC Denom	CLEC Result	CLEC Std Dev	Qwest Num	Qwest Denom	Qwest Result	Mod Z Scr	Parity Scr
Aug-04	1	1	1		72	10	7.20	-1.939606	-2.179197
Sep-04	30	4	7.50	6.24	8	4	2	5.5	-0.234531
Oct-04									
Nov-04									
Dec-04									
Jan-05									
Feb-05									
Mar-05									
Apr-05									
May-05									
Jun-05									
Jul-05									



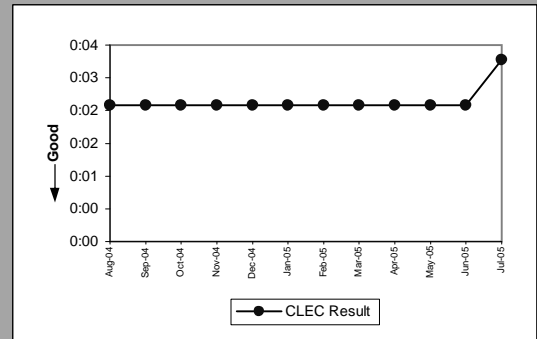
Dark Fiber - Loop(Diagnostic)									
Date	CLEC Num	CLEC Denom	CLEC Result	CLEC Std Dev	Qwest Num	Qwest Denom	Qwest Result	Mod Z Scr	Parity Scr
Aug-04	4	1	4						
Sep-04									
Oct-04									
Nov-04									
Dec-04									
Jan-05									
Feb-05									
Mar-05									
Apr-05									
May-05									
Jun-05									
Jul-05									



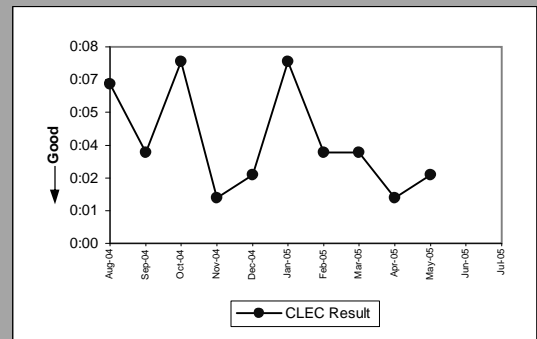
Qwest Perf Results - PID (14-State 271 PID 8.1)

OP-7 - Coordinated Hot Cut Interval (Hours:Minutes)

Unbundled Loop - Analog(Diagnostic)				
Date	Numerator	Denominator	CLEC Result	
Aug-04		34:41	626	0:03
Sep-04		26:26	593	0:03
Oct-04		34:25	663	0:03
Nov-04		29:29	629	0:03
Dec-04		24:26	535	0:03
Jan-05		27:02	494	0:03
Feb-05		24:54	475	0:03
Mar-05		26:34	564	0:03
Apr-05		28:46	532	0:03
May-05		38:13	755	0:03
Jun-05		40:09	805	0:03
Jul-05		38:57	663	0:04



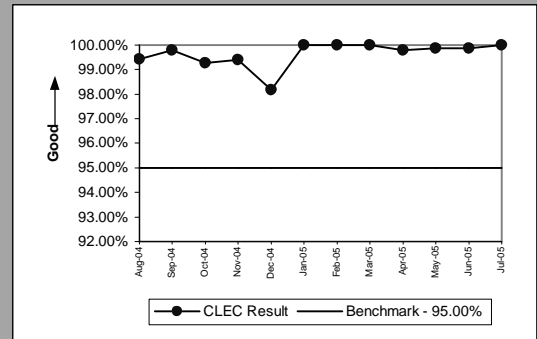
Unbundled Loop Other(Diagnostic)				
Date	Numerator	Denominator	CLEC Result	
Aug-04		2:23	20	0:07
Sep-04		0:51	12	0:04
Oct-04		1:18	10	0:08
Nov-04		0:11	5	0:02
Dec-04		0:25	8	0:03
Jan-05		0:57	7	0:08
Feb-05		0:48	12	0:04
Mar-05		0:31	7	0:04
Apr-05		0:11	5	0:02
May-05		38:13	755	0:03
Jun-05				
Jul-05				



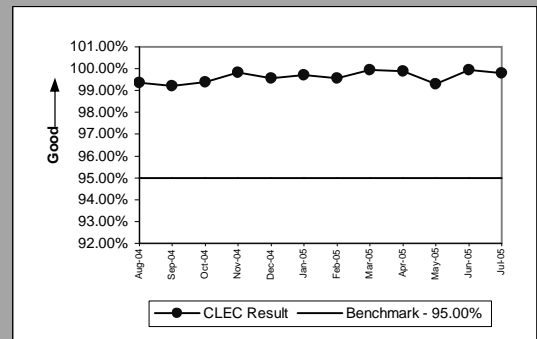
Qwest Perf Results - PID (14-State 271 PID 8.1)

OP-8 - Number Portability Timeliness (Percent)

Number Portability Timeliness(Percent)(OP-8B)(Benchmark)				
Date	Numerator	Denominator	CLEC Result	
Aug-04	513	516	99.42%	
Sep-04	467	468	99.79%	
Oct-04	553	557	99.28%	
Nov-04	493	496	99.40%	
Dec-04	107	109	98.17%	
Jan-05	343	343	100.00%	
Feb-05	352	352	100.00%	
Mar-05	382	382	100.00%	
Apr-05	473	474	99.79%	
May-05	691	692	99.86%	
Jun-05	692	693	99.86%	
Jul-05	602	602	100.00%	



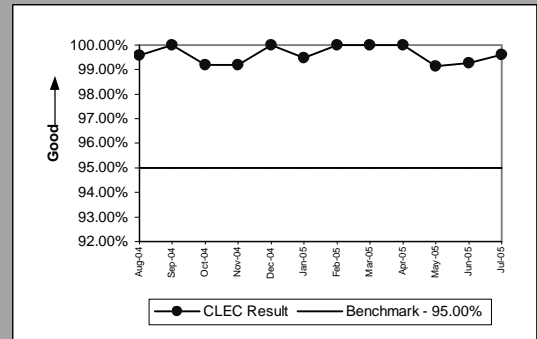
Percentage of LNP Triggers Set Prior to the Frame Due Time(Percent)(OP-8C)(Benchmark)				
Date	Numerator	Denominator	CLEC Result	
Aug-04	4024	4050	99.36%	
Sep-04	2345	2364	99.20%	
Oct-04	1657	1667	99.40%	
Nov-04	2910	2915	99.83%	
Dec-04	1112	1117	99.55%	
Jan-05	1681	1686	99.70%	
Feb-05	2277	2287	99.56%	
Mar-05	5691	5695	99.93%	
Apr-05	3243	3247	99.88%	
May-05	2090	2105	99.29%	
Jun-05	5177	5180	99.94%	
Jul-05	9449	9468	99.80%	



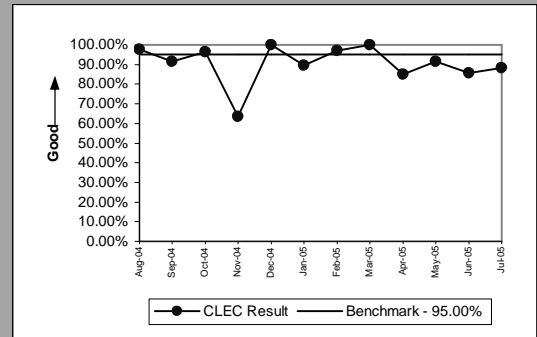
Qwest Perf Results - PID (14-State 271 PID 8.1)

OP-13 - Coordinated Cuts on Time (Percent)

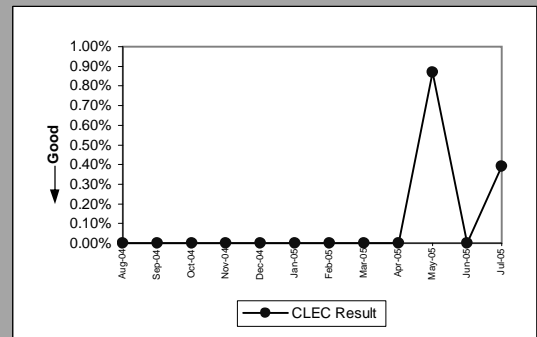
Coordinated Cuts Completed on Time(Percent)Unbundled Loop - Analog(OP-13A)(Benchmark)				
Date	Numerator	Denominator	CLEC Result	
Aug-04	245	246	99.59%	
Sep-04	254	254	100.00%	
Oct-04	246	248	99.19%	
Nov-04	244	246	99.19%	
Dec-04	215	215	100.00%	
Jan-05	186	187	99.47%	
Feb-05	183	183	100.00%	
Mar-05	220	220	100.00%	
Apr-05	222	222	100.00%	
May-05	228	230	99.13%	
Jun-05	269	271	99.26%	
Jul-05	253	254	99.61%	



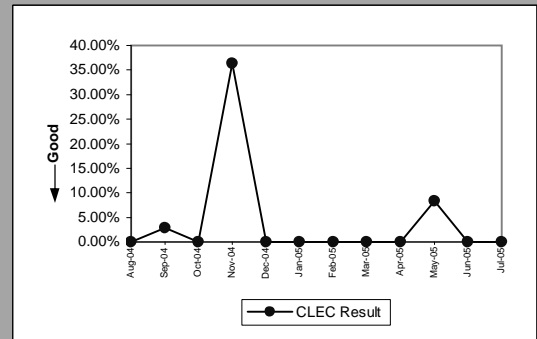
Coordinated Cuts Completed on Time(Percent)Unbundled Loop Other(OP-13B)(Benchmark)				
Date	Numerator	Denominator	CLEC Result	
Aug-04	46	47	97.87%	
Sep-04	32	35	91.43%	
Oct-04	28	29	96.55%	
Nov-04	21	33	63.64%	
Dec-04	21	21	100.00%	
Jan-05	17	19	89.47%	
Feb-05	33	34	97.06%	
Mar-05	25	25	100.00%	
Apr-05	17	20	85.00%	
May-05	11	12	91.67%	
Jun-05	12	14	85.71%	
Jul-05	15	17	88.24%	



Coordinated Cuts Started Without CLEC Approval(Percent)Unbundled Loop - Analog(OP-13B)(Diagnostic)				
Date	Numerator	Denominator	CLEC Result	
Aug-04	0	246	0.00%	
Sep-04	0	254	0.00%	
Oct-04	0	248	0.00%	
Nov-04	0	246	0.00%	
Dec-04	0	215	0.00%	
Jan-05	0	187	0.00%	
Feb-05	0	183	0.00%	
Mar-05	0	220	0.00%	
Apr-05	0	222	0.00%	
May-05	2	230	0.87%	
Jun-05	0	271	0.00%	
Jul-05	1	254	0.39%	

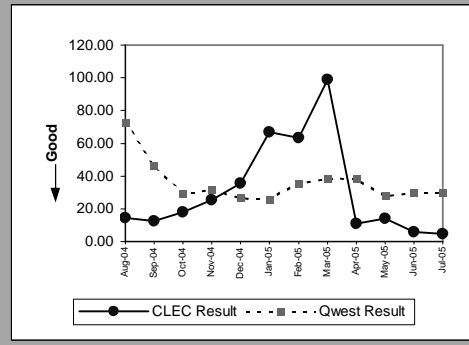


Coordinated Cuts Started Without CLEC Approval(Percent)Unbundled Loop Other(OP-13B)(Diagnostic)				
Date	Numerator	Denominator	CLEC Result	
Aug-04	0	47	0.00%	
Sep-04	1	35	2.86%	
Oct-04	0	29	0.00%	
Nov-04	12	33	36.36%	
Dec-04	0	21	0.00%	
Jan-05	0	19	0.00%	
Feb-05	0	34	0.00%	
Mar-05	0	25	0.00%	
Apr-05	0	20	0.00%	
May-05	1	12	8.33%	
Jun-05	0	14	0.00%	
Jul-05	0	17	0.00%	

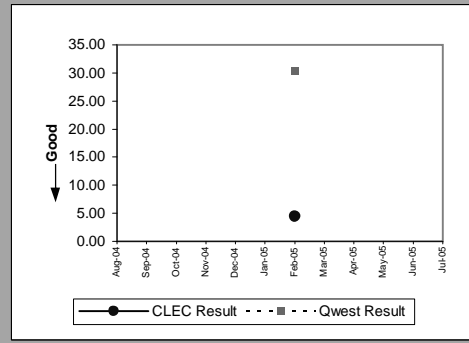


OP-15A - Interval for Pending Orders Delayed Past Due Date

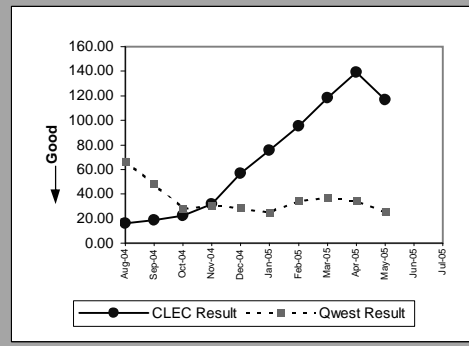
Residence(Parity)									
Date	CLEC Num	CLEC Denom	CLEC Result	Standard Dev.	Qwest Num	Qwest Denom	Qwest Result	Mod Z Scr	Parity Scr
Aug-04	130	9	14.44	11.73	47705	657	72.61	-1.961378	-2.192433
Sep-04	127	10	12.70	15.61	17444	379	46.03	-1.367826	-1.831579
Oct-04	232	13	17.85	19.88	8511	292	29.15	-1.369174	-1.832398
Nov-04	152	6	25.33	34.34	8926	282	31.65	-0.477723	-1.290435
Dec-04	177	5	35.40	46.92	4740	178	26.63	0.636409	-0.638408
Jan-05	200	3	66.67	67.63	3846	150	25.64	1.922119	0.101563
Feb-05	254	4	63.50	70.97	5367	151	35.54	1.354612	-0.27646
Mar-05	99	1	99		7357	190	38.72	1.400767	-0.195974
Apr-05	33	3	11	8.19	7123	185	38.50	-1.223728	-1.743974
May-05	28	2	14	12.73	6271	225	27.87	-0.580521	-1.352932
Jun-05	6	1	6	0.00	6483	216	30.01	-0.763478	-1.464162
Jul-05	9	2	4.50	4.95	6226	207	30.08	-0.942885	-1.573233



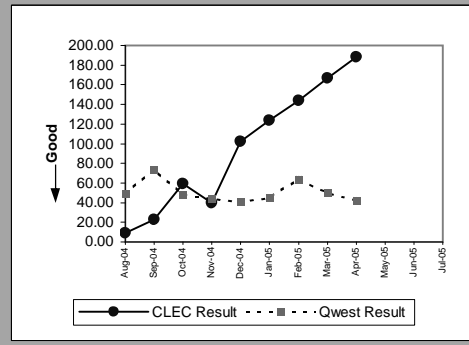
Business(Parity)									
Date	CLEC Num	CLEC Denom	CLEC Result	Standard Dev.	Qwest Num	Qwest Denom	Qwest Result	Mod Z Scr	Parity Scr
Aug-04									
Sep-04									
Oct-04									
Nov-04									
Dec-04									
Jan-05									
Feb-05	9	2	4.50	2.12	1182	39	30.31	-0.907447	-1.551689
Mar-05									
Apr-05									
May-05									
Jun-05									
Jul-05									



UNE - P (POTS)(Parity)									
Date	CLEC Num	CLEC Denom	CLEC Result	Standard Dev.	Qwest Num	Qwest Denom	Qwest Result	Mod Z Scr	Parity Scr
Aug-04	1685	106	15.90	14.80	54641	817	66.88	-5.915458	-4.596343
Sep-04	1835	98	18.72	18.09	23805	491	48.48	-3.673449	-3.233299
Oct-04	1619	72	22.49	22.67	10136	362	28	-1.510862	-1.918539
Nov-04	1395	44	31.70	32.74	10928	355	30.78	0.182343	-0.830186
Dec-04	1311	23	57	36.99	6881	240	28.67	3.939751	1.261001
Jan-05	226	3	75.33	39.72	4964	199	24.94	2.462746	0.181341
Feb-05	286	3	95.33	39.72	6549	190	34.47	2.589858	0.261422
Mar-05	355	3	118.33	39.72	9202	247	37.26	3.283372	0.527275
Apr-05	418	3	139.33	39.72	8464	245	34.55	4.835211	0.878728
May-05	117	1	117	0.00	8099	314	25.79	2.830483	0.303709
Jun-05									
Jul-05									



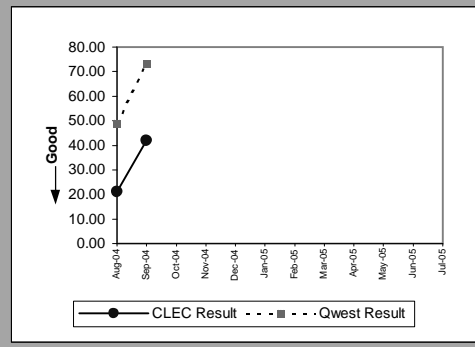
Line Sharing(Parity)									
Date	CLEC Num	CLEC Denom	CLEC Result	Standard Dev.	Qwest Num	Qwest Denom	Qwest Result	Mod Z Scr	Parity Scr
Aug-04	47	5	9.40	8.20	4351	89	48.89	-1.295769	-1.787772
Sep-04	45	2	22.50	21.92	4546	62	73.32	-0.871756	-1.52999
Oct-04	59	1	59		2472	51	48.47	0.146293	-0.578386
Nov-04	80	2	40	56.57	2203	50	44.06	-0.071213	-1.043295
Dec-04	102	1	102		1432	35	40.91	0.841626	-0.22775
Jan-05	124	1	124		1532	34	45.06	0.969135	-0.343212
Feb-05	144	1	144		1666	26	64.08	0.814907	-0.382789
Mar-05	167	1	167		2051	41	50.02	1.30802	-0.244528
Apr-05	188	1	188		1782	42	42.43	1.684109	-0.107286
May-05									
Jun-05									
Jul-05									



Qwest Perf Results - PID (14-State 271 PID 8.1)

OP-15A - Interval for Pending Orders Delayed Past Due Date

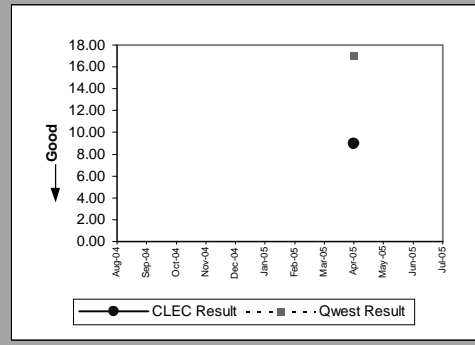
Line Splitting(Parity)									
Date	CLEC Num	CLEC Denom	CLEC Result	Standard Dev.	Qwest Num	Qwest Denom	Qwest Result	Mod Z Scr	Parity Scr
Aug-04	21	1	21		4351	89	48.89	-0.41825	-1.254278
Sep-04	42	1	42		4546	62	73.32	-0.382913	-1.232795
Oct-04									
Nov-04									
Dec-04									
Jan-05									
Feb-05									
Mar-05									
Apr-05									
May-05									
Jun-05									
Jul-05									



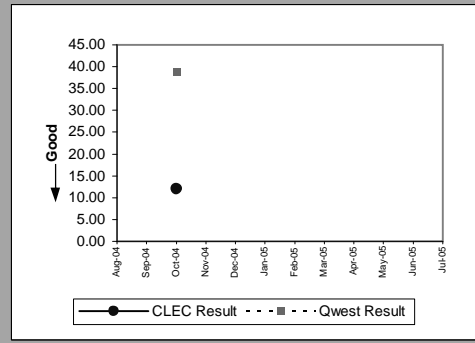
Qwest Perf Results - PID (14-State 271 PID 8.1)

OP-15A - Interval for Pending Orders Delayed Past Due Date

ISDN Primary(Parity)									
Date	CLEC Num	CLEC Denom	CLEC Result	Standard Dev.	Qwest Num	Qwest Denom	Qwest Result	Mod Z Scr	Parity Scr
Aug-04									
Sep-04									
Oct-04									
Nov-04									
Dec-04									
Jan-05									
Feb-05									
Mar-05									
Apr-05	36	4	9	0.00	205	12	17.08	-0.67031	-1.40752
May-05									
Jun-05									
Jul-05									



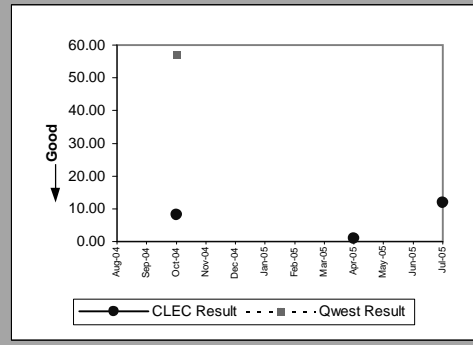
DS0(Parity)									
Date	CLEC Num	CLEC Denom	CLEC Result	Standard Dev.	Qwest Num	Qwest Denom	Qwest Result	Mod Z Scr	Parity Scr
Aug-04									
Sep-04									
Oct-04	12	1	12		505	13	38.85	-0.615105	-1.373957
Nov-04									
Dec-04									
Jan-05									
Feb-05									
Mar-05									
Apr-05									
May-05									
Jun-05									
Jul-05									



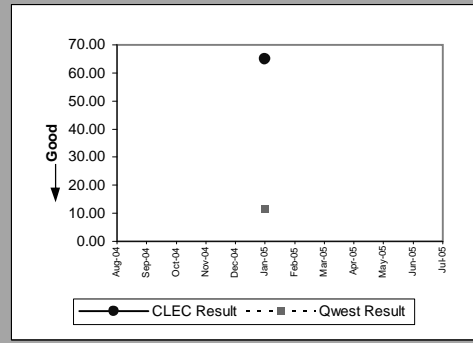
Qwest Perf Results - PID (14-State 271 PID 8.1)

OP-15A - Interval for Pending Orders Delayed Past Due Date

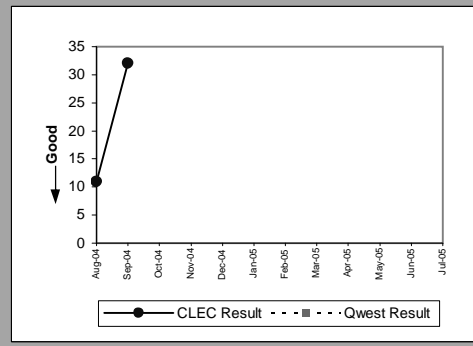
LIS Trunk(Parity)									
Date	CLEC Num	CLEC Denom	CLEC Result	Standard Dev.	Qwest Num	Qwest Denom	Qwest Result	Mod Z Scr	Parity Scr
Aug-04									
Sep-04									
Oct-04	65	8	8.13	6.73	514	9	57.11	-1.900565	-2.155461
Nov-04									
Dec-04									
Jan-05									
Feb-05									
Mar-05									
Apr-05	2	2	1	0.00					
May-05									
Jun-05									
Jul-05	12	1	12	0.00					



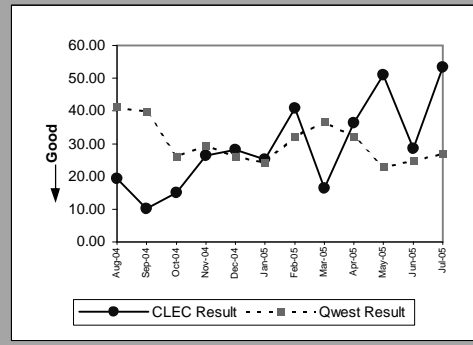
UDIT Above DS1 Level(Parity)									
Date	CLEC Num	CLEC Denom	CLEC Result	Standard Dev.	Qwest Num	Qwest Denom	Qwest Result	Mod Z Scr	Parity Scr
Aug-04									
Sep-04									
Oct-04									
Nov-04									
Dec-04									
Jan-05	65	1	65		35	3	11.67	4.611123	1.261001
Feb-05									
Mar-05									
Apr-05									
May-05									
Jun-05									
Jul-05									



Dark Fiber - IOF(Diagnostic)									
Date	CLEC Num	CLEC Denom	CLEC Result	Standard Dev.	Qwest Num	Qwest Denom	Qwest Result	Mod Z Scr	Parity Scr
Aug-04	11	1	11						
Sep-04	32	1	32						
Oct-04									
Nov-04									
Dec-04									
Jan-05									
Feb-05									
Mar-05									
Apr-05									
May-05									
Jun-05									
Jul-05									

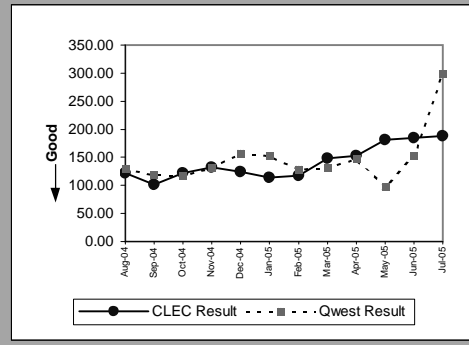


Unbundled Loop Analog(Parity)									
Date	CLEC Num	CLEC Denom	CLEC Result	Standard Dev.	Qwest Num	Qwest Denom	Qwest Result	Mod Z Scr	Parity Scr
Aug-04	116	6	19.33	29.19	20950	508	41.24	-0.947208	-1.575862
Sep-04	317	31	10.23	18.97	13430	337	39.85	-2.72031	-2.653831
Oct-04	346	23	15.04	28.19	6477	248	26.12	-1.968371	-2.196684
Nov-04	605	23	26.30	33.12	7622	259	29.43	-0.463677	-1.281896
Dec-04	309	11	28.09	32.39	4564	174	26.23	0.191782	-0.83177
Jan-05	503	20	25.15	34.99	3576	148	24.16	0.123646	-0.88192
Feb-05	530	13	40.77	50.21	4719	147	32.10	0.78792	-0.511837
Mar-05	655	40	16.38	41.11	6646	181	36.72	-2.803349	-2.704315
Apr-05	728	20	36.40	63.93	6089	189	32.22	0.502806	-0.719055
May-05	919	18	51.06	73	5444	239	22.78	3.841029	0.749798
Jun-05	829	29	28.59	59.01	5444	220	24.75	0.668651	-0.580322
Jul-05	853	16	53.31	83.63	5443	202	26.95	2.79323	0.202155

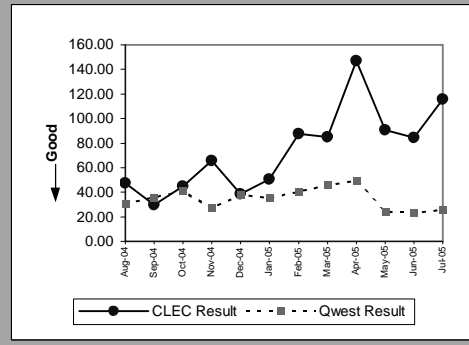


OP-15A - Interval for Pending Orders Delayed Past Due Date

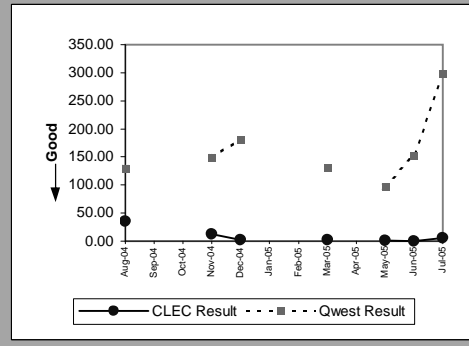
Unbundled Loop - 2 Wire Non-Loaded(Parity)									
Date	CLEC Num	CLEC Denom	CLEC Result	Standard Dev.	Qwest Num	Qwest Denom	Qwest Result	Mod Z Scr	Parity Scr
Aug-04	2797	23	121.61	152.24	2087	16	130.44	-0.289291	-1.175877
Sep-04	2442	24	101.75	147.40	2134	18	118.56	-0.500864	-1.304504
Oct-04	2688	22	122.18	158	1526	13	117.38	0.124328	-0.888126
Nov-04	3049	23	132.57	160.66	1702	13	130.92	0.040389	-0.931277
Dec-04	2481	20	124.05	128.04	1882	12	156.83	-0.725177	-1.440876
Jan-05	2402	21	114.38	125.47	1675	11	152.27	-0.698719	-1.424791
Feb-05	2706	23	117.65	129.21	1938	15	129.20	-0.24207	-1.147168
Mar-05	3114	21	148.29	133.48	1830	14	130.71	0.319212	-0.77556
Apr-05	3516	23	152.87	138.07	2062	14	147.29	0.100753	-0.957295
May-05	3801	21	181	138.96	875	9	97.22	1.420816	-0.424696
Jun-05	4247	23	184.65	145.68	2594	17	152.59	0.498226	-0.769021
Jul-05	4331	23	188.30	154.97	8970	30	299	-1.663441	-2.0113



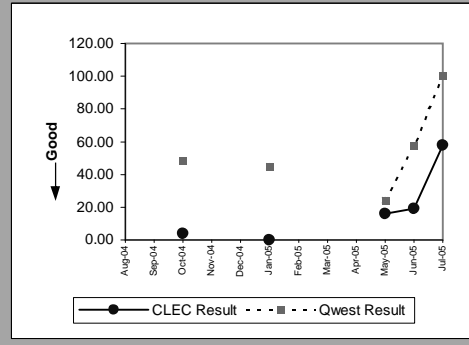
Unbundled Loop - DS1 Capable(Parity)									
Date	CLEC Num	CLEC Denom	CLEC Result	Standard Dev.	Qwest Num	Qwest Denom	Qwest Result	Mod Z Scr	Parity Scr
Aug-04	429	9	47.67	113.02	2068	67	30.87	0.840474	-0.589939
Sep-04	118	4	29.50	29.10	2413	67	36.01	-0.207533	-1.126171
Oct-04	134	3	44.67	46.76	1612	39	41.33	0.088539	-0.74092
Nov-04	131	2	65.50	70	1318	49	26.90	1.535905	-0.288689
Dec-04	154	4	38.50	65.94	304	8	38	0.023525	-0.975611
Jan-05	203	4	50.75	73.77	498	14	35.57	0.620908	-0.509731
Feb-05	262	3	87.33	80.70	609	15	40.60	1.703685	-0.188607
Mar-05	340	4	85	83.12	690	15	46	1.267714	-0.334958
Apr-05	294	2	147	107.48	741	15	49.40	2.04633	-0.039144
May-05	362	4	90.50	108.91	983	40	24.58	3.821558	0.171433
Jun-05	422	5	84.40	108.45	1394	59	23.63	4.372391	0.372237
Jul-05	462	4	115.50	124.33	1047	40	26.18	4.277095	0.527275



Unbundled Loop ISDN Capable(Parity)									
Date	CLEC Num	CLEC Denom	CLEC Result	Standard Dev.	Qwest Num	Qwest Denom	Qwest Result	Mod Z Scr	Parity Scr
Aug-04	71	2	35.50	19.09	2087	16	130.44	-1.350263	-1.820902
Sep-04									
Oct-04									
Nov-04	12	1	12		1637	11	148.82	-1.101448	-1.669633
Dec-04	2	1	2		1801	10	180.10	-1.389077	-1.844499
Jan-05									
Feb-05									
Mar-05	5	2	2.50	0.71	1830	14	130.71	-1.063132	-1.646339
Apr-05									
May-05	1	1	1	0.00	875	9	97.22	-0.616787	-1.37498
Jun-05	0	1	0.00	0.00	2594	17	152.59	-0.736989	-1.448057
Jul-05	12	2	6	2.83	8970	30	299	-1.670931	-2.015854



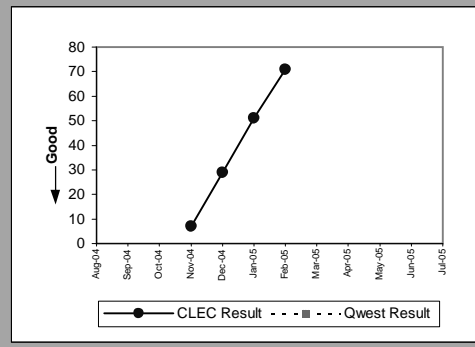
Qwest DSL(Parity)									
Date	CLEC Num	CLEC Denom	CLEC Result	Standard Dev.	Qwest Num	Qwest Denom	Qwest Result	Mod Z Scr	Parity Scr
Aug-04									
Sep-04									
Oct-04	4	1	4		2472	51	48.47	-0.617862	-1.375633
Nov-04									
Dec-04									
Jan-05	0	1	0.00		1532	34	45.06	-0.553173	-1.336305
Feb-05									
Mar-05									
Apr-05									
May-05	16	1	16	0.00	1994	82	24.32	-0.129422	-1.078683
Jun-05	38	2	19	26.87	4021	70	57.44	-0.485846	-1.295373
Jul-05	58	1	58	0.00	10327	103	100.26	-0.273332	-1.166174



Qwest Perf Results - PID (14-State 271 PID 8.1)

OP-15A - Interval for Pending Orders Delayed Past Due Date

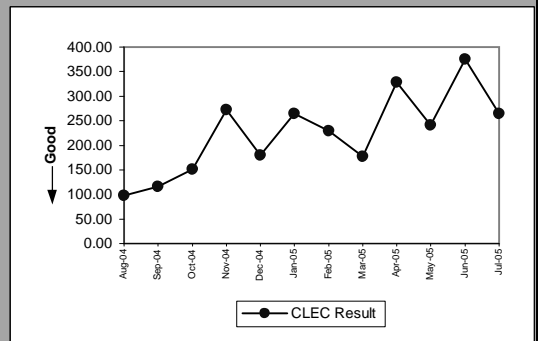
Dark Fiber - Loop(Diagnostic)									
Date	CLEC Num	CLEC Denom	CLEC Result	Standard Dev.	Qwest Num	Qwest Denom	Qwest Result	Mod Z Scr	Parity Scr
Aug-04									
Sep-04									
Oct-04									
Nov-04	7	1	7						
Dec-04	29	1	29						
Jan-05	51	1	51						
Feb-05	71	1	71						
Mar-05									
Apr-05									
May-05									
Jun-05									
Jul-05									



Qwest Perf Results - PID (14-State 271 PID 8.1)

OP-15A - Interval for Pending Orders Delayed Past Due Date

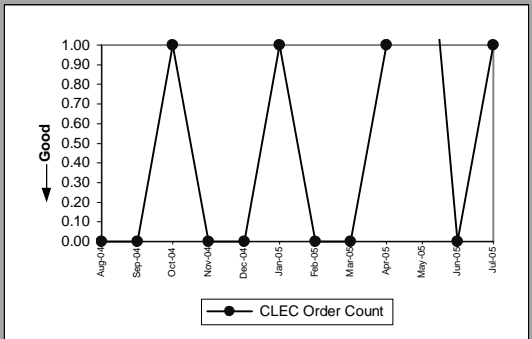
Enhanced Extended Loops (EELs)(Diagnostic)					
Date	Num	Denom	CLEC Result	Standard Dev	
Aug-04	587	6	97.83	144.48	
Sep-04	695	6	115.83	147.08	
Oct-04	905	6	150.83	137.90	
Nov-04	818	3	272.67	130.54	
Dec-04	900	5	180	182.14	
Jan-05	1059	4	264.75	148.80	
Feb-05	1145	5	229	179.29	
Mar-05	1241	7	177.29	193.77	
Apr-05	1315	4	328.75	148.80	
May-05	723	3	241	251.81	
Jun-05	751	2	375.50	225.57	
Jul-05	793	3	264.33	277.59	



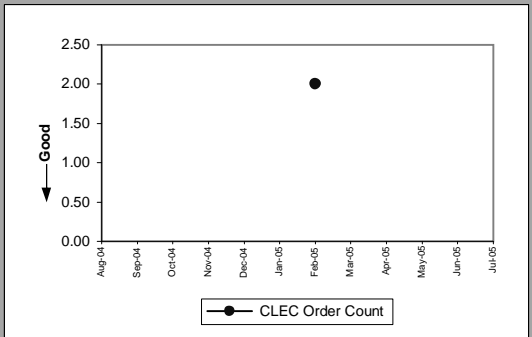
Qwest Perf Results - PID (14-State 271 PID 8.1)

OP-15B - Count of Pending Orders Delayed for Facilities Reasons

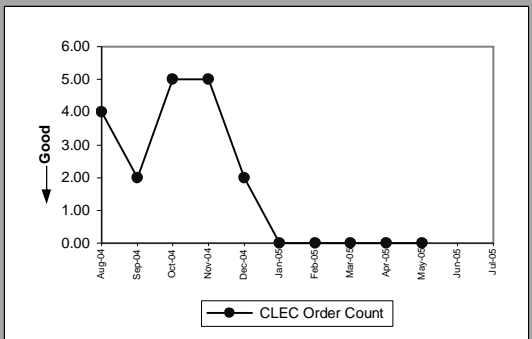
Residence(Diagnostic)	
Date	CLEC Order Count
Aug-04	0
Sep-04	0
Oct-04	1
Nov-04	0
Dec-04	0
Jan-05	1
Feb-05	0
Mar-05	0
Apr-05	1
May-05	2
Jun-05	0
Jul-05	1



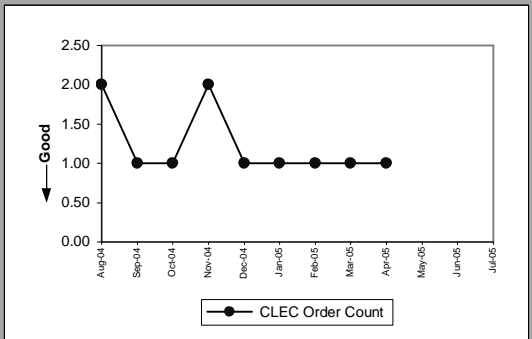
Business(Parity)	
Date	CLEC Order Count
Aug-04	0
Sep-04	0
Oct-04	0
Nov-04	0
Dec-04	0
Jan-05	0
Feb-05	2
Mar-05	0
Apr-05	0
May-05	0
Jun-05	0
Jul-05	0



UNE - P (POTS)(Diagnostic)	
Date	CLEC Order Count
Aug-04	4
Sep-04	2
Oct-04	5
Nov-04	5
Dec-04	2
Jan-05	0
Feb-05	0
Mar-05	0
Apr-05	0
May-05	0
Jun-05	0
Jul-05	0

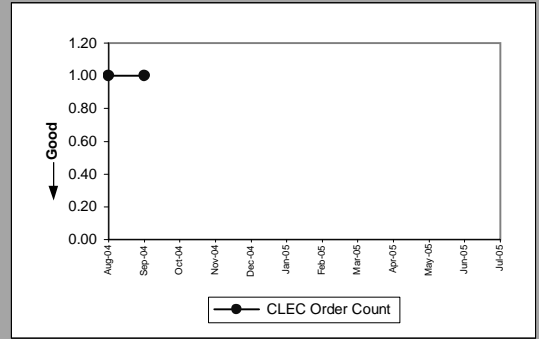


Line Sharing(Parity)	
Date	CLEC Order Count
Aug-04	2
Sep-04	1
Oct-04	1
Nov-04	2
Dec-04	1
Jan-05	1
Feb-05	1
Mar-05	1
Apr-05	1
May-05	0
Jun-05	0
Jul-05	0



OP-15B - Count of Pending Orders Delayed for Facilities Reasons

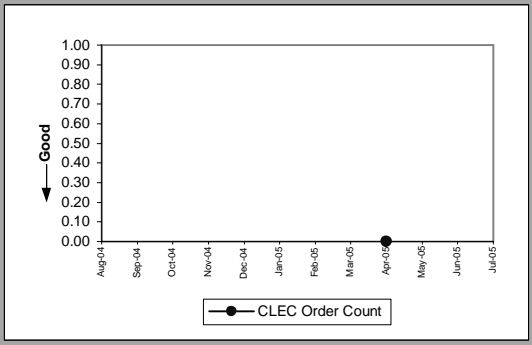
Line Splitting(Parity)	
Date	CLEC Order Count
Aug-04	1
Sep-04	1
Oct-04	
Nov-04	
Dec-04	
Jan-05	
Feb-05	
Mar-05	
Apr-05	
May-05	
Jun-05	
Jul-05	



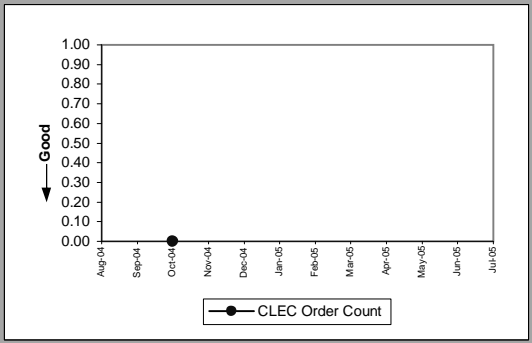
Qwest Perf Results - PID (14-State 271 PID 8.1)

OP-15B - Count of Pending Orders Delayed for Facilities Reasons

ISDN Primary(Parity)	
Date	CLEC Order Count
Aug-04	
Sep-04	
Oct-04	
Nov-04	
Dec-04	
Jan-05	
Feb-05	
Mar-05	
Apr-05	0
May-05	
Jun-05	
Jul-05	



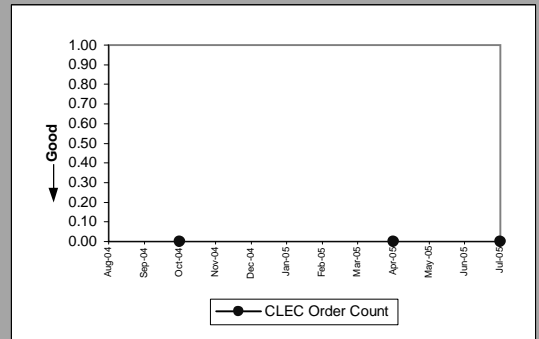
DS0(Parity)	
Date	CLEC Order Count
Aug-04	
Sep-04	
Oct-04	0
Nov-04	
Dec-04	
Jan-05	
Feb-05	
Mar-05	
Apr-05	
May-05	
Jun-05	
Jul-05	



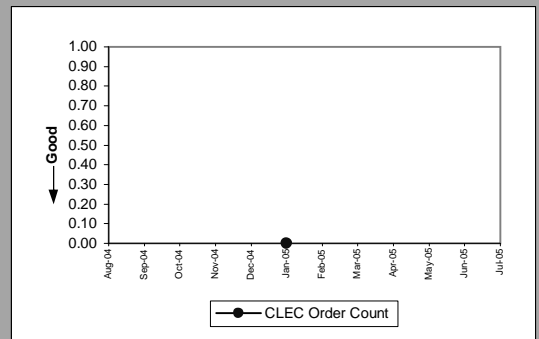
Qwest Perf Results - PID (14-State 271 PID 8.1)

OP-15B - Count of Pending Orders Delayed for Facilities Reasons

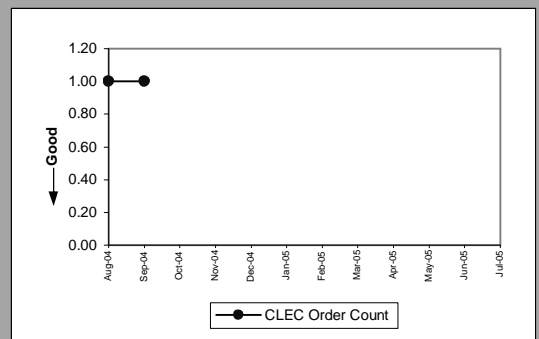
LIS Trunk(Diagnostic)	
Date	CLEC Order Count
Aug-04	
Sep-04	
Oct-04	0
Nov-04	
Dec-04	
Jan-05	
Feb-05	
Mar-05	
Apr-05	0
May-05	
Jun-05	
Jul-05	0



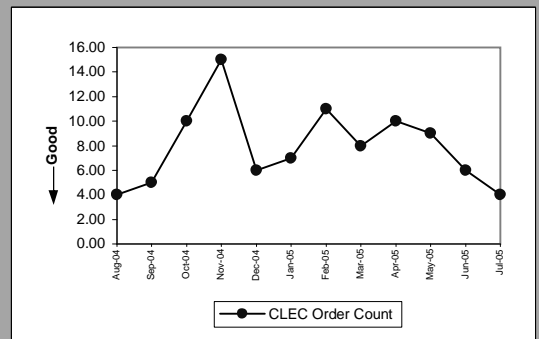
UDIT Above DS1 Level(Diagnostic)	
Date	CLEC Order Count
Aug-04	
Sep-04	
Oct-04	
Nov-04	
Dec-04	
Jan-05	0
Feb-05	
Mar-05	
Apr-05	
May-05	
Jun-05	
Jul-05	



Dark Fiber - IOF(Diagnostic)	
Date	CLEC Order Count
Aug-04	1
Sep-04	1
Oct-04	
Nov-04	
Dec-04	
Jan-05	
Feb-05	
Mar-05	
Apr-05	
May-05	
Jun-05	
Jul-05	



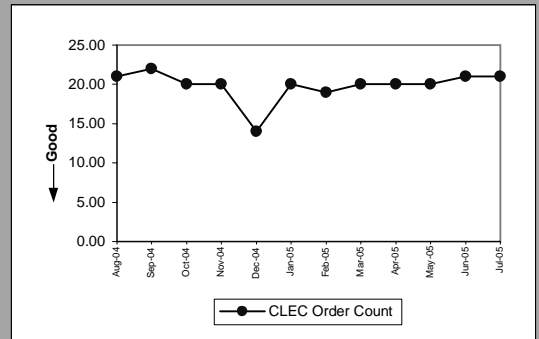
Unbundled Loop Analog(Diagnostic)	
Date	CLEC Order Count
Aug-04	4
Sep-04	5
Oct-04	10
Nov-04	15
Dec-04	6
Jan-05	7
Feb-05	11
Mar-05	8
Apr-05	10
May-05	9
Jun-05	6
Jul-05	4



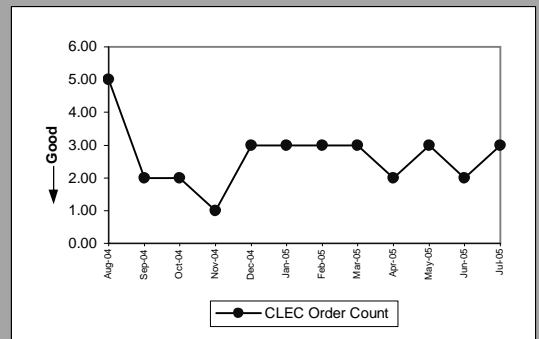
Qwest Perf Results - PID (14-State 271 PID 8.1)

OP-15B - Count of Pending Orders Delayed for Facilities Reasons

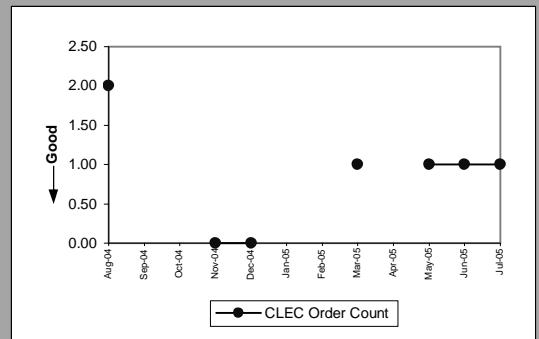
Unbundled Loop - 2 Wire Non-Loaded(Diagnostic)	
Date	CLEC Order Count
Aug-04	21
Sep-04	22
Oct-04	20
Nov-04	20
Dec-04	14
Jan-05	20
Feb-05	19
Mar-05	20
Apr-05	20
May-05	20
Jun-05	21
Jul-05	21



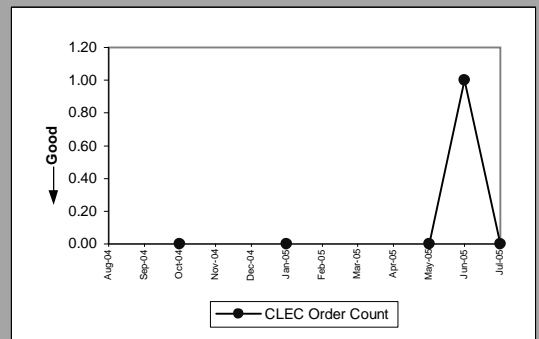
Unbundled Loop - DS1 Capable(Diagnostic)	
Date	CLEC Order Count
Aug-04	5
Sep-04	2
Oct-04	2
Nov-04	1
Dec-04	3
Jan-05	3
Feb-05	3
Mar-05	3
Apr-05	2
May-05	3
Jun-05	2
Jul-05	3



Unbundled Loop ISDN Capable(Diagnostic)	
Date	CLEC Order Count
Aug-04	2
Sep-04	
Oct-04	
Nov-04	0
Dec-04	0
Jan-05	
Feb-05	
Mar-05	1
Apr-05	
May-05	1
Jun-05	1
Jul-05	1

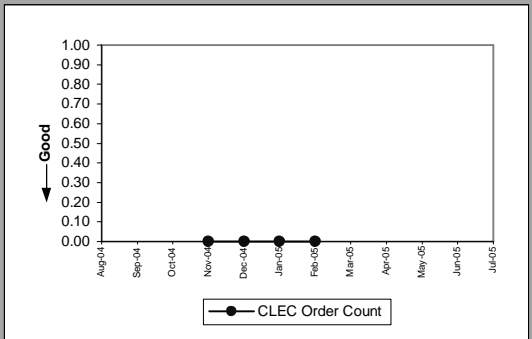


Qwest DSL(Parity)	
Date	CLEC Order Count
Aug-04	
Sep-04	
Oct-04	0
Nov-04	
Dec-04	
Jan-05	0
Feb-05	
Mar-05	
Apr-05	
May-05	0
Jun-05	1
Jul-05	0

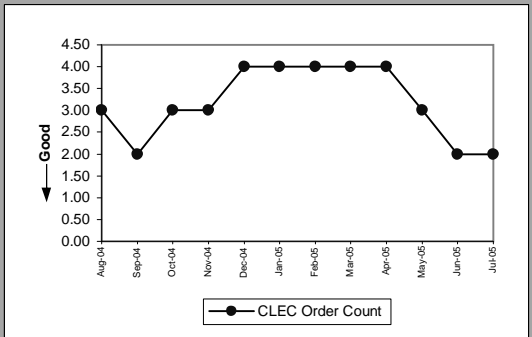


OP-15B - Count of Pending Orders Delayed for Facilities Reasons

Dark Fiber - Loop(Diagnostic)	
Date	CLEC Order Count
Aug-04	
Sep-04	
Oct-04	
Nov-04	0
Dec-04	0
Jan-05	0
Feb-05	0
Mar-05	
Apr-05	
May-05	
Jun-05	
Jul-05	

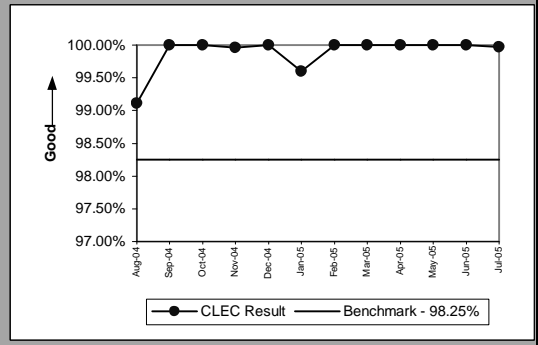


Enhanced Extended Loops (EELs)(Diagnostic)	
Date	CLEC Order Count
Aug-04	3
Sep-04	2
Oct-04	3
Nov-04	3
Dec-04	4
Jan-05	4
Feb-05	4
Mar-05	4
Apr-05	4
May-05	3
Jun-05	2
Jul-05	2

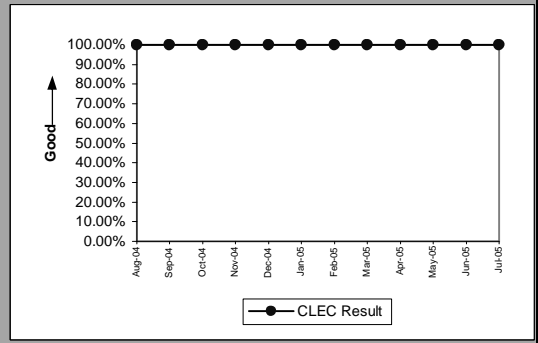


OP-17 - Timeliness of Disconnects associated with LNP Orders

Timeliness of Disconnects associated with LNP Orders(Percent)(OP-17A)(Benchmark)					
Date	CLEC Num	CLEC Denom	CLEC Result	CLEC Std Dev	
Aug-04	4775	4818	99.11%	9.40%	
Sep-04	3030	3030	100.00%	0.00%	
Oct-04	6792	6792	100.00%	0.00%	
Nov-04	10584	10588	99.96%	1.94%	
Dec-04	1515	1515	100.00%	0.00%	
Jan-05	2515	2525	99.60%	6.28%	
Feb-05	10931	10931	100.00%	0.00%	
Mar-05	26477	26477	100.00%	0.00%	
Apr-05	3969	3969	100.00%	0.00%	
May-05	3089	3089	100.00%	0.00%	
Jun-05	6006	6006	100.00%	0.00%	
Jul-05	10156	10156	99.97%	1.72%	



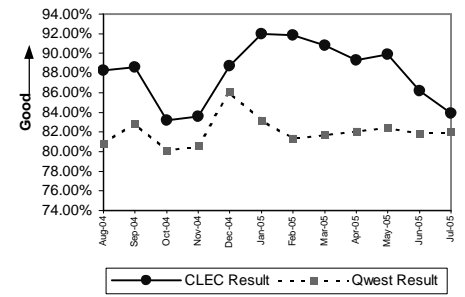
Timeliness of Disconnects associated with LNP Orders(Percent)(OP-17B)(Diagnostic)					
Date	CLEC Num	CLEC Denom	CLEC Result	CLEC Std Dev	
Aug-04	4818	4818	100.00%	0.00%	
Sep-04	3030	3030	100.00%	0.00%	
Oct-04	6792	6792	100.00%	0.00%	
Nov-04	10588	10588	100.00%	0.00%	
Dec-04	1515	1515	100.00%	0.00%	
Jan-05	2525	2525	100.00%	0.00%	
Feb-05	10931	10931	100.00%	0.00%	
Mar-05	26477	26477	100.00%	0.00%	
Apr-05	3969	3969	100.00%	0.00%	
May-05	3089	3089	100.00%	0.00%	
Jun-05	6006	6006	100.00%	0.00%	
Jul-05	10156	10156	100.00%	0.00%	



Qwest Perf Results - PID (14-State 271 PID 8.1)

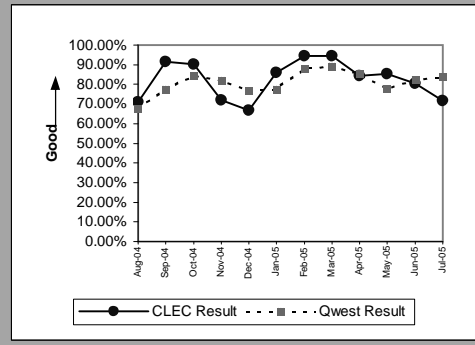
MR-2 - Calls Answered within 20 Seconds - Interconnect Repair Center (Percent)

Calls Answered within 20 seconds - Interconnect Repair Center(Percent)(MR-2)(Diagnostic)						
Date	CLEC Num	CLEC Denom	CLEC Result	Qwest Num	Qwest Denom	Qwest Result
Aug-04	13532	15332	88.26%	509074	629893	80.82%
Sep-04	12190	13763	88.57%	456267	550489	82.88%
Oct-04	11357	13653	83.18%	421259	525922	80.10%
Nov-04	17899	21424	83.55%	361912	448953	80.61%
Dec-04	10104	11386	88.74%	360438	418959	86.03%
Jan-05	10338	11243	91.95%	359961	432733	83.18%
Feb-05	9923	10805	91.84%	302532	371933	81.34%
Mar-05	10851	11952	90.79%	315383	386135	81.68%
Apr-05	10818	12115	89.29%	317198	386322	82.11%
May-05	10995	12227	89.92%	336733	408419	82.45%
Jun-05	12475	14472	86.20%	374120	457190	81.83%
Jul-05	11580	13799	83.92%	364192	444187	81.99%

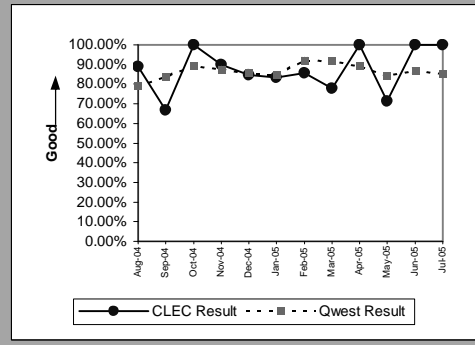


MR-3A - Out of Service Cleared within 24 Hours (Percent) - Dispatches within MSAs

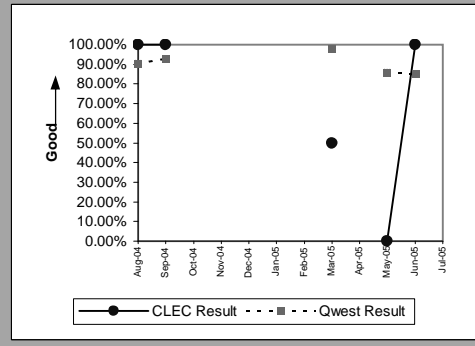
Residence (Parity)									
Date	CLEC Num	CLEC Denom	CLEC Result	CLEC Std Dev	Qwest Num	Qwest Denom	Qwest Result	Mod Z Scr	Parity Scr
Aug-04	27	38	71.05%	45.35%	7536	11108	67.84%	-0.422879	-1.257092
Sep-04	32	35	91.43%	27.99%	6787	8761	77.47%	-1.972888	-2.199431
Oct-04	47	52	90.38%	29.48%	7212	8540	84.45%	-1.177424	-1.715823
Nov-04	31	43	72.09%	44.85%	6274	7657	81.94%	1.673449	-0.027685
Dec-04	28	42	66.67%	47.14%	6477	8422	76.91%	1.570626	-0.07628
Jan-05	37	43	86.05%	34.65%	6651	8576	77.55%	-1.331462	-1.809471
Feb-05	34	36	94.44%	22.91%	5388	6123	88.00%	-1.186956	-1.721618
Mar-05	50	53	94.34%	23.11%	7011	7858	89.22%	-1.197559	-1.728064
Apr-05	32	38	84.21%	36.46%	5889	6902	85.32%	0.193275	-0.856989
May-05	35	41	85.37%	35.34%	6381	8186	77.95%	-1.142478	-1.694577
Jun-05	37	46	80.43%	39.67%	6555	7947	82.48%	0.364587	-0.761276
Jul-05	28	39	71.79%	45.00%	8195	9797	83.65%	1.997524	0.136545



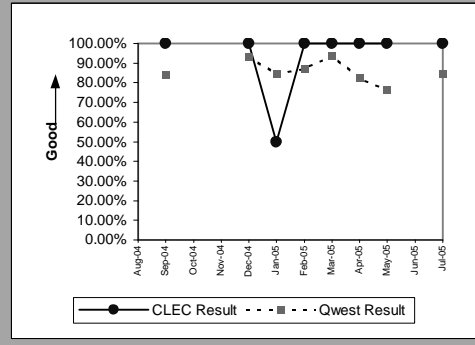
Business (Parity)									
Date	CLEC Num	CLEC Denom	CLEC Result	CLEC Std Dev	Qwest Num	Qwest Denom	Qwest Result	Mod Z Scr	Parity Scr
Aug-04	8	9	88.89%	31.43%	897	1132	79.24%	-0.710857	-1.432171
Sep-04	2	3	66.67%	47.14%	843	1007	83.71%	0.798482	-0.57851
Oct-04	8	8	100.00%	0.00%	955	1069	89.34%	-0.973591	-1.591902
Nov-04	9	10	90.00%	30.00%	785	896	87.61%	-0.227986	-1.138605
Dec-04	11	13	84.62%	36.08%	839	978	85.79%	0.120215	-0.892512
Jan-05	5	6	83.33%	37.27%	917	1081	84.83%	0.101833	-0.900177
Feb-05	6	7	85.71%	34.99%	683	742	92.05%	0.616555	-0.63914
Mar-05	7	9	77.78%	41.57%	895	976	91.70%	1.507155	-0.218498
Apr-05	4	4	100.00%	0.00%	848	951	89.17%	-0.695567	-1.422875
May-05	5	7	71.43%	45.18%	888	1052	84.41%	0.943714	-0.466695
Jun-05	4	4	100.00%	0.00%	859	988	86.94%	-0.773483	-1.470244
Jul-05	2	2	100.00%	0.00%	881	1032	85.37%	-0.584918	-1.355605



Centrex (Parity)									
Date	CLEC Num	CLEC Denom	CLEC Result	CLEC Std Dev	Qwest Num	Qwest Denom	Qwest Result	Mod Z Scr	Parity Scr
Aug-04	1	1	100.00%	0.00%	58	64	90.63%	-0.31915	-1.194029
Sep-04	1	1	100.00%	0.00%	64	69	92.75%	-0.277505	-1.168711
Oct-04									
Nov-04									
Dec-04									
Jan-05									
Feb-05									
Mar-05	1	2	50.00%	50.00%	45	46	97.83%	4.540354	0.097188
Apr-05									
May-05	0	1	0.00%	0.00%	43	50	86.00%	2.45406	-0.115721
Jun-05	1	1	100.00%	0.00%	47	55	85.45%	-0.408868	-1.248574
Jul-05									



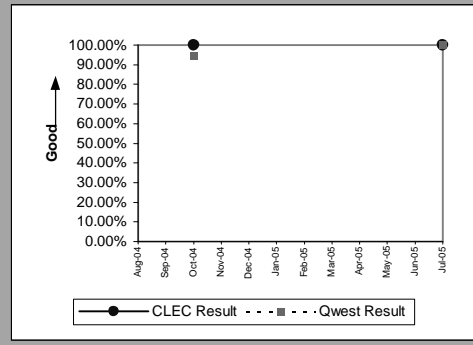
Centrex 21 (Parity)									
Date	CLEC Num	CLEC Denom	CLEC Result	CLEC Std Dev	Qwest Num	Qwest Denom	Qwest Result	Mod Z Scr	Parity Scr
Aug-04									
Sep-04	2	2	100.00%	0.00%	74	88	84.09%	-0.608252	-1.369791
Oct-04									
Nov-04									
Dec-04	2	2	100.00%	0.00%	68	73	93.15%	-0.378335	-1.230011
Jan-05	1	2	50.00%	50.00%	72	85	84.71%	1.347873	-0.392624
Feb-05	1	1	100.00%	0.00%	68	78	87.18%	-0.381048	-1.231661
Mar-05	4	4	100.00%	0.00%	90	96	93.75%	-0.505964	-1.307605
Apr-05	2	2	100.00%	0.00%	75	91	82.42%	-0.646135	-1.392822
May-05	3	3	100.00%	0.00%	68	89	76.40%	-0.94671	-1.575559
Jun-05									
Jul-05	2	2	100.00%	0.00%	78	92	84.78%	-0.592737	-1.360358



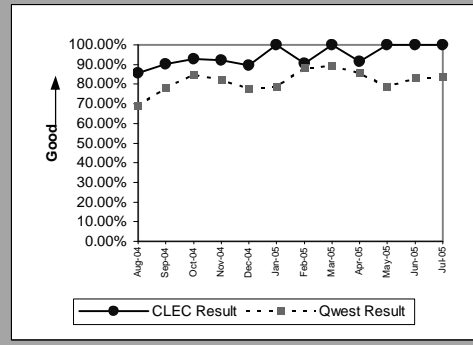
Qwest Perf Results - PID (14-State 271 PID 8.1)

MR-3A - Out of Service Cleared within 24 Hours (Percent) - Dispatches within MSAs

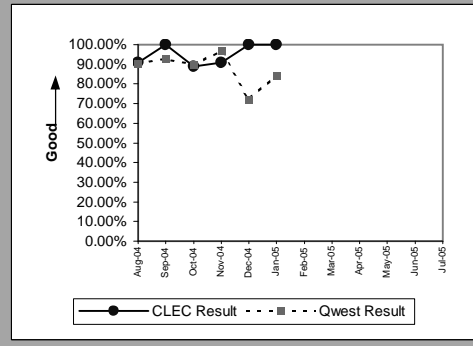
PBX(Parity)									
Date	CLEC Num	CLEC Denom	CLEC Result	CLEC Std Dev	Qwest Num	Qwest Denom	Qwest Result	Mod Z Scr	Parity Scr
Aug-04									
Sep-04									
Oct-04	2	2	100.00%	0.00%	18	19	94.74%	-0.317063	-1.192761
Nov-04									
Dec-04									
Jan-05									
Feb-05									
Mar-05									
Apr-05									
May-05									
Jun-05									
Jul-05	1	1	100.00%	0.00%	8	8	100.00%		



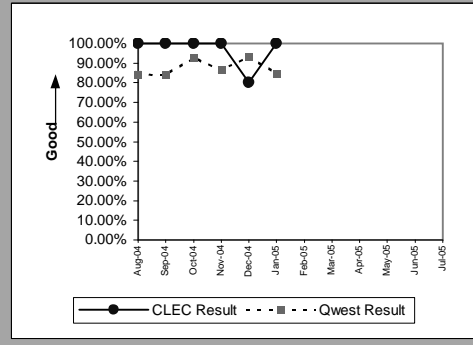
UNE - P (POTS)(Parity)									
Date	CLEC Num	CLEC Denom	CLEC Result	CLEC Std Dev	Qwest Num	Qwest Denom	Qwest Result	Mod Z Scr	Parity Scr
Aug-04	368	429	85.78%	34.92%	8433	12240	68.90%	-7.425368	-5.514303
Sep-04	372	412	90.29%	29.61%	7630	9768	78.11%	-5.856401	-4.560439
Oct-04	362	390	92.82%	25.81%	8167	9609	84.99%	-4.242952	-3.579532
Nov-04	329	357	92.16%	26.88%	7059	8553	82.53%	-4.69246	-3.852813
Dec-04	353	394	89.59%	30.53%	7316	9400	77.83%	-5.507235	-4.348161
Jan-05	31	31	100.00%	0.00%	7568	9657	78.37%	-2.920543	-2.775564
Feb-05	19	21	90.48%	29.35%	6071	6865	88.43%	-0.292163	-1.177622
Mar-05	20	20	100.00%	0.00%	7906	8834	89.50%	-1.530451	-1.930448
Apr-05	11	12	91.67%	27.64%	6737	7853	85.79%	-0.582698	-1.354255
May-05	11	11	100.00%	0.00%	7269	9238	78.69%	-1.725136	-2.048809
Jun-05	11	11	100.00%	0.00%	7414	8935	82.98%	-1.5013	-1.912726
Jul-05	14	14	100.00%	0.00%	9076	10829	83.81%	-1.643339	-1.999079



UNE P (Centrex)(Parity)									
Date	CLEC Num	CLEC Denom	CLEC Result	CLEC Std Dev	Qwest Num	Qwest Denom	Qwest Result	Mod Z Scr	Parity Scr
Aug-04	10	11	90.91%	28.75%	58	64	90.63%	-0.029861	-1.018154
Sep-04	12	12	100.00%	0.00%	64	69	92.75%	-0.89365	-1.543301
Oct-04	8	9	88.89%	31.43%	53	59	89.83%	0.087058	-0.946559
Nov-04	10	11	90.91%	28.75%	57	59	96.61%	0.959246	-0.570997
Dec-04	15	15	100.00%	0.00%	62	86	72.09%	-2.223535	-2.351813
Jan-05	6	6	100.00%	0.00%	65	77	84.42%	-1.013715	-1.616295
Feb-05									
Mar-05									
Apr-05									
May-05									
Jun-05									
Jul-05									



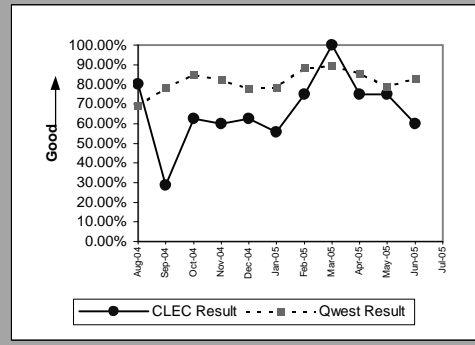
UNE P (Centrex 21)(Parity)									
Date	CLEC Num	CLEC Denom	CLEC Result	CLEC Std Dev	Qwest Num	Qwest Denom	Qwest Result	Mod Z Scr	Parity Scr
Aug-04	3	3	100.00%	0.00%	80	95	84.21%	-0.738431	-1.448934
Sep-04	1	1	100.00%	0.00%	74	88	84.09%	-0.432508	-1.262946
Oct-04	2	2	100.00%	0.00%	92	99	92.93%	-0.386213	-1.234801
Nov-04	4	4	100.00%	0.00%	90	104	86.54%	-0.774065	-1.470598
Dec-04	4	5	80.00%	40.00%	68	73	93.15%	1.12624	-0.469902
Jan-05	1	1	100.00%	0.00%	72	85	84.71%	-0.422441	-1.256826
Feb-05									
Mar-05									
Apr-05									
May-05									
Jun-05									
Jul-05									



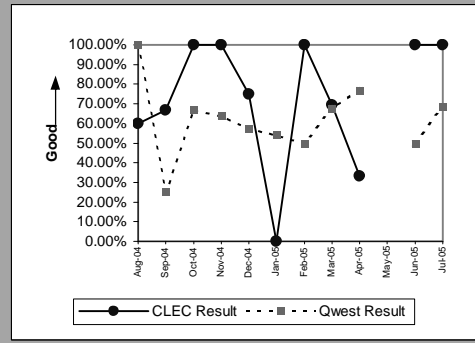
Qwest Perf Results - PID (14-State 271 PID 8.1)

MR-3A - Out of Service Cleared within 24 Hours (Percent) - Dispatches within MSAs

Line Sharing(Parity)									
Date	CLEC Num	CLEC Denom	CLEC Result	CLEC Std Dev	Qwest Num	Qwest Denom	Qwest Result	Mod Z Scr	Parity Scr
Aug-04	4	5	80.00%	40.00%	8433	12240	68.90%	-0.536208	-1.325991
Sep-04	4	14	28.57%	45.18%	7630	9768	78.11%	4.479766	1.356515
Oct-04	10	16	62.50%	48.41%	8167	9609	84.99%	2.517184	0.333209
Nov-04	6	10	60.00%	48.99%	7059	8553	82.53%	1.875539	0.007113
Dec-04	5	8	62.50%	48.41%	7316	9400	77.83%	1.04337	-0.406916
Jan-05	5	9	55.56%	49.69%	7568	9657	78.37%	1.661398	-0.088961
Feb-05	3	4	75.00%	43.30%	6071	6865	88.43%	0.839869	-0.548793
Mar-05	2	2	100.00%	0.00%	7906	8834	89.50%	-0.484464	-1.294533
Apr-05	3	4	75.00%	43.30%	6737	7853	85.79%	0.617825	-0.645412
May-05	3	4	75.00%	43.30%	7269	9238	78.69%	0.179967	-0.863063
Jun-05	3	5	60.00%	48.99%	7414	8935	82.98%	1.366663	-0.28423
Jul-05									

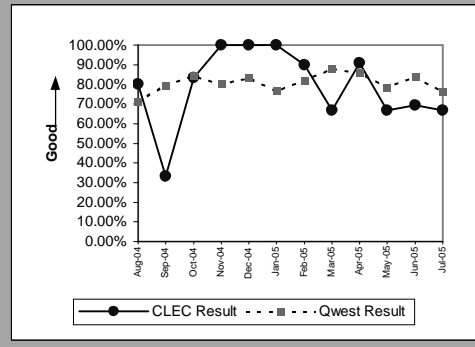


Line Splitting(Parity)									
Date	CLEC Num	CLEC Denom	CLEC Result	CLEC Std Dev	Qwest Num	Qwest Denom	Qwest Result	Mod Z Scr	Parity Scr
Aug-04	3	5	60.00%	48.99%	3	3	100.00%	-0.399147	-2.170013
Sep-04	4	6	66.67%	47.14%	3	12	25.00%	-1.924501	-1.696502
Oct-04	3	3	100.00%	0.00%	14	21	66.67%	-1.145644	-1.878679
Nov-04	4	4	100.00%	0.00%	30	47	63.83%	-1.445299	-1.421639
Dec-04	3	4	75.00%	43.30%	39	68	57.35%	-0.693535	-0.237393
Jan-05	0	2	0.00%	0.00%	13	24	54.17%	1.477098	-1.154701
Feb-05	4	4	100.00%	0.00%	1	2	50.00%	-1.154701	-1.702008
Mar-05	9	13	69.23%	46.15%	19	28	67.86%	-0.087637	-1.053279
Apr-05	1	3	33.33%	47.14%	10	13	76.92%	1.615249	-0.243939
May-05									
Jun-05	4	4	100.00%	0.00%	17	34	50.00%	-1.891811	-2.150139
Jul-05	3	3	100.00%	0.00%	13	19	68.42%	-1.093528	-1.664818

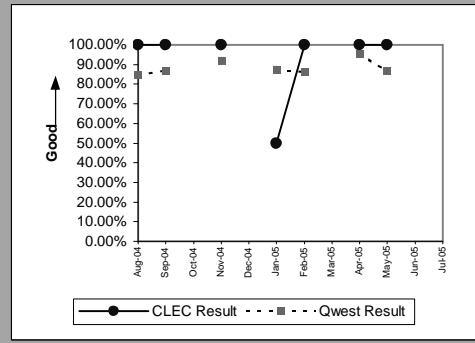


MR-3B - Out of Service Cleared within 24 Hours (Percent) - Dispatches outside MSAs

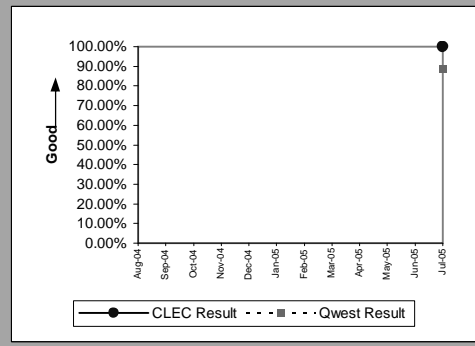
Residence(Parity)									
Date	CLEC Num	CLEC Denom	CLEC Result	CLEC Std Dev	Qwest Num	Qwest Denom	Qwest Result	Mod Z Scr	Parity Scr
Aug-04	4	5	80.00%	40.00%	1876	2632	71.28%	-0.430693	-1.261843
Sep-04	1	3	33.33%	47.14%	1556	1958	79.47%	1.97678	-0.04193
Oct-04	5	6	83.33%	37.27%	1752	2080	84.23%	0.06023	-0.920146
Nov-04	6	6	100.00%	0.00%	1436	1789	80.27%	-1.212436	-1.737109
Dec-04	7	7	100.00%	0.00%	1576	1893	83.25%	-1.184402	-1.720065
Jan-05	9	9	100.00%	0.00%	1470	1924	76.40%	-1.663325	-2.01123
Feb-05	9	10	90.00%	30.00%	1108	1348	82.20%	-0.64274	-1.390758
Mar-05	4	6	66.67%	47.14%	1778	2018	88.11%	1.619992	-0.177147
Apr-05	10	11	90.91%	28.75%	1471	1708	86.12%	-0.457603	-1.278203
May-05	4	6	66.67%	47.14%	1593	2027	78.59%	0.710882	-0.586342
Jun-05	9	13	69.23%	46.15%	2049	2435	84.15%	1.468701	-0.179638
Jul-05	4	6	66.67%	47.14%	1456	1909	76.27%	0.552085	-0.669657



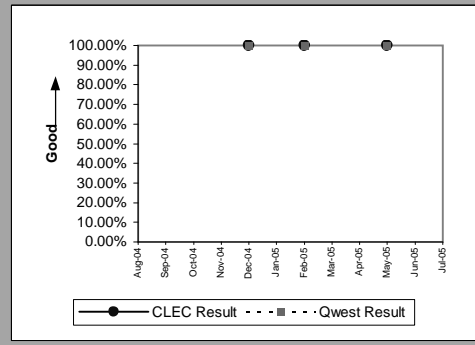
Business(Parity)									
Date	CLEC Num	CLEC Denom	CLEC Result	CLEC Std Dev	Qwest Num	Qwest Denom	Qwest Result	Mod Z Scr	Parity Scr
Aug-04	1	1	100.00%	0.00%	230	272	84.56%	-0.426544	-1.25932
Sep-04	1	1	100.00%	0.00%	207	238	86.97%	-0.386176	-1.234778
Oct-04									
Nov-04	3	3	100.00%	0.00%	201	218	92.20%	-0.500287	-1.304153
Dec-04									
Jan-05	1	2	50.00%	50.00%	186	212	87.74%	1.619283	-0.297496
Feb-05	1	1	100.00%	0.00%	127	147	86.39%	-0.395495	-1.240444
Mar-05									
Apr-05	1	1	100.00%	0.00%	169	177	95.48%	-0.216959	-1.131902
May-05	2	2	100.00%	0.00%	200	231	86.58%	-0.554382	-1.33704
Jun-05									
Jul-05									



Centrex 21(Parity)									
Date	CLEC Num	CLEC Denom	CLEC Result	CLEC Std Dev	Qwest Num	Qwest Denom	Qwest Result	Mod Z Scr	Parity Scr
Aug-04									
Sep-04									
Oct-04									
Nov-04									
Dec-04									
Jan-05									
Feb-05									
Mar-05									
Apr-05									
May-05									
Jun-05									
Jul-05	1	1	100.00%	0.00%	8	9	88.89%	-0.33541	-1.203915



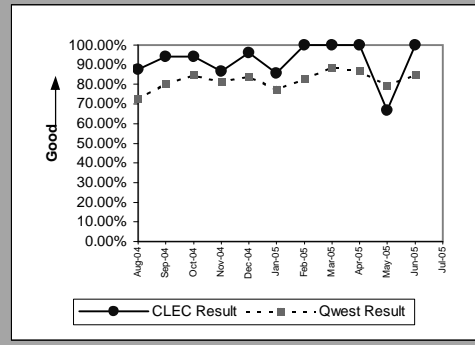
PBX(Parity)									
Date	CLEC Num	CLEC Denom	CLEC Result	CLEC Std Dev	Qwest Num	Qwest Denom	Qwest Result	Mod Z Scr	Parity Scr
Aug-04									
Sep-04									
Oct-04									
Nov-04									
Dec-04	1	1	100.00%	0.00%	3	3	100.00%		
Jan-05									
Feb-05	1	1	100.00%	0.00%	5	5	100.00%		
Mar-05									
Apr-05									
May-05	2	2	100.00%	0.00%	3	3	100.00%		
Jun-05									
Jul-05									



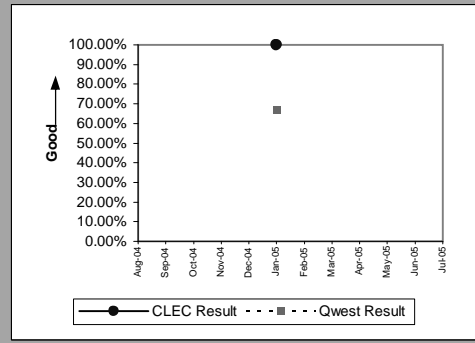
Qwest Perf Results - PID (14-State 271 PID 8.1)

MR-3B - Out of Service Cleared within 24 Hours (Percent) - Dispatches outside MSAs

UNE - P (POTS)(Parity)									
Date	CLEC Num	CLEC Denom	CLEC Result	CLEC Std Dev	Qwest Num	Qwest Denom	Qwest Result	Mod Z Scr	Parity Scr
Aug-04	107	122	87.70%	32.84%	2106	2904	72.52%	-3.68047	-3.237567
Sep-04	78	83	93.98%	23.79%	1763	2196	80.28%	-3.077953	-2.871263
Oct-04	81	86	94.19%	23.40%	1946	2294	84.83%	-2.374557	-2.443628
Nov-04	59	68	86.76%	33.89%	1637	2007	81.56%	-1.087576	-1.6612
Dec-04	71	74	95.95%	19.72%	1742	2075	83.95%	-2.762153	-2.67927
Jan-05	12	14	85.71%	34.99%	1656	2136	77.53%	-0.731439	-1.444683
Feb-05	5	5	100.00%	0.00%	1235	1495	82.61%	-1.024267	-1.62271
Mar-05	2	2	100.00%	0.00%	1957	2210	88.55%	-0.508257	-1.308998
Apr-05	5	5	100.00%	0.00%	1640	1885	87.00%	-0.863119	-1.524739
May-05	2	3	66.67%	47.14%	1793	2258	79.41%	0.545312	-0.692545
Jun-05	12	12	100.00%	0.00%	2263	2674	84.63%	-1.47298	-1.895508
Jul-05									

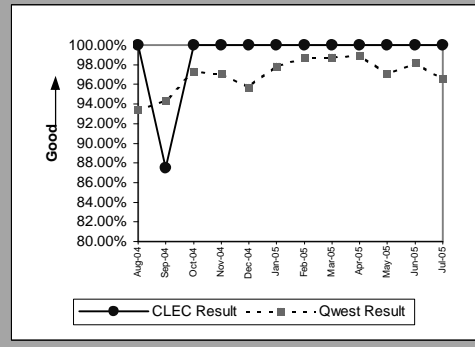


UNE P (Centrex)(Parity)									
Date	CLEC Num	CLEC Denom	CLEC Result	CLEC Std Dev	Qwest Num	Qwest Denom	Qwest Result	Mod Z Scr	Parity Scr
Aug-04									
Sep-04									
Oct-04									
Nov-04									
Dec-04									
Jan-05	1	1	100.00%	0.00%	2	3	66.67%	-0.612372	-1.372296
Feb-05									
Mar-05									
Apr-05									
May-05									
Jun-05									
Jul-05									

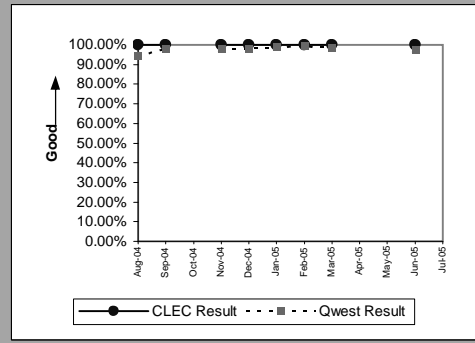


MR-3C - Out of Service Cleared within 24 Hours (Percent) - No dispatches

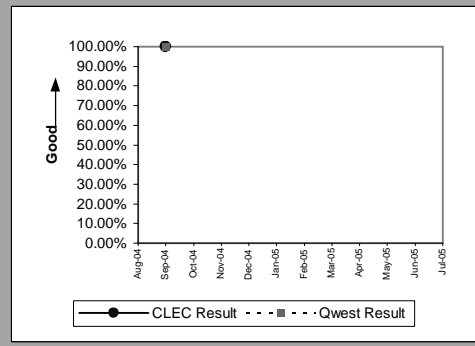
Residence(Parity)									
Date	CLEC Num	CLEC Denom	CLEC Result	CLEC Std Dev	Qwest Num	Qwest Denom	Qwest Result	Mod Z Scr	Parity Scr
Aug-04	8	8	100.00%	0.00%	1687	1806	93.41%	-0.749551	-1.455695
Sep-04	7	8	87.50%	33.07%	1735	1839	94.34%	0.836326	-0.539077
Oct-04	4	4	100.00%	0.00%	1444	1484	97.30%	-0.332424	-1.202099
Nov-04	7	7	100.00%	0.00%	1325	1365	97.07%	-0.458522	-1.278762
Dec-04	4	4	100.00%	0.00%	1296	1354	95.72%	-0.422475	-1.256847
Jan-05	2	2	100.00%	0.00%	1040	1063	97.84%	-0.210114	-1.12774
Feb-05	3	3	100.00%	0.00%	972	985	98.68%	-0.200004	-1.121594
Mar-05	3	3	100.00%	0.00%	1281	1297	98.77%	-0.19335	-1.117549
Apr-05	2	2	100.00%	0.00%	925	935	98.93%	-0.146886	-1.0893
May-05	5	5	100.00%	0.00%	1003	1033	97.10%	-0.385786	-1.234541
Jun-05	9	9	100.00%	0.00%	1227	1250	98.16%	-0.409265	-1.248816
Jul-05	5	5	100.00%	0.00%	1223	1267	96.53%	-0.423295	-1.257345



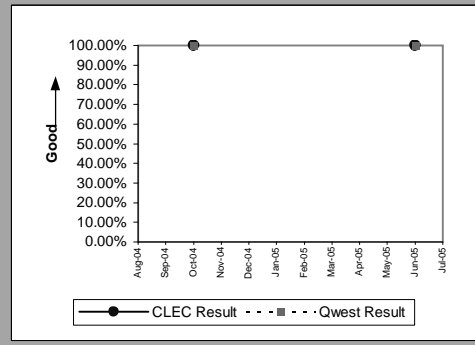
Business(Parity)									
Date	CLEC Num	CLEC Denom	CLEC Result	CLEC Std Dev	Qwest Num	Qwest Denom	Qwest Result	Mod Z Scr	Parity Scr
Aug-04	2	2	100.00%	0.00%	249	264	94.32%	-0.345798	-1.21023
Sep-04	1	1	100.00%	0.00%	233	238	97.90%	-0.146183	-1.088873
Oct-04									
Nov-04	3	3	100.00%	0.00%	190	194	97.94%	-0.249391	-1.151619
Dec-04	2	2	100.00%	0.00%	190	194	97.94%	-0.204146	-1.124112
Jan-05	3	3	100.00%	0.00%	192	194	98.97%	-0.175426	-1.106651
Feb-05	3	3	100.00%	0.00%	148	149	99.33%	-0.140962	-1.085699
Mar-05	1	1	100.00%	0.00%	169	171	98.83%	-0.108469	-1.065944
Apr-05									
May-05									
Jun-05	2	2	100.00%	0.00%	176	180	97.78%	-0.212026	-1.128903
Jul-05									



Centrex(Diagnostic)									
Date	CLEC Num	CLEC Denom	CLEC Result	CLEC Std Dev	Qwest Num	Qwest Denom	Qwest Result	Mod Z Scr	Parity Scr
Aug-04									
Sep-04	1	1	100.00%	0.00%	27	27	100.00%		
Oct-04									
Nov-04									
Dec-04									
Jan-05									
Feb-05									
Mar-05									
Apr-05									
May-05									
Jun-05									
Jul-05									



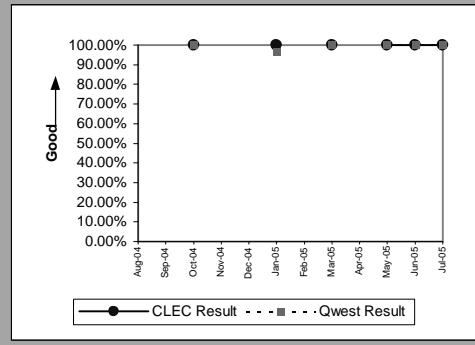
Centrex 21(Parity)									
Date	CLEC Num	CLEC Denom	CLEC Result	CLEC Std Dev	Qwest Num	Qwest Denom	Qwest Result	Mod Z Scr	Parity Scr
Aug-04									
Sep-04									
Oct-04	1	1	100.00%	0.00%	25	25	100.00%		
Nov-04									
Dec-04									
Jan-05									
Feb-05									
Mar-05									
Apr-05									
May-05									
Jun-05	1	1	100.00%	0.00%	17	17	100.00%		
Jul-05									



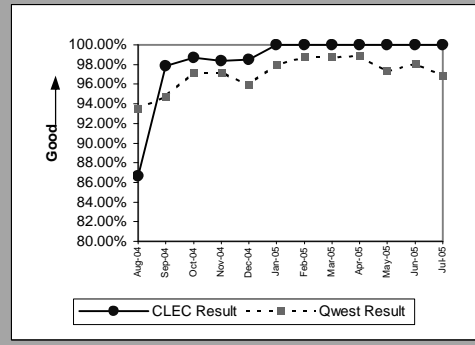
Qwest Perf Results - PID (14-State 271 PID 8.1)

MR-3C - Out of Service Cleared within 24 Hours (Percent) - No dispatches

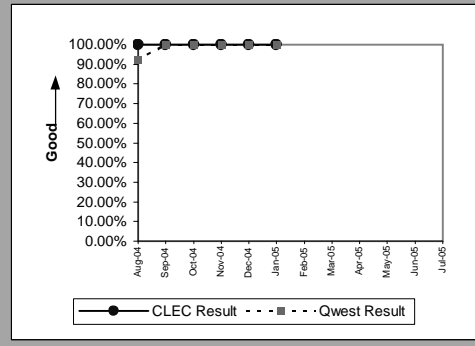
PBX(Parity)									
Date	CLEC Num	CLEC Denom	CLEC Result	CLEC Std Dev	Qwest Num	Qwest Denom	Qwest Result	Mod Z Scr	Parity Scr
Aug-04									
Sep-04									
Oct-04	1	1	100.00%	0.00%	29	29	100.00%		
Nov-04									
Dec-04									
Jan-05	1	1	100.00%	0.00%	26	27	96.30%	-0.192582	-1.117082
Feb-05									
Mar-05	1	1	100.00%	0.00%	26	26	100.00%		
Apr-05									
May-05	1	1	100.00%	0.00%	21	21	100.00%		
Jun-05	1	1	100.00%	0.00%	54	54	100.00%		
Jul-05	2	2	100.00%	0.00%	30	30	100.00%		



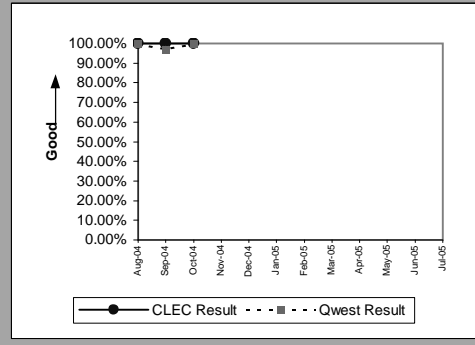
UNE - P (POTS)(Parity)									
Date	CLEC Num	CLEC Denom	CLEC Result	CLEC Std Dev	Qwest Num	Qwest Denom	Qwest Result	Mod Z Scr	Parity Scr
Aug-04	91	105	86.67%	33.99%	1936	2070	93.53%	2.786977	0.501982
Sep-04	92	94	97.87%	14.43%	1968	2077	94.75%	-1.326962	-1.806736
Oct-04	76	77	98.70%	11.32%	1655	1703	97.18%	-0.788206	-1.479195
Nov-04	61	62	98.39%	12.60%	1515	1559	97.18%	-0.56392	-1.342839
Dec-04	67	68	98.53%	12.04%	1486	1548	95.99%	-1.043256	-1.634255
Jan-05	7	7	100.00%	0.00%	1232	1257	98.01%	-0.375844	-1.228497
Feb-05	3	3	100.00%	0.00%	1120	1134	98.77%	-0.193394	-1.117575
Mar-05	1	1	100.00%	0.00%	1450	1468	98.77%	-0.111379	-1.067714
Apr-05	1	1	100.00%	0.00%	1070	1082	98.89%	-0.105852	-1.064353
May-05	2	2	100.00%	0.00%	1166	1198	97.33%	-0.234088	-1.142315
Jun-05	3	3	100.00%	0.00%	1403	1430	98.11%	-0.240026	-1.145926
Jul-05	2	2	100.00%	0.00%	1394	1439	96.87%	-0.253915	-1.154369



UNE P (Centrex)(Diagnostic)									
Date	CLEC Num	CLEC Denom	CLEC Result	CLEC Std Dev	Qwest Num	Qwest Denom	Qwest Result	Mod Z Scr	Parity Scr
Aug-04	3	3	100.00%	0.00%	37	40	92.50%	-0.475681	-1.289194
Sep-04	2	2	100.00%	0.00%	27	27	100.00%		
Oct-04	1	1	100.00%	0.00%	26	26	100.00%		
Nov-04	1	1	100.00%	0.00%	17	17	100.00%		
Dec-04	3	3	100.00%	0.00%	29	29	100.00%		
Jan-05	1	1	100.00%	0.00%	38	38	100.00%		
Feb-05									
Mar-05									
Apr-05									
May-05									
Jun-05									
Jul-05									



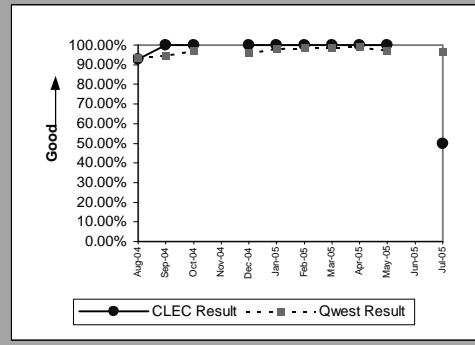
UNE P (Centrex 21)(Diagnostic)									
Date	CLEC Num	CLEC Denom	CLEC Result	CLEC Std Dev	Qwest Num	Qwest Denom	Qwest Result	Mod Z Scr	Parity Scr
Aug-04	3	3	100.00%	0.00%	25	25	100.00%		
Sep-04	2	2	100.00%	0.00%	34	35	97.14%	-0.23589	-1.143411
Oct-04	1	1	100.00%	0.00%	25	25	100.00%		
Nov-04									
Dec-04									
Jan-05									
Feb-05									
Mar-05									
Apr-05									
May-05									
Jun-05									
Jul-05									



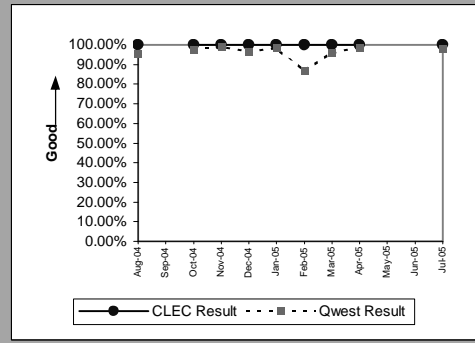
Qwest Perf Results - PID (14-State 271 PID 8.1)

MR-3C - Out of Service Cleared within 24 Hours (Percent) - No dispatches

Line Sharing(Parity)									
Date	CLEC Num	CLEC Denom	CLEC Result	CLEC Std Dev	Qwest Num	Qwest Denom	Qwest Result	Mod Z Scr	Parity Scr
Aug-04	13	14	92.86%	25.75%	1936	2070	93.53%	0.101454	-0.886651
Sep-04	10	10	100.00%	0.00%	1968	2077	94.75%	-0.742434	-1.451368
Oct-04	8	8	100.00%	0.00%	1655	1703	97.18%	-0.480561	-1.292161
Nov-04									
Dec-04	2	2	100.00%	0.00%	1486	1548	95.99%	-0.288683	-1.175507
Jan-05	1	1	100.00%	0.00%	1232	1257	98.01%	-0.142394	-1.086569
Feb-05	2	2	100.00%	0.00%	1120	1134	98.77%	-0.157975	-1.096042
Mar-05	2	2	100.00%	0.00%	1450	1468	98.77%	-0.15746	-1.095729
Apr-05	6	6	100.00%	0.00%	1070	1082	98.89%	-0.258686	-1.15727
May-05	2	2	100.00%	0.00%	1166	1198	97.33%	-0.234088	-1.142315
Jun-05									
Jul-05	1	2	50.00%	50.00%	1394	1439	96.87%	3.805903	0.135613



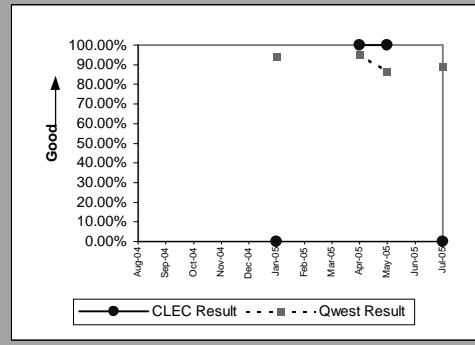
Line Splitting(Parity)									
Date	CLEC Num	CLEC Denom	CLEC Result	CLEC Std Dev	Qwest Num	Qwest Denom	Qwest Result	Mod Z Scr	Parity Scr
Aug-04	2	2	100.00%	0.00%	344	359	95.82%	-0.294493	-1.179039
Sep-04									
Oct-04	2	2	100.00%	0.00%	227	232	97.84%	-0.208989	-1.127056
Nov-04	3	3	100.00%	0.00%	194	196	98.98%	-0.174532	-1.106108
Dec-04	1	1	100.00%	0.00%	200	207	96.62%	-0.186633	-1.113465
Jan-05	1	1	100.00%	0.00%	247	251	98.41%	-0.127004	-1.077213
Feb-05	1	1	100.00%	0.00%	105	121	86.78%	-0.388757	-1.236347
Mar-05	1	1	100.00%	0.00%	100	104	96.15%	-0.199045	-1.121011
Apr-05	4	4	100.00%	0.00%	70	71	98.59%	-0.232584	-1.141401
May-05									
Jun-05									
Jul-05	1	1	100.00%	0.00%	47	48	97.92%	-0.144369	-1.08777



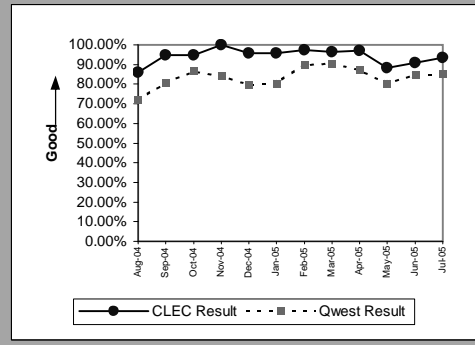
Qwest Perf Results - PID (14-State 271 PID 8.1)

MR-3D - Out of Service Cleared within 24 Hours (Percent) - Interval Zone One

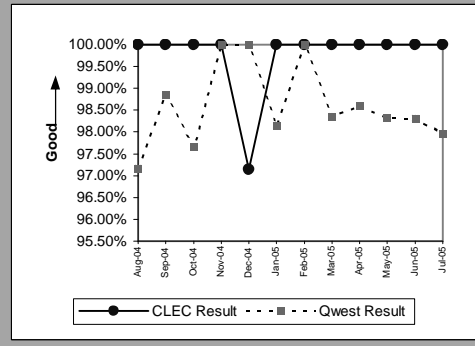
Qwest DSL(Parity)									
Date	CLEC Num	CLEC Denom	CLEC Result	CLEC Std Dev	Qwest Num	Qwest Denom	Qwest Result	Mod Z Scr	Parity Scr
Aug-04									
Sep-04									
Oct-04									
Nov-04									
Dec-04									
Jan-05	0	1	0.00%	0.00%	238	253	94.07%	3.97545	0.147002
Feb-05									
Mar-05									
Apr-05	1	1	100.00%	0.00%	76	80	95.00%	-0.227995	-1.138611
May-05	1	1	100.00%	0.00%	71	82	86.59%	-0.391233	-1.237853
Jun-05									
Jul-05	0	2	0.00%	0.00%	59	66	89.39%	4.044916	0.528612



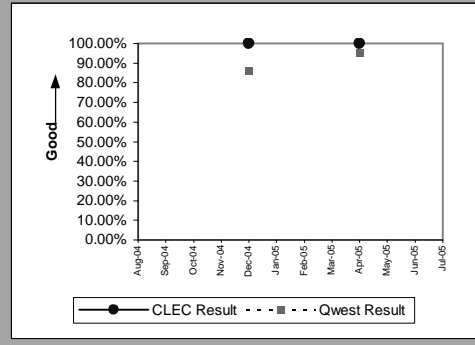
Unbundled Loop Analog(Parity)									
Date	CLEC Num	CLEC Denom	CLEC Result	CLEC Std Dev	Qwest Num	Qwest Denom	Qwest Result	Mod Z Scr	Parity Scr
Aug-04	171	199	85.93%	34.77%	10099	14024	72.01%	-4.342475	-3.640038
Sep-04	167	176	94.89%	22.03%	9322	11556	80.67%	-4.740602	-3.882082
Oct-04	149	157	94.90%	21.99%	9604	11083	86.66%	-3.018252	-2.834967
Nov-04	168	168	100.00%	0.00%	8308	9842	84.41%	-5.522602	-4.357503
Dec-04	141	147	95.92%	19.79%	8549	10691	79.96%	-4.79967	-3.917992
Jan-05	159	166	95.78%	20.10%	8657	10766	80.41%	-4.952341	-4.01081
Feb-05	108	111	97.30%	16.22%	7058	7862	89.77%	-2.597843	-2.579377
Mar-05	136	141	96.45%	18.49%	9156	10098	90.67%	-2.344605	-2.425419
Apr-05	128	132	96.97%	17.14%	7664	8790	87.19%	-3.337092	-3.028808
May-05	164	186	88.17%	32.29%	8295	10293	80.59%	-2.591561	-2.575557
Jun-05	140	154	90.91%	28.75%	8618	10165	84.78%	-2.10122	-2.277451
Jul-05	188	201	93.53%	24.60%	10303	12096	85.18%	-3.306415	-3.010158



Unbundled Loop - 2 Wire Non-Loaded(Parity)									
Date	CLEC Num	CLEC Denom	CLEC Result	CLEC Std Dev	Qwest Num	Qwest Denom	Qwest Result	Mod Z Scr	Parity Scr
Aug-04	21	21	100.00%	0.00%	103	106	97.17%	-0.714501	-1.434386
Sep-04	25	25	100.00%	0.00%	87	88	98.86%	-0.473056	-1.287598
Oct-04	20	20	100.00%	0.00%	83	85	97.65%	-0.624605	-1.379733
Nov-04	20	20	100.00%	0.00%	62	62	100.00%		
Dec-04	34	35	97.14%	16.66%	89	89	100.00%		-0.331213
Jan-05	27	27	100.00%	0.00%	53	54	98.15%	-0.582772	-1.3543
Feb-05	20	20	100.00%	0.00%	75	75	100.00%		
Mar-05	32	32	100.00%	0.00%	60	61	98.36%	-0.591456	-1.35958
Apr-05	24	24	100.00%	0.00%	70	71	98.59%	-0.506202	-1.307749
May-05	20	20	100.00%	0.00%	59	60	98.33%	-0.504219	-1.306544
Jun-05	6	6	100.00%	0.00%	58	59	98.31%	-0.30643	-1.186296
Jul-05	5	5	100.00%	0.00%	48	49	97.96%	-0.307444	-1.186912



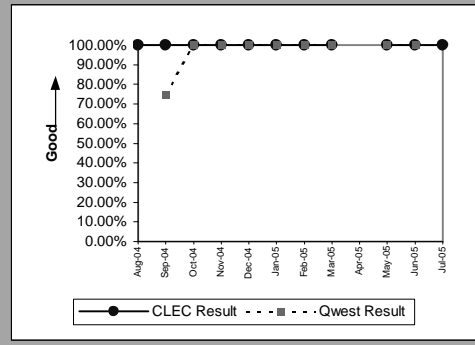
Unbundled Loop - ADSL Qualified(Parity)									
Date	CLEC Num	CLEC Denom	CLEC Result	CLEC Std Dev	Qwest Num	Qwest Denom	Qwest Result	Mod Z Scr	Parity Scr
Aug-04									
Sep-04									
Oct-04									
Nov-04									
Dec-04	1	1	100.00%	0.00%	213	248	85.89%	-0.404548	-1.245948
Jan-05									
Feb-05									
Mar-05									
Apr-05	1	1	100.00%	0.00%	76	80	95.00%	-0.227995	-1.138611
May-05									
Jun-05									
Jul-05									



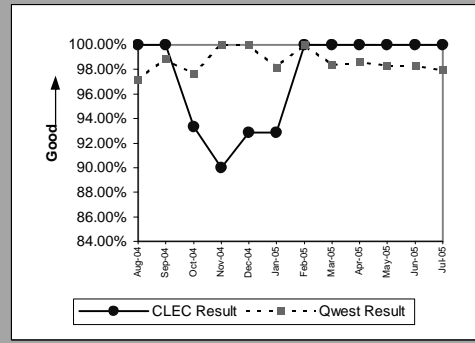
Qwest Perf Results - PID (14-State 271 PID 8.1)

MR-3D - Out of Service Cleared within 24 Hours (Percent) - Interval Zone One

Unbundled Loop - XDSL(Parity)									
Date	CLEC Num	CLEC Denom	CLEC Result	CLEC Std Dev	Qwest Num	Qwest Denom	Qwest Result	Mod Z Scr	Parity Scr
Aug-04	3	3	100.00%	0.00%					
Sep-04	3	3	100.00%	0.00%	3	4	75.00%	-0.755929	-1.459572
Oct-04	2	2	100.00%	0.00%	2	2	100.00%		
Nov-04	1	1	100.00%	0.00%	3	3	100.00%		
Dec-04	3	3	100.00%	0.00%	4	4	100.00%		
Jan-05	7	7	100.00%	0.00%	3	3	100.00%		
Feb-05	2	2	100.00%	0.00%	1	1	100.00%		
Mar-05	1	1	100.00%	0.00%	2	2	100.00%		
Apr-05									
May-05	4	4	100.00%	0.00%	4	4	100.00%		
Jun-05	14	14	100.00%	0.00%	1	1	100.00%		
Jul-05	12	12	100.00%	0.00%	0	0			

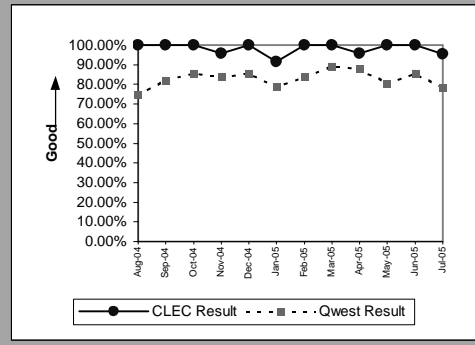


Unbundled Loop ISDN Capable(Parity)									
Date	CLEC Num	CLEC Denom	CLEC Result	CLEC Std Dev	Qwest Num	Qwest Denom	Qwest Result	Mod Z Scr	Parity Scr
Aug-04	8	8	100.00%	0.00%	103	106	97.17%	-0.465466	-1.282983
Sep-04	6	6	100.00%	0.00%	87	88	98.86%	-0.254093	-1.154478
Oct-04	14	15	93.33%	24.94%	83	85	97.65%	1.016184	-0.547002
Nov-04	9	10	90.00%	30.00%	62	62	100.00%		-0.052268
Dec-04	13	14	92.86%	25.75%	89	89	100.00%		-0.045386
Jan-05	13	14	92.86%	25.75%	53	54	98.15%	1.308581	-0.505519
Feb-05	15	15	100.00%	0.00%	75	75	100.00%		
Mar-05	16	16	100.00%	0.00%	60	61	98.36%	-0.459625	-1.279432
Apr-05	11	11	100.00%	0.00%	70	71	98.59%	-0.368867	-1.224255
May-05	18	18	100.00%	0.00%	59	60	98.33%	-0.484438	-1.294518
Jun-05	21	21	100.00%	0.00%	58	59	98.31%	-0.516745	-1.314159
Jul-05	13	13	100.00%	0.00%	48	49	97.96%	-0.462651	-1.281272

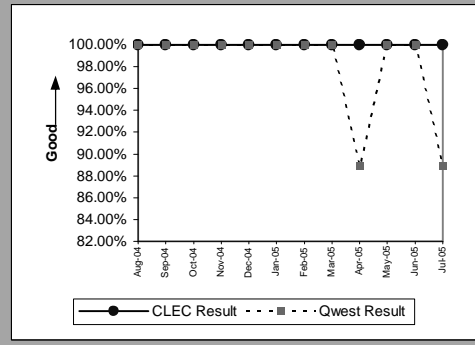


MR-3E - Out of Service Cleared within 24 Hours (Percent) - Interval Zone Two

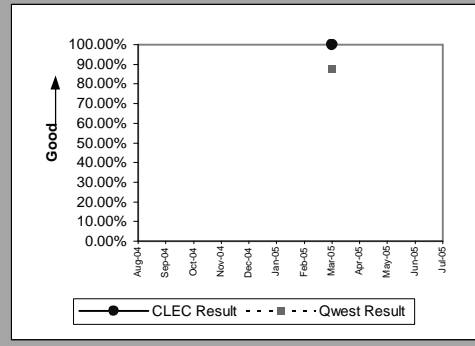
Unbundled Loop Analog(Parity)									
Date	CLEC Num	CLEC Denom	CLEC Result	CLEC Std Dev	Qwest Num	Qwest Denom	Qwest Result	Mod Z Scr	Parity Scr
Aug-04	9	9	100.00%	0.00%	2376	3190	74.48%	-1.75347	-2.066034
Sep-04	12	12	100.00%	0.00%	2039	2485	82.05%	-1.616231	-1.982599
Oct-04	19	19	100.00%	0.00%	2164	2523	85.77%	-1.768749	-2.075323
Nov-04	22	23	95.65%	20.39%	1903	2277	83.57%	-1.555461	-1.945653
Dec-04	13	13	100.00%	0.00%	1995	2332	85.55%	-1.477774	-1.898423
Jan-05	11	12	91.67%	27.64%	1799	2284	78.77%	-1.089927	-1.662628
Feb-05	11	11	100.00%	0.00%	1368	1632	83.82%	-1.4521	-1.882814
Mar-05	18	18	100.00%	0.00%	2157	2414	89.35%	-1.459031	-1.887028
Apr-05	22	23	95.65%	20.39%	1783	2030	87.83%	-1.140715	-1.693506
May-05	15	15	100.00%	0.00%	1933	2401	80.51%	-1.899767	-2.154976
Jun-05	21	21	100.00%	0.00%	2462	2874	85.66%	-1.867813	-2.13555
Jul-05	41	43	95.35%	21.06%	1820	2325	78.28%	-2.689746	-2.63525



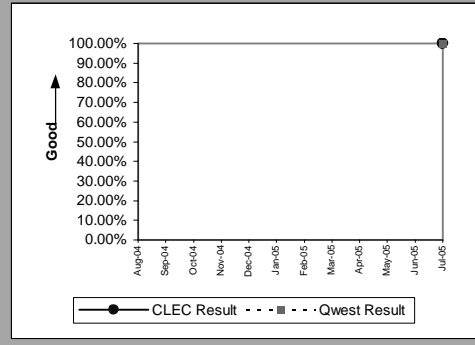
Unbundled Loop - 2 Wire Non-Loaded(Parity)									
Date	CLEC Num	CLEC Denom	CLEC Result	CLEC Std Dev	Qwest Num	Qwest Denom	Qwest Result	Mod Z Scr	Parity Scr
Aug-04	4	4	100.00%	0.00%	10	10	100.00%		
Sep-04	2	2	100.00%	0.00%	16	16	100.00%		
Oct-04	6	6	100.00%	0.00%	11	11	100.00%		
Nov-04	6	6	100.00%	0.00%	11	11	100.00%		
Dec-04	3	3	100.00%	0.00%	9	9	100.00%		
Jan-05	4	4	100.00%	0.00%	6	6	100.00%		
Feb-05	4	4	100.00%	0.00%	7	7	100.00%		
Mar-05	3	3	100.00%	0.00%	8	8	100.00%		
Apr-05	7	7	100.00%	0.00%	8	9	88.89%	-0.701561	-1.426519
May-05	1	1	100.00%	0.00%	3	3	100.00%		
Jun-05	2	2	100.00%	0.00%	10	10	100.00%		
Jul-05	3	3	100.00%	0.00%	8	9	88.89%	-0.53033	-1.322418



Unbundled Loop - ADSL Qualified(Parity)									
Date	CLEC Num	CLEC Denom	CLEC Result	CLEC Std Dev	Qwest Num	Qwest Denom	Qwest Result	Mod Z Scr	Parity Scr
Aug-04									
Sep-04									
Oct-04									
Nov-04									
Dec-04									
Jan-05									
Feb-05									
Mar-05	3	3	100.00%	0.00%	7	8	87.50%	-0.558291	-1.339417
Apr-05									
May-05									
Jun-05									
Jul-05									



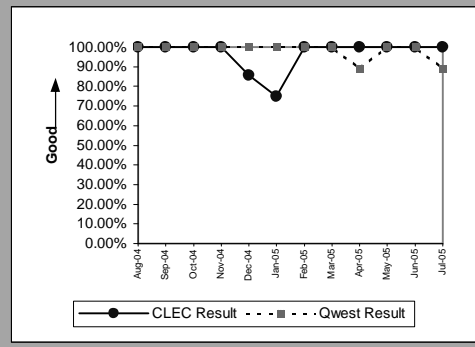
Unbundled Loop - XDSL(Parity)									
Date	CLEC Num	CLEC Denom	CLEC Result	CLEC Std Dev	Qwest Num	Qwest Denom	Qwest Result	Mod Z Scr	Parity Scr
Aug-04									
Sep-04									
Oct-04									
Nov-04									
Dec-04									
Jan-05									
Feb-05									
Mar-05									
Apr-05									
May-05									
Jun-05									
Jul-05	1	1	100.00%	0.00%	2	2	100.00%		



Qwest Perf Results - PID (14-State 271 PID 8.1)

MR-3E - Out of Service Cleared within 24 Hours (Percent) - Interval Zone Two

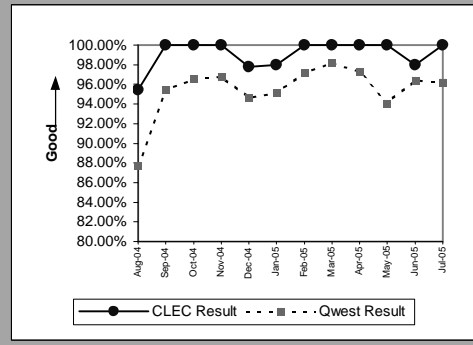
Unbundled Loop ISDN Capable(Parity)									
Date	CLEC Num	CLEC Denom	CLEC Result	CLEC Std Dev	Qwest Num	Qwest Denom	Qwest Result	Mod Z Scr	Parity Scr
Aug-04	6	6	100.00%	0.00%	10	10	100.00%		
Sep-04	6	6	100.00%	0.00%	16	16	100.00%		
Oct-04	5	5	100.00%	0.00%	11	11	100.00%		
Nov-04	5	5	100.00%	0.00%	11	11	100.00%		
Dec-04	6	7	85.71%	34.99%	9	9	100.00%		-0.543367
Jan-05	3	4	75.00%	43.30%	6	6	100.00%		-0.492035
Feb-05	3	3	100.00%	0.00%	7	7	100.00%		
Mar-05	7	7	100.00%	0.00%	8	8	100.00%		
Apr-05	3	3	100.00%	0.00%	8	9	88.89%	-0.53033	-1.322418
May-05	3	3	100.00%	0.00%	3	3	100.00%		
Jun-05	8	8	100.00%	0.00%	10	10	100.00%		
Jul-05	9	9	100.00%	0.00%	8	9	88.89%	-0.75	-1.455968



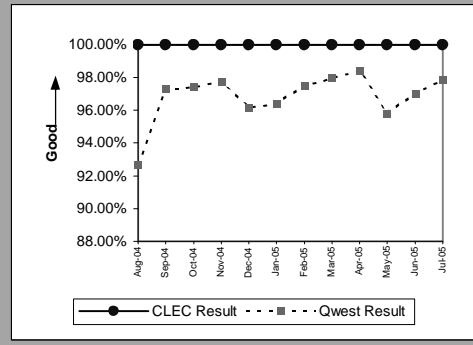
Qwest Perf Results - PID (14-State 271 PID 8.1)

MR-4A - All Troubles Cleared within 48 Hours (Percent) - Dispatches within MSAs

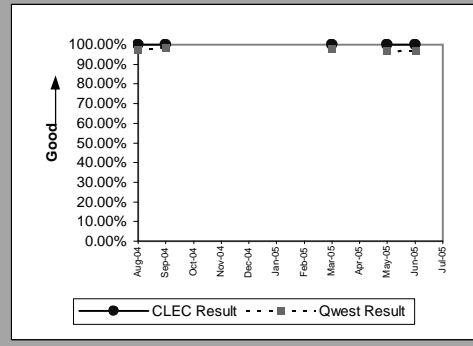
Residence(Parity)									
Date	CLEC Num	CLEC Denom	CLEC Result	CLEC Std Dev	Qwest Num	Qwest Denom	Qwest Result	Mod Z Scr	Parity Scr
Aug-04	42	44	95.45%	20.83%	11872	13541	87.67%	-1.567351	-1.952882
Sep-04	39	39	100.00%	0.00%	10482	10982	95.45%	-1.361524	-1.827748
Oct-04	56	56	100.00%	0.00%	10289	10655	96.56%	-1.407699	-1.85582
Nov-04	45	45	100.00%	0.00%	9488	9800	96.82%	-1.213672	-1.73786
Dec-04	44	45	97.78%	14.74%	10350	10937	94.63%	-0.934174	-1.567937
Jan-05	48	49	97.96%	14.14%	10733	11284	95.12%	-0.921168	-1.560031
Feb-05	36	36	100.00%	0.00%	7644	7865	97.19%	-1.017877	-1.618825
Mar-05	55	55	100.00%	0.00%	9917	10100	98.19%	-1.004702	-1.610816
Apr-05	40	40	100.00%	0.00%	8666	8904	97.33%	-1.045769	-1.635782
May-05	42	42	100.00%	0.00%	9757	10373	94.06%	-1.625097	-1.987989
Jun-05	48	49	97.96%	14.14%	9849	10215	96.42%	-0.579412	-1.352257
Jul-05	40	40	100.00%	0.00%	11589	12044	96.22%	-1.251102	-1.760616



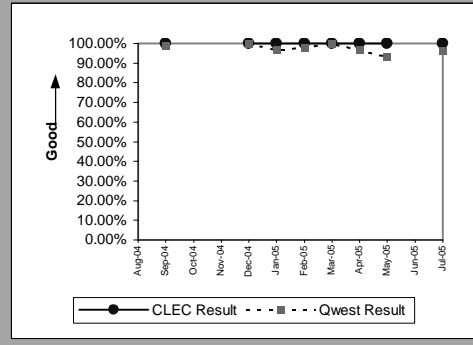
Business(Parity)									
Date	CLEC Num	CLEC Denom	CLEC Result	CLEC Std Dev	Qwest Num	Qwest Denom	Qwest Result	Mod Z Scr	Parity Scr
Aug-04	11	11	100.00%	0.00%	1245	1343	92.70%	-0.92673	-1.563412
Sep-04	4	4	100.00%	0.00%	1191	1224	97.30%	-0.332371	-1.202067
Oct-04	11	11	100.00%	0.00%	1206	1238	97.42%	-0.537869	-1.327001
Nov-04	12	12	100.00%	0.00%	1060	1084	97.79%	-0.518385	-1.315156
Dec-04	21	21	100.00%	0.00%	1155	1201	96.17%	-0.906637	-1.551196
Jan-05	6	6	100.00%	0.00%	1254	1301	96.39%	-0.473126	-1.28764
Feb-05	10	10	100.00%	0.00%	900	923	97.51%	-0.502809	-1.305686
Mar-05	11	11	100.00%	0.00%	1159	1183	97.97%	-0.475062	-1.288817
Apr-05	6	6	100.00%	0.00%	1147	1165	98.45%	-0.306066	-1.186075
May-05	8	8	100.00%	0.00%	1187	1239	95.80%	-0.590097	-1.358754
Jun-05	4	4	100.00%	0.00%	1173	1209	97.02%	-0.349796	-1.212661
Jul-05	4	4	100.00%	0.00%	1203	1229	97.88%	-0.293547	-1.178464



Centrex(Parity)									
Date	CLEC Num	CLEC Denom	CLEC Result	CLEC Std Dev	Qwest Num	Qwest Denom	Qwest Result	Mod Z Scr	Parity Scr
Aug-04	1	1	100.00%	0.00%	71	73	97.26%	-0.166698	-1.101345
Sep-04	1	1	100.00%	0.00%	74	75	98.67%	-0.11548	-1.070207
Oct-04									
Nov-04									
Dec-04									
Jan-05									
Feb-05									
Mar-05	2	2	100.00%	0.00%	54	55	98.18%	-0.189044	-1.11493
Apr-05									
May-05	1	1	100.00%	0.00%	58	60	96.67%	-0.184167	-1.111966
Jun-05	1	1	100.00%	0.00%	66	68	97.06%	-0.172812	-1.105062
Jul-05									

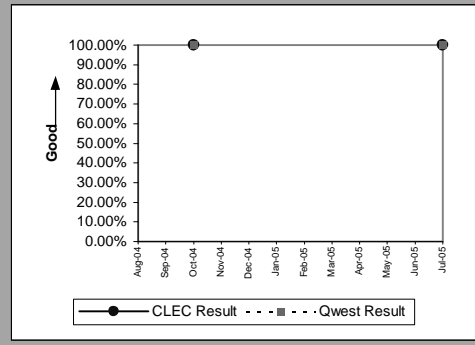


Centrex 21(Parity)									
Date	CLEC Num	CLEC Denom	CLEC Result	CLEC Std Dev	Qwest Num	Qwest Denom	Qwest Result	Mod Z Scr	Parity Scr
Aug-04									
Sep-04	2	2	100.00%	0.00%	108	109	99.08%	-0.134851	-1.081984
Oct-04									
Nov-04									
Dec-04	3	3	100.00%	0.00%	91	91	100.00%		
Jan-05	2	2	100.00%	0.00%	114	118	96.61%	-0.26269	-1.159704
Feb-05	4	4	100.00%	0.00%	98	100	98.00%	-0.280166	-1.170329
Mar-05	4	4	100.00%	0.00%	112	112	100.00%		
Apr-05	2	2	100.00%	0.00%	115	119	96.64%	-0.261563	-1.159019
May-05	3	3	100.00%	0.00%	97	104	93.27%	-0.458721	-1.278883
Jun-05									
Jul-05	2	2	100.00%	0.00%	96	100	96.00%	-0.285831	-1.173773

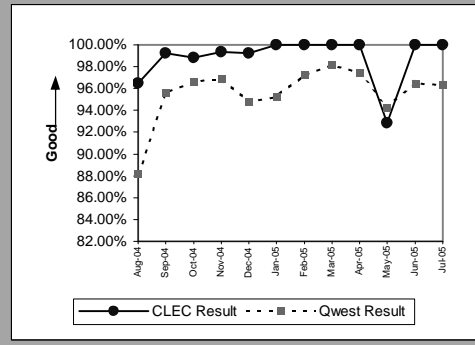


MR-4A - All Troubles Cleared within 48 Hours (Percent) - Dispatches within MSAs

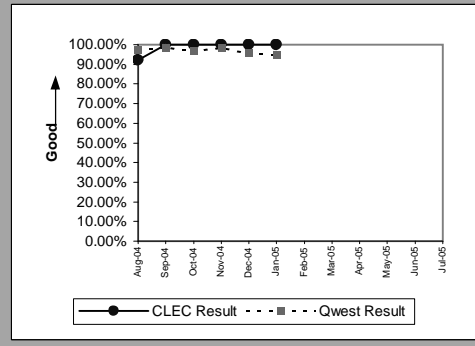
PBX(Parity)									
Date	CLEC Num	CLEC Denom	CLEC Result	CLEC Std Dev	Qwest Num	Qwest Denom	Qwest Result	Mod Z Scr	Parity Scr
Aug-04									
Sep-04									
Oct-04	2	2	100.00%	0.00%	20	20	100.00%		
Nov-04									
Dec-04									
Jan-05									
Feb-05									
Mar-05									
Apr-05									
May-05									
Jun-05									
Jul-05	1	1	100.00%	0.00%	8	8	100.00%		



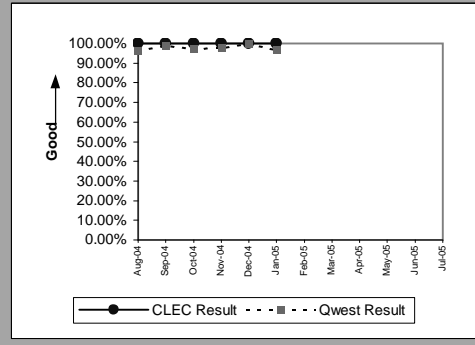
UNE - P (POTS)(Parity)									
Date	CLEC Num	CLEC Denom	CLEC Result	CLEC Std Dev	Qwest Num	Qwest Denom	Qwest Result	Mod Z Scr	Parity Scr
Aug-04	523	542	96.49%	18.39%	13117	14884	88.13%	-5.914922	-4.596017
Sep-04	506	510	99.22%	8.82%	11673	12206	95.63%	-3.878716	-3.358092
Oct-04	501	507	98.82%	10.81%	11495	11893	96.65%	-2.652197	-2.612421
Nov-04	459	462	99.35%	8.03%	10548	10884	96.91%	-2.966995	-2.803805
Dec-04	518	522	99.23%	8.72%	11505	12138	94.78%	-4.476425	-3.721473
Jan-05	42	42	100.00%	0.00%	11987	12585	95.25%	-1.445095	-1.878556
Feb-05	26	26	100.00%	0.00%	8544	8788	97.22%	-0.860418	-1.523097
Mar-05	23	23	100.00%	0.00%	11076	11283	98.17%	-0.654961	-1.398188
Apr-05	14	14	100.00%	0.00%	9813	10069	97.46%	-0.603923	-1.367159
May-05	13	14	92.86%	25.75%	10944	11612	94.25%	0.223258	-0.814429
Jun-05	12	12	100.00%	0.00%	11022	11424	96.48%	-0.661219	-1.401993
Jul-05	16	16	100.00%	0.00%	12792	13273	96.38%	-0.775178	-1.471275



UNE P (Centrex)(Parity)									
Date	CLEC Num	CLEC Denom	CLEC Result	CLEC Std Dev	Qwest Num	Qwest Denom	Qwest Result	Mod Z Scr	Parity Scr
Aug-04	12	13	92.31%	26.65%	71	73	97.26%	1.007846	-0.551047
Sep-04	17	17	100.00%	0.00%	74	75	98.67%	-0.432758	-1.263098
Oct-04	11	11	100.00%	0.00%	61	63	96.83%	-0.554116	-1.336879
Nov-04	15	15	100.00%	0.00%	66	67	98.51%	-0.430927	-1.261985
Dec-04	15	15	100.00%	0.00%	90	94	95.74%	-0.758237	-1.460975
Jan-05	6	6	100.00%	0.00%	79	83	95.18%	-0.532275	-1.3236
Feb-05									
Mar-05									
Apr-05									
May-05									
Jun-05									
Jul-05									



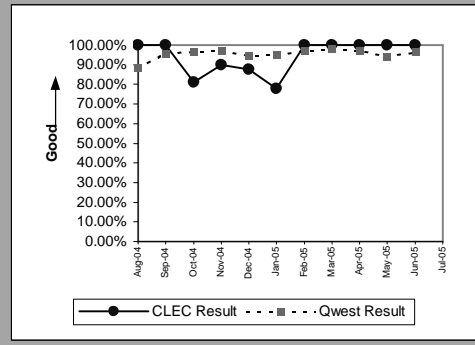
UNE P (Centrex 21)(Parity)									
Date	CLEC Num	CLEC Denom	CLEC Result	CLEC Std Dev	Qwest Num	Qwest Denom	Qwest Result	Mod Z Scr	Parity Scr
Aug-04	3	3	100.00%	0.00%	107	111	96.40%	-0.330452	-1.2009
Sep-04	1	1	100.00%	0.00%	108	109	99.08%	-0.095787	-1.058234
Oct-04	3	3	100.00%	0.00%	118	121	97.52%	-0.272811	-1.165857
Nov-04	4	4	100.00%	0.00%	128	131	97.71%	-0.301616	-1.18337
Dec-04	7	7	100.00%	0.00%	91	91	100.00%		
Jan-05	1	1	100.00%	0.00%	114	118	96.61%	-0.186528	-1.113401
Feb-05									
Mar-05									
Apr-05									
May-05									
Jun-05									
Jul-05									



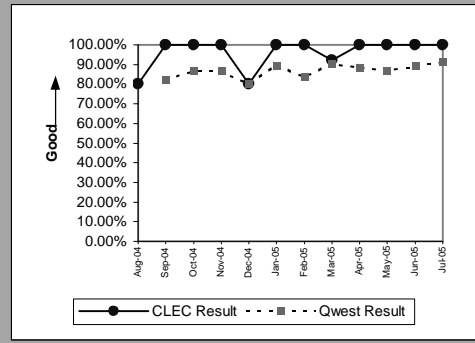
Qwest Perf Results - PID (14-State 271 PID 8.1)

MR-4A - All Troubles Cleared within 48 Hours (Percent) - Dispatches within MSAs

Line Sharing(Parity)									
Date	CLEC Num	CLEC Denom	CLEC Result	CLEC Std Dev	Qwest Num	Qwest Denom	Qwest Result	Mod Z Scr	Parity Scr
Aug-04	5	5	100.00%	0.00%	13117	14884	88.13%	-0.820565	-1.498868
Sep-04	14	14	100.00%	0.00%	11673	12206	95.63%	-0.799075	-1.485803
Oct-04	13	16	81.25%	39.03%	11495	11893	96.65%	3.423597	0.463504
Nov-04	9	10	90.00%	30.00%	10548	10884	96.91%	1.263266	-0.377411
Dec-04	7	8	87.50%	33.07%	11505	12138	94.78%	0.926471	-0.500415
Jan-05	7	9	77.78%	41.57%	11987	12585	95.25%	2.462746	0.098042
Feb-05	4	4	100.00%	0.00%	8544	8788	97.22%	-0.337906	-1.205432
Mar-05	2	2	100.00%	0.00%	11076	11283	98.17%	-0.193317	-1.117528
Apr-05	4	4	100.00%	0.00%	9813	10069	97.46%	-0.32297	-1.196352
May-05	4	4	100.00%	0.00%	10944	11612	94.25%	-0.494032	-1.30035
Jun-05	5	5	100.00%	0.00%	11022	11424	96.48%	-0.426946	-1.259565
Jul-05									

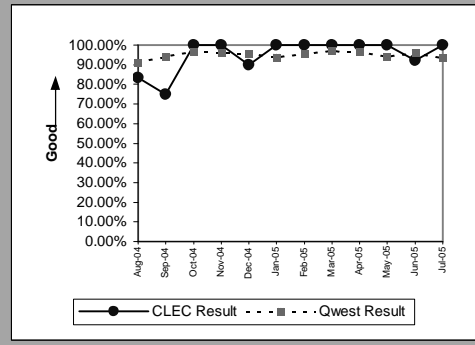


Line Splitting(Parity)									
Date	CLEC Num	CLEC Denom	CLEC Result	CLEC Std Dev	Qwest Num	Qwest Denom	Qwest Result	Mod Z Scr	Parity Scr
Aug-04	4	5	80.00%	40.00%					
Sep-04	8	8	100.00%	0.00%	706	857	82.38%	-1.302007	-1.791564
Oct-04	3	3	100.00%	0.00%	774	894	86.58%	-0.680853	-1.413929
Nov-04	4	4	100.00%	0.00%	447	515	86.80%	-0.777053	-1.472415
Dec-04	4	5	80.00%	40.00%	651	813	80.07%	0.004119	-0.961219
Jan-05	2	2	100.00%	0.00%	518	578	89.62%	-0.48048	-1.292111
Feb-05	6	6	100.00%	0.00%	481	574	83.80%	-1.071486	-1.651417
Mar-05	12	13	92.31%	26.65%	737	818	90.10%	-0.264665	-1.160905
Apr-05	3	3	100.00%	0.00%	555	626	88.66%	-0.618024	-1.375732
May-05	2	2	100.00%	0.00%	721	830	86.87%	-0.549209	-1.333896
Jun-05	6	6	100.00%	0.00%	804	902	89.14%	-0.852356	-1.518196
Jul-05	3	3	100.00%	0.00%	757	831	91.10%	-0.540563	-1.328639

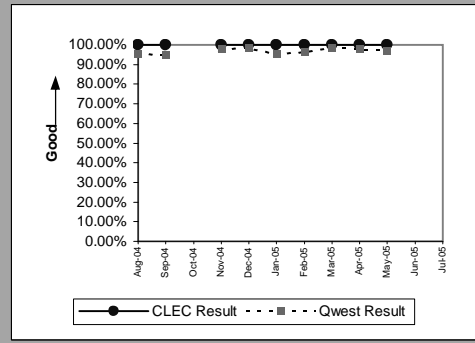


MR-4B - All Troubles Cleared within 48 Hours (Percent) - Dispatches outside MSAs

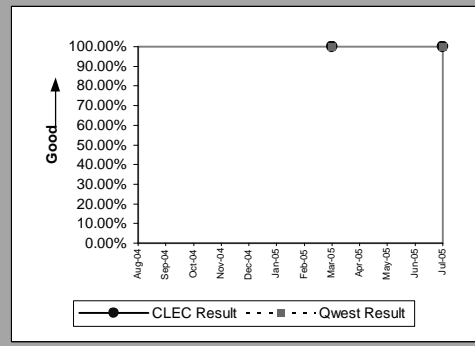
Residence(Parity)									
Date	CLEC Num	CLEC Denom	CLEC Result	CLEC Std Dev	Qwest Num	Qwest Denom	Qwest Result	Mod Z Scr	Parity Scr
Aug-04	5	6	83.33%	37.27%	3006	3295	91.23%	0.683107	-0.606938
Sep-04	3	4	75.00%	43.30%	2419	2569	94.16%	1.633106	-0.273998
Oct-04	6	6	100.00%	0.00%	2573	2663	96.62%	-0.457602	-1.278202
Nov-04	7	7	100.00%	0.00%	2321	2418	95.99%	-0.540094	-1.328354
Dec-04	9	10	90.00%	30.00%	2489	2597	95.84%	0.923478	-0.501359
Jan-05	11	11	100.00%	0.00%	2467	2628	93.87%	-0.845508	-1.514032
Feb-05	11	11	100.00%	0.00%	1787	1863	95.92%	-0.681966	-1.414606
Mar-05	7	7	100.00%	0.00%	2549	2623	97.18%	-0.450196	-1.273699
Apr-05	11	11	100.00%	0.00%	2184	2263	96.51%	-0.629261	-1.382563
May-05	6	6	100.00%	0.00%	2552	2715	94.00%	-0.618372	-1.375943
Jun-05	12	13	92.31%	26.65%	3000	3126	95.97%	0.66986	-0.603823
Jul-05	6	6	100.00%	0.00%	2371	2533	93.60%	-0.639519	-1.3888



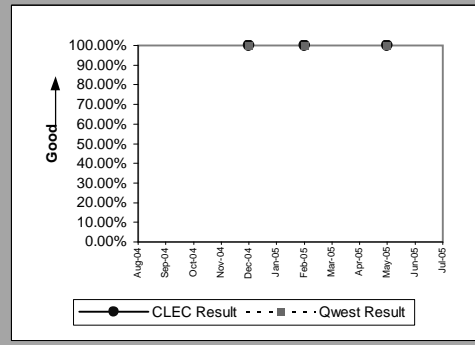
Business(Parity)									
Date	CLEC Num	CLEC Denom	CLEC Result	CLEC Std Dev	Qwest Num	Qwest Denom	Qwest Result	Mod Z Scr	Parity Scr
Aug-04	1	1	100.00%	0.00%	334	350	95.43%	-0.218558	-1.132874
Sep-04	2	2	100.00%	0.00%	274	288	95.14%	-0.318567	-1.193675
Oct-04									
Nov-04	3	3	100.00%	0.00%	267	272	98.16%	-0.235726	-1.143311
Dec-04	1	1	100.00%	0.00%	221	225	98.22%	-0.134237	-1.08161
Jan-05	5	5	100.00%	0.00%	261	273	95.60%	-0.475132	-1.28886
Feb-05	1	1	100.00%	0.00%	187	194	96.39%	-0.19298	-1.117323
Mar-05	1	1	100.00%	0.00%	240	243	98.77%	-0.111574	-1.067832
Apr-05	1	1	100.00%	0.00%	209	213	98.12%	-0.138019	-1.08391
May-05	2	2	100.00%	0.00%	287	296	96.96%	-0.249593	-1.151742
Jun-05									
Jul-05									



Centrex 21(Parity)									
Date	CLEC Num	CLEC Denom	CLEC Result	CLEC Std Dev	Qwest Num	Qwest Denom	Qwest Result	Mod Z Scr	Parity Scr
Aug-04									
Sep-04									
Oct-04									
Nov-04									
Dec-04									
Jan-05									
Feb-05									
Mar-05	1	1	100.00%	0.00%	23	23	100.00%		
Apr-05									
May-05									
Jun-05									
Jul-05	1	1	100.00%	0.00%	10	10	100.00%		



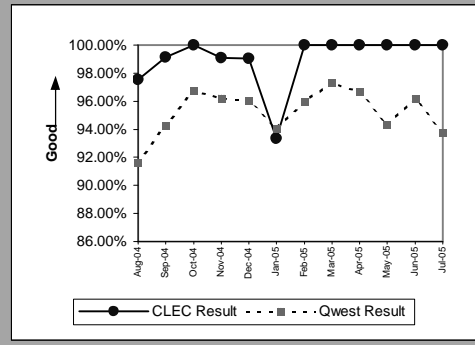
PBX(Parity)									
Date	CLEC Num	CLEC Denom	CLEC Result	CLEC Std Dev	Qwest Num	Qwest Denom	Qwest Result	Mod Z Scr	Parity Scr
Aug-04									
Sep-04									
Oct-04									
Nov-04									
Dec-04	1	1	100.00%	0.00%	3	3	100.00%		
Jan-05									
Feb-05	1	1	100.00%	0.00%	5	5	100.00%		
Mar-05									
Apr-05									
May-05	2	2	100.00%	0.00%	4	4	100.00%		
Jun-05									
Jul-05									



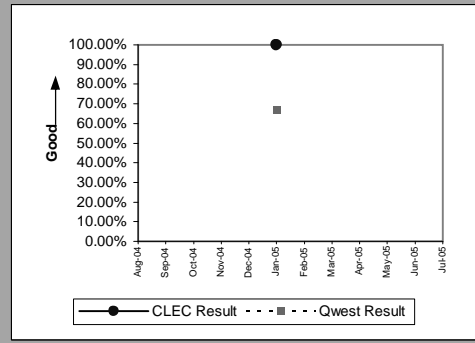
Qwest Perf Results - PID (14-State 271 PID 8.1)

MR-4B - All Troubles Cleared within 48 Hours (Percent) - Dispatches outside MSAs

UNE - P (POTS)(Parity)									
Date	CLEC Num	CLEC Denom	CLEC Result	CLEC Std Dev	Qwest Num	Qwest Denom	Qwest Result	Mod Z Scr	Parity Scr
Aug-04	158	162	97.53%	15.52%	3340	3645	91.63%	-2.652957	-2.612883
Sep-04	116	117	99.15%	9.21%	2693	2857	94.26%	-2.226714	-2.353746
Oct-04	120	120	100.00%	0.00%	2837	2932	96.76%	-1.964773	-2.194497
Nov-04	108	109	99.08%	9.53%	2588	2690	96.21%	-1.540294	-1.936433
Dec-04	101	102	99.02%	9.85%	2710	2822	96.03%	-1.518782	-1.923354
Jan-05	14	15	93.33%	24.94%	2728	2901	94.04%	0.114712	-0.877117
Feb-05	8	8	100.00%	0.00%	1974	2057	95.96%	-0.578852	-1.351917
Mar-05	5	5	100.00%	0.00%	2789	2866	97.31%	-0.371217	-1.225684
Apr-05	7	7	100.00%	0.00%	2393	2476	96.65%	-0.492044	-1.299141
May-05	4	4	100.00%	0.00%	2839	3011	94.29%	-0.491953	-1.299086
Jun-05	13	13	100.00%	0.00%	3294	3425	96.18%	-0.717667	-1.43631
Jul-05	2	2	100.00%	0.00%	2666	2843	93.77%	-0.364266	-1.221458



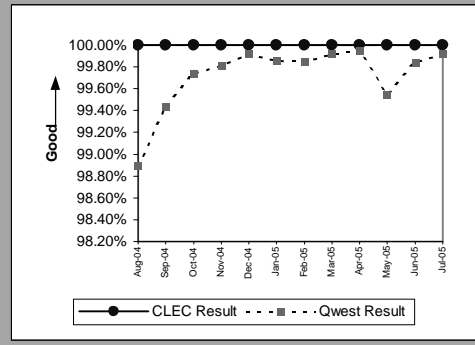
UNE P (Centrex)(Parity)									
Date	CLEC Num	CLEC Denom	CLEC Result	CLEC Std Dev	Qwest Num	Qwest Denom	Qwest Result	Mod Z Scr	Parity Scr
Aug-04									
Sep-04									
Oct-04									
Nov-04									
Dec-04									
Jan-05	1	1	100.00%	0.00%	2	3	66.67%	-0.612372	-1.372296
Feb-05									
Mar-05									
Apr-05									
May-05									
Jun-05									
Jul-05									



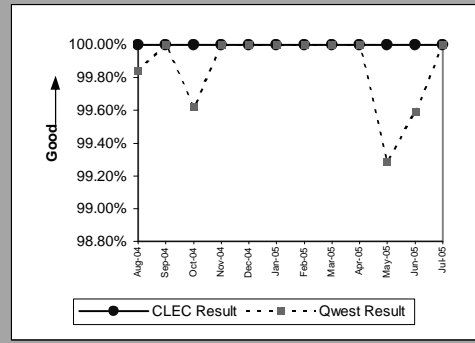
Qwest Perf Results - PID (14-State 271 PID 8.1)

MR-4C - All Troubles Cleared within 48 Hours (Percent) - No dispatches

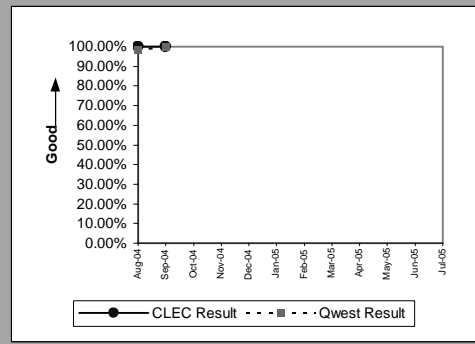
Residence(Parity)									
Date	CLEC Num	CLEC Denom	CLEC Result	CLEC Std Dev	Qwest Num	Qwest Denom	Qwest Result	Mod Z Scr	Parity Scr
Aug-04	10	10	100.00%	0.00%	3467	3506	98.89%	-0.334917	-1.203615
Sep-04	10	10	100.00%	0.00%	3583	3603	99.44%	-0.235934	-1.143437
Oct-04	6	6	100.00%	0.00%	3074	3082	99.74%	-0.124838	-1.075896
Nov-04	10	10	100.00%	0.00%	2673	2678	99.81%	-0.136514	-1.082994
Dec-04	5	5	100.00%	0.00%	2470	2472	99.92%	-0.063564	-1.038644
Jan-05	5	5	100.00%	0.00%	2175	2178	99.86%	-0.08295	-1.05043
Feb-05	4	4	100.00%	0.00%	1994	1997	99.85%	-0.077499	-1.047116
Mar-05	11	11	100.00%	0.00%	2459	2461	99.92%	-0.094376	-1.057377
Apr-05	5	5	100.00%	0.00%	2117	2118	99.95%	-0.048541	-1.029511
May-05	10	10	100.00%	0.00%	2228	2238	99.55%	-0.211385	-1.128513
Jun-05	12	12	100.00%	0.00%	2448	2452	99.84%	-0.139687	-1.084923
Jul-05	11	11	100.00%	0.00%	2353	2355	99.92%	-0.096469	-1.058649



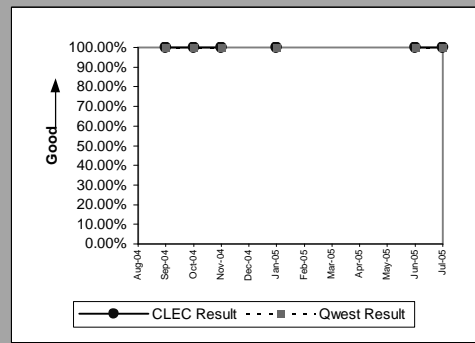
Business(Parity)									
Date	CLEC Num	CLEC Denom	CLEC Result	CLEC Std Dev	Qwest Num	Qwest Denom	Qwest Result	Mod Z Scr	Parity Scr
Aug-04	6	6	100.00%	0.00%	626	627	99.84%	-0.097436	-1.059237
Sep-04	1	1	100.00%	0.00%	593	593	100.00%		
Oct-04	2	2	100.00%	0.00%	530	532	99.62%	-0.086712	-1.052717
Nov-04	4	4	100.00%	0.00%	466	466	100.00%		
Dec-04	5	5	100.00%	0.00%	473	473	100.00%		
Jan-05	5	5	100.00%	0.00%	458	458	100.00%		
Feb-05	3	3	100.00%	0.00%	381	381	100.00%		
Mar-05	7	7	100.00%	0.00%	458	458	100.00%		
Apr-05	1	1	100.00%	0.00%	420	420	100.00%		
May-05	2	2	100.00%	0.00%	422	425	99.29%	-0.11896	-1.072322
Jun-05	5	5	100.00%	0.00%	486	488	99.59%	-0.142715	-1.086764
Jul-05	2	2	100.00%	0.00%	419	419	100.00%		



Centrex(Diagnostic)									
Date	CLEC Num	CLEC Denom	CLEC Result	CLEC Std Dev	Qwest Num	Qwest Denom	Qwest Result	Mod Z Scr	Parity Scr
Aug-04	1	1	100.00%	0.00%	56	57	98.25%	-0.132474	-1.080538
Sep-04	1	1	100.00%	0.00%	36	36	100.00%		
Oct-04									
Nov-04									
Dec-04									
Jan-05									
Feb-05									
Mar-05									
Apr-05									
May-05									
Jun-05									
Jul-05									



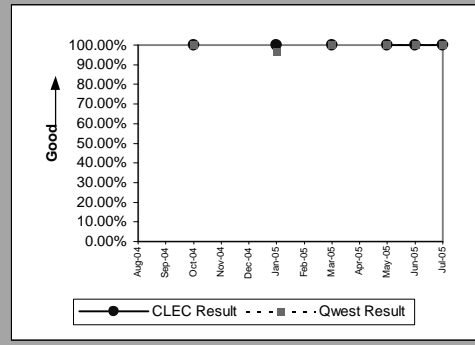
Centrex 21(Parity)									
Date	CLEC Num	CLEC Denom	CLEC Result	CLEC Std Dev	Qwest Num	Qwest Denom	Qwest Result	Mod Z Scr	Parity Scr
Aug-04									
Sep-04	1	1	100.00%	0.00%	62	62	100.00%		
Oct-04	3	3	100.00%	0.00%	53	53	100.00%		
Nov-04	1	1	100.00%	0.00%	59	59	100.00%		
Dec-04									
Jan-05	1	1	100.00%	0.00%	51	51	100.00%		
Feb-05									
Mar-05									
Apr-05									
May-05									
Jun-05	2	2	100.00%	0.00%	48	48	100.00%		
Jul-05	1	1	100.00%	0.00%	41	41	100.00%		



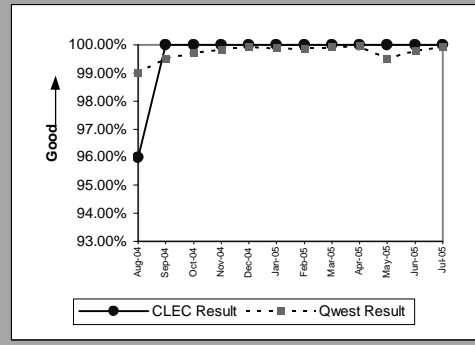
Qwest Perf Results - PID (14-State 271 PID 8.1)

MR-4C - All Troubles Cleared within 48 Hours (Percent) - No dispatches

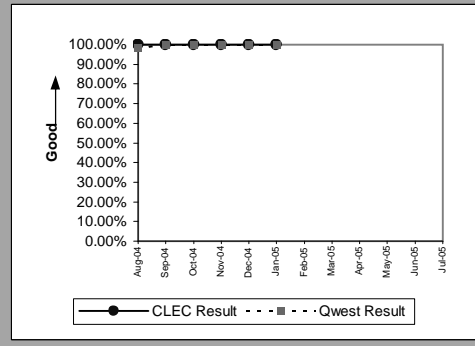
PBX(Party)									
Date	CLEC Num	CLEC Denom	CLEC Result	CLEC Std Dev	Qwest Num	Qwest Denom	Qwest Result	Mod Z Scr	Parity Scr
Aug-04									
Sep-04									
Oct-04	1	1	100.00%	0.00%	30	30	100.00%		
Nov-04									
Dec-04									
Jan-05	1	1	100.00%	0.00%	29	30	96.67%	-0.182676	-1.111059
Feb-05									
Mar-05	1	1	100.00%	0.00%	27	27	100.00%		
Apr-05									
May-05	1	1	100.00%	0.00%	25	25	100.00%		
Jun-05	1	1	100.00%	0.00%	55	55	100.00%		
Jul-05	2	2	100.00%	0.00%	34	34	100.00%		



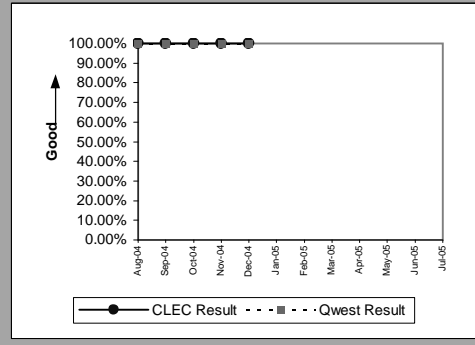
UNE - P (POTS)(Party)									
Date	CLEC Num	CLEC Denom	CLEC Result	CLEC Std Dev	Qwest Num	Qwest Denom	Qwest Result	Mod Z Scr	Parity Scr
Aug-04	215	224	95.98%	19.64%	4093	4133	99.03%	4.541325	1.032661
Sep-04	180	180	100.00%	0.00%	4176	4196	99.52%	-0.90918	-1.552742
Oct-04	158	158	100.00%	0.00%	3604	3614	99.72%	-0.648104	-1.394019
Nov-04	124	124	100.00%	0.00%	3139	3144	99.84%	-0.435914	-1.265017
Dec-04	127	127	100.00%	0.00%	2943	2945	99.93%	-0.287643	-1.174875
Jan-05	18	18	100.00%	0.00%	2633	2636	99.89%	-0.142723	-1.086769
Feb-05	7	7	100.00%	0.00%	2375	2378	99.87%	-0.093894	-1.057084
Mar-05	4	4	100.00%	0.00%	2917	2919	99.93%	-0.052333	-1.031816
Apr-05	5	5	100.00%	0.00%	2537	2538	99.96%	-0.04435	-1.026963
May-05	3	3	100.00%	0.00%	2650	2663	99.51%	-0.121245	-1.073712
Jun-05	6	6	100.00%	0.00%	2934	2940	99.80%	-0.110657	-1.067275
Jul-05	6	6	100.00%	0.00%	2772	2774	99.93%	-0.065724	-1.039957



UNE P (Centrex)(Diagnostic)									
Date	CLEC Num	CLEC Denom	CLEC Result	CLEC Std Dev	Qwest Num	Qwest Denom	Qwest Result	Mod Z Scr	Parity Scr
Aug-04	7	7	100.00%	0.00%	56	57	98.25%	-0.333659	-1.20285
Sep-04	6	6	100.00%	0.00%	36	36	100.00%		
Oct-04	4	4	100.00%	0.00%	40	40	100.00%		
Nov-04	9	9	100.00%	0.00%	25	25	100.00%		
Dec-04	5	5	100.00%	0.00%	45	45	100.00%		
Jan-05	5	5	100.00%	0.00%	53	53	100.00%		
Feb-05									
Mar-05									
Apr-05									
May-05									
Jun-05									
Jul-05									



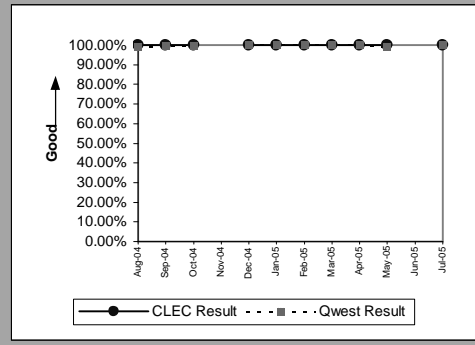
UNE P (Centrex 21)(Diagnostic)									
Date	CLEC Num	CLEC Denom	CLEC Result	CLEC Std Dev	Qwest Num	Qwest Denom	Qwest Result	Mod Z Scr	Parity Scr
Aug-04	4	4	100.00%	0.00%	61	61	100.00%		
Sep-04	3	3	100.00%	0.00%	62	62	100.00%		
Oct-04	3	3	100.00%	0.00%	53	53	100.00%		
Nov-04	2	2	100.00%	0.00%	59	59	100.00%		
Dec-04	3	3	100.00%	0.00%	38	38	100.00%		
Jan-05									
Feb-05									
Mar-05									
Apr-05									
May-05									
Jun-05									
Jul-05									



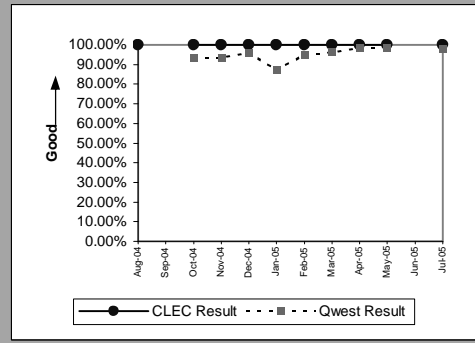
Qwest Perf Results - PID (14-State 271 PID 8.1)

MR-4C - All Troubles Cleared within 48 Hours (Percent) - No dispatches

Line Sharing(Parity)									
Date	CLEC Num	CLEC Denom	CLEC Result	CLEC Std Dev	Qwest Num	Qwest Denom	Qwest Result	Mod Z Scr	Parity Scr
Aug-04	15	15	100.00%	0.00%	4093	4133	99.03%	-0.38218	-1.232349
Sep-04	10	10	100.00%	0.00%	4176	4196	99.52%	-0.218584	-1.132889
Oct-04	8	8	100.00%	0.00%	3604	3614	99.72%	-0.148824	-1.090478
Nov-04									
Dec-04	2	2	100.00%	0.00%	2943	2945	99.93%	-0.036854	-1.022406
Jan-05	2	2	100.00%	0.00%	2633	2636	99.89%	-0.047718	-1.029011
Feb-05	2	2	100.00%	0.00%	2375	2378	99.87%	-0.050241	-1.030545
Mar-05	2	2	100.00%	0.00%	2917	2919	99.93%	-0.037018	-1.022505
Apr-05	6	6	100.00%	0.00%	2537	2538	99.96%	-0.048574	-1.029531
May-05	3	3	100.00%	0.00%	2650	2663	99.51%	-0.121245	-1.073712
Jun-05									
Jul-05	3	3	100.00%	0.00%	2772	2774	99.93%	-0.046499	-1.028269



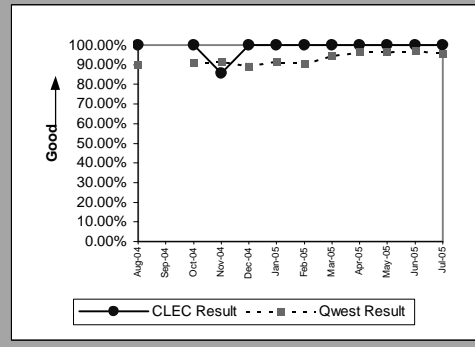
Line Splitting(Parity)									
Date	CLEC Num	CLEC Denom	CLEC Result	CLEC Std Dev	Qwest Num	Qwest Denom	Qwest Result	Mod Z Scr	Parity Scr
Aug-04	3	3	100.00%	0.00%					
Sep-04									
Oct-04	3	3	100.00%	0.00%	2125	2273	93.49%	-0.456799	-1.277714
Nov-04	4	4	100.00%	0.00%	1437	1536	93.55%	-0.524269	-1.318733
Dec-04	3	3	100.00%	0.00%	1457	1517	96.04%	-0.351138	-1.213477
Jan-05	2	2	100.00%	0.00%	1374	1573	87.35%	-0.537864	-1.326998
Feb-05	2	2	100.00%	0.00%	1125	1184	95.02%	-0.323592	-1.19673
Mar-05	1	1	100.00%	0.00%	2676	2775	96.43%	-0.192308	-1.116915
Apr-05	4	4	100.00%	0.00%	4007	4077	98.28%	-0.264214	-1.160631
May-05	4	4	100.00%	0.00%	3892	3960	98.28%	-0.264228	-1.160639
Jun-05									
Jul-05	1	1	100.00%	0.00%	3532	3605	97.98%	-0.143744	-1.08739



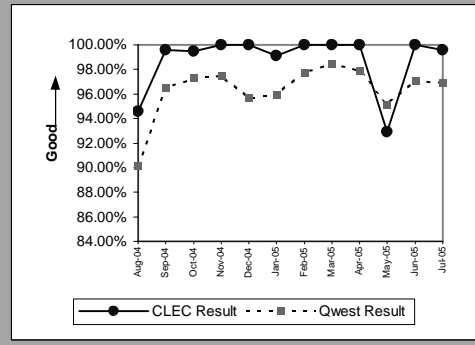
Qwest Perf Results - PID (14-State 271 PID 8.1)

MR-4D - All Troubles Cleared within 48 Hours (Percent) - Interval Zone One

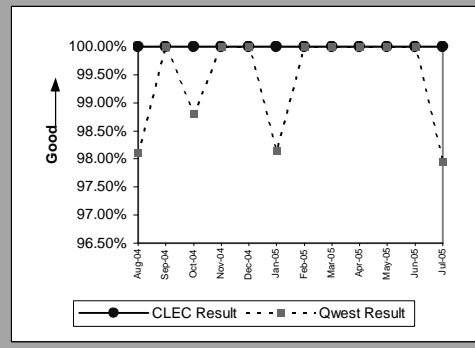
Qwest DSL(Parity)									
Date	CLEC Num	CLEC Denom	CLEC Result	CLEC Std Dev	Qwest Num	Qwest Denom	Qwest Result	Mod Z Scr	Parity Scr
Aug-04	1	1	100.00%	0.00%	2291	2552	89.77%	-0.33746	-1.205161
Sep-04									
Oct-04	5	5	100.00%	0.00%	2186	2409	90.74%	-0.713448	-1.433745
Nov-04	6	7	85.71%	34.99%	1439	1572	91.54%	0.552571	-0.665232
Dec-04	4	4	100.00%	0.00%	1677	1882	89.11%	-0.698521	-1.424671
Jan-05	8	8	100.00%	0.00%	1480	1616	91.58%	-0.855286	-1.519977
Feb-05	5	5	100.00%	0.00%	1301	1438	90.47%	-0.724357	-1.440378
Mar-05	10	10	100.00%	0.00%	2617	2773	94.37%	-0.770688	-1.468545
Apr-05	9	9	100.00%	0.00%	3483	3611	96.46%	-0.574393	-1.349206
May-05	11	11	100.00%	0.00%	3589	3726	96.32%	-0.647038	-1.393371
Jun-05	5	5	100.00%	0.00%	3450	3559	96.94%	-0.397177	-1.241466
Jul-05	8	8	100.00%	0.00%	3066	3197	95.90%	-0.583918	-1.354997



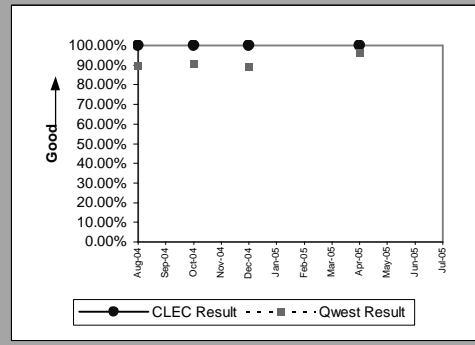
Unbundled Loop Analog(Parity)									
Date	CLEC Num	CLEC Denom	CLEC Result	CLEC Std Dev	Qwest Num	Qwest Denom	Qwest Result	Mod Z Scr	Parity Scr
Aug-04	244	258	94.57%	22.65%	16632	18435	90.22%	-2.338022	-2.421417
Sep-04	228	229	99.56%	6.59%	15287	15836	96.53%	-2.488604	-2.512964
Oct-04	194	195	99.49%	7.14%	14640	15046	97.30%	-1.87143	-2.137749
Nov-04	209	209	100.00%	0.00%	13201	13541	97.49%	-2.302413	-2.399768
Dec-04	204	204	100.00%	0.00%	14020	14655	95.67%	-3.018742	-2.835265
Jan-05	218	220	99.09%	9.49%	14267	14868	95.96%	-2.342349	-2.424047
Feb-05	174	174	100.00%	0.00%	10607	10852	97.74%	-1.988874	-2.20915
Mar-05	202	202	100.00%	0.00%	13572	13780	98.49%	-1.746728	-2.061935
Apr-05	182	182	100.00%	0.00%	12008	12265	97.90%	-1.959153	-2.19108
May-05	235	253	92.89%	25.71%	13249	13927	95.13%	1.645455	-0.042306
Jun-05	194	194	100.00%	0.00%	13518	13925	97.08%	-2.400145	-2.459185
Jul-05	244	245	99.59%	6.38%	15185	15668	96.92%	-2.403243	-2.461068



Unbundled Loop - 2 Wire Non-Loaded(Parity)									
Date	CLEC Num	CLEC Denom	CLEC Result	CLEC Std Dev	Qwest Num	Qwest Denom	Qwest Result	Mod Z Scr	Parity Scr
Aug-04	26	26	100.00%	0.00%	104	106	98.11%	-0.633652	-1.385233
Sep-04	35	35	100.00%	0.00%	88	88	100.00%		
Oct-04	30	30	100.00%	0.00%	84	85	98.82%	-0.513785	-1.312359
Nov-04	28	28	100.00%	0.00%	62	62	100.00%		
Dec-04	53	53	100.00%	0.00%	89	89	100.00%		
Jan-05	35	35	100.00%	0.00%	53	54	98.15%	-0.632992	-1.384832
Feb-05	27	27	100.00%	0.00%	75	75	100.00%		
Mar-05	35	35	100.00%	0.00%	61	61	100.00%		
Apr-05	33	33	100.00%	0.00%	71	71	100.00%		
May-05	36	36	100.00%	0.00%	60	60	100.00%		
Jun-05	8	8	100.00%	0.00%	59	59	100.00%		
Jul-05	7	7	100.00%	0.00%	48	49	97.96%	-0.357217	-1.217173



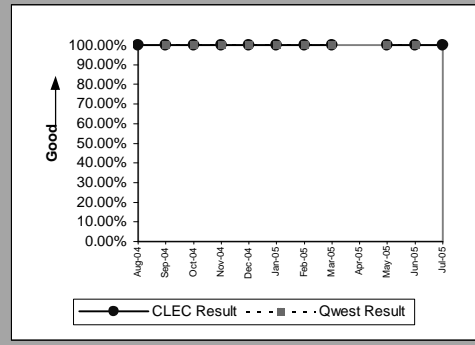
Unbundled Loop - ADSL Qualified(Parity)									
Date	CLEC Num	CLEC Denom	CLEC Result	CLEC Std Dev	Qwest Num	Qwest Denom	Qwest Result	Mod Z Scr	Parity Scr
Aug-04	1	1	100.00%	0.00%	2293	2554	89.78%	-0.337313	-1.205072
Sep-04									
Oct-04	1	1	100.00%	0.00%	2188	2411	90.75%	-0.319182	-1.194049
Nov-04									
Dec-04	1	1	100.00%	0.00%	1677	1882	89.11%	-0.349539	-1.212504
Jan-05									
Feb-05									
Mar-05									
Apr-05	2	2	100.00%	0.00%	3483	3611	96.46%	-0.271034	-1.164777
May-05									
Jun-05									
Jul-05									



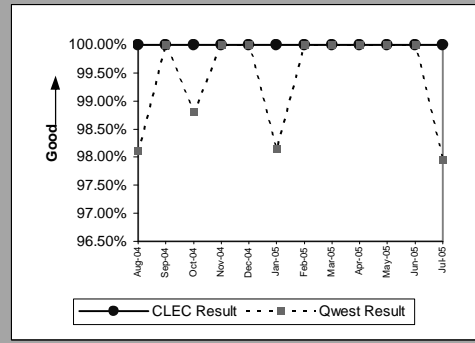
Qwest Perf Results - PID (14-State 271 PID 8.1)

MR-4D - All Troubles Cleared within 48 Hours (Percent) - Interval Zone One

Unbundled Loop - XDSL(Parity)									
Date	CLEC Num	CLEC Denom	CLEC Result	CLEC Std Dev	Qwest Num	Qwest Denom	Qwest Result	Mod Z Scr	Parity Scr
Aug-04	3	3	100.00%	0.00%					
Sep-04	3	3	100.00%	0.00%	4	4	100.00%		
Oct-04	3	3	100.00%	0.00%	2	2	100.00%		
Nov-04	1	1	100.00%	0.00%	3	3	100.00%		
Dec-04	4	4	100.00%	0.00%	4	4	100.00%		
Jan-05	7	7	100.00%	0.00%	3	3	100.00%		
Feb-05	3	3	100.00%	0.00%	1	1	100.00%		
Mar-05	2	2	100.00%	0.00%	2	2	100.00%		
Apr-05									
May-05	4	4	100.00%	0.00%	4	4	100.00%		
Jun-05	26	26	100.00%	0.00%	1	1	100.00%		
Jul-05	15	15	100.00%	0.00%		0			



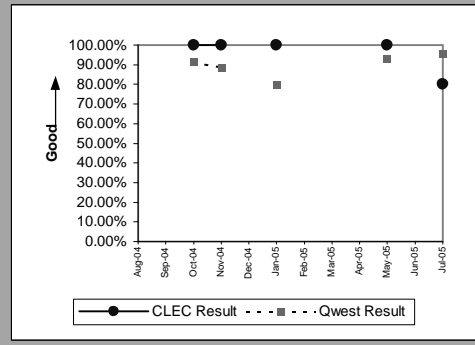
Unbundled Loop ISDN Capable(Parity)									
Date	CLEC Num	CLEC Denom	CLEC Result	CLEC Std Dev	Qwest Num	Qwest Denom	Qwest Result	Mod Z Scr	Parity Scr
Aug-04	17	17	100.00%	0.00%	104	106	98.11%	-0.530791	-1.322698
Sep-04	7	7	100.00%	0.00%	88	88	100.00%		
Oct-04	17	17	100.00%	0.00%	84	85	98.82%	-0.410671	-1.24967
Nov-04	14	14	100.00%	0.00%	62	62	100.00%		
Dec-04	24	24	100.00%	0.00%	89	89	100.00%		
Jan-05	20	20	100.00%	0.00%	53	54	98.15%	-0.524757	-1.319029
Feb-05	21	21	100.00%	0.00%	75	75	100.00%		
Mar-05	24	24	100.00%	0.00%	61	61	100.00%		
Apr-05	15	15	100.00%	0.00%	71	71	100.00%		
May-05	25	25	100.00%	0.00%	60	60	100.00%		
Jun-05	26	26	100.00%	0.00%	59	59	100.00%		
Jul-05	15	15	100.00%	0.00%	48	49	97.96%	-0.48914	-1.297376



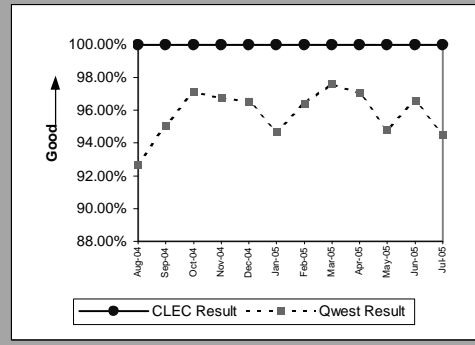
Qwest Perf Results - PID (14-State 271 PID 8.1)

MR-4E - All Troubles Cleared within 48 Hours (Percent) - Interval Zone Two

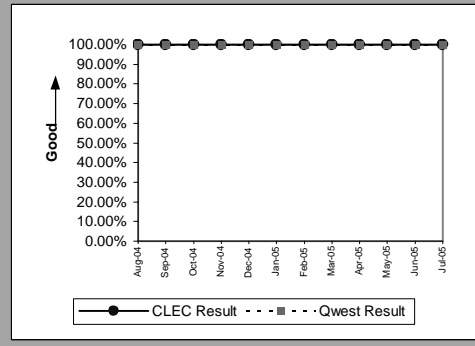
Qwest DSL(Parity)									
Date	CLEC Num	CLEC Denom	CLEC Result	CLEC Std Dev	Qwest Num	Qwest Denom	Qwest Result	Mod Z Scr	Parity Scr
Aug-04									
Sep-04									
Oct-04	1	1	100.00%	0.00%	988	1081	91.40%	-0.306664	-1.186438
Nov-04	1	1	100.00%	0.00%	606	683	88.73%	-0.356198	-1.216553
Dec-04									
Jan-05	3	3	100.00%	0.00%	639	802	79.68%	-0.873159	-1.530843
Feb-05									
Mar-05									
Apr-05									
May-05	1	1	100.00%	0.00%	1327	1422	93.32%	-0.267469	-1.16261
Jun-05									
Jul-05	4	5	80.00%	40.00%	1484	1553	95.56%	1.685553	-0.256783



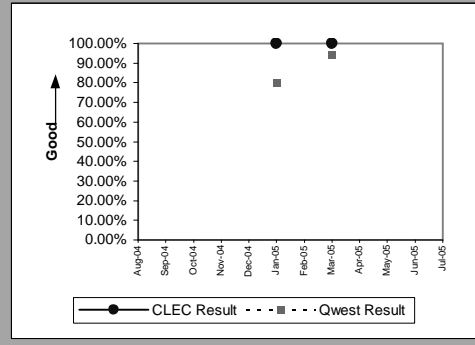
Unbundled Loop Analog(Parity)									
Date	CLEC Num	CLEC Denom	CLEC Result	CLEC Std Dev	Qwest Num	Qwest Denom	Qwest Result	Mod Z Scr	Parity Scr
Aug-04	19	19	100.00%	0.00%	3918	4227	92.69%	-1.221378	-1.742545
Sep-04	18	18	100.00%	0.00%	3255	3423	95.09%	-0.961339	-1.584453
Oct-04	22	22	100.00%	0.00%	3296	3393	97.14%	-0.802048	-1.48761
Nov-04	26	26	100.00%	0.00%	3074	3177	96.76%	-0.929573	-1.56514
Dec-04	17	17	100.00%	0.00%	3138	3250	96.55%	-0.776916	-1.472331
Jan-05	16	16	100.00%	0.00%	3081	3254	94.68%	-0.945523	-1.574837
Feb-05	15	15	100.00%	0.00%	2286	2371	96.42%	-0.744471	-1.452606
Mar-05	27	27	100.00%	0.00%	3210	3288	97.63%	-0.806679	-1.490426
Apr-05	30	30	100.00%	0.00%	2735	2818	97.05%	-0.949121	-1.577024
May-05	23	23	100.00%	0.00%	3184	3359	94.79%	-1.120507	-1.68122
Jun-05	24	24	100.00%	0.00%	3732	3864	96.58%	-0.918496	-1.558406
Jul-05	43	43	100.00%	0.00%	3045	3222	94.51%	-1.570538	-1.954819



Unbundled Loop - 2 Wire Non-Loaded(Parity)									
Date	CLEC Num	CLEC Denom	CLEC Result	CLEC Std Dev	Qwest Num	Qwest Denom	Qwest Result	Mod Z Scr	Parity Scr
Aug-04	4	4	100.00%	0.00%	10	10	100.00%		
Sep-04	2	2	100.00%	0.00%	16	16	100.00%		
Oct-04	7	7	100.00%	0.00%	11	11	100.00%		
Nov-04	6	6	100.00%	0.00%	11	11	100.00%		
Dec-04	3	3	100.00%	0.00%	9	9	100.00%		
Jan-05	4	4	100.00%	0.00%	6	6	100.00%		
Feb-05	4	4	100.00%	0.00%	7	7	100.00%		
Mar-05	4	4	100.00%	0.00%	8	8	100.00%		
Apr-05	7	7	100.00%	0.00%	9	9	100.00%		
May-05	1	1	100.00%	0.00%	3	3	100.00%		
Jun-05	2	2	100.00%	0.00%	10	10	100.00%		
Jul-05	3	3	100.00%	0.00%	9	9	100.00%		



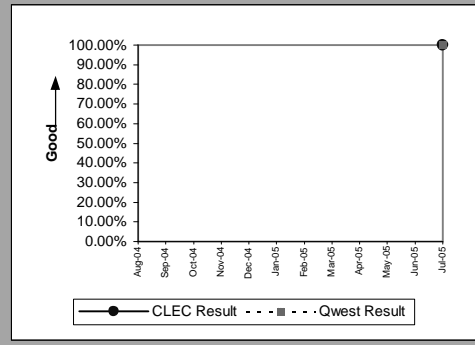
Unbundled Loop - ADSL Qualified(Parity)									
Date	CLEC Num	CLEC Denom	CLEC Result	CLEC Std Dev	Qwest Num	Qwest Denom	Qwest Result	Mod Z Scr	Parity Scr
Aug-04									
Sep-04									
Oct-04									
Nov-04									
Dec-04									
Jan-05	1	1	100.00%	0.00%	639	802	79.68%	-0.504746	-1.306864
Feb-05									
Mar-05	4	4	100.00%	0.00%	1061	1128	94.06%	-0.501696	-1.30501
Apr-05									
May-05									
Jun-05									
Jul-05									



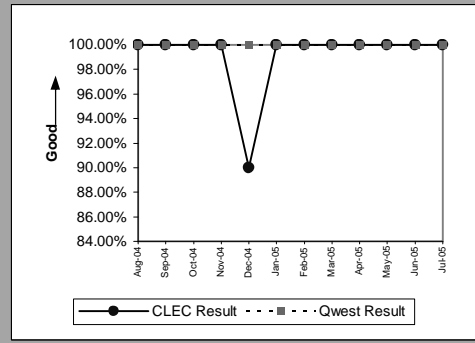
Qwest Perf Results - PID (14-State 271 PID 8.1)

MR-4E - All Troubles Cleared within 48 Hours (Percent) - Interval Zone Two

Unbundled Loop - XDSL(Parity)									
Date	CLEC Num	CLEC Denom	CLEC Result	CLEC Std Dev	Qwest Num	Qwest Denom	Qwest Result	Mod Z Scr	Parity Scr
Aug-04									
Sep-04									
Oct-04									
Nov-04									
Dec-04									
Jan-05									
Feb-05									
Mar-05									
Apr-05									
May-05									
Jun-05									
Jul-05	1	1	100.00%	0.00%	2	2	100.00%		



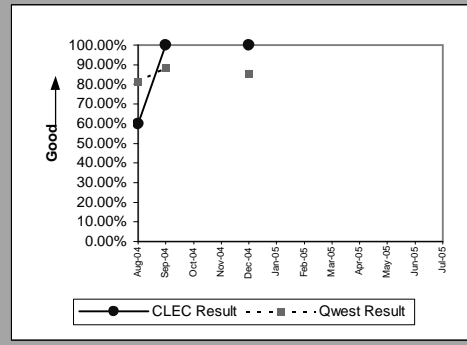
Unbundled Loop ISDN Capable(Parity)									
Date	CLEC Num	CLEC Denom	CLEC Result	CLEC Std Dev	Qwest Num	Qwest Denom	Qwest Result	Mod Z Scr	Parity Scr
Aug-04	8	8	100.00%	0.00%	10	10	100.00%		
Sep-04	7	7	100.00%	0.00%	16	16	100.00%		
Oct-04	8	8	100.00%	0.00%	11	11	100.00%		
Nov-04	5	5	100.00%	0.00%	11	11	100.00%		
Dec-04	9	10	90.00%	30.00%	9	9	100.00%		-0.610524
Jan-05	4	4	100.00%	0.00%	6	6	100.00%		
Feb-05	7	7	100.00%	0.00%	7	7	100.00%		
Mar-05	8	8	100.00%	0.00%	8	8	100.00%		
Apr-05	4	4	100.00%	0.00%	9	9	100.00%		
May-05	5	5	100.00%	0.00%	3	3	100.00%		
Jun-05	9	9	100.00%	0.00%	10	10	100.00%		
Jul-05	9	9	100.00%	0.00%	9	9	100.00%		



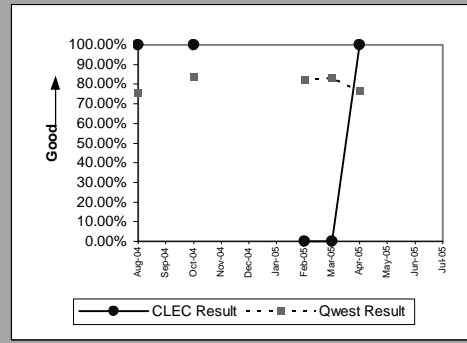
Qwest Perf Results - PID (14-State 271 PID 8.1)

MR-5A - All Troubles Cleared within 4 Hours (Percent) - Interval Zone One

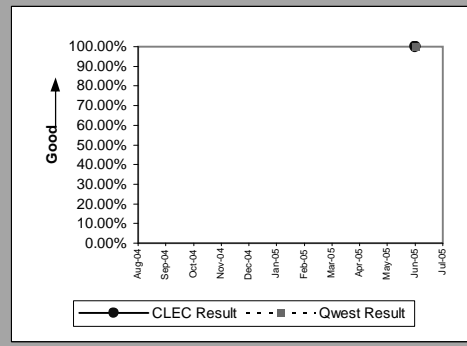
DS0(Parity)									
Date	CLEC Num	CLEC Denom	CLEC Result	CLEC Std Dev	Qwest Num	Qwest Denom	Qwest Result	Mod Z Scr	Parity Scr
Aug-04	3	5	60.00%	48.99%	177	217	81.57%	1.229611	-0.341593
Sep-04	2	2	100.00%	0.00%	187	211	88.63%	-0.504256	-1.306566
Oct-04									
Nov-04									
Dec-04	3	3	100.00%	0.00%	138	161	85.71%	-0.700609	-1.42594
Jan-05									
Feb-05									
Mar-05									
Apr-05									
May-05									
Jun-05									
Jul-05									



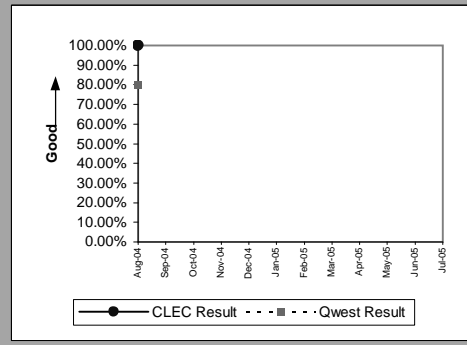
DS1(Parity)									
Date	CLEC Num	CLEC Denom	CLEC Result	CLEC Std Dev	Qwest Num	Qwest Denom	Qwest Result	Mod Z Scr	Parity Scr
Aug-04	1	1	100.00%	0.00%	129	171	75.44%	-0.568936	-1.345889
Sep-04									
Oct-04	1	1	100.00%	0.00%	127	151	84.11%	-0.433282	-1.263417
Nov-04									
Dec-04									
Jan-05									
Feb-05	0	1	0.00%	0.00%	97	118	82.20%	2.140148	-0.180262
Mar-05	0	1	0.00%	0.00%	111	133	83.46%	2.237812	-0.155413
Apr-05	1	1	100.00%	0.00%	75	98	76.53%	-0.550971	-1.334967
May-05									
Jun-05									
Jul-05									



DS3(Parity)									
Date	CLEC Num	CLEC Denom	CLEC Result	CLEC Std Dev	Qwest Num	Qwest Denom	Qwest Result	Mod Z Scr	Parity Scr
Aug-04									
Sep-04									
Oct-04									
Nov-04									
Dec-04									
Jan-05									
Feb-05									
Mar-05									
Apr-05									
May-05									
Jun-05	1	1	100.00%	0.00%	2	2	100.00%		
Jul-05									



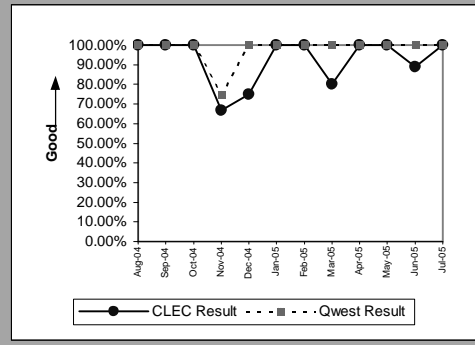
Frame Relay(Parity)									
Date	CLEC Num	CLEC Denom	CLEC Result	CLEC Std Dev	Qwest Num	Qwest Denom	Qwest Result	Mod Z Scr	Parity Scr
Aug-04	1	1	100.00%	0.00%	48	60	80.00%	-0.495885	-1.301476
Sep-04									
Oct-04									
Nov-04									
Dec-04									
Jan-05									
Feb-05									
Mar-05									
Apr-05									
May-05									
Jun-05									
Jul-05									



Qwest Perf Results - PID (14-State 271 PID 8.1)

MR-5A - All Troubles Cleared within 4 Hours (Percent) - Interval Zone One

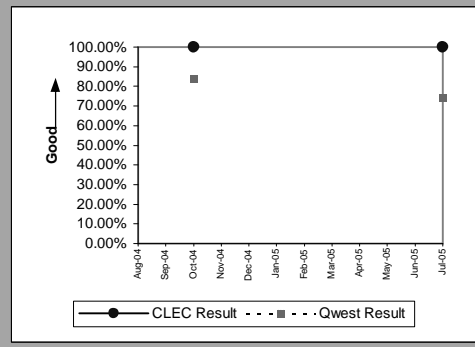
LIS Trunk(Parity)									
Date	CLEC Num	CLEC Denom	CLEC Result	CLEC Std Dev	Qwest Num	Qwest Denom	Qwest Result	Mod Z Scr	Parity Scr
Aug-04	9	9	100.00%	0.00%	7	7	100.00%		
Sep-04	8	8	100.00%	0.00%	3	3	100.00%		
Oct-04	7	7	100.00%	0.00%	4	4	100.00%		
Nov-04	2	3	66.67%	47.14%	3	4	75.00%	0.251976	-0.971416
Dec-04	3	4	75.00%	43.30%	2	2	100.00%		-0.788637
Jan-05	11	11	100.00%	0.00%	3	3	100.00%		
Feb-05	4	4	100.00%	0.00%	8	8	100.00%		
Mar-05	4	5	80.00%	40.00%	7	7	100.00%		-0.515221
Apr-05	3	3	100.00%	0.00%	3	3	100.00%		
May-05	6	6	100.00%	0.00%	10	10	100.00%		
Jun-05	8	9	88.89%	31.43%	11	11	100.00%		-0.55977
Jul-05	10	10	100.00%	0.00%	3	3	100.00%		



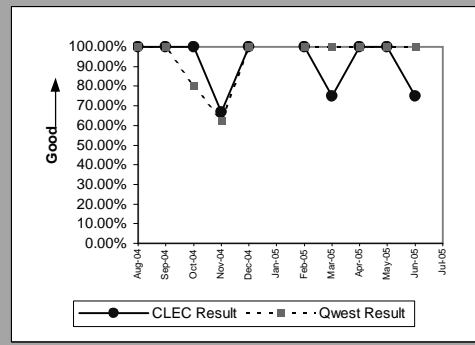
Qwest Perf Results - PID (14-State 271 PID 8.1)

MR-5A - All Troubles Cleared within 4 Hours (Percent) - Interval Zone One

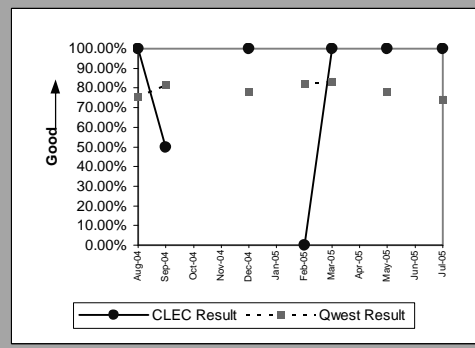
UDIT DS1(Parity)									
Date	CLEC Num	CLEC Denom	CLEC Result	CLEC Std Dev	Qwest Num	Qwest Denom	Qwest Result	Mod Z Scr	Parity Scr
Aug-04									
Sep-04									
Oct-04	1	1	100.00%	0.00%	127	151	84.11%	-0.433282	-1.263417
Nov-04									
Dec-04									
Jan-05									
Feb-05									
Mar-05									
Apr-05									
May-05									
Jun-05									
Jul-05	1	1	100.00%	0.00%	107	144	74.31%	-0.586012	-1.35627



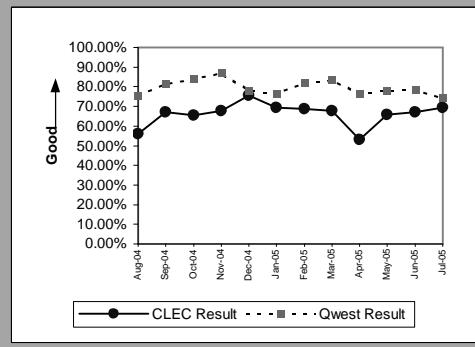
UDIT Above DS1 Level(Parity)									
Date	CLEC Num	CLEC Denom	CLEC Result	CLEC Std Dev	Qwest Num	Qwest Denom	Qwest Result	Mod Z Scr	Parity Scr
Aug-04	1	1	100.00%	0.00%	2	2	100.00%		
Sep-04	1	1	100.00%	0.00%	3	3	100.00%		
Oct-04	2	2	100.00%	0.00%	4	5	80.00%	-0.597614	-1.363324
Nov-04	2	3	66.67%	47.14%	5	8	62.50%	-0.127128	-1.077289
Dec-04	1	1	100.00%	0.00%	3	3	100.00%		
Jan-05									
Feb-05	1	1	100.00%	0.00%	1	1	100.00%		
Mar-05	3	4	75.00%	43.30%	4	4	100.00%		-0.62651
Apr-05	2	2	100.00%	0.00%	7	7	100.00%		
May-05	1	1	100.00%	0.00%	2	2	100.00%		
Jun-05	3	4	75.00%	43.30%	2	2	100.00%		-0.788637
Jul-05									



Unbundled Loop - 4 Wire Non-Loaded(Parity)									
Date	CLEC Num	CLEC Denom	CLEC Result	CLEC Std Dev	Qwest Num	Qwest Denom	Qwest Result	Mod Z Scr	Parity Scr
Aug-04	1	1	100.00%	0.00%	129	171	75.44%	-0.568936	-1.345889
Sep-04	1	2	50.00%	50.00%	115	141	81.56%	1.142828	-0.462541
Oct-04									
Nov-04									
Dec-04	1	1	100.00%	0.00%	107	137	78.10%	-0.527581	-1.320747
Jan-05									
Feb-05	0	1	0.00%	0.00%	97	118	82.20%	2.140148	-0.180262
Mar-05	2	2	100.00%	0.00%	111	133	83.46%	-0.624919	-1.379924
Apr-05									
May-05	1	1	100.00%	0.00%	115	147	78.23%	-0.525719	-1.319615
Jun-05									
Jul-05	1	1	100.00%	0.00%	107	144	74.31%	-0.586012	-1.35627



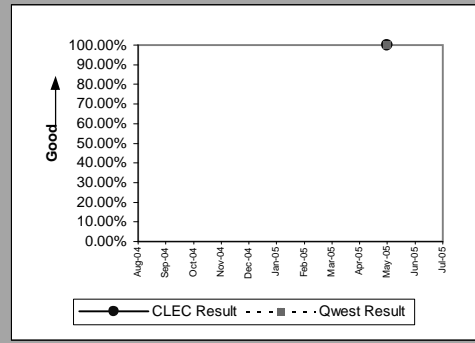
Unbundled Loop - DS1 Capable(Parity)									
Date	CLEC Num	CLEC Denom	CLEC Result	CLEC Std Dev	Qwest Num	Qwest Denom	Qwest Result	Mod Z Scr	Parity Scr
Aug-04	55	98	56.12%	49.62%	129	171	75.44%	3.541866	0.968882
Sep-04	51	76	67.11%	46.98%	115	141	81.56%	2.619321	0.427264
Oct-04	51	78	65.38%	47.57%	127	151	84.11%	3.672185	0.911026
Nov-04	57	84	67.86%	46.70%	125	144	86.81%	4.078092	1.031303
Dec-04	56	74	75.68%	42.90%	107	137	78.10%	0.406711	-0.758762
Jan-05	63	91	69.23%	46.15%	111	145	76.55%	1.292062	-0.251187
Feb-05	53	77	68.83%	46.32%	97	118	82.20%	2.386487	0.294728
Mar-05	65	96	67.71%	46.76%	111	133	83.46%	3.165277	0.672206
Apr-05	42	79	53.16%	49.90%	75	98	76.53%	3.646338	0.974716
May-05	58	88	65.91%	47.40%	115	147	78.23%	2.215378	0.243516
Jun-05	57	85	67.06%	47.00%	99	126	78.57%	1.998933	0.123235
Jul-05	50	72	69.44%	46.06%	107	144	74.31%	0.770772	-0.571004



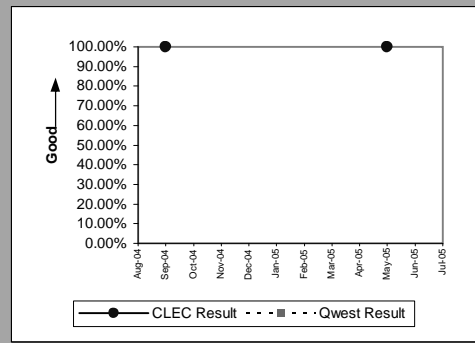
Qwest Perf Results - PID (14-State 271 PID 8.1)

MR-5A - All Troubles Cleared within 4 Hours (Percent) - Interval Zone One

Unbundled Loop - DS3 Capable(Parity)									
Date	CLEC Num	CLEC Denom	CLEC Result	CLEC Std Dev	Qwest Num	Qwest Denom	Qwest Result	Mod Z Scr	Parity Scr
Aug-04									
Sep-04									
Oct-04									
Nov-04									
Dec-04									
Jan-05									
Feb-05									
Mar-05									
Apr-05									
May-05	1	1	100.00%	0.00%	2	2	100.00%		
Jun-05									
Jul-05									



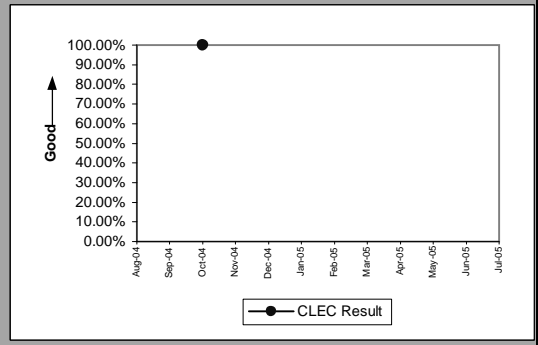
E911(Parity)									
Date	CLEC Num	CLEC Denom	CLEC Result	CLEC Std Dev	Qwest Num	Qwest Denom	Qwest Result	Mod Z Scr	Parity Scr
Aug-04									
Sep-04	1	1	100.00%	0.00%					
Oct-04									
Nov-04									
Dec-04									
Jan-05									
Feb-05									
Mar-05									
Apr-05									
May-05	1	1	100.00%	0.00%					
Jun-05									
Jul-05									



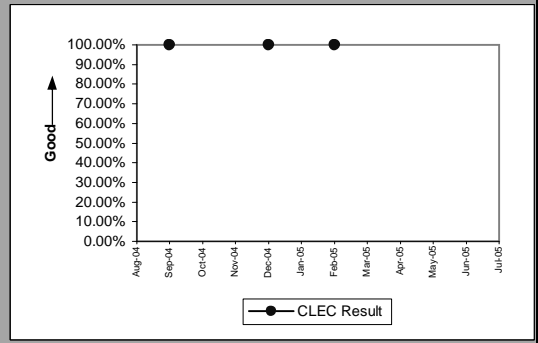
Qwest Perf Results - PID (14-State 271 PID 8.1)

MR-5A - All Troubles Cleared within 4 Hours (Percent) - Interval Zone One

Enhanced Extended Loops - DS0 Capable(Diagnostic)				
Date	CLEC Num	CLEC Denom	CLEC Result	CLEC Std Dev
Aug-04				
Sep-04				
Oct-04	2	2	100.00%	0.00%
Nov-04				
Dec-04				
Jan-05				
Feb-05				
Mar-05				
Apr-05				
May-05				
Jun-05				
Jul-05				



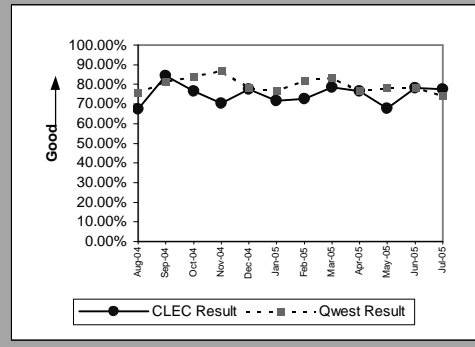
Enhanced Extended Loops - DS3 Capable(Parity)				
Date	CLEC Num	CLEC Denom	CLEC Result	CLEC Std Dev
Aug-04				
Sep-04	1	1	100.00%	0.00%
Oct-04				
Nov-04				
Dec-04	1	1	100.00%	0.00%
Jan-05				
Feb-05	1	1	100.00%	0.00%
Mar-05				
Apr-05				
May-05				
Jun-05				
Jul-05				



Qwest Perf Results - PID (14-State 271 PID 8.1)

MR-5A - All Troubles Cleared within 4 Hours (Percent) - Interval Zone One

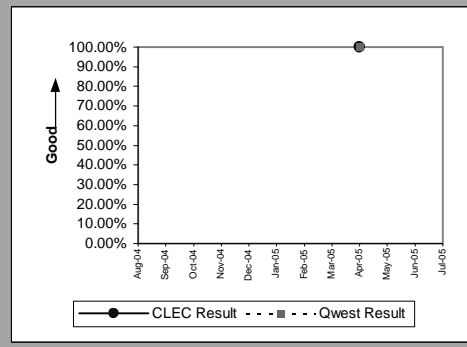
Enhanced Extended Loops - DS1 Capable(Parity)									
Date	CLEC Num	CLEC Denom	CLEC Result	CLEC Std Dev	Qwest Num	Qwest Denom	Qwest Result	Mod Z Scr	Parity Scr
Aug-04	31	46	67.39%	46.88%	129	171	75.44%	1.125573	-0.340808
Sep-04	27	32	84.38%	36.31%	115	141	81.56%	-0.370663	-1.225347
Oct-04	36	47	76.60%	42.34%	127	151	84.11%	1.229778	-0.298737
Nov-04	33	47	70.21%	45.73%	125	144	86.81%	2.918526	0.500109
Dec-04	38	49	77.55%	41.72%	107	137	78.10%	0.080067	-0.949795
Jan-05	33	46	71.74%	45.03%	111	145	76.55%	0.671263	-0.600957
Feb-05	29	40	72.50%	44.65%	97	118	82.20%	1.386604	-0.218242
Mar-05	33	42	78.57%	41.03%	111	133	83.46%	0.743142	-0.563657
Apr-05	36	47	76.60%	42.34%	75	98	76.53%	-0.008662	-1.005266
May-05	40	59	67.80%	46.73%	115	147	78.23%	1.640679	-0.063951
Jun-05	32	41	78.05%	41.39%	99	126	78.57%	0.070843	-0.952766
Jul-05	38	49	77.55%	41.72%	107	144	74.31%	-0.449104	-1.273036



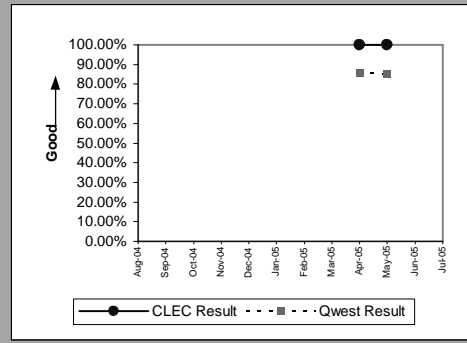
Qwest Perf Results - PID (14-State 271 PID 8.1)

MR-5B - All Troubles Cleared within 4 Hours (Percent) - Interval Zone Two

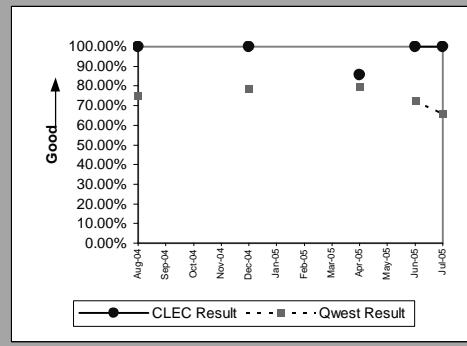
ISDN Primary(Parity)									
Date	CLEC Num	CLEC Denom	CLEC Result	CLEC Std Dev	Qwest Num	Qwest Denom	Qwest Result	Mod Z Scr	Parity Scr
Aug-04									
Sep-04									
Oct-04									
Nov-04									
Dec-04									
Jan-05									
Feb-05									
Mar-05									
Apr-05	2	2	100.00%	0.00%	15	15	100.00%		
May-05									
Jun-05									
Jul-05									



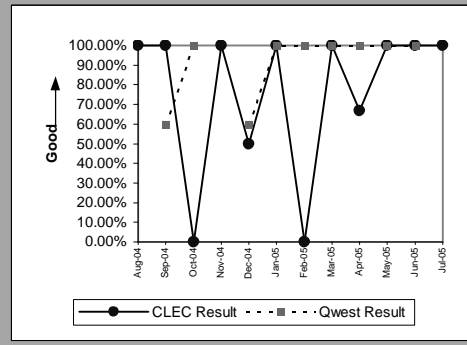
DS0(Parity)									
Date	CLEC Num	CLEC Denom	CLEC Result	CLEC Std Dev	Qwest Num	Qwest Denom	Qwest Result	Mod Z Scr	Parity Scr
Aug-04									
Sep-04									
Oct-04									
Nov-04									
Dec-04									
Jan-05									
Feb-05									
Mar-05									
Apr-05	1	1	100.00%	0.00%	110	128	85.94%	-0.402949	-1.244976
May-05	1	1	100.00%	0.00%	138	162	85.19%	-0.415748	-1.252757
Jun-05									
Jul-05									



DS1(Parity)									
Date	CLEC Num	CLEC Denom	CLEC Result	CLEC Std Dev	Qwest Num	Qwest Denom	Qwest Result	Mod Z Scr	Parity Scr
Aug-04	1	1	100.00%	0.00%	132	176	75.00%	-0.575717	-1.350011
Sep-04									
Oct-04									
Nov-04									
Dec-04	1	1	100.00%	0.00%	101	128	78.91%	-0.515029	-1.313115
Jan-05									
Feb-05									
Mar-05									
Apr-05	6	7	85.71%	34.99%	107	134	79.85%	-0.377036	-1.229222
May-05									
Jun-05	2	2	100.00%	0.00%	79	109	72.48%	-0.863602	-1.525033
Jul-05	1	1	100.00%	0.00%	77	117	65.81%	-0.717689	-1.436324



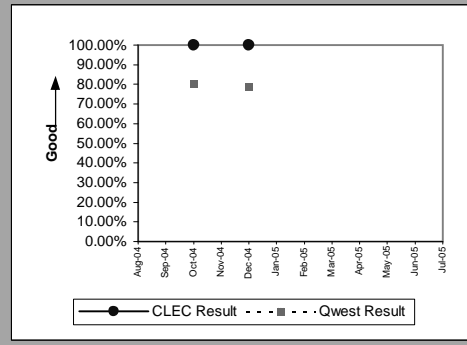
LIS Trunk(Parity)									
Date	CLEC Num	CLEC Denom	CLEC Result	CLEC Std Dev	Qwest Num	Qwest Denom	Qwest Result	Mod Z Scr	Parity Scr
Aug-04	4	4	100.00%	0.00%					
Sep-04	1	1	100.00%	0.00%	3	5	60.00%	-0.745356	-1.453144
Oct-04	0	1	0.00%	0.00%	2	2	100.00%		-0.365045
Nov-04	5	5	100.00%	0.00%					
Dec-04	2	4	50.00%	50.00%	3	5	60.00%	0.30429	-0.917038
Jan-05	3	3	100.00%	0.00%	3	3	100.00%		
Feb-05	0	1	0.00%	0.00%	1	1	100.00%		-0.589939
Mar-05	5	5	100.00%	0.00%	2	2	100.00%		
Apr-05	2	3	66.67%	47.14%	2	2	100.00%		-0.706925
May-05	2	2	100.00%	0.00%	5	5	100.00%		
Jun-05	2	2	100.00%	0.00%	5	5	100.00%		
Jul-05	4	4	100.00%	0.00%		0			



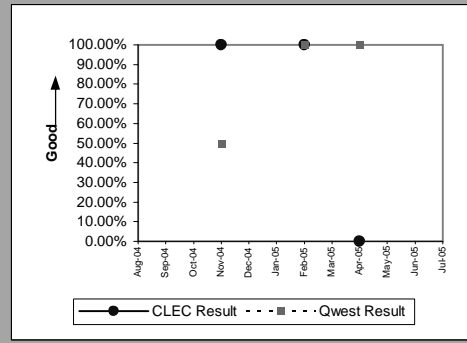
Qwest Perf Results - PID (14-State 271 PID 8.1)

MR-5B - All Troubles Cleared within 4 Hours (Percent) - Interval Zone Two

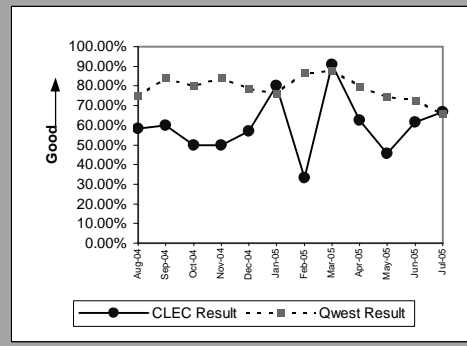
UDIT DS1(Parity)									
Date	CLEC Num	CLEC Denom	CLEC Result	CLEC Std Dev	Qwest Num	Qwest Denom	Qwest Result	Mod Z Scr	Parity Scr
Aug-04									
Sep-04									
Oct-04	1	1	100.00%	0.00%	116	145	80.00%	-0.498285	-1.302936
Nov-04									
Dec-04	1	1	100.00%	0.00%	101	128	78.91%	-0.515029	-1.313115
Jan-05									
Feb-05									
Mar-05									
Apr-05									
May-05									
Jun-05									
Jul-05									



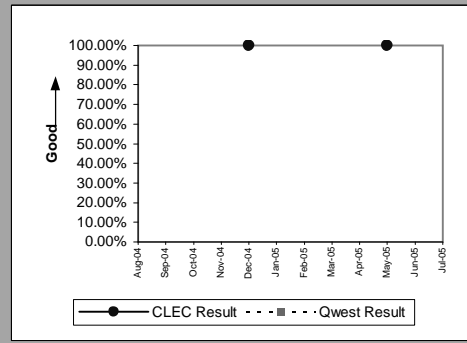
UDIT Above DS1 Level(Parity)									
Date	CLEC Num	CLEC Denom	CLEC Result	CLEC Std Dev	Qwest Num	Qwest Denom	Qwest Result	Mod Z Scr	Parity Scr
Aug-04									
Sep-04									
Oct-04									
Nov-04	1	1	100.00%	0.00%	1	2	50.00%	-0.816497	-1.496395
Dec-04									
Jan-05									
Feb-05	1	1	100.00%	0.00%	3	3	100.00%		
Mar-05									
Apr-05	0	1	0.00%	0.00%	1	1	100.00%		-0.589939
May-05									
Jun-05									
Jul-05									



Unbundled Loop - DS1 Capable(Parity)									
Date	CLEC Num	CLEC Denom	CLEC Result	CLEC Std Dev	Qwest Num	Qwest Denom	Qwest Result	Mod Z Scr	Parity Scr
Aug-04	14	24	58.33%	49.30%	132	176	75.00%	1.768867	0.008513
Sep-04	6	10	60.00%	48.99%	149	177	84.18%	2.038625	0.073428
Oct-04	6	12	50.00%	50.00%	116	145	80.00%	2.496813	0.328087
Nov-04	6	12	50.00%	50.00%	117	139	84.17%	3.111708	0.56508
Dec-04	8	14	57.14%	49.49%	101	128	78.91%	1.895042	0.04032
Jan-05	4	5	80.00%	40.00%	102	134	76.12%	-0.199829	-1.121487
Feb-05	6	18	33.33%	47.14%	98	113	86.73%	6.200668	1.788692
Mar-05	10	11	90.91%	28.75%	115	131	87.79%	-0.303808	-1.184702
Apr-05	5	8	62.50%	48.41%	107	134	79.85%	1.188509	-0.337864
May-05	10	22	45.45%	49.79%	88	118	74.58%	2.879954	0.586596
Jun-05	8	13	61.54%	48.65%	79	109	72.48%	0.834678	-0.512495
Jul-05	16	24	66.67%	47.14%	77	117	65.81%	-0.080411	-1.048886



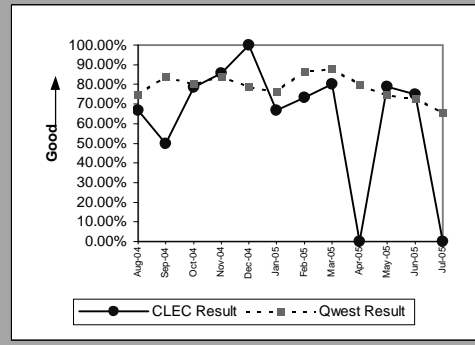
E911(Parity)									
Date	CLEC Num	CLEC Denom	CLEC Result	CLEC Std Dev	Qwest Num	Qwest Denom	Qwest Result	Mod Z Scr	Parity Scr
Aug-04									
Sep-04									
Oct-04									
Nov-04									
Dec-04	1	1	100.00%	0.00%					
Jan-05									
Feb-05									
Mar-05									
Apr-05									
May-05	1	1	100.00%	0.00%					
Jun-05									
Jul-05									



Qwest Perf Results - PID (14-State 271 PID 8.1)

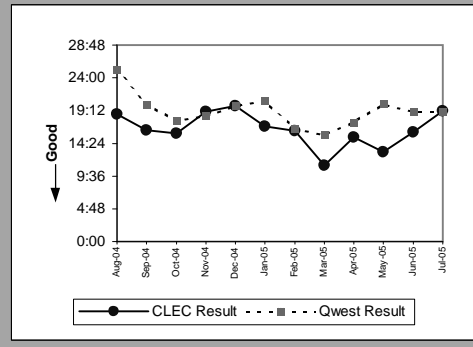
MR-5B - All Troubles Cleared within 4 Hours (Percent) - Interval Zone Two

Enhanced Extended Loops - DS1 Capable(Parity)									
Date	CLEC Num	CLEC Denom	CLEC Result	CLEC Std Dev	Qwest Num	Qwest Denom	Qwest Result	Mod Z Scr	Parity Scr
Aug-04	10	15	66.67%	47.14%	132	176	75.00%	0.71549	-0.573287
Sep-04	6	12	50.00%	50.00%	149	177	84.18%	3.139999	0.587632
Oct-04	11	14	78.57%	41.03%	116	145	80.00%	0.127612	-0.907137
Nov-04	6	7	85.71%	34.99%	117	139	84.17%	-0.109036	-1.066289
Dec-04	2	2	100.00%	0.00%	101	128	78.91%	-0.725554	-1.441105
Jan-05	10	15	66.67%	47.14%	102	134	76.12%	0.814314	-0.521073
Feb-05	11	15	73.33%	44.22%	98	113	86.73%	1.436335	-0.221099
Mar-05	16	20	80.00%	40.00%	115	131	87.79%	0.990498	-0.436186
Apr-05	0	5	0.00%	0.00%	107	134	79.85%	4.370589	1.18667
May-05	15	19	78.95%	40.77%	88	118	74.58%	-0.406095	-1.246888
Jun-05	9	12	75.00%	43.30%	79	109	72.48%	-0.185725	-1.112913
Jul-05	0	5	0.00%	0.00%	77	117	65.81%	3.038179	0.740333

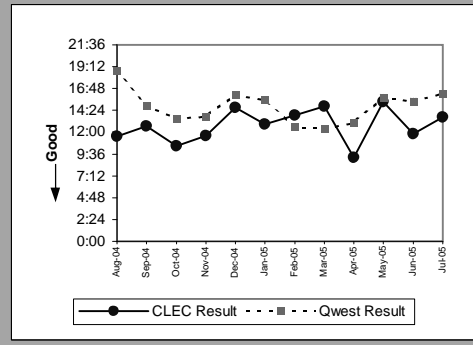


MR-6A - Mean Time to Restore (Hours:Minutes) - Dispatches within MSAs

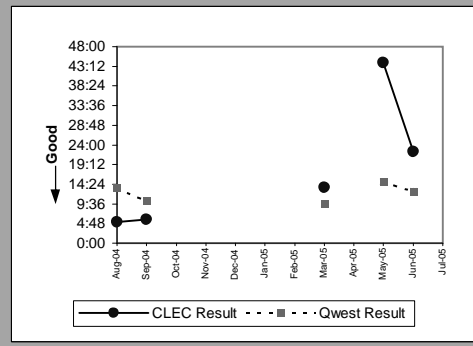
Residence(Parity)									
Date	CLEC Num	CLEC Denom	CLEC Result	CLEC Std Dev	Qwest Num	Qwest Denom	Qwest Result	Mod Z Scr	Parity Scr
Aug-04	821:22	44	18:40	11:17	341569:48	13,541	25:13	-1.996133	-2.213563
Sep-04	635:47	39	16:18	9:58	220252:14	10,982	20:03	-1.282682	-1.779815
Oct-04	885:57	56	15:49	9:23	189100:43	10,655	17:45	-0.900357	-1.547378
Nov-04	854:55	45	19:00	8:33	180085:29	9,800	18:23	0.273761	-0.735905
Dec-04	893:43	45	19:52	16:14	217869:09	10,937	19:55	-0.022777	-1.013848
Jan-05	828:05	49	16:54	11:50	232925:49	11,284	20:39	-1.566883	-1.952597
Feb-05	584:49	36	16:15	9:57	130176:02	7,865	16:33	-0.102535	-1.062337
Mar-05	611:03	55	11:07	9:01	158294:09	10,100	15:40	-2.646666	-2.609055
Apr-05	611:06	40	15:17	9:38	155547:36	8,904	17:28	-0.669523	-1.407041
May-05	553:07	42	13:10	11:18	209199:29	10,373	20:10	-2.679026	-2.628732
Jun-05	786:57	49	16:04	11:35	194408:48	10,215	19:02	-1.184277	-1.719989
Jul-05	767:01	40	19:11	8:55	228927:34	12,044	19:00	0.06969	-0.918993



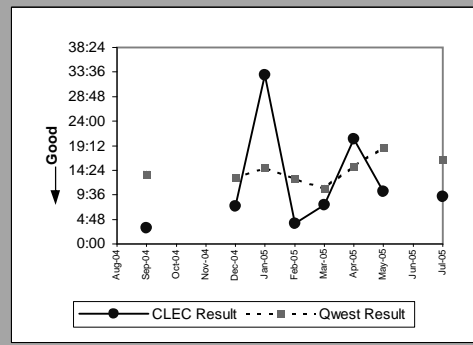
Business(Parity)									
Date	CLEC Num	CLEC Denom	CLEC Result	CLEC Std Dev	Qwest Num	Qwest Denom	Qwest Result	Mod Z Scr	Parity Scr
Aug-04	127:05	11	11:33	11:05	25089:32	1,343	18:41	-1.198643	-1.728723
Sep-04	50:43	4	12:41	11:30	18253:03	1,224	14:55	-0.329974	-1.20061
Oct-04	115:21	11	10:29	8:18	16700:45	1,238	13:29	-0.729669	-1.443607
Nov-04	138:57	12	11:35	13:01	14848:32	1,084	13:42	-0.480221	-1.291953
Dec-04	309:11	21	14:43	10:19	19356:28	1,201	16:07	-0.283776	-1.172524
Jan-05	77:04	6	12:51	9:23	20191:07	1,301	15:31	-0.419049	-1.254764
Feb-05	138:30	10	13:51	13:38	11649:46	923	12:37	0.269539	-0.707131
Mar-05	162:55	11	14:49	14:16	14610:35	1,183	12:21	0.643934	-0.566678
Apr-05	55:26	6	9:14	7:17	15201:54	1,165	13:03	-0.72789	-1.442526
May-05	122:51	8	15:21	15:17	19635:20	1,239	15:51	-0.085794	-1.052159
Jun-05	47:22	4	11:50	9:06	18645:55	1,209	15:25	-0.469128	-1.28521
Jul-05	54:45	4	13:41	13:32	19955:19	1,229	16:14	-0.41078	-1.249737



Centrex(Parity)									
Date	CLEC Num	CLEC Denom	CLEC Result	CLEC Std Dev	Qwest Num	Qwest Denom	Qwest Result	Mod Z Scr	Parity Scr
Aug-04	5:13	1	5:13		980:48	73	13:26	-0.570619	-1.346912
Sep-04	5:45	1	5:45		770:34	75	10:16	-0.446887	-1.271688
Oct-04									
Nov-04									
Dec-04									
Jan-05									
Feb-05									
Mar-05	27:18	2	13:39	15:42	521:53	55	9:29	0.47599	-0.492661
Apr-05									
May-05	44:10	1	44:10	0:00	898:10	60	14:58	1.163498	0.171433
Jun-05	22:19	1	22:19	0:00	859:17	68	12:38	0.480314	-0.337723
Jul-05									



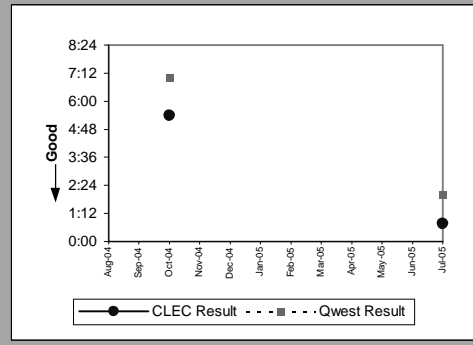
Centrex 21(Parity)									
Date	CLEC Num	CLEC Denom	CLEC Result	CLEC Std Dev	Qwest Num	Qwest Denom	Qwest Result	Mod Z Scr	Parity Scr
Aug-04									
Sep-04	6:12	2	3:06	0:03	1480:58	109	13:35	-1.223076	-1.743577
Oct-04									
Nov-04									
Dec-04	22:02	3	7:21	11:46	1172:47	91	12:53	-0.943546	-1.573635
Jan-05	66:00	2	33:00	20:23	1761:10	118	14:56	1.971333	-0.088969
Feb-05	16:09	4	4:02	2:59	1277:57	100	12:47	-1.224105	-1.744203
Mar-05	30:35	4	7:39	7:29	1219:19	112	10:53	-0.716793	-1.435779
Apr-05	41:04	2	20:32	0:27	1799:11	119	15:07	0.512459	-0.589939
May-05	30:44	3	10:15	8:29	1949:06	104	18:44	-0.7255	-1.441073
Jun-05									
Jul-05	18:26	2	9:13	8:01	1644:43	100	16:27	-0.832826	-1.506322



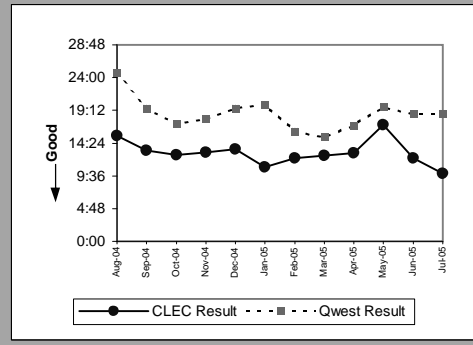
Qwest Perf Results - PID (14-State 271 PID 8.1)

MR-6A - Mean Time to Restore (Hours:Minutes) - Dispatches within MSAs

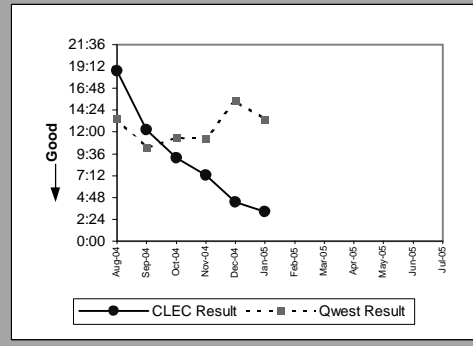
PBX(Parity)									
Date	CLEC Num	CLEC Denom	CLEC Result	CLEC Std Dev	Qwest Num	Qwest Denom	Qwest Result	Mod Z Scr	Parity Scr
Aug-04									
Sep-04									
Oct-04	10:47	2	5:23	2:41	140:04	20	7:00	-0.249373	-1.151608
Nov-04									
Dec-04									
Jan-05									
Feb-05									
Mar-05									
Apr-05									
May-05									
Jun-05									
Jul-05	0:46	1	0:46	0:00	16:00	8	2:00	-0.931694	-1.56643



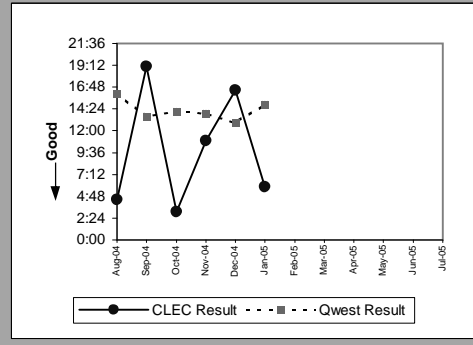
UNE - P (POTS)(Parity)									
Date	CLEC Num	CLEC Denom	CLEC Result	CLEC Std Dev	Qwest Num	Qwest Denom	Qwest Result	Mod Z Scr	Parity Scr
Aug-04	8408:59	542	15:31	14:27	366659:20	14,884	24:38	-9.631086	-6.855284
Sep-04	6807:40	510	13:21	10:52	238505:17	12,206	19:32	-7.656816	-5.655014
Oct-04	6432:43	507	12:41	10:58	205801:28	11,893	17:18	-6.444545	-4.918005
Nov-04	6028:06	462	13:03	10:59	194934:01	10,884	17:55	-6.702863	-5.075052
Dec-04	7074:44	522	13:33	11:11	237225:37	12,138	19:33	-7.369062	-5.480072
Jan-05	457:33	42	10:54	8:19	253116:56	12,585	20:07	-3.582777	-3.178174
Feb-05	315:54	26	12:09	10:57	141825:48	8,788	16:08	-1.154529	-1.701904
Mar-05	288:34	23	12:33	8:01	172904:44	11,283	15:19	-1.041724	-1.633323
Apr-05	181:25	14	12:57	7:08	170749:30	10,069	16:57	-0.74931	-1.455548
May-05	239:00	14	17:04	16:45	228834:49	11,612	19:42	-0.584169	-1.355149
Jun-05	146:08	12	12:11	7:20	213054:43	11,424	18:39	-1.293026	-1.786104
Jul-05	159:35	16	9:58	6:43	248882:53	13,273	18:45	-2.34113	-2.423306



UNE P (Centrex)(Parity)									
Date	CLEC Num	CLEC Denom	CLEC Result	CLEC Std Dev	Qwest Num	Qwest Denom	Qwest Result	Mod Z Scr	Parity Scr
Aug-04	243:21	13	18:43	18:56	980:48	73	13:26	1.226873	-0.32092
Sep-04	207:58	17	12:14	9:22	770:34	75	10:16	0.725187	-0.548808
Oct-04	100:42	11	9:09	8:57	718:01	63	11:24	-0.452229	-1.274936
Nov-04	109:02	15	7:16	8:25	753:57	67	11:15	-1.16023	-1.70537
Dec-04	64:16	15	4:17	2:34	1445:56	94	15:23	-2.707814	-2.646234
Jan-05	19:20	6	3:13	1:06	1112:53	83	13:24	-1.823582	-2.108659
Feb-05									
Mar-05									
Apr-05									
May-05									
Jun-05									
Jul-05									



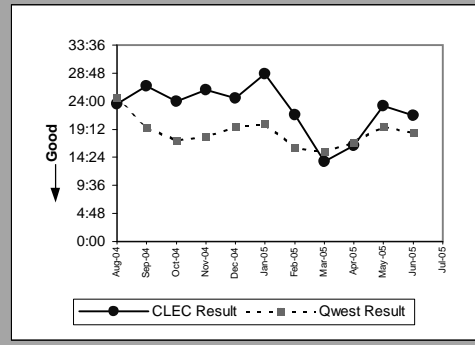
UNE P (Centrex 21)(Parity)									
Date	CLEC Num	CLEC Denom	CLEC Result	CLEC Std Dev	Qwest Num	Qwest Denom	Qwest Result	Mod Z Scr	Parity Scr
Aug-04	13:18	3	4:26	0:32	1783:25	111	16:04	-1.16973	-1.711145
Sep-04	19:03	1	19:03		1480:58	109	13:35	0.452586	-0.834935
Oct-04	9:20	3	3:07	0:32	1707:27	121	14:07	-1.131521	-1.687916
Nov-04	43:43	4	10:56	6:39	1821:50	131	13:54	-0.471092	-1.286404
Dec-04	115:26	7	16:29	14:36	1172:47	91	12:53	0.917421	-0.524356
Jan-05	5:51	1	5:51		1761:10	118	14:56	-0.702814	-1.427281
Feb-05									
Mar-05									
Apr-05									
May-05									
Jun-05									
Jul-05									



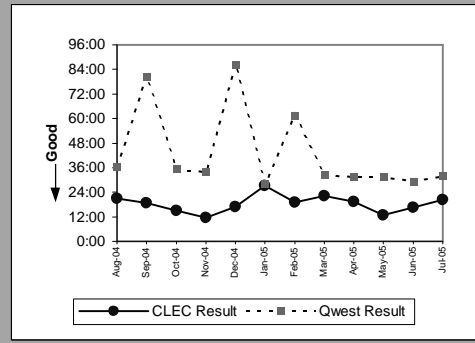
Qwest Perf Results - PID (14-State 271 PID 8.1)

MR-6A - Mean Time to Restore (Hours:Minutes) - Dispatches within MSAs

Line Sharing(Parity)									
Date	CLEC Num	CLEC Denom	CLEC Result	CLEC Std Dev	Qwest Num	Qwest Denom	Qwest Result	Mod Z Scr	Parity Scr
Aug-04	117:32	5	23:30	14:54	366659:20	14,884	24:38	-0.11644	-1.070791
Sep-04	372:45	14	26:37	8:21	238505:17	12,206	19:32	1.480815	-0.005848
Oct-04	383:34	16	23:58	18:22	205801:28	11,893	17:18	1.687429	-0.017276
Nov-04	259:30	10	25:57	19:02	194934:01	10,884	17:55	1.664074	-0.088969
Dec-04	195:52	8	24:29	14:52	237225:37	12,138	19:33	0.76788	-0.513938
Jan-05	258:02	9	28:40	18:07	253116:56	12,585	20:07	1.541642	-0.116148
Feb-05	86:37	4	21:39	3:01	141825:48	8,788	16:08	0.626997	-0.375085
Mar-05	27:16	2	13:38	14:01	172904:44	11,283	15:19	-0.187166	-1.113789
Apr-05	65:47	4	16:27	9:30	170749:30	10,069	16:57	-0.051308	-1.031193
May-05	92:59	4	23:15	13:43	228834:49	11,612	19:42	0.419515	-0.601346
Jun-05	107:52	5	21:34	10:13	213054:43	11,424	18:39	0.37715	-0.59756
Jul-05									



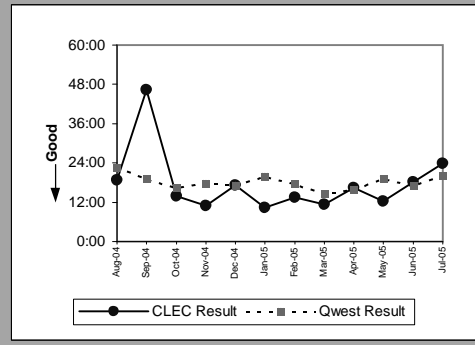
Line Splitting(Parity)									
Date	CLEC Num	CLEC Denom	CLEC Result	CLEC Std Dev	Qwest Num	Qwest Denom	Qwest Result	Mod Z Scr	Parity Scr
Aug-04	104:50	5	20:58	16:55	29019:06	796	36:27	-0.456606	-1.277597
Sep-04	149:50	8	18:44	15:43	68923:07	857	80:25	-0.667799	-1.405993
Oct-04	45:03	3	15:01	12:08	31624:17	894	35:22	-0.348133	-1.21165
Nov-04	45:47	4	11:27	9:33	17589:19	515	34:09	-0.798938	-1.48572
Dec-04	83:48	5	16:46	19:09	70286:54	813	86:27	-0.868637	-1.528094
Jan-05	54:27	2	27:13	2:16	16319:06	578	28:14	-0.043416	-1.026395
Feb-05	114:32	6	19:05	10:49	35312:03	574	61:31	-0.714249	-1.434233
Mar-05	287:09	13	22:05	16:25	26557:08	818	32:28	-0.526051	-1.319816
Apr-05	58:14	3	19:25	15:10	19827:23	626	31:40	-0.530348	-1.322429
May-05	25:26	2	12:43	11:44	26152:32	830	31:31	-0.699403	-1.425207
Jun-05	99:55	6	16:39	7:27	26616:45	902	29:31	-0.950085	-1.577611
Jul-05	60:38	3	20:13	3:28	26502:38	831	31:54	-0.259325	-1.157658



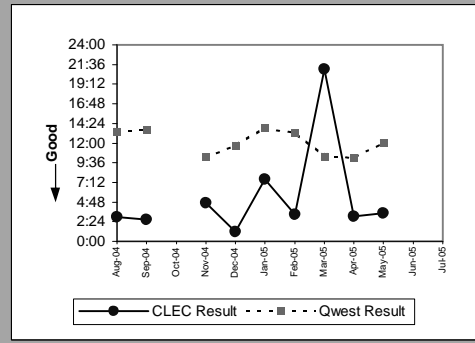
Qwest Perf Results - PID (14-State 271 PID 8.1)

MR-6B - Mean Time to Restore (Hours:Minutes) - Dispatches outside MSAs

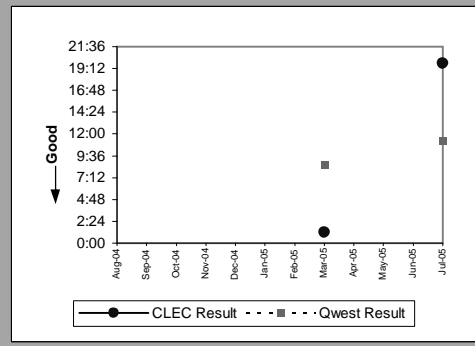
Residence(Parity)									
Date	CLEC Num	CLEC Denom	CLEC Result	CLEC Std Dev	Qwest Num	Qwest Denom	Qwest Result	Mod Z Scr	Parity Scr
Aug-04	113:01	6	18:50	19:17	74754:10	3,295	22:41	-0.379327	-1.230615
Sep-04	185:37	4	46:24	48:20	49109:57	2,569	19:07	3.15873	0.414319
Oct-04	82:40	6	13:47	11:00	43823:04	2,663	16:27	-0.47503	-1.288798
Nov-04	76:14	7	10:53	9:09	42880:55	2,418	17:44	-1.193193	-1.72541
Dec-04	172:49	10	17:17	13:45	44887:23	2,597	17:17	-0.000566	-1.000344
Jan-05	113:32	11	10:19	8:59	52529:57	2,628	19:59	-1.910062	-2.161235
Feb-05	148:11	11	13:28	10:03	32758:22	1,863	17:35	-0.896288	-1.544905
Mar-05	79:12	7	11:19	11:18	38307:53	2,623	14:36	-0.627627	-1.38157
Apr-05	181:22	11	16:29	9:02	35620:09	2,263	15:44	0.166133	-0.811085
May-05	74:23	6	12:24	11:58	51849:08	2,715	19:06	-0.935072	-1.568483
Jun-05	237:14	13	18:15	13:20	53193:21	3,126	17:01	0.252044	-0.72919
Jul-05	142:46	6	23:48	11:38	50886:09	2,533	20:05	0.536538	-0.59756



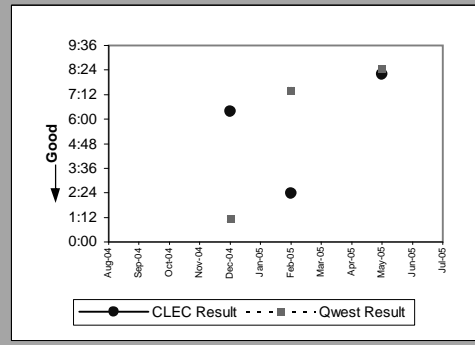
Business(Parity)									
Date	CLEC Num	CLEC Denom	CLEC Result	CLEC Std Dev	Qwest Num	Qwest Denom	Qwest Result	Mod Z Scr	Parity Scr
Aug-04	2:59	1	2:59		4693:16	350	13:25	-0.693037	-1.421337
Sep-04	5:19	2	2:39	0:59	3918:15	288	13:36	-0.927132	-1.563656
Oct-04									
Nov-04	14:08	3	4:43	2:45	2801:09	272	10:18	-0.7387	-1.449098
Dec-04	1:12	1	1:12		2643:41	225	11:45	-0.856762	-1.520874
Jan-05	37:59	5	7:36	9:30	3770:29	273	13:49	-0.916462	-1.557169
Feb-05	3:19	1	3:19	0:00	2581:33	194	13:18	-0.760315	-1.462239
Mar-05	21:01	1	21:01	0:00	2537:12	243	10:26	0.910855	-0.466277
Apr-05	3:02	1	3:02	0:00	2177:55	213	10:13	-0.632754	-1.384687
May-05	6:50	2	3:25	0:33	3554:46	296	12:01	-0.888157	-1.539961
Jun-05									
Jul-05									



Centrex 21(Parity)									
Date	CLEC Num	CLEC Denom	CLEC Result	CLEC Std Dev	Qwest Num	Qwest Denom	Qwest Result	Mod Z Scr	Parity Scr
Aug-04									
Sep-04									
Oct-04									
Nov-04									
Dec-04									
Jan-05									
Feb-05									
Mar-05	1:12	1	1:12	0:00	198:48	23	8:39	-0.933868	-1.567751
Apr-05									
May-05									
Jun-05									
Jul-05	19:48	1	19:48	0:00	112:20	10	11:14	0.616493	-0.574501



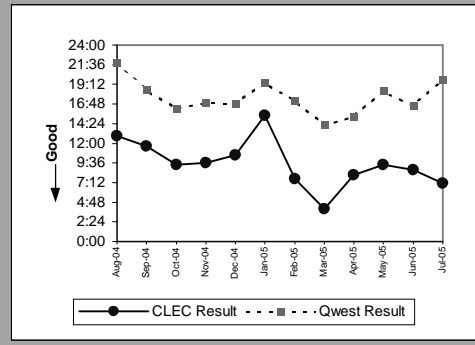
PBX(Parity)									
Date	CLEC Num	CLEC Denom	CLEC Result	CLEC Std Dev	Qwest Num	Qwest Denom	Qwest Result	Mod Z Scr	Parity Scr
Aug-04									
Sep-04									
Oct-04									
Nov-04									
Dec-04	6:23	1	6:23		3:21	3	1:07	6.023705	1.261001
Jan-05									
Feb-05	2:22	1	2:22	0:00	37:02	5	7:24	-0.818807	-1.4978
Mar-05									
Apr-05									
May-05	16:22	2	8:11	9:21	33:44	4	8:26	-0.031081	-1.018896
Jun-05									
Jul-05									



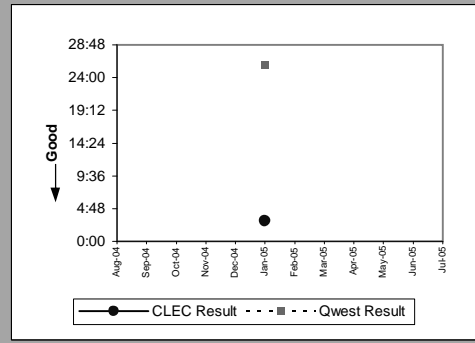
Qwest Perf Results - PID (14-State 271 PID 8.1)

MR-6B - Mean Time to Restore (Hours:Minutes) - Dispatches outside MSAs

UNE - P (POTS)(Parity)									
Date	CLEC Num	CLEC Denom	CLEC Result	CLEC Std Dev	Qwest Num	Qwest Denom	Qwest Result	Mod Z Scr	Parity Scr
Aug-04	2092:59	162	12:55	13:22	79447:26	3,645	21:48	-4.562591	-3.773858
Sep-04	1360:27	117	11:38	13:50	53028:12	2,857	18:34	-4.253742	-3.586092
Oct-04	1128:30	120	9:24	8:24	47587:00	2,932	16:14	-3.864482	-3.349438
Nov-04	1045:30	109	9:36	9:55	45682:04	2,690	16:59	-5.003785	-4.042085
Dec-04	1073:02	102	10:31	11:22	47531:04	2,822	16:51	-4.266542	-3.593874
Jan-05	230:26	15	15:22	20:03	56300:26	2,901	19:24	-0.936137	-1.569131
Feb-05	61:03	8	7:38	8:23	35339:55	2,057	17:11	-1.792391	-2.089696
Mar-05	19:53	5	3:59	2:35	40845:05	2,866	14:15	-1.672933	-2.017071
Apr-05	57:12	7	8:10	7:47	37798:04	2,476	15:16	-1.275254	-1.775299
May-05	37:29	4	9:22	10:12	55403:54	3,011	18:24	-1.042274	-1.633658
Jun-05	113:55	13	8:46	7:55	56824:11	3,425	16:35	-1.631299	-1.991759
Jul-05	14:16	2	7:08	7:07	56245:31	2,843	19:47	-0.973591	-1.591901

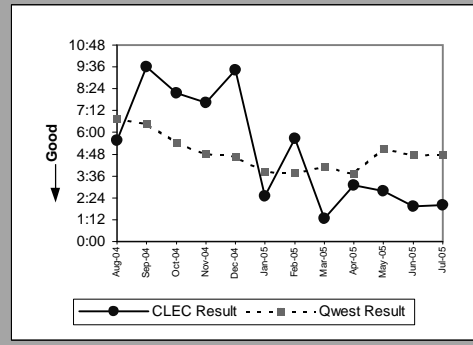


UNE P (Centrex)(Parity)									
Date	CLEC Num	CLEC Denom	CLEC Result	CLEC Std Dev	Qwest Num	Qwest Denom	Qwest Result	Mod Z Scr	Parity Scr
Aug-04									
Sep-04									
Oct-04									
Nov-04									
Dec-04									
Jan-05	3:00	1	3:00		77:43	3	25:54	-0.598952	-1.364137
Feb-05									
Mar-05									
Apr-05									
May-05									
Jun-05									
Jul-05									

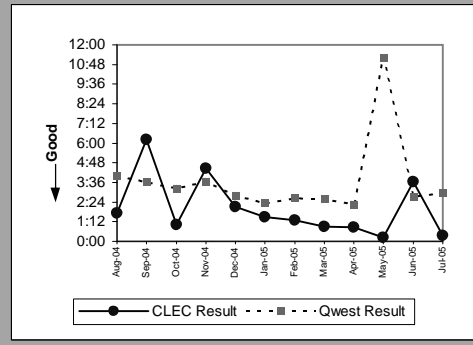


MR-6C - Mean Time to Restore (Hours:Minutes) - No dispatches

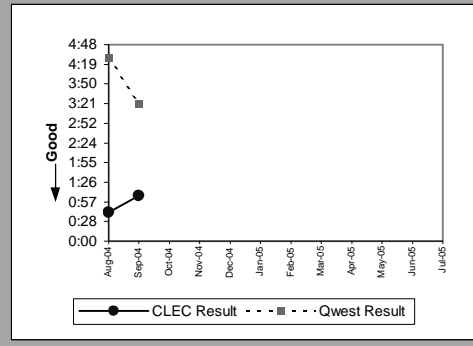
Residence(Parity)									
Date	CLEC Num	CLEC Denom	CLEC Result	CLEC Std Dev	Qwest Num	Qwest Denom	Qwest Result	Mod Z Scr	Parity Scr
Aug-04	55:40	10	5:34	6:57	23663:11	3,506	6:45	-0.323443	-1.196639
Sep-04	96:13	10	9:37	9:44	23297:23	3,603	6:28	1.048109	-0.332179
Oct-04	49:01	6	8:10	15:00	16712:16	3,082	5:25	0.705601	-0.422307
Nov-04	76:21	10	7:38	9:49	12949:43	2,678	4:50	1.066709	-0.323757
Dec-04	47:07	5	9:25	9:52	11572:52	2,472	4:41	1.415832	-0.192305
Jan-05	12:28	5	2:30	3:00	8393:46	2,178	3:51	-0.450041	-1.273605
Feb-05	22:41	4	5:40	7:19	7506:45	1,997	3:46	0.600333	-0.556798
Mar-05	13:53	11	1:16	1:52	10110:52	2,461	4:07	-1.491206	-1.906589
Apr-05	15:29	5	3:06	3:00	7876:39	2,118	3:43	-0.231191	-1.140554
May-05	27:51	10	2:47	5:10	11456:26	2,238	5:07	-0.195974	-1.119144
Jun-05	23:29	12	1:57	1:44	11691:00	2,452	4:46	-1.282951	-1.779979
Jul-05	22:12	11	2:01	5:20	11250:54	2,355	4:47	-1.316645	-1.800463



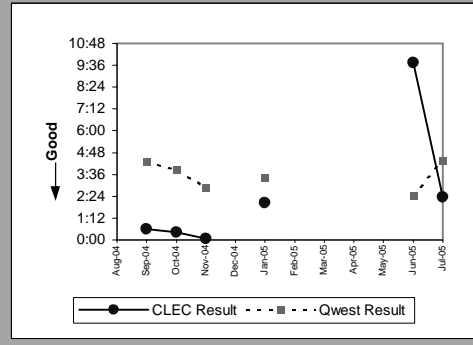
Business(Parity)									
Date	CLEC Num	CLEC Denom	CLEC Result	CLEC Std Dev	Qwest Num	Qwest Denom	Qwest Result	Mod Z Scr	Parity Scr
Aug-04	10:21	6	1:43	2:39	2521:34	627	4:01	-0.742728	-1.451547
Sep-04	6:12	1	6:12		2168:21	593	3:39	0.408495	-0.345937
Oct-04	2:01	2	1:00	0:32	1716:55	532	3:14	-0.329997	-1.200624
Nov-04	17:51	4	4:28	7:35	1706:57	466	3:40	0.250066	-0.780447
Dec-04	10:30	5	2:06	2:08	1331:14	473	2:49	-0.301237	-1.183139
Jan-05	7:24	5	1:29	1:04	1071:18	458	2:20	-0.417214	-1.253648
Feb-05	3:55	3	1:18	1:31	1012:50	381	2:40	-0.48578	-1.295333
Mar-05	6:27	7	0:55	2:03	1173:12	458	2:34	-0.878442	-1.534055
Apr-05	0:52	1	0:52	0:00	949:41	420	2:16	-0.313227	-1.190429
May-05	0:29	2	0:14	0:18	4764:10	425	11:13	-0.085855	-1.052196
Jun-05	18:04	5	3:37	3:10	1336:09	488	2:44	0.320252	-0.649263
Jul-05	0:40	2	0:20	0:21	1251:19	419	2:59	-0.697892	-1.424288



Centrex(Parity)									
Date	CLEC Num	CLEC Denom	CLEC Result	CLEC Std Dev	Qwest Num	Qwest Denom	Qwest Result	Mod Z Scr	Parity Scr
Aug-04	0:42	1	0:42		254:42	57	4:28	-0.417707	-1.253948
Sep-04	1:07	1	1:07		121:09	36	3:22	-0.485037	-1.294881
Oct-04									
Nov-04									
Dec-04									
Jan-05									
Feb-05									
Mar-05									
Apr-05									
May-05									
Jun-05									
Jul-05									



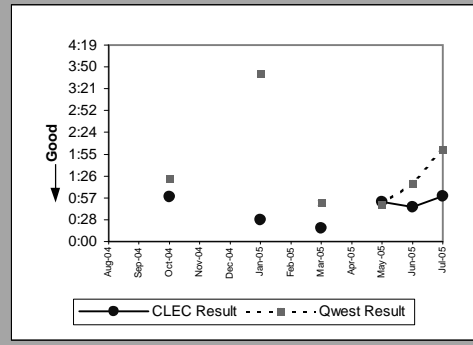
Centrex 21(Parity)									
Date	CLEC Num	CLEC Denom	CLEC Result	CLEC Std Dev	Qwest Num	Qwest Denom	Qwest Result	Mod Z Scr	Parity Scr
Aug-04									
Sep-04	0:36	1	0:36		267:02	62	4:18	-0.59018	-1.358804
Oct-04	1:17	3	0:26	0:40	205:18	53	3:52	-1.010845	-1.61455
Nov-04	0:04	1	0:04		171:28	59	2:54	-0.572342	-1.347959
Dec-04									
Jan-05	2:02	1	2:02		175:18	51	3:26	-0.243825	-1.148235
Feb-05									
Mar-05									
Apr-05									
May-05									
Jun-05	19:30	2	9:45	12:11	116:02	48	2:25	2.431023	0.030729
Jul-05	2:22	1	2:22	0:00	178:35	41	4:21	-0.263651	-1.160288



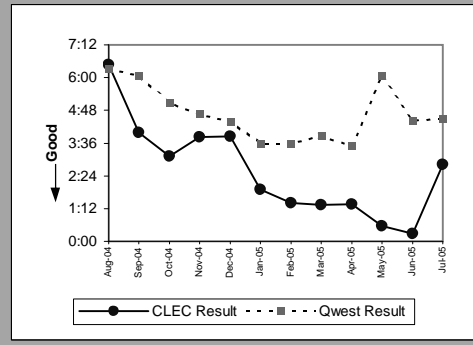
Qwest Perf Results - PID (14-State 271 PID 8.1)

MR-6C - Mean Time to Restore (Hours:Minutes) - No dispatches

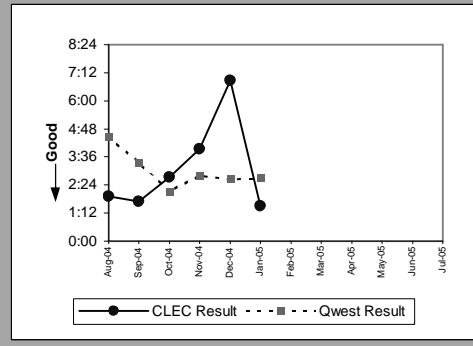
PBX(Parity)									
Date	CLEC Num	CLEC Denom	CLEC Result	CLEC Std Dev	Qwest Num	Qwest Denom	Qwest Result	Mod Z Scr	Parity Scr
Aug-04									
Sep-04									
Oct-04	0:59	1	0:59		41:33	30	1:23	-0.222982	-1.135563
Nov-04									
Dec-04									
Jan-05	0:29	1	0:29		110:37	30	3:41	-0.238107	-1.144759
Feb-05									
Mar-05	0:18	1	0:18	0:00	22:51	27	0:51	-0.70408	-1.42805
Apr-05									
May-05	0:52	1	0:52	0:00	20:34	25	0:49	0.037631	-0.707131
Jun-05	0:46	1	0:46	0:00	70:21	55	1:17	-0.212077	-1.128934
Jul-05	1:59	2	1:00	0:28	69:20	34	2:02	-0.35239	-1.214238



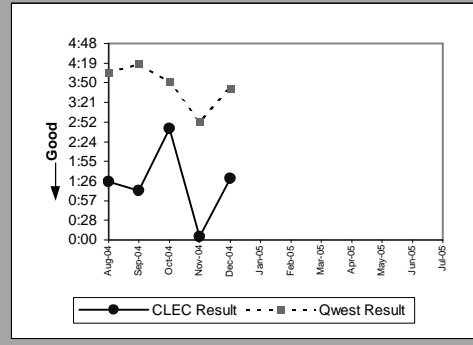
UNE - P (POTS)(Parity)									
Date	CLEC Num	CLEC Denom	CLEC Result	CLEC Std Dev	Qwest Num	Qwest Denom	Qwest Result	Mod Z Scr	Parity Scr
Aug-04	1451:58	224	6:29	13:32	26184:45	4,133	6:20	0.192772	-0.882803
Sep-04	717:44	180	3:59	6:28	25465:44	4,196	6:04	-2.983259	-2.813693
Oct-04	492:10	158	3:07	5:13	18429:11	3,614	5:06	-2.556109	-2.554004
Nov-04	472:42	124	3:49	6:10	14656:40	3,144	4:40	-1.154546	-1.701914
Dec-04	488:22	127	3:51	6:10	12904:06	2,945	4:23	-0.821323	-1.499329
Jan-05	34:19	18	1:54	2:58	9465:04	2,636	3:35	-1.103634	-1.670962
Feb-05	9:58	7	1:25	1:27	8519:35	2,378	3:35	-0.927052	-1.563607
Mar-05	5:20	4	1:20	2:00	11284:04	2,919	3:52	-0.824138	-1.50104
Apr-05	6:45	5	1:21	1:19	8826:20	2,538	3:29	-0.818598	-1.497672
May-05	1:42	3	0:34	0:27	16220:36	2,663	6:05	-0.119856	-1.072867
Jun-05	1:44	6	0:17	0:16	13027:09	2,940	4:26	-1.372882	-1.834653
Jul-05	16:55	6	2:49	4:05	12502:13	2,774	4:30	-0.611667	-1.371867



UNE P (Centrex)(Parity)									
Date	CLEC Num	CLEC Denom	CLEC Result	CLEC Std Dev	Qwest Num	Qwest Denom	Qwest Result	Mod Z Scr	Parity Scr
Aug-04	13:25	7	1:55	1:41	254:42	57	4:28	-0.712401	-1.433109
Sep-04	10:14	6	1:42	1:39	121:09	36	3:22	-0.82309	-1.500403
Oct-04	10:55	4	2:44	0:34	84:05	40	2:06	0.615088	-0.645658
Nov-04	35:30	9	3:57	6:16	70:36	25	2:49	0.686572	-0.603234
Dec-04	34:19	5	6:52	7:39	119:17	45	2:39	2.408432	0.064342
Jan-05	7:37	5	1:31	0:55	143:56	53	2:43	-0.771524	-1.469053
Feb-05									
Mar-05									
Apr-05									
May-05									
Jun-05									
Jul-05									



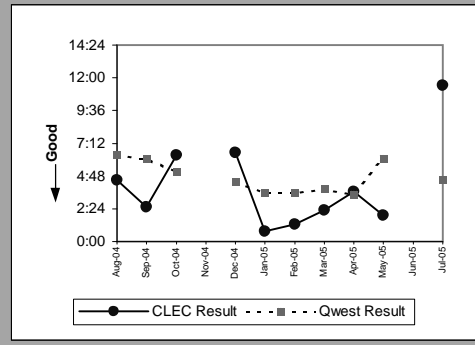
UNE P (Centrex 21)(Parity)									
Date	CLEC Num	CLEC Denom	CLEC Result	CLEC Std Dev	Qwest Num	Qwest Denom	Qwest Result	Mod Z Scr	Parity Scr
Aug-04	5:42	4	1:25	1:25	250:34	61	4:06	-0.726597	-1.441739
Sep-04	3:36	3	1:12	1:15	267:02	62	4:18	-0.843485	-1.512803
Oct-04	8:08	3	2:43	1:54	205:18	53	3:52	-0.341018	-1.207324
Nov-04	0:11	2	0:05	0:05	171:28	59	2:54	-0.795684	-1.483741
Dec-04	4:30	3	1:30	1:52	140:38	38	3:42	-0.611273	-1.371627
Jan-05									
Feb-05									
Mar-05									
Apr-05									
May-05									
Jun-05									
Jul-05									



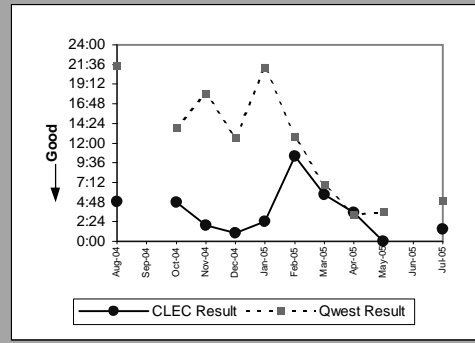
Qwest Perf Results - PID (14-State 271 PID 8.1)

MR-6C - Mean Time to Restore (Hours:Minutes) - No dispatches

Line Sharing(Parity)									
Date	CLEC Num	CLEC Denom	CLEC Result	CLEC Std Dev	Qwest Num	Qwest Denom	Qwest Result	Mod Z Scr	Parity Scr
Aug-04	67:24	15	4:30	7:01	26184:45	4,133	6:20	-0.643056	-1.390951
Sep-04	25:18	10	2:32	2:10	25465:44	4,196	6:04	-1.21938	-1.741331
Oct-04	50:51	8	6:21	8:00	18429:11	3,614	5:06	0.371762	-0.654649
Nov-04									
Dec-04	13:03	2	6:31	8:41	12904:06	2,945	4:23	0.420563	-0.634764
Jan-05	1:31	2	0:45	0:26	9465:04	2,636	3:35	-0.620538	-1.377261
Feb-05	2:34	2	1:17	0:35	8519:35	2,378	3:35	-0.528328	-1.321201
Mar-05	4:36	2	2:18	1:36	11284:04	2,919	3:52	-0.360428	-1.219125
Apr-05	21:54	6	3:39	4:56	8826:20	2,538	3:29	0.072615	-0.849121
May-05	5:41	3	1:54	2:36	16220:36	2,663	6:05	-0.091049	-1.055354
Jun-05									
Jul-05	34:17	3	11:26	17:02	12502:13	2,774	4:30	1.774822	-0.049628



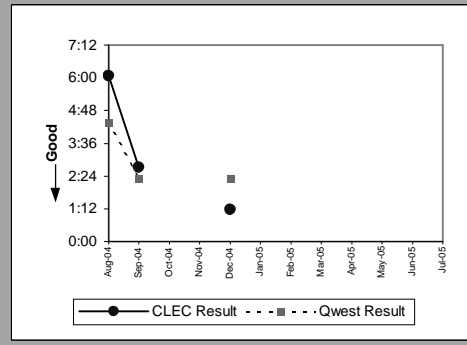
Line Splitting(Parity)									
Date	CLEC Num	CLEC Denom	CLEC Result	CLEC Std Dev	Qwest Num	Qwest Denom	Qwest Result	Mod Z Scr	Parity Scr
Aug-04	14:36	3	4:52	7:45	54194:18	2,517	21:32	-0.43538	-1.264692
Sep-04									
Oct-04	14:11	3	4:44	4:44	31527:44	2,273	13:52	-0.467846	-1.28443
Nov-04	7:49	4	1:57	2:23	27719:53	1,536	18:03	-0.455584	-1.276975
Dec-04	2:58	3	0:59	0:47	19164:29	1,517	12:38	-0.386365	-1.234893
Jan-05	4:55	2	2:27	2:21	33406:09	1,573	21:14	-0.557387	-1.338867
Feb-05	20:45	2	10:22	0:01	15050:12	1,184	12:43	-0.07689	-1.046746
Mar-05	5:41	1	5:41	0:00	19205:17	2,775	6:55	-0.042167	-1.025636
Apr-05	14:03	4	3:31	2:04	13524:24	4,077	3:19	0.023822	-0.605118
May-05	0:07	4	0:02	0:01	14113:09	3,960	3:34	-0.590229	-1.358834
Jun-05									
Jul-05	1:27	1	1:27	0:00	17831:31	3,605	4:57	-0.248126	-1.15085



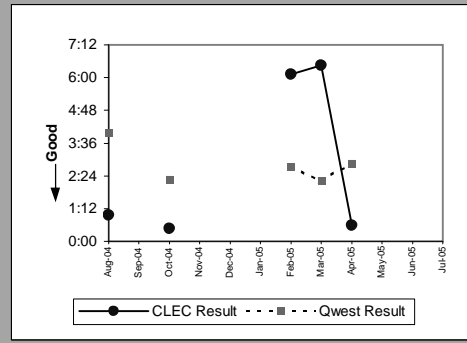
Qwest Perf Results - PID (14-State 271 PID 8.1)

MR-6D - Mean Time to Restore (Hours:Minutes) - Interval Zone One

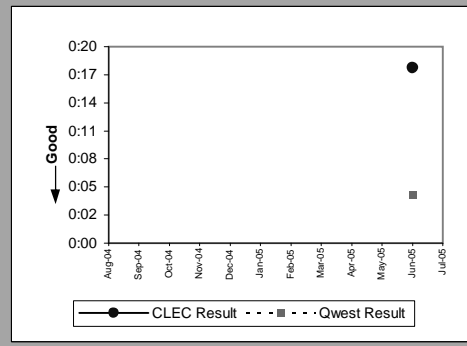
DS0(Parity)									
Date	CLEC Num	CLEC Denom	CLEC Result	CLEC Std Dev	Qwest Num	Qwest Denom	Qwest Result	Mod Z Scr	Parity Scr
Aug-04	30:26	5	6:05	7:18	941:02	217	4:20	0.298398	-0.306511
Sep-04	5:26	2	2:43	1:29	490:28	211	2:19	0.214808	-0.580322
Oct-04									
Nov-04									
Dec-04	3:29	3	1:10	0:04	376:32	161	2:20	-0.461445	-1.280538
Jan-05									
Feb-05									
Mar-05									
Apr-05									
May-05									
Jun-05									
Jul-05									



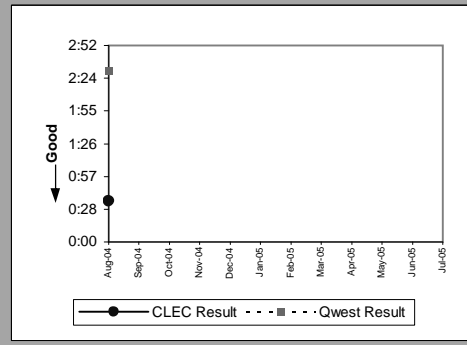
DS1(Parity)									
Date	CLEC Num	CLEC Denom	CLEC Result	CLEC Std Dev	Qwest Num	Qwest Denom	Qwest Result	Mod Z Scr	Parity Scr
Aug-04	0:58	1	0:58		681:57	171	3:59	-0.402488	-1.244695
Sep-04									
Oct-04	0:28	1	0:28		343:21	151	2:16	-0.549185	-1.333881
Nov-04									
Dec-04									
Jan-05									
Feb-05	6:07	1	6:07	0:00	320:03	118	2:43	0.970784	-0.237886
Mar-05	6:27	1	6:27	0:00	297:01	133	2:14	1.609929	-0.145777
Apr-05	0:35	1	0:35	0:00	280:28	98	2:52	-0.69806	-1.42439
May-05									
Jun-05									
Jul-05									



DS3(Parity)									
Date	CLEC Num	CLEC Denom	CLEC Result	CLEC Std Dev	Qwest Num	Qwest Denom	Qwest Result	Mod Z Scr	Parity Scr
Aug-04									
Sep-04									
Oct-04									
Nov-04									
Dec-04									
Jan-05									
Feb-05									
Mar-05									
Apr-05									
May-05									
Jun-05	0:18	1	0:18	0:00	0:10	2	0:05	7.506246	-1.003048
Jul-05									



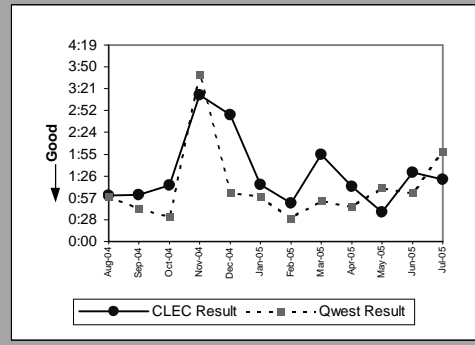
Frame Relay(Parity)									
Date	CLEC Num	CLEC Denom	CLEC Result	CLEC Std Dev	Qwest Num	Qwest Denom	Qwest Result	Mod Z Scr	Parity Scr
Aug-04	0:36	1	0:36		151:07	60	2:31	-0.609902	-1.370794
Sep-04									
Oct-04									
Nov-04									
Dec-04									
Jan-05									
Feb-05									
Mar-05									
Apr-05									
May-05									
Jun-05									
Jul-05									



Qwest Perf Results - PID (14-State 271 PID 8.1)

MR-6D - Mean Time to Restore (Hours:Minutes) - Interval Zone One

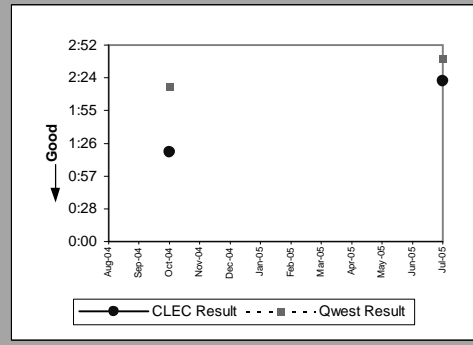
LIS Trunk(Parity)									
Date	CLEC Num	CLEC Denom	CLEC Result	CLEC Std Dev	Qwest Num	Qwest Denom	Qwest Result	Mod Z Scr	Parity Scr
Aug-04	9:09	9	1:01	0:45	6:53	7	0:59	0.090147	-0.874145
Sep-04	8:14	8	1:02	0:43	2:11	3	0:44	0.488781	-0.799857
Oct-04	8:40	7	1:14	0:54	2:13	4	0:33	1.76224	-0.40039
Nov-04	9:39	3	3:13	2:54	14:40	4	3:40	-0.095131	-1.057836
Dec-04	11:08	4	2:47	1:53	2:10	2	1:05	2.191643	-0.642039
Jan-05	13:41	11	1:15	1:08	2:57	3	0:59	0.708833	-0.932811
Feb-05	3:24	4	0:51	0:54	4:02	8	0:30	0.722151	-0.603234
Mar-05	9:34	5	1:55	1:38	6:15	7	0:54	2.630464	0.143441
Apr-05	3:40	3	1:13	0:27	2:17	3	0:46	1.544474	-0.948124
May-05	3:57	6	0:39	0:33	11:49	10	1:11	-0.935107	-1.568505
Jun-05	13:40	9	1:31	1:57	11:47	11	1:04	1.514234	-0.780447
Jul-05	13:37	10	1:22	0:45	5:55	3	1:58	-0.748054	-1.454785



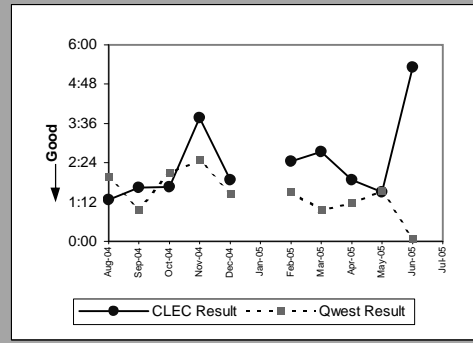
Qwest Perf Results - PID (14-State 271 PID 8.1)

MR-6D - Mean Time to Restore (Hours:Minutes) - Interval Zone One

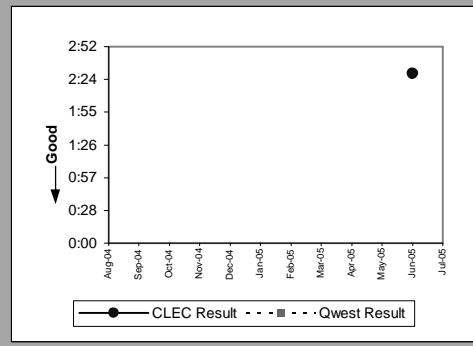
UDIT DS1(Parity)									
Date	CLEC Num	CLEC Denom	CLEC Result	CLEC Std Dev	Qwest Num	Qwest Denom	Qwest Result	Mod Z Scr	Parity Scr
Aug-04									
Sep-04									
Oct-04	1:19	1	1:19		343:21	151	2:16	-0.290877	-1.17684
Nov-04									
Dec-04									
Jan-05									
Feb-05									
Mar-05									
Apr-05									
May-05									
Jun-05									
Jul-05	2:21	1	2:21	0:00	385:42	144	2:41	-0.103663	-1.063022



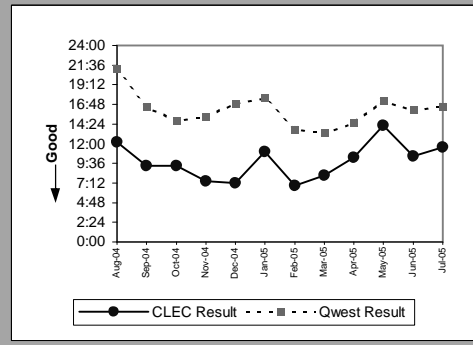
UDIT Above DS1 Level(Parity)									
Date	CLEC Num	CLEC Denom	CLEC Result	CLEC Std Dev	Qwest Num	Qwest Denom	Qwest Result	Mod Z Scr	Parity Scr
Aug-04	1:16	1	1:16		3:56	2	1:58	-12.12366	-8.370664
Sep-04	1:38	1	1:38		2:55	3	0:58	0.560646	-0.772294
Oct-04	3:20	2	1:40	0:54	10:23	5	2:05	-0.162436	-1.098754
Nov-04	11:19	3	3:46	4:49	19:49	8	2:29	0.885154	-0.332179
Dec-04	1:52	1	1:52		4:25	3	1:28	0.395452	-1.00762
Jan-05									
Feb-05	2:26	1	2:26	0:00	1:30	1	1:30		
Mar-05	10:55	4	2:44	1:17	3:52	4	0:58	3.260933	1.261001
Apr-05	3:44	2	1:52	0:44	8:08	7	1:10	0.723961	-0.486156
May-05	1:30	1	1:30	0:00	3:05	2	1:33	-0.050649	-1.030792
Jun-05	21:18	4	5:19	6:23	0:10	2	0:05	256.81377	1.261001
Jul-05									



Dark Fiber - IOF(Parity)									
Date	CLEC Num	CLEC Denom	CLEC Result	CLEC Std Dev	Qwest Num	Qwest Denom	Qwest Result	Mod Z Scr	Parity Scr
Aug-04									
Sep-04									
Oct-04									
Nov-04									
Dec-04									
Jan-05									
Feb-05									
Mar-05									
Apr-05									
May-05									
Jun-05	2:29	1	2:29	0:00					
Jul-05									



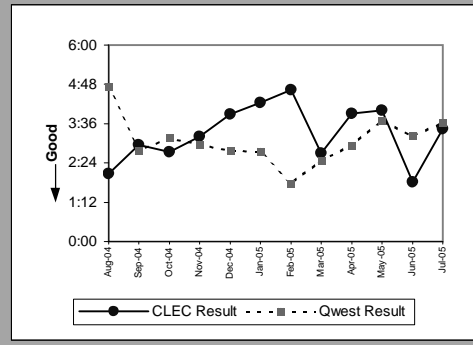
Unbundled Loop Analog(Parity)									
Date	CLEC Num	CLEC Denom	CLEC Result	CLEC Std Dev	Qwest Num	Qwest Denom	Qwest Result	Mod Z Scr	Parity Scr
Aug-04	3150:01	258	12:13	18:57	389560:29	18,435	21:08	-6.675582	-5.058465
Sep-04	2121:38	229	9:16	8:47	260775:00	15,836	16:28	-6.271132	-4.812578
Oct-04	1814:58	195	9:18	8:54	221909:11	15,046	14:45	-4.857225	-3.952983
Nov-04	1546:29	209	7:24	7:13	207487:53	13,541	15:19	-7.525392	-5.575113
Dec-04	1461:03	204	7:10	8:22	247924:01	14,655	16:55	-7.781902	-5.731061
Jan-05	2428:57	220	11:02	9:59	261526:22	14,868	17:35	-5.802471	-4.527652
Feb-05	1203:49	174	6:55	7:30	149148:48	10,852	13:45	-5.320538	-4.234657
Mar-05	1640:09	202	8:07	8:16	182722:03	13,780	13:16	-5.738984	-4.489055
Apr-05	1877:53	182	10:19	8:32	178418:33	12,265	14:33	-2.985872	-2.815281
May-05	3610:30	253	14:16	16:33	239885:41	13,927	17:13	-2.093678	-2.272866
Jun-05	2038:08	194	10:30	8:55	224067:32	13,925	16:05	-4.568309	-3.777335
Jul-05	2839:12	245	11:35	9:22	259746:43	15,668	16:35	-5.184379	-4.151878



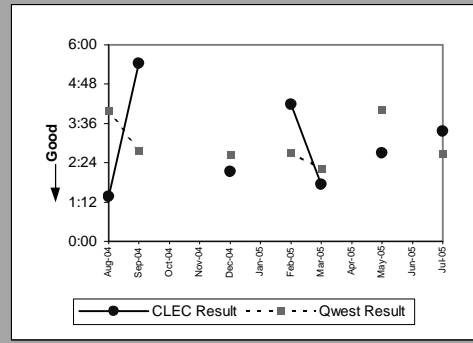
Qwest Perf Results - PID (14-State 271 PID 8.1)

MR-6D - Mean Time to Restore (Hours:Minutes) - Interval Zone One

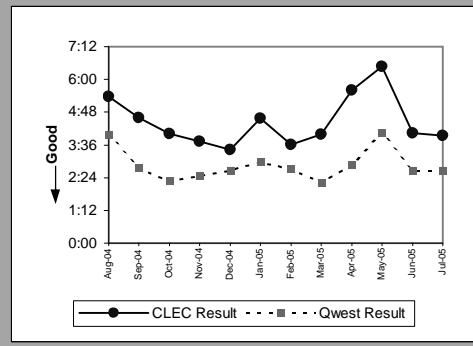
Unbundled Loop - 2 Wire Non-Loaded(Parity)									
Date	CLEC Num	CLEC Denom	CLEC Result	CLEC Std Dev	Qwest Num	Qwest Denom	Qwest Result	Mod Z Scr	Parity Scr
Aug-04	53:33	26	2:04	2:05	502:10	106	4:44	-0.993605	-1.604069
Sep-04	103:26	35	2:57	2:15	244:51	88	2:47	0.219559	-0.849121
Oct-04	82:03	30	2:44	1:55	269:45	85	3:10	-0.288268	-1.175254
Nov-04	89:49	28	3:12	4:05	184:07	62	2:58	0.320017	-0.867911
Dec-04	205:34	53	3:53	6:02	247:36	89	2:47	1.697419	-0.217395
Jan-05	148:20	35	4:14	3:29	148:20	54	2:45	0.771046	-0.820658
Feb-05	124:59	27	4:38	5:30	130:56	75	1:45	4.152095	0.438194
Mar-05	94:14	35	2:42	1:33	151:38	61	2:29	0.197205	-0.888126
Apr-05	129:08	33	3:55	3:46	207:53	71	2:56	1.106107	-0.499108
May-05	143:43	36	4:00	3:03	221:47	60	3:42	0.245693	-0.856967
Jun-05	14:33	8	1:49	1:31	189:33	59	3:13	-0.694139	-1.422007
Jul-05	24:01	7	3:26	3:04	177:11	49	3:37	-0.064574	-1.039258



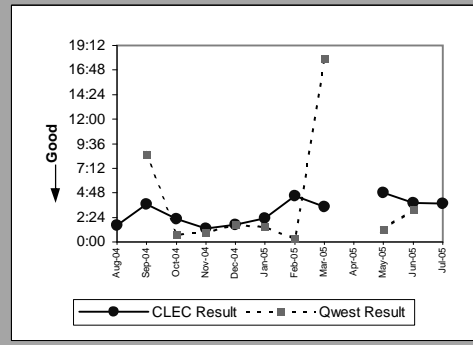
Unbundled Loop - 4 Wire Non-Loaded(Parity)									
Date	CLEC Num	CLEC Denom	CLEC Result	CLEC Std Dev	Qwest Num	Qwest Denom	Qwest Result	Mod Z Scr	Parity Scr
Aug-04	1:22	1	1:22		681:57	171	3:59	-0.349202	-1.2123
Sep-04	10:52	2	5:26	4:19	390:56	141	2:46	1.135872	-0.237886
Oct-04									
Nov-04									
Dec-04	2:08	1	2:08		364:22	137	2:40	-0.183701	-1.111682
Jan-05									
Feb-05	4:11	1	4:11	0:00	320:03	118	2:43	0.419478	-0.466277
Mar-05	3:29	2	1:44	0:05	297:01	133	2:14	-0.264415	-1.160753
Apr-05									
May-05	2:42	1	2:42	0:00	593:32	147	4:02	-0.20309	-1.12347
Jun-05									
Jul-05	3:22	1	3:22	0:00	385:42	144	2:41	0.217188	-0.642039



Unbundled Loop - DS1 Capable(Parity)									
Date	CLEC Num	CLEC Denom	CLEC Result	CLEC Std Dev	Qwest Num	Qwest Denom	Qwest Result	Mod Z Scr	Parity Scr
Aug-04	525:57	98	5:22	9:34	681:57	171	3:59	1.453997	-0.36728
Sep-04	349:49	76	4:36	6:39	390:56	141	2:46	3.909947	0.565993
Oct-04	313:20	78	4:01	4:19	343:21	151	2:16	3.811808	0.749798
Nov-04	314:08	84	3:44	3:50	354:02	144	2:28	2.072404	-0.13752
Dec-04	253:00	74	3:25	2:56	364:22	137	2:40	1.843852	0.043793
Jan-05	416:38	91	4:35	5:25	431:48	145	2:59	3.495276	0.49391
Feb-05	277:59	77	3:37	2:48	320:03	118	2:43	1.755121	-0.1291
Mar-05	382:15	96	3:59	3:55	297:01	133	2:14	5.003527	1.261001
Apr-05	442:18	79	5:36	7:33	280:28	98	2:52	5.573422	0.749798
May-05	571:14	88	6:29	10:43	593:32	147	4:02	2.773311	0.261422
Jun-05	342:37	85	4:02	3:19	335:56	126	2:40	3.15323	0.414319
Jul-05	283:36	72	3:56	3:20	385:42	144	2:41	2.765417	0.49391



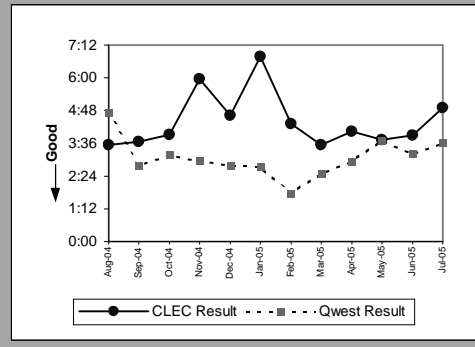
Unbundled Loop - XDSL(Parity)									
Date	CLEC Num	CLEC Denom	CLEC Result	CLEC Std Dev	Qwest Num	Qwest Denom	Qwest Result	Mod Z Scr	Parity Scr
Aug-04	4:50	3	1:37	0:51					
Sep-04	11:07	3	3:42	1:23	34:21	4	8:35	-0.489928	-1.297855
Oct-04	6:44	3	2:15	1:33	1:32	2	0:46	1.526238	-0.722442
Nov-04	1:19	1	1:19		2:55	3	0:58	0.369894	-0.448115
Dec-04	6:45	4	1:41	1:30	6:42	4	1:40	0.015976	-0.772294
Jan-05	16:23	7	2:20	2:27	4:28	3	1:29	0.836222	-0.707131
Feb-05	13:36	3	4:32	2:37	0:18	1	0:18		
Mar-05	6:50	2	3:25	0:40	35:44	2	17:52	-2.279038	-2.385557
Apr-05									
May-05	19:21	4	4:50	3:48	4:53	4	1:13	7.231499	-0.206808
Jun-05	99:12	26	3:49	2:46	3:10	1	3:10		
Jul-05	56:08	15	3:45	2:22		0			



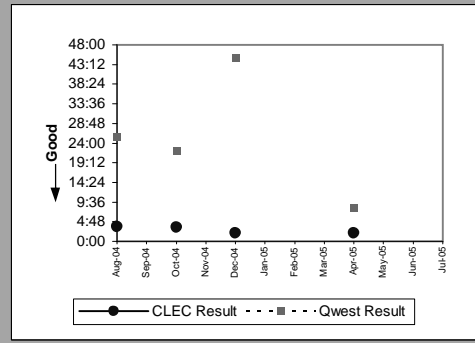
Qwest Perf Results - PID (14-State 271 PID 8.1)

MR-6D - Mean Time to Restore (Hours:Minutes) - Interval Zone One

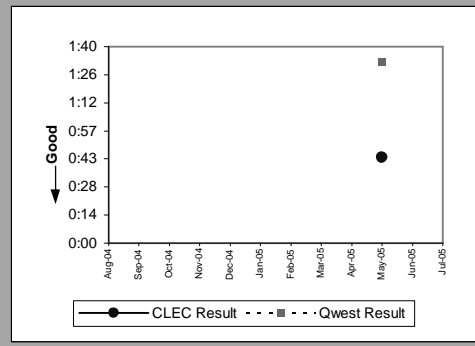
Unbundled Loop ISDN Capable(Parity)									
Date	CLEC Num	CLEC Denom	CLEC Result	CLEC Std Dev	Qwest Num	Qwest Denom	Qwest Result	Mod Z Scr	Parity Scr
Aug-04	60:01	17	3:32	3:19	502:10	106	4:44	-0.375167	-1.228085
Sep-04	25:35	7	3:39	1:29	244:51	88	2:47	0.563879	-0.580322
Oct-04	66:36	17	3:55	5:50	269:45	85	3:10	0.390978	-0.701986
Nov-04	83:22	14	5:57	7:41	184:07	62	2:58	3.087104	0.248591
Dec-04	110:44	24	4:37	6:22	247:36	89	2:47	2.138995	-0.022863
Jan-05	135:25	20	6:46	7:12	148:20	54	2:45	1.724881	-0.450412
Feb-05	90:42	21	4:19	7:51	130:56	75	1:45	3.368719	-0.022863
Mar-05	84:51	24	3:32	3:46	151:38	61	2:29	0.881747	-0.538711
Apr-05	60:33	15	4:02	4:53	207:53	71	2:56	0.922905	-0.470743
May-05	93:18	25	3:44	2:30	221:47	60	3:42	0.0262	-0.932811
Jun-05	101:12	26	3:54	4:30	189:33	59	3:13	0.541647	-0.679437
Jul-05	73:31	15	4:54	5:20	177:11	49	3:37	0.614122	-0.654649



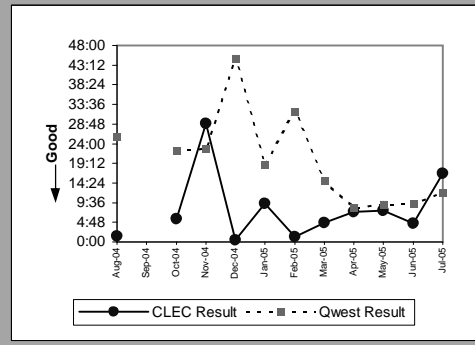
Unbundled Loop - ADSL Qualified(Parity)									
Date	CLEC Num	CLEC Denom	CLEC Result	CLEC Std Dev	Qwest Num	Qwest Denom	Qwest Result	Mod Z Scr	Parity Scr
Aug-04	3:37	1	3:37		65605:44	2,554	25:41	-0.31437	-1.191123
Sep-04									
Oct-04	3:23	1	3:23		53501:35	2,411	22:11	-0.274486	-1.166876
Nov-04									
Dec-04	2:06	1	2:06		84604:59	1,882	44:57	-0.32738	-1.199033
Jan-05									
Feb-05									
Mar-05									
Apr-05	4:12	2	2:06	2:04	30012:57	3,611	8:19	-0.350913	-1.21334
May-05									
Jun-05									
Jul-05									



Unbundled Loop - DS3 Capable(Parity)									
Date	CLEC Num	CLEC Denom	CLEC Result	CLEC Std Dev	Qwest Num	Qwest Denom	Qwest Result	Mod Z Scr	Parity Scr
Aug-04									
Sep-04									
Oct-04									
Nov-04									
Dec-04									
Jan-05									
Feb-05									
Mar-05									
Apr-05									
May-05	0:44	1	0:44	0:00	3:05	2	1:33	-0.982516	-1.597328
Jun-05									
Jul-05									



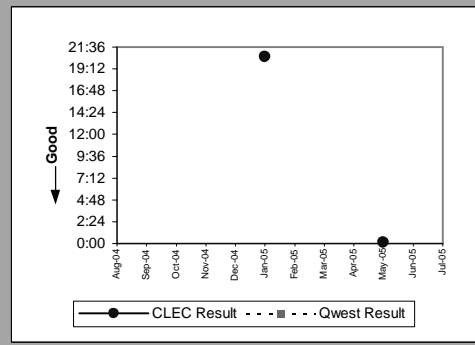
Qwest DSL(Parity)									
Date	CLEC Num	CLEC Denom	CLEC Result	CLEC Std Dev	Qwest Num	Qwest Denom	Qwest Result	Mod Z Scr	Parity Scr
Aug-04	1:20	1	1:20		65605:36	2,552	25:42	-0.347061	-1.210998
Sep-04									
Oct-04	28:04	5	5:37	12:30	53501:17	2,409	22:13	-0.540941	-1.328869
Nov-04	201:57	7	28:51	74:54	35842:01	1,572	22:48	0.238749	-0.459523
Dec-04	2:09	4	0:32	0:29	84604:59	1,882	44:57	-0.678093	-1.412252
Jan-05	75:07	8	9:23	17:00	30544:51	1,616	18:54	-0.754842	-1.458912
Feb-05	5:59	5	1:12	1:58	45872:03	1,438	31:54	-0.68371	-1.415666
Mar-05	47:00	10	4:42	9:24	41023:12	2,773	14:48	-0.665541	-1.40462
Apr-05	66:01	9	7:20	10:56	30012:57	3,611	8:19	-0.116894	-1.071066
May-05	83:52	11	7:37	13:34	34146:11	3,726	9:10	-0.220305	-1.139936
Jun-05	22:55	5	4:35	10:12	33404:51	3,559	9:23	-0.465941	-1.283272
Jul-05	133:23	8	16:40	16:27	38436:35	3,197	12:01	0.302978	-0.407781



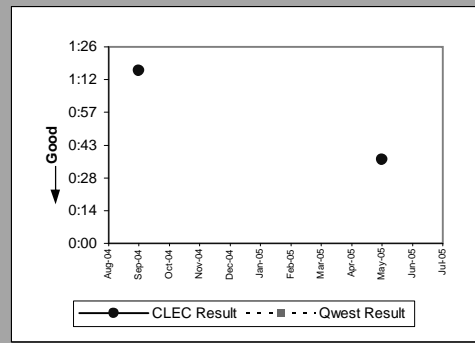
Qwest Perf Results - PID (14-State 271 PID 8.1)

MR-6D - Mean Time to Restore (Hours:Minutes) - Interval Zone One

Dark Fiber - Loop(Parity)									
Date	CLEC Num	CLEC Denom	CLEC Result	CLEC Std Dev	Qwest Num	Qwest Denom	Qwest Result	Mod Z Scr	Parity Scr
Aug-04									
Sep-04									
Oct-04									
Nov-04									
Dec-04									
Jan-05	20:31	1	20:31						
Feb-05									
Mar-05									
Apr-05									
May-05	0:08	1	0:08	0:00					
Jun-05									
Jul-05									



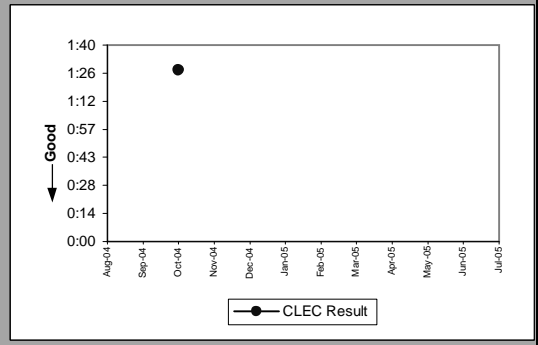
E911 (Parity)									
Date	CLEC Num	CLEC Denom	CLEC Result	CLEC Std Dev	Qwest Num	Qwest Denom	Qwest Result	Mod Z Scr	Parity Scr
Aug-04									
Sep-04	1:16	1	1:16						
Oct-04									
Nov-04									
Dec-04									
Jan-05									
Feb-05									
Mar-05									
Apr-05									
May-05	0:37	1	0:37	0:00					
Jun-05									
Jul-05									



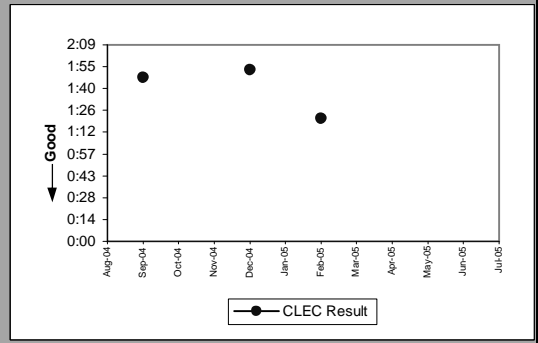
Qwest Perf Results - PID (14-State 271 PID 8.1)

MR-6D - Mean Time to Restore (Hours:Minutes) - Interval Zone One

Enhanced Extended Loops - DS0 Capable(Diagnostic)				
Date	CLEC Num	CLEC Denom	CLEC Result	CLEC Std Dev
Aug-04				
Sep-04				
Oct-04		2:55	2	1:28
Nov-04				
Dec-04				
Jan-05				
Feb-05				
Mar-05				
Apr-05				
May-05				
Jun-05				
Jul-05				



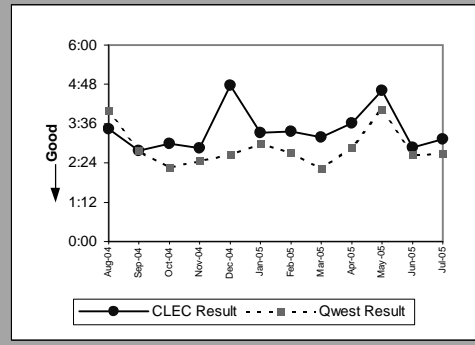
Enhanced Extended Loops - DS3 Capable(Parity)				
Date	CLEC Num	CLEC Denom	CLEC Result	CLEC Std Dev
Aug-04				
Sep-04		1:48	1	1:48
Oct-04				
Nov-04				
Dec-04		1:53	1	1:53
Jan-05				
Feb-05		1:21	1	1:21
Mar-05				
Apr-05				
May-05				
Jun-05				0:00
Jul-05				



Qwest Perf Results - PID (14-State 271 PID 8.1)

MR-6D - Mean Time to Restore (Hours:Minutes) - Interval Zone One

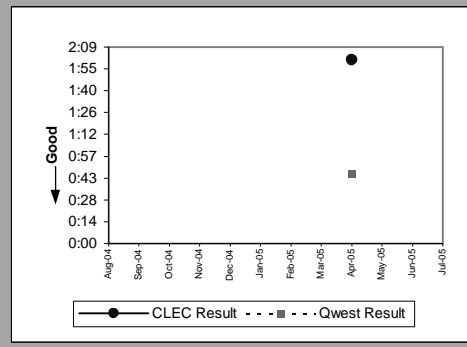
Enhanced Extended Loops - DS1 Capable(Parity)									
Date	CLEC Num	CLEC Denom	CLEC Result	CLEC Std Dev	Qwest Num	Qwest Denom	Qwest Result	Mod Z Scr	Parity Scr
Aug-04	157:42	46	3:26	4:10	681:57	171	3:59	-0.450258	-1.273737
Sep-04	88:18	32	2:46	2:12	390:56	141	2:46	-0.020494	-1.01246
Oct-04	141:22	47	3:00	2:33	343:21	151	2:16	1.339768	-0.285659
Nov-04	134:02	47	2:51	2:36	354:02	144	2:28	0.519837	-0.691632
Dec-04	233:36	49	4:46	12:49	364:22	137	2:40	4.436	-0.069785
Jan-05	152:30	46	3:19	3:23	431:48	145	2:59	0.582149	-0.663566
Feb-05	134:22	40	3:22	3:20	320:03	118	2:43	1.01247	-0.395413
Mar-05	133:56	42	3:11	3:27	297:01	133	2:14	2.069166	0.093786
Apr-05	170:03	47	3:37	3:59	280:28	98	2:52	1.312314	-0.306511
May-05	272:30	59	4:37	5:35	593:32	147	4:02	0.574314	-0.69682
Jun-05	117:14	41	2:52	2:09	335:56	126	2:40	0.348525	-0.791795
Jul-05	153:32	49	3:08	2:22	385:42	144	2:41	0.870974	-0.5055



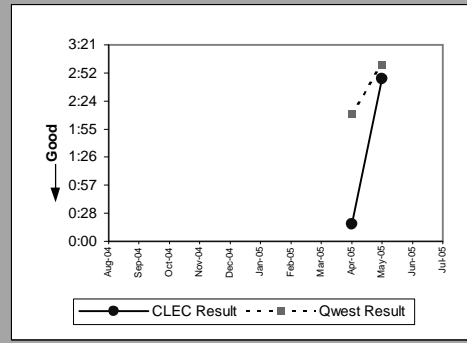
Qwest Perf Results - PID (14-State 271 PID 8.1)

MR-6E - Mean Time to Restore (Hours:Minutes) - Interval Zone Two

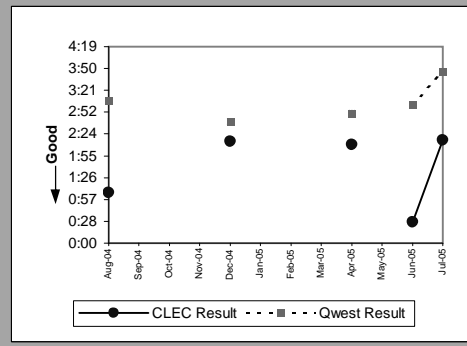
ISDN Primary(Parity)									
Date	CLEC Num	CLEC Denom	CLEC Result	CLEC Std Dev	Qwest Num	Qwest Denom	Qwest Result	Mod Z Scr	Parity Scr
Aug-04									
Sep-04									
Oct-04									
Nov-04									
Dec-04									
Jan-05									
Feb-05									
Mar-05									
Apr-05	4:02	2	2:01	0:41	11:23	15	0:46	1.818944	-0.297676
May-05									
Jun-05									
Jul-05									



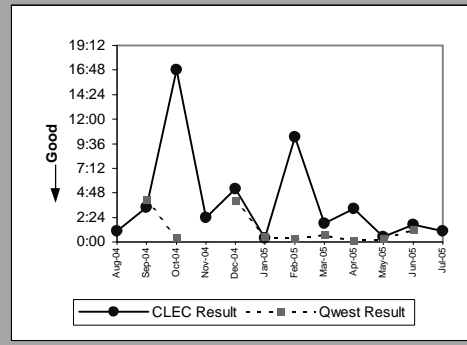
DS0(Parity)									
Date	CLEC Num	CLEC Denom	CLEC Result	CLEC Std Dev	Qwest Num	Qwest Denom	Qwest Result	Mod Z Scr	Parity Scr
Aug-04									
Sep-04									
Oct-04									
Nov-04									
Dec-04									
Jan-05									
Feb-05									
Mar-05									
Apr-05	0:18	1	0:18	0:00	279:59	128	2:11	-0.710633	-1.432034
May-05	2:47	1	2:47	0:00	489:58	162	3:01	-0.033212	-1.020191
Jun-05									
Jul-05									



DS1(Parity)									
Date	CLEC Num	CLEC Denom	CLEC Result	CLEC Std Dev	Qwest Num	Qwest Denom	Qwest Result	Mod Z Scr	Parity Scr
Aug-04	1:07	1	1:07		551:55	176	3:08	-0.496144	-1.301634
Sep-04									
Oct-04									
Nov-04									
Dec-04	2:14	1	2:14		340:24	128	2:40	-0.132774	-1.080721
Jan-05									
Feb-05									
Mar-05									
Apr-05	15:11	7	2:10	2:14	382:45	134	2:51	-0.521699	-1.31717
May-05									
Jun-05	0:57	2	0:28	0:23	330:58	109	3:02	-0.828015	-1.503397
Jul-05	2:16	1	2:16	0:00	440:25	117	3:46	-0.304669	-1.185225



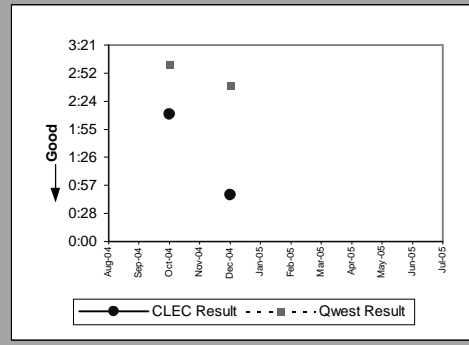
LIS Trunk(Parity)									
Date	CLEC Num	CLEC Denom	CLEC Result	CLEC Std Dev	Qwest Num	Qwest Denom	Qwest Result	Mod Z Scr	Parity Scr
Aug-04	4:09	4	1:02	1:10					
Sep-04	3:24	1	3:24		20:44	5	4:09	-0.15598	-1.094829
Oct-04	16:49	1	16:49		0:46	2	0:23		
Nov-04	11:55	5	2:23	1:23					
Dec-04	20:54	4	5:13	4:41	20:09	5	4:02	0.471276	-0.486156
Jan-05	1:10	3	0:23	0:10	1:29	3	0:30	-0.28566	-1.173669
Feb-05	10:14	1	10:14	0:00	0:18	1	0:18		
Mar-05	8:56	5	1:47	1:07	1:26	2	0:43	2.260779	-0.534636
Apr-05	9:48	3	3:16	4:17	0:16	2	0:08	20.80374	-0.181119
May-05	1:02	2	0:31	0:04	1:35	5	0:19	0.766126	-0.640225
Jun-05	3:24	2	1:42	1:33	5:52	5	1:10	0.821012	-0.337723
Jul-05	4:09	4	1:02	0:36		0			



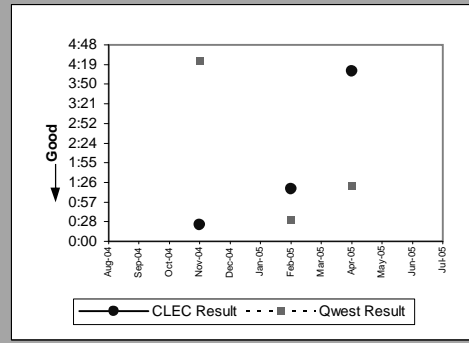
Qwest Perf Results - PID (14-State 271 PID 8.1)

MR-6E - Mean Time to Restore (Hours:Minutes) - Interval Zone Two

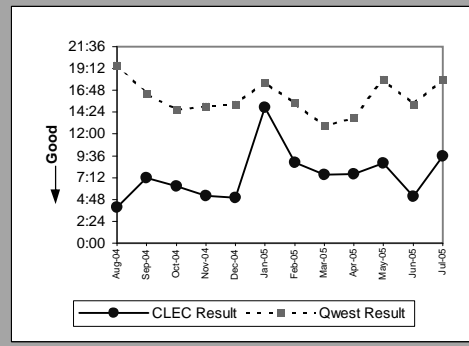
UDIT DS1(Parity)									
Date	CLEC Num	CLEC Denom	CLEC Result	CLEC Std Dev	Qwest Num	Qwest Denom	Qwest Result	Mod Z Scr	Parity Scr
Aug-04									
Sep-04									
Oct-04	2:11	1	2:11		439:09	145	3:02	-0.175971	-1.106983
Nov-04									
Dec-04	0:48	1	0:48		340:24	128	2:40	-0.579461	-1.352287
Jan-05									
Feb-05									
Mar-05									
Apr-05									
May-05									
Jun-05									
Jul-05									



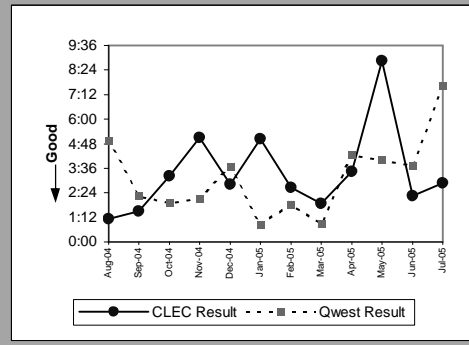
UDIT Above DS1 Level(Parity)									
Date	CLEC Num	CLEC Denom	CLEC Result	CLEC Std Dev	Qwest Num	Qwest Denom	Qwest Result	Mod Z Scr	Parity Scr
Aug-04									
Sep-04									
Oct-04									
Nov-04	0:24	1	0:24		8:49	2	4:25	-0.692533	-1.42103
Dec-04									
Jan-05									
Feb-05	1:17	1	1:17	0:00	1:35	3	0:32	1.415429	-0.429447
Mar-05									
Apr-05	4:10	1	4:10	0:00	1:22	1	1:22		
May-05									
Jun-05									
Jul-05									



Unbundled Loop Analog(Parity)									
Date	CLEC Num	CLEC Denom	CLEC Result	CLEC Std Dev	Qwest Num	Qwest Denom	Qwest Result	Mod Z Scr	Parity Scr
Aug-04	74:28	19	3:55	3:38	82731:02	4,227	19:34	-2.902331	-2.764492
Sep-04	128:33	18	7:09	6:51	56224:13	3,423	16:26	-2.322966	-2.412263
Oct-04	137:34	22	6:15	5:53	49908:28	3,393	14:43	-2.158923	-2.312532
Nov-04	136:03	26	5:14	6:37	47784:52	3,177	15:02	-3.346747	-3.034678
Dec-04	85:21	17	5:01	6:24	49736:46	3,250	15:18	-2.918284	-2.77419
Jan-05	238:59	16	14:56	9:12	57356:04	3,254	17:38	-0.643341	-1.391124
Feb-05	132:48	15	8:51	6:43	36536:30	2,371	15:25	-1.694025	-2.029894
Mar-05	203:38	27	7:33	7:12	42311:50	3,288	12:52	-2.04314	-2.242141
Apr-05	227:00	30	7:34	6:27	38955:21	2,818	13:49	-2.359732	-2.434615
May-05	201:53	23	8:47	7:24	60573:38	3,359	18:02	-0.669292	-1.406901
Jun-05	123:34	24	5:09	5:55	58838:31	3,864	15:14	-2.914093	-2.771643
Jul-05	412:16	43	9:35	8:27	57883:54	3,222	17:58	-3.014345	-2.832591



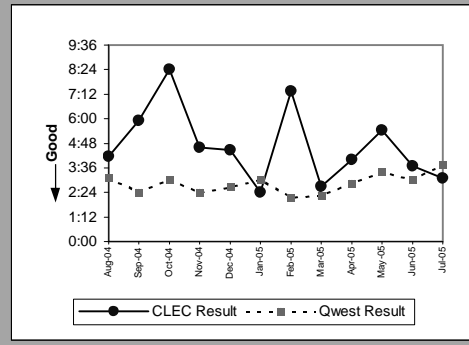
Unbundled Loop - 2 Wire Non-Loaded(Parity)									
Date	CLEC Num	CLEC Denom	CLEC Result	CLEC Std Dev	Qwest Num	Qwest Denom	Qwest Result	Mod Z Scr	Parity Scr
Aug-04	4:28	4	1:07	0:27	49:20	10	4:56	-1.592194	-1.967985
Sep-04	3:00	2	1:30	0:23	36:06	16	2:15	-0.535216	-1.325388
Oct-04	22:41	7	3:14	3:09	21:06	11	1:55	1.013924	-0.402863
Nov-04	30:35	6	5:06	8:43	23:24	11	2:08	3.093464	-0.490499
Dec-04	8:26	3	2:49	3:09	32:48	9	3:39	-0.317894	-1.193266
Jan-05	20:09	4	5:02	3:35	5:07	6	0:51	6.368486	0.749798
Feb-05	10:41	4	2:40	2:45	12:59	7	1:51	0.794369	-0.647462
Mar-05	7:26	4	1:52	1:04	7:06	8	0:53	1.928657	-0.1291
Apr-05	24:01	7	3:26	1:41	38:27	9	4:16	-0.178855	-1.108736
May-05	8:51	1	8:51	0:00	12:02	3	4:01	0.92487	-0.422307
Jun-05	4:31	2	2:16	2:00	37:10	10	3:43	-0.594122	-1.3612
Jul-05	8:35	3	2:52	1:47	68:45	9	7:38	-0.793291	-1.482287



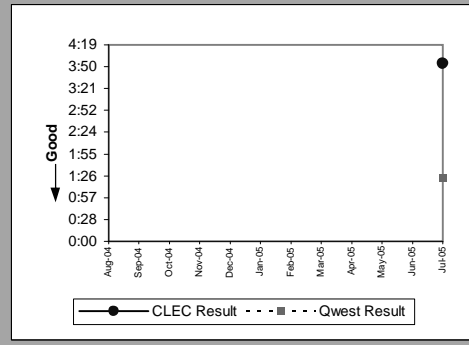
Qwest Perf Results - PID (14-State 271 PID 8.1)

MR-6E - Mean Time to Restore (Hours:Minutes) - Interval Zone Two

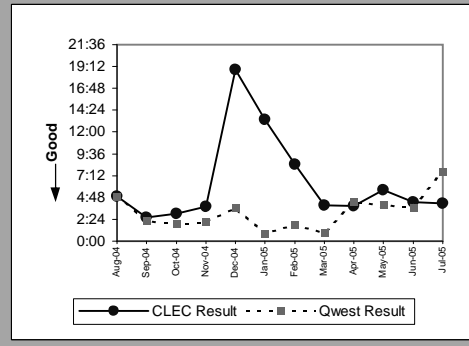
Unbundled Loop - DS1 Capable(Parity)									
Date	CLEC Num	CLEC Denom	CLEC Result	CLEC Std Dev	Qwest Num	Qwest Denom	Qwest Result	Mod Z Scr	Parity Scr
Aug-04	99:55	24	4:10	2:55	551:55	176	3:08	1.163323	-0.356708
Sep-04	58:57	10	5:54	6:23	427:31	177	2:25	3.598711	0.49391
Oct-04	100:47	12	8:24	13:44	439:09	145	3:02	3.734446	0.261422
Nov-04	55:03	12	4:35	5:13	333:49	139	2:24	2.020847	-0.084258
Dec-04	62:44	14	4:29	3:10	340:24	128	2:40	2.024506	-0.022863
Jan-05	12:05	5	2:25	1:12	405:54	134	3:02	-0.38932	-1.23669
Feb-05	131:52	18	7:20	7:55	243:03	113	2:09	8.587757	1.261001
Mar-05	29:45	11	2:42	3:29	297:42	131	2:16	0.502621	-0.61448
Apr-05	31:56	8	4:00	2:11	382:45	134	2:51	0.91803	-0.43181
May-05	119:38	22	5:26	5:19	400:42	118	3:24	1.945877	-0.022863
Jun-05	47:50	13	3:41	2:11	330:58	109	3:02	0.505563	-0.522283
Jul-05	74:08	24	3:05	2:32	440:25	117	3:46	-0.615757	-1.374354



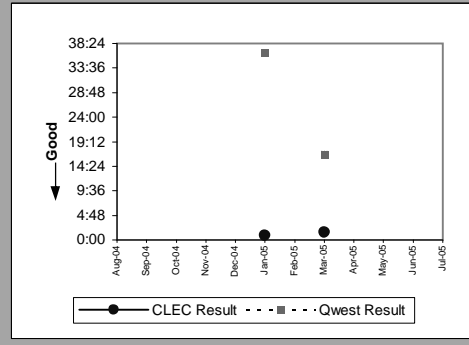
Unbundled Loop - XDSL(Parity)									
Date	CLEC Num	CLEC Denom	CLEC Result	CLEC Std Dev	Qwest Num	Qwest Denom	Qwest Result	Mod Z Scr	Parity Scr
Aug-04									
Sep-04									
Oct-04									
Nov-04									
Dec-04									
Jan-05									
Feb-05									
Mar-05									
Apr-05									
May-05									
Jun-05									
Jul-05	3:55	1	3:55	0:00	2:47	2	1:24	11.662475	1.261001



Unbundled Loop ISDN Capable(Parity)									
Date	CLEC Num	CLEC Denom	CLEC Result	CLEC Std Dev	Qwest Num	Qwest Denom	Qwest Result	Mod Z Scr	Parity Scr
Aug-04	39:28	8	4:56	2:58	49:20	10	4:56	1.00E-06	-1.015241
Sep-04	18:04	7	2:35	1:20	36:06	16	2:15	0.380324	-0.642039
Oct-04	24:23	8	3:03	2:42	21:06	11	1:55	0.901381	-0.654649
Nov-04	19:05	5	3:49	4:27	23:24	11	2:08	1.655773	-0.479591
Dec-04	188:19	10	18:50	46:58	32:48	9	3:39	8.406137	-0.783697
Jan-05	53:20	4	13:20	11:14	5:07	6	0:51	18.993423	1.261001
Feb-05	59:08	7	8:27	3:45	12:59	7	1:51	7.5252	0.670532
Mar-05	31:32	8	3:57	3:53	7:06	8	0:53	7.431019	0.134627
Apr-05	15:28	4	3:52	1:38	38:27	9	4:16	-0.072308	-1.04396
May-05	28:08	5	5:38	8:25	12:02	3	4:01	0.488232	-1.047289
Jun-05	38:42	9	4:18	3:41	37:10	10	3:43	0.400642	-0.804677
Jul-05	37:09	9	4:08	2:19	68:45	9	7:38	-0.824454	-1.501232



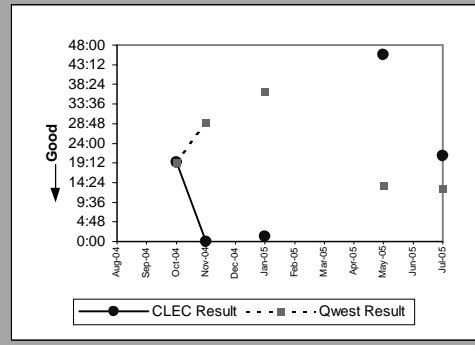
Unbundled Loop - ADSL Qualified(Parity)									
Date	CLEC Num	CLEC Denom	CLEC Result	CLEC Std Dev	Qwest Num	Qwest Denom	Qwest Result	Mod Z Scr	Parity Scr
Aug-04									
Sep-04									
Oct-04									
Nov-04									
Dec-04									
Jan-05	0:54	1	0:54		29284:39	802	36:31	-0.587701	-1.357297
Feb-05									
Mar-05	6:07	4	1:32	0:56	18966:57	1,128	16:49	-0.520303	-1.316321
Apr-05									
May-05									
Jun-05									
Jul-05									



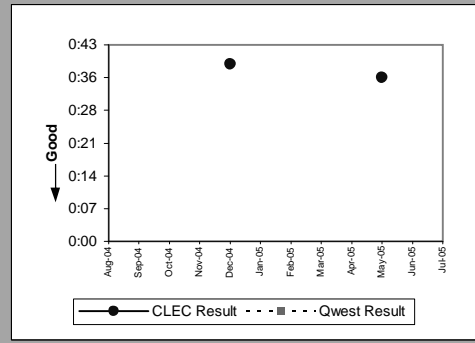
Qwest Perf Results - PID (14-State 271 PID 8.1)

MR-6E - Mean Time to Restore (Hours:Minutes) - Interval Zone Two

Qwest DSL(Parity)									
Date	CLEC Num	CLEC Denom	CLEC Result	CLEC Std Dev	Qwest Num	Qwest Denom	Qwest Result	Mod Z Scr	Parity Scr
Aug-04									
Sep-04									
Oct-04	19:20	1	19:20		20908:45	1,081	19:21	-0.000248	-1.000151
Nov-04	0:01	1	0:01		19740:57	683	28:54	-0.368301	-1.223911
Dec-04									
Jan-05	3:47	3	1:16	2:09	29284:39	802	36:31	-1.006355	-1.61182
Feb-05									
Mar-05									
Apr-05									
May-05	45:36	1	45:36	0:00	19356:55	1,422	13:37	0.725233	-0.107286
Jun-05									
Jul-05	104:45	5	20:57	33:22	20072:17	1,553	12:55	0.342299	-0.32092



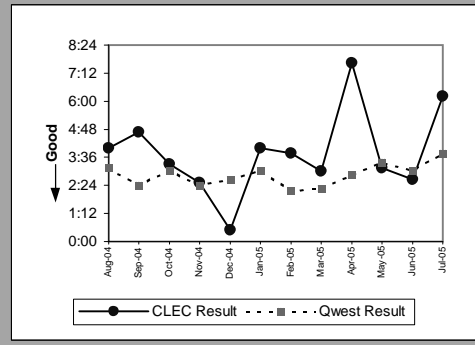
E911(Parity)									
Date	CLEC Num	CLEC Denom	CLEC Result	CLEC Std Dev	Qwest Num	Qwest Denom	Qwest Result	Mod Z Scr	Parity Scr
Aug-04									
Sep-04									
Oct-04									
Nov-04									
Dec-04	0:39	1	0:39						
Jan-05									
Feb-05									
Mar-05									
Apr-05									
May-05	0:36	1	0:36	0:00					
Jun-05									
Jul-05									



Qwest Perf Results - PID (14-State 271 PID 8.1)

MR-6E - Mean Time to Restore (Hours:Minutes) - Interval Zone Two

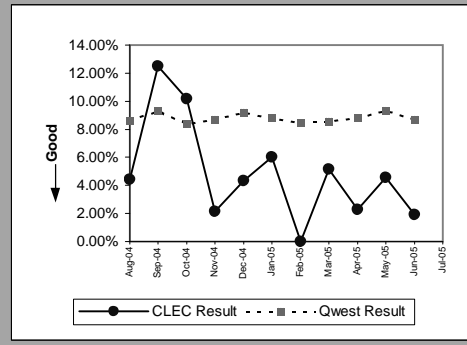
Enhanced Extended Loops - DS1 Capable(Parity)									
Date	CLEC Num	CLEC Denom	CLEC Result	CLEC Std Dev	Qwest Num	Qwest Denom	Qwest Result	Mod Z Scr	Parity Scr
Aug-04	60:07	15	4:00	4:46	551:55	176	3:08	0.79873	-0.450412
Sep-04	56:15	12	4:41	2:32	427:31	177	2:25	2.560526	0.171433
Oct-04	46:27	14	3:19	5:12	439:09	145	3:02	0.215888	-0.77556
Nov-04	17:37	7	2:31	1:53	333:49	139	2:24	0.082656	-0.705418
Dec-04	1:00	2	0:30	0:16	340:24	128	2:40	-0.948032	-1.576363
Jan-05	59:47	15	3:59	3:33	405:54	134	3:02	1.017144	-0.44581
Feb-05	56:42	15	3:47	3:56	243:03	113	2:09	2.49665	0.261422
Mar-05	59:56	20	3:00	3:09	297:42	131	2:16	1.101621	-0.410225
Apr-05	38:08	5	7:38	2:27	382:45	134	2:51	3.082206	0.438194
May-05	59:30	19	3:08	3:13	400:42	118	3:24	-0.236489	-1.143775
Jun-05	32:06	12	2:40	3:38	330:58	109	3:02	-0.274085	-1.166632
Jul-05	31:07	5	6:13	1:14	440:25	117	3:46	1.100169	-0.241218



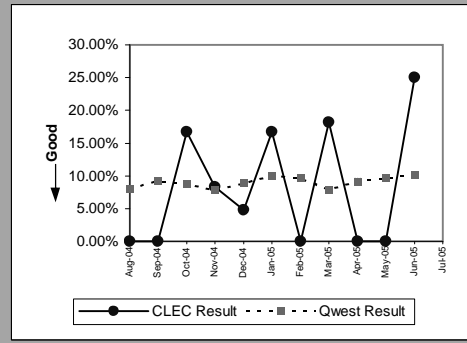
Qwest Perf Results - PID (14-State 271 PID 8.1)

MR-7A - Repair Repeat Report Rate (Percent) - Dispatches within MSAs

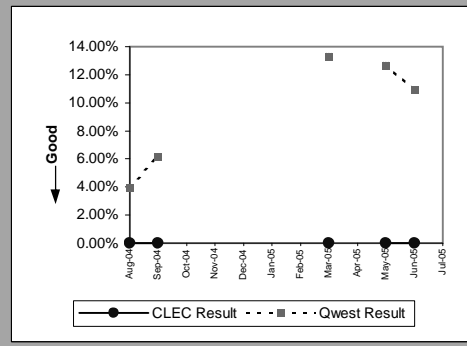
Residence(Parity)									
Date	CLEC Num	CLEC Denom	CLEC Result	CLEC Std Dev	Qwest Num	Qwest Denom	Qwest Result	Mod Z Scr	Parity Scr
Aug-04	2	45	4.44%	20.61%	1198	13893	8.62%	-0.99698	-1.606121
Sep-04	5	40	12.50%	33.07%	1053	11326	9.30%	0.69632	-0.566628
Oct-04	6	59	10.17%	30.22%	921	10985	8.38%	0.493477	-0.67897
Nov-04	1	47	2.13%	14.43%	884	10167	8.69%	-1.594212	-1.969212
Dec-04	2	46	4.35%	20.39%	1045	11330	9.22%	-1.140475	-1.693359
Jan-05	3	50	6.00%	23.75%	1031	11686	8.82%	-0.702191	-1.426902
Feb-05	0	36	0.00%	0.00%	693	8161	8.49%	-1.823727	-2.108748
Mar-05	3	58	5.17%	22.15%	894	10416	8.58%	-0.924696	-1.562175
Apr-05	1	44	2.27%	14.90%	815	9246	8.81%	-1.526984	-1.92834
May-05	2	44	4.55%	20.83%	998	10702	9.33%	-1.088125	-1.661533
Jun-05	1	52	1.92%	13.73%	920	10580	8.70%	-1.728996	-2.051155
Jul-05									



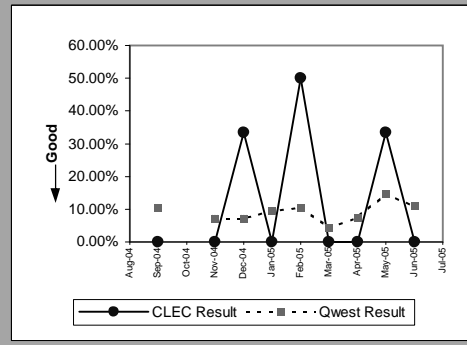
Business(Parity)									
Date	CLEC Num	CLEC Denom	CLEC Result	CLEC Std Dev	Qwest Num	Qwest Denom	Qwest Result	Mod Z Scr	Parity Scr
Aug-04	0	11	0.00%	0.00%	113	1412	8.00%	-0.974419	-1.592405
Sep-04	0	4	0.00%	0.00%	118	1267	9.31%	-0.639921	-1.389044
Oct-04	2	12	16.67%	37.27%	114	1294	8.81%	0.955809	-0.45332
Nov-04	1	12	8.33%	27.64%	90	1146	7.85%	0.061481	-0.913796
Dec-04	1	21	4.76%	21.30%	113	1267	8.92%	-0.662878	-1.403001
Jan-05	1	6	16.67%	37.27%	139	1375	10.11%	0.531691	-0.678147
Feb-05	0	10	0.00%	0.00%	96	988	9.72%	-1.032206	-1.627537
Mar-05	2	11	18.18%	38.57%	98	1233	7.95%	1.249262	-0.323169
Apr-05	0	6	0.00%	0.00%	111	1211	9.17%	-0.776189	-1.471889
May-05	0	8	0.00%	0.00%	127	1317	9.64%	-0.921209	-1.560055
Jun-05	1	4	25.00%	43.30%	129	1272	10.14%	0.982861	-0.493082
Jul-05									



Centrex(Parity)									
Date	CLEC Num	CLEC Denom	CLEC Result	CLEC Std Dev	Qwest Num	Qwest Denom	Qwest Result	Mod Z Scr	Parity Scr
Aug-04	0	1	0.00%	0.00%	3	76	3.95%	-0.201401	-1.122443
Sep-04	0	1	0.00%	0.00%	5	81	6.17%	-0.254926	-1.154984
Oct-04									
Nov-04									
Dec-04									
Jan-05									
Feb-05									
Mar-05	0	2	0.00%	0.00%	8	60	13.33%	-0.54568	-1.33175
Apr-05									
May-05	0	1	0.00%	0.00%	8	63	12.70%	-0.378394	-1.230047
Jun-05	0	1	0.00%	0.00%	8	73	10.96%	-0.348445	-1.211839
Jul-05									



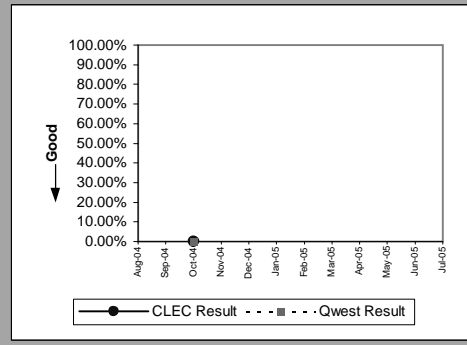
Centrex 21(Parity)									
Date	CLEC Num	CLEC Denom	CLEC Result	CLEC Std Dev	Qwest Num	Qwest Denom	Qwest Result	Mod Z Scr	Parity Scr
Aug-04									
Sep-04	0	2	0.00%	0.00%	12	114	10.53%	-0.480871	-1.292349
Oct-04									
Nov-04	0	1	0.00%	0.00%	10	140	7.14%	-0.276365	-1.168018
Dec-04	1	3	33.33%	47.14%	7	96	7.29%	1.708341	-0.277706
Jan-05	0	2	0.00%	0.00%	12	125	9.60%	-0.457214	-1.277966
Feb-05	2	4	50.00%	50.00%	11	105	10.48%	2.533374	0.124576
Mar-05	0	4	0.00%	0.00%	5	118	4.24%	-0.413749	-1.251541
Apr-05	0	2	0.00%	0.00%	9	121	7.44%	-0.397619	-1.241735
May-05	1	3	33.33%	47.14%	16	109	14.68%	0.900683	-0.547718
Jun-05	0	1	0.00%	0.00%	10	92	10.87%	-0.347333	-1.211163
Jul-05									



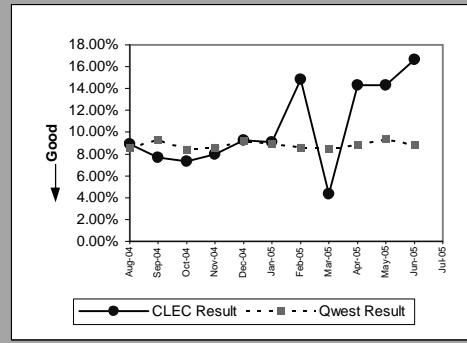
Qwest Perf Results - PID (14-State 271 PID 8.1)

MR-7A - Repair Repeat Report Rate (Percent) - Dispatches within MSAs

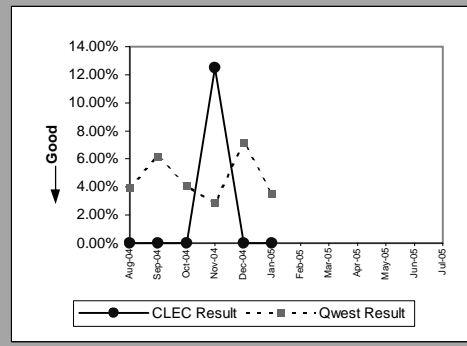
PBX(Diagnostic)									
Date	CLEC Num	CLEC Denom	CLEC Result	CLEC Std Dev	Qwest Num	Qwest Denom	Qwest Result	Mod Z Scr	Parity Scr
Aug-04									
Sep-04									
Oct-04	0	2	0.00%	0.00%	0	20	0.00%		
Nov-04									
Dec-04									
Jan-05									
Feb-05									
Mar-05									
Apr-05									
May-05									
Jun-05									
Jul-05									



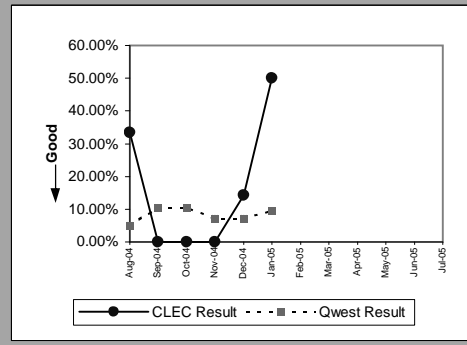
UNE - P (POTS)(Parity)									
Date	CLEC Num	CLEC Denom	CLEC Result	CLEC Std Dev	Qwest Num	Qwest Denom	Qwest Result	Mod Z Scr	Parity Scr
Aug-04	49	548	8.94%	28.53%	1311	15305	8.57%	0.308847	-0.812234
Sep-04	40	520	7.69%	26.65%	1171	12593	9.30%	-1.23617	-1.751538
Oct-04	38	520	7.31%	26.03%	1035	12279	8.43%	-0.901492	-1.548069
Nov-04	38	478	7.95%	27.05%	974	11313	8.61%	-0.503711	-1.306235
Dec-04	50	538	9.29%	29.03%	1158	12597	9.19%	0.079417	-0.951718
Jan-05	4	44	9.09%	28.75%	1170	13061	8.96%	0.030827	-0.943402
Feb-05	4	27	14.81%	35.52%	789	9149	8.62%	1.144272	-0.337414
Mar-05	1	23	4.35%	20.39%	992	11649	8.52%	-0.715436	-1.434954
Apr-05	2	14	14.29%	34.99%	926	10457	8.86%	0.714723	-0.567057
May-05	2	14	14.29%	34.99%	1125	12019	9.36%	0.632358	-0.608235
Jun-05	2	12	16.67%	37.27%	1049	11852	8.85%	0.952748	-0.455107
Jul-05									



UNE P (Centrex)(Parity)									
Date	CLEC Num	CLEC Denom	CLEC Result	CLEC Std Dev	Qwest Num	Qwest Denom	Qwest Result	Mod Z Scr	Parity Scr
Aug-04	0	14	0.00%	0.00%	3	76	3.95%	-0.697026	-1.423762
Sep-04	0	18	0.00%	0.00%	5	81	6.17%	-0.984327	-1.598428
Oct-04	0	11	0.00%	0.00%	3	73	4.11%	-0.640073	-1.389137
Nov-04	2	16	12.50%	33.07%	2	70	2.86%	2.088787	-0.156703
Dec-04	0	16	0.00%	0.00%	7	98	7.14%	-1.028606	-1.625348
Jan-05	0	7	0.00%	0.00%	3	86	3.49%	-0.483703	-1.29407
Feb-05									
Mar-05									
Apr-05									
May-05									
Jun-05									
Jul-05									



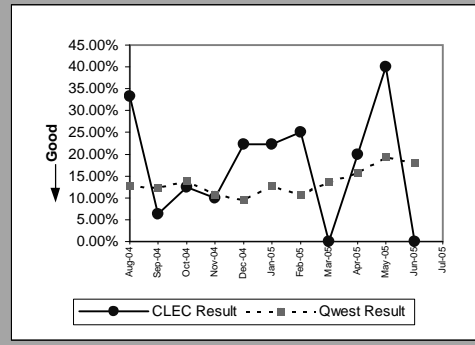
UNE P (Centrex 21)(Parity)									
Date	CLEC Num	CLEC Denom	CLEC Result	CLEC Std Dev	Qwest Num	Qwest Denom	Qwest Result	Mod Z Scr	Parity Scr
Aug-04	1	3	33.33%	47.14%	6	117	5.13%	2.186955	-0.158288
Sep-04	0	1	0.00%	0.00%	12	114	10.53%	-0.341503	-1.207619
Oct-04	0	3	0.00%	0.00%	13	123	10.57%	-0.588306	-1.357665
Nov-04	0	4	0.00%	0.00%	10	140	7.14%	-0.546942	-1.332517
Dec-04	1	7	14.29%	34.99%	7	96	7.29%	0.687103	-0.635355
Jan-05	1	2	50.00%	50.00%	12	125	9.60%	1.924109	-0.216924
Feb-05									
Mar-05									
Apr-05									
May-05									
Jun-05									
Jul-05									



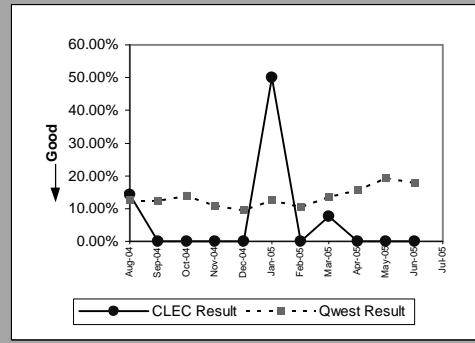
Qwest Perf Results - PID (14-State 271 PID 8.1)

MR-7A - Repair Repeat Report Rate (Percent) - Dispatches within MSAs

Line Sharing(Parity)									
Date	CLEC Num	CLEC Denom	CLEC Result	CLEC Std Dev	Qwest Num	Qwest Denom	Qwest Result	Mod Z Scr	Parity Scr
Aug-04	2	6	33.33%	47.14%	101	796	12.69%	1.513622	-0.217627
Sep-04	1	16	6.25%	24.21%	105	857	12.25%	-0.72547	-1.441055
Oct-04	2	16	12.50%	33.07%	125	894	13.98%	-0.169436	-1.10301
Nov-04	1	10	10.00%	30.00%	56	515	10.87%	-0.08791	-1.053445
Dec-04	2	9	22.22%	41.57%	78	813	9.59%	1.27929	-0.311918
Jan-05	2	9	22.22%	41.57%	74	578	12.80%	0.839245	-0.513692
Feb-05	1	4	25.00%	43.30%	61	574	10.63%	0.929506	-0.516424
Mar-05	0	2	0.00%	0.00%	112	818	13.69%	-0.562589	-1.34203
Apr-05	1	5	20.00%	40.00%	97	620	15.65%	0.266973	-0.818363
May-05	2	5	40.00%	48.99%	160	830	19.28%	1.171148	-0.36731
Jun-05	0	5	0.00%	0.00%	163	903	18.05%	-1.046559	-1.636263
Jul-05									

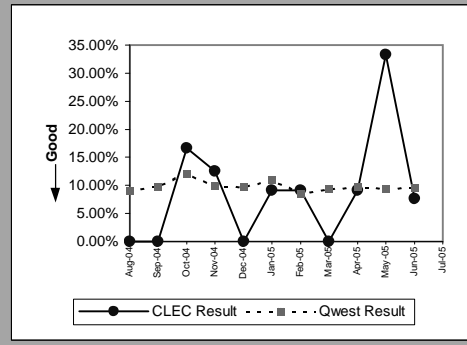


Line Splitting(Parity)									
Date	CLEC Num	CLEC Denom	CLEC Result	CLEC Std Dev	Qwest Num	Qwest Denom	Qwest Result	Mod Z Scr	Parity Scr
Aug-04	1	7	14.29%	34.99%	101	796	12.69%	0.126412	-0.885672
Sep-04	0	8	0.00%	0.00%	105	857	12.25%	-1.051994	-1.639567
Oct-04	0	3	0.00%	0.00%	125	894	13.98%	-0.697148	-1.423836
Nov-04	0	4	0.00%	0.00%	56	515	10.87%	-0.695885	-1.423068
Dec-04	0	5	0.00%	0.00%	78	813	9.59%	-0.726202	-1.441499
Jan-05	1	2	50.00%	50.00%	74	578	12.80%	1.571709	-0.309426
Feb-05	0	6	0.00%	0.00%	61	574	10.63%	-0.84028	-1.510854
Mar-05	1	13	7.69%	26.65%	112	818	13.69%	-0.624329	-1.379565
Apr-05	0	3	0.00%	0.00%	97	620	15.65%	-0.744128	-1.452398
May-05	0	2	0.00%	0.00%	160	830	19.28%	-0.690264	-1.41965
Jun-05	0	6	0.00%	0.00%	163	903	18.05%	-1.145818	-1.696608
Jul-05									

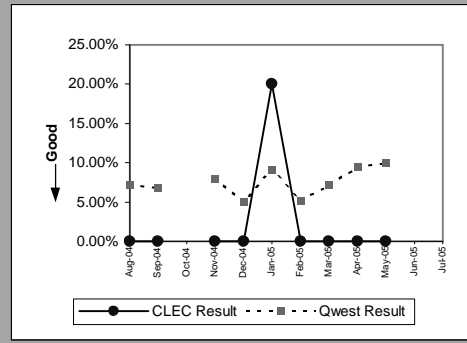


MR-7B - Repair Repeat Report Rate (Percent) - Dispatches outside MSAs

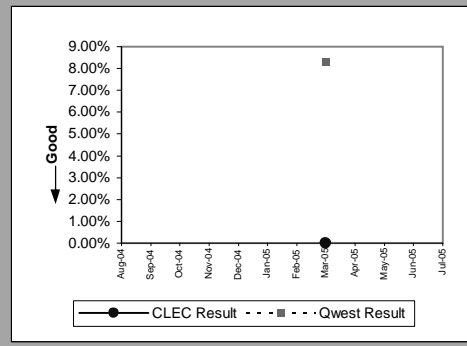
Residence(Parity)									
Date	CLEC Num	CLEC Denom	CLEC Result	CLEC Std Dev	Qwest Num	Qwest Denom	Qwest Result	Mod Z Scr	Parity Scr
Aug-04	0	6	0.00%	0.00%	309	3369	9.17%	-0.777692	-1.472803
Sep-04	0	4	0.00%	0.00%	255	2616	9.75%	-0.656781	-1.399294
Oct-04	1	6	16.67%	37.27%	330	2721	12.13%	0.340187	-0.769749
Nov-04	1	8	12.50%	33.07%	245	2480	9.88%	0.248049	-0.812251
Dec-04	0	10	0.00%	0.00%	260	2684	9.69%	-1.033744	-1.628471
Jan-05	1	11	9.09%	28.75%	293	2687	10.90%	-0.192569	-1.117073
Feb-05	1	11	9.09%	28.75%	163	1911	8.53%	0.066462	-0.908192
Mar-05	0	8	0.00%	0.00%	252	2690	9.37%	-0.907995	-1.552022
Apr-05	1	11	9.09%	28.75%	225	2325	9.68%	-0.06564	-1.039906
May-05	2	6	33.33%	47.14%	263	2793	9.42%	2.00377	-0.038768
Jun-05	1	13	7.69%	26.65%	308	3214	9.58%	-0.23113	-1.140517
Jul-05									



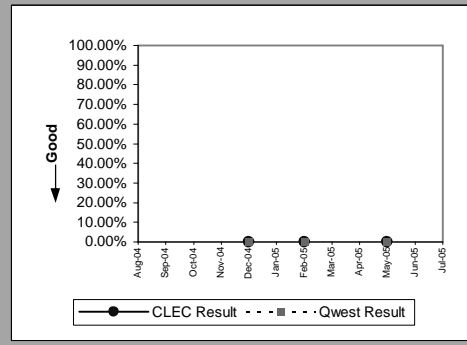
Business(Parity)									
Date	CLEC Num	CLEC Denom	CLEC Result	CLEC Std Dev	Qwest Num	Qwest Denom	Qwest Result	Mod Z Scr	Parity Scr
Aug-04	0	1	0.00%	0.00%	26	360	7.22%	-0.278619	-1.169388
Sep-04	0	2	0.00%	0.00%	20	294	6.80%	-0.380787	-1.231502
Oct-04									
Nov-04	0	4	0.00%	0.00%	23	288	7.99%	-0.585162	-1.355753
Dec-04	0	1	0.00%	0.00%	12	236	5.08%	-0.230966	-1.140417
Jan-05	1	5	20.00%	40.00%	26	285	9.12%	0.837401	-0.554202
Feb-05	0	1	0.00%	0.00%	11	212	5.19%	-0.233387	-1.141889
Mar-05	0	1	0.00%	0.00%	18	250	7.20%	-0.277988	-1.169004
Apr-05	0	1	0.00%	0.00%	21	223	9.42%	-0.321708	-1.195585
May-05	0	2	0.00%	0.00%	31	309	10.03%	-0.470731	-1.286184
Jun-05									
Jul-05									



Centrex 21(Parity)									
Date	CLEC Num	CLEC Denom	CLEC Result	CLEC Std Dev	Qwest Num	Qwest Denom	Qwest Result	Mod Z Scr	Parity Scr
Aug-04									
Sep-04									
Oct-04									
Nov-04									
Dec-04									
Jan-05									
Feb-05									
Mar-05	0	1	0.00%	0.00%	2	24	8.33%	-0.29542	-1.179602
Apr-05									
May-05									
Jun-05									
Jul-05									



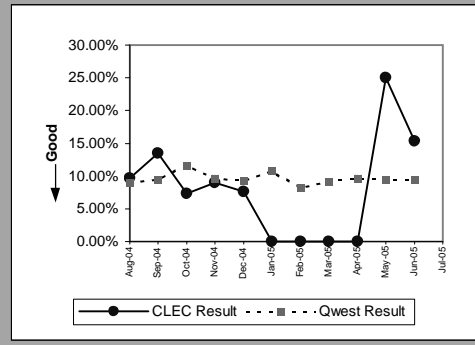
PBX(Parity)									
Date	CLEC Num	CLEC Denom	CLEC Result	CLEC Std Dev	Qwest Num	Qwest Denom	Qwest Result	Mod Z Scr	Parity Scr
Aug-04									
Sep-04									
Oct-04									
Nov-04									
Dec-04	0	1	0.00%	0.00%	0	3	0.00%		
Jan-05									
Feb-05	0	1	0.00%	0.00%	0	6	0.00%		
Mar-05									
Apr-05									
May-05	0	2	0.00%	0.00%	0	5	0.00%		
Jun-05									
Jul-05									



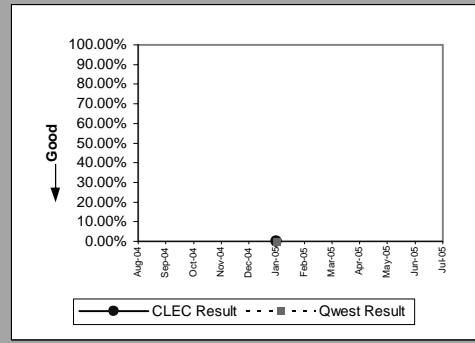
Qwest Perf Results - PID (14-State 271 PID 8.1)

MR-7B - Repair Repeat Report Rate (Percent) - Dispatches outside MSAs

UNE - P (POTS)(Parity)									
Date	CLEC Num	CLEC Denom	CLEC Result	CLEC Std Dev	Qwest Num	Qwest Denom	Qwest Result	Mod Z Scr	Parity Scr
Aug-04	16	165	9.70%	29.59%	335	3729	8.98%	0.313576	-0.79314
Sep-04	16	119	13.45%	34.11%	275	2910	9.45%	1.460313	-0.144429
Oct-04	9	123	7.32%	26.04%	349	2995	11.65%	-1.468789	-1.89296
Nov-04	10	111	9.01%	28.63%	268	2768	9.68%	-0.235133	-1.142951
Dec-04	8	105	7.62%	26.53%	272	2920	9.32%	-0.587481	-1.357163
Jan-05	0	15	0.00%	0.00%	319	2972	10.73%	-1.339612	-1.814426
Feb-05	0	9	0.00%	0.00%	174	2123	8.20%	-0.894481	-1.543806
Mar-05	0	5	0.00%	0.00%	270	2940	9.18%	-0.710464	-1.431932
Apr-05	0	7	0.00%	0.00%	246	2548	9.65%	-0.86371	-1.525099
May-05	1	4	25.00%	43.30%	294	3102	9.48%	1.059191	-0.462741
Jun-05	2	13	15.38%	36.08%	333	3523	9.45%	0.729795	-0.560623
Jul-05									

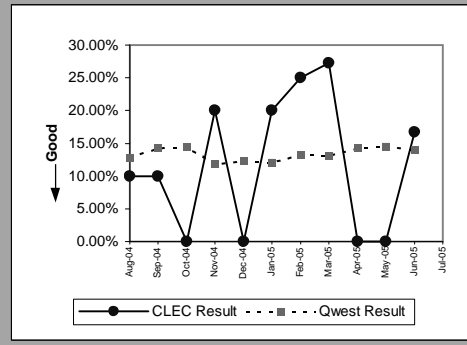


UNE P (Centrex)(Diagnostic)									
Date	CLEC Num	CLEC Denom	CLEC Result	CLEC Std Dev	Qwest Num	Qwest Denom	Qwest Result	Mod Z Scr	Parity Scr
Aug-04									
Sep-04									
Oct-04									
Nov-04									
Dec-04									
Jan-05	0	1	0.00%	0.00%	0	4	0.00%		
Feb-05									
Mar-05									
Apr-05									
May-05									
Jun-05									
Jul-05									

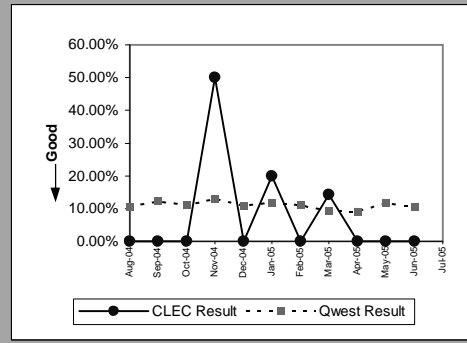


MR-7C - Repair Repeat Report Rate (Percent) - No dispatches

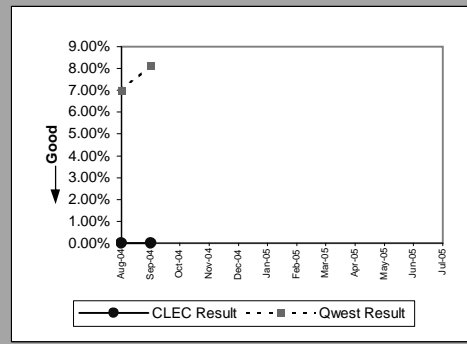
Residence(Parity)									
Date	CLEC Num	CLEC Denom	CLEC Result	CLEC Std Dev	Qwest Num	Qwest Denom	Qwest Result	Mod Z Scr	Parity Scr
Aug-04	1	10	10.00%	30.00%	450	3517	12.79%	-0.264225	-1.160637
Sep-04	1	10	10.00%	30.00%	515	3611	14.26%	-0.384888	-1.233995
Oct-04	0	6	0.00%	0.00%	448	3090	14.50%	-1.00769	-1.612632
Nov-04	2	10	20.00%	40.00%	318	2686	11.84%	0.797314	-0.531095
Dec-04	0	5	0.00%	0.00%	305	2478	12.31%	-0.836888	-1.508792
Jan-05	1	5	20.00%	40.00%	265	2185	12.13%	0.538572	-0.677596
Feb-05	1	4	25.00%	43.30%	265	2002	13.24%	0.693529	-0.613067
Mar-05	3	11	27.27%	44.54%	324	2467	13.13%	1.385306	-0.237339
Apr-05	0	5	0.00%	0.00%	302	2121	14.24%	-0.910041	-1.553265
May-05	0	10	0.00%	0.00%	327	2241	14.59%	-1.304176	-1.792883
Jun-05	2	12	16.67%	37.27%	344	2459	13.99%	0.266713	-0.807137
Jul-05									



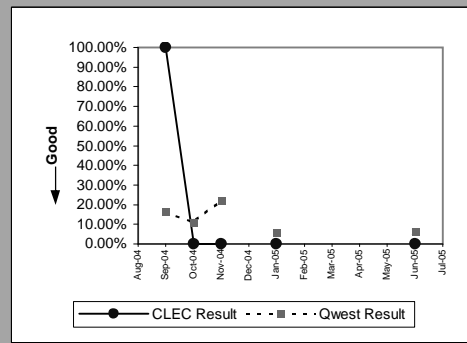
Business(Parity)									
Date	CLEC Num	CLEC Denom	CLEC Result	CLEC Std Dev	Qwest Num	Qwest Denom	Qwest Result	Mod Z Scr	Parity Scr
Aug-04	0	6	0.00%	0.00%	67	633	10.58%	-0.838796	-1.509952
Sep-04	0	1	0.00%	0.00%	74	599	12.35%	-0.375123	-1.228059
Oct-04	0	2	0.00%	0.00%	60	535	11.21%	-0.501688	-1.305005
Nov-04	2	4	50.00%	50.00%	62	474	13.08%	2.180715	0.028653
Dec-04	0	5	0.00%	0.00%	52	477	10.90%	-0.778086	-1.473043
Jan-05	1	5	20.00%	40.00%	55	461	11.93%	0.553657	-0.676704
Feb-05	0	3	0.00%	0.00%	43	383	11.23%	-0.613566	-1.373022
Mar-05	1	7	14.29%	34.99%	43	460	9.35%	0.445417	-0.723288
Apr-05	0	1	0.00%	0.00%	39	421	9.26%	-0.319143	-1.194025
May-05	0	2	0.00%	0.00%	50	428	11.68%	-0.513147	-1.311971
Jun-05	0	5	0.00%	0.00%	52	489	10.63%	-0.767427	-1.466562
Jul-05									



Centrex(Parity)									
Date	CLEC Num	CLEC Denom	CLEC Result	CLEC Std Dev	Qwest Num	Qwest Denom	Qwest Result	Mod Z Scr	Parity Scr
Aug-04	0	1	0.00%	0.00%	4	57	7.02%	-0.272343	-1.165573
Sep-04	0	1	0.00%	0.00%	3	37	8.11%	-0.29311	-1.178198
Oct-04									
Nov-04									
Dec-04									
Jan-05									
Feb-05									
Mar-05									
Apr-05									
May-05									
Jun-05									
Jul-05									



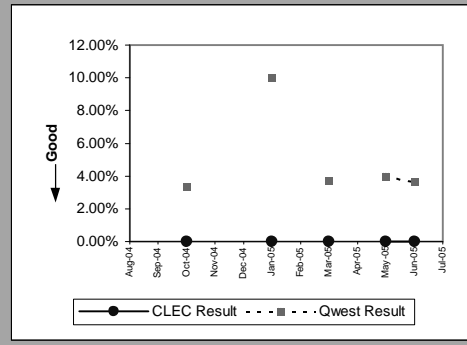
Centrex 21(Parity)									
Date	CLEC Num	CLEC Denom	CLEC Result	CLEC Std Dev	Qwest Num	Qwest Denom	Qwest Result	Mod Z Scr	Parity Scr
Aug-04									
Sep-04	1	1	100.00%	0.00%	10	62	16.13%	2.26218	-0.154979
Oct-04	0	3	0.00%	0.00%	6	54	11.11%	-0.59604	-1.362366
Nov-04	0	1	0.00%	0.00%	13	59	22.03%	-0.527161	-1.320491
Dec-04									
Jan-05	0	1	0.00%	0.00%	3	51	5.88%	-0.247584	-1.150521
Feb-05									
Mar-05									
Apr-05									
May-05									
Jun-05	0	2	0.00%	0.00%	3	48	6.25%	-0.357771	-1.217509
Jul-05									



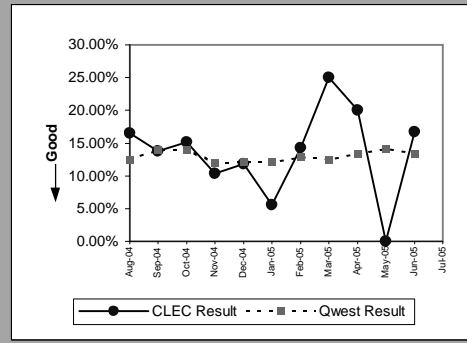
Qwest Perf Results - PID (14-State 271 PID 8.1)

MR-7C - Repair Repeat Report Rate (Percent) - No dispatches

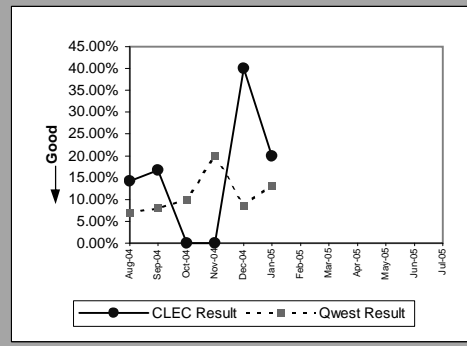
PBX(Parity)									
Date	CLEC Num	CLEC Denom	CLEC Result	CLEC Std Dev	Qwest Num	Qwest Denom	Qwest Result	Mod Z Scr	Parity Scr
Aug-04									
Sep-04									
Oct-04	0	1	0.00%	0.00%	1	30	3.33%	-0.182676	-1.111059
Nov-04									
Dec-04									
Jan-05	0	1	0.00%	0.00%	3	30	10.00%	-0.327913	-1.199357
Feb-05									
Mar-05	0	1	0.00%	0.00%	1	27	3.70%	-0.192582	-1.117082
Apr-05									
May-05	0	1	0.00%	0.00%	1	25	4.00%	-0.20016	-1.121689
Jun-05	0	1	0.00%	0.00%	2	55	3.64%	-0.192515	-1.117041
Jul-05									



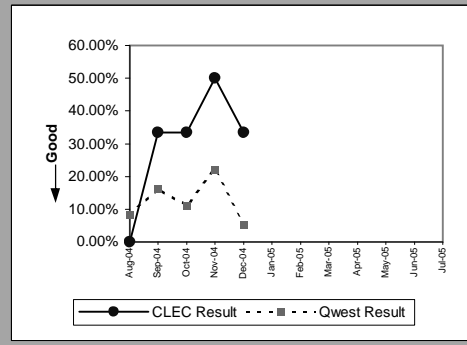
UNE - P (POTS)(Parity)									
Date	CLEC Num	CLEC Denom	CLEC Result	CLEC Std Dev	Qwest Num	Qwest Denom	Qwest Result	Mod Z Scr	Parity Scr
Aug-04	37	224	16.52%	37.13%	517	4150	12.46%	1.792287	0.053252
Sep-04	25	181	13.81%	34.50%	589	4210	13.99%	-0.067728	-1.041176
Oct-04	24	158	15.19%	35.89%	508	3625	14.01%	0.416878	-0.735983
Nov-04	13	125	10.40%	30.53%	380	3160	12.03%	-0.547951	-1.333131
Dec-04	15	127	11.81%	32.27%	357	2955	12.08%	-0.091484	-1.055618
Jan-05	1	18	5.56%	22.91%	320	2646	12.09%	-0.847872	-1.51547
Feb-05	1	7	14.29%	34.99%	308	2385	12.91%	0.108058	-0.889911
Mar-05	1	4	25.00%	43.30%	367	2927	12.54%	0.7521	-0.586774
Apr-05	1	5	20.00%	40.00%	341	2542	13.41%	0.431645	-0.728704
May-05	0	3	0.00%	0.00%	377	2669	14.13%	-0.702069	-1.426828
Jun-05	1	6	16.67%	37.27%	396	2948	13.43%	0.232055	-0.82548
Jul-05									



UNE P (Centrex)(Parity)									
Date	CLEC Num	CLEC Denom	CLEC Result	CLEC Std Dev	Qwest Num	Qwest Denom	Qwest Result	Mod Z Scr	Parity Scr
Aug-04	1	7	14.29%	34.99%	4	57	7.02%	0.710442	-0.643626
Sep-04	1	6	16.67%	37.27%	3	37	8.11%	0.712434	-0.658605
Oct-04	0	4	0.00%	0.00%	4	40	10.00%	-0.635642	-1.386443
Nov-04	0	9	0.00%	0.00%	5	25	20.00%	-1.286239	-1.781978
Dec-04	2	5	40.00%	48.99%	4	46	8.70%	2.359319	0.01501
Jan-05	1	5	20.00%	40.00%	7	53	13.21%	0.428828	-0.769348
Feb-05									
Mar-05									
Apr-05									
May-05									
Jun-05									
Jul-05									



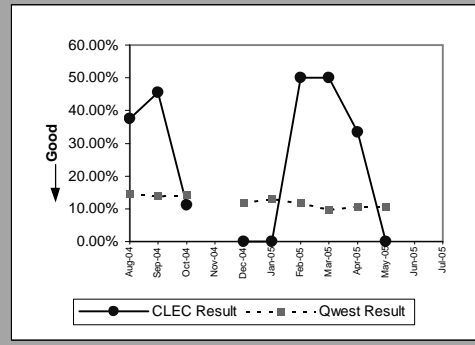
UNE P (Centrex 21)(Parity)									
Date	CLEC Num	CLEC Denom	CLEC Result	CLEC Std Dev	Qwest Num	Qwest Denom	Qwest Result	Mod Z Scr	Parity Scr
Aug-04	0	4	0.00%	0.00%	5	61	8.20%	-0.578934	-1.351967
Sep-04	1	3	33.33%	47.14%	10	62	16.13%	0.791274	-0.603371
Oct-04	1	3	33.33%	47.14%	6	54	11.11%	1.192079	-0.450725
Nov-04	1	2	50.00%	50.00%	13	59	22.03%	0.938446	-0.554214
Dec-04	1	3	33.33%	47.14%	2	38	5.26%	2.096153	-0.232295
Jan-05									
Feb-05									
Mar-05									
Apr-05									
May-05									
Jun-05									
Jul-05									



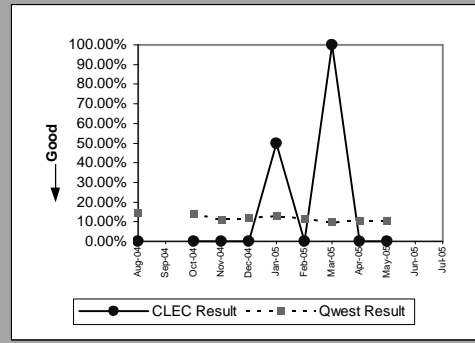
Qwest Perf Results - PID (14-State 271 PID 8.1)

MR-7C - Repair Repeat Report Rate (Percent) - No dispatches

Line Sharing(Parity)									
Date	CLEC Num	CLEC Denom	CLEC Result	CLEC Std Dev	Qwest Num	Qwest Denom	Qwest Result	Mod Z Scr	Parity Scr
Aug-04	6	16	37.50%	48.41%	368	2517	14.62%	2.582082	0.36512
Sep-04	5	11	45.45%	49.79%	309	2222	13.91%	3.016514	0.51679
Oct-04	1	9	11.11%	31.43%	323	2273	14.21%	-0.265761	-1.161571
Nov-04									
Dec-04	0	2	0.00%	0.00%	181	1517	11.93%	-0.520194	-1.316255
Jan-05	0	2	0.00%	0.00%	205	1573	13.03%	-0.547108	-1.332618
Feb-05	1	2	50.00%	50.00%	138	1184	11.66%	1.688492	-0.273892
Mar-05	1	2	50.00%	50.00%	269	2775	9.69%	1.925874	-0.208442
Apr-05	2	6	33.33%	47.14%	439	4076	10.77%	1.781487	-0.117913
May-05	0	3	0.00%	0.00%	425	3960	10.73%	-0.600338	-1.36498
Jun-05									
Jul-05									



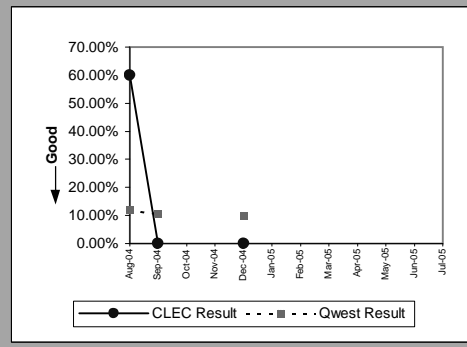
Line Splitting(Parity)									
Date	CLEC Num	CLEC Denom	CLEC Result	CLEC Std Dev	Qwest Num	Qwest Denom	Qwest Result	Mod Z Scr	Parity Scr
Aug-04	0	3	0.00%	0.00%	368	2517	14.62%	-0.716321	-1.435492
Sep-04									
Oct-04	0	4	0.00%	0.00%	323	2273	14.21%	-0.813265	-1.49443
Nov-04	0	4	0.00%	0.00%	168	1536	10.94%	-0.699966	-1.425549
Dec-04	0	3	0.00%	0.00%	181	1517	11.93%	-0.636895	-1.387205
Jan-05	1	2	50.00%	50.00%	205	1573	13.03%	1.551918	-0.315237
Feb-05	0	2	0.00%	0.00%	138	1184	11.66%	-0.513242	-1.312029
Mar-05	1	1	100.00%	0.00%	269	2775	9.69%	3.05166	0.012203
Apr-05	0	4	0.00%	0.00%	439	4076	10.77%	-0.694509	-1.422231
May-05	0	4	0.00%	0.00%	425	3960	10.73%	-0.693123	-1.421389
Jun-05									
Jul-05									



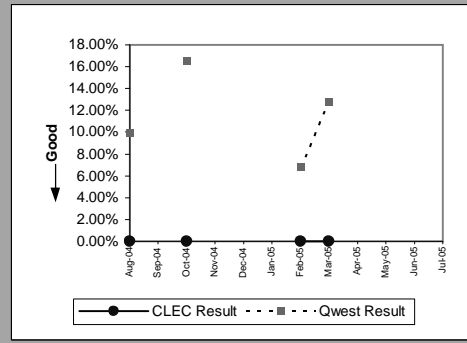
Qwest Perf Results - PID (14-State 271 PID 8.1)

MR-7D - Repair Repeat Report Rate (Percent) - Interval Zone One

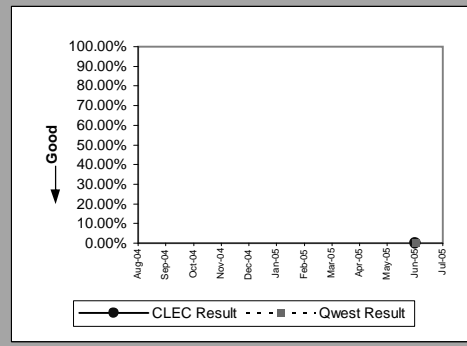
DS0(Parity)									
Date	CLEC Num	CLEC Denom	CLEC Result	CLEC Std Dev	Qwest Num	Qwest Denom	Qwest Result	Mod Z Scr	Parity Scr
Aug-04	3	5	60.00%	48.99%	26	217	11.98%	3.268908	0.481117
Sep-04	0	2	0.00%	0.00%	22	211	10.43%	-0.480227	-1.291957
Oct-04									
Nov-04									
Dec-04	0	3	0.00%	0.00%	16	161	9.94%	-0.570069	-1.346578
Jan-05									
Feb-05									
Mar-05									
Apr-05									
May-05									
Jun-05									
Jul-05									



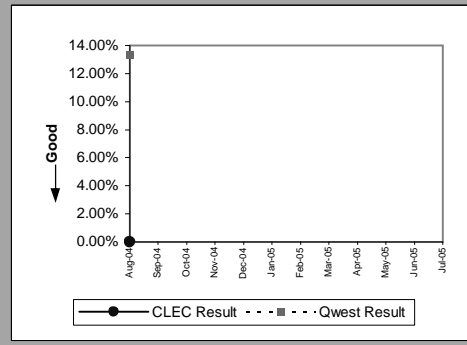
DS1(Parity)									
Date	CLEC Num	CLEC Denom	CLEC Result	CLEC Std Dev	Qwest Num	Qwest Denom	Qwest Result	Mod Z Scr	Parity Scr
Aug-04	0	1	0.00%	0.00%	17	171	9.94%	-0.331282	-1.201405
Sep-04									
Oct-04	0	1	0.00%	0.00%	25	151	16.56%	-0.443968	-1.269913
Nov-04									
Dec-04									
Jan-05									
Feb-05	0	1	0.00%	0.00%	8	118	6.78%	-0.268544	-1.163263
Mar-05	0	1	0.00%	0.00%	17	133	12.78%	-0.38139	-1.231868
Apr-05									
May-05									
Jun-05									
Jul-05									



DS3(Parity)									
Date	CLEC Num	CLEC Denom	CLEC Result	CLEC Std Dev	Qwest Num	Qwest Denom	Qwest Result	Mod Z Scr	Parity Scr
Aug-04									
Sep-04									
Oct-04									
Nov-04									
Dec-04									
Jan-05									
Feb-05									
Mar-05									
Apr-05									
May-05									
Jun-05	0	1	0.00%	0.00%	0	2	0.00%		
Jul-05									



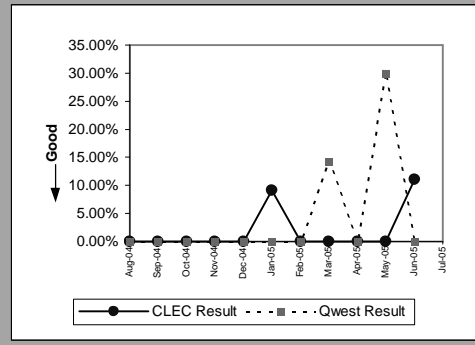
Frame Relay(Parity)									
Date	CLEC Num	CLEC Denom	CLEC Result	CLEC Std Dev	Qwest Num	Qwest Denom	Qwest Result	Mod Z Scr	Parity Scr
Aug-04	0	1	0.00%	0.00%	8	60	13.33%	-0.389004	-1.236498
Sep-04									
Oct-04									
Nov-04									
Dec-04									
Jan-05									
Feb-05									
Mar-05									
Apr-05									
May-05									
Jun-05									
Jul-05									



Qwest Perf Results - PID (14-State 271 PID 8.1)

MR-7D - Repair Repeat Report Rate (Percent) - Interval Zone One

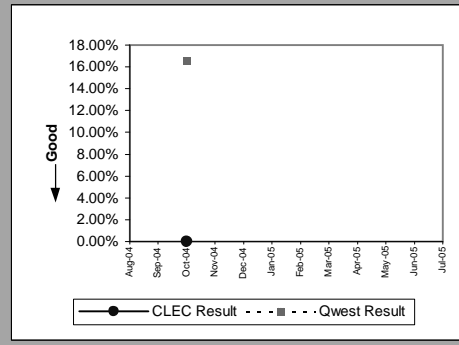
LIS Trunk(Parity)									
Date	CLEC Num	CLEC Denom	CLEC Result	CLEC Std Dev	Qwest Num	Qwest Denom	Qwest Result	Mod Z Scr	Parity Scr
Aug-04	0	9	0.00%	0.00%	0	7	0.00%		
Sep-04	0	8	0.00%	0.00%	0	3	0.00%		
Oct-04	0	7	0.00%	0.00%	0	4	0.00%		
Nov-04	0	3	0.00%	0.00%	0	4	0.00%		
Dec-04	0	4	0.00%	0.00%	0	2	0.00%		
Jan-05	1	11	9.09%	28.75%	0	3	0.00%		-0.918118
Feb-05	0	4	0.00%	0.00%	0	8	0.00%		
Mar-05	0	5	0.00%	0.00%	1	7	14.29%	-0.697217	-1.423878
Apr-05	0	3	0.00%	0.00%	0	3	0.00%		
May-05	0	6	0.00%	0.00%	3	10	30.00%	-1.267731	-1.770726
Jun-05	1	9	11.11%	31.43%	0	11	0.00%		-0.55977
Jul-05									



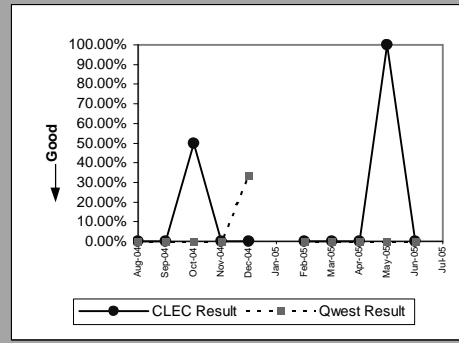
Qwest Perf Results - PID (14-State 271 PID 8.1)

MR-7D - Repair Repeat Report Rate (Percent) - Interval Zone One

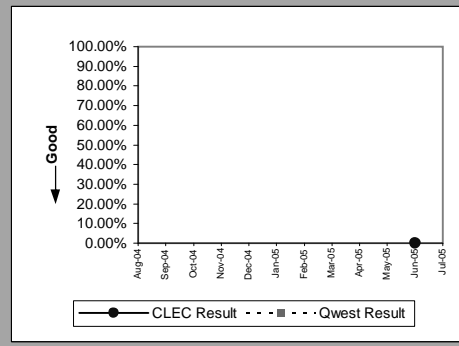
UDIT DS1 (Parity)									
Date	CLEC Num	CLEC Denom	CLEC Result	CLEC Std Dev	Qwest Num	Qwest Denom	Qwest Result	Mod Z Scr	Parity Scr
Aug-04									
Sep-04									
Oct-04	0	1	0.00%	0.00%	25	151	16.56%	-0.443968	-1.269913
Nov-04									
Dec-04									
Jan-05									
Feb-05									
Mar-05									
Apr-05									
May-05									
Jun-05									
Jul-05									



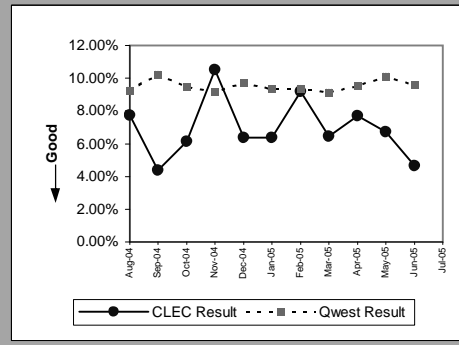
UDIT Above DS1 Level (Parity)									
Date	CLEC Num	CLEC Denom	CLEC Result	CLEC Std Dev	Qwest Num	Qwest Denom	Qwest Result	Mod Z Scr	Parity Scr
Aug-04	0	1	0.00%	0.00%	0	2	0.00%		
Sep-04	0	1	0.00%	0.00%	0	3	0.00%		
Oct-04	1	2	50.00%	50.00%	0	5	0.00%		-0.324432
Nov-04	0	3	0.00%	0.00%	0	8	0.00%		
Dec-04	0	1	0.00%	0.00%	1	3	33.33%	-0.612372	-1.372296
Jan-05									
Feb-05	0	1	0.00%	0.00%	0	1	0.00%		
Mar-05	0	4	0.00%	0.00%	0	4	0.00%		
Apr-05	0	2	0.00%	0.00%	0	3	0.00%		
May-05	1	1	100.00%	0.00%	0	3	0.00%		-0.239451
Jun-05	0	4	0.00%	0.00%	0	2	0.00%		
Jul-05									



Dark Fiber - IOF (Parity)									
Date	CLEC Num	CLEC Denom	CLEC Result	CLEC Std Dev	Qwest Num	Qwest Denom	Qwest Result	Mod Z Scr	Parity Scr
Aug-04									
Sep-04									
Oct-04									
Nov-04									
Dec-04									
Jan-05									
Feb-05									
Mar-05									
Apr-05									
May-05									
Jun-05	0	1	0.00%	0.00%					
Jul-05									

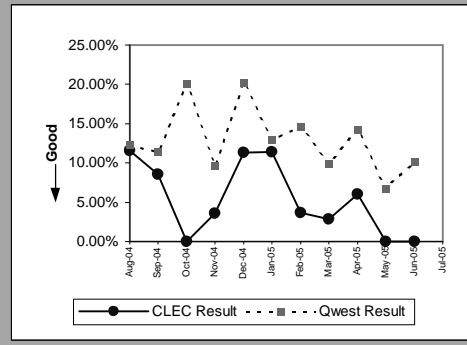


Unbundled Loop Analog (Parity)									
Date	CLEC Num	CLEC Denom	CLEC Result	CLEC Std Dev	Qwest Num	Qwest Denom	Qwest Result	Mod Z Scr	Parity Scr
Aug-04	20	258	7.75%	26.74%	1752	18872	9.28%	-0.842019	-1.511911
Sep-04	10	229	4.37%	20.44%	1664	16236	10.25%	-2.914376	-2.771815
Oct-04	12	195	6.15%	24.03%	1469	15443	9.51%	-1.588566	-1.96578
Nov-04	22	209	10.53%	30.69%	1287	13983	9.20%	0.656377	-0.592055
Dec-04	13	204	6.37%	24.43%	1474	15124	9.75%	-1.61378	-1.981109
Jan-05	14	220	6.36%	24.41%	1432	15353	9.33%	-1.500783	-1.912411
Feb-05	16	174	9.20%	28.90%	1054	11220	9.39%	-0.089078	-1.054156
Mar-05	13	202	6.44%	24.54%	1296	14153	9.16%	-1.331591	-1.80955
Apr-05	14	182	7.69%	26.65%	1207	12657	9.54%	-0.840914	-1.511239
May-05	17	253	6.72%	25.04%	1449	14339	10.11%	-1.771331	-2.076893
Jun-05	9	194	4.64%	21.03%	1375	14361	9.57%	-2.32061	-2.410831
Jul-05									

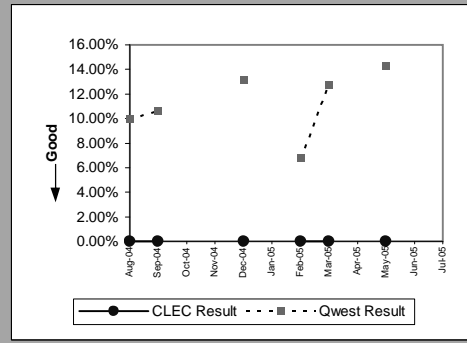


MR-7D - Repair Repeat Report Rate (Percent) - Interval Zone One

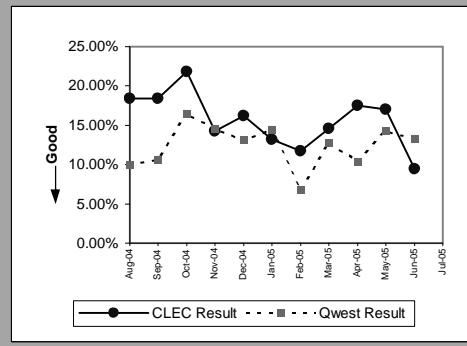
Unbundled Loop - 2 Wire Non-Loaded(Parity)									
Date	CLEC Num	CLEC Denom	CLEC Result	CLEC Std Dev	Qwest Num	Qwest Denom	Qwest Result	Mod Z Scr	Parity Scr
Aug-04	3	26	11.54%	31.95%	13	106	12.26%	-0.101087	-1.061457
Sep-04	3	35	8.57%	27.99%	10	88	11.36%	-0.440257	-1.267657
Oct-04	0	30	0.00%	0.00%	17	85	20.00%	-2.354459	-2.43141
Nov-04	1	28	3.57%	18.56%	6	62	9.68%	-0.907051	-1.551448
Dec-04	6	53	11.32%	31.68%	18	89	20.22%	-1.277605	-1.776729
Jan-05	4	35	11.43%	31.82%	7	54	12.96%	-0.210508	-1.12798
Feb-05	1	27	3.70%	18.89%	11	75	14.67%	-1.380751	-1.839437
Mar-05	1	35	2.86%	16.66%	6	61	9.84%	-1.105159	-1.671889
Apr-05	2	33	6.06%	23.86%	10	70	14.29%	-1.113144	-1.676744
May-05	0	36	0.00%	0.00%	4	60	6.67%	-1.267731	-1.770726
Jun-05	0	8	0.00%	0.00%	6	59	10.17%	-0.893041	-1.54293
Jul-05									



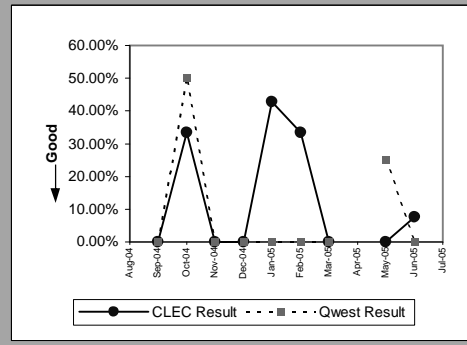
Unbundled Loop - 4 Wire Non-Loaded(Parity)									
Date	CLEC Num	CLEC Denom	CLEC Result	CLEC Std Dev	Qwest Num	Qwest Denom	Qwest Result	Mod Z Scr	Parity Scr
Aug-04	0	1	0.00%	0.00%	17	171	9.94%	-0.331282	-1.201405
Sep-04	0	2	0.00%	0.00%	15	141	10.64%	-0.484526	-1.294571
Oct-04									
Nov-04									
Dec-04	0	1	0.00%	0.00%	18	137	13.14%	-0.387511	-1.23559
Jan-05									
Feb-05	0	1	0.00%	0.00%	8	118	6.78%	-0.268544	-1.163263
Mar-05	0	2	0.00%	0.00%	17	133	12.78%	-0.537365	-1.326695
Apr-05									
May-05	0	1	0.00%	0.00%	21	147	14.29%	-0.406867	-1.247357
Jun-05									
Jul-05									



Unbundled Loop - DS1 Capable(Parity)									
Date	CLEC Num	CLEC Denom	CLEC Result	CLEC Std Dev	Qwest Num	Qwest Denom	Qwest Result	Mod Z Scr	Parity Scr
Aug-04	18	98	18.37%	38.72%	17	171	9.94%	2.222587	0.173118
Sep-04	14	76	18.42%	38.77%	15	141	10.64%	1.773814	-0.046216
Oct-04	17	78	21.79%	41.29%	25	151	16.56%	1.010772	-0.417544
Nov-04	12	84	14.29%	34.99%	21	144	14.58%	-0.061421	-1.037341
Dec-04	12	74	16.22%	36.86%	18	137	13.14%	0.631463	-0.633642
Jan-05	12	91	13.19%	33.83%	21	145	14.48%	-0.275349	-1.1674
Feb-05	9	77	11.69%	32.13%	8	118	6.78%	1.332821	-0.296219
Mar-05	14	96	14.58%	35.29%	17	133	12.78%	0.402853	-0.765658
Apr-05	14	80	17.50%	38.00%	10	96	10.42%	1.531736	-0.185543
May-05	15	88	17.05%	37.60%	21	147	14.29%	0.585136	-0.657462
Jun-05	8	85	9.41%	29.20%	17	127	13.39%	-0.832839	-1.50633
Jul-05									



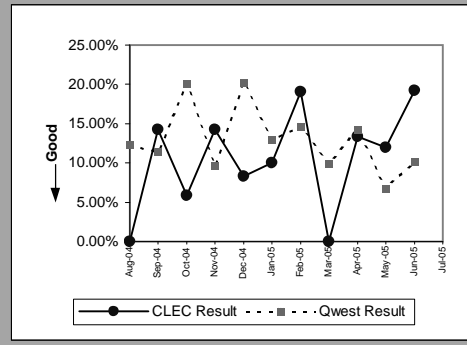
Unbundled Loop - XDSL(Parity)									
Date	CLEC Num	CLEC Denom	CLEC Result	CLEC Std Dev	Qwest Num	Qwest Denom	Qwest Result	Mod Z Scr	Parity Scr
Aug-04									
Sep-04	0	3	0.00%	0.00%	0	4	0.00%		
Oct-04	1	3	33.33%	47.14%	1	2	50.00%	-0.365148	-1.221994
Nov-04	0	1	0.00%	0.00%	0	3	0.00%		
Dec-04	0	4	0.00%	0.00%	0	4	0.00%		
Jan-05	3	7	42.86%	49.49%	0	3	0.00%		-0.293881
Feb-05	1	3	33.33%	47.14%	0	1	0.00%		-0.89833
Mar-05	0	2	0.00%	0.00%	0	2	0.00%		
Apr-05									
May-05	0	4	0.00%	0.00%	1	4	25.00%	-0.816497	-1.496395
Jun-05	2	26	7.69%	26.65%	0	1	0.00%		-1.061596
Jul-05									



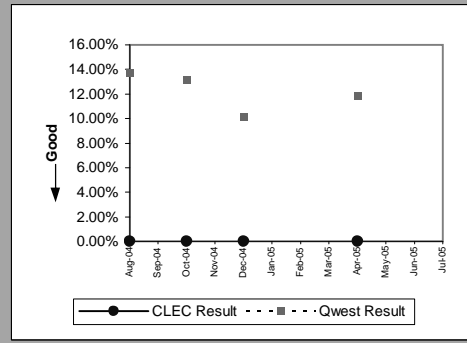
Qwest Perf Results - PID (14-State 271 PID 8.1)

MR-7D - Repair Repeat Report Rate (Percent) - Interval Zone One

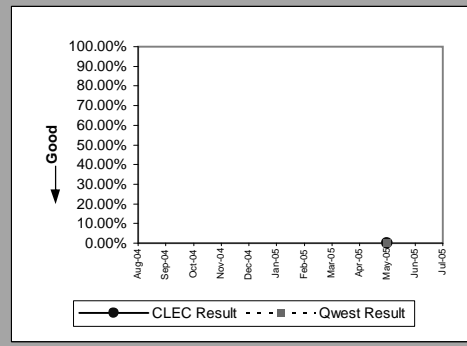
Unbundled Loop - ISDN Capable(Parity)									
Date	CLEC Num	CLEC Denom	CLEC Result	CLEC Std Dev	Qwest Num	Qwest Denom	Qwest Result	Mod Z Scr	Parity Scr
Aug-04	0	17	0.00%	0.00%	13	106	12.26%	-1.431051	-1.870017
Sep-04	1	7	14.29%	34.99%	10	88	11.36%	0.234453	-0.855732
Oct-04	1	17	5.88%	23.53%	17	85	20.00%	-1.328422	-1.807623
Nov-04	2	14	14.29%	34.99%	6	62	9.68%	0.526763	-0.69829
Dec-04	2	24	8.33%	27.64%	18	89	20.22%	-1.287118	-1.782512
Jan-05	2	20	10.00%	30.00%	7	54	12.96%	-0.336991	-1.204876
Feb-05	4	21	19.05%	39.27%	11	75	14.67%	0.501589	-0.70616
Mar-05	0	24	0.00%	0.00%	6	61	9.84%	-1.370741	-1.833351
Apr-05	2	15	13.33%	33.99%	10	70	14.29%	-0.095657	-1.058156
May-05	3	25	12.00%	32.50%	4	60	6.67%	0.898177	-0.528289
Jun-05	5	26	19.23%	39.41%	6	59	10.17%	1.273594	-0.333507
Jul-05									



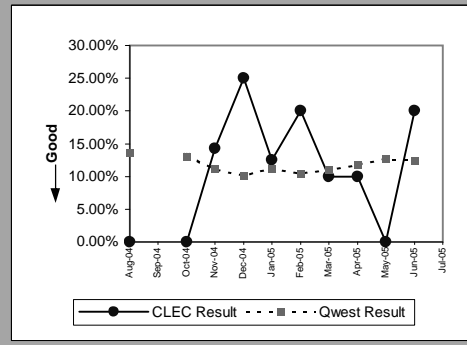
Unbundled Loop - ADSL Qualified(Parity)									
Date	CLEC Num	CLEC Denom	CLEC Result	CLEC Std Dev	Qwest Num	Qwest Denom	Qwest Result	Mod Z Scr	Parity Scr
Aug-04	0	1	0.00%	0.00%	350	2554	13.70%	-0.398422	-1.242223
Sep-04									
Oct-04	0	1	0.00%	0.00%	316	2411	13.11%	-0.388295	-1.236066
Nov-04									
Dec-04	0	1	0.00%	0.00%	191	1882	10.15%	-0.335992	-1.204269
Jan-05									
Feb-05									
Mar-05									
Apr-05	0	2	0.00%	0.00%	427	3596	11.87%	-0.518976	-1.315515
May-05									
Jun-05									
Jul-05									



Unbundled Loop - DS3 Capable(Parity)									
Date	CLEC Num	CLEC Denom	CLEC Result	CLEC Std Dev	Qwest Num	Qwest Denom	Qwest Result	Mod Z Scr	Parity Scr
Aug-04									
Sep-04									
Oct-04									
Nov-04									
Dec-04									
Jan-05									
Feb-05									
Mar-05									
Apr-05									
May-05	0	1	0.00%	0.00%	0	3	0.00%		
Jun-05									
Jul-05									



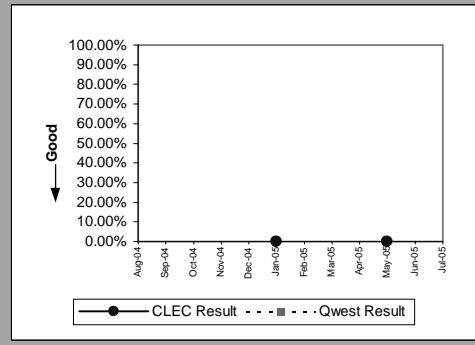
Qwest DSL(Parity)									
Date	CLEC Num	CLEC Denom	CLEC Result	CLEC Std Dev	Qwest Num	Qwest Denom	Qwest Result	Mod Z Scr	Parity Scr
Aug-04	0	1	0.00%	0.00%	350	2552	13.71%	-0.398603	-1.242333
Sep-04									
Oct-04	0	5	0.00%	0.00%	316	2409	13.12%	-0.867948	-1.527675
Nov-04	1	7	14.29%	34.99%	175	1572	11.13%	0.264666	-0.807566
Dec-04	1	4	25.00%	43.30%	191	1882	10.15%	0.982567	-0.492579
Jan-05	1	8	12.50%	33.07%	182	1616	11.26%	0.110457	-0.888192
Feb-05	1	5	20.00%	40.00%	151	1438	10.50%	0.691678	-0.60873
Mar-05	1	10	10.00%	30.00%	305	2773	11.00%	-0.10078	-1.06127
Apr-05	1	10	10.00%	30.00%	427	3596	11.87%	-0.182971	-1.111238
May-05	0	11	0.00%	0.00%	473	3726	12.69%	-1.26283	-1.767746
Jun-05	1	5	20.00%	40.00%	441	3561	12.38%	0.516623	-0.686945
Jul-05									



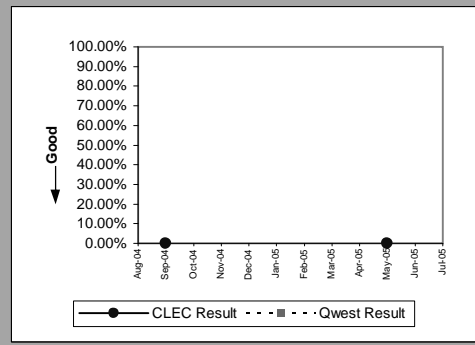
Qwest Perf Results - PID (14-State 271 PID 8.1)

MR-7D - Repair Repeat Report Rate (Percent) - Interval Zone One

Dark Fiber - Loop(Parity)									
Date	CLEC Num	CLEC Denom	CLEC Result	CLEC Std Dev	Qwest Num	Qwest Denom	Qwest Result	Mod Z Scr	Parity Scr
Aug-04									
Sep-04									
Oct-04									
Nov-04									
Dec-04									
Jan-05	0	1	0.00%	0.00%					
Feb-05									
Mar-05									
Apr-05									
May-05	0	1	0.00%	0.00%					
Jun-05									
Jul-05									



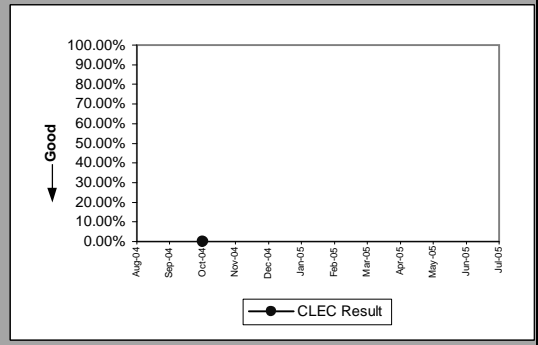
E911 (Parity)									
Date	CLEC Num	CLEC Denom	CLEC Result	CLEC Std Dev	Qwest Num	Qwest Denom	Qwest Result	Mod Z Scr	Parity Scr
Aug-04									
Sep-04	0	1	0.00%	0.00%					
Oct-04									
Nov-04									
Dec-04									
Jan-05									
Feb-05									
Mar-05									
Apr-05									
May-05	0	1	0.00%	0.00%					
Jun-05									
Jul-05									



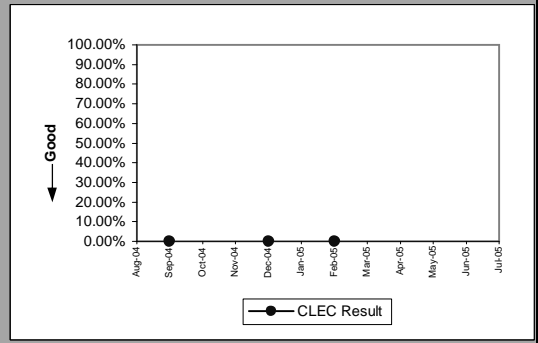
Qwest Perf Results - PID (14-State 271 PID 8.1)

MR-7D - Repair Repeat Report Rate (Percent) - Interval Zone One

Enhanced Extended Loops - DS0 Capable(Diagnostic)				
Date	Numerator	Denominator	CLEC Result	Standard Dev
Aug-04				
Sep-04				
Oct-04	0	2	0.00%	0.00%
Nov-04				
Dec-04				
Jan-05				
Feb-05				
Mar-05				
Apr-05				
May-05				
Jun-05				
Jul-05				



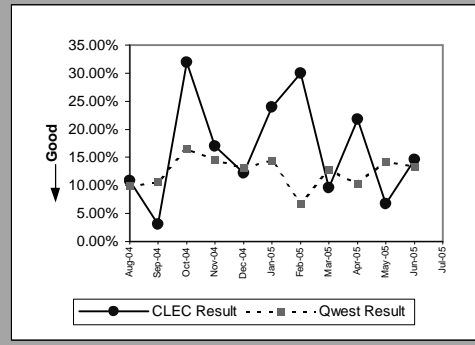
Enhanced Extended Loops - DS3 Capable(Diagnostic)				
Date	Numerator	Denominator	CLEC Result	Standard Dev
Aug-04				
Sep-04	0	1	0.00%	0.00%
Oct-04				
Nov-04				
Dec-04	0	1	0.00%	0.00%
Jan-05				
Feb-05	0	1	0.00%	0.00%
Mar-05				
Apr-05				
May-05				
Jun-05				
Jul-05				



Qwest Perf Results - PID (14-State 271 PID 8.1)

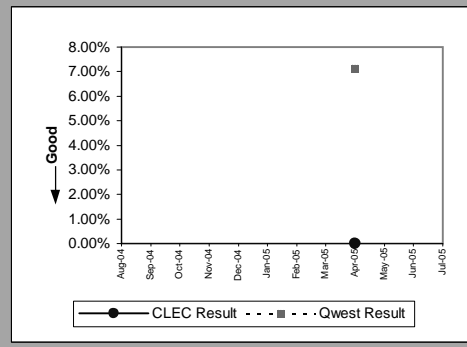
MR-7D - Repair Repeat Report Rate (Percent) - Interval Zone One

Enhanced Extended Loops - DS1 Capable(Parity)									
Date	CLEC Num	CLEC Denom	CLEC Result	CLEC Std Dev	Qwest Num	Qwest Denom	Qwest Result	Mod Z Scr	Parity Scr
Aug-04	5	46	10.87%	31.13%	17	171	9.94%	0.186736	-0.87826
Sep-04	1	32	3.13%	17.40%	15	141	10.64%	-1.244458	-1.756577
Oct-04	15	47	31.91%	46.61%	25	151	16.56%	2.473877	0.334428
Nov-04	8	47	17.02%	37.58%	21	144	14.58%	0.411185	-0.75015
Dec-04	6	49	12.24%	32.78%	18	137	13.14%	-0.158945	-1.096632
Jan-05	11	46	23.91%	42.66%	21	145	14.48%	1.583502	-0.121665
Feb-05	12	40	30.00%	45.83%	8	118	6.78%	5.048376	1.112164
Mar-05	4	42	9.52%	29.35%	17	133	12.78%	-0.551315	-1.335176
Apr-05	10	46	21.74%	41.25%	10	96	10.42%	2.066966	0.056747
May-05	4	59	6.78%	25.14%	21	147	14.29%	-1.391827	-1.84617
Jun-05	6	41	14.63%	35.34%	17	127	13.39%	0.204102	-0.870028
Jul-05									

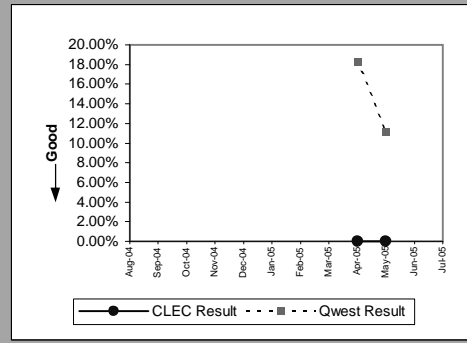


MR-7E - Repair Repeat Report Rate (Percent) - Interval Zone Two

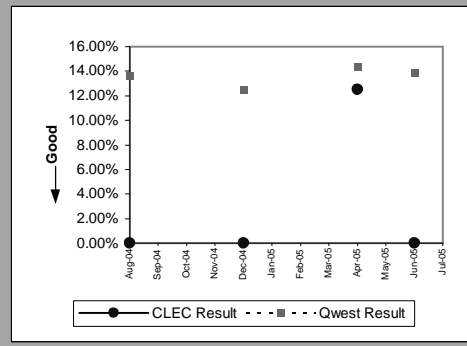
ISDN Primary(Parity)									
Date	CLEC Num	CLEC Denom	CLEC Result	CLEC Std Dev	Qwest Num	Qwest Denom	Qwest Result	Mod Z Scr	Parity Scr
Aug-04									
Sep-04									
Oct-04									
Nov-04									
Dec-04									
Jan-05									
Feb-05									
Mar-05									
Apr-05	0	2	0.00%	0.00%	1	14	7.14%	-0.3669	-1.223059
May-05									
Jun-05									
Jul-05									



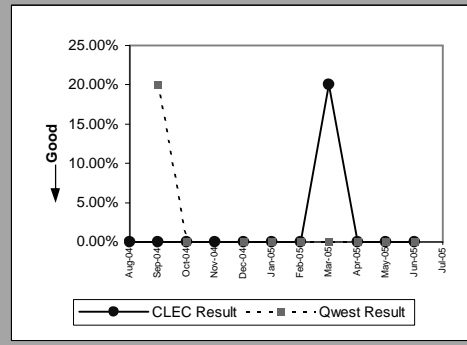
DS0(Parity)									
Date	CLEC Num	CLEC Denom	CLEC Result	CLEC Std Dev	Qwest Num	Qwest Denom	Qwest Result	Mod Z Scr	Parity Scr
Aug-04									
Sep-04									
Oct-04									
Nov-04									
Dec-04									
Jan-05									
Feb-05									
Mar-05									
Apr-05	0	1	0.00%	0.00%	22	120	18.33%	-0.471842	-1.286859
May-05	0	1	0.00%	0.00%	18	162	11.11%	-0.352467	-1.214285
Jun-05									
Jul-05									



DS1(Parity)									
Date	CLEC Num	CLEC Denom	CLEC Result	CLEC Std Dev	Qwest Num	Qwest Denom	Qwest Result	Mod Z Scr	Parity Scr
Aug-04	0	1	0.00%	0.00%	24	176	13.64%	-0.396236	-1.240894
Sep-04									
Oct-04									
Nov-04									
Dec-04	0	1	0.00%	0.00%	16	128	12.50%	-0.376497	-1.228894
Jan-05									
Feb-05									
Mar-05									
Apr-05	1	8	12.50%	33.07%	17	118	14.41%	-0.148627	-1.090359
May-05									
Jun-05	0	2	0.00%	0.00%	15	108	13.89%	-0.562775	-1.342143
Jul-05									



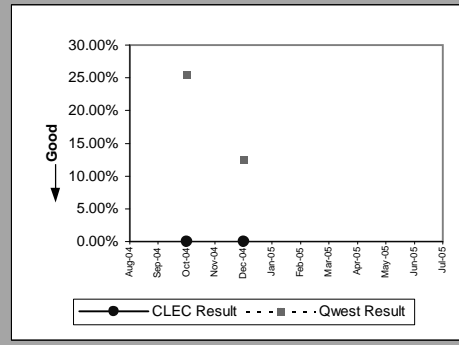
LIS Trunk(Parity)									
Date	CLEC Num	CLEC Denom	CLEC Result	CLEC Std Dev	Qwest Num	Qwest Denom	Qwest Result	Mod Z Scr	Parity Scr
Aug-04	0	4	0.00%	0.00%					
Sep-04	0	1	0.00%	0.00%	1	5	20.00%	-0.456435	-1.277493
Oct-04	0	1	0.00%	0.00%	0	2	0.00%		
Nov-04	0	5	0.00%	0.00%					
Dec-04	0	4	0.00%	0.00%	0	5	0.00%		
Jan-05	0	3	0.00%	0.00%	0	3	0.00%		
Feb-05	0	1	0.00%	0.00%	0	1	0.00%		
Mar-05	1	5	20.00%	40.00%	0	2	0.00%		-0.838456
Apr-05	0	3	0.00%	0.00%	0	2	0.00%		
May-05	0	2	0.00%	0.00%	0	5	0.00%		
Jun-05	0	2	0.00%	0.00%	0	5	0.00%		
Jul-05									



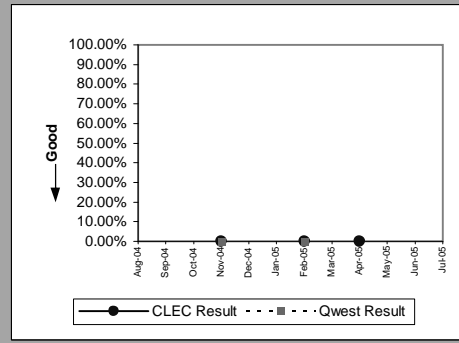
Qwest Perf Results - PID (14-State 271 PID 8.1)

MR-7E - Repair Repeat Report Rate (Percent) - Interval Zone Two

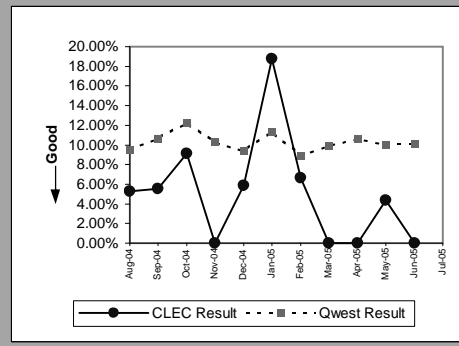
UDIT DS1 (Parity)									
Date	CLEC Num	CLEC Denom	CLEC Result	CLEC Std Dev	Qwest Num	Qwest Denom	Qwest Result	Mod Z Scr	Parity Scr
Aug-04									
Sep-04									
Oct-04	0	1	0.00%	0.00%	37	145	25.52%	-0.583306	-1.354625
Nov-04									
Dec-04	0	1	0.00%	0.00%	16	128	12.50%	-0.376497	-1.228894
Jan-05									
Feb-05									
Mar-05									
Apr-05									
May-05									
Jun-05									
Jul-05									



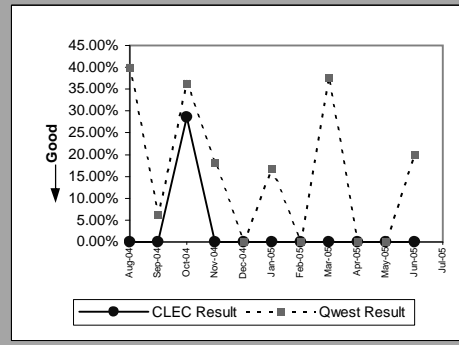
UDIT Above DS1 Level (Parity)									
Date	CLEC Num	CLEC Denom	CLEC Result	CLEC Std Dev	Qwest Num	Qwest Denom	Qwest Result	Mod Z Scr	Parity Scr
Aug-04									
Sep-04									
Oct-04									
Nov-04	0	1	0.00%	0.00%	0	2	0.00%		
Dec-04									
Jan-05									
Feb-05	0	1	0.00%	0.00%	0	3	0.00%		
Mar-05									
Apr-05	0	1	0.00%	0.00%					
May-05									
Jun-05									
Jul-05									



Unbundled Loop Analog (Parity)									
Date	CLEC Num	CLEC Denom	CLEC Result	CLEC Std Dev	Qwest Num	Qwest Denom	Qwest Result	Mod Z Scr	Parity Scr
Aug-04	1	19	5.26%	22.33%	411	4312	9.53%	-0.632201	-1.384351
Sep-04	1	18	5.56%	22.91%	371	3477	10.67%	-0.701036	-1.4262
Oct-04	2	22	9.09%	28.75%	423	3456	12.24%	-0.449188	-1.273087
Nov-04	0	26	0.00%	0.00%	335	3258	10.28%	-1.719367	-2.045301
Dec-04	1	17	5.88%	23.53%	313	3348	9.35%	-0.489724	-1.297731
Jan-05	3	16	18.75%	39.03%	377	3326	11.33%	0.933355	-0.451325
Feb-05	1	15	6.67%	24.94%	217	2437	8.90%	-0.303367	-1.184434
Mar-05	0	27	0.00%	0.00%	333	3363	9.90%	-1.715719	-2.043083
Apr-05	0	30	0.00%	0.00%	306	2890	10.59%	-1.875135	-2.140001
May-05	1	23	4.35%	20.39%	347	3451	10.06%	-0.907123	-1.551492
Jun-05	0	24	0.00%	0.00%	403	3962	10.17%	-1.643549	-1.999207
Jul-05									



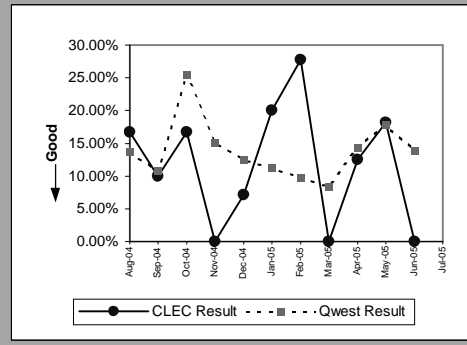
Unbundled Loop - 2 Wire Non-Loaded (Parity)									
Date	CLEC Num	CLEC Denom	CLEC Result	CLEC Std Dev	Qwest Num	Qwest Denom	Qwest Result	Mod Z Scr	Parity Scr
Aug-04	0	4	0.00%	0.00%	4	10	40.00%	-1.380131	-1.83906
Sep-04	0	2	0.00%	0.00%	1	16	6.25%	-0.344265	-1.209298
Oct-04	2	7	28.57%	45.18%	4	11	36.36%	-0.33503	-1.203684
Nov-04	0	6	0.00%	0.00%	2	11	18.18%	-0.928841	-1.564695
Dec-04	0	3	0.00%	0.00%	0	9	0.00%		
Jan-05	0	4	0.00%	0.00%	1	6	16.67%	-0.69282	-1.421205
Feb-05	0	4	0.00%	0.00%	0	7	0.00%		
Mar-05	0	4	0.00%	0.00%	3	8	37.50%	-1.264911	-1.769011
Apr-05	0	7	0.00%	0.00%	0	9	0.00%		
May-05	0	1	0.00%	0.00%	0	3	0.00%		
Jun-05	0	2	0.00%	0.00%	2	10	20.00%	-0.645497	-1.392434
Jul-05									



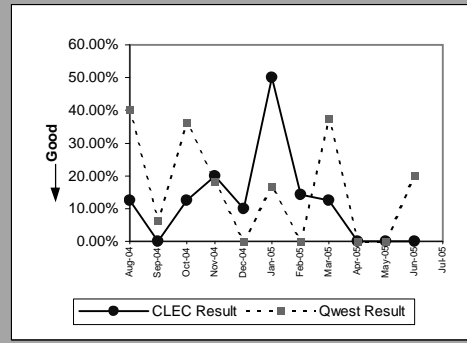
Qwest Perf Results - PID (14-State 271 PID 8.1)

MR-7E - Repair Repeat Report Rate (Percent) - Interval Zone Two

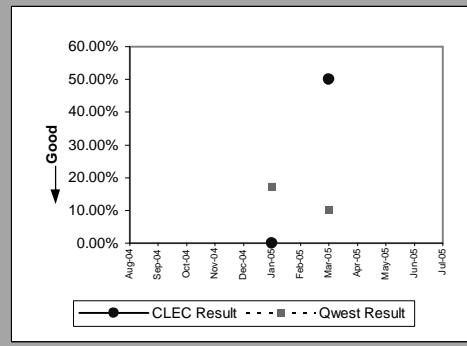
Unbundled Loop - DS1 Capable(Parity)									
Date	CLEC Num	CLEC Denom	CLEC Result	CLEC Std Dev	Qwest Num	Qwest Denom	Qwest Result	Mod Z Scr	Parity Scr
Aug-04	4	24	16.67%	37.27%	24	176	13.64%	0.405806	-0.743744
Sep-04	1	10	10.00%	30.00%	19	177	10.73%	-0.072997	-1.044379
Oct-04	2	12	16.67%	37.27%	37	145	25.52%	-0.675852	-1.410889
Nov-04	0	12	0.00%	0.00%	21	139	15.11%	-1.402097	-1.852415
Dec-04	1	14	7.14%	25.75%	16	128	12.50%	-0.575439	-1.349842
Jan-05	1	5	20.00%	40.00%	15	134	11.19%	0.613187	-0.661412
Feb-05	5	18	27.78%	44.79%	11	113	9.73%	2.398485	0.180143
Mar-05	0	11	0.00%	0.00%	11	131	8.40%	-0.964481	-1.586363
Apr-05	1	8	12.50%	33.07%	17	118	14.41%	-0.148627	-1.090359
May-05	4	22	18.18%	38.57%	21	118	17.80%	0.043368	-0.961798
Jun-05	0	13	0.00%	0.00%	15	108	13.89%	-1.368028	-1.831702
Jul-05									



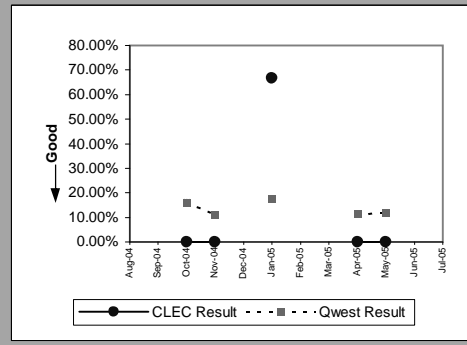
Unbundled Loop ISDN Capable(Parity)									
Date	CLEC Num	CLEC Denom	CLEC Result	CLEC Std Dev	Qwest Num	Qwest Denom	Qwest Result	Mod Z Scr	Parity Scr
Aug-04	1	8	12.50%	33.07%	4	10	40.00%	-1.183412	-1.719463
Sep-04	0	7	0.00%	0.00%	1	16	6.25%	-0.56977	-1.346395
Oct-04	1	8	12.50%	33.07%	4	11	36.36%	-1.067615	-1.649064
Nov-04	1	5	20.00%	40.00%	2	11	18.18%	0.087401	-0.998586
Dec-04	1	10	10.00%	30.00%	0	9	0.00%	-0.610524	-1.610524
Jan-05	2	4	50.00%	50.00%	1	6	16.67%	1.385641	-0.432893
Feb-05	1	7	14.29%	34.99%	0	7	0.00%	-0.625012	-1.627895
Mar-05	1	8	12.50%	33.07%	3	8	37.50%	-1.032796	-1.627895
Apr-05	0	4	0.00%	0.00%	0	9	0.00%		
May-05	0	5	0.00%	0.00%	0	3	0.00%		
Jun-05	0	9	0.00%	0.00%	2	10	20.00%	-1.088214	-1.661587
Jul-05									



Unbundled Loop - ADSL Qualified(Parity)									
Date	CLEC Num	CLEC Denom	CLEC Result	CLEC Std Dev	Qwest Num	Qwest Denom	Qwest Result	Mod Z Scr	Parity Scr
Aug-04									
Sep-04									
Oct-04									
Nov-04									
Dec-04									
Jan-05	0	1	0.00%	0.00%	139	802	17.33%	-0.457594	-1.278197
Feb-05									
Mar-05	2	4	50.00%	50.00%	117	1128	10.37%	2.594779	0.153599
Apr-05									
May-05									
Jun-05									
Jul-05									



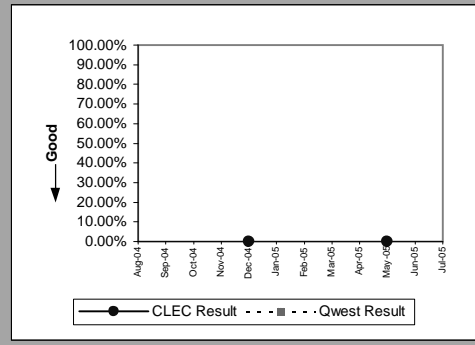
Qwest DSL(Parity)									
Date	CLEC Num	CLEC Denom	CLEC Result	CLEC Std Dev	Qwest Num	Qwest Denom	Qwest Result	Mod Z Scr	Parity Scr
Aug-04									
Sep-04									
Oct-04	0	1	0.00%	0.00%	174	1081	16.10%	-0.437794	-1.26616
Nov-04	0	1	0.00%	0.00%	76	683	11.13%	-0.353586	-1.214965
Dec-04									
Jan-05	2	3	66.67%	47.14%	139	802	17.33%	2.25328	0.058078
Feb-05									
Mar-05									
Apr-05	0	1	0.00%	0.00%	156	1358	11.49%	-0.360122	-1.218939
May-05	0	1	0.00%	0.00%	168	1422	11.81%	-0.365892	-1.222447
Jun-05									
Jul-05									



Qwest Perf Results - PID (14-State 271 PID 8.1)

MR-7E - Repair Repeat Report Rate (Percent) - Interval Zone Two

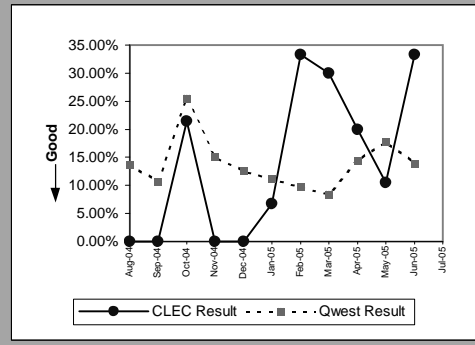
E911(Parity)									
Date	CLEC Num	CLEC Denom	CLEC Result	CLEC Std Dev	Qwest Num	Qwest Denom	Qwest Result	Mod Z Scr	Parity Scr
Aug-04									
Sep-04									
Oct-04									
Nov-04									
Dec-04	0	1	0.00%	0.00%					
Jan-05									
Feb-05									
Mar-05									
Apr-05									
May-05	0	1	0.00%	0.00%					
Jun-05									
Jul-05									



Qwest Perf Results - PID (14-State 271 PID 8.1)

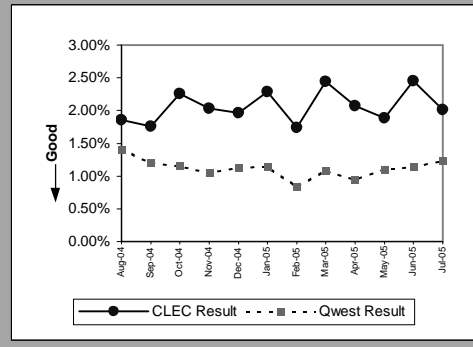
MR-7E - Repair Repeat Report Rate (Percent) - Interval Zone Two

Enhanced Extended Loops - DS1 Capable(Parity)									
Date	CLEC Num	CLEC Denom	CLEC Result	CLEC Std Dev	Qwest Num	Qwest Denom	Qwest Result	Mod Z Scr	Parity Scr
Aug-04	0	15	0.00%	0.00%	24	176	13.64%	-1.477301	-1.898135
Sep-04	0	12	0.00%	0.00%	19	177	10.73%	-1.162504	-1.706753
Oct-04	3	14	21.43%	41.03%	37	145	25.52%	-0.33511	-1.203732
Nov-04	0	7	0.00%	0.00%	21	139	15.11%	-1.089052	-1.662097
Dec-04	0	2	0.00%	0.00%	16	128	12.50%	-0.530395	-1.322457
Jan-05	1	15	6.67%	24.94%	15	134	11.19%	-0.527395	-1.320633
Feb-05	5	15	33.33%	47.14%	11	113	9.73%	2.897025	0.373069
Mar-05	6	20	30.00%	45.83%	11	131	8.40%	3.244604	0.505017
Apr-05	1	5	20.00%	40.00%	17	118	14.41%	0.348845	-0.792563
May-05	2	19	10.53%	30.69%	21	118	17.80%	-0.768946	-1.467486
Jun-05	4	12	33.33%	47.14%	15	108	13.89%	1.847754	-0.035284
Jul-05									

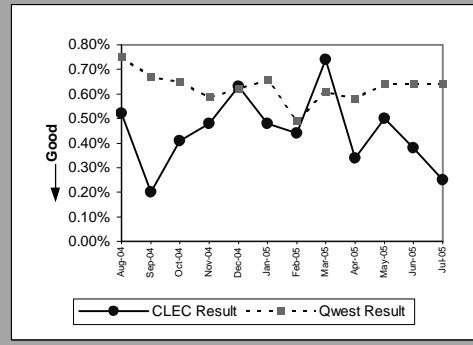


MR-8 - Trouble Rate (Percent)

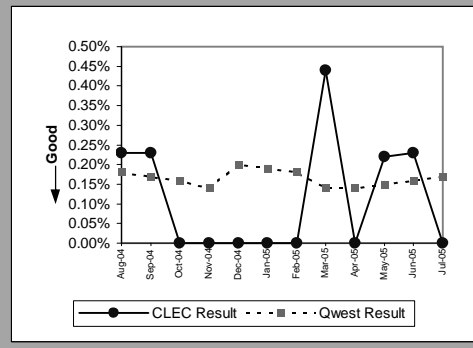
Residence(Parity)									
Date	CLEC Num	CLEC Denom	CLEC Result	CLEC Std Dev	Qwest Num	Qwest Denom	Qwest Result	Mod Z Scr	Parity Scr
Aug-04	61	3288	1.86%	13.49%	20779	1471647	1.41%	2.151952	0.308294
Sep-04	54	3068	1.76%	13.15%	17553	1467110	1.20%	2.868592	0.74398
Oct-04	71	3144	2.26%	14.86%	16796	1466548	1.15%	5.858899	2.561958
Nov-04	65	3201	2.03%	14.10%	15333	1462075	1.05%	5.447484	2.311835
Dec-04	61	3118	1.96%	13.85%	16492	1457906	1.13%	4.352277	1.645996
Jan-05	66	2883	2.29%	14.96%	16558	1455084	1.14%	5.822663	2.539928
Feb-05	51	2925	1.74%	13.09%	12074	1450588	0.83%	5.418993	2.294514
Mar-05	77	3158	2.44%	15.42%	15573	1446425	1.08%	7.40617	3.502631
Apr-05	60	2902	2.07%	14.23%	13692	1441158	0.95%	6.199307	2.768911
May-05	60	3173	1.89%	13.62%	15736	1434380	1.10%	4.288436	1.607184
Jun-05	77	3139	2.45%	15.47%	16253	1428590	1.14%	6.940977	3.219814
Jul-05	60	2983	2.01%	14.04%	17400	1419862	1.23%	3.897435	1.369472



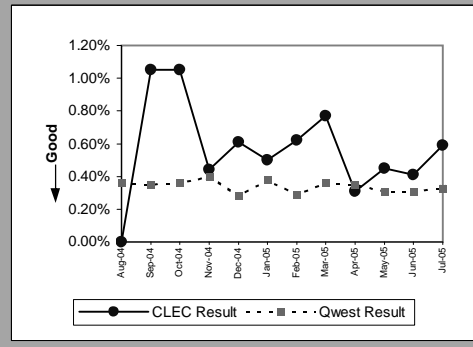
Business(Parity)									
Date	CLEC Num	CLEC Denom	CLEC Result	CLEC Std Dev	Qwest Num	Qwest Denom	Qwest Result	Mod Z Scr	Parity Scr
Aug-04	18	3488	0.52%	7.17%	2405	321276	0.75%	-1.584607	-1.963373
Sep-04	7	3434	0.20%	4.51%	2160	321346	0.67%	-3.340926	-3.031139
Oct-04	14	3400	0.41%	6.40%	2103	321993	0.65%	-1.737967	-2.056609
Nov-04	20	4193	0.48%	6.89%	1908	321417	0.59%	-0.976829	-1.59387
Dec-04	27	4276	0.63%	7.92%	1980	321192	0.62%	0.124303	-0.924429
Jan-05	16	3315	0.48%	6.93%	2121	320371	0.66%	-1.26708	-1.77033
Feb-05	14	3173	0.44%	6.63%	1583	320073	0.49%	-0.426288	-1.259165
Mar-05	19	2554	0.74%	8.59%	1943	321023	0.61%	0.900013	-0.452831
Apr-05	8	2366	0.34%	5.80%	1855	321692	0.58%	-1.526638	-1.92813
May-05	12	2377	0.50%	7.09%	2054	322130	0.64%	-0.810395	-1.492685
Jun-05	9	2398	0.38%	6.11%	2070	323380	0.64%	-1.619966	-1.984869
Jul-05	6	2393	0.25%	5.00%	2079	324549	0.64%	-2.381672	-2.447954



Centrex(Parity)									
Date	CLEC Num	CLEC Denom	CLEC Result	CLEC Std Dev	Qwest Num	Qwest Denom	Qwest Result	Mod Z Scr	Parity Scr
Aug-04	2	876	0.23%	4.77%	139	77362	0.18%	0.337994	-0.794514
Sep-04	2	872	0.23%	4.78%	127	75933	0.17%	0.446255	-0.728696
Oct-04	0	849	0.00%	0.00%	117	75295	0.16%	-1.143054	-1.694927
Nov-04	0	849	0.00%	0.00%	106	74926	0.14%	-1.090564	-1.663016
Dec-04	0	464	0.00%	0.00%	149	74529	0.20%	-0.961117	-1.584318
Jan-05	0	457	0.00%	0.00%	143	74096	0.19%	-0.937158	-1.569752
Feb-05	0	456	0.00%	0.00%	132	73983	0.18%	-0.900003	-1.547179
Mar-05	2	450	0.44%	6.65%	104	73135	0.14%	1.696225	-0.146013
Apr-05	0	445	0.00%	0.00%	104	71751	0.14%	-0.801226	-1.487111
May-05	1	445	0.22%	4.74%	106	71610	0.15%	0.419525	-0.71114
Jun-05	1	437	0.23%	4.78%	114	71433	0.16%	0.361522	-0.739479
Jul-05	0	437	0.00%	0.00%	118	71260	0.17%	-0.848772	-1.516017

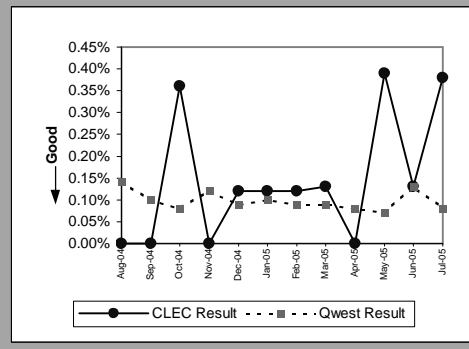


Centrex 21(Parity)									
Date	CLEC Num	CLEC Denom	CLEC Result	CLEC Std Dev	Qwest Num	Qwest Denom	Qwest Result	Mod Z Scr	Parity Scr
Aug-04	0	247	0.00%	0.00%	198	54640	0.36%	-0.945659	-1.57492
Sep-04	3	287	1.05%	10.17%	190	54032	0.35%	1.979914	0.003519
Oct-04	3	287	1.05%	10.17%	193	53468	0.36%	1.927966	-0.015863
Nov-04	2	457	0.44%	6.60%	210	52821	0.40%	0.135531	-0.865192
Dec-04	3	488	0.61%	7.82%	147	52175	0.28%	1.381436	-0.236739
Jan-05	3	596	0.50%	7.08%	195	51791	0.38%	0.502727	-0.694364
Feb-05	4	650	0.62%	7.82%	151	51431	0.29%	1.506819	-0.083919
Mar-05	5	649	0.77%	8.74%	183	51204	0.36%	1.752123	0.065215
Apr-05	2	646	0.31%	5.56%	176	50735	0.35%	-0.160238	-1.097418
May-05	3	663	0.45%	6.71%	155	50445	0.31%	0.671227	-0.591923
Jun-05	3	740	0.41%	6.35%	153	49594	0.31%	0.471807	-0.713161
Jul-05	5	845	0.59%	7.67%	162	48651	0.33%	1.294351	-0.21309

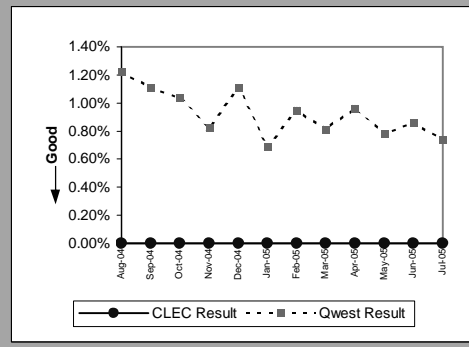


MR-8 - Trouble Rate (Percent)

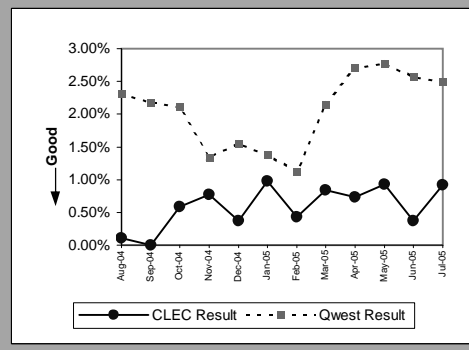
PBX(Parity)									
Date	CLEC Num	CLEC Denom	CLEC Result	CLEC Std Dev	Qwest Num	Qwest Denom	Qwest Result	Mod Z Scr	Parity Scr
Aug-04	0	868	0.00%	0.00%	94	67758	0.14%	-1.091141	-1.663367
Sep-04	0	841	0.00%	0.00%	65	66800	0.10%	-0.899417	-1.546807
Oct-04	3	824	0.36%	6.02%	56	66264	0.08%	2.744699	0.668658
Nov-04	0	830	0.00%	0.00%	80	65671	0.12%	-0.99985	-1.607865
Dec-04	1	823	0.12%	3.48%	56	65521	0.09%	0.351585	-0.786251
Jan-05	1	828	0.12%	3.47%	68	64976	0.10%	0.142545	-0.913339
Feb-05	1	809	0.12%	3.51%	57	64646	0.09%	0.337485	-0.794824
Mar-05	1	772	0.13%	3.60%	55	63877	0.09%	0.408954	-0.751373
Apr-05	0	762	0.00%		52	63513	0.08%	-0.785482	-1.477539
May-05	3	771	0.39%	6.23%	47	62697	0.07%	3.167638	0.925787
Jun-05	1	777	0.13%	3.59%	80	62401	0.13%	0.003848	-0.99766
Jul-05	3	782	0.38%	6.18%	49	61990	0.08%	3.011804	0.831047



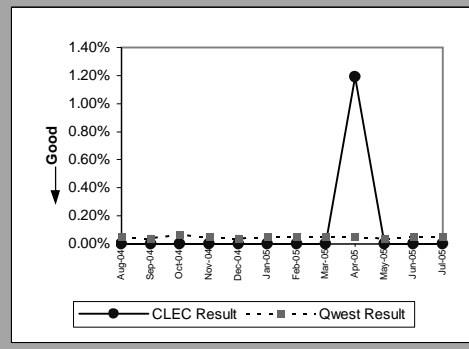
Basic Rate ISDN(Parity)									
Date	CLEC Num	CLEC Denom	CLEC Result	CLEC Std Dev	Qwest Num	Qwest Denom	Qwest Result	Mod Z Scr	Parity Scr
Aug-04	0	19	0.00%	0.00%	116	9533	1.22%	-0.4833	-1.293826
Sep-04	0	16	0.00%	0.00%	104	9367	1.11%	-0.423477	-1.257456
Oct-04	0	14	0.00%	0.00%	96	9266	1.04%	-0.382549	-1.232573
Nov-04	0	12	0.00%	0.00%	73	8912	0.82%	-0.3146	-1.191263
Dec-04	0	12	0.00%	0.00%	98	8804	1.11%	-0.367281	-1.223291
Jan-05	0	12	0.00%	0.00%	60	8658	0.69%	-0.289179	-1.175808
Feb-05	0	12	0.00%		82	8623	0.95%	-0.339189	-1.206212
Mar-05	0	12	0.00%		69	8472	0.81%	-0.313683	-1.190706
Apr-05	0	12	0.00%		80	8362	0.96%	-0.340217	-1.206838
May-05	0	11	0.00%		63	8119	0.78%	-0.293098	-1.178191
Jun-05	0	11	0.00%		69	8019	0.86%	-0.308773	-1.187721
Jul-05	0	11	0.00%		59	7934	0.74%	-0.286877	-1.174409



Qwest DSL(Parity)									
Date	CLEC Num	CLEC Denom	CLEC Result	CLEC Std Dev	Qwest Num	Qwest Denom	Qwest Result	Mod Z Scr	Parity Scr
Aug-04	1	933	0.11%	3.27%	3668	158014	2.32%	-4.478156	-3.722525
Sep-04	0	971	0.00%	0.00%	3498	160818	2.18%	-4.632553	-3.816392
Oct-04	6	1014	0.59%	7.67%	3490	165080	2.11%	-3.359661	-3.042529
Nov-04	8	1042	0.77%	8.73%	2255	168218	1.34%	-1.602748	-1.974402
Dec-04	4	1076	0.37%	6.09%	2651	171424	1.55%	-3.113104	-2.892633
Jan-05	11	1121	0.98%	9.86%	2418	175633	1.38%	-1.132707	-1.688637
Feb-05	5	1152	0.43%	6.57%	2015	179164	1.12%	-2.215798	-2.34711
Mar-05	10	1185	0.84%	9.15%	3901	181791	2.15%	-3.082934	-2.874291
Apr-05	9	1232	0.73%	8.52%	4956	182607	2.71%	-4.270185	-3.596088
May-05	12	1293	0.93%	9.59%	5148	185112	2.78%	-4.03806	-3.454966
Jun-05	5	1360	0.37%	6.05%	4820	187761	2.57%	-5.110248	-4.10681
Jul-05	13	1412	0.92%	9.55%	4750	190801	2.49%	-3.769716	-3.291824



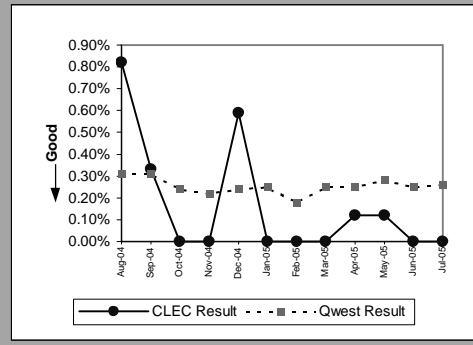
ISDN Primary(Parity)									
Date	CLEC Num	CLEC Denom	CLEC Result	CLEC Std Dev	Qwest Num	Qwest Denom	Qwest Result	Mod Z Scr	Parity Scr
Aug-04	0	156	0.00%	0.00%	27	53164	0.05%	-0.281131	-1.170916
Sep-04	0	157	0.00%	0.00%	23	54362	0.04%	-0.257414	-1.156496
Oct-04	0	133	0.00%	0.00%	41	55178	0.07%	-0.314104	-1.190962
Nov-04	0	120	0.00%	0.00%	30	55571	0.05%	-0.254317	-1.154614
Dec-04	0	120	0.00%	0.00%	21	55929	0.04%	-0.212079	-1.128935
Jan-05	0	96	0.00%	0.00%	26	56894	0.05%	-0.209326	-1.127261
Feb-05	0	96	0.00%		27	57929	0.05%	-0.211403	-1.128524
Mar-05	0	168	0.00%		27	58851	0.05%	-0.277294	-1.168583
Apr-05	2	168	1.19%	10.85%	32	59115	0.05%	6.323242	0.76177
May-05	0	168	0.00%		24	58085	0.04%	-0.263142	-1.159979
Jun-05	0	168	0.00%		29	59403	0.05%	-0.28605	-1.173906
Jul-05	0	168	0.00%		27	59998	0.05%	-0.274637	-1.166967



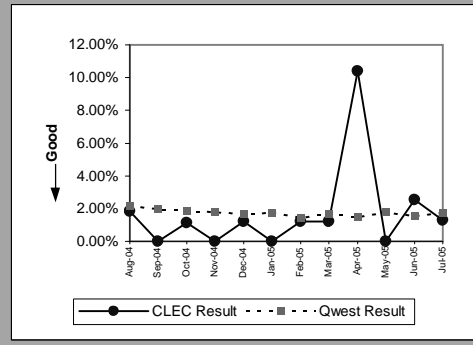
Qwest Perf Results - PID (14-State 271 PID 8.1)

MR-8 - Trouble Rate (Percent)

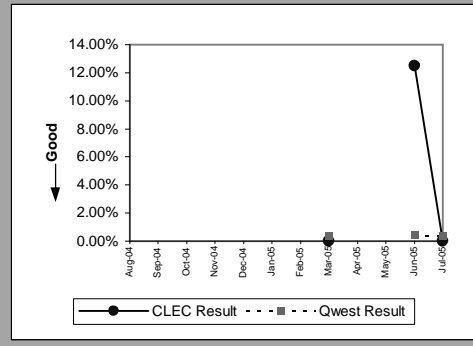
DS0(Parity)									
Date	CLEC Num	CLEC Denom	CLEC Result	CLEC Std Dev	Qwest Num	Qwest Denom	Qwest Result	Mod Z Scr	Parity Scr
Aug-04	5	612	0.82%	9.00%	320	104336	0.31%	2.276322	0.383905
Sep-04	2	604	0.33%	5.74%	319	103807	0.31%	0.105481	-0.935872
Oct-04	0	528	0.00%	0.00%	258	106265	0.24%	-1.130793	-1.687474
Nov-04	0	513	0.00%	0.00%	235	107647	0.22%	-1.0569	-1.642549
Dec-04	3	509	0.59%	7.65%	259	109398	0.24%	1.633251	-0.007054
Jan-05	0	508	0.00%	0.00%	273	109555	0.25%	-1.123917	-1.683293
Feb-05	0	845	0.00%		228	128965	0.18%	-1.219343	-1.741308
Mar-05	0	844	0.00%		327	128350	0.25%	-1.46345	-1.889714
Apr-05	1	843	0.12%	3.44%	328	129513	0.25%	-0.77522	-1.471301
May-05	1	844	0.12%	3.44%	369	129584	0.28%	-0.903582	-1.549339
Jun-05	0	770	0.00%		332	131359	0.25%	-1.392723	-1.846716
Jul-05	0	694	0.00%		348	133060	0.26%	-1.345503	-1.818008



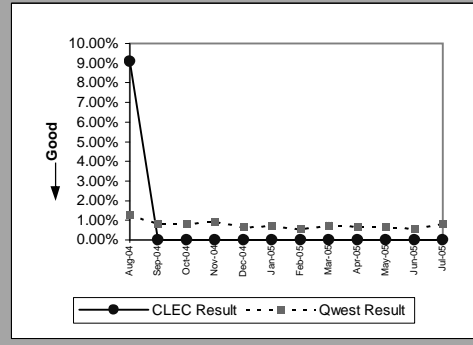
DS1(Parity)									
Date	CLEC Num	CLEC Denom	CLEC Result	CLEC Std Dev	Qwest Num	Qwest Denom	Qwest Result	Mod Z Scr	Parity Scr
Aug-04	2	109	1.83%	13.42%	347	15941	2.18%	-0.243794	-1.148216
Sep-04	0	113	0.00%	0.00%	318	15888	2.00%	-1.513804	-1.920327
Oct-04	1	89	1.12%	10.54%	296	15921	1.86%	-0.512308	-1.311461
Nov-04	0	86	0.00%	0.00%	283	15863	1.78%	-1.246478	-1.757805
Dec-04	1	83	1.20%	10.91%	265	15877	1.67%	-0.329296	-1.200198
Jan-05	0	84	0.00%	0.00%	279	15866	1.76%	-1.222965	-1.74351
Feb-05	1	81	1.23%	11.04%	231	15917	1.45%	-0.162675	-1.098899
Mar-05	1	82	1.22%	10.98%	264	15838	1.67%	-0.315606	-1.191875
Apr-05	8	77	10.39%	30.51%	232	15589	1.49%	6.43508	1.586429
May-05	0	79	0.00%		265	14749	1.80%	-1.199036	-1.728962
Jun-05	2	79	2.53%	15.71%	235	14845	1.58%	0.673713	-0.578315
Jul-05	1	77	1.30%	11.32%	261	14814	1.76%	-0.308115	-1.187321



DS3(Parity)									
Date	CLEC Num	CLEC Denom	CLEC Result	CLEC Std Dev	Qwest Num	Qwest Denom	Qwest Result	Mod Z Scr	Parity Scr
Aug-04									
Sep-04									
Oct-04									
Nov-04									
Dec-04									
Jan-05									
Feb-05									
Mar-05	0	1	0.00%		5	1208	0.41%	-0.064443	-1.039178
Apr-05									
May-05									
Jun-05	1	8	12.50%	33.07%	6	1369	0.44%	5.149547	0.266969
Jul-05	0	8	0.00%		5	1360	0.37%	-0.171312	-1.10415

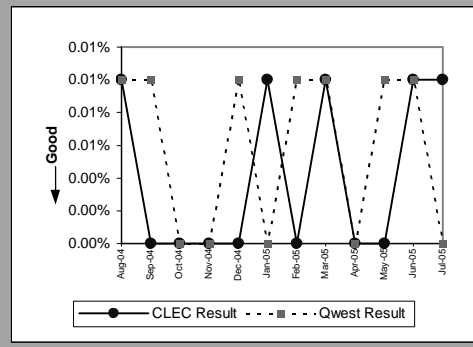


Frame Relay(Parity)									
Date	CLEC Num	CLEC Denom	CLEC Result	CLEC Std Dev	Qwest Num	Qwest Denom	Qwest Result	Mod Z Scr	Parity Scr
Aug-04	1	11	9.09%	28.75%	103	8118	1.27%	2.316358	-0.099336
Sep-04	0	11	0.00%	0.00%	67	7907	0.85%	-0.306389	-1.186272
Oct-04	0	12	0.00%	0.00%	63	7805	0.81%	-0.312249	-1.189834
Nov-04	0	13	0.00%	0.00%	74	7689	0.96%	-0.355129	-1.215903
Dec-04	0	14	0.00%	0.00%	49	7634	0.64%	-0.30046	-1.182667
Jan-05	0	13	0.00%	0.00%	54	7561	0.71%	-0.305536	-1.185753
Feb-05	0	15	0.00%		41	7434	0.55%	-0.288131	-1.175171
Mar-05	0	13	0.00%		55	7300	0.75%	-0.313868	-1.190818
Apr-05	0	13	0.00%		50	7164	0.70%	-0.301999	-1.183603
May-05	0	7	0.00%		45	6942	0.65%	-0.213602	-1.129861
Jun-05	0	7	0.00%		41	6841	0.60%	-0.205336	-1.124835
Jul-05	0	7	0.00%		55	6713	0.82%	-0.240343	-1.146118

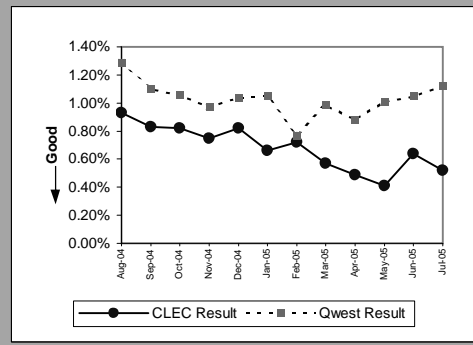


MR-8 - Trouble Rate (Percent)

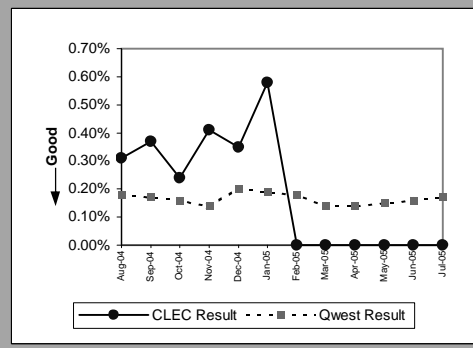
LIS Trunk(Parity)									
Date	CLEC Num	CLEC Denom	CLEC Result	CLEC Std Dev	Qwest Num	Qwest Denom	Qwest Result	Mod Z Scr	Parity Scr
Aug-04	13	199730	0.01%	0.81%	7	123485	0.01%	0.30823	-0.812609
Sep-04	9	198768	0.00%	0.67%	8	123917	0.01%	-0.66298	-1.403063
Oct-04	8	186784	0.00%	0.65%	6	123197	0.00%	-0.229268	-1.139385
Nov-04	8	188752	0.00%	0.65%	4	123982	0.00%	0.487431	-0.703663
Dec-04	8	187744	0.00%	0.65%	7	122344	0.01%	-0.525501	-1.319482
Jan-05	14	188607	0.01%	0.86%	6	124233	0.00%	1.021238	-0.379132
Feb-05	5	188633	0.00%	0.51%	9	125925	0.01%	-1.461624	-1.888604
Mar-05	10	184555	0.01%	0.74%	9	127701	0.01%	-0.5332	-1.324162
Apr-05	6	176395	0.00%	0.58%	5	128369	0.00%	-0.21557	-1.131057
May-05	8	174115	0.00%	0.68%	15	127566	0.01%	-1.792717	-2.089895
Jun-05	11	170661	0.01%	0.80%	16	126558	0.01%	-1.4858	-1.903302
Jul-05	14	168789	0.01%	0.91%	3	124089	0.00%	3.196278	0.943199



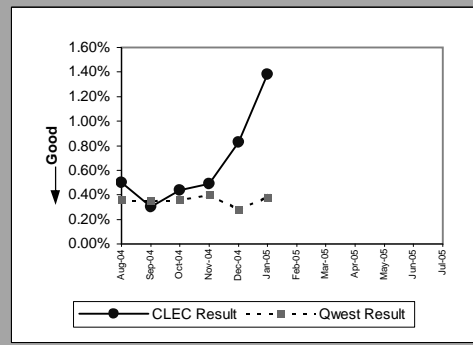
UNE - P (POTS)(Parity)									
Date	CLEC Num	CLEC Denom	CLEC Result	CLEC Std Dev	Qwest Num	Qwest Denom	Qwest Result	Mod Z Scr	Parity Scr
Aug-04	937	100685	0.93%	9.60%	23184	1792923	1.29%	-9.905801	-7.0223
Sep-04	820	98624	0.83%	9.08%	19713	1788456	1.10%	-7.929495	-5.820791
Oct-04	801	97753	0.82%	9.01%	18899	1788541	1.06%	-7.064307	-5.294793
Nov-04	714	95164	0.75%	8.63%	17241	1783492	0.97%	-6.648138	-5.041781
Dec-04	770	94278	0.82%	9.00%	18472	1779098	1.04%	-6.539806	-4.97592
Jan-05	77	11621	0.66%	8.11%	18679	1775455	1.05%	-4.101654	-3.493629
Feb-05	43	5942	0.72%	8.48%	13657	1770661	0.77%	-0.418994	-1.25473
Mar-05	32	5640	0.57%	7.51%	17516	1767448	0.99%	-3.206869	-2.949638
Apr-05	26	5340	0.49%	6.96%	15547	1762850	0.88%	-3.082868	-2.874251
May-05	21	5063	0.41%	6.43%	17790	1756510	1.01%	-4.243749	-3.580016
Jun-05	31	4867	0.64%	7.96%	18323	1751970	1.05%	-2.800287	-2.702454
Jul-05	24	4656	0.52%	7.16%	19479	1744411	1.12%	-3.898679	-3.370229



UNE P (Centrex)(Parity)									
Date	CLEC Num	CLEC Denom	CLEC Result	CLEC Std Dev	Qwest Num	Qwest Denom	Qwest Result	Mod Z Scr	Parity Scr
Aug-04	21	6707	0.31%	5.59%	139	77362	0.18%	2.475218	0.504826
Sep-04	24	6535	0.37%	6.05%	127	75933	0.17%	3.796675	1.308215
Oct-04	15	6372	0.24%	4.85%	117	75295	0.16%	1.557051	-0.05338
Nov-04	25	6075	0.41%	6.40%	106	74926	0.14%	5.385905	2.274398
Dec-04	21	5919	0.35%	5.95%	149	74529	0.20%	2.5674	0.560868
Jan-05	13	2255	0.58%	7.57%	143	74096	0.19%	4.087726	1.485161
Feb-05	0	3	0.00%		132	73983	0.18%	-0.073225	-1.044518
Mar-05	0	1	0.00%		104	73135	0.14%	-0.037736	-1.022942
Apr-05	0	1	0.00%		104	71751	0.14%	-0.038099	-1.023163
May-05	0	1	0.00%		106	71610	0.15%	-0.038502	-1.023408
Jun-05	0	1	0.00%		114	71433	0.16%	-0.03998	-1.024306
Jul-05	0	1	0.00%		118	71260	0.17%	-0.040726	-1.02476



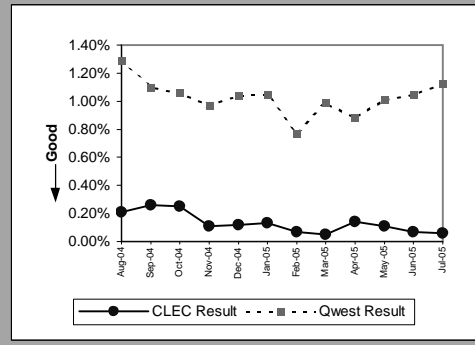
UNE P (Centrex 21)(Parity)									
Date	CLEC Num	CLEC Denom	CLEC Result	CLEC Std Dev	Qwest Num	Qwest Denom	Qwest Result	Mod Z Scr	Parity Scr
Aug-04	7	1409	0.50%	7.03%	198	54640	0.36%	0.829179	-0.495895
Sep-04	4	1355	0.30%	5.43%	190	54032	0.35%	-0.346654	-1.210751
Oct-04	6	1362	0.44%	6.62%	193	53468	0.36%	0.483507	-0.706049
Nov-04	6	1232	0.49%	6.96%	210	52821	0.40%	0.493183	-0.700166
Dec-04	10	1211	0.83%	9.05%	147	52175	0.28%	3.530933	1.146655
Jan-05	2	145	1.38%	11.66%	195	51791	0.38%	1.968879	-0.054195
Feb-05									
Mar-05									
Apr-05									
May-05									
Jun-05									
Jul-05									



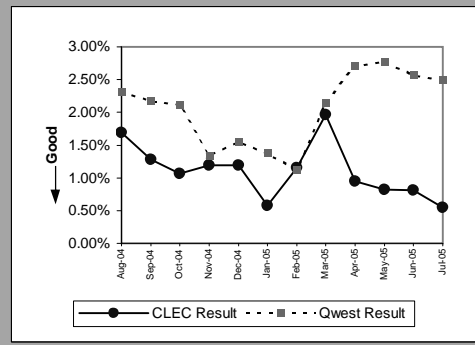
Qwest Perf Results - PID (14-State 271 PID 8.1)

MR-8 - Trouble Rate (Percent)

Line Sharing(Parity)									
Date	CLEC Num	CLEC Denom	CLEC Result	CLEC Std Dev	Qwest Num	Qwest Denom	Qwest Result	Mod Z Scr	Parity Scr
Aug-04	22	10454	0.21%	4.58%	23184	1792923	1.29%	-9.76956	-6.939471
Sep-04	27	10302	0.26%	5.11%	19713	1788456	1.10%	-8.144046	-5.951229
Oct-04	25	9987	0.25%	5.00%	18899	1788541	1.06%	-7.858986	-5.777924
Nov-04	10	9495	0.11%	3.24%	17241	1783492	0.97%	-8.555654	-6.201469
Dec-04	11	9006	0.12%	3.49%	18472	1779098	1.04%	-8.555391	-6.201308
Jan-05	11	8513	0.13%	3.59%	18679	1775455	1.05%	-8.325501	-6.061545
Feb-05	6	8212	0.07%	2.70%	13657	1770661	0.77%	-7.215886	-5.386947
Mar-05	4	7955	0.05%	2.24%	17516	1767448	0.99%	-8.451582	-6.138197
Apr-05	11	7635	0.14%	3.79%	15547	1762850	0.88%	-6.880858	-5.183265
May-05	8	7346	0.11%	3.30%	17790	1756510	1.01%	-7.721255	-5.69419
Jun-05	5	7096	0.07%	2.65%	18323	1751970	1.05%	-8.06037	-5.900357
Jul-05	4	6808	0.06%	2.42%	19479	1744411	1.12%	-8.290621	-6.04034



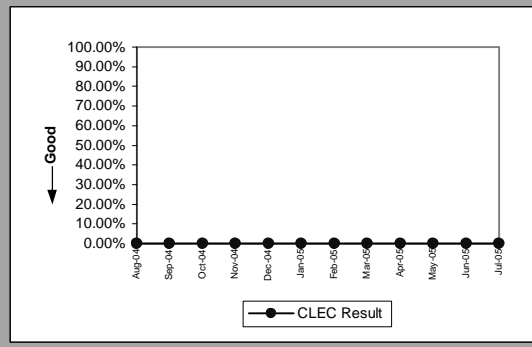
Line Splitting(Parity)									
Date	CLEC Num	CLEC Denom	CLEC Result	CLEC Std Dev	Qwest Num	Qwest Denom	Qwest Result	Mod Z Scr	Parity Scr
Aug-04	10	593	1.69%	12.88%	3670	158014	2.32%	-1.026719	-1.624201
Sep-04	8	623	1.28%	11.26%	3503	160818	2.18%	-1.525929	-1.927699
Oct-04	7	654	1.07%	10.29%	3492	165080	2.12%	-1.853532	-2.126867
Nov-04	8	672	1.19%	10.85%	2257	168218	1.34%	-0.340075	-1.206751
Dec-04	8	671	1.19%	10.85%	2651	171424	1.55%	-0.74214	-1.451189
Jan-05	4	692	0.58%	7.58%	2419	175633	1.38%	-1.800482	-2.094616
Feb-05	8	698	1.15%	10.64%	2015	179164	1.12%	0.053671	-0.967371
Mar-05	14	716	1.96%	13.85%	3901	181791	2.15%	-0.351197	-1.213513
Apr-05	7	734	0.95%	9.72%	4956	182607	2.71%	-2.92916	-2.780803
May-05	6	735	0.82%	9.00%	5148	185112	2.78%	-3.232959	-2.9655
Jun-05	6	739	0.81%	8.97%	4820	187761	2.57%	-3.011054	-2.830591
Jul-05	4	722	0.55%	7.42%	4750	190801	2.49%	-3.33163	-3.025487



Qwest Perf Results - PID (14-State 271 PID 8.1)

MR-8 - Trouble Rate (Percent)

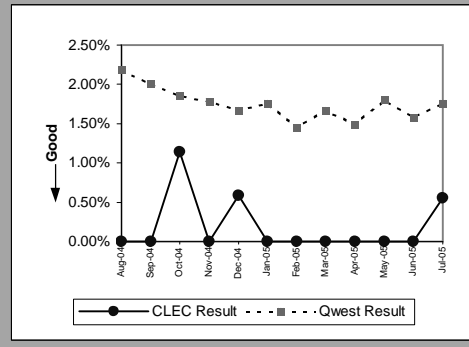
Sub-Loop Unbundling(Diagnostic)					
	Numerator	Denominator	CLEC Result	Standard Dev	
Aug-04	0	26	0.00%	0.00%	
Sep-04	0	21	0.00%	0.00%	
Oct-04	0	22	0.00%	0.00%	
Nov-04	0	22	0.00%	0.00%	
Dec-04	0	21	0.00%	0.00%	
Jan-05	0	21	0.00%	0.00%	
Feb-05	0	21	0.00%	0.00%	
Mar-05	0	21	0.00%	0.00%	
Apr-05	0	17	0.00%	0.00%	
May-05	0	17	0.00%	0.00%	
Jun-05	0	17	0.00%	0.00%	
Jul-05	0	16	0.00%	0.00%	



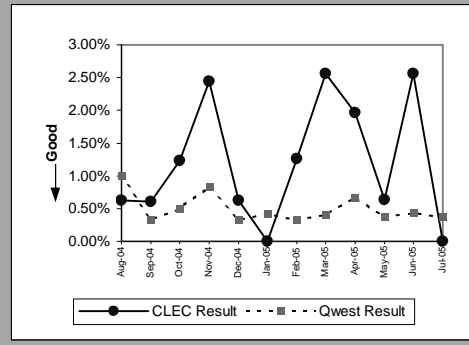
Qwest Perf Results - PID (14-State 271 PID 8.1)

MR-8 - Trouble Rate (Percent)

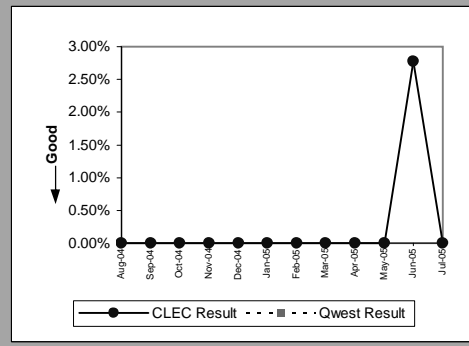
UDIT DS1 (Parity)									
Date	Numerator	Denominator	CLEC Result	Standard Dev	Qwest Num	Qwest Denom	Qwest Result	Mod Z Scr	Parity Scr
Aug-04	0	171	0.00%	0.00%	347	15941	2.18%	-1.940292	-2.179614
Sep-04	0	173	0.00%	0.00%	318	15888	2.00%	-1.869565	-2.136615
Oct-04	2	176	1.14%	10.60%	296	15921	1.86%	-0.706011	-1.429224
Nov-04	0	174	0.00%	0.00%	283	15863	1.78%	-1.768134	-2.074949
Dec-04	1	169	0.59%	7.67%	265	15877	1.67%	-1.087485	-1.661144
Jan-05	0	168	0.00%	0.00%	279	15866	1.76%	-1.724997	-2.048724
Feb-05	0	169	0.00%		231	15917	1.45%	-1.569278	-1.954053
Mar-05	0	167	0.00%		264	15838	1.67%	-1.673719	-2.017549
Apr-05	0	169	0.00%		232	15589	1.49%	-1.589252	-1.966197
May-05	0	166	0.00%		265	14749	1.80%	-1.733015	-2.053598
Jun-05	0	175	0.00%		235	14845	1.58%	-1.66795	-2.014041
Jul-05	1	182	0.55%	7.39%	261	14814	1.76%	-1.235676	-1.751238



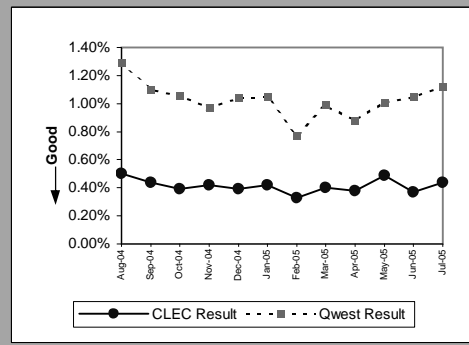
UDIT Above DS1 Level (Parity)									
Date	Numerator	Denominator	CLEC Result	Standard Dev	Qwest Num	Qwest Denom	Qwest Result	Mod Z Scr	Parity Scr
Aug-04	1	160	0.63%	7.88%	12	1201	1.00%	-0.447023	-1.271771
Sep-04	1	165	0.61%	7.76%	4	1201	0.33%	0.570722	-0.690615
Oct-04	2	162	1.23%	11.04%	6	1206	0.50%	1.251899	-0.361063
Nov-04	4	164	2.44%	15.43%	10	1204	0.83%	2.12925	0.028817
Dec-04	1	159	0.63%	7.91%	4	1206	0.33%	0.612775	-0.671227
Jan-05	0	157	0.00%	0.00%	5	1193	0.42%	-0.764152	-1.464572
Feb-05	2	159	1.26%	11.14%	4	1203	0.33%	1.904932	-0.150005
Mar-05	4	156	2.56%	15.81%	5	1208	0.41%	3.936548	0.495891
Apr-05	3	153	1.96%	13.86%	8	1186	0.67%	1.829319	-0.1079
May-05	1	156	0.64%	7.98%	5	1368	0.37%	0.540297	-0.696749
Jun-05	4	156	2.56%	15.81%	6	1369	0.44%	3.80835	0.491034
Jul-05	0	160	0.00%		5	1360	0.37%	-0.726814	-1.441871



Dark Fiber - IOF (Diagnostic)									
Date	Numerator	Denominator	CLEC Result	Standard Dev	Qwest Num	Qwest Denom	Qwest Result	Mod Z Scr	Parity Scr
Aug-04	0	45	0.00%	0.00%					
Sep-04	0	45	0.00%	0.00%					
Oct-04	0	29	0.00%	0.00%					
Nov-04	0	29	0.00%	0.00%					
Dec-04	0	29	0.00%	0.00%					
Jan-05	0	32	0.00%	0.00%					
Feb-05	0	32	0.00%						
Mar-05	0	32	0.00%						
Apr-05	0	32	0.00%						
May-05	0	36	0.00%						
Jun-05	1	36	2.78%	16.43%					
Jul-05	0	36	0.00%						



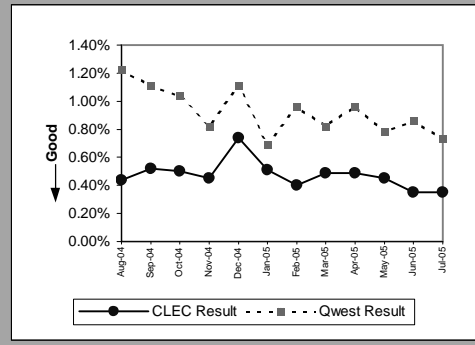
Unbundled Loop Analog (Parity)									
Date	Numerator	Denominator	CLEC Result	Standard Dev	Qwest Num	Qwest Denom	Qwest Result	Mod Z Scr	Parity Scr
Aug-04	277	55690	0.50%	7.04%	23184	1792923	1.29%	-16.36824	-10.95118
Sep-04	247	56025	0.44%	6.63%	19713	1788456	1.10%	-14.7639	-9.975814
Oct-04	217	56233	0.39%	6.20%	18899	1788541	1.06%	-15.31752	-10.31239
Nov-04	235	56317	0.42%	6.45%	17241	1783492	0.97%	-13.12006	-8.97643
Dec-04	221	56364	0.39%	6.25%	18472	1779098	1.04%	-14.90027	-10.05872
Jan-05	236	56409	0.42%	6.45%	18679	1775455	1.05%	-14.52237	-9.828977
Feb-05	189	56504	0.33%	5.77%	13657	1770661	0.77%	-11.6836	-8.103125
Mar-05	229	56611	0.40%	6.35%	17516	1767448	0.99%	-13.8677	-9.430964
Apr-05	212	56532	0.38%	6.11%	15547	1762850	0.88%	-12.68926	-8.714522
May-05	276	56492	0.49%	6.97%	17790	1756510	1.01%	-12.24889	-8.446798
Jun-05	218	59363	0.37%	6.05%	18323	1751970	1.05%	-15.9844	-10.71782
Jul-05	288	65425	0.44%	6.62%	19479	1744411	1.12%	-16.16568	-10.82804



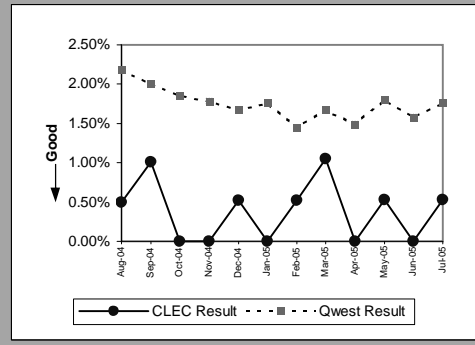
Qwest Perf Results - PID (14-State 271 PID 8.1)

MR-8 - Trouble Rate (Percent)

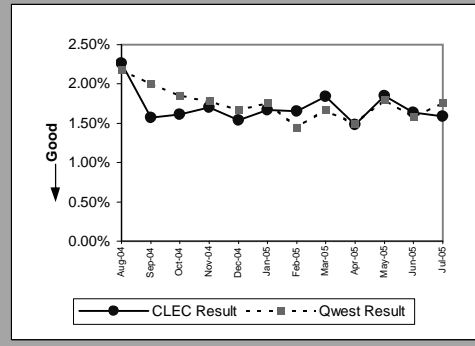
Unbundled Loop - 2 Wire Non-Loaded(Parity)									
Date	Numerator	Denominator	CLEC Result	Standard Dev	Qwest Num	Qwest Denom	Qwest Result	Mod Z Scr	Parity Scr
Aug-04	30	6894	0.44%	6.58%	116	9533	1.22%	-4.509581	-3.74163
Sep-04	37	7147	0.52%	7.18%	104	9367	1.11%	-3.60074	-3.189095
Oct-04	37	7330	0.50%	7.09%	96	9266	1.04%	-3.356483	-3.040597
Nov-04	34	7522	0.45%	6.71%	73	8912	0.82%	-2.601324	-2.581492
Dec-04	56	7604	0.74%	8.55%	98	8804	1.11%	-2.293289	-2.394221
Jan-05	39	7694	0.51%	7.10%	60	8658	0.69%	-1.431916	-1.870543
Feb-05	31	7814	0.40%	6.29%	82	8584	0.96%	-3.672519	-3.232733
Mar-05	39	7964	0.49%	6.98%	69	8433	0.82%	-2.333857	-2.418884
Apr-05	40	8117	0.49%	7.00%	80	8326	0.96%	-3.076025	-2.870091
May-05	37	8300	0.45%	6.66%	63	8083	0.78%	-2.427781	-2.475986
Jun-05	10	2876	0.35%	5.89%	69	7983	0.86%	-2.566298	-2.560198
Jul-05	10	2843	0.35%	5.92%	58	7898	0.73%	-2.048989	-2.245697



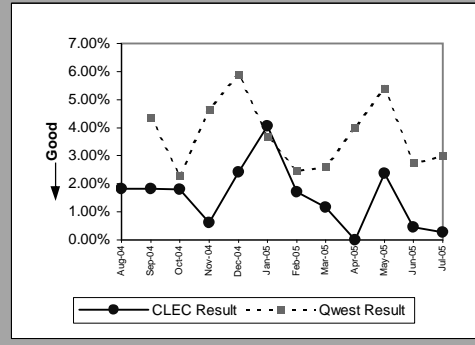
Unbundled Loop - 4 Wire Non-Loaded(Parity)									
Date	Numerator	Denominator	CLEC Result	Standard Dev	Qwest Num	Qwest Denom	Qwest Result	Mod Z Scr	Parity Scr
Aug-04	1	199	0.50%	7.07%	347	15941	2.18%	-1.608528	-1.977916
Sep-04	2	198	1.01%	10.00%	318	15888	2.00%	-0.989937	-1.601839
Oct-04	0	198	0.00%	0.00%	296	15921	1.86%	-1.924795	-2.170192
Nov-04	0	196	0.00%	0.00%	283	15863	1.78%	-1.875301	-2.140102
Dec-04	1	194	0.52%	7.16%	265	15877	1.67%	-1.246641	-1.757904
Jan-05	0	192	0.00%	0.00%	279	15866	1.76%	-1.84272	-2.120294
Feb-05	1	192	0.52%	7.20%	231	15917	1.45%	-1.07161	-1.651493
Mar-05	2	191	1.05%	10.18%	264	15838	1.67%	-0.665018	-1.404302
Apr-05	0	191	0.00%	0.00%	232	15589	1.49%	-1.688352	-2.026445
May-05	1	190	0.53%	7.24%	265	14749	1.80%	-1.309902	-1.796364
Jun-05	0	189	0.00%	0.00%	235	14845	1.58%	-1.732577	-2.053332
Jul-05	1	188	0.53%	7.27%	261	14814	1.76%	-1.273789	-1.774409



Unbundled Loop - DS1 Capable(Parity)									
Date	Numerator	Denominator	CLEC Result	Standard Dev	Qwest Num	Qwest Denom	Qwest Result	Mod Z Scr	Parity Scr
Aug-04	122	5389	2.26%	14.87%	347	15941	2.18%	0.378771	-0.769724
Sep-04	86	5492	1.57%	12.42%	318	15888	2.00%	-1.986972	-2.207993
Oct-04	90	5581	1.61%	12.60%	296	15921	1.86%	-1.173406	-1.71338
Nov-04	96	5658	1.70%	12.91%	283	15863	1.78%	-0.425972	-1.258972
Dec-04	88	5717	1.54%	12.31%	265	15877	1.67%	-0.656952	-1.399398
Jan-05	96	5735	1.67%	12.83%	279	15866	1.76%	-0.417481	-1.25381
Feb-05	95	5759	1.65%	12.74%	231	15917	1.45%	1.078365	-0.344401
Mar-05	107	5814	1.84%	13.44%	264	15838	1.67%	0.883806	-0.462684
Apr-05	87	5885	1.48%	12.07%	232	15589	1.49%	-0.05341	-1.032471
May-05	110	5941	1.85%	13.48%	265	14749	1.80%	0.268517	-0.836753
Jun-05	98	5993	1.64%	12.68%	235	14845	1.58%	0.273346	-0.833817
Jul-05	96	6048	1.59%	12.50%	261	14814	1.76%	-0.869457	-1.528592

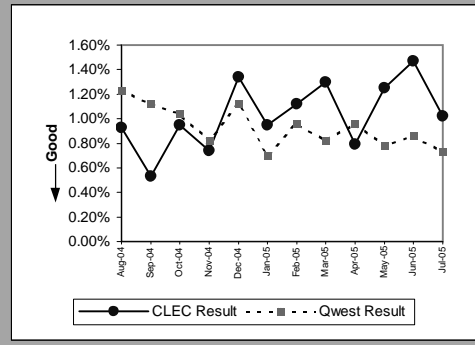


Unbundled Loop - XDSL(Parity)									
Date	Numerator	Denominator	CLEC Result	Standard Dev	Qwest Num	Qwest Denom	Qwest Result	Mod Z Scr	Parity Scr
Aug-04	3	165	1.82%	13.36%	4	92	4.35%	-0.953334	-1.579586
Sep-04	3	165	1.82%	13.36%	4	92	4.35%	-0.953334	-1.579586
Oct-04	3	167	1.80%	13.28%	2	88	2.27%	-0.242631	-1.147509
Nov-04	1	165	0.61%	7.76%	4	86	4.65%	-1.44426	-1.878048
Dec-04	4	165	2.42%	15.38%	5	85	5.88%	-1.100802	-1.66924
Jan-05	7	173	4.05%	19.70%	3	82	3.66%	0.154029	-0.966097
Feb-05	3	175	1.71%	12.98%	2	81	2.47%	-0.361958	-1.220055
Mar-05	2	173	1.16%	10.69%	2	77	2.60%	-0.661467	-1.402143
Apr-05	0	167	0.00%	0.00%	3	75	4.00%	-1.468505	-1.892788
May-05	4	169	2.37%	15.20%	4	74	5.41%	-0.963993	-1.586066
Jun-05	26	5685	0.46%	6.75%	2	73	2.74%	-1.18702	-1.721657
Jul-05	16	5872	0.27%	5.21%	2	67	2.99%	-1.297364	-1.788741

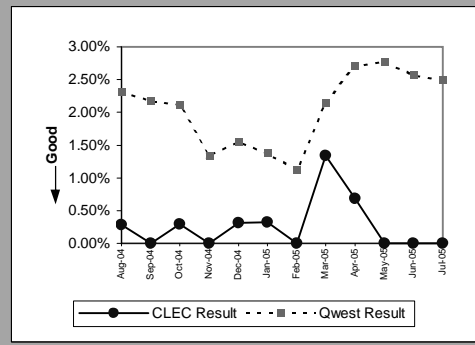


MR-8 - Trouble Rate (Percent)

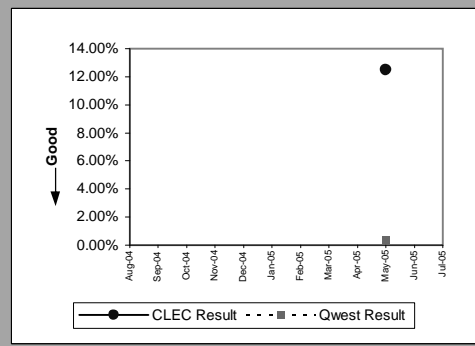
Unbundled Loop - ISDN Capable(Parity)									
Date	Numerator	Denominator	CLEC Result	Standard Dev	Qwest Num	Qwest Denom	Qwest Result	Mod Z Scr	Parity Scr
Aug-04	25	2682	0.93%	9.61%	116	9460	1.23%	-1.221474	-1.742604
Sep-04	14	2659	0.53%	7.24%	104	9297	1.12%	-2.560058	-2.556405
Oct-04	25	2620	0.95%	9.72%	96	9198	1.04%	-0.397713	-1.241793
Nov-04	19	2583	0.74%	8.54%	73	8850	0.82%	-0.441384	-1.268342
Dec-04	34	2546	1.34%	11.48%	98	8763	1.12%	0.916934	-0.442544
Jan-05	24	2523	0.95%	9.71%	60	8619	0.70%	1.355521	-0.175902
Feb-05	28	2506	1.12%	10.51%	82	8584	0.96%	0.733751	-0.553911
Mar-05	32	2461	1.30%	11.33%	69	8433	0.82%	2.335684	0.419995
Apr-05	19	2410	0.79%	8.84%	80	8326	0.96%	-0.764316	-1.464671
May-05	30	2407	1.25%	11.09%	63	8083	0.78%	2.286774	0.39026
Jun-05	35	2380	1.47%	12.04%	69	7983	0.86%	2.804305	0.704896
Jul-05	24	2355	1.02%	10.04%	58	7898	0.73%	1.420463	-0.13642



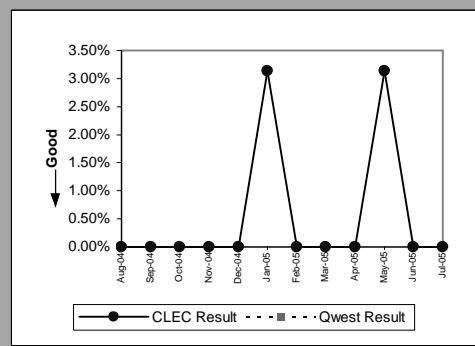
Unbundled Loop - ADSL Qualified(Parity)									
Date	Numerator	Denominator	CLEC Result	Standard Dev	Qwest Num	Qwest Denom	Qwest Result	Mod Z Scr	Parity Scr
Aug-04	1	362	0.28%	5.25%	3670	158014	2.32%	-2.581975	-2.569729
Sep-04	0	355	0.00%	0.00%	3503	160818	2.18%	-2.808474	-2.707431
Oct-04	1	344	0.29%	5.38%	3492	165080	2.12%	-2.349402	-2.428335
Nov-04	0	338	0.00%	0.00%	2257	168218	1.34%	-2.141831	-2.302141
Dec-04	1	326	0.31%	5.53%	2651	171424	1.55%	-1.812306	-2.101804
Jan-05	1	314	0.32%	5.63%	2419	175633	1.38%	-1.608425	-1.977853
Feb-05	0	305	0.00%		2015	179164	1.12%	-1.86101	-2.131414
Mar-05	4	298	1.34%	11.51%	3901	181791	2.15%	-0.956522	-1.581524
Apr-05	2	293	0.68%	8.23%	4956	182607	2.71%	-2.138237	-2.29956
May-05	0	289	0.00%		5148	185112	2.78%	-2.873007	-2.746664
Jun-05	0	277	0.00%		4820	187761	2.57%	-2.695528	-2.641196
Jul-05	0	274	0.00%		4750	190801	2.49%	-2.642984	-2.60682



Unbundled Loop - DS3 Capable(Parity)									
Date	Numerator	Denominator	CLEC Result	Standard Dev	Qwest Num	Qwest Denom	Qwest Result	Mod Z Scr	Parity Scr
Aug-04									
Sep-04									
Oct-04									
Nov-04									
Dec-04									
Jan-05									
Feb-05									
Mar-05									
Apr-05									
May-05	1	8	12.50%	33.07%	5	1368	0.37%	5.670926	0.307065
Jun-05									
Jul-05									



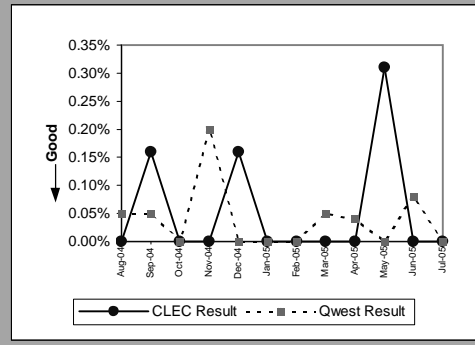
Dark Fiber - Loop(Diagnostic)									
Date	Numerator	Denominator	CLEC Result	Standard Dev	Qwest Num	Qwest Denom	Qwest Result	Mod Z Scr	Parity Scr
Aug-04	0	27	0.00%	0.00%					
Sep-04	0	28	0.00%	0.00%					
Oct-04	0	28	0.00%	0.00%					
Nov-04	0	33	0.00%	0.00%					
Dec-04	0	32	0.00%	0.00%					
Jan-05	1	32	3.13%	17.40%					
Feb-05	0	32	0.00%						
Mar-05	0	32	0.00%						
Apr-05	0	32	0.00%						
May-05	1	32	3.13%	17.40%					
Jun-05	0	31	0.00%						
Jul-05	0	33	0.00%						



Qwest Perf Results - PID (14-State 271 PID 8.1)

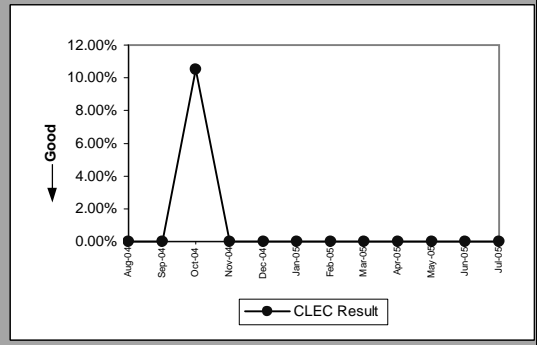
MR-8 - Trouble Rate (Percent)

E911 (Party)									
Date	Numerator	Denominator	CLEC Result	Standard Dev	Qwest Num	Qwest Denom	Qwest Result	Mod Z Scr	Parity Scr
Aug-04	0	614	0.00%	0.00%	1	1993	0.05%	-0.485426	-1.295118
Sep-04	1	620	0.16%	4.01%	1	1998	0.05%	1.081875	-0.342266
Oct-04	0	630	0.00%	0.00%	0	2026	0.00%		
Nov-04	0	634	0.00%	0.00%	4	2031	0.20%	-0.976459	-1.593645
Dec-04	1	634	0.16%	3.97%	0	2031	0.00%		
Jan-05	0	634	0.00%	0.00%	0	1968	0.00%		
Feb-05	0	634	0.00%		0	1966	0.00%		
Mar-05	0	632	0.00%		1	1978	0.05%	-0.492207	-1.299241
Apr-05	0	632	0.00%		1	2608	0.04%	-0.441743	-1.26856
May-05	2	638	0.31%	5.59%	0	2750	0.00%		
Jun-05	0	684	0.00%		2	2646	0.08%	-0.641188	-1.389814
Jul-05	0	675	0.00%		0	2744	0.00%		

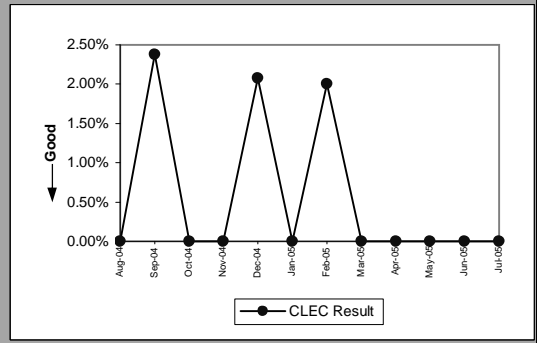


MR-8 - Trouble Rate (Percent)

Enhanced Extended Loops - DS0 Capable(Diagnostic)					
Date	Numerator	Denominator	CLEC Result	Standard Dev	
Aug-04	0	11	0.00%	0.00%	
Sep-04	0	11	0.00%	0.00%	
Oct-04	2	19	10.53%	30.69%	
Nov-04	0	19	0.00%	0.00%	
Dec-04	0	19	0.00%	0.00%	
Jan-05	0	19	0.00%	0.00%	
Feb-05	0	19	0.00%	0.00%	
Mar-05	0	24	0.00%	0.00%	
Apr-05	0	24	0.00%	0.00%	
May-05	0	24	0.00%	0.00%	
Jun-05	0	24	0.00%	0.00%	
Jul-05	0	26	0.00%	0.00%	



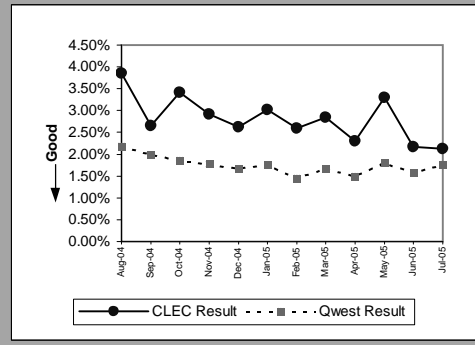
Enhanced Extended Loops - DS3 Capable(Diagnostic)					
Date	Numerator	Denominator	CLEC Result	Standard Dev	
Aug-04	0	39	0.00%	0.00%	
Sep-04	1	42	2.38%	15.25%	
Oct-04	0	44	0.00%	0.00%	
Nov-04	0	46	0.00%	0.00%	
Dec-04	1	48	2.08%	14.28%	
Jan-05	0	48	0.00%	0.00%	
Feb-05	1	50	2.00%	14.00%	
Mar-05	0	50	0.00%	0.00%	
Apr-05	0	52	0.00%	0.00%	
May-05	0	52	0.00%	0.00%	
Jun-05	0	52	0.00%	0.00%	
Jul-05	0	52	0.00%	0.00%	



Qwest Perf Results - PID (14-State 271 PID 8.1)

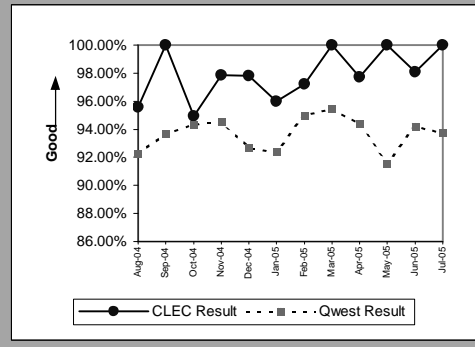
MR-8 - Trouble Rate (Percent)

Enhanced Extended Loops - DS1 Capable(Parity)									
Date	CLEC Num	CLEC Denom	CLEC Result	CLEC Std Dev	Qwest Num	Qwest Denom	Qwest Result	Mod Z Scr	Parity Scr
Aug-04	61	1579	3.86%	19.27%	347	15941	2.18%	4.380479	1.663142
Sep-04	44	1660	2.65%	16.06%	318	15888	2.00%	1.796769	0.092358
Oct-04	61	1786	3.42%	18.16%	296	15921	1.86%	4.616936	1.806898
Nov-04	54	1853	2.91%	16.82%	283	15863	1.78%	3.477753	1.114324
Dec-04	51	1937	2.63%	16.01%	265	15877	1.67%	3.126057	0.900508
Jan-05	61	2018	3.02%	17.12%	279	15866	1.76%	4.070073	1.474429
Feb-05	55	2116	2.60%	15.91%	231	15917	1.45%	4.148416	1.522058
Mar-05	62	2184	2.84%	16.61%	264	15838	1.67%	4.010353	1.438122
Apr-05	52	2265	2.30%	14.98%	232	15589	1.49%	2.966063	0.803238
May-05	78	2365	3.30%	17.86%	265	14749	1.80%	5.102733	2.102241
Jun-05	53	2444	2.17%	14.57%	235	14845	1.58%	2.149028	0.306516
Jul-05	54	2553	2.12%	14.39%	261	14814	1.76%	1.253237	-0.238086

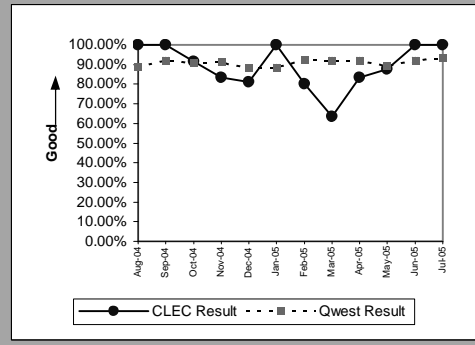


MR-9A - Repair Appointments Met (Percent) - Dispatches within MSAs

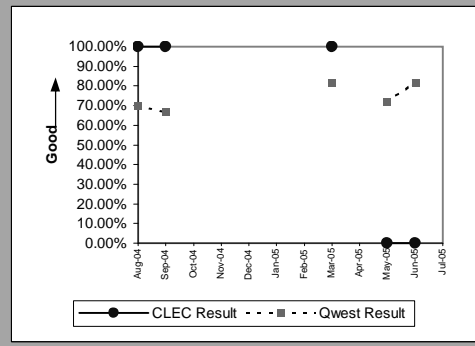
Residence(Parity)									
Date	CLEC Num	CLEC Denom	CLEC Result	CLEC Std Dev	Qwest Num	Qwest Denom	Qwest Result	Mod Z Scr	Parity Scr
Aug-04	43	45	95.56%	20.61%	12819	13893	92.27%	-0.824038	-1.50098
Sep-04	40	40	100.00%	0.00%	10607	11326	93.65%	-1.643738	-1.999322
Oct-04	56	59	94.92%	21.97%	10364	10985	94.35%	-0.188548	-1.114629
Nov-04	46	47	97.87%	14.43%	9611	10167	94.53%	-1.005071	-1.611104
Dec-04	45	46	97.83%	14.58%	10496	11330	92.64%	-1.344487	-1.81739
Jan-05	48	50	96.00%	19.60%	10798	11686	92.40%	-0.958314	-1.582613
Feb-05	35	36	97.22%	16.43%	7751	8161	94.98%	-0.615602	-1.37426
Mar-05	58	58	100.00%	0.00%	9947	10416	95.50%	-1.649106	-2.002585
Apr-05	43	44	97.73%	14.90%	8725	9246	94.37%	-0.964859	-1.586593
May-05	44	44	100.00%	0.00%	9799	10702	91.56%	-2.009502	-2.22169
Jun-05	51	52	98.08%	13.73%	9965	10580	94.19%	-1.195835	-1.727016
Jul-05	42	42	100.00%	0.00%	11640	12414	93.77%	-1.668342	-2.01428



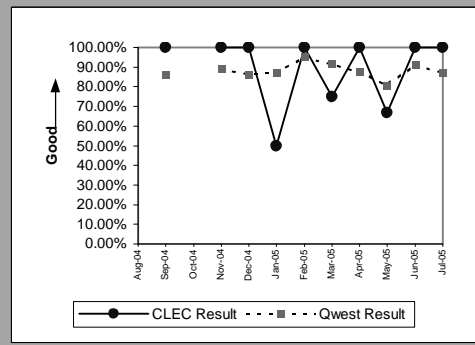
Business(Parity)									
Date	CLEC Num	CLEC Denom	CLEC Result	CLEC Std Dev	Qwest Num	Qwest Denom	Qwest Result	Mod Z Scr	Parity Scr
Aug-04	11	11	100.00%	0.00%	1254	1412	88.81%	-1.172711	-1.712958
Sep-04	4	4	100.00%	0.00%	1166	1267	92.03%	-0.587702	-1.357297
Oct-04	11	12	91.67%	27.64%	1175	1294	90.80%	-0.102972	-1.062602
Nov-04	10	12	83.33%	37.27%	1047	1146	91.36%	0.984749	-0.440017
Dec-04	17	21	80.95%	39.27%	1118	1267	88.24%	1.028216	-0.396001
Jan-05	6	6	100.00%	0.00%	1219	1375	88.65%	-0.874361	-1.531574
Feb-05	8	10	80.00%	40.00%	915	988	92.61%	1.516908	-0.214408
Mar-05	7	11	63.64%	48.10%	1135	1233	92.05%	3.468772	0.593087
Apr-05	5	6	83.33%	37.27%	1115	1211	92.07%	0.790409	-0.563154
May-05	7	8	87.50%	33.07%	1177	1317	89.37%	0.171062	-0.856161
Jun-05	4	4	100.00%	0.00%	1172	1272	92.14%	-0.58329	-1.354615
Jul-05	4	4	100.00%	0.00%	1222	1309	93.35%	-0.532833	-1.32394



Centrex(Parity)									
Date	CLEC Num	CLEC Denom	CLEC Result	CLEC Std Dev	Qwest Num	Qwest Denom	Qwest Result	Mod Z Scr	Parity Scr
Aug-04	1	1	100.00%	0.00%	49	70	70.00%	-0.650027	-1.395188
Sep-04	1	1	100.00%	0.00%	50	75	66.67%	-0.702439	-1.427053
Oct-04									
Nov-04									
Dec-04									
Jan-05									
Feb-05									
Mar-05	2	2	100.00%	0.00%	45	55	81.82%	-0.654866	-1.39813
Apr-05									
May-05	0	1	0.00%	0.00%	44	61	72.13%	1.595772	-0.344905
Jun-05	0	1	0.00%	0.00%	54	66	81.82%	2.10543	-0.192768
Jul-05									



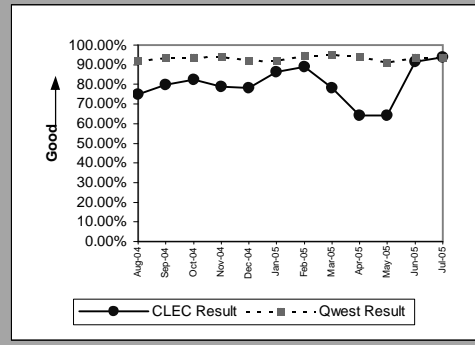
Centrex 21(Parity)									
Date	CLEC Num	CLEC Denom	CLEC Result	CLEC Std Dev	Qwest Num	Qwest Denom	Qwest Result	Mod Z Scr	Parity Scr
Aug-04									
Sep-04	2	2	100.00%	0.00%	98	114	85.96%	-0.566481	-1.344396
Oct-04									
Nov-04	1	1	100.00%	0.00%	125	140	89.29%	-0.34518	-1.209854
Dec-04	3	3	100.00%	0.00%	83	96	86.46%	-0.675012	-1.410378
Jan-05	1	2	50.00%	50.00%	109	125	87.20%	1.56224	-0.318647
Feb-05	4	4	100.00%	0.00%	100	105	95.24%	-0.438931	-1.266851
Mar-05	3	4	75.00%	43.30%	108	118	91.53%	1.167115	-0.440929
Apr-05	2	2	100.00%	0.00%	106	121	87.60%	-0.527652	-1.32079
May-05	2	3	66.67%	47.14%	88	109	80.73%	0.609467	-0.677404
Jun-05	1	1	100.00%	0.00%	84	92	91.30%	-0.306943	-1.186608
Jul-05	3	3	100.00%	0.00%	96	110	87.27%	-0.652599	-1.396752



Qwest Perf Results - PID (14-State 271 PID 8.1)

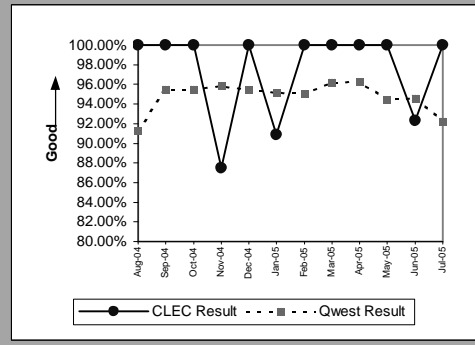
MR-9A - Repair Appointments Met (Percent) - Dispatches within MSAs

UNE - P (POTS)(Parity)									
Date	CLEC Num	CLEC Denom	CLEC Result	CLEC Std Dev	Qwest Num	Qwest Denom	Qwest Result	Mod Z Scr	Parity Scr
Aug-04	411	548	75.00%	43.30%	14073	15305	91.95%	14.330599	7.712386
Sep-04	415	520	79.81%	40.14%	11773	12593	93.49%	12.390932	6.533152
Oct-04	428	520	82.31%	38.16%	11539	12279	93.97%	10.948917	5.656469
Nov-04	377	478	78.87%	40.82%	10658	11313	94.21%	14.065966	3.828055
Dec-04	420	538	78.07%	41.38%	11614	12597	92.20%	11.965758	6.274665
Jan-05	38	44	86.36%	34.32%	12017	13061	92.01%	1.377977	-0.208264
Feb-05	24	27	88.89%	31.43%	8666	9149	94.72%	1.353128	-0.251075
Mar-05	18	23	78.26%	41.25%	11082	11649	95.13%	3.756506	0.715274
Apr-05	9	14	64.29%	47.92%	9840	10457	94.10%	4.731074	1.013171
May-05	9	14	64.29%	47.92%	10976	12019	91.32%	3.591398	0.688712
Jun-05	11	12	91.67%	27.64%	11137	11852	93.97%	0.334554	-0.75868
Jul-05	15	16	93.75%	24.21%	12862	13723	93.73%	-0.003979	-1.002419

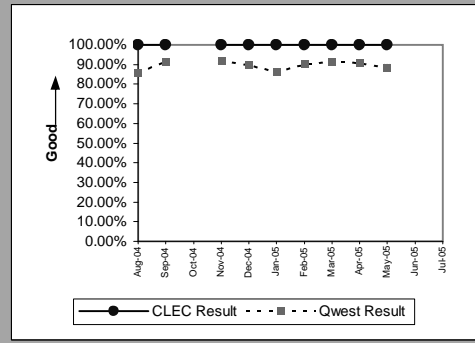


MR-9B - Repair Appointments Met (Percent) - Dispatches outside MSAs

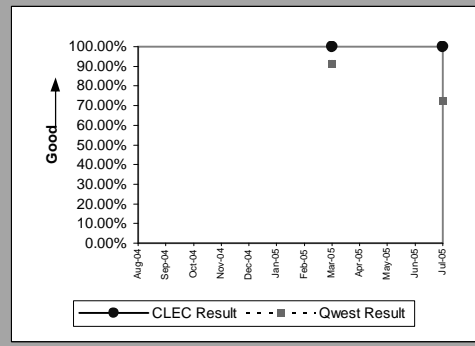
Residence(Parity)									
Date	CLEC Num	CLEC Denom	CLEC Result	CLEC Std Dev	Qwest Num	Qwest Denom	Qwest Result	Mod Z Scr	Parity Scr
Aug-04	6	6	100.00%	0.00%	3075	3369	91.27%	-0.756729	-1.460059
Sep-04	4	4	100.00%	0.00%	2498	2616	95.49%	-0.434353	-1.264068
Oct-04	6	6	100.00%	0.00%	2599	2721	95.52%	-0.53012	-1.32229
Nov-04	7	8	87.50%	33.07%	2377	2480	95.85%	1.181361	-0.408356
Dec-04	10	10	100.00%	0.00%	2561	2684	95.42%	-0.691736	-1.420545
Jan-05	10	11	90.91%	28.75%	2558	2687	95.20%	0.664187	-0.607923
Feb-05	11	11	100.00%	0.00%	1817	1911	95.08%	-0.752205	-1.457308
Mar-05	8	8	100.00%	0.00%	2589	2690	96.25%	-0.557821	-1.339131
Apr-05	11	11	100.00%	0.00%	2239	2325	96.30%	-0.648476	-1.394245
May-05	6	6	100.00%	0.00%	2638	2793	94.45%	-0.593114	-1.360588
Jun-05	12	13	92.31%	26.65%	3041	3214	94.62%	0.368254	-0.744641
Jul-05	7	7	100.00%	0.00%	2419	2622	92.26%	-0.765421	-1.465343



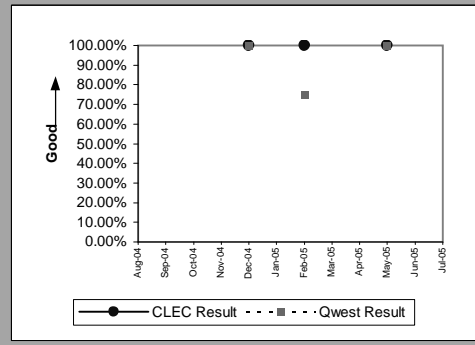
Business(Parity)									
Date	CLEC Num	CLEC Denom	CLEC Result	CLEC Std Dev	Qwest Num	Qwest Denom	Qwest Result	Mod Z Scr	Parity Scr
Aug-04	1	1	100.00%	0.00%	310	360	86.11%	-0.401053	-1.243823
Sep-04	2	2	100.00%	0.00%	269	294	91.50%	-0.429672	-1.261222
Oct-04									
Nov-04	4	4	100.00%	0.00%	265	288	92.01%	-0.585162	-1.355753
Dec-04	1	1	100.00%	0.00%	212	236	89.83%	-0.335753	-1.204123
Jan-05	5	5	100.00%	0.00%	246	285	86.32%	-0.882619	-1.536594
Feb-05	1	1	100.00%	0.00%	191	212	90.09%	-0.330804	-1.201115
Mar-05	1	1	100.00%	0.00%	229	250	91.60%	-0.302221	-1.183737
Apr-05	1	1	100.00%	0.00%	203	223	91.03%	-0.313181	-1.190401
May-05	2	2	100.00%	0.00%	274	309	88.67%	-0.503817	-1.306299
Jun-05									
Jul-05									



Centrex 21(Parity)									
Date	CLEC Num	CLEC Denom	CLEC Result	CLEC Std Dev	Qwest Num	Qwest Denom	Qwest Result	Mod Z Scr	Parity Scr
Aug-04									
Sep-04									
Oct-04									
Nov-04									
Dec-04									
Jan-05									
Feb-05									
Mar-05	1	1	100.00%	0.00%	22	24	91.67%	-0.29542	-1.179602
Apr-05									
May-05									
Jun-05									
Jul-05	1	1	100.00%	0.00%	8	11	72.73%	-0.586302	-1.356446



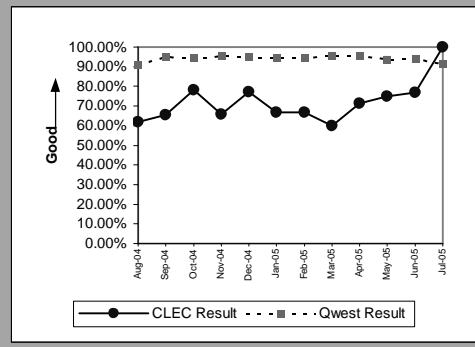
PBX(Parity)									
Date	CLEC Num	CLEC Denom	CLEC Result	CLEC Std Dev	Qwest Num	Qwest Denom	Qwest Result	Mod Z Scr	Parity Scr
Aug-04									
Sep-04									
Oct-04									
Nov-04									
Dec-04	1	1	100.00%	0.00%	1	1	100.00%		
Jan-05									
Feb-05	1	1	100.00%	0.00%	3	4	75.00%	-0.516398	-1.313948
Mar-05									
Apr-05									
May-05	1	1	100.00%	0.00%	4	4	100.00%		
Jun-05									
Jul-05									



Qwest Perf Results - PID (14-State 271 PID 8.1)

MR-9B - Repair Appointments Met (Percent) - Dispatches outside MSAs

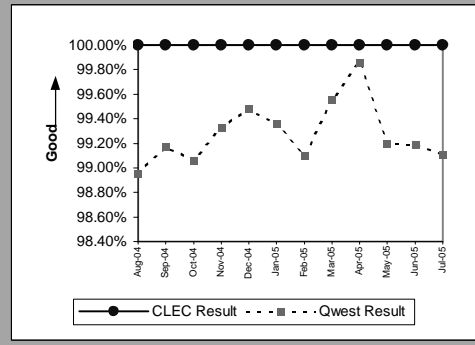
UNE - P (POTS)(Parity)									
Date	CLEC Num	CLEC Denom	CLEC Result	CLEC Std Dev	Qwest Num	Qwest Denom	Qwest Result	Mod Z Scr	Parity Scr
Aug-04	102	165	61.82%	48.58%	3385	3729	90.78%	12.578387	3.828055
Sep-04	78	119	65.55%	47.52%	2767	2910	95.09%	14.611564	3.828055
Oct-04	96	123	78.05%	41.39%	2834	2995	94.62%	7.988513	2.655851
Nov-04	73	111	65.77%	47.45%	2642	2768	95.45%	14.710734	3.828055
Dec-04	81	105	77.14%	41.99%	2773	2920	94.97%	8.206367	2.664463
Jan-05	10	15	66.67%	47.14%	2804	2972	94.35%	4.630551	0.986653
Feb-05	6	9	66.67%	47.14%	2008	2123	94.58%	3.692176	0.553891
Mar-05	3	5	60.00%	48.99%	2818	2940	95.85%	4.016116	0.468926
Apr-05	5	7	71.43%	45.18%	2442	2548	95.84%	3.230114	0.300786
May-05	3	4	75.00%	43.30%	2912	3102	93.87%	1.573275	-0.291352
Jun-05	10	13	76.92%	42.13%	3316	3523	94.12%	2.632401	0.241869
Jul-05	2	2	100.00%	0.00%	2710	2965	91.40%	-0.433665	-1.263649



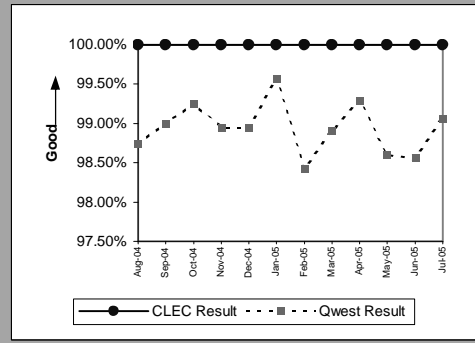
Qwest Perf Results - PID (14-State 271 PID 8.1)

MR-9C - Repair Appointments Met (Percent) - No dispatches

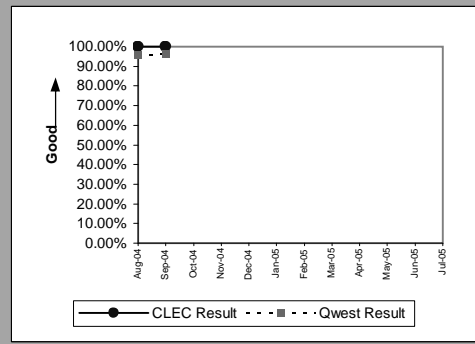
Residence(Parity)									
Date	CLEC Num	CLEC Denom	CLEC Result	CLEC Std Dev	Qwest Num	Qwest Denom	Qwest Result	Mod Z Scr	Parity Scr
Aug-04	10	10	100.00%	0.00%	3480	3517	98.95%	-0.325608	-1.197955
Sep-04	10	10	100.00%	0.00%	3581	3611	99.17%	-0.28904	-1.175724
Oct-04	6	6	100.00%	0.00%	3061	3090	99.06%	-0.238189	-1.144809
Nov-04	10	10	100.00%	0.00%	2668	2686	99.33%	-0.259261	-1.157619
Dec-04	5	5	100.00%	0.00%	2465	2478	99.48%	-0.162222	-1.098624
Jan-05	5	5	100.00%	0.00%	2171	2185	99.36%	-0.179359	-1.109042
Feb-05	4	4	100.00%	0.00%	1984	2002	99.10%	-0.19031	-1.1157
Mar-05	11	11	100.00%	0.00%	2456	2467	99.55%	-0.221469	-1.134643
Apr-05	5	5	100.00%	0.00%	2118	2121	99.86%	-0.084057	-1.051103
May-05	10	10	100.00%	0.00%	2223	2241	99.20%	-0.283922	-1.172613
Jun-05	12	12	100.00%	0.00%	2439	2459	99.19%	-0.312927	-1.190246
Jul-05	11	11	100.00%	0.00%	2343	2364	99.11%	-0.313265	-1.190452



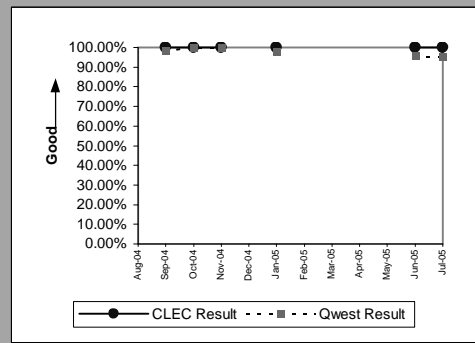
Business(Parity)									
Date	CLEC Num	CLEC Denom	CLEC Result	CLEC Std Dev	Qwest Num	Qwest Denom	Qwest Result	Mod Z Scr	Parity Scr
Aug-04	6	6	100.00%	0.00%	625	633	98.74%	-0.275824	-1.167689
Sep-04	1	1	100.00%	0.00%	593	599	99.00%	-0.100505	-1.061102
Oct-04	2	2	100.00%	0.00%	531	535	99.25%	-0.122514	-1.074484
Nov-04	4	4	100.00%	0.00%	469	474	98.95%	-0.205638	-1.125019
Dec-04	5	5	100.00%	0.00%	472	477	98.95%	-0.228947	-1.13919
Jan-05	5	5	100.00%	0.00%	459	461	99.57%	-0.146808	-1.089253
Feb-05	3	3	100.00%	0.00%	377	383	98.43%	-0.217656	-1.132326
Mar-05	7	7	100.00%	0.00%	455	460	98.91%	-0.275264	-1.167348
Apr-05	1	1	100.00%	0.00%	418	421	99.29%	-0.084617	-1.051443
May-05	2	2	100.00%	0.00%	422	428	98.60%	-0.168237	-1.102281
Jun-05	5	5	100.00%	0.00%	482	489	98.57%	-0.268103	-1.162995
Jul-05	2	2	100.00%	0.00%	423	427	99.06%	-0.137202	-1.083413



Centrex(Parity)									
Date	CLEC Num	CLEC Denom	CLEC Result	CLEC Std Dev	Qwest Num	Qwest Denom	Qwest Result	Mod Z Scr	Parity Scr
Aug-04	1	1	100.00%	0.00%	45	47	95.74%	-0.208611	-1.126826
Sep-04	1	1	100.00%	0.00%	27	28	96.43%	-0.189103	-1.114966
Oct-04									
Nov-04									
Dec-04									
Jan-05									
Feb-05									
Mar-05									
Apr-05									
May-05									
Jun-05									
Jul-05									



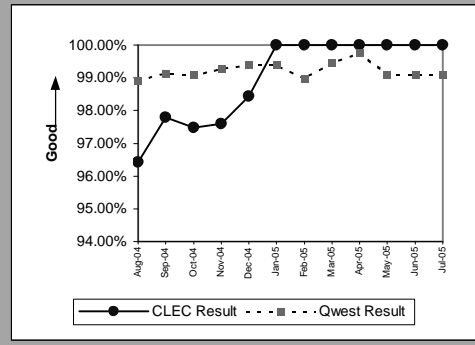
Centrex 21(Parity)									
Date	CLEC Num	CLEC Denom	CLEC Result	CLEC Std Dev	Qwest Num	Qwest Denom	Qwest Result	Mod Z Scr	Parity Scr
Aug-04									
Sep-04	1	1	100.00%	0.00%	61	62	98.39%	-0.127017	-1.077221
Oct-04	3	3	100.00%	0.00%	54	54	100.00%		
Nov-04	1	1	100.00%	0.00%	59	59	100.00%		
Dec-04									
Jan-05	1	1	100.00%	0.00%	50	51	98.04%	-0.140055	-1.085147
Feb-05									
Mar-05									
Apr-05									
May-05									
Jun-05	2	2	100.00%	0.00%	46	48	95.83%	-0.288926	-1.175655
Jul-05	1	1	100.00%	0.00%	39	41	95.12%	-0.223743	-1.136026



Qwest Perf Results - PID (14-State 271 PID 8.1)

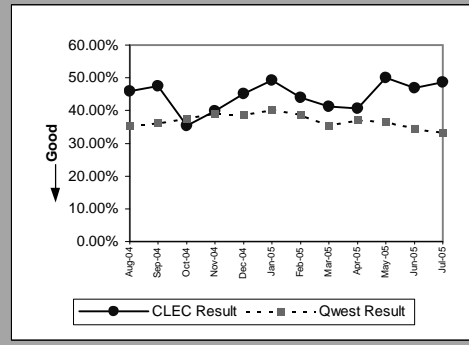
MR-9C - Repair Appointments Met (Percent) - No dispatches

UNE - P (POTS)(Parity)									
Date	CLEC Num	CLEC Denom	CLEC Result	CLEC Std Dev	Qwest Num	Qwest Denom	Qwest Result	Mod Z Scr	Parity Scr
Aug-04	216	224	96.43%	18.56%	4105	4150	98.92%	3.500948	0.673706
Sep-04	177	181	97.79%	14.70%	4174	4210	99.14%	1.938387	0.006565
Oct-04	154	158	97.47%	15.71%	3592	3625	99.09%	2.100443	0.069262
Nov-04	122	125	97.60%	15.30%	3137	3160	99.27%	2.157111	0.055188
Dec-04	125	127	98.43%	12.45%	2937	2955	99.39%	1.369495	-0.27971
Jan-05	18	18	100.00%	0.00%	2630	2646	99.40%	-0.329797	-1.200502
Feb-05	7	7	100.00%	0.00%	2361	2385	98.99%	-0.266361	-1.161936
Mar-05	4	4	100.00%	0.00%	2911	2927	99.45%	-0.148174	-1.090083
Apr-05	5	5	100.00%	0.00%	2536	2542	99.76%	-0.108657	-1.066059
May-05	3	3	100.00%	0.00%	2645	2669	99.10%	-0.164896	-1.100249
Jun-05	6	6	100.00%	0.00%	2921	2948	99.08%	-0.235261	-1.143029
Jul-05	6	6	100.00%	0.00%	2766	2791	99.10%	-0.232623	-1.141425

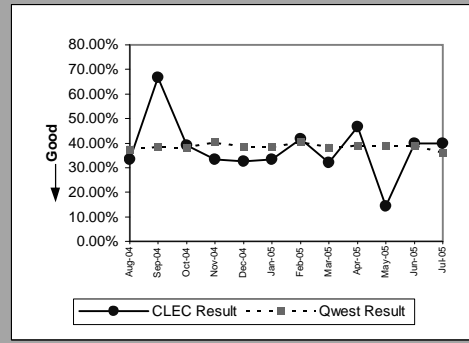


MR-10 - Customer-Related Trouble Reports (Percent)

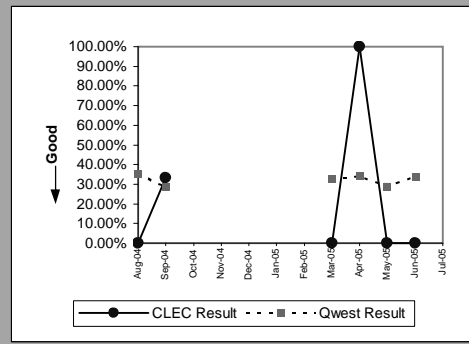
Residence(Parity)									
Date	CLEC Num	CLEC Denom	CLEC Result	CLEC Std Dev	Qwest Num	Qwest Denom	Qwest Result	Mod Z Scr	Parity Scr
Aug-04	52	113	46.02%	49.84%	11333	32112	35.29%	2.381664	0.423596
Sep-04	49	103	47.57%	49.94%	9945	27498	36.17%	2.404828	0.437878
Oct-04	39	110	35.45%	47.84%	10115	26911	37.59%	-0.460793	-1.280142
Nov-04	43	108	39.81%	48.95%	9855	25188	39.13%	0.146413	-0.90734
Dec-04	50	111	45.05%	49.75%	10423	26915	38.73%	1.363976	-0.175746
Jan-05	64	130	49.23%	49.99%	11191	27749	40.33%	2.064065	0.244211
Feb-05	40	91	43.96%	49.63%	7614	19688	38.67%	1.0324	-0.374407
Mar-05	54	131	41.22%	49.22%	8548	24121	35.44%	1.380123	-0.166722
Apr-05	41	101	40.59%	49.11%	8067	21759	37.07%	0.730661	-0.554735
May-05	60	120	50.00%	50.00%	9075	24811	36.58%	3.045663	0.817714
Jun-05	68	145	46.90%	49.90%	8570	24823	34.52%	3.124355	0.860124
Jul-05	57	117	48.72%	49.98%	8662	26062	33.24%	3.547042	1.096812



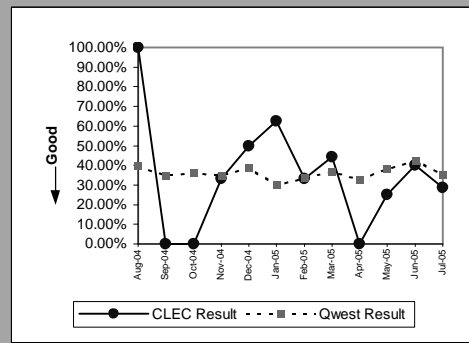
Business(Parity)									
Date	CLEC Num	CLEC Denom	CLEC Result	CLEC Std Dev	Qwest Num	Qwest Denom	Qwest Result	Mod Z Scr	Parity Scr
Aug-04	9	27	33.33%	47.14%	1442	3847	37.48%	-0.443953	-1.269904
Sep-04	14	21	66.67%	47.14%	1350	3510	38.46%	2.64884	0.563803
Oct-04	9	23	39.13%	48.80%	1302	3405	38.24%	0.087786	-0.939738
Nov-04	10	30	33.33%	47.14%	1293	3201	40.39%	-0.784431	-1.4769
Dec-04	13	40	32.50%	46.84%	1248	3228	38.66%	-0.795336	-1.48353
Jan-05	8	24	33.33%	47.14%	1335	3456	38.63%	-0.530937	-1.322787
Feb-05	10	24	41.67%	49.30%	1084	2667	40.64%	0.101455	-0.933779
Mar-05	9	28	32.14%	46.70%	1203	3146	38.24%	-0.660849	-1.401767
Apr-05	7	15	46.67%	49.89%	1188	3043	39.04%	0.603963	-0.637265
May-05	2	14	14.29%	34.99%	1322	3376	39.16%	-1.902747	-2.156788
Jun-05	6	15	40.00%	48.99%	1334	3404	39.19%	0.064185	-0.953689
Jul-05	4	10	40.00%	48.99%	1177	3256	36.15%	0.253114	-0.840612



Centrex(Parity)									
Date	CLEC Num	CLEC Denom	CLEC Result	CLEC Std Dev	Qwest Num	Qwest Denom	Qwest Result	Mod Z Scr	Parity Scr
Aug-04	0	2	0.00%	0.00%	75	214	35.05%	-1.033995	-1.628624
Sep-04	1	3	33.33%	47.14%	51	178	28.65%	0.177854	-0.895225
Oct-04									
Nov-04									
Dec-04									
Jan-05									
Feb-05									
Mar-05	0	2	0.00%	0.00%	51	155	32.90%	-0.98401	-1.598236
Apr-05	1	1	100.00%	0.00%	54	158	34.18%	1.383406	-0.421325
May-05	0	1	0.00%	0.00%	43	149	28.86%	-0.634788	-1.385924
Jun-05	0	1	0.00%	0.00%	58	172	33.72%	-0.711218	-1.43239
Jul-05									



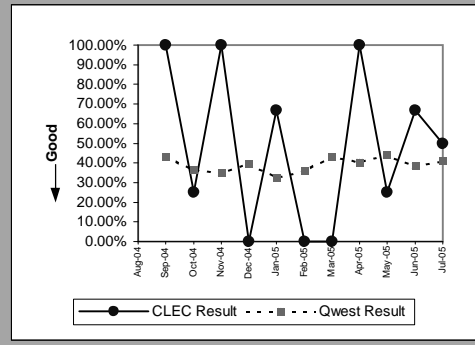
Centrex 21(Parity)									
Date	CLEC Num	CLEC Denom	CLEC Result	CLEC Std Dev	Qwest Num	Qwest Denom	Qwest Result	Mod Z Scr	Parity Scr
Aug-04	1	1	100.00%	0.00%	131	329	39.82%	1.227546	-0.485729
Sep-04	0	3	0.00%	0.00%	101	291	34.71%	-1.256369	-1.763818
Oct-04	0	3	0.00%	0.00%	110	303	36.30%	-1.301185	-1.791064
Nov-04	1	3	33.33%	47.14%	112	322	34.78%	-0.052461	-1.031894
Dec-04	3	6	50.00%	50.00%	93	240	38.75%	0.558698	-0.679419
Jan-05	5	8	62.50%	48.41%	83	278	29.86%	1.989183	0.114885
Feb-05	2	6	33.33%	47.14%	76	227	33.48%	-0.007523	-1.004574
Mar-05	4	9	44.44%	49.69%	106	289	36.68%	0.476094	-0.717273
Apr-05	0	2	0.00%	0.00%	86	262	32.82%	-0.984819	-1.598728
May-05	1	4	25.00%	43.30%	96	251	38.25%	-0.540863	-1.328821
Jun-05	2	5	40.00%	48.99%	112	265	42.26%	-0.101537	-1.06173
Jul-05	2	7	28.57%	45.18%	89	251	35.46%	-0.375674	-1.228393



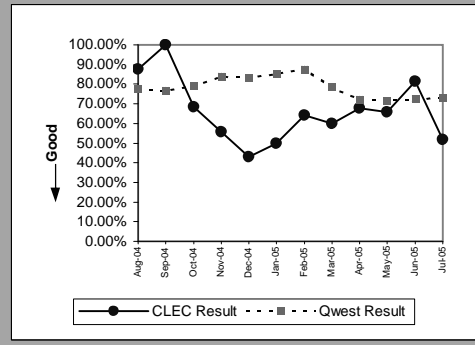
Qwest Perf Results - PID (14-State 271 PID 8.1)

MR-10 - Customer-Related Trouble Reports (Percent)

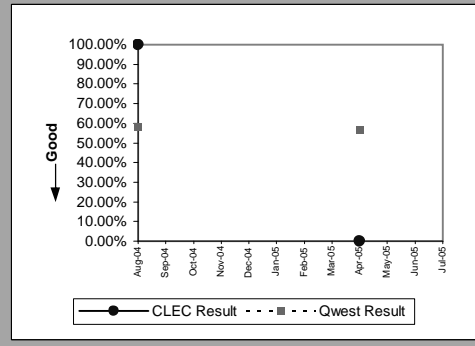
PBX(Parity)									
Date	CLEC Num	CLEC Denom	CLEC Result	CLEC Std Dev	Qwest Num	Qwest Denom	Qwest Result	Mod Z Scr	Parity Scr
Aug-04									
Sep-04	1	1	100.00%	0.00%	49	114	42.98%	1.146733	-0.522223
Oct-04	1	4	25.00%	43.30%	32	88	36.36%	-0.462071	-1.280919
Nov-04	1	1	100.00%	0.00%	43	123	34.96%	1.358478	-0.431444
Dec-04	0	1	0.00%	0.00%	37	93	39.78%	-0.808508	-1.491538
Jan-05	2	3	66.67%	47.14%	33	101	32.67%	1.237112	-0.35024
Feb-05	0	1	0.00%	0.00%	32	89	35.96%	-0.745094	-1.452985
Mar-05	0	1	0.00%	0.00%	42	97	43.30%	-0.869393	-1.528553
Apr-05	2	2	100.00%	0.00%	35	87	40.23%	1.704305	-0.132674
May-05	1	4	25.00%	43.30%	37	84	44.05%	-0.749719	-1.455797
Jun-05	2	3	66.67%	47.14%	50	130	38.46%	0.992768	-0.474289
Jul-05	3	6	50.00%	50.00%	34	83	40.96%	0.434654	-0.758213



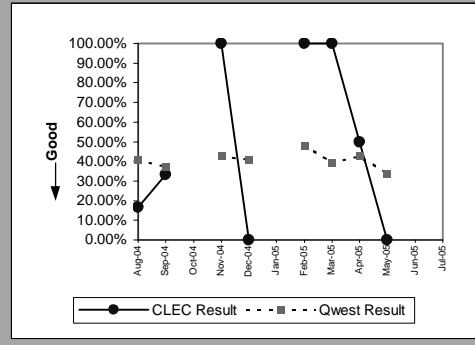
Qwest DSL(Parity)									
Date	CLEC Num	CLEC Denom	CLEC Result	CLEC Std Dev	Qwest Num	Qwest Denom	Qwest Result	Mod Z Scr	Parity Scr
Aug-04	7	8	87.50%	33.07%	12637	16305	77.50%	0.676949	-0.646678
Sep-04	3	3	100.00%	0.00%	11638	15137	76.88%	0.949621	-0.543354
Oct-04	13	19	68.42%	46.48%	13383	16876	79.30%	-1.170015	-1.711318
Nov-04	10	18	55.56%	49.69%	11967	14224	84.13%	-3.316195	-3.016103
Dec-04	3	7	42.86%	49.49%	13312	15964	83.39%	-2.880507	-2.751224
Jan-05	11	22	50.00%	50.00%	14150	16572	85.38%	-4.695177	-3.854465
Feb-05	9	14	64.29%	47.92%	14073	16088	87.48%	-2.620211	-2.592975
Mar-05	15	25	60.00%	48.99%	14342	18245	78.61%	-2.267296	-2.378418
Apr-05	19	28	67.86%	46.70%	12837	17793	72.15%	-0.505902	-1.307567
May-05	23	35	65.71%	47.47%	13093	18242	71.77%	-0.795713	-1.483759
Jun-05	22	27	81.48%	38.84%	12863	17684	72.74%	1.019465	-0.390451
Jul-05	14	27	51.85%	49.97%	12784	17534	72.91%	-2.460164	-2.495674



ISDN Primary(Parity)									
Date	CLEC Num	CLEC Denom	CLEC Result	CLEC Std Dev	Qwest Num	Qwest Denom	Qwest Result	Mod Z Scr	Parity Scr
Aug-04	2	2	100.00%	0.00%	38	65	58.46%	1.174152	-0.410414
Sep-04									
Oct-04									
Nov-04									
Dec-04									
Jan-05									
Feb-05									
Mar-05									
Apr-05	0	2	0.00%	0.00%	42	74	56.76%	-1.598725	-1.971956
May-05									
Jun-05									
Jul-05									



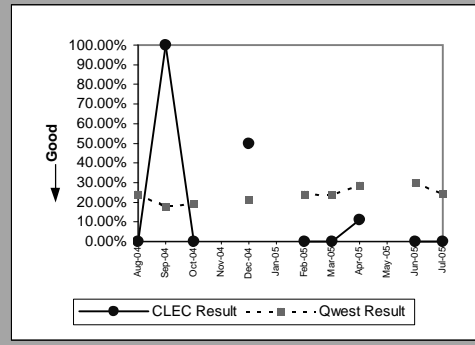
DSO(Parity)									
Date	CLEC Num	CLEC Denom	CLEC Result	CLEC Std Dev	Qwest Num	Qwest Denom	Qwest Result	Mod Z Scr	Parity Scr
Aug-04	1	6	16.67%	37.27%	220	540	40.74%	-1.19353	-1.725614
Sep-04	1	3	33.33%	47.14%	192	511	37.57%	-0.151194	-1.09192
Oct-04									
Nov-04	2	2	100.00%	0.00%	175	410	42.68%	1.634832	-0.176382
Dec-04	0	3	0.00%	0.00%	180	439	41.00%	-1.439024	-1.874865
Jan-05									
Feb-05	1	1	100.00%	0.00%	212	440	48.18%	1.035873	-0.573114
Mar-05	1	1	100.00%	0.00%	214	541	39.56%	1.234997	-0.482623
Apr-05	1	2	50.00%	50.00%	244	572	42.66%	0.209592	-0.897514
May-05	0	1	0.00%	0.00%	188	557	33.75%	-0.713142	-1.43356
Jun-05									
Jul-05									



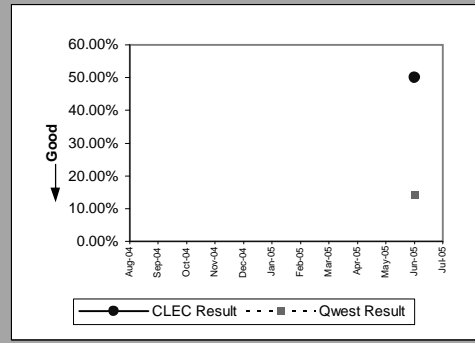
Qwest Perf Results - PID (14-State 271 PID 8.1)

MR-10 - Customer-Related Trouble Reports (Percent)

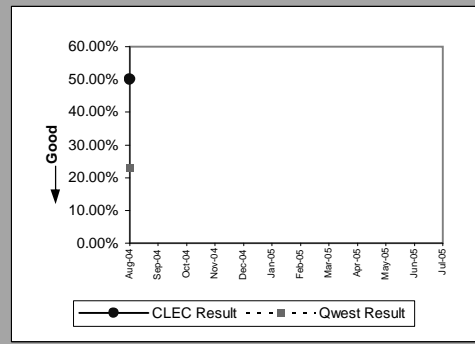
DS1(Parity)									
Date	CLEC Num	CLEC Denom	CLEC Result	CLEC Std Dev	Qwest Num	Qwest Denom	Qwest Result	Mod Z Scr	Parity Scr
Aug-04	0	2	0.00%	0.00%	110	457	24.07%	-0.794508	-1.483027
Sep-04	1	1	100.00%	0.00%	69	387	17.83%	2.144019	-0.178016
Oct-04	0	1	0.00%	0.00%	71	367	19.35%	-0.489094	-1.297348
Nov-04									
Dec-04	1	2	50.00%	50.00%	71	336	21.13%	0.997117	-0.516886
Jan-05									
Feb-05	0	1	0.00%	0.00%	73	304	24.01%	-0.561232	-1.341205
Mar-05	0	1	0.00%	0.00%	82	346	23.70%	-0.556517	-1.338338
Apr-05	1	9	11.11%	31.43%	93	325	28.62%	-1.146124	-1.696794
May-05									
Jun-05	0	2	0.00%	0.00%	100	335	29.85%	-0.91979	-1.559192
Jul-05	0	1	0.00%	0.00%	85	346	24.57%	-0.569853	-1.346446



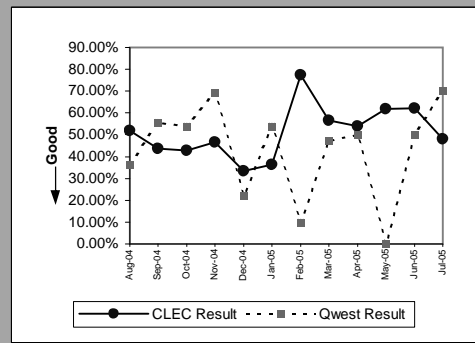
DS3(Parity)									
Date	CLEC Num	CLEC Denom	CLEC Result	CLEC Std Dev	Qwest Num	Qwest Denom	Qwest Result	Mod Z Scr	Parity Scr
Aug-04									
Sep-04									
Oct-04									
Nov-04									
Dec-04									
Jan-05									
Feb-05									
Mar-05									
Apr-05									
May-05									
Jun-05	1	2	50.00%	50.00%	1	7	14.29%	1.272938	-0.54593
Jul-05									



Frame Relay(Parity)									
Date	CLEC Num	CLEC Denom	CLEC Result	CLEC Std Dev	Qwest Num	Qwest Denom	Qwest Result	Mod Z Scr	Parity Scr
Aug-04	1	2	50.00%	50.00%	31	134	23.13%	0.894337	-0.564764
Sep-04									
Oct-04									
Nov-04									
Dec-04									
Jan-05									
Feb-05									
Mar-05									
Apr-05									
May-05									
Jun-05									
Jul-05									

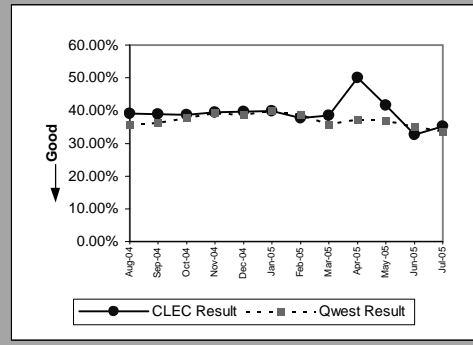


LIS Trunk(Parity)									
Date	CLEC Num	CLEC Denom	CLEC Result	CLEC Std Dev	Qwest Num	Qwest Denom	Qwest Result	Mod Z Scr	Parity Scr
Aug-04	14	27	51.85%	49.97%	4	11	36.36%	0.900122	-0.505974
Sep-04	7	16	43.75%	49.61%	10	18	55.56%	-0.691466	-1.420381
Oct-04	6	14	42.86%	49.49%	7	13	53.85%	-0.57231	-1.34794
Nov-04	7	15	46.67%	49.89%	9	13	69.23%	-1.290175	-1.78437
Dec-04	4	12	33.33%	47.14%	2	9	22.22%	0.606092	-0.727001
Jan-05	8	22	36.36%	48.10%	7	13	53.85%	-1.002471	-1.609459
Feb-05	17	22	77.27%	41.91%	1	10	10.00%	5.879686	1.175797
Mar-05	13	23	56.52%	49.57%	8	17	47.06%	0.592742	-0.665712
Apr-05	7	13	53.85%	49.85%	5	10	50.00%	0.182879	-0.929989
May-05	13	21	61.90%	48.56%	0	15	0.00%		1.407725
Jun-05	18	29	62.07%	48.52%	16	32	50.00%	0.941476	-0.442693
Jul-05	13	27	48.15%	49.97%	7	10	70.00%	-1.28813	-1.783127

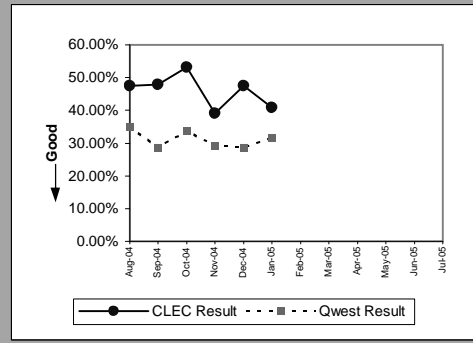


MR-10 - Customer-Related Trouble Reports (Percent)

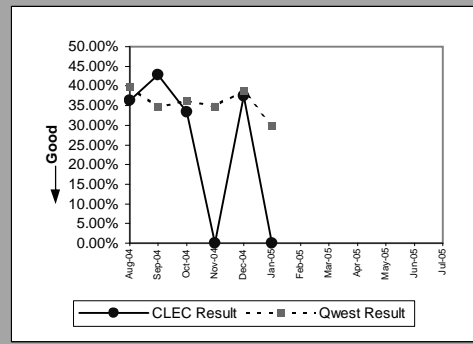
UNE - P (POTS)(Parity)									
Date	CLEC Num	CLEC Denom	CLEC Result	CLEC Std Dev	Qwest Num	Qwest Denom	Qwest Result	Mod Z Scr	Parity Scr
Aug-04	599	1536	39.00%	48.77%	12775	35959	35.53%	2.783417	0.692197
Sep-04	522	1342	38.90%	48.75%	11295	31008	36.43%	1.841696	0.119672
Oct-04	507	1308	38.76%	48.72%	11417	30316	37.66%	0.804984	-0.510605
Nov-04	465	1179	39.44%	48.87%	11148	28389	39.27%	0.118137	-0.928178
Dec-04	506	1276	39.66%	48.92%	11671	30143	38.72%	0.672603	-0.591087
Jan-05	51	128	39.84%	48.96%	12526	31205	40.14%	-0.068467	-1.041625
Feb-05	26	69	37.68%	48.46%	8698	22355	38.91%	-0.208793	-1.126937
Mar-05	20	52	38.46%	48.65%	9751	27267	35.76%	0.405887	-0.748766
Apr-05	26	52	50.00%	50.00%	9255	24802	37.32%	1.88927	0.128161
May-05	15	36	41.67%	49.30%	10397	28187	36.89%	0.594139	-0.637782
Jun-05	15	46	32.61%	46.88%	9904	28227	35.09%	-0.351914	-1.213948
Jul-05	13	37	35.14%	47.74%	9839	29318	33.56%	0.202831	-0.868068



UNE P (Centrex)(Parity)									
Date	CLEC Num	CLEC Denom	CLEC Result	CLEC Std Dev	Qwest Num	Qwest Denom	Qwest Result	Mod Z Scr	Parity Scr
Aug-04	19	40	47.50%	49.94%	75	214	35.05%	1.515232	-0.103976
Sep-04	22	46	47.83%	49.95%	51	178	28.65%	2.56401	0.467441
Oct-04	17	32	53.13%	49.90%	60	177	33.90%	2.114452	0.233921
Nov-04	16	41	39.02%	48.78%	44	150	29.33%	1.207825	-0.291149
Dec-04	19	40	47.50%	49.94%	60	209	28.71%	2.40686	0.38158
Jan-05	9	22	40.91%	49.17%	66	209	31.58%	0.895516	-0.468219
Feb-05									
Mar-05									
Apr-05									
May-05									
Jun-05									
Jul-05									



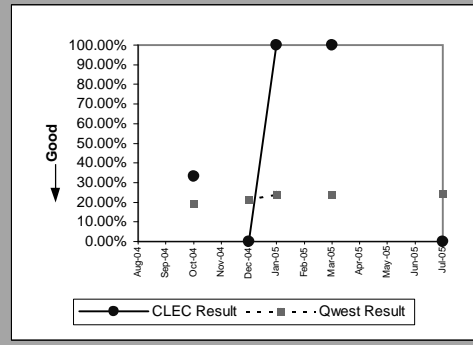
UNE P (Centrex 21)(Parity)									
Date	CLEC Num	CLEC Denom	CLEC Result	CLEC Std Dev	Qwest Num	Qwest Denom	Qwest Result	Mod Z Scr	Parity Scr
Aug-04	4	11	36.36%	48.10%	131	329	39.82%	-0.230199	-1.139951
Sep-04	3	7	42.86%	49.49%	101	291	34.71%	0.447569	-0.73542
Oct-04	3	9	33.33%	47.14%	110	303	36.30%	-0.182613	-1.111021
Nov-04	0	6	0.00%	0.00%	112	322	34.78%	-1.772417	-2.077553
Dec-04	6	16	37.50%	48.41%	93	240	38.75%	-0.099373	-1.060414
Jan-05	0	2	0.00%	0.00%	83	278	29.86%	-0.919348	-1.558924
Feb-05									
Mar-05									
Apr-05									
May-05									
Jun-05									
Jul-05									



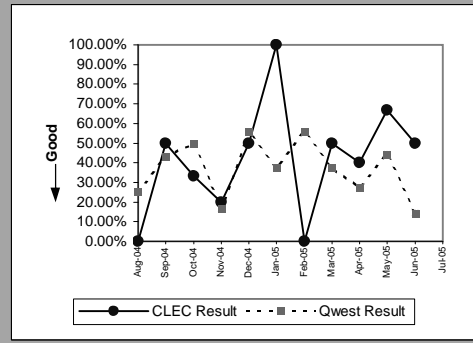
Qwest Perf Results - PID (14-State 271 PID 8.1)

MR-10 - Customer-Related Trouble Reports (Percent)

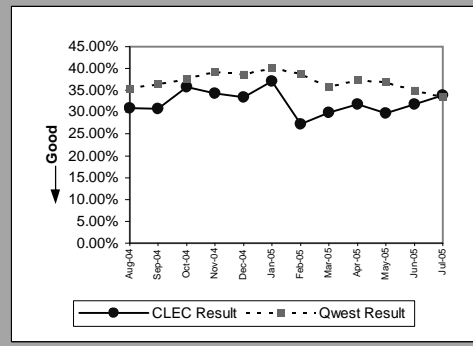
UDIT DS1(Parity)									
Date	CLEC Num	CLEC Denom	CLEC Result	CLEC Std Dev	Qwest Num	Qwest Denom	Qwest Result	Mod Z Scr	Parity Scr
Aug-04									
Sep-04									
Oct-04	1	3	33.33%	47.14%	71	367	19.35%	0.610826	-0.666948
Nov-04									
Dec-04	0	1	0.00%	0.00%	71	336	21.13%	-0.516846	-1.31422
Jan-05	1	1	100.00%	0.00%	89	368	24.18%	1.768145	-0.285466
Feb-05									
Mar-05	1	1	100.00%	0.00%	82	346	23.70%	1.791713	-0.278028
Apr-05									
May-05									
Jun-05									
Jul-05	0	1	0.00%	0.00%	85	346	24.57%	-0.569853	-1.346446



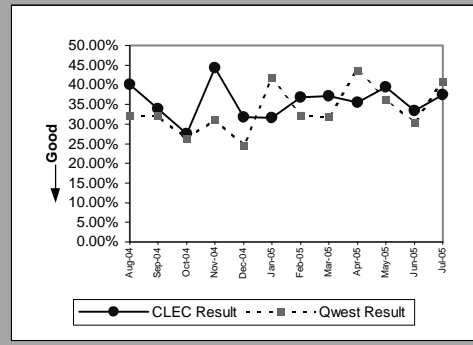
UDIT Above DS1 Level(Parity)									
Date	CLEC Num	CLEC Denom	CLEC Result	CLEC Std Dev	Qwest Num	Qwest Denom	Qwest Result	Mod Z Scr	Parity Scr
Aug-04	0	1	0.00%	0.00%	4	16	25.00%	-0.560112	-1.340524
Sep-04	1	2	50.00%	50.00%	3	7	42.86%	0.180021	-1.004642
Oct-04	1	3	33.33%	47.14%	6	12	50.00%	-0.516398	-1.313948
Nov-04	1	5	20.00%	40.00%	2	12	16.67%	0.168034	-0.951393
Dec-04	1	2	50.00%	50.00%	5	9	55.56%	-0.143019	-1.08695
Jan-05	1	1	100.00%	0.00%	3	8	37.50%	1.217161	-0.525915
Feb-05	0	2	0.00%	0.00%	5	9	55.56%	-1.430194	-1.869496
Mar-05	4	8	50.00%	50.00%	3	8	37.50%	0.516398	-0.847519
Apr-05	2	5	40.00%	48.99%	3	11	27.27%	0.529839	-0.751142
May-05	2	3	66.67%	47.14%	4	9	44.44%	0.67082	-0.711202
Jun-05	4	8	50.00%	50.00%	1	7	14.29%	1.972027	-0.187982
Jul-05									



Unbundled Loop Analog(Parity)									
Date	CLEC Num	CLEC Denom	CLEC Result	CLEC Std Dev	Qwest Num	Qwest Denom	Qwest Result	Mod Z Scr	Parity Scr
Aug-04	124	401	30.92%	46.22%	12775	35959	35.53%	-1.915671	-2.164645
Sep-04	110	357	30.81%	46.17%	11295	31008	36.43%	-2.191575	-2.332383
Oct-04	121	338	35.80%	47.94%	11417	30316	37.66%	-0.702283	-1.426958
Nov-04	123	358	34.36%	47.49%	11148	28389	39.27%	-1.890938	-2.149609
Dec-04	111	332	33.43%	47.18%	11671	30143	38.72%	-1.966138	-2.195327
Jan-05	139	375	37.07%	48.30%	12526	31205	40.14%	-1.207297	-1.733985
Feb-05	71	260	27.31%	44.55%	8698	22355	38.91%	-3.814627	-3.319128
Mar-05	98	327	29.97%	45.81%	9751	27267	35.76%	-2.172155	-2.320577
Apr-05	99	311	31.83%	46.58%	9255	24802	37.32%	-1.986768	-2.207869
May-05	117	393	29.77%	45.73%	10397	28187	36.89%	-2.903083	-2.764949
Jun-05	102	320	31.88%	46.60%	9904	28227	35.09%	-1.197182	-1.727835
Jul-05	147	435	33.79%	47.30%	9839	29318	33.56%	0.102385	-0.934674

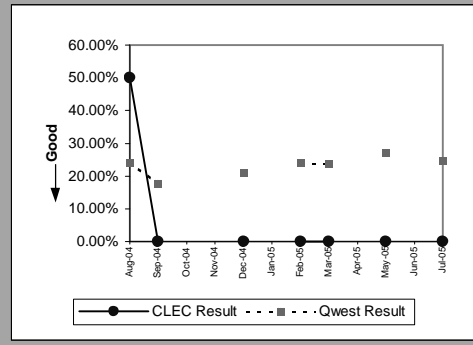


Unbundled Loop - 2 Wire Non-Loaded(Parity)									
Date	CLEC Num	CLEC Denom	CLEC Result	CLEC Std Dev	Qwest Num	Qwest Denom	Qwest Result	Mod Z Scr	Parity Scr
Aug-04	20	50	40.00%	48.99%	55	171	32.16%	1.043473	-0.381411
Sep-04	19	56	33.93%	47.35%	49	153	32.03%	0.261067	-0.843097
Oct-04	14	51	27.45%	44.63%	34	130	26.15%	0.178637	-0.891765
Nov-04	27	61	44.26%	49.67%	33	106	31.13%	1.764489	0.02396
Dec-04	26	82	31.71%	46.53%	32	130	24.62%	1.167429	-0.321187
Jan-05	18	57	31.58%	46.48%	43	103	41.75%	-1.249067	-1.759379
Feb-05	18	49	36.73%	48.21%	39	121	32.23%	0.569039	-0.66197
Mar-05	23	62	37.10%	48.31%	32	101	31.68%	0.721226	-0.574631
Apr-05	22	62	35.48%	47.85%	62	142	43.66%	-1.083241	-1.658563
May-05	24	61	39.34%	48.85%	36	99	36.36%	0.380666	-0.775312
Jun-05	5	15	33.33%	47.14%	30	99	30.30%	0.237984	-0.855684
Jul-05	6	16	37.50%	48.41%	40	98	40.82%	-0.250242	-1.152136

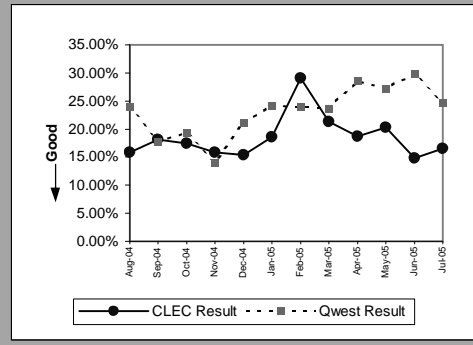


MR-10 - Customer-Related Trouble Reports (Percent)

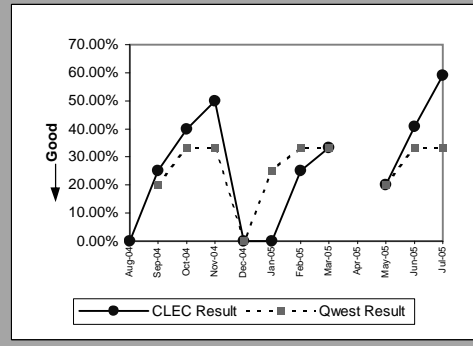
Unbundled Loop - 4 Wire Non-Loaded(Parity)									
Date	CLEC Num	CLEC Denom	CLEC Result	CLEC Std Dev	Qwest Num	Qwest Denom	Qwest Result	Mod Z Scr	Parity Scr
Aug-04	1	2	50.00%	50.00%	110	457	24.07%	0.855902	-0.576341
Sep-04	0	2	0.00%	0.00%	69	387	17.83%	-0.657062	-1.399466
Oct-04									
Nov-04									
Dec-04	0	1	0.00%	0.00%	71	336	21.13%	-0.516846	-1.31422
Jan-05									
Feb-05	0	1	0.00%	0.00%	73	304	24.01%	-0.561232	-1.341205
Mar-05	0	2	0.00%	0.00%	82	346	23.70%	-0.785902	-1.477794
Apr-05									
May-05	0	1	0.00%	0.00%	99	364	27.20%	-0.610378	-1.371084
Jun-05									
Jul-05	0	1	0.00%	0.00%	85	346	24.57%	-0.569853	-1.346446



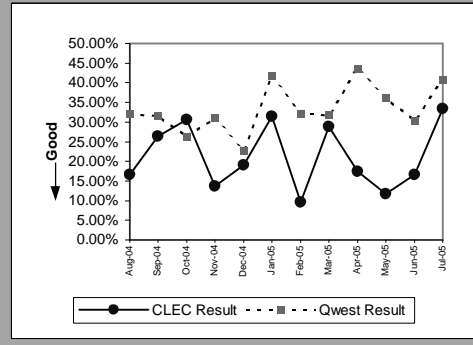
Unbundled Loop - DS1 Capable(Parity)									
Date	CLEC Num	CLEC Denom	CLEC Result	CLEC Std Dev	Qwest Num	Qwest Denom	Qwest Result	Mod Z Scr	Parity Scr
Aug-04	23	145	15.86%	36.53%	110	457	24.07%	-2.014345	-2.224635
Sep-04	19	105	18.10%	38.50%	69	387	17.83%	0.063105	-0.955015
Oct-04	19	109	17.43%	37.94%	71	367	19.35%	-0.444396	-1.270174
Nov-04	18	114	15.79%	36.46%	46	329	13.98%	0.479624	-0.709673
Dec-04	16	104	15.38%	36.08%	71	336	21.13%	-1.254406	-1.762625
Jan-05	22	118	18.64%	38.95%	89	368	24.18%	-1.223104	-1.743594
Feb-05	39	134	29.10%	45.42%	73	304	24.01%	1.149446	-0.320305
Mar-05	29	136	21.32%	40.96%	82	346	23.70%	-0.552049	-1.335622
Apr-05	20	107	18.69%	38.98%	93	325	28.62%	-1.970005	-2.197678
May-05	28	138	20.29%	40.22%	99	364	27.20%	-1.552917	-1.944106
Jun-05	17	115	14.78%	35.49%	100	335	29.85%	-3.046741	-2.852287
Jul-05	19	115	16.52%	37.14%	85	346	24.57%	-1.73618	-2.055522



Unbundled Loop - XDSL(Parity)									
Date	CLEC Num	CLEC Denom	CLEC Result	CLEC Std Dev	Qwest Num	Qwest Denom	Qwest Result	Mod Z Scr	Parity Scr
Aug-04	0	3	0.00%	0.00%					
Sep-04	1	4	25.00%	43.30%	1	5	20.00%	0.186339	-0.986097
Oct-04	2	5	40.00%	48.99%	1	3	33.33%	0.193649	-1.016647
Nov-04	1	2	50.00%	50.00%	2	6	33.33%	0.433013	-0.876683
Dec-04	0	4	0.00%	0.00%	0	5	0.00%		
Jan-05	0	7	0.00%	0.00%	1	4	25.00%	-0.921132	-1.560009
Feb-05	1	4	25.00%	43.30%	1	3	33.33%	-0.231455	-1.140715
Mar-05	1	3	33.33%	47.14%	1	3	33.33%	0	-1
Apr-05									
May-05	1	5	20.00%	40.00%	1	5	20.00%	0	-1
Jun-05	18	44	40.91%	49.17%	1	3	33.33%	0.269321	-0.908323
Jul-05	23	39	58.97%	49.19%	1	3	33.33%	0.907841	-0.547684



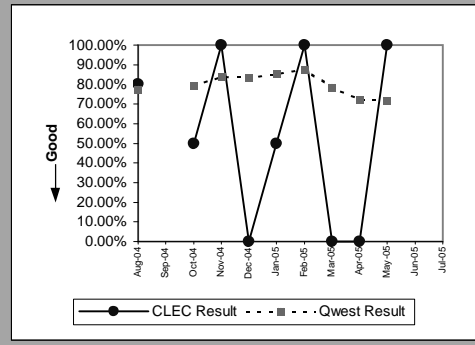
Unbundled Loop ISDN Capable(Parity)									
Date	CLEC Num	CLEC Denom	CLEC Result	CLEC Std Dev	Qwest Num	Qwest Denom	Qwest Result	Mod Z Scr	Parity Scr
Aug-04	5	30	16.67%	37.27%	55	171	32.16%	-1.676086	-2.018988
Sep-04	5	19	26.32%	44.03%	48	152	31.58%	-0.465322	-1.282895
Oct-04	11	36	30.56%	46.06%	34	130	26.15%	0.531812	-0.682141
Nov-04	3	22	13.64%	34.32%	33	106	31.13%	-1.612792	-1.980508
Dec-04	8	42	19.05%	39.27%	29	127	22.83%	-0.506843	-1.308138
Jan-05	11	35	31.43%	46.42%	43	103	41.75%	-1.069493	-1.650206
Feb-05	3	31	9.68%	29.57%	39	121	32.23%	-2.397293	-2.457451
Mar-05	13	45	28.89%	45.32%	32	101	31.68%	-0.335106	-1.20373
Apr-05	4	23	17.39%	37.90%	62	142	43.66%	-2.356594	-2.432707
May-05	4	34	11.76%	32.22%	36	99	36.36%	-2.572534	-2.56399
Jun-05	7	42	16.67%	37.27%	30	99	30.30%	-1.611318	-1.979612
Jul-05	12	36	33.33%	47.14%	40	98	40.82%	-0.781213	-1.474944



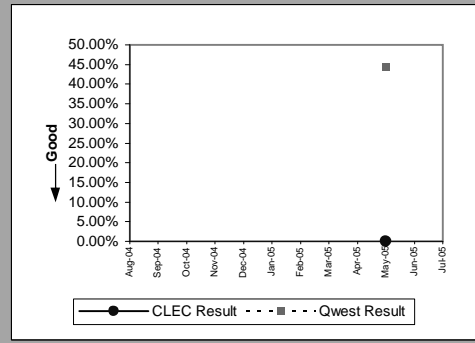
Qwest Perf Results - PID (14-State 271 PID 8.1)

MR-10 - Customer-Related Trouble Reports (Percent)

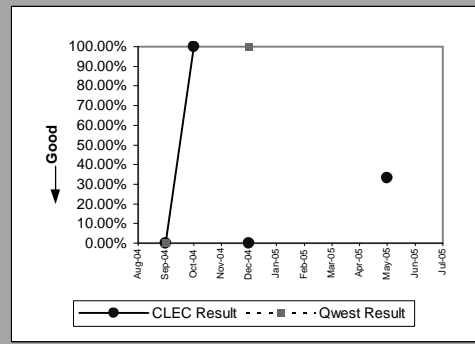
Unbundled Loop - ADSL Qualified(Parity)									
Date	CLEC Num	CLEC Denom	CLEC Result	CLEC Std Dev	Qwest Num	Qwest Denom	Qwest Result	Mod Z Scr	Parity Scr
Aug-04	4	5	80.00%	40.00%	12640	16310	77.50%	0.133928	-0.974617
Sep-04									
Oct-04	1	2	50.00%	50.00%	13388	16883	79.30%	-1.0226	-1.621697
Nov-04	2	2	100.00%	0.00%	11972	14231	84.13%	0.61427	-0.772825
Dec-04	0	1	0.00%	0.00%	13313	15965	83.39%	-2.240462	-2.362104
Jan-05	1	2	50.00%	50.00%	14151	16574	85.38%	-1.416161	-1.860964
Feb-05	1	1	100.00%	0.00%	14073	16088	87.48%	0.378382	-0.907379
Mar-05	0	4	0.00%	0.00%	14342	18245	78.61%	-3.833434	-3.330562
Apr-05	0	2	0.00%	0.00%	12837	17793	72.15%	-2.275919	-2.38366
May-05	1	1	100.00%	0.00%	13093	18242	71.77%	0.62709	-0.781359
Jun-05									
Jul-05									



Unbundled Loop - DS3 Capable(Parity)									
Date	CLEC Num	CLEC Denom	CLEC Result	CLEC Std Dev	Qwest Num	Qwest Denom	Qwest Result	Mod Z Scr	Parity Scr
Aug-04									
Sep-04									
Oct-04									
Nov-04									
Dec-04									
Jan-05									
Feb-05									
Mar-05									
Apr-05									
May-05	0	1	0.00%	0.00%	4	9	44.44%	-0.848528	-1.515868
Jun-05									
Jul-05									



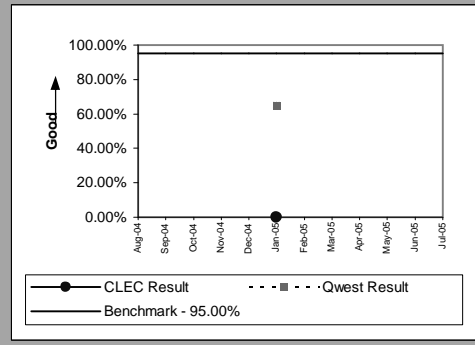
E911(Parity)									
Date	CLEC Num	CLEC Denom	CLEC Result	CLEC Std Dev	Qwest Num	Qwest Denom	Qwest Result	Mod Z Scr	Parity Scr
Aug-04									
Sep-04	0	1	0.00%	0.00%	0	1	0.00%		
Oct-04	1	1	100.00%	0.00%					
Nov-04									
Dec-04	0	1	0.00%	0.00%	1	1	100.00%		
Jan-05									
Feb-05									
Mar-05									
Apr-05									
May-05	1	3	33.33%	47.14%					
Jun-05									
Jul-05									



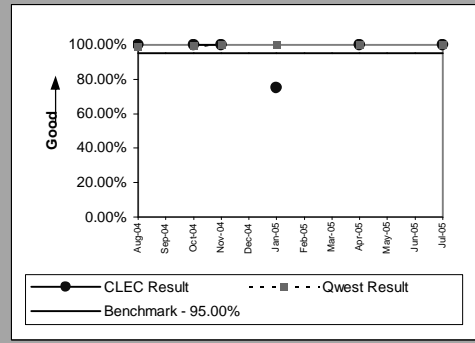
Qwest Perf Results - PID (14-State 271 PID 8.1)

MR-11 - LNP Trouble Reports Cleared

LNP Trouble Reports Cleared within 4 Hours(Percent)(MR-11A)(Benchmark)									
Date	CLEC Num	CLEC Denom	CLEC Result	CLEC Std Dev	Qwest Num	Qwest Denom	Qwest Result	Mod Z Scr	Parity Scr
Aug-04									
Sep-04									
Oct-04									
Nov-04									
Dec-04									
Jan-05	0	1	0.00%	0.00%	816	1257	64.92%	1.359731	3
Feb-05									
Mar-05									
Apr-05									
May-05									
Jun-05									
Jul-05									



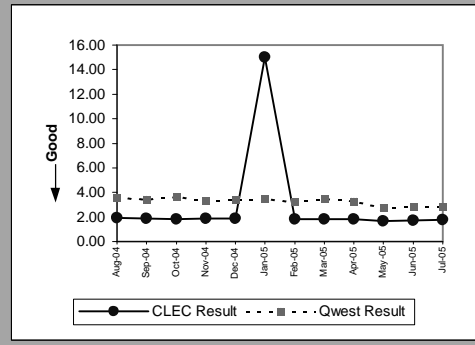
LNP Trouble Reports Cleared within 48 Hours - All Volumes(Percent)(MR-11B)(Parity)									
Date	CLEC Num	CLEC Denom	CLEC Result	CLEC Std Dev	Qwest Num	Qwest Denom	Qwest Result	Mod Z Scr	Parity Scr
Aug-04	1	1	100.00%	0.00%	4093	4133	99.03%	-0.098845	-1.060094
Sep-04									
Oct-04	1	1	100.00%	0.00%	3604	3614	99.72%	-0.052668	-1.03202
Nov-04	2	2	100.00%	0.00%	3139	3144	99.84%	-0.056424	-1.034304
Dec-04									
Jan-05	3	4	75.00%	43.30%	2633	2636	99.89%	14.7509	0.631579
Feb-05									
Mar-05									
Apr-05	2	2	100.00%	0.00%	2537	2538	99.96%	-0.028066	-0.157895
May-05									
Jun-05									
Jul-05	1	1	100.00%	0.00%	2772	2774	99.93%	-0.026856	-1.016327



Qwest Perf Results - PID (14-State 271 PID 8.1)

BI-1 - Time to Provide Recorded Usage Records

Time to Provide Usage Records(Whole Number)UNEs and Resale Aggregate(BI-1A)(Parity)									
Date	CLEC Num	CLEC Denom	CLEC Result	CLEC Std Dev	Qwest Num	Qwest Denom	Qwest Result	Mod Z Scr	Parity Scr
Aug-04	102507752	52643667	1.95	1.42	31005335	8599076	3.61	-918.2146	-559.2348
Sep-04	98272654	52619910	1.87	0.78	27754291	8043295	3.45	-873.7089	-532.1773
Oct-04	89131775	48329358	1.84	1.05	26755739	7326834	3.65	-890.5484	-542.415
Nov-04	92151225	49094957	1.88	0.92	23808403	7082972	3.36	-841.055	-512.3251
Dec-04	100153135	53134114	1.88	1.01	26400929	7746236	3.41	-967.113	-588.963
Jan-05	781578290	52054954	15.01	41.46	23774729	6808773	3.49	6610.1231	4017.6695
Feb-05	85483188	46213570	1.85	0.80	19818671	6176426	3.21	-777.8777	-473.9161
Mar-05	98874099	53894234	1.83	0.84	25606179	7388506	3.47	-978.0709	-595.6249
Apr-05	90108629	48807284	1.85	0.82	21266998	6441867	3.30	-868.3652	-528.9285
May-05	81948703	48965405	1.67	0.71	16523070	5949178	2.78	-800.5938	-487.7265
Jun-05	87454917	50284683	1.74	0.94	18036172	6427183	2.81	-799.4113	-487.0076
Jul-05	83640677	46982795	1.78	0.81	16046575	5692031	2.82	-746.6981	-454.9602

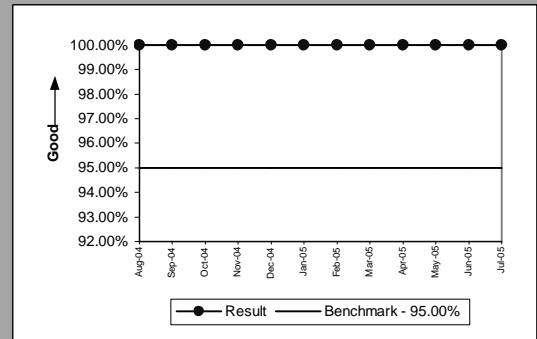


Eff 8/04 Wholesale results may include non-251 products provisioned as part of Commercial Agreements. This level of identification/exclusion from 271 Billing results is not available at this time.

Qwest Perf Results - PID (14-State 271 PID 8.1)

BI-1 - Time to Provide Recorded Usage Records

Time to Provide Usage Records(Percent)Jointly-provided Switched Access(BI-1B)(Benchmark)				
Date	Numerator	Denominator	Result	
Aug-04	1008666	1008676	100.00%	
Sep-04	661403	661404	100.00%	
Oct-04	636778	636785	100.00%	
Nov-04	615371	615371	100.00%	
Dec-04	674208	674213	100.00%	
Jan-05	686266	686266	100.00%	
Feb-05	666082	666082	100.00%	
Mar-05	820609	820614	100.00%	
Apr-05	837808	837809	100.00%	
May-05	4363795	4363828	100.00%	
Jun-05	18102094	18102122	100.00%	
Jul-05	19001960	19001973	100.00%	

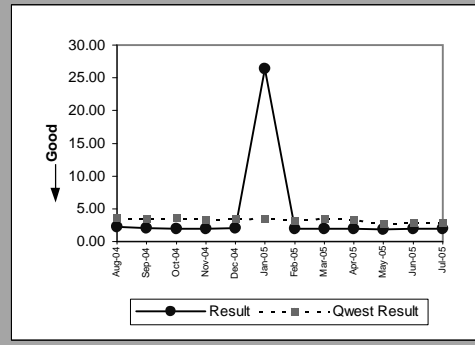


Eff 8/04 Wholesale results may include non-251 products provisioned as part of Commercial Agreements. This level of identification/exclusion from 271 Billing results is not available at this time.

Qwest Perf Results - PID (14-State 271 PID 8.1)

BI-1 - Time to Provide Recorded Usage Reports

Time to Provide Usage Records [CAT11](Whole Number)UNEs and Resale Aggregate(BI-1C-1)(Parity)									
Date	Numerator	Denominator	Result	CLEC Std Dev	Qwest Num	Qwest Denom	Qwest Result	Mod Z Scr	Parity Scr
Aug-04	60000760	27046328	2.22	1.84	31005335	8599076	3.61	-721.589	-439.695
Sep-04	53407409	26610019	2.01	0.82	27754291	8043295	3.45	-749.6472	-456.7531
Oct-04	49064985	24896695	1.97	1.19	26755739	7326834	3.65	-781.2427	-475.9619
Nov-04	49204081	24769632	1.99	0.78	23808403	7082972	3.36	-734.8613	-447.7639
Dec-04	53246142	26391306	2.02	0.92	26400929	7746236	3.41	-830.9515	-506.1827
Jan-05	739736598	28057053	26.37	53.93	23774729	6808773	3.49	12517.128	7608.8735
Feb-05	45739211	22887858	2	0.79	19818671	6176426	3.21	-654.5776	-398.9549
Mar-05	53368452	26868884	1.99	0.82	25606179	7388506	3.47	-837.7845	-510.3368
Apr-05	48816378	24459132	2	0.81	21266998	6441867	3.30	-737.4558	-449.3413
May-05	47077048	25519616	1.84	0.74	16523070	5949178	2.78	-645.1207	-393.2055
Jun-05	46497666	24285992	1.91	0.81	18036172	6427183	2.81	-630.8375	-384.522
Jul-05	46946156	24019053	1.95	0.83	16046575	5692031	2.82	-591.6129	-360.6751

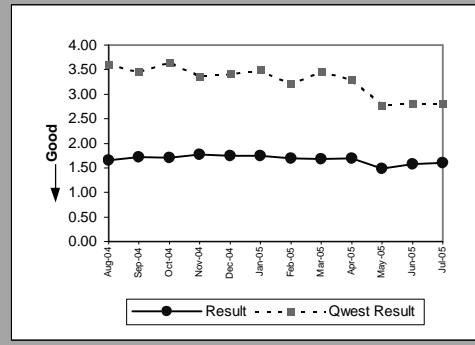


Eff 8/04 Wholesale results may include non-251 products provisioned as part of Commercial Agreements. This level of identification/exclusion from 271 Billing results is not available at this time.

Qwest Perf Results - PID (14-State 271 PID 8.1)

BI-1 - Time to Provide Recorded Usage Reports

Time to Provide Usage Records [CAT10](Whole Number)JNEs and Resale Aggregate(BI-1C-2)(Parity)									
Date	Numerator	Denominator	Result	CLEC Std Dev	Qwest Numera	Qwest Denom	Qwest Result	Mod Z Scr	Parity Scr
Aug-04	42506992	25597339	1.66	0.66	31005335	8599076	3.61	-1004.924	-611.9503
Sep-04	44865245	26009891	1.72	0.72	27754291	8043295	3.45	-893.7577	-544.3661
Oct-04	40066790	23432663	1.71	0.86	26755739	7326834	3.65	-896.1404	-545.8147
Nov-04	42947144	24325325	1.77	1.03	23808403	7082972	3.36	-851.2218	-518.5061
Dec-04	46906993	26742808	1.75	1.08	26400929	7746236	3.41	-989.9115	-602.8235
Jan-05	41841692	23997901	1.74	1.10	23774729	6808773	3.49	-941.2584	-573.2444
Feb-05	39743977	23325712	1.70	0.77	19818671	6176426	3.21	-815.4946	-496.7855
Mar-05	45505647	27025350	1.68	0.83	25606179	7388506	3.47	-1009.685	-614.8449
Apr-05	41292251	24348152	1.70	0.79	21266998	6441867	3.30	-906.4434	-552.0784
May-05	34871655	23445789	1.49	0.63	16523070	5949178	2.78	-884.9792	-539.0292
Jun-05	40957251	25998691	1.58	1.02	18036172	6427183	2.81	-876.9073	-534.1218
Jul-05	36694521	22963742	1.60	0.75	16046575	5692031	2.82	-831.9722	-506.8032

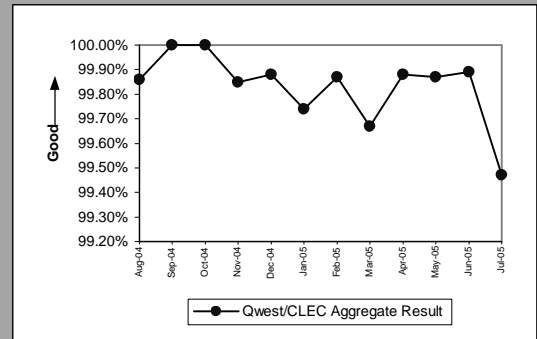


Eff 8/04 Wholesale results may include non-251 products provisioned as part of Commercial Agreements. This level of identification/exclusion from 271 Billing results is not available at this time.

Qwest Perf Results - PID (14-State 271 PID 8.1)

BI-2 - Invoices Delivered within 10 Days

Invoices Delivered within 10 Days(Percent)All(BI-2)(Diagnostic)			
Date	Qwest/CLEC Aggregate Num	Qwest/CLEC Aggregate Denom	Qwest/CLEC Aggregate Result
Aug-04	737	738	99.86%
Sep-04	759	759	100.00%
Oct-04	812	812	100.00%
Nov-04	662	663	99.85%
Dec-04	843	844	99.88%
Jan-05	771	773	99.74%
Feb-05	770	771	99.87%
Mar-05	910	913	99.67%
Apr-05	854	855	99.88%
May-05	791	792	99.87%
Jun-05	917	918	99.89%
Jul-05	930	935	99.47%

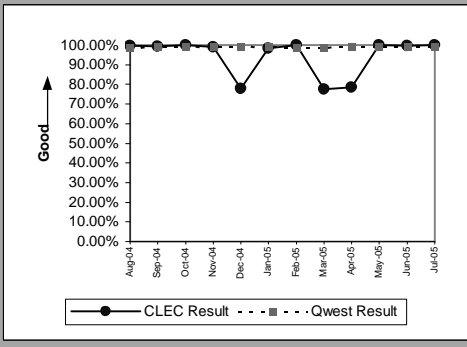


Eff 8/04 Wholesale results may include non-251 products provisioned as part of Commercial Agreements. This level of identification/exclusion from 271 Billing results is not available at this time.

Qwest Perf Results - PID (14-State 271 PID 8.1)

BI-3 - Billing Accuracy - Adjustments for Errors

Billing Accuracy - Adjustments for Errors(Percent)JNEs and Resale Aggregate(BI-3A)(Parity)									
Date	CLEC Num	CLEC Denom	CLEC Result	CLEC Std Dev	Qwest Num	Qwest Denom	Qwest Result	Mod Z Scr	Parity Scr
Aug-04	5672605	5684831	99.78%	4.63%	80734689	81670634	98.85%	-201.6396	-123.5882
Sep-04	5507007	5539685	99.41%	7.66%	80269537	81186829	98.87%	-116.3422	-71.73104
Oct-04	5513972	5517554	99.94%	2.55%	80818583	81438580	99.24%	-182.1211	-111.7218
Nov-04	5721170	5771219	99.13%	9.27%	80189840	81007257	98.99%	-32.94395	-21.0285
Dec-04	6716481	8635483	77.78%	41.57%	78882398	79403348	99.34%	7455.0458	4531.346
Jan-05	6847698	6953903	98.47%	12.26%	78671496	79556521	98.89%	100.01479	59.804675
Feb-05	5862385	5869707	99.88%	3.53%	78803570	79784446	98.77%	-234.4036	-143.5072
Mar-05	4425656	5710968	77.49%	41.76%	79018695	79952333	98.83%	4585.7384	2786.931
Apr-05	5041745	6429641	78.41%	41.14%	79484901	79913969	99.46%	7026.4942	4270.8051
May-05	7262399	7263633	99.98%	1.30%	79610225	80136688	99.34%	-204.4361	-125.2883
Jun-05	7039191	7055897	99.76%	4.86%	80816186	81532574	99.12%	-175.2718	-107.5577
Jul-05	5965596	5966672	99.98%	1.34%	77125030	77661037	99.31%	-191.1075	-117.1851

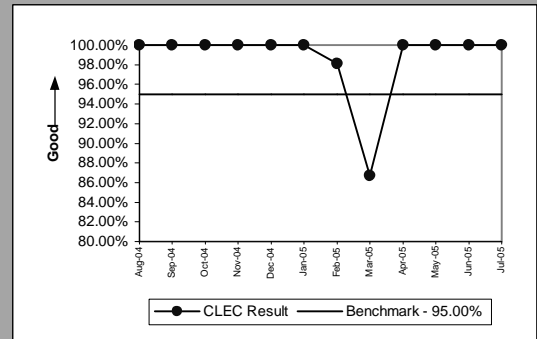


Eff 8/04 Wholesale results may include non-251 products provisioned as part of Commercial Agreements. This level of identification/exclusion from 271 Billing results is not available at this time.

Qwest Perf Results - PID (14-State 271 PID 8.1)

BI-3 - Billing Accuracy - Adjustments for Errors

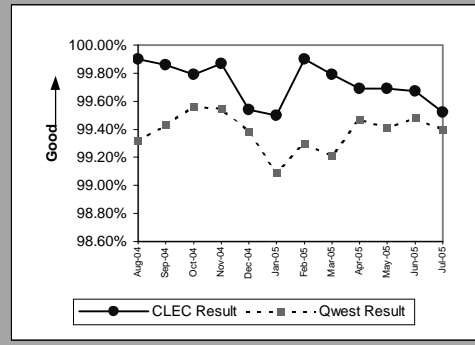
Billing Accuracy - Adjustments for Errors(Percent)Reciprocal Compensation(BI-3B)(Diagnostic)				
Date	Numerator	Denominator	CLEC Result	
Aug-04		65512	65512	100.00%
Sep-04		62947	62947	100.00%
Oct-04		62060	62062	100.00%
Nov-04		64631	64631	100.00%
Dec-04		58247	58247	100.00%
Jan-05		60081	60081	100.00%
Feb-05		62373	63578	98.11%
Mar-05		51265	59136	86.69%
Apr-05		78206	78206	100.00%
May-05		75286	75286	100.00%
Jun-05		64649	64649	100.00%
Jul-05		62400	62400	100.00%



Qwest Perf Results - PID (14-State 271 PID 8.1)

BI-4 - Billing Completeness

Billing Completeness(Percent)UNEs and Resale Aggregate(BI-4A)(Parity)									
Date	CLEC Num	CLEC Denom	CLEC Result	CLEC Std Dev	Qwest Num	Qwest Denom	Qwest Result	Mod Z Scr	Parity Scr
Aug-04	33449	33481	99.90%	3.09%	194394	195719	99.32%	-11.98886	-8.288708
Sep-04	32935	32980	99.86%	3.69%	195712	196833	99.43%	-9.672382	-6.880391
Oct-04	38707	38788	99.79%	4.56%	201957	202854	99.56%	-6.34663	-4.858477
Nov-04	35689	35736	99.87%	3.62%	181393	182220	99.55%	-8.288887	-6.039286
Dec-04	31270	31413	99.54%	6.73%	167321	168369	99.38%	-3.459345	-3.103132
Jan-05	26008	26139	99.50%	7.06%	172856	174446	99.09%	-6.50934	-4.957397
Feb-05	31536	31567	99.90%	3.13%	170002	171202	99.30%	-11.79448	-8.170537
Mar-05	31364	31429	99.79%	4.54%	165516	166836	99.21%	-10.72669	-7.521367
Apr-05	31651	31751	99.69%	5.60%	174786	175721	99.47%	-4.89464	-3.97573
May-05	33308	33412	99.69%	0.00%	167952	168942	99.41%	-6.011804	-4.654917
Jun-05	30796	30899	99.67%	5.76%	165315	166174	99.48%	-4.132237	-3.512221
Jul-05	34249	34415	99.52%	6.93%	172381	173421	99.40%	-2.575631	-2.565872

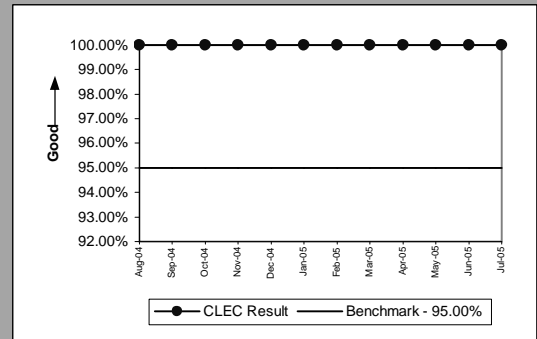


Eff 8/04 Wholesale results may include non-251 products provisioned as part of Commercial Agreements. This level of identification/exclusion from 271 Billing results is not available at this time.

Qwest Perf Results - PID (14-State 271 PID 8.1)

BI-4 - Billing Completeness

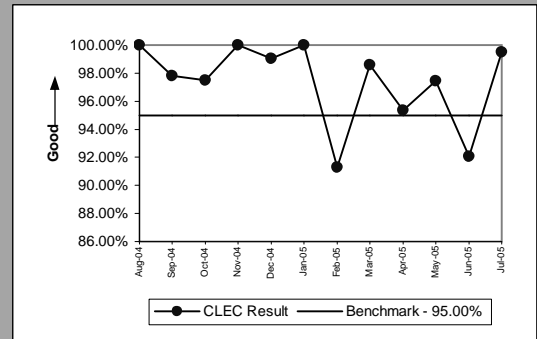
Billing Completeness(Percent)Reciprocal Compensation(BI-4B)(Diagnostic)				
Date	Numerator	Denominator	CLEC Result	
Aug-04	65512	65512	100.00%	
Sep-04	62947	62947	100.00%	
Oct-04	62062	62062	100.00%	
Nov-04	64631	64631	100.00%	
Dec-04	58247	58247	100.00%	
Jan-05	60081	60081	100.00%	
Feb-05	63578	63578	100.00%	
Mar-05	59136	59136	100.00%	
Apr-05	78206	78206	100.00%	
May-05	75286	75286	100.00%	
Jun-05	64649	64649	100.00%	
Jul-05	62400	62400	100.00%	



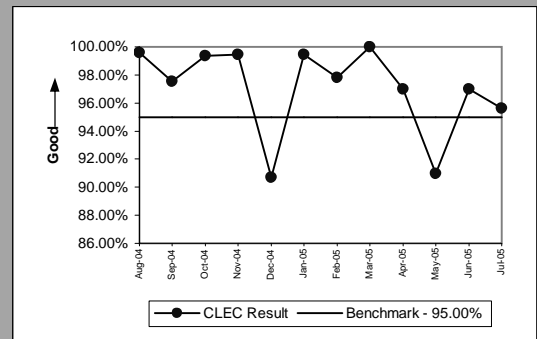
Qwest Perf Results - PID (14-State 271 PID 8.1)

BI-5 - Billing Accuracy & Claims Processing

Billing Accuracy & Claims Processing - Acknowledgment(Percent)All(BI-5A)(Benchmark)				
Date	Numerator	Denominator	CLEC Result	
Aug-04		237	237	100.00%
Sep-04		265	271	97.79%
Oct-04		233	239	97.49%
Nov-04		204	204	100.00%
Dec-04		208	210	99.05%
Jan-05		294	294	100.00%
Feb-05		293	321	91.28%
Mar-05		212	215	98.60%
Apr-05		184	193	95.34%
May-05		153	157	97.45%
Jun-05		278	302	92.05%
Jul-05		192	193	99.48%



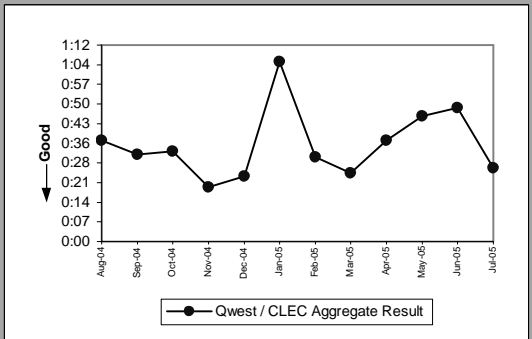
Billing Accuracy & Claims Processing - Resolution(Percent)All(BI-5B)(Benchmark)				
Date	Numerator	Denominator	CLEC Result	
Aug-04		234	235	99.57%
Sep-04		199	204	97.55%
Oct-04		306	308	99.35%
Nov-04		189	190	99.47%
Dec-04		146	161	90.68%
Jan-05		187	188	99.47%
Feb-05		269	275	97.82%
Mar-05		219	219	100.00%
Apr-05		227	234	97.01%
May-05		211	232	90.95%
Jun-05		325	335	97.01%
Jul-05		241	252	95.63%



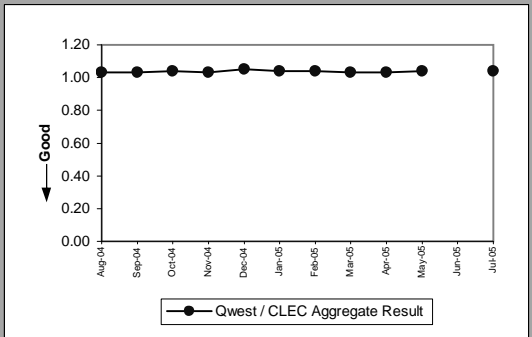
Qwest Perf Results - PID (14-State 271 PID 8.1)

DB-1 - Time to Update Databases

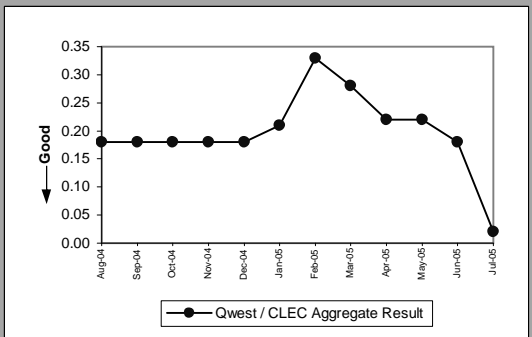
Time to Update Databases(Hours and Minutes)E911(DB-1A)(Diagnostic)	
	Qwest / CLEC Aggregate Result
Aug-04	0:37
Sep-04	0:32
Oct-04	0:33
Nov-04	0:20
Dec-04	0:24
Jan-05	1:06
Feb-05	0:31
Mar-05	0:25
Apr-05	0:37
May-05	0:46
Jun-05	0:49
Jul-05	0:27



Time to Update Databases(Whole Number)LIDB(DB-1B)(Diagnostic)	
	Qwest / CLEC Aggregate Result
Aug-04	1.03
Sep-04	1.03
Oct-04	1.04
Nov-04	1.03
Dec-04	1.05
Jan-05	1.04
Feb-05	1.04
Mar-05	1.03
Apr-05	1.03
May-05	1.04
Jun-05	1.04
Jul-05	1.04



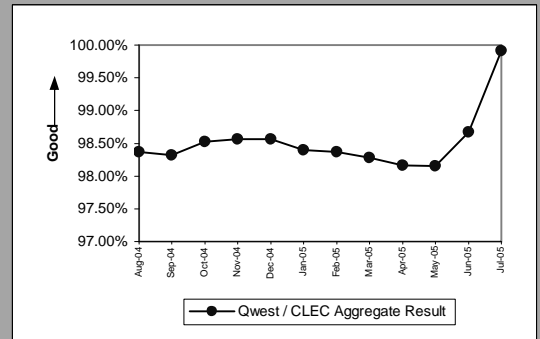
Time to Update Databases(Whole Number)Directory Listing(DB-1C-1)(Diagnostic)	
	Qwest / CLEC Aggregate Result
Aug-04	0.18
Sep-04	0.18
Oct-04	0.18
Nov-04	0.18
Dec-04	0.18
Jan-05	0.21
Feb-05	0.33
Mar-05	0.28
Apr-05	0.22
May-05	0.22
Jun-05	0.18
Jul-05	0.02



VoIP Listings are included in the batch process and therefore included in performance results effective 8/6/04.

DB-2 - Accurate Database Updates

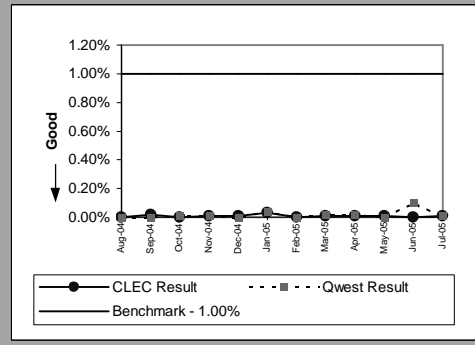
Accurate Database Updates(Percent)Directory Listing(DB-2C-1)(Diagnostic)	
	Qwest / CLEC Aggregate Result
Aug-04	98.37%
Sep-04	98.32%
Oct-04	98.52%
Nov-04	98.56%
Dec-04	98.56%
Jan-05	98.40%
Feb-05	98.37%
Mar-05	98.28%
Apr-05	98.16%
May-05	98.15%
Jun-05	98.67%
Jul-05	99.91%



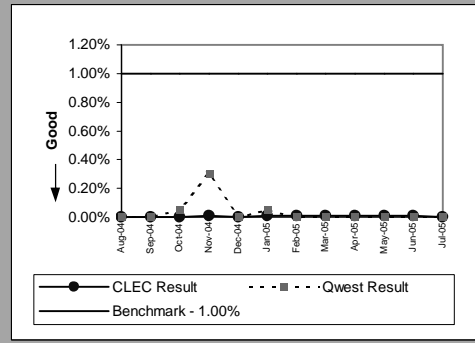
Qwest Perf Results - PID (14-State 271 PID 8.1)

NI-1 - Trunk Blocking

Trunk Blockage to Qwest Tandem Offices(NI-1A)(Parity)									
Date	CLEC Num	CLEC Denom	CLEC Result	CLEC Std Dev	Qwest Num	Qwest Denom	Qwest Result	Mod Z Scr	Parity Scr
Aug-04	1	28872	0.00%	0.04%	0	32617	0.00%		
Sep-04	5	29592	0.02%	0.08%	0	32617	0.00%	420.09748	254.40113
Oct-04	1	28080	0.00%	0.05%	4	32617	0.01%	-10.4091	-7.328285
Nov-04	2	29712	0.01%	0.05%	2	32617	0.01%	-1.942419	-2.180907
Dec-04	2	28320	0.01%	0.07%	0	33241	0.00%		-2.981364
Jan-05	7	27624	0.03%	0.16%	14	32400	0.04%	-6.540113	-2.921051
Feb-05	1	27024	0.00%	0.04%	1	30576	0.00%	0.536441	-2.991821
Mar-05	2	26448	0.01%	0.07%	7	30360	0.02%	-10.029	-2.979909
Apr-05	2	23928	0.01%	0.08%	7	30360	0.02%	-10.88634	-2.974724
May-05	2	22560	0.01%	0.00%	0	30384	0.00%		-2.97983
Jun-05	1	23064	0.00%	0.06%	31	31008	0.10%	-20.93779	-13.72928
Jul-05	1	23184	0.01%	0.06%	4	31008	0.01%	-3.719994	-3.261596

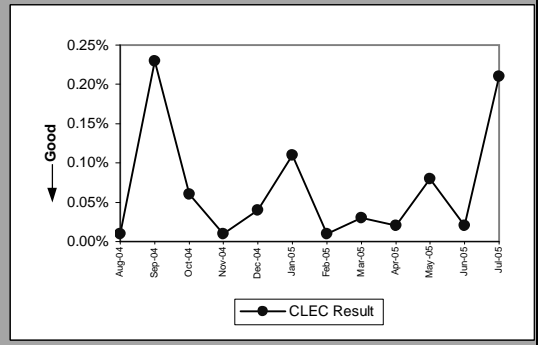


Trunk Blockage to Qwest End Offices(NI-1B)(Parity)									
Date	CLEC Num	CLEC Denom	CLEC Result	CLEC Std Dev	Qwest Num	Qwest Denom	Qwest Result	Mod Z Scr	Parity Scr
Aug-04	0	18540	0.00%	0.00%	0	28623	0.00%	-6.237637	-4.792214
Sep-04	0	18012	0.00%	0.02%	0	28623	0.00%		
Oct-04	1	17148	0.00%	0.06%	30	58572	0.05%	-14.1912	-9.627639
Nov-04	1	17028	0.01%	0.07%	177	58476	0.30%	-13.23095	-9.043844
Dec-04	0	16248	0.00%	0.03%	0	59124	0.00%	136.26315	-2.992024
Jan-05	2	15552	0.01%	0.08%	32	58764	0.05%	-8.343306	-2.958194
Feb-05	2	15960	0.01%	0.08%	0	55841	0.00%	272.2483	-2.971263
Mar-05	2	16392	0.01%	0.07%	0	54041	0.00%	1151.4151	-2.96552
Apr-05	1	16224	0.01%	0.07%	0	53969	0.00%	207.29958	-2.984024
May-05	2	16176	0.01%	0.00%	0	53969	0.00%	249.46289	150.66267
Jun-05	1	15336	0.01%	0.06%	3	53969	0.00%	0.248962	-0.848642
Jul-05	0	11328	0.00%	0.02%	0	53969	0.00%	103.81339	62.11406

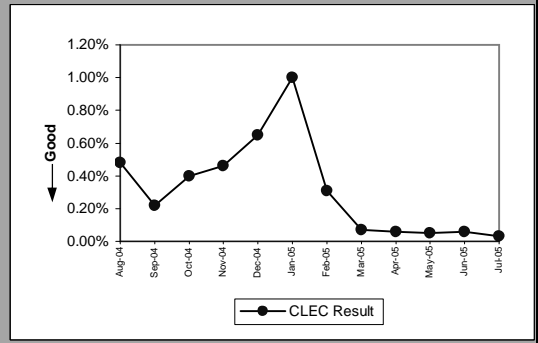


NI-1 - Trunk Blocking

Trunk Blockage to Qwest Tandem Offices(Percent)(NI-1C)(Diagnostic)					
Date	Numerator	Denominator	CLEC Result	Standard Deviation	
Aug-04		3	28920	0.01%	0.15%
Sep-04		67	29928	0.23%	1.99%
Oct-04		17	28416	0.06%	0.50%
Nov-04		4	29736	0.01%	0.26%
Dec-04		11	28656	0.04%	0.33%
Jan-05		32	28200	0.11%	0.80%
Feb-05		2	27168	0.01%	0.09%
Mar-05		9	26520	0.03%	0.61%
Apr-05		5	24048	0.02%	0.19%
May-05		19	23448	0.08%	0.00%
Jun-05		5	23304	0.02%	0.17%
Jul-05		50	23448	0.21%	3.49%

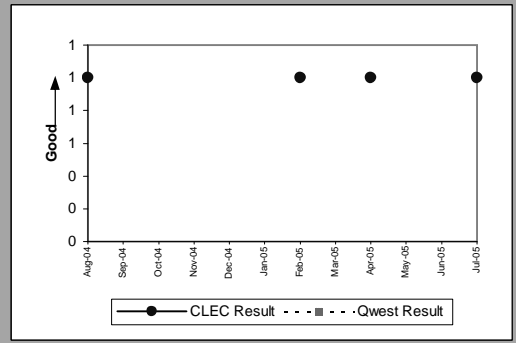


Trunk Blockage to Qwest End Offices(Percent)(NI-1D)(Diagnostic)					
Date	Numerator	Denominator	CLEC Result	Standard Deviation	
Aug-04		91	18900	0.48%	3.85%
Sep-04		41	18420	0.22%	1.70%
Oct-04		70	17484	0.40%	3.03%
Nov-04		79	17316	0.46%	3.48%
Dec-04		109	16764	0.65%	4.84%
Jan-05		168	16716	1.00%	5.50%
Feb-05		51	16764	0.31%	1.66%
Mar-05		12	16428	0.07%	1.26%
Apr-05		10	16332	0.06%	1.10%
May-05		9	16284	0.05%	0.00%
Jun-05		9	15372	0.06%	1.08%
Jul-05		3	11436	0.03%	0.34%



NP-1 - NXX Code Activation

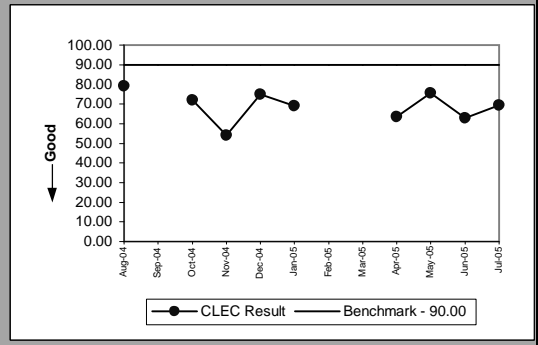
NXX Code Activation(Whole Number)(NP-1A)(Parity)						
Date	CLEC Num	CLEC Denom	CLEC Result	Qwest Num	Qwest Denom	Qwest Result
Aug-04		1	1			
Sep-04						
Oct-04						
Nov-04						
Dec-04						
Jan-05						
Feb-05	1	1	1			
Mar-05						
Apr-05	1	1	1			
May-05						
Jun-05						
Jul-05	1	1	1			



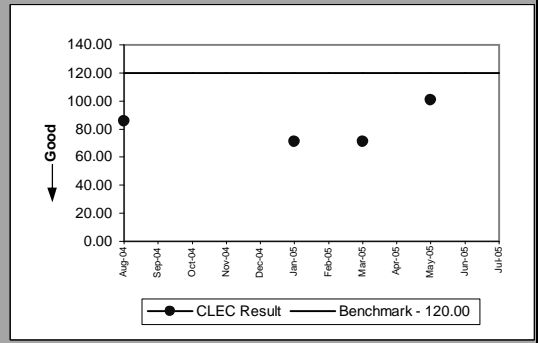
Qwest Perf Results - PID (14-State 271 PID 8.1)

CP-1 - Collocation Completion Interval (Average Days)

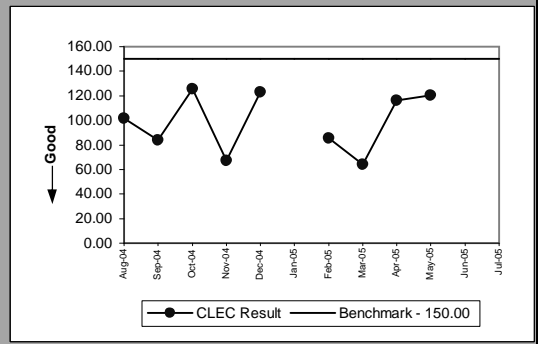
Scheduled Interval 90 Calendar Days or Less(CP-1A)(Benchmark)					
Date	CLEC Num	CLEC Denom	CLEC Result	CLEC Std Dev	
Aug-04		316	4	79	0.00
Sep-04					
Oct-04	144		2	72	16.97
Nov-04	54		1	54	
Dec-04	75		1	75	
Jan-05	69		1	69	
Feb-05					
Mar-05					
Apr-05	191		3	63.67	9.02
May-05	302		4	75.50	8.35
Jun-05	314		5	62.80	2.17
Jul-05	973	14		69.50	6.90



Scheduled Interval 91 to 120 Calendar Days(CP-1B)(Benchmark)					
Date	CLEC Num	CLEC Denom	CLEC Result	CLEC Std Dev	
Aug-04		257	3	85.67	1.15
Sep-04					
Oct-04					
Nov-04					
Dec-04					
Jan-05	71		1	71	
Feb-05					
Mar-05	71		1	71	
Apr-05					
May-05	503		5	100.60	9.58
Jun-05					
Jul-05					



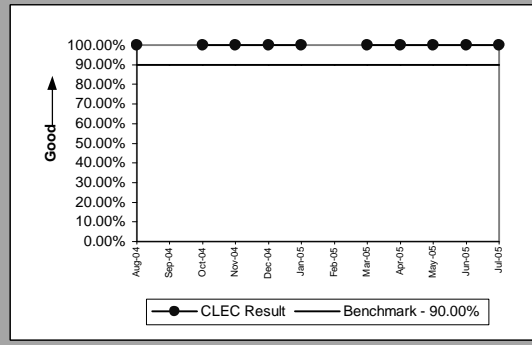
Scheduled Interval 121 to 150 Calendar Days(CP-1C)(Benchmark)					
Date	CLEC Num	CLEC Denom	CLEC Result	CLEC Std Dev	
Aug-04		509	5	101.80	6.87
Sep-04		168	2	84	0.00
Oct-04	251		2	125.50	2.12
Nov-04	134		2	67	33.94
Dec-04	123		1	123	
Jan-05					
Feb-05	257		3	85.67	7.23
Mar-05	64		1	64	
Apr-05	698		6	116.33	23.75
May-05	722		6	120.33	19.34
Jun-05					
Jul-05					



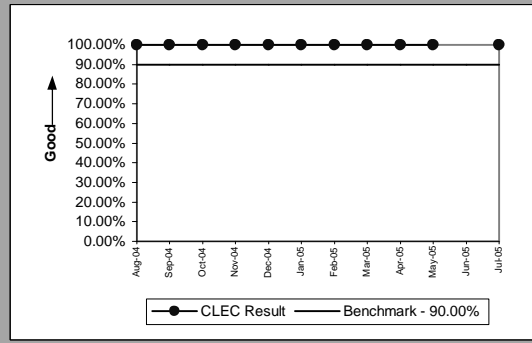
Qwest Perf Results - PID (14-State 271 PID 8.1)

CP-2 - Collocations Completed within Scheduled Intervals (Percent)

Non-Forecasted & Late Forecasted Collocations(CP-2B)(Benchmark)					
Date	CLEC Num	CLEC Denom	CLEC Result	CLEC Std Dev	
Aug-04	7	7	100.00%	0.00%	
Sep-04					
Oct-04	2	2	100.00%	0.00%	
Nov-04	1	1	100.00%	0.00%	
Dec-04	1	1	100.00%	0.00%	
Jan-05	2	2	100.00%	0.00%	
Feb-05					
Mar-05	1	1	100.00%	0.00%	
Apr-05	3	3	100.00%	0.00%	
May-05	9	9	100.00%	0.00%	
Jun-05	5	5	100.00%	0.00%	
Jul-05	14	14	100.00%	0.00%	



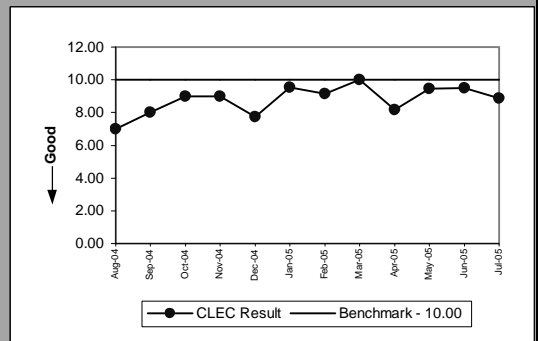
Collocations with Intervals Longer than 120 Days(CP-2C)(Benchmark)					
Date	CLEC Num	CLEC Denom	CLEC Result	CLEC Std Dev	
Aug-04	5	5	100.00%	0.00%	
Sep-04	5	5	100.00%	0.00%	
Oct-04	2	2	100.00%	0.00%	
Nov-04	3	3	100.00%	0.00%	
Dec-04	1	1	100.00%	0.00%	
Jan-05	3	3	100.00%	0.00%	
Feb-05	4	4	100.00%	0.00%	
Mar-05	1	1	100.00%	0.00%	
Apr-05	7	7	100.00%	0.00%	
May-05	6	6	100.00%	0.00%	
Jun-05					
Jul-05	3	3	100.00%	0.00%	



Qwest Perf Results - PID (14-State 271 PID 8.1)

CP-3 - Collocation Feasibility Study Interval (Average Days)

Collocation Feasibility Study Interval(CP-3)(Benchmark)					
Date	CLEC Num	CLEC Denom	CLEC Result	CLEC Std Dev	
Aug-04	21	3	7		1
Sep-04	8	1	8		
Oct-04	36	4	9	1.15	
Nov-04	45	5	9	2.24	
Dec-04	31	4	7.75	1.50	
Jan-05	105	11	9.55	0.82	
Feb-05	64	7	9.14	0.38	
Mar-05	10	1	10		
Apr-05	106	13	8.15	1.28	
May-05	236	25	9.44	0.87	
Jun-05	19	2	9.50	0.71	
Jul-05	71	8	8.88	1.36	



CP-4 - Collocation Feasibility Study Commitments Met (Percent)

Collocation Feasibility Study Commitments Met(CP-4)(Benchmark)					
Date	CLEC Num	CLEC Denom	CLEC Result	CLEC Std Dev	
Aug-04	3	3	100.00%	0.00%	
Sep-04	1	1	100.00%	0.00%	
Oct-04	4	4	100.00%	0.00%	
Nov-04	6	6	100.00%	0.00%	
Dec-04	4	4	100.00%	0.00%	
Jan-05	11	11	100.00%	0.00%	
Feb-05	9	9	100.00%	0.00%	
Mar-05	5	5	100.00%	0.00%	
Apr-05	13	13	100.00%	0.00%	
May-05	25	25	100.00%	0.00%	
Jun-05	2	2	100.00%	0.00%	
Jul-05	8	8	100.00%	0.00%	

