



ALS Environmental
ALS Group USA, Corp
1317 South 13th Avenue
Kelso, WA 98626
T : +1 360 577 7222
F : +1 360 636 1068
www.alsglobal.com

May 28, 2021

Analytical Report for Service Request No: K2104993

Delaney Peterson
Anchor QEA, LLC
720 Olive Way, Suite 1900
Seattle, WA 98101

RE: GascoSiltronic: US Moorings

Dear Delaney,

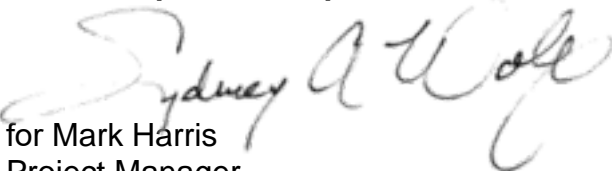
Enclosed are the results of the sample(s) submitted to our laboratory May 06, 2021
For your reference, these analyses have been assigned our service request number **K2104993**.

Analyses were performed according to our laboratory's NELAP-approved quality assurance program. The test results meet requirements of the current NELAP standards, where applicable, and except as noted in the laboratory case narrative provided. For a specific list of NELAP-accredited analytes, refer to the certifications section at www.alsglobal.com. All results are intended to be considered in their entirety, and ALS Group USA Corp. dba ALS Environmental (ALS) is not responsible for use of less than the complete report. Results apply only to the items submitted to the laboratory for analysis and individual items (samples) analyzed, as listed in the report.

Please contact me if you have any questions. My extension is 3376. You may also contact me via email at Mark.Harris@alsglobal.com.

Respectfully submitted,

ALS Group USA, Corp. dba ALS Environmental



for Mark Harris
Project Manager



ALS Environmental
ALS Group USA, Corp
1317 South 13th Avenue
Kelso, WA 98626
T : +1 360 577 7222
F : +1 360 636 1068
www.alsglobal.com

Table of Contents

Acronyms

Qualifiers

State Certifications, Accreditations, And Licenses

Case Narrative

Chain of Custody

Total Solids

Chlorinated Herbicides by GC

Raw Data

 Total Solids

 Chlorinated Herbicides by GC

Acronyms

ASTM	American Society for Testing and Materials
A2LA	American Association for Laboratory Accreditation
CARB	California Air Resources Board
CAS Number	Chemical Abstract Service registry Number
CFC	Chlorofluorocarbon
CFU	Colony-Forming Unit
DEC	Department of Environmental Conservation
DEQ	Department of Environmental Quality
DHS	Department of Health Services
DOE	Department of Ecology
DOH	Department of Health
EPA	U. S. Environmental Protection Agency
ELAP	Environmental Laboratory Accreditation Program
GC	Gas Chromatography
GC/MS	Gas Chromatography/Mass Spectrometry
LOD	Limit of Detection
LOQ	Limit of Quantitation
LUFT	Leaking Underground Fuel Tank
M	Modified
MCL	Maximum Contaminant Level is the highest permissible concentration of a substance allowed in drinking water as established by the USEPA.
MDL	Method Detection Limit
MPN	Most Probable Number
MRL	Method Reporting Limit
NA	Not Applicable
NC	Not Calculated
NCASI	National Council of the Paper Industry for Air and Stream Improvement
ND	Not Detected
NIOSH	National Institute for Occupational Safety and Health
PQL	Practical Quantitation Limit
RCRA	Resource Conservation and Recovery Act
SIM	Selected Ion Monitoring
TPH	Total Petroleum Hydrocarbons
tr	Trace level is the concentration of an analyte that is less than the PQL but greater than or equal to the MDL.

Inorganic Data Qualifiers

- * The result is an outlier. See case narrative.
- # The control limit criteria is not applicable. See case narrative.
- B The analyte was found in the associated method blank at a level that is significant relative to the sample result as defined by the DOD or NELAC standards.
- E The result is an estimate amount because the value exceeded the instrument calibration range.
- J The result is an estimated value.
- U The analyte was analyzed for, but was not detected ("Non-detect") at or above the MRL/MDL.
DOD-QSM 4.2 definition : Analyte was not detected and is reported as less than the LOD or as defined by the project. The detection limit is adjusted for dilution.
- i The MRL/MDL or LOQ/LOD is elevated due to a matrix interference.
- X See case narrative.
- Q See case narrative. One or more quality control criteria was outside the limits.
- H The holding time for this test is immediately following sample collection. The samples were analyzed as soon as possible after receipt by the laboratory.

Metals Data Qualifiers

- # The control limit criteria is not applicable. See case narrative.
- J The result is an estimated value.
- E The percent difference for the serial dilution was greater than 10%, indicating a possible matrix interference in the sample.
- M The duplicate injection precision was not met.
- N The Matrix Spike sample recovery is not within control limits. See case narrative.
- S The reported value was determined by the Method of Standard Additions (MSA).
- U The analyte was analyzed for, but was not detected ("Non-detect") at or above the MRL/MDL.
DOD-QSM 4.2 definition : Analyte was not detected and is reported as less than the LOD or as defined by the project. The detection limit is adjusted for dilution.
- W The post-digestion spike for furnace AA analysis is out of control limits, while sample absorbance is less than 50% of spike absorbance.
 - i The MRL/MDL or LOQ/LOD is elevated due to a matrix interference.
- X See case narrative.
- + The correlation coefficient for the MSA is less than 0.995.
- Q See case narrative. One or more quality control criteria was outside the limits.

Organic Data Qualifiers

- * The result is an outlier. See case narrative.
- # The control limit criteria is not applicable. See case narrative.
- A A tentatively identified compound, a suspected aldol-condensation product.
- B The analyte was found in the associated method blank at a level that is significant relative to the sample result as defined by the DOD or NELAC standards.
- C The analyte was qualitatively confirmed using GC/MS techniques, pattern recognition, or by comparing to historical data.
- D The reported result is from a dilution.
- E The result is an estimated value.
- J The result is an estimated value.
- N The result is presumptive. The analyte was tentatively identified, but a confirmation analysis was not performed.
- P The GC or HPLC confirmation criteria was exceeded. The relative percent difference is greater than 40% between the two analytical results.
- U The analyte was analyzed for, but was not detected ("Non-detect") at or above the MRL/MDL.
DOD-QSM 4.2 definition : Analyte was not detected and is reported as less than the LOD or as defined by the project. The detection limit is adjusted for dilution.
 - i The MRL/MDL or LOQ/LOD is elevated due to a chromatographic interference.
- X See case narrative.
- Q See case narrative. One or more quality control criteria was outside the limits.

Additional Petroleum Hydrocarbon Specific Qualifiers

- F The chromatographic fingerprint of the sample matches the elution pattern of the calibration standard.
- L The chromatographic fingerprint of the sample resembles a petroleum product, but the elution pattern indicates the presence of a greater amount of lighter molecular weight constituents than the calibration standard.
- H The chromatographic fingerprint of the sample resembles a petroleum product, but the elution pattern indicates the presence of a greater amount of heavier molecular weight constituents than the calibration standard.
- O The chromatographic fingerprint of the sample resembles an oil, but does not match the calibration standard.
- Y The chromatographic fingerprint of the sample resembles a petroleum product eluting in approximately the correct carbon range, but the elution pattern does not match the calibration standard.
- Z The chromatographic fingerprint does not resemble a petroleum product.

**ALS Group USA Corp. dba ALS Environmental (ALS) - Kelso
State Certifications, Accreditations, and Licenses**

Agency	Web Site	Number
Alaska DEH	http://dec.alaska.gov/eh/lab/cs/csapproval.htm	UST-040
Arizona DHS	http://www.azdhs.gov/lab/license/env.htm	AZ0339
Arkansas - DEQ	http://www.adeq.state.ar.us/techsvs/labcert.htm	88-0637
California DHS (ELAP)	http://www.cdph.ca.gov/certlic/labs/Pages/ELAP.aspx	2795
DOD ELAP	http://www.denix.osd.mil/edqw/Accreditation/AccreditedLabs.cfm	L16-58-R4
Florida DOH	http://www.doh.state.fl.us/lab/EnvLabCert/WaterCert.htm	E87412
Hawaii DOH	http://health.hawaii.gov/	-
ISO 17025	http://www.pjllabs.com/	L16-57
Louisiana DEQ	http://www.deq.louisiana.gov/page/la-lab-accreditation	03016
Maine DHS	http://www.maine.gov/dhhs/	WA01276
Minnesota DOH	http://www.health.state.mn.us/accreditation	053-999-457
Nevada DEP	http://ndep.nv.gov/bsdw/labservice.htm	WA01276
New Jersey DEP	http://www.nj.gov/dep/enforcement/oqa.html	WA005
New York - DOH	https://www.wadsworth.org/regulatory/elap	12060
North Carolina DEQ	https://deq.nc.gov/about/divisions/water-resources/water-resources-data/water-sciences-home-page/laboratory-certification-branch/non-field-lab-certification	605
Oklahoma DEQ	http://www.deq.state.ok.us/CSDnew/labcert.htm	9801
Oregon – DEQ (NELAP)	http://public.health.oregon.gov/LaboratoryServices/EnvironmentalLaboratoryAccreditation/Pages/index.aspx	WA100010
South Carolina DHEC	http://www.scdhec.gov/environment/EnvironmentalLabCertification/	61002
Texas CEQ	http://www.tceq.texas.gov/field/qa/env_lab_accreditation.html	T104704427
Washington DOE	http://www.ecy.wa.gov/programs/eap/labs/lab-accreditation.html	C544
Wyoming (EPA Region 8)	https://www.epa.gov/region8-waterops/epa-region-8-certified-drinking-water	-
Kelso Laboratory Website	www.alsglobal.com	NA

Analyses were performed according to our laboratory's NELAP-approved quality assurance program. A complete listing of specific NELAP-certified analytes, can be found in the certification section at www.ALSGlobal.com or at the accreditation bodies web site.

Please refer to the certification and/or accreditation body's web site if samples are submitted for compliance purposes. The states highlighted above, require the analysis be listed on the state certification if used for compliance purposes and if the method/analyte is offered by that state.



Case Narrative

ALS Environmental—Kelso Laboratory
1317 South 13th Avenue, Kelso, WA 98626
Phone (360)577-7222 Fax (360)636-1068
www.alsglobal.com

Client: Anchor QEA, LLC
Project: GascoSiltronic: US Moorings
Sample Matrix: Sediment

Service Request: K2104993
Date Received: 05/06/2021

CASE NARRATIVE

All analyses were performed consistent with the quality assurance program of ALS Environmental. This report contains analytical results for samples for the Tier level IV requested by the client.

Sample Receipt:

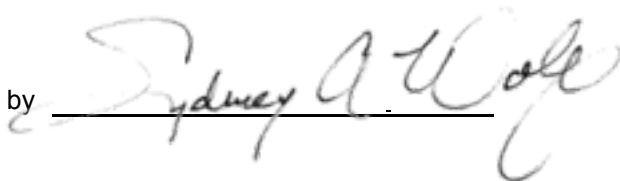
Seven sediment samples were received for analysis at ALS Environmental on 05/06/2021. Any discrepancies upon initial sample inspection are annotated on the sample receipt and preservation form included within this report. The samples were stored at minimum in accordance with the analytical method requirements.

Semivoa GC:

Method 8151A, 05/27/2021: The analysis of multiple samples were initially performed on 5/25/21 . Due to extraction error all samples had to be re-extracted. Efforts were made to re-extract and reanalyze the samples as soon as possible. However, the re-extraction of the samples was performed past the recommended holding time. The results from the re-extraction were reported. The data was flagged to indicate the holding time violation.

Method 8151A, 05/27/2021: The upper control criterion was exceeded for 2,4,5-TP (Silvex) in Continuing Calibration Verification (CCV) KQ2109594-02. The field samples analyzed in this sequence did not contain the analyte in question. Since the apparent problem indicated a potential high bias, the data quality was not affected. No further corrective action was required.

Approved by



Date

05/28/2021



Chain of Custody

ALS Environmental—Kelso Laboratory
1317 South 13th Avenue, Kelso, WA 98626
Phone (360)577-7222 Fax (360)636-1068
www.alsglobal.com

ENVIRONMENTAL SAMPLE CHAIN OF CUSTODY

K2104993

POC: # Delaney Peterson (360-715-2707)
1605 Cornwall Avenue, Bellingham, WA 98225

Project: GascoSiltronic: US Moorings
Client: NW Natural

COC ID: ALS-20210504-121002
Sample Custodian: CO
Lab: ALS Environmental, Kelso, V

COC Sample Number	Field Sample ID	Sample Type	Matrix	Collected Date	Time	Containers #	Lab QC*	Test Request	Method	TAT**	Preservative
001	USMPDI-028SC-B-00-02-210504	N	SE	05/04/2021	8:45	1	<input type="checkbox"/>	Herbicides	SW8151A	30	4°C
								Total Solids (ALS)	SM2540G	30	4°C
002	USMPDI-028SC-B-02-05-210504	N	SE	05/04/2021	8:45	1	<input type="checkbox"/>	Herbicides	SW8151A	30	4°C
								Total Solids (ALS)	SM2540G	30	4°C
003	USMPDI-028SC-B-05-6.3-210504	N	SE	05/04/2021	8:45	1	<input type="checkbox"/>	Herbicides	SW8151A	30	4°C
								Total Solids (ALS)	SM2540G	30	4°C
004	USMPDI-031SC-B-00-02-210504	N	SE	05/04/2021	11:05	1	<input type="checkbox"/>	Herbicides	SW8151A	30	4°C
								Total Solids (ALS)	SM2540G	30	4°C
005	USMPDI-031SC-B-02-05-210504	N	SE	05/04/2021	11:05	1	<input type="checkbox"/>	Herbicides	SW8151A	30	4°C
								Total Solids (ALS)	SM2540G	30	4°C
006	USMPDI-035SC-B-00-02-210504	N	SE	05/04/2021	10:00	1	<input type="checkbox"/>	Herbicides	SW8151A	30	4°C
								Total Solids (ALS)	SM2540G	30	4°C
007	USMPDI-035SC-B-02-05-210504	N	SE	05/04/2021	10:00	1	<input type="checkbox"/>	Herbicides	SW8151A	30	4°C

Comment:

Relinquished By	Received By	Relinquished By	Received By	Relinquished By	Received By
Signature: <i>[Signature]</i>	Signature: <i>[Signature]</i>	Signature: <i>[Signature]</i>	Signature: <i>[Signature]</i>	Signature: <i>[Signature]</i>	Signature: <i>[Signature]</i>
Print Name: Hosann Napsy	Print Name: <i>[Signature]</i>	Print Name:	Print Name:	Print Name:	Print Name:
Company: Anchor OEA	Company:	Company:	Company:	Company:	Company:
Date/Time: 5/5/21 9:45	Date/Time: 5/5/21 11:10	Date/Time:	Date/Time:	Date/Time:	Date/Time:

* Lab QC Requested for sample when box is checked ** TAT = Turn Around Time in DAYS # POC = Project Point of Contact

ENVIRONMENTAL SAMPLE CHAIN OF CUSTODY

22104933

POC: # Delaney Peterson (360-715-2707)
1605 Cornwall Avenue, Bellingham, WA 98225

Project: GascoSiltronic: US Moorings
Client: NW Natural

COC ID: ALS-20210504-121002
Sample Custodian: CO
Lab: ALS Environmental, Kelso, V

COC Sample Number	Field Sample ID	Sample Type	Matrix	Collected Date	Time	Containers #	Lab QC*	Test Request	Method	TAT**	Preservative
007	USMPDI-035SC-B-02-05-210504	N	SE	05/04/2021	10:00	1	<input type="checkbox"/>	Total Solids (ALS)	SM2540G	30	4°C

Comment:					
Relinquished By:	Received By:	Relinquished By:	Received By:	Relinquished By:	Received By:
Signature <i>[Signature]</i>	Signature <i>[Signature]</i>	Signature	Signature	Signature	Signature
Print Name <i>Hosanna Nayash</i>	Print Name <i>[Signature]</i>	Print Name	Print Name	Print Name	Print Name
Company <i>Anchor OEA</i>	Company <i>[Signature]</i>	Company	Company	Company	Company
Date/Time <i>5/5/21 9:45</i>	Date/Time <i>5/6/21 11:00</i>	Date/Time	Date/Time	Date/Time	Date/Time

* Lab QC Requested for sample when box is checked ** TAT = Turn Around Time in DAYS # POC = Project Point of Contact

PM MH

Cooler Receipt and Preservation Form

Client Anchor WEA Service Request K21
Received: SILVIA Opened: SILVIA By: BR Unloaded: SILVIA By: BR

- 1. Samples were received via? USPS Fed Ex UPS DHL PDX Courier Hand Delivered
 - 2. Samples were received in: (circle) Cooler Box Envelope Other NA
 - 3. Were custody seals on coolers? NA Y N If yes, how many and where? Front
If present, were custody seals intact? NA Y N If present, were they signed and dated? Y N
 - 4. Was a Temperature Blank present in cooler? NA Y N If yes, notate the temperature in the appropriate column below:
If no, take the temperature of a representative sample bottle contained within the cooler; notate in the column "Sample Temp":
 - 5. Were samples received within the method specified temperature ranges? NA Y N
If no, were they received on ice and same day as collected? If not, notate the cooler # below and notify the PM. NA Y N
- If applicable, tissue samples were received: Frozen Partially Thawed Thawed

Temp Blank	Sample Temp	IR Gun	Cooler #/COC ID / NA	Out of temp. Indicate with 'X'	PM Notified If out of temp	Tracking Number NA	Filed
<u>3.4</u>	<u>—</u>	<u>RCU</u>		<u>—</u>	<u>—</u>		
<u>3.9</u>	<u>—</u>	<u>—</u>		<u>—</u>	<u>—</u>		

- 6. Packing material: Inserts Baggies Bubble Wrap Gel Packs Wet Ice Dry Ice Sleeves
- 7. Were custody papers properly filled out (ink, signed, etc.)? NA Y N
- 8. Were samples received in good condition (unbroken) NA Y N
- 9. Were all sample labels complete (ie, analysis, preservation, etc.)? NA Y N
- 10. Did all sample labels and tags agree with custody papers? NA Y N
- 11. Were appropriate bottles/containers and volumes received for the tests indicated? NA Y N
- 12. Were the pH-preserved bottles (see SMO GEN SOP) received at the appropriate pH? Indicate in the table below NA Y N
- 13. Were VOA vials received without headspace? Indicate in the table below. NA Y N
- 14. Was C12/Res negative? NA Y N

Sample ID on Bottle	Sample ID on COC	Identified by:

Sample ID	Bottle Count	Bottle Type	Head-space	Broke	pH	Reagent	Volume added	Reagent Lot Number	Initials	Time

Notes, Discrepancies, Resolutions: _____



Total Solids

ALS Environmental—Kelso Laboratory
1317 South 13th Avenue, Kelso, WA 98626
Phone (360)577-7222 Fax (360)636-1068
www.alsglobal.com

ALS Group USA, Corp.
dba ALS Environmental

Analytical Report

Client: Anchor QEA, LLC
Project: GascoSiltronic: US Moorings
Sample Matrix: Sediment
Analysis Method: SM 2540 G
Prep Method: None

Service Request: K2104993
Date Collected: 05/4/21
Date Received: 05/6/21
Units: Percent
Basis: As Received

Solids, Total

Sample Name	Lab Code	Result	MRL	MDL	Dil.	Date Analyzed	Q
USMPDI-028SC-B-00-02-210504	K2104993-001	57.5	-	-	1	05/07/21 17:45	
USMPDI-028SC-B-02-05-210504	K2104993-002	55.6	-	-	1	05/07/21 17:45	
USMPDI-028SC-B-05-6.3-210504	K2104993-003	56.9	-	-	1	05/07/21 17:45	
USMPDI-031SC-B-00-02-210504	K2104993-004	50.6	-	-	1	05/07/21 17:45	
USMPDI-031SC-B-02-05-210504	K2104993-005	54.7	-	-	1	05/07/21 17:45	
USMPDI-035SC-B-00-02-210504	K2104993-006	55.3	-	-	1	05/07/21 17:45	
USMPDI-035SC-B-02-05-210504	K2104993-007	55.4	-	-	1	05/07/21 17:45	
Method Blank	K2104993-MB	ND U	-	-	1	05/07/21 17:45	

ALS Group USA, Corp.
dba ALS Environmental

QA/QC Report

Client: Anchor QEA, LLC
Project: GascoSiltronic: US Moorings
Sample Matrix: Sediment
Analysis Method: SM 2540 G
Prep Method: None

Service Request: K2104993
Date Collected: 05/04/21
Date Received: 05/06/21

Units: Percent
Basis: As Received

Replicate Sample Summary
Solids, Total

Sample Name:	Lab Code:	MRL	MDL	Sample Result	Duplicate Result	Average	RPD	RPD Limit	Date Analyzed
Batch QC	K2104780-009DUP	-	-	59.4	59.5	59.5	<1	20	05/07/21
USMPDI-028SC-B-00-02-210504	K2104993-001DUP	-	-	57.5	49.1	53.3	16	20	05/07/21

Results flagged with an asterisk (*) indicate values outside control criteria.

Results flagged with a pound (#) indicate the control criteria is not applicable.

Percent recoveries and relative percent differences (RPD) are determined by the software using values in the calculation which have not been rounded.



Chlorinated Herbicides by GC

ALS Environmental—Kelso Laboratory
1317 South 13th Avenue, Kelso, WA 98626
Phone (360)577-7222 Fax (360)636-1068
www.alsglobal.com

ALS Group USA, Corp.
dba ALS Environmental

Analytical Report

Client: Anchor QEA, LLC
Project: GascoSiltronic: US Moorings
Sample Matrix: Sediment

Service Request: K2104993
Date Collected: 05/04/21 08:45
Date Received: 05/06/21 11:00

Sample Name: USMPDI-028SC-B-00-02-210504
Lab Code: K2104993-001

Units: ug/Kg
Basis: Dry

Chlorinated Herbicides by GC

Analysis Method: 8151A
Prep Method: Method

Analyte Name	Result	MRL	MDL	Dil.	Date Analyzed	Date Extracted	Q
2,4,5-TP (Silvex)	ND U	87	4.2	1	05/27/21 20:18	5/26/21	*
2,4-D	ND U	87	14	1	05/27/21 20:18	5/26/21	*

Surrogate Name	% Rec	Control Limits	Date Analyzed	Q
2,4-Dichlorophenylacetic Acid	67	26 - 127	05/27/21 20:18	

ALS Group USA, Corp.
dba ALS Environmental

Analytical Report

Client: Anchor QEA, LLC
Project: GascoSiltronic: US Moorings
Sample Matrix: Sediment

Service Request: K2104993
Date Collected: 05/04/21 08:45
Date Received: 05/06/21 11:00

Sample Name: USMPDI-028SC-B-02-05-210504
Lab Code: K2104993-002

Units: ug/Kg
Basis: Dry

Chlorinated Herbicides by GC

Analysis Method: 8151A
Prep Method: Method

Analyte Name	Result	MRL	MDL	Dil.	Date Analyzed	Date Extracted	Q
2,4,5-TP (Silvex)	ND U	87	4.2	1	05/27/21 20:42	5/26/21	*
2,4-D	ND U	87	14	1	05/27/21 20:42	5/26/21	*

Surrogate Name	% Rec	Control Limits	Date Analyzed	Q
2,4-Dichlorophenylacetic Acid	69	26 - 127	05/27/21 20:42	

ALS Group USA, Corp.
dba ALS Environmental

Analytical Report

Client: Anchor QEA, LLC
Project: GascoSiltronic: US Moorings
Sample Matrix: Sediment

Service Request: K2104993
Date Collected: 05/04/21 08:45
Date Received: 05/06/21 11:00

Sample Name: USMPDI-028SC-B-05-6.3-210504
Lab Code: K2104993-003

Units: ug/Kg
Basis: Dry

Chlorinated Herbicides by GC

Analysis Method: 8151A
Prep Method: Method

Analyte Name	Result	MRL	MDL	Dil.	Date Analyzed	Date Extracted	Q
2,4,5-TP (Silvex)	ND U	86	4.2	1	05/27/21 21:06	5/26/21	*
2,4-D	ND U	86	14	1	05/27/21 21:06	5/26/21	*

Surrogate Name	% Rec	Control Limits	Date Analyzed	Q
2,4-Dichlorophenylacetic Acid	60	26 - 127	05/27/21 21:06	

ALS Group USA, Corp.
dba ALS Environmental

Analytical Report

Client: Anchor QEA, LLC
Project: GascoSiltronic: US Moorings
Sample Matrix: Sediment

Service Request: K2104993
Date Collected: 05/04/21 11:05
Date Received: 05/06/21 11:00

Sample Name: USMPDI-031SC-B-00-02-210504
Lab Code: K2104993-004

Units: ug/Kg
Basis: Dry

Chlorinated Herbicides by GC

Analysis Method: 8151A
Prep Method: Method

Analyte Name	Result	MRL	MDL	Dil.	Date Analyzed	Date Extracted	Q
2,4,5-TP (Silvex)	ND U	97	4.7	1	05/27/21 21:30	5/26/21	*
2,4-D	ND U	97	16	1	05/27/21 21:30	5/26/21	*

Surrogate Name	% Rec	Control Limits	Date Analyzed	Q
2,4-Dichlorophenylacetic Acid	64	26 - 127	05/27/21 21:30	

ALS Group USA, Corp.
dba ALS Environmental

Analytical Report

Client: Anchor QEA, LLC
Project: GascoSiltronic: US Moorings
Sample Matrix: Sediment

Service Request: K2104993
Date Collected: 05/04/21 11:05
Date Received: 05/06/21 11:00

Sample Name: USMPDI-031SC-B-02-05-210504
Lab Code: K2104993-005

Units: ug/Kg
Basis: Dry

Chlorinated Herbicides by GC

Analysis Method: 8151A
Prep Method: Method

Analyte Name	Result	MRL	MDL	Dil.	Date Analyzed	Date Extracted	Q
2,4,5-TP (Silvex)	ND U	90	4.3	1	05/27/21 21:54	5/26/21	*
2,4-D	ND U	90	14	1	05/27/21 21:54	5/26/21	*

Surrogate Name	% Rec	Control Limits	Date Analyzed	Q
2,4-Dichlorophenylacetic Acid	72	26 - 127	05/27/21 21:54	

ALS Group USA, Corp.
dba ALS Environmental

Analytical Report

Client: Anchor QEA, LLC
Project: GascoSiltronic: US Moorings
Sample Matrix: Sediment

Service Request: K2104993
Date Collected: 05/04/21 10:00
Date Received: 05/06/21 11:00

Sample Name: USMPDI-035SC-B-00-02-210504
Lab Code: K2104993-006

Units: ug/Kg
Basis: Dry

Chlorinated Herbicides by GC

Analysis Method: 8151A
Prep Method: Method

Analyte Name	Result	MRL	MDL	Dil.	Date Analyzed	Date Extracted	Q
2,4,5-TP (Silvex)	ND U	90	4.4	1	05/27/21 22:18	5/26/21	*
2,4-D	ND U	90	14	1	05/27/21 22:18	5/26/21	*

Surrogate Name	% Rec	Control Limits	Date Analyzed	Q
2,4-Dichlorophenylacetic Acid	69	26 - 127	05/27/21 22:18	

ALS Group USA, Corp.
dba ALS Environmental

Analytical Report

Client: Anchor QEA, LLC
Project: GascoSiltronic: US Moorings
Sample Matrix: Sediment

Service Request: K2104993
Date Collected: 05/04/21 10:00
Date Received: 05/06/21 11:00

Sample Name: USMPDI-035SC-B-02-05-210504
Lab Code: K2104993-007

Units: ug/Kg
Basis: Dry

Chlorinated Herbicides by GC

Analysis Method: 8151A
Prep Method: Method

Analyte Name	Result	MRL	MDL	Dil.	Date Analyzed	Date Extracted	Q
2,4,5-TP (Silvex)	ND U	89	4.3	1	05/27/21 22:42	5/26/21	*
2,4-D	ND U	89	14	1	05/27/21 22:42	5/26/21	*

Surrogate Name	% Rec	Control Limits	Date Analyzed	Q
2,4-Dichlorophenylacetic Acid	68	26 - 127	05/27/21 22:42	

ALS Group USA, Corp.
dba ALS Environmental

Analytical Report

Client: Anchor QEA, LLC
Project: GascoSiltronic: US Moorings
Sample Matrix: Sediment
Sample Name: Method Blank
Lab Code: KQ2109384-04

Service Request: K2104993
Date Collected: NA
Date Received: NA
Units: ug/Kg
Basis: Dry

Chlorinated Herbicides by GC

Analysis Method: 8151A
Prep Method: Method

Analyte Name	Result	MRL	MDL	Dil.	Date Analyzed	Date Extracted	Q
2,4,5-TP (Silvex)	ND U	48	2.4	1	05/27/21 18:18	5/26/21	
2,4-D	ND U	48	7.7	1	05/27/21 18:18	5/26/21	

Surrogate Name	% Rec	Control Limits	Date Analyzed	Q
2,4-Dichlorophenylacetic Acid	72	26 - 127	05/27/21 18:18	

ALS Group USA, Corp.
dba ALS Environmental

Confirmation Results

Client: Anchor QEA, LLC
Project: GascoSiltronic: US Moorings
SRM Matrix: Sediment
Sample Name: USMPDI-035SC-B-02-05-210504
Lab Code: KQ2109384-01

Service Request: K2104993
Date Collected: 05/04/21 10:00
Date Received: 5/6/21

Units: ug/Kg
Basis: Dry
Percent Solids: 55.4

Chlorinated Herbicides by GC

Analytical Method: 8151A
Prep Method: Method

	MDL	Primary Result	Confirmation Result	RPD	Q	Dilution Factor	Date Analyzed
2,4,5-TP (Silvex)	4.3	227	262	14		1	05/27/21 23:06
2,4-D	14	217	246	13		1	05/27/21 23:06

ALS Group USA, Corp.
dba ALS Environmental

Confirmation Results

Client: Anchor QEA, LLC
Project: GascoSiltronic: US Moorings
SRM Matrix: Sediment
Sample Name: Lab Control Sample
Lab Code: KQ2109384-02

Service Request: K2104993
Date Collected: NA
Date Received:

Units: ug/Kg
Basis: Dry

Chlorinated Herbicides by GC

Analytical Method: 8151A
Prep Method: Method

	MDL	Primary Result	Confirmation Result	RPD	Q	Dilution Factor	Date Analyzed
2,4,5-TP (Silvex)	2.4	111	128	14		1	05/27/21 18:42
2,4-D	7.7	103	130	23		1	05/27/21 18:42

ALS Group USA, Corp.
dba ALS Environmental

Confirmation Results

Client: Anchor QEA, LLC
Project: GascoSiltronic: US Moorings
SRM Matrix: Sediment
Sample Name: Duplicate Lab Control Sample
Lab Code: KQ2109384-03

Service Request: K2104993
Date Collected: NA
Date Received:

Units: ug/Kg
Basis: Dry

Chlorinated Herbicides by GC

Analytical Method: 8151A
Prep Method: Method

	MDL	Primary Result	Confirmation Result	RPD	Q	Dilution Factor	Date Analyzed
2,4,5-TP (Silvex)	2.4	125	144	14		1	05/27/21 19:06
2,4-D	7.7	117	147	23		1	05/27/21 19:06

Client: Anchor QEA, LLC
Project: GascoSiltronic: US Moorings
Sample Matrix: Sediment

Service Request: K2104993

SURROGATE RECOVERY SUMMARY
Chlorinated Herbicides by GC

Analysis Method: 8151A
Extraction Method: Method

Sample Name	Lab Code	2,4-Dichlorophenylacetic Acid 26-127
USMPDI-028SC-B-00-02-210504	K2104993-001	67
USMPDI-028SC-B-02-05-210504	K2104993-002	69
USMPDI-028SC-B-05-6.3-210504	K2104993-003	60
USMPDI-031SC-B-00-02-210504	K2104993-004	64
USMPDI-031SC-B-02-05-210504	K2104993-005	72
USMPDI-035SC-B-00-02-210504	K2104993-006	69
USMPDI-035SC-B-02-05-210504	K2104993-007	68
Method Blank	KQ2109384-04	72
Lab Control Sample	KQ2109384-02	69
Duplicate Lab Control Sample	KQ2109384-03	73
USMPDI-035SC-B-02-05-210504	KQ2109384-01	67

ALS Group USA, Corp.
dba ALS Environmental

QA/QC Report

Client: Anchor QEA, LLC
Project: GascoSiltronic: US Moorings
Sample Matrix: Sediment

Service Request: K2104993
Date Collected: 05/04/21
Date Received: 05/06/21
Date Analyzed: 05/27/21
Date Extracted: 05/26/21

Matrix Spike Summary
Chlorinated Herbicides by GC

Sample Name: USMPDI-035SC-B-02-05-210504
Lab Code: K2104993-007
Analysis Method: 8151A
Prep Method: Method

Units: ug/Kg
Basis: Dry

Matrix Spike
KQ2109384-01

Analyte Name	Sample Result	Result	Spike Amount	% Rec	% Rec Limits
2,4,5-TP (Silvex)	ND U	227	298	76	34-129
2,4-D	ND U	217	298	73	35-129

Results flagged with an asterisk (*) indicate values outside control criteria.

Results flagged with a pound (#) indicate the control criteria is not applicable.

Percent recoveries and relative percent differences (RPD) are determined by the software using values in the calculation which have not been rounded.

Matrix Spike and Matrix Spike Duplicate Data is presented for information purposes only. The matrix may or may not be relevant to samples reported in this report. The laboratory evaluates system performance based on the LCS and LCSD control limits.

ALS Group USA, Corp.
dba ALS Environmental

QA/QC Report

Client: Anchor QEA, LLC
Project: GascoSiltronic: US Moorings
Sample Matrix: Sediment

Service Request: K2104993
Date Analyzed: 05/27/21
Date Extracted: 05/26/21

Duplicate Lab Control Sample Summary
Chlorinated Herbicides by GC

Analysis Method: 8151A
Prep Method: Method

Units: ug/Kg
Basis: Dry
Analysis Lot: 725423

Lab Control Sample
KQ2109384-02

Duplicate Lab Control Sample
KQ2109384-03

Analyte Name	Result	Spike Amount	% Rec	Result	Spike Amount	% Rec	% Rec Limits	RPD	RPD Limit
2,4,5-TP (Silvex)	111	167	67	125	167	75	46-125	12	40
2,4-D	103	167	62	117	167	70	46-120	13	40

ALS Group USA, Corp.
dba ALS Environmental

QA/QC Report

Client: Anchor QEA, LLC
Project: GascoSiltronic: US Moorings
Sample Matrix: Sediment

Service Request: K2104993
Date Analyzed: 05/27/21 18:18
Date Extracted: 05/26/21

Method Blank Summary
Chlorinated Herbicides by GC

Sample Name: Method Blank **Instrument ID:** K-GC-34
Lab Code: KQ2109384-04 **File ID:** J:\GC34\DATA\052721-HB\05270000005.D\
Analysis Method: 8151A **Analysis Lot:** 725423
Prep Method: Method **Extraction Lot:** 380209

This Method Blank applies to the following analyses.

Sample Name	Lab Code	File ID	Date Analyzed
Lab Control Sample	KQ2109384-02	J:\GC34\DATA\052721-HB\05270000006.D\	05/27/21 18:42
Duplicate Lab Control Sample	KQ2109384-03	J:\GC34\DATA\052721-HB\05270000007.D\	05/27/21 19:06
USMPDI-028SC-B-00-02-210504	K2104993-001	J:\GC34\DATA\052721-HB\05270000010.D\	05/27/21 20:18
USMPDI-028SC-B-02-05-210504	K2104993-002	J:\GC34\DATA\052721-HB\05270000011.D\	05/27/21 20:42
USMPDI-028SC-B-05-6.3-210504	K2104993-003	J:\GC34\DATA\052721-HB\05270000012.D\	05/27/21 21:06
USMPDI-031SC-B-00-02-210504	K2104993-004	J:\GC34\DATA\052721-HB\05270000013.D\	05/27/21 21:30
USMPDI-031SC-B-02-05-210504	K2104993-005	J:\GC34\DATA\052721-HB\05270000014.D\	05/27/21 21:54
USMPDI-035SC-B-00-02-210504	K2104993-006	J:\GC34\DATA\052721-HB\05270000015.D\	05/27/21 22:18
USMPDI-035SC-B-02-05-210504	K2104993-007	J:\GC34\DATA\052721-HB\05270000016.D\	05/27/21 22:42
USMPDI-035SC-B-02-05-210504MS	KQ2109384-01	J:\GC34\DATA\052721-HB\05270000017.D\	05/27/21 23:06

ALS Group USA, Corp.
dba ALS Environmental

QA/QC Report

Client: Anchor QEA, LLC
Project: GascoSiltronic: US Moorings
Sample Matrix: Sediment

Service Request: K2104993
Date Analyzed: 05/27/21 18:42
Date Extracted: 05/26/21

Lab Control Sample Summary
Chlorinated Herbicides by GC

Sample Name: Lab Control Sample **Instrument ID:** K-GC-34
Lab Code: KQ2109384-02 **File ID:** J:\GC34\DATA\052721-HB\05270000006.D\
Analysis Method: 8151A **Analysis Lot:** 725423
Prep Method: Method **Extraction Lot:** 380209

This Lab Control Sample applies to the following analyses.

Sample Name	Lab Code	File ID	Date Analyzed
Method Blank	KQ2109384-04	J:\GC34\DATA\052721-HB\05270000005.D\	05/27/21 18:18
Duplicate Lab Control Sample	KQ2109384-03	J:\GC34\DATA\052721-HB\05270000007.D\	05/27/21 19:06
USMPDI-028SC-B-00-02-210504	K2104993-001	J:\GC34\DATA\052721-HB\05270000010.D\	05/27/21 20:18
USMPDI-028SC-B-02-05-210504	K2104993-002	J:\GC34\DATA\052721-HB\05270000011.D\	05/27/21 20:42
USMPDI-028SC-B-05-6.3-210504	K2104993-003	J:\GC34\DATA\052721-HB\05270000012.D\	05/27/21 21:06
USMPDI-031SC-B-00-02-210504	K2104993-004	J:\GC34\DATA\052721-HB\05270000013.D\	05/27/21 21:30
USMPDI-031SC-B-02-05-210504	K2104993-005	J:\GC34\DATA\052721-HB\05270000014.D\	05/27/21 21:54
USMPDI-035SC-B-00-02-210504	K2104993-006	J:\GC34\DATA\052721-HB\05270000015.D\	05/27/21 22:18
USMPDI-035SC-B-02-05-210504	K2104993-007	J:\GC34\DATA\052721-HB\05270000016.D\	05/27/21 22:42
USMPDI-035SC-B-02-05-210504MS	KQ2109384-01	J:\GC34\DATA\052721-HB\05270000017.D\	05/27/21 23:06

ALS Group USA, Corp.
dba ALS Environmental

QA/QC Report

Client: Anchor QEA, LLC
Project: GascoSiltronic: US Moorings

Service Request: K2104993
Calibration Date: 5/6/2021

Initial Calibration Summary
Chlorinated Herbicides by GC

Calibration ID: KC2100249
Instrument ID: K-GC-34

Signal ID: Rtx-CLPesticides

#	Lab Code	Sample Name	File Location	Acquisition Date
01	KC2100249-01	PENTA02-29H 10 PPB	J:\GC34\DATA\050621-HB\05060000004.D	05/06/2021 11:32
02	KC2100249-02	PENTA02-29I 25 PPB	J:\GC34\DATA\050621-HB\05060000005.D	05/06/2021 11:56
03	KC2100249-03	PENTA02-29J 75 PPB	J:\GC34\DATA\050621-HB\05060000006.D	05/06/2021 12:20
04	KC2100249-04	PENTA02-29K 100 PPB	J:\GC34\DATA\050621-HB\05060000007.D	05/06/2021 12:44
05	KC2100249-05	PENTA02-29L 125 PPB	J:\GC34\DATA\050621-HB\05060000008.D	05/06/2021 13:08
06	KC2100249-06	PENTA02-29M 150 PPB	J:\GC34\DATA\050621-HB\05060000009.D	05/06/2021 13:32
07	KC2100249-07	PENTA02-29N 175 PPB	J:\GC34\DATA\050621-HB\05060000010.D	05/06/2021 13:56
08	KC2100249-08	PENTA02-30A 200 PPB	J:\GC34\DATA\050621-HB\05060000011.D	05/06/2021 14:20

Analyte

2,4,5-TP (Silvex)

#	Amount	RF	#	Amount	RF	#	Amount	RF	#	Amount	RF
01	9.510	2.363E6	02	23.760	2.794E6	03	71.300	2.815E6	04	95.100	2.929E6
05	118.820	3.014E6	06	142.580	3.087E6	07	166.340	3.144E6	08	190.100	3.157E6

2,4-D

#	Amount	RF	#	Amount	RF	#	Amount	RF	#	Amount	RF
01	9.400	5.912E5	02	23.510	6.277E5	03	70.500	6.449E5	04	94.000	6.492E5
05	117.540	6.913E5	06	141.050	7.05E5	07	164.560	7.101E5	08	188.060	7.262E5

2,4-Dichlorophenylacetic Acid

#	Amount	RF	#	Amount	RF	#	Amount	RF	#	Amount	RF
01	9.020	8.144E5	02	22.550	8.433E5	03	67.600	7.658E5	04	90.200	7.799E5
05	112.730	7.876E5	06	135.280	7.924E5	07	157.830	8.021E5	08	180.370	8.004E5

Client: Anchor QEA, LLC
Project: GascoSiltronic: US Moorings

Service Request: K2104993
Calibration Date: 5/6/2021

**Initial Calibration Summary
Chlorinated Herbicides by GC**

Calibration ID: KC2100249
Instrument ID: K-GC-34

Signal ID: Rtx-CLPesticides

Analyte Name	Compound Type	Calibration Evaluation				Calibration Evaluation	
		Fit Type	Eval	Eval Result	Control Criteria	Average RRF	Minimum RRF
2,4,5-TP (Silvex)	TRG	Average RF	% RSD	9.0	20	2.913E6	
2,4-D	TRG	Average RF	% RSD	7.0	20	6.682E5	
2,4-Dichlorophenylacetic Acid	SURR	Average RF	% RSD	2.9	20	7.982E5	

ALS Group USA, Corp.
dba ALS Environmental

QA/QC Report

Client: Anchor QEA, LLC
Project: GascoSiltronic: US Moorings

Service Request: K2104993
Calibration Date: 5/6/2021

Initial Calibration Summary
Chlorinated Herbicides by GC

Calibration ID: KC2100249
Instrument ID: K-GC-34

Signal ID: Rtx-CLPesticides2

#	Lab Code	Sample Name	File Location	Acquisition Date
01	KC2100249-01	PENTA02-29H 10 PPB	J:\GC34\DATA\050621-HB\05060000004.D	05/06/2021 11:32
02	KC2100249-02	PENTA02-29I 25 PPB	J:\GC34\DATA\050621-HB\05060000005.D	05/06/2021 11:56
03	KC2100249-03	PENTA02-29J 75 PPB	J:\GC34\DATA\050621-HB\05060000006.D	05/06/2021 12:20
04	KC2100249-04	PENTA02-29K 100 PPB	J:\GC34\DATA\050621-HB\05060000007.D	05/06/2021 12:44
05	KC2100249-05	PENTA02-29L 125 PPB	J:\GC34\DATA\050621-HB\05060000008.D	05/06/2021 13:08
06	KC2100249-06	PENTA02-29M 150 PPB	J:\GC34\DATA\050621-HB\05060000009.D	05/06/2021 13:32
07	KC2100249-07	PENTA02-29N 175 PPB	J:\GC34\DATA\050621-HB\05060000010.D	05/06/2021 13:56
08	KC2100249-08	PENTA02-30A 200 PPB	J:\GC34\DATA\050621-HB\05060000011.D	05/06/2021 14:20

Analyte

2,4,5-TP (Silvex)

#	Amount	RF	#	Amount	RF	#	Amount	RF	#	Amount	RF
01	9.510	1.507E6	02	23.760	1.674E6	03	71.300	1.617E6	04	95.100	1.668E6
05	118.820	1.709E6	06	142.580	1.753E6	07	166.340	1.769E6	08	190.100	1.773E6

2,4-D

#	Amount	RF	#	Amount	RF	#	Amount	RF	#	Amount	RF
01	9.400	3.928E5	02	23.510	4.144E5	03	70.500	3.834E5	04	94.000	3.936E5
05	117.540	4.022E5	06	141.050	4.137E5	07	164.560	4.186E5	08	188.060	4.194E5

2,4-Dichlorophenylacetic Acid

#	Amount	RF	#	Amount	RF	#	Amount	RF	#	Amount	RF
01	9.020	5.111E5	02	22.550	4.995E5	03	67.600	4.319E5	04	90.200	4.346E5
05	112.730	4.37E5	06	135.280	4.388E5	07	157.830	4.383E5	08	180.370	4.381E5

Client: Anchor QEA, LLC
Project: GascoSiltronic: US Moorings

Service Request: K2104993
Calibration Date: 5/6/2021

**Initial Calibration Summary
Chlorinated Herbicides by GC**

Calibration ID: KC2100249
Instrument ID: K-GC-34

Signal ID: Rtx-CLPesticides2

Analyte Name	Compound Type	Calibration Evaluation				Calibration Evaluation	
		Fit Type	Eval	Eval Result	Control Criteria	Average RRF	Minimum RRF
2,4,5-TP (Silvex)	TRG	Average RF	% RSD	5.3	20	1.684E6	
2,4-D	TRG	Average RF	% RSD	3.4	20	4.048E5	
2,4-Dichlorophenylacetic Acid	SURR	Average RF	% RSD	7.1	20	4.537E5	

Client: Anchor QEA, LLC
Project: GascoSiltronic: US Moorings

Service Request: K2104993
Calibration Date: 5/6/2021

Initial Calibration Verification Summary
Chlorinated Herbicides by GC

Calibration ID: KC2100249
Instrument ID: K-GC-34

Signal ID: Rtx-CLPesticides

#	Lab Code	Sample Name	File Location	Acquisition Date
09	KC2100249-09	PENTA02-29G 100 PPB ICV	J:\GC34\DATA\050621-HB\05060000012.D	05/06/2021 14:43

Analyte Name	Expected	Result	Average RF	SSV RF	% D	Criteria	Curve Fit
2,4,5-TP (Silvex)	95.1	87.3	2.913E6	2.674E6	-8.197	±20	Average RF
2,4-D	94.0	79.4	6.682E5	5.647E5	-15.491	±20	Average RF

Client: Anchor QEA, LLC
Project: GascoSiltronic: US Moorings

Service Request: K2104993
Calibration Date: 5/6/2021

Initial Calibration Verification Summary
Chlorinated Herbicides by GC

Calibration ID: KC2100249
Instrument ID: K-GC-34

Signal ID: Rtx-CLPesticides2

#	Lab Code	Sample Name	File Location	Acquisition Date
09	KC2100249-09	PENTA02-29G 100 PPB ICV	J:\GC34\DATA\050621-HB\05060000012.D	05/06/2021 14:43

Analyte Name	Expected	Result	Average RF	SSV RF	% D	Criteria	Curve Fit
2,4,5-TP (Silvex)	95.1	86.0	1.684E6	1.523E6	-9.564	±20	Average RF
2,4-D	94.0	83.6	4.048E5	3.598E5	-11.100	±20	Average RF

Client: Anchor QEA, LLC
Project: GascoSiltronic: US Moorings

Service Request: K2104993
Date Analyzed: 05/27/21 17:30

**Continuing Calibration Verification (CCV) Summary
Chlorinated Herbicides by GC**

Analysis Method: 8151A
File ID: J:\GC34\DATA\052721-HB\05270000003.D\
Signal ID: Rtx-CLPesticides2

Calibration Date: 5/6/2021
Calibration ID: KC2100249
Analysis Lot: 725423
Units: ppb

Analyte Name	Expected	Result	Average RF	CCV RF	% D	% Drift	Criteria	Curve Fit
2,4,5-TP (Silvex)	95.1	97.6	1.684E6	1.729E6	2.7	NA	±20	Average RF
2,4-D	94.0	86.3	4.048E5	3.717E5	-8.2	NA	±20	Average RF

Analyte Name	Expected	Result	Average RF	CCV RF	% D	% Drift	Criteria	Curve Fit
2,4-Dichlorophenylacetic Acid	100	86.4	4.537E5	3.919E5	-13.6	NA	±20	Average RF

Client: Anchor QEA, LLC
Project: GascoSiltronic: US Moorings

Service Request: K2104993
Date Analyzed: 05/27/21 17:30

**Continuing Calibration Verification (CCV) Summary
Chlorinated Herbicides by GC**

Analysis Method: 8151A
File ID: J:\GC34\DATA\052721-HB\05270000003.D\
Signal ID: Rtx-CLPesticides

Calibration Date: 5/6/2021
Calibration ID: KC2100249
Analysis Lot: 725423
Units: ppb

Analyte Name	Expected	Result	Average RF	CCV RF	% D	% Drift	Criteria	Curve Fit
2,4,5-TP (Silvex)	95.1	113	2.913E6	3.448E6	18.3	NA	±20	Average RF
2,4-D	94.0	96.3	6.682E5	6.842E5	2.4	NA	±20	Average RF

Analyte Name	Expected	Result	Average RF	CCV RF	% D	% Drift	Criteria	Curve Fit
2,4-Dichlorophenylacetic Acid	100	104	7.982E5	8.278E5	3.7	NA	±20	Average RF

Client: Anchor QEA, LLC
Project: GascoSiltronic: US Moorings

Service Request: K2104993
Date Analyzed: 05/27/21 23:30

**Continuing Calibration Verification (CCV) Summary
Chlorinated Herbicides by GC**

Analysis Method: 8151A
File ID: J:\GC34\DATA\052721-HB\05270000018.D\
Signal ID: Rtx-CLPesticides2

Calibration Date: 5/6/2021
Calibration ID: KC2100249
Analysis Lot: 725423
Units: ppb

Analyte Name	Expected	Result	Average RF	CCV RF	% D	% Drift	Criteria	Curve Fit
2,4,5-TP (Silvex)	95.1	106	1.684E6	1.868E6	11.0	NA	±20	Average RF
2,4-D	94.0	93.6	4.048E5	4.029E5	-0.5	NA	±20	Average RF

Analyte Name	Expected	Result	Average RF	CCV RF	% D	% Drift	Criteria	Curve Fit
2,4-Dichlorophenylacetic Acid	100	90.5	4.537E5	4.107E5	-9.5	NA	±20	Average RF

Client: Anchor QEA, LLC
Project: GascoSiltronic: US Moorings

Service Request: K2104993
Date Analyzed: 05/27/21 23:30

**Continuing Calibration Verification (CCV) Summary
Chlorinated Herbicides by GC**

Analysis Method: 8151A
File ID: J:\GC34\DATA\052721-HB\05270000018.D\
Signal ID: Rtx-CLPesticides

Calibration Date: 5/6/2021
Calibration ID: KC2100249
Analysis Lot: 725423
Units: ppb

Analyte Name	Expected	Result	Average RF	CCV RF	% D	% Drift	Criteria	Curve Fit
2,4,5-TP (Silvex)	95.1	123	2.913E6	3.758E6	29.0*	NA	±20	Average RF
2,4-D	94.0	111	6.682E5	7.881E5	17.9	NA	±20	Average RF

Analyte Name	Expected	Result	Average RF	CCV RF	% D	% Drift	Criteria	Curve Fit
2,4-Dichlorophenylacetic Acid	100	110	7.982E5	8.771E5	9.9	NA	±20	Average RF

ALS Group USA, Corp.
dba ALS Environmental

QA/QC Report

Client: Anchor QEA, LLC
Project: GascoSiltronic: US Moorings

Service Request:K2104993

Analysis Run Log
Chlorinated Herbicides by GC

Analysis Method: 8151A

Analysis Lot:725423
Instrument ID:K-GC-34

Raw Data File	Sample Name	Lab Code	Date Analyzed	Time Analyzed	Q
J:\GC34\DATA\052721-HB\05270000003.D\	Continuing Calibration Verification	KQ2109594-01	5/27/2021	17:30:34	
J:\GC34\DATA\052721-HB\05270000004.D\	Continuing Calibration Blank	KQ2109594-03	5/27/2021	17:54:24	
J:\GC34\DATA\052721-HB\05270000005.D\	Method Blank	KQ2109384-04	5/27/2021	18:18:29	
J:\GC34\DATA\052721-HB\05270000006.D\	Lab Control Sample	KQ2109384-02	5/27/2021	18:42:27	
J:\GC34\DATA\052721-HB\05270000007.D\	Duplicate Lab Control Sample	KQ2109384-03	5/27/2021	19:06:37	
J:\GC34\DATA\052721-HB\05270000008.D\	ZZZZZZZ	ZZZZZZZ	5/27/2021	19:30:39	
J:\GC34\DATA\052721-HB\05270000009.D\	ZZZZZZZ	ZZZZZZZ	5/27/2021	19:54:38	
J:\GC34\DATA\052721-HB\05270000010.D\	USMPDI-028SC-B-00-02-210504	K2104993-001	5/27/2021	20:18:39	
J:\GC34\DATA\052721-HB\05270000011.D\	USMPDI-028SC-B-02-05-210504	K2104993-002	5/27/2021	20:42:36	
J:\GC34\DATA\052721-HB\05270000012.D\	USMPDI-028SC-B-05-6.3-210504	K2104993-003	5/27/2021	21:06:33	
J:\GC34\DATA\052721-HB\05270000013.D\	USMPDI-031SC-B-00-02-210504	K2104993-004	5/27/2021	21:30:28	
J:\GC34\DATA\052721-HB\05270000014.D\	USMPDI-031SC-B-02-05-210504	K2104993-005	5/27/2021	21:54:25	
J:\GC34\DATA\052721-HB\05270000015.D\	USMPDI-035SC-B-00-02-210504	K2104993-006	5/27/2021	22:18:28	
J:\GC34\DATA\052721-HB\05270000016.D\	USMPDI-035SC-B-02-05-210504	K2104993-007	5/27/2021	22:42:23	
J:\GC34\DATA\052721-HB\05270000017.D\	USMPDI-035SC-B-02-05-210504 MS	KQ2109384-01	5/27/2021	23:06:20	
J:\GC34\DATA\052721-HB\05270000018.D\	Continuing Calibration Verification	KQ2109594-02	5/27/2021	23:30:13	
J:\GC34\DATA\052721-HB\05270000019.D\	Continuing Calibration Blank	KQ2109594-04	5/27/2021	23:54:07	

ALS Group USA, Corp.
dba ALS Environmental

Prep Summary Report

Client: Anchor QEA, LLC
Project: GascoSiltronic: US Moorings
Sample Matrix: Sediment

Service Request: K2104993

Chlorinated Herbicides by GC

Prep Method: Method
Analytical Method: 8151A

Extraction Lot: 380209
Extraction Date: 05/26/21 16:40

Sample Name	Lab Code	Date Collected	Date Received	Sample Amount	Final Amount	Percent Solids
USMPDI-028SC-B-00-02-210504	K2104993-001	5/4/21	5/6/21	30.0830 g	50 mL	57.5
USMPDI-028SC-B-02-05-210504	K2104993-002	5/4/21	5/6/21	31.1120 g	50 mL	55.6
USMPDI-028SC-B-05-6.3-210504	K2104993-003	5/4/21	5/6/21	30.6820 g	50 mL	56.9
USMPDI-031SC-B-00-02-210504	K2104993-004	5/4/21	5/6/21	30.4160 g	50 mL	50.6
USMPDI-031SC-B-02-05-210504	K2104993-005	5/4/21	5/6/21	30.6290 g	50 mL	54.7
USMPDI-035SC-B-00-02-210504	K2104993-006	5/4/21	5/6/21	30.1330 g	50 mL	55.3
USMPDI-035SC-B-02-05-210504	K2104993-007	5/4/21	5/6/21	30.4210 g	50 mL	55.4
Matrix Spike	KQ2109384-01MS	5/4/21	5/6/21	30.2500 g	50 mL	55.4
Lab Control Sample	KQ2109384-02LCS	NA	NA	30.00 g	50 mL	
Duplicate Lab Control Sample	KQ2109384-03DLCS	NA	NA	30.00 g	50 mL	
Method Blank	KQ2109384-04MB	NA	NA	31.1120 g	50 mL	



Raw Data

ALS Environmental—Kelso Laboratory
1317 South 13th Avenue, Kelso, WA 98626
Phone (360)577-7222 Fax (360)636-1068
www.alsglobal.com



Total Solids

ALS Environmental—Kelso Laboratory
1317 South 13th Avenue, Kelso, WA 98626
Phone (360)577-7222 Fax (360)636-1068
www.alsglobal.com

Analytical Results Summary

Instrument Name: K-Balance-41

Analyst: BNETLING

Analysis Lot: 722554

Method/Testcode: SM 2540 G/TS

Lab Code	Target Analytes	QC	Parent Sample	Matrix	Raw Result	Sample Amt.	Final Result	Dil	MDL	PQL	% Rec	% RSD	Date Analyzed	QC? Tier
K2104780-006	Solids, Total	N/A		Sediment	44.40 Percent	27.6379 g	44.4 Percent	1					5/7/21 17:45:00	N IV
K2104780-007	Solids, Total	N/A		Sediment	55.40 Percent	29.4055 g	55.4 Percent	1					5/7/21 17:45:00	N IV
K2104780-008	Solids, Total	N/A		Sediment	54.10 Percent	27.8113 g	54.1 Percent	1					5/7/21 17:45:00	N IV
K2104780-009	Solids, Total	N/A		Sediment	59.40 Percent	28.4502 g	59.4 Percent	1					5/7/21 17:45:00	Y IV
K2104780-010	Solids, Total	N/A		Sediment	58.70 Percent	31.5351 g	58.7 Percent	1					5/7/21 17:45:00	N IV
K2104780-011	Solids, Total	N/A		Sediment	53.30 Percent	28.4475 g	53.3 Percent	1					5/7/21 17:45:00	N IV
K2104780-012	Solids, Total	N/A		Sediment	51.50 Percent	28.8304 g	51.5 Percent	1					5/7/21 17:45:00	N IV
K2104780-013	Solids, Total	N/A		Sediment	53.90 Percent	26.4334 g	53.9 Percent	1					5/7/21 17:45:00	N IV
K2104780-014	Solids, Total	N/A		Sediment	55.20 Percent	27.2240 g	55.2 Percent	1					5/7/21 17:45:00	N IV
K2104780-015	Solids, Total	N/A		Sediment	58.70 Percent	28.5305 g	58.7 Percent	1					5/7/21 17:45:00	N IV
K2104780-016	Solids, Total	N/A		Sediment	62.00 Percent	26.8971 g	62.0 Percent	1					5/7/21 17:45:00	N IV
K2104993-001	Solids, Total	N/A		Sediment	57.50 Percent	25.7517 g	57.5 Percent	1					5/7/21 17:45:00	N IV
K2104993-002	Solids, Total	N/A		Sediment	55.60 Percent	26.2221 g	55.6 Percent	1					5/7/21 17:45:00	N IV
K2104993-003	Solids, Total	N/A		Sediment	56.90 Percent	35.9898 g	56.9 Percent	1					5/7/21 17:45:00	N IV
K2104993-004	Solids, Total	N/A		Sediment	50.60 Percent	26.5369 g	50.6 Percent	1					5/7/21 17:45:00	N IV
K2104993-005	Solids, Total	N/A		Sediment	54.70 Percent	26.6523 g	54.7 Percent	1					5/7/21 17:45:00	N IV
K2104993-006	Solids, Total	N/A		Sediment	55.30 Percent	26.8774 g	55.3 Percent	1					5/7/21 17:45:00	N IV
K2104993-007	Solids, Total	N/A		Sediment	55.40 Percent	27.9668 g	55.4 Percent	1					5/7/21 17:45:00	N IV
K2105001-001	Solids, Total	N/A		Sediment	55.20 Percent	27.5640 g	55.2 Percent	1					5/7/21 17:45:00	N IV
K2105001-002	Solids, Total	N/A		Sediment	57.00 Percent	28.1329 g	57.0 Percent	1					5/7/21 17:45:00	N IV
KQ2107895-01	Solids, Total	DUP	K2104780-009	Sediment	59.50 Percent	27.5991 g	59.5 Percent	1				<1	5/7/21 17:45:00	N IV
KQ2107895-02	Solids, Total	DUP	K2104993-001	Sediment	49.10 Percent	27.4518 g	49.1 Percent	1				16	5/7/21 17:45:00	N IV
KQ2107895-03	Solids, Total	MB		Sediment	0.00 Percent	51.1842 g	0.0 Percent	1					5/7/21 17:45:00	N IV

indicates Final Result is not yet adjusted for Solids because it has not yet been determined.

ALS Group USA, Corp.
dba ALS Environmental

Work Order #: K2104780, 5001, 4993

Method: SM 2540 G TS

Run: 722554

Analysis: Total Solids / Volatile Solids

Matrix: Soil/Solids

Sample Number		4780-016	5001-001	5001-002	4993-001	4993-001D	4993-002
Crucible Number		4	762	23	15	M1	18
Sample Weight		26.8971	27.5640	28.1329	25.7517	27.4518	26.2221
Tare Weight	Date	52.6203	75.0606	52.9495	51.0887	57.5270	50.6266
Tare + Dry Wt. (1)	5/10/2021	69.3175	90.2931	68.9978	65.9153	71.0367	65.2371
Tare + Dry Wt. (2)	5/10/2021	69.2926	90.2765	68.9830	65.8924	71.0193	65.2156
Tare + Ash Wt. (1)		/	/	/	/	/	/
Tare + Ash Wt. (2)		/	/	/	/	/	/
Total Solids		62.0%	55.2%	57.0%	57.5%	49.1%	55.6%
Volatile Solids		415.6%	593.3%	430.2%	445.1%	526.4%	447.0%

Sample Number		4993-003	4993-004	4993-005	4993-006	4993-007	
Crucible Number		3U	9	3D	408	16	
Sample Weight		35.9898	26.5369	26.6523	26.8774	27.9668	
Tare Weight	Date	57.2175	52.9516	57.1017	76.6191	53.7684	
Tare + Dry Wt. (1)	5/10/2021	77.7302	66.3936	71.7109	91.4928	69.2793	
Tare + Dry Wt. (2)	5/10/2021	77.7132	66.3693	71.6879	91.4734	69.2525	
Tare + Ash Wt. (1)		/	/	/	/	/	
Tare + Ash Wt. (2)		/	/	/	/	/	
Total Solids		56.9%	50.6%	54.7%	55.3%	55.4%	#DIV/0!
Volatile Solids		379.2%	494.6%	491.5%	615.8%	447.2%	#DIV/0!

% Total Solids = (Tare + Dry Wt. - Tare / Sample Weight)

% Volatile Solids = (Dry Wt. - Ash Wt. / Dry Sample Weight)

Comments:

105 oven: K - OVEN 07

550 oven: K -Furnace-01

K-Balance- 41

Analyzed By:	BN	Date:	5/7/2021
Reviewed By:		Date:	5/10/21

ALS Group USA, Corp.
dba ALS Environmental

Work Order #: K2104780, 5001, 4993

Method: SM 2540 G TS

Run: 722554

Analysis: Total Solids / Volatile Solids

Matrix: Soil/Solids

Oven Temp and Times				
Oven Temp	Time In	Date In	Time Out	Date Out
105	17:45	5/7/2021	8:20	5/10/2021
105	12:00	5/10/2021	13:05	5/10/2021

Analyzed By:	BN	Date Analyzed:	5/7/2021
Reviewed By:	J	Date Reviewed:	5/10/21



Chlorinated Herbicides by GC

ALS Environmental—Kelso Laboratory
1317 South 13th Avenue, Kelso, WA 98626
Phone (360)577-7222 Fax (360)636-1068
www.alsglobal.com

Preparation Information Benchsheet

Prep Run#: 379384 **Prep Workflow:** OrgHerbS(14) **Status:** Prepped
Team: Semivoa GC/GTRIGG **Prep Method:** Method **Prep Date/Time:** 5/13/21 20:15
Number of Copies to make: 2

#	Lab Code	Client ID	B#	Method / Test	pH	Matrix	Amt. Ext.	Final Vol	Sample Description
1	K2104993-001	USMPDI-0288C-B-00-02-210504	.01	8151A/HERB		Sediment	30.480g	50.00mL	LAGUILAR K-Balance-55
2	K2104993-002	USMPDI-0288C-B-02-05-210504	.01	8151A/HERB		Sediment	30.222g	50.00mL	LAGUILAR K-Balance-55
3	K2104993-003	USMPDI-0288C-B-05-6-3-210504	.01	8151A/HERB		Sediment	30.285g	50.00mL	LAGUILAR K-Balance-55
4	KQ2108299-01	K2104993-003 MS	.01	8151A/HERB		Solid	30.373g	50.00mL	LAGUILAR K-Balance-55
5	KQ2108299-02	K2104993-003 DMS	.01	8151A/HERB		Solid	30.335g	50.00mL	LAGUILAR K-Balance-55
6	K2104993-004	USMPDI-031SC-B-00-02-210504	.01	8151A/HERB		Sediment	30.450g	50.00mL	LAGUILAR K-Balance-55
7	K2104993-005	USMPDI-031SC-B-02-05-210504	.01	8151A/HERB		Sediment	30.393g	50.00mL	LAGUILAR K-Balance-55
8	K2104993-006	USMPDI-035SC-B-00-02-210504	.01	8151A/HERB		Sediment	30.097g	50.00mL	LAGUILAR K-Balance-55
9	K2104993-007	USMPDI-035SC-B-02-05-210504	.01	8151A/HERB		Sediment	30.132g	50.00mL	LAGUILAR K-Balance-55
10	K2105001-001	USMPDI-030SC-B-00-02-210503	.01	8151A/HERB		Sediment	30.289g	50.00mL	LAGUILAR K-Balance-55
11	K2105001-002	USMPDI-030SC-B-02-05-210503	.01	8151A/HERB		Sediment	30.355g	50.00mL	LAGUILAR K-Balance-55
12	KQ2108299-03	LCS		8151A/HERB		Solid	30.00g	50.00mL	
13	KQ2108299-04	MB		8151A/HERB		Solid	30.4800g	50.00mL	

Spiking Solutions
Name: 8151A 5ppm Herbicide surrogate **Inventory ID:** 216337 **Logbook Ref:** Penta02-261 **Expires On:** 09/30/2021

K2104993-001	1,000.00µL	K2104993-002	1,000.00µL	K2104993-003	1,000.00µL	K2104993-004	1,000.00µL	K2104993-005	1,000.00µL	K2104993-006	1,000.00µL
K2104993-007	1,000.00µL	K2105001-001	1,000.00µL	K2105001-002	1,000.00µL	KQ2108299-01	1,000.00µL	KQ2108299-02	1,000.00µL	KQ2108299-03	1,000.00µL
KQ2108299-04	1,000.00µL										

Name: 8151A 5-500ppm Herbicides matrix spike **Inventory ID:** 217175 **Logbook Ref:** PENTA02-301 **Expires On:** 11/13/2021
 KQ2108299-01 1,000.00µL KQ2108299-02 1,000.00µL KQ2108299-03 1,000.00µL

Preparation Steps

Step:	Weight	Step:	Extraction	Step:	Derivatization	Step:	Final Volume
Started:	5/13/21 20:15	Started:	5/20/21 19:05	Started:	5/24/21 15:00	Started:	5/24/21 18:57
Finished:	5/14/21 09:30	Finished:	5/20/21 20:35	Finished:	5/24/21 15:30	Finished:	5/24/21 18:57
By:	GTRIGG	By:	GTRIGG	By:	GTRIGG	By:	GTRIGG
Comments							

Comments: H, AHERB A1-B3

Reviewed By: _____ **Date:** _____


Preparation Information Benchsheet

Prep Run#: 379384
Team: Semivva GC/GTRIGG

Prep Workflow: OrgHerbS(14)
Prep Method: Method

Status: Prepped
Prep Date/Time: 5/13/21 20:15

Chain of Custody

Relinquished By:		Date:	5/24/21	Extracts Examined	
Received By:		Date:		Yes	No

Preparation Information Benchsheet

Prep Run#: 379384

Team: Semivora GC/GTRIGG

Number of Copies to make: 2

Prep Workflow: OrgHerbs(14)

Prep Method: Method

Status: Prepped

Prep Date/Time: 5/13/21 20:15

#	Lab Code	Client ID	B#	Method / Test	pH	Matrix	Amt. Ext.	Final Vol	Sample Description
1	K2104993-001	USMPDI-0288C-B-00-02-210504	.01	8151A/HERB		Sediment	30.480g	50.00mL	LAGUI,AR K-Balance-55
2	K2104993-002	USMPDI-0288C-B-02-05-210504	.01	8151A/HERB		Sediment	30.222g	50.00mL	LAGUI,AR K-Balance-55
3	K2104993-003	USMPDI-0288C-B-05-6-3-210504	.01	8151A/HERB		Sediment	30.285g	50.00mL	LAGUI,AR K-Balance-55
4	KQ2108299-01	K2104993-003 MS	.01	8151A/HERB		Solid	30.373g	50.00mL	LAGUI,AR K-Balance-55
5	KQ2108299-02	K2104993-003 DMS	.01	8151A/HERB		Solid	30.335g	50.00mL	LAGUI,AR K-Balance-55
6	K2104993-004	USMPDI-031SC-B-00-02-210504	.01	8151A/HERB		Sediment	30.450g	50.00mL	LAGUI,AR K-Balance-55
7	K2104993-005	USMPDI-031SC-B-02-05-210504	.01	8151A/HERB		Sediment	30.393g	50.00mL	LAGUI,AR K-Balance-55
8	K2104993-006	USMPDI-035SC-B-00-02-210504	.01	8151A/HERB		Sediment	30.097g	50.00mL	LAGUI,AR K-Balance-55
9	K2104993-007	USMPDI-035SC-B-02-05-210504	.01	8151A/HERB		Sediment	30.132g	50.00mL	LAGUI,AR K-Balance-55
10	K2105001-001	USMPDI-030SC-B-00-02-210503	.01	8151A/HERB		Sediment	30.289g	50.00mL	LAGUI,AR K-Balance-55
11	K2105001-002	USMPDI-030SC-B-02-05-210503	.01	8151A/HERB		Sediment	30.355g	50.00mL	LAGUI,AR K-Balance-55
12	KQ2108299-03	LCS		8151A/HERB		Solid	30.00g	50.00mL	
13	KQ2108299-04	MB		8151A/HERB		Solid	30.4800g	50.00mL	

Spiking Solutions

Name:	8151A 5ppm Herbicide surrogate	Inventory ID	216337	Logbook Ref:	Penta02-261	Expires On:	09/30/2021
K2104993-001	1,000.00µL	K2104993-002	1,000.00µL	K2104993-004	1,000.00µL	K2104993-005	1,000.00µL
K2104993-007	1,000.00µL	K2105001-001	1,000.00µL	K2105001-002	1,000.00µL	KQ2108299-01	1,000.00µL
KQ2108299-04	1,000.00µL					KQ2108299-02	1,000.00µL

Name: 8151A 5-500ppm Herbicides matrix spike Inventory ID: 217175 Logbook Ref: PENTA02-301 Expires On: 11/13/2021

KQ2108299-01 1,000.00µL KQ2108299-02 1,000.00µL KQ2108299-03 1,000.00µL

Preparation Steps

Step:	Weight	Step:	Extraction	Step:	Dervitization	Step:	Final Volume
Started:	5/13/21 20:15	Started:	5/20/21 19:05	Started:	5/24/21 15:00	Started:	5/24/21 18:57
Finished:	5/14/21 09:30	Finished:	5/20/21 20:35	Finished:	5/24/21 15:30	Finished:	5/24/21 18:57
By:	GTRIGG	By:	GTRIGG	By:	GTRIGG	By:	GTRIGG
Comments		Comments		Comments		Comments	

Comments: *Hu flierout A1-B3*

Reviewed By: _____ Date: _____

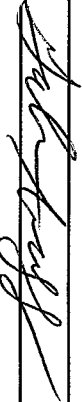
Preparation Information Benchsheet

Prep Run#: 379384
Team: Semivoa GC/GTRIGG

Prep Workflow: OrgHerbS(14)
Prep Method: Method

Status: Prepped
Prep Date/Time: 5/13/21 20:15

Chain of Custody

Relinquished By:		Date:	5/24/21	Extracts Examined	
Received By:		Date:		Yes	No

Preparation Information Benchsheet

Prep Run#: 379384

Team: Semivoa GCLAGUILAR

Number of Copies to make: 2

Prep Workflow: OrgHerbS(14)

Prep Method: Method

Status: Draft

Prep Date/Time: 5/13/21 20:15 PM

#	Lab Code	Client ID	B#	Method / Test	Matrix	Amt Ext.	pH	Int. Vol	Final Vol	Surf Amt	Spike Amt
1	K2104993-001	USMPDI-028SC-B-00-02-210504	.01	8151A/HERB	Sediment	*	/	10	50	1.966	/
2	K2104993-002	USMPDI-028SC-B-02-05-210504	.01	8151A/HERB	Sediment	/	/	/	/	/	/
3	K2104993-003	USMPDI-028SC-B-05-6-3-210504	.01	8151A/HERB	Sediment	/	/	/	/	/	/
4	KO2108299-01	K2104993-003 MS	.01	8151A/HERB	Solid	/	/	/	/	/	1006
5	KO2108299-02	K2104993-003 DMS	.01	8151A/HERB	Solid	/	/	/	/	/	1006
6	K2104993-004	USMPDI-031SC-B-00-02-210504	.01	8151A/HERB	Sediment	/	/	/	/	/	/
7	K2104993-005	USMPDI-031SC-B-02-05-210504	.01	8151A/HERB	Sediment	/	/	/	/	/	/
8	K2104993-006	USMPDI-035SC-B-00-02-210504	.01	8151A/HERB	Sediment	/	/	/	/	/	/
9	K2104993-007	USMPDI-035SC-B-02-05-210504	.01	8151A/HERB	Sediment	/	/	/	/	/	/
10	K2105001-001	USMPDI-030SC-B-00-02-210503	.01	8151A/HERB	Sediment	/	/	/	/	/	/
11	K2105001-002	USMPDI-030SC-B-02-05-210503	.01	8151A/HERB	Sediment	/	/	/	/	/	/
12	KO2108299-03	LCS		8151A/HERB	Solid	30.000	/	/	/	/	1600
13	KO2108299-04	MB		8151A/HERB	Solid	30.480	/	/	/	/	/

Comments: * See prep sheet

Surrogate ID: Penta 02-26I 5 ppm Aceboms 1000µl 9-30-21 Spike ID: Penta 02-30I 8151 5-500ppm 1000µl 11-13-21

Witnessed By: _____

Analyst: _____

Assisted By: *Blu*



Pre-Prep Information Benchsheet

Prep Run #: 379384

Container Lot No: 111620-1BNU

Prep Due Date: May-12-2021

#	Lab Code	Bottle	Test Name	Weight	Sample Comments	Test Comments
1	K2104993-001	.01	HERB : 8151A/	30.480g		LAGUIAR K-Balance-55
2	K2104993-002	.01	HERB : 8151A/	30.222g		LAGUIAR K-Balance-55
3	K2104993-003	.01	HERB : 8151A/	30.285g		LAGUIAR K-Balance-55
4	K2104993-003 MS	.01	HERB : 8151A/	30.373g		LAGUIAR K-Balance-55
5	KO2108299-01	.01	HERB : 8151A/	30.335g		LAGUIAR K-Balance-55
6	K2104993-003 DMS	.01	HERB : 8151A/	30.450g		LAGUIAR K-Balance-55
7	K2104993-004	.01	HERB : 8151A/	30.393g		LAGUIAR K-Balance-55
8	K2104993-005	.01	HERB : 8151A/	30.097g		LAGUIAR K-Balance-55
9	K2104993-006	.01	HERB : 8151A/	30.132g		LAGUIAR K-Balance-55
10	K2104993-007	.01	HERB : 8151A/	30.289g		LAGUIAR K-Balance-55
11	K2105001-001	.01	HERB : 8151A/	30.355g		LAGUIAR K-Balance-55

Relinquished By: 	Date/Time: MAY 13 2021 2023	Received By: 	Date/Time:
--	-----------------------------	---	------------

Additional Prep Information for EPA Method 8151A

Herbicides in Soil

Service Request # 4993, 5001

Work Group # 8299

Acidified Sulfate Lot # D203-875 Matrix Sand Lot # 201468

Ethyl Ether Lot # EA001-US Hydrochloric Acid Lot # 59302

Wrist Action Shaker Start (time/date/initial): 1525 5-17-21 EA G

Wrist Action Shaker Stop (time/date/initial): 1615 5-17-21 EA G

N-Evap (time/date/initial): 1345 5/20/21 N-Evap Thermometer ID: X5vm 004

Temp as measured: 20 °C Correction factor: 0.0 °C Adjusted temp: 20 °C

Saponification Start (time/date/initial): 1530 5/20/21 37% KOH Lot # D203-80V

Saponification Stop (time/date/initial): 1630 5/20/21

Extraction Start (time/date/initial): 1905 5/20/21 Sulfuric Acid Lot # D203-97K

Extraction Stop (time/date/initial): 2035 5/20/21

Derivatization Start (time/date/initial): 1500 5/24/21 Diazomethane Lot # D203-44L

Derivatization Stop (time/date/initial): 1530 5/24/21

Pipette (5 mL) Lot # 6842 0647

Solvent Exchange to Iso-Octane (time/date/initial): 1545 5/24/21

Iso-Octane Lot # AZDISS-VS N-Evap Thermometer ID: X5vm 004

Temp as measured: 20 °C Correction factor: 0.0 °C Adjusted temp: 20 °C

Pipette (1 mL) Lot # H113 G

Vial: Red Vial Storage: HuffiePuff

Archive Storage: _____

Additional Comments: _____

Bench Sheet Review Check List	
<input type="checkbox"/>	Hold times met (if no, reason: _____)
<input type="checkbox"/>	Prep date, time, method, department, product code correct in stealth
<input type="checkbox"/>	Spike information and Q.C. correct (insufficient volume or mass recorded if no Q.C.)
<input type="checkbox"/>	Weights/Volumes and units correct on raw and final bench sheets
<input type="checkbox"/>	Sample IDs have been checked - bottle numbers appended if required
<input type="checkbox"/>	Names present for: started by, completed by, relinquished by, and witnessed by. Training circled.
<input type="checkbox"/>	Extract storage recorded
<input type="checkbox"/>	Additional prep sheet completely filled out (NA or line out blanks)
<input type="checkbox"/>	All clean-ups have been noted on additional prep sheet
<input type="checkbox"/>	Signed service request with Form V, if applicable, has been attached

Preparation Information Benchsheet

Prep Run#: 380209 **Prep Workflow:** OrgHerbs(14) **Status:** Prepped
Team: Semiova GC/GTRIGG **Prep Method:** Method **Prep Date/Time:** 5/25/21 10:28
Number of Copies to make: 2 **Expires On:** 11/13/2021

#	Lab Code	Client ID	#	Method / Test	pH	Matrix	Amt. Ext.	Final Vol	Sample Description
1	K2104993-001RE	USMPDI-0288C-B-00-02-210504	.01	8151A/HERB		Sediment	30.0830g	50.00mL	LAGUILAR K-Balance-55
2	K2104993-002RE	USMPDI-0288C-B-02-05-210504	.01	8151A/HERB		Sediment	31.1120g	50.00mL	LAGUILAR K-Balance-55
3	K2104993-003RE	USMPDI-0288C-B-05-6-3-210504	.01	8151A/HERB		Sediment	30.6820g	50.00mL	LAGUILAR K-Balance-55
4	K2104993-004RE	USMPDI-0313C-B-00-02-210504	.01	8151A/HERB		Sediment	30.4160g	50.00mL	LAGUILAR K-Balance-55
5	K2104993-005RE	USMPDI-0313C-B-02-05-210504	.01	8151A/HERB		Sediment	30.6290g	50.00mL	LAGUILAR K-Balance-55
6	K2104993-006RE	USMPDI-0355C-B-00-02-210504	.01	8151A/HERB		Sediment	30.1330g	50.00mL	LAGUILAR K-Balance-55
7	K2104993-007RE	USMPDI-0355C-B-02-05-210504	.01	8151A/HERB		Sediment	30.4210g	50.00mL	LAGUILAR K-Balance-55
8	K2105001-001RE	USMPDI-0305C-B-00-02-210503	.01	8151A/HERB		Sediment	30.2710g	50.00mL	LAGUILAR K-Balance-55
9	K2105001-002RE	USMPDI-0305C-B-02-05-210503	.01	8151A/HERB		Sediment	30.1810g	50.00mL	LAGUILAR K-Balance-55
10	KQ2109384-01	K2104993-007 MS	.01	8151A/HERB		Solid	30.2500g	50.00mL	
11	KQ2109384-02	LCS		8151A/HERB		Solid	30.00g	50.00mL	
12	KQ2109384-03	DLCS		8151A/HERB		Solid	30.00g	50.00mL	
13	KQ2109384-04	MB		8151A/HERB		Solid	31.1120g	50.00mL	

Spiking Solutions

Name: 8151A 5-500ppm Herbicides matrix spike **Inventory ID:** 217175 **Logbook Ref:** PENTA02-301 **Expires On:** 11/13/2021
KQ2109384-01 1,000.00µL **KQ2109384-02** 1,000.00µL **KQ2109384-03** 1,000.00µL


Name: 8151A 5ppm Herbicide surrogate **Inventory ID:** 217176 **Logbook Ref:** PENTA02-301 **Expires On:** 11/13/2021

K2104993-001	1,000.00µL	K2104993-002	1,000.00µL	K2104993-003	1,000.00µL	K2104993-004	1,000.00µL	K2104993-005	1,000.00µL	K2104993-006	1,000.00µL
K2104993-007	1,000.00µL	K2105001-001	1,000.00µL	K2105001-002	1,000.00µL	KQ2109384-01	1,000.00µL	KQ2109384-02	1,000.00µL	KQ2109384-03	1,000.00µL
KQ2109384-04	1,000.00µL										

Preparation Steps

Step:	Weight	Step:	Extraction	Step:	Derivatization	Step:	Final Volume
Started:	5/25/21 10:28	Started:	5/26/21 21:50 ^{EE}	Started:	5/27/21 11:00	Started:	5/27/21 15:05
Finished:	5/25/21 14:50	Finished:	5/26/21 22:40 ^{EE}	Finished:	5/27/21 11:30	Finished:	5/27/21 15:05
By:	GTRIGG	By:	GTRIGG	By:	GTRIGG	By:	GTRIGG
Comments:		Comments:		Comments:		Comments:	

Comments: Counter

Reviewed By:  **Date:** 05.28.2021
Printed 5/27/21 15:09 **Preparation Information Benchsheet** **Page 1**

Preparation Information Benchsheet

Prep Run#: 380209
Team: Semivoa GC/GTRIGG

Prep Workflow: OrgHerbS(14)
Prep Method: Method

Status: Prepped
Prep Date/Time: 5/25/21 10:28

Chain of Custody

Relinquished By:

Received By:

Date:

Date:

Extracts Examined

Yes

No

Preparation Information Benchsheet

rep Run#: 380209 Prep Workflow: OrgHerbS(14) Status: Draft
 eam: Seminova GC/GTRIGG Prep Method: Method Prep Date/Time: 5/26/21 10:28 AM
 Number of Copies to make: 2

#	Lab Code	Client ID	B#	Method /Test	Matrix	Amt. Ext.	pH	Int. Vol	Final Vol	Surr Amt	Spike Amt
1	K2104993-001RE	USMPDI-0285C-B-00-02-210504	.01	8151A/HERB	Sediment	30.083	✓	10	50	1000	—
2	K2104993-002RE	USMPDI-0285C-B-02-05-210504	.01	8151A/HERB	Sediment	31.112	✓	10	50	1000	—
3	K2104993-003RE	USMPDI-0285C-B-05-6.3-210504	.01	8151A/HERB	Sediment	30.682	✓	10	50	1000	—
4	K2104993-004RE	USMPDI-0315C-B-00-02-210504	.01	8151A/HERB	Sediment	30.476	✓	10	50	1000	—
5	K2104993-005RE	USMPDI-0315C-B-02-05-210504	.01	8151A/HERB	Sediment	30.629	✓	10	50	1000	—
5	K2104993-006RE	USMPDI-0355C-B-00-02-210504	.01	8151A/HERB	Sediment	30.133	✓	10	50	1000	—
7	K2104993-007RE	USMPDI-0355C-B-02-05-210504	.01	8151A/HERB	Sediment	30.421	✓	10	50	1000	—
8	K2105001-001RE	USMPDI-0305C-B-00-02-210503	.01	8151A/HERB	Sediment	30.271	✓	10	50	1000	—
9	K2105001-002RE	USMPDI-0305C-B-02-05-210503	.01	8151A/HERB	Sediment	30.181	✓	10	50	1000	—
10	KQ2109384-01	K2104993-007 MS	.01	8151A/HERB	Solid	30.250	✓	10	50	1000	—
11	KQ2109384-02	LCS		8151A/HERB	Solid	30.000	✓	10	50	1000	—
12	KQ2109384-03	DLCS		8151A/HERB	Solid	30.000	✓	10	50	1000	—
13	KQ2109384-04	MB		8151A/HERB	Solid	31.112	✓	10	50	1000	—

Comments:

Surrogate ID: Penta 02-30 I Aetone 500µl xP 11/13/21 Spike ID: Penta 02-30 I 5-500µl Aetone 1000µl xP 11-13-21
 Witnessed By: [Signature] 5/26/21
 Analyst: [Signature] Assisted By: _____
 Printed 5/26/21 13:25 Preparation Information Benchsheet Page 1 of 1

Preparation Information Benchsheet

Rep Run#: 380209

Prep Workflow: OrgHerbS(14)

Status: Draft

Team: Seminova GC/GTRIGG

Prep Method: Method

Prep Date/Time: 5/26/21 10:28 AM

Number of Copies to make: 2

#	Lab Code	Client ID	B#	Method / Test	Matrix	Amt. Ext.	pH	Int. Vol	Final Vol	Surr Amt	Spike Amt
1	K2104993-001RE	USMPDI-0288C-B-00-02-210504	.01	8151A / HERB	Sediment	30.083	/	10	50	1000	
2	K2104993-002RE	USMPDI-0288C-B-02-05-210504	.01	8151A / HERB	Sediment	31.112	/				
3	K2104993-003RE	USMPDI-0288C-B-05-6-3-210504	.01	8151A / HERB	Sediment	30.682	/				
4	K2104993-004RE	USMPDI-0315C-B-00-02-210504	.01	8151A / HERB	Sediment	30.416	/				
5	K2104993-005RE	USMPDI-0315C-B-02-05-210504	.01	8151A / HERB	Sediment	30.129	/				
6	K2104993-006RE	USMPDI-0355C-B-00-02-210504	.01	8151A / HERB	Sediment	30.133	/				
7	K2104993-007RE	USMPDI-0355C-B-02-05-210504	.01	8151A / HERB	Sediment	30.421	/				
8	K2105001-001RE	USMPDI-0308C-B-00-02-210503	.01	8151A / HERB	Sediment	30.271	/				
9	K2105001-002RE	USMPDI-0308C-B-02-05-210503	.01	8151A / HERB	Sediment	30.181	/				

Comments:

Surrogate ID:

Spike ID:

Witnessed By:

Analyst:

Assisted By:

ALS Environmental Extraction Analyst Notes

Service Request: _____ Prep Group: _____

Topic	Notes	Initials/Date
No Anomalies: <input type="checkbox"/>		
Sample Anomalies: <input type="checkbox"/>		
Organics Present (sticks, leafs, bugs): <input type="checkbox"/>		
Fuel Odors: <input type="checkbox"/>		
Sulfur Odors, Precipitate: <input type="checkbox"/>		
General Notes:	insufficient sample for DMS 4993-7	

Additional Prep Information for EPA Method 8151A

Herbicides in Soil

Service Request # 4993, 5001 Work Group # 9389

Acidified Sulfate Lot # D203-87T Matrix Sand Lot # 201468

Ethyl Ether Lot # EA001-US Hydrochloric Acid Lot # 204209

Wrist Action Shaker Start (time/date/initial): 1640 5/26/21 ct

Wrist Action Shaker Stop (time/date/initial): 1710 5/26/21 ct

N-Evap (time/date/initial): 1945 5/26/21 ct N-Evap Thermometer ID: X-Sunco 004

Temp as measured: 20 °C Correction factor: 0.0 °C Adjusted temp: 20 °C

Saponification Start (time/date/initial): 2045 5/26/21 ct 37% KOH Lot # D203-80W

Saponification Stop (time/date/initial): 2145 5/26/21 ct

Extraction Start (time/date/initial): 2150 5/26/21 ct Sulfuric Acid Lot # D203-97K

Extraction Stop (time/date/initial): 2240 5/26/21 ct

Derivatization Start (time/date/initial): 11:00 5-27-21 BSW Diazomethane Lot # D203-44M

Derivatization Stop (time/date/initial): 11:30 5-27-21 ct

Pipette (5 mL) Lot # 08420647

Solvent Exchange to Iso-Octane (time/date/initial): 1140 5/27/21 ct

Iso-Octane Lot # D2155-US N-Evap Thermometer ID: X-Sun 004

Temp as measured: 20 °C Correction factor: 0.0 °C Adjusted temp: 20 °C

Pipette (1 mL) Lot # H113G

Vial: Red Vial Storage: Counter

Archive Storage: Galaxy

Additional Comments: _____

Bench Sheet Review Check List	
<input checked="" type="checkbox"/>	Hold times met (if no, reason: <u>Re-extract</u>)
<input checked="" type="checkbox"/>	Prep date, time, method, department, product code correct in stealth
<input checked="" type="checkbox"/>	Spike information and Q.C. correct (insufficient volume or mass recorded if no Q.C.)
<input checked="" type="checkbox"/>	Weights/Volumes and units correct on raw and final bench sheets
<input checked="" type="checkbox"/>	Sample IDs have been checked - bottle numbers appended if required
<input checked="" type="checkbox"/>	Names present for: started by, completed by, relinquished by, and witnessed by. Training circled.
<input checked="" type="checkbox"/>	Extract storage recorded
<input checked="" type="checkbox"/>	Additional prep sheet completely filled out (NA or line out blanks)
<input checked="" type="checkbox"/>	All clean-ups have been noted on additional prep sheet
<input checked="" type="checkbox"/>	Signed service request with Form V, if applicable, has been attached

ALS Environmental Extraction Analyst Notes

Service Request: _____ Prep Group: _____

Topic	Notes	Initials/Date
No Anomalies: <input type="checkbox"/>		
Sample Anomalies: <input type="checkbox"/>		
Organics Present (sticks, leafs, bugs): <input type="checkbox"/>		
Fuel Odors: <input type="checkbox"/>		
Sulfur Odors, Precipitate: <input type="checkbox"/>		
General Notes:	<p>Temp Dropped to 52° During Saponification wouldn't rise back up.</p> <p>⇒ Bad thermometer. Assume correct temp.</p> <p style="text-align: right;">— Jon 05.28.21</p>	

Validation Report

1st *TP* 05/28/21
2nd *SW* 05/28/21

Data File: J:\GC34\DATA\052721-HB\0527000010.D\
Lab ID: K2104993-001
RunType: N/A
Matrix: Sediment

Date Acquired: 5/27/21 20:18:39
Batch ID: 725423
Analysis Method: 8151A/HERB

Validations

Validation Categories	Pass	Fail
Preparation Hold Time		X
Analytical Hold Time	X	
ICAL Analyte Recovery	X	
Second Source ICAL Verification	X	
Continuing Calibration Recovery	X	
Continuing Calibration Recovery (Closing)		X
Lab Control Sample Recovery	X	
Duplicate Lab Control Sample Recovery	X	
Method Blank	X	
Method Blank Surrogates	X	
Surrogates	X	
Std MRL Unsupported by ICAL	X	
Above Highest ICAL Level	X	
Analyte Coelutions	X	

Sample Exceptions

Exception Categories	Result	Corrective Action
Preparation Hold Time	Prep Date/Time: 05/25/2021 1028 Hold Date/Time: 05/18/2021 2359	narr

Analyte Exceptions

Exception Categories	Analyte Name	Result	Low Limit	High Limit	Corrective Action
Continuing Calibration Recovery (Closing) - Rtx-CLPesticides	2,4,5-TP (Silvex)	29		20	CCV+ND

Primary Review: _____

Secondary Review: _____

Quantitation Report

1st *TP* 05/28/21
2nd *FW* 05/28/21

Data File: J:\GC34\DATA\052721-HB\0527000010.D\	Instrument: K-GC-34
Acqu Date: 5/27/21 20:18:39	Vial: 5
Run Type: N/A	Dilution: 1
Lab ID: K2104993-001	Raw Units: ppb

Bottle ID: K2104993-001.01	Tier: IV	Matrix: Sediment
Prod Code: HERB	Collect Date: 5/4/21	Receive Date: 5/6/21

Analysis Lot: 725423	Prep Lot: 380209	Report Group: K2104993
Analysis Method: 8151A	Prep Method: Method	
	Prep Date: 5/25/21	

Title: Chlorinated Herbicides by GC	Calibration ID: KC2100249
	Report List ID: 18845

Surrogate Compounds

Parameter Name	RT 1	RT 2	Resp 1	Resp 2	Solution Conc 1	Solution Conc 2	% Rec 1	% Rec 2	% Rec	% Rec Criteria	Rpt?
2,4-Dichlorophenylacetic Acid	10.05 ^{+0.01}	9.69 ^{+0.01}	64485415	30404867	80.784	67.020	81	67	67	26 - 127	Y

Target Compounds

Final Conc.Units: ug/Kg

Parameter Name	RT 1	RT 2	Resp 1	Resp 2	Solution Conc 1	Solution Conc 2	Final Conc 1	Final Conc 2	Primary Conc	Rpt?
2,4,5-TP (Silvex)	0.00	0.00	0	0	0.000 ^{CCV}	0.000	0U	0U	4.2 U	Y
2,4-D	11.27 ^{+0.01}	10.91 ^{+0.02}	417407	442093	0.625	1.092	1.8U	3.2U	14 U	Y

Prep Amount: 30.0830 g **Dilution:** 1
Prep Final Amount: 50.00 mL **Basis Factor:** 57.50

U: Undetected at or above MDL
J: Analyte detected above MDL, but below MRL
B: Hit above MRL also found in Method Blank
E: Analyte concentration above high point of ICAL
N: Presumptive evidence of compound

D: Result from dilution
m: Manual integration performed
d: Compound manually deleted
NR: Analyte not reported from this analysis

*: Result fails acceptance criteria
#: Acceptance criteria not applicable
?: Insufficient information to determine acceptance
e: Result >= MRL, but MRL less than low point of ICAL
c: check for co-elution

Printed: 5/28/21 9:56

\\alprews001\starlims\LIMSReps\QuantValidation.rpt

Data File : J:\GC34\DATA\052721-HB\05270000010.D Vial: 8
 Signal(s) : Signal #1: ECD1A.ch Signal #2: ECD2B.ch
 Acq On : 27-May-2021, 20:18:39 Operator: TAP
 Sample : K2104993-001 Inst : GCI
 Misc : Multiplr: 1.00
 Integration File signal 1: RTEINT.P
 Integration File signal 2: RTEINT2.P
 Quant Time: May 28 09:23:38 2021
 Quant Results File: 050621_8151.RES

Quant Method : J:\GC34\METHODS\050621_8151.M
 Quant Title : 103118_8151.m MJ215 CAL_KC1800
 QLast Update : Wed May 12 09:45:39 2021
 Response via : Initial Calibration
 DataAcq Meth:8151A-17.M

Volume Inj. : 2 uL
 Signal #1 Phase : Rtx-CLPesticides Signal #2 Phase: Rtx-CLPesticides2
 Signal #1 Info : 0.32 mm Signal #2 Info : 0.32 mm

Compound	RT#1	RT#2	Resp#1	Resp#2	ppb	ppb

System Monitoring Compounds						
2) s 2,4-Dichl...	10.047	9.687	64485415	30404867	80.784	67.020
Target Compounds						
1) m Dalapon	5.633f	5.227	1491861	562122	1.456	1.011 #
3) m Dicamba	0.000	9.850f	0	146446	N.D.	0.100 #
4) m MCPP	0.000	9.967	0	3221058	N.D. d	1256.918
5) m MCPA	0.000	0.000	0	0	N.D. d	N.D. d
6) m Dichloroprop	0.000	10.597	0	1138415	N.D.	0.071 #
7) m 2,4-D	11.267	10.913	417407	442093	0.625	1.092 #
8) m 2,4,5-TP ...	0.000	0.000	0	0	N.D.	N.D.
9) m 2,4,5-T	12.533f	12.123f	708644	807876	0.328	0.650 #
10) m 2,4-DB	13.043	12.703	2280844	123014	10.373	0.930 #
11) m Dinoseb	14.300	12.990f	1660431	1729569	0.854	1.510 #

(f)=RT Delta > 1/2 Window (#)=Amounts differ by > 25% (m)=manual int.

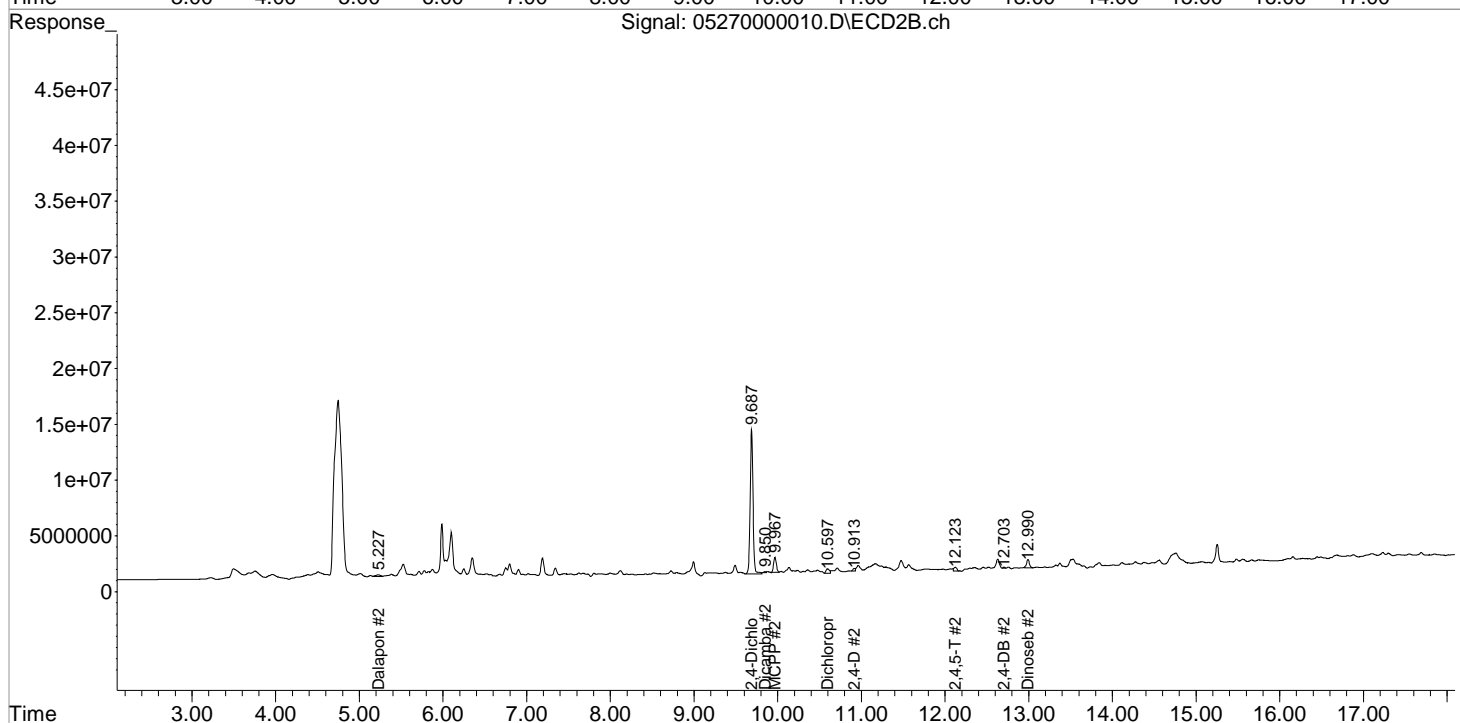
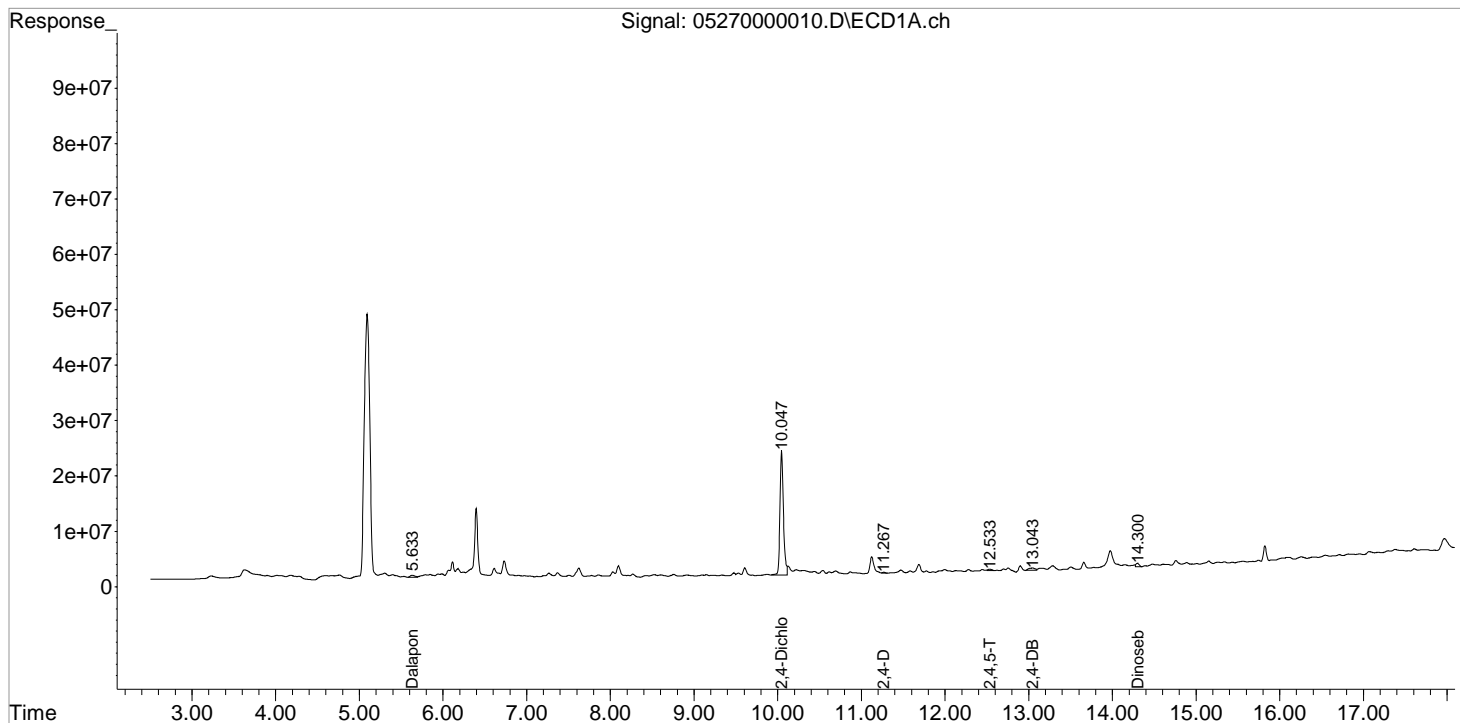
Data File : J:\GC34\DATA\052721-HB\05270000010.D
Signal(s) : Signal #1: ECD1A.ch Signal #2: ECD2B.ch
Acq On : 27-May-2021, 20:18:39
Sample : K2104993-001
Misc :

Vial: 8
Operator: TAP
Inst : GCI
Multiplr: 1.00

Integration File signal 1: RTEINT.P
Integration File signal 2: RTEINT2.P
Quant Time: May 28 09:23:38 2021
Quant Results File: 050621_8151.RES

Quant Method : J:\GC34\METHODS\050621_8151.M
Quant Title : 103118_8151.m MJ215 CAL_KC1800
QLast Update : Wed May 12 09:45:39 2021
Response via : Initial Calibration
DataAcq Meth:8151A-17.M

Volume Inj. : 2 uL
Signal #1 Phase : Rtx-CLPesticides Signal #2 Phase: Rtx-CLPesticides2
Signal #1 Info : 0.32 mm Signal #2 Info : 0.32 mm



Validation Report

1st *TP* 05/28/21
2nd *SW* 05/28/21

Data File: J:\GC34\DATA\052721-HB\0527000011.D\
Lab ID: K2104993-002
RunType: N/A
Matrix: Sediment

Date Acquired: 5/27/21 20:42:36
Batch ID: 725423
Analysis Method: 8151A/HERB

Validations

Validation Categories	Pass	Fail
Preparation Hold Time		X
Analytical Hold Time	X	
ICAL Analyte Recovery	X	
Second Source ICAL Verification	X	
Continuing Calibration Recovery	X	
Continuing Calibration Recovery (Closing)		X
Lab Control Sample Recovery	X	
Duplicate Lab Control Sample Recovery	X	
Method Blank	X	
Method Blank Surrogates	X	
Surrogates	X	
Std MRL Unsupported by ICAL	X	
Above Highest ICAL Level	X	
Analyte Coelutions	X	

Sample Exceptions

Exception Categories	Result	Corrective Action
Preparation Hold Time	Prep Date/Time: 05/25/2021 1028 Hold Date/Time: 05/18/2021 2359	narr

Analyte Exceptions

Exception Categories	Analyte Name	Result	Low Limit	High Limit	Corrective Action
Continuing Calibration Recovery (Closing) - Rtx-CLPesticides	2,4,5-TP (Silvex)	29		20	CCV+ND

Primary Review: _____

Secondary Review: _____

Quantitation Report

1st *TP* 05/28/21
2nd *FW* 05/28/21

Data File: J:\GC34\DATA\052721-HB\0527000011.D\	Instrument: K-GC-34
Acqu Date: 5/27/21 20:42:36	Vial: 6
Run Type: N/A	Dilution: 1
Lab ID: K2104993-002	Raw Units: ppb

Bottle ID: K2104993-002.01	Tier: IV	Matrix: Sediment
Prod Code: HERB	Collect Date: 5/4/21	Receive Date: 5/6/21

Analysis Lot: 725423	Prep Lot: 380209	Report Group: K2104993
Analysis Method: 8151A	Prep Method: Method	
	Prep Date: 5/25/21	

Title: Chlorinated Herbicides by GC	Calibration ID: KC2100249
	Report List ID: 18845

Surrogate Compounds

Parameter Name	RT 1	RT 2	Resp 1	Resp 2	Solution Conc 1	Solution Conc 2	% Rec 1	% Rec 2	% Rec	% Rec Criteria	Rpt?
2,4-Dichlorophenylacetic Acid	10.04	9.69 ^{+0.01}	70200397	31306889	87.943	69.008	88	69	69	26 - 127	Y

Target Compounds

Final Conc.Units: ug/Kg

Parameter Name	RT 1	RT 2	Resp 1	Resp 2	Solution Conc 1	Solution Conc 2	Final Conc 1	Final Conc 2	Primary Conc	Rpt?
2,4,5-TP (Silvex)	0.00	0.00	0	0	0.000 ^{CCV}	0.000	0U	0U	4.2 U	Y
2,4-D	11.28 ^{+0.02}	10.90 ^{+0.01}	945525	338475	1.415	0.836	4.1U	2.4U	14 U	Y

Prep Amount: 31.1120 g **Dilution:** 1
Prep Final Amount: 50.00 mL **Basis Factor:** 55.60

U: Undetected at or above MDL
J: Analyte detected above MDL, but below MRL
B: Hit above MRL also found in Method Blank
E: Analyte concentration above high point of ICAL
N: Presumptive evidence of compound

D: Result from dilution
m: Manual integration performed
r: Compound manually deleted
NR: Analyte not reported from this analysis

*: Result fails acceptance criteria
#: Acceptance criteria not applicable
?: Insufficient information to determine acceptance
e: Result >= MRL, but MRL less than low point of ICAL
c: check for co-elution

Data File : J:\GC34\DATA\052721-HB\05270000011.D Vial: 9
 Signal(s) : Signal #1: ECD1A.ch Signal #2: ECD2B.ch
 Acq On : 27-May-2021, 20:42:36 Operator: TAP
 Sample : K2104993-002 Inst : GCI
 Misc : Multiplr: 1.00
 Integration File signal 1: RTEINT.P
 Integration File signal 2: RTEINT2.P
 Quant Time: May 28 09:24:26 2021
 Quant Results File: 050621_8151.RES

Quant Method : J:\GC34\METHODS\050621_8151.M
 Quant Title : 103118_8151.m MJ215 CAL_KC1800
 QLast Update : Wed May 12 09:45:39 2021
 Response via : Initial Calibration
 DataAcq Meth:8151A-17.M

Volume Inj. : 2 uL
 Signal #1 Phase : Rtx-CLPesticides Signal #2 Phase: Rtx-CLPesticides2
 Signal #1 Info : 0.32 mm Signal #2 Info : 0.32 mm

Compound	RT#1	RT#2	Resp#1	Resp#2	ppb	ppb

System Monitoring Compounds						
2) s 2,4-Dichl...	10.043	9.687	70200397	31306889	87.943	69.008
Target Compounds						
1) m Dalapon	5.630f	5.227	626944	322031	0.612	0.579
3) m Dicamba	10.313	9.843f	684874	348212	0.265	0.237
4) m MCPP	0.000	9.967	0	2821760	N.D. d	1008.225
5) m MCPA	0.000	0.000	0	0	N.D. d	N.D. d
6) m Dichloroprop	0.000	10.597	0	1390053	N.D.	0.694 #
7) m 2,4-D	11.280	10.903	945525	338475	1.415	0.836m#
8) m 2,4,5-TP ...	0.000	0.000	0	0	N.D.	N.D.
9) m 2,4,5-T	12.530f	12.123f	1047527	679757	0.485	0.547
10) m 2,4-DB	13.047	12.630f	995894	2047550	4.529	15.484 #
11) m Dinoseb	14.300	12.990f	1030939	3093658	0.530	2.702 #

(f)=RT Delta > 1/2 Window (#)=Amounts differ by > 25% (m)=manual int.

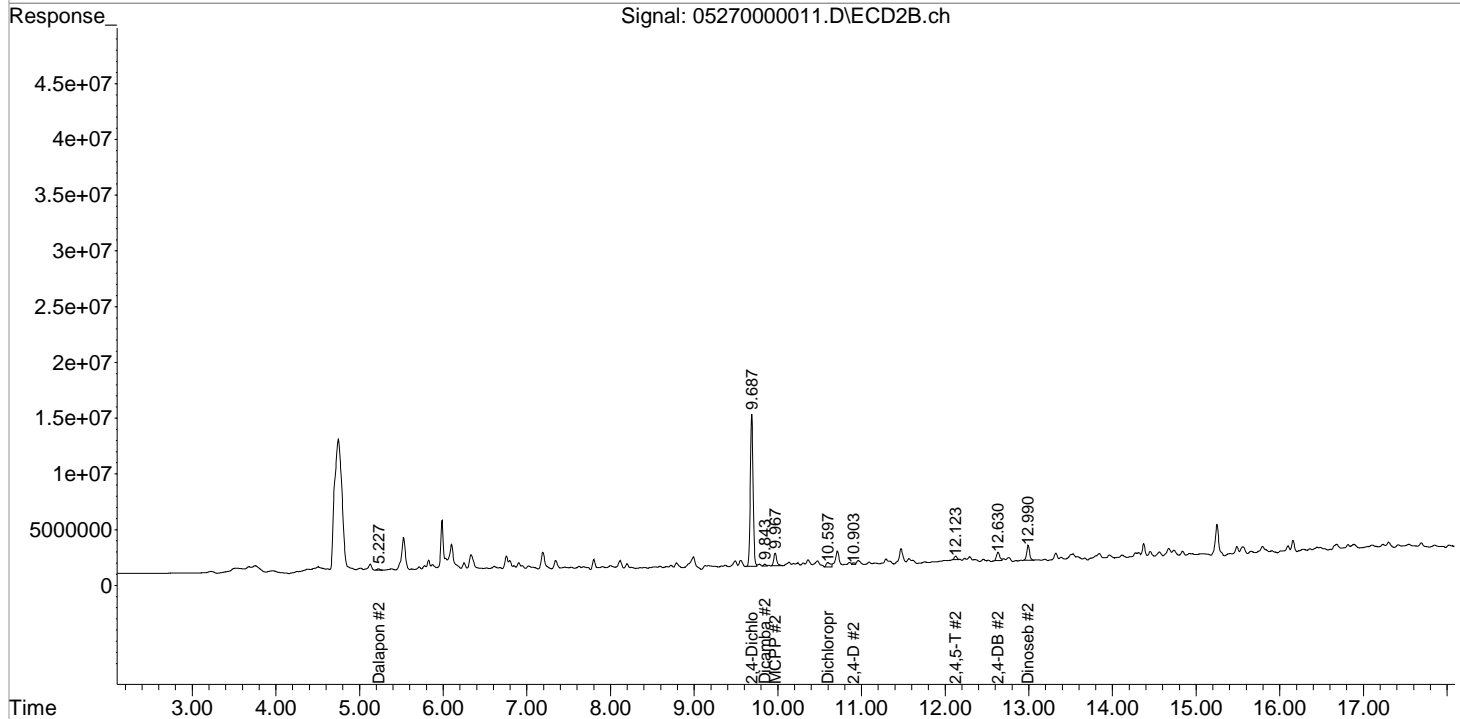
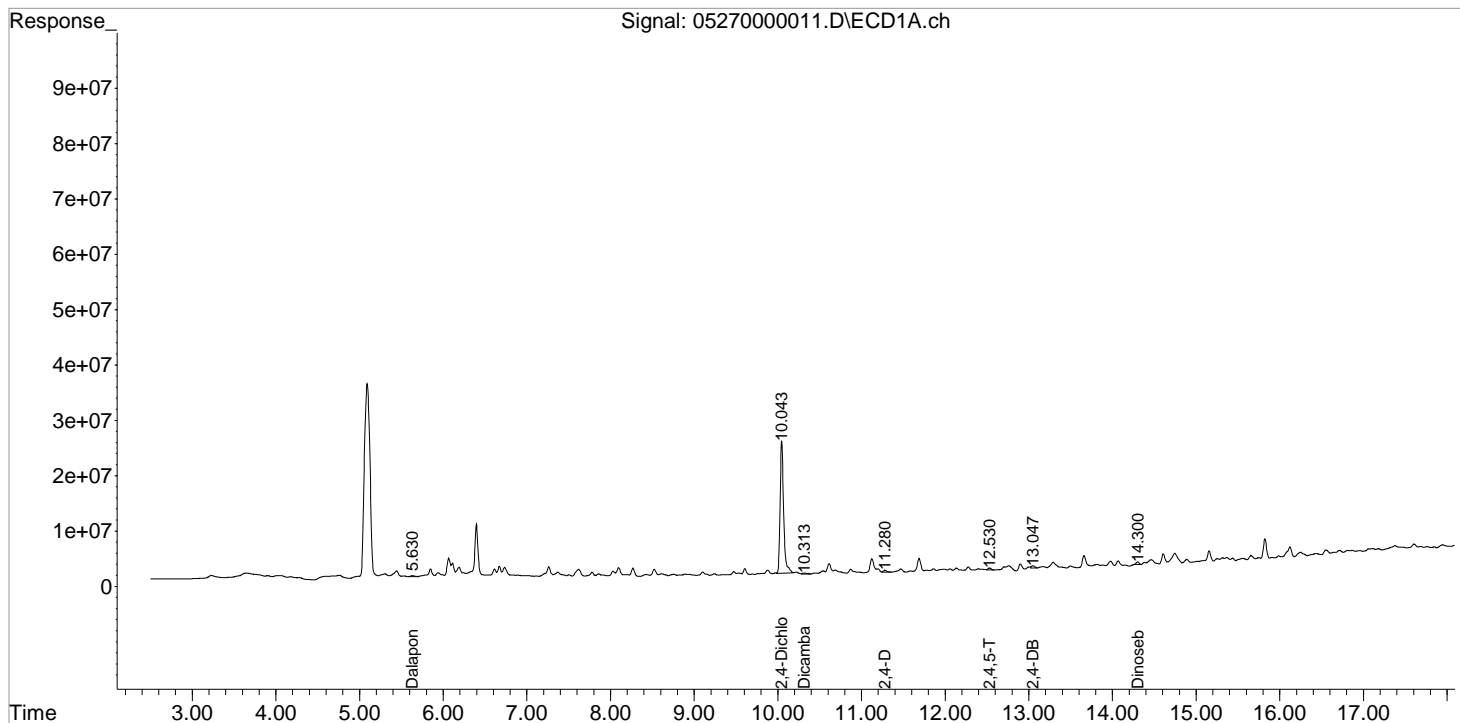
Data File : J:\GC34\DATA\052721-HB\05270000011.D
Signal(s) : Signal #1: ECD1A.ch Signal #2: ECD2B.ch
Acq On : 27-May-2021, 20:42:36
Sample : K2104993-002
Misc :

Vial: 9
Operator: TAP
Inst : GCI
Multiplr: 1.00

Integration File signal 1: RTEINT.P
Integration File signal 2: RTEINT2.P
Quant Time: May 28 09:24:26 2021
Quant Results File: 050621_8151.RES

Quant Method : J:\GC34\METHODS\050621_8151.M
Quant Title : 103118_8151.m MJ215 CAL_KC1800
QLast Update : Wed May 12 09:45:39 2021
Response via : Initial Calibration
DataAcq Meth:8151A-17.M

Volume Inj. : 2 uL
Signal #1 Phase : Rtx-CLPesticides Signal #2 Phase: Rtx-CLPesticides2
Signal #1 Info : 0.32 mm Signal #2 Info : 0.32 mm



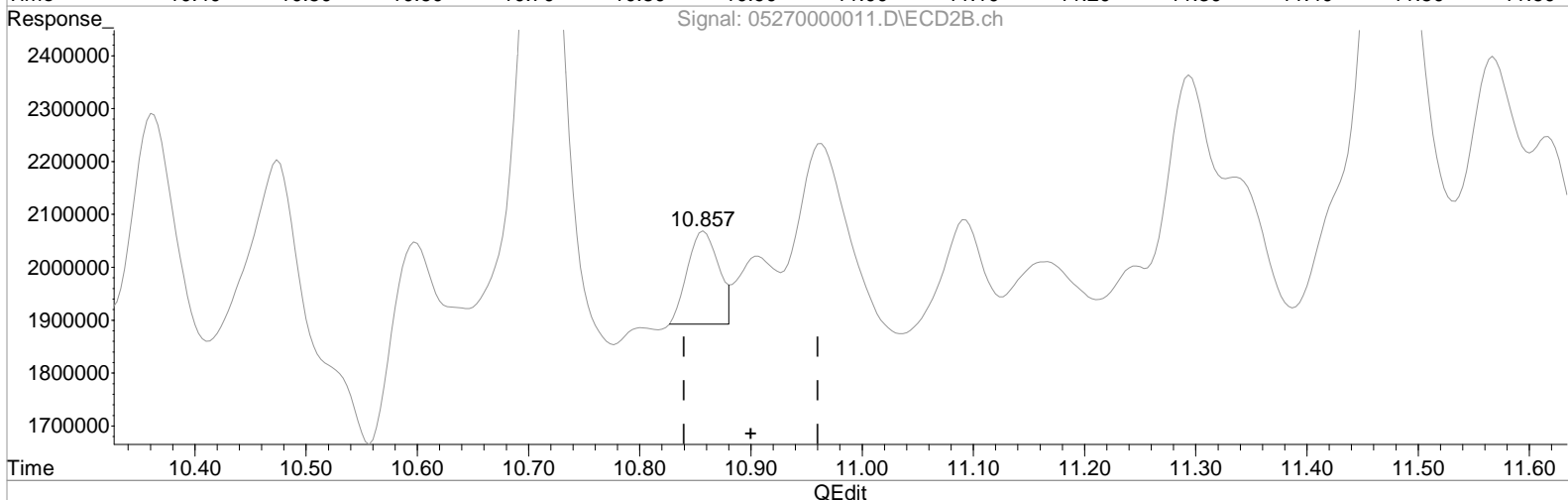
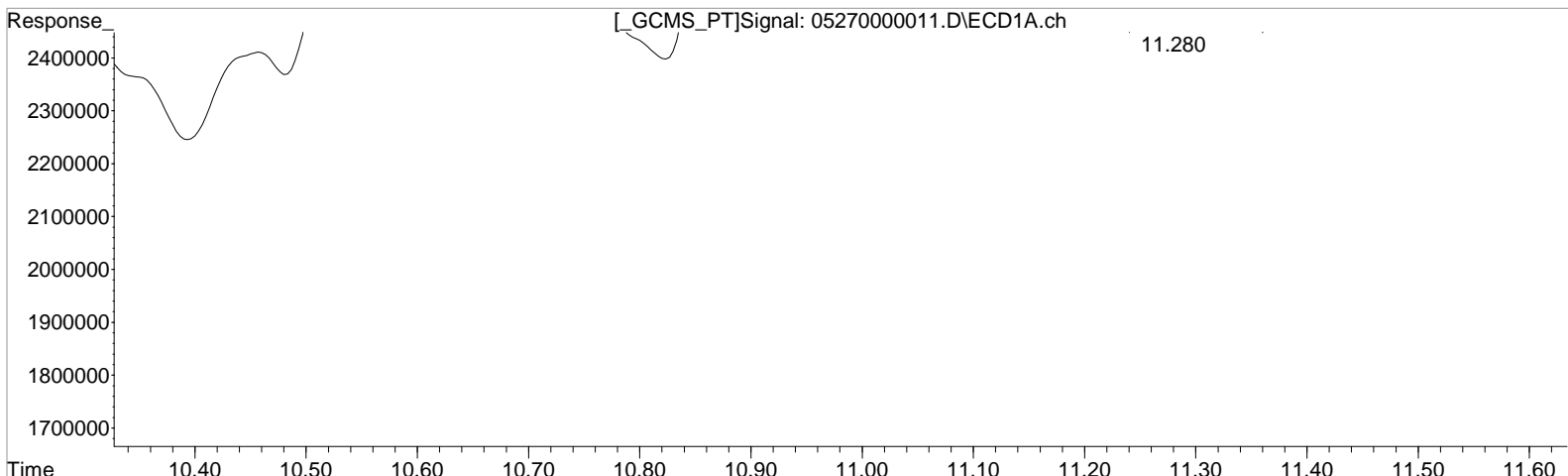
Data File : J:\GC34\DATA\052721-HB\05270000011.D
Signal(s) : Signal #1: ECD1A.ch Signal #2: ECD2B.ch
Acq On : 27-May-2021, 20:42:36
Sample : K2104993-002
Misc :

Vial: 9
Operator: TAP
Inst : GCI
Multiplr: 1.00

Integration File signal 1: RTEINT.P
Integration File signal 2: RTEINT2.P
Quant Time: May 28 08:36:20 2021
Quant Results File: 050621_8151.RES

Quant Method : J:\GC34\METHODS\050621_8151.M
Quant Title : 103118_8151.m MJ215 CAL_KC1800
QLast Update : Wed May 12 09:45:39 2021
Response via : Initial Calibration
DataAcq Meth:8151A-17.M

Volume Inj. : 2 uL
Signal #1 Phase : Rtx-CLPesticides Signal #2 Phase: Rtx-CLPesticides2
Signal #1 Info : 0.32 mm Signal #2 Info : 0.32 mm



(7) 2,4-D (m)
11.280min 1.415 ppb
response 945525

Manual Integration:
Before
05/28/21

(7) 2,4-D #2 (m)
10.857min 0.866 ppb
response 350640

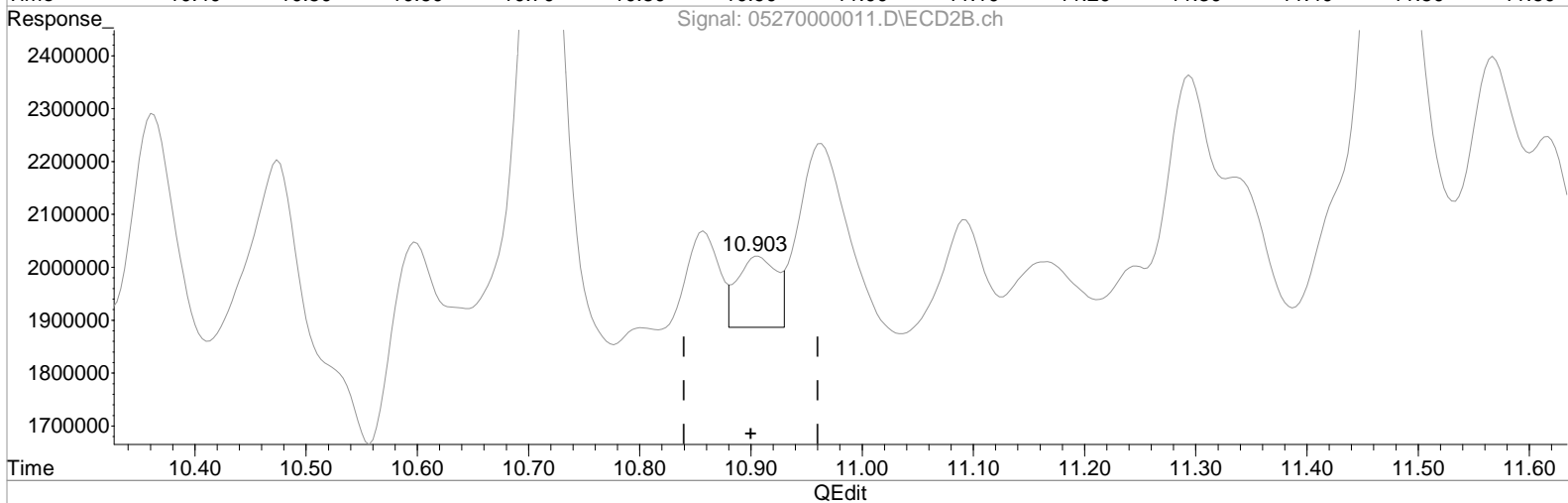
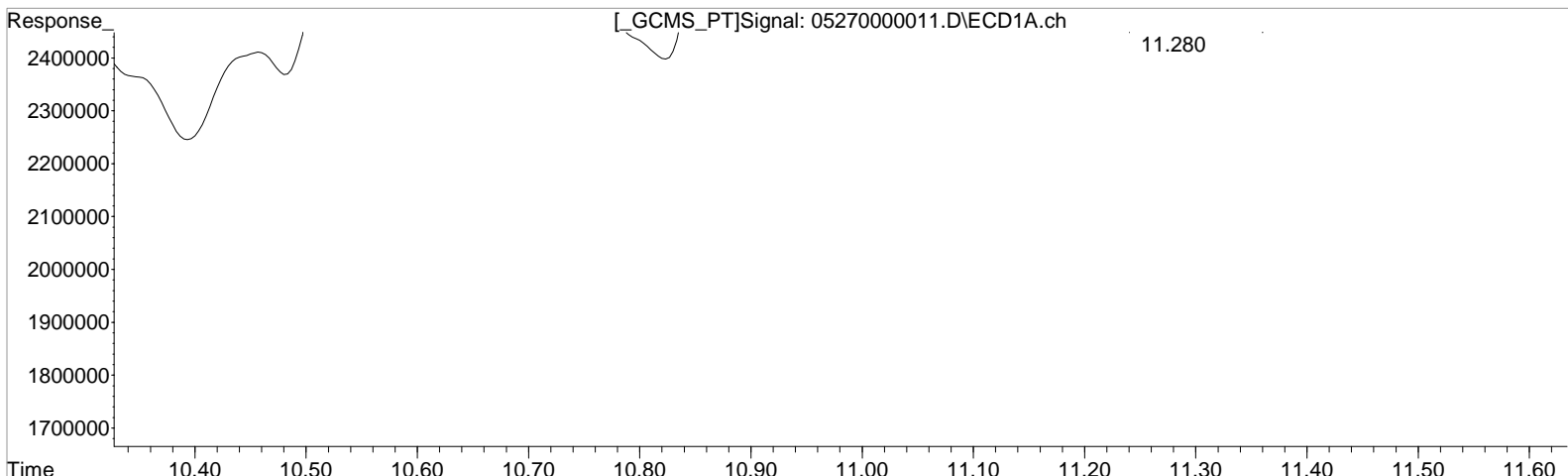
Data File : J:\GC34\DATA\052721-HB\05270000011.D
Signal(s) : Signal #1: ECD1A.ch Signal #2: ECD2B.ch
Acq On : 27-May-2021, 20:42:36
Sample : K2104993-002
Misc :

Vial: 9
Operator: TAP
Inst : GCI
Multiplr: 1.00

Integration File signal 1: RTEINT.P
Integration File signal 2: RTEINT2.P
Quant Time: May 28 08:36:20 2021
Quant Results File: 050621_8151.RES

Quant Method : J:\GC34\METHODS\050621_8151.M
Quant Title : 103118_8151.m MJ215 CAL_KC1800
QLast Update : Wed May 12 09:45:39 2021
Response via : Initial Calibration
DataAcq Meth:8151A-17.M

Volume Inj. : 2 uL
Signal #1 Phase : Rtx-CLPesticides Signal #2 Phase: Rtx-CLPesticides2
Signal #1 Info : 0.32 mm Signal #2 Info : 0.32 mm



(7) 2,4-D (m)
11.280min 1.415 ppb
response 945525

Manual Integration:
After
Wrong Peak
05/28/21

(7) 2,4-D #2 (m)
10.903min 0.836 ppb m
response 338475

(+) = Expected Retention Time

Validation Report

1st *TP* 05/28/21
2nd *SW* 05/28/21

Data File: J:\GC34\DATA\052721-HB\0527000012.D\
Lab ID: K2104993-003
RunType: N/A
Matrix: Sediment

Date Acquired: 5/27/21 21:06:33
Batch ID: 725423
Analysis Method: 8151A/HERB

Validations

Validation Categories	Pass	Fail
Preparation Hold Time		X
Analytical Hold Time	X	
ICAL Analyte Recovery	X	
Second Source ICAL Verification	X	
Continuing Calibration Recovery	X	
Continuing Calibration Recovery (Closing)		X
Lab Control Sample Recovery	X	
Duplicate Lab Control Sample Recovery	X	
Method Blank	X	
Method Blank Surrogates	X	
Surrogates	X	
Std MRL Unsupported by ICAL	X	
Above Highest ICAL Level	X	
Analyte Coelutions	X	

Sample Exceptions

Exception Categories	Result	Corrective Action
Preparation Hold Time	Prep Date/Time: 05/25/2021 1028 Hold Date/Time: 05/18/2021 2359	narr

Analyte Exceptions

Exception Categories	Analyte Name	Result	Low Limit	High Limit	Corrective Action
Continuing Calibration Recovery (Closing) - Rtx-CLPesticides	2,4,5-TP (Silvex)	29		20	CCV+ND

Primary Review: _____

Secondary Review: _____

Quantitation Report

1st *TP* 05/28/21
2nd *FW* 05/28/21

Data File: J:\GC34\DATA\052721-HB\0527000012.D\	Instrument: K-GC-34
Acqu Date: 5/27/21 21:06:33	Vial: 7
Run Type: N/A	Dilution: 1
Lab ID: K2104993-003	Raw Units: ppb

Bottle ID: K2104993-003.01	Tier: IV	Matrix: Sediment
Prod Code: HERB	Collect Date: 5/4/21	Receive Date: 5/6/21

Analysis Lot: 725423	Prep Lot: 380209	Report Group: K2104993
Analysis Method: 8151A	Prep Method: Method	
	Prep Date: 5/25/21	

Title: Chlorinated Herbicides by GC	Calibration ID: KC2100249
	Report List ID: 18845

Surrogate Compounds

Parameter Name	RT 1	RT 2	Resp 1	Resp 2	Solution Conc 1	Solution Conc 2	% Rec 1	% Rec 2	% Rec	% Rec Criteria	Rpt?
2,4-Dichlorophenylacetic Acid	10.04	9.69 ^{+0.01}	58041506	27317269	72.711	60.214	73	60	60	26 - 127	Y

Target Compounds

Final Conc.Units: ug/Kg

Parameter Name	RT 1	RT 2	Resp 1	Resp 2	Solution Conc 1	Solution Conc 2	Final Conc 1	Final Conc 2	Primary Conc	Rpt?
2,4,5-TP (Silvex)	0.00	0.00	0	0	0.000 ^{CCV}	0.000	0U	0U	4.2 U	Y
2,4-D	0.00	10.96 ^{+0.07}	0	1564723	0.000	3.866	0U	11U	14 U	Y

Prep Amount: 30.6820 g **Dilution:** 1
Prep Final Amount: 50.00 mL **Basis Factor:** 56.90

U: Undetected at or above MDL
J: Analyte detected above MDL, but below MRL
B: Hit above MRL also found in Method Blank
E: Analyte concentration above high point of ICAL
N: Presumptive evidence of compound

D: Result from dilution
m: Manual integration performed
d: Compound manually deleted
NR: Analyte not reported from this analysis

*: Result fails acceptance criteria
#: Acceptance criteria not applicable
?: Insufficient information to determine acceptance
e: Result >= MRL, but MRL less than low point of ICAL
c: check for co-elution

Printed: 5/28/21 9:56

\\alprews001\starlims\LIMSReps\QuantValidation.rpt

Data File : J:\GC34\DATA\052721-HB\05270000012.D Vial: 10
 Signal(s) : Signal #1: ECD1A.ch Signal #2: ECD2B.ch
 Acq On : 27-May-2021, 21:06:33 Operator: TAP
 Sample : K2104993-003 Inst : GCI
 Misc : Multiplr: 1.00
 Integration File signal 1: RTEINT.P
 Integration File signal 2: RTEINT2.P
 Quant Time: May 28 09:24:47 2021
 Quant Results File: 050621_8151.RES

Quant Method : J:\GC34\METHODS\050621_8151.M
 Quant Title : 103118_8151.m MJ215 CAL_KC1800
 QLast Update : Wed May 12 09:45:39 2021
 Response via : Initial Calibration
 DataAcq Meth:8151A-17.M

Volume Inj. : 2 uL
 Signal #1 Phase : Rtx-CLPesticides Signal #2 Phase: Rtx-CLPesticides2
 Signal #1 Info : 0.32 mm Signal #2 Info : 0.32 mm

Compound	RT#1	RT#2	Resp#1	Resp#2	ppb	ppb

System Monitoring Compounds						
2) s 2,4-Dichl...	10.043	9.687	58041506	27317269	72.711	60.214
Target Compounds						
1) m Dalapon	5.630f	5.227	1214055	256491	1.185	0.461 #
3) m Dicamba	10.317	9.847f	561767	616859	0.217	0.420 #
4) m MCPP	0.000	9.967	0	2952898	N.D. d	1089.901
5) m MCPA	0.000	0.000	0	0	N.D. d	N.D. d
6) m Dichloroprop	0.000	0.000	0	0	N.D.	N.D. d
7) m 2,4-D	0.000	10.960f	0	1564723	N.D.	3.866 #
8) m 2,4,5-TP ...	0.000	0.000	0	0	N.D.	N.D.
9) m 2,4,5-T	12.530f	12.123f	809713	930912	0.375	0.749 #
10) m 2,4-DB	13.007f	12.703	831862	111486	3.783	0.843 #
11) m Dinoseb	14.247f	12.993f	2126178	2016124	1.094	1.761 #

(f)=RT Delta > 1/2 Window (#)=Amounts differ by > 25% (m)=manual int.

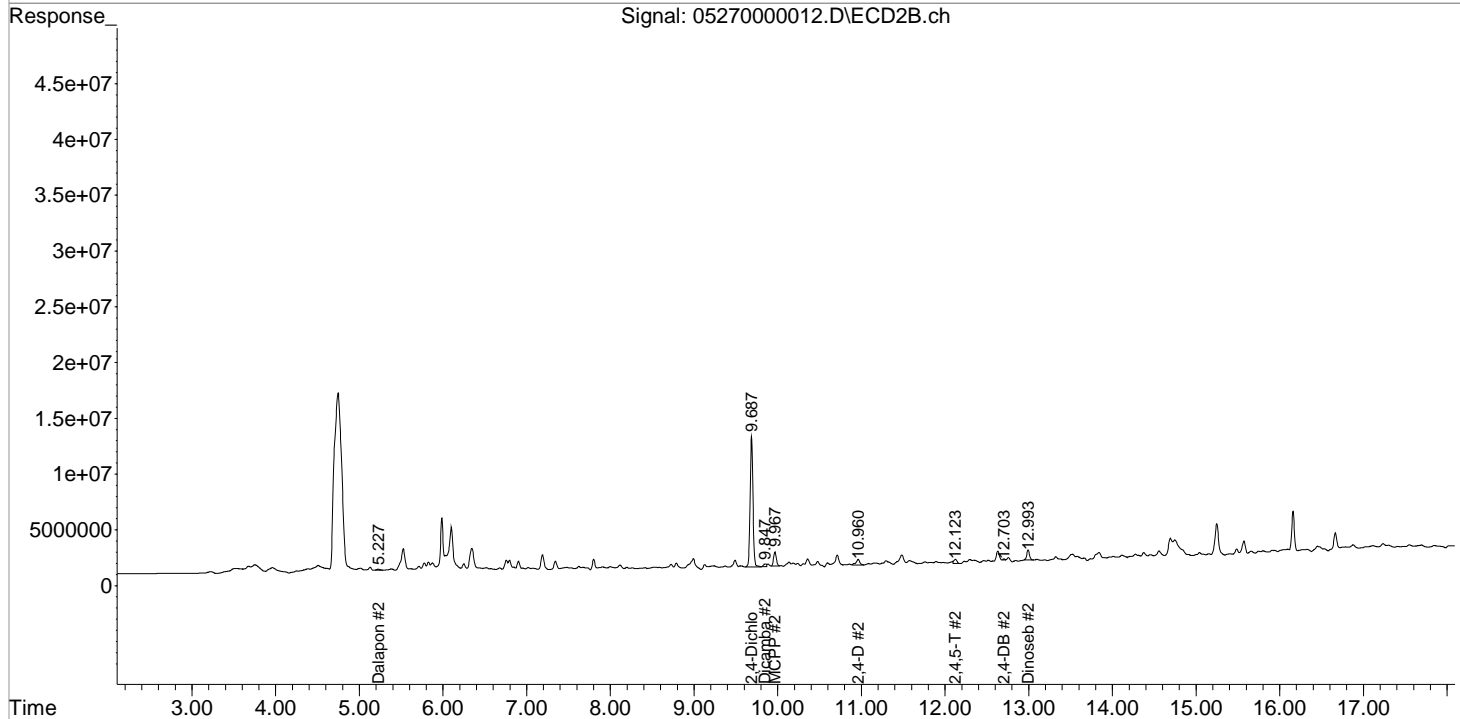
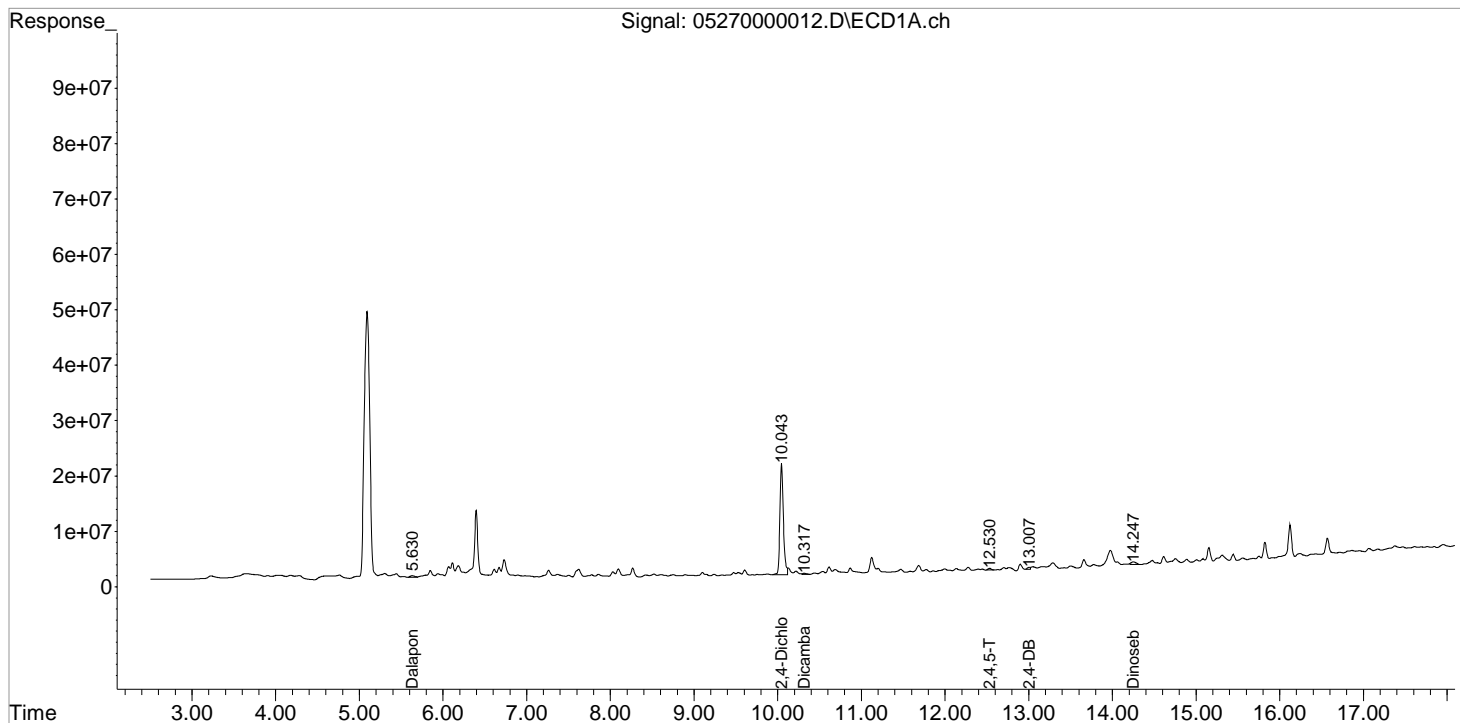
Data File : J:\GC34\DATA\052721-HB\05270000012.D
Signal(s) : Signal #1: ECD1A.ch Signal #2: ECD2B.ch
Acq On : 27-May-2021, 21:06:33
Sample : K2104993-003
Misc :

Vial: 10
Operator: TAP
Inst : GCI
Multiplr: 1.00

Integration File signal 1: RTEINT.P
Integration File signal 2: RTEINT2.P
Quant Time: May 28 09:24:47 2021
Quant Results File: 050621_8151.RES

Quant Method : J:\GC34\METHODS\050621_8151.M
Quant Title : 103118_8151.m MJ215 CAL_KC1800
QLast Update : Wed May 12 09:45:39 2021
Response via : Initial Calibration
DataAcq Meth:8151A-17.M

Volume Inj. : 2 uL
Signal #1 Phase : Rtx-CLPesticides Signal #2 Phase: Rtx-CLPesticides2
Signal #1 Info : 0.32 mm Signal #2 Info : 0.32 mm



Validation Report

1st *TP* 05/28/21
2nd *FW* 05/28/21

Data File: J:\GC34\DATA\052721-HB\0527000013.D\
Lab ID: K2104993-004
RunType: N/A
Matrix: Sediment

Date Acquired: 5/27/21 21:30:28
Batch ID: 725423
Analysis Method: 8151A/HERB

Validations

Validation Categories	Pass	Fail
Preparation Hold Time		X
Analytical Hold Time	X	
ICAL Analyte Recovery	X	
Second Source ICAL Verification	X	
Continuing Calibration Recovery	X	
Continuing Calibration Recovery (Closing)		X
Lab Control Sample Recovery	X	
Duplicate Lab Control Sample Recovery	X	
Method Blank	X	
Method Blank Surrogates	X	
Surrogates	X	
Std MRL Unsupported by ICAL	X	
Above Highest ICAL Level	X	
Analyte Coelutions	X	

Sample Exceptions

Exception Categories	Result	Corrective Action
Preparation Hold Time	Prep Date/Time: 05/25/2021 1028 Hold Date/Time: 05/18/2021 2359	narr

Analyte Exceptions

Exception Categories	Analyte Name	Result	Low Limit	High Limit	Corrective Action
Continuing Calibration Recovery (Closing) - Rtx-CLPesticides	2,4,5-TP (Silvex)	29		20	CCV+ND

Primary Review: _____

Secondary Review: _____

Quantitation Report

1st *TP* 05/28/21
2nd *FW* 05/28/21

Data File: J:\GC34\DATA\052721-HB\0527000013.D\	Instrument: K-GC-34
Acqu Date: 5/27/21 21:30:28	Vial: 8
Run Type: N/A	Dilution: 1
Lab ID: K2104993-004	Raw Units: ppb

Bottle ID: K2104993-004.01	Tier: IV	Matrix: Sediment
Prod Code: HERB	Collect Date: 5/4/21	Receive Date: 5/6/21

Analysis Lot: 725423	Prep Lot: 380209	Report Group: K2104993
Analysis Method: 8151A	Prep Method: Method	
	Prep Date: 5/25/21	

Title: Chlorinated Herbicides by GC	Calibration ID: KC2100249
	Report List ID: 18845

Surrogate Compounds

Parameter Name	RT 1	RT 2	Resp 1	Resp 2	Solution Conc 1	Solution Conc 2	% Rec 1	% Rec 2	% Rec	% Rec Criteria	Rpt?
2,4-Dichlorophenylacetic Acid	10.04	9.69 ^{+0.01}	60742256	29143953	76.095	64.240	76	64	64	26 - 127	Y

Target Compounds

Final Conc.Units: ug/Kg

Parameter Name	RT 1	RT 2	Resp 1	Resp 2	Solution Conc 1	Solution Conc 2	Final Conc 1	Final Conc 2	Primary Conc	Rpt?
2,4,5-TP (Silvex)	0.00	0.00	0	0	0.000 ^{CCV}	0.000	0U	0U	4.7 U	Y
2,4-D	11.26	10.91 ^{+0.02}	261926	323184	0.392	0.798	1.3U	2.6U	16 U	Y

Prep Amount: 30.4160 g **Dilution:** 1
Prep Final Amount: 50.00 mL **Basis Factor:** 50.60

U: Undetected at or above MDL
J: Analyte detected above MDL, but below MRL
B: Hit above MRL also found in Method Blank
E: Analyte concentration above high point of ICAL
N: Presumptive evidence of compound

D: Result from dilution
m: Manual integration performed
d: Compound manually deleted
NR: Analyte not reported from this analysis

*: Result fails acceptance criteria
#: Acceptance criteria not applicable
?: Insufficient information to determine acceptance
e: Result >= MRL, but MRL less than low point of ICAL
c: check for co-elution

Printed: 5/28/21 9:56

\\alprews001\starlims\LIMSReps\QuantValidation.rpt

Data File : J:\GC34\DATA\052721-HB\05270000013.D Vial: 11
 Signal(s) : Signal #1: ECD1A.ch Signal #2: ECD2B.ch
 Acq On : 27-May-2021, 21:30:28 Operator: TAP
 Sample : K2104993-004 Inst : GCI
 Misc : Multiplr: 1.00
 Integration File signal 1: RTEINT.P
 Integration File signal 2: RTEINT2.P
 Quant Time: May 28 09:25:10 2021
 Quant Results File: 050621_8151.RES

Quant Method : J:\GC34\METHODS\050621_8151.M
 Quant Title : 103118_8151.m MJ215 CAL_KC1800
 QLast Update : Wed May 12 09:45:39 2021
 Response via : Initial Calibration
 DataAcq Meth:8151A-17.M

Volume Inj. : 2 uL
 Signal #1 Phase : Rtx-CLPesticides Signal #2 Phase: Rtx-CLPesticides2
 Signal #1 Info : 0.32 mm Signal #2 Info : 0.32 mm

Compound	RT#1	RT#2	Resp#1	Resp#2	ppb	ppb

System Monitoring Compounds						
2) s 2,4-Dichl...	10.043	9.687	60742256	29143953	76.095	64.240
Target Compounds						
1) m Dalapon	5.633f	5.227	1293655	536708	1.262	0.965
3) m Dicamba	10.317	9.843f	385965	260834	0.149	0.177
4) m MCPP	0.000	9.967	0	2940167	N.D. d	1081.972
5) m MCPA	0.000	0.000	0	0	N.D. d	N.D.
6) m Dichloroprop	0.000	0.000	0	0	N.D.	N.D. d
7) m 2,4-D	11.263	10.913	261926	323184	0.392	0.798 #
8) m 2,4,5-TP ...	0.000	0.000	0	0	N.D.	N.D.
9) m 2,4,5-T	12.443f	12.120f	274232	680042	0.127	0.547 #
10) m 2,4-DB	13.043	12.630f	2298110	1809955	10.451	13.687 #
11) m Dinoseb	14.300	12.990f	865954	1992563	0.446	1.740 #

(f)=RT Delta > 1/2 Window (#)=Amounts differ by > 25% (m)=manual int.

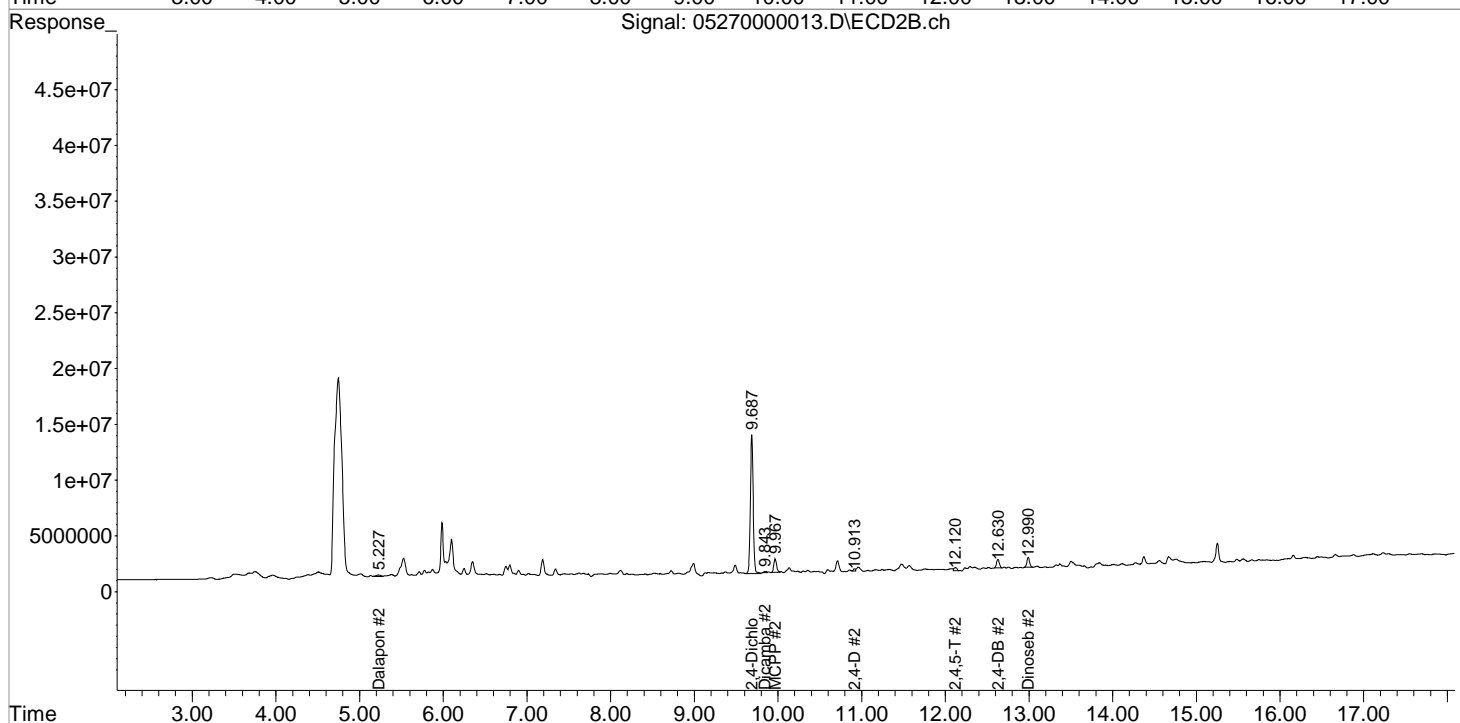
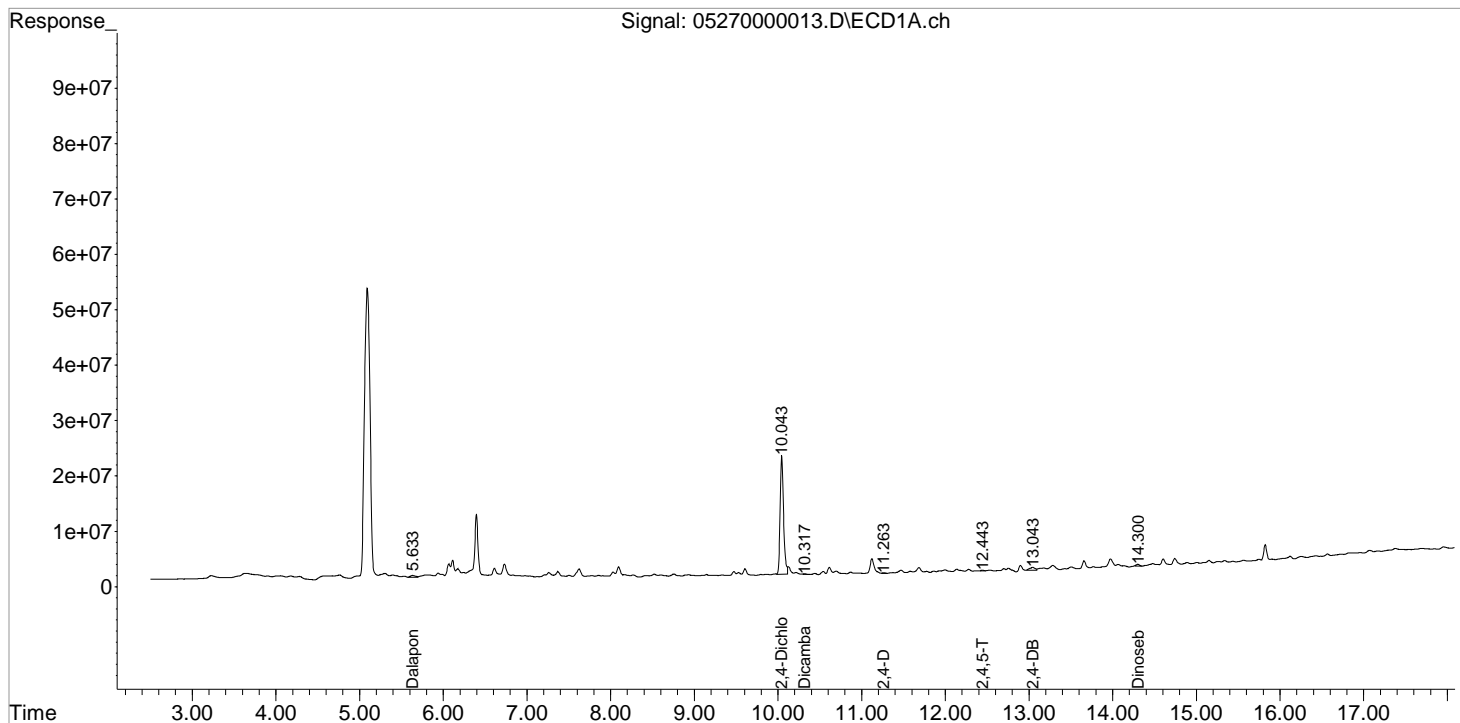
Data File : J:\GC34\DATA\052721-HB\05270000013.D
Signal(s) : Signal #1: ECD1A.ch Signal #2: ECD2B.ch
Acq On : 27-May-2021, 21:30:28
Sample : K2104993-004
Misc :

Vial: 11
Operator: TAP
Inst : GCI
Multiplr: 1.00

Integration File signal 1: RTEINT.P
Integration File signal 2: RTEINT2.P
Quant Time: May 28 09:25:10 2021
Quant Results File: 050621_8151.RES

Quant Method : J:\GC34\METHODS\050621_8151.M
Quant Title : 103118_8151.m MJ215 CAL_KC1800
QLast Update : Wed May 12 09:45:39 2021
Response via : Initial Calibration
DataAcq Meth:8151A-17.M

Volume Inj. : 2 uL
Signal #1 Phase : Rtx-CLPesticides Signal #2 Phase: Rtx-CLPesticides2
Signal #1 Info : 0.32 mm Signal #2 Info : 0.32 mm



Validation Report

1st *TP* 05/28/21
2nd *SW* 05/28/21

Data File: J:\GC34\DATA\052721-HB\05270000014.D\
Lab ID: K2104993-005
RunType: N/A
Matrix: Sediment

Date Acquired: 5/27/21 21:54:25
Batch ID: 725423
Analysis Method: 8151A/HERB

Validations

Validation Categories	Pass	Fail
Preparation Hold Time		X
Analytical Hold Time	X	
ICAL Analyte Recovery	X	
Second Source ICAL Verification	X	
Continuing Calibration Recovery	X	
Continuing Calibration Recovery (Closing)		X
Lab Control Sample Recovery	X	
Duplicate Lab Control Sample Recovery	X	
Method Blank	X	
Method Blank Surrogates	X	
Surrogates	X	
Std MRL Unsupported by ICAL	X	
Above Highest ICAL Level	X	
Analyte Coelutions	X	

Sample Exceptions

Exception Categories	Result	Corrective Action
Preparation Hold Time	Prep Date/Time: 05/25/2021 1028 Hold Date/Time: 05/18/2021 2359	narr

Analyte Exceptions

Exception Categories	Analyte Name	Result	Low Limit	High Limit	Corrective Action
Continuing Calibration Recovery (Closing) - Rtx-CLPesticides	2,4,5-TP (Silvex)	29		20	CCV+ND

Primary Review: _____

Secondary Review: _____

Quantitation Report

1st *TP* 05/28/21
2nd *FW* 05/28/21

Data File: J:\GC34\DATA\052721-HB\0527000014.D\	Instrument: K-GC-34
Acqu Date: 5/27/21 21:54:25	Vial: 9
Run Type: N/A	Dilution: 1
Lab ID: K2104993-005	Raw Units: ppb

Bottle ID: K2104993-005.01	Tier: IV	Matrix: Sediment
Prod Code: HERB	Collect Date: 5/4/21	Receive Date: 5/6/21

Analysis Lot: 725423	Prep Lot: 380209	Report Group: K2104993
Analysis Method: 8151A	Prep Method: Method	
	Prep Date: 5/25/21	

Title: Chlorinated Herbicides by GC	Calibration ID: KC2100249
	Report List ID: 18845

Surrogate Compounds

Parameter Name	RT 1	RT 2	Resp 1	Resp 2	Solution Conc 1	Solution Conc 2	% Rec 1	% Rec 2	% Rec	% Rec Criteria	Rpt?
2,4-Dichlorophenylacetic Acid	10.04	9.69 ^{+0.01}	73384328	32457202	91.932	71.544	92	72	72	26 - 127	Y

Target Compounds

Final Conc.Units: ug/Kg

Parameter Name	RT 1	RT 2	Resp 1	Resp 2	Solution Conc 1	Solution Conc 2	Final Conc 1	Final Conc 2	Primary Conc	Rpt?
2,4,5-TP (Silvex)	0.00	0.00	0	0	0.000 ^{CCV}	0.000	0U	0U	4.3 U	Y
2,4-D	11.26	10.91 ^{+0.02}	402056	347669	0.602	0.859	1.8U	2.6U	14 U	Y

Prep Amount: 30.6290 g **Dilution:** 1
Prep Final Amount: 50.00 mL **Basis Factor:** 54.70

U: Undetected at or above MDL
J: Analyte detected above MDL, but below MRL
B: Hit above MRL also found in Method Blank
E: Analyte concentration above high point of ICAL
N: Presumptive evidence of compound

D: Result from dilution
m: Manual integration performed
r: Compound manually deleted
NR: Analyte not reported from this analysis

*: Result fails acceptance criteria
#: Acceptance criteria not applicable
?: Insufficient information to determine acceptance
e: Result >= MRL, but MRL less than low point of ICAL
c: check for co-elution

Printed: 5/28/21 9:56

\\alprews001\starlims\LIMSReps\QuantValidation.rpt

Data File : J:\GC34\DATA\052721-HB\05270000014.D Vial: 12
 Signal(s) : Signal #1: ECD1A.ch Signal #2: ECD2B.ch
 Acq On : 27-May-2021, 21:54:25 Operator: TAP
 Sample : K2104993-005 Inst : GCI
 Misc : Multiplr: 1.00
 Integration File signal 1: RTEINT.P
 Integration File signal 2: RTEINT2.P
 Quant Time: May 28 09:29:22 2021
 Quant Results File: 050621_8151.RES

Quant Method : J:\GC34\METHODS\050621_8151.M
 Quant Title : 103118_8151.m MJ215 CAL_KC1800
 QLast Update : Wed May 12 09:45:39 2021
 Response via : Initial Calibration
 DataAcq Meth:8151A-17.M

Volume Inj. : 2 uL
 Signal #1 Phase : Rtx-CLPesticides Signal #2 Phase: Rtx-CLPesticides2
 Signal #1 Info : 0.32 mm Signal #2 Info : 0.32 mm

Compound	RT#1	RT#2	Resp#1	Resp#2	ppb	ppb

System Monitoring Compounds						
2) s 2,4-Dichl...	10.043	9.687	73384328	32457202	91.932	71.544
Target Compounds						
1) m Dalapon	5.630f	5.227	1249745	527578	1.219	0.949
3) m Dicamba	10.317	9.843f	492918	436379	0.191	0.297 #
4) m MCPP	0.000	9.967	0	3926507	N.D. d	1696.289
5) m MCPA	10.613	0.000	4871457	0	61.626	N.D. d#
6) m Dichloroprop	0.000	0.000	0	0	N.D.	N.D. d
7) m 2,4-D	11.263	10.913	402056	347669	0.602	0.859 #
8) m 2,4,5-TP ...	0.000	0.000	0	0	N.D.	N.D.
9) m 2,4,5-T	12.533f	12.123f	589808	1455797	0.273	1.172 #
10) m 2,4-DB	13.010f	12.630f	652747	2462328	2.968	18.621 #
11) m Dinoseb	14.300	12.990f	444055	3358650	0.228	2.933 #

(f)=RT Delta > 1/2 Window (#)=Amounts differ by > 25% (m)=manual int.

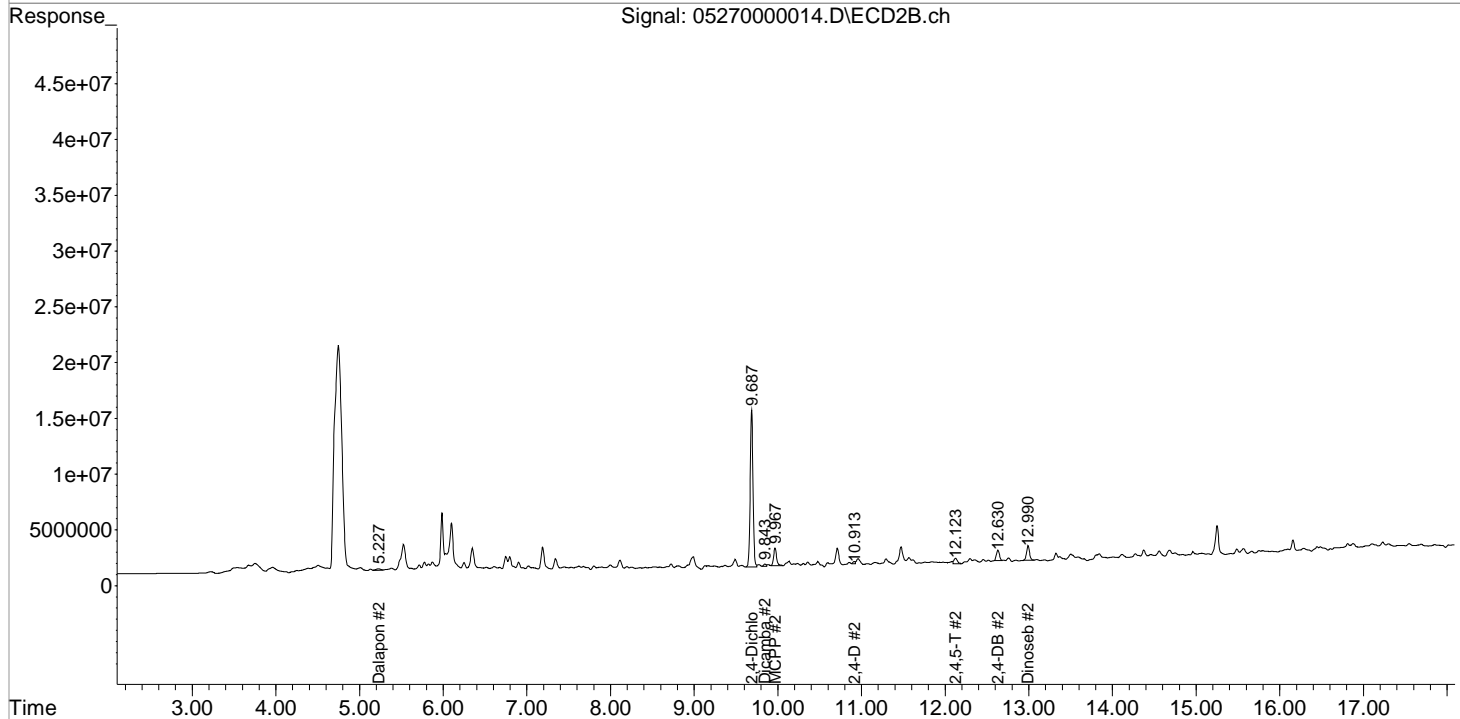
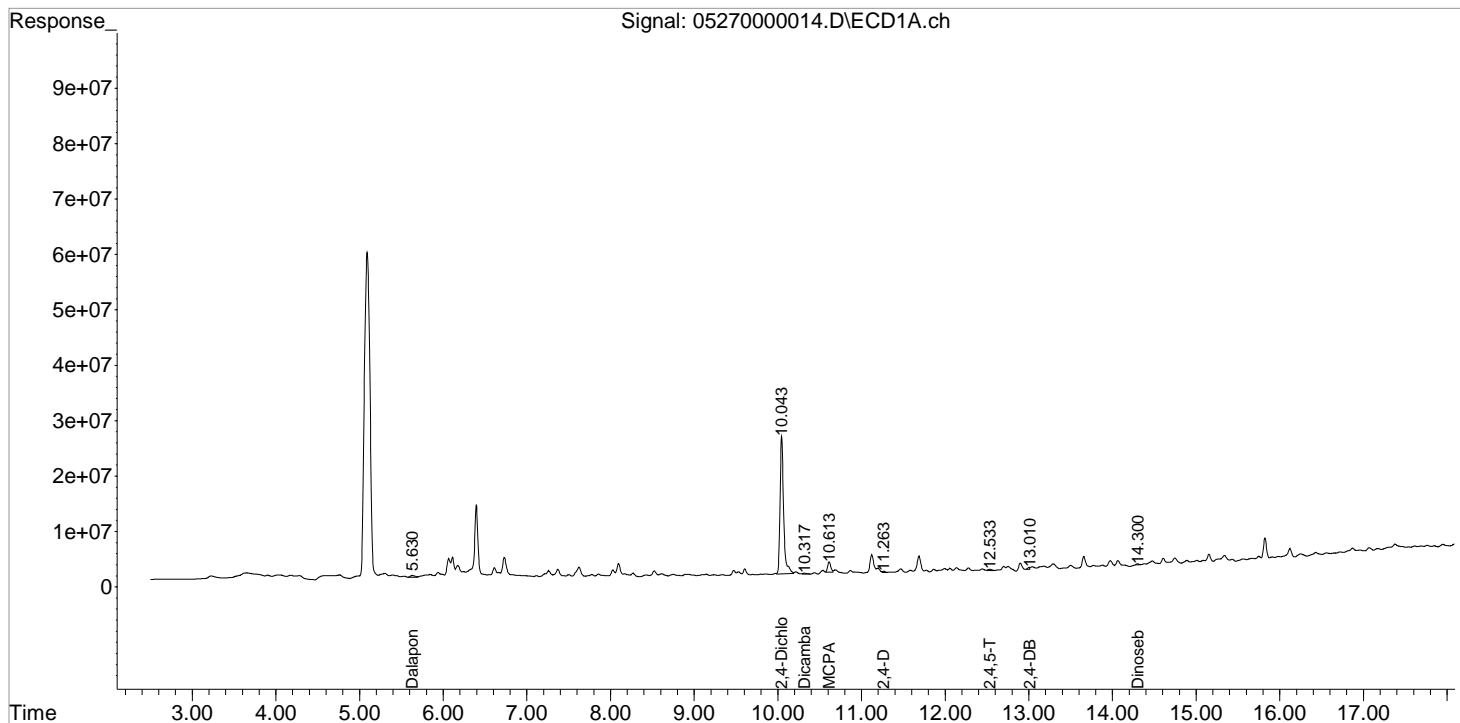
Data File : J:\GC34\DATA\052721-HB\05270000014.D
Signal(s) : Signal #1: ECD1A.ch Signal #2: ECD2B.ch
Acq On : 27-May-2021, 21:54:25
Sample : K2104993-005
Misc :

Vial: 12
Operator: TAP
Inst : GCI
Multiplr: 1.00

Integration File signal 1: RTEINT.P
Integration File signal 2: RTEINT2.P
Quant Time: May 28 09:29:22 2021
Quant Results File: 050621_8151.RES

Quant Method : J:\GC34\METHODS\050621_8151.M
Quant Title : 103118_8151.m MJ215 CAL_KC1800
QLast Update : Wed May 12 09:45:39 2021
Response via : Initial Calibration
DataAcq Meth:8151A-17.M

Volume Inj. : 2 uL
Signal #1 Phase : Rtx-CLPesticides Signal #2 Phase: Rtx-CLPesticides2
Signal #1 Info : 0.32 mm Signal #2 Info : 0.32 mm



Validation Report

1st *TP* 05/28/21
2nd *SW* 05/28/21

Data File: J:\GC34\DATA\052721-HB\05270000015.D\
Lab ID: K2104993-006
RunType: N/A
Matrix: Sediment

Date Acquired: 5/27/21 22:18:28
Batch ID: 725423
Analysis Method: 8151A/HERB

Validations

Validation Categories	Pass	Fail
Preparation Hold Time		X
Analytical Hold Time	X	
ICAL Analyte Recovery	X	
Second Source ICAL Verification	X	
Continuing Calibration Recovery	X	
Continuing Calibration Recovery (Closing)		X
Lab Control Sample Recovery	X	
Duplicate Lab Control Sample Recovery	X	
Method Blank	X	
Method Blank Surrogates	X	
Surrogates	X	
Std MRL Unsupported by ICAL	X	
Above Highest ICAL Level	X	
Analyte Coelutions	X	

Sample Exceptions

Exception Categories	Result	Corrective Action
Preparation Hold Time	Prep Date/Time: 05/25/2021 1028 Hold Date/Time: 05/18/2021 2359	narr

Analyte Exceptions

Exception Categories	Analyte Name	Result	Low Limit	High Limit	Corrective Action
Continuing Calibration Recovery (Closing) - Rtx-CLPesticides	2,4,5-TP (Silvex)	29		20	CCV+ND

Primary Review: _____

Secondary Review: _____

Quantitation Report

1st *TP* 05/28/21
2nd *FW* 05/28/21

Data File: J:\GC34\DATA\052721-HB\05270000015.D\	Instrument: K-GC-34
Acqu Date: 5/27/21 22:18:28	Vial: 10
Run Type: N/A	Dilution: 1
Lab ID: K2104993-006	Raw Units: ppb

Bottle ID: K2104993-006.01	Tier: IV	Matrix: Sediment
Prod Code: HERB	Collect Date: 5/4/21	Receive Date: 5/6/21

Analysis Lot: 725423	Prep Lot: 380209	Report Group: K2104993
Analysis Method: 8151A	Prep Method: Method	
	Prep Date: 5/25/21	

Title: Chlorinated Herbicides by GC	Calibration ID: KC2100249
	Report List ID: 18845

Surrogate Compounds

Parameter Name	RT 1	RT 2	Resp 1	Resp 2	Solution Conc 1	Solution Conc 2	% Rec 1	% Rec 2	% Rec	% Rec Criteria	Rpt?
2,4-Dichlorophenylacetic Acid	10.04	9.69 ^{+0.01}	71102966	31372281	89.074	69.152	89	69	69	26 - 127	Y

Target Compounds

Final Conc.Units: ug/Kg

Parameter Name	RT 1	RT 2	Resp 1	Resp 2	Solution Conc 1	Solution Conc 2	Final Conc 1	Final Conc 2	Primary Conc	Rpt?
2,4,5-TP (Silvex)	0.00	0.00	0	0	0.000 ^{CCV}	0.000	0U	0U	4.4 U	Y
2,4-D	0.00	10.91 ^{+0.02}	0	353941	0.000	0.874	0U	2.6U	14 U	Y

Prep Amount: 30.1330 g **Dilution:** 1
Prep Final Amount: 50.00 mL **Basis Factor:** 55.30

U: Undetected at or above MDL
J: Analyte detected above MDL, but below MRL
B: Hit above MRL also found in Method Blank
E: Analyte concentration above high point of ICAL
N: Presumptive evidence of compound

D: Result from dilution
m: Manual integration performed
d: Compound manually deleted
NR: Analyte not reported from this analysis

*: Result fails acceptance criteria
#: Acceptance criteria not applicable
?: Insufficient information to determine acceptance
e: Result >= MRL, but MRL less than low point of ICAL
c: check for co-elution

Printed: 5/28/21 9:56

\\alprews001\starlims\LIMSReps\QuantValidation.rpt

Data File : J:\GC34\DATA\052721-HB\05270000015.D Vial: 13
 Signal(s) : Signal #1: ECD1A.ch Signal #2: ECD2B.ch
 Acq On : 27-May-2021, 22:18:28 Operator: TAP
 Sample : K2104993-006 Inst : GCI
 Misc : Multiplr: 1.00
 Integration File signal 1: RTEINT.P
 Integration File signal 2: RTEINT2.P
 Quant Time: May 28 09:29:47 2021
 Quant Results File: 050621_8151.RES

Quant Method : J:\GC34\METHODS\050621_8151.M
 Quant Title : 103118_8151.m MJ215 CAL_KC1800
 QLast Update : Wed May 12 09:45:39 2021
 Response via : Initial Calibration
 DataAcq Meth:8151A-17.M

Volume Inj. : 2 uL
 Signal #1 Phase : Rtx-CLPesticides Signal #2 Phase: Rtx-CLPesticides2
 Signal #1 Info : 0.32 mm Signal #2 Info : 0.32 mm

Compound	RT#1	RT#2	Resp#1	Resp#2	ppb	ppb

System Monitoring Compounds						
2) s 2,4-Dichl...	10.043	9.687	71102966	31372281	89.074	69.152
Target Compounds						
1) m Dalapon	5.630f	5.223	1633888	603825	1.594	1.086 #
3) m Dicamba	10.320f	9.850f	493237	696198	0.191	0.474 #
4) m MCPP	0.000	9.967	0	3178736	N.D. d	1230.559
5) m MCPA	0.000	0.000	0	0	N.D. d	N.D. d
6) m Dichloroprop	0.000	0.000	0	0	N.D.	N.D. d
7) m 2,4-D	0.000	10.913	0	353941	N.D.	0.874 #
8) m 2,4,5-TP ...	0.000	0.000	0	0	N.D.	N.D.
9) m 2,4,5-T	12.443f	12.123f	437494	691665	0.203	0.557 #
10) m 2,4-DB	13.040	12.703	2149165	112259	9.774	0.849 #
11) m Dinoseb	14.307	12.990f	1216065	1714548	0.626	1.497 #

(f)=RT Delta > 1/2 Window (#)=Amounts differ by > 25% (m)=manual int.

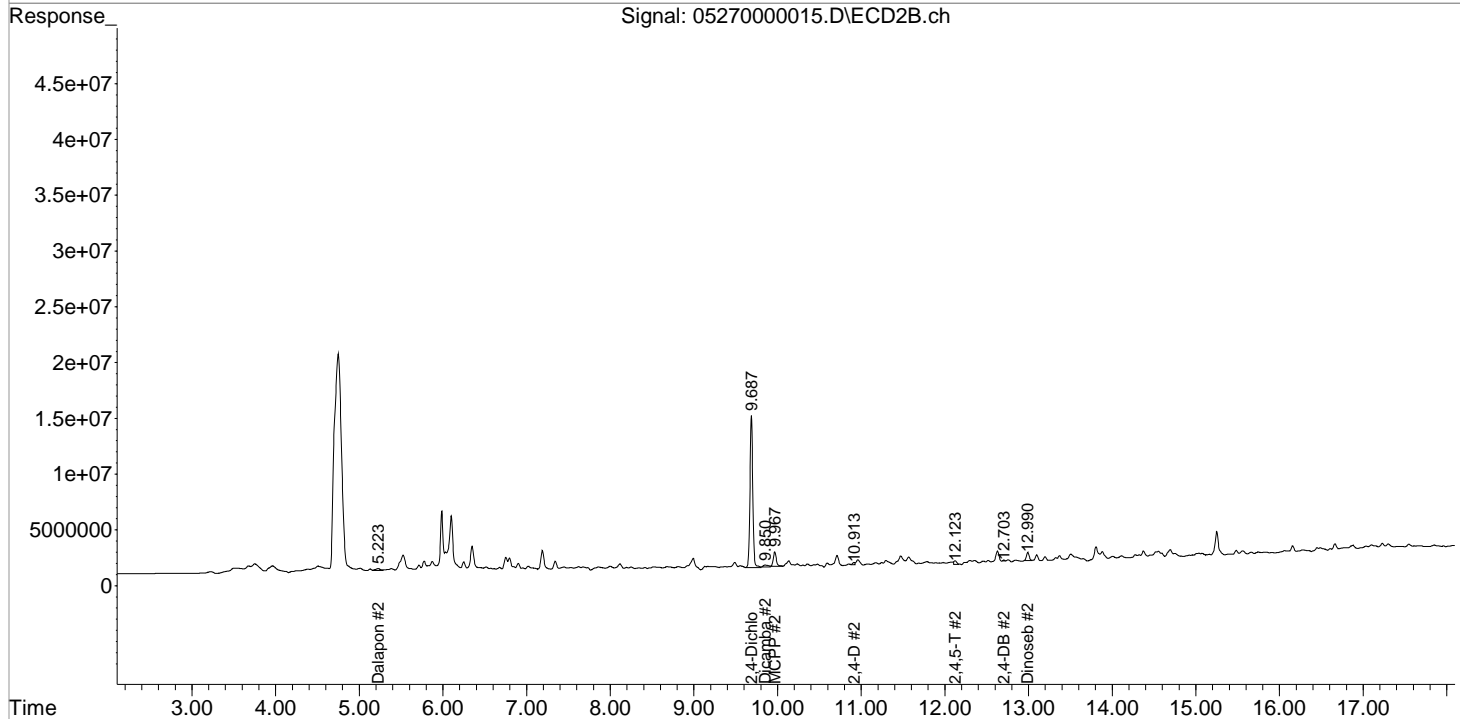
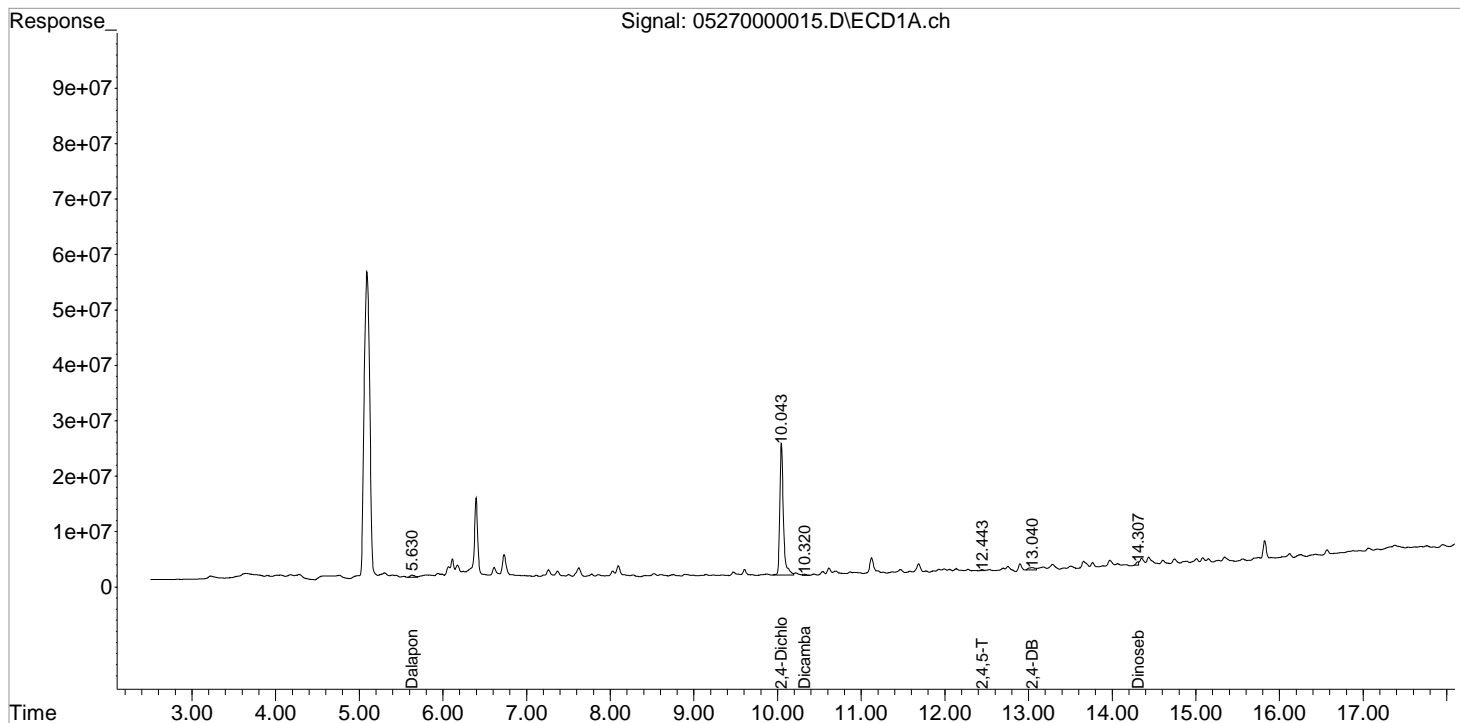
Data File : J:\GC34\DATA\052721-HB\05270000015.D
Signal(s) : Signal #1: ECD1A.ch Signal #2: ECD2B.ch
Acq On : 27-May-2021, 22:18:28
Sample : K2104993-006
Misc :

Vial: 13
Operator: TAP
Inst : GCI
Multiplr: 1.00

Integration File signal 1: RTEINT.P
Integration File signal 2: RTEINT2.P
Quant Time: May 28 09:29:47 2021
Quant Results File: 050621_8151.RES

Quant Method : J:\GC34\METHODS\050621_8151.M
Quant Title : 103118_8151.m MJ215 CAL_KC1800
QLast Update : Wed May 12 09:45:39 2021
Response via : Initial Calibration
DataAcq Meth:8151A-17.M

Volume Inj. : 2 uL
Signal #1 Phase : Rtx-CLPesticides Signal #2 Phase: Rtx-CLPesticides2
Signal #1 Info : 0.32 mm Signal #2 Info : 0.32 mm



Validation Report

1st *TP* 05/28/21
2nd *SW* 05/28/21

Data File: J:\GC34\DATA\052721-HB\05270000016.D\
Lab ID: K2104993-007
RunType: N/A
Matrix: Sediment

Date Acquired: 5/27/21 22:42:23
Batch ID: 725423
Analysis Method: 8151A/HERB

Validations

Validation Categories	Pass	Fail
Preparation Hold Time		X
Analytical Hold Time	X	
ICAL Analyte Recovery	X	
Second Source ICAL Verification	X	
Continuing Calibration Recovery	X	
Continuing Calibration Recovery (Closing)		X
Lab Control Sample Recovery	X	
Duplicate Lab Control Sample Recovery	X	
Method Blank	X	
Method Blank Surrogates	X	
Surrogates	X	
Std MRL Unsupported by ICAL	X	
Above Highest ICAL Level	X	
Analyte Coelutions	X	

Sample Exceptions

Exception Categories	Result	Corrective Action
Preparation Hold Time	Prep Date/Time: 05/25/2021 1028 Hold Date/Time: 05/18/2021 2359	narr

Analyte Exceptions

Exception Categories	Analyte Name	Result	Low Limit	High Limit	Corrective Action
Continuing Calibration Recovery (Closing) - Rtx-CLPesticides	2,4,5-TP (Silvex)	29		20	CCV+ND

Primary Review: _____

Secondary Review: _____

Quantitation Report

1st *TP* 05/28/21
2nd *FW* 05/28/21

Data File: J:\GC34\DATA\052721-HB\0527000016.D\	Instrument: K-GC-34
Acqu Date: 5/27/21 22:42:23	Vial: 11
Run Type: N/A	Dilution: 1
Lab ID: K2104993-007	Raw Units: ppb

Bottle ID: K2104993-007.01	Tier: IV	Matrix: Sediment
Prod Code: HERB	Collect Date: 5/4/21	Receive Date: 5/6/21

Analysis Lot: 725423	Prep Lot: 380209	Report Group: K2104993
Analysis Method: 8151A	Prep Method: Method	
	Prep Date: 5/25/21	

Title: Chlorinated Herbicides by GC	Calibration ID: KC2100249
	Report List ID: 18845

Surrogate Compounds

Parameter Name	RT 1	RT 2	Resp 1	Resp 2	Solution Conc 1	Solution Conc 2	% Rec 1	% Rec 2	% Rec	% Rec Criteria	Rpt?
2,4-Dichlorophenylacetic Acid	10.04	9.69 ^{+0.01}	65976524	30890661	82.652	68.091	83	68	68	26 - 127	Y

Target Compounds

Final Conc.Units: ug/Kg

Parameter Name	RT 1	RT 2	Resp 1	Resp 2	Solution Conc 1	Solution Conc 2	Final Conc 1	Final Conc 2	Primary Conc	Rpt?
2,4,5-TP (Silvex)	0.00	0.00	0	0	0.000 ^{CCV}	0.000	0U	0U	4.3 U	Y
2,4-D	11.27 ^{+0.01}	10.91 ^{+0.02}	356624	195040	0.534	0.482	1.6U	1.4U	14 U	Y

Prep Amount: 30.4210 g **Dilution:** 1
Prep Final Amount: 50.00 mL **Basis Factor:** 55.40

U: Undetected at or above MDL
J: Analyte detected above MDL, but below MRL
B: Hit above MRL also found in Method Blank
E: Analyte concentration above high point of ICAL
N: Presumptive evidence of compound

D: Result from dilution
m: Manual integration performed
d: Compound manually deleted
NR: Analyte not reported from this analysis

*: Result fails acceptance criteria
#: Acceptance criteria not applicable
?: Insufficient information to determine acceptance
e: Result >= MRL, but MRL less than low point of ICAL
c: check for co-elution

Printed: 5/28/21 9:56

\\alprews001\starlims\LIMSReps\QuantValidation.rpt

Data File : J:\GC34\DATA\052721-HB\05270000016.D Vial: 14
 Signal(s) : Signal #1: ECD1A.ch Signal #2: ECD2B.ch
 Acq On : 27-May-2021, 22:42:23 Operator: TAP
 Sample : K2104993-007 Inst : GCI
 Misc : Multiplr: 1.00
 Integration File signal 1: RTEINT.P
 Integration File signal 2: RTEINT2.P
 Quant Time: May 28 09:30:36 2021
 Quant Results File: 050621_8151.RES

Quant Method : J:\GC34\METHODS\050621_8151.M
 Quant Title : 103118_8151.m MJ215 CAL_KC1800
 QLast Update : Wed May 12 09:45:39 2021
 Response via : Initial Calibration
 DataAcq Meth:8151A-17.M

Volume Inj. : 2 uL
 Signal #1 Phase : Rtx-CLPesticides Signal #2 Phase: Rtx-CLPesticides2
 Signal #1 Info : 0.32 mm Signal #2 Info : 0.32 mm

Compound	RT#1	RT#2	Resp#1	Resp#2	ppb	ppb

System Monitoring Compounds						
2) s 2,4-Dichl...	10.043	9.687	65976524	30890661	82.652	68.091
Target Compounds						
1) m Dalapon	5.633f	5.217	1364301	501444	1.331	0.902 #
3) m Dicamba	10.317	9.843f	489412	182186	0.189	0.124 #
4) m MCPP	0.000	9.967	0	2904375	N.D. d	1059.680
5) m MCPA	0.000	0.000	0	0	N.D. d	N.D. d
6) m Dichloroprop	0.000	0.000	0	0	N.D.	N.D. d
7) m 2,4-D	11.267	10.913	356624	195040	0.534	0.482
8) m 2,4,5-TP ...	0.000	0.000	0	0	N.D.	N.D.
9) m 2,4,5-T	12.533f	12.123f	545722	1094738	0.253	0.881 #
10) m 2,4-DB	13.043	12.703	2345895	96160	10.668	0.727 #
11) m Dinoseb	14.353f	12.990f	4127824	2482805	2.124	2.168

(f)=RT Delta > 1/2 Window (#)=Amounts differ by > 25% (m)=manual int.

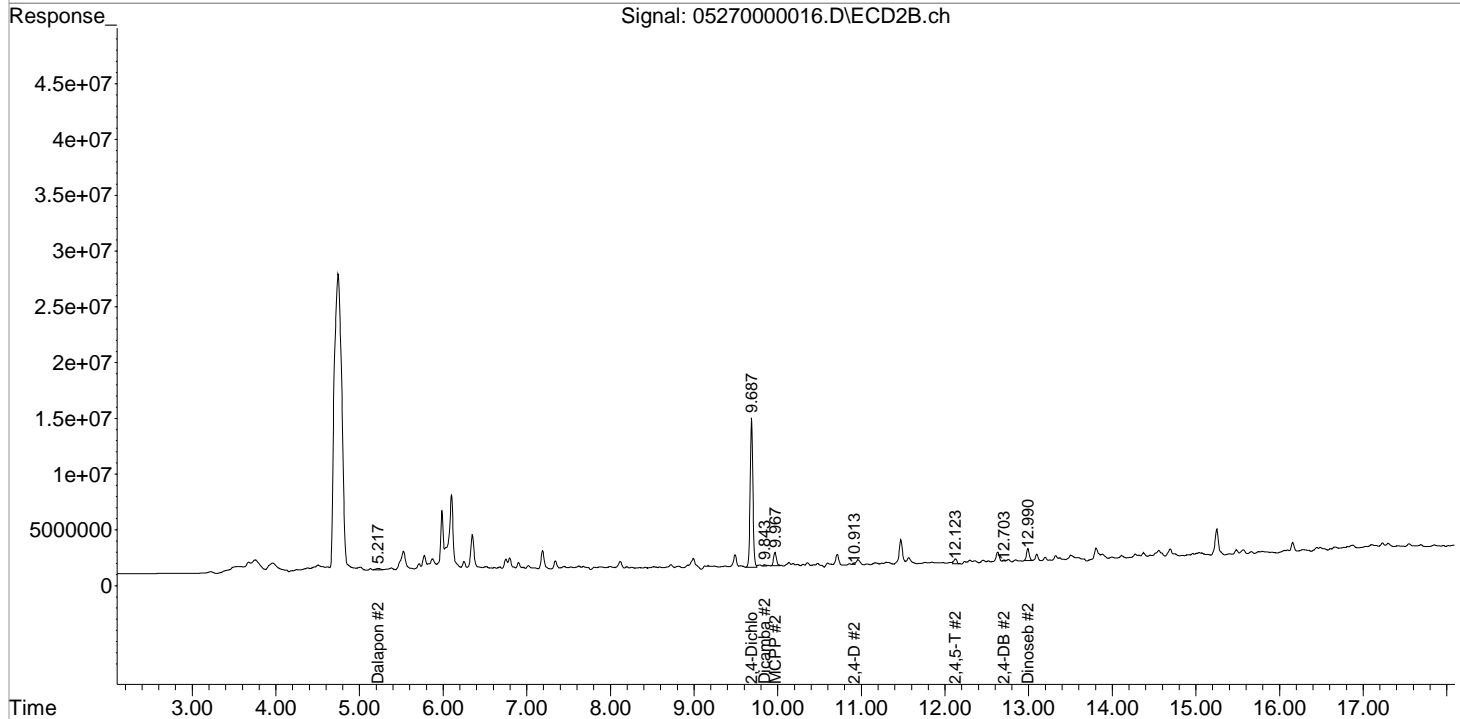
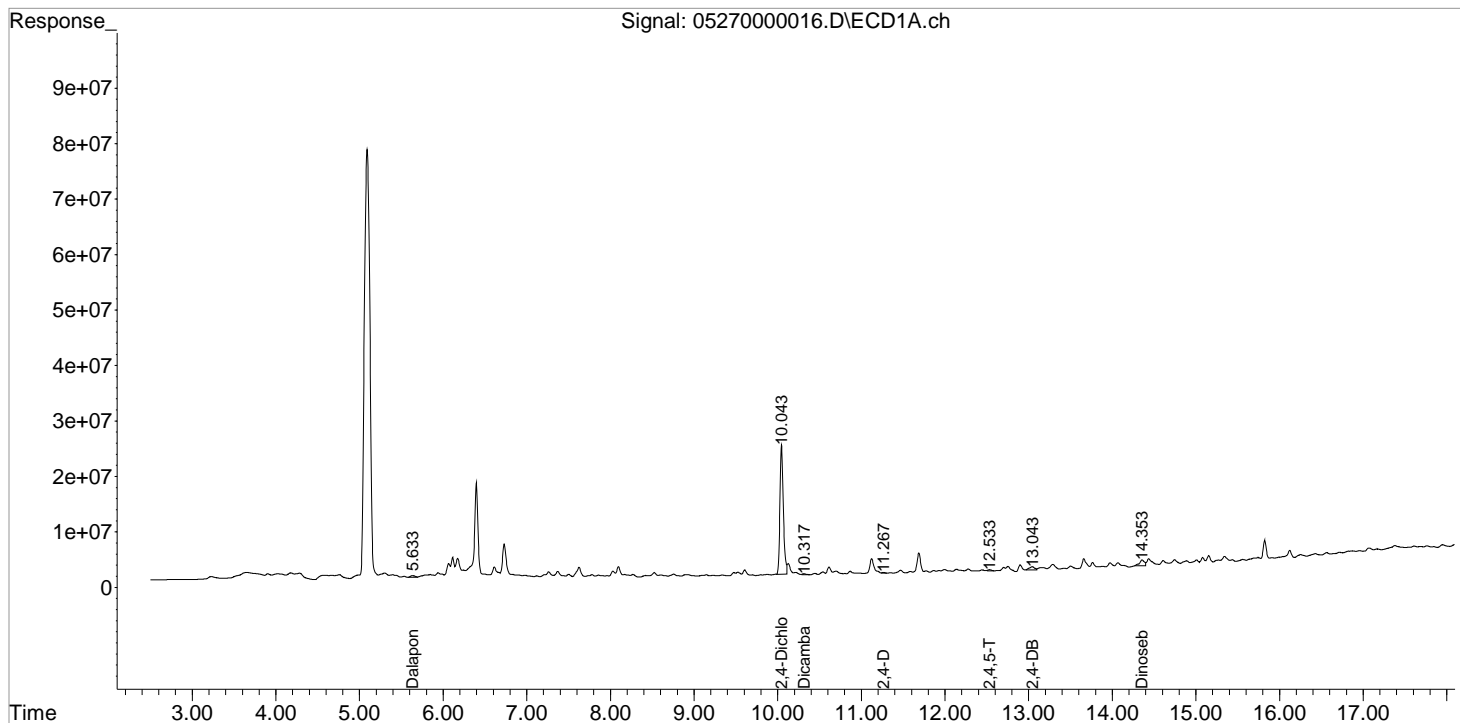
Data File : J:\GC34\DATA\052721-HB\05270000016.D
Signal(s) : Signal #1: ECD1A.ch Signal #2: ECD2B.ch
Acq On : 27-May-2021, 22:42:23
Sample : K2104993-007
Misc :

Vial: 14
Operator: TAP
Inst : GCI
Multiplr: 1.00

Integration File signal 1: RTEINT.P
Integration File signal 2: RTEINT2.P
Quant Time: May 28 09:30:36 2021
Quant Results File: 050621_8151.RES

Quant Method : J:\GC34\METHODS\050621_8151.M
Quant Title : 103118_8151.m MJ215 CAL_KC1800
QLast Update : Wed May 12 09:45:39 2021
Response via : Initial Calibration
DataAcq Meth:8151A-17.M

Volume Inj. : 2 uL
Signal #1 Phase : Rtx-CLPesticides Signal #2 Phase: Rtx-CLPesticides2
Signal #1 Info : 0.32 mm Signal #2 Info : 0.32 mm



Validation Report

1st *TP* 05/28/21
2nd *SW* 05/28/21

Data File: J:\GC34\DATA\052721-HB\0527000005.D\
Lab ID: KQ2109384-04
RunType: MB
Matrix: Sediment

Date Acquired: 5/27/21 18:18:29
Batch ID: 725423
Analysis Method: 8151A/HERB

Validations

Validation Categories	Pass	Fail
Analytical Hold Time	X	
ICAL Analyte Recovery	X	
Second Source ICAL Verification	X	
Continuing Calibration Recovery	X	
Continuing Calibration Recovery (Closing)		X
Surrogates	X	
Std MRL Unsupported by ICAL	X	
Above Highest ICAL Level	X	
Analyte Coelutions	X	

Analyte Exceptions

Exception Categories	Analyte Name	Result	Low Limit	High Limit	Corrective Action
Continuing Calibration Recovery (Closing) - Rtx-CLPesticides	2,4,5-TP (Silvex)	29		20	CCV+ND

Primary Review: _____

Secondary Review: _____

Quantitation Report

1st *TP* 05/28/21
2nd *FW* 05/28/21

Data File: J:\GC34\DATA\052721-HB\0527000005.D\	Instrument: K-GC-34
Acqu Date: 5/27/21 18:18:29	Vial: 17
Run Type: MB	Dilution: 1
Lab ID: KQ2109384-04	Raw Units: ppb

Bottle ID:	Tier: IV	Matrix: Sediment
Prod Code: HERB	Collect Date: 5/4/21	Receive Date: 5/6/21

Analysis Lot: 725423	Prep Lot: 380209	Report Group: KQ2109384
Analysis Method: 8151A	Prep Method: Method	
	Prep Date: 5/25/21	

Title: Chlorinated Herbicides by GC	Calibration ID: KC2100249
	Report List ID: 18845

Surrogate Compounds

Parameter Name	RT 1	RT 2	Resp 1	Resp 2	Solution Conc 1	Solution Conc 2	% Rec 1	% Rec 2	% Rec	% Rec Criteria	Rpt?
2,4-Dichlorophenylacetic Acid	10.05 ^{+0.01}	9.69 ^{+0.01}	57424736	34159554	71.939	75.296	72	75	72	26 - 127	Y

Target Compounds

Final Conc.Units: ug/Kg

Parameter Name	RT 1	RT 2	Resp 1	Resp 2	Solution Conc 1	Solution Conc 2	Final Conc 1	Final Conc 2	Primary Conc	Rpt?
2,4,5-TP (Silvex)	12.18 ^{-0.01}	11.76 ^{+0.01}	654819	850307	0.225 ^{CCV}	0.505	0.36U	0.81U	2.4 U	Y
2,4-D	11.27 ^{+0.01}	10.86 ^{-0.03}	1345897	184533	2.014	0.456	3.2U	0.73U	7.7 U	Y

Prep Amount: 31.1120 g **Dilution:** 1
Prep Final Amount: 50.00 mL **Basis Factor:** 100.00

U: Undetected at or above MDL
J: Analyte detected above MDL, but below MRL
B: Hit above MRL also found in Method Blank
E: Analyte concentration above high point of ICAL
N: Presumptive evidence of compound

D: Result from dilution
m: Manual integration performed
d: Compound manually deleted
NR: Analyte not reported from this analysis

*: Result fails acceptance criteria
#: Acceptance criteria not applicable
?: Insufficient information to determine acceptance
e: Result >= MRL, but MRL less than low point of ICAL
c: check for co-elution

Data File : J:\GC34\DATA\052721-HB\05270000005.D Vial: 3
 Signal(s) : Signal #1: ECD1A.ch Signal #2: ECD2B.ch
 Acq On : 27-May-2021, 18:18:29 Operator: TAP
 Sample : KQ2109384-04 MB Inst : GCI
 Misc : Multiplr: 1.00
 Integration File signal 1: RTEINT.P
 Integration File signal 2: RTEINT2.P
 Quant Time: May 28 09:22:29 2021
 Quant Results File: 050621_8151.RES

Quant Method : J:\GC34\METHODS\050621_8151.M
 Quant Title : 103118_8151.m MJ215 CAL_KC1800
 QLast Update : Wed May 12 09:45:39 2021
 Response via : Initial Calibration
 DataAcq Meth:8151A-17.M

Volume Inj. : 2 uL
 Signal #1 Phase : Rtx-CLPesticides Signal #2 Phase: Rtx-CLPesticides2
 Signal #1 Info : 0.32 mm Signal #2 Info : 0.32 mm

Compound	RT#1	RT#2	Resp#1	Resp#2	ppb	ppb

System Monitoring Compounds						
2) s 2,4-Dichl...	10.047	9.687	57424736	34159554	71.939	75.296
Target Compounds						
1) m Dalapon	5.630f	5.237	351936	575289	0.343	1.035 #
3) m Dicamba	0.000	9.843f	0	401135	N.D.	0.273 #
4) m MCPP	0.000	0.000	0	0	N.D.	N.D.
5) m MCPA	0.000	0.000	0	0	N.D. d	N.D.
6) m Dichloroprop	0.000	10.597	0	1713976	N.D.	1.497 #
7) m 2,4-D	11.270	10.857f	1345897	184533	2.014	0.456 #
8) m 2,4,5-TP ...	12.183	11.763	654819	850307	0.225	0.505 #
9) m 2,4,5-T	12.497	12.180	260818	201028	0.121	0.162 #
10) m 2,4-DB	13.043	12.707f	524713	266829	2.386	2.018
11) m Dinoseb	14.287	12.990f	497018	815622	0.256	0.712 #

(f)=RT Delta > 1/2 Window (#)=Amounts differ by > 25% (m)=manual int.

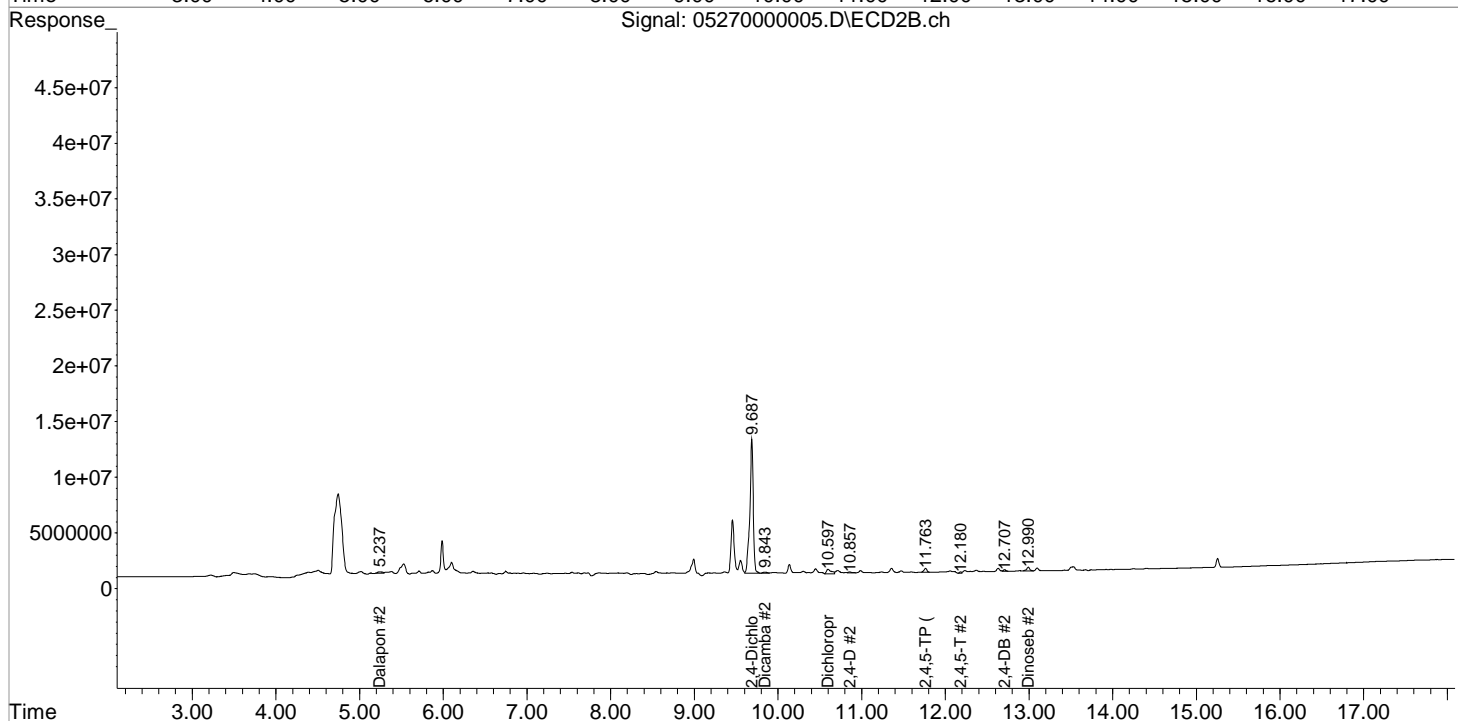
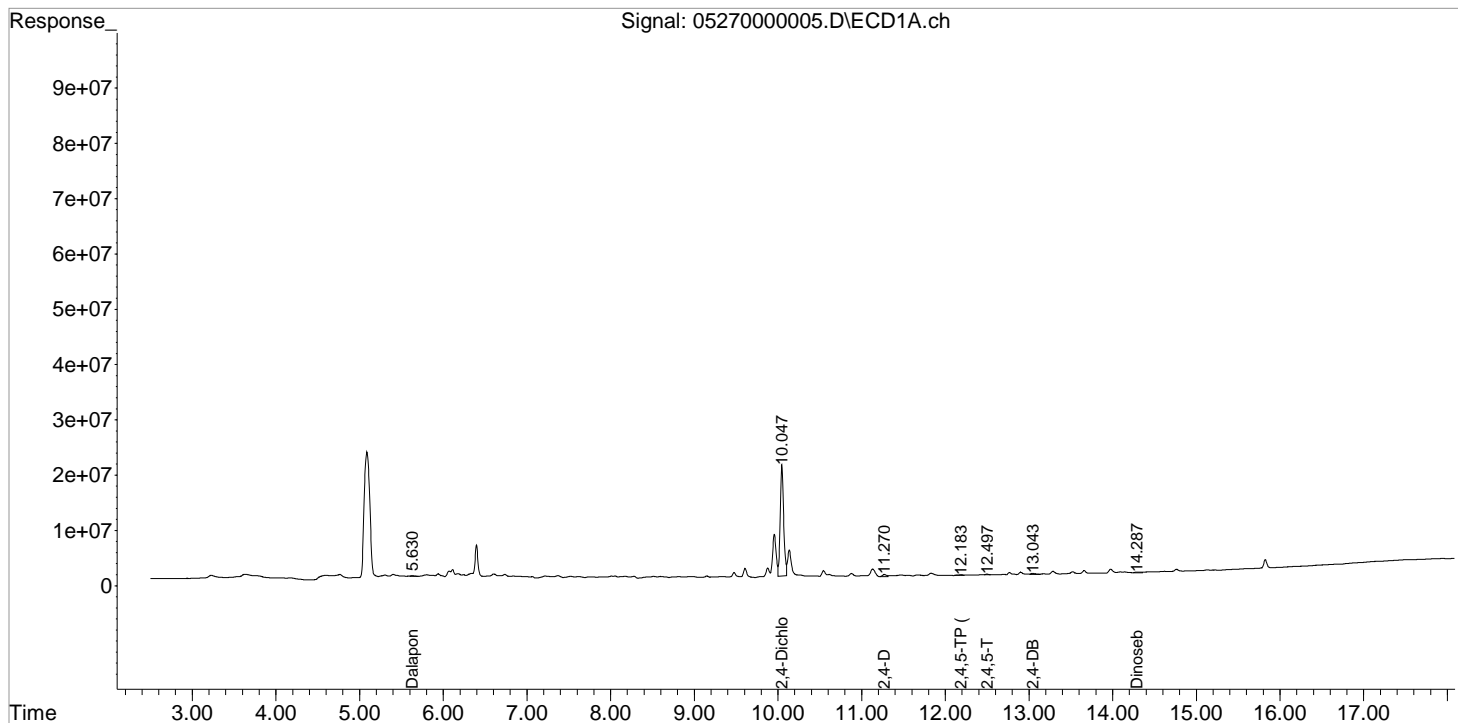
Data File : J:\GC34\DATA\052721-HB\05270000005.D
 Signal(s) : Signal #1: ECD1A.ch Signal #2: ECD2B.ch
 Acq On : 27-May-2021, 18:18:29
 Sample : KQ2109384-04 MB
 Misc :

Vial: 3
 Operator: TAP
 Inst : GCI
 Multiplr: 1.00

Integration File signal 1: RTEINT.P
 Integration File signal 2: RTEINT2.P
 Quant Time: May 28 09:22:29 2021
 Quant Results File: 050621_8151.RES

Quant Method : J:\GC34\METHODS\050621_8151.M
 Quant Title : 103118_8151.m MJ215 CAL_KC1800
 QLast Update : Wed May 12 09:45:39 2021
 Response via : Initial Calibration
 DataAcq Meth:8151A-17.M

Volume Inj. : 2 uL
 Signal #1 Phase : Rtx-CLPesticides Signal #2 Phase: Rtx-CLPesticides2
 Signal #1 Info : 0.32 mm Signal #2 Info : 0.32 mm



Validation Report

1st *TP* 05/28/21
2nd *FW* 05/28/21

Data File: J:\GC34\DATA\052721-HB\05270000006.D\
Lab ID: KQ2109384-02
RunType: LCS
Matrix: Sediment

Date Acquired: 5/27/21 18:42:27
Batch ID: 725423
Analysis Method: 8151A/HERB

Validations

Validation Categories	Pass	Fail
Analytical Hold Time	X	
ICAL Analyte Recovery	X	
Second Source ICAL Verification	X	
Continuing Calibration Recovery	X	
Continuing Calibration Recovery (Closing)		X
Surrogates	X	
Std MRL Unsupported by ICAL	X	
Above Highest ICAL Level	X	
Analyte Coelutions	X	

Analyte Exceptions

Exception Categories	Analyte Name	Result	Low Limit	High Limit	Corrective Action
Continuing Calibration Recovery (Closing) - Rtx-CLPesticides	2,4,5-TP (Silvex)	29		20	CCV+ND

Primary Review: _____

Secondary Review: _____

Quantitation Report

1st *TP* 05/28/21
2nd *FW* 05/28/21

Data File: J:\GC34\DATA\052721-HB\0527000006.D\	Instrument: K-GC-34
Acqu Date: 5/27/21 18:42:27	Vial: 15
Run Type: LCS	Dilution: 1
Lab ID: KQ2109384-02	Raw Units: ppb

Bottle ID:	Tier: IV	Matrix: Sediment
Prod Code: HERB	Collect Date: 5/4/21	Receive Date: 5/6/21

Analysis Lot: 725423	Prep Lot: 380209	Report Group: KQ2109384
Analysis Method: 8151A	Prep Method: Method	
	Prep Date: 5/25/21	

Title: Chlorinated Herbicides by GC	Calibration ID: KC2100249
	Report List ID: 18845

Surrogate Compounds

Parameter Name	RT 1	RT 2	Resp 1	Resp 2	Solution Conc 1	Solution Conc 2	% Rec 1	% Rec 2	% Rec	% Rec Criteria	Rpt?
2,4-Dichlorophenylacetic Acid	10.04	9.68	64974283	31435038	81.396	69.290	81	69	69	26 - 127	Y

Target Compounds

Final Conc.Units: ug/Kg

Parameter Name	RT 1	RT 2	Resp 1	Resp 2	Solution Conc 1	Solution Conc 2	Final Conc 1	Final Conc 2	Primary Conc	Rpt?
2,4,5-TP (Silvex)	12.18 ^{-0.01}	11.75	223999440	112084744	76.893 ^{CCV}	66.563	128	111	111	Y
2,4-D	11.26	10.89	52009819	24991807	77.836	61.743	130	103	103	Y

Prep Amount: 30.00 g **Dilution:** 1
Prep Final Amount: 50.00 mL **Basis Factor:** 100.00

U: Undetected at or above MDL
J: Analyte detected above MDL, but below MRL
B: Hit above MRL also found in Method Blank
E: Analyte concentration above high point of ICAL
N: Presumptive evidence of compound

D: Result from dilution
m: Manual integration performed
d: Compound manually deleted
NR: Analyte not reported from this analysis

*: Result fails acceptance criteria
#: Acceptance criteria not applicable
?: Insufficient information to determine acceptance
e: Result >= MRL, but MRL less than low point of ICAL
c: check for co-elution

Data File : J:\GC34\DATA\052721-HB\05270000006.D Vial: 4
 Signal(s) : Signal #1: ECD1A.ch Signal #2: ECD2B.ch
 Acq On : 27-May-2021, 18:42:27 Operator: TAP
 Sample : KQ2109384-02 LCS Inst : GCI
 Misc : Multiplr: 1.00
 Integration File signal 1: RTEINT.P
 Integration File signal 2: RTEINT2.P
 Quant Time: May 28 08:36:05 2021
 Quant Results File: 050621_8151.RES

Quant Method : J:\GC34\METHODS\050621_8151.M
 Quant Title : 103118_8151.m MJ215 CAL_KC1800
 QLast Update : Wed May 12 09:45:39 2021
 Response via : Initial Calibration
 DataAcq Meth:8151A-17.M

Volume Inj. : 2 uL
 Signal #1 Phase : Rtx-CLPesticides Signal #2 Phase: Rtx-CLPesticides2
 Signal #1 Info : 0.32 mm Signal #2 Info : 0.32 mm

Compound	RT#1	RT#2	Resp#1	Resp#2	ppb	ppb

System Monitoring Compounds						
2) s 2,4-Dichl...	10.040	9.683	64974283	31435038	81.396	69.290
Target Compounds						
1) m Dalapon	5.583	5.220	55044362	29554658	53.706	53.165
3) m Dicamba	10.277	9.897	222.5E6	107.2E6	86.036	72.944
4) m MCPP	10.423	9.960	33009918	15328263	10014.571	8797.589
5) m MCPA	10.587	10.200	42030577	18134017	8342.148	6235.795 #
6) m Dichloroprop	11.017	10.573	55467288	32368459	78.145	77.481
7) m 2,4-D	11.263	10.890	52009819	24991807	77.836	61.743
8) m 2,4,5-TP ...	12.183	11.753	224.0E6	112.1E6	76.893	66.563
9) m 2,4,5-T	12.480	12.147	151.3E6	74589380	70.058	60.031
10) m 2,4-DB	13.043	12.663	23718182	10162607	107.862	76.852 #
11) m Dinoseb	14.277	13.023	92135382	47356227	47.401	41.356

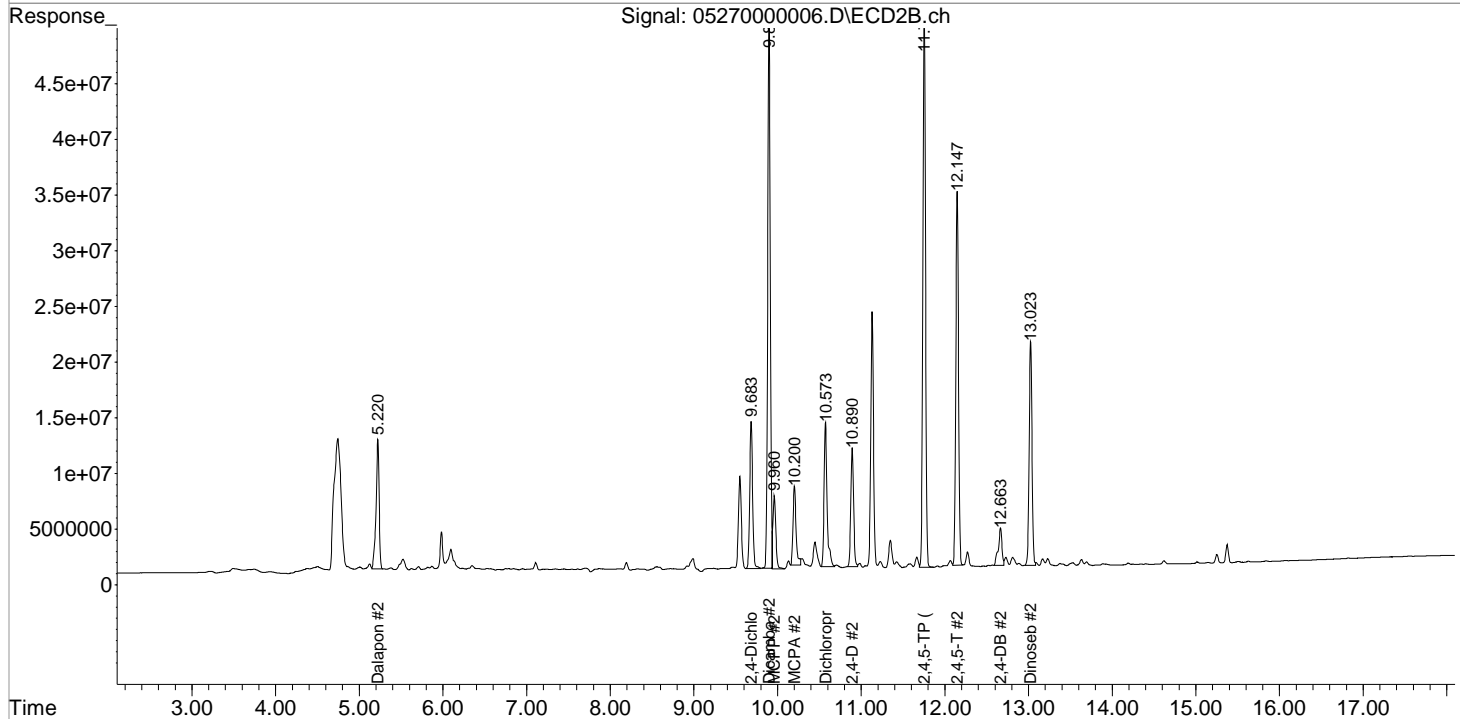
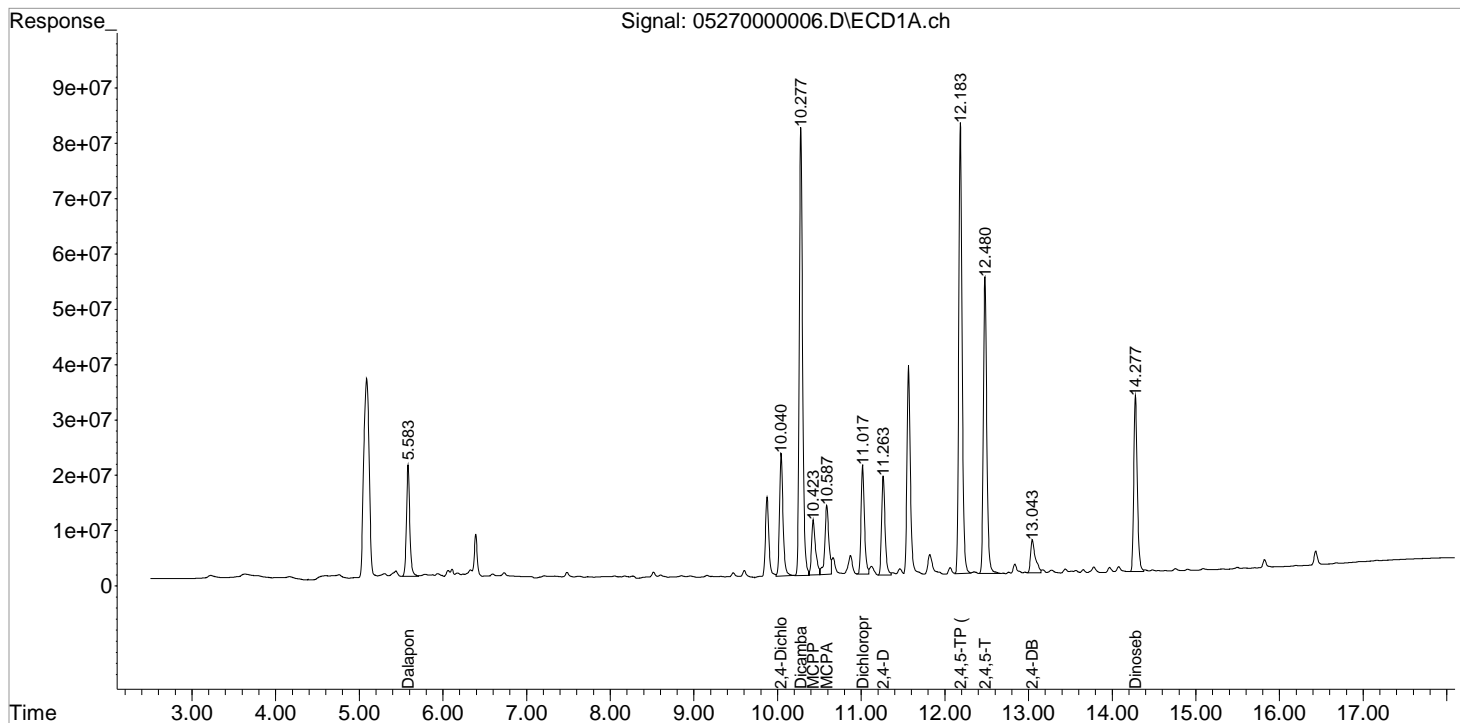
(f)=RT Delta > 1/2 Window (#)=Amounts differ by > 25% (m)=manual int.

Data File : J:\GC34\DATA\052721-HB\05270000006.D
 Signal(s) : Signal #1: ECD1A.ch Signal #2: ECD2B.ch
 Acq On : 27-May-2021, 18:42:27
 Sample : KQ2109384-02 LCS
 Misc :
 Integration File signal 1: RTEINT.P
 Integration File signal 2: RTEINT2.P
 Quant Time: May 28 08:36:05 2021
 Quant Results File: 050621_8151.RES

Vial: 4
 Operator: TAP
 Inst : GCI
 Multiplr: 1.00

Quant Method : J:\GC34\METHODS\050621_8151.M
 Quant Title : 103118_8151.m MJ215 CAL_KC1800
 QLast Update : Wed May 12 09:45:39 2021
 Response via : Initial Calibration
 DataAcq Meth:8151A-17.M

Volume Inj. : 2 uL
 Signal #1 Phase : Rtx-CLPesticides Signal #2 Phase: Rtx-CLPesticides2
 Signal #1 Info : 0.32 mm Signal #2 Info : 0.32 mm



Validation Report

1st *TP* 05/28/21
2nd *SW* 05/28/21

Data File: J:\GC34\DATA\052721-HB\0527000007.D\
Lab ID: KQ2109384-03
RunType: DLCS
Matrix: Sediment

Date Acquired: 5/27/21 19:06:37
Batch ID: 725423
Analysis Method: 8151A/HERB

Validations

Validation Categories	Pass	Fail
Analytical Hold Time	X	
ICAL Analyte Recovery	X	
Second Source ICAL Verification	X	
Continuing Calibration Recovery	X	
Continuing Calibration Recovery (Closing)		X
Surrogates	X	
Std MRL Unsupported by ICAL	X	
Above Highest ICAL Level	X	
Analyte Coelutions	X	

Analyte Exceptions

Exception Categories	Analyte Name	Result	Low Limit	High Limit	Corrective Action
Continuing Calibration Recovery (Closing) - Rtx-CLPesticides	2,4,5-TP (Silvex)	29		20	CCV+ND

Primary Review: _____

Secondary Review: _____

Quantitation Report

1st *TP* 05/28/21
2nd *FW* 05/28/21

Data File: J:\GC34\DATA\052721-HB\0527000007.D\	Instrument: K-GC-34
Acqu Date: 5/27/21 19:06:37	Vial: 16
Run Type: DLCS	Dilution: 1
Lab ID: KQ2109384-03	Raw Units: ppb

Bottle ID:	Tier: IV	Matrix: Sediment
Prod Code: HERB	Collect Date: 5/4/21	Receive Date: 5/6/21

Analysis Lot: 725423	Prep Lot: 380209	Report Group: KQ2109384
Analysis Method: 8151A	Prep Method: Method	
	Prep Date: 5/25/21	

Title: Chlorinated Herbicides by GC	Calibration ID: KC2100249
	Report List ID: 18845

Surrogate Compounds

Parameter Name	RT 1	RT 2	Resp 1	Resp 2	Solution Conc 1	Solution Conc 2	% Rec 1	% Rec 2	% Rec	% Rec Criteria	Rpt?
2,4-Dichlorophenylacetic Acid	10.04	9.69 ^{+0.01}	69303427	33268466	86.820	73.332	87	73	73	26 - 127	Y

Target Compounds

Final Conc.Units: ug/Kg

Parameter Name	RT 1	RT 2	Resp 1	Resp 2	Solution Conc 1	Solution Conc 2	Final Conc 1	Final Conc 2	Primary Conc	Rpt?
2,4,5-TP (Silvex)	12.19	11.75	250918964	125837615	86.134 ^{CCV}	74.731	144	125	125	Y
2,4-D	11.26	10.89	59057383	28520192	88.384	70.460	147	117	117	Y

Prep Amount: 30.00 g **Dilution:** 1
Prep Final Amount: 50.00 mL **Basis Factor:** 100.00

U: Undetected at or above MDL
J: Analyte detected above MDL, but below MRL
B: Hit above MRL also found in Method Blank
E: Analyte concentration above high point of ICAL
N: Presumptive evidence of compound

D: Result from dilution
m: Manual integration performed
d: Compound manually deleted
NR: Analyte not reported from this analysis

*: Result fails acceptance criteria
#: Acceptance criteria not applicable
?: Insufficient information to determine acceptance
e: Result >= MRL, but MRL less than low point of ICAL
c: check for co-elution

Printed: 5/28/21 9:56

\\alprews001\starlims\LIMSReps\QuantValidation.rpt

Data File : J:\GC34\DATA\052721-HB\05270000007.D Vial: 5
 Signal(s) : Signal #1: ECD1A.ch Signal #2: ECD2B.ch
 Acq On : 27-May-2021, 19:06:37 Operator: TAP
 Sample : KQ2109384-03 DLCS Inst : GCI
 Misc : Multiplr: 1.00
 Integration File signal 1: RTEINT.P
 Integration File signal 2: RTEINT2.P
 Quant Time: May 28 08:36:08 2021
 Quant Results File: 050621_8151.RES

Quant Method : J:\GC34\METHODS\050621_8151.M
 Quant Title : 103118_8151.m MJ215 CAL_KC1800
 QLast Update : Wed May 12 09:45:39 2021
 Response via : Initial Calibration
 DataAcq Meth:8151A-17.M

Volume Inj. : 2 uL
 Signal #1 Phase : Rtx-CLPesticides Signal #2 Phase: Rtx-CLPesticides2
 Signal #1 Info : 0.32 mm Signal #2 Info : 0.32 mm

Compound	RT#1	RT#2	Resp#1	Resp#2	ppb	ppb

System Monitoring Compounds						
2) s 2,4-Dichl...	10.043	9.687	69303427	33268466	86.820	73.332
Target Compounds						
1) m Dalapon	5.587	5.223	63501066	33924908	61.957	61.027
3) m Dicamba	10.280	9.900	250.2E6	120.4E6	96.731	81.926
4) m MCPP	10.427	9.963	31560843	16718162	9541.157	9663.253
5) m MCPA	10.590	10.203	39823268	20761044	7850.272	7267.311
6) m Dichloroprop	11.017	10.573	61834919	35123351	87.116	84.309
7) m 2,4-D	11.263	10.893	59057383	28520192	88.384	70.460
8) m 2,4,5-TP ...	12.187	11.753	250.9E6	125.8E6	86.134	74.731
9) m 2,4,5-T	12.480	12.150	173.1E6	86128722	80.188	69.318
10) m 2,4-DB	13.047	12.667	27297957	8827420	124.142	66.755 #
11) m Dinoseb	14.280	13.027	99949937	51313626	51.422	44.812

(f)=RT Delta > 1/2 Window (#)=Amounts differ by > 25% (m)=manual int.

Data File : J:\GC34\DATA\052721-HB\05270000007.D
Signal(s) : Signal #1: ECD1A.ch Signal #2: ECD2B.ch
Acq On : 27-May-2021, 19:06:37
Sample : KQ2109384-03 DLCS
Misc :

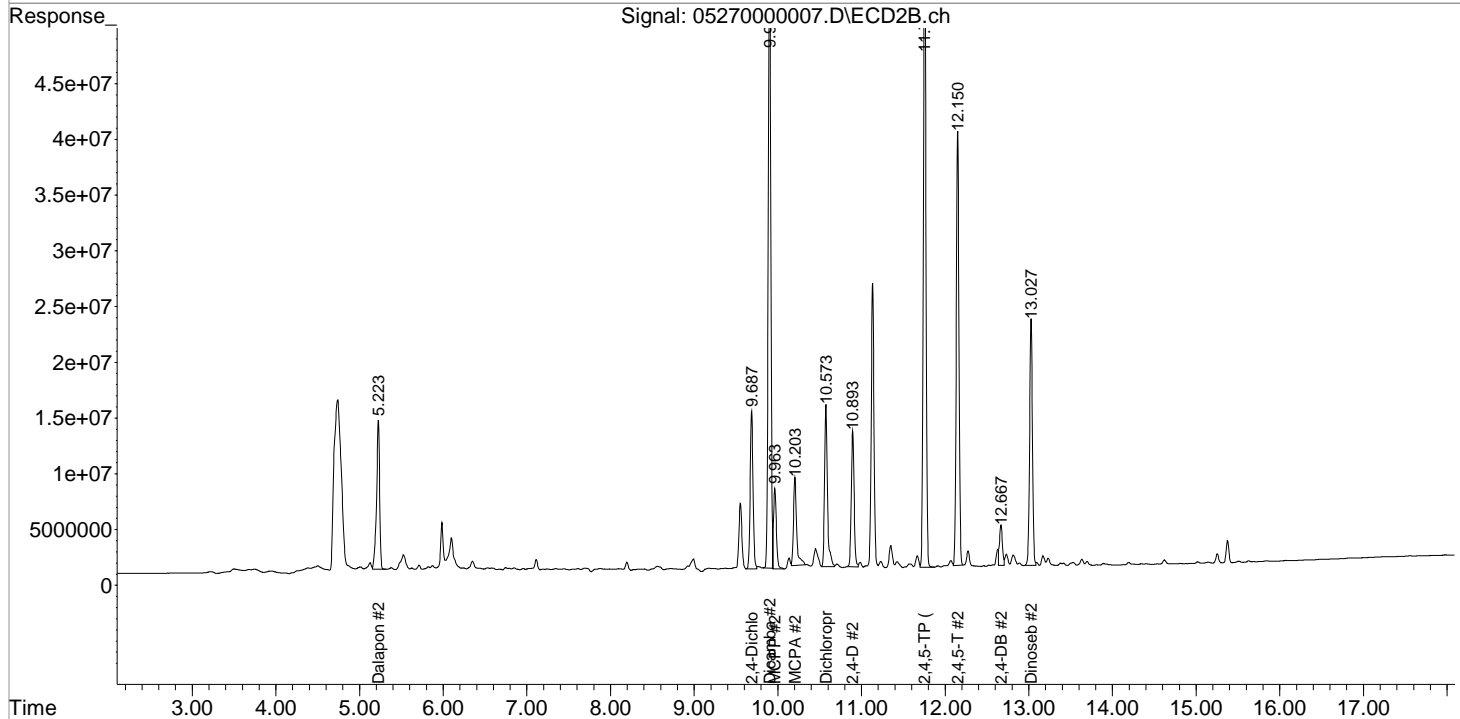
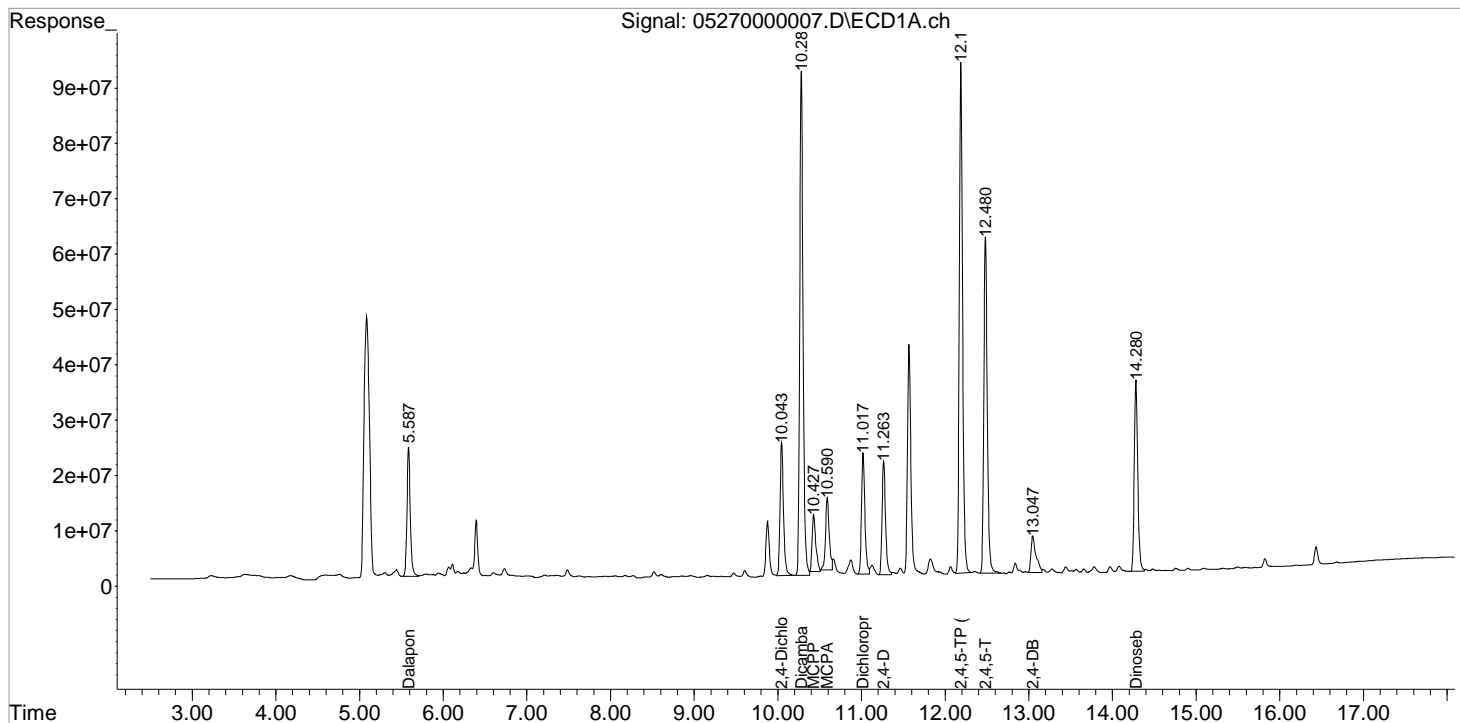
Vial: 5

Operator: TAP
Inst : GCI
Multiplr: 1.00

Integration File signal 1: RTEINT.P
Integration File signal 2: RTEINT2.P
Quant Time: May 28 08:36:08 2021
Quant Results File: 050621_8151.RES

Quant Method : J:\GC34\METHODS\050621_8151.M
Quant Title : 103118_8151.m MJ215 CAL_KC1800
QLast Update : Wed May 12 09:45:39 2021
Response via : Initial Calibration
DataAcq Meth:8151A-17.M

Volume Inj. : 2 uL
Signal #1 Phase : Rtx-CLPesticides Signal #2 Phase: Rtx-CLPesticides2
Signal #1 Info : 0.32 mm Signal #2 Info : 0.32 mm



Validation Report

1st *TP* 05/28/21
2nd *FW* 05/28/21

Data File: J:\GC34\DATA\052721-HB\05270000017.D\
Lab ID: KQ2109384-01
RunType: MS
Matrix: Sediment

Date Acquired: 5/27/21 23:06:20
Batch ID: 725423
Analysis Method: 8151A/HERB

Validations

Validation Categories	Pass	Fail
Analytical Hold Time	X	
ICAL Analyte Recovery	X	
Second Source ICAL Verification	X	
Continuing Calibration Recovery	X	
Continuing Calibration Recovery (Closing)		X
Surrogates	X	
Std MRL Unsupported by ICAL	X	
Above Highest ICAL Level	X	
Analyte Coelutions	X	

Analyte Exceptions

Exception Categories	Analyte Name	Result	Low Limit	High Limit	Corrective Action
Continuing Calibration Recovery (Closing) - Rtx-CLPesticides	2,4,5-TP (Silvex)	29		20	CCV+ND

Primary Review: _____

Secondary Review: _____

Quantitation Report

1st *TP* 05/28/21
2nd *FW* 05/28/21

Data File: J:\GC34\DATA\052721-HB\0527000017.D\	Instrument: K-GC-34
Acqu Date: 5/27/21 23:06:20	Vial: 14
Run Type: MS	Dilution: 1
Lab ID: KQ2109384-01	Raw Units: ppb

Bottle ID: K2104993-007.01	Tier: IV	Matrix: Sediment
Prod Code: HERB	Collect Date: 5/4/21	Receive Date: 5/6/21

Analysis Lot: 725423	Prep Lot: 380209	Report Group: KQ2109384
Analysis Method: 8151A	Prep Method: Method	
	Prep Date: 5/25/21	

Title: Chlorinated Herbicides by GC	Calibration ID: KC2100249
	Report List ID: 18845

Surrogate Compounds

Parameter Name	RT 1	RT 2	Resp 1	Resp 2	Solution Conc 1	Solution Conc 2	% Rec 1	% Rec 2	% Rec	% Rec Criteria	Rpt?
2,4-Dichlorophenylacetic Acid	10.04	9.69 ^{+0.01}	69295084	30186485	86.809	66.538	87	67	67	26 - 127	Y

Target Compounds

Final Conc.Units: ug/Kg

Parameter Name	RT 1	RT 2	Resp 1	Resp 2	Solution Conc 1	Solution Conc 2	Final Conc 1	Final Conc 2	Primary Conc	Rpt?
2,4,5-TP (Silvex)	12.19	11.75	255621708	128213536	87.748 ^{CCV}	76.142	262	227	227	Y
2,4-D	11.26	10.89	55032460	29384289	82.360	72.594	246	217	217	Y

Prep Amount: 30.2500 g **Dilution:** 1
Prep Final Amount: 50.00 mL **Basis Factor:** 55.40

U: Undetected at or above MDL
J: Analyte detected above MDL, but below MRL
B: Hit above MRL also found in Method Blank
E: Analyte concentration above high point of ICAL
N: Presumptive evidence of compound

D: Result from dilution
m: Manual integration performed
d: Compound manually deleted
NR: Analyte not reported from this analysis

*: Result fails acceptance criteria
#: Acceptance criteria not applicable
?: Insufficient information to determine acceptance
e: Result >= MRL, but MRL less than low point of ICAL
c: check for co-elution

Data File : J:\GC34\DATA\052721-HB\05270000017.D Vial: 15
 Signal(s) : Signal #1: ECD1A.ch Signal #2: ECD2B.ch
 Acq On : 27-May-2021, 23:06:20 Operator: TAP
 Sample : K2104993-007 MS Inst : GCI
 Misc : Multiplr: 1.00
 Integration File signal 1: RTEINT.P
 Integration File signal 2: RTEINT2.P
 Quant Time: May 28 08:36:38 2021
 Quant Results File: 050621_8151.RES

Quant Method : J:\GC34\METHODS\050621_8151.M
 Quant Title : 103118_8151.m MJ215 CAL_KC1800
 QLast Update : Wed May 12 09:45:39 2021
 Response via : Initial Calibration
 DataAcq Meth:8151A-17.M

Volume Inj. : 2 uL
 Signal #1 Phase : Rtx-CLPesticides Signal #2 Phase: Rtx-CLPesticides2
 Signal #1 Info : 0.32 mm Signal #2 Info : 0.32 mm

Compound	RT#1	RT#2	Resp#1	Resp#2	ppb	ppb

System Monitoring Compounds						
2) s 2,4-Dichl...	10.043	9.687	69295084	30186485	86.809	66.538
Target Compounds						
1) m Dalapon	5.587	5.223	62852345	33499068	61.324	60.261
3) m Dicamba	10.280	9.900	216.0E6	107.2E6	83.509	72.956
4) m MCPP	10.427	9.963	30168392	16519552	9086.242	9539.553
5) m MCPA	10.590	10.203	45166390	18209089	9040.931	6265.273 #
6) m Dichloroprop	11.020	10.573	56062834	29691166	78.984	70.845
7) m 2,4-D	11.263	10.893	55032460	29384289	82.360	72.594
8) m 2,4,5-TP ...	12.187	11.753	255.6E6	128.2E6	87.748	76.142
9) m 2,4,5-T	12.480	12.150	202.6E6	105.4E6	93.858	84.838
10) m 2,4-DB	13.043	12.667	29237344	14663137	132.962	110.887
11) m Dinoseb	14.280	13.027	126.3E6	65555942	64.961	57.250

(f)=RT Delta > 1/2 Window (#)=Amounts differ by > 25% (m)=manual int.

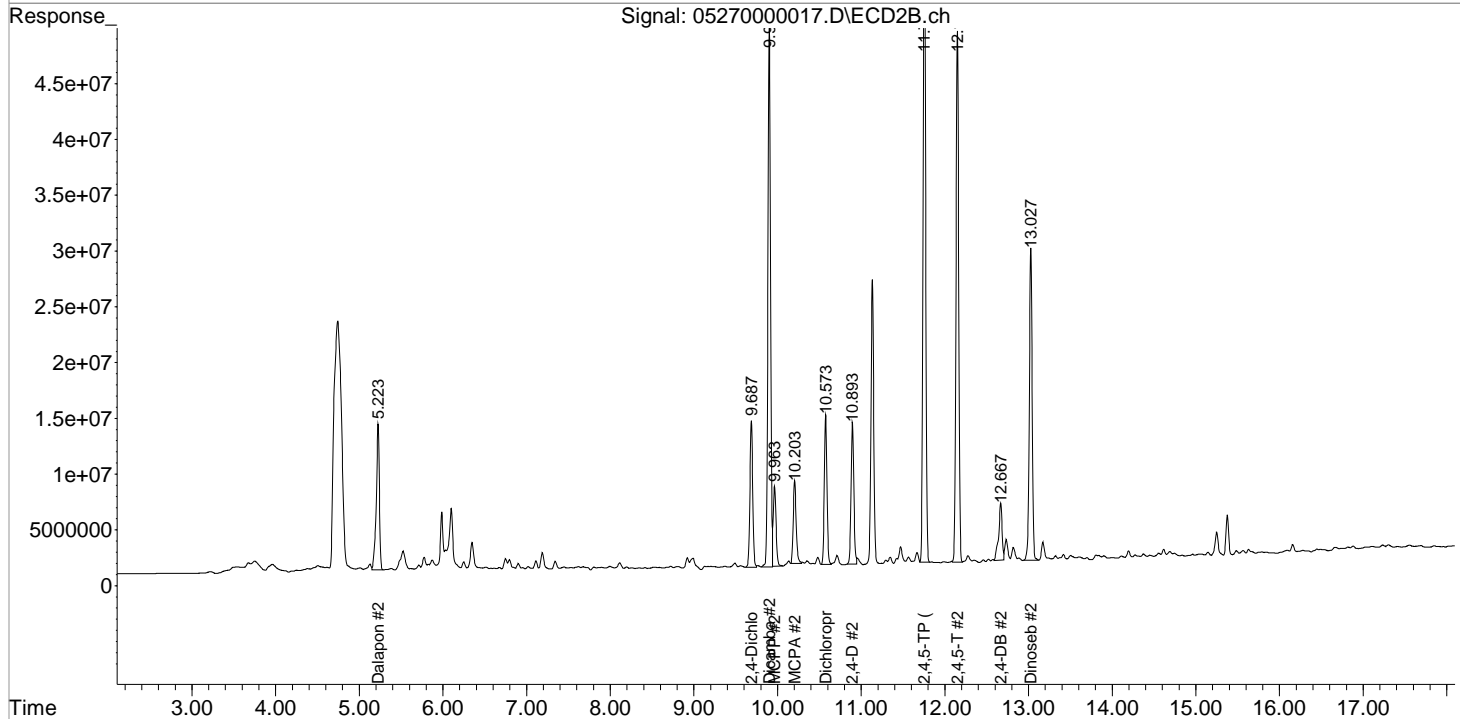
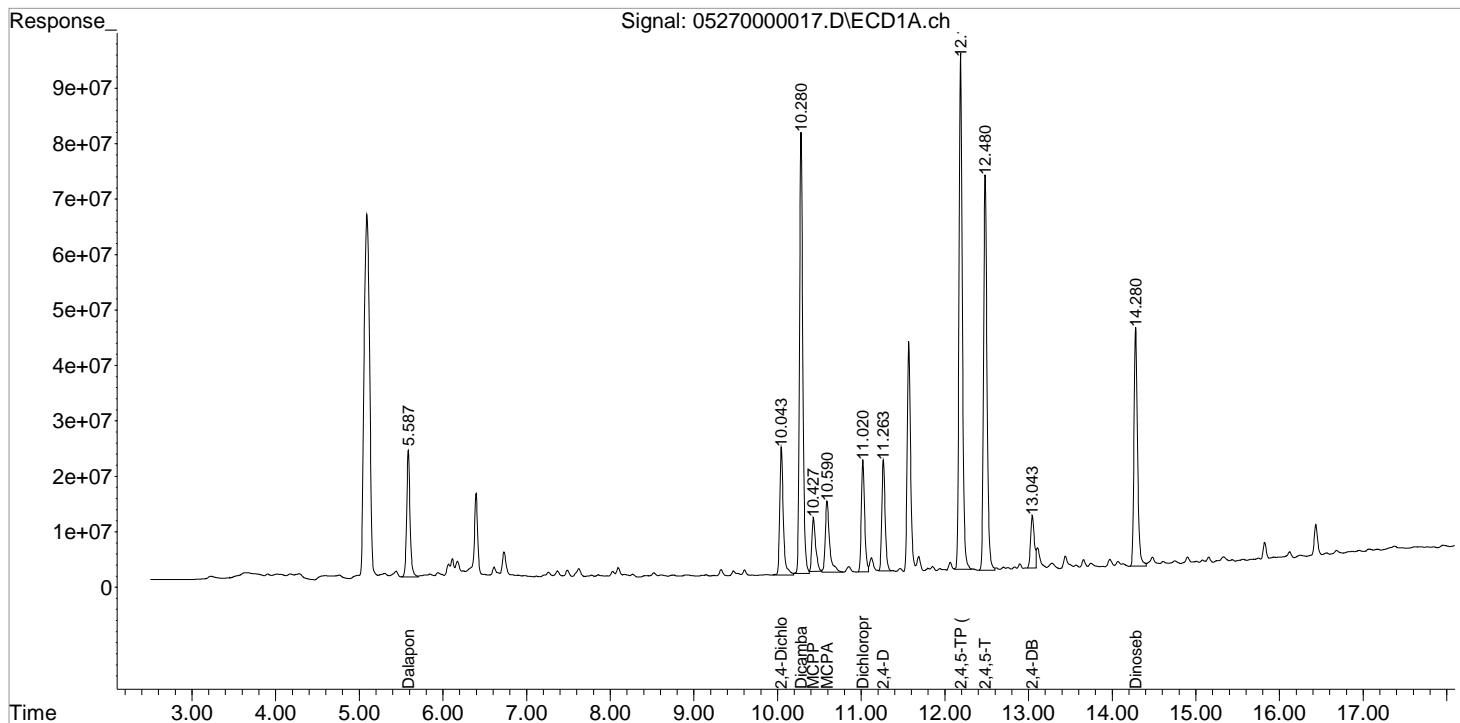
Data File : J:\GC34\DATA\052721-HB\05270000017.D
Signal(s) : Signal #1: ECD1A.ch Signal #2: ECD2B.ch
Acq On : 27-May-2021, 23:06:20
Sample : K2104993-007 MS
Misc :

Vial: 15
Operator: TAP
Inst : GCI
Multiplr: 1.00

Integration File signal 1: RTEINT.P
Integration File signal 2: RTEINT2.P
Quant Time: May 28 08:36:38 2021
Quant Results File: 050621_8151.RES

Quant Method : J:\GC34\METHODS\050621_8151.M
Quant Title : 103118_8151.m MJ215 CAL_KC1800
QLast Update : Wed May 12 09:45:39 2021
Response via : Initial Calibration
DataAcq Meth:8151A-17.M

Volume Inj. : 2 uL
Signal #1 Phase : Rtx-CLPesticides Signal #2 Phase: Rtx-CLPesticides2
Signal #1 Info : 0.32 mm Signal #2 Info : 0.32 mm



Validation Report

1st *TP* 05/28/21
2nd *SW* 05/28/21

Data File: J:\GC34\DATA\052721-HB\05270000004.D\
Lab ID: KQ2109594-03
RunType: CCB
Matrix: Sediment

Date Acquired: 5/27/21 17:54:24
Batch ID: 725423
Analysis Method: 8151A/HERB

Validations

Validation Categories	Pass	Fail
ICAL Analyte Recovery	X	
Second Source ICAL Verification	X	
Continuing Calibration Recovery	X	
Continuing Calibration Recovery (Closing)		X
Surrogates	X	
Above Highest ICAL Level	X	
Analyte Coelutions	X	

Analyte Exceptions

Exception Categories	Analyte Name	Result	Low Limit	High Limit	Corrective Action
Continuing Calibration Recovery (Closing) - Rtx-CLPesticides	2,4,5-TP (Silvex)	29		20	CCV+ND

Primary Review: _____

Secondary Review: _____

Quantitation Report

1st *TP* 05/28/21
2nd *FW* 05/28/21

Data File: J:\GC34\DATA\052721-HB\05270000004.D\	Instrument: K-GC-34
Acqu Date: 5/27/21 17:54:24	Vial: 3
Run Type: CCB	Dilution: 1
Lab ID: KQ2109594-03	Raw Units: ppb

Bottle ID:	Tier: IV	Matrix: Sediment
Prod Code: HERB	Collect Date: 5/4/21	Receive Date: 5/6/21

Analysis Lot: 725423	Prep Lot:	Report Group: KQ2109594
Analysis Method: 8151A	Prep Method:	
	Prep Date:	

Title: Chlorinated Herbicides by GC	Calibration ID: KC2100249
	Report List ID: 18845

Surrogate Compounds

Parameter Name	RT 1	RT 2	Resp 1	Resp 2	Solution Conc 1	Solution Conc 2	% Rec 1	% Rec 2	% Rec	% Rec Criteria	Rpt?
2,4-Dichlorophenylacetic Acid	0.00	0.00	0	0	0.000	0.000				26 - 127	Y

Target Compounds

Final Conc.Units: ug/Kg

Parameter Name	RT 1	RT 2	Resp 1	Resp 2	Solution Conc 1	Solution Conc 2	Final Conc 1	Final Conc 2	Primary Conc	Rpt?
2,4,5-TP (Silvex)	0.00	0.00	0	0	0.000 ^{CCV}	0.000	0U	0U	2.4 U	Y
2,4-D	0.00	0.00	0	0	0.000	0.000	0U	0U	7.7 U	Y

Prep Amount: 30.00 g **Dilution:** 1
Prep Final Amount: 50.00 mL **Basis Factor:** 100.00

U: Undetected at or above MDL
J: Analyte detected above MDL, but below MRL
B: Hit above MRL also found in Method Blank
E: Analyte concentration above high point of ICAL
N: Presumptive evidence of compound

D: Result from dilution
m: Manual integration performed
C: Compound manually deleted
NR: Analyte not reported from this analysis

*: Result fails acceptance criteria
#: Acceptance criteria not applicable
?: Insufficient information to determine acceptance
e: Result >= MRL, but MRL less than low point of ICAL
c: check for co-elution

Data File : J:\GC34\DATA\052721-HB\05270000004.D Vial: 2
 Signal(s) : Signal #1: ECD1A.ch Signal #2: ECD2B.ch
 Acq On : 27-May-2021, 17:54:24 Operator: TAP
 Sample : IB Inst : GCI
 Misc : Multiplr: 1.00
 Integration File signal 1: RTEINT.P
 Integration File signal 2: RTEINT2.P
 Quant Time: May 28 09:22:14 2021
 Quant Results File: 050621_8151.RES

Quant Method : J:\GC34\METHODS\050621_8151.M
 Quant Title : 103118_8151.m MJ215 CAL_KC1800
 QLast Update : Wed May 12 09:45:39 2021
 Response via : Initial Calibration
 DataAcq Meth:8151A-17.M

Volume Inj. : 2 uL
 Signal #1 Phase : Rtx-CLPesticides Signal #2 Phase: Rtx-CLPesticides2
 Signal #1 Info : 0.32 mm Signal #2 Info : 0.32 mm

Compound	RT#1	RT#2	Resp#1	Resp#2	ppb	ppb

System Monitoring Compounds						
2) s 2,4-Dichl...	0.000	0.000	0	0	N.D.	N.D.
Target Compounds						
1) m Dalapon	5.640f	5.173f	80407	88760	0.078	0.160 #
3) m Dicamba	0.000	0.000	0	0	N.D.	N.D.
4) m MCPP	0.000	0.000	0	0	N.D.	N.D.
5) m MCPA	0.000	0.000	0	0	N.D. d	N.D.
6) m Dichloroprop	10.990f	10.593	96911	1135831	0.137	0.064 #
7) m 2,4-D	0.000	0.000	0	0	N.D.	N.D.
8) m 2,4,5-TP ...	0.000	0.000	0	0	N.D.	N.D.
9) m 2,4,5-T	0.000	0.000	0	0	N.D.	N.D.
10) m 2,4-DB	0.000	12.683	0	245002	N.D.	1.853 #
11) m Dinoseb	0.000	0.000	0	0	N.D.	N.D.

(f)=RT Delta > 1/2 Window (#)=Amounts differ by > 25% (m)=manual int.

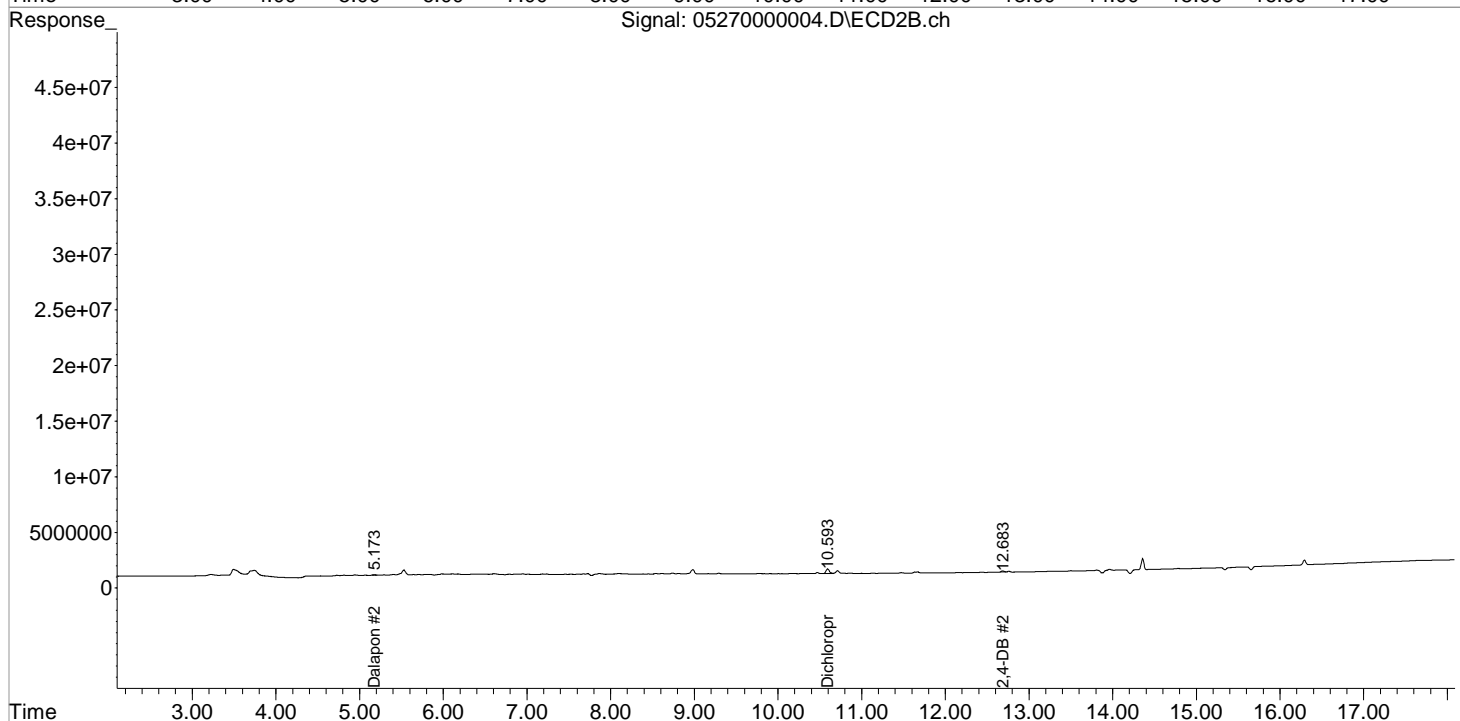
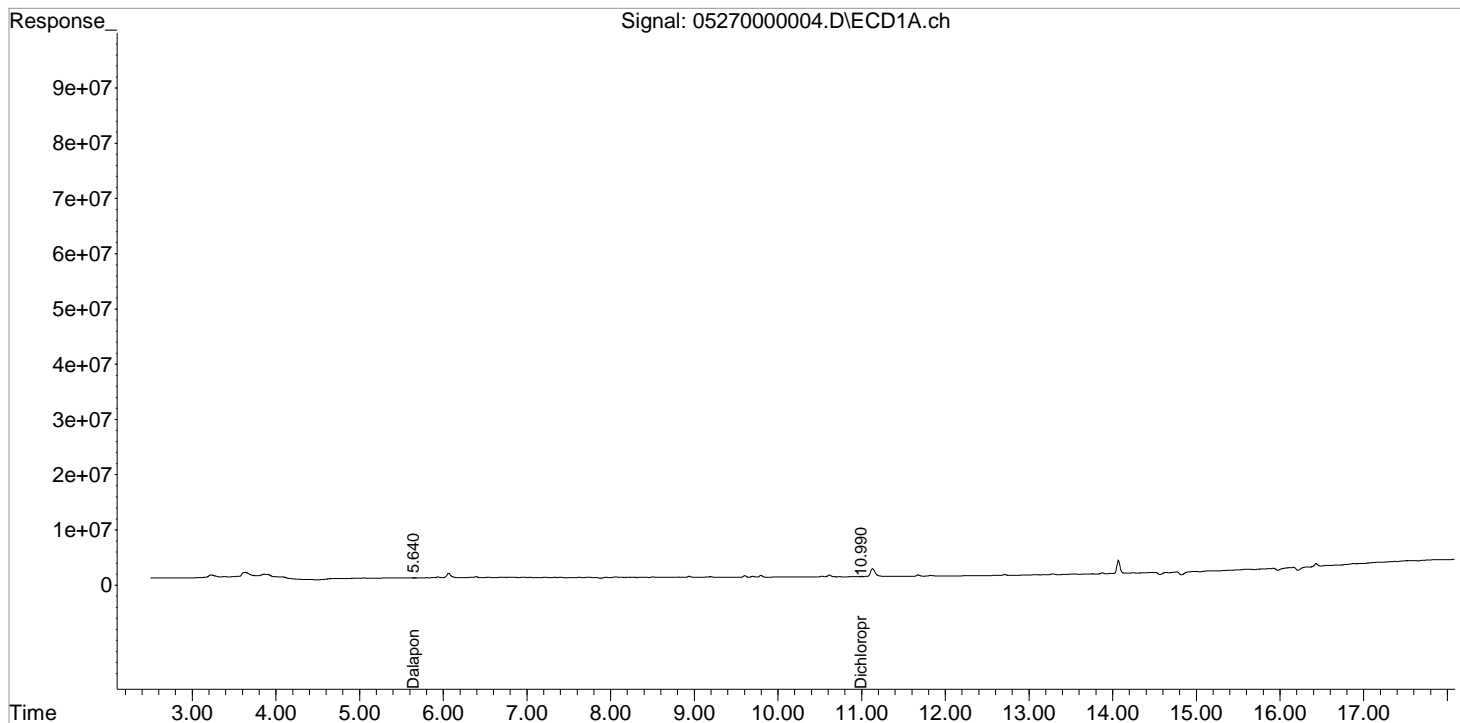
Data File : J:\GC34\DATA\052721-HB\05270000004.D
Signal(s) : Signal #1: ECD1A.ch Signal #2: ECD2B.ch
Acq On : 27-May-2021, 17:54:24
Sample : IB
Misc :

Vial: 2
Operator: TAP
Inst : GCI
Multiplr: 1.00

Integration File signal 1: RTEINT.P
Integration File signal 2: RTEINT2.P
Quant Time: May 28 09:22:14 2021
Quant Results File: 050621_8151.RES

Quant Method : J:\GC34\METHODS\050621_8151.M
Quant Title : 103118_8151.m MJ215 CAL_KC1800
QLast Update : Wed May 12 09:45:39 2021
Response via : Initial Calibration
DataAcq Meth:8151A-17.M

Volume Inj. : 2 uL
Signal #1 Phase : Rtx-CLPesticides Signal #2 Phase: Rtx-CLPesticides2
Signal #1 Info : 0.32 mm Signal #2 Info : 0.32 mm



Validation Report

1st *TP* 05/28/21
2nd *SW* 05/28/21

Data File: J:\GC34\DATA\052721-HB\0527000019.D\
Lab ID: KQ2109594-04
RunType: CCB
Matrix: Sediment

Date Acquired: 5/27/21 23:54:07
Batch ID: 725423
Analysis Method: 8151A/HERB

Validations

Validation Categories	Pass	Fail
ICAL Analyte Recovery	X	
Second Source ICAL Verification	X	
Continuing Calibration Recovery		X
Surrogates	X	
Above Highest ICAL Level	X	
Analyte Coelutions	X	

Analyte Exceptions

Exception Categories	Analyte Name	Result	Low Limit	High Limit	Corrective Action
Continuing Calibration Recovery - Rtx-CLPesticides	2,4,5-TP (Silvex)	29		20	CCV+ND

Primary Review: _____

Secondary Review: _____

Quantitation Report

1st *TP* 05/28/21
2nd *FW* 05/28/21

Data File: J:\GC34\DATA\052721-HB\0527000019.D\	Instrument: K-GC-34
Acqu Date: 5/27/21 23:54:07	Vial: 4
Run Type: CCB	Dilution: 1
Lab ID: KQ2109594-04	Raw Units: ppb

Bottle ID:	Tier: IV	Matrix: Sediment
Prod Code: HERB	Collect Date: 5/4/21	Receive Date: 5/6/21

Analysis Lot: 725423	Prep Lot:	Report Group: KQ2109594
Analysis Method: 8151A	Prep Method:	
	Prep Date:	

Title: Chlorinated Herbicides by GC	Calibration ID: KC2100249
	Report List ID: 18845

Surrogate Compounds

Parameter Name	RT 1	RT 2	Resp 1	Resp 2	Solution Conc 1	Solution Conc 2	% Rec 1	% Rec 2	% Rec	% Rec Criteria	Rpt?
2,4-Dichlorophenylacetic Acid	0.00	0.00	0	0	0.000	0.000				26 - 127	Y

Target Compounds

Final Conc.Units: ug/Kg

Parameter Name	RT 1	RT 2	Resp 1	Resp 2	Solution Conc 1	Solution Conc 2	Final Conc 1	Final Conc 2	Primary Conc	Rpt?
2,4,5-TP (Silvex)	0.00	0.00	0	0	0.000 ^{CCV}	0.000	0U	0U	2.4 U	Y
2,4-D	0.00	0.00	0	0	0.000	0.000	0U	0U	7.7 U	Y

Prep Amount: 30.00 g **Dilution:** 1
Prep Final Amount: 50.00 mL **Basis Factor:** 100.00

U: Undetected at or above MDL
J: Analyte detected above MDL, but below MRL
B: Hit above MRL also found in Method Blank
E: Analyte concentration above high point of ICAL
N: Presumptive evidence of compound

D: Result from dilution
m: Manual integration performed
D: Compound manually deleted
NR: Analyte not reported from this analysis

*: Result fails acceptance criteria
#: Acceptance criteria not applicable
?: Insufficient information to determine acceptance
e: Result >= MRL, but MRL less than low point of ICAL
c: check for co-elution

Printed: 5/28/21 9:56

\\alprews001\starlims\LIMSReps\QuantValidation.rpt

Data File : J:\GC34\DATA\052721-HB\05270000019.D Vial: 2
 Signal(s) : Signal #1: ECD1A.ch Signal #2: ECD2B.ch
 Acq On : 27-May-2021, 23:54:07 Operator: TAP
 Sample : IB Inst : GCI
 Misc : Multiplr: 1.00
 Integration File signal 1: RTEINT.P
 Integration File signal 2: RTEINT2.P
 Quant Time: May 28 09:31:14 2021
 Quant Results File: 050621_8151.RES

Quant Method : J:\GC34\METHODS\050621_8151.M
 Quant Title : 103118_8151.m MJ215 CAL_KC1800
 QLast Update : Wed May 12 09:45:39 2021
 Response via : Initial Calibration
 DataAcq Meth:8151A-17.M

Volume Inj. : 2 uL
 Signal #1 Phase : Rtx-CLPesticides Signal #2 Phase: Rtx-CLPesticides2
 Signal #1 Info : 0.32 mm Signal #2 Info : 0.32 mm

Compound	RT#1	RT#2	Resp#1	Resp#2	ppb	ppb

System Monitoring Compounds						
2) s 2,4-Dichl...	0.000	0.000	0	0	N.D.	N.D.
Target Compounds						
1) m Dalapon	5.643f	5.173f	159446	158513	0.156	0.285 #
3) m Dicamba	0.000	0.000	0	0	N.D.	N.D.
4) m MCPP	0.000	0.000	0	0	N.D.	N.D.
5) m MCPA	0.000	0.000	0	0	N.D. d	N.D.
6) m Dichloroprop	11.000	0.000	158590	0	0.223	N.D. d#
7) m 2,4-D	0.000	0.000	0	0	N.D.	N.D.
8) m 2,4,5-TP ...	0.000	0.000	0	0	N.D.	N.D.
9) m 2,4,5-T	0.000	0.000	0	0	N.D.	N.D.
10) m 2,4-DB	0.000	12.683	0	176155	N.D.	1.332 #
11) m Dinoseb	0.000	0.000	0	0	N.D.	N.D.

(f)=RT Delta > 1/2 Window (#)=Amounts differ by > 25% (m)=manual int.

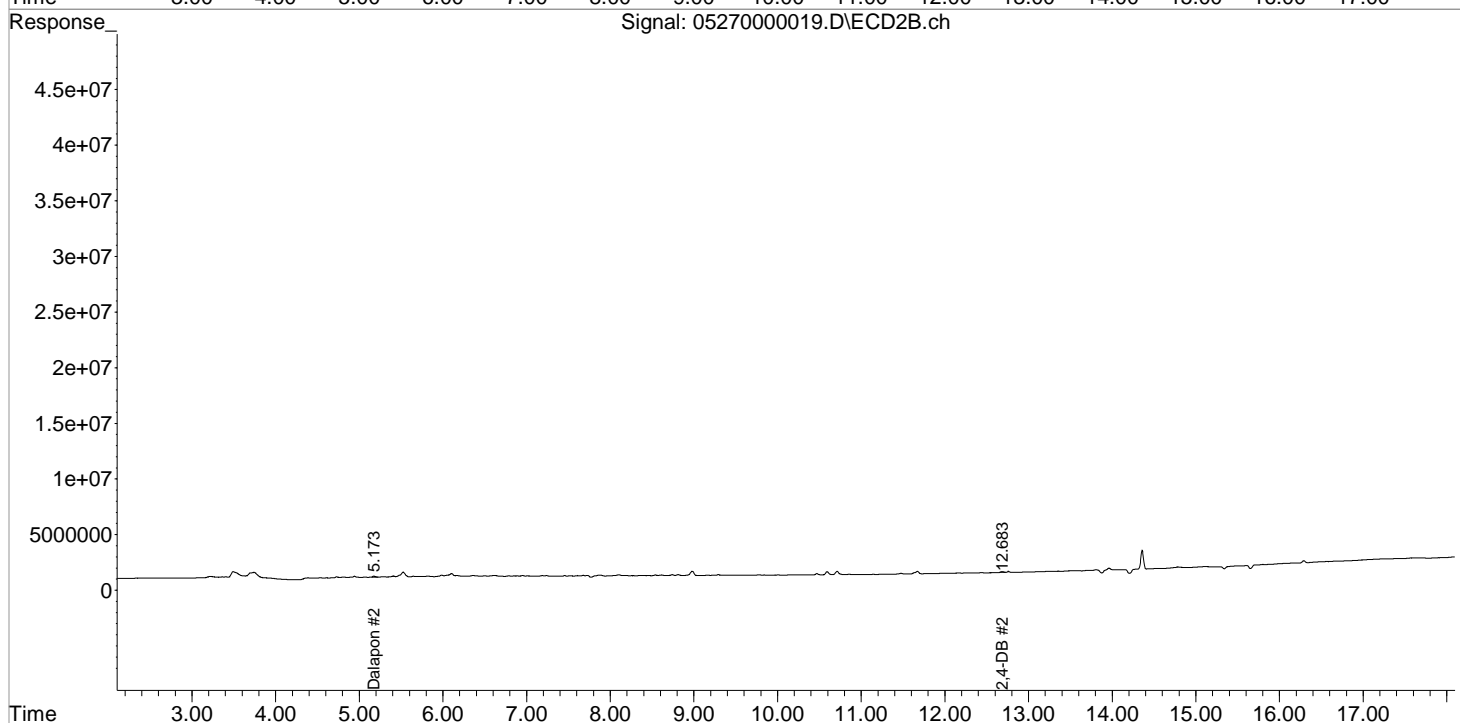
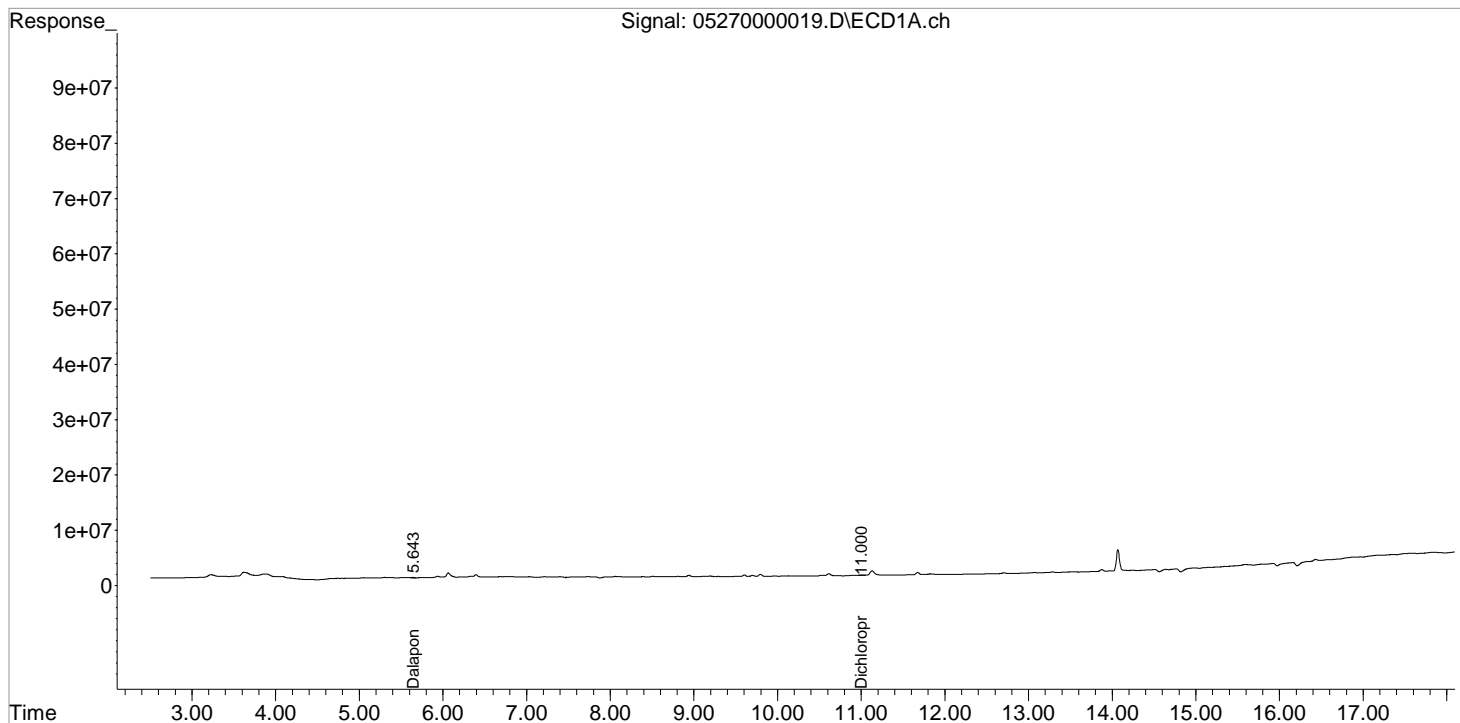
Data File : J:\GC34\DATA\052721-HB\05270000019.D
Signal(s) : Signal #1: ECD1A.ch Signal #2: ECD2B.ch
Acq On : 27-May-2021, 23:54:07
Sample : IB
Misc :

Vial: 2
Operator: TAP
Inst : GCI
Multiplr: 1.00

Integration File signal 1: RTEINT.P
Integration File signal 2: RTEINT2.P
Quant Time: May 28 09:31:14 2021
Quant Results File: 050621_8151.RES

Quant Method : J:\GC34\METHODS\050621_8151.M
Quant Title : 103118_8151.m MJ215 CAL_KC1800
QLast Update : Wed May 12 09:45:39 2021
Response via : Initial Calibration
DataAcq Meth:8151A-17.M

Volume Inj. : 2 uL
Signal #1 Phase : Rtx-CLPesticides Signal #2 Phase: Rtx-CLPesticides2
Signal #1 Info : 0.32 mm Signal #2 Info : 0.32 mm



Validation Report

1st *TP* 05/28/21
2nd *SW* 05/28/21

Data File: J:\GC34\DATA\052721-HB\05270000003.D\
Lab ID: KQ2109594-01
RunType: CCV
Matrix: Sediment

Date Acquired: 5/27/21 17:30:34
Batch ID: 725423
Analysis Method: 8151A/HERB

Validations

Validation Categories	Pass	Fail
ICAL Analyte Recovery	X	
Second Source ICAL Verification	X	
Above Highest ICAL Level	X	
Analyte Coelutions	X	

Primary Review: _____

Secondary Review: _____

Quantitation Report

1st *TP* 05/28/21
2nd *FW* 05/28/21

Data File: J:\GC34\DATA\052721-HB\0527000003.D\	Instrument: K-GC-34
Acqu Date: 5/27/21 17:30:34	Vial: 1
Run Type: CCV	Dilution: 1
Lab ID: KQ2109594-01	Raw Units: ppb

Bottle ID:	Tier: IV	Matrix: Sediment
Prod Code: HERB	Collect Date: 5/4/21	Receive Date: 5/6/21

Analysis Lot: 725423	Prep Lot:	Report Group: KQ2109594
Analysis Method: 8151A	Prep Method:	
	Prep Date:	

Title: Chlorinated Herbicides by GC	Calibration ID: KC2100249
	Report List ID: 18845

Surrogate Compounds

Parameter Name	RT 1	RT 2	Resp 1	Resp 2	Solution		% Rec		Rpt?
					Conc 1	Conc 2	1	2	
2,4-Dichlorophenylacetic Acid	10.04	9.68	32781901	39189008	103.705	86.382			Y

Target Compounds

Parameter Name	RT 1	RT 2	Resp 1	Resp 2	Solution		Final		Rpt?
					Conc 1	Conc 2	Conc 1	Conc 2	
2,4,5-TP (Silvex)	12.19	11.75	327875223	164403699	112.551	97.634	113	97.6	Y
2,4-D	11.26	10.89	64314814	34939408	96.252	86.318	96.3	86.3	Y

Prep Amount: 30.00 g **Dilution:** 1
Prep Final Amount: 50.00 mL **Basis Factor:** 100.00

U: Undetected at or above MDL
J: Analyte detected above MDL, but below MRL
B: Hit above MRL also found in Method Blank
E: Analyte concentration above high point of ICAL
N: Presumptive evidence of compound

D: Result from dilution
m: Manual integration performed
d: Compound manually deleted
NR: Analyte not reported from this analysis

*: Result fails acceptance criteria
#: Acceptance criteria not applicable
?: Insufficient information to determine acceptance
e: Result >= MRL, but MRL less than low point of ICAL
c: check for co-elution

Printed: 5/28/21 9:56

\\alprews001\starlims\LIMSReps\QuantValidation.rpt

Data File : J:\GC34\DATA\052721-HB\05270000003.D Vial: 1
 Signal(s) : Signal #1: ECD1A.ch Signal #2: ECD2B.ch
 Acq On : 27-May-2021, 17:30:34 Operator: TAP
 Sample : PENTA02-29F 100PPB CCV Inst : GCI
 Misc : Multiplr: 1.00
 Integration File signal 1: RTEINT.P
 Integration File signal 2: RTEINT2.P
 Quant Time: May 28 08:35:56 2021
 Quant Results File: 050621_8151.RES

Quant Method : J:\GC34\METHODS\050621_8151.M
 Quant Title : 103118_8151.m MJ215 CAL_KC1800
 QLast Update : Thu May 06 15:52:39 2021
 Response via : Initial Calibration
 DataAcq Meth:8151A-17.M

Volume Inj. : 2 uL
 Signal #1 Phase : Rtx-CLPesticides Signal #2 Phase: Rtx-CLPesticides2
 Signal #1 Info : 0.32 mm Signal #2 Info : 0.32 mm

Compound	RT#1	RT#2	Resp#1	Resp#2	ppb	ppb

System Monitoring Compounds						
2) s 2,4-Dichl...	10.043	9.683	82781901	39189008	103.705	86.382
Target Compounds						
1) m Dalapon	5.583	5.223	86829539	44940421	84.718	80.842
3) m Dicamba	10.277	9.897	290.2E6	138.3E6	112.195	94.116
4) m MCPP	10.427	9.960	38278446	17339744	11735.802	10050.390
5) m MCPA	10.590	10.200	51248219	24824036	10396.203	8862.667
6) m Dichloroprop	11.017	10.573	78388967	40086112	110.438	96.611
7) m 2,4-D	11.263	10.893	64314814	34939408	96.252	86.318
8) m 2,4,5-TP ...	12.187	11.753	327.9E6	164.4E6	112.551	97.634
9) m 2,4,5-T	12.480	12.147	210.6E6	106.2E6	97.527	85.480
10) m 2,4-DB	13.047	12.663	24196237	13045254	110.036	98.652
11) m Dinoseb	14.277	13.023	206.9E6	103.8E6	106.419	90.655

(f)=RT Delta > 1/2 Window (#)=Amounts differ by > 25% (m)=manual int.

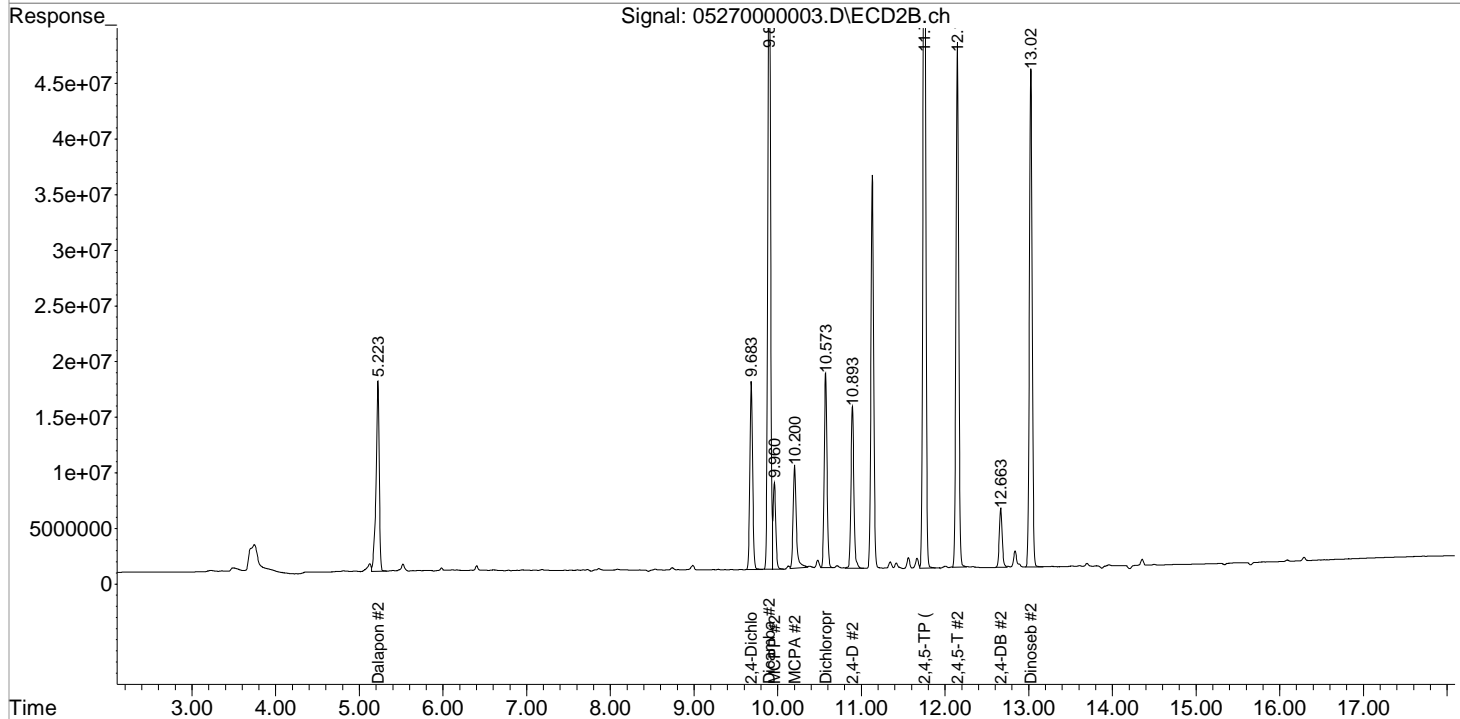
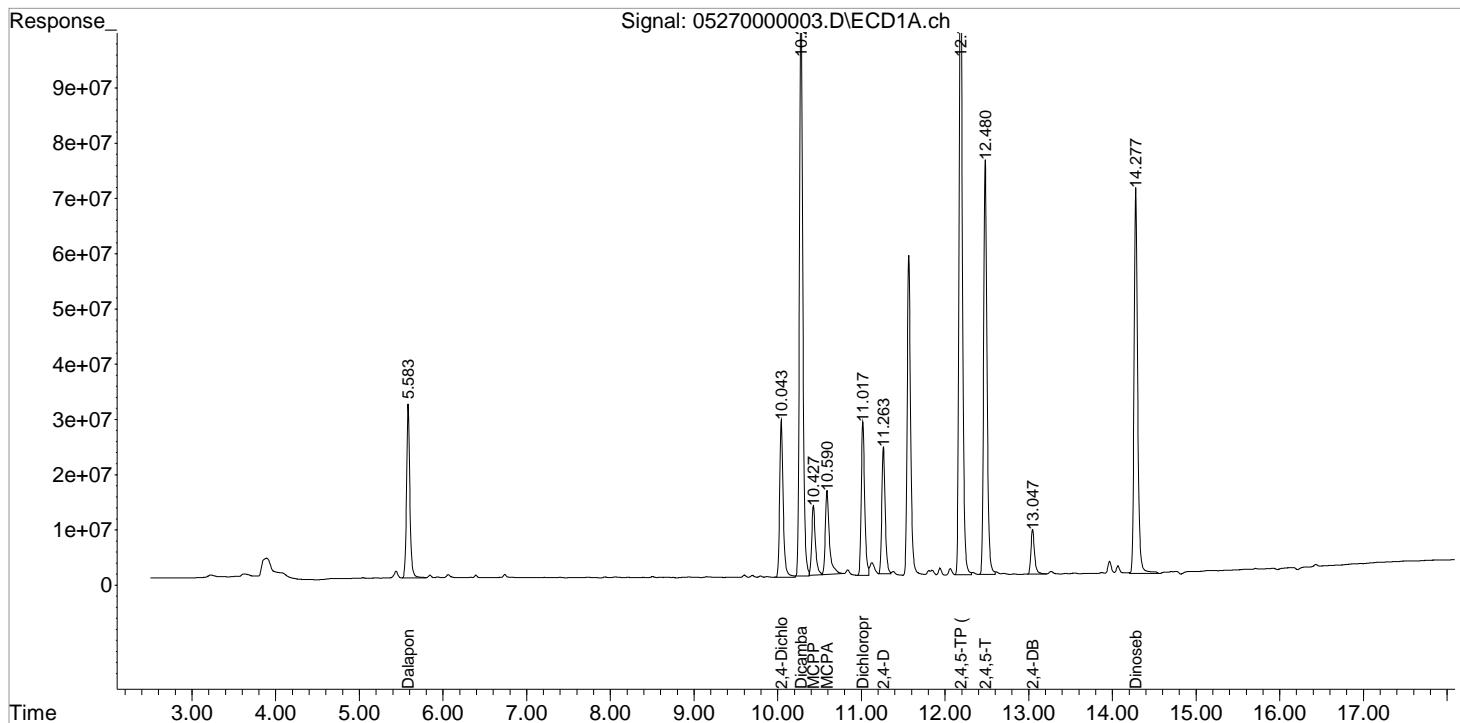
Data File : J:\GC34\DATA\052721-HB\05270000003.D
Signal(s) : Signal #1: ECD1A.ch Signal #2: ECD2B.ch
Acq On : 27-May-2021, 17:30:34
Sample : PENTA02-29F 100PPB CCV
Misc :
Integration File signal 1: RTEINT.P
Integration File signal 2: RTEINT2.P
Quant Time: May 28 08:35:56 2021
Quant Results File: 050621_8151.RES

Vial: 1

Operator: TAP
Inst : GCI
Multiplr: 1.00

Quant Method : J:\GC34\METHODS\050621_8151.M
Quant Title : 103118_8151.m MJ215 CAL_KC1800
QLast Update : Thu May 06 15:52:39 2021
Response via : Initial Calibration
DataAcq Meth:8151A-17.M

Volume Inj. : 2 uL
Signal #1 Phase : Rtx-CLPesticides Signal #2 Phase: Rtx-CLPesticides2
Signal #1 Info : 0.32 mm Signal #2 Info : 0.32 mm



Validation Report

1st *TP* 05/28/21
2nd *SW* 05/28/21

Data File: J:\GC34\DATA\052721-HB\05270000018.D\
Lab ID: KQ2109594-02
RunType: CCV
Matrix: Sediment

Date Acquired: 5/27/21 23:30:13
Batch ID: 725423
Analysis Method: 8151A/HERB

Validations

Validation Categories	Pass	Fail
ICAL Analyte Recovery	X	
Second Source ICAL Verification	X	
Above Highest ICAL Level	X	
Analyte Coelutions	X	

Primary Review: _____

Secondary Review: _____

Quantitation Report

1st *TP* 05/28/21
2nd *FW* 05/28/21

Data File: J:\GC34\DATA\052721-HB\0527000018.D\	Instrument: K-GC-34
Acqu Date: 5/27/21 23:30:13	Vial: 2
Run Type: CCV	Dilution: 1
Lab ID: KQ2109594-02	Raw Units: ppb

Bottle ID:	Tier: IV	Matrix: Sediment
Prod Code: HERB	Collect Date: 5/4/21	Receive Date: 5/6/21

Analysis Lot: 725423	Prep Lot:	Report Group: KQ2109594
Analysis Method: 8151A	Prep Method:	
	Prep Date:	

Title: Chlorinated Herbicides by GC	Calibration ID: KC2100249
	Report List ID: 18845

Surrogate Compounds

Parameter Name	RT 1	RT 2	Resp 1	Resp 2	Solution		% Rec		Rpt?
					Conc 1	Conc 2	1	2	
2,4-Dichlorophenylacetic Acid	10.04	9.69	87712371	41071634	109.882	90.532			Y

Target Compounds

Parameter Name	RT 1	RT 2	Resp 1	Resp 2	Solution		Final		Rpt?
					Conc 1	Conc 2	Conc 1	Conc 2	
2,4,5-TP (Silvex)	12.19	11.75	357407001	177686280	122.688	105.522	123	106	Y
2,4-D	11.26	10.89	74077827	37871045	110.863	93.561	111	93.6	Y

Prep Amount: 30.00 g **Dilution:** 1
Prep Final Amount: 50.00 mL **Basis Factor:** 100.00

U: Undetected at or above MDL
J: Analyte detected above MDL, but below MRL
B: Hit above MRL also found in Method Blank
E: Analyte concentration above high point of ICAL
N: Presumptive evidence of compound

D: Result from dilution
m: Manual integration performed
d: Compound manually deleted
NR: Analyte not reported from this analysis

*: Result fails acceptance criteria
#: Acceptance criteria not applicable
?: Insufficient information to determine acceptance
e: Result >= MRL, but MRL less than low point of ICAL
c: check for co-elution

Printed: 5/28/21 9:56

\\alprews001\starlims\LIMSReps\QuantValidation.rpt

Data File : J:\GC34\DATA\052721-HB\05270000018.D Vial: 1
 Signal(s) : Signal #1: ECD1A.ch Signal #2: ECD2B.ch
 Acq On : 27-May-2021, 23:30:13 Operator: TAP
 Sample : PENTA02-29F 100PPB CCV Inst : GCI
 Misc : Multiplr: 1.00
 Integration File signal 1: RTEINT.P
 Integration File signal 2: RTEINT2.P
 Quant Time: May 28 08:36:41 2021
 Quant Results File: 050621_8151.RES

Quant Method : J:\GC34\METHODS\050621_8151.M
 Quant Title : 103118_8151.m MJ215 CAL_KC1800
 QLast Update : Wed May 12 09:45:39 2021
 Response via : Initial Calibration
 DataAcq Meth:8151A-17.M

Volume Inj. : 2 uL
 Signal #1 Phase : Rtx-CLPesticides Signal #2 Phase: Rtx-CLPesticides2
 Signal #1 Info : 0.32 mm Signal #2 Info : 0.32 mm

Compound	RT#1	RT#2	Resp#1	Resp#2	ppb	ppb

System Monitoring Compounds						
2) s 2,4-Dichl...	10.043	9.687	87712371	41071634	109.882	90.532
Target Compounds						
1) m Dalapon	5.587	5.223	88944406	45525403	86.781	81.895
3) m Dicamba	10.280	9.900	305.5E6	144.6E6	118.142	98.373
4) m MCPP	10.427	9.963	40042583	17622488	12312.147	10226.490
5) m MCPA	10.590	10.203	53916049	25102592	10990.701	8972.043
6) m Dichloroprop	11.017	10.573	84106008	41246896	118.492	99.488
7) m 2,4-D	11.263	10.893	74077827	37871045	110.863	93.561
8) m 2,4,5-TP ...	12.187	11.753	357.4E6	177.7E6	122.688	105.522
9) m 2,4,5-T	12.480	12.147	242.6E6	120.2E6	112.342	96.730
10) m 2,4-DB	13.047	12.667	29073648	14465463	132.217	109.392
11) m Dinoseb	14.280	13.027	218.2E6	110.0E6	112.252	96.086

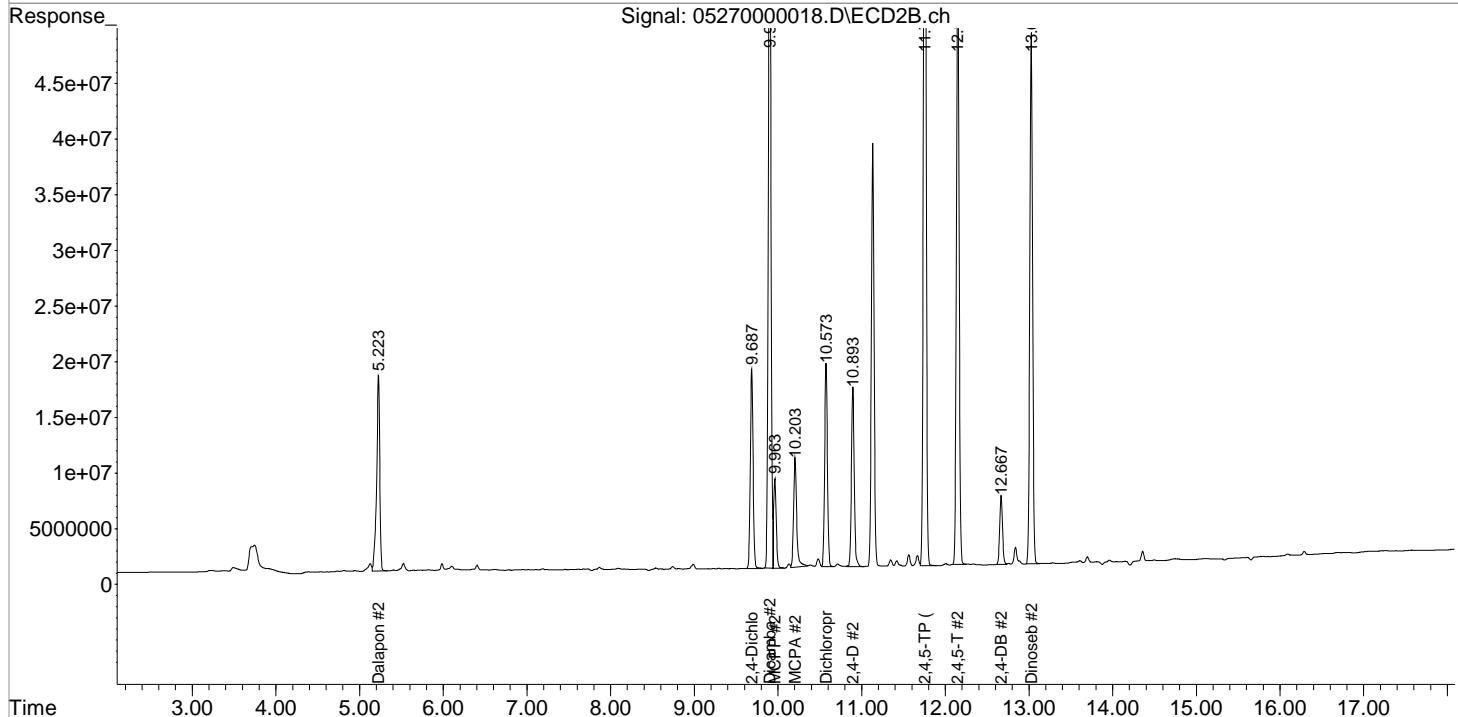
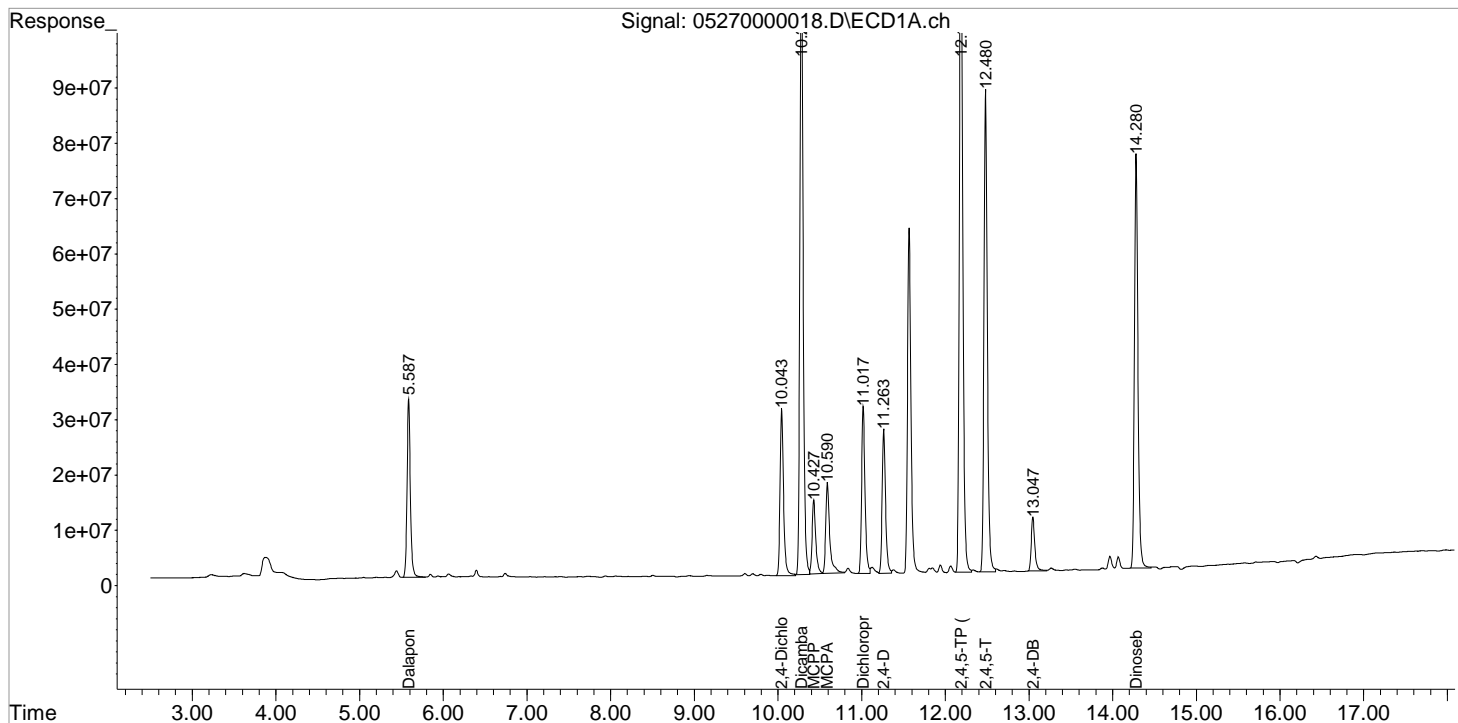
(f)=RT Delta > 1/2 Window (#)=Amounts differ by > 25% (m)=manual int.

Data File : J:\GC34\DATA\052721-HB\05270000018.D
 Signal(s) : Signal #1: ECD1A.ch Signal #2: ECD2B.ch
 Acq On : 27-May-2021, 23:30:13
 Sample : PENTA02-29F 100PPB CCV
 Misc :
 Integration File signal 1: RTEINT.P
 Integration File signal 2: RTEINT2.P
 Quant Time: May 28 08:36:41 2021
 Quant Results File: 050621_8151.RES

Vial: 1
 Operator: TAP
 Inst : GCI
 Multiplr: 1.00

Quant Method : J:\GC34\METHODS\050621_8151.M
 Quant Title : 103118_8151.m MJ215 CAL_KC1800
 QLast Update : Wed May 12 09:45:39 2021
 Response via : Initial Calibration
 DataAcq Meth:8151A-17.M

Volume Inj. : 2 uL
 Signal #1 Phase : Rtx-CLPesticides Signal #2 Phase: Rtx-CLPesticides2
 Signal #1 Info : 0.32 mm Signal #2 Info : 0.32 mm



Sequence Table (Front Injector):

Line	Location	SampleName	Method Name	Num Inj	SampleType
1	Vial 100	HB PRIMER	8151A-17	1	Sample
2	Vial 100	HB PRIMER	8151A-17	1	Sample
3	Vial 1	IB	8151A-17	1	Sample
4	Vial 2	PENTA02-29H 10 PPB	8151A-17	1	Sample
5	Vial 3	PENTA02-29I 25 PPB	8151A-17	1	Sample
6	Vial 4	PENTA02-29J 75 PPB	8151A-17	1	Sample
7	Vial 5	PENTA02-29K 100 PPB	8151A-17	1	Sample
8	Vial 6	PENTA02-29L 125 PPB	8151A-17	1	Sample
9	Vial 7	PENTA02-29M 150 PPB	8151A-17	1	Sample
10	Vial 8	PENTA02-29N 175 PPB	8151A-17	1	Sample
11	Vial 9	PENTA02-30A 200 PPB	8151A-17	1	Sample
12	Vial 10	PENTA02-29G 100 PPB ICV	8151A-17	1	Sample
13	Vial 1	IB	8151A-17	1	Sample

Data File : J:\GC34\DATA\050621-HB\05060000003.D Vial: 1
 Signal(s) : Signal #1: ECD1A.ch Signal #2: ECD2B.ch
 Acq On : 06-May-2021, 11:08:09 Operator: JTC
 Sample : IB Inst : GCI
 Misc : Multiplr: 1.00
 Integration File signal 1: RTEINT.P
 Integration File signal 2: RTEINT2.P
 Quant Time: May 06 15:53:00 2021
 Quant Results File: 050621_8151.RES

Quant Method : J:\GC34\METHODS\050621_8151.M
 Quant Title : 103118_8151.m MJ215 CAL_KC1800
 QLast Update : Thu May 06 15:52:39 2021
 Response via : Initial Calibration
 DataAcq Meth:8151A-17.M

Volume Inj. : 2 uL
 Signal #1 Phase : Rtx-CLPesticides Signal #2 Phase: Rtx-CLPesticides2
 Signal #1 Info : 0.32 mm Signal #2 Info : 0.32 mm

Compound	RT#1	RT#2	Resp#1	Resp#2	ppb	ppb
System Monitoring Compounds						
2) s 2,4-Dichl...	0.000	0.000	0	0	N.D.	N.D.
Target Compounds						
1) m Dalapon	5.650f	5.177f	278218	95141	0.271	0.171 #
3) m Dicamba	0.000	0.000	0	0	N.D.	N.D.
4) m MCPP	0.000	0.000	0	0	N.D.	N.D.
5) m MCPA	0.000	0.000	0	0	N.D.	N.D.
6) m Dichloroprop	0.000	10.600	0	1502414	N.D.	0.973 #
7) m 2,4-D	0.000	0.000	0	0	N.D.	N.D.
8) m 2,4,5-TP ...	0.000	0.000	0	0	N.D.	N.D.
9) m 2,4,5-T	0.000	0.000	0	0	N.D.	N.D.
10) m 2,4-DB	0.000	0.000	0	0	N.D.	N.D.
11) m Dinoseb	0.000	0.000	0	0	N.D.	N.D.

(f)=RT Delta > 1/2 Window (#)=Amounts differ by > 25% (m)=manual int.

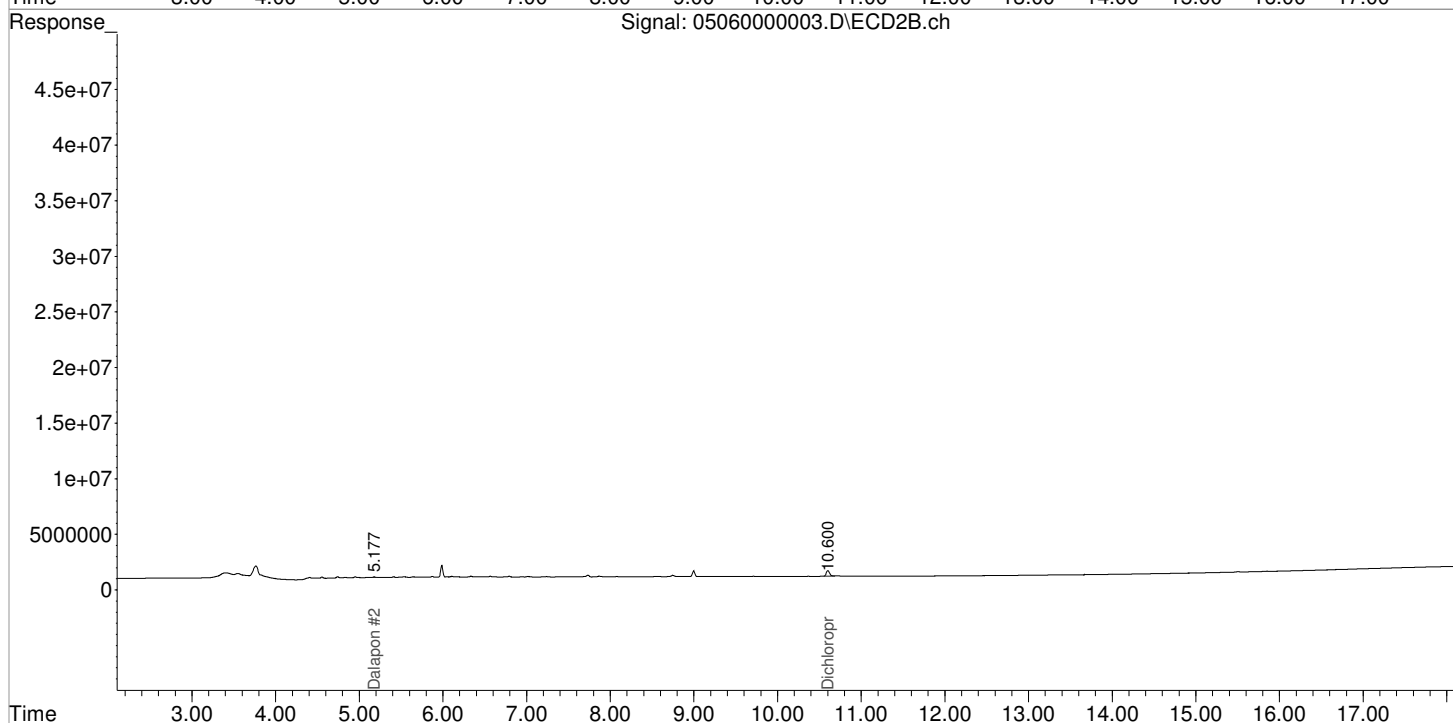
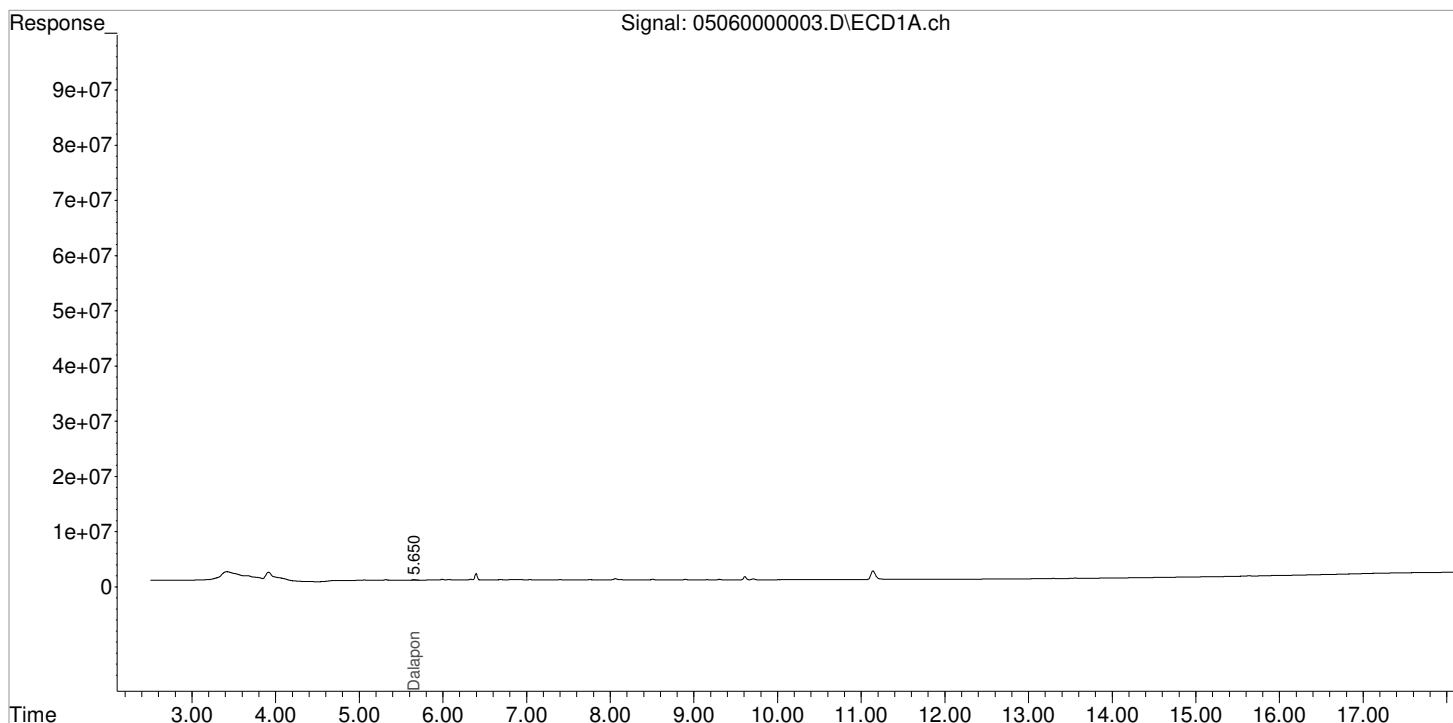
Data File : J:\GC34\DATA\050621-HB\05060000003.D
Signal(s) : Signal #1: ECD1A.ch Signal #2: ECD2B.ch
Acq On : 06-May-2021, 11:08:09
Sample : IB
Misc :

Vial: 1
Operator: JTC
Inst : GCI
Multiplr: 1.00

Integration File signal 1: RTEINT.P
Integration File signal 2: RTEINT2.P
Quant Time: May 06 15:53:00 2021
Quant Results File: 050621_8151.RES

Quant Method : J:\GC34\METHODS\050621_8151.M
Quant Title : 103118_8151.m MJ215 CAL_KC1800
QLast Update : Thu May 06 15:52:39 2021
Response via : Initial Calibration
DataAcq Meth:8151A-17.M

Volume Inj. : 2 uL
Signal #1 Phase : Rtx-CLPesticides Signal #2 Phase: Rtx-CLPesticides2
Signal #1 Info : 0.32 mm Signal #2 Info : 0.32 mm



Data File : J:\GC34\DATA\050621-HB\05060000004.D Vial: 2
 Signal(s) : Signal #1: ECD1A.ch Signal #2: ECD2B.ch
 Acq On : 06-May-2021, 11:32:20 Operator: JTC
 Sample : PENTA02-29H 10 PPB Inst : GCI
 Misc : Multiplr: 1.00
 Integration File signal 1: RTEINT.P
 Integration File signal 2: RTEINT2.P
 Quant Time: May 06 13:18:25 2021
 Quant Results File: 050621_8151.RES

Quant Method : J:\GC34\METHODS\050621_8151.M
 Quant Title : 103118_8151.m MJ215 CAL_KC1800
 QLast Update : Thu May 06 13:18:05 2021
 Response via : Initial Calibration
 DataAcq Meth:8151A-17.M

Volume Inj. : 2 uL
 Signal #1 Phase : Rtx-CLPesticides Signal #2 Phase: Rtx-CLPesticides2
 Signal #1 Info : 0.32 mm Signal #2 Info : 0.32 mm

Compound	RT#1	RT#2	Resp#1	Resp#2	ppb	ppb
System Monitoring Compounds						
2) s 2,4-Dichl...	10.053	9.697	7346212	4609674	9.104	10.869
Target Compounds						
1) m Dalapon	5.597	5.237	10092232	5965081	10.523	11.756
3) m Dicamba	10.290	9.910	21119770	13316308	8.225	9.811
4) m MCPP	10.437	9.973	4802139	2315537	680.332	900.307 #
5) m MCPA	10.603	10.213	7821465	4008211	844.876	765.726
6) m Dichloroprop	11.030	10.587	6781972	5431372	9.388	10.005
7) m 2,4-D	11.277	10.907	5557251	3692787	7.756	9.461
8) m 2,4,5-TP ...	12.200	11.767	22470601	14335364	7.326	9.049
9) m 2,4,5-T	12.497	12.163	14959153	9702270	5.979	7.681 #
10) m 2,4-DB	13.063	12.683	1812178	1128367	5.391	6.571
11) m Dinoseb	14.297	13.040	18023759	11604338	8.893	10.826

(f)=RT Delta > 1/2 Window (#)=Amounts differ by > 25% (m)=manual int.

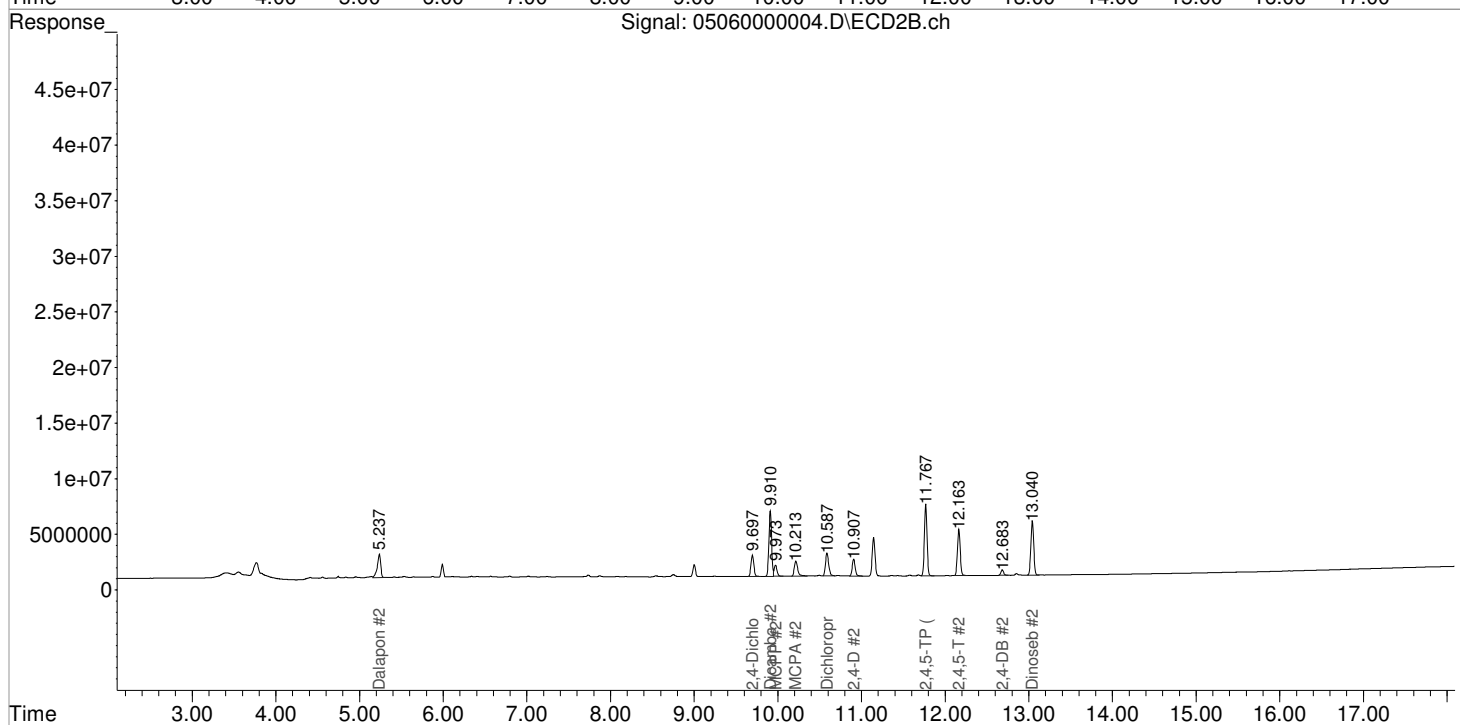
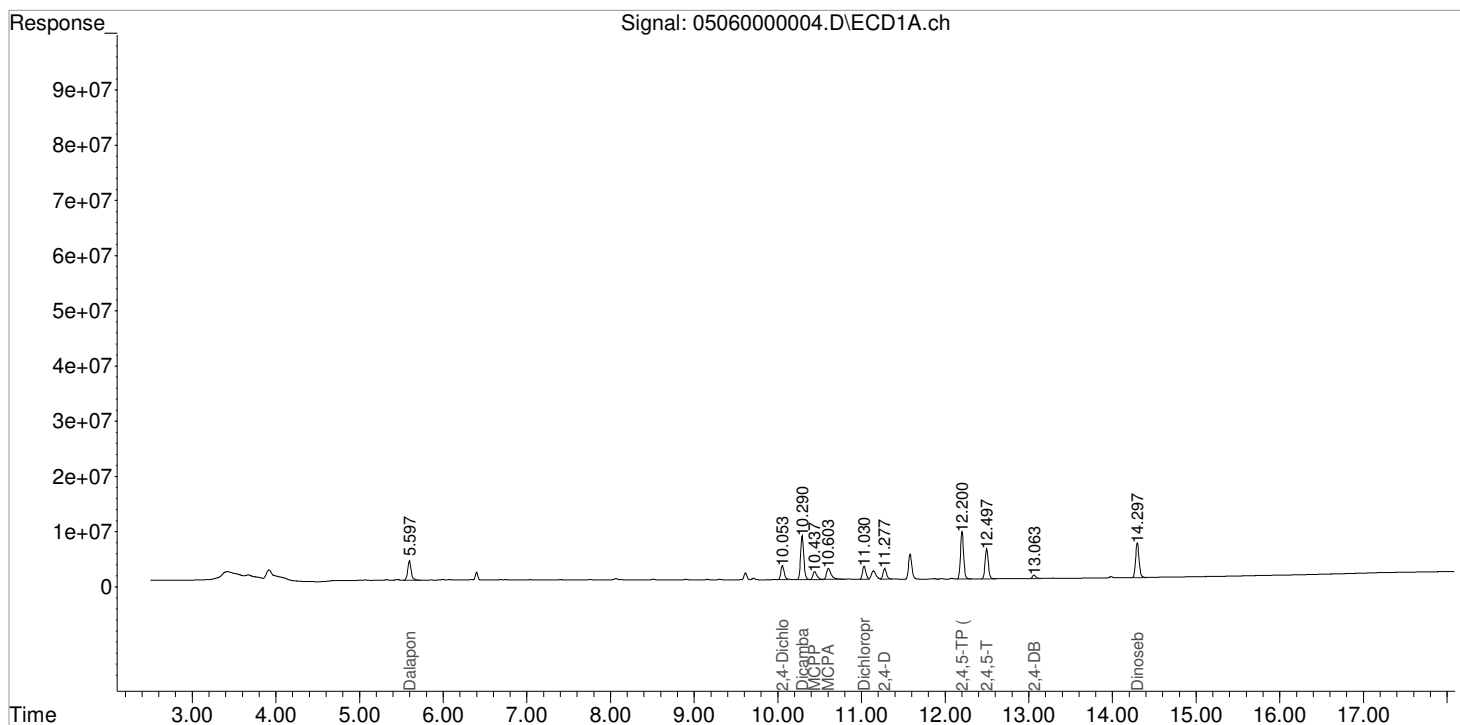
Data File : J:\GC34\DATA\050621-HB\05060000004.D
Signal(s) : Signal #1: ECD1A.ch Signal #2: ECD2B.ch
Acq On : 06-May-2021, 11:32:20
Sample : PENTA02-29H 10 PPB
Misc :
Integration File signal 1: RTEINT.P
Integration File signal 2: RTEINT2.P
Quant Time: May 06 13:18:25 2021
Quant Results File: 050621_8151.RES

Vial: 2

Operator: JTC
Inst : GCI
Multiplr: 1.00

Quant Method : J:\GC34\METHODS\050621_8151.M
Quant Title : 103118_8151.m MJ215 CAL_KC1800
QLast Update : Thu May 06 13:18:05 2021
Response via : Initial Calibration
DataAcq Meth:8151A-17.M

Volume Inj. : 2 uL
Signal #1 Phase : Rtx-CLPesticides Signal #2 Phase: Rtx-CLPesticides2
Signal #1 Info : 0.32 mm Signal #2 Info : 0.32 mm



Data File : J:\GC34\DATA\050621-HB\05060000005.D Vial: 3
 Signal(s) : Signal #1: ECD1A.ch Signal #2: ECD2B.ch
 Acq On : 06-May-2021, 11:56:24 Operator: JTC
 Sample : PENTA02-29I 25 PPB Inst : GCI
 Misc : Multiplr: 1.00
 Integration File signal 1: RTEINT.P
 Integration File signal 2: RTEINT2.P
 Quant Time: May 06 13:18:27 2021
 Quant Results File: 050621_8151.RES

Quant Method : J:\GC34\METHODS\050621_8151.M
 Quant Title : 103118_8151.m MJ215 CAL_KC1800
 QLast Update : Tue Apr 13 16:53:24 2021
 Response via : Initial Calibration
 DataAcq Meth:8151A-17.M

Volume Inj. : 2 uL
 Signal #1 Phase : Rtx-CLPesticides Signal #2 Phase: Rtx-CLPesticides2
 Signal #1 Info : 0.32 mm Signal #2 Info : 0.32 mm

Compound	RT#1	RT#2	Resp#1	Resp#2	ppb	ppb
System Monitoring Compounds						
2) s 2,4-Dichl...	10.047	9.690	19017345	11264046	23.568	26.559
Target Compounds						
1) m Dalapon	5.590	5.230	25290160	14284873	26.370	28.152
3) m Dicamba	10.283	9.903	59600720	35157935	23.213	25.903
4) m MCPP	10.433	9.967	10110364	5245236	2442.005	2810.819
5) m MCPA	10.597	10.210	16042531	8740132	2396.774	2746.297
6) m Dichloroprop	11.027	10.580	17283481	11337536	23.925	25.877
7) m 2,4-D	11.270	10.900	14756495	9741772	20.595	24.958
8) m 2,4,5-TP ...	12.197	11.763	66389729	39784898	21.646	25.114
9) m 2,4,5-T	12.490	12.157	46310217	27795095	18.509	22.005
10) m 2,4-DB	13.057	12.677	5018867	3091651	14.930	18.004
11) m Dinoseb	14.290	13.037	47205668	28921236	23.292	26.982

(f)=RT Delta > 1/2 Window (#)=Amounts differ by > 25% (m)=manual int.

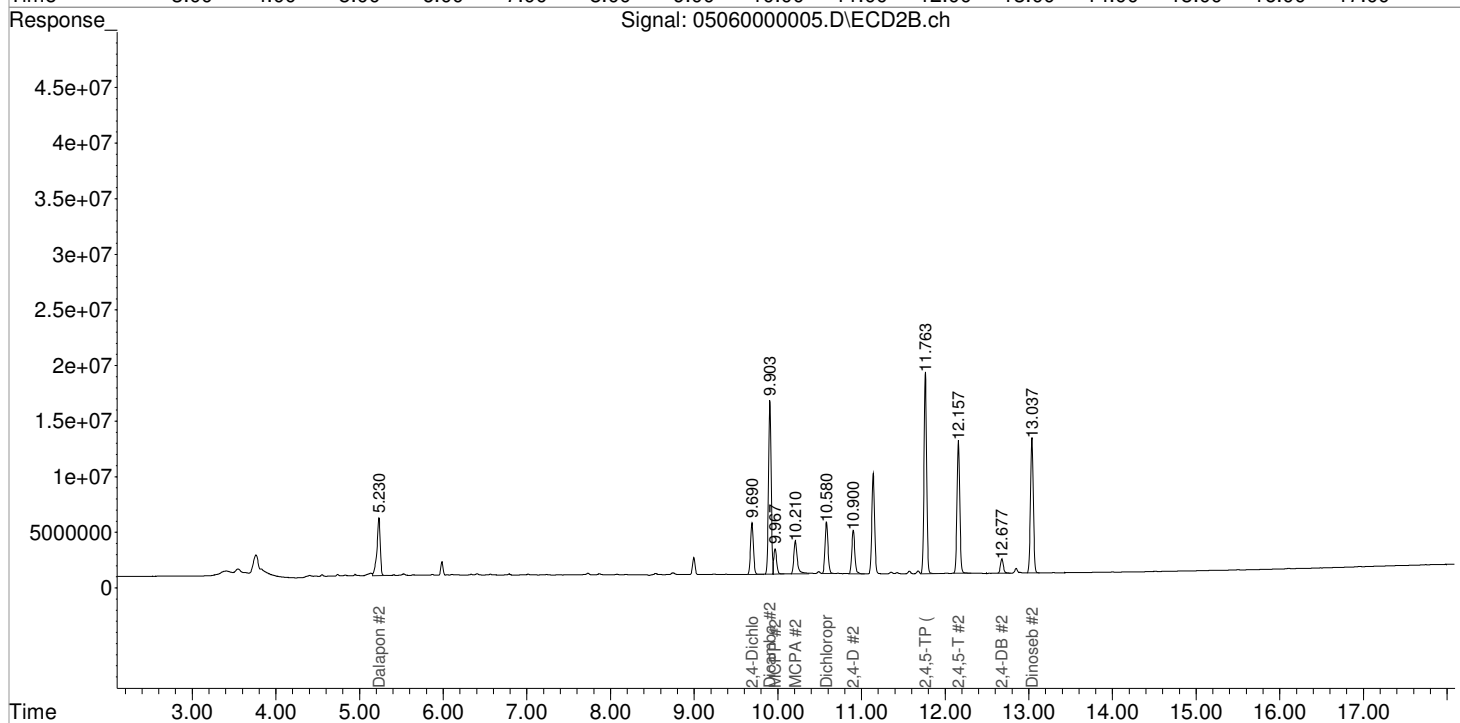
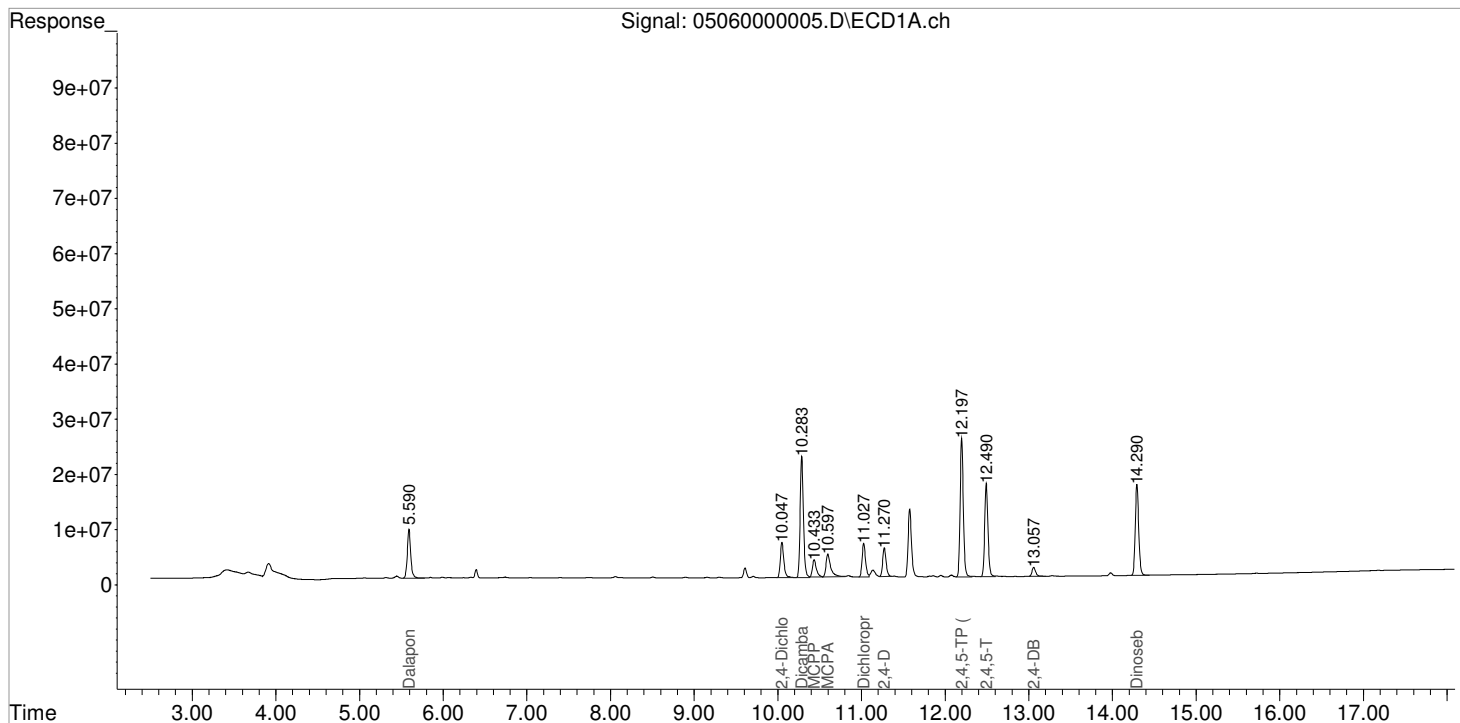
Data File : J:\GC34\DATA\050621-HB\05060000005.D
 Signal(s) : Signal #1: ECD1A.ch Signal #2: ECD2B.ch
 Acq On : 06-May-2021, 11:56:24
 Sample : PENTA02-29I 25 PPB
 Misc :
 Integration File signal 1: RTEINT.P
 Integration File signal 2: RTEINT2.P
 Quant Time: May 06 13:18:27 2021
 Quant Results File: 050621_8151.RES

Vial: 3

Operator: JTC
 Inst : GCI
 Multiplr: 1.00

Quant Method : J:\GC34\METHODS\050621_8151.M
 Quant Title : 103118_8151.m MJ215 CAL_KC1800
 QLast Update : Tue Apr 13 16:53:24 2021
 Response via : Initial Calibration
 DataAcq Meth:8151A-17.M

Volume Inj. : 2 uL
 Signal #1 Phase : Rtx-CLPesticides Signal #2 Phase: Rtx-CLPesticides2
 Signal #1 Info : 0.32 mm Signal #2 Info : 0.32 mm



Data File : J:\GC34\DATA\050621-HB\05060000006.D Vial: 4
 Signal(s) : Signal #1: ECD1A.ch Signal #2: ECD2B.ch
 Acq On : 06-May-2021, 12:20:23 Operator: JTC
 Sample : PENTA02-29J 75 PPB Inst : GCI
 Misc : Multiplr: 1.00
 Integration File signal 1: RTEINT.P
 Integration File signal 2: RTEINT2.P
 Quant Time: May 06 13:18:31 2021
 Quant Results File: 050621_8151.RES

Quant Method : J:\GC34\METHODS\050621_8151.M
 Quant Title : 103118_8151.m MJ215 CAL_KC1800
 QLast Update : Tue Apr 13 16:53:24 2021
 Response via : Initial Calibration
 DataAcq Meth:8151A-17.M

Volume Inj. : 2 uL
 Signal #1 Phase : Rtx-CLPesticides Signal #2 Phase: Rtx-CLPesticides2
 Signal #1 Info : 0.32 mm Signal #2 Info : 0.32 mm

Compound	RT#1	RT#2	Resp#1	Resp#2	ppb	ppb
System Monitoring Compounds						
2) s 2,4-Dichl...	10.047	9.690	51766264	29199264	64.154	68.847
Target Compounds						
1) m Dalapon	5.590	5.230	67713602	36567575	70.606	72.067
3) m Dicamba	10.283	9.903	177.5E6	99633861	69.136	73.407
4) m MCPP	10.433	9.967	23705007	12689996	6953.744	7665.689
5) m MCPA	10.597	10.210	36024433	20117838	6364.316	7508.497
6) m Dichloroprop	11.027	10.580	48762263	28630160	67.501	72.347
7) m 2,4-D	11.270	10.900	45466152	27028500	63.456	69.246
8) m 2,4,5-TP ...	12.197	11.763	200.7E6	115.3E6	65.450	72.776
9) m 2,4,5-T	12.490	12.157	146.8E6	83779943	58.657	66.327
10) m 2,4-DB	13.057	12.677	14711944	8920297	43.765	51.946
11) m Dinoseb	14.290	13.037	131.6E6	77023868	64.947	71.858

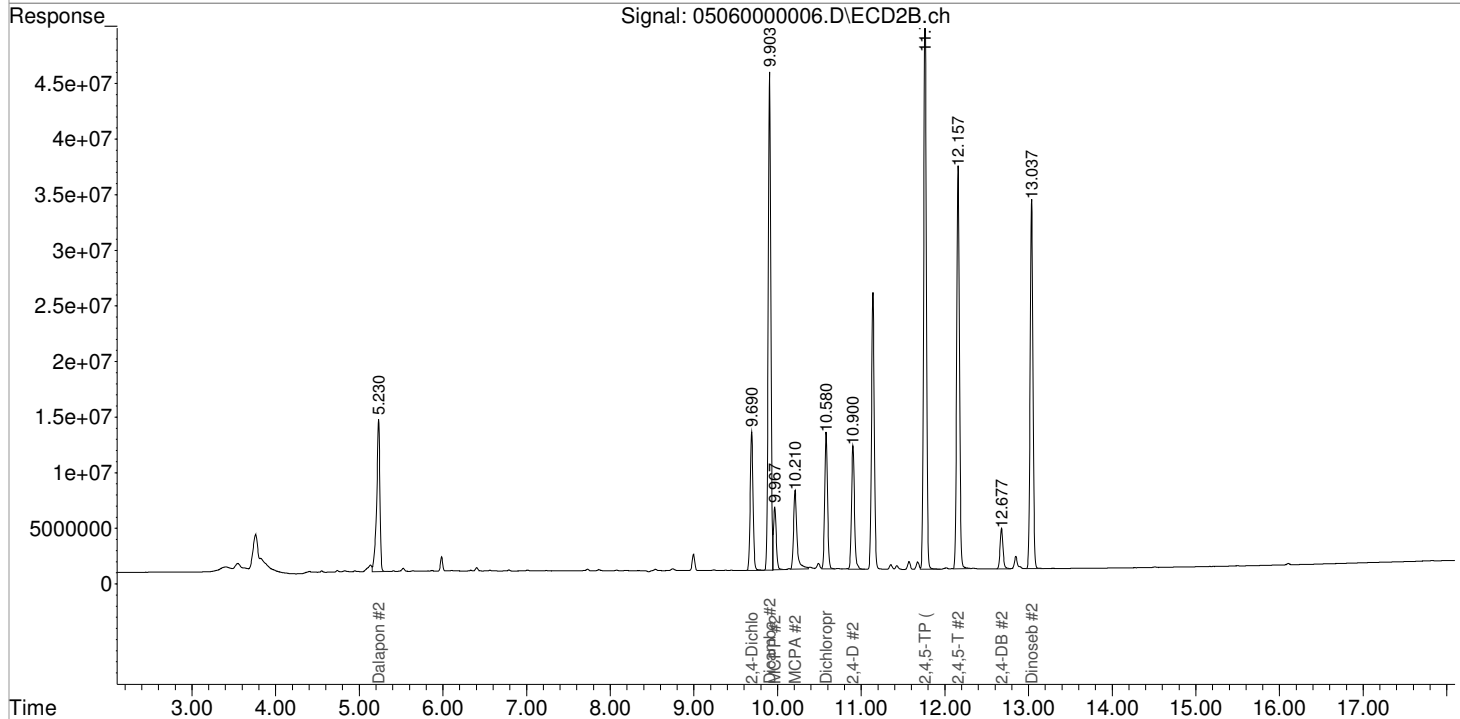
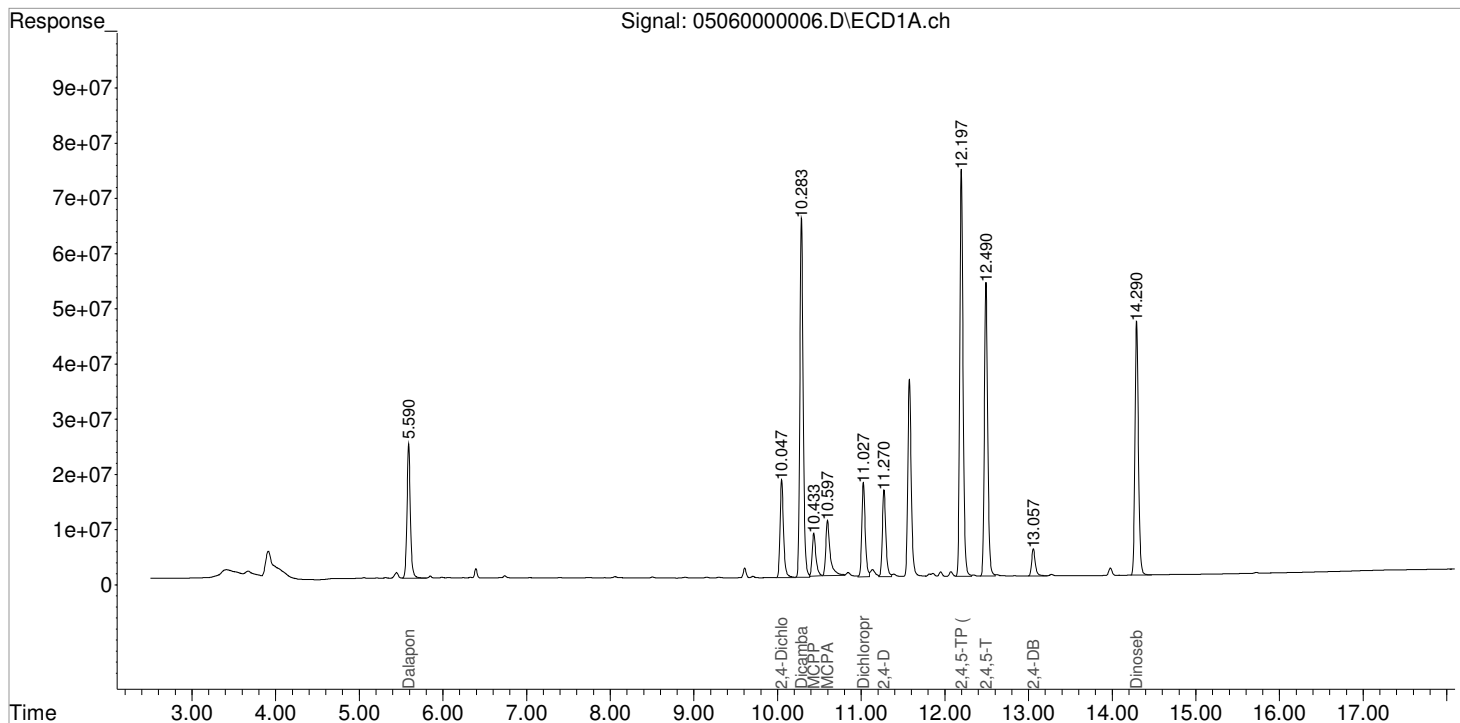
(f)=RT Delta > 1/2 Window (#)=Amounts differ by > 25% (m)=manual int.

Data File : J:\GC34\DATA\050621-HB\05060000006.D
Signal(s) : Signal #1: ECD1A.ch Signal #2: ECD2B.ch
Acq On : 06-May-2021, 12:20:23
Sample : PENTA02-29J 75 PPB
Misc :
Integration File signal 1: RTEINT.P
Integration File signal 2: RTEINT2.P
Quant Time: May 06 13:18:31 2021
Quant Results File: 050621_8151.RES

Vial: 4
Operator: JTC
Inst : GCI
Multiplr: 1.00

Quant Method : J:\GC34\METHODS\050621_8151.M
Quant Title : 103118_8151.m MJ215 CAL_KC1800
QLast Update : Tue Apr 13 16:53:24 2021
Response via : Initial Calibration
DataAcq Meth:8151A-17.M

Volume Inj. : 2 uL
Signal #1 Phase : Rtx-CLPesticides Signal #2 Phase: Rtx-CLPesticides2
Signal #1 Info : 0.32 mm Signal #2 Info : 0.32 mm



Data File : J:\GC34\DATA\050621-HB\05060000007.D Vial: 5
 Signal(s) : Signal #1: ECD1A.ch Signal #2: ECD2B.ch
 Acq On : 06-May-2021, 12:44:18 Operator: JTC
 Sample : PENTA02-29K 100 PPB Inst : GCI
 Misc : Multiplr: 1.00
 Integration File signal 1: RTEINT.P
 Integration File signal 2: RTEINT2.P
 Quant Time: May 06 13:18:33 2021
 Quant Results File: 050621_8151.RES

Quant Method : J:\GC34\METHODS\050621_8151.M
 Quant Title : 103118_8151.m MJ215 CAL_KC1800
 QLast Update : Tue Apr 13 16:53:24 2021
 Response via : Initial Calibration
 DataAcq Meth:8151A-17.M

Volume Inj. : 2 uL
 Signal #1 Phase : Rtx-CLPesticides Signal #2 Phase: Rtx-CLPesticides2
 Signal #1 Info : 0.32 mm Signal #2 Info : 0.32 mm

Compound	RT#1	RT#2	Resp#1	Resp#2	ppb	ppb
System Monitoring Compounds						
2) s 2,4-Dichl...	10.050	9.690	70349854	39203228	87.185	92.435
Target Compounds						
1) m Dalapon	5.590	5.230	91568936	48876216	95.480	96.324
3) m Dicamba	10.287	9.903	243.6E6	136.5E6	94.862	100.558
4) m MCPP	10.433	9.967	31164571	16131014	9429.396	9909.643
5) m MCPA	10.597	10.210	46563042	26146775	8585.974	10031.940
6) m Dichloroprop	11.027	10.580	64941458	38455734	89.898	98.751
7) m 2,4-D	11.270	10.900	61027344	37001862	85.174	94.798
8) m 2,4,5-TP ...	12.197	11.763	278.6E6	158.6E6	90.829	100.130
9) m 2,4,5-T	12.490	12.157	206.0E6	117.0E6	82.320	92.605
10) m 2,4-DB	13.057	12.677	20258187	12246002	60.264	71.312
11) m Dinoseb	14.293	13.037	180.1E6	104.3E6	88.869	97.264

(f)=RT Delta > 1/2 Window (#)=Amounts differ by > 25% (m)=manual int.

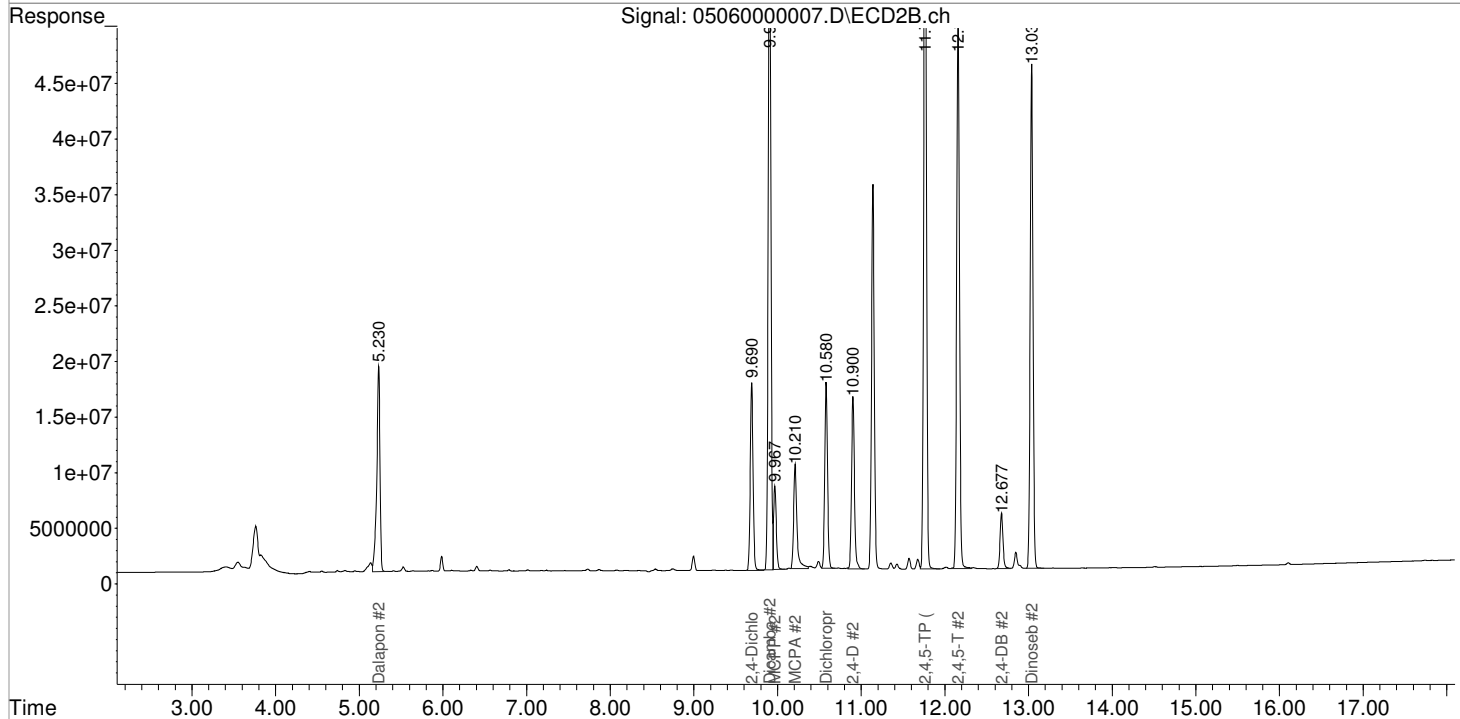
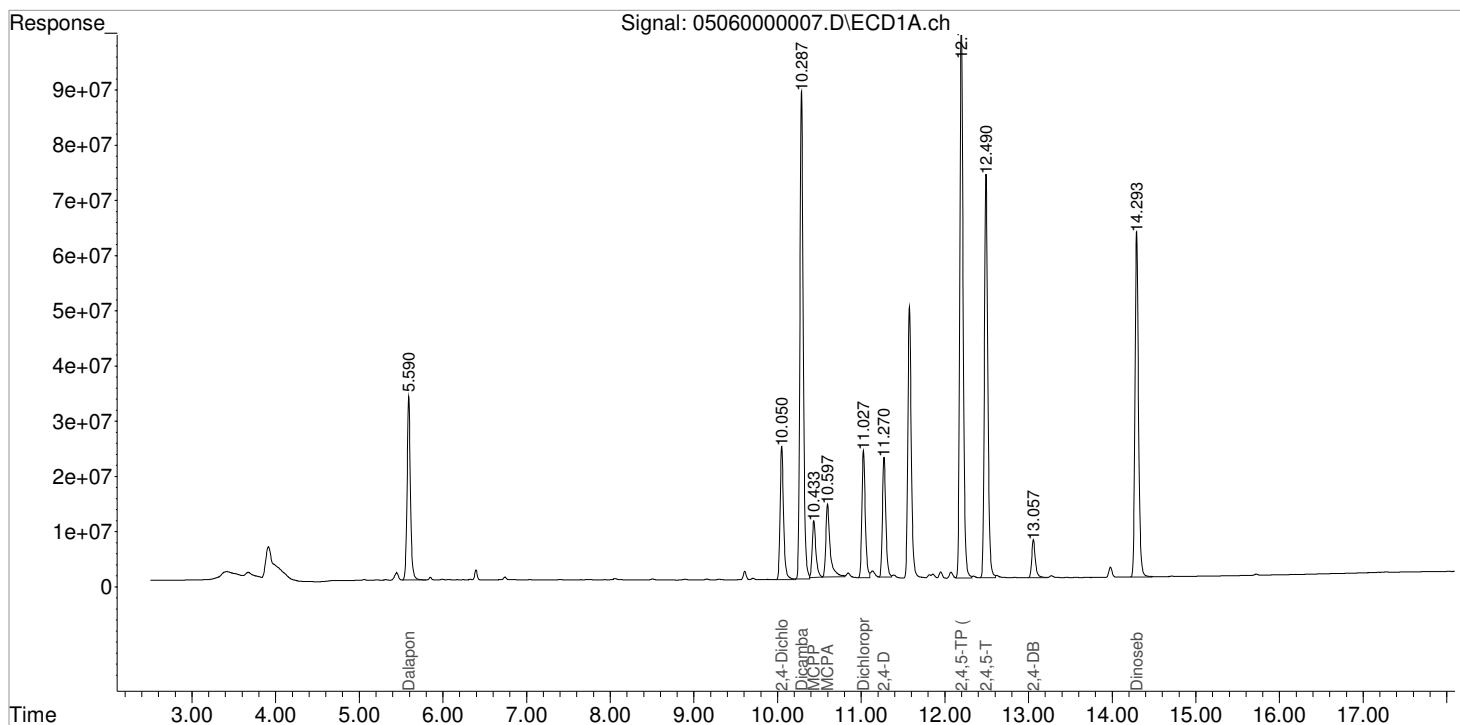
Data File : J:\GC34\DATA\050621-HB\05060000007.D
Signal(s) : Signal #1: ECD1A.ch Signal #2: ECD2B.ch
Acq On : 06-May-2021, 12:44:18
Sample : PENTA02-29K 100 PPB
Misc :
Integration File signal 1: RTEINT.P
Integration File signal 2: RTEINT2.P
Quant Time: May 06 13:18:33 2021
Quant Results File: 050621_8151.RES

Vial: 5

Operator: JTC
Inst : GCI
Multiplr: 1.00

Quant Method : J:\GC34\METHODS\050621_8151.M
Quant Title : 103118_8151.m MJ215 CAL_KC1800
QLast Update : Tue Apr 13 16:53:24 2021
Response via : Initial Calibration
DataAcq Meth:8151A-17.M

Volume Inj. : 2 uL
Signal #1 Phase : Rtx-CLPesticides Signal #2 Phase: Rtx-CLPesticides2
Signal #1 Info : 0.32 mm Signal #2 Info : 0.32 mm



Data File : J:\GC34\DATA\050621-HB\05060000008.D Vial: 6
 Signal(s) : Signal #1: ECD1A.ch Signal #2: ECD2B.ch
 Acq On : 06-May-2021, 13:08:11 Operator: JTC
 Sample : PENTA02-29L 125 PPB Inst : GCI
 Misc : Multiplr: 1.00
 Integration File signal 1: RTEINT.P
 Integration File signal 2: RTEINT2.P
 Quant Time: May 06 15:32:33 2021
 Quant Results File: 050621_8151.RES

Quant Method : J:\GC34\METHODS\050621_8151.M
 Quant Title : 103118_8151.m MJ215 CAL_KC1800
 QLast Update : Tue Apr 13 16:53:24 2021
 Response via : Initial Calibration
 DataAcq Meth:8151A-17.M

Volume Inj. : 2 uL
 Signal #1 Phase : Rtx-CLPesticides Signal #2 Phase: Rtx-CLPesticides2
 Signal #1 Info : 0.32 mm Signal #2 Info : 0.32 mm

Compound	RT#1	RT#2	Resp#1	Resp#2	ppb	ppb
System Monitoring Compounds						
2) s 2,4-Dichl...	10.050	9.690	88784421	49264861	110.031	116.158
Target Compounds						
1) m Dalapon	5.590	5.233	113.4E6	59894914	118.197	118.040
3) m Dicamba	10.287	9.903	311.6E6	173.6E6	121.343	127.927
4) m MCPP	10.433	9.967	38269446	20201531	11787.335	12564.104
5) m MCPA	10.597	10.210	57297558	32103973	10957.559	12525.357
6) m Dichloroprop	11.027	10.580	82512251	48261533	114.221	125.102
7) m 2,4-D	11.273	10.903	81250421	47279514	113.399	121.129
8) m 2,4,5-TP ...	12.197	11.763	358.2E6	203.0E6	116.779	128.168
9) m 2,4,5-T	12.490	12.157	268.9E6	151.7E6	107.482	120.084
10) m 2,4-DB	13.057	12.677	26494780	15886130	78.816	92.510
11) m Dinoseb	14.290	13.037	229.2E6	132.0E6	113.095	123.108

(f)=RT Delta > 1/2 Window (#)=Amounts differ by > 25% (m)=manual int.

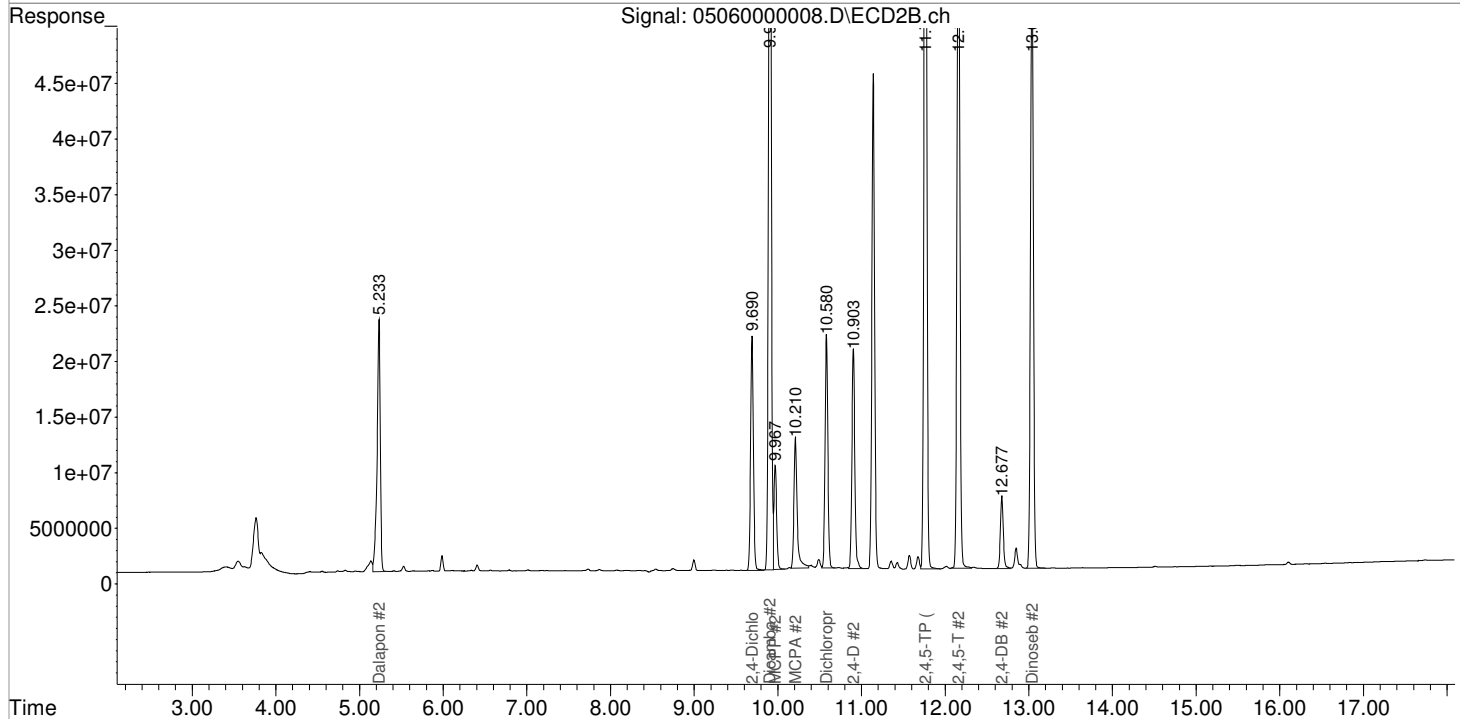
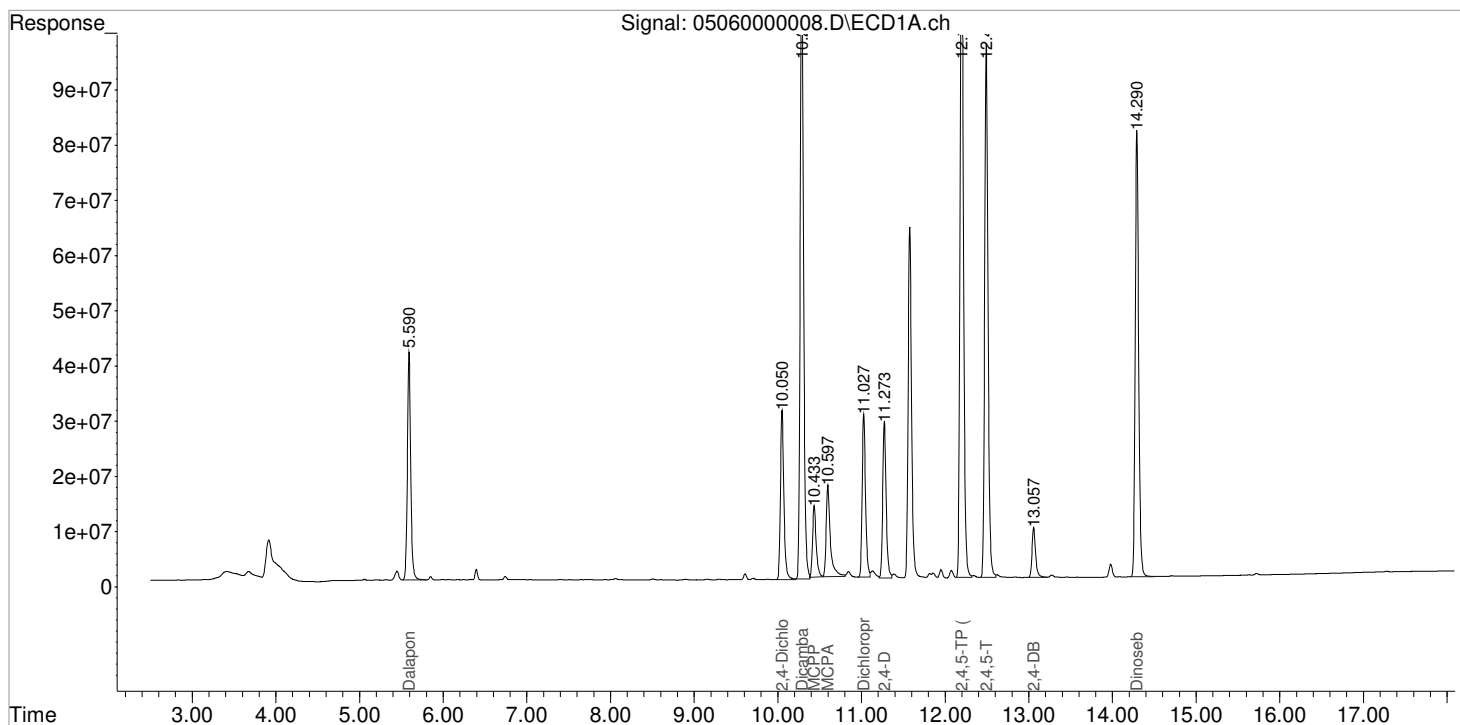
Data File : J:\GC34\DATA\050621-HB\05060000008.D
Signal(s) : Signal #1: ECD1A.ch Signal #2: ECD2B.ch
Acq On : 06-May-2021, 13:08:11
Sample : PENTA02-29L 125 PPB
Misc :
Integration File signal 1: RTEINT.P
Integration File signal 2: RTEINT2.P
Quant Time: May 06 15:32:33 2021
Quant Results File: 050621_8151.RES

Vial: 6

Operator: JTC
Inst : GCI
Multiplr: 1.00

Quant Method : J:\GC34\METHODS\050621_8151.M
Quant Title : 103118_8151.m MJ215 CAL_KC1800
QLast Update : Tue Apr 13 16:53:24 2021
Response via : Initial Calibration
DataAcq Meth:8151A-17.M

Volume Inj. : 2 uL
Signal #1 Phase : Rtx-CLPesticides Signal #2 Phase: Rtx-CLPesticides2
Signal #1 Info : 0.32 mm Signal #2 Info : 0.32 mm



Data File : J:\GC34\DATA\050621-HB\05060000009.D Vial: 7
 Signal(s) : Signal #1: ECD1A.ch Signal #2: ECD2B.ch
 Acq On : 06-May-2021, 13:32:07 Operator: JTC
 Sample : PENTA02-29M 150 PPB Inst : GCI
 Misc : Multiplr: 1.00
 Integration File signal 1: RTEINT.P
 Integration File signal 2: RTEINT2.P
 Quant Time: May 06 15:32:36 2021
 Quant Results File: 050621_8151.RES

Quant Method : J:\GC34\METHODS\050621_8151.M
 Quant Title : 103118_8151.m MJ215 CAL_KC1800
 QLast Update : Tue Apr 13 16:53:24 2021
 Response via : Initial Calibration
 DataAcq Meth:8151A-17.M

Volume Inj. : 2 uL
 Signal #1 Phase : Rtx-CLPesticides Signal #2 Phase: Rtx-CLPesticides2
 Signal #1 Info : 0.32 mm Signal #2 Info : 0.32 mm

Compound	RT#1	RT#2	Resp#1	Resp#2	ppb	ppb
System Monitoring Compounds						
2) s 2,4-Dichl...	10.050	9.690	107.2E6	59361041	132.852	139.964
Target Compounds						
1) m Dalapon	5.590	5.233	136.3E6	71696219	142.103	141.298
3) m Dicamba	10.287	9.907	379.8E6	210.9E6	147.908	155.363
4) m MCPP	10.433	9.967	45103329	23931941	14055.338	14996.776
5) m MCPA	10.597	10.210	67173083	38091222	13251.191	15031.352
6) m Dichloroprop	11.027	10.580	100.5E6	58321947	139.134	152.137
7) m 2,4-D	11.270	10.900	99445417	58352940	138.793	149.499
8) m 2,4,5-TP ...	12.197	11.763	440.2E6	250.0E6	143.528	157.803
9) m 2,4,5-T	12.490	12.157	336.3E6	188.6E6	134.426	149.289
10) m 2,4-DB	13.057	12.677	32434775	19240547	96.486	112.043
11) m Dinoseb	14.290	13.037	278.0E6	160.5E6	137.158	149.713

(f)=RT Delta > 1/2 Window (#)=Amounts differ by > 25% (m)=manual int.

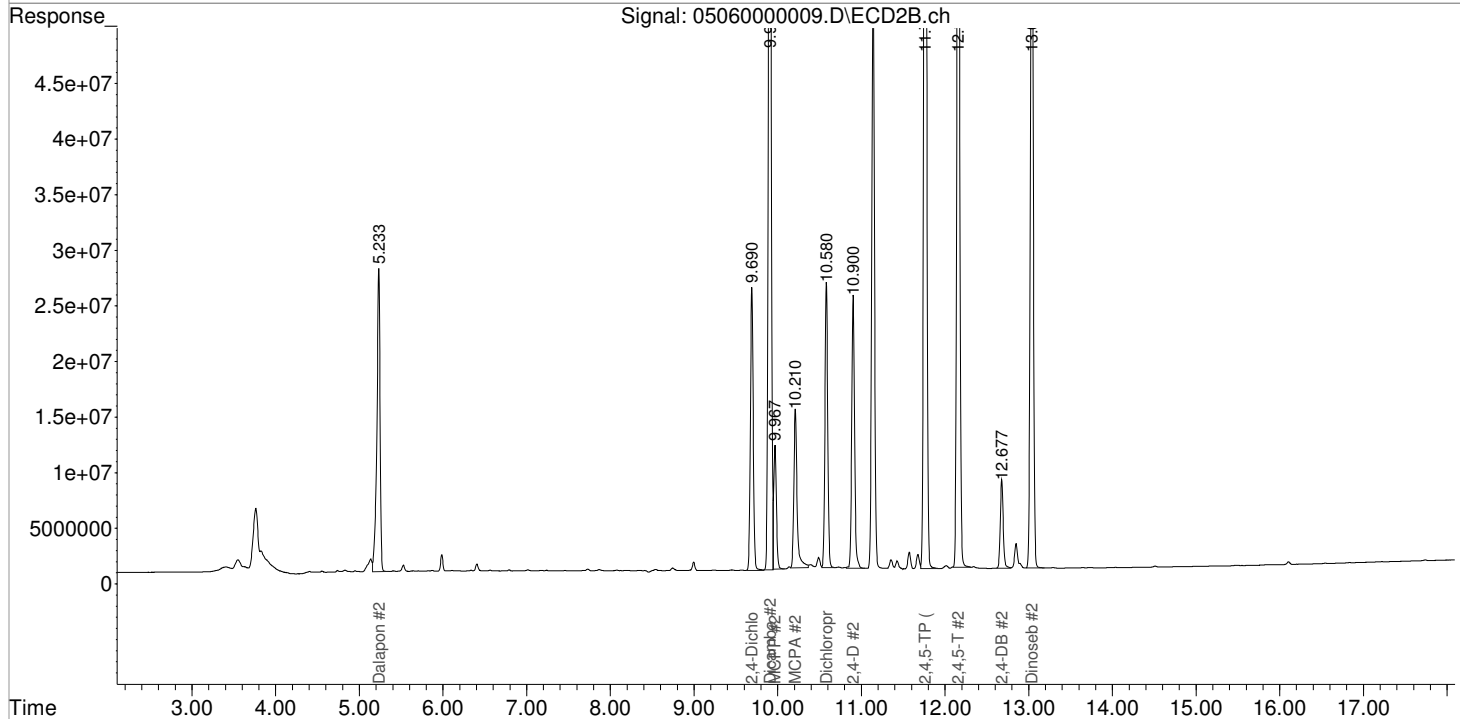
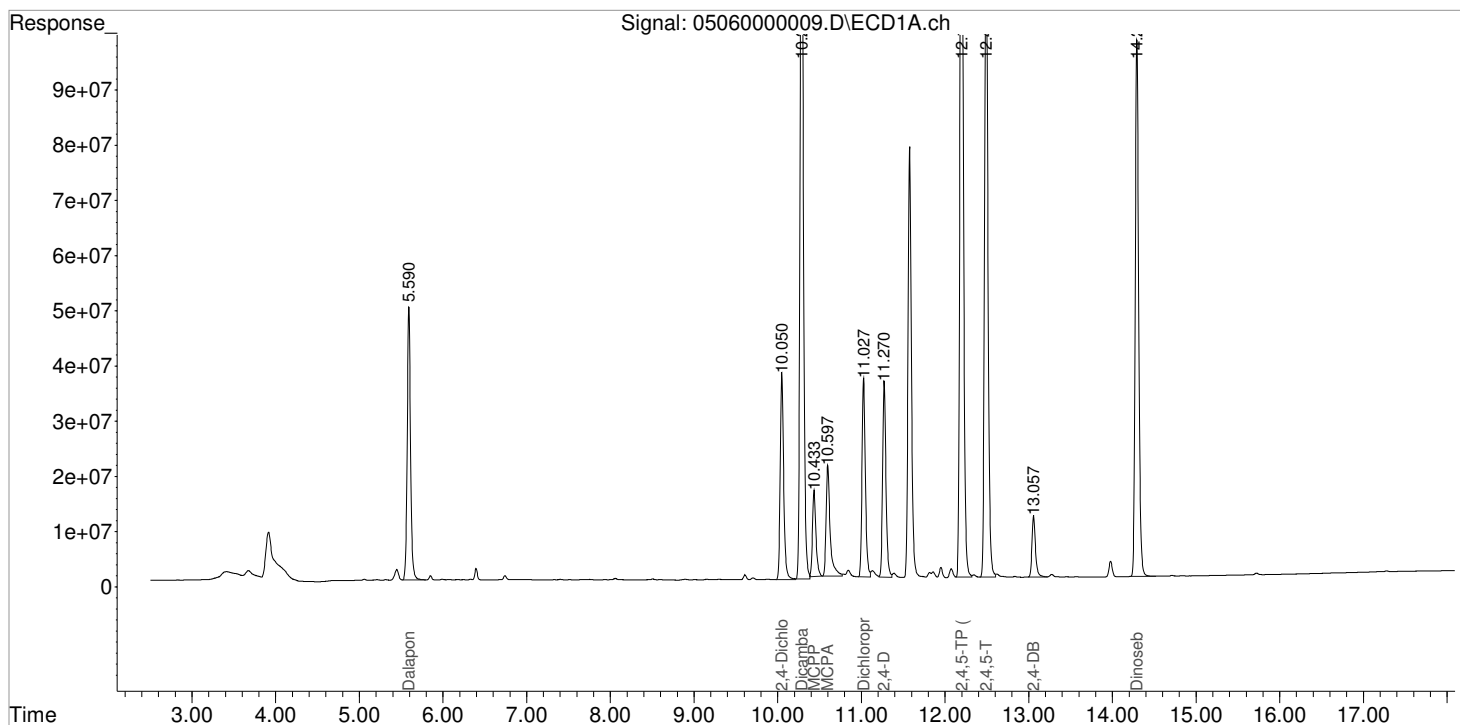
Data File : J:\GC34\DATA\050621-HB\05060000009.D
Signal(s) : Signal #1: ECD1A.ch Signal #2: ECD2B.ch
Acq On : 06-May-2021, 13:32:07
Sample : PENTA02-29M 150 PPB
Misc :
Integration File signal 1: RTEINT.P
Integration File signal 2: RTEINT2.P
Quant Time: May 06 15:32:36 2021
Quant Results File: 050621_8151.RES

Vial: 7

Operator: JTC
Inst : GCI
Multiplr: 1.00

Quant Method : J:\GC34\METHODS\050621_8151.M
Quant Title : 103118_8151.m MJ215 CAL_KC1800
QLast Update : Tue Apr 13 16:53:24 2021
Response via : Initial Calibration
DataAcq Meth:8151A-17.M

Volume Inj. : 2 uL
Signal #1 Phase : Rtx-CLPesticides Signal #2 Phase: Rtx-CLPesticides2
Signal #1 Info : 0.32 mm Signal #2 Info : 0.32 mm



Data File : J:\GC34\DATA\050621-HB\05060000010.D Vial: 8
 Signal(s) : Signal #1: ECD1A.ch Signal #2: ECD2B.ch
 Acq On : 06-May-2021, 13:56:04 Operator: JTC
 Sample : PENTA02-29N 175 PPB Inst : GCI
 Misc : Multiplr: 1.00
 Integration File signal 1: RTEINT.P
 Integration File signal 2: RTEINT2.P
 Quant Time: May 06 15:32:38 2021
 Quant Results File: 050621_8151.RES

Quant Method : J:\GC34\METHODS\050621_8151.M
 Quant Title : 103118_8151.m MJ215 CAL_KC1800
 QLast Update : Tue Apr 13 16:53:24 2021
 Response via : Initial Calibration
 DataAcq Meth:8151A-17.M

Volume Inj. : 2 uL
 Signal #1 Phase : Rtx-CLPesticides Signal #2 Phase: Rtx-CLPesticides2
 Signal #1 Info : 0.32 mm Signal #2 Info : 0.32 mm

Compound	RT#1	RT#2	Resp#1	Resp#2	ppb	ppb
System Monitoring Compounds						
2) s 2,4-Dichl...	10.050	9.690	126.6E6	69179269	156.894	163.113
Target Compounds						
1) m Dalapon	5.593	5.233	158.9E6	83291421	165.701	164.149
3) m Dicamba	10.287	9.903	448.0E6	246.9E6	174.498	181.942
4) m MCPP	10.433	9.967	53273196	27578560	16766.723	17374.806
5) m MCPA	10.597	10.210	78494479	43919168	16036.005	17470.670
6) m Dichloroprop	11.027	10.580	118.7E6	68129640	164.340	178.493
7) m 2,4-D	11.270	10.900	116.9E6	68890938	163.089	176.497
8) m 2,4,5-TP ...	12.197	11.763	523.0E6	294.3E6	170.532	185.765
9) m 2,4,5-T	12.490	12.157	402.5E6	225.4E6	160.862	178.457
10) m 2,4-DB	13.057	12.677	39541350	23317133	117.627	135.783
11) m Dinoseb	14.290	13.037	329.1E6	187.6E6	162.382	175.006

(f)=RT Delta > 1/2 Window (#)=Amounts differ by > 25% (m)=manual int.

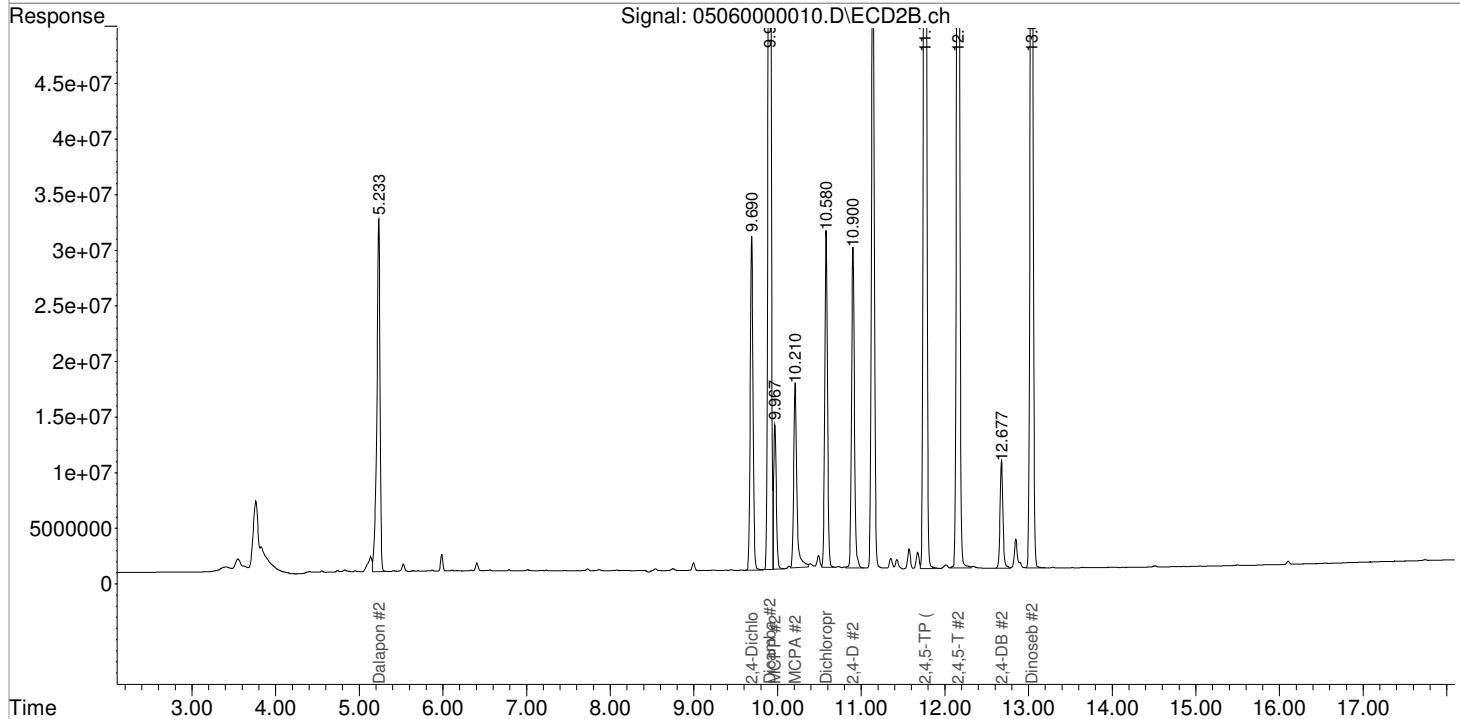
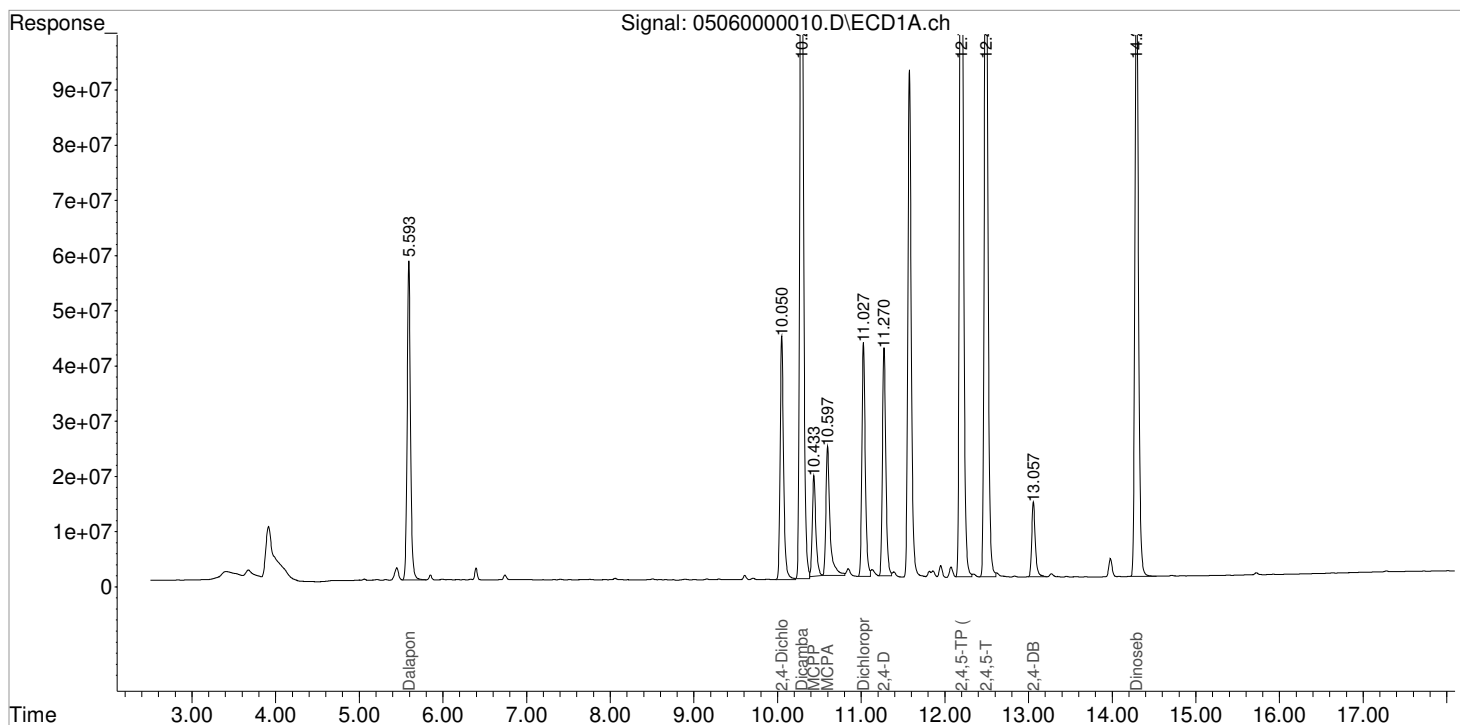
Data File : J:\GC34\DATA\050621-HB\05060000010.D
Signal(s) : Signal #1: ECD1A.ch Signal #2: ECD2B.ch
Acq On : 06-May-2021, 13:56:04
Sample : PENTA02-29N 175 PPB
Misc :
Integration File signal 1: RTEINT.P
Integration File signal 2: RTEINT2.P
Quant Time: May 06 15:32:38 2021
Quant Results File: 050621_8151.RES

Vial: 8

Operator: JTC
Inst : GCI
Multiplr: 1.00

Quant Method : J:\GC34\METHODS\050621_8151.M
Quant Title : 103118_8151.m MJ215 CAL_KC1800
QLast Update : Tue Apr 13 16:53:24 2021
Response via : Initial Calibration
DataAcq Meth:8151A-17.M

Volume Inj. : 2 uL
Signal #1 Phase : Rtx-CLPesticides Signal #2 Phase: Rtx-CLPesticides2
Signal #1 Info : 0.32 mm Signal #2 Info : 0.32 mm



Data File : J:\GC34\DATA\050621-HB\05060000011.D Vial: 9
 Signal(s) : Signal #1: ECD1A.ch Signal #2: ECD2B.ch
 Acq On : 06-May-2021, 14:20:04 Operator: JTC
 Sample : PENTA02-30A 200 PPB Inst : GCI
 Misc : Multiplr: 1.00
 Integration File signal 1: RTEINT.P
 Integration File signal 2: RTEINT2.P
 Quant Time: May 06 15:32:42 2021
 Quant Results File: 050621_8151.RES

Quant Method : J:\GC34\METHODS\050621_8151.M
 Quant Title : 103118_8151.m MJ215 CAL_KC1800
 QLast Update : Tue Apr 13 16:53:24 2021
 Response via : Initial Calibration
 DataAcq Meth:8151A-17.M

Volume Inj. : 2 uL
 Signal #1 Phase : Rtx-CLPesticides Signal #2 Phase: Rtx-CLPesticides2
 Signal #1 Info : 0.32 mm Signal #2 Info : 0.32 mm

Compound	RT#1	RT#2	Resp#1	Resp#2	ppb	ppb
System Monitoring Compounds						
2) s 2,4-Dichl...	10.047	9.690	144.4E6	79019704	178.907	186.316
Target Compounds						
1) m Dalapon	5.590	5.230	181.0E6	94611511	188.704	186.459
3) m Dicamba	10.283	9.903	513.9E6	283.3E6	200.136	208.723
4) m MCPP	10.433	9.967	59509089	31138556	18836.268	19696.347
5) m MCPA	10.597	10.210	88046242	49602394	18539.580	19849.415
6) m Dichloroprop	11.027	10.580	136.3E6	77744014	188.683	204.329
7) m 2,4-D	11.270	10.900	136.6E6	78866131	190.593	202.053
8) m 2,4,5-TP ...	12.197	11.760	600.2E6	337.1E6	195.694	212.766
9) m 2,4,5-T	12.490	12.157	463.1E6	259.1E6	185.105	205.102
10) m 2,4-DB	13.057	12.677	46127499	27013556	137.219	157.308
11) m Dinoseb	14.290	13.037	375.8E6	214.4E6	185.434	199.988

(f)=RT Delta > 1/2 Window (#)=Amounts differ by > 25% (m)=manual int.

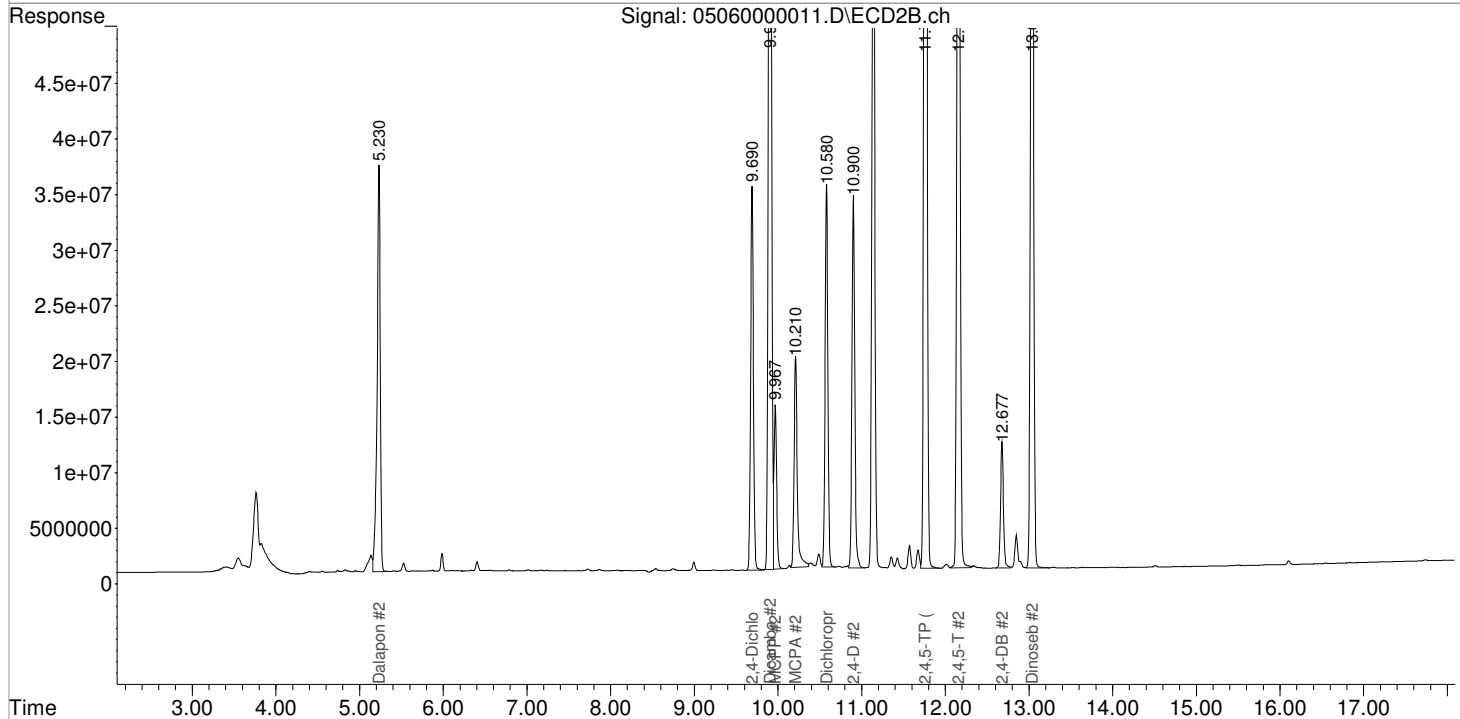
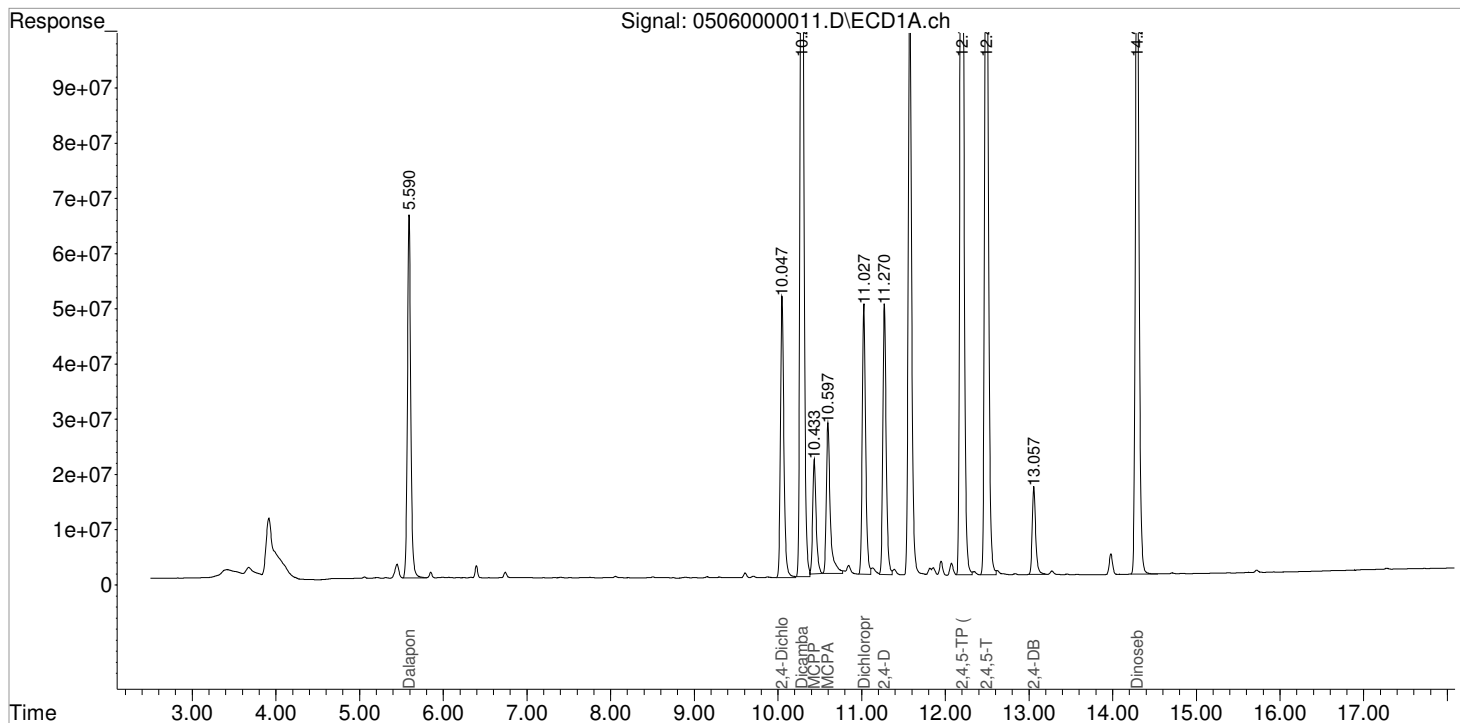
Data File : J:\GC34\DATA\050621-HB\05060000011.D
Signal(s) : Signal #1: ECD1A.ch Signal #2: ECD2B.ch
Acq On : 06-May-2021, 14:20:04
Sample : PENTA02-30A 200 PPB
Misc :
Integration File signal 1: RTEINT.P
Integration File signal 2: RTEINT2.P
Quant Time: May 06 15:32:42 2021
Quant Results File: 050621_8151.RES

Vial: 9

Operator: JTC
Inst : GCI
Multiplr: 1.00

Quant Method : J:\GC34\METHODS\050621_8151.M
Quant Title : 103118_8151.m MJ215 CAL_KC1800
QLast Update : Tue Apr 13 16:53:24 2021
Response via : Initial Calibration
DataAcq Meth:8151A-17.M

Volume Inj. : 2 uL
Signal #1 Phase : Rtx-CLPesticides Signal #2 Phase: Rtx-CLPesticides2
Signal #1 Info : 0.32 mm Signal #2 Info : 0.32 mm



Data File : J:\GC34\DATA\050621-HB\05060000012.D Vial: 10
 Signal(s) : Signal #1: ECD1A.ch Signal #2: ECD2B.ch
 Acq On : 06-May-2021, 14:43:57 Operator: JTC
 Sample : PENTA02-29G 100 PPB ICV Inst : GCI
 Misc : Multiplr: 1.00
 Integration File signal 1: RTEINT.P
 Integration File signal 2: RTEINT2.P
 Quant Time: May 06 15:53:18 2021
 Quant Results File: 050621_8151.RES

Quant Method : J:\GC34\METHODS\050621_8151.M
 Quant Title : 103118_8151.m MJ215 CAL_KC1800
 QLast Update : Thu May 06 15:52:39 2021
 Response via : Initial Calibration
 DataAcq Meth:8151A-17.M

Volume Inj. : 2 uL
 Signal #1 Phase : Rtx-CLPesticides Signal #2 Phase: Rtx-CLPesticides2
 Signal #1 Info : 0.32 mm Signal #2 Info : 0.32 mm

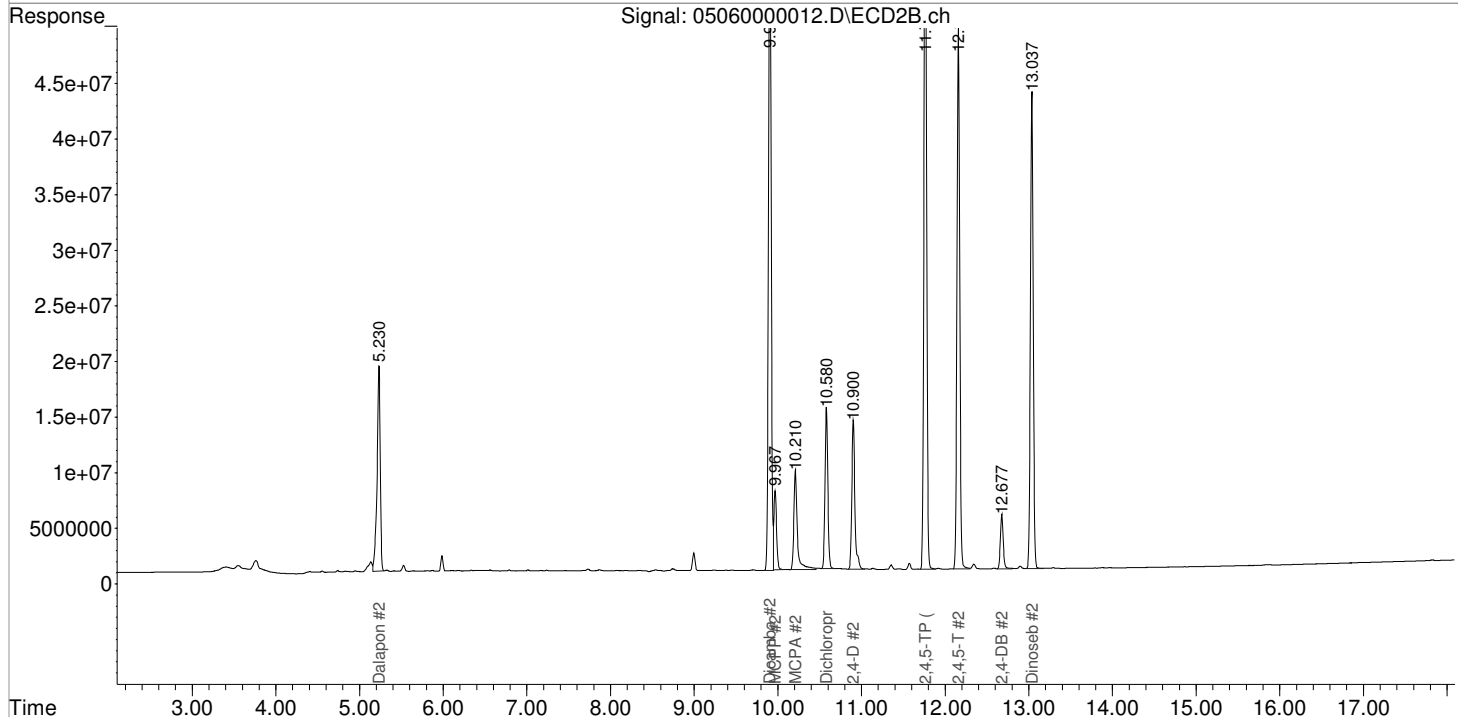
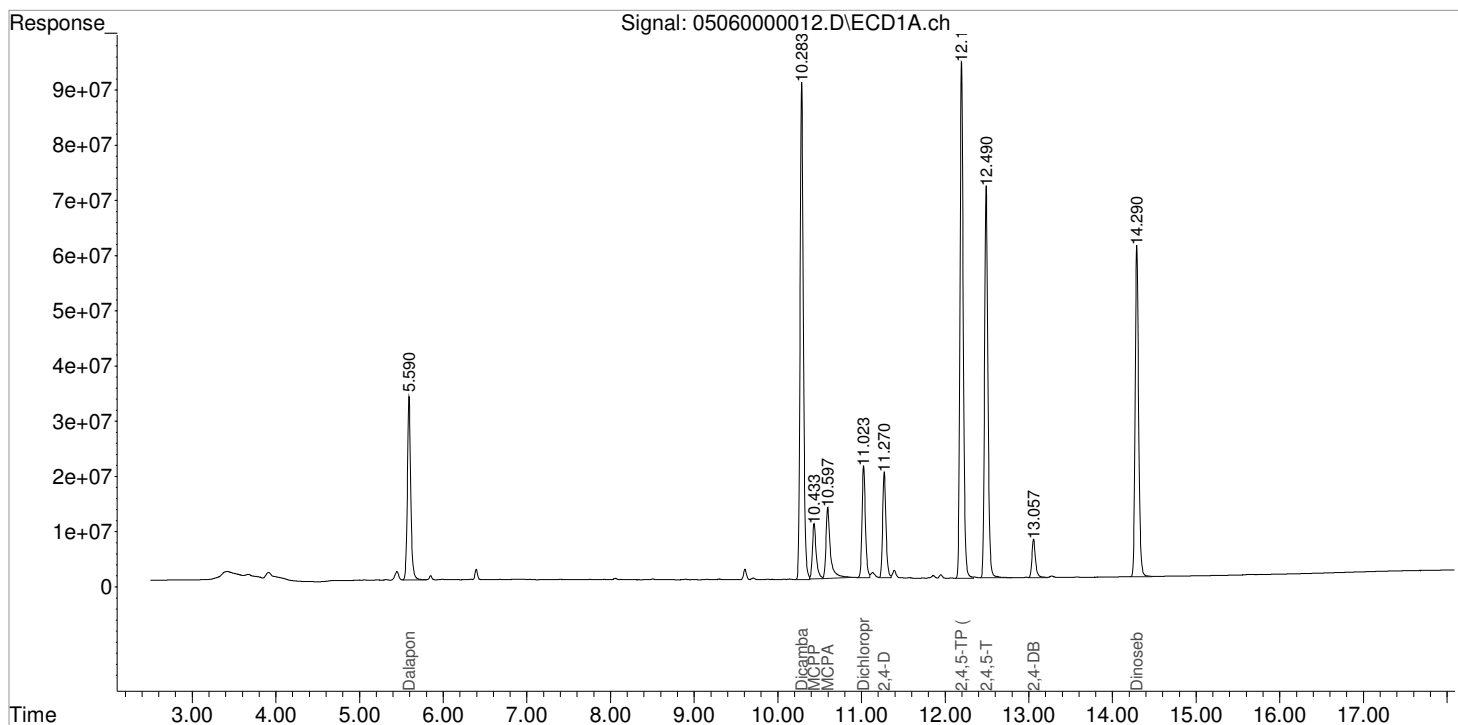
Compound	RT#1	RT#2	Resp#1	Resp#2	ppb	ppb
System Monitoring Compounds						
2) s 2,4-Dichl...	0.000	0.000	0	0	N.D. d	N.D. d
Target Compounds						
1) m Dalapon	5.590	5.230	92191894	48519119	89.950	87.280
3) m Dicamba	10.283	9.903	244.5E6	136.2E6	94.525	92.668
4) m MCPP	10.433	9.967	31176015	15270057	9415.434	8761.337
5) m MCPA	10.597	10.210	46548346	26315983	9348.885	9448.487
6) m Dichloroprop	11.023	10.580	56945476	33757271	80.227	80.923
7) m 2,4-D	11.270	10.900	53080226	33825157	79.438	83.566
8) m 2,4,5-TP ...	12.193	11.763	254.3E6	144.8E6	87.305	86.005
9) m 2,4,5-T	12.490	12.157	197.2E6	111.7E6	91.335	89.862
10) m 2,4-DB	13.057	12.677	20486396	11776928	93.165	89.060
11) m Dinoseb	14.290	13.037	170.7E6	99372582	87.823	86.781

(f)=RT Delta > 1/2 Window (#)=Amounts differ by > 25% (m)=manual int.

Data File : J:\GC34\DATA\050621-HB\05060000012.D Vial: 10
 Signal(s) : Signal #1: ECD1A.ch Signal #2: ECD2B.ch
 Acq On : 06-May-2021, 14:43:57 Operator: JTC
 Sample : PENTA02-29G 100 PPB ICV Inst : GCI
 Misc : Multiplr: 1.00
 Integration File signal 1: RTEINT.P
 Integration File signal 2: RTEINT2.P
 Quant Time: May 06 15:53:18 2021
 Quant Results File: 050621_8151.RES

Quant Method : J:\GC34\METHODS\050621_8151.M
 Quant Title : 103118_8151.m MJ215 CAL_KC1800
 QLast Update : Thu May 06 15:52:39 2021
 Response via : Initial Calibration
 DataAcq Meth:8151A-17.M

Volume Inj. : 2 uL
 Signal #1 Phase : Rtx-CLPesticides Signal #2 Phase: Rtx-CLPesticides2
 Signal #1 Info : 0.32 mm Signal #2 Info : 0.32 mm



Data File : J:\GC34\DATA\050621-HB\05060000013.D Vial: 1
 Signal(s) : Signal #1: ECD1A.ch Signal #2: ECD2B.ch
 Acq On : 06-May-2021, 15:08:05 Operator: JTC
 Sample : IB Inst : GCI
 Misc : Multiplr: 1.00
 Integration File signal 1: RTEINT.P
 Integration File signal 2: RTEINT2.P
 Quant Time: May 06 15:53:05 2021
 Quant Results File: 050621_8151.RES

Quant Method : J:\GC34\METHODS\050621_8151.M
 Quant Title : 103118_8151.m MJ215 CAL_KC1800
 QLast Update : Thu May 06 15:52:39 2021
 Response via : Initial Calibration
 DataAcq Meth:8151A-17.M

Volume Inj. : 2 uL
 Signal #1 Phase : Rtx-CLPesticides Signal #2 Phase: Rtx-CLPesticides2
 Signal #1 Info : 0.32 mm Signal #2 Info : 0.32 mm

Compound	RT#1	RT#2	Resp#1	Resp#2	ppb	ppb
System Monitoring Compounds						
2) s 2,4-Dichl...	0.000	0.000	0	0	N.D.	N.D.
Target Compounds						
1) m Dalapon	5.647f	5.177f	270003	80120	0.263	0.144 #
3) m Dicamba	0.000	0.000	0	0	N.D.	N.D.
4) m MCPP	0.000	0.000	0	0	N.D.	N.D.
5) m MCPA	10.567f	0.000	63918	0	N.D.	N.D.
6) m Dichloroprop	0.000	10.597	0	538153	N.D.	N.D.
7) m 2,4-D	0.000	0.000	0	0	N.D.	N.D.
8) m 2,4,5-TP ...	0.000	0.000	0	0	N.D.	N.D.
9) m 2,4,5-T	0.000	0.000	0	0	N.D.	N.D.
10) m 2,4-DB	0.000	0.000	0	0	N.D.	N.D.
11) m Dinoseb	0.000	0.000	0	0	N.D.	N.D.

(f)=RT Delta > 1/2 Window (#)=Amounts differ by > 25% (m)=manual int.

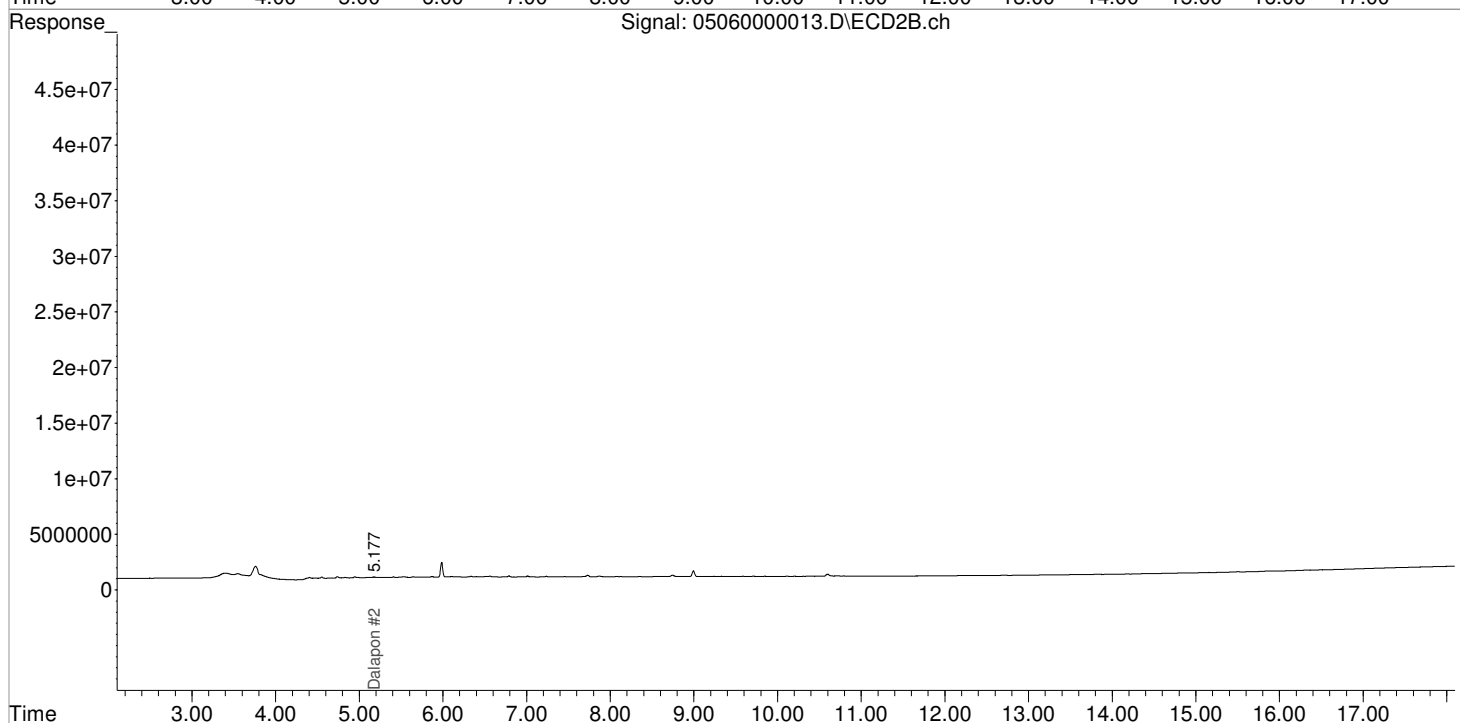
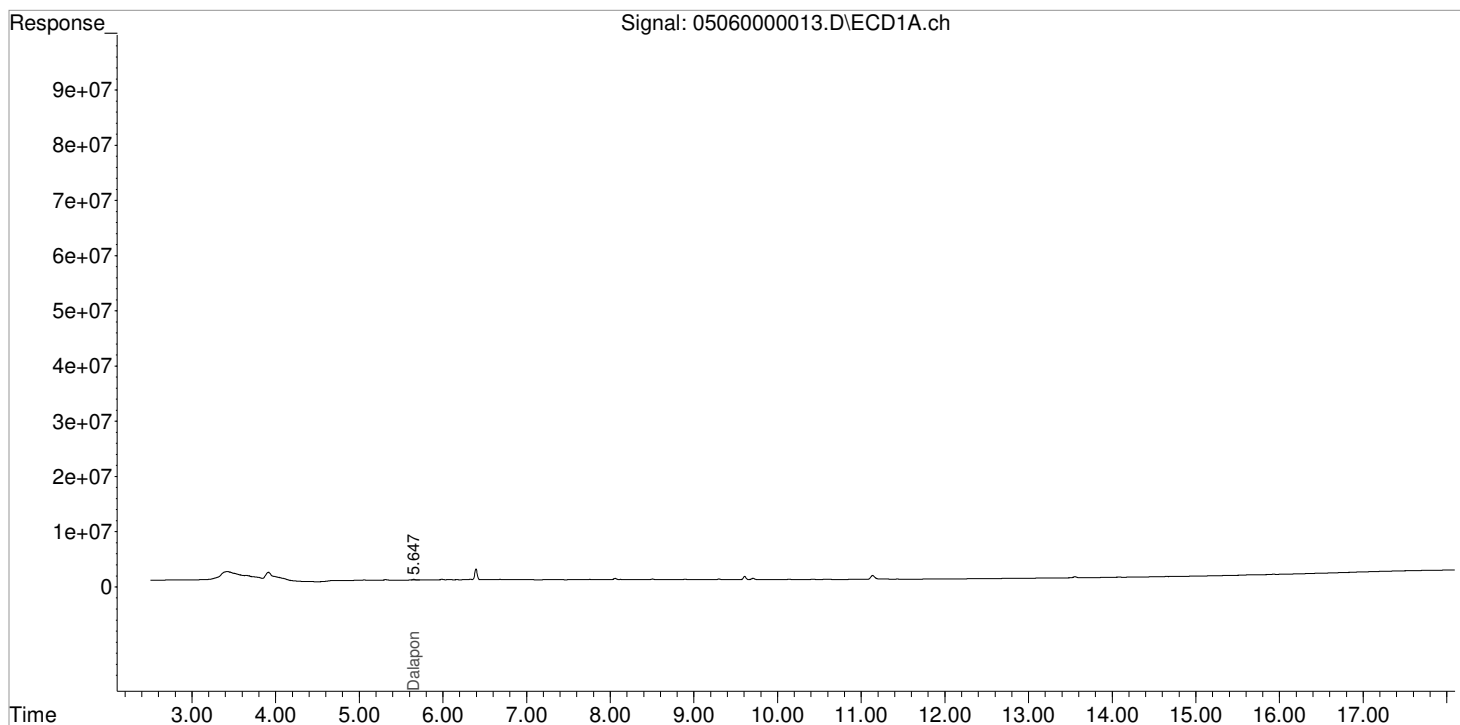
Data File : J:\GC34\DATA\050621-HB\05060000013.D
Signal(s) : Signal #1: ECD1A.ch Signal #2: ECD2B.ch
Acq On : 06-May-2021, 15:08:05
Sample : IB
Misc :

Vial: 1
Operator: JTC
Inst : GCI
Multiplr: 1.00

Integration File signal 1: RTEINT.P
Integration File signal 2: RTEINT2.P
Quant Time: May 06 15:53:05 2021
Quant Results File: 050621_8151.RES

Quant Method : J:\GC34\METHODS\050621_8151.M
Quant Title : 103118_8151.m MJ215 CAL_KC1800
QLast Update : Thu May 06 15:52:39 2021
Response via : Initial Calibration
DataAcq Meth:8151A-17.M

Volume Inj. : 2 uL
Signal #1 Phase : Rtx-CLPesticides Signal #2 Phase: Rtx-CLPesticides2
Signal #1 Info : 0.32 mm Signal #2 Info : 0.32 mm



Sel	Run	Location	Method Sample Name	Datafile	SeqTable	Calib:RF:RT
No	1	Vial 100	8151A-17 PRIMER	05270000001	F:01:01	
No	2	Vial 100	8151A-17 PRIMER	05270000002	F:02:01	RUN 725423
No	3	Vial 1	8151A-17 PENTA02-29F 100PPB CCV	05270000003	F:03:01	KC2100249
No	4	Vial 2	8151A-17 IB	05270000004	F:04:01	
No	5	Vial 3	8151A-17 KQ2109384-04 MB	05270000005	F:05:01	
No	6	Vial 4	8151A-17 KQ2109384-02 LCS	05270000006	F:06:01	
No	7	Vial 5	8151A-17 KQ2109384-03 DLCS	05270000007	F:07:01	
No	8	Vial 6	8151A-17 K2105001-001	05270000008	F:08:01	
No	9	Vial 7	8151A-17 K2105001-002	05270000009	F:09:01	
No	10	Vial 8	8151A-17 K2104993-001	05270000010	F:10:01	
No	11	Vial 9	8151A-17 K2104993-002	05270000011	F:11:01	
No	12	Vial 10	8151A-17 K2104993-003	05270000012	F:12:01	
No	13	Vial 11	8151A-17 K2104993-004	05270000013	F:13:01	
No	14	Vial 12	8151A-17 K2104993-005	05270000014	F:14:01	
No	15	Vial 13	8151A-17 K2104993-006	05270000015	F:15:01	
No	16	Vial 14	8151A-17 K2104993-007	05270000016	F:16:01	
No	17	Vial 15	8151A-17 K2104993-007 MS	05270000017	F:17:01	
No	18	Vial 1	8151A-17 PENTA02-29F 100PPB CCV	05270000018	F:18:01	
No	19	Vial 2	8151A-17 IB	05270000019	F:19:01	

