

Section 1

Executive Summary

Purpose

Primary purpose of Cascade's long-term resource planning process has been, and continues to be, to inform and guide the Company's resource acquisition process, consistent with state regulatory requirements.

Cascade's resource planning continues to focus on ensuring that the Company can meet the needs of our firm gas sales customers in a way that minimizes costs over the long term. Although some pipeline citygates indicate potential shortfalls, in aggregate, through 2019, Cascade has sufficient upstream pipeline capacity. However, as we move past the 2019-2020 winter heating season, primarily as a result of Cascade's growth in its residential and commercial customer base, Cascade's capacity will fall short of its design peak day demand forecast. As a result Cascade is entering a period where it will need to acquire additional resources to meet the growing needs of our core customers. This executive summary provides a broad overview of the planning process and summarizes key findings from this plan.

IRP Process and stakeholder involvement

Cascade's long-term resource planning process is consistent with the rule (WAC 480-90-238). Input and feedback from the Company's Technical Advisory Group (TAG) is an important resource to help ensure that CNGC's IRP is developed from a broader perspective than Cascade could have on its own. Historically, participants at these public meetings have included interested ratepayers, regional pipelines, Pacific Northwest LDCs, utility commission staff, associated advocates such as the Northwest Gas Association, Citizens Utility Board of Oregon, Washington Public Council, and the Northwest Industrial Gas Users. Cascade held five public TAG meetings with these valued stakeholders. Additionally, throughout the plan development stage Cascade provided supplemental workshops with WUTC Staff to cover Cascade's forecasting methodology in greater detail as well as provide a more detailed overview of the Company's Gas Supply function.

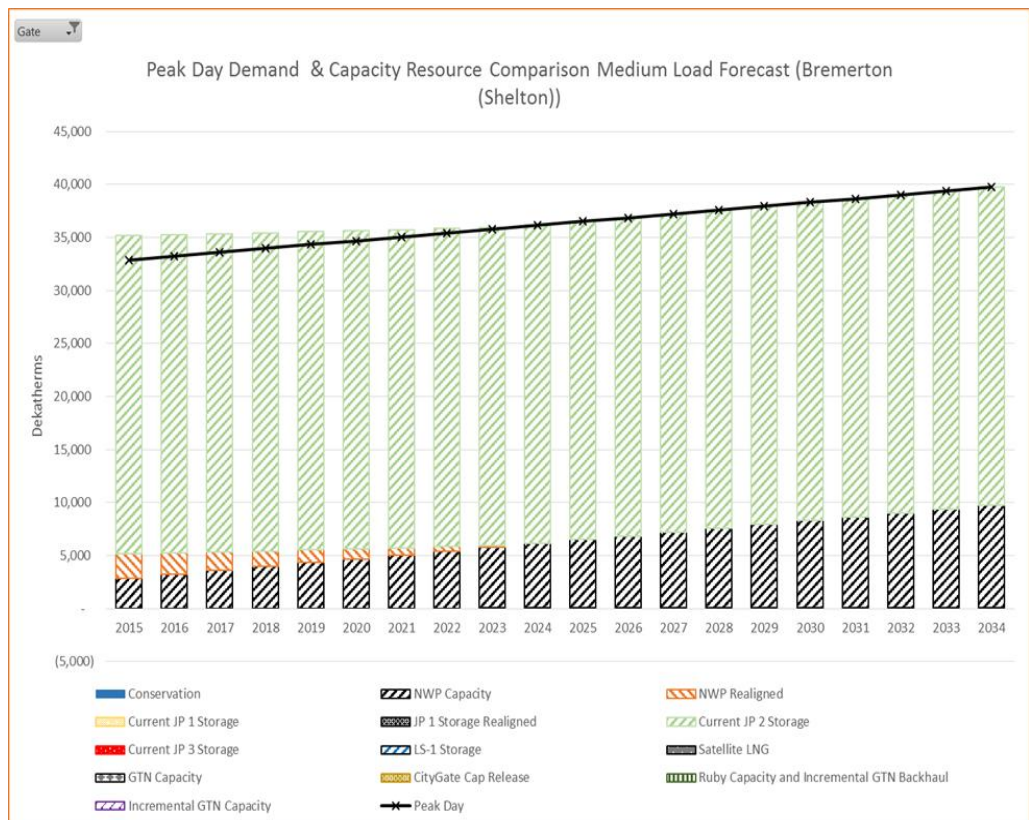
See Section 10 – Stakeholder Involvement for more detailed description regarding the list of stakeholders and specific information about the TAG meetings.

Responding to the 2014 IRP issues

In response to the issues identified with the 2014 IRP, Cascade has strengthened its commitment to securing and supporting the appropriate internal and external resources necessary to work with all stakeholders to produce a 2016 Integrated Resource Plan that meets the requirements of Washington Administrative Code 480-90-238. Part of the Company’s commitment to the IRP has involved the hiring of two additional resource planning analysts and the services of an independent IRP consultant. Additionally, an IRP Steering Committee consisting of various members of Cascade’s senior management was formed to improve management oversight of the entire IRP process. In WUTC’s April 14, 2016 letter to the Company, the WUTC identified a number of issues concerning Cascade’s 2014 Integrated Resource Plan. These issues are described below, along with Cascade’s response to resolving the concerns.

- The lack of clear explanation of the timing of resource needs and how capacity deficits at specific city gates would be met (WAC 480-90-238(3)(g))
 - Cascade worked with stakeholders to clearly identify by TAG 5 the specific timing, potential exceptions, and method of dealing with upstream pipeline capacity deficits at demand areas. Table 8.X on page XXX, clearly states planned major actions by year to address shortfalls. Additionally, Appendix F provides graphs showing the expected case resource stack for each of the 66 citygates.

[Insert peak day capacity graph, system, state with resources]



- The lack of detailed load forecast information by class and state (WAC 480-90-238 (3)(a))
 - The Company provides a detailed description regarding the development of the load forecast by class and state in Section 3 - Demand Forecasting, beginning on page xxx. Additionally, each individual citygate/load centers' forecast demand is displayed n by rate schedule in Appendix B – Demand Forecast Appendices, beginning on page XXX.
- Insufficient analysis and explanation of conservation potential (WAC 480-90-238 (3)(b))
 - Cascade worked with stakeholders during TAG 3 to identify Staff's specific concerns regarding the insufficient analysis and explanation of conservation potential. We believe that the discussion in Section 7 – Demand Side Management, beginning on page XXX, provides the required analysis and explanation of conservation potential.
- The lack of a description of the company's stakeholder engagement process (WAC-480-90-238(5))
 - The 2016 IRP provides an improved description of the stakeholder participation process with the inclusion of TAG meeting presentations, minutes and response to stakeholder comments. Section 10 – Stakeholder Engagement beginning on page xxx, describes the to the public participation approach, list of stakeholders, number and dates of the various TAG meetings. Additionally, copies of all TAG presentation materials and minutes are provided in Appendix A – IRP Process and Guideline Compliance, beginning on page xxx. Lastly, to improve the public's access to IRP related information, Cascade recently established a dedicated Internet webpage where all parties can view the IRP timeline, TAG presentations and minutes, as well as current and past IRPs.

- <https://www.cngc.com/rates-services/rates-tariffs/integrated-resource-plan>



- Unclear explanation of the company's risk management rationale and hedging strategy (WAC 480-90-238(3)(f)).
 - Cascade is currently participating in the WUTC's hedging docket UG-132019. Throughout this process Cascade has provided comments and explanations of our risk management efforts. We will continue to participate in UG-132019. A more robust explanation of the Company's risk management and hedging strategy is provided in Section 4 – Supply Side Resources beginning on page XXX.
- In addition to the above-listed rule requirements, the commission also identified a general lack of organization and presentation that made the plan difficult to read and understand.
 - Cascade provided a draft version of our expanded IRP Table of Contents for WUTC Staff's review in September 2016. This expanded table of contents reflected more discussion items and provided more detail regarding the organizational structure of the components of the 2016 IRP. This table of contents was discussed stakeholders at TAG 4. Additionally, Cascade obtained the services of an independent IRP consulting firm, Bruce Folsom Consulting, to provide recommendations that have been incorporated to improve the organization and narrative presentation of Cascade's IRP.

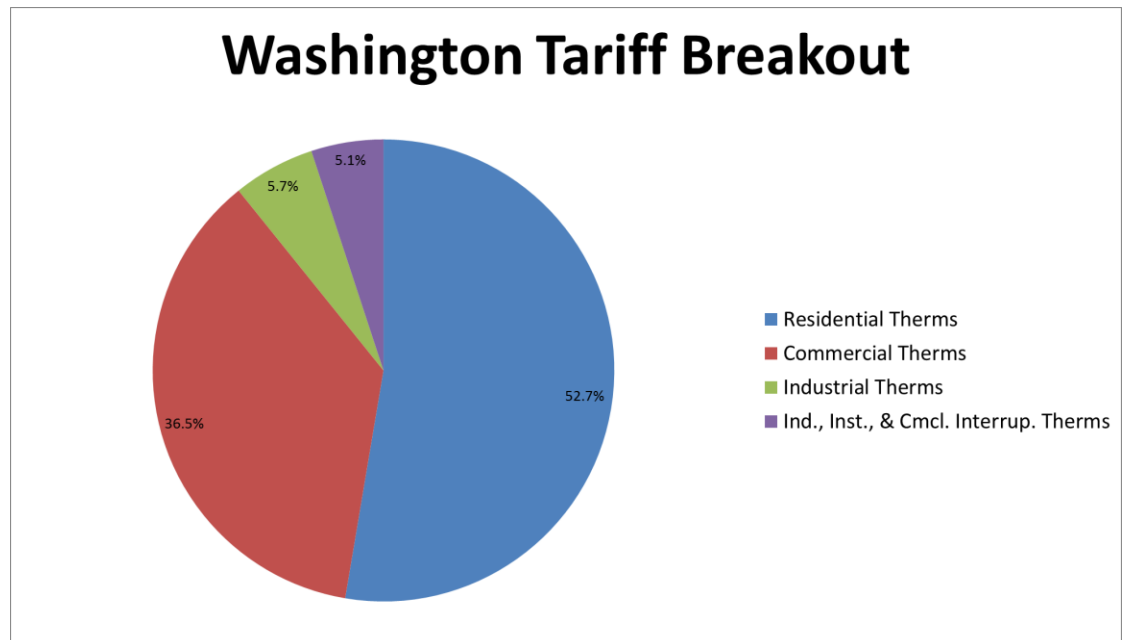
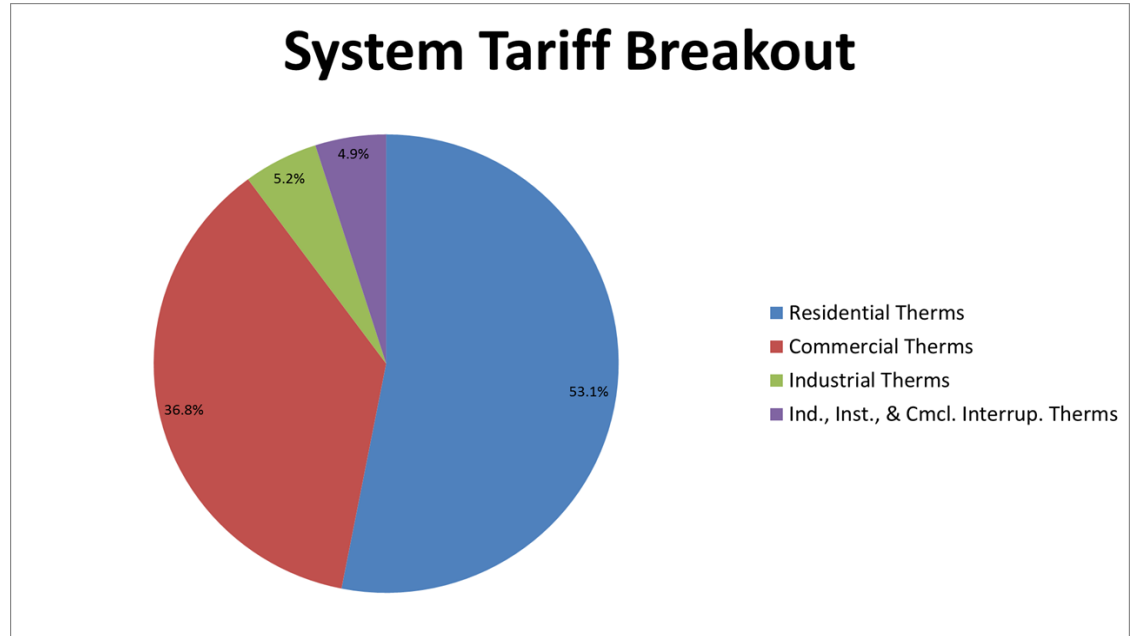
Narrative of highlights from each section

Company Overview

[Hold for potential discussion highlighting recent activities of the company.]

Demand Forecasting

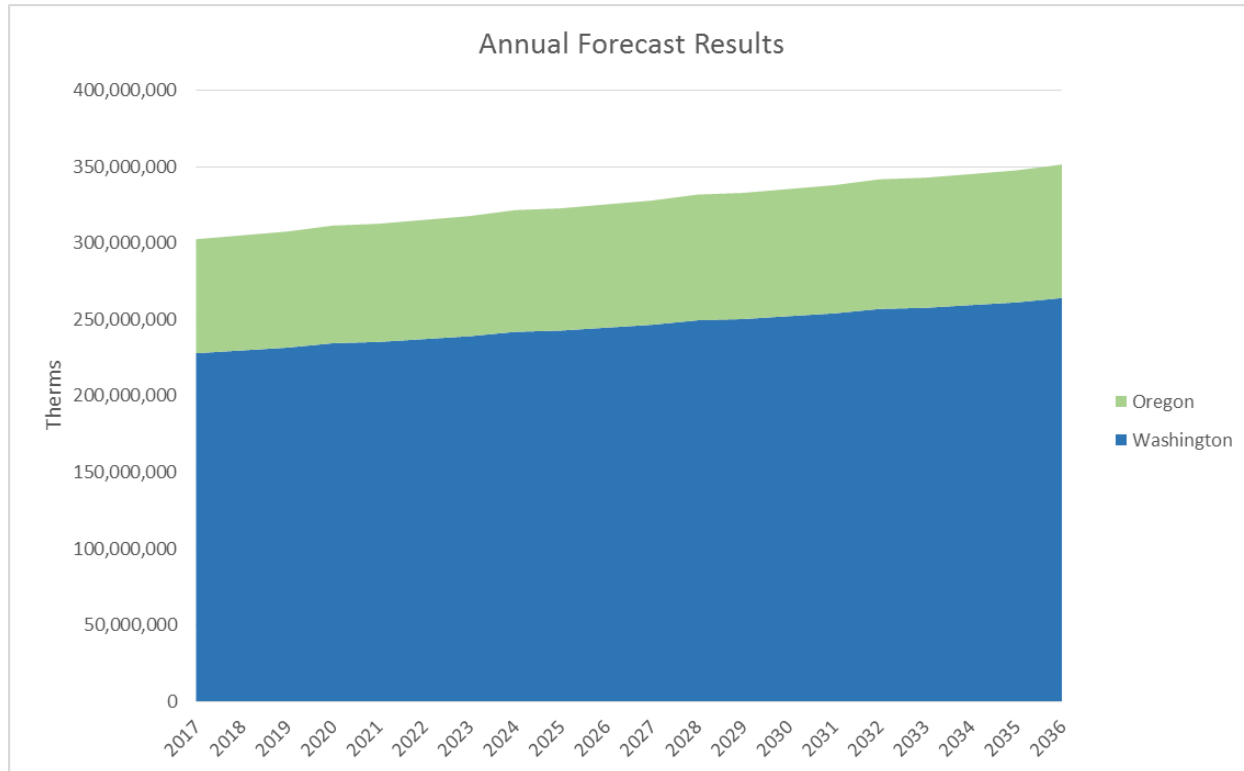
The Cascade demand forecast developed for the IRP is a forecast of customers, core natural gas demand, and core peak demand for the next 20 years. Cascade core load consists approximately 53% residential and 47% commercial and industrial. Cascade utilizes seven weather locations, effectively covering our service territory.



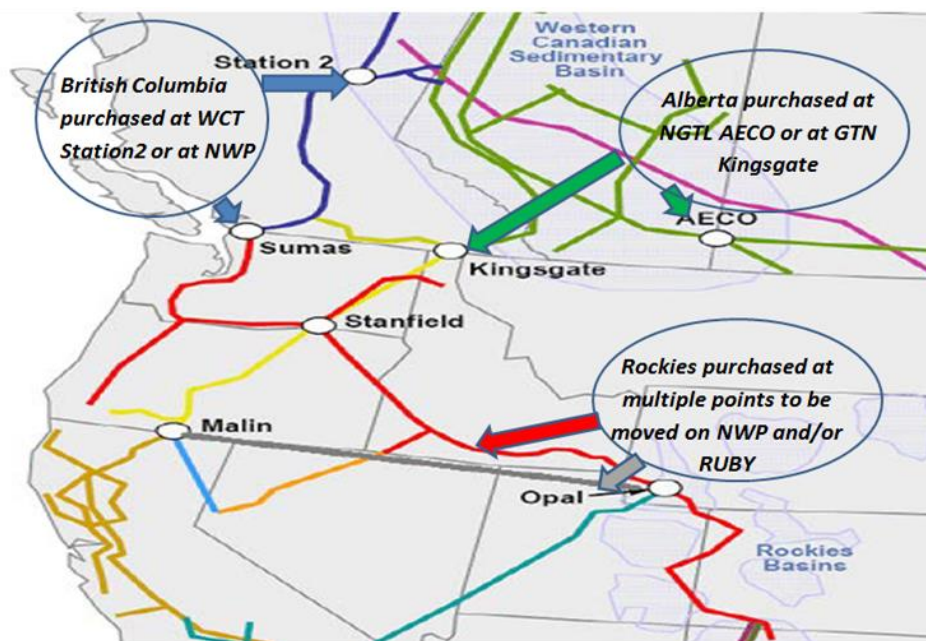
Cascade’s demand is principally weather and customer driven; colder the weather or greater the customer count, the greater the demand. This forecast uses 30 years of recent weather history as the “normal” temperatures. Forecasted under various weather and growth scenarios – average year, cold year, warm year, extreme cold day, high growth, low growth, etc. Analyze weather and demand for each of 55 CityGates and CityGate Loops that serve Core customers Growth factors are applied to each of the 20 years in the forecast for each CityGate. Heating demand does not appreciatively start until average temps dip below 60F, therefore a 60 F HDD threshold used.

Cascade does have a portion of its load which is non-weather dependent. This is typically caused by a customer who ramps up production based on the time of season. Demand is removed prior to running the demand vs weather analysis. After the HDD and customer is input in the regression to come up with the forecast the non-weather dependent demand is added back in.

Cascade anticipates its core customer base will continue to grow over the planning horizon and annual throughput is anticipated to increase between 1.0% and 1.2% per year.



Physical gas supply is expected to be more than sufficient to meet growing demand in the Pacific Northwest and North America. New supply development technologies continue to provide additional resources in British Columbia and the Rocky Mountain regions. Shale gas from the Horn River Basin, Montney and Marcellus are likely to keep sufficient supplies available in North America. Looking ahead, Cascade sees Rockies production slight decline; but with other supplies serving the Midwest, the west coast is ripe for expansion. However, once LNG flows from BC in early 2020s we should see AECO prices begin to rise relative to Rockies. Station 2 should become more liquid, as well.



A number of experts say US production is expected to over 90 Bcf/d in 2020 and over 110 Bcf/d in 2030, with even more low-cost gas in the Marcellus. Production growth in Western Canada is flat and low prices will ultimately reduce any long-term production expectations. US demand is expected to exceed 90 Bcf/d in 2020 and 115 Bcf/d by 2030, about 7-10% higher than expected in our 2012 IRP. Low long-term prices will likely encourage new gas-intensive industrial projects. Power-sector consumption strengthens as coal displacement continues. US and Canadian LNG exports likely to ramp up by 2022. Several projects utilizing Canadian resources continue to emerge in the US Pacific NW and British Columbia, although it is likely few will make it to service due to a combination of financial, regulatory and regional environmental concerns. Mexico's power sector is expected to continue to grow as new gas-fired power plants are built and existing fuel-oil plants are converted to burn gas.

Cascade has considered bio natural gas (BNG) as an alternative, but as of this writing there are no viable projects available to serve Cascade's core

customers. Regardless, prior to any BNG supplies being added to the portfolio, gas quality issues will need to be satisfactorily addressed. In addition to Cascade, upstream pipelines, such as Northwest Pipeline are beginning to address gas quality issues regarding BNG. We will continue to monitor our market intelligence sources to see if viable BNG opportunities develop.

The projected costs for natural gas have declined significantly in recent years. Long-term prices are estimated to range from \$2.50 to \$5 over the planning horizon compared to the \$8 to \$13 forecasted in the 2008 IRP.

Environmental Considerations

Cascade's 2016 Integrated Resource Plan includes an expanded discussion regarding environmental considerations compared to prior plans. The purpose of these considerations is to support policies that cost-effectively achieve state and federal carbon emission reduction policies and regulations. Included in the discussion is our carbon methodology and assumptions for calculating inputs towards a 20 year avoided cost of natural gas, with associated two-year action items.

Federal, Washington, and Oregon agencies are proposing a series of regulations and policies to address greenhouse gas (GHG) emissions with carbon dioxide CO₂ being its primary component. While focused on the Pacific Northwest electric industry, the Northwest Power and Conservation Council (NPPC or Council) exhaustively examines CO₂ in its Seventh Power Plan (Plan) released in May, 2016. This Plan builds on the Council's previous work and has become the recognized standard for carbon analyses. Cascade's work on its integrated resource plan is best informed by the Council's survey of approaches, sensitivity analyses, and scenarios, with attention to Cascade's customers regarding cost-effectiveness and the results of other local distribution companies (LDC). Cascade is addressing CO₂ in through energy efficiency programs, encouragement of the direct use of natural gas; and, methane recapturing and leak prevention. Regarding expectations, lesser impact on customers as compared to the electric utility industry.

[Hold for possible discussion on the "Clean Power Plan"].

Thus the question is not whether carbon adders should be included in Washington and Oregon but, rather, how and at what amount. Of the eight approaches examined by the Northwest Power PC, virtually all LDCs and electric utilities—as well as the Council—have centered on the Carbon Cost Risk approach. This results in a \$10 per ton carbon cost adder to Cascade's avoided costs in 2018 and \$30 per ton in 2035. The Company will be modeling these assumptions and will analyze ranges to depict sensitivities (i.e., impacts on customer rates) and several related scenarios.

A more detailed discussion regarding our carbon assumptions for this IRP can be found in *Section 5 – Environmental Considerations*, beginning on page xxx.

Long term price forecast/Avoided Costs

Cascade's long term planning price forecast is based on a blend of current market pricing along with long term fundamental price forecasts. The fundamental forecasts include Wood Mackenzie, the Energy Information Administration (EIA), the Northwest Power Planning Council, and Bentek's long term price forecasts. Market, particularly in near term is heavily influenced by NYMEX Henry Hub prices. While not a guarantee of where the market will ultimately finish, NYMEX Henry Hub and regional basis are the most current information that provides some direction as to future market prices.

Several complicating factors call into question the accuracy and application of price elasticities. These include: Regulatory mechanisms (e.g., purchased gas adjustments—PGAs—and general rate cases) which dampen price signals, or information to customers about future pricing. Historical data (embedded with effects of conservation, technology, and economic conditions) renders reliance on this data imperfect for precise price elasticity determination. The retail price of most “substitutable” fuel—electricity—moves with the cost of natural gas, thereby lessening the economic value of alternative fuels to customers. Evolution of modeling suggests that future IRP modeling should incorporate iterative quantitative equations to allow built-in price elasticity effects.

With this 2016 IRP, Cascade has incorporated price elasticity into the plan. For Cascade's current IRP cycle, a short-run coefficient factor of -0.10 and a long-run factor of -0.12 with ranges of plus or minus 0.07 is justifiable, given regional studies and other utilities' modeling efforts.

As part of the IRP process, Cascade calculates a 20-year forecast and 45 years of avoided costs. The avoided cost is an estimated cost to serve the next unit of demand with a supply side resource option at a point in time. This incremental cost to serve represents the cost that could be avoided through energy conservation. The avoided cost forecast can be used as a guideline for comparing energy conservation with the cost of acquiring and transporting natural gas to meet demand. Cascade evaluates the impact that a range of environmental externalities, including CO2 emission prices, would have on the avoided costs in terms of cost adders and supply costs. We produce an expected avoided cost case based on the medium forecast (base case) peak day.

The components of the avoided cost include:

- The long term gas price forecast compiled from a consultant's gas price forecast (which is the majority of the cost);
- A price for carbon included in the gas price forecast, which has been embedded by price forecast consultant
- Gas storage variable and fixed costs
- Upstream variable and fixed transmission costs;
- Peak related on-system transmission costs; and
- A 10 percent adder for unidentified environmental benefits, as recommended by the Northwest Power and Conservation Council ("NPCC").

For the 2016 IRP, the avoided cost ranges from approximately \$3.79 per dekatherm in 2017 to approximately \$7.65 per dekatherm in 2036. Further discussion and a details regarding the avoided cost projections for the forty-five years through 2060 can be found in *Section 6 – Avoided Costs*, beginning on page xxx; further discussion regarding price elasticity can be found in *Section 8 – Resource Integration* beginning on page XXX.

Demand Side Management (DSM)

The DSM Chapter will be an Executive Summary in accordance with the commitment made to transition towards a separate Conservation Plan provided each December where the majority of the energy-efficiency planning process will take place. The majority of the Low Income program elements have been pulled out of the IRP to be addressed in the annual Conservation Plan per the July Conservation Advisory Group meeting. This DSM executive summary can be found in *Section 7 – Demand Side Management*, beginning on page xxx.

Smoother assimilation into the other IRP chapters will be reflected by moving from statewide conservation forecasts to a climate zone granularity. Focus will also be placed on how the Company incorporates the goals into its resource allocations and how the Company has the pieces in place to make sure its achievement potential is reached, including insights into items needing to be accomplished in the future 10 year range to meet its goals.

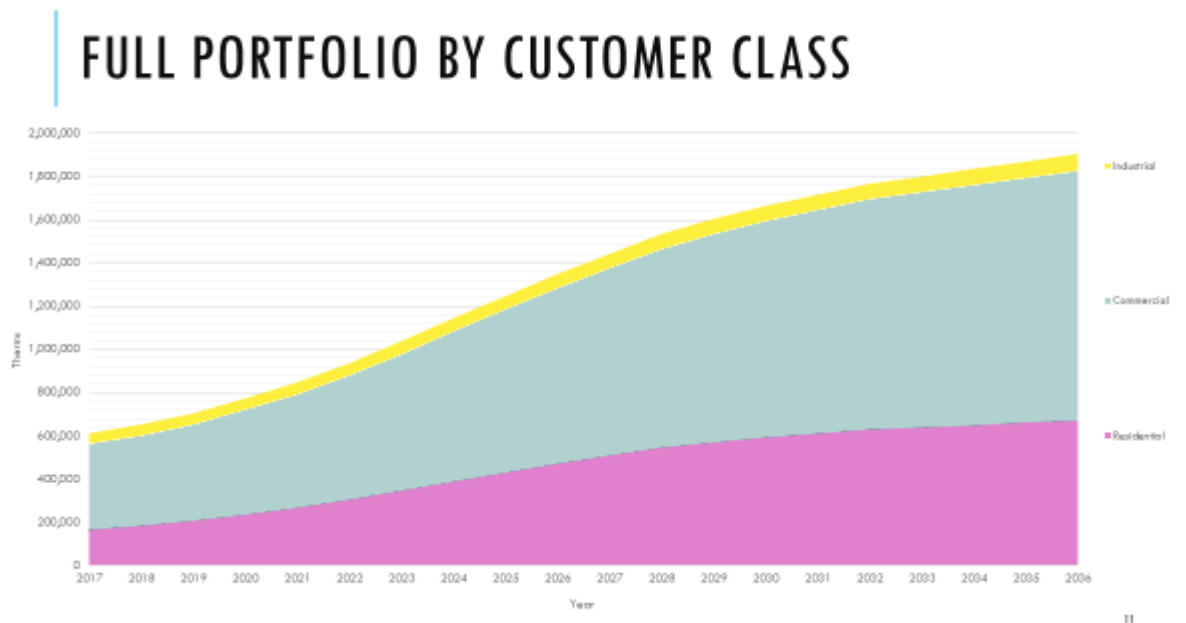
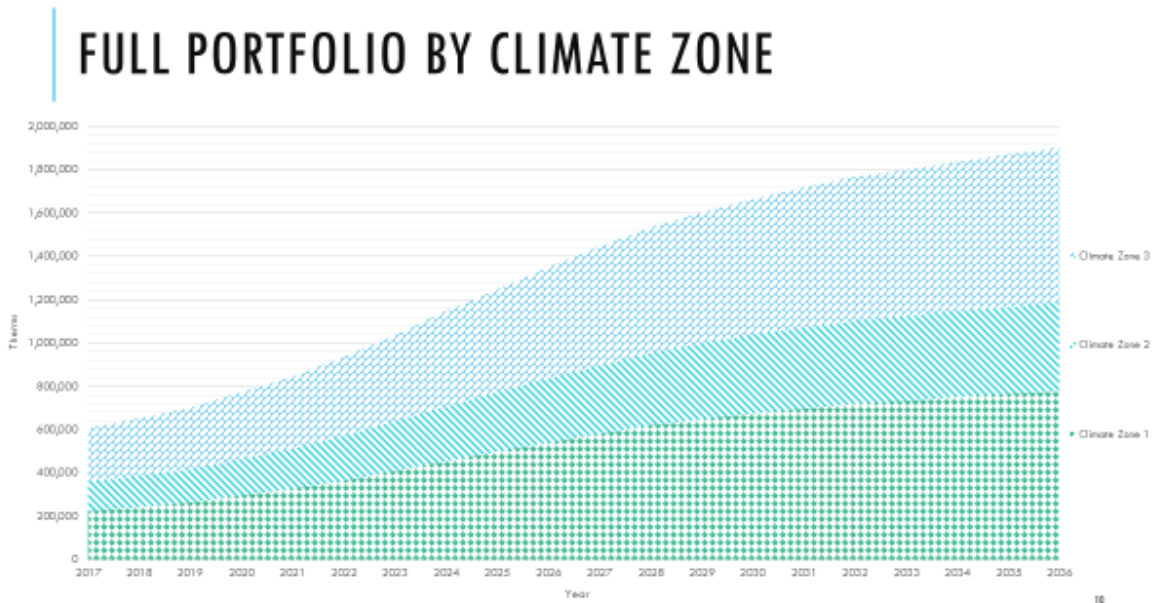
The DSM Chapter will discuss the Company's motivation (through policy, commission directive, etc.), what has been accomplished, and how the Company is going to move forward including what the Company will do differently to accomplish our goals in the near future.

Cascade Natural Gas uses Nexant Inc.'s in house developed Microsoft Excel-based modeling tool – TEA-POT (Technical/Economic/Achievable Potential) to run multiple scenarios to establish our market potential savings based on variable inputs within our Washington Service territory.

TEA-POT was rerun with updated inputs for the Demand Side Management Chapter of Cascade's 2016 Integrated Resource Plan. For the first time, it was run at the climate zone level of granularity, with separate unique inputs for each of the three geographic service territories.

Cascade is able to pursue a Residential and Commercial/Industrial conservation portfolio with an average levelized cost of \$x, with a total avoided cost of \$x for a 20 year measure.





Resource Integration

Cascade utilizes SENDOUT™ for resource optimization. This model permits the Company to develop and analyze a variety of resource portfolios to help determine the type, size, and timing of resources best matched to forecast requirements. SENDOUT™ is very powerful and complex. It operates by combining a series of existing and potential demand side and supply side resources and optimizes their utilization at the lowest net present cost over the entire planning period for a given demand forecast. SENDOUT™ utilizes a linear programming approach. The model knows the exact load and price for every day of the planning period based on the analyst's input and can therefore minimize costs in a way that would not be possible in the real world. Therefore, it is important to acknowledge that linear programming analysis provides helpful but not perfect information to guide decisions.

One of the purposes of Integrated Resource Planning is to identify an illustrative resource portfolio to help guide specific resource acquisitions. In this planning cycle, the Company considered a host of resource alternatives that can be added to its resource portfolio, including additional conservation programs, incremental off-system storage alternatives at AECO Hub, Mist, Ryckman Creek, Wild Goose, and Gill Ranch. Additionally, incremental transportation capacity on NWP, Ruby, NGTL, Foothills and GTN pipeline systems was considered, along with on-system satellite LNG facilities, biogas, and imported LNG. Typically, utility infrastructure projects are "lumpy", since demand grows annually at a small percentage rate, while capacity is typically added on a project-by-project basis. Utilities often have surplus capacity and must "grow into" their new pipeline capacity, because it is more cost effective for pipelines to build for several years' worth of load growth at one time than to make small additions each year. However, the Company can minimize the impacts through the acquisition of citygate peaking resources which include both the supplies and the associated pipeline delivery for a certain number of days or through the purchase of other's excess capacity through short or medium term capacity releases.

Even with energy efficiency programs, Cascade will need to acquire additional capacity resources or enter into other supply arrangements to meet anticipated peak day requirements, primarily due to continued growth in the company's residential and commercial customer base. Utilizing the SENDOUT resource optimization model, several scenarios were run to test the viability of acquiring incremental storage and transportation resources either based on existing recourse rates, discounted rates and via capacity release through a third party. Basin prices in the model over the 20 year planning horizon have AECOs trading at a discount to Rockies, Malin and Sumas. While the modeling seems to indicate Ryckman Creek storage as a desired resource to acquire, we continue to have concerns about the facility's ability to be reliable resource for our service territory. Consequently, the acquisition of additional traditional pipeline capacity

seems to represent the most reasonable resource to address most of our capacity shortfalls on a peak day.

Satellite LNG facilities that are located within Cascade's distribution system are also attractive alternatives. Satellite LNG may alleviate the need for incremental pipeline capacity and to the extent the facility could be strategically located on a portion of the distribution system, it could provide the further benefit of eliminating or reducing distribution system constraints. Our modeling indicates that should it be determined in 2017 that a combination of realigned delivery rights and/or an NWP expansion along the Yakima-Wenatchee line is not possible by 2022, Cascade should actively seek to secure satellite LNG directly tied to the distribution system to address potential shortfalls in the area.

Many of the proposed pipeline projects will not be viable resources until approximately the 2018. In the interim, incremental capacity needs can be met through the use of peaking and citygate gas supply deliveries which will utilize third-party (non-Cascade) upstream pipeline transportation.

20 year portfolio costs on are expected to range between \$x,xxx,xxx,xxx to \$x,xxx,xxx,xxx for the planning period, with an average cost per therm ranging between \$.xxx and \$.xxx.

A more detailed discussion regarding our resource integration and the results can be found in *Section 8 – Resource Integration*, beginning on page xxx.

Distribution System Planning

Analyzing resource needs in the IRP is primarily focused on ensuring adequate upstream capacity to the city gates, especially during a peak event. Distribution planning focuses on determining if there will be adequate pressure during a peak hour. Despite this different perspective, distribution planning shares many of the same goals, objectives, risks and solutions as resource planning.

Cascade's natural gas distribution system consists of approximately 4,744 miles of distribution main pipelines in Washington, and 1,604 miles in Oregon; as well as numerous regulator stations, service distribution lines, monitoring and metering devices, and other equipment. Currently, there is a compressor station within Cascade's distribution system near Fredonia, WA. The vast majority of the distribution network pipelines and regulating stations operate and maintain system pressure solely from the pressure provided by the interstate transportation pipelines.

Cascade’s Geographic Information System (GIS) helps Engineering look at what is currently in place and helps them create system models. Using GIS and other input data such as customer billings to create models using a software application called Synergi. After achieving a working load study, analyses are performed on every system at design day conditions to identify areas where potential outages may occur. These areas of concern are then risk ranked against each other to ensure the highest risk areas are corrected first. After achieving a working load study, analyses are performed on every system at design day conditions to identify areas where potential outages may occur. These areas of concern are then risk ranked against each other to ensure the highest risk areas are corrected first.

The results of our current modeling has identified near term growth around Stanwood and Manchester which we anticipate will require reinforcement work in 2017 and 2018. We anticipate gate station work beginning in 2019 to address growth in Walla Walla. Our distribution planning process and more description regarding possible near term projects is provided beginning on page xxx of *Section 9 – Distribution System Planning*.

Regulatory Compliance

[Hold for description of the compliance matrices, reference *Section 11 – Regulatory Compliance*, beginning on page xxx.]

Table of two-year action items highlights

Functional Area	Anticipated Action	Timing
Demand Forecast	Expanding forecasting to non-linear regressions using SAS	Beginning 2016 for 2018 IRP
Supply Resources	Work with NWP to define what delivery rights can be modified to meet potential shortfalls	Complete assessment by July 2017
Supply Resources	Work with NWP to determine if a combination of expansion or segmentation can address shortfalls	Complete assessment by July 2017
Supply Resources	Negotiate with TransCanada for the needed incremental Nova, Foothills capacity for November 2018	Complete by June 2018
Supply Resources	Negotiate with TransCanada for the needed incremental GTN capacity for November 2017	Complete by June 2017

DSM	Investigate incorporating distribution system costs into the avoided cost calculation	Begin in 2017 for inclusion in 2018 IRP
Environmental, DSM, Demand Forecast	The Washington State Dept. of Ecology issued a new carbon rule. Will need to consider IRP implications	Begin in 2017 for inclusion in 2018 IRP
Demand Forecast	Cascade will work on gathering growth information from other locations to compare with Woods & Poole. Also include analysis of State Economist Report	Begin in 2017 for inclusion in 2018 IRP
DSM	As specific carbon legislation is passed, the company will update its avoided cost calculations, conservation potential and make modifications to its DSM incentive programs as necessary.	Consider in 2017 for possible modification in the 2018 IRP
Distribution System Planning	Incorporate the citygate study into the IRP	Begin in 2016 for 2018 IRP
Demand Forecast	Consider the new weather normalization model in the forecast	Begin in 2016 for 2018 IRP

Further descriptions plus other anticipated action items can be found in *Section 12 – Two Year Action Plan*, beginning on page xxx.

Use and Relevance of the Integrated Resource Plan

Cascade’s Integrated Resource Plan provides the strategic direction guiding the Company’s long-term resource acquisition process. The plan does not commit Cascade to the acquisition of a specific resource type or facility, nor does it preclude the Company from pursuing a particular resource or technology. Rather, the plan identifies key factors related to resource decisions and provides a method for evaluating resources in terms of their cost and risk. Cascade recognizes that integrated resource planning is a dynamic process reflecting changing market forces and a changing regulatory environment.