

1	4	7	9	11	13	15	17	19	21	23	25	27	29	31
		Dec-20	Jan-21	Feb-21	Mar-21	Apr-21	May-21	Jun-21	Jul-21	Aug-21	Sep-21	Oct-21	Nov-21	Total
98501	Days - Weekdays	23	21	20	23	22	21	22	22	22	22	21	22	261 0%
31000	Hauling Revenue - Roll Off Permanent													
31002	Hauling Revenue - Roll Off Rental													
31004	Hauling Revenue - Roll Off Recycling													
31005	Hauling Revenue - Roll Off Disposal Chg													
31010	Hauling Revenue - Roll Off Extras													
32000	Hauling Revenue - Residential MSW													
32001	Hauling Revenue - Residential MSW Extras													
32100	Hauling Revenue - Residential Recycling													
33010	Hauling Revenue - Commercial REL													
33011	Hauling Revenue - Commercial REL Extras													
33030	Hauling Revenue - Commercial Recycling R													
33032	Hauling Revenue - Commercial Recycling R													
	Hauling Revenue													
	Transfer and MRF													
	Recycling Proceeds													
	Landfill Revenue													
	Intermodal													
	Other Revenue													
	<b>Revenue</b>													
	Disposal													
	MRF Processing													
	Brok. and Taxes													
	Cost of Materials													
	Other Expense													
	<b>Rev Reductions</b>													
	<b>Net Revenue</b>													
	Labor													
	Truck Fixed													
	Truck Variable													
	Container Exp													
	Superv. Ex													
	Other Operating													
	Closure Exp													
	Insurance Exp													
	G/L on Ops													

	1	4	7	9	11	13	15	17	19	21	23	25	27	29	31
	Dec-20	Jan-21	Feb-21	Mar-21	Apr-21	May-21	Jun-21	Jul-21	Aug-21	Sep-21	Oct-21	Nov-21	Total		
98501 Days - Weekdays	23	21	20	23	22	21	22	22	22	22	21	22	261	0%	
Cost of Ops															
Gross Profit															
Sales Exp															
G&A															
Corp Overhead															
Total SG&A															
<b>EBITDA</b>															
Watch list EBITDA															
Depreciation															
Airspace Amort															
Intangible Amort															
Total DDA															
EBIT From Ops															
Interest Exp															
Interest Income															
Other Inc/Exp															
NI b/ Taxes & Extra															
Extra. Items															
NI b/ Taxes															
Taxes															
Net Income															
Non Controlling Int															
Net Income Attrib															
Data Not Included															
														Check	(0)

Island Disposal (2144)  
For the Year Ended 11/30/2021  
Master Income Statement with Adjustments

1 2 3 4 5 6 7

Abbreviations	
Labor Hours (Includes MRF)	LH
Only Route Hrs	RT HR
Route Hours with LH	RT HR LH
Delivery Driver Hours	DEL DH
Revenue	REV
Customers	CUST
Billed Customers	BILLED CUST
	COMM CUST
MSW Tons	MTONS
Actual	ACT

CONFIDENTIAL PER WAC 480-07-160

USOA #	GL Code	Description	Allocator	Per IS - As Booked	Restating Adjustments	Pro forma Adjustments	Adjusted IS
4115							
4115							
4115							
4115							
4115							
4115							
4115							
4115							
4120							
4120							
4120							
4120							
4130							
4130							
4130							
4130							
4130							
4130							
4130							
4160							
4160							
4180							
4180							
4180							
4180							
4210							

Island Disposal (2144)  
For the Year Ended 11/30/2021  
Master Income Statement with Adjustments

1

2 3

9

12

13

14 15

	Regulated (UTC)	Non-Regulated	Total
Labor Hours (Includes MRF)			
Only Route Hrs			
Route Hours with LH			
Delivery Driver Hours			
Revenue			
Customers			
Billed Customers			
MSW Tons			
Actual			

GL Code	Description	Allocator	Regulated (UTC)	Non-Regulated	Total Allocated	Check
[Redacted]						

CONFIDENTIAL PER WAC 480-07-160							
USOA #	GL Code	Description	Allocator	Per IS - As Booked	Restating Adjustments	Pro forma Adjustments	Adjusted IS
4210							
4210							
4210							
4210							
4210							
4213							
4213							
4213							
4213							
4213							
4213							
4240							
4240							
4240							
4240							
4260							
4260							
4280							
4280							
4280							
4280							
4280							
4280							
4360							
4360							
4360							
4365							
4365							
4365							
4365							
4450							
4450							
4450							
4530							
4530							
4530							
4530							
4530							
4540							
4540							
4540							
4580							
4580							
4580							
4580							
4611							
4611							
4613							
4613							
4613							
4613							
4613							
4613							

GL Code	Description	Allocator	Regulated (UTC)	Non-Regulated	Total Allocated	Check

CONFIDENTIAL PER WAC 480-07-160

CONFIDENTIAL PER WAC 480-07-160

USOA #	GL Code	Description	Allocator	Per IS - As Booked	Restating Adjustments	Pro forma Adjustments	Adjusted IS
4620							
4620							
4620							
4620							
4620							
4620							
4620							
4630							
4640							
4640							
4640							
4640							
4640							
4640							
4645							
4645							
4650							
4650							
4650							
4650							
4650							
4650							
4650							
4660							
4670							
4680							
4690							
4690							
4690							
4690							
4690							
4690							
4690							
4690							
4690							
4690							
4690							
4690							
4690							
4690							
4690							
4690							
4690							
4690							
4690							
4690							
5000							
5000							
5000							
5000							
5000							
5000							
5100							
5220							
5220							
5230							
5230							

GL Code	Description	Allocator	Regulated (UTC)	Non-Regulated	Total Allocated	Check
[Redacted Content]						



CONFIDENTIAL PER WAC 480-07-160							
USOA #	GL Code	Description	Allocator	Per IS - As Booked	Restating Adjustments	Pro forma Adjustments	Adjusted IS
5242							
5242							
5242							
5242							
5260							
5260							
5270							
5320							
5320							
5340							

GL Code	Description	Allocator	Regulated (UTC)	Non-Regulated	Total Allocated	Check

Island Disposal (2144)  
For the Year Ended 11/30/2021  
Regulated Line of Business Allocation

	Abbreviations	MSW	RO	Check
Labor Hours	LH			-
Revenue	REV			-
Customers	CUST			-
	COMM CUST			-
Actual	ACT			

(Didn't delete blank rows to match Master IS tab rows)

USOA #	GL Code	Description	Allocator	Regulated (UTC)	MSW	RO
[Redacted]						

USOA #	GL Code	Description	Allocator	Regulated (UTC)	MSW	RO
[Redacted Content]						


USOA #	GL Code	Description	Allocator	Regulated (UTC)	MSW	RO
[Redacted Content]						

USOA #	GL Code	Description	Allocator	Regulated (UTC)	MSW	RO
[Redacted Content]						

Island Disposal, Inc. G-154  
 Summary of Key Allocators

Line of Business	Regulated (UTC)	Non-Reg Cities	Total
<b>Customer Counts</b>			
<b>Number of Customers</b>			
Resi MSW Serviced Customers			
Commercial MSW Serviced Customers			
Resi Recycle Serviced Customers			
Commercial Recycling Serviced Customers			
RO Recycle Serviced Customers			
Roll off Serviced Customers			
Long Haul Serviced Customers			
Storage Serviced Customers			
<b>Total Customer Count</b>			
Check			
Less City Billed Customers			
<b>Customers Billed</b>			
<b>Allocation of Customers</b>			
Resi MSW Serviced Customers			
Commercial MSW Serviced Customers			
Resi Recycle Serviced Customers			
Commercial Recycling Serviced Customers			
RO Recycle Serviced Customers			
Roll off Serviced Customers			
Long Haul Serviced Customers			
<b>Serviced %</b>			
<b>Billed %</b>			
<b>Regulated Line of Service Allocation</b>			
Resi MSW Serviced Customers			
Commercial MSW Serviced Customers			
Resi Recycle Serviced Customers			
Commercial Recycling Serviced Customers			
RO Recycle Serviced Customers			
Roll off Serviced Customers			
Long Haul Serviced Customers			
Grand Total			
<b>Driver Hours</b>			
<b>Driver Hours</b>			
Resi/Commercial MSW			
Residential Recycle			
Commercial Recycle			
Roll off			
Rolloff Recycle			
Delivery			
Long Haul			
MRF			
Total			
<b>Driver Hour Percentages by Bill Area</b>			
Resi/Commercial MSW			
Residential Recycle			
Commercial Recycle			
Roll off			
Rolloff Recycle			
Delivery			
Long Haul			
MRF			
Total			
MSW/Recycle			
Excluding LH & MRF			
Excluding MRF			
Total Roll Off			
<b>Driver Hour Percentages by Line of Service</b>			
Resi/Commercial MSW			
Residential Recycle			
Commercial Recycle			
Roll off			
Rolloff Recycle			
Delivery			
Long Haul			
Other			
Total			
<b>MSW</b>			
<b>Recycling</b>			
<b>Container Depreciation</b>			
<b>Company Provided Containers By Bill Area</b>			
Residential MSW Carts			
Recycling Carts			
Roll-Off			
Roll-Off Recycle			
Commercial - Carts			
Commercial - Containers			
Commercial Recycling - Carts			
Commercial Recycling - Containers			
Storage Containers			
<b>Allocation of Container Depreciation</b>			
Residential MSW Carts			
Recycling Carts			
Roll-Off			
Roll-Off Recycle			
Commercial - Carts			
Commercial - Containers			
Commercial Recycling - Carts			
Commercial Recycling - Containers			
Storage Containers			
<b>Containers</b>			
<b>RO</b>			
<b>Garbage Carts</b>			
<b>Recycle Carts</b>			
<b>Storage Containers</b>			
<b>Containers &amp; RO</b>			
<b>Total Carts</b>			

Island Disposal, Inc. G-154  
Restating Adjustments



<b>Bad Debt Calculation</b>	<b>2112</b>	
Beginning test period	534,331	<b>11902</b>
Ending test period	<u>566,835</u>	
Write-off	32,504	
Recovery		
Beginning test period	124,877	<b>11903</b>
Ending test period	<u>143,904</u>	
Net recovery	19,027	
Actual write off expense	13,477	
Income Statement	12,148	
<b>Adjustment Acct 4670</b>	<b>1,329</b>	





Island Disposal, Inc. G-154  
Restating Adjustments



Adjust WUTC Fee to Actual

Regulated Revenue	\$	6,412,533
UTC Fee		0.51%
	\$	32,703.92
Per IS	\$	32,683.58
	\$	20.34

**Bucket Loader and Bobcat Fuel Expense**

Bucket Loader Annual Gallons	1,114
Bobcat Annual Gallons	304
Total	1,418
Price/Gallon	3.09
	-
<b>Total Expense</b>	\$ 4,382
	1.8%

Reply Reply All Forward IM



Wed 1/12/2022 8:52 AM

Andrew Riggs

RE: Follow Up Requests

To: Patrick Neely; Akasha Leffler

Cc: Adam Balogh; Heather Garland

Island Rate Case

Here are the best numbers we could come up with for the loader (and also the bobcat, which we have in the MRF and uses fuel as well).


Loader: 800 hours /year – 1,114 gallons of diesel

Bobcat: 400 hours /year – 304 gallons of diesel

If a 3 month period is needed we can divide by 4!

**Confidential per WAC 480-07-160**

Island Disposal, Inc. G-154  
Pro forma Adjustments



**Customer Notification:**

Residential	12,119	0.60	\$	7,271
Commercial	699	0.60	\$	420
Roll-off	98	0.60	\$	59
	<i>check</i>	-	\$	<u>7,749</u>
Amortize over 24-months				\$3,875 (C)



Line No.	(a)	(b)	(c)	(d)	(e)	(f)
		Historical	Revenue Change	Proforma	Add: Revenue Sensitive Taxes	Revenue Requirement
1	Operating Revenue	6,416,968	264,354	6,681,322	7,311	6,688,633
2	Operating Expenses	6,053,591		6,053,591	7,311	6,060,903
3	Operating Income	363,377		627,730		\$627,730
4						
5	Interest Expense	39,447		39,447		39,447
6	Income Tax Expense	#VALUE!	#VALUE!	123,539		123,539
7						
8	Net Income	#VALUE!		464,744		464,744
9						
10	Operating Ratio	94.34%		90.60%		90.61%

**Revenue Requirement**

Historical Revenue	6,416,968	Revenue Increase before taxes	264,354
Rate Increase	271,665	Rev Sensitive Taxes	7,311
<b>Revenue Requirement</b>	<b>6,688,633</b>	<b>Rate Increase</b>	<b>271,665</b>
Percent Increase	4.23%		

**Capital Structure Financing Investment**

Type	Percent	Amount	Cost of Capital	Financing Cost Weighted	Amount
Equity	59.27%	1,723,141	26.97%	15.98%	464,744
Debt	40.73%	1,184,241	3.33%	1.36%	39,447
Total	100.00%	2,907,382		17.34%	504,191

**Operating Statistics**

	Before Income Tax	After Income Tax
Return on Investment	21.59%	17.34%
Return on Equity	34.14%	26.97%
Operating Ratio	90.60%	90.61%
Profit Margin	9.40%	9.40%
Final turnover	2.30	2.30
Tax Rate	21.00%	21.00%

**Revenue Sensitive Taxes Charges**

	Rate	Taxes
B & O Tax	1.750%	5,247
WUTC Fee	0.510%	1,529
City Tax	0.000%	-
Bad Debts	0.179%	536
Revenue Sensitive	2.439%	7,311

Conversion Factor 88.18%

Line No.	(a)	(b)	(c)	(d)	(e)	(f)
		Historical	Revenue Change	Proforma	Add: Revenue Sensitive Taxes	Revenue Requirement
1	Operating Revenue	4,822,376	226,329	5,048,705	6,274	5,054,979
2	Operating Expenses	4,564,171		4,564,171	6,274	4,570,445
3	Operating Income	258,205		484,534		\$484,534
4						
5	Interest Expense	35,157		35,157		35,157
6	Income Tax Expense	#VALUE!	#VALUE!	94,369		94,369
7						
8	Net Income	#VALUE!		355,008		355,008
9						
10	Operating Ratio	94.65%		90.40%		90.41%

**Revenue Requirement**

Historical Revenue	4,822,376	Revenue Increase before taxes	226,329
Rate Increase	232,603	Rev Sensitive Taxes	6,274
<b>Revenue Requirement</b>	<b>5,054,979</b>	<b>Rate Increase</b>	<b>232,603</b>
Percent Increase	<b>4.82%</b>		

**Capital Structure Financing Investment**

Type	Percent	Amount	Cost of Capital	Financing Cost Weighted	Amount
Equity	59.27%	1,535,732	23.12%	13.70%	355,008
Debt	40.73%	1,055,443	3.33%	1.36%	35,157
Total	100.00%	2,591,175		15.06%	390,165

**Operating Statistics**

	Before Income Tax	After Income Tax
Return on Investment	18.70%	15.06%
Return on Equity	29.26%	23.12%
Operating Ratio	90.40%	90.41%
Profit Margin	9.60%	9.60%
Final turnover	1.95	1.95
Tax Rate	21.00%	21.00%

**Revenue Sensitive Taxes Charges**

	Rate	Taxes
B & O Tax	1.750%	4,502
WUTC Fee	0.510%	1,312
City Tax	0.000%	-
Bad Debts	0.179%	460
Revenue Sensitive	2.439%	6,274

Conversion Factor 87.98%

Line No.	(a)	(b)	(c)	(d)	(e)	(f)
		Historical	Revenue Change	Proforma	Add: Revenue Sensitive Taxes	Revenue Requirement
1	Operating Revenue	1,594,592	26,195	1,620,787	714	1,621,501
2	Operating Expenses	1,489,420		1,489,420	714	1,490,135
3	Operating Income	105,171		131,366		\$131,366
4						
5	Interest Expense	4,290		4,290		4,290
6	Income Tax Expense	#VALUE!	#VALUE!	26,686		26,686
7						
8	Net Income	#VALUE!		100,390		100,390
9						
10	Operating Ratio	93.40%		91.89%		91.90%

**Revenue Requirement**

Historical Revenue	1,594,592	Revenue Increase before taxes	26,195
Rate Increase	26,909	Rev Sensitive Taxes	714
<b>Revenue Requirement</b>	<b>1,621,501</b>	<b>Rate Increase</b>	<b>26,909</b>
Percent Increase	<b>1.69%</b>		

**Capital Structure Financing Investment**

Type	Percent	Amount	Cost of Capital	Financing Cost Weighted	Amount
Equity	59.27%	187,409	53.57%	31.75%	100,390
Debt	40.73%	128,798	3.33%	1.36%	4,290
Total	100.00%	316,207		33.11%	104,680

**Operating Statistics**

	Before Income Tax	After Income Tax
Return on Investment	41.54%	33.11%
Return on Equity	67.81%	53.57%
Operating Ratio	91.89%	91.90%
Profit Margin	8.11%	8.11%
Final turnover	5.13	5.13
Tax Rate	21.00%	21.00%

**Revenue Sensitive Taxes Charges**

	Rate	Taxes
B & O Tax	1.750%	512
WUTC Fee	0.510%	149
City Tax	0.000%	-
Bad Debts	0.179%	52
Revenue Sensitive	2.439%	714

Conversion Factor 89.46%

Island Disposal, Inc. G-154  
Rate Sheet

Increase %'s	
MSW	5.27%
RO	4.37%

	Current Tariff Rates	General Rate Increase	Proposed Rates 4/1/2022
<b>Item 50, Pg. 14</b>			
Returned check	\$ 10.90		\$ 10.90
<b>Item 51, Pg. 15</b>			
Restart fee	\$ 10.90	\$ 0.57	\$ 11.47
<b>Item 52, Pg. 15</b>			
Redelivery - Cart	\$ 22.60	\$ 1.19	\$ 23.79
Redelivery - Container	\$ 42.75	\$ 2.25	\$ 45.00
<b>Item 55, Pg. 16</b>			
Over-sized/Over-weight	\$ 4.83	\$ 0.25	\$ 5.08
<b>Item 60, Pg. 16</b>			
<b>Overtime</b>			
Charge per hour	\$ 51.92	\$ 2.74	\$ 54.66
Minimum	\$ 51.92	\$ 2.74	\$ 54.66
<b>Item 70, Pg. 17</b>			
<b>Return Trips</b>			
Can, unit, mini-can, micro mini-can	\$ 5.45	\$ 0.29	\$ 5.74
Drop Box	\$ 83.07	\$ 3.63	\$ 86.70
Container	\$ 16.35	\$ 0.86	\$ 17.21
Cart - All Sizes	\$ 5.45	\$ 0.29	\$ 5.74
<b>Item 80, Pg. 19</b>			
<b>Carry-Out</b>			
<b>Residential</b>			
5-25 feet	\$ 0.55	\$ 0.03	\$ 0.58
Additional 25 feet	\$ 0.55	\$ 0.03	\$ 0.58
<b>Commercial</b>			
5-25 feet	\$ 0.56	\$ 0.03	\$ 0.59
Additional 25 feet	\$ 0.56	\$ 0.03	\$ 0.59
<b>Drive-In</b>			
<b>Residential</b>			
Residential 125 feet to 250 feet	\$ 1.09	\$ 0.06	\$ 1.15
Residential 250 feet to 1/10 mile	\$ 1.18	\$ 0.06	\$ 1.24
for ea. 1/10 mile over 1/10 mile	\$ 0.25	\$ 0.01	\$ 0.26
<b>Commercial</b>			
Commercial 125 feet to 250 feet	\$ 1.41	\$ 0.07	\$ 1.48
Commercial 250 feet to 1/10 mile	\$ 1.52	\$ 0.08	\$ 1.60
for ea. 1/10 mile over 1/10 mile	\$ 0.32	\$ 0.02	\$ 0.34
<b>Item 90, Pg. 20</b>			
<b>Special Services</b>			
<b>Residential</b>			
Stairs (each step up or down)	\$ 0.14	\$ 0.01	\$ 0.15
<b>Commercial</b>			
Stairs (each step up or down)	\$ 0.14	\$ 0.01	\$ 0.15
<b>Item 100, Pg. 21</b>			
<b>Weekly Service</b>			
Mini can	<del>\$ 15.63</del>	<del>\$ 0.82</del>	<del>\$ 16.45</del> Can service will no longer be offered.

Island Disposal, Inc. G-154  
Rate Sheet

Increase %'s	
MSW	5.27%
RO	4.37%

	Current Tariff Rates	General Rate Increase	Proposed Rates 4/1/2022	
One can-	\$ <del>20.32</del>	\$ <del>1.07</del>	\$ <del>21.39</del>	Can service will no longer be offered.
Two cans-	\$ <del>29.54</del>	\$ <del>1.56</del>	\$ <del>31.10</del>	Can service will no longer be offered.
Three cans-	\$ <del>42.90</del>	\$ <del>2.26</del>	\$ <del>45.16</del>	Can service will no longer be offered.
Four cans-	\$ <del>53.28</del>	\$ <del>2.81</del>	\$ <del>56.09</del>	Can service will no longer be offered.
Five cans-	\$ <del>67.30</del>	\$ <del>3.55</del>	\$ <del>70.85</del>	Can service will no longer be offered.
Six cans-	\$ <del>80.76</del>	\$ <del>4.26</del>	\$ <del>85.02</del>	Can service will no longer be offered.
35 gallon cart-	\$ <del>20.81</del>	\$ <del>1.10</del>	\$ <del>21.91</del>	Can service will no longer be offered.
64 gallon cart-	\$ <del>30.10</del>	\$ <del>1.59</del>	\$ <del>31.69</del>	Can service will no longer be offered.
96 gallon cart-	\$ <del>43.51</del>	\$ <del>2.29</del>	\$ <del>45.80</del>	Can service will no longer be offered.

**EOW Service**

One Can	\$ <del>15.05</del>	\$ <del>0.79</del>	\$ <del>15.84</del>	Can service will no longer be offered.
35 gallon cart	\$ 15.54	\$ 0.82	\$ 16.36	
64 gallon cart	\$ 23.33	\$ 1.23	\$ 24.56	
96 gallon cart	\$ 35.14	\$ 1.85	\$ 36.99	

**Monthly Service**

One can	\$ <del>8.01</del>	\$ <del>0.42</del>	\$ <del>8.43</del>	Can service will no longer be offered.
35 gallon cart	\$ 8.50	\$ 0.45	\$ 8.95	
64 gallon cart	\$ 12.77	\$ 0.67	\$ 13.44	
96 gallon cart	\$ 19.24	\$ 1.01	\$ 20.25	

**Item 100, Pg. 22**

**Extras**

32 gallon can or unit	\$ 4.44	\$ 0.23	\$ 4.67	
Mini Can	\$ <del>4.22</del>	\$ <del>0.22</del>	\$ <del>4.44</del>	Can service will no longer be offered.

**On Call**

35 gallon cart	\$ 8.37	\$ 0.44	\$ 8.81	
64 gallon cart	\$ 12.50	\$ 0.66	\$ 13.16	
96 gallon	\$ 18.92	\$ 1.00	\$ 19.92	

**Item 105, Pg. 24**

**Multi- family Service - First Pick Up**

32 gallon can or unit	\$ <del>3.94</del>	\$ <del>0.21</del>	\$ <del>4.15</del>	Can service will no longer be offered.
35 gallon cart	\$ 4.10	\$ 0.22	\$ 4.32	
64 gallon cart	\$ 6.32	\$ 0.33	\$ 6.65	
95 gallon cart	\$ 9.51	\$ 0.50	\$ 10.01	

**Multi- family Service - Additional Pick Up**

32 gallon can or unit	\$ <del>3.94</del>	\$ <del>0.21</del>	\$ <del>4.15</del>	Can service will no longer be offered.
35 gallon cart	\$ 4.10	\$ 0.22	\$ 4.32	
64 gallon cart	\$ 6.32	\$ 0.33	\$ 6.65	
95 gallon cart	\$ 9.51	\$ 0.50	\$ 10.01	

**Item 150, Pg. 28**

**Loose and Bulky Material**

**Bulky**

Rate per yard (1-4 cubic yards)	\$ 21.15	\$ 1.12	\$ 22.27	
Additional cubic yards	\$ 21.15	\$ 1.12	\$ 22.27	
Minimum charge/pickup	\$ 21.15	\$ 1.12	\$ 22.27	
Carry charge (per ea. 5 feet over 8 feet)	\$ 3.17	\$ 0.17	\$ 3.34	

**Loose (company loads)**

Rate per yard (1-4 cubic yards)	\$ 21.15	\$ 1.12	\$ 22.27	
Additional cubic yards	\$ 21.15	\$ 1.12	\$ 22.27	

Island Disposal, Inc. G-154  
Rate Sheet

Increase %'s	
MSW	5.27%
RO	4.37%

	Current Tariff Rates	General Rate Increase	Proposed Rates 4/1/2022
--	----------------------	-----------------------	-------------------------

Minimum charge/pickup	\$ 21.15	\$ 1.12	\$ 22.27
Carry charge (per ea. 5 feet over 8 feet)	\$ 3.17	\$ 0.17	\$ 3.34

**Item 160, Pg. 29**

**Time Rates**

**Single rear drive axle**

**Truck and Driver**

Non-packer truck	\$ 96.56	\$ 5.09	\$ 101.65
Packer truck	\$ 123.15	\$ 6.49	\$ 129.64
Ea. Extra Person	\$ 71.12	\$ 3.75	\$ 74.87

**Minimum**

Non-packer truck	\$ 96.56	\$ 5.09	\$ 101.65
Packer truck	\$ 123.15	\$ 6.49	\$ 129.64

**Tandem Rear Drive Axle**

**Truck and Driver**

Non-packer truck	\$ 124.60	\$ 6.57	\$ 131.17
Trailer	\$ 39.46	\$ 2.08	\$ 41.54
Drop-box truck	\$ 143.81	\$ 7.58	\$ 151.39
Extra person	\$ 71.12	\$ 3.75	\$ 74.87

**Minimum**

Non-packer truck	\$ 124.60	\$ 6.57	\$ 131.17
Trailer	\$ 39.46	\$ 2.08	\$ 41.54
Drop-box truck	\$ 143.81	\$ 7.58	\$ 151.39

**Item 205, Pg. 31**

**Roll-Out (Container)**

5-25 feet	\$ 1.39	\$ 0.07	\$ 1.46
Each Additional 5 feet	\$ 0.28	\$ 0.01	\$ 0.29

**Roll-Out (Automated Cart or Toters)**

5-25 feet	\$ 0.56	\$ 0.03	\$ 0.59
Each Additional 5 feet	\$ 0.11	\$ 0.01	\$ 0.12

**Item 207, Pg. 32**

**Overfilled or Overweight**

Drop Box	\$ 27.30	\$ 1.19	\$ 28.49
Compator	\$ 27.30	\$ 1.19	\$ 28.49

**Item 210, Pg. 33**

**Washing/Sanitizing Containers, Drop Boxes**

Up to 8 Yards	\$ 30.11	\$ 1.32	\$ 31.43
Over 8 Yards	\$ 81.72	\$ 3.57	\$ 85.29

**Pick up & Redelivery Charge (Container or Drop Box)**

Up to 8 Yards	\$ 28.45	\$ 1.24	\$ 29.69
Over 8 Yards	\$ 113.39	\$ 4.95	\$ 118.34

**Item 230, Pg. 34**

**Disposal Fees**

MSW Loose (per ton)	\$ 155.00	\$	\$ 155.00
MSW Compacted (per ton)	\$ 147.00	\$	\$ 147.00
Demo, Wood Waste	\$ 164.00	\$	\$ 164.00
Appliances	\$ 22.58	\$	\$ 22.58
Tires	\$ 7.53	\$	\$ 7.53



Island Disposal, Inc. G-154  
Rate Sheet

Increase %'s	
MSW	5.27%
RO	4.37%

	Current Tariff Rates	General Rate Increase	Proposed Rates 4/1/2022
Yard/Garden Debris	\$ 95.00		\$ 95.00
Oversized, Hard to Handle	\$ 170.60		\$ 170.60
Per Vehicle Charge	\$ 7.24		\$ 7.24

**Item 240, Pg. 35**

**Permanent Service**

**Monthly Rent**

1 yard	\$ 14.33	\$ 0.76	\$ 15.09
1.5 yard	\$ 14.77	\$ 0.78	\$ 15.55
2 yard	\$ 18.39	\$ 0.97	\$ 19.36

**First Pickup**

1 yard	\$ 23.08	\$ 1.22	\$ 24.30
1.5 yard	\$ 34.11	\$ 1.80	\$ 35.91
2 yard	\$ 44.67	\$ 2.36	\$ 47.03

**Each Additional Pickup**

1 yard	\$ 23.08	\$ 1.22	\$ 24.30
1.5 yard	\$ 34.11	\$ 1.80	\$ 35.91
2 yard	\$ 44.67	\$ 2.36	\$ 47.03

**Temporary Service**

**Initial Delivery**

1 yard	\$ 28.43	\$ 1.50	\$ 29.93
1.5 yard	\$ 28.43	\$ 1.50	\$ 29.93
2 yard	\$ 28.43	\$ 1.50	\$ 29.93

**Pickup Rate**

1 yard	\$ 26.19	\$ 1.38	\$ 27.57
1.5 yard	\$ 37.23	\$ 1.96	\$ 39.19
2 yard	\$ 48.83	\$ 2.58	\$ 51.41

**Monthly Rent**

1 yard	\$ 14.53	\$ 0.77	\$ 15.30
1.5 yard	\$ 14.77	\$ 0.78	\$ 15.55
2 yard	\$ 18.39	\$ 0.97	\$ 19.36

**Daily Rent**

1 yard	\$ 0.48	\$ 0.03	\$ 0.51
1.5 yard	\$ 0.49	\$ 0.03	\$ 0.52
2 yard	\$ 0.61	\$ 0.03	\$ 0.64

**Item 245, Pg. 36**

**Container Services**

**Permanent Services**

<del>32 gallon can</del>	<del>\$ 3.94</del>	<del>\$ 0.21</del>	<del>\$ 4.15</del>	Can service will no longer be offered.
35 gallon cart	\$ 4.10	\$ 0.22	\$ 4.32	
64 gallon cart	\$ 6.32	\$ 0.33	\$ 6.65	
96 gallon cart	\$ 9.51	\$ 0.50	\$ 10.01	

**Minimum**

<del>32 gallon can</del>	<del>\$ 17.07</del>	<del>\$ 0.90</del>	<del>\$ 17.97</del>	Can service will no longer be offered.
35 gallon cart	\$ 17.74	\$ 0.94	\$ 18.68	
64 gallon cart	\$ 27.38	\$ 1.44	\$ 28.82	
96 gallon cart	\$ 41.19	\$ 2.17	\$ 43.36	

Island Disposal, Inc. G-154  
Rate Sheet

Increase %'s	
MSW	5.27%
RO	4.37%

Current Tariff Rates	General Rate Increase	Proposed Rates 4/1/2022
----------------------	-----------------------	-------------------------

**Special Pickup**

<del>32 gallon can</del>	\$ <del>8.30</del>	\$ <del>0.44</del>	\$ <del>8.74</del>	Can service will no longer be offered.
35 gallon cart	\$ 8.26	\$ 0.44	\$ 8.70	
65 gallon cart	\$ 10.47	\$ 0.55	\$ 11.02	
95 gallon cart	\$ 13.66	\$ 0.72	\$ 14.38	

**Additional Unit**

32 gallon can/unit (additional units)	\$ 3.94	\$ 0.21	\$ 4.15
---------------------------------------	---------	---------	---------

**Flat Monthly Charge (Multiple Units)**

Occasional Units (32 Gal equivalent)	\$ 4.36	\$ 0.23	\$ 4.59
--------------------------------------	---------	---------	---------

**Item 260, Pg. 40**

**Permanent Service - Non-Compacted Material**

**Monthly Rent (Short Trip)**

10-20 Yard	\$ 143.16	\$ 6.25	\$ 149.41
30 yard	\$ 151.41	\$ 6.61	\$ 158.02
40 yard	\$ 151.41	\$ 6.61	\$ 158.02

**First Pickup (Short Trip)**

10-20 Yard	\$ 122.74	\$ 5.36	\$ 128.10
30 yard	\$ 155.76	\$ 6.80	\$ 162.56
40 yard	\$ 155.76	\$ 6.80	\$ 162.56

**Each Additional Pickup (Short Trip)**

10-20 Yard	\$ 122.74	\$ 5.36	\$ 128.10
30 yard	\$ 155.76	\$ 6.80	\$ 162.56
40 yard	\$ 155.76	\$ 6.80	\$ 162.56

**Monthly Rent (Long Trip)**

10-20 Yard	\$ 143.16	\$ 6.25	\$ 149.41
30 yard	\$ 151.41	\$ 6.61	\$ 158.02
40 yard	\$ 151.41	\$ 6.61	\$ 158.02

**First Pickup (Long Trip)**

10-20 Yard	\$ 168.42	\$ 7.36	\$ 175.78
30 yard	\$ 202.11	\$ 8.83	\$ 210.94
40 yard	\$ 202.11	\$ 8.83	\$ 210.94

**Each Additional Pickup (Long Trip)**

10-20 Yard	\$ 168.42	\$ 7.36	\$ 175.78
30 yard	\$ 202.11	\$ 8.83	\$ 210.94
40 yard	\$ 202.11	\$ 8.83	\$ 210.94

**Temporary Service**

**Initial Delivery (Short Trip)**

10-20 Yard	\$ 113.39	\$ 4.95	\$ 118.34
30 yard	\$ 113.39	\$ 4.95	\$ 118.34
40 yard	\$ 113.39	\$ 4.95	\$ 118.34

**Pickup Rate (Short Trip)**

10-20 Yard	\$ 122.74	\$ 5.36	\$ 128.10
30 yard	\$ 155.76	\$ 6.80	\$ 162.56
40 yard	\$ 155.76	\$ 6.80	\$ 162.56

**Initial Delivery (Long Trip)**

10-20 Yard	\$ 113.39	\$ 4.95	\$ 118.34
------------	-----------	---------	-----------

Island Disposal, Inc. G-154  
Rate Sheet

Increase %'s	
MSW	5.27%
RO	4.37%

	Current Tariff Rates	General Rate Increase	Proposed Rates 4/1/2022
30 yard	\$ 113.39	\$ 4.95	\$ 118.34
40 yard	\$ 113.39	\$ 4.95	\$ 118.34
<b>Pickup Rate (Long Trip)</b>			
10-20 Yard	\$ 168.42	\$ 7.36	\$ 175.78
30 yard	\$ 202.11	\$ 8.83	\$ 210.94
40 yard	\$ 202.11	\$ 8.83	\$ 210.94
<b>Rent Per Calendar Day</b>			
10-20 Yard	\$ 6.20	\$ 0.27	\$ 6.47
30 yard	\$ 6.20	\$ 0.27	\$ 6.47
40 yard	\$ 6.20	\$ 0.27	\$ 6.47
<b>Rent Per Month</b>			
10-20 Yard	\$ 185.38	\$ 8.10	\$ 193.48
30 yard	\$ 185.38	\$ 8.10	\$ 193.48
40 yard	\$ 185.38	\$ 8.10	\$ 193.48
<b>Mileage</b>			
Excess miles per (per mile >10 miles)	\$ 5.56	\$ 0.24	\$ 5.80
Accessorial charges	\$ 1.09	\$ 0.05	\$ 1.14

**Item 270, Pg. 41**

**Permanent Service - Compacted Material (Customer Owned)**

**Monthly Rent**

35 Yard	\$ 212.80	\$ 9.29	\$ 222.09
---------	-----------	---------	-----------

**First Pickup**

35 Yard	\$ 183.68	\$ 8.02	\$ 191.70
---------	-----------	---------	-----------

**Each Additional Pickup**

35 Yard	\$ 183.68	\$ 8.02	\$ 191.70
---------	-----------	---------	-----------

**Mileage**

Excess miles per (per mile >10 miles)	\$ 5.56	\$ 0.24	\$ 5.80
---------------------------------------	---------	---------	---------

**Connect/Disconnect**

Connect/Disconnect Fee	\$ 7.79	\$ 0.34	\$ 8.13
------------------------	---------	---------	---------

**Item 275, Pg. 42**

**Permanent Service - Compacted Material (Company Owned)**

**Pickups**

25 yard	\$ 133.53	\$ 5.83	\$ 139.36
30 yard	\$ 149.01	\$ 6.51	\$ 155.52
35 yard	\$ 183.68	\$ 8.02	\$ 191.70

**Special Pickups**

25 yard	\$ 133.53	\$ 5.83	\$ 139.36
30 yard	\$ 149.01	\$ 6.51	\$ 155.52
35 yard	\$ 183.68	\$ 8.02	\$ 191.70

**Mileage**

Excess miles per (per mile >5 miles)	\$ 5.56	\$ 0.24	\$ 5.80
--------------------------------------	---------	---------	---------

**Connect/Disconnect**

Connect/Disconnect Fee	\$ 7.79	\$ 0.34	\$ 8.13
------------------------	---------	---------	---------

Island Disposal, Inc. G-154  
Rate Sheet

	Increase %'s
MSW	5.27%
RO	4.37%

Current Tariff Rates	General Rate Increase	Proposed Rates 4/1/2022
-------------------------	--------------------------	----------------------------

Island Disposal, Inc. G-154

Regulated Price Out

December 1, 2020 - November 30, 2021

BILL AREA IDI-COUNTY, ISLAND, LANGLEY, STATE PARKS, OAK HARBOR, ARMY (Excl RESI), and COUPEVILLE RO

Service Code	Service Code Description	Tariff Rate 8/1/2020	Total Revenue	Average Customers	Cust Counts After Automation	Cart Size	Can Size	Container Size	Quantity	Count
<b>RESIDENTIAL SERVICES</b>										
<b>RESIDENTIAL GARBAGE</b>										
20RW1	1-20 GAL CART WEEKLY SVC	15.63	14,296	76	-		20		1	76
32RW1	1-32 GAL CAN-WEEKLY SVC	20.32	1,282,606	5,260	0		32		1	5,260
32RW2	2-32 GAL CANS-WEEKLY SVC	29.54	603,250	1,702	0		32		2	3,404
32RW3	3-32 GAL CANS-WEEKLY SVC	42.90	84,022	163	0		32		3	490
32RW4	4-32 GAL CANS-WEEKLY SVC	53.28	19,447	30	0		32		4	122
32RW5	5-32 GAL CANS-WEEKLY SVC	67.30	2,557	3	0		32		5	16
32RW6	6-32 GAL CANS-WEEKLY SVC	80.76	2,241	2	0		32		6	14
32RE1	1-32 GAL CAN-EOW SVC	15.05	91,267	505	0		32		1	505
32RE1LRD	1-32 GL EOWVC ROAD	17.38	604	3	0		32		1	3
32RM1	1-32 GAL CAN-MONTHLY SVC	8.01	18,650	194	0		32		1	194
32CM1RD	1-32 GL/MONTH SVC ROAD	8.01	54	1	0		32		1	1
32ROCPU	1-32 GAL CAN-ON CALL SVC	8.37	7,835	78	0		32		1	78
32RW1LI	1-32 GAL CAN WEEKLY SVC	20.32	39	0	0		32		1	0
35RE1	1-35 GAL CART EOW SVC	15.54	29,353	157	742	35			1	157
35RM1	1-35 GAL MONTHLY	8.50	3,400	33	246	35			1	33
35RW1	1-35 GAL CART WEEKLY SVC	20.81	431,147	1,727	6,987	35			1	1,727
64RE1	1-64 GAL EOW	23.33	3,794	14	14	64			1	14
64RM1	1-64 GAL MONTHLY	12.77	524	3	3	64			1	3
64RW1	1-64 GAL CART WEEKLY SVC	30.10	635,709	1,760	3,462	64			1	1,760
64RW2	2-64 GAL CART WEEKLY SVC	60.20	24,870	34	34	64			2	69
64ROCC1	1-64 GAL ON CALL PICKUP	12.50	94	1	1	64			1	1
65ROCPU	1-65 GAL CART-ONCALL SVC	12.50	50	0	0	65			1	0
96RM1	1-96 GAL MONTHLY	19.24	192	1	1	96			1	1
96RE1	1-96 GAL EOW	35.14	422	1	1	96			1	1
96RW1	1-96 GAL CART WEEKLY SVC	43.51	188,675	361	560	96			1	361
96ROCPU	1-96 GAL CART-ONCALL SVC	18.92	123	1	1	96			1	1
96RW2	2-96 GAL CART WEEKLY SVC	87.02	7,810	7	7	96			2	15
SP96-RES	SPECIAL PICKUP 96GL RES	18.92	84	0	0					
CEXR	EXTRA CAN	4.44	103,717	1,947	973					
OFOWRCAN	OVERFILL/WEIGHT CHG CAN	4.83	4,514	78	78					
REDELIVER	DELIVERY CHARGE	28.37	3,472	10	10					
RDRIVEIN	DRIVE IN SERVICE	9.44	14,083	124	124					
DRVNRW2	DRIVE IN OVER 250	1.18	18	1	1	Cart			4,143	
SUNKENR	SUNKEN CAN CHARGE	0.14	3	2	2	Can			10,162	
RESTART	SERVICE RESTART FEE	10.90	5,821	45	45					
RWALKIN	WALK IN SERVICE	4.76	6,768	118	118					
WLKNRM1	WALK IN 5-25-MTHLY	2.38	1	0	0					
WLKNRW1	WALK IN 5'-25'	0.55	12	2	2					
TRIPR	RETURN TRIP CHRГ CAN/CART	5.44	5	0	0					
TRIPRCANS	RETURN TRIP CHARGE - CANS	5.44	98	1	1					
<b>TOTAL RESIDENTIAL GARBAGE</b>			<b>\$ 3,591,625</b>	<b>12,119</b>	<b>12,059</b>					
60										

**COMMERCIAL SERVICES**

**COMMERCIAL SERVICES**

**COMMERCIAL GARBAGE**

**COMMERCIAL GARBAGE**

R1YD1W	1YD CONT 1xWEEKLY SVC	114.27	287,609	210	210				1	1	210
R1YD1W	1YD CONT 1xWEEKLY SVC	114.27	515	1	0	Navy			1	1	1
R1YD2W	1YD CONT 2xWEEKLY SVC	214.20	23,769	9	9				1	1	9
R1YDCOPU	1 YD CUST OWNED ON CALL	23.08	11,178	1	40	State Park			1	1	1
R1YDEX	1YD CONTAINER EXTRA PU	23.08	46	0	0				1	1	-
R1YDRENTTD	1YD TEMP CONT RENT DAILY	0.48	48		8						
R1YDTPU	1YD TEMP CONT PU	26.19	253		1						
R1.5YDPU	1.5YD CONTAINER PICKUP	34.11	307	1	1						
R1.5YD1W	1.5YD CONT 1xWEEKLY SVC	162.47	145,852	75	75				1.5	1	75
R1.5YD2W	1.5YD CONT 2xWEEKLY SVC	310.16	56,956	15	15				1.5	1	15
R1.5YD3W	1.5YD CONT 3xWEEKLY SVC	457.86	17,246	3	3				1.5	1	3
R1.5YDCOPU	1.5 YD CUST OWNED ON CALL	34.11	3,616	1	9	State Park			1.5	1	1

Island Disposal, Inc. G-154

Regulated Price Out

December 1, 2020 - November 30, 2021

BILL AREA IDI-COUNTY, ISLAND, LANGLEY, STATE PARKS, OAK HARBOR, ARMY (Excl RESI), and COUPEVILLE RO

Service Code	Service Code Description	Tariff Rate 8/1/2020	Total Revenue	Average Customers	Cust Counts After Automation	Cart Size	Can Size	Container Size	Quantity	Count
R1.5YDEX	1.5YD CONTAINER EXTRA PU	34.11	102		0					
R1.5YDRENTTD	1.5 YD TEMP CONT RENT DAI	0.49	58		10					
R1.5YDTPU	1.5YD TEMP CONTAINER PU	37.23	614		1					
R1.5YDRENTTD	1.5 YD TEMP CONT RENT DAI	0.49	30		5 Navy					
R1.5YDTPU	1.5YD TEMP CONTAINER PU	37.23	186	1	0 Navy					
R2YD1W	2YD CONT 1xWEEKLY SVC	211.81	240,511	95	95			2	1	95
R2YD2W	2YD CONT 2xWEEKLY SVC	405.23	240,401	49	49			2	1	49
R2YD3W	2YD CONT 3xWEEKLY SVC	598.65	95,191	13	13			2	1	13
R2YDCOPU	2 YD CUST OWNED ON CALL	44.67	30,867	1	58 State Park			2	1	1
R2YDEX	2YD CONTAINER EXTRA PU	44.67	625		1					
R2YDRENTTD	2 YD TEMP CONT RENT DAILY	0.61	5		1					
R2YDTPU	2YD TEMP CONTAINER PU	48.83	321		1					
R2YDTPU	2YD TEMP CONTAINER PU	48.83	42	1	0 Navy					
32CMCNTRD	32 GL BY COUNT ROAD	3.94	10,272	50	-			32	1	50
32RE1LIRD	1-32 GL EOWVC ROAD	17.07	107	1	-			32	1	1
32CW1RD	1-32 GL WKLY SVC ROAD	17.07	205	1	-			32	1	1
32CW2RD	2-32 GL WKLY SVC ROAD	34.14	222	1	-			32	2	1
32CW4RD	4-32 GL WKLY SVC ROAD	68.28	205	0	-			32	4	1
32CW5RD	5-32 GL WKLY SVC ROAD	85.35	1,024	1	-			32	5	5
32CW6RD	6-32 GL WEEKLY SVC RD	102.42	102	0	-			32	6	1
32CW1	1-32 GAL CAN WEEKLY SVC	17.07	6,969	34	-			32	1	34
32CW2	2-32 GAL CANS WKLY SVC	34.14	7,035	17	-			32	2	34
32CW3	3-32 GAL CANS WKLY SVC	51.21	1,690	3	-			32	3	8
32CW4	4-32 GAL CANS WKLY SVC	68.28	3,277	4	-			32	4	16
32COCPU	1-32 GL CAN ON CALL	8.30	21	0	-			32	1	0
35CMCNT	35 GAL CART COUNT	4.10	11,471	54	104	35			1	54
35CW1	1-35 GAL CAN WEEKLY SVC	17.74	6,803	32	68	35			1	32
35ROCPU	1-35 GAL CART-ON CALL SVC	8.37	883	9	9	35			1	9
64CW1	1-64 GL CART WEEKLY SVC	27.38	4,983	15	33	64			1	15
96CW1	1-96 GL CART WEEKLY SVC	41.19	288	1	9	96			1	1
96ROCC1	1-96 GAL ON CALL PICKUP	13.66	(9)		-	96			1	-
C96RW1	1-96 GAL CART WEEKLY SVC	41.19	435	1	1	96			1	1

Island Disposal, Inc. G-154

Regulated Price Out

December 1, 2020 - November 30, 2021

BILL AREA IDI-COUNTY, ISLAND, LANGLEY, STATE PARKS, OAK HARBOR, ARMY (Excl RESI), and COUPEVILLE RO

Service Code	Service Code Description	Tariff Rate 8/1/2020	Total Revenue	Average Customers	Cust Counts After Automation	Cart Size	Can Size	Container Size	Quantity	Count
EXTRAPACK	EXTRA PACK	21.15	-	-	-					
CEX	EXTRA CANS	3.94	2,478	52	26					
CEXNAVY	NAVY EXTRA	3.52	147	3	3					
OFOWCCAN	OVERFILL/OVERWEIGHT CAN C	4.83	87	1	1					
CDRIVEIN	DRIVE IN SERVICE	6.11	1,107	15	15					
CWALKIN	WALK IN SERVICE	2.42	339	12	12					
TRIPCCAN	COMM RETURN TRIP	16.35	49	0	0					
CTRIP	RETURN TRIP CHARGE - CONT	16.35	16	0	0					
CEXYD	CMML EXTRA YARDAGE	21.15	6,718	26	26					
CDEL	CONTAINER DELIVERY CHARGE	28.43	28	0	0					
RDELTO8	REDELIVERY FEE UP TO 8YDS	42.63	171	0	0					
RESTARTC	COMM RESTART FEE	10.90	294	2	2					
CCLEAN	CONTAINER CLEANING	30.11	30	0	0					
<b>TOTAL COMMERCIAL GARBAGE</b>			<b>\$ 1,223,798</b>	<b>699</b>	<b>694</b>					

Count	
Carts	111
Containers	474
Cans	152
	-

<b>DROP BOX SERVICES</b>		<b>DROP BOX SERVICES</b>									
<b>DROP BOX HAULS/RENTAL</b>		<b>DROP BOX HAULS/RENTAL</b>									
ROHAUL10LH	10 YD RO DAILY LONG HAUL	168.42	8,075								
ROHAUL10DSH	10 YD RO DAILY SHORT HAUL	122.74	5,888								
ROHAUL20DSH	20YD RO DAILY SHORT HAUL	122.74	35,194								
ROHAUL20LH	20YD RO DAILY LONG HAUL	168.42	127,072								
ROHAUL30LH	30YD RO DAILY LONG HAUL	202.11	11,915								
ROHAUL30DSH	30YD RO DAILY SHORT HAUL	155.76	5,132								
ROHAUL40DSH	40YD RO DAILY SHORT HAUL	155.76	20,364								
ROHAUL40LH	40YD RO DAILY LONG HAUL	202.11	26,822								
ROHAUL20LH	20YD RO DAILY LONG HAUL	168.42	17,338		Navy						
ROHAUL30LH	30YD RO DAILY LONG HAUL	202.11	202		Navy						
ROHAUL40LH	40YD RO DAILY LONG HAUL	202.11	5,044		Navy						
ROHAUL20DSH	20YD RO DAILY SHORT HAUL	122.74	23,236		Coupeville						
ROHAUL20LH	20YD RO DAILY LONG HAUL	168.42	337		Coupeville						
ROHAUL40DSH	40YD RO DAILY SHORT HAUL	155.76	156		Coupeville						
CPHAUL25	25YD COMPACTOR-HAUL	133.53	5,464								
CPHAUL30	30YD COMPACTOR-HAUL	149.01	16,970								
CPHAUL35	35YD COMPACTOR-HAUL	183.68	48,080								
CPHAUL35	35YD COMPACTOR-HAUL	183.68	3,486		Coupeville						
RORENT10M	10YD ROLL OFF MTHLY RENT	143.16	5,169	3					10	1	3
RORENT20M	20YD ROLL OFF-MNTHLY RENT	143.16	6,079	4	Navy				20	1	4
RORENT20M	20YD ROLL OFF-MNTHLY RENT	143.16	12,025	7	Coupeville				20	1	7
RORENT10D	10YD ROLL OFF DAILY RENT	6.20	4,166	2					10	1	2
RORENT20D	20YD ROLL OFF-DAILY RENT	6.20	55,360	25					20	1	25
RORENT20D	20YD ROLL OFF-DAILY RENT	6.20	2,685	1	Navy				20	1	1
RORENT20D	20YD ROLL OFF-DAILY RENT	6.20	1,116	1	Coupeville				20	1	1
RORENT20M	20YD ROLL OFF-MNTHLY RENT	143.16	62,756	37					20	1	37
RORENT30D	30YD ROLL OFF-DAILY RENT	6.20	8,327	4					30	1	4
RORENT30D	30YD ROLL OFF-DAILY RENT	6.20	99	0	Navy				30	1	0
RORENT30M	30YD ROLL OFF-MNTHLY RENT	151.41	4,043	2					30	1	2
RORENT40M	40YD ROLL OFF-MNTHLY RENT	151.41	6,709	4					40	1	4
RORENT40M	40YD ROLL OFF-MNTHLY RENT	151.41	2,725	2	Navy				40	1	2
RORENT40D	40YD ROLL OFF-DAILY RENT	6.20	16,337	7					40	1	7
RORENT40D	40YD ROLL OFF-DAILY RENT	6.20	1,352	1	Navy				40	1	1
RORENT40D	40YD ROLL OFF-DAILY RENT	6.20	62	0	Coupeville				40	1	0
CDEL	CONTAINER DELIVERY CHARGE	28.43	967								
RORELOCATE	ROLL OFF RELOCATE	42.63	311								
RORELOCATE	ROLL OFF RELOCATE	42.63	-		Coupeville						
RODEL	ROLL OFF-DELIVERY	113.39	55,635								
RODEL	ROLL OFF-DELIVERY	113.39	1,018		Navy						
RODEL	ROLL OFF-DELIVERY	113.39	1,321		Coupeville						
OW-RO	OVERFILL/OVERWEIGHT BOX	27.30	2,374								
OFOWR	OVERFILL/OVERWEIGHT CHG	27.30	19								
ROAPPL	APPLIANCE FEE	22.58	2,590								
SP	SPECIAL PICKUP	8.30	1,993								
SP	SPECIAL PICKUP	8.30	161		Navy						

Count	
Container	98

Island Disposal, Inc. G-154  
Regulated Price Out

December 1, 2020 - November 30, 2021

*BILL AREA IDI-COUNTY, ISLAND, LANGLEY, STATE PARKS, OAK HARBOR, ARMY (Excl RESI), and COUPEVILLE RO*

Service Code	Service Code Description	Tariff Rate 8/1/2020	Total Revenue	Average Customers	Cust Counts After Automation	Cart Size	Can Size	Container Size	Quantity	Count
			<u>\$ 616,176</u>	<u>98</u>						<b>Tot:</b>



Island Disposal, Inc. G-154

Regulated Price Out

December 1, 2020 - November 30, 2021

BILL AREA IDI-COUNTY, ISLAND, LANGLEY, STATE PARKS, OAK HARBOR, ARMY (Excl RESI), and COUPEVILLE RO

Service Code	Service Code Description	Tariff Rate 8/1/2020	Total Revenue	Average Customers	Cust Counts After Automation	Cart Size	Can Size	Container Size	Quantity	Count
										<b>Total Hauls (includi</b>
<b>PASSTHROUGH DISPOSAL</b>	<b>PASSTHROUGH DISPOSAL</b>									
DISP	Disposal Fee Per Ton	155.00	723							
DISP	Disposal Fee Per Ton	155.00	(0)		Navy					
DISP	Disposal Fee Per Ton	155.00	(1)		Coupeville					
DISPDEMO	DUMP FEE - REG TON	164.00	5,691		Navy					
DISPRO	DUMP FEE - MSW	155.00	30,662		Navy					
DISPCOMPACTEDMSW	DUMP FEE - COMPR/GROCERY	147.00	18,312		Coupeville					
DISPDEMO	DUMP FEE - REG TON	164.00	2,284		Coupeville					
DISPRO	DUMP FEE - MSW	155.00	58,653		Coupeville					
DISPDEMO	DUMP FEE - REG TON	164.00	123,151							
DISPRO	DUMP FEE - MSW	155.00	535,877							
DISPCOMPACTEDMSW	DUMP FEE - COMPR/GROCERY	147.00	191,833							
DISPYARD/GARDEN DEBRIS	DUMP FEE - WOOD	95.00	5,939							
DISPAPPL	DUMP FEE - APPLIANCE	22.58	203							
TIRE-RO	TIRE FEE - RO	7.53	2,228							
DISPHTH	DUMP FEE - HARD TO HANDLE	170.60	563							
<b>TOTAL PASSTHROUGH DISPOSAL</b>			<b>\$ 976,116</b>							
<b>Service Charges</b>										
<b>Service Charges</b>										
FINCHG	LATE FEE	-	4,887							
NSF FEES	RETURNED CHECK FEE	10.87	11							
WO	SMALL BALANCE WRITE OFF	-	(79)							
<b>TOTAL SERVICE CHARGES</b>			<b>\$ 4,818.51</b>							
<b>TOTAL REVENUE</b>			<b>\$ 6,412,533</b>	<b>TOTAL CUST</b>	<b>12,916</b>	<b>Company Owned Containers</b>	<b>4,825</b>			

Island Disposal - Depreciation & Average Investment							
Equipment	Cost	Salvage	Depr	Test Year	Beginning Accum Depr	Ending Accum Depr	NBV
			Cost	Depr	12/1/2020	11/30/2021	11/30/2021
<b>Trucks</b>							
Resi/Comm Garbage	3,724,256	-	3,000,660	260,976	1,771,002	2,059,636	1,664,620
Mixed - Recycle/Garbage	518,152	-	518,152	34,335	312,945	347,280	170,872
Roll-off	548,175	-	548,175	29,572	348,877	390,841	157,334
Long Haul	131,438	-	131,438	16,007	99,424	115,431	16,007
<b>Total Trucks</b>	<b>4,922,021</b>	<b>-</b>	<b>4,198,425</b>	<b>340,890</b>	<b>2,532,248</b>	<b>2,913,188</b>	<b>2,008,833</b>
<b>Containers</b>							
Commercial Garbage	305,018	-	305,018	14,118	217,263	231,381	73,637
Drop Boxes	585,523	-	585,523	17,855	462,937	480,791	104,731
Regulated Garbage Carts	557,123	-	557,123	79,589	50,274	129,863	427,261
Shared Carts	201,223	-	84,933	28,746	16,405	45,151	156,072
Non-Reg	280,004	-	280,004	3,506	276,497	280,004	-
<b>Total Cont, Carts, Totes</b>	<b>1,928,890</b>	<b>-</b>	<b>1,812,601</b>	<b>143,814</b>	<b>1,023,376</b>	<b>1,167,189</b>	<b>761,701</b>
Service Equipment	146,736	-	146,736	27,083	63,258	90,340	50,237
Shop Equipment	237,011	-	237,011	21,059	152,827	173,886	63,124
Non-Regulated	105,958	-	105,958	-	105,958	105,958	-
Office Equipment	15,911	-	15,911	-	15,911	15,911	-
Building	285,300	-	214,300	15,719	196,167	211,886	73,414
<b>Total Equipment</b>	<b>790,916</b>	<b>-</b>	<b>719,916</b>	<b>63,861</b>	<b>534,120</b>	<b>597,981</b>	<b>186,776</b>
<b>Land</b>	<b>355,000</b>						<b>355,000</b>
<b>TOTAL</b>	<b>7,996,828</b>	<b>-</b>	<b>6,730,942</b>	<b>548,564</b>	<b>4,089,743</b>	<b>4,678,358</b>	<b>3,312,310</b>
<i>Check</i>	-	-	-	-	-	-	-

Island Disposal - Depreciation	Depreciation Expense Allocation			Average Investment Allocation		
	Equipment			Non-		
	Regulated (UTC)	Non-Regulated	Allocator	Regulated (UTC)	Regulated	Allocator
<b>Trucks</b>						
Resi/Comm Garbage						
Mixed - Recycle/Garbage						
Roll-off						
Long Haul						
<b>Total Trucks</b>						
<b>Containers</b>						
Commercial Garbage						
Drop Boxes						
Regulated Garbage Carts						
Shared Carts						
Non-Reg						
<b>Total Cont, Carts, Totes</b>						
Service Equipment						
Shop Equipment						
Non-Regulated						
Office Equipment						
Building						
<b>Total Equipment</b>						
<b>Land</b>						
<b>TOTAL</b>						

Check

**Confidential per WAC 480-07-160**


Island Disposal - Depreciation	Depreciation Expense Allocation - Regulated by LOB					Average Investment Allocation - Regulated by LOB				
	Equipment					Equipment				
	Total Reg	MSW	RO	Allocator	Check	Total Reg	MSW	RO	Allocator	Check
<b>Trucks</b>										
Resi/Comm Garbage	-									
Mixed - Recycle/Garbage	-									
Roll-off	-									
Long Haul	-									
<b>Total Trucks</b>	-									
<b>Containers</b>										
Commercial Garbage	-									
Drop Boxes	-									
Regulated Garbage Carts	-									
Shared Carts	-									
Non-Reg	-									
<b>Total Cont, Carts, Totes</b>	-									
Service Equipment	-									
Shop Equipment	-									
Non-Regulated	-									
Office Equipment	-									
Building	-									
<b>Total Equipment</b>	-									
<b>Land</b>										
<b>TOTAL</b>	-									
<i>Check</i>	-									



Island Disposal Company, Inc.  
Payroll Schedule  
December 1, 2020 - November 30, 2021

*Note: Data below is from payroll registers. Links have been broken to the source file to maintain data integrity. Source documents are available upon request.*












**Island Disposal  
Volume Breakout - UTC vs. Non-UTC**

UTC													
	January	February	March	April	May	June	July	August	September	October	November	December	Total
ROUTE A	147.71	142.82	182.10	170.06	173.05	160.15	185.46	188.25	181.66	163.16	158.92	162.57	2,015.91
ROUTE B	194.56	171.82	208.64	222.71	212.68	228.49	222.31	230.68	226.80	191.88	223.73	215.44	2,549.74
ROUTE C	128.32	115.86	129.32	131.20	136.54	150.20	155.48	158.75	155.33	137.20	142.00	130.32	1,670.51
ROUTE D	166.33	134.37	158.48	160.12	138.48	191.05	203.78	201.63	171.21	154.66	170.71	153.92	2,004.74
ROUTE E	126.11	110.44	127.86	137.47	120.01	132.66	145.37	122.97	140.98	127.31	124.71	113.40	1,529.29
ROUTE F	105.43	100.01	121.21	121.73	98.41	117.08	149.36	140.22	135.10	114.74	117.05	142.46	1,462.81
ROUTE G	-	-	-	-	-	-	-	-	-	-	-	-	-
ROUTE H	-	-	-	-	-	-	-	-	-	-	-	-	-
ROUTE I	138.95	125.55	138.99	145.57	136.82	149.97	144.72	132.59	130.22	143.31	144.17	145.18	1,676.04
	1,007.41	900.88	1,066.60	1,088.86	1,015.99	1,129.60	1,206.48	1,175.09	1,141.29	1,032.27	1,081.29	1,063.29	12,909.04
													95.3%
Non-UTC													
	January	February	March	April	May	June	July	August	September	October	November	December	Total
ROUTE A	-	-	-	-	-	-	-	-	-	-	-	-	-
ROUTE B	-	-	-	-	-	-	-	-	-	-	-	-	-
ROUTE C	6.30	7.36	8.54	6.71	9.02	8.04	10.64	11.39	8.11	7.72	9.88	5.83	99.55
ROUTE D	-	-	-	-	-	-	-	-	-	-	-	-	-
ROUTE E	-	5.28	-	-	-	-	-	-	-	11.15	-	-	16.43
ROUTE F	23.50	18.60	37.74	26.58	37.48	27.57	32.20	33.36	28.31	22.89	28.77	26.62	343.61
ROUTE G	-	-	-	-	-	-	-	-	-	-	-	-	-
ROUTE H	-	-	-	-	-	-	-	-	-	-	-	-	-
ROUTE I	14.57	13.49	11.42	14.21	18.51	13.05	9.02	19.21	16.16	15.53	16.33	12.74	174.24
	44.37	44.72	57.70	47.50	65.01	48.66	51.86	63.96	52.59	57.28	54.98	45.19	633.83
													4.7%
Total													
	January	February	March	April	May	June	July	August	September	October	November	December	Total
ROUTE A	147.71	142.82	182.10	170.06	173.05	160.15	185.46	188.25	181.66	163.16	158.92	162.57	2,015.91
ROUTE B	194.56	171.82	208.64	222.71	212.68	228.49	222.31	230.68	226.80	191.88	223.73	215.44	2,549.74
ROUTE C	134.62	123.22	137.86	137.91	145.56	158.24	166.12	170.14	163.44	144.92	151.88	136.15	1,770.06
ROUTE D	166.33	134.37	158.48	160.12	138.48	191.05	203.78	201.63	171.21	154.66	170.71	153.92	2,004.74
ROUTE E	126.11	115.72	127.86	137.47	120.01	132.66	145.37	122.97	140.98	138.46	124.71	113.40	1,545.72
ROUTE F	128.93	118.61	158.95	148.31	135.89	144.65	181.56	173.58	163.41	137.63	145.82	169.08	1,806.42
ROUTE G	-	-	-	-	-	-	-	-	-	-	-	-	-
ROUTE H	-	-	-	-	-	-	-	-	-	-	-	-	-
ROUTE I	153.52	139.04	150.41	159.78	155.33	163.02	153.74	151.80	146.38	158.84	160.50	157.92	1,850.28
	1,051.78	945.60	1,124.30	1,136.36	1,081.00	1,178.26	1,258.34	1,239.05	1,193.88	1,089.55	1,136.27	1,108.48	13,542.87
													100.0%



Waste Connections, Inc.  
IS 210 - PL Review  
2021-11

Districts/Grouping: 2000

Exclude IC:  
System:

Nov 2020-Aug 2021 1.19%  
Sep-21 1.15%  
Oct-21 1.12%

	Dec-20	Jan-21	Feb-21	Mar-21	Apr-21	May-21	Jun-21	Jul-21	Aug-21	Sep-21	Oct-21	Nov-21	Total	Pacific	Adjust Out	Adjusted Region
														Allocation	Unallowable	OH Allocation
70035 Safety Bonuses																
70036 Other Bonus/Commission - Non-Safety																
70037 Termination Pay																
70086 Safety and Training																
70090 WCN Training																
70095 Empl & Commun Activ																
70105 Employee Relocation																
70110 Contributions																
70116 Pension and Profit Sharing																
70147 Bldg & Property Maint																
70165 Communications																
70167 Cellular Telephone																
70170 Qualifying Operating Lease Expense																
70171 Variable Qualifying Lease Expense																
70185 Postage																
70190 Registration Fees																
70195 Dues and Subscriptions																
70200 Travel																
70201 Entertainment																
70202 Excursions Meetings																
70203 Lodging																
70205 Travel - Auto																
70206 Meals																
70207 Meals with Customers																
70210 Office Supplies and Equip																
70214 Credit Card Fees																
70215 Bank Charges																
70216 Outside Storages																
70225 Advertising and Promotions																
70230 External Recruiter Fees																
70231 Recruitment Advertising & Expenses																
70255 Other Prof Fees																
70275 Property Taxes																
70301 Computer Software																
70302 Computer Supplies																
70303 Software License Fees																
70320 Credit and Collection																
70326 Deductible Current Year																
70330 Equipment/Truck Rodeo																
70336 Coffee Bar																
70902 Visual Lease Clearing Account																
G&A																

Action[]	District	Nov 2020-	Sept 2021	Oct 2021
		Aug 2021	Allocation	Allocation
		Percentage	Percentage	Percentage
<b>Waste Connections, Inc.</b>				
<b>IS 210 - PL Review</b>				
<b>2021-11</b>				
70035	Safety Bonuses			
70036	Other Bonus/Commission - Non-Safety			
70037	Termination Pay			
70086	Safety and Training			
70090	WCN Training			
70095	Empl & Commun Activ			
70105	Employee Relocation			
70110	Contributions			
70116	Pension and Profit Sharing			
70147	Bldg & Property Maint			
70165	Communications			
70167	Cellular Telephone			
70170	Qualifying Operating Lease Expense			
70171	Variable Qualifying Lease Expense			
70185	Postage			
70190	Registration Fees			
70195	Dues and Subscriptions			
70200	Travel			
70201	Entertainment			
70202	Excursions Meetings			
70203	Lodging			
70205	Travel - Auto			
70206	Meals			
70207	Meals with Customers			
70210	Office Supplies and Equip			
70214	Credit Card Fees			
70215	Bank Charges			
70216	Outside Storages			
70225	Advertising and Promotions			
70230	External Recruiter Fees			
70231	Recruitment Advertising & Expenses			
70255	Other Prof Fees			
70275	Property Taxes			
70301	Computer Software			
70302	Computer Supplies			
70303	Software License Fees			
70320	Credit and Collection			
70326	Deductible Current Year			
70330	Equipment/Truck Rodeo			
70336	Coffee Bar			
70902	Visual Lease Clearing Account			
	G&A			

Waste Connections, Inc.  
IS 210 - PL Review  
2021-11



Journal Entry Query Tool  
v4.6

NOTE: Ctrl+Shift+J to pull data

		Date Range:				Other Criteria				Vendor Code:					
		From: 2020-12	To: 2021-11	Districts:	2144	Accia:	43001	Amount From:		Amount To:					
				System:				Posting:	All						
				Subsystem:											
Total of Entries: 133,460.29		0.00	*post: P = Posted, U = Unposted, S = Staged, C=0 = IC Unposted, -1 = Hanging out there.												
Num of Entries Shown: 113		113	*records limit: 10000												
Full Account	Date	Amount USD	Amount CAD	Nat Currency	Journal Control Num	Pstcd	Journal Description	User	R/Type	Vendor Code	One Time Vendor	Further Description	Date Doc	Doc Desc	Doc Ctr Num
43001-2144-000-99	12/31/2020	(157.79)	0.00	USD	JRNLWA00419965	P	WRO B&O Tax Accrual	HeatherH	0/IE IC			WRO B&O Tax Accrual 11/20			
43001-2144-000-99	12/31/2020	157.75	0.00	USD	JRNLWA00421071	P	WRO B&O Tax Reclass	LaurenTI	0/IE IC			WRO B&O Tax Reclass			
43001-2144-000-00	12/31/2020	129.31	0.00	USD	JRNLWA00421643	P	2020-12 Exp7c - 2144 Taxes	kwhtttaker	0/IE STD			Sales tax on Rent			
43001-2144-000-00	12/31/2020	10,029.00	0.00	USD	JRNLWA00421643	P	2020-12 Exp7c - 2144 Taxes	kwhtttaker	0/IE STD			State B & O Tax			
43001-2144-000-00	12/31/2020	407.11	0.00	USD	JRNLWA00421643	P	2020-12 Exp7c - 2144 Taxes	kwhtttaker	0/IE STD			OH City Tax			
43001-2144-000-00	12/31/2020	(58.45)	0.00	USD	JRNLWA00421643	P	2020-12 Exp7c - 2144 Taxes	kwhtttaker	0/IE STD			Coupeville City Tax			
43001-2144-000-00	12/31/2020	(44,039)	0.00	USD	JRNLWA00421643	P	2020-12 Exp7c - 2144 Taxes	kwhtttaker	0/IE STD			Langley City Tax			
43001-2144-000-99	12/31/2020	1,383.59	0.00	USD	JRNLWA00421643	P	2020-12 Exp7c - 2144 Taxes	kwhtttaker	0/IE STD			Refuse Tax True Up			
43001-2144-000-99	12/31/2020	117.74	0.00	USD	JRNLWA00421686	P	WRO B&O Tax Accrual	HeatherH	0/IE IC			WRO B&O Tax Accrual 12/20			
43001-2144-000-99	1/31/2021	(117.74)	0.00	USD	JRNLWA00421734	P	WRO B&O Tax Accrual	LaurenTI	0/IE IC			WRO B&O Tax Accrual 12/20			
43001-2144-000-99	1/31/2021	117.71	0.00	USD	JRNLWA00423287	P	2021-01 Exp7c - 2144 Taxes	HeatherH	0/IE IC			WRO B&O Tax Reclass			
43001-2144-000-00	1/31/2021	(115.69)	0.00	USD	JRNLWA00423383	P	2021-01 Exp7c - 2144 Taxes	kwhtttaker	0/IE STD			Sales tax on Rent			
43001-2144-000-00	1/31/2021	10,199.34	0.00	USD	JRNLWA00423383	P	2021-01 Exp7c - 2144 Taxes	kwhtttaker	0/IE STD			State B & O Tax			
43001-2144-000-00	1/31/2021	103.09	0.00	USD	JRNLWA00423383	P	2021-01 Exp7c - 2144 Taxes	kwhtttaker	0/IE STD			OH City Tax			
43001-2144-000-00	1/31/2021	107.33	0.00	USD	JRNLWA00423383	P	2021-01 Exp7c - 2144 Taxes	kwhtttaker	0/IE STD			Coupeville City Tax			
43001-2144-000-00	1/31/2021	11.02	0.00	USD	JRNLWA00423383	P	2021-01 Exp7c - 2144 Taxes	kwhtttaker	0/IE STD			Langley City Tax			
43001-2144-000-00	1/31/2021	124.98	0.00	USD	JRNLWA00423383	P	2021-01 Exp7c - 2144 Taxes	kwhtttaker	0/IE STD			Refuse Tax True Up			
43001-2144-000-99	1/31/2021	79.09	0.00	USD	JRNLWA00423389	P	2021-01 WRO B&O Tax Accrual	HeatherH	0/IE IC			2021-01 WRO B&O Tax Accrual			
43001-2144-000-99	2/28/2021	(79.09)	0.00	USD	JRNLWA00423415	P	2021-01 WRO B&O Tax Accrual	HelenAK	0/IE IC			2021-01 WRO B&O Tax Accrual			
43001-2144-000-99	2/28/2021	69.17	0.00	USD	JRNLWA00424620	P	2021-02 Exp7c - 2144 Taxes	Adamb	0/IE STD			Sales tax on Rent			
43001-2144-000-00	2/28/2021	9,991.01	0.00	USD	JRNLWA00424620	P	2021-02 Exp7c - 2144 Taxes	Adamb	0/IE STD			State B & O Tax			
43001-2144-000-00	2/28/2021	6.72	0.00	USD	JRNLWA00424620	P	2021-02 Exp7c - 2144 Taxes	Adamb	0/IE STD			OH City Tax			
43001-2144-000-00	2/28/2021	(6.20)	0.00	USD	JRNLWA00424620	P	2021-02 Exp7c - 2144 Taxes	Adamb	0/IE STD			Coupeville City Tax			
43001-2144-000-00	2/28/2021	(16.43)	0.00	USD	JRNLWA00424620	P	2021-02 Exp7c - 2144 Taxes	Adamb	0/IE STD			Langley City Tax			
43001-2144-000-00	2/28/2021	(161.58)	0.00	USD	JRNLWA00424620	P	2021-02 Exp7c - 2144 Taxes	Adamb	0/IE STD			Refuse Tax True Up			
43001-2144-000-99	2/28/2021	79.07	0.00	USD	JRNLWA00424633	P	2021-02 WRO B&O Tax Reclass	HelenAK	0/IE IC			WRO B&O Tax Reclass			
43001-2144-000-00	2/28/2021	4,015.88	0.00	USD	JRNLWA00424636	P	2021-02 Exp7c - PO Log 2112.211	HelenAK	0/IE IC			VU5000021339- PO 00055- WASHINGTON DEPAR			
43001-2144-000-00	2/28/2021	24.22	0.00	USD	JRNLWA00424808	P	2021-02 Refuse Tax True Up	acastilo	0/IE STD			Refuse Tax True Up			
43001-2144-000-99	2/28/2021	81.58	0.00	USD	JRNLWA00424986	P	2021-02 WRO B&O Tax Accrual	HeatherH	0/IE IC			2021-02 WRO B&O Tax Accrual			
43001-2144-000-99	3/8/2021	4,011.88	0.00	USD	JRNLWA00425033	P	From Voucher Postings.	asmnl	0/IE IC	VU5000021339		WASHINGTON DEPARTMENT OF REVENUE	3/5/21	Dec B&O Tax Island Disposal	50465
43001-2144-000-99	3/31/2021	(4,011.88)	0.00	USD	JRNLWA00425033	P	From Voucher Postings - PO Log 2112.211	asmnl	0/IE IC			VU5000021339- PO 00055- WASHINGTON DEPAR			
43001-2144-000-99	3/31/2021	(81.58)	0.00	USD	JRNLWA00425009	P	2021-02 WRO B&O Tax Accrual	HeatherH	0/IE IC			2021-02 WRO B&O Tax Accrual			
43001-2144-000-00	3/31/2021	33.10	0.00	USD	JRNLWA00426202	P	2021-03 2144 Taxes	Adamb	0/IE STD			Sales tax on Rent			
43001-2144-000-00	3/31/2021	10,530.65	0.00	USD	JRNLWA00426202	P	2021-03 2144 Taxes	Adamb	0/IE STD			State B & O Tax			
43001-2144-000-00	3/31/2021	(21.44)	0.00	USD	JRNLWA00426202	P	2021-03 2144 Taxes	Adamb	0/IE STD			OH City Tax			
43001-2144-000-00	3/31/2021	41.99	0.00	USD	JRNLWA00426202	P	2021-03 2144 Taxes	Adamb	0/IE STD			Coupeville City Tax			
43001-2144-000-00	3/31/2021	(134.60)	0.00	USD	JRNLWA00426202	P	2021-03 2144 Taxes	Adamb	0/IE STD			Langley City Tax			
43001-2144-000-00	3/31/2021	136.64	0.00	USD	JRNLWA00426202	P	2021-03 2144 Taxes	Adamb	0/IE STD			Refuse Tax True Up			
43001-2144-000-99	3/31/2021	81.56	0.00	USD	JRNLWA00426440	P	2021-03 WRO B&O Tax Reclass	shunh	0/IE IC			WRO B&O Tax Reclass			
43001-2144-000-99	3/31/2021	101.23	0.00	USD	JRNLWA00426444	P	2021-03 WRO B&O Tax Accrual	shunh	0/IE IC			2021-03 WRO B&O Tax Accrual			
43001-2144-000-99	4/30/2021	(101.23)	0.00	USD	JRNLWA00426507	P	2021-03 WRO B&O Tax Accrual	shunh	0/IE IC			2021-03 WRO B&O Tax Accrual			
43001-2144-000-99	4/30/2021	101.21	0.00	USD	JRNLWA00427678	P	2021-04 WRO B&O Tax Reclass	JacobMas	0/IE IC			WRO B&O Tax Reclass			
43001-2144-000-00	4/30/2021	156.16	0.00	USD	JRNLWA00427941	P	2021-04 2144 Taxes	Adamb	0/IE STD			Sales tax on Rent			
43001-2144-000-00	4/30/2021	10,771.42	0.00	USD	JRNLWA00427941	P	2021-04 2144 Taxes	Adamb	0/IE STD			State B & O Tax			
43001-2144-000-00	4/30/2021	23.44	0.00	USD	JRNLWA00427941	P	2021-04 2144 Taxes	Adamb	0/IE STD			OH City Tax			
43001-2144-000-00	4/30/2021	1.18	0.00	USD	JRNLWA00427941	P	2021-04 2144 Taxes	Adamb	0/IE STD			Coupeville City Tax			
43001-2144-000-00	4/30/2021	(11.34)	0.00	USD	JRNLWA00427941	P	2021-04 2144 Taxes	Adamb	0/IE STD			Langley City Tax			
43001-2144-000-00	4/30/2021	(145.67)	0.00	USD	JRNLWA00427941	P	2021-04 2144 Taxes	Adamb	0/IE STD			Refuse Tax True Up			
43001-2144-000-99	4/30/2021	107.88	0.00	USD	JRNLWA00428309	P	2021-04 WRO B&O Tax Accrual	HeatherH	0/IE IC			2021-04 WRO B&O Tax Accrual			
43001-2144-000-99	5/31/2021	(107.88)	0.00	USD	JRNLWA00428311	P	2021-04 WRO B&O Tax Accrual	JoshuaV	0/IE IC			2021-04 WRO B&O Tax Accrual			
43001-2144-000-99	5/31/2021	107.85	0.00	USD	JRNLWA00429192	P	2021-05 WRO B&O Tax Reclass	HelenAK	0/IE IC			WRO B&O Tax Reclass			
43001-2144-000-00	5/31/2021	(84.74)	0.00	USD	JRNLWA00429698	P	2021-05 2144 Taxes	Adamb	0/IE STD			Sales tax on Rent			
43001-2144-000-00	5/31/2021	10,696.12	0.00	USD	JRNLWA00429698	P	2021-05 2144 Taxes	Adamb	0/IE STD			State B & O Tax			
43001-2144-000-00	5/31/2021	144.58	0.00	USD	JRNLWA00429698	P	2021-05 2144 Taxes	Adamb	0/IE STD			OH City Tax			
43001-2144-000-00	5/31/2021	(125.18)	0.00	USD	JRNLWA00429698	P	2021-05 2144 Taxes	Adamb	0/IE STD			Coupeville City Tax			
43001-2144-000-00	5/31/2021	(93.26)	0.00	USD	JRNLWA00429698	P	2021-05 2144 Taxes	Adamb	0/IE STD			Langley City Tax			
43001-2144-000-99	5/31/2021	(1,430,020)	0.00	USD	JRNLWA00429698	P	2021-05 2144 Taxes	Adamb	0/IE STD			Refuse Tax True Up			
43001-2144-000-99	5/31/2021	97.69	0.00	USD	JRNLWA00429860	P	2021-05 WRO B&O Tax Accrual	LaurenTI	0/IE IC			2021-05 WRO B&O Tax Accrual			
43001-2144-000-99	6/30/2021	(97.69)	0.00	USD	JRNLWA00429862	P	2021-05 WRO B&O Tax Accrual	LaurenTI	0/IE IC			2021-05 WRO B&O Tax Accrual			
43001-2144-000-99	6/30/2021	97.65	0.00	USD	JRNLWA00430357	P	2021-06 WRO B&O Tax Reclass	HeatherH	0/IE IC			WRO B&O Tax Reclass			
43001-2144-000-00	6/30/2021	(4,021.10)	0.00	USD	JRNLWA00430380	P	2021-06 21102144 Misc Cash	HeatherH	0/IE IC			Department of Revenue Refund			
43001-2144-000-00	6/30/2021	112.52	0.00	USD	JRNLWA00431094	P	2021-06 2144 Taxes	Adamb	0/IE STD			Sales tax on Rent			
43001-2144-000-00	6/30/2021	11,122.76	0.00	USD	JRNLWA00431094	P	2021-06 2144 Taxes	Adamb	0/IE STD			State B & O Tax			
43001-2144-000-00	6/30/2021	13.24	0.00	USD	JRNLWA00431094	P	2021-06 2144 Taxes	Adamb	0/IE STD			OH City Tax			
43001-2144-000-00	6/30/2021	40.52	0.00	USD	JRNLWA00431094	P	2021-06 2144 Taxes	Adamb	0/IE STD			Coupeville City Tax			
43001-2144-000-00	6/30/2021	(161.24)	0.00	USD	JRNLWA00431094	P	2021-06 2144 Taxes	Adamb	0/IE STD		</				

Journal Entry Query Tool  
v4.0

NOTE: Ctrl+Shift+J to pull data

Date Range:  
From: 2020-12  
To: 2021-11

Other Criteria

Districts: 2144  
Acct: 43001  
System:  
Subsystem:

Vendor Code:  
Amount From:  
Amount To:  
Posting: All

Total of Entries: 133,460.29 0.00 \*psst: P = Posted, U = Unposted, S = Staged, C=0 = i/c Unposted, -1 = Hanging out there.  
Num of Entries Shown: 113 113 \*records limit: 10000

Full Account	Date	Amount USD	Amount CAD	Nat	Currency	Journal Control Num	Psst*	Journal Description	User	R/Type	Vendor Code	One Time Vendor	Further Description	Date Doc	Doc Desc	Doc Ctrl Num
43001-2144-000-99	12/31/2020	(157.79)	0.00	USD	JRNL	WAD0419965	P	WRO B&O Tax Accrual	HesherH	O/E IC			WRO B&O Tax Accrual 11/20			
2021-02 WRO B&O Tax Accrual	-	-	-	-	-	-	-	-	-	-	-	-	-	-	-	-
2021-03 WRO B&O Tax Accrual	-	-	-	-	-	-	-	-	-	-	-	-	-	-	-	-
2021-04 WRO B&O Tax Accrual	-	-	-	-	-	-	-	-	-	-	-	-	-	-	-	-
2021-05 WRO B&O Tax Accrual	-	-	-	-	-	-	-	-	-	-	-	-	-	-	-	-
2021-06 WRO B&O Tax Accrual	-	-	-	-	-	-	-	-	-	-	-	-	-	-	-	-
2021-07 WRO B&O Tax Accrual	-	-	-	-	-	-	-	-	-	-	-	-	-	-	-	-
2021-08 WRO B&O Tax Accrual	-	-	-	-	-	-	-	-	-	-	-	-	-	-	-	-
2021-09 WRO B&O Tax Accrual	-	-	-	-	-	-	-	-	-	-	-	-	-	-	-	-
2021-10 WRO B&O Tax Accrual	-	-	-	-	-	-	-	-	-	-	-	-	-	-	-	-
2021-11 WRO B&O Tax Accrual	112.20	112.20														
Coupeville City Tax	46.01	46.01	Non-reg													
Department of Revenue Refund	(4,023.10)	(4,023.10)				(3,548.27)		(474.83)								
Lanexa City Tax	(1,661.31)	(1,661.31)	Regulated			(1,661.31)										
OH City Tax	(753.21)	(753.21)	Non-reg			(753.21)										
Refuse Tax True Up	4,166.11	4,166.11				3,674.40		491.71								
Sales tax on Rent	1,125.65	1,125.65				856.11		269.54					Comm Cust			
State B & O Tax	129,196.25	129,196.25				113,946.91		15,249.34								
VUS000021339: PO 0055: WASHINGTON DEPAR	-	-				-		-								
WASHINGTON DEPARTMENT OF REVENUE	4,011.88	4,011.88				3,538.38		473.50								
WRO B&O Tax Accrual 11/20	(157.79)	(157.79)				(157.79)		(16.62)								
WRO B&O Tax Accrual 12/20	-	-				-		-								
WRO B&O Tax Reclass	1,398.60	1,398.60				1,233.53		165.07								
<b>Grand Total</b>	<b>133,460.29</b>	<b>133,460.29</b>				<b>117,999.54</b>		<b>15,460.75</b>								
						Check		-								







Journal Entry Query Tool

v4.6

NOTE: Ctrl+Shift+J to pull data

Date Range:	
From:	2020-12
To:	2021-11

Other Criteria	
Districts:	2144
Accts:	70195
System:	
Subsystem:	
Vendor Code:	
Amount From:	
Amount To:	
Posting:	All

Total of Entries: 2,331.17 0.00 \*past: P = Posted, U = Unposted, S = Staged, C=0 = I/C Unposted, -1 = Hanging out there.  
 Num of Entries Shown: 21 21 \*records limit: 10000

Full Account	Date	Amount USD	Amount CAD	Net Currency	Journal Control Num	Pstcd*	Journal Description	User	R/Type	Vendor Code	One Time Vendor	Further Description	Date Doc	Doc Desc	Doc Ctrl Num
70195-2144-000-00	12/11/2020	144.19	0.00	USD	JRNLWAD0420052	P	From Voucher Posting.	JudyA	O/E IC	VUS000014985		WASHINGTON REFUSE & RECYCLING ASSC	12/1/20	WRRR REGULAR DUES DEC 2020	15660
70195-2144-000-00	12/31/2020	(120.00)	0.00	USD	JRNLWAD0419467	P	2020-11 Exp9 - PO Log 2112.211	HelenaK	O/E IC			PCARD: PO 00418: COSTCO BUS DELIV 115			
70195-2144-000-00	12/31/2020	300.00	0.00	USD	JRNLWAD0420506	P	Pcard Activity - Dec	HeatherH	O/E IC			OAK HARBOR CHAMBER OF COM-ANDREW RIGGS			
70195-2144-000-00	1/18/2021	156.43	0.00	USD	JRNLWAD0421927	P	From Voucher Posting.	JudyA	O/E IC	VUS000014985		WASHINGTON REFUSE & RECYCLING ASSC	1/1/21	WRRR Regular Dues Jan 2021	15884
70195-2144-000-00	2/12/2021	156.43	0.00	USD	JRNLWAD0423527	P	From Voucher Posting.	JudyA	O/E IC	VUS000014985		WASHINGTON REFUSE & RECYCLING ASSC	2/1/21	WRRR Reg Dues	15987
70195-2144-000-00	2/28/2021	147.68	0.00	USD	JRNLWAD0423877	P	Feb Corp Pcard Actuals	HelenaK	O/E IC			DNH GODADDY COM-NAMEN CHAMBLISS			
70195-2144-000-00	3/25/2021	156.43	0.00	USD	JRNLWAD0425281	P	From Voucher Posting.	asnell	O/E IC	VUS000014985		WASHINGTON REFUSE & RECYCLING ASSC	3/1/21	March WRRR Regular Dues	16024
70195-2144-000-00	3/31/2021	150.00	0.00	USD	JRNLWAD0425504	P	2021-03 Pcard Activty	atuvrth	O/E IC			ASSOC OF WA BUSINESS 01-MARLENE EADES			
70195-2144-000-00	4/23/2021	156.43	0.00	USD	JRNLWAD0426925	P	From Voucher Posting.	JudyA	O/E IC	VUS000014985		WASHINGTON REFUSE & RECYCLING ASSC	4/1/21	WRRR April Regular Dues	16052
70195-2144-000-00	5/24/2021	156.43	0.00	USD	JRNLWAD0428519	P	From Voucher Posting.	asnell	O/E IC	VUS000014985		WASHINGTON REFUSE & RECYCLING ASSC	5/1/21	WRRR May Regular Dues	16080
70195-2144-000-00	7/20/2021	156.43	0.00	USD	JRNLWAD0431652	P	From Voucher Posting.	JudyA	O/E IC	VUS000014985		WASHINGTON REFUSE & RECYCLING ASSC	7/1/21	WRRR July 2021 Regular Dues	16162
70195-2144-000-00	7/31/2021	25.00	0.00	USD	JRNLWAD0431922	P	July Pcard Actuals	HeatherH	O/E IC			FMSA D&A CLEARINGHOUSE-MICHELLE KENNEY			
70195-2144-000-00	8/31/2021	156.43	0.00	USD	JRNLWAD0434537	P	2021-08 PO Log Accrual - Distr	pabbott	O/E IC			WRRR Regular Dues			
70195-2144-000-00	8/31/2021	156.43	0.00	USD	JRNLWAD0434537	P	2021-08 PO Log Accrual - Distr	pabbott	O/E IC			June 2021 WRRR Regular Dues - Invoice De			
70195-2144-000-00	9/15/2021	156.43	0.00	USD	JRNLWAD0434789	P	From Voucher Posting.	asnell	O/E IC	VUS000014985		WASHINGTON REFUSE & RECYCLING ASSC	8/1/21	WRRR Regular Dues	16217
70195-2144-000-00	9/15/2021	156.43	0.00	USD	JRNLWAD0434789	P	From Voucher Posting.	asnell	O/E IC	VUS000014985		WASHINGTON REFUSE & RECYCLING ASSC	6/1/21	June 2021 WRRR Regular Dues - Invoice 1	16121
70195-2144-000-00	9/15/2021	156.43	0.00	USD	JRNLWAD0434789	P	From Voucher Posting.	asnell	O/E IC	VUS000014985		WASHINGTON REFUSE & RECYCLING ASSC	9/1/21	WRRR Reg Dues 09/2021	16247
70195-2144-000-00	9/30/2021	(156.43)	0.00	USD	JRNLWAD0434592	P	2021-08 PO Log Accrual - Distr	HelenaK	O/E IC			WRRR Regular Dues			
70195-2144-000-00	9/30/2021	(156.43)	0.00	USD	JRNLWAD0434592	P	2021-08 PO Log Accrual - Distr	HelenaK	O/E IC			June 2021 WRRR Regular Dues - Invoice De			
70195-2144-000-00	10/5/2021	156.43	0.00	USD	JRNLWAD0435171	P	From Voucher Posting.	JudyA	O/E IC	VUS000014985		WASHINGTON REFUSE & RECYCLING ASSC	10/1/21	WRRR Regular Dues 10/2021	16277
70195-2144-000-00	10/31/2021	120.00	0.00	USD	JRNLWAD0437069	P	2021-10 Pcard Activity	HeatherH	O/E IC			PO 00890 - COSTCO WHSE #0639-ANDREW RIGG			

End of List

Row Labels	Sum of Amount USD	Pasted Values
ASSOC OF WA BUSINESS 01-MARLENE EADES	150.00	150.00
DNH GODADDY.COM-NAMEN CHAMBLISS	147.68	147.68
FMSA D&A CLEARINGHOUSE-MICHELLE KENNEY	25.00	25.00
June 2021 WRRR Regular Dues - Invoice De		
OAK HARBOR CHAMBER OF COM-ANDREW RIGGS	300.00	300.00
PCARD: PO 00418: COSTCO BUS DELIV 115:	(120.00)	(120.00)
PO 00890 - COSTCO WHSE #0639-ANDREW RIGG	120.00	120.00
WASHINGTON REFUSE & RECYCLING ASSC	1,708.49	1,708.49
WRRR Regular Dues		
<b>Grand Total</b>	<b>2,331.17</b>	<b>2,331.17</b>

300.00 Unallowable (SAL)  
 1,708.49 WRRR Dues  
 (1.63%) % due to lobbying  
 198.70 Unallowable due to lobbying (Per WRRR Letter)

499 Total Unallowable



WASHINGTON REFUSE & RECYCLING ASSOCIATION

January 27, 2021

To: WRRR Member Companies  
 From: Brad Lovaas, Executive Director  
 Subject: 2020 Dues Deductibility

The Revenue Reconciliation Act of 1993 provides for the disallowance of direct legislative lobbying expenses at the Federal and State levels. Effective December 31, 1993, exempt organizations who incur lobbying and political expenditures must notify its members that a portion of or all of their dues are not deductible as a trade or business expense.

In compliance with the Act, the Washington Refuse and Recycling Association has determined that **1.63%** of your dues are not deductible for the tax year ending December 31, 2020.

Let me know if you have any questions. I can be reached at [brad@wrra.org](mailto:brad@wrra.org) or (360) 943-8859.

Waste Connections, Inc.  
BS Close Report  
2020-11

Districts/Grouping: 2144  
Exclude IC:

System:  
SubSystem:

	From Epicor - Current Mth Actual BS				Three Month BS Trend (from Epicor)			Change from Prior Period
	Posted	Unposted	Staged	Total	Sep-20	Oct-20	Total Nov-20	
10051 Local Petty Cash Account								
10063 Wells Fargo Depository Account								
10070 Proceeds from Sale of Assets								
10071 Contra Proceeds from Sale of Assets								
10091 Pay Lockbox Clearing								
10092 Pay								
10093 Pay IC - KUBRA Payments								
10095 Pay ICT Inter District Receipts								
10098 Credit Card Pymt Clearing								
10099 Check & Cash Pymt Clearing								
Cash								
11501 Trade A/R Desert Micro								
11502 Trade A/R Desert Micro Receipts								
11510 Unbilled Trade A/R								
11599 A/R Refund Clearing Acct								
11701 Employee A/R								
11800 Other A/R								
11900 Allow For Doubtful Accounts								
11901 Provision for Bad Debts								
11902 Bad Debt Write Offs								
11903 Bad Debt Collected								
A/R								
12001 Inventory Parts								
12003 Inventory Oil and Lube								
12004 Inventory Container								
12005 Inventory Tires								
Inventory								
13001 Prepaid Licenses and Permits								
13003 Prepaid Vehicle Use Tax								
13004 Prepaid Property Tax								
13008 Prepaid Other								
Prepays								
Curr Deferred								
<b>Current Assets</b>								
14000 Land								
14011 Cap Ex Land Improvement								
14016 Depre Expense Land Improv								
14031 Cap Ex Heavy Equipment								
14033 Transfer/Reclass Heavy Equipment								
14034 Sale/Disposition Heavy Equipment								
14036 Depre Exp Heavy Equipment								
14037 Transfer/Reclass Heavy Equipment								
14038 Sale/Disposition Heavy Equipment								
14040 Truck								
14041 Cap Ex Trucks								
14043 Transfer/Reclass Trucks								
14044 Sale/Disposition Trucks								
14045 A/D Truck								
14046 Depre Exp Trucks								
14047 Transfer/Reclass Trucks								
14048 Sale/Disposition Trucks								
14050 Container								
14051 Cap Ex Container								
14053 Transfer/Reclass Container								
14054 Sale/Disposition Container								
14055 A/D Container								
14056 Depre Exp Container								
14057 Transfer/Reclass AD Container								
14058 Sale/Disposition AD Container								
14070 Shop Equipment								
14071 Cap Ex Shop Equipment								
14073 Transfer/Reclass Shop Equipment								
14075 A/D Shop Equipment								
14076 Depre Exp Shop Equipment								
14077 Transfer/Reclass AD Shop Equipment								
14080 Building								
14081 Cap Ex Building								
14085 A/D Building								
14086 Depre Exp Building								
14101 Cap Ex Office Equipment								
14106 Depre Exp Office Equipment								
14111 Cap Ex Computer Equipment								
14113 Transfer/Reclass Computer Equipment								
14116 Depre Exp Computer Equipment								
14117 Transfer/Reclass AD Computer Equipment								
Fixed Assets								
Notes Rec.								
Lease Assets								
15110 Goodwill								
15111 Acquisition Goodwill								
15112 Transfer/Reclass Goodwill								
Goodwill								
15210 Other Intangibles - Non Compete								
15216 Amort Exp Non Compete								
15261 Acquisition Indefinite Lived Intangibles								
15262 Transfer/Reclass Indefinite Lived Intan								
Intangibles								
Deposits								
Restricted Cash								
Restricted Investments								
Other Assets								
LOC Loan Fees								
17100 Intercompany Corporate								
18100 Investment Corporate								
Intercompany								



Waste Connections, Inc.  
BS Close Report  
2021-11

Districts/Grouping: 2144  
Exclude IC:

System:  
SubSystem:

	From Epicor - Current Mth Actual BS				Three Month BS Trend (from Epicor)			Change from Prior Period
	Posted	Unposted	Staged	Total	Sep-21	Oct-21	Total Nov-21	
10051 Local Petty Cash Account								
10063 Wells Fargo Depository Account								
10070 Proceeds from Sale of Assets								
10071 Contra Proceeds from Sale of Assets								
10091 Pay Lockbox Clearing								
10092 Pay								
10093 Pay IC - KUBRA Payments								
10095 Pay ICT Inter District Receipts								
10096 Refunds - Customer								
10098 Credit Card Pymt Clearing								
10099 Check & Cash Pymt Clearing								
Cash								
11501 Trade A/R Desert Micro								
11502 Trade A/R Desert Micro Receipts								
11510 Unbilled Trade A/R								
11599 A/R Refund Clearing Acct								
11701 Employee A/R								
11800 Other A/R								
11900 Allow For Doubtful Accounts								
11901 Provision for Bad Debts								
11902 Bad Debt Write Offs								
11903 Bad Debt Collected								
A/R								
12001 Inventory Parts								
12003 Inventory Oil and Lube								
12004 Inventory Container								
12005 Inventory Tires								
Inventory								
Prepays								
Curr Deferred								
<b>Current Assets</b>								
14000 Land								
14011 Cap Ex Land Improvement								
14016 Depre Expense Land Improv								
14031 Cap Ex Heavy Equipment								
14033 Transfer/Reclass Heavy Equipment								
14034 Sale/Disposition Heavy Equipment								
14036 Depre Exp Heavy Equipment								
14037 Transfer/Reclass Heavy Equipment								
14038 Sale/Disposition Heavy Equipment								
14040 Truck								
14041 Cap Ex Trucks								
14043 Transfer/Reclass Trucks								
14044 Sale/Disposition Trucks								
14045 A/D Truck								
14046 Depre Exp Trucks								
14047 Transfer/Reclass Trucks								
14048 Sale/Disposition Trucks								
14050 Container								
14051 Cap Ex Container								
14053 Transfer/Reclass Container								
14054 Sale/Disposition Container								
14055 A/D Container								
14056 Depre Exp Container								
14057 Transfer/Reclass AD Container								
14058 Sale/Disposition AD Container								
14070 Shop Equipment								
14071 Cap Ex Shop Equipment								
14073 Transfer/Reclass Shop Equipment								
14075 A/D Shop Equipment								
14076 Depre Exp Shop Equipment								
14077 Transfer/Reclass AD Shop Equipment								
14080 Building								
14081 Cap Ex Building								
14085 A/D Building								
14086 Depre Exp Building								
14101 Cap Ex Office Equipment								
14106 Depre Exp Office Equipment								
14111 Cap Ex Computer Equipment								
14113 Transfer/Reclass Computer Equipment								
14116 Depre Exp Computer Equipment								
14117 Transfer/Reclass AD Computer Equipment								
14201 Cap Ex Construction in Process								
Fixed Assets								
Notes Rec.								
Lease Assets								
15110 Goodwill								
15111 Acquisition Goodwill								
15112 Transfer/Reclass Goodwill								
Goodwill								
15210 Other Intangibles - Non Compete								
15216 Amort Exp Non Compete								
15261 Acquisition Indefinite Lived Intangibles								
15262 Transfer/Reclass Indefinite Lived Intan								
Intangibles								
Deposits								
Restricted Cash								
Restricted Investments								
Other Assets								
LOC Loan Fees								
17100 Intercompany Corporate								
18100 Investment Corporate								
Intercompany								
<b>Total Assets</b>								

Waste Connections, Inc.  
BS Close Report  
2021-11

Districts/Grouping: 2144  
Exclude IC:

System:  
SubSystem:

	From Epicor - Current Mth Actual BS				Three Month BS Trend (from Epicor)			Change from Prior Period
	Posted	Current Mth		Total	Sep-21	Oct-21	Total Nov-21	
		Unposted	Staged					
ST Contingent								
Curr Portion LTD								
20120 AP - Accrued								
20123 AP - Accrued Procurement Card								
20140 AP - Sales Tax								
20170 AP - Other								
20175 Pass Thru Taxes								
20178 WUTC Tax Payable								
20180 AP - Other Taxes								
A/P								
20300 Unearned Revenue								
Unearned Rev								
20320 Accrued Liabilities Wages Commissions								
20321 Vacation Accrual								
20340 Accrued Liabilities Safety Bonus								
20351 Accrued Liabilities Ins. - Workers Comp								
20360 Accrued Liabilities - Property Tax								
20397 Accrued Liabilities - UP Tracker								
Accrued Liab								
<b>Current Liab</b>								
LTD								
Overdraft								
Other LTD								
LT Contingent								
Deferred Taxes								
Minority Int								
Loan Fees								
<b>Total Liabilities</b>								
Common Stock								
Other Equity								
Deferred Comp								
Unrealized Swap Val								
APIC								
Treasury								
Cumulative translation adjustment								
Retained Earnings								
<b>Retained Earnings</b>								
<b>Total Liab &amp; Equity</b>								
BS Balance								
Data Not Included								

WASTE CONNECTIONS, INC.  
CONSOLIDATED BALANCE SHEETS  
(IN THOUSANDS OF U.S. DOLLARS, EXCEPT SHARE AND PER SHARE AMOUNTS)

	December 31,	
	2020	2019
<b>ASSETS</b>		
Current assets:		
Cash and equivalents	\$ 617,294	\$ 326,738
Accounts receivable, net of allowance for credit losses of \$19,380 and \$16,432 at December 31, 2020 and 2019, respectively	630,264	662,808
Prepaid expenses and other current assets	160,714	141,052
Total current assets	1,408,272	1,130,598
Restricted cash	97,095	96,483
Restricted investments	57,516	51,179
Property and equipment, net	5,284,506	5,516,347
Operating lease right-of-use assets	170,923	183,220
Goodwill	5,726,650	5,510,851
Intangible assets, net	1,155,079	1,163,063
Other assets, net	92,323	85,954
Total assets	<u>\$ 13,992,364</u>	<u>\$ 13,737,695</u>
<b>LIABILITIES AND EQUITY</b>		
Current liabilities:		
Accounts payable	\$ 290,820	\$ 436,970
Book overdraft	17,079	15,954
Accrued liabilities	404,923	280,808
Current portion of operating lease liabilities	30,671	29,929
Current portion of contingent consideration	43,297	26,659
Deferred revenue	233,596	216,443
Current portion of long-term debt and notes payable	8,268	465
Total current liabilities	1,028,654	1,007,228
Long-term portion of debt and notes payable	4,708,678	4,353,782
Long-term portion of operating lease liabilities	147,223	160,033
Long-term portion of contingent consideration	28,439	42,825
Deferred income taxes	760,044	818,622
Other long-term liabilities	455,889	416,851
Total liabilities	7,128,926	6,799,341
Commitments and contingencies (Note 12)		
Equity:		
Common shares; 262,899,174 shares issued and 262,824,990 shares outstanding at December 31, 2020; 263,699,675 shares issued and 263,618,161 shares outstanding at December 31, 2019	4,030,368	4,135,343
Additional paid-in capital	170,555	154,917
Accumulated other comprehensive loss	(651)	(10,963)
Treasury shares; 74,184 and 81,514 shares at December 31, 2020 and 2019, respectively	—	—
Retained earnings	2,659,001	2,654,207
Total Waste Connections' equity	6,859,273	6,933,504
Noncontrolling interest in subsidiaries	4,165	4,850
Total equity	<u>6,863,438</u>	<u>6,938,354</u>
	<u>\$ 13,992,364</u>	<u>\$ 13,737,695</u>

ST Debt 8,268,000

LT Deb 4,708,678,000

Equity 6,863,438,000

Debt to Equity Ratio		Allowable in LG	
Debt	\$ 4,716,946,000	40.73%	40%
Equity	\$ 6,863,438,000	59.27%	60%
Total Debt & Equity	<u>\$ 11,580,384,000</u>		

Interest as a % of Debt	
Interest Expense	\$ 157,122,000
Debt	\$ 4,716,946,000
Interest as a % of Debt	3.33%



WASTE CONNECTIONS, INC.  
CONSOLIDATED STATEMENTS OF NET INCOME  
(IN THOUSANDS OF U.S. DOLLARS, EXCEPT SHARE AND PER SHARE AMOUNTS)

	Years Ended December 31,		
	2020	2019	2018
Revenues	\$ 5,445,990	\$ 5,388,679	\$ 4,922,941
Operating expenses:			
Cost of operations	3,276,808	3,198,757	2,865,704
Selling, general and administrative	537,632	546,278	524,388
Depreciation	621,102	618,396	572,708
Amortization of intangibles	131,302	125,522	107,779
Impairments and other operating items	466,718	61,948	20,118
Operating income	412,428	837,778	832,244
Interest expense	(162,375)	(147,368)	(132,104)
Interest income	5,253	9,777	7,170
Other income (expense), net	(1,392)	5,704	(170)
Income before income tax provision	253,914	705,891	707,140
Income tax provision	(49,922)	(139,210)	(159,986)
Net income	203,992	566,681	547,154
Plus (Less): Net loss (income) attributable to noncontrolling interests	685	160	(283)
Net income attributable to Waste Connections	<u>\$ 204,677</u>	<u>\$ 566,841</u>	<u>\$ 546,871</u>
Earnings per common share attributable to Waste Connections' common shareholders:			
Basic	<u>\$ 0.78</u>	<u>\$ 2.15</u>	<u>\$ 2.07</u>
Diluted	<u>\$ 0.78</u>	<u>\$ 2.14</u>	<u>\$ 2.07</u>
Shares used in the per share calculations:			
Basic	263,189,699	263,792,693	263,650,155
Diluted	263,687,539	264,526,561	264,395,618
Cash dividends per common share	<u>\$ 0.760</u>	<u>\$ 0.665</u>	<u>\$ 0.580</u>

Interest Expense 157,122,000