



WN U-76

RECEIVED JUN 01, 2021
Exhibit 12
WA. UT. &
TRANS. COMM.
ORIGINAL 210402

First Revision of Sheet No. 15.1
Canceling Original Sheet No. 15.1

**Schedule 15
OUTDOOR AREA LIGHTING SERVICE**

AVAILABLE:

In all territory served by Company in the State of Washington.

APPLICABLE:

To all Customers for outdoor area lighting service furnished from dusk to dawn by means of presently-installed Company-owned luminaires which may be served by secondary voltage circuits from Company's existing overhead distribution system. Luminaires shall be mounted on Company-owned wood poles and served in accordance with Company's specifications as to equipment and installation. Luminaire installations on any pole except an existing distribution pole are closed to new service.

MONTHLY BILLING:

All Monthly Billings shall be adjusted in accordance with Schedule 80.

Light Level	Level 1	Level 2	Level 3
LED Equivalent Range	≤5,500	5501-12,000	>12,000
Monthly Energy (kWh)	19	34	57
Functional Lighting	\$8.17	\$9.35	\$11.21

(l)

PROVISIONS:


1. Inoperable lights will be repaired as soon as reasonably possible, during regular business hours or as allowed by Company's operating schedule and requirements, provided the Company receives notification of inoperable lights from Customer or a member of the public by either notifying Pacific Power's customer service (1-888-221-7070) or www.Pacificpower.net/streetlights. Pacific Power's obligation to repair lights is limited to this tariff.
2. The Company reserves the right to contract for the maintenance of lighting service provided hereunder.
3. Temporary disconnection and subsequent reconnection of electrical service requested by the Customer shall be at the Customer's expense. The Customer may request temporary suspension of power for lighting by written notice. During such periods, the monthly rate will be reduced by the Company's estimated average monthly relamping and energy costs for the luminaire. The facilities may be considered idle and may be removed after 12 months of inactivity. The Company will not be required to reestablish such service under this rate schedule if service has been permanently discontinued by the Customer.

(continued)

Issued: June 1, 2021
Docket No. UE-21 _____

Effective: January 1, 2022

Issued By PacifiCorp d/b/a Pacific Power & Light Company

By:  Etta Lockey

Title: Vice President, Regulation

Schedule 16
RESIDENTIAL SERVICE

AVAILABLE:

In all territory served by Company in the State of Washington.

APPLICABLE:

To single-family residential Customers only for all single-phase electric requirements when all service is supplied at one point of delivery. For three-phase residential service see Schedule 18.

MONTHLY BILLING:

The Monthly Billing shall be the sum of the Basic and Energy Charges.
All Monthly Billings shall be adjusted in accordance with Schedule 80.

Basic Charge: \$7.75

Energy Charge:

Base

Rate

7.599¢ per kWh for the first 600 kWh (I)

10.521¢ per kWh for all additional kWh (I)

MINIMUM CHARGE:

The monthly Minimum Charge shall be the Basic Charge. A higher minimum may be required under contract to cover special conditions.

CONTINUING SERVICE:

Except as specifically provided otherwise, the rates of this Tariff are based on continuing service at each service location. Disconnect and reconnect transactions shall not operate to relieve a Customer from monthly minimum charges.

RULES AND REGULATIONS:

Service under this Schedule is subject to the General Rules and Regulations contained in the tariff of which this Schedule is a part and to those prescribed by regulatory authorities.

Issued: June 1, 2021

Effective: January 1, 2022

Docket No. UE-21 _____

Issued By PacifiCorp d/b/a Pacific Power & Light Company

By:  Etta Lockey

Title: Vice President, Regulation

First Revision of Sheet No. 17.1
Canceling Original Sheet No. 17.1

Schedule 17
LOW INCOME BILL ASSISTANCE PROGRAM—RESIDENTIAL SERVICE
OPTIONAL FOR QUALIFYING CUSTOMERS

AVAILABLE:

In all territory served by Company in the State of Washington.

APPLICABLE:

To residential Customers only for all single-phase electric requirements when all service is supplied at one point of delivery. For three-phase residential service see Schedule 18.

MONTHLY BILLING:

The Monthly Billing shall be the sum of the Basic and Energy Charges and the Low Income Energy Credit. All Monthly Billings shall be adjusted in accordance with Schedule 80.

Basic Charge: \$7.75

Energy Charge:

Base	
<u>Rate</u>	
7.599¢	per kWh for the first 600 kWh
10.521¢	per kWh for all additional kWh

(I)
(I)

LOW INCOME ENERGY CREDIT:

The credit amount shall be based on the qualification level for which the customer was certified.

0-75% of Federal Poverty Level(FPL):
(8.904¢) per kWh for all kWh greater than 600 kWh

76-100% of Federal Poverty Level(FPL):
(5.989¢) per kWh for all kWh greater than 600 kWh

101-150% of Federal Poverty Level (FPL):
(3.744¢) per kWh for all kWh greater than 600 kWh

MINIMUM CHARGE:


The monthly minimum charge shall be the Basic Charge. A higher minimum may be required under contract to cover special conditions.

(continued)

Issued: June 1, 2021
Docket No. UE-21_____

Effective: January 1, 2022

Issued By PacifiCorp d/b/a Pacific Power & Light Company

By:  Etta Lockey

Title: Vice President, Regulation



WN U-76

RECEIVED JUN 01, 2021 15:07:22
Exhibit MM 5
WA. UT. &
TRANS. COMM.
ORIGINAL 210402

First Revision of Sheet No. 19.1
Canceling Original Sheet No. 19.1

Schedule 19
RESIDENTIAL SERVICE – TIME OF USE PILOT

AVAILABLE:

For up to 500 customers on a first-come, first-served basis in all territory served by Company in the State of Washington.

APPLICABLE:

To single-family residential Customers only for all single-phase electric requirements when all service is supplied at one point of delivery. For three-phase residential service see Schedule 18.

MONTHLY BILLING:

The Monthly Billing shall be the sum of the Basic and Energy Charges.
All Monthly Billings shall be adjusted in accordance with Schedule 80.

Basic Charge: \$7.75

Time of Use Metering Fee: \$2.00

Energy Charge:

<u>Base</u>		
<u>Rate</u>		
12.303¢	per kWh for all On-Peak kWh	(N)
6.998¢	per kWh for all Off-Peak kWh	(N)

MINIMUM CHARGE:

The monthly Minimum Charge shall be the Basic Charge. A higher minimum may be required under contract to cover special conditions.

TIME PERIODS:

- On-Peak: October through May inclusive
6:00 a.m. to 8:00 a.m., and 4:00 p.m. to 10:00 p.m., all days.
- June through September inclusive
2:00 p.m. to 10:00 p.m. all days
- Off-Peak: All other times.

CONTINUING SERVICE:

Except as specifically provided otherwise, the rates of this Tariff are based on continuing service at each service location. Disconnect and reconnect transactions shall not operate to relieve a Customer from monthly minimum charges.

RULES AND REGULATIONS:


Service under this Schedule is subject to the General Rules and Regulations contained in the tariff of which this Schedule is a part and to those prescribed by regulatory authorities.

(continued)

Issued: June 1, 2021
Docket No. UE-21 _____

Effective: January 1, 2022

Issued By PacifiCorp d/b/a Pacific Power & Light Company

By:  Etta Lockey

Title: Vice President, Regulation



WN U-76

RECEIVED JUN 01, 2021 210402
Exhibit 16 of 22 WA. UT. & TRANS. COMM. ORIGINAL

First Revision of Sheet No. 24.2
Canceling Original Sheet No. 24.2

**Schedule 24
SMALL GENERAL SERVICE**

MONTHLY BILLING: (Continued)

Seasonal Service Basic Charge: (Optional)

Customers qualifying as Seasonal Service in accordance with Rule 1 of this Tariff, have the option of the Company billing the Basic Charge annually with their November bill.

If Annual Load Size* is: _____

The Annual Basic Charge is:

Single-Phase Service,
Annual Any size:

\$118.32 plus \$12.48 per kW of
Load Size in excess of 15 kW.

Three-Phase Service,
Annual Any size:

\$176.40 plus \$12.48 per kW of
Load Size in excess of 15 kW.

*Note: Annual Load Size is the greater of:
The average of the two greatest non-zero monthly demands established anytime during the 12-month period which includes and ends with the November billing month; or applying the motor nameplate horsepower to the Billing Demand Table from Rule 10(a) of this Tariff.

Demand Charge:

No Charge for the first 15 kW of demand
\$3.81 per kW for all kW in excess of 15 kW

Energy Charge:

Base Rate
11.222¢ per kWh for the first 1,000 kWh (I)
7.697¢ per kWh for the next 8,000 kWh (I)
7.176¢ per kWh for all additional kWh (I)

MINIMUM CHARGE:

The monthly Minimum Charge shall be the Basic Charge. A higher minimum may be required under contract to cover special conditions.

REACTIVE POWER CHARGE:


The maximum 15-minute reactive demand for the month in kilovolt amperes in excess of 40% of the kilowatt demand for the same month will be billed, in addition to the above charges, at 58¢ per kvar of such excess reactive demand.

(continued)

Issued: June 1, 2021
Docket No. UE-21 _____

Effective: January 1, 2022

Issued By PacifiCorp d/b/a Pacific Power & Light Company

By:  Etta Lockey

Title: Vice President, Regulation



WN U-76

First Revision of Sheet No. 29.1
Canceling Original Sheet No. 29.1

RECEIVED
JUN 01, 2021
Exhibit MM 5
17 of 22
WA. UT. &
TRANS. COMM.
ORIGINAL
210402

Schedule 29
NON-RESIDENTIAL TIME OF USE PILOT

AVAILABLE:

For up to 100 Customers on a first-come, first-served basis in all territory served by Company in the State of Washington.

APPLICABLE:

To non-residential Customers with electric service loads which have not exceeded 999 kW more than once in any consecutive 18-month period. In the case that the motor nameplate horsepower rating is used to determine the seasonal Customer's load size, that load size will also be used to determine eligibility for this schedule.

Deliveries at more than one point, or more than one voltage and phase classification, will be separately metered and billed.

This Schedule is not applicable to standby service.

Partial requirements service for loads of less than 1,000 kW will be provided only by application of the provisions of Schedule 33.

Customers operating on-site generation that take service from Schedule 135 – Net Metering Service are not eligible to receive service on this schedule.

MONTHLY BILLING:

The Monthly Billing shall be the sum of the Basic and Energy Charges. All Monthly Billings shall be adjusted in accordance with Schedule 80.

Basic Charge: \$17.00

Energy Charge:

<u>Base</u>		
<u>Rate</u>		
19.573¢	per kWh for the first 50 kWh per kW	(l)
8.101¢	per kWh for all additional kWh	(l)
-1.866¢	per kWh for all Off-Peak kWh	

MINIMUM CHARGE:

The monthly minimum charge shall be the Basic Charge. A higher minimum may be required under contract to cover special conditions.

(continued)

Issued: June 1, 2021
Docket No. UE-21_____

Effective: January 1, 2022

Issued By PacifiCorp d/b/a Pacific Power & Light Company

By:  Etta Lockey

Title: Vice President, Regulation

First Revision of Sheet No. 36.2
Canceling Original Sheet No. 36.2

Schedule 36
LARGE GENERAL SERVICE—LESS THAN 1,000 KW

Energy Charge:

Base Rate			
6.071¢	per kWh for the first 40,000 kWh		(l)
5.569¢	per kWh for all additional kWh		(l)

MINIMUM CHARGE:

The monthly minimum charge shall be the Basic Charge plus the Demand Charge. A higher minimum may be required under contract to cover special conditions.

REACTIVE POWER CHARGE:

The maximum 15-minute reactive demand for the month in kilovolt amperes in excess of 40% of the kilowatt demand for the same month will be billed, in addition to the above charges, at 58¢ per kvar of such excess reactive demand.

PRIMARY VOLTAGE METERING AND DELIVERY ADJUSTMENTS:

The above monthly charges are applicable without adjustment for voltage when delivery and metering are at Company's standard secondary voltage.

- Metering:** For so long as metering voltage is at Company's available primary distribution voltage of 11 kV or greater, the above charges will be reduced by 1.0%.
- Delivery:** For so long as delivery voltage is at Company's available primary distribution voltage of 11 kV or greater, the total of the above charges will be reduced by 30¢ per kW of load size used for the determination of the Basic Charge billed in the month. A High Voltage Charge of \$60 per month will be added where such deliveries are metered at the delivery voltage.

The reductions of charges herein shall not operate to reduce the minimum charge.

When a new delivery or an increase in capacity for an existing delivery is, at request of Customer, made by means of Company-owned transformers at a voltage other than a locally standard distribution voltage, the above charges for any month will be increased by 30¢ per kW of load size used for the determination of the Basic Charge billed in the month.

Company retains the right to change its line voltage or classifications thereof at any time, and after reasonable advance notice to any Customer affected by such change, such Customer then has the option to take service at the new line voltage or to accept service through transformers to be supplied by Company subject to the voltage adjustments above.


(continued)

Issued: June 1, 2021

Effective: January 1, 2022

Docket No. UE-21 _____

Issued By PacifiCorp d/b/a Pacific Power & Light Company

By:  Etta Lockey

Title: Vice President, Regulation



WN U-76

RECEIVED JUN 01, 2021
Exhibit RM 5
19 of 22
WA. UT. &
TRANS. COMM.
ORIGINAL 210402

Second Revision of Sheet No. 40.1
Canceling First Revision of Sheet No. 40.1

Schedule 40
AGRICULTURAL PUMPING SERVICE

AVAILABLE:

In all territory served by Company in the State of Washington.

APPLICABLE:

To Customers desiring service for irrigation and soil drainage pumping installations only. Service furnished under this Schedule will be metered and billed separately at each point of delivery.

MONTHLY BILLING:

Except for November, the monthly billing shall be the sum of the applicable Energy Charges and the Reactive Power Charge. For November, the billing shall be the sum of the Energy Charge, the Reactive Power Charge, and the Load Size Charge. All Monthly Billings shall be adjusted in accordance with Schedule 80.

Load Size Charge: All Customers (Billed once each year, and to be included in the bill for the November billing period.)

If Load Size* is: Load Size* Charge is:
Single-phase service, any size: \$31.58 per kW of Load Size but not less than \$94.74

Three-phase service:
50 kW or less \$31.58 per kW of Load Size but not less than \$189.48
51 to 300 kW \$449 plus \$21.97 per kW of Load Size
Over 300 kW \$1,825 plus \$17.18 per kW of Load Size

*Load Size is the average of the two greatest non-zero Monthly kW, as described on Sheet No. 40.2, established during the 12-month period which includes and ends with the November billing month.

Energy Charge:

Base Rate
7.214¢ per kWh for all kWh (l)

Customers Participating in Time of Use Pilot**

Time of Use Metering Fee: \$2.00
Energy Charge: 10.864¢ per kWh for all On-Peak kWh (l)
5.932¢ per kWh for all Off-Peak kWh (l)
Time Period:
On-Peak: June through September inclusive
2:00 p.m. to 10:00 p.m. all days
Off-Peak: All other times


**For up to 200 Customers on a first come, first served basis on all territory served by Company in the State of Washington. Review of this pilot program will be conducted in accordance with the approved monitoring and reporting plan on file with the Commission.

(continued)

Issued: June 1, 2021
Docket No. UE-21 _____

Effective: January 1, 2022

Issued By PacifiCorp d/b/a Pacific Power & Light Company

By:  Etta Lockey

Title: Vice President, Regulation



WN U-76

RECEIVED
 JUN 01, 2021
 Exhibit RMN 5
 20 of 22
 WA. UT. &
 TRANS. COMM.
 ORIGINAL 210402

First Revision of Sheet No. 48T.1
 Canceling Original Sheet No. 48T.1

Schedule 48T
LARGE GENERAL SERVICE—METERED TIME OF USE 1,000 KW AND OVER

AVAILABLE:

In all territory served by Company in the State of Washington.

APPLICABLE:

This Schedule is applicable to electric service loads which have exceeded 999 kW in more than one month of any consecutive 18-month period. This schedule will remain applicable until Customer fails to exceed 999 kW for a period of 36 consecutive months. Deliveries at more than one point, or more than one voltage and phase classification, will be separately metered and billed. Service for intermittent, partial requirements, or highly fluctuating loads, or where service is seasonally disconnected during any one-year period will be provided only by special contract for such service. Partial requirements service for loads of 1,000 kW and over will be provided only by application of the provisions of Schedule 47T.

MONTHLY BILLING:

The Monthly Billing shall be the sum of the Basic, Demand, Energy, and Reactive Power Charges. All Monthly Billings shall be adjusted in accordance with Schedule 80.

Basic Charge:

Delivery Service

If Load Size* is:

Secondary

Primary

Primary
 Dedicated
 Facilities
 >30,000 kW

Load Size* ≤ 3,000 kW, per month

\$1,313.00

\$1,344.00

Load Size* > 3,000 kW, per month

\$1,587.00

\$1,618.00

\$2,999.00

Load Size Charge*

≤3,000 kW, per kW Load Size

\$1.22

\$0.61

>3,000 kW, per kW Load Size

\$1.09

\$0.50

\$0.26

Demand Charge:

Per kW for all kW of On-Peak kW Demand

\$8.73

\$8.80

\$8.93

Energy Charge:

Per kWh for all On-Peak kWh

5.631¢

5.571¢

5.503¢

(l)

Per kWh for all Off-Peak kWh

4.698¢

4.638¢

4.570¢

(l)

(continued)

(1) Moved to 48T.

Issued: June 1, 2021

Effective: January 1, 2022

Docket No. UE-21 _____

Issued By PacifiCorp d/b/a Pacific Power & Light Company

By:  Etta Lockey

Title: Vice President, Regulation



WN U-76

RECEIVED JUN 01, 2021
Exhibit MM 5
21 of 22
WA. UT. &
TRANS. COMM.
ORIGINAL 210402

First Revision of Sheet No. 51.1
Canceling Original Sheet No. 51.1

Schedule 51
STREET LIGHTING SERVICE—COMPANY-OWNED SYSTEM

AVAILABLE:

In all territory served by the Company in the State of Washington.

APPLICABLE:

To unmetered lighting service provided to municipalities or agencies of municipal, county, state or federal governments for dusk to dawn illumination of public streets, highways and thoroughfares by means of Company owned, operated and maintained street lighting systems controlled by a photoelectric control or time switch.

MONTHLY BILLING:

The Monthly Billing shall be the rate per luminaire as specified in the rate tables below plus applicable adjustments as specified in Schedule 80.

Light Level	Level 1	Level 2	Level 3	Level 4	Level 5	Level 6
LED Equivalent Lumen Range	≤3,500	3,501-5,500	5,501-8,000	8,001-12,000	12,001-15,500	>15,501
Monthly Energy (kWh)	8	15	25	34	44	57
Functional Lighting	\$8.46	\$9.15	\$9.51	\$9.91	\$10.59	\$12.94
Functional Lighting – Customer-Funded Conversion	\$4.21	\$4.61	\$4.95	\$5.31	\$5.73	\$7.03
Decorative Series			\$16.83			

(l)
(l)
(l)

* Existing fixtures only. Service is not available for new High Pressure Sodium Vapor Functional lighting under this schedule.

DEFINITIONS:

Customer-Funded Conversion: Street lights that have been converted to LED from another lighting type and whose conversion was funded by the Customer.

Functional Lighting: Common less expensive luminaires that may be mounted either on wood, fiberglass or non-decorative metal poles. The Company will maintain a list of functional light fixtures that are available.

Decorative Series Lighting: More stylish luminaires mounted vertically on decorative metal poles. The Company will maintain a listing of standard decorative street light fixtures that are available under this Electric Service Schedule.

(continued)


Issued: June 1, 2021

Effective: January 1, 2022

Docket No. UE-21 _____

Issued By PacifiCorp d/b/a Pacific Power & Light Company

By: _____

 Etta Lockey

Title: Vice President, Regulation

First Revision of Sheet No. 53.1
 Canceling Original Sheet No. 53.1

Schedule 53
STREET LIGHTING SERVICE—CUSTOMER-OWNED SYSTEM
AVAILABLE:

In all territory served by the Company in the State of Washington.

APPLICABLE:

To lighting service provided to municipalities or agencies of municipal, county, state or federal governments for dusk to dawn illumination of public streets, highways and thoroughfares by means of Customer owned street lighting systems controlled by a photoelectric control or time switch.

MONTHLY BILLING:

Energy Only Service – Rate per Luminaire

Energy Only Service includes energy supplied from Company's overhead or underground circuits and does not include any maintenance to Customer's facilities. Maintenance service will be provided only as indicated in the Maintenance Service section below.

The Monthly Billing shall be the rate per luminaire as specified in the rate tables below plus applicable adjustments as specified in Schedule 80.

High Pressure Sodium Vapor						
Lumen Rating	5,800	9,500	16,000	22,000	27,500	50,000
Watts	70	100	150	200	250	400
Monthly kWh	31	44	64	85	115	176
Energy Only Service	\$1.48	\$2.10	\$3.05	\$4.05	\$5.48	\$8.38

(I)

Metal Halide					
Lumen Rating	9,000	12,000	19,500	32,000	107,800
Watts	100	175	250	400	1000
Monthly kWh	39	68	94	149	354
Energy Only Service	\$1.86	\$3.24	\$4.48	\$7.10	\$16.86

(I)

For non-listed luminaires, the cost will be calculated for 4167 annual hours of operation including applicable loss factors for ballasts and starting aids at the cost per kWh given below.

Non-Listed Luminaire	¢ per kWh
Energy Only Service	4.762¢

(continued)

Issued: June 1, 2021

Effective: January 1, 2022

Docket No. UE-21 _____

Issued By PacifiCorp d/b/a Pacific Power & Light Company

 By:  Etta Lockey

Title: Vice President, Regulation