

Sanitary Service Company, Inc.  
Lutito - Consolidated  
12/31/2020

Confidential Material Protected under WAC 480-07-160

Non-Public Companies

INPUTS - Test Year	
Operating Revenue	
Operating Expenses	
Investment	
Capital Structure - Debt %	
Capital Structure - Debt Cost	
<b>Federal Income Tax Rate</b>	
B&O Tax Rate	1.750%
WUTC Fee	0.510%
City Tax	0.000%
Bad Debts	0.240%

Check when input is complete

For Initial input: Uncheck Checkbox Until Completed

2018 Version Update Changes

- Allows Income Tax Rate Changes,
- Minimizes impact of changes in test-year revenue from resulting revenue requirement,
- Corrects interest rate transposition in LG.

nonpubco		LURITO - GALLAGHER FORMULA MODEL 2018 V5.0a				nonpubco
	(a)	(b)	(c)	(b) + (c)	(e)	(d) + (e)
		Historical	Revenue Change	Proforma	Add: Revenue Sensitive Taxes	Revenue Requirement
Line No.						
1	Operating Revenue					
2	Operating Expenses					
3	Operating Income					
4						
5	Interest Expense					
6	Income Tax Expense					
7						
8	Net Income					
9						
10	Operating Ratio					
11						
12						
13	<b>Revenue Requirement</b>					
14	Historical Revenue			Revenue Increase before taxes		
15	Rate Increase			Rev Sensitive Taxes		
16	Revenue Requirement			Rate Increase		
17			Percent Increase			
18						
19	<b>Capital Structure Financing Investment</b>				<b>Financing Cost</b>	
20	Type	Percent	Amount	Cost of Capital	Weighted	Amount
21	Equity					
22	Debt					
23	Total					
24						
25	<b>Operating Statistics</b>			<b>Before Income Tax</b>	<b>After Income Tax</b>	
26						
27	Return on Investment					
28	Return on Equity					
29	Operating Ratio					
30	Profit Margin					
31	Final turnover					
32	Tax Rate					
33						
34						
35	<b>Revenue Sensitive Taxes Charges</b>					
36				<b>Rate</b>	<b>Taxes</b>	
37	B & O Tax					
38	WUTC Fee					
39	City Tax					
40	Bad Debts					
41	Revenue Sensitive					
42						
43	Conversion Factor					

Sanitary Service Company, Inc.  
Lutito - Refuse  
12/31/2020

**Confidential Material Protected under WAC 480-07-160**

**Non-Public Companies**

INPUTS - Test Year	
Operating Revenue	
Operating Expenses	
Investment	
Capital Structure - Debt %	
Capital Structure - Debt Cost	
<b>Federal Income Tax Rate</b>	
B&O Tax Rate	1.750%
WUTC Fee	0.510%
City Tax	0.000%
Bad Debts	0.240%

Check when input is complete

For Initial input: Uncheck Checkbox Until Completed

**2018 Version Update Changes**

- Allows Income Tax Rate Changes,
- Minimizes impact of changes in test-year revenue from resulting revenue requirement,
- Corrects interest rate transposition in LG.

		nonpubco	LURITO - GALLAGHER FORMULA MODEL 2018 V5.0a			nonpubco
		(a)	(b)	(c)	(b) + (c)	(d) + (e)
			Historical	Revenue Change	Proforma	Add: Revenue Sensitive Taxes
Line No.						Revenue Requirement
1	Operating Revenue					
2	Operating Expenses					
3	Operating Income					
4	<b>Federal Income Tax Rate</b>					
5	Interest Expense					
6	Income Tax Expense					
7						
8	Net Income					
9						
10	Operating Ratio					
11						
12						
13	<b>Revenue Requirement</b>					
14	Historical Revenue				Revenue Increase before taxes	
15	Rate Increase				Rev Sensitive Taxes	
16	<b>Revenue Requirement</b>				<b>Rate Increase</b>	
17					Percent Increase	
18						
19	<b>Capital Structure Financing Investment</b>					<b>Financing Cost</b>
20	Type	Percent	Amount	Cost of Capital	Weighted	Amount
21	Equity					
22	Debt					
23	Total					
24						
25	<b>Operating Statistics</b>		<b>Before</b>	<b>After</b>		
26			<b>Income Tax</b>	<b>Income Tax</b>		
27	Return on Investment					
28	Return on Equity					
29	Operating Ratio					
30	Profit Margin					
31	Final turnover					
32	Tax Rate					
33						
34						
35	<b>Revenue Sensitive Taxes Charges</b>					
36			<b>Rate</b>	<b>Taxes</b>		
37	B & O Tax					
38	WUTC Fee					
39	City Tax					
40	Bad Debts					
41	Revenue Sensitive					
42						
43	Conversion Factor					

Sanitary Service Company, Inc.  
Lutito - Yardwaste  
12/31/2020

**Confidential Material Protected under WAC 480-07-160**

**Non-Public Companies**

INPUTS - Test Year	
Operating Revenue	
Operating Expenses	
Investment	
Capital Structure - Debt %	
Capital Structure - Debt Cost	
<b>Federal Income Tax Rate</b>	
B&O Tax Rate	1.750%
WUTC Fee	0.510%
City Tax	0.000%
Bad Debts	0.240%

Check when input is complete

For Initial input: Uncheck Checkbox Until Completed

**2018 Version Update Changes**

- Allows Income Tax Rate Changes,
- Minimizes impact of changes in test-year revenue from resulting revenue requirement,
- Corrects interest rate transposition in LG.

		nonpubco	LURITO - GALLAGHER FORMULA MODEL 2018 V5.0a			nonpubco
		(a)	(b)	(c)	(b) + (c)	(d) + (e)
			Historical	Revenue Change	Proforma	Add: Revenue Sensitive Taxes
Line No.						Revenue Requirement
1	Operating Revenue					
2	Operating Expenses					
3	Operating Income					
4	<b>Federal Income Tax Rate</b>					
5	Interest Expense					
6	Income Tax Expense					
7						
8	Net Income					
9						
10	Operating Ratio					
11						
12						
13	<b>Revenue Requirement</b>					
14	Historical Revenue				Revenue Increase before taxes	
15	Rate Increase				Rev Sensitive Taxes	
16	<b>Revenue Requirement</b>				<b>Rate Increase</b>	
17					Percent Increase	
18						
19	<b>Capital Structure Financing Investment</b>					<b>Financing Cost</b>
20	Type	Percent	Amount	Cost of Capital	Weighted	Amount
21	Equity					
22	Debt					
23	Total					
24						
25	<b>Operating Statistics</b>		<b>Before</b>	<b>After</b>		
26			<b>Income Tax</b>	<b>Income Tax</b>		
27	Return on Investment					
28	Return on Equity					
29	Operating Ratio					
30	Profit Margin					
31	Final turnover					
32	Tax Rate					
33						
34						
35	<b>Revenue Sensitive Taxes Charges</b>					
36			<b>Rate</b>	<b>Taxes</b>		
37	B & O Tax					
38	WUTC Fee					
39	City Tax					
40	Bad Debts					
41	Revenue Sensitive					
42						
43	Conversion Factor					

Confidential Material Protected under WAC 480-07-160

Non-Public Companies

INPUTS - Test Year	
Operating Revenue	
Operating Expenses	
Investment	
Capital Structure - Debt %	
Capital Structure - Debt Cost	
<b>Federal Income Tax Rate</b>	
B&O Tax Rate	1.750%
WUTC Fee	0.510%
City Tax	0.000%
Bad Debts	0.240%

Check when input is complete

For Initial input: Uncheck Checkbox Until Completed

2018 Version Update Changes

- Allows Income Tax Rate Changes,
- Minimizes impact of changes in test-year revenue from resulting revenue requirement,
- Corrects interest rate transposition in LG.

nonpubco		LURITO - GALLAGHER FORMULA MODEL 2018 v5.0a				nonpubco
	(a)	(b)	(c)	(b) + (c)	(e)	(d) + (e)
Line No.		Historical	Revenue Change	Proforma	Add: Revenue Sensitive Taxes	Revenue Requirement
1	Operating Revenue					
2	Operating Expenses					
3	Operating Income					
4						
5	Interest Expense					
6	Income Tax Expense					
7						
8	Net Income					
9						
10	Operating Ratio					
11						
12	<b>Revenue Requirement</b>					
13	Historical Revenue			Revenue Increase before taxes		
14	Rate Increase			Rev Sensitive Taxes		
15	<b>Revenue Requirement</b>			<b>Rate Increase</b>		
16			Percent Increase			
17						
18						
19	<b>Capital Structure Financing Investment</b>				<b>Financing Cost</b>	
20	Type	Percent	Amount	Cost of Capital	Weighted	Amount
21	Equity					
22	Debt					
23	Total					
24						
25	<b>Operating Statistics</b>			<b>Before</b>	<b>After</b>	
26				<b>Income Tax</b>	<b>Income Tax</b>	
27	Return on Investment					
28	Return on Equity					
29	Operating Ratio					
30	Profit Margin					
31	Final turnover					
32	Tax Rate					
33						
34						
35	<b>Revenue Sensitive Taxes Charges</b>					
36				<b>Rate</b>	<b>Taxes</b>	
37	B & O Tax					
38	WUTC Fee					
39	City Tax					
40	Bad Debts					
41	Revenue Sensitive					
42						
43	Conversion Factor					

Confidential Material Protected under WAC 480-07-160

Non-Public Companies

INPUTS - Test Year	
Operating Revenue	
Operating Expenses	
Investment	
Capital Structure - Debt %	
Capital Structure - Debt Cost	
<b>Federal Income Tax Rate</b>	
B&O Tax Rate	1.750%
WUTC Fee	0.510%
City Tax	0.000%
Bad Debts	0.240%

Check when input is complete

For Initial input: Uncheck Checkbox Until Completed

2018 Version Update Changes

- Allows Income Tax Rate Changes,
- Minimizes impact of changes in test-year revenue from resulting revenue requirement,
- Corrects interest rate transposition in LG.

nonpubco		LURITO - GALLAGHER FORMULA MODEL 2018 v5.0a				nonpubco
	(a)	(b)	(c)	(b) + (c)	(e)	(d) + (e)
Line No.		Historical	Revenue Change	Proforma	Add: Revenue Sensitive Taxes	Revenue Requirement
1	Operating Revenue					
2	Operating Expenses					
3	Operating Income					
4						
5	Interest Expense					
6	Income Tax Expense					
7						
8	Net Income					
9						
10	Operating Ratio					
11						
12	<b>Revenue Requirement</b>					
13	Historical Revenue			Revenue Increase before taxes		
14	Rate Increase			Rev Sensitive Taxes		
15	<b>Revenue Requirement</b>			<b>Rate Increase</b>		
16			Percent Increase			
17						
18						
19	<b>Capital Structure Financing Investment</b>				<b>Financing Cost</b>	
20	Type	Percent	Amount	Cost of Capital	Weighted	Amount
21	Equity					
22	Debt					
23	Total					
24						
25	<b>Operating Statistics</b>			<b>Before</b>	<b>After</b>	
26				<b>Income Tax</b>	<b>Income Tax</b>	
27	Return on Investment					
28	Return on Equity					
29	Operating Ratio					
30	Profit Margin					
31	Final turnover					
32	Tax Rate					
33						
34						
35	<b>Revenue Sensitive Taxes Charges</b>					
36				<b>Rate</b>	<b>Taxes</b>	
37	B & O Tax					
38	WUTC Fee					
39	City Tax					
40	Bad Debts					
41	Revenue Sensitive					
42						
43	Conversion Factor					





<b>SCHEDULE 6</b>		
<b>Balance Sheet - Assets - Total Company</b>		
<i>12/31/2020</i>		
Line (L)	Account Name (a)	Balance End of Year (b)
<b>Current Assets:</b>		
1	Cash and Working Funds	
2	Special Deposits	
3	Temporary Cash Investments	
4	Notes Receivable	
5	Receivables from Affiliated Companies	
6	Accounts Receivable	
7	Less: Allowance for Uncollectables	
8	Net Accounts Receivable	
9	Prepayments	
10	Materials and Supplies	
11	Other Current Assets (specify in Footnote)	
12	Total Current Assets	
<b>Tangible Property:</b>		
13	Solid Waste Operating Property (Schedule 5, Line 12)	
14	Less: Accumulated Depreciation (Schedule 5, Line 22)	
15	Net Solid Waste Operating Property	
16	Total Net Tangible Property	
<b>Intangible Property:</b>		
17	Organization, Franchises, and Permits	
18	Less: Accumulated Amortization - Credit	
19	Other Intangible Property	
20	Less: Accumulated Amortization - Credit	
21	Total Net Intangible Property	
<b>Other Assets and Deferred Items:</b>		
22	Investment and Advances	
23	Undistributed Earnings from Subsidiaries	
24	Deferred Debits	
25	Other Assets and Deferred Items: (specify in Footnote)	
26	Total Other Assets and Deferred Items	
27	<b>Total Assets (add lines 12, 16, 21 and 26)</b>	



<b>SCHEDULE 7</b>		
<b>Balance Sheet - Liabilities and Equity - Total Company</b>		
12/31/2020		
Line (L)	Account Name (a)	Balance End of Year (b)
	<b>Current Liabilities:</b>	
1	Notes Payable	
2	Payables to Affiliated Companies	
3	Accounts Payable	
4	Salaries and Wages Payable	
5	Accrued Taxes	
6	Current Portion of Long Term Debt (Equipment and Other)	
7	Other Current Liabilities (specify in Footnote)	
8	Total Current Liabilities	
	<b>Long Term Debt After 1 Year:</b>	
9	Equipment Obligations	
10	Other Long Term Debt (specify in Footnote)	
11	Unamortized Premium / Discount of Debt - (net)	
12	Total Long Term Debt After 1 Year	
	<b>Deferred Credits and Other Items:</b>	
13	Deferred Credits	
14	Other Credits (specify in Footnote)	
15	Total Deferred and Other Credits	
16	Total Liabilities (Add Lines 8, 12, and 15)	Total Debt
	<b>Shareholder's and Proprietor's Equity:</b>	
17	Capital Stock	
18	Capital Stock	
19	Paid in Capital in Excess of Par	
20	Other Capital (specify in Footnote)	
21	Total Capital Stock	
22	Proprietor's Equity	
23	Sole Proprietor's Capital	
24	Partnership Capital	
25	Total Proprietor's Capital	
26	Retained Earnings	
27	Total Equity (Add Lines 21 and 26 or 25)	Total Equity
28	<b>Total Liabilities and Equity (Line 16 plus Line 27)</b>	Combined Debt/Equity

Pro Forma

	A	B	C	D	E	F	G	H	I	J	K	L	M
1	<b>Sanitary Service Company, Inc.</b>												
2	Results of Operations <b>Confidential Material Protected under WAC 480-07-160</b>												
3	For the period January 1, 2020 through December 31, 2020												
4													
5		<b>2020</b>	<b>Restating</b>	<b>Pro Forma</b>	<b>Pro Forma</b>	<b>Allocation</b>	<b>Non-Regulated</b>	<b>UTC</b>	<b>UTC</b>	<b>UTC Residential</b>	<b>UTC</b>	<b>Effect of</b>	<b>Pro Forma at</b>
6	<b>Revenue (includes Late Fees)</b>	<b>Per Books</b>	<b>Adjustments</b>	<b>Adjustments</b>	<b>Present</b>	<b>Method from</b>	<b>Services</b>	<b>Garbage</b>	<b>YardWaste/ Food Waste</b>	<b>Recycling</b>	<b>Multi-Family</b>	<b>Revised Rates</b>	<b>Revised Rates</b>
7	Residential												
8	Commercial												
9	Drop Box/Compactor Collection												
10	Drop Box/Pass-Thru Disposal												
11	Recycling - Residential												
12	Recycling-Commercial												
13	Recycling - Multi Family												
14	Recycling - Residential Yard Waste												
15	Other												
16	Drop Box Recycle												
17	Equipment Rent												
18	Ferndale Residential & Commercial												
19	<i>Total Revenue</i>												
20													
21	<b>ALLOCATIONS</b>												
22	Revenue												
23	Customers												
24	Truck Miles												
25	Driver Payroll Summary												
26	Total Payroll Hours												
27	Disposal												
28													
29	<b>Expenses</b>												
30	4120 · Shop Expense & Utilities												
31	4121 · PRR Supplies & Maintenance												
32	4125 · Utilities												
33	4130 · Container Repair												
34	4131 · Equipment - de minimus												
35	4200 · Truck Repair & Maintenance												
36	4210 · Labor												
37	4211 · Office Labor Expense												
38	4212 · Shop Labor Expense												
39	4220 · Executive Salaries												
40	4230 · Directors Fees												
41	4240 · Fuel & Oil												
42	4280 · Disposal Fees												
43	4280 · Disposal Fees - Drop Box Pass Thru												
44	4281 · Recycling Commodity Charges												
45	4420 · Charitable Contributions												
46	4430 · Lobbying Expenses												
47	4441 · Meals - 50% Deductible												
48	4450 · Advertising												
49	4460 · Membership Fees and Dues												
50	4530 · Insurance (Auto)												
51	4530 · Insurance (Property/Umbrella)												
52	4580 · Insurance Claims												
53	4620 · Office Expense												

Pro Forma

	A	B	C	D	E	F	G	H	I	J	K	L	M
1	<b>Sanitary Service Company, Inc.</b>												
2	Results of Operations <b>Confidential Material Protected under WAC 480-07-160</b>												
3	For the period January 1, 2020 through December 31, 2020												
4													
5		<b>2020</b>	<b>Restating</b>	<b>Pro Forma</b>	<b>Pro Forma</b>	<b>Allocation</b>	<b>Non-Regulated</b>	<b>UTC</b>	<b>UTC</b>	<b>UTC Residential</b>	<b>UTC</b>	<b>Effect of</b>	<b>Pro Forma at</b>
		<b>Per Books</b>	<b>Adjustments</b>	<b>Adjustments</b>	<b>Present</b>	<b>Method from</b>	<b>Services</b>	<b>Garbage</b>	<b>YardWaste/ Food Waste</b>	<b>Recycling</b>	<b>Multi-Family</b>	<b>Revised Rates</b>	<b>Revised Rates</b>
54	4622 · Payroll Fees												
55	4623 · Credit Card Processing Fees												
56	4624 · Bank Fees												
57	4625 · NSF Checks												
58	4630 · Legal & Accounting												
59	4630A Rate Case Expense												
60	4635 · Management Consulting												
61	4640 · Communication												
62	4650 · Employee Welfare												
63	4651 · Employee Pension												
64	4652 · Employee Medical Premiums (Union)												
65	4562 · Employee Medical Premiums (Office)												
66	4653 · Employee Medical Reimbursements												
67	4654 · Employee Matching 401K												
68	4670 · Uncollectible Revenue												
69	5010 · Depreciation - Structures												
70	5015 · Depreciation - CNG Station & Eq												
71	5020 · Depreciation - Collection Equip												
72	5040 · Depreciation - Shop/Garage Eq												
73	5050 · Depreciation - Office Equipment												
74	5060 · Depreciation - Other Equipment												
75	5080 · Depreciation - Containers												
76	5200 · Taxes - Payroll												
77	5220 · Taxes - Business												
78	5240 · Taxes - Other (Vehicle licenses)												
79	5240 · Taxes - Other (property taxes)												
80	5250 · Penalty Expense												
81	5270 · Regulatory/Franchise Fees												
82	5310 · Operating Rents												
83	Total Operating Expense												
84	Operating Income												
85													
86	Other Income (Expense)												
87	Other Income												
88	7115 · Bank Interest Income												
89	7120 · Late Fees (included in Revenues)												
90	7130 · Gain on Sale of Assets												
91	7140 · Other Income and Expense												
92	7199 · PPP Debt Forgiveness Income												
93	Total Other Income												
94	Other Expense												
95	7100 · Interest Expense												
96	Total Other Expense												
97	Total Other Income (Expense)												
98													
99	Net Income												
100													
101	Operating Ratio												

**Pro Forma**


	A	B	C	D	E	F	G	H	I	J	K	L	M
1	<b>Sanitary Service Company, Inc.</b>												
2	Results of Operations <b>Confidential Material Protected under WAC 480-07-160</b>												
3	For the period January 1, 2020 through December 31, 2020												
4													
5		2020 Per Books	Restating Adjustments	Pro Forma Adjustments	Pro Forma Present	Allocation Method from Worksheet	Non-Regulated Services	UTC Garbage	UTC YardWaste/ Food Waste	UTC Residential Recycling	UTC Multi-Family	Effect of Revised Rates	Pro Forma at Revised Rates
102													
103	B&O Tax Rate												
104	WUTC Regulatory Fee Rate												
105	Bad Debts												
106													

	A	B	C	D	E	F	G	H	I	J	K
1	<b>Sanitary Service Company, Inc.</b>										
2	Restating Adjustments										
3	<b>Confidential Material Protected under WAC 480-07-160</b>										
3	For the period January 1, 2020 through December 31, 2020										
4		<1>	<2>	<3>	<4>	<5>	<6>	<7>	<8>	<9>	
5		Remove Political and Charitable Contributions and Penalty Expense	Remove Director Fees	Record Regulatory Depreciation from SSC	Record Regulatory Depreciation from RSI	Reclassification of Shop Supplies included in Fuel and Drop Box Disposal Pass-Thru Revenue	Power Take Off Fuel Tax Credit	Bonus Removal and Compensation Restatement	Accrued payroll adjustments	Fuel & CNG Price Adjustments	Total
6	<b>Revenue (includes Late Fees)</b>										
7	Residential										
8	Commercial										
9	Drop Box/Compactor Collection										
10	Drop Box/Pass-Thru Disposal										
11	Recycling - Residential										
12	Recycling-Commercial										
13	Recycling - Multi Family										
14	Recycling - Residential Yard Waste										
15	Medical Waste										
16	Drop Box Recycle										
17	Equipment Rent										
18	Commercial Recycling										
19	<i>Total Revenue</i>										
20											
21											
22											
23											
24											
25											
26											
27											
28											
29	<b>Expenses</b>										
30	<b>4120 · Shop Expense &amp; Utilities</b>										
31	<b>4121 · PRR Supplies &amp; Maintenance</b>										
32	<b>4125 · Utilities</b>										
33	<b>4130 · Container Repair</b>										
34	<b>4131 - Equipment - de minimus</b>										
35	<b>4200 · Truck Repair &amp; Maintenance</b>										
36	<b>4210 · Labor</b>										
37	<b>4211 · Office Labor Expense</b>										
38	<b>4212 · Shop Labor Expense</b>										
39	<b>4220 · Executive Salaries</b>										

	A	B	C	D	E	F	G	H	I	J	K
1	<b>Sanitary Service Company, Inc.</b>										
2	Restating Adjustments										
3	<b>Confidential Material Protected under WAC 480-07-160</b>										
3	For the period January 1, 2020 through December 31, 2020										
4		<1>	<2>	<3>	<4>	<5>	<6>	<7>	<8>	<9>	
5		Remove Political and Charitable Contributions and Penalty Expense	Remove Director Fees	Record Regulatory Depreciation from SSC	Record Regulatory Depreciation from RSI	Reclassification of Shop Supplies included in Fuel and Drop Box Disposal Pass-Thru Revenue	Power Take Off Fuel Tax Credit	Bonus Removal and Compensation Restatement	Accrued payroll adjustments	Fuel & CNG Price Adjustments	Total
40	4230	Directors Fees									
41	4240	Fuel & Oil									
42	4280	Disposal Fees									
43	4280	Disposal Fees - Drop Box Pass Thru									
44	4281	Recycling Commodity Charges									
45	4420	Charitable Contributions									
46	4430	Lobbying Expenses									
47	4441	Meals - 50% Deductible									
48	4450	Advertising									
49	4460	Membership Fees and Dues									
50	4530	Insurance									
51	4530	Insurance (Property & Umbrella)									
52	4580	Insurance Claims									
53	4620	Office Expense									
54	4622	Payroll Fees									
55	4623	Credit Card Processing Fees									
56	4624	Bank Fees									
57	4625	NSF Checks									
58	4630	Legal & Accounting									
59	4630A	Rate Case Expense									
60	4635	Management Consulting									
61	4640	Communication									
62	4650	Employee Welfare									
63	4651	Employee Pension									
64	4652	Employee Medical Premiums (Union)									
65	4652	Employee Medical Premiums(Office)									
66	4653	Employee Medical Reimbursements									
67	4654	Employee Matching 401K									
68	4670	Uncollectible Revenue									
69	5010	Depreciation - Structures									
70	5015	Depreciation - CNG Station & Eq									
71	5020	Depreciation - Collection Equip									
72	5040	Depreciation - Shop/Garage Eq									
73	5050	Depreciation - Office Equipment									

	A	B	C	D	E	F	G	H	I	J	K
1	<b>Sanitary Service Company, Inc.</b>										
2	Restating Adjustments										
3	For the period January 1, 2020 through December 31, 2020										
4		<1>	<2>	<3>	<4>	<5>	<6>	<7>	<8>	<9>	
5		Remove Political and Charitable Contributions and Penalty Expense	Remove Director Fees	Record Regulatory Depreciation from SSC	Record Regulatory Depreciation from RSI	Reclassification of Shop Supplies included in Fuel and Drop Box Disposal Pass-Thru Revenue	Power Take Off Fuel Tax Credit	Bonus Removal and Compensation Restatement	Accrued payroll adjustments	Fuel & CNG Price Adjustments	Total
74	<b>5060 · Depreciation - Other Equipment</b>										
75	<b>5080 · Depreciation - Containers</b>										
76	<b>5200 · Taxes - Payroll</b>										
77	<b>5220 · Taxes - Business</b>										
78	<b>5240 · Taxes - Other (Vehicle licenses)</b>										
79	<b>5240 · Taxes - Other (property taxes)</b>										
80	<b>5250 · Penalty Expense</b>										
81	<b>5270 · Regulatory/Franchise Fees</b>										
82	<b>5310 · Operating Rents</b>										
83	Total Operating Expense										

**Confidential Material Protected under WAC 480-07-160**



**Sanitary Service Company, Inc.**

Restating Adjustments Explanations

**Confidential Material Protected under WAC 480-07-160**

For the period January 1, 2020 through December 31, 2020

- <1> Remove Political & Charitable, Lobbying and Penalties
- <2> Remove Directors Fees
- <3> Record Regulatory Depreciation from SSC Regulatory Depreciation Schedule
- <4> Record Regulatory Depreciation from RSI Regulatory Depreciation Schedule
- <5> Reclassificaton of Shop Supplies included in Fuel and Drop Box Disposal Pass-Thru Revenue
- <6> Credit for state fuel tax paid on use of power take-off unit on trucks
- <7> Remove holiday and annual profit bonuses for office, shop and executive employees.
- <8> Remove accrued payroll/timing adjustments
- <9> Fuel price adjustment





**Sanitary Service Company, Inc.**

Pro Forma Adjustments Explanations

For the period January 1, 2020 through December 31, 2020

- [1] Record rent increase for 1/1/21 to 12/31/21 at Bellwether facilities
- [2] Record General Insurance Increase
- [3] Record Billing Expense Increase (AFTS)
- [4] Record Collective Bargaining Agreement Wage Increases for Drivers and Shop Employees
- [5] Record Collective Bargaining Agreement Employee Benefit Increases
- [6] Record Estimated Payroll Tax Increase
- [7] Record Office Employee anticipated payroll increase
- [8] Record Change in L&I Rates effective 1/1/2021
- [9] Record Unemployment Insurance Rate Change
- [10] Record Regence Office Health Insurance
- [11] Record 401K office Match
- [12] Record 401K office Profit Sharing
- [13] Record Annualized Cost of New Route Manager
- [14] Record cost of new drivers hired
- [15] Record Other Employees payroll increase
- [16] Record Disposal Cost increase August 1, 2020 at Republic Services
- [17] Record Disposal Rate revenue increase September 1, 2020
- [18] Record Disposal Cost increase May 1, 2021 at Republic Services
- [19] Record Disposal Increase at Green Earth Technologies (GET), February 1, 2021
- [20] Record Recycling Commodity Increase
- [21] Record Non-Regulated Residential Rate increases
- [22] Record Prospective Depreciation Expense
- [23] Record Prospective CNG Fuel Tax Credit received
- [24] Record Amortization of Rate Case Costs, Legal & Accounting and Statutory Notice

	A	B	C	D	E	F	G	H
1	<b>Sanitary Service Company, Inc.</b>							
2	<b>Confidential Material Protected under WAC 480-07-160</b>							
3	Allocations							
4	For the period January 1, 2020 through December 31, 2020							
5								
5								
6								
7								
8								
9								
10								
11								
12								
13								
14								
15								
16								
17								
18								
19								
20								
21								
22								
23								
24								
25								
26								
27								
28								
29								
30								
31								

	A	B	C	D	E	F	G	H
1	Sanitary Service Company, Inc.	<b>Confidential Material Protected under WAC 480-07-160</b>						
2	Allocations							
3	For the period January 1, 2020 through December 31, 2020							
4								
5		<b>Total</b>		<b>UTC Garbage</b>	<b>UTC YardWaste/ Food Waste</b>	<b>UTC Residential Recycling</b>	<b>UTC Multi-Family</b>	<b>NON Regulated</b>
32	4125 · Utilities							
33	4130 · Container Repair							
34	4131 · Equipment - de minimus							
35	4200 · Truck Repair & Maintenance							
36	4210 · Labor							
37	4211 · Office Labor Expense							
38	4212 · Shop Labor Expense							
39	4220 · Executive Salaries							
40	4230 · Directors Fees							
41	4240 · Fuel & Oil							
42	4280 · Disposal Fees							
43	4280 · Disposal Fees - Drop Box Pass Thru							
44	4281 · Recycling Commodity Charges							
45	4420 · Charitable Contributions							
46	4430 · Lobbying Expenses							
47	4441 · Meals - 50% Deductible							
48	4450 · Advertising							
49	4460 · Membership Fees and Dues							
50	4530 · Insurance (Auto)							
51	4530 · Insurance (Property/Umbrella)							
52	4580 · Insurance Claims							
53	4620 · Office Expense							
54	4622 · Payroll Fees							
55	4623 · Credit Card Processing Fees							
56	4624 · Bank Fees							
57	4625 · NSF Checks							
58	4630 · Legal & Accounting							

	A	B	C	D	E	F	G	H
1	Sanitary Service Company, Inc.	<b>Confidential Material Protected under WAC 480-07-160</b>						
2	Allocations							
3	For the period January 1, 2020 through December 31, 2020							
4								
5		<b>Total</b>	<b>UTC Garbage</b>	<b>UTC YardWaste/ Food Waste</b>	<b>UTC Residential Recycling</b>	<b>UTC Multi-Family</b>	<b>NON Regulated</b>	
59	4630A Rate Case Expense							
60	4635 · Management Consulting							
61	4640 · Communication							
62	4650 · Employee Welfare							
63	4651 · Employee Pension							
64	4652 · Employee Medical Premiums (Union)							
65	4652 · Employee Medical Premiums (Office)							
66	4653 · Employee Medical Reimbursements							
67	4654 · Employee Matching 401K							
68	4670 · Uncollectible Revenue							
69	5010 · Depreciation - Structures							
70	5015 · Depreciation - CNG Station & Eq							
71	5020 · Depreciation - Collection Equip							
72	5040 · Depreciation - Shop/Garage Eq							
73	5050 · Depreciation - Office Equipment							
74	5060 · Depreciation - Other Equipment							
75	5080 · Depreciation - Containers							
76	5200 · Taxes - Payroll							
77	5220 · Taxes - Business							
78	5240 · Taxes - Other (Vehicle licenses)							
79	5240 · Taxes - Other (property taxes)							
80	5250 · Penalty Expense							
81	5270 · Regulatory/Franchise Fees							
82	5310 · Operating Rents							
83	Total Operating Expense							
84	Operating Income							





	A	B	C	D	E	F	G	H	K	M	N	O	V	Z	AA	AB	AC	AD	AE	AF	AG	AH	AI	
1											0		Months in first year						A.		Purchase date			
2											12		Months in second year						B.		End of Test Period			
3											2019		First year						C.		Date fully Depr			
4											2020		Second year						D.		Beg of Test Period			
5																			E.		Disposition Date			
6																								
7																								
8																								
9																								
10	Depreciation	DESCRIPTION	Year	Mo.	%	Method	Life	Year Fully Depreciated	Asset Cost	Depreciable Cost	Monthly Depreciation	Test year Depreciation	Beginning Accumulated Depreciation 12/31/2019	Ending Accumulated Depreciation 12/31/2020	Average Investment									
11	Schedule No.																							
144	82	TRUCK 60 2004 CCC CHASSIE	2004	5	20%	SL	7									2,004	2,021	2,011	2,020.00	-0.08	2,011.33	2,020.00	-0.08	
145	82-SV	TRUCK 60 2004 CCC CHASSIE	2020	1	0%	SL	4									2,020	2,021	2,024	2,020.00	-0.08	2,024.00	2,020.00	-0.08	
146	83	TRUCK 60 2004 HEIL BODY	2004	6	20%	SL	7									2,004	2,021	2,011	2,020.00	-0.08	2,011.42	2,020.00	-0.08	
147	83-SV	TRUCK 60 2004 HEIL BODY	2020	1	0%	SL	4									2,020	2,021	2,024	2,020.00	-0.08	2,024.00	2,020.00	-0.08	
148	84	TRUCK 17, 1993 CCC	2004	6	33%	SL	5									2,004	2,021	2,009	2,020.00	-0.08	2,009.42	2,020.00	-0.08	
149	84-SV	TRUCK 17, 1993 CCC	2020	1	0%	SL	4									2,020	2,021	2,024	2,020.00	-0.08	2,024.00	2,020.00	-0.08	
150	85	TRUCK 512 2000 CCC FRONTLOADER	2004	6	33%	SL	5									2,004	2,021	2,009	2,020.00	-0.08	2,009.42	2,020.00	-0.08	
151	85-SV	TRUCK 512 2000 CCC FRONTLOADER	2020	1	0%	SL	4									2,020	2,021	2,024	2,020.00	-0.08	2,024.00	2,020.00	-0.08	
152	88	1996 CRANE CARRIER #2	2005	3	33%	SL	5									2,005	2,021	2,010	2,020.00	-0.08	2,010.17	2,020.00	-0.08	
153	88-SV	1996 CRANE CARRIER #2	2020	1	0%	SL	4									2,020	2,021	2,024	2,020.00	-0.08	2,024.00	2,020.00	-0.08	
154	89	2005 VOLVO #25	2005	3	20%	SL	7									2,005	2,021	2,012	2,020.00	-0.08	2,012.17	2,020.00	-0.08	
155	89-SV	2005 VOLVO #25	2020	1	0%	SL	4									2,020	2,021	2,024	2,020.00	-0.08	2,024.00	2,020.00	-0.08	
156	90	2005 CCC #61CHASSIE	2005	4	20%	SL	7									2,005	2,021	2,012	2,020.00	-0.08	2,012.25	2,020.00	-0.08	
157	90-SV	2005 CCC #61CHASSIE	2020	1	0%	SL	4									2,020	2,021	2,024	2,020.00	-0.08	2,024.00	2,020.00	-0.08	
158	91	2005 CCC #61BODY	2005	7	20%	SL	7									2,006	2,021	2,013	2,020.00	-0.08	2,012.50	2,020.00	-0.08	
159	91-SV	2005 CCC #61BODY	2020	1	0%	SL	4									2,020	2,021	2,024	2,020.00	-0.08	2,024.00	2,020.00	-0.08	
160	92	2001 INTERNATIONAL #704 CHASSIE	2005	8	33%	SL	5									2,006	2,021	2,011	2,020.00	-0.08	2,010.58	2,020.00	-0.08	
161	92-SV	2001 INTERNATIONAL #704 CHASSIE	2020	1	0%	SL	4									2,020	2,021	2,024	2,020.00	-0.08	2,024.00	2,020.00	-0.08	
162	93	TANK FOR #704	2005	9	33%	SL	5									2,006	2,021	2,011	2,020.00	-0.08	2,010.67	2,020.00	-0.08	
163	93-SV	TANK FOR #704	2020	1	0%	SL	4									2,020	2,021	2,024	2,020.00	-0.08	2,024.00	2,020.00	-0.08	
164	94	LIFT GATE FOR # 704	2005	9	33%	SL	5									2,006	2,021	2,011	2,020.00	-0.08	2,010.67	2,020.00	-0.08	
165	94-SV	LIFT GATE FOR # 704	2020	1	0%	SL	4									2,020	2,021	2,024	2,020.00	-0.08	2,024.00	2,020.00	-0.08	
166	95	2006 CRANE CARRIER #62	2005	10	20%	SL	7									2,006	2,021	2,013	2,020.00	-0.08	2,012.75	2,020.00	-0.08	
167	95-SV	2006 CRANE CARRIER #62	2020	1	0%	SL	4									2,020	2,021	2,024	2,020.00	-0.08	2,024.00	2,020.00	-0.08	
168	96	MODEL 8000 CONTAINER CARRIER #114	2006	12	20%	SL	7									2,006	2,021	2,013	2,020.00	-0.08	2,012.92	2,020.00	-0.08	
169	96-SV	MODEL 8000 CONTAINER CARRIER #114	2020	1	0%	SL	4									2,020	2,021	2,024	2,020.00	-0.08	2,024.00	2,020.00	-0.08	
170	97	HIEL BODY FOR #62	2006	1	20%	SL	5									2,006	2,021	2,011	2,020.00	-0.08	2,011.00	2,020.00	-0.08	
171	97-SV	HIEL BODY FOR #62	2020	1	0%	SL	4									2,020	2,021	2,024	2,020.00	-0.08	2,024.00	2,020.00	-0.08	
172	100	RADIO #62	2006	3	0%	SL	5									2,006	2,021	2,011	2,020.00	-0.08	2,011.17	2,020.00	-0.08	
173	101	INTERNATIONAL CHASSIS #114	2006	3	20%	SL	7									2,006	2,021	2,013	2,020.00	-0.08	2,013.17	2,020.00	-0.08	
174	101-SV	INTERNATIONAL CHASSIS #114	2020	1	0%	SL	4									2,020	2,021	2,024	2,020.00	-0.08	2,024.00	2,020.00	-0.08	
175	102	2006 CCC #513	2006	3	20%	SL	5									2,006	2,021	2,011	2,020.00	-0.08	2,011.17	2,020.00	-0.08	
176	102-SV	2006 CCC #513	2020	1	0%	SL	4									2,020	2,021	2,024	2,020.00	-0.08	2,024.00	2,020.00	-0.08	
177	103	REPAIRS #57	2006	4	0%	SL	5									2,006	2,021	2,011	2,020.00	-0.08	2,011.25	2,020.00	-0.08	
178	104	2006 BODY #513	2006	5	20%	SL	7									2,006	2,021	2,013	2,020.00	-0.08	2,013.33	2,020.00	-0.08	
179	104-SV	2006 BODY #513	2020	1	0%	SL	4									2,020	2,021	2,024	2,020.00	-0.08	2,024.00	2,020.00	-0.08	
180	105	LAXI-TAXI 905	2006	6	0%	SL	5									2,006	2,021	2,011	2,020.00	-0.08	2,011.42	2,020.00	-0.08	
181	106	1995 INTER #107	2006	7	33%	SL	5									2,007	2,021	2,012	2,020.00	-0.08	2,011.50	2,020.00	-0.08	
182	106-SV	1995 INTER #107	2020	1	0%	SL	4									2,020	2,021	2,024	2,020.00	-0.08	2,024.00	2,020.00	-0.08	
183	107	1995 INTER #107	2006	7	33%	SL	5									2,007	2,021	2,012	2,020.00	-0.08	2,011.50	2,020.00	-0.08	
184	107-SV	1995 INTER #107	2020	1	0%	SL	4									2,020	2,021	2,024	2,020.00	-0.08	2,024.00	2,020.00	-0.08	
185	108	TANK FOR #705	2006	7	33%	SL	5									2,007	2,021	2,012	2,020.00	-0.08	2,011.50	2,020.00	-0.08	
186	108-SV	TANK FOR #705	2020	1	0%	SL	4									2,020	2,021	2,024	2,020.00	-0.08	2,024.00	2,020.00	-0.08	
187	110	2007 VOLVO #27 CHASSIE	2006	10	20%	SL	7									2,007	2,021	2,014	2,020.00	-0.08	2,013.75	2,020.00	-0.08	
188	110-SV	2007 VOLVO #27 CHASSIE	2020	1	0%	SL	4									2,020	2,021	2,024	2,020.00	-0.08	2,024.00	2,020.00	-0.08	
189	111	RACK FOR #27	2006	10	20%	SL	7									2,007	2,021	2,014	2,020.00	-0.08	2,013.75	2,020.00	-0.08	
190	111-SV	RACK FOR #27	2020	1	0%	SL	4									2,020	2,021	2,024	2,020.00	-0.08	2,024.00	2,020.00	-0.08	
191	112	2007 CCC #64	2006	11	20%	SL	7									2,007	2,021	2,014	2,020.00	-0.08	2,013.83	2,020.00	-0.08	
192	112-SV	2007 CCC #64	2020	1	0%	SL	4									2,020	2,021	2,024	2,020.00	-0.08	2,024.00	2,020.00	-0.08	
193	113	2007 CCC #63	2006	11	20%	SL	7									2,007	2,021	2,014	2,020.00	-0.08	2,013.83	2,020.00	-0.08	
194	113-SV	2007 CCC #63	2020	1	0%	SL	4									2,020	2,021	2,024	2,020.00	-0.08	2,024.00	2,020.00	-0.08	
195	114	2007 CCC #64 BODY	2007	3	20%	SL	7									2,007	2,021	2,014	2,020.00	-0.08	2,014.17	2,020.00	-0.08	
196	114-SV	2007 CCC #64 BODY	2020	1	0%	SL	4									2,020	2,021	2,024	2,020.00	-0.08	2,024.00	2,020.00	-0.08	
197	115	2001 FREIGHTLINNER # 20	2007	3	33%	SL	7									2,007	2,021	2,014	2,020.00	-0.08	2,014.17	2,020.00	-0.08	
198	115-SV	2001 FREIGHTLINNER # 20	2020	1	0%	SL	4									2,020	2,021	2,024	2,020.00	-0.08	2,024.00	2,020.00	-0.08	
199	116	2007 CCC #63 BODY	2007	3	20%	SL	7									2,007	2,021	2,014	2,020.00	-0.08	2,014.17	2,020.00	-0.08	
200	116-SV	2007 CCC #63 BODY	2020	1	0%	SL	4									2,020	2,021	2,024	2,020.00	-0.08	2,024.00	2,020.00	-0.08	
201	118	2001 CCC #515	2007	7	33%	SL	5									2,008								



	A	B	C	D	E	F	G	H	K	M	N	O	V	Z	AA	AB	AC	AD	AE	AF	AG	AH	AI	
1											0		Months in first year							A.		Purchase date		
2											12		Months in second year							B.		End of Test Period		
3											2019		First year							C.		Date fully Depr		
4											2020		Second year							D.		Beg of Test Period		
5																				E.		Disposition Date		
6																								
7																								
8																								
9																								
10																								
11																								
	Depreciation Schedule No.	DESCRIPTION	Year	Mo.	%	Method	Life	Year Fully Depreciated	Asset Cost	Depreciable Cost	Monthly Depreciation	Test year Depreciation	Beginning Accumulated Depreciation 12/31/2019	Ending Accumulated Depreciation 12/31/2020	Average Investment									
																				A.	B.	C.	D.	E.
211	123	4 AXLE TRANSFER TRL #906	2007	11	20%	SL	7									2,008	2,021	2,015	2,020.00	-0.08	2,014.83	2,020.00	-0.08	
212	123-SV	4 AXLE TRANSFER TRL #906	2020	1	0%	SL	4									2,020	2,021	2,024	2,020.00	-0.08	2,024.00	2,020.00	-0.08	
213	124	AIR CONTROLS FOR R/L TRUCK #27	2008	1	20%	SL	7									2,008	2,021	2,015	2,020.00	-0.08	2,015.00	2,020.00	-0.08	
214	124-SV	AIR CONTROLS FOR R/L TRUCK #27	2020	1	0%	SL	4									2,020	2,021	2,024	2,020.00	-0.08	2,024.00	2,020.00	-0.08	
215	125	CCC FOR TRUCK #65	2008	1	20%	SL	7									2,008	2,021	2,015	2,020.00	-0.08	2,015.00	2,020.00	-0.08	
216	125-SV	CCC FOR TRUCK #65	2020	1	0%	SL	4									2,020	2,021	2,024	2,020.00	-0.08	2,024.00	2,020.00	-0.08	
217	127	NEW BED FOR 107	2008	3	0%	SL	7									2,008	2,021	2,015	2,020.00	-0.08	2,015.17	2,020.00	-0.08	
218	128	BODY FOR #65	2008	3	20%	SL	7									2,008	2,021	2,015	2,020.00	-0.08	2,015.17	2,020.00	-0.08	
219	128-SV	BODY FOR #65	2020	1	0%	SL	4									2,020	2,021	2,024	2,020.00	-0.08	2,024.00	2,020.00	-0.08	
220	129	USE TAX #65	2008	3	20%	SL	7									2,008	2,021	2,015	2,020.00	-0.08	2,015.17	2,020.00	-0.08	
221	129-SV	USE TAX #65	2020	1	0%	SL	4									2,020	2,021	2,024	2,020.00	-0.08	2,024.00	2,020.00	-0.08	
222	130	BODY AND CHASSIE #66	2008	8	20%	SL	7									2,009	2,021	2,016	2,020.00	-0.08	2,015.58	2,020.00	-0.08	
223	130-SV	BODY AND CHASSIE #66	2020	1	0%	SL	4									2,020	2,021	2,024	2,020.00	-0.08	2,024.00	2,020.00	-0.08	
224	131	2001 CCC FRONT LOADER #516	2008	10	33%	SL	5									2,009	2,021	2,014	2,020.00	-0.08	2,013.75	2,020.00	-0.08	
225	131-SV	2001 CCC FRONT LOADER #516	2020	1	0%	SL	4									2,020	2,021	2,024	2,020.00	-0.08	2,024.00	2,020.00	-0.08	
226	132	2009 CCC #67	2009	7	20%	SL	7									2,010	2,021	2,017	2,020.00	-0.08	2,016.50	2,020.00	-0.08	
227	132-SV	2009 CCC #67	2020	1	0%	SL	4									2,020	2,021	2,024	2,020.00	-0.08	2,024.00	2,020.00	-0.08	
228	1055	Pink Truck #67	2009	9	0%	SL	7									2,010	2,021	2,017	2,020.00	-0.08	2,016.67	2,020.00	-0.08	
229	1097	#115 Cab & Chassis	2011	7	0%	SL	5									2,012	2,021	2,017	2,020.00	-0.08	2,016.50	2,020.00	-0.08	
230	1098	R-8 Engine Rebuild	2011	7	0%	SL	5									2,012	2,021	2,017	2,020.00	-0.08	2,016.50	2,020.00	-0.08	
231	1103	512 New Engine	2011	9	0%	SL	5									2,012	2,021	2,017	2,020.00	-0.08	2,016.67	2,020.00	-0.08	
232	1108	TRUCK #68 CHASSIS	2011	11	0%	SL	7									2,012	2,021	2,019	2,020.00	-0.08	2,018.83	2,020.00	-0.08	
233	1109	TRUCK #68	2011	11	0%	SL	7									2,012	2,021	2,019	2,020.00	-0.08	2,018.83	2,020.00	-0.08	
234	1122	Truck Cab	2011	12	0%	SL	5									2,012	2,021	2,017	2,020.00	-0.08	2,016.92	2,020.00	-0.08	
235	1128	NEW CAB R-20	2012	1	0%	SL	5									2,012	2,021	2,017	2,020.00	-0.08	2,017.00	2,020.00	-0.08	
236	1135	TRUCK 119 - 2009 Toyota Tacoma	2012	2	0%	SL	5									2,012	2,021	2,017	2,020.00	-0.08	2,017.08	2,020.00	-0.08	
237	1157	#509 - NEW TRANSMISSION	2012	5	0%	SL	5									2,012	2,021	2,017	2,020.00	-0.08	2,017.33	2,020.00	-0.08	
238	1171	TRAILER	2012	7	0%	SL	5									2,013	2,021	2,018	2,020.00	-0.08	2,017.50	2,020.00	-0.08	
239	1172	LIFT GATE - TRUCK #115	2012	7	0%	SL	5									2,013	2,021	2,018	2,020.00	-0.08	2,017.50	2,020.00	-0.08	
240	1179	CAGE FOR DELIVERY TRUCK #115	2012	9	0%	SL	5									2,013	2,021	2,018	2,020.00	-0.08	2,017.67	2,020.00	-0.08	
241	1180	CURTOTTO CAN	2012	10	0%	SL	5									2,013	2,021	2,018	2,020.00	-0.08	2,017.75	2,020.00	-0.08	
242	1194	TRUCK 69	2012	12	0%	SL	7									2,013	2,021	2,020	2,020.00	-0.08	2,019.92	2,020.00	-0.08	
243	1195	TRUCK 69	2012	12	0%	SL	7									2,013	2,021	2,020	2,020.00	-0.08	2,019.92	2,020.00	-0.08	
244	1198	TRUCKS 3 & 4	2012	12	0%	SL	7									2,013	2,021	2,020	2,020.00	-0.08	2,019.92	2,020.00	-0.08	
245	1200	DRIVE CAMS	2013	1	0%	SL	5									2,013	2,021	2,018	2,020.00	-0.08	2,018.00	2,020.00	-0.08	
246	1201	TRUCKS 3 & 4	2013	1	0%	SL	7									2,013	2,021	2,020	2,020.00	-0.08	2,020.00	2,020.00	-0.08	
247	1203	Trucks 3 & 4	2013	2	0%	SL	7									2,013	2,021	2,020	2,020.00	-0.08	2,020.08	2,020.00	-0.08	
248	1204	TRUCK 3 & 4	2013	3	0%	SL	7									2,013	2,021	2,020	2,020.00	-0.08	2,020.17	2,020.00	-0.08	
249	1221	TRUCK 64 ENGINE	2013	6	0%	SL	5									2,013	2,021	2,018	2,020.00	-0.08	2,018.42	2,020.00	-0.08	
250	1238	Truck # 31	2013	8	0%	SL	7									2,014	2,021	2,021	2,020.00	-0.08	2,020.58	2,020.00	-0.08	
251	1239	#5 - NEW TRANSMISSION	2013	9	0%	SL	5									2,014	2,021	2,019	2,020.00	-0.08	2,018.67	2,020.00	-0.08	
252	1251	Truck 31 - Licensing	2013	10	0%	SL	7									2,014	2,021	2,021	2,020.00	-0.08	2,020.75	2,020.00	-0.08	
253	1260	Truck 513 - New Transmission	2013	11	0%	SL	5									2,014	2,021	2,019	2,020.00	-0.08	2,018.83	2,020.00	-0.08	
254	1262	#513 Transmission	2013	12	0%	SL	5									2,014	2,021	2,019	2,020.00	-0.08	2,018.92	2,020.00	-0.08	
255	1266	Rack for Truck 32	2014	1	0%	SL	7									2,014	2,021	2,021	2,020.00	-0.08	2,021.00	2,020.00	-0.08	
256	1285	DRIVE CAMS	2014	6	0%	SL	5									2,014	2,021	2,019	2,020.00	-0.08	2,019.42	2,020.00	-0.08	
257	1288	60 - Upper arm unit	2014	7	0%	SL	5									2,015	2,021	2,020	2,020.00	-0.08	2,019.50	2,020.00	-0.08	
258	1289	32 - Chassis and misc. to place in service	2014	7	0%	SL	7									2,015	2,021	2,022	2,020.00	-0.08	2,021.50	2,020.00	-0.08	
259	1290	60 - New Arm Mounting Base	2014	7	0%	SL	7									2,015	2,021	2,020	2,020.00	-0.08	2,019.50	2,020.00	-0.08	
260	1291	RADIOS	2014	7	0%	SL	5									2,015	2,021	2,020	2,020.00	-0.08	2,019.50	2,020.00	-0.08	
261	1325	31 - ENGINE	2014	11	0%	SL	5									2,015	2,021	2,020	2,020.00	-0.08	2,019.83	2,020.00	-0.08	
262	1327	DRIVECAMS	2015	1	0%	SL	5									2,015	2,021	2,020	2,020.00	-0.08	2,020.00	2,020.00	-0.08	
263	1336	TRUCK CAMERAS	2015	2	0%	SL	5									2,015	2,021	2,020	2,020.00	-0.08	2,020.08	2,020.00	-0.08	
264	1345	#3 - Transmission	2015	3	0%	SL	5									2,015	2,021	2,020	2,020.00	-0.08	2,020.17	2,020.00	-0.08	
265	1351	TRUCK CAMERAS	2015	4	0%	SL	5									2,015	2,021	2,020	2,020.00	-0.08	2,020.25	2,020.00	-0.08	
266	1358	2 - TRANSMISSION	2015	4	0%	SL	5									2,015	2,021	2,020	2,020.00	-0.08	2,020.25	2,020.00	-0.08	
267	1359	TRUCK 63	2015	5	0%	SL	5									2,015	2,021	2,020	2,020.00	-0.08	2,020.33	2,020.00	-0.08	
268	1360	TRUCK 63																						







	A	B	C	D	E	F	G	H	K	M	N	O	V	Z	AA	AB	AC	AD	AE	AF	AG	AH	AI
1											0		Months in first year							A.		Purchase date	
2											12		Months in second year							B.		End of Test Period	
3											2019		First year							C.		Date fully Depr	
4											2020		Second year							D.		Beg of Test Period	
5																				E.		Disposition Date	
6																							
7																							
8																							
9																							
10	Depreciation	DESCRIPTION	Year	Mo.	%	Method	Life	Year Fully Depreciated	Asset Cost	Depreciable Cost	Monthly Depreciation	Test year Depreciation	Beginning Accumulated Depreciation 12/31/2019	Ending Accumulated Depreciation 12/31/2020	Average Investment								
11	Schedule No.																						
478		<b>Prospective Additions</b>																					
479		Truck #506-Ordered 12/19 - in service 3/2021	2020	1	0%	SL	7									2,020	2,021	2,027	2,020.00	-0.08	2,027.00	2,020.00	-0.08
480		Truck #69	2020	1	0%	SL	5									2,020	2,021	2,025	2,020.00	-0.08	2,025.00	2,020.00	-0.08
481		Truck #705	2020	1	0%	SL	5									2,020	2,021	2,025	2,020.00	-0.08	2,025.00	2,020.00	-0.08
482		Truck #65	2020	1	0%	SL	5									2,020	2,021	2,025	2,020.00	-0.08	2,025.00	2,020.00	-0.08
483		Truck #R-5	2020	1	0%	SL	5									2,020	2,021	2,025	2,020.00	-0.08	2,025.00	2,020.00	-0.08
484		Truck #508	2020	1	0%	SL	5									2,020	2,021	2,025	2,020.00	-0.08	2,025.00	2,020.00	-0.08
485		Total Prospective																					
486		Combined Total																					
487																							
488		<b>COLLECTION EQUIPMENT</b>																					
489																							
490		<b>Allocations based on Truck Miles</b>																					
491		UTC Garbage																					
492		UTC Yardwaste/Food Waste																					
493		UTC Residential Recycling																					
494		UTC Multi-Family Recycling																					
495		Unregulated Services																					
496		Total																					
497																							
498		Assigned salvage value taken from prior rate case workpapers for items acquired prior to 2010. See STAFF Rate Case Submission Rev 1 - TG-102022 - SSC Average Investment Tab - Light Purple Color																					
499		Salvage value will not be assigned for trucks acquired after 2010 as company has not filed any rate cases except commodity credit adjustments and disposal fee increases																					
500																							
501	1326	2015 FORD EXPLORER	2014	11	0%	SL	5									2,015	2,021	2,020	2,020.00	-0.08	2,019.83	2,020.00	-0.08
502		<b>SERVICE CARS</b>																					
503																							
504		<b>Allocations based on Customers</b>																					
505		UTC Garbage																					
506		UTC Yardwaste/Food Waste																					
507		UTC Residential Recycling																					
508		UTC Multi-Family Recycling																					
509		Unregulated Services																					
510		Total																					
511																							
512	139	JOHN DEERE TRACTOR JD310A SHOP	1992	8	0%	SL	10									1,993	2,021	2,003	2,020.00	-0.08	2,002.58	2,020.00	-0.08
513	140	FORD PICKUP 1988 #109	1993	3	0%	SL	10									1,993	2,021	2,003	2,020.00	-0.08	2,003.17	2,020.00	-0.08
514	145	BACKHOE/JD 310B CEDERVILLE	1995	2	0%	SL	10									1,995	2,021	2,005	2,020.00	-0.08	2,005.08	2,020.00	-0.08
515	146	FORD SHOP PICKUP 3 103	1996	7	0%	SL	5									1,997	2,021	2,002	2,020.00	-0.08	2,001.50	2,020.00	-0.08
516	148	FLATBED TRAILER #904	2000	9	0%	SL	5									2,001	2,021	2,006	2,020.00	-0.08	2,005.67	2,020.00	-0.08
517	149	SAFETY CABINET FOR FLAMABLES	2001	11	0%	SL	10									2,002	2,021	2,012	2,020.00	-0.08	2,011.83	2,020.00	-0.08
518	159	IRON WORKER (FABRICATIONS)	2005	12	0%	SL	10									2,006	2,021	2,016	2,020.00	-0.08	2,015.92	2,020.00	-0.08
519	160	SQUEEZE-O-METER	2006	5	0%	SL	10									2,006	2,021	2,016	2,020.00	-0.08	2,016.33	2,020.00	-0.08
520	161	FILTER CRUSHER	2006	10	0%	SL	10									2,007	2,021	2,017	2,020.00	-0.08	2,016.75	2,020.00	-0.08
521	162	SHOP FLOOR SCRUBER	2007	10	0%	SL	10									2,008	2,021	2,018	2,020.00	-0.08	2,017.75	2,020.00	-0.08
522	163	MITSUBISH #804	2008	10	0%	SL	10									2,009	2,021	2,019	2,020.00	-0.08	2,018.75	2,020.00	-0.08
523	164	FORD F550 #118	2009	1	0%	SL	5									2,009	2,021	2,014	2,020.00	-0.08	2,014.00	2,020.00	-0.08
524	165	FORD F550 #118-FRANE STRETCH	2009	2	0%	SL	5									2,009	2,021	2,014	2,020.00	-0.08	2,014.08	2,020.00	-0.08
525	166	FORD F550 #118-SHOP BODY	2009	2	0%	SL	5									2,009	2,021	2,014	2,020.00	-0.08	2,014.08	2,020.00	-0.08
526	167	FORD F550 #118-RADIO	2009	2	0%	SL	5									2,009	2,021	2,014	2,020.00	-0.08	2,014.08	2,020.00	-0.08
527	1102	New Shop Truck	2011	9	0%	SL	5									2,012	2,021	2,017	2,020.00	-0.08	2,016.67	2,020.00	-0.08
528	1123	GAS LINES	2011	12	0%	SL	10									2,012	2,021	2,022	2,020.00	-0.08	2,021.92	2,020.00	-0.08
529	1124	HEATING OUTLETS	2011	12	0%	SL	10									2,012	2,021	2,022	2,020.00	-0.08	2,021.92	2,020.00	-0.08
530	1125	LIGHT POLES	2011	12	0%	SL	10									2,012	2,021	2,022	2,020.00	-0.08	2,021.92	2,020.00	-0.08
531	1216	SPRAY WASH CABINET FOR PARTS	2013	4	0%	SL	5									2,013	2,021	2,018	2,020.00	-0.08	2,018.25	2,020.00	-0.08
532	1222	COOLING FAN/CHILLER UNIT	2013	6	0%	SL	5									2,013	2,021	2,018	2,020.00	-0.08	2,018.42	2,020.00	-0.08
533	1223	SECURITY CAMERA	2013	6	0%	SL	5									2,013	2,021	2,018	2,020.00	-0.08	2,018.42	2,020.00	-0.08
534	1224	REPAIR PAD	2013	6	0%	SL	10									2,013	2,021	2,023	2,020.00	-0.08	2,023.42	2,020.00	-0.08
535	1284	FLUORESCENT LIGHTING FIXTURES	2014	5	0%	SL	5									2,014	2,021	2,019	2,020.00	-0.08	2,019.33	2,020.00	-0.08
536	1328	HYDRAULIC PUSH STUD INSTALLER	2015	1	0%	SL	5									2,015	2,021	2,020	2,020.00	-0.08	2,020.00	2,020.00	-0.08
537	1362	HYDROLIC HOSE CRIMPER AND PUMP	2015	5	0%	SL	5									2,015	2,021	2,020	2,020.00	-0.08	2,020.33	2,020.00	-0.08
538	1368	Fireball Pump	2015	6	0%	SL	5									2,015	2,021	2,020	2,020.00	-0.08	2,020.42	2,020.00	-0.08
539	1409	PORTABLE RADIO	2015	12	0%	SL	5									2,016	2,021	2,021	2,020.00	-0.08	2,020.92	2,020.00	-0.08
540	1416	SHOP PRESS	2016	2	0%	SL	10									2,016	2,021	2,026	2,020.00	-0.08	2,026.08	2,020.00	-0.08
541	1424	SCALE PRINTER	2016	3	0%	SL	5									2,016	2,021	2,021	2,020.00	-0.08	2,021.17	2,020.00	-0.08
542	1438	PRINTER FOR SCALE AT BB TRANSFER STATION	2016	5	0%	SL	5									2,016	2,021	2,021	2,020.00	-0.08	2,021.33	2,020.00	-0.08



	A	B	C	D	E	F	G	H	K	M	N	O	V	Z	AA	AB	AC	AD	AE	AF	AG	AH	AI	
1											0		Months in first year							A.	Purchase date			
2											12		Months in second year							B.	End of Test Period			
3											2019		First year							C.	Date fully Depr			
4											2020		Second year							D.	Beg of Test Period			
5																				E.	Disposition Date			
6																								
7																								
8																								
9																								
10	Depreciation	DESCRIPTION	Year	Mo.	%	Method	Life	Year Fully Depreciated	Asset Cost	Depreciable Cost	Monthly Depreciation	Test year Depreciation	Beginning Accumulated Depreciation 12/31/2019	Ending Accumulated Depreciation 12/31/2020	Average Investment									
11	Schedule No.																			A.	B.	C.	D.	E.
609	1621	PHONES	2018	4	0%	SL	5									2,018	2,021	2,023	2,020.00	-0.08	2,023.25	2,020.00	-0.08	
610	1622	TABLETS	2018	5	0%	SL	5									2,018	2,021	2,023	2,020.00	-0.08	2,023.33	2,020.00	-0.08	
611	1637	NEW PHONE SYSTEM	2018	8	0%	SL	5									2,019	2,021	2,024	2,020.00	-0.08	2,023.58	2,020.00	-0.08	
612	1645	SWITCHES FOR NEW PHONE SYSTEM	2018	9	0%	SL	5									2,019	2,021	2,024	2,020.00	-0.08	2,023.67	2,020.00	-0.08	
613	1646	SWITCHES/PHONE SYSTEM UPGRADE	2018	9	0%	SL	5									2,019	2,021	2,024	2,020.00	-0.08	2,023.67	2,020.00	-0.08	
614	1647	CELL PHONES	2018	9	0%	SL	5									2,019	2,021	2,024	2,020.00	-0.08	2,023.67	2,020.00	-0.08	
615	1648	NEW PHONE SYSTEM	2018	9	0%	SL	5									2,019	2,021	2,024	2,020.00	-0.08	2,023.67	2,020.00	-0.08	
616	1649	NEW PHONE SYSTEM	2018	9	0%	SL	5									2,019	2,021	2,024	2,020.00	-0.08	2,023.67	2,020.00	-0.08	
617	1650	OFFICE UPGRADE	2018	9	0%	SL	5									2,019	2,021	2,024	2,020.00	-0.08	2,023.67	2,020.00	-0.08	
618	1651	WINDOWS UPGRADE	2018	9	0%	SL	5									2,019	2,021	2,024	2,020.00	-0.08	2,023.67	2,020.00	-0.08	
619	1659	NEW PHONE SYSTEM SETUP	2018	10	0%	SL	5									2,019	2,021	2,024	2,020.00	-0.08	2,023.75	2,020.00	-0.08	
620	1660	NEW PHONE SYSTEM LICENSES	2018	10	0%	SL	5									2,019	2,021	2,024	2,020.00	-0.08	2,023.75	2,020.00	-0.08	
621	1661	MICROSOFT OFFICE 2016	2018	10	0%	SL	5									2,019	2,021	2,024	2,020.00	-0.08	2,023.75	2,020.00	-0.08	
622	1662	NEW PHONE SYSTEM SOFTWARE	2018	10	0%	SL	5									2,019	2,021	2,024	2,020.00	-0.08	2,023.75	2,020.00	-0.08	
623	1663	NEW PHONE SYSTEM	2018	10	0%	SL	5									2,019	2,021	2,024	2,020.00	-0.08	2,023.75	2,020.00	-0.08	
624	1672	PHONE SYSTEM	2018	11	0%	SL	5									2,019	2,021	2,024	2,020.00	-0.08	2,023.83	2,020.00	-0.08	
625	1673	PHONE SYSTEM	2018	11	0%	SL	5									2,019	2,021	2,024	2,020.00	-0.08	2,023.83	2,020.00	-0.08	
626	1678	PHONE	2018	12	0%	SL	5									2,019	2,021	2,024	2,020.00	-0.08	2,023.92	2,020.00	-0.08	
627	1683	PHONE - CURT PETTY	2019	1	0%	SL	5									2,019	2,021	2,024	2,020.00	-0.08	2,024.00	2,020.00	-0.08	
628	1689	UPS SWITCH	2019	2	0%	SL	5									2,019	2,021	2,024	2,020.00	-0.08	2,024.08	2,020.00	-0.08	
629	1739	Dell Computer, Monitors and Docking stations -Sara	2019	4	0%	SL	5									2,019	2,021	2,024	2,020.00	-0.08	2,024.25	2,020.00	-0.08	
630	1854	Computer - Microsoft Surface - Ted	2019	8	0%	SL	5									2,020	2,021	2,025	2,020.00	-0.08	2,024.58	2,020.00	-0.08	
631	1870	Dell Computer, Monitors, Docking x 14 CSR Stations	2019	10	0%	SL	5									2,020	2,021	2,025	2,020.00	-0.08	2,024.75	2,020.00	-0.08	
632	1885	Printer - HP MFP E77660z+ (serial #MXMCMC03JJ)	2019	11	0%	SL	5									2,020	2,021	2,025	2,020.00	-0.08	2,024.83	2,020.00	-0.08	
633		<b>OFFICE EQUIPMENT</b>																						
634																								
635		<b>Allocations based on Customers</b>																						
636		UTC Garbage																						
637		UTC Yardwaste/Food Waste																						
638		UTC Residential Recycling																						
639		UTC Multi-Family Recycling																						
640		Unregulated Services																						
641		Total																						
642																								
643	247	CONCRETE SLAB BIRCH BAY	1983	9	0%	SL	15									1,984	2,021	1,999	2,020.00	-0.08	1,998.67	2,020.00	-0.08	
644	248	BACKHOE CASE 580C BIRCH BAY	1983	12	0%	SL	5									1,984	2,021	1,989	2,020.00	-0.08	1,988.92	2,020.00	-0.08	
645	249	SCALES BIRCH BAY	1989	8	0%	SL	5									1,990	2,021	1,995	2,020.00	-0.08	1,994.58	2,020.00	-0.08	
646	268	28 PORTABLE RESTROOMS	2007	3	0%	SL	5									2,007	2,021	2,012	2,020.00	-0.08	2,012.17	2,020.00	-0.08	
647	269	28 PORTABLE RESTROOMS	2007	4	0%	SL	5									2,007	2,021	2,012	2,020.00	-0.08	2,012.25	2,020.00	-0.08	
648	287	840 64 GALLON TOTERS	2007	3	0%	SL	5									2,007	2,021	2,012	2,020.00	-0.08	2,012.17	2,020.00	-0.08	
649	288	840 64 GALLON TOTERS	2007	6	0%	SL	5									2,007	2,021	2,012	2,020.00	-0.08	2,012.42	2,020.00	-0.08	
650	289	400 30 GAL & 192 60 GAL TOTERS	2007	12	0%	SL	5									2,008	2,021	2,013	2,020.00	-0.08	2,012.92	2,020.00	-0.08	
651	291	840 64 GALLON TOTERS	2008	8	0%	SL	5									2,009	2,021	2,014	2,020.00	-0.08	2,013.58	2,020.00	-0.08	
652	292	500 32 GALLON TOTERS	2008	9	0%	SL	5									2,009	2,021	2,014	2,020.00	-0.08	2,013.67	2,020.00	-0.08	
653	293	864 64 GALLON TOTERS	2009	4	0%	SL	5									2,009	2,021	2,014	2,020.00	-0.08	2,014.25	2,020.00	-0.08	
654	294	864 64 GALLON TOTERS	2009	7	0%	SL	5									2,010	2,021	2,015	2,020.00	-0.08	2,014.50	2,020.00	-0.08	
655	1064	TOTERS	2010	2	0%	SL	5									2,010	2,021	2,015	2,020.00	-0.08	2,015.08	2,020.00	-0.08	
656	1066	PAPERGUARDS	2010	3	0%	SL	5									2,010	2,021	2,015	2,020.00	-0.08	2,015.17	2,020.00	-0.08	
657	1080	64 GALLON TOTERS	2010	10	0%	SL	5									2,011	2,021	2,016	2,020.00	-0.08	2,015.75	2,020.00	-0.08	
658	1096	864 64 GALLON TOTERS	2011	5	0%	SL	5									2,011	2,021	2,016	2,020.00	-0.08	2,016.33	2,020.00	-0.08	
659	1104	696 64 Gallon toters & 75 96 Gallon toters	2011	10	0%	SL	5									2,012	2,021	2,017	2,020.00	-0.08	2,016.75	2,020.00	-0.08	
660	1151	864 - 64 GALLON TOTERS	2012	4	0%	SL	5									2,012	2,021	2,017	2,020.00	-0.08	2,017.25	2,020.00	-0.08	
661	1166	864 - 64 GALLON TOTERS	2012	6	0%	SL	5									2,012	2,021	2,017	2,020.00	-0.08	2,017.42	2,020.00	-0.08	
662	1188	864 - 64 GALLON TOTERS	2012	11	0%	SL	5									2,013	2,021	2,018	2,020.00	-0.08	2,017.83	2,020.00	-0.08	
663	1230	587 - 60 GALLON TOTERS, 200 90 GALLON TOTERS	2013	6	0%	SL	5									2,013	2,021	2,018	2,020.00	-0.08	2,018.42	2,020.00	-0.08	
664	1237	864 - 64 GALLON TOTERS	2013	7	0%	SL	5									2,014	2,021	2,019	2,020.00	-0.08	2,018.50	2,020.00	-0.08	
665	1261	864 - 64 Gallon Toters	2013	11	0%	SL	5									2,014	2,021	2,019	2,020.00	-0.08	2,018.83	2,020.00	-0.08	
666	1280	583 64 & 200 96 GALLON TOTERS	2014	4	0%	SL	5									2,014	2,021	2,019	2,020.00	-0.08	2,019.25	2,020.00	-0.08	
667	1295	TOTERS - 64 GALLON	2014	7	0%	SL	5									2,015	2,021	2,020	2,020.00	-0.08	2,019.50	2,020.00	-0.08	
668	1316	60 & 90 GALLON TOTERS	2014	10	0%	SL	5									2,015	2,021	2,020	2,020.00	-0.08	2,019.75	2,020.00	-0.08	
669	1340	864 - 60 GALLON TOTERS	2015	2	0%	SL	5									2,015	2,021	2,020	2,020.00	-0.08	2,020.08	2,020.00	-0.08	
670	1349	PORTABLE TOILET TANKS AND SEATS	2015	3	0%	SL	5									2,015	2,021	2,020	2,020.00	-0.08	2,020.17	2,020.00	-0.08	
671	1366	64, 96 GALLON TOTERS WITH LIDS</																						







	A	B	C	D	E	F	G	H	K	M	N	O	V	Z	AA	AB	AC	AD	AE	AF	AG	AH	AI
1											0		Months in first year						A.		Purchase date		
2											12		Months in second year						B.		End of Test Period		
3											2019		First year						C.		Date fully Depr		
4											2020		Second year						D.		Beg of Test Period		
5																			E.		Disposition Date		
6																							
7																							
8																							
9																							
10	Depreciation	DESCRIPTION	Year	Mo.	%	Method	Life	Year Fully Depreciated	Asset Cost	Depreciable Cost	Monthly Depreciation	Test year Depreciation	Beginning Accumulated Depreciation 12/31/2019	Ending Accumulated Depreciation 12/31/2020	Average Investment								
11	Schedule No.																						
808	877	3 YARD CONTAINERS	2006	11	0%	SL	10									2,007	2,021	2,017	2,020.00	-0.08	2,016.83	2,020.00	-0.08
809	878	2 YARD CONTAINERS	2007	1	0%	SL	10									2,007	2,021	2,017	2,020.00	-0.08	2,017.00	2,020.00	-0.08
810	879	2 YARD CONTAINERS	2007	1	0%	SL	10									2,007	2,021	2,017	2,020.00	-0.08	2,017.00	2,020.00	-0.08
811	880	2 YARD CONTAINERS	2007	1	0%	SL	10									2,007	2,021	2,017	2,020.00	-0.08	2,017.00	2,020.00	-0.08
812	881	2 YARD CONTAINERS	2007	1	0%	SL	10									2,007	2,021	2,017	2,020.00	-0.08	2,017.00	2,020.00	-0.08
813	882	2 YARD CONTAINERS	2007	1	0%	SL	10									2,007	2,021	2,017	2,020.00	-0.08	2,017.00	2,020.00	-0.08
814	883	4 YARD CONTAINERS	2007	2	0%	SL	10									2,007	2,021	2,017	2,020.00	-0.08	2,017.08	2,020.00	-0.08
815	884	4 YARD CONTAINERS	2007	2	0%	SL	10									2,007	2,021	2,017	2,020.00	-0.08	2,017.08	2,020.00	-0.08
816	885	4 YARD CONTAINERS	2007	2	0%	SL	10									2,007	2,021	2,017	2,020.00	-0.08	2,017.08	2,020.00	-0.08
817	886	4 YARD CONTAINERS	2007	2	0%	SL	10									2,007	2,021	2,017	2,020.00	-0.08	2,017.08	2,020.00	-0.08
818	887	4 YARD CONTAINERS	2007	2	0%	SL	10									2,007	2,021	2,017	2,020.00	-0.08	2,017.08	2,020.00	-0.08
819	888	STORAGE CONTAINER	2007	2	0%	SL	10									2,007	2,021	2,017	2,020.00	-0.08	2,017.08	2,020.00	-0.08
820	889	USED CONTAINERS	2007	3	0%	SL	10									2,007	2,021	2,017	2,020.00	-0.08	2,017.17	2,020.00	-0.08
821	890	1.5 YARD CONTAINERS	2007	4	0%	SL	10									2,007	2,021	2,017	2,020.00	-0.08	2,017.25	2,020.00	-0.08
822	891	2 YARD CONTAINERS	2007	4	0%	SL	10									2,007	2,021	2,017	2,020.00	-0.08	2,017.25	2,020.00	-0.08
823	892	2 YARD CONTAINERS	2007	4	0%	SL	10									2,007	2,021	2,017	2,020.00	-0.08	2,017.25	2,020.00	-0.08
824	896	3 YARD CONTAINERS	2007	4	0%	SL	10									2,007	2,021	2,017	2,020.00	-0.08	2,017.25	2,020.00	-0.08
825	898	4 YARD CONTAINERS	2007	4	0%	SL	10									2,007	2,021	2,017	2,020.00	-0.08	2,017.25	2,020.00	-0.08
826	902	4 YARD CONTAINERS	2007	5	0%	SL	10									2,007	2,021	2,017	2,020.00	-0.08	2,017.33	2,020.00	-0.08
827	903	1.5 YARD CONTAINERS	2007	5	0%	SL	10									2,007	2,021	2,017	2,020.00	-0.08	2,017.33	2,020.00	-0.08
828	904	2 YARD CONTAINERS	2007	5	0%	SL	10									2,007	2,021	2,017	2,020.00	-0.08	2,017.33	2,020.00	-0.08
829	905	2 YARD CONTAINERS	2007	5	0%	SL	10									2,007	2,021	2,017	2,020.00	-0.08	2,017.33	2,020.00	-0.08
830	907	3 YARD CONTAINERS	2007	5	0%	SL	10									2,007	2,021	2,017	2,020.00	-0.08	2,017.33	2,020.00	-0.08
831	909	4 YARD CONTAINERS	2007	5	0%	SL	10									2,007	2,021	2,017	2,020.00	-0.08	2,017.33	2,020.00	-0.08
832	910	4 YARD CONTAINERS	2007	5	0%	SL	10									2,007	2,021	2,017	2,020.00	-0.08	2,017.33	2,020.00	-0.08
833	911	4 YARD CONTAINERS	2007	5	0%	SL	10									2,007	2,021	2,017	2,020.00	-0.08	2,017.33	2,020.00	-0.08
834	912	4 YARD CONTAINERS	2007	5	0%	SL	10									2,007	2,021	2,017	2,020.00	-0.08	2,017.33	2,020.00	-0.08
835	913	3 YARD CONTAINERS	2007	6	0%	SL	10									2,007	2,021	2,017	2,020.00	-0.08	2,017.42	2,020.00	-0.08
836	914	6 YARD CONTAINERS	2007	6	0%	SL	10									2,007	2,021	2,017	2,020.00	-0.08	2,017.42	2,020.00	-0.08
837	915	6 YARD CONTAINERS	2007	6	0%	SL	10									2,007	2,021	2,017	2,020.00	-0.08	2,017.42	2,020.00	-0.08
838	916	30 YARD DROP BOXES	2007	6	0%	SL	10									2,007	2,021	2,017	2,020.00	-0.08	2,017.42	2,020.00	-0.08
839	917	30 YARD DROP BOXES	2007	6	0%	SL	10									2,007	2,021	2,017	2,020.00	-0.08	2,017.42	2,020.00	-0.08
840	918	4 YARD CONTAINERS	2007	6	0%	SL	10									2,007	2,021	2,017	2,020.00	-0.08	2,017.42	2,020.00	-0.08
841	920	4 YARD CONTAINERS	2007	6	0%	SL	10									2,007	2,021	2,017	2,020.00	-0.08	2,017.42	2,020.00	-0.08
842	921	30 YARD DROP BOXES	2007	6	0%	SL	10									2,007	2,021	2,017	2,020.00	-0.08	2,017.42	2,020.00	-0.08
843	922	4 YARD CONTAINERS	2007	6	0%	SL	10									2,007	2,021	2,017	2,020.00	-0.08	2,017.42	2,020.00	-0.08
844	923	3 YARD CONTAINERS	2007	6	0%	SL	10									2,007	2,021	2,017	2,020.00	-0.08	2,017.42	2,020.00	-0.08
845	924	3 YARD CONTAINERS	2007	6	0%	SL	10									2,007	2,021	2,017	2,020.00	-0.08	2,017.42	2,020.00	-0.08
846	925	16 YD DROP BOX	2007	6	0%	SL	10									2,007	2,021	2,017	2,020.00	-0.08	2,017.42	2,020.00	-0.08
847	926	4 YARD CONTAINERS	2007	7	0%	SL	10									2,008	2,021	2,018	2,020.00	-0.08	2,017.50	2,020.00	-0.08
848	927	6 YARD CONTAINERS	2007	7	0%	SL	10									2,008	2,021	2,018	2,020.00	-0.08	2,017.50	2,020.00	-0.08
849	928	4 YARD CONTAINERS	2007	7	0%	SL	10									2,008	2,021	2,018	2,020.00	-0.08	2,017.50	2,020.00	-0.08
850	929	4 YARD CONTAINERS	2007	7	0%	SL	10									2,008	2,021	2,018	2,020.00	-0.08	2,017.50	2,020.00	-0.08
851	930	3 YARD CONTAINERS	2007	7	0%	SL	10									2,008	2,021	2,018	2,020.00	-0.08	2,017.50	2,020.00	-0.08
852	931	6 YARD CONTAINERS	2007	7	0%	SL	10									2,008	2,021	2,018	2,020.00	-0.08	2,017.50	2,020.00	-0.08
853	932	2 STORAGE CONTAINERS	2007	8	0%	SL	10									2,008	2,021	2,018	2,020.00	-0.08	2,017.58	2,020.00	-0.08
854	933	4 YARD CONTAINERS	2007	8	0%	SL	10									2,008	2,021	2,018	2,020.00	-0.08	2,017.58	2,020.00	-0.08
855	934	4 YARD CONTAINERS	2007	8	0%	SL	10									2,008	2,021	2,018	2,020.00	-0.08	2,017.58	2,020.00	-0.08
856	935	4 YARD CONTAINERS	2007	8	0%	SL	10									2,008	2,021	2,018	2,020.00	-0.08	2,017.58	2,020.00	-0.08
857	936	8 YARD CONTAINERS	2007	8	0%	SL	10									2,008	2,021	2,018	2,020.00	-0.08	2,017.58	2,020.00	-0.08
858	937	4 YARD CONTAINERS	2007	8	0%	SL	10									2,008	2,021	2,018	2,020.00	-0.08	2,017.58	2,020.00	-0.08
859	938	4 YARD CONTAINERS	2007	8	0%	SL	10									2,008	2,021	2,018	2,020.00	-0.08	2,017.58	2,020.00	-0.08
860	940	2 YARD CONTAINERS	2007	8	0%	SL	10									2,008	2,021	2,018	2,020.00	-0.08	2,017.58	2,020.00	-0.08
861	941	2 YARD CONTAINERS	2007	8	0%	SL	10									2,008	2,021	2,018	2,020.00	-0.08	2,017.58	2,020.00	-0.08
862	942	2 YARD CONTAINERS	2007	8	0%	SL	10									2,008	2,021	2,018	2,020.00	-0.08	2,017.58	2,020.00	-0.08
863	943	6 YARD CONTAINERS	2007	8	0%	SL	10									2,008	2,021	2,018	2,020.00	-0.08	2,017.58	2,020.00	-0.08
864	945	STORAGE BOX 40 FOOT	2007	9	0%	SL	10									2,008	2,021	2,018	2,020.00	-0.08	2,017.67	2,020.00	-0.08
865	946	17 YARD DROP BOX	2007	9	0%	SL	10									2,008	2,021	2,018	2,020.00	-0.08	2,017.67	2,020.00	-0.08
866	947	2 YARD CONTAINERS	2007	8	0%	SL	10									2,008	2,021	2,018	2,020.00	-0.08	2,017.58	2,020.00	-0.08

	A	B	C	D	E	F	G	H	K	M	N	O	V	Z	AA	AB	AC	AD	AE	AF	AG	AH	AI	
1			Sanitary Service Company, Inc.								0		Months in first year								A.	Purchase date		
2			Regulatory Depreciation Schedule								12		Months in second year								B.	End of Test Period		
3			December 31, 2020								2019		First year								C.	Date fully Depr		
4		Confidential Material Protected under WAC 480-07-160								2020		Second year								D.	Beg of Test Period			
5																				E.	Disposition Date			
6																								
7																								
8																								
9																								
10	Depreciation	DESCRIPTION	Year	Mo.	%	Method	Life	Year Fully Depreciated	Asset Cost	Depreciable Cost	Monthly Depreciation	Test year Depreciation	Beginning Accumulated Depreciation 12/31/2019	Ending Accumulated Depreciation 12/31/2020	Average Investment									
11	Schedule No.																							
875	957	2 YARD CONTAINERS	2008	1	0%	SL	10									2,008	2,021	2,018	2,020.00	-0.08	2,018.00	2,020.00	-0.08	
876	958	2 YARD CONTAINERS	2008	1	0%	SL	10									2,008	2,021	2,018	2,020.00	-0.08	2,018.00	2,020.00	-0.08	
877	959	2 YARD CONTAINERS	2008	1	0%	SL	10									2,008	2,021	2,018	2,020.00	-0.08	2,018.00	2,020.00	-0.08	
878	960	3 YARD CONTAINERS	2008	1	0%	SL	10									2,008	2,021	2,018	2,020.00	-0.08	2,018.00	2,020.00	-0.08	
879	961	3 YARD CONTAINERS	2008	1	0%	SL	10									2,008	2,021	2,018	2,020.00	-0.08	2,018.00	2,020.00	-0.08	
880	962	4 YARD CONTAINERS	2008	1	0%	SL	10									2,008	2,021	2,018	2,020.00	-0.08	2,018.00	2,020.00	-0.08	
881	963	4 YARD CONTAINERS	2008	1	0%	SL	10									2,008	2,021	2,018	2,020.00	-0.08	2,018.00	2,020.00	-0.08	
882	964	3 YARD CONTAINERS	2008	2	0%	SL	10									2,008	2,021	2,018	2,020.00	-0.08	2,018.08	2,020.00	-0.08	
883	965	1 YARD CONTAINERS	2008	2	0%	SL	10									2,008	2,021	2,018	2,020.00	-0.08	2,018.08	2,020.00	-0.08	
884	966	1 YARD CONTAINERS	2008	2	0%	SL	10									2,008	2,021	2,018	2,020.00	-0.08	2,018.08	2,020.00	-0.08	
885	967	2 YARD CONTAINERS	2008	2	0%	SL	10									2,008	2,021	2,018	2,020.00	-0.08	2,018.08	2,020.00	-0.08	
886	968	2 YARD CONTAINERS	2008	2	0%	SL	10									2,008	2,021	2,018	2,020.00	-0.08	2,018.08	2,020.00	-0.08	
887	969	3 YARD CONTAINERS	2008	2	0%	SL	10									2,008	2,021	2,018	2,020.00	-0.08	2,018.08	2,020.00	-0.08	
888	971	6 YARD CONTAINERS	2008	2	0%	SL	10									2,008	2,021	2,018	2,020.00	-0.08	2,018.08	2,020.00	-0.08	
889	972	3 YARD CONTAINERS	2008	2	0%	SL	10									2,008	2,021	2,018	2,020.00	-0.08	2,018.08	2,020.00	-0.08	
890	973	6 YARD CONTAINERS	2008	2	0%	SL	10									2,008	2,021	2,018	2,020.00	-0.08	2,018.08	2,020.00	-0.08	
891	976	4 YARD CONTAINERS	2008	3	0%	SL	10									2,008	2,021	2,018	2,020.00	-0.08	2,018.17	2,020.00	-0.08	
892	977	6 YARD CONTAINERS	2008	3	0%	SL	10									2,008	2,021	2,018	2,020.00	-0.08	2,018.17	2,020.00	-0.08	
893	978	2 YARD CONTAINERS	2008	3	0%	SL	10									2,008	2,021	2,018	2,020.00	-0.08	2,018.17	2,020.00	-0.08	
894	979	2 YARD CONTAINERS	2008	3	0%	SL	10									2,008	2,021	2,018	2,020.00	-0.08	2,018.17	2,020.00	-0.08	
895	980	6 YARD CONTAINERS	2008	3	0%	SL	10									2,008	2,021	2,018	2,020.00	-0.08	2,018.17	2,020.00	-0.08	
896	982	4 YARD CONTAINERS	2008	4	0%	SL	10									2,008	2,021	2,018	2,020.00	-0.08	2,018.25	2,020.00	-0.08	
897	983	4 YARD CONTAINERS	2008	4	0%	SL	10									2,008	2,021	2,018	2,020.00	-0.08	2,018.25	2,020.00	-0.08	
898	984	6 YARD CONTAINERS	2008	4	0%	SL	10									2,008	2,021	2,018	2,020.00	-0.08	2,018.25	2,020.00	-0.08	
899	985	6 YARD CONTAINERS	2008	4	0%	SL	10									2,008	2,021	2,018	2,020.00	-0.08	2,018.25	2,020.00	-0.08	
900	986	6 YARD CONTAINERS	2008	4	0%	SL	10									2,008	2,021	2,018	2,020.00	-0.08	2,018.25	2,020.00	-0.08	
901	987	4 YARD CONTAINERS	2008	4	0%	SL	10									2,008	2,021	2,018	2,020.00	-0.08	2,018.25	2,020.00	-0.08	
902	988	4 YARD CONTAINERS	2008	5	0%	SL	10									2,008	2,021	2,018	2,020.00	-0.08	2,018.33	2,020.00	-0.08	
903	989	4 YARD CONTAINERS	2008	5	0%	SL	10									2,008	2,021	2,018	2,020.00	-0.08	2,018.33	2,020.00	-0.08	
904	990	6 YARD CONTAINERS	2008	5	0%	SL	10									2,008	2,021	2,018	2,020.00	-0.08	2,018.33	2,020.00	-0.08	
905	991	6 YARD CONTAINERS	2008	4	0%	SL	10									2,008	2,021	2,018	2,020.00	-0.08	2,018.25	2,020.00	-0.08	
906	992	6 YARD CONTAINERS	2008	4	0%	SL	10									2,008	2,021	2,018	2,020.00	-0.08	2,018.25	2,020.00	-0.08	
907	993	3 YARD CONTAINERS	2008	5	0%	SL	10									2,008	2,021	2,018	2,020.00	-0.08	2,018.33	2,020.00	-0.08	
908	994	2 YARD CONTAINERS	2008	5	0%	SL	10									2,008	2,021	2,018	2,020.00	-0.08	2,018.33	2,020.00	-0.08	
909	995	6 YARD CONTAINERS	2008	5	0%	SL	10									2,008	2,021	2,018	2,020.00	-0.08	2,018.33	2,020.00	-0.08	
910	996	3 YARD CONTAINERS	2008	6	0%	SL	10									2,008	2,021	2,018	2,020.00	-0.08	2,018.42	2,020.00	-0.08	
911	997	2 YARD CONTAINERS	2008	6	0%	SL	10									2,008	2,021	2,018	2,020.00	-0.08	2,018.42	2,020.00	-0.08	
912	998	8 YARD CONTAINERS	2008	6	0%	SL	10									2,008	2,021	2,018	2,020.00	-0.08	2,018.42	2,020.00	-0.08	
913	999	3 YARD CONTAINERS	2008	6	0%	SL	10									2,008	2,021	2,018	2,020.00	-0.08	2,018.42	2,020.00	-0.08	
914	1000	3 YARD CONTAINERS	2008	6	0%	SL	10									2,008	2,021	2,018	2,020.00	-0.08	2,018.42	2,020.00	-0.08	
915	1001	3 YARD CONTAINERS	2008	6	0%	SL	10									2,008	2,021	2,018	2,020.00	-0.08	2,018.42	2,020.00	-0.08	
916	1002	4 YARD CONTAINERS	2008	6	0%	SL	10									2,008	2,021	2,018	2,020.00	-0.08	2,018.42	2,020.00	-0.08	
917	1003	2 YARD CONTAINERS	2008	6	0%	SL	10									2,008	2,021	2,018	2,020.00	-0.08	2,018.42	2,020.00	-0.08	
918	1004	4 YARD CONTAINERS	2008	6	0%	SL	10									2,008	2,021	2,018	2,020.00	-0.08	2,018.42	2,020.00	-0.08	
919	1005	1 YARD CONTAINERS	2008	4	0%	SL	10									2,008	2,021	2,018	2,020.00	-0.08	2,018.25	2,020.00	-0.08	
920	1006	6 YARD CONTAINERS	2008	7	0%	SL	10									2,009	2,021	2,019	2,020.00	-0.08	2,018.50	2,020.00	-0.08	
921	1007	2 YARD CONTAINERS	2008	7	0%	SL	10									2,009	2,021	2,019	2,020.00	-0.08	2,018.50	2,020.00	-0.08	
922	1008	2 YARD CONTAINERS	2008	7	0%	SL	10									2,009	2,021	2,019	2,020.00	-0.08	2,018.50	2,020.00	-0.08	
923	1009	2 YARD CONTAINERS	2008	7	0%	SL	10									2,009	2,021	2,019	2,020.00	-0.08	2,018.50	2,020.00	-0.08	
924	1010	4 YARD CONTAINERS	2008	7	0%	SL	10									2,009	2,021	2,019	2,020.00	-0.08	2,018.50	2,020.00	-0.08	
925	1011	6 YARD CONTAINERS	2008	7	0%	SL	10									2,009	2,021	2,019	2,020.00	-0.08	2,018.50	2,020.00	-0.08	
926	1013	30 YARD DROP DOX	2008	7	0%	SL	10									2,009	2,021	2,019	2,020.00	-0.08	2,018.50	2,020.00	-0.08	
927	1014	8 YARD CONTAINERS	2008	8	0%	SL	10									2,009	2,021	2,019	2,020.00	-0.08	2,018.58	2,020.00	-0.08	
928	1015	8 YARD CONTAINERS	2008	8	0%	SL	10									2,009	2,021	2,019	2,020.00	-0.08	2,018.58	2,020.00	-0.08	
929	1017	2 YARD CONTAINERS	2008	8	0%	SL	10									2,009	2,021	2,019	2,020.00	-0.08	2,018.58	2,020.00	-0.08	
930	1018	40 YARD DROP BOX	2008	8	0%	SL	10									2,009	2,021	2,019	2,020.00	-0.08	2,018.58	2,020.00	-0.08	
931	1019	6 YARD CONTAINERS	2008	8	0%	SL	10									2,009	2,021	2,019	2,020.00	-0.08	2,018.58	2,020.00	-0.08	
932	1020	2 YARD CONTAINERS	2008	8	0%	SL	10									2,009	2,021	2,019	2,020.00	-0.08	2,018.58	2,020.00	-0.08	
933	1021	2 YARD CONTAINERS	2008	9	0%	SL	10									2,009	2,021	2,019	2,020.00	-0.08	2,018.67	2,020.00	-0.08	

	A	B	C	D	E	F	G	H	K	M	N	O	V	Z	AA	AB	AC	AD	AE	AF	AG	AH	AI	
1											0									A.		Purchase date		
2											12									B.		End of Test Period		
3											2019									C.		Date fully Depr		
4											2020									D.		Beg of Test Period		
5																				E.		Disposition Date		
6																								
7																								
8																								
9																								
10																								
11																								
	Depreciation	DESCRIPTION	Year	Mo.	%	Method	Life	Year Fully Depreciated	Asset Cost	Depreciable Cost	Monthly Depreciation	Test year Depreciation	Beginning Accumulated Depreciation 12/31/2019	Ending Accumulated Depreciation 12/31/2020	Average Investment									
	Schedule No.																			A.	B.	C.	D.	E.
939	1028	4 YARD CONTAINERS	2008	9	0%	SL	10									2,009	2,021	2,019	2,020.00	-0.08	2,018.67	2,020.00	-0.08	
940	1029	4 YARD CONTAINERS	2008	9	0%	SL	10									2,009	2,021	2,019	2,020.00	-0.08	2,018.67	2,020.00	-0.08	
941	1030	4 YARD CONTAINERS	2008	10	0%	SL	10									2,009	2,021	2,019	2,020.00	-0.08	2,018.75	2,020.00	-0.08	
942	1031	6 YARD CONTAINERS	2008	10	0%	SL	10									2,009	2,021	2,019	2,020.00	-0.08	2,018.75	2,020.00	-0.08	
943	1032	6 YARD CONTAINERS	2008	10	0%	SL	10									2,009	2,021	2,019	2,020.00	-0.08	2,018.75	2,020.00	-0.08	
944	1033	3 YARD CONTAINERS	2008	10	0%	SL	10									2,009	2,021	2,019	2,020.00	-0.08	2,018.75	2,020.00	-0.08	
945	1034	3 YARD CONTAINERS	2008	10	0%	SL	10									2,009	2,021	2,019	2,020.00	-0.08	2,018.75	2,020.00	-0.08	
946	1035	3 YARD CONTAINERS	2008	10	0%	SL	10									2,009	2,021	2,019	2,020.00	-0.08	2,018.75	2,020.00	-0.08	
947	1036	6 YARD CONTAINERS	2008	10	0%	SL	10									2,009	2,021	2,019	2,020.00	-0.08	2,018.75	2,020.00	-0.08	
948	1037	6 YARD CONTAINERS	2008	11	0%	SL	10									2,009	2,021	2,019	2,020.00	-0.08	2,018.83	2,020.00	-0.08	
949	1038	4 YARD CONTAINERS	2008	11	0%	SL	10									2,009	2,021	2,019	2,020.00	-0.08	2,018.83	2,020.00	-0.08	
950	1039	4 YARD CONTAINERS	2008	12	0%	SL	10									2,009	2,021	2,019	2,020.00	-0.08	2,018.92	2,020.00	-0.08	
951	1040	4 YARD CONTAINERS	2008	2	0%	SL	10									2,008	2,021	2,018	2,020.00	-0.08	2,018.08	2,020.00	-0.08	
952	1041	4 YARD CONTAINERS	2008	12	0%	SL	10									2,009	2,021	2,019	2,020.00	-0.08	2,018.92	2,020.00	-0.08	
953	1043	4 YARD CONTAINERS	2009	1	0%	SL	10									2,009	2,021	2,019	2,020.00	-0.08	2,019.00	2,020.00	-0.08	
954	1045	4 YARD CONTAINERS	2009	5	0%	SL	10									2,009	2,021	2,019	2,020.00	-0.08	2,019.33	2,020.00	-0.08	
955	1046	4 YARD CONTAINERS	2009	5	0%	SL	10									2,009	2,021	2,019	2,020.00	-0.08	2,019.33	2,020.00	-0.08	
956	1047	4 YARD CONTAINERS	2009	5	0%	SL	10									2,009	2,021	2,019	2,020.00	-0.08	2,019.33	2,020.00	-0.08	
957	1050	4 YARD CONTAINERS	2009	7	0%	SL	10									2,010	2,021	2,020	2,020.00	-0.08	2,019.50	2,020.00	-0.08	
958	1068	6 Yard Containers	2010	6	0%	SL	10									2,010	2,021	2,020	2,020.00	-0.08	2,020.42	2,020.00	-0.08	
959	1069	1.5 Yard Containers	2010	6	0%	SL	10									2,010	2,021	2,020	2,020.00	-0.08	2,020.42	2,020.00	-0.08	
960	1070	6 Yard Containers	2010	6	0%	SL	10									2,010	2,021	2,020	2,020.00	-0.08	2,020.42	2,020.00	-0.08	
961	1071	1.5 Yard Containers	2010	6	0%	SL	10									2,010	2,021	2,020	2,020.00	-0.08	2,020.42	2,020.00	-0.08	
962	1072	Drop Box	2010	6	0%	SL	10									2,010	2,021	2,020	2,020.00	-0.08	2,020.42	2,020.00	-0.08	
963	1073	CONTAINERS	2010	5	0%	SL	10									2,010	2,021	2,020	2,020.00	-0.08	2,020.33	2,020.00	-0.08	
964	1134	7 - 6YD CONTAINERS	2012	1	0%	SL	10									2,012	2,021	2,022	2,020.00	-0.08	2,022.00	2,020.00	-0.08	
965	1141	5 NEW TOILETS	2012	3	0%	SL	10									2,012	2,021	2,022	2,020.00	-0.08	2,022.17	2,020.00	-0.08	
966	1142	6 2YD CONTAINERS	2012	3	0%	SL	10									2,012	2,021	2,022	2,020.00	-0.08	2,022.17	2,020.00	-0.08	
967	1143	4 3YD CONTAINERS	2012	3	0%	SL	10									2,012	2,021	2,022	2,020.00	-0.08	2,022.17	2,020.00	-0.08	
968	1144	6 3YD CONTAINERS	2012	3	0%	SL	10									2,012	2,021	2,022	2,020.00	-0.08	2,022.17	2,020.00	-0.08	
969	1145	CONTAINER LIDS	2012	3	0%	SL	10									2,012	2,021	2,022	2,020.00	-0.08	2,022.17	2,020.00	-0.08	
970	1146	8 1YD CONTAINERS	2012	3	0%	SL	10									2,012	2,021	2,022	2,020.00	-0.08	2,022.17	2,020.00	-0.08	
971	1147	12 1YD CONTAINERS	2012	3	0%	SL	10									2,012	2,021	2,022	2,020.00	-0.08	2,022.17	2,020.00	-0.08	
972	1148	CONTAINER LIDS	2012	3	0%	SL	10									2,012	2,021	2,022	2,020.00	-0.08	2,022.17	2,020.00	-0.08	
973	1149	14 2YD CONTAINERS	2012	3	0%	SL	10									2,012	2,021	2,022	2,020.00	-0.08	2,022.17	2,020.00	-0.08	
974	1153	7 1YD CONTAINERS	2012	4	0%	SL	10									2,012	2,021	2,022	2,020.00	-0.08	2,022.25	2,020.00	-0.08	
975	1155	3 1 YD CONTAINERS	2012	4	0%	SL	10									2,012	2,021	2,022	2,020.00	-0.08	2,022.25	2,020.00	-0.08	
976	1156	3 6YD CONTAINERS	2012	4	0%	SL	10									2,012	2,021	2,022	2,020.00	-0.08	2,022.25	2,020.00	-0.08	
977	1158	2 8YD CONTAINERS	2012	5	0%	SL	10									2,012	2,021	2,022	2,020.00	-0.08	2,022.33	2,020.00	-0.08	
978	1159	2 8YD CONTAINERS	2012	5	0%	SL	10									2,012	2,021	2,022	2,020.00	-0.08	2,022.33	2,020.00	-0.08	
979	1160	2 3YD CONTAINERS	2012	5	0%	SL	10									2,012	2,021	2,022	2,020.00	-0.08	2,022.33	2,020.00	-0.08	
980	1161	2 3YD CONTAINERS	2012	5	0%	SL	10									2,012	2,021	2,022	2,020.00	-0.08	2,022.33	2,020.00	-0.08	
981	1163	2 3YD CONTAINERS	2012	5	0%	SL	10									2,012	2,021	2,022	2,020.00	-0.08	2,022.33	2,020.00	-0.08	
982	1164	6 6YD CONTAINERS	2012	5	0%	SL	10									2,012	2,021	2,022	2,020.00	-0.08	2,022.33	2,020.00	-0.08	
983	1165	CONTAINER LIDS	2012	5	0%	SL	10									2,012	2,021	2,022	2,020.00	-0.08	2,022.33	2,020.00	-0.08	
984	1168	3 6YD CONTAINERS	2012	6	0%	SL	10									2,012	2,021	2,022	2,020.00	-0.08	2,022.42	2,020.00	-0.08	
985	1169	8 2YD CONTAINERS	2012	6	0%	SL	10									2,012	2,021	2,022	2,020.00	-0.08	2,022.42	2,020.00	-0.08	
986	1170	3 2YD CONTAINERS	2012	6	0%	SL	10									2,012	2,021	2,022	2,020.00	-0.08	2,022.42	2,020.00	-0.08	
987	1174	4 4YD CONTAINERS	2012	7	0%	SL	10									2,013	2,021	2,023	2,020.00	-0.08	2,022.50	2,020.00	-0.08	
988	1175	8 4YD CONTAINERS	2012	7	0%	SL	10									2,013	2,021	2,023	2,020.00	-0.08	2,022.50	2,020.00	-0.08	
989	1176	4 4YD CONTAINERS	2012	7	0%	SL	10									2,013	2,021	2,023	2,020.00	-0.08	2,022.50	2,020.00	-0.08	
990	1177	8 4YD CONTAINERS	2012	7	0%	SL	10									2,013	2,021	2,023	2,020.00	-0.08	2,022.50	2,020.00	-0.08	
991	1182	6 2YD CONTAINERS	2012	10	0%	SL	10									2,013	2,021	2,023	2,020.00	-0.08	2,022.75	2,020.00	-0.08	
992	1183	6 2YD CONTAINERS	2012	10	0%	SL	10									2,013	2,021	2,023	2,020.00	-0.08	2,022.75	2,020.00	-0.08	
993	1184	6 8YD CONTAINERS	2012	10	0%	SL	10									2,013	2,021	2,023	2,020.00	-0.08	2,022.75	2,020.00	-0.08	
994	1189	LIDS FOR NEW CONTAINERS	2012	11	0%	SL	10									2,013	2,021	2,023	2,020.00	-0.08	2,022.83	2,020.00	-0.08	
995	1190	4 2YD CONTAINERS	2012	11	0%	SL	10									2,013	2,021	2,023	2,020.00	-0.08	2,022.83	2,020.00	-0.08	
996	1191	9 6YD CONTAINERS	2012	11	0%	SL	10																	

	A	B	C	D	E	F	G	H	K	M	N	O	V	Z	AA	AB	AC	AD	AE	AF	AG	AH	AI	
1											0		Months in first year							A.		Purchase date		
2										12		Months in second year								B.		End of Test Period		
3										2019		First year								C.		Date fully Depr		
4										2020		Second year								D.		Beg of Test Period		
5																				E.		Disposition Date		
6																								
7																								
8																								
9																								
10	Depreciation	DESCRIPTION	Year	Mo.	%	Method	Life	Year Fully Depreciated	Asset Cost	Depreciable Cost	Monthly Depreciation	Test year Depreciation	Beginning Accumulated Depreciation 12/31/2019	Ending Accumulated Depreciation 12/31/2020	Average Investment									
11	Schedule No.																							
1005	1220	10 - 2yd containers	2013	5	0%	SL	10									2,013	2,021	2,023	2,020.00	-0.08	2,023.33	2,020.00	-0.08	
1006	1231	6 - 6YD CONTAINERS	2013	6	0%	SL	10									2,013	2,021	2,023	2,020.00	-0.08	2,023.42	2,020.00	-0.08	
1007	1232	6 - 1.5YD CONTAINERS	2013	6	0%	SL	10									2,013	2,021	2,023	2,020.00	-0.08	2,023.42	2,020.00	-0.08	
1008	1233	30 - 3YD CONTAINERS, 10 - 4YD CONTAINERS	2013	6	0%	SL	10									2,013	2,021	2,023	2,020.00	-0.08	2,023.42	2,020.00	-0.08	
1009	1234	5 - 6YD CONTAINERS	2013	6	0%	SL	10									2,013	2,021	2,023	2,020.00	-0.08	2,023.42	2,020.00	-0.08	
1010	1236	4 - 15 YD CONTAINERS	2013	7	0%	SL	10									2,014	2,021	2,024	2,020.00	-0.08	2,023.50	2,020.00	-0.08	
1011	1242	4 - 6YD Containers	2013	9	0%	SL	10									2,014	2,021	2,024	2,020.00	-0.08	2,023.67	2,020.00	-0.08	
1012	1243	11 - 6YD Containers	2013	9	0%	SL	10									2,014	2,021	2,024	2,020.00	-0.08	2,023.67	2,020.00	-0.08	
1013	1244	2 & 4 YD PLASTIC CONTAINERS	2013	9	0%	SL	10									2,014	2,021	2,024	2,020.00	-0.08	2,023.67	2,020.00	-0.08	
1014	1245	1 - 6YD CONTAINER	2013	9	0%	SL	10									2,014	2,021	2,024	2,020.00	-0.08	2,023.67	2,020.00	-0.08	
1015	1246	1 - 6YD CONTAINER	2013	9	0%	SL	10									2,014	2,021	2,024	2,020.00	-0.08	2,023.67	2,020.00	-0.08	
1016	1247	5 - 8YD CONTAINERS	2013	9	0%	SL	10									2,014	2,021	2,024	2,020.00	-0.08	2,023.67	2,020.00	-0.08	
1017	1248	2 - DROP BOXES	2013	9	0%	SL	10									2,014	2,021	2,024	2,020.00	-0.08	2,023.67	2,020.00	-0.08	
1018	1249	2 - DROP BOXES	2013	9	0%	SL	10									2,014	2,021	2,024	2,020.00	-0.08	2,023.67	2,020.00	-0.08	
1019	1252	5 - 1YD Containers	2013	10	0%	SL	10									2,014	2,021	2,024	2,020.00	-0.08	2,023.75	2,020.00	-0.08	
1020	1253	8 - 4YD Containers	2013	10	0%	SL	10									2,014	2,021	2,024	2,020.00	-0.08	2,023.75	2,020.00	-0.08	
1021	1254	2 - 2YD Containers	2013	10	0%	SL	10									2,014	2,021	2,024	2,020.00	-0.08	2,023.75	2,020.00	-0.08	
1022	1255	8 - 2yd Containers	2013	10	0%	SL	10									2,014	2,021	2,024	2,020.00	-0.08	2,023.75	2,020.00	-0.08	
1023	1256	4 - 1.5yd Containers	2013	10	0%	SL	10									2,014	2,021	2,024	2,020.00	-0.08	2,023.75	2,020.00	-0.08	
1024	1257	6 - 1.5yd Containers	2013	10	0%	SL	10									2,014	2,021	2,024	2,020.00	-0.08	2,023.75	2,020.00	-0.08	
1025	1258	5 - 1yd Containers	2013	10	0%	SL	10									2,014	2,021	2,024	2,020.00	-0.08	2,023.75	2,020.00	-0.08	
1026	1269	10 - 4yd Containers	2014	2	0%	SL	10									2,014	2,021	2,024	2,020.00	-0.08	2,024.08	2,020.00	-0.08	
1027	1271	3 - 4YD containers	2014	3	0%	SL	10									2,014	2,021	2,024	2,020.00	-0.08	2,024.17	2,020.00	-0.08	
1028	1272	3 - 4YD Containers	2014	3	0%	SL	10									2,014	2,021	2,024	2,020.00	-0.08	2,024.17	2,020.00	-0.08	
1029	1273	8 - 2YD Containers	2014	3	0%	SL	10									2,014	2,021	2,024	2,020.00	-0.08	2,024.17	2,020.00	-0.08	
1030	1274	12 - 2YD Containers	2014	3	0%	SL	10									2,014	2,021	2,024	2,020.00	-0.08	2,024.17	2,020.00	-0.08	
1031	1275	2 - 30 YD Drop Boxes	2014	3	0%	SL	10									2,014	2,021	2,024	2,020.00	-0.08	2,024.17	2,020.00	-0.08	
1032	1276	4 - 40 YD Drop Boxes	2014	3	0%	SL	10									2,014	2,021	2,024	2,020.00	-0.08	2,024.17	2,020.00	-0.08	
1033	1277	6 - 6YD Containers	2014	3	0%	SL	10									2,014	2,021	2,024	2,020.00	-0.08	2,024.17	2,020.00	-0.08	
1034	1278	2 - 6YD Containers	2014	3	0%	SL	10									2,014	2,021	2,024	2,020.00	-0.08	2,024.17	2,020.00	-0.08	
1035	1282	DROP BOXES #618 & 619	2014	4	0%	SL	10									2,014	2,021	2,024	2,020.00	-0.08	2,024.25	2,020.00	-0.08	
1036	1286	PLASTIC FRONT LOAD GARBAGE BINS	2014	6	0%	SL	10									2,014	2,021	2,024	2,020.00	-0.08	2,024.42	2,020.00	-0.08	
1037	1294	3 20 YARD ROLL OFF CONTAINERS	2014	7	0%	SL	10									2,015	2,021	2,025	2,020.00	-0.08	2,024.50	2,020.00	-0.08	
1038	1296	7 - 8YD CONTAINERS	2014	7	0%	SL	10									2,015	2,021	2,025	2,020.00	-0.08	2,024.50	2,020.00	-0.08	
1039	1297	3 - 8YD CONTAINERS	2014	7	0%	SL	10									2,015	2,021	2,025	2,020.00	-0.08	2,024.50	2,020.00	-0.08	
1040	1298	10 - 1YD CONTAINERS	2014	7	0%	SL	10									2,015	2,021	2,025	2,020.00	-0.08	2,024.50	2,020.00	-0.08	
1041	1299	6 - 6YD CONTAINERS	2014	7	0%	SL	10									2,015	2,021	2,025	2,020.00	-0.08	2,024.50	2,020.00	-0.08	
1042	1300	5 - 6YD CONTAINERS	2014	7	0%	SL	10									2,015	2,021	2,025	2,020.00	-0.08	2,024.50	2,020.00	-0.08	
1043	1304	3 - 30YD DROP BOXES	2014	8	0%	SL	10									2,015	2,021	2,025	2,020.00	-0.08	2,024.58	2,020.00	-0.08	
1044	1305	4 - 3YD CONTAINERS	2014	8	0%	SL	10									2,015	2,021	2,025	2,020.00	-0.08	2,024.58	2,020.00	-0.08	
1045	1306	10 - 1YD CONTAINERS	2014	8	0%	SL	10									2,015	2,021	2,025	2,020.00	-0.08	2,024.58	2,020.00	-0.08	
1046	1307	4 1.5YD CONTAINERS	2014	8	0%	SL	10									2,015	2,021	2,025	2,020.00	-0.08	2,024.58	2,020.00	-0.08	
1047	1308	70 - LIDS FOR NEW CONTAINERS	2014	8	0%	SL	10									2,015	2,021	2,025	2,020.00	-0.08	2,024.58	2,020.00	-0.08	
1048	1309	8 - 4YD CONTAINERS	2014	8	0%	SL	10									2,015	2,021	2,025	2,020.00	-0.08	2,024.58	2,020.00	-0.08	
1049	1310	4 - 1.5YD CONTAINERS	2014	8	0%	SL	10									2,015	2,021	2,025	2,020.00	-0.08	2,024.58	2,020.00	-0.08	
1050	1313	2 & 4 YD FRONT LOAD CONTAINERS	2014	9	0%	SL	10									2,015	2,021	2,025	2,020.00	-0.08	2,024.67	2,020.00	-0.08	
1051	1317	6 - 6YD CONTAINERS	2014	10	0%	SL	10									2,015	2,021	2,025	2,020.00	-0.08	2,024.75	2,020.00	-0.08	
1052	1318	5 - 6YD CONTAINERS	2014	10	0%	SL	10									2,015	2,021	2,025	2,020.00	-0.08	2,024.75	2,020.00	-0.08	
1053	1319	6 - 8YD CONTAINERS	2014	10	0%	SL	10									2,015	2,021	2,025	2,020.00	-0.08	2,024.75	2,020.00	-0.08	
1054	1320	5 - 4YD CONTAINERS	2014	10	0%	SL	10									2,015	2,021	2,025	2,020.00	-0.08	2,024.75	2,020.00	-0.08	
1055	1321	5 - 4YD CONTAINERS	2014	10	0%	SL	10									2,015	2,021	2,025	2,020.00	-0.08	2,024.75	2,020.00	-0.08	
1056	1332	5 - 1.5YD CONTAINERS	2015	1	0%	SL	10									2,015	2,021	2,025	2,020.00	-0.08	2,025.00	2,020.00	-0.08	
1057	1333	5 - 1.5YD CONTAINERS	2015	1	0%	SL	10									2,015	2,021	2,025	2,020.00	-0.08	2,025.00	2,020.00	-0.08	
1058	1334	10 - 8YD CONTAINERS	2015	1	0%	SL	10									2,015	2,021	2,025	2,020.00	-0.08	2,025.00	2,020.00	-0.08	
1059	1341	2YD CONTAINERS	2015	2	0%	SL	10									2,015	2,021	2,025	2,020.00	-0.08	2,025.08	2,020.00	-0.08	
1060	1342	4YD CONTAINERS	2015	2	0%	SL	10									2,015	2,021	2,025	2,020.00	-0.08	2,025.08	2,020.00	-0.08	
1061	1343	2YD CONTAINERS	2015	2	0%	SL	10									2,015	2,021	2,025	2,020.00	-0.08	2,025.08	2,020.00	-0.08	
1062	1350	3YD CONTAINERS	2015	3	0%	SL	10																	

	A	B	C	D	E	F	G	H	K	M	N	O	V	Z	AA	AB	AC	AD	AE	AF	AG	AH	AI	
1											0		Months in first year							A.		Purchase date		
2										12		Months in second year								B.		End of Test Period		
3										2019		First year								C.		Date fully Depr		
4										2020		Second year								D.		Beg of Test Period		
5																				E.		Disposition Date		
6																								
7																								
8																								
9																								
10	Depreciation	DESCRIPTION	Year	Mo.	%	Method	Life	Year Fully Depreciated	Asset Cost	Depreciable Cost	Monthly Depreciation	Test year Depreciation	Beginning Accumulated Depreciation 12/31/2019	Ending Accumulated Depreciation 12/31/2020	Average Investment									
11	Schedule No.																			A.	B.	C.	D.	E.
1072	1384	LIDS FOR CONTAINERS	2015	8	0%	SL	10									2,016	2,021	2,026	2,020.00	-0.08	2,025.58	2,020.00	-0.08	
1073	1388	3 - 6YD CONTAINERS	2015	9	0%	SL	10									2,016	2,021	2,026	2,020.00	-0.08	2,025.67	2,020.00	-0.08	
1074	1389	8 - 6YD CONTAINERS	2015	9	0%	SL	10									2,016	2,021	2,026	2,020.00	-0.08	2,025.67	2,020.00	-0.08	
1075	1394	3 - 8YD CONTAINERS	2015	10	0%	SL	10									2,016	2,021	2,026	2,020.00	-0.08	2,025.75	2,020.00	-0.08	
1076	1395	6 - 1.5 YD CONTAINERS	2015	10	0%	SL	10									2,016	2,021	2,026	2,020.00	-0.08	2,025.75	2,020.00	-0.08	
1077	1396	6 - 1.5 YD CONTAINERS	2015	10	0%	SL	10									2,016	2,021	2,026	2,020.00	-0.08	2,025.75	2,020.00	-0.08	
1078	1418	7 - 4YD CONTAINERS	2016	2	0%	SL	10									2,016	2,021	2,026	2,020.00	-0.08	2,026.08	2,020.00	-0.08	
1079	1419	7 - 4YD CONTAINERS	2016	2	0%	SL	10									2,016	2,021	2,026	2,020.00	-0.08	2,026.08	2,020.00	-0.08	
1080	1433	60 2YD CONTAINERS	2016	4	0%	SL	10									2,016	2,021	2,026	2,020.00	-0.08	2,026.25	2,020.00	-0.08	
1081	1434	3 - 4YD CONTAINERS	2016	4	0%	SL	10									2,016	2,021	2,026	2,020.00	-0.08	2,026.25	2,020.00	-0.08	
1082	1435	3 - 4YD CONTAINERS	2016	4	0%	SL	10									2,016	2,021	2,026	2,020.00	-0.08	2,026.25	2,020.00	-0.08	
1083	1439	DROP BOXES - 3 15YD	2016	5	0%	SL	10									2,016	2,021	2,026	2,020.00	-0.08	2,026.33	2,020.00	-0.08	
1084	1440	DROP BOXES - 3 15YD	2016	5	0%	SL	10									2,016	2,021	2,026	2,020.00	-0.08	2,026.33	2,020.00	-0.08	
1085	1446	6 1.5YD CONTAINERS	2016	6	0%	SL	10									2,016	2,021	2,026	2,020.00	-0.08	2,026.42	2,020.00	-0.08	
1086	1447	6 - 1.5YD CONTAINERS	2016	6	0%	SL	10									2,016	2,021	2,026	2,020.00	-0.08	2,026.42	2,020.00	-0.08	
1087	1448	4 8YD CONTAINERS	2016	6	0%	SL	10									2,016	2,021	2,026	2,020.00	-0.08	2,026.42	2,020.00	-0.08	
1088	1452	30 - 4YD CONTAINERS	2016	7	0%	SL	10									2,017	2,021	2,027	2,020.00	-0.08	2,026.50	2,020.00	-0.08	
1089	1462	2 - 40YD BOXES # 652/653	2016	8	0%	SL	10									2,017	2,021	2,027	2,020.00	-0.08	2,026.58	2,020.00	-0.08	
1090	1463	12 - 2YD CONTAINERS	2016	8	0%	SL	10									2,017	2,021	2,027	2,020.00	-0.08	2,026.58	2,020.00	-0.08	
1091	1464	2 - 8YD CONTAINERS	2016	8	0%	SL	10									2,017	2,021	2,027	2,020.00	-0.08	2,026.58	2,020.00	-0.08	
1092	1465	2 - 8YD CONTAINERS	2016	8	0%	SL	10									2,017	2,021	2,027	2,020.00	-0.08	2,026.58	2,020.00	-0.08	
1093	1471	3 - 15yd DROP BOXES - 654NL, 655NL, 656NL	2016	9	0%	SL	10									2,017	2,021	2,027	2,020.00	-0.08	2,026.67	2,020.00	-0.08	
1094	1472	6 - 6YD CONTAINERS	2016	9	0%	SL	10									2,017	2,021	2,027	2,020.00	-0.08	2,026.67	2,020.00	-0.08	
1095	1473	5 - 6YD CONTAINERS	2016	9	0%	SL	10									2,017	2,021	2,027	2,020.00	-0.08	2,026.67	2,020.00	-0.08	
1096	1474	6 - 1YD CONTAINERS	2016	9	0%	SL	10									2,017	2,021	2,027	2,020.00	-0.08	2,026.67	2,020.00	-0.08	
1097	1475	6 - 1YD CONTAINERS	2016	9	0%	SL	10									2,017	2,021	2,027	2,020.00	-0.08	2,026.67	2,020.00	-0.08	
1098	1479	661 & 662 40YD CONTAINERS	2016	10	0%	SL	10									2,017	2,021	2,027	2,020.00	-0.08	2,026.75	2,020.00	-0.08	
1099	1480	659 & 660 - 40YD CONTAINERS	2016	10	0%	SL	10									2,017	2,021	2,027	2,020.00	-0.08	2,026.75	2,020.00	-0.08	
1100	1486	2 - 40YDS	2016	11	0%	SL	10									2,017	2,021	2,027	2,020.00	-0.08	2,026.83	2,020.00	-0.08	
1101	1493	7 4YDS	2016	12	0%	SL	10									2,017	2,021	2,027	2,020.00	-0.08	2,026.92	2,020.00	-0.08	
1102	1494	7 - 4YDS	2016	12	0%	SL	10									2,017	2,021	2,027	2,020.00	-0.08	2,026.92	2,020.00	-0.08	
1103	1495	LIDS	2016	12	0%	SL	10									2,017	2,021	2,027	2,020.00	-0.08	2,026.92	2,020.00	-0.08	
1104	1496	BOX 664 LOGO/DECALS	2016	12	0%	SL	10									2,017	2,021	2,027	2,020.00	-0.08	2,026.92	2,020.00	-0.08	
1105	1497	3 - 6YDS	2016	12	0%	SL	10									2,017	2,021	2,027	2,020.00	-0.08	2,026.92	2,020.00	-0.08	
1106	1498	4 - 6YDS	2016	12	0%	SL	10									2,017	2,021	2,027	2,020.00	-0.08	2,026.92	2,020.00	-0.08	
1107	1499	1 - 8YD	2016	12	0%	SL	10									2,017	2,021	2,027	2,020.00	-0.08	2,026.92	2,020.00	-0.08	
1108	1500	2 - 8YDS	2016	12	0%	SL	10									2,017	2,021	2,027	2,020.00	-0.08	2,026.92	2,020.00	-0.08	
1109	1501	3 - 6YDS	2016	12	0%	SL	10									2,017	2,021	2,027	2,020.00	-0.08	2,026.92	2,020.00	-0.08	
1110	1514	GRAPHICS/PAINT STORAGE BOX	2017	1	0%	SL	10									2,017	2,021	2,027	2,020.00	-0.08	2,027.00	2,020.00	-0.08	
1111	1520	CONTAINERS	2017	2	0%	SL	10									2,017	2,021	2,027	2,020.00	-0.08	2,027.08	2,020.00	-0.08	
1112	1521	LOGO ON NEW CONTAINER	2017	2	0%	SL	10									2,017	2,021	2,027	2,020.00	-0.08	2,027.08	2,020.00	-0.08	
1113	1530	10 - 2YD CONTAINERS	2017	3	0%	SL	10									2,017	2,021	2,027	2,020.00	-0.08	2,027.17	2,020.00	-0.08	
1114	1531	10 - 2YD CONTAINERS	2017	3	0%	SL	10									2,017	2,021	2,027	2,020.00	-0.08	2,027.17	2,020.00	-0.08	
1115	1532	6 - 1YD CONTAINER	2017	3	0%	SL	10									2,017	2,021	2,027	2,020.00	-0.08	2,027.17	2,020.00	-0.08	
1116	1533	ROLL OFF DECALS/NUMBERS/GRAPHICS	2017	3	0%	SL	10									2,017	2,021	2,027	2,020.00	-0.08	2,027.17	2,020.00	-0.08	
1117	1534	ROLL OFF DECALS/NUMBERS/GRAPHICS	2017	4	0%	SL	10									2,017	2,021	2,027	2,020.00	-0.08	2,027.25	2,020.00	-0.08	
1118	1535	6 - 1YD CONTAINERS	2017	3	0%	SL	10									2,017	2,021	2,027	2,020.00	-0.08	2,027.17	2,020.00	-0.08	
1119	1537	4 - 40YDS (668/669/670/671)	2017	3	0%	SL	10									2,017	2,021	2,027	2,020.00	-0.08	2,027.17	2,020.00	-0.08	
1120	1547	4 - 6YDS	2017	5	0%	SL	10									2,017	2,021	2,027	2,020.00	-0.08	2,027.33	2,020.00	-0.08	
1121	1550	30 - 4YDS	2017	6	0%	SL	10									2,017	2,021	2,027	2,020.00	-0.08	2,027.42	2,020.00	-0.08	
1122	1551	2 - 40 YDS	2017	6	0%	SL	10									2,017	2,021	2,027	2,020.00	-0.08	2,027.42	2,020.00	-0.08	
1123	1552	7 - 6YDS	2017	6	0%	SL	10									2,017	2,021	2,027	2,020.00	-0.08	2,027.42	2,020.00	-0.08	
1124	1554	32 - 3YDS	2017	7	0%	SL	10									2,018	2,021	2,028	2,020.00	-0.08	2,027.50	2,020.00	-0.08	
1125	1555	40 - 2YDS	2017	7	0%	SL	10									2,018	2,021	2,028	2,020.00	-0.08	2,027.50	2,020.00	-0.08	
1126	1557	6 - 1.5YDS	2017	7	0%	SL	10									2,018	2,021	2,028	2,020.00	-0.08	2,027.50	2,020.00	-0.08	
1127	1558	6 - 1.5YDS	2017	7	0%	SL	10									2,018	2,021	2,028	2,020.00	-0.08	2,027.50	2,020.00	-0.08	
1128	1559	4 - 6YDS	2017	7	0%	SL	10									2,018	2,021	2,028	2,020.00	-0.08	2,027.50	2,020.00	-0.08	
1129	1560	5 - 6YDS	2017	7	0%	SL																		



	A	B	C	D	E	F	G	H	K	M	N	O	V	Z	AA	AB	AC	AD	AE	AF	AG	AH	AI	
1											0		Months in first year							A.		Purchase date		
2											12		Months in second year							B.		End of Test Period		
3											2019		First year							C.		Date fully Depr		
4											2020		Second year							D.		Beg of Test Period		
5																				E.		Disposition Date		
6																								
7																								
8																								
9																								
10	Depreciation	DESCRIPTION	Year	Mo.	%	Method	Life	Year Fully Depreciated	Asset Cost	Depreciable Cost	Monthly Depreciation	Test year Depreciation	Beginning Accumulated Depreciation 12/31/2019	Ending Accumulated Depreciation 12/31/2020	Average Investment									
11	Schedule No.																			A.	B.	C.	D.	E.
1206	1744	5 - 2 yd front load container w/drain	2019	4	0%	SL	10									2,019	2,021	2,029	2,020.00	-0.08	2,029.25	2,020.00	-0.08	
1207	1745	5 - 2 yd front load container w/drain	2019	4	0%	SL	10									2,019	2,021	2,029	2,020.00	-0.08	2,029.25	2,020.00	-0.08	
1208	1746	5 - 2 yd front load container w/drain & lock	2019	4	0%	SL	10									2,019	2,021	2,029	2,020.00	-0.08	2,029.25	2,020.00	-0.08	
1209	1747	6 - 2 yd front load container w/drain & lock	2019	4	0%	SL	10									2,019	2,021	2,029	2,020.00	-0.08	2,029.25	2,020.00	-0.08	
1210	1748	4 - 4 yd front load container w/drain	2019	4	0%	SL	10									2,019	2,021	2,029	2,020.00	-0.08	2,029.25	2,020.00	-0.08	
1211	1749	5 - 4 yd front load container w/drain & lock	2019	4	0%	SL	10									2,019	2,021	2,029	2,020.00	-0.08	2,029.25	2,020.00	-0.08	
1212	1750	5 - 1 yd front load container w/drain & lock	2019	4	0%	SL	10									2,019	2,021	2,029	2,020.00	-0.08	2,029.25	2,020.00	-0.08	
1213	1751	5 - 1 yd front load container w/drain & lock	2019	4	0%	SL	10									2,019	2,021	2,029	2,020.00	-0.08	2,029.25	2,020.00	-0.08	
1214	1752	10 - 1 yd front load container w/drain	2019	4	0%	SL	10									2,019	2,021	2,029	2,020.00	-0.08	2,029.25	2,020.00	-0.08	
1215	1753	10 - 1 yd front load container w/drain	2019	4	0%	SL	10									2,019	2,021	2,029	2,020.00	-0.08	2,029.25	2,020.00	-0.08	
1216	1778	6 - 1.5YD Front Load Containers	2019	5	0%	SL	10									2,019	2,021	2,029	2,020.00	-0.08	2,029.33	2,020.00	-0.08	
1217	1779	6 - 1.5 YD Containers	2019	5	0%	SL	10									2,019	2,021	2,029	2,020.00	-0.08	2,029.33	2,020.00	-0.08	
1218	1780	1 - 30 YD Roll-Off with lid	2019	5	0%	SL	10									2,019	2,021	2,029	2,020.00	-0.08	2,029.33	2,020.00	-0.08	
1219	1810	26 x Dumpsters - 36 x 48 single wall	2019	6	0%	SL	10									2,019	2,021	2,029	2,020.00	-0.08	2,029.42	2,020.00	-0.08	
1220	1838	5 - 4 yd front load container w/drain	2019	7	0%	SL	10									2,020	2,021	2,030	2,020.00	-0.08	2,029.50	2,020.00	-0.08	
1221	1839	5 - 4 yd front load container w/drain	2019	7	0%	SL	10									2,020	2,021	2,030	2,020.00	-0.08	2,029.50	2,020.00	-0.08	
1222	1840	5 - 4 yd front load container w/drain	2019	7	0%	SL	10									2,020	2,021	2,030	2,020.00	-0.08	2,029.50	2,020.00	-0.08	
1223	1841	5 - 4 yd front load container w/lock	2019	7	0%	SL	10									2,020	2,021	2,030	2,020.00	-0.08	2,029.50	2,020.00	-0.08	
1224	1842	5 - 4 yd front load container w/lock	2019	7	0%	SL	10									2,020	2,021	2,030	2,020.00	-0.08	2,029.50	2,020.00	-0.08	
1225	1843	5 - 4 yd front load container w/lock	2019	7	0%	SL	10									2,020	2,021	2,030	2,020.00	-0.08	2,029.50	2,020.00	-0.08	
1226	1855	Box #750 - 20 YD DROP BOX	2019	8	0%	SL	10									2,020	2,021	2,030	2,020.00	-0.08	2,029.58	2,020.00	-0.08	
1227	1856	Box #751 - 20 YD DROP BOX	2019	8	0%	SL	10									2,020	2,021	2,030	2,020.00	-0.08	2,029.58	2,020.00	-0.08	
1228	1864	16 Yard Roll-off - 0840219 #743	2019	9	0%	SL	10									2,020	2,021	2,030	2,020.00	-0.08	2,029.67	2,020.00	-0.08	
1229	1865	15 Yard Roll-off - 0843619 #747	2019	9	0%	SL	10									2,020	2,021	2,030	2,020.00	-0.08	2,029.67	2,020.00	-0.08	
1230	1866	15 Yard Roll-off - 0843719 #748	2019	9	0%	SL	10									2,020	2,021	2,030	2,020.00	-0.08	2,029.67	2,020.00	-0.08	
1231	1867	15 Yard Roll-off - 0843819 #746	2019	9	0%	SL	10									2,020	2,021	2,030	2,020.00	-0.08	2,029.67	2,020.00	-0.08	
1232	1868	15 Yard Roll-off - 0843919 #749	2019	9	0%	SL	10									2,020	2,021	2,030	2,020.00	-0.08	2,029.67	2,020.00	-0.08	
1233	1871	20 - 2 yd front load container w/drain & Lock	2019	8	0%	SL	10									2,020	2,021	2,030	2,020.00	-0.08	2,029.58	2,020.00	-0.08	
1234	1872	20 - 2 yd front load container w/drain & Lock	2019	8	0%	SL	10									2,020	2,021	2,030	2,020.00	-0.08	2,029.58	2,020.00	-0.08	
1235	1873	20 - 2 yd front load container w/drain	2019	8	0%	SL	10									2,020	2,021	2,030	2,020.00	-0.08	2,029.58	2,020.00	-0.08	
1236	1874	20 - 2 yd front load container w/drain	2019	8	0%	SL	10									2,020	2,021	2,030	2,020.00	-0.08	2,029.58	2,020.00	-0.08	
1237	1875	30 Yard Roll-off - 1051619 #752	2019	10	0%	SL	10									2,020	2,021	2,030	2,020.00	-0.08	2,029.75	2,020.00	-0.08	
1238	1876	30 Yard Roll-off - 1051719 #753	2019	10	0%	SL	10									2,020	2,021	2,030	2,020.00	-0.08	2,029.75	2,020.00	-0.08	
1239	1877	30 Yard Roll-off - 1051819 #754	2019	10	0%	SL	10									2,020	2,021	2,030	2,020.00	-0.08	2,029.75	2,020.00	-0.08	
1240	1878	30 Yard Roll-off - 1051919 #755	2019	10	0%	SL	10									2,020	2,021	2,030	2,020.00	-0.08	2,029.75	2,020.00	-0.08	
1241	1879	30 Yard Roll-off - 1052219 #756	2019	10	0%	SL	10									2,020	2,021	2,030	2,020.00	-0.08	2,029.75	2,020.00	-0.08	
1242	1880	30 Yard Roll-off - 1052319 #757	2019	10	0%	SL	10									2,020	2,021	2,030	2,020.00	-0.08	2,029.75	2,020.00	-0.08	
1243	1881	6 - 2 Yard Rear Load Containers	2019	10	0%	SL	10									2,020	2,021	2,030	2,020.00	-0.08	2,029.75	2,020.00	-0.08	
1244	1882	6 - 2 Yard Rear Load Containers	2019	10	0%	SL	10									2,020	2,021	2,030	2,020.00	-0.08	2,029.75	2,020.00	-0.08	
1245	1893	4 x 8 yard cathedral front lift containers	2019	11	0%	SL	10									2,020	2,021	2,030	2,020.00	-0.08	2,029.83	2,020.00	-0.08	
1246	1894	4 x 8 yard cathedral front lift containers w/lock	2019	11	0%	SL	10									2,020	2,021	2,030	2,020.00	-0.08	2,029.83	2,020.00	-0.08	
1247	1895	40 Yard Roll-off - 1159919 #758	2019	11	0%	SL	10									2,020	2,021	2,030	2,020.00	-0.08	2,029.83	2,020.00	-0.08	
1248	1896	40 Yard Roll-off - 1160019 #759	2019	11	0%	SL	10									2,020	2,021	2,030	2,020.00	-0.08	2,029.83	2,020.00	-0.08	
1249	1897	40 Yard Roll-off - 1160119 #760	2019	11	0%	SL	10									2,020	2,021	2,030	2,020.00	-0.08	2,029.83	2,020.00	-0.08	
1250	1898	40 Yard Roll-off - 1160219 #761	2019	11	0%	SL	10									2,020	2,021	2,030	2,020.00	-0.08	2,029.83	2,020.00	-0.08	
1251	1901	4x8 Yard Cathedral Front Lift	2020	1	0%	SL	10									2,020	2,021	2,030	2,020.00	-0.08	2,030.00	2,020.00	-0.08	
1252	1902	4x8 Yard Cathedral Front Lift	2020	1	0%	SL	10									2,020	2,021	2,030	2,020.00	-0.08	2,030.00	2,020.00	-0.08	
1253	1903	6x2 Yard Rear Load	2020	1	0%	SL	10									2,020	2,021	2,030	2,020.00	-0.08	2,030.00	2,020.00	-0.08	
1254	1904	6x2 Yard Rear Load	2020	1	0%	SL	10									2,020	2,021	2,030	2,020.00	-0.08	2,030.00	2,020.00	-0.08	
1255	1905	6x2 Yard Rear Load	2020	1	0%	SL	10									2,020	2,021	2,030	2,020.00	-0.08	2,030.00	2,020.00	-0.08	
1256	1906	6x2 Yard Rear Load	2020	1	0%	SL	10									2,020	2,021	2,030	2,020.00	-0.08	2,030.00	2,020.00	-0.08	
1257	1907	2x6 Yard Front Load	2020	1	0%	SL	10									2,020	2,021	2,030	2,020.00	-0.08	2,030.00	2,020.00	-0.08	
1258	1908	2x6 Yard Front Load	2020	1	0%	SL	10									2,020	2,021	2,030	2,020.00	-0.08	2,030.00	2,020.00	-0.08	
1259	1909	3x6 Yard Front Load	2020	1	0%	SL	10									2,020	2,021	2,030	2,020.00	-0.08	2,030.00	2,020.00	-0.08	
1260	1912	4x6 Yard Cathedral Front Load	2020	2	0%	SL	10									2,020	2,021	2,030	2,020.00	-0.08	2,030.08	2,020.00	-0.08	
1261	1913	4x6 Yard Cathedral Front Load	2020	2	0%	SL	10									2,020	2,021	2,030	2,020.00	-0.08	2,030.08	2,020.00	-0.08	
1262	1914	40 Yard Roll Off - #768	2																					



	A	B	C	D	E	F	G	H	K	M	N	O	V	Z	AA	AB	AC	AD	AE	AF	AG	AH	AI	
1											0		Months in first year							A.		Purchase date		
2											12		Months in second year							B.		End of Test Period		
3											2019		First year							C.		Date fully Depr		
4											2020		Second year							D.		Beg of Test Period		
5																				E.		Disposition Date		
6																								
7																								
8																								
9																								
10	Depreciation	DESCRIPTION	Year	Mo.	%	Method	Life	Year Fully Depreciated	Asset Cost	Depreciable Cost	Monthly Depreciation	Test year Depreciation	Beginning Accumulated Depreciation 12/31/2019	Ending Accumulated Depreciation 12/31/2020	Average Investment									
11	Schedule No.																							
1273	1930	30 Yard Roll Off - Lid - #778	2020	3	0%	SL	10									2,020	2,021	2,030	2,020.00	-0.08	2,030.17	2,020.00	-0.08	
1274	1931	30 Yard Roll Off - Lid - #779	2020	3	0%	SL	10									2,020	2,021	2,030	2,020.00	-0.08	2,030.17	2,020.00	-0.08	
1275	1932	30 Yard Roll Off - #773	2020	3	0%	SL	10									2,020	2,021	2,030	2,020.00	-0.08	2,030.17	2,020.00	-0.08	
1276	1933	30 Yard Roll Off - #774	2020	3	0%	SL	10									2,020	2,021	2,030	2,020.00	-0.08	2,030.17	2,020.00	-0.08	
1277	1934	30 Yard Roll Off - #776	2020	3	0%	SL	10									2,020	2,021	2,030	2,020.00	-0.08	2,030.17	2,020.00	-0.08	
1278	1935	30 Yard Roll Off - #777	2020	3	0%	SL	10									2,020	2,021	2,030	2,020.00	-0.08	2,030.17	2,020.00	-0.08	
1279	1936	30 Yard Roll Off - #780	2020	3	0%	SL	10									2,020	2,021	2,030	2,020.00	-0.08	2,030.17	2,020.00	-0.08	
1280	1937	30 Yard Roll Off - #781	2020	3	0%	SL	10									2,020	2,021	2,030	2,020.00	-0.08	2,030.17	2,020.00	-0.08	
1281	1938	30 Yard Roll Off - #782	2020	3	0%	SL	10									2,020	2,021	2,030	2,020.00	-0.08	2,030.17	2,020.00	-0.08	
1282	1939	30 Yard Roll Off - #783	2020	3	0%	SL	10									2,020	2,021	2,030	2,020.00	-0.08	2,030.17	2,020.00	-0.08	
1283	1940	30 Yard Roll Off - #784	2020	3	0%	SL	10									2,020	2,021	2,030	2,020.00	-0.08	2,030.17	2,020.00	-0.08	
1284	1941	30 Yard Roll Off - #785	2020	3	0%	SL	10									2,020	2,021	2,030	2,020.00	-0.08	2,030.17	2,020.00	-0.08	
1285	1942	6 - 4 Yard Front Load Containers	2020	3	0%	SL	10									2,020	2,021	2,030	2,020.00	-0.08	2,030.17	2,020.00	-0.08	
1286	1943	5 - 4 Yard Front Load Containers	2020	3	0%	SL	10									2,020	2,021	2,030	2,020.00	-0.08	2,030.17	2,020.00	-0.08	
1287	1944	5 - 4 Yard Front Load Containers	2020	3	0%	SL	10									2,020	2,021	2,030	2,020.00	-0.08	2,030.17	2,020.00	-0.08	
1288	1945	5 - 4 Yard Front Load Containers	2020	3	0%	SL	10									2,020	2,021	2,030	2,020.00	-0.08	2,030.17	2,020.00	-0.08	
1289	1946	15 - 1 Yard Front Load Containers	2020	3	0%	SL	10									2,020	2,021	2,030	2,020.00	-0.08	2,030.17	2,020.00	-0.08	
1290	1947	15 - 1 Yard Front Load Containers - W/Locks	2020	3	0%	SL	10									2,020	2,021	2,030	2,020.00	-0.08	2,030.17	2,020.00	-0.08	
1291	1952	6 - 1 yd front load containers w/Locks	2020	4	0%	SL	10									2,020	2,021	2,030	2,020.00	-0.08	2,030.25	2,020.00	-0.08	
1292	1953	6 - 1.5 yd front load containers w/Locks	2020	4	0%	SL	10									2,020	2,021	2,030	2,020.00	-0.08	2,030.25	2,020.00	-0.08	
1293	1954	4 - 4 yd front load containers w/Locks	2020	4	0%	SL	10									2,020	2,021	2,030	2,020.00	-0.08	2,030.25	2,020.00	-0.08	
1294	1955	30 YD Roll Off - #786 SN187173-1	2020	4	0%	SL	10									2,020	2,021	2,030	2,020.00	-0.08	2,030.25	2,020.00	-0.08	
1295	1958	5 - 4 yd front load containers	2020	5	0%	SL	10									2,020	2,021	2,030	2,020.00	-0.08	2,030.33	2,020.00	-0.08	
1296	1959	5 - 4 yd front load containers	2020	5	0%	SL	10									2,020	2,021	2,030	2,020.00	-0.08	2,030.33	2,020.00	-0.08	
1297	1960	5 - 4 yd front load containers	2020	5	0%	SL	10									2,020	2,021	2,030	2,020.00	-0.08	2,030.33	2,020.00	-0.08	
1298	1961	5 - 4 yd front load containers w/Lock	2020	5	0%	SL	10									2,020	2,021	2,030	2,020.00	-0.08	2,030.33	2,020.00	-0.08	
1299	1962	5 - 4 yd front load containers w/Lock	2020	5	0%	SL	10									2,020	2,021	2,030	2,020.00	-0.08	2,030.33	2,020.00	-0.08	
1300	1963	5 - 4 yd front load containers w/Lock	2020	5	0%	SL	10									2,020	2,021	2,030	2,020.00	-0.08	2,030.33	2,020.00	-0.08	
1301	1970	30 YD Roll Off - #418 Repairs	2020	5	0%	SL	10									2,020	2,021	2,030	2,020.00	-0.08	2,030.33	2,020.00	-0.08	
1302	1973	5 x 3 yd front load containers	2020	6	0%	SL	10									2,020	2,021	2,030	2,020.00	-0.08	2,030.42	2,020.00	-0.08	
1303	1974	5 x 3 yd front load containers	2020	6	0%	SL	10									2,020	2,021	2,030	2,020.00	-0.08	2,030.42	2,020.00	-0.08	
1304	1975	5 x 3 yd front load containers w/Lock	2020	6	0%	SL	10									2,020	2,021	2,030	2,020.00	-0.08	2,030.42	2,020.00	-0.08	
1305	1976	5 x 3 yd front load containers W/Lock	2020	6	0%	SL	10									2,020	2,021	2,030	2,020.00	-0.08	2,030.42	2,020.00	-0.08	
1306	1977	5 x 4 yd front load containers	2020	6	0%	SL	10									2,020	2,021	2,030	2,020.00	-0.08	2,030.42	2,020.00	-0.08	
1307	1978	4 x 4 yd front load containers	2020	6	0%	SL	10									2,020	2,021	2,030	2,020.00	-0.08	2,030.42	2,020.00	-0.08	
1308	1979	5 x 4 yd front load containers w/Lock	2020	6	0%	SL	10									2,020	2,021	2,030	2,020.00	-0.08	2,030.42	2,020.00	-0.08	
1309	1980	4 x 4 yd front load containers w/Lock	2020	6	0%	SL	10									2,020	2,021	2,030	2,020.00	-0.08	2,030.42	2,020.00	-0.08	
1310	1981	48 x Lids for Ferndale Containers	2020	6	0%	SL	10									2,020	2,021	2,030	2,020.00	-0.08	2,030.42	2,020.00	-0.08	
1311	1986	4 x 6 Yard Cathedral style front lift container	2020	7	0%	SL	10									2,021	2,021	2,031	2,020.00	-0.08	2,030.50	2,020.00	-0.08	
1312	1987	4 x 6 Yard Cathedral style front lift container	2020	7	0%	SL	10									2,021	2,021	2,031	2,020.00	-0.08	2,030.50	2,020.00	-0.08	
1313	1995	6 x 2 yd Rear Load containers w/Lid	2020	8	0%	SL	10									2,021	2,021	2,031	2,020.00	-0.08	2,030.58	2,020.00	-0.08	
1314	1996	6 x 2 yd Rear Load containers w/Lid	2020	8	0%	SL	10									2,021	2,021	2,031	2,020.00	-0.08	2,030.58	2,020.00	-0.08	
1315	1997	6 x 2 yd Rear Load containers w/Lid	2020	8	0%	SL	10									2,021	2,021	2,031	2,020.00	-0.08	2,030.58	2,020.00	-0.08	
1316	1998	6 x 2 yd Rear Load containers w/Lid	2020	8	0%	SL	10									2,021	2,021	2,031	2,020.00	-0.08	2,030.58	2,020.00	-0.08	
1317	1999	4 x 6 yd Cathedral style Roll Off w/Lock bar	2020	9	0%	SL	10									2,021	2,021	2,031	2,020.00	-0.08	2,030.67	2,020.00	-0.08	
1318	2000	4 x 6 yd Cathedral style Roll Off	2020	9	0%	SL	10									2,021	2,021	2,031	2,020.00	-0.08	2,030.67	2,020.00	-0.08	
1319	2001	4 x 6 yd Cathedral style Roll Off	2020	9	0%	SL	10									2,021	2,021	2,031	2,020.00	-0.08	2,030.67	2,020.00	-0.08	
1320	2002	4 x 6 yd Cathedral style Roll Off	2020	9	0%	SL	10									2,021	2,021	2,031	2,020.00	-0.08	2,030.67	2,020.00	-0.08	
1321	2003	4 x 8 yd Cathedral style Roll Off w/Lock bar	2020	9	0%	SL	10									2,021	2,021	2,031	2,020.00	-0.08	2,030.67	2,020.00	-0.08	
1322	2004	4 x 8 yd Cathedral style Roll Off w/Lock bar	2020	9	0%	SL	10									2,021	2,021	2,031	2,020.00	-0.08	2,030.67	2,020.00	-0.08	
1323	2008	5 x 4 yd front load containers w/Lock & drain	2020	9	0%	SL	10									2,021	2,021	2,031	2,020.00	-0.08	2,030.67	2,020.00	-0.08	
1324	2009	5 x 4 yd front load containers w/Lock & drain	2020	9	0%	SL	10									2,021	2,021	2,031	2,020.00	-0.08	2,030.67	2,020.00	-0.08	
1325	2010	5 x 4 yd front load containers w/Lock & drain	2020	9	0%	SL	10									2,021	2,021	2,031	2,020.00	-0.08	2,030.67	2,020.00	-0.08	
1326	2011	5 x 4 yd front load containers w/drain	2020	9	0%	SL	10									2,021	2,021	2,031	2,020.00	-0.08	2,030.67	2,020.00	-0.08	
1327	2012	5 x 4 yd front load containers w/drain	2020	9	0%	SL	10									2,021	2,021	2,031	2,020.00	-0.08	2,030.67	2,020.00	-0.08	
1328	2013	5 x 4 yd front load containers w/drain	2020	9	0%	SL	10									2,021	2,021	2,031	2,020.00	-0.08	2,030.67	2,020.00	-0.08	
1329	2028	4 x 4 yd front load containers w/Lock	2020	11	0%	SL	10									2,021	2,021	2,031	2,020.00	-0.				

A	B	C	D	E	F	G	H	K	M	N	O	V	Z	AA	AB	AC	AD	AE	AF	AG	AH	AI	
1		Sanitary Service Company, Inc.								0		Months in first year								A.	Purchase date		
2		Regulatory Depreciation Schedule								12		Months in second year								B.	End of Test Period		
3		December 31, 2020								2019		First year								C.	Date fully Depr		
4		Confidential Material Protected under WAC 480-07-160								2020		Second year								D.	Beg of Test Period		
5																			E.	Disposition Date			
6																							
7																							
8																							
9																							
10	Depreciation	DESCRIPTION	Date in Service	Salvage Value	Method	Life	Year Fully Depreciated	Asset Cost	Depreciable Cost	Monthly Depreciation	Test year Depreciation	Beginning Accumulated Depreciation 12/31/2019	Ending Accumulated Depreciation 12/31/2020	Average Investment									
11	Schedule No.		Year	Mo.	%							12/31/2019	12/31/2020						A.	B.	C.	D.	E.
1340																							
1341																							
1342		<b>Prospective Additions</b>																					
1343		Containers - in service 3/18/21	2020	1	0%	SL	10								2,020	2,021	2,030	2,020.00	-0.08	2,030.00	2,020.00	-0.08	
1344		Containers - in service 2/18/21	2020	1	0%	SL	10								2,020	2,021	2,030	2,020.00	-0.08	2,030.00	2,020.00	-0.08	
1345		Containers - in service 3/3/21	2020	1	0%	SL	10								2,020	2,021	2,030	2,020.00	-0.08	2,030.00	2,020.00	-0.08	
1346																							
1347																							
1348																							
1349		<b>CONTAINERS</b>																					
1350		<b>Allocations based on Customers</b>																					
1351		UTC Garbage																					
1352		UTC Yardwaste/Food Waste																					
1353		UTC Residential Recycling																					
1354		UTC Multi-Family Recycling																					
1355		Unregulated Services																					
1356		Total																					
1357																							
1358	1082	SIGN FOR BELLWETHER WAY	2010	10	0%	SL	5								2,011	2,021	2,016	2,020.00	-0.08	2,015.75	2,020.00	-0.08	
1359	1083	SECURITY SOLUTIONS	2010	10	0%	SL	5								2,011	2,021	2,016	2,020.00	-0.08	2,015.75	2,020.00	-0.08	
1360		<b>LEASEHOLD IMPROVEMENTS</b>																					
1361																							
1362		<b>Allocations based on Customers</b>																					
1363		UTC Garbage																					
1364		UTC Yardwaste/Food Waste																					
1365		UTC Residential Recycling																					
1366		UTC Multi-Family Recycling																					
1367		Unregulated Services																					
1368		Total Structures Above																					
1369																							
1370		SCHEDULE TOTALS																					
1371																							
1372																							
1373		<b>Total Allocations for Schedule</b>																					
1374		UTC Garbage																					
1375		UTC Yardwaste/Food Waste																					
1376		UTC Residential Recycling																					
1377		UTC Multi-Family Recycling																					
1378		Unregulated Services																					
1379		Total																					





RSI  
Regulatory Depreciation Schedule  
December 31, 2020

0 Months in first year  
12 Months in second year  
2019 First year  
2020 Second year

A. Purchase date  
B. End of Test Period  
C. Date fully Depr  
D. Beg of Test Period  
E. Disposition Date

Confidential Material Protected under WAC 480-07-160

Depreciation Schedule No.	DESCRIPTION	Date in Service		Salvage Value %	Method	Life	Year Fully Depreciated	Disposal Yr.	Mo.	Asset Cost	Asset Disposal Cost	Depreciable Cost	Monthly Depreciation	Test year Depreciation	Beginning Accumulated Depreciation	Ending Accumulated Depreciation	Average Investment	A.	B.	C.	D.	E.
		Year	Mo.												12/31/2019	12/31/2020						
214	PARTS TO PLACE R-31 IN SERVICE	2015	11	0%	SL	7									2,016	2,021	2,023	2,020.00	-0.08	2,022.83	2,020.00	-0.08
215	PARTS TO PLACE R31 IN SERVICE	2015	11	0%	SL	7									2,016	2,021	2,023	2,020.00	-0.08	2,022.83	2,020.00	-0.08
216	RIDE LIKE A DRIVER SKIN - TRUCK R28	2015	11	0%	SL	7									2,016	2,021	2,023	2,020.00	-0.08	2,022.83	2,020.00	-0.08
217	PARTS TO PLACE R-31 IN SERVICE	2015	12	0%	SL	7									2,016	2,021	2,023	2,020.00	-0.08	2,022.92	2,020.00	-0.08
218	PARTS TO PLACE R-31 IN SERVICE	2015	12	0%	SL	7									2,016	2,021	2,023	2,020.00	-0.08	2,022.92	2,020.00	-0.08
219	Truck 23 - Engine replacement	2016	1	0%	SL	5									2,016	2,021	2,021	2,020.00	-0.08	2,021.00	2,020.00	-0.08
220	901 - PARTS TO PLACE IN SERVICE	2016	1	0%	SL	7									2,016	2,021	2,023	2,020.00	-0.08	2,023.00	2,020.00	-0.08
221	R-31 PARTS TO PLACE IN SERVICE	2016	1	0%	SL	7									2,016	2,021	2,023	2,020.00	-0.08	2,023.00	2,020.00	-0.08
222	R-31 - PAINT	2016	1	0%	SL	7									2,016	2,021	2,023	2,020.00	-0.08	2,023.00	2,020.00	-0.08
223	TRUCK 57	2016	2	0%	SL	7									2,016	2,021	2,023	2,020.00	-0.08	2,023.08	2,020.00	-0.08
224	TRUCK 57	2016	2	0%	SL	7									2,016	2,021	2,023	2,020.00	-0.08	2,023.08	2,020.00	-0.08
225	Truck 901 - Engine	2016	2	0%	SL	5									2,016	2,021	2,021	2,020.00	-0.08	2,021.08	2,020.00	-0.08
226	R-21 - TRANSMISSION	2016	2	0%	SL	5									2,016	2,021	2,021	2,020.00	-0.08	2,021.08	2,020.00	-0.08
227	PARTS TO PLACE 57 IN SERVICE	2016	2	0%	SL	7									2,016	2,021	2,023	2,020.00	-0.08	2,023.08	2,020.00	-0.08
228	R-21 TRANSMISSION	2016	2	0%	SL	5									2,016	2,021	2,021	2,020.00	-0.08	2,021.08	2,020.00	-0.08
229	R-31 GRAPHICS/SKIN	2016	3	0%	SL	7									2,016	2,021	2,023	2,020.00	-0.08	2,023.17	2,020.00	-0.08
230	TRUCK 57- FREIGHT	2016	3	0%	SL	7									2,016	2,021	2,023	2,020.00	-0.08	2,023.17	2,020.00	-0.08
231	PARTS TO PLACE 57 IN SERVICE	2016	3	0%	SL	7									2,016	2,021	2,023	2,020.00	-0.08	2,023.17	2,020.00	-0.08
232	PARTS TO PLACE 57 IN SERVICE	2016	4	0%	SL	7									2,016	2,021	2,023	2,020.00	-0.08	2,023.25	2,020.00	-0.08
233	PARTS TO PLACE TRUCK 57 IN SERVICE	2016	4	0%	SL	7									2,016	2,021	2,023	2,020.00	-0.08	2,023.25	2,020.00	-0.08
234	PARTS TO PLACE TRUCK 57 IN SERVICE	2016	4	0%	SL	7									2,016	2,021	2,023	2,020.00	-0.08	2,023.25	2,020.00	-0.08
235	PARTS TO PLACE TRUCK 57 IN SERVICE	2016	4	0%	SL	7									2,016	2,021	2,023	2,020.00	-0.08	2,023.25	2,020.00	-0.08
236	PARTS TO PLACE TRUCK 57 IN SERVICE	2016	4	0%	SL	7									2,016	2,021	2,023	2,020.00	-0.08	2,023.25	2,020.00	-0.08
237	PARTS TO PLACE TRUCK 57 IN SERVICE	2016	4	0%	SL	7									2,016	2,021	2,023	2,020.00	-0.08	2,023.25	2,020.00	-0.08
238	TAX - TRUCK 57	2016	4	0%	SL	7									2,016	2,021	2,023	2,020.00	-0.08	2,023.25	2,020.00	-0.08
243	CYLINDERS - TRUCK 50	2016	5	0%	SL	5									2,016	2,021	2,021	2,020.00	-0.08	2,021.33	2,020.00	-0.08
244	PARTS TO PLACE 57 IN SERVICE	2016	5	0%	SL	7									2,016	2,021	2,023	2,020.00	-0.08	2,023.33	2,020.00	-0.08
245	PARTS TO PLACE 57 IN SERVICE	2016	6	0%	SL	7									2,016	2,021	2,023	2,020.00	-0.08	2,023.42	2,020.00	-0.08
246	R-14 TRANSMISSION	2016	6	0%	SL	5									2,016	2,021	2,021	2,020.00	-0.08	2,021.42	2,020.00	-0.08
247	TRUCK 700 - RADIATOR	2016	7	0%	SL	5									2,017	2,021	2,022	2,020.00	-0.08	2,021.50	2,020.00	-0.08
248	TURBO REPLACEMENT R30	2016	8	0%	SL	5									2,017	2,021	2,022	2,020.00	-0.08	2,021.58	2,020.00	-0.08
249	R-32	2016	9	0%	SL	7									2,017	2,021	2,024	2,020.00	-0.08	2,023.67	2,020.00	-0.08
250	R-32	2016	9	0%	SL	7									2,017	2,021	2,024	2,020.00	-0.08	2,023.67	2,020.00	-0.08
251	R-32	2016	10	0%	SL	7									2,017	2,021	2,024	2,020.00	-0.08	2,023.75	2,020.00	-0.08
252	PARTS TO PLACE R-31 IN SERVICE	2016	11	0%	SL	7									2,017	2,021	2,024	2,020.00	-0.08	2,023.83	2,020.00	-0.08
253	PARTS TO PLACE R32 IN SERVICE	2016	11	0%	SL	7									2,017	2,021	2,024	2,020.00	-0.08	2,023.83	2,020.00	-0.08
254	PARTS TO PLACE R32 IN SERVICE	2016	11	0%	SL	7									2,017	2,021	2,024	2,020.00	-0.08	2,023.83	2,020.00	-0.08
255	PARTS TO PLACE R32 IN SERVICE	2016	12	0%	SL	7									2,017	2,021	2,024	2,020.00	-0.08	2,023.92	2,020.00	-0.08
256	TRUCK 700	2017	1	0%	SL	5									2,017	2,021	2,022	2,020.00	-0.08	2,022.00	2,020.00	-0.08
257	Drive Cams	2017	1	0%	SL	5									2,017	2,021	2,022	2,020.00	-0.08	2,022.00	2,020.00	-0.08
259	R32 - PARTS TO PLACE IN SERVICE	2017	1	0%	SL	7									2,017	2,021	2,024	2,020.00	-0.08	2,024.00	2,020.00	-0.08
260	R-33 TRUCK	2017	1	0%	SL	7									2,017	2,021	2,024	2,020.00	-0.08	2,024.00	2,020.00	-0.08
261	R-34 TRUCK	2017	1	0%	SL	7									2,017	2,021	2,024	2,020.00	-0.08	2,024.00	2,020.00	-0.08
262	R-35 TRUCK	2017	1	0%	SL	7									2,017	2,021	2,024	2,020.00	-0.08	2,024.00	2,020.00	-0.08
263	R-36 TRUCK	2017	1	0%	SL	7									2,017	2,021	2,024	2,020.00	-0.08	2,024.00	2,020.00	-0.08
264	R32	2017	3	0%	SL	7									2,017	2,021	2,024	2,020.00	-0.08	2,024.17	2,020.00	-0.08
265	BACKUP CAMERAS	2017	3	0%	SL	7									2,017	2,021	2,024	2,020.00	-0.08	2,024.17	2,020.00	-0.08
266	R-32 LICENSING	2017	3	0%	SL	7									2,017	2,021	2,024	2,020.00	-0.08	2,024.17	2,020.00	-0.08
267	R33/34/35/36 - DELIVERY	2017	3	0%	SL	7									2,017	2,021	2,024	2,020.00	-0.08	2,024.17	2,020.00	-0.08
268	R-37	2017	3	0%	SL	7									2,017	2,021	2,024	2,020.00	-0.08	2,024.17	2,020.00	-0.08
269	R-32	2017	3	0%	SL	7									2,017	2,021	2,024	2,020.00	-0.08	2,024.17	2,020.00	-0.08
270	R-37 DELIVERY	2017	3	0%	SL	7									2,017	2,021	2,024	2,020.00	-0.08	2,024.17	2,020.00	-0.08
272	901 - TRANSMISSION	2017	5	0%	SL	5									2,017	2,021	2,022	2,020.00	-0.08	2,022.33	2,020.00	-0.08
273	17 - NEW FLOOR	2017	5	0%	SL	5									2,017	2,021	2,022	2,020.00	-0.08	2,022.33	2,020.00	-0.08
274	R-34	2017	9	0%	SL	7									2,018	2,021	2,025	2,020.00	-0.08	2,024.67	2,020.00	-0.08
275	R-34	2017	9	0%	SL	7									2,018	2,021	2,025	2,020.00	-0.08	2,024.67	2,020.00	-0.08
277	R-34	2017	10	0%	SL	7									2,018	2,021	2,025	2,020.00	-0.08	2,024.75	2,020.00	-0.08
278	R-34 TAXES	2017	11	0%	SL	7									2,018	2,021	2,025	2,020.00	-0.08	2,024.83	2,020.00	-0.08
279	705 - NEW TRANSMISSION	2017	12	0%	SL	5									2,018	2,021	2,023	2,020.00	-0.08	2,022.92	2,020.00	-0.08
280	700 - WRAP	2017	12	0%	SL	5									2,018	2,021	2,023	2,020.00	-0.08	2,022.92	2,020.00	-0.08
282	R36	2017	12	0%	SL	5									2,018	2,021	2,023	2,020.00	-0.08	2,022.92	2,020.00	-0.08
283	R24 - TRANSMISSION	2017	10	0%	SL	5									2,018	2,021	2,023	2,020.00	-0.08	2,022.75	2,020.00	-0.08
284	R14 - TRANSMISSION	2017	10	0%	SL	5									2,018	2,021	2,023	2,020.00	-0.08	2,022.75	2,020.00	-0.08
285	R-36 TAXES	2018	1	0%	SL	7									2,018	2,021	2,025	2,020.00	-0.08	2,025.00	2,020.00	-0.08
286	R-36 PARTS TO PLACE IN SERVICE	2018	1	0%	SL	7									2,018	2,021	2,025	2,020.00	-0.08	2,025.00	2,020.00	-0.08
287	PARTS TO PLACE R-37 IN SERVICE	2018	5	0%	SL	7									2,018	2,021	2,025	2,020.00	-0.08	2,025.33	2,020.00	-0.08
288	TRANSMISSION - R23	2018	5	0%	SL	7	</															

RSI  
Regulatory Depreciation Schedule  
December 31, 2020

0 Months in first year  
12 Months in second year  
2019 First year  
2020 Second year

A. Purchase date  
B. End of Test Period  
C. Date fully Depr  
D. Beg of Test Period  
E. Disposition Date

Confidential Material Protected under WAC 480-07-160

Depreciation Schedule No.	DESCRIPTION	Date in Service		Salvage Value %	Method	Life	Year Fully Depreciated	Disposal Yr.	Mo.	Asset Cost	Asset Disposal Cost	Depreciable Cost	Monthly Depreciation	Test year Depreciation	Beginning Accumulated Depreciation	Ending Accumulated Depreciation	Average Investment	A.	B.	C.	D.	E.
		Year	Mo.												12/31/2019	12/31/2020						
296	R3/705 SIDER DEFENDERS/WALKER BLOCKER	2018	10	0%	SL	5									2,019	2,021	2,024	2,020.00	-0.08	2,023.75	2,020.00	-0.08
297	R28/29/31/17/18/705 - REAR BACKUP RADARS	2018	10	0%	SL	5									2,019	2,021	2,024	2,020.00	-0.08	2,023.75	2,020.00	-0.08
298	69/509 - REAR BACKUP RADARS	2018	10	0%	SL	5									2,019	2,021	2,024	2,020.00	-0.08	2,023.75	2,020.00	-0.08
299	WALKER BLOCKERS - R28/R29/R31/R17/R18	2018	11	0%	SL	5									2,019	2,021	2,024	2,020.00	-0.08	2,023.83	2,020.00	-0.08
300	BACKUP CAMERAS/SENSORS - 515/57/700/R5/R	2018	11	0%	SL	5									2,019	2,021	2,024	2,020.00	-0.08	2,023.83	2,020.00	-0.08
301	SIDE DEFENDERS - R28/R29/R31/R17/R18/705/51	2018	11	0%	SL	5									2,019	2,021	2,024	2,020.00	-0.08	2,023.83	2,020.00	-0.08
302	BACKUP CAMERAS/SENSOR - R32/R33/R26/R27	2018	11	0%	SL	5									2,019	2,021	2,024	2,020.00	-0.08	2,023.83	2,020.00	-0.08
303	510-NEW FLOOR/SIDE WALLS	2018	11	0%	SL	5									2,019	2,021	2,024	2,020.00	-0.08	2,023.83	2,020.00	-0.08
304	BACKUP SENSORS - R3/R4/R12/R21/R23/R24/R3	2018	12	0%	SL	5									2,019	2,021	2,024	2,020.00	-0.08	2,023.92	2,020.00	-0.08
305	SIDE DEFENDERS/SENSORS - R17/R25/601/704	2018	6	0%	SL	5									2,018	2,021	2,023	2,020.00	-0.08	2,023.42	2,020.00	-0.08
306	WALKER BLOCKERS/SIDE DEFENDERS R29/28/	2019	1	0%	SL	5									2,019	2,021	2,024	2,020.00	-0.08	2,024.00	2,020.00	-0.08
307	PARTS TO PLACE - R35/R37	2019	1	0%	SL	7									2,019	2,021	2,026	2,020.00	-0.08	2,026.00	2,020.00	-0.08
308	PARTS TO PLACE R35 IN SERVICE	2019	1	0%	SL	7									2,019	2,021	2,026	2,020.00	-0.08	2,026.00	2,020.00	-0.08
309	R35 - DECAL	2019	1	0%	SL	7									2,019	2,021	2,026	2,020.00	-0.08	2,026.00	2,020.00	-0.08
310	R-35 Parts to place in service	2019	2	0%	SL	7									2,019	2,021	2,026	2,020.00	-0.08	2,026.08	2,020.00	-0.08
311	R-37 PARTS TO PLACE IN SERVICE	2019	2	0%	SL	7									2,019	2,021	2,026	2,020.00	-0.08	2,026.08	2,020.00	-0.08
312	R-37 SIDE DEFENDERS	2019	2	0%	SL	5									2,019	2,021	2,024	2,020.00	-0.08	2,024.08	2,020.00	-0.08
313	R-37 PARTS TO PLACE IN SERVICE	2019	2	0%	SL	5									2,019	2,021	2,024	2,020.00	-0.08	2,024.08	2,020.00	-0.08
314	510 - OVERHAUL	2019	2	0%	SL	5									2,019	2,021	2,024	2,020.00	-0.08	2,024.08	2,020.00	-0.08
315	R-37 Parts to place in service	2019	3	0%	SL	5									2,019	2,021	2,024	2,020.00	-0.08	2,024.17	2,020.00	-0.08
316	511 - Sensors - Wireless WorkSight	2019	4	0%	SL	5									2,019	2,021	2,024	2,020.00	-0.08	2,024.25	2,020.00	-0.08
317	700 - Side defenders/sensors	2019	4	0%	SL	5									2,019	2,021	2,024	2,020.00	-0.08	2,024.25	2,020.00	-0.08
318	901 - Side defenders/sensors	2019	4	0%	SL	5									2,019	2,021	2,024	2,020.00	-0.08	2,024.25	2,020.00	-0.08
319	R21 - Side defenders/sensors	2019	4	0%	SL	5									2,019	2,021	2,024	2,020.00	-0.08	2,024.25	2,020.00	-0.08
320	R27 - Side defenders/sensors	2019	4	0%	SL	5									2,019	2,021	2,024	2,020.00	-0.08	2,024.25	2,020.00	-0.08
321	700 - Walker Blocker	2019	4	0%	SL	5									2,019	2,021	2,024	2,020.00	-0.08	2,024.25	2,020.00	-0.08
322	901 - Walker Blocker	2019	4	0%	SL	5									2,019	2,021	2,024	2,020.00	-0.08	2,024.25	2,020.00	-0.08
323	R-21 - Walker Blocker	2019	4	0%	SL	5									2,019	2,021	2,024	2,020.00	-0.08	2,024.25	2,020.00	-0.08
324	R-27 - Walker Blocker	2019	4	0%	SL	5									2,019	2,021	2,024	2,020.00	-0.08	2,024.25	2,020.00	-0.08
325	R35 - DECAL	2019	1	0%	SL	5									2,019	2,021	2,024	2,020.00	-0.08	2,024.00	2,020.00	-0.08
326	R-37 - DECAL	2019	1	0%	SL	5									2,019	2,021	2,024	2,020.00	-0.08	2,024.00	2,020.00	-0.08
327	R-32 - Side Fenders	2019	3	0%	SL	5									2,019	2,021	2,024	2,020.00	-0.08	2,024.17	2,020.00	-0.08
328	R-35 - Side Fenders	2019	3	0%	SL	5									2,019	2,021	2,024	2,020.00	-0.08	2,024.17	2,020.00	-0.08
329	R-36 - Side Fenders	2019	3	0%	SL	5									2,019	2,021	2,024	2,020.00	-0.08	2,024.17	2,020.00	-0.08
330	R-37 Parts to place in service	2019	4	0%	SL	7									2,019	2,021	2,026	2,020.00	-0.08	2,026.25	2,020.00	-0.08
331	R-17 Parts to place in service	2019	5	0%	SL	7									2,019	2,021	2,026	2,020.00	-0.08	2,026.33	2,020.00	-0.08
332	Truck #R37 - Parts to place in service	2019	5	0%	SL	7									2,019	2,021	2,026	2,020.00	-0.08	2,026.33	2,020.00	-0.08
333	Truck R26 - Parts to place in service	2019	5	0%	SL	7									2,019	2,021	2,026	2,020.00	-0.08	2,026.33	2,020.00	-0.08
334	Truck 57 - Side defender system	2019	5	0%	SL	5									2,019	2,021	2,024	2,020.00	-0.08	2,024.33	2,020.00	-0.08
335	Truck 57 - Walker BLocker	2019	5	0%	SL	5									2,019	2,021	2,024	2,020.00	-0.08	2,024.33	2,020.00	-0.08
336	Truck 901 - Walker Blocker	2019	5	0%	SL	5									2,019	2,021	2,024	2,020.00	-0.08	2,024.33	2,020.00	-0.08
337	Truck 700 - Walker Blocker	2019	5	0%	SL	5									2,019	2,021	2,024	2,020.00	-0.08	2,024.33	2,020.00	-0.08
338	Truck R-36 - Walker Blocker	2019	5	0%	SL	5									2,019	2,021	2,024	2,020.00	-0.08	2,024.33	2,020.00	-0.08
339	Truck R-27 - Walker Blocker	2019	5	0%	SL	5									2,019	2,021	2,024	2,020.00	-0.08	2,024.33	2,020.00	-0.08
340	Truck R-35 - Walker Blocker	2019	5	0%	SL	5									2,019	2,021	2,024	2,020.00	-0.08	2,024.33	2,020.00	-0.08
341	Truck R-21 - Walker Blocker	2019	5	0%	SL	5									2,019	2,021	2,024	2,020.00	-0.08	2,024.33	2,020.00	-0.08
342	Truck R-32 - Walker Blocker	2019	5	0%	SL	5									2,019	2,021	2,024	2,020.00	-0.08	2,024.33	2,020.00	-0.08
343	R-37 TAXES	2019	6	0%	SL	7									2,019	2,021	2,026	2,020.00	-0.08	2,026.42	2,020.00	-0.08
344	R-37 - Stripe & Logo Package	2019	6	0%	SL	5									2,019	2,021	2,024	2,020.00	-0.08	2,024.42	2,020.00	-0.08
345	R-37 - Side Defenders	2019	6	0%	SL	5									2,019	2,021	2,024	2,020.00	-0.08	2,024.42	2,020.00	-0.08
346	Truck #57 - Walker Blocker and side defenders	2019	6	0%	SL	5									2,019	2,021	2,024	2,020.00	-0.08	2,024.42	2,020.00	-0.08
347	Truck 509 - Walker Blocker	2019	9	0%	SL	5									2,020	2,021	2,025	2,020.00	-0.08	2,024.67	2,020.00	-0.08
348	Truck 515 - Walker Blocker	2019	9	0%	SL	5									2,020	2,021	2,025	2,020.00	-0.08	2,024.67	2,020.00	-0.08
349	700 - Floor and Hopper Liner	2019	10	0%	SL	5									2,020	2,021	2,025	2,020.00	-0.08	2,024.75	2,020.00	-0.08
352	700 - OVERHAUL	2019	11	0%	SL	5									2,020	2,021	2,025	2,020.00	-0.08	2,024.83	2,020.00	-0.08
353	Truck 17 - Side Defender System	2020	4	0%	SL	5									2,020	2,021	2,025	2,020.00	-0.08	2,025.25	2,020.00	-0.08
354	Truck R-23 - Side Defender System	2020	4	0%	SL	5									2,020	2,021	2,025	2,020.00	-0.08	2,025.25	2,020.00	-0.08
355	Truck R-24 - Side Defender System	2020	4	0%	SL	5									2,020	2,021	2,025	2,020.00	-0.08	2,025.25	2,020.00	-0.08
356	Truck R-25 - Side Defender System	2020	4	0%	SL	5									2,020	2,021	2,025	2,020.00	-0.08	2,025.25	2,020.00	-0.08
357	Truck R-26 - Side Defender System	2020	4	0%	SL	5									2,020	2,021	2,025	2,020.00	-0.08	2,025.25	2,020.00	-0.08
358	Truck R-27 - Side Defender System	2020	4	0%	SL	5									2,020	2,021	2,025	2,020.00	-0.08	2,025.25	2,020.00	-0.08
359	Truck #601 - New Injectors & Cooler Kit	2020	5	0%	SL	5									2,020	2,021	2,025	2,020.00	-0.08	2,025.33	2,020.00	-0.08
360	Truck R-17 - Replace Rear End	2020	5	0%	SL	5									2,020	2,021	2,025	2,020.00	-0.08	2,025.33	2,020.00	-0.08
361	Truck R-38	2020	6	0%	SL	7									2,020	2,021	2,027	2,020.00	-0.08	2,027.42	2,020.00	-0.08
362	Truck 69 - New Transmission	2020	6	0%	SL	5									2,020	2,021	2,025	2,020.00	-0.08	2,025.42	2,020.00	-0.08
363	Truck 50 - Side Defender System																					

**RSI  
Regulatory Depreciation Schedule  
December 31, 2020**

0 Months in first year  
12 Months in second year  
2019 First year  
2020 Second year

A. Purchase date  
B. End of Test Period  
C. Date fully Depr  
D. Beg of Test Period  
E. Disposition Date

Confidential Material Protected under WAC 480-07-160

Depreciation Schedule No.	DESCRIPTION	Date in Service		Salvage Value %	Method	Life	Year Fully Depreciated	Disposal Yr.	Mo.	Asset Cost	Asset Disposal	Depreciable Cost	Monthly Depreciation	Test year Depreciation	Beginning Accumulated Depreciation 12/31/2019	Ending Accumulated Depreciation 12/31/2020	Average Investment	A.	B.	C.	D.	E.	
		Year	Mo.																				
374	Truck 50 - Side Defender System	2020	8	0%	SL	5																	
375	Truck 701 - Side Defender System	2020	8	0%	SL	5																	
376	Truck 702 - Side Defender System	2020	8	0%	SL	5																	
377	Truck 703 - Side Defender System	2020	8	0%	SL	5																	
	Total Trucks																						
	Bins & Trucks																						
	<b>Trucks Allocated by Miles</b>																						
	UTC Residential Recycling																						
	UTC Multi-Family Recycling																						
	City Residential Recycling																						
	Total																						
	<b>Combined Total</b>																						
	UTC Residential Recycling																						
	UTC Multi-Family Recycling																						
	City Residential Recycling																						
	Total																						

Sanitary Service Company, Inc.  
Customer Pickups Count Summary  
For the period 1/1/2020 - 12/31/2020

**THIS DOES NOT TIE OUT TO CUSTOMER CENSUS**

	UTC Garbage	UTC Yardwaste	UTC Residential Recycling	UTC Multi-Family Recycling	Non-Regulated Garbage	Non-Regulated Yardwaste	Non-Regulated Other	TOTAL CUSTOMERS
12/31/20 UTC	27,851	3,545	23,202	779	24,013	8,799	249	51,864
Annual Report	42.90%	1.06%	6.94%	2.80%	46.30%			

2020 UTC Annual Report:					
	Number of Regulated Customers		Number of Non-Regulated Customers		Total Solid Waste Customers
Residential Collection	23,202		23,654		46,856
Commercial Collection	4,032		359		4,391
Drop Box and Compactors	617		-		617
Total Customers	27,851		24,013		51,864

Recycling, Yard Waste, Organics, and Medical Waste					
Residential Recycling	23,202		23,654		46,856
Multi-Family Recycling	779		-		779
Yard Waste/Organics Collection	3,545		8,799		12,344
Other Customers (PR & SM)	-		249		249

12/31/19 UTC	27,167	3,098	22,484	774	23,533	9,692	284	50,700
Annual Report	42.89%	0.95%	6.90%	2.85%	46.42%			

2019 UTC Annual Report:					
Garbage Collection					
	Number of Regulated Customers		Number of Non-Regulated Customers		Total Solid Waste Customers
Residential Collection	22,484		23,171		45,655
Commercial Collection	4,127		362		4,489
Drop Box and Compactors	556		-		556
Total Customers	27,167		23,533		50,700

Recycling, Yard Waste, Organics, and Medical Waste					
Residential Recycling	22,484		23,171		45,655
Multi-Family Recycling	774		-		774
Yard Waste/Organics Collection	3,098		9,692		12,790
Other Customers (PR & SM)	-		284		284



Sanitary Service Company, Inc.

G-14

**Confidential Material Protected under WAC 480-07-160**

Revenue Reconciliation

For the Test Period 1/1/2020 to 12/31/2020

<b>ALL WUTC</b>	<b>Annual Revenue for 2020</b>	<b>Per customer counts</b>	<b>Variance \$\$</b>	<b>Variance % (less than 5%)</b>
Residential Garbage				
Commercial Collection				
Drop Box / Compactor Collection				
Drop Box / Com. Pass Thru Disposal				
Residential Recycling Collection				
Multi-Family Recycling Collection				
Yard Waste/Organics Collection				

*Customer counts will not tie out to Quarter end customer counts because many customers have more than one service.*













Sanitary Service Company, Inc.

G-14

Drop Box / Com. Pass Thru Disposal

For the Test Period 1/1/2020 to 12/31/2020

**Confidential Material Protected under WAC 480-07-160**

					COUNT IS TOTAL FOR YEAR			
Vendor	Customer Type		Service Level	CORE CODE	Customer Count during 1/1/20 - 12/31/20	Rate	Tons	Annual Revenue
RDS	Pass thru		10YD_ADD_HAUL	10YD_ADD_HAUL				
RDS	Pass thru		10YD_BRINGIN	10YD_BRINGIN				
RDS	Pass thru		10YD_HAUL	10YD_HAUL				
RDS	Pass thru		10YD_T_BRINGIN	10YD_T_BRINGIN				
RDS	Pass thru		10YD_T_HAUL	10YD_T_HAUL				
RDS	Pass thru		15YD_ADD_HAUL	15YD_ADD_HAUL				
RDS	Pass thru		15YD_BRINGIN	15YD_BRINGIN				
RDS	Pass thru		15YD_BRINGIN_ADD	15YD_BRINGIN_ADD				
RDS	Pass thru		15YD_COMPACTOR	15YD_COMPACTOR				
RDS	Pass thru		15YD_HAUL	15YD_HAUL				
RDS	Pass thru		15YD_T_BRINGIN	15YD_T_BRINGIN				
RDS	Pass thru		15YD_T_HAUL	15YD_T_HAUL				
RDS	Pass thru		20YD_ADD_HAUL	20YD_ADD_HAUL				
RDS	Pass thru		20YD_BRINGIN	20YD_BRINGIN				
RDS	Pass thru		20YD_BRINGIN_ADD	20YD_BRINGIN_ADD				
RDS	Pass thru		20YD_COMPACT_DUMP	20YD_COMPACT_DUMP				
RDS	Pass thru		20YD_HAUL	20YD_HAUL				
RDS	Pass thru		20YD_T_BRINGIN	20YD_T_BRINGIN				
RDS	Pass thru		20YD_T_DELIVER	20YD_T_DELIVER				
RDS	Pass thru		20YD_T_HAUL	20YD_T_HAUL				
RDS	Pass thru		25YD_ADD_HAUL	25YD_ADD_HAUL				
RDS	Pass thru		25YD_BRINGIN	25YD_BRINGIN				
RDS	Pass thru		25YD_COMP_DUMP	25YD_COMP_DUMP				
RDS	Pass thru		25YD_HAUL	25YD_HAUL				
RDS	Pass thru		25YD_T_BRINGIN	25YD_T_BRINGIN				
RDS	Pass thru		25YD_T_HAUL	25YD_T_HAUL				
RDS	Pass thru		30YD_ADD_HAUL	30YD_ADD_HAUL				
RDS	Pass thru		30YD_BRINGIN	30YD_BRINGIN				



Sanitary Service Company, Inc.

G-14

Drop Box / Com. Pass Thru Disposal

For the Test Period 1/1/2020 to 12/31/2020

**Confidential Material Protected under WAC 480-07-160**

					COUNT IS TOTAL FOR YEAR			
Vendor	Customer Type		Service Level	CORE CODE	Customer Count during 1/1/20 - 12/31/20	Rate	Tons	Annual Revenue
RDS	Pass thru		30YD_BRINGIN_ADD	30YD_BRINGIN_ADD				
RDS	Pass thru		30YD_COMP_DUMP	30YD_COMP_DUMP				
RDS	Pass thru		30YD_HAUL	30YD_HAUL				
RDS	Pass thru		30YD_T_BRINGIN	30YD_T_BRINGIN				
RDS	Pass thru		30YD_T_HAUL	30YD_T_HAUL				
RDS	Pass thru		35YD_ADD_HAUL	35YD_ADD_HAUL				
RDS	Pass thru		35YD_BRINGIN	35YD_BRINGIN				
RDS	Pass thru		35YD_COMP_DUMP	35YD_COMP_DUMP				
RDS	Pass thru		35YD_HAUL	35YD_HAUL				
RDS	Pass thru		35YD_T_BRINGIN	35YD_T_BRINGIN				
RDS	Pass thru		35YD_T_HAUL	35YD_T_HAUL				
RDS	Pass thru		40YD_ADD_HAUL	40YD_ADD_HAUL				
RDS	Pass thru		40YD_BRINGIN	40YD_BRINGIN				
RDS	Pass thru		40YD_BRINGIN_ADD	40YD_BRINGIN_ADD				
RDS	Pass thru		40YD_COMP_DUMP	40YD_COMP_DUMP				
RDS	Pass thru		40YD_HAUL	40YD_HAUL				
RDS	Pass thru		40YD_T_BRINGIN	40YD_T_BRINGIN				
RDS	Pass thru		40YD_T_DELIVER	40YD_T_DELIVER				
RDS	Pass thru		40YD_T_HAUL	40YD_T_HAUL				
RDS	Pass thru		47YD_T_HAUL	47YD_T_HAUL				
RECOMP	Pass thru		15YD_ADD_HAUL	15YD_ADD_HAUL				
RECOMP	Pass thru		15YD_HAUL	15YD_HAUL				
RECOMP	Pass thru	Roofing	15YD_T_BRINGIN	15YD_T_BRINGIN				
RECOMP	Pass thru	Roofing	15YD_T_HAUL	15YD_T_HAUL				
RECOMP	Pass thru	Roofing	20YD_T_BRINGIN	20YD_T_BRINGIN				
RECOMP	Pass thru	Roofing	20YD_T_HAUL	20YD_T_HAUL				
RECOMP	Pass thru	Roofing	30YD_T_BRINGIN	30YD_T_BRINGIN				
RECOMP	Pass thru	Roofing	30YD_T_HAUL	30YD_T_HAUL				

Sanitary Service Company, Inc.

G-14

Drop Box / Com. Pass Thru Disposal

For the Test Period 1/1/2020 to 12/31/2020

**Confidential Material Protected under WAC 480-07-160**

					COUNT IS TOTAL FOR YEAR			
Vendor	Customer Type		Service Level	CORE CODE	Customer Count during 1/1/20 - 12/31/20	Rate	Tons	Annual Revenue
RECOMP	Pass thru	Roofing	35YD_T_BRINGIN	35YD_T_BRINGIN	[REDACTED]	[REDACTED]	[REDACTED]	[REDACTED]
RECOMP	Pass thru	Roofing	40YD_T_BRINGIN	40YD_T_BRINGIN				
n/a	Pass thru		MLG_WASTE	MLG_WASTE				
n/a	Pass thru		OT	OT				
n/a	Pass thru		RESPOT	RESPOT				
n/a	Pass thru		CONTAINER/STEAM	CONTAINER/STEAM				
n/a	Pass thru		REHOOK_WASTE	REHOOK_WASTE				
n/a	Pass thru		TIME_WASTE	TIME_WASTE				



Sanitary Service Company, Inc.  
 G-14  
 Residential Recycling Price Out  
 For the Test Period 1/1/2020 to 12/31/2020

**Confidential Material Protected under WAC 480-07-160**

Customer Type	Service Level	CORE CODE	Customer Count during 2020	Rate	Annual Revenue	For Proforma - 1/1/2021-12/31/2021	
						Rate	Annual Revenue
RESIDENTIAL (Recycling)	RECYCLE CHARGE	RECYCLE CHARGE	[REDACTED]	[REDACTED]	[REDACTED]	[REDACTED]	[REDACTED]
RESIDENTIAL (Recycling)	COMMODITY CHARGE	COMMODITY CHARGE					
RESIDENTIAL (Recycling)	COMMODITY CHARGE	COMMODITY CHARGE					
RESIDENTIAL (Recycling)	RETURN TRIP - RECYCLE	RETURN TRIP - RECYCLE					
RESIDENTIAL (Recycling)	RETURN TRIP - RECYCLE	RETURN TRIP - RECYCLE					
RESIDENTIAL (Recycling)	RECYCLE EOW	SR-RSV025					

Sanitary Service Company, Inc.

G-14

Residential Yardwaste Price Out

For the Test Period 1/1/2020 to 12/31/2020

**Confidential Material Protected under WAC 480-07-160**

Customer Type	Service Level	CORE CODE	Customer Count at 12/31/20	Rate	Annual Revenue
RESIDENTIAL (Foodwaste)	SR-Food Plus Service	SR-FDPL			
RESIDENTIAL (Foodwaste)	EXTRA FOOD PLUS	EXTRA FDPL			
RESIDENTIAL (Foodwaste)	YARDWASTE (Extras)	YARDWASTE			
		<b>GRAND TOTAL</b>			



Truck Fleet List			SSC									Notes	
Licensed Y or N	Commodity Hauled	Total Mileage	City	WUTC	Ferndale	PRR	WUTC Residential Recycle	WUTC M/F Recycling	Drop Box Recycling	Commercial Recycling	WUTC Residential Yardwaste	Total	
806	N	BACKHOE TRACTOR											
900	Y	WUTC											
901	Y	Commercial Recycle											
901T	N	R/O SKID TRLR - Orwes Trailer											
902	Y	Trailer - PRR											
903	Y	Trailer - PRR											
904	Y	Trailer - Containers											
905	Y	Trailer - Roll Off											
906	N	Trailer - Roll off											
907	N	TOILET TRLR											
908	N	CASSON R/O TRLR											
909	Y	Trailer - PRR											
R-1	Y	Rod											
R-3	Y	City Recycle											
R-4	Y	City Recycle											
R-5	Y	City Recycle											
R-12	Y	WUTC Residential Recycling											
R-14	Y	WUTC Residential Recycling											
R-17	Y	City Recycle											
R-18	Y	City Recycle											
R-20	N - TBS	TBS											
R-21	Y	WUTC Residential Recycling											
R-23	Y	Spare Recycle											
R-24	Y	Spare Recycle											
R-25	Y	WUTC Residential Recycling											
R-26	Y	WUTC Residential Recycling											
R-27	Y	WUTC Residential Recycling											
R-28	Y	City Recycle											
R-29	Y	City Recycle											
R-30	Y	City Recycle											
R-31	Y	Ferndale/WUTC/City Recycle											
R-32	Y	Commercial Recycling											
R-33	Y	WUTC Residential Recycling											
R-34	Y	Commercial Recycle											
R-35	Y	WUTC Residential Recycling											
R-36	Y	WUTC MF Recycle											
R-37	Y	Ferndale/WUTC Recycle											
R-38	Y	WUTC MF Recycle											
WLD TRL	Y	WELDER TRLR											
	Other Split												
	Recycle	Mileage											
	Garbage												
	PRR												
	Shop Split												
	Roll - Off	Mileage											
	Spare												
		<b>TOTAL %</b>											

Recycle Only

**Sanitary Service Company, Inc.**

AFTS Billing/Past Due Notices - Rate Increase Effective 1/1/2021



	Reg old	Reg new	Increase	Average Monthly Quantity	Old bill	New bill	Increase in Monthly Expense	
Production/bill	0.0700	0.0850	0.0150					
invoice stock	0.0273	0.0323	0.0050					
Envelope - invoice	0.0320	0.0329	0.0009					
Envelope - payment	0.0260	0.0265	0.0005					
	0.1553	0.1767	0.0214	<b>13.78%</b>	18,571	2,884.0245	3,281.4368	<b>397.41</b>

9x12 envelope 0.5000 0.5000  
 NCOA change of address 0.3500 0.3500

	Past due old	past due new	Increase					
Production	0.1500	0.0850	(0.0650)					
invoice stock		0.0232	0.0232					
Envelope - invoice		0.0329	0.0329					
Envelope - payment		0.0265	0.0265					
	0.1500	0.1676	0.0176	<b>11.73%</b>	4,505	675.6857	754.9662	<b>79.28</b>

**476.69**  
 PER MONTH  
**TOTAL COMPANY**

12 month

**5,720.31**  
**PROFORMA**

Search Results:

Clear Search

Cust Code	Company	Order #	Project	Order Date	Drop Date	Close Date	ContactName	Sales	CSR	Expected
SANSER	Sanitary Service Compa	118161	Delinquent Notices	9/24/2020	9/25/2020	9/25/2020	JoAnne Finn	RS		3779
SANSER	Sanitary Service Compa	117752	Statement Prep & Mail	9/2/2020	9/3/2020	9/3/2020	JoAnne Finn	RS		16659
SANSER	Sanitary Service Compa	117614	Delinquent Notices	8/24/2020	8/25/2020	8/25/2020	JoAnne Finn	RS		5128
SANSER	Sanitary Service Compa	117057	Delinquent Notices	7/23/2020	7/24/2020	7/24/2020	JoAnne Finn	RS		4272
SANSER	Sanitary Service Compa	116721	Statement Prep & Mail	7/2/2020	7/6/2020	7/6/2020	JoAnne Finn	RS		17102
SANSER	Sanitary Service Compa	116579	Delinquent Notices	6/23/2020	6/24/2020	6/24/2020	JoAnne Finn	RS		5233
SANSER	Sanitary Service Compa	116214	Statement Prep & Mail	6/1/2020	6/3/2020	6/3/2020	JoAnne Finn	RS		21077
SANSER	Sanitary Service Compa	116093	Delinquent Notices	5/22/2020	5/26/2020	5/26/2020	JoAnne Finn	RS		4085
SANSER	Sanitary Service Compa	115732	Statement Prep & Mail	5/1/2020	5/5/2020	5/5/2020	JoAnne Finn	RS		18595
SANSER	Sanitary Service Compa	115582	Delinquent Notices	4/23/2020	4/24/2020	4/24/2020	JoAnne Finn	RS		4612
SANSER	Sanitary Service Compa	115221	Statement Prep & Mail	4/1/2020	4/3/2020	4/3/2020	JoAnne Finn	RS		21492
SANSER	Sanitary Service Compa	115064	Delinquent Notices	3/23/2020	3/24/2020	3/24/2020	JoAnne Finn	RS		4423
SANSER	Sanitary Service Compa	114624	Statement Prep & Mail	3/2/2020	3/4/2020	3/4/2020	JoAnne Finn	RS		16499

18,570.67 average count of statements/month  
 4,504.57 Average count of Delinquent notices/i



**Sanitary Service Company, Inc.**

Insurance Detail & Comparison

Test Period ending December 31, 2020

**Confidential Material Protected under WAC 480-07-160**

Property/liability

Inland Marie

Auto

Umbrella Liability

Terrorism


Earthquake/Flood

D&O/Fiduciary

Pollution

Crime

Cyber



**Sanitary Service Company, Inc.**

Cohanim Bellweher LLC

Lease: 3/1/2017

10 year lease

From	To	annual rate/sq.ft	Monthly Amount	Year	Annual Rent	Increase
3/1/2016	2/28/2017	22.50	9,778.13	2016	97,781.30	
3/1/2017	2/28/2018	22.50	9,778.13	2017	117,337.56	19,556.26
3/1/2018	2/28/2019	23.06	10,022.58	2018	119,782.06	2,444.50
3/1/2019	2/29/2020	23.64	10,273.15	2019	122,776.66	2,994.60
3/1/2020	2/28/2021	24.23	10,529.98	2020	125,846.10	3,069.44
3/1/2021	2/28/2022	24.83	10,793.23	2021	128,992.26	<b>3,146.16</b> Increase for 1/1/21 - 12/31/21
3/1/2022	2/28/2023	25.47	11,063.06	2022	132,217.06	3,224.80
3/1/2023	2/29/2024	26.09	11,339.63	2023	135,522.42	3,305.36
3/1/2024	2/28/2025	26.74	11,623.13	2024	138,910.56	3,388.14
3/1/2025	2/28/2026	27.41	11,913.70	2025	142,383.26	3,472.70

**ARTICLE III - RENT**

**3.1 MINIMUM RENT.** As Minimum Rent for the base term of the Lease Tenant shall pay to Landlord in U.S. funds, on or before the first (1<sup>st</sup>) day of each calendar month (with any proration necessary for any period less than a full month, the following amounts per month:


<u>Period</u>	<u>Monthly Amount</u>	<u>Annual Rate Per Square Foot</u>
March 1, 2016 to February 28, 2017	\$ 9,778.13	\$22.50
March 1, 2017 to February 28, 2018	\$ 9,778.13	\$22.50
March 1, 2018 to February 28, 2019	\$10,022.58	\$23.06
March 1, 2019 to February 29, 2020	\$10,273.15	\$23.64
March 1, 2020 to February 28, 2021	\$10,529.98	\$24.23
March 1, 2021 to February 28, 2022	\$10,793.23	\$24.83
March 1, 2022 to February 28, 2023	\$11,063.06	\$25.47
March 1, 2023 to February 29, 2024	\$11,339.63	\$26.09
March 1, 2024 to February 28, 2025	\$11,623.13	\$26.74
March 1, 2025 to February 28, 2026	\$11,913.70	\$27.41

Sanitary Service Company, Inc.  
 12 Months Ended 12/31/2020  
 Summary Driver Payroll By Pay Periods

Confidential Material Protected under WAC 480-07-160

REGULATED BY WUTC

Department	TOTAL \$\$\$	% of Total - With Office and Shop	% of Total - w/o Office and Shop
1 WUTC GARBAGE	[REDACTED]	[REDACTED]	[REDACTED]
2 City			
3 Office			
4 Shop			
5 WUTC Residential Yardwaste			
6 PRR			
7 Transfer Station			
8 WUTC MF Recycling			
9 WUTC Residentl Recycling			
10 Ferndale			
11 Commercial Recycling-Other			
12 Other			
13 Drop Box Recycling			
Total With Shop/Office	[REDACTED]	[REDACTED]	[REDACTED]
Total With Out Shop/Office/TRANSFER	[REDACTED]	[REDACTED]	[REDACTED]
<b>Allocation - DRIVER Payroll Summary (E</b>			
WUTC GARBAGE	[REDACTED]	[REDACTED]	[REDACTED]
WUTC Residential Yardwaste	[REDACTED]	[REDACTED]	[REDACTED]
WUTC Residentl Recycling	[REDACTED]	[REDACTED]	[REDACTED]
WUTC MF Recycling	[REDACTED]	[REDACTED]	[REDACTED]
NON Regulated	[REDACTED]	[REDACTED]	[REDACTED]



Sanitary Service Company, Inc.  
 12 Months Ended 12/31/2020  
 Summary Hours By Pay Periods

Confidential Material Protected under WAC 480-07-160

REGULATED BY WUTC

**Department**


- 1 WUTC GARBAGE
- 2 City
- 3 Office
- 4 Shop
- 5 WUTC Residential Yardwaste
- 6 PRR
- 7 Transfer Station
- 8 WUTC MF Recycling
- 9 WUTC Residentl Recycling
- 10 Ferndale
- 11 Commercial Recycling-Other
- 12 Other
- 13 Drop Box Recycling

**Total With Shop/Office**

Total With Out Shop/Office/TRANSFER

**Allocation - Total Payroll Hours**


- WUTC GARBAGE
- WUTC Residential Yardwaste
- WUTC Residentl Recycling
- WUTC MF Recycling
- NON Regulated



**Office Split**

- Invoice Amount
- CITY BLL Residential
- WUTC Garbage
- Ferndale
- PRR
- Other (Commercial Recycling,  
Dropbox Recycling & Misc)
- WUTC Residential Recycling
- WUTC MF
- WUTC Residential Yardwaste

**Total**



Sanitary Service Company, Inc.

Summary Payroll Expense

For 1/1/2020 - 12/31/2020

**Confidential Material Protected under WAC 480-07-160**

	QB P&L	Total Per Support	Difference	Variance
4210 · Labor				
4211 · Office Labor Expense				
4212 · Shop Labor Expense				

SUPPORT		
Employee Detail per ADP Reports	Miscellaneous - Temporary Employment Agencies per GL	Vacation & Sick Time Accrual adjustments during the test period per GL









Sanitary Service Company, Inc.  
 Shop Labor - Temps  
 For 1/1/2020 - 12/31/2020  
 4212 - Shop Labor Expense

Confidential Material Protected under WAC 480-07-160

Type	Date	Num	Name	Memo	Class	Clr	Split	Amount
Bill	01/14/2020	25521908	PEOPLEREADY				2050 - Accounts Payable	28.26
Bill	01/14/2020	25521908	PEOPLEREADY				2050 - Accounts Payable	53.62
Bill	01/14/2020	25521908	PEOPLEREADY				2050 - Accounts Payable	4.42
Bill	01/14/2020	25521908	PEOPLEREADY				2050 - Accounts Payable	2.40
Bill	01/14/2020	25521908	PEOPLEREADY				2050 - Accounts Payable	19.05
Bill	01/14/2020	25521908	PEOPLEREADY				2050 - Accounts Payable	13.37
Bill	01/14/2020	25521908	PEOPLEREADY				2050 - Accounts Payable	2.40
Bill	01/14/2020	25521908	PEOPLEREADY				2050 - Accounts Payable	2.64
Bill	02/04/2020	25576501	PEOPLEREADY				2050 - Accounts Payable	157.49
Bill	02/04/2020	25576501	PEOPLEREADY				2050 - Accounts Payable	298.81
Bill	02/04/2020	25576501	PEOPLEREADY				2050 - Accounts Payable	24.61
Bill	02/04/2020	25576501	PEOPLEREADY				2050 - Accounts Payable	13.36
Bill	02/04/2020	25576501	PEOPLEREADY				2050 - Accounts Payable	106.17
Bill	02/04/2020	25576501	PEOPLEREADY				2050 - Accounts Payable	74.53
Bill	02/04/2020	25576501	PEOPLEREADY				2050 - Accounts Payable	13.36
Bill	02/04/2020	25576501	PEOPLEREADY				2050 - Accounts Payable	14.76
Bill	02/11/2020	25601828	PEOPLEREADY				2050 - Accounts Payable	298.28
Bill	02/11/2020	25601828	PEOPLEREADY				2050 - Accounts Payable	565.94
Bill	02/11/2020	25601828	PEOPLEREADY				2050 - Accounts Payable	46.61
Bill	02/11/2020	25601828	PEOPLEREADY				2050 - Accounts Payable	25.30
Bill	02/11/2020	25601828	PEOPLEREADY				2050 - Accounts Payable	201.07
Bill	02/11/2020	25601828	PEOPLEREADY				2050 - Accounts Payable	141.15
Bill	02/11/2020	25601828	PEOPLEREADY				2050 - Accounts Payable	25.30
Bill	02/11/2020	25601828	PEOPLEREADY				2050 - Accounts Payable	27.97
Bill	02/18/2020	25619744	PEOPLEREADY				2050 - Accounts Payable	202.52
Bill	02/18/2020	25619744	PEOPLEREADY				2050 - Accounts Payable	384.24
Bill	02/18/2020	25619744	PEOPLEREADY				2050 - Accounts Payable	31.64
Bill	02/18/2020	25619744	PEOPLEREADY				2050 - Accounts Payable	17.18
Bill	02/18/2020	25619744	PEOPLEREADY				2050 - Accounts Payable	136.52
Bill	02/18/2020	25619744	PEOPLEREADY				2050 - Accounts Payable	95.83
Bill	02/18/2020	25619744	PEOPLEREADY				2050 - Accounts Payable	17.18
Bill	02/18/2020	25619744	PEOPLEREADY				2050 - Accounts Payable	18.98
Bill	02/25/2020	25638867	PEOPLEREADY				2050 - Accounts Payable	125.59
Bill	02/25/2020	25638867	PEOPLEREADY				2050 - Accounts Payable	238.29
Bill	02/25/2020	25638867	PEOPLEREADY				2050 - Accounts Payable	19.62
Bill	02/25/2020	25638867	PEOPLEREADY				2050 - Accounts Payable	10.65
Bill	02/25/2020	25638867	PEOPLEREADY				2050 - Accounts Payable	84.66
Bill	02/25/2020	25638867	PEOPLEREADY				2050 - Accounts Payable	59.43
Bill	02/25/2020	25638867	PEOPLEREADY				2050 - Accounts Payable	10.66
Bill	02/25/2020	25638867	PEOPLEREADY				2050 - Accounts Payable	11.78
Bill	03/03/2020	25653481	PEOPLEREADY				2050 - Accounts Payable	92.62
Bill	03/03/2020	25653481	PEOPLEREADY				2050 - Accounts Payable	175.74
Bill	03/03/2020	25653481	PEOPLEREADY				2050 - Accounts Payable	14.47
Bill	03/03/2020	25653481	PEOPLEREADY				2050 - Accounts Payable	7.86
Bill	03/03/2020	25653481	PEOPLEREADY				2050 - Accounts Payable	62.44
Bill	03/03/2020	25653481	PEOPLEREADY				2050 - Accounts Payable	43.83
Bill	03/03/2020	25653481	PEOPLEREADY				2050 - Accounts Payable	7.86
Bill	03/03/2020	25653481	PEOPLEREADY				2050 - Accounts Payable	8.68
Bill	03/24/2020	25706232	PEOPLEREADY				2050 - Accounts Payable	95.76
Bill	03/24/2020	25706232	PEOPLEREADY				2050 - Accounts Payable	181.70
Bill	03/24/2020	25706232	PEOPLEREADY				2050 - Accounts Payable	14.96
Bill	03/24/2020	25706232	PEOPLEREADY				2050 - Accounts Payable	8.12
Bill	03/24/2020	25706232	PEOPLEREADY				2050 - Accounts Payable	64.56
Bill	03/24/2020	25706232	PEOPLEREADY				2050 - Accounts Payable	45.32
Bill	03/24/2020	25706232	PEOPLEREADY				2050 - Accounts Payable	8.12
Bill	03/24/2020	25706232	PEOPLEREADY				2050 - Accounts Payable	8.98
Bill	03/31/2020	25722358	PEOPLEREADY				2050 - Accounts Payable	230.78
Bill	03/31/2020	25722358	PEOPLEREADY				2050 - Accounts Payable	437.86
Bill	03/31/2020	25722358	PEOPLEREADY				2050 - Accounts Payable	36.06
Bill	03/31/2020	25722358	PEOPLEREADY				2050 - Accounts Payable	19.58
Bill	03/31/2020	25722358	PEOPLEREADY				2050 - Accounts Payable	155.57
Bill	03/31/2020	25722358	PEOPLEREADY				2050 - Accounts Payable	109.21
Bill	03/31/2020	25722358	PEOPLEREADY				2050 - Accounts Payable	19.58
Bill	03/31/2020	25722358	PEOPLEREADY				2050 - Accounts Payable	21.63
Bill	04/07/2020	25735113	PEOPLEREADY				2050 - Accounts Payable	36.11
Bill	04/07/2020	25735113	PEOPLEREADY				2050 - Accounts Payable	68.51
Bill	04/07/2020	25735113	PEOPLEREADY				2050 - Accounts Payable	5.64
Bill	04/07/2020	25735113	PEOPLEREADY				2050 - Accounts Payable	3.06
Bill	04/07/2020	25735113	PEOPLEREADY				2050 - Accounts Payable	24.34
Bill	04/07/2020	25735113	PEOPLEREADY				2050 - Accounts Payable	17.09
Bill	04/07/2020	25735113	PEOPLEREADY				2050 - Accounts Payable	3.06
Bill	04/07/2020	25735113	PEOPLEREADY				2050 - Accounts Payable	3.38
Bill	04/14/2020	25745769	PEOPLEREADY				2050 - Accounts Payable	182.11
Bill	04/14/2020	25745769	PEOPLEREADY				2050 - Accounts Payable	345.53
Bill	04/14/2020	25745769	PEOPLEREADY				2050 - Accounts Payable	28.46
Bill	04/14/2020	25745769	PEOPLEREADY				2050 - Accounts Payable	15.45
Bill	04/14/2020	25745769	PEOPLEREADY				2050 - Accounts Payable	122.76
Bill	04/14/2020	25745769	PEOPLEREADY				2050 - Accounts Payable	86.18
Bill	04/14/2020	25745769	PEOPLEREADY				2050 - Accounts Payable	15.45

Sanitary Service Company, Inc.  
 Shop Labor - Temps  
 For 1/1/2020 - 12/31/2020  
 4212 - Shop Labor Expense

Confidential Material Protected under WAC 480-07-160

Type	Date	Num	Name	Memo	Class	Clr	Split	Amount
Bill	04/14/2020	25745769	PEOPLEREADY				2050 - Accounts Payable	17.06
Bill	05/05/2020	25775358	PEOPLEREADY				2050 - Accounts Payable	76.93
Bill	05/05/2020	25775358	PEOPLEREADY				2050 - Accounts Payable	145.95
Bill	05/05/2020	25775358	PEOPLEREADY				2050 - Accounts Payable	12.02
Bill	05/05/2020	25775358	PEOPLEREADY				2050 - Accounts Payable	6.52
Bill	05/05/2020	25775358	PEOPLEREADY				2050 - Accounts Payable	51.86
Bill	05/05/2020	25775358	PEOPLEREADY				2050 - Accounts Payable	36.40
Bill	05/05/2020	25775358	PEOPLEREADY				2050 - Accounts Payable	6.52
Bill	05/05/2020	25775358	PEOPLEREADY				2050 - Accounts Payable	7.22
Bill	05/12/2020	25785294	PEOPLEREADY				2050 - Accounts Payable	80.07
Bill	05/12/2020	25785294	PEOPLEREADY				2050 - Accounts Payable	151.91
Bill	05/12/2020	25785294	PEOPLEREADY				2050 - Accounts Payable	12.51
Bill	05/12/2020	25785294	PEOPLEREADY				2050 - Accounts Payable	6.79
Bill	05/12/2020	25785294	PEOPLEREADY				2050 - Accounts Payable	53.97
Bill	05/12/2020	25785294	PEOPLEREADY				2050 - Accounts Payable	37.89
Bill	05/12/2020	25785294	PEOPLEREADY				2050 - Accounts Payable	6.79
Bill	05/12/2020	25785294	PEOPLEREADY				2050 - Accounts Payable	7.51
Bill	06/23/2020	25861890	PEOPLEREADY				2050 - Accounts Payable	246.47
Bill	06/23/2020	25861890	PEOPLEREADY				2050 - Accounts Payable	467.64
Bill	06/23/2020	25861890	PEOPLEREADY				2050 - Accounts Payable	38.51
Bill	06/23/2020	25861890	PEOPLEREADY				2050 - Accounts Payable	20.91
Bill	06/23/2020	25861890	PEOPLEREADY				2050 - Accounts Payable	166.15
Bill	06/23/2020	25861890	PEOPLEREADY				2050 - Accounts Payable	116.63
Bill	06/23/2020	25861890	PEOPLEREADY				2050 - Accounts Payable	20.91
Bill	06/23/2020	25861890	PEOPLEREADY				2050 - Accounts Payable	23.11
Bill	07/14/2020	25905240	PEOPLEREADY				2050 - Accounts Payable	257.46
Bill	07/14/2020	25905240	PEOPLEREADY				2050 - Accounts Payable	488.49
Bill	07/14/2020	25905240	PEOPLEREADY				2050 - Accounts Payable	40.23
Bill	07/14/2020	25905240	PEOPLEREADY				2050 - Accounts Payable	21.84
Bill	07/14/2020	25905240	PEOPLEREADY				2050 - Accounts Payable	173.56
Bill	07/14/2020	25905240	PEOPLEREADY				2050 - Accounts Payable	121.83
Bill	07/14/2020	25905240	PEOPLEREADY				2050 - Accounts Payable	21.84
Bill	07/14/2020	25905240	PEOPLEREADY				2050 - Accounts Payable	24.13
Bill	07/21/2020	25914613	PEOPLEREADY				2050 - Accounts Payable	218.22
Bill	07/21/2020	25914613	PEOPLEREADY				2050 - Accounts Payable	414.03
Bill	07/21/2020	25914613	PEOPLEREADY				2050 - Accounts Payable	34.10
Bill	07/21/2020	25914613	PEOPLEREADY				2050 - Accounts Payable	18.51
Bill	07/21/2020	25914613	PEOPLEREADY				2050 - Accounts Payable	147.10
Bill	07/21/2020	25914613	PEOPLEREADY				2050 - Accounts Payable	103.26
Bill	07/21/2020	25914613	PEOPLEREADY				2050 - Accounts Payable	18.51
Bill	07/21/2020	25914613	PEOPLEREADY				2050 - Accounts Payable	20.45
Bill	07/28/2020	25936735	PEOPLEREADY				2050 - Accounts Payable	308.48
Bill	07/28/2020	25936735	PEOPLEREADY				2050 - Accounts Payable	585.29
Bill	07/28/2020	25936735	PEOPLEREADY				2050 - Accounts Payable	48.20
Bill	07/28/2020	25936735	PEOPLEREADY				2050 - Accounts Payable	26.17
Bill	07/28/2020	25936735	PEOPLEREADY				2050 - Accounts Payable	207.95
Bill	07/28/2020	25936735	PEOPLEREADY				2050 - Accounts Payable	145.98
Bill	07/28/2020	25936735	PEOPLEREADY				2050 - Accounts Payable	26.17
Bill	07/28/2020	25936735	PEOPLEREADY				2050 - Accounts Payable	28.91
Bill	07/28/2020	25936736	PEOPLEREADY				2050 - Accounts Payable	151.65
Bill	07/28/2020	25936736	PEOPLEREADY				2050 - Accounts Payable	287.72
Bill	07/28/2020	25936736	PEOPLEREADY				2050 - Accounts Payable	23.69
Bill	07/28/2020	25936736	PEOPLEREADY				2050 - Accounts Payable	12.86
Bill	07/28/2020	25936736	PEOPLEREADY				2050 - Accounts Payable	102.23
Bill	07/28/2020	25936736	PEOPLEREADY				2050 - Accounts Payable	71.76
Bill	07/28/2020	25936736	PEOPLEREADY				2050 - Accounts Payable	12.86
Bill	07/28/2020	25936736	PEOPLEREADY				2050 - Accounts Payable	14.22
Bill	08/04/2020	25944655	PEOPLEREADY				2050 - Accounts Payable	144.43
Bill	08/04/2020	25944655	PEOPLEREADY				2050 - Accounts Payable	274.02
Bill	08/04/2020	25944655	PEOPLEREADY				2050 - Accounts Payable	22.57
Bill	08/04/2020	25944655	PEOPLEREADY				2050 - Accounts Payable	12.25
Bill	08/04/2020	25944655	PEOPLEREADY				2050 - Accounts Payable	97.36
Bill	08/04/2020	25944655	PEOPLEREADY				2050 - Accounts Payable	68.34
Bill	08/04/2020	25944655	PEOPLEREADY				2050 - Accounts Payable	12.25
Bill	08/04/2020	25944655	PEOPLEREADY				2050 - Accounts Payable	13.54
Bill	08/11/2020	25968069	PEOPLEREADY				2050 - Accounts Payable	130.30
Bill	08/11/2020	25968069	PEOPLEREADY				2050 - Accounts Payable	247.23
Bill	08/11/2020	25968069	PEOPLEREADY				2050 - Accounts Payable	20.36
Bill	08/11/2020	25968069	PEOPLEREADY				2050 - Accounts Payable	11.05
Bill	08/11/2020	25968069	PEOPLEREADY				2050 - Accounts Payable	87.84
Bill	08/11/2020	25968069	PEOPLEREADY				2050 - Accounts Payable	61.66
Bill	08/11/2020	25968069	PEOPLEREADY				2050 - Accounts Payable	11.05
Bill	08/11/2020	25968069	PEOPLEREADY				2050 - Accounts Payable	12.22
Bill	08/11/2020	25968070	PEOPLEREADY				2050 - Accounts Payable	160.31
Bill	08/11/2020	25968070	PEOPLEREADY				2050 - Accounts Payable	304.16
Bill	08/11/2020	25968070	PEOPLEREADY				2050 - Accounts Payable	25.05
Bill	08/11/2020	25968070	PEOPLEREADY				2050 - Accounts Payable	13.60
Bill	08/11/2020	25968070	PEOPLEREADY				2050 - Accounts Payable	108.07
Bill	08/11/2020	25968070	PEOPLEREADY				2050 - Accounts Payable	75.86

Sanitary Service Company, Inc.  
 Shop Labor - Temps  
 For 1/1/2020 - 12/31/2020  
 4212 - Shop Labor Expense

Confidential Material Protected under WAC 480-07-160

Type	Date	Num	Name	Memo	Class	Clr	Split	Amount
Bill	08/11/2020	25968070	PEOPLEREADY				2050 - Accounts Payable	13.60
Bill	08/11/2020	25968070	PEOPLEREADY				2050 - Accounts Payable	15.03
Bill	08/18/2020	25975476	PEOPLEREADY				2050 - Accounts Payable	273.16
Bill	08/18/2020	25975476	PEOPLEREADY				2050 - Accounts Payable	518.27
Bill	08/18/2020	25975476	PEOPLEREADY				2050 - Accounts Payable	42.68
Bill	08/18/2020	25975476	PEOPLEREADY				2050 - Accounts Payable	23.17
Bill	08/18/2020	25975476	PEOPLEREADY				2050 - Accounts Payable	184.14
Bill	08/18/2020	25975476	PEOPLEREADY				2050 - Accounts Payable	129.26
Bill	08/18/2020	25975476	PEOPLEREADY				2050 - Accounts Payable	23.17
Bill	08/18/2020	25975476	PEOPLEREADY				2050 - Accounts Payable	25.62
Bill	08/18/2020	25987799	PEOPLEREADY				2050 - Accounts Payable	131.43
Bill	08/18/2020	25987799	PEOPLEREADY				2050 - Accounts Payable	249.37
Bill	08/18/2020	25987799	PEOPLEREADY				2050 - Accounts Payable	20.54
Bill	08/18/2020	25987799	PEOPLEREADY				2050 - Accounts Payable	11.15
Bill	08/18/2020	25987799	PEOPLEREADY				2050 - Accounts Payable	88.60
Bill	08/18/2020	25987799	PEOPLEREADY				2050 - Accounts Payable	62.20
Bill	08/18/2020	25987799	PEOPLEREADY				2050 - Accounts Payable	11.15
Bill	08/18/2020	25987799	PEOPLEREADY				2050 - Accounts Payable	12.32
Bill	08/25/2020	25996831	PEOPLEREADY				2050 - Accounts Payable	457.64
Bill	08/25/2020	25996831	PEOPLEREADY				2050 - Accounts Payable	868.29
Bill	08/25/2020	25996831	PEOPLEREADY				2050 - Accounts Payable	71.51
Bill	08/25/2020	25996831	PEOPLEREADY				2050 - Accounts Payable	38.82
Bill	08/25/2020	25996831	PEOPLEREADY				2050 - Accounts Payable	308.50
Bill	08/25/2020	25996831	PEOPLEREADY				2050 - Accounts Payable	216.56
Bill	08/25/2020	25996831	PEOPLEREADY				2050 - Accounts Payable	38.82
Bill	08/25/2020	25996831	PEOPLEREADY				2050 - Accounts Payable	42.90
Bill	09/01/2020	26012137	PEOPLEREADY				2050 - Accounts Payable	253.54
Bill	09/01/2020	26012137	PEOPLEREADY				2050 - Accounts Payable	481.04
Bill	09/01/2020	26012137	PEOPLEREADY				2050 - Accounts Payable	39.62
Bill	09/01/2020	26012137	PEOPLEREADY				2050 - Accounts Payable	21.51
Bill	09/01/2020	26012137	PEOPLEREADY				2050 - Accounts Payable	170.91
Bill	09/01/2020	26012137	PEOPLEREADY				2050 - Accounts Payable	119.98
Bill	09/01/2020	26012137	PEOPLEREADY				2050 - Accounts Payable	21.51
Bill	09/01/2020	26012137	PEOPLEREADY				2050 - Accounts Payable	23.75
Bill	09/09/2020	26032875	PEOPLEREADY				2050 - Accounts Payable	210.37
Bill	09/09/2020	26032875	PEOPLEREADY				2050 - Accounts Payable	399.13
Bill	09/09/2020	26032875	PEOPLEREADY				2050 - Accounts Payable	32.87
Bill	09/09/2020	26032875	PEOPLEREADY				2050 - Accounts Payable	17.84
Bill	09/09/2020	26032875	PEOPLEREADY				2050 - Accounts Payable	141.81
Bill	09/09/2020	26032875	PEOPLEREADY				2050 - Accounts Payable	99.55
Bill	09/09/2020	26032875	PEOPLEREADY				2050 - Accounts Payable	17.84
Bill	09/09/2020	26032875	PEOPLEREADY				2050 - Accounts Payable	19.73
Bill	09/15/2020	26039051	PEOPLEREADY				2050 - Accounts Payable	285.73
Bill	09/15/2020	26039051	PEOPLEREADY				2050 - Accounts Payable	542.12
Bill	09/15/2020	26039051	PEOPLEREADY				2050 - Accounts Payable	44.64
Bill	09/15/2020	26039051	PEOPLEREADY				2050 - Accounts Payable	24.24
Bill	09/15/2020	26039051	PEOPLEREADY				2050 - Accounts Payable	192.61
Bill	09/15/2020	26039051	PEOPLEREADY				2050 - Accounts Payable	135.21
Bill	09/15/2020	26039051	PEOPLEREADY				2050 - Accounts Payable	24.24
Bill	09/15/2020	26039051	PEOPLEREADY				2050 - Accounts Payable	26.78
Bill	09/22/2020	26058089	PEOPLEREADY				2050 - Accounts Payable	261.41
Bill	09/22/2020	26058089	PEOPLEREADY				2050 - Accounts Payable	495.99
Bill	09/22/2020	26058089	PEOPLEREADY				2050 - Accounts Payable	40.85
Bill	09/22/2020	26058089	PEOPLEREADY				2050 - Accounts Payable	22.17
Bill	09/22/2020	26058089	PEOPLEREADY				2050 - Accounts Payable	176.22
Bill	09/22/2020	26058089	PEOPLEREADY				2050 - Accounts Payable	123.71
Bill	09/22/2020	26058089	PEOPLEREADY				2050 - Accounts Payable	22.17
Bill	09/22/2020	26058089	PEOPLEREADY				2050 - Accounts Payable	24.51
Bill	09/29/2020	2607157	PEOPLEREADY				2050 - Accounts Payable	265.75
Bill	09/29/2020	2607157	PEOPLEREADY				2050 - Accounts Payable	504.21
Bill	09/29/2020	2607157	PEOPLEREADY				2050 - Accounts Payable	41.52
Bill	09/29/2020	2607157	PEOPLEREADY				2050 - Accounts Payable	22.54
Bill	09/29/2020	2607157	PEOPLEREADY				2050 - Accounts Payable	179.14
Bill	09/29/2020	2607157	PEOPLEREADY				2050 - Accounts Payable	125.76
Bill	09/29/2020	2607157	PEOPLEREADY				2050 - Accounts Payable	22.54
Bill	09/29/2020	2607157	PEOPLEREADY				2050 - Accounts Payable	24.91
Bill	10/14/2020	24504082	Express Employment Professionals				2050 - Accounts Payable	58.00
Bill	10/14/2020	24504082	Express Employment Professionals				2050 - Accounts Payable	110.04
Bill	10/14/2020	24504082	Express Employment Professionals				2050 - Accounts Payable	9.06
Bill	10/14/2020	24504082	Express Employment Professionals				2050 - Accounts Payable	4.92
Bill	10/14/2020	24504082	Express Employment Professionals				2050 - Accounts Payable	39.10
Bill	10/14/2020	24504082	Express Employment Professionals				2050 - Accounts Payable	27.45
Bill	10/14/2020	24504082	Express Employment Professionals				2050 - Accounts Payable	4.92
Bill	10/14/2020	24504082	Express Employment Professionals				2050 - Accounts Payable	5.43
Bill	10/21/2020	24542615	Express Employment Professionals				2050 - Accounts Payable	247.55
Bill	10/21/2020	24542615	Express Employment Professionals				2050 - Accounts Payable	469.68
Bill	10/21/2020	24542615	Express Employment Professionals				2050 - Accounts Payable	38.68
Bill	10/21/2020	24542615	Express Employment Professionals				2050 - Accounts Payable	21.00
Bill	10/21/2020	24542615	Express Employment Professionals				2050 - Accounts Payable	166.87



Sanitary Service Company, Inc.  
 Shop Labor - Temps  
 For 1/1/2020 - 12/31/2020  
 4212 · Shop Labor Expense

Confidential Material Protected under WAC 480-07-160

Type	Date	Num	Name	Memo	Class	Clr	Split	Amount
Bill	12/08/2020	26230382	PEOPLEREADY				2050 · Accounts Payable	187.90
Bill	12/08/2020	26230382	PEOPLEREADY				2050 · Accounts Payable	131.91
Bill	12/08/2020	26230382	PEOPLEREADY				2050 · Accounts Payable	23.64
Bill	12/08/2020	26230382	PEOPLEREADY				2050 · Accounts Payable	26.14
Bill	12/15/2020	26256731	PEOPLEREADY				2050 · Accounts Payable	95.32
Bill	12/15/2020	26256731	PEOPLEREADY				2050 · Accounts Payable	180.85
Bill	12/15/2020	26256731	PEOPLEREADY				2050 · Accounts Payable	14.89
Bill	12/15/2020	26256731	PEOPLEREADY				2050 · Accounts Payable	8.09
Bill	12/15/2020	26256731	PEOPLEREADY				2050 · Accounts Payable	64.26
Bill	12/15/2020	26256731	PEOPLEREADY				2050 · Accounts Payable	45.11
Bill	12/15/2020	26256731	PEOPLEREADY				2050 · Accounts Payable	8.09
Bill	12/15/2020	26256731	PEOPLEREADY				2050 · Accounts Payable	8.93
Bill	12/15/2020	26244898	PEOPLEREADY				2050 · Accounts Payable	144.42
Bill	12/15/2020	26244898	PEOPLEREADY				2050 · Accounts Payable	274.02
Bill	12/15/2020	26244898	PEOPLEREADY				2050 · Accounts Payable	22.57
Bill	12/15/2020	26244898	PEOPLEREADY				2050 · Accounts Payable	12.25
Bill	12/15/2020	26244898	PEOPLEREADY				2050 · Accounts Payable	97.36
Bill	12/15/2020	26244898	PEOPLEREADY				2050 · Accounts Payable	68.34
Bill	12/15/2020	26244898	PEOPLEREADY				2050 · Accounts Payable	12.25
Bill	12/15/2020	26244898	PEOPLEREADY				2050 · Accounts Payable	13.54
Bill	12/21/2020	26259866	PEOPLEREADY				2050 · Accounts Payable	56.32
Bill	12/21/2020	26259866	PEOPLEREADY				2050 · Accounts Payable	106.87
Bill	12/21/2020	26259866	PEOPLEREADY				2050 · Accounts Payable	8.80
Bill	12/21/2020	26259866	PEOPLEREADY				2050 · Accounts Payable	4.78
Bill	12/21/2020	26259866	PEOPLEREADY				2050 · Accounts Payable	37.97
Bill	12/21/2020	26259866	PEOPLEREADY				2050 · Accounts Payable	26.65
Bill	12/21/2020	26259866	PEOPLEREADY				2050 · Accounts Payable	4.78
Bill	12/21/2020	26259866	PEOPLEREADY				2050 · Accounts Payable	5.28
Bill	12/29/2020	26273759	PEOPLEREADY				2050 · Accounts Payable	46.22
Bill	12/29/2020	26273759	PEOPLEREADY				2050 · Accounts Payable	87.69
Bill	12/29/2020	26273759	PEOPLEREADY				2050 · Accounts Payable	7.22
Bill	12/29/2020	26273759	PEOPLEREADY				2050 · Accounts Payable	3.92
Bill	12/29/2020	26273759	PEOPLEREADY				2050 · Accounts Payable	31.15
Bill	12/29/2020	26273759	PEOPLEREADY				2050 · Accounts Payable	21.87
Bill	12/29/2020	26273759	PEOPLEREADY				2050 · Accounts Payable	3.92
Bill	12/29/2020	26273759	PEOPLEREADY				2050 · Accounts Payable	4.33
Bill	12/29/2020	26273760	PEOPLEREADY				2050 · Accounts Payable	97.33
Bill	12/29/2020	26273760	PEOPLEREADY				2050 · Accounts Payable	184.67
Bill	12/29/2020	26273760	PEOPLEREADY				2050 · Accounts Payable	15.21
Bill	12/29/2020	26273760	PEOPLEREADY				2050 · Accounts Payable	8.26
Bill	12/29/2020	26273760	PEOPLEREADY				2050 · Accounts Payable	65.61
Bill	12/29/2020	26273760	PEOPLEREADY				2050 · Accounts Payable	46.06
Bill	12/29/2020	26273760	PEOPLEREADY				2050 · Accounts Payable	8.26
Bill	12/29/2020	26273760	PEOPLEREADY				2050 · Accounts Payable	9.12
Bill	12/31/2020	FOR REC	Express Employment Professionals				2050 · Accounts Payable	154.19
Bill	12/31/2020	FOR REC	Express Employment Professionals				2050 · Accounts Payable	292.54
Bill	12/31/2020	FOR REC	Express Employment Professionals				2050 · Accounts Payable	24.09
Bill	12/31/2020	FOR REC	Express Employment Professionals				2050 · Accounts Payable	13.08
Bill	12/31/2020	FOR REC	Express Employment Professionals				2050 · Accounts Payable	103.94
Bill	12/31/2020	FOR REC	Express Employment Professionals				2050 · Accounts Payable	72.96
Bill	12/31/2020	FOR REC	Express Employment Professionals				2050 · Accounts Payable	13.08
Bill	12/31/2020	FOR REC	Express Employment Professionals				2050 · Accounts Payable	14.46

Total 4212 · Shop Labor Expense

**38,277.45**


**Sanitary Service Company, Inc.  
Office Payroll**

For 1/1/2020 - 12/31/2020

<b>File Number</b>	<b>Employee Name provided during site visit or in camera to auditor</b>
--------------------	---

010044	
003582	
003465	
010052	
010001	
010003	
10064	
010035	
010061	
010037	
010059	
003723	
004834	
010023	

**Confidential Material Protected under WAC 480-07-160**



Sanitary Service Company, Inc.  
Office Labor - Temps  
For 1/1/2020 - 12/31/2020

Confidential Material Protected under WAC 480-07-160

4211 · Office Labo	Type	Date	Num	Name	Memo	Class	Clr	Split	Amount
Bill		01/07/2020	01072020	Express Employment Professionals				2050 · Accounts Payable	315.43
Bill		01/07/2020	01072020	Express Employment Professionals				2050 · Accounts Payable	396.83
Bill		01/07/2020	01072020	Express Employment Professionals				2050 · Accounts Payable	71.23
Bill		01/07/2020	01072020	Express Employment Professionals				2050 · Accounts Payable	15.26
Bill		01/07/2020	01072020	Express Employment Professionals				2050 · Accounts Payable	106.84
Bill		01/07/2020	01072020	Express Employment Professionals				2050 · Accounts Payable	91.55
Bill		01/07/2020	01072020	Express Employment Professionals				2050 · Accounts Payable	10.18
Bill		01/07/2020	01072020	Express Employment Professionals				2050 · Accounts Payable	10.18
Bill		01/08/2020	23459633	Express Employment Professionals				2050 · Accounts Payable	245.52
Bill		01/08/2020	23459633	Express Employment Professionals				2050 · Accounts Payable	310.46
Bill		01/08/2020	23459633	Express Employment Professionals				2050 · Accounts Payable	57.82
Bill		01/08/2020	23459633	Express Employment Professionals				2050 · Accounts Payable	7.92
Bill		01/08/2020	23459633	Express Employment Professionals				2050 · Accounts Payable	74.45
Bill		01/08/2020	23459633	Express Employment Professionals				2050 · Accounts Payable	72.07
Bill		01/08/2020	23459633	Express Employment Professionals				2050 · Accounts Payable	10.30
Bill		01/08/2020	23459633	Express Employment Professionals				2050 · Accounts Payable	13.46
Bill		01/08/2020	23459633	Express Employment Professionals				2050 · Accounts Payable	315.52
Bill		01/15/2020	23496442	Express Employment Professionals				2050 · Accounts Payable	528.55
Bill		01/15/2020	23496442	Express Employment Professionals				2050 · Accounts Payable	668.36
Bill		01/15/2020	23496442	Express Employment Professionals				2050 · Accounts Payable	124.47
Bill		01/15/2020	23496442	Express Employment Professionals				2050 · Accounts Payable	17.05
Bill		01/15/2020	23496442	Express Employment Professionals				2050 · Accounts Payable	160.27
Bill		01/15/2020	23496442	Express Employment Professionals				2050 · Accounts Payable	155.16
Bill		01/15/2020	23496442	Express Employment Professionals				2050 · Accounts Payable	22.15
Bill		01/15/2020	23496442	Express Employment Professionals				2050 · Accounts Payable	28.99
Bill		01/22/2020	23526415	Express Employment Professionals				2050 · Accounts Payable	468.88
Bill		01/22/2020	23526415	Express Employment Professionals				2050 · Accounts Payable	592.90
Bill		01/22/2020	23526415	Express Employment Professionals				2050 · Accounts Payable	110.41
Bill		01/22/2020	23526415	Express Employment Professionals				2050 · Accounts Payable	15.13
Bill		01/22/2020	23526415	Express Employment Professionals				2050 · Accounts Payable	142.18
Bill		01/22/2020	23526415	Express Employment Professionals				2050 · Accounts Payable	137.64
Bill		01/22/2020	23526415	Express Employment Professionals				2050 · Accounts Payable	19.66
Bill		01/22/2020	23526415	Express Employment Professionals				2050 · Accounts Payable	25.70
Bill		01/29/2020	23551732	Express Employment Professionals				2050 · Accounts Payable	396.09
Bill		01/29/2020	23551732	Express Employment Professionals				2050 · Accounts Payable	751.51
Bill		01/29/2020	23551732	Express Employment Professionals				2050 · Accounts Payable	61.89
Bill		01/29/2020	23551732	Express Employment Professionals				2050 · Accounts Payable	33.60
Bill		01/29/2020	23551732	Express Employment Professionals				2050 · Accounts Payable	267.01
Bill		01/29/2020	23551732	Express Employment Professionals				2050 · Accounts Payable	187.43
Bill		01/29/2020	23551732	Express Employment Professionals				2050 · Accounts Payable	33.60
Bill		01/29/2020	23551732	Express Employment Professionals				2050 · Accounts Payable	37.12
Bill		02/05/2020	23587489	Express Employment Professionals				2050 · Accounts Payable	396.09
Bill		02/05/2020	23587489	Express Employment Professionals				2050 · Accounts Payable	751.51
Bill		02/05/2020	23587489	Express Employment Professionals				2050 · Accounts Payable	61.89
Bill		02/05/2020	23587489	Express Employment Professionals				2050 · Accounts Payable	33.60
Bill		02/05/2020	23587489	Express Employment Professionals				2050 · Accounts Payable	267.01
Bill		02/05/2020	23587489	Express Employment Professionals				2050 · Accounts Payable	187.43
Bill		02/05/2020	23587489	Express Employment Professionals				2050 · Accounts Payable	33.60
Bill		02/05/2020	23587489	Express Employment Professionals				2050 · Accounts Payable	37.12
Bill		02/12/2020	23616328	Express Employment Professionals				2050 · Accounts Payable	511.50
Bill		02/12/2020	23616328	Express Employment Professionals				2050 · Accounts Payable	646.80
Bill		02/12/2020	23616328	Express Employment Professionals				2050 · Accounts Payable	120.45
Bill		02/12/2020	23616328	Express Employment Professionals				2050 · Accounts Payable	16.50
Bill		02/12/2020	23616328	Express Employment Professionals				2050 · Accounts Payable	155.10
Bill		02/12/2020	23616328	Express Employment Professionals				2050 · Accounts Payable	150.15
Bill		02/12/2020	23616328	Express Employment Professionals				2050 · Accounts Payable	21.45
Bill		02/12/2020	23616328	Express Employment Professionals				2050 · Accounts Payable	28.05
Credit		02/12/2020	FEB CM	Express Employment Professionals				2050 · Accounts Payable	(315.43)
Credit		02/12/2020	FEB CM	Express Employment Professionals				2050 · Accounts Payable	(396.83)
Credit		02/12/2020	FEB CM	Express Employment Professionals				2050 · Accounts Payable	(71.23)
Credit		02/12/2020	FEB CM	Express Employment Professionals				2050 · Accounts Payable	(15.26)
Credit		02/12/2020	FEB CM	Express Employment Professionals				2050 · Accounts Payable	(106.84)
Credit		02/12/2020	FEB CM	Express Employment Professionals				2050 · Accounts Payable	(91.55)
Credit		02/12/2020	FEB CM	Express Employment Professionals				2050 · Accounts Payable	(10.18)
Credit		02/12/2020	FEB CM	Express Employment Professionals				2050 · Accounts Payable	(10.18)
Bill		02/19/2020	23643473	Express Employment Professionals				2050 · Accounts Payable	473.99



Sanitary Service Company, Inc.  
Office Labor - Temps  
For 1/1/2020 - 12/31/2020

Confidential Material Protected under WAC 480-07-160

4211 · Office Labo	Type	Date	Num	Name	Memo	Class	Clr	Split	Amount
Bill		02/19/2020	23643473	Express Employment Professionals				2050 · Accounts Payable	599.37
Bill		02/19/2020	23643473	Express Employment Professionals				2050 · Accounts Payable	111.62
Bill		02/19/2020	23643473	Express Employment Professionals				2050 · Accounts Payable	15.29
Bill		02/19/2020	23643473	Express Employment Professionals				2050 · Accounts Payable	143.73
Bill		02/19/2020	23643473	Express Employment Professionals				2050 · Accounts Payable	139.14
Bill		02/19/2020	23643473	Express Employment Professionals				2050 · Accounts Payable	19.88
Bill		02/19/2020	23643473	Express Employment Professionals				2050 · Accounts Payable	25.98
Bill		02/26/2020	23676465	Express Employment Professionals				2050 · Accounts Payable	498.72
Bill		02/26/2020	23676465	Express Employment Professionals				2050 · Accounts Payable	630.63
Bill		02/26/2020	23676465	Express Employment Professionals				2050 · Accounts Payable	117.44
Bill		02/26/2020	23676465	Express Employment Professionals				2050 · Accounts Payable	16.09
Bill		02/26/2020	23676465	Express Employment Professionals				2050 · Accounts Payable	151.22
Bill		02/26/2020	23676465	Express Employment Professionals				2050 · Accounts Payable	146.40
Bill		02/26/2020	23676465	Express Employment Professionals				2050 · Accounts Payable	20.91
Bill		02/26/2020	23676465	Express Employment Professionals				2050 · Accounts Payable	27.35
Bill		03/04/2020	23706509	Express Employment Professionals				2050 · Accounts Payable	543.90
Bill		03/04/2020	23706509	Express Employment Professionals				2050 · Accounts Payable	687.76
Bill		03/04/2020	23706509	Express Employment Professionals				2050 · Accounts Payable	128.08
Bill		03/04/2020	23706509	Express Employment Professionals				2050 · Accounts Payable	17.55
Bill		03/04/2020	23706509	Express Employment Professionals				2050 · Accounts Payable	164.92
Bill		03/04/2020	23706509	Express Employment Professionals				2050 · Accounts Payable	159.66
Bill		03/04/2020	23706509	Express Employment Professionals				2050 · Accounts Payable	22.81
Bill		03/04/2020	23706509	Express Employment Professionals				2050 · Accounts Payable	29.82
Bill		03/11/2020	23737288	Express Employment Professionals				2050 · Accounts Payable	523.44
Bill		03/11/2020	23737288	Express Employment Professionals				2050 · Accounts Payable	661.89
Bill		03/11/2020	23737288	Express Employment Professionals				2050 · Accounts Payable	123.26
Bill		03/11/2020	23737288	Express Employment Professionals				2050 · Accounts Payable	16.89
Bill		03/11/2020	23737288	Express Employment Professionals				2050 · Accounts Payable	158.72
Bill		03/11/2020	23737288	Express Employment Professionals				2050 · Accounts Payable	153.65
Bill		03/11/2020	23737288	Express Employment Professionals				2050 · Accounts Payable	21.95
Bill		03/11/2020	23737288	Express Employment Professionals				2050 · Accounts Payable	28.70
Bill		03/18/2020	23767269	Express Employment Professionals				2050 · Accounts Payable	285.59
Bill		03/18/2020	23767269	Express Employment Professionals				2050 · Accounts Payable	361.13
Bill		03/18/2020	23767269	Express Employment Professionals				2050 · Accounts Payable	67.25
Bill		03/18/2020	23767269	Express Employment Professionals				2050 · Accounts Payable	9.21
Bill		03/18/2020	23767269	Express Employment Professionals				2050 · Accounts Payable	86.60
Bill		03/18/2020	23767269	Express Employment Professionals				2050 · Accounts Payable	83.83
Bill		03/18/2020	23767269	Express Employment Professionals				2050 · Accounts Payable	11.98
Bill		03/18/2020	23767269	Express Employment Professionals				2050 · Accounts Payable	15.67
Bill		03/25/2020	23793631	Express Employment Professionals				2050 · Accounts Payable	272.80
Bill		03/25/2020	23793631	Express Employment Professionals				2050 · Accounts Payable	344.96
Bill		03/25/2020	23793631	Express Employment Professionals				2050 · Accounts Payable	64.24
Bill		03/25/2020	23793631	Express Employment Professionals				2050 · Accounts Payable	8.80
Bill		03/25/2020	23793631	Express Employment Professionals				2050 · Accounts Payable	82.72
Bill		03/25/2020	23793631	Express Employment Professionals				2050 · Accounts Payable	80.08
Bill		03/25/2020	23793631	Express Employment Professionals				2050 · Accounts Payable	11.44
Bill		03/25/2020	23793631	Express Employment Professionals				2050 · Accounts Payable	14.96
Bill		07/15/2020	24149442	Express Employment Professionals				2050 · Accounts Payable	165.28
Bill		07/22/2020	24178622	Express Employment Professionals				2050 · Accounts Payable	170.45
Bill		07/29/2020	24191828	Express Employment Professionals				2050 · Accounts Payable	165.28
Bill		09/16/2020	24390868	Express Employment Professionals				2050 · Accounts Payable	218.18
Bill		09/16/2020	24390868	Express Employment Professionals				2050 · Accounts Payable	275.89
Bill		09/16/2020	24390868	Express Employment Professionals				2050 · Accounts Payable	51.38
Bill		09/16/2020	24390868	Express Employment Professionals				2050 · Accounts Payable	7.04
Bill		09/16/2020	24390868	Express Employment Professionals				2050 · Accounts Payable	66.16
Bill		09/16/2020	24390868	Express Employment Professionals				2050 · Accounts Payable	64.05
Bill		09/16/2020	24390868	Express Employment Professionals				2050 · Accounts Payable	9.15
Bill		09/16/2020	24390868	Express Employment Professionals				2050 · Accounts Payable	11.95
Bill		09/16/2020	24390868	Express Employment Professionals				2050 · Accounts Payable	206.60
Bill		09/23/2020	24411651	Express Employment Professionals				2050 · Accounts Payable	290.90
Bill		09/23/2020	24411651	Express Employment Professionals				2050 · Accounts Payable	367.85
Bill		09/23/2020	24411651	Express Employment Professionals				2050 · Accounts Payable	68.50
Bill		09/23/2020	24411651	Express Employment Professionals				2050 · Accounts Payable	9.38
Bill		09/23/2020	24411651	Express Employment Professionals				2050 · Accounts Payable	88.21
Bill		09/23/2020	24411651	Express Employment Professionals				2050 · Accounts Payable	85.39
Bill		09/23/2020	24411651	Express Employment Professionals				2050 · Accounts Payable	12.20



Sanitary Service Company, Inc.  
Office Labor - Temps  
For 1/1/2020 - 12/31/2020

Confidential Material Protected under WAC 480-07-160

4211 · Office Labor	Type	Date	Num	Name	Memo	Class	Clr	Split	Amount
Bill		11/24/2020	24690929	Express Employment Professionals				2050 · Accounts Payable	290.90
Bill		11/24/2020	24690929	Express Employment Professionals				2050 · Accounts Payable	367.85
Bill		11/24/2020	24690929	Express Employment Professionals				2050 · Accounts Payable	68.50
Bill		11/24/2020	24690929	Express Employment Professionals				2050 · Accounts Payable	9.38
Bill		11/24/2020	24690929	Express Employment Professionals				2050 · Accounts Payable	88.21
Bill		11/24/2020	24690929	Express Employment Professionals				2050 · Accounts Payable	85.39
Bill		11/24/2020	24690929	Express Employment Professionals				2050 · Accounts Payable	12.20
Bill		11/24/2020	24690929	Express Employment Professionals				2050 · Accounts Payable	15.97
Bill		12/02/2020	24731461	Express Employment Professionals				2050 · Accounts Payable	174.54
Bill		12/02/2020	24731461	Express Employment Professionals				2050 · Accounts Payable	220.71
Bill		12/02/2020	24731461	Express Employment Professionals				2050 · Accounts Payable	41.10
Bill		12/02/2020	24731461	Express Employment Professionals				2050 · Accounts Payable	5.63
Bill		12/02/2020	24731461	Express Employment Professionals				2050 · Accounts Payable	52.93
Bill		12/02/2020	24731461	Express Employment Professionals				2050 · Accounts Payable	51.24
Bill		12/02/2020	24731461	Express Employment Professionals				2050 · Accounts Payable	7.32
Bill		12/02/2020	24731461	Express Employment Professionals				2050 · Accounts Payable	9.57
Bill		12/09/2020	24756065	Express Employment Professionals				2050 · Accounts Payable	290.90
Bill		12/09/2020	24756065	Express Employment Professionals				2050 · Accounts Payable	367.85
Bill		12/09/2020	24756065	Express Employment Professionals				2050 · Accounts Payable	68.50
Bill		12/09/2020	24756065	Express Employment Professionals				2050 · Accounts Payable	9.38
Bill		12/09/2020	24756065	Express Employment Professionals				2050 · Accounts Payable	88.21
Bill		12/09/2020	24756065	Express Employment Professionals				2050 · Accounts Payable	85.39
Bill		12/09/2020	24756065	Express Employment Professionals				2050 · Accounts Payable	12.20
Bill		12/09/2020	24756065	Express Employment Professionals				2050 · Accounts Payable	15.97
Bill		12/16/2020	24794118	Express Employment Professionals				2050 · Accounts Payable	290.90
Bill		12/16/2020	24794118	Express Employment Professionals				2050 · Accounts Payable	367.85
Bill		12/16/2020	24794118	Express Employment Professionals				2050 · Accounts Payable	68.50
Bill		12/16/2020	24794118	Express Employment Professionals				2050 · Accounts Payable	9.38
Bill		12/16/2020	24794118	Express Employment Professionals				2050 · Accounts Payable	88.21
Bill		12/16/2020	24794118	Express Employment Professionals				2050 · Accounts Payable	85.39
Bill		12/16/2020	24794118	Express Employment Professionals				2050 · Accounts Payable	12.20
Bill		12/16/2020	24794118	Express Employment Professionals				2050 · Accounts Payable	15.97
Bill		12/22/2020	24813209	Express Employment Professionals				2050 · Accounts Payable	290.90
Bill		12/22/2020	24813209	Express Employment Professionals				2050 · Accounts Payable	367.85
Bill		12/22/2020	24813209	Express Employment Professionals				2050 · Accounts Payable	68.50
Bill		12/22/2020	24813209	Express Employment Professionals				2050 · Accounts Payable	9.38
Bill		12/22/2020	24813209	Express Employment Professionals				2050 · Accounts Payable	88.21
Bill		12/22/2020	24813209	Express Employment Professionals				2050 · Accounts Payable	85.39
Bill		12/22/2020	24813209	Express Employment Professionals				2050 · Accounts Payable	12.20
Bill		12/22/2020	24813209	Express Employment Professionals				2050 · Accounts Payable	15.97
Bill		12/29/2020	24834428	Express Employment Professionals				2050 · Accounts Payable	232.72
Bill		12/29/2020	24834428	Express Employment Professionals				2050 · Accounts Payable	294.28
Bill		12/29/2020	24834428	Express Employment Professionals				2050 · Accounts Payable	54.80
Bill		12/29/2020	24834428	Express Employment Professionals				2050 · Accounts Payable	7.51
Bill		12/29/2020	24834428	Express Employment Professionals				2050 · Accounts Payable	70.57
Bill		12/29/2020	24834428	Express Employment Professionals				2050 · Accounts Payable	68.32
Bill		12/29/2020	24834428	Express Employment Professionals				2050 · Accounts Payable	9.76
Bill		12/29/2020	24834428	Express Employment Professionals				2050 · Accounts Payable	12.76
Bill		12/31/2020	FOR REC	Express Employment Professionals				2050 · Accounts Payable	174.54
Bill		12/31/2020	FOR REC	Express Employment Professionals				2050 · Accounts Payable	220.71
Bill		12/31/2020	FOR REC	Express Employment Professionals				2050 · Accounts Payable	41.10
Bill		12/31/2020	FOR REC	Express Employment Professionals				2050 · Accounts Payable	5.63
Bill		12/31/2020	FOR REC	Express Employment Professionals				2050 · Accounts Payable	52.93
Bill		12/31/2020	FOR REC	Express Employment Professionals				2050 · Accounts Payable	51.24
Bill		12/31/2020	FOR REC	Express Employment Professionals				2050 · Accounts Payable	7.32
Bill		12/31/2020	FOR REC	Express Employment Professionals				2050 · Accounts Payable	9.57
<b>Total 4211 · Office Labor Expense</b>									<u>33,546.23</u>









Sanitary Service Company, Inc.  
Wage Increases per CBA - Summary

**Confidential Material Protected under WAC 480-07-160**

COMBINED CBA'S						
	1/1/2019	1/1/2020	1/1/2021	1/1/2022	1/1/2023	TOTAL
TOTAL \$ Increase/Hour	[REDACTED]					
Total \$ Increase/Year						
project for 1/1/2021 - 12/31/2021	[REDACTED]					



Garbage - 39 Full Time Equivalent



WAGE \$ Increase/Hour  
Approximate Employees  
Hours/year

**Pension Contributions:** for each straight time  
compensable hour, max of 2080 hours/year.

PENSION \$ Increase/Hour  
Approximate Employees  
Hours/year

TOTAL \$ Increase/Hour  
Approximate Employees

**GRAND TOTAL INCREASE PER YEAR**

**project for 1/1/2021 - 12/31/2021**

Step Increases:

- 1st 800 hrs
- 2nd 800 hrs
- 3rd 800 hrs
- 4th 800 hrs
- 5th 800 hrs
- 6th 800 hrs
- Thereafter (top step)

Recycling - 33 Full Time Equivalents

20

WAGE \$ Increase/Hour  
Approximate Employees  
Hours/year

Pension Contributions: for each straight time  
compensable hour, max of 2080 hours per  
year.

PENSION \$ Increase/Hour  
Approximate Employees  
Hours/year

Total \$ Increase/Hour  
Approximate Employees


**GRAND TOTAL INCREASE PER YEAR**

Wage

**project for 1/1/2021 - 12/31/2021**

Step Increases:

- 1st 800 hrs
- 2nd 800 hrs
- 3rd 800 hrs
- 4th 800 hrs
- 5th 800 hrs
- 6th 800 hrs
- Thereafter (top step)



**Shop - 6 Full Time Equivalents**



TOTAL \$ Increase/Hour  
Approximate Employees  
Hours/year

Pension Contributions: for each straight time  
compensable hour, max of 2080 hours per year.

TOTAL \$ Increase/Hour  
Approximate Employees  
Hours/year

TOTAL \$ Increase/Hour  
Approximate Employees

**GRAND TOTAL INCREASE PER YEAR**

V

project for 1/1/2021 - 12/31/2021

**MECHANIC**

Step Increases:

- Step 1
- Step 2
- Top Step

**Transfer Station**

Step Increases:

- Step 1
- Step 2
- Top Step

**Toter Washer/Laborer**



**Sanitary Service Company, Inc.**

Payroll Taxes

**Confidential Material Protected under WAC 480-07-160**

1/1/2020 - 12/31/2020      2021 Increases

4210 · Labor

4212 · Shop Labor Expense

4211 · Office Labor Expense

4220 · Executive Salaries

Payroll Taxes



**Sanitary Service Company, Inc.**

L&I Rates

12/31/2020

**HOURS**

	<b>Solid Waste</b>	<b>Clerical Office</b>	
<b>2020 Rates</b>	<b>1.9366</b>	<b>0.1498</b>	<b>Total Expense</b>
2020 Q1	40,201	5,522	78,680.45
2020 Q2	35,742	6,278	70,158.40
2020 Q3	39,323	6,819	77,174.41
2020 Q4	38,882	6,284	76,240.22
			<u>302,253.49</u>

**HOURS**

	<b>Solid Waste</b>	<b>Clerical Office</b>	
<b>2021 Rates</b>	<b>1.8374</b>	<b>0.1617</b>	<b>Total Expense</b>
2020 Q1	40,201	5,522	74,758.22
2020 Q2	35,742	6,278	66,687.50
2020 Q3	39,323	6,819	73,354.71
2020 Q4	38,882	6,284	72,457.91
			<u>287,258.35</u>

**(14,995.14) Reduced expense in 2021**



State of Washington  
Department of Labor and Industries  
PO Box 44141  
Olympia WA 98504-4140

THIS IS  
NOT A  
BILL  
12-09-20



Policyholder  
**SANITARY SERVICE CO**  
PO BOX 1702  
BELLINGHAM WA 98227

Rate Notice: WA Workers' Compensation	
Effective Date:	Experience Factor <sup>1</sup> :
<b>January 1, 2021</b>	<b>0.7561</b>
Experience Period:	
<b>July 1, 2016 - June 30, 2019</b>	
WA Unified Business Identifier (UBI):	
<b>600 172 770</b>	
L&I Account ID:	FAC Number:
<b>054,641-00</b>	<b>48960549</b>
Account Manager:	
<b>KEITH CURTISS</b> <b>(360)902-6641</b>	

**What went into calculating your 2021 workers' comp rates?**

- 1. Change in L&I average 'base' rate:** 0.0% average rate change for 2021; rates specific to your industry can be found on our website at [lni.wa.gov](http://lni.wa.gov)
- 2. Changes in industry costs:** Changes in claim costs compared to premiums collected for your industry ('risk class') in which some or all of your employees worked.
- 3. Your Experience Factor:** Based on the medical, wage replacement and disability benefit costs for worker claims on your account, during the experience period listed above.

Find 12 tools to enhance safety and control costs at [www.Lni.wa.gov/ControlMyRates](http://www.Lni.wa.gov/ControlMyRates)

Pay your premiums online: [www.Lni.wa.gov/QuarterlyReports](http://www.Lni.wa.gov/QuarterlyReports)  
Need help understanding this notice? Call your account manager at the phone number shown above.

Have a payroll service?  
Send them a copy of this notice.

Class Code	Class Code Description	Accident Fund (AF) <sup>1</sup>	Medical Aid Fund (MA) <sup>2</sup>	Stay at Work Program <sup>3</sup>	Supp. Pension Fund (SP) <sup>4</sup>	Hourly Employer Contribution	Hourly Employee Withholding	= Your Total Hourly Rate [1] + [2] + [3] + [4] + [5]
4305-10	Solid Waste/Refuse Collection	1.5587	0.6659	0.0240	0.1372	01.50800	00.32940	01.8374
4904-00	Clerical Office MOC & Draftsmn	0.0193	0.0128	0.0005	0.1372	00.00015	00.07355	00.1617

Your experience factor history:

What's an experience factor?  
See back for an explanation.

1.0000  
Base Factor

.7775  
2020 Factor

.7561  
2021 Factor

This is the employer's contribution to workers' comp coverage.

Withhold this amount from employee pay for each hour\* they work. It is their contribution to workers' comp coverage.

On the Quarterly Report, the employer will multiply this number by the hours\* worked to calculate premiums.

Sanitary Service Company, Inc.

**Confidential Material Protected under WAC 480-07-160**


2020 Unemployment Insurance (UI) Rates

C:\Users\sarac\Desktop\Sara\Employee INFO\Unemployment Insurance UI Info

If former employees file for unemployment insurance, you will (indirectly) be the one footing the bill. Benefit payments are charged to your employer tax account, which results in increased state tax rates. The more unemployment claims the state approves, the more you will contribute for unemployment taxes.

**ADP Statistical Summary - State unemployment/Disability Ins - ER**

Pay 19



**SANITARY SERVICE  
405301-00-3**

Tax year: 2020  
Tax class: Taxable  
Annual taxable wage base: \$52,700.00

	Total UI tax rate	EAF rate	Total employer tax rate
1st quarter	0.22%	0.03%	0.25%
2nd quarter	0.22%	0.03%	0.25%
3rd quarter	0.22%	0.03%	0.25%
4th quarter	0.22%	0.03%	0.25%

	Forecast	Sample Month	\$ increase /month	\$ increase /year
2020	0.25%	1,093.97		
2021	0.88%	3,850.77	2,756.80	33,081.65
2022	0.88%	3,850.77	2,756.80	33,081.65
2023	0.60%	2,625.53	1,531.56	18,378.70
2024	0.40%	1,750.35	656.38	7,876.58
2025	0.32%	1,400.28	306.31	3,675.74

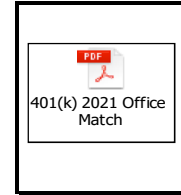
**Increased Expense in 2021**



Sanitary Service Company, Inc.  
Office 401(k) Matching Contributions

**Confidential Material Protected under WAC 480-07-160**

2020 ACTUAL	Gross Comp	Eligible Deferral	Employer Match
[REDACTED]			



2021 ESTIMATED GROSS WAGES	Estimated based on 2020	Estimated participation (rounded)	100 of first 6%	
			at full	at estimated
[REDACTED]				

Sanitary Service Company, Inc.  
Office 401(k) Profit Sharing Contributions  
2020 Plan Year

**Confidential Material Protected under WAC 480-07-160**

Employee Elective Deferral	% Employer Match
[Redacted]	

*Employer Discretionary  
1 year & 1000 hours  
worked AND active on last  
day of year*

Name	Birth Date	Hire Date	Term Date	Gross Comp	Eligible Compensation	Employee Deferral W2 - box 12A	Eligible Deferral	Profit Sharing at 10%
[Redacted]								

**Sanitary Service Company, Inc.**  
**Teamsters Benefits Increases**  
 2021 vs 2020

	<b>2020</b>	<b>2021</b>	<b>Monthly increase/ employee</b>	<b>Approx. Employees</b>	<b>Annual Increase in Costs</b>
<b>Garbage</b>					
Medical Plan A	1,448.00	1,470.00			
Life/AD&D C \$5k Employee/\$500 dependent	1.60	1.60			
Weekly time loss D-\$100	3.00	3.00			
Disability Wavers	11.40	11.40			
Dental Plan B	87.50	87.50			
Vision Plan Ext	17.10	17.10			
Monthly Rate	1,568.60	1,590.60			
Annual Rate	18,823.20	19,087.20	264.00	38	10,032.00
<b>Recycling</b>					
Medical Plan A	1,448.00	1,470.00			
Life/AD&D C \$5k Employee/\$500 dependent	1.60	1.60			
Weekly time loss D-\$100	3.00	3.00			
Disability Wavers	11.40	11.40			
Dental Plan B	87.50	87.50			
Vision Plan Ext	17.10	17.10			
Monthly Rate	1,568.60	1,590.60			
Annual Rate	18,823.20	19,087.20	264.00	36	9,504.00
<b>Shop</b>					
Medical Plan	1,448.00	1,470.00			
Life/AD&D	1.60	1.60			
Weekly time loss D-\$100	3.00	3.00			
Disability Wavers	11.40	11.40			
Dental Plan B	87.50	87.50			
Vision Plan Ext	17.10	17.10			
Monthly Rate	1,568.60	1,590.60			
Annual Rate	18,823.20	19,087.20	264.00	7	1,848.00
Owner/President			264.00	1	264.00
				82	21,648.00

Proforma



**WASHINGTON  
TEAMSTERS  
WELFARE TRUST**

**Contribution Rate Changes Effective January 1, 2021 (December 2020 hours)**

The below 2021 rates will be reflected on the reporting forms to be sent to employers from the Trust Office for December 2020 hours (payment due in January 2021).

Plans available for new or renewing labor agreements	2020	2021	Increase/(Decrease)	
			\$	%
<b>Medical</b>				
Plan A	\$1,448.00	\$1,470.00	\$22.00	1.5%
Plan B	\$1,268.00	\$1,288.00	\$20.00	1.6%
Plan Z	\$1,196.00	\$1,214.00	\$18.00	1.5%
<b>Employee Life/AD&amp;D and Dependent Life</b>				
Plan A \$30,000/\$3,000	\$ 8.60	\$ 8.60		No Change
Plan B \$15,000/\$1,500	\$ 4.40	\$ 4.40		No Change
Plan C \$ 5,000/\$ 500	\$ 1.60	\$ 1.60		No Change
<b>Employee Time Loss</b>				
Plan E \$500/week	\$ 30.00	\$ 30.00		No Change
Plan A \$400/week	\$ 18.00	\$ 18.00		No Change
Plan B \$300/week	\$ 11.00	\$ 11.00		No Change
Plan C \$200/week	\$ 6.00	\$ 6.00		No Change
Plan D \$100/week	\$ 3.00	\$ 3.00		No Change
<b>9-Month Disability Waiver of Contributions Extension</b>				
Medical Plans Only	\$ 11.40	\$ 11.40		No Change
<b>Dental</b>				
Plan A	\$ 120.50	\$ 120.50		No Change
Plan B	\$ 87.50	\$ 87.50		No Change
Plan C	\$ 41.55	\$ 41.55		No Change
<b>Vision</b>				
Plan EXT	\$ 17.10	\$ 17.10		No Change
<b>Domestic Partners</b>				
Medical	\$ 18.00	\$ 18.00		No Change
Dental	\$ 2.20	\$ 2.20		No Change
Vision	\$ 0.20	\$ 0.20		No Change
<b>Plans no longer available for negotiation</b>				
Medical Plan C *	\$1,062.00	\$1,062.00		No Change

\* Medical Plan C is no longer a negotiable plan. Upon the expiration of Collective Bargaining Agreements with Medical Plan C, the Bargaining Parties must select another Trust medical plan or cease medical plan participation.

The 2021 contribution rates, along with the reserves of the Trust, are anticipated to be sufficient to fund the benefit plans for the full year. However, the benefits available under the Trust are self-funded and, as such, the Trustees cannot guarantee contribution rates.

Sanitary Service Company, Inc.  
New Route Manager Cost Analysis  
Started 8/14/2020


**Confidential Material Protected under WAC 480-07-160**

Adjusted for Office Employee - Salary & Benefits

If Office Employee

Profit Sharing

Health Insurance - employee




Pension  
Health Insurance

1st 800 hrs  
2nd 800 hrs  
3rd 800 hrs  
4th 800 hrs  
5th 800 hrs  
6th 800 hrs  
Thereafter (top step)

**Employee - Starting 3/22/2021**

**Employee - Starting 4/5/2021**



Sanitary Service Company, Inc.  
 Regence Health Insurance Cost Analysis  
 2.5% increase effective 5/1/2021

**Confidential Material Protected under WAC 480-07-160**

Health Insurance	Sum of Amount	
Regence Blue Shield	[REDACTED]	Office
WASHINGTON TEAMSTERS WELFARE TRUST		Union
Grand Total		
2020 Regence Per month		
5/1/2021 Increase	2.50%	
Increase per month	1,198.52	
1/1/2021 - 4/30/2021	[REDACTED]	
5/1/2021 - 12/31/2021		
Increase from 2021 vs 2020	9,588.14	Proforma

Sanitary Service Company, Inc.  
Fuel  
January 31, 2020 through December 31, 2020

Invoice Date	Invoice Total	Drafted Invoice Discount	Discount Amount	Type of Fuel	Gallons	Price Per Gallon	Sale Amount	Federal Tax	State Tax	Local Tax	Sales Tax	S/F Haz Tax	Total	
1/31/2020	54,531.79	53,576.18	955.61	Ultra LS	4,148.00	2.77	8,305.57	1,020.85	2,049.08	-	-	112.50	11,488.00	
Garbage 160689				DEF Bulk	192.48	2.89	511.81	-	-	-	44.57	-	556.38	
				Bio Diesel	2.88	2.88	30,662.76	3,578.63	7,183.65	-	-	-	394.59	41,819.63
				Regular	109.56	2.75	298.17	-	-	-	-	-	2.96	301.13
				Midgrade	62.19	2.98	183.33	-	-	-	-	-	1.69	185.02
				Premium	58.06	3.13	180.06	-	-	-	-	-	1.57	181.63
1/31/2020	28,772.13	28,266.31	505.82	Ultra LS	2,837.19	2.77	5,690.59	698.24	1,401.54	-	-	-	77.03	7,867.40
Recycle 160678				DEF Bulk	23.55	2.89	62.62	-	-	-	-	-	5.46	68.08
				Bio Diesel	7,238.32	2.87	15,235.75	1,781.20	3,575.62	-	-	-	196.39	20,788.96
				Regular	17.25	2.77	47.22	-	-	-	-	-	0.47	47.69
2/29/2020	46,932.71	46,048.60	884.11	Ultra LS	4,482.52	2.58	8,113.63	1,103.12	2,214.32	-	-	-	121.64	11,552.71
Garbage 160955				DEF Bulk	151.91	2.89	403.94	-	-	-	-	-	35.19	439.13
				Bio Diesel	12,947.45	2.68	24,707.67	3,186.29	6,396.03	-	-	-	351.37	34,641.36
				Regular	61.49	2.86	173.93	-	-	-	-	-	1.67	175.60
				Premium	38.38	3.19	122.86	-	-	-	-	-	1.05	123.91
2/29/2020	23,444.92	23,002.93	441.99	Ultra LS	2,140.30	2.58	3,869.44	526.69	1,057.31	-	-	-	58.09	5,511.53
Recycle 160944				DEF Bulk	27.00	2.89	71.79	-	-	-	-	-	6.26	78.05
				Bio Diesel	6,663.16	2.68	12,716.55	1,639.74	3,291.50	-	-	-	180.91	17,828.70
				Regular	9.38	2.84	26.39	-	-	-	-	-	0.25	26.64
3/31/2020	42,793.30	41,858.35	934.95	Ultra LS	4,845.85	2.21	7,002.03	1,192.50	2,393.85	-	-	-	131.50	10,719.88
Gargabe 161221				DEF Bulk	162.43	2.89	431.90	-	-	-	-	-	37.64	469.54
				Bio Diesel	13,539.26	2.31	20,867.96	3,332.04	6,688.30	-	-	-	367.28	31,255.58
				Regular	61.60	2.14	129.85	-	-	-	-	-	1.66	131.51
				Midgrade	21.81	2.13	45.90	-	-	-	-	-	0.59	46.49
				Premium	68.09	2.50	168.45	-	-	-	-	-	1.85	170.30
3/31/2020	23,679.34	23,160.39	518.95	Ultra LS	2,865.89	2.20	4,113.60	705.24	1,415.69	-	-	-	77.73	6,312.26
Recycle 161209				DEF Bulk	29.83	2.89	79.32	-	6.91	-	-	-	-	86.23
				Bio Diesel	7,472.28	2.31	11,521.11	1,838.80	3,691.12	-	-	-	202.66	17,253.69
				Regular	10.97	2.48	26.86	-	-	-	-	-	0.30	27.16
4/30/2020	33,285.92	32,395.17	890.75	Ultra LS	4,618.35	1.79	4,708.73	1,136.59	2,281.47	-	-	-	125.32	8,252.11
Garbage 161466				DEF Bulk	165.16	2.89	439.17	-	-	-	-	-	38.27	477.44
				Bio Diesel	12,933.34	1.89	14,466.88	3,182.78	6,388.96	-	-	-	350.86	24,389.48
				Regular	76.45	1.61	121.26	-	-	-	-	-	2.07	123.33
				Premium	21.67	2.01	42.97	-	-	-	-	-	0.59	43.56
4/30/2020	18,977.51	18,465.17	512.34	Ultra LS	3,410.91	1.79	3,470.18	839.38	1,685.04	-	-	-	92.53	6,087.13
Recycle 161457				DEF Bulk	30.77	2.89	81.82	-	-	-	-	-	7.13	88.95
				Bio Diesel	6,795.99	1.88	7,573.53	1,672.41	3,357.15	-	-	-	184.36	12,787.45
				Regular	9.06	1.54	13.73	-	-	-	-	-	0.25	13.98
5/31/2020	32,767.25	31,903.41	863.84	Ultra LS	4,752.68	1.82	5,024.11	1,169.67	2,347.78	-	-	-	128.97	8,670.53
Garbage 161717				DEF Bulk	157.25	2.89	418.11	-	-	-	-	-	36.44	454.55
				Bio Diesel	12,170.62	1.91	13,852.39	2,995.15	6,012.21	-	-	-	330.27	23,190.02
				Regular	94.91	2.04	191.18	-	-	-	-	-	2.58	193.76
				Midgrade	49.45	2.50	122.23	-	-	-	-	-	1.34	123.57
				Midgrade	9.80	2.88	27.95	-	-	-	-	-	0.27	28.22
				Premium	42.13	2.53	105.45	-	-	-	-	-	1.15	106.60
5/31/2020	18,737.69	18,239.56	498.13	Ultra LS	3,326.83	1.81	3,481.15	818.64	1,643.41	-	-	-	90.29	6,033.49
Recycle				DEF Bulk	29.29	2.89	77.86	-	-	-	-	-	6.78	84.64
				Bio Diesel	6,594.62	1.91	7,533.05	1,622.91	3,257.63	-	-	-	178.94	12,592.53
				Regular	11.88	2.28	26.71	-	-	-	-	-	0.32	27.03
6/30/2020	40,187.87	39,243.94	943.93	Regular	57.95	2.44	139.93	-	-	-	-	-	1.58	141.51
Garbage 161984				Premium	32.81	2.82	91.58	-	-	-	-	-	0.88	92.46
				Ultra LS	5,525.23	2.05	7,093.34	1,359.66	2,729.44	-	-	-	149.98	11,332.42
				DEF Bulk	157.22	2.89	418.05	-	-	-	-	-	36.37	454.42
				Midgrade	5.76	3.08	17.56	-	-	-	-	-	0.16	17.72
				Bio Diesel	13,099.63	2.15	18,098.55	3,223.87	6,471.37	-	-	-	355.55	28,149.34
6/30/2020	21,191.53	20,692.01	499.52	Regular	28.06	2.46	68.20	-	-	-	-	-	0.76	68.96
Recycle 161972				Ultra LS	2,996.08	2.04	3,816.17	737.32	1,480.07	-	-	-	81.26	6,114.82
				DEF Bulk	21.87	2.89	58.17	0	-	-	-	-	5.05	63.22
				Bio Diesel	6,944.45	2.15	9,616.47	1,709.02	3,430.63	-	-	-	188.41	14,944.53
7/31/2020	45,442.96	44,421.43	1,021.53	Regular	101.65	2.55	256.29	-	-	-	-	-	2.76	259.05
Garbage 162249				Premium	24.62	2.90	70.69	-	-	-	-	-	0.66	71.35
				Ultra LS	6,134.32	2.15	8,470.40	1,509.65	3,030.37	-	-	-	166.41	13,176.83
				DEF Bulk	193.27	2.89	513.91	-	-	-	-	-	44.69	558.60
				Midgrade	36.12	3.13	112.17	-	-	-	-	-	0.98	113.15
				Bio Diesel	13,940.67	2.24	20,568.06	3,430.88	6,886.78	-	-	-	378.26	31,263.98
7/31/2020	24,131.49	23,587.04	544.45	Regular	18.63	2.56	47.10	-	-	-	-	-	0.50	47.60
Recycle 162238				Ultra LS	3,228.86	2.14	4,435.87	794.63	1,595.08	-	-	-	87.67	6,913.25
				DEF Bulk	31.37	2.89	83.42	-	-	-	-	-	7.26	90.68
				Bio Diesel	7,610.23	2.24	11,241.12	1,872.96	3,759.33	-	-	-	206.55	17,079.96







Sanitary Service Company, Inc.  
1001 Roeder Ave - CNG Fueling Station

Bill Date	Billing Period	Charges	Therms Used	1.2667	1.11	0.183	Breakout of Total Gas Charges													
							Baia Svc Charge	Delivery Charge	Ave Cost of Gas	Temp Gas Amort	Energy Assit Fund	Pipeline Replac	Decoupling Mech	Deferred Gas Cost	Consrvation	Protected EDIT	Unprotecte d EDIT	FIT Credit	City Tax	Total
1/29/2020	12/31/2019 - 1/27/2020	\$ 3,810.17	4,280.00	3,378.86	3,044.02	557.06	\$ 13.00	\$ 990.48	\$ 1,864.28	\$ 579.08	\$ 11.51	\$ 43.53	\$ 3.47	\$ 112.56	\$ (26.49)	\$ (9.86)	\$ 228.61	\$ 3,810.17	\$ -	
2/28/2020	1/28/2020 - 2/27/2020	\$ 4,994.30	5,615.00	4,432.78	3,993.49	730.81	\$ 13.00	\$ 1,299.42	\$ 2,445.78	\$ 759.71	\$ 15.10	\$ 57.10	\$ 4.55	\$ 147.67	\$ (34.76)	\$ (12.93)	\$ 299.66	\$ 4,994.30	\$ -	
3/31/2020	2/28/2020 - 3/30/2020	\$ 4,812.79	5,277.00	4,165.94	3,753.10	686.82	\$ 13.00	\$ 1,371.49	\$ 2,298.55	\$ 713.98	\$ 14.20	\$ 14.54	\$ 4.28	\$ 138.79	\$ (32.66)	\$ (12.15)	\$ 288.77	\$ 4,812.79	\$ -	
4/29/2020	3/31/2020 - 4/28/2020	\$ 5,436.42	5,953.00	4,699.61	4,233.89	774.80	\$ 13.00	\$ 1,558.50	\$ 2,593.01	\$ 805.44	\$ 16.01	\$ 13.45	\$ 4.82	\$ 156.56	\$ (36.85)	\$ (13.71)	\$ 326.19	\$ 5,436.42	\$ -	
5/29/2020	4/29/2020 - 5/28/2020	\$ 5,958.37	6,526.00	5,151.97	4,641.41	849.38	\$ 13.00	\$ 1,708.51	\$ 2,842.60	\$ 882.97	\$ 17.55	\$ 14.75	\$ 5.29	\$ 171.63	\$ (40.40)	\$ (15.03)	\$ 357.50	\$ 5,958.37	\$ -	
6/30/2020	5/29/2020 - 6/29/2020	\$ 5,978.41	6,548.00	5,169.34	4,657.06	852.24	\$ 13.00	\$ 1,714.27	\$ 2,852.18	\$ 885.94	\$ 17.61	\$ 14.80	\$ 5.30	\$ 172.21	\$ (40.53)	\$ (15.08)	\$ 358.71	\$ 5,978.41	\$ -	
7/30/2020	6/30/2020 - 7/29/2020	\$ 5,796.24	6,348.00	5,011.45	4,514.82	826.21	\$ 13.00	\$ 1,661.91	\$ 2,765.06	\$ 858.88	\$ 17.08	\$ 14.35	\$ 5.14	\$ 166.95	\$ (39.29)	\$ (14.62)	\$ 347.78	\$ 5,796.24	\$ -	
8/28/2020	7/30/2020 - 8/27/2020	\$ 5,259.71	5,759.00	4,546.46	4,095.91	749.55	\$ 13.00	\$ 1,507.71	\$ 2,508.51	\$ 779.19	\$ 15.49	\$ 13.02	\$ 4.66	\$ 151.46	\$ (35.65)	\$ (13.26)	\$ 315.58	\$ 5,259.71	\$ -	
9/30/2020	8/28/2020 - 9/28/2020	\$ 5,517.48	6,042.00	4,769.87	4,297.18	786.38	\$ 13.00	\$ 1,581.80	\$ 2,631.77	\$ 817.48	\$ 16.25	\$ 13.65	\$ 4.89	\$ 158.90	\$ (37.40)	\$ (13.91)	\$ 331.05	\$ 5,517.48	\$ -	
10/28/2020	9/29/2020 - 10/26/2020	\$ 5,220.55	5,716.00	4,512.51	4,065.33	743.95	\$ 13.00	\$ 1,496.45	\$ 2,489.78	\$ 773.37	\$ 15.38	\$ 12.92	\$ 4.63	\$ 150.33	\$ (35.38)	\$ (13.16)	\$ 313.23	\$ 5,220.55	\$ -	
12/1/2020	10/27/2020 - 11/30/2020	\$ 6,477.15	7,179.00	5,667.48	5,105.84	934.37	\$ 13.00	\$ 1,879.46	\$ 3,105.25	\$ 1,057.52	\$ 19.31	\$ 33.33	\$ (147.70)	\$ 188.68	\$ (40.31)	\$ (20.02)	\$ 388.63	\$ 6,477.15	\$ -	
12/31/2020	11/26/2020 - 12/30/2020	\$ 5,519.20	6,127.00	4,836.98	4,357.64	797.45	\$ 13.00	\$ 1,604.05	\$ 2,647.11	\$ 914.82	\$ 16.48	\$ 30.88	\$ (147.91)	\$ 161.02	\$ (33.82)	\$ (17.58)	\$ 331.15	\$ 5,519.20	\$ -	
1/31/2021	12/31/2020 - 1/27/2021	\$ 5,666.55	6,291.00	4,966.45	4,474.28	818.79	\$ 13.00	\$ 1,646.98	\$ 2,717.96	\$ 939.31	\$ 16.92	\$ 31.71	\$ (151.86)	\$ -	\$ 165.33	\$ (34.73)	\$ (18.06)	\$ 339.99	\$ 5,666.55	\$ -
2/28/2021	1/28/2021 - 2/26/2021	\$ 6,855.34	7,614.00	6,010.89	5,415.22	990.99	\$ 13.00	\$ 1,993.35	\$ 3,289.55	\$ 1,136.85	\$ 20.48	\$ 38.37	\$ (183.80)	\$ -	\$ 200.10	\$ (42.03)	\$ (21.85)	\$ 411.32	\$ 6,855.34	\$ -
<b>Total Therm used 1/1/2020 thru 12/31/2020</b>		<b>\$ 64,780.79</b>	<b>\$ 71,370.00</b>	<b>\$ 56,343.25</b>	<b>\$ 50,759.69</b>	<b>\$ 9,289.02</b>														
<b>Total Therm used 1/1/2021 thru 2/28/2021</b>			68,498.21																	
Cost Increase			<b>3,717.42</b>	Restating Entry																

\*Used the simplified conversion below therms/1.2667

	126.67	121.00
TAX		Credit
CCF (hundred Cubic feet)	470.00	470.00
Pressure factor	7.77	7.77
Conversion	100.00	100.00
Cubic Feet	365,405.00	365,405.00
Basis of tax /Credit	126.67	121.00
GGEs	2,884.70	3,019.88
Tax credit Rate	0.18	(0.50)
	527.90	(1,509.94)

SIMPLIFIED	Therms-Tax	Therms-Credit
Therms	4,056.00	4,056.00
Convert	1.2667	1.21
GGEs	3,202.02	3,352.07
Energy Factor	1.11	1.11
	2,884.70	3,019.88
Tax credit Rate	0.18	(0.50)
	527.90	(1,509.94)

Sanitary Service Company, Inc.  
 CNG Fuel Tax Credit  
 12/31/2020

Therms/gallon for Tax **126.67** Tax rate \$0.183  
 Therms/gallon for Credit **121.00** Credit rate \$0.50

		2020	Basis of tax 1.2667	GGEs Tax 1.11	Excise Tax 0.183	Split for Form 720 - schedule A tax liability (lines 1A-F)		Basis of credit 1.21	GGEs Credit 1.11	Credit (0.50)	difference= refund		
<b>Q1</b>	1/31/2020	5,777.00	4,560.67	4,108.71	751.89	375.95	375.94	4,774.38	4,301.24	(2,150.62)	(1,398.73)		
	2/28/2020	4,280.00	3,378.86	3,044.02	557.06	278.53	278.53	3,537.19	3,186.66	(1,593.33)	(1,036.27)		
	3/31/2020	5,615.00	4,432.78	3,993.49	730.81	365.40	365.41	4,640.50	4,180.63	(2,090.31)	(1,359.50)		
<b>Q1 TOTALS</b>		15,672.00	12,372.31	11,146.22	2,039.76			12,952.07	11,668.53	(5,834.26)	(3,794.51)	<b>COMBINED Form 8849 for Q1, Q2, &amp; Q3 and it is extremely unlikely we will be issued the credit since we missed the deadline.</b>	
<b>Q2</b>	4/30/2020	5,277.00	4,165.94	3,753.10	686.82	343.41	343.41	4,361.16	3,928.97	(1,964.49)	(1,277.67)		
	5/31/2020	5,953.00	4,699.61	4,233.89	774.80	387.40	387.40	4,919.83	4,432.28	(2,216.14)	(1,441.34)		
	6/30/2020	6,526.00	5,151.97	4,641.41	849.38	424.69	424.69	5,393.39	4,858.91	(2,429.45)	(1,580.08)		
<b>Q2 TOTALS</b>		17,756.00	14,017.53	12,628.40	2,311.00			14,674.38	13,220.16	(6,610.08)	(4,299.08)		
<b>Q3</b>	7/31/2020	6,548.00	5,169.34	4,657.06	852.24	426.12	426.12	5,411.57	4,875.29	(2,437.64)	(1,585.40)		
	8/31/2020	6,348.00	5,011.45	4,514.82	826.21	413.11	413.11	5,246.28	4,726.38	(2,363.19)	(1,536.98)		
	9/30/2020	5,759.00	4,546.46	4,095.91	749.55	374.78	374.77	4,759.50	4,287.84	(2,143.92)	(1,394.37)		
<b>Q3 TOTALS</b>		18,655.00	14,727.24	13,267.79	2,428.01			15,417.36	13,889.51	(6,944.75)	(4,516.75)	<b>Form 8849</b>	
<b>Q4</b>	10/31/2020	6,042.00	4,769.87	4,297.18	786.38	393.19	393.19	4,993.39	4,498.55	(2,249.27)	(1,462.89)		
	11/30/2020	5,716.00	4,512.51	4,065.33	743.95	371.98	371.98	4,723.97	4,255.83	(2,127.91)	(1,383.96)		
	12/31/2020	7,179.00	5,667.48	5,105.84	934.37	467.18	467.19	5,933.06	5,345.10	(2,672.55)	(1,738.18)		
<b>Q4 TOTALS</b>		18,937.00	14,949.87	13,468.35	2,464.71			15,650.41	14,099.47	(7,049.74)	(4,585.03)		
<b>GRAND TOTALS</b>		<b>71,020.00</b>	<b>56,066.95</b>	<b>50,510.76</b>	<b>9,243.47</b>			<b>58,694.21</b>	<b>52,877.67</b>	<b>(26,438.84)</b>	<b>(17,195.37)</b>		

Due to delays from Covid we did not receive form 637 Registration number until 11/18/20 and therefore we missed the filing deadline for prior credits.

On 3/29/2021, we received \$4,595.34 without any paperwork for 2020 Q4 Form 720 filing.



Received 3/29/2021 **4,595.34** Proforma  
 variance 10.31

**Sanitary Service Company, Inc.**

**Support Schedule for Washington Power Pumping and PTO Credits**

12/31/2020

Date	Total Miles	Total Fuel	Avg. Miles Per		Taxable Miles	Taxable Gallons	Credit Factor	Creditable	
			Gal					Gallons	Credit
2020 Q1	313,873	83,722.20	3.75		313,873	83,719.00	Step 14	16,525.00	\$ 4,606.84
2020 Q2	297,624	83,168.71	3.58		297,624	83,167.00	Step 14	16,387.00	\$ 4,568.37
2020 Q3&Q4	688,062	175,607.00	3.92		687,899	175,579.00	Step 14	34,888.00	\$ 10,763.99
								<b>\$ 19,939.20</b>	<b>Restating Entry</b>

**Sanitary Service Company, Inc.**

**Fuel Expenses**

<b>Row Labels</b>	<b>Sum of Amount</b>	
Cascade Natural Gas	64,780.79	CNG Fuel
Clean Energy	57,641.65	Monthly CNG inspections should be in acct #4120
DEPT OF LICENSING - Porate & Fuel Tax	(18,389.39)	Fuel tax credits
EMERALD SERVICES, INC.	3,645.30	Oil
INTERNAL REVENUE SERVICE	22,116.66	CNG Fuel Excise Tax
Miscellaneous Vendors	106.87	
Thermo Fluids Inc	8,568.99	Oil Disposal
Yorkston Oil Company	851,928.62	see split
(blank)		
<b>Grand Total</b>	<b>990,399.49</b>	

<b>Row Labels</b>	<b>Sum of Amount</b>	
Yorkston Oil Company	779,644.17	
Yorkston Oil Company - Supplies	72,284.45	
(blank)		
<b>Grand Total</b>	<b>851,928.62</b>	

Yorkston Supplies	72,284.45	
Clean Energy CNG Inspections	57,641.65	
Emerald Services - Oil	3,645.30	
Thermo Fluids - oil disposal	8,568.99	
	<b>142,140.39</b>	<b>RESTATING ADJUSTMENT</b>
		<b>Should be in #4120 Shop Expense &amp; Utilities</b>

Sanitary Service Company, Inc.

Disposal Fee Reconciliation 2020 **Confidential Material Protected under WAC 480-07-160**

Vendor	City		Ferndale		Commercial Recy		WUTC		WUTC - Yard Waste		Transfer		PRR		Total	
	Tons	Cost	Tons	Cost	Tons	Cost	Tons	Cost	Tons	Cost	Tons	Cost	Tons	Cost	Tons	Cost
Recomp																
RDS																
RDS/Clean Green																
Green Earth																
City of Bellingham - Sewer																
Cowden																
Vactor Waste/Other																
Adjustment/Other																
Per GL																

Sanitary Service Company, Inc.

**Confidential Material Protected under WAC 480-07-160**

**Cowden  
2020**

YEAR	Date	Disposal
2020	Jan	
2020	Feb	
2020	March	
2020	April	
2020	May	
2020	June	
2020	July	
2020	Aug	
2020	Sep	
2020	Oct	
2020	Nov	
2020	Dec	
	<b>Total Cost</b>	



**City of Bellingam - Sewer  
2020**

YEAR	Date	PRR Disposal
2020	Jan	
2020	Feb	
2020	March	
2020	April	
2020	May	
2020	June	
2020	July	
2020	Aug	
2020	Sep	
2020	Oct	
2020	Nov	
2020	Dec	
<b>Total Cos</b>		

Sanitary Service Company, Inc.  
Green Earth Technology

**Confidential Material Protected under WAC 480-07-160**

Green Earth Technology 2020 - Cost								
	Date	Ferndale	WUTC YW	Roll Off	City	Other	Total	Total Tons
2020	Jan							
2020	Feb							
2020	March							
2020	April							
2020	May							
2020	June							
2020	July							
2020	Aug							
2020	Sep							
2020	Oct							
2020	Nov							
2020	Dec							
	<b>Total Cost</b>							
	<b>Cost Per Ton</b>							
	<b>Total Tons</b>							

GL  
Check



YEAR	Date	WUTC BELL COMP		CITY BELL RES		WUTC BELL RO		OTHER		Total	Check	
		Tons	\$\$	Tons	\$\$	Tons	\$\$	Tons	\$\$		Tons	\$\$
2020												
2020												
2020												
2020												
2020												
2020												
2020												
2020												
2020												
2020												
2020												
2020												
2020												

City of Bellingham MSW - Effective May 1, 2021				
<i>Seattle-Tacoma-Bremerton</i>				
October 2020		284,505		
October 2019		278,682		
% of CPI Change		100%		
CPI Change		0.020895		
Contract Adjustment		0.020895		
			B&O Tax	
	Old Rates	New Rates	Increase	New Rates
MSW Disposal Fees	599.70	\$101.78	\$0.25	\$102.03

Sanitary Service Company, Inc.



64 S. Jackson St., Seattle, WA 98131  
p: 206.322.7700 | f: 206.764.1744 | [rep.bliservices.com](http://rep.bliservices.com)

April 29, 2020

Mr. Paul Razole, President  
Sanitary Service Company  
Via email: [paulr@ssc-inc.com](mailto:paulr@ssc-inc.com)

Dear Mr. Razole:

Thank you for your continued business with Republic Services. Though we are constantly working to provide you the best service at the most economical price, certain costs involved in providing solid waste management services continue to increase. This has resulted in higher costs to service our customers. As a result, you will see a rate adjustment on your August invoice for roll-off and compactor disposal.

Effective August 1, 2020, our revised price is \$97.75 per ton plus the City of Ferndale tax of 14.5% (equates to \$14.17 per ton). The total billing will be \$111.93 per ton for all roll-off containers and compactor loads.

For your accounting department, we will be coding these loads as Bellingham roll-offs (BH RO) or Bellingham compactor (BH COMP) in the billing system.

We appreciate the opportunity to continue to provide service to you.

Please let me know if there are any questions at 206-777-6430, or via email at [MEasley@republicservices.com](mailto:MEasley@republicservices.com).

Respectfully,

A handwritten signature in black ink that reads "MEasley".

Maria Easley  
Assistant Controller

cc: Sara Campbell, [sarac@ssc-inc.com](mailto:sarac@ssc-inc.com)



Sanitary Service Company, Inc. (SSC)

Republic Services/Recomp Disposal Fee Increase - All Commercial Customers

Republic Services/Recomp Tons reported in TG-102022

Republic Services/Recomp Rates Reported in TG-190492

Effective 9-1-2019

Confidential Material Protected under WAC 480-07-160

Service Level	Recomp - Packer			Annual Revenue	Unadjusted weight	Pickups per year	Unadjusted Tons	Actual Tons	57.13%	Per Pound Disposal	Monthly Increase	Gross-up Revenue Tax	INCREASED RATES		total resl & coml	total increase	1st PU Percentage Change
	TG-102022	TG-180948	TG-180948				Unadjusted Tons	Adjusted weight	Adjusted Tons				Round	Round			
	Customer Count	Rate											monthly or 1st PU	Addit PU			
6 YD EOW									*								
6 YD WEEKLY X 1																	
6 YD WEEKLY X 2																	
6 YD WEEKLY X 3																	
6 YD WEEKLY X 4																	
6 YD WEEKLY X 5																	
6 YD WEEKLY X 6																	
60 WEEKLY X 1																	
60 WEEKLY X 2																	
60 WEEKLY X 3																	
60 WEEKLY X 4																	
60 WEEKLY X 5																	
60 WEEKLY X 6																	
8 YD CONTAINER WEEKLY X 1																	
8 YD CONTAINER WEEKLY X 2																	
8 YD CONTAINER WEEKLY X 3																	
8 YD CONTAINER WEEKLY X 4																	
8 YD CONTAINER WEEKLY X 5																	
8 YD CONTAINER WEEKLY X 6																	
8 YD EOW																	
90 WEEKLY X 1																	
90 WEEKLY X 2																	
90 WEEKLY X 3																	
90 WEEKLY X 4																	
90 WEEKLY X 5																	
90 WEEKLY X 6																	
CANS WEEKLY X 1																	
CANS WEEKLY X 2																	
CANS WEEKLY X 3																	
CANS WEEKLY X 4																	
Extra Can																	
1 yard additional/ extra																	
1 yard Special PU																	
1 yd temp haul																	
1.5 yard additional/ extra																	
1.5 yard Special PU																	
1.5 yard Temp																	
2 yard additional/ extra																	
2yard Special PU																	
2 yd temp haul																	
3 yard additional/ extra																	
3 yard Special PU																	
3 yard Temp Haul																	
4 yard additional/ extra																	
4yard Special PU																	
4yard Temp Haul																	
6 yard additional/ extra																	
6 yard Special PU																	
6 yard Temp Haul																	
8 yard Temp Haul																	
8 yard Special PU																	
8 yard additional/extra																	
Total Commercial																	

**Sanitary Service Company, Inc.**

Green Earth Technology - Rate Increase

**Confidential Material Protected under WAC 480-07-160**

GET Expenses per Division	Sum of Amount
City	
Drop Box Recycling	
Ferndale	
Other	
WUTC Residential Yardwaste	
(blank)	
<b>Grand Total</b>	
1/1/2020 - 12/31/2020	
9% Increase	
Per month	
<b>11 months Feb-Dec 2021</b>	



## Sara Campbell

---

**From:** Ted Carlson  
**Sent:** Monday, October 5, 2020 2:46 PM  
**To:** getcompost@gmail.com  
**Cc:** Sara Campbell; Paul Razore  
**Subject:** RE: Rate Increase 1/1/2021 Green Earth Technology

Good afternoon Stephanie,

Thank you for taking my call just now. And, thank you for agreeing to implement the new rates on **February 1, 2021** giving us 120-days' notice. That really helps us with getting the new rates including in any rate updates we are working on.

I look forward to coming out and seeing your operation and meeting you in person someday. Thanks again, Ted



Ted Carlson  
*General Manager*  
Sanitary Service Company Inc.  
21 Bellwether Way Ste 404 • Bellingham, WA 98225  
Office 360-738-7853 • Cell 360-820-0355 • Fax 360-671-0239  
[www.ssc-inc.com](http://www.ssc-inc.com)



Go Paperless! Sign up for E-Statements at [ssc-inc.com](http://ssc-inc.com).

**From:** [getcompost@gmail.com](mailto:getcompost@gmail.com) <[getcompost@gmail.com](mailto:getcompost@gmail.com)>

**Sent:** Friday, October 2, 2020 11:17 AM

**To:** Amber Jones <[Amber@ssc-inc.com](mailto:Amber@ssc-inc.com)>; Paul Razore <[paulr@ssc-inc.com](mailto:paulr@ssc-inc.com)>; Ashley McGill <[amcgill@ssc-inc.com](mailto:amcgill@ssc-inc.com)>

**Subject:** Rate Increase 1/1/2021

Paul, Amber and Ashley,

I have attached updated pricing for tip fees effective January 1, 2021.

Like everyone, this year has been interesting for us, especially in processing equipment costs. Our last price increase was two years ago and we hope that we'll see a return to some normalcy soon.

## Green Earth Technology LLC Item Price List

<u>Item</u>	<u>Description</u>	<u>current price</u>	<u>effective 1/1/2021</u>
SSC Route Trucks	Route trucks	\$ 46.00	\$ 50.00
SSC Compactor/Roll off Box	Commercial Food Boxes	\$ 54.00	\$ 58.00
SSC Yard waste boxes	Roll off boxes with yard waste only	\$ 46.00	\$ 50.00
Preground	Pressed logs, etc	\$ 10.00	\$ 15.00
SSC Beddings	Horse bedding	\$ 60.00	\$ 70.00

Sanitary Service Company, Inc.  
Non-Regulated Residential Rate Changes

Confidential Material Protected under WAC 480-07-160

**City of Bellingham**


---

Income  
    3111 · Bellingham Residential  
    3120 · Yard Waste Collection  
Total Income

**City of Ferndale**

---

Income  
    3930 · Ferndale Residential & Comm.  
    3120 · Yard Waste Collection  
Total Income




Sanitary Service Company, Inc.  
Recycling Commodity Rates  
2021 VS 2020



Confidential Material Protected under WAC 480-07-160

Month
Jan
Feb
Mar
Apr
May
Jun
July
Aug
Sept
Oct
Nov
Dec

Month
Jan
Feb
Mar
Apr
May
Jun
July
Aug
Sept
Oct
Nov
Dec



Sanitary Service Company, Inc.  
Recycling Commodity Rates  
2021 VS 2020




Confidential Material Protected under WAC 480-07-160

Month
Jan
Feb
Mar
Apr
May
Jun
July
Aug
Sept
Oct
Nov
Dec

Month
Jan
Feb
Mar
Apr
May
Jun
July
Aug
Sept
Oct
Nov
Dec

Month
Jan
Feb
Mar
Apr
May
Jun
July
Aug
Sept
Oct
Nov
Dec



Sanitary Service Company, Inc.  
Recycling Commodity Rates  
2021 VS 2020



Confidential Material Protected under WAC 480-07-160

Month
Jan
Feb
Mar
Apr
May
Jun
July
Aug
Sept
Oct
Nov
Dec

Month
Jan
Feb
Mar
Apr
May
Jun
July
Aug
Sept
Oct
Nov
Dec



**Sanitary Service Company, Inc.**

Lobbying - Vendor & Allocation to regulated/non-regulated

Test Year Ended December 31, 2020

<b>Row Labels</b>	<b>Sum of Amount</b>
Miscellaneous Vendors	13,250.00
Patrick Dunn & Associates	15,000.00
WRRR PAC	4,200.00
(blank)	
<b>Grand Total</b>	<b>32,450.00</b>

WRRR Dues	40,920	
Adjustment for dis-allowance of dues for lobbying	<b>4,759</b>	11.63%
	<b>Restating Entry</b>	

**Sanitary Service Company, Inc.**  
 Estimated Rate Case Costs  
 Test Year Ended December 31, 2020

**Williams/Kastner**  
 Estimate from Dave Wiley 45,000.00

**Weldon Burton**  
 Estimate from Weldon Burton 35,000.00

**Notice**  
 Prepare and Mail Statutory Notice 18,562.98

**TOTAL** 98,562.98

Amortize over 4 years 24,640.74 **Proforma**

		Customer Allocation Percentages from Allocation Table (Regulated) Conversion	
Regulated Garbage	19,685.06	42.90%	79.89%
Regulated YardWaste	486.39	1.06%	1.97%
Regulated Residential Recycling	3,184.48	6.94%	12.92%
Regulated Multi-Family Recycling	1,284.81	2.80%	5.21%
	24,640.74	53.70%	100.00%

**Sanitary Service Company, Inc.**

Legal & Accounting - Vendor & Allocation to regulated/non-regulated

Test Year Ended December 31, 2020

**Confidential Material Protected under WAC 480-07-160**

Row Labels	Sum of Amount
DALTON, OLMSTED, FUGLEVAND, INC	
EMPLOYER SOLUTIONS	
Hillis Clark Martin & Peterson	
MILLER NASH GRAHAM & DUNN	
SUMMIT LAW GROUP	
SWEENEY CONRAD	
WELDON T. BURTON, CPA	
WILLIAMS KASTNER	
(blank)	
<b>Grand Total</b>	

Row Labels	Sum of Amount
City	
Ferndale	
Other	
PRR	
WUTC	
WUTC MF Recycling	
WUTC Residential Recycling	
WUTC Residential Yardwaste	
(blank)	
<b>Grand Total</b>	

	NonRegulated
	WUTC Garbage
	WUTC MF Recycling
	WUTC Residential Recycling
	WUTC Residential Yardwaste