



December 28, 2020

**Vista Work Order No. 2002492**

Ms. Delaney Peterson  
Anchor QEA, LLC  
720 Olive Way, Suite 1900  
Seattle, WA 98101

Dear Ms. Peterson,

Enclosed are the results for the sample set received at Vista Analytical Laboratory on November 12, 2020 under your Project Name 'GascoSiltronic: US Moorings'.

Vista Analytical Laboratory is committed to serving you effectively. If you require additional information, please contact me at 916-673-1520 or by email at [mmaier@vista-analytical.com](mailto:mmaier@vista-analytical.com).

Thank you for choosing Vista as part of your analytical support team.

Sincerely,

Martha Maier  
Laboratory Director



*Vista Analytical Laboratory certifies that the report herein meets all the requirements set forth by NELAP for those applicable test methods. Results relate only to the samples as received by the laboratory. This report should not be reproduced except in full without the written approval of Vista.*

## Vista Work Order No. 2002492

### Case Narrative

#### Sample Condition on Receipt:

Nine sediment samples were received and stored securely in accordance with Vista standard operating procedures and EPA methodology. The samples were received in good condition and within the method temperature requirements.

#### Analytical Notes:

##### EPA Method 1613B

These samples were extracted and analyzed for tetra-through-octa chlorinated dioxins and furans by EPA Method 1613B using a ZB-DIOXIN GC column.

##### Holding Times

The samples were extracted and analyzed within the method hold times.

##### Quality Control

The Initial Calibration and Continuing Calibration Verifications met the method acceptance criteria.

A Method Blank and Ongoing Precision and Recovery (OPR) sample were extracted and analyzed with each preparation batch. No analytes were detected above the quantitation limits in the Method Blanks. The OPR recoveries were within the method acceptance criteria.

As requested, a laboratory duplicate was performed on sample "USMPDI-003SC-A-03-04-201110". The RPD was out of the acceptance criteria for OCDD.

The labeled standard recoveries outside the method acceptance criteria are listed in the table below:

#### QC Anomalies

LabNumber	SampleName	Analysis	Analyte	Flag	%Rec
B0L0042-DUP1	B0L0042-DUP1	EPA Method 1613B	13C-2,3,7,8-TCDD	H	21.6
B0L0042-DUP1	B0L0042-DUP1	EPA Method 1613B	13C-1,2,3,7,8-PeCDD	H	20.6
B0L0042-DUP1	B0L0042-DUP1	EPA Method 1613B	13C-2,3,7,8-TCDF	H	23.4
B0L0042-DUP1	B0L0042-DUP1	EPA Method 1613B	13C-1,2,3,7,8-PeCDF	H	20.7

H = Recovery was outside laboratory acceptance criteria.

## TABLE OF CONTENTS

Case Narrative.....	1
Table of Contents.....	3
Sample Inventory.....	4
Analytical Results.....	5
Qualifiers.....	21
Certifications.....	22
Sample Receipt.....	25
Extraction Information.....	29
Sample Data - EPA Method 1613.....	40
Continuing Calibration.....	346
Initial Calibration.....	440

# Sample Inventory Report

<b>Vista Sample ID</b>	<b>Client Sample ID</b>	<b>Sampled</b>	<b>Received</b>	<b>Components/Containers</b>
2002492-01	USMPDI-003SC-A-01-02-201110	10-Nov-20 12:15	12-Nov-20 10:37	Amber Glass, 120 mL
2002492-02	USMPDI-003SC-A-02-03-201110	10-Nov-20 12:15	12-Nov-20 10:37	Amber Glass, 120 mL
2002492-03	USMPDI-003SC-A-03-04-201110	DUP10-Nov-20 12:15	12-Nov-20 10:37	Amber Glass, 120 mL Amber Glass, 120 mL
2002492-04	USMPDI-003SC-A-04-05-201110	10-Nov-20 12:15	12-Nov-20 10:37	Amber Glass, 120 mL
2002492-05	USMPDI-1003SC-A-01-02-201110	10-Nov-20 00:00	12-Nov-20 10:37	Amber Glass, 120 mL
2002492-06	USMPDI-006SC-A-01-02-201110	10-Nov-20 09:25	12-Nov-20 10:37	Amber Glass, 120 mL
2002492-07	USMPDI-006SC-A-02-03-201110	10-Nov-20 09:25	12-Nov-20 10:37	Amber Glass, 120 mL
2002492-08	USMPDI-006SC-A-03-04-201110	10-Nov-20 09:25	12-Nov-20 10:37	Amber Glass, 120 mL
2002492-09	USMPDI-006SC-A-04-05-201110	10-Nov-20 09:25	12-Nov-20 10:37	Amber Glass, 120 mL



## **ANALYTICAL RESULTS**

Sample ID: Method Blank					EPA Method 1613B				
Matrix: Solid Sample Size: 10.0 g		QC Batch: B0L0042 Date Extracted: 07-Dec-2020 11:51		Lab Sample: B0L0042-BLK1 Date Analyzed: 16-Dec-20 17:03 Column: ZB-DIOXIN					
Analyte	Conc. (pg/g)	DL	EMPC	Qualifiers	Labeled Standard	%R	LCL-UCL	Qualifiers	
2,3,7,8-TCDD	ND	0.206			IS 13C-2,3,7,8-TCDD	100	25 - 164		
1,2,3,7,8-PeCDD	ND	0.172			13C-1,2,3,7,8-PeCDD	97.3	25 - 181		
1,2,3,4,7,8-HxCDD	ND	0.297			13C-1,2,3,4,7,8-HxCDD	115	32 - 141		
1,2,3,6,7,8-HxCDD	ND	0.322			13C-1,2,3,6,7,8-HxCDD	111	28 - 130		
1,2,3,7,8,9-HxCDD	ND	0.305			13C-1,2,3,7,8,9-HxCDD	112	32 - 141		
1,2,3,4,6,7,8-HpCDD	ND	0.204			13C-1,2,3,4,6,7,8-HpCDD	102	23 - 140		
OCDD	ND	0.246			13C-OCDD	86.5	17 - 157		
2,3,7,8-TCDF	ND	0.163			13C-2,3,7,8-TCDF	101	24 - 169		
1,2,3,7,8-PeCDF	ND	0.133			13C-1,2,3,7,8-PeCDF	105	24 - 185		
2,3,4,7,8-PeCDF	ND	0.130			13C-2,3,4,7,8-PeCDF	110	21 - 178		
1,2,3,4,7,8-HxCDF	ND	0.0895			13C-1,2,3,4,7,8-HxCDF	98.8	26 - 152		
1,2,3,6,7,8-HxCDF	ND	0.0907			13C-1,2,3,6,7,8-HxCDF	95.7	26 - 123		
2,3,4,6,7,8-HxCDF	ND	0.0946			13C-2,3,4,6,7,8-HxCDF	100	28 - 136		
1,2,3,7,8,9-HxCDF	ND	0.114			13C-1,2,3,7,8,9-HxCDF	98.0	29 - 147		
1,2,3,4,6,7,8-HpCDF	ND	0.0942			13C-1,2,3,4,6,7,8-HpCDF	81.5	28 - 143		
1,2,3,4,7,8,9-HpCDF	ND	0.0948			13C-1,2,3,4,7,8,9-HpCDF	88.6	26 - 138		
OCDF	ND	0.276			13C-OCDF	83.0	17 - 157		
					CRS 37Cl-2,3,7,8-TCDD	85.3	35 - 197		
					<b>Toxic Equivalent Quotient (TEQ) Data (pg/g dry wt)</b>				
					TEQMinWHO2005Dioxin		0.00		
<b>TOTALS</b>									
Total TCDD	ND	0.130							
Total PeCDD	ND	0.0717							
Total HxCDD	ND	0.147							
Total HpCDD	ND	0.139							
Total TCDF	ND	0.0676							
Total PeCDF	ND	0.0457							
Total HxCDF	ND	0.0616							
Total HpCDF	ND	0.0603							

DL - Sample specific estimated detection limit

EMPC - Estimated maximum possible concentration

LCL-UCL- Lower control limit - upper control limit

The results are reported in dry weight. The sample size is reported in wet weight.

Min-The TEQ is calculated using zero for the concentration of congeners that are not detected.

Sample ID: OPR					EPA Method 1613B		
Matrix: Solid	QC Batch: B0L0042	Lab Sample: B0L0042-BS1					
Sample Size: 10.0 g	Date Extracted: 07-Dec-2020 11:51	Date Analyzed: 16-Dec-20 15:31	Column: ZB-DIOXIN				
Analyte	Amt Found (pg/g)	Spike Amt	%R	Limits	Labeled Standard	%R	LCL-UCL
2,3,7,8-TCDD	18.3	20.0	91.3	67 - 158	IS 13C-2,3,7,8-TCDD	102	20 - 175
1,2,3,7,8-PeCDD	93.2	100	93.2	70 - 142	13C-1,2,3,7,8-PeCDD	99.0	21 - 227
1,2,3,4,7,8-HxCDD	89.6	100	89.6	70 - 164	13C-1,2,3,4,7,8-HxCDD	114	21 - 193
1,2,3,6,7,8-HxCDD	89.0	100	89.0	76 - 134	13C-1,2,3,6,7,8-HxCDD	111	25 - 163
1,2,3,7,8,9-HxCDD	87.7	100	87.7	64 - 162	13C-1,2,3,7,8,9-HxCDD	115	21 - 193
1,2,3,4,6,7,8-HpCDD	87.2	100	87.2	70 - 140	13C-1,2,3,4,6,7,8-HpCDD	104	26 - 166
OCDD	183	200	91.6	78 - 144	13C-OCDD	87.2	13 - 199
2,3,7,8-TCDF	15.6	20.0	77.8	75 - 158	13C-2,3,7,8-TCDF	104	22 - 152
1,2,3,7,8-PeCDF	87.0	100	87.0	80 - 134	13C-1,2,3,7,8-PeCDF	104	21 - 192
2,3,4,7,8-PeCDF	92.9	100	92.9	68 - 160	13C-2,3,4,7,8-PeCDF	109	13 - 328
1,2,3,4,7,8-HxCDF	92.3	100	92.3	72 - 134	13C-1,2,3,4,7,8-HxCDF	97.2	19 - 202
1,2,3,6,7,8-HxCDF	88.2	100	88.2	84 - 130	13C-1,2,3,6,7,8-HxCDF	95.6	21 - 159
2,3,4,6,7,8-HxCDF	89.2	100	89.2	70 - 156	13C-2,3,4,6,7,8-HxCDF	97.7	22 - 176
1,2,3,7,8,9-HxCDF	88.8	100	88.8	78 - 130	13C-1,2,3,7,8,9-HxCDF	102	17 - 205
1,2,3,4,6,7,8-HpCDF	89.0	100	89.0	82 - 122	13C-1,2,3,4,6,7,8-HpCDF	80.9	21 - 158
1,2,3,4,7,8,9-HpCDF	85.9	100	85.9	78 - 138	13C-1,2,3,4,7,8,9-HpCDF	87.8	20 - 186
OCDF	189	200	94.3	63 - 170	13C-OCDF	81.5	13 - 199
					CRS 37Cl-2,3,7,8-TCDD	89.4	31 - 191

LCL-UCL - Lower control limit - upper control limit

Sample ID: Method Blank					EPA Method 1613B				
Matrix: Solid Sample Size: 10.0 g		QC Batch: B0L0082 Date Extracted: 12-Dec-2020 10:53		Lab Sample: B0L0082-BLK1 Date Analyzed: 17-Dec-20 16:46 Column: ZB-DIOXIN					
Analyte	Conc. (pg/g)	DL	EMPC	Qualifiers	Labeled Standard	%R	LCL-UCL	Qualifiers	
2,3,7,8-TCDD	ND	0.0101			IS 13C-2,3,7,8-TCDD	101	25 - 164		
1,2,3,7,8-PeCDD	ND	0.0283			13C-1,2,3,7,8-PeCDD	105	25 - 181		
1,2,3,4,7,8-HxCDD	ND	0.0228			13C-1,2,3,4,7,8-HxCDD	112	32 - 141		
1,2,3,6,7,8-HxCDD	ND	0.0235			13C-1,2,3,6,7,8-HxCDD	106	28 - 130		
1,2,3,7,8,9-HxCDD	ND	0.0239			13C-1,2,3,7,8,9-HxCDD	103	32 - 141		
1,2,3,4,6,7,8-HpCDD	0.142			J	13C-1,2,3,4,6,7,8-HpCDD	103	23 - 140		
OCDD	1.36			J	13C-OCDD	81.2	17 - 157		
2,3,7,8-TCDF	ND	0.00691			13C-2,3,7,8-TCDF	101	24 - 169		
1,2,3,7,8-PeCDF	ND	0.0173			13C-1,2,3,7,8-PeCDF	111	24 - 185		
2,3,4,7,8-PeCDF	ND	0.0171			13C-2,3,4,7,8-PeCDF	113	21 - 178		
1,2,3,4,7,8-HxCDF	ND	0.0182			13C-1,2,3,4,7,8-HxCDF	98.3	26 - 152		
1,2,3,6,7,8-HxCDF	ND	0.0179			13C-1,2,3,6,7,8-HxCDF	91.4	26 - 123		
2,3,4,6,7,8-HxCDF	ND	0.0197			13C-2,3,4,6,7,8-HxCDF	96.5	28 - 136		
1,2,3,7,8,9-HxCDF	0.0332			J	13C-1,2,3,7,8,9-HxCDF	98.5	29 - 147		
1,2,3,4,6,7,8-HpCDF	ND	0.0252			13C-1,2,3,4,6,7,8-HpCDF	76.2	28 - 143		
1,2,3,4,7,8,9-HpCDF	0.0314			J	13C-1,2,3,4,7,8,9-HpCDF	94.6	26 - 138		
OCDF	0.124			J	13C-OCDF	76.9	17 - 157		
					CRS 37Cl-2,3,7,8-TCDD	97.0	35 - 197		
					<b>Toxic Equivalent Quotient (TEQ) Data (pg/g dry wt)</b>				
					TEQMinWHO2005Dioxin		0.00550		
<b>TOTALS</b>									
Total TCDD	ND	0.0101							
Total PeCDD	ND		0.0710						
Total HxCDD	ND	0.0239							
Total HpCDD	0.225								
Total TCDF	ND	0.00691							
Total PeCDF	ND	0.0173							
Total HxCDF	0.0332		0.0650						
Total HpCDF	0.0314		0.0310						

DL - Sample specific estimated detection limit

EMPC - Estimated maximum possible concentration

LCL-UCL- Lower control limit - upper control limit

The results are reported in dry weight. The sample size is reported in wet weight.

Min-The TEQ is calculated using zero for the concentration of congeners that are not detected.

Sample ID: OPR					EPA Method 1613B		
Matrix: Solid	QC Batch: B0L0082	Lab Sample: B0L0082-BS1					
Sample Size: 10.0 g	Date Extracted: 12-Dec-2020 10:53	Date Analyzed: 17-Dec-20 15:13	Column: ZB-DIOXIN				
Analyte	Amt Found (pg/g)	Spike Amt	%R	Limits	Labeled Standard	%R	LCL-UCL
2,3,7,8-TCDD	21.0	20.0	105	67 - 158	IS 13C-2,3,7,8-TCDD	102	20 - 175
1,2,3,7,8-PeCDD	106	100	106	70 - 142	13C-1,2,3,7,8-PeCDD	105	21 - 227
1,2,3,4,7,8-HxCDD	106	100	106	70 - 164	13C-1,2,3,4,7,8-HxCDD	114	21 - 193
1,2,3,6,7,8-HxCDD	103	100	103	76 - 134	13C-1,2,3,6,7,8-HxCDD	108	25 - 163
1,2,3,7,8,9-HxCDD	102	100	102	64 - 162	13C-1,2,3,7,8,9-HxCDD	105	21 - 193
1,2,3,4,6,7,8-HpCDD	97.3	100	97.3	70 - 140	13C-1,2,3,4,6,7,8-HpCDD	106	26 - 166
OCDD	204	200	102	78 - 144	13C-OCDD	82.7	13 - 199
2,3,7,8-TCDF	18.7	20.0	93.7	75 - 158	13C-2,3,7,8-TCDF	103	22 - 152
1,2,3,7,8-PeCDF	102	100	102	80 - 134	13C-1,2,3,7,8-PeCDF	111	21 - 192
2,3,4,7,8-PeCDF	102	100	102	68 - 160	13C-2,3,4,7,8-PeCDF	114	13 - 328
1,2,3,4,7,8-HxCDF	98.0	100	98.0	72 - 134	13C-1,2,3,4,7,8-HxCDF	101	19 - 202
1,2,3,6,7,8-HxCDF	98.0	100	98.0	84 - 130	13C-1,2,3,6,7,8-HxCDF	94.2	21 - 159
2,3,4,6,7,8-HxCDF	98.3	100	98.3	70 - 156	13C-2,3,4,6,7,8-HxCDF	98.6	22 - 176
1,2,3,7,8,9-HxCDF	98.5	100	98.5	78 - 130	13C-1,2,3,7,8,9-HxCDF	101	17 - 205
1,2,3,4,6,7,8-HpCDF	96.9	100	96.9	82 - 122	13C-1,2,3,4,6,7,8-HpCDF	79.8	21 - 158
1,2,3,4,7,8,9-HpCDF	99.9	100	99.9	78 - 138	13C-1,2,3,4,7,8,9-HpCDF	98.7	20 - 186
OCDF	199	200	99.3	63 - 170	13C-OCDF	81.6	13 - 199
					CRS 37Cl-2,3,7,8-TCDD	97.7	31 - 191

LCL-UCL - Lower control limit - upper control limit

**Sample ID: USMPDI-003SC-A-01-02-201110** **EPA Method 1613B**

<b>Client Data</b>	<b>Sample Data</b>	<b>Laboratory Data</b>
Name: Anchor QEA, LLC	Matrix: Sediment	Lab Sample: 2002492-01      Date Received: 12-Nov-2020 10:37
Project: GascoSiltronic: US Moorings	Sample Size: 14.2 g	QC Batch: B0L0042      Date Extracted: 07-Dec-2020 11:51
Date Collected: 10-Nov-2020 12:15	% Solids: 71.3	Date Analyzed: 16-Dec-20 17:49      Column: ZB-DIOXIN

Analyte	Conc. (pg/g)	DL	EMPC	Qualifiers	Labeled Standard	%R	LCL-UCL	Qualifiers
2,3,7,8-TCDD	ND	0.188			IS 13C-2,3,7,8-TCDD	101	25 - 164	
1,2,3,7,8-PeCDD	ND	0.260			13C-1,2,3,7,8-PeCDD	97.3	25 - 181	
1,2,3,4,7,8-HxCDD	ND	0.393			13C-1,2,3,4,7,8-HxCDD	118	32 - 141	
1,2,3,6,7,8-HxCDD	ND		0.206		13C-1,2,3,6,7,8-HxCDD	111	28 - 130	
1,2,3,7,8,9-HxCDD	ND	0.399			13C-1,2,3,7,8,9-HxCDD	111	32 - 141	
1,2,3,4,6,7,8-HpCDD	3.34				13C-1,2,3,4,6,7,8-HpCDD	98.8	23 - 140	
OCDD	36.2				13C-OCDD	86.8	17 - 157	
2,3,7,8-TCDF	ND	0.153			13C-2,3,7,8-TCDF	98.5	24 - 169	
1,2,3,7,8-PeCDF	ND	0.130			13C-1,2,3,7,8-PeCDF	101	24 - 185	
2,3,4,7,8-PeCDF	ND	0.105			13C-2,3,4,7,8-PeCDF	107	21 - 178	
1,2,3,4,7,8-HxCDF	0.191			J	13C-1,2,3,4,7,8-HxCDF	95.4	26 - 152	
1,2,3,6,7,8-HxCDF	ND	0.146			13C-1,2,3,6,7,8-HxCDF	96.6	26 - 123	
2,3,4,6,7,8-HxCDF	ND	0.156			13C-2,3,4,6,7,8-HxCDF	98.8	28 - 136	
1,2,3,7,8,9-HxCDF	ND	0.204			13C-1,2,3,7,8,9-HxCDF	101	29 - 147	
1,2,3,4,6,7,8-HpCDF	0.425			J	13C-1,2,3,4,6,7,8-HpCDF	82.7	28 - 143	
1,2,3,4,7,8,9-HpCDF	ND	0.166			13C-1,2,3,4,7,8,9-HpCDF	89.0	26 - 138	
OCDF	ND		0.729		13C-OCDF	83.6	17 - 157	
					CRS 37Cl-2,3,7,8-TCDD	83.5	35 - 197	

**Toxic Equivalent Quotient (TEQ) Data (pg/g dry wt)**

TEQMinWHO2005Dioxin      0.0676

<b>TOTALS</b>								
Total TCDD	ND	0.188						
Total PeCDD	ND	0.260						
Total HxCDD	1.10		2.04					
Total HpCDD	7.34							
Total TCDF	ND	0.153						
Total PeCDF	0.223							
Total HxCDF	0.406		0.550					
Total HpCDF	1.11							

DL - Sample specific estimated detection limit  
EMPC - Estimated maximum possible concentration

LCL-UCL- Lower control limit - upper control limit  
The results are reported in dry weight. The sample size is reported in wet weight.  
Min-The TEQ is calculated using zero for the concentration of congeners that are not detected.

**Sample ID: USMPDI-003SC-A-02-03-201110** **EPA Method 1613B**

<b>Client Data</b>	<b>Sample Data</b>	<b>Laboratory Data</b>
Name: Anchor QEA, LLC	Matrix: Sediment	Lab Sample: 2002492-02      Date Received: 12-Nov-2020 10:37
Project: GascoSiltronic: US Moorings	Sample Size: 12.7 g	QC Batch: B0L0042      Date Extracted: 07-Dec-2020 11:51
Date Collected: 10-Nov-2020 12:15	% Solids: 79.7	Date Analyzed: 16-Dec-20 18:36      Column: ZB-DIOXIN

Analyte	Conc. (pg/g)	DL	EMPC	Qualifiers	Labeled Standard	%R	LCL-UCL	Qualifiers
2,3,7,8-TCDD	ND	0.174			IS 13C-2,3,7,8-TCDD	100	25 - 164	
1,2,3,7,8-PeCDD	ND	0.270			13C-1,2,3,7,8-PeCDD	97.9	25 - 181	
1,2,3,4,7,8-HxCDD	ND	0.259			13C-1,2,3,4,7,8-HxCDD	115	32 - 141	
1,2,3,6,7,8-HxCDD	ND	0.256			13C-1,2,3,6,7,8-HxCDD	111	28 - 130	
1,2,3,7,8,9-HxCDD	ND	0.273			13C-1,2,3,7,8,9-HxCDD	111	32 - 141	
1,2,3,4,6,7,8-HpCDD	1.24			J	13C-1,2,3,4,6,7,8-HpCDD	103	23 - 140	
OCDD	10.6				13C-OCDD	90.6	17 - 157	
2,3,7,8-TCDF	ND	0.115			13C-2,3,7,8-TCDF	96.6	24 - 169	
1,2,3,7,8-PeCDF	ND	0.0969			13C-1,2,3,7,8-PeCDF	99.3	24 - 185	
2,3,4,7,8-PeCDF	ND	0.0962			13C-2,3,4,7,8-PeCDF	105	21 - 178	
1,2,3,4,7,8-HxCDF	ND	0.107			13C-1,2,3,4,7,8-HxCDF	101	26 - 152	
1,2,3,6,7,8-HxCDF	ND	0.105			13C-1,2,3,6,7,8-HxCDF	98.6	26 - 123	
2,3,4,6,7,8-HxCDF	ND	0.117			13C-2,3,4,6,7,8-HxCDF	100	28 - 136	
1,2,3,7,8,9-HxCDF	ND	0.142			13C-1,2,3,7,8,9-HxCDF	103	29 - 147	
1,2,3,4,6,7,8-HpCDF	ND	0.131			13C-1,2,3,4,6,7,8-HpCDF	84.1	28 - 143	
1,2,3,4,7,8,9-HpCDF	ND	0.109			13C-1,2,3,4,7,8,9-HpCDF	90.3	26 - 138	
OCDF	ND	0.274			13C-OCDF	86.8	17 - 157	
					CRS 37Cl-2,3,7,8-TCDD	89.7	35 - 197	

**Toxic Equivalent Quotient (TEQ) Data (pg/g dry wt)**  
 TEQMinWHO2005Dioxin      0.0156

<b>TOTALS</b>								
Total TCDD	ND	0.174						
Total PeCDD	ND	0.270						
Total HxCDD	1.12		1.45					
Total HpCDD	3.46							
Total TCDF	ND	0.115						
Total PeCDF	ND	0.0969						
Total HxCDF	ND	0.142						
Total HpCDF	ND	0.131						

DL - Sample specific estimated detection limit  
 EMPC - Estimated maximum possible concentration

LCL-UCL- Lower control limit - upper control limit  
 The results are reported in dry weight. The sample size is reported in wet weight.  
 Min-The TEQ is calculated using zero for the concentration of congeners that are not detected.

**Sample ID: USMPDI-003SC-A-03-04-201110** **EPA Method 1613B**

<b>Client Data</b>	<b>Sample Data</b>	<b>Laboratory Data</b>
Name: Anchor QEA, LLC	Matrix: Sediment	Lab Sample: 2002492-03      Date Received: 12-Nov-2020 10:37
Project: GascoSiltronic: US Moorings	Sample Size: 11.9 g	QC Batch: B0L0042      Date Extracted: 07-Dec-2020 11:51
Date Collected: 10-Nov-2020 12:15	% Solids: 84.8	Date Analyzed: 16-Dec-20 19:22      Column: ZB-DIOXIN

Analyte	Conc. (pg/g)	DL	EMPC	Qualifiers	Labeled Standard	%R	LCL-UCL	Qualifiers
2,3,7,8-TCDD	ND	0.170			IS 13C-2,3,7,8-TCDD	103	25 - 164	
1,2,3,7,8-PeCDD	ND	0.266			13C-1,2,3,7,8-PeCDD	98.5	25 - 181	
1,2,3,4,7,8-HxCDD	ND	0.241			13C-1,2,3,4,7,8-HxCDD	121	32 - 141	
1,2,3,6,7,8-HxCDD	ND	0.251			13C-1,2,3,6,7,8-HxCDD	117	28 - 130	
1,2,3,7,8,9-HxCDD	ND	0.252			13C-1,2,3,7,8,9-HxCDD	119	32 - 141	
1,2,3,4,6,7,8-HpCDD	1.40			J	13C-1,2,3,4,6,7,8-HpCDD	104	23 - 140	
OCDD	10.5				13C-OCDD	91.8	17 - 157	
2,3,7,8-TCDF	ND	0.126			13C-2,3,7,8-TCDF	106	24 - 169	
1,2,3,7,8-PeCDF	ND	0.0980			13C-1,2,3,7,8-PeCDF	103	24 - 185	
2,3,4,7,8-PeCDF	ND	0.0955			13C-2,3,4,7,8-PeCDF	108	21 - 178	
1,2,3,4,7,8-HxCDF	ND	0.111			13C-1,2,3,4,7,8-HxCDF	107	26 - 152	
1,2,3,6,7,8-HxCDF	ND	0.108			13C-1,2,3,6,7,8-HxCDF	102	26 - 123	
2,3,4,6,7,8-HxCDF	ND	0.111			13C-2,3,4,6,7,8-HxCDF	106	28 - 136	
1,2,3,7,8,9-HxCDF	ND	0.146			13C-1,2,3,7,8,9-HxCDF	111	29 - 147	
1,2,3,4,6,7,8-HpCDF	ND	0.165			13C-1,2,3,4,6,7,8-HpCDF	92.4	28 - 143	
1,2,3,4,7,8,9-HpCDF	ND	0.155			13C-1,2,3,4,7,8,9-HpCDF	99.3	26 - 138	
OCDF	ND	0.214			13C-OCDF	90.3	17 - 157	
					CRS 37Cl-2,3,7,8-TCDD	90.3	35 - 197	

**Toxic Equivalent Quotient (TEQ) Data (pg/g dry wt)**  
 TEQMinWHO2005Dioxin      0.0172

<b>TOTALS</b>			
Total TCDD	ND	0.170	
Total PeCDD	ND	0.266	
Total HxCDD	ND		0.959
Total HpCDD	1.40		3.41
Total TCDF	ND	0.126	
Total PeCDF	ND	0.0980	
Total HxCDF	ND	0.146	
Total HpCDF	ND	0.165	

DL - Sample specific estimated detection limit  
 EMPC - Estimated maximum possible concentration

LCL-UCL- Lower control limit - upper control limit  
 The results are reported in dry weight. The sample size is reported in wet weight.  
 Min-The TEQ is calculated using zero for the concentration of congeners that are not detected.



Sample ID: Duplicate					EPA Method 1613B				
Source Client ID: USMPDI-003SC-A-03-04-201110		QC Batch: B0L0042		Lab Sample: B0L0042-DUP1					
Source LabNumber: 2002492-03		Date Extracted: 07-Dec-2020 11:51		Date Analyzed: 16-Dec-20 20:08 Column: ZB-DIOXIN					
Matrix: Solid									
Sample Size: 11.8 g									
Analyte	Conc. (pg/g)	DL	EMPC	Qualifiers	Labeled Standard	%R	LCL-UCL	Qualifiers	
2,3,7,8-TCDD	ND	0.174			IS 13C-2,3,7,8-TCDD	21.6	25 - 164	H	
1,2,3,7,8-PeCDD	ND	0.583			13C-1,2,3,7,8-PeCDD	20.6	25 - 181	H	
1,2,3,4,7,8-HxCDD	ND	0.674			13C-1,2,3,4,7,8-HxCDD	37.8	32 - 141		
1,2,3,6,7,8-HxCDD	ND	0.742			13C-1,2,3,6,7,8-HxCDD	35.5	28 - 130		
1,2,3,7,8,9-HxCDD	ND	0.766			13C-1,2,3,7,8,9-HxCDD	35.1	32 - 141		
1,2,3,4,6,7,8-HpCDD	ND		1.78		13C-1,2,3,4,6,7,8-HpCDD	40.2	23 - 140		
OCDD	20.7				13C-OCDD	43.6	17 - 157		
2,3,7,8-TCDF	ND	0.0970			13C-2,3,7,8-TCDF	23.4	24 - 169	H	
1,2,3,7,8-PeCDF	ND	0.624			13C-1,2,3,7,8-PeCDF	20.7	24 - 185	H	
2,3,4,7,8-PeCDF	ND	0.475			13C-2,3,4,7,8-PeCDF	24.4	21 - 178		
1,2,3,4,7,8-HxCDF	ND	0.303			13C-1,2,3,4,7,8-HxCDF	28.5	26 - 152		
1,2,3,6,7,8-HxCDF	ND	0.324			13C-1,2,3,6,7,8-HxCDF	27.3	26 - 123		
2,3,4,6,7,8-HxCDF	ND	0.291			13C-2,3,4,6,7,8-HxCDF	32.2	28 - 136		
1,2,3,7,8,9-HxCDF	ND	0.348			13C-1,2,3,7,8,9-HxCDF	33.1	29 - 147		
1,2,3,4,6,7,8-HpCDF	ND	0.298			13C-1,2,3,4,6,7,8-HpCDF	32.6	28 - 143		
1,2,3,4,7,8,9-HpCDF	ND	0.245			13C-1,2,3,4,7,8,9-HpCDF	40.1	26 - 138		
OCDF	ND	0.564			13C-OCDF	42.1	17 - 157		
					CRS 37Cl-2,3,7,8-TCDD	90.9	35 - 197		
					<b>Toxic Equivalent Quotient (TEQ) Data (pg/g dry wt)</b>				
					TEQMinWHO2005Dioxin		0.00621		
<b>TOTALS</b>									
Total TCDD	ND	0.174							
Total PeCDD	ND	0.583							
Total HxCDD	ND		0.745						
Total HpCDD	ND		5.23						
Total TCDF	ND	0.0970							
Total PeCDF	ND	0.624							
Total HxCDF	ND	0.348							
Total HpCDF	ND	0.298							

DL - Sample specific estimated detection limit

EMPC - Estimated maximum possible concentration

LCL-UCL - Lower control limit - upper control limit

The results are reported in dry weight.

weight.

The sample size is reported in wet

Sample ID: Duplicate					EPA Method 1613B				
Source Client ID: USMPDI-003SC-A-03-04-201110					Duplicate Lab Sample: B0L0042-DUP1				
Source LabNumber: 2002492-03									
Matrix: Solid									
Analyte	Dup Conc. (pg/g )	Source Conc.	RPD	RPD Limits	Labeled Standard	Dup %R	Source %R	LCL-UCL	
2,3,7,8-TCDD	ND	ND	NA	35	IS 13C-2,3,7,8-TCDD	21.6	103	25 - 164	
1,2,3,7,8-PeCDD	ND	ND	NA	35	13C-1,2,3,7,8-PeCDD	20.6	98.5	25 - 181	
1,2,3,4,7,8-HxCDD	ND	ND	NA	35	13C-1,2,3,4,7,8-HxCDD	37.8	121	32 - 141	
1,2,3,6,7,8-HxCDD	ND	ND	NA	35	13C-1,2,3,6,7,8-HxCDD	35.5	117	28 - 130	
1,2,3,7,8,9-HxCDD	ND	ND	NA	35	13C-1,2,3,7,8,9-HxCDD	35.1	119	32 - 141	
1,2,3,4,6,7,8-HpCDD	ND	1.40	#	35	13C-1,2,3,4,6,7,8-HpCDD	40.2	104	23 - 140	
OCDD	20.7	10.5	65.4	35	13C-OCDD	43.6	91.8	17 - 157	
2,3,7,8-TCDF	ND	ND	NA	35	13C-2,3,7,8-TCDF	23.4	106	24 - 169	
1,2,3,7,8-PeCDF	ND	ND	NA	35	13C-1,2,3,7,8-PeCDF	20.7	103	24 - 185	
2,3,4,7,8-PeCDF	ND	ND	NA	35	13C-2,3,4,7,8-PeCDF	24.4	108	21 - 178	
1,2,3,4,7,8-HxCDF	ND	ND	NA	35	13C-1,2,3,4,7,8-HxCDF	28.5	107	26 - 152	
1,2,3,6,7,8-HxCDF	ND	ND	NA	35	13C-1,2,3,6,7,8-HxCDF	27.3	102	26 - 123	
2,3,4,6,7,8-HxCDF	ND	ND	NA	35	13C-2,3,4,6,7,8-HxCDF	32.2	106	28 - 136	
1,2,3,7,8,9-HxCDF	ND	ND	NA	35	13C-1,2,3,7,8,9-HxCDF	33.1	111	29 - 147	
1,2,3,4,6,7,8-HpCDF	ND	ND	NA	35	13C-1,2,3,4,6,7,8-HpCDF	32.6	92.4	28 - 143	
1,2,3,4,7,8,9-HpCDF	ND	ND	NA	35	13C-1,2,3,4,7,8,9-HpCDF	40.1	99.3	26 - 138	
OCDF	ND	ND	NA	35	13C-OCDF	42.1	90.3	17 - 157	
					CRS 37Cl-2,3,7,8-TCDD	90.9	90.3	35 - 197	

LCL-UCL - Lower control limit - upper control limit  
The results are reported in dry weight.  
The sample size is reported in wet weight. Results reported to the MDL

**Sample ID: USMPDI-003SC-A-04-05-201110** **EPA Method 1613B**

<b>Client Data</b>	<b>Sample Data</b>	<b>Laboratory Data</b>
Name: Anchor QEA, LLC	Matrix: Sediment	Lab Sample: 2002492-04      Date Received: 12-Nov-2020 10:37
Project: GascoSiltronic: US Moorings	Sample Size: 13.0 g	QC Batch: B0L0042      Date Extracted: 07-Dec-2020 11:51
Date Collected: 10-Nov-2020 12:15	% Solids: 77.1	Date Analyzed: 16-Dec-20 20:54      Column: ZB-DIOXIN

Analyte	Conc. (pg/g)	DL	EMPC	Qualifiers	Labeled Standard	%R	LCL-UCL	Qualifiers
2,3,7,8-TCDD	ND	0.183			IS 13C-2,3,7,8-TCDD	96.7	25 - 164	
1,2,3,7,8-PeCDD	ND	0.239			13C-1,2,3,7,8-PeCDD	86.2	25 - 181	
1,2,3,4,7,8-HxCDD	ND	0.429			13C-1,2,3,4,7,8-HxCDD	118	32 - 141	
1,2,3,6,7,8-HxCDD	ND	0.415			13C-1,2,3,6,7,8-HxCDD	116	28 - 130	
1,2,3,7,8,9-HxCDD	ND	0.414			13C-1,2,3,7,8,9-HxCDD	116	32 - 141	
1,2,3,4,6,7,8-HpCDD	ND		1.65		13C-1,2,3,4,6,7,8-HpCDD	97.8	23 - 140	
OCDD	15.9				13C-OCDD	90.4	17 - 157	
2,3,7,8-TCDF	ND	0.113			13C-2,3,7,8-TCDF	97.4	24 - 169	
1,2,3,7,8-PeCDF	ND	0.171			13C-1,2,3,7,8-PeCDF	90.4	24 - 185	
2,3,4,7,8-PeCDF	ND	0.184			13C-2,3,4,7,8-PeCDF	89.9	21 - 178	
1,2,3,4,7,8-HxCDF	ND	0.150			13C-1,2,3,4,7,8-HxCDF	106	26 - 152	
1,2,3,6,7,8-HxCDF	ND	0.155			13C-1,2,3,6,7,8-HxCDF	104	26 - 123	
2,3,4,6,7,8-HxCDF	ND	0.168			13C-2,3,4,6,7,8-HxCDF	106	28 - 136	
1,2,3,7,8,9-HxCDF	ND	0.213			13C-1,2,3,7,8,9-HxCDF	109	29 - 147	
1,2,3,4,6,7,8-HpCDF	ND	0.175			13C-1,2,3,4,6,7,8-HpCDF	94.2	28 - 143	
1,2,3,4,7,8,9-HpCDF	ND	0.171			13C-1,2,3,4,7,8,9-HpCDF	103	26 - 138	
OCDF	ND	0.362			13C-OCDF	89.5	17 - 157	
					CRS 37Cl-2,3,7,8-TCDD	94.4	35 - 197	

**Toxic Equivalent Quotient (TEQ) Data (pg/g dry wt)**

TEQMinWHO2005Dioxin      0.00477

<b>TOTALS</b>								
Total TCDD	ND	0.183						
Total PeCDD	ND	0.239						
Total HxCDD	1.12							
Total HpCDD	3.29		4.93					
Total TCDF	ND	0.113						
Total PeCDF	ND	0.184						
Total HxCDF	ND	0.213						
Total HpCDF	ND	0.175						

DL - Sample specific estimated detection limit  
EMPC - Estimated maximum possible concentration

LCL-UCL- Lower control limit - upper control limit  
The results are reported in dry weight. The sample size is reported in wet weight.  
Min-The TEQ is calculated using zero for the concentration of congeners that are not detected.

**Sample ID: USMPDI-1003SC-A-01-02-201110** **EPA Method 1613B**

<b>Client Data</b>	<b>Sample Data</b>	<b>Laboratory Data</b>
Name: Anchor QEA, LLC	Matrix: Sediment	Lab Sample: 2002492-05      Date Received: 12-Nov-2020 10:37
Project: GascoSiltronic: US Moorings	Sample Size: 14.0 g	QC Batch: B0L0042      Date Extracted: 07-Dec-2020 11:51
Date Collected: 10-Nov-2020 12:15	% Solids: 72.0	Date Analyzed: 16-Dec-20 21:40      Column: ZB-DIOXIN

Analyte	Conc. (pg/g)	DL	EMPC	Qualifiers	Labeled Standard	%R	LCL-UCL	Qualifiers
2,3,7,8-TCDD	ND	0.199			IS 13C-2,3,7,8-TCDD	94.4	25 - 164	
1,2,3,7,8-PeCDD	ND	0.403			13C-1,2,3,7,8-PeCDD	86.2	25 - 181	
1,2,3,4,7,8-HxCDD	ND	0.435			13C-1,2,3,4,7,8-HxCDD	120	32 - 141	
1,2,3,6,7,8-HxCDD	0.310			J	13C-1,2,3,6,7,8-HxCDD	118	28 - 130	
1,2,3,7,8,9-HxCDD	ND	0.418			13C-1,2,3,7,8,9-HxCDD	120	32 - 141	
1,2,3,4,6,7,8-HpCDD	4.22				13C-1,2,3,4,6,7,8-HpCDD	98.1	23 - 140	
OCDD	36.9				13C-OCDD	89.9	17 - 157	
2,3,7,8-TCDF	1.26				13C-2,3,7,8-TCDF	101	24 - 169	
1,2,3,7,8-PeCDF	12.3				13C-1,2,3,7,8-PeCDF	93.4	24 - 185	
2,3,4,7,8-PeCDF	3.23				13C-2,3,4,7,8-PeCDF	97.3	21 - 178	
1,2,3,4,7,8-HxCDF	31.8				13C-1,2,3,4,7,8-HxCDF	110	26 - 152	
1,2,3,6,7,8-HxCDF	7.90				13C-1,2,3,6,7,8-HxCDF	108	26 - 123	
2,3,4,6,7,8-HxCDF	1.25			J	13C-2,3,4,6,7,8-HxCDF	110	28 - 136	
1,2,3,7,8,9-HxCDF	0.587			J	13C-1,2,3,7,8,9-HxCDF	111	29 - 147	
1,2,3,4,6,7,8-HpCDF	9.36				13C-1,2,3,4,6,7,8-HpCDF	99.6	28 - 143	
1,2,3,4,7,8,9-HpCDF	2.73				13C-1,2,3,4,7,8,9-HpCDF	106	26 - 138	
OCDF	6.65				13C-OCDF	91.0	17 - 157	
					CRS 37Cl-2,3,7,8-TCDD	89.6	35 - 197	

**Toxic Equivalent Quotient (TEQ) Data (pg/g dry wt)**  
 TEQMinWHO2005Dioxin      5.82

<b>TOTALS</b>								
Total TCDD	0.348							
Total PeCDD	ND	0.403						
Total HxCDD	1.49		2.11					
Total HpCDD	10.3							
Total TCDF	1.26		1.73					
Total PeCDF	21.9		22.2					
Total HxCDF	45.9							
Total HpCDF	14.4							

DL - Sample specific estimated detection limit  
 EMPC - Estimated maximum possible concentration

LCL-UCL- Lower control limit - upper control limit  
 The results are reported in dry weight. The sample size is reported in wet weight.  
 Min-The TEQ is calculated using zero for the concentration of congeners that are not detected.

**Sample ID: USMPDI-006SC-A-01-02-201110** **EPA Method 1613B**

<b>Client Data</b>	<b>Sample Data</b>	<b>Laboratory Data</b>
Name: Anchor QEA, LLC	Matrix: Sediment	Lab Sample: 2002492-06      Date Received: 12-Nov-2020 10:37
Project: GascoSiltronic: US Moorings	Sample Size: 15.6 g	QC Batch: B0L0042      Date Extracted: 07-Dec-2020 11:51
Date Collected: 10-Nov-2020 9:25	% Solids: 64.9	Date Analyzed: 16-Dec-20 22:26      Column: ZB-DIOXIN

Analyte	Conc. (pg/g)	DL	EMPC	Qualifiers	Labeled Standard	%R	LCL-UCL	Qualifiers
2,3,7,8-TCDD	ND		0.327		IS 13C-2,3,7,8-TCDD	103	25 - 164	
1,2,3,7,8-PeCDD	ND		0.862		13C-1,2,3,7,8-PeCDD	87.9	25 - 181	
1,2,3,4,7,8-HxCDD	1.02			J	13C-1,2,3,4,7,8-HxCDD	122	32 - 141	
1,2,3,6,7,8-HxCDD	8.28				13C-1,2,3,6,7,8-HxCDD	119	28 - 130	
1,2,3,7,8,9-HxCDD	3.09				13C-1,2,3,7,8,9-HxCDD	120	32 - 141	
1,2,3,4,6,7,8-HpCDD	155				13C-1,2,3,4,6,7,8-HpCDD	98.0	23 - 140	
OCDD	1610				13C-OCDD	90.6	17 - 157	
2,3,7,8-TCDF	6.99				13C-2,3,7,8-TCDF	97.0	24 - 169	
1,2,3,7,8-PeCDF	24.9				13C-1,2,3,7,8-PeCDF	86.0	24 - 185	
2,3,4,7,8-PeCDF	6.68				13C-2,3,4,7,8-PeCDF	89.9	21 - 178	
1,2,3,4,7,8-HxCDF	137				13C-1,2,3,4,7,8-HxCDF	114	26 - 152	
1,2,3,6,7,8-HxCDF	25.2				13C-1,2,3,6,7,8-HxCDF	111	26 - 123	
2,3,4,6,7,8-HxCDF	4.35				13C-2,3,4,6,7,8-HxCDF	114	28 - 136	
1,2,3,7,8,9-HxCDF	1.94			J	13C-1,2,3,7,8,9-HxCDF	114	29 - 147	
1,2,3,4,6,7,8-HpCDF	39.5				13C-1,2,3,4,6,7,8-HpCDF	102	28 - 143	
1,2,3,4,7,8,9-HpCDF	13.5				13C-1,2,3,4,7,8,9-HpCDF	107	26 - 138	
OCDF	54.6				13C-OCDF	95.8	17 - 157	
					CRS 37Cl-2,3,7,8-TCDD	104	35 - 197	

**Toxic Equivalent Quotient (TEQ) Data (pg/g dry wt)**  
 TEQMinWHO2005Dioxin      24.1

<b>TOTALS</b>			
Total TCDD	0.322		2.13
Total PeCDD	2.24		5.96
Total HxCDD	54.8		
Total HpCDD	385		
Total TCDF	24.4		25.4
Total PeCDF	59.6		
Total HxCDF	212		
Total HpCDF	95.0		

DL - Sample specific estimated detection limit  
 EMPC - Estimated maximum possible concentration

LCL-UCL- Lower control limit - upper control limit  
 The results are reported in dry weight. The sample size is reported in wet weight.  
 Min-The TEQ is calculated using zero for the concentration of congeners that are not detected.

**Sample ID: USMPDI-006SC-A-02-03-201110** **EPA Method 1613B**

<b>Client Data</b>	<b>Sample Data</b>	<b>Laboratory Data</b>
Name: Anchor QEA, LLC	Matrix: Sediment	Lab Sample: 2002492-07      Date Received: 12-Nov-2020 10:37
Project: GascoSiltronic: US Moorings	Sample Size: 14.1 g	QC Batch: B0L0042      Date Extracted: 07-Dec-2020 11:51
Date Collected: 10-Nov-2020 9:25	% Solids: 71.4	Date Analyzed: 16-Dec-20 23:12      Column: ZB-DIOXIN

Analyte	Conc. (pg/g)	DL	EMPC	Qualifiers	Labeled Standard	%R	LCL-UCL	Qualifiers
2,3,7,8-TCDD	ND	0.290			IS 13C-2,3,7,8-TCDD	96.7	25 - 164	
1,2,3,7,8-PeCDD	ND	0.434			13C-1,2,3,7,8-PeCDD	82.3	25 - 181	
1,2,3,4,7,8-HxCDD	ND	0.401			13C-1,2,3,4,7,8-HxCDD	115	32 - 141	
1,2,3,6,7,8-HxCDD	0.505			J	13C-1,2,3,6,7,8-HxCDD	113	28 - 130	
1,2,3,7,8,9-HxCDD	ND	0.420			13C-1,2,3,7,8,9-HxCDD	117	32 - 141	
1,2,3,4,6,7,8-HpCDD	7.10				13C-1,2,3,4,6,7,8-HpCDD	93.0	23 - 140	
OCDD	73.8				13C-OCDD	82.9	17 - 157	
2,3,7,8-TCDF	1.46				13C-2,3,7,8-TCDF	93.8	24 - 169	
1,2,3,7,8-PeCDF	ND		1.41		13C-1,2,3,7,8-PeCDF	83.9	24 - 185	
2,3,4,7,8-PeCDF	ND		0.586		13C-2,3,4,7,8-PeCDF	84.6	21 - 178	
1,2,3,4,7,8-HxCDF	2.16			J	13C-1,2,3,4,7,8-HxCDF	112	26 - 152	
1,2,3,6,7,8-HxCDF	ND	0.284			13C-1,2,3,6,7,8-HxCDF	108	26 - 123	
2,3,4,6,7,8-HxCDF	ND	0.297			13C-2,3,4,6,7,8-HxCDF	115	28 - 136	
1,2,3,7,8,9-HxCDF	ND	0.338			13C-1,2,3,7,8,9-HxCDF	115	29 - 147	
1,2,3,4,6,7,8-HpCDF	1.84			J	13C-1,2,3,4,6,7,8-HpCDF	104	28 - 143	
1,2,3,4,7,8,9-HpCDF	0.416			J	13C-1,2,3,4,7,8,9-HpCDF	108	26 - 138	
OCDF	4.04			J	13C-OCDF	89.5	17 - 157	
					CRS 37Cl-2,3,7,8-TCDD	98.7	35 - 197	

**Toxic Equivalent Quotient (TEQ) Data (pg/g dry wt)**  
 TEQMinWHO2005Dioxin      0.529

<b>TOTALS</b>								
Total TCDD	ND	0.290						
Total PeCDD	ND	0.434						
Total HxCDD	2.34		2.96					
Total HpCDD	17.4							
Total TCDF	3.91							
Total PeCDF	0.597		3.55					
Total HxCDF	3.23		4.48					
Total HpCDF	2.26		4.45					

DL - Sample specific estimated detection limit  
 EMPC - Estimated maximum possible concentration

LCL-UCL- Lower control limit - upper control limit  
 The results are reported in dry weight. The sample size is reported in wet weight.  
 Min-The TEQ is calculated using zero for the concentration of congeners that are not detected.

**Sample ID: USMPDI-006SC-A-03-04-201110** **EPA Method 1613B**

<b>Client Data</b>	<b>Sample Data</b>	<b>Laboratory Data</b>
Name: Anchor QEA, LLC	Matrix: Sediment	Lab Sample: 2002492-08      Date Received: 12-Nov-2020 10:37
Project: GascoSiltronic: US Moorings	Sample Size: 12.4 g	QC Batch: B0L0042      Date Extracted: 07-Dec-2020 11:51
Date Collected: 10-Nov-2020 9:25	% Solids: 82.5	Date Analyzed: 16-Dec-20 23:59      Column: ZB-DIOXIN

Analyte	Conc. (pg/g)	DL	EMPC	Qualifiers	Labeled Standard	%R	LCL-UCL	Qualifiers
2,3,7,8-TCDD	ND	0.361			IS 13C-2,3,7,8-TCDD	97.3	25 - 164	
1,2,3,7,8-PeCDD	ND	0.256			13C-1,2,3,7,8-PeCDD	78.4	25 - 181	
1,2,3,4,7,8-HxCDD	ND	0.498			13C-1,2,3,4,7,8-HxCDD	103	32 - 141	
1,2,3,6,7,8-HxCDD	ND	0.510			13C-1,2,3,6,7,8-HxCDD	106	28 - 130	
1,2,3,7,8,9-HxCDD	ND	0.540			13C-1,2,3,7,8,9-HxCDD	100	32 - 141	
1,2,3,4,6,7,8-HpCDD	ND		0.998		13C-1,2,3,4,6,7,8-HpCDD	84.0	23 - 140	
OCDD	ND		9.60		13C-OCDD	72.8	17 - 157	
2,3,7,8-TCDF	ND	0.170			13C-2,3,7,8-TCDF	87.9	24 - 169	
1,2,3,7,8-PeCDF	ND	0.206			13C-1,2,3,7,8-PeCDF	75.0	24 - 185	
2,3,4,7,8-PeCDF	ND	0.214			13C-2,3,4,7,8-PeCDF	75.3	21 - 178	
1,2,3,4,7,8-HxCDF	ND	0.141			13C-1,2,3,4,7,8-HxCDF	103	26 - 152	
1,2,3,6,7,8-HxCDF	ND	0.148			13C-1,2,3,6,7,8-HxCDF	100	26 - 123	
2,3,4,6,7,8-HxCDF	ND	0.157			13C-2,3,4,6,7,8-HxCDF	109	28 - 136	
1,2,3,7,8,9-HxCDF	ND	0.189			13C-1,2,3,7,8,9-HxCDF	109	29 - 147	
1,2,3,4,6,7,8-HpCDF	ND	0.172			13C-1,2,3,4,6,7,8-HpCDF	95.2	28 - 143	
1,2,3,4,7,8,9-HpCDF	ND	0.166			13C-1,2,3,4,7,8,9-HpCDF	99.6	26 - 138	
OCDF	ND	0.208			13C-OCDF	81.1	17 - 157	
					CRS 37Cl-2,3,7,8-TCDD	108	35 - 197	

**Toxic Equivalent Quotient (TEQ) Data (pg/g dry wt)**  
 TEQMinWHO2005Dioxin      0.00

<b>TOTALS</b>								
Total TCDD	ND	0.361						
Total PeCDD	ND	0.256						
Total HxCDD	0.716							
Total HpCDD	ND		2.60					
Total TCDF	ND	0.170						
Total PeCDF	ND	0.214						
Total HxCDF	ND	0.189						
Total HpCDF	ND	0.172						

DL - Sample specific estimated detection limit  
 EMPC - Estimated maximum possible concentration

LCL-UCL- Lower control limit - upper control limit  
 The results are reported in dry weight. The sample size is reported in wet weight.  
 Min-The TEQ is calculated using zero for the concentration of congeners that are not detected.

**Sample ID: USMPDI-006SC-A-04-05-201110** **EPA Method 1613B**

<b>Client Data</b>	<b>Sample Data</b>	<b>Laboratory Data</b>
Name: Anchor QEA, LLC	Matrix: Sediment	Lab Sample: 2002492-09      Date Received: 12-Nov-2020 10:37
Project: GascoSiltronic: US Moorings	Sample Size: 12.2 g	QC Batch: B0L0082      Date Extracted: 07-Dec-2020 11:51
Date Collected: 10-Nov-2020 9:25	% Solids: 82.4	Date Analyzed: 18-Dec-20 18:29      Column: ZB-DIOXIN

Analyte	Conc. (pg/g)	DL	EMPC	Qualifiers	Labeled Standard	%R	LCL-UCL	Qualifiers
2,3,7,8-TCDD	ND	0.0161			IS 13C-2,3,7,8-TCDD	95.0	25 - 164	
1,2,3,7,8-PeCDD	ND	0.0422			13C-1,2,3,7,8-PeCDD	97.3	25 - 181	
1,2,3,4,7,8-HxCDD	ND	0.0414			13C-1,2,3,4,7,8-HxCDD	115	32 - 141	
1,2,3,6,7,8-HxCDD	0.0537			J	13C-1,2,3,6,7,8-HxCDD	107	28 - 130	
1,2,3,7,8,9-HxCDD	ND		0.0333		13C-1,2,3,7,8,9-HxCDD	107	32 - 141	
1,2,3,4,6,7,8-HpCDD	0.982			J, B	13C-1,2,3,4,6,7,8-HpCDD	107	23 - 140	
OCDD	11.2			B	13C-OCDD	84.1	17 - 157	
2,3,7,8-TCDF	0.0476			J	13C-2,3,7,8-TCDF	97.9	24 - 169	
1,2,3,7,8-PeCDF	ND	0.0206			13C-1,2,3,7,8-PeCDF	105	24 - 185	
2,3,4,7,8-PeCDF	ND	0.0184			13C-2,3,4,7,8-PeCDF	111	21 - 178	
1,2,3,4,7,8-HxCDF	0.0616			J	13C-1,2,3,4,7,8-HxCDF	93.5	26 - 152	
1,2,3,6,7,8-HxCDF	0.0257			J	13C-1,2,3,6,7,8-HxCDF	85.4	26 - 123	
2,3,4,6,7,8-HxCDF	ND	0.0232			13C-2,3,4,6,7,8-HxCDF	92.9	28 - 136	
1,2,3,7,8,9-HxCDF	0.0467			J, B	13C-1,2,3,7,8,9-HxCDF	91.9	29 - 147	
1,2,3,4,6,7,8-HpCDF	0.168			J	13C-1,2,3,4,6,7,8-HpCDF	74.5	28 - 143	
1,2,3,4,7,8,9-HpCDF	0.0300			J, B	13C-1,2,3,4,7,8,9-HpCDF	92.6	26 - 138	
OCDF	0.563			J, B	13C-OCDF	77.7	17 - 157	
					CRS 37Cl-2,3,7,8-TCDD	91.3	35 - 197	

**Toxic Equivalent Quotient (TEQ) Data (pg/g dry wt)**  
 TEQMinWHO2005Dioxin      0.0389

<b>TOTALS</b>								
Total TCDD	ND		0.0898					
Total PeCDD	ND	0.0422						
Total HxCDD	0.575		0.609					
Total HpCDD	1.95			B				
Total TCDF	0.144		0.173					
Total PeCDF	0.0411							
Total HxCDF	0.286		0.295	B				
Total HpCDF	0.537			B				

DL - Sample specific estimated detection limit  
 EMPC - Estimated maximum possible concentration

LCL-UCL- Lower control limit - upper control limit  
 The results are reported in dry weight. The sample size is reported in wet weight.  
 Min-The TEQ is calculated using zero for the concentration of congeners that are not detected.



## DATA QUALIFIERS & ABBREVIATIONS

B	This compound was also detected in the method blank
Conc.	Concentration
CRS	Cleanup Recovery Standard
D	Dilution
DL	Detection Limit
E	The associated compound concentration exceeded the calibration range of the instrument
H	Recovery and/or RPD was outside laboratory acceptance limits
I	Chemical Interference
IS	Internal Standard
J	The amount detected is below the Reporting Limit/LOQ
K	EMPC (specific projects only)
LOD	Limit of Detection
LOQ	Limit of Quantitation
M	Estimated Maximum Possible Concentration (CA Region 2 projects only)
MDL	Method Detection Limit
NA	Not applicable
ND	Not Detected
OPR	Ongoing Precision and Recovery sample
P	The reported concentration may include contribution from chlorinated diphenyl ether(s).
Q	The ion transition ratio is outside of the acceptance criteria.
RL	Reporting Limit
TEQ	Toxic Equivalency
U	Not Detected (specific projects only)

Unless otherwise noted, solid sample results are reported in dry weight. Tissue samples are reported in wet weight.

### Vista Analytical Laboratory Certifications

Accrediting Authority	Certificate Number
Alaska Department of Environmental Conservation	17-013
Arkansas Department of Environmental Quality	19-013-0
California Department of Health – ELAP	2892
DoD ELAP - A2LA Accredited - ISO/IEC 17025:2005	3091.01
Florida Department of Health	E87777-23
Hawaii Department of Health	N/A
Louisiana Department of Environmental Quality	01977
Maine Department of Health	2018017
Massachusetts Department of Environmental Protection	N/A
Michigan Department of Environmental Quality	9932
Minnesota Department of Health	1521520
New Hampshire Environmental Accreditation Program	207718-B
New Jersey Department of Environmental Protection	190001
New York Department of Health	11411
Oregon Laboratory Accreditation Program	4042-010
Pennsylvania Department of Environmental Protection	016
Texas Commission on Environmental Quality	T104704189-19-10
Vermont Department of Health	VT-4042
Virginia Department of General Services	10272
Washington Department of Ecology	C584-19
Wisconsin Department of Natural Resources	998036160

*Current certificates and lists of licensed parameters are located in the Quality Assurance office and are available upon request.*

## NELAP Accredited Test Methods

MATRIX: Air	
Description of Test	Method
Determination of Polychlorinated p-Dioxins & Polychlorinated Dibenzofurans	EPA 23
Determination of Polychlorinated p-Dioxins & Polychlorinated Dibenzofurans	EPA TO-9A

MATRIX: Biological Tissue	
Description of Test	Method
Tetra- through Octa-Chlorinated Dioxins and Furans by Isotope Dilution GC/HRMS	EPA 1613B
Brominated Diphenyl Ethers by HRGC/HRMS	EPA 1614A
Chlorinated Biphenyl Congeners in Water, Soil, Sediment, and Tissue by GC/HRMS	EPA 1668A/C
Pesticides in Water, Soil, Sediment, Biosolids, and Tissue by HRGC/HRMS	EPA 1699
Perfluorinated Alkyl Acids in Drinking Water by SPE and LC/MS/MS	EPA 537
Polychlorinated Dibenzo-p-Dioxins and Polychlorinated Dibenzofurans by GC/HRMS	EPA 8280A/B
Polychlorinated Dibenzodioxins (PCDDs) and Polychlorinated Dibenzofurans (PCDFs) by GC/HRMS	EPA 8290/8290A

MATRIX: Drinking Water	
Description of Test	Method
2,3,7,8-Tetrachlorodibenzo- p-dioxin (2,3,7,8-TCDD) GC/HRMS	EPA 1613/1613B
1,4-Dioxane (1,4-Diethyleneoxide) analysis by GC/HRMS	EPA 522
Perfluorinated Alkyl Acids in Drinking Water by SPE and LC/MS/MS	EPA 537
Perfluorinated Alkyl Acids in Drinking Water by SPE and LC/MS/MS	ISO 25101 2009

MATRIX: Non-Potable Water	
Description of Test	Method
Tetra- through Octa-Chlorinated Dioxins and Furans by Isotope Dilution GC/HRMS	EPA 1613B
Brominated Diphenyl Ethers by HRGC/HRMS	EPA 1614A
Chlorinated Biphenyl Congeners in Water, Soil, Sediment, and Tissue by GC/HRMS	EPA 1668A/C
Pesticides in Water, Soil, Sediment, Biosolids, and Tissue by HRGC/HRMS	EPA 1699
Perfluorinated Alkyl Acids in Drinking Water by SPE and LC/MS/MS	EPA 537
Dioxin by GC/HRMS	EPA 613
Polychlorinated Dibenzo-p-Dioxins and Polychlorinated Dibenzofurans by GC/HRMS	EPA 8280A/B
Polychlorinated Dibenzodioxins (PCDDs) and Polychlorinated Dibenzofurans (PCDFs) by GC/HRMS	EPA 8290/8290A

MATRIX: Solids	
Description of Test	Method
Tetra-Octa Chlorinated Dioxins and Furans by Isotope Dilution GC/HRMS	EPA 1613
Tetra- through Octa-Chlorinated Dioxins and Furans by Isotope Dilution GC/HRMS	EPA 1613B
Brominated Diphenyl Ethers by HRGC/HRMS	EPA 1614A
Chlorinated Biphenyl Congeners in Water, Soil, Sediment, and Tissue by GC/HRMS	EPA 1668A/C
Pesticides in Water, Soil, Sediment, Biosolids, and Tissue by HRGC/HRMS	EPA 1699
Perfluorinated Alkyl Acids in Drinking Water by SPE and LC/MS/MS	EPA 537
Polychlorinated Dibenzo-p-Dioxins and Polychlorinated Dibenzofurans by GC/HRMS	EPA 8280A/B
Polychlorinated Dibenzodioxins (PCDDs) and Polychlorinated Dibenzofurans (PCDFs) by GC/HRMS	EPA 8290/8290A

**ENVIRONMENTAL SAMPLE CHAIN OF CUSTODY**

**COC ID:**

VISTA-20201110-153131

**POC: #** Delaney Peterson (360-715-2707)

**Project:** GascoSiltronic: US Moorings

**Sample Custodian:**

CO

1605 Cornwall Avenue, Bellingham, WA 98225

**Client:** NW Natural

2002492 2.5°C Lab:

VISTA

COC Sample Number	Field Sample ID	Sample Type	Matrix	Collected Date	Time	Containers #	Lab QC*	Test Request	Method	TAT**	Preservative
001	USMPDI-003SC-A-01-02-201110	N	SE	11/10/2020	12:15	1	<input type="checkbox"/>	Dioxin/Furans	E1613B	30	4°C
								Total solids (VISTA)	SM2540G	30	4°C
002	USMPDI-003SC-A-02-03-201110	N	SE	11/10/2020	12:15	1	<input type="checkbox"/>	Dioxin/Furans	E1613B	30	4°C
								Total solids (VISTA)	SM2540G	30	4°C
003	USMPDI-003SC-A-03-04-201110	N	SE	11/10/2020	12:15	2	<input checked="" type="checkbox"/>	Dioxin/Furans	E1613B	30	4°C
								Total solids (VISTA)	SM2540G	30	4°C
004	USMPDI-003SC-A-04-05-201110	N	SE	11/10/2020	12:15	1	<input type="checkbox"/>	Dioxin/Furans	E1613B	30	4°C
								Total solids (VISTA)	SM2540G	30	4°C
005	USMPDI-1003SC-A-01-02-201110	FD	SE	11/10/2020		1	<input type="checkbox"/>	Dioxin/Furans	E1613B	30	4°C
								Total solids (VISTA)	SM2540G	30	4°C
006	USMPDI-006SC-A-01-02-201110	N	SE	11/10/2020	9:25	1	<input type="checkbox"/>	Dioxin/Furans	E1613B	30	4°C
								Total solids (VISTA)	SM2540G	30	4°C
007	USMPDI-006SC-A-02-03-201110	N	SE	11/10/2020	9:25	1	<input type="checkbox"/>	Dioxin/Furans	E1613B	30	4°C
								Total solids (VISTA)	SM2540G	30	4°C

Comment:					
Relinquished By:	Received By:	Relinquished By:	Received By:	Relinquished By:	Received By:
Signature: <i>[Signature]</i>	Signature: <i>[Signature]</i>	Signature:	Signature:	Signature:	Signature:
Print Name: <i>Jasha Norwood</i>	Print Name: <i>William RW Wisk</i>	Print Name:	Print Name:	Print Name:	Print Name:
Company: <i>Anchor QEA</i>	Company: <i>VAL</i>	Company:	Company:	Company:	Company:
Date/Time: <i>11/11/20 @ 7:40</i>	Date/Time: <i>11/12/20 10:37</i>	Date/Time:	Date/Time:	Date/Time:	Date/Time:

\* Lab QC Requested for sample when box is checked \*\* TAT = Turn Around Time in DAYS # POC = Project Point of Contact

**ENVIRONMENTAL SAMPLE CHAIN OF CUSTODY**

**POC:** # Delaney Peterson (360-715-2707)  
1605 Cornwall Avenue, Bellingham, WA 98225

**Project:** GascoSiltronic: US Moorings  
**Client:** NW Natural

2002492

**COC ID:** VISTA-20201110-153131  
**Sample Custodian:** CO  
**Lab:** VISTA

COC Sample Number	Field Sample ID	Sample Type	Matrix	Collected		Containers #	Lab QC*	Test Request	Method	TAT**	Preservative
				Date	Time						
007	USMPDI-006SC-A-02-03-201110	N	SE	11/10/2020	9:25	1	<input type="checkbox"/>				
								Total solids (VISTA)	SM2540G	30	4°C
008	USMPDI-006SC-A-03-04-201110	N	SE	11/10/2020	9:25	1	<input type="checkbox"/>				
								Dioxin/Furans	E1613B	30	4°C
								Total solids (VISTA)	SM2540G	30	4°C
009	USMPDI-006SC-A-04-05-201110	N	SE	11/10/2020	9:25	1	<input type="checkbox"/>				
								Dioxin/Furans	E1613B	30	4°C
								Total solids (VISTA)	SM2540G	30	4°C

Comment:					
Relinquished By:	Received By:	Relinquished By:	Received By:	Relinquished By:	Received By:
Signature <i>[Signature]</i>	Signature <i>[Signature]</i>	Signature	Signature	Signature	Signature
Print Name <i>SE Peterson</i>	Print Name <i>William R Wright</i>	Print Name	Print Name	Print Name	Print Name
Company <i>Anchor OEA</i>	Company <i>VAL</i>	Company	Company	Company	Company
Date/Time <i>11/11/20 @ 7:40</i>	Date/Time <i>11/12/20 10:37</i>	Date/Time	Date/Time	Date/Time	Date/Time

\* Lab QC Requested for sample when box is checked \*\* TAT = Turn Around Time in DAYS # POC = Project Point of Contact

# Sample Log-In Checklist

Page # 1 of 1

Vista Work Order #: 2002492 TAT Std

<b>Samples Arrival:</b>	<b>Date/Time:</b> 11/12/20 10:37	<b>Initials:</b> URW	<b>Location:</b> WR-2
			<b>Shelf/Rack:</b> NA
<b>Delivered By:</b>	<input checked="" type="checkbox"/> FedEx	<input type="checkbox"/> UPS	<input type="checkbox"/> On Trac
		<input type="checkbox"/> GLS	<input type="checkbox"/> DHL
		<input type="checkbox"/> Hand Delivered	<input type="checkbox"/> Other
<b>Preservation:</b>	<input checked="" type="checkbox"/> Ice	<input type="checkbox"/> Blue Ice	<input type="checkbox"/> Techni Ice
		<input type="checkbox"/> Dry Ice	<input type="checkbox"/> None
<b>Temp °C:</b> 2.5 (uncorrected)	<b>Probe used:</b> Y / <input checked="" type="checkbox"/> N		<b>Thermometer ID:</b> FR-3
<b>Temp °C:</b> 2.5 (corrected)			

	YES	NO	NA
Shipping Container(s) Intact?	<input checked="" type="checkbox"/>		
Shipping Custody Seals Intact?	<input checked="" type="checkbox"/>		
Airbill <u>      </u> Trk # <u>772057926068</u>	<input checked="" type="checkbox"/>		
Shipping Documentation Present?	<input checked="" type="checkbox"/>		
Shipping Container	<input type="checkbox"/> Vista	<input checked="" type="checkbox"/> Client	<input type="checkbox"/> Retain
			<input type="checkbox"/> Return
			<input type="checkbox"/> Dispose
Chain of Custody / Sample Documentation Present?	<input checked="" type="checkbox"/>		
Chain of Custody / Sample Documentation Complete?	<input checked="" type="checkbox"/>		
Holding Time Acceptable?	<input checked="" type="checkbox"/>		

<b>Logged In:</b>	<b>Date/Time:</b> 11/12/20 1345	<b>Initials:</b> YBWB	<b>Location:</b> WR-2
			<b>Shelf/Rack:</b> <sup>2206</sup> 11/12/20 DZ H2
COC Anomaly/Sample Acceptance Form completed?			<input checked="" type="checkbox"/> <input checked="" type="checkbox"/>

Comments:

# CoC/Label Reconciliation Report WO# 2002492

LabNumber	CoC Sample ID	SampleAlias	Sample Date/Time	Container	BaseMatrix	Sample Comments
2002492-01	A USMPDI-003SC-A-01-02-201110		10-Nov-20 12:15	Amber Glass, 120 mL	Solid	
2002492-02	A USMPDI-003SC-A-02-03-201110		10-Nov-20 12:15	Amber Glass, 120 mL	Solid	
2002492-03	A USMPDI-003SC-A-03-04-201110		10-Nov-20 12:15	Amber Glass, 120 mL	Solid	
2002492-03	B USMPDI-003SC-A-03-04-201110		10-Nov-20 12:15	Amber Glass, 120 mL	Solid	
2002492-04	A USMPDI-003SC-A-04-05-201110		10-Nov-20 12:15	Amber Glass, 120 mL	Solid	
2002492-05	A USMPDI-1003SC-A-01-02-201110		10-Nov-20 00:00	Amber Glass, 120 mL	Solid	
2002492-06	A USMPDI-006SC-A-01-02-201110		10-Nov-20 09:25	Amber Glass, 120 mL	Solid	
2002492-07	A USMPDI-006SC-A-02-03-201110		10-Nov-20 09:25	Amber Glass, 120 mL	Solid	
2002492-08	A USMPDI-006SC-A-03-04-201110		10-Nov-20 09:25	Amber Glass, 120 mL	Solid	
2002492-09	A USMPDI-006SC-A-04-05-201110		10-Nov-20 09:25	Amber Glass, 120 mL	Solid	

Checkmarks indicate that information on the COC reconciled with the sample label.  
Any discrepancies are noted in the following columns.

	Yes	No	NA
Sample Container Intact?	✓		
Sample Custody Seals Intact?		✓	
Adequate Sample Volume?	✓		
Container Type Appropriate for Analysis(es)	✓		
Preservation Documented: Na2S2O3 Trizma <u>None</u> Other		✓	✓
If Chlorinated or Drinking Water Samples, Acceptable Preservation?			✓

Comments:

Ⓐ No collection time listed on COC. Sample label time 1215; updated from label.

Verified by/Date: HS 11/12/20



## **EXTRACTION INFORMATION**

Process Sheet  
**Workorder: 2002492**

Prep Expiration: 2021-11-10  
 Client: Anchor QEA, LLC

**Workorder Due: 10-Dec-20 00:00**

TAT: 28

Method: **1613 Full List**  
 Matrix: **Solid**  
 Client Matrix: **Sediment**  
 Also run: **Percent Solids**

Prep Batch: BOL0042

Prep Data Entered: ELM 12/09/20  
Date and Initials

Initial Sequence: SOL0027

LabSampleID	Recon	ClientSampleID	Date Received	Location	Comments
2002492-01	<input checked="" type="checkbox"/>	USMPDI-003SC-A-01-02-201110	12-Nov-20 10:37	WR-2 H-2	
2002492-02	<input checked="" type="checkbox"/>	USMPDI-003SC-A-02-03-201110	12-Nov-20 10:37	WR-2 H-2	
2002492-03	<input checked="" type="checkbox"/>	USMPDI-003SC-A-03-04-201110	12-Nov-20 10:37	WR-2 H-2	<b>DUP</b>
2002492-04	<input checked="" type="checkbox"/>	USMPDI-003SC-A-04-05-201110	12-Nov-20 10:37	WR-2 H-2	
2002492-05	<input checked="" type="checkbox"/>	USMPDI-1003SC-A-01-02-201110	12-Nov-20 10:37	WR-2 H-2	
2002492-06	<input checked="" type="checkbox"/>	USMPDI-006SC-A-01-02-201110	12-Nov-20 10:37	WR-2 H-2	
2002492-07	<input checked="" type="checkbox"/>	USMPDI-006SC-A-02-03-201110	12-Nov-20 10:37	WR-2 H-2	
2002492-08	<input checked="" type="checkbox"/>	USMPDI-006SC-A-03-04-201110	12-Nov-20 10:37	WR-2 H-2	
2002492-09	<input checked="" type="checkbox"/>	USMPDI-006SC-A-04-05-201110	12-Nov-20 10:37	WR-2 H-2	

**WO Comments: 1613: 10g dw**

Pre-Prep Check Out: DG 11/17/20  
 Pre-Prep Check In: DG 11/17/20

Prep Check Out: DG 12/07/20  
 Prep Check In: DG 12/07/20

Prep Reconciled Initials/Date: DG 11/17/20  
 Spike Reconciled Initials/Date: CHT 12/07/20  
 VialBoxID: ornament

PREPARATION BENCH SHEET

Matrix: Solid

BOL0042

Chemist: DG

Method: 1613 Full List

Prep Date/Time: 07-Dec-20 11:51

Prepared using: HRMS - Soxhlet

\*EUM 12/09/20

Sox	VISTA Sample ID	G Eqv	Sample Amt. (g)	IS/NS CHEM/WIT DATE	CRS/PS CHEM/WIT DATE	AP CHEM/ DATE	ABSG CHEM/ DATE	AA CHEM/ DATE	Florisil CHEM/ DATE	RS CHEM/WIT DATE
A1	BOL0042-BLK1	N/A	(10.00)	DG RP 12/07/20	DG Q0 12/08/20	N/A	EUM 12/09/20	EUM 12/09/20	EUM 12/09/20	EUM ME 12/09/20
A2	BOL0042-BS1	↓	(10.00)				6*			
A3	BOL0042-DUP1 2002492-03	11.79	11.82				Gray			
A4	BOL0042-DUP2 2002549-03	22.76	22.86				Black/Brown Yellow			
A5	2002492-01	14.03	14.16				Gray			
A7	2002492-02	12.55	12.68							
A8	2002492-03	11.79	11.86							
A9	2002492-04	12.96	12.98							
A10	2002492-05	13.89	14.00							
A11	2002492-06	15.41	15.62				Black/Brown Yellow			
B1	2002492-07	14.01	14.06				Brown			
B2	2002492-08	12.12	12.35				Gray			
B3	2002492-09	12.19	12.23							
B5	2002549-01	27.18	27.44			N/A	EUM 12/09/20	EUM 12/09/20	Q0 12/09/20	EUM ME 12/09/20
B6	2002549-02	24.71	24.99							

IS: 20F1101, 10µL (V3) Cycle Time APP: SEFUN SOX (SDS) Check Out: DG 12/07/20 Soxhlet Siphoned Chemist/Date: DG 12/07/20 Notes: (A) 20E0701, 10µL (V0) DG 12/08/20

NS: 20F0107, 10µL (V4) Start Date/Time SOLV: TOL Check In: DG 12/07/20 (B) Sample left on rotovap DG 12/08/20

PS/CRS: 20E0701, 10µL (V1) 12/07/20 Other: N/A Check In: DG 12/07/20 (C) Black/Brown/Yellow EUM 12/09/20

RS: 20H2502, 10µL (V0) 1346 Final Volume(s) 20µL Balance ID: HRMS-8 Vial Transfer Chemist/Date: EUM 12/09/20

Diox/F PCB PAH PEST PBDE HCB 12/08/20 C14

Comments:

1 = Sample approached dryness on rotovap  
 2 = Sample bumped on rotovap; lost < 5%  
 3 = Sample poured through Na2SO4 to remove water  
 4 = Precipitate present at Final Volume  
 5 = Sample homogenized in secondary container  
 6 = Sample clogged during extraction; pipetted and used Nitrogen to assist  
 7 = Soxhlet approached dryness

PREPARATION BENCH SHEET

Matrix: Solid

BOL0042

Chemist: DG

Method: 1613 Full List

Prepared using: HRMS - Soxhlet

Prep Date/Time: 07-Dec-20 11:51

Sox	VISTA Sample ID	G Eqv	Sample Amt. (g)	IS/NS CHEM/WIT DATE	CRS/PS CHEM/WIT DATE	AP CHEM/ DATE	ABSG CHEM/ DATE	AA CHEM/ DATE	Florisil CHEM/ DATE	RS CHEM/WIT DATE
B7	2002549-03	22.76	23.06	DG PL 12/07/20	DG QD 12/08/20	N/A	YU 12/09/20	YU 12/09/20	YU 12/09/20	YU ME 12/09/20
B8	2002549-04	25.21	25.26	↓	↓	↓	BROWN	↓	↓	↓
B9	2002549-05	24.58	24.65	↓	↓	↓	BLACK/BROWN/YELLOW	↓	↓	↓
B10	2002550-01	12.88	12.96	↓	↓	↓	BROWN	↓	↓	↓
B11	2002550-02	11.01	11.09	↓	↓	↓	↓	↓	↓	↓
B12	2002550-03	8.00	8.12	↓	↓	↓	BLACK/BROWN/YELLOW	↓	↓	↓
C1	2002550-04	9.95	9.99	↓	↓	↓	Red/Yellow/Green	↓	↓	↓

IS: 20F1101, 10µl (V3)	Cycle Time	APP: SEFUN SOX (SDS)	Check Out: DG 12/07/20	Soxhlet Siphoned Chemist/Date: DG 12/07/20	Notes: (A) 20E0701, 10µl (V) DG 12/08/20
NS: 20F0107, 10µl (V4)	Start Date/Time: 12/07/20	SOLV: TOL	Chemist/Date: DG 12/07/20	Check In: DG 12/07/20	(C) Black/Brown/Yellow YU 12/09/20
PS/CRS: (A) 20E0701, 10µl (V)	Stop Date/Time: 12/08/20 0600	Other: N/A	Chemist/Date: DG 12/07/20	Vial Transfer Chemist/Date: DG 12/09/20	
RS: 20H2502, 10µl (V6)		Final Volume(s): 20µl C14	Balance ID: HRMS-8		
Diox/F PCB PAH PEST PBDE HCB					

Comments:

- 1 = Sample approached dryness on rotovap
- 2 = Sample bumped on rotovap; lost < 5%
- 3 = Sample poured through Na2SO4 to remove water
- 4 = Precipitate present at Final Volume
- 5 = Sample homogenized in secondary container
- 6 = Sample clogged during extraction; pipetted and used Nitrogen to assist
- 7 = Soxhlet approached dryness

Batch: B0L0042

Matrix: Solid

LabNumber	WetWeight (Initial)	% Solids (Extraction Solids)	DryWeight	Final	Extracted	Ext By	Spike	SpikeAmount	ClientMatrix	Analysis
2002492-01	14.16 ✓	71.28712	10.0943	20 ✓	07-Dec-20 11:51	DG ✓			Sediment	1613 Full List
2002492-02	12.68 ✓	79.7066	10.1068	20	07-Dec-20 11:51	DG			Sediment	1613 Full List
2002492-03	11.86 ✓	84.78261	10.0552	20	07-Dec-20 11:51	DG			Sediment	1613 Full List
2002492-04	12.98 ✓	77.14286	10.0131	20	07-Dec-20 11:51	DG			Sediment	1613 Full List
2002492-05	14 ✓	72	10.0800	20	07-Dec-20 11:51	DG			Sediment	1613 Full List
2002492-06	15.62 ✓	64.87854	10.1340	20	07-Dec-20 11:51	DG			Sediment	1613 Full List
2002492-07	14.06 ✓	71.36565	10.0340	20	07-Dec-20 11:51	DG			Sediment	1613 Full List
2002492-08	12.35 ✓	82.51029	10.1900	20 ✓	07-Dec-20 11:51	DG ✓			Sediment	1613 Full List
<del>2002492-09</del>	<del>12.23</del>	<del>82.35294</del>	<del>10.0718</del>	<del>20</del>	<del>07-Dec-20 11:51</del>	<del>DG</del>			<del>Sediment</del>	<del>1613 Full List</del>
2002549-01	27.44 ✓	36.79245	10.0958	20 ✓	07-Dec-20 11:51	DG ✓			Sediment	1613 Full List
2002549-02	24.99 ✓	40.46435	10.1120	20	07-Dec-20 11:51	DG			Sediment	1613 Full List
2002549-03	23.06 ✓	43.94141	10.1329	20	07-Dec-20 11:51	DG			Sediment	1613 Full List
2002549-04	25.26 ✓	39.66481	10.0193	20	07-Dec-20 11:51	DG			Sediment	1613 Full List
2002549-05	24.65 ✓	40.68555	10.0290	20	07-Dec-20 11:51	DG			Sediment	1613 Full List
2002550-01	12.96 ✓	38.82726	5.0320	20	07-Dec-20 11:51	DG			Sediment	1613 Full List
2002550-02	11.09 ✓	45.41667	5.0367	20	07-Dec-20 11:51	DG			Sediment	1613 Full List
2002550-03	8.12 ✓	62.48331	5.0736	20	07-Dec-20 11:51	DG			Sediment	1613 Full List
2002550-04	9.99 ✓	50.27322	5.0223	20	07-Dec-20 11:51	DG			Sediment	1613 Full List
B0L0042-BLK1	10 ✓	100	(10.00)	20	07-Dec-20 11:51	DG				QC
B0L0042-BS1	10 ✓	100	(10.00)	20	07-Dec-20 11:51	DG	20F0107 ✓	10 ✓		QC
B0L0042-DUP1	11.82 ✓	84.78261	10.021304520	20	07-Dec-20 11:51	DG				QC
B0L0042-DUP2	22.86 ✓	43.94141	10.0450063	20 ✓	07-Dec-20 11:51	DG ✓				QC

All bolded data on report verified against written benchsheet by (initial/date) EM 12/09/20

Printed: 12/9/2020 4:12:31PM  
Page 1 of 1

Percent Moisture/ Percent Solids

D2216-90

BATCH ID BOK0140

Analyst: DG ✓	Test Code: %Moist/%Solids	Data Entry Verified by: (Initial and Date) <u>CHS 11/20/20</u>
Analyte: Dried at 110°C +/- 5°C	Units: %	
Oven ID: 01 02 ✓		

Inst HRMS-8 ✓

Date/Time IN: 11/17/20 1512 ✓ Date/Time OUT: 11/20/20 0839 ✓

Particle Size	SampleID	SampType	Initial and Date:		DG 11/17/20 ✓	CHT 11/20/20 ✓	Dry Sample Weight (g)	%Solids RawVal	DG 11/17/20 ✓	pH Before	pH After	Acid Added	DG 11/17/20 ✓
			Pan Tare Wt. (gms)	Wet Pan and Sample Weight (g)	Dry Pan and Sample Weight (g)	Visual Inspection			Sample Homogenized*				
	2002492-01	A ✓	Sample	1.2600 ✓	5.3000 ✓	4.1400 ✓	2.8800	71.29	Soil ✓	n/a	n/a	n/a	x ✓
	2002492-02	A ✓	Sample	1.2600 ✓	5.3500 ✓	4.5200 ✓	3.2600	79.71	Soil ✓	n/a	n/a	n/a	x ✓
	2002492-03	A ✓	Sample	1.2500 ✓	6.3100 ✓	5.5400 ✓	4.2900	84.78	Soil ✓	n/a	n/a	n/a	x ✓
	2002492-04	A ✓	Sample	1.2600 ✓	5.8100 ✓	4.7700 ✓	3.5100	77.14	Soil ✓	n/a	n/a	n/a	x ✓
	2002492-05	A ✓	Sample	1.2700 ✓	6.2700 ✓	4.8700 ✓	3.6000	72.00	Soil ✓	n/a	n/a	n/a	x ✓
	2002492-06	A ✓	Sample	1.2700 ✓	11.1500 ✓	7.6800 ✓	6.4100	64.88	Mud ✓	n/a	n/a	n/a	x ✓
	2002492-07	A ✓	Sample	1.2700 ✓	5.8100 ✓	4.5100 ✓	3.2400	71.37	Soil ✓	n/a	n/a	n/a	x ✓
	2002492-08	A ✓	Sample	1.2700 ✓	6.1300 ✓	5.2800 ✓	4.0100	82.51	Soil ✓	n/a	n/a	n/a	x ✓
	2002492-09	A ✓	Sample	1.2700 ✓	5.5200 ✓	4.7700 ✓	3.5000	82.35	Soil ✓	n/a	n/a	n/a	x ✓

\*Sample homogenized in sample container unless otherwise noted.

Percent Moisture/ Percent Solids

D2216-90

BATCH ID BOK0140

Analyst: <b>DG</b>	Test Code: %Moist/%Solids	Data Entry Verified by: (Initial and Date) _____
Analyte:	Units: %	
Oven ID: 01 <b>02</b>	Dried at 110°C +/- 5°C	

Inst **HRMS-8**

Date/Time IN: **11/17/20 1812**    Date/Time OUT: **11/20/20 0634**

B	C	D	E	F	G	H	I	K	L	M	N	O	P
Particle Size	SampleID	Sample Type	Initial and Date: <b>DG 11/17/20</b>		CHT <b>11/20/20</b>		Dry Sample Weight (g)	%Solids RawVal	Visual Inspection	Cl- Before	pH After	Acid Added	Sample Homogenized*
			Pan Tare Wt. (gms)	Wet Pan and Sample Weight (g)	Dry Pan and Sample Weight (g)								
		Sample	1.26	5.30	4.14			SOIL ↓ MUD SOIL ↓	NA				X
		Sample	1.26	5.35	4.52					X			
		Sample	1.25	6.31	5.54					X			
		Sample	1.26	5.81	4.77					X			
		Sample	1.27	6.27	4.87					X			
		Sample	1.27	11.13	7.68					X			
		Sample	1.27	5.81	4.51					X			
		Sample	1.27	6.13	5.28					X			
		Sample	1.27	5.52	4.77					X			

\*Sample homogenized in sample container unless otherwise noted.

RX #1 KJR 12/8/2020

Process Sheet  
Workorder: 2002492

Prep Expiration: 2021-11-10  
Client: Anchor QEA, LLC

Workorder Due: 10-Dec-20 00:00

TAT: 28

Method: 1613 Full List  
Matrix: Solid  
Client Matrix: Sediment  
Also run: Percent Solids

Prep Batch: BOL0082

Prep Data Entered: DG 12/15/20  
Date and Initials

Initial Sequence: SOL0046

LabSampleID	Recon	ClientSampleID	Date Received	Location	Comments
<del>2002492-01</del>	<input type="checkbox"/>	<del>USMPDI-006SC-A-01-02-201110</del>	<del>12-Nov-20 10:37</del>	<del>WR-2 H-2</del>	
2002492-02	<input type="checkbox"/>	USMPDI-003SC-A-02-03-201110	12-Nov-20 10:37	WR-2 H-2	
2002492-03	<input type="checkbox"/>	USMPDI-003SC-A-03-04-201110	12-Nov-20 10:37	WR-2 H-2	DUP
2002492-04	<input type="checkbox"/>	USMPDI-003SC-A-04-05-201110	12-Nov-20 10:37	WR-2 H-2	
2002492-05	<input type="checkbox"/>	USMPDI-1003SC-A-01-02-201110	12-Nov-20 10:37	WR-2 H-2	
2002492-06	<input type="checkbox"/>	USMPDI-006SC-A-01-02-201110	12-Nov-20 10:37	WR-2 H-2	
2002492-07	<input type="checkbox"/>	USMPDI-006SC-A-02-03-201110	12-Nov-20 10:37	WR-2 H-2	
<del>2002492-08</del>	<input type="checkbox"/>	<del>USMPDI-006SC-A-03-04-201110</del>	<del>12-Nov-20 10:37</del>	<del>WR-2 H-2</del>	
2002492-09	<input checked="" type="checkbox"/>	USMPDI-006SC-A-04-05-201110	12-Nov-20 10:37	WR-2 H-2	

WO Comments: 1613: 10g dw

Pre-Prep Check Out: NA  
Pre-Prep Check In: NA

Prep Check Out: DG 12/13/20  
Prep Check In: DG 12/13/20

Prep Reconciled Initials/Date: DG 12/13/20  
Spike Reconciled Initials/Date: KR 12/13/20  
VialBoxID: GUMDROP



PREPARATION BENCH SHEET

Matrix: Solid

BOL0082

Chemist: DG

Method: 1613 Full List  
Method: 8290 2.3.7.8s Only

Prepared using: HRMS - Soxhlet

Prep Date/Time: 12-Dec-20 10:53

Sox	VISTA Sample ID	G Eqv	Sample Amt. (g)	IS/NS CHEM/WIT DATE	CRS/PS CHEM/WIT DATE	AP CHEM/ DATE	ABSG CHEM/ DATE	AA CHEM/ DATE	Florisil CHEM/ DATE	RS CHEM/WIT DATE
A1	BOL0082-BLK1	NA	(10.00)	DG 12/13/20	IM 12/14/20	N/A	IM 12/14/20	IM 12/14/20	DG 12/15/20	DG RR 12/15/20
A2	BOL0082-BS1	NA	(10.00)							
A3	BOL0082-MS1 2002645-01	10.65	10.78				brown line, brown & green 44%			
A4	BOL0082-MSD1 2002645-01	10.65	10.69				↓			
A5	2002492-09RE1	12.14	12.20				beige & pink lines			
A7	2002532-01	15.54	15.78				brown & red lines, grey, yellow			
A8	2002532-02	14.28	14.33				beige & violet lines			
A9	2002532-03	13.32	13.56				beige & violet lines			
A10	2002532-04	12.28	12.32				beige & pink lines			
A11	2002532-05	14.83	15.08				brown, yellow, brown, green			
B1	2002532-06	15.44	15.47				↓			
B2	2002532-07	17.43	17.52				↓			
B3	2002532-08	17.46	17.55				beige & red lines; grey		Ⓡ	
B5	2002532-09	17.14	17.26				brown, orange, yellow, black, green			
B6	2002532-10	17.38	17.55				beige & red lines; grey		Ⓡ	

IS: 20F1101, 10µL (V2)	Cycle Time	APP: SEFUN (SOX) (SDS)	Check Out: DG 12/13/20	Soxhlet Siphoned Chemist/Date: DG 12/13/20	Notes: Ⓡ Thimble looked dry at stop date/time IM 12/14/20 Ⓢ IM 12/14/20 Ⓣ Formed precipitate while being rotovapped/exchanged w/ Hexane IM 12/14/20 Ⓤ 44% in ABSG turned yellow IM 12/14/20 ⓖ lost one drop of eluted AA column/sample b/c RB fell IM 12/14/20 ⓗ Slow to elute AA column w/ 20% IM 12/14/20 Ⓡ Sharpie got on sample during Florisil. DG 12/15/20
NS: 20F0107, 10µL (V4)	Start Date/Time: 12/13/20	SOLV: TOLUENE	Check In: DG 12/13/20	Vial Transfer Chemist/Date: DG 12/15/20	
PS/CRS: 20E0701, 10µL (V)	1342	Other: NA	Balance ID: HRMS-8		
RS: 20H2502, 10µL (V6)	Stop Date/Time: 12/14/20	Final Volume(s): 20µL C14			

- Comments:
- 1 = Sample approached dryness on rotovap
  - 2 = Sample bumped on rotovap; lost < 5%
  - 3 = Sample poured through Na2SO4 to remove water
  - 4 = Precipitate present at Final Volume
  - 5 = Sample homogenized in secondary container
  - 6 = Sample clogged during extraction; pipetted and used Nitrogen to assist
  - 7 = Soxhlet approached dryness

PREPARATION BENCH SHEET

Matrix: Solid

B0L0082

Chemist: DG

Method: 1613 Full List  
Method: 8290 2.3.7.8s Only

Prepared using: HRMS - Soxhlet

Prep Date/Time: 12-Dec-20 10:53

Sox	VISTA Sample ID	G Eqv	Sample Amt. (g)	IS/NS CHEM/WIT DATE	CRS/PS CHEM/WIT DATE	AP CHEM/ DATE	ABSG CHEM/ DATE	AA CHEM/ DATE	Florisil CHEM/ DATE	RS CHEM/WIT DATE
					Column Packer: N/A		IM 12/14/20	IM 12/14/20	DG 12/15/20	
B7	2002532-11	15.66	15.70	DG AM 12/13/20	IM 12/14/20	N/A	IM 12/14/20	IM 12/14/20	DG 12/15/20	DG RR 12/15/20
B8	2002532-12	14.28	14.34	↓	↓	↓	beige & red lines; grey	↓	ⓐ	↓
B9	2002532-13	15.22	15.38	↓	↓	↓	beige & violet lines	↓	↓	↓
B10	2002532-14	③ 15.39	15.54	↓	↓	↓	beige & red lines	↓	↓	↓
B11	2002627-01	② 5.36	5.42	↓	↓	↓	beige line	↓	ⓐ	↓
ⓐ B12	2002627-02	③ 5.71	5.77	↓	↓	↓	↓	↓	↓	↓
ⓐ C1	2002645-01	10.65	10.74	↓	↓	↓	red line; black, brown, grey, green	↓	↓	↓
C2	2002645-02	10.67	10.70	↓	↓	↓	↓	↓	↓	↓

IS: 20F1101, 10µL (V2)	Cycle Time	APP: SEFUN (SOX) (SDS)	Check Out: DG 12/13/20	Soxhlet Siphoned Chemist/Date: DG 12/13/20	Notes: ⓐ thumble looked dry at stop date/time IM 12/14/20 ⓑ <5% sample spilled after removing SOXHLET IM 12/14/20 ⓒ IM 12/14/20 ⓓ sample poured through glass wool to remove sand IM 12/14/20 ⓔ brown, yellow, black, blue, grey ABSG column IM 12/14/20 ⓕ Sharpie got on sample during Florisil. DG 12/15/20
NS: 20F0107, 10µL (V4)	Start Date/Time	SOLV: TOLUENE	Check In: DG 12/13/20	Vial Transfer Chemist/Date: DG 12/15/20	
PS/CRS: 2060701, 10µL (V)	12/13/20	Other NA	Chemist/Date: DG 12/13/20		
RS: 20H2502, 10µL (V6)	1342	Final Volume(s) 20µL	Balance ID: HRMS-8		
Diox/F PCB PAH PEST PBDE HCB	12/14/20 0637	C14			

Comments:

- 1 = Sample approached dryness on rotovap
- 2 = Sample bumped on rotovap; lost < 5%
- 3 = Sample poured through Na2SO4 to remove water
- 4 = Precipitate present at Final Volume
- 5 = Sample homogenized in secondary container
- 6 = Sample clogged during extraction; pipetted and used Nitrogen to assist
- 7 = Soxhlet approached dryness

LabNumber	WetWeight (Initial)	% Solids (Extraction Solids)	DryWeight	Final	Extracted	Ext By	Spike	SpikeAmount	ClientMatrix	Analysis
2002492-09RE1	12.2 ✓	82.35294	10.0471	20	07-Dec-20 11:51	DG			Sediment	1613 Full List
2002532-01	15.78 ✓	64.36525	10.1568	20	12-Dec-20 10:53	ACO			Sediment	1613 Full List
2002532-02	14.33 ✓	70.02584	10.0347	20	12-Dec-20 10:53	ACO			Sediment	1613 Full List
2002532-03	13.56 ✓	75.07507	10.1802	20	12-Dec-20 10:53	ACO			Sediment	1613 Full List
2002532-04	12.32 ✓	81.41361	10.0302	20	12-Dec-20 10:53	ACO			Sediment	1613 Full List
2002532-05	15.08 ✓	67.44791	10.1711	20	12-Dec-20 10:53	ACO			Sediment	1613 Full List
2002532-06	15.47 ✓	64.76427	10.0190	20	12-Dec-20 10:53	ACO			Sediment	1613 Full List
2002532-07	17.52 ✓	57.36842	10.0509	20	12-Dec-20 10:53	ACO			Sediment	1613 Full List
2002532-08	17.55 ✓	57.25807	10.0488	20	12-Dec-20 10:53	ACO			Sediment	1613 Full List
2002532-09	17.26 ✓	58.33333	10.0683	20	12-Dec-20 10:53	ACO			Sediment	1613 Full List
2002532-10	17.55 ✓	57.52689	10.0960	20	12-Dec-20 10:53	ACO			Sediment	1613 Full List
2002532-11	15.7 ✓	63.84615	10.0238	20	12-Dec-20 10:53	ACO			Sediment	1613 Full List
2002532-12	14.34 ✓	70.04951	10.0451	20	12-Dec-20 10:53	ACO			Sediment	1613 Full List
2002532-13	15.38 ✓	65.72165	10.1080	20	12-Dec-20 10:53	ACO			Sediment	1613 Full List
2002532-14	15.54 ✓	64.96163	10.0950	20	12-Dec-20 10:53	ACO			Sediment	1613 Full List
2002627-01	5.42 ✓	93.34028	5.0590	20	12-Dec-20 10:53	ACO			Solid	1613 Full List
2002627-02	5.77 ✓	87.62791	5.0561	20	12-Dec-20 10:53	ACO			Solid	1613 Full List
2002645-01	10.74 ✓	93.90244	10.0851	20	12-Dec-20 10:53	ACO			Soil	1613 Full List
2002645-01	10.74			20	12-Dec-20 10:53	ACO			Soil	8290 2,3,7,8s Only
2002645-02	10.7 ✓	93.73602	10.0298	20	12-Dec-20 10:53	ACO			Soil	8290 2,3,7,8s Only
B0L0082-BLK1	10			20	12-Dec-20 10:53	ACO				QC
B0L0082-BS1	10			20	12-Dec-20 10:53	ACO	20F0107 ✓	10 ✓		QC
B0L0082-MS1	10.78 ✓	<b>93.90244</b>	<b>10.1227</b>	20	12-Dec-20 10:53	ACO	20F0107 ✓	10 ✓		QC
B0L0082-MSD1	10.69 ✓	<b>93.90244</b>	<b>10.0382</b>	20	12-Dec-20 10:53	ACO	20F0107 ✓	10 ✓		QC

All bolded data on report verified against written benchsheet by (initial/date)

**DG 12/15/20**

SAMPLE DATA – EPA METHOD 1613

Dataset: U:\VG7.PRO\Results\201216D1\201216D1\_4.qld

Last Altered: Thursday, December 17, 2020 21:44:20 Pacific Standard Time  
Printed: Thursday, December 17, 2020 09:55:45 Pacific Standard Time

*DB 12/17/20 CT 12/17/2020*

Method: C:\MassLynx\Default.PRO\MethDB\1613\_rrt.mdb 10 Dec 2020 12:07:43  
Calibration: U:\VG7.PRO\CurveDB\ZB\_DIOXIN\_1613vg7-9-30-20.cdb 01 Oct 2020 09:27:37

Name: 201216D1\_4, Date: 16-Dec-2020, Time: 17:03:49, ID: B0L0042-BLK1 Method Blank 10, Description: Method Blank

#	Name	Resp	RA	n/y	RRF	wt/vol	Pred.RT	RT	Pred.RRT	RRT	Conc.	%Rec	DL	EMPC
1	1 2,3,7,8-TCDD			NO	1.00	10.000	26.051		1.001				0.206	
2	2 1,2,3,7,8-PeCDD			NO	0.935	10.000	30.509		1.001				0.172	
3	3 1,2,3,4,7,8-HxCDD			NO	1.15	10.000	33.744		1.000				0.297	
4	4 1,2,3,6,7,8-HxCDD			NO	1.02	10.000	33.854		1.000				0.322	
5	5 1,2,3,7,8,9-HxCDD			NO	1.06	10.000	34.163		1.001				0.305	
6	6 1,2,3,4,6,7,8-HpCDD			NO	1.00	10.000	37.564		1.000				0.204	
7	7 OCDD			NO	0.952	10.000	40.713		1.000				0.246	
8	8 2,3,7,8-TCDF			NO	1.01	10.000	25.403		1.001				0.163	
9	9 1,2,3,7,8-PeCDF			NO	0.998	10.000	29.321		1.001				0.133	
10	10 2,3,4,7,8-PeCDF			NO	1.07	10.000	30.337		1.001				0.130	
11	11 1,2,3,4,7,8-HxCDF			NO	1.05	10.000	32.834		1.000				0.0895	
12	12 1,2,3,6,7,8-HxCDF			NO	1.10	10.000	32.976		1.000				0.0907	
13	13 2,3,4,6,7,8-HxCDF			NO	1.09	10.000	33.669		1.001				0.0946	
14	14 1,2,3,7,8,9-HxCDF			NO	1.08	10.000	34.633		1.000				0.114	
15	15 1,2,3,4,6,7,8-HpCDF			NO	1.13	10.000	36.250		1.001				0.0942	
16	16 1,2,3,4,7,8,9-HpCDF			NO	1.29	10.000	38.222		1.000				0.0948	
17	17 OCDF			NO	0.953	10.000	41.042		1.000				0.276	
18	18 13C-2,3,7,8-TCDD	7.64e4	0.76	NO	1.17	10.000	25.959	26.02	1.026	1.028	200.77	100	1.24	
19	19 13C-1,2,3,7,8-PeCDD	5.78e4	0.64	NO	0.914	10.000	30.510	30.49	1.206	1.205	194.64	97.3	0.607	
20	20 13C-1,2,3,4,7,8-HxCDD	4.32e4	1.28	NO	0.634	10.000	33.739	33.73	1.014	1.014	229.73	115	1.00	
21	21 13C-1,2,3,6,7,8-HxCDD	4.79e4	1.25	NO	0.724	10.000	33.849	33.85	1.017	1.018	222.86	111	0.877	
22	22 13C-1,2,3,7,8,9-HxCDD	4.75e4	1.21	NO	0.716	10.000	34.118	34.13	1.025	1.026	223.52	112	0.887	
23	23 13C-1,2,3,4,6,7,8-HpCDD	3.99e4	1.09	NO	0.660	10.000	37.565	37.55	1.129	1.129	203.74	102	1.72	
24	24 13C-OCDD	6.02e4	0.86	NO	0.587	10.000	40.573	40.71	1.219	1.224	346.04	86.5	0.784	
25	25 13C-2,3,7,8-TCDF	9.75e4	0.74	NO	1.02	10.000	25.359	25.38	1.002	1.003	201.56	101	1.38	
26	26 13C-1,2,3,7,8-PeCDF	8.40e4	1.59	NO	0.842	10.000	29.240	29.30	1.156	1.158	210.71	105	0.673	
27	27 13C-2,3,4,7,8-PeCDF	8.31e4	1.63	NO	0.802	10.000	30.133	30.31	1.191	1.198	219.03	110	0.706	
28	28 13C-1,2,3,4,7,8-HxCDF	5.88e4	0.50	NO	1.00	10.000	32.874	32.83	0.988	0.987	197.56	98.8	1.03	
29	29 13C-1,2,3,6,7,8-HxCDF	5.79e4	0.51	NO	1.02	10.000	33.007	32.97	0.992	0.991	191.49	95.7	1.01	
30	30 13C-2,3,4,6,7,8-HxCDF	5.67e4	0.53	NO	0.955	10.000	33.576	33.63	1.009	1.011	200.11	100	1.08	
31	31 13C-1,2,3,7,8,9-HxCDF	4.95e4	0.52	NO	0.851	10.000	34.651	34.63	1.041	1.041	195.90	98.0	1.21	

Dataset: U:\VG7.PRO\Results\201216D1\201216D1\_4.qld

Last Altered: Thursday, December 17, 2020 21:44:20 Pacific Standard Time  
Printed: Thursday, December 17, 2020 09:55:45 Pacific Standard Time

Name: 201216D1\_4, Date: 16-Dec-2020, Time: 17:03:49, ID: B0L0042-BLK1 Method Blank 10, Description: Method Blank

	# Name	Resp	RA	n/y	RRF	wt/vol	Pred.RT	RT	Pred.RRT	RRT	Conc.	%Rec	DL	EMPC
32	32 13C-1,2,3,4,6,7,8-HpCDF	4.10e4	0.42	NO	0.848	10.000	36.168	36.21	1.087	1.088	162.90	81.5	1.22	
33	33 13C-1,2,3,4,7,8,9-HpCDF	3.28e4	0.42	NO	0.624	10.000	38.164	38.22	1.147	1.149	177.17	88.6	1.66	
34	34 13C-OCDF	7.20e4	0.87	NO	0.730	10.000	40.726	41.04	1.224	1.234	332.20	83.0	0.836	
35	35 37Cl-2,3,7,8-TCDD	2.67e4			1.21	10.000	25.956	26.05	1.026	1.030	68.205	85.3	0.123	
36	36 13C-1,2,3,4-TCDD	6.49e4	0.78	NO	1.00	10.000	25.300	25.30	1.000	1.000	200.00	100	1.46	
37	37 13C-1,2,3,4-TCDF	9.47e4	0.79	NO	1.00	10.000	23.880	23.90	1.000	1.000	200.00	100	1.41	
38	38 13C-1,2,3,4,6,9-HxCDF	5.94e4	0.49	NO	1.00	10.000	33.310	33.27	1.000	1.000	200.00	100	1.03	
39	39 Total Tetra-Dioxins				1.00	10.000	24.620		0.000				0.130	
40	40 Total Penta-Dioxins				0.935	10.000	29.960		0.000				0.0717	
41	41 Total Hexa-Dioxins				1.02	10.000	33.635		0.000				0.147	
42	42 Total Hepta-Dioxins				1.00	10.000	37.640		0.000				0.139	
43	43 Total Tetra-Furans				1.01	10.000	23.610		0.000				0.0676	
44	44 1st Func. Penta-Furans				0.998	10.000	26.750		0.000				0.0273	
45	45 Total Penta-Furans				0.998	10.000	29.275		0.000				0.0457	
46	46 Total Hexa-Furans				1.09	10.000	33.555		0.000				0.0616	
47	47 Total Hepta-Furans				1.13	10.000	37.835		0.000				0.0603	



Vista Analytical Laboratory

Dataset: U:\VG7.PRO\Results\201216D1\201216D1\_4.qld

Last Altered: Thursday, December 17, 2020 21:44:20 Pacific Standard Time

Printed: Thursday, December 17, 2020 09:55:45 Pacific Standard Time

Method: C:\MassLynx\Default.PRO\MethDB\1613\_rrt.mdb 10 Dec 2020 12:07:43

Calibration: U:\VG7.PRO\CurveDB\ZB\_DIOXIN\_1613vg7-9-30-20.cdb 01 Oct 2020 09:27:37

Name: 201216D1\_4, Date: 16-Dec-2020, Time: 17:03:49, ID: B0L0042-BLK1 Method Blank 10, Description: Method Blank

Tetra-Dioxins

	Name	RT	m1 Height	m2 Height	m1 Resp	m2 Resp	RA	n/y	Resp	Conc.	EMPC	DL
1												

Penta-Dioxins

	Name	RT	m1 Height	m2 Height	m1 Resp	m2 Resp	RA	n/y	Resp	Conc.	EMPC	DL
1												

Hexa-Dioxins

	Name	RT	m1 Height	m2 Height	m1 Resp	m2 Resp	RA	n/y	Resp	Conc.	EMPC	DL
1												

Hepta-Dioxins

	Name	RT	m1 Height	m2 Height	m1 Resp	m2 Resp	RA	n/y	Resp	Conc.	EMPC	DL
1												

Tetra-Furans

	Name	RT	m1 Height	m2 Height	m1 Resp	m2 Resp	RA	n/y	Resp	Conc.	EMPC	DL
1												

Penta-Furans function 1

	Name	RT	m1 Height	m2 Height	m1 Resp	m2 Resp	RA	n/y	Resp	Conc.	EMPC	DL
1												

Vista Analytical Laboratory

Dataset: U:\VG7.PRO\Results\201216D1\201216D1\_4.qld

Last Altered: Thursday, December 17, 2020 21:44:20 Pacific Standard Time

Printed: Thursday, December 17, 2020 09:55:45 Pacific Standard Time

Name: 201216D1\_4, Date: 16-Dec-2020, Time: 17:03:49, ID: B0L0042-BLK1 Method Blank 10, Description: Method Blank

Penta-Furans

	Name	RT	m1 Height	m2 Height	m1 Resp	m2 Resp	RA	n/y	Resp	Conc.	EMPC	DL
1												

Hexa-Furans

	Name	RT	m1 Height	m2 Height	m1 Resp	m2 Resp	RA	n/y	Resp	Conc.	EMPC	DL
1												

Hepta-Furans

	Name	RT	m1 Height	m2 Height	m1 Resp	m2 Resp	RA	n/y	Resp	Conc.	EMPC	DL
1												



Dataset: U:\VG7.PRO\Results\201216D1\201216D1\_4.qld

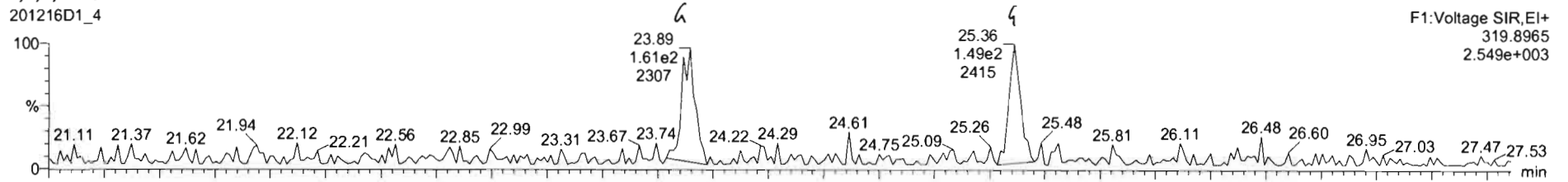
Last Altered: Thursday, December 17, 2020 21:44:20 Pacific Standard Time  
Printed: Thursday, December 17, 2020 09:43:17 Pacific Standard Time

Method: C:\MassLynx\Default.PRO\MethDB\1613\_rrt.mdb 10 Dec 2020 12:07:43  
Calibration: U:\VG7.PRO\CurveDB\ZB\_DIOXIN\_1613vg7-9-30-20.cdb 01 Oct 2020 09:27:37

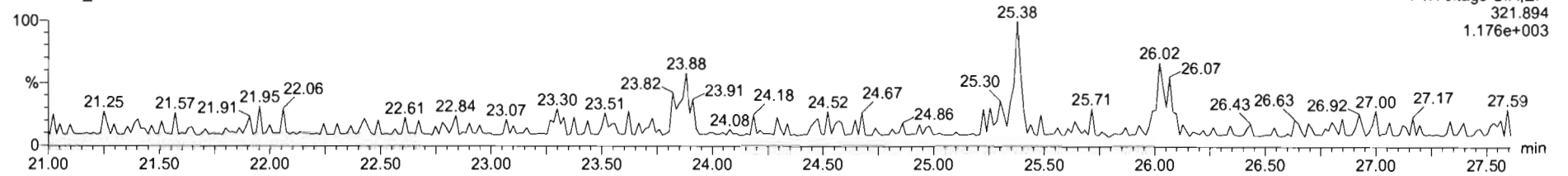
Name: 201216D1\_4, Date: 16-Dec-2020, Time: 17:03:49, ID: B0L0042-BLK1 Method Blank 10, Description: Method Blank

2,3,7,8-TCDD

201216D1\_4

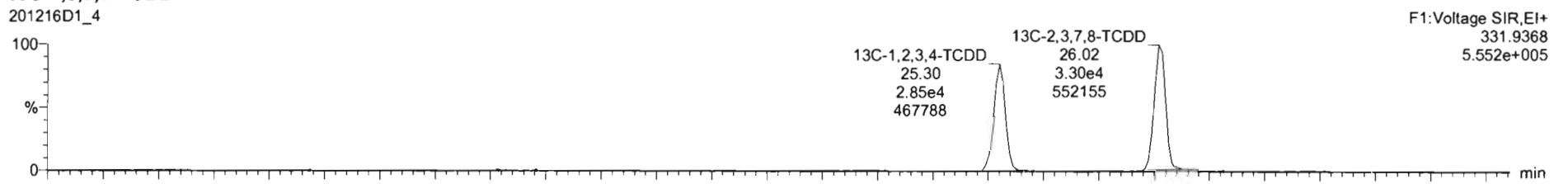


201216D1\_4

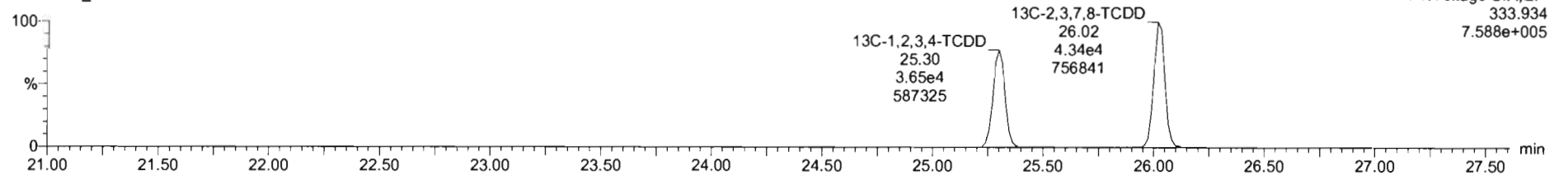


13C-2,3,7,8-TCDD

201216D1\_4



201216D1\_4



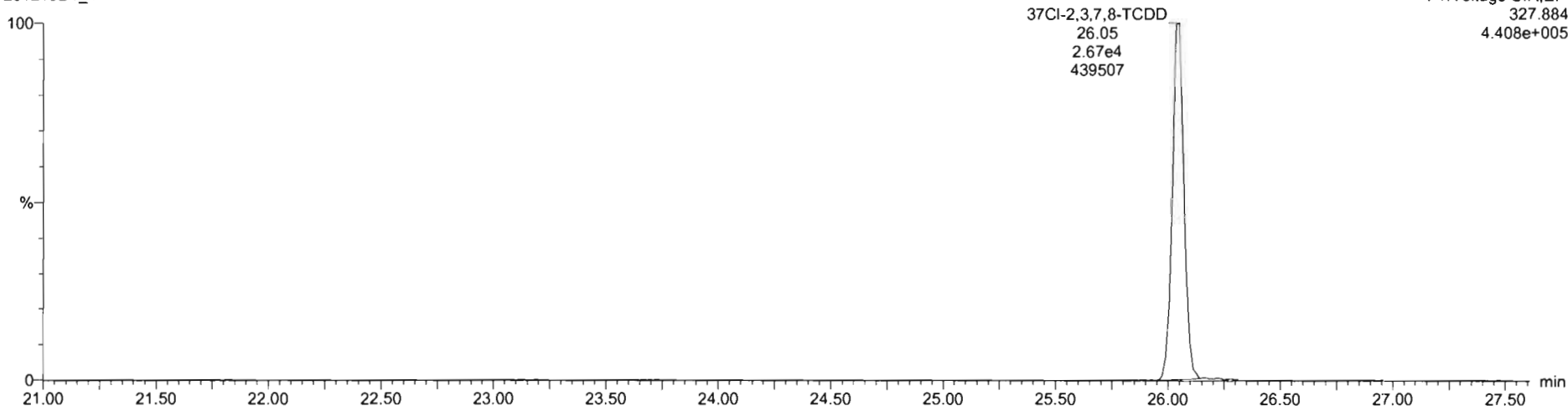
Dataset: U:\VG7.PRO\Results\201216D1\201216D1\_4.qld

Last Altered: Thursday, December 17, 2020 21:44:20 Pacific Standard Time  
Printed: Thursday, December 17, 2020 09:43:17 Pacific Standard Time

Name: 201216D1\_4, Date: 16-Dec-2020, Time: 17:03:49, ID: B0L0042-BLK1 Method Blank 10, Description: Method Blank


**37Cl-2,3,7,8-TCDD**

201216D1\_4

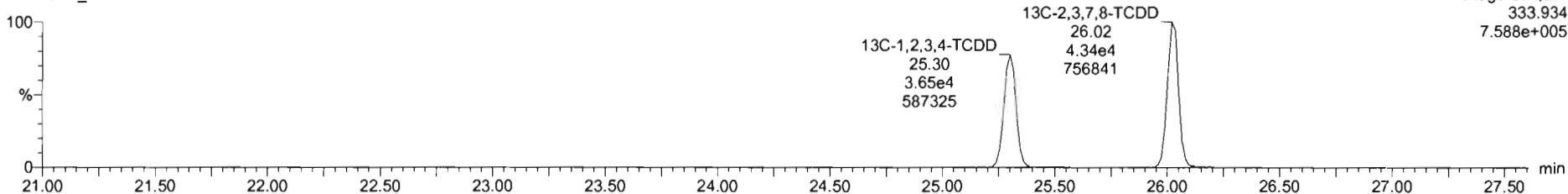


**13C-1,2,3,4-TCDD**

201216D1\_4



201216D1\_4



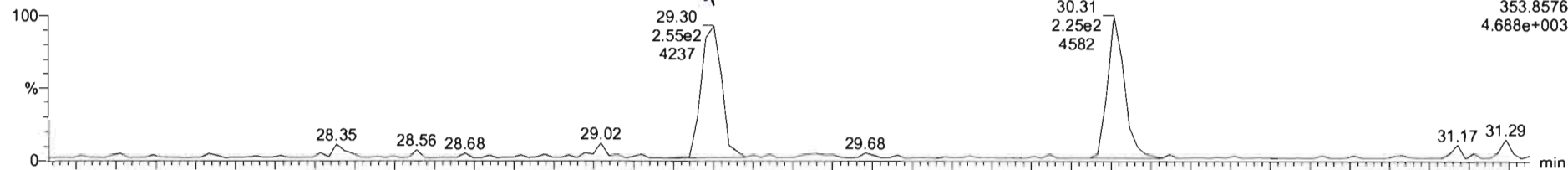
Dataset: U:\VG7.PRO\Results\201216D1\201216D1\_4.qld

Last Altered: Thursday, December 17, 2020 21:44:20 Pacific Standard Time  
Printed: Thursday, December 17, 2020 09:43:17 Pacific Standard Time

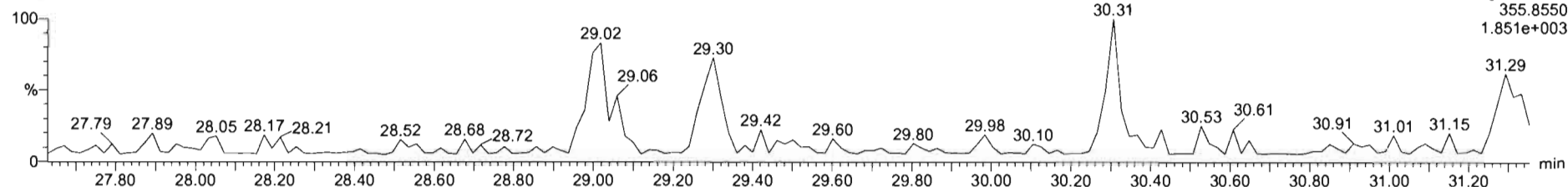
Name: 201216D1\_4, Date: 16-Dec-2020, Time: 17:03:49, ID: B0L0042-BLK1 Method Blank 10, Description: Method Blank

1,2,3,7,8-PeCDD

201216D1\_4




201216D1\_4

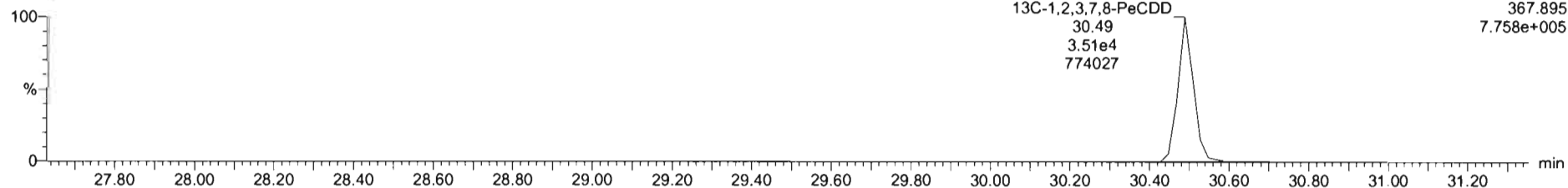


13C-1,2,3,7,8-PeCDD

201216D1\_4



201216D1\_4

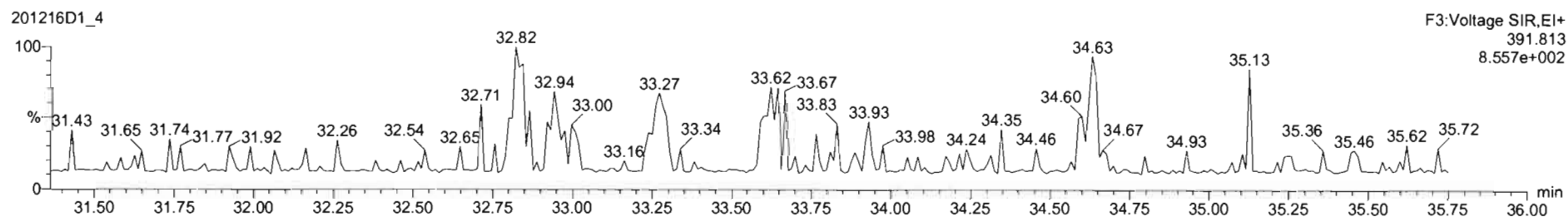
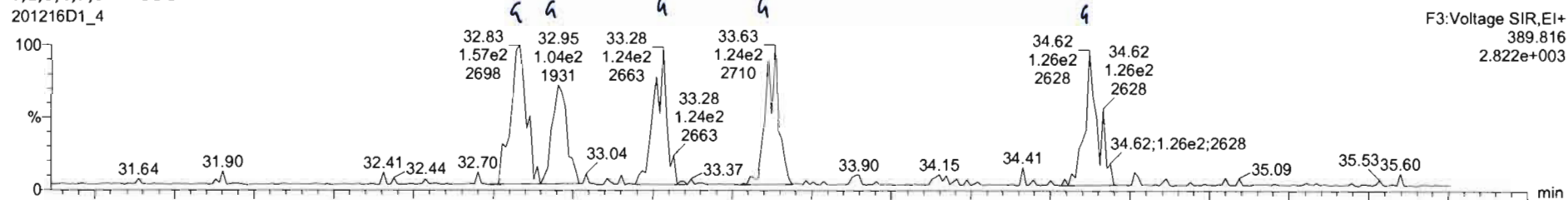


Dataset: U:\VG7.PRO\Results\201216D1\201216D1\_4.qld

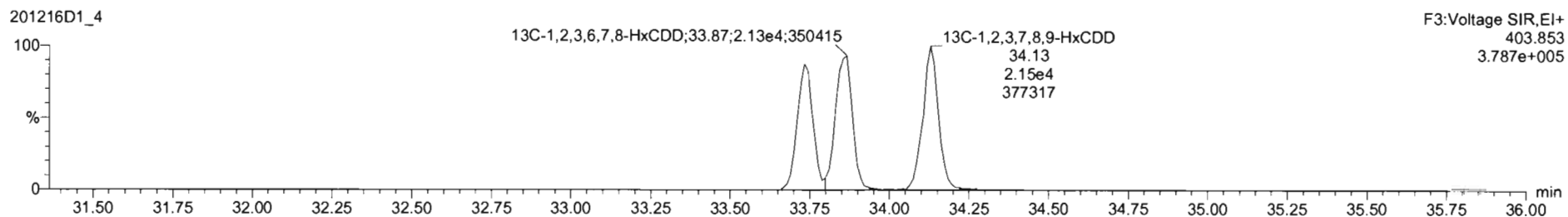
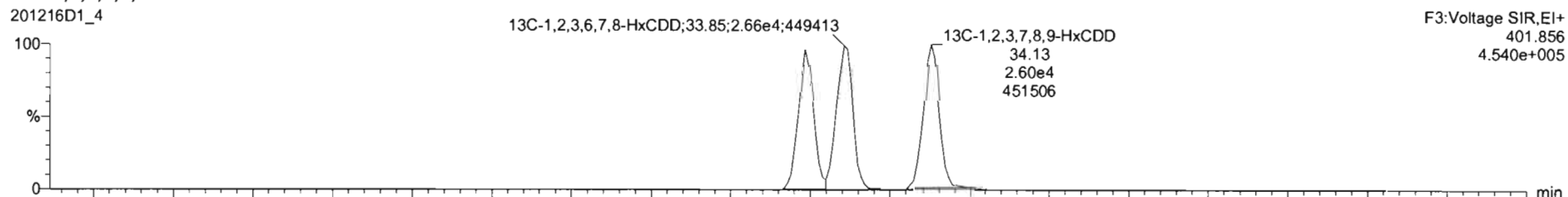
Last Altered: Thursday, December 17, 2020 21:44:20 Pacific Standard Time  
Printed: Thursday, December 17, 2020 09:43:17 Pacific Standard Time

Name: 201216D1\_4, Date: 16-Dec-2020, Time: 17:03:49, ID: B0L0042-BLK1 Method Blank 10, Description: Method Blank

1,2,3,4,7,8-HxCDD



13C-1,2,3,4,7,8-HxCDD

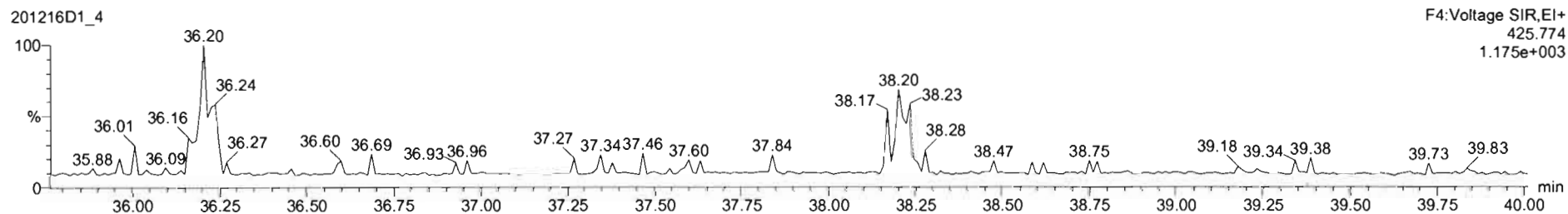
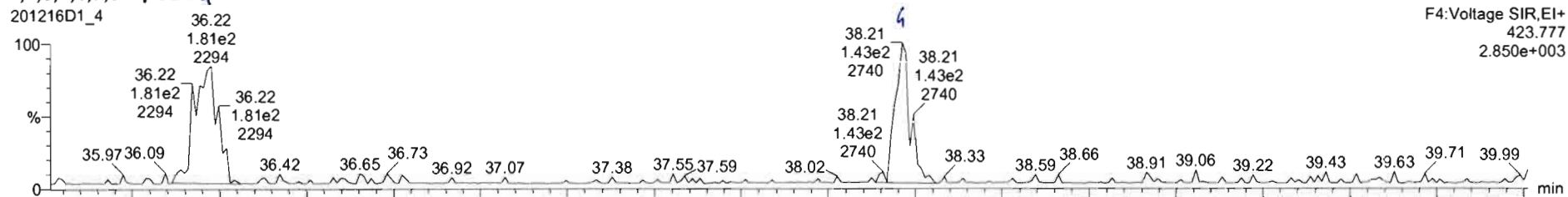


Dataset: U:\VG7.PRO\Results\201216D1\201216D1\_4.qld

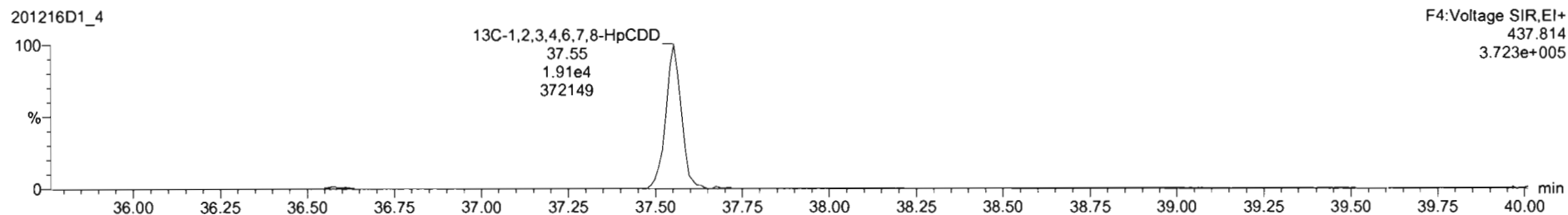
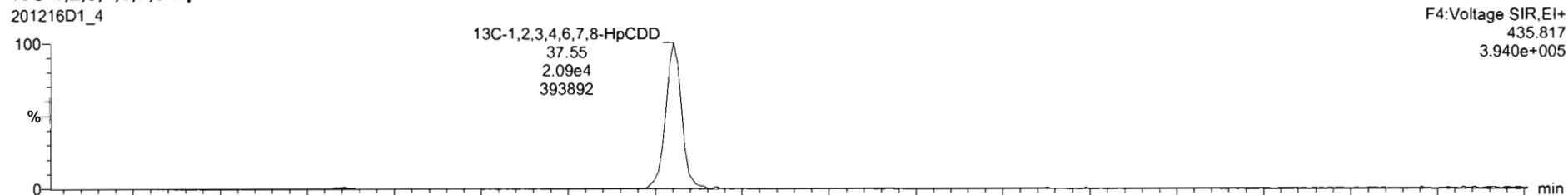
Last Altered: Thursday, December 17, 2020 21:44:20 Pacific Standard Time  
Printed: Thursday, December 17, 2020 09:43:17 Pacific Standard Time

Name: 201216D1\_4, Date: 16-Dec-2020, Time: 17:03:49, ID: B0L0042-BLK1 Method Blank 10, Description: Method Blank

1,2,3,4,6,7,8-HpCDD<sub>g</sub>



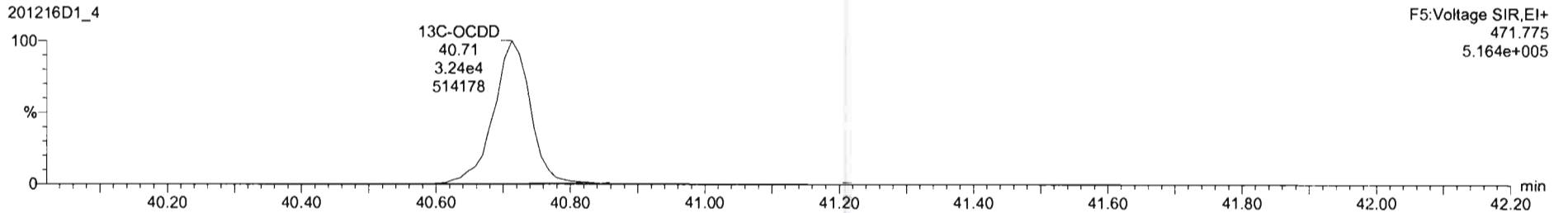
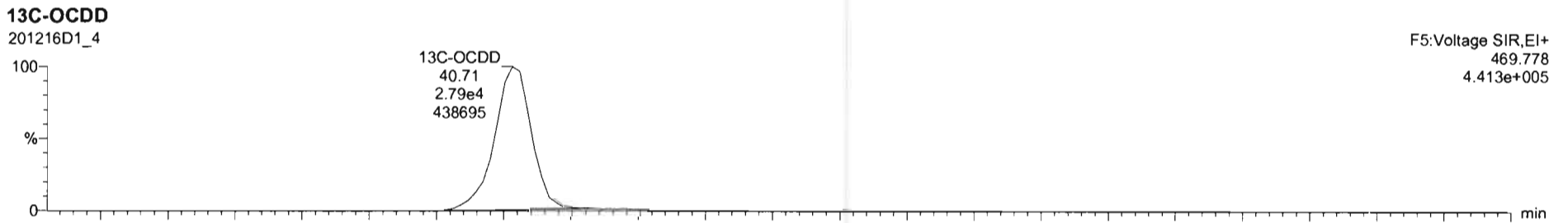
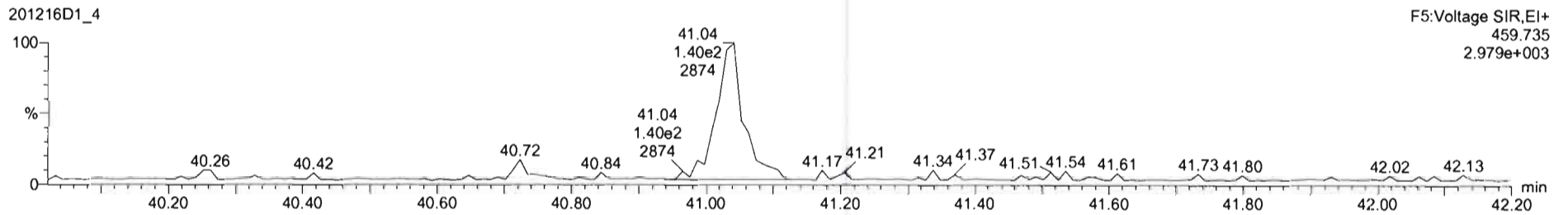
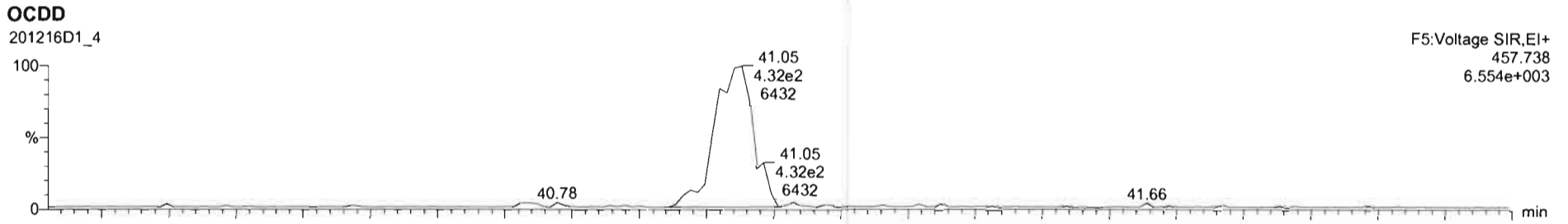
13C-1,2,3,4,6,7,8-HpCDD



Dataset: U:\VG7.PRO\Results\201216D1\201216D1\_4.qld

Last Altered: Thursday, December 17, 2020 21:44:20 Pacific Standard Time  
Printed: Thursday, December 17, 2020 09:43:17 Pacific Standard Time

Name: 201216D1\_4, Date: 16-Dec-2020, Time: 17:03:49, ID: B0L0042-BLK1 Method Blank 10, Description: Method Blank



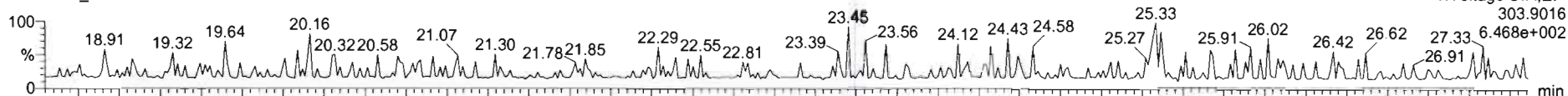
Dataset: U:\VG7.PRO\Results\201216D1\201216D1\_4.qld

Last Altered: Thursday, December 17, 2020 21:44:20 Pacific Standard Time  
Printed: Thursday, December 17, 2020 09:43:17 Pacific Standard Time

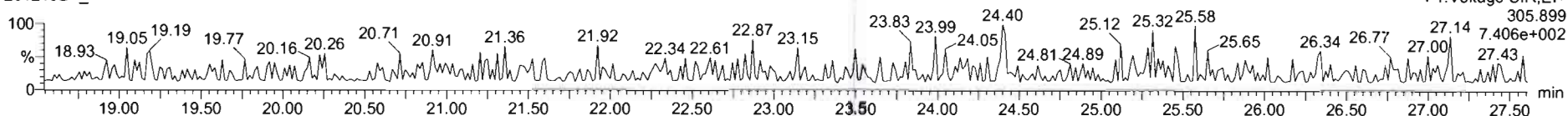
Name: 201216D1\_4, Date: 16-Dec-2020, Time: 17:03:49, ID: B0L0042-BLK1 Method Blank 10, Description: Method Blank

**2,3,7,8-TCDF**

201216D1\_4




201216D1\_4

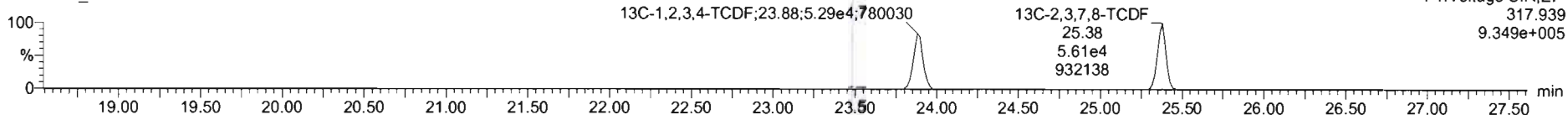


**13C-2,3,7,8-TCDF**

201216D1\_4

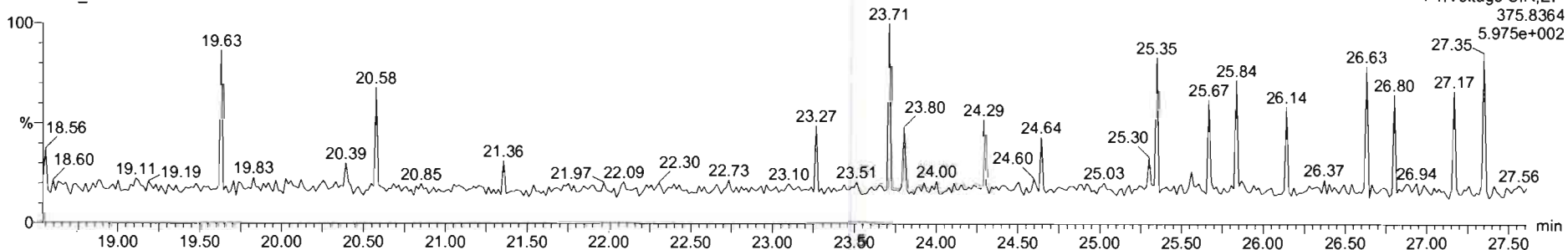


201216D1\_4



**DPE1**

201216D1\_4





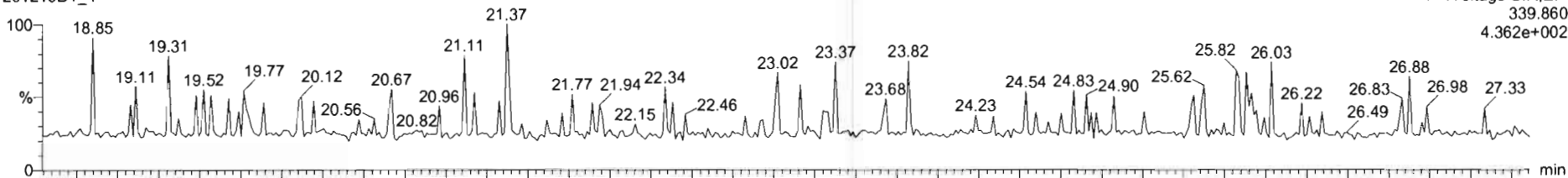
Dataset: U:\VG7.PRO\Results\201216D1\201216D1\_4.qld

Last Altered: Thursday, December 17, 2020 21:44:20 Pacific Standard Time  
Printed: Thursday, December 17, 2020 09:43:17 Pacific Standard Time

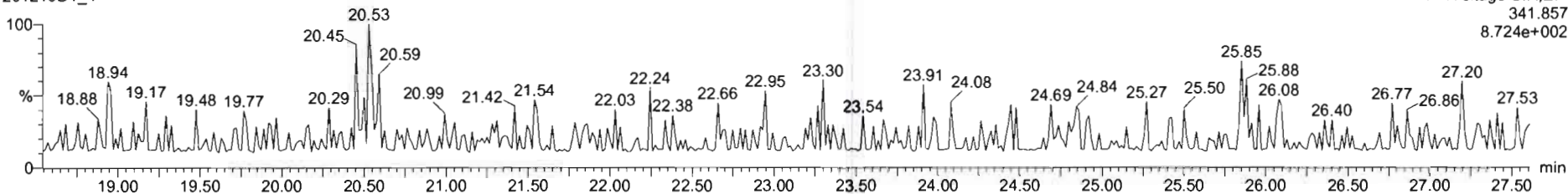
Name: 201216D1\_4, Date: 16-Dec-2020, Time: 17:03:49, ID: B0L0042-BLK1 Method Blank 10, Description: Method Blank

1st Func. Penta-Furans

201216D1\_4

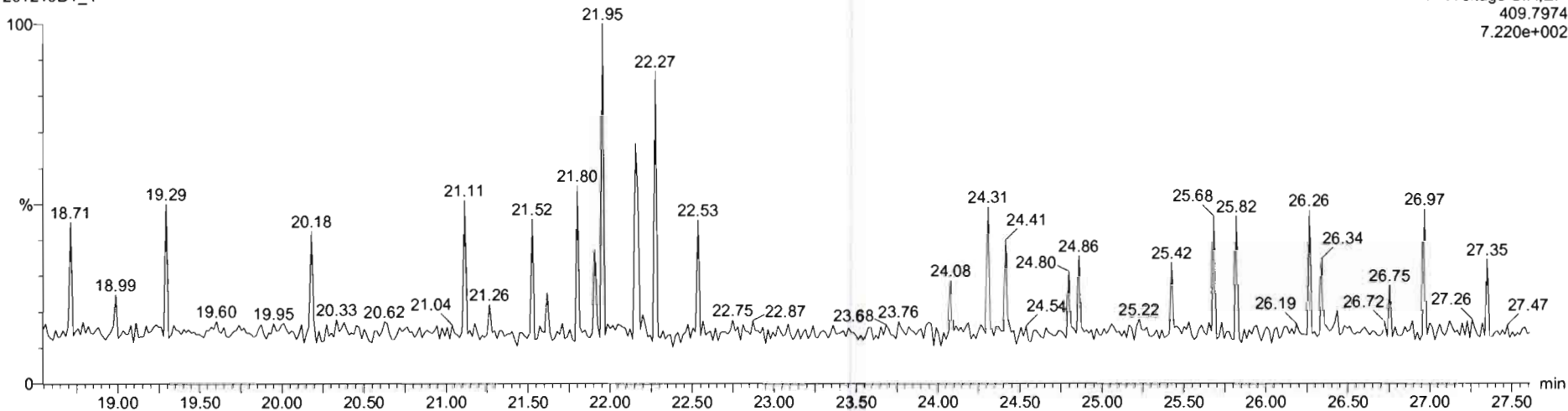


201216D1\_4



DPE6

201216D1\_4



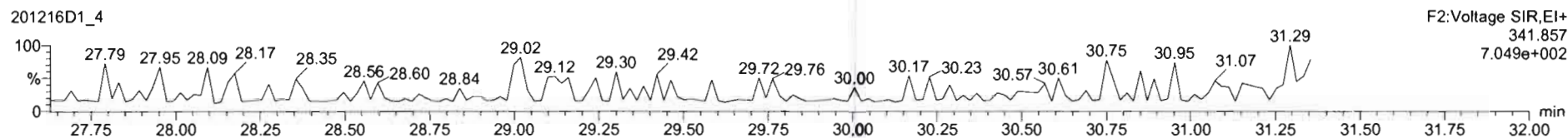



Dataset: U:\VG7.PRO\Results\201216D1\201216D1\_4.qld

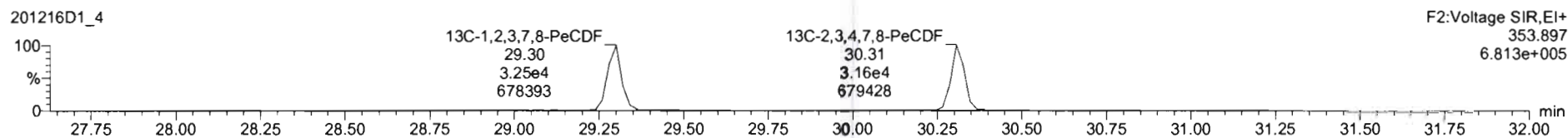

Last Altered: Thursday, December 17, 2020 21:44:20 Pacific Standard Time  
Printed: Thursday, December 17, 2020 09:43:17 Pacific Standard Time

Name: 201216D1\_4, Date: 16-Dec-2020, Time: 17:03:49, ID: B0L0042-BLK1 Method Blank 10, Description: Method Blank

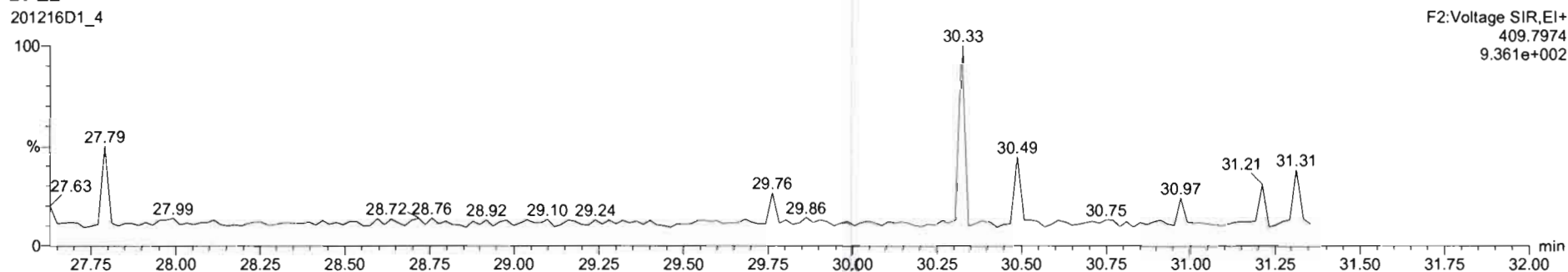
1,2,3,7,8-PeCDF



13C-1,2,3,7,8-PeCDF



DPE2


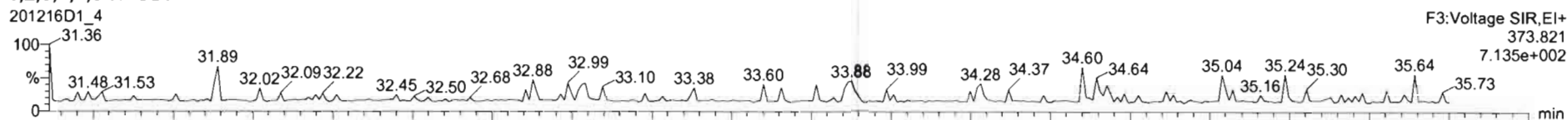


Dataset: U:\VG7.PRO\Results\201216D1\201216D1\_4.qld

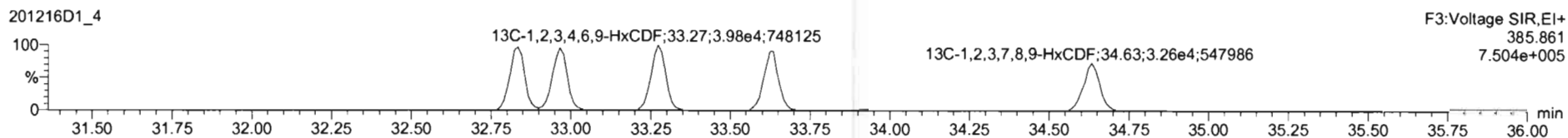
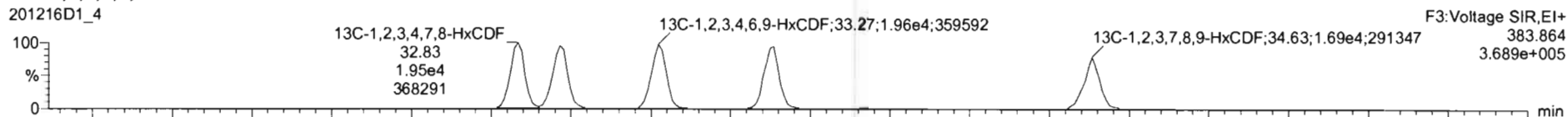
Last Altered: Thursday, December 17, 2020 21:44:20 Pacific Standard Time  
Printed: Thursday, December 17, 2020 09:43:17 Pacific Standard Time

Name: 201216D1\_4, Date: 16-Dec-2020, Time: 17:03:49, ID: B0L0042-BLK1 Method Blank 10, Description: Method Blank

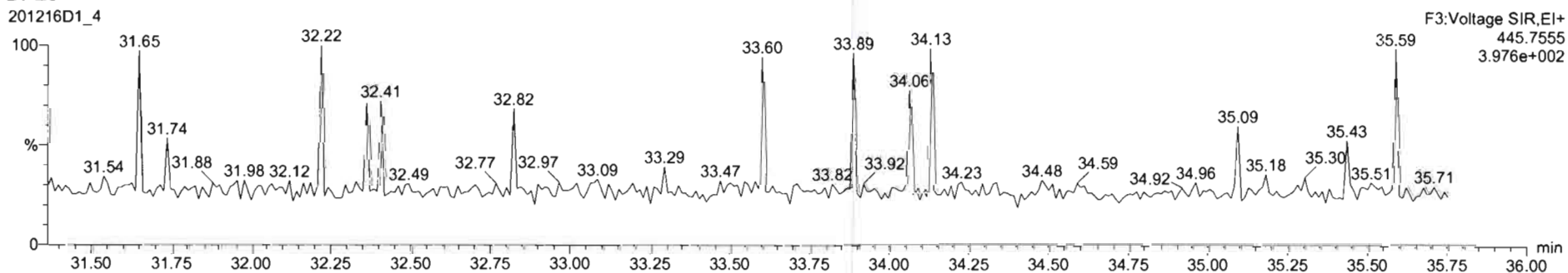
1,2,3,4,7,8-HxCDF



13C-1,2,3,4,7,8-HxCDF



DPE3

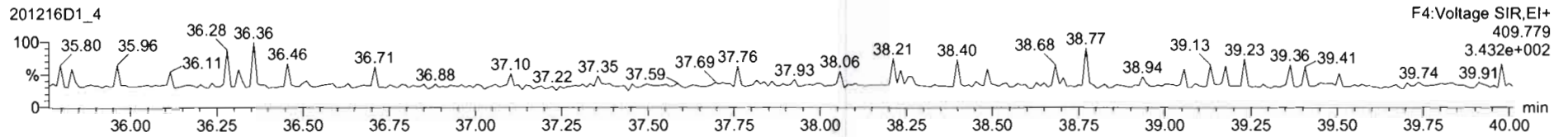
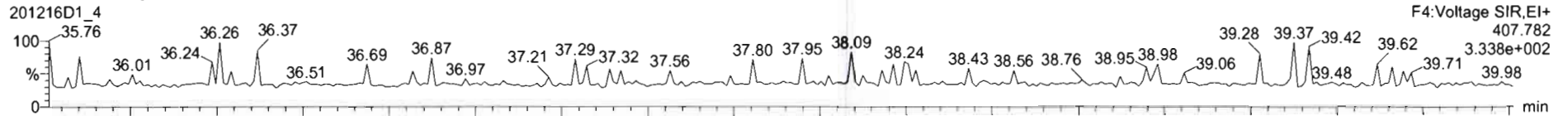


Dataset: U:\VG7.PRO\Results\201216D1\201216D1\_4.qld



Last Altered: Thursday, December 17, 2020 21:44:20 Pacific Standard Time  
Printed: Thursday, December 17, 2020 09:43:17 Pacific Standard Time

Name: 201216D1\_4, Date: 16-Dec-2020, Time: 17:03:49, ID: B0L0042-BLK1 Method Blank 10, Description: Method Blank

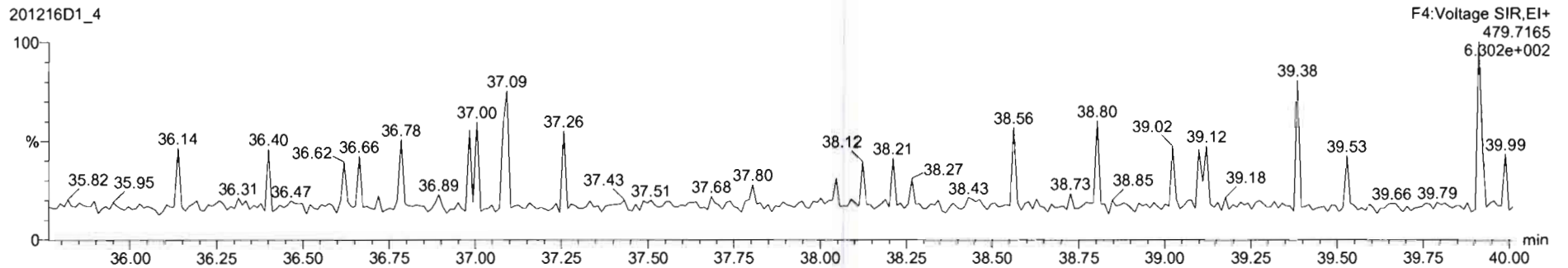
1,2,3,4,6,7,8-HpCDF



13C-1,2,3,4,6,7,8-HpCDF



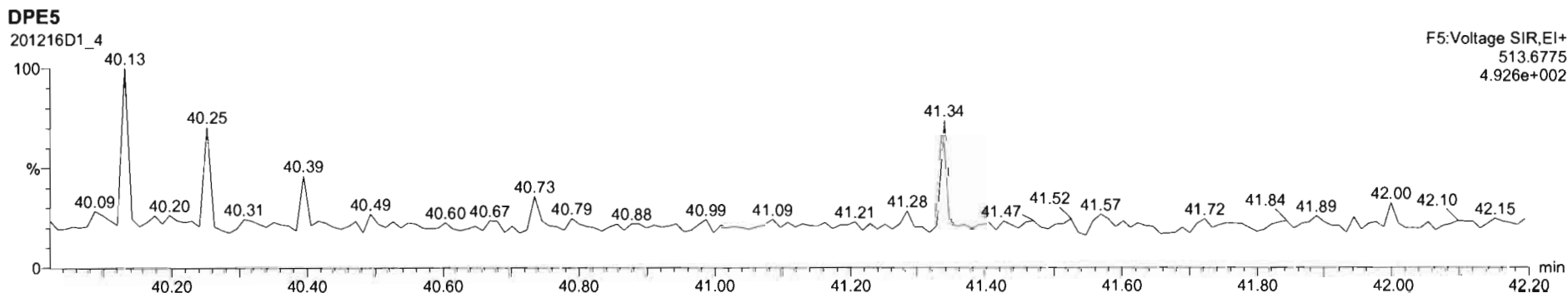
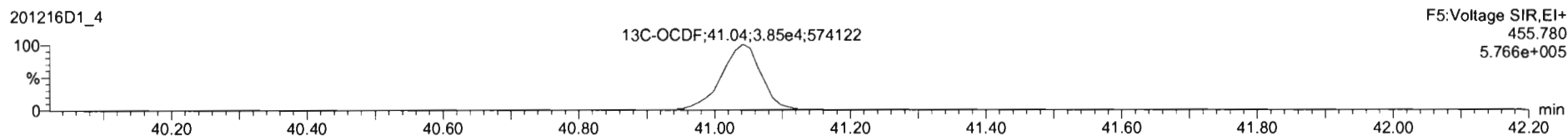
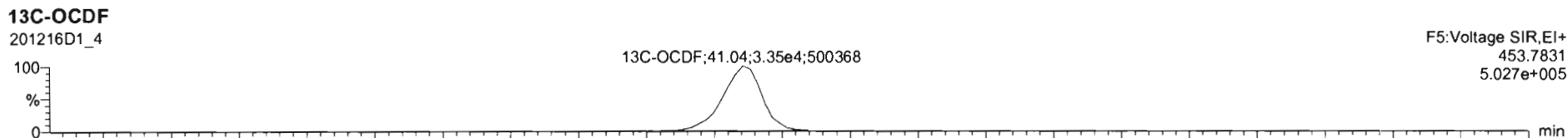
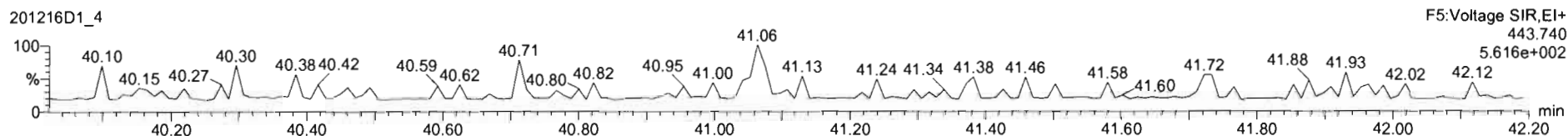
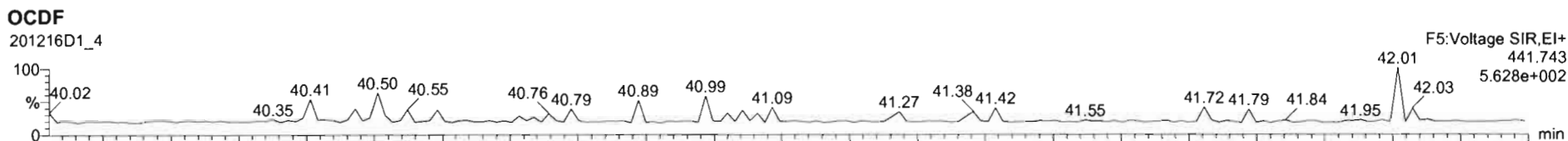
DPE4



Dataset: U:\VG7.PRO\Results\201216D1\201216D1\_4.qld

Last Altered: Thursday, December 17, 2020 21:44:20 Pacific Standard Time  
Printed: Thursday, December 17, 2020 09:43:17 Pacific Standard Time

Name: 201216D1\_4, Date: 16-Dec-2020, Time: 17:03:49, ID: B0L0042-BLK1 Method Blank 10, Description: Method Blank

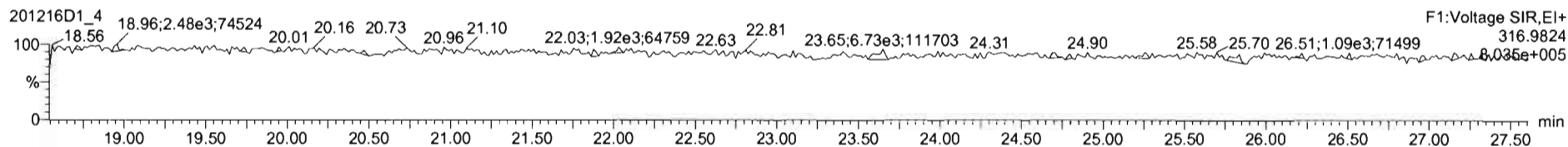


Dataset: U:\VG7.PRO\Results\201216D1\201216D1\_4.qld

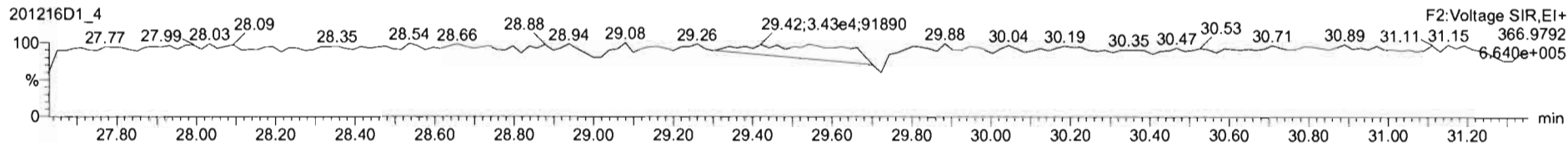
Last Altered: Thursday, December 17, 2020 21:44:20 Pacific Standard Time  
Printed: Thursday, December 17, 2020 09:43:17 Pacific Standard Time

Name: 201216D1\_4, Date: 16-Dec-2020, Time: 17:03:49, ID: B0L0042-BLK1 Method Blank 10, Description: Method Blank

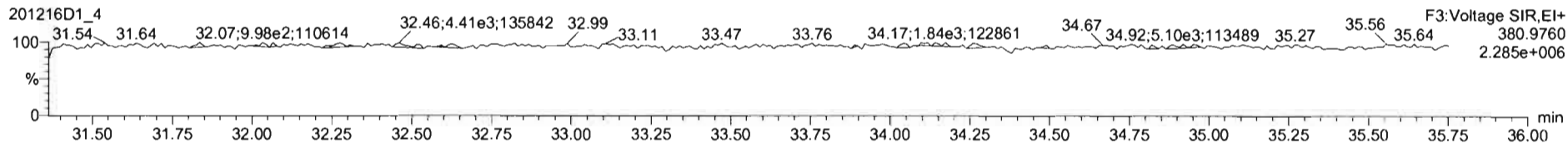
PFK1



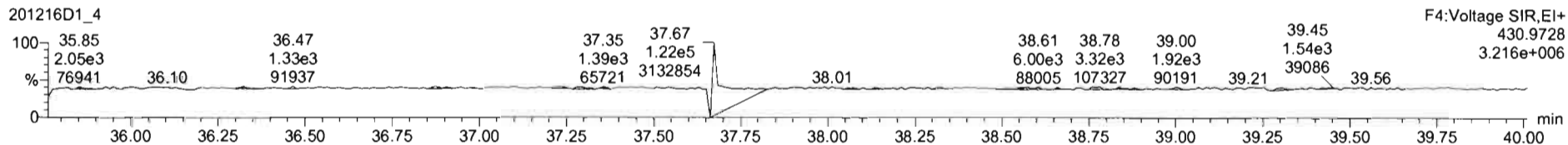
PFK2



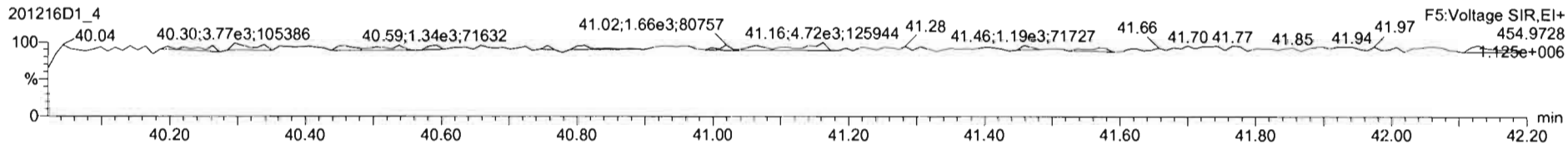
PFK3



PFK4



PFK5





Dataset: U:\VG7.PRO\Results\201216D1\201216D1\_2.qld

Last Altered: Wednesday, December 16, 2020 16:19:12 Pacific Standard Time  
Printed: Wednesday, December 16, 2020 16:20:17 Pacific Standard Time

*DB 12/16/20 @ 7:12/10/2020*

Method: C:\MassLynx\Default.pro\Methdb\1613\_rrt.mdb 10 Dec 2020 12:07:43  
Calibration: U:\VG7.PRO\CurveDB\BZB\_DIOXIN\_1613vg7-9-30-20.cdb 01 Oct 2020 09:27:37

Name: 201216D1\_2, Date: 16-Dec-2020, Time: 15:31:24, ID: B0L0042-BS1 OPR 10, Description: OPR

#	Name	Resp	RA	n/y	RRF	wt/vol	Pred.RT	RT	Pred.RRT	RRT	Conc.	%Rec	DL	EMPC
1	1 2,3,7,8-TCDD	8.02e3	0.73	NO	1.00	10.000	26.051	26.03	1.001	1.001	18.261	91.3 <i>67-158</i>	0.123	18.3
2	2 1,2,3,7,8-PeCDD	2.90e4	0.62	NO	0.935	10.000	30.509	30.51	1.001	1.001	93.189	93.2 <i>70-142</i>	0.194	93.2
3	3 1,2,3,4,7,8-HxCDD	2.39e4	1.28	NO	1.15	10.000	33.744	33.74	1.000	1.000	89.589	89.6 <i>70-164</i>	0.472	89.6
4	4 1,2,3,6,7,8-HxCDD	2.36e4	1.26	NO	1.02	10.000	33.855	33.87	1.000	1.000	88.990	89.0 <i>76-134</i>	0.492	89.0
5	5 1,2,3,7,8,9-HxCDD	2.46e4	1.24	NO	1.06	10.000	34.152	34.14	1.001	1.001	87.697	87.7 <i>66-162</i>	0.466	87.7
6	6 1,2,3,4,6,7,8-HpCDD	1.93e4	1.01	NO	1.00	10.000	37.564	37.56	1.000	1.000	87.209	87.2 <i>70-140</i>	0.561	87.2
7	7 OCDD	2.87e4	0.88	NO	0.952	10.000	40.713	40.72	1.000	1.000	183.28	91.6 <i>78-144</i>	0.390	183
8	8 2,3,7,8-TCDF	8.89e3	0.74	NO	1.01	10.000	25.388	25.38	1.001	1.001	15.568	77.8 <i>75-158</i>	0.0995	15.6
9	9 1,2,3,7,8-PeCDF	4.05e4	1.58	NO	0.998	10.000	29.300	29.30	1.001	1.001	87.011	87.0 <i>80-134</i>	0.272	87.0
10	10 2,3,4,7,8-PeCDF	4.63e4	1.64	NO	1.07	10.000	30.337	30.33	1.001	1.001	92.861	92.9 <i>68-166</i>	0.230	92.9
11	11 1,2,3,4,7,8-HxCDF	3.04e4	1.21	NO	1.05	10.000	32.823	32.85	1.000	1.001	92.283	92.3 <i>72-134</i>	0.425	92.3
12	12 1,2,3,6,7,8-HxCDF	3.04e4	1.24	NO	1.10	10.000	32.965	32.98	1.000	1.001	88.197	88.2 <i>84-130</i>	0.399	88.2
13	13 2,3,4,6,7,8-HxCDF	2.91e4	1.20	NO	1.09	10.000	33.658	33.64	1.001	1.000	89.157	89.2 <i>70-156</i>	0.443	89.2
14	14 1,2,3,7,8,9-HxCDF	2.68e4	1.26	NO	1.08	10.000	34.634	34.64	1.000	1.000	88.784	88.8 <i>78-130</i>	0.536	88.8
15	15 1,2,3,4,6,7,8-HpCDF	2.22e4	1.04	NO	1.13	10.000	36.239	36.21	1.001	1.000	89.040	89.0 <i>82-122</i>	0.731	89.0
16	16 1,2,3,4,7,8,9-HpCDF	1.95e4	1.01	NO	1.29	10.000	38.211	38.22	1.000	1.000	85.852	85.9 <i>78-138</i>	0.599	85.9
17	17 OCDF	3.44e4	0.88	NO	0.953	10.000	41.042	41.05	1.000	1.000	188.69	94.3 <i>63-170</i>	0.410	189
18	18 13C-2,3,7,8-TCDD	8.77e4	0.75	NO	1.17	10.000	25.943	26.02	1.026	1.029	203.34	102 <i>20-175</i>	0.738	
19	19 13C-1,2,3,7,8-PeCDD	6.65e4	0.62	NO	0.914	10.000	30.492	30.49	1.206	1.206	197.99	99.0 <i>21-227</i>	0.542	
20	20 13C-1,2,3,4,7,8-HxCDD	4.63e4	1.31	NO	0.634	10.000	33.739	33.73	1.014	1.014	227.09	114 <i>21-193</i>	0.964	
21	21 13C-1,2,3,6,7,8-HxCDD	5.18e4	1.26	NO	0.724	10.000	33.849	33.85	1.017	1.017	222.41	111 <i>25-163</i>	0.843	
22	22 13C-1,2,3,7,8,9-HxCDD	5.28e4	1.27	NO	0.716	10.000	34.118	34.12	1.025	1.025	229.10	115 <i>21-193</i>	0.853	
23	23 13C-1,2,3,4,6,7,8-HpCDD	4.41e4	1.04	NO	0.660	10.000	37.565	37.55	1.129	1.129	207.59	104 <i>26-166</i>	1.60	
24	24 13C-OCDD	6.58e4	0.89	NO	0.587	10.000	40.573	40.71	1.219	1.224	348.61	87.2 <i>13-198</i>	0.631	
25	25 13C-2,3,7,8-TCDF	1.13e5	0.75	NO	1.02	10.000	25.344	25.36	1.002	1.003	207.28	104 <i>22-152</i>	0.829	
26	26 13C-1,2,3,7,8-PeCDF	9.34e4	1.66	NO	0.842	10.000	29.223	29.28	1.156	1.158	208.36	104 <i>21-192</i>	0.717	
27	27 13C-2,3,4,7,8-PeCDF	9.29e4	1.62	NO	0.802	10.000	30.115	30.31	1.191	1.199	217.75	109 <i>13-328</i>	0.753	
28	28 13C-1,2,3,4,7,8-HxCDF	6.27e4	0.50	NO	1.00	10.000	32.874	32.82	0.988	0.986	194.33	97.2 <i>19-202</i>	0.899	
29	29 13C-1,2,3,6,7,8-HxCDF	6.27e4	0.48	NO	1.02	10.000	33.007	32.95	0.992	0.990	191.15	95.6 <i>21-159</i>	0.885	
30	30 13C-2,3,4,6,7,8-HxCDF	6.01e4	0.48	NO	0.955	10.000	33.576	33.62	1.009	1.011	195.41	97.7 <i>22-176</i>	0.944	
31	31 13C-1,2,3,7,8,9-HxCDF	5.58e4	0.49	NO	0.851	10.000	34.651	34.63	1.041	1.041	203.73	102 <i>17-205</i>	1.06	

Dataset: U:\VG7.PRO\Results\201216D1\201216D1\_2.qld

Last Altered: Wednesday, December 16, 2020 16:19:12 Pacific Standard Time

Printed: Wednesday, December 16, 2020 16:20:17 Pacific Standard Time

Name: 201216D1\_2, Date: 16-Dec-2020, Time: 15:31:24, ID: B0L0042-BS1 OPR 10, Description: OPR

	# Name	Resp	RA	n/y	RRF	wt/vol	Pred.RT	RT	Pred.RRT	RRT	Conc.	%Rec	DL	EMPC
32	32 13C-1,2,3,4,6,7,8-HpCDF	4.42e4	0.43	NO	0.848	10.000	36.168	36.20	1.087	1.088	161.82	80.9 <i>21-158</i>	1.12	
33	33 13C-1,2,3,4,7,8,9-HpCDF	3.53e4	0.41	NO	0.624	10.000	38.164	38.21	1.147	1.148	175.51	87.8 <i>20-186</i>	1.53	
34	34 13C-OCDF	7.65e4	0.85	NO	0.730	10.000	40.726	41.04	1.224	1.233	325.90	81.5 <i>13-198</i>	0.584	
35	35 37Cl-2,3,7,8-TCDD	3.18e4			1.21	10.000	25.941	26.03	1.026	1.030	71.549	89.4 <i>31-191</i>	0.101	
36	36 13C-1,2,3,4-TCDD	7.35e4	0.78	NO	1.00	10.000	25.300	25.29	1.000	1.000	200.00	100	0.866	
37	37 13C-1,2,3,4-TCDF	1.06e5	0.77	NO	1.00	10.000	23.880	23.88	1.000	1.000	200.00	100	0.847	
38	38 13C-1,2,3,4,6,9-HxCDF	6.44e4	0.49	NO	1.00	10.000	33.310	33.27	1.000	1.000	200.00	100	0.901	

Dataset: U:\VG7.PRO\Results\201216D1\201216D1\_2.qld

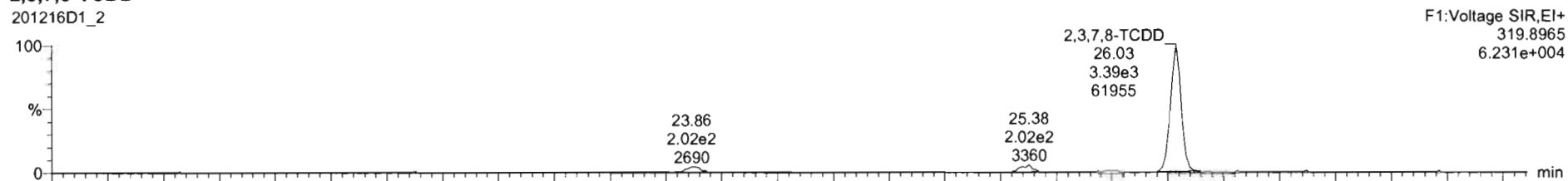
Last Altered: Wednesday, December 16, 2020 16:19:12 Pacific Standard Time  
Printed: Wednesday, December 16, 2020 16:19:49 Pacific Standard Time

Method: C:\MassLynx\Default.pro\Methdb\1613\_rrt.mdb 10 Dec 2020 12:07:43  
Calibration: U:\VG7.PRO\CurveDB\ZB\_DIOXIN\_1613vg7-9-30-20.cdb 01 Oct 2020 09:27:37

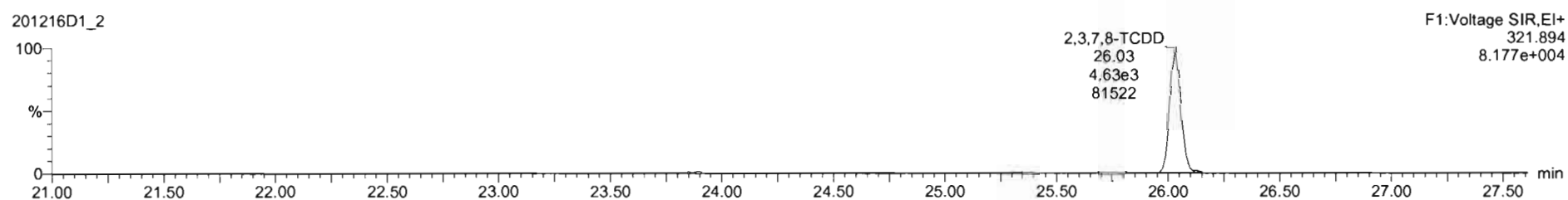
Name: 201216D1\_2, Date: 16-Dec-2020, Time: 15:31:24, ID: B0L0042-BS1 OPR 10, Description: OPR

**2,3,7,8-TCDD**

201216D1\_2




201216D1\_2

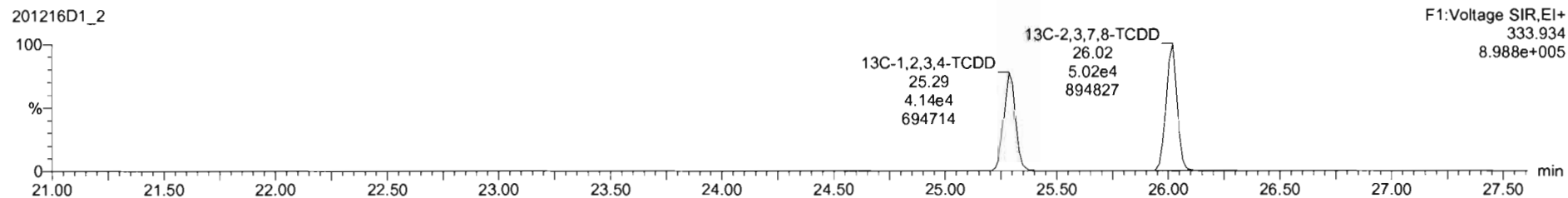


**13C-2,3,7,8-TCDD**

201216D1\_2



201216D1\_2





Dataset: U:\VG7.PRO\Results\201216D1\201216D1\_2.qld

Last Altered: Wednesday, December 16, 2020 16:19:12 Pacific Standard Time  
Printed: Wednesday, December 16, 2020 16:19:49 Pacific Standard Time

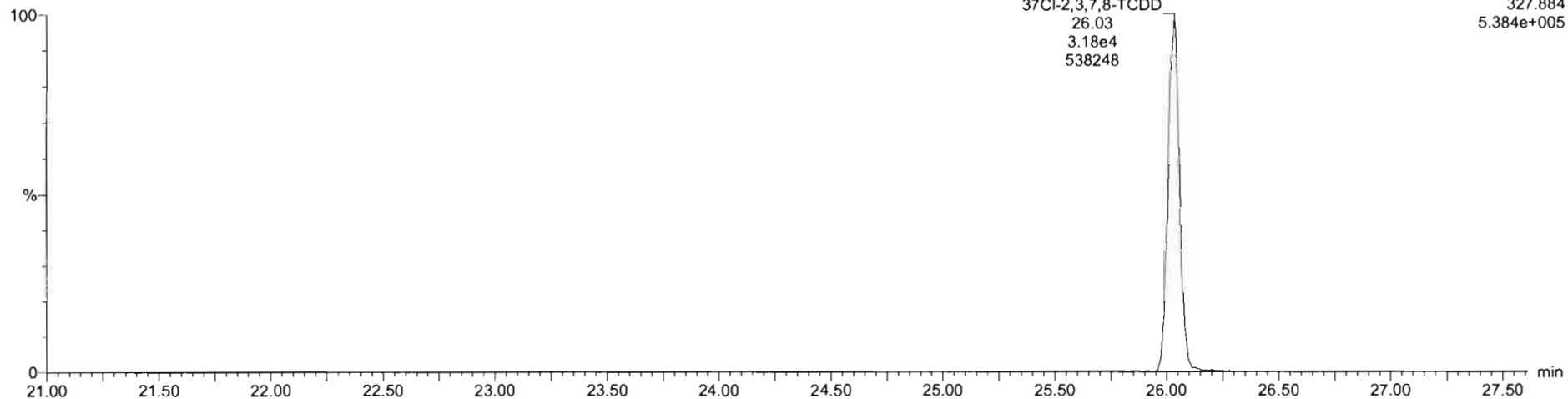
Name: 201216D1\_2, Date: 16-Dec-2020, Time: 15:31:24, ID: B0L0042-BS1 OPR 10, Description: OPR

**37Cl-2,3,7,8-TCDD**

201216D1\_2

37Cl-2,3,7,8-TCDD  
26.03  
3.18e4  
538248

F1:Voltage SIR,EI+  
327.884  
5.384e+005



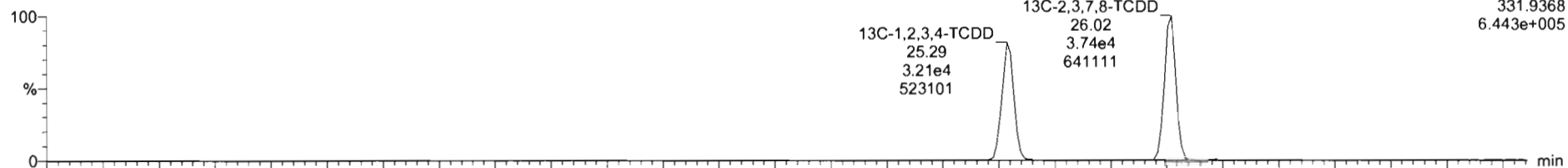
**13C-1,2,3,4-TCDD**

201216D1\_2

13C-1,2,3,4-TCDD  
25.29  
3.21e4  
523101

13C-2,3,7,8-TCDD  
26.02  
3.74e4  
641111

F1:Voltage SIR,EI+  
331.9368  
6.443e+005

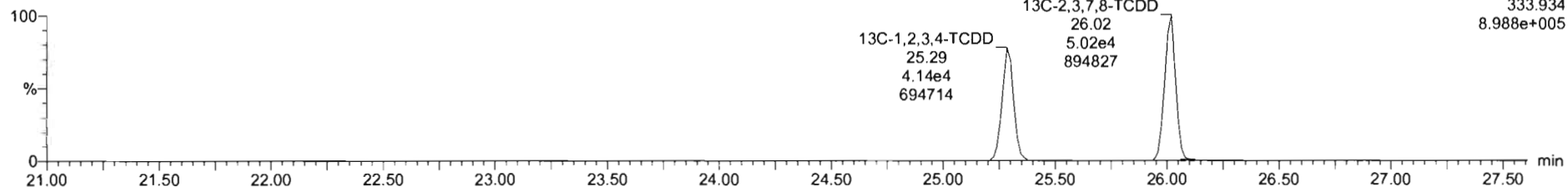


201216D1\_2

13C-1,2,3,4-TCDD  
25.29  
4.14e4  
694714

13C-2,3,7,8-TCDD  
26.02  
5.02e4  
894827

F1:Voltage SIR,EI+  
333.934  
8.988e+005



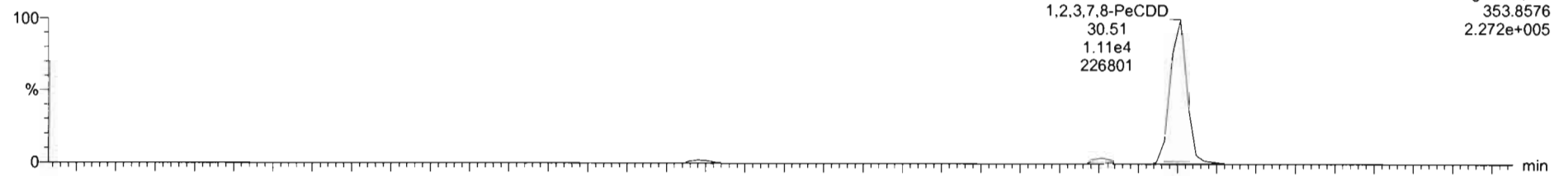
Dataset: U:\VG7.PRO\Results\201216D1\201216D1\_2.qld

Last Altered: Wednesday, December 16, 2020 16:19:12 Pacific Standard Time  
Printed: Wednesday, December 16, 2020 16:19:49 Pacific Standard Time

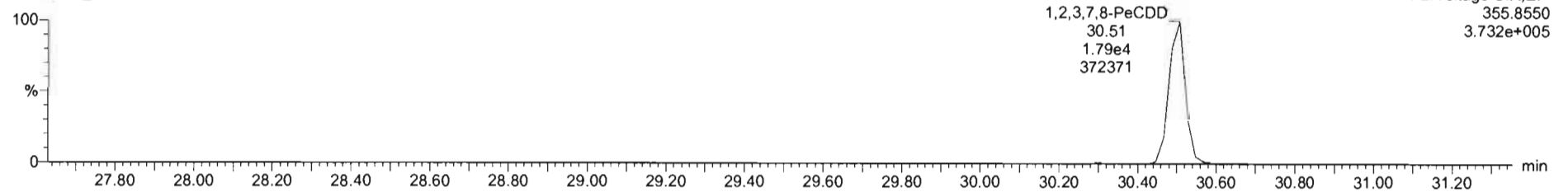
Name: 201216D1\_2, Date: 16-Dec-2020, Time: 15:31:24, ID: B0L0042-BS1 OPR 10, Description: OPR

**1,2,3,7,8-PeCDD**

201216D1\_2




201216D1\_2

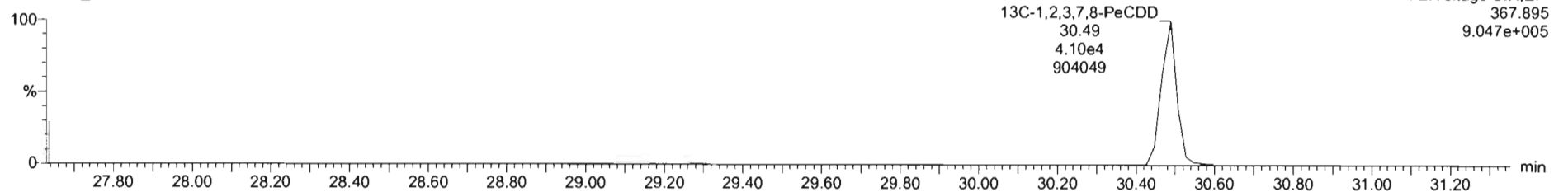


**13C-1,2,3,7,8-PeCDD**

201216D1\_2



201216D1\_2



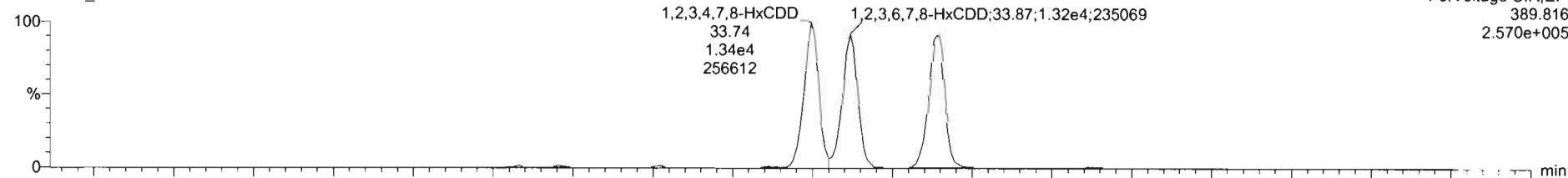
Dataset: U:\VG7.PRO\Results\201216D1\201216D1\_2.qld

Last Altered: Wednesday, December 16, 2020 16:19:12 Pacific Standard Time  
Printed: Wednesday, December 16, 2020 16:19:49 Pacific Standard Time

Name: 201216D1\_2, Date: 16-Dec-2020, Time: 15:31:24, ID: B0L0042-BS1 OPR 10, Description: OPR

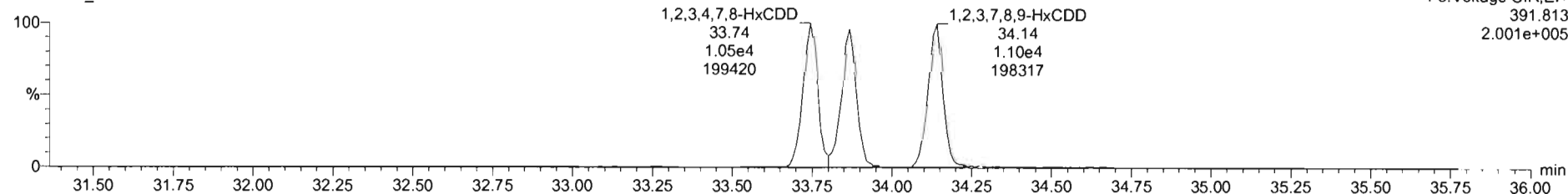
1,2,3,4,7,8-HxCDD

201216D1\_2



F3:Voltage SIR,EI+  
389.816  
2.570e+005

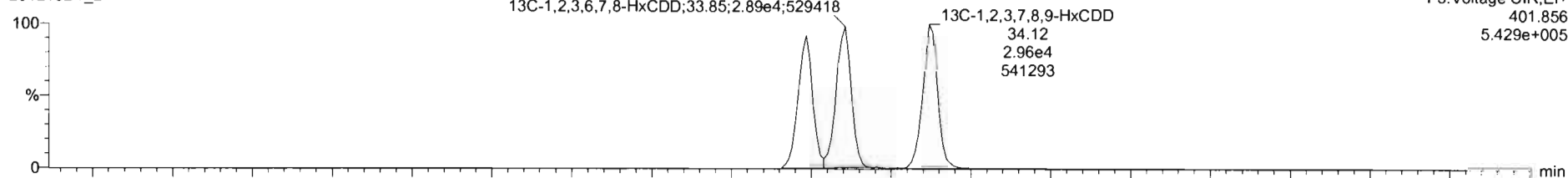
201216D1\_2



F3:Voltage SIR,EI+  
391.813  
2.001e+005

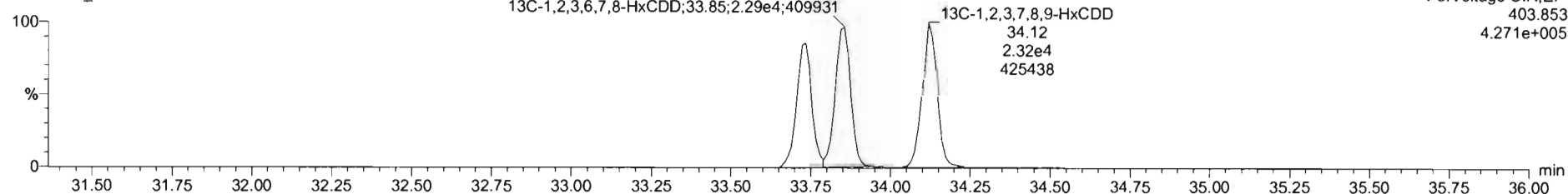
13C-1,2,3,4,7,8-HxCDD

201216D1\_2



F3:Voltage SIR,EI+  
401.856  
5.429e+005

201216D1\_2



F3:Voltage SIR,EI+  
403.853  
4.271e+005

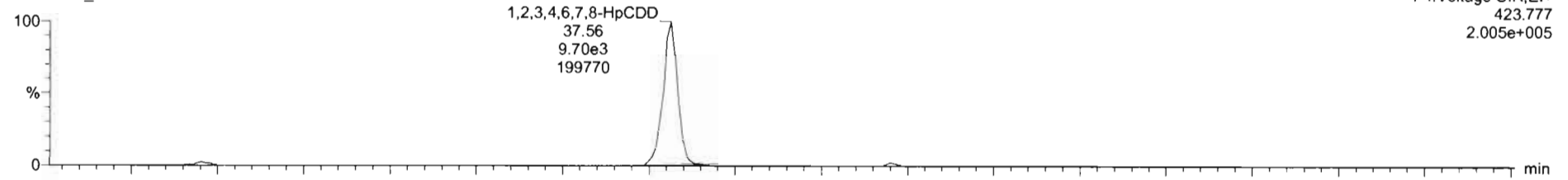
Dataset: U:\VG7.PRO\Results\201216D1\201216D1\_2.qld

Last Altered: Wednesday, December 16, 2020 16:19:12 Pacific Standard Time  
Printed: Wednesday, December 16, 2020 16:19:49 Pacific Standard Time

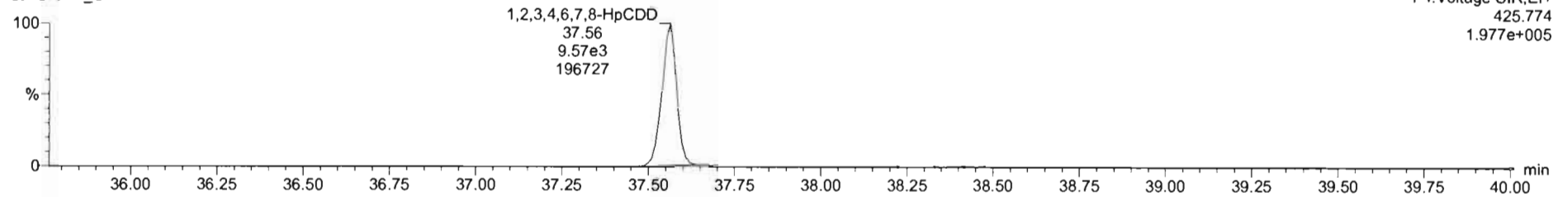
Name: 201216D1\_2, Date: 16-Dec-2020, Time: 15:31:24, ID: B0L0042-BS1 OPR 10, Description: OPR

**1,2,3,4,6,7,8-HpCDD**

201216D1\_2

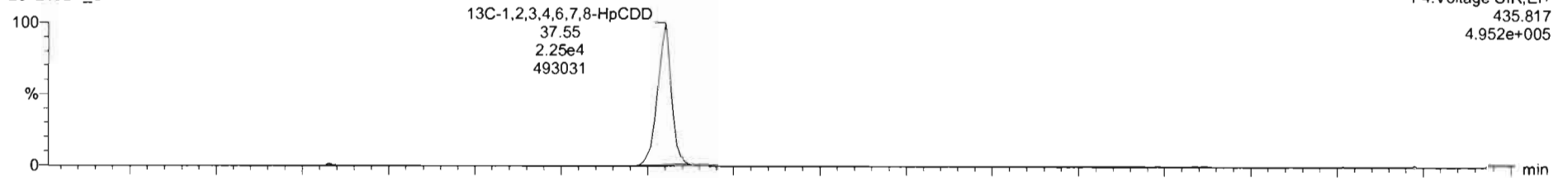


201216D1\_2

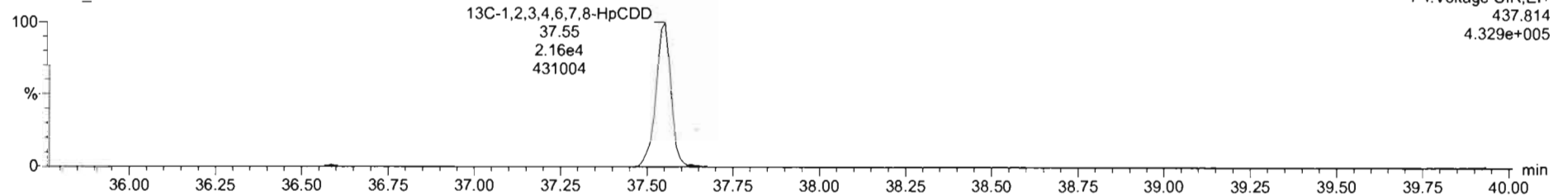


**13C-1,2,3,4,6,7,8-HpCDD**

201216D1\_2



201216D1\_2



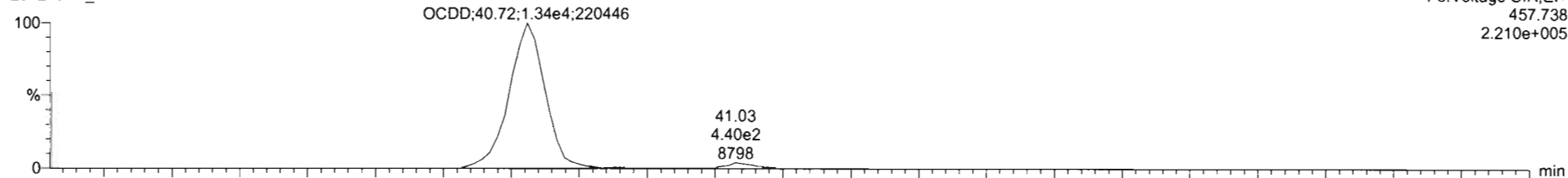
Dataset: U:\VG7.PRO\Results\201216D1\201216D1\_2.qld

Last Altered: Wednesday, December 16, 2020 16:19:12 Pacific Standard Time  
Printed: Wednesday, December 16, 2020 16:19:49 Pacific Standard Time

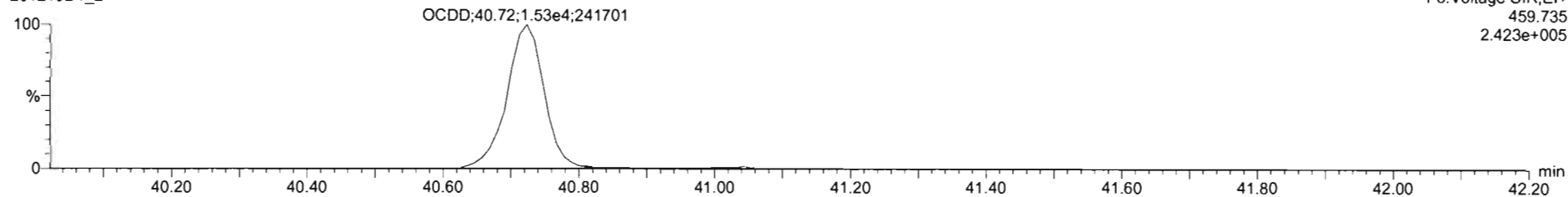
Name: 201216D1\_2, Date: 16-Dec-2020, Time: 15:31:24, ID: B0L0042-BS1 OPR 10, Description: OPR

**OCDD**

201216D1\_2

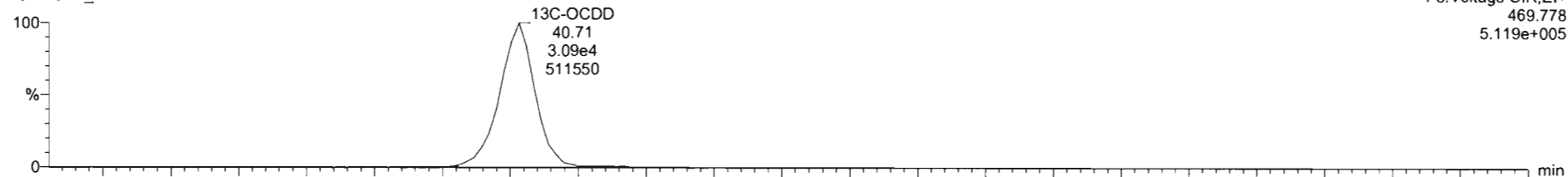


201216D1\_2

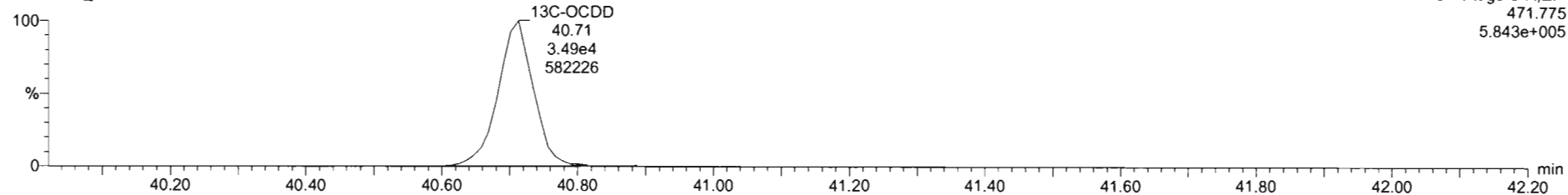


**13C-OCDD**

201216D1\_2



201216D1\_2



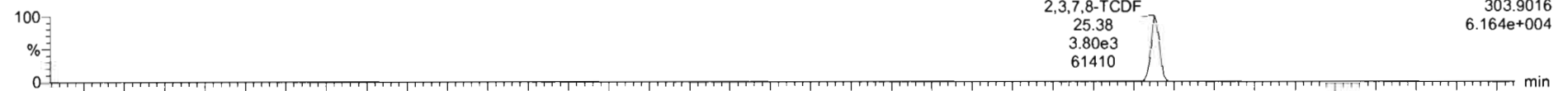
Dataset: U:\VG7.PRO\Results\201216D1\201216D1\_2.qld

Last Altered: Wednesday, December 16, 2020 16:19:12 Pacific Standard Time  
Printed: Wednesday, December 16, 2020 16:19:49 Pacific Standard Time

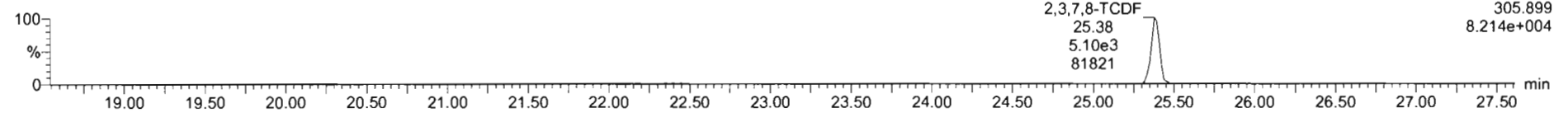
Name: 201216D1\_2, Date: 16-Dec-2020, Time: 15:31:24, ID: B0L0042-BS1 OPR 10, Description: OPR

**2,3,7,8-TCDF**

201216D1\_2




201216D1\_2

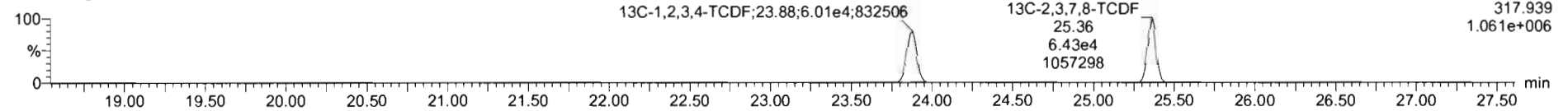


**13C-2,3,7,8-TCDF**

201216D1\_2

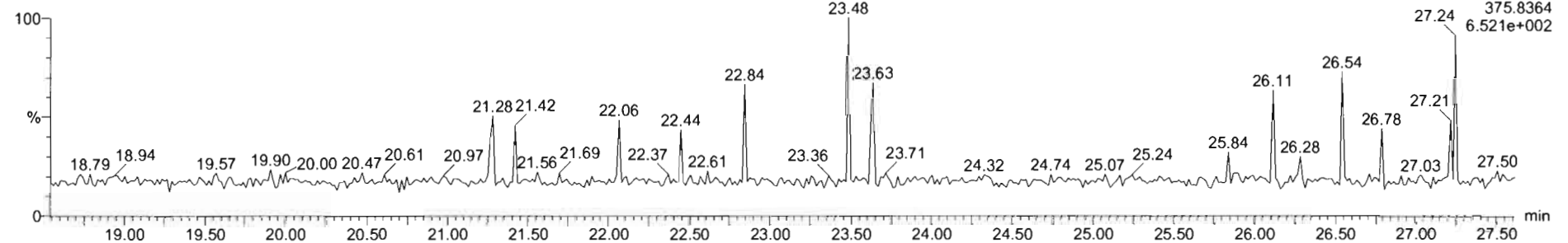


201216D1\_2



**DPE1**

201216D1\_2



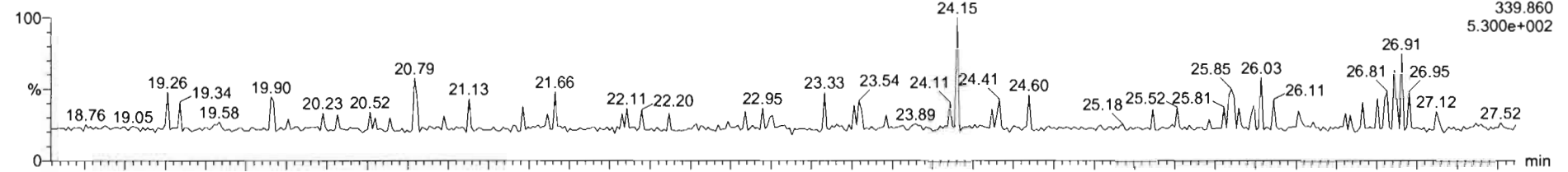
Dataset: U:\VG7.PRO\Results\201216D1\201216D1\_2.qld

Last Altered: Wednesday, December 16, 2020 16:19:12 Pacific Standard Time  
Printed: Wednesday, December 16, 2020 16:19:49 Pacific Standard Time

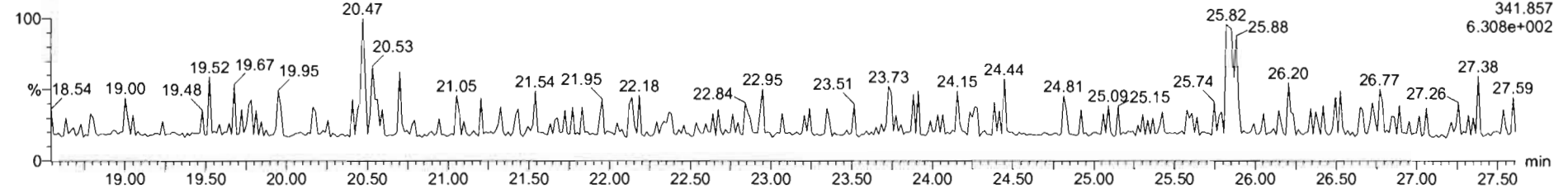
Name: 201216D1\_2, Date: 16-Dec-2020, Time: 15:31:24, ID: B0L0042-BS1 OPR 10, Description: OPR

1st Func. Penta-Furans

201216D1\_2

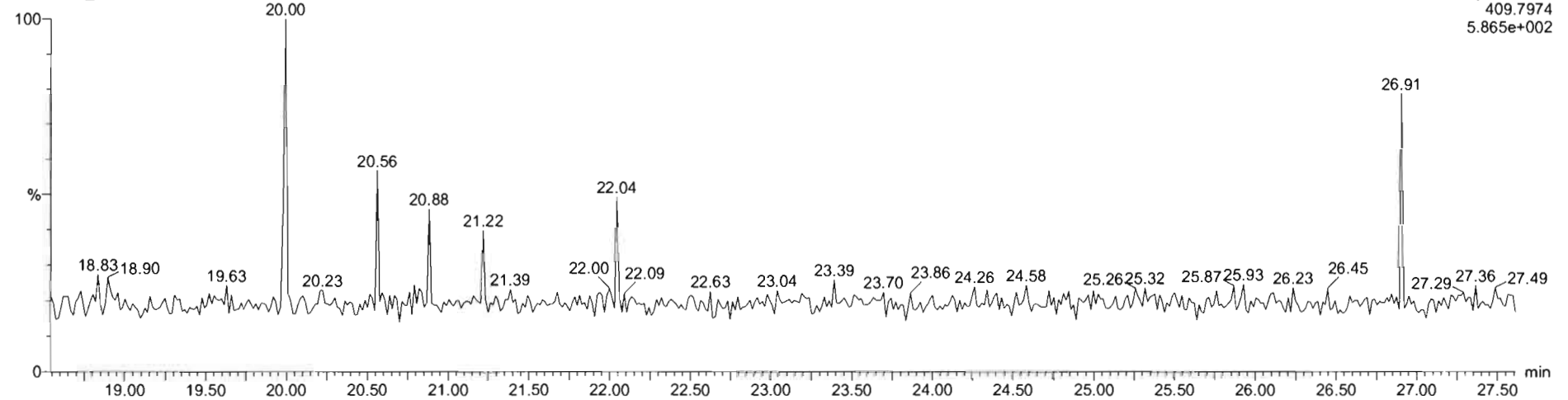


201216D1\_2



DPE6

201216D1\_2



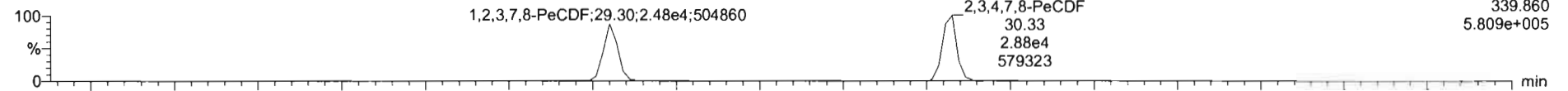
Dataset: U:\VG7.PRO\Results\201216D1\201216D1\_2.qld

Last Altered: Wednesday, December 16, 2020 16:19:12 Pacific Standard Time  
Printed: Wednesday, December 16, 2020 16:19:49 Pacific Standard Time

Name: 201216D1\_2, Date: 16-Dec-2020, Time: 15:31:24, ID: B0L0042-BS1 OPR 10, Description: OPR

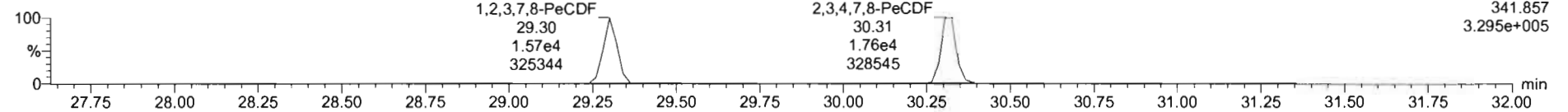
**1,2,3,7,8-PeCDF**

201216D1\_2



F2:Voltage SIR,EI+  
339.860  
5.809e+005


201216D1\_2



F2:Voltage SIR,EI+  
341.857  
3.295e+005

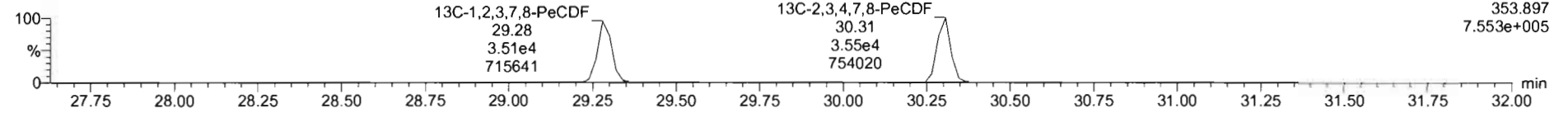
**13C-1,2,3,7,8-PeCDF**

201216D1\_2



F2:Voltage SIR,EI+  
351.900  
1.253e+006

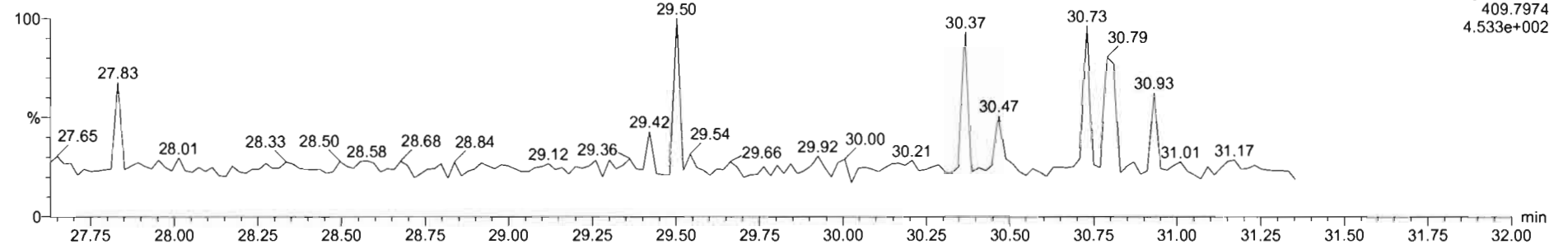
201216D1\_2



F2:Voltage SIR,EI+  
353.897  
7.553e+005

**DPE2**

201216D1\_2



F2:Voltage SIR,EI+  
409.7974  
4.533e+002

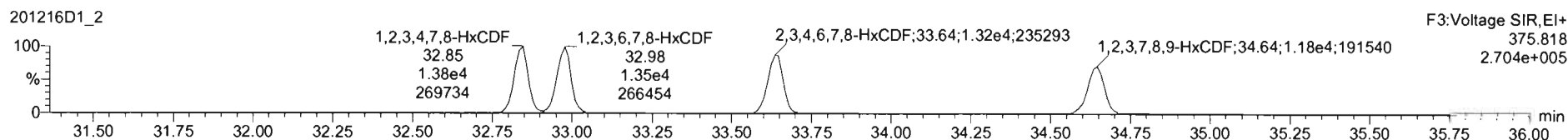
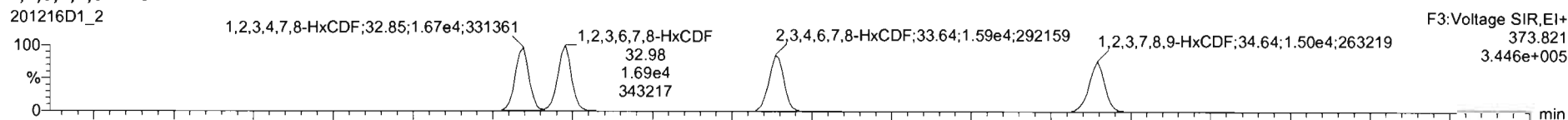


Dataset: U:\VG7.PRO\Results\201216D1\201216D1\_2.qld

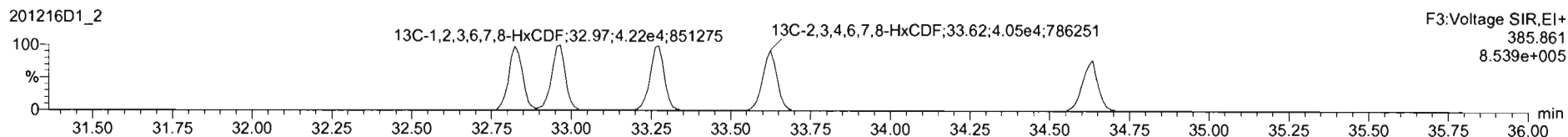
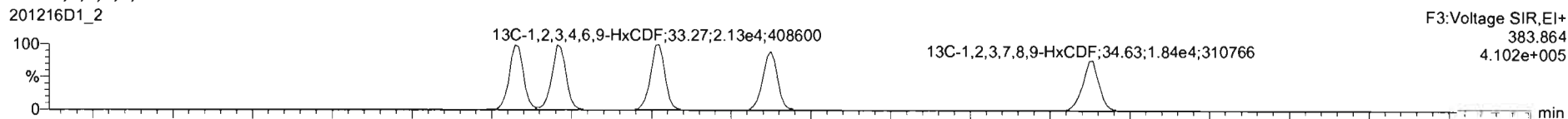
Last Altered: Wednesday, December 16, 2020 16:19:12 Pacific Standard Time  
Printed: Wednesday, December 16, 2020 16:19:49 Pacific Standard Time

Name: 201216D1\_2, Date: 16-Dec-2020, Time: 15:31:24, ID: B0L0042-BS1 OPR 10, Description: OPR

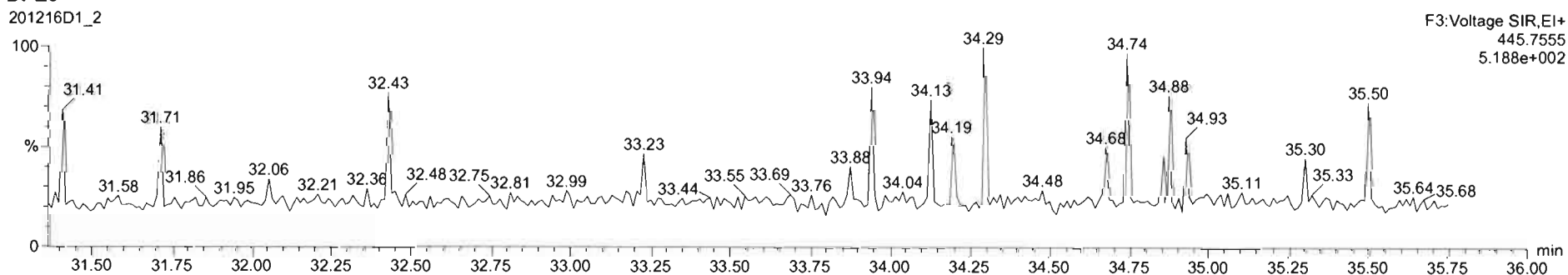
1,2,3,4,7,8-HxCDF



13C-1,2,3,4,7,8-HxCDF



DPE3





Dataset: U:\VG7.PRO\Results\201216D1\201216D1\_2.qld



Last Altered: Wednesday, December 16, 2020 16:19:12 Pacific Standard Time  
Printed: Wednesday, December 16, 2020 16:19:49 Pacific Standard Time

Name: 201216D1\_2, Date: 16-Dec-2020, Time: 15:31:24, ID: B0L0042-BS1 OPR 10, Description: OPR

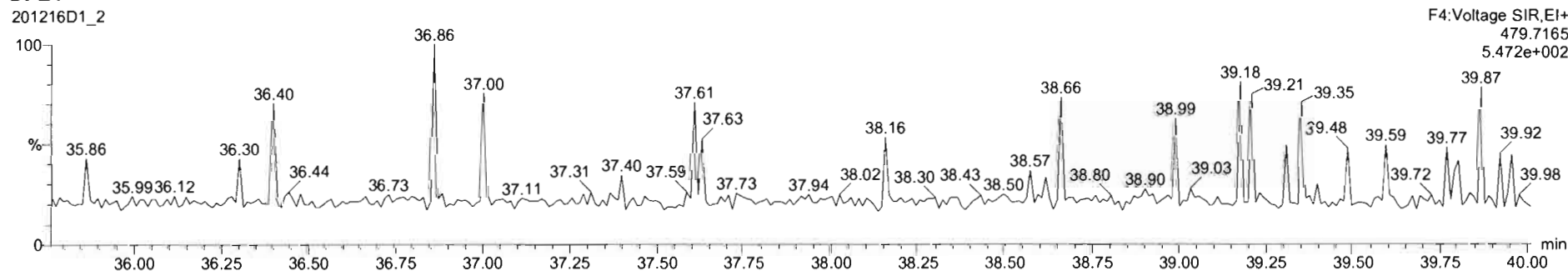
**1,2,3,4,6,7,8-HpCDF**



**13C-1,2,3,4,6,7,8-HpCDF**



**DPE4**



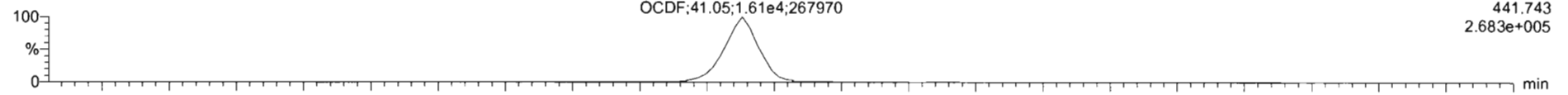
Dataset: U:\VG7.PRO\Results\201216D1\201216D1\_2.qld

Last Altered: Wednesday, December 16, 2020 16:19:12 Pacific Standard Time  
Printed: Wednesday, December 16, 2020 16:19:49 Pacific Standard Time

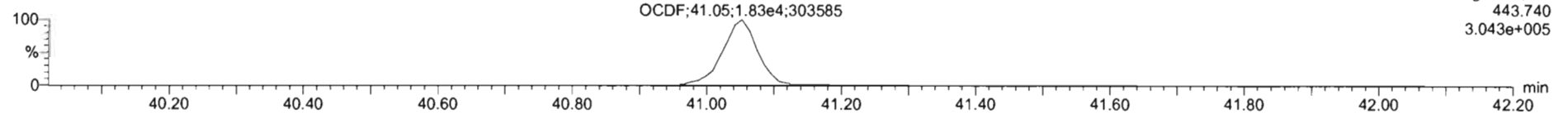
Name: 201216D1\_2, Date: 16-Dec-2020, Time: 15:31:24, ID: B0L0042-BS1 OPR 10, Description: OPR

**OCDF**

201216D1\_2

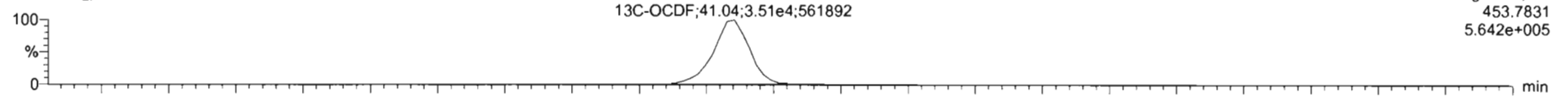


201216D1\_2

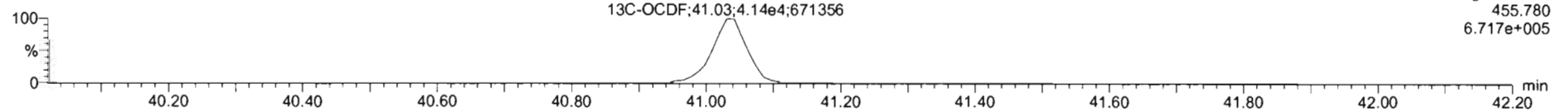


**13C-OCDF**

201216D1\_2

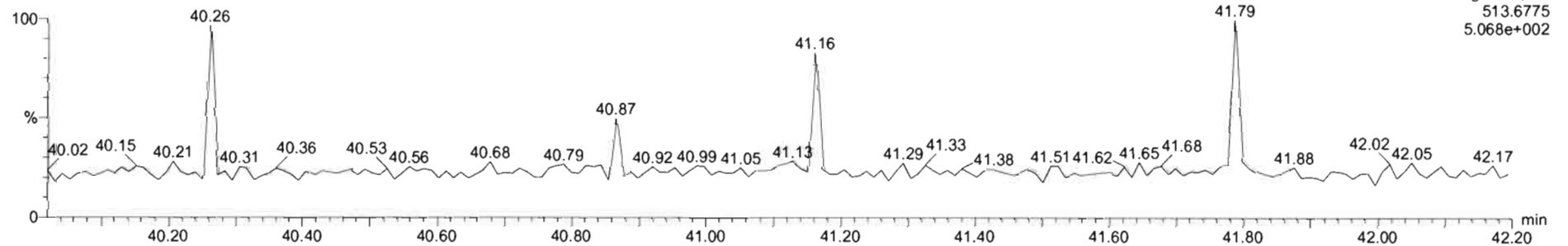


201216D1\_2



**DPE5**

201216D1\_2

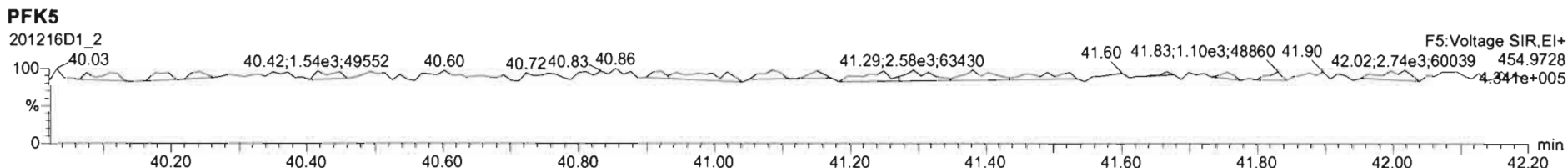
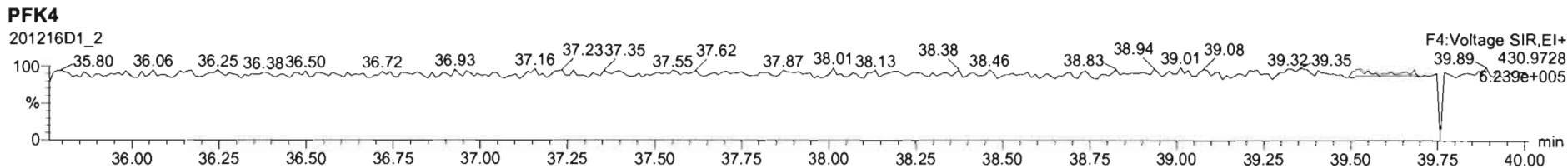
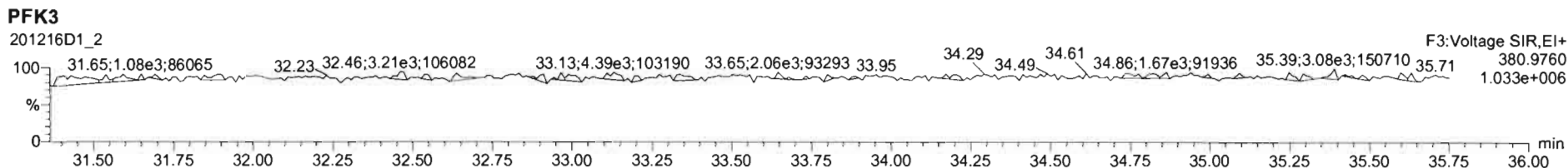
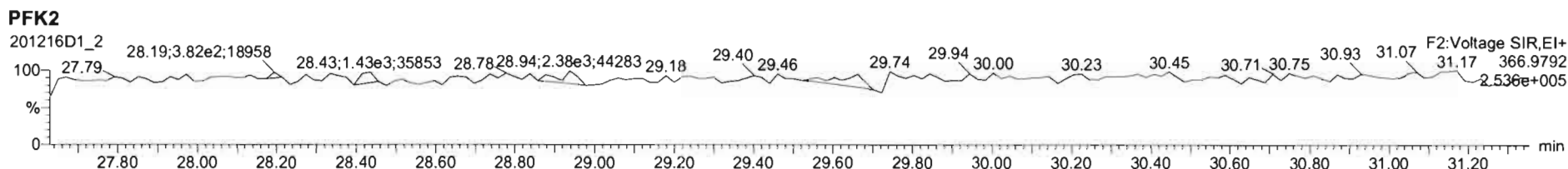
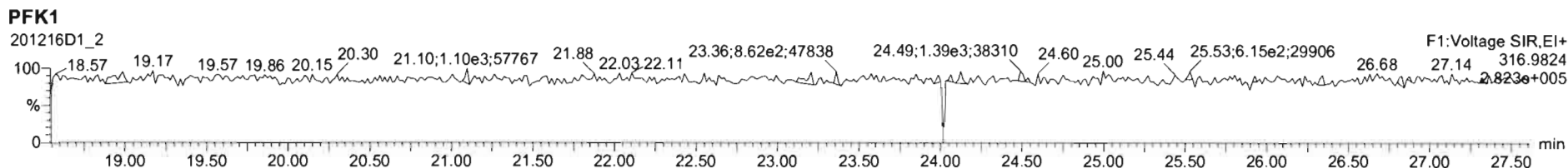


Dataset: U:\VG7.PRO\Results\201216D1\201216D1\_2.qld

Last Altered: Wednesday, December 16, 2020 16:19:12 Pacific Standard Time

Printed: Wednesday, December 16, 2020 16:19:49 Pacific Standard Time

Name: 201216D1\_2, Date: 16-Dec-2020, Time: 15:31:24, ID: B0L0042-BS1 OPR 10, Description: OPR



Dataset: U:\VG12.PRO\Results\201217R4\201217R4\_4.qld

Last Altered: Tuesday, December 22, 2020 12:00:36 PM Pacific Standard Time  
Printed: Tuesday, December 22, 2020 12:01:09 PM Pacific Standard Time

GRB 12/22/2020

Method: U:\VG12.PRO\MethDB\1613rrt-12-11-20.mdb 11 Dec 2020 08:35:32  
Calibration: U:\VG12.PRO\CurveDB\ddbDIOXIN\_1613vg12-12-03-20.cdb 04 Dec 2020 11:36:07

CT 12/23/2020

Name: 201217R4\_4, Date: 17-Dec-2020, Time: 16:46:12, ID: B0L0082-BLK1 Method Blank 10, Description: Method Blank

#	Name	Resp	RA	n/y	RRF	wt/Vol	Pred.RT	*RT	(Pred.RRT	RRT	Conc.	%Rec	DL	EMPC
1	2,3,7,8-TCDD			NO	0.980	10.000	26.381		1.001				0.0101	
2	1,2,3,7,8-PeCDD			NO	0.932	10.000	31.064		1.001				0.0283	
3	1,2,3,4,7,8-HxCDD			NO	1.02	10.000	34.358		1.001				0.0228	
4	1,2,3,6,7,8-HxCDD			NO	0.902	10.000	34.483		1.001				0.0235	
5	1,2,3,7,8,9-HxCDD			NO	0.954	10.000	34.734		1.000				0.0239	
6	1,2,3,4,6,7,8-HpCDD	6.72e2	1.19	NO	0.918	10.000	38.211	38.22	1.000	1.001	0.14152		0.0345	0.142
7	OCDD	4.20e3	0.89	NO	0.866	10.000	41.113	41.12	1.000	1.000	1.3599		0.0730	1.36
8	2,3,7,8-TCDF			NO	0.848	10.000	25.657		1.000				0.00691	
9	1,2,3,7,8-PeCDF			NO	0.960	10.000	29.785		1.000				0.0173	
10	2,3,4,7,8-PeCDF			NO	1.07	10.000	30.874		1.001				0.0171	
11	1,2,3,4,7,8-HxCDF			NO	0.986	10.000	33.447		1.000				0.0182	
12	1,2,3,6,7,8-HxCDF			NO	1.04	10.000	33.582		1.001				0.0179	
13	2,3,4,6,7,8-HxCDF			NO	1.02	10.000	34.253		1.001				0.0197	
14	1,2,3,7,8,9-HxCDF	2.24e2	1.22	NO	0.991	10.000	35.238	35.24	1.000	1.000	0.033198		0.0232	0.0332
15	1,2,3,4,6,7,8-HpCDF			NO	1.05	10.000	36.814		1.000				0.0252	
16	1,2,3,4,7,8,9-HpCDF	1.52e2	1.12	NO	1.18	10.000	38.818	38.84	1.000	1.001	0.031446		0.0122	0.0314
17	OCDF	4.28e2	0.95	NO	0.896	10.000	41.396	41.40	1.000	1.000	0.12407		0.0204	0.124
18	13C-2,3,7,8-TCDD	2.02e6	0.78	NO	1.06	10.000	26.353	26.35	1.030	1.030	201.18	101	0.0774	
19	13C-1,2,3,7,8-PeCDD	1.57e6	0.63	NO	0.785	10.000	31.192	31.03	1.219	1.213	210.30	105	0.118	
20	13C-1,2,3,4,7,8-HxCDD	1.23e6	1.28	NO	0.621	10.000	34.337	34.34	1.014	1.014	223.19	112	0.279	
21	13C-1,2,3,6,7,8-HxCDD	1.38e6	1.27	NO	0.734	10.000	34.459	34.46	1.017	1.017	211.49	106	0.236	
22	13C-1,2,3,7,8,9-HxCDD	1.32e6	1.25	NO	0.723	10.000	34.743	34.72	1.026	1.025	205.79	103	0.240	
23	13C-1,2,3,4,6,7,8-HpCDD	1.03e6	1.04	NO	0.568	10.000	38.243	38.20	1.129	1.128	205.63	103	0.603	
24	13C-OCDD	1.43e6	0.89	NO	0.496	10.000	41.180	41.10	1.216	1.213	324.81	81.2	0.547	
25	13C-2,3,7,8-TCDF	2.63e6	0.77	NO	0.919	10.000	25.652	25.65	1.003	1.003	202.21	101	0.0852	
26	13C-1,2,3,7,8-PeCDF	2.24e6	1.57	NO	0.715	10.000	29.903	29.78	1.169	1.164	220.91	110	0.208	
27	13C-2,3,4,7,8-PeCDF	2.20e6	1.58	NO	0.689	10.000	30.990	30.85	1.212	1.206	225.95	113	0.216	
28	13C-1,2,3,4,7,8-HxCDF	1.52e6	0.50	NO	0.873	10.000	33.442	33.44	0.987	0.987	196.66	98.3	0.305	
29	13C-1,2,3,6,7,8-HxCDF	1.51e6	0.51	NO	0.933	10.000	33.571	33.56	0.991	0.991	182.81	91.4	0.286	
30	13C-2,3,4,6,7,8-HxCDF	1.44e6	0.51	NO	0.843	10.000	34.238	34.23	1.011	1.011	193.06	96.5	0.316	
31	13C-1,2,3,7,8,9-HxCDF	1.36e6	0.51	NO	0.780	10.000	35.238	35.23	1.040	1.040	196.99	98.5	0.342	

Dataset: U:\VG12.PRO\Results\201217R4\201217R4\_4.qld

Last Altered: Tuesday, December 22, 2020 12:00:36 PM Pacific Standard Time  
Printed: Tuesday, December 22, 2020 12:01:09 PM Pacific Standard Time

Name: 201217R4\_4, Date: 17-Dec-2020, Time: 16:46:12, ID: B0L0082-BLK1 Method Blank 10, Description: Method Blank

#	Name	Resp	RA	ny	RRF	wt/vol	Pred.RT	RT	Pred.RRT	RRT	Conc.	%Rec f	DL	EMPC
32	13C-1,2,3,4,6,7,8-HpCDF	9.81e5	0.43	NO	0.726	10.000	36.813	36.80	1.087	1.086	152.39	76.2	0.381	
33	13C-1,2,3,4,7,8,9-HpCDF	8.23e5	0.43	NO	0.491	10.000	38.822	38.81	1.146	1.146	189.18	94.6	0.564	
34	13C-OCDF	1.54e6	0.88	NO	0.565	10.000	41.396	41.39	1.222	1.222	307.57	76.9	0.354	
35	37Cl-2,3,7,8-TCDD	9.00e5			1.22	10.000	26.347	26.36	1.030	1.031	77.619	97.0	0.0243	
36	13C-1,2,3,4-TCDD	1.91e6	0.79	NO	1.00	10.000	25.640	25.58	1.000	1.000	200.00	100	0.0817	
37	13C-1,2,3,4-TCDF	2.83e6	0.79	NO	1.00	10.000	24.130	24.07	1.000	1.000	200.00	100	0.0783	
38	13C-1,2,3,4,6,9-HxCDF	1.77e6	0.51	NO	1.00	10.000	33.920	33.88	1.000	1.000	200.00	100	0.267	
39	Total Tetra-Dioxins				0.980	10.000	24.620		0.000				0.00550	
40	Total Penta-Dioxins				0.932	10.000	29.960		0.000		0.00000		0.00751	0.0708
41	Total Hexa-Dioxins				0.902	10.000	33.635		0.000				0.0138	
42	Total Hepta-Dioxins				0.918	10.000	37.640		0.000		0.22452		0.0345	0.225
43	Total Tetra-Furans				0.848	10.000	23.610		0.000				0.00346	
44	1st Func. Penta-Furans				0.960	10.000	26.930		0.000				0.00286	
45	Total Penta-Furans				0.960	10.000	29.275		0.000				0.0104	
46	Total Hexa-Furans				1.02	10.000	33.555		0.000		0.033198		0.0194	0.0650
47	Total Hepta-Furans				1.05	10.000	37.835		0.000		0.031446		0.0140	0.0314

|||

Dataset: U:\VG12.PRO\Results\201217R4\201217R4\_4.qld

Last Altered: Tuesday, December 22, 2020 12:00:36 PM Pacific Standard Time  
 Printed: Tuesday, December 22, 2020 12:01:09 PM Pacific Standard Time

Method: U:\VG12.PRO\MethDB\1613rrt-12-11-20.mdb 11 Dec 2020 08:35:32  
 Calibration: U:\VG12.PRO\CurveDB\dbDIOXIN\_1613vg12-12-03-20.cdb 04 Dec 2020 11:36:07

Name: 201217R4\_4, Date: 17-Dec-2020, Time: 16:46:12, ID: B0L0082-BLK1 Method Blank 10, Description: Method Blank

**Tetra-Dioxins**

	Name	RT	m1 Height	m2 Height	m1 Resp	m2 Resp	RA	n/y	Resp	Conc	EMPC	DL
1												

**Penta-Dioxins**

	Name	RT	m1 Height	m2 Height	m1 Resp	m2 Resp	RA	n/y	Resp	Conc	EMPC	DL
1	Total Penta-Dioxins	29.60	3.181e3	1.850e4	2.003e2	1.233e3	0.16	YES	0.000e0	0.00000	0.070765	0.0283

**Hexa-Dioxins**

	Name	RT	m1 Height	m2 Height	m1 Resp	m2 Resp	RA	n/y	Resp	Conc	EMPC	DL
1												

**Hepta-Dioxins**

	Name	RT	m1 Height	m2 Height	m1 Resp	m2 Resp	RA	n/y	Resp	Conc	EMPC	DL
1	Total Hepta-Dioxins	37.21	3.389e3	2.698e3	2.021e2	1.920e2	1.05	NO	3.942e2	0.082998	0.082998	0.0345
2	1,2,3,4,6,7,8-HpCDD	38.22	8.529e3	5.420e3	3.658e2	3.064e2	1.19	NO	6.722e2	0.14152	0.14152	0.0345

**Tetra-Furans**

	Name	RT	m1 Height	m2 Height	m1 Resp	m2 Resp	RA	n/y	Resp	Conc	EMPC	DL
1												

**Penta-Furans function 1**

	Name	RT	m1 Height	m2 Height	m1 Resp	m2 Resp	RA	n/y	Resp	Conc	EMPC	DL
1												

Dataset: U:\VG12.PRO\Results\201217R4\201217R4\_4.qld

Last Altered: Tuesday, December 22, 2020 12:00:36 PM Pacific Standard Time

Printed: Tuesday, December 22, 2020 12:01:09 PM Pacific Standard Time

Name: 201217R4\_4, Date: 17-Dec-2020, Time: 16:46:12, ID: B0L0082-BLK1 Method Blank 10, Description: Method Blank

**Penta-Furans**

Name	RT	m1 Height	m2 Height	m1 Resp	m2 Resp	RA	n/y	Resp	Conc	EMPC	DL

**Hexa-Furans**

Name	RT	m1 Height	m2 Height	m1 Resp	m2 Resp	RA	n/y	Resp	Conc	EMPC	DL
1,2,3,7,8,9-HxCDF	35.24	3.306e3	3.383e3	1.232e2	1.008e2	1.22	NO	2.240e2	0.033198	0.033198	0.0232
Total Hexa-Furans	35.27	2.972e3	3.321e3	1.216e2	1.151e2	1.06	NO	0.000e0	0.00000	0.031787	0.0194

**Hepta-Furans**

Name	RT	m1 Height	m2 Height	m1 Resp	m2 Resp	RA	n/y	Resp	Conc	EMPC	DL
1,2,3,4,7,8,9-HpCDF	38.84	1.557e3	1.685e3	8.046e1	7.179e1	1.12	NO	1.522e2	0.031446	0.031446	0.0122



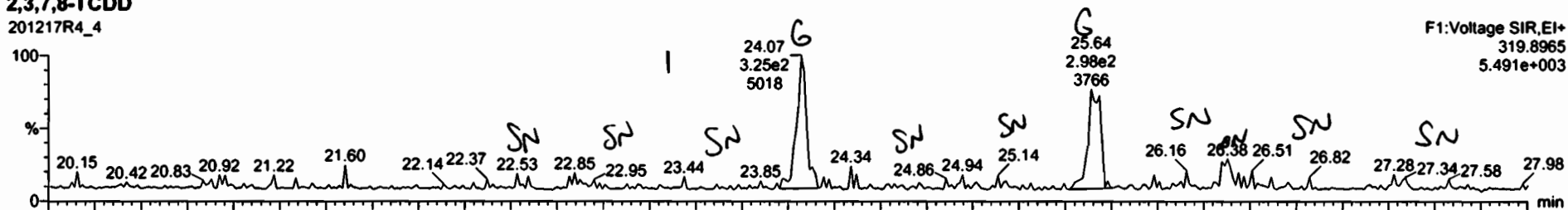
Dataset: Untitled

Last Altered: Friday, December 18, 2020 7:11:37 AM Pacific Standard Time  
Printed: Friday, December 18, 2020 7:12:10 AM Pacific Standard Time

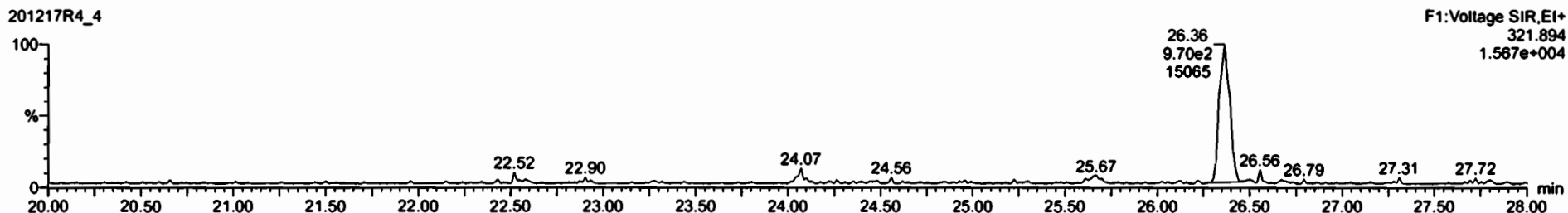
Name: 201217R4\_4, Date: 17-Dec-2020, Time: 16:46:12, ID: B0L0082-BLK1 Method Blank 10, Description: Method Blank

**2,3,7,8-TCDD**

201217R4\_4




201217R4\_4

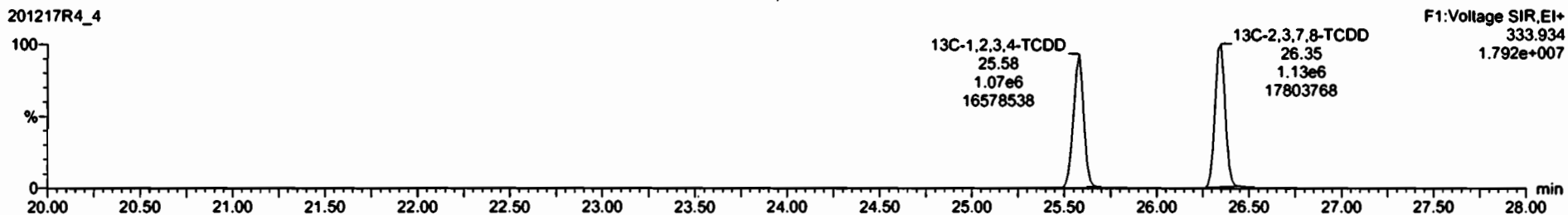


**13C-2,3,7,8-TCDD**

201217R4\_4



201217R4\_4



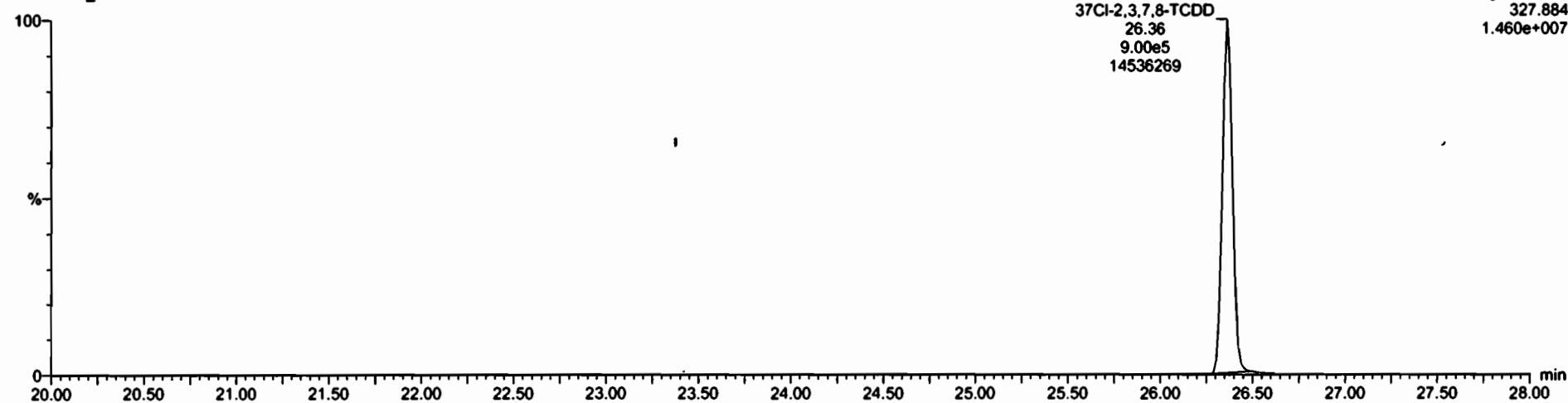
Dataset: Untitled

Last Altered: Friday, December 18, 2020 7:11:37 AM Pacific Standard Time  
Printed: Friday, December 18, 2020 7:12:10 AM Pacific Standard Time

Name: 201217R4\_4, Date: 17-Dec-2020, Time: 16:46:12, ID: B0L0082-BLK1 Method Blank 10, Description: Method Blank

37Cl-2,3,7,8-TCDD

201217R4\_4

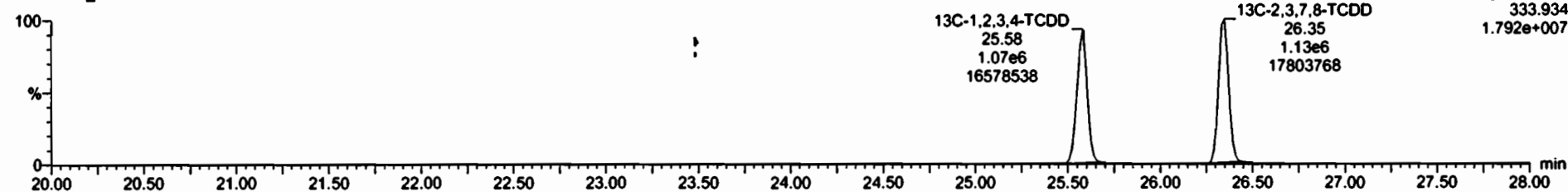


13C-1,2,3,4-TCDD

201217R4\_4



201217R4\_4



Dataset: Untitled

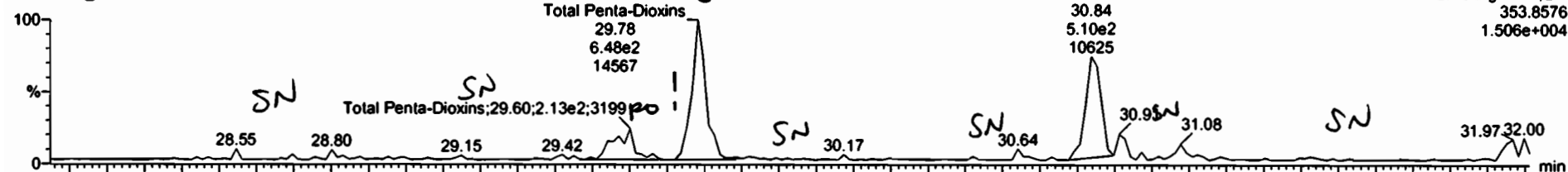
Last Altered: Friday, December 18, 2020 7:11:37 AM Pacific Standard Time

Printed: Friday, December 18, 2020 7:12:10 AM Pacific Standard Time

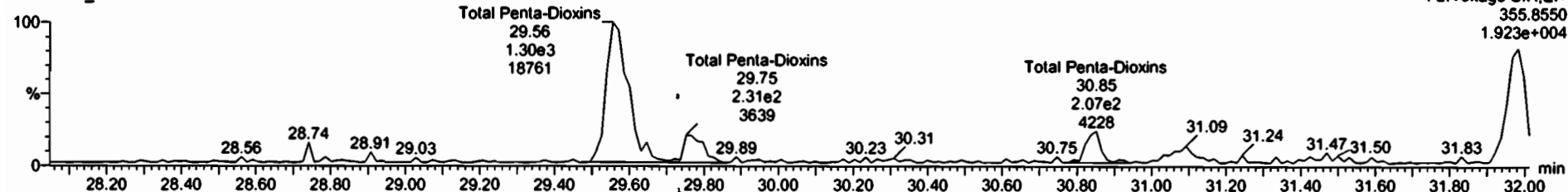
Name: 201217R4\_4, Date: 17-Dec-2020, Time: 16:46:12, ID: B0L0082-BLK1 Method Blank 10, Description: Method Blank

1,2,3,7,8-PeCDD

201217R4\_4



201217R4\_4

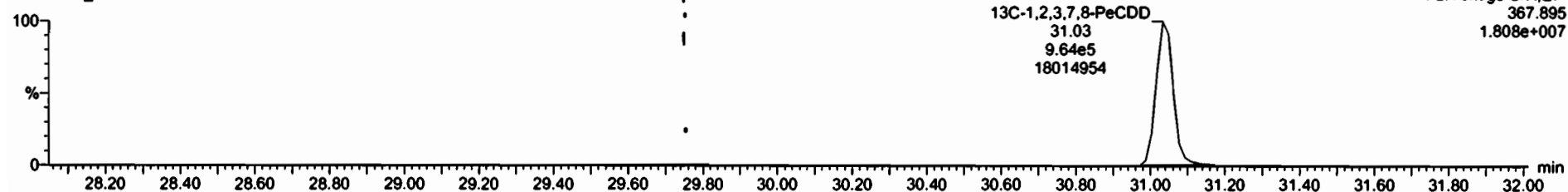


13C-1,2,3,7,8-PeCDD

201217R4\_4

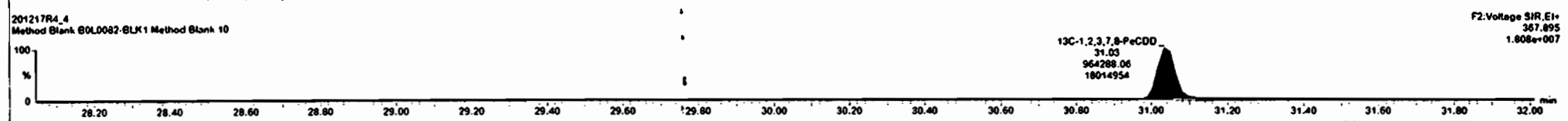





201217R4\_4



Name	Resp	RA	n/y	RF	wt/vol	RT	RRT	Conc	%Rec	DL	EMPC
Total Penta-Dioxins				0.9320	10.000			0.000		0.00751	0.0700

Name	RT	m1 Resp	m2 Resp	RA	n/y	EMPC	Conc.
Total Penta-Dioxins	29.60	2.803e2	1.233e2	0.1E	YES	0.070765	0.00000



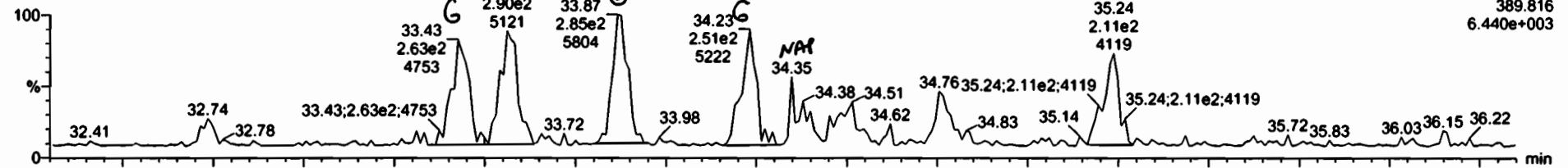
Dataset: Untitled

Last Altered: Friday, December 18, 2020 7:11:37 AM Pacific Standard Time  
Printed: Friday, December 18, 2020 7:12:10 AM Pacific Standard Time

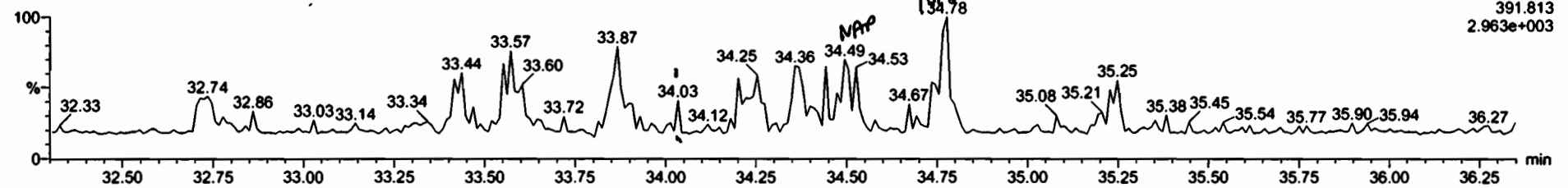
Name: 201217R4\_4, Date: 17-Dec-2020, Time: 16:46:12, ID: B0L0082-BLK1 Method Blank 10, Description: Method Blank

1,2,3,4,7,8-HxCDD

201217R4\_4

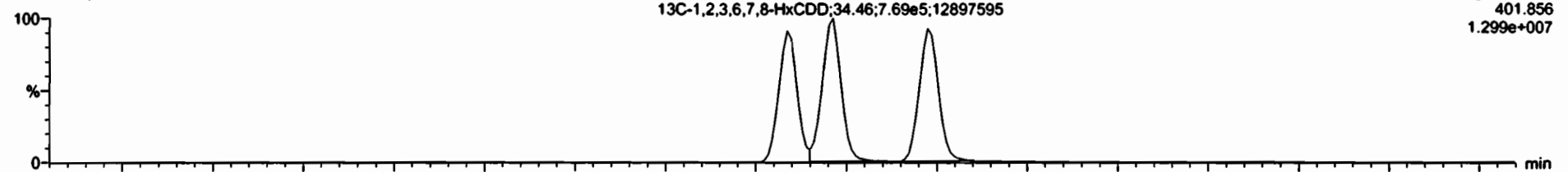


201217R4\_4

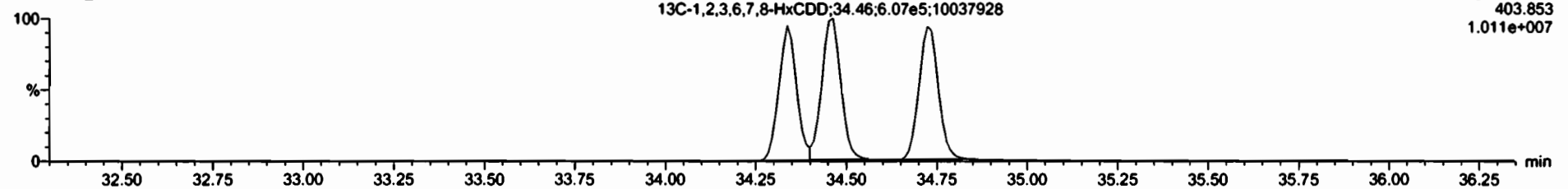


13C-1,2,3,4,7,8-HxCDD

201217R4\_4



201217R4\_4



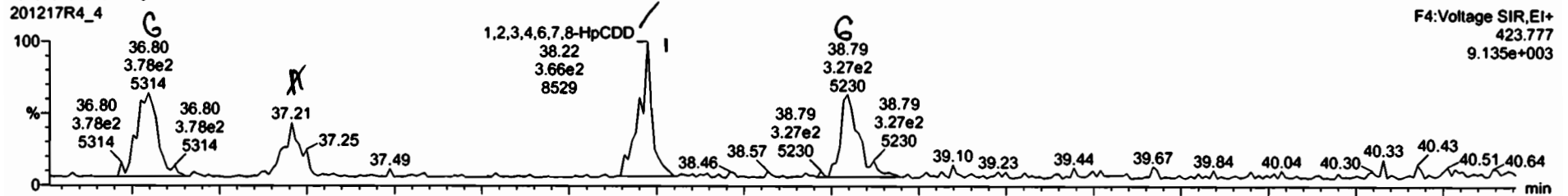
Dataset: Untitled

Last Altered: Friday, December 18, 2020 7:11:37 AM Pacific Standard Time

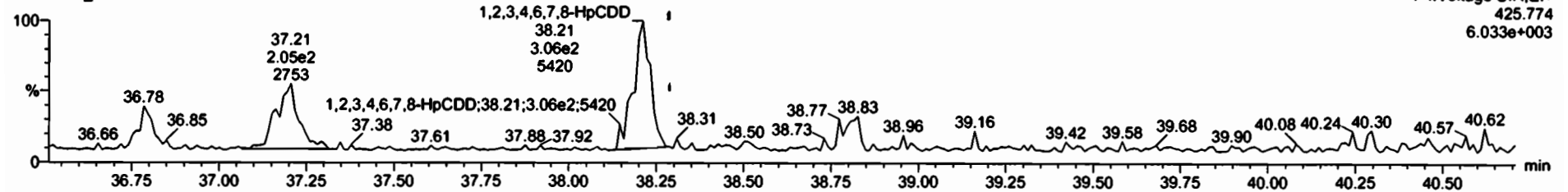
Printed: Friday, December 18, 2020 7:12:10 AM Pacific Standard Time

Name: 201217R4\_4, Date: 17-Dec-2020, Time: 16:46:12, ID: B0L0082-BLK1 Method Blank 10, Description: Method Blank


1,2,3,4,6,7,8-HpCDD



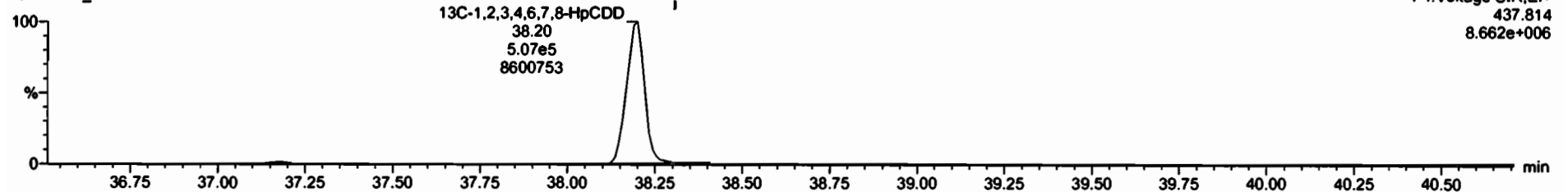
201217R4\_4

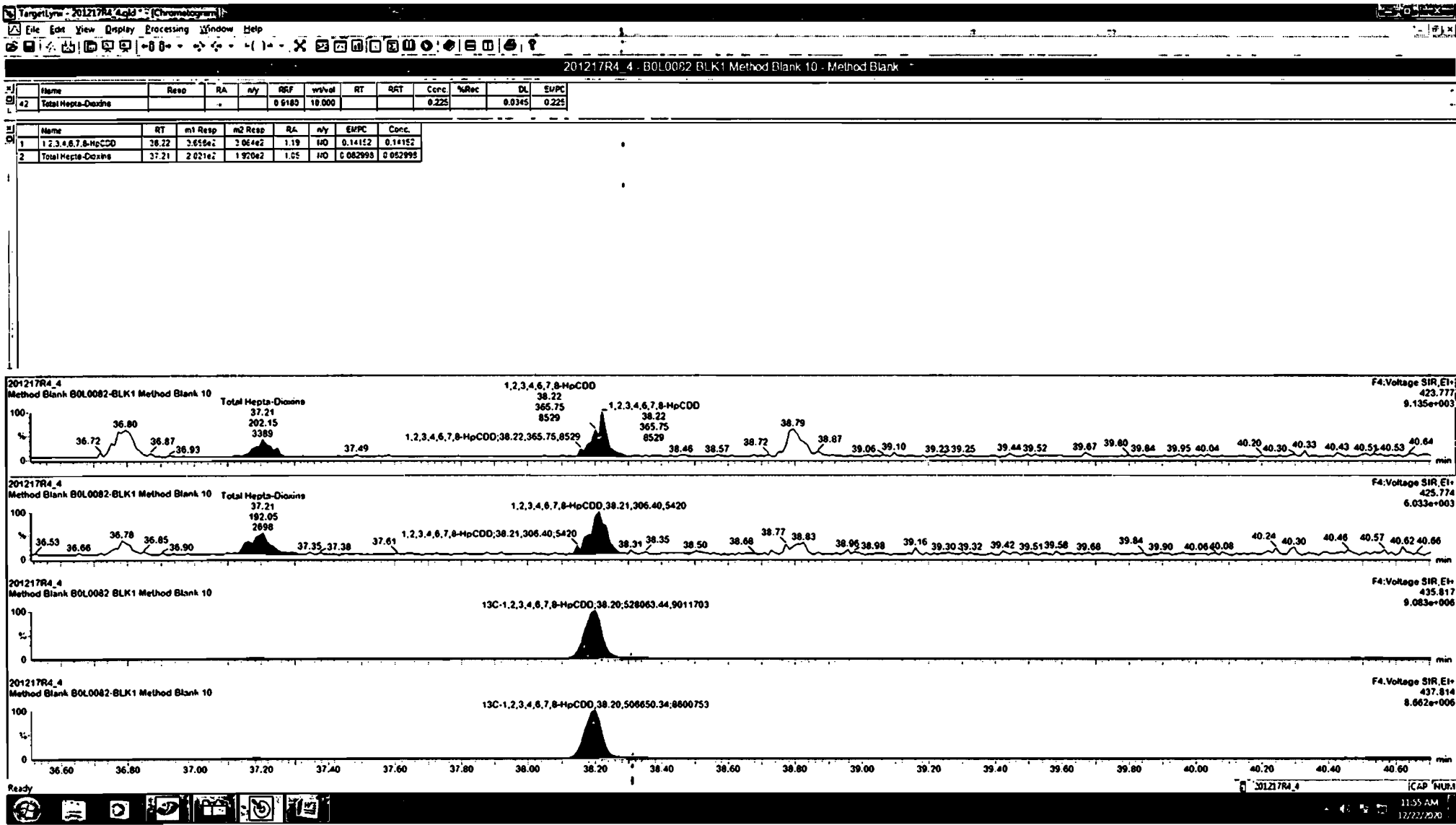


13C-1,2,3,4,6,7,8-HpCDD



201217R4\_4



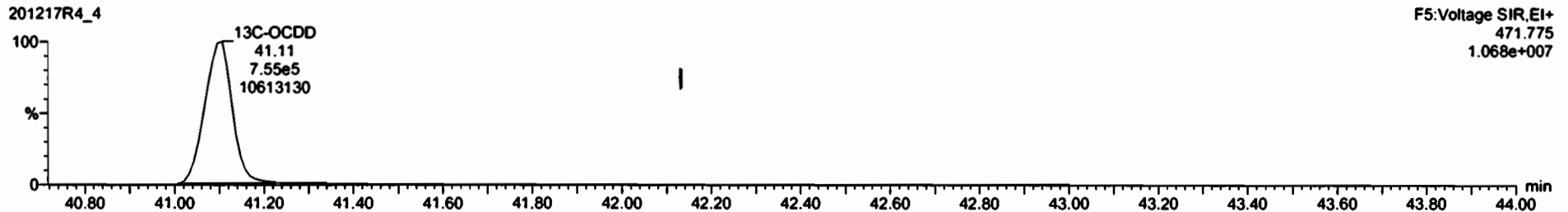

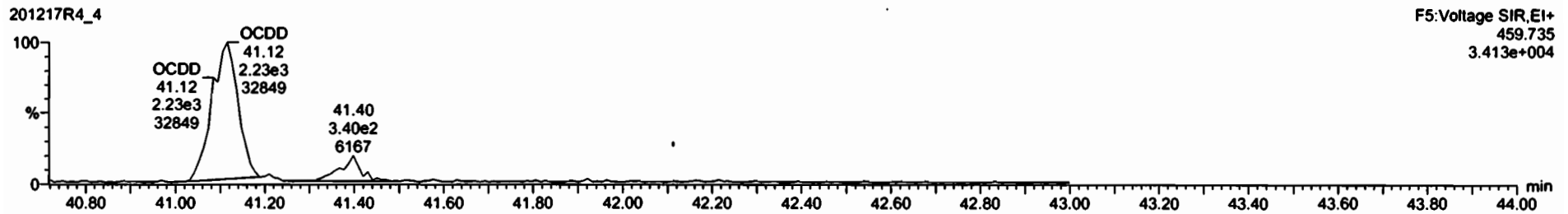



Dataset: Untitled

Last Altered: Friday, December 18, 2020 7:11:37 AM Pacific Standard Time

Printed: Friday, December 18, 2020 7:12:10 AM Pacific Standard Time

Name: 201217R4\_4, Date: 17-Dec-2020, Time: 16:46:12, ID: B0L0082-BLK1 Method Blank 10, Description: Method Blank





Dataset: Untitled


Last Altered: Friday, December 18, 2020 7:11:37 AM Pacific Standard Time

Printed: Friday, December 18, 2020 7:12:10 AM Pacific Standard Time

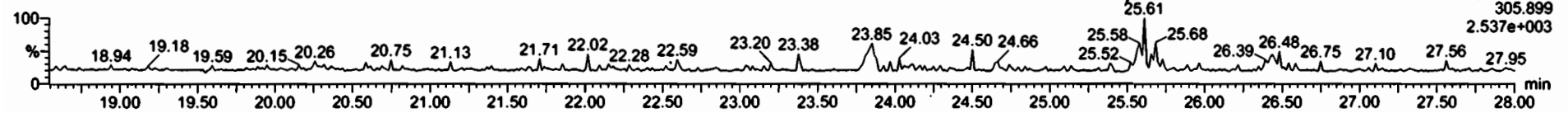
Name: 201217R4\_4, Date: 17-Dec-2020, Time: 16:46:12, ID: B0L0082-BLK1 Method Blank 10, Description: Method Blank

**2,3,7,8-TCDF**

201217R4\_4




201217R4\_4

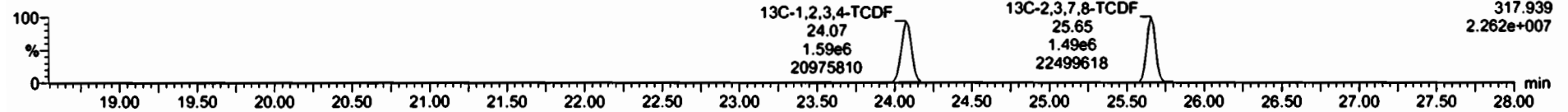


**13C-2,3,7,8-TCDF**

201217R4\_4

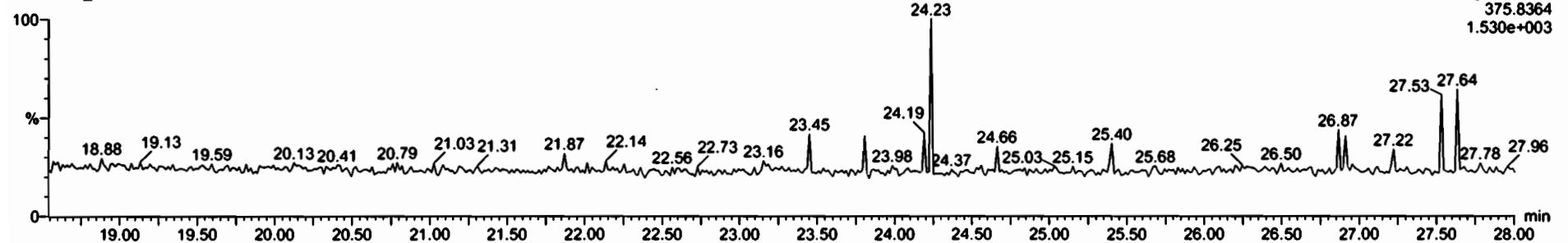


201217R4\_4



**DPE1**

201217R4\_4




Dataset: Untitled

Last Altered: Friday, December 18, 2020 7:11:37 AM Pacific Standard Time  
Printed: Friday, December 18, 2020 7:12:10 AM Pacific Standard Time

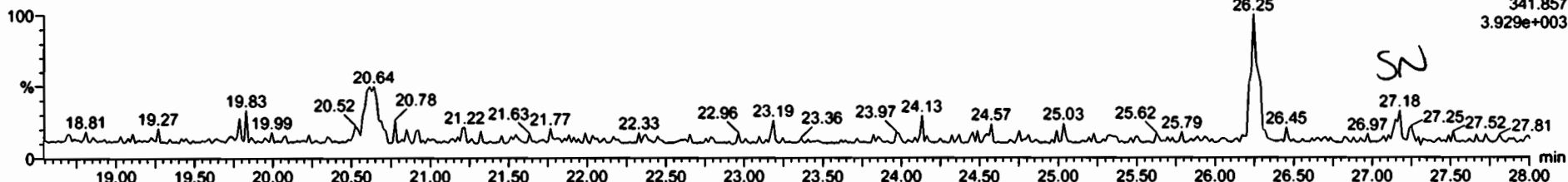
Name: 201217R4\_4, Date: 17-Dec-2020, Time: 16:46:12, ID: B0L0082-BLK1 Method Blank 10, Description: Method Blank

1st Func. Penta-Furans

201217R4\_4

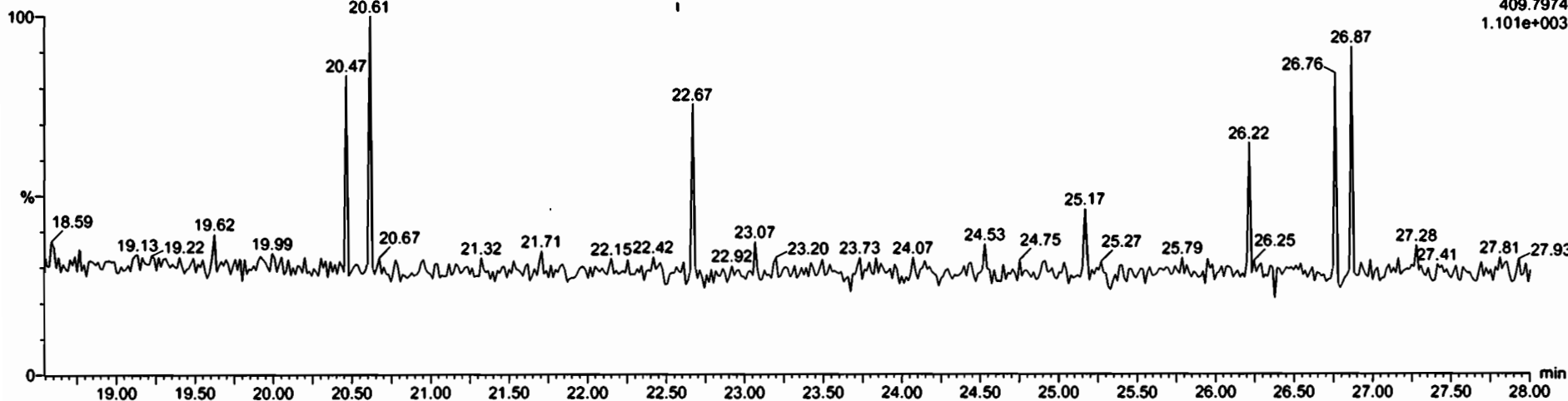


201217R4\_4



DPE6

201217R4\_4

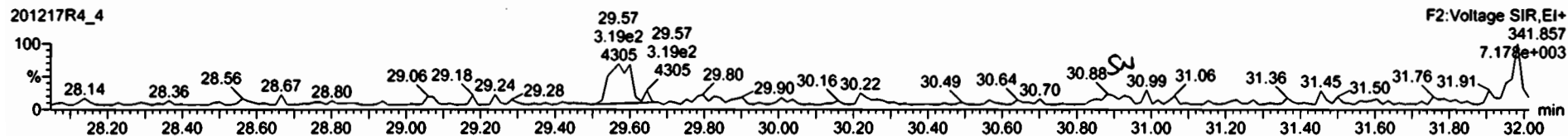



Dataset: Untitled

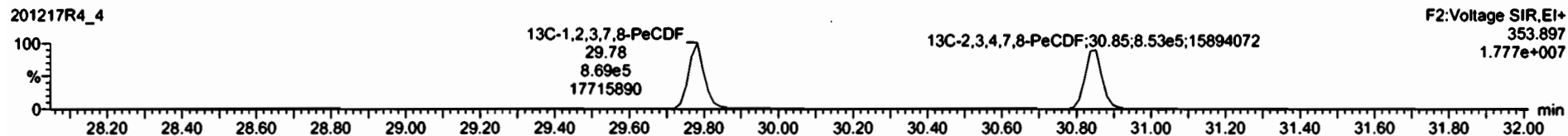
Last Altered: Friday, December 18, 2020 7:11:37 AM Pacific Standard Time  
Printed: Friday, December 18, 2020 7:12:10 AM Pacific Standard Time

Name: 201217R4\_4, Date: 17-Dec-2020, Time: 16:46:12, ID: B0L0082-BLK1 Method Blank 10, Description: Method Blank

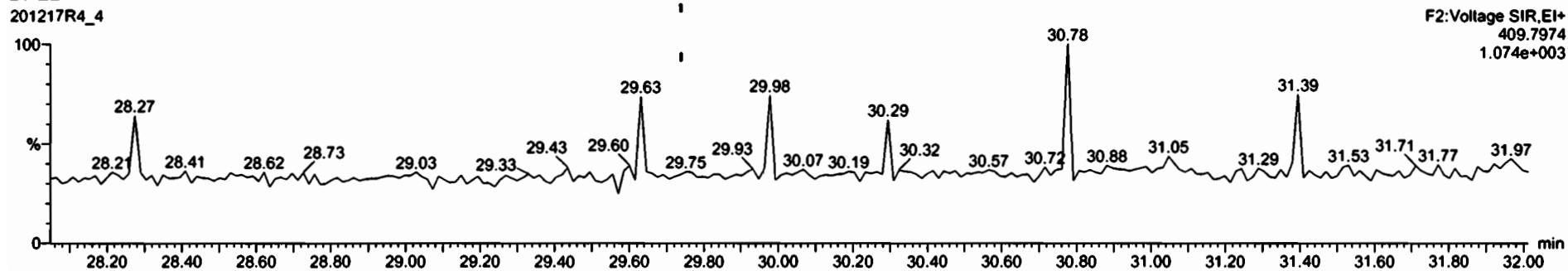
1,2,3,7,8-PeCDF



13C-1,2,3,7,8-PeCDF



DPE2



Dataset: Untitled


Last Altered: Friday, December 18, 2020 7:11:37 AM Pacific Standard Time

Printed: Friday, December 18, 2020 7:12:10 AM Pacific Standard Time


Name: 201217R4\_4, Date: 17-Dec-2020, Time: 16:46:12, ID: B0L0082-BLK1 Method Blank 10, Description: Method Blank

1,2,3,4,7,8-HxCDF

201217R4\_4

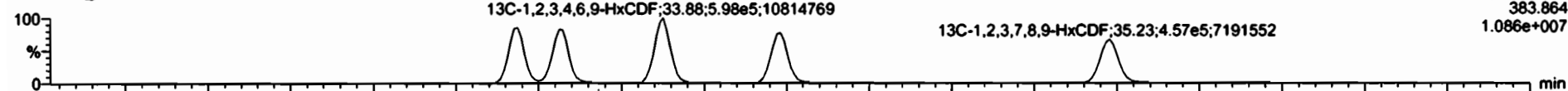


201217R4\_4

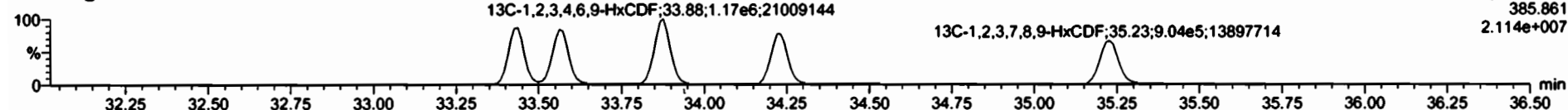


13C-1,2,3,4,7,8-HxCDF

201217R4\_4

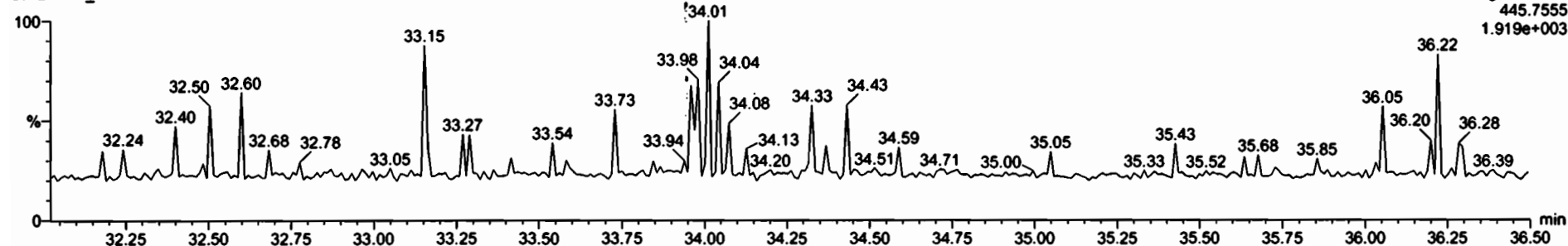


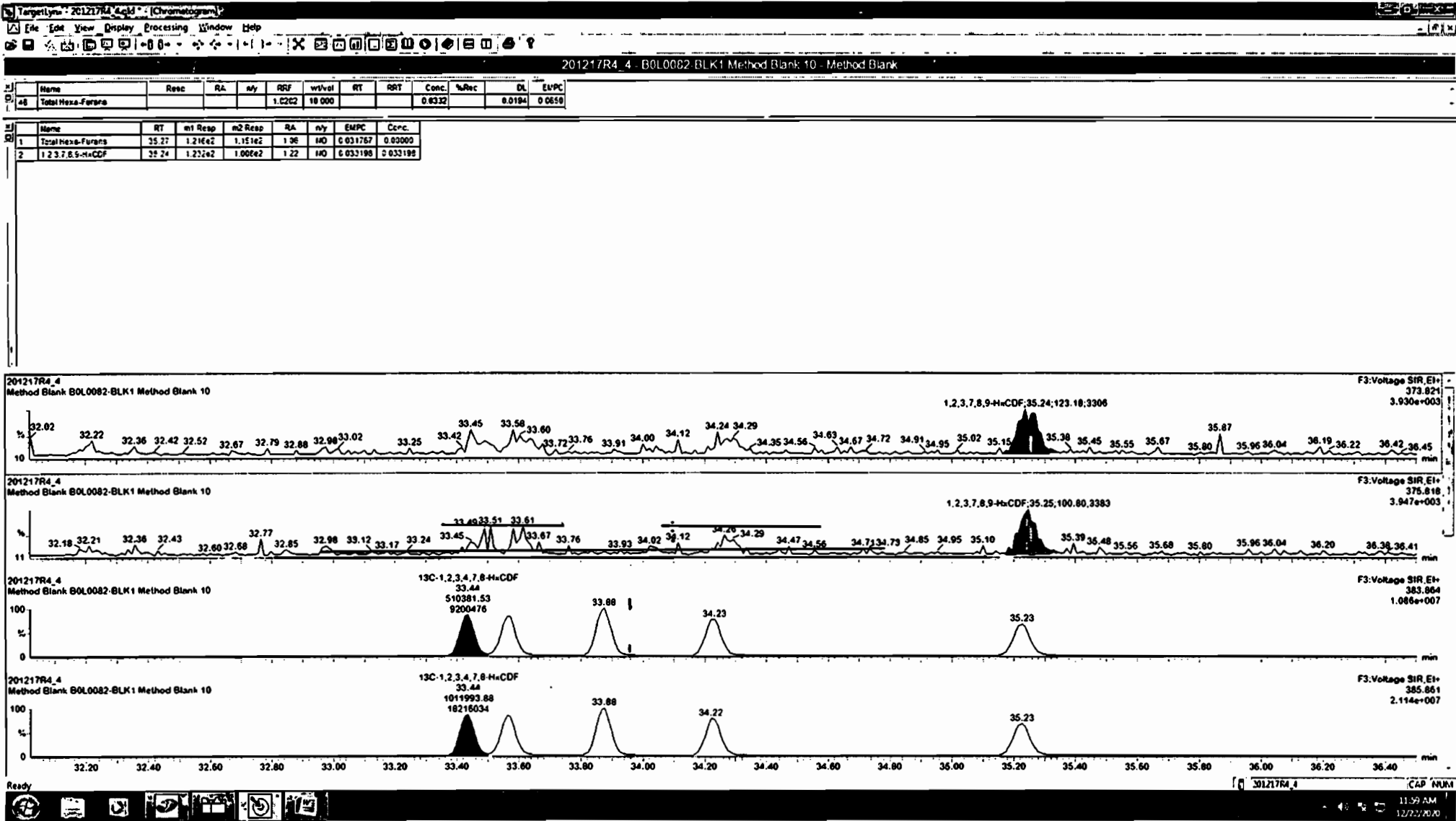
201217R4\_4



DPE3

201217R4\_4



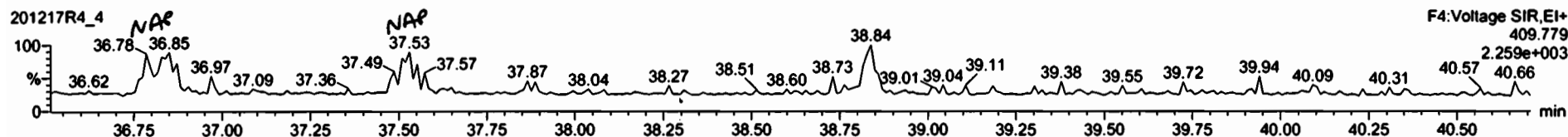
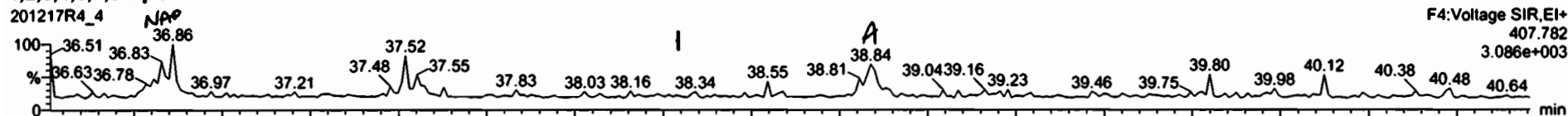


Dataset: Untitled

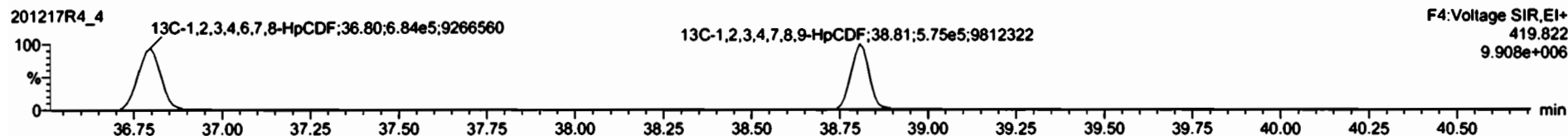
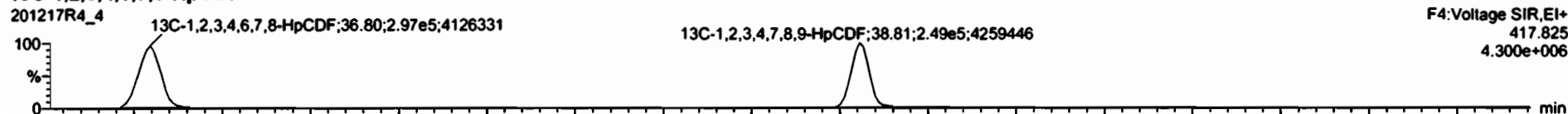
Last Altered: Friday, December 18, 2020 7:11:37 AM Pacific Standard Time  
Printed: Friday, December 18, 2020 7:12:10 AM Pacific Standard Time

Name: 201217R4\_4, Date: 17-Dec-2020, Time: 16:46:12, ID: B0L0082-BLK1 Method Blank 10, Description: Method Blank

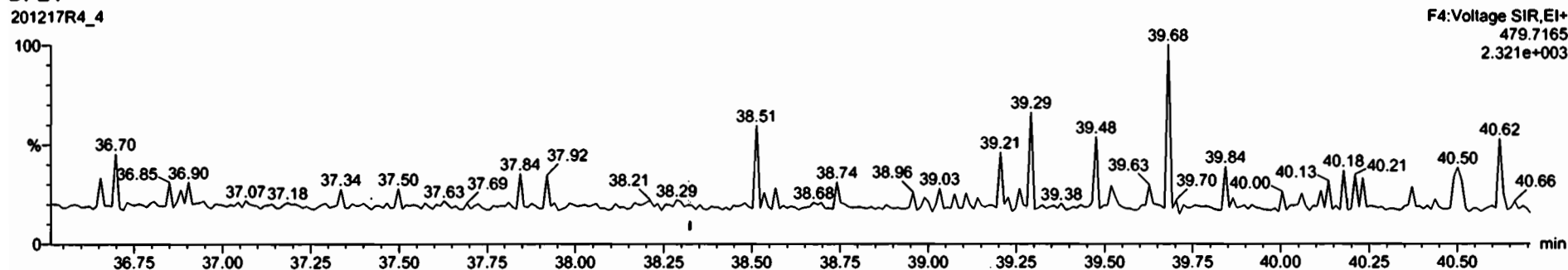
1,2,3,4,6,7,8-HpCDF

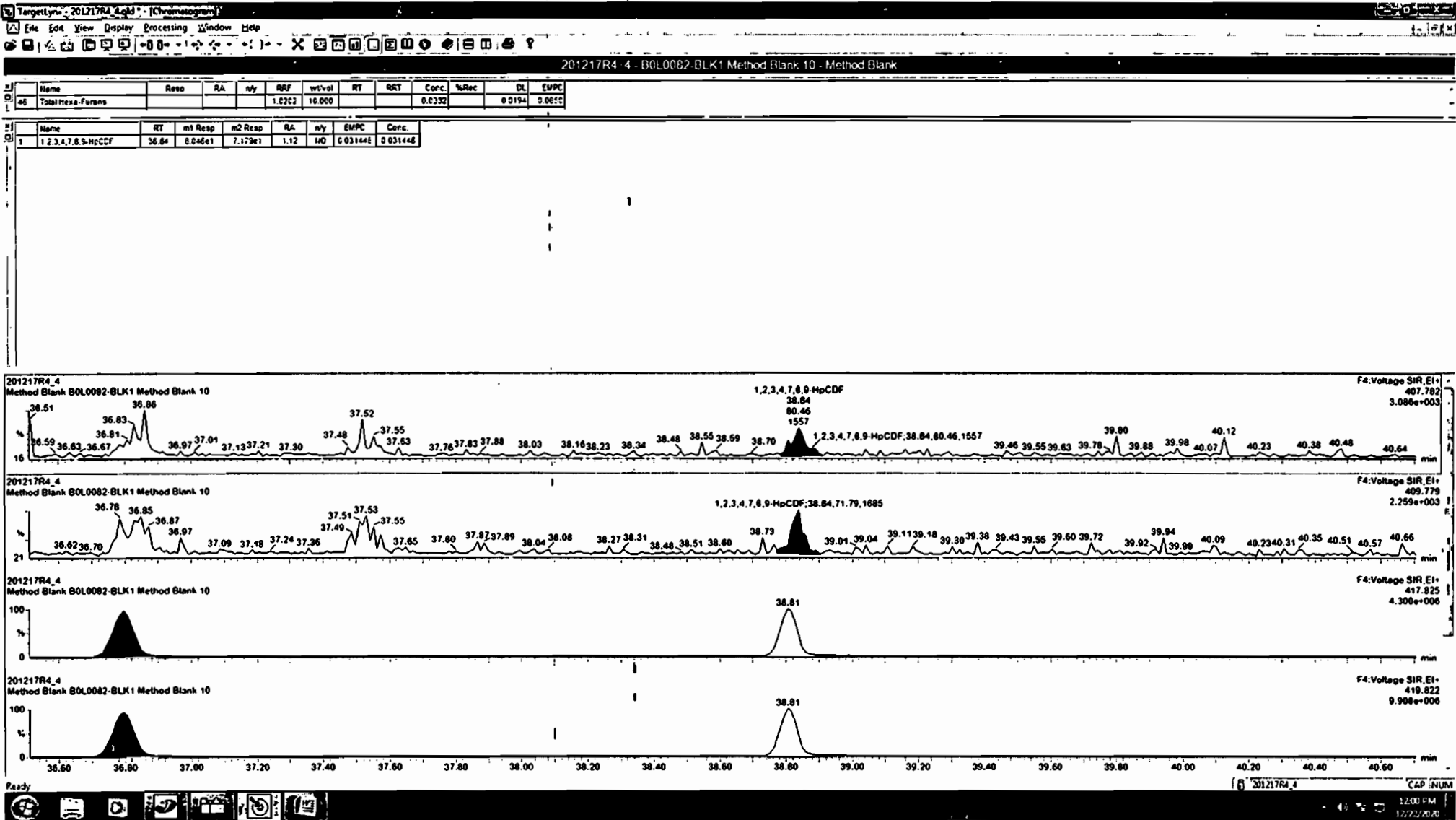


13C-1,2,3,4,6,7,8-HpCDF



DPE4

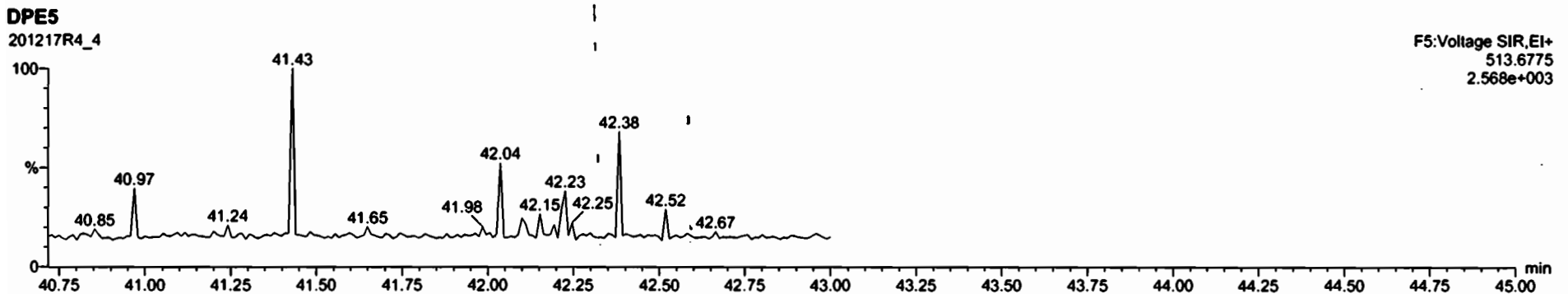
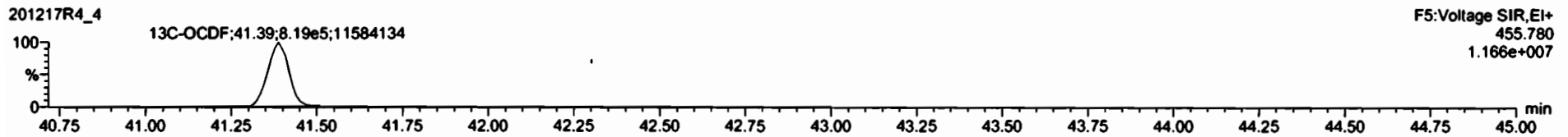
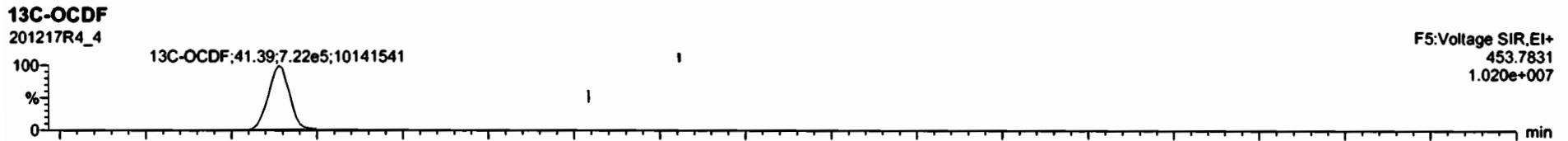
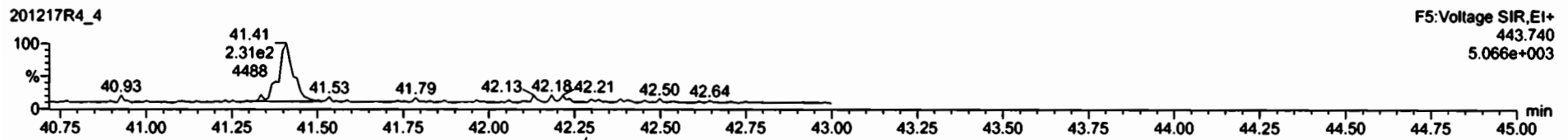





Dataset: Untitled

Last Altered: Friday, December 18, 2020 7:11:37 AM Pacific Standard Time  
Printed: Friday, December 18, 2020 7:12:10 AM Pacific Standard Time

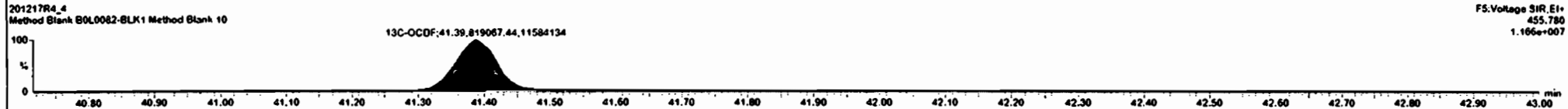



Name: 201217R4\_4, Date: 17-Dec-2020, Time: 16:46:12, ID: B0L0082-BLK1 Method Blank 10, Description: Method Blank





Name	Resp	RA	n/y	RRF	wt/vol	RT	RRT	Conc.	%Rec	DL	EMPC
17	OCDF	4.26e2	0.95	NO	0.8960	10.000	41.40	1.000	0.124	0.0204	0.124

Name	RT	m1 Resp	m2 Resp	RA	n/y	EMPC	Conc.
1							



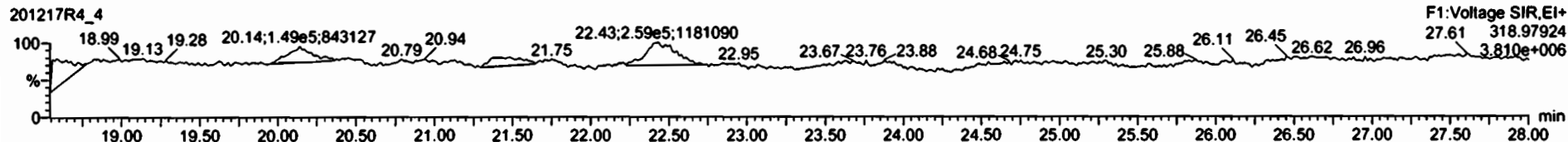
Dataset: Untitled

Last Altered: Friday, December 18, 2020 7:11:37 AM Pacific Standard Time

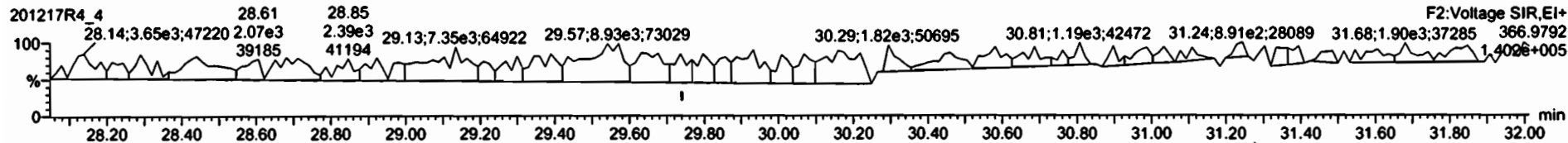
Printed: Friday, December 18, 2020 7:12:10 AM Pacific Standard Time

Name: 201217R4\_4, Date: 17-Dec-2020, Time: 16:46:12, ID: B0L0082-BLK1 Method Blank 10, Description: Method Blank

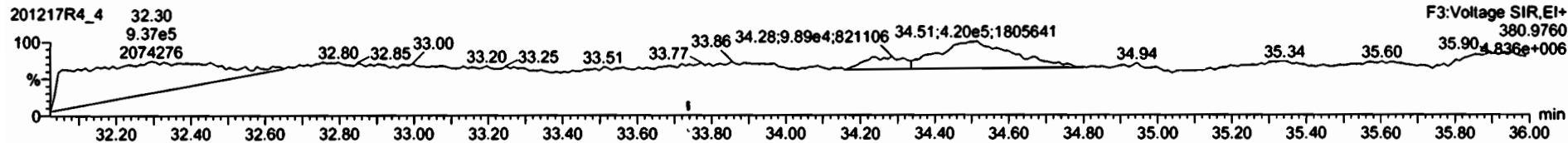
PFK1



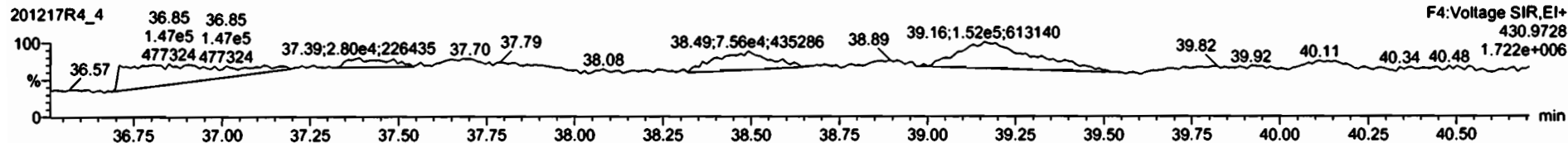
PFK2



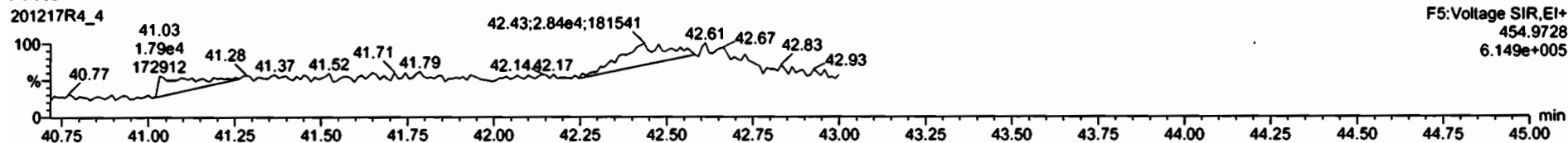
PFK3



PFK4



PFK5



Dataset: U:\VG12.PRO\Results\201217R4\201217R4\_2.qld

Last Altered: Thursday, December 17, 2020 3:58:38 PM Pacific Standard Time  
Printed: Tuesday, December 22, 2020 11:50:30 AM Pacific Standard Time

GRB 12/22/2020

Method: U:\VG12.PRO\MethDB\1613rrt-12-11-20.mdb 11 Dec 2020 08:35:32  
Calibration: U:\VG12.PRO\CurveDB\1613vg12-12-03-20.cdb 04 Dec 2020 11:36:07

CT 12/24/2020

Name: 201217R4\_2, Date: 17-Dec-2020, Time: 15:13:49, ID: B0L0082-BS1 OPR 10, Description: OPR

#	Name	Resp	RA	n/y	RRF	wt/vol	Pred.RT	RT	Pred.RRT	RRT	Conc.	%Rec	DL	EMPC
1	2,3,7,8-TCDD	2.04e5	0.76	NO	0.980	10.000	26.380	26.36	1.001	1.001	20.965		0.0186	21.0
2	1,2,3,7,8-PeCDD	7.51e5	0.62	NO	0.932	10.000	31.064	31.05	1.001	1.000	106.41		0.0666	106
3	1,2,3,4,7,8-HxCDD	6.34e5	1.24	NO	1.02	10.000	34.357	34.35	1.001	1.000	105.56		0.142	106
4	1,2,3,6,7,8-HxCDD	6.19e5	1.24	NO	0.902	10.000	34.472	34.47	1.001	1.001	103.24		0.147	103
5	1,2,3,7,8,9-HxCDD	6.15e5	1.24	NO	0.954	10.000	34.734	34.73	1.000	1.000	101.79		0.152	102
6	1,2,3,4,6,7,8-HpCDD	4.47e5	1.03	NO	0.918	10.000	38.201	38.20	1.000	1.000	97.271		0.289	97.3
7	OCDD	6.05e5	0.86	NO	0.866	10.000	41.102	41.10	1.000	1.000	204.15		0.317	204
8	2,3,7,8-TCDF	2.09e5	0.73	NO	0.848	10.000	25.657	25.68	1.000	1.001	18.743		0.0204	18.7
9	1,2,3,7,8-PeCDF	1.08e6	1.54	NO	0.960	10.000	29.784	29.80	1.000	1.000	102.13		0.0651	102
10	2,3,4,7,8-PeCDF	1.18e6	1.55	NO	1.07	10.000	30.858	30.85	1.001	1.000	101.74		0.0622	102
11	1,2,3,4,7,8-HxCDF	7.13e5	1.21	NO	0.986	10.000	33.436	33.44	1.000	1.000	98.002		0.116	98.0
12	1,2,3,6,7,8-HxCDF	7.47e5	1.21	NO	1.04	10.000	33.582	33.57	1.001	1.000	97.997		0.117	98.0
13	2,3,4,6,7,8-HxCDF	6.95e5	1.22	NO	1.02	10.000	34.242	34.24	1.001	1.001	98.285		0.132	98.3
14	1,2,3,7,8,9-HxCDF	6.43e5	1.21	NO	0.991	10.000	35.226	35.24	1.000	1.001	98.509		0.159	98.5
15	1,2,3,4,6,7,8-HpCDF	4.92e5	1.01	NO	1.05	10.000	36.803	36.81	1.000	1.001	96.927		0.288	96.9
16	1,2,3,4,7,8,9-HpCDF	4.75e5	1.02	NO	1.18	10.000	38.817	38.82	1.000	1.000	99.880		0.246	99.9
17	OCDF	6.85e5	0.87	NO	0.896	10.000	41.385	41.40	1.000	1.000	198.69		0.222	199
18	13C-2,3,7,8-TCDD	1.98e6	0.79	NO	1.06	10.000	26.353	26.35	1.030	1.030	203.28	102	0.0498	
19	13C-1,2,3,7,8-PeCDD	1.51e6	0.62	NO	0.785	10.000	31.192	31.03	1.219	1.213	208.93	104	0.113	
20	13C-1,2,3,4,7,8-HxCDD	1.18e6	1.28	NO	0.621	10.000	34.326	34.34	1.014	1.014	227.26	114	0.311	
21	13C-1,2,3,6,7,8-HxCDD	1.33e6	1.26	NO	0.734	10.000	34.448	34.45	1.017	1.017	216.88	108	0.263	
22	13C-1,2,3,7,8,9-HxCDD	1.27e6	1.25	NO	0.723	10.000	34.732	34.72	1.026	1.025	209.84	105	0.267	
23	13C-1,2,3,4,6,7,8-HpCDD	1.00e6	1.05	NO	0.568	10.000	38.231	38.19	1.129	1.128	211.47	106	0.583	
24	13C-OCDD	1.37e6	0.90	NO	0.496	10.000	41.167	41.09	1.216	1.214	330.83	82.7	0.421	
25	13C-2,3,7,8-TCDF	2.62e6	0.77	NO	0.919	10.000	25.652	25.65	1.003	1.003	206.21	103	0.0777	
26	13C-1,2,3,7,8-PeCDF	2.20e6	1.58	NO	0.715	10.000	29.903	29.78	1.169	1.164	221.99	111	0.245	
27	13C-2,3,4,7,8-PeCDF	2.18e6	1.58	NO	0.689	10.000	30.990	30.84	1.212	1.206	228.30	114	0.254	
28	13C-1,2,3,4,7,8-HxCDF	1.48e6	0.50	NO	0.873	10.000	33.432	33.43	0.987	0.987	202.47	101	0.314	
29	13C-1,2,3,6,7,8-HxCDF	1.47e6	0.51	NO	0.933	10.000	33.561	33.56	0.991	0.991	188.35	94.2	0.294	
30	13C-2,3,4,6,7,8-HxCDF	1.39e6	0.50	NO	0.843	10.000	34.228	34.22	1.011	1.010	197.18	98.6	0.325	
31	13C-1,2,3,7,8,9-HxCDF	1.32e6	0.50	NO	0.780	10.000	35.227	35.22	1.040	1.040	202.49	101	0.352	

Dataset: U:\VG12.PRO\Results\201217R4\201217R4\_2.qld

Last Altered: Thursday, December 17, 2020 3:58:38 PM Pacific Standard Time  
Printed: Tuesday, December 22, 2020 11:50:30 AM Pacific Standard Time

Name: 201217R4\_2, Date: 17-Dec-2020, Time: 15:13:49, ID: B0L0082-BS1 OPR 10, Description: OPR

#	Name	Resp	RA	NO	RRF	wt/vol	Pred.RT	RT	Pred.RRT	RRT	Conc.	%Rec	DL	EMPC
32	13C-1,2,3,4,6,7,8-HpCDF	9.68e5	0.43	NO	0.726	10.000	36.801	36.78	1.087	1.086	159.67	79.8	0.387	
33	13C-1,2,3,4,7,8,9-HpCDF	8.09e5	0.43	NO	0.491	10.000	38.810	38.81	1.146	1.146	197.47	98.7	0.572	
34	13C-OCDF	1.54e6	0.88	NO	0.565	10.000	41.383	41.38	1.222	1.222	326.36	81.6	0.353	
35	37Cl-2,3,7,8-TCDD	8.78e5			1.22	10.000	26.348	26.36	1.030	1.031	78.188	97.7	0.0160	
36	13C-1,2,3,4-TCDD	1.85e6	0.78	NO	1.00	10.000	25.640	25.58	1.000	1.000	200.00	100	0.0525	
37	13C-1,2,3,4-TCDF	2.77e6	0.78	NO	1.00	10.000	24.130	24.09	1.000	1.000	200.00	100	0.0714	
38	13C-1,2,3,4,6,9-HxCDF	1.67e6	0.51	NO	1.00	10.000	33.920	33.87	1.000	1.000	200.00	100	0.274	

Dataset: Untitled

Last Altered: Friday, December 18, 2020 7:11:37 AM Pacific Standard Time

Printed: Friday, December 18, 2020 7:12:10 AM Pacific Standard Time

Method: U:\VG12.PRO\MethDB\1613rrt-12-11-20.mdb 11 Dec 2020 08:35:32

Calibration: U:\VG12.PRO\CurveDB\1613vg12-12-03-20.cdb 04 Dec 2020 11:36:07

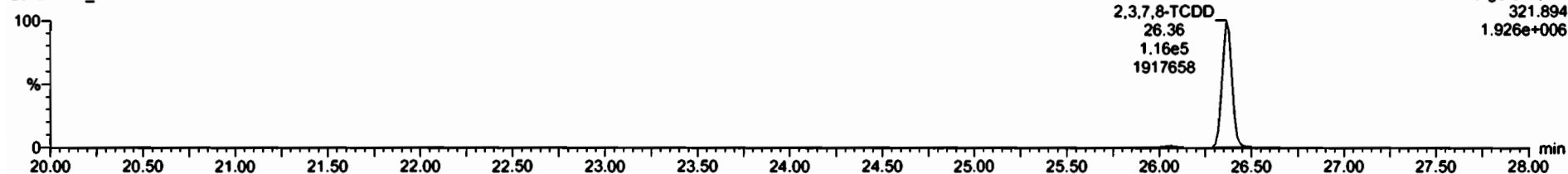
Name: 201217R4\_2, Date: 17-Dec-2020, Time: 15:13:49, ID: B0L0082-BS1 OPR 10, Description: OPR

2,3,7,8-TCDD

201217R4\_2



201217R4\_2

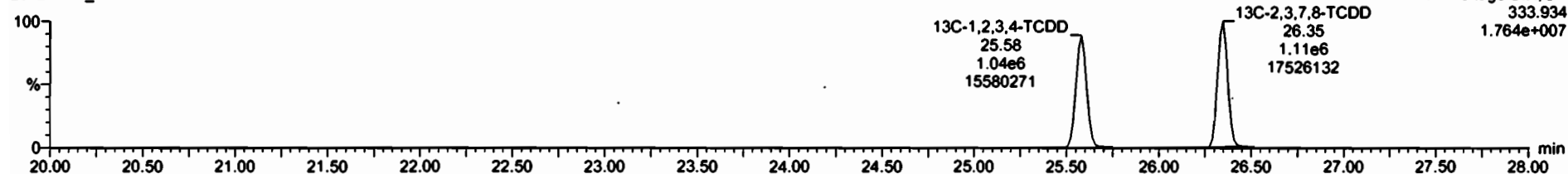


13C-2,3,7,8-TCDD

201217R4\_2



201217R4\_2



Dataset: Untitled

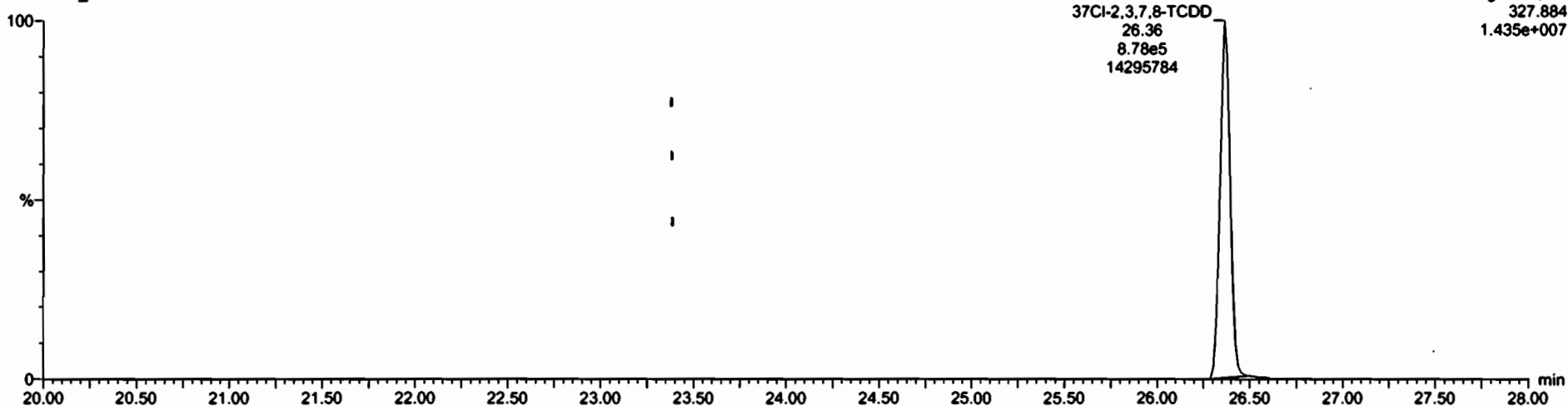
Last Altered: Friday, December 18, 2020 7:11:37 AM Pacific Standard Time

Printed: Friday, December 18, 2020 7:12:10 AM Pacific Standard Time

Name: 201217R4\_2, Date: 17-Dec-2020, Time: 15:13:49, ID: B0L0082-BS1 OPR 10, Description: OPR

**37Cl-2,3,7,8-TCDD**

201217R4\_2

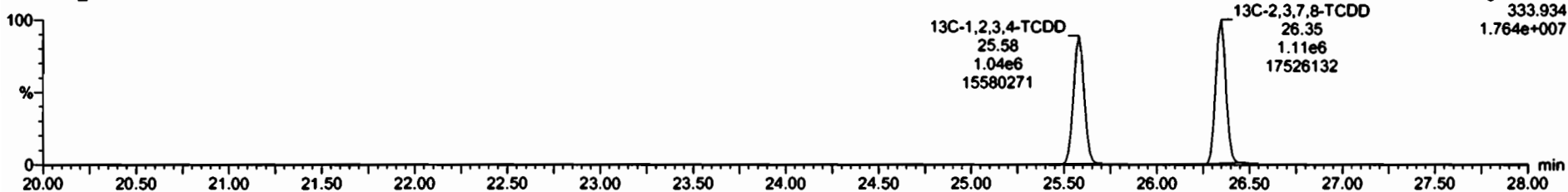


**13C-1,2,3,4-TCDD**

201217R4\_2



201217R4\_2



Dataset: Untitled

Last Altered: Friday, December 18, 2020 7:11:37 AM Pacific Standard Time

Printed: Friday, December 18, 2020 7:12:10 AM Pacific Standard Time

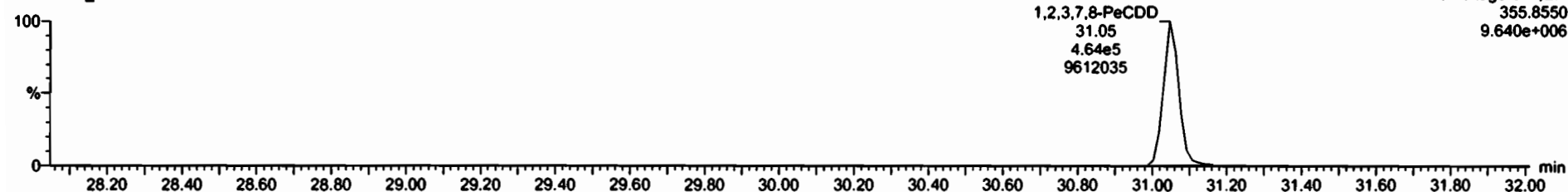
Name: 201217R4\_2, Date: 17-Dec-2020, Time: 15:13:49, ID: B0L0082-BS1 OPR 10, Description: OPR

**1,2,3,7,8-PeCDD**

201217R4\_2



201217R4\_2

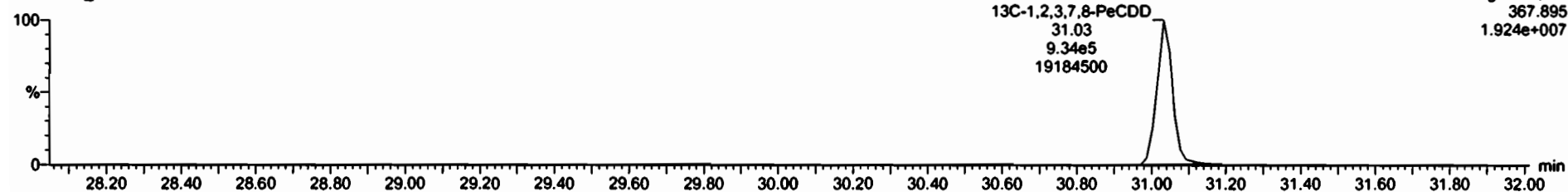


**13C-1,2,3,7,8-PeCDD**

201217R4\_2



201217R4\_2



Dataset: Untitled

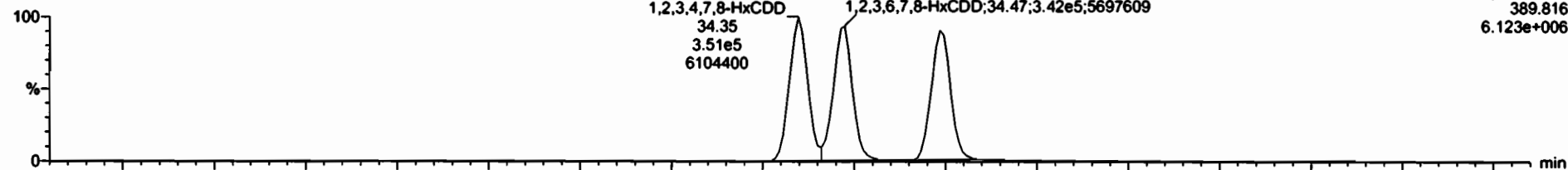
Last Altered: Friday, December 18, 2020 7:11:37 AM Pacific Standard Time

Printed: Friday, December 18, 2020 7:12:10 AM Pacific Standard Time

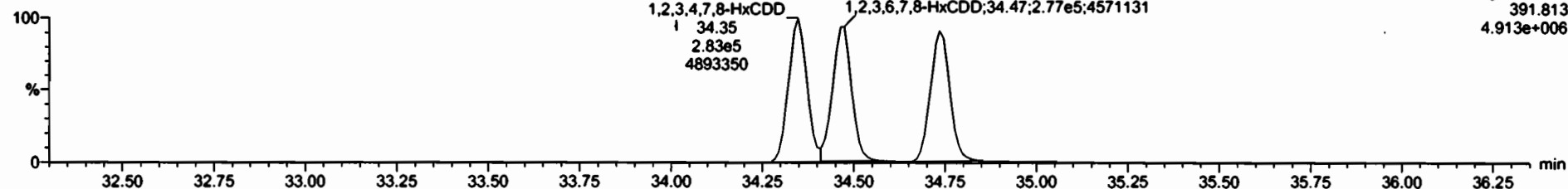
Name: 201217R4\_2, Date: 17-Dec-2020, Time: 15:13:49, ID: B0L0082-BS1 OPR 10, Description: OPR

1,2,3,4,7,8-HxCDD

201217R4\_2

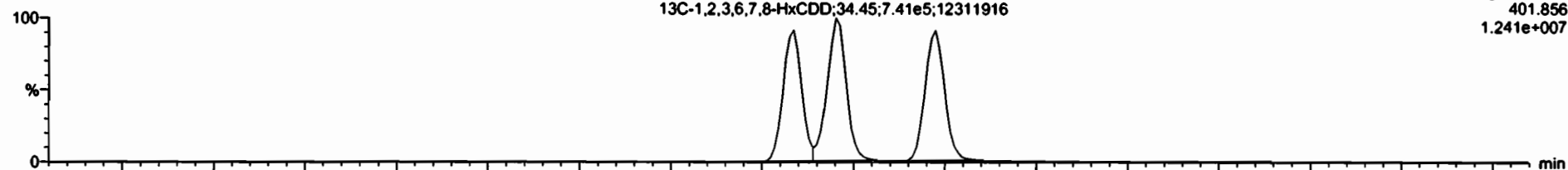


201217R4\_2

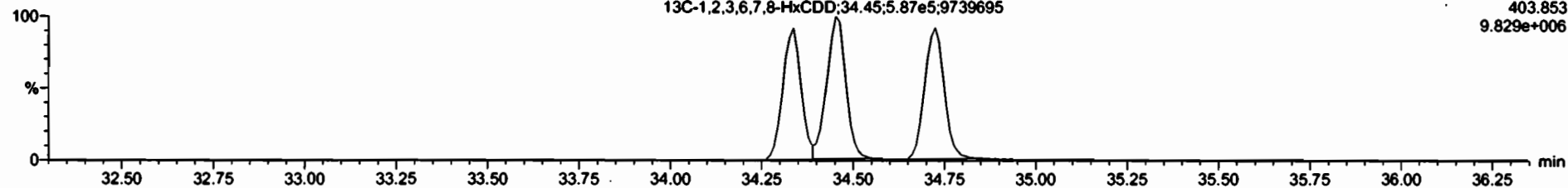


13C-1,2,3,4,7,8-HxCDD

201217R4\_2



201217R4\_2





Dataset: Untitled

Last Altered: Friday, December 18, 2020 7:11:37 AM Pacific Standard Time  
Printed: Friday, December 18, 2020 7:12:10 AM Pacific Standard Time

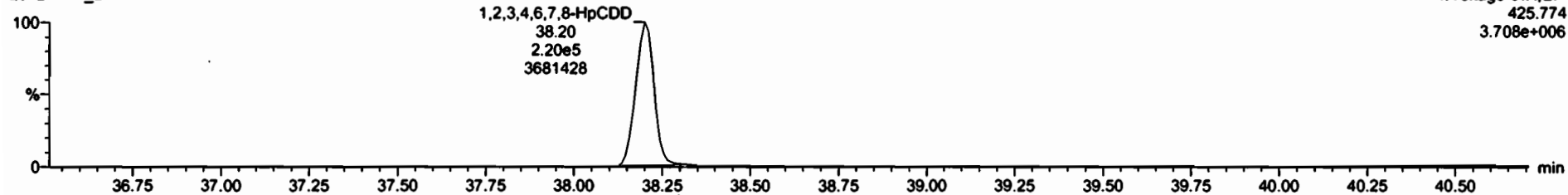
Name: 201217R4\_2, Date: 17-Dec-2020, Time: 15:13:49, ID: B0L0082-BS1 OPR 10, Description: OPR

**1,2,3,4,6,7,8-HpCDD**

201217R4\_2



201217R4\_2

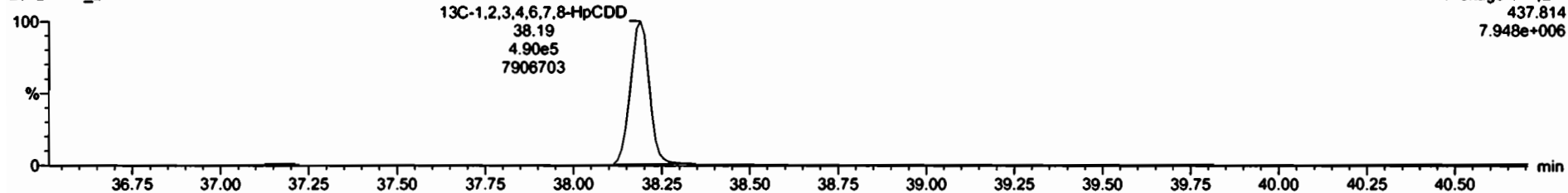


**13C-1,2,3,4,6,7,8-HpCDD**

201217R4\_2



201217R4\_2



Dataset: Untitled

Last Altered: Friday, December 18, 2020 7:11:37 AM Pacific Standard Time  
Printed: Friday, December 18, 2020 7:12:10 AM Pacific Standard Time

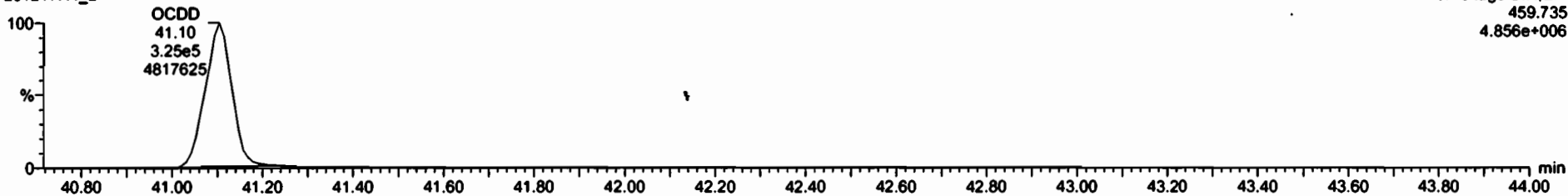
Name: 201217R4\_2, Date: 17-Dec-2020, Time: 15:13:49, ID: B0L0082-BS1 OPR 10, Description: OPR

**OCDD**

201217R4\_2



201217R4\_2

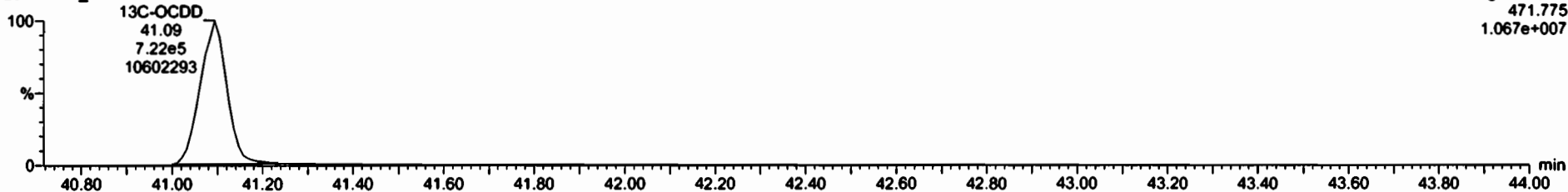


**13C-OCDD**

201217R4\_2



201217R4\_2



Dataset: Untitled

Last Altered: Friday, December 18, 2020 7:11:37 AM Pacific Standard Time  
Printed: Friday, December 18, 2020 7:12:10 AM Pacific Standard Time

Name: 201217R4\_2, Date: 17-Dec-2020, Time: 15:13:49, ID: B0L0082-BS1 OPR 10, Description: OPR

**2,3,7,8-TCDF**

201217R4\_2

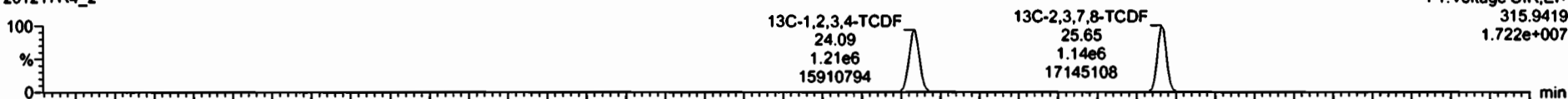


201217R4\_2

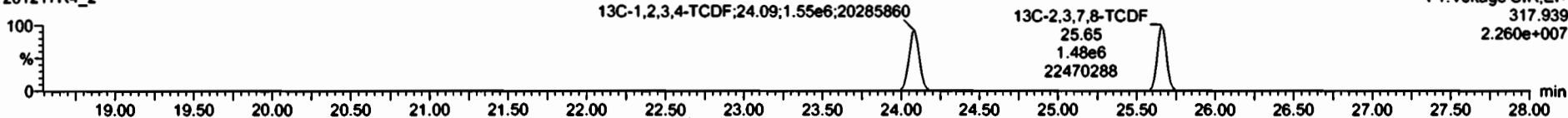


**13C-2,3,7,8-TCDF**

201217R4\_2

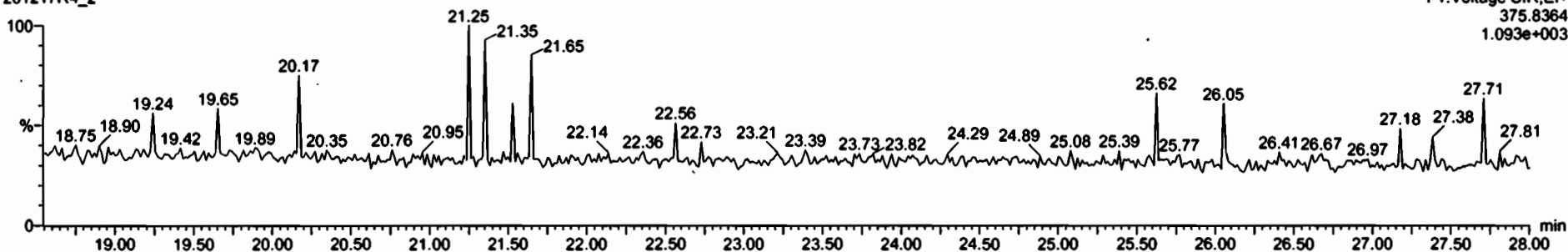


201217R4\_2



**DPE1**

201217R4\_2



Dataset: Untitled


Last Altered: Friday, December 18, 2020 7:11:37 AM Pacific Standard Time

Printed: Friday, December 18, 2020 7:12:10 AM Pacific Standard Time

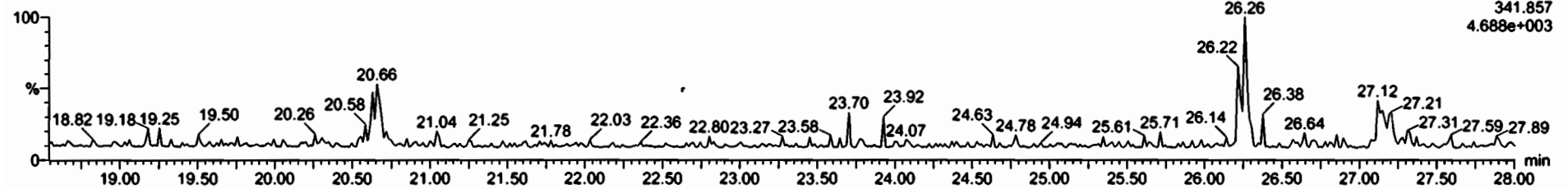
Name: 201217R4\_2, Date: 17-Dec-2020, Time: 15:13:49, ID: B0L0082-BS1 OPR 10, Description: OPR

1st Func. Penta-Furans

201217R4\_2

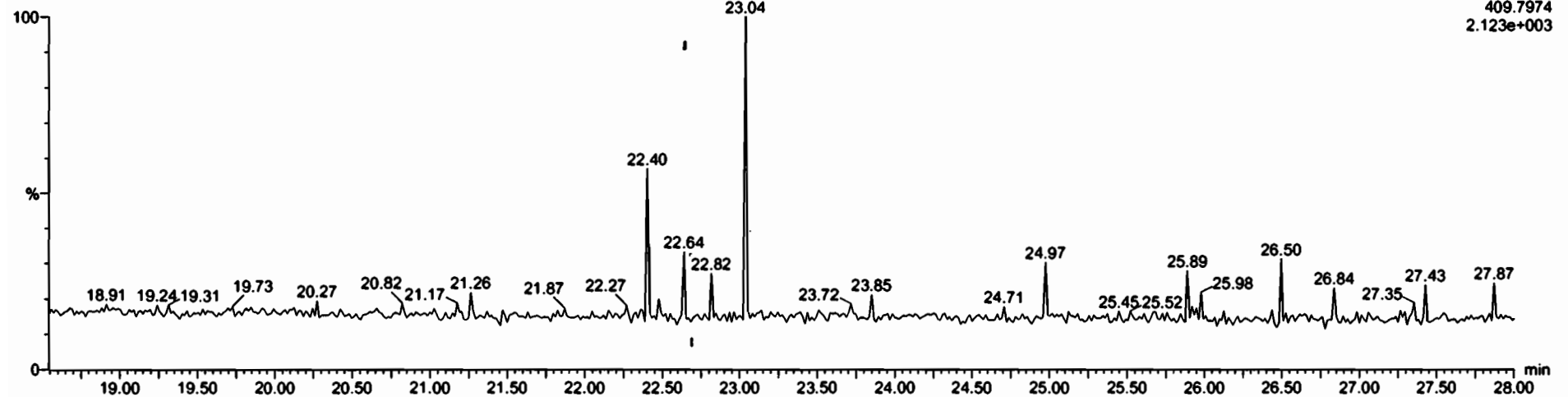


201217R4\_2



DPE6

201217R4\_2



Dataset: Untitled

Last Altered: Friday, December 18, 2020 7:11:37 AM Pacific Standard Time  
Printed: Friday, December 18, 2020 7:12:10 AM Pacific Standard Time


Name: 201217R4\_2, Date: 17-Dec-2020, Time: 15:13:49, ID: B0L0082-BS1 OPR 10, Description: OPR

**1,2,3,7,8-PeCDF**

201217R4\_2



201217R4\_2

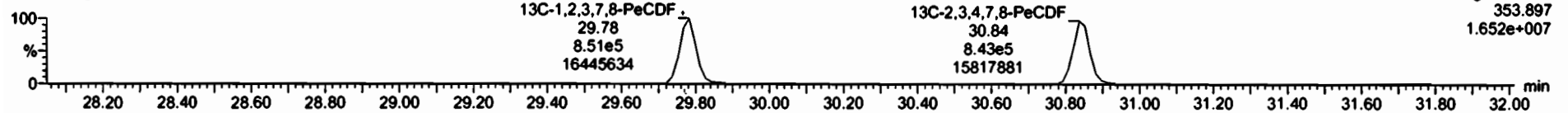


**13C-1,2,3,7,8-PeCDF**

201217R4\_2

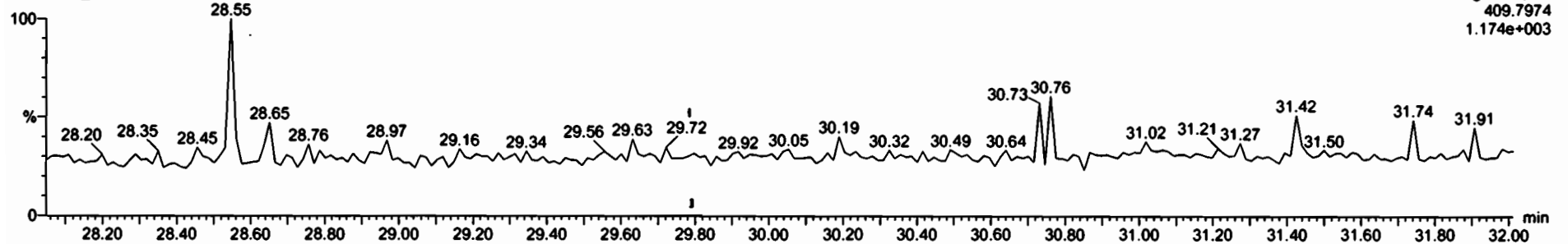


201217R4\_2



**DPE2**

201217R4\_2

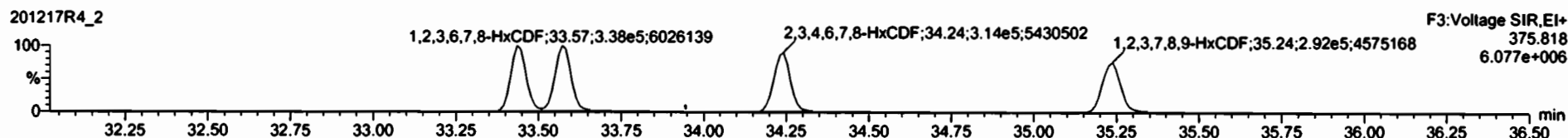
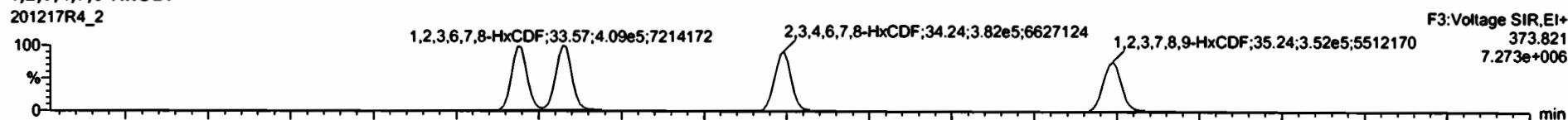


Dataset: Untitled

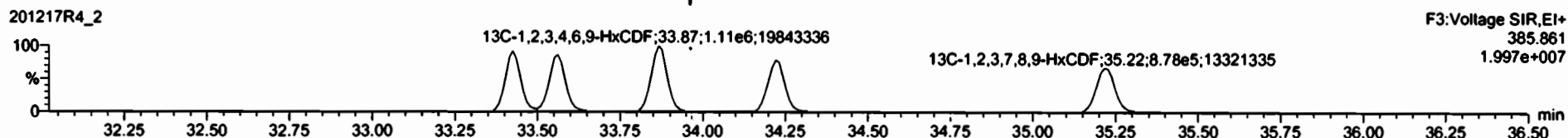
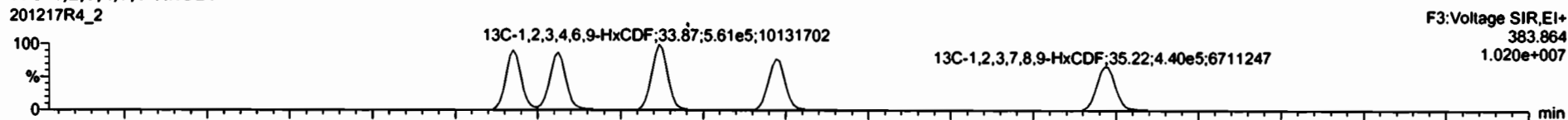
Last Altered: Friday, December 18, 2020 7:11:37 AM Pacific Standard Time  
Printed: Friday, December 18, 2020 7:12:10 AM Pacific Standard Time

Name: 201217R4\_2, Date: 17-Dec-2020, Time: 15:13:49, ID: B0L0082-BS1 OPR 10, Description: OPR

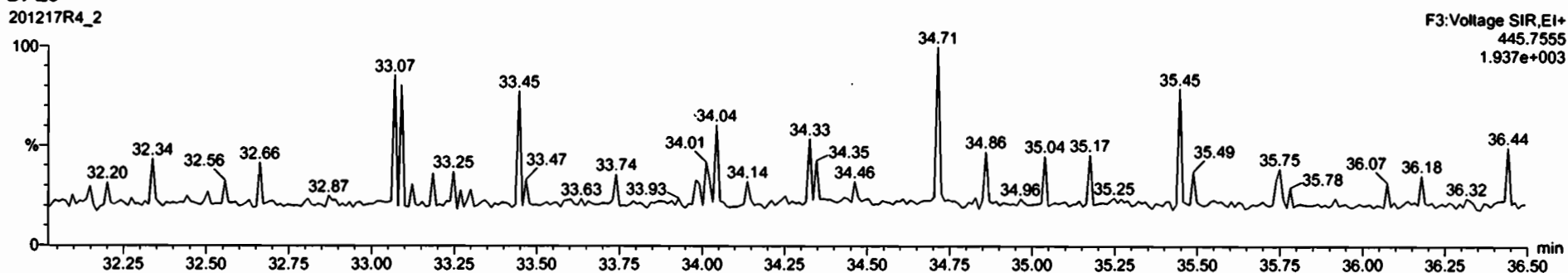
1,2,3,4,7,8-HxCDF



13C-1,2,3,4,7,8-HxCDF



DPE3

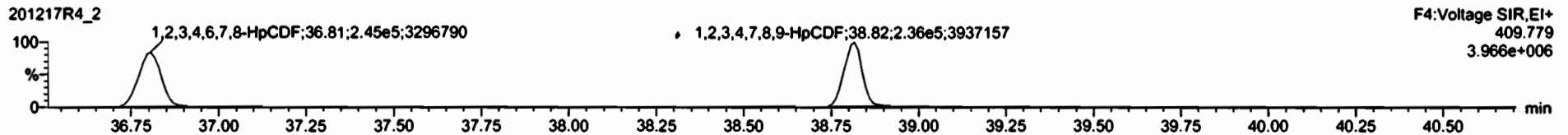
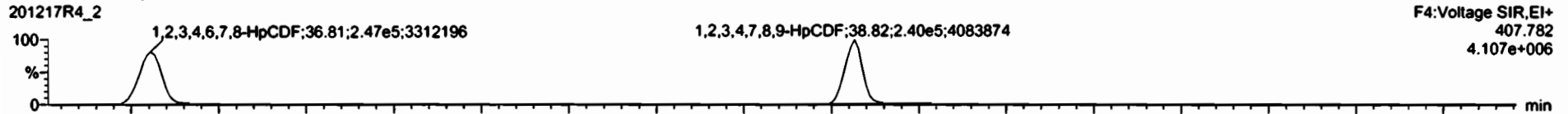


Dataset: Untitled

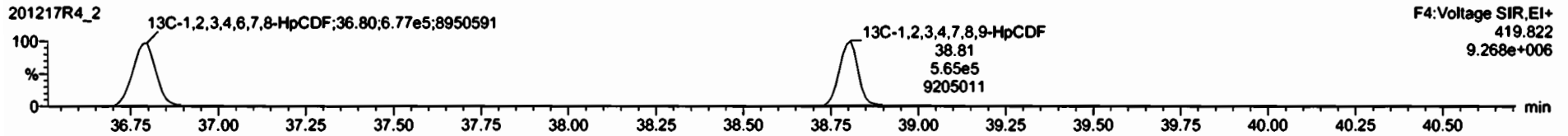
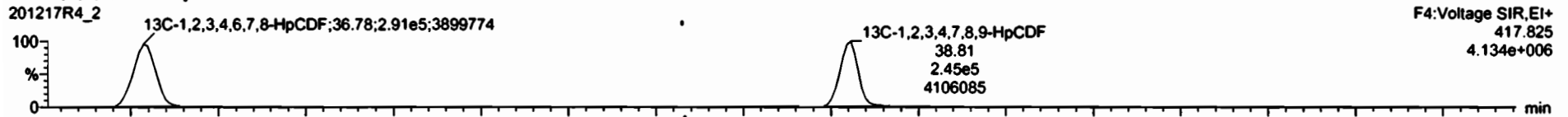
Last Altered: Friday, December 18, 2020 7:11:37 AM Pacific Standard Time  
Printed: Friday, December 18, 2020 7:12:10 AM Pacific Standard Time

Name: 201217R4\_2, Date: 17-Dec-2020, Time: 15:13:49, ID: B0L0082-BS1 OPR 10, Description: OPR

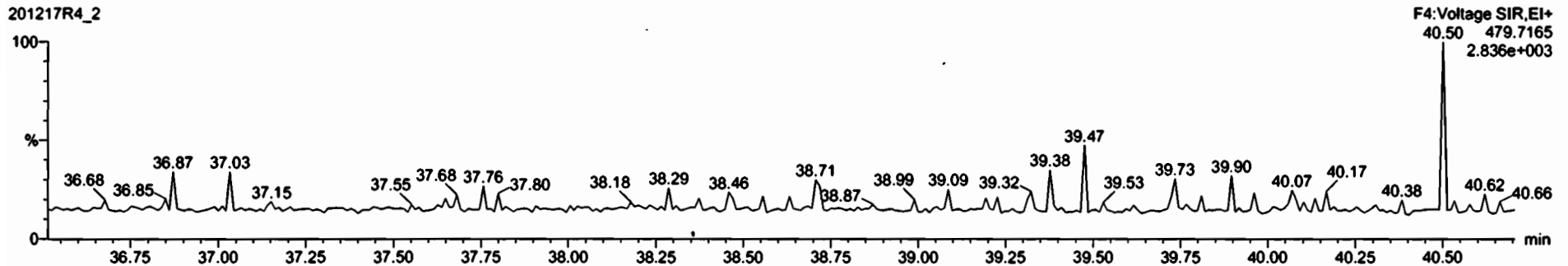
**1,2,3,4,6,7,8-HpCDF**



**13C-1,2,3,4,6,7,8-HpCDF**



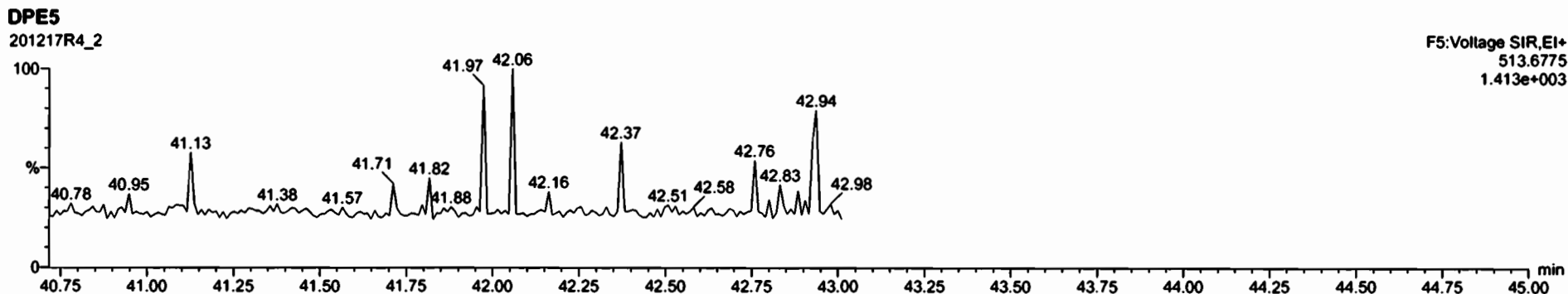
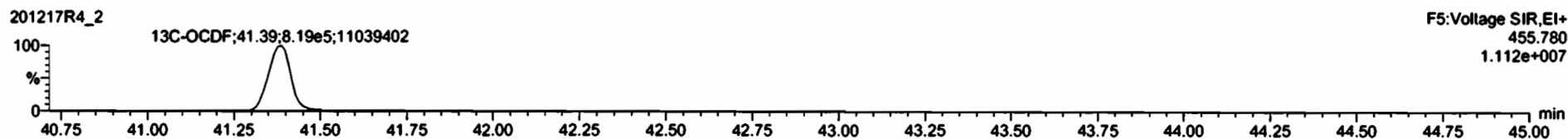
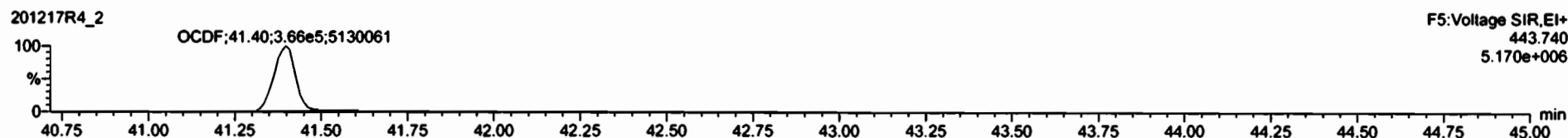
**DPE4**



Dataset: Untitled

Last Altered: Friday, December 18, 2020 7:11:37 AM Pacific Standard Time  
Printed: Friday, December 18, 2020 7:12:10 AM Pacific Standard Time

Name: 201217R4\_2, Date: 17-Dec-2020, Time: 15:13:49, ID: B0L0082-BS1 OPR 10, Description: OPR





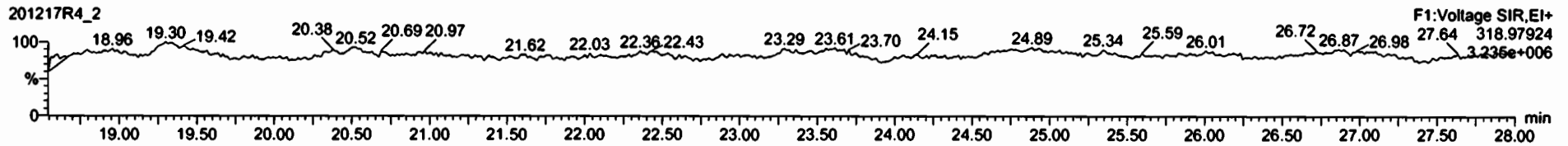
Dataset: Untitled

Last Altered: Friday, December 18, 2020 7:11:37 AM Pacific Standard Time

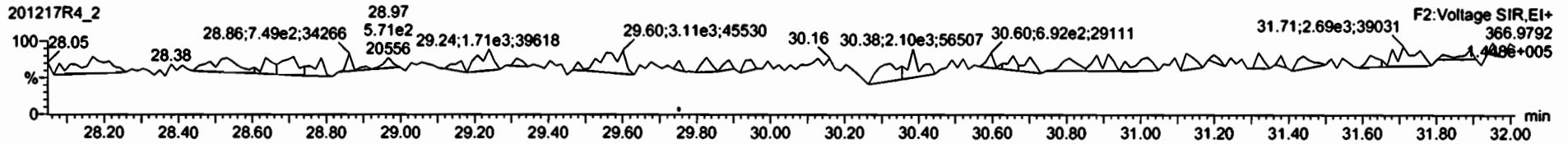
Printed: Friday, December 18, 2020 7:12:10 AM Pacific Standard Time

Name: 201217R4\_2, Date: 17-Dec-2020, Time: 15:13:49, ID: B0L0082-BS1 OPR 10, Description: OPR

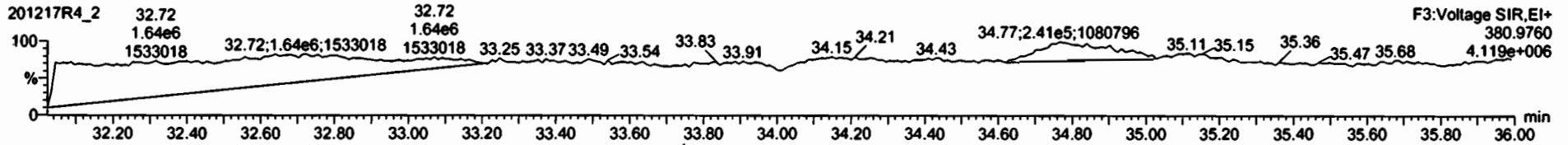
**PFK1**



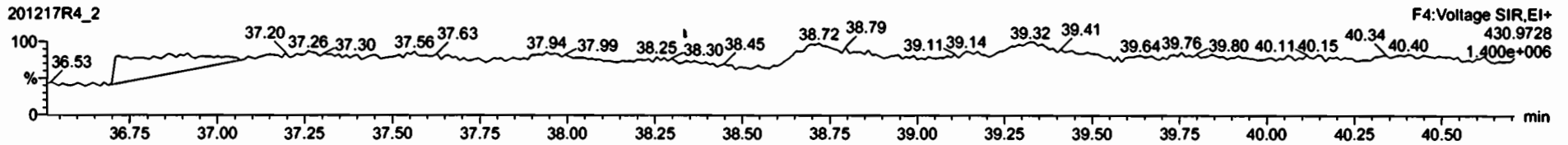
**PFK2**



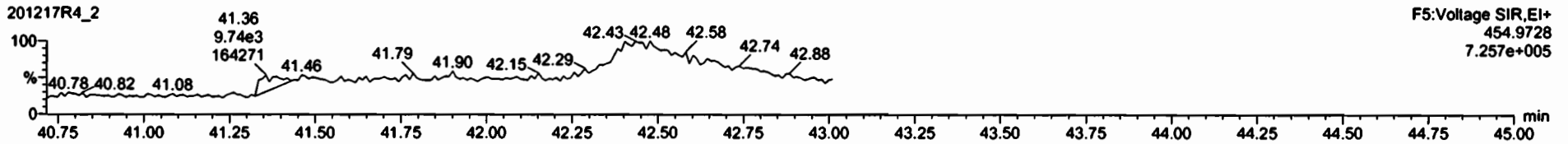
**PFK3**



**PFK4**



**PFK5**



Dataset: U:\VG7.PRO\Results\201216D1\201216D1\_5.qld

Last Altered: Thursday, December 17, 2020 10:46:33 Pacific Standard Time  
Printed: Thursday, December 17, 2020 10:47:05 Pacific Standard Time

*DB 12/17/20 CT 12/18/2020*

Method: C:\MassLynx\Default.PRO\MethDB\1613\_rrt.mdb 10 Dec 2020 12:07:43  
Calibration: U:\VG7.PRO\CurveDB\ZB\_DIOXIN\_1613vg7-9-30-20.cdb 01 Oct 2020 09:27:37

Name: 201216D1\_5, Date: 16-Dec-2020, Time: 17:49:53, ID: 2002492-01 USMPDI-003SC-A-01-02-201110 14.16, Description: USMPDI-003SC-A-01-02-201110

#	Name	Resp	RA	n/y	RRF	wt/vol	Pred.RT	RT	Pred.RRT	RRT	Conc.	%Rec	DL	EMPC
1	1 2,3,7,8-TCDD			NO	1.00	10.094	26.051		1.001				0.188	
2	2 1,2,3,7,8-PeCDD			NO	0.935	10.094	30.508		1.001				0.260	
3	3 1,2,3,4,7,8-HxCDD			NO	1.15	10.094	33.744		1.000				0.393	
4	4 1,2,3,6,7,8-HxCDD	6.31e1	0.82	YES	1.02	10.094	33.854	33.87	1.000	1.000	0.25519		0.447	0.206
5	5 1,2,3,7,8,9-HxCDD			NO	1.06	10.094	34.163		1.001				0.399	
6	6 1,2,3,4,6,7,8-HpCDD	6.63e2	1.00	NO	1.00	10.094	37.564	37.56	1.000	1.000	3.3430		0.429	3.34
7	7 OCDD	5.33e3	0.85	NO	0.952	10.094	40.713	40.74	1.000	1.001	36.228		0.588	36.2
8	8 2,3,7,8-TCDF			NO	1.01	10.094	25.387		1.001				0.153	
9	9 1,2,3,7,8-PeCDF			NO	0.998	10.094	29.321		1.001				0.130	
10	10 2,3,4,7,8-PeCDF			NO	1.07	10.094	30.336		1.001				0.105	
11	11 1,2,3,4,7,8-HxCDF	5.82e1	1.29	NO	1.05	10.094	32.834	32.85	1.000	1.000	0.19078		0.104	0.191
12	12 1,2,3,6,7,8-HxCDF			NO	1.10	10.094	32.976		1.000				0.146	
13	13 2,3,4,6,7,8-HxCDF			NO	1.09	10.094	33.658		1.001				0.156	
14	14 1,2,3,7,8,9-HxCDF			NO	1.08	10.094	34.623		1.000				0.204	
15	15 1,2,3,4,6,7,8-HpCDF	1.02e2	1.18	NO	1.13	10.094	36.250	36.21	1.001	1.000	0.42537		0.102	0.425
16	16 1,2,3,4,7,8,9-HpCDF			NO	1.29	10.094	38.211		1.000				0.166	
17	17 OCDF	1.51e2	0.67	YES	0.953	10.094	41.042	41.05	1.000	1.000	0.85742		0.301	0.729
18	18 13C-2,3,7,8-TCDD	7.74e4	0.75	NO	1.17	10.094	25.959	26.02	1.026	1.028	200.06	101	1.18	
19	19 13C-1,2,3,7,8-PeCDD	5.81e4	0.63	NO	0.914	10.094	30.510	30.49	1.206	1.205	192.70	97.3	0.636	
20	20 13C-1,2,3,4,7,8-HxCDD	4.49e4	1.31	NO	0.634	10.094	33.739	33.73	1.014	1.014	233.55	118	1.05	
21	21 13C-1,2,3,6,7,8-HxCDD	4.82e4	1.26	NO	0.724	10.094	33.849	33.85	1.017	1.017	219.52	111	0.921	
22	22 13C-1,2,3,7,8,9-HxCDD	4.76e4	1.28	NO	0.716	10.094	34.118	34.13	1.025	1.026	219.32	111	0.932	
23	23 13C-1,2,3,4,6,7,8-HpCDD	3.92e4	1.09	NO	0.660	10.094	37.565	37.55	1.129	1.129	195.84	98.8	1.52	
24	24 13C-OCDD	6.12e4	0.86	NO	0.587	10.094	40.573	40.71	1.219	1.224	344.14	86.8	0.809	
25	25 13C-2,3,7,8-TCDF	9.76e4	0.77	NO	1.02	10.094	25.359	25.36	1.002	1.002	195.06	98.5	1.20	
26	26 13C-1,2,3,7,8-PeCDF	8.21e4	1.59	NO	0.842	10.094	29.240	29.30	1.156	1.158	199.25	101	0.819	
27	27 13C-2,3,4,7,8-PeCDF	8.33e4	1.57	NO	0.802	10.094	30.133	30.31	1.191	1.198	212.23	107	0.860	
28	28 13C-1,2,3,4,7,8-HxCDF	5.75e4	0.49	NO	1.00	10.094	32.874	32.83	0.988	0.987	188.95	95.4	1.23	
29	29 13C-1,2,3,6,7,8-HxCDF	5.92e4	0.49	NO	1.02	10.094	33.007	32.97	0.992	0.991	191.37	96.6	1.21	
30	30 13C-2,3,4,6,7,8-HxCDF	5.67e4	0.49	NO	0.955	10.094	33.576	33.62	1.009	1.011	195.66	98.8	1.29	
31	31 13C-1,2,3,7,8,9-HxCDF	5.15e4	0.49	NO	0.851	10.094	34.651	34.62	1.041	1.041	199.52	101	1.45	

Dataset: U:\VG7.PRO\Results\201216D1\201216D1\_5.qld

Last Altered: Thursday, December 17, 2020 10:46:33 Pacific Standard Time

Printed: Thursday, December 17, 2020 10:47:05 Pacific Standard Time

Name: 201216D1\_5, Date: 16-Dec-2020, Time: 17:49:53, ID: 2002492-01 USMPDI-003SC-A-01-02-201110 14.16, Description: USMPDI-003SC-A-01-02-201110

	# Name	Resp	RA	n/y	RRF	wt/vol	Pred.RT	RT	Pred.RRT	RRT	Conc.	%Rec	DL	EMPC
32	32 13C-1,2,3,4,6,7,8-HpCDF	4.22e4	0.42	NO	0.848	10.094	36.168	36.21	1.087	1.088	163.92	82.7	1.36	
33	33 13C-1,2,3,4,7,8,9-HpCDF	3.34e4	0.44	NO	0.624	10.094	38.164	38.21	1.147	1.148	176.31	89.0	1.85	
34	34 13C-OCDF	7.33e4	0.90	NO	0.730	10.094	40.726	41.04	1.224	1.233	331.16	83.6	1.11	
35	35 37Cl-2,3,7,8-TCDD	2.63e4			1.21	10.094	25.956	26.03	1.026	1.029	66.137	83.4	0.128	
36	36 13C-1,2,3,4-TCDD	6.53e4	0.79	NO	1.00	10.094	25.300	25.30	1.000	1.000	198.13	100	1.38	
37	37 13C-1,2,3,4-TCDF	9.70e4	0.77	NO	1.00	10.094	23.880	23.88	1.000	1.000	198.13	100	1.23	
38	38 13C-1,2,3,4,6,9-HxCDF	6.01e4	0.48	NO	1.00	10.094	33.310	33.27	1.000	1.000	198.13	100	1.23	
39	39 Total Tetra-Dioxins				1.00	10.094	24.620		0.000				0.103	
40	40 Total Penta-Dioxins				0.935	10.094	29.960		0.000				0.0714	
41	41 Total Hexa-Dioxins				1.02	10.094	33.635		0.000		1.1024		0.434	2.04
42	42 Total Hepta-Dioxins				1.00	10.094	37.640		0.000		7.3365		0.429	7.34
43	43 Total Tetra-Furans				1.01	10.094	23.610		0.000				0.0724	
44	44 1st Func. Penta-Furans				0.998	10.094	26.750		0.000		0.22280		0.0332	0.223
45	45 Total Penta-Furans				0.998	10.094	29.275		0.000				0.0458	
46	46 Total Hexa-Furans				1.09	10.094	33.555		0.000		0.40563		0.106	0.550
47	47 Total Hepta-Furans				1.13	10.094	37.835		0.000		1.1142		0.103	1.11

Vista Analytical Laboratory

Dataset: U:\VG7.PRO\Results\201216D1\201216D1\_5.qld

Last Altered: Thursday, December 17, 2020 10:46:33 Pacific Standard Time

Printed: Thursday, December 17, 2020 10:47:05 Pacific Standard Time

Method: C:\MassLynx\Default.PRO\MethDB\1613\_rrt.mdb 10 Dec 2020 12:07:43

Calibration: U:\VG7.PRO\CurveDB\ZB\_DIOXIN\_1613vg7-9-30-20.cdb 01 Oct 2020 09:27:37

Name: 201216D1\_5, Date: 16-Dec-2020, Time: 17:49:53, ID: 2002492-01 USMPDI-003SC-A-01-02-201110 14.16, Description: USMPDI-003SC-A-01-02-201110

**Tetra-Dioxins**

	Name	RT	m1 Height	m2 Height	m1 Resp	m2 Resp	RA	n/y	Resp	Conc.	EMPC	DL
1												

**Penta-Dioxins**

	Name	RT	m1 Height	m2 Height	m1 Resp	m2 Resp	RA	n/y	Resp	Conc.	EMPC	DL
1												

**Hexa-Dioxins**

	Name	RT	m1 Height	m2 Height	m1 Resp	m2 Resp	RA	n/y	Resp	Conc.	EMPC	DL
1	Total Hexa-Dioxins	32.11	3.369e3	2.443e3	1.518e2	1.154e2	1.32	NO	2.673e2	1.1024	1.1024	0.434
2	Total Hexa-Dioxins	32.99	2.899e3	1.776e3	1.230e2	7.958e1	1.55	YES	0.000e0	0.00000	0.73526	0.434
3	1,2,3,6,7,8-HxCDD	33.87	8.620e2	8.620e2	2.839e1	3.472e1	0.82	YES	6.311e1	0.00000	0.20576	0.447

**Hepta-Dioxins**

	Name	RT	m1 Height	m2 Height	m1 Resp	m2 Resp	RA	n/y	Resp	Conc.	EMPC	DL
1	Total Hepta-Dioxins	36.60	6.466e3	5.777e3	4.091e2	3.830e2	1.07	NO	7.921e2	3.9935	3.9935	0.429
2	1,2,3,4,6,7,8-HpCDD	37.56	6.069e3	6.929e3	3.316e2	3.315e2	1.00	NO	6.631e2	3.3430	3.3430	0.429

**Tetra-Furans**

	Name	RT	m1 Height	m2 Height	m1 Resp	m2 Resp	RA	n/y	Resp	Conc.	EMPC	DL
1												

**Penta-Furans function 1**

	Name	RT	m1 Height	m2 Height	m1 Resp	m2 Resp	RA	n/y	Resp	Conc.	EMPC	DL
1	1st Func. Penta-Furans	26.78	9.690e2	6.270e2	5.471e1	3.808e1	1.44	NO	9.279e1	0.22280	0.22280	0.0332

Vista Analytical Laboratory

Dataset: U:\VG7.PRO\Results\201216D1\201216D1\_5.qld

Last Altered: Thursday, December 17, 2020 10:46:33 Pacific Standard Time

Printed: Thursday, December 17, 2020 10:47:05 Pacific Standard Time

Name: 201216D1\_5, Date: 16-Dec-2020, Time: 17:49:53, ID: 2002492-01 USMPDI-003SC-A-01-02-201110 14.16, Description: USMPDI-003SC-A-01-02-201110

**Penta-Furans**

	Name	RT	m1 Height	m2 Height	m1 Resp	m2 Resp	RA	n/y	Resp	Conc.	EMPC	DL
1												

**Hexa-Furans**

	Name	RT	m1 Height	m2 Height	m1 Resp	m2 Resp	RA	n/y	Resp	Conc.	EMPC	DL
1	Total Hexa-Furans	31.75	7.900e2	9.910e2	3.627e1	3.003e1	1.21	NO	6.630e1	0.21485	0.21485	0.106
2	Total Hexa-Furans	32.37	1.055e3	5.410e2	3.488e1	1.992e1	1.75	YES	0.000e0	0.00000	0.14458	0.106
3	1,2,3,4,7,8-HxCDF	32.85	7.400e2	6.940e2	3.275e1	2.546e1	1.29	NO	5.821e1	0.19078	0.19078	0.104

**Hepta-Furans**

	Name	RT	m1 Height	m2 Height	m1 Resp	m2 Resp	RA	n/y	Resp	Conc.	EMPC	DL
1	1,2,3,4,6,7,8-HpCDF	36.21	9.030e2	9.830e2	5.536e1	4.706e1	1.18	NO	1.024e2	0.42537	0.42537	0.102
2	Total Hepta-Furans	36.94	1.784e3	1.252e3	7.783e1	7.074e1	1.10	NO	1.486e2	0.68881	0.68881	0.103

Dataset: U:\VG7.PRO\Results\201216D1\201216D1\_5.qld

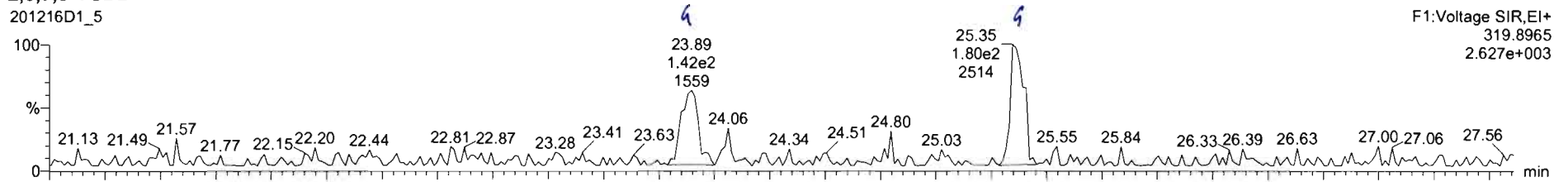
Last Altered: Thursday, December 17, 2020 09:43:23 Pacific Standard Time  
Printed: Thursday, December 17, 2020 09:43:48 Pacific Standard Time

Method: C:\MassLynx\Default.PRO\MethDB\1613\_rrt.mdb 10 Dec 2020 12:07:43  
Calibration: U:\VG7.PRO\CurveDB\ZB\_DIOXIN\_1613vg7-9-30-20.cdb 01 Oct 2020 09:27:37

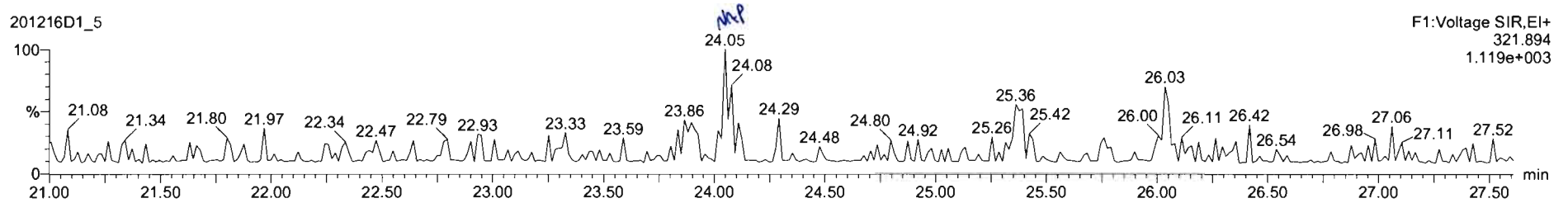
Name: 201216D1\_5, Date: 16-Dec-2020, Time: 17:49:53, ID: 2002492-01 USMPDI-003SC-A-01-02-201110 14.16, Description: USMPDI-003SC-A-01-02-201110

2,3,7,8-TCDD

201216D1\_5

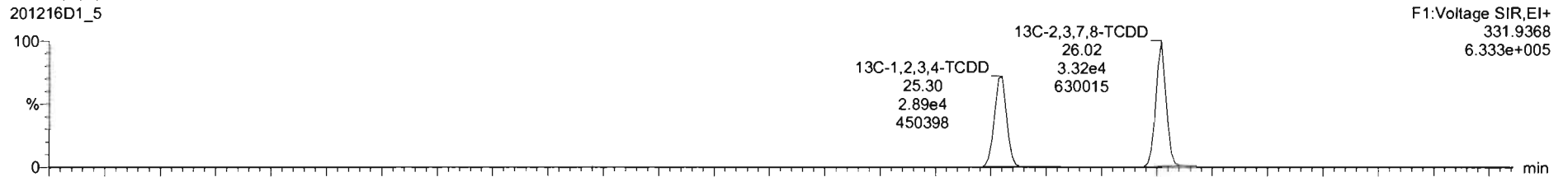


201216D1\_5

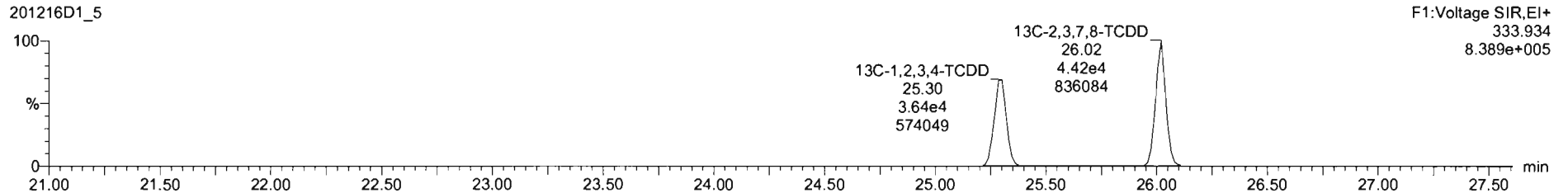


13C-2,3,7,8-TCDD

201216D1\_5



201216D1\_5



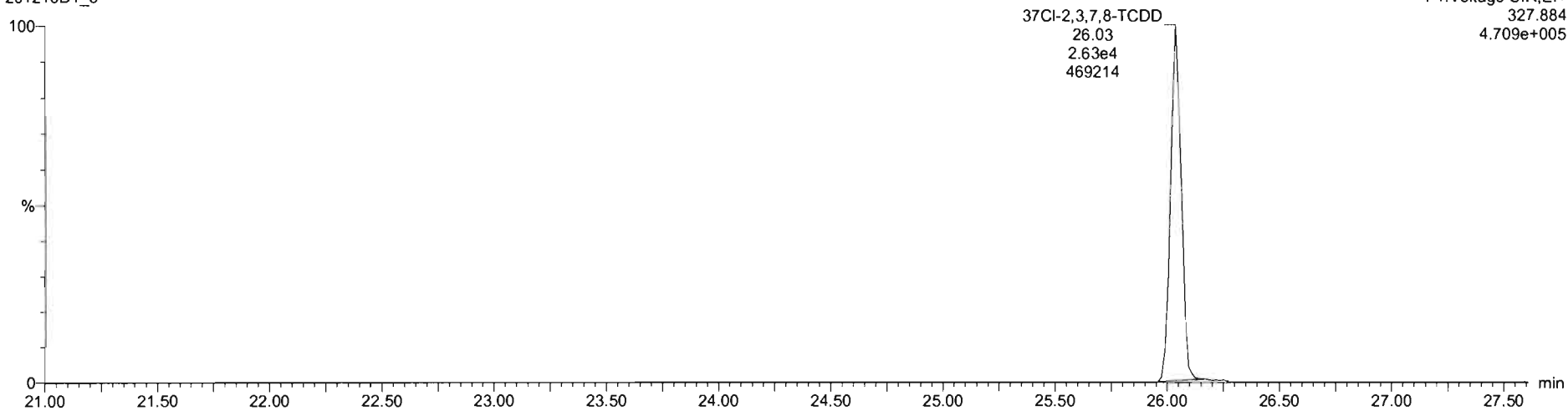
Dataset: U:\VG7.PRO\Results\201216D1\201216D1\_5.qld

Last Altered: Thursday, December 17, 2020 09:43:23 Pacific Standard Time  
Printed: Thursday, December 17, 2020 09:43:48 Pacific Standard Time

Name: 201216D1\_5, Date: 16-Dec-2020, Time: 17:49:53, ID: 2002492-01 USMPDI-003SC-A-01-02-201110 14.16, Description: USMPDI-003SC-A-01-02-201110


37Cl-2,3,7,8-TCDD

201216D1\_5

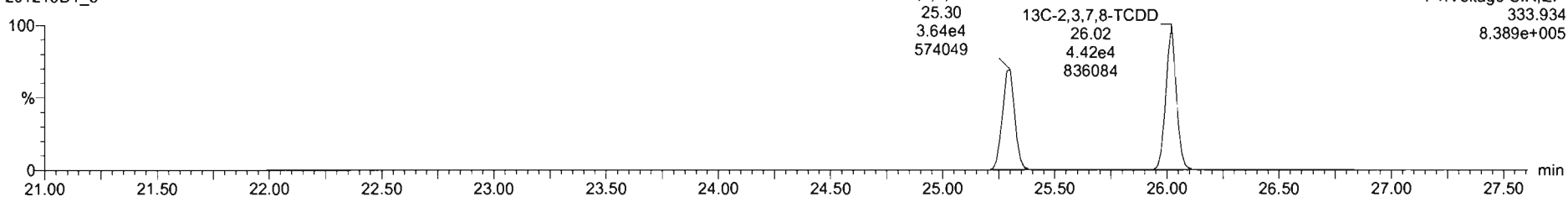


13C-1,2,3,4-TCDD

201216D1\_5



201216D1\_5

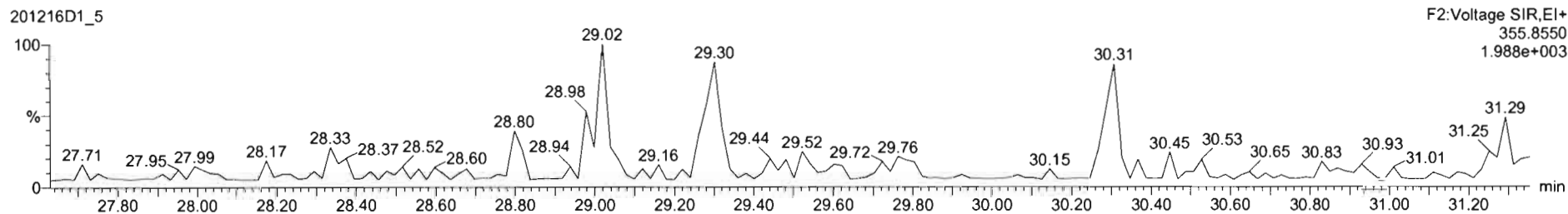
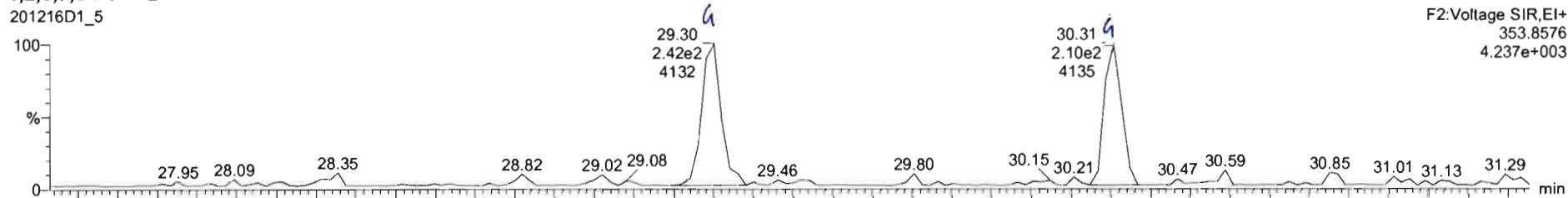


Dataset: U:\VG7.PRO\Results\201216D1\201216D1\_5.qld

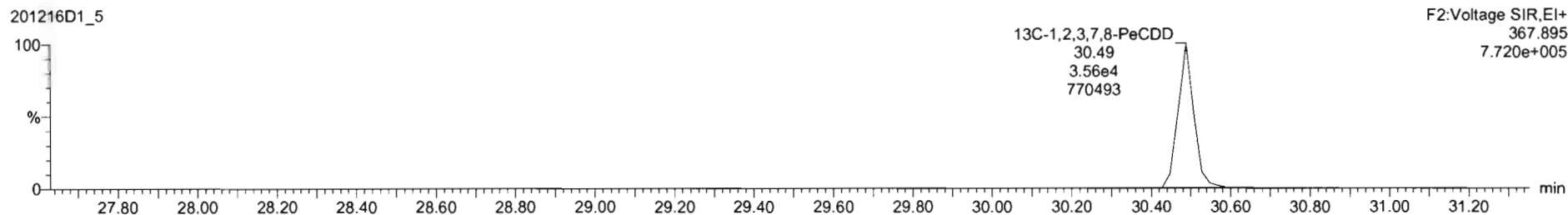

Last Altered: Thursday, December 17, 2020 09:43:23 Pacific Standard Time  
Printed: Thursday, December 17, 2020 09:43:48 Pacific Standard Time

Name: 201216D1\_5, Date: 16-Dec-2020, Time: 17:49:53, ID: 2002492-01 USMPDI-003SC-A-01-02-201110 14.16, Description: USMPDI-003SC-A-01-02-201110

1,2,3,7,8-PeCDD



13C-1,2,3,7,8-PeCDD



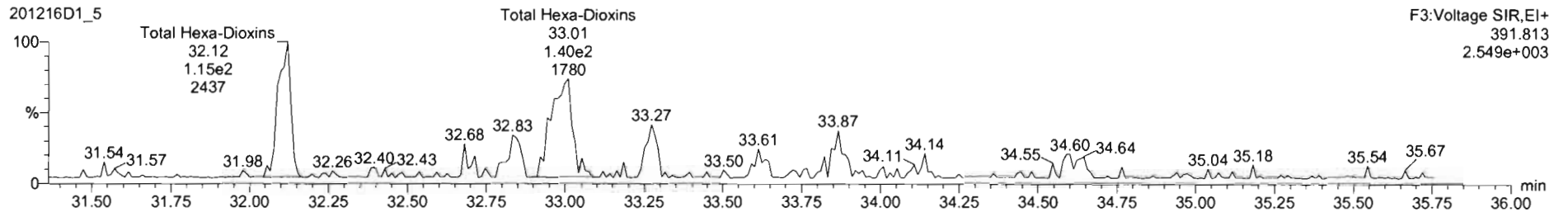
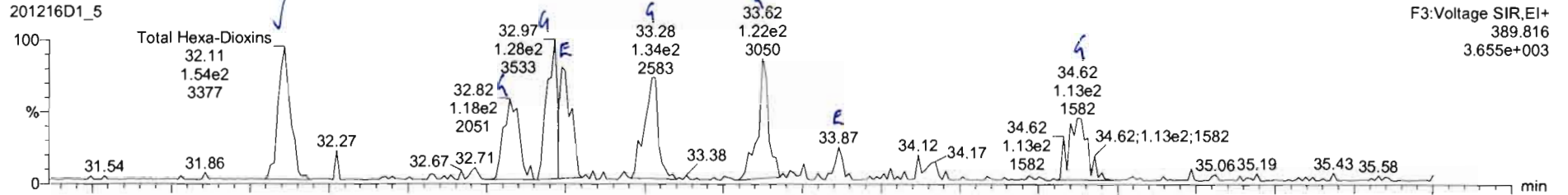


Dataset: U:\VG7.PRO\Results\201216D1\201216D1\_5.qld

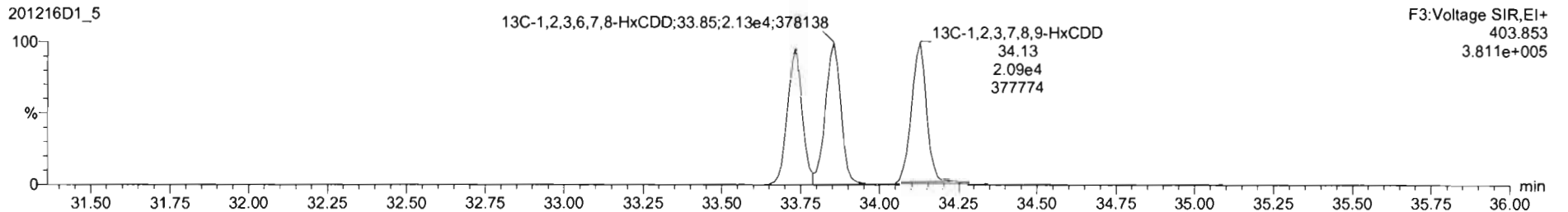
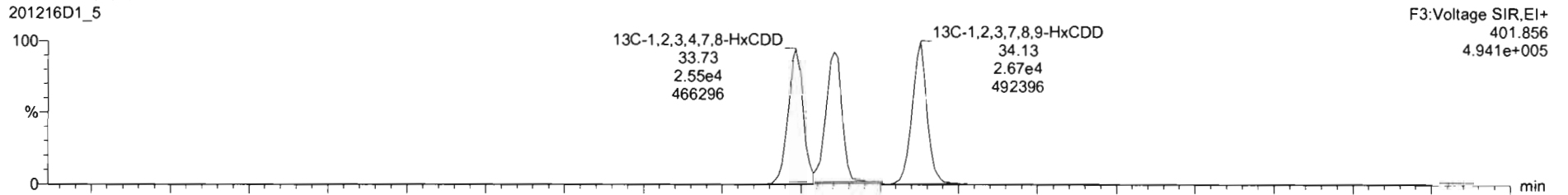
Last Altered: Thursday, December 17, 2020 09:43:23 Pacific Standard Time  
Printed: Thursday, December 17, 2020 09:43:48 Pacific Standard Time

Name: 201216D1\_5, Date: 16-Dec-2020, Time: 17:49:53, ID: 2002492-01 USMPDI-003SC-A-01-02-201110 14.16, Description: USMPDI-003SC-A-01-02-201110

1,2,3,4,7,8-HxCDD



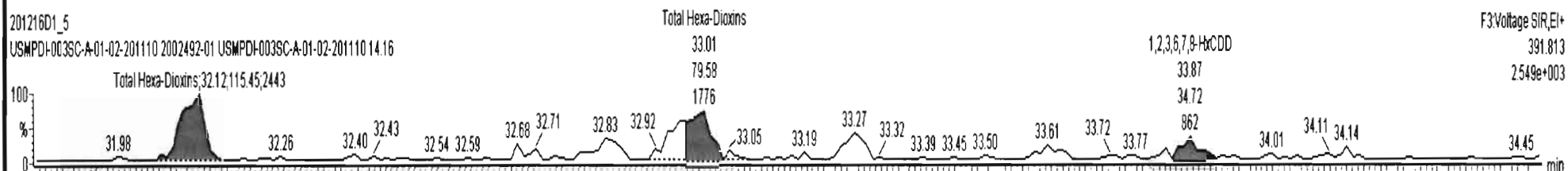
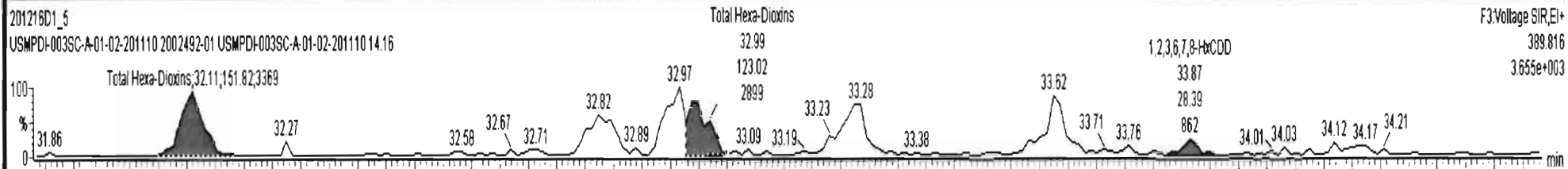


13C-1,2,3,4,7,8-HxCDD




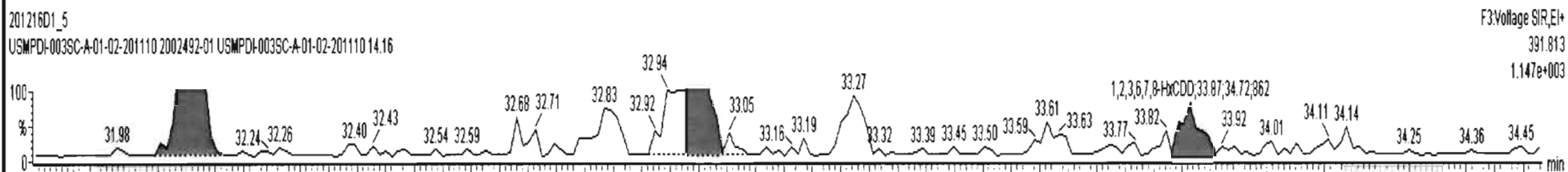
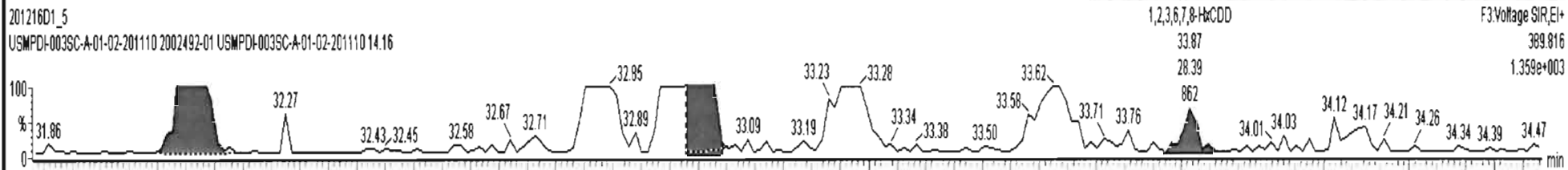


201216D1\_5 - 2002492-01 USMPDI-003SC-A-01-02-201110 14.16 - USMPDI-003SC-A-01-02-201110





20121601\_5 - 2002492-01 USMPDI-003SC-A-01-02-201110 14:16 - USMPDI-003SC-A-01-02-201110

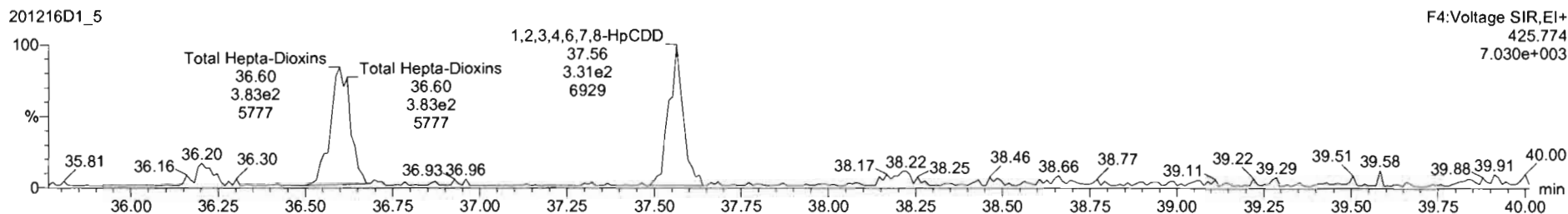
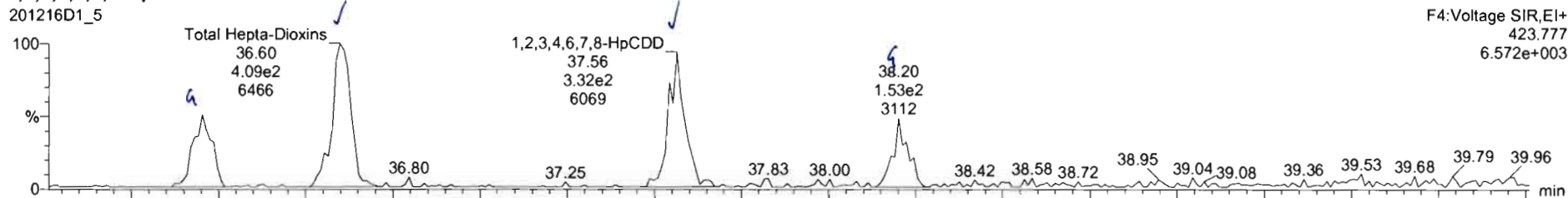


Dataset: U:\VG7.PRO\Results\201216D1\201216D1\_5.qld

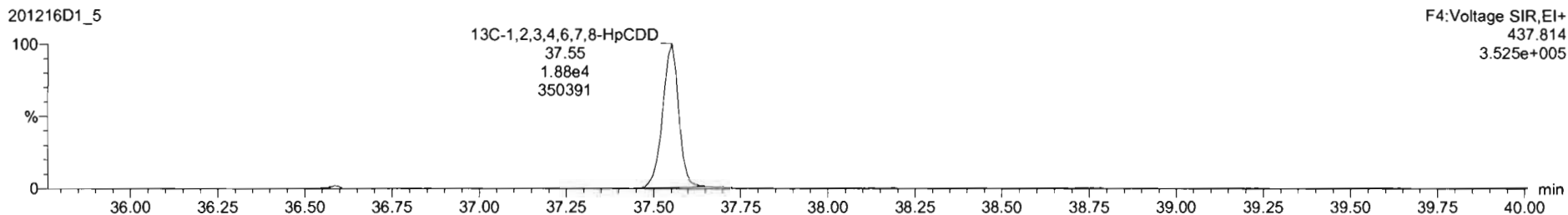
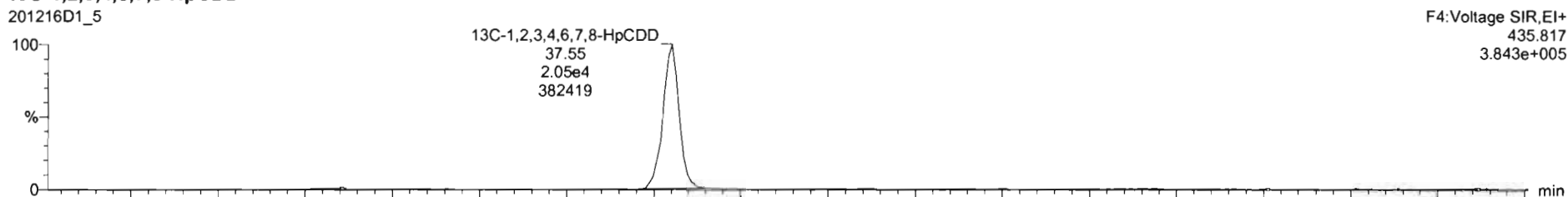
Last Altered: Thursday, December 17, 2020 09:43:23 Pacific Standard Time  
Printed: Thursday, December 17, 2020 09:43:48 Pacific Standard Time

Name: 201216D1\_5, Date: 16-Dec-2020, Time: 17:49:53, ID: 2002492-01 USMPDI-003SC-A-01-02-201110 14.16, Description: USMPDI-003SC-A-01-02-201110

1,2,3,4,6,7,8-HpCDD



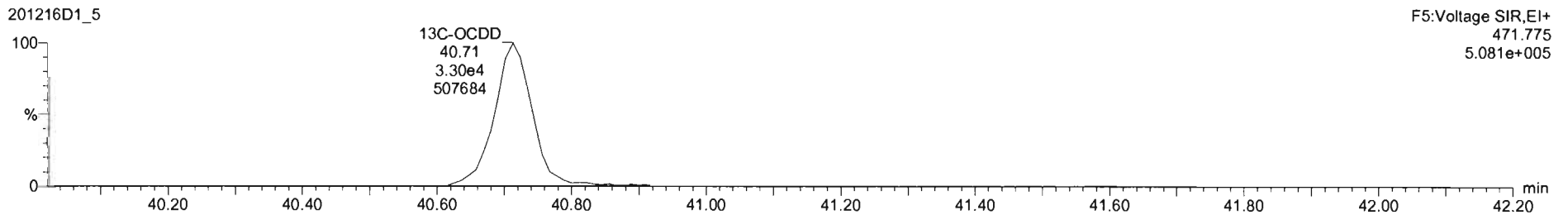
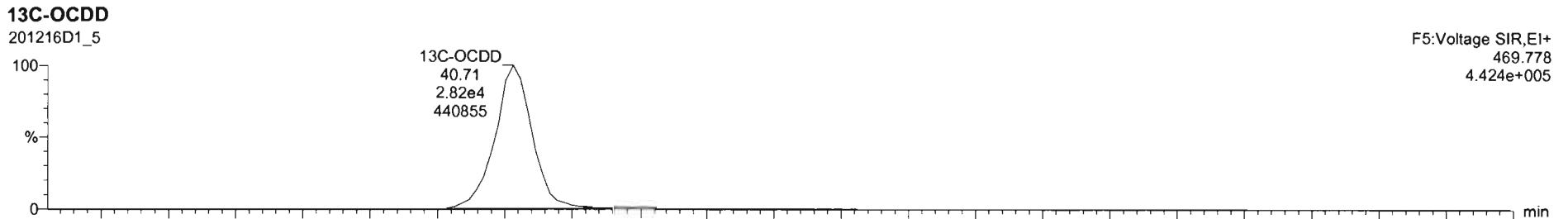
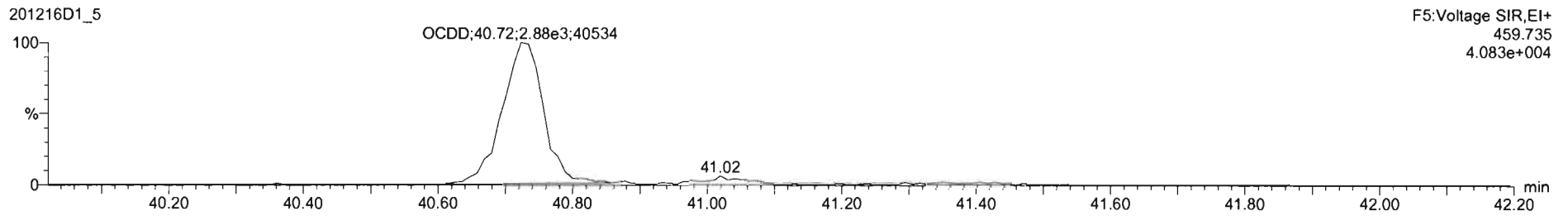
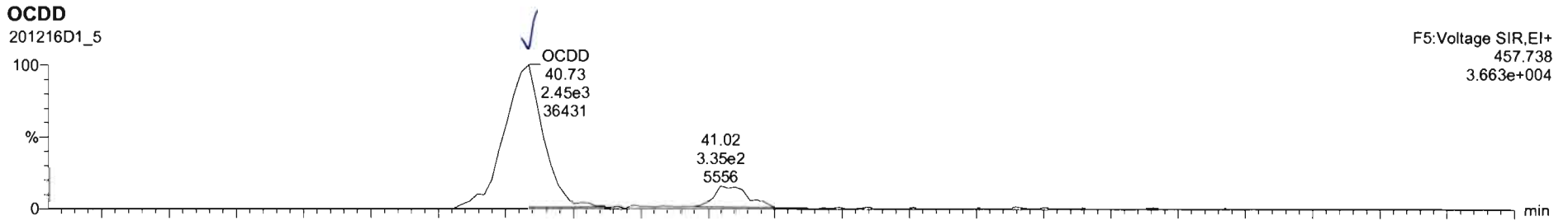
13C-1,2,3,4,6,7,8-HpCDD



Dataset: U:\VG7.PRO\Results\201216D1\201216D1\_5.qld

Last Altered: Thursday, December 17, 2020 09:43:23 Pacific Standard Time  
Printed: Thursday, December 17, 2020 09:43:48 Pacific Standard Time

Name: 201216D1\_5, Date: 16-Dec-2020, Time: 17:49:53, ID: 2002492-01 USMPDI-003SC-A-01-02-201110 14.16, Description: USMPDI-003SC-A-01-02-201110

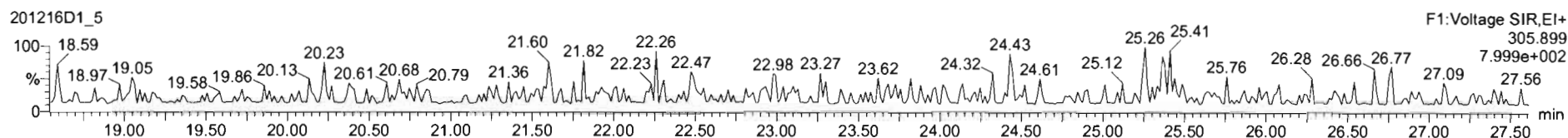
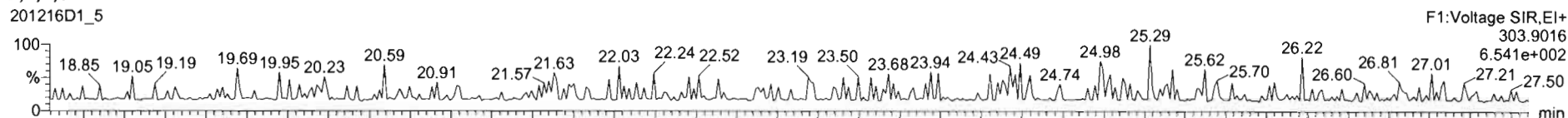


Dataset: U:\VG7.PRO\Results\201216D1\201216D1\_5.qld



Last Altered: Thursday, December 17, 2020 09:43:23 Pacific Standard Time  
Printed: Thursday, December 17, 2020 09:43:48 Pacific Standard Time

Name: 201216D1\_5, Date: 16-Dec-2020, Time: 17:49:53, ID: 2002492-01 USMPDI-003SC-A-01-02-201110 14.16, Description: USMPDI-003SC-A-01-02-201110

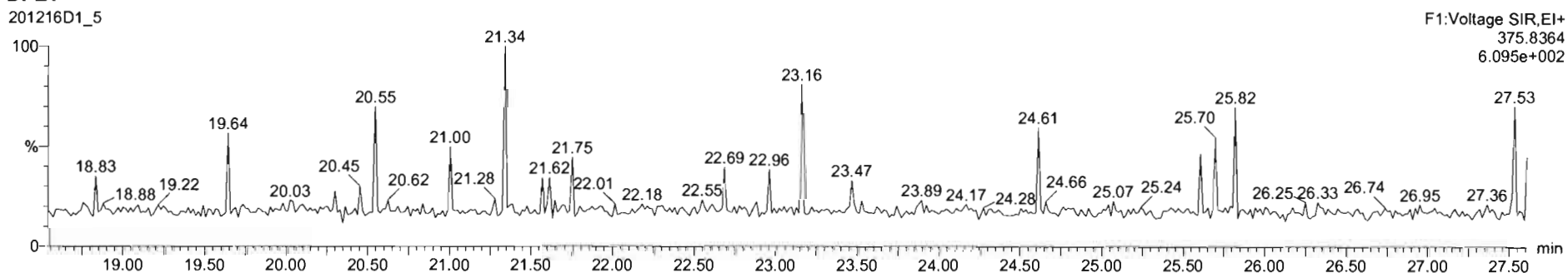
**2,3,7,8-TCDF**



**13C-2,3,7,8-TCDF**



**DPE1**





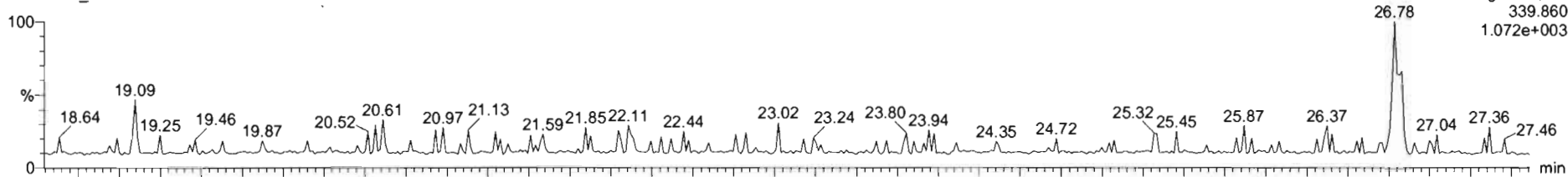
Dataset: U:\VG7.PRO\Results\201216D1\201216D1\_5.qld

Last Altered: Thursday, December 17, 2020 09:43:23 Pacific Standard Time  
Printed: Thursday, December 17, 2020 09:43:48 Pacific Standard Time

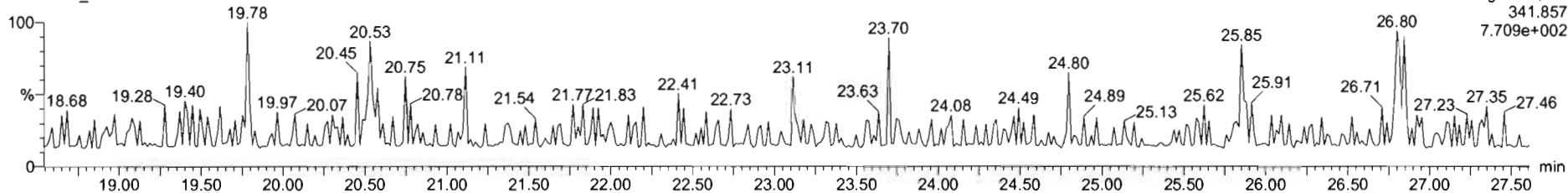
Name: 201216D1\_5, Date: 16-Dec-2020, Time: 17:49:53, ID: 2002492-01 USMPDI-003SC-A-01-02-201110 14.16, Description: USMPDI-003SC-A-01-02-201110

1st Func. Penta-Furans

201216D1\_5

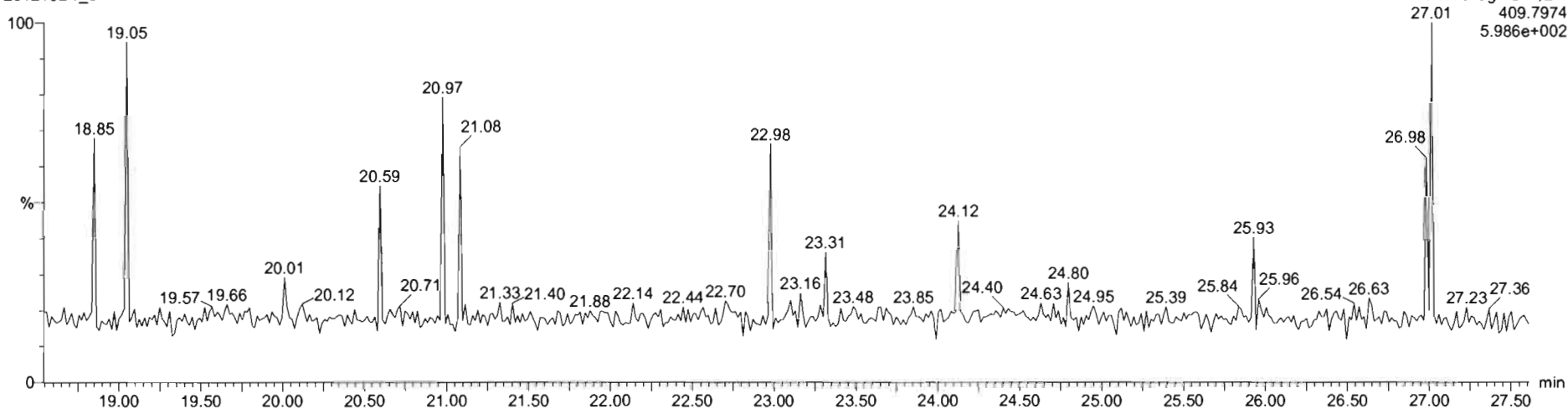


201216D1\_5



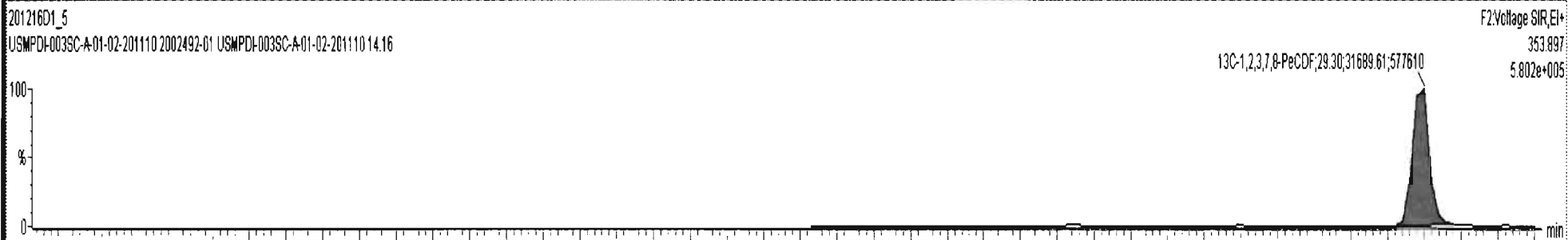

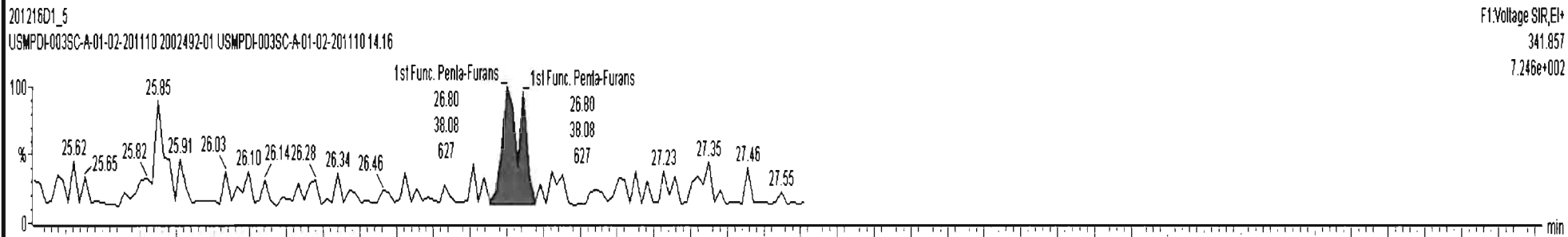
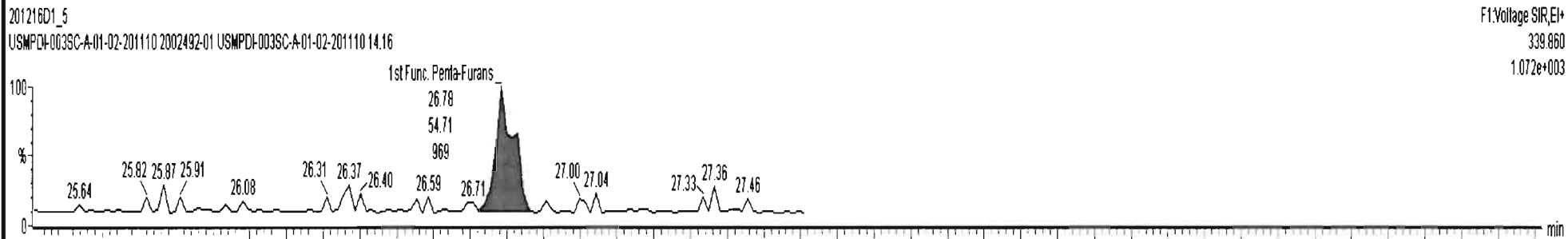
DPE6

201216D1\_5





201216D1\_5 - 20120432-01 USMPDI-003SC-A-01-02-201110 14:16 - USMPDI-003SC-A-01-02-201110



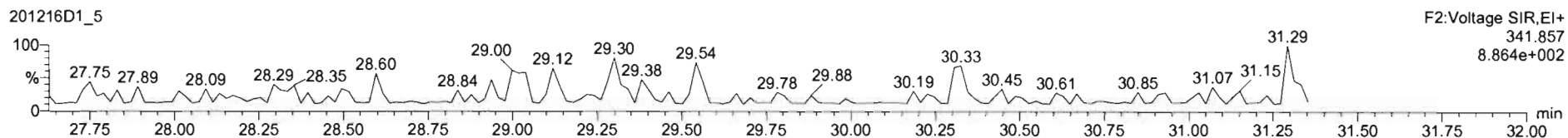
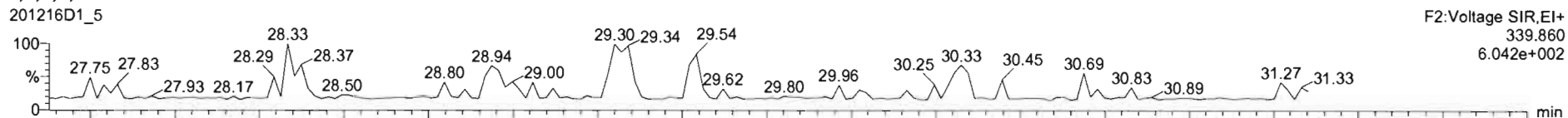


Dataset: U:\VG7.PRO\Results\201216D1\201216D1\_5.qld


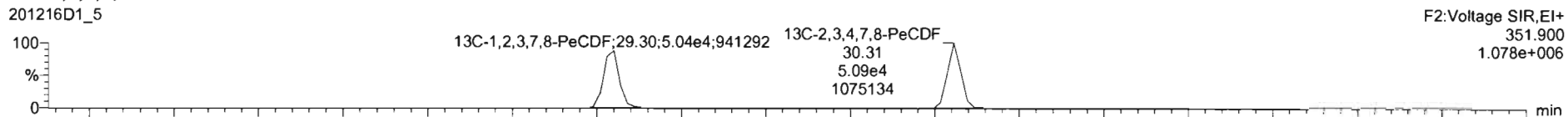
Last Altered: Thursday, December 17, 2020 09:43:23 Pacific Standard Time  
Printed: Thursday, December 17, 2020 09:43:48 Pacific Standard Time

Name: 201216D1\_5, Date: 16-Dec-2020, Time: 17:49:53, ID: 2002492-01 USMPDI-003SC-A-01-02-201110 14.16, Description: USMPDI-003SC-A-01-02-201110

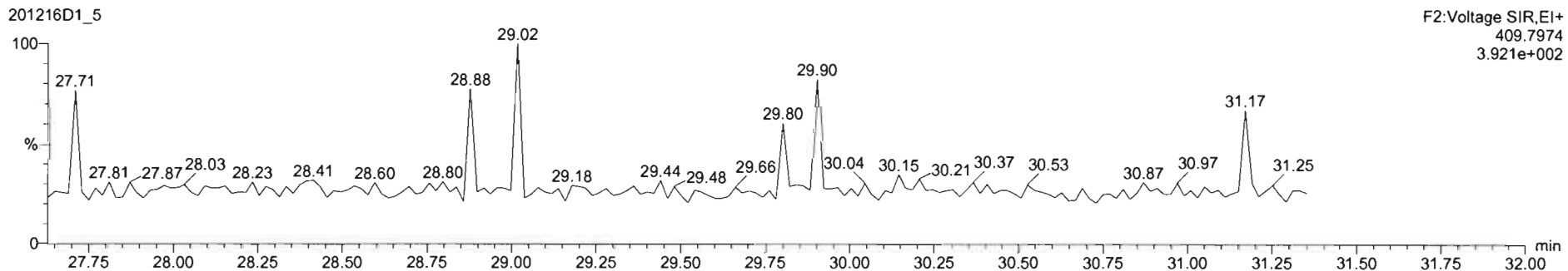
1,2,3,7,8-PeCDF

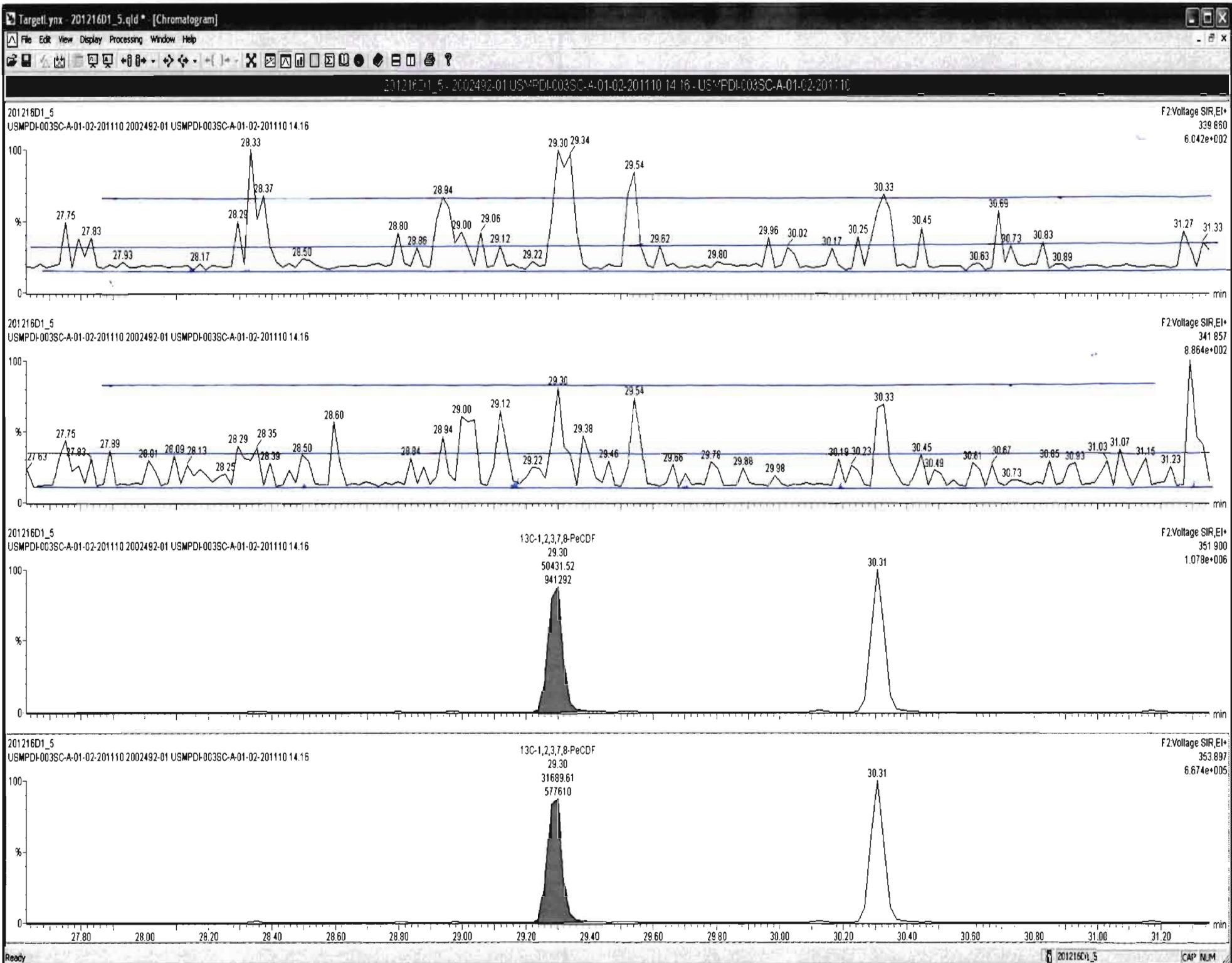


13C-1,2,3,7,8-PeCDF



DPE2





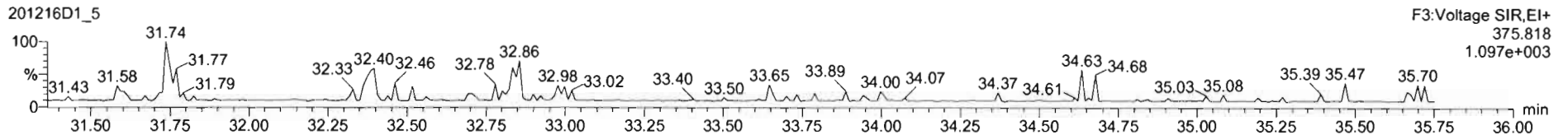
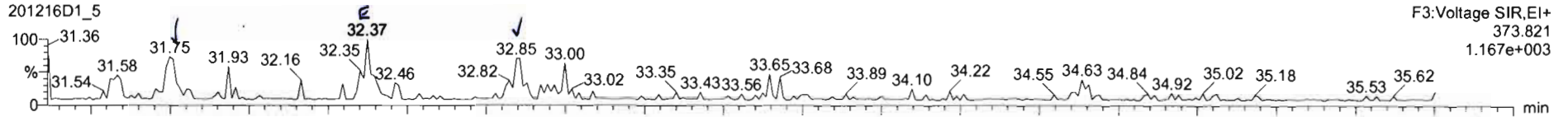
Dataset: U:\VG7.PRO\Results\201216D1\201216D1\_5.qld

Last Altered: Thursday, December 17, 2020 09:43:23 Pacific Standard Time

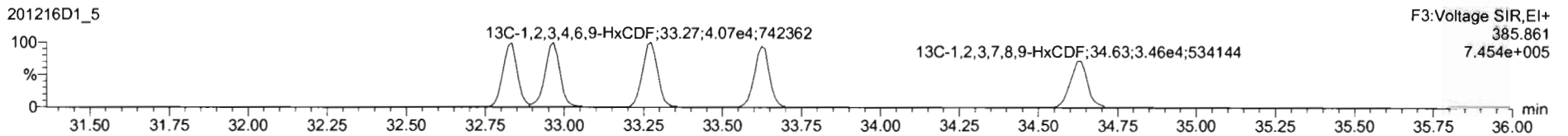
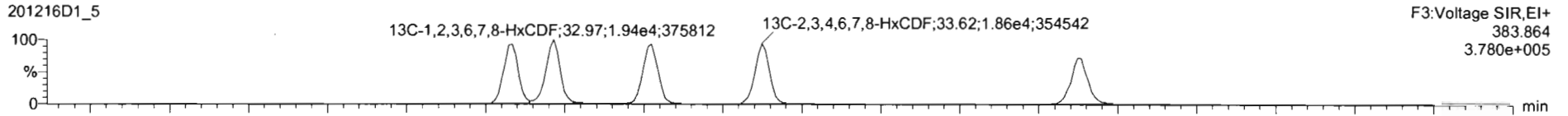
Printed: Thursday, December 17, 2020 09:43:48 Pacific Standard Time

Name: 201216D1\_5, Date: 16-Dec-2020, Time: 17:49:53, ID: 2002492-01 USMPDI-003SC-A-01-02-201110 14.16, Description: USMPDI-003SC-A-01-02-201110

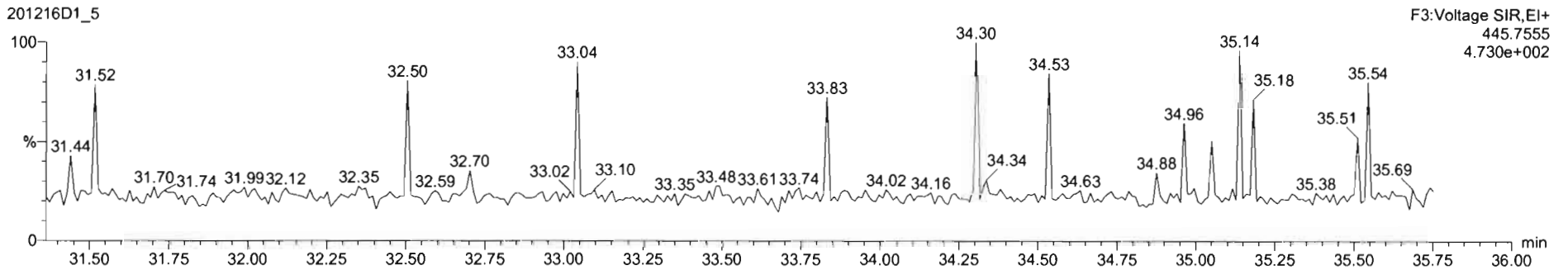
1,2,3,4,7,8-HxCDF



13C-1,2,3,4,7,8-HxCDF

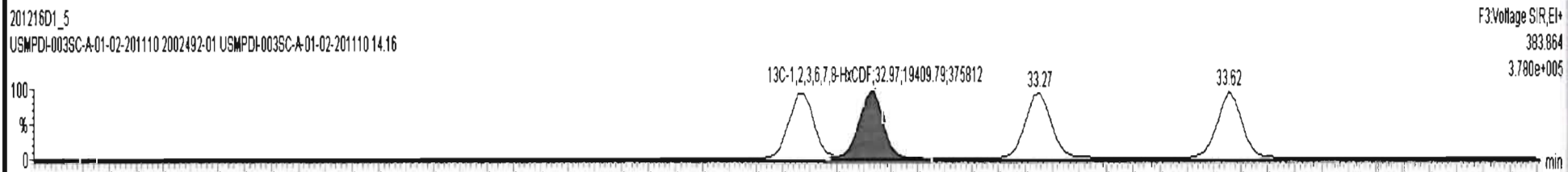
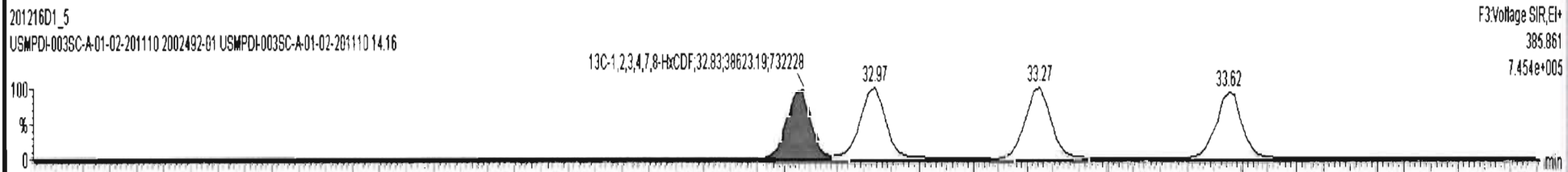
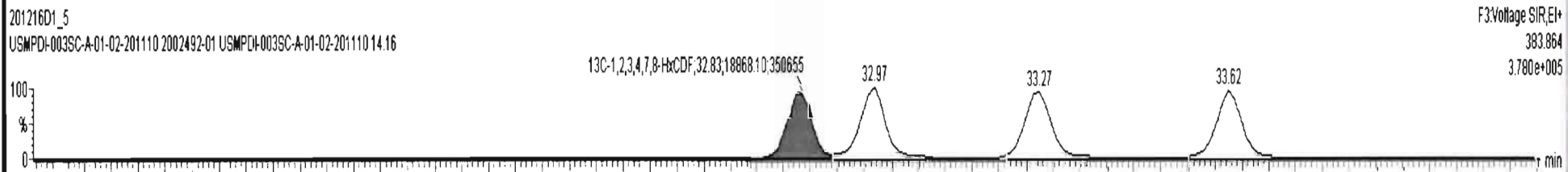
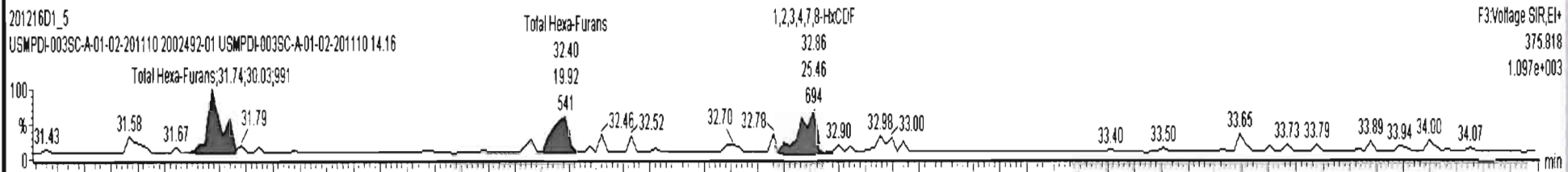
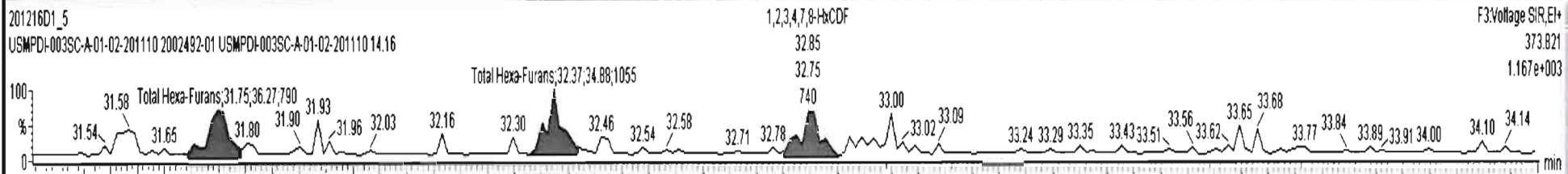


DPE3





201216D1\_5 - 2002492-01 USMPDI-003SC-A-01-02-201110 14.16 - USMPDI-003SC-A-01-02-201110

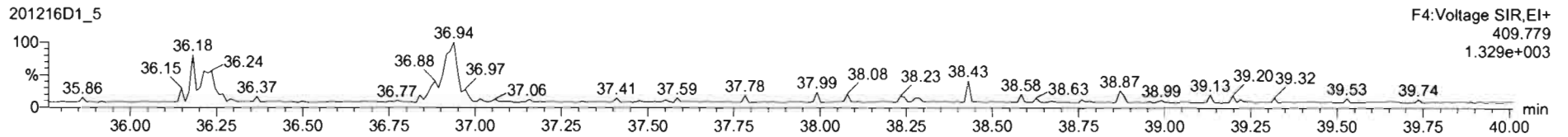



Dataset: U:\VG7.PRO\Results\201216D1\201216D1\_5.qld



Last Altered: Thursday, December 17, 2020 09:43:23 Pacific Standard Time  
Printed: Thursday, December 17, 2020 09:43:48 Pacific Standard Time

Name: 201216D1\_5, Date: 16-Dec-2020, Time: 17:49:53, ID: 2002492-01 USMPDI-003SC-A-01-02-201110 14.16, Description: USMPDI-003SC-A-01-02-201110

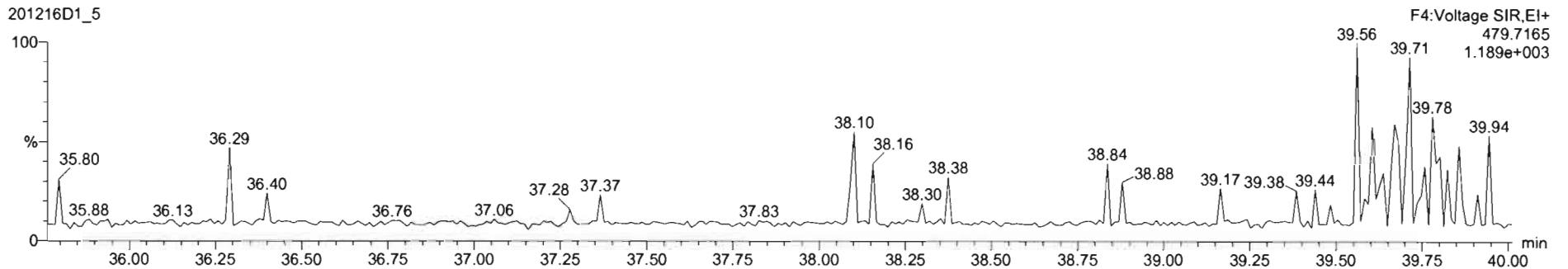
1,2,3,4,6,7,8-HpCDF




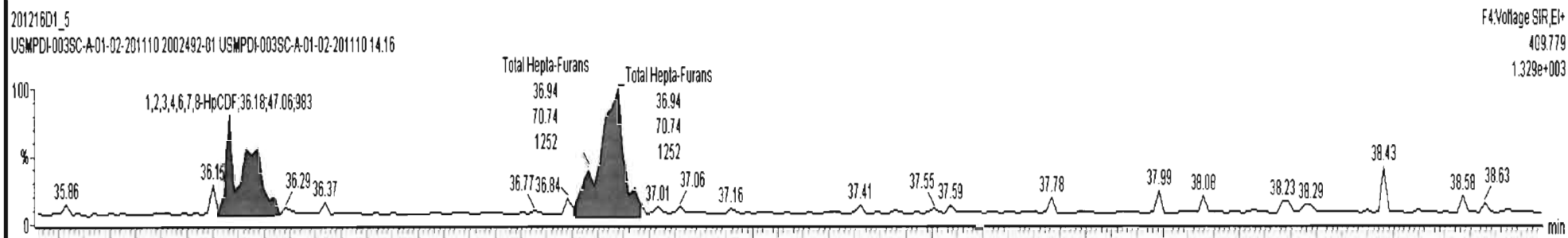
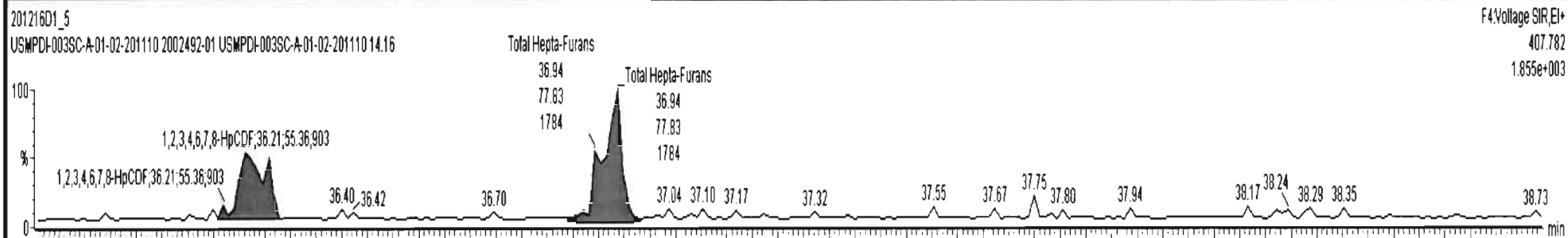
13C-1,2,3,4,6,7,8-HpCDF



DPE4



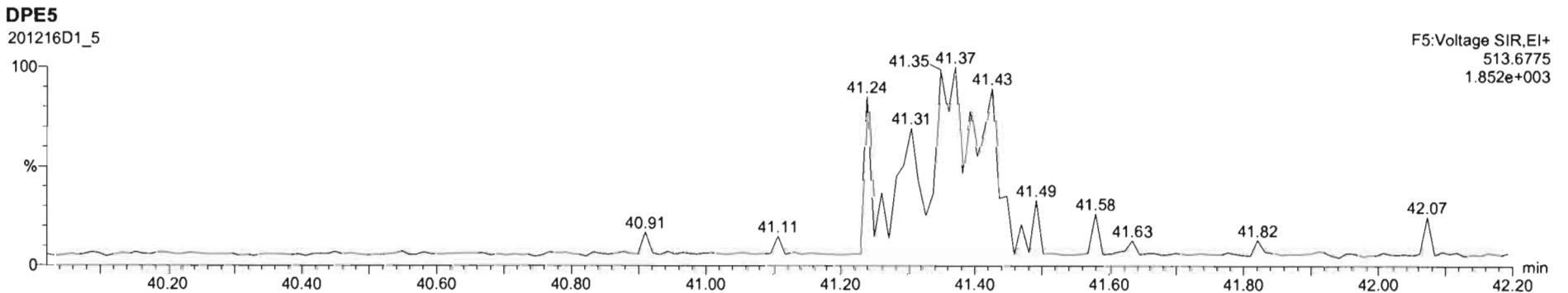
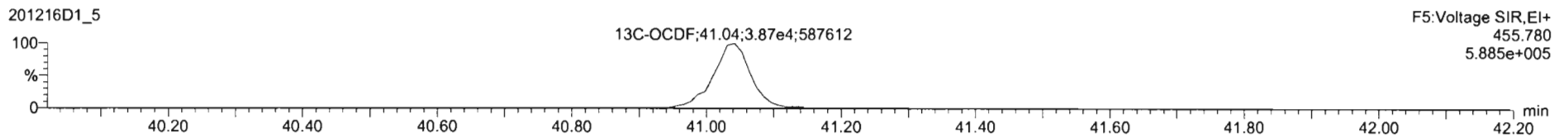
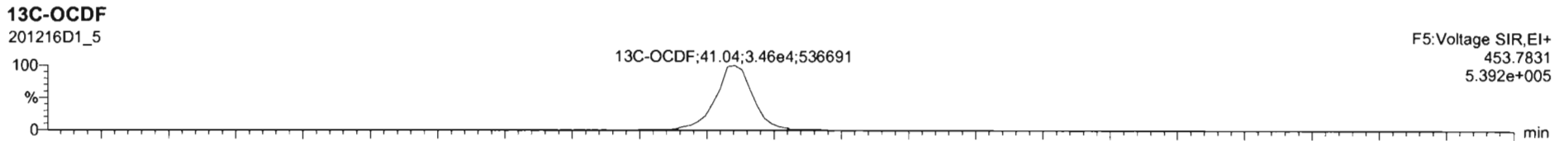
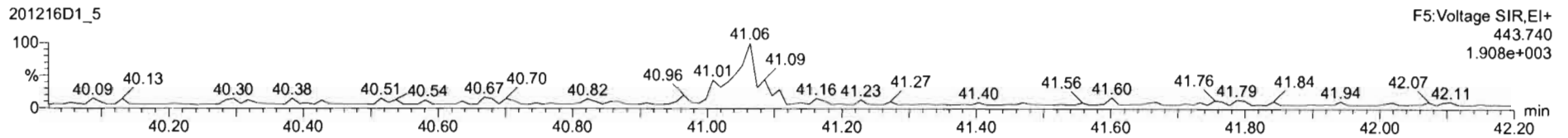
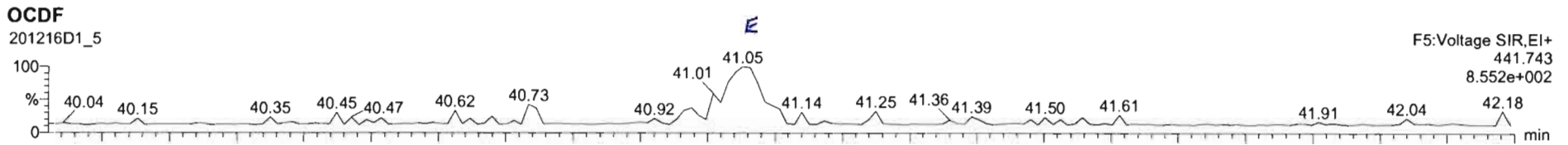


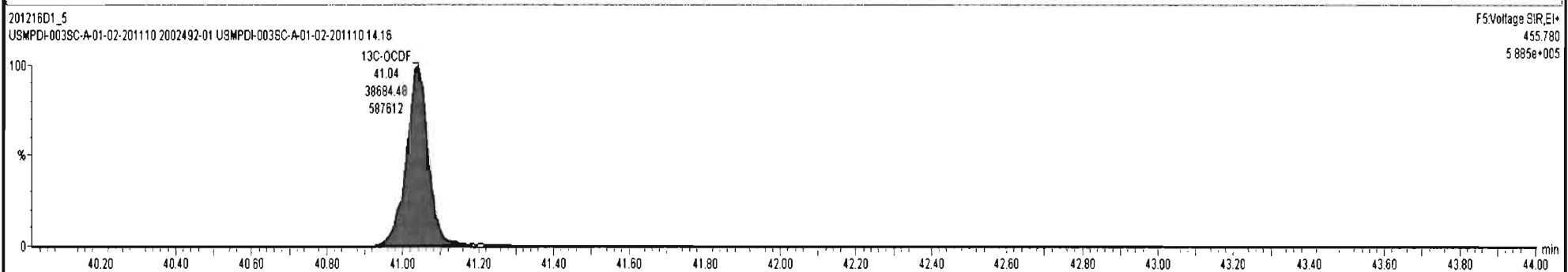

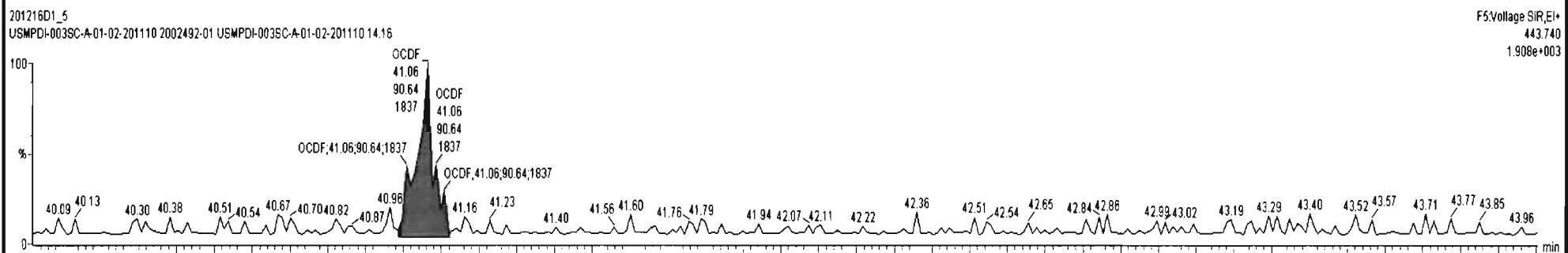
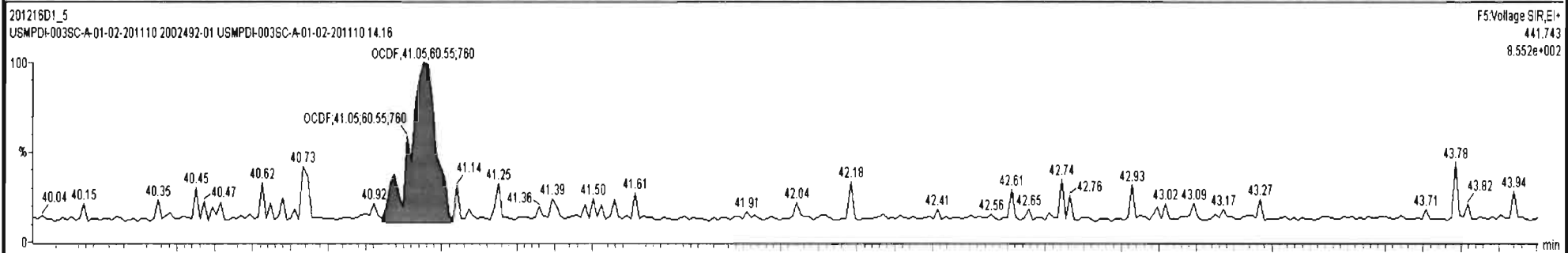


Dataset: U:\VG7.PRO\Results\201216D1\201216D1\_5.qld

Last Altered: Thursday, December 17, 2020 09:43:23 Pacific Standard Time  
Printed: Thursday, December 17, 2020 09:43:48 Pacific Standard Time

Name: 201216D1\_5, Date: 16-Dec-2020, Time: 17:49:53, ID: 2002492-01 USMPDI-003SC-A-01-02-201110 14.16, Description: USMPDI-003SC-A-01-02-201110





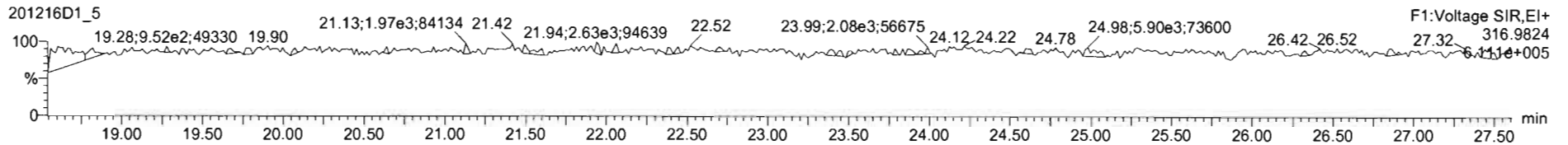


Dataset: U:\VG7.PRO\Results\201216D1\201216D1\_5.qld

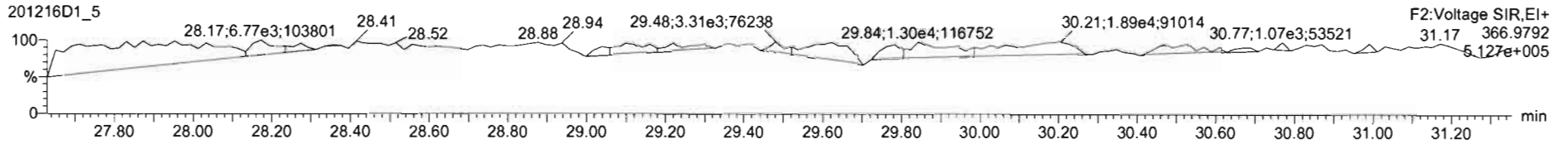
Last Altered: Thursday, December 17, 2020 09:43:23 Pacific Standard Time  
Printed: Thursday, December 17, 2020 09:43:48 Pacific Standard Time

Name: 201216D1\_5, Date: 16-Dec-2020, Time: 17:49:53, ID: 2002492-01 USMPDI-003SC-A-01-02-201110 14.16, Description: USMPDI-003SC-A-01-02-201110

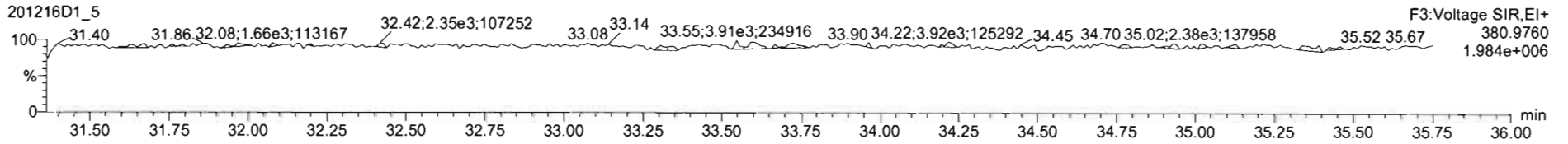
PFK1



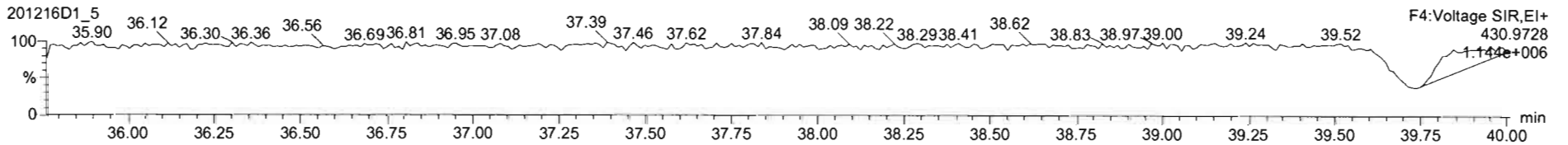
PFK2



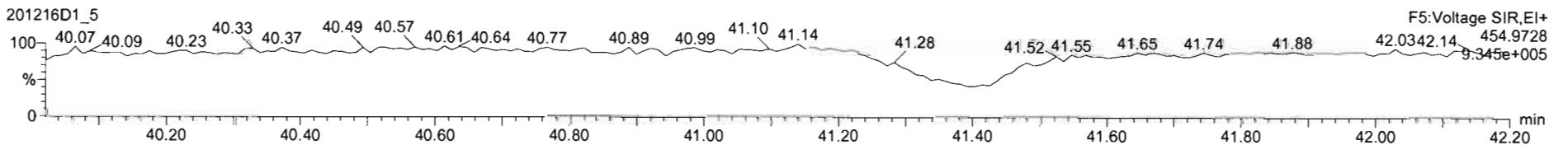
PFK3



PFK4



PFK5



Dataset: U:\VG7.PRO\Results\201216D1\201216D1\_6.qld

Last Altered: Thursday, December 17, 2020 10:58:03 Pacific Standard Time  
Printed: Thursday, December 17, 2020 11:02:51 Pacific Standard Time

*DB 12/17/20 CT 12/18/2020*

Method: C:\MassLynx\Default.PRO\MethDB\1613\_rrt.mdb 10 Dec 2020 12:07:43  
Calibration: U:\VG7.PRO\CurveDB\ZB\_DIOXIN\_1613vg7-9-30-20.cdb 01 Oct 2020 09:27:37

Name: 201216D1\_6, Date: 16-Dec-2020, Time: 18:36:01, ID: 2002492-02 USMPDI-003SC-A-02-03-201110 12.68, Description: USMPDI-003SC-A-02-03-201110

#	Name	Resp	RA	n/y	RRF	wt/vol	Pred.RT	RT	Pred.RRT	RRT	Conc.	%Rec	DL	EMPC
1	1 2,3,7,8-TCDD			NO	1.00	10.107	26.051		1.001				0.174	
2	2 1,2,3,7,8-PeCDD			NO	0.935	10.107	30.508		1.001				0.270	
3	3 1,2,3,4,7,8-HxCDD			NO	1.15	10.107	33.755		1.000				0.259	
4	4 1,2,3,6,7,8-HxCDD			NO	1.02	10.107	33.866		1.000				0.256	
5	5 1,2,3,7,8,9-HxCDD			NO	1.06	10.107	34.174		1.001				0.273	
6	6 1,2,3,4,6,7,8-HpCDD	2.61e2	1.05	NO	1.00	10.107	37.563	37.57	1.000	1.001	1.2442		0.357	1.24
7	7 OCDD	1.65e3	0.87	NO	0.952	10.107	40.723	40.73	1.000	1.000	10.624		0.299	10.6
8	8 2,3,7,8-TCDF			NO	1.01	10.107	25.403		1.001				0.115	
9	9 1,2,3,7,8-PeCDF			NO	0.998	10.107	29.321		1.001				0.0969	
10	10 2,3,4,7,8-PeCDF			NO	1.07	10.107	30.336		1.001				0.0962	
11	11 1,2,3,4,7,8-HxCDF			NO	1.05	10.107	32.834		1.000				0.107	
12	12 1,2,3,6,7,8-HxCDF			NO	1.10	10.107	32.976		1.000				0.105	
13	13 2,3,4,6,7,8-HxCDF			NO	1.09	10.107	33.669		1.001				0.117	
14	14 1,2,3,7,8,9-HxCDF			NO	1.08	10.107	34.633		1.000				0.142	
15	15 1,2,3,4,6,7,8-HpCDF			NO	1.13	10.107	36.261		1.001				0.131	
16	16 1,2,3,4,7,8,9-HpCDF			NO	1.29	10.107	38.222		1.000				0.109	
17	17 OCDF			NO	0.953	10.107	41.042		1.000				0.274	
18	18 13C-2,3,7,8-TCDD	7.63e4	0.77	NO	1.17	10.107	25.959	26.02	1.026	1.028	198.81	100	0.986	
19	19 13C-1,2,3,7,8-PeCDD	5.80e4	0.61	NO	0.914	10.107	30.510	30.49	1.206	1.205	193.72	97.9	0.635	
20	20 13C-1,2,3,4,7,8-HxCDD	4.44e4	1.28	NO	0.634	10.107	33.750	33.74	1.014	1.014	227.55	115	1.14	
21	21 13C-1,2,3,6,7,8-HxCDD	4.89e4	1.31	NO	0.724	10.107	33.860	33.87	1.017	1.017	219.38	111	0.998	
22	22 13C-1,2,3,7,8,9-HxCDD	4.86e4	1.27	NO	0.716	10.107	34.129	34.14	1.025	1.026	220.63	111	1.01	
23	23 13C-1,2,3,4,6,7,8-HpCDD	4.14e4	1.05	NO	0.660	10.107	37.578	37.55	1.129	1.128	203.98	103	1.69	
24	24 13C-OCDD	6.47e4	0.87	NO	0.587	10.107	40.587	40.72	1.219	1.224	358.52	90.6	1.05	
25	25 13C-2,3,7,8-TCDF	9.62e4	0.76	NO	1.02	10.107	25.359	25.38	1.002	1.003	191.08	96.6	1.10	
26	26 13C-1,2,3,7,8-PeCDF	8.15e4	1.61	NO	0.842	10.107	29.240	29.30	1.156	1.158	196.48	99.3	0.809	
27	27 13C-2,3,4,7,8-PeCDF	8.17e4	1.64	NO	0.802	10.107	30.133	30.31	1.191	1.198	206.94	105	0.850	
28	28 13C-1,2,3,4,7,8-HxCDF	6.15e4	0.48	NO	1.00	10.107	32.885	32.83	0.988	0.986	199.37	101	1.33	
29	29 13C-1,2,3,6,7,8-HxCDF	6.12e4	0.51	NO	1.02	10.107	33.018	32.97	0.992	0.990	195.16	98.6	1.31	
30	30 13C-2,3,4,6,7,8-HxCDF	5.83e4	0.50	NO	0.955	10.107	33.587	33.63	1.009	1.011	198.54	100	1.40	
31	31 13C-1,2,3,7,8,9-HxCDF	5.35e4	0.51	NO	0.851	10.107	34.662	34.63	1.041	1.041	204.11	103	1.57	

Dataset: U:\VG7.PRO\Results\201216D1\201216D1\_6.qld

Last Altered: Thursday, December 17, 2020 10:58:03 Pacific Standard Time  
Printed: Thursday, December 17, 2020 11:02:51 Pacific Standard Time

Name: 201216D1\_6, Date: 16-Dec-2020, Time: 18:36:01, ID: 2002492-02 USMPDI-003SC-A-02-03-201110 12.68, Description: USMPDI-003SC-A-02-03-201110

#	Name	Resp	RA	n/y	RRF	w/vol	Pred.RT	RT	Pred.RRT	RRT	Conc.	%Rec	DL	EMPC
32	32 13C-1,2,3,4,6,7,8-HpCDF	4.34e4	0.44	NO	0.848	10.107	36.180	36.22	1.087	1.088	166.37	84.1	1.36	
33	33 13C-1,2,3,4,7,8,9-HpCDF	3.43e4	0.43	NO	0.624	10.107	38.177	38.22	1.147	1.148	178.61	90.3	1.84	
34	34 13C-OCDF	7.71e4	0.87	NO	0.730	10.107	40.740	41.04	1.224	1.233	343.40	86.8	0.738	
35	35 37Cl-2,3,7,8-TCDD	2.81e4			1.21	10.107	25.956	26.05	1.026	1.030	71.013	89.7	0.156	
36	36 13C-1,2,3,4-TCDD	6.48e4	0.79	NO	1.00	10.107	25.300	25.30	1.000	1.000	197.89	100	1.16	
37	37 13C-1,2,3,4-TCDF	9.75e4	0.78	NO	1.00	10.107	23.880	23.90	1.000	1.000	197.89	100	1.12	
38	38 13C-1,2,3,4,6,9-HxCDF	6.09e4	0.47	NO	1.00	10.107	33.310	33.28	1.000	1.000	197.89	100	1.34	
39	39 Total Tetra-Dioxins				1.00	10.107	24.620		0.000				0.0981	
40	40 Total Penta-Dioxins				0.935	10.107	29.960		0.000				0.0943	
41	41 Total Hexa-Dioxins				1.02	10.107	33.635		0.000		1.1180		0.276	1.45
42	42 Total Hepta-Dioxins				1.00	10.107	37.640		0.000		3.4553		0.357	3.46
43	43 Total Tetra-Furans				1.01	10.107	23.610		0.000				0.0519	
44	44 1st Func. Penta-Furans				0.998	10.107	26.750		0.000				0.0270	
45	45 Total Penta-Furans				0.998	10.107	29.275		0.000				0.0345	
46	46 Total Hexa-Furans				1.09	10.107	33.555		0.000				0.0667	
47	47 Total Hepta-Furans				1.13	10.107	37.835		0.000				0.0636	

Vista Analytical Laboratory

Dataset: U:\VG7.PRO\Results\201216D1\201216D1\_6.qld

Last Altered: Thursday, December 17, 2020 10:58:03 Pacific Standard Time

Printed: Thursday, December 17, 2020 11:02:51 Pacific Standard Time

Method: C:\MassLynx\Default.PRO\MethDB\1613\_rrt.mdb 10 Dec 2020 12:07:43

Calibration: U:\VG7.PRO\CurveDB\ZB\_DIOXIN\_1613vg7-9-30-20.cdb 01 Oct 2020 09:27:37

Name: 201216D1\_6, Date: 16-Dec-2020, Time: 18:36:01, ID: 2002492-02 USMPDI-003SC-A-02-03-201110 12.68, Description: USMPDI-003SC-A-02-03-201110

**Tetra-Dioxins**

	Name	RT	m1 Height	m2 Height	m1 Resp	m2 Resp	RA	n/y	Resp	Conc.	EMPC	DL
1												

**Penta-Dioxins**

	Name	RT	m1 Height	m2 Height	m1 Resp	m2 Resp	RA	n/y	Resp	Conc.	EMPC	DL
1												

**Hexa-Dioxins**

	Name	RT	m1 Height	m2 Height	m1 Resp	m2 Resp	RA	n/y	Resp	Conc.	EMPC	DL
1	Total Hexa-Dioxins	32.12	3.039e3	2.349e3	1.585e2	1.149e2	1.38	NO	2.734e2	1.1180	1.1180	0.276
2	Total Hexa-Dioxins	33.01	2.272e3	1.210e3	8.739e1	3.616e1	2.42	YES	0.000e0	0.00000	0.33123	0.276

**Hepta-Dioxins**

	Name	RT	m1 Height	m2 Height	m1 Resp	m2 Resp	RA	n/y	Resp	Conc.	EMPC	DL
1	Total Hepta-Dioxins	36.61	4.808e3	2.681e3	2.453e2	2.185e2	1.12	NO	4.637e2	2.2111	2.2111	0.357
2	1,2,3,4,6,7,8-HpCDD	37.57	2.635e3	2.703e3	1.334e2	1.276e2	1.05	NO	2.609e2	1.2442	1.2442	0.357

**Tetra-Furans**

	Name	RT	m1 Height	m2 Height	m1 Resp	m2 Resp	RA	n/y	Resp	Conc.	EMPC	DL
1												

**Penta-Furans function 1**

	Name	RT	m1 Height	m2 Height	m1 Resp	m2 Resp	RA	n/y	Resp	Conc.	EMPC	DL
1												

Vista Analytical Laboratory

Dataset: U:\VG7.PRO\Results\201216D1\201216D1\_6.qld

Last Altered: Thursday, December 17, 2020 10:58:03 Pacific Standard Time

Printed: Thursday, December 17, 2020 11:02:51 Pacific Standard Time

Name: 201216D1\_6, Date: 16-Dec-2020, Time: 18:36:01, ID: 2002492-02 USMPDI-003SC-A-02-03-201110 12.68, Description: USMPDI-003SC-A-02-03-201110

**Penta-Furans**

	Name	RT	m1 Height	m2 Height	m1 Resp	m2 Resp	RA	n/y	Resp	Conc.	EMPC	DL
1												

**Hexa-Furans**

	Name	RT	m1 Height	m2 Height	m1 Resp	m2 Resp	RA	n/y	Resp	Conc.	EMPC	DL
1												

**Hepta-Furans**

	Name	RT	m1 Height	m2 Height	m1 Resp	m2 Resp	RA	n/y	Resp	Conc.	EMPC	DL
1												

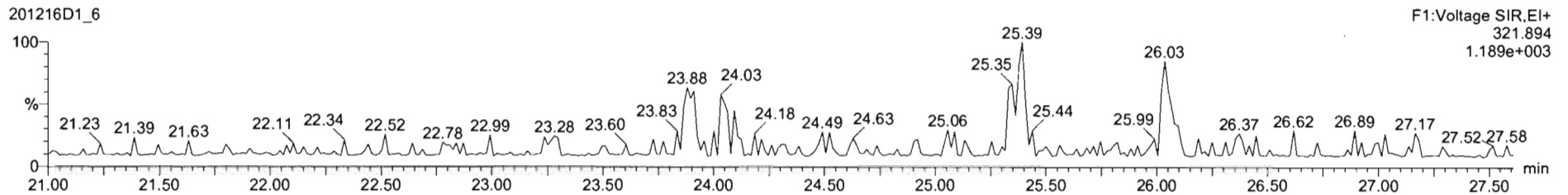
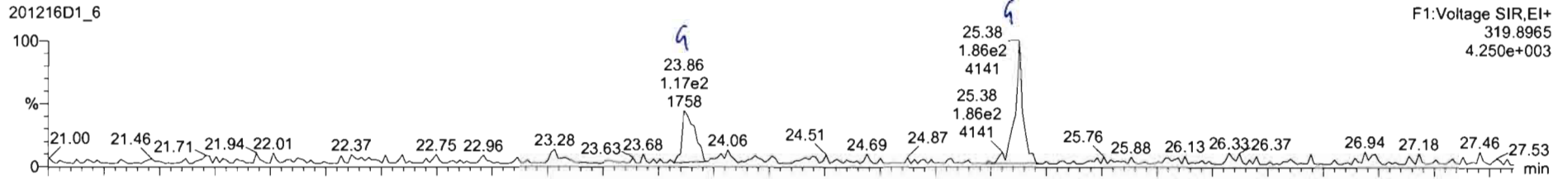
Dataset: U:\VG7.PRO\Results\201216D1\201216D1\_6.qld

Last Altered: Thursday, December 17, 2020 09:44:47 Pacific Standard Time  
Printed: Thursday, December 17, 2020 09:45:11 Pacific Standard Time

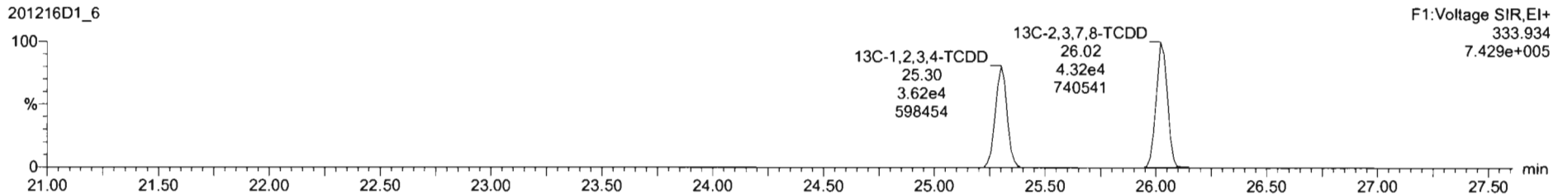
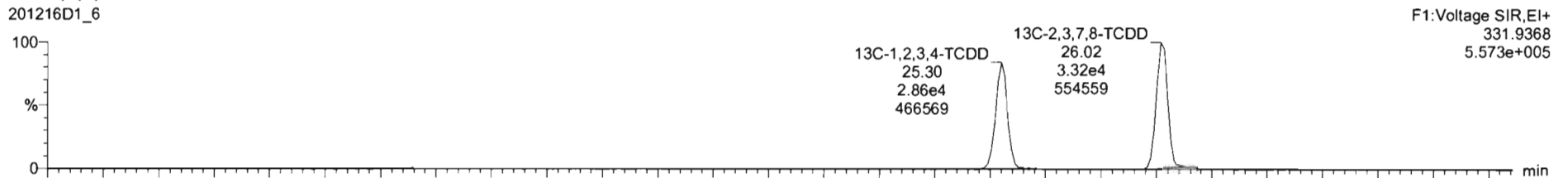
Method: C:\MassLynx\Default.PRO\MethDB\1613\_rrt.mdb 10 Dec 2020 12:07:43  
Calibration: U:\VG7.PRO\CurveDB\ZB\_DIOXIN\_1613vg7-9-30-20.cdb 01 Oct 2020 09:27:37

Name: 201216D1\_6, Date: 16-Dec-2020, Time: 18:36:01, ID: 2002492-02 USMPDI-003SC-A-02-03-201110 12.68, Description: USMPDI-003SC-A-02-03-201110

2,3,7,8-TCDD



13C-2,3,7,8-TCDD



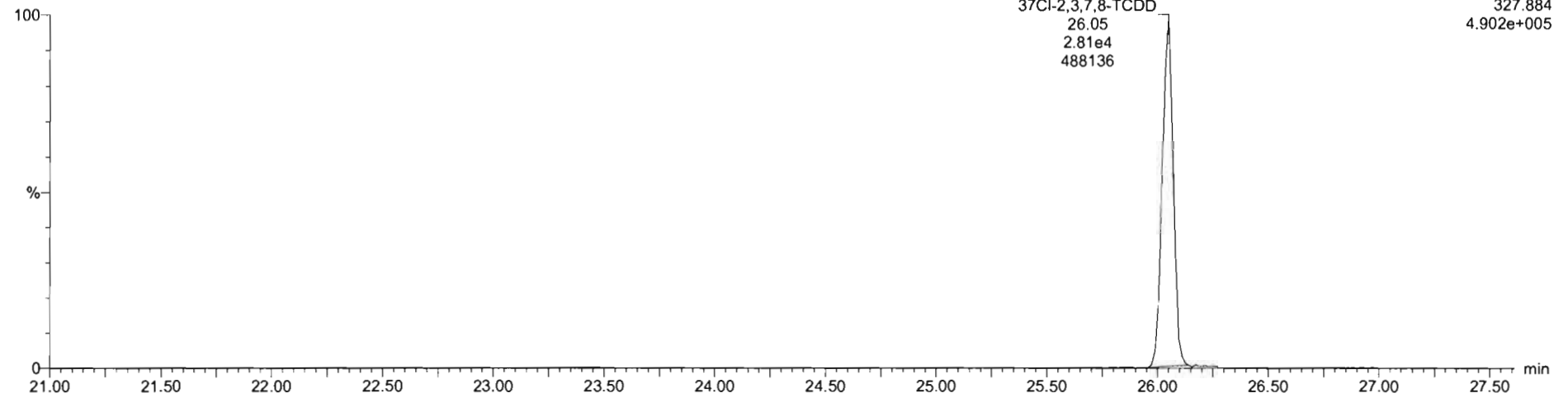
Dataset: U:\VG7.PRO\Results\201216D1\201216D1\_6.qld

Last Altered: Thursday, December 17, 2020 09:44:47 Pacific Standard Time  
Printed: Thursday, December 17, 2020 09:45:11 Pacific Standard Time

Name: 201216D1\_6, Date: 16-Dec-2020, Time: 18:36:01, ID: 2002492-02 USMPDI-003SC-A-02-03-201110 12.68, Description: USMPDI-003SC-A-02-03-201110

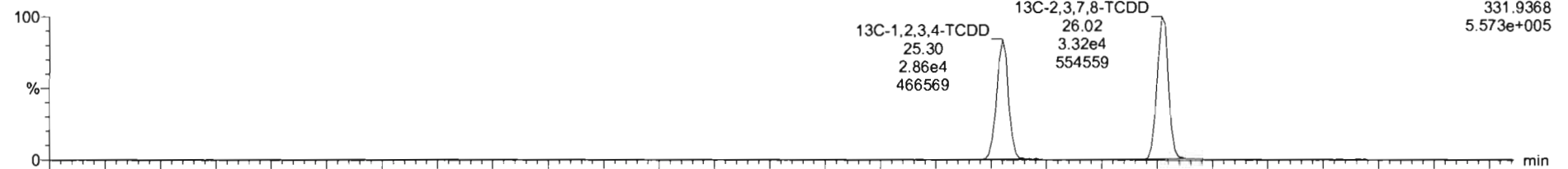
37Cl-2,3,7,8-TCDD

201216D1\_6

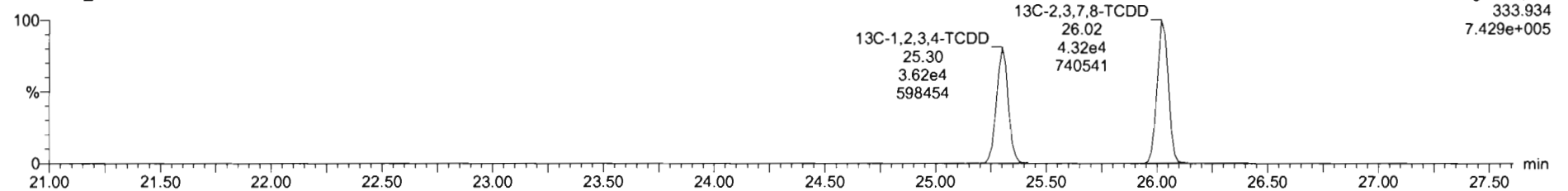


13C-1,2,3,4-TCDD

201216D1\_6



201216D1\_6





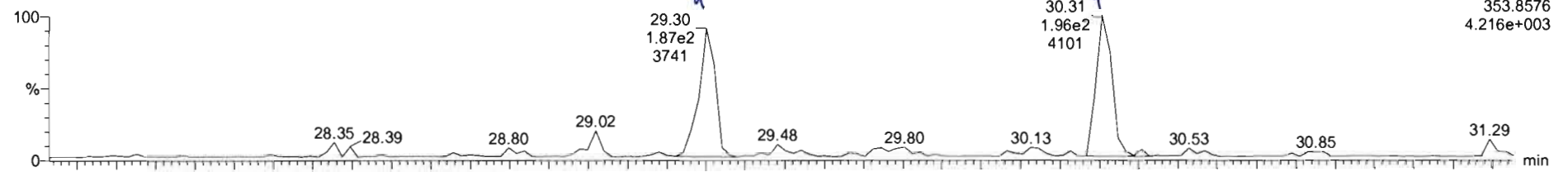
Dataset: U:\VG7.PRO\Results\201216D1\201216D1\_6.qld

Last Altered: Thursday, December 17, 2020 09:44:47 Pacific Standard Time  
Printed: Thursday, December 17, 2020 09:45:11 Pacific Standard Time

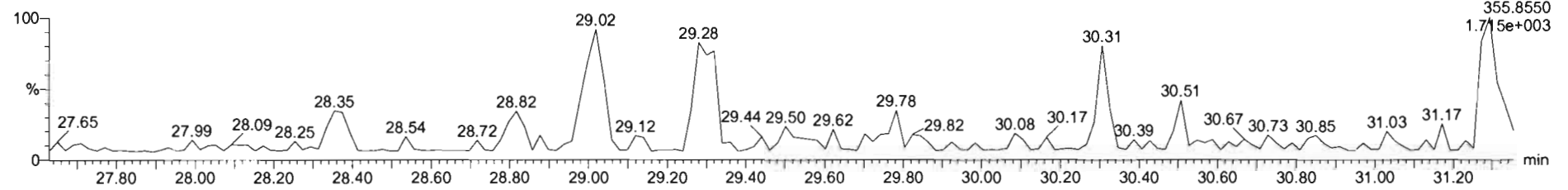
Name: 201216D1\_6, Date: 16-Dec-2020, Time: 18:36:01, ID: 2002492-02 USMPDI-003SC-A-02-03-201110 12.68, Description: USMPDI-003SC-A-02-03-201110

1,2,3,7,8-PeCDD

201216D1\_6




201216D1\_6

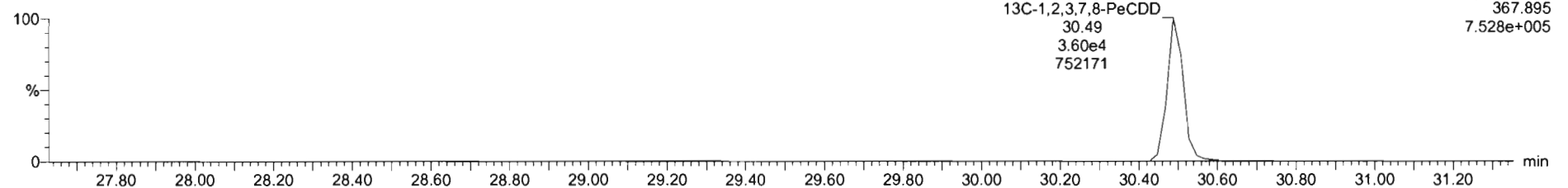


13C-1,2,3,7,8-PeCDD

201216D1\_6



201216D1\_6



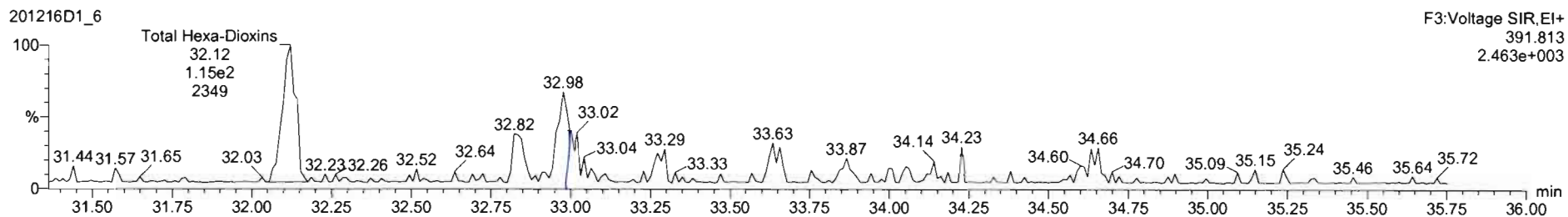
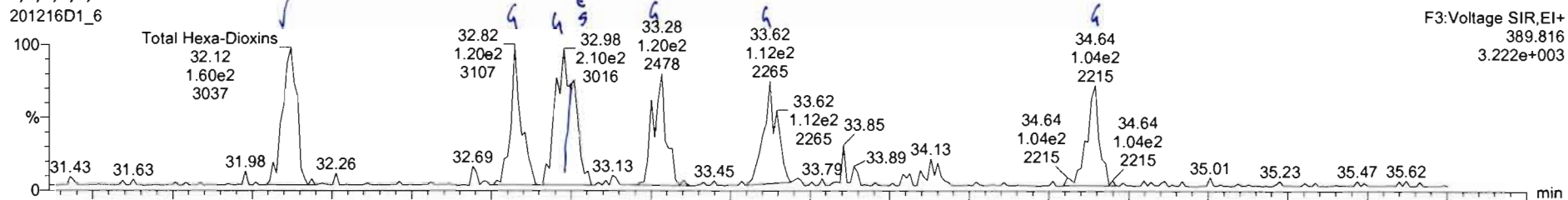


Dataset: U:\VG7.PRO\Results\201216D1\201216D1\_6.qld

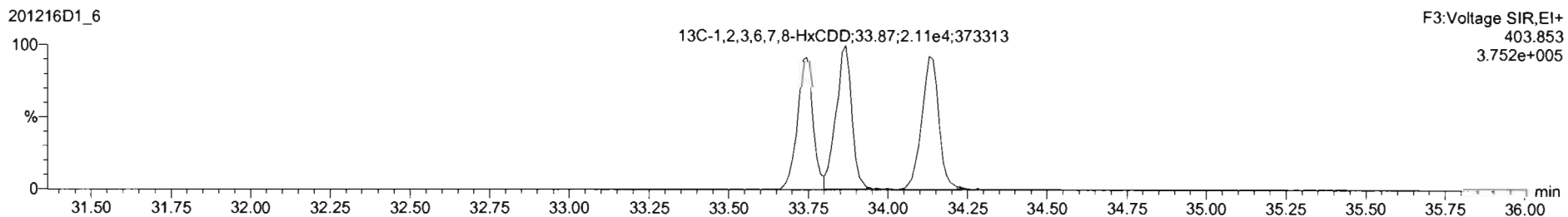
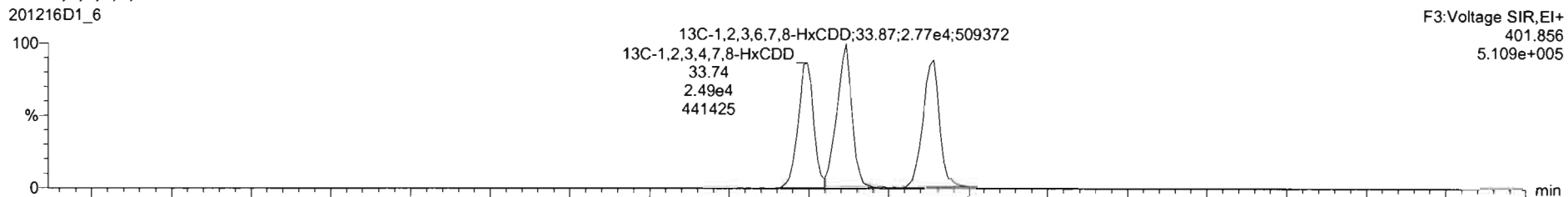
Last Altered: Thursday, December 17, 2020 09:44:47 Pacific Standard Time  
Printed: Thursday, December 17, 2020 09:45:11 Pacific Standard Time

Name: 201216D1\_6, Date: 16-Dec-2020, Time: 18:36:01, ID: 2002492-02 USMPDI-003SC-A-02-03-201110 12.68, Description: USMPDI-003SC-A-02-03-201110

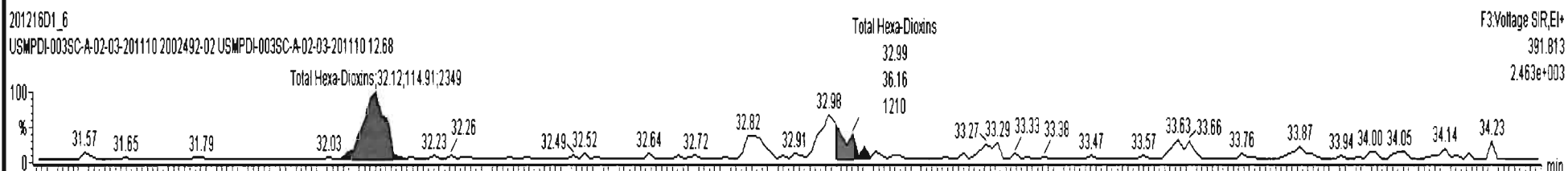
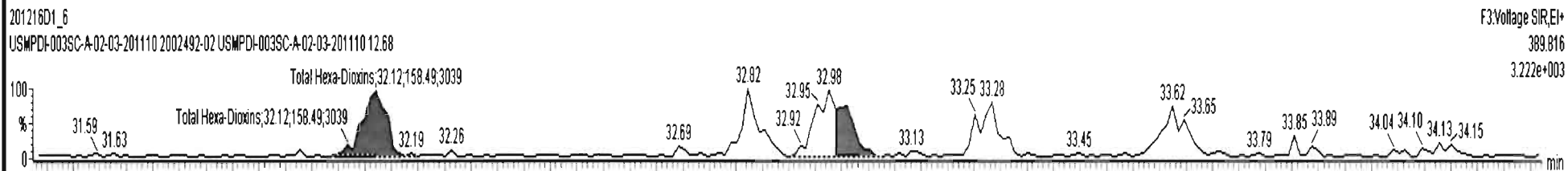
1,2,3,4,7,8-HxCDD



13C-1,2,3,4,7,8-HxCDD



201216D1\_6 - 2002492-02 USMPDI-003SC-A-02-03-201110 12.68 - USMPDI-003SC-A-02-03-201110

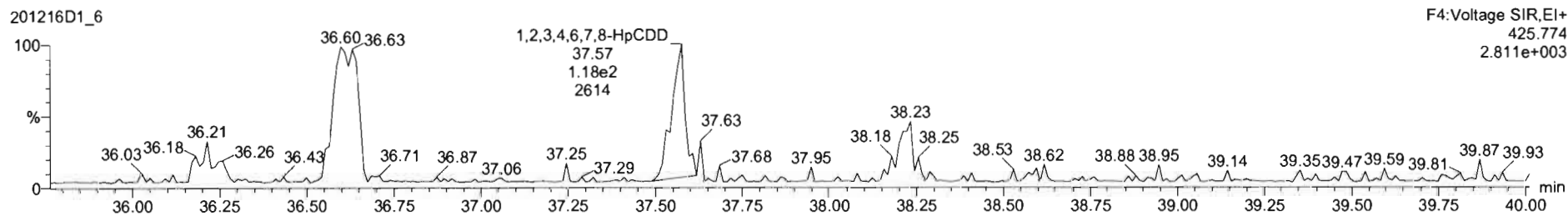
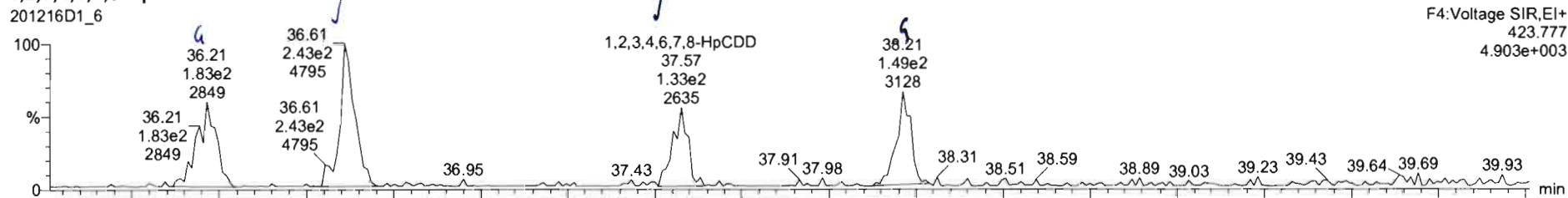


Dataset: U:\VG7.PRO\Results\201216D1\201216D1\_6.qld

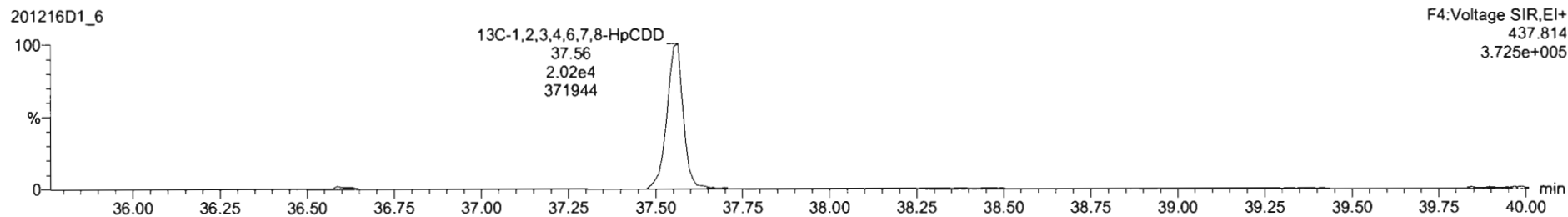
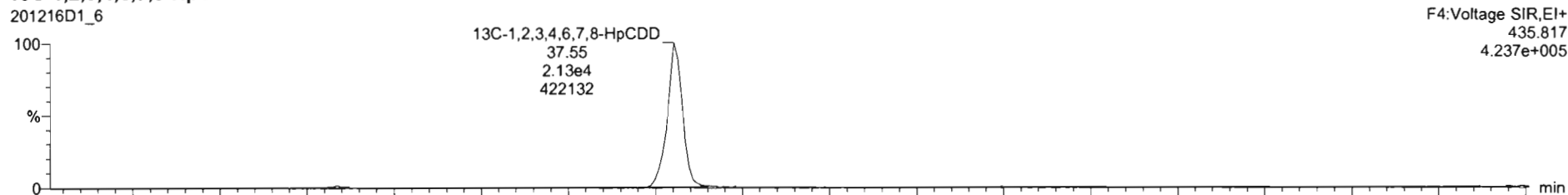
Last Altered: Thursday, December 17, 2020 09:44:47 Pacific Standard Time  
Printed: Thursday, December 17, 2020 09:45:11 Pacific Standard Time

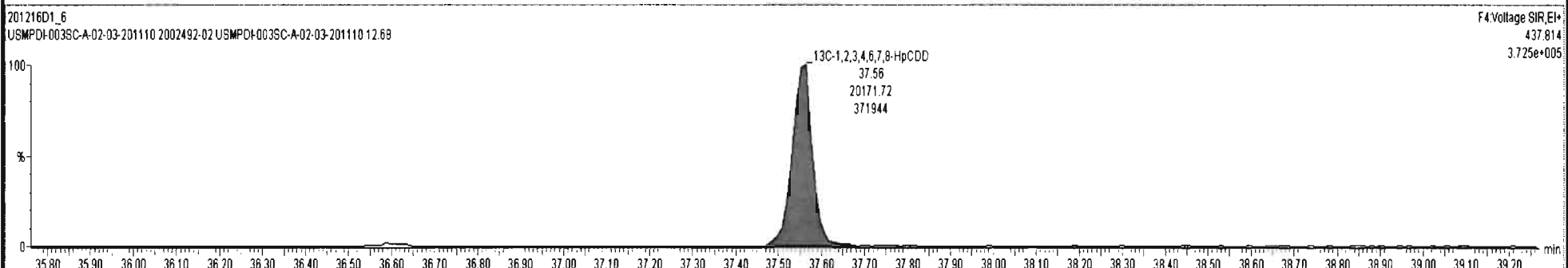
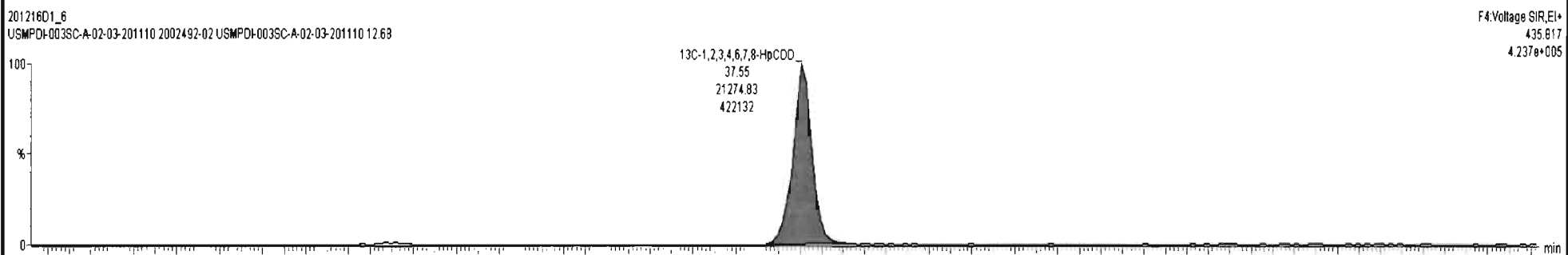
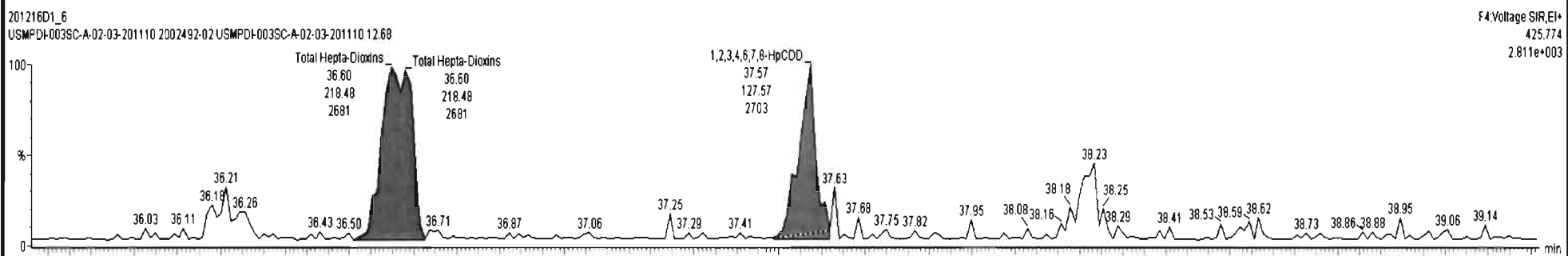
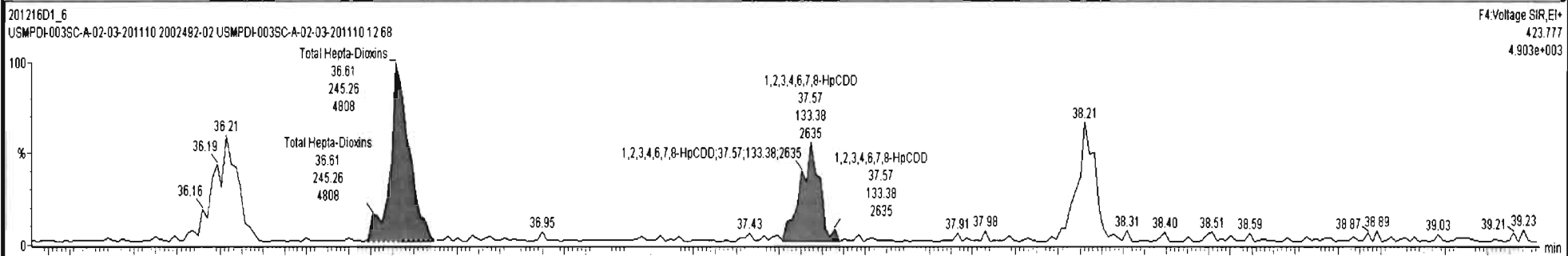
Name: 201216D1\_6, Date: 16-Dec-2020, Time: 18:36:01, ID: 2002492-02 USMPDI-003SC-A-02-03-201110 12.68, Description: USMPDI-003SC-A-02-03-201110

1,2,3,4,6,7,8-HpCDD



13C-1,2,3,4,6,7,8-HpCDD

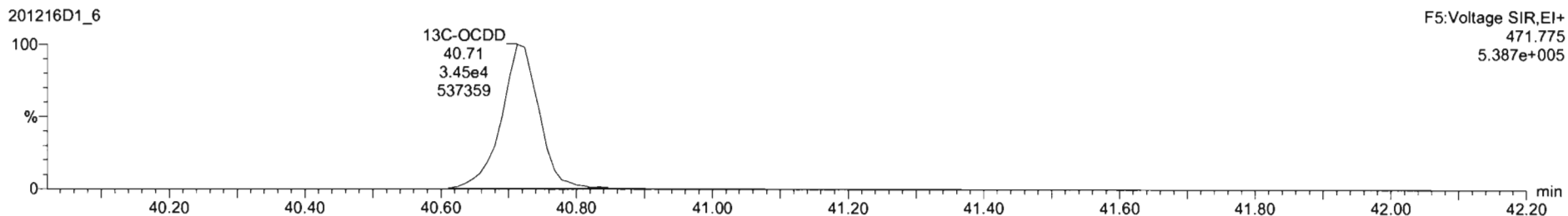

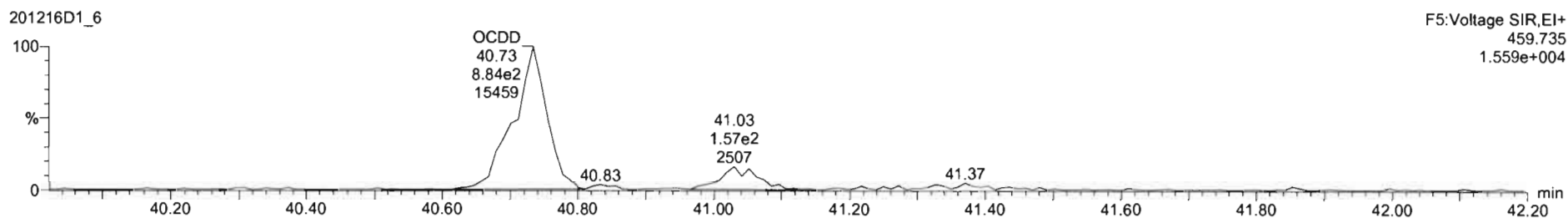
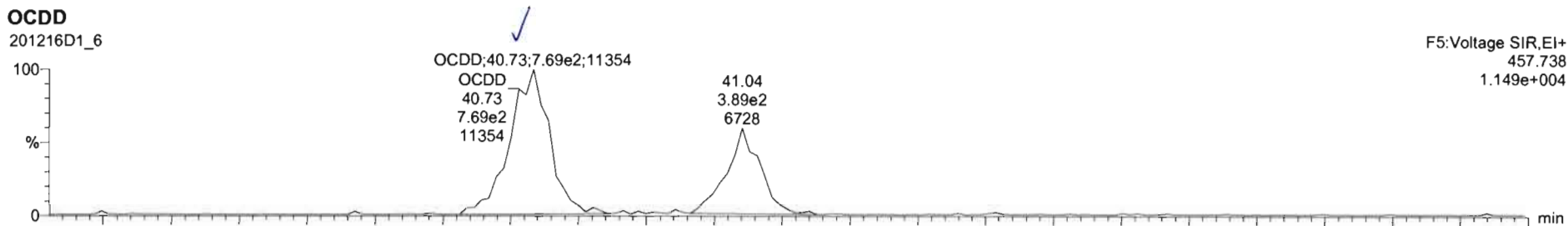




Dataset: U:\VG7.PRO\Results\201216D1\201216D1\_6.qld

Last Altered: Thursday, December 17, 2020 09:44:47 Pacific Standard Time  
Printed: Thursday, December 17, 2020 09:45:11 Pacific Standard Time

Name: 201216D1\_6, Date: 16-Dec-2020, Time: 18:36:01, ID: 2002492-02 USMPDI-003SC-A-02-03-201110 12.68, Description: USMPDI-003SC-A-02-03-201110

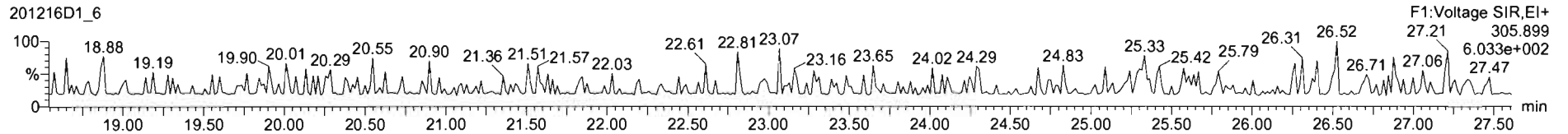
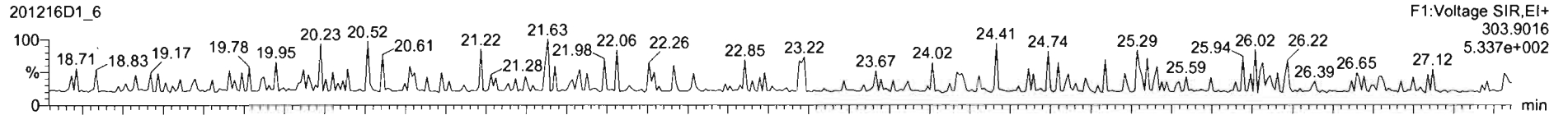


Dataset: U:\VG7.PRO\Results\201216D1\201216D1\_6.qld

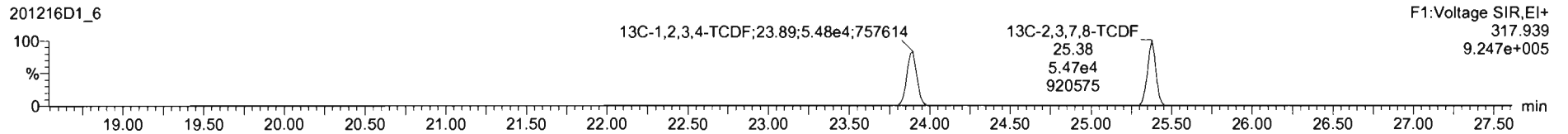

Last Altered: Thursday, December 17, 2020 09:44:47 Pacific Standard Time  
Printed: Thursday, December 17, 2020 09:45:11 Pacific Standard Time

Name: 201216D1\_6, Date: 16-Dec-2020, Time: 18:36:01, ID: 2002492-02 USMPDI-003SC-A-02-03-201110 12.68, Description: USMPDI-003SC-A-02-03-201110

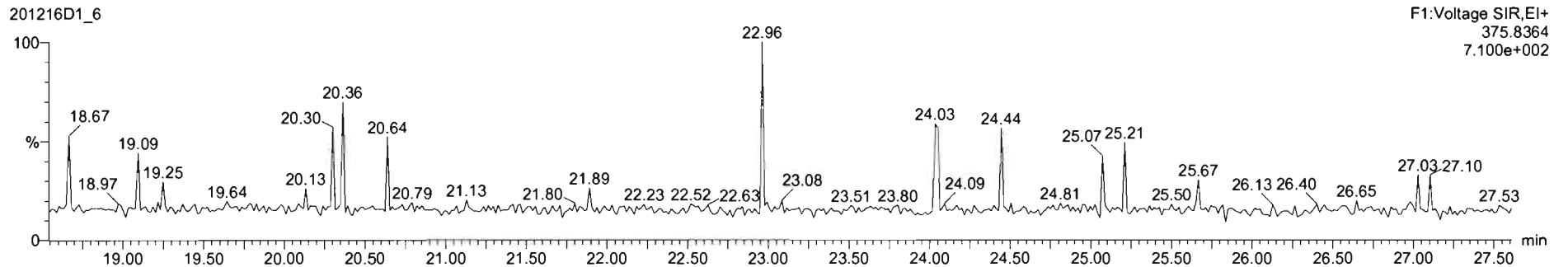
2,3,7,8-TCDF



13C-2,3,7,8-TCDF



DPE1



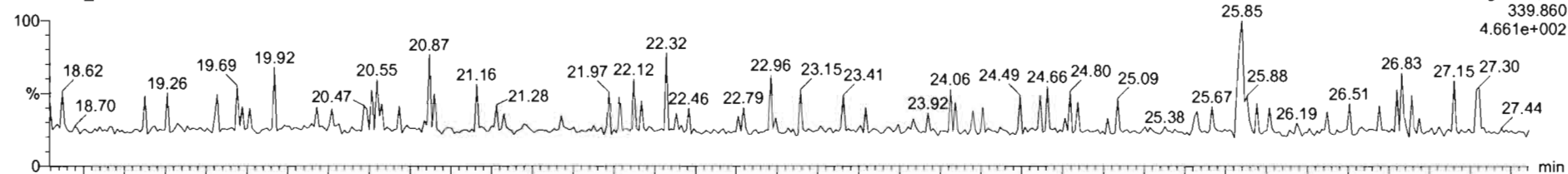
Dataset: U:\VG7.PRO\Results\201216D1\201216D1\_6.qld

Last Altered: Thursday, December 17, 2020 09:44:47 Pacific Standard Time  
Printed: Thursday, December 17, 2020 09:45:11 Pacific Standard Time

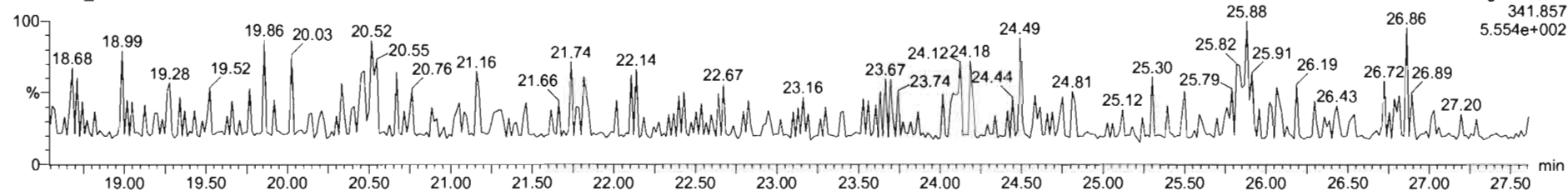
Name: 201216D1\_6, Date: 16-Dec-2020, Time: 18:36:01, ID: 2002492-02 USMPDI-003SC-A-02-03-201110 12.68, Description: USMPDI-003SC-A-02-03-201110

1st Func. Penta-Furans

201216D1\_6

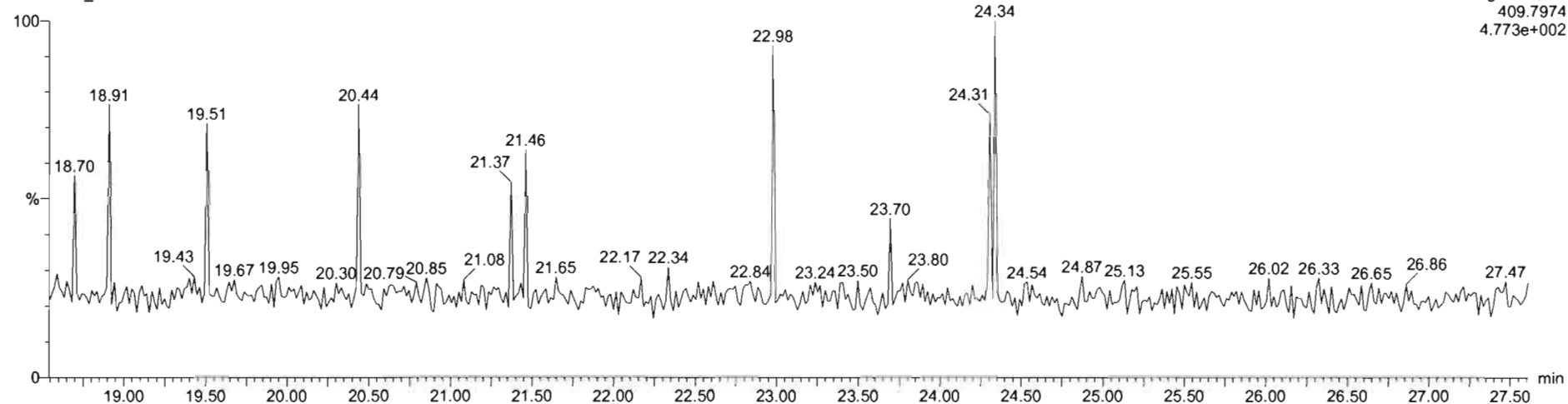


201216D1\_6



DPE6

201216D1\_6



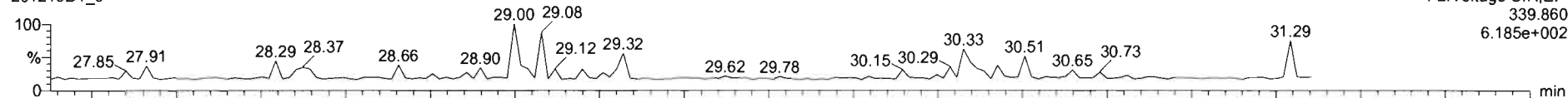
Dataset: U:\VG7.PRO\Results\201216D1\201216D1\_6.qld

Last Altered: Thursday, December 17, 2020 09:44:47 Pacific Standard Time  
Printed: Thursday, December 17, 2020 09:45:11 Pacific Standard Time

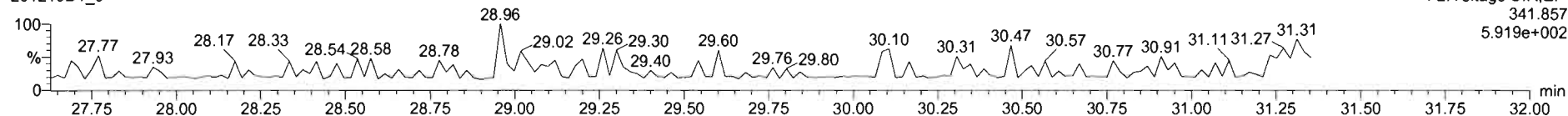
Name: 201216D1\_6, Date: 16-Dec-2020, Time: 18:36:01, ID: 2002492-02 USMPDI-003SC-A-02-03-201110 12.68, Description: USMPDI-003SC-A-02-03-201110

1,2,3,7,8-PeCDF

201216D1\_6




201216D1\_6




13C-1,2,3,7,8-PeCDF

201216D1\_6

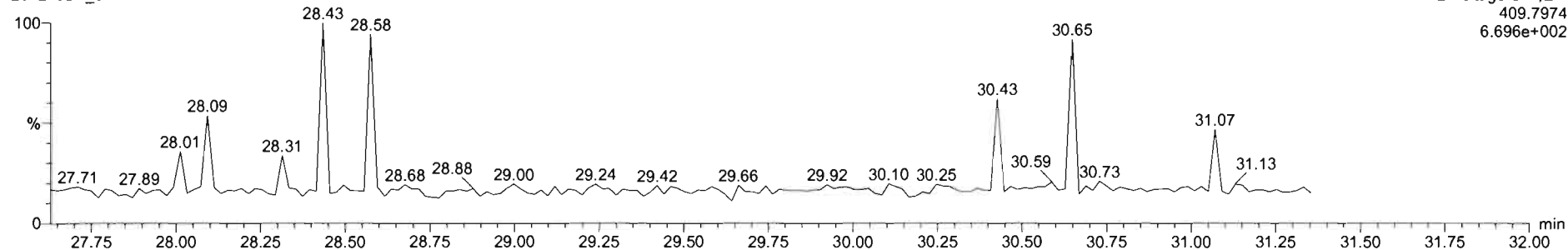


201216D1\_6



DPE2

201216D1\_6





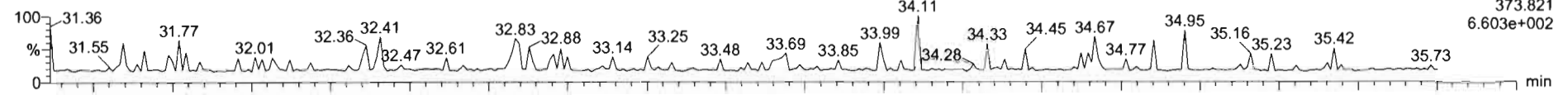
Dataset: U:\VG7.PRO\Results\201216D1\201216D1\_6.qld

Last Altered: Thursday, December 17, 2020 09:44:47 Pacific Standard Time  
Printed: Thursday, December 17, 2020 09:45:11 Pacific Standard Time

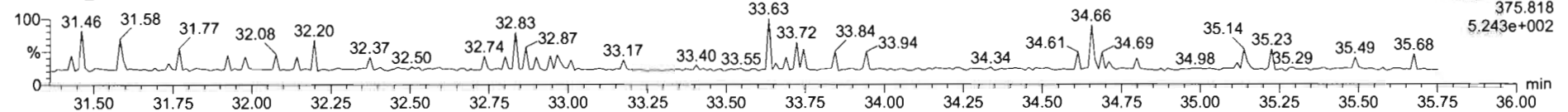
Name: 201216D1\_6, Date: 16-Dec-2020, Time: 18:36:01, ID: 2002492-02 USMPDI-003SC-A-02-03-201110 12.68, Description: USMPDI-003SC-A-02-03-201110

**1,2,3,4,7,8-HxCDF**

201216D1\_6

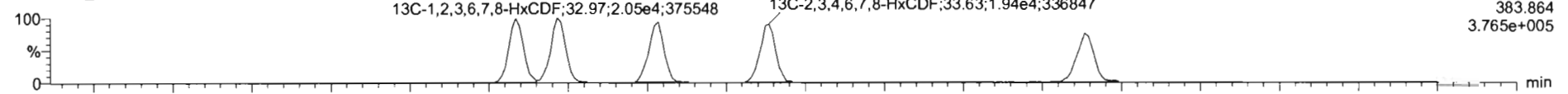


201216D1\_6

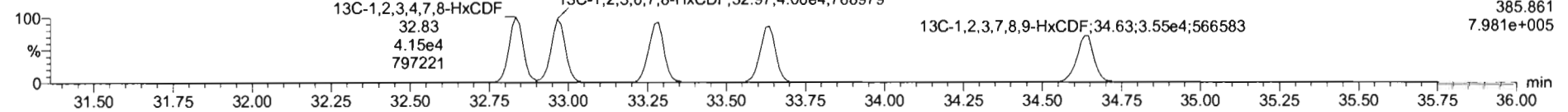


**13C-1,2,3,4,7,8-HxCDF**

201216D1\_6

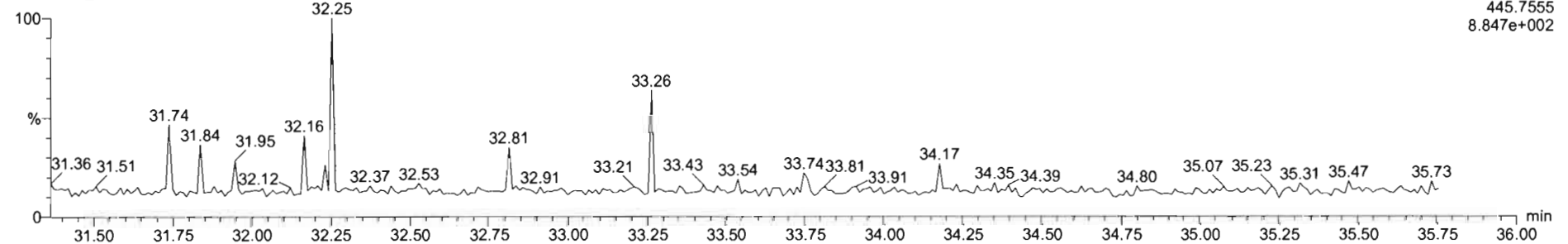


201216D1\_6



**DPE3**

201216D1\_6

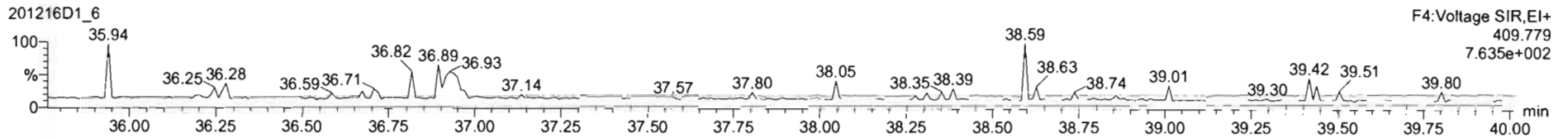
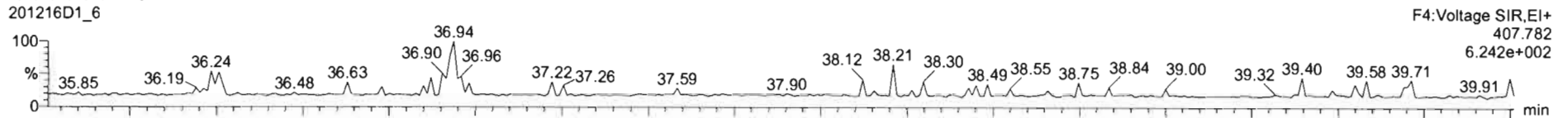


Dataset: U:\VG7.PRO\Results\201216D1\201216D1\_6.qld


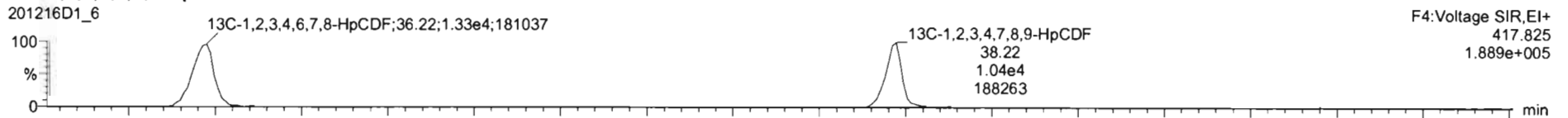
Last Altered: Thursday, December 17, 2020 09:44:47 Pacific Standard Time  
Printed: Thursday, December 17, 2020 09:45:11 Pacific Standard Time

Name: 201216D1\_6, Date: 16-Dec-2020, Time: 18:36:01, ID: 2002492-02 USMPDI-003SC-A-02-03-201110 12.68, Description: USMPDI-003SC-A-02-03-201110

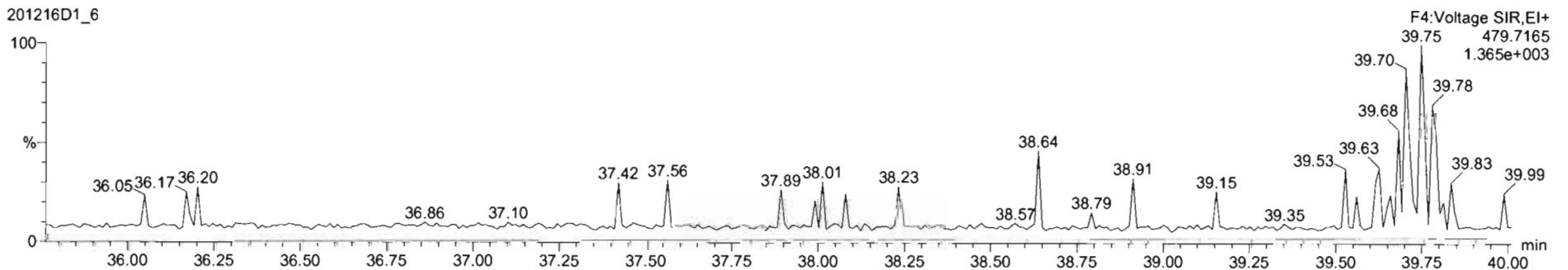
1,2,3,4,6,7,8-HpCDF



13C-1,2,3,4,6,7,8-HpCDF



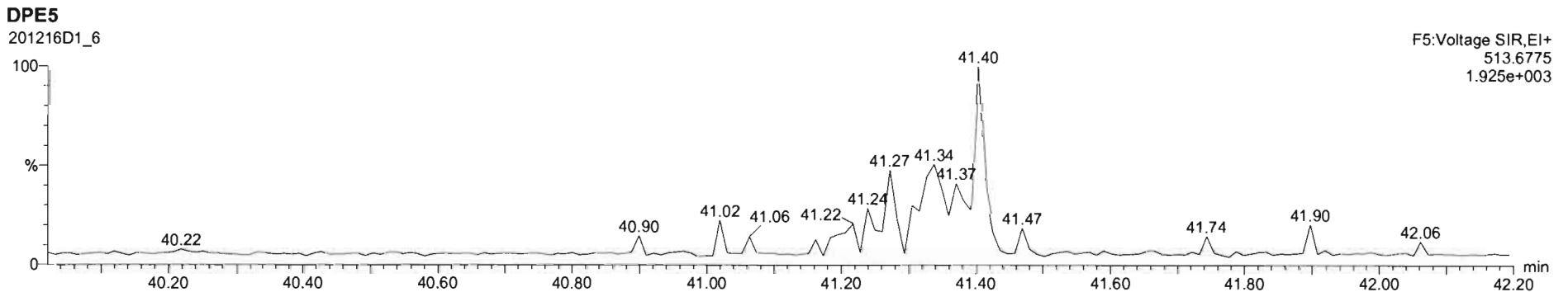
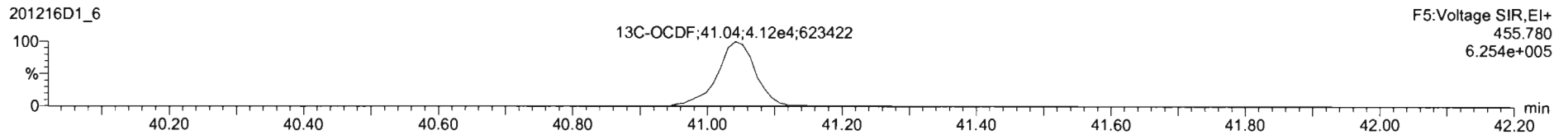
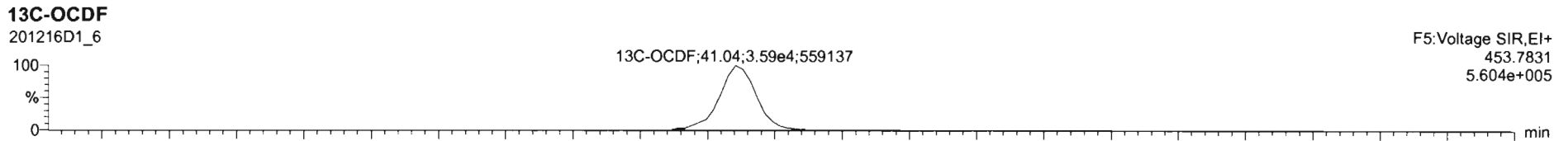
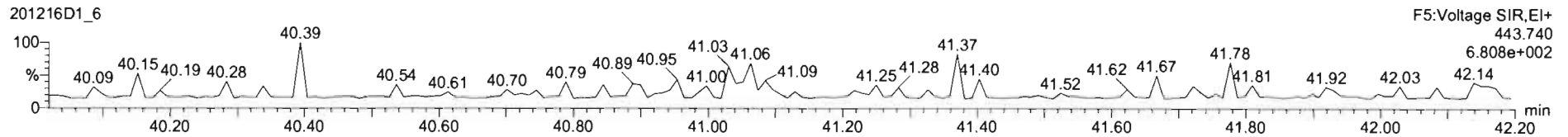
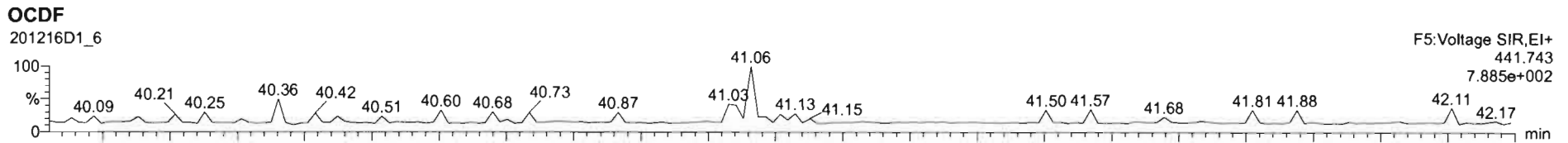
DPE4



Dataset: U:\VG7.PRO\Results\201216D1\201216D1\_6.qld

Last Altered: Thursday, December 17, 2020 09:44:47 Pacific Standard Time  
Printed: Thursday, December 17, 2020 09:45:11 Pacific Standard Time

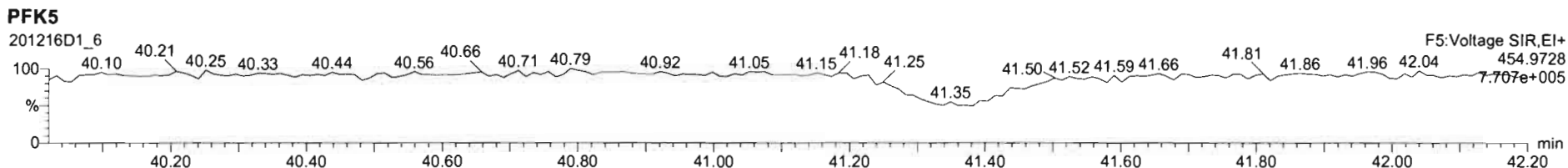
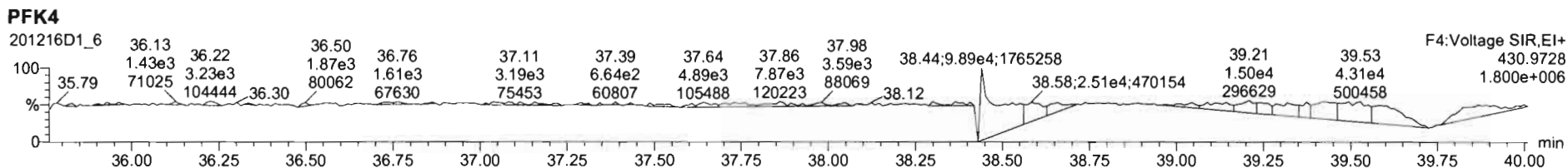
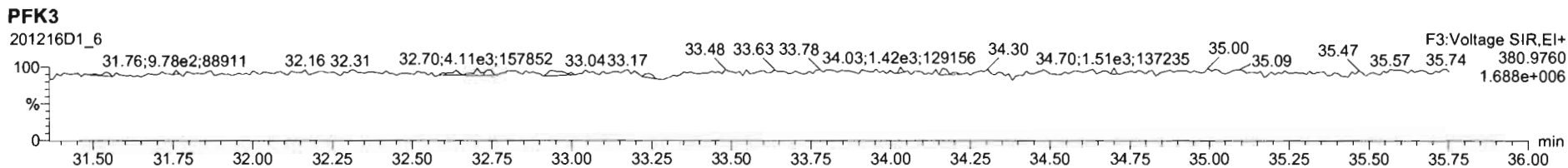
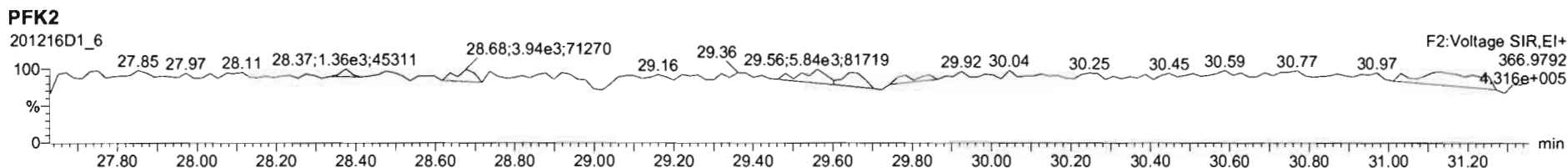
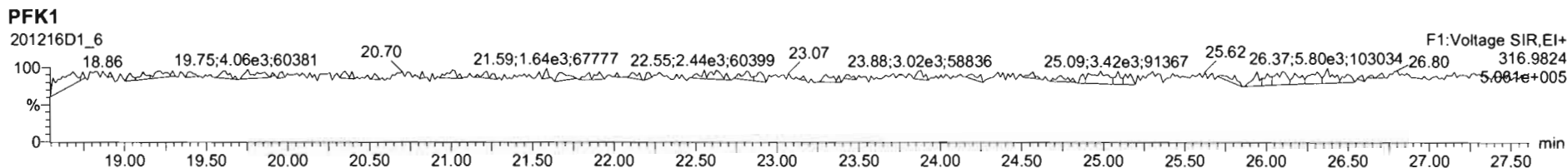
Name: 201216D1\_6, Date: 16-Dec-2020, Time: 18:36:01, ID: 2002492-02 USMPDI-003SC-A-02-03-201110 12.68, Description: USMPDI-003SC-A-02-03-201110



Dataset: U:\VG7.PRO\Results\201216D1\201216D1\_6.qld

Last Altered: Thursday, December 17, 2020 09:44:47 Pacific Standard Time  
Printed: Thursday, December 17, 2020 09:45:11 Pacific Standard Time

Name: 201216D1\_6, Date: 16-Dec-2020, Time: 18:36:01, ID: 2002492-02 USMPDI-003SC-A-02-03-201110 12.68, Description: USMPDI-003SC-A-02-03-201110



Dataset: U:\VG7.PRO\Results\201216D1\201216D1\_7.qld

Last Altered: Thursday, December 17, 2020 11:24:30 Pacific Standard Time

Printed: Thursday, December 17, 2020 11:26:39 Pacific Standard Time

*DB 12/17/20 CT 12/10/2020*

Method: C:\MassLynx\Default.PRO\MethDB\1613\_rrt.mdb 10 Dec 2020 12:07:43

Calibration: U:\VG7.PRO\CurveDB\ZB\_DIOXIN\_1613vg7-9-30-20.cdb 01 Oct 2020 09:27:37

Name: 201216D1\_7, Date: 16-Dec-2020, Time: 19:22:09, ID: 2002492-03 USMPDI-003SC-A-03-04-201110 11.86, Description: USMPDI-003SC-A-03-04-201110

#	Name	Resp	RA	n/y	RRF	wt/vol	Pred.RT	RT	Pred.RRT	RRT	Conc.	%Rec	DL	EMPC
1	1 2,3,7,8-TCDD			NO	1.00	10.055	26.051		1.001				0.170	
2	2 1,2,3,7,8-PeCDD			NO	0.935	10.055	30.508		1.001				0.266	
3	3 1,2,3,4,7,8-HxCDD			NO	1.15	10.055	33.733		1.000				0.241	
4	4 1,2,3,6,7,8-HxCDD			NO	1.02	10.055	33.843		1.000				0.251	
5	5 1,2,3,7,8,9-HxCDD			NO	1.06	10.055	34.152		1.001				0.252	
6	6 1,2,3,4,6,7,8-HpCDD	2.73e2	1.04	NO	1.00	10.055	37.552	37.56	1.000	1.001	1.4033		0.348	1.40
7	7 OCDD	1.53e3	0.90	NO	0.952	10.055	40.701	40.71	1.000	1.000	10.522		0.574	10.5
8	8 2,3,7,8-TCDF			NO	1.01	10.055	25.387		1.001				0.126	
9	9 1,2,3,7,8-PeCDF			NO	0.998	10.055	29.300		1.001				0.0980	
10	10 2,3,4,7,8-PeCDF			NO	1.07	10.055	30.336		1.001				0.0955	
11	11 1,2,3,4,7,8-HxCDF			NO	1.05	10.055	32.823		1.000				0.111	
12	12 1,2,3,6,7,8-HxCDF			NO	1.10	10.055	32.965		1.000				0.108	
13	13 2,3,4,6,7,8-HxCDF			NO	1.09	10.055	33.647		1.001				0.111	
14	14 1,2,3,7,8,9-HxCDF			NO	1.08	10.055	34.612		1.000				0.146	
15	15 1,2,3,4,6,7,8-HpCDF			NO	1.13	10.055	36.228		1.001				0.165	
16	16 1,2,3,4,7,8,9-HpCDF			NO	1.29	10.055	38.200		1.000				0.155	
17	17 OCDF			NO	0.953	10.055	41.031		1.000				0.214	
18	18 13C-2,3,7,8-TCDD	7.33e4	0.78	NO	1.17	10.055	25.943	26.02	1.026	1.029	203.90	103	1.00	
19	19 13C-1,2,3,7,8-PeCDD	5.49e4	0.60	NO	0.914	10.055	30.492	30.49	1.206	1.206	195.96	98.5	0.749	
20	20 13C-1,2,3,4,7,8-HxCDD	4.33e4	1.34	NO	0.634	10.055	33.728	33.72	1.014	1.014	240.70	121	1.02	
21	21 13C-1,2,3,6,7,8-HxCDD	4.78e4	1.25	NO	0.724	10.055	33.837	33.84	1.017	1.017	232.50	117	0.893	
22	22 13C-1,2,3,7,8,9-HxCDD	4.80e4	1.32	NO	0.716	10.055	34.107	34.12	1.025	1.026	236.23	119	0.904	
23	23 13C-1,2,3,4,6,7,8-HpCDD	3.87e4	1.05	NO	0.660	10.055	37.553	37.54	1.129	1.129	206.65	104	1.70	
24	24 13C-OCDD	6.07e4	0.91	NO	0.587	10.055	40.560	40.70	1.219	1.224	365.09	91.8	0.870	
25	25 13C-2,3,7,8-TCDF	9.69e4	0.76	NO	1.02	10.055	25.344	25.36	1.002	1.003	210.36	106	0.945	
26	26 13C-1,2,3,7,8-PeCDF	7.79e4	1.60	NO	0.842	10.055	29.223	29.28	1.156	1.158	205.19	103	1.17	
27	27 13C-2,3,4,7,8-PeCDF	7.76e4	1.64	NO	0.802	10.055	30.116	30.31	1.191	1.199	214.63	108	1.23	
28	28 13C-1,2,3,4,7,8-HxCDF	6.07e4	0.50	NO	1.00	10.055	32.863	32.82	0.988	0.987	213.59	107	0.991	
29	29 13C-1,2,3,6,7,8-HxCDF	5.86e4	0.51	NO	1.02	10.055	32.996	32.96	0.992	0.991	202.71	102	0.976	
30	30 13C-2,3,4,6,7,8-HxCDF	5.73e4	0.51	NO	0.955	10.055	33.565	33.61	1.009	1.011	211.51	106	1.04	
31	31 13C-1,2,3,7,8,9-HxCDF	5.33e4	0.51	NO	0.851	10.055	34.639	34.61	1.041	1.041	220.93	111	1.17	

Dataset: U:\VG7.PRO\Results\201216D1\201216D1\_7.qld

Last Altered: Thursday, December 17, 2020 11:24:30 Pacific Standard Time

Printed: Thursday, December 17, 2020 11:26:39 Pacific Standard Time

Name: 201216D1\_7, Date: 16-Dec-2020, Time: 19:22:09, ID: 2002492-03 USMPDI-003SC-A-03-04-201110 11.86, Description: USMPDI-003SC-A-03-04-201110

#	Name	Resp	RA	n/y	RRF	wt/vol	Pred.RT	RT	Pred.RRT	RRT	Conc.	%Rec	DL	EMPC
32	13C-1,2,3,4,6,7,8-HpCDF	4.43e4	0.43	NO	0.848	10.055	36.156	36.19	1.087	1.088	183.88	92.4	1.38	
33	13C-1,2,3,4,7,8,9-HpCDF	3.50e4	0.42	NO	0.624	10.055	38.152	38.20	1.147	1.148	197.45	99.3	1.88	
34	13C-OCDF	7.43e4	0.89	NO	0.730	10.055	40.713	41.03	1.224	1.234	359.10	90.3	0.673	
35	37Cl-2,3,7,8-TCDD	2.66e4			1.21	10.055	25.941	26.03	1.026	1.030	71.877	90.3	0.115	
36	13C-1,2,3,4-TCDD	6.10e4	0.78	NO	1.00	10.055	25.300	25.29	1.000	1.000	198.90	100	1.17	
37	13C-1,2,3,4-TCDF	8.97e4	0.78	NO	1.00	10.055	23.880	23.88	1.000	1.000	198.90	100	0.966	
38	13C-1,2,3,4,6,9-HxCDF	5.64e4	0.48	NO	1.00	10.055	33.310	33.26	1.000	1.000	198.90	100	0.994	
39	Total Tetra-Dioxins				1.00	10.055	24.620		0.000				0.105	
40	Total Penta-Dioxins				0.935	10.055	29.960		0.000				0.0961	
41	Total Hexa-Dioxins				1.02	10.055	33.635		0.000		0.00000		0.123	0.959
42	Total Hepta-Dioxins				1.00	10.055	37.640		0.000		1.4033		0.348	3.41
43	Total Tetra-Furans				1.01	10.055	23.610		0.000				0.0508	
44	1st Func. Penta-Furans				0.998	10.055	26.750		0.000				0.0247	
45	Total Penta-Furans				0.998	10.055	29.275		0.000				0.0470	
46	Total Hexa-Furans				1.09	10.055	33.555		0.000				0.0615	
47	Total Hepta-Furans				1.13	10.055	37.835		0.000				0.0993	

Vista Analytical Laboratory

Dataset: U:\VG7.PRO\Results\201216D1\201216D1\_7.qld

Last Altered: Thursday, December 17, 2020 11:24:30 Pacific Standard Time

Printed: Thursday, December 17, 2020 11:26:39 Pacific Standard Time

Method: C:\MassLynx\Default.PRO\MethDB\1613\_rrt.mdb 10 Dec 2020 12:07:43

Calibration: U:\VG7.PRO\CurveDB\ZB\_DIOXIN\_1613vg7-9-30-20.cdb 01 Oct 2020 09:27:37

Name: 201216D1\_7, Date: 16-Dec-2020, Time: 19:22:09, ID: 2002492-03 USMPDI-003SC-A-03-04-201110 11.86, Description: USMPDI-003SC-A-03-04-201110

**Tetra-Dioxins**

	Name	RT	m1 Height	m2 Height	m1 Resp	m2 Resp	RA	n/y	Resp	Conc.	EMPC	DL
1												

**Penta-Dioxins**

	Name	RT	m1 Height	m2 Height	m1 Resp	m2 Resp	RA	n/y	Resp	Conc.	EMPC	DL
1												

**Hexa-Dioxins**

	Name	RT	m1 Height	m2 Height	m1 Resp	m2 Resp	RA	n/y	Resp	Conc.	EMPC	DL
1	Total Hexa-Dioxins	32.10	2.414e3	1.769e3	1.183e2	8.042e1	1.47	YES	0.000e0	0.00000	0.75560	0.123
2	Total Hexa-Dioxins	32.98	1.704e3	8.530e2	3.958e1	2.165e1	1.83	YES	0.000e0	0.00000	0.20344	0.123

**Hepta-Dioxins**

	Name	RT	m1 Height	m2 Height	m1 Resp	m2 Resp	RA	n/y	Resp	Conc.	EMPC	DL
1	Total Hepta-Dioxins	36.58	4.204e3	2.988e3	2.483e2	1.913e2	1.30	YES	0.000e0	0.00000	2.0029	0.348
2	1,2,3,4,6,7,8-HpCDD	37.56	2.658e3	2.006e3	1.395e2	1.340e2	1.04	NO	2.735e2	1.4033	1.4033	0.348

**Tetra-Furans**

	Name	RT	m1 Height	m2 Height	m1 Resp	m2 Resp	RA	n/y	Resp	Conc.	EMPC	DL
1												

**Penta-Furans function 1**

	Name	RT	m1 Height	m2 Height	m1 Resp	m2 Resp	RA	n/y	Resp	Conc.	EMPC	DL
1												

**Quantify Totals Report MassLynx 4.1**

Vista Analytical Laboratory

Dataset: U:\VG7.PRO\Results\201216D1\201216D1\_7.qld

Last Altered: Thursday, December 17, 2020 11:24:30 Pacific Standard Time

Printed: Thursday, December 17, 2020 11:26:39 Pacific Standard Time

---

**Name: 201216D1\_7, Date: 16-Dec-2020, Time: 19:22:09, ID: 2002492-03 USMPDI-003SC-A-03-04-201110 11.86, Description: USMPDI-003SC-A-03-04-201110**

**Penta-Furans**

	Name	RT	m1 Height	m2 Height	m1 Resp	m2 Resp	RA	n/y	Resp	Conc.	EMPC	DL
1												

**Hexa-Furans**

	Name	RT	m1 Height	m2 Height	m1 Resp	m2 Resp	RA	n/y	Resp	Conc.	EMPC	DL
1												

**Hepta-Furans**

	Name	RT	m1 Height	m2 Height	m1 Resp	m2 Resp	RA	n/y	Resp	Conc.	EMPC	DL
1												



Dataset: U:\VG7.PRO\Results\201216D1\201216D1\_7.qld

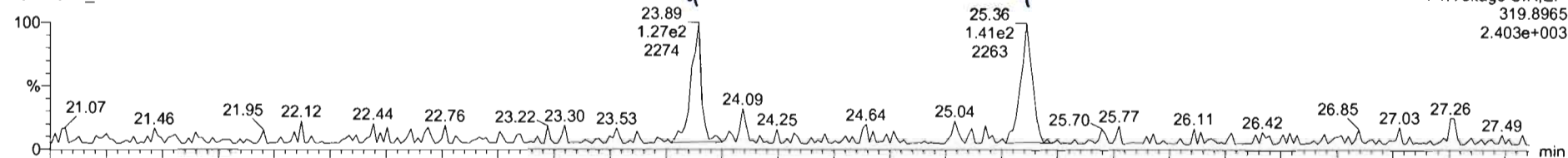
Last Altered: Thursday, December 17, 2020 09:45:17 Pacific Standard Time  
Printed: Thursday, December 17, 2020 09:45:41 Pacific Standard Time

Method: C:\MassLynx\Default.PRO\MethDB\1613\_rrt.mdb 10 Dec 2020 12:07:43  
Calibration: U:\VG7.PRO\CurveDB\ZB\_DIOXIN\_1613vg7-9-30-20.cdb 01 Oct 2020 09:27:37

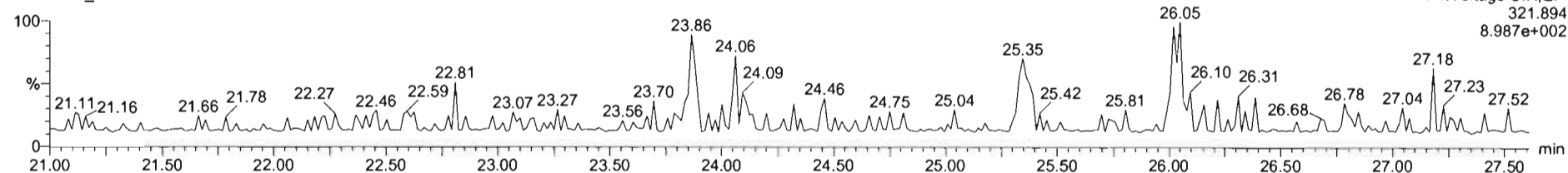
Name: 201216D1\_7, Date: 16-Dec-2020, Time: 19:22:09, ID: 2002492-03 USMPDI-003SC-A-03-04-201110 11.86, Description: USMPDI-003SC-A-03-04-201110

2,3,7,8-TCDD

201216D1\_7




201216D1\_7




13C-2,3,7,8-TCDD

201216D1\_7



201216D1\_7



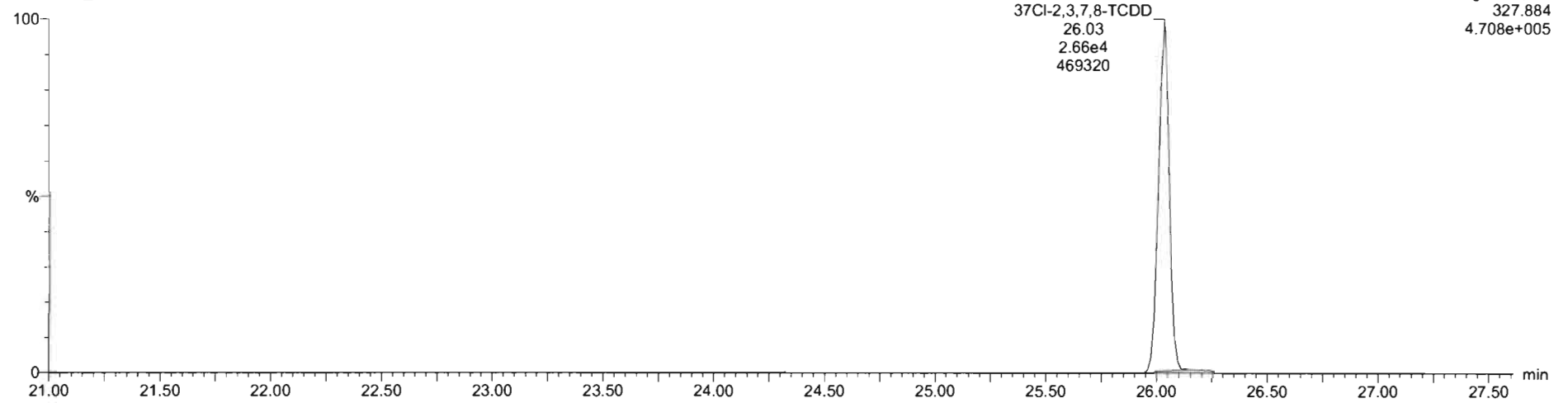
Dataset: U:\VG7.PRO\Results\201216D1\201216D1\_7.qld

Last Altered: Thursday, December 17, 2020 09:45:17 Pacific Standard Time  
Printed: Thursday, December 17, 2020 09:45:41 Pacific Standard Time

Name: 201216D1\_7, Date: 16-Dec-2020, Time: 19:22:09, ID: 2002492-03 USMPDI-003SC-A-03-04-201110 11.86, Description: USMPDI-003SC-A-03-04-201110

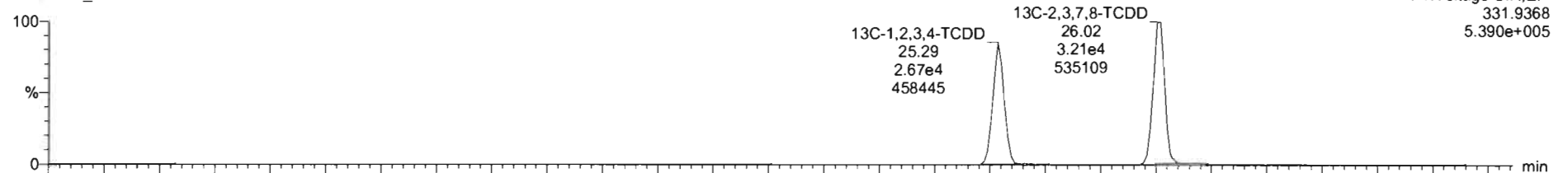
**37Cl-2,3,7,8-TCDD**

201216D1\_7

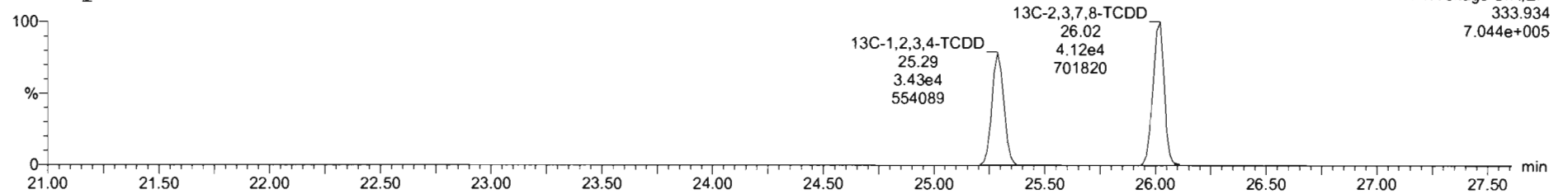


**13C-1,2,3,4-TCDD**

201216D1\_7



201216D1\_7

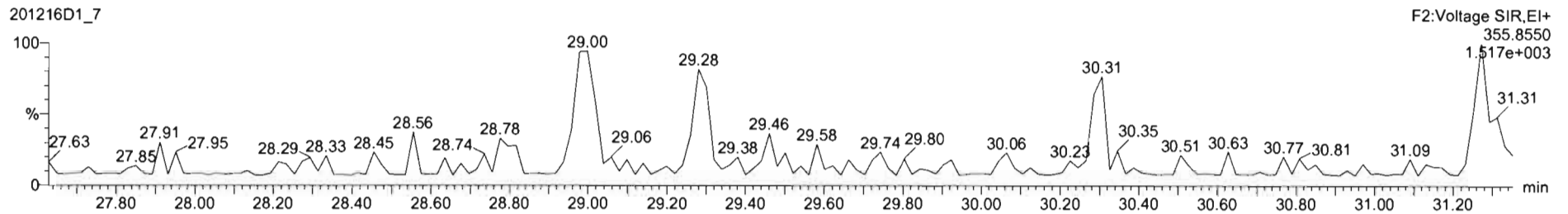
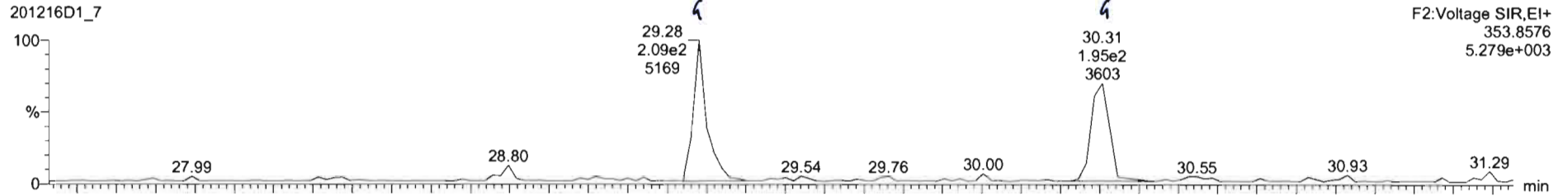


Dataset: U:\VG7.PRO\Results\201216D1\201216D1\_7.qld

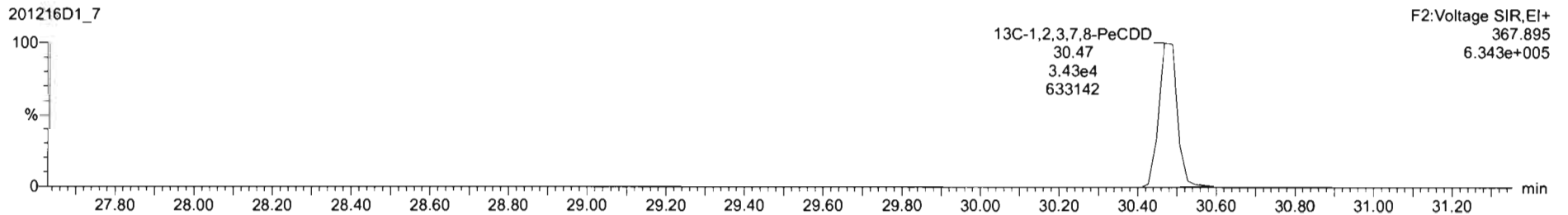

Last Altered: Thursday, December 17, 2020 09:45:17 Pacific Standard Time  
Printed: Thursday, December 17, 2020 09:45:41 Pacific Standard Time

Name: 201216D1\_7, Date: 16-Dec-2020, Time: 19:22:09, ID: 2002492-03 USMPDI-003SC-A-03-04-201110 11.86, Description: USMPDI-003SC-A-03-04-201110

1,2,3,7,8-PeCDD



13C-1,2,3,7,8-PeCDD



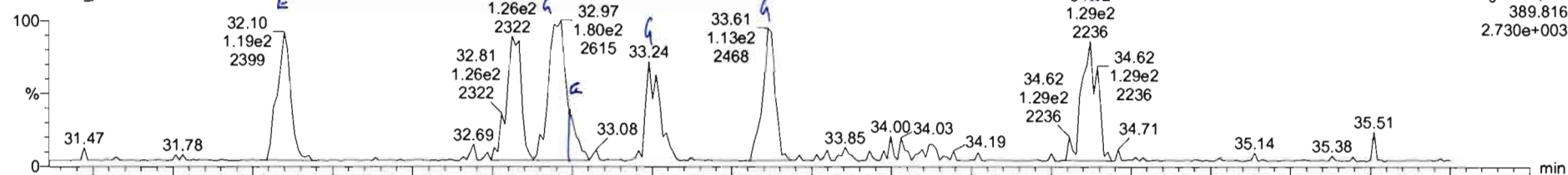
Dataset: U:\VG7.PRO\Results\201216D1\201216D1\_7.qld

Last Altered: Thursday, December 17, 2020 09:45:17 Pacific Standard Time  
Printed: Thursday, December 17, 2020 09:45:41 Pacific Standard Time

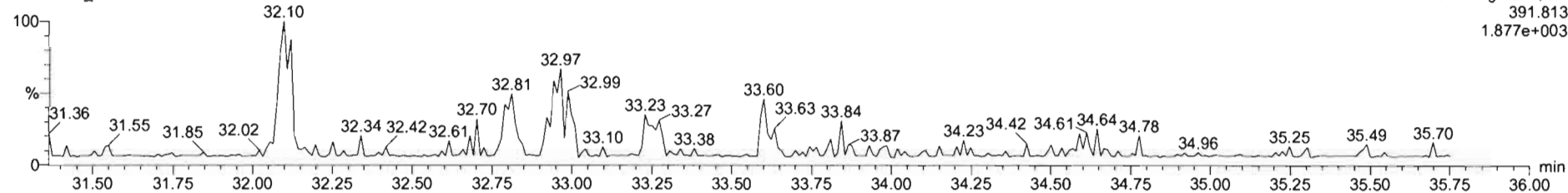
Name: 201216D1\_7, Date: 16-Dec-2020, Time: 19:22:09, ID: 2002492-03 USMPDI-003SC-A-03-04-201110 11.86, Description: USMPDI-003SC-A-03-04-201110

1,2,3,4,7,8-HxCDD

201216D1\_7

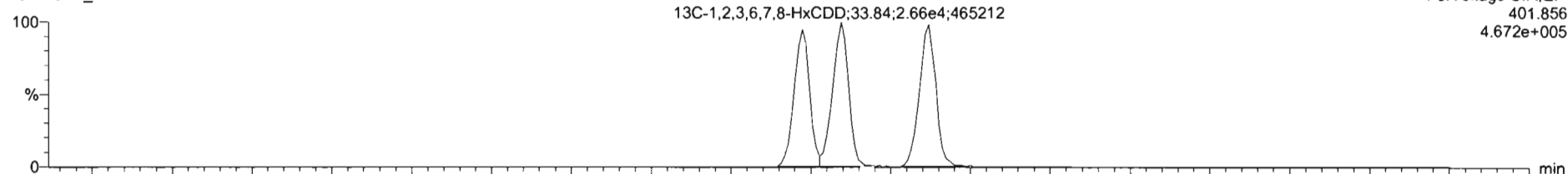


201216D1\_7

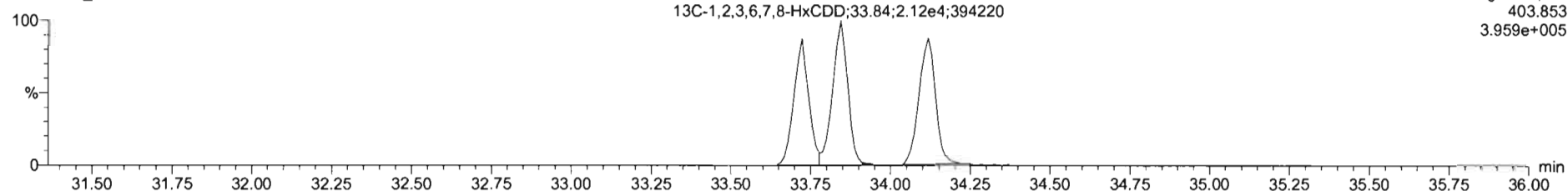


13C-1,2,3,4,7,8-HxCDD

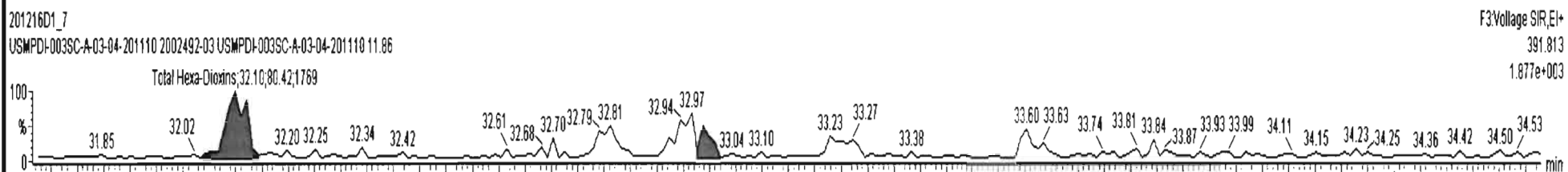
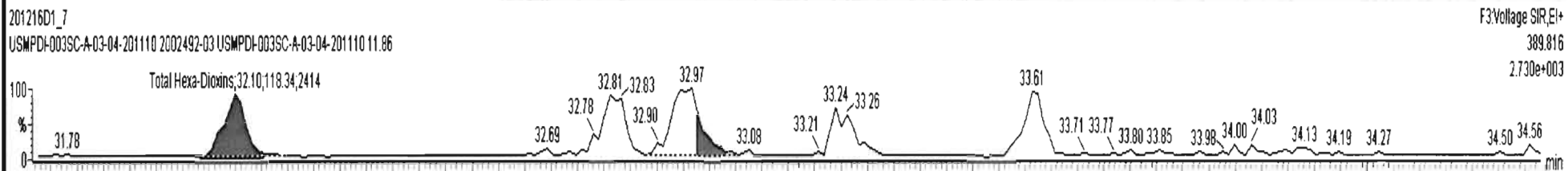
201216D1\_7



201216D1\_7



201216D1\_7 - 2002492-03 USMPDI-003SC-A-03-04-201110-11.86 - USMPDI-003SC-A-03-04-201110

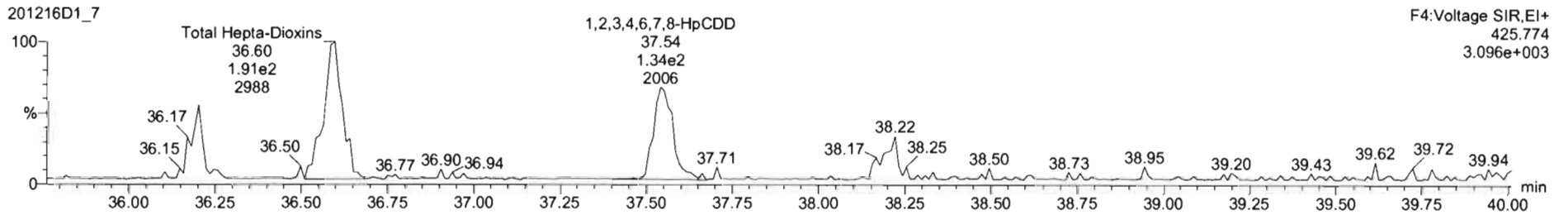
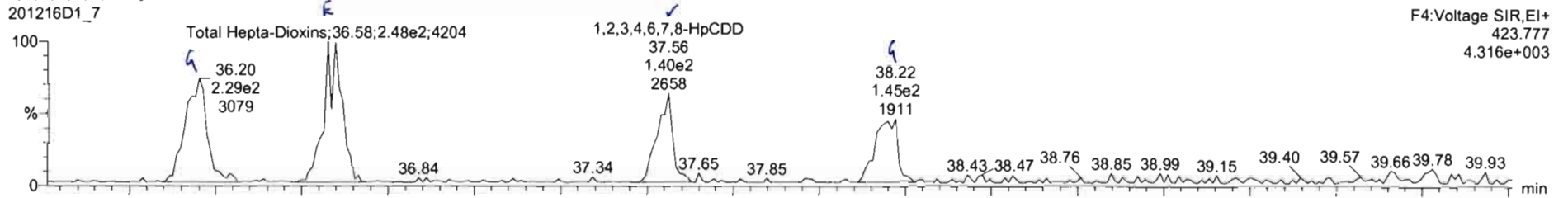


Dataset: U:\VG7.PRO\Results\201216D1\201216D1\_7.qld

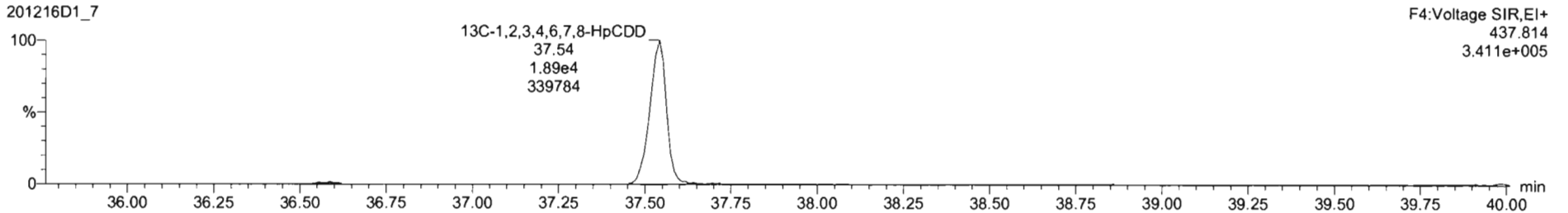
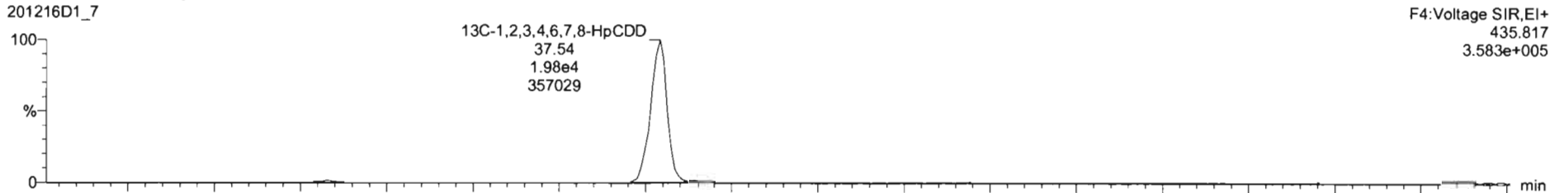
Last Altered: Thursday, December 17, 2020 09:45:17 Pacific Standard Time  
Printed: Thursday, December 17, 2020 09:45:41 Pacific Standard Time

Name: 201216D1\_7, Date: 16-Dec-2020, Time: 19:22:09, ID: 2002492-03 USMPDI-003SC-A-03-04-201110 11.86, Description: USMPDI-003SC-A-03-04-201110

1,2,3,4,6,7,8-HpCDD



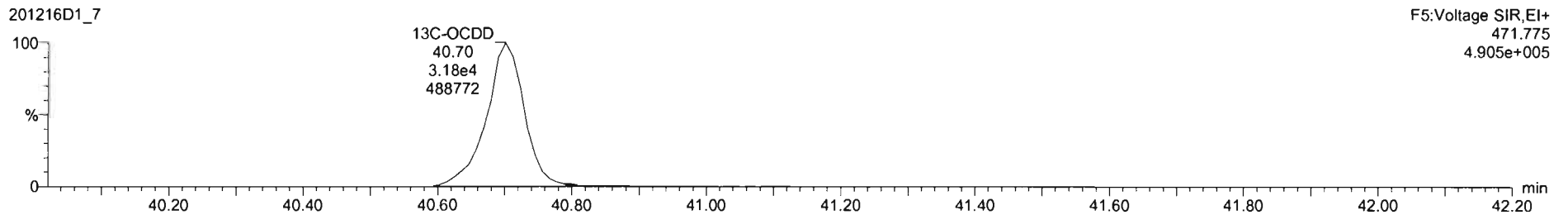
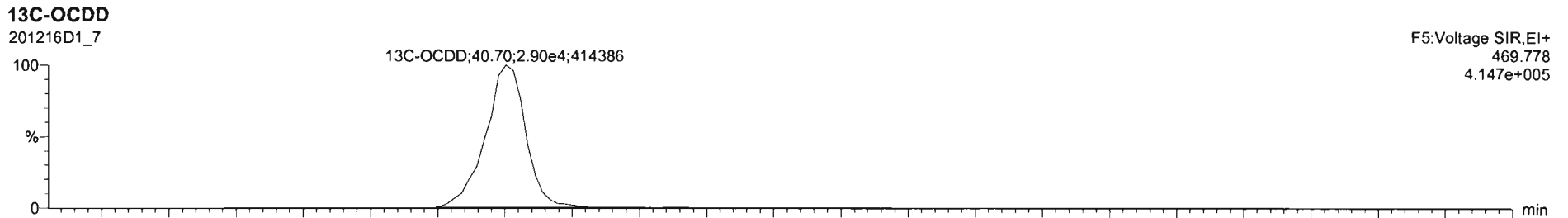
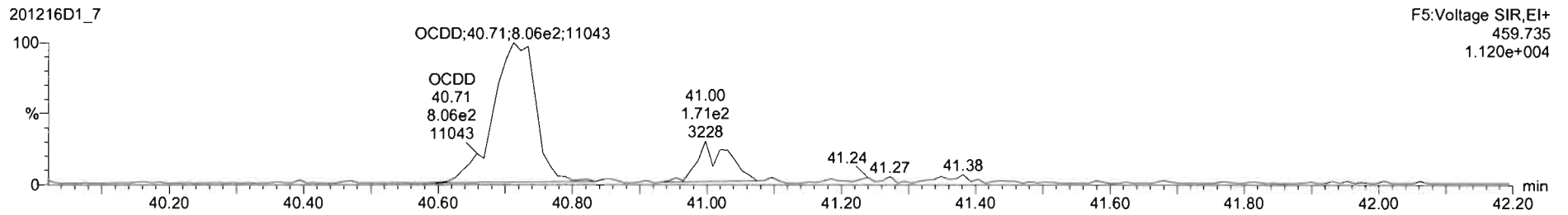
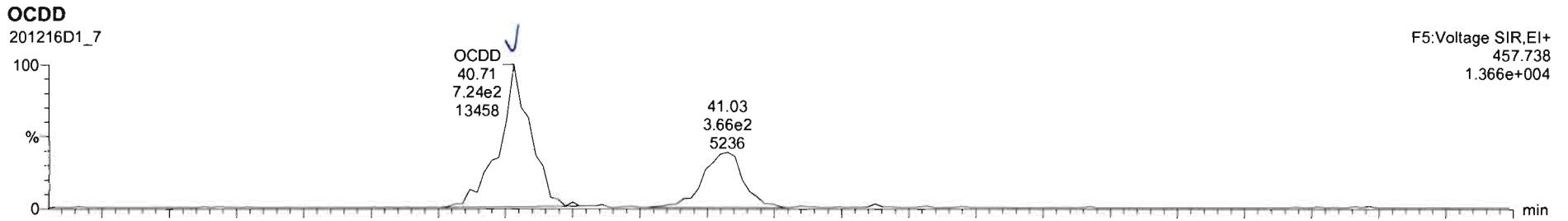
13C-1,2,3,4,6,7,8-HpCDD



Dataset: U:\VG7.PRO\Results\201216D1\201216D1\_7.qld

Last Altered: Thursday, December 17, 2020 09:45:17 Pacific Standard Time  
Printed: Thursday, December 17, 2020 09:45:41 Pacific Standard Time

Name: 201216D1\_7, Date: 16-Dec-2020, Time: 19:22:09, ID: 2002492-03 USMPDI-003SC-A-03-04-201110 11.86, Description: USMPDI-003SC-A-03-04-201110

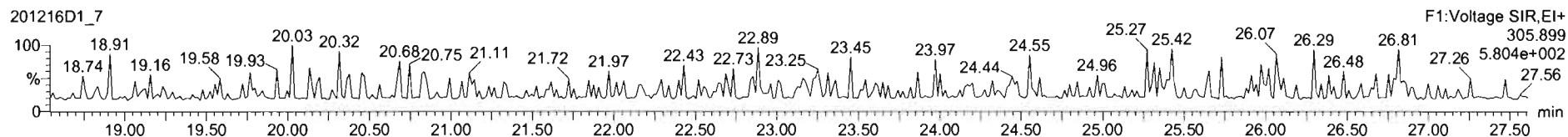
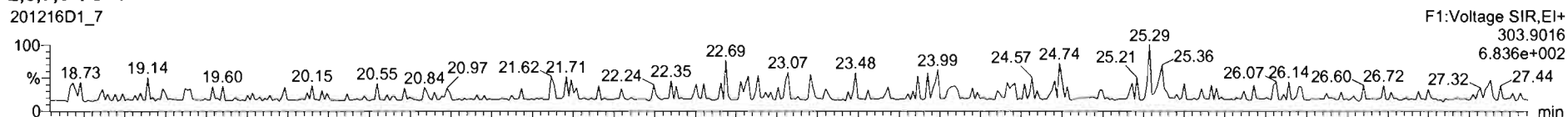


Dataset: U:\VG7.PRO\Results\201216D1\201216D1\_7.qld

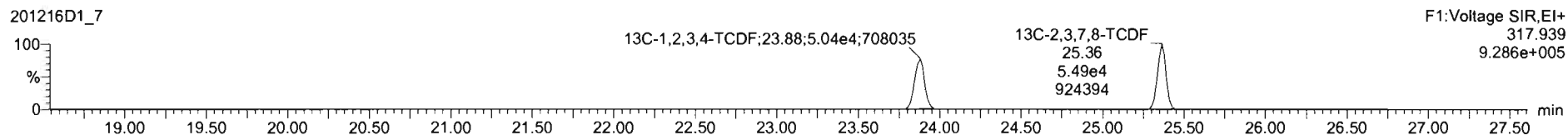
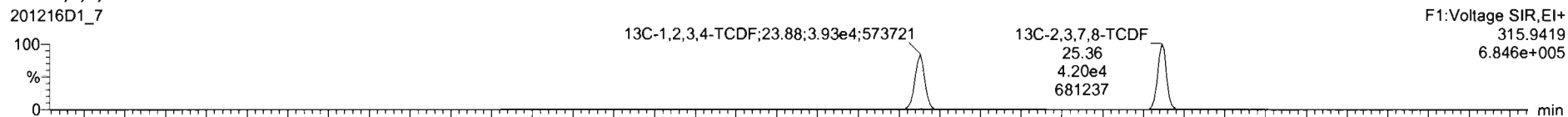
Last Altered: Thursday, December 17, 2020 09:45:17 Pacific Standard Time  
Printed: Thursday, December 17, 2020 09:45:41 Pacific Standard Time

Name: 201216D1\_7, Date: 16-Dec-2020, Time: 19:22:09, ID: 2002492-03 USMPDI-003SC-A-03-04-201110 11.86, Description: USMPDI-003SC-A-03-04-201110

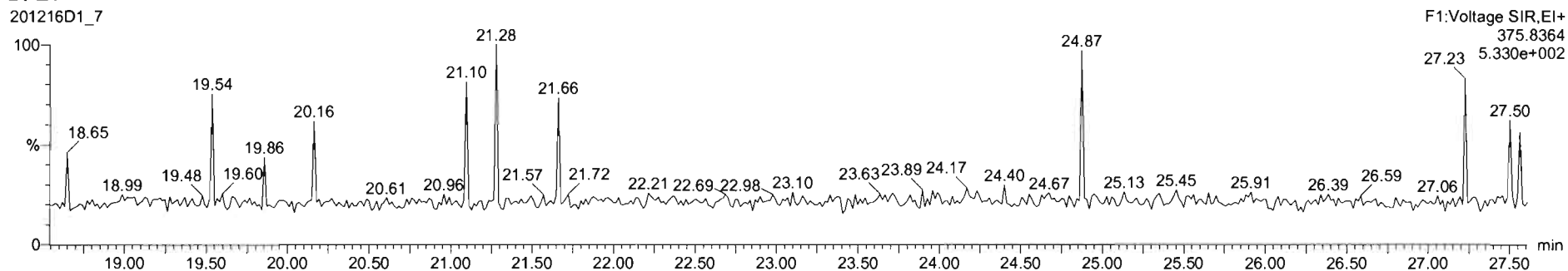
2,3,7,8-TCDF



13C-2,3,7,8-TCDF



DPE1





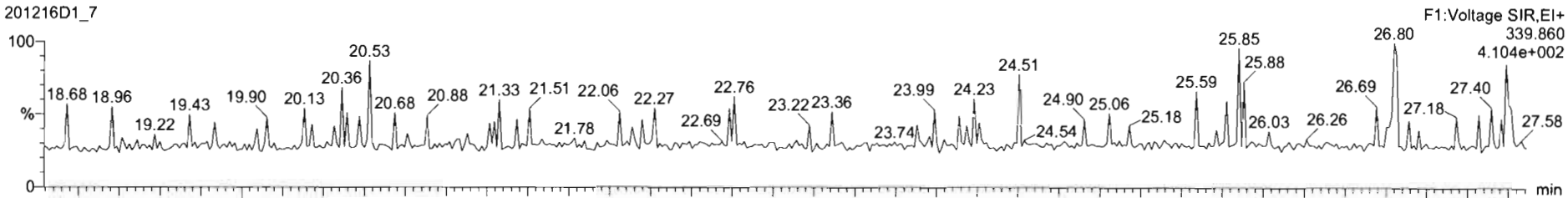
Dataset: U:\VG7.PRO\Results\201216D1\201216D1\_7.qld

Last Altered: Thursday, December 17, 2020 09:45:17 Pacific Standard Time  
Printed: Thursday, December 17, 2020 09:45:41 Pacific Standard Time

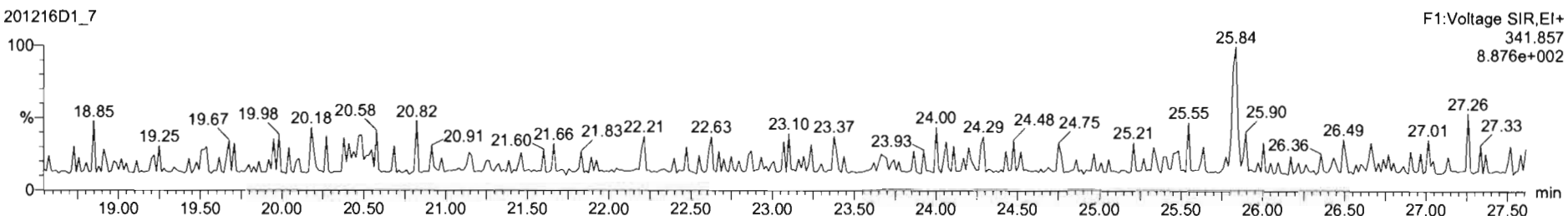
Name: 201216D1\_7, Date: 16-Dec-2020, Time: 19:22:09, ID: 2002492-03 USMPDI-003SC-A-03-04-201110 11.86, Description: USMPDI-003SC-A-03-04-201110

1st Func. Penta-Furans

201216D1\_7

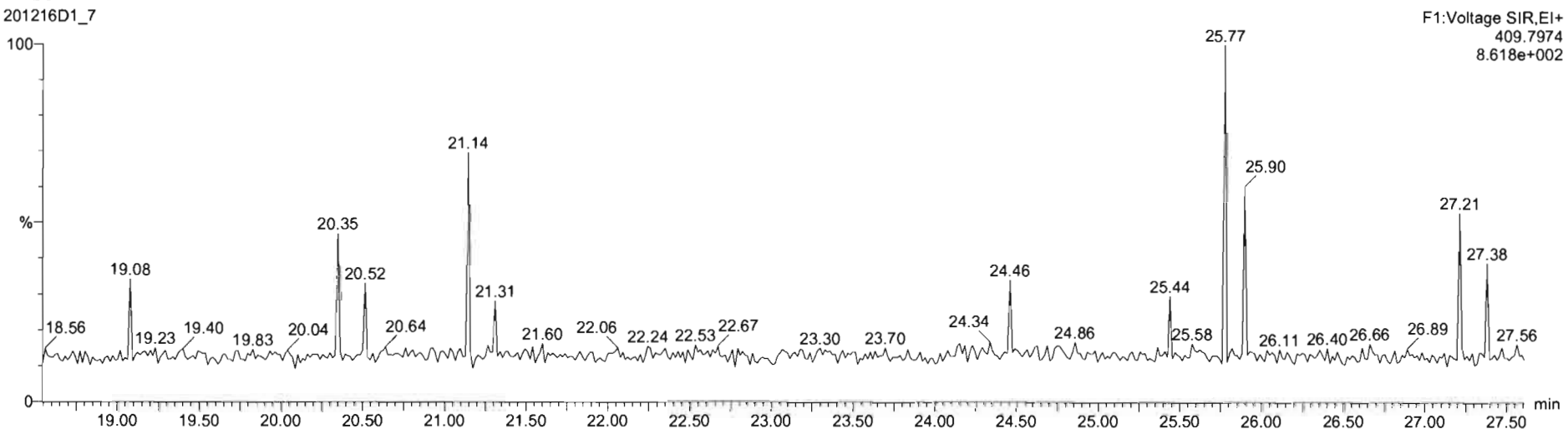


201216D1\_7



DPE6

201216D1\_7



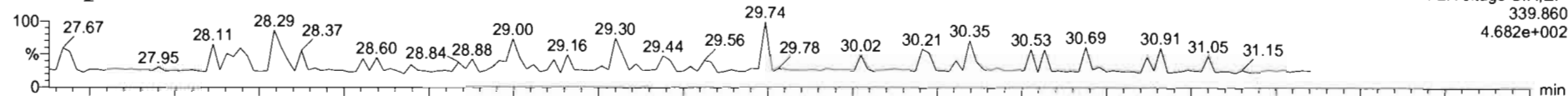
Dataset: U:\VG7.PRO\Results\201216D1\201216D1\_7.qld

Last Altered: Thursday, December 17, 2020 09:45:17 Pacific Standard Time  
Printed: Thursday, December 17, 2020 09:45:41 Pacific Standard Time

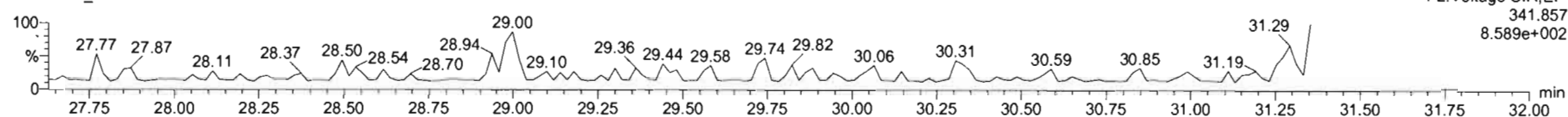
Name: 201216D1\_7, Date: 16-Dec-2020, Time: 19:22:09, ID: 2002492-03 USMPDI-003SC-A-03-04-201110 11.86, Description: USMPDI-003SC-A-03-04-201110

1,2,3,7,8-PeCDF

201216D1\_7




201216D1\_7

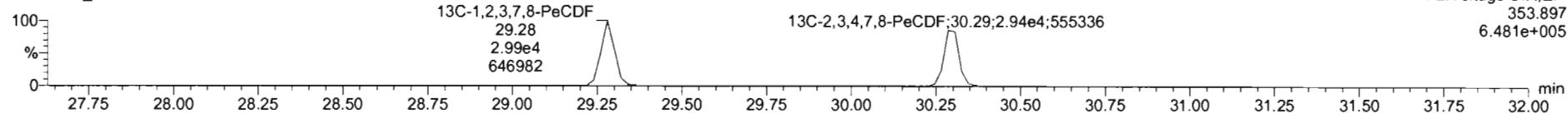


13C-1,2,3,7,8-PeCDF

201216D1\_7

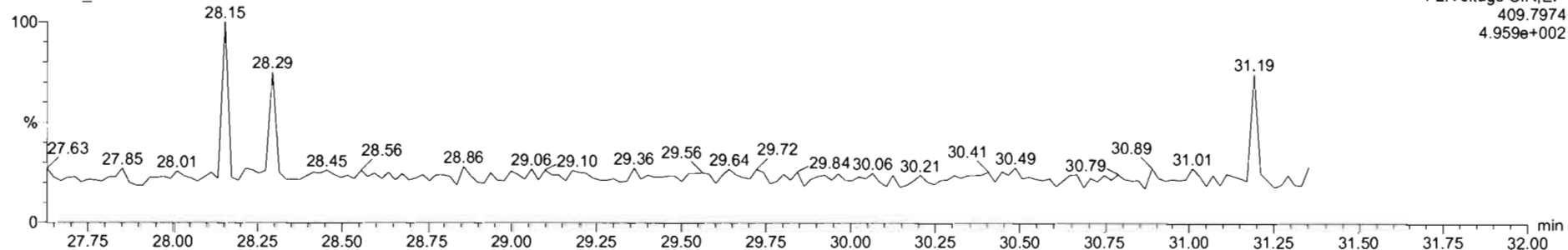


201216D1\_7



DPE2

201216D1\_7

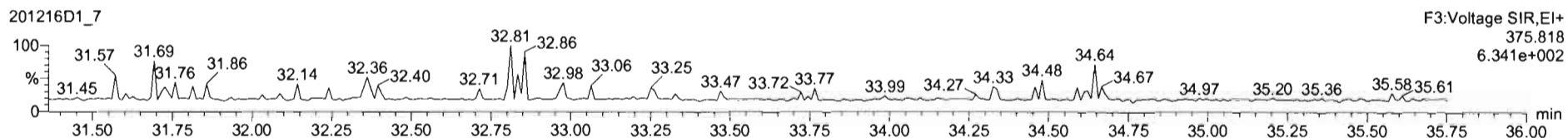
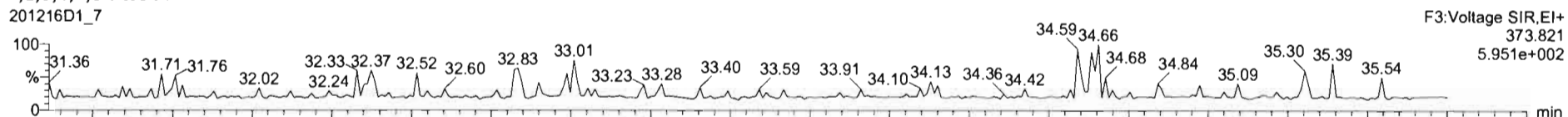


Dataset: U:\VG7.PRO\Results\201216D1\201216D1\_7.qld

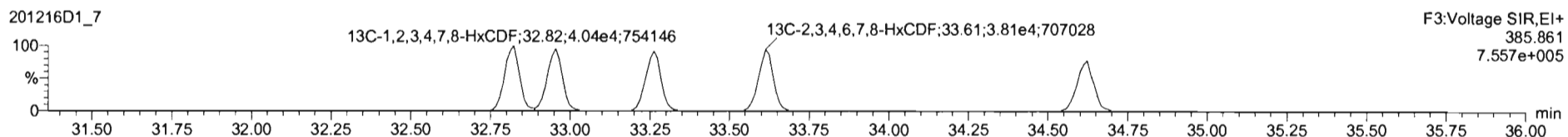
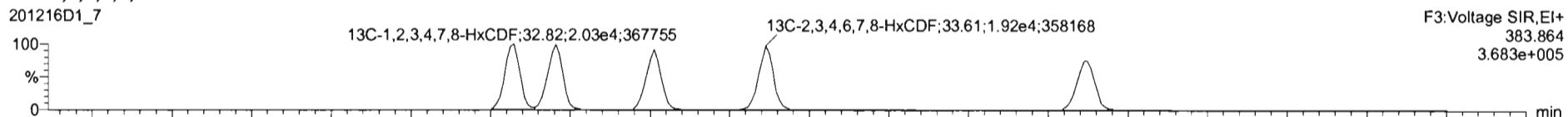
Last Altered: Thursday, December 17, 2020 09:45:17 Pacific Standard Time  
Printed: Thursday, December 17, 2020 09:45:41 Pacific Standard Time

Name: 201216D1\_7, Date: 16-Dec-2020, Time: 19:22:09, ID: 2002492-03 USMPDI-003SC-A-03-04-201110 11.86, Description: USMPDI-003SC-A-03-04-201110

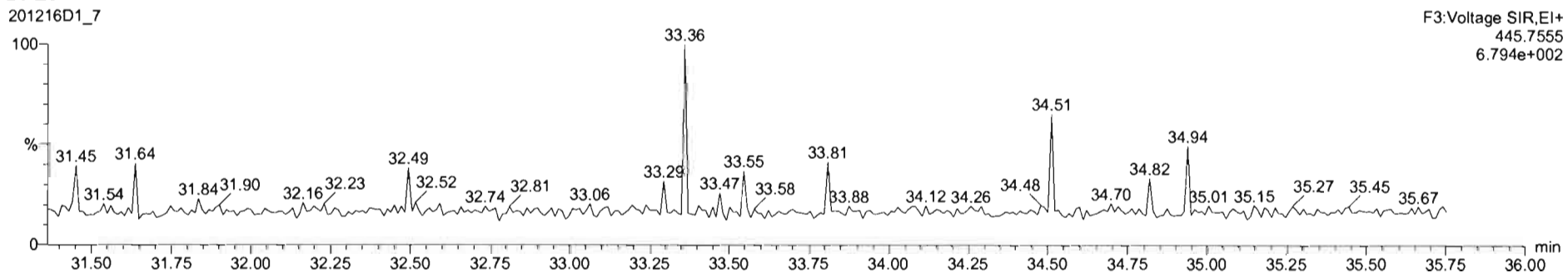
1,2,3,4,7,8-HxCDF



13C-1,2,3,4,7,8-HxCDF



DPE3

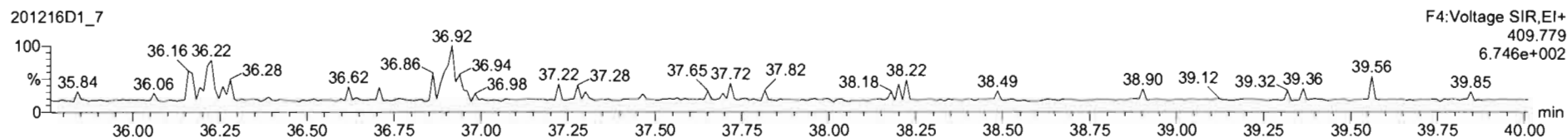
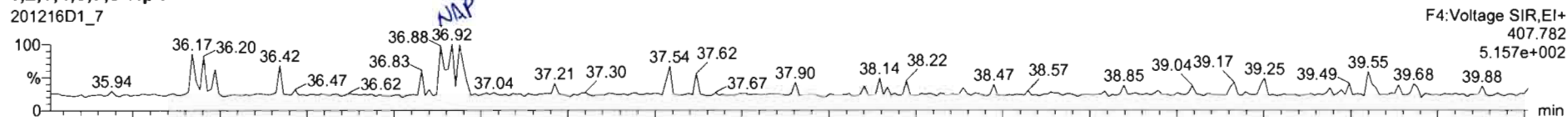


Dataset: U:\VG7.PRO\Results\201216D1\201216D1\_7.qld



Last Altered: Thursday, December 17, 2020 09:45:17 Pacific Standard Time  
Printed: Thursday, December 17, 2020 09:45:41 Pacific Standard Time

Name: 201216D1\_7, Date: 16-Dec-2020, Time: 19:22:09, ID: 2002492-03 USMPDI-003SC-A-03-04-201110 11.86, Description: USMPDI-003SC-A-03-04-201110

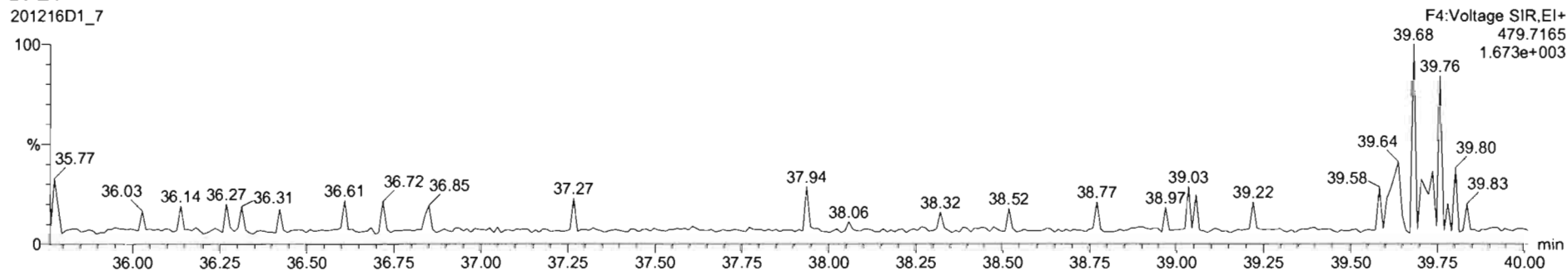
1,2,3,4,6,7,8-HpCDF



13C-1,2,3,4,6,7,8-HpCDF



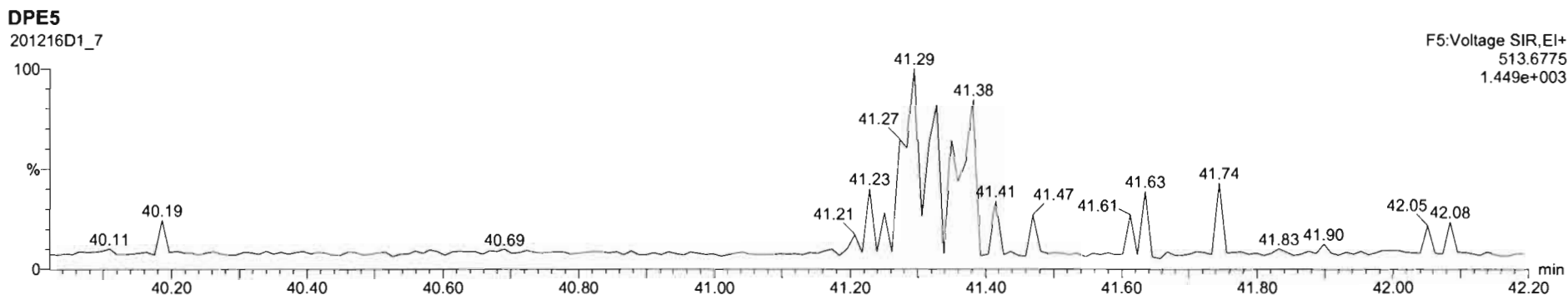
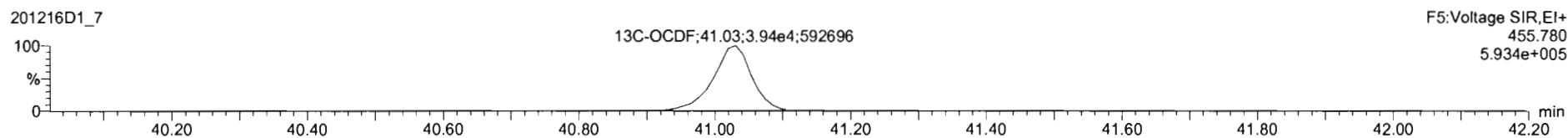
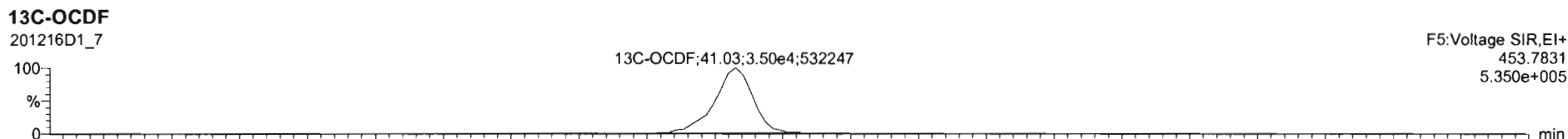
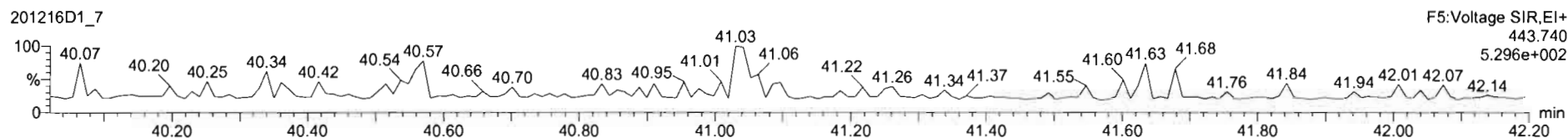
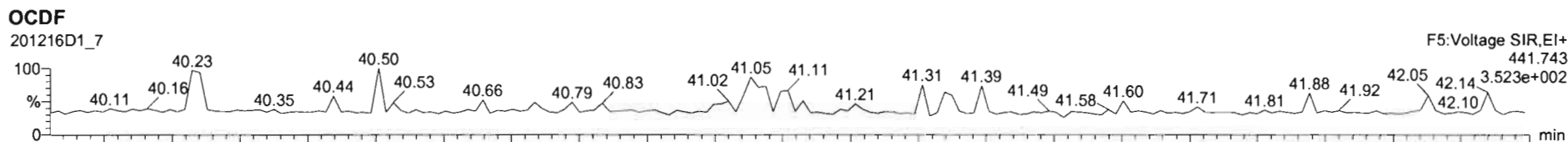
DPE4



Dataset: U:\VG7.PRO\Results\201216D1\201216D1\_7.qld

Last Altered: Thursday, December 17, 2020 09:45:17 Pacific Standard Time  
Printed: Thursday, December 17, 2020 09:45:41 Pacific Standard Time

Name: 201216D1\_7, Date: 16-Dec-2020, Time: 19:22:09, ID: 2002492-03 USMPDI-003SC-A-03-04-201110 11.86, Description: USMPDI-003SC-A-03-04-201110

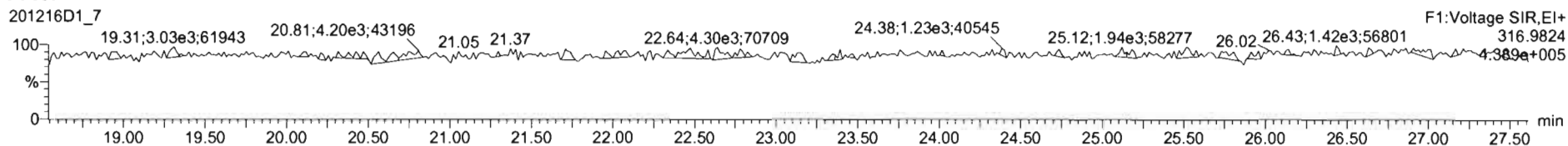


Dataset: U:\VG7.PRO\Results\201216D1\201216D1\_7.qld

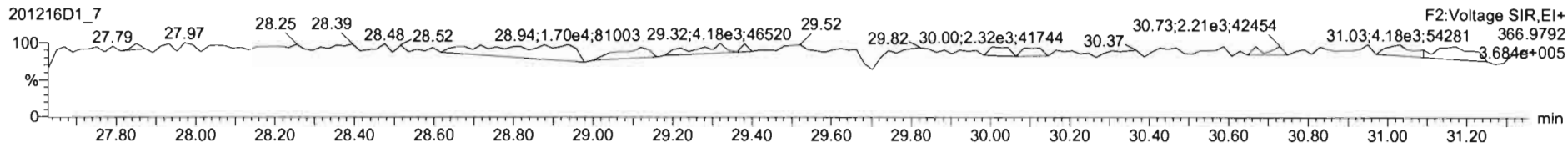
Last Altered: Thursday, December 17, 2020 09:45:17 Pacific Standard Time  
Printed: Thursday, December 17, 2020 09:45:41 Pacific Standard Time

Name: 201216D1\_7, Date: 16-Dec-2020, Time: 19:22:09, ID: 2002492-03 USMPDI-003SC-A-03-04-201110 11.86, Description: USMPDI-003SC-A-03-04-201110

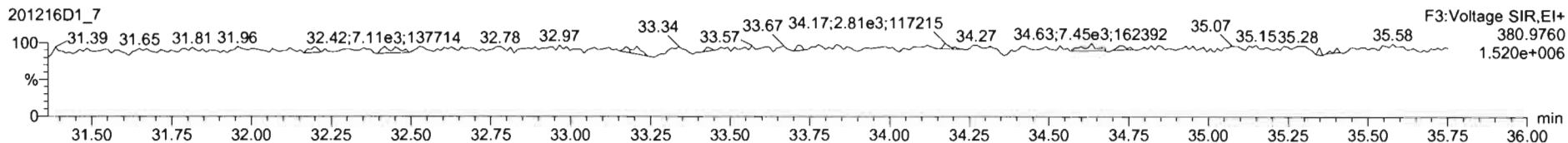
PFK1



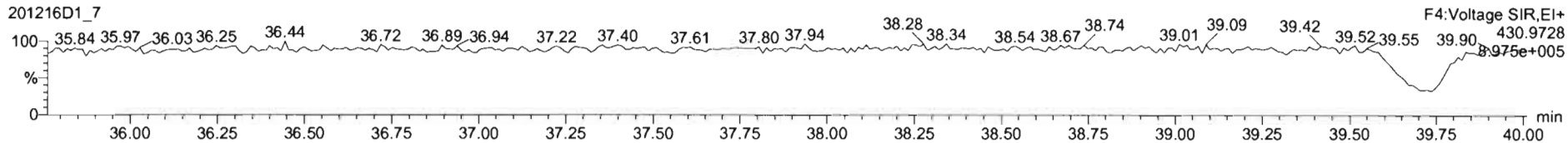
PFK2



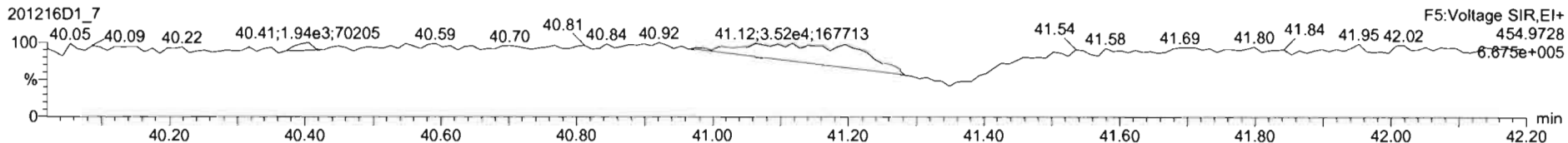
PFK3



PFK4



PFK5



Dataset: U:\VG7.PRO\Results\201216D1\201216D1\_8.qld

Last Altered: Thursday, December 17, 2020 11:30:13 Pacific Standard Time  
Printed: Thursday, December 17, 2020 11:31:53 Pacific Standard Time

*DB 12/17/20 CT 12/18/2020*

Method: C:\MassLynx\Default.PRO\MethDB\1613\_rrt.mdb 10 Dec 2020 12:07:43  
Calibration: U:\VG7.PRO\CurveDB\ZB\_DIOXIN\_1613vg7-9-30-20.cdb 01 Oct 2020 09:27:37

Name: 201216D1\_8, Date: 16-Dec-2020, Time: 20:08:18, ID: B0L0042-DUP1 Duplicate 11.82, Description: Duplicate

#	Name	Resp	RA	n/y	RRF	wt/vol	Pred.RT	RT	Pred.RRT	RRT	Conc.	%Rec	DL	EMPC
1	1 2,3,7,8-TCDD			NO	1.00	10.021 ✓	26.051		1.001				0.788	0.174
2	2 1,2,3,7,8-PeCDD			NO	0.935	10.021	30.508		1.001				0.583	
3	3 1,2,3,4,7,8-HxCDD			NO	1.15	10.021	33.744		1.000				0.674	
4	4 1,2,3,6,7,8-HxCDD			NO	1.02	10.021	33.855		1.000				0.742	
5	5 1,2,3,7,8,9-HxCDD			NO	1.06	10.021	34.163		1.001				0.766	
6	6 1,2,3,4,6,7,8-HpCDD	1.42e2	1.36	YES	1.00	10.021	37.553	37.57	1.000	1.001	2.0685 ✓		0.806 ✓	1.78
7	7 OCDD	1.30e3	0.93	NO	0.952	10.021	40.713	40.72	1.000	1.000	20.744		0.800	20.7
8	8 2,3,7,8-TCDF			NO	1.01	10.021	25.403		1.001				0.550	0.097
9	9 1,2,3,7,8-PeCDF			NO	0.998	10.021	29.321		1.001				0.624	
10	10 2,3,4,7,8-PeCDF			NO	1.07	10.021	30.336		1.001				0.475	
11	11 1,2,3,4,7,8-HxCDF			NO	1.05	10.021	32.823		1.000				0.303	
12	12 1,2,3,6,7,8-HxCDF			NO	1.10	10.021	32.976		1.000				0.324	
13	13 2,3,4,6,7,8-HxCDF			NO	1.09	10.021	33.658		1.001				0.291	
14	14 1,2,3,7,8,9-HxCDF			NO	1.08	10.021	34.634		1.000				0.348	
15	15 1,2,3,4,6,7,8-HpCDF			NO	1.13	10.021	36.239		1.001				0.298	
16	16 1,2,3,4,7,8,9-HpCDF			NO	1.29	10.021	38.211		1.000				0.245	
17	17 OCDF			NO	0.953	10.021	41.031		1.000				0.564	
18	18 13C-2,3,7,8-TCDD	1.52e4	0.78	NO	1.17	10.021	25.959	26.02	1.026	1.028	43.182	21.6	1.02	
19	19 13C-1,2,3,7,8-PeCDD	1.13e4	0.64	NO	0.914	10.021	30.510	30.49	1.206	1.205	41.089	20.6	0.285	
20	20 13C-1,2,3,4,7,8-HxCDD	1.23e4	1.29	NO	0.634	10.021	33.728	33.73	1.014	1.014	75.373	37.8	0.956	
21	21 13C-1,2,3,6,7,8-HxCDD	1.32e4	1.27	NO	0.724	10.021	33.837	33.85	1.017	1.018	70.811	35.5	0.836	
22	22 13C-1,2,3,7,8,9-HxCDD	1.29e4	1.28	NO	0.716	10.021	34.107	34.13	1.025	1.026	69.985	35.1	0.846	
23	23 13C-1,2,3,4,6,7,8-HpCDD	1.36e4	1.04	NO	0.660	10.021	37.553	37.54	1.129	1.129	80.162	40.2	1.76	
24	24 13C-OCDD	2.63e4	0.90	NO	0.587	10.021	40.560	40.71	1.219	1.224	173.96	43.6	0.654	
25	25 13C-2,3,7,8-TCDF	2.16e4	0.84	NO	1.02	10.021	25.359	25.38	1.002	1.003	46.714	23.4	0.899	
26	26 13C-1,2,3,7,8-PeCDF	1.57e4	1.60	NO	0.842	10.021	29.240	29.30	1.156	1.158	41.243	20.7	0.720	
27	27 13C-2,3,4,7,8-PeCDF	1.77e4	1.56	NO	0.802	10.021	30.133	30.31	1.191	1.198	48.695	24.4	0.757	
28	28 13C-1,2,3,4,7,8-HxCDF	1.47e4	0.51	NO	1.00	10.021	32.863	32.82	0.988	0.987	56.840	28.5	0.954	
29	29 13C-1,2,3,6,7,8-HxCDF	1.43e4	0.53	NO	1.02	10.021	32.996	32.97	0.992	0.991	54.462	27.3	0.939	
30	30 13C-2,3,4,6,7,8-HxCDF	1.58e4	0.50	NO	0.955	10.021	33.565	33.62	1.009	1.011	64.236	32.2	1.00	
31	31 13C-1,2,3,7,8,9-HxCDF	1.45e4	0.54	NO	0.851	10.021	34.639	34.63	1.041	1.041	65.995	33.1	1.12	

Dataset: U:\VG7.PRO\Results\201216D1\201216D1\_8.qld

Last Altered: Thursday, December 17, 2020 11:30:13 Pacific Standard Time  
Printed: Thursday, December 17, 2020 11:31:53 Pacific Standard Time

Name: 201216D1\_8, Date: 16-Dec-2020, Time: 20:08:18, ID: B0L0042-DUP1 Duplicate 11.82, Description: Duplicate

	# Name	Resp	RA	n/y	RRF	wt/vol	Pred.RT	RT	Pred.RRT	RRT	Conc.	%Rec	DL	EMPC
32	32 13C-1,2,3,4,6,7,8-HpCDF	1.42e4	0.44	NO	0.848	10.021	36.156	36.20	1.087	1.088	64.987	32.6	1.07	
33	33 13C-1,2,3,4,7,8,9-HpCDF	1.29e4	0.43	NO	0.624	10.021	38.152	38.21	1.147	1.149	80.083	40.1	1.46	
34	34 13C-OCDF	3.16e4	0.90	NO	0.730	10.021	40.713	41.03	1.224	1.234	168.20	42.1	0.522	
35	35 37Cl-2,3,7,8-TCDD	2.63e4			1.21	10.021	25.956	26.03	1.026	1.029	72.530	90.9	0.161	
36	36 13C-1,2,3,4-TCDD	6.00e4	0.75	NO	1.00	10.021	25.300	25.30	1.000	1.000	199.57	100	1.20	
37	37 13C-1,2,3,4-TCDF	9.05e4	0.77	NO	1.00	10.021	23.880	23.88	1.000	1.000	199.57	100	0.919	
38	38 13C-1,2,3,4,6,9-HxCDF	5.14e4	0.50	NO	1.00	10.021	33.310	33.26	1.000	1.000	199.57	100	0.957	
39	39 Total Tetra-Dioxins				1.00	10.021	24.620		0.000				0.464	
40	40 Total Penta-Dioxins				0.935	10.021	29.960		0.000				0.257	
41	41 Total Hexa-Dioxins				1.02	10.021	33.635		0.000		0.00000		0.362	0.745
42	42 Total Hepta-Dioxins				1.00	10.021	37.640		0.000		0.00000		0.478	5.23
43	43 Total Tetra-Furans				1.01	10.021	23.610		0.000				0.238	
44	44 1st Func. Penta-Furans				0.998	10.021	26.750		0.000				0.0970	
45	45 Total Penta-Furans				0.998	10.021	29.275		0.000				0.234	
46	46 Total Hexa-Furans				1.09	10.021	33.555		0.000				0.148	
47	47 Total Hepta-Furans				1.13	10.021	37.835		0.000				0.131	



Vista Analytical Laboratory

Dataset: U:\VG7.PRO\Results\201216D1\201216D1\_8.qld

Last Altered: Thursday, December 17, 2020 11:30:13 Pacific Standard Time

Printed: Thursday, December 17, 2020 11:31:53 Pacific Standard Time

Method: C:\MassLynx\Default.PRO\MethDB\1613\_rrt.mdb 10 Dec 2020 12:07:43

Calibration: U:\VG7.PRO\CurveDB\ZB\_DIOXIN\_1613vg7-9-30-20.cdb 01 Oct 2020 09:27:37

Name: 201216D1\_8, Date: 16-Dec-2020, Time: 20:08:18, ID: B0L0042-DUP1 Duplicate 11.82, Description: Duplicate

**Tetra-Dioxins**

	Name	RT	m1 Height	m2 Height	m1 Resp	m2 Resp	RA	n/y	Resp	Conc.	EMPC	DL
1												

**Penta-Dioxins**

	Name	RT	m1 Height	m2 Height	m1 Resp	m2 Resp	RA	n/y	Resp	Conc.	EMPC	DL
1												

**Hexa-Dioxins**

	Name	RT	m1 Height	m2 Height	m1 Resp	m2 Resp	RA	n/y	Resp	Conc.	EMPC	DL
1	Total Hexa-Dioxins	32.12	9.080e2	8.130e2	2.709e1	3.634e1	0.75	YES	0.000e0	0.00000	0.74466	0.362

**Hepta-Dioxins**

	Name	RT	m1 Height	m2 Height	m1 Resp	m2 Resp	RA	n/y	Resp	Conc.	EMPC	DL
1	Total Hepta-Dioxins	36.60	2.392e3	2.073e3	1.604e2	1.156e2	1.39	YES	0.000e0	0.00000	3.4426	0.806
2	1,2,3,4,6,7,8-HpCDD	37.57	1.536e3	1.178e3	8.165e1	5.985e1	1.36	YES	1.415e2	0.00000	1.7831	0.806

**Tetra-Furans**

	Name	RT	m1 Height	m2 Height	m1 Resp	m2 Resp	RA	n/y	Resp	Conc.	EMPC	DL
1												

**Penta-Furans function 1**

	Name	RT	m1 Height	m2 Height	m1 Resp	m2 Resp	RA	n/y	Resp	Conc.	EMPC	DL
1												

Vista Analytical Laboratory

Dataset: U:\VG7.PRO\Results\201216D1\201216D1\_8.qld

Last Altered: Thursday, December 17, 2020 11:30:13 Pacific Standard Time

Printed: Thursday, December 17, 2020 11:31:53 Pacific Standard Time

Name: 201216D1\_8, Date: 16-Dec-2020, Time: 20:08:18, ID: B0L0042-DUP1 Duplicate 11.82, Description: Duplicate

Penta-Furans

	Name	RT	m1 Height	m2 Height	m1 Resp	m2 Resp	RA	n/y	Resp	Conc.	EMPC	DL
1												

Hexa-Furans

	Name	RT	m1 Height	m2 Height	m1 Resp	m2 Resp	RA	n/y	Resp	Conc.	EMPC	DL
1												

Hepta-Furans

	Name	RT	m1 Height	m2 Height	m1 Resp	m2 Resp	RA	n/y	Resp	Conc.	EMPC	DL
1												

Vista Analytical Laboratory

Dataset: U:\VG7.PRO\Results\201216D1\201216D1\_8.qld

Last Altered: Thursday, December 17, 2020 09:46:38 Pacific Standard Time

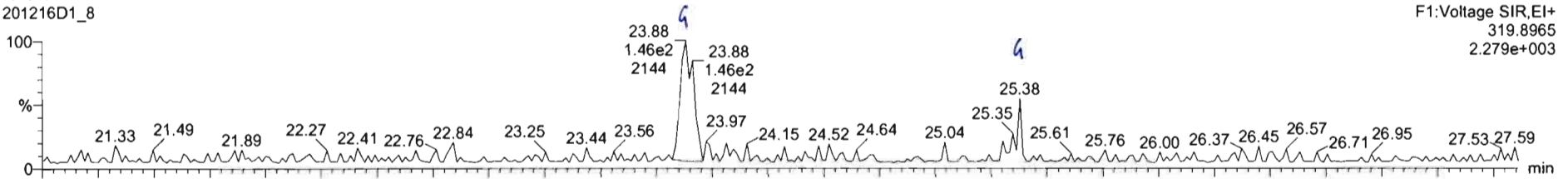
Printed: Thursday, December 17, 2020 09:47:10 Pacific Standard Time

Method: C:\MassLynx\Default.PRO\MethDB\1613\_rrt.mdb 10 Dec 2020 12:07:43  
Calibration: U:\VG7.PRO\CurveDB\ZB\_DIOXIN\_1613vg7-9-30-20.cdb 01 Oct 2020 09:27:37

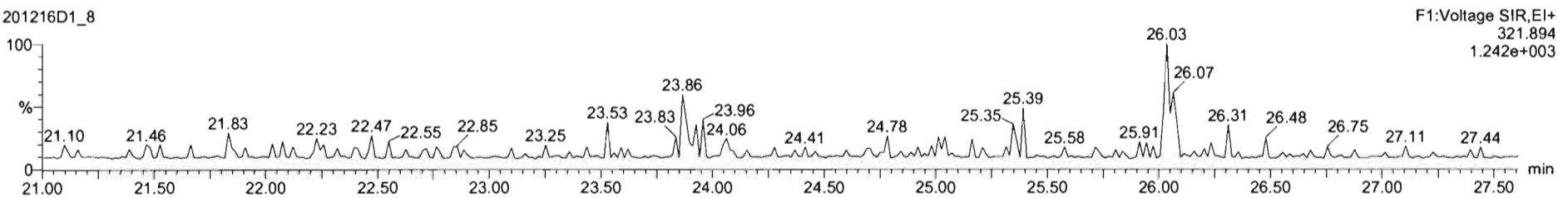
Name: 201216D1\_8, Date: 16-Dec-2020, Time: 20:08:18, ID: B0L0042-DUP1 Duplicate 11.82, Description: Duplicate

2,3,7,8-TCDD

201216D1\_8

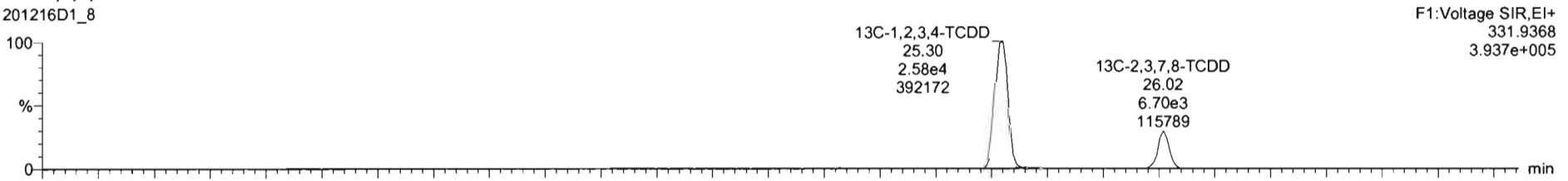


201216D1\_8

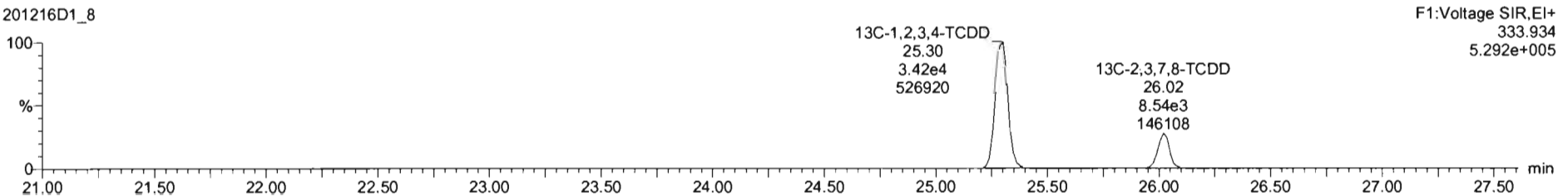


13C-2,3,7,8-TCDD


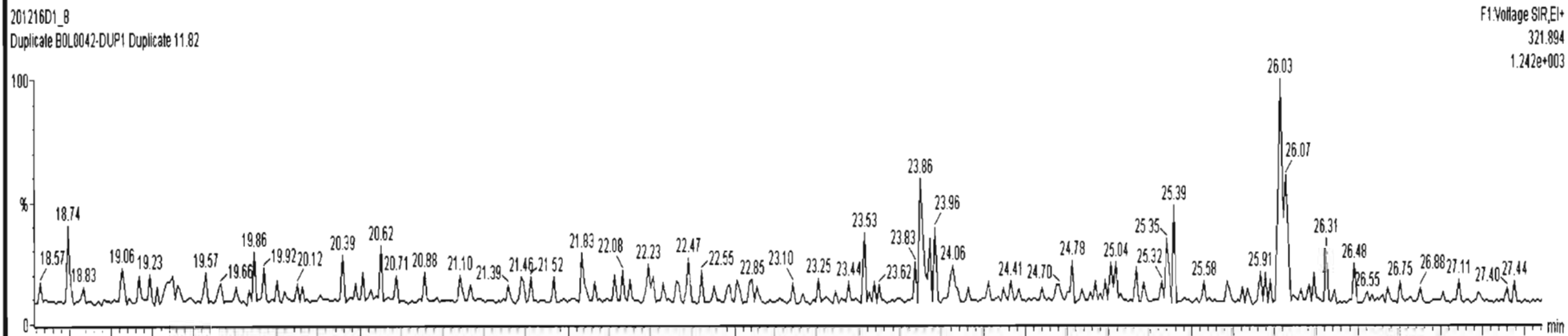
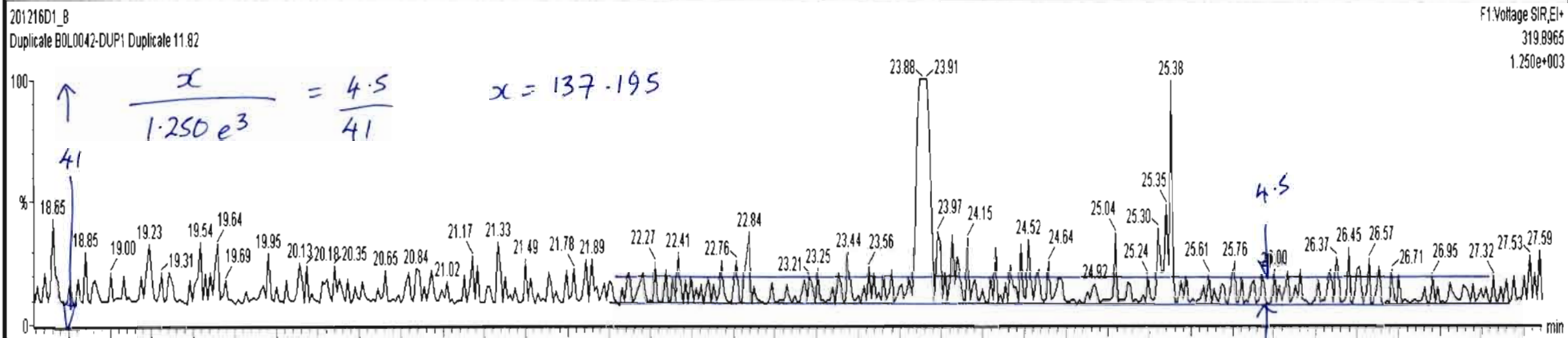
201216D1\_8



201216D1\_8



201216D1\_B - BOL0042-DUP1 Duplicate 11.82 - Duplicate



Dataset: U:\VG7.PRO\Results\201216D1\201216D1\_8.qld

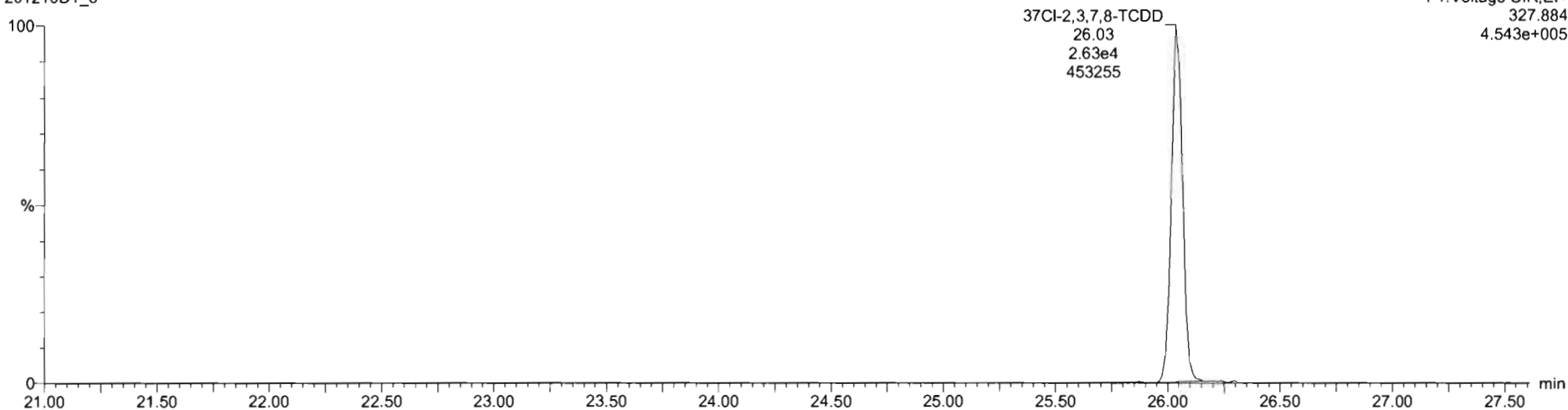
Last Altered: Thursday, December 17, 2020 09:46:38 Pacific Standard Time

Printed: Thursday, December 17, 2020 09:47:10 Pacific Standard Time

Name: 201216D1\_8, Date: 16-Dec-2020, Time: 20:08:18, ID: B0L0042-DUP1 Duplicate 11.82, Description: Duplicate

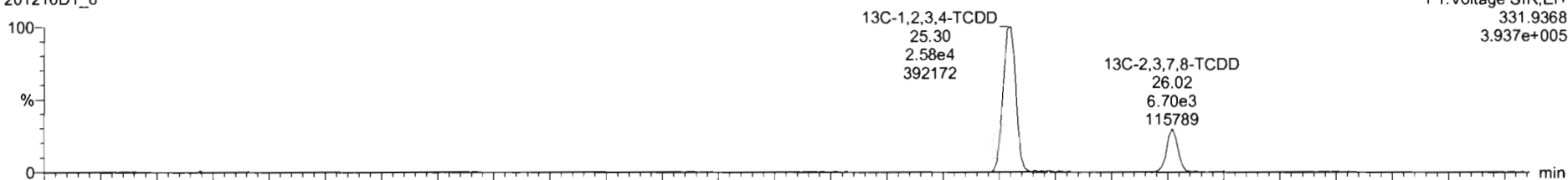
**37Cl-2,3,7,8-TCDD**

201216D1\_8

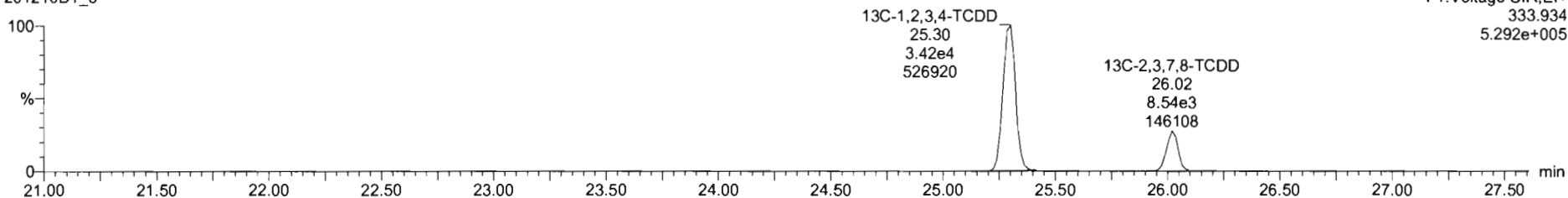


**13C-1,2,3,4-TCDD**

201216D1\_8



201216D1\_8



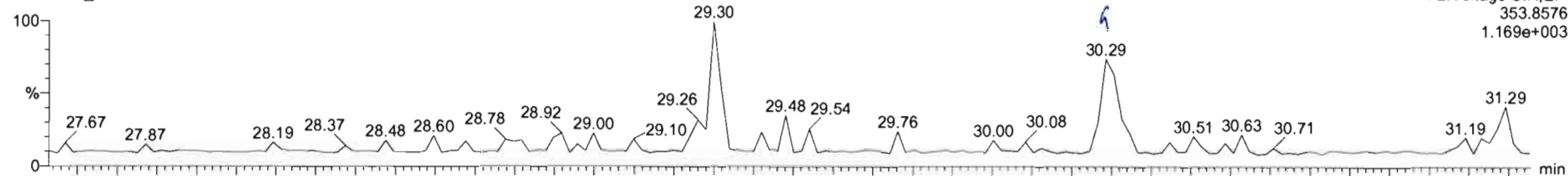
Dataset: U:\VG7.PRO\Results\201216D1\201216D1\_8.qld

Last Altered: Thursday, December 17, 2020 09:46:38 Pacific Standard Time  
Printed: Thursday, December 17, 2020 09:47:10 Pacific Standard Time

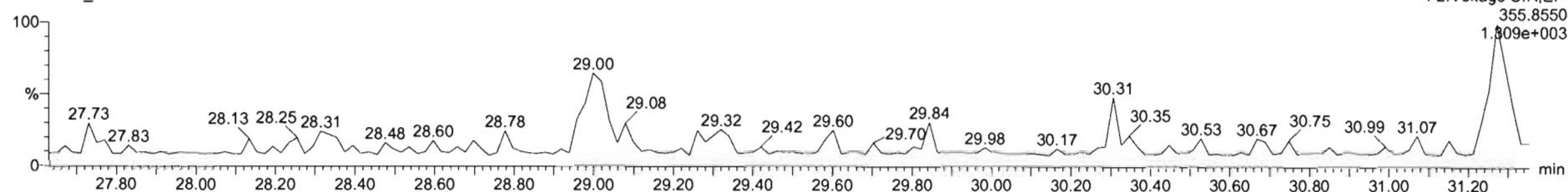
Name: 201216D1\_8, Date: 16-Dec-2020, Time: 20:08:18, ID: B0L0042-DUP1 Duplicate 11.82, Description: Duplicate

1,2,3,7,8-PeCDD

201216D1\_8




201216D1\_8

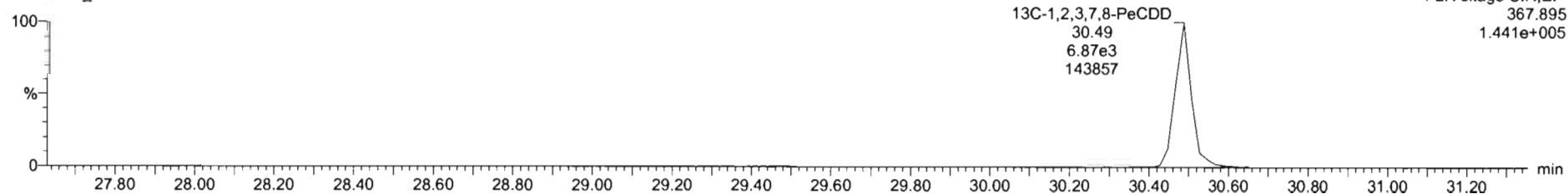


13C-1,2,3,7,8-PeCDD

201216D1\_8



201216D1\_8



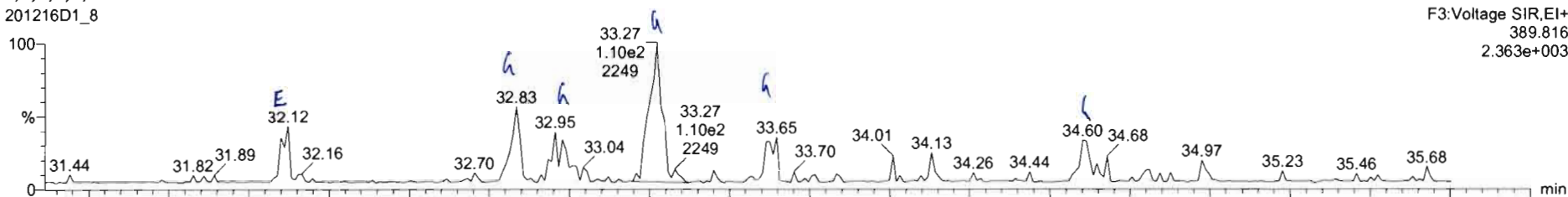
Dataset: U:\VG7.PRO\Results\201216D1\201216D1\_8.qld

Last Altered: Thursday, December 17, 2020 09:46:38 Pacific Standard Time  
Printed: Thursday, December 17, 2020 09:47:10 Pacific Standard Time

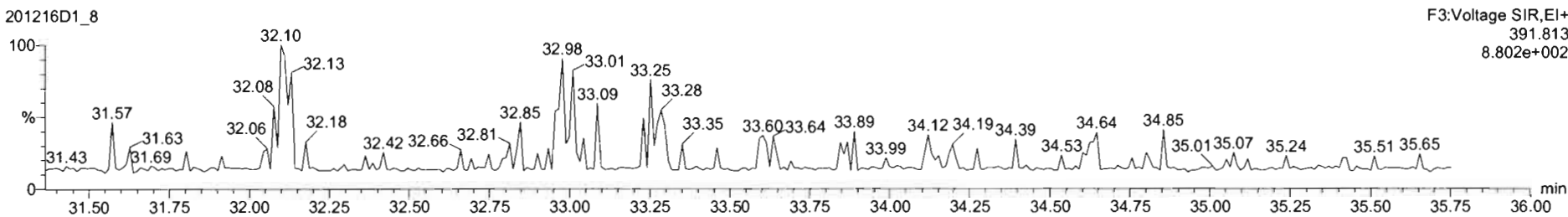
Name: 201216D1\_8, Date: 16-Dec-2020, Time: 20:08:18, ID: B0L0042-DUP1 Duplicate 11.82, Description: Duplicate

1,2,3,4,7,8-HxCDD

201216D1\_8

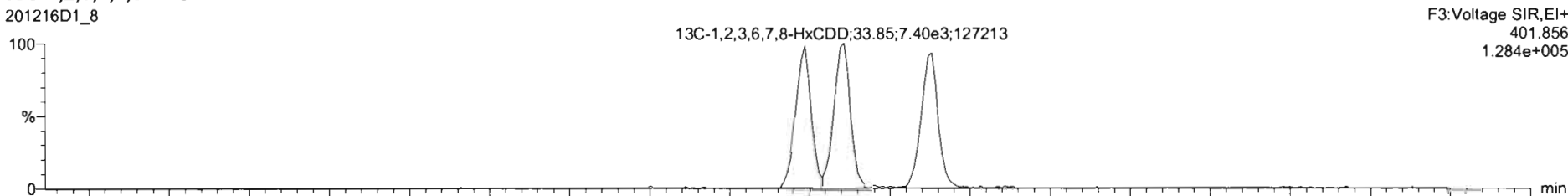


201216D1\_8

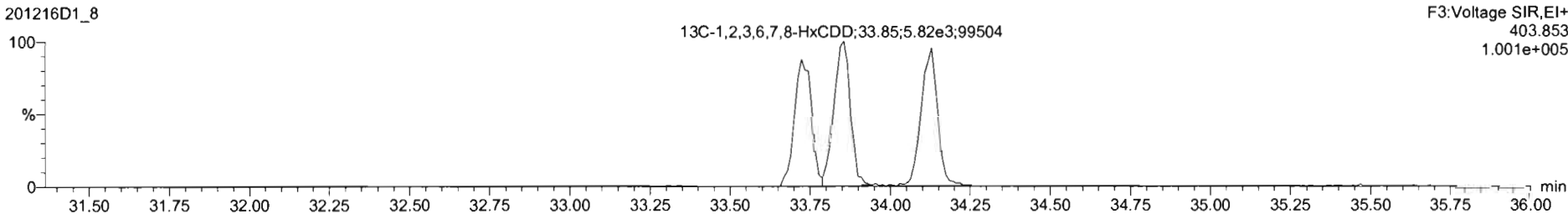


13C-1,2,3,4,7,8-HxCDD

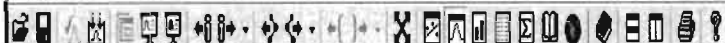
201216D1\_8



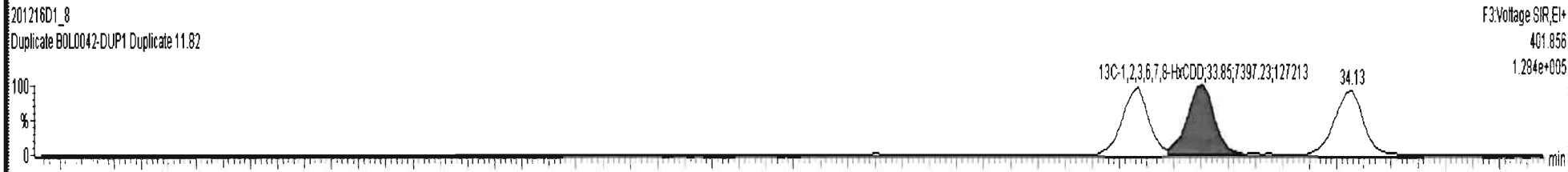

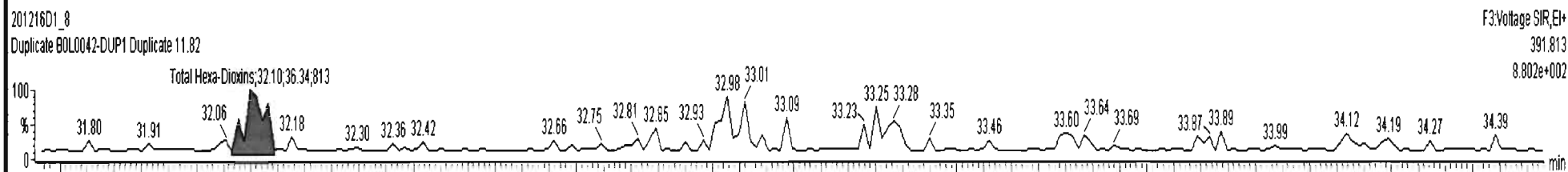
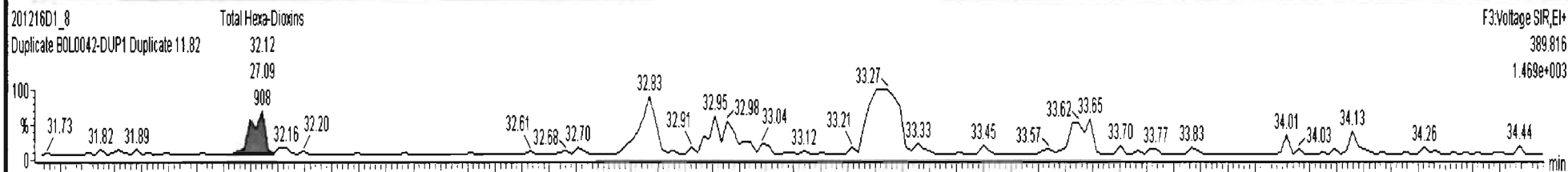
201216D1\_8







201216D1\_8 - BOL0042-DUP1 Duplicate 11 82 - Duplicate



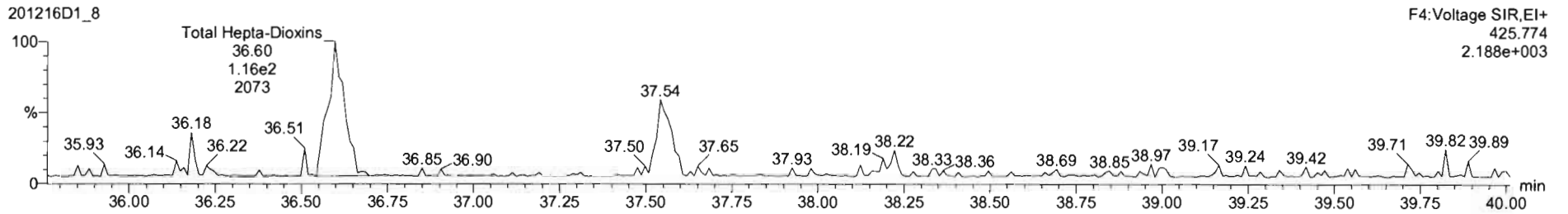
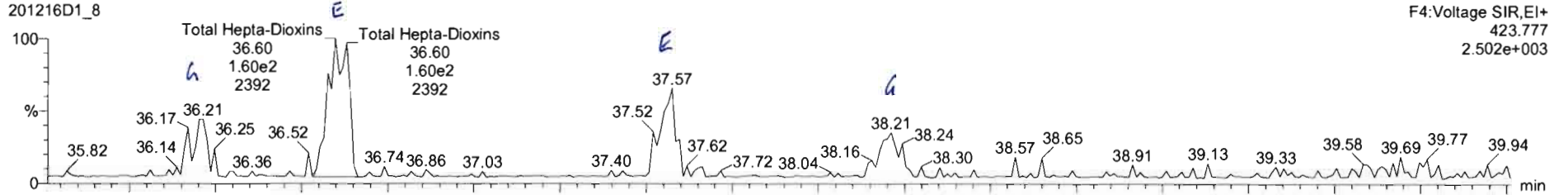


Dataset: U:\VG7.PRO\Results\201216D1\201216D1\_8.qld

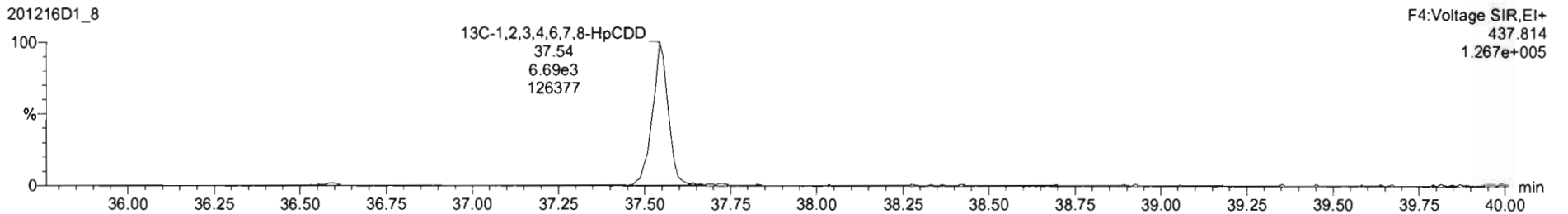

Last Altered: Thursday, December 17, 2020 09:46:38 Pacific Standard Time  
Printed: Thursday, December 17, 2020 09:47:10 Pacific Standard Time

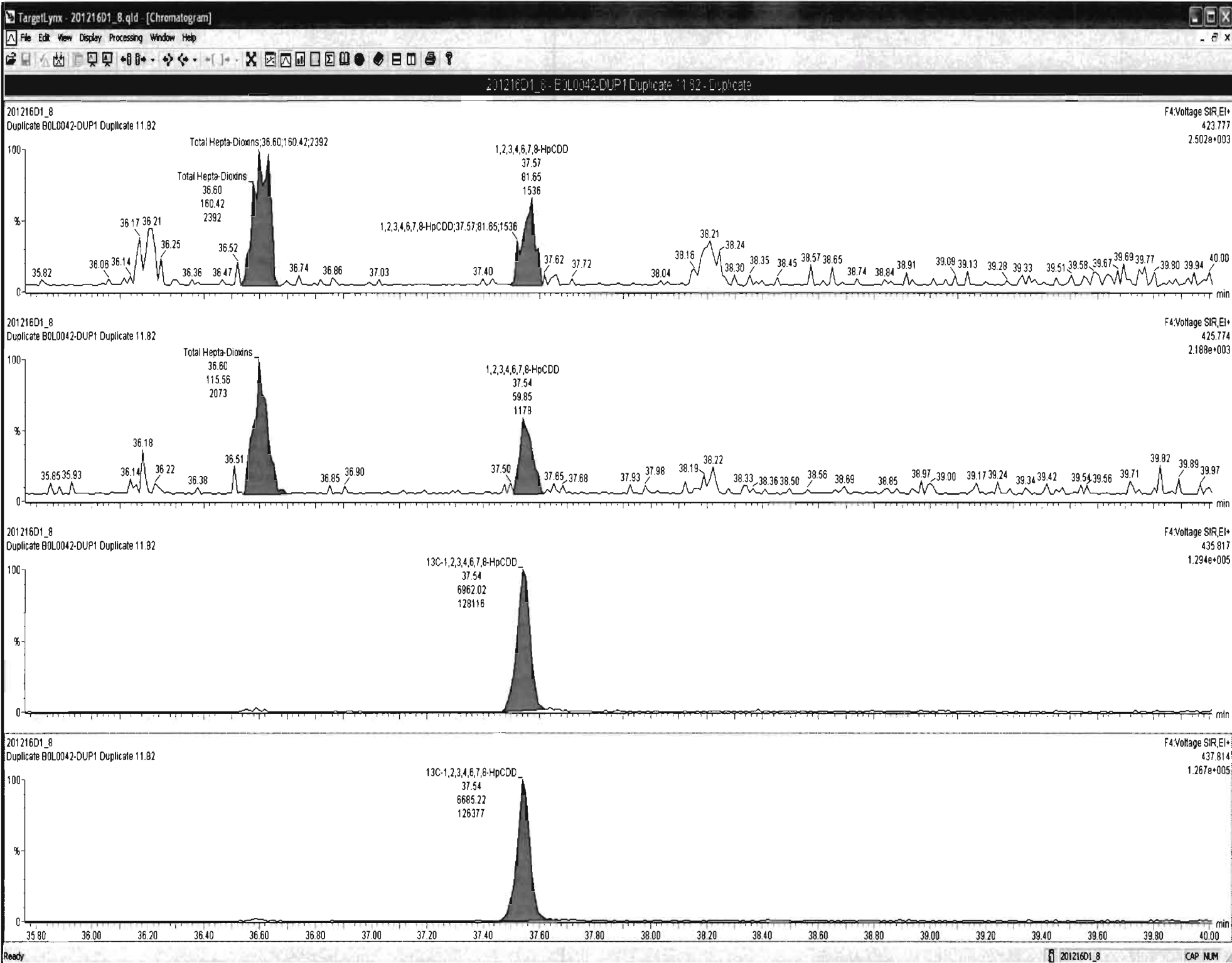
Name: 201216D1\_8, Date: 16-Dec-2020, Time: 20:08:18, ID: B0L0042-DUP1 Duplicate 11.82, Description: Duplicate

1,2,3,4,6,7,8-HpCDD



13C-1,2,3,4,6,7,8-HpCDD

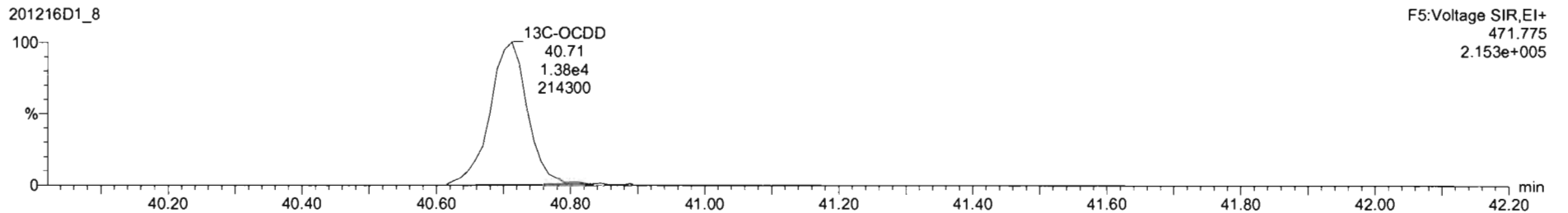
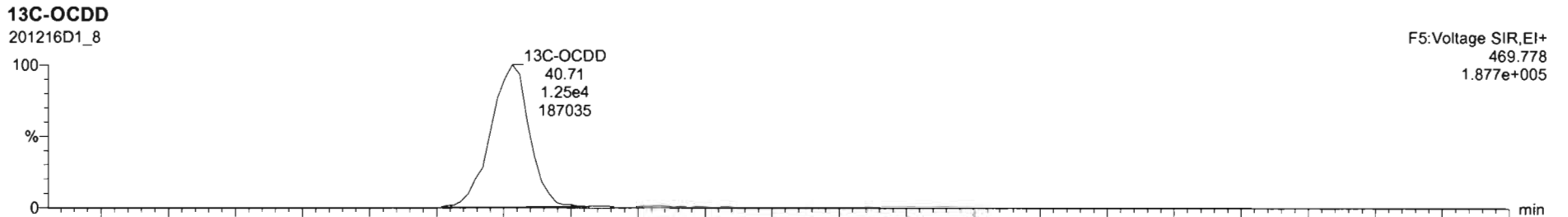
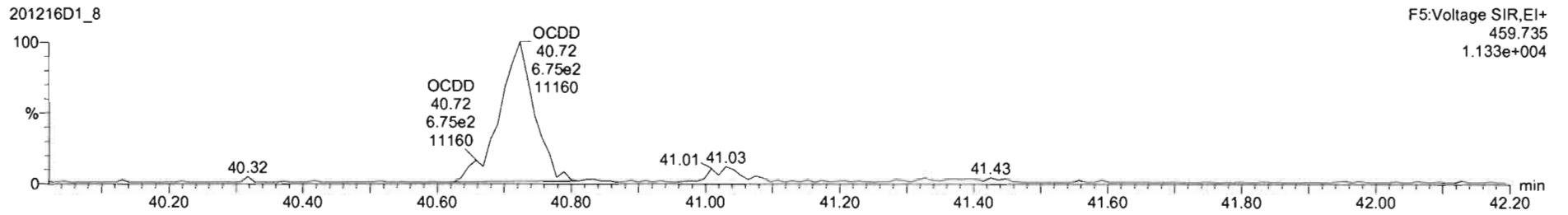
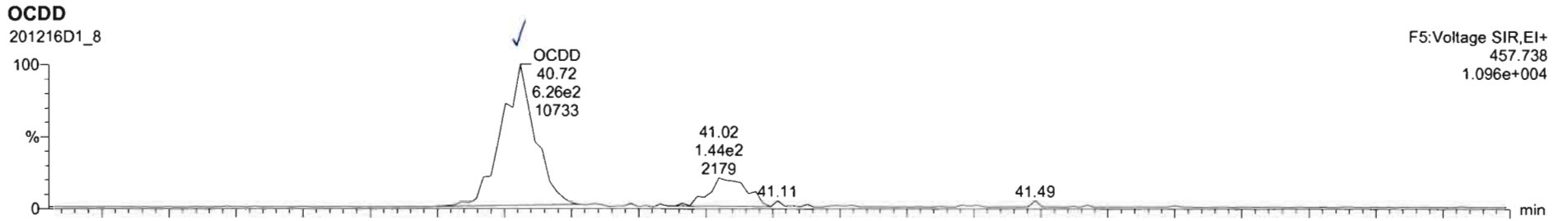




Dataset: U:\VG7.PRO\Results\201216D1\201216D1\_8.qld

Last Altered: Thursday, December 17, 2020 09:46:38 Pacific Standard Time  
Printed: Thursday, December 17, 2020 09:47:10 Pacific Standard Time

Name: 201216D1\_8, Date: 16-Dec-2020, Time: 20:08:18, ID: B0L0042-DUP1 Duplicate 11.82, Description: Duplicate

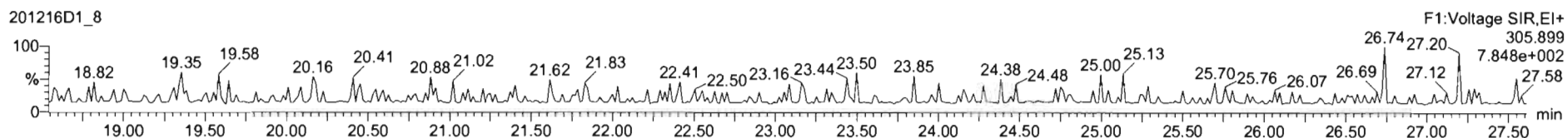
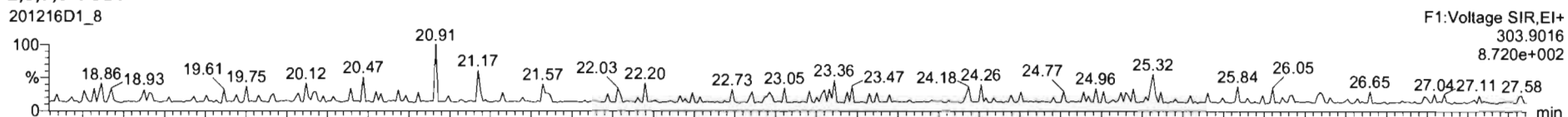


Dataset: U:\VG7.PRO\Results\201216D1\201216D1\_8.qld



Last Altered: Thursday, December 17, 2020 09:46:38 Pacific Standard Time  
Printed: Thursday, December 17, 2020 09:47:10 Pacific Standard Time

Name: 201216D1\_8, Date: 16-Dec-2020, Time: 20:08:18, ID: B0L0042-DUP1 Duplicate 11.82, Description: Duplicate

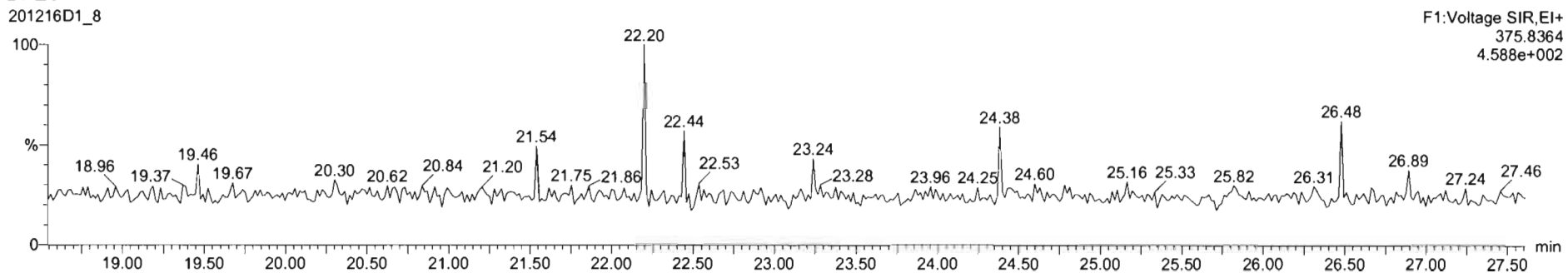
2,3,7,8-TCDF



13C-2,3,7,8-TCDF



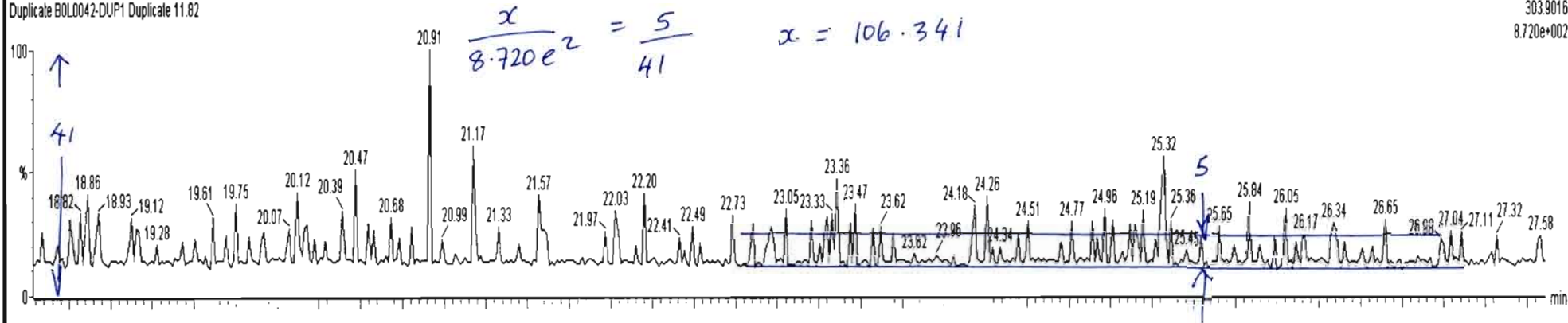
DPE1



201216D1\_8-BOL0042-DUP1 Duplicate 11.82 - Duplicate

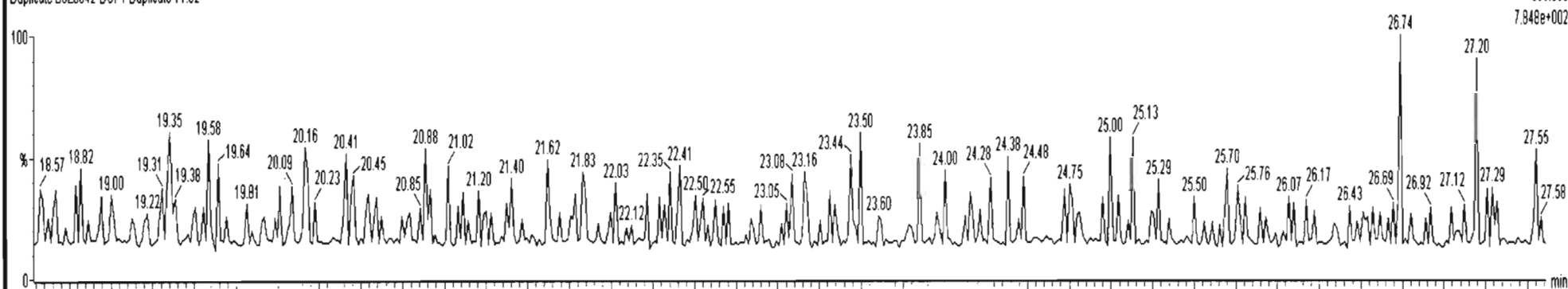
201216D1\_8  
Duplicate BOL0042-DUP1 Duplicate 11.82

F1:Voltage SIR,EI+  
303.9016  
8.720e+002



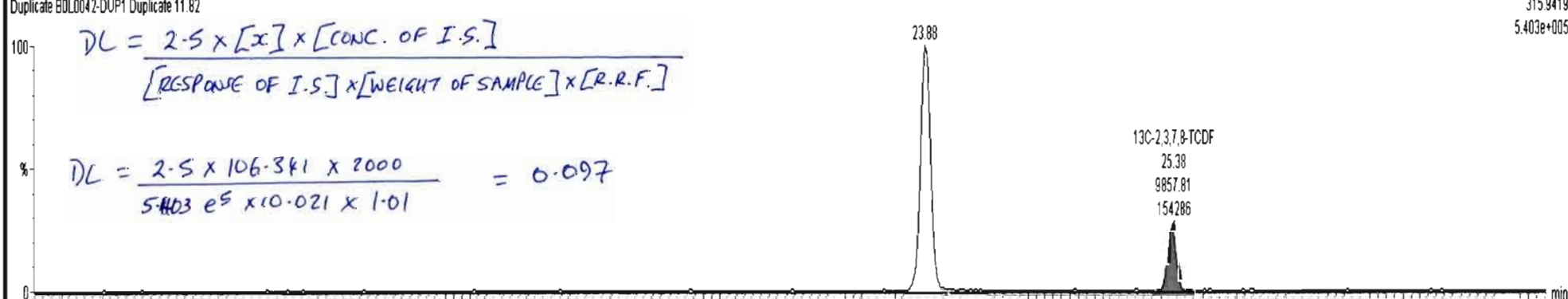
201216D1\_8  
Duplicate BOL0042-DUP1 Duplicate 11.82

F1:Voltage SIR,EI+  
305.699  
7.848e+002



201216D1\_8  
Duplicate BOL0042-DUP1 Duplicate 11.82

F1:Voltage SIR,EI+  
315.9419  
5.403e+005



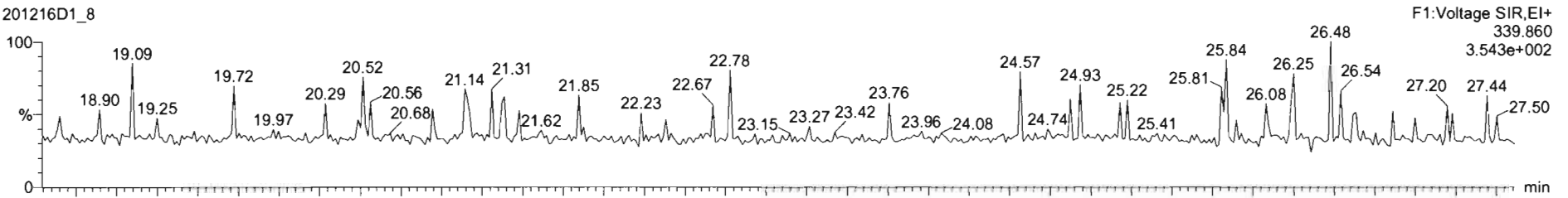
Dataset: U:\VG7.PRO\Results\201216D1\201216D1\_8.qld

Last Altered: Thursday, December 17, 2020 09:46:38 Pacific Standard Time  
Printed: Thursday, December 17, 2020 09:47:10 Pacific Standard Time

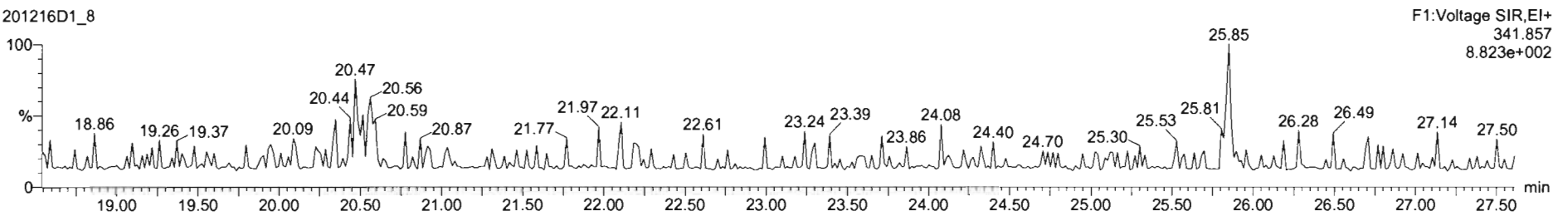
Name: 201216D1\_8, Date: 16-Dec-2020, Time: 20:08:18, ID: B0L0042-DUP1 Duplicate 11.82, Description: Duplicate

1st Func. Penta-Furans

201216D1\_8

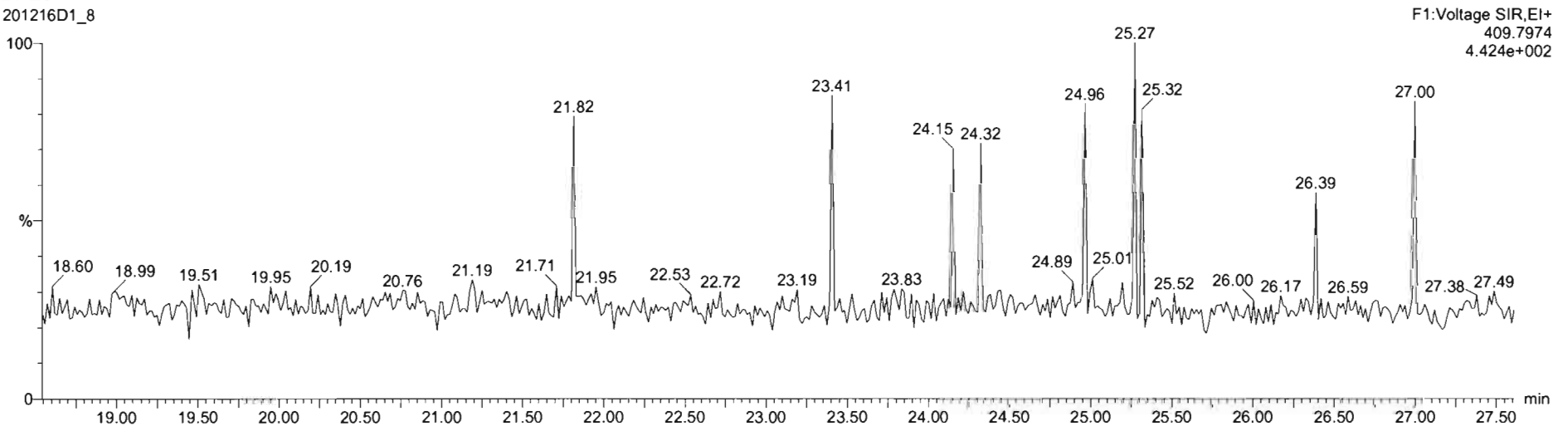


201216D1\_8



DPE6

201216D1\_8




Dataset: U:\VG7.PRO\Results\201216D1\201216D1\_8.qld

Last Altered: Thursday, December 17, 2020 09:46:38 Pacific Standard Time  
Printed: Thursday, December 17, 2020 09:47:10 Pacific Standard Time

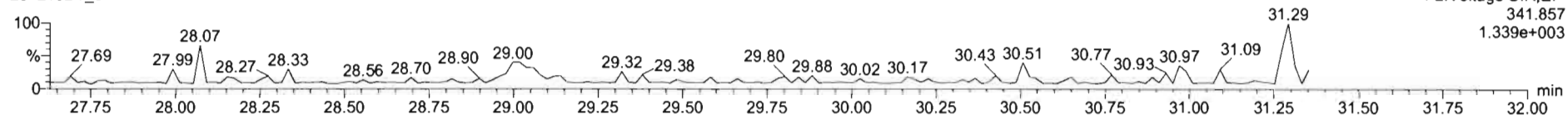
Name: 201216D1\_8, Date: 16-Dec-2020, Time: 20:08:18, ID: B0L0042-DUP1 Duplicate 11.82, Description: Duplicate

1,2,3,7,8-PeCDF

201216D1\_8




201216D1\_8




13C-1,2,3,7,8-PeCDF

201216D1\_8

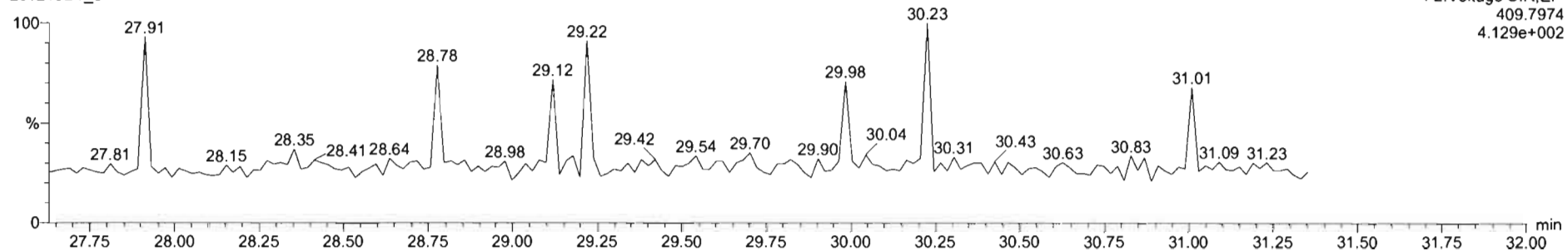


201216D1\_8



DPE2

201216D1\_8

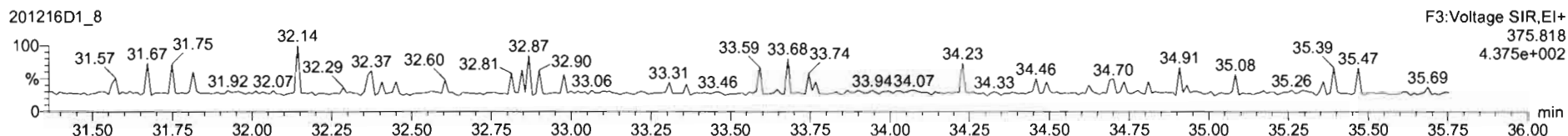
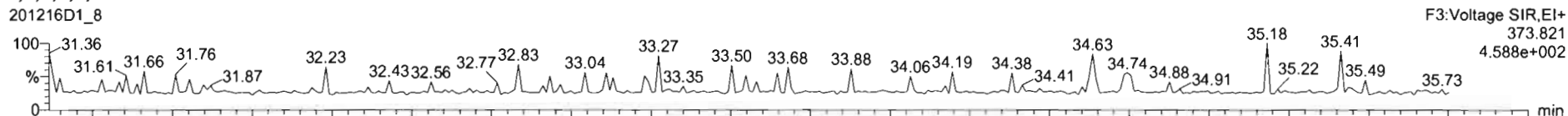


Dataset: U:\VG7.PRO\Results\201216D1\201216D1\_8.qld

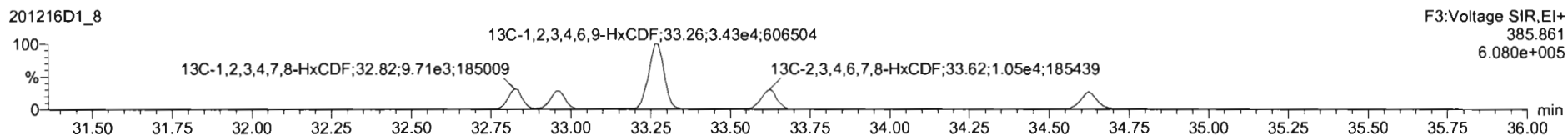
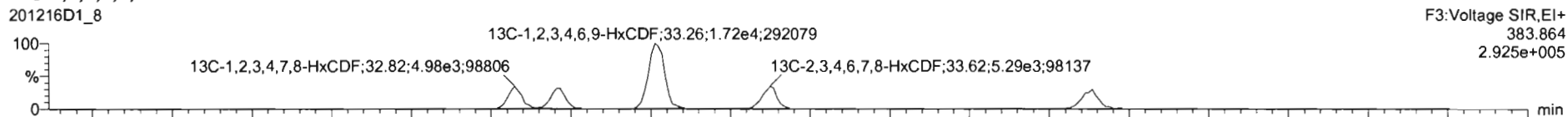
Last Altered: Thursday, December 17, 2020 09:46:38 Pacific Standard Time  
Printed: Thursday, December 17, 2020 09:47:10 Pacific Standard Time

Name: 201216D1\_8, Date: 16-Dec-2020, Time: 20:08:18, ID: B0L0042-DUP1 Duplicate 11.82, Description: Duplicate

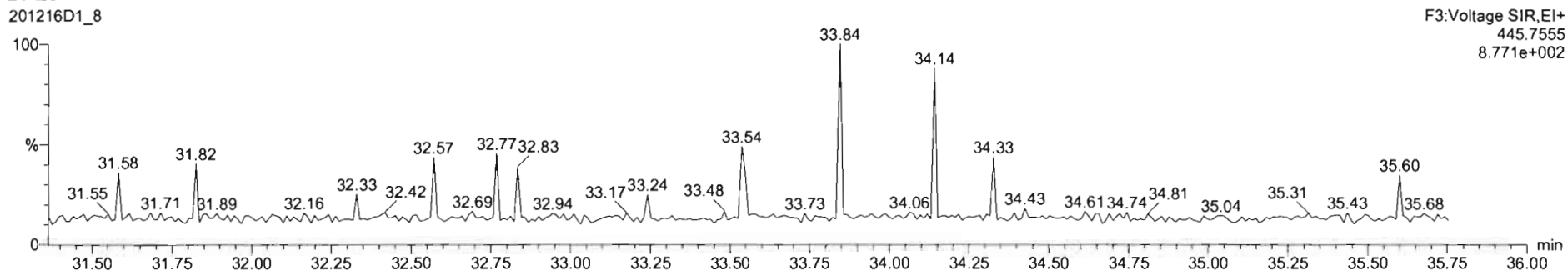
1,2,3,4,7,8-HxCDF



13C-1,2,3,4,7,8-HxCDF



DPE3




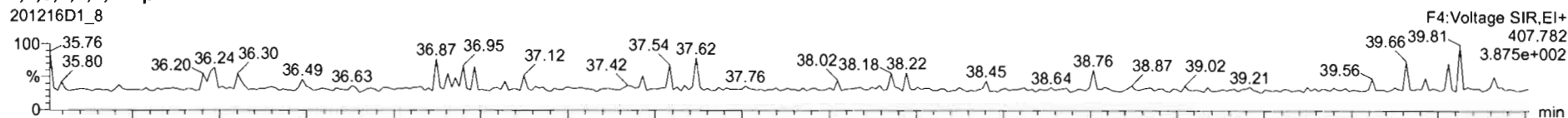


Dataset: U:\VG7.PRO\Results\201216D1\201216D1\_8.qld

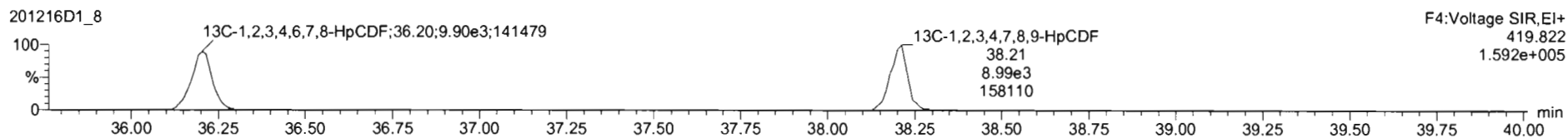

Last Altered: Thursday, December 17, 2020 09:46:38 Pacific Standard Time  
Printed: Thursday, December 17, 2020 09:47:10 Pacific Standard Time

Name: 201216D1\_8, Date: 16-Dec-2020, Time: 20:08:18, ID: B0L0042-DUP1 Duplicate 11.82, Description: Duplicate

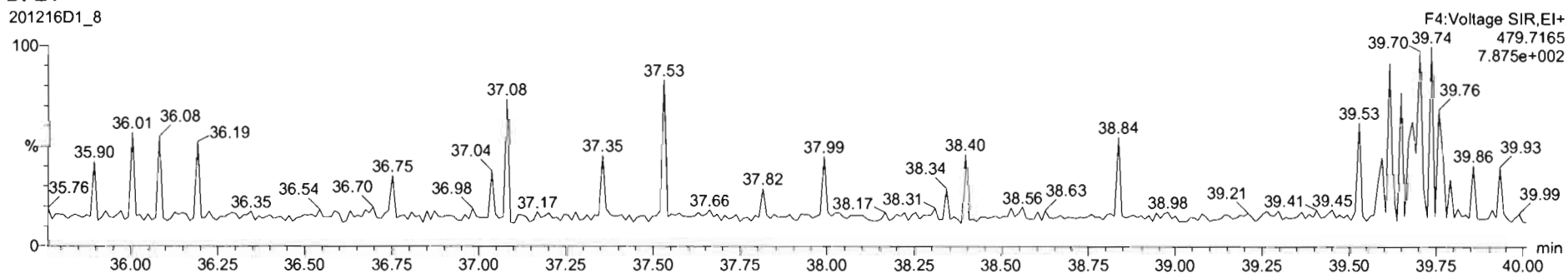
**1,2,3,4,6,7,8-HpCDF**



**13C-1,2,3,4,6,7,8-HpCDF**



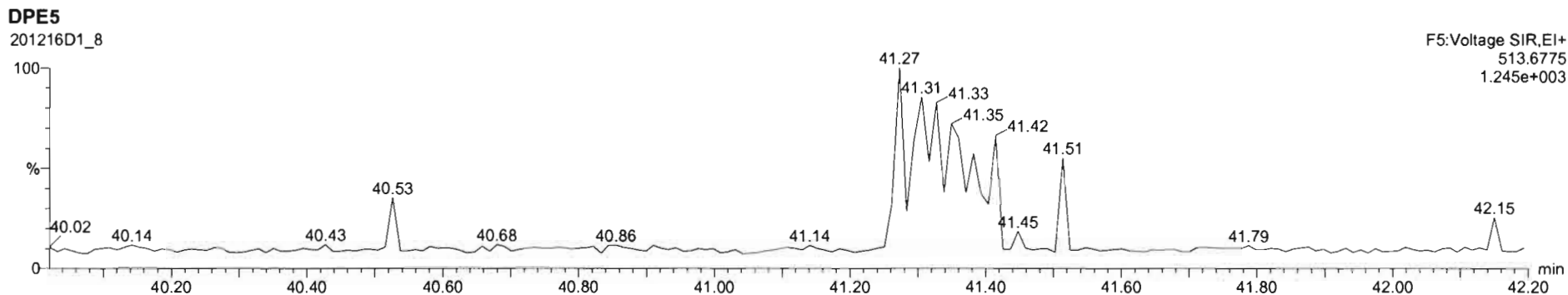
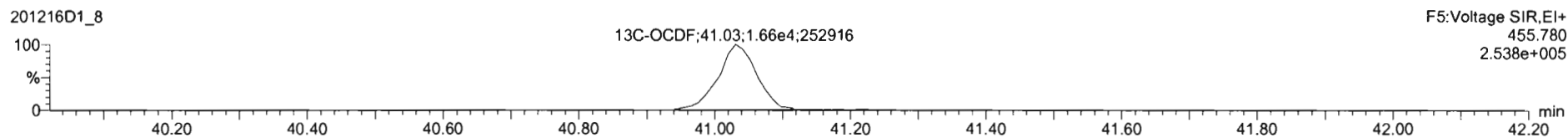
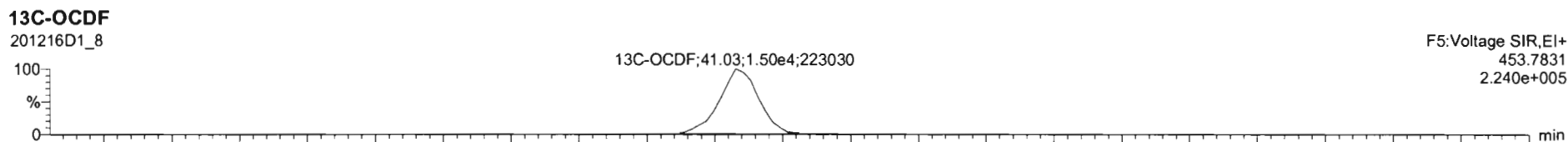
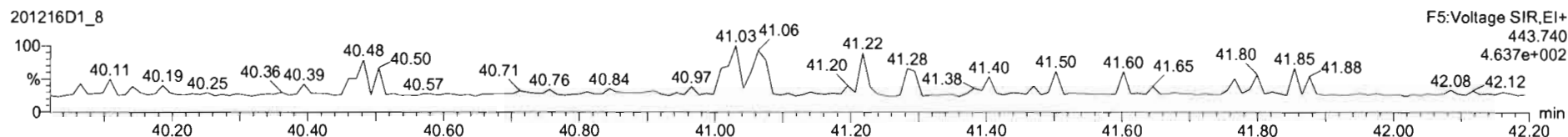
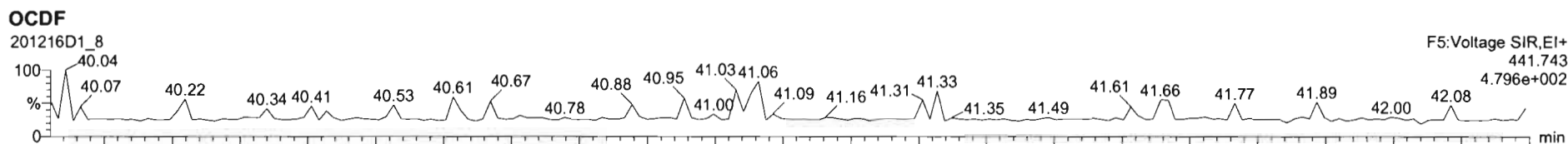
**DPE4**



Dataset: U:\VG7.PRO\Results\201216D1\201216D1\_8.qld

Last Altered: Thursday, December 17, 2020 09:46:38 Pacific Standard Time  
Printed: Thursday, December 17, 2020 09:47:10 Pacific Standard Time

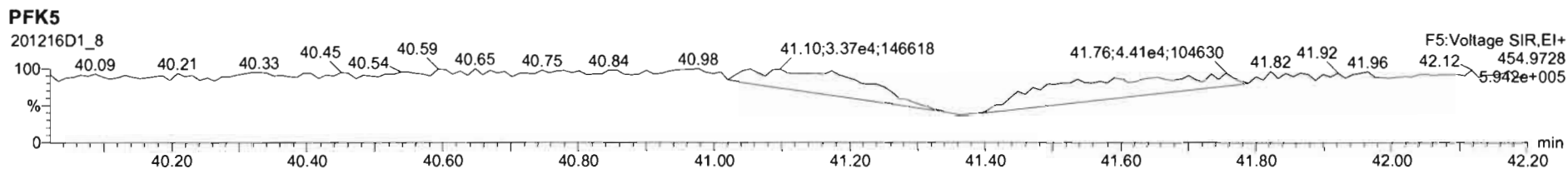
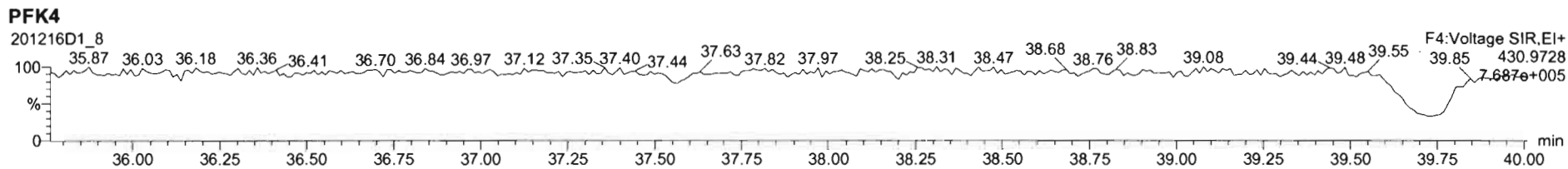
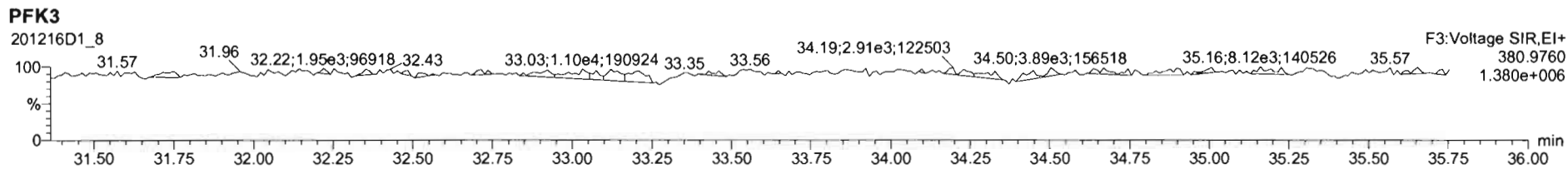
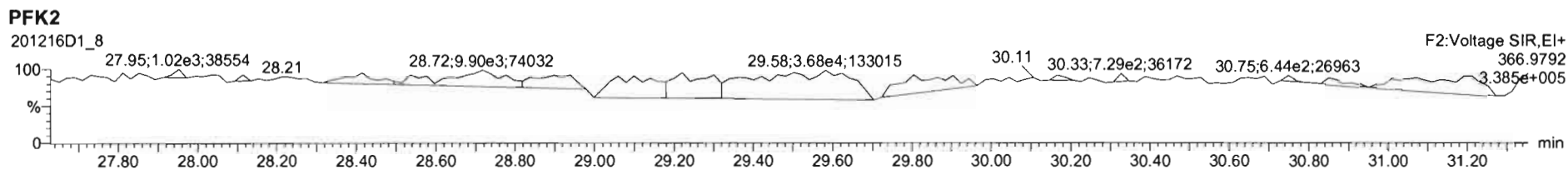
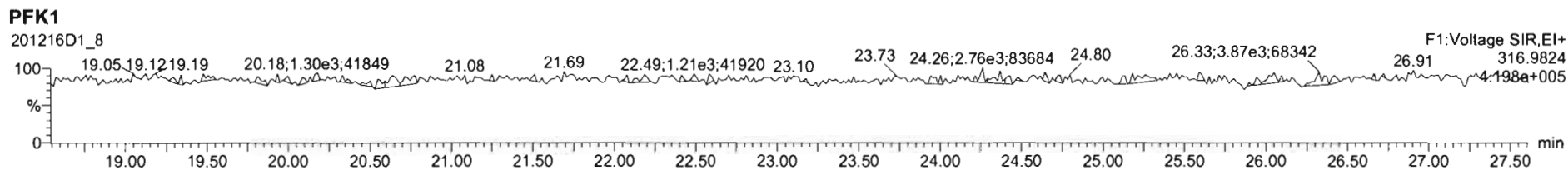
Name: 201216D1\_8, Date: 16-Dec-2020, Time: 20:08:18, ID: B0L0042-DUP1 Duplicate 11.82, Description: Duplicate



Dataset: U:\VG7.PRO\Results\201216D1\201216D1\_8.qld

Last Altered: Thursday, December 17, 2020 09:46:38 Pacific Standard Time  
Printed: Thursday, December 17, 2020 09:47:10 Pacific Standard Time

Name: 201216D1\_8, Date: 16-Dec-2020, Time: 20:08:18, ID: B0L0042-DUP1 Duplicate 11.82, Description: Duplicate



Dataset: U:\VG7.PRO\Results\201216D1\201216D1\_9.qld

Last Altered: Thursday, December 17, 2020 11:47:31 Pacific Standard Time

Printed: Thursday, December 17, 2020 11:49:49 Pacific Standard Time

*DB 12/17/20 CT 12/18/2020*

Method: C:\MassLynx\Default.PRO\MethDB\1613\_rrt.mdb 10 Dec 2020 12:07:43

Calibration: U:\VG7.PRO\CurveDB\ZB\_DIOXIN\_1613vg7-9-30-20.cdb 01 Oct 2020 09:27:37

Name: 201216D1\_9, Date: 16-Dec-2020, Time: 20:54:30, ID: 2002492-04 USMPDI-003SC-A-04-05-201110 12.98, Description: USMPDI-003SC-A-04-05-201110

#	Name	Resp	RA	n/y	RRF	wt/vol	Pred.RT	RT	Pred.RRT	RRT	Conc.	%Rec	DL	EMPC
1	1 2,3,7,8-TCDD			NO	1.00	10.013	26.066		1.001				0.183	
2	2 1,2,3,7,8-PeCDD			NO	0.935	10.013	30.528		1.001				0.239	
3	3 1,2,3,4,7,8-HxCDD			NO	1.15	10.013	33.755		1.000				0.429	
4	4 1,2,3,6,7,8-HxCDD			NO	1.02	10.013	33.866		1.000				0.415	
5	5 1,2,3,7,8,9-HxCDD			NO	1.06	10.013	34.174		1.001				0.414	
6	6 1,2,3,4,6,7,8-HpCDD	2.78e2	1.24	YES	1.00	10.013	37.563	37.59	1.000	1.001	1.8049		0.549	1.65
7	7 OCDD	1.92e3	0.92	NO	0.952	10.013	40.723	40.74	1.000	1.001	15.922		0.587	15.9
8	8 2,3,7,8-TCDF			NO	1.01	10.013	25.418		1.001				0.113	
9	9 1,2,3,7,8-PeCDF			NO	0.998	10.013	29.321		1.001				0.171	
10	10 2,3,4,7,8-PeCDF			NO	1.07	10.013	30.356		1.001				0.184	
11	11 1,2,3,4,7,8-HxCDF			NO	1.05	10.013	32.845		1.000				0.150	
12	12 1,2,3,6,7,8-HxCDF			NO	1.10	10.013	32.987		1.000				0.155	
13	13 2,3,4,6,7,8-HxCDF			NO	1.09	10.013	33.669		1.001				0.168	
14	14 1,2,3,7,8,9-HxCDF			NO	1.08	10.013	34.634		1.000				0.213	
15	15 1,2,3,4,6,7,8-HpCDF			NO	1.13	10.013	36.261		1.001				0.175	
16	16 1,2,3,4,7,8,9-HpCDF			NO	1.29	10.013	38.222		1.000				0.171	
17	17 OCDF			NO	0.953	10.013	41.053		1.000				0.362	
18	18 13C-2,3,7,8-TCDD	6.06e4	0.79	NO	1.17	10.013	25.974	26.03	1.026	1.028	193.20	96.7	1.09	
19	19 13C-1,2,3,7,8-PeCDD	4.21e4	0.63	NO	0.914	10.013	30.529	30.51	1.206	1.205	172.16	86.2	0.449	
20	20 13C-1,2,3,4,7,8-HxCDD	3.57e4	1.28	NO	0.634	10.013	33.750	33.74	1.014	1.014	236.55	118	1.21	
21	21 13C-1,2,3,6,7,8-HxCDD	4.02e4	1.22	NO	0.724	10.013	33.860	33.87	1.017	1.017	232.65	116	1.06	
22	22 13C-1,2,3,7,8,9-HxCDD	3.97e4	1.27	NO	0.716	10.013	34.129	34.14	1.025	1.026	232.53	116	1.08	
23	23 13C-1,2,3,4,6,7,8-HpCDD	3.08e4	1.03	NO	0.660	10.013	37.578	37.55	1.129	1.128	195.40	97.8	2.20	
24	24 13C-OCDD	5.05e4	0.90	NO	0.587	10.013	40.587	40.72	1.219	1.224	361.11	90.4	1.84	
25	25 13C-2,3,7,8-TCDF	8.48e4	0.77	NO	1.02	10.013	25.374	25.39	1.002	1.003	194.50	97.4	1.06	
26	26 13C-1,2,3,7,8-PeCDF	6.48e4	1.57	NO	0.842	10.013	29.258	29.30	1.156	1.157	180.53	90.4	0.952	
27	27 13C-2,3,4,7,8-PeCDF	6.14e4	1.63	NO	0.802	10.013	30.151	30.33	1.191	1.198	179.56	89.9	1.00	
28	28 13C-1,2,3,6,7,8-HxCDF	5.06e4	0.50	NO	1.00	10.013	32.885	32.85	0.988	0.987	211.72	106	1.34	
29	29 13C-1,2,3,6,7,8-HxCDF	5.03e4	0.52	NO	1.02	10.013	33.018	32.98	0.992	0.991	207.29	104	1.32	
30	30 13C-2,3,4,6,7,8-HxCDF	4.84e4	0.50	NO	0.955	10.013	33.587	33.63	1.009	1.011	212.47	106	1.40	
31	31 13C-1,2,3,7,8,9-HxCDF	4.41e4	0.51	NO	0.851	10.013	34.662	34.63	1.041	1.041	217.21	109	1.58	

Dataset: U:\VG7.PRO\Results\201216D1\201216D1\_9.qld

Last Altered: Thursday, December 17, 2020 11:47:31 Pacific Standard Time

Printed: Thursday, December 17, 2020 11:49:49 Pacific Standard Time

Name: 201216D1\_9, Date: 16-Dec-2020, Time: 20:54:30, ID: 2002492-04 USMPDI-003SC-A-04-05-201110 12.98, Description: USMPDI-003SC-A-04-05-201110

#	Name	Resp	RA	n/y	RRF	wt/vol	Pred.RT	RT	Pred.RRT	RRT	Conc.	%Rec	DL	EMPC
32	32 13C-1,2,3,4,6,7,8-HpCDF	3.80e4	0.45	NO	0.848	10.013	36.180	36.22	1.087	1.088	188.06	94.2	1.50	
33	33 13C-1,2,3,4,7,8,9-HpCDF	3.05e4	0.42	NO	0.624	10.013	38.177	38.22	1.147	1.148	205.14	103	2.04	
34	34 13C-OCDF	6.22e4	0.88	NO	0.730	10.013	40.740	41.05	1.224	1.233	357.62	89.5	0.869	
35	35 37Cl-2,3,7,8-TCDD	2.43e4			1.21	10.013	25.972	26.05	1.026	1.029	75.396	94.4	0.135	
36	36 13C-1,2,3,4-TCDD	5.34e4	0.78	NO	1.00	10.013	25.300	25.32	1.000	1.000	199.74	100	1.28	
37	37 13C-1,2,3,4-TCDF	8.52e4	0.76	NO	1.00	10.013	23.880	23.91	1.000	1.000	199.74	100	1.08	
38	38 13C-1,2,3,4,6,9-HxCDF	4.76e4	0.51	NO	1.00	10.013	33.310	33.28	1.000	1.000	199.74	100	1.34	
39	39 Total Tetra-Dioxins				1.00	10.013	24.620		0.000				0.0946	
40	40 Total Penta-Dioxins				0.935	10.013	29.960		0.000				0.0981	
41	41 Total Hexa-Dioxins				1.02	10.013	33.635		0.000		1.1164		0.276	1.12
42	42 Total Hepta-Dioxins				1.00	10.013	37.640		0.000		3.2885		0.519	4.93
43	43 Total Tetra-Furans				1.01	10.013	23.610		0.000				0.0477	
44	44 1st Func. Penta-Furans				0.998	10.013	26.750		0.000				0.0220	
45	45 Total Penta-Furans				0.998	10.013	29.275		0.000				0.0699	
46	46 Total Hexa-Furans				1.09	10.013	33.555		0.000				0.110	
47	47 Total Hepta-Furans				1.13	10.013	37.835		0.000				0.0968	

Vista Analytical Laboratory

Dataset: U:\VG7.PRO\Results\201216D1\201216D1\_9.qld

Last Altered: Thursday, December 17, 2020 11:47:31 Pacific Standard Time

Printed: Thursday, December 17, 2020 11:49:49 Pacific Standard Time

Method: C:\MassLynx\Default.PRO\MethDB\1613\_rrt.mdb 10 Dec 2020 12:07:43

Calibration: U:\VG7.PRO\CurveDB\ZB\_DIOXIN\_1613vg7-9-30-20.cdb 01 Oct 2020 09:27:37

Name: 201216D1\_9, Date: 16-Dec-2020, Time: 20:54:30, ID: 2002492-04 USMPDI-003SC-A-04-05-201110 12.98, Description: USMPDI-003SC-A-04-05-201110

**Tetra-Dioxins**

	Name	RT	m1 Height	m2 Height	m1 Resp	m2 Resp	RA	n/y	Resp	Conc.	EMPC	DL
1												

**Penta-Dioxins**

	Name	RT	m1 Height	m2 Height	m1 Resp	m2 Resp	RA	n/y	Resp	Conc.	EMPC	DL
1												

**Hexa-Dioxins**

	Name	RT	m1 Height	m2 Height	m1 Resp	m2 Resp	RA	n/y	Resp	Conc.	EMPC	DL
1	Total Hexa-Dioxins	32.12	1.692e3	1.533e3	7.989e1	7.536e1	1.06	NO	1.553e2	0.78656	0.78656	0.276
2	Total Hexa-Dioxins	33.00	1.786e3	1.228e3	3.369e1	3.142e1	1.07	NO	6.511e1	0.32988	0.32988	0.276

**Hepta-Dioxins**

	Name	RT	m1 Height	m2 Height	m1 Resp	m2 Resp	RA	n/y	Resp	Conc.	EMPC	DL
1	Total Hepta-Dioxins	36.61	4.475e3	4.517e3	2.516e2	2.554e2	0.98	NO	5.070e2	3.2885	3.2885	0.519
2	1,2,3,4,6,7,8-HpCDD	37.59	3.308e3	2.122e3	1.540e2	1.243e2	1.24	YES	2.783e2	0.00000	1.6451	0.519

**Tetra-Furans**

	Name	RT	m1 Height	m2 Height	m1 Resp	m2 Resp	RA	n/y	Resp	Conc.	EMPC	DL
1												

**Penta-Furans function 1**

	Name	RT	m1 Height	m2 Height	m1 Resp	m2 Resp	RA	n/y	Resp	Conc.	EMPC	DL
1												

Vista Analytical Laboratory

Dataset: U:\VG7.PRO\Results\201216D1\201216D1\_9.qld

Last Altered: Thursday, December 17, 2020 11:47:31 Pacific Standard Time

Printed: Thursday, December 17, 2020 11:49:49 Pacific Standard Time

Name: 201216D1\_9, Date: 16-Dec-2020, Time: 20:54:30, ID: 2002492-04 USMPDI-003SC-A-04-05-201110 12.98, Description: USMPDI-003SC-A-04-05-201110

Penta-Furans

	Name	RT	m1 Height	m2 Height	m1 Resp	m2 Resp	RA	n/y	Resp	Conc.	EMPC	DL
1												

Hexa-Furans

	Name	RT	m1 Height	m2 Height	m1 Resp	m2 Resp	RA	n/y	Resp	Conc.	EMPC	DL
1												

Hepta-Furans

	Name	RT	m1 Height	m2 Height	m1 Resp	m2 Resp	RA	n/y	Resp	Conc.	EMPC	DL
1												

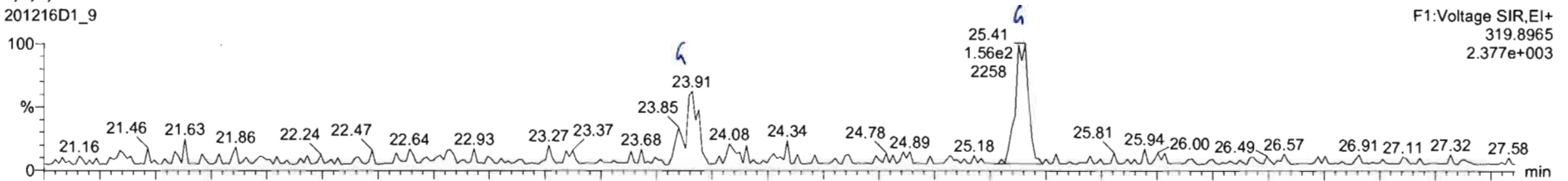
Dataset: U:\VG7.PRO\Results\201216D1\201216D1\_9.qld

Last Altered: Thursday, December 17, 2020 09:47:16 Pacific Standard Time  
Printed: Thursday, December 17, 2020 09:47:41 Pacific Standard Time

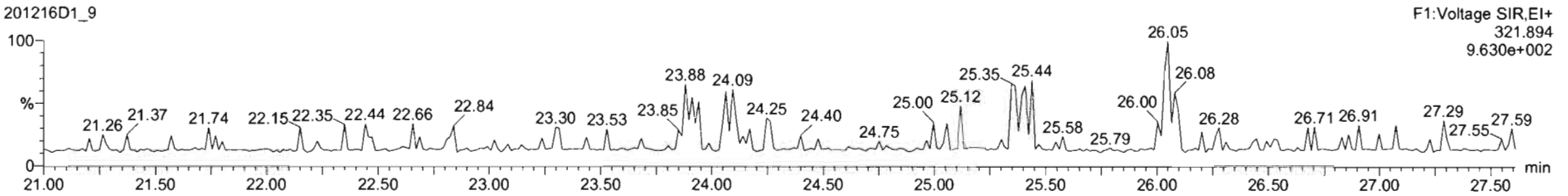
Method: C:\MassLynx\Default.PRO\MethDB\1613\_rrt.mdb 10 Dec 2020 12:07:43  
Calibration: U:\VG7.PRO\CurveDB\ZB\_DIOXIN\_1613vg7-9-30-20.cdb 01 Oct 2020 09:27:37

Name: 201216D1\_9, Date: 16-Dec-2020, Time: 20:54:30, ID: 2002492-04 USMPDI-003SC-A-04-05-201110 12.98, Description: USMPDI-003SC-A-04-05-201110

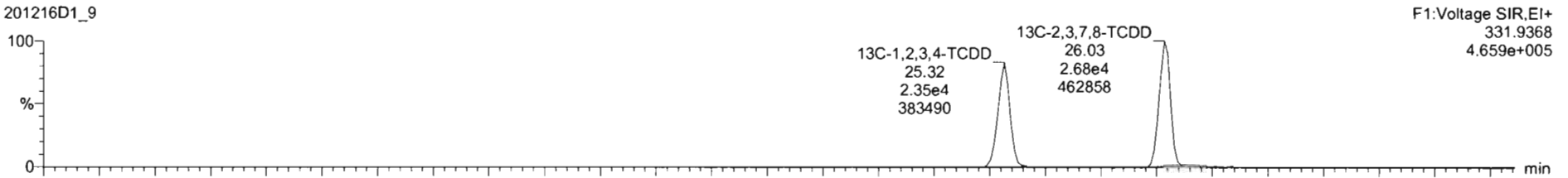
**2,3,7,8-TCDD**  
201216D1\_9



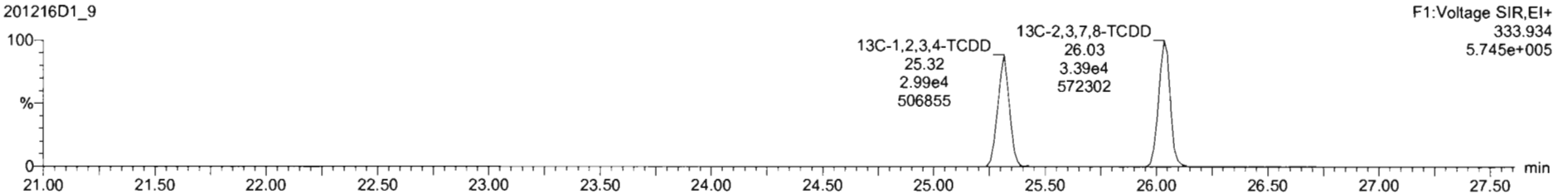
201216D1\_9



**13C-2,3,7,8-TCDD**  
201216D1\_9



201216D1\_9





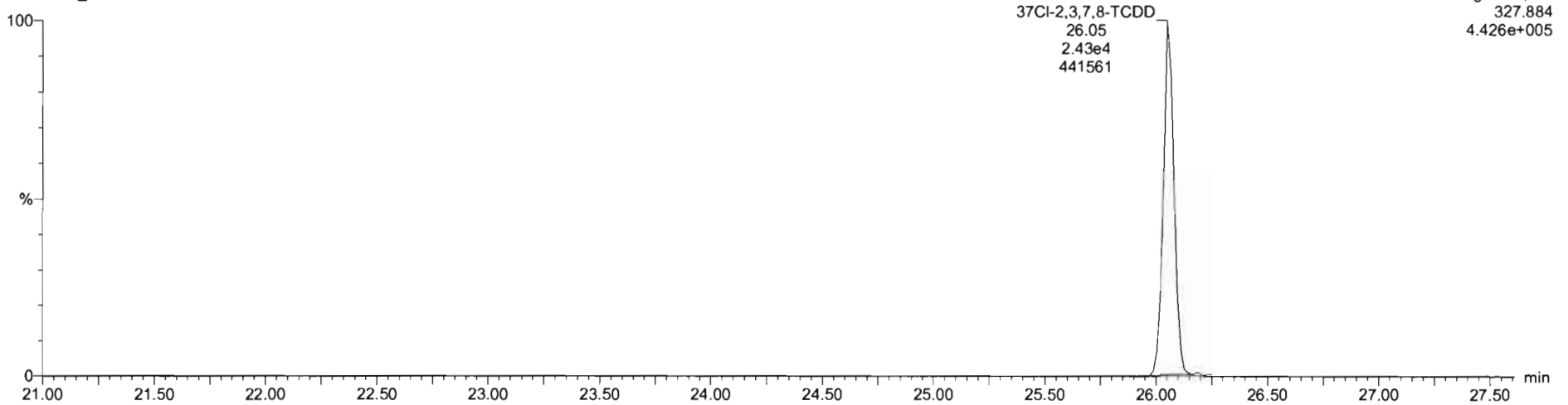
Dataset: U:\VG7.PRO\Results\201216D1\201216D1\_9.qld

Last Altered: Thursday, December 17, 2020 09:47:16 Pacific Standard Time  
Printed: Thursday, December 17, 2020 09:47:41 Pacific Standard Time

Name: 201216D1\_9, Date: 16-Dec-2020, Time: 20:54:30, ID: 2002492-04 USMPDI-003SC-A-04-05-201110 12.98, Description: USMPDI-003SC-A-04-05-201110

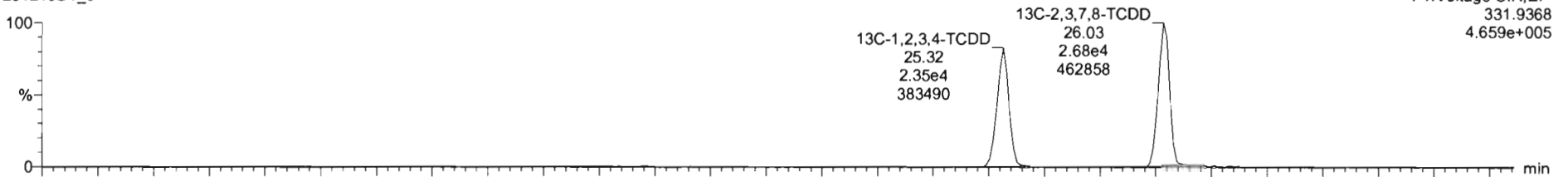
37Cl-2,3,7,8-TCDD

201216D1\_9

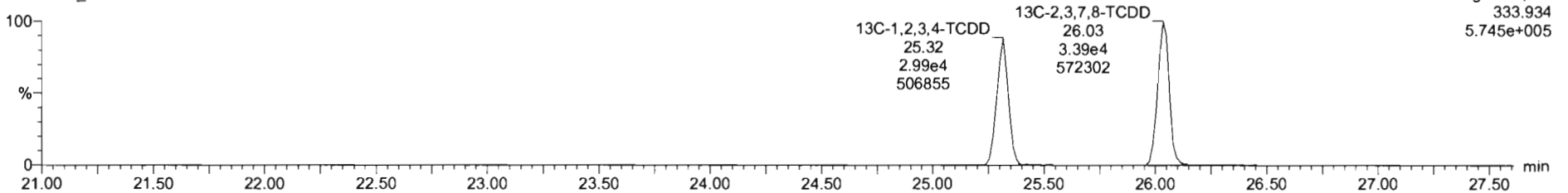


13C-1,2,3,4-TCDD

201216D1\_9



201216D1\_9



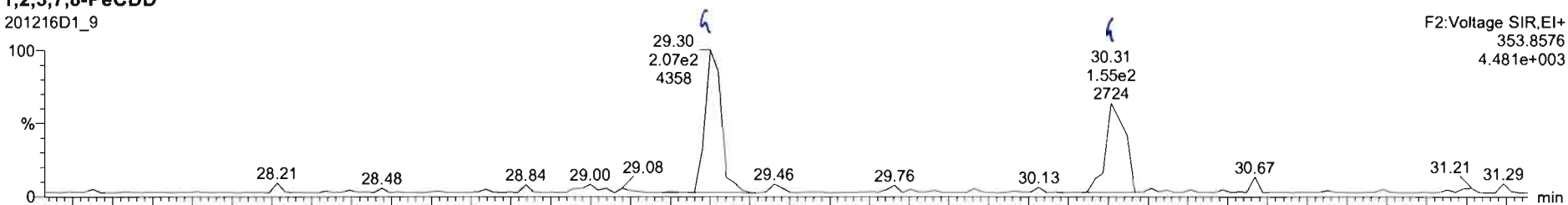
Dataset: U:\VG7.PRO\Results\201216D1\201216D1\_9.qld

Last Altered: Thursday, December 17, 2020 09:47:16 Pacific Standard Time  
Printed: Thursday, December 17, 2020 09:47:41 Pacific Standard Time

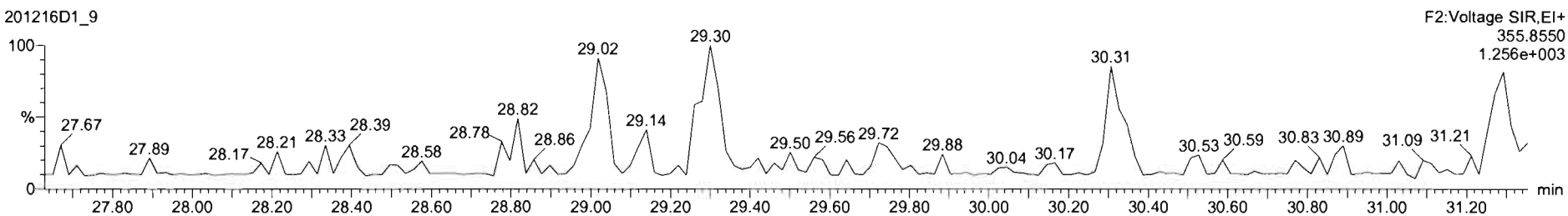
Name: 201216D1\_9, Date: 16-Dec-2020, Time: 20:54:30, ID: 2002492-04 USMPDI-003SC-A-04-05-201110 12.98, Description: USMPDI-003SC-A-04-05-201110

1,2,3,7,8-PeCDD

201216D1\_9




201216D1\_9

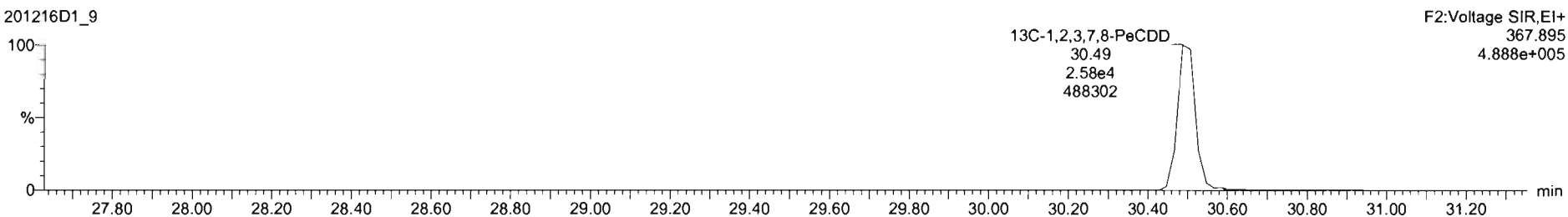


13C-1,2,3,7,8-PeCDD

201216D1\_9



201216D1\_9

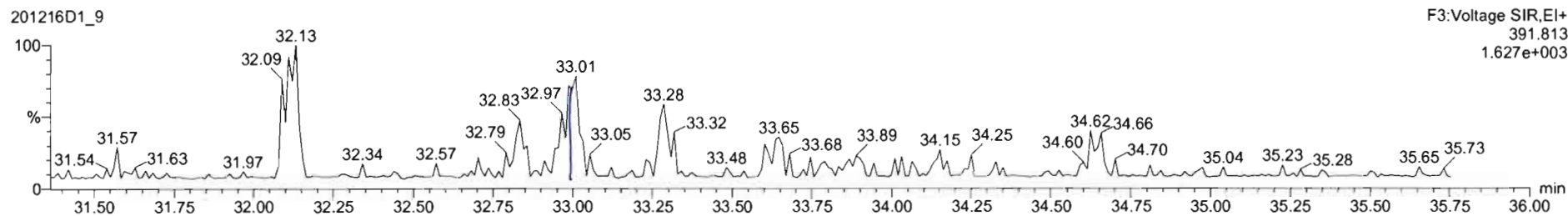
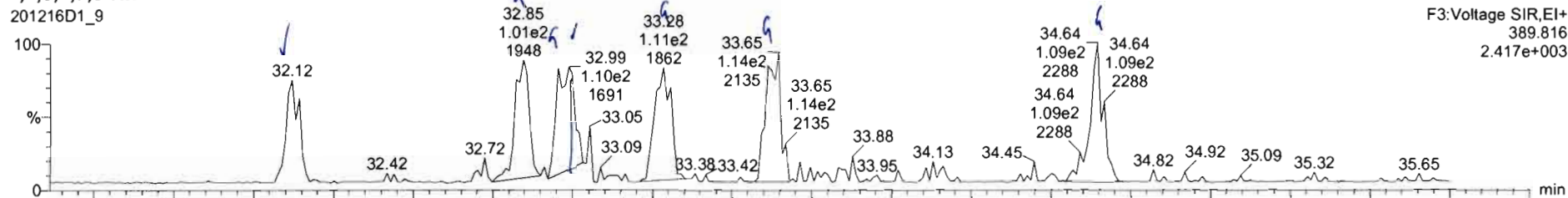


Dataset: U:\VG7.PRO\Results\201216D1\201216D1\_9.qld

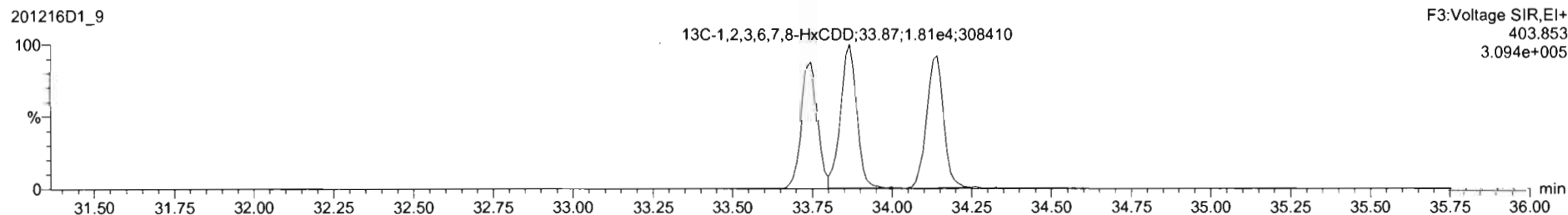
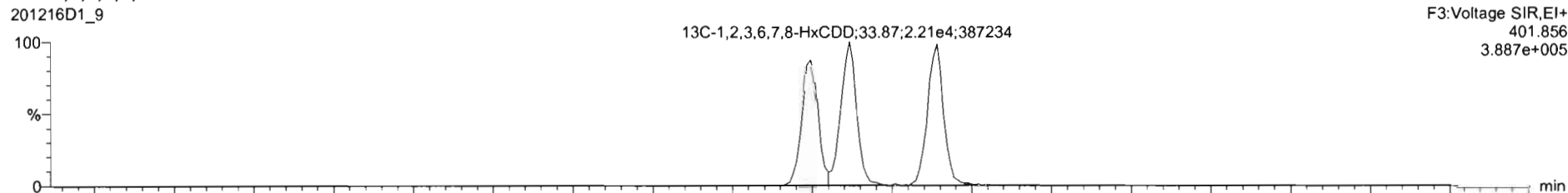
Last Altered: Thursday, December 17, 2020 09:47:16 Pacific Standard Time  
Printed: Thursday, December 17, 2020 09:47:41 Pacific Standard Time

Name: 201216D1\_9, Date: 16-Dec-2020, Time: 20:54:30, ID: 2002492-04 USMPDI-003SC-A-04-05-201110 12.98, Description: USMPDI-003SC-A-04-05-201110

1,2,3,4,7,8-HxCDD



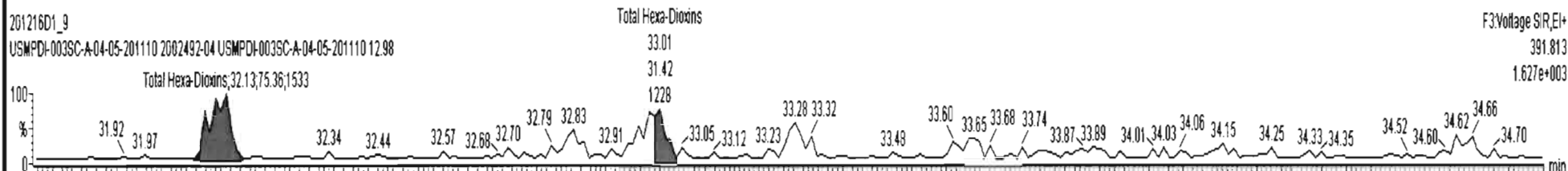
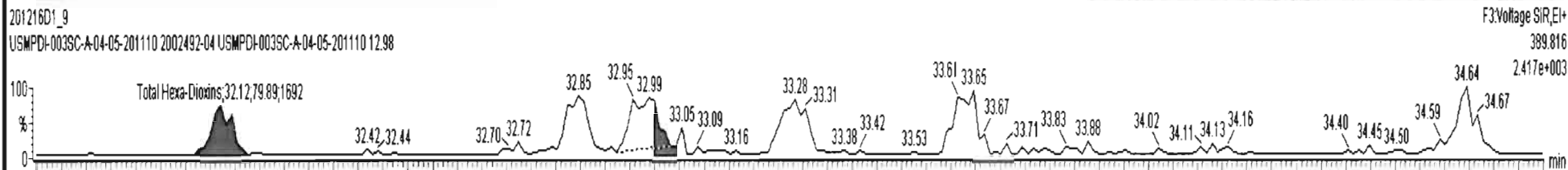


13C-1,2,3,4,7,8-HxCDD





201216D1\_9 - 2002492-04 USMPDI-003SC-A-04-05-201110 12.98 - USMPDI-003SC-A-04-05-201110

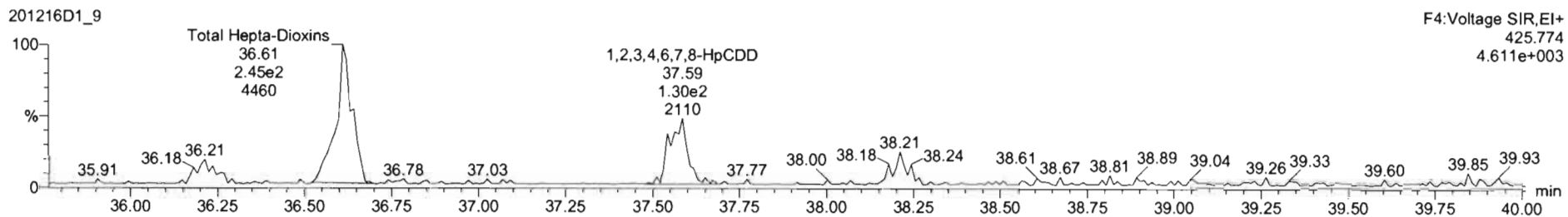
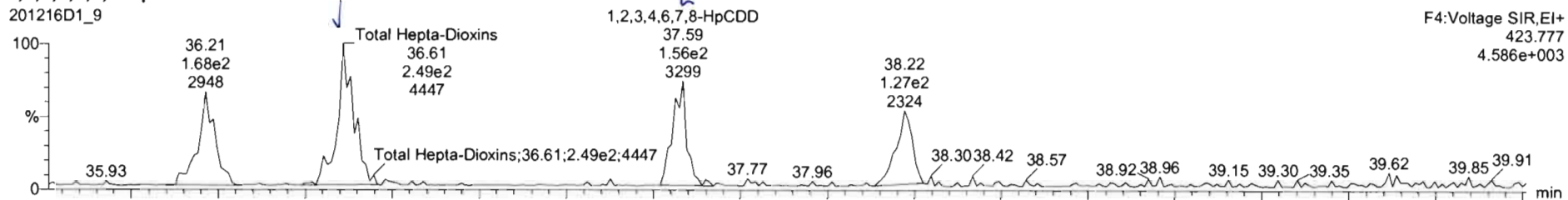


Dataset: U:\VG7.PRO\Results\201216D1\201216D1\_9.qld

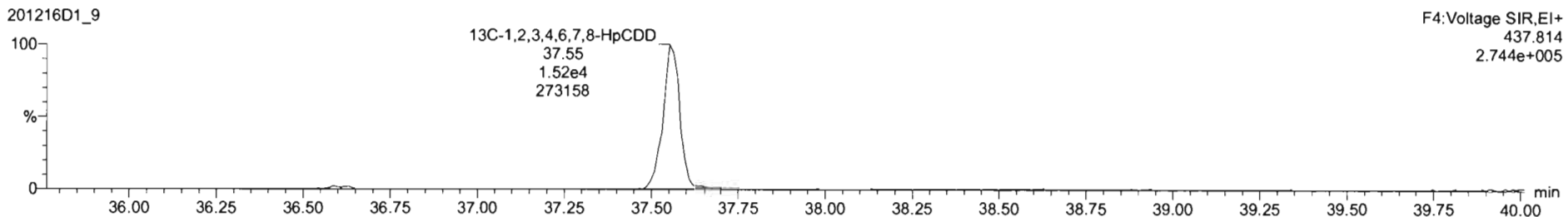
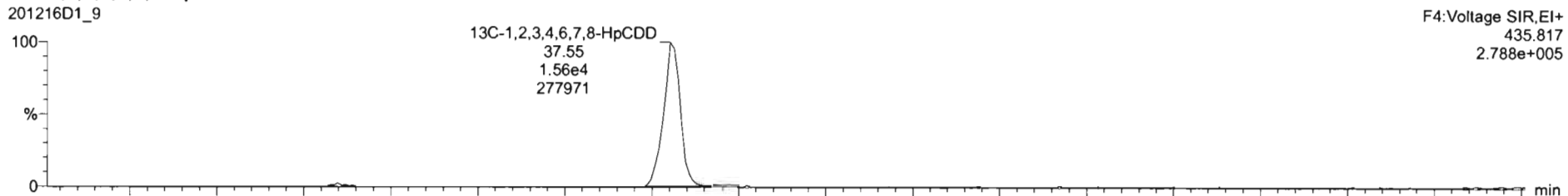
Last Altered: Thursday, December 17, 2020 09:47:16 Pacific Standard Time  
Printed: Thursday, December 17, 2020 09:47:41 Pacific Standard Time

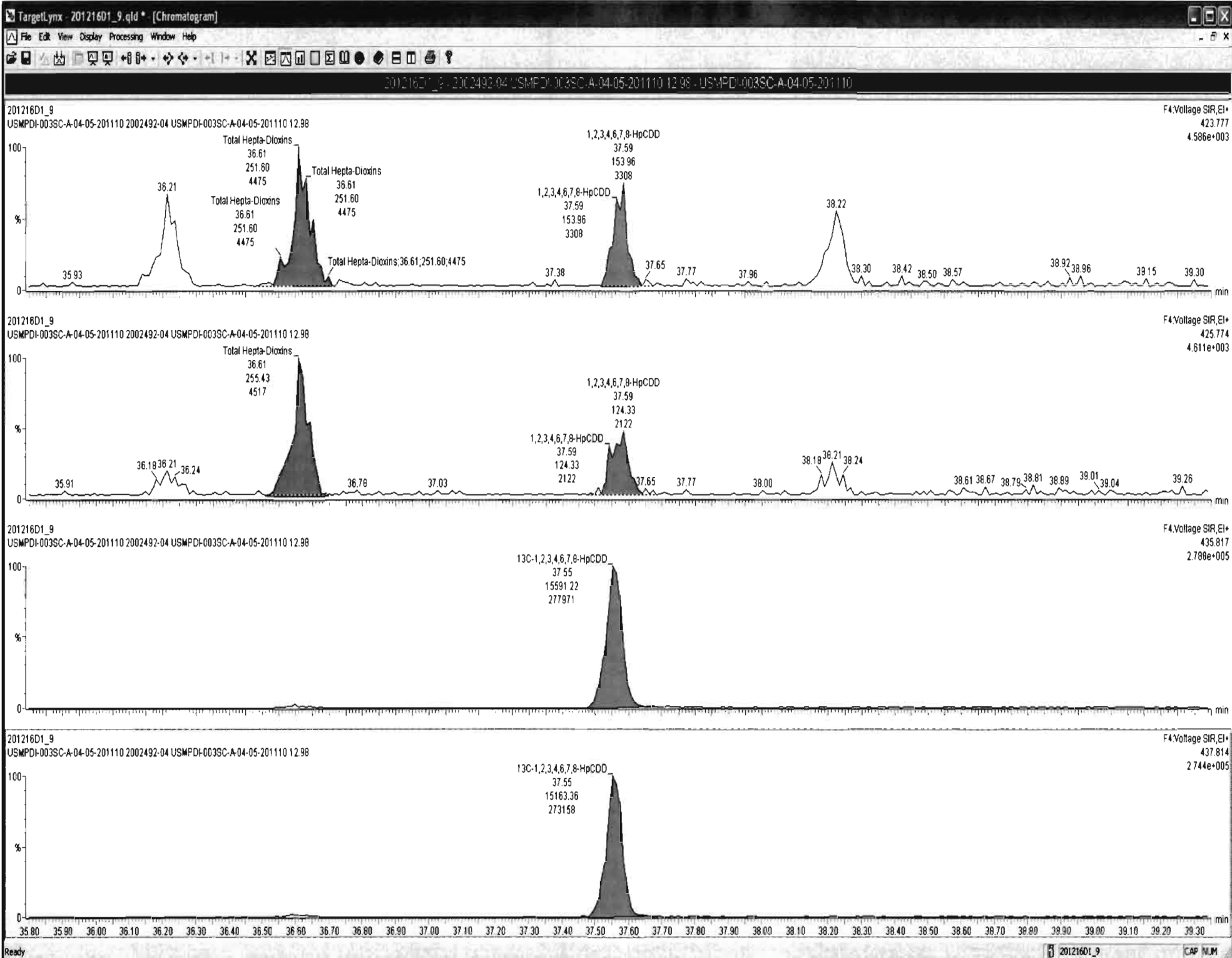
Name: 201216D1\_9, Date: 16-Dec-2020, Time: 20:54:30, ID: 2002492-04 USMPDI-003SC-A-04-05-201110 12.98, Description: USMPDI-003SC-A-04-05-201110

1,2,3,4,6,7,8-HpCDD



13C-1,2,3,4,6,7,8-HpCDD

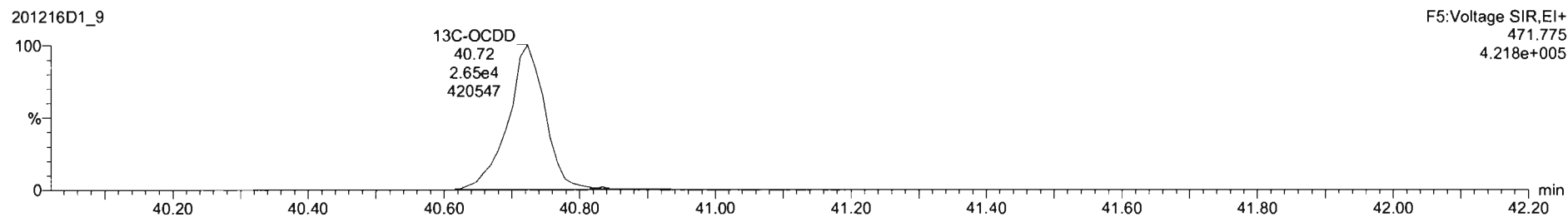

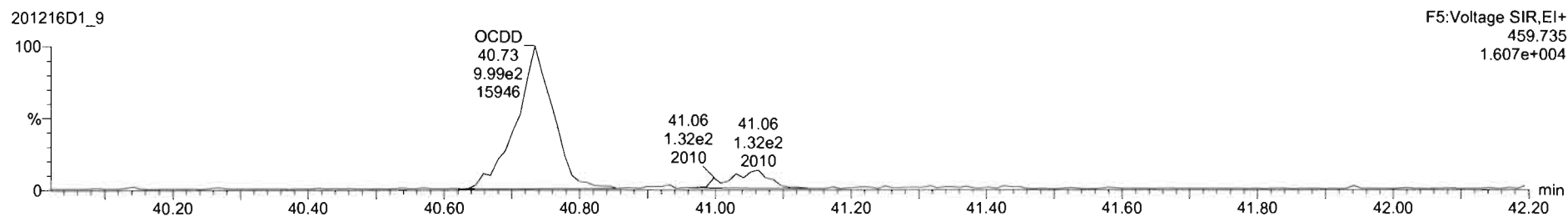
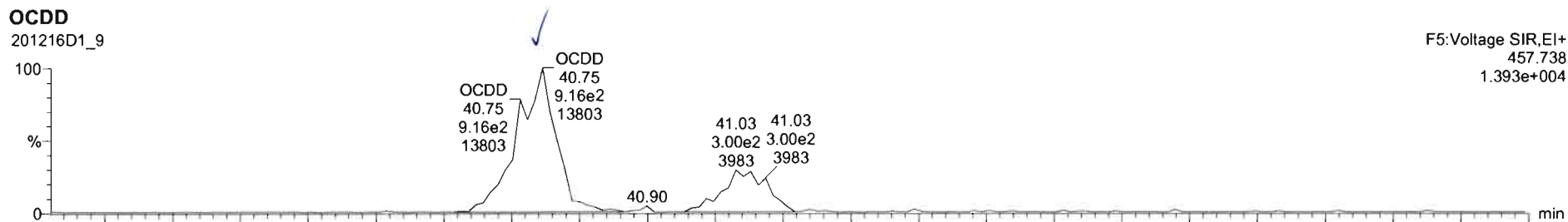




Dataset: U:\VG7.PRO\Results\201216D1\201216D1\_9.qld

Last Altered: Thursday, December 17, 2020 09:47:16 Pacific Standard Time  
Printed: Thursday, December 17, 2020 09:47:41 Pacific Standard Time

Name: 201216D1\_9, Date: 16-Dec-2020, Time: 20:54:30, ID: 2002492-04 USMPDI-003SC-A-04-05-201110 12.98, Description: USMPDI-003SC-A-04-05-201110



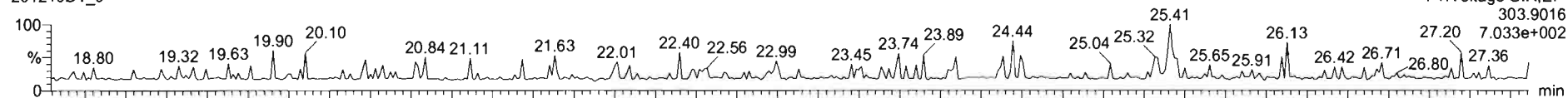
Dataset: U:\VG7.PRO\Results\201216D1\201216D1\_9.qld

Last Altered: Thursday, December 17, 2020 09:47:16 Pacific Standard Time  
Printed: Thursday, December 17, 2020 09:47:41 Pacific Standard Time

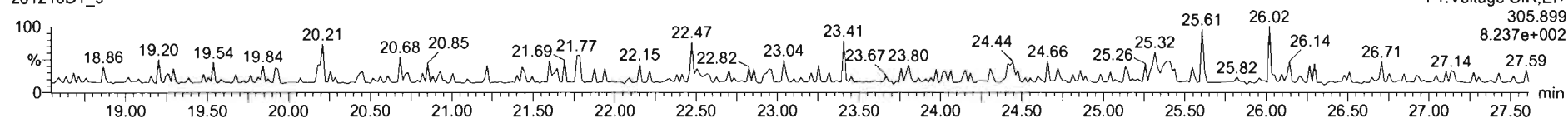
Name: 201216D1\_9, Date: 16-Dec-2020, Time: 20:54:30, ID: 2002492-04 USMPDI-003SC-A-04-05-201110 12.98, Description: USMPDI-003SC-A-04-05-201110

**2,3,7,8-TCDF**

201216D1\_9




201216D1\_9




**13C-2,3,7,8-TCDF**

201216D1\_9

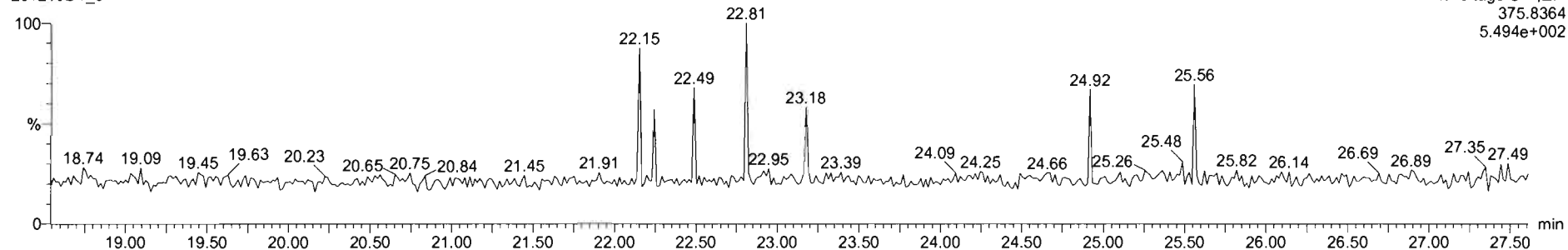


201216D1\_9



**DPE1**

201216D1\_9





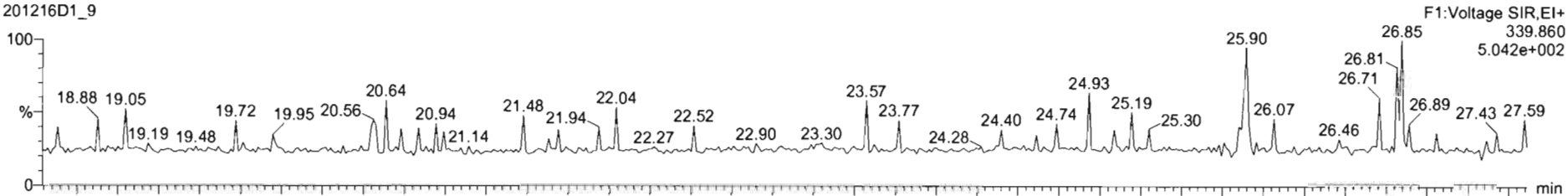
Dataset: U:\VG7.PRO\Results\201216D1\201216D1\_9.qld

Last Altered: Thursday, December 17, 2020 09:47:16 Pacific Standard Time  
Printed: Thursday, December 17, 2020 09:47:41 Pacific Standard Time

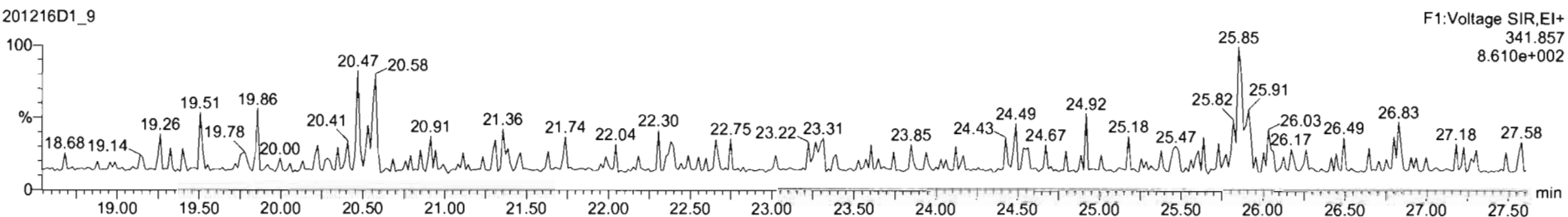
Name: 201216D1\_9, Date: 16-Dec-2020, Time: 20:54:30, ID: 2002492-04 USMPDI-003SC-A-04-05-201110 12.98, Description: USMPDI-003SC-A-04-05-201110

1st Func. Penta-Furans

201216D1\_9

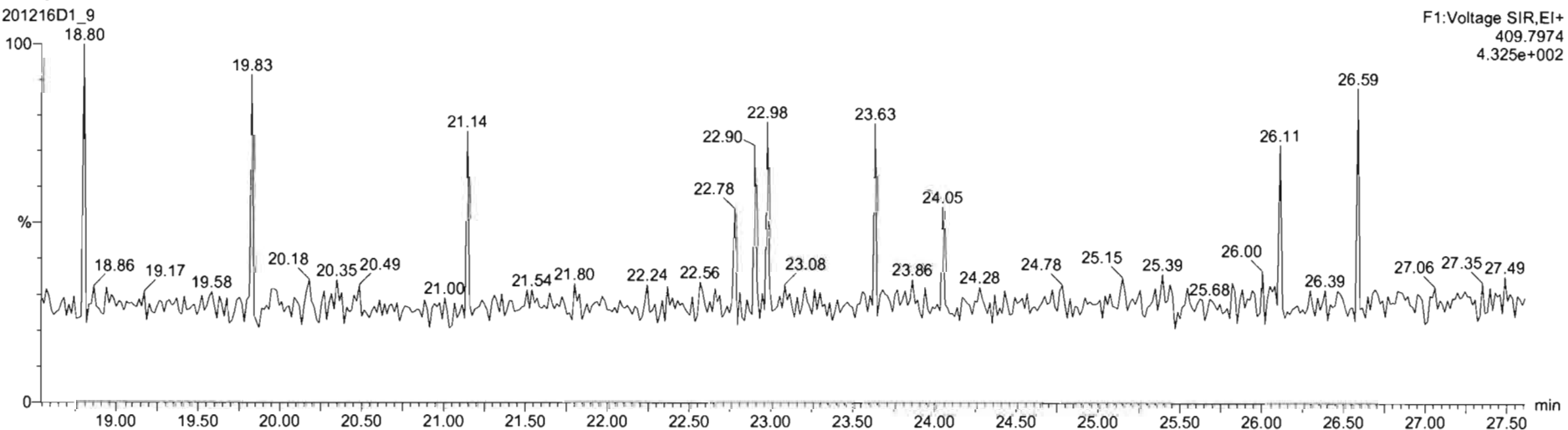


201216D1\_9



DPE6

201216D1\_9




Dataset: U:\VG7.PRO\Results\201216D1\201216D1\_9.qld

Last Altered: Thursday, December 17, 2020 09:47:16 Pacific Standard Time  
Printed: Thursday, December 17, 2020 09:47:41 Pacific Standard Time

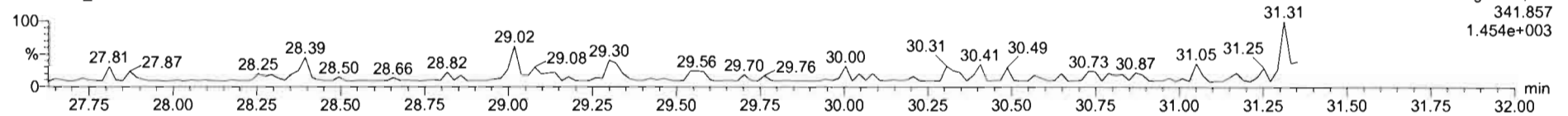
Name: 201216D1\_9, Date: 16-Dec-2020, Time: 20:54:30, ID: 2002492-04 USMPDI-003SC-A-04-05-201110 12.98, Description: USMPDI-003SC-A-04-05-201110

**1,2,3,7,8-PeCDF**

201216D1\_9

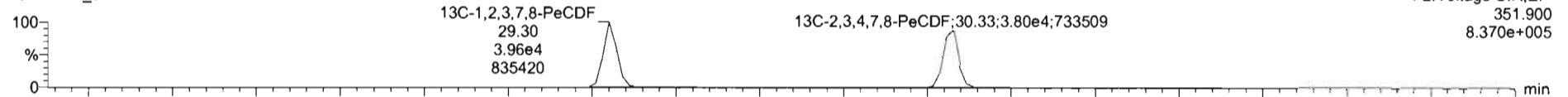


201216D1\_9

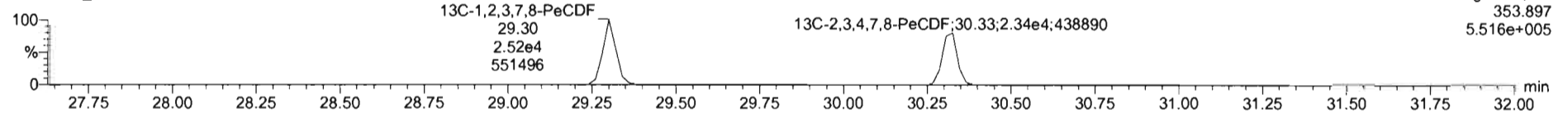


**13C-1,2,3,7,8-PeCDF**

201216D1\_9

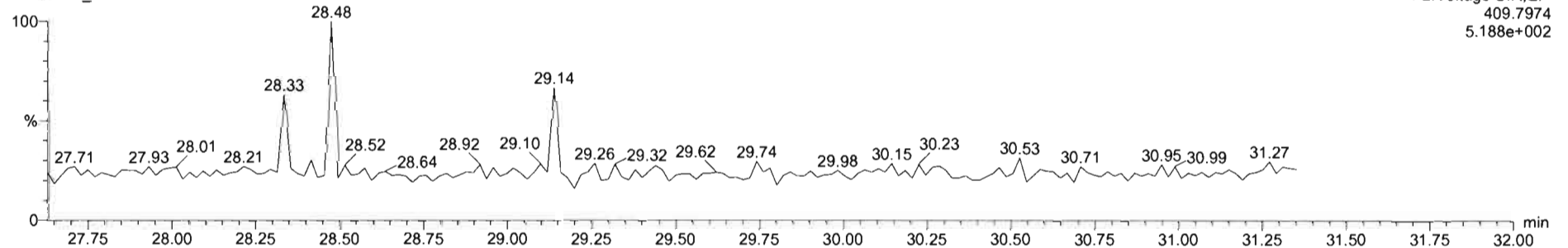


201216D1\_9



**DPE2**

201216D1\_9

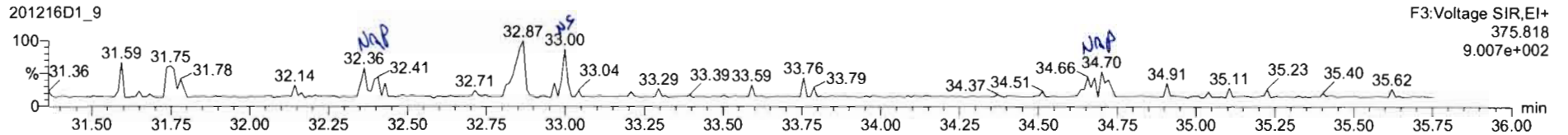
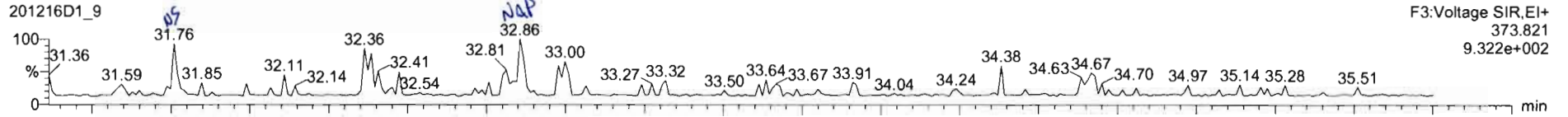


Dataset: U:\VG7.PRO\Results\201216D1\201216D1\_9.qld

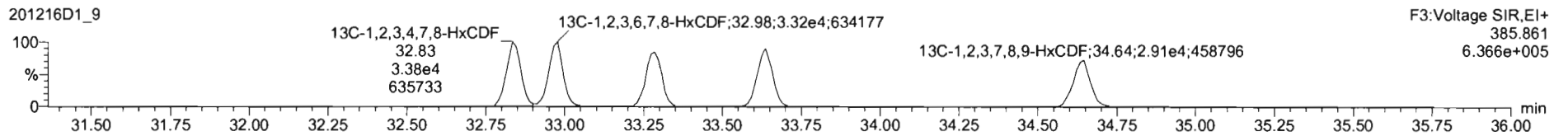
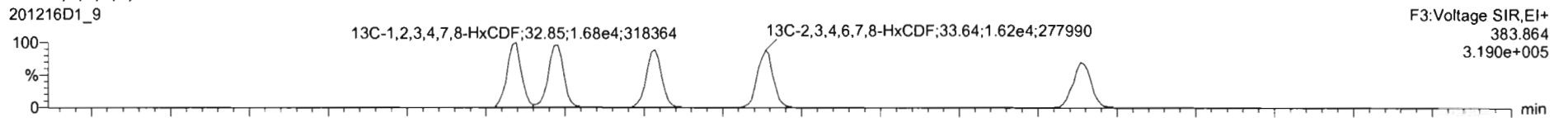
Last Altered: Thursday, December 17, 2020 09:47:16 Pacific Standard Time  
Printed: Thursday, December 17, 2020 09:47:41 Pacific Standard Time

Name: 201216D1\_9, Date: 16-Dec-2020, Time: 20:54:30, ID: 2002492-04 USMPDI-003SC-A-04-05-201110 12.98, Description: USMPDI-003SC-A-04-05-201110

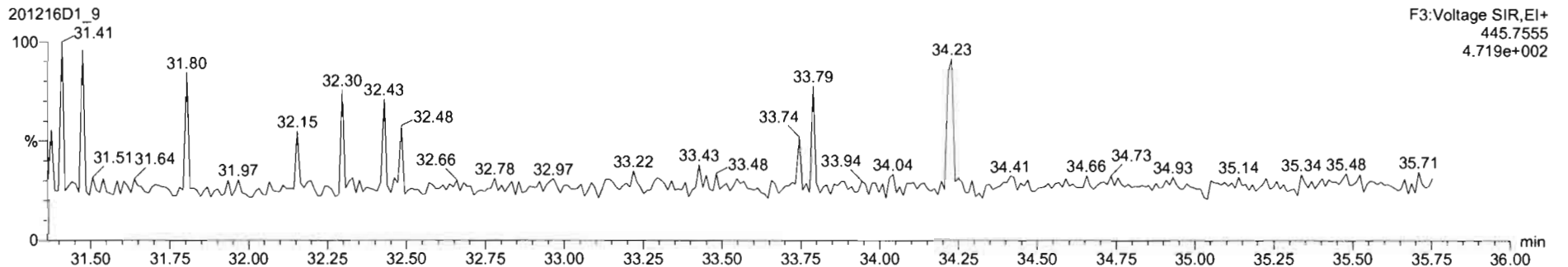
**1,2,3,4,7,8-HxCDF**



**13C-1,2,3,4,7,8-HxCDF**



**DPE3**

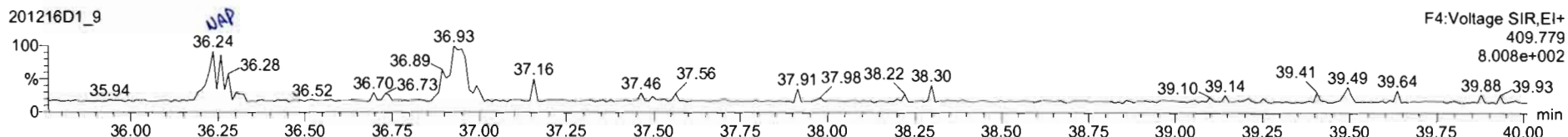



Dataset: U:\VG7.PRO\Results\201216D1\201216D1\_9.qld



Last Altered: Thursday, December 17, 2020 09:47:16 Pacific Standard Time  
Printed: Thursday, December 17, 2020 09:47:41 Pacific Standard Time

Name: 201216D1\_9, Date: 16-Dec-2020, Time: 20:54:30, ID: 2002492-04 USMPDI-003SC-A-04-05-201110 12.98, Description: USMPDI-003SC-A-04-05-201110

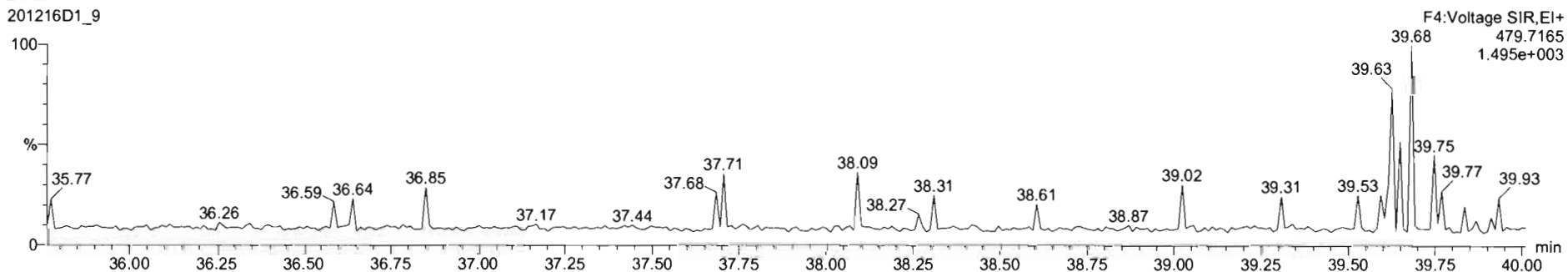
1,2,3,4,6,7,8-HpCDF



13C-1,2,3,4,6,7,8-HpCDF



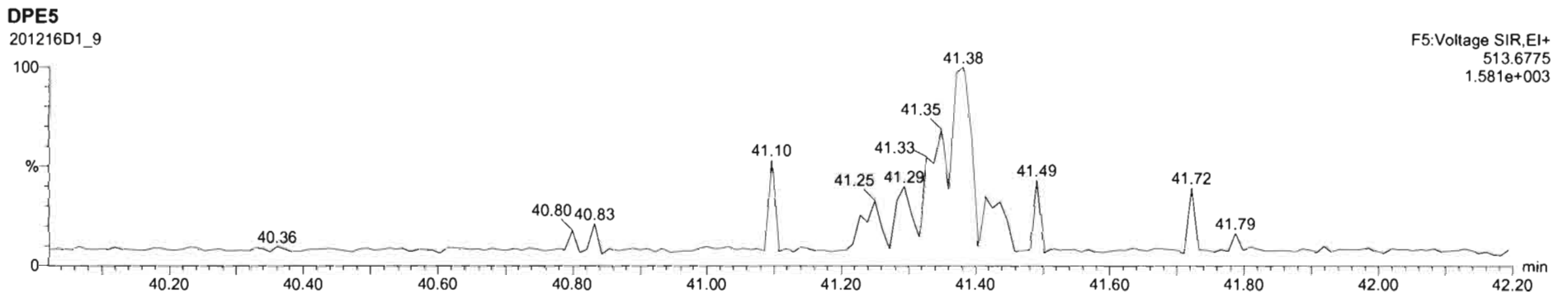
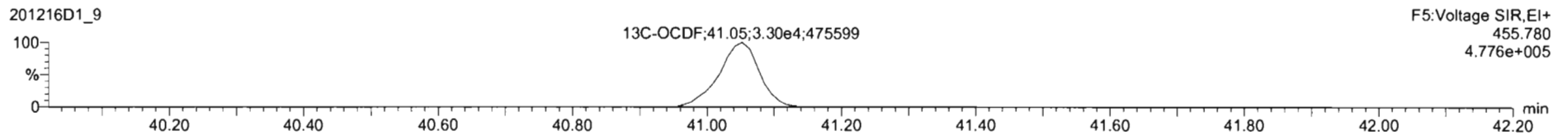
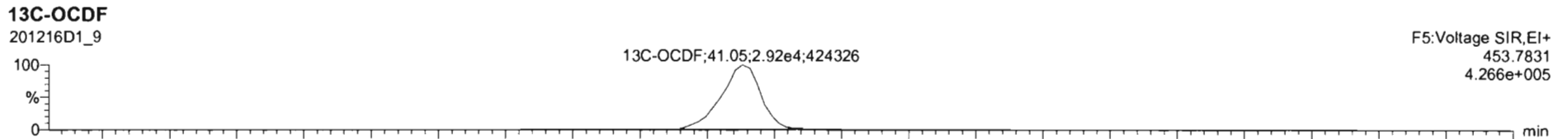
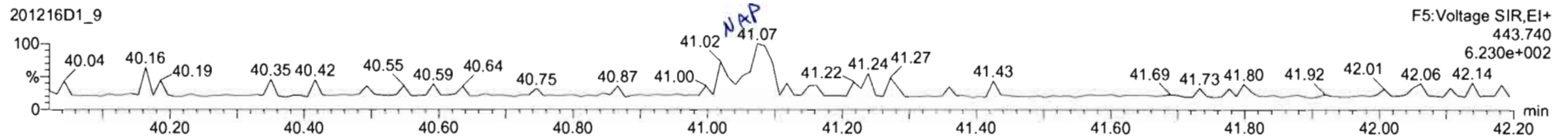
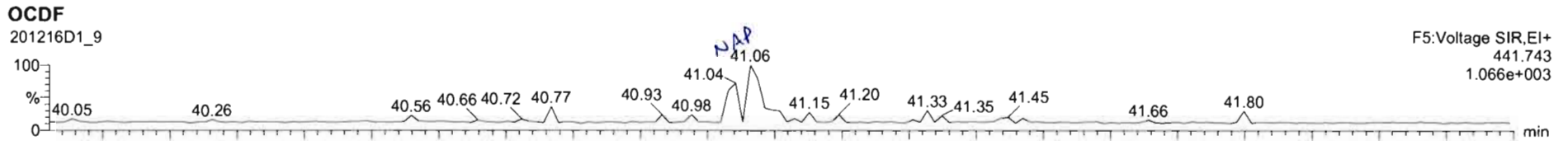
DPE4



Dataset: U:\VG7.PRO\Results\201216D1\201216D1\_9.qld

Last Altered: Thursday, December 17, 2020 09:47:16 Pacific Standard Time  
Printed: Thursday, December 17, 2020 09:47:41 Pacific Standard Time

Name: 201216D1\_9, Date: 16-Dec-2020, Time: 20:54:30, ID: 2002492-04 USMPDI-003SC-A-04-05-201110 12.98, Description: USMPDI-003SC-A-04-05-201110

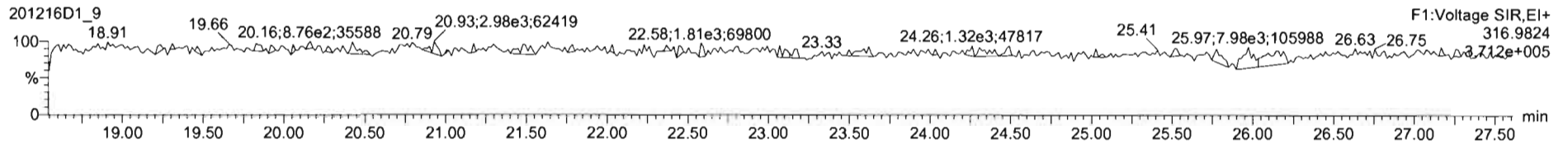


Dataset: U:\VG7.PRO\Results\201216D1\201216D1\_9.qld

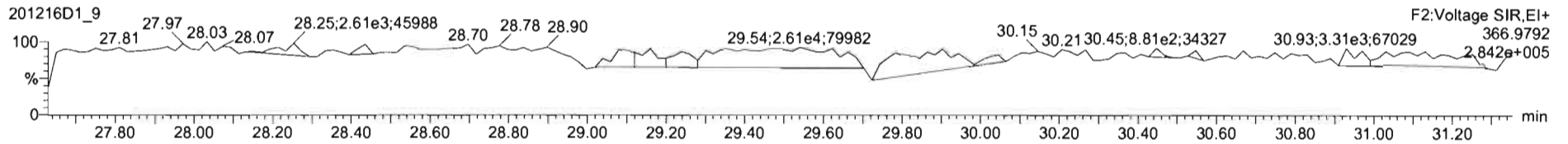
Last Altered: Thursday, December 17, 2020 09:47:16 Pacific Standard Time  
Printed: Thursday, December 17, 2020 09:47:41 Pacific Standard Time

Name: 201216D1\_9, Date: 16-Dec-2020, Time: 20:54:30, ID: 2002492-04 USMPDI-003SC-A-04-05-201110 12.98, Description: USMPDI-003SC-A-04-05-201110

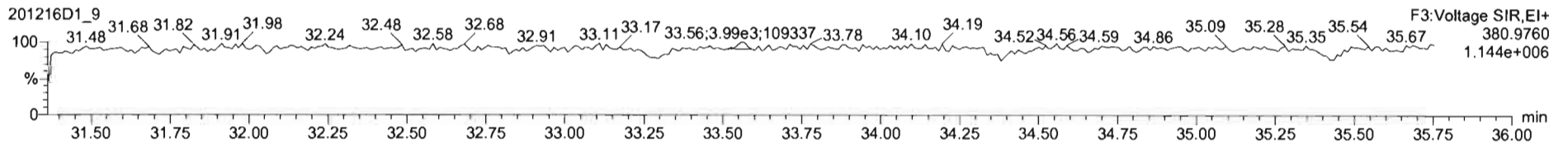
**PFK1**



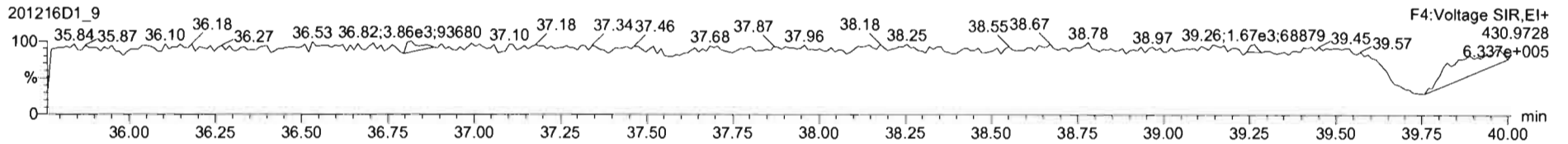
**PFK2**



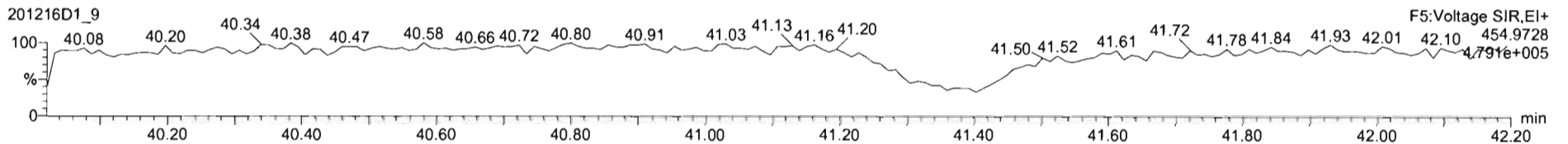
**PFK3**



**PFK4**



**PFK5**



Dataset: U:\VG7.PRO\Results\201216D1\201216D1\_10.qld

Last Altered: Thursday, December 17, 2020 12:06:16 Pacific Standard Time  
Printed: Thursday, December 17, 2020 12:08:59 Pacific Standard Time

*DB 12/17/20*

*C7 12/18/2020*

Method: C:\MassLynx\Default.PRO\MethDB\1613\_rrt.mdb 10 Dec 2020 12:07:43  
Calibration: U:\VG7.PRO\CurveDB\ZB\_DIOXIN\_1613vg7-9-30-20.cdb 01 Oct 2020 09:27:37

Name: 201216D1\_10, Date: 16-Dec-2020, Time: 21:40:40, ID: 2002492-05 USMPDI-1003SC-A-01-02-201110 14, Description: USMPDI-1003SC-A-01-02-201110

#	Name	Resp	RA	n/y	RRF	wt/vol	Pred.RT	RT	Pred.RRT	RRT	Conc.	%Rec	DL	EMPC
1	1 2,3,7,8-TCDD			NO	1.00	10.080	26.066		1.001				0.199	
2	2 1,2,3,7,8-PeCDD			NO	0.935	10.080	30.528		1.001				0.403	
3	3 1,2,3,4,7,8-HxCDD			NO	1.15	10.080	33.755		1.000				0.435	
4	4 1,2,3,6,7,8-HxCDD	5.73e1	1.34	NO	1.02	10.080	33.876	33.91	1.000	1.001	0.30970		0.281	0.310
5	5 1,2,3,7,8,9-HxCDD			NO	1.06	10.080	34.174		1.001				0.418	
6	6 1,2,3,4,6,7,8-HpCDD	5.78e2	0.90	NO	1.00	10.080	37.574	37.59	1.000	1.001	4.2188		0.555	4.22
7	7 OCDD	3.92e3	0.90	NO	0.952	10.080	40.723	40.74	1.000	1.000	36.929		0.389	36.9
8	8 2,3,7,8-TCDF	4.64e2	0.81	NO	1.01	10.080	25.418	25.41	1.001	1.001	1.2589		0.196	1.26
9	9 1,2,3,7,8-PeCDF	3.40e3	1.66	NO	0.998	10.080	29.341	29.32	1.001	1.000	12.276		0.251	12.3
10	10 2,3,4,7,8-PeCDF	9.56e2	1.53	NO	1.07	10.080	30.356	30.35	1.001	1.001	3.2298		0.197	3.23
11	11 1,2,3,4,7,8-HxCDF	7.79e3	1.24	NO	1.05	10.080	32.845	32.86	1.000	1.000	31.792		0.345	31.8
12	12 1,2,3,6,7,8-HxCDF	2.01e3	1.20	NO	1.10	10.080	32.987	33.00	1.000	1.001	7.9032		0.358	7.90
13	13 2,3,4,6,7,8-HxCDF	3.02e2	1.06	NO	1.09	10.080	33.669	33.68	1.001	1.001	1.2521		0.381	1.25
14	14 1,2,3,7,8,9-HxCDF	1.27e2	1.34	NO	1.08	10.080	34.645	34.67	1.000	1.001	0.58696		0.486	0.587
15	15 1,2,3,4,6,7,8-HpCDF	1.89e3	1.02	NO	1.13	10.080	36.261	36.25	1.001	1.001	9.3560		0.216	9.36
16	16 1,2,3,4,7,8,9-HpCDF	4.92e2	1.16	NO	1.29	10.080	38.222	38.24	1.000	1.001	2.7344		0.189	2.73
17	17 OCDF	8.90e2	0.93	NO	0.953	10.080	41.053	41.06	1.000	1.000	6.6486		0.634	6.65
18	18 13C-2,3,7,8-TCDD	4.86e4	0.76	NO	1.17	10.080	25.974	26.03	1.026	1.028	187.40	94.4	1.22	
19	19 13C-1,2,3,7,8-PeCDD	3.46e4	0.66	NO	0.914	10.080	30.529	30.51	1.206	1.205	170.97	86.2	0.572	
20	20 13C-1,2,3,4,7,8-HxCDD	3.20e4	1.30	NO	0.634	10.080	33.750	33.74	1.014	1.014	238.81	120	1.21	
21	21 13C-1,2,3,6,7,8-HxCDD	3.58e4	1.30	NO	0.724	10.080	33.860	33.88	1.017	1.018	234.15	118	1.06	
22	22 13C-1,2,3,7,8,9-HxCDD	3.59e4	1.27	NO	0.716	10.080	34.129	34.14	1.025	1.026	237.63	120	1.07	
23	23 13C-1,2,3,4,6,7,8-HpCDD	2.72e4	1.03	NO	0.660	10.080	37.578	37.56	1.129	1.129	194.56	98.1	1.84	
24	24 13C-OCDD	4.42e4	0.91	NO	0.587	10.080	40.587	40.72	1.219	1.224	356.82	89.9	1.24	
25	25 13C-2,3,7,8-TCDF	7.23e4	0.81	NO	1.02	10.080	25.374	25.39	1.002	1.003	200.15	101	1.14	
26	26 13C-1,2,3,7,8-PeCDF	5.51e4	1.63	NO	0.842	10.080	29.258	29.32	1.156	1.158	185.32	93.4	1.50	
27	27 13C-2,3,4,7,8-PeCDF	5.47e4	1.65	NO	0.802	10.080	30.151	30.33	1.191	1.198	193.01	97.3	1.58	
28	28 13C-1,2,3,4,7,8-HxCDF	4.62e4	0.52	NO	1.00	10.080	32.885	32.85	0.988	0.987	218.08	110	1.45	
29	29 13C-1,2,3,6,7,8-HxCDF	4.60e4	0.50	NO	1.02	10.080	33.018	32.98	0.992	0.991	213.63	108	1.43	
30	30 13C-2,3,4,6,7,8-HxCDF	4.40e4	0.51	NO	0.955	10.080	33.587	33.63	1.009	1.011	218.18	110	1.52	
31	31 13C-1,2,3,7,8,9-HxCDF	3.98e4	0.51	NO	0.851	10.080	34.662	34.65	1.041	1.041	220.98	111	1.71	



Dataset: U:\VG7.PRO\Results\201216D1\201216D1\_10.qld

Last Altered: Thursday, December 17, 2020 12:06:16 Pacific Standard Time

Printed: Thursday, December 17, 2020 12:08:59 Pacific Standard Time

Name: 201216D1\_10, Date: 16-Dec-2020, Time: 21:40:40, ID: 2002492-05 USMPDI-1003SC-A-01-02-201110 14, Description: USMPDI-1003SC-A-01-02-201110

#	Name	Resp	RA	n/y	RRF	wt/vol	Pred.RT	RT	Pred.RRT	RRT	Conc.	%Rec	DL	EMPC
32	32 13C-1,2,3,4,6,7,8-HpCDF	3.54e4	0.43	NO	0.848	10.080	36.180	36.22	1.087	1.088	197.58	99.6	1.79	
33	33 13C-1,2,3,4,7,8,9-HpCDF	2.77e4	0.43	NO	0.624	10.080	38.177	38.22	1.147	1.148	210.24	106	2.43	
34	34 13C-OCDF	5.57e4	0.91	NO	0.730	10.080	40.740	41.05	1.224	1.233	361.30	91.0	0.807	
35	35 37Cl-2,3,7,8-TCDD	1.90e4			1.21	10.080	25.972	26.07	1.026	1.030	71.145	89.6	0.259	
36	36 13C-1,2,3,4-TCDD	4.39e4	0.84	NO	1.00	10.080	25.300	25.32	1.000	1.000	198.41	100	1.43	
37	37 13C-1,2,3,4-TCDF	7.01e4	0.79	NO	1.00	10.080	23.880	23.90	1.000	1.000	198.41	100	1.17	
38	38 13C-1,2,3,4,6,9-HxCDF	4.19e4	0.52	NO	1.00	10.080	33.310	33.28	1.000	1.000	198.41	100	1.45	
39	39 Total Tetra-Dioxins				1.00	10.080	24.620		0.000		0.34782		0.110	0.348
40	40 Total Penta-Dioxins				0.935	10.080	29.960		0.000				0.155	
41	41 Total Hexa-Dioxins				1.02	10.080	33.635		0.000		1.4857		0.279	2.11
42	42 Total Hepta-Dioxins				1.00	10.080	37.640		0.000		10.334		0.555	10.3
43	43 Total Tetra-Furans				1.01	10.080	23.610		0.000		1.2589		0.196	1.73
44	44 1st Func. Penta-Furans				0.998	10.080	26.750		0.000		0.00000		0.0275	0.268
45	45 Total Penta-Furans				0.998	10.080	29.275		0.000		21.923		0.232	21.9
46	46 Total Hexa-Furans				1.09	10.080	33.555		0.000		45.947		0.387	45.9
47	47 Total Hepta-Furans				1.13	10.080	37.835		0.000		14.443		0.215	14.4



Vista Analytical Laboratory

Dataset: U:\VG7.PRO\Results\201216D1\201216D1\_10.qld

Last Altered: Thursday, December 17, 2020 12:06:16 Pacific Standard Time

Printed: Thursday, December 17, 2020 12:08:59 Pacific Standard Time

Method: C:\MassLynx\Default.PRO\MethDB\1613\_rrt.mdb 10 Dec 2020 12:07:43

Calibration: U:\VG7.PRO\CurveDB\ZB\_DIOXIN\_1613vg7-9-30-20.cdb 01 Oct 2020 09:27:37

Name: 201216D1\_10, Date: 16-Dec-2020, Time: 21:40:40, ID: 2002492-05 USMPDI-1003SC-A-01-02-201110 14, Description: USMPDI-1003SC-A-01-02-201110

**Tetra-Dioxins**

	Name	RT	m1 Height	m2 Height	m1 Resp	m2 Resp	RA	n/y	Resp	Conc.	EMPC	DL
1	Total Tetra-Dioxins	24.08	7.140e2	6.690e2	3.581e1	4.957e1	0.72	NO	8.538e1	0.34782	0.34782	0.110

**Penta-Dioxins**

	Name	RT	m1 Height	m2 Height	m1 Resp	m2 Resp	RA	n/y	Resp	Conc.	EMPC	DL
1												

**Hexa-Dioxins**

	Name	RT	m1 Height	m2 Height	m1 Resp	m2 Resp	RA	n/y	Resp	Conc.	EMPC	DL
1	Total Hexa-Dioxins	32.11	2.504e3	2.010e3	1.227e2	8.714e1	1.41	NO	2.099e2	1.1760	1.1760	0.279
2	Total Hexa-Dioxins	33.01	2.771e3	1.736e3	8.014e1	5.000e1	1.60	YES	0.000e0	0.00000	0.62761	0.279
3	1,2,3,6,7,8-HxCDD	33.91	8.120e2	6.620e2	3.279e1	2.448e1	1.34	NO	5.728e1	0.30970	0.30970	0.281

**Hepta-Dioxins**

	Name	RT	m1 Height	m2 Height	m1 Resp	m2 Resp	RA	n/y	Resp	Conc.	EMPC	DL
1	Total Hepta-Dioxins	36.62	7.079e3	6.012e3	4.394e2	3.988e2	1.10	NO	8.382e2	6.1155	6.1155	0.555
2	1,2,3,4,6,7,8-HpCDD	37.59	4.723e3	5.623e3	2.732e2	3.050e2	0.90	NO	5.782e2	4.2188	4.2188	0.555

**Tetra-Furans**

	Name	RT	m1 Height	m2 Height	m1 Resp	m2 Resp	RA	n/y	Resp	Conc.	EMPC	DL
1	Total Tetra-Furans	24.46	1.129e3	1.952e3	7.604e1	1.282e2	0.59	YES	0.000e0	0.00000	0.47374	0.196
2	2,3,7,8-TCDF	25.41	3.271e3	3.428e3	2.082e2	2.563e2	0.81	NO	4.645e2	1.2589	1.2589	0.196

**Penta-Furans function 1**

	Name	RT	m1 Height	m2 Height	m1 Resp	m2 Resp	RA	n/y	Resp	Conc.	EMPC	DL
1	1st Func. Penta-Furans	26.83	1.057e3	1.203e3	4.502e1	3.884e1	1.16	YES	0.000e0	0.00000	0.26836	0.0275

Vista Analytical Laboratory

Dataset: U:\VG7.PRO\Results\201216D1\201216D1\_10.qld

Last Altered: Thursday, December 17, 2020 12:06:16 Pacific Standard Time

Printed: Thursday, December 17, 2020 12:08:59 Pacific Standard Time

Name: 201216D1\_10, Date: 16-Dec-2020, Time: 21:40:40, ID: 2002492-05 USMPDI-1003SC-A-01-02-201110 14, Description: USMPDI-1003SC-A-01-02-201110

**Penta-Furans**

	Name	RT	m1 Height	m2 Height	m1 Resp	m2 Resp	RA	n/y	Resp	Conc.	EMPC	DL
1	Total Penta-Furans	28.39	1.299e4	7.563e3	6.462e2	4.247e2	1.52	NO	1.071e3	3.8801	3.8801	0.232
2	1,2,3,7,8-PeCDF	29.32	4.307e4	2.338e4	2.125e3	1.278e3	1.66	NO	3.403e3	12.276	12.276	0.251
3	Total Penta-Furans	29.56	7.922e3	4.902e3	4.070e2	2.932e2	1.39	NO	7.003e2	2.5370	2.5370	0.232
4	2,3,4,7,8-PeCDF	30.35	1.085e4	6.963e3	5.786e2	3.771e2	1.53	NO	9.557e2	3.2298	3.2298	0.197

**Hexa-Furans**

	Name	RT	m1 Height	m2 Height	m1 Resp	m2 Resp	RA	n/y	Resp	Conc.	EMPC	DL
1	Total Hexa-Furans	31.77	5.904e3	4.811e3	2.952e2	2.085e2	1.42	NO	5.037e2	2.0883	2.0883	0.387
2	Total Hexa-Furans	32.37	2.518e3	2.750e3	1.216e2	1.137e2	1.07	NO	2.353e2	0.97551	0.97551	0.387
3	1,2,3,4,7,8-HxCDF	32.86	8.059e4	6.863e4	4.308e3	3.479e3	1.24	NO	7.788e3	31.792	31.792	0.345
4	1,2,3,6,7,8-HxCDF	33.00	1.959e4	1.839e4	1.097e3	9.177e2	1.20	NO	2.015e3	7.9032	7.9032	0.358
5	2,3,4,6,7,8-HxCDF	33.68	2.641e3	3.799e3	1.556e2	1.466e2	1.06	NO	3.022e2	1.2521	1.2521	0.381
6	1,2,3,7,8,9-HxCDF	34.67	3.474e3	1.981e3	7.286e1	5.437e1	1.34	NO	1.272e2	0.58696	0.58696	0.486
7	Total Hexa-Furans	34.69	3.570e3	2.891e3	1.897e2	1.356e2	1.40	NO	3.253e2	1.3486	1.3486	0.387

**Hepta-Furans**

	Name	RT	m1 Height	m2 Height	m1 Resp	m2 Resp	RA	n/y	Resp	Conc.	EMPC	DL
1	1,2,3,4,6,7,8-HpCDF	36.25	1.615e4	1.485e4	9.558e2	9.331e2	1.02	NO	1.889e3	9.3560	9.3560	0.216
2	Total Hepta-Furans	36.93	3.973e3	4.087e3	2.065e2	2.170e2	0.95	NO	4.235e2	2.3528	2.3528	0.215
3	1,2,3,4,7,8,9-HpCDF	38.24	4.333e3	4.570e3	2.644e2	2.272e2	1.16	NO	4.916e2	2.7344	2.7344	0.189

Dataset: U:\VG7.PRO\Results\201216D1\201216D1\_10.qld

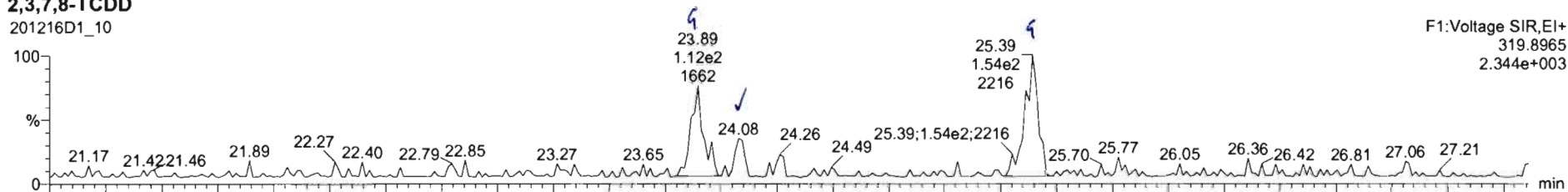
Last Altered: Thursday, December 17, 2020 09:48:43 Pacific Standard Time  
Printed: Thursday, December 17, 2020 09:49:07 Pacific Standard Time

Method: C:\MassLynx\Default.PRO\MethDB\1613\_rrt.mdb 10 Dec 2020 12:07:43  
Calibration: U:\VG7.PRO\CurveDB\ZB\_DIOXIN\_1613vg7-9-30-20.cdb 01 Oct 2020 09:27:37

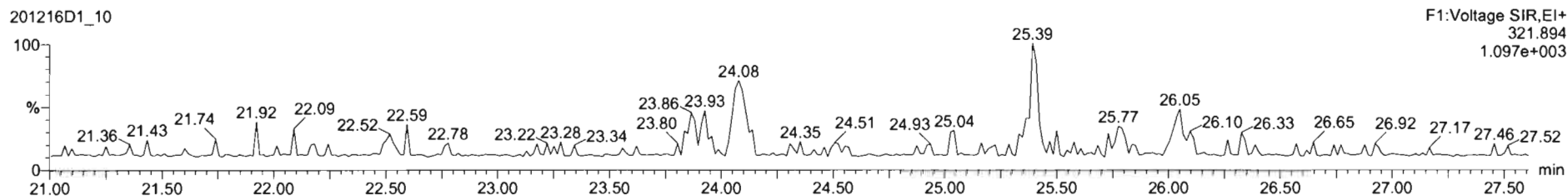
Name: 201216D1\_10, Date: 16-Dec-2020, Time: 21:40:40, ID: 2002492-05 USMPDI-1003SC-A-01-02-201110 14, Description: USMPDI-1003SC-A-01-02-201110

2,3,7,8-TCDD

201216D1\_10

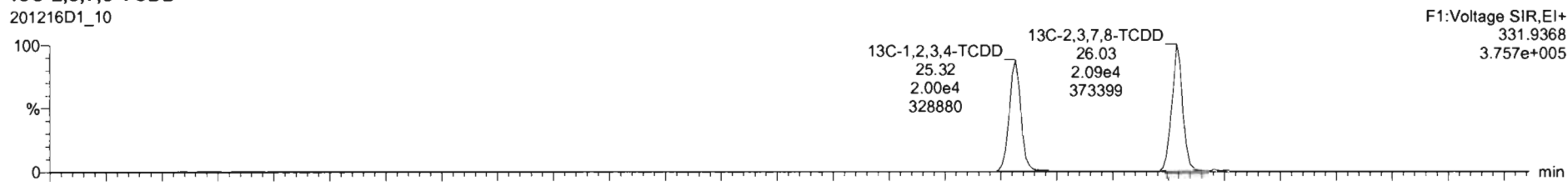


201216D1\_10

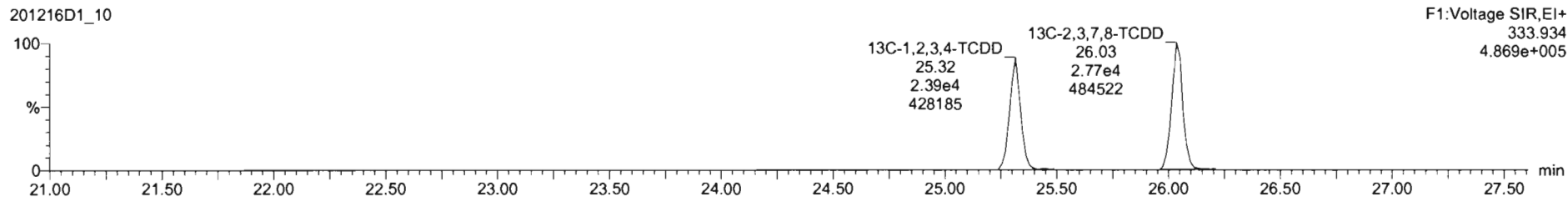


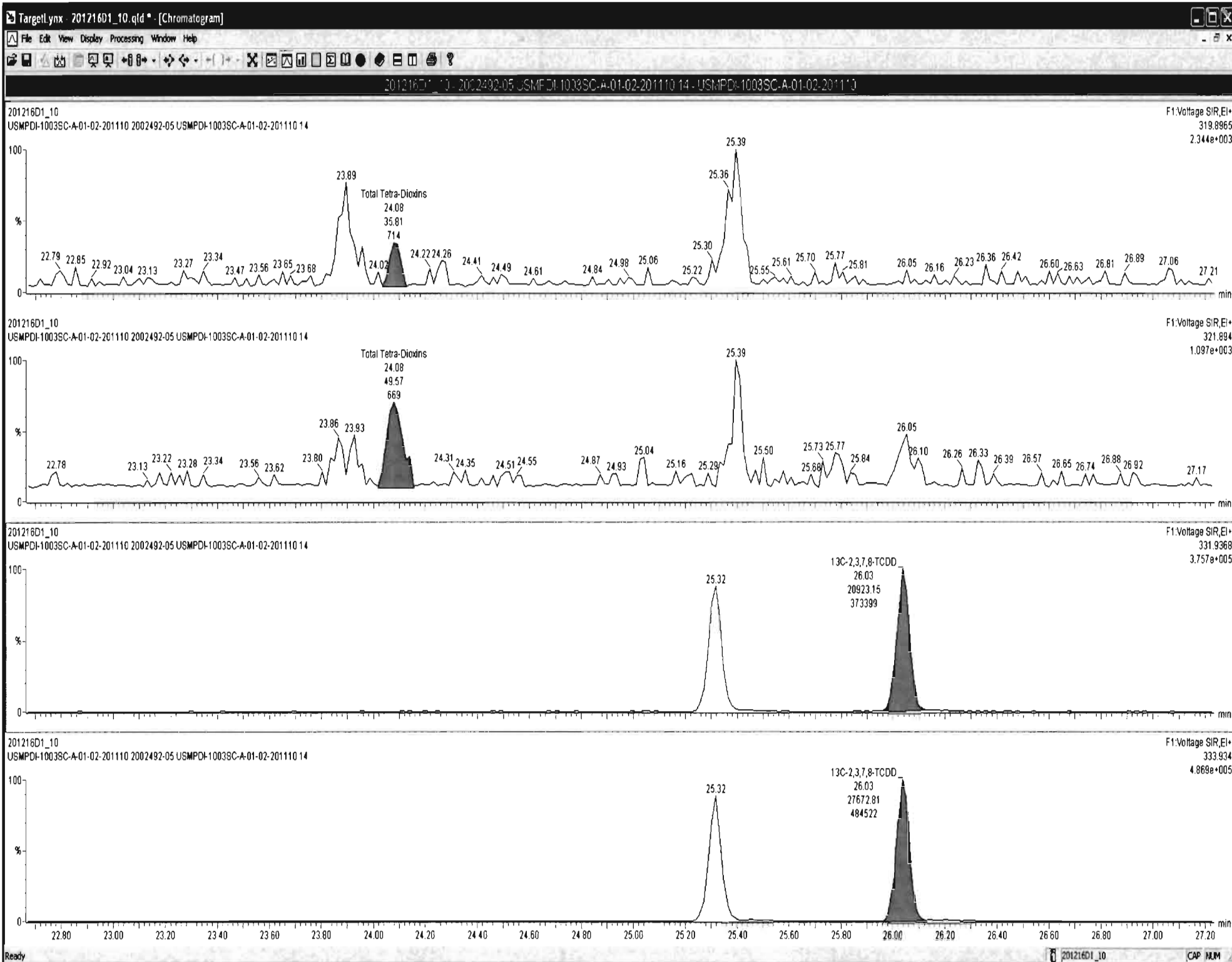
13C-2,3,7,8-TCDD

201216D1\_10



201216D1\_10





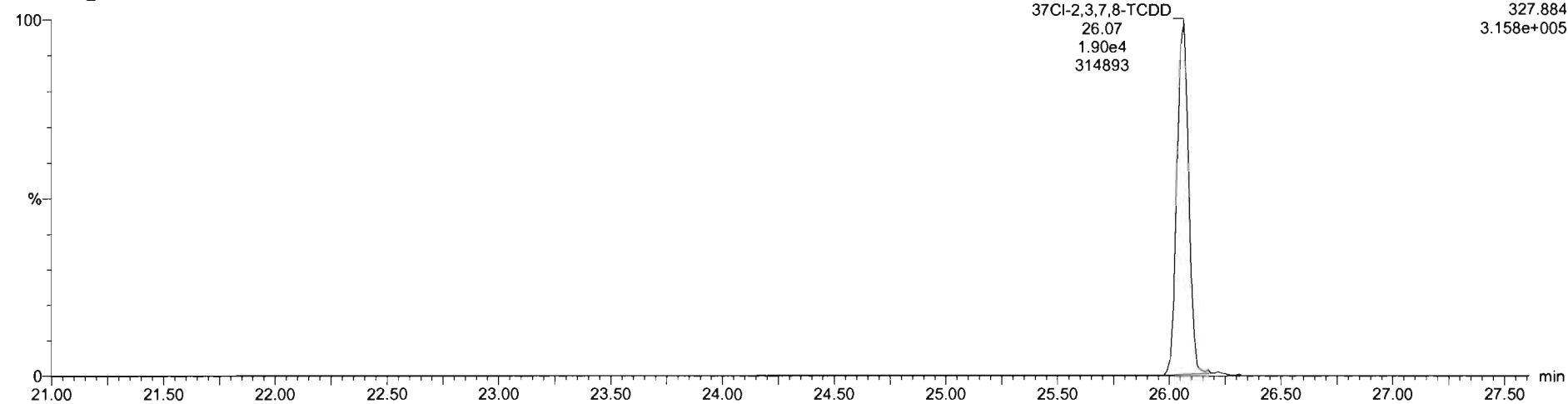
Dataset: U:\VG7.PRO\Results\201216D1\201216D1\_10.qld

Last Altered: Thursday, December 17, 2020 09:48:43 Pacific Standard Time  
Printed: Thursday, December 17, 2020 09:49:07 Pacific Standard Time

Name: 201216D1\_10, Date: 16-Dec-2020, Time: 21:40:40, ID: 2002492-05 USMPDI-1003SC-A-01-02-201110 14, Description: USMPDI-1003SC-A-01-02-201110

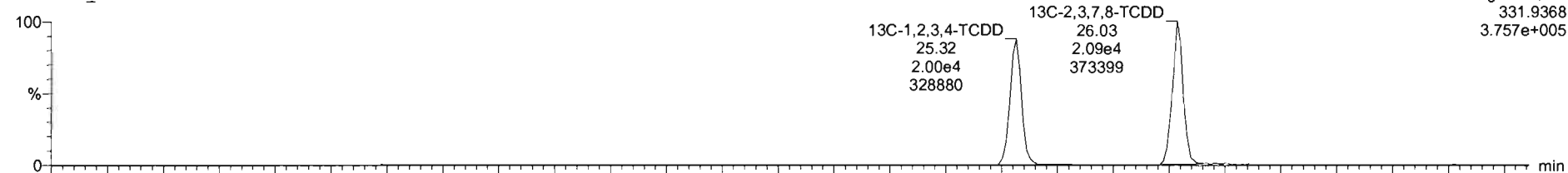
37Cl-2,3,7,8-TCDD

201216D1\_10

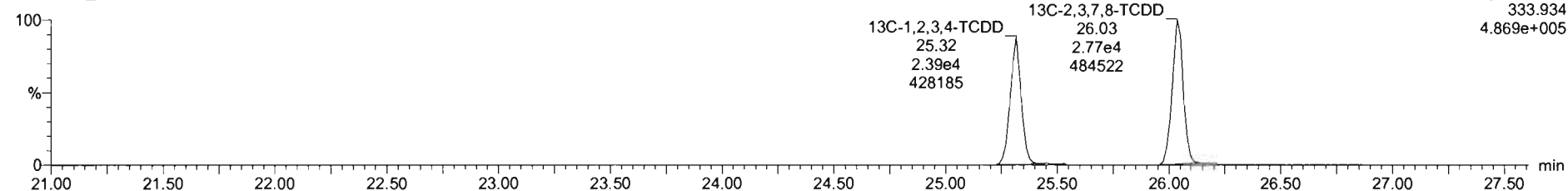


13C-1,2,3,4-TCDD

201216D1\_10



201216D1\_10



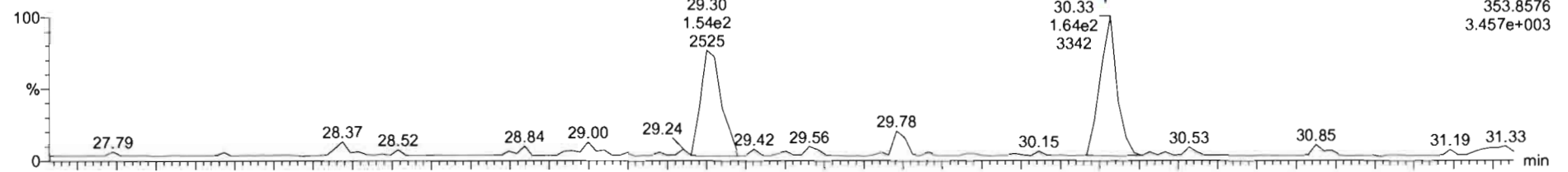
Dataset: U:\VG7.PRO\Results\201216D1\201216D1\_10.qld

Last Altered: Thursday, December 17, 2020 09:48:43 Pacific Standard Time  
Printed: Thursday, December 17, 2020 09:49:07 Pacific Standard Time

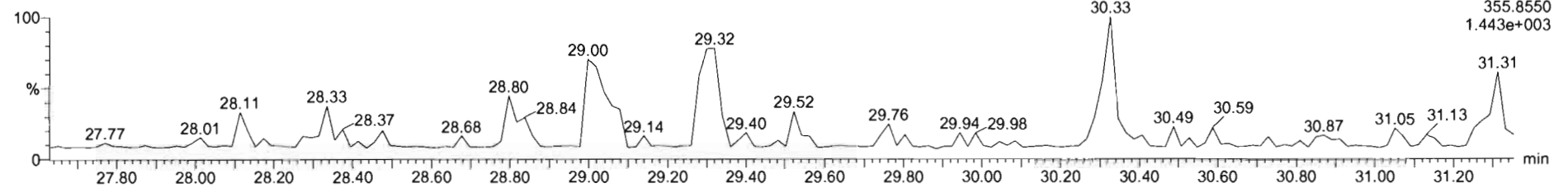
Name: 201216D1\_10, Date: 16-Dec-2020, Time: 21:40:40, ID: 2002492-05 USMPDI-1003SC-A-01-02-201110 14, Description: USMPDI-1003SC-A-01-02-201110

1,2,3,7,8-PeCDD

201216D1\_10




201216D1\_10

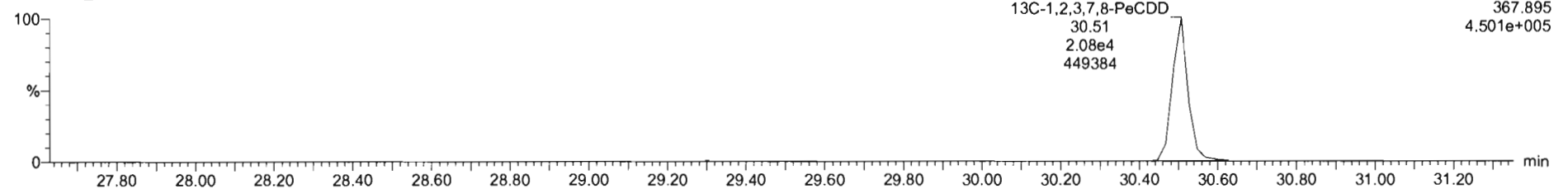


13C-1,2,3,7,8-PeCDD

201216D1\_10



201216D1\_10



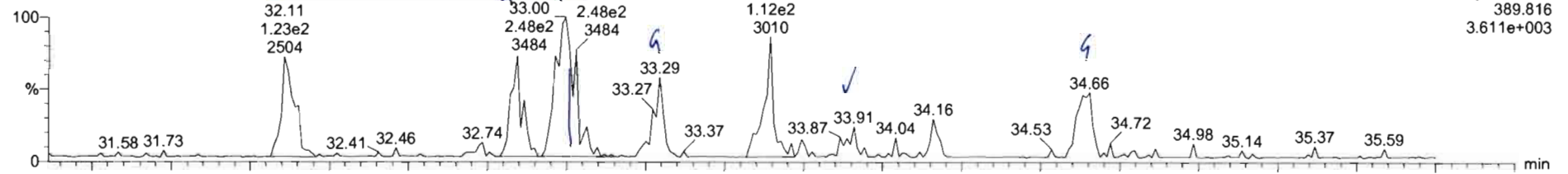
Dataset: U:\VG7.PRO\Results\201216D1\201216D1\_10.qld

Last Altered: Thursday, December 17, 2020 09:48:43 Pacific Standard Time  
Printed: Thursday, December 17, 2020 09:49:07 Pacific Standard Time

Name: 201216D1\_10, Date: 16-Dec-2020, Time: 21:40:40, ID: 2002492-05 USMPDI-1003SC-A-01-02-201110 14, Description: USMPDI-1003SC-A-01-02-201110

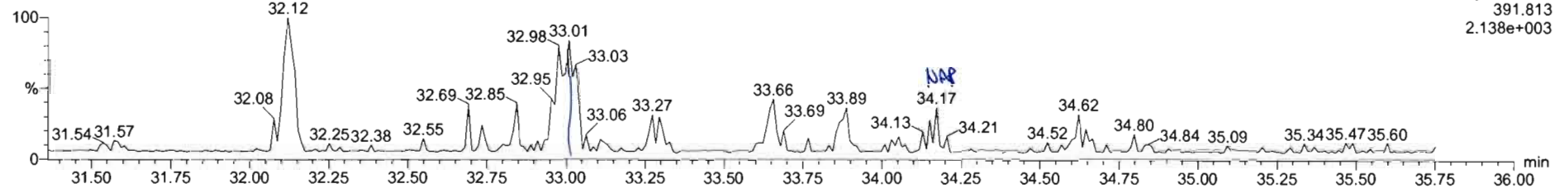
1,2,3,4,7,8-HxCDD

201216D1\_10



F3:Voltage SIR,EI+  
389.816  
3.611e+003

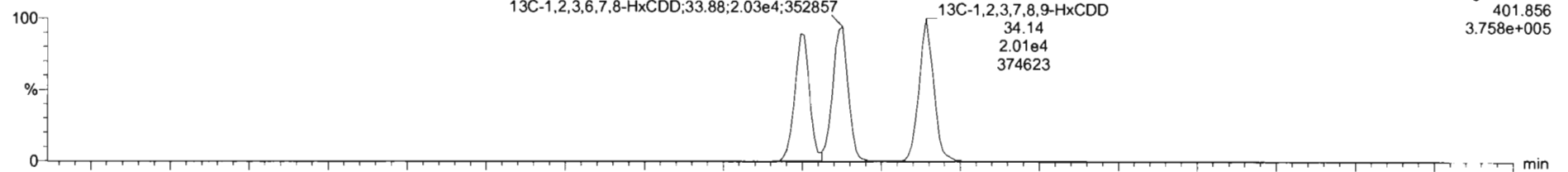
201216D1\_10



F3:Voltage SIR,EI+  
391.813  
2.138e+003

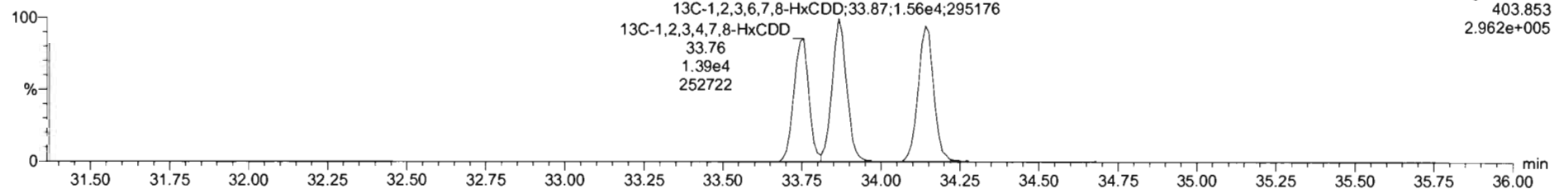
13C-1,2,3,4,7,8-HxCDD

201216D1\_10



F3:Voltage SIR,EI+  
401.856  
3.758e+005

201216D1\_10



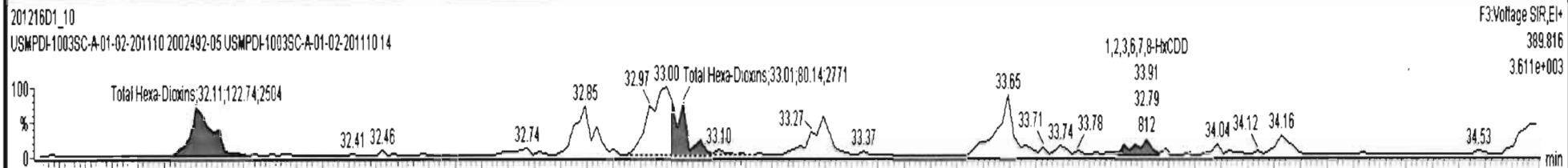


F3:Voltage SIR,EI+  
403.853  
2.962e+005




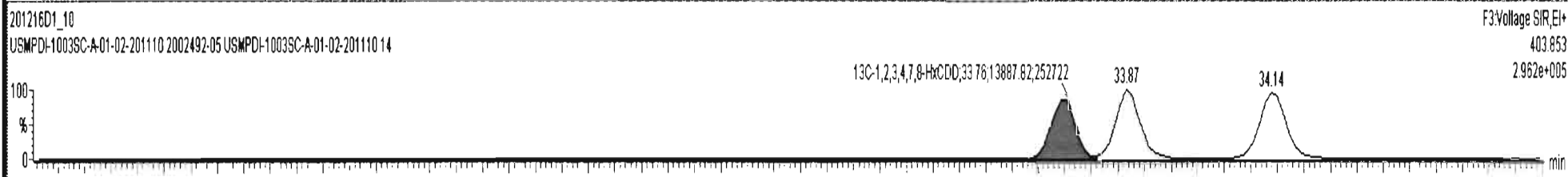
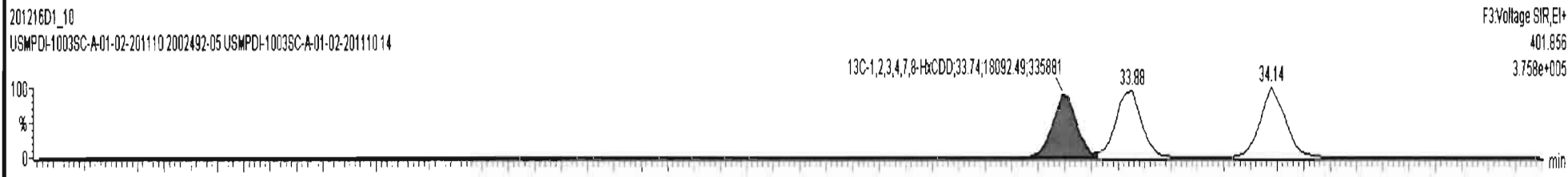
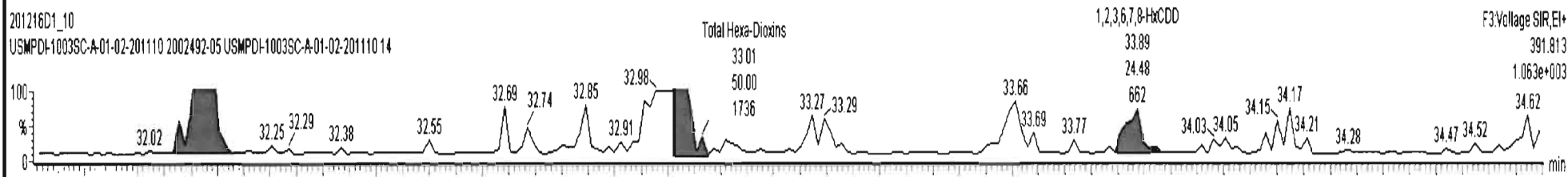
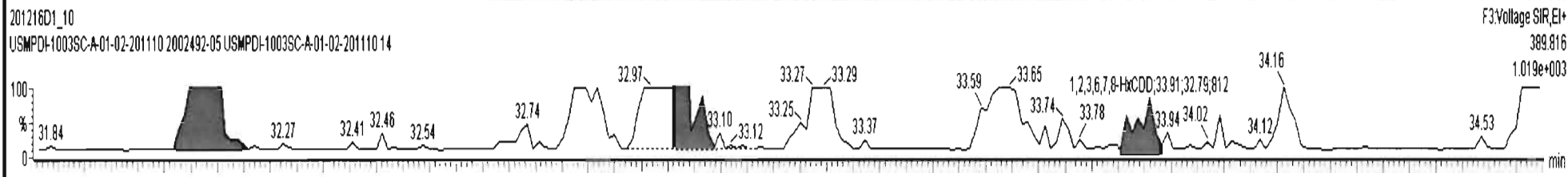


201216D1\_10 - 2002492-05 USMPDI-1003SC-A-01-02-201110 14 - USMPDI-1003SC-A-01-02-201110





201216D1\_10 - 2002492-05 USMPDI-1003SC-A-01-02-201110 14 - USMPDI-1003SC-A-01-02-201110

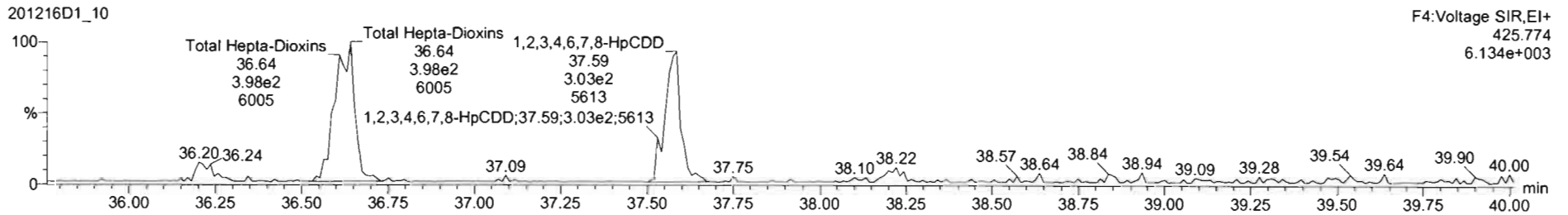
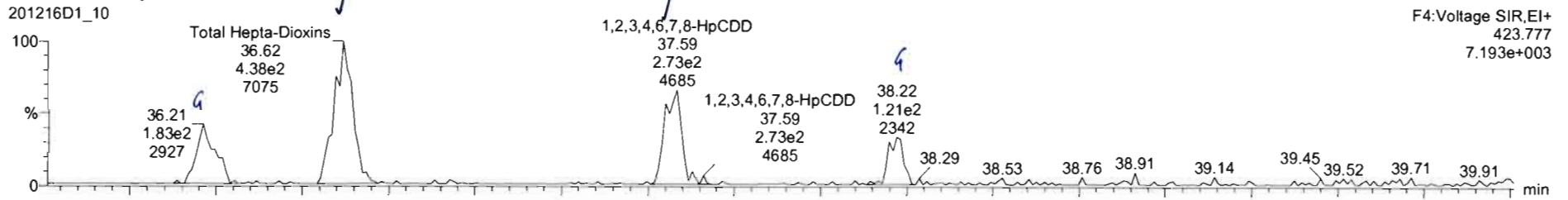


Dataset: U:\VG7.PRO\Results\201216D1\201216D1\_10.qld

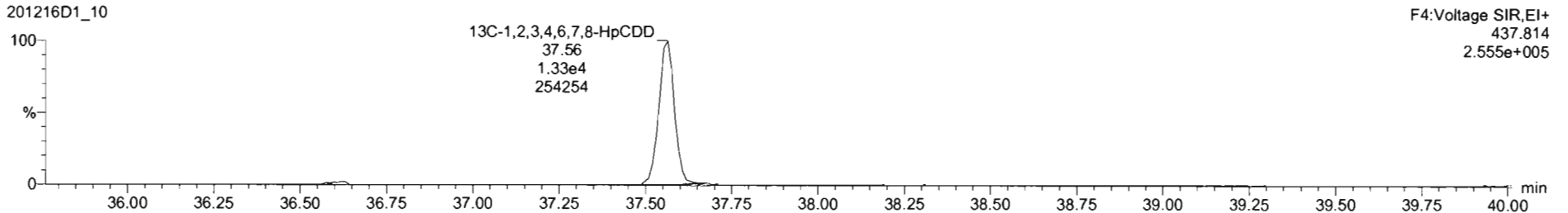
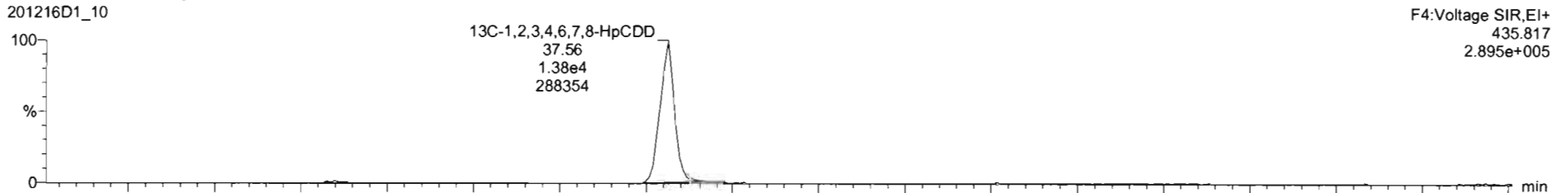
Last Altered: Thursday, December 17, 2020 09:48:43 Pacific Standard Time  
Printed: Thursday, December 17, 2020 09:49:07 Pacific Standard Time

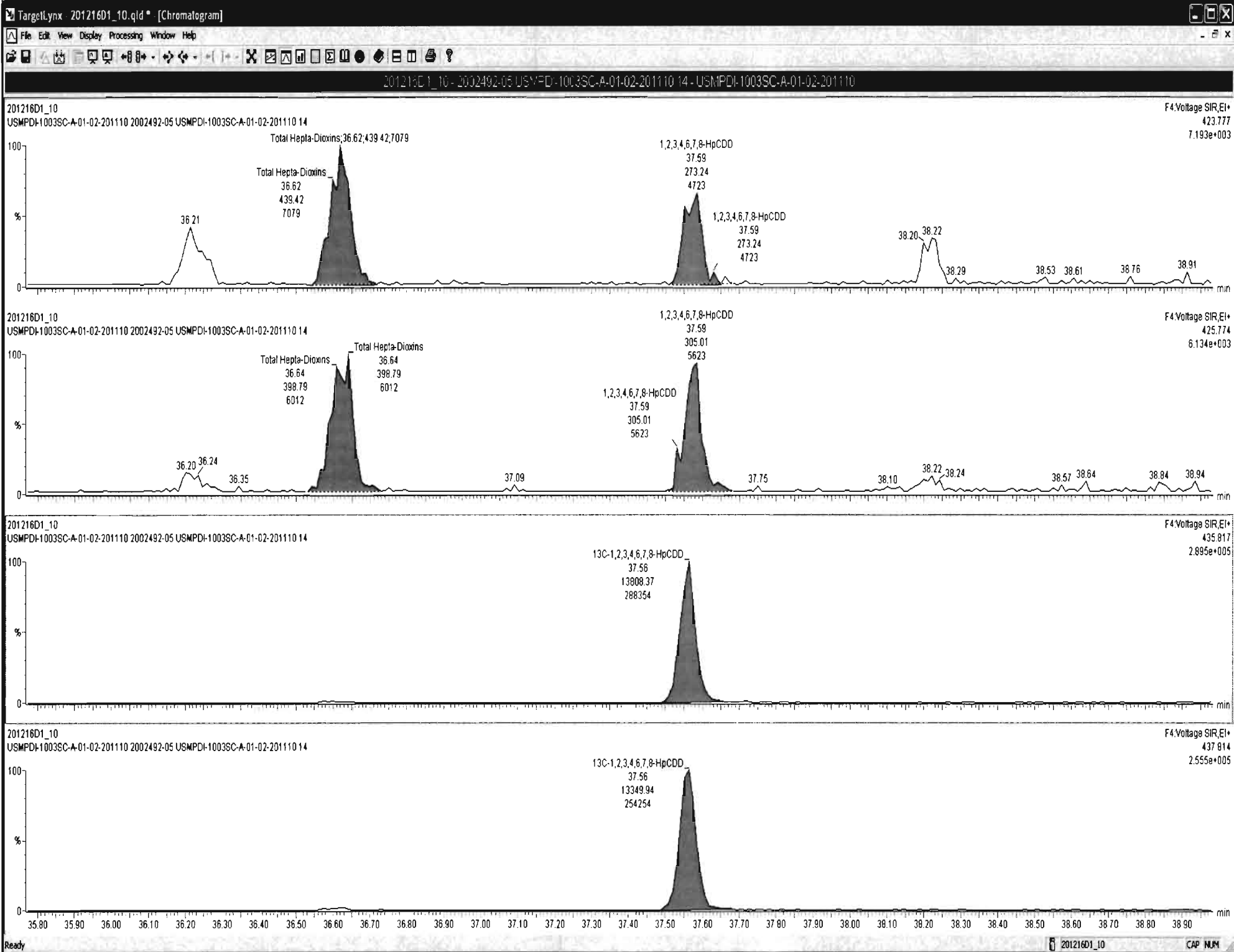
Name: 201216D1\_10, Date: 16-Dec-2020, Time: 21:40:40, ID: 2002492-05 USMPDI-1003SC-A-01-02-201110 14, Description: USMPDI-1003SC-A-01-02-201110

1,2,3,4,6,7,8-HpCDD



13C-1,2,3,4,6,7,8-HpCDD

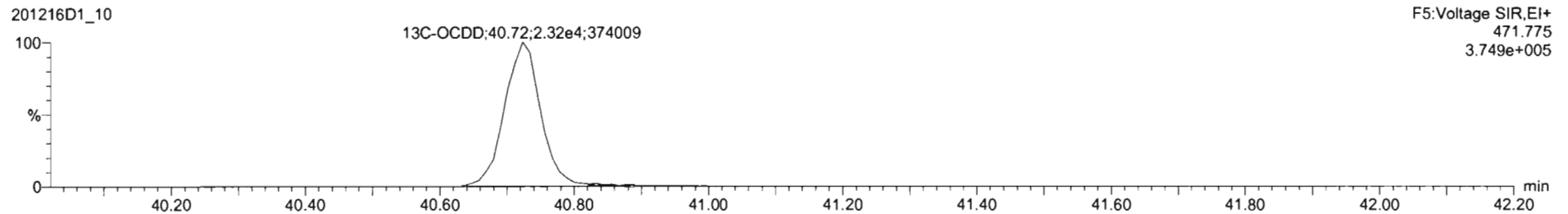
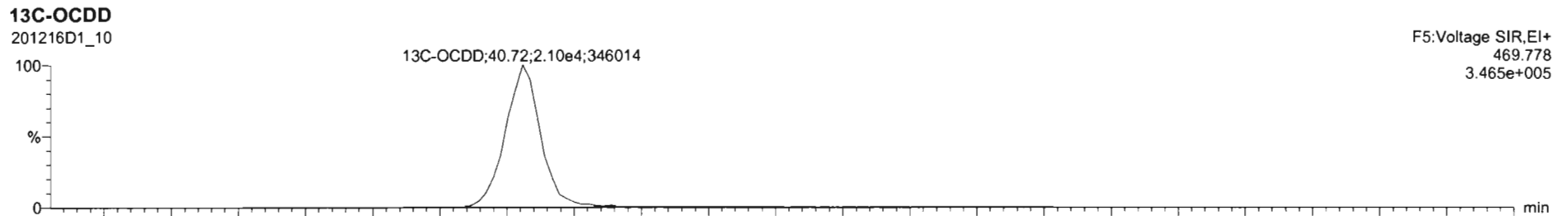
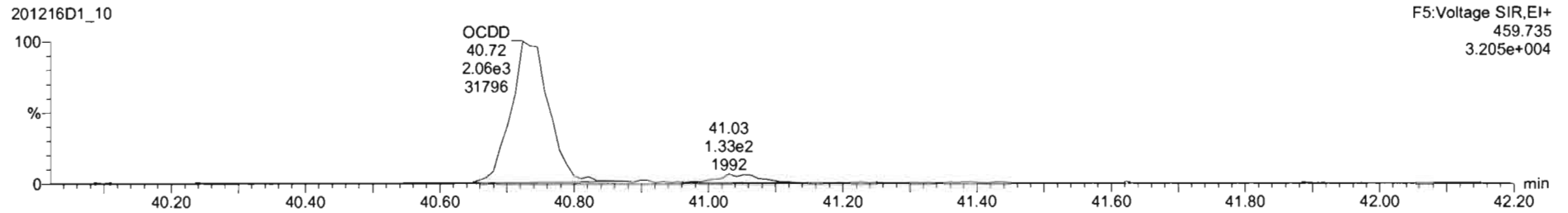
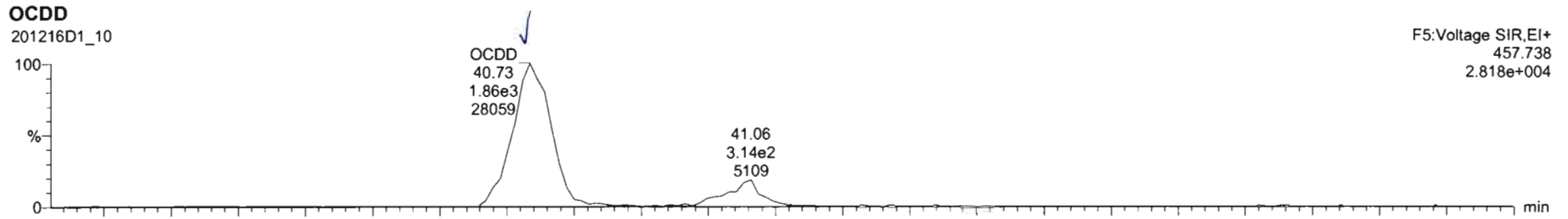




Dataset: U:\VG7.PRO\Results\201216D1\201216D1\_10.qld

Last Altered: Thursday, December 17, 2020 09:48:43 Pacific Standard Time  
Printed: Thursday, December 17, 2020 09:49:07 Pacific Standard Time

Name: 201216D1\_10, Date: 16-Dec-2020, Time: 21:40:40, ID: 2002492-05 USMPDI-1003SC-A-01-02-201110 14, Description: USMPDI-1003SC-A-01-02-201110

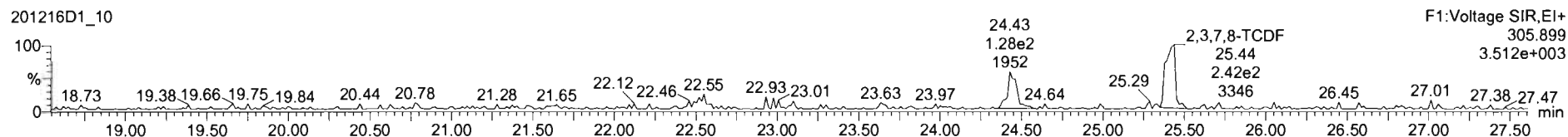
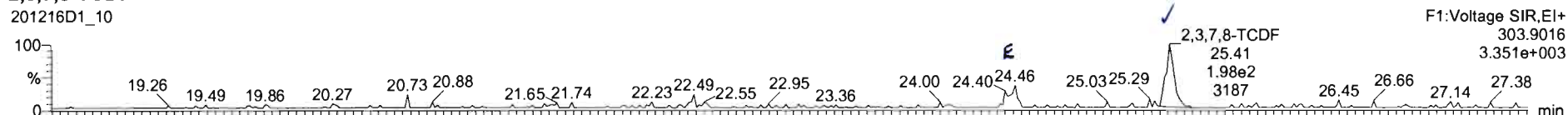


Dataset: U:\VG7.PRO\Results\201216D1\201216D1\_10.qld


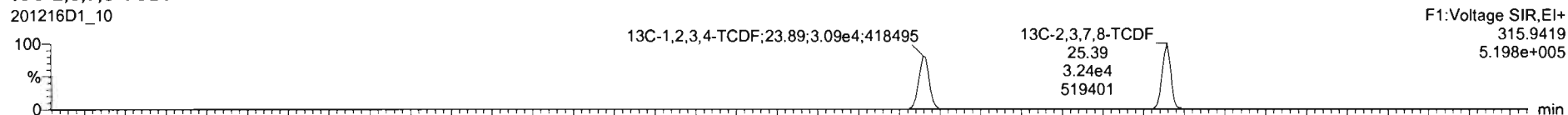
Last Altered: Thursday, December 17, 2020 09:48:43 Pacific Standard Time  
Printed: Thursday, December 17, 2020 09:49:07 Pacific Standard Time

Name: 201216D1\_10, Date: 16-Dec-2020, Time: 21:40:40, ID: 2002492-05 USMPDI-1003SC-A-01-02-201110 14, Description: USMPDI-1003SC-A-01-02-201110

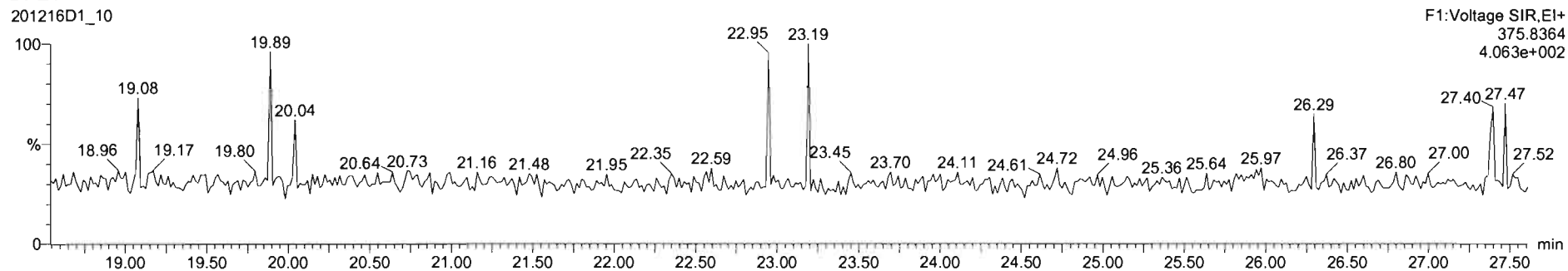
**2,3,7,8-TCDF**

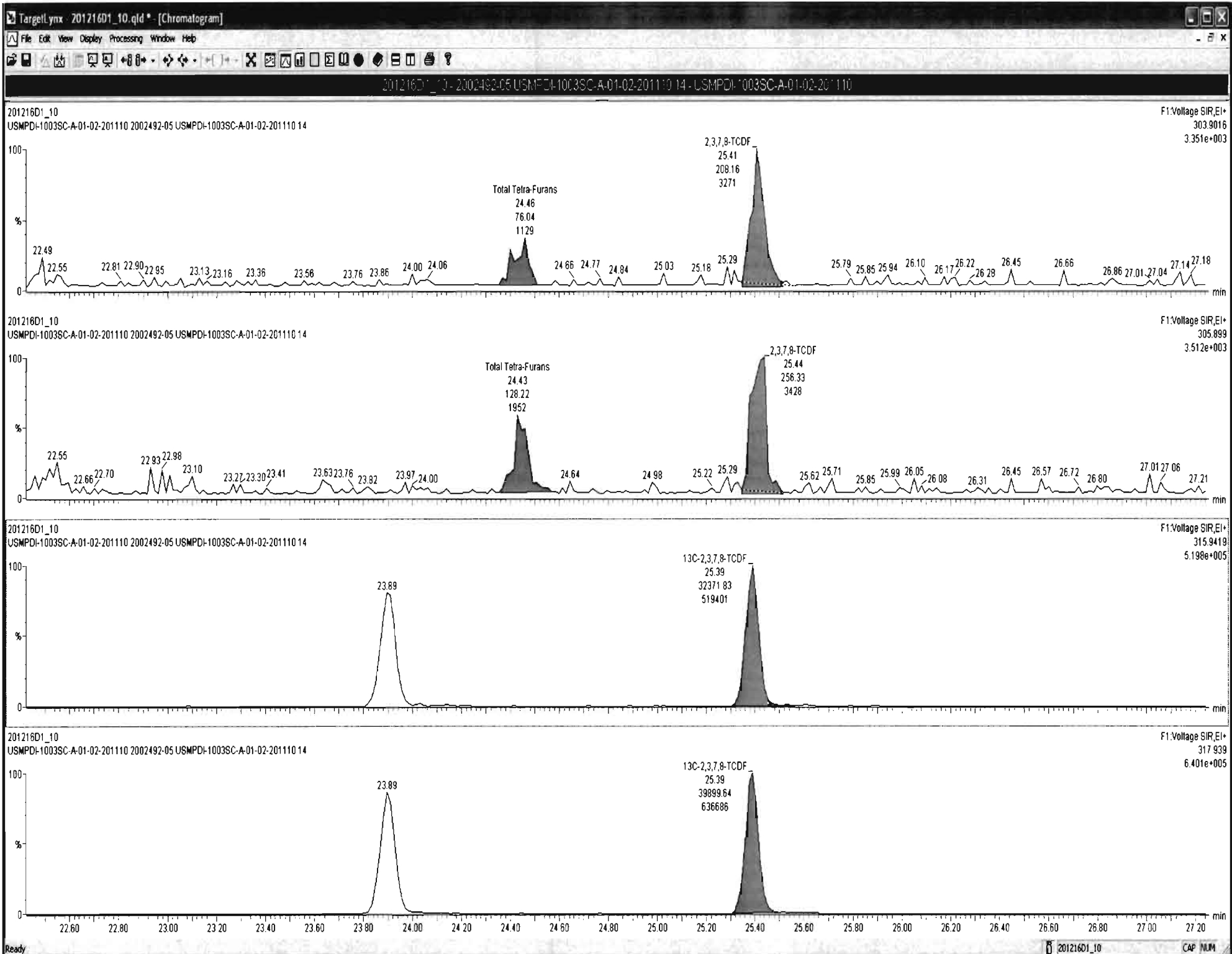


**13C-2,3,7,8-TCDF**



**DPE1**






Dataset: U:\VG7.PRO\Results\201216D1\201216D1\_10.qld

Last Altered: Thursday, December 17, 2020 09:48:43 Pacific Standard Time  
Printed: Thursday, December 17, 2020 09:49:07 Pacific Standard Time

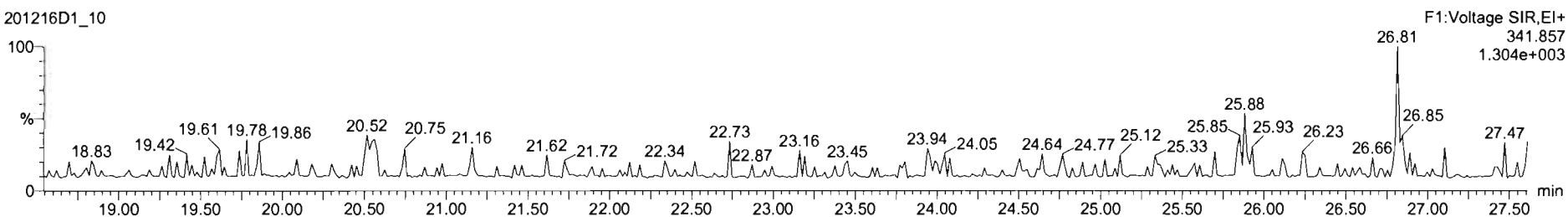
Name: 201216D1\_10, Date: 16-Dec-2020, Time: 21:40:40, ID: 2002492-05 USMPDI-1003SC-A-01-02-201110 14, Description: USMPDI-1003SC-A-01-02-201110

1st Func. Penta-Furans

201216D1\_10

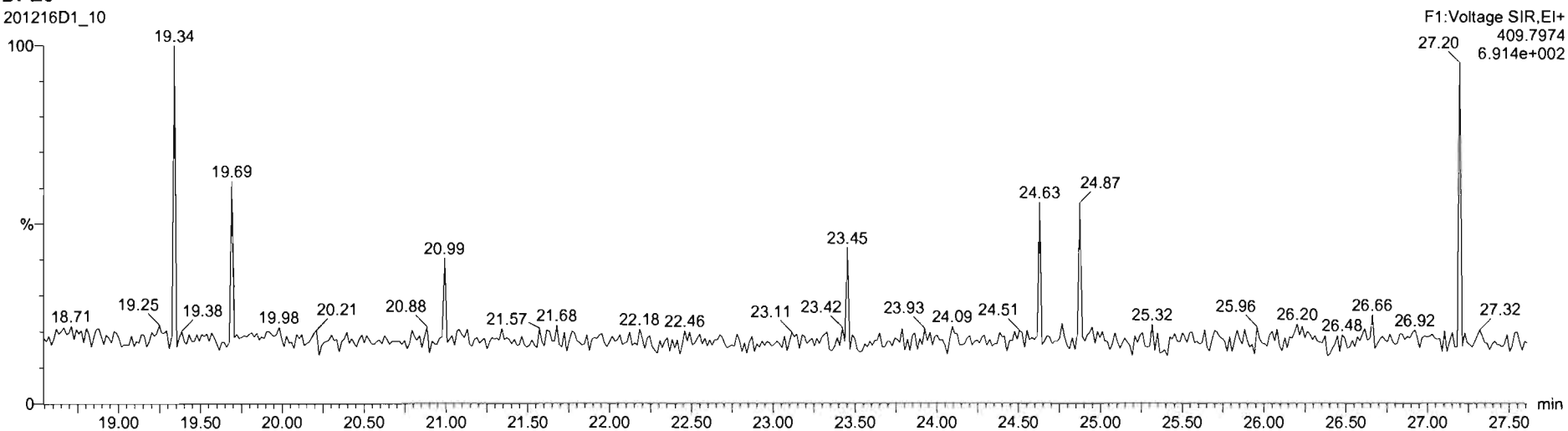


201216D1\_10




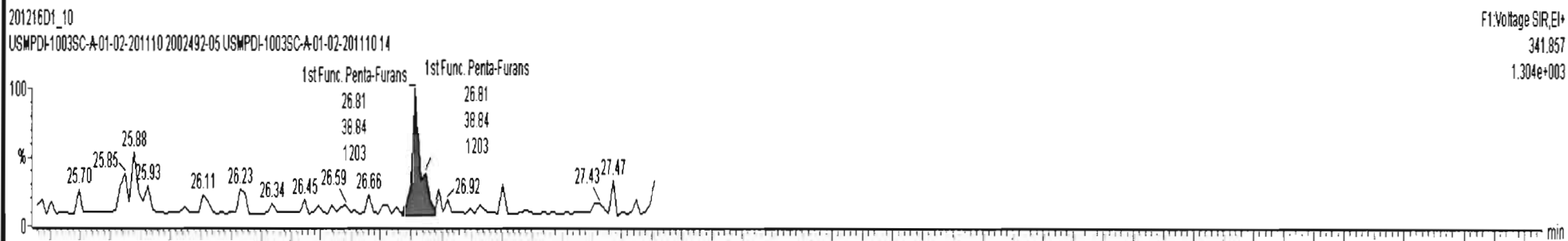
DPE6

201216D1\_10





201216D1\_10 - 2002492-05 USMPDI-1003SC-A-01-02-201110 14 - USMPDI-1003SC-A-01-02-201110



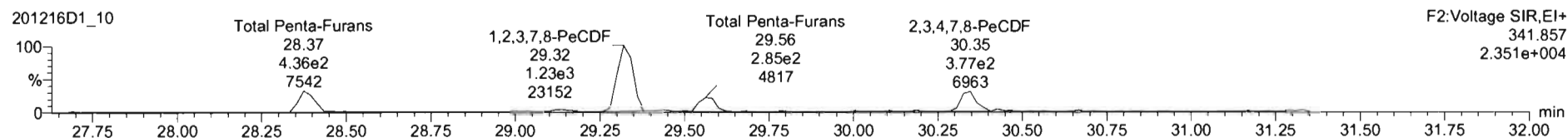
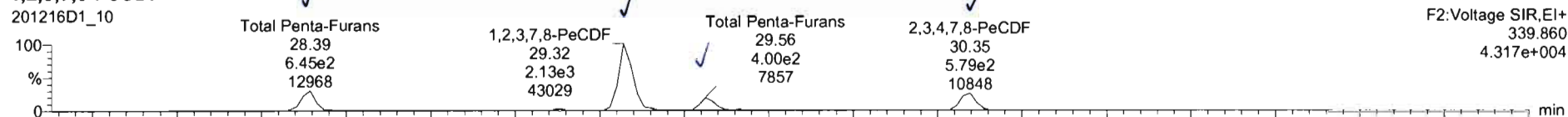


Dataset: U:\VG7.PRO\Results\201216D1\201216D1\_10.qld



Last Altered: Thursday, December 17, 2020 09:48:43 Pacific Standard Time  
 Printed: Thursday, December 17, 2020 09:49:07 Pacific Standard Time

Name: 201216D1\_10, Date: 16-Dec-2020, Time: 21:40:40, ID: 2002492-05 USMPDI-1003SC-A-01-02-201110 14, Description: USMPDI-1003SC-A-01-02-201110

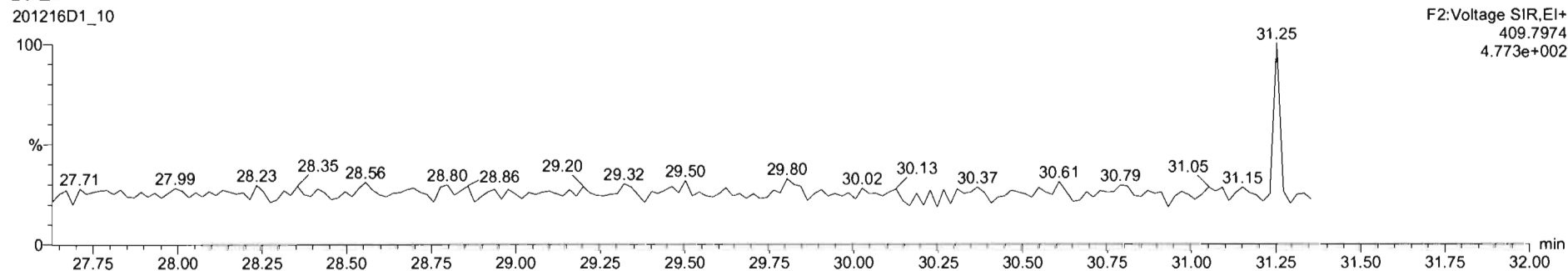
**1,2,3,7,8-PeCDF**

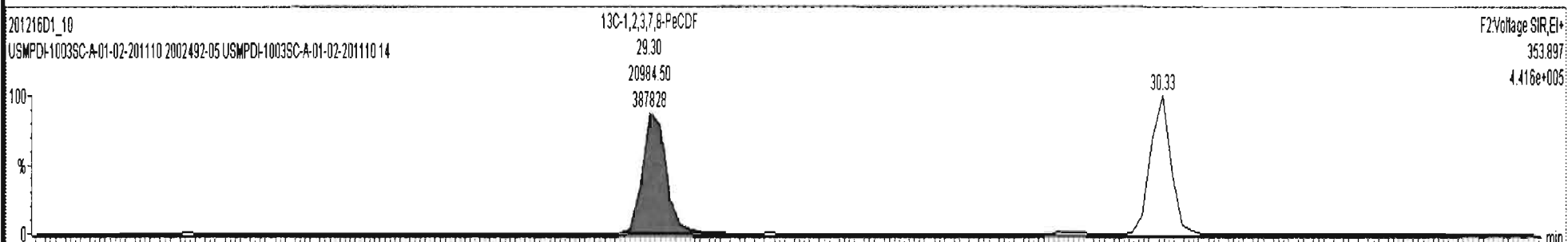
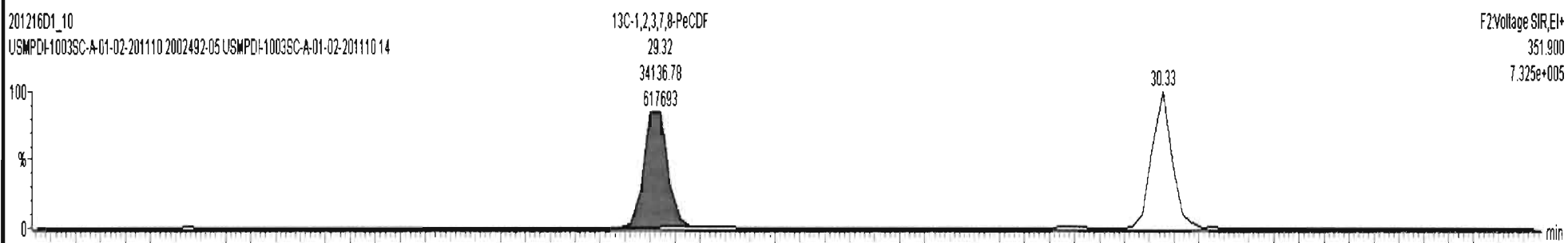
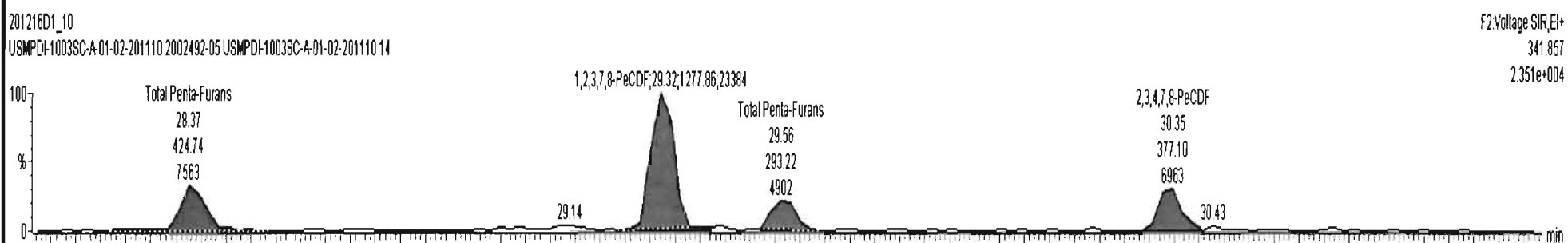
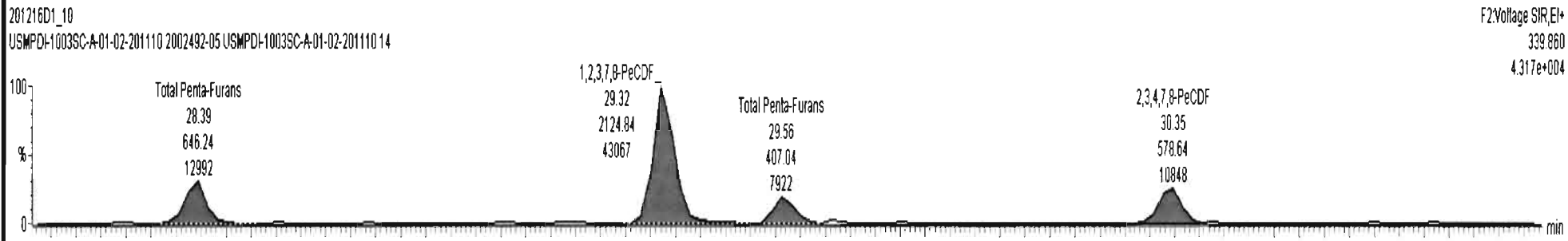


**13C-1,2,3,7,8-PeCDF**



**DPE2**




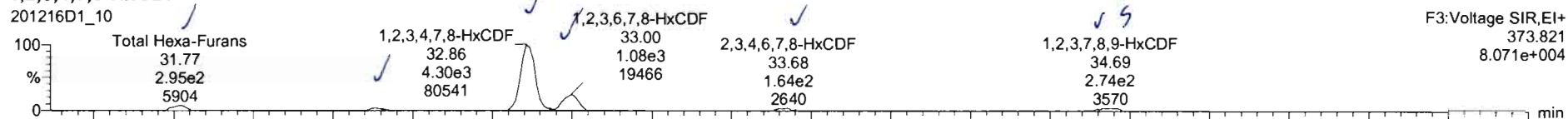


Dataset: U:\VG7.PRO\Results\201216D1\201216D1\_10.qld

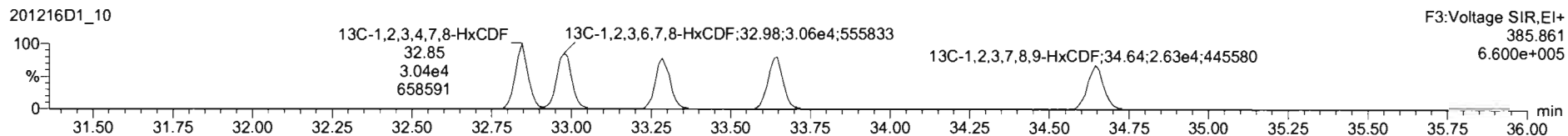
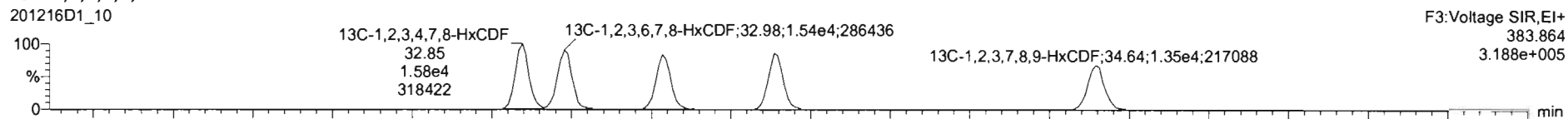
Last Altered: Thursday, December 17, 2020 09:48:43 Pacific Standard Time  
Printed: Thursday, December 17, 2020 09:49:07 Pacific Standard Time

Name: 201216D1\_10, Date: 16-Dec-2020, Time: 21:40:40, ID: 2002492-05 USMPDI-1003SC-A-01-02-201110 14, Description: USMPDI-1003SC-A-01-02-201110

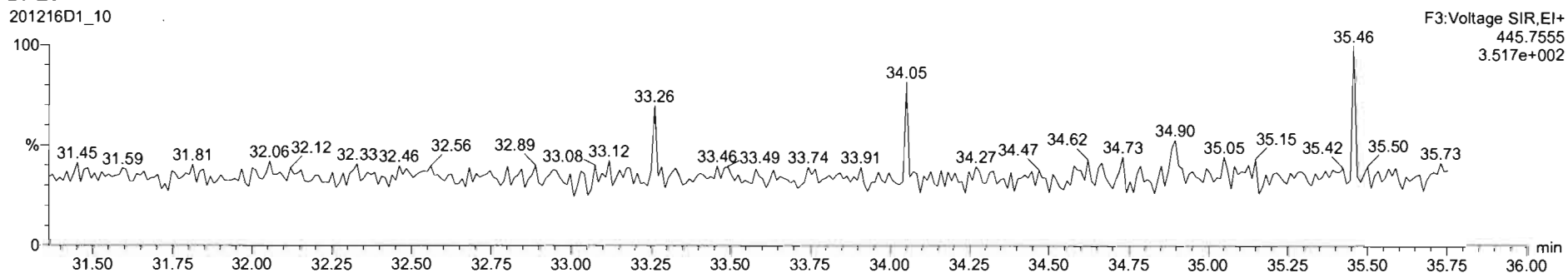
1,2,3,4,7,8-HxCDF




13C-1,2,3,4,7,8-HxCDF

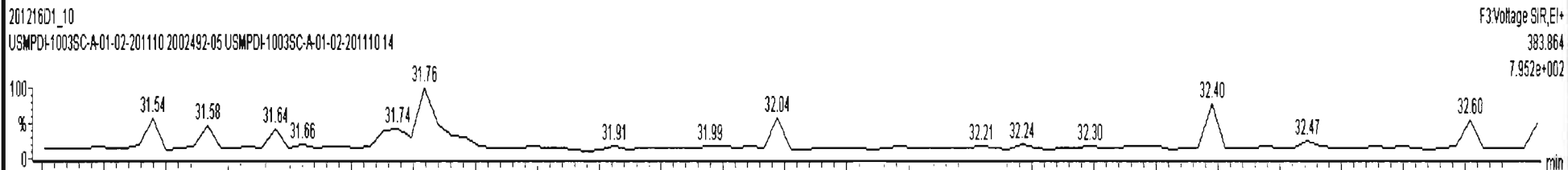
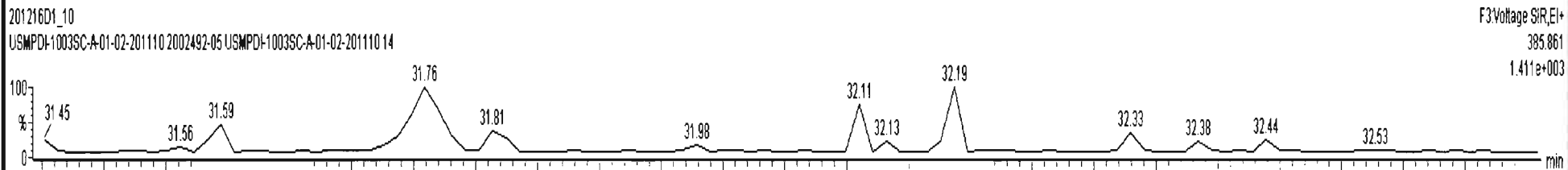
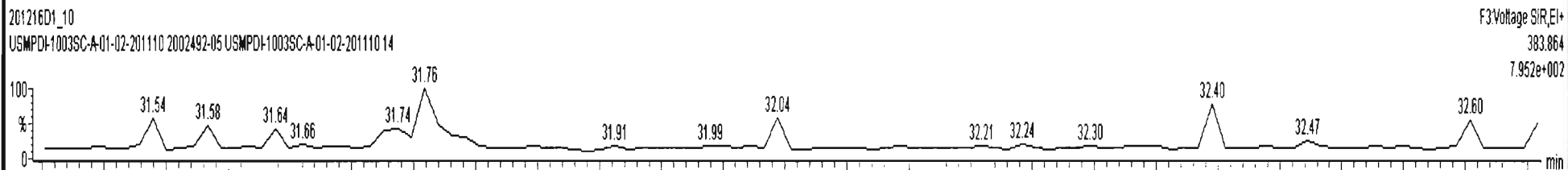




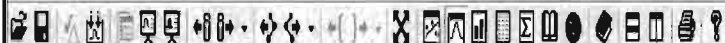
DPE3



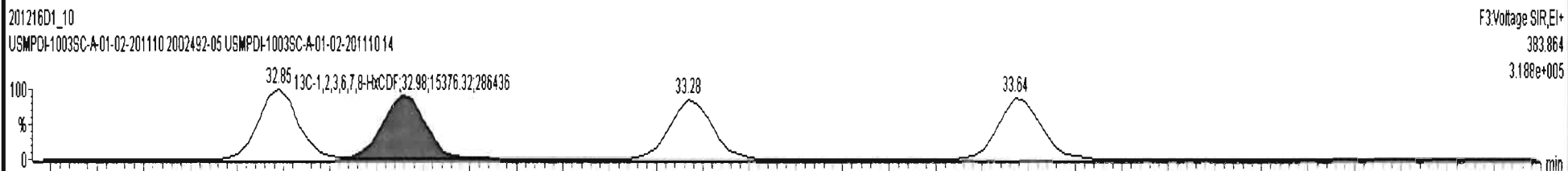
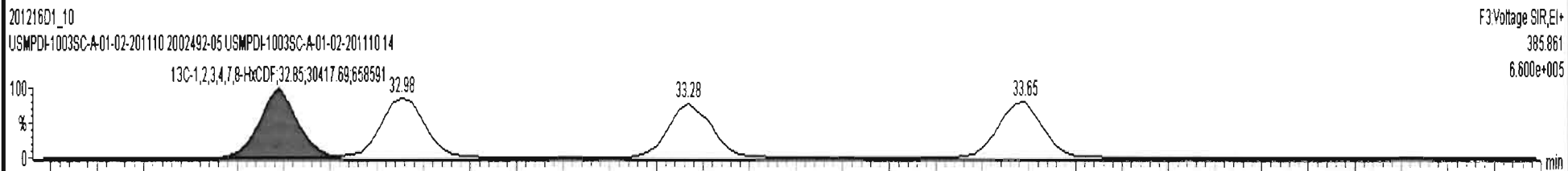
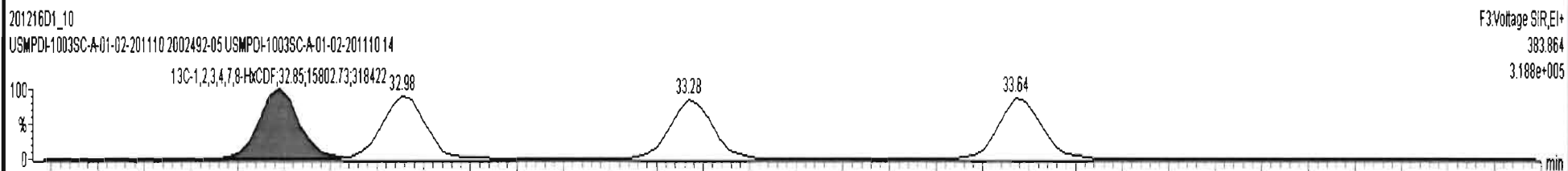



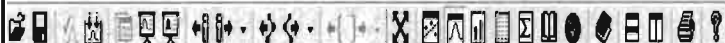
201216D1\_10 - 2002492-05 USMPDI-1003SC-A-01-02-201110 14 - USMPDI-1003SC-A-01-02-201110



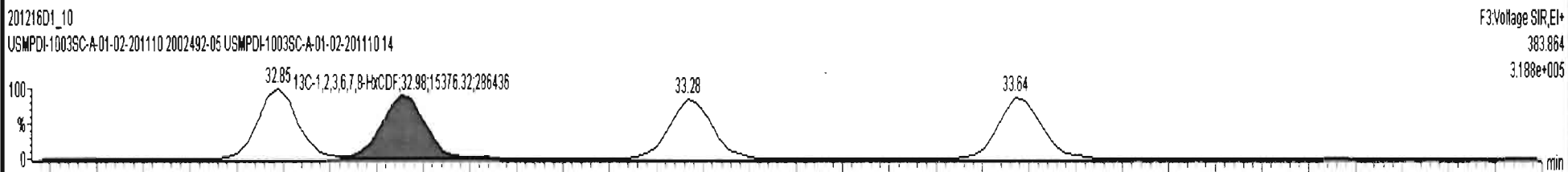
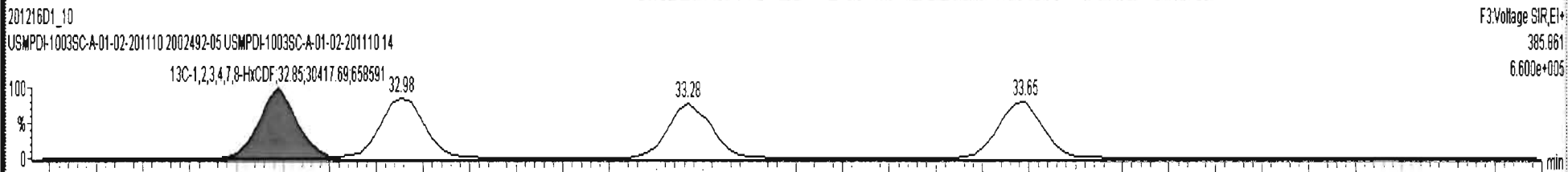
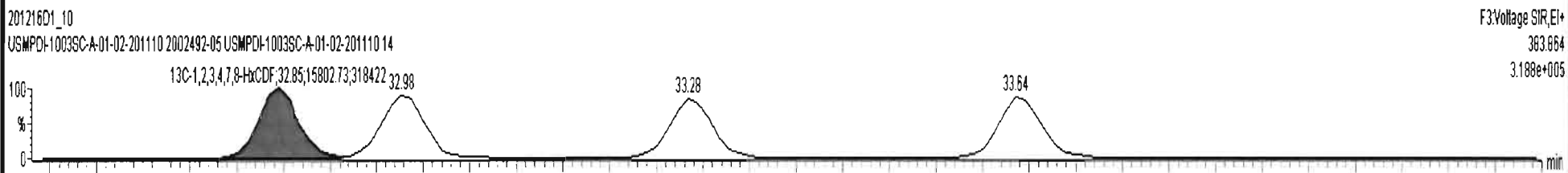
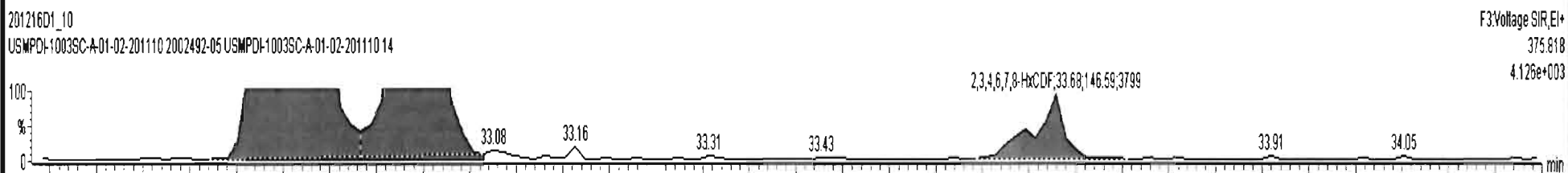



201216D1\_10 - 2002492-05 USMPDI-1003SC-A-01-02-201110 14 - USMPDI-1003SC-A-01-02-201110 14





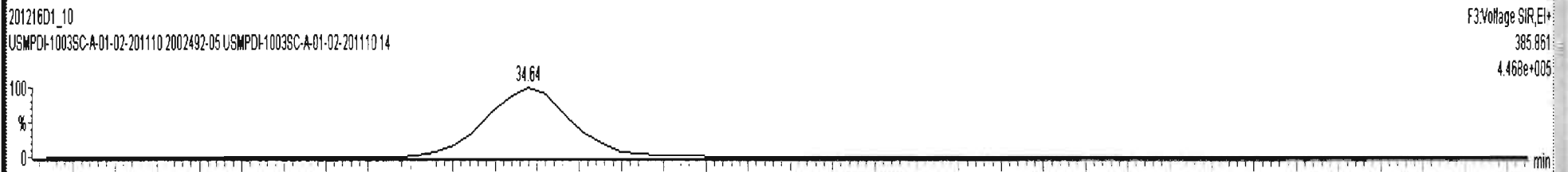

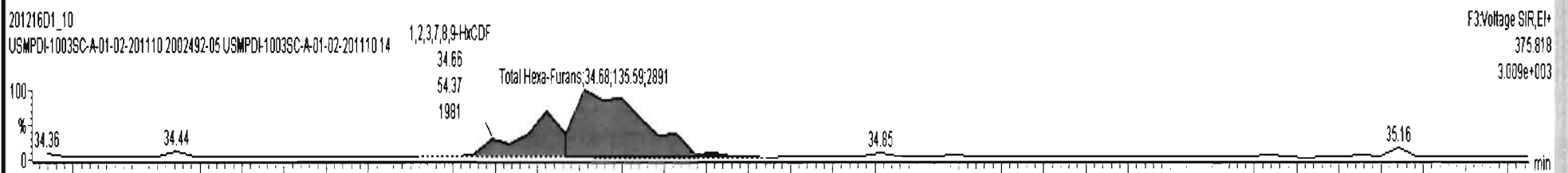
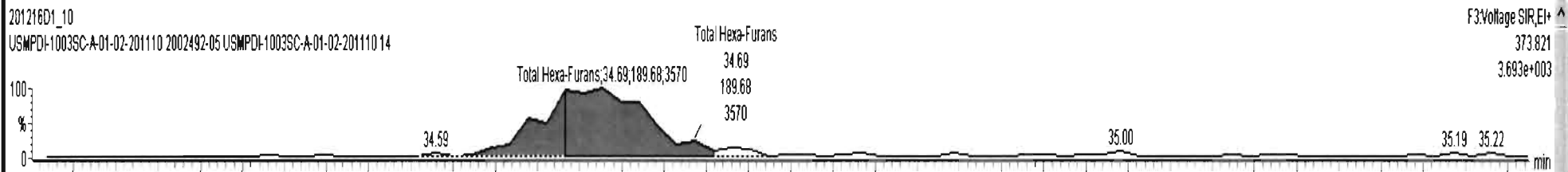
201216D1\_10 - 2002492-05 USMPDI-1003SC-A-01-02-201110 14 - USMPDI-1003SC-A-01-02-201110







201216D1\_10 - 2002492-05 USMPDI-1003SC-A-01-02-201110 14 - USMPDI-1003SC-A-01-02-201110

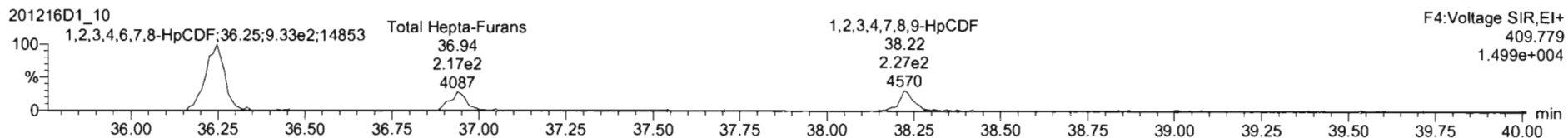
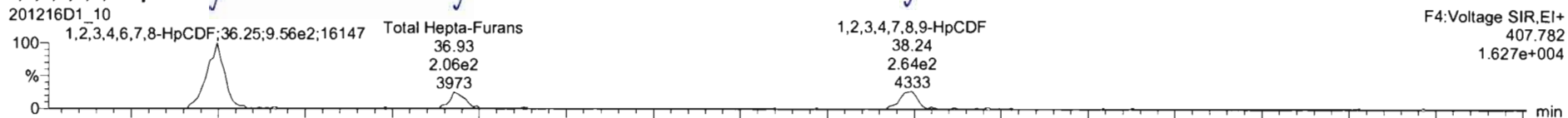


Dataset: U:\VG7.PRO\Results\201216D1\201216D1\_10.qld



Last Altered: Thursday, December 17, 2020 09:48:43 Pacific Standard Time  
Printed: Thursday, December 17, 2020 09:49:07 Pacific Standard Time

Name: 201216D1\_10, Date: 16-Dec-2020, Time: 21:40:40, ID: 2002492-05 USMPDI-1003SC-A-01-02-201110 14, Description: USMPDI-1003SC-A-01-02-201110

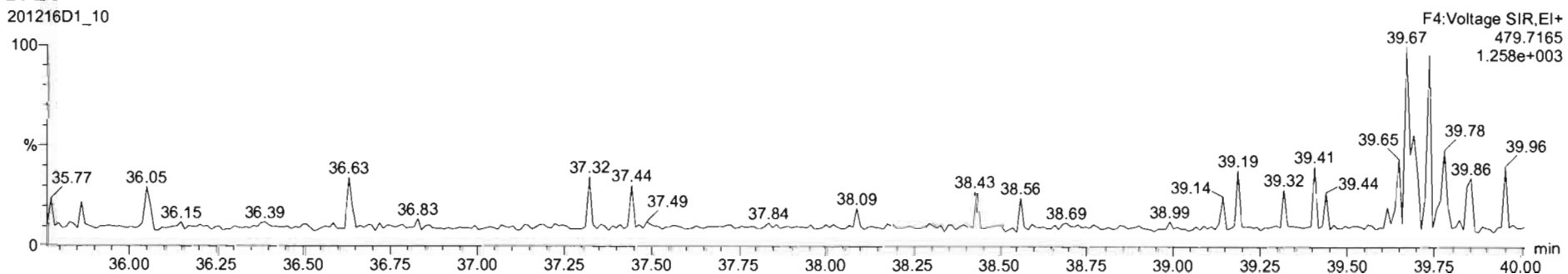
**1,2,3,4,6,7,8-HpCDF**



**13C-1,2,3,4,6,7,8-HpCDF**



**DPE4**

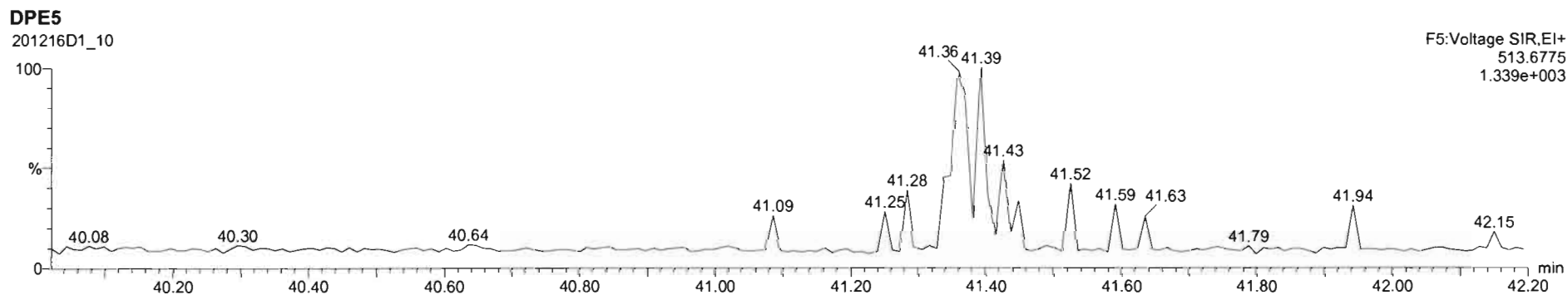
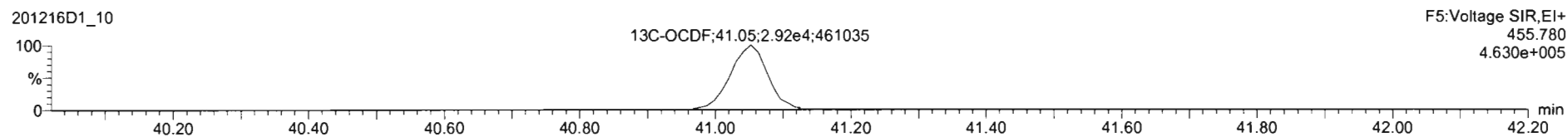
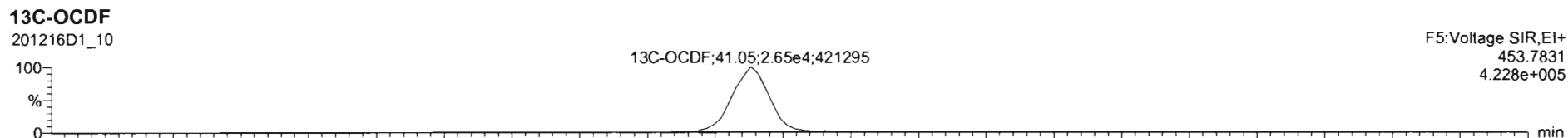
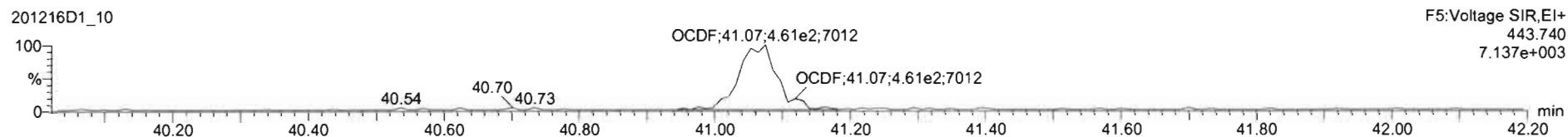
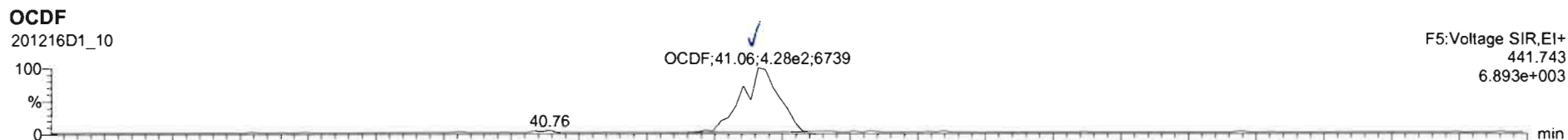




Dataset: U:\VG7.PRO\Results\201216D1\201216D1\_10.qld

Last Altered: Thursday, December 17, 2020 09:48:43 Pacific Standard Time  
Printed: Thursday, December 17, 2020 09:49:07 Pacific Standard Time

Name: 201216D1\_10, Date: 16-Dec-2020, Time: 21:40:40, ID: 2002492-05 USMPDI-1003SC-A-01-02-201110 14, Description: USMPDI-1003SC-A-01-02-201110

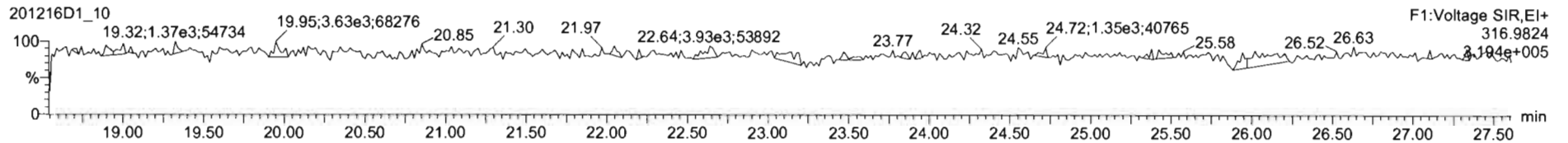


Dataset: U:\VG7.PRO\Results\201216D1\201216D1\_10.qld

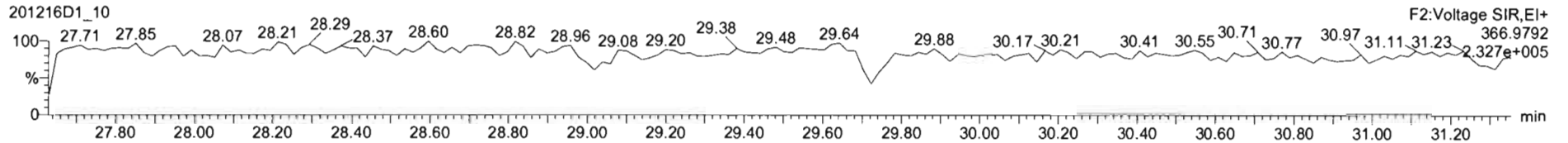
Last Altered: Thursday, December 17, 2020 09:48:43 Pacific Standard Time  
Printed: Thursday, December 17, 2020 09:49:07 Pacific Standard Time

Name: 201216D1\_10, Date: 16-Dec-2020, Time: 21:40:40, ID: 2002492-05 USMPDI-1003SC-A-01-02-201110 14, Description: USMPDI-1003SC-A-01-02-201110

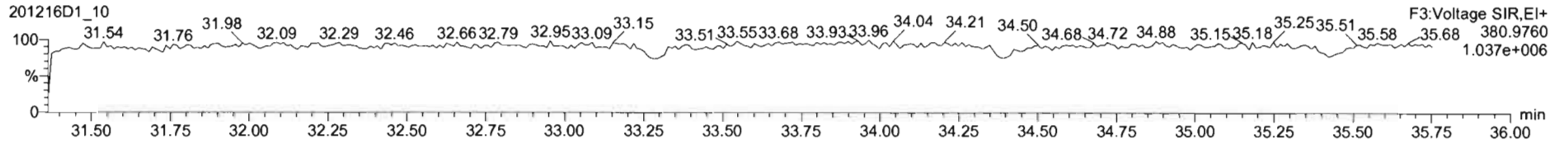
PFK1



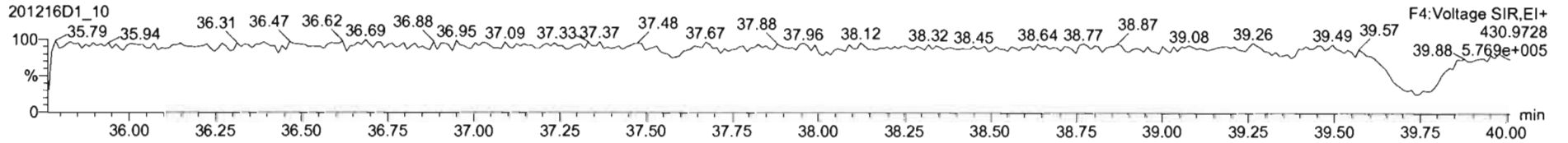
PFK2



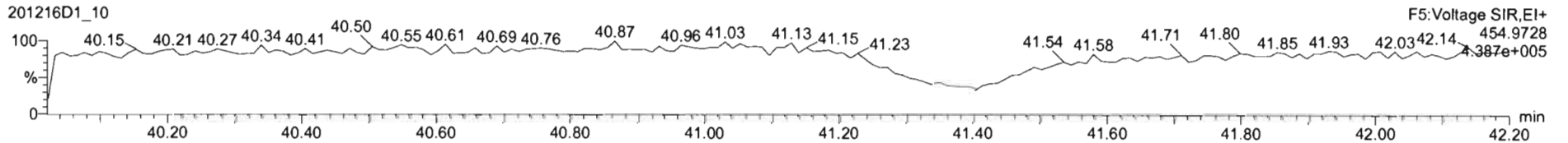
PFK3



PFK4



PFK5



Dataset: U:\VG7.PRO\Results\201216D1\201216D1\_11.qld

Last Altered: Thursday, December 17, 2020 14:10:25 Pacific Standard Time  
Printed: Thursday, December 17, 2020 14:13:13 Pacific Standard Time

*DB 12/17/20* *CT 12/18/2020*

Method: C:\MassLynx\Default.PRO\MethDB\1613\_rrt.mdb 10 Dec 2020 12:07:43  
Calibration: U:\VG7.PRO\CurveDB\ZB\_DIOXIN\_1613vg7-9-30-20.cdb 01 Oct 2020 09:27:37

Name: 201216D1\_11, Date: 16-Dec-2020, Time: 22:26:48, ID: 2002492-06 USMPDI-006SC-A-01-02-201110 15.62, Description: USMPDI-006SC-A-01-02-201110

#	Name	Resp	RA	n/y	RRF	wt/vol	Pred.RT	RT	Pred.RRT	RRT	Conc.	%Rec	DL	EMPC
1	1 2,3,7,8-TCDD	1.30e2	0.36	YES	1.00	10.134	26.066	26.07	1.001	1.001	0.53532		0.421	0.327
2	2 1,2,3,7,8-PeCDD	1.41e2	0.78	YES	0.935	10.134	30.528	30.53	1.001	1.001	0.93905		0.628	0.862
3	3 1,2,3,4,7,8-HxCDD	1.72e2	1.09	NO	1.15	10.134	33.766	33.76	1.000	1.000	1.0161		0.743	1.02
4	4 1,2,3,6,7,8-HxCDD	1.39e3	1.17	NO	1.02	10.134	33.876	33.89	1.000	1.000	8.2759		0.758	8.23
5	5 1,2,3,7,8,9-HxCDD	5.33e2	1.18	NO	1.06	10.134	34.174	34.16	1.001	1.001	3.0908		0.761	3.09
6	6 1,2,3,4,6,7,8-HpCDD	1.90e4	1.04	NO	1.00	10.134	37.574	37.58	1.000	1.001	154.68		2.80	155
7	7 OCDD	1.54e5	0.89	NO	0.952	10.134	40.735	40.74	1.000	1.000	1607.2		1.31	1610
8	8 2,3,7,8-TCDF	2.49e3	0.66	NO	1.01	10.134	25.418	25.41	1.001	1.001	6.9926		0.568	6.99
9	9 1,2,3,7,8-PeCDF	6.38e3	1.62	NO	0.998	10.134	29.321	29.32	1.001	1.001	24.903		0.287	24.9
10	10 2,3,4,7,8-PeCDF	1.83e3	1.71	NO	1.07	10.134	30.356	30.35	1.001	1.001	6.6750		0.214	6.68
11	11 1,2,3,4,7,8-HxCDF	3.11e4	1.22	NO	1.05	10.134	32.845	32.87	1.000	1.001	136.74		0.420	137
12	12 1,2,3,6,7,8-HxCDF	5.97e3	1.16	NO	1.10	10.134	32.987	33.00	1.000	1.001	25.227		0.385	25.2
13	13 2,3,4,6,7,8-HxCDF	9.77e2	1.26	NO	1.09	10.134	33.669	33.67	1.001	1.001	4.3506		0.462	4.35
14	14 1,2,3,7,8,9-HxCDF	3.87e2	1.12	NO	1.08	10.134	34.645	34.67	1.000	1.001	1.9422		0.526	1.94
15	15 1,2,3,4,6,7,8-HpCDF	7.37e3	1.03	NO	1.13	10.134	36.261	36.25	1.001	1.001	39.525		0.550	39.5
16	16 1,2,3,4,7,8,9-HpCDF	2.19e3	0.97	NO	1.29	10.134	38.233	38.24	1.000	1.000	13.501		0.592	13.5
17	17 OCDF	6.90e3	0.97	NO	0.953	10.134	41.053	41.08	1.000	1.001	54.608		0.545	54.6
18	18 13C-2,3,7,8-TCDD	4.78e4	0.80	NO	1.17	10.134	25.974	26.03	1.026	1.028	203.20	103	0.996	
19	19 13C-1,2,3,7,8-PeCDD	3.18e4	0.61	NO	0.914	10.134	30.529	30.51	1.206	1.205	173.45	87.9	0.804	
20	20 13C-1,2,3,4,7,8-HxCDD	2.90e4	1.31	NO	0.634	10.134	33.761	33.76	1.014	1.014	241.69	122	1.24	
21	21 13C-1,2,3,6,7,8-HxCDD	3.24e4	1.25	NO	0.724	10.134	33.871	33.88	1.017	1.017	235.69	119	1.08	
22	22 13C-1,2,3,7,8,9-HxCDD	3.21e4	1.27	NO	0.716	10.134	34.141	34.14	1.025	1.025	236.18	120	1.09	
23	23 13C-1,2,3,4,6,7,8-HpCDD	2.42e4	1.08	NO	0.660	10.134	37.590	37.56	1.129	1.128	193.44	98.0	2.30	
24	24 13C-OCDD	3.98e4	0.88	NO	0.587	10.134	40.600	40.74	1.219	1.223	357.70	90.6	0.823	
25	25 13C-2,3,7,8-TCDF	6.94e4	0.77	NO	1.02	10.134	25.374	25.39	1.002	1.003	191.44	97.0	1.07	
26	26 13C-1,2,3,7,8-PeCDF	5.07e4	1.57	NO	0.842	10.134	29.258	29.30	1.156	1.157	169.82	86.0	1.12	
27	27 13C-2,3,4,7,8-PeCDF	5.04e4	1.67	NO	0.802	10.134	30.151	30.33	1.191	1.198	177.33	89.9	1.18	
28	28 13C-1,2,3,4,7,8-HxCDF	4.27e4	0.51	NO	1.00	10.134	32.895	32.85	0.988	0.986	224.59	114	1.41	
29	29 13C-1,2,3,6,7,8-HxCDF	4.25e4	0.50	NO	1.02	10.134	33.029	32.98	0.992	0.990	219.97	111	1.39	
30	30 13C-2,3,4,6,7,8-HxCDF	4.08e4	0.49	NO	0.955	10.134	33.598	33.63	1.009	1.010	225.01	114	1.48	
31	31 13C-1,2,3,7,8,9-HxCDF	3.64e4	0.50	NO	0.851	10.134	34.673	34.65	1.041	1.041	225.23	114	1.66	

Dataset: U:\VG7.PRO\Results\201216D1\201216D1\_11.qld

Last Altered: Thursday, December 17, 2020 14:10:25 Pacific Standard Time  
Printed: Thursday, December 17, 2020 14:13:13 Pacific Standard Time

Name: 201216D1\_11, Date: 16-Dec-2020, Time: 22:26:48, ID: 2002492-06 USMPDI-006SC-A-01-02-201110 15.62, Description: USMPDI-006SC-A-01-02-201110

#	Name	Resp	RA	n/y	RRF	wt/vol	Pred.RT	RT	Pred.RRT	RRT	Conc.	%Rec	DL	EMPC
32	32 13C-1,2,3,4,6,7,8-HpCDF	3.25e4	0.44	NO	0.848	10.134	36.192	36.22	1.087	1.088	202.25	102	1.60	
33	33 13C-1,2,3,4,7,8,9-HpCDF	2.49e4	0.44	NO	0.624	10.134	38.189	38.23	1.147	1.148	210.56	107	2.18	
34	34 13C-OCDF	5.23e4	0.88	NO	0.730	10.134	40.753	41.05	1.224	1.233	377.94	95.8	0.838	
35	35 37Cl-2,3,7,8-TCDD	2.00e4			1.21	10.134	25.972	26.07	1.026	1.030	82.473	104	0.281	
36	36 13C-1,2,3,4-TCDD	3.96e4	0.76	NO	1.00	10.134	25.300	25.32	1.000	1.000	197.35	100	1.17	
37	37 13C-1,2,3,4-TCDF	7.00e4	0.74	NO	1.00	10.134	23.880	23.91	1.000	1.000	197.35	100	1.09	
38	38 13C-1,2,3,4,6,9-HxCDF	3.74e4	0.52	NO	1.00	10.134	33.310	33.29	1.000	1.000	197.35	100	1.41	
39	39 Total Tetra-Dioxins				1.00	10.134	24.620		0.000		0.32230		0.421	2.13
40	40 Total Penta-Dioxins				0.935	10.134	29.960		0.000		2.2389		0.626	5.96
41	41 Total Hexa-Dioxins				1.02	10.134	33.635		0.000		54.785		0.793	54.8
42	42 Total Hepta-Dioxins				1.00	10.134	37.640		0.000		384.60		2.80	385
43	43 Total Tetra-Furans				1.01	10.134	23.610		0.000		24.419		0.568	25.4
44	44 1st Func. Penta-Furans				0.998	10.134	26.750		0.000		7.1400		0.105	7.14
45	45 Total Penta-Furans				0.998	10.134	29.275		0.000		52.484		0.259	52.5
46	46 Total Hexa-Furans				1.09	10.134	33.555		0.000		212.06		0.442	212
47	47 Total Hepta-Furans				1.13	10.134	37.835		0.000		94.991		0.603	95.0

Vista Analytical Laboratory

Dataset: U:\VG7.PRO\Results\201216D1\201216D1\_11.qld

Last Altered: Thursday, December 17, 2020 14:10:25 Pacific Standard Time

Printed: Thursday, December 17, 2020 14:13:13 Pacific Standard Time

Method: C:\MassLynx\Default.PRO\MethDB\1613\_rrt.mdb 10 Dec 2020 12:07:43

Calibration: U:\VG7.PRO\CurveDB\ZB\_DIOXIN\_1613vg7-9-30-20.cdb 01 Oct 2020 09:27:37

Name: 201216D1\_11, Date: 16-Dec-2020, Time: 22:26:48, ID: 2002492-06 USMPDI-006SC-A-01-02-201110 15.62, Description: USMPDI-006SC-A-01-02-201110

**Tetra-Dioxins**

	Name	RT	m1 Height	m2 Height	m1 Resp	m2 Resp	RA	n/y	Resp	Conc.	EMPC	DL
1	Total Tetra-Dioxins	22.47	1.584e3	2.183e3	1.028e2	1.280e2	0.80	NO	0.000e0	0.00000	0.95155	0.421
2	Total Tetra-Dioxins	23.28	6.080e2	6.780e2	3.554e1	4.264e1	0.83	NO	7.818e1	0.32230	0.32230	0.254
3	Total Tetra-Dioxins	25.79	7.880e2	1.709e3	5.607e1	1.064e2	0.53	YES	0.000e0	0.00000	0.53134	0.421
4	2,3,7,8-TCDD	26.07	7.410e2	1.559e3	3.456e1	9.530e1	0.36	YES	1.298e2	0.00000	0.32747	0.421

**Penta-Dioxins**

	Name	RT	m1 Height	m2 Height	m1 Resp	m2 Resp	RA	n/y	Resp	Conc.	EMPC	DL
1	Total Penta-Dioxins	28.37	1.966e3	3.286e3	1.124e2	2.380e2	0.47	YES	0.000e0	0.00000	1.9313	0.626
2	Total Penta-Dioxins	28.84	8.400e2	9.390e2	3.822e1	5.993e1	0.64	NO	9.815e1	0.65182	0.65182	0.626
3	Total Penta-Dioxins	29.48	1.123e3	2.333e3	8.757e1	1.514e2	0.58	NO	2.390e2	1.5871	1.5871	0.626
4	Total Penta-Dioxins	29.76	1.294e3	1.995e3	7.590e1	8.564e1	0.89	YES	0.000e0	0.00000	0.92710	0.626
5	1,2,3,7,8-PeCDD	30.53	1.582e3	1.641e3	6.174e1	7.965e1	0.78	YES	1.414e2	0.00000	0.86225	0.626

**Hexa-Dioxins**

	Name	RT	m1 Height	m2 Height	m1 Resp	m2 Resp	RA	n/y	Resp	Conc.	EMPC	DL
1	Total Hexa-Dioxins	32.13	3.473e4	2.724e4	1.658e3	1.348e3	1.23	NO	3.006e3	18.602	18.602	0.793
2	Total Hexa-Dioxins	32.74	3.429e3	2.874e3	1.846e2	1.357e2	1.36	NO	3.203e2	1.9822	1.9822	0.793
3	Total Hexa-Dioxins	33.02	3.545e4	2.748e4	1.979e3	1.547e3	1.28	NO	3.526e3	21.817	21.817	0.793
4	1,2,3,4,7,8-HxCDD	33.76	1.785e3	1.998e3	8.995e1	8.228e1	1.09	NO	1.722e2	1.0161	1.0161	0.743
5	1,2,3,6,7,8-HxCDD	33.89	1.453e4	1.156e4	7.498e2	6.399e2	1.17	NO	1.390e3	8.2759	8.2759	0.758
6	1,2,3,7,8,9-HxCDD	34.16	4.267e3	3.976e3	2.882e2	2.444e2	1.18	NO	5.326e2	3.0908	3.0908	0.761

**Hepta-Dioxins**

	Name	RT	m1 Height	m2 Height	m1 Resp	m2 Resp	RA	n/y	Resp	Conc.	EMPC	DL
1	Total Hepta-Dioxins	36.63	2.161e5	2.090e5	1.436e4	1.391e4	1.03	NO	2.826e4	229.92	229.92	2.80
2	1,2,3,4,6,7,8-HpCDD	37.58	1.793e5	1.687e5	9.700e3	9.315e3	1.04	NO	1.901e4	154.68	154.68	2.80



Vista Analytical Laboratory

Dataset: U:\VG7.PRO\Results\201216D1\201216D1\_11.qld

Last Altered: Thursday, December 17, 2020 14:10:25 Pacific Standard Time

Printed: Thursday, December 17, 2020 14:13:13 Pacific Standard Time

Name: 201216D1\_11, Date: 16-Dec-2020, Time: 22:26:48, ID: 2002492-06 USMPDI-006SC-A-01-02-201110 15.62, Description: USMPDI-006SC-A-01-02-201110

**Tetra-Furans**

	Name	RT	m1 Height	m2 Height	m1 Resp	m2 Resp	RA	n/y	Resp	Conc.	EMPC	DL
1	Total Tetra-Furans	20.81	1.009e3	1.111e3	7.907e1	5.882e1	1.34	YES	0.000e0	0.00000	0.29225	0.568
2	Total Tetra-Furans	21.65	3.854e3	5.397e3	2.868e2	4.085e2	0.70	NO	6.953e2	1.9517	1.9517	0.568
3	Total Tetra-Furans	22.11	1.503e3	2.083e3	2.027e2	2.808e2	0.72	NO	4.835e2	1.3573	1.3573	0.568
4	Total Tetra-Furans	22.50	3.806e3	5.841e3	3.851e2	4.669e2	0.82	NO	8.520e2	2.3917	2.3917	0.568
5	Total Tetra-Furans	22.93	2.290e3	2.946e3	2.067e2	2.371e2	0.87	NO	4.438e2	1.2459	1.2459	0.568
6	Total Tetra-Furans	23.31	1.311e3	2.004e3	1.056e2	1.048e2	1.01	YES	0.000e0	0.00000	0.52046	0.568
7	Total Tetra-Furans	23.99	3.202e3	4.663e3	2.967e2	4.288e2	0.69	NO	7.255e2	2.0365	2.0365	0.568
8	Total Tetra-Furans	24.46	1.257e4	1.733e4	9.110e2	1.223e3	0.74	NO	2.134e3	5.9916	5.9916	0.568
9	Total Tetra-Furans	25.30	3.040e3	4.571e3	2.004e2	2.966e2	0.68	NO	4.970e2	1.3951	1.3951	0.568
10	2,3,7,8-TCDF	25.41	1.660e4	2.463e4	9.871e2	1.504e3	0.66	NO	2.491e3	6.9926	6.9926	0.568
11	Total Tetra-Furans	25.68	1.785e3	1.603e3	8.229e1	1.018e2	0.81	NO	1.840e2	0.51662	0.51662	0.568
12	Total Tetra-Furans	26.57	9.850e2	8.190e2	4.759e1	3.539e1	1.34	YES	0.000e0	0.00000	0.17584	0.568
13	Total Tetra-Furans	27.18	1.332e3	2.322e3	7.952e1	1.129e2	0.70	NO	1.924e2	0.54001	0.54001	0.568

**Penta-Furans function 1**

	Name	RT	m1 Height	m2 Height	m1 Resp	m2 Resp	RA	n/y	Resp	Conc.	EMPC	DL
1	1st Func. Penta-Furans	26.82	1.826e4	1.298e4	1.122e3	7.035e2	1.59	NO	1.825e3	7.1400	7.1400	0.105

**Penta-Furans**

	Name	RT	m1 Height	m2 Height	m1 Resp	m2 Resp	RA	n/y	Resp	Conc.	EMPC	DL
1	Total Penta-Furans	28.23	2.209e3	9.560e2	1.075e2	7.467e1	1.44	NO	1.821e2	0.71247	0.71247	0.259
2	Total Penta-Furans	28.37	2.861e4	1.829e4	1.763e3	1.184e3	1.49	NO	2.947e3	11.527	11.527	0.259
3	Total Penta-Furans	28.98	5.921e3	3.941e3	2.646e2	1.748e2	1.51	NO	4.394e2	1.7187	1.7187	0.259
4	Total Penta-Furans	29.14	3.946e3	1.890e3	1.832e2	1.307e2	1.40	NO	3.139e2	1.2278	1.2278	0.259
5	1,2,3,7,8-PeCDF	29.32	7.456e4	4.762e4	3.948e3	2.437e3	1.62	NO	6.385e3	24.903	24.903	0.287
6	Total Penta-Furans	29.56	1.768e4	1.163e4	8.407e2	6.214e2	1.35	NO	1.462e3	5.7196	5.7196	0.259
7	2,3,4,7,8-PeCDF	30.35	2.273e4	1.225e4	1.155e3	6.769e2	1.71	NO	1.832e3	6.6750	6.6750	0.214

Vista Analytical Laboratory

Dataset: U:\VG7.PRO\Results\201216D1\201216D1\_11.qld

Last Altered: Thursday, December 17, 2020 14:10:25 Pacific Standard Time

Printed: Thursday, December 17, 2020 14:13:13 Pacific Standard Time

Name: 201216D1\_11, Date: 16-Dec-2020, Time: 22:26:48, ID: 2002492-06 USMPDI-006SC-A-01-02-201110 15.62, Description: USMPDI-006SC-A-01-02-201110

## Hexa-Furans

	Name	RT	m1 Height	m2 Height	m1 Resp	m2 Resp	RA	n/y	Resp	Conc.	EMPC	DL
1	Total Hexa-Furans	31.59	1.078e4	9.547e3	5.347e2	4.006e2	1.33	NO	9.353e2	4.1828	4.1828	0.442
2	Total Hexa-Furans	31.77	4.294e4	3.204e4	2.055e3	1.609e3	1.28	NO	3.664e3	16.384	16.384	0.442
3	Total Hexa-Furans	32.40	3.765e4	3.632e4	1.925e3	1.710e3	1.13	NO	3.635e3	16.255	16.255	0.442
4	1,2,3,4,7,8-HxCDF	32.87	3.146e5	2.615e5	1.713e4	1.399e4	1.22	NO	3.112e4	136.74	136.74	0.420
5	1,2,3,6,7,8-HxCDF	33.00	5.916e4	5.032e4	3.210e3	2.764e3	1.16	NO	5.974e3	25.227	25.227	0.385
6	2,3,4,6,7,8-HxCDF	33.67	8.121e3	7.153e3	5.447e2	4.323e2	1.26	NO	9.770e2	4.3506	4.3506	0.462
7	1,2,3,7,8,9-HxCDF	34.67	8.148e3	8.720e3	2.044e2	1.826e2	1.12	NO	3.871e2	1.9422	1.9422	0.526
8	Total Hexa-Furans	34.69	1.477e4	1.328e4	8.412e2	7.178e2	1.17	NO	1.559e3	6.9718	6.9718	0.442

## Hepta-Furans

	Name	RT	m1 Height	m2 Height	m1 Resp	m2 Resp	RA	n/y	Resp	Conc.	EMPC	DL
1	1,2,3,4,6,7,8-HpCDF	36.25	5.543e4	5.434e4	3.740e3	3.628e3	1.03	NO	7.369e3	39.525	39.525	0.550
2	Total Hepta-Furans	36.94	6.075e4	6.198e4	3.485e3	3.423e3	1.02	NO	6.908e3	41.965	41.965	0.603
3	1,2,3,4,7,8,9-HpCDF	38.24	1.830e4	1.899e4	1.082e3	1.111e3	0.97	NO	2.193e3	13.501	13.501	0.592

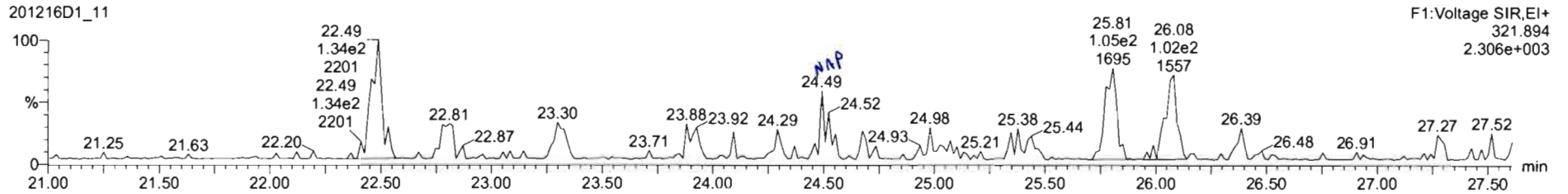
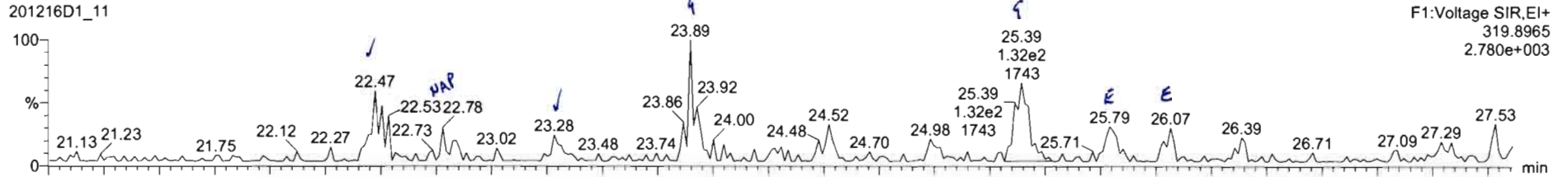
Dataset: U:\VG7.PRO\Results\201216D1\201216D1\_11.qld

Last Altered: Thursday, December 17, 2020 09:49:13 Pacific Standard Time  
Printed: Thursday, December 17, 2020 09:49:39 Pacific Standard Time

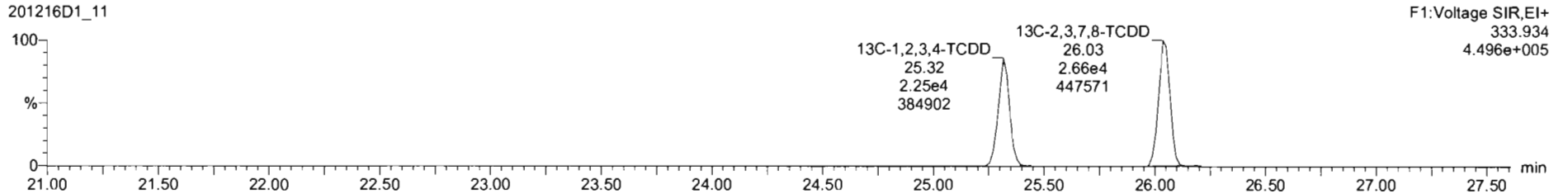
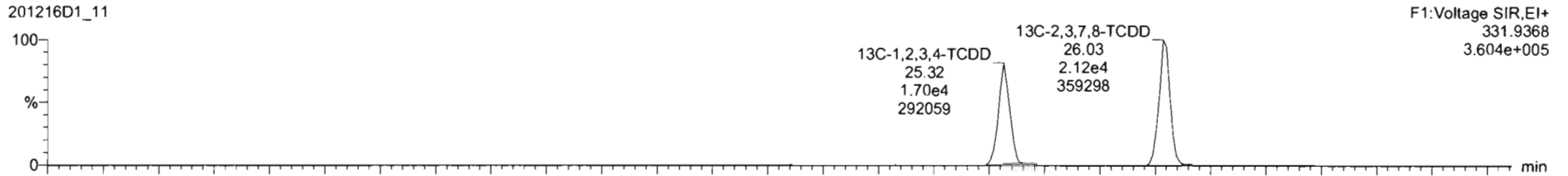
Method: C:\MassLynx\Default.PRO\MethDB\1613\_rrt.mdb 10 Dec 2020 12:07:43  
Calibration: U:\VG7.PRO\CurveDB\ZB\_DIOXIN\_1613vg7-9-30-20.cdb 01 Oct 2020 09:27:37

Name: 201216D1\_11, Date: 16-Dec-2020, Time: 22:26:48, ID: 2002492-06 USMPDI-006SC-A-01-02-201110 15.62, Description: USMPDI-006SC-A-01-02-201110

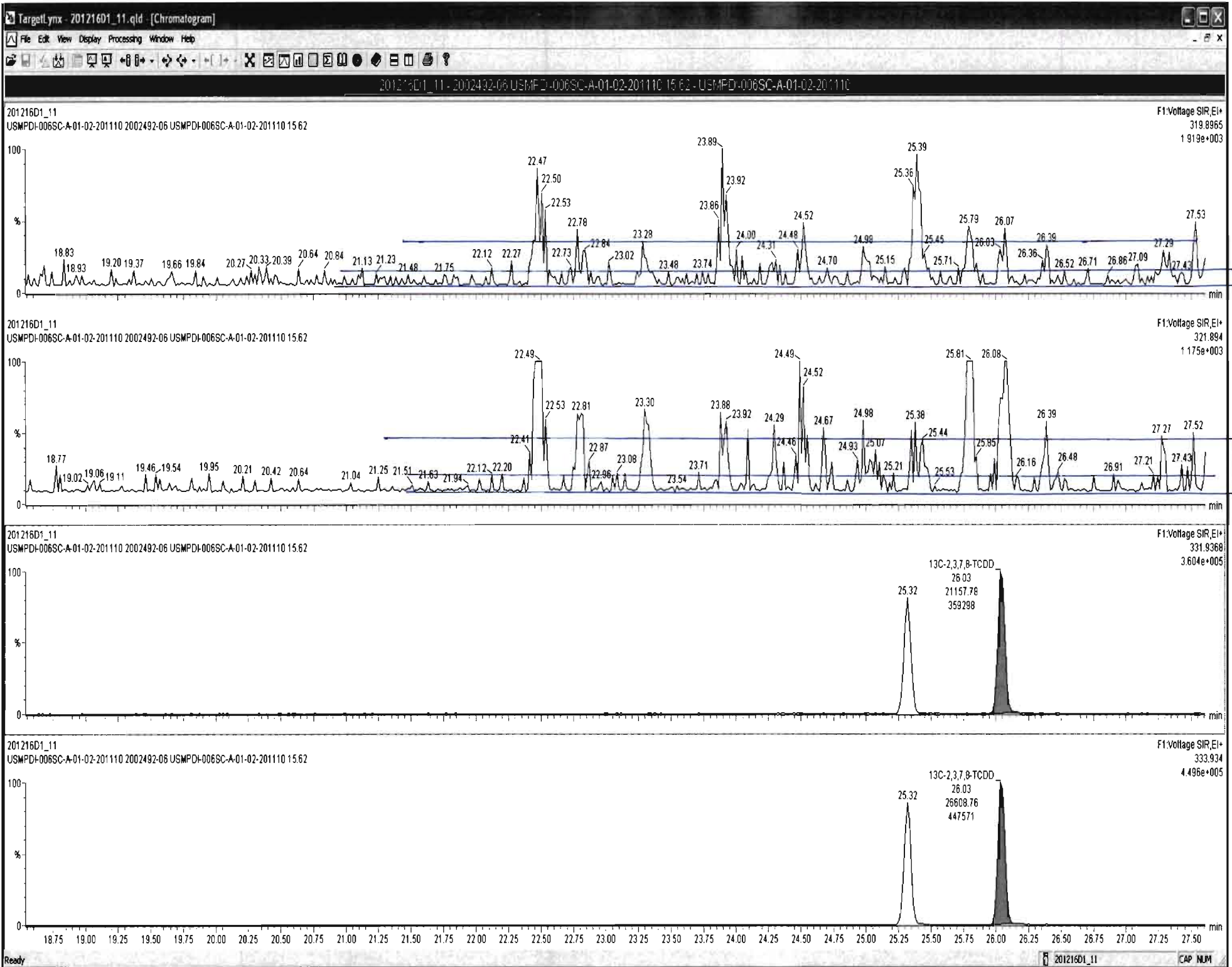
2,3,7,8-TCDD

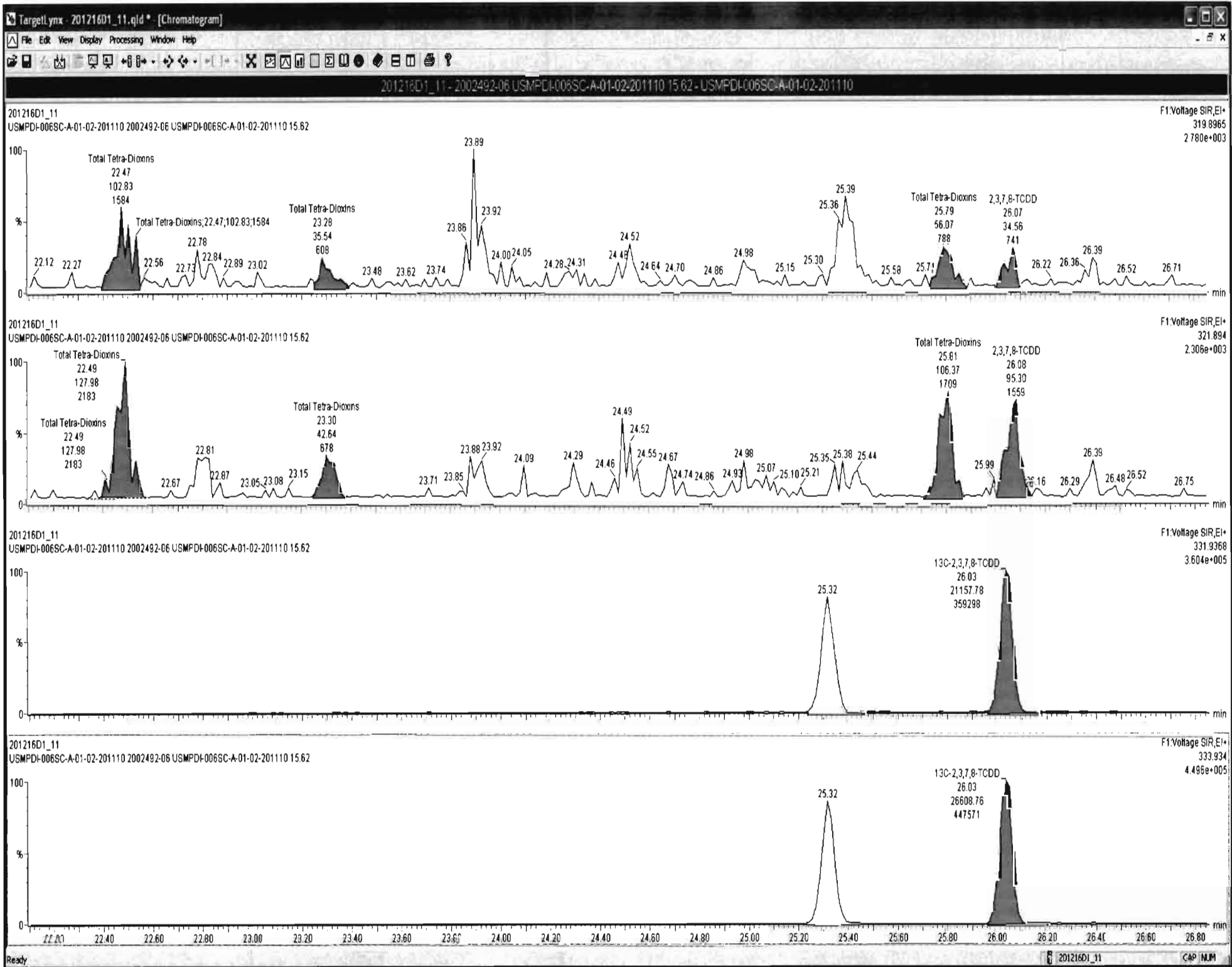


13C-2,3,7,8-TCDD









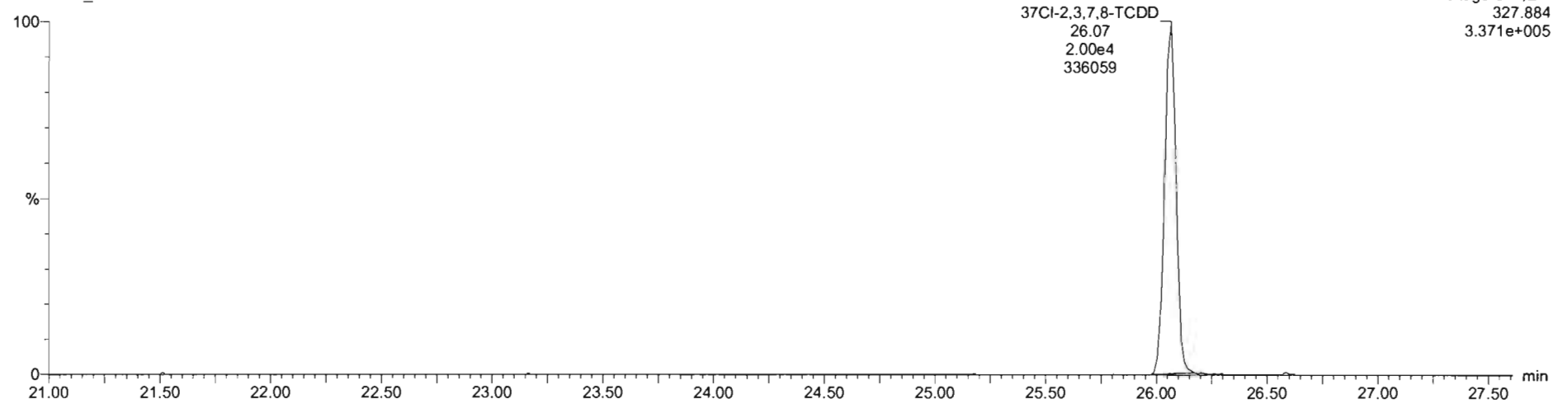
Dataset: U:\VG7.PRO\Results\201216D1\201216D1\_11.qld

Last Altered: Thursday, December 17, 2020 09:49:13 Pacific Standard Time  
Printed: Thursday, December 17, 2020 09:49:39 Pacific Standard Time

Name: 201216D1\_11, Date: 16-Dec-2020, Time: 22:26:48, ID: 2002492-06 USMPDI-006SC-A-01-02-201110 15.62, Description: USMPDI-006SC-A-01-02-201110

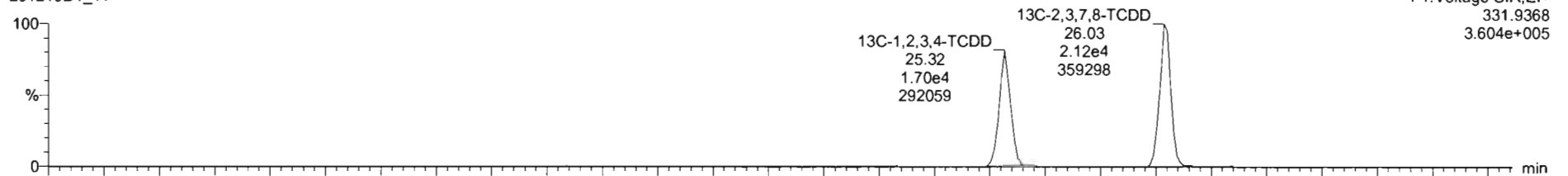
37Cl-2,3,7,8-TCDD

201216D1\_11

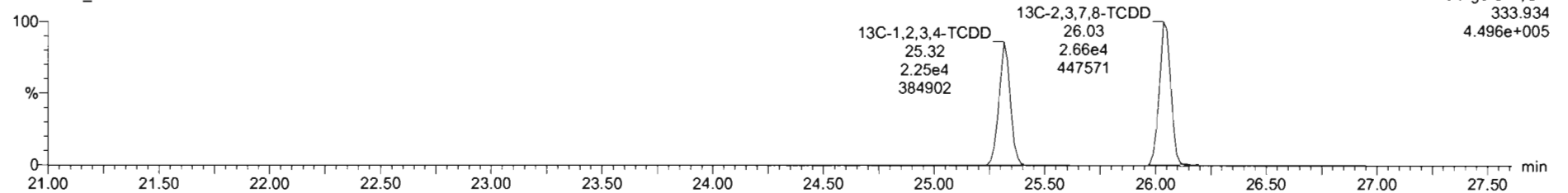


13C-1,2,3,4-TCDD

201216D1\_11



201216D1\_11



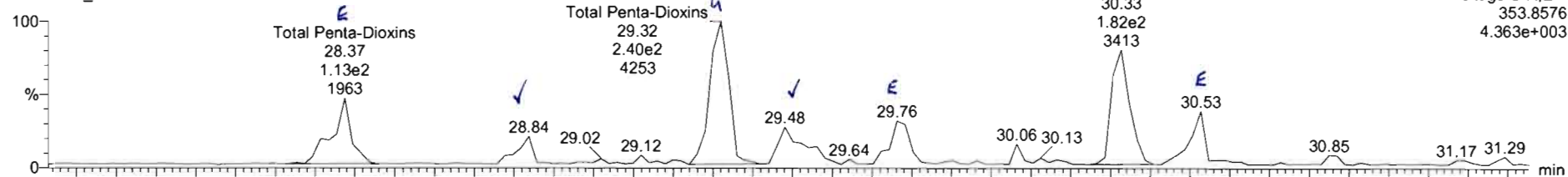
Dataset: U:\VG7.PRO\Results\201216D1\201216D1\_11.qld

Last Altered: Thursday, December 17, 2020 09:49:13 Pacific Standard Time  
Printed: Thursday, December 17, 2020 09:49:39 Pacific Standard Time

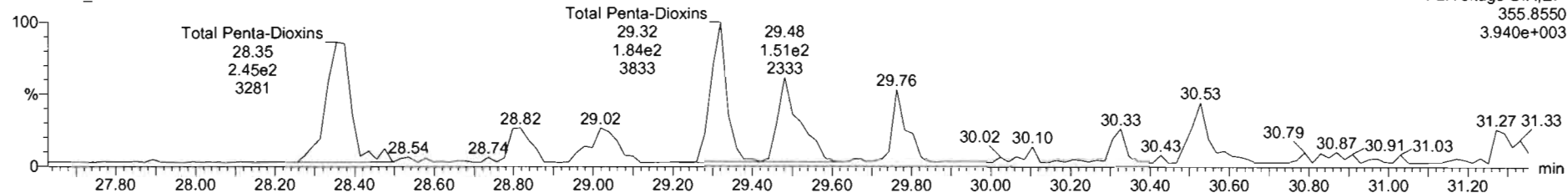
Name: 201216D1\_11, Date: 16-Dec-2020, Time: 22:26:48, ID: 2002492-06 USMPDI-006SC-A-01-02-201110 15.62, Description: USMPDI-006SC-A-01-02-201110

1,2,3,7,8-PeCDD

201216D1\_11




201216D1\_11

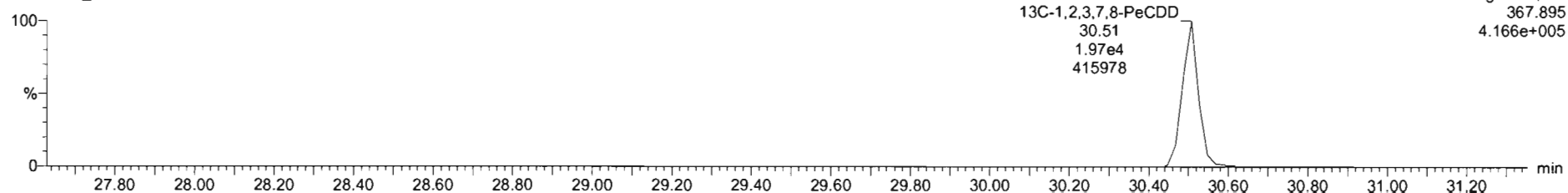


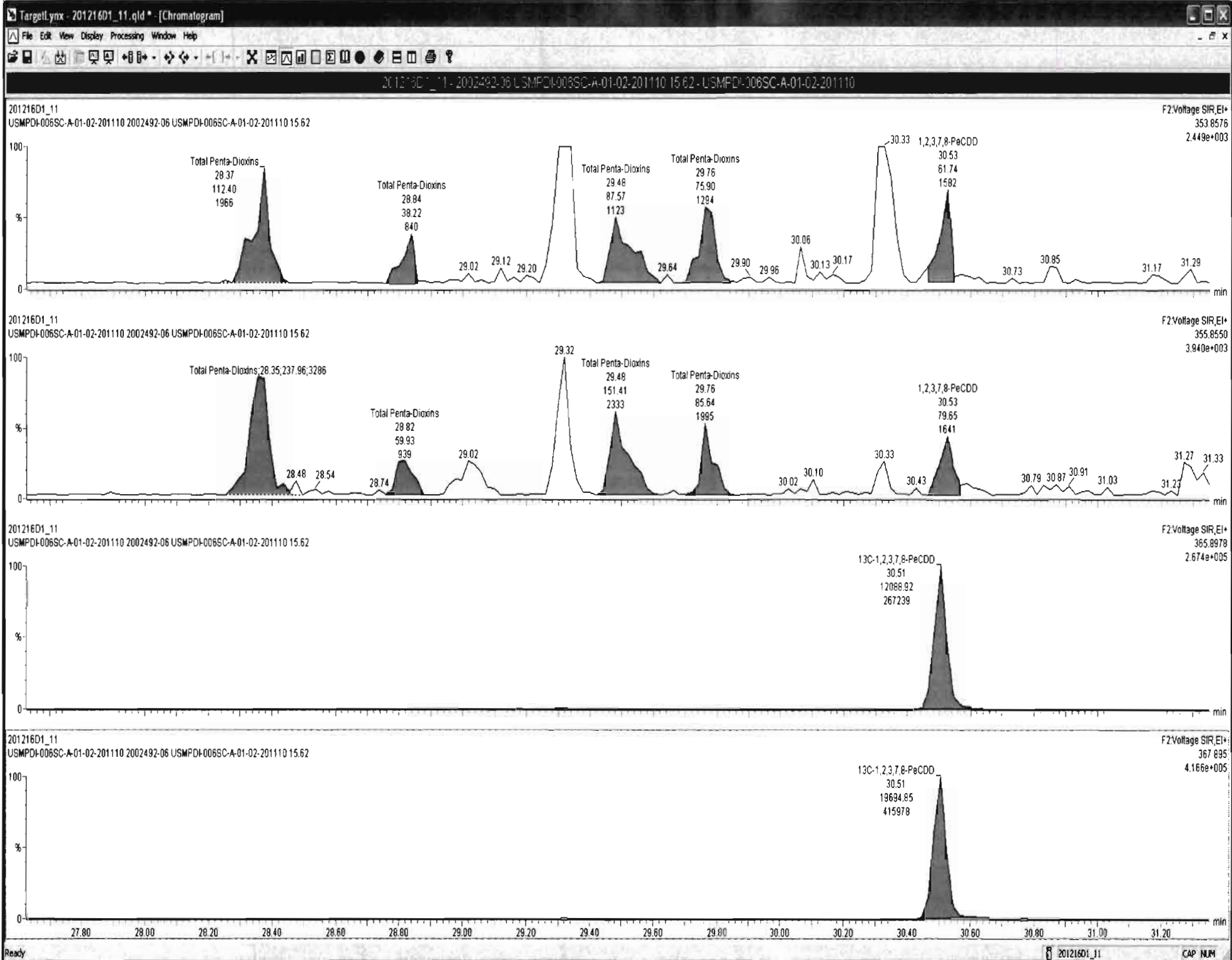
13C-1,2,3,7,8-PeCDD

201216D1\_11



201216D1\_11





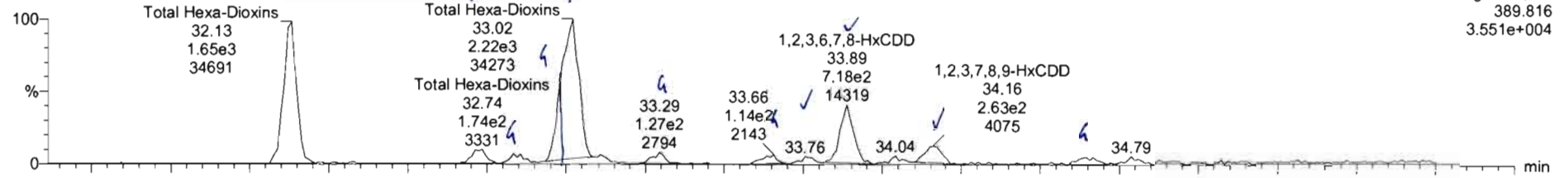
Dataset: U:\VG7.PRO\Results\201216D1\201216D1\_11.qld

Last Altered: Thursday, December 17, 2020 09:49:13 Pacific Standard Time  
Printed: Thursday, December 17, 2020 09:49:39 Pacific Standard Time

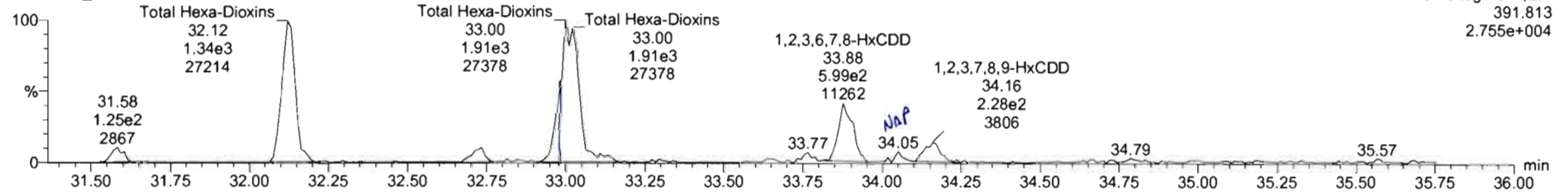
Name: 201216D1\_11, Date: 16-Dec-2020, Time: 22:26:48, ID: 2002492-06 USMPDI-006SC-A-01-02-201110 15.62, Description: USMPDI-006SC-A-01-02-201110

1,2,3,4,7,8-HxCDD

201216D1\_11

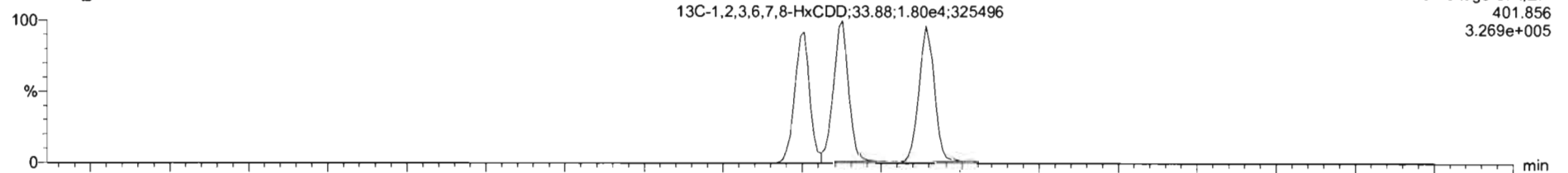


201216D1\_11

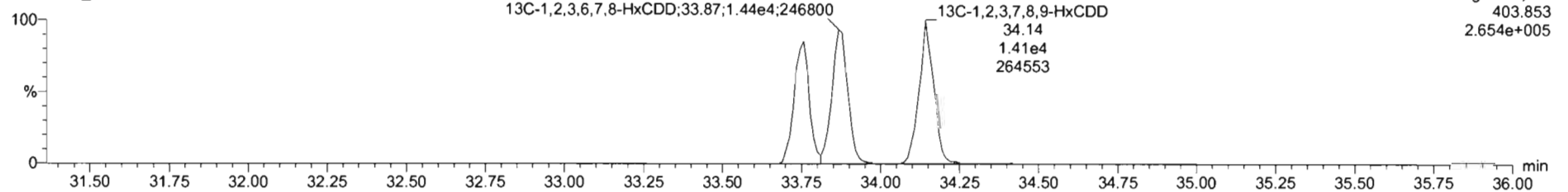


13C-1,2,3,4,7,8-HxCDD

201216D1\_11




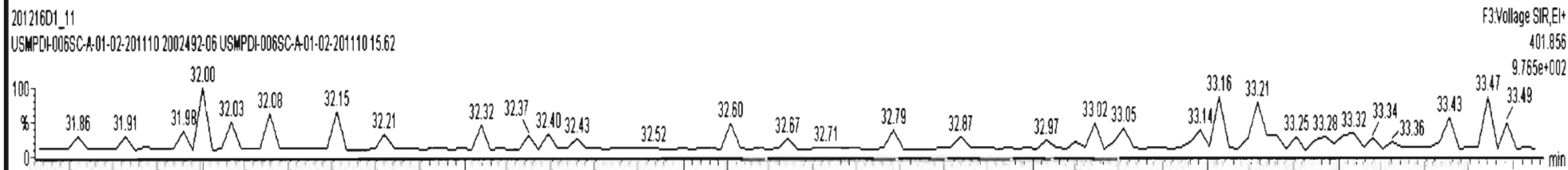
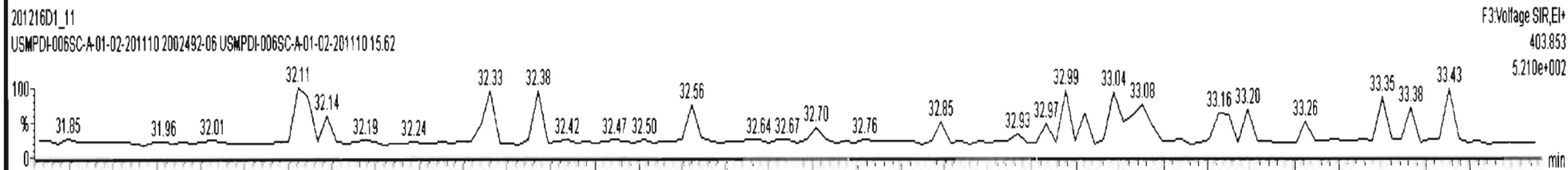
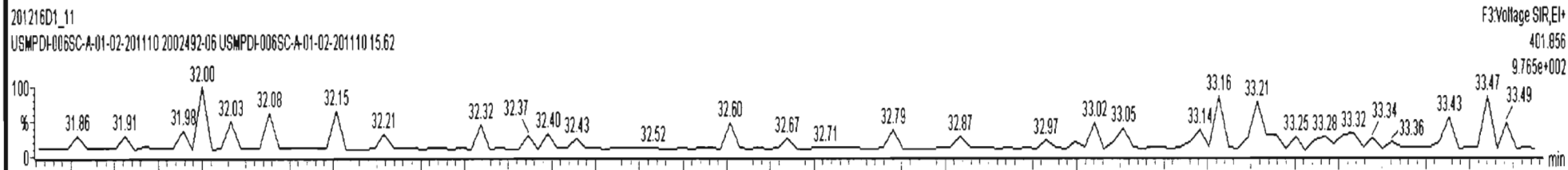


201216D1\_11






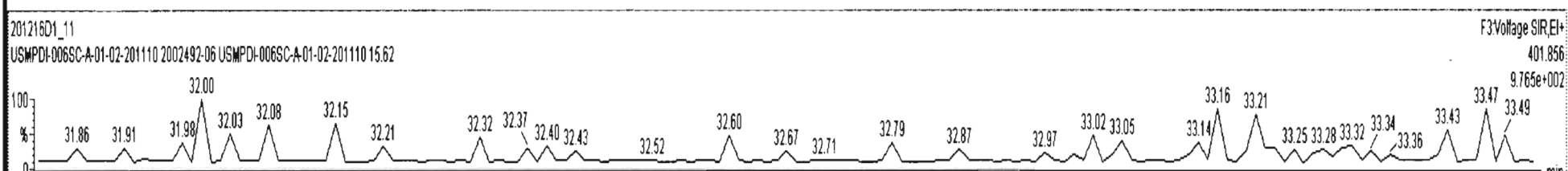
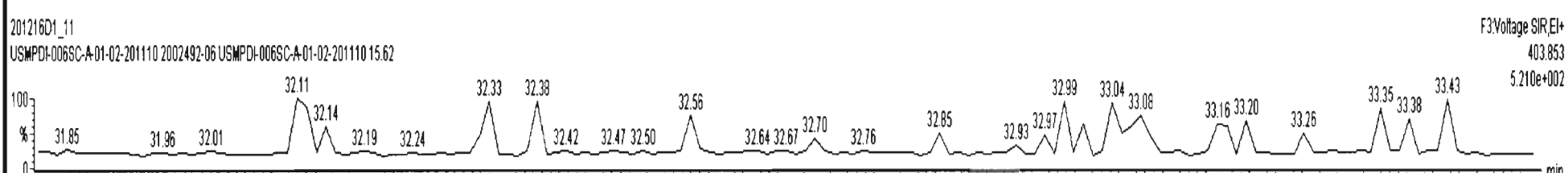
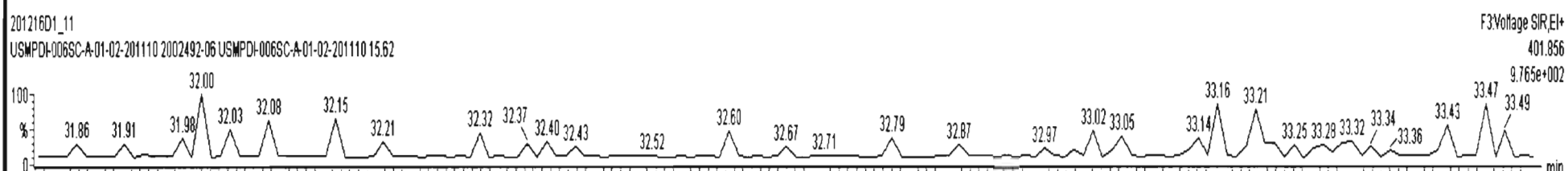
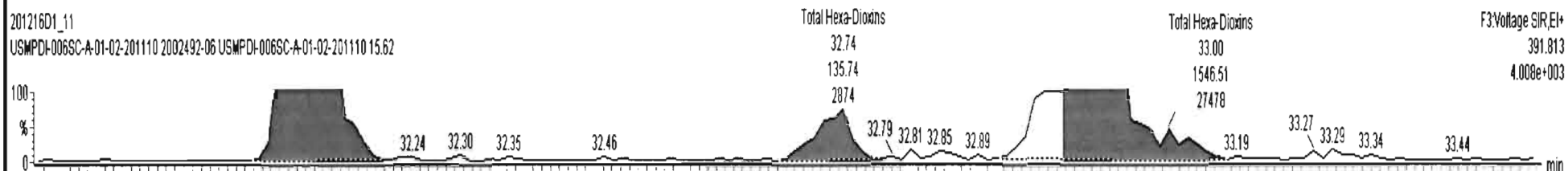
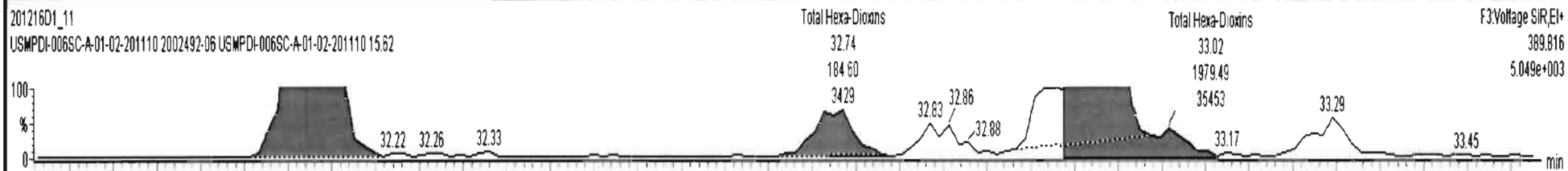


201216D1\_11 - 2002492-06 USMPDI-006SC-A-01-02-201110 15.62 - USMPDI-006SC-A-01-02-201110








201216D1\_11 - 2002492-06 USMPDI-006SC-A-01-02-201110 15.62 - USMPDI-006SC-A-01-02-201110






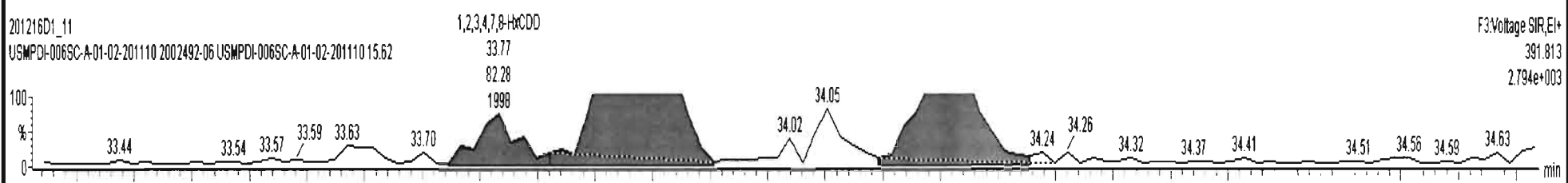
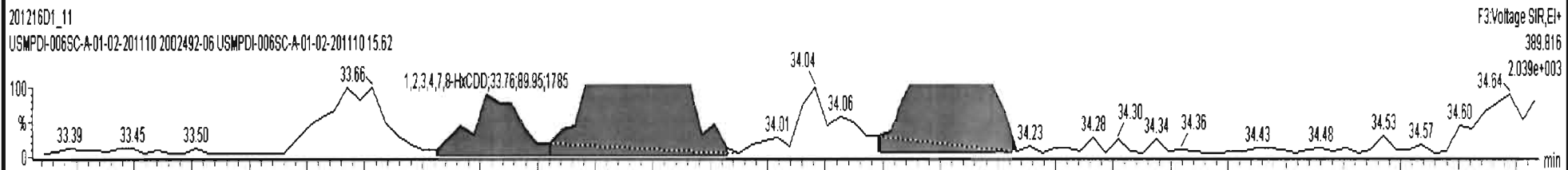


201216D1\_11 - 2002492-06 USMPDI-006SC-A-01-02-201110 15.62 - USMPDI-006SC-A-01-02-201110





201216D1\_11 - 2002492-06 USMPDI-006SC-A-01-02-201110 15.62 - USMPDI-006SC-A-01-02-201110



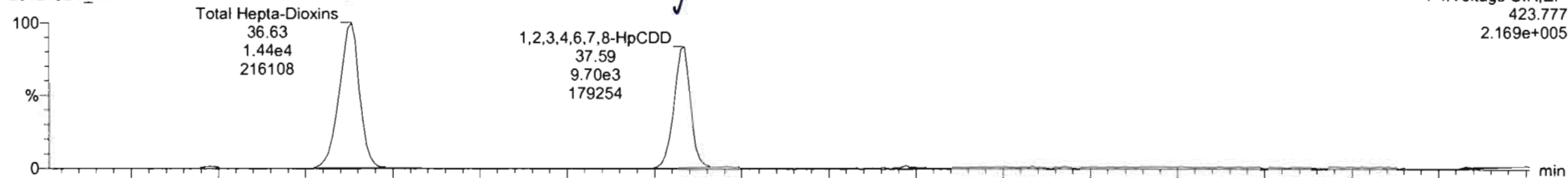
Dataset: U:\VG7.PRO\Results\201216D1\201216D1\_11.qld

Last Altered: Thursday, December 17, 2020 09:49:13 Pacific Standard Time  
Printed: Thursday, December 17, 2020 09:49:39 Pacific Standard Time

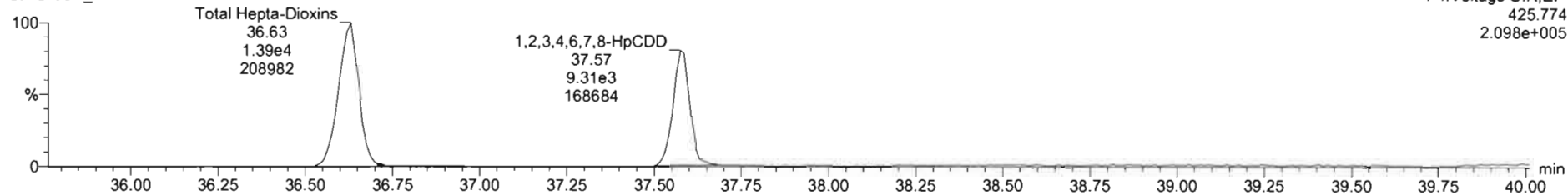
Name: 201216D1\_11, Date: 16-Dec-2020, Time: 22:26:48, ID: 2002492-06 USMPDI-006SC-A-01-02-201110 15.62, Description: USMPDI-006SC-A-01-02-201110

1,2,3,4,6,7,8-HpCDD

201216D1\_11

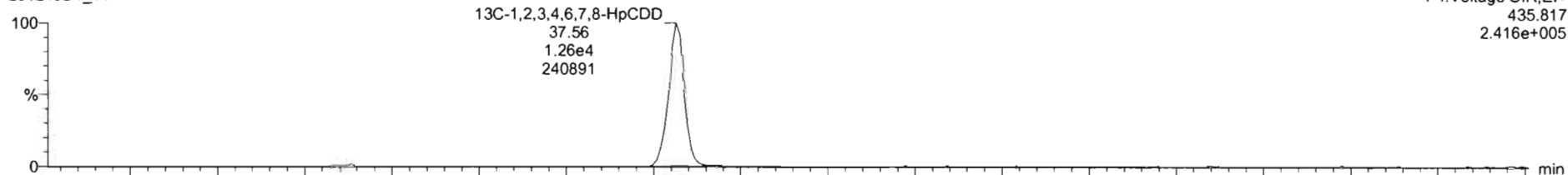


201216D1\_11

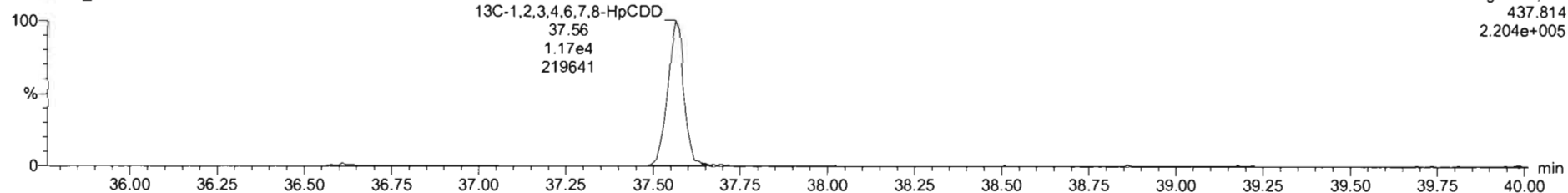


13C-1,2,3,4,6,7,8-HpCDD

201216D1\_11



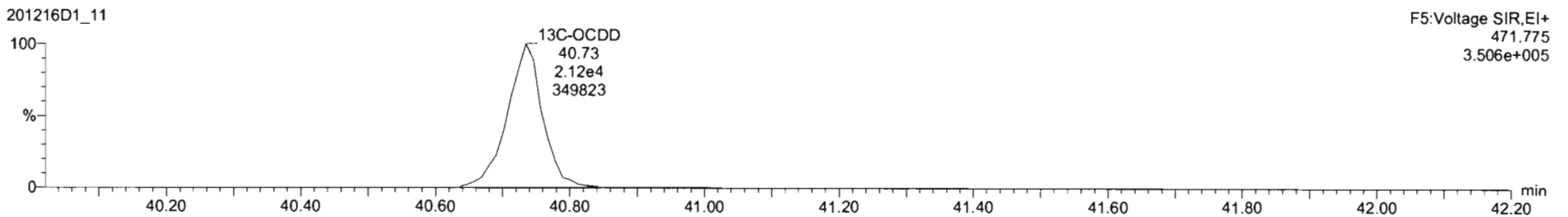
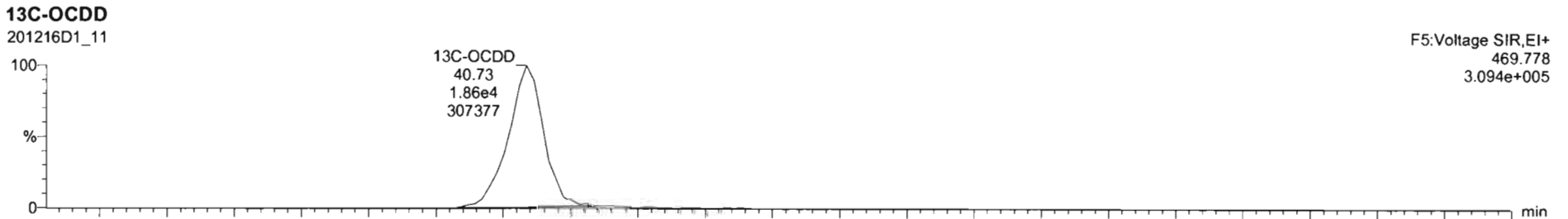
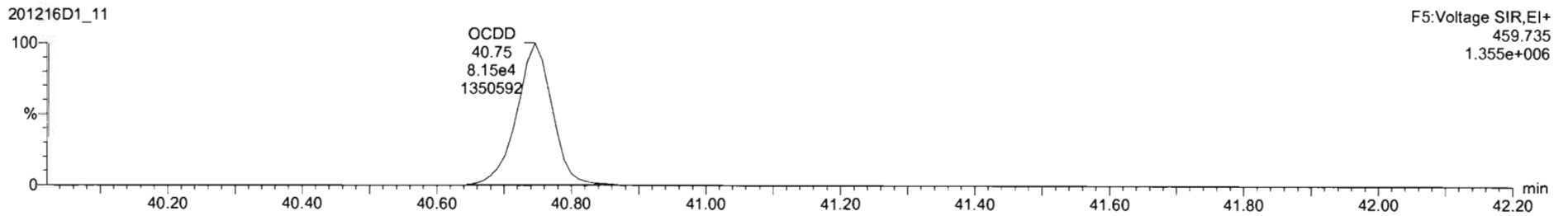
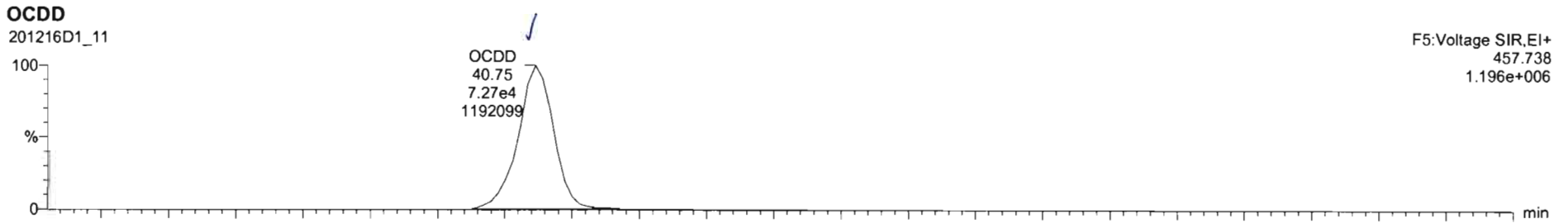
201216D1\_11



Dataset: U:\VG7.PRO\Results\201216D1\201216D1\_11.qld

Last Altered: Thursday, December 17, 2020 09:49:13 Pacific Standard Time  
Printed: Thursday, December 17, 2020 09:49:39 Pacific Standard Time

Name: 201216D1\_11, Date: 16-Dec-2020, Time: 22:26:48, ID: 2002492-06 USMPDI-006SC-A-01-02-201110 15.62, Description: USMPDI-006SC-A-01-02-201110

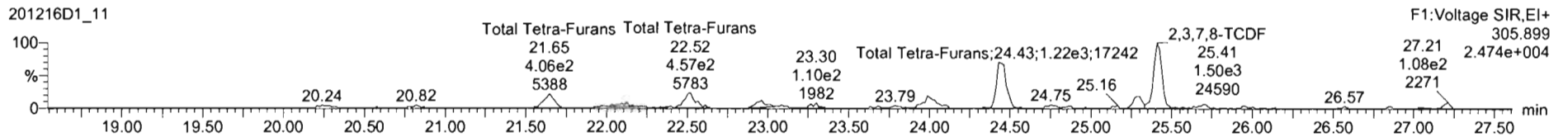



Dataset: U:\VG7.PRO\Results\201216D1\201216D1\_11.qld



Last Altered: Thursday, December 17, 2020 09:49:13 Pacific Standard Time  
Printed: Thursday, December 17, 2020 09:49:39 Pacific Standard Time

Name: 201216D1\_11, Date: 16-Dec-2020, Time: 22:26:48, ID: 2002492-06 USMPDI-006SC-A-01-02-201110 15.62, Description: USMPDI-006SC-A-01-02-201110

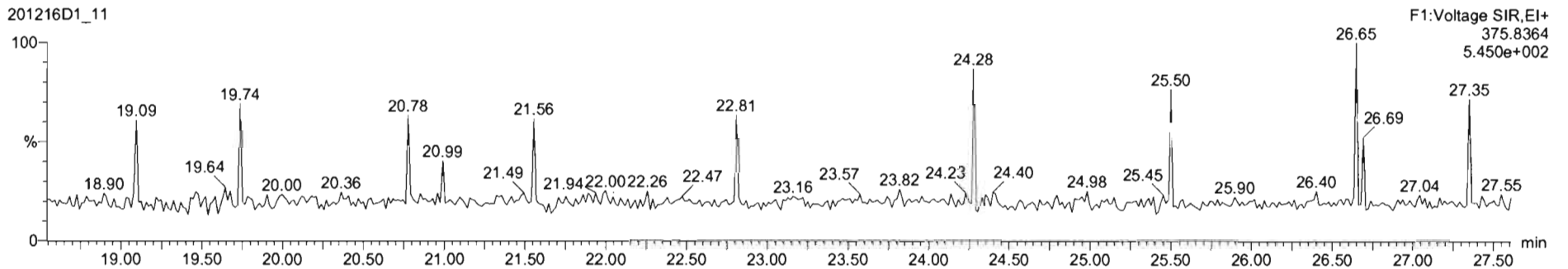
**2,3,7,8-TCDF**



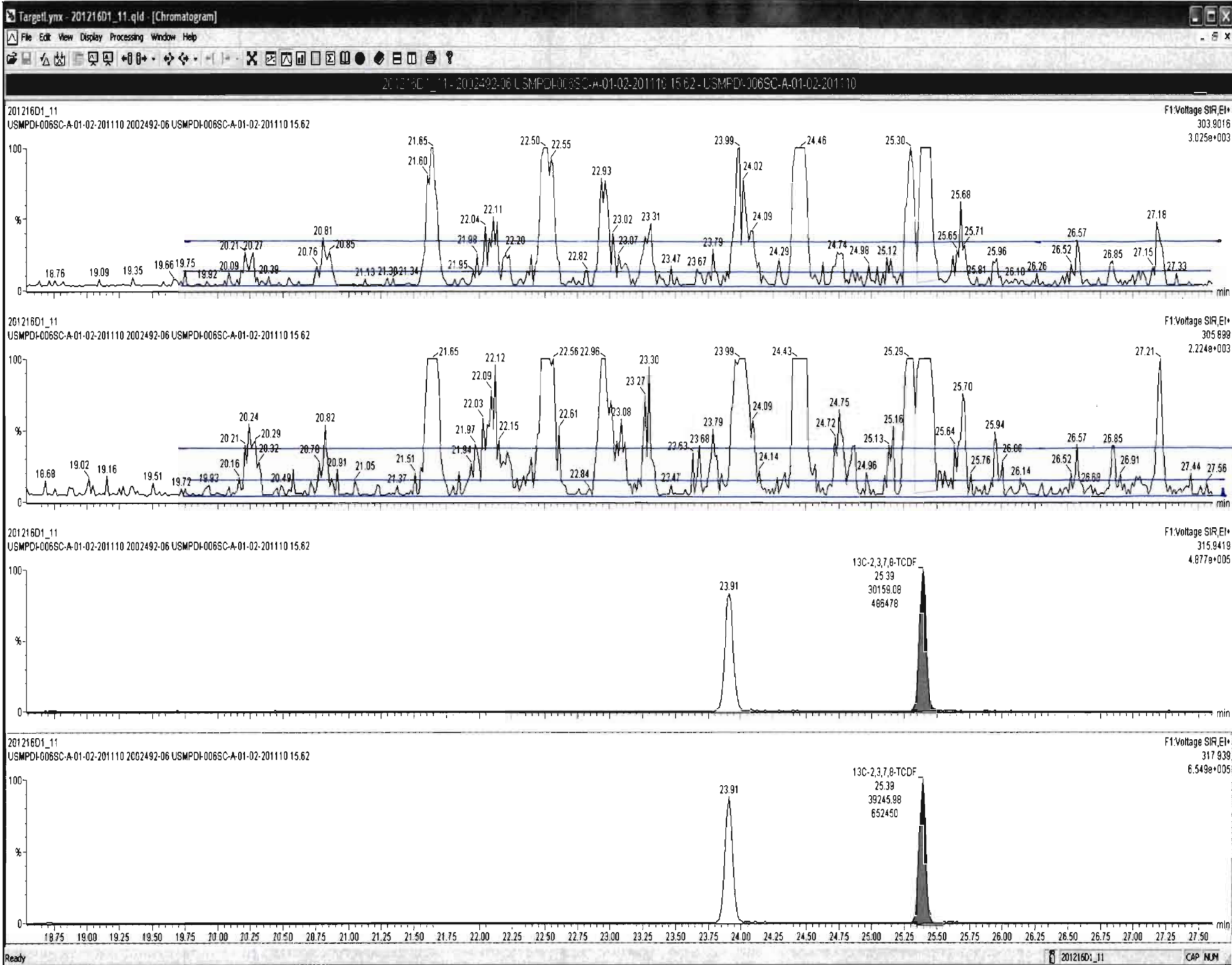
**13C-2,3,7,8-TCDF**

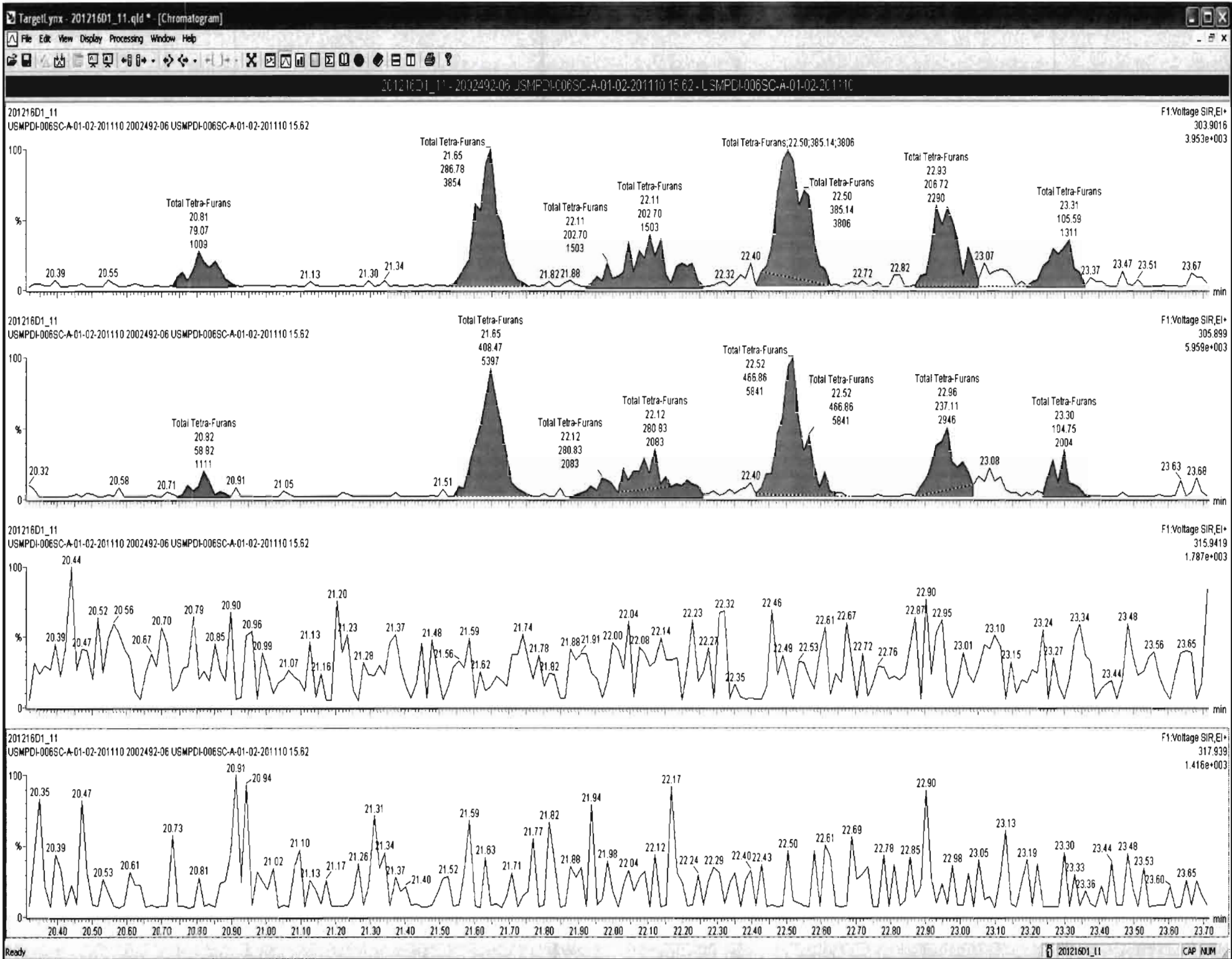


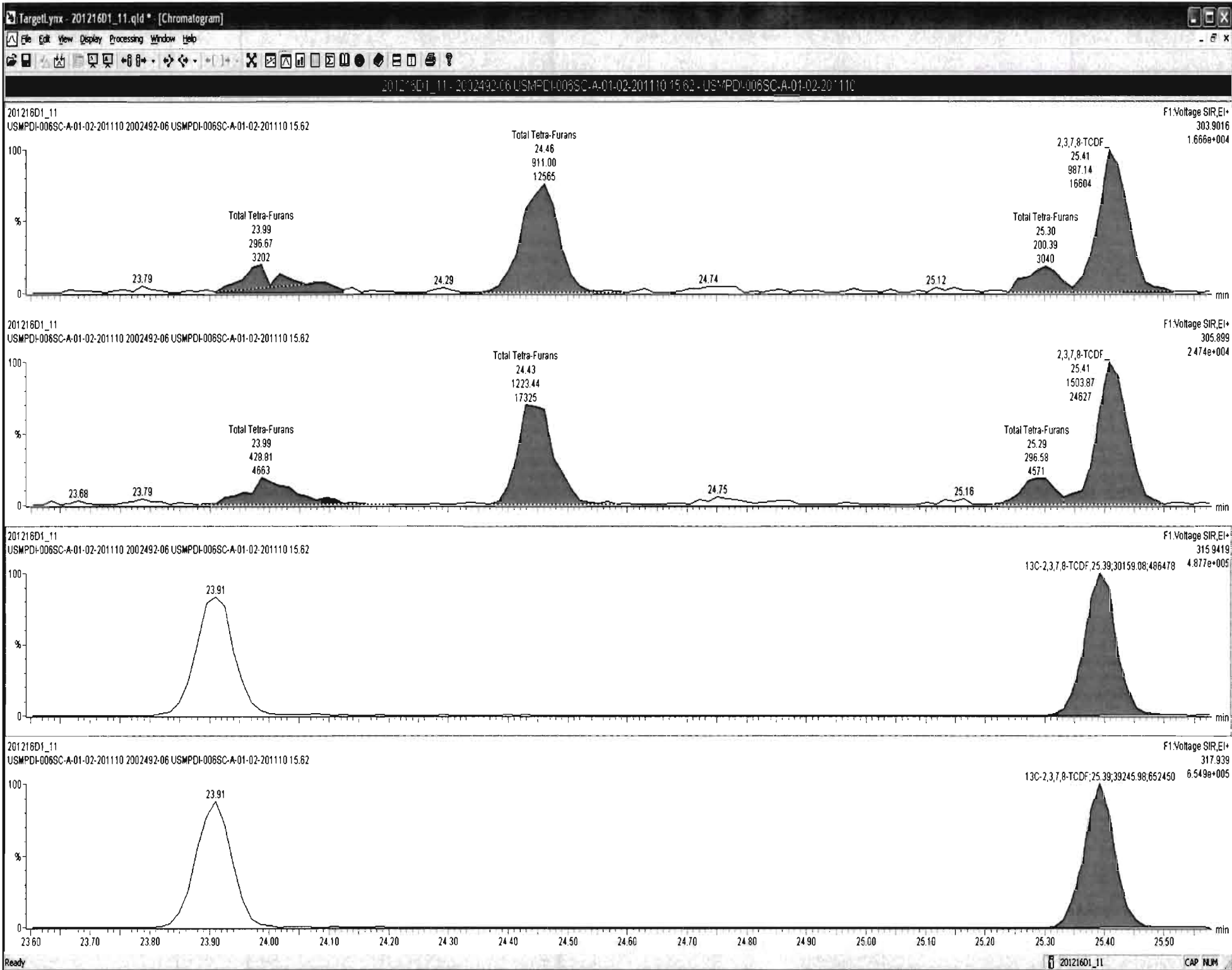
**DPE1**





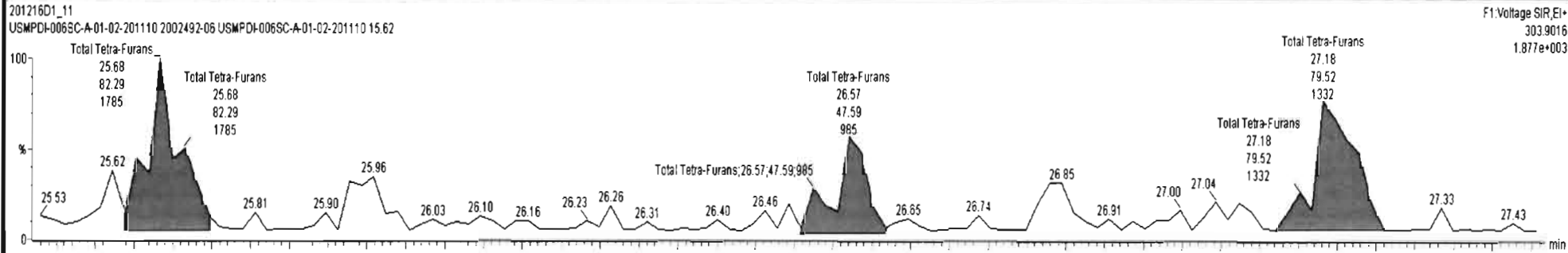




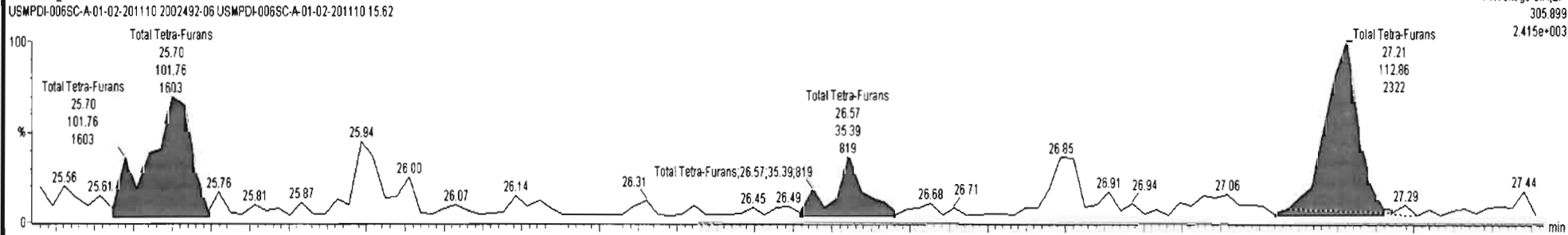




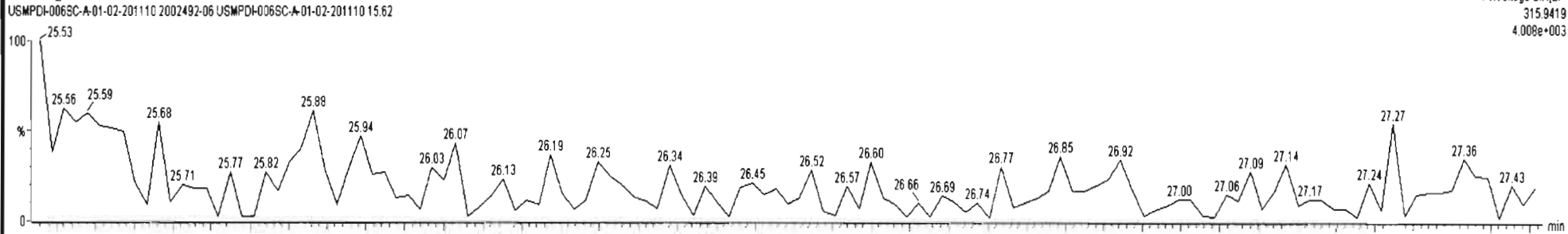
20121601\_11  
 USMPDI-006SC-A-01-02-201110 2002492-06 USMPDI-006SC-A-01-02-201110 15.62



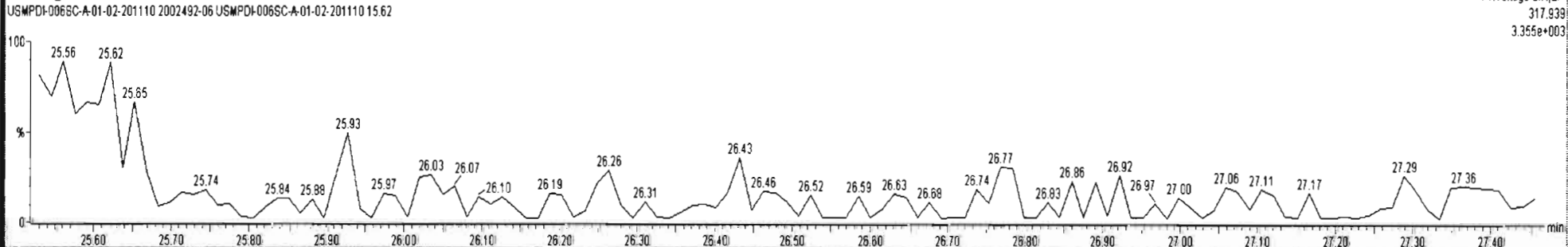
20121601\_11  
 USMPDI-006SC-A-01-02-201110 2002492-06 USMPDI-006SC-A-01-02-201110 15.62



20121601\_11  
 USMPDI-006SC-A-01-02-201110 2002492-06 USMPDI-006SC-A-01-02-201110 15.62



20121601\_11  
 USMPDI-006SC-A-01-02-201110 2002492-06 USMPDI-006SC-A-01-02-201110 15.62




Dataset: U:\VG7.PRO\Results\201216D1\201216D1\_11.qld

Last Altered: Thursday, December 17, 2020 09:49:13 Pacific Standard Time  
Printed: Thursday, December 17, 2020 09:49:39 Pacific Standard Time

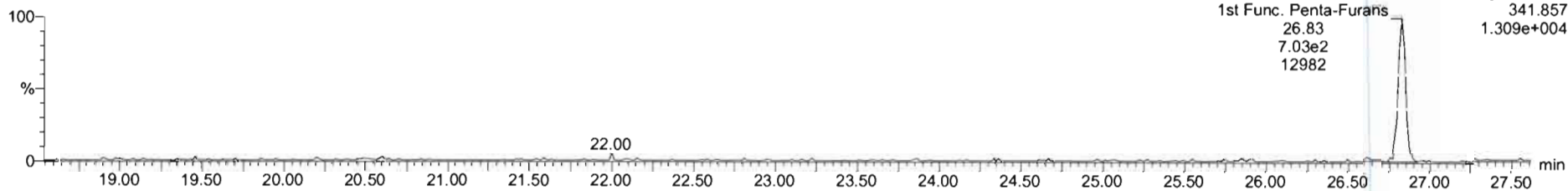
Name: 201216D1\_11, Date: 16-Dec-2020, Time: 22:26:48, ID: 2002492-06 USMPDI-006SC-A-01-02-201110 15.62, Description: USMPDI-006SC-A-01-02-201110

1st Func. Penta-Furans

201216D1\_11

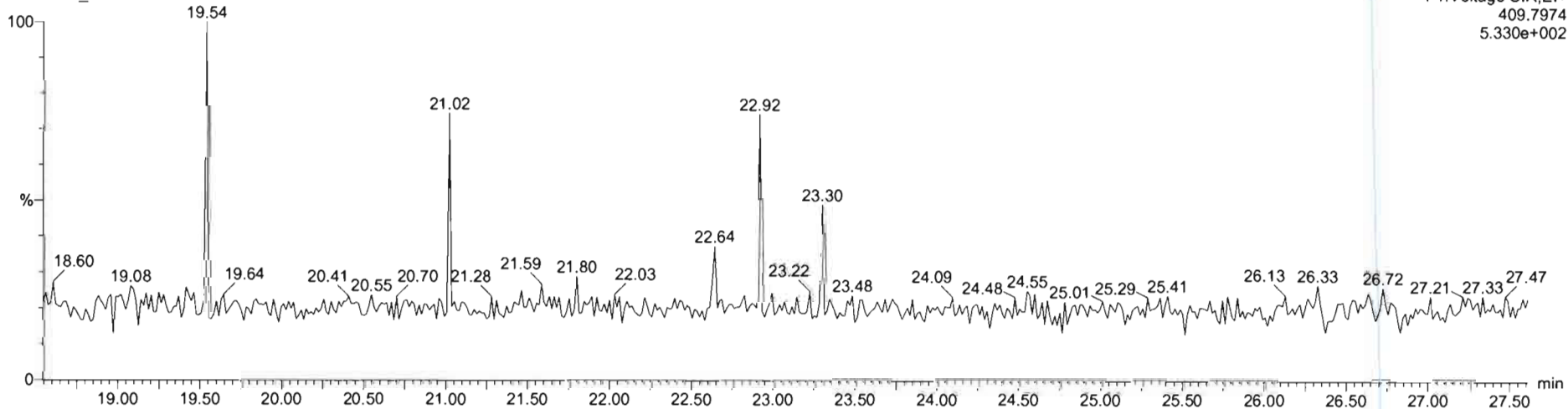


201216D1\_11



DPE6

201216D1\_11



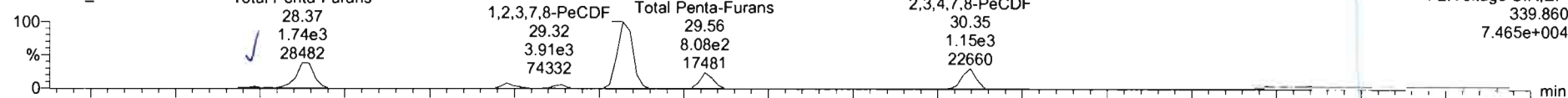
Dataset: U:\VG7.PRO\Results\201216D1\201216D1\_11.qld

Last Altered: Thursday, December 17, 2020 09:49:13 Pacific Standard Time  
Printed: Thursday, December 17, 2020 09:49:39 Pacific Standard Time

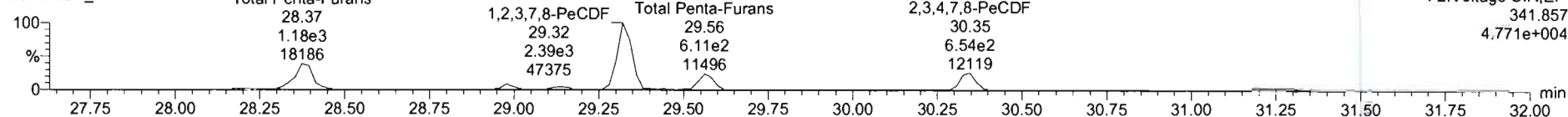
Name: 201216D1\_11, Date: 16-Dec-2020, Time: 22:26:48, ID: 2002492-06 USMPDI-006SC-A-01-02-201110 15.62, Description: USMPDI-006SC-A-01-02-201110

**1,2,3,7,8-PeCDF**

201216D1\_11




201216D1\_11

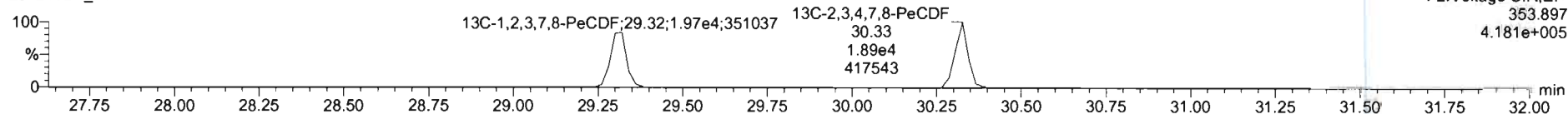


**13C-1,2,3,7,8-PeCDF**

201216D1\_11

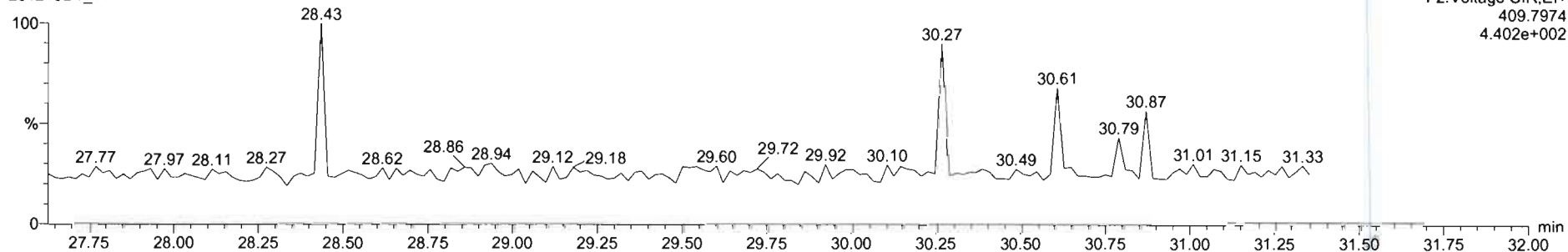


201216D1\_11

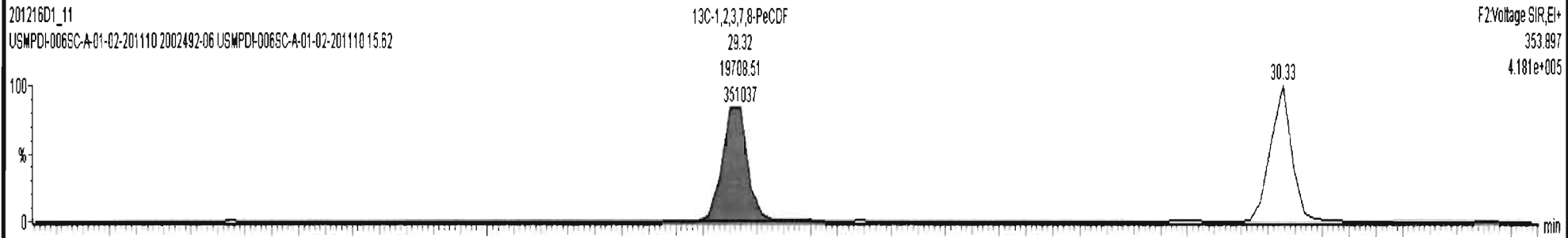
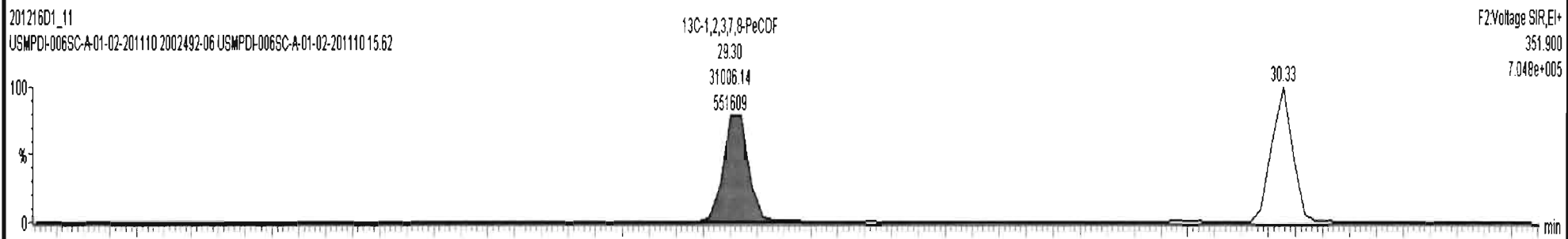
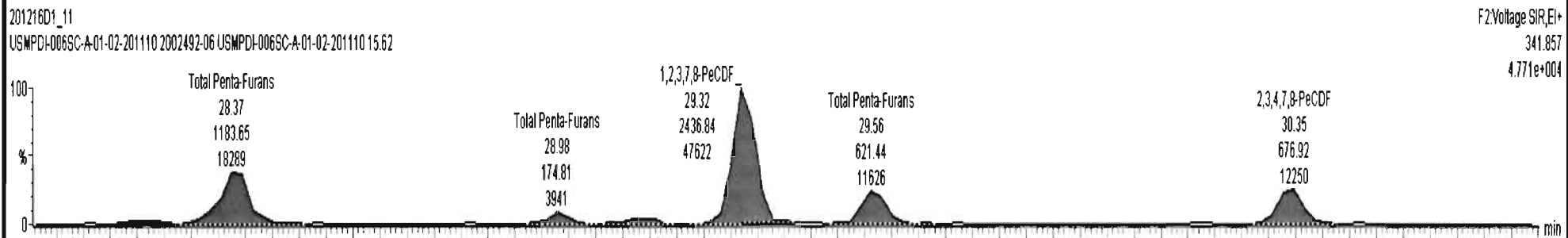
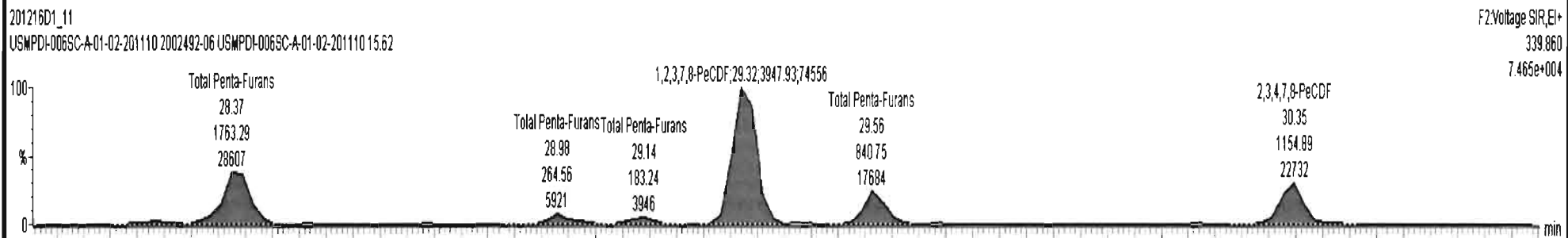


**DPE2**

201216D1\_11

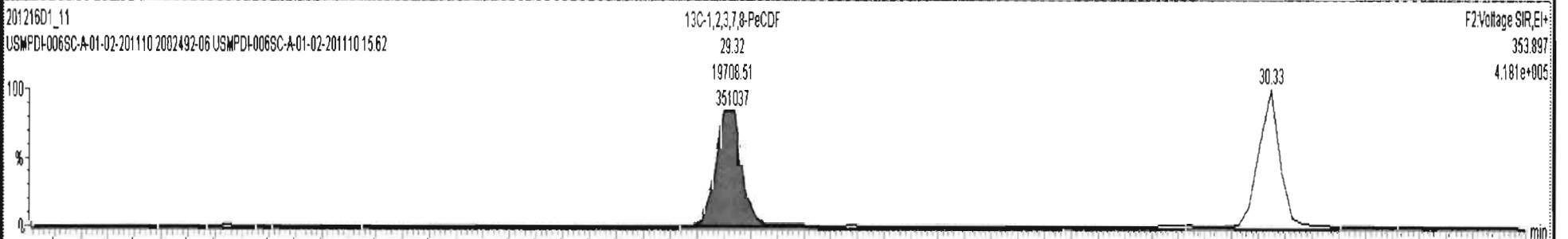
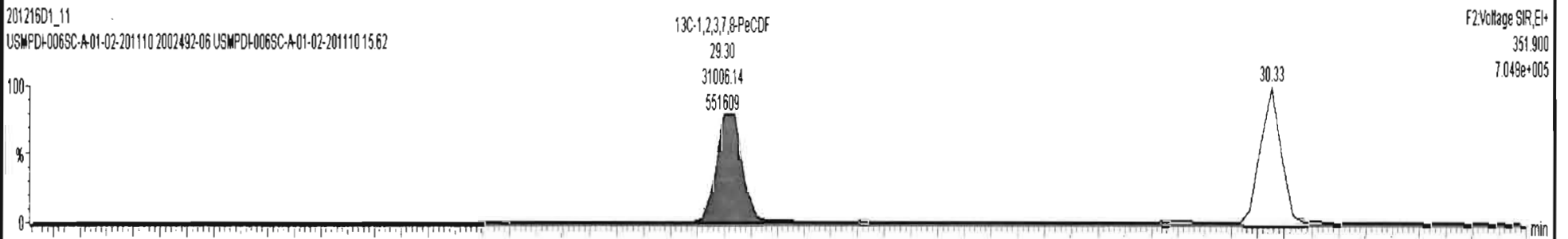
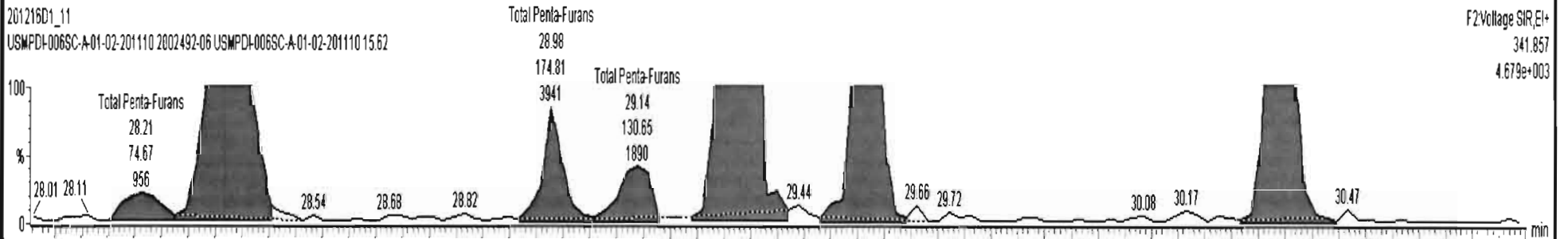
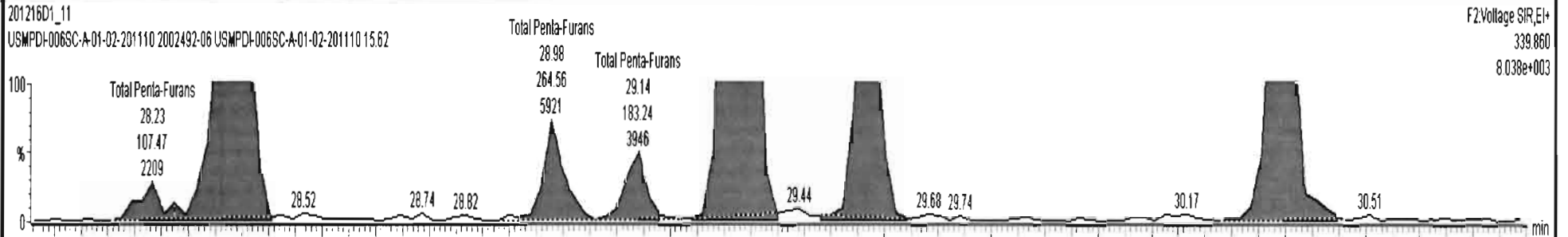


201216D1\_11 - 2002492-06 USMPDI-006SC-A-01-02-201110 15.62 - USMPDI-006SC-A-01-02-201110





201216D1\_11 - 2002492-06 USMPD-006SC-A-01-02-201110 15.62 - USMPD-006SC-A-01-02-201110







Dataset: U:\VG7.PRO\Results\201216D1\201216D1\_11.qld

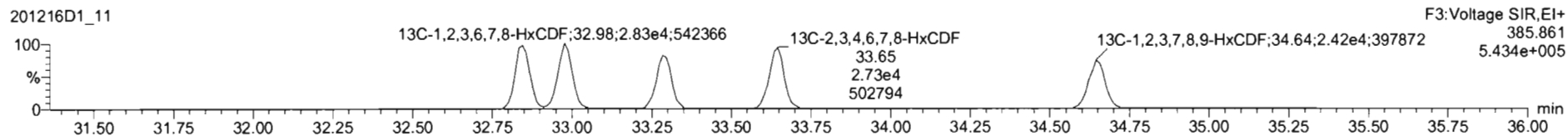
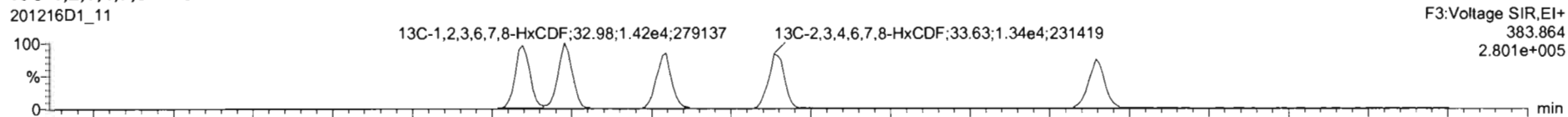
Last Altered: Thursday, December 17, 2020 09:49:13 Pacific Standard Time  
Printed: Thursday, December 17, 2020 09:49:39 Pacific Standard Time

Name: 201216D1\_11, Date: 16-Dec-2020, Time: 22:26:48, ID: 2002492-06 USMPDI-006SC-A-01-02-201110 15.62, Description: USMPDI-006SC-A-01-02-201110

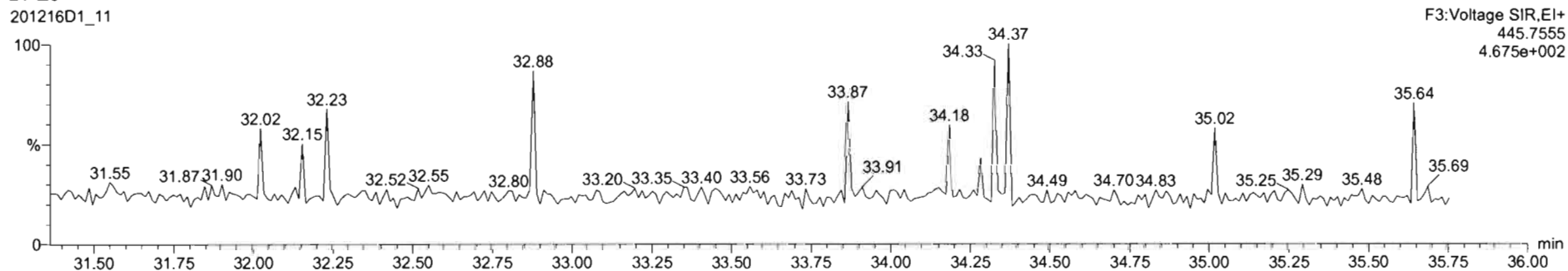
**1,2,3,4,7,8-HxCDF**




**13C-1,2,3,4,7,8-HxCDF**

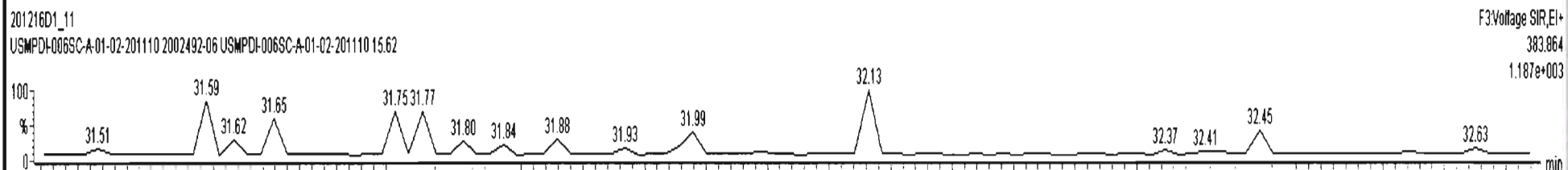
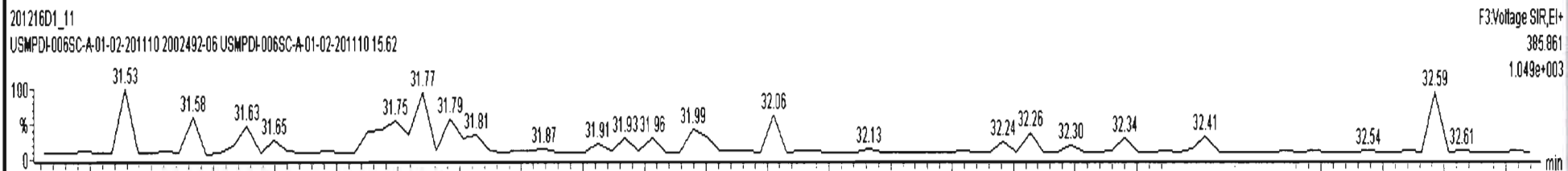
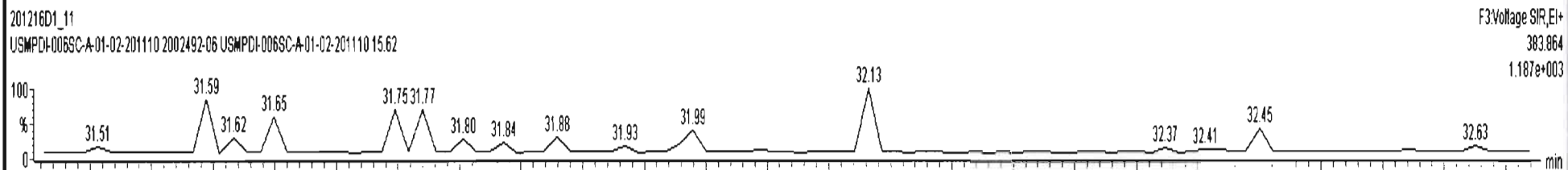



**DPE3**



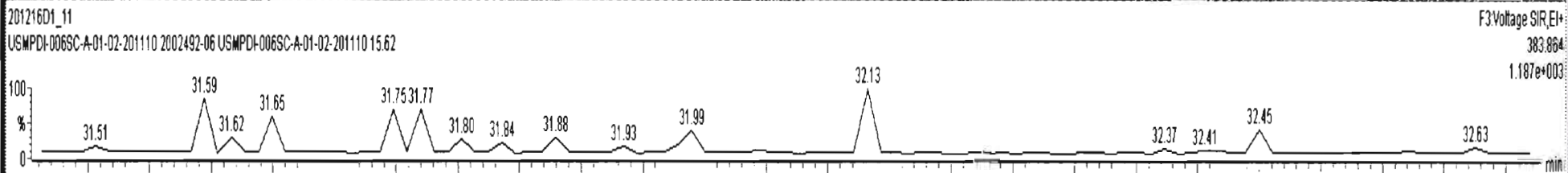
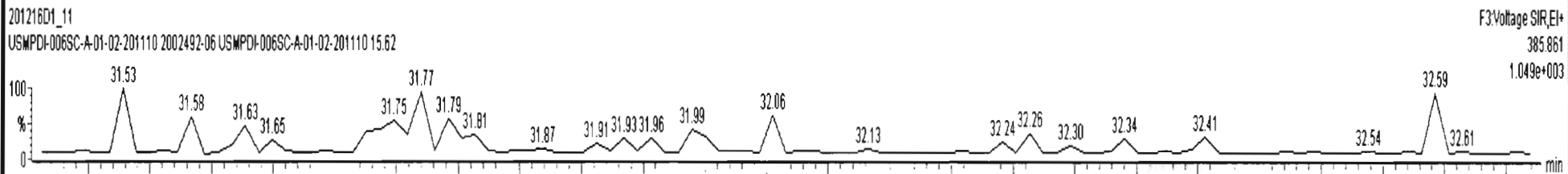
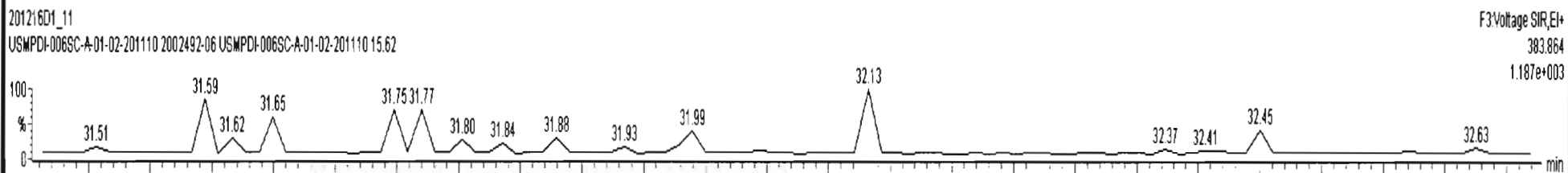



201216D1\_11 - 2002492-06 USMPDI-006SC-A-01-02-201110 15.62 - USMPDI-006SC-A-01-02-201110

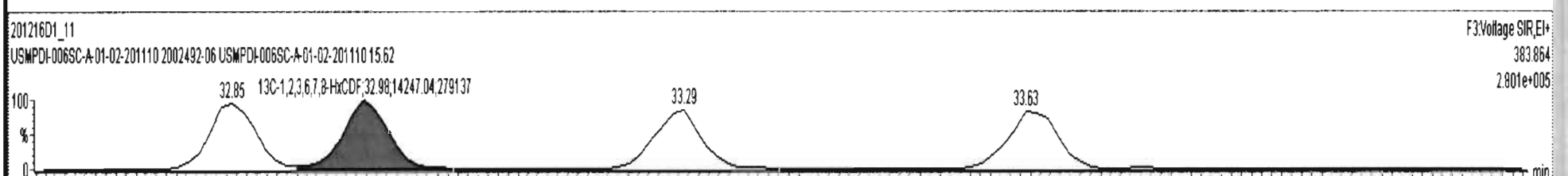
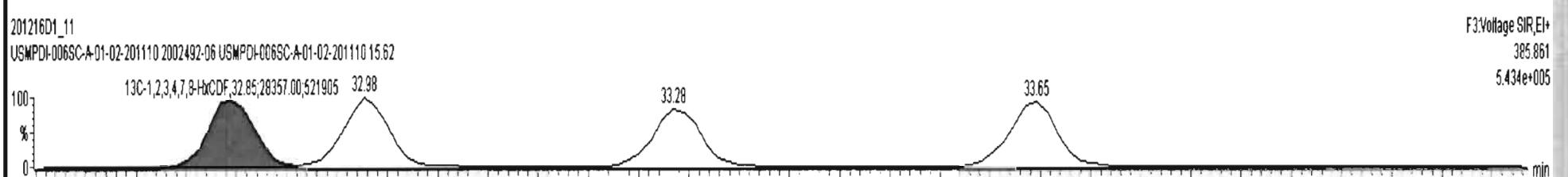
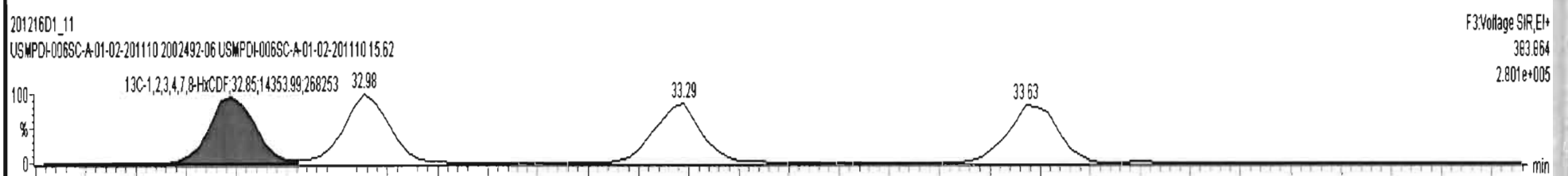





201216D1\_11 - 2002492-06 USMPDI-006SC-A-01-02-201110 15.62 - USMPDI-006SC-A-01-02-201110

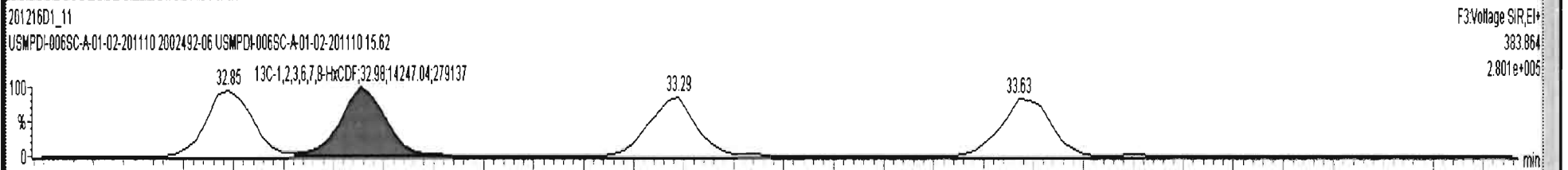
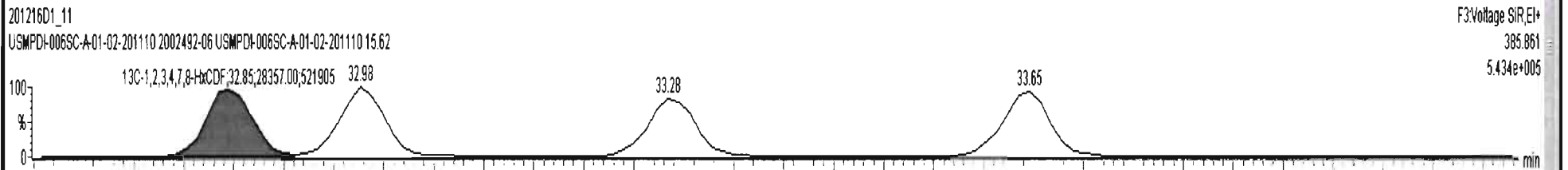
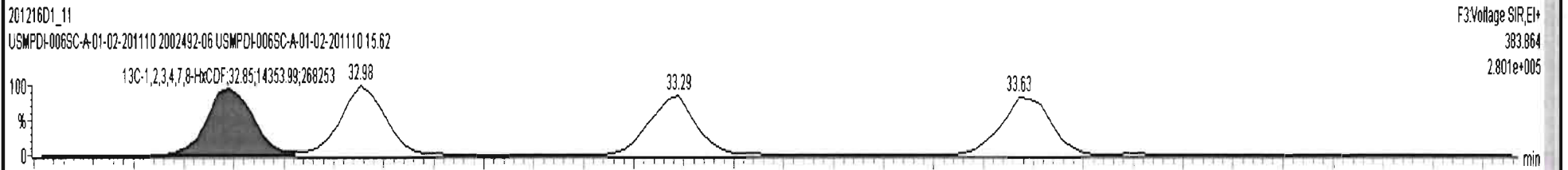








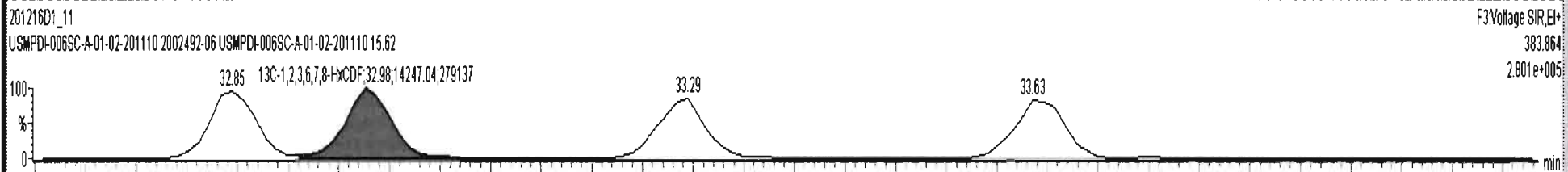
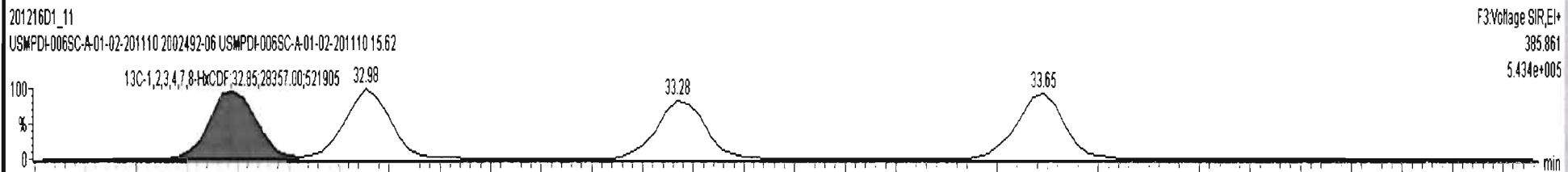
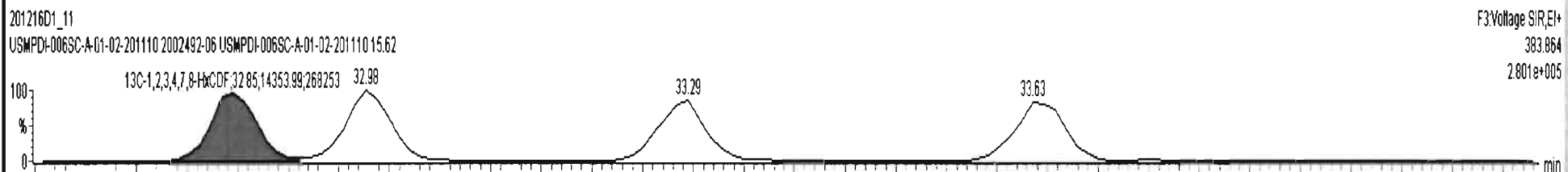
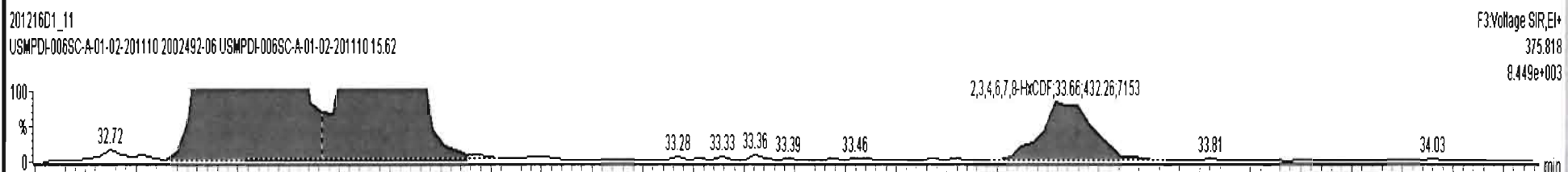
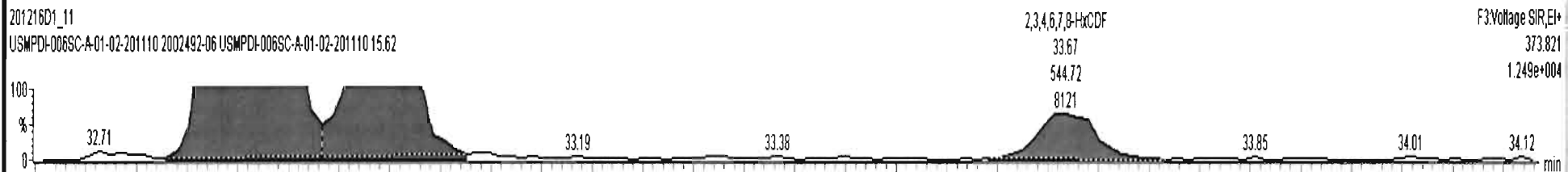


201216D1\_11 - 2002492-06 USMPDI-006SC-A-01-02-201110 15.62 - USVPDI-006SC-A-01-02-201110



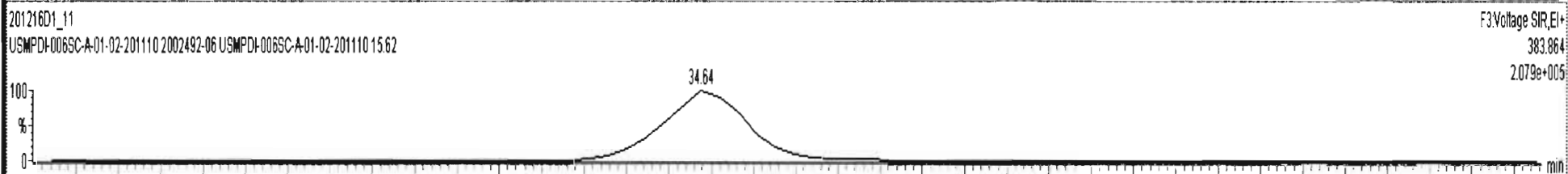
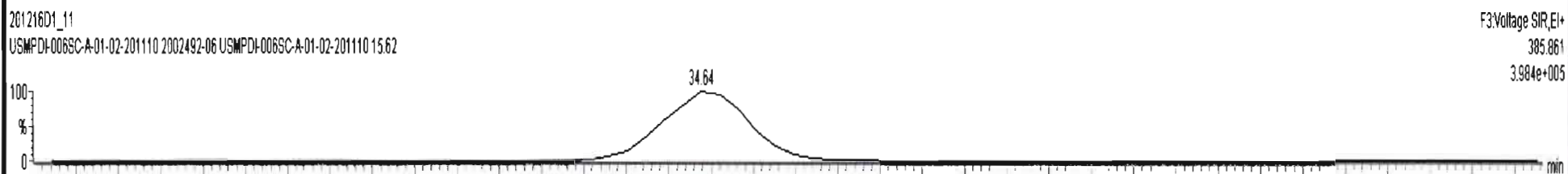
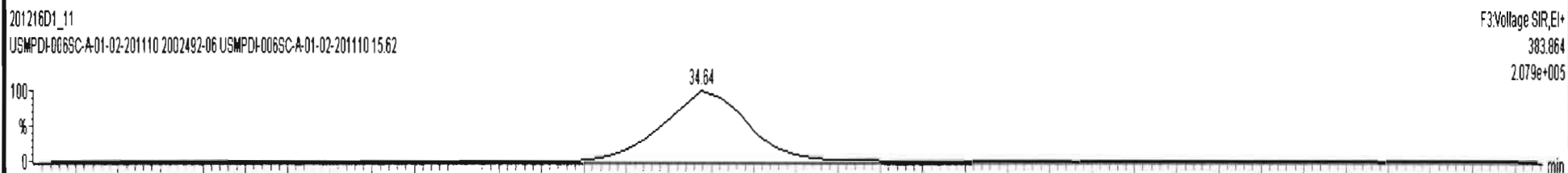




201216D1\_11 - 2002492-06 USMPDI-006SC-A-01-02-201110 15.62 - USMPDI-006SC-A-01-02-201110





201216D1\_11 - 2002492-06 USMPDI-006SC-A-01-02-201110 15.62 - USMPDI-006SC-A-01-02-201110

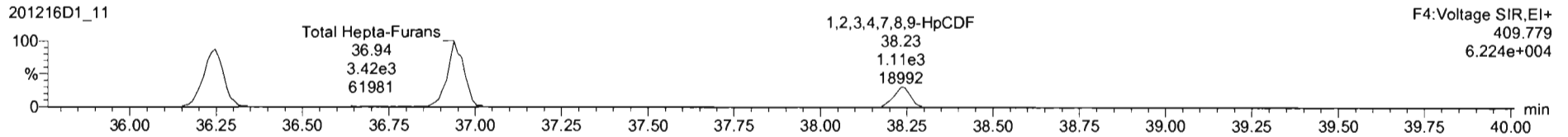
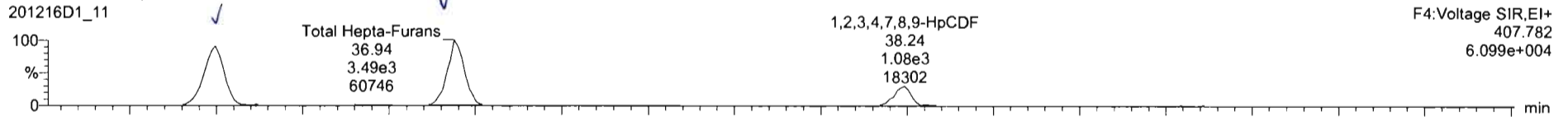


Dataset: U:\VG7.PRO\Results\201216D1\201216D1\_11.qld


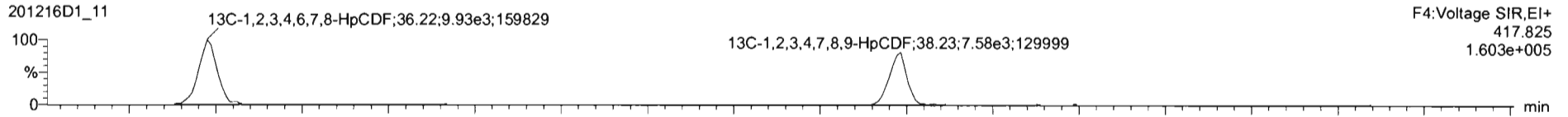
Last Altered: Thursday, December 17, 2020 09:49:13 Pacific Standard Time  
Printed: Thursday, December 17, 2020 09:49:39 Pacific Standard Time

Name: 201216D1\_11, Date: 16-Dec-2020, Time: 22:26:48, ID: 2002492-06 USMPDI-006SC-A-01-02-201110 15.62, Description: USMPDI-006SC-A-01-02-201110

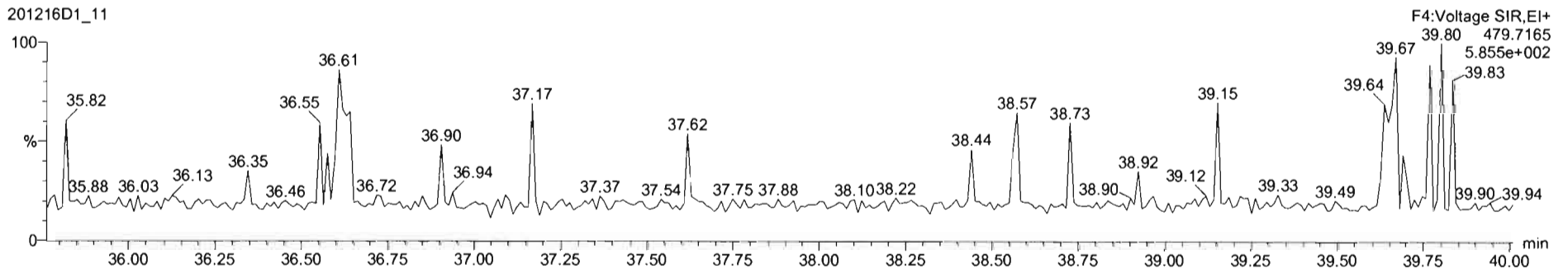
1,2,3,4,6,7,8-HpCDF



13C-1,2,3,4,6,7,8-HpCDF



DPE4

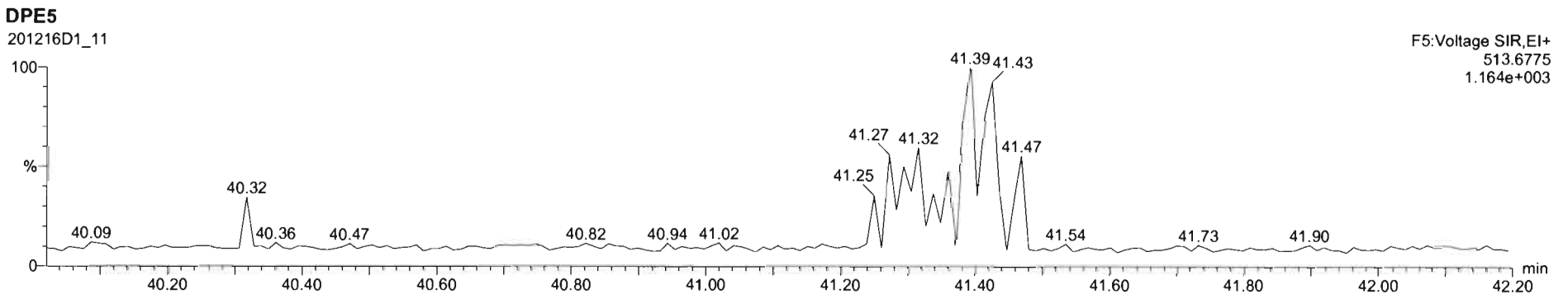
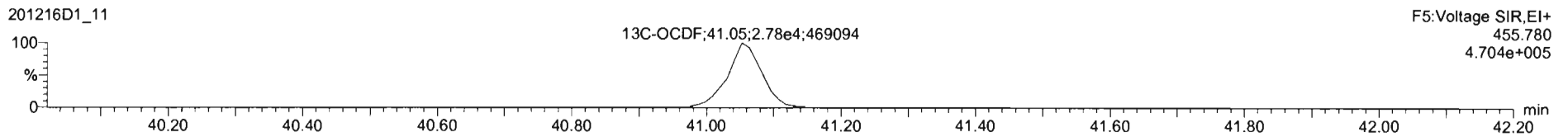
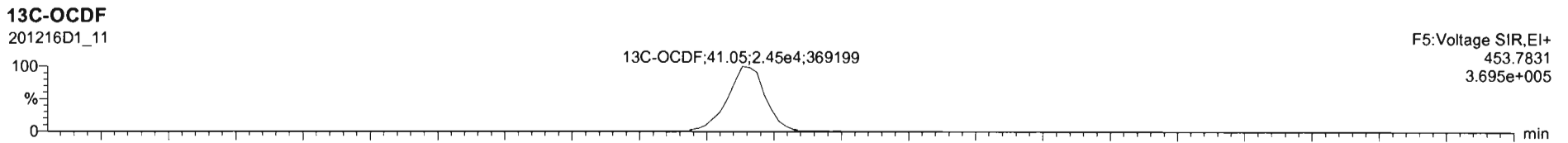
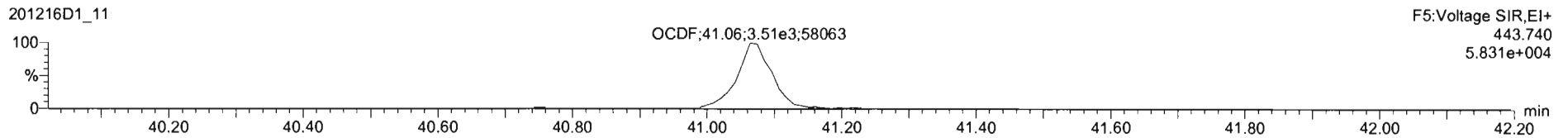
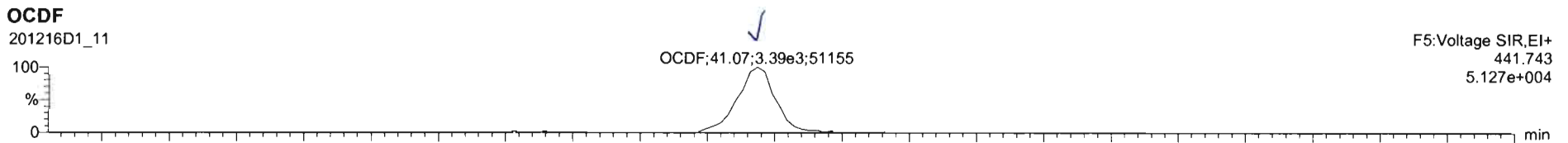




Dataset: U:\VG7.PRO\Results\201216D1\201216D1\_11.qld

Last Altered: Thursday, December 17, 2020 09:49:13 Pacific Standard Time  
Printed: Thursday, December 17, 2020 09:49:39 Pacific Standard Time

Name: 201216D1\_11, Date: 16-Dec-2020, Time: 22:26:48, ID: 2002492-06 USMPDI-006SC-A-01-02-201110 15.62, Description: USMPDI-006SC-A-01-02-201110

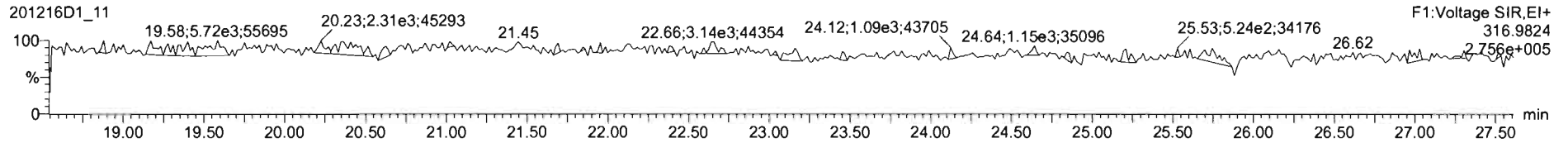


Dataset: U:\VG7.PRO\Results\201216D1\201216D1\_11.qld

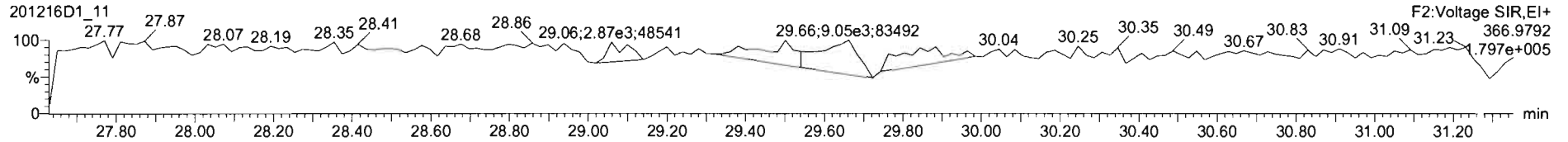
Last Altered: Thursday, December 17, 2020 09:49:13 Pacific Standard Time  
Printed: Thursday, December 17, 2020 09:49:39 Pacific Standard Time

Name: 201216D1\_11, Date: 16-Dec-2020, Time: 22:26:48, ID: 2002492-06 USMPDI-006SC-A-01-02-201110 15.62, Description: USMPDI-006SC-A-01-02-201110

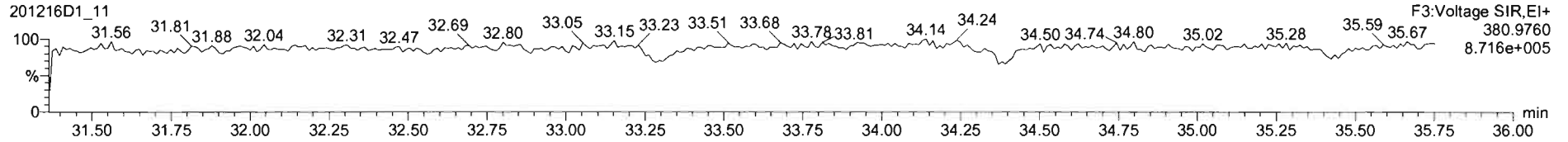
PFK1



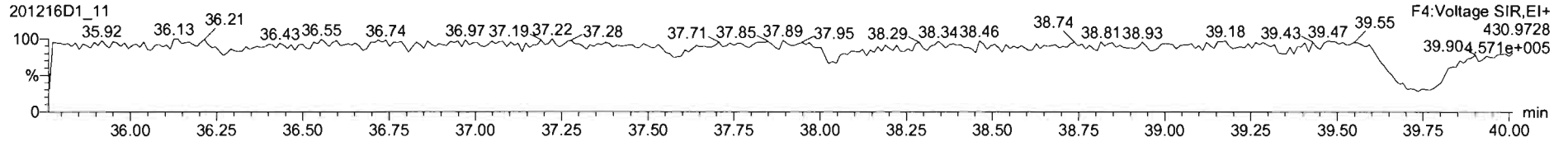
PFK2



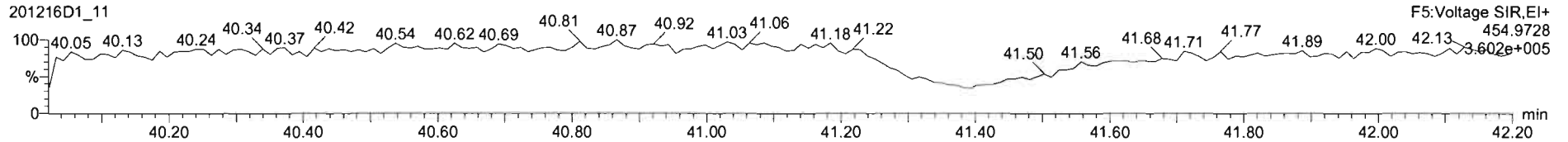
PFK3



PFK4



PFK5



Dataset: U:\VG7.PRO\Results\201216D1\201216D1\_12.qld

Last Altered: Thursday, December 17, 2020 14:39:36 Pacific Standard Time  
Printed: Thursday, December 17, 2020 14:41:18 Pacific Standard Time

*DB 12/17/20 C1 12/18/2020*

Method: Untitled 10 Dec 2020 12:07:43

Calibration: U:\VG7.PRO\CurveDB\ZB\_DIOXIN\_1613vg7-9-30-20.cdb 01 Oct 2020 09:27:37

Name: 201216D1\_12, Date: 16-Dec-2020, Time: 23:12:56, ID: 2002492-07 USMPDI-006SC-A-02-03-201110 14.06, Description: USMPDI-006SC-A-02-03-201110

#	Name	Resp	RA	n/y	RRF	wt/vol	Pred.RT	RT	Pred.RRT	RRT	Conc.	%Rec	DL	EMPC
1	1 2,3,7,8-TCDD			NO	1.00	10.034	26.066		1.001				0.290	
2	2 1,2,3,7,8-PeCDD			NO	0.935	10.034	30.528		1.001				0.434	
3	3 1,2,3,4,7,8-HxCDD			NO	1.15	10.034	33.755		1.000				0.401	
4	4 1,2,3,6,7,8-HxCDD	6.82e1	1.31	NO	1.02	10.034	33.866	33.88	1.000	1.000	0.50496		0.426	0.505
5	5 1,2,3,7,8,9-HxCDD			NO	1.06	10.034	34.174		1.001				0.420	
6	6 1,2,3,4,6,7,8-HpCDD	7.03e2	1.12	NO	1.00	10.034	37.574	37.58	1.000	1.001	7.0963		0.631	7.10
7	7 OCDD	5.50e3	0.91	NO	0.952	10.034	40.723	40.74	1.000	1.000	73.817		1.03	73.8
8	8 2,3,7,8-TCDF	4.17e2	0.81	NO	1.01	10.034	25.418	25.41	1.001	1.001	1.4641		0.266	1.46
9	9 1,2,3,7,8-PeCDF	3.18e2	1.27	YES	0.998	10.034	29.321	29.32	1.001	1.001	1.5363		0.219	1.41
10	10 2,3,4,7,8-PeCDF	1.74e2	0.78	YES	1.07	10.034	30.356	30.33	1.001	1.000	0.81144		0.223	0.586
11	11 1,2,3,4,7,8-HxCDF	4.10e2	1.36	NO	1.05	10.034	32.845	32.86	1.000	1.000	2.1588		0.281	2.16
12	12 1,2,3,6,7,8-HxCDF			NO	1.10	10.034	32.976		1.000				0.284	
13	13 2,3,4,6,7,8-HxCDF			NO	1.09	10.034	33.669		1.001				0.297	
14	14 1,2,3,7,8,9-HxCDF			NO	1.08	10.034	34.645		1.000				0.338	
15	15 1,2,3,4,6,7,8-HpCDF	2.96e2	1.02	NO	1.13	10.034	36.250	36.25	1.001	1.001	1.8426		0.610	1.84
16	16 1,2,3,4,7,8,9-HpCDF	5.78e1	1.19	NO	1.29	10.034	38.222	38.22	1.000	1.000	0.41587		0.552	0.416
17	17 OCDF	4.05e2	1.01	NO	0.953	10.034	41.053	41.05	1.000	1.000	4.0435		0.629	4.04
18	18 13C-2,3,7,8-TCDD	3.65e4	0.78	NO	1.17	10.034	25.959	26.03	1.026	1.029	192.82	96.7	1.51	
19	19 13C-1,2,3,7,8-PeCDD	2.42e4	0.68	NO	0.914	10.034	30.510	30.51	1.206	1.206	164.01	82.3	0.915	
20	20 13C-1,2,3,4,7,8-HxCDD	2.34e4	1.31	NO	0.634	10.034	33.750	33.74	1.014	1.014	229.37	115	1.54	
21	21 13C-1,2,3,6,7,8-HxCDD	2.63e4	1.26	NO	0.724	10.034	33.860	33.87	1.017	1.017	225.40	113	1.35	
22	22 13C-1,2,3,7,8,9-HxCDD	2.68e4	1.31	NO	0.716	10.034	34.129	34.14	1.025	1.026	232.25	117	1.37	
23	23 13C-1,2,3,4,6,7,8-HpCDD	1.97e4	1.06	NO	0.660	10.034	37.578	37.56	1.129	1.129	185.36	93.0	2.02	
24	24 13C-OCDD	3.12e4	0.93	NO	0.587	10.034	40.587	40.72	1.219	1.224	330.37	82.9	1.29	
25	25 13C-2,3,7,8-TCDF	5.61e4	0.76	NO	1.02	10.034	25.359	25.39	1.002	1.004	186.88	93.8	1.20	
26	26 13C-1,2,3,7,8-PeCDF	4.14e4	1.67	NO	0.842	10.034	29.240	29.30	1.156	1.158	167.29	83.9	0.975	
27	27 13C-2,3,4,7,8-PeCDF	3.97e4	1.59	NO	0.802	10.034	30.133	30.33	1.191	1.199	168.64	84.6	1.02	
28	28 13C-1,2,3,4,7,8-HxCDF	3.60e4	0.51	NO	1.00	10.034	32.885	32.85	0.988	0.987	222.97	112	1.69	
29	29 13C-1,2,3,6,7,8-HxCDF	3.52e4	0.51	NO	1.02	10.034	33.018	32.97	0.992	0.990	214.65	108	1.66	
30	30 13C-2,3,4,6,7,8-HxCDF	3.54e4	0.50	NO	0.955	10.034	33.587	33.63	1.009	1.011	229.98	115	1.77	
31	31 13C-1,2,3,7,8,9-HxCDF	3.14e4	0.51	NO	0.851	10.034	34.662	34.65	1.041	1.041	228.86	115	1.99	



Dataset: U:\VG7.PRO\Results\201216D1\201216D1\_12.qld

Last Altered: Thursday, December 17, 2020 14:39:36 Pacific Standard Time

Printed: Thursday, December 17, 2020 14:41:18 Pacific Standard Time

Name: 201216D1\_12, Date: 16-Dec-2020, Time: 23:12:56, ID: 2002492-07 USMPDI-006SC-A-02-03-201110 14.06, Description: USMPDI-006SC-A-02-03-201110

#	Name	Resp	RA	n/y	RRF	wt/vol	Pred.RT	RT	Pred.RRT	RRT	Conc.	%Rec	DL	EMPC
32	32 13C-1,2,3,4,6,7,8-HpCDF	2.83e4	0.44	NO	0.848	10.034	36.180	36.21	1.087	1.088	207.40	104	2.09	
33	33 13C-1,2,3,4,7,8,9-HpCDF	2.16e4	0.43	NO	0.624	10.034	38.177	38.22	1.147	1.148	214.31	108	2.84	
34	34 13C-OCDF	4.19e4	0.92	NO	0.730	10.034	40.740	41.05	1.224	1.233	356.68	89.5	0.799	
35	35 37Cl-2,3,7,8-TCDD	1.53e4			1.21	10.034	25.956	26.05	1.026	1.030	78.652	98.6	0.322	
36	36 13C-1,2,3,4-TCDD	3.22e4	0.80	NO	1.00	10.034	25.300	25.30	1.000	1.000	199.32	100	1.77	
37	37 13C-1,2,3,4-TCDF	5.85e4	0.80	NO	1.00	10.034	23.880	23.90	1.000	1.000	199.32	100	1.23	
38	38 13C-1,2,3,4,6,9-HxCDF	3.21e4	0.50	NO	1.00	10.034	33.310	33.28	1.000	1.000	199.32	100	1.69	
39	39 Total Tetra-Dioxins				1.00	10.034	24.620		0.000				0.175	
40	40 Total Penta-Dioxins				0.935	10.034	29.960		0.000				0.178	
41	41 Total Hexa-Dioxins				1.02	10.034	33.635		0.000		2.3383		0.437	2.96
42	42 Total Hepta-Dioxins				1.00	10.034	37.640		0.000		17.403		0.631	17.4
43	43 Total Tetra-Furans				1.01	10.034	23.610		0.000		3.9056		0.266	3.91
44	44 1st Func. Penta-Furans				0.998	10.034	26.750		0.000		0.59655		0.0313	0.597
45	45 Total Penta-Furans				0.998	10.034	29.275		0.000		0.00000		0.0924	2.95
46	46 Total Hexa-Furans				1.09	10.034	33.555		0.000		3.2271		0.297	4.48
47	47 Total Hepta-Furans				1.13	10.034	37.835		0.000		2.2584		0.618	4.45

Vista Analytical Laboratory

Dataset: U:\VG7.PRO\Results\201216D1\201216D1\_12.qld

Last Altered: Thursday, December 17, 2020 14:39:36 Pacific Standard Time

Printed: Thursday, December 17, 2020 14:41:18 Pacific Standard Time

Method: Untitled 10 Dec 2020 12:07:43

Calibration: U:\VG7.PRO\CurveDB\ZB\_DIOXIN\_1613vg7-9-30-20.cdb 01 Oct 2020 09:27:37

Name: 201216D1\_12, Date: 16-Dec-2020, Time: 23:12:56, ID: 2002492-07 USMPDI-006SC-A-02-03-201110 14.06, Description: USMPDI-006SC-A-02-03-201110

**Tetra-Dioxins**

	Name	RT	m1 Height	m2 Height	m1 Resp	m2 Resp	RA	n/y	Resp	Conc.	EMPC	DL
1												

**Penta-Dioxins**

	Name	RT	m1 Height	m2 Height	m1 Resp	m2 Resp	RA	n/y	Resp	Conc.	EMPC	DL
1												

**Hexa-Dioxins**

	Name	RT	m1 Height	m2 Height	m1 Resp	m2 Resp	RA	n/y	Resp	Conc.	EMPC	DL
1	Total Hexa-Dioxins	32.12	2.884e3	2.983e3	1.354e2	1.046e2	1.29	NO	2.400e2	1.8334	1.8334	0.437
2	Total Hexa-Dioxins	33.01	1.490e3	2.017e3	4.537e1	5.270e1	0.86	YES	0.000e0	0.00000	0.62601	0.437
3	1,2,3,6,7,8-HxCDD	33.88	9.920e2	7.780e2	3.865e1	2.955e1	1.31	NO	6.820e1	0.50496	0.50496	0.426

**Hepta-Dioxins**

	Name	RT	m1 Height	m2 Height	m1 Resp	m2 Resp	RA	n/y	Resp	Conc.	EMPC	DL
1	Total Hepta-Dioxins	36.61	7.238e3	9.625e3	4.894e2	5.316e2	0.92	NO	1.021e3	10.307	10.307	0.631
2	1,2,3,4,6,7,8-HpCDD	37.58	7.195e3	8.417e3	3.709e2	3.321e2	1.12	NO	7.030e2	7.0963	7.0963	0.631

**Tetra-Furans**

	Name	RT	m1 Height	m2 Height	m1 Resp	m2 Resp	RA	n/y	Resp	Conc.	EMPC	DL
1	Total Tetra-Furans	22.49	1.009e3	1.326e3	6.695e1	8.834e1	0.76	NO	1.553e2	0.54474	0.54474	0.266
2	Total Tetra-Furans	23.96	1.102e3	8.660e2	3.658e1	4.181e1	0.88	NO	7.839e1	0.27501	0.27501	0.266
3	Total Tetra-Furans	24.46	2.624e3	3.638e3	1.639e2	2.284e2	0.72	NO	3.923e2	1.3761	1.3761	0.266
4	2,3,7,8-TCDF	25.41	3.719e3	3.044e3	1.873e2	2.301e2	0.81	NO	4.173e2	1.4641	1.4641	0.266
5	Total Tetra-Furans	25.70	7.080e2	6.800e2	3.039e1	3.967e1	0.77	NO	7.006e1	0.24577	0.24577	0.266

Vista Analytical Laboratory

Dataset: U:\VG7.PRO\Results\201216D1\201216D1\_12.qld

Last Altered: Thursday, December 17, 2020 14:39:36 Pacific Standard Time

Printed: Thursday, December 17, 2020 14:41:18 Pacific Standard Time

Name: 201216D1\_12, Date: 16-Dec-2020, Time: 23:12:56, ID: 2002492-07 USMPDI-006SC-A-02-03-201110 14.06, Description: USMPDI-006SC-A-02-03-201110

**Penta-Furans function 1**

	Name	RT	m1 Height	m2 Height	m1 Resp	m2 Resp	RA	n/y	Resp	Conc.	EMPC	DL
1	1st Func. Penta-Furans	26.83	1.441e3	8.430e2	7.247e1	4.856e1	1.49	NO	1.210e2	0.59655	0.59655	0.0313

**Penta-Furans**

	Name	RT	m1 Height	m2 Height	m1 Resp	m2 Resp	RA	n/y	Resp	Conc.	EMPC	DL
1	Total Penta-Furans	28.37	2.121e3	1.085e3	1.415e2	7.567e1	1.87	YES	0.000e0	0.00000	0.95117	0.230
2	1,2,3,7,8-PeCDF	29.32	3.912e3	2.869e3	1.779e2	1.402e2	1.27	YES	3.181e2	0.00000	1.4136	0.219
3	2,3,4,7,8-PeCDF	30.33	1.356e3	2.262e3	7.618e1	9.741e1	0.78	YES	1.736e2	0.00000	0.58585	0.223

**Hexa-Furans**

	Name	RT	m1 Height	m2 Height	m1 Resp	m2 Resp	RA	n/y	Resp	Conc.	EMPC	DL
1	Total Hexa-Furans	31.61	8.770e2	4.490e2	2.785e1	2.076e1	1.34	NO	4.861e1	0.25828	0.25828	0.297
2	Total Hexa-Furans	31.76	2.239e3	1.795e3	8.528e1	6.719e1	1.27	NO	1.525e2	0.81001	0.81001	0.297
3	Total Hexa-Furans	32.38	2.360e3	2.963e3	1.085e2	1.068e2	1.02	YES	0.000e0	0.00000	1.0411	0.297
4	1,2,3,4,7,8-HxCDF	32.86	5.237e3	3.117e3	2.367e2	1.735e2	1.36	NO	4.102e2	2.1588	2.1588	0.281
5	Total Hexa-Furans	34.68	5.750e2	6.010e2	2.240e1	2.854e1	0.78	YES	0.000e0	0.00000	0.21494	0.297

**Hepta-Furans**

	Name	RT	m1 Height	m2 Height	m1 Resp	m2 Resp	RA	n/y	Resp	Conc.	EMPC	DL
1	1,2,3,4,6,7,8-HpCDF	36.25	2.751e3	2.396e3	1.495e2	1.467e2	1.02	NO	2.962e2	1.8426	1.8426	0.610
2	Total Hepta-Furans	36.94	2.827e3	4.097e3	1.583e2	2.262e2	0.70	YES	0.000e0	0.00000	2.1942	0.618
3	1,2,3,4,7,8,9-HpCDF	38.22	4.850e2	5.820e2	3.141e1	2.641e1	1.19	NO	5.782e1	0.41587	0.41587	0.552

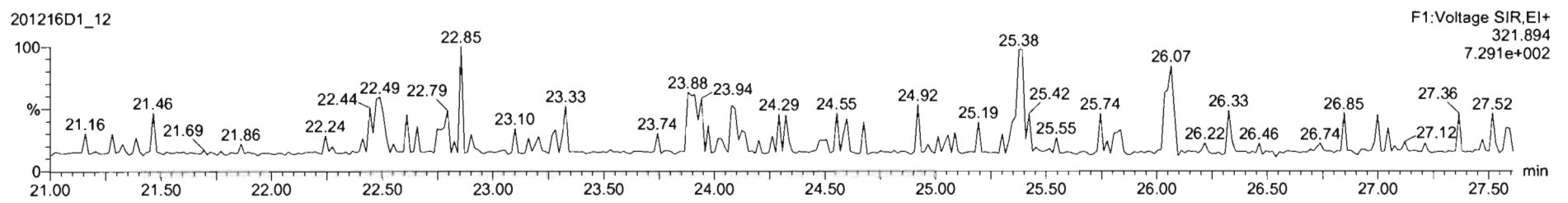
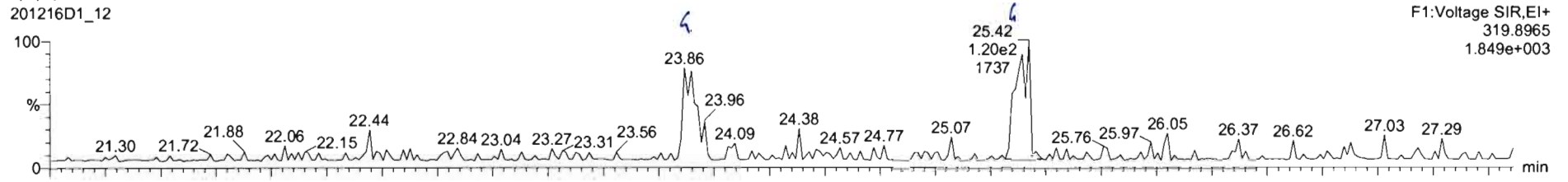
Dataset: U:\VG7.PRO\Results\201216D1\201216D1\_12.qld

Last Altered: Thursday, December 17, 2020 09:50:39 Pacific Standard Time  
Printed: Thursday, December 17, 2020 09:51:05 Pacific Standard Time

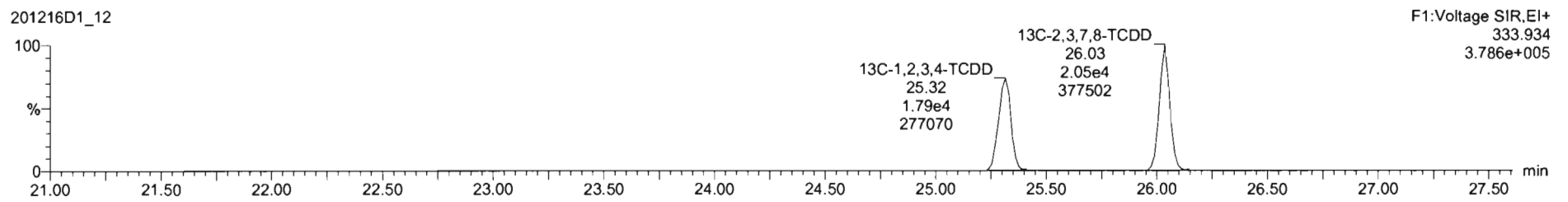
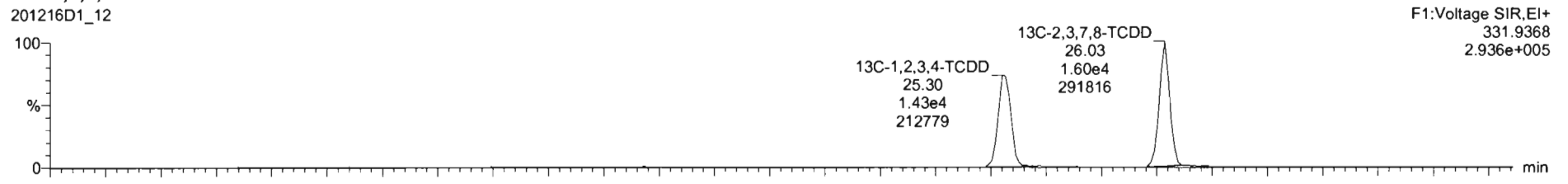
Method: C:\MassLynx\Default.PRO\MethDB\1613\_rrt.mdb 10 Dec 2020 12:07:43  
Calibration: U:\VG7.PRO\CurveDB\ZB\_DIOXIN\_1613vg7-9-30-20.cdb 01 Oct 2020 09:27:37

Name: 201216D1\_12, Date: 16-Dec-2020, Time: 23:12:56, ID: 2002492-07 USMPDI-006SC-A-02-03-201110 14.06, Description: USMPDI-006SC-A-02-03-201110

2,3,7,8-TCDD



13C-2,3,7,8-TCDD



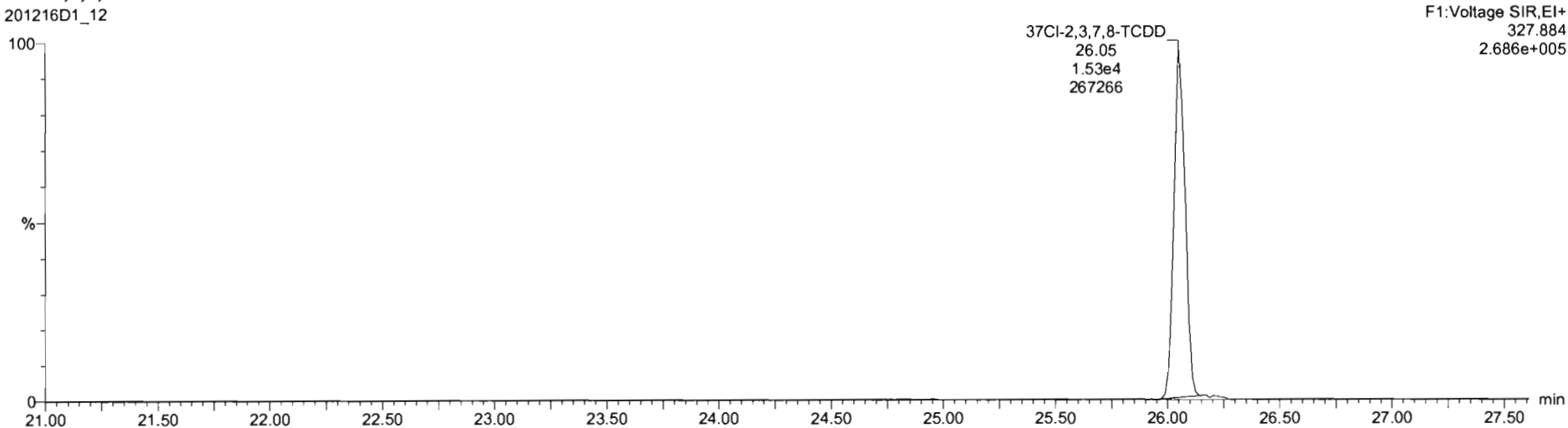
Dataset: U:\VG7.PRO\Results\201216D1\201216D1\_12.qld

Last Altered: Thursday, December 17, 2020 09:50:39 Pacific Standard Time  
Printed: Thursday, December 17, 2020 09:51:05 Pacific Standard Time

Name: 201216D1\_12, Date: 16-Dec-2020, Time: 23:12:56, ID: 2002492-07 USMPDI-006SC-A-02-03-201110 14.06, Description: USMPDI-006SC-A-02-03-201110


**37Cl-2,3,7,8-TCDD**

201216D1\_12

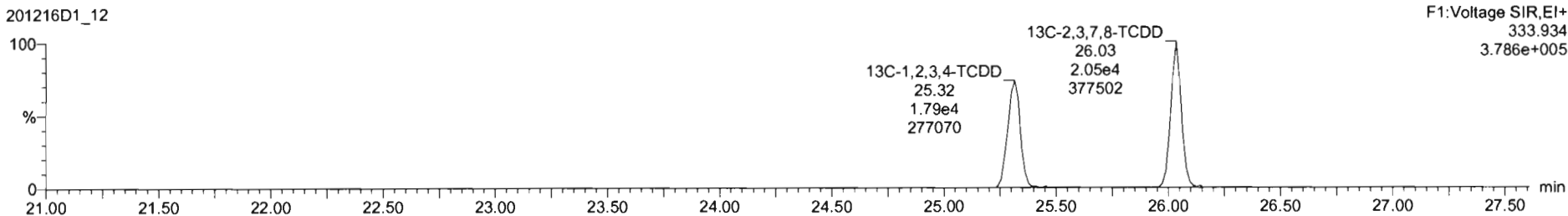


**13C-1,2,3,4-TCDD**

201216D1\_12



201216D1\_12



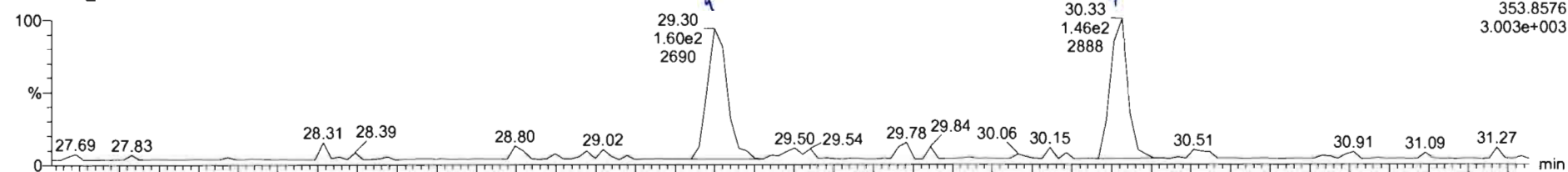
Dataset: U:\VG7.PRO\Results\201216D1\201216D1\_12.qld

Last Altered: Thursday, December 17, 2020 09:50:39 Pacific Standard Time  
Printed: Thursday, December 17, 2020 09:51:05 Pacific Standard Time

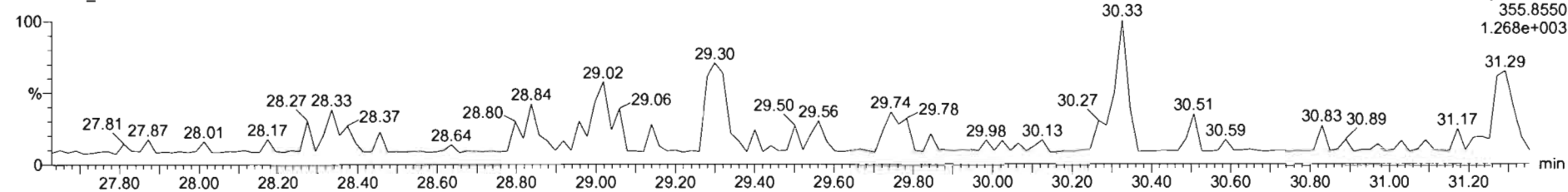
Name: 201216D1\_12, Date: 16-Dec-2020, Time: 23:12:56, ID: 2002492-07 USMPDI-006SC-A-02-03-201110 14.06, Description: USMPDI-006SC-A-02-03-201110

1,2,3,7,8-PeCDD

201216D1\_12




201216D1\_12

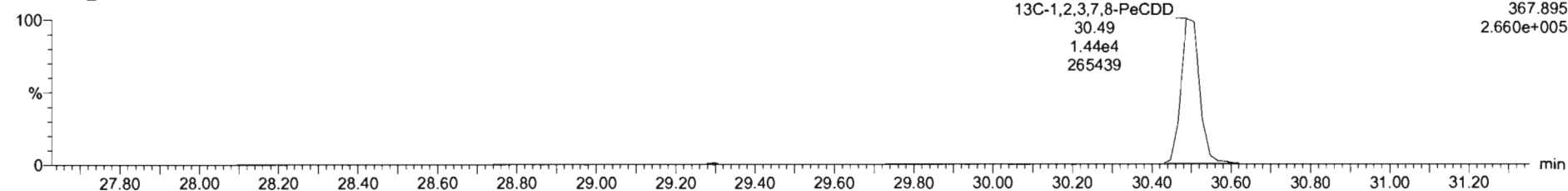


13C-1,2,3,7,8-PeCDD

201216D1\_12



201216D1\_12



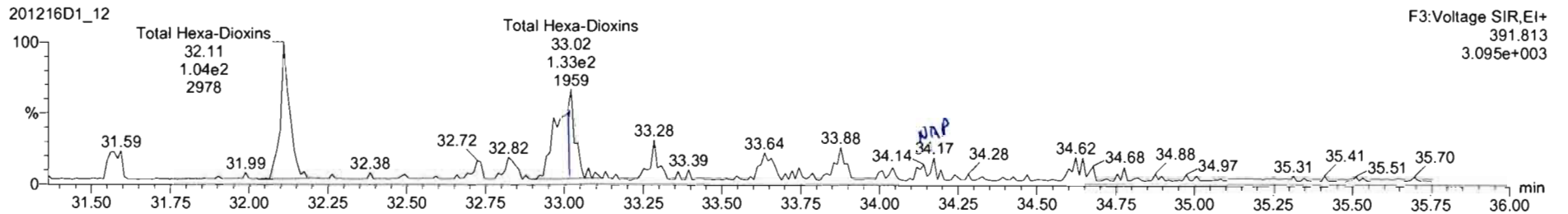
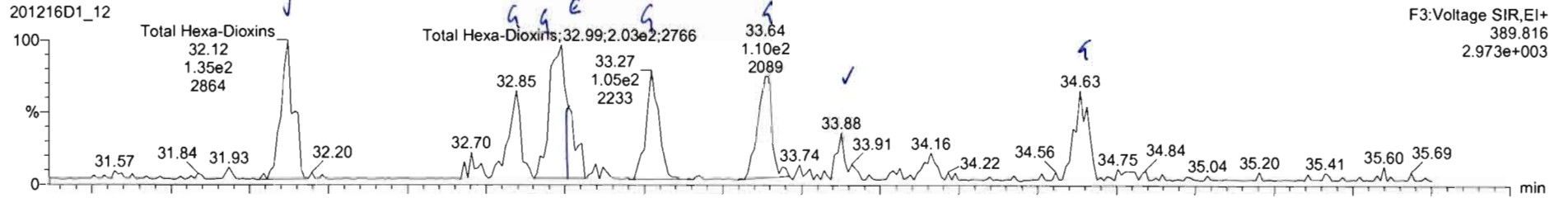


Dataset: U:\VG7.PRO\Results\201216D1\201216D1\_12.qld

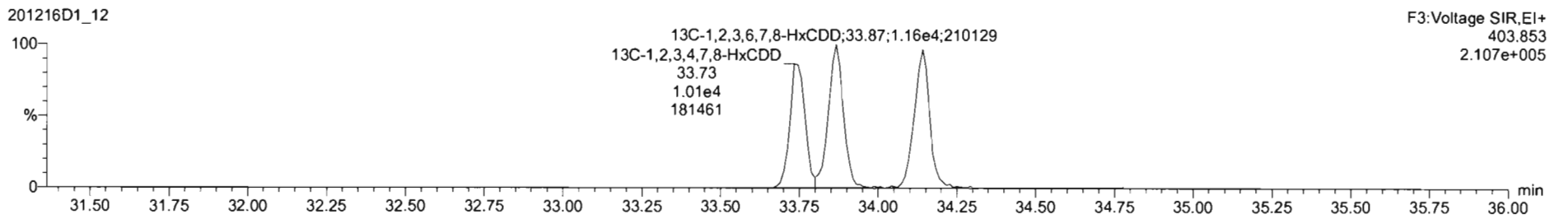
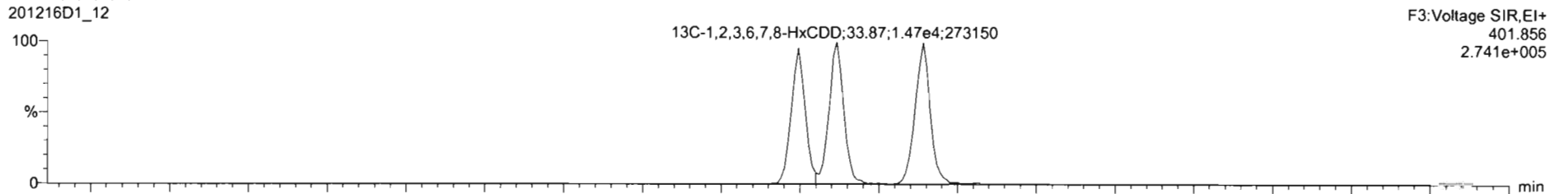
Last Altered: Thursday, December 17, 2020 09:50:39 Pacific Standard Time  
Printed: Thursday, December 17, 2020 09:51:05 Pacific Standard Time

Name: 201216D1\_12, Date: 16-Dec-2020, Time: 23:12:56, ID: 2002492-07 USMPDI-006SC-A-02-03-201110 14.06, Description: USMPDI-006SC-A-02-03-201110

1,2,3,4,7,8-HxCDD



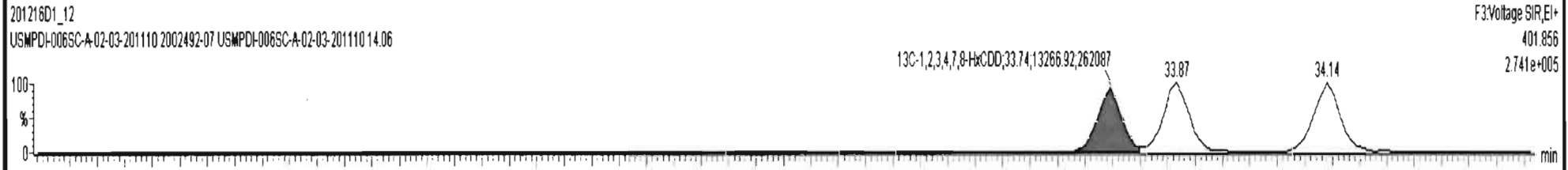
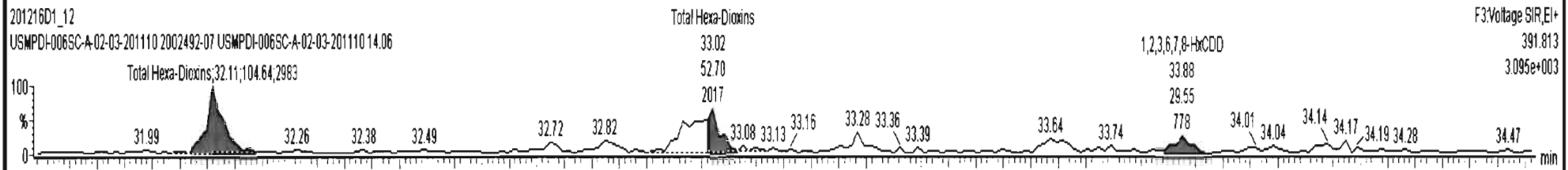
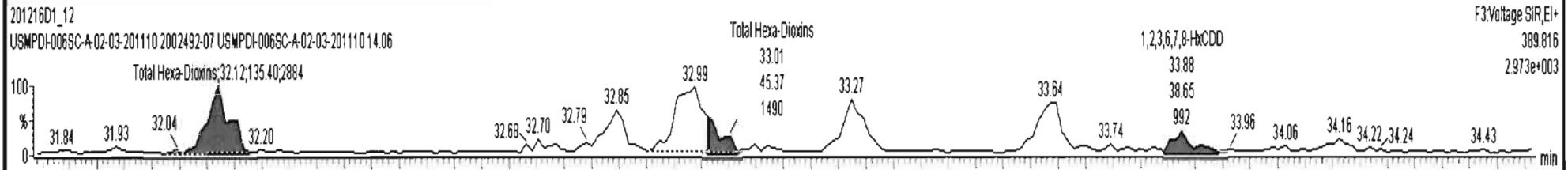


13C-1,2,3,4,7,8-HxCDD






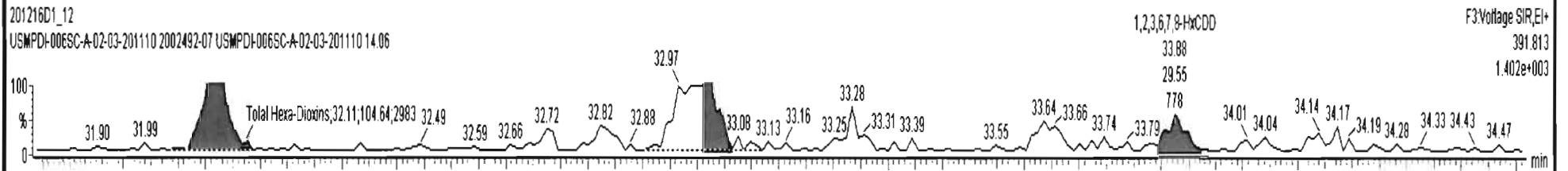
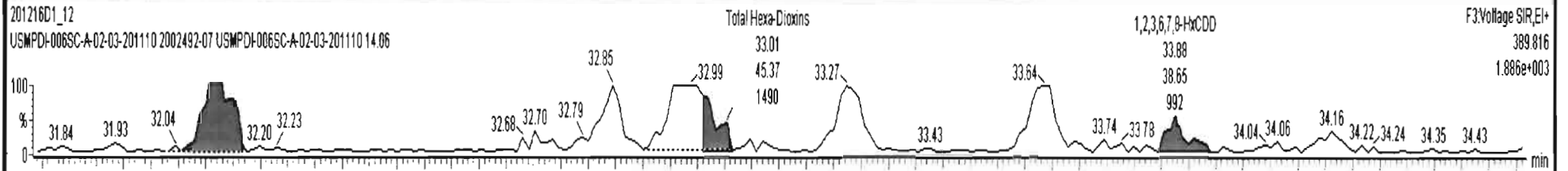
201216D1\_12 - 2002492-07 USMPDI-006SC-A-02-03-201110 14.06 - USMPDI-006SC-A-02-03-201110







201216D1\_12 - 2002492-07 USMPDI-006SC-A-02-03-201110 14.06 - USMPDI-006SC-A-02-03-201110



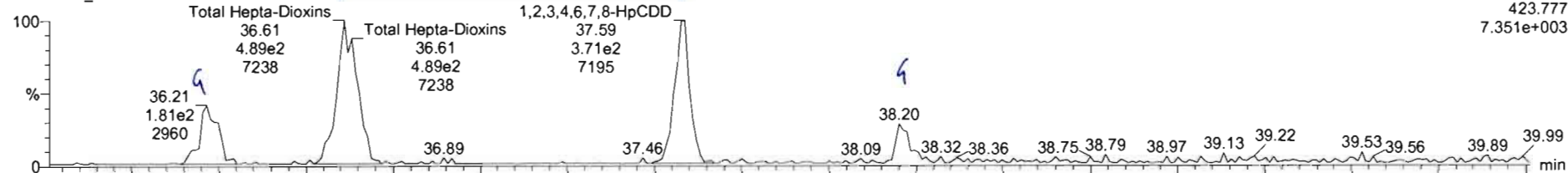
Dataset: U:\VG7.PRO\Results\201216D1\201216D1\_12.qld

Last Altered: Thursday, December 17, 2020 09:50:39 Pacific Standard Time  
Printed: Thursday, December 17, 2020 09:51:05 Pacific Standard Time

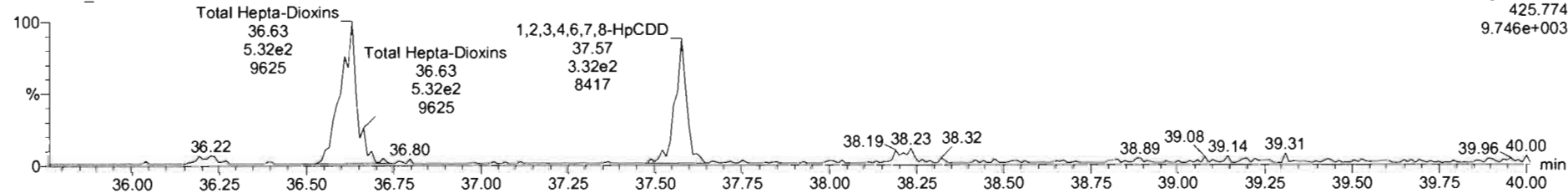
Name: 201216D1\_12, Date: 16-Dec-2020, Time: 23:12:56, ID: 2002492-07 USMPDI-006SC-A-02-03-201110 14.06, Description: USMPDI-006SC-A-02-03-201110

1,2,3,4,6,7,8-HpCDD

201216D1\_12

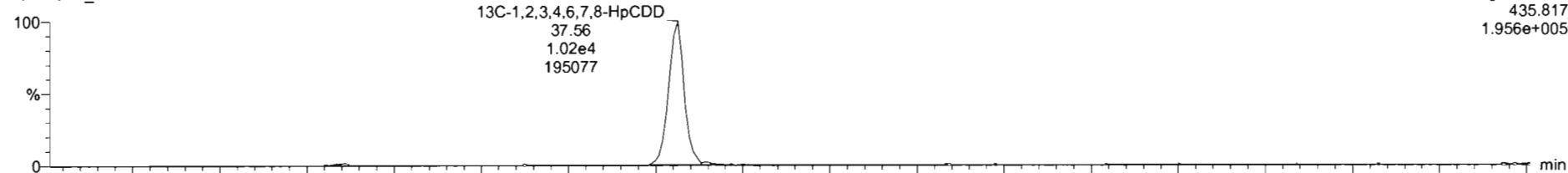


201216D1\_12

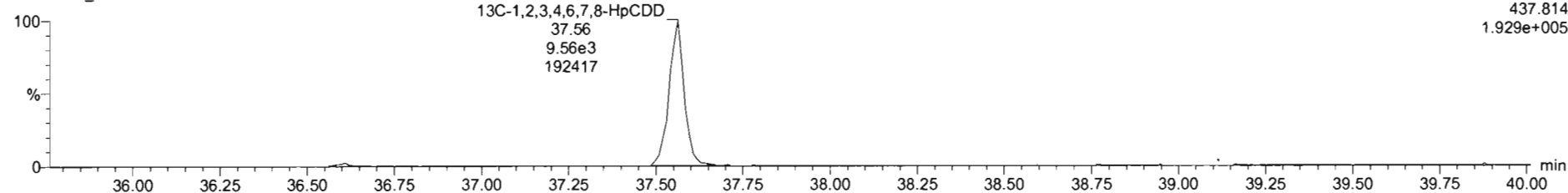


13C-1,2,3,4,6,7,8-HpCDD

201216D1\_12



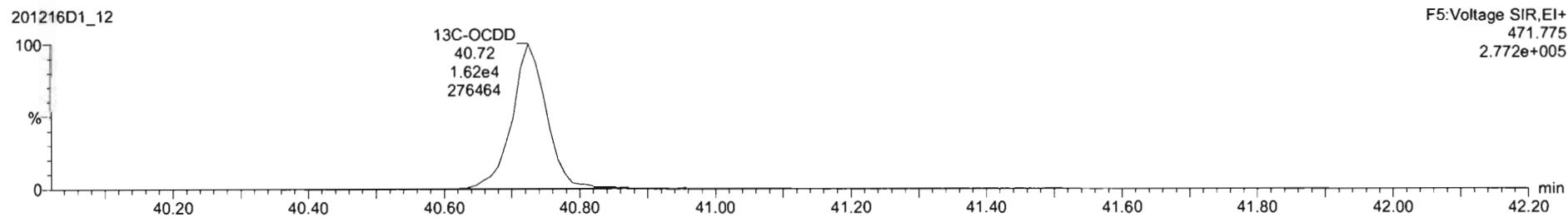
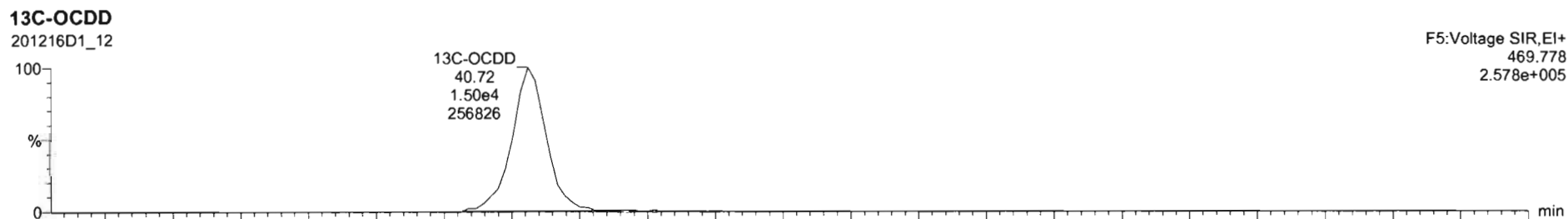
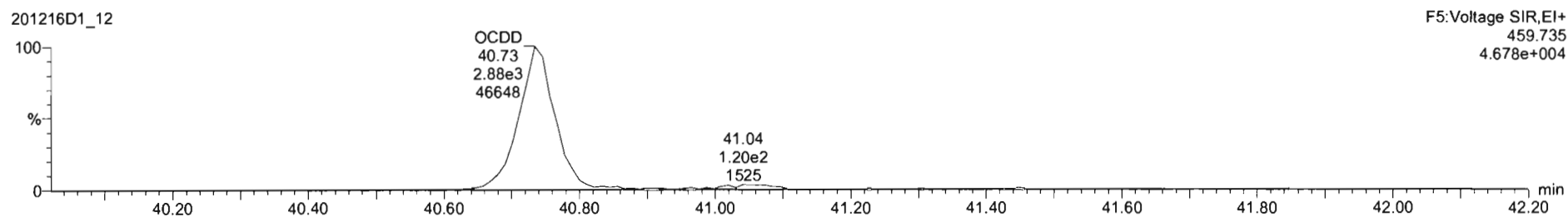
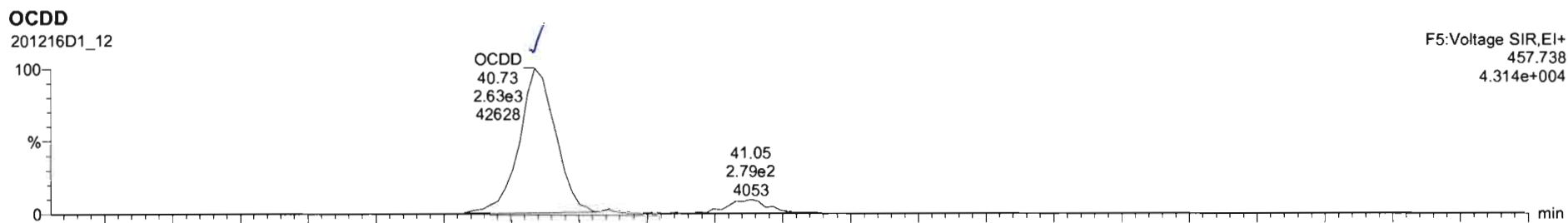
201216D1\_12



Dataset: U:\VG7.PRO\Results\201216D1\201216D1\_12.qld

Last Altered: Thursday, December 17, 2020 09:50:39 Pacific Standard Time  
Printed: Thursday, December 17, 2020 09:51:05 Pacific Standard Time

Name: 201216D1\_12, Date: 16-Dec-2020, Time: 23:12:56, ID: 2002492-07 USMPDI-006SC-A-02-03-201110 14.06, Description: USMPDI-006SC-A-02-03-201110

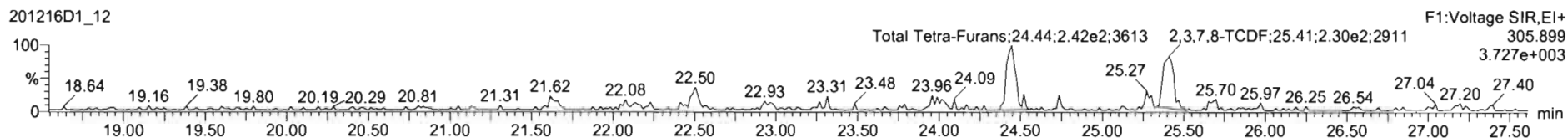
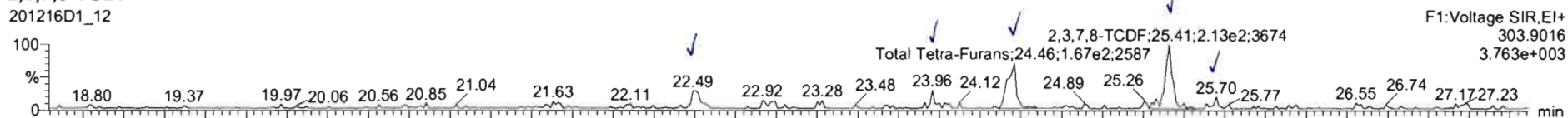


Dataset: U:\VG7.PRO\Results\201216D1\201216D1\_12.qld



Last Altered: Thursday, December 17, 2020 09:50:39 Pacific Standard Time  
Printed: Thursday, December 17, 2020 09:51:05 Pacific Standard Time

Name: 201216D1\_12, Date: 16-Dec-2020, Time: 23:12:56, ID: 2002492-07 USMPDI-006SC-A-02-03-201110 14.06, Description: USMPDI-006SC-A-02-03-201110

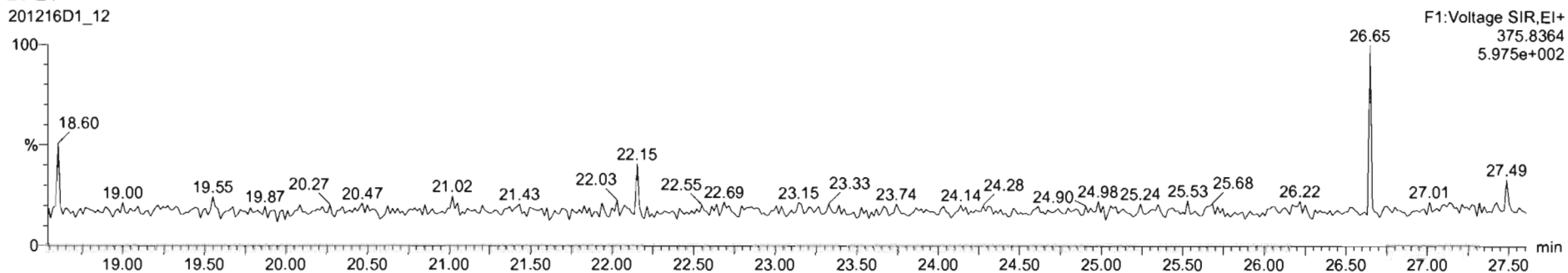
**2,3,7,8-TCDF**

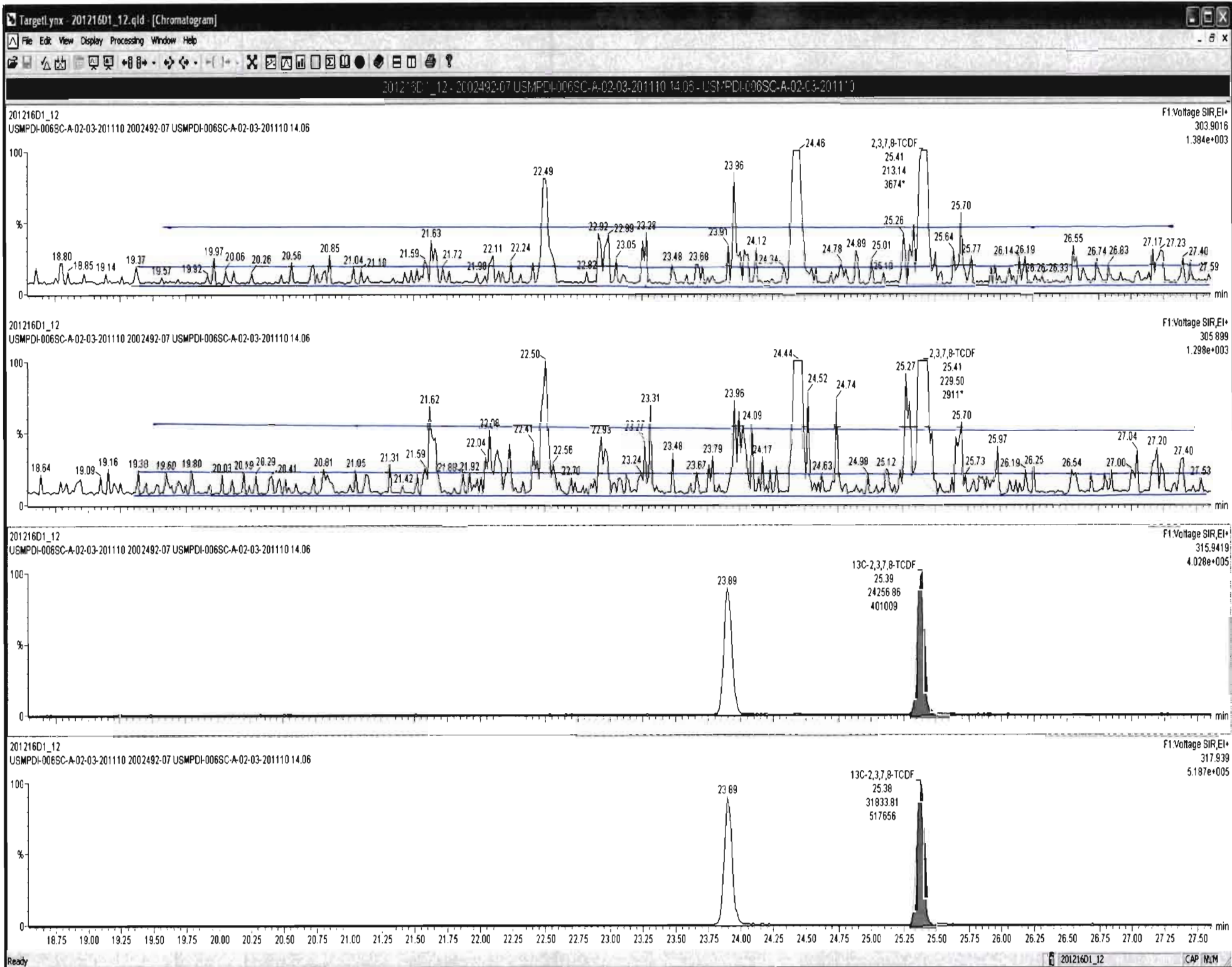


**13C-2,3,7,8-TCDF**

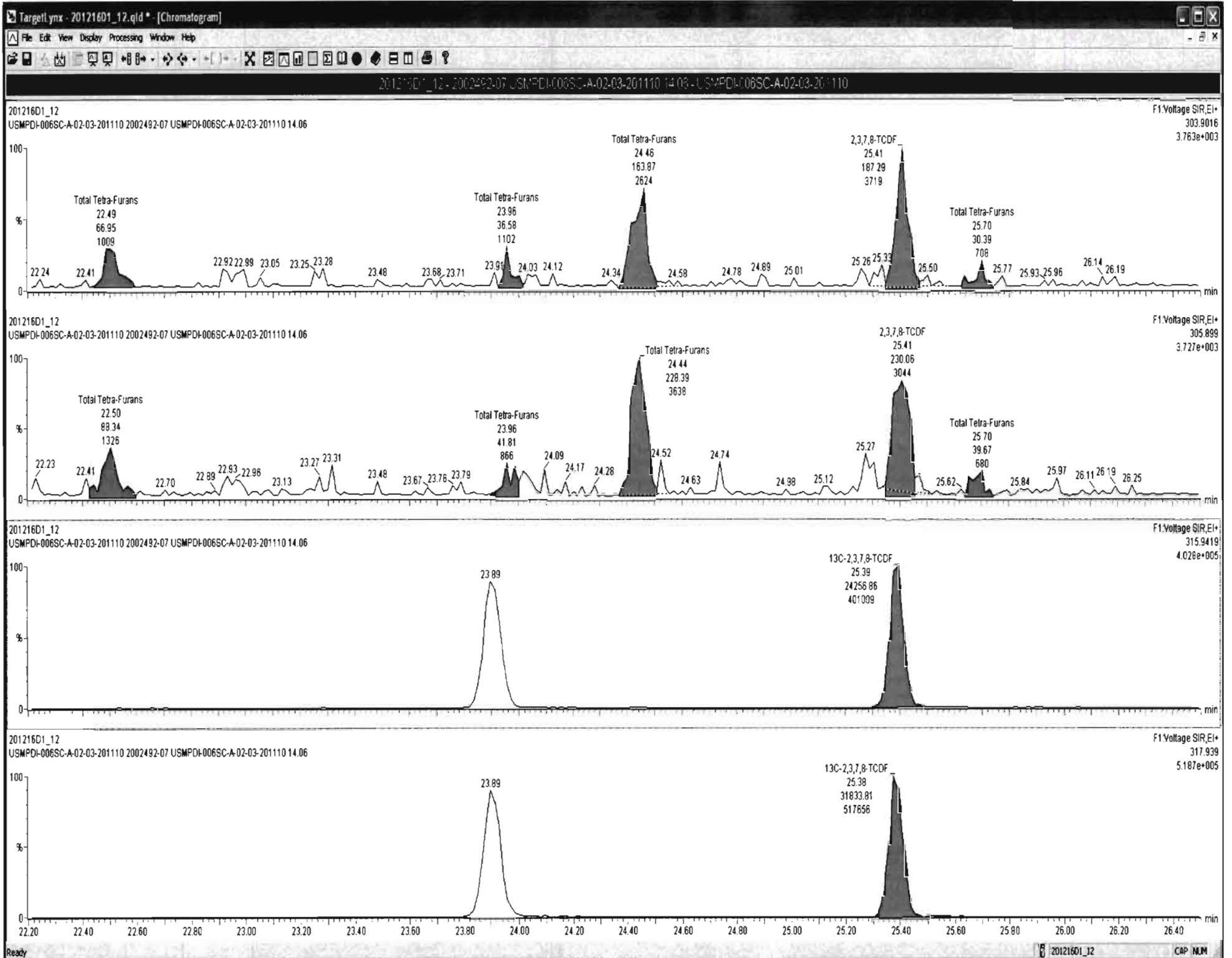


**DPE1**









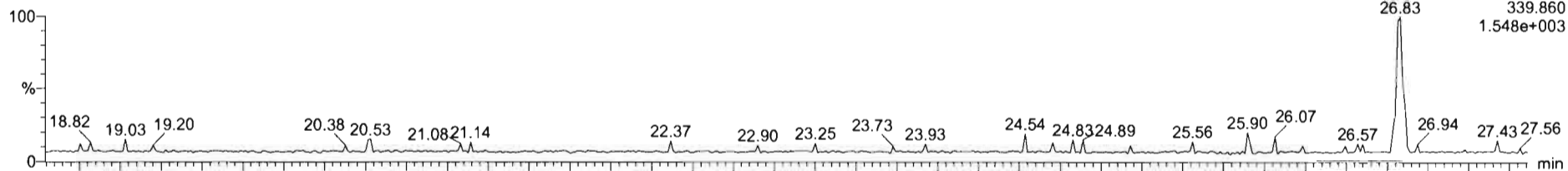
Dataset: U:\VG7.PRO\Results\201216D1\201216D1\_12.qld

Last Altered: Thursday, December 17, 2020 09:50:39 Pacific Standard Time  
Printed: Thursday, December 17, 2020 09:51:05 Pacific Standard Time

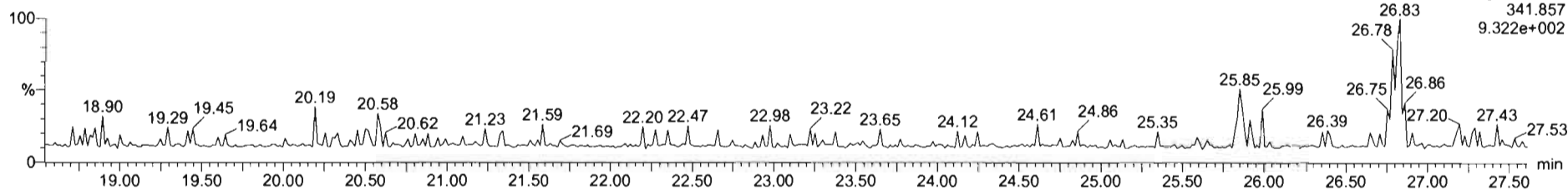
Name: 201216D1\_12, Date: 16-Dec-2020, Time: 23:12:56, ID: 2002492-07 USMPDI-006SC-A-02-03-201110 14.06, Description: USMPDI-006SC-A-02-03-201110

1st Func. Penta-Furans

201216D1\_12

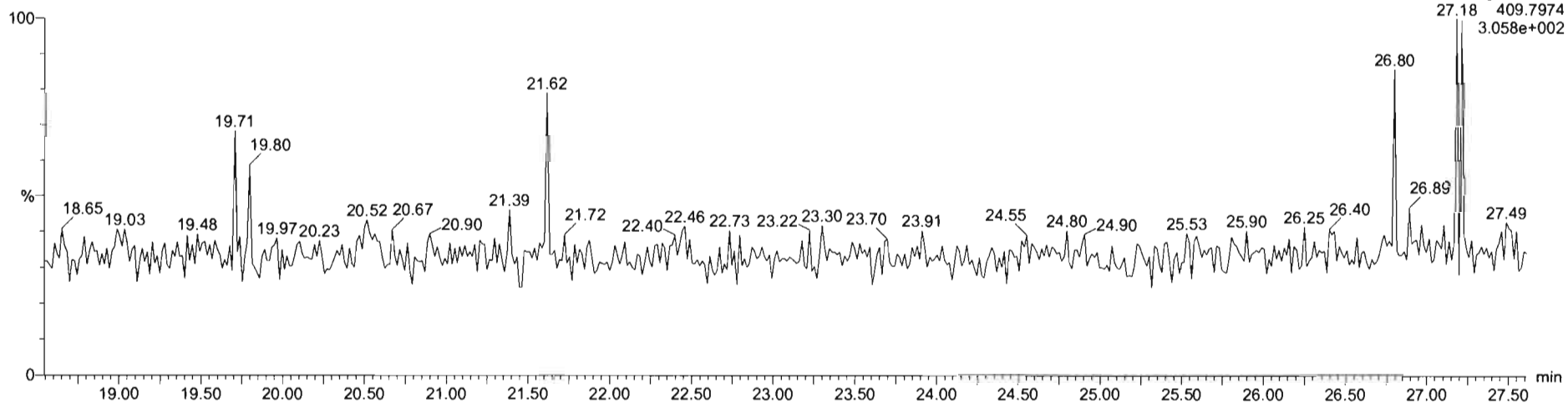


201216D1\_12





DPE6

201216D1\_12



201216D1\_12 - 2002492-07 USMPDI-006SC-A-02-03-201110 14.06 - USMPDI-006SC-A-02-03-201110





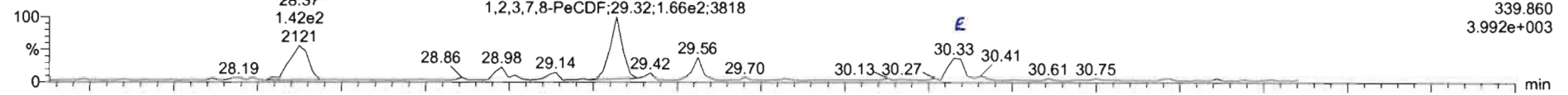
Dataset: U:\VG7.PRO\Results\201216D1\201216D1\_12.qld

Last Altered: Thursday, December 17, 2020 09:50:39 Pacific Standard Time  
Printed: Thursday, December 17, 2020 09:51:05 Pacific Standard Time

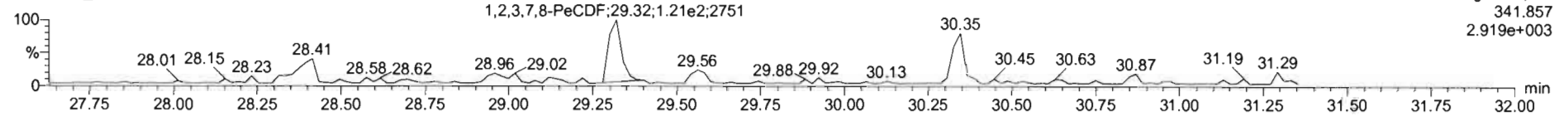
Name: 201216D1\_12, Date: 16-Dec-2020, Time: 23:12:56, ID: 2002492-07 USMPDI-006SC-A-02-03-201110 14.06, Description: USMPDI-006SC-A-02-03-201110

**1,2,3,7,8-PeCDF**

201216D1\_12

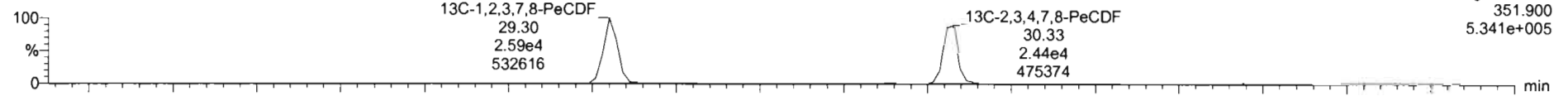


201216D1\_12

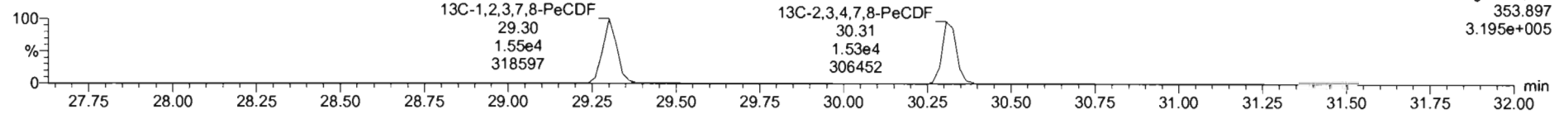


**13C-1,2,3,7,8-PeCDF**

201216D1\_12

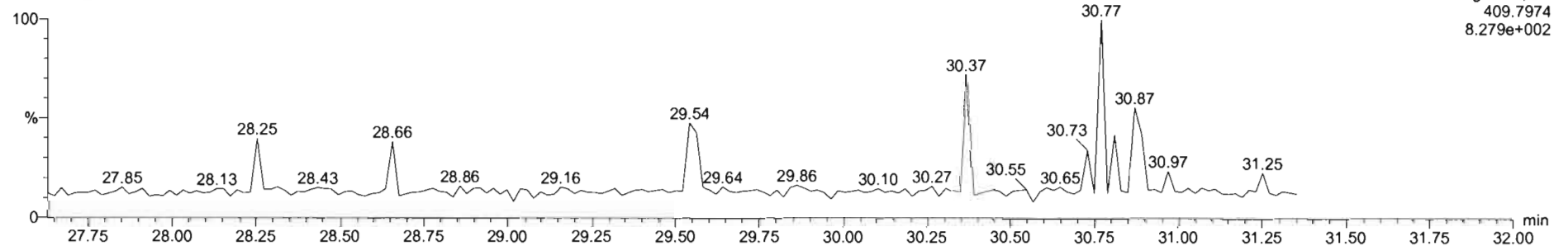


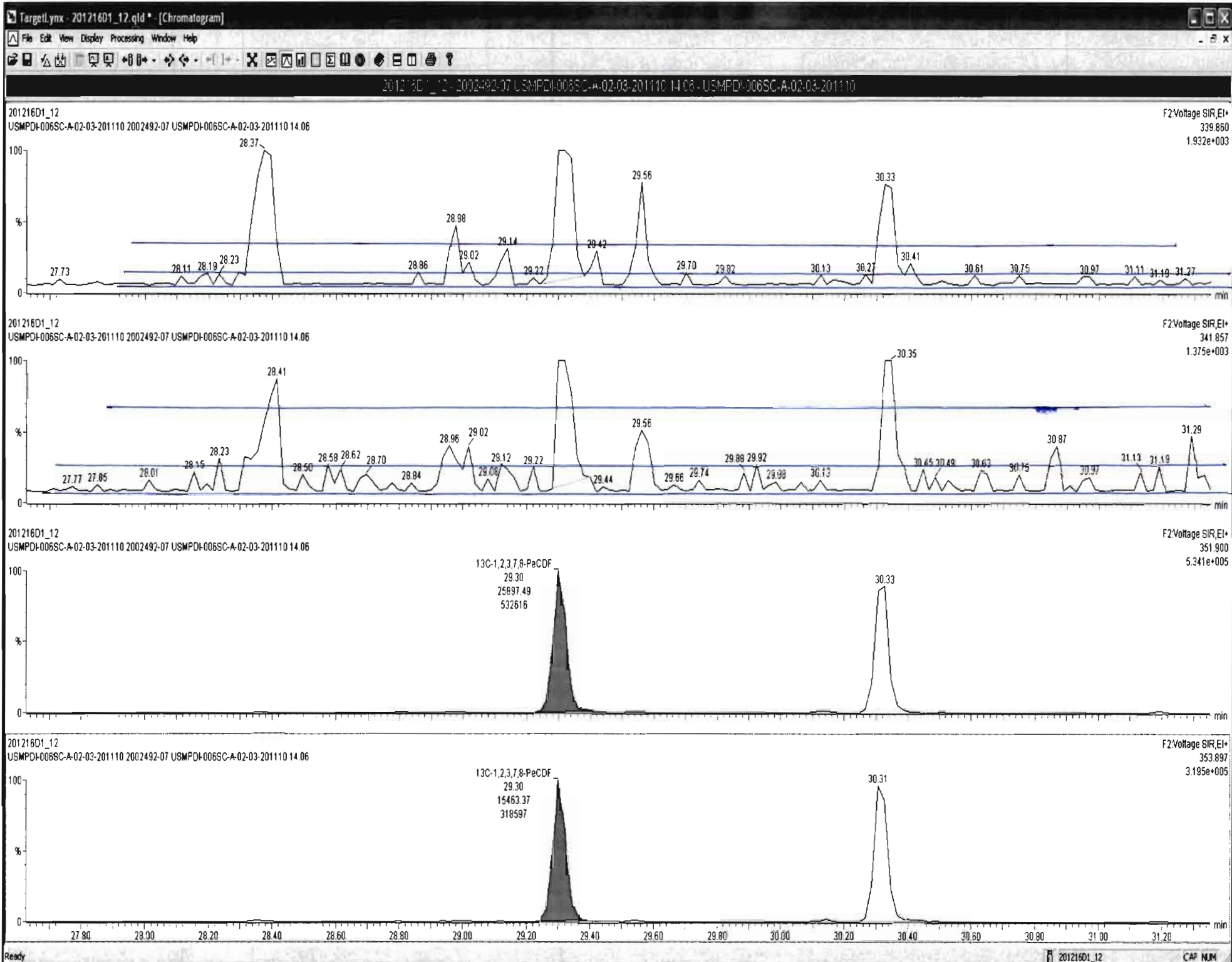
201216D1\_12



**DPE2**

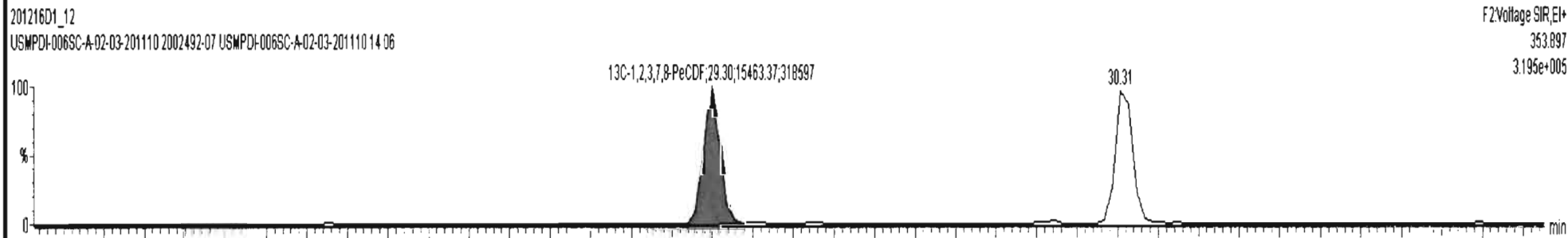
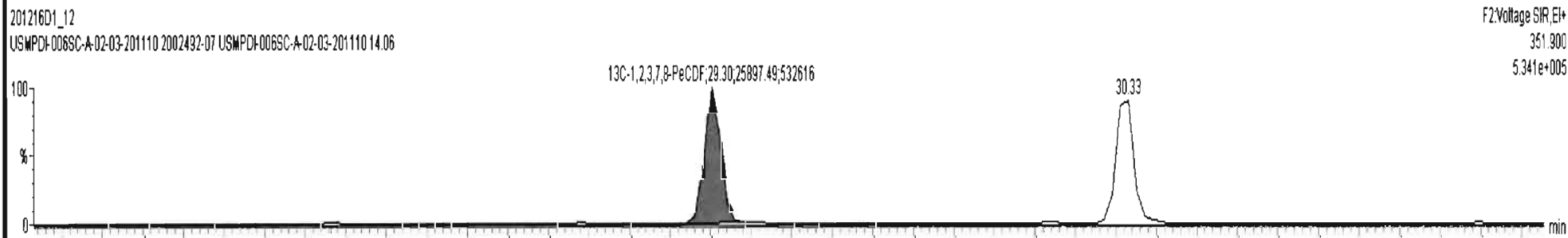
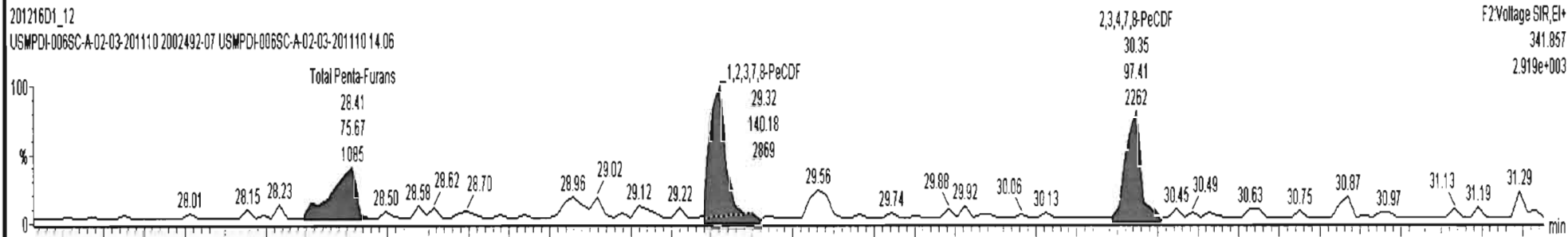
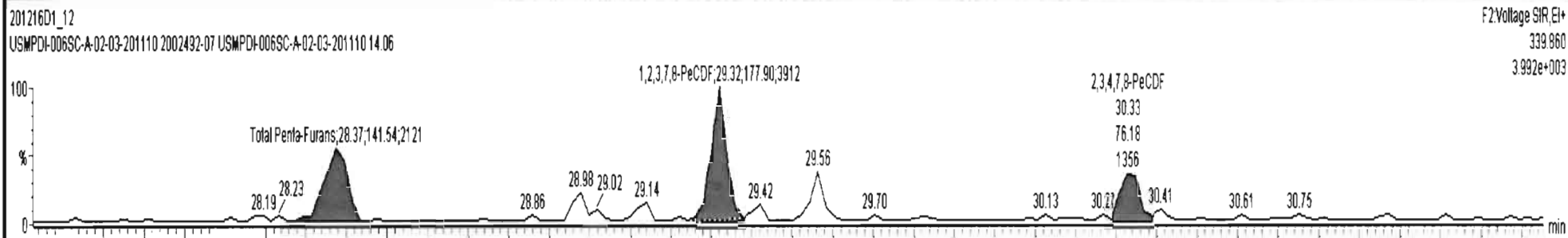
201216D1\_12







201216D1\_12 - 2002492-07 USMPDI-006SC-A-02-03-201110 14.06 - USMPDI-006SC-A-02-03-201110

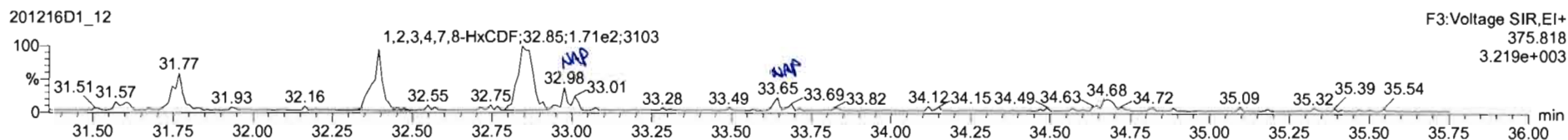
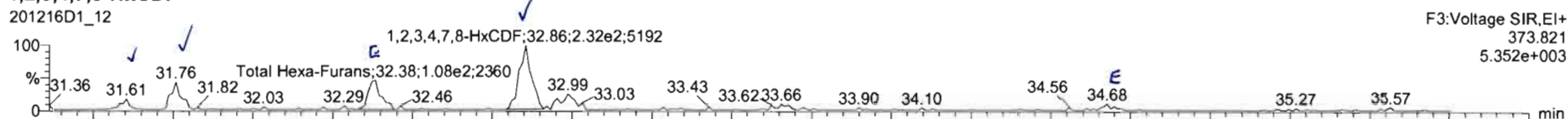


Dataset: U:\VG7.PRO\Results\201216D1\201216D1\_12.qld

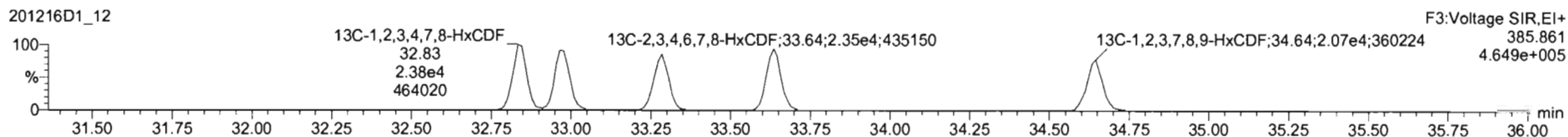
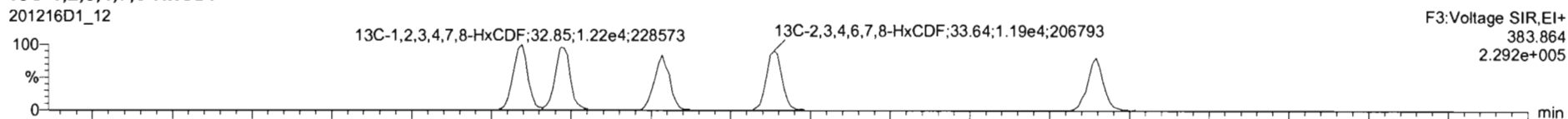
Last Altered: Thursday, December 17, 2020 09:50:39 Pacific Standard Time  
Printed: Thursday, December 17, 2020 09:51:05 Pacific Standard Time

Name: 201216D1\_12, Date: 16-Dec-2020, Time: 23:12:56, ID: 2002492-07 USMPDI-006SC-A-02-03-201110 14.06, Description: USMPDI-006SC-A-02-03-201110

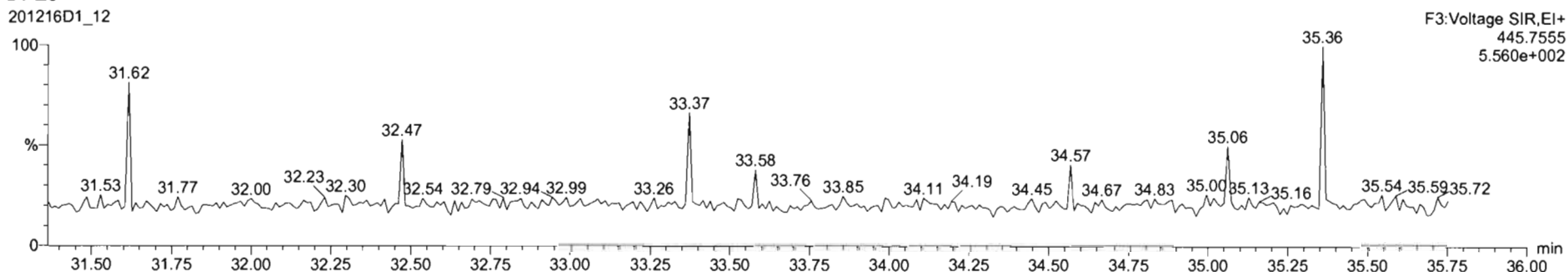
1,2,3,4,7,8-HxCDF




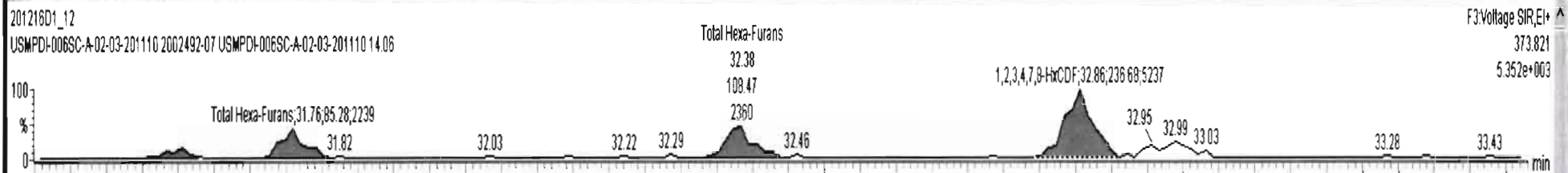
13C-1,2,3,4,7,8-HxCDF



DPE3




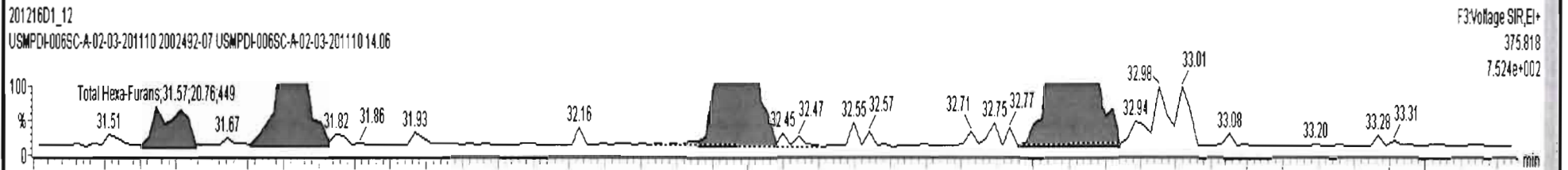
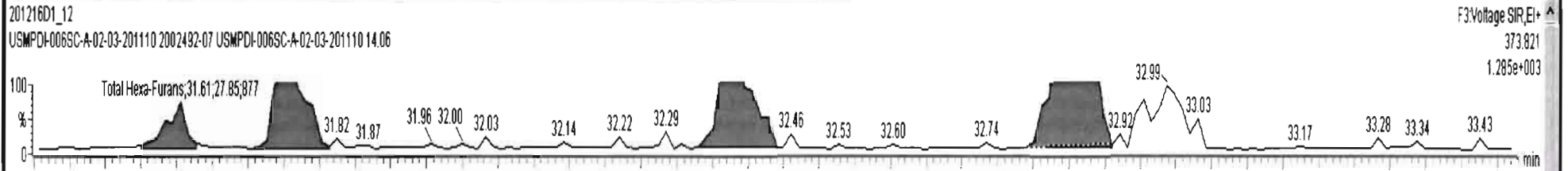
201216D1\_12 - 2002492-07 USMPDI-006SC-A-02-03-201110 14.06 - USMPDI-006SC-A-02-03-201110

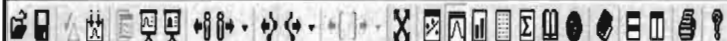




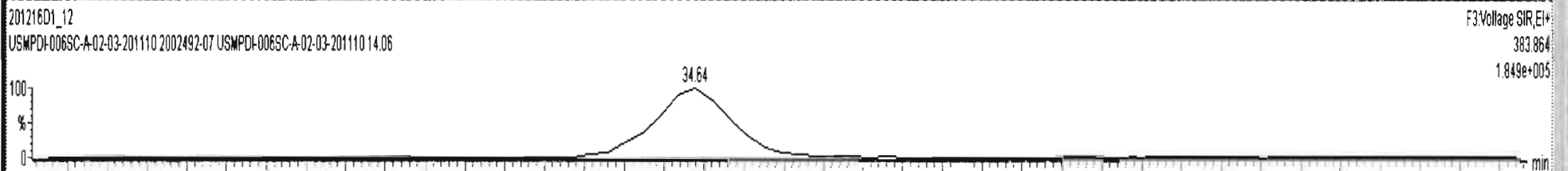
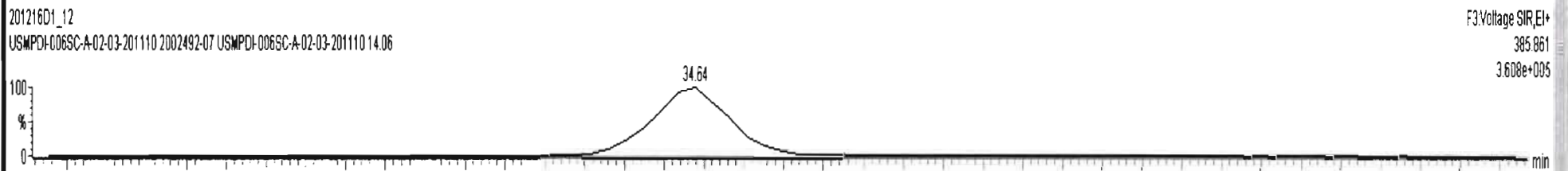
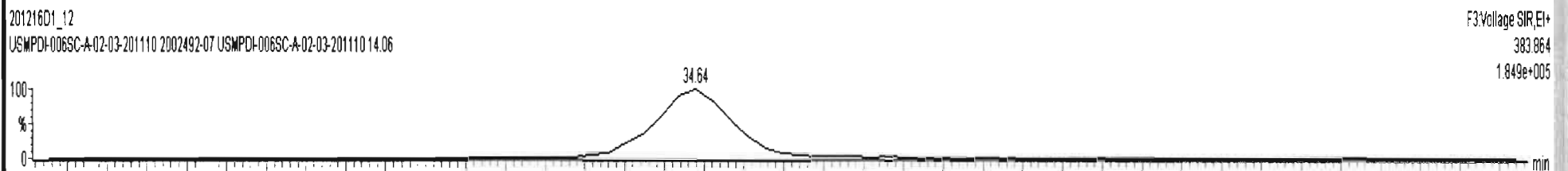
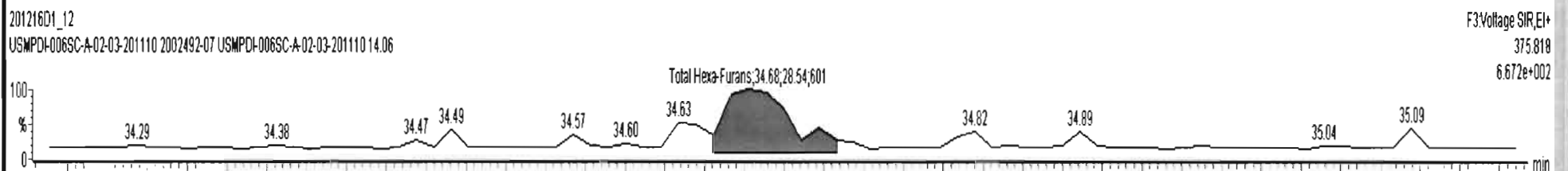



201216D1\_12 - 2002492-07 USMPDI-006SC-A-02-03-201110 14.06 - USMPDI-006SC-A-02-03-201110





201216D1\_12 - 2002492-07 USMPDI-006SC-A-02-03-201110 14.06 - USMPDI-006SC-A-02-03-201110

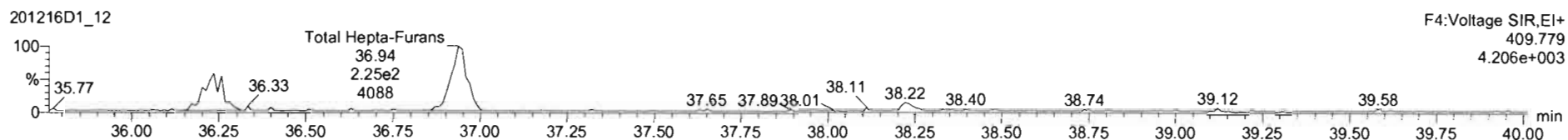
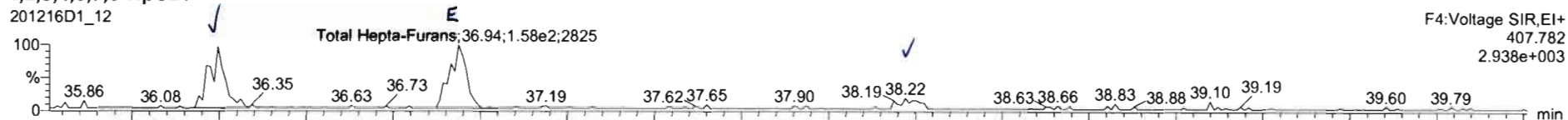


Dataset: U:\VG7.PRO\Results\201216D1\201216D1\_12.qld



Last Altered: Thursday, December 17, 2020 09:50:39 Pacific Standard Time  
Printed: Thursday, December 17, 2020 09:51:05 Pacific Standard Time

Name: 201216D1\_12, Date: 16-Dec-2020, Time: 23:12:56, ID: 2002492-07 USMPDI-006SC-A-02-03-201110 14.06, Description: USMPDI-006SC-A-02-03-201110

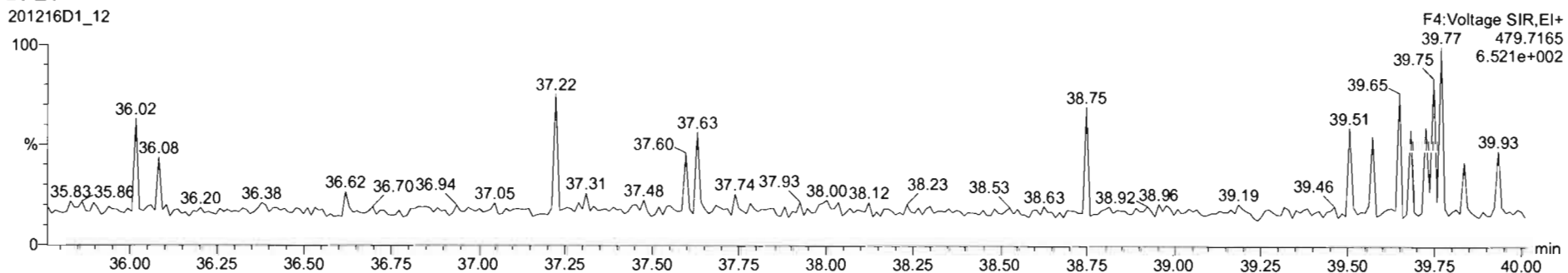
1,2,3,4,6,7,8-HpCDF



13C-1,2,3,4,6,7,8-HpCDF

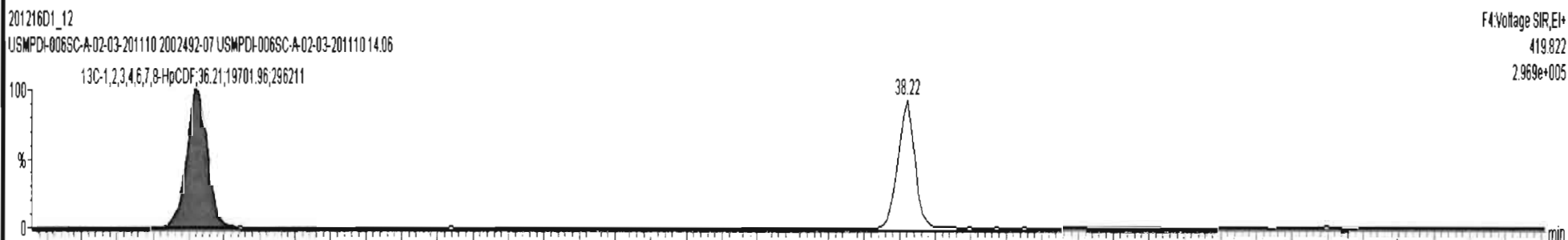
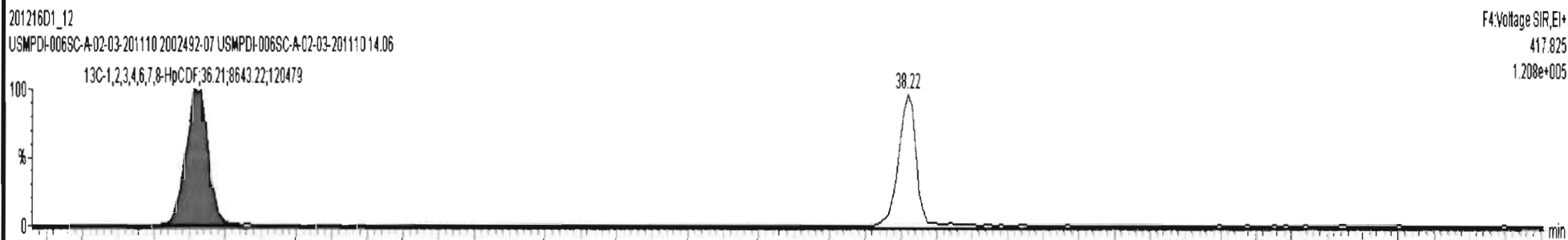
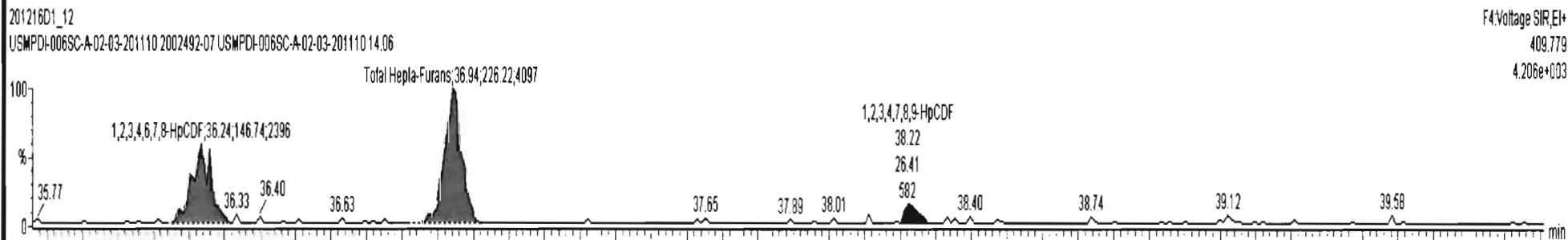
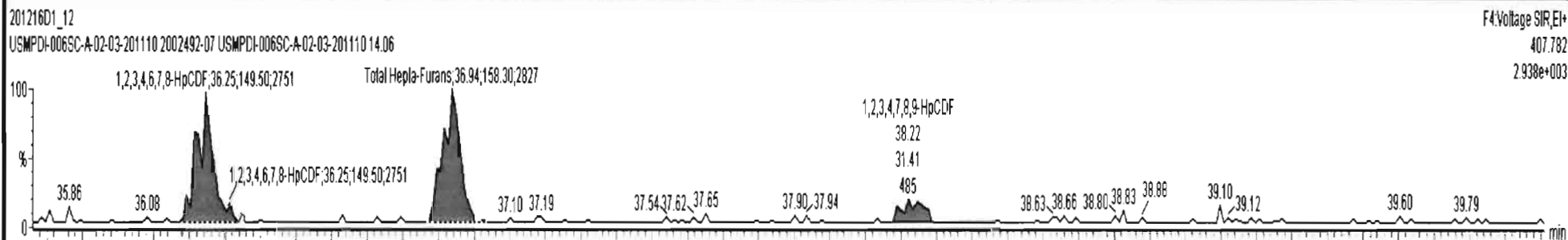


DPE4

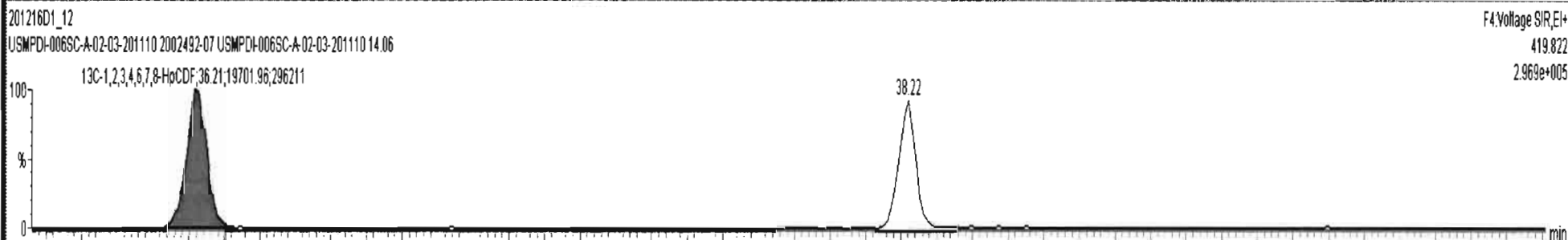
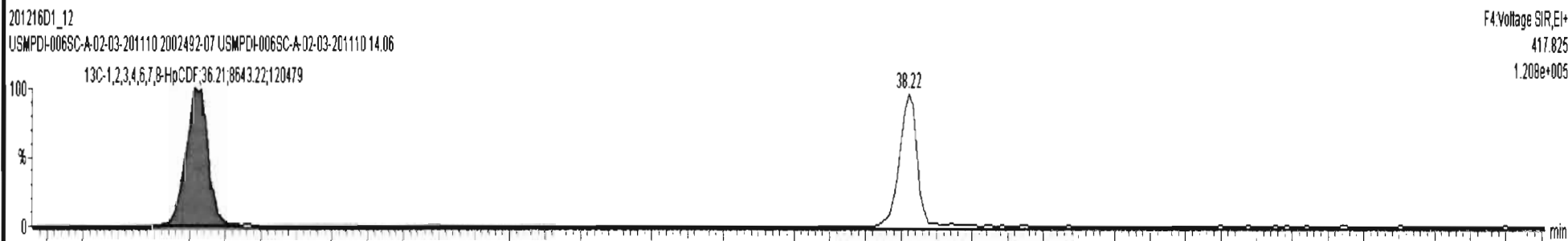
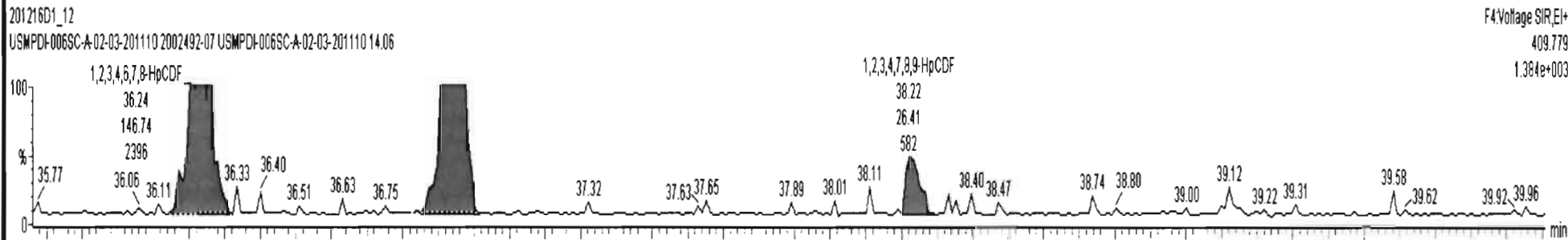
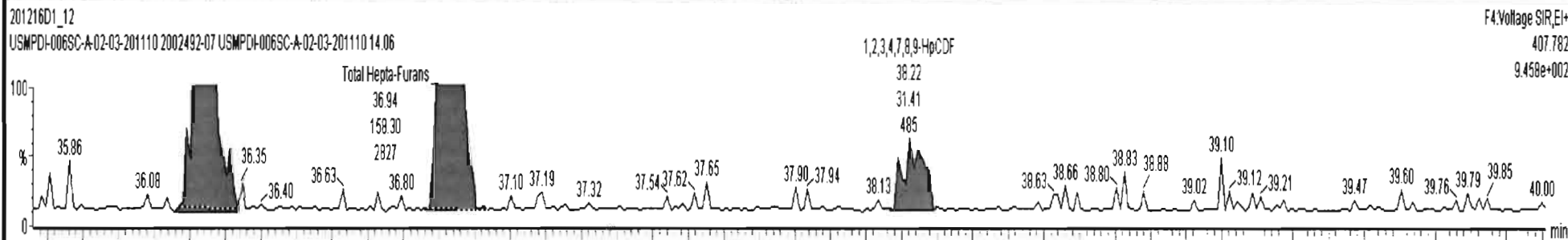




201216D1\_12 - 2002492-07 USMPDI-006SC-A-02-03-201110 14.06 - USMPDI-006SC-A-02-03-201110



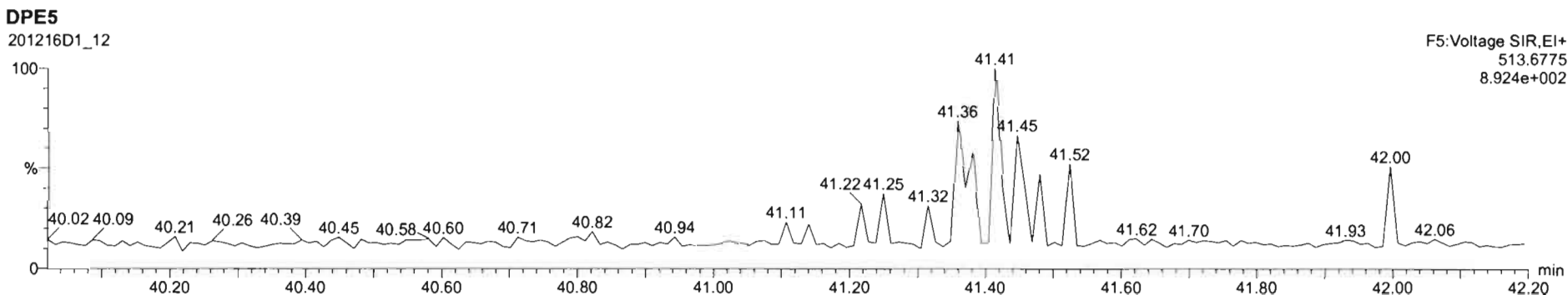
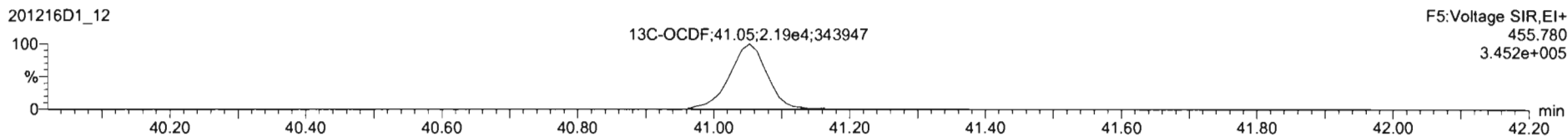
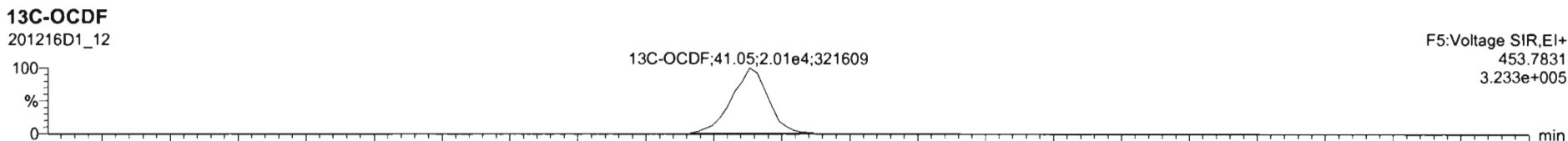
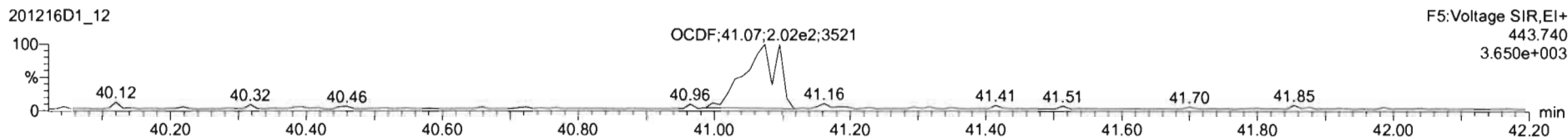
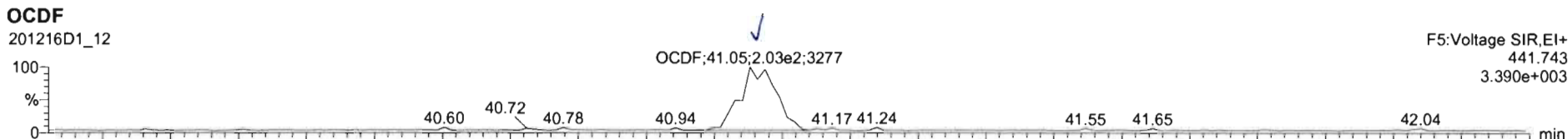
201216D1\_12 - 2002492-07 USMPDI-006SC-A-02-03-201110 14.06 - USMPDI-006SC-A-02-03-201110



Dataset: U:\VG7.PRO\Results\201216D1\201216D1\_12.qld

Last Altered: Thursday, December 17, 2020 09:50:39 Pacific Standard Time  
Printed: Thursday, December 17, 2020 09:51:05 Pacific Standard Time

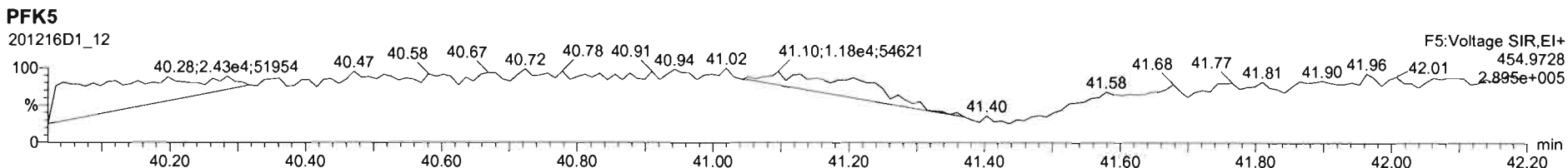
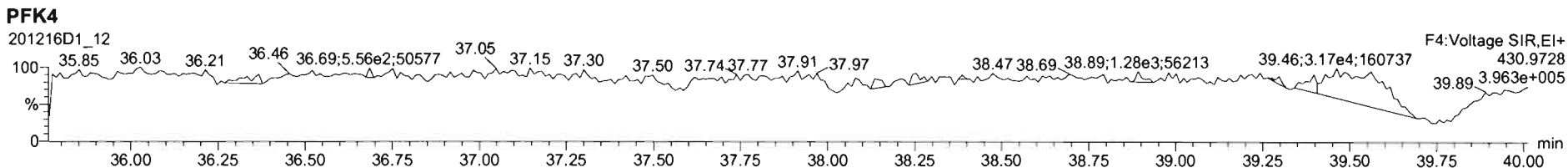
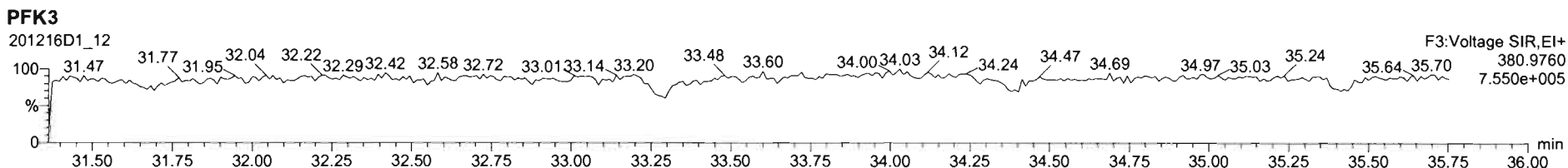
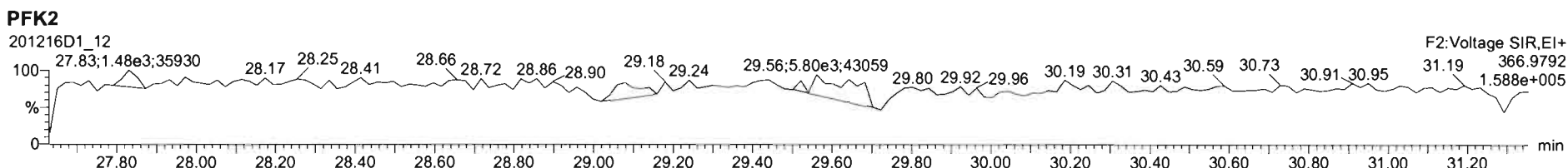
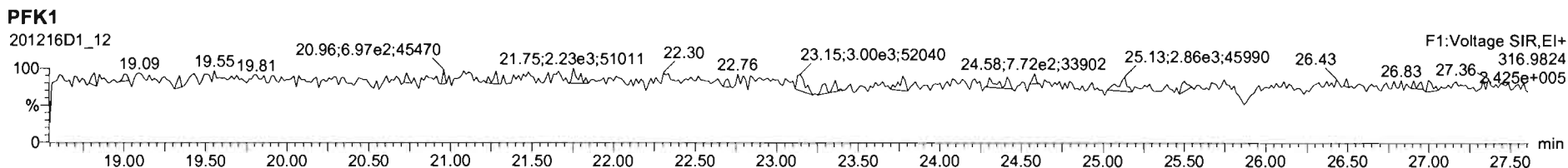
Name: 201216D1\_12, Date: 16-Dec-2020, Time: 23:12:56, ID: 2002492-07 USMPDI-006SC-A-02-03-201110 14.06, Description: USMPDI-006SC-A-02-03-201110



Dataset: U:\VG7.PRO\Results\201216D1\201216D1\_12.qld

Last Altered: Thursday, December 17, 2020 09:50:39 Pacific Standard Time  
Printed: Thursday, December 17, 2020 09:51:05 Pacific Standard Time

Name: 201216D1\_12, Date: 16-Dec-2020, Time: 23:12:56, ID: 2002492-07 USMPDI-006SC-A-02-03-201110 14.06, Description: USMPDI-006SC-A-02-03-201110



Dataset: U:\VG7.PRO\Results\201216D1\201216D1\_13.qld

Last Altered: Thursday, December 17, 2020 14:59:27 Pacific Standard Time  
Printed: Thursday, December 17, 2020 15:01:24 Pacific Standard Time

*DB 12/17/20 CT 12/18/2020*

Method: C:\MassLynx\Default.PRO\MethDB\1613\_rrt.mdb 10 Dec 2020 12:07:43  
Calibration: U:\VG7.PRO\CurveDB\ZB\_DIOXIN\_1613vg7-9-30-20.cdb 01 Oct 2020 09:27:37

Name: 201216D1\_13, Date: 16-Dec-2020, Time: 23:59:09, ID: 2002492-08 USMPDI-006SC-A-03-04-201110 12.35, Description: USMPDI-006SC-A-03-04-201110

#	Name	Resp	RA	n/y	RRF	wt/vol	Pred.RT	RT	Pred.RRT	RRT	Conc.	%Rec	DL	EMPC
1	1 2,3,7,8-TCDD			NO	1.00	10.190	26.066		1.001				0.361	
2	2 1,2,3,7,8-PeCDD			NO	0.935	10.190	30.508		1.001				0.256	
3	3 1,2,3,4,7,8-HxCDD			NO	1.15	10.190	33.755		1.000				0.498	
4	4 1,2,3,6,7,8-HxCDD			NO	1.02	10.190	33.855		1.000				0.510	
5	5 1,2,3,7,8,9-HxCDD			NO	1.06	10.190	34.163		1.001				0.540	
6	6 1,2,3,4,6,7,8-HpCDD	1.04e2	0.73	YES	1.00	10.190	37.564	37.57	1.000	1.001	<del>1.2096</del>		0.512	0.998
7	7 OCDD	6.60e2	0.75	YES	0.952	10.190	40.724	40.74	1.000	1.000	<del>10.524</del>		0.468	9.60
8	8 2,3,7,8-TCDF			NO	1.01	10.190	25.418		1.001				0.170	
9	9 1,2,3,7,8-PeCDF			NO	0.998	10.190	29.321		1.001				0.206	
10	10 2,3,4,7,8-PeCDF			NO	1.07	10.190	30.356		1.001				0.214	
11	11 1,2,3,4,7,8-HxCDF			NO	1.05	10.190	32.834		1.000				0.141	
12	12 1,2,3,6,7,8-HxCDF			NO	1.10	10.190	32.987		1.000				0.148	
13	13 2,3,4,6,7,8-HxCDF			NO	1.09	10.190	33.669		1.001				0.157	
14	14 1,2,3,7,8,9-HxCDF			NO	1.08	10.190	34.645		1.000				0.189	
15	15 1,2,3,4,6,7,8-HpCDF			NO	1.13	10.190	36.261		1.001				0.172	
16	16 1,2,3,4,7,8,9-HpCDF			NO	1.29	10.190	38.222		1.000				0.166	
17	17 OCDF			NO	0.953	10.190	41.053		1.000				0.208	
18	18 13C-2,3,7,8-TCDD	3.06e4	0.79	NO	1.17	10.190	25.974	26.03	1.026	1.028	191.01	97.3	1.26	
19	19 13C-1,2,3,7,8-PeCDD	1.92e4	0.68	NO	0.914	10.190	30.529	30.49	1.206	1.204	153.96	78.4	0.737	
20	20 13C-1,2,3,4,7,8-HxCDD	1.98e4	1.35	NO	0.634	10.190	33.750	33.74	1.014	1.014	202.54	103	1.66	
21	21 13C-1,2,3,6,7,8-HxCDD	2.32e4	1.29	NO	0.724	10.190	33.860	33.85	1.017	1.017	207.10	106	1.46	
22	22 13C-1,2,3,7,8,9-HxCDD	2.18e4	1.24	NO	0.716	10.190	34.129	34.13	1.025	1.025	196.88	100	1.47	
23	23 13C-1,2,3,4,6,7,8-HpCDD	1.68e4	1.06	NO	0.660	10.190	37.578	37.55	1.129	1.128	164.86	84.0	2.40	
24	24 13C-OCDD	2.59e4	0.92	NO	0.587	10.190	40.587	40.72	1.219	1.224	285.62	72.8	1.03	
25	25 13C-2,3,7,8-TCDF	4.89e4	0.75	NO	1.02	10.190	25.374	25.39	1.002	1.003	172.48	87.9	1.02	
26	26 13C-1,2,3,7,8-PeCDF	3.44e4	1.62	NO	0.842	10.190	29.258	29.30	1.156	1.157	147.15	75.0	1.16	
27	27 13C-2,3,4,7,8-PeCDF	3.29e4	1.65	NO	0.802	10.190	30.151	30.33	1.191	1.198	147.77	75.3	1.22	
28	28 13C-1,2,3,4,7,8-HxCDF	3.14e4	0.51	NO	1.00	10.190	32.885	32.83	0.988	0.986	202.66	103	1.80	
29	29 13C-1,2,3,6,7,8-HxCDF	3.09e4	0.49	NO	1.02	10.190	33.018	32.98	0.992	0.991	196.29	100	1.77	
30	30 13C-2,3,4,6,7,8-HxCDF	3.14e4	0.51	NO	0.955	10.190	33.587	33.63	1.009	1.011	212.99	109	1.88	
31	31 13C-1,2,3,7,8,9-HxCDF	2.82e4	0.54	NO	0.851	10.190	34.662	34.65	1.041	1.041	214.30	109	2.11	

Vista Analytical Laboratory

Dataset: U:\VG7.PRO\Results\201216D1\201216D1\_13.qld

Last Altered: Thursday, December 17, 2020 14:59:27 Pacific Standard Time

Printed: Thursday, December 17, 2020 15:01:24 Pacific Standard Time

Name: 201216D1\_13, Date: 16-Dec-2020, Time: 23:59:09, ID: 2002492-08 USMPDI-006SC-A-03-04-201110 12.35, Description: USMPDI-006SC-A-03-04-201110

	# Name	Resp	RA	n/y	RRF	wt/vol	Pred.RT	RT	Pred.RRT	RRT	Conc.	%Rec	DL	EMPC
32	32 13C-1,2,3,4,6,7,8-HpCDF	2.45e4	0.43	NO	0.848	10.190	36.180	36.22	1.087	1.088	186.76	95.2	1.90	
33	33 13C-1,2,3,4,7,8,9-HpCDF	1.89e4	0.43	NO	0.624	10.190	38.177	38.22	1.147	1.148	195.47	99.6	2.59	
34	34 13C-OCDF	3.59e4	0.92	NO	0.730	10.190	40.740	41.05	1.224	1.233	318.53	81.1	0.741	
35	35 37Cl-2,3,7,8-TCDD	1.40e4			1.21	10.190	25.972	26.05	1.026	1.029	84.618	108	0.204	
36	36 13C-1,2,3,4-TCDD	2.68e4	0.82	NO	1.00	10.190	25.300	25.32	1.000	1.000	196.27	100	1.47	
37	37 13C-1,2,3,4-TCDF	5.45e4	0.85	NO	1.00	10.190	23.880	23.91	1.000	1.000	196.27	100	1.04	
38	38 13C-1,2,3,4,6,9-HxCDF	3.03e4	0.51	NO	1.00	10.190	33.310	33.28	1.000	1.000	196.27	100	1.80	
39	39 Total Tetra-Dioxins				1.00	10.190	24.620		0.000				0.245	
40	40 Total Penta-Dioxins				0.935	10.190	29.960		0.000				0.106	
41	41 Total Hexa-Dioxins				1.02	10.190	33.635		0.000		0.71558		0.296	0.716
42	42 Total Hepta-Dioxins				1.00	10.190	37.640		0.000		0.00000		0.512	2.60
43	43 Total Tetra-Furans				1.01	10.190	23.610		0.000				0.0770	
44	44 1st Func. Penta-Furans				0.998	10.190	26.750		0.000				0.0263	
45	45 Total Penta-Furans				0.998	10.190	29.275		0.000				0.0793	
46	46 Total Hexa-Furans				1.09	10.190	33.555		0.000				0.103	
47	47 Total Hepta-Furans				1.13	10.190	37.835		0.000				0.117	



Vista Analytical Laboratory

Dataset: U:\VG7.PRO\Results\201216D1\201216D1\_13.qld

Last Altered: Thursday, December 17, 2020 14:59:27 Pacific Standard Time

Printed: Thursday, December 17, 2020 15:01:24 Pacific Standard Time

Method: C:\MassLynx\Default.PRO\MethDB\1613\_rrt.mdb 10 Dec 2020 12:07:43

Calibration: U:\VG7.PRO\CurveDB\ZB\_DIOXIN\_1613vg7-9-30-20.cdb 01 Oct 2020 09:27:37

Name: 201216D1\_13, Date: 16-Dec-2020, Time: 23:59:09, ID: 2002492-08 USMPDI-006SC-A-03-04-201110 12.35, Description: USMPDI-006SC-A-03-04-201110

**Tetra-Dioxins**

	Name	RT	m1 Height	m2 Height	m1 Resp	m2 Resp	RA	n/y	Resp	Conc.	EMPC	DL
1												

**Penta-Dioxins**

	Name	RT	m1 Height	m2 Height	m1 Resp	m2 Resp	RA	n/y	Resp	Conc.	EMPC	DL
1												

**Hexa-Dioxins**

	Name	RT	m1 Height	m2 Height	m1 Resp	m2 Resp	RA	n/y	Resp	Conc.	EMPC	DL
1	Total Hexa-Dioxins	32.12	9.080e2	8.680e2	4.248e1	3.809e1	1.12	NO	8.058e1	0.71558	0.71558	0.296

**Hepta-Dioxins**

	Name	RT	m1 Height	m2 Height	m1 Resp	m2 Resp	RA	n/y	Resp	Conc.	EMPC	DL
1	Total Hepta-Dioxins	36.61	1.378e3	1.616e3	7.013e1	9.259e1	0.76	YES	0.000e0	0.00000	1.6030	0.512
2	1,2,3,4,6,7,8-HpCDD	37.57	1.119e3	8.900e2	4.366e1	6.015e1	0.73	YES	1.038e2	0.00000	0.99786	0.512

**Tetra-Furans**

	Name	RT	m1 Height	m2 Height	m1 Resp	m2 Resp	RA	n/y	Resp	Conc.	EMPC	DL
1												

**Penta-Furans function 1**

	Name	RT	m1 Height	m2 Height	m1 Resp	m2 Resp	RA	n/y	Resp	Conc.	EMPC	DL
1												

Vista Analytical Laboratory

Dataset: U:\VG7.PRO\Results\201216D1\201216D1\_13.qld

Last Altered: Thursday, December 17, 2020 14:59:27 Pacific Standard Time

Printed: Thursday, December 17, 2020 15:01:24 Pacific Standard Time

Name: 201216D1\_13, Date: 16-Dec-2020, Time: 23:59:09, ID: 2002492-08 USMPDI-006SC-A-03-04-201110 12.35, Description: USMPDI-006SC-A-03-04-201110

**Penta-Furans**

	Name	RT	m1 Height	m2 Height	m1 Resp	m2 Resp	RA	n/y	Resp	Conc.	EMPC	DL
1												

**Hexa-Furans**

	Name	RT	m1 Height	m2 Height	m1 Resp	m2 Resp	RA	n/y	Resp	Conc.	EMPC	DL
1												

**Hepta-Furans**

	Name	RT	m1 Height	m2 Height	m1 Resp	m2 Resp	RA	n/y	Resp	Conc.	EMPC	DL
1												



Dataset: U:\VG7.PRO\Results\201216D1\201216D1\_13.qld

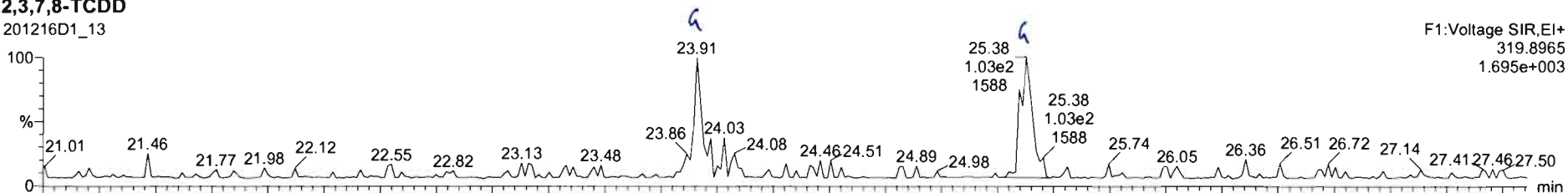
Last Altered: Thursday, December 17, 2020 09:51:11 Pacific Standard Time  
Printed: Thursday, December 17, 2020 09:51:34 Pacific Standard Time

Method: C:\MassLynx\Default.PRO\MethDB\1613\_rrt.mdb 10 Dec 2020 12:07:43  
Calibration: U:\VG7.PRO\CurveDB\ZB\_DIOXIN\_1613vg7-9-30-20.cdb 01 Oct 2020 09:27:37

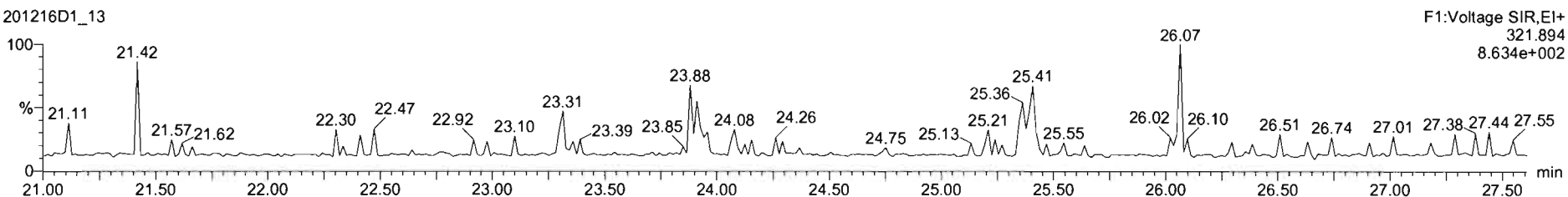
Name: 201216D1\_13, Date: 16-Dec-2020, Time: 23:59:09, ID: 2002492-08 USMPDI-006SC-A-03-04-201110 12.35, Description: USMPDI-006SC-A-03-04-201110

**2,3,7,8-TCDD**

201216D1\_13




201216D1\_13

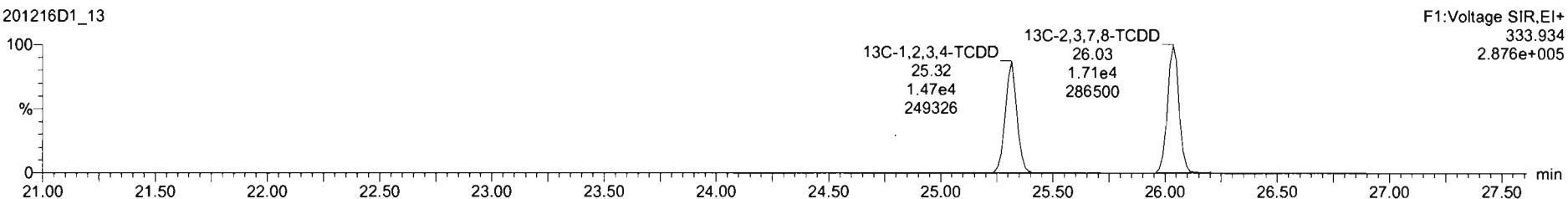


**13C-2,3,7,8-TCDD**

201216D1\_13



201216D1\_13



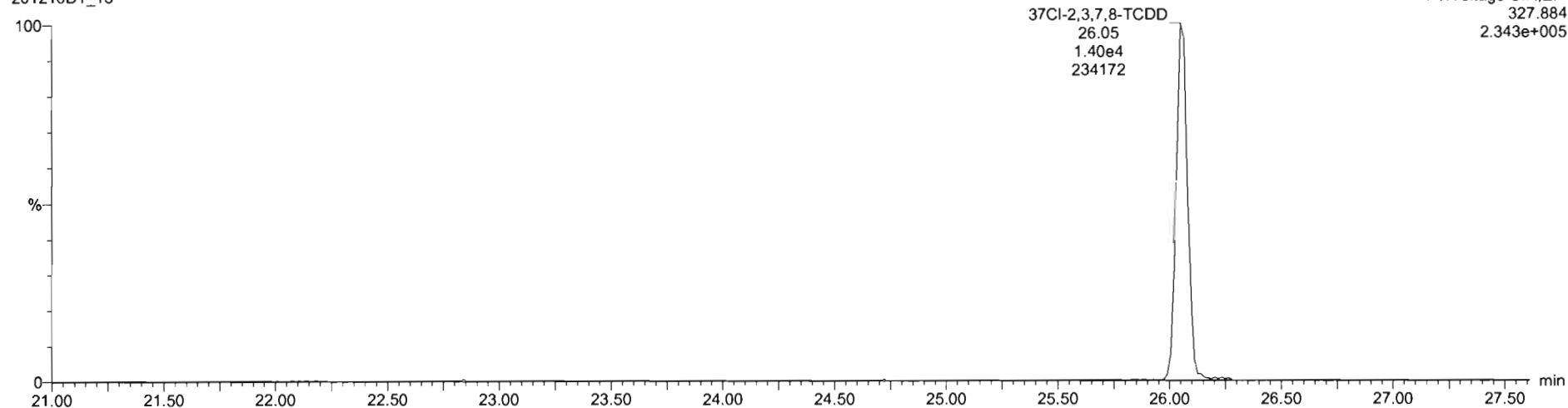
Dataset: U:\VG7.PRO\Results\201216D1\201216D1\_13.qld

Last Altered: Thursday, December 17, 2020 09:51:11 Pacific Standard Time  
Printed: Thursday, December 17, 2020 09:51:34 Pacific Standard Time

Name: 201216D1\_13, Date: 16-Dec-2020, Time: 23:59:09, ID: 2002492-08 USMPDI-006SC-A-03-04-201110 12.35, Description: USMPDI-006SC-A-03-04-201110

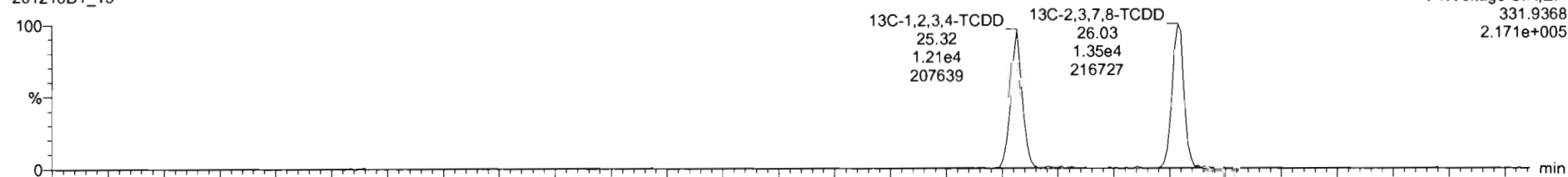
**37Cl-2,3,7,8-TCDD**

201216D1\_13

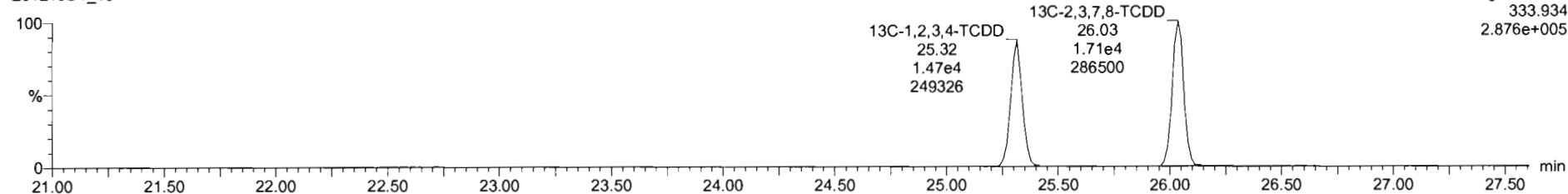


**13C-1,2,3,4-TCDD**

201216D1\_13



201216D1\_13



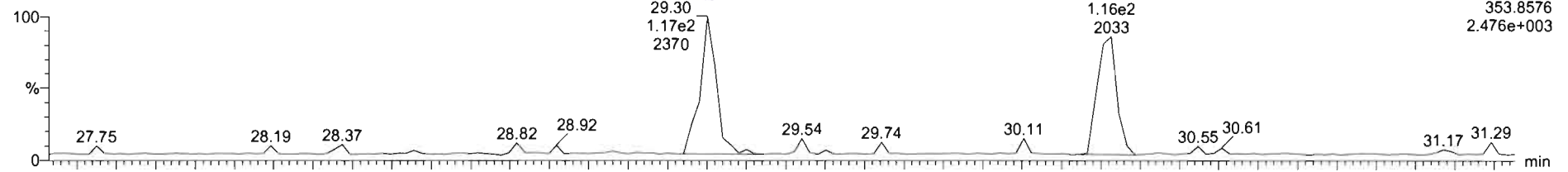
Dataset: U:\VG7.PRO\Results\201216D1\201216D1\_13.qld

Last Altered: Thursday, December 17, 2020 09:51:11 Pacific Standard Time  
Printed: Thursday, December 17, 2020 09:51:34 Pacific Standard Time

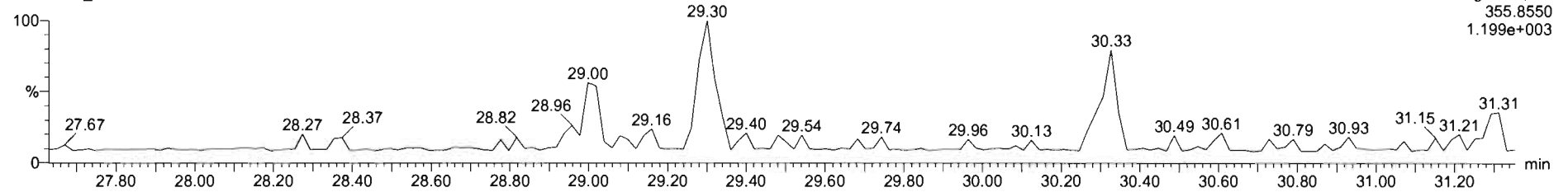
Name: 201216D1\_13, Date: 16-Dec-2020, Time: 23:59:09, ID: 2002492-08 USMPDI-006SC-A-03-04-201110 12.35, Description: USMPDI-006SC-A-03-04-201110

1,2,3,7,8-PeCDD

201216D1\_13




201216D1\_13

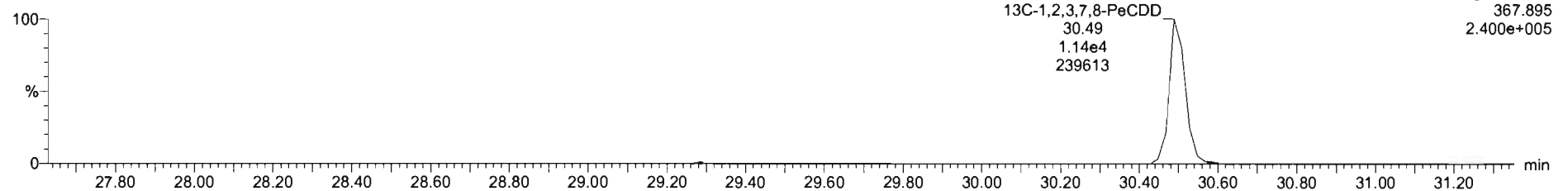


13C-1,2,3,7,8-PeCDD

201216D1\_13



201216D1\_13



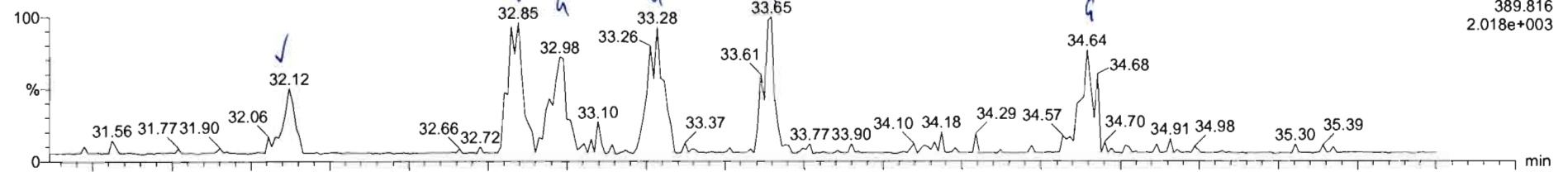
Dataset: U:\VG7.PRO\Results\201216D1\201216D1\_13.qld

Last Altered: Thursday, December 17, 2020 09:51:11 Pacific Standard Time  
Printed: Thursday, December 17, 2020 09:51:34 Pacific Standard Time

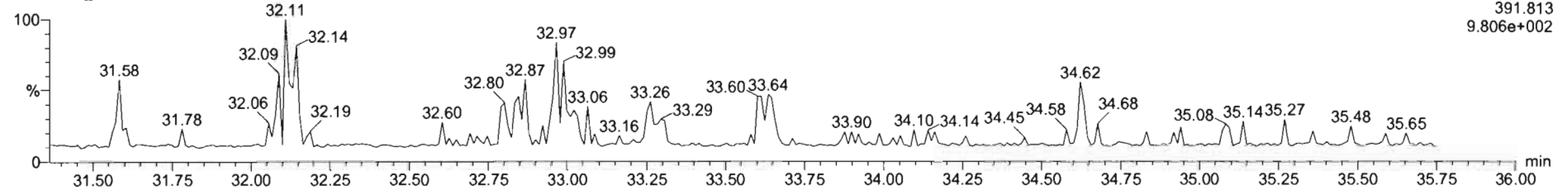
Name: 201216D1\_13, Date: 16-Dec-2020, Time: 23:59:09, ID: 2002492-08 USMPDI-006SC-A-03-04-201110 12.35, Description: USMPDI-006SC-A-03-04-201110

1,2,3,4,7,8-HxCDD

201216D1\_13

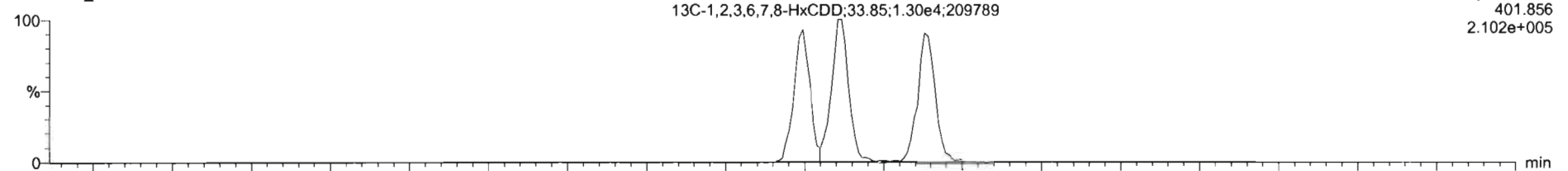


201216D1\_13

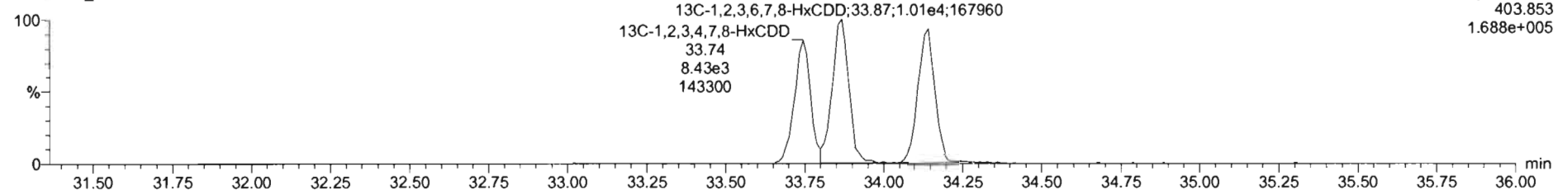


13C-1,2,3,4,7,8-HxCDD



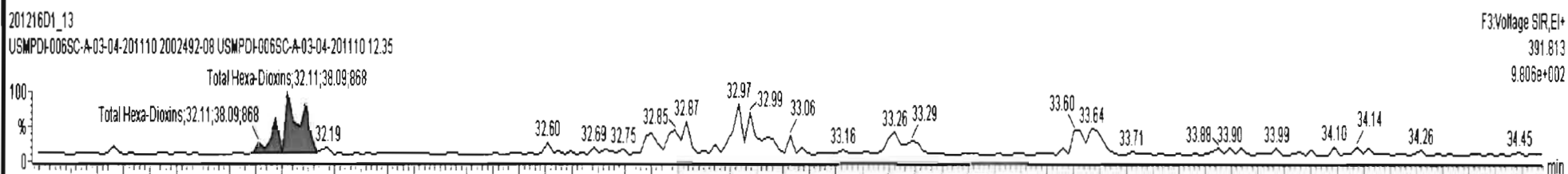
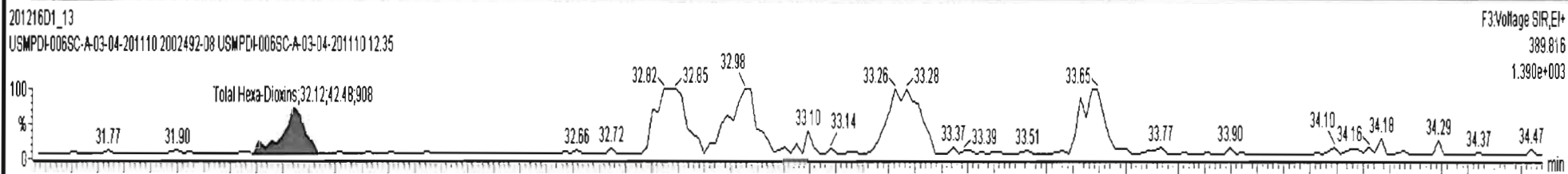
201216D1\_13



201216D1\_13



201216D1\_13 - 2002492-08 USMPDI-006SC-A-03-04-201110 12.35 - USMPDI-006SC-A-03-04-201110



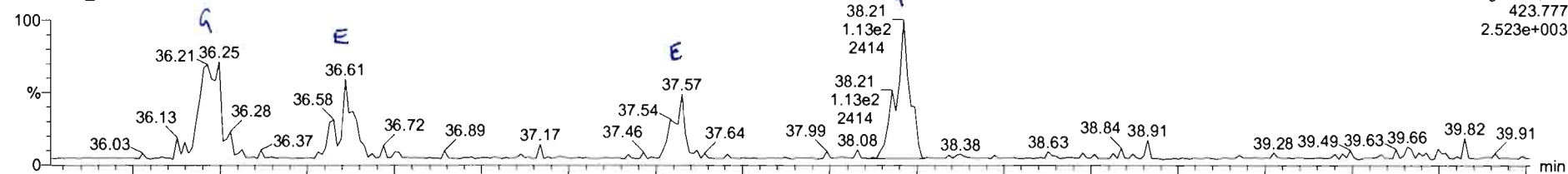
Dataset: U:\VG7.PRO\Results\201216D1\201216D1\_13.qld

Last Altered: Thursday, December 17, 2020 09:51:11 Pacific Standard Time  
Printed: Thursday, December 17, 2020 09:51:34 Pacific Standard Time

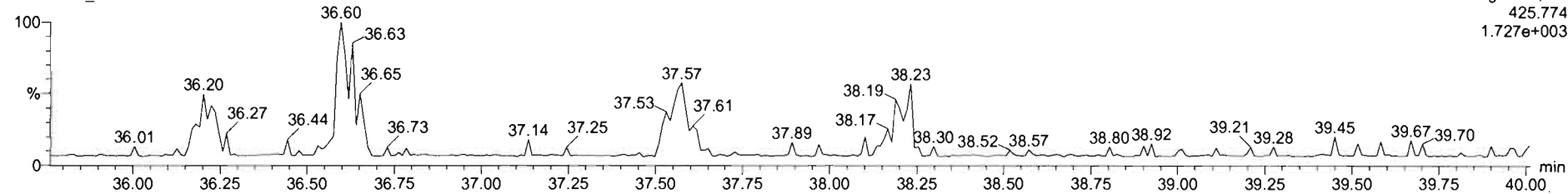
Name: 201216D1\_13, Date: 16-Dec-2020, Time: 23:59:09, ID: 2002492-08 USMPDI-006SC-A-03-04-201110 12.35, Description: USMPDI-006SC-A-03-04-201110

1,2,3,4,6,7,8-HpCDD

201216D1\_13

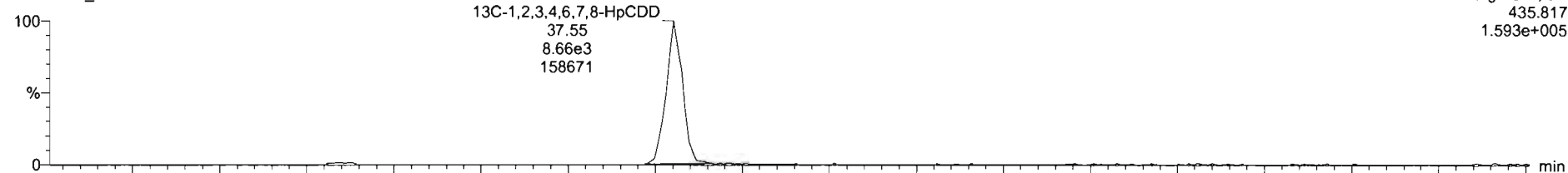


201216D1\_13

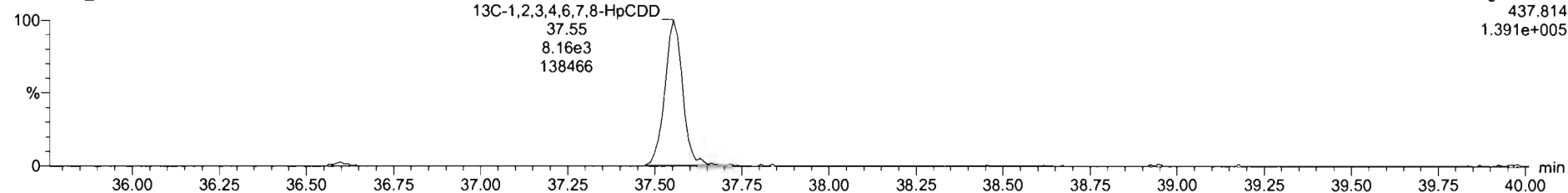


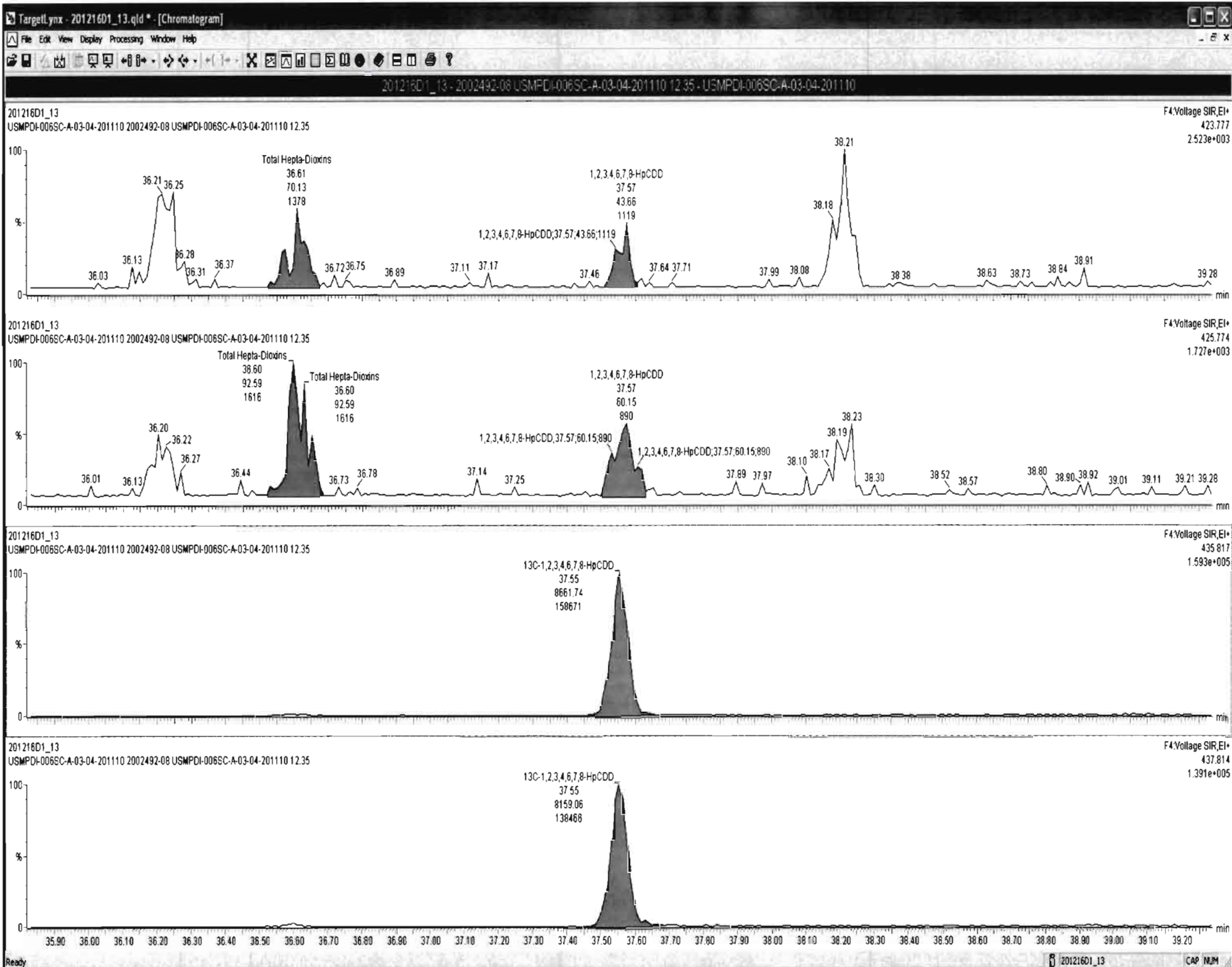
13C-1,2,3,4,6,7,8-HpCDD

201216D1\_13



201216D1\_13



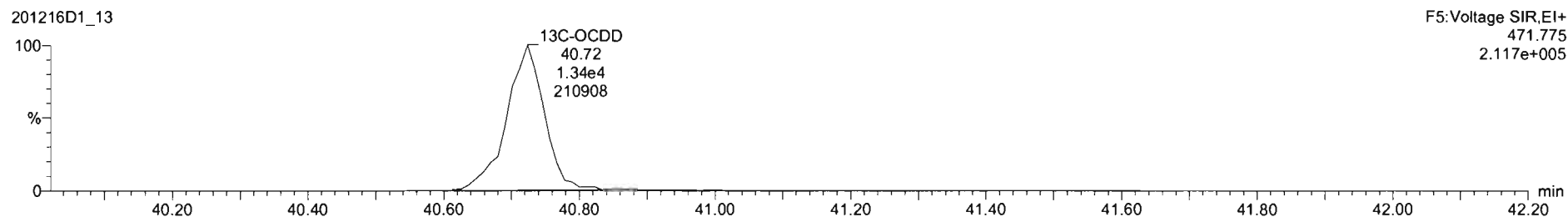

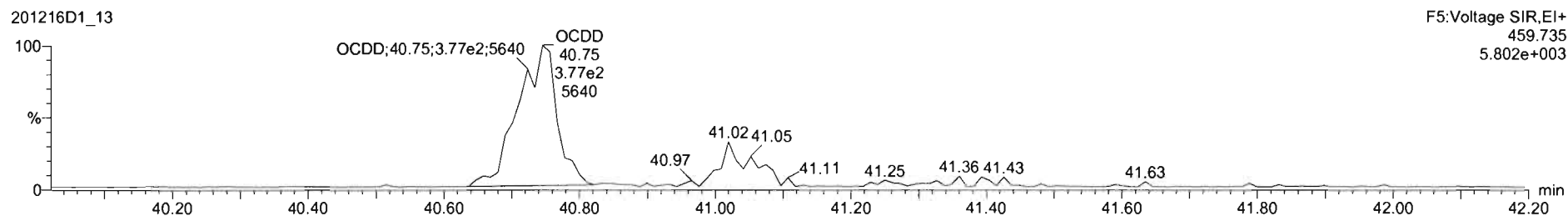
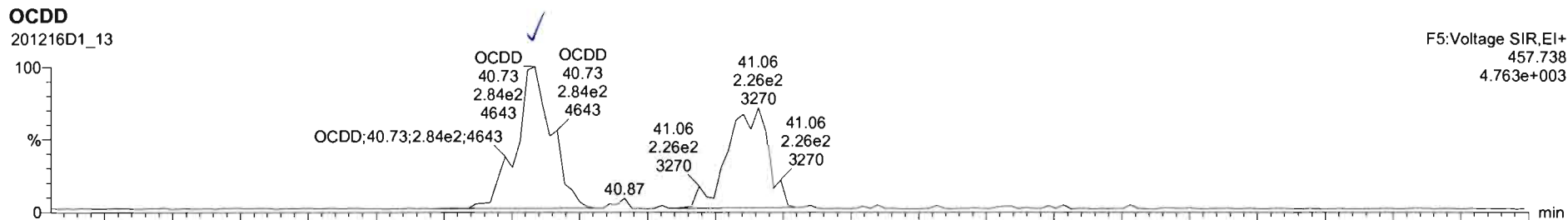




Dataset: U:\VG7.PRO\Results\201216D1\201216D1\_13.qld

Last Altered: Thursday, December 17, 2020 09:51:11 Pacific Standard Time  
Printed: Thursday, December 17, 2020 09:51:34 Pacific Standard Time

Name: 201216D1\_13, Date: 16-Dec-2020, Time: 23:59:09, ID: 2002492-08 USMPDI-006SC-A-03-04-201110 12.35, Description: USMPDI-006SC-A-03-04-201110






Dataset: U:\VG7.PRO\Results\201216D1\201216D1\_13.qld

Last Altered: Thursday, December 17, 2020 09:51:11 Pacific Standard Time  
Printed: Thursday, December 17, 2020 09:51:34 Pacific Standard Time

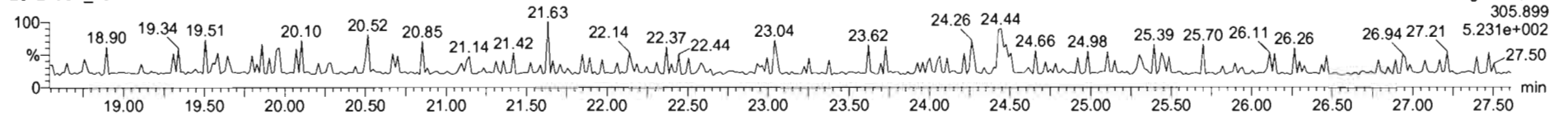
Name: 201216D1\_13, Date: 16-Dec-2020, Time: 23:59:09, ID: 2002492-08 USMPDI-006SC-A-03-04-201110 12.35, Description: USMPDI-006SC-A-03-04-201110

**2,3,7,8-TCDF**

201216D1\_13




201216D1\_13




**13C-2,3,7,8-TCDF**

201216D1\_13

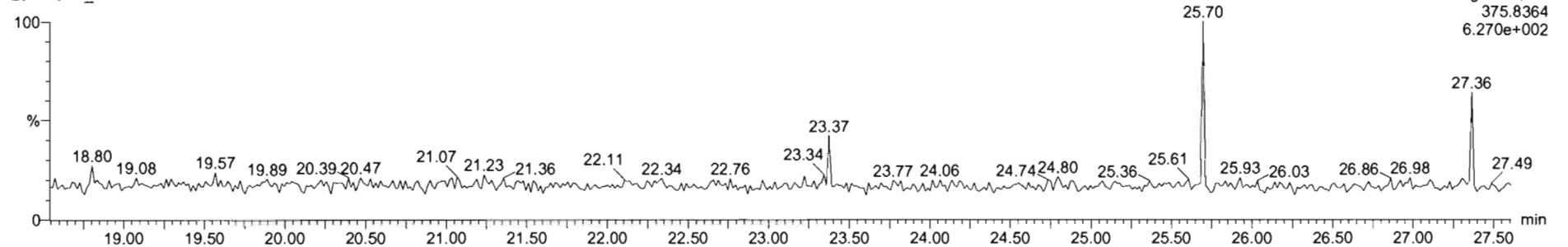


201216D1\_13



**DPE1**

201216D1\_13



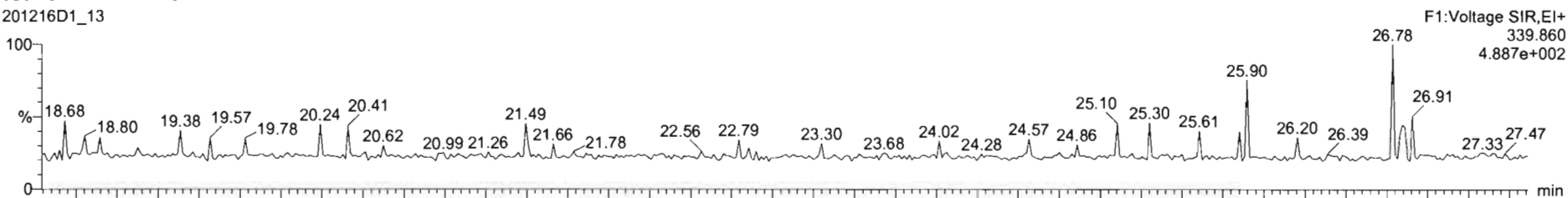
Dataset: U:\VG7.PRO\Results\201216D1\201216D1\_13.qld

Last Altered: Thursday, December 17, 2020 09:51:11 Pacific Standard Time  
Printed: Thursday, December 17, 2020 09:51:34 Pacific Standard Time

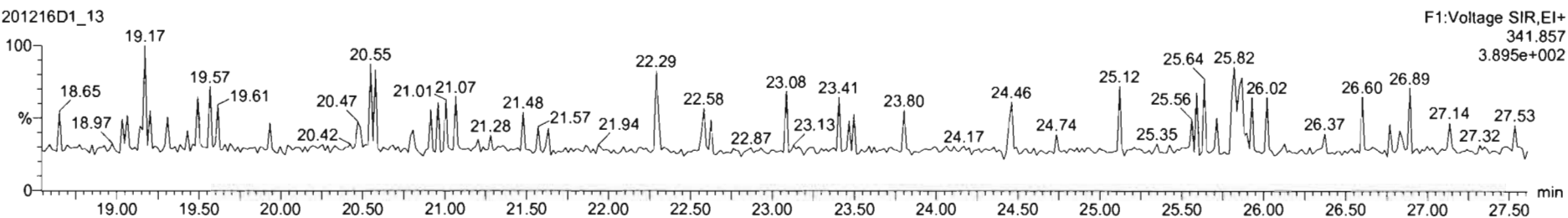
Name: 201216D1\_13, Date: 16-Dec-2020, Time: 23:59:09, ID: 2002492-08 USMPDI-006SC-A-03-04-201110 12.35, Description: USMPDI-006SC-A-03-04-201110

1st Func. Penta-Furans

201216D1\_13

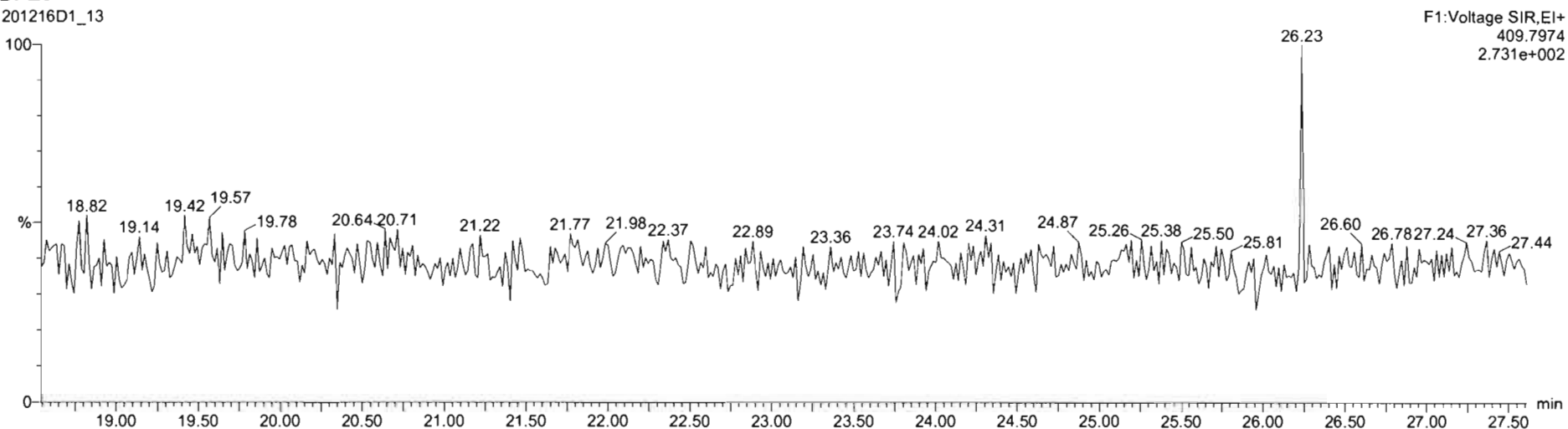


201216D1\_13



DPE6

201216D1\_13




Dataset: U:\VG7.PRO\Results\201216D1\201216D1\_13.qld

Last Altered: Thursday, December 17, 2020 09:51:11 Pacific Standard Time  
Printed: Thursday, December 17, 2020 09:51:34 Pacific Standard Time

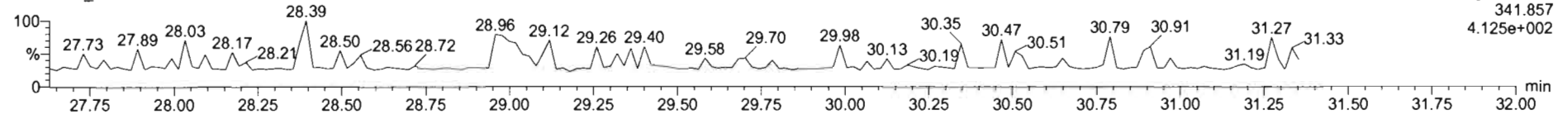
Name: 201216D1\_13, Date: 16-Dec-2020, Time: 23:59:09, ID: 2002492-08 USMPDI-006SC-A-03-04-201110 12.35, Description: USMPDI-006SC-A-03-04-201110

**1,2,3,7,8-PeCDF**

201216D1\_13

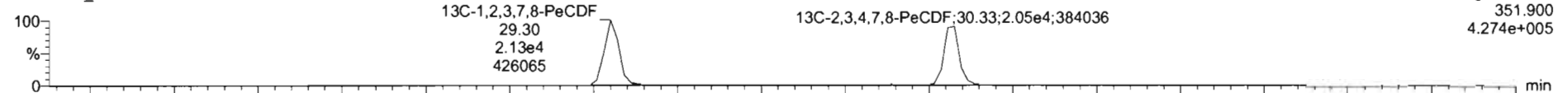


201216D1\_13




**13C-1,2,3,7,8-PeCDF**

201216D1\_13

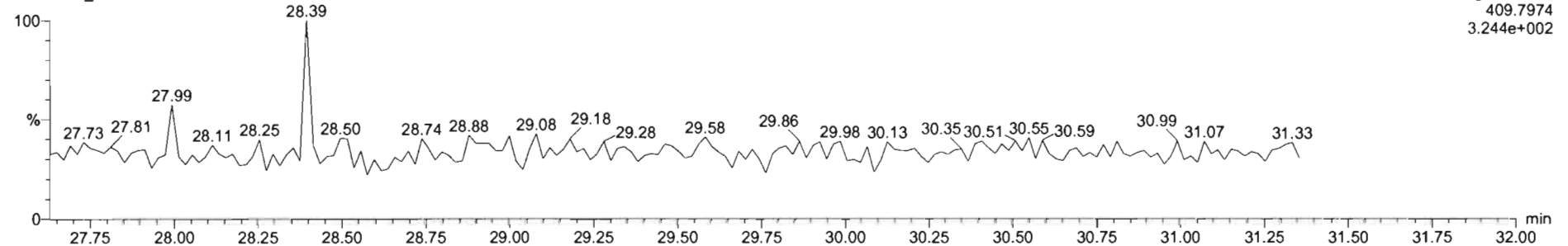


201216D1\_13



**DPE2**

201216D1\_13

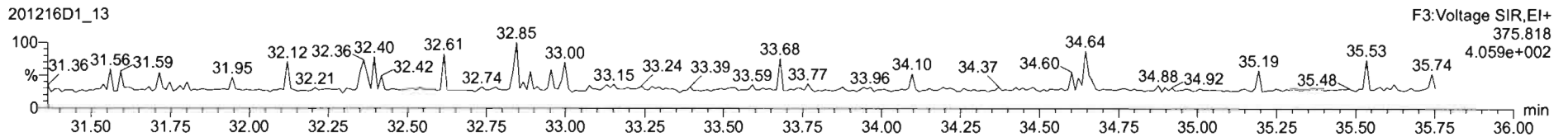
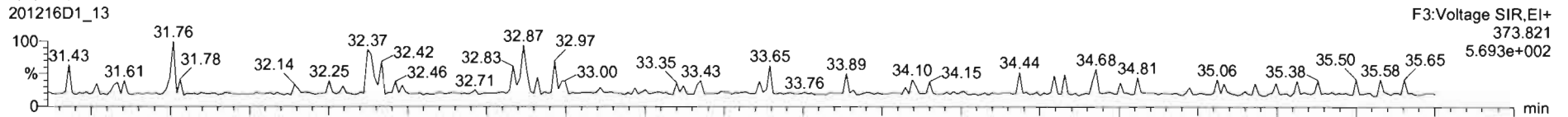


Dataset: U:\VG7.PRO\Results\201216D1\201216D1\_13.qld

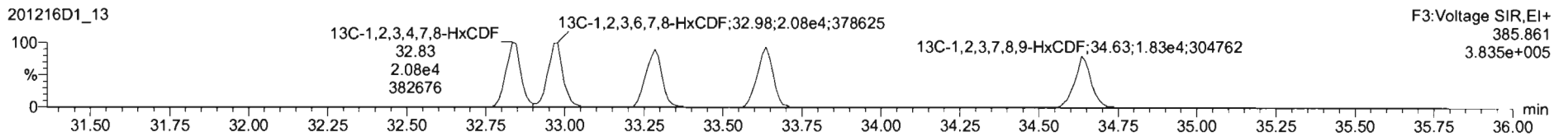
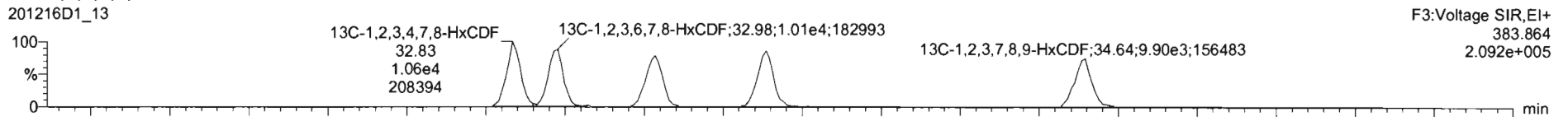
Last Altered: Thursday, December 17, 2020 09:51:11 Pacific Standard Time  
Printed: Thursday, December 17, 2020 09:51:34 Pacific Standard Time

Name: 201216D1\_13, Date: 16-Dec-2020, Time: 23:59:09, ID: 2002492-08 USMPDI-006SC-A-03-04-201110 12.35, Description: USMPDI-006SC-A-03-04-201110

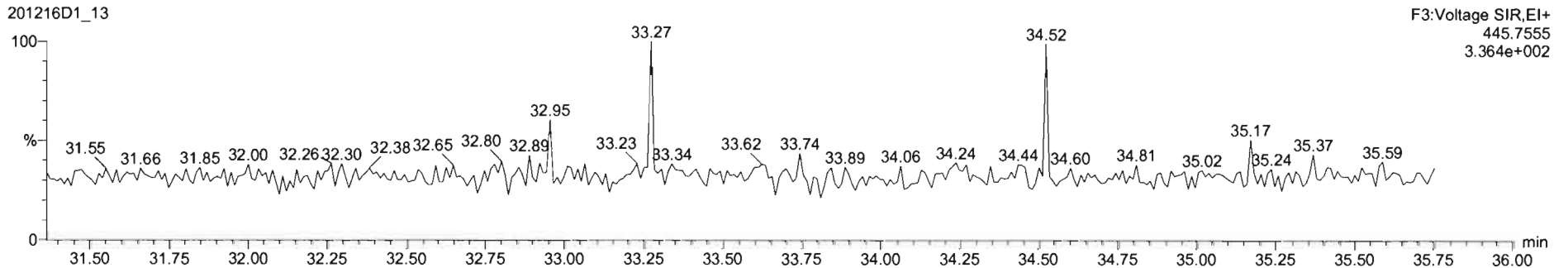
1,2,3,4,7,8-HxCDF



13C-1,2,3,4,7,8-HxCDF



DPE3

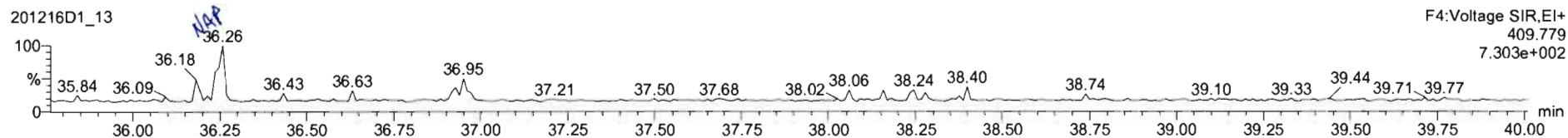
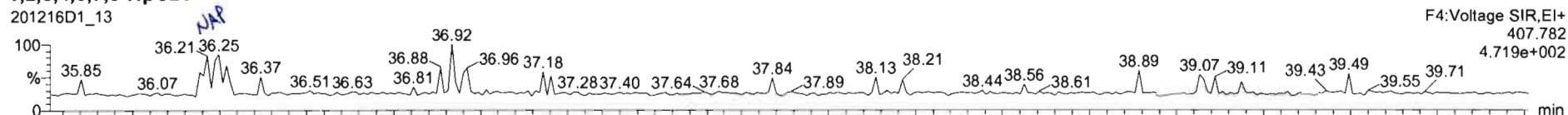


Dataset: U:\VG7.PRO\Results\201216D1\201216D1\_13.qld



Last Altered: Thursday, December 17, 2020 09:51:11 Pacific Standard Time  
Printed: Thursday, December 17, 2020 09:51:34 Pacific Standard Time

Name: 201216D1\_13, Date: 16-Dec-2020, Time: 23:59:09, ID: 2002492-08 USMPDI-006SC-A-03-04-201110 12.35, Description: USMPDI-006SC-A-03-04-201110

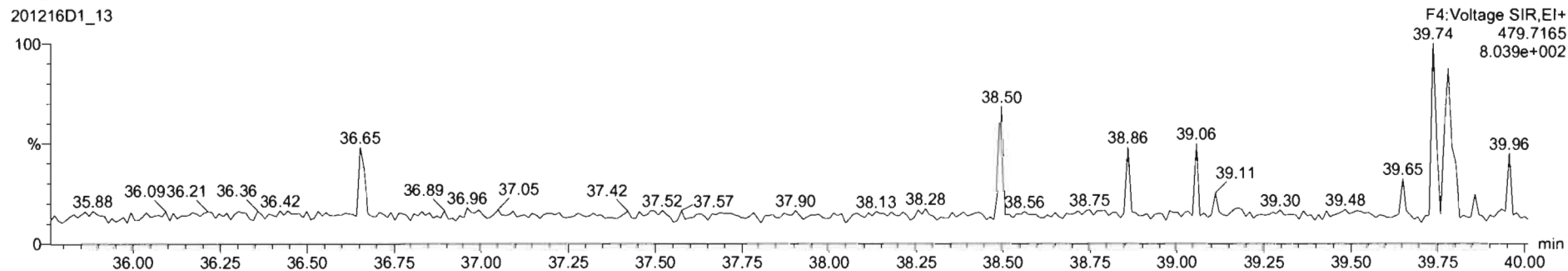
1,2,3,4,6,7,8-HpCDF



13C-1,2,3,4,6,7,8-HpCDF



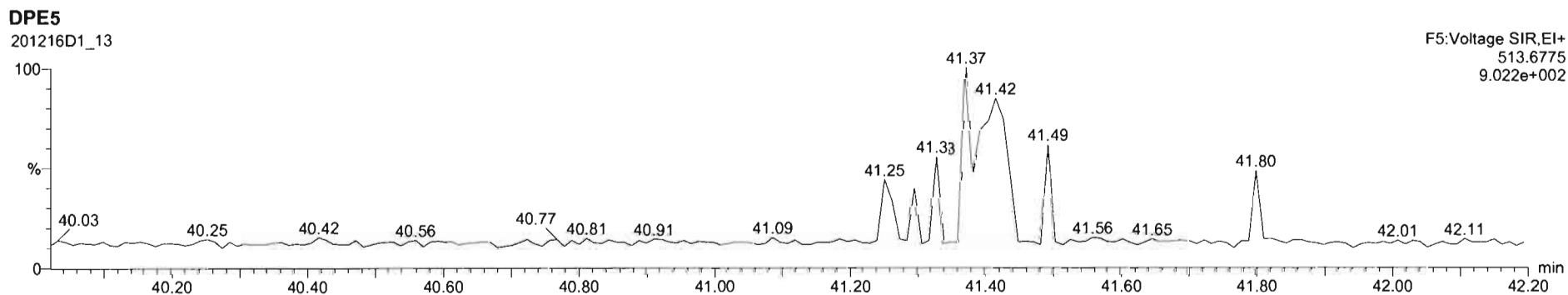
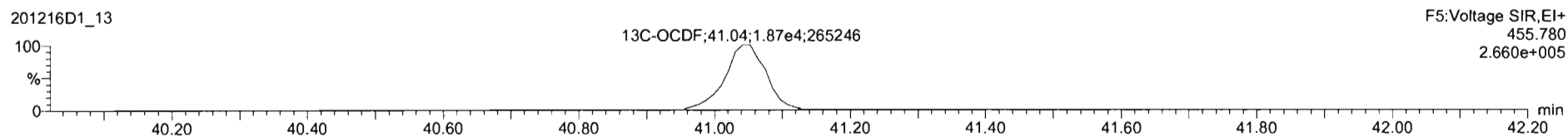
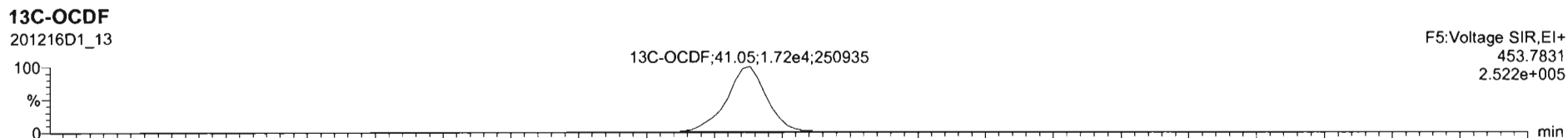
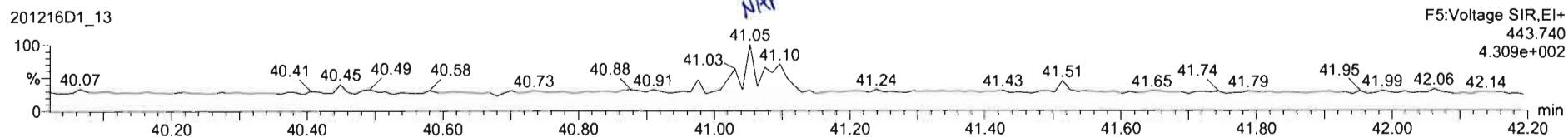
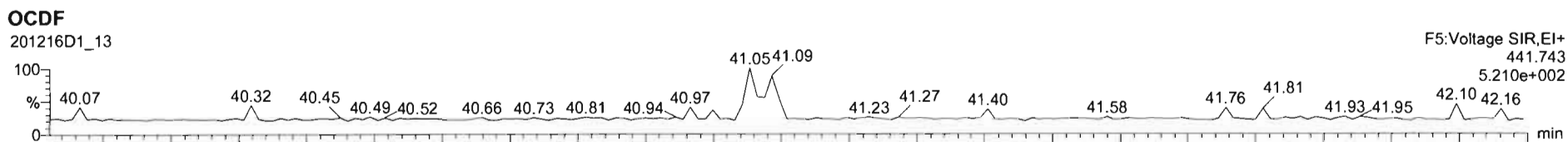
DPE4



Dataset: U:\VG7.PRO\Results\201216D1\201216D1\_13.qld

Last Altered: Thursday, December 17, 2020 09:51:11 Pacific Standard Time  
Printed: Thursday, December 17, 2020 09:51:34 Pacific Standard Time

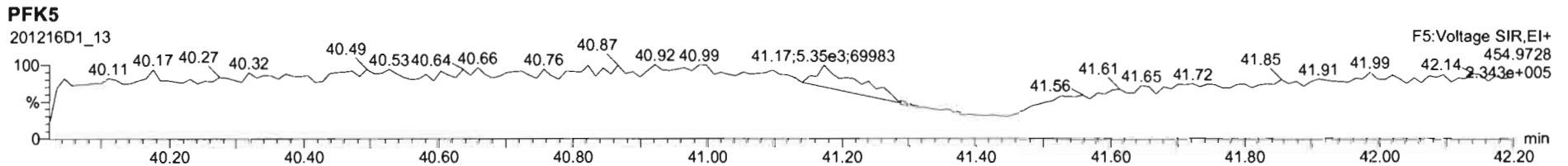
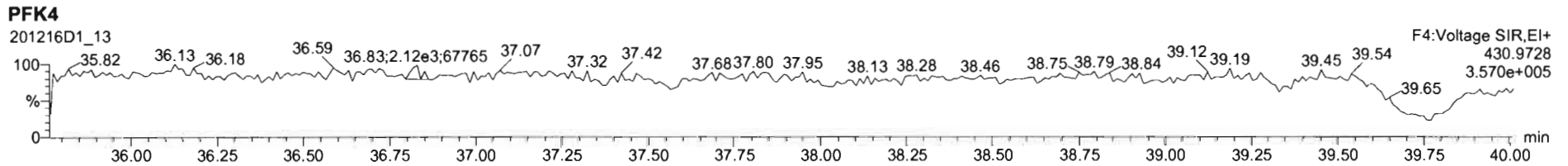
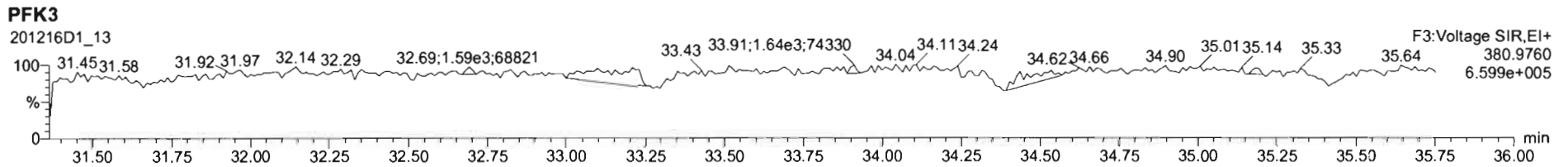
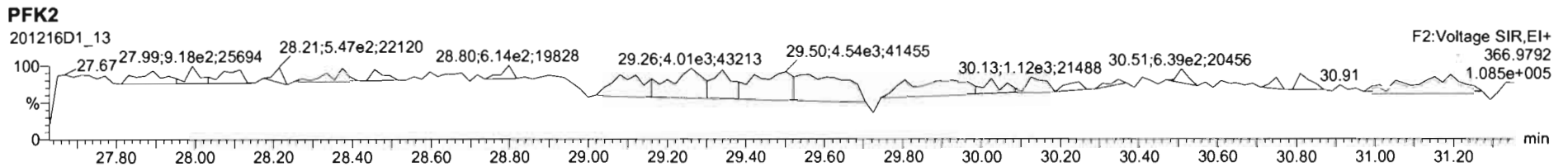
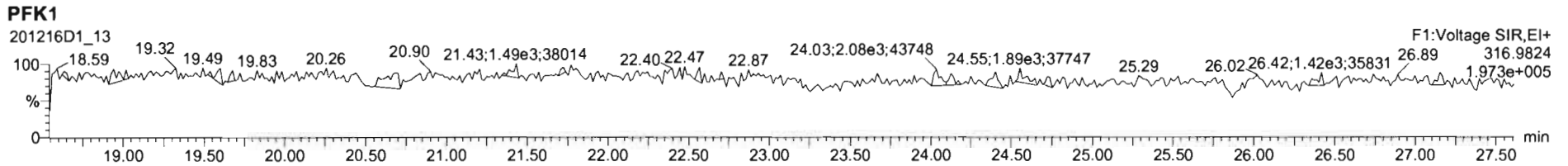
Name: 201216D1\_13, Date: 16-Dec-2020, Time: 23:59:09, ID: 2002492-08 USMPDI-006SC-A-03-04-201110 12.35, Description: USMPDI-006SC-A-03-04-201110



Dataset: U:\VG7.PRO\Results\201216D1\201216D1\_13.qld

Last Altered: Thursday, December 17, 2020 09:51:11 Pacific Standard Time  
Printed: Thursday, December 17, 2020 09:51:34 Pacific Standard Time

Name: 201216D1\_13, Date: 16-Dec-2020, Time: 23:59:09, ID: 2002492-08 USMPDI-006SC-A-03-04-201110 12.35, Description: USMPDI-006SC-A-03-04-201110



Dataset: U:\VG12.PRO\Results\201218R1\201218R1\_12.qld

Last Altered: Tuesday, December 22, 2020 12:22:07 PM Pacific Standard Time

Printed: Tuesday, December 22, 2020 12:22:27 PM Pacific Standard Time

*GRB 12/22/2020*

*CT 12/23/2020*

Method: Untitled 11 Dec 2020 08:35:32

Calibration: U:\VG12.PRO\CurveDB\dbDIOXIN\_1613vg12-12-03-20.cdb 04 Dec 2020 11:36:07

Name: 201218R1\_12, Date: 18-Dec-2020, Time: 18:29:30, ID: 2002492-09RE1 USMPDI-006SC-A-04-05-201110 12.2, Description: USMPDI-006SC-A-04-05-201110

#	Name	Resp	RA	n/y	RRF	wt/vol	Pred.RT	RT	Pred.RRT	RRT	Conc.	%Rec	DL	EMPC
1	1 2,3,7,8-TCDD			NO	0.980	10.047	26.337		1.001				0.0161	
2	2 1,2,3,7,8-PeCDD			NO	0.932	10.047	31.049		1.001				0.0422	
3	3 1,2,3,4,7,8-HxCDD			NO	1.02	10.047	34.337		1.001				0.0414	
4	4 1,2,3,6,7,8-HxCDD	2.97e2	1.32	NO	0.902	10.047	34.462	34.47	1.001	1.001	0.053672		0.0434	0.0537
5	5 1,2,3,7,8,9-HxCDD	2.30e2	0.86	YES	0.954	10.047	34.724	34.72	1.000	1.000	0.030915		0.0403	0.0333
6	6 1,2,3,4,6,7,8-HpCDD	4.27e3	1.08	NO	0.918	10.047	38.200	38.20	1.000	1.000	0.98160		0.0628	0.982
7	7 OCDD	3.15e4	0.87	NO	0.866	10.047	41.113	41.12	1.000	1.000	11.203		0.0953	11.2
8	8 2,3,7,8-TCDF	4.65e2	0.69	NO	0.848	10.047	25.628	25.62	1.000	1.000	0.047553		0.0125	0.0476
9	9 1,2,3,7,8-PeCDF			NO	0.960	10.047	29.754		1.000				0.0206	
10	10 2,3,4,7,8-PeCDF			NO	1.07	10.047	30.844		1.001				0.0184	
11	11 1,2,3,4,7,8-HxCDF	3.87e2	1.10	NO	0.986	10.047	33.425	33.45	1.000	1.001	0.061647		0.0215	0.0616
12	12 1,2,3,6,7,8-HxCDF	1.66e2	1.33	NO	1.04	10.047	33.571	33.56	1.001	1.000	0.025691		0.0219	0.0257
13	13 2,3,4,6,7,8-HxCDF			NO	1.02	10.047	34.232		1.001				0.0232	
14	14 1,2,3,7,8,9-HxCDF	2.58e2	1.30	NO	0.991	10.047	35.217	35.23	1.000	1.001	0.046735		0.0287	0.0467
15	15 1,2,3,4,6,7,8-HpCDF	7.44e2	0.89	NO	1.05	10.047	36.792	36.80	1.000	1.001	0.16830		0.0338	0.168
16	16 1,2,3,4,7,8,9-HpCDF	1.25e2	1.10	NO	1.18	10.047	38.817	38.82	1.000	1.000	0.029985		0.0289	0.0300
17	17 OCDF	1.73e3	0.98	NO	0.896	10.047	41.406	41.41	1.000	1.000	0.56257		0.0344	0.563
18	18 13C-2,3,7,8-TCDD	1.81e6	0.77	NO	1.06	10.047	26.307	26.31	1.030	1.030	189.08	95.0	0.0760	
19	19 13C-1,2,3,7,8-PeCDD	1.38e6	0.66	NO	0.785	10.047	31.139	31.02	1.219	1.215	193.71	97.3	0.121	
20	20 13C-1,2,3,4,7,8-HxCDD	1.11e6	1.25	NO	0.621	10.047	34.315	34.32	1.014	1.014	229.03	115	0.316	
21	21 13C-1,2,3,6,7,8-HxCDD	1.22e6	1.26	NO	0.734	10.047	34.437	34.44	1.017	1.017	213.75	107	0.267	
22	22 13C-1,2,3,7,8,9-HxCDD	1.20e6	1.25	NO	0.723	10.047	34.722	34.71	1.026	1.025	213.36	107	0.271	
23	23 13C-1,2,3,4,6,7,8-HpCDD	9.43e5	1.04	NO	0.568	10.047	38.219	38.19	1.129	1.128	213.19	107	0.623	
24	24 13C-OCDD	1.29e6	0.89	NO	0.496	10.047	41.154	41.10	1.216	1.214	334.91	84.1	0.366	
25	25 13C-2,3,7,8-TCDF	2.29e6	0.77	NO	0.919	10.047	25.608	25.63	1.003	1.003	194.93	97.9	0.0946	
26	26 13C-1,2,3,7,8-PeCDF	1.91e6	1.56	NO	0.715	10.047	29.852	29.75	1.169	1.165	208.44	105	0.307	
27	27 13C-2,3,4,7,8-PeCDF	1.94e6	1.57	NO	0.689	10.047	30.937	30.82	1.212	1.207	220.37	111	0.319	
28	28 13C-1,2,3,4,7,8-HxCDF	1.27e6	0.50	NO	0.873	10.047	33.422	33.42	0.987	0.987	186.12	93.5	0.277	
29	29 13C-1,2,3,6,7,8-HxCDF	1.24e6	0.51	NO	0.933	10.047	33.550	33.55	0.991	0.991	169.96	85.4	0.259	
30	30 13C-2,3,4,6,7,8-HxCDF	1.21e6	0.51	NO	0.843	10.047	34.217	34.21	1.011	1.011	184.85	92.9	0.287	
31	31 13C-1,2,3,7,8,9-HxCDF	1.11e6	0.50	NO	0.780	10.047	35.216	35.21	1.040	1.040	182.88	91.9	0.311	



Dataset: U:\VG12.PRO\Results\201218R1\201218R1\_12.qld

Last Altered: Tuesday, December 22, 2020 12:22:07 PM Pacific Standard Time

Printed: Tuesday, December 22, 2020 12:22:27 PM Pacific Standard Time

Name: 201218R1\_12, Date: 18-Dec-2020, Time: 18:29:30, ID: 2002492-09RE1 USMPDI-006SC-A-04-05-201110 12.2, Description: USMPDI-006SC-A-04-05-201110

#	Name	Resp	RA	n/y	RRF	wt/vol	Pred.RT	RT	Pred.RRT	RRT	Conc.	%Rec	DL	EMPC
32	32 13C-1,2,3,4,6,7,8-HpCDF	8.39e5	0.43	NO	0.726	10.047	36.790	36.77	1.087	1.086	148.29	74.5	0.347	
33	33 13C-1,2,3,4,7,8,9-HpCDF	7.05e5	0.42	NO	0.491	10.047	38.798	38.81	1.146	1.146	184.26	92.6	0.513	
34	34 13C-OCDF	1.36e6	0.87	NO	0.565	10.047	41.371	41.40	1.222	1.223	309.48	77.7	0.302	
35	35 37Cl-2,3,7,8-TCDD	8.01e5			1.22	10.047	26.302	26.33	1.030	1.031	72.664	91.3	0.0163	
36	36 13C-1,2,3,4-TCDD	1.80e6	0.77	NO	1.00	10.047	25.540	25.54	1.000	1.000	199.06	100	0.0802	
37	37 13C-1,2,3,4-TCDF	2.55e6	0.78	NO	1.00	10.047	24.130	24.03	1.000	1.000	199.06	100	0.0869	
38	38 13C-1,2,3,4,6,9-HxCDF	1.55e6	0.50	NO	1.00	10.047	33.920	33.85	1.000	1.000	199.06	100	0.242	
39	39 Total Tetra-Dioxins				0.980	10.047	24.620		0.000		0.00000		0.00920	0.0898
40	40 Total Penta-Dioxins				0.932	10.047	29.960		0.000				0.0143	
41	41 Total Hexa-Dioxins				0.902	10.047	33.635		0.000		0.57547		0.0456	0.609
42	42 Total Hepta-Dioxins				0.918	10.047	37.640		0.000		1.9513		0.0628	1.95
43	43 Total Tetra-Furans				0.848	10.047	23.610		0.000		0.14448		0.0125	0.173
44	44 1st Func. Penta-Furans				0.960	10.047	26.930		0.000		0.041077		0.00407	0.0411
45	45 Total Penta-Furans				0.960	10.047	29.275		0.000				0.0103	
46	46 Total Hexa-Furans				1.02	10.047	33.555		0.000		0.28648		0.0234	0.295
47	47 Total Hepta-Furans				1.05	10.047	37.835		0.000		0.53709		0.0332	0.537

Vista Analytical Laboratory

Dataset: U:\VG12.PRO\Results\201218R1\201218R1\_12.qld

Last Altered: Tuesday, December 22, 2020 12:22:07 PM Pacific Standard Time

Printed: Tuesday, December 22, 2020 12:22:27 PM Pacific Standard Time

Method: Untitled 11 Dec 2020 08:35:32

Calibration: U:\VG12.PRO\CurveDB\dbDIOXIN\_1613vg12-12-03-20.cdb 04 Dec 2020 11:36:07

Name: 201218R1\_12, Date: 18-Dec-2020, Time: 18:29:30, ID: 2002492-09RE1 USMPDI-006SC-A-04-05-201110 12.2, Description: USMPDI-006SC-A-04-05-201110

**Tetra-Dioxins**

	Name	RT	m1 Height	m2 Height	m1 Resp	m2 Resp	RA	n/y	Resp	Conc.	EMPC	DL
1	Total Tetra-Dioxins	24.25	5.277e3	9.555e3	4.355e2	4.520e2	0.96	YES	0.000e0	0.00000	0.089842	0.0161

**Penta-Dioxins**

	Name	RT	m1 Height	m2 Height	m1 Resp	m2 Resp	RA	n/y	Resp	Conc.	EMPC	DL
1												

**Hexa-Dioxins**

	Name	RT	m1 Height	m2 Height	m1 Resp	m2 Resp	RA	n/y	Resp	Conc.	EMPC	DL
1	Total Hexa-Dioxins	32.69	1.718e4	1.476e4	8.968e2	7.296e2	1.23	NO	1.626e3	0.30492	0.30492	0.0456
2	Total Hexa-Dioxins	33.57	1.064e4	6.899e3	6.685e2	4.883e2	1.37	NO	1.157e3	0.21689	0.21689	0.0456
3	1,2,3,6,7,8-HxCDD	34.47	3.026e3	2.699e3	1.690e2	1.283e2	1.32	NO	2.973e2	0.053672	0.053672	0.0434
4	1,2,3,7,8,9-HxCDD	34.72	2.344e3	2.929e3	1.062e2	1.235e2	0.86	YES	2.297e2	0.00000	0.033331	0.0443

**Hepta-Dioxins**

	Name	RT	m1 Height	m2 Height	m1 Resp	m2 Resp	RA	n/y	Resp	Conc.	EMPC	DL
1	Total Hepta-Dioxins	37.17	2.860e4	3.089e4	2.040e3	2.175e3	0.94	NO	4.215e3	0.96973	0.96973	0.0628
2	1,2,3,4,6,7,8-HpCDD	38.20	3.843e4	4.313e4	2.215e3	2.052e3	1.08	NO	4.267e3	0.98160	0.98160	0.0628

**Tetra-Furans**

	Name	RT	m1 Height	m2 Height	m1 Resp	m2 Resp	RA	n/y	Resp	Conc.	EMPC	DL
1	Total Tetra-Furans	21.60	2.218e3	3.197e3	1.746e2	2.163e2	0.81	NO	3.909e2	0.039991	0.039991	0.00503
2	Total Tetra-Furans	22.55	1.738e3	1.940e3	9.693e1	1.185e2	0.82	NO	2.154e2	0.022037	0.022037	0.00503
3	Total Tetra-Furans	24.60	1.809e3	2.667e3	1.206e2	2.213e2	0.54	YES	0.000e0	0.00000	0.028348	0.0125
4	Total Tetra-Furans	25.55	1.776e3	3.455e3	1.356e2	2.056e2	0.66	NO	3.412e2	0.034901	0.034901	0.0125
5	2,3,7,8-TCDF	25.62	3.618e3	5.137e3	1.894e2	2.754e2	0.69	NO	4.649e2	0.047553	0.047553	0.0125

Vista Analytical Laboratory

Dataset: U:\VG12.PRO\Results\201218R1\201218R1\_12.qld

Last Altered: Tuesday, December 22, 2020 12:22:07 PM Pacific Standard Time

Printed: Tuesday, December 22, 2020 12:22:27 PM Pacific Standard Time

Name: 201218R1\_12, Date: 18-Dec-2020, Time: 18:29:30, ID: 2002492-09RE1 USMPDI-006SC-A-04-05-201110 12.2, Description: USMPDI-006SC-A-04-05-201110

Penta-Furans function 1

	Name	RT	m1 Height	m2 Height	m1 Resp	m2 Resp	RA	n/y	Resp	Conc.	EMPC	DL
1	1st Func. Penta-Furans	27.13	5.307e3	2.851e3	2.327e2	1.488e2	1.56	NO	3.815e2	0.041077	0.041077	0.00407

Penta-Furans

	Name	RT	m1 Height	m2 Height	m1 Resp	m2 Resp	RA	n/y	Resp	Conc.	EMPC	DL
1												

Hexa-Furans

	Name	RT	m1 Height	m2 Height	m1 Resp	m2 Resp	RA	n/y	Resp	Conc.	EMPC	DL
1	Total Hexa-Furans	32.34	3.753e3	2.992e3	1.951e2	1.435e2	1.36	NO	3.386e2	0.054757	0.054757	0.0234
2	Total Hexa-Furans	32.97	7.601e3	6.543e3	3.323e2	2.715e2	1.22	NO	6.038e2	0.097652	0.097652	0.0234
3	1,2,3,4,7,8-HxCDF	33.45	3.973e3	4.113e3	2.025e2	1.840e2	1.10	NO	3.865e2	0.061647	0.061647	0.0215
4	1,2,3,6,7,8-HxCDF	33.56	2.569e3	1.590e3	9.441e1	7.123e1	1.33	NO	1.656e2	0.025691	0.025691	0.0219
5	1,2,3,7,8,9-HxCDF	35.23	3.155e3	2.229e3	1.460e2	1.124e2	1.30	NO	2.584e2	0.046735	0.046735	0.0287
6	Total Hexa-Furans	35.25	1.358e3	1.343e3	2.819e1	2.948e1	0.96	YES	0.000e0	0.00000	0.00823...	0.0234

Hepta-Furans

	Name	RT	m1 Height	m2 Height	m1 Resp	m2 Resp	RA	n/y	Resp	Conc.	EMPC	DL
1	1,2,3,4,6,7,8-HpCDF	36.80	5.421e3	5.957e3	3.498e2	3.943e2	0.89	NO	7.442e2	0.16830	0.16830	0.0338
2	Total Hepta-Furans	37.53	9.839e3	1.515e4	6.581e2	7.202e2	0.91	NO	1.378e3	0.33880	0.33880	0.0332
3	1,2,3,4,7,8,9-HpCDF	38.82	2.003e3	1.844e3	6.538e1	5.945e1	1.10	NO	1.248e2	0.029985	0.029985	0.0289

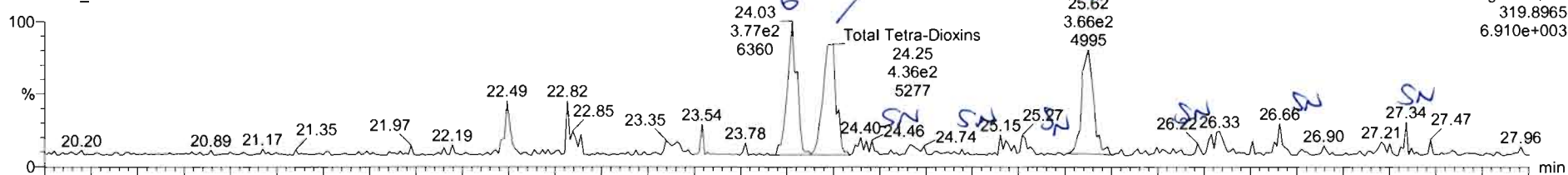
Dataset: Untitled

Last Altered: Sunday, December 20, 2020 08:09:36 Pacific Standard Time  
Printed: Sunday, December 20, 2020 08:10:42 Pacific Standard Time

Name: 201218R1\_12, Date: 18-Dec-2020, Time: 18:29:30, ID: 2002492-09RE1 USMPDI-006SC-A-04-05-201110 12.2, Description: USMPDI-006SC-A-04-05-201110

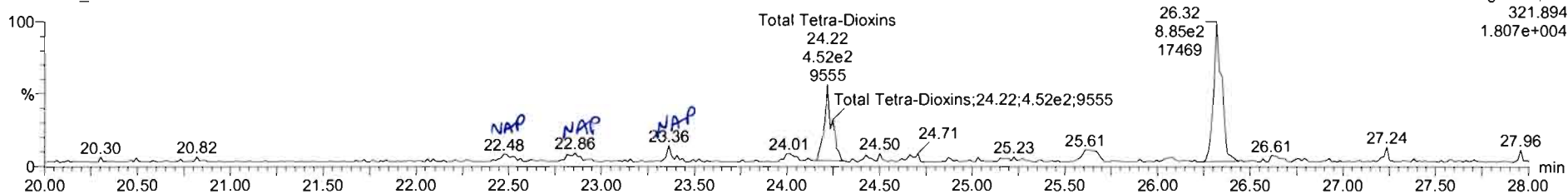
2,3,7,8-TCDD

201218R1\_12



F1:Voltage SIR,EI+  
319.8965  
6.910e+003

201218R1\_12



F1:Voltage SIR,EI+  
321.894  
1.807e+004

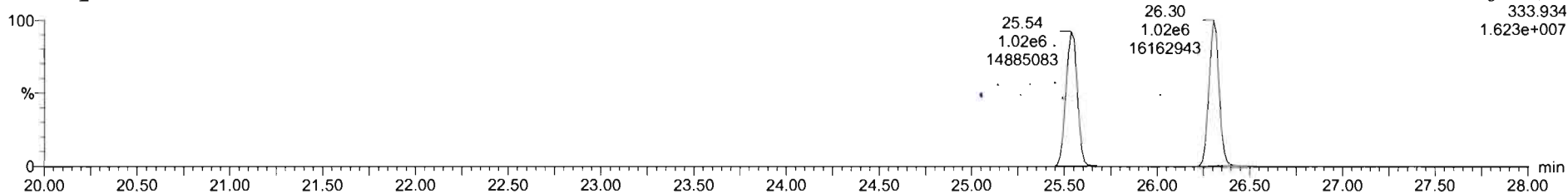
13C-2,3,7,8-TCDD

201218R1\_12



F1:Voltage SIR,EI+  
331.9368  
1.219e+007

201218R1\_12



F1:Voltage SIR,EI+  
333.934  
1.623e+007

Dataset: Untitled

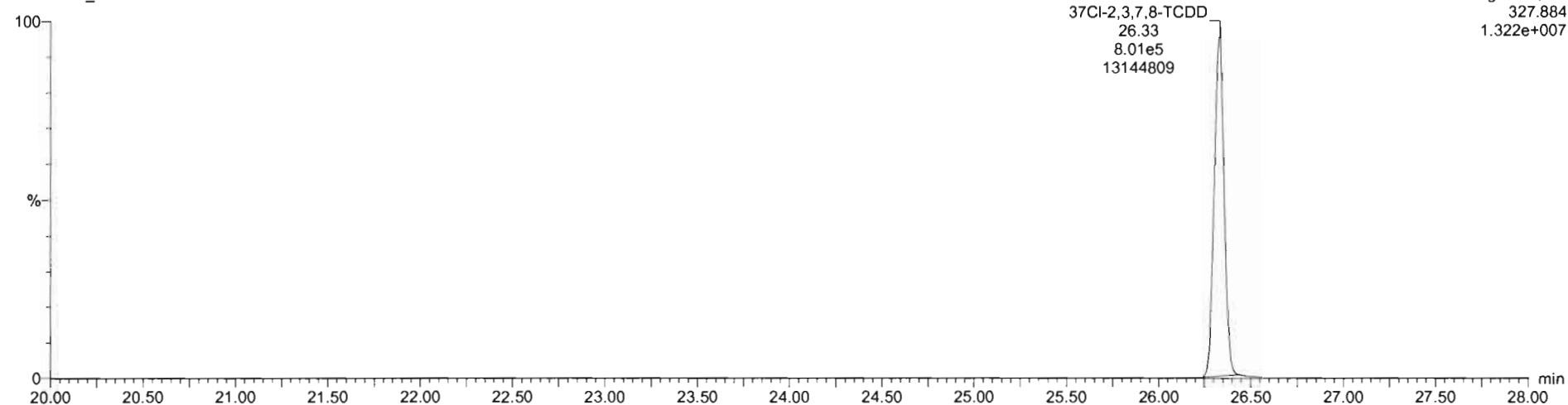
Last Altered: Sunday, December 20, 2020 08:09:36 Pacific Standard Time

Printed: Sunday, December 20, 2020 08:10:42 Pacific Standard Time

Name: 201218R1\_12, Date: 18-Dec-2020, Time: 18:29:30, ID: 2002492-09RE1 USMPDI-006SC-A-04-05-201110 12.2, Description: USMPDI-006SC-A-04-05-201110


**37Cl-2,3,7,8-TCDD**

201218R1\_12

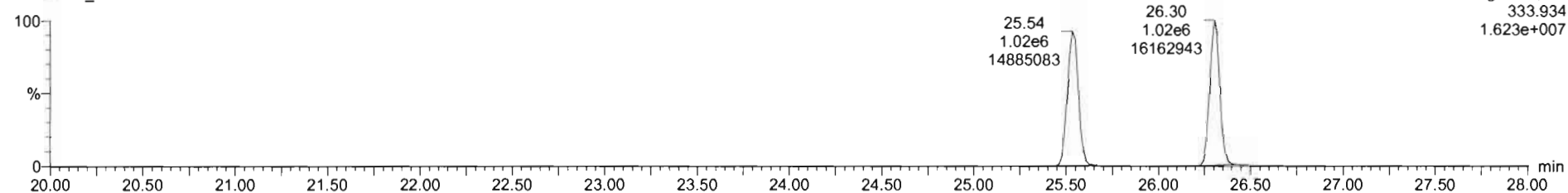


**13C-1,2,3,4-TCDD**

201218R1\_12



201218R1\_12



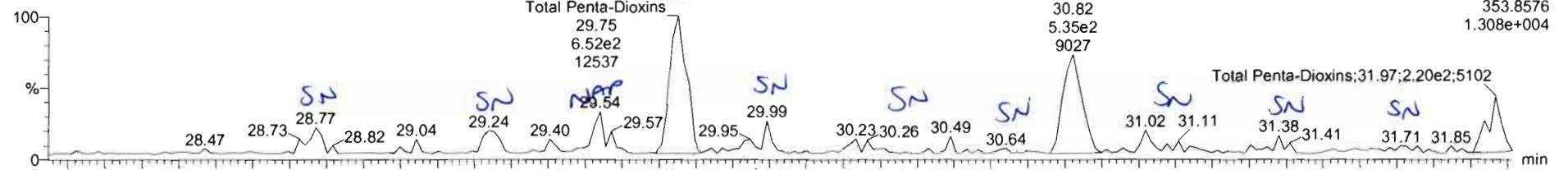
Dataset: Untitled

Last Altered: Sunday, December 20, 2020 08:09:36 Pacific Standard Time  
Printed: Sunday, December 20, 2020 08:10:42 Pacific Standard Time

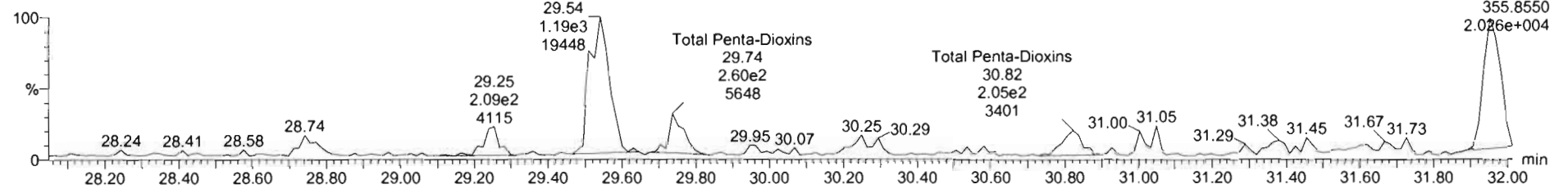
Name: 201218R1\_12, Date: 18-Dec-2020, Time: 18:29:30, ID: 2002492-09RE1 USMPDI-006SC-A-04-05-201110 12.2, Description: USMPDI-006SC-A-04-05-201110

1,2,3,7,8-PeCDD

201218R1\_12




201218R1\_12

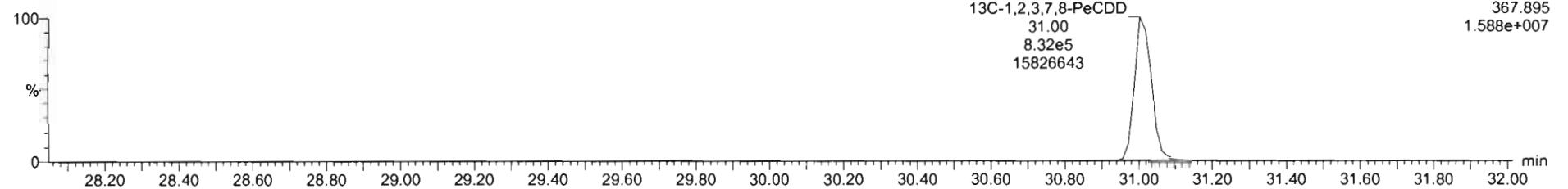


13C-1,2,3,7,8-PeCDD

201218R1\_12



201218R1\_12





Dataset: Untitled


Last Altered: Sunday, December 20, 2020 08:09:36 Pacific Standard Time

Printed: Sunday, December 20, 2020 08:10:42 Pacific Standard Time

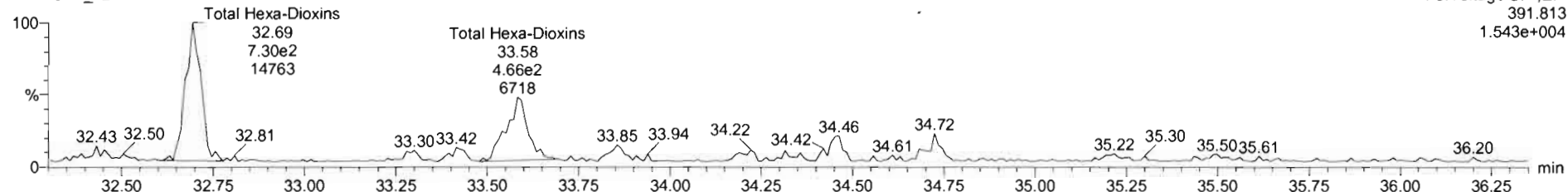
Name: 201218R1\_12, Date: 18-Dec-2020, Time: 18:29:30, ID: 2002492-09RE1 USMPDI-006SC-A-04-05-201110 12.2, Description: USMPDI-006SC-A-04-05-201110

**1,2,3,4,7,8-HxCDD**

201218R1\_12

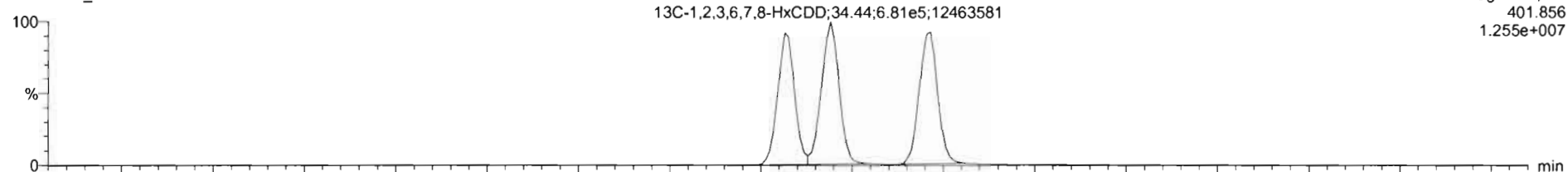


201218R1\_12

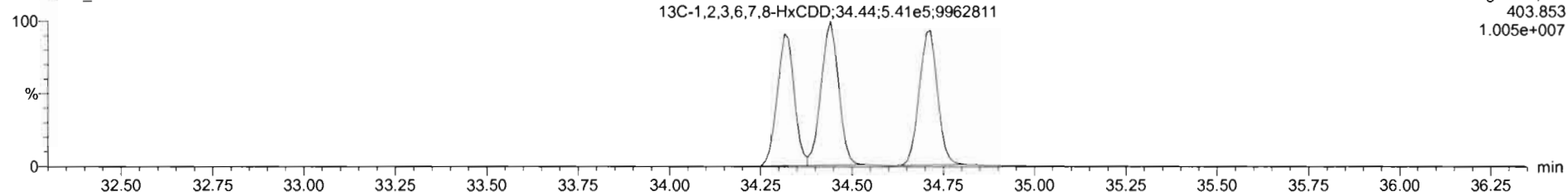


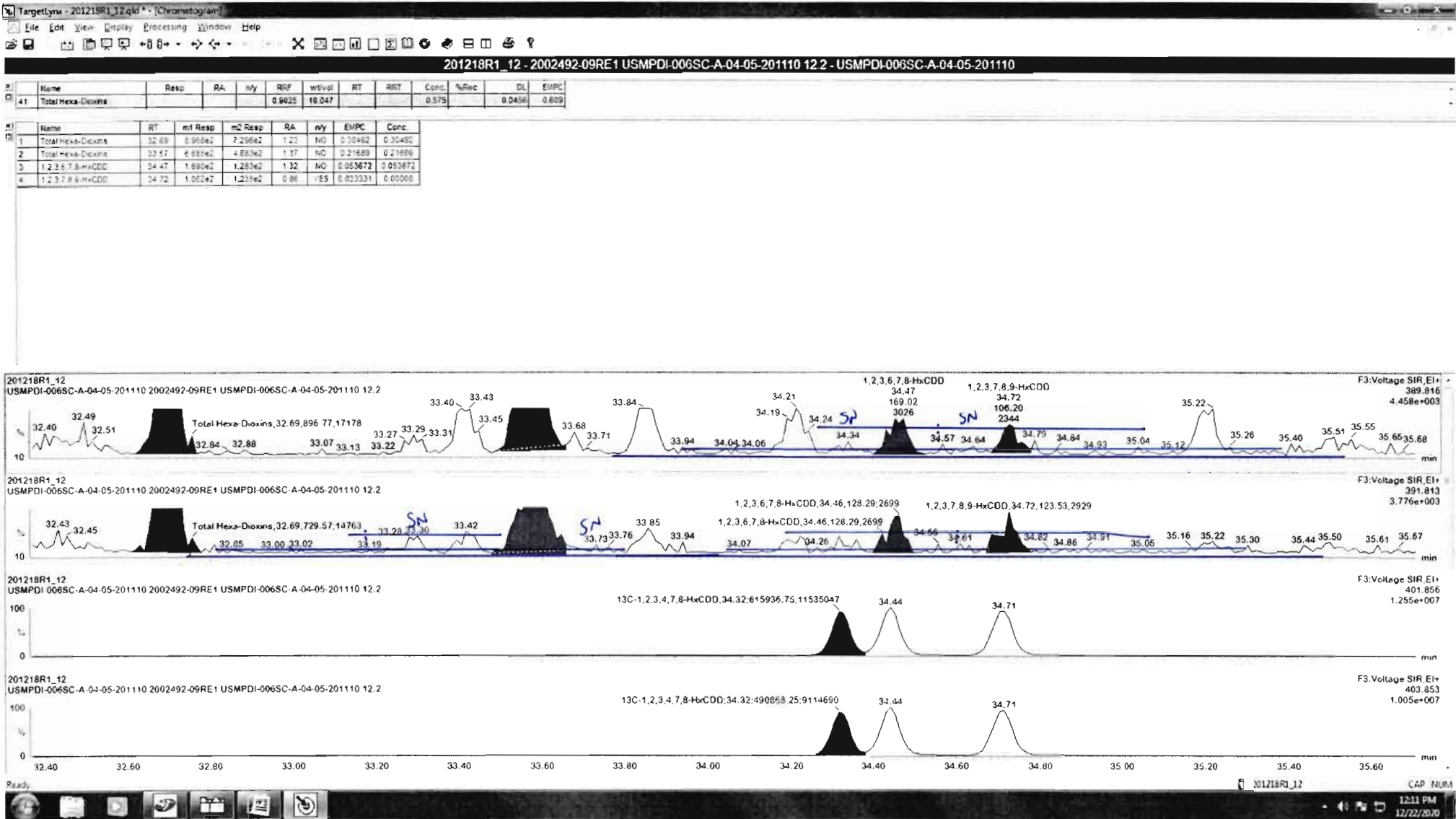
**13C-1,2,3,4,7,8-HxCDD**

201218R1\_12



201218R1\_12





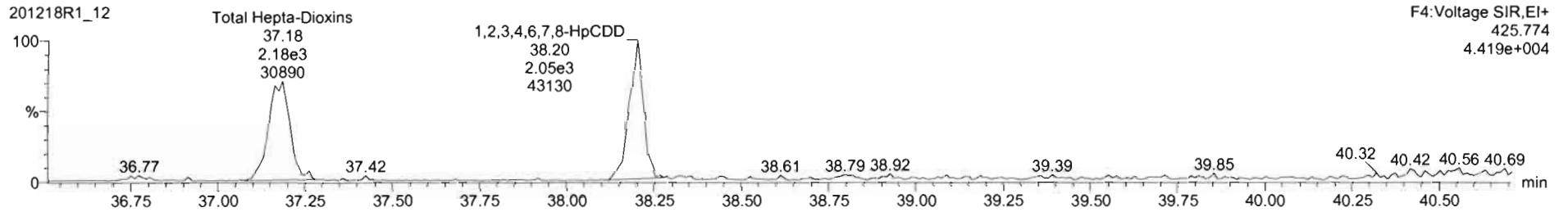
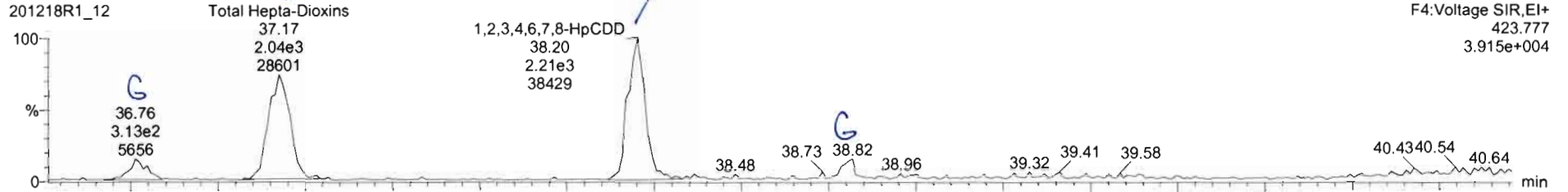


Dataset: Untitled

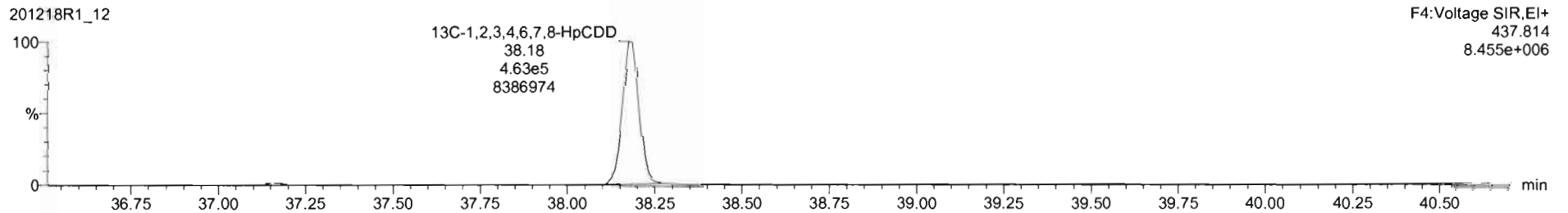
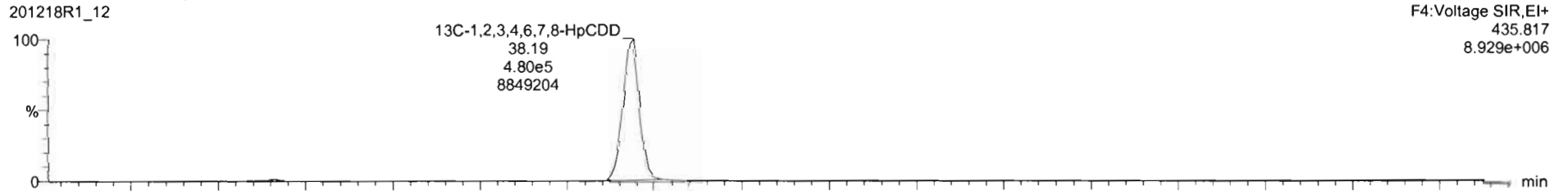
Last Altered: Sunday, December 20, 2020 08:09:36 Pacific Standard Time  
Printed: Sunday, December 20, 2020 08:10:42 Pacific Standard Time

Name: 201218R1\_12, Date: 18-Dec-2020, Time: 18:29:30, ID: 2002492-09RE1 USMPDI-006SC-A-04-05-201110 12.2, Description: USMPDI-006SC-A-04-05-201110

**1,2,3,4,6,7,8-HpCDD**



**13C-1,2,3,4,6,7,8-HpCDD**



Dataset: Untitled

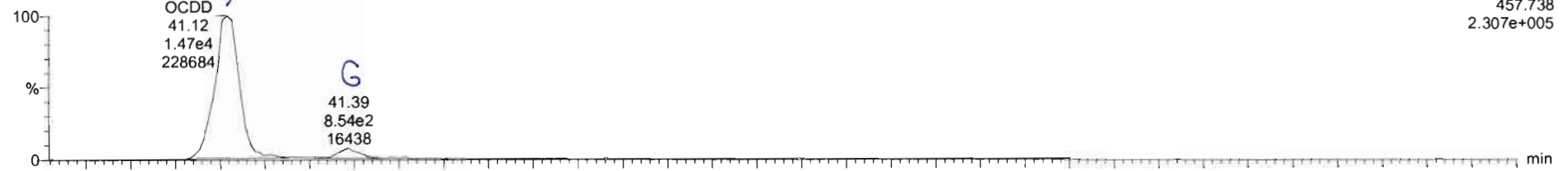
Last Altered: Sunday, December 20, 2020 08:09:36 Pacific Standard Time

Printed: Sunday, December 20, 2020 08:10:42 Pacific Standard Time

Name: 201218R1\_12, Date: 18-Dec-2020, Time: 18:29:30, ID: 2002492-09RE1 USMPDI-006SC-A-04-05-201110 12.2, Description: USMPDI-006SC-A-04-05-201110

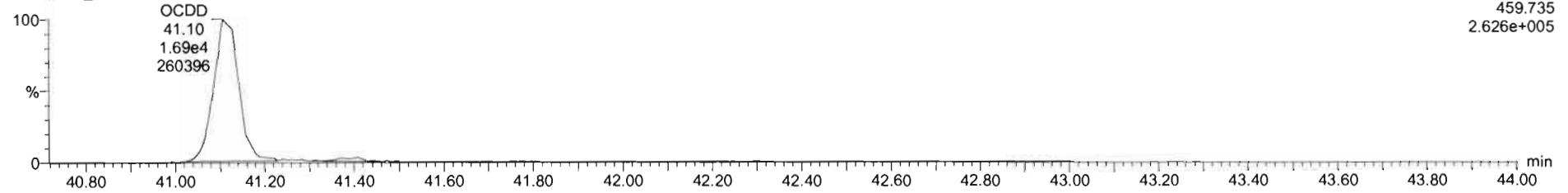
**OCDD**

201218R1\_12



F5:Voltage SIR,EI+  
457.738  
2.307e+005

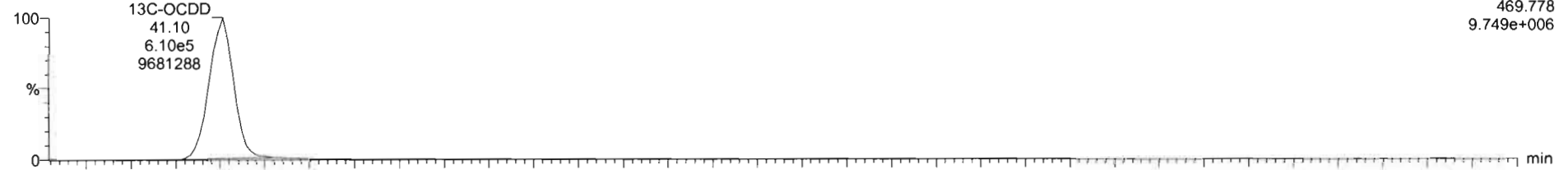
201218R1\_12



F5:Voltage SIR,EI+  
459.735  
2.626e+005

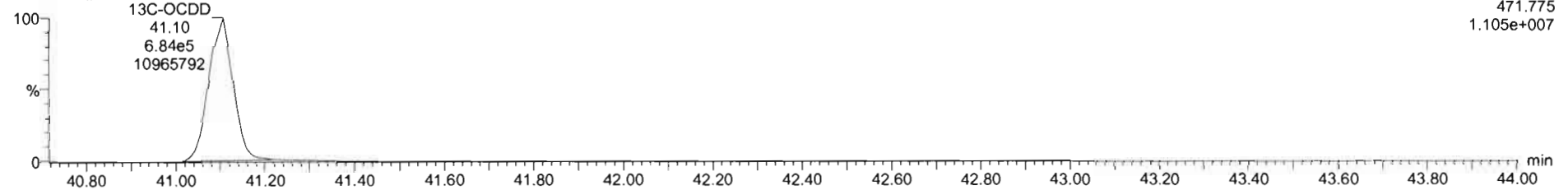
**13C-OCDD**

201218R1\_12



F5:Voltage SIR,EI+  
469.778  
9.749e+006

201218R1\_12



F5:Voltage SIR,EI+  
471.775  
1.105e+007

Dataset: Untitled


Last Altered: Sunday, December 20, 2020 08:09:36 Pacific Standard Time

Printed: Sunday, December 20, 2020 08:10:42 Pacific Standard Time

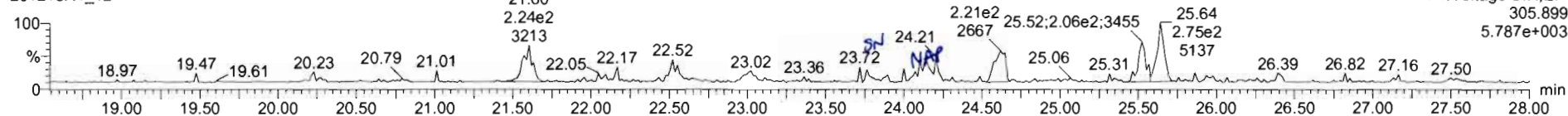
Name: 201218R1\_12, Date: 18-Dec-2020, Time: 18:29:30, ID: 2002492-09RE1 USMPDI-006SC-A-04-05-201110 12.2, Description: USMPDI-006SC-A-04-05-201110

**2,3,7,8-TCDF**

201218R1\_12




201218R1\_12




**13C-2,3,7,8-TCDF**

201218R1\_12

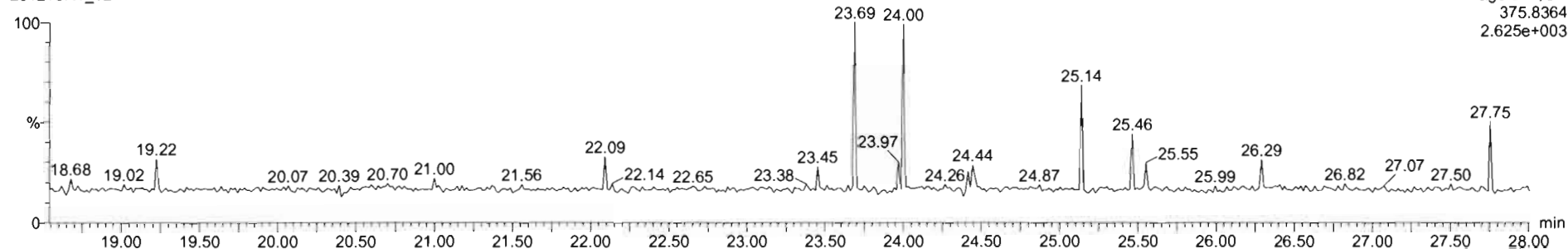


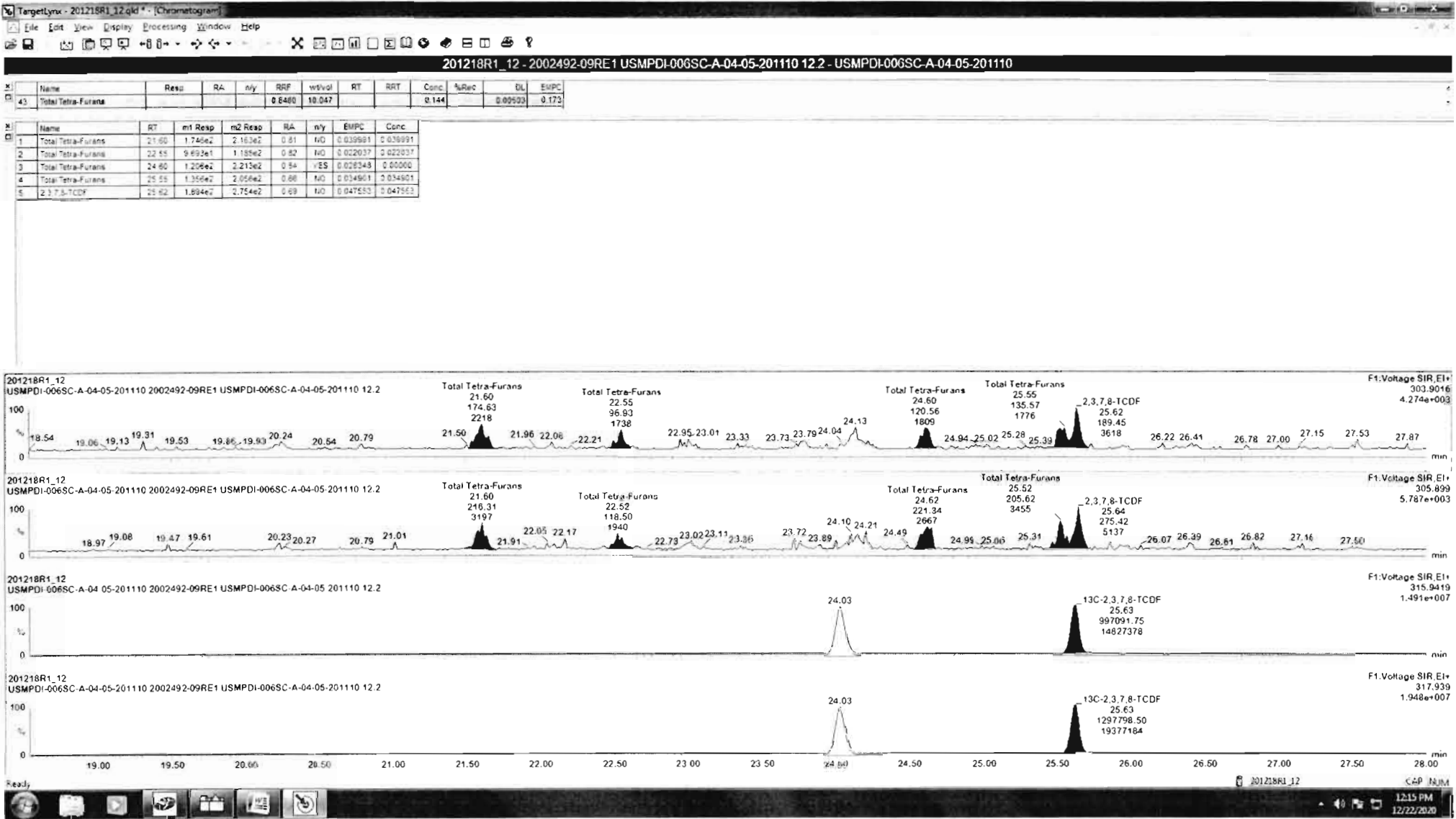
201218R1\_12



**DPE1**

201218R1\_12






Dataset: Untitled

Last Altered: Sunday, December 20, 2020 08:09:36 Pacific Standard Time  
Printed: Sunday, December 20, 2020 08:10:42 Pacific Standard Time

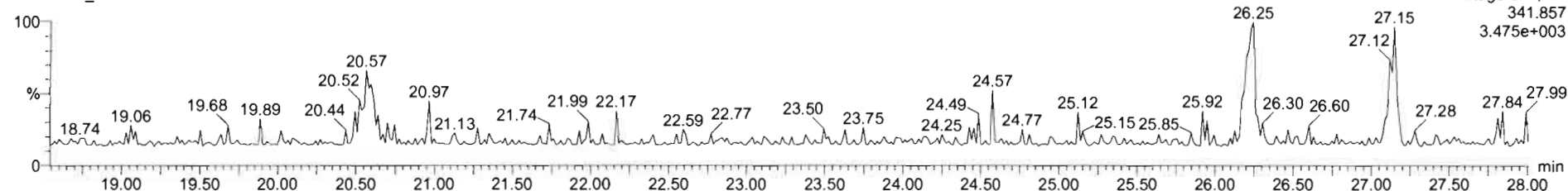
Name: 201218R1\_12, Date: 18-Dec-2020, Time: 18:29:30, ID: 2002492-09RE1 USMPDI-006SC-A-04-05-201110 12.2, Description: USMPDI-006SC-A-04-05-201110

1st Func. Penta-Furans

201218R1\_12

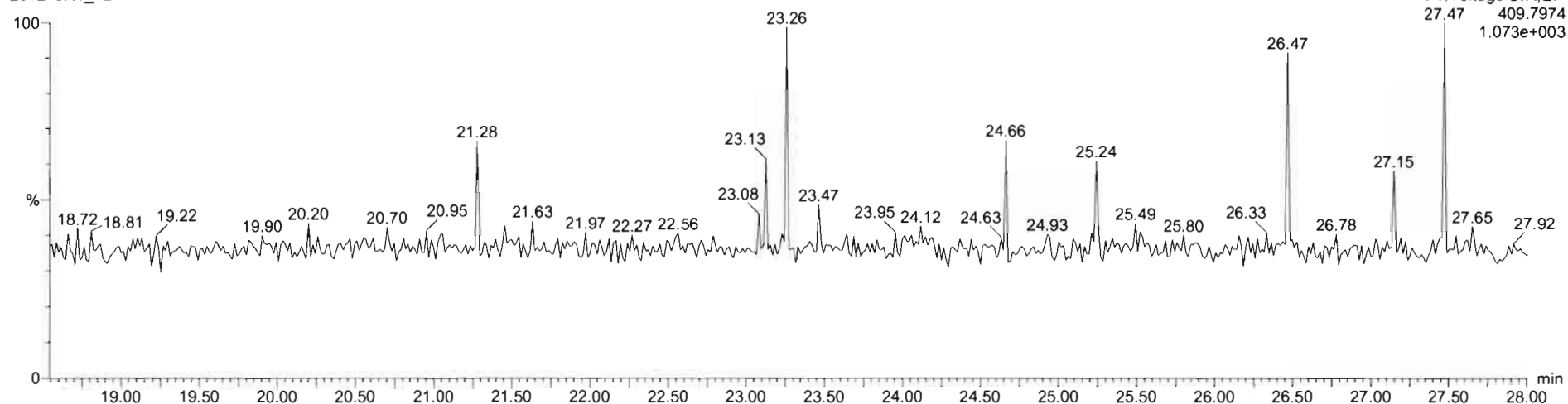


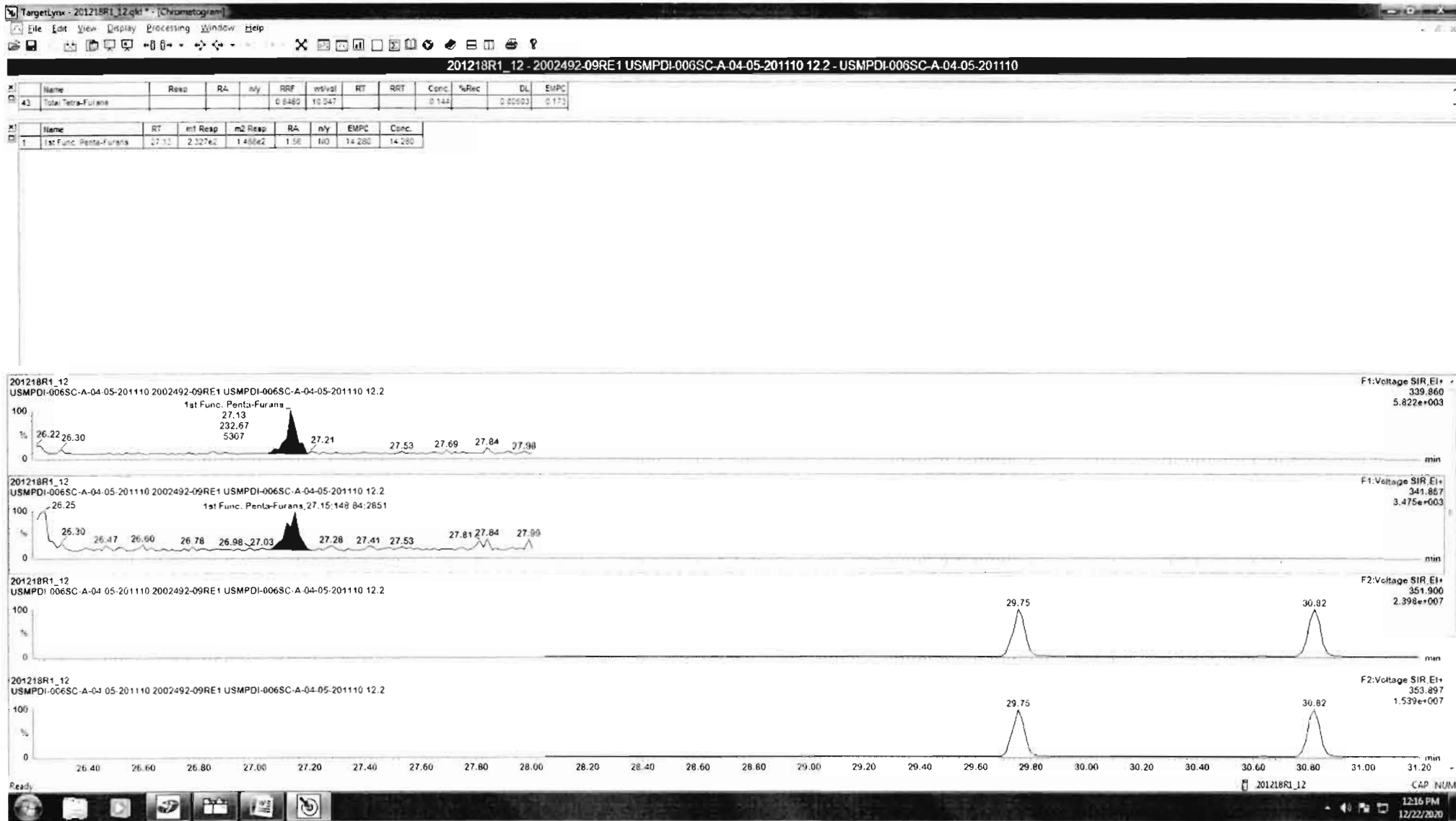
201218R1\_12



DPE6

201218R1\_12







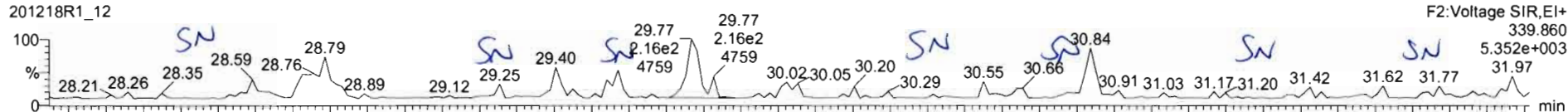
Dataset: Untitled

Last Altered: Sunday, December 20, 2020 08:09:36 Pacific Standard Time  
Printed: Sunday, December 20, 2020 08:10:42 Pacific Standard Time


Name: 201218R1\_12, Date: 18-Dec-2020, Time: 18:29:30, ID: 2002492-09RE1 USMPDI-006SC-A-04-05-201110 12.2, Description: USMPDI-006SC-A-04-05-201110

**1,2,3,7,8-PeCDF**

201218R1\_12




201218R1\_12

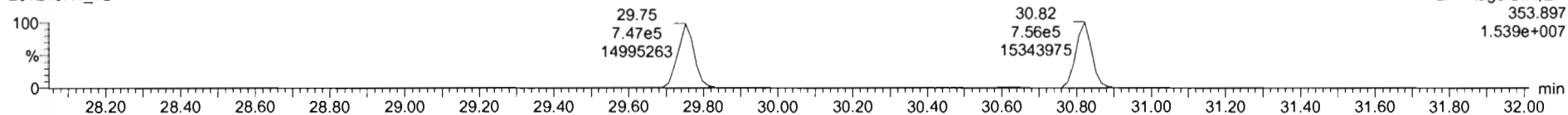


**13C-1,2,3,7,8-PeCDF**

201218R1\_12

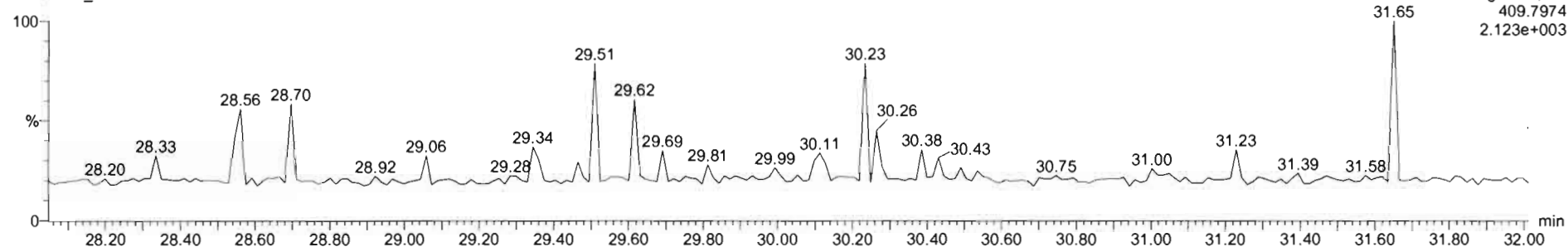


201218R1\_12



**DPE2**

201218R1\_12



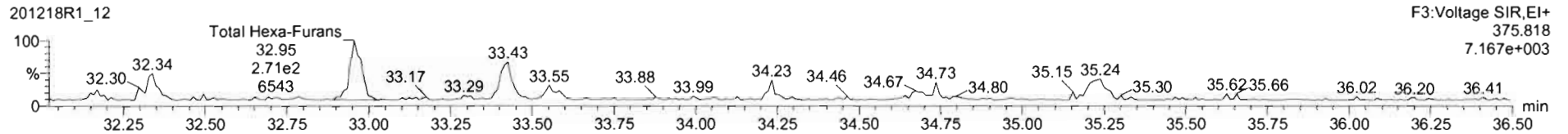

Dataset: Untitled

Last Altered: Sunday, December 20, 2020 08:09:36 Pacific Standard Time

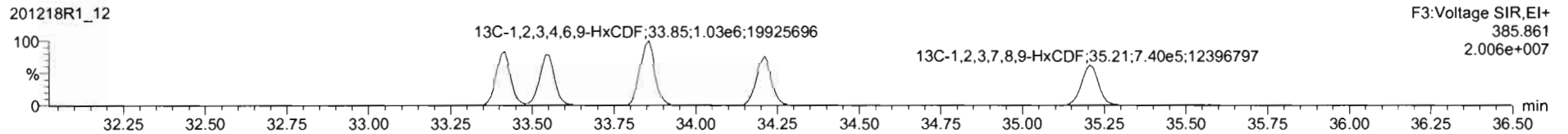
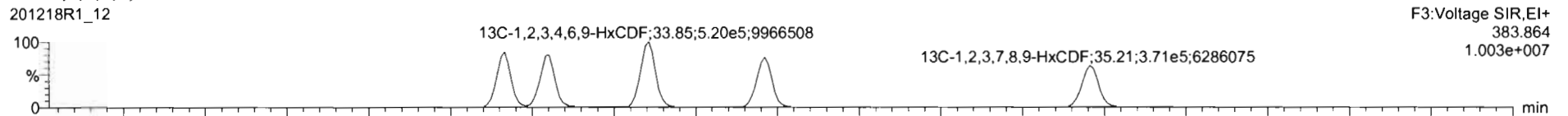
Printed: Sunday, December 20, 2020 08:10:42 Pacific Standard Time

Name: 201218R1\_12, Date: 18-Dec-2020, Time: 18:29:30, ID: 2002492-09RE1 USMPDI-006SC-A-04-05-201110 12.2, Description: USMPDI-006SC-A-04-05-201110

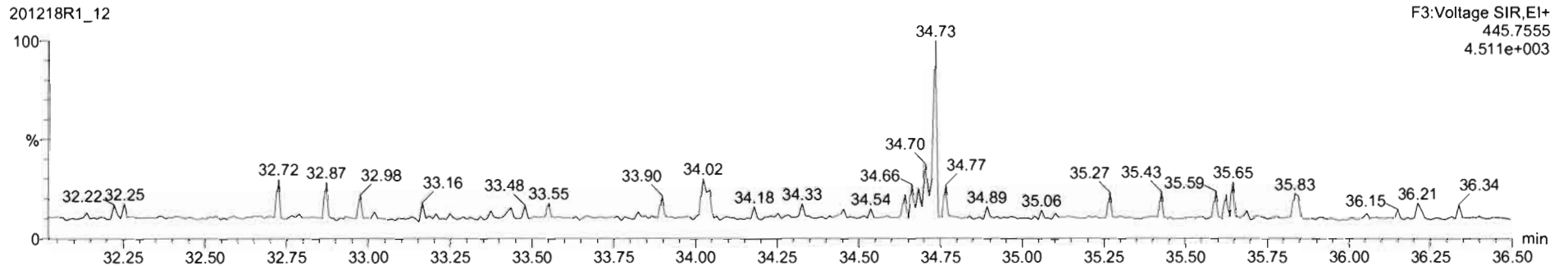
**1,2,3,4,7,8-HxCDF**



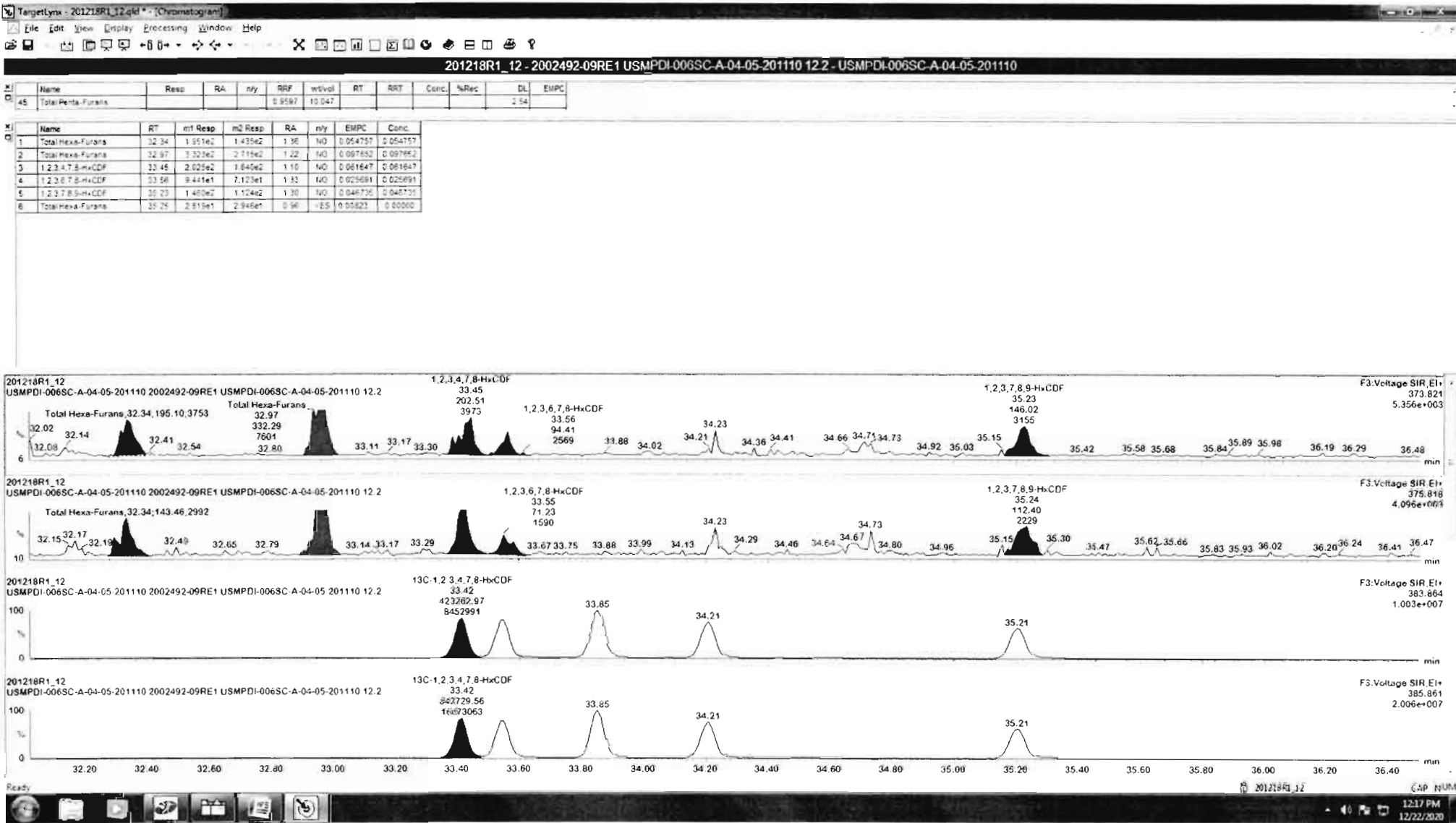
**13C-1,2,3,4,7,8-HxCDF**



**DPE3**







Dataset: Untitled

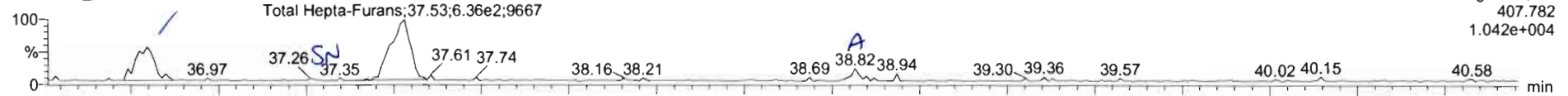
Last Altered: Sunday, December 20, 2020 08:09:36 Pacific Standard Time

Printed: Sunday, December 20, 2020 08:10:42 Pacific Standard Time

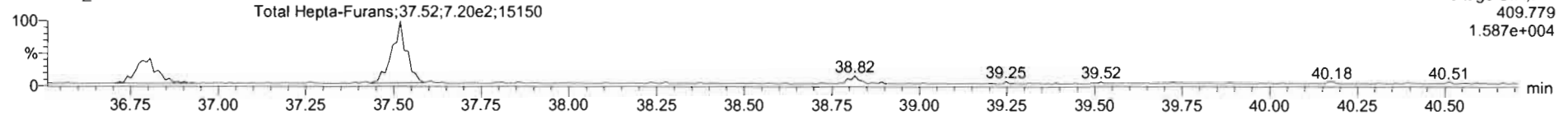
Name: 201218R1\_12, Date: 18-Dec-2020, Time: 18:29:30, ID: 2002492-09RE1 USMPDI-006SC-A-04-05-201110 12.2, Description: USMPDI-006SC-A-04-05-201110

**1,2,3,4,6,7,8-HpCDF**

201218R1\_12




201218R1\_12

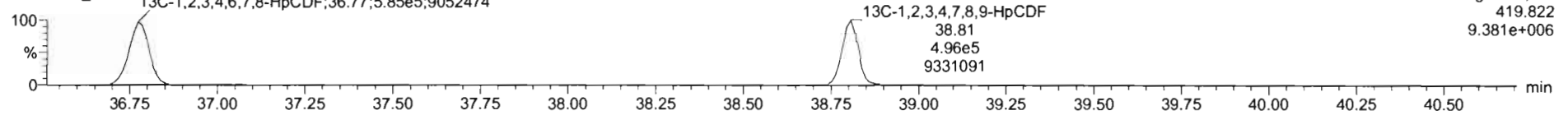


**13C-1,2,3,4,6,7,8-HpCDF**

201218R1\_12

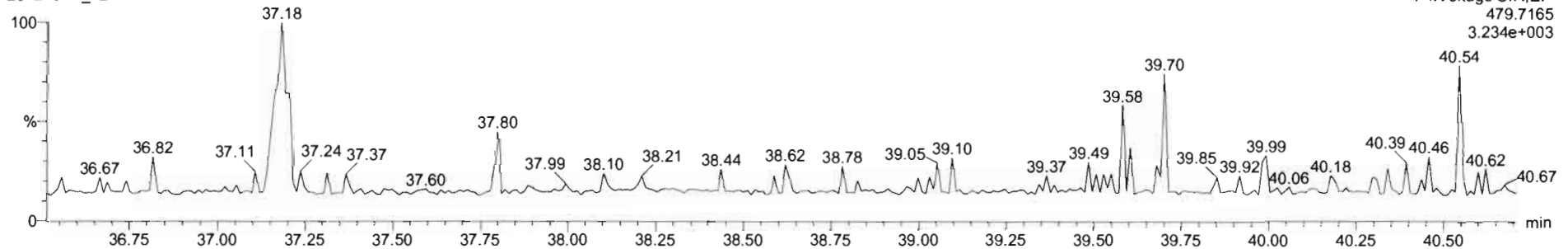


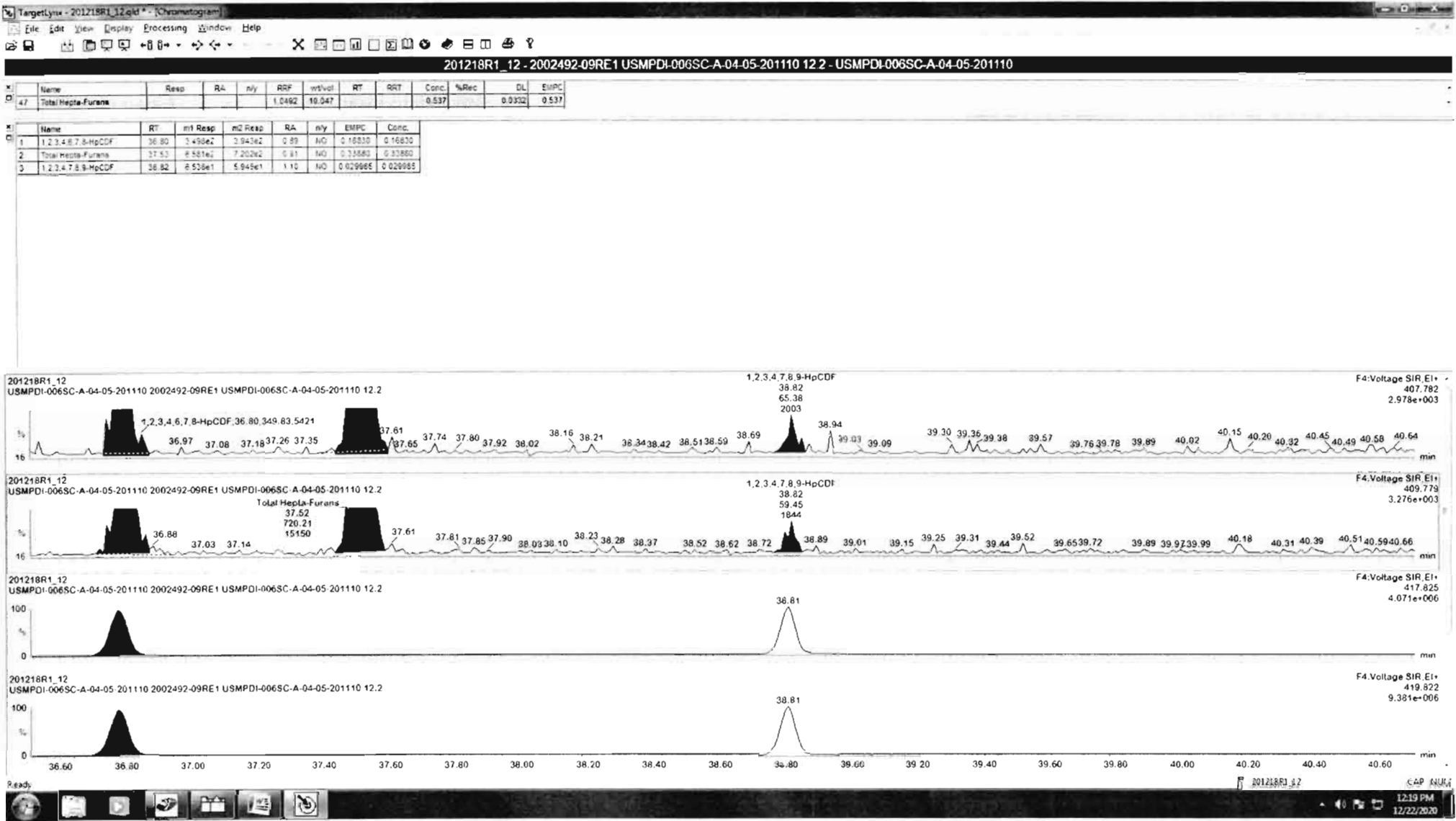
201218R1\_12



**DPE4**

201218R1\_12






Dataset: Untitled

Last Altered: Sunday, December 20, 2020 08:09:36 Pacific Standard Time  
Printed: Sunday, December 20, 2020 08:10:42 Pacific Standard Time

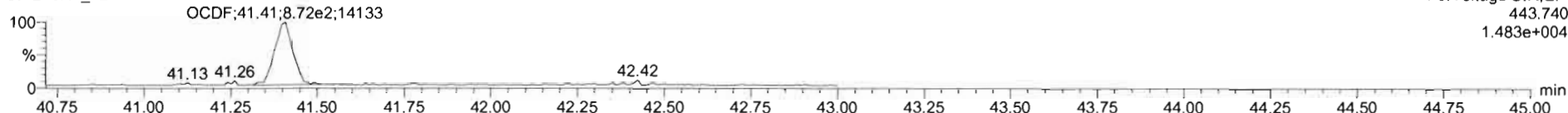
Name: 201218R1\_12, Date: 18-Dec-2020, Time: 18:29:30, ID: 2002492-09RE1 USMPDI-006SC-A-04-05-201110 12.2, Description: USMPDI-006SC-A-04-05-201110

**OCDF**

201218R1\_12




201218R1\_12

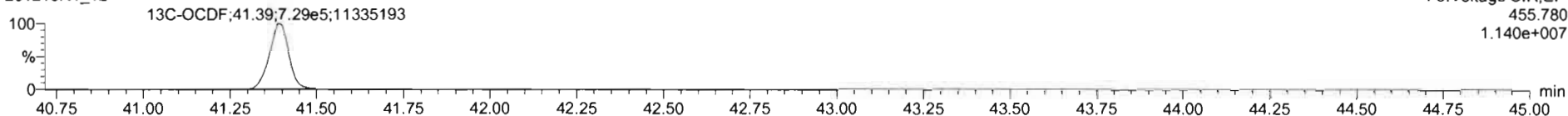


**13C-OCDF**

201218R1\_12

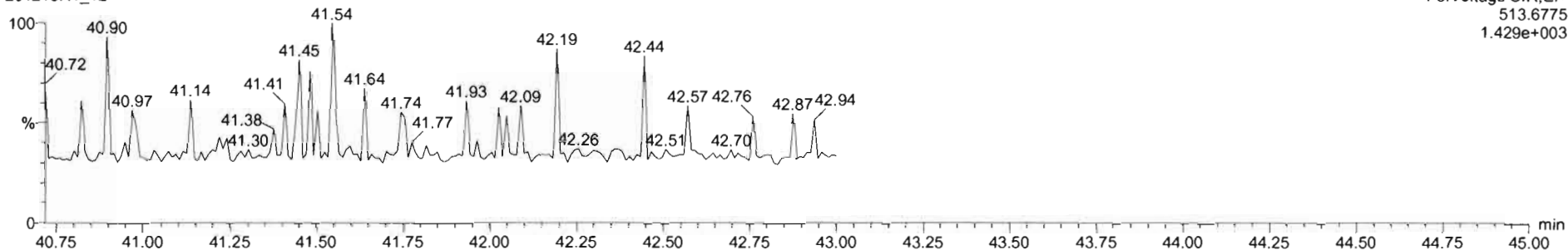


201218R1\_12



**DPE5**

201218R1\_12



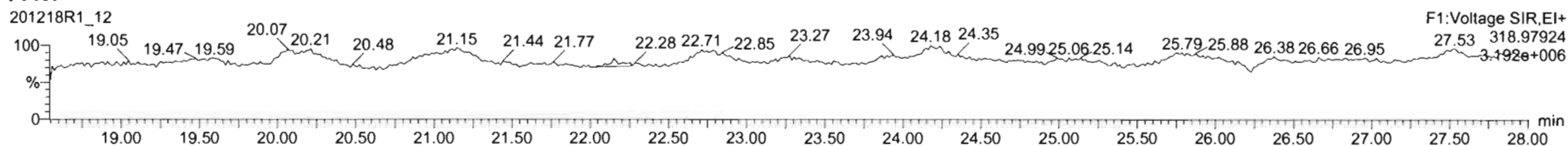
Dataset: Untitled

Last Altered: Sunday, December 20, 2020 08:09:36 Pacific Standard Time

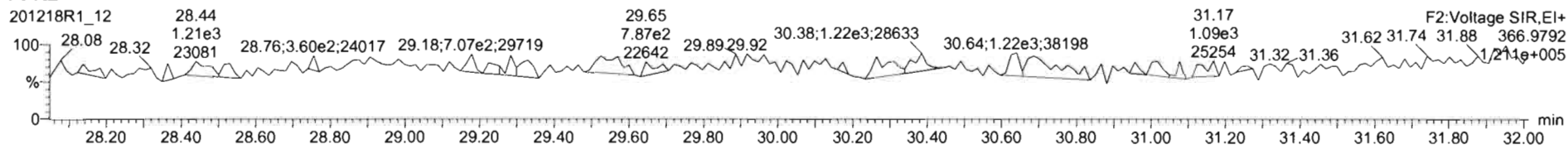
Printed: Sunday, December 20, 2020 08:10:42 Pacific Standard Time

Name: 201218R1\_12, Date: 18-Dec-2020, Time: 18:29:30, ID: 2002492-09RE1 USMPDI-006SC-A-04-05-201110 12.2, Description: USMPDI-006SC-A-04-05-201110

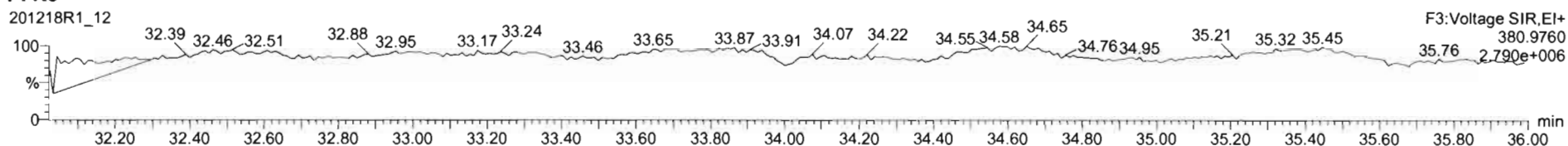
**PFK1**



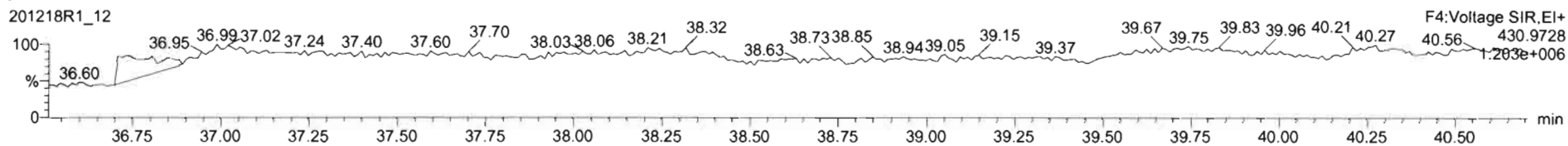
**PFK2**



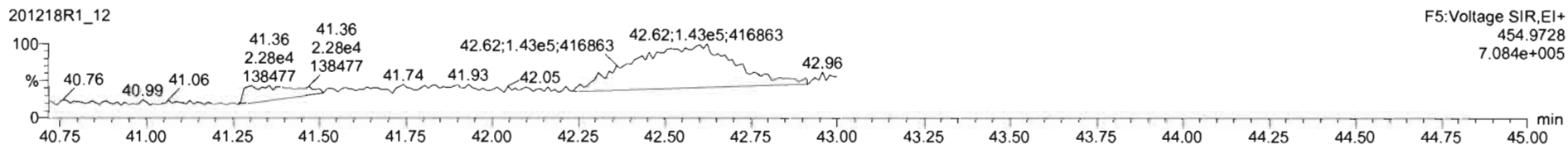
**PFK3**



**PFK4**



**PFK5**



## **CONTINUING CALIBRATION**

**..... CALIBRATION STANDARDS REVIEW CHECKLIST**

**Begin Calibration ID:** ST20+216D1-1

**Reviewed By:** GPB 12/18/2020  
*Initials & Date*

**End Calibration ID:** NA

	<u>Beg.</u>	<u>End</u>
<b>Ion abundance within QC limits?</b>	<input checked="" type="checkbox"/>	<input type="checkbox"/> NA
<b>Concentrations within criteria?</b>	<input checked="" type="checkbox"/>	<input type="checkbox"/>
<b>TCDD/TCDF Valleys &lt;25%</b>	<input checked="" type="checkbox"/>	<input type="checkbox"/>
<b>First and last eluters present?</b>	<input checked="" type="checkbox"/>	<input type="checkbox"/>
<b>Retention Times within criteria?</b>	<input checked="" type="checkbox"/>	<input type="checkbox"/>
<b>Verification Std. named correctly?</b> (ST-Year-Month-Day-VG ID)	<input checked="" type="checkbox"/>	<input type="checkbox"/>
<b>Forms signed and dated?</b>	<input checked="" type="checkbox"/>	<input type="checkbox"/>
<b>Correct ICAL referenced?</b>	<u>DB</u>	<input type="checkbox"/>
<b><u>Run Log:</u></b>		
- <b>Correct Instrument listed?</b>	<input checked="" type="checkbox"/>	<input type="checkbox"/> V
- <b>Samples within 12 hour clock?</b>	<u>Y</u>	N
- <b>Bottle position verified?</b>	<u>DB</u>	

	<u>Beg.</u>	<u>End</u>
<b>Mass resolution <math>\geq</math></b>	<input checked="" type="checkbox"/>	<input checked="" type="checkbox"/>
<input type="checkbox"/> 5k <input type="checkbox"/> 6-8K <input type="checkbox"/> 8K <input checked="" type="checkbox"/> 10K 1614   1699   429   1613/1668/8280		
<b>Intergrated peaks display correctly?</b>	<input checked="" type="checkbox"/>	<input type="checkbox"/> NA
<b>GC Break &lt;20%</b>		<input type="checkbox"/> NA
<b><u>8280 CS1 End Standard:</u></b>		
- Ratios within limits, S/N <2.5:1, CS1 within 12 hours		<input type="checkbox"/> NA

**Comments:**



Dataset: U:\VG7.PRO\Results\201216D1\201216D1\_1.qld

Last Altered: Wednesday, December 16, 2020 15:32:56 Pacific Standard Time  
Printed: Wednesday, December 16, 2020 15:33:41 Pacific Standard Time

*DB* 12/16/20  
*GRB* 12/18/2020

Method: C:\MassLynx\Default.PRO\MethDB\1613\_rrt.mdb 10 Dec 2020 12:07:43  
Calibration: U:\VG7.PRO\CurveDB\ZB\_DIOXIN\_1613vg7-9-30-20.cdb 01 Oct 2020 09:27:37

Name: 201216D1\_1, Date: 16-Dec-2020, Time: 14:44:06, ID: ST201216D1-1 1613 CS3 20L0706, Description: 1613 CS3 20L0706

#	Name	Resp	RA	n/y	RRF	wt/vol	Pred.RT	RT	Pred.RRT	RRT	Conc.	%Rec	DL	EMPC
1	1 2,3,7,8-TCDD	4.66e3	0.78	NO	1.00	1.000	26.036	26.04	1.001	1.001	9.2784	92.8 <del>78-129</del>	0.124	9.28
2	2 1,2,3,7,8-PeCDD	1.65e4	0.62	NO	0.935	1.000	30.509	30.49	1.001	1.000	47.581	95.2 <del>78-130</del>	0.281	47.6
3	3 1,2,3,4,7,8-HxCDD	1.44e4	1.27	NO	1.15	1.000	33.733	33.73	1.000	1.000	46.049	92.1 <del>78-128</del>	0.422	46.0
4	4 1,2,3,6,7,8-HxCDD	1.41e4	1.23	NO	1.02	1.000	33.833	33.87	1.000	1.001	46.173	92.3 <del>78-128</del>	0.475	46.2
5	5 1,2,3,7,8,9-HxCDD	1.43e4	1.18	NO	1.06	1.000	34.152	34.13	1.001	1.000	46.598	93.2 <del>82-122</del>	0.428	46.6
6	6 1,2,3,4,6,7,8-HpCDD	1.16e4	1.10	NO	1.00	1.000	37.553	37.55	1.000	1.000	48.063	96.1 <del>86-116</del>	0.574	48.1
7	7 OCDD	1.83e4	0.92	NO	0.952	1.000	40.702	40.71	1.000	1.000	99.148	99.1 <del>79-126</del>	0.407	99.1
8	8 2,3,7,8-TCDF	5.93e3	0.76	NO	1.01	1.000	25.388	25.38	1.001	1.001	8.7258	87.3 <del>84-120</del>	0.157	8.73
9	9 1,2,3,7,8-PeCDF	2.67e4	1.59	NO	0.998	1.000	29.301	29.30	1.001	1.001	49.835	99.7 <del>82-120</del>	0.178	49.8
10	10 2,3,4,7,8-PeCDF	2.71e4	1.61	NO	1.07	1.000	30.317	30.31	1.001	1.001	48.406	96.8 <del>82-120</del>	0.174	48.4
11	11 1,2,3,4,7,8-HxCDF	1.61e4	1.17	NO	1.05	1.000	32.812	32.83	1.000	1.001	49.312	98.6 <del>90-112</del>	5.19	49.3
12	12 1,2,3,6,7,8-HxCDF	1.84e4	1.25	NO	1.10	1.000	32.965	32.97	1.000	1.000	48.643	97.3 <del>88-114</del>	4.76	48.6
13	13 2,3,4,6,7,8-HxCDF	1.82e4	1.17	NO	1.09	1.000	33.658	33.62	1.001	1.000	47.600	95.2 <del>88-114</del>	6.00	47.6
14	14 1,2,3,7,8,9-HxCDF	1.54e4	1.22	NO	1.08	1.000	34.612	34.63	1.000	1.001	47.300	94.6 <del>90-112</del>	7.74	47.3
15	15 1,2,3,4,6,7,8-HpCDF	1.47e4	1.05	NO	1.13	1.000	36.228	36.21	1.001	1.001	47.193	94.4 <del>90-110</del>	0.563	47.2
16	16 1,2,3,4,7,8,9-HpCDF	1.18e4	0.99	NO	1.29	1.000	38.200	38.21	1.000	1.000	46.578	93.2 <del>86-116</del>	0.498	46.6
17	17 OCDF	2.14e4	0.86	NO	0.953	1.000	41.020	41.04	1.000	1.001	98.673	98.7 <del>63-159</del>	0.319	98.7
18	18 13C-2,3,7,8-TCDD	5.02e4	0.77	NO	1.17	1.000	25.943	26.00	1.026	1.028	96.029	96.0 <del>82-121</del>	0.687	
19	19 13C-1,2,3,7,8-PeCDD	3.72e4	0.65	NO	0.914	1.000	30.492	30.49	1.206	1.206	91.260	91.3 <del>62-160</del>	0.415	
20	20 13C-1,2,3,4,7,8-HxCDD	2.71e4	1.26	NO	0.634	1.000	33.728	33.72	1.014	1.014	109.90	110 <del>85-117</del>	0.584	
21	21 13C-1,2,3,6,7,8-HxCDD	2.99e4	1.20	NO	0.724	1.000	33.838	33.83	1.017	1.017	106.18	106 <del>85-118</del>	0.511	
22	22 13C-1,2,3,7,8,9-HxCDD	2.89e4	1.21	NO	0.716	1.000	34.107	34.12	1.025	1.026	103.85	104 <del>85-118</del>	0.517	
23	23 13C-1,2,3,4,6,7,8-HpCDD	2.41e4	1.01	NO	0.660	1.000	37.553	37.54	1.129	1.129	93.698	93.7 <del>72-138</del>	1.07	
24	24 13C-OCDD	3.88e4	0.89	NO	0.587	1.000	40.560	40.70	1.219	1.224	170.02	85.0 <del>48-207</del>	0.468	
25	25 13C-2,3,7,8-TCDF	6.71e4	0.76	NO	1.02	1.000	25.344	25.36	1.002	1.003	99.123	99.1 <del>71-140</del>	0.619	
26	26 13C-1,2,3,7,8-PeCDF	5.36e4	1.68	NO	0.842	1.000	29.223	29.28	1.156	1.158	96.233	96.2 <del>76-130</del>	0.697	
27	27 13C-2,3,4,7,8-PeCDF	5.21e4	1.61	NO	0.802	1.000	30.116	30.29	1.191	1.198	98.171	98.2 <del>77-130</del>	0.732	
28	28 13C-1,2,3,4,7,8-HxCDF	3.11e4	0.49	NO	1.00	1.000	32.863	32.81	0.988	0.986	79.662	79.7 <del>76-131</del>	0.818	
29	29 13C-1,2,3,6,7,8-HxCDF	3.45e4	0.51	NO	1.02	1.000	32.996	32.96	0.992	0.991	86.969	87.0 <del>70-143</del>	0.805	
30	30 13C-2,3,4,6,7,8-HxCDF	3.52e4	0.51	NO	0.955	1.000	33.565	33.62	1.009	1.011	94.892	94.9 <del>73-137</del>	0.859	
31	31 13C-1,2,3,7,8,9-HxCDF	3.01e4	0.50	NO	0.851	1.000	34.639	34.61	1.041	1.041	91.037	91.0 <del>74-135</del>	0.964	

Dataset: U:\VG7.PRO\Results\201216D1\201216D1\_1.qld

Last Altered: Wednesday, December 16, 2020 15:32:56 Pacific Standard Time

Printed: Wednesday, December 16, 2020 15:33:41 Pacific Standard Time

Name: 201216D1\_1, Date: 16-Dec-2020, Time: 14:44:06, ID: ST201216D1-1 1613 CS3 20L0706, Description: 1613 CS3 20L0706

	# Name	Resp	RA	n/y	RRF	wt/vol	Pred.RT	RT	Pred.RRT	RRT	Conc.	%Rec	DL	EMPC
32	32 13C-1,2,3,4,6,7,8-HpCDF	2.76e4	0.44	NO	0.848	1.000	36.156	36.19	1.087	1.088	83.576	83.6 78-129	0.865	
33	33 13C-1,2,3,4,7,8,9-HpCDF	1.97e4	0.43	NO	0.624	1.000	38.152	38.20	1.147	1.148	81.128	81.1 77-129	1.18	
34	34 13C-OCDF	4.55e4	0.88	NO	0.730	1.000	40.713	41.02	1.224	1.233	160.31	80.2 48-207	0.508	
35	35 37Cl-2,3,7,8-TCDD	6.05e3			1.21	1.000	25.941	26.04	1.026	1.030	11.248	112 79-127	0.0779	
36	36 13C-1,2,3,4-TCDD	4.45e4	0.76	NO	1.00	1.000	25.300	25.29	1.000	1.000	100.00	100	0.806	
37	37 13C-1,2,3,4-TCDF	6.62e4	0.78	NO	1.00	1.000	23.880	23.86	1.000	1.000	100.00	100	0.632	
38	38 13C-1,2,3,4,6,9-HxCDF	3.89e4	0.49	NO	1.00	1.000	33.310	33.26	1.000	1.000	100.00	100	0.820	

Dataset: Untitled

Last Altered: Wednesday, December 16, 2020 15:38:23 Pacific Standard Time

Printed: Wednesday, December 16, 2020 15:38:38 Pacific Standard Time

Method: Untitled 10 Dec 2020 12:26:49

Calibration: U:\VG7.PRO\CurveDB\ZB\_DIOXIN\_1613vg7-9-30-20.cdb 01 Oct 2020 09:27:37

Name: 201216D1\_1, Date: 16-Dec-2020, Time: 14:44:06, ID: ST201216D1-1 1613 CS3 20L0706, Description: 1613 CS3 20L0706

#	Name	RT
1	1 1,3,6,8-TCDD (First)	22.43
2	2 1,2,8,9-TCDD (Last)	26.88
3	3 1,2,4,7,9-PeCDD (First)	28.33
4	4 1,2,3,8,9-PeCDD (Last)	30.83
5	5 1,2,4,6,7,9-HxCDD (First)	32.10
6	6 1,2,3,7,8,9-HxCDD (Last)	34.13
7	7 1,2,3,4,6,7,9-HpCDD (First)	36.59
8	8 1,2,3,4,6,7,8-HpCDD (Last)	37.55
9	9 1,3,6,8-TCDF (First)	20.19
10	10 1,2,8,9-TCDF (Last)	27.18
11	11 1,3,4,6,8-PeCDF (First)	26.75
12	12 1,2,3,8,9-PeCDF (Last)	31.17
13	13 1,2,3,4,6,8-HxCDF (First)	31.57
14	14 1,2,3,7,8,9-HxCDF (Last)	34.63
15	15 1,2,3,4,6,7,8-HpCDF (First)	36.21
16	16 1,2,3,4,7,8,9-HpCDF (Last)	38.21

Dataset: Untitled

Last Altered: Thursday, December 17, 2020 09:30:59 Pacific Standard Time

Printed: Thursday, December 17, 2020 09:31:19 Pacific Standard Time

Method: C:\MassLynx\Default.PRO\MethDB\1613\_rrt.mdb 10 Dec 2020 12:07:43  
Calibration: U:\VG7.PRO\CurveDB\ZB\_DIOXIN\_1613vg7-9-30-20.cdb 01 Oct 2020 09:27:37

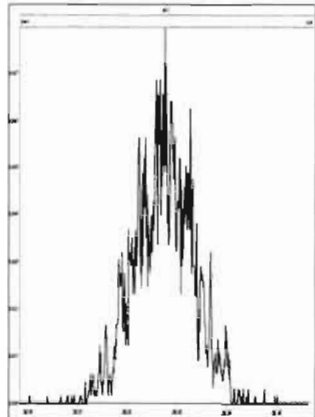
Compound name: 2,3,7,8-TCDD

	Name	ID	Acq.Date	Acq.Time
1	201216D1_1	ST201216D1-1 1613 CS3 20L0706	16-Dec-20	14:44:06
2	201216D1_2	B0L0042-BS1 OPR 10	16-Dec-20	15:31:24
3	201216D1_3	SOLVENT BLANK	16-Dec-20	16:17:35
4	201216D1_4	B0L0042-BLK1 Method Blank 10	16-Dec-20	17:03:49
5	201216D1_5	2002492-01 USMPDI-003SC-A-01-02-201110 ...	16-Dec-20	17:49:53
6	201216D1_6	2002492-02 USMPDI-003SC-A-02-03-201110 ...	16-Dec-20	18:36:01
7	201216D1_7	2002492-03 USMPDI-003SC-A-03-04-201110 ...	16-Dec-20	19:22:09
8	201216D1_8	B0L0042-DUP1 Duplicate 11.82	16-Dec-20	20:08:18
9	201216D1_9	2002492-04 USMPDI-003SC-A-04-05-201110 ...	16-Dec-20	20:54:30
10	201216D1_10	2002492-05 USMPDI-1003SC-A-01-02-201110...	16-Dec-20	21:40:40
11	201216D1_11	2002492-06 USMPDI-006SC-A-01-02-201110 ...	16-Dec-20	22:26:48
12	201216D1_12	2002492-07 USMPDI-006SC-A-02-03-201110 ...	16-Dec-20	23:12:56
13	201216D1_13	2002492-08 USMPDI-006SC-A-03-04-201110 ...	16-Dec-20	23:59:09

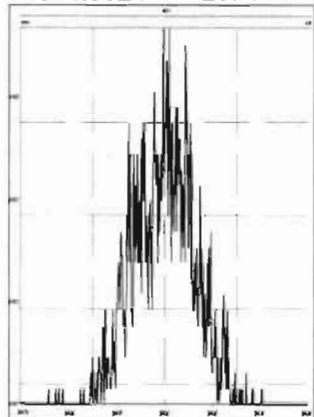
File: Experiment: ocdd\_db5.exp Reference: Pfk.ref Function: 1 @ 200 (ppm)

Printed: Wednesday, December 16, 2020 14:37:44 Pacific Standard Time

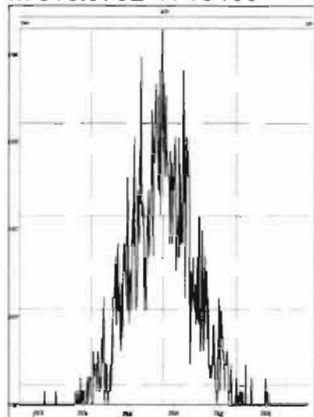
M 292.9824 R 12255



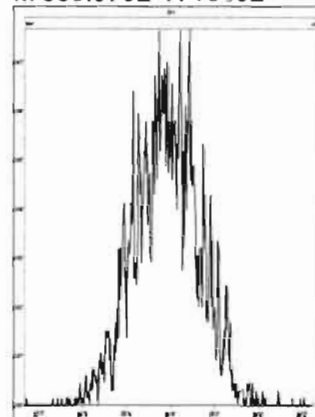
M 304.9824 R 12374



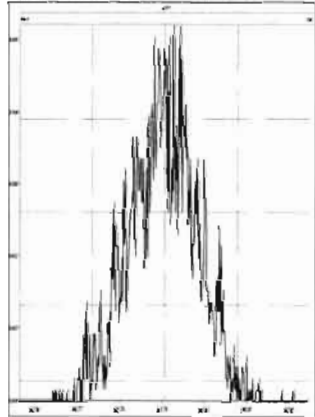
M 318.9792 R 13436



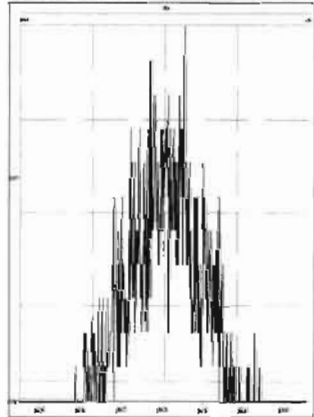
M 330.9792 R 10592




M 342.9792 R 11470



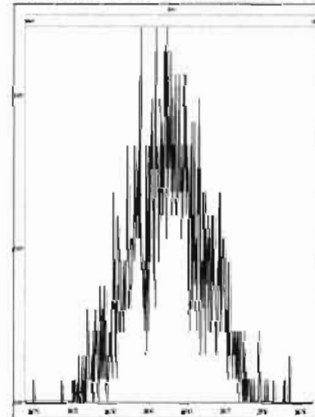
M 354.9792 R 11905



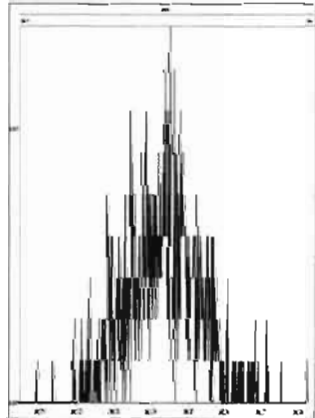
M 366.9792 R 14878



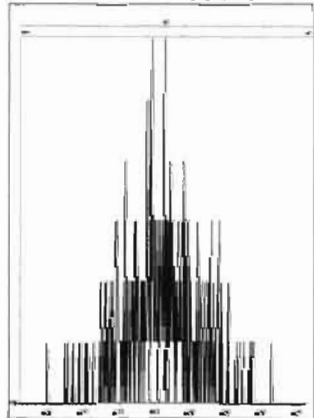
M 380.9760 R 11108




M 392.9760 R 11520



M 404.9760 R 38453



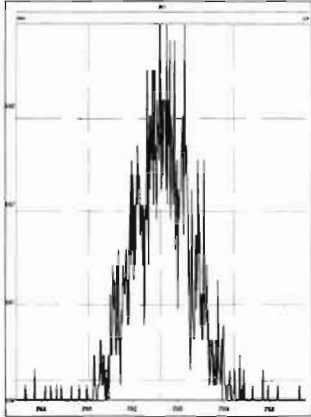
M 416.9760 R 104166



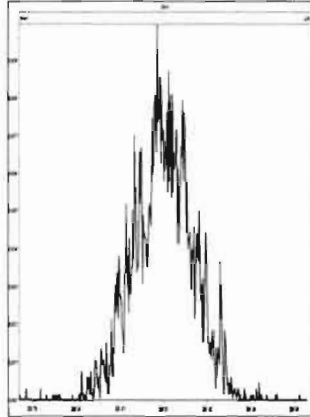
File: Experiment: ocdd\_db5.exp Reference: Pfk.ref Function: 2 @ 200 (ppm)

Printed: Wednesday, December 16, 2020 14:38:14 Pacific Standard Time

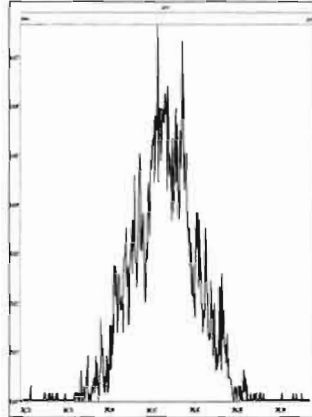
M 318.9792 R 12693



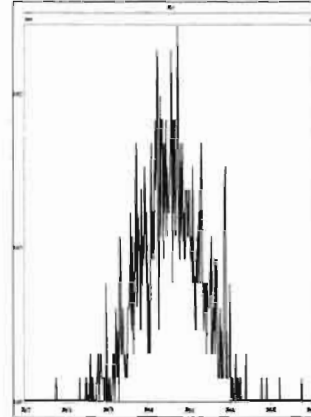
M 330.9792 R 12620



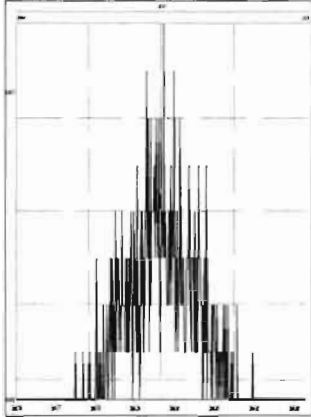
M 342.9792 R 11740



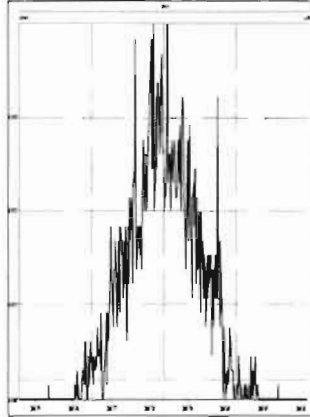
M 354.9792 R 12888



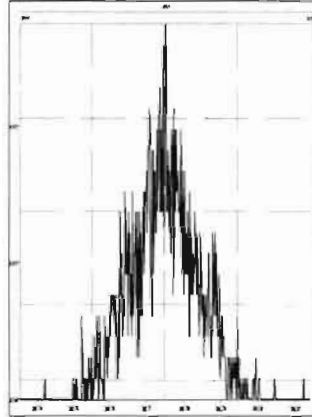
M 366.9792 R 15437



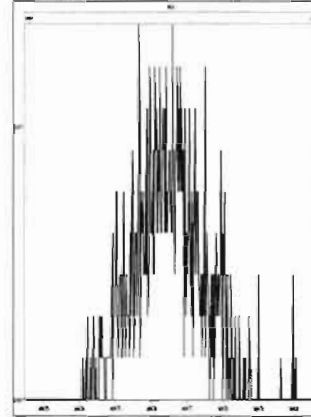
M 380.9760 R 11790



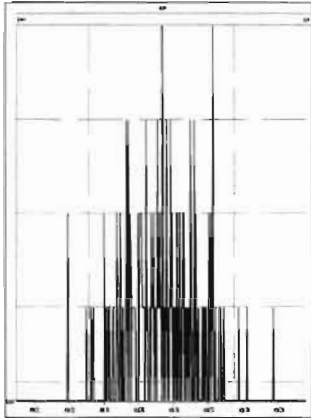
M 392.9760 R 10246



M 404.9760 R 11060



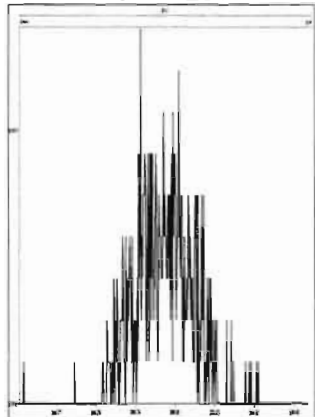
M 416.9760 R 54332



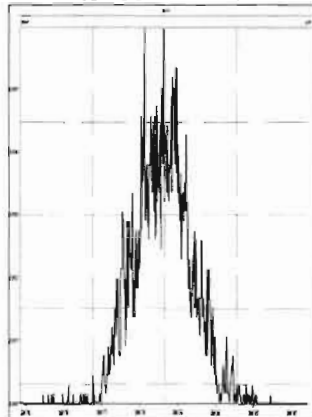
File: Experiment: ocdd\_db5.exp Reference: Pfk.ref Function: 3 @ 200 (ppm)

Printed: Wednesday, December 16, 2020 14:39:06 Pacific Standard Time

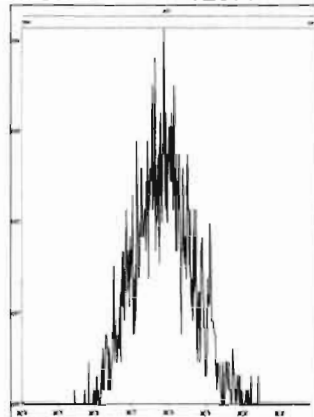
M 366.9792 R 20159



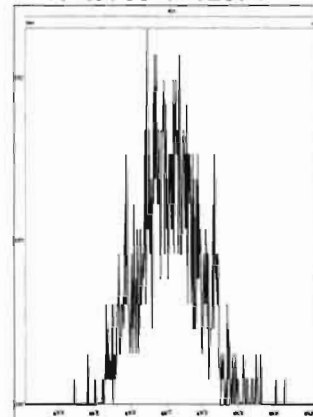
M 380.9760 R 12317



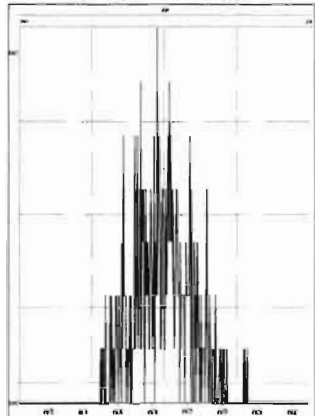
M 392.9760 R 12077



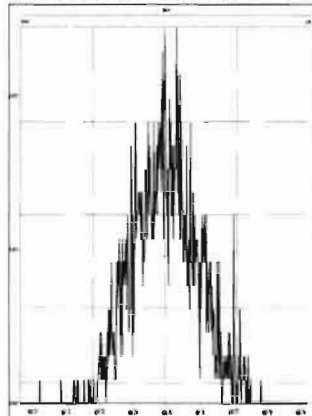
M 404.9760 R 12075



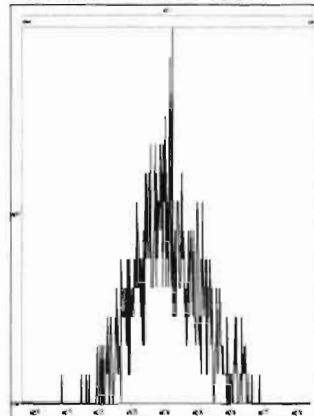
M 416.9760 R 17607



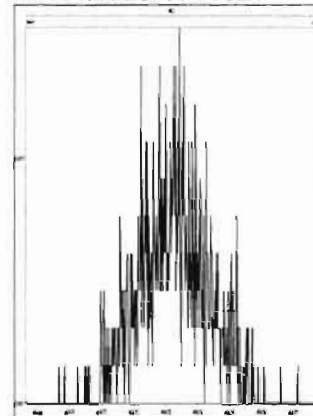
M 430.9728 R 11573



M 442.9728 R 14537



M 454.9728 R 11521

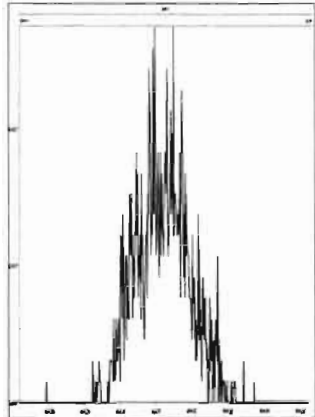




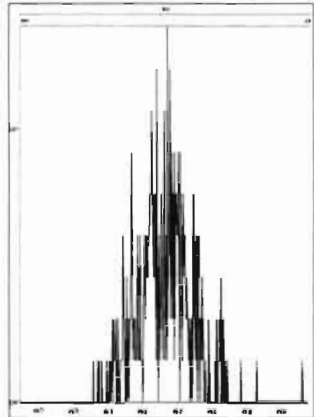
File: Experiment: ocdd\_db5.exp Reference: Pfk.ref Function: 4 @ 200 (ppm)

Printed: Wednesday, December 16, 2020 14:39:33 Pacific Standard Time

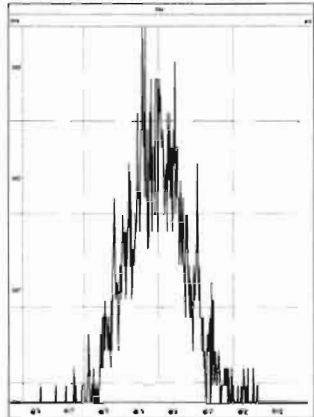
M 404.9760 R 12886



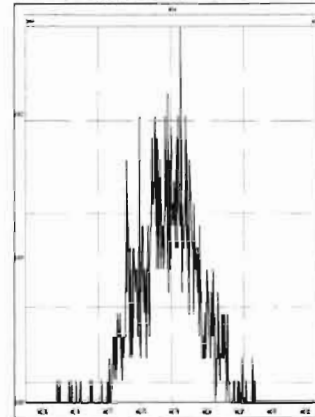
M 416.9760 R 14878



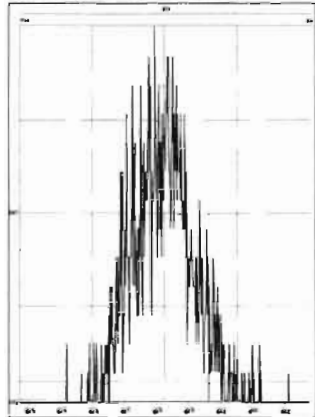
M 430.9728 R 14125



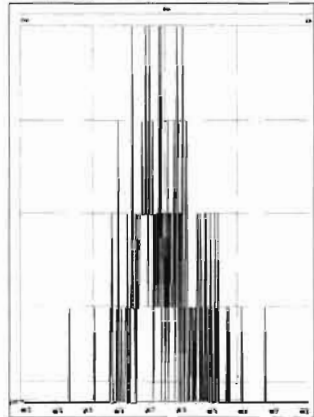
M 442.9728 R 12254



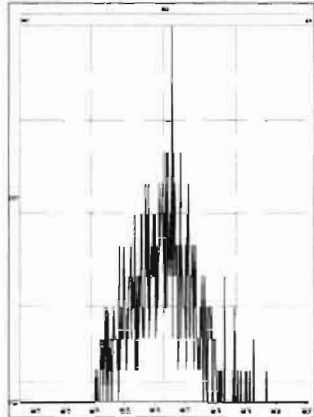
M 454.9728 R 12317



M 466.9728 R 16556



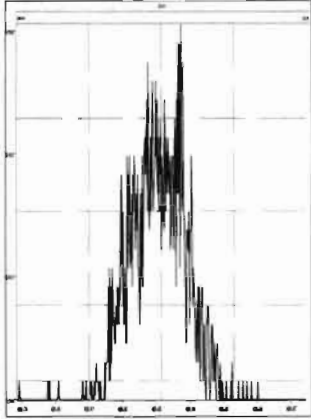
M 480.9696 R 13810



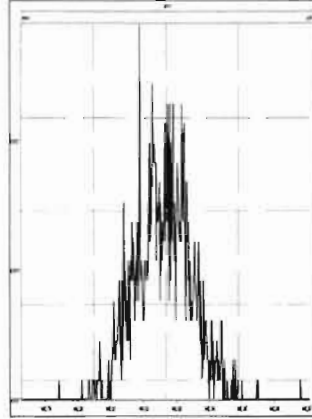
File: Experiment: ocdd\_db5.exp Reference: Pfk.ref Function: 5 @ 200 (ppm)

Printed: Wednesday, December 16, 2020 14:40:05 Pacific Standard Time

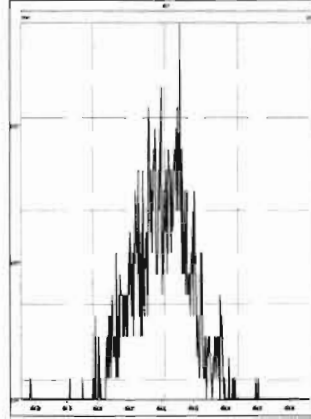
M 430.9728 R 14201



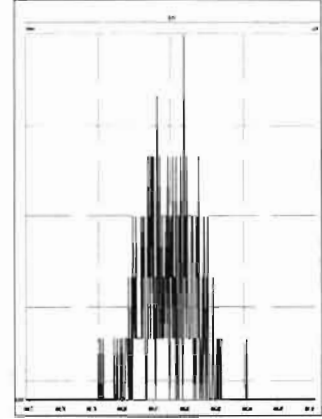
M 442.9728 R 12626



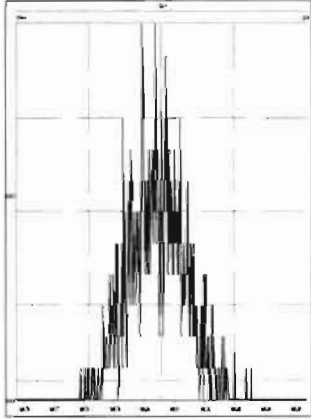
M 454.9728 R 14449



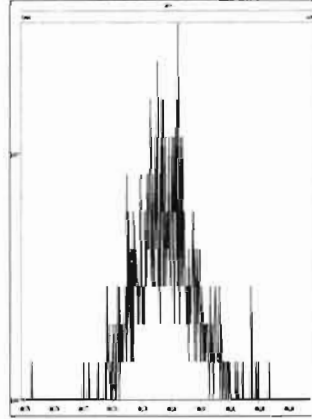
M 466.9728 R 31252



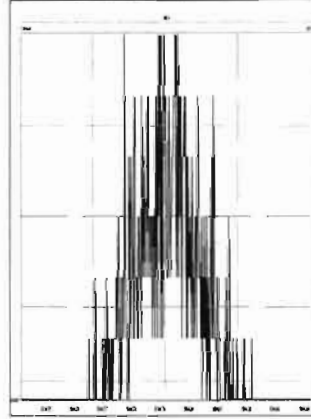
M 480.9696 R 13513




M 492.9696 R 12313



M 504.9696 R 14125

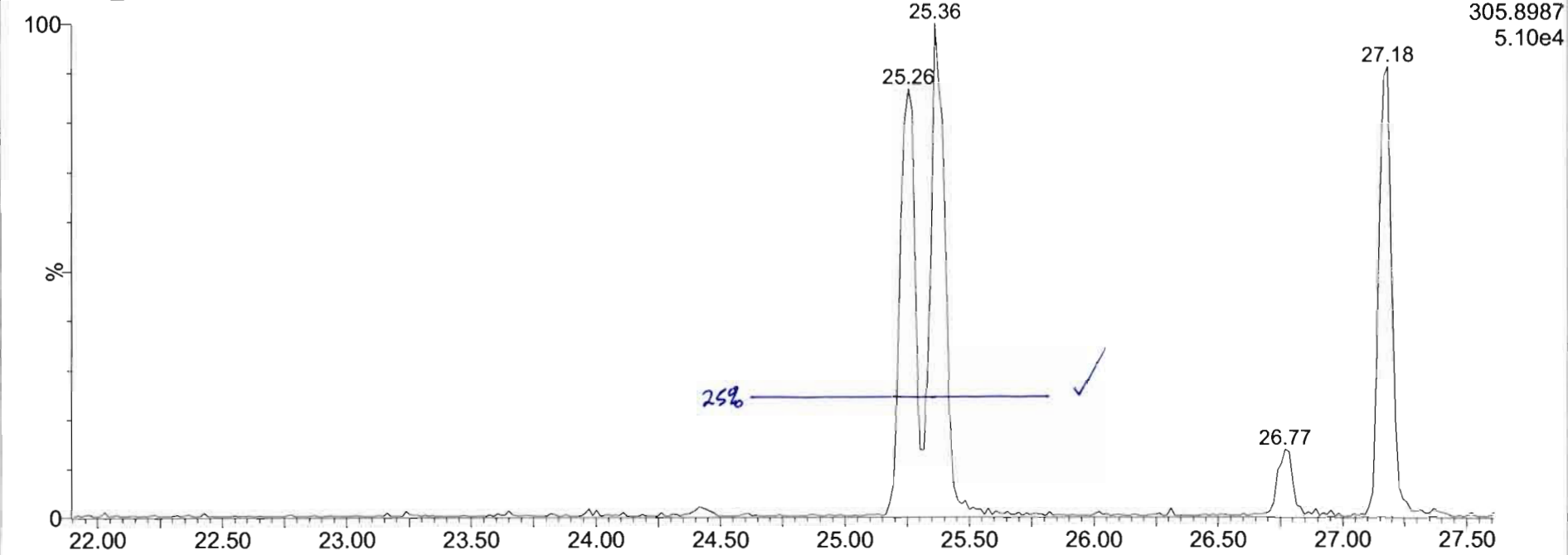


M 516.9697 R 33791



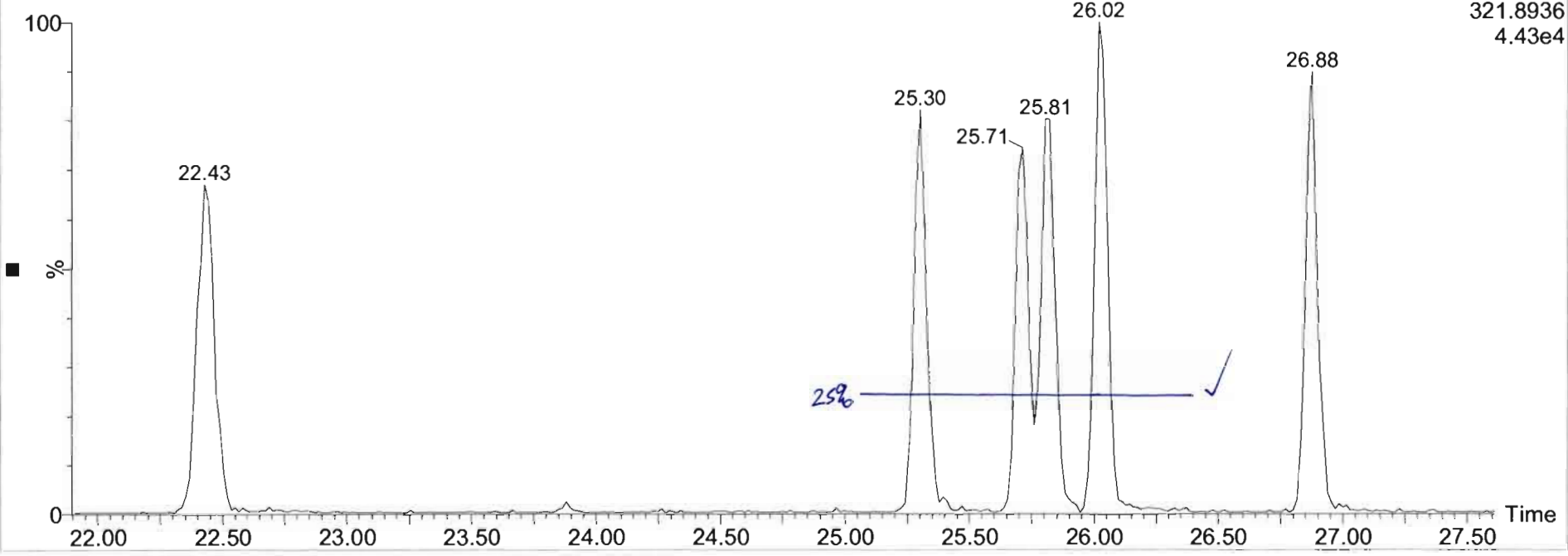
201216D1\_1

1: Voltage SIR 15 Channels EI+  
305.8987  
5.10e4



201216D1\_1

1: Voltage SIR 15 Channels EI+  
321.8936  
4.43e4



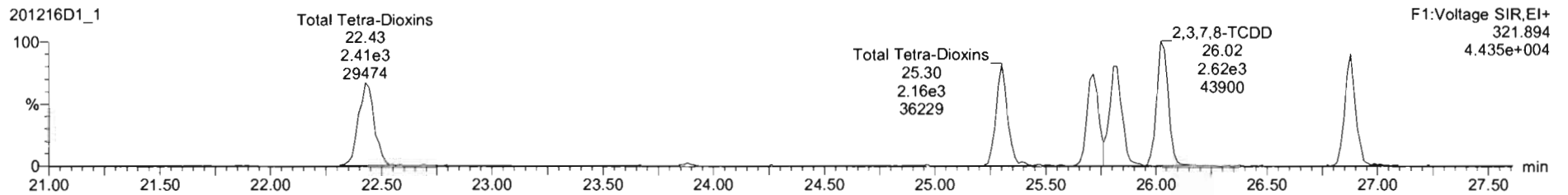

Dataset: U:\VG7.PRO\Results\201216D1\201216D1\_1.qld

Last Altered: Wednesday, December 16, 2020 15:31:42 Pacific Standard Time  
Printed: Wednesday, December 16, 2020 15:32:29 Pacific Standard Time

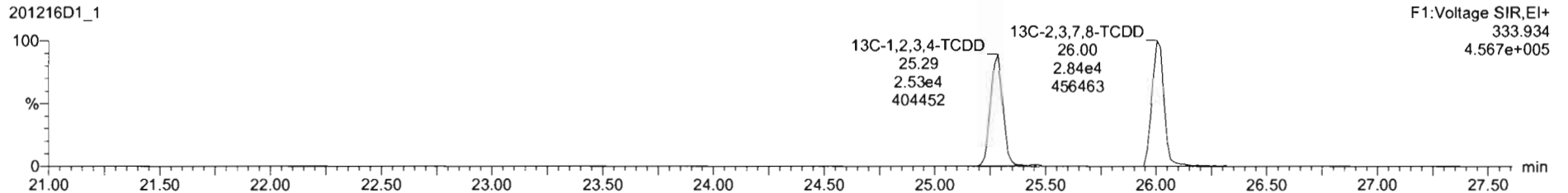
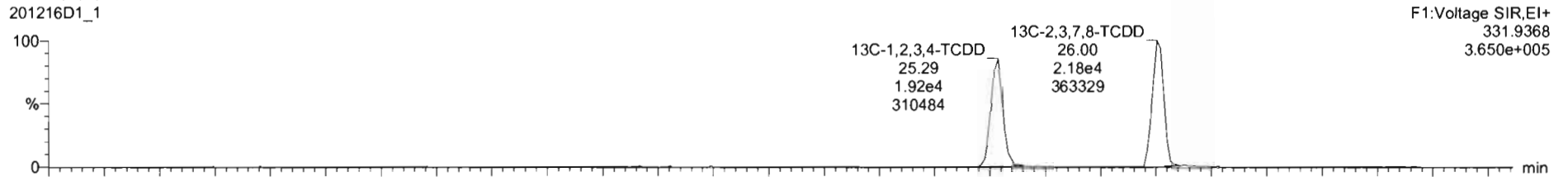
Method: C:\MassLynx\Default.PRO\MethDB\1613\_rrt.mdb 10 Dec 2020 12:07:43  
Calibration: U:\VG7.PRO\CurveDB\ZB\_DIOXIN\_1613vg7-9-30-20.cdb 01 Oct 2020 09:27:37

Name: 201216D1\_1, Date: 16-Dec-2020, Time: 14:44:06, ID: ST201216D1-1 1613 CS3 20L0706, Description: 1613 CS3 20L0706

2,3,7,8-TCDD



13C-2,3,7,8-TCDD



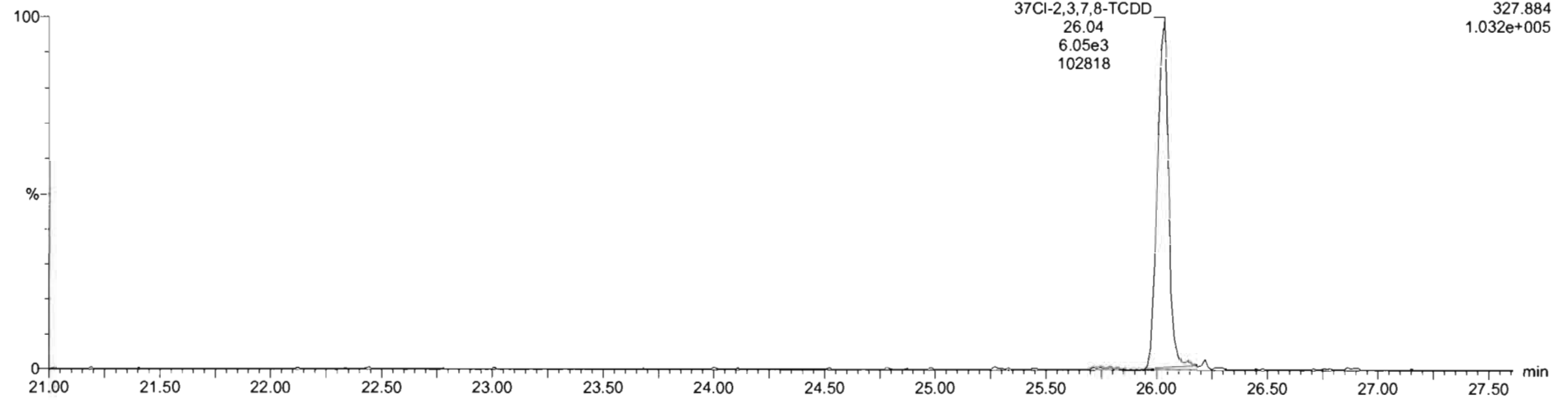
Dataset: U:\VG7.PRO\Results\201216D1\201216D1\_1.qld

Last Altered: Wednesday, December 16, 2020 15:31:42 Pacific Standard Time  
Printed: Wednesday, December 16, 2020 15:32:29 Pacific Standard Time

Name: 201216D1\_1, Date: 16-Dec-2020, Time: 14:44:06, ID: ST201216D1-1 1613 CS3 20L0706, Description: 1613 CS3 20L0706

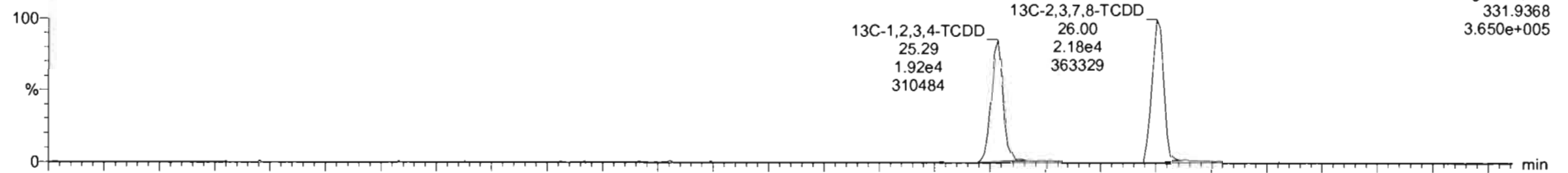
**37Cl-2,3,7,8-TCDD**

201216D1\_1

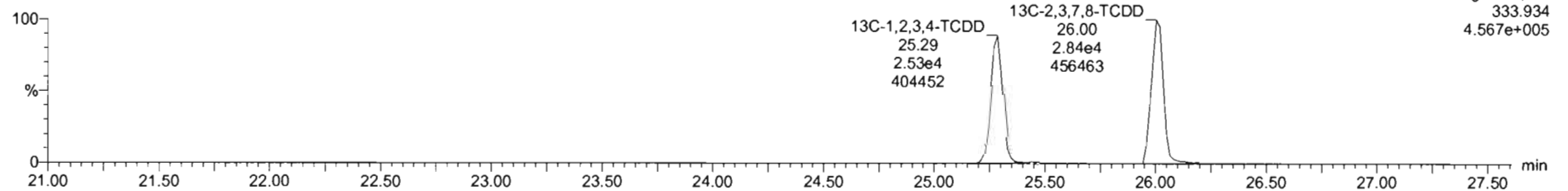


**13C-1,2,3,4-TCDD**

201216D1\_1



201216D1\_1



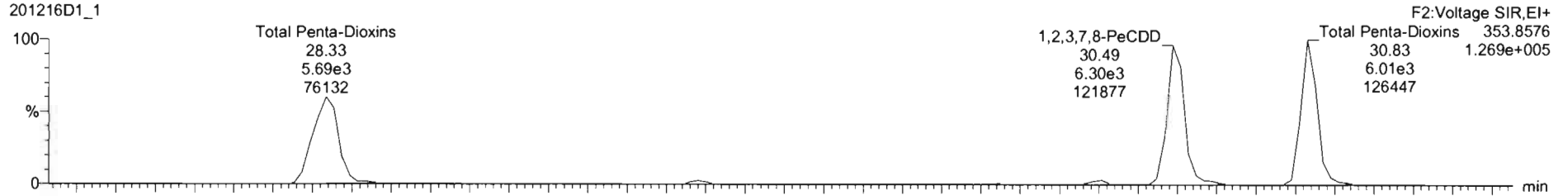
Dataset: U:\VG7.PRO\Results\201216D1\201216D1\_1.qld

Last Altered: Wednesday, December 16, 2020 15:31:42 Pacific Standard Time  
Printed: Wednesday, December 16, 2020 15:32:29 Pacific Standard Time

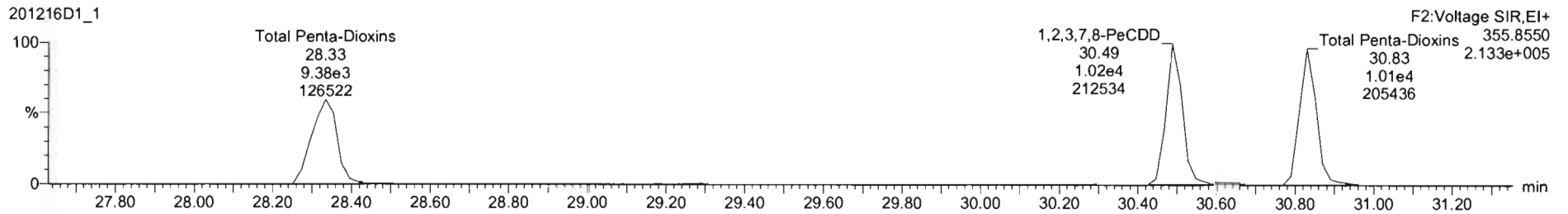
Name: 201216D1\_1, Date: 16-Dec-2020, Time: 14:44:06, ID: ST201216D1-1 1613 CS3 20L0706, Description: 1613 CS3 20L0706

1,2,3,7,8-PeCDD

201216D1\_1




201216D1\_1

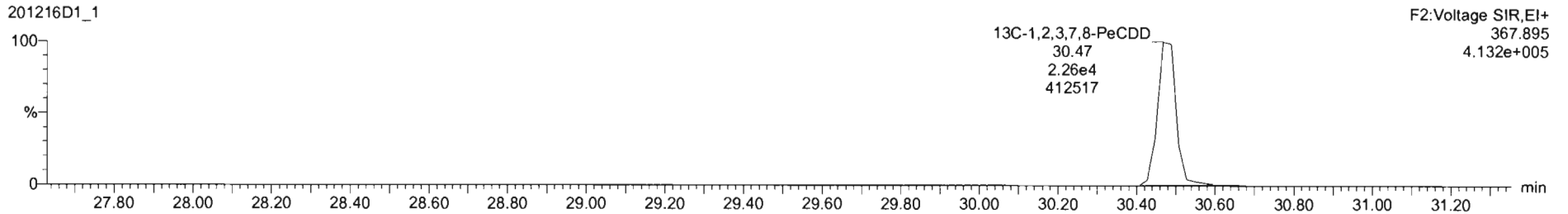


13C-1,2,3,7,8-PeCDD

201216D1\_1



201216D1\_1

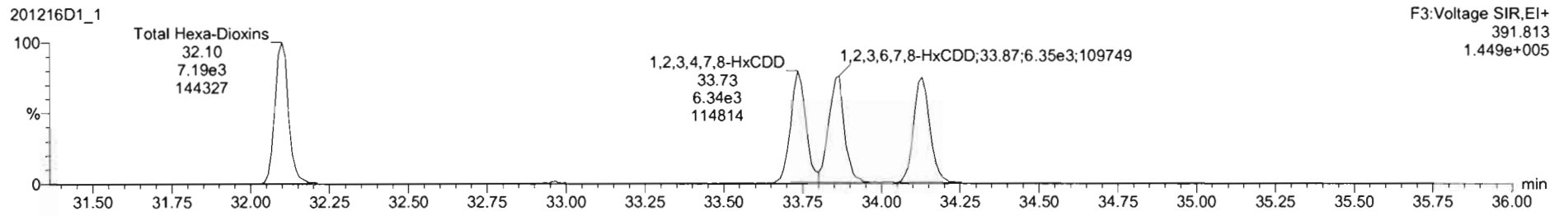
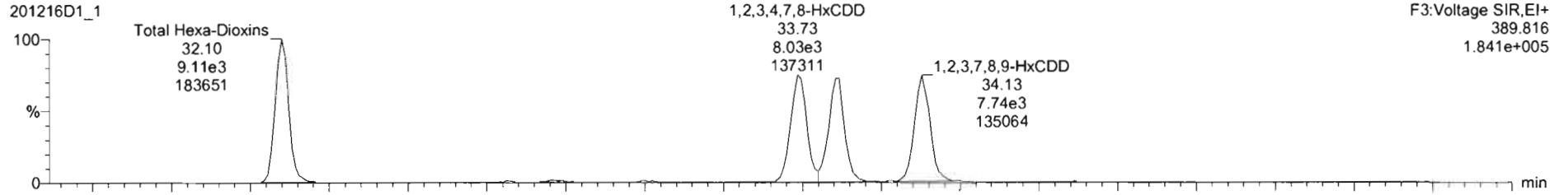


Dataset: U:\VG7.PRO\Results\201216D1\201216D1\_1.qld

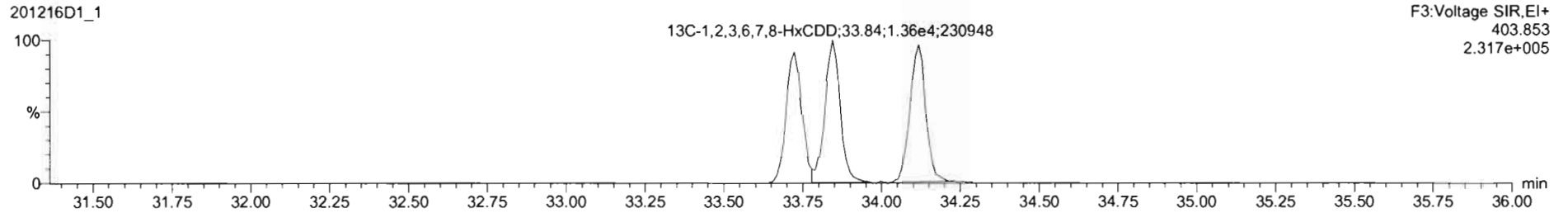
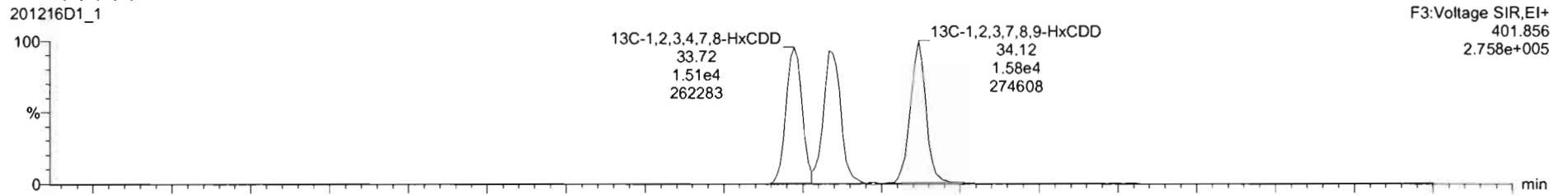
Last Altered: Wednesday, December 16, 2020 15:31:42 Pacific Standard Time  
Printed: Wednesday, December 16, 2020 15:32:29 Pacific Standard Time

Name: 201216D1\_1, Date: 16-Dec-2020, Time: 14:44:06, ID: ST201216D1-1 1613 CS3 20L0706, Description: 1613 CS3 20L0706

1,2,3,4,7,8-HxCDD



13C-1,2,3,4,7,8-HxCDD





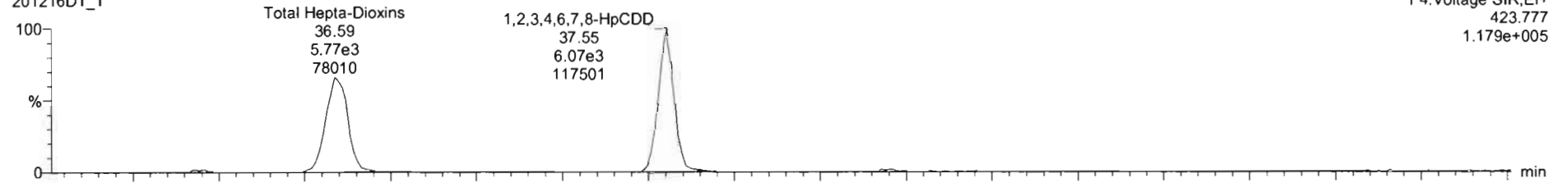
Dataset: U:\VG7.PRO\Results\201216D1\201216D1\_1.qld

Last Altered: Wednesday, December 16, 2020 15:31:42 Pacific Standard Time  
Printed: Wednesday, December 16, 2020 15:32:29 Pacific Standard Time

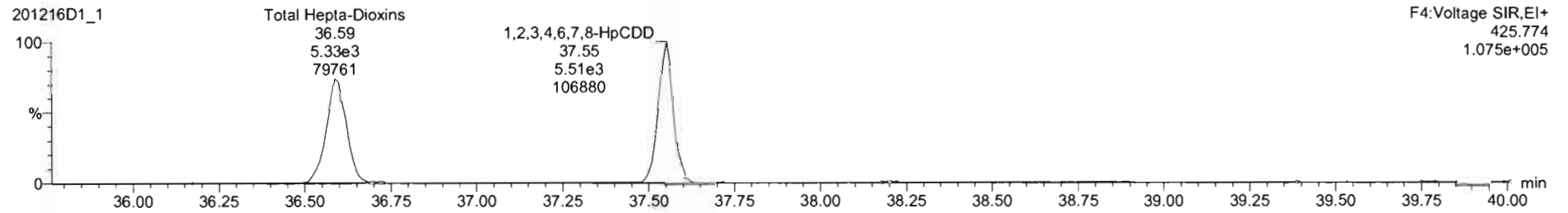
Name: 201216D1\_1, Date: 16-Dec-2020, Time: 14:44:06, ID: ST201216D1-1 1613 CS3 20L0706, Description: 1613 CS3 20L0706

1,2,3,4,6,7,8-HpCDD

201216D1\_1

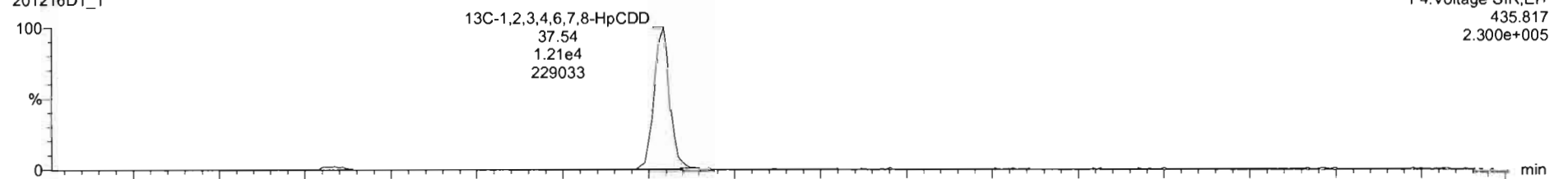


201216D1\_1

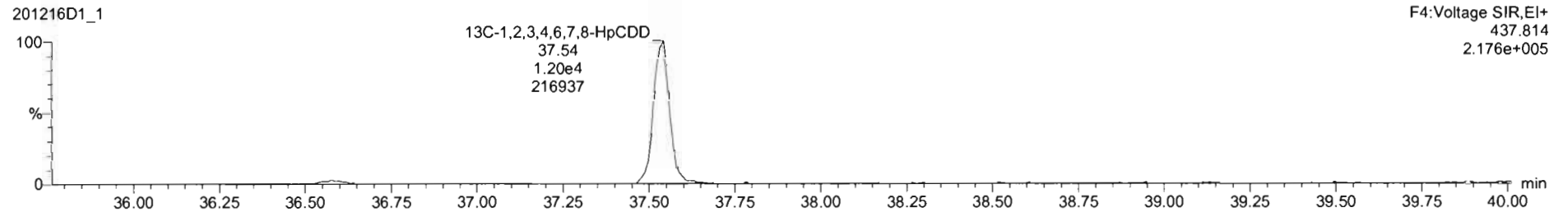


13C-1,2,3,4,6,7,8-HpCDD

201216D1\_1



201216D1\_1



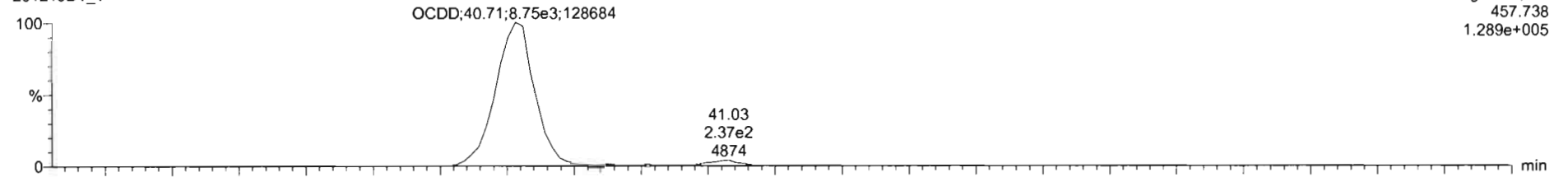
Dataset: U:\VG7.PRO\Results\201216D1\201216D1\_1.qld

Last Altered: Wednesday, December 16, 2020 15:31:42 Pacific Standard Time  
Printed: Wednesday, December 16, 2020 15:32:29 Pacific Standard Time

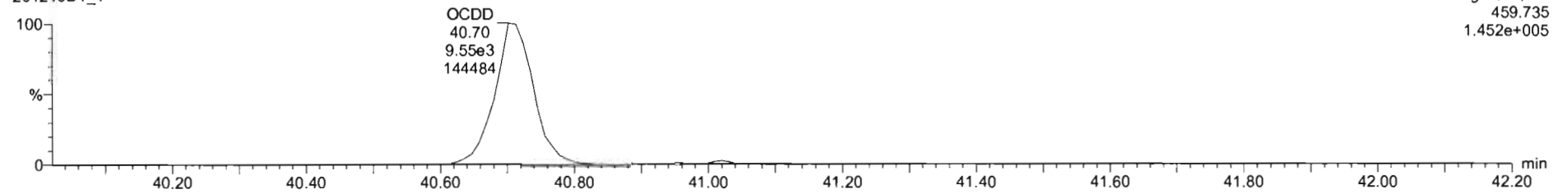
Name: 201216D1\_1, Date: 16-Dec-2020, Time: 14:44:06, ID: ST201216D1-1 1613 CS3 20L0706, Description: 1613 CS3 20L0706

**OCDD**

201216D1\_1

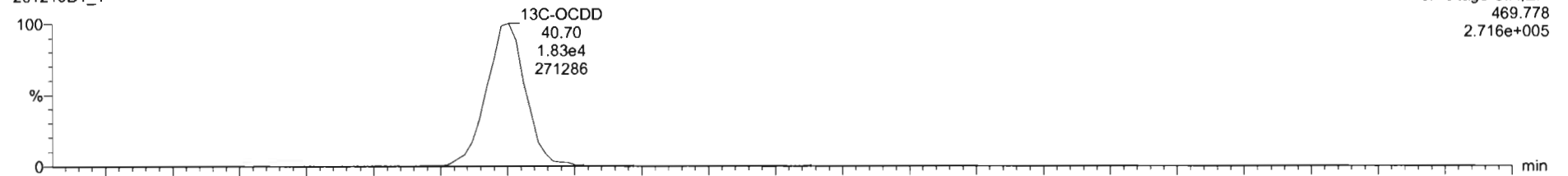


201216D1\_1

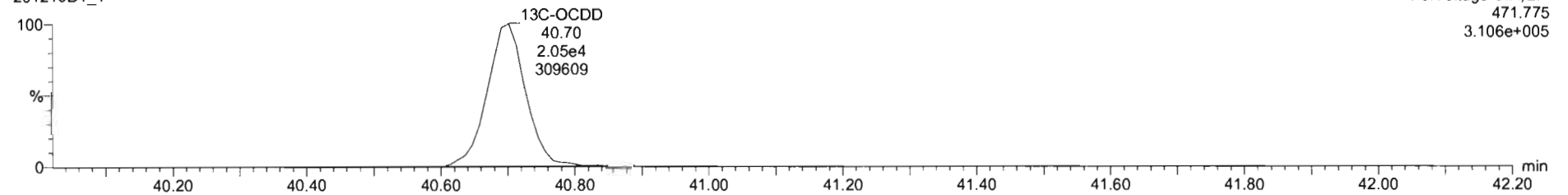


**13C-OCDD**

201216D1\_1



201216D1\_1

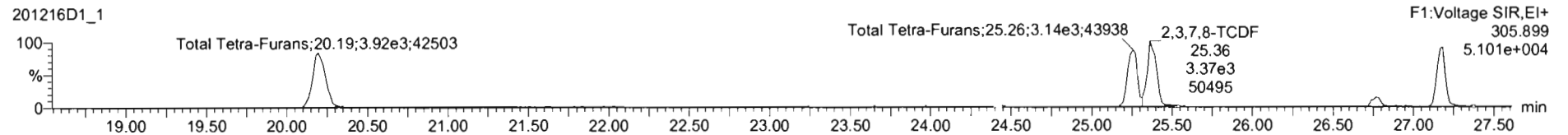
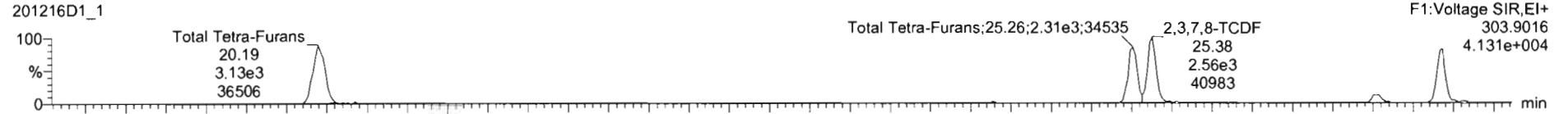


Dataset: U:\VG7.PRO\Results\201216D1\201216D1\_1.qld



Last Altered: Wednesday, December 16, 2020 15:31:42 Pacific Standard Time  
Printed: Wednesday, December 16, 2020 15:32:29 Pacific Standard Time

Name: 201216D1\_1, Date: 16-Dec-2020, Time: 14:44:06, ID: ST201216D1-1 1613 CS3 20L0706, Description: 1613 CS3 20L0706

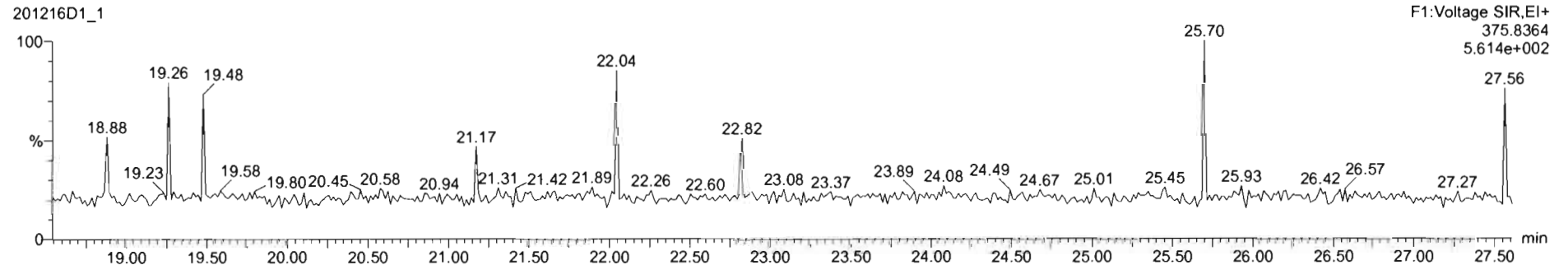
**2,3,7,8-TCDF**



**13C-2,3,7,8-TCDF**



**DPE1**



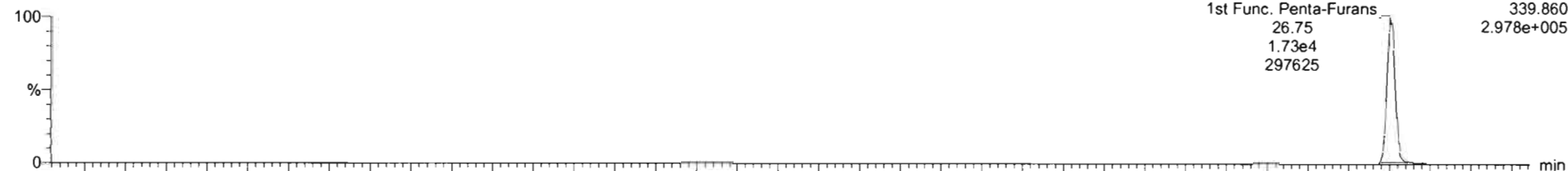
Dataset: U:\VG7.PRO\Results\201216D1\201216D1\_1.qld

Last Altered: Wednesday, December 16, 2020 15:31:42 Pacific Standard Time  
Printed: Wednesday, December 16, 2020 15:32:29 Pacific Standard Time

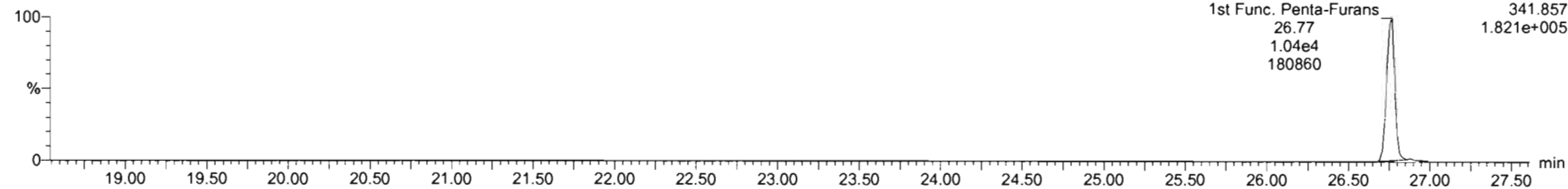
Name: 201216D1\_1, Date: 16-Dec-2020, Time: 14:44:06, ID: ST201216D1-1 1613 CS3 20L0706, Description: 1613 CS3 20L0706

1st Func. Penta-Furans

201216D1\_1

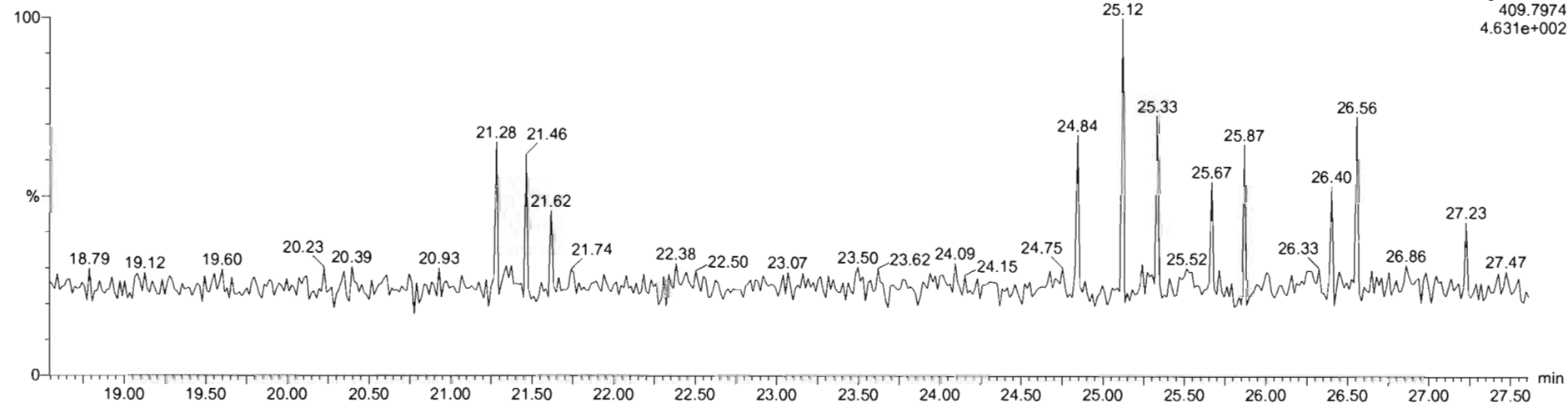


201216D1\_1



DPE6

201216D1\_1





Dataset: U:\VG7.PRO\Results\201216D1\201216D1\_1.qld



Last Altered: Wednesday, December 16, 2020 15:31:42 Pacific Standard Time  
Printed: Wednesday, December 16, 2020 15:32:29 Pacific Standard Time

Name: 201216D1\_1, Date: 16-Dec-2020, Time: 14:44:06, ID: ST201216D1-1 1613 CS3 20L0706, Description: 1613 CS3 20L0706

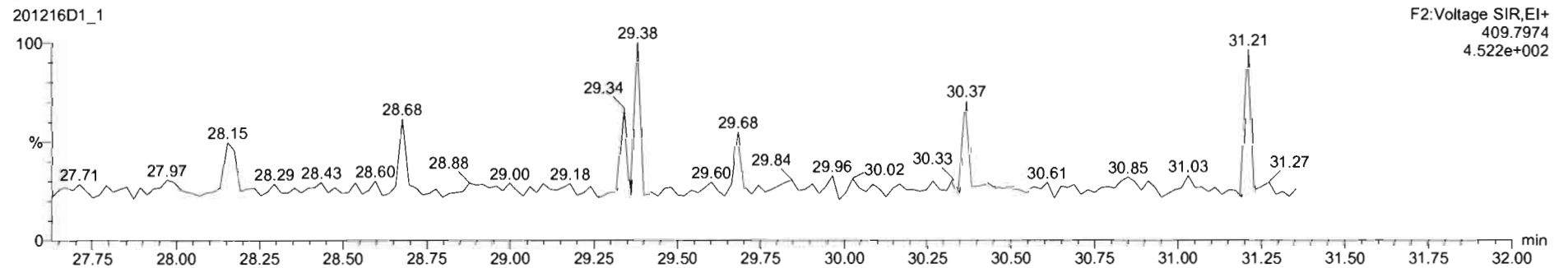
**1,2,3,7,8-PeCDF**



**13C-1,2,3,7,8-PeCDF**



**DPE2**

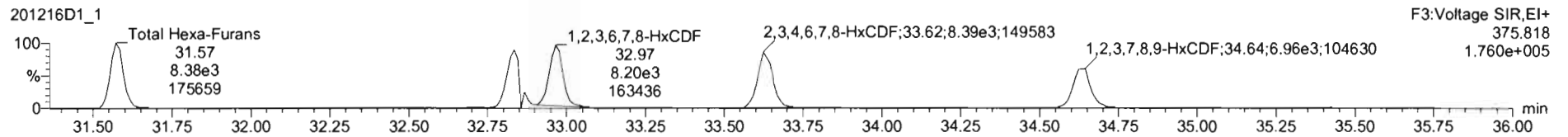
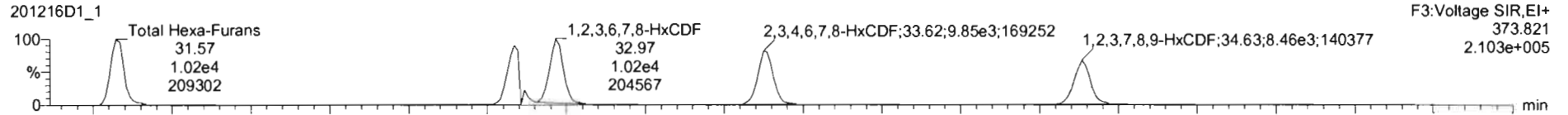


Dataset: U:\VG7.PRO\Results\201216D1\201216D1\_1.qld

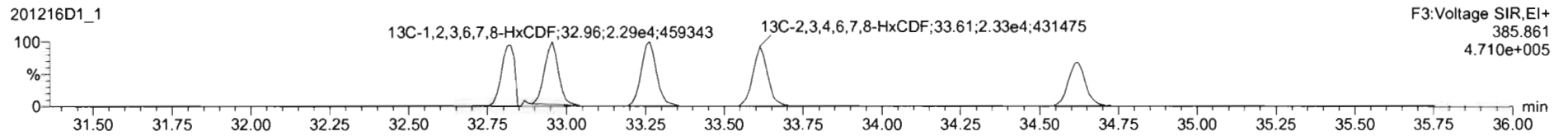
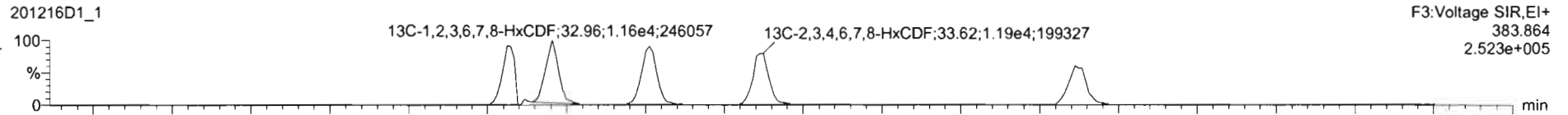
Last Altered: Wednesday, December 16, 2020 15:31:42 Pacific Standard Time  
Printed: Wednesday, December 16, 2020 15:32:29 Pacific Standard Time

Name: 201216D1\_1, Date: 16-Dec-2020, Time: 14:44:06, ID: ST201216D1-1 1613 CS3 20L0706, Description: 1613 CS3 20L0706

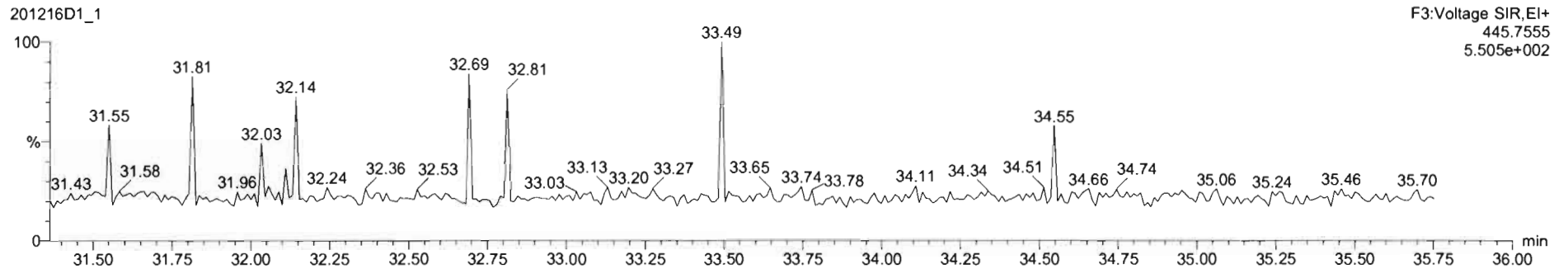
1,2,3,4,7,8-HxCDF

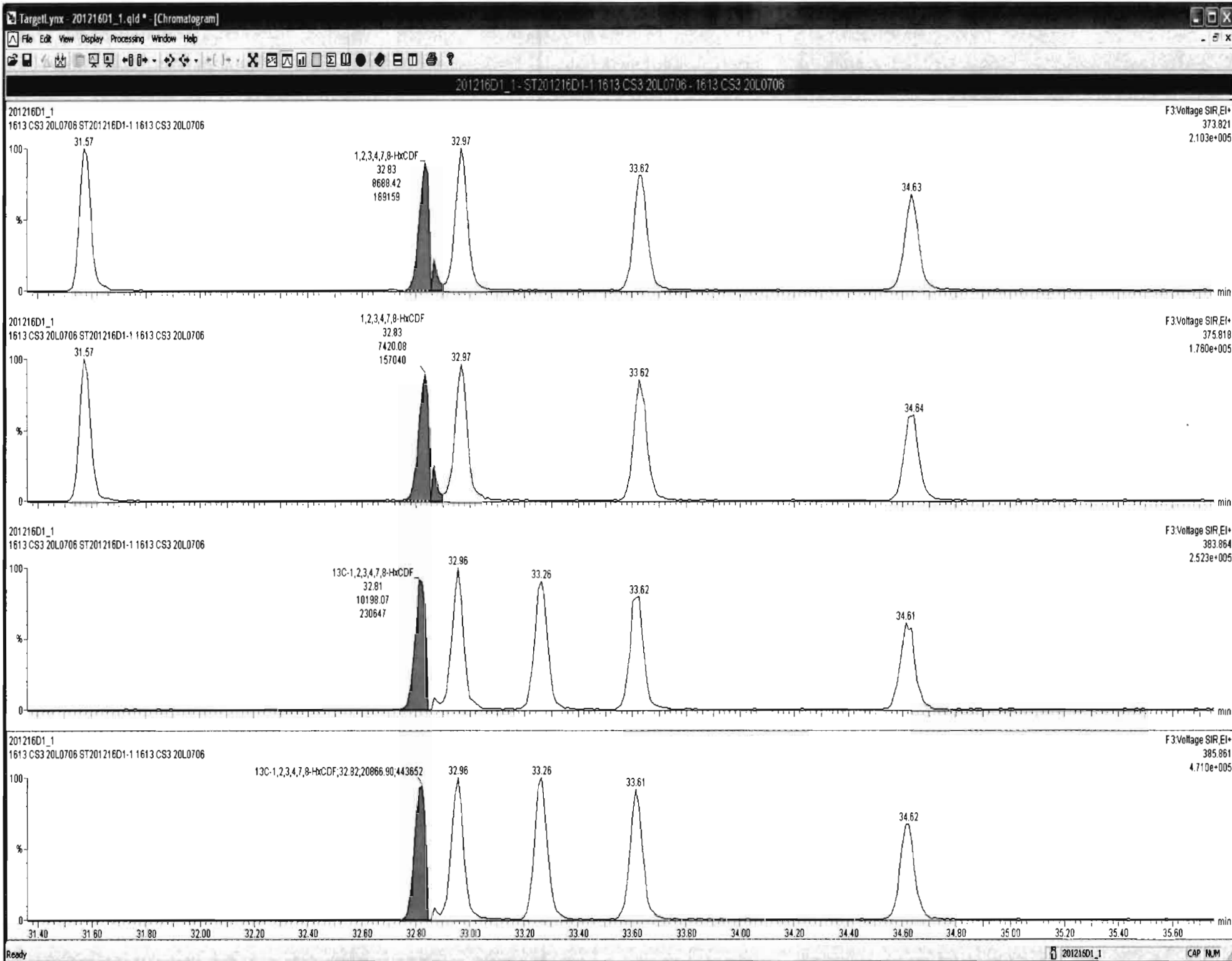


13C-1,2,3,4,7,8-HxCDF



DPE3



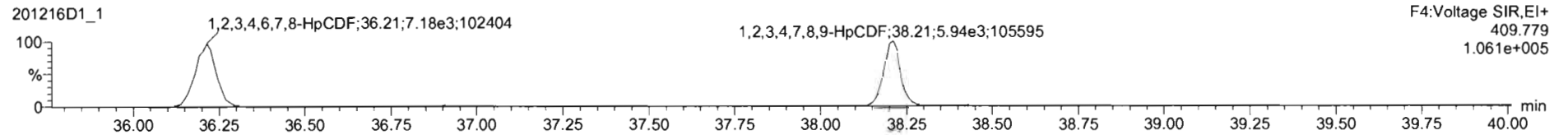



Dataset: U:\VG7.PRO\Results\201216D1\201216D1\_1.qld

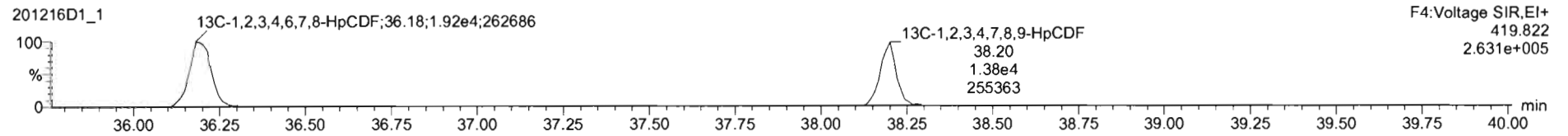
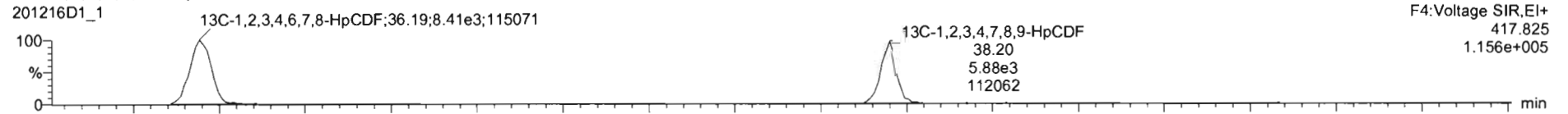
Last Altered: Wednesday, December 16, 2020 15:31:42 Pacific Standard Time  
Printed: Wednesday, December 16, 2020 15:32:29 Pacific Standard Time

Name: 201216D1\_1, Date: 16-Dec-2020, Time: 14:44:06, ID: ST201216D1-1 1613 CS3 20L0706, Description: 1613 CS3 20L0706

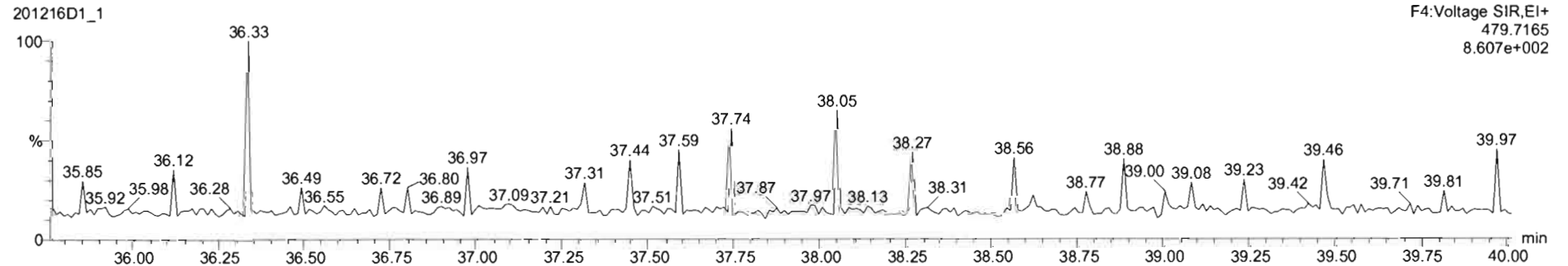
**1,2,3,4,6,7,8-HpCDF**



**13C-1,2,3,4,6,7,8-HpCDF**



**DPE4**





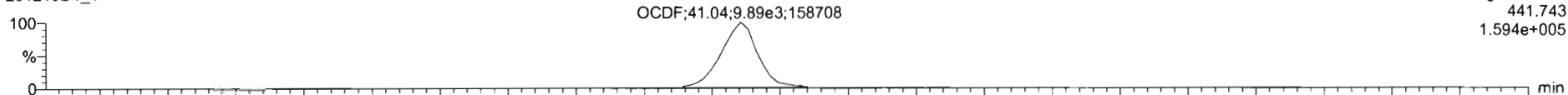
Dataset: U:\VG7.PRO\Results\201216D1\201216D1\_1.qld

Last Altered: Wednesday, December 16, 2020 15:31:42 Pacific Standard Time  
Printed: Wednesday, December 16, 2020 15:32:29 Pacific Standard Time

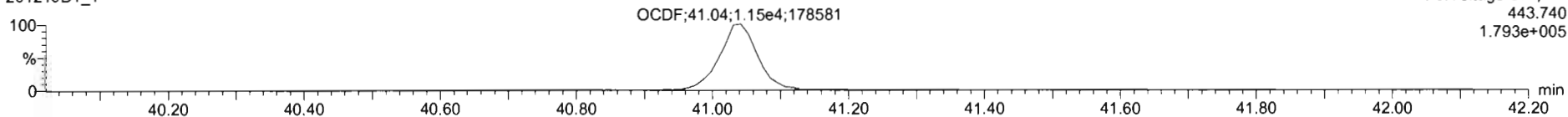
Name: 201216D1\_1, Date: 16-Dec-2020, Time: 14:44:06, ID: ST201216D1-1 1613 CS3 20L0706, Description: 1613 CS3 20L0706

**OCDF**

201216D1\_1

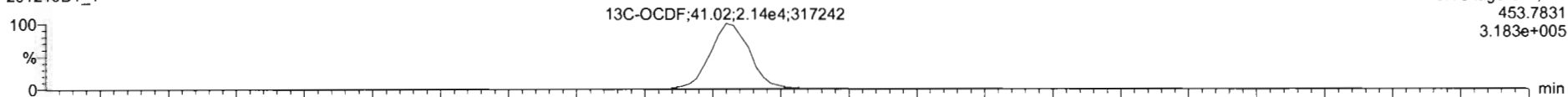


201216D1\_1

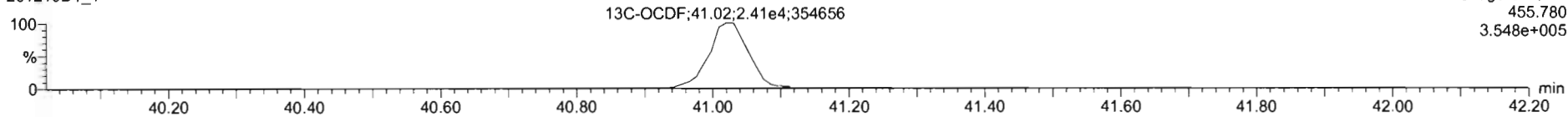


**13C-OCDF**

201216D1\_1

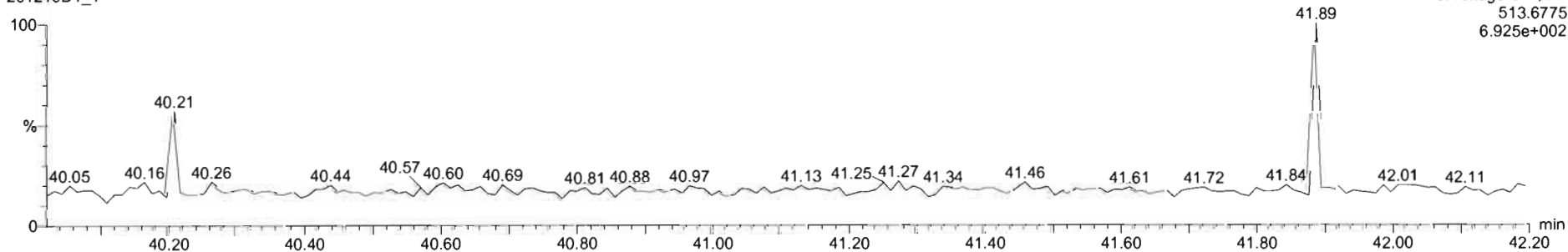


201216D1\_1



**DPE5**

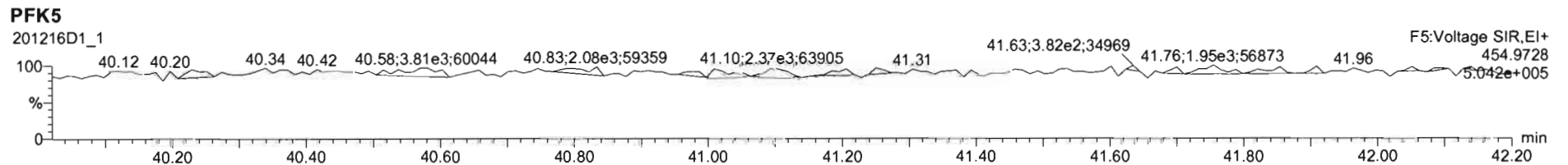
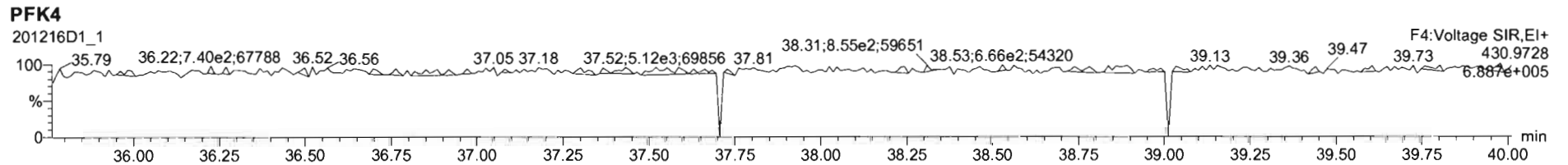
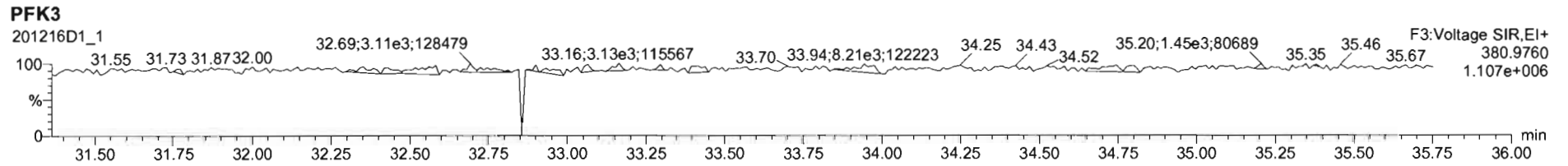
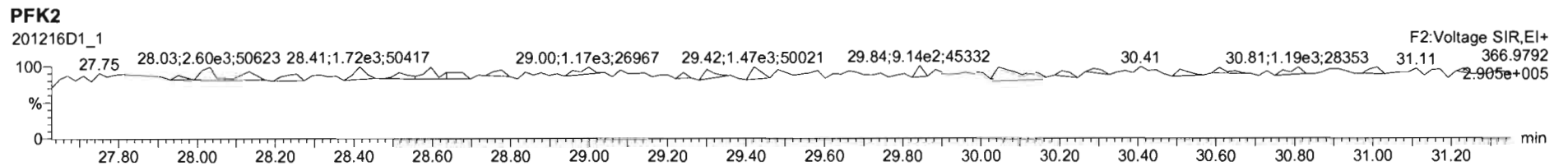
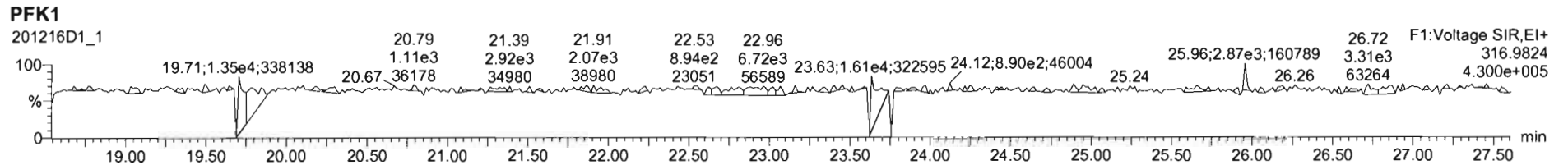
201216D1\_1



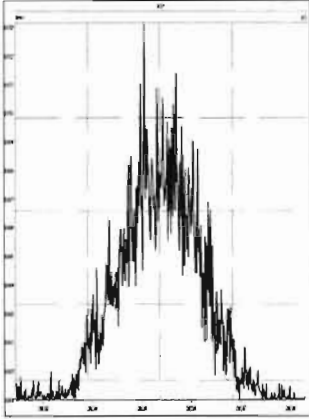
Dataset: U:\VG7.PRO\Results\201216D1\201216D1\_1.qld

Last Altered: Wednesday, December 16, 2020 15:31:42 Pacific Standard Time  
Printed: Wednesday, December 16, 2020 15:32:29 Pacific Standard Time

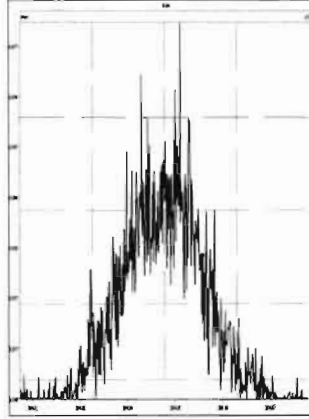
Name: 201216D1\_1, Date: 16-Dec-2020, Time: 14:44:06, ID: ST201216D1-1 1613 CS3 20L0706, Description: 1613 CS3 20L0706



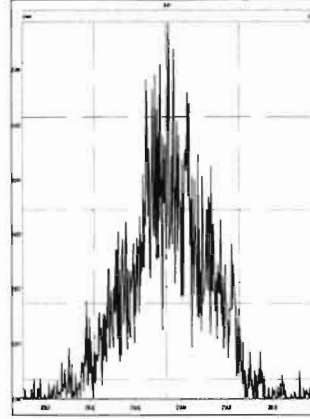
M 292.9824 R 9553 *ok*



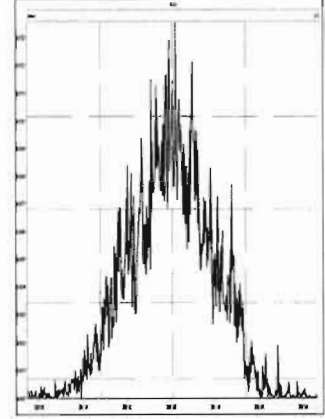
M 304.9824 R 11093



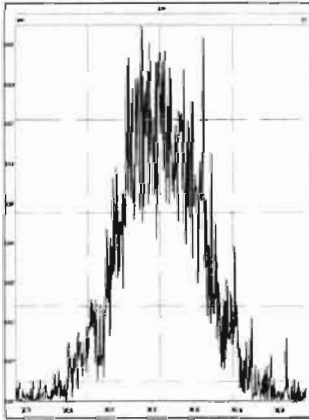
M 318.9792 R 10015



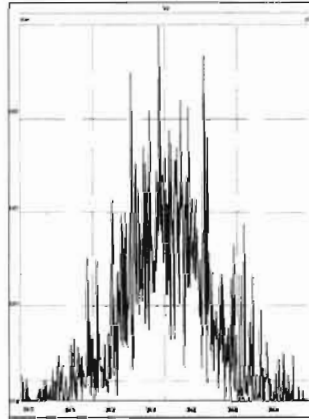
M 330.9792 R 9381 *ok*



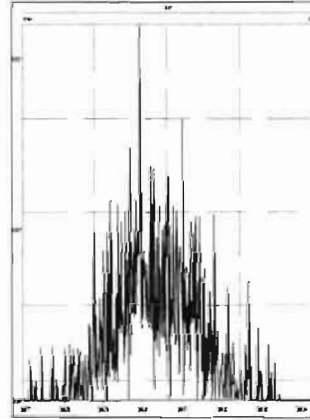
M 342.9792 R 8960 *ok*



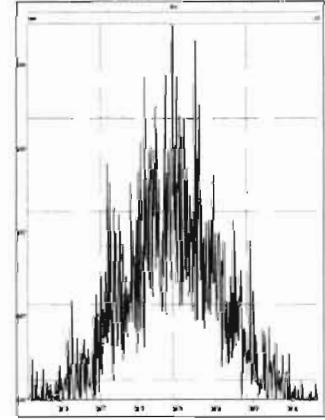
M 354.9792 R 13515



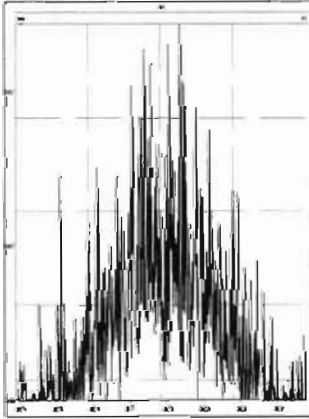
M 366.9792 R 37054



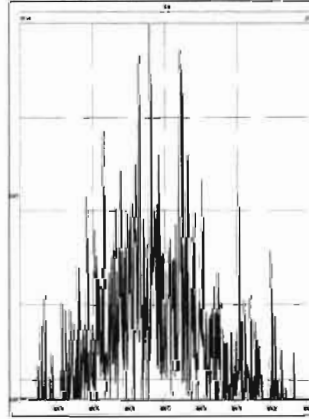
M 380.9760 R 11137



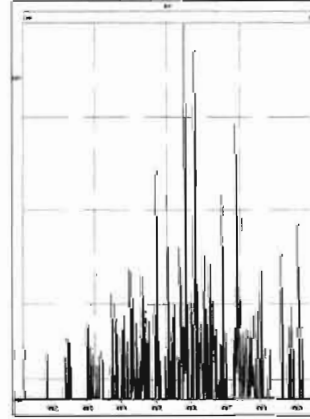
M 392.9760 R 16859



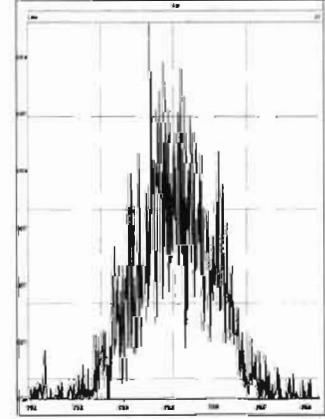
M 404.9760 R 52488



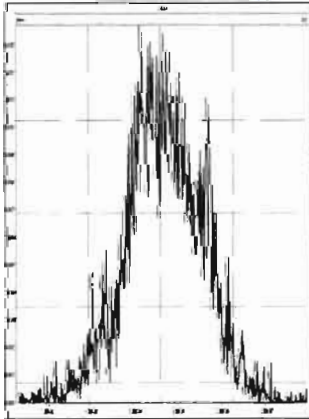
M 416.9760 R 395836



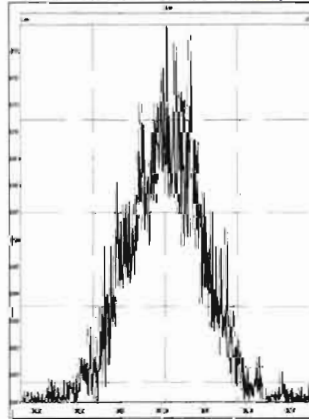
M 318.9792 R 10332



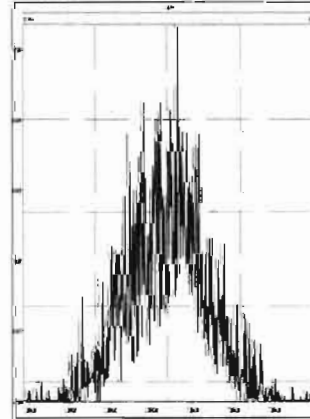
M 330.9792 R 9529 *ok*



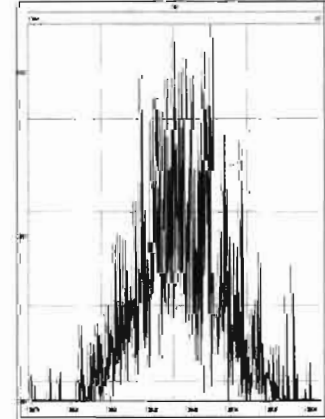
M 342.9792 R 9712 *ok*



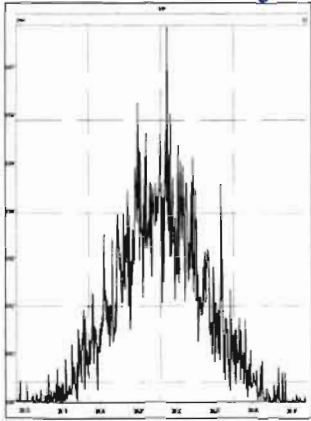
M 354.9792 R 11087



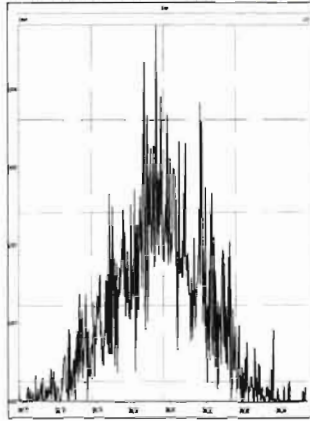
M 366.9792 R 13101



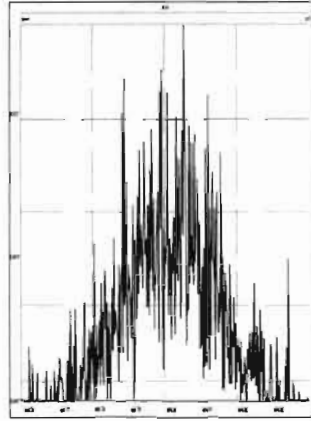
M 380.9760 R 9957 *ok*



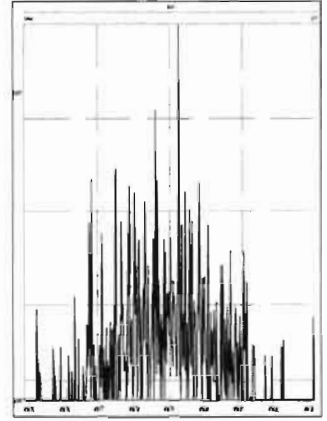
M 392.9760 R 9847 *ok*



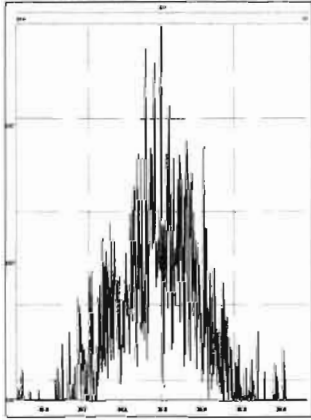
M 404.9760 R 13307



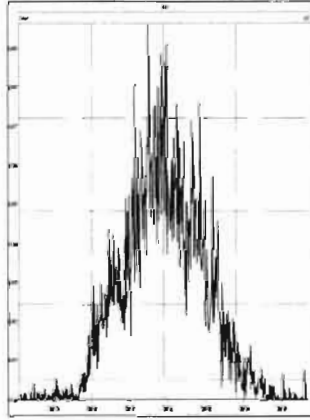
M 416.9760 R 624995



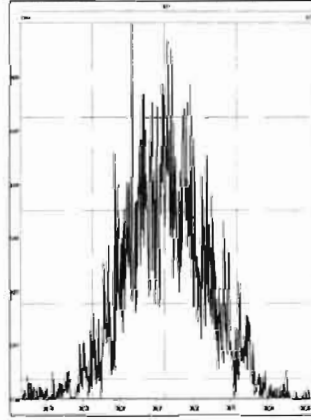
M 366.9792 R 16018



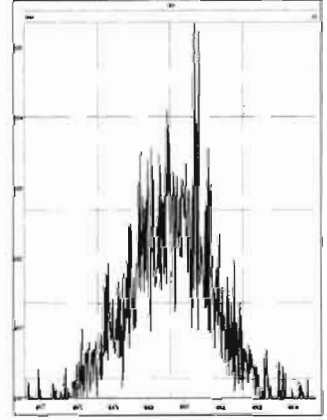
M 380.9760 R 10334



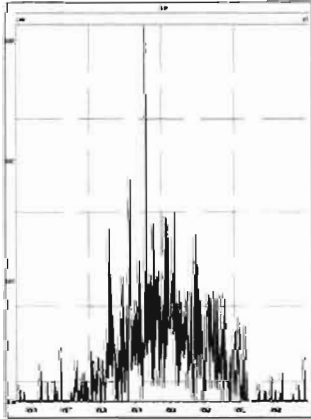
M 392.9760 R 10916



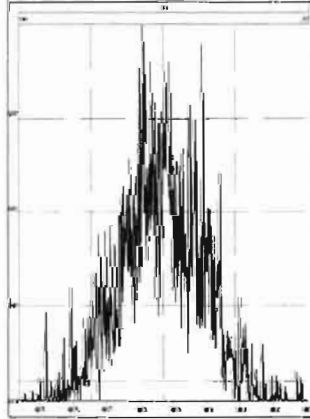
M 404.9760 R 12607



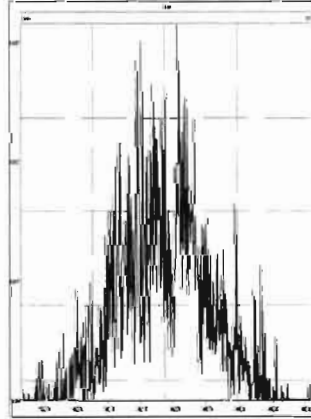
M 416.9760 R 19108



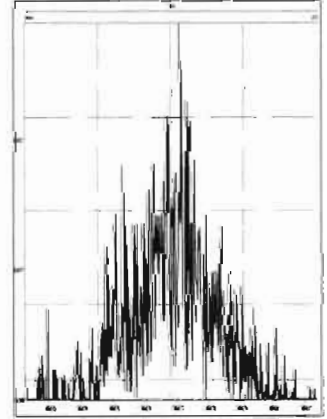
M 430.9728 R 11101



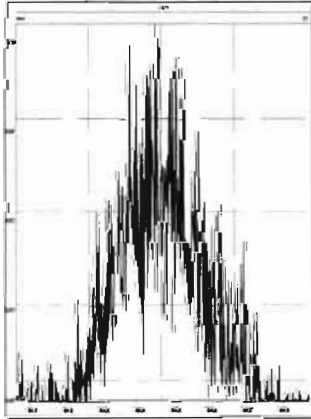
M 442.9728 R 10946



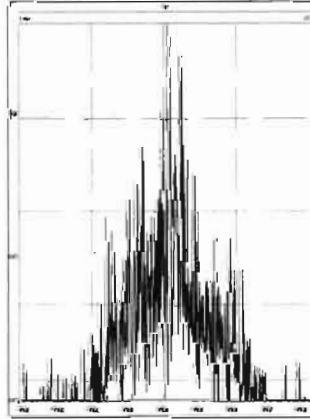
M 454.9728 R 18495



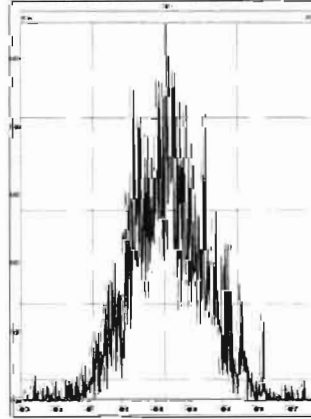
M 404.9760 R 12351



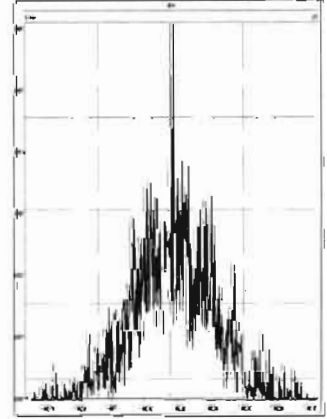
M 416.9760 R 33310



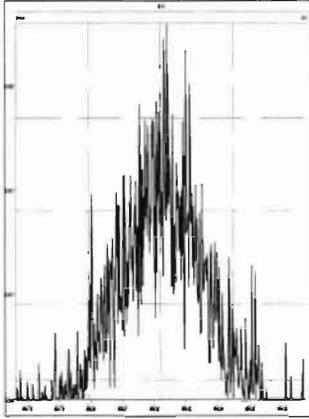
M 430.9728 R 12203



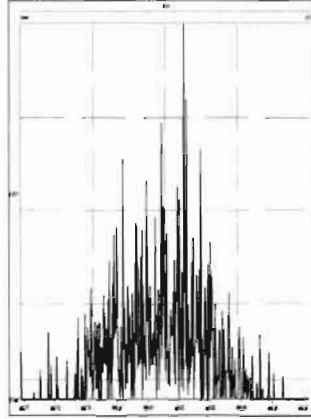
M 442.9728 R 14014



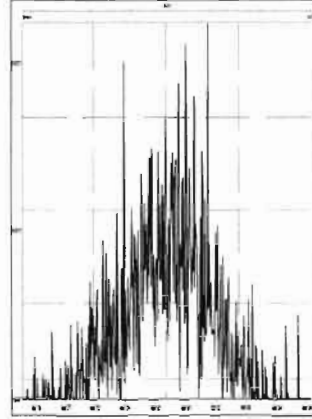
M 454.9728 R 11320



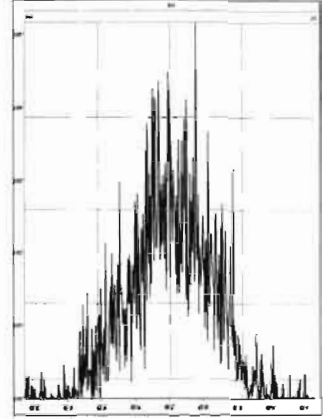
M 466.9728 R 71956



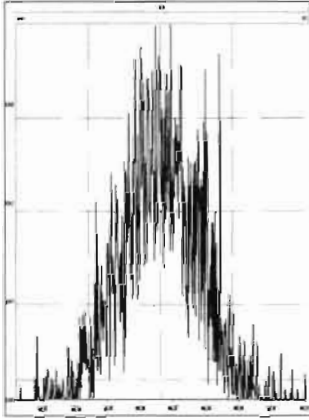
M 480.9696 R 16623



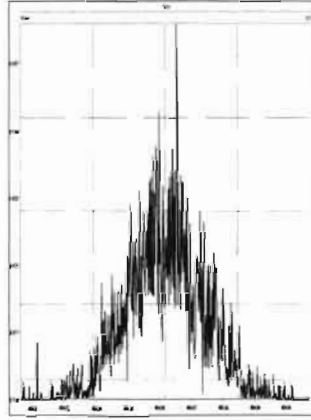
M 430.9728 R 9622 *JK*



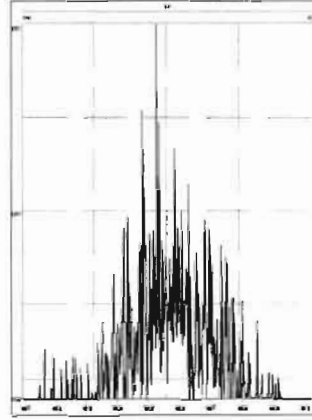
M 442.9728 R 11037



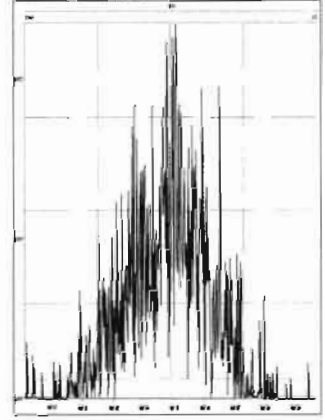
M 454.9728 R 12806



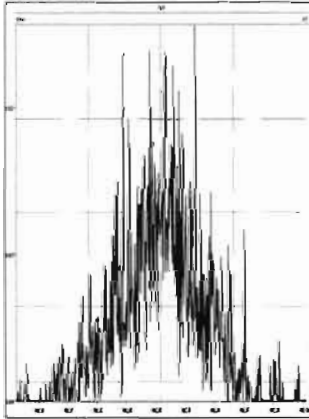
M 466.9728 R 34253



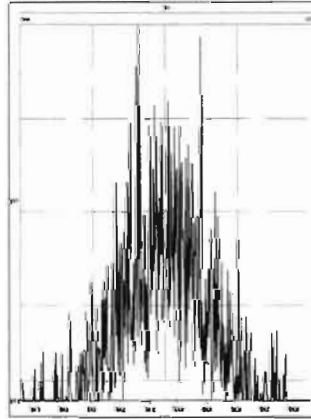
M 480.9696 R 13840



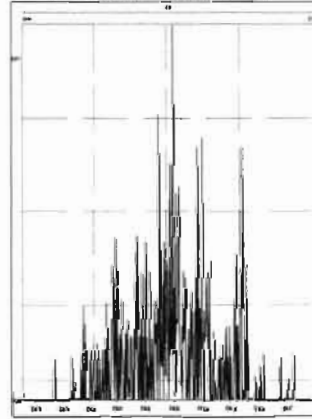
M 492.9696 R 14730



M 504.9696 R 16288



M 516.9697 R 505950





**INTERNAL CALIBRATION STANDARDS REVIEW CHECKLIST**

**Begin Calibration ID:** ST201217R4-1

**Reviewed By:** GPB 12/18/2020

*Initials & Date*

**End Calibration ID:** ST201217R5-1

	<u>Beg.</u>	<u>End</u>
<b>Ion abundance within QC limits?</b>	<input checked="" type="checkbox"/>	<input checked="" type="checkbox"/>
<b>Concentrations within criteria?</b>	<input checked="" type="checkbox"/>	<input checked="" type="checkbox"/>
<b>TCDD/TCDF Valleys &lt;25%</b>	<input checked="" type="checkbox"/>	<input checked="" type="checkbox"/>
<b>First and last eluters present?</b>	<input checked="" type="checkbox"/>	<input checked="" type="checkbox"/>
<b>Retention Times within criteria?</b>	<input checked="" type="checkbox"/>	<input checked="" type="checkbox"/>
<b>Verification Std. named correctly?</b>	<input checked="" type="checkbox"/>	<input checked="" type="checkbox"/>
<b>(ST-Year-Month-Day-VG ID)</b>		
<b>Forms signed and dated?</b>	<input checked="" type="checkbox"/>	<input checked="" type="checkbox"/>
<b>Correct ICAL referenced?</b>	<u>HIN</u>	<u>HIN</u>
<b><u>Run Log:</u></b>		
- <b>Correct instrument listed?</b>	<input checked="" type="checkbox"/>	<input checked="" type="checkbox"/>
- <b>Samples within 12 hour clock?</b>	<u>(Y)</u>	<u>N</u>
- <b>Bottle position verified?</b>	<u>HIN</u>	

	<u>Beg.</u>	<u>End</u>
<b>Mass resolution <math>\geq</math></b>	<input checked="" type="checkbox"/>	<input checked="" type="checkbox"/>
<input type="checkbox"/> 5k <input type="checkbox"/> 6-8K <input type="checkbox"/> 8K <input checked="" type="checkbox"/> 10K		
1614   1699   429   1613/1668/8280		
<b>Integrated peaks display correctly?</b>	<input checked="" type="checkbox"/>	<input checked="" type="checkbox"/>
<b>GC Break &lt;20%</b>		<input type="checkbox"/> <u>NA</u>
<b><u>8280 CS1 End Standard:</u></b>		
- Ratios within limits, S/N <2.5:1, CS1 within 12 hours		<input type="checkbox"/> <u>NA</u>

**Comments:**

Dataset: U:\VG12.PRO\Results\201217R4\201217R4\_1.qld

Last Altered: Thursday, December 17, 2020 3:18:46 PM Pacific Standard Time  
Printed: Thursday, December 17, 2020 3:19:36 PM Pacific Standard Time

PLN 12/17/2020  
GPB 12/18/2020

Method: U:\VG12.PRO\MethDB\1613rrt-12-11-20.mdb 11 Dec 2020 08:35:32  
Calibration: U:\VG12.PRO\CurveDB\dbDIOXIN\_1613vg12-12-03-20.cdb 04 Dec 2020 11:36:07

Name: 201217R4\_1, Date: 17-Dec-2020, Time: 14:26:46, ID: ST201217R4\_1 1613 CS3 20L0301, Description: 1613 CS3 20L0301

#	Name	Resp	IS Resp	RA	n/y	RRF	Pred.RT	RT	RT Flag	Pred.RRT	RRT	Conc.	%Rec	STD out
1	1 2,3,7,8-TCDD	1.29e5	1.28e6	0.77	NO	0.980	26.41	26.39	NO	1.001	1.001	10.234	102	NO
2	2 1,2,3,7,8-PeCDD	4.75e5	9.81e5	0.62	NO	0.932	31.08	31.06	NO	1.001	1.000	52.022	104	NO
3	3 1,2,3,4,7,8-HxCDD	4.13e5	7.85e5	1.23	NO	1.02	34.37	34.37	NO	1.001	1.001	51.614	103	NO
4	4 1,2,3,6,7,8-HxCDD	4.11e5	8.96e5	1.24	NO	0.902	34.49	34.48	NO	1.001	1.000	50.877	102	NO
5	5 1,2,3,7,8,9-HxCDD	4.10e5	8.56e5	1.23	NO	0.954	34.76	34.76	NO	1.000	1.000	50.250	100	NO
6	6 1,2,3,4,6,7,8-HpCDD	3.13e5	7.02e5	1.03	NO	0.918	38.21	38.22	NO	1.000	1.001	48.678	97.4	NO
7	7 OCDD	5.26e5	1.17e6	0.86	NO	0.866	41.12	41.13	NO	1.000	1.000	104.12	104	NO
8	8 2,3,7,8-TCDF	1.42e5	1.77e6	0.74	NO	0.848	25.69	25.71	NO	1.000	1.001	9.4972	95.0	NO
9	9 1,2,3,7,8-PeCDF	7.10e5	1.45e6	1.54	NO	0.960	29.80	29.81	NO	1.000	1.001	50.884	102	NO
10	10 2,3,4,7,8-PeCDF	6.94e5	1.30e6	1.55	NO	1.07	30.87	30.87	NO	1.001	1.000	50.066	100	NO
11	11 1,2,3,4,7,8-HxCDF	4.67e5	9.73e5	1.21	NO	0.986	33.46	33.46	NO	1.000	1.000	48.657	97.3	NO
12	12 1,2,3,6,7,8-HxCDF	4.97e5	9.80e5	1.21	NO	1.04	33.59	33.59	NO	1.001	1.001	48.803	97.6	NO
13	13 2,3,4,6,7,8-HxCDF	4.56e5	9.21e5	1.21	NO	1.02	34.26	34.25	NO	1.001	1.000	48.500	97.0	NO
14	14 1,2,3,7,8,9-HxCDF	4.12e5	8.47e5	1.21	NO	0.991	35.25	35.26	NO	1.000	1.001	49.081	98.2	NO
15	15 1,2,3,4,6,7,8-HpCDF	3.45e5	6.68e5	1.00	NO	1.05	36.83	36.83	NO	1.000	1.001	49.148	98.3	NO
16	16 1,2,3,4,7,8,9-HpCDF	3.29e5	5.70e5	1.00	NO	1.18	38.84	38.84	NO	1.000	1.000	49.089	98.2	NO
17	17 OCDF	5.55e5	1.24e6	0.87	NO	0.896	41.42	41.42	NO	1.000	1.000	99.726	99.7	NO
18	18 13C-2,3,7,8-TCDD	1.28e6	1.22e6	0.78	NO	1.06	26.38	26.38	NO	1.030	1.030	99.826	99.8	NO
19	19 13C-1,2,3,7,8-PeCDD	9.81e5	1.22e6	0.65	NO	0.785	31.23	31.05	NO	1.219	1.212	102.72	103	NO
20	20 13C-1,2,3,4,7,8-HxCDD	7.85e5	1.09e6	1.27	NO	0.621	34.35	34.35	NO	1.014	1.014	116.40	116	NO
21	21 13C-1,2,3,6,7,8-HxCDD	8.96e5	1.09e6	1.26	NO	0.734	34.47	34.47	NO	1.017	1.017	112.27	112	NO
22	22 13C-1,2,3,7,8,9-HxCDD	8.56e5	1.09e6	1.25	NO	0.723	34.75	34.74	NO	1.026	1.025	108.97	109	NO
23	23 13C-1,2,3,4,6,7,8-HpCDD	7.02e5	1.09e6	1.06	NO	0.568	38.26	38.20	NO	1.129	1.127	113.67	114	NO
24	24 13C-OCDD	1.17e6	1.09e6	0.90	NO	0.496	41.19	41.12	NO	1.216	1.213	216.36	108	NO
25	25 13C-2,3,7,8-TCDF	1.77e6	1.85e6	0.78	NO	0.919	25.68	25.68	NO	1.003	1.003	103.67	104	NO
26	26 13C-1,2,3,7,8-PeCDF	1.45e6	1.85e6	1.56	NO	0.715	29.94	29.80	NO	1.169	1.163	109.76	110	NO
27	27 13C-2,3,4,7,8-PeCDF	1.30e6	1.85e6	1.56	NO	0.689	31.03	30.85	NO	1.212	1.205	101.75	102	NO
28	28 13C-1,2,3,4,7,8-HxCDF	9.73e5	1.09e6	0.51	NO	0.873	33.45	33.45	NO	0.987	0.987	102.46	102	NO
29	29 13C-1,2,3,6,7,8-HxCDF	9.80e5	1.09e6	0.51	NO	0.933	33.58	33.57	NO	0.991	0.991	96.618	96.6	NO
30	30 13C-2,3,4,6,7,8-HxCDF	9.21e5	1.09e6	0.51	NO	0.843	34.25	34.24	NO	1.011	1.011	100.51	101	NO
31	31 13C-1,2,3,7,8,9-HxCDF	8.47e5	1.09e6	0.51	NO	0.780	35.25	35.24	NO	1.040	1.040	99.864	99.9	NO

Dataset: U:\VG12.PRO\Results\201217R4\201217R4\_1.qld

Last Altered: Thursday, December 17, 2020 3:18:46 PM Pacific Standard Time

Printed: Thursday, December 17, 2020 3:19:36 PM Pacific Standard Time

Name: 201217R4\_1, Date: 17-Dec-2020, Time: 14:26:46, ID: ST201217R4\_1 1613 CS3 20L0301, Description: 1613 CS3 20L0301

	# Name	Resp	IS Resp	RA	n/y	RRF	Pred.RT	RT	RT Flag	Pred.RRT	RRT	Conc.	%Rec	STD out
32	32 13C-1,2,3,4,6,7,8-HpCDF	6.68e5	1.09e6	0.42	NO	0.726	36.83	36.81	NO	1.087	1.086	84.613	84.6	NO
33	33 13C-1,2,3,4,7,8,9-HpCDF	5.70e5	1.09e6	0.42	NO	0.491	38.83	38.83	NO	1.146	1.146	106.78	107	NO
34	34 13C-OCDF	1.24e6	1.09e6	0.87	NO	0.565	41.41	41.41	NO	1.222	1.222	202.18	101	NO
35	35 37Cl-2,3,7,8-TCDD	1.64e5	1.22e6			1.22	26.38	26.39	NO	1.030	1.031	11.066	111	NO
36	36 13C-1,2,3,4-TCDD	1.22e6	1.22e6	0.79	NO	1.00	25.64	25.61	NO	1.000	1.000	100.00	100	NO
37	37 13C-1,2,3,4-TCDF	1.85e6	1.85e6	0.78	NO	1.00	24.13	24.12	NO	1.000	1.000	100.00	100	NO
38	38 13C-1,2,3,4,6,9-HxCDF	1.09e6	1.09e6	0.51	NO	1.00	33.92	33.89	NO	1.000	1.000	100.00	100	YES OK



Dataset: Untitled

Last Altered: Friday, December 18, 2020 8:09:54 AM Pacific Standard Time  
Printed: Friday, December 18, 2020 8:10:19 AM Pacific Standard Time

Method: U:\VG12.PRO\MethDB\1613rrt-12-11-20.mdb 11 Dec 2020 08:35:32  
Calibration: U:\VG12.PRO\CurveDB\dbDIOXIN\_1613vg12-12-03-20.cdb 04 Dec 2020 11:36:07

Compound name: 2,3,7,8-TCDD

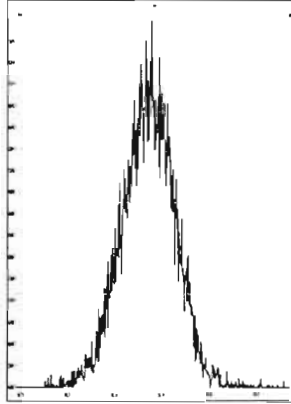
	Name	ID	Acq.Date	Acq.Time
1	201217R4_1	ST201217R4_1 1613 CS3 20L0301	17-Dec-20	14:26:46
2	201217R4_2	B0L0082-BS1 OPR 10	17-Dec-20	15:13:49
3	201217R4_3	SOLVENT BLANK	17-Dec-20	16:01:58
4	201217R4_4	B0L0082-BLK1 Method Blank 10	17-Dec-20	16:46:12
5	201217R4_5	HRMS-201216-02 HEXANE EA350-US	17-Dec-20	17:30:27
6	201217R4_6	HRMS-201216-03 DCM EA237-US	17-Dec-20	18:14:44
7	201217R4_7	2002582-08 NCPDI-077SG-201119 7.67	17-Dec-20	18:58:58
8	201217R4_8	2002582-07 NCPDI-076SG-201119 10.8	17-Dec-20	19:43:13
9	201217R4_9	2002582-06 NCPDI-075SG-201119 14.28	17-Dec-20	20:27:29
10	201217R4_10	2002582-05 NCPDI-074SG-201119 13.37	17-Dec-20	21:11:44
11	201217R4_11	2002493-05@10X USMPDI-014SC-A-10-11-2...	17-Dec-20	21:55:59
12	201217R4_12	2002493-06@10X USMPDI-014SC-A-11-12-2...	17-Dec-20	22:40:14
13	201217R4_13			
14	201217R4_14			
15	201217R4_15			
16	201217R4_16			
17	201217R4_17			
18	201217R5_1			
19	201217R5_2	ST201217R5_1 1613 CS3 20L0301	18-Dec-20	07:08:19

Ⓐ Instrument paused, end resolution check manually processed, injected end standard. HN 12/18/2020

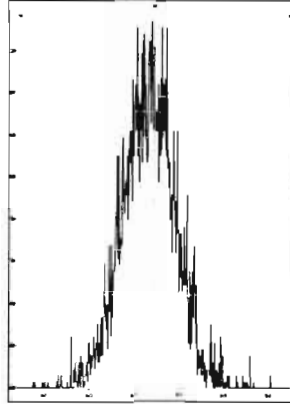
File: Experiment: OCDD\_DIOXIN.exp Reference: Pfk.ref Function: 1 @ 200 (ppm)

Printed: Thursday, December 17, 2020 14:22:35 Pacific Standard Time

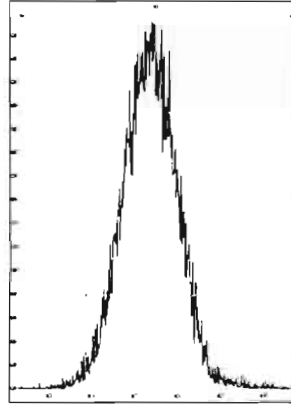
M 292.9824 R 11012



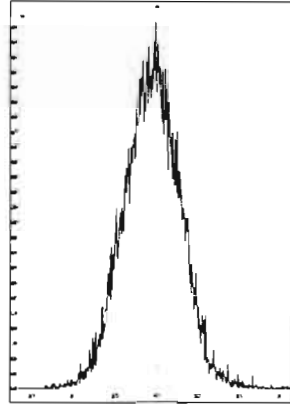
M 304.9824 R 12073



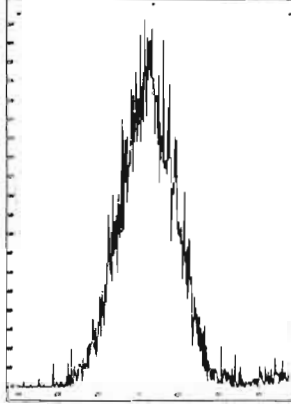
M 318.9792 R 11573



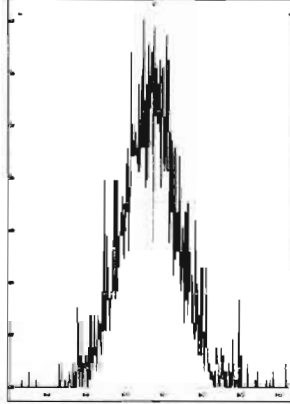
M 330.9792 R 11158



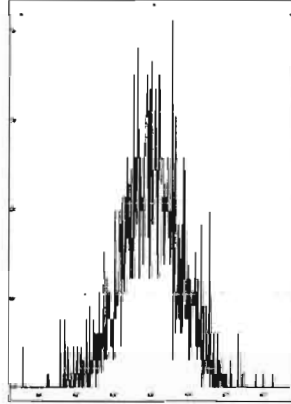
M 342.9792 R 11013



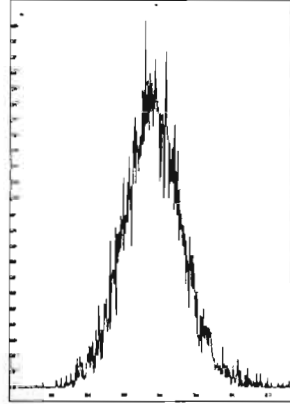
M 354.9792 R 11109



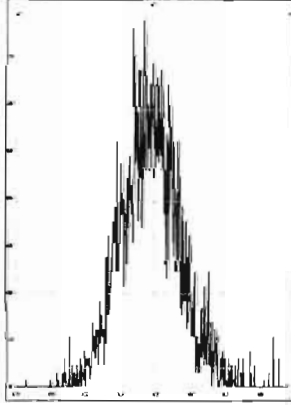
M 366.9792 R 13737



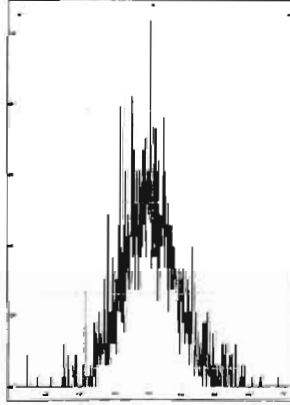
M 380.9760 R 10203



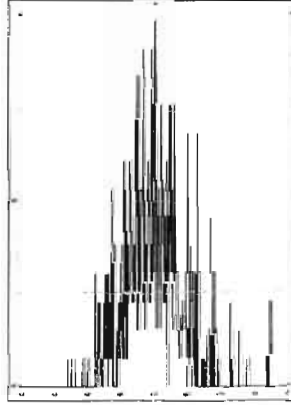
M 392.9760 R 11313



M 404.9760 R 12885



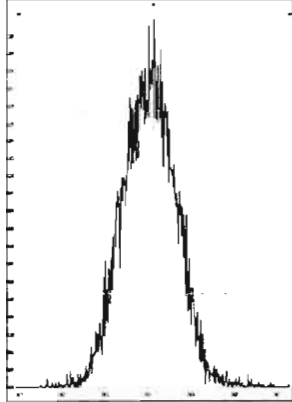
M 416.9760 R 15925




File: Experiment: OCDD\_DIOXIN.exp Reference: Pfk.ref Function: 2 @ 200 (ppm)

Printed: Thursday, December 17, 2020 14:22:57 Pacific Standard Time

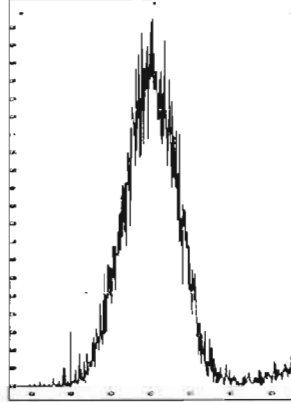
M 318.9792 R 11736



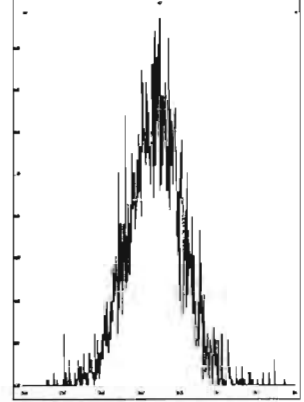
M 330.9792 R 11464



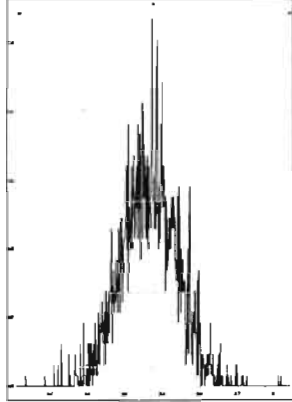
M 342.9792 R 11682



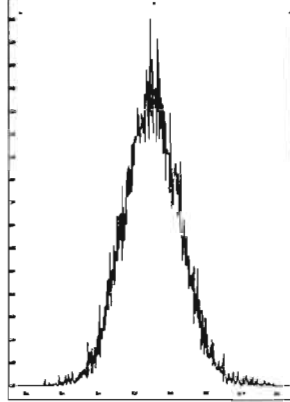
M 354.9792 R 12565



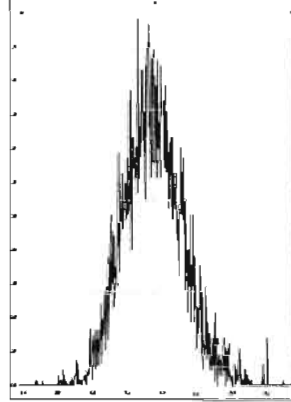
M 366.9792 R 12690



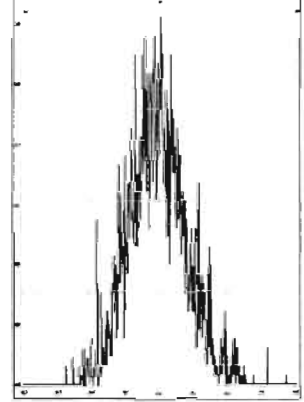
M 380.9760 R 10732



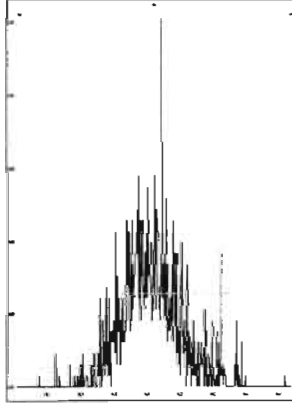
M 392.9760 R 11161



M 404.9760 R 11626



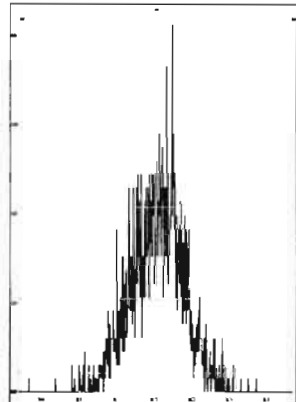
M 416.9760 R 15433



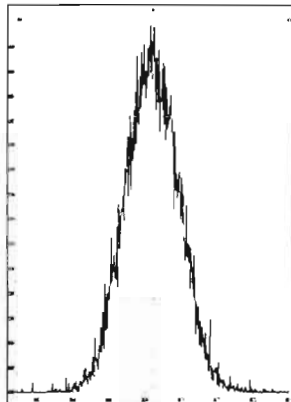
File: Experiment: OCDD\_DIOXIN.exp Reference: Pfk.ref Function: 3 @ 200 (ppm)

Printed: Thursday, December 17, 2020 14:23:27 Pacific Standard Time

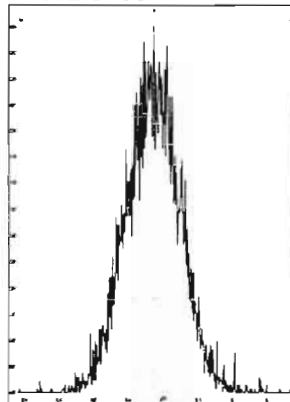
M 366.9792 R 12751



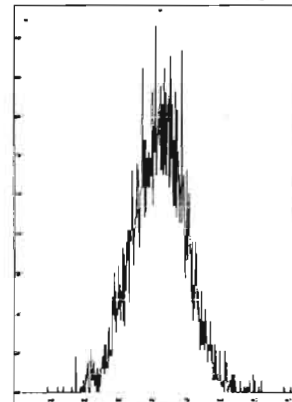
M 380.9760 R 11682



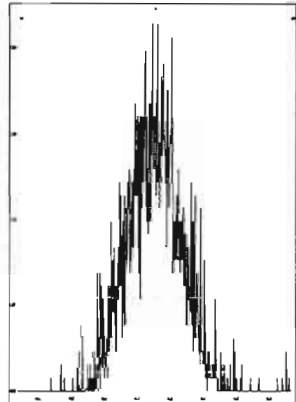
M 392.9760 R 11571



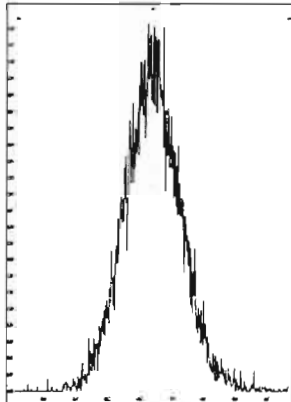
M 404.9760 R 11363



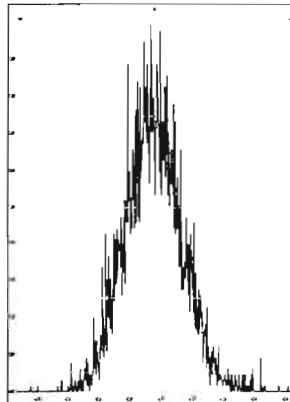
M 416.9760 R 12628



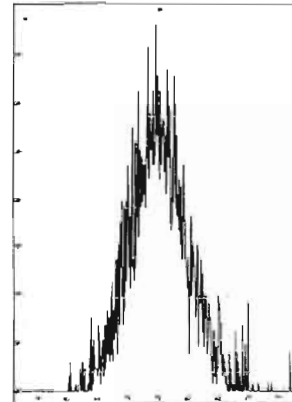
M 430.9728 R 10776



M 442.9728 R 11681



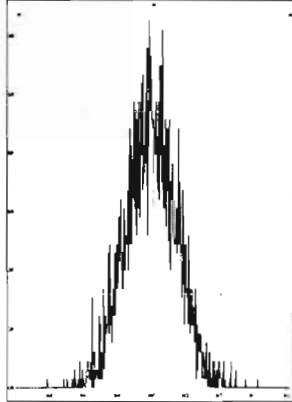
M 454.9728 R 12255



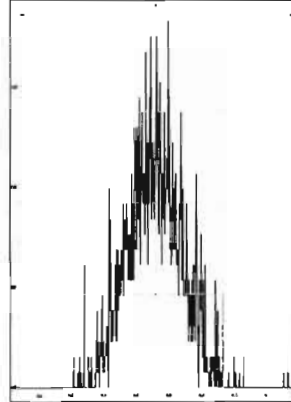
File: Experiment: OCDD\_DIOXIN.exp Reference: Pfk.ref Function: 4 @ 200 (ppm)

Printed: Thursday, December 17, 2020 14:23:53 Pacific Standard Time

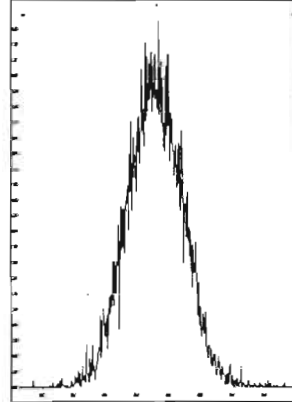
M 404.9760 R 14535



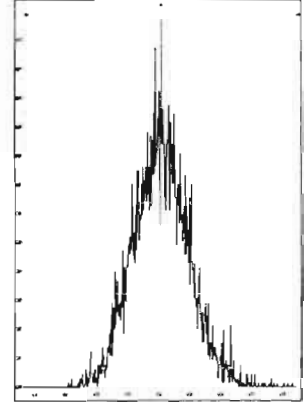
M 416.9760 R 12076



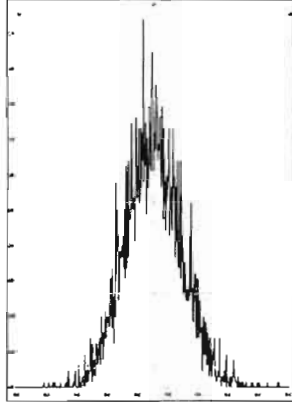
M 430.9728 R 11361



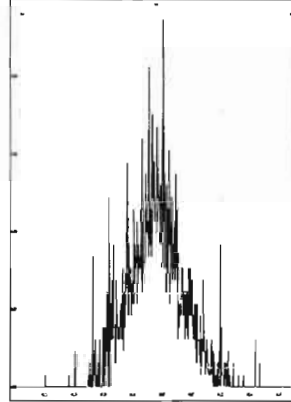
M 442.9728 R 10869



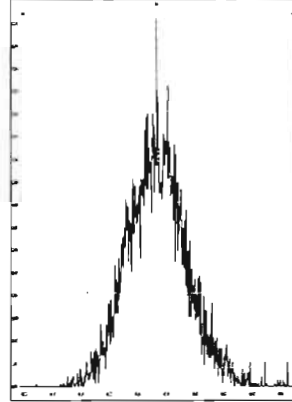
M 454.9728 R 12888



M 466.9728 R 13020



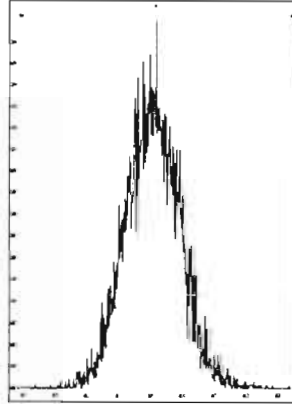
M 480.9696 R 11109



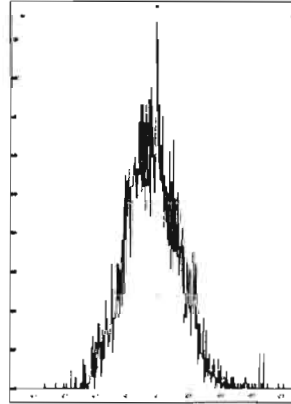
File: Experiment: OCDD\_DIOXIN.exp Reference: Pfk.ref Function: 5 @ 200 (ppm)

Printed: Thursday, December 17, 2020 14:24:09 Pacific Standard Time

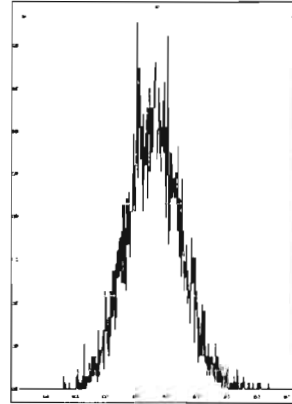
M 430.9728 R 11848



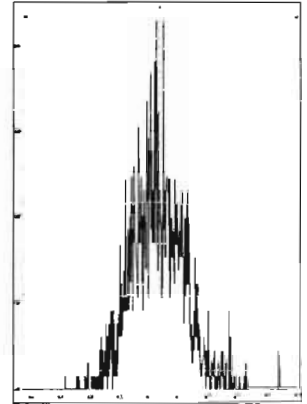
M 442.9728 R 13371



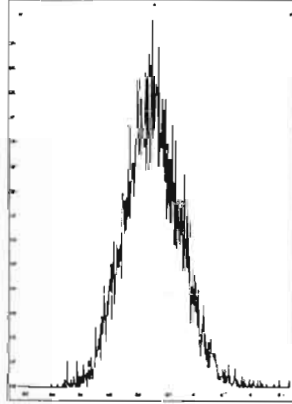
M 454.9728 R 10772



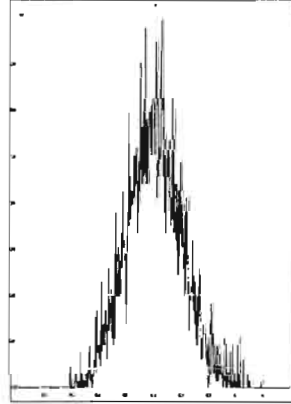
M 466.9728 R 14791



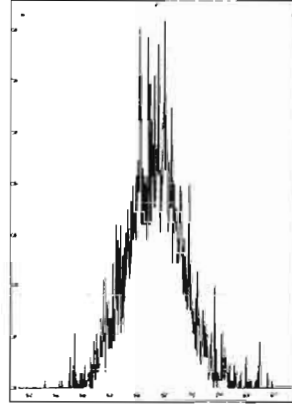
M 480.9696 R 11014



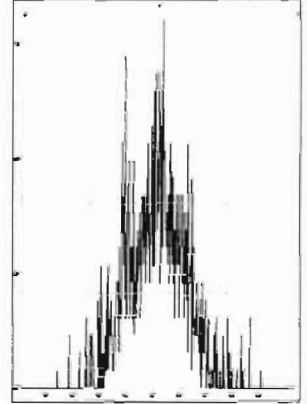
M 492.9696 R 11961



M 504.9696 R 12196



M 516.9697 R 14212



Dataset: U:\VG12.PRO\Results\201217R4\201217R4\_CPSM.qld

Last Altered: Thursday, December 17, 2020 3:14:47 PM Pacific Standard Time

Printed: Thursday, December 17, 2020 3:15:35 PM Pacific Standard Time

Method: U:\VG12.PRO\MethDB\CPSM.mdb 11 Dec 2020 14:14:32

Calibration: U:\VG12.PRO\CurveDB\dbDIOXIN\_1613vg12-12-03-20.cdb 04 Dec 2020 11:36:07

Name: 201217R4\_1, Date: 17-Dec-2020, Time: 14:26:46, ID: ST201217R4\_1 1613 CS3 20L0301, Description: 1613 CS3 20L0301

#	Name	RT
1	1,3,6,8-TCDD (First)	22.59
2	1,2,8,9-TCDD (Last)	27.28
3	1,2,4,7,9-PeCDD (First)	28.82
4	1,2,3,8,9-PeCDD (Last)	31.42
5	1,2,4,6,7,9-HxCDD (First)	32.72
6	1,2,3,7,8,9-HxCDD (Last)	34.76
7	1,2,3,4,6,7,9-HpCDD (First)	37.21
8	1,2,3,4,6,7,8-HpCDD (Last)	38.22
9	1,3,6,8-TCDF (First)	20.33
10	1,2,8,9-TCDF (Last)	27.59
11	1,3,4,6,8-PeCDF (First)	27.16
12	1,2,3,8,9-PeCDF (Last)	31.77
13	1,2,3,4,6,8-HxCDF (First)	32.19
14	1,2,3,7,8,9-HxCDF (Last)	35.26
15	1,2,3,4,6,7,8-HpCDF (First)	36.83
16	1,2,3,4,7,8,9-HpCDF (Last)	38.84

Dataset: U:\VG12.PRO\Results\201217R4\201217R4\_CPSM.qld

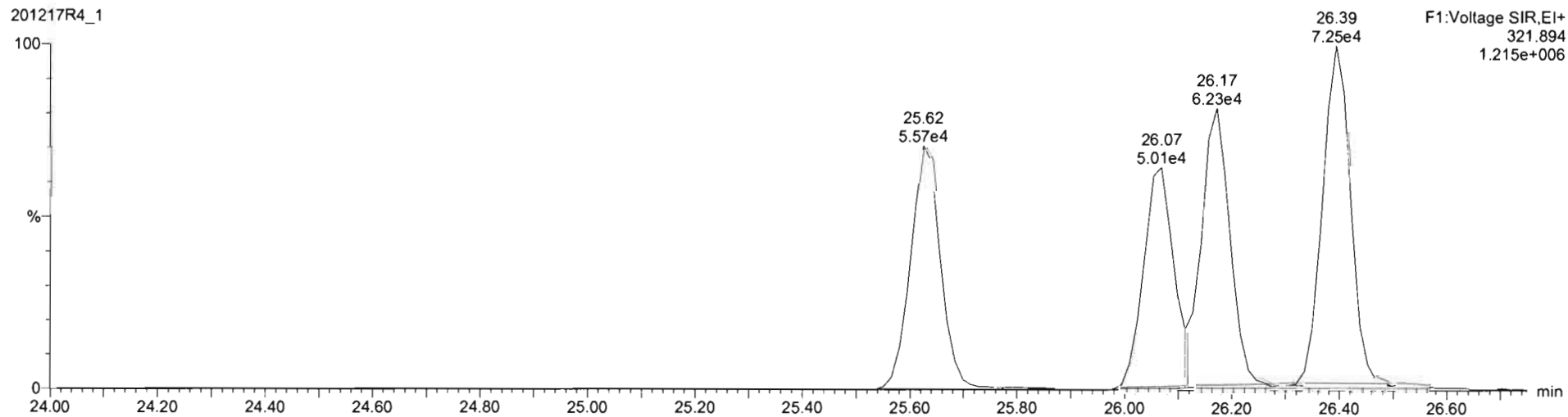
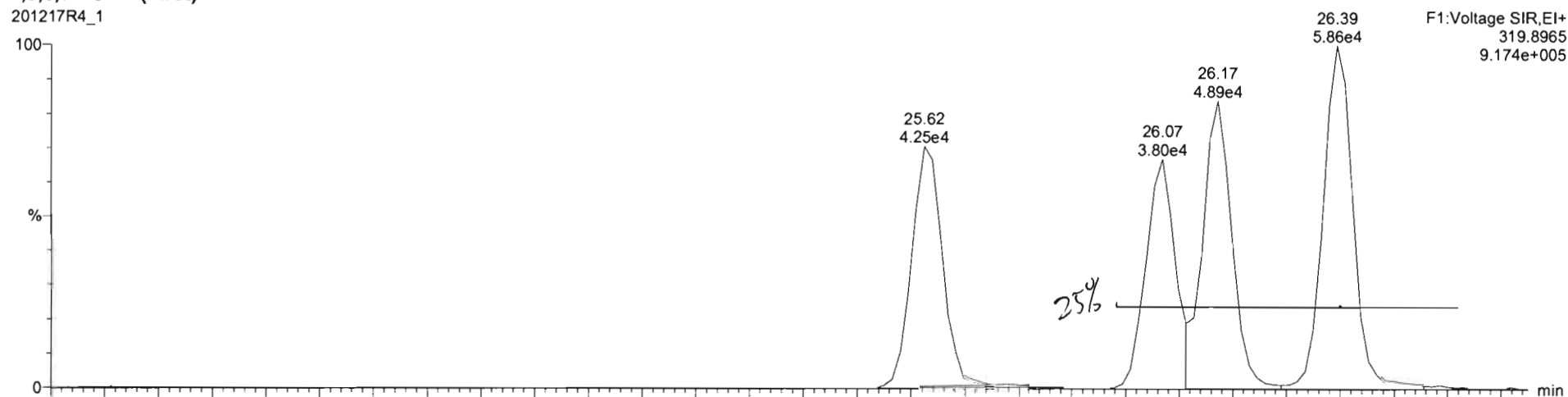
Last Altered: Thursday, December 17, 2020 3:14:47 PM Pacific Standard Time  
Printed: Thursday, December 17, 2020 3:15:35 PM Pacific Standard Time

HN 12/17/2020  
GFB 12/18/2020

Method: U:\VG12.PRO\MethDB\CPSM.mdb 11 Dec 2020 14:14:32  
Calibration: U:\VG12.PRO\CurveDB\dbDIOXIN\_1613vg12-12-03-20.cdb 04 Dec 2020 11:36:07

Name: 201217R4\_1, Date: 17-Dec-2020, Time: 14:26:46, ID: ST201217R4\_1 1613 CS3 20L0301, Description: 1613 CS3 20L0301

1,3,6,8-TCDD (First)  
201217R4\_1





Dataset: U:\VG12.PRO\Results\201217R4\201217R4\_CPSM.qld

Last Altered: Thursday, December 17, 2020 3:14:47 PM Pacific Standard Time

Printed: Thursday, December 17, 2020 3:15:35 PM Pacific Standard Time

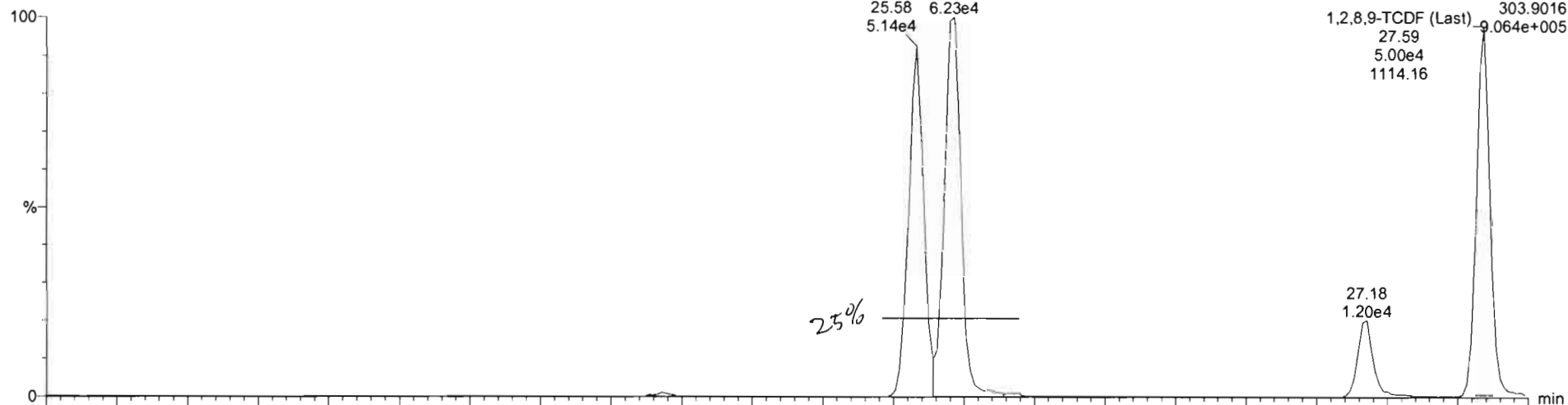
HW 12/17/2020

GRB 12/18/2020

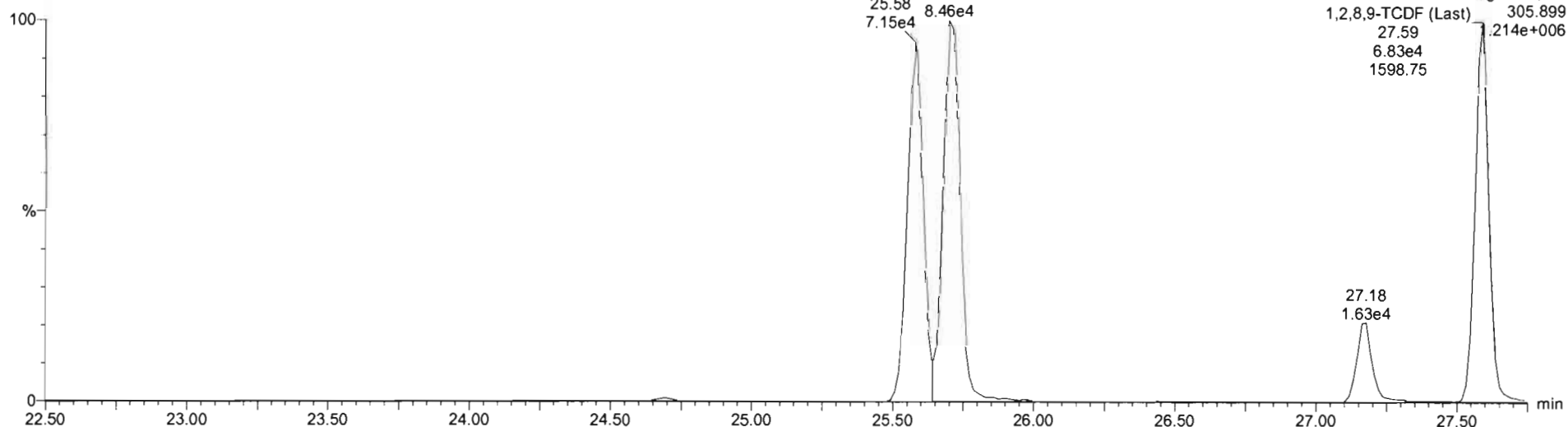
Name: 201217R4\_1, Date: 17-Dec-2020, Time: 14:26:46, ID: ST201217R4\_1 1613 CS3 20L0301, Description: 1613 CS3 20L0301

1,3,6,8-TCDF (First)

201217R4\_1



201217R4\_1



Dataset: U:\VG12.PRO\Results\201217R4\201217R4\_1.qld


Last Altered: Thursday, December 17, 2020 3:18:46 PM Pacific Standard Time  
Printed: Thursday, December 17, 2020 3:19:48 PM Pacific Standard Time

Method: U:\VG12.PRO\MethDB\1613rrt-12-11-20.mdb 11 Dec 2020 08:35:32  
Calibration: U:\VG12.PRO\CurveDB\dbDIOXIN\_1613vg12-12-03-20.cdb 04 Dec 2020 11:36:07

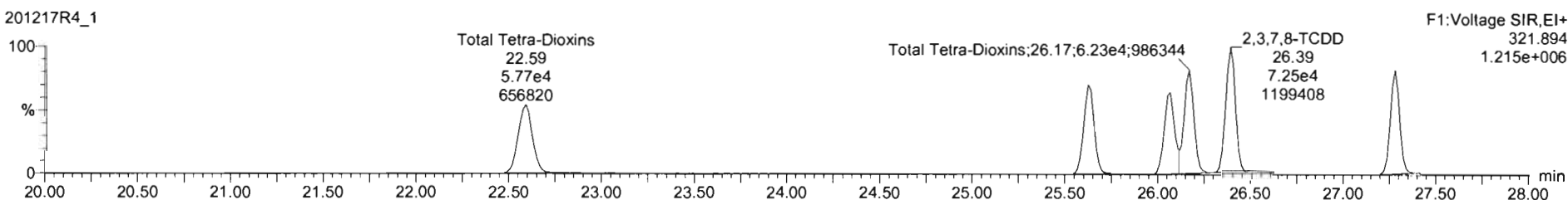
Name: 201217R4\_1, Date: 17-Dec-2020, Time: 14:26:46, ID: ST201217R4\_1 1613 CS3 20L0301, Description: 1613 CS3 20L0301

**2,3,7,8-TCDD**

201217R4\_1




201217R4\_1

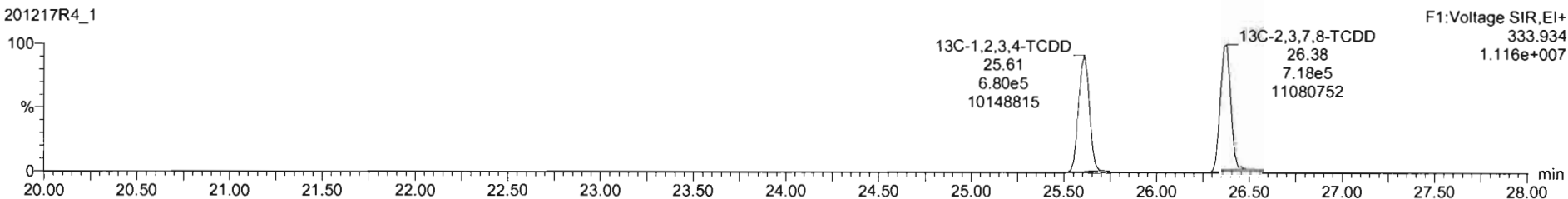


**13C-2,3,7,8-TCDD**

201217R4\_1



201217R4\_1



Dataset: U:\VG12.PRO\Results\201217R4\201217R4\_1.qld

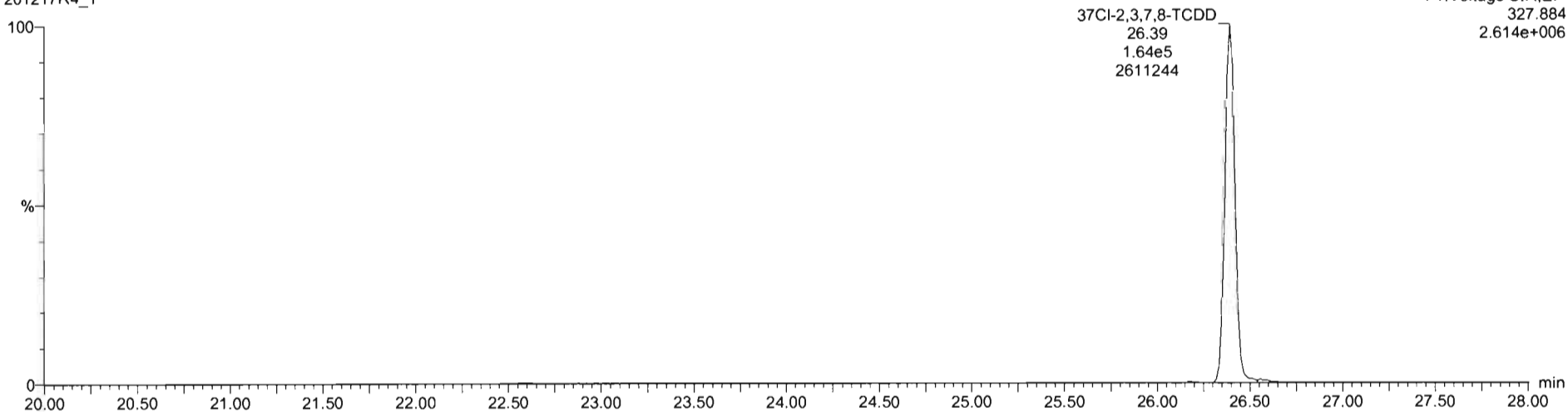
Last Altered: Thursday, December 17, 2020 3:18:46 PM Pacific Standard Time

Printed: Thursday, December 17, 2020 3:19:48 PM Pacific Standard Time

Name: 201217R4\_1, Date: 17-Dec-2020, Time: 14:26:46, ID: ST201217R4\_1 1613 CS3 20L0301, Description: 1613 CS3 20L0301


**37Cl-2,3,7,8-TCDD**

201217R4\_1

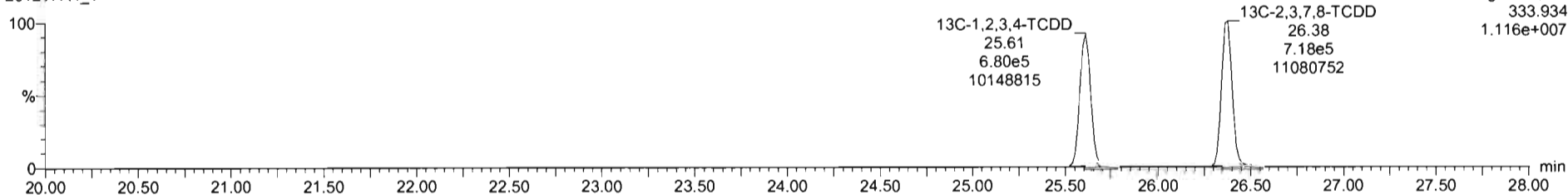


**13C-1,2,3,4-TCDD**

201217R4\_1



201217R4\_1




Dataset: U:\VG12.PRO\Results\201217R4\201217R4\_1.qld

Last Altered: Thursday, December 17, 2020 3:18:46 PM Pacific Standard Time  
Printed: Thursday, December 17, 2020 3:19:48 PM Pacific Standard Time

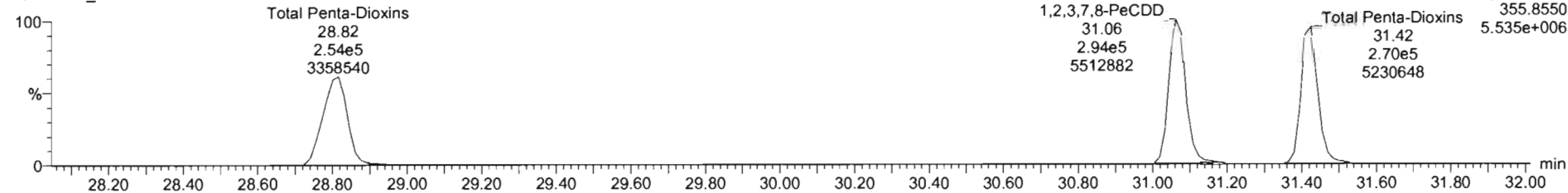
Name: 201217R4\_1, Date: 17-Dec-2020, Time: 14:26:46, ID: ST201217R4\_1 1613 CS3 20L0301, Description: 1613 CS3 20L0301

1,2,3,7,8-PeCDD

201217R4\_1



201217R4\_1

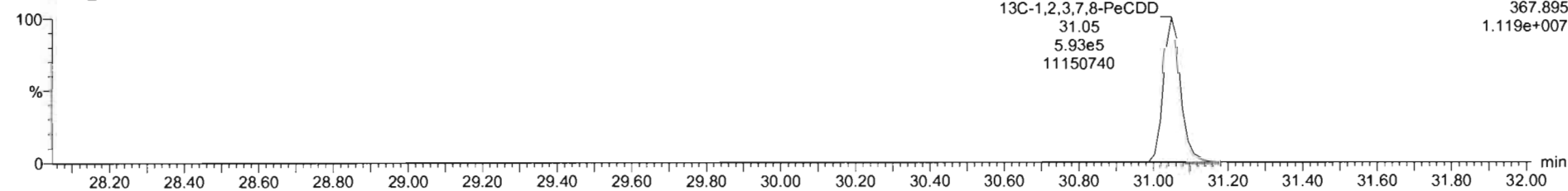


13C-1,2,3,7,8-PeCDD

201217R4\_1



201217R4\_1

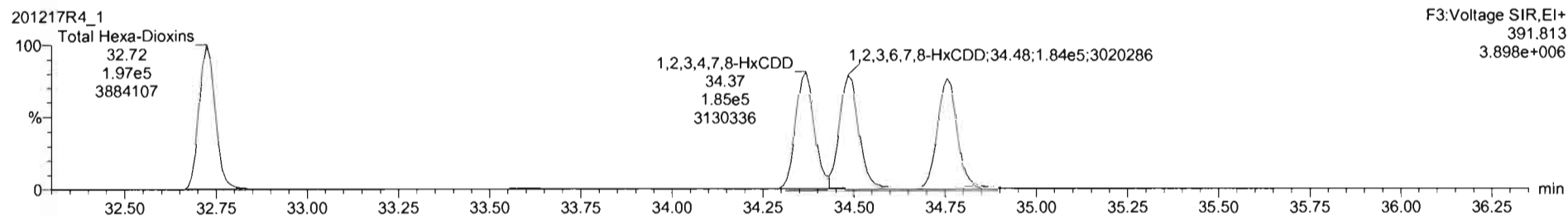
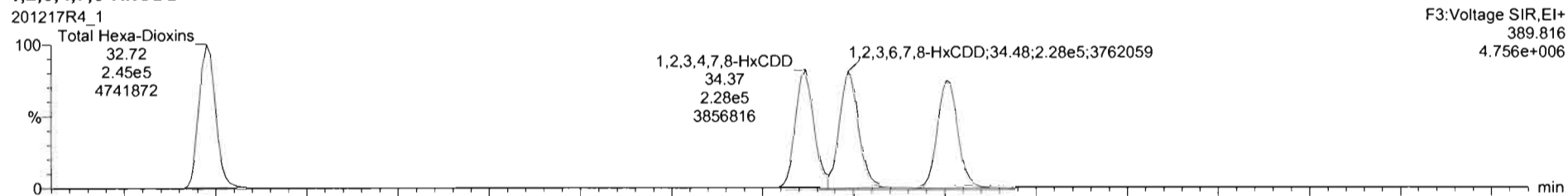


Dataset: U:\VG12.PRO\Results\201217R4\201217R4\_1.qld

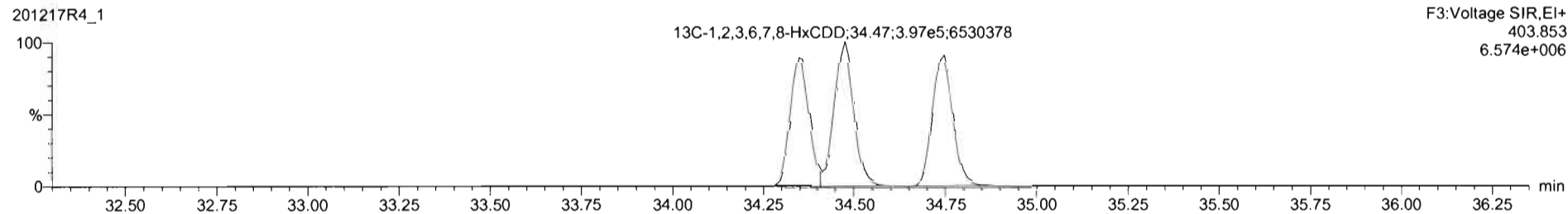
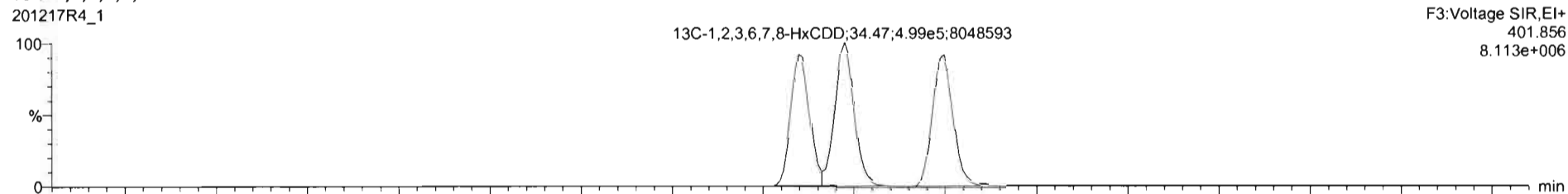
Last Altered: Thursday, December 17, 2020 3:18:46 PM Pacific Standard Time  
Printed: Thursday, December 17, 2020 3:19:48 PM Pacific Standard Time

Name: 201217R4\_1, Date: 17-Dec-2020, Time: 14:26:46, ID: ST201217R4\_1 1613 CS3 20L0301, Description: 1613 CS3 20L0301

1,2,3,4,7,8-HxCDD



13C-1,2,3,4,7,8-HxCDD



Dataset: U:\VG12.PRO\Results\201217R4\201217R4\_1.qld

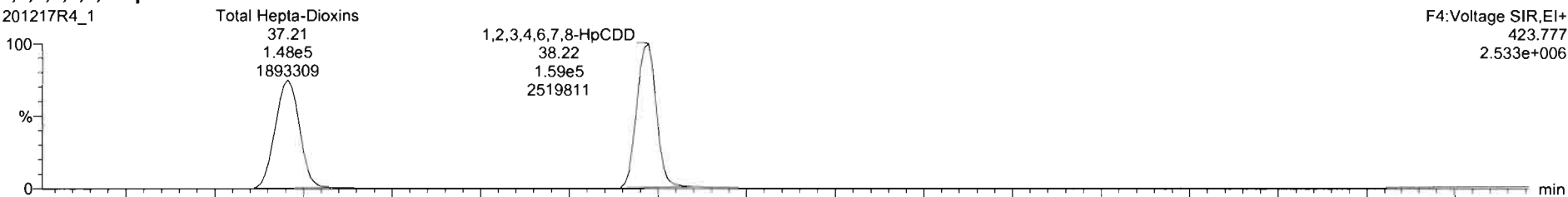
Last Altered: Thursday, December 17, 2020 3:18:46 PM Pacific Standard Time

Printed: Thursday, December 17, 2020 3:19:48 PM Pacific Standard Time

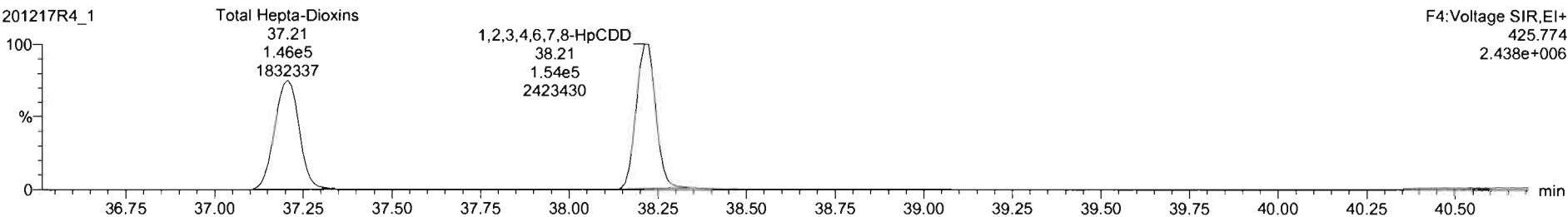
Name: 201217R4\_1, Date: 17-Dec-2020, Time: 14:26:46, ID: ST201217R4\_1 1613 CS3 20L0301, Description: 1613 CS3 20L0301

**1,2,3,4,6,7,8-HpCDD**

201217R4\_1

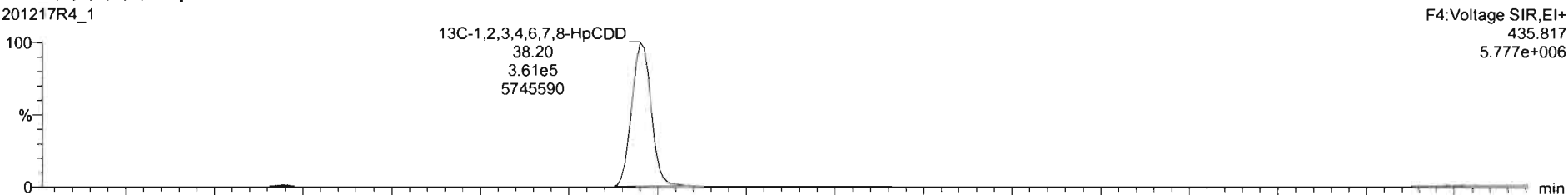


201217R4\_1

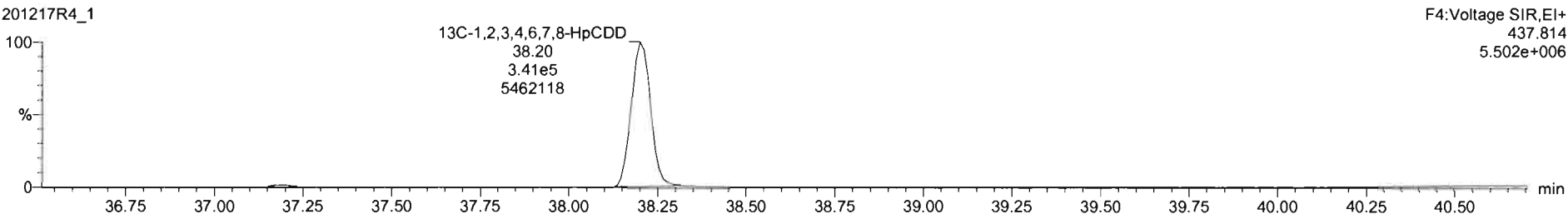


**13C-1,2,3,4,6,7,8-HpCDD**

201217R4\_1



201217R4\_1



Dataset: U:\VG12.PRO\Results\201217R4\201217R4\_1.qld


Last Altered: Thursday, December 17, 2020 3:18:46 PM Pacific Standard Time

Printed: Thursday, December 17, 2020 3:19:48 PM Pacific Standard Time

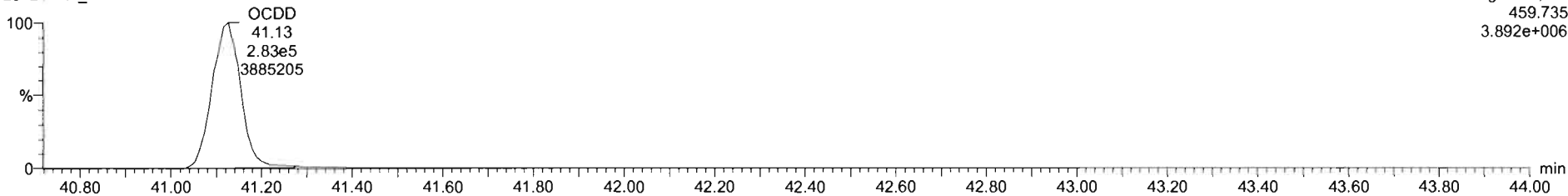
Name: 201217R4\_1, Date: 17-Dec-2020, Time: 14:26:46, ID: ST201217R4\_1 1613 CS3 20L0301, Description: 1613 CS3 20L0301

**OCDD**

201217R4\_1




201217R4\_1

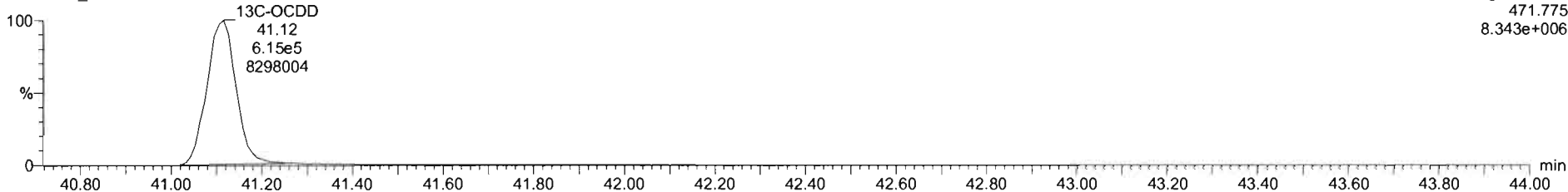


**13C-OCDD**

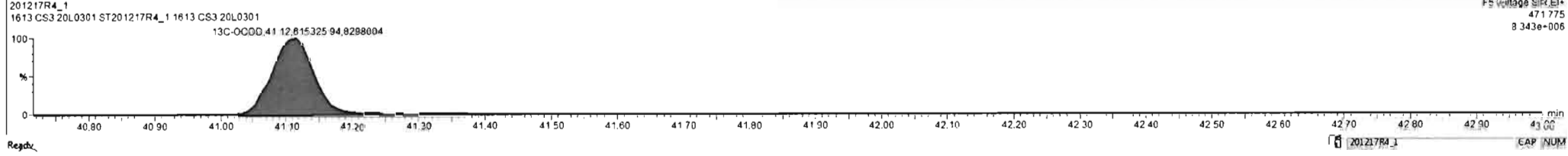
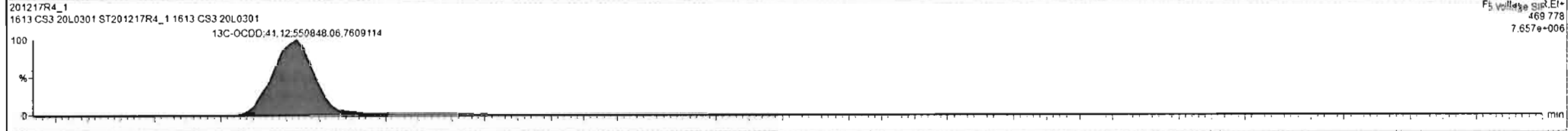
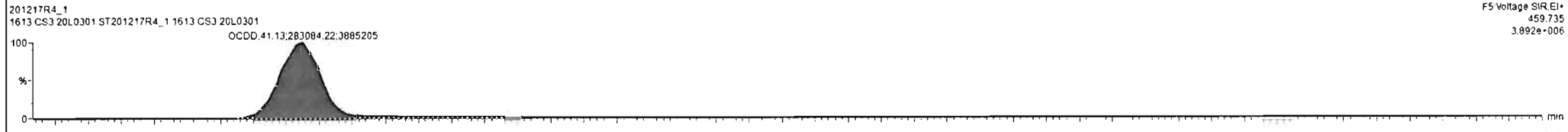

201217R4\_1



201217R4\_1



#	Name	Resp	IS Resp	Pred RA	RA	n/y	RRF	Pred RT	RT	RT Flag	Pred RRT	RRT	Conc.	%Rec	STD out
1	2,3,7,8-TCDD	1.29e5	1.28e6	0.77	0.77	NO	0.9805	26.41	26.39	NO	1.001	1.001	10.2	102	NO
2	1,2,3,7,8-PeCDD	4.75e5	9.81e5	0.63	0.62	NO	0.9320	31.08	31.06	NO	1.001	1.000	52.0	104	NO
3	1,2,3,4,7,8-HxCDD	4.13e5	7.85e5	1.24	1.23	NO	1.0203	34.37	34.37	NO	1.001	1.001	51.6	103	NO
4	1,2,3,6,7,8-HxCDD	4.11e5	8.96e5	1.24	1.24	NO	0.9025	34.49	34.48	NO	1.001	1.000	50.9	102	NO
5	1,2,3,7,8,9-HxCDD	4.10e5	8.56e5	1.24	1.23	NO	0.9542	34.76	34.76	NO	1.000	1.000	50.2	100	NO
6	1,2,3,4,6,7,8-HpCDD	3.13e5	7.02e5	1.04	1.03	NO	0.9180	38.21	38.22	NO	1.000	1.001	48.7	97.4	NO
7	OCDD	5.26e5	1.17e6	0.89	0.88	NO	0.8658	41.12	41.13	NO	1.000	1.000	104	104	NO
8	2,3,7,8-TCDF	1.42e5	1.77e6	0.77	0.74	NO	0.8480	25.69	25.71	NO	1.000	1.001	9.50	95.0	NO
9	1,2,3,7,8-PeCDF	7.10e5	1.45e6	1.55	1.54	NO	0.9597	29.80	29.81	NO	1.000	1.001	50.9	102	NO
10	2,3,4,7,8-PeCDF	8.94e5	1.30e6	1.55	1.55	NO	1.0671	30.87	30.87	NO	1.001	1.000	50.1	100	NO
11	1,2,3,4,7,8-HxCDF	4.69e5	9.73e5	1.24	1.22	NO	0.9859	33.46	33.46	NO	1.000	1.000	48.9	97.7	NO
12	1,2,3,6,7,8-HxCDF	4.98e5	9.80e5	1.24	1.21	NO	1.0388	33.59	33.59	NO	1.001	1.001	48.9	97.7	NO
13	2,3,4,6,7,8-HxCDF	4.56e5	9.21e5	1.24	1.21	NO	1.0202	34.26	34.25	NO	1.001	1.000	48.5	97.0	NO






Dataset: U:\VG12.PRO\Results\201217R4\201217R4\_1.qld

Last Altered: Thursday, December 17, 2020 3:18:46 PM Pacific Standard Time  
Printed: Thursday, December 17, 2020 3:19:48 PM Pacific Standard Time


Name: 201217R4\_1, Date: 17-Dec-2020, Time: 14:26:46, ID: ST201217R4\_1 1613 CS3 20L0301, Description: 1613 CS3 20L0301

**2,3,7,8-TCDF**

201217R4\_1




201217R4\_1




**13C-2,3,7,8-TCDF**

201217R4\_1

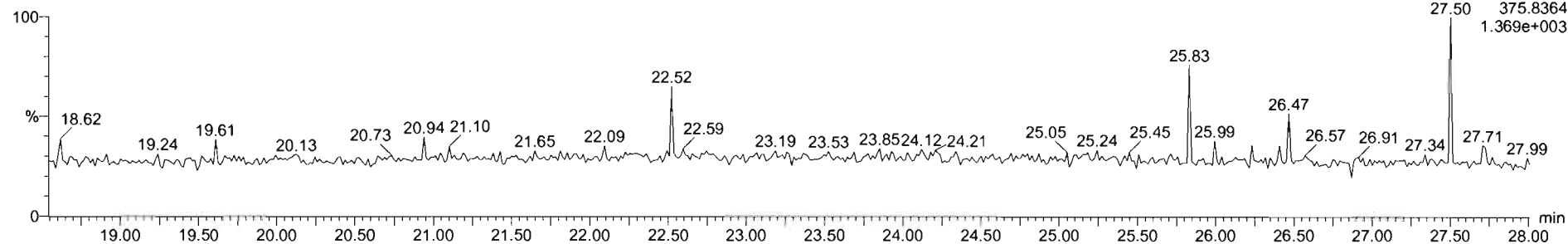


201217R4\_1



**DPE1**

201217R4\_1




Dataset: U:\VG12.PRO\Results\201217R4\201217R4\_1.qld

Last Altered: Thursday, December 17, 2020 3:18:46 PM Pacific Standard Time  
Printed: Thursday, December 17, 2020 3:19:48 PM Pacific Standard Time

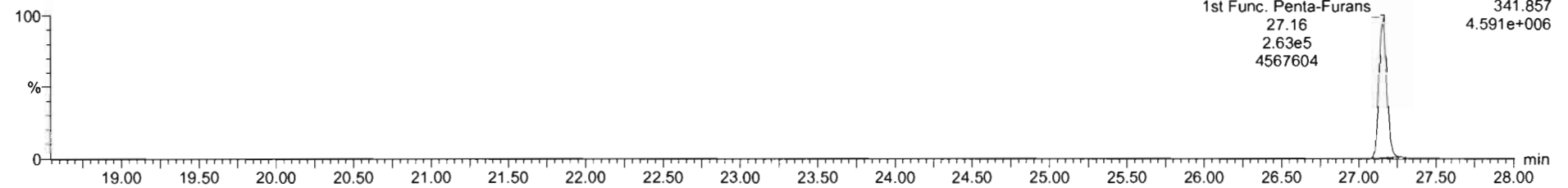
Name: 201217R4\_1, Date: 17-Dec-2020, Time: 14:26:46, ID: ST201217R4\_1 1613 CS3 20L0301, Description: 1613 CS3 20L0301

1st Func. Penta-Furans

201217R4\_1

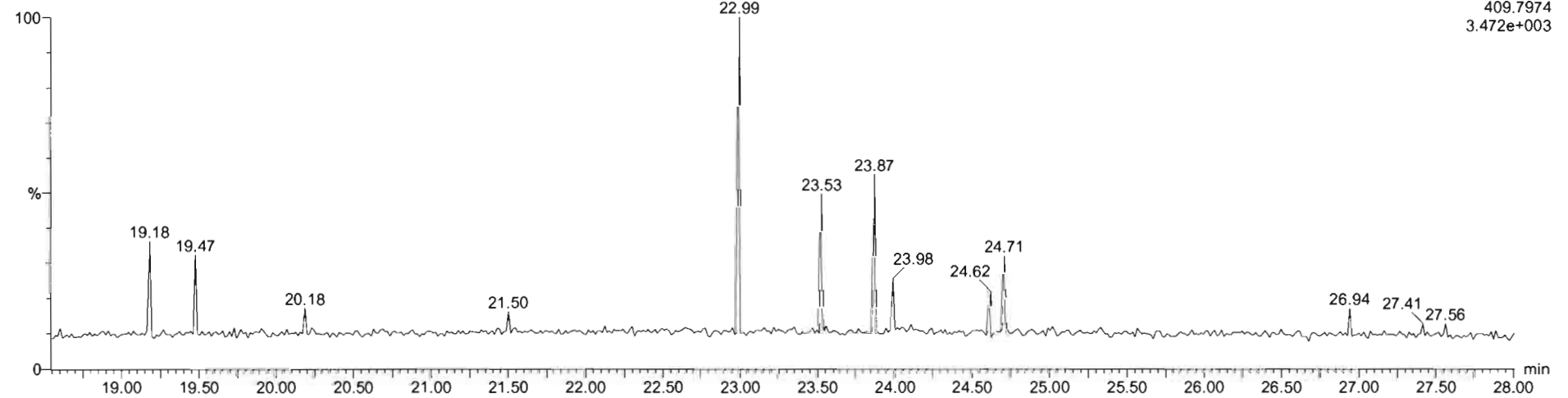


201217R4\_1



DPE6

201217R4\_1

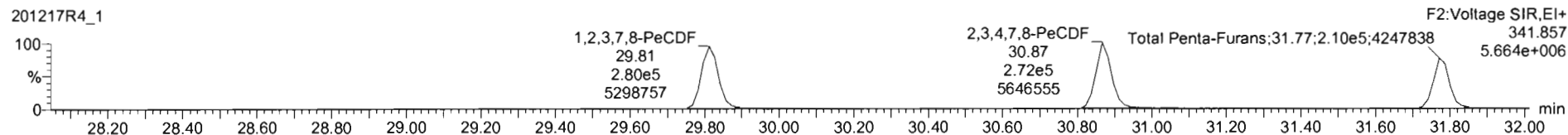
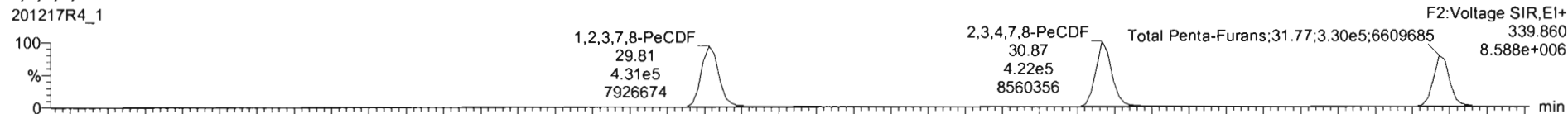


Dataset: U:\VG12.PRO\Results\201217R4\201217R4\_1.qld

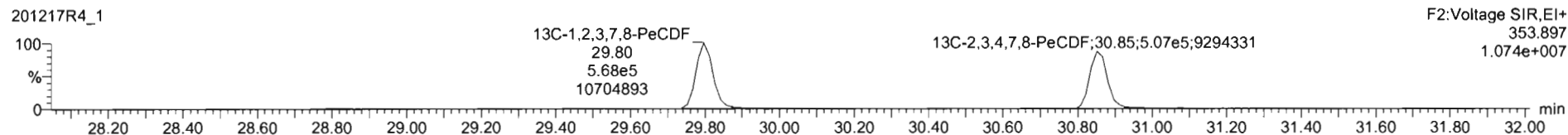
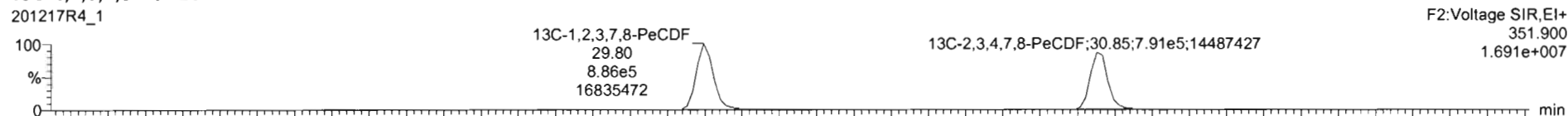
Last Altered: Thursday, December 17, 2020 3:18:46 PM Pacific Standard Time  
Printed: Thursday, December 17, 2020 3:19:48 PM Pacific Standard Time

Name: 201217R4\_1, Date: 17-Dec-2020, Time: 14:26:46, ID: ST201217R4\_1 1613 CS3 20L0301, Description: 1613 CS3 20L0301

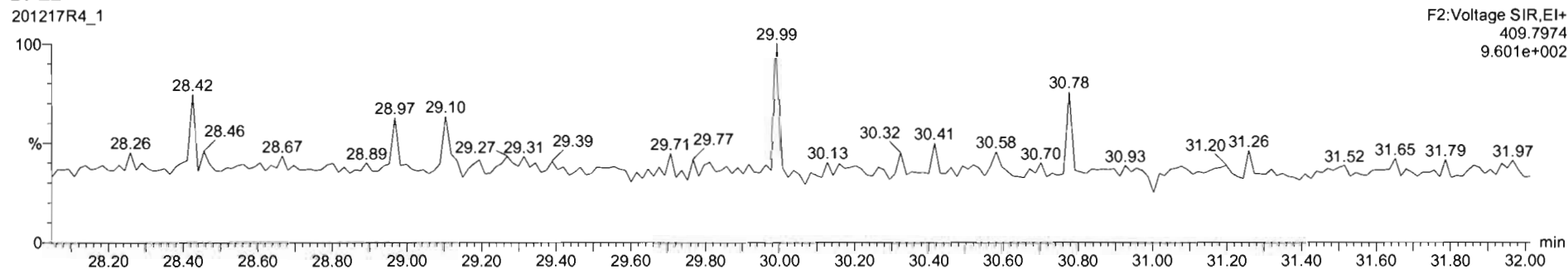
**1,2,3,7,8-PeCDF**



**13C-1,2,3,7,8-PeCDF**



**DPE2**

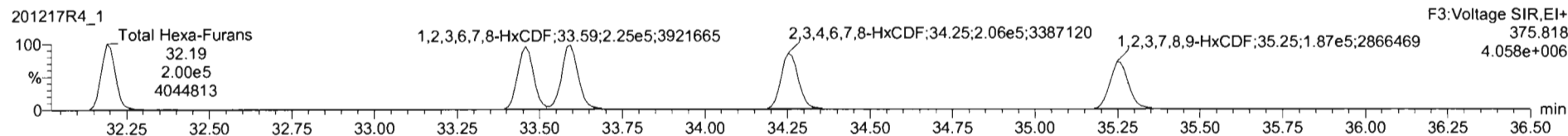
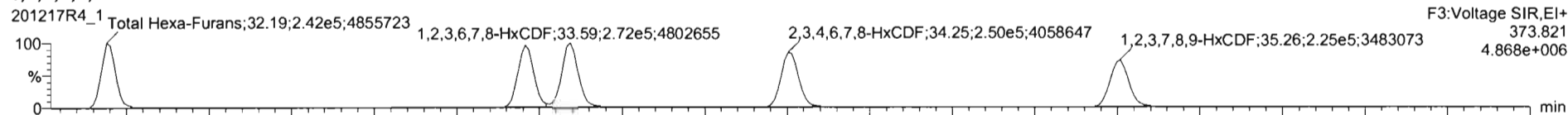


Dataset: U:\VG12.PRO\Results\201217R4\201217R4\_1.qld

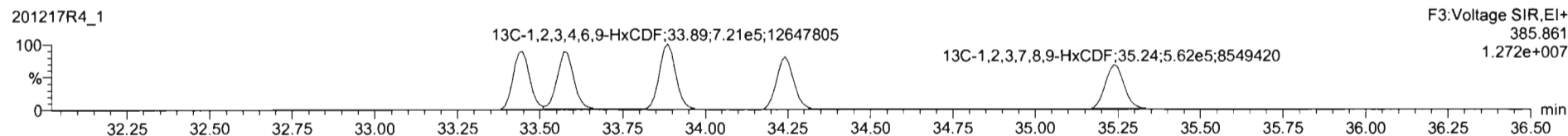
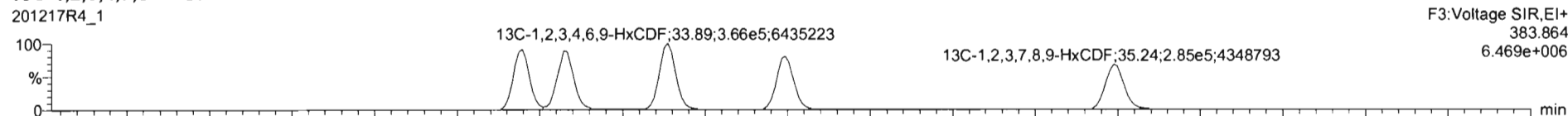
Last Altered: Thursday, December 17, 2020 3:18:46 PM Pacific Standard Time  
Printed: Thursday, December 17, 2020 3:19:48 PM Pacific Standard Time

Name: 201217R4\_1, Date: 17-Dec-2020, Time: 14:26:46, ID: ST201217R4\_1 1613 CS3 20L0301, Description: 1613 CS3 20L0301

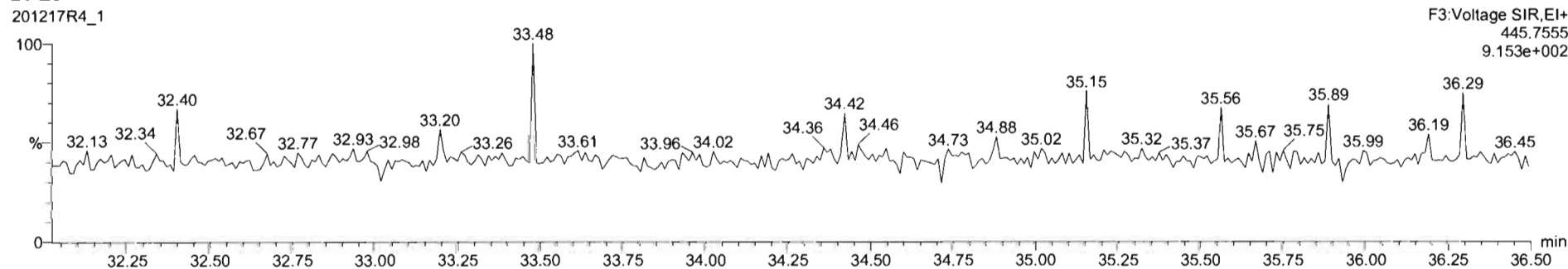
1,2,3,4,7,8-HxCDF



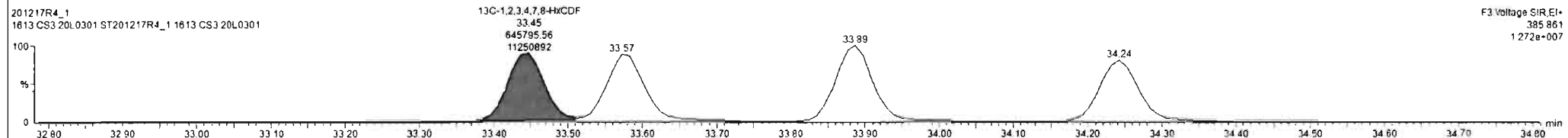
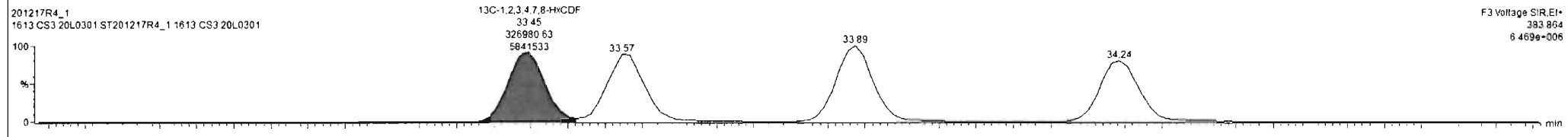


13C-1,2,3,4,7,8-HxCDF



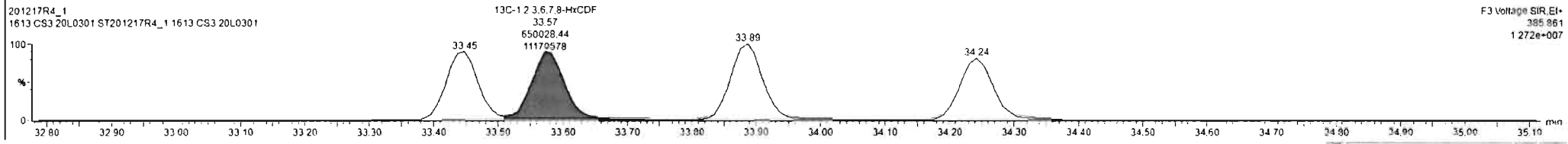
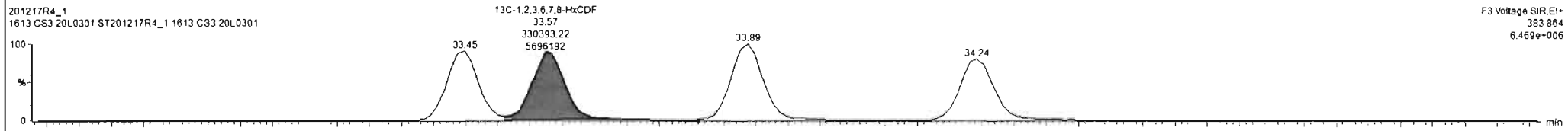
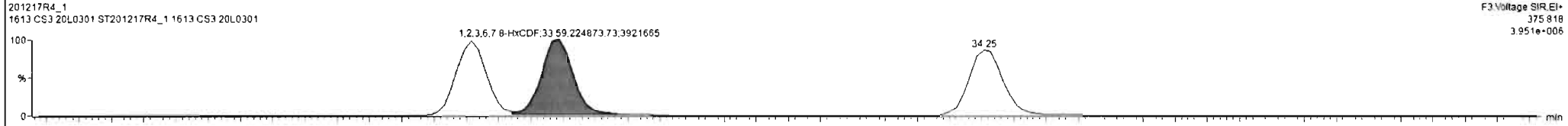

DPE3



#	Name	Resp	IS Resp	Pred RA	RA	n/y	RRF	Pred RT	RT	RT Flag	Pred RRT	RRT	Conc.	%Rec	STD out
1	2,3,7,8-TCDD	1.29e5	1.28e5	0.77	0.77	NO	0.9805	26.41	26.39	NO	1.001	1.001	10.2	102	NO
2	1,2,3,7,8-PeCDD	4.75e5	9.81e5	0.63	0.62	NO	0.9320	31.08	31.06	NO	1.001	1.000	52.0	104	NO
3	1,2,3,4,7,8-HxCDD	4.13e5	7.85e5	1.24	1.23	NO	1.0203	34.37	34.37	NO	1.001	1.001	51.6	103	NO
4	1,2,3,6,7,8-HxCDD	4.11e5	8.96e5	1.24	1.24	NO	0.9025	34.49	34.48	NO	1.001	1.000	50.9	102	NO
5	1,2,3,7,8,9-HxCDD	4.10e5	8.56e5	1.24	1.23	NO	0.9542	34.76	34.76	NO	1.000	1.000	50.2	100	NO
6	1,2,3,4,6,7,8-HpCDD	3.13e5	7.02e5	1.04	1.03	NO	0.9180	38.21	38.22	NO	1.000	1.001	48.7	97.4	NO
7	OCDD	5.26e5	1.17e5	0.89	0.86	NO	0.8658	41.12	41.13	NO	1.000	1.000	104	104	NO
8	2,3,7,8-TCDF	1.42e5	1.77e5	0.77	0.74	NO	0.8480	25.69	25.71	NO	1.000	1.001	9.50	95.0	NO
9	1,2,3,7,8-PeCDF	7.10e5	1.45e6	1.55	1.54	NO	0.9597	29.60	29.81	NO	1.000	1.001	50.9	102	NO
10	1,2,3,4,7,8-PeCDF	8.94e5	1.30e6	1.55	1.55	NO	1.0871	30.87	30.87	NO	1.001	1.000	50.1	100	NO
11	1,2,3,4,7,8-HxCDF	4.87e5	9.75e5	1.24	1.21	NO	0.9859	33.48	33.48	NO	1.000	1.000	48.7	97.3	NO
12	1,2,3,6,7,8-HxCDF	4.98e5	9.80e5	1.24	1.21	NO	1.0388	33.59	33.59	NO	1.001	1.001	48.9	97.7	NO
13	1,2,3,4,6,7,8-HxCDF	4.58e5	9.21e5	1.24	1.21	NO	1.0202	34.26	34.25	NO	1.001	1.000	48.5	97.0	NO



#	Name	Resp	IS Resp	Pred RA	RA	n/y	RRF	Pred RT	RT	RT Flag	Pred RRT	RRT	Conc.	%Rec	STD out
1	2,3,7,8-TCDD	1.29e5	1.28e5	0.77	0.77	NO	0.9805	26.41	26.39	NO	1.001	1.001	10.2	102	NO
2	1,2,3,7,8-PeCDD	4.75e5	9.81e5	0.63	0.62	NO	0.9320	31.08	31.06	NO	1.001	1.000	52.0	104	NO
3	1,2,3,4,7,8-HxCDD	4.13e5	7.85e5	1.24	1.23	NO	1.0203	34.37	34.37	NO	1.001	1.001	51.6	103	NO
4	1,2,3,6,7,8-HxCDD	4.11e5	8.96e5	1.24	1.24	NO	0.9025	34.49	34.48	NO	1.001	1.000	50.9	102	NO
5	1,2,3,7,8,9-HxCDD	4.10e5	8.56e5	1.24	1.23	NO	0.9542	34.76	34.76	NO	1.000	1.000	50.2	100	NO
6	1,2,3,4,6,7,8-HpCDD	3.13e5	7.02e5	1.04	1.03	NO	0.9180	38.21	38.22	NO	1.000	1.001	48.7	97.4	NO
7	OCDD	5.26e5	1.17e6	0.89	0.86	NO	0.8658	41.12	41.13	NO	1.000	1.000	104	104	NO
8	2,3,7,8-TCDF	1.42e5	1.77e6	0.77	0.74	NO	0.8480	25.69	25.71	NO	1.000	1.001	9.50	95.0	NO
9	1,2,3,7,8-PeCDF	7.10e5	1.45e6	1.55	1.54	NO	0.9597	29.80	29.61	NO	1.000	1.001	50.9	102	NO
10	2,3,4,7,8-PeCDF	8.94e5	1.30e6	1.55	1.55	NO	1.0071	30.87	30.87	NO	1.001	1.000	50.1	100	NO
11	1,2,3,4,7,8-HxCDF	4.67e5	9.73e5	1.24	1.21	NO	0.9059	33.46	33.46	NO	1.000	1.000	48.7	97.3	NO
12	1,2,3,6,7,8-HxCDF	4.97e5	9.86e5	1.24	1.21	NO	1.0388	33.59	33.59	NO	1.001	1.001	48.8	87.6	NO
13	2,3,4,6,7,8-HxCDF	4.58e5	9.21e5	1.24	1.21	NO	1.0202	34.26	34.25	NO	1.001	1.000	48.5	97.0	NO

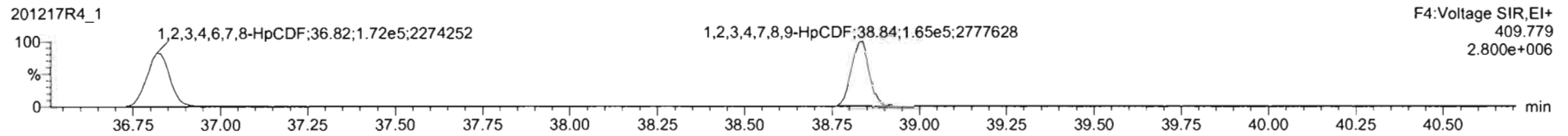
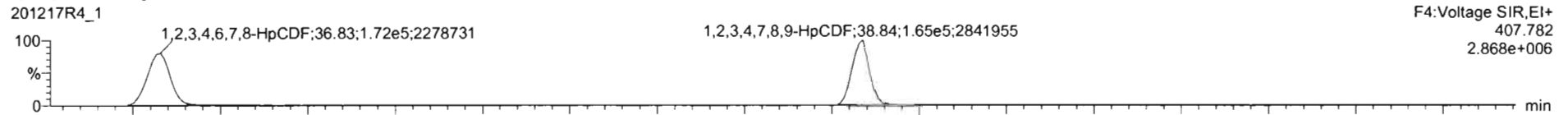


Dataset: U:\VG12.PRO\Results\201217R4\201217R4\_1.qld

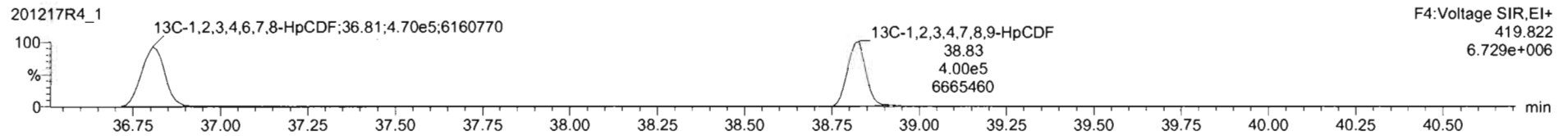
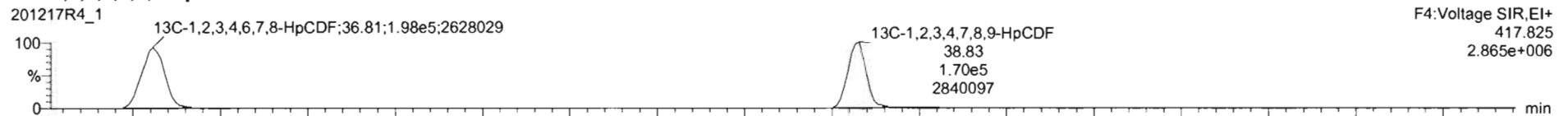
Last Altered: Thursday, December 17, 2020 3:18:46 PM Pacific Standard Time  
Printed: Thursday, December 17, 2020 3:19:48 PM Pacific Standard Time

Name: 201217R4\_1, Date: 17-Dec-2020, Time: 14:26:46, ID: ST201217R4\_1 1613 CS3 20L0301, Description: 1613 CS3 20L0301

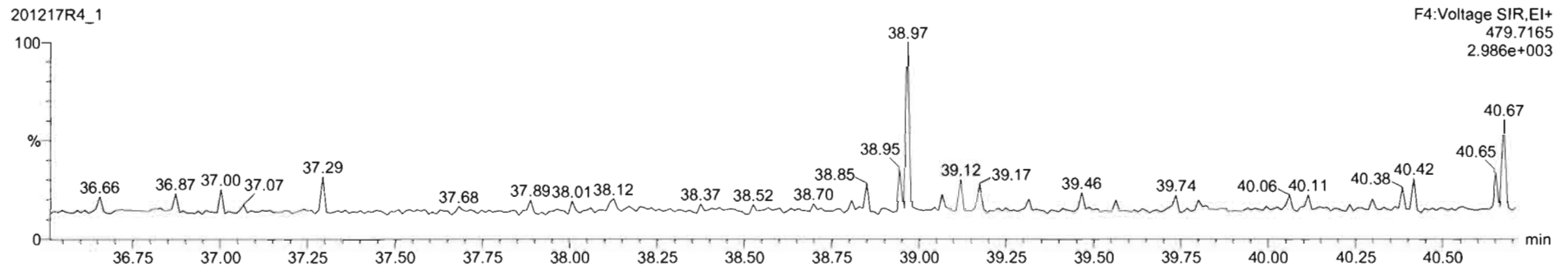
**1,2,3,4,6,7,8-HpCDF**



**13C-1,2,3,4,6,7,8-HpCDF**



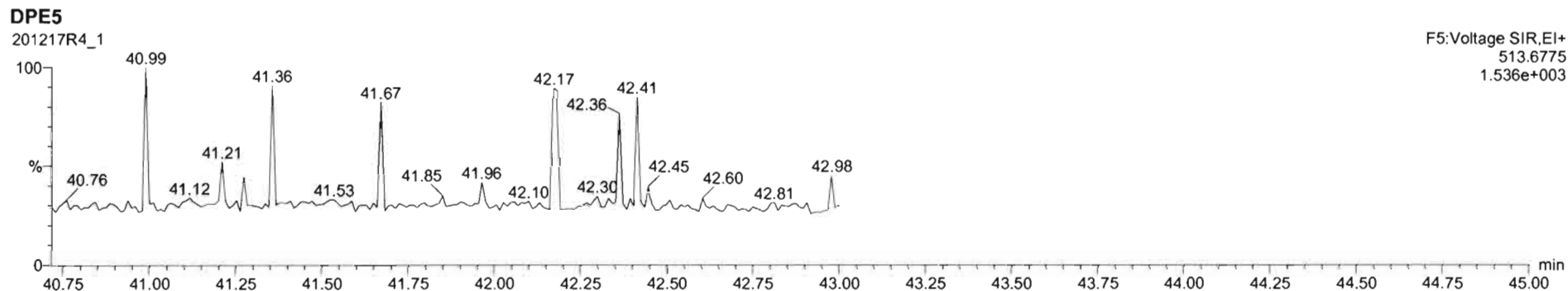
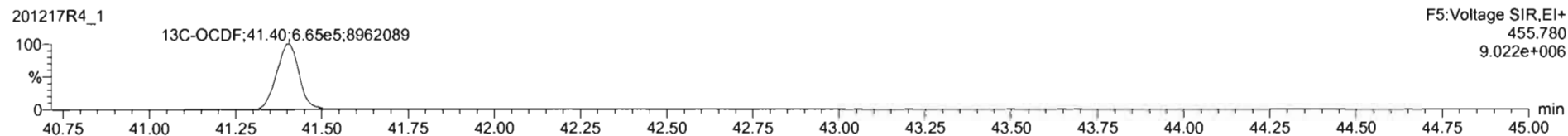
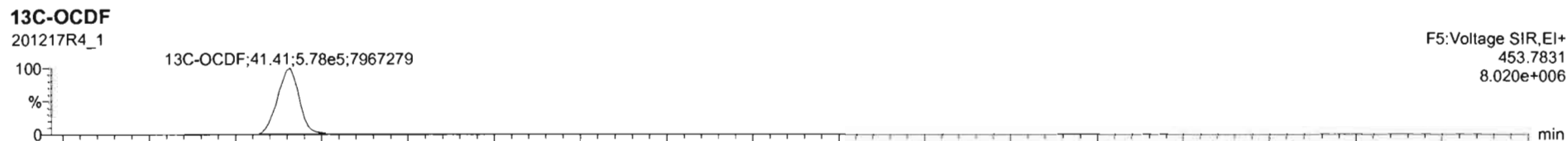
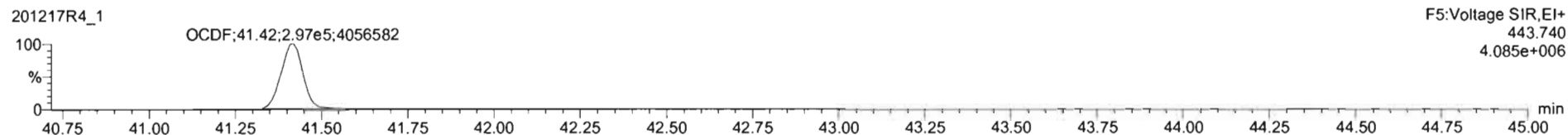
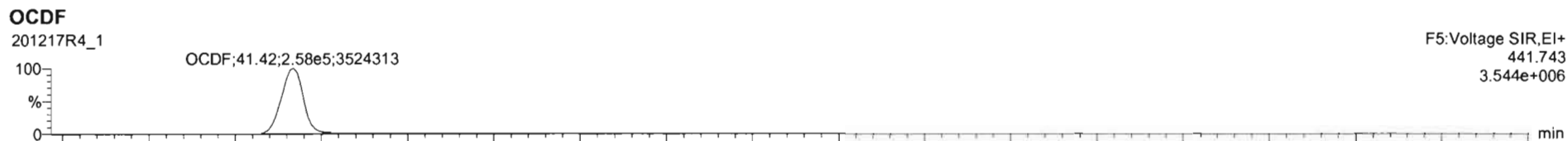
**DPE4**



Dataset: U:\VG12.PRO\Results\201217R4\201217R4\_1.qld

Last Altered: Thursday, December 17, 2020 3:18:46 PM Pacific Standard Time  
Printed: Thursday, December 17, 2020 3:19:48 PM Pacific Standard Time

Name: 201217R4\_1, Date: 17-Dec-2020, Time: 14:26:46, ID: ST201217R4\_1 1613 CS3 20L0301, Description: 1613 CS3 20L0301

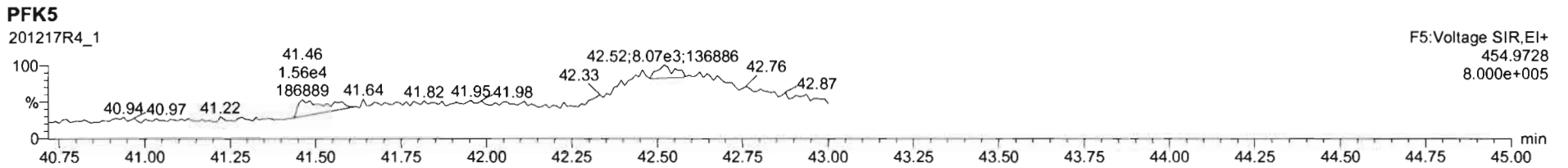
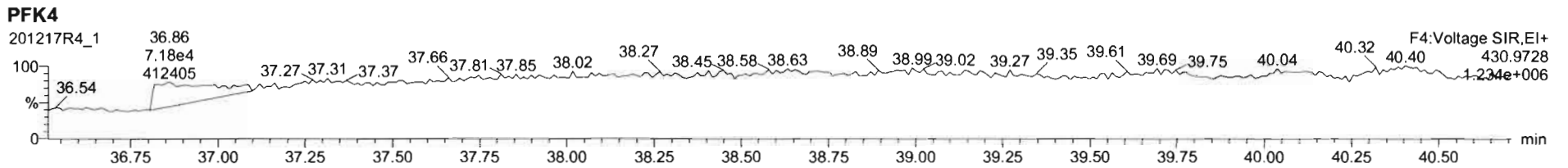
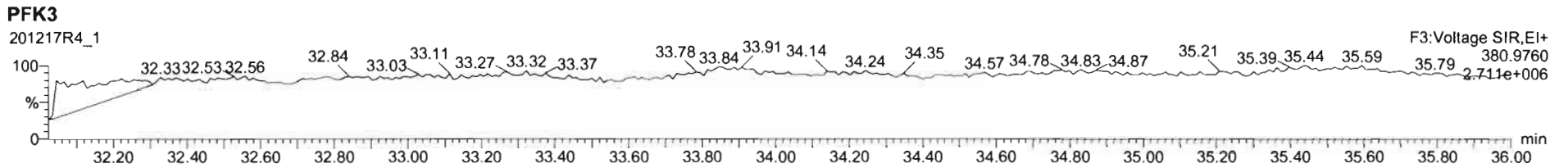
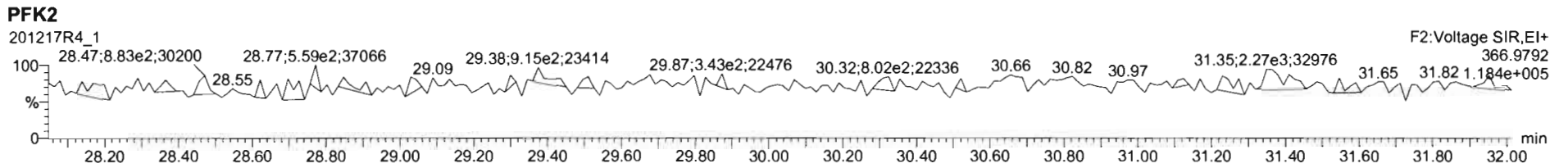
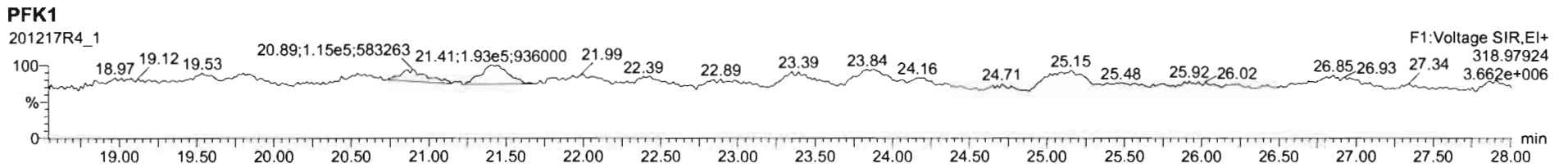




Dataset: U:\VG12.PRO\Results\201217R4\201217R4\_1.qld

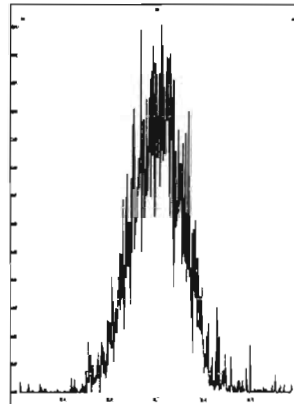
Last Altered: Thursday, December 17, 2020 3:18:46 PM Pacific Standard Time  
Printed: Thursday, December 17, 2020 3:19:48 PM Pacific Standard Time

Name: 201217R4\_1, Date: 17-Dec-2020, Time: 14:26:46, ID: ST201217R4\_1 1613 CS3 20L0301, Description: 1613 CS3 20L0301

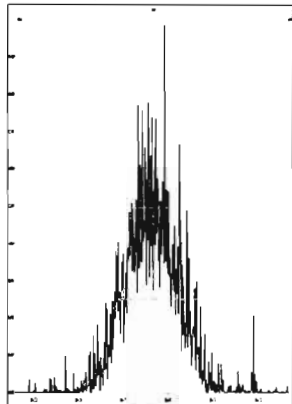


Printed: Friday, December 18, 2020 07:04:34 Pacific Standard Time

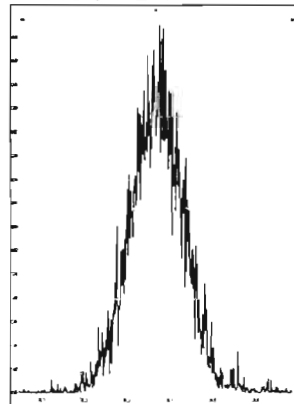
M 292.9824 R 13061



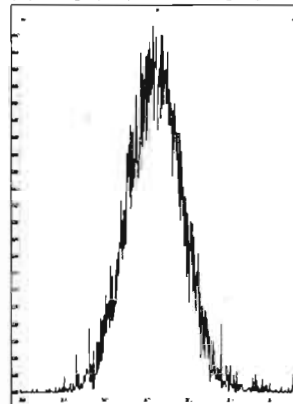
M 304.9824 R 14116



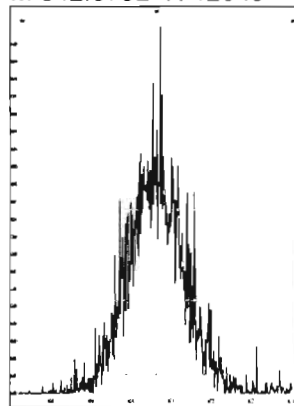
M 318.9792 R 11749



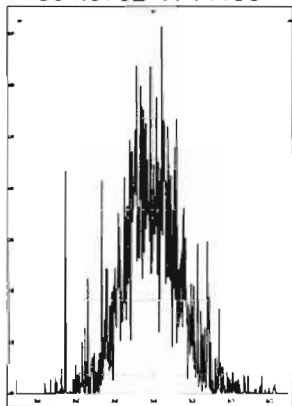
M 330.9792 R 12079



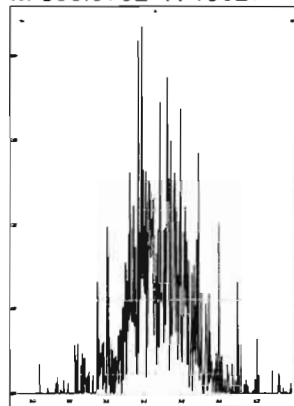
M 342.9792 R 12049



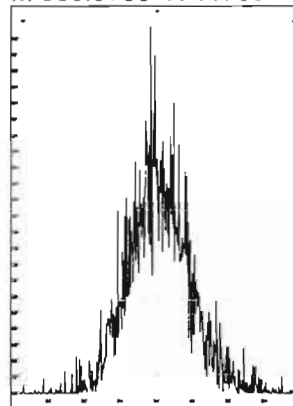
M 354.9792 R 14135



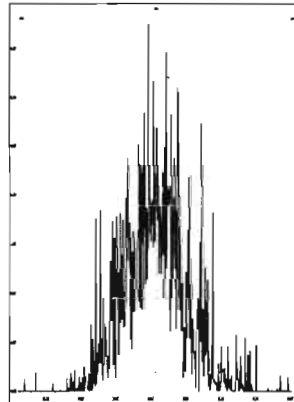
M 366.9792 R 19027



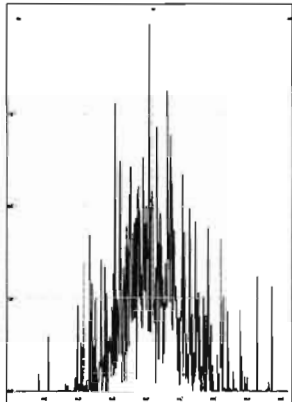
M 380.9760 R 11769



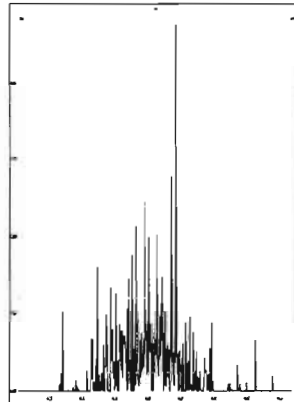
M 392.9760 R 13316



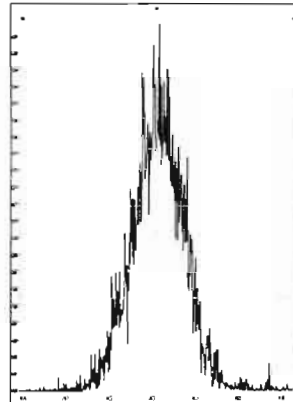
M 404.9760 R 30106



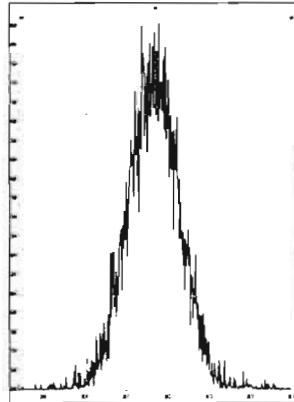
M 416.9760 R 453430



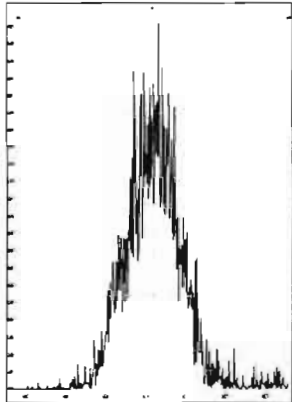
M 318.9792 R 13240



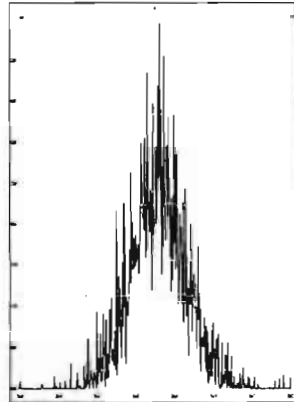
M 330.9792 R 11995



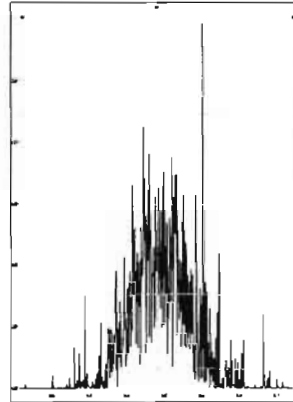
M 342.9792 R 12919



M 354.9792 R 13233

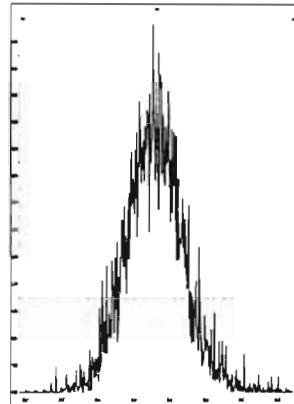


M 366.9792 R 15497

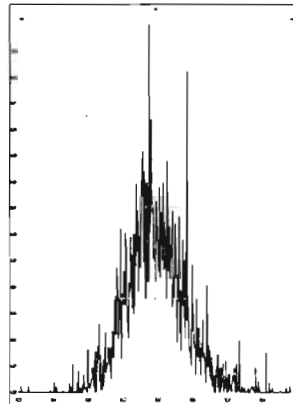


Printed: Friday, December 18, 2020 07:04:34 Pacific Standard Time

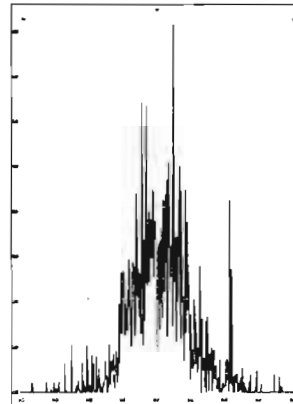
M 380.9760 R 12048



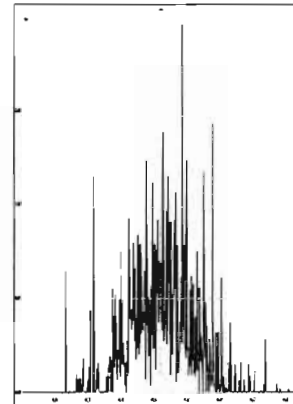
M 392.9760 R 12821



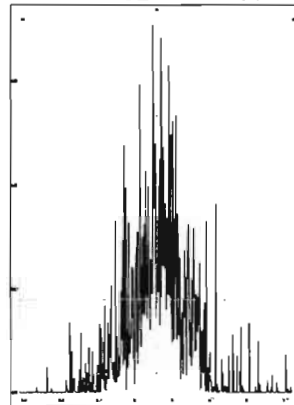
M 404.9760 R 15872



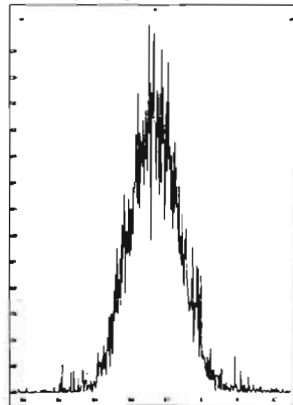
M 416.9760 R 39350



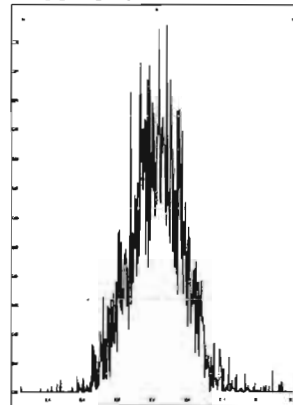
M 366.9792 R 18465



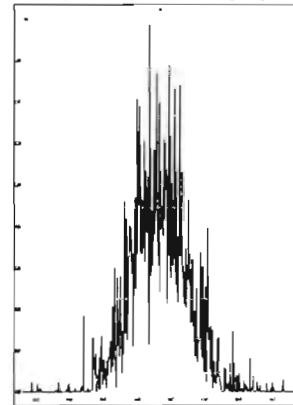
M 380.9760 R 12286



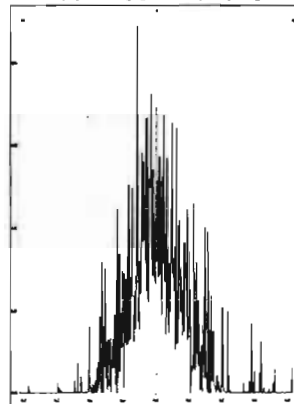
M 392.9760 R 12832



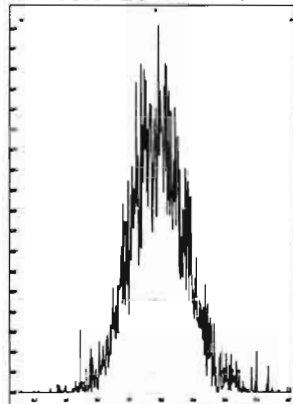
M 404.9760 R 14046



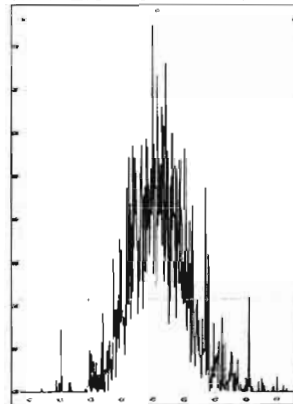
M 416.9760 R 17640



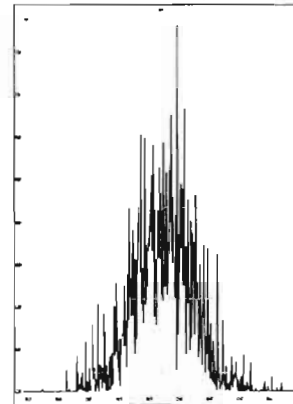
M 430.9728 R 11769



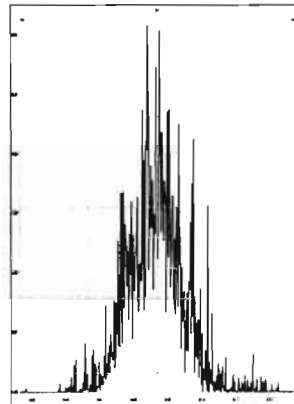
M 442.9728 R 13852



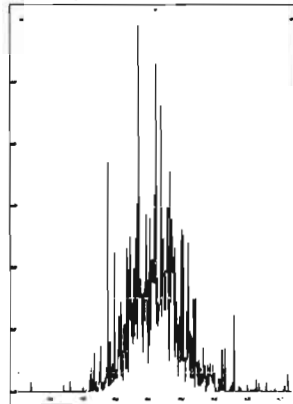
M 454.9728 R 14978



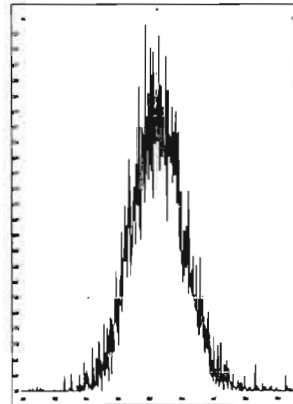
M 404.9760 R 15108



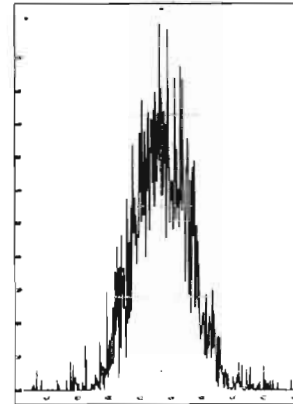
M 416.9760 R 15975



M 430.9728 R 13163

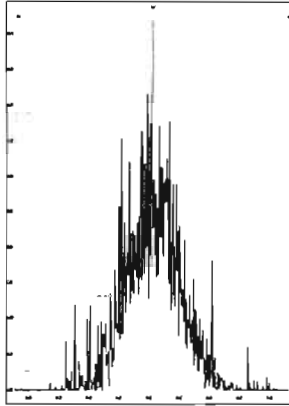


M 442.9728 R 14327

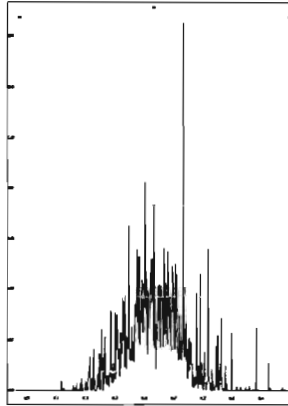


Printed: Friday, December 18, 2020 07:04:34 Pacific Standard Time

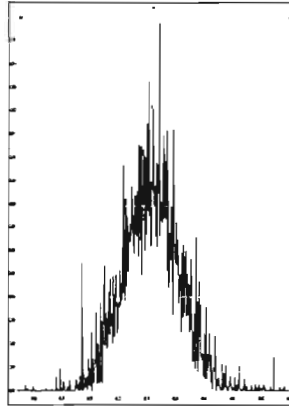
M 454.9728 R 15021



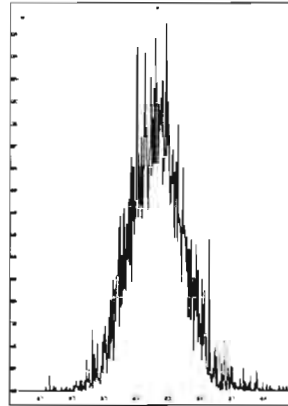
M 466.9728 R 15799



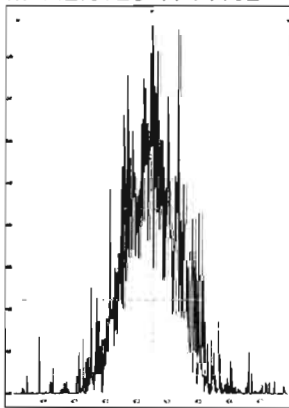
M 480.9696 R 12230



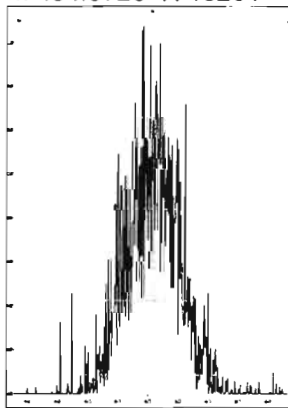
M 430.9728 R 13074



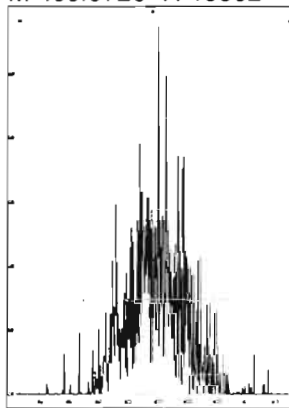
M 442.9728 R 14102



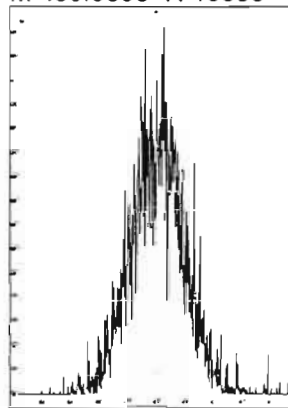
M 454.9728 R 15201



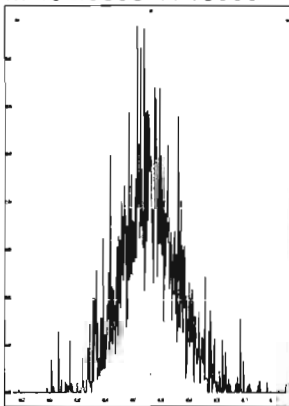
M 466.9728 R 16562



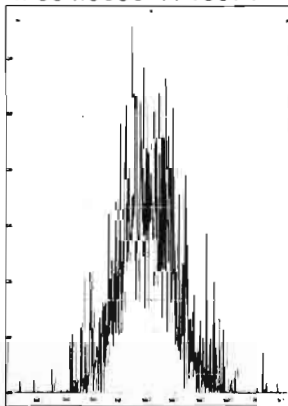
M 480.9696 R 13393



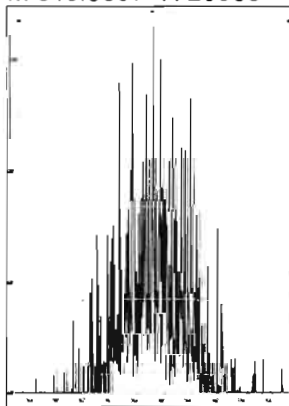
M 492.9696 R 13066



M 504.9696 R 15071



M 516.9697 R 20905



**..... CALIBRATION STANDARDS REVIEW CHECKLIST**

**Begin Calibration ID:** ST201218RI-1

**Reviewed By:** GRB 12/21/2020  
*Initials & Date*

**End Calibration ID:** NA

	<u>Begin</u>	<u>End</u>
<b>Ion abundance within QC limits?</b>	<input checked="" type="checkbox"/>	<input type="checkbox"/> NA
<b>Concentrations within criteria?</b>	<input checked="" type="checkbox"/>	<input type="checkbox"/>
<b>TCDD/TCDF Valleys &lt;25%</b>	<input checked="" type="checkbox"/>	<input type="checkbox"/>
<b>First and last eluters present?</b>	<input checked="" type="checkbox"/>	<input type="checkbox"/>
<b>Retention Times within criteria?</b>	<input checked="" type="checkbox"/>	<input type="checkbox"/>
<b>Verification Std. named correctly?</b> (ST-Year-Month-Day-VG ID)	<input checked="" type="checkbox"/>	<input type="checkbox"/>
<b>Forms signed and dated?</b>	<input checked="" type="checkbox"/>	<input type="checkbox"/> 1
<b>Correct ICAL referenced?</b>	<u>HN</u>	<u>1</u>
<b>Run Log:</b>		
- Correct instrument listed?	<input checked="" type="checkbox"/>	<input type="checkbox"/> V
- Samples within 12 hour clock?	(Y)	N
- Bottle position verified?	<u>HN</u>	<u>1</u>

	<u>Begin</u>	<u>End</u>
<b>Mass resolution <math>\geq</math></b>	<input checked="" type="checkbox"/>	<input checked="" type="checkbox"/>
<input type="checkbox"/> 5k <input type="checkbox"/> 6-8K <input type="checkbox"/> 8K <input checked="" type="checkbox"/> 10K		
1614   1699   429   1613/1668/8280		
<b>Integrated peaks display correctly?</b>	<input checked="" type="checkbox"/>	<input type="checkbox"/> NA
<b>GC Break &lt;20%</b>		<input type="checkbox"/> NA
<b><u>8280 CS1 End Standard:</u></b>		
- Ratios within limits, S/N <2.5:1, CS1 within 12 hours		<input type="checkbox"/> NA

**Comments:**

Dataset: U:\VG12.PRO\Results\201218R1\201218R1\_1.qld

Last Altered: Friday, December 18, 2020 10:15:02 AM Pacific Standard Time  
Printed: Friday, December 18, 2020 10:38:24 AM Pacific Standard Time

HN 12/18/2020  
GFB 12/21/2020

Method: U:\VG12.PRO\MethDB\1613rrt-12-11-20.mdb 11 Dec 2020 08:35:32  
Calibration: U:\VG12.PRO\CurveDB\dbDIOXIN\_1613vg12-12-03-20.cdb 04 Dec 2020 11:36:07

Name: 201218R1\_1, Date: 18-Dec-2020, Time: 09:17:52, ID: ST201218R1\_1 1613 CS3 20L0301, Description: 1613 CS3 20L0301

#	Name	Resp	IS Resp	RA	n/y	RRF	Pred.RT	RT	RT Flag	Pred.RRT	RRT	Conc.	%Rec	STD out
1	1 2,3,7,8-TCDD	1.41e5	1.45e6	0.78	NO	0.980	26.37	26.35	NO	1.001	1.001	9.9241	99.2	NO
2	2 1,2,3,7,8-PeCDD	5.13e5	1.08e6	0.60	NO	0.932	31.05	31.03	NO	1.001	1.000	50.777	102	NO
3	3 1,2,3,4,7,8-HxCDD	4.40e5	8.32e5	1.23	NO	1.02	34.35	34.35	NO	1.001	1.001	51.803	104	NO
4	4 1,2,3,6,7,8-HxCDD	4.38e5	9.77e5	1.22	NO	0.902	34.47	34.46	NO	1.001	1.000	49.684	99.4	NO
5	5 1,2,3,7,8,9-HxCDD	4.34e5	9.42e5	1.21	NO	0.954	34.72	34.73	NO	1.000	1.001	48.326	96.7	NO
6	6 1,2,3,4,6,7,8-HpCDD	3.23e5	7.50e5	1.00	NO	0.918	38.20	38.20	NO	1.000	1.000	46.907	93.8	NO
7	7 OCDD	5.51e5	1.26e6	0.86	NO	0.866	41.10	41.12	NO	1.000	1.000	101.07	101	NO
8	8 2,3,7,8-TCDF	1.45e5	1.91e6	0.74	NO	0.848	25.64	25.67	NO	1.000	1.001	8.9668	89.7	NO
9	9 1,2,3,7,8-PeCDF	7.01e5	1.53e6	1.52	NO	0.960	29.77	29.78	NO	1.000	1.000	47.766	95.5	NO
10	10 2,3,4,7,8-PeCDF	7.50e5	1.44e6	1.52	NO	1.07	30.84	30.84	NO	1.001	1.000	48.858	97.7	NO
11	11 1,2,3,4,7,8-HxCDF	4.69e5	1.01e6	1.21	NO	0.986	33.42	33.44	NO	1.000	1.001	47.067	94.1	NO
12	12 1,2,3,6,7,8-HxCDF	4.94e5	1.01e6	1.20	NO	1.04	33.57	33.57	NO	1.001	1.001	46.888	93.8	NO
13	13 2,3,4,6,7,8-HxCDF	4.58e5	9.44e5	1.19	NO	1.02	34.24	34.23	NO	1.001	1.000	47.548	95.1	NO
14	14 1,2,3,7,8,9-HxCDF	4.13e5	8.78e5	1.22	NO	0.991	35.23	35.23	NO	1.000	1.000	47.511	95.0	NO
15	15 1,2,3,4,6,7,8-HpCDF	3.42e5	6.85e5	1.00	NO	1.05	36.80	36.80	NO	1.000	1.000	47.594	95.2	NO
16	16 1,2,3,4,7,8,9-HpCDF	3.24e5	5.71e5	1.01	NO	1.18	38.82	38.82	NO	1.000	1.000	48.287	96.6	NO
17	17 OCDF	5.32e5	1.25e6	0.85	NO	0.896	41.40	41.40	NO	1.000	1.000	94.726	94.7	NO
18	18 13C-2,3,7,8-TCDD	1.45e6	1.36e6	0.78	NO	1.06	26.34	26.33	NO	1.030	1.030	100.88	101	NO
19	19 13C-1,2,3,7,8-PeCDD	1.08e6	1.36e6	0.61	NO	0.785	31.17	31.02	NO	1.219	1.213	101.48	101	NO
20	20 13C-1,2,3,4,7,8-HxCDD	8.32e5	1.15e6	1.28	NO	0.621	34.33	34.33	NO	1.014	1.014	116.93	117	NO
21	21 13C-1,2,3,6,7,8-HxCDD	9.77e5	1.15e6	1.25	NO	0.734	34.45	34.45	NO	1.017	1.017	116.09	116	NO
22	22 13C-1,2,3,7,8,9-HxCDD	9.42e5	1.15e6	1.25	NO	0.723	34.73	34.71	NO	1.026	1.025	113.68	114	NO
23	23 13C-1,2,3,4,6,7,8-HpCDD	7.50e5	1.15e6	1.03	NO	0.568	38.23	38.19	NO	1.129	1.128	115.26	115	NO
24	24 13C-OCDD	1.26e6	1.15e6	0.89	NO	0.496	41.17	41.09	NO	1.216	1.214	221.60	111	NO
25	25 13C-2,3,7,8-TCDF	1.91e6	1.97e6	0.77	NO	0.919	25.64	25.64	NO	1.003	1.003	105.37	105	NO
26	26 13C-1,2,3,7,8-PeCDF	1.53e6	1.97e6	1.57	NO	0.715	29.89	29.77	NO	1.169	1.164	108.65	109	NO
27	27 13C-2,3,4,7,8-PeCDF	1.44e6	1.97e6	1.57	NO	0.689	30.97	30.82	NO	1.212	1.206	106.01	106	NO
28	28 13C-1,2,3,4,7,8-HxCDF	1.01e6	1.15e6	0.50	NO	0.873	33.43	33.42	NO	0.987	0.987	101.04	101	NO
29	29 13C-1,2,3,6,7,8-HxCDF	1.01e6	1.15e6	0.50	NO	0.933	33.56	33.55	NO	0.991	0.991	94.729	94.7	NO
30	30 13C-2,3,4,6,7,8-HxCDF	9.44e5	1.15e6	0.50	NO	0.843	34.23	34.22	NO	1.011	1.010	97.699	97.7	NO
31	31 13C-1,2,3,7,8,9-HxCDF	8.78e5	1.15e6	0.51	NO	0.780	35.23	35.22	NO	1.040	1.040	98.173	98.2	NO

Dataset: U:\VG12.PRO\Results\201218R1\201218R1\_1.qld

Last Altered: Friday, December 18, 2020 10:15:02 AM Pacific Standard Time  
Printed: Friday, December 18, 2020 10:38:24 AM Pacific Standard Time

Name: 201218R1\_1, Date: 18-Dec-2020, Time: 09:17:52, ID: ST201218R1\_1 1613 CS3 20L0301, Description: 1613 CS3 20L0301

	# Name	Resp	IS Resp	RA	n/y	RRF	Pred.RT	RT	RT Flag	Pred.RRT	RRT	Conc.	%Rec	STD out
32	32 13C-1,2,3,4,6,7,8-HpCDF	6.85e5	1.15e6	0.43	NO	0.726	36.80	36.78	NO	1.087	1.086	82.216	82.2	NO
33	33 13C-1,2,3,4,7,8,9-HpCDF	5.71e5	1.15e6	0.42	NO	0.491	38.81	38.81	NO	1.146	1.146	101.48	101	NO
34	34 13C-OCDF	1.25e6	1.15e6	0.87	NO	0.565	41.38	41.39	NO	1.222	1.222	193.44	96.7	NO
35	35 37Cl-2,3,7,8-TCDD	1.82e5	1.36e6			1.22	26.33	26.35	NO	1.030	1.031	11.011	110	NO
36	36 13C-1,2,3,4-TCDD	1.36e6	1.36e6	0.78	NO	1.00	25.64	25.57	NO	1.000	1.000	100.00	100	NO
37	37 13C-1,2,3,4-TCDF	1.97e6	1.97e6	0.78	NO	1.00	24.13	24.07	NO	1.000	1.000	100.00	100	NO
38	38 13C-1,2,3,4,6,9-HxCDF	1.15e6	1.15e6	0.50	NO	1.00	33.92	33.87	NO	1.000	1.000	100.00	100	YES

f

Dataset: Untitled

Last Altered: Sunday, December 20, 2020 08:09:36 Pacific Standard Time  
Printed: Sunday, December 20, 2020 08:10:11 Pacific Standard Time

Method: U:\VG12.PRO\MethDB\1613rrt-12-11-20.mdb 11 Dec 2020 08:35:32  
Calibration: U:\VG12.PRO\CurveDB\ldbDIOXIN\_1613vg12-12-03-20.cdb 04 Dec 2020 11:36:07

Compound name: 2,3,7,8-TCDD

	Name	ID	Acq.Date	Acq.Time
1	201218R1_1	ST201218R1_1 1613 CS3 20L0301	18-Dec-20	09:17:52
2	(A) 201218R1_2			
3	201218R1_3	B0L0082-BLK1 Method Blank 10	18-Dec-20	10:57:18
4	201218R1_4	2002582-04 NCPDI-071SG-201118 9.4	18-Dec-20	12:28:49
5	201218R1_5	2002582-03 NCPDI-055SG-201119 12.2	18-Dec-20	13:14:30
6	201218R1_6	2002582-02 NCPDI-050SG-201118 7.06	18-Dec-20	14:00:42
7	201218R1_7	2002582-01 NCPDI-048SG-201118 7.06	18-Dec-20	14:46:07
8	201218R1_8	2002529-01 WIF LS Inlet Sump-20201112 1	18-Dec-20	15:32:17
9	201218R1_9	2002529-02 B 108-20201112 1	18-Dec-20	16:16:35
10	201218R1_10	2002529-03 B 108-20201112-FD 1	18-Dec-20	17:00:53
11	201218R1_11	2002529-04 WWTPInfluent 868 Bld 1	18-Dec-20	17:45:12
12	201218R1_12	2002492-09RE1 USMPDI-006SC-A-04-05-201...	18-Dec-20	18:29:30
13	201218R1_13	2002532-01 USMPDI-001SC-A-01-02-201111 ...	18-Dec-20	19:13:47

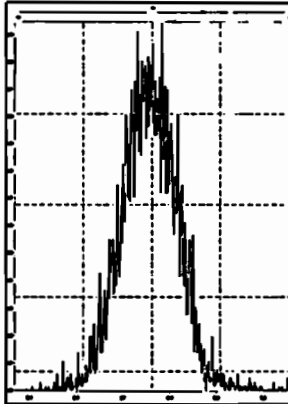
(A) GC solvent blank, instrument paused, allowed GC cycle to finish. HW 12/21/2020



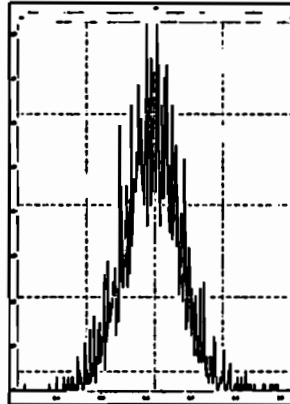
File: Experiment: OCDD\_DIOXIN.exp Reference: Pfk.ref Function: 1 @ 200 (ppm)

Printed: Friday, December 18, 2020 09:12:25 Pacific Standard Time

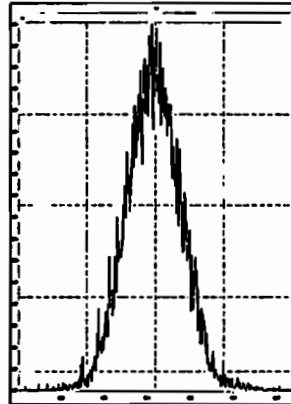
M 292.9824 R 11735



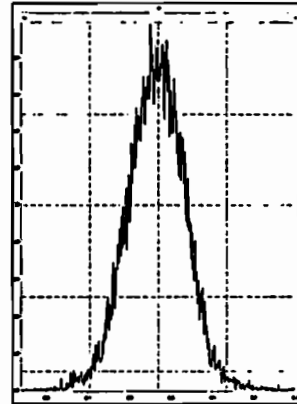
M 304.9824 R 11738



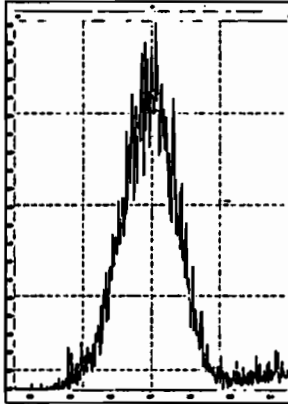
M 318.9792 R 10916



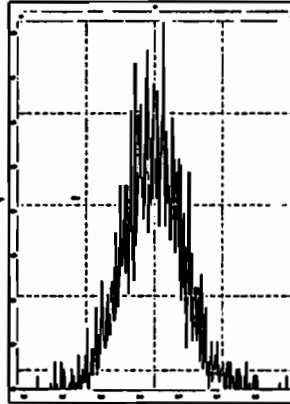
M 330.9792 R 10635



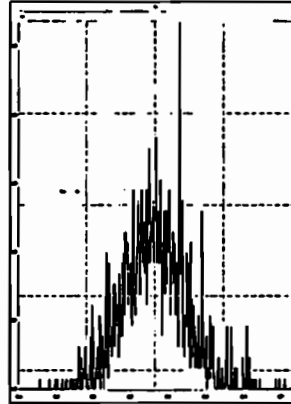
M 342.9792 R 10203



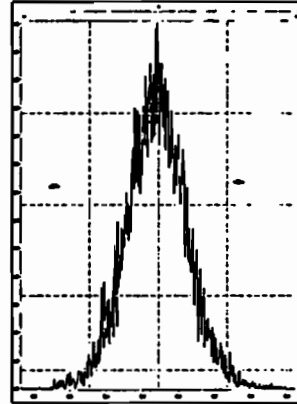
M 354.9792 R 11571



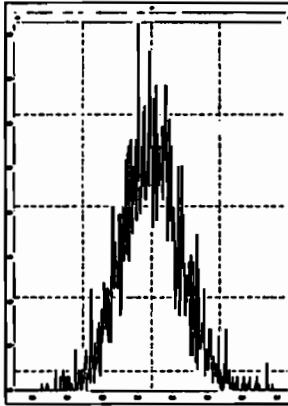
M 366.9792 R 12563



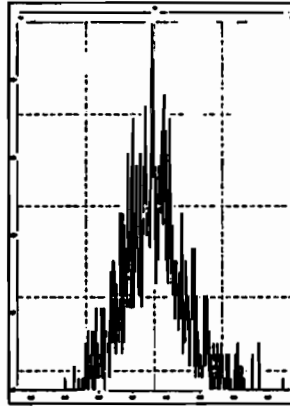
M 380.9760 R 10333



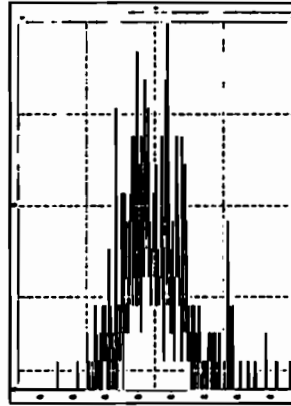
M 392.9760 R 11574



M 404.9760 R 13019



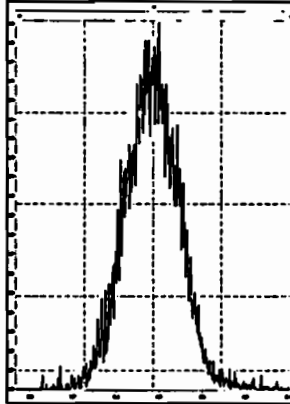
M 416.9760 R 16668



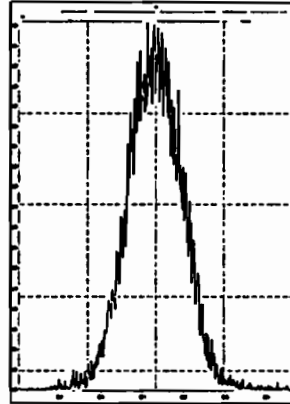
File: Experiment: OCDD\_DIOXIN.exp Reference: Pfk.ref Function: 2 @ 200 (ppm)

Printed: Friday, December 18, 2020 09:13:39 Pacific Standard Time

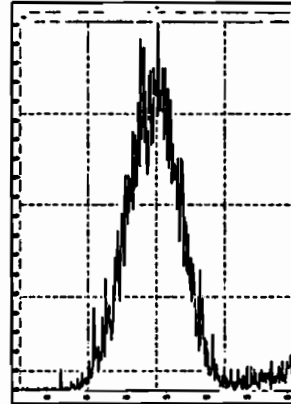
M 318.9792 R 11362



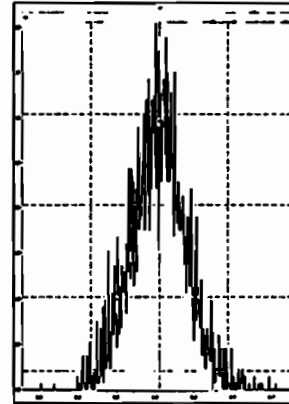
M 330.9792 R 11365



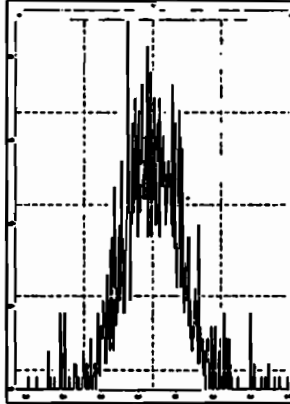
M 342.9792 R 11210



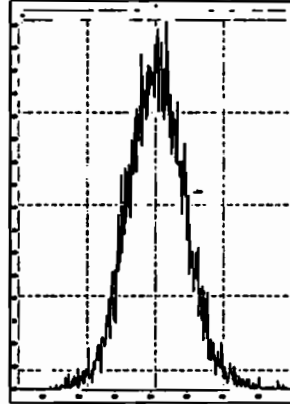
M 354.9792 R 12752



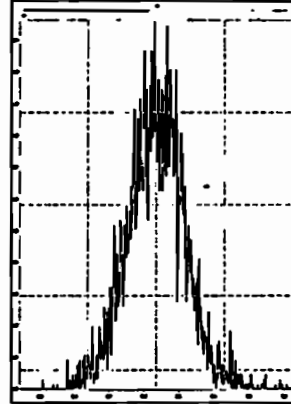
M 366.9792 R 12254



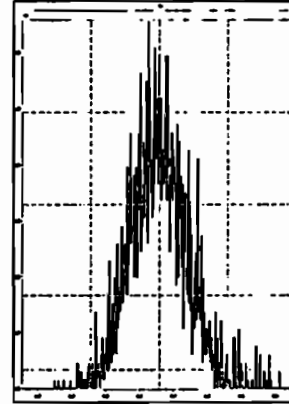
M 380.9760 R 11959



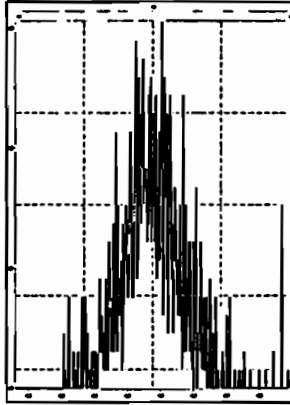
M 392.9760 R 11900



M 404.9760 R 12440



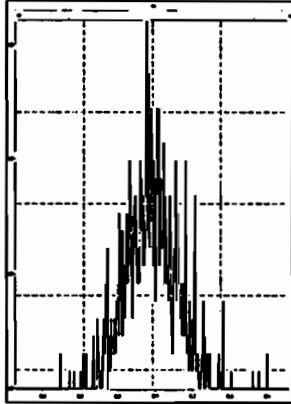
M 416.9760 R 12500



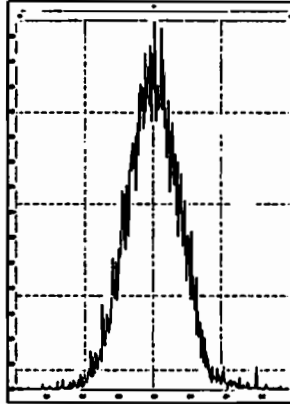
File: Experiment: OCDD\_DIOXIN.exp Reference: Pfk.ref Function: 3 @ 200 (ppm)

Printed: Friday, December 18, 2020 09:15:16 Pacific Standard Time

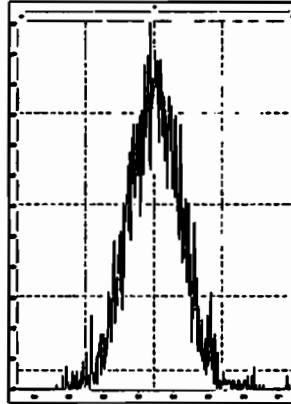
M 366.9792 R 15146



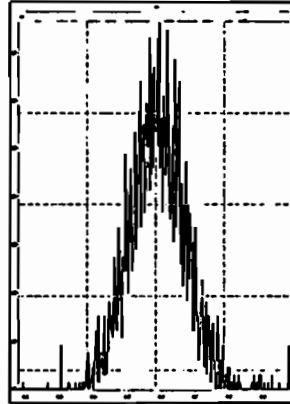
M 380.9760 R 11736



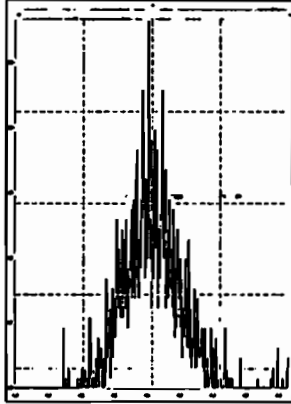
M 392.9760 R 12623



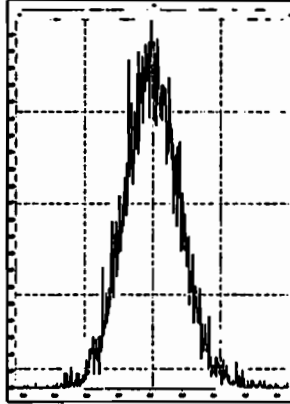
M 404.9760 R 12315



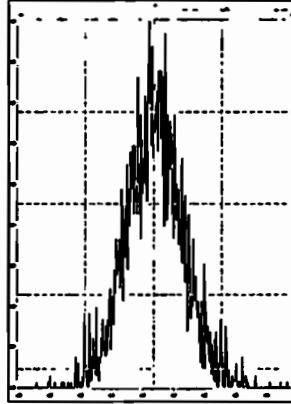
M 416.9760 R 13511



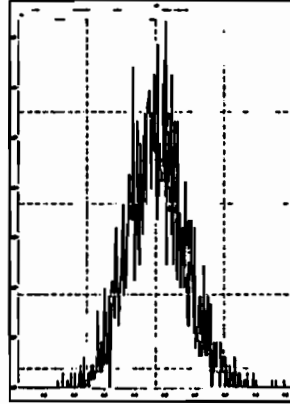
M 430.9728 R 12255



M 442.9728 R 11960



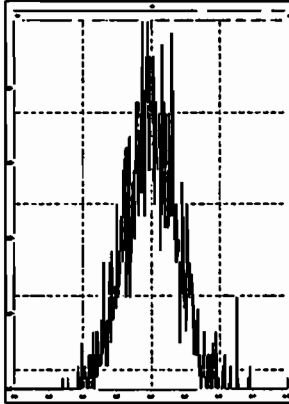
M 454.9728 R 13587



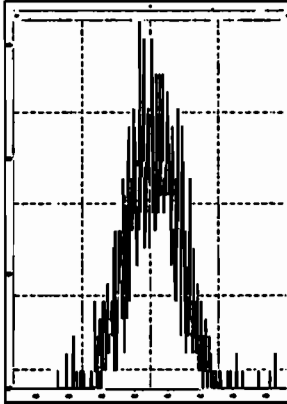
File: Experiment: OCDD\_DIOXIN.exp Reference: Pfk.ref Function: 4 @ 200 (ppm)

Printed: Friday, December 18, 2020 09:15:59 Pacific Standard Time

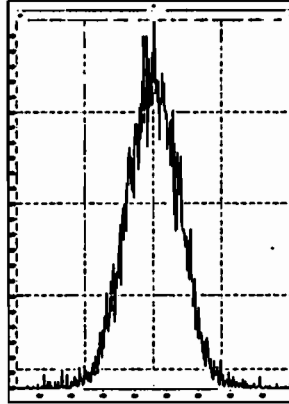
M 404.9760 R 13021



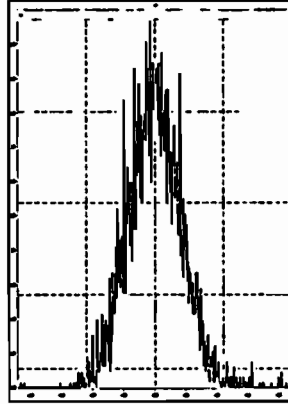
M 416.9760 R 13156



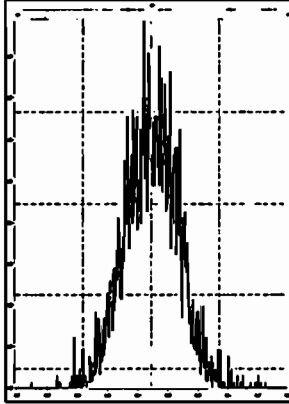
M 430.9728 R 11793



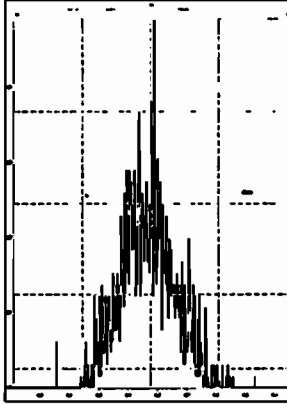
M 442.9728 R 12198



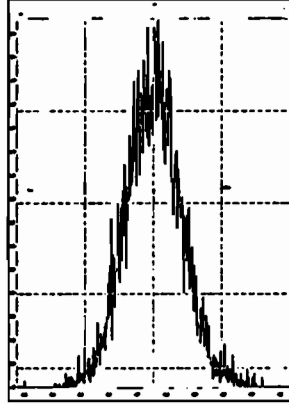
M 454.9728 R 12078



M 466.9728 R 12625



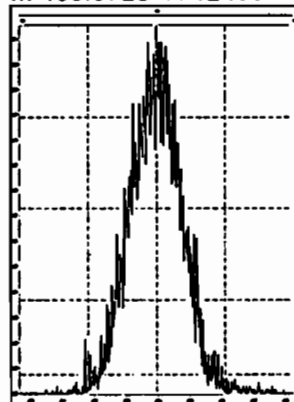
M 480.9696 R 11572



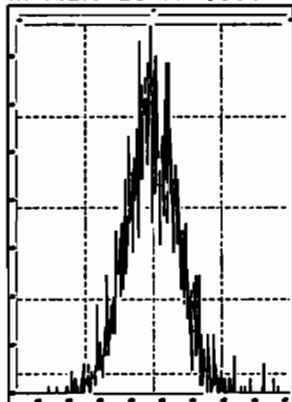
File: Experiment: OCDD\_DIOXIN.exp Reference: Pfk.ref Function: 5 @ 200 (ppm)

Printed: Friday, December 18, 2020 09:16:28 Pacific Standard Time

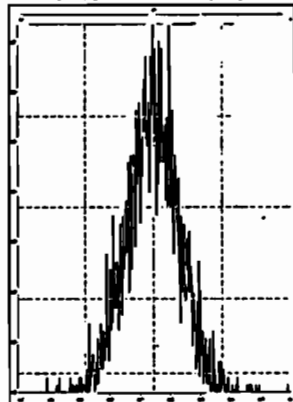
M 430.9728 R 12499



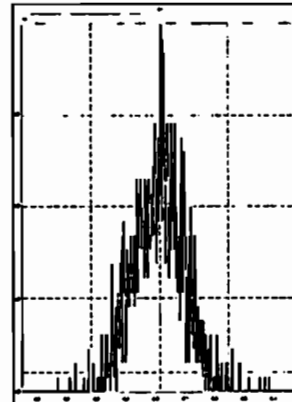
M 442.9728 R 13091



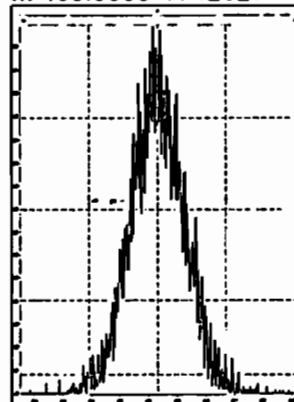
M 454.9728 R 13157



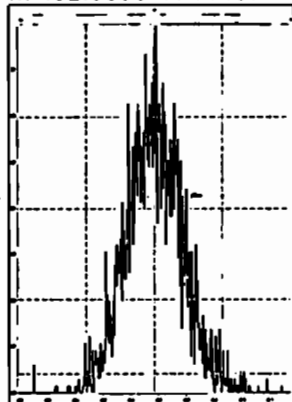
M 466.9728 R 15525



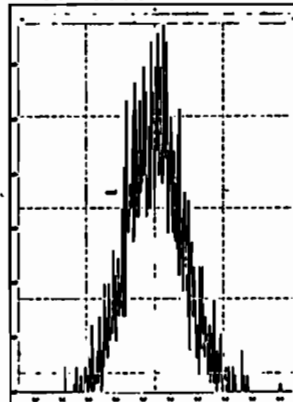
M 480.9696 R 12627



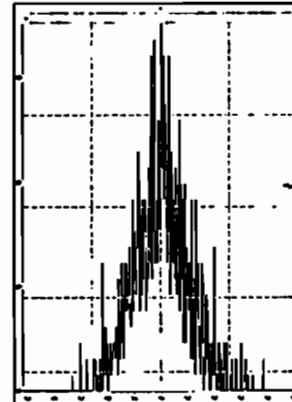
M 492.9696 R 11467



M 504.9696 R 12821



M 516.9697 R 12689



Dataset: U:\VG12.PRO\Results\201218R1\201218R1\_CPSM.qld

Last Altered: Friday, December 18, 2020 10:40:43 AM Pacific Standard Time

Printed: Friday, December 18, 2020 10:41:32 AM Pacific Standard Time

Method: U:\VG12.PRO\MethDB\CPSM.mdb 11 Dec 2020 14:14:32

Calibration: U:\VG12.PRO\CurveDB\dbDIOXIN\_1613vg12-12-03-20.cdb 04 Dec 2020 11:36:07

Name: 201218R1\_1, Date: 18-Dec-2020, Time: 09:17:52, ID: ST201218R1\_1 1613 CS3 20L0301, Description: 1613 CS3 20L0301

#	Name	RT
1	1,3,6,8-TCDD (First)	22.53
2	1,2,8,9-TCDD (Last)	27.24
3	1,2,4,7,9-PeCDD (First)	28.79
4	1,2,3,8,9-PeCDD (Last)	31.39
5	1,2,4,6,7,9-HxCDD (First)	32.70
6	1,2,3,7,8,9-HxCDD (Last)	34.73
7	1,2,3,4,6,7,9-HpCDD (First)	37.18
8	1,2,3,4,6,7,8-HpCDD (Last)	38.20
9	1,3,6,8-TCDF (First)	20.29
10	1,2,8,9-TCDF (Last)	27.55
11	1,3,4,6,8-PeCDF (First)	27.12
12	1,2,3,8,9-PeCDF (Last)	31.74
13	1,2,3,4,6,8-HxCDF (First)	32.17
14	1,2,3,7,8,9-HxCDF (Last)	35.23
15	1,2,3,4,6,7,8-HpCDF (First)	36.80
16	1,2,3,4,7,8,9-HpCDF (Last)	38.82

Dataset: U:\VG12.PRO\Results\201218R1\201218R1\_CPSM.qld

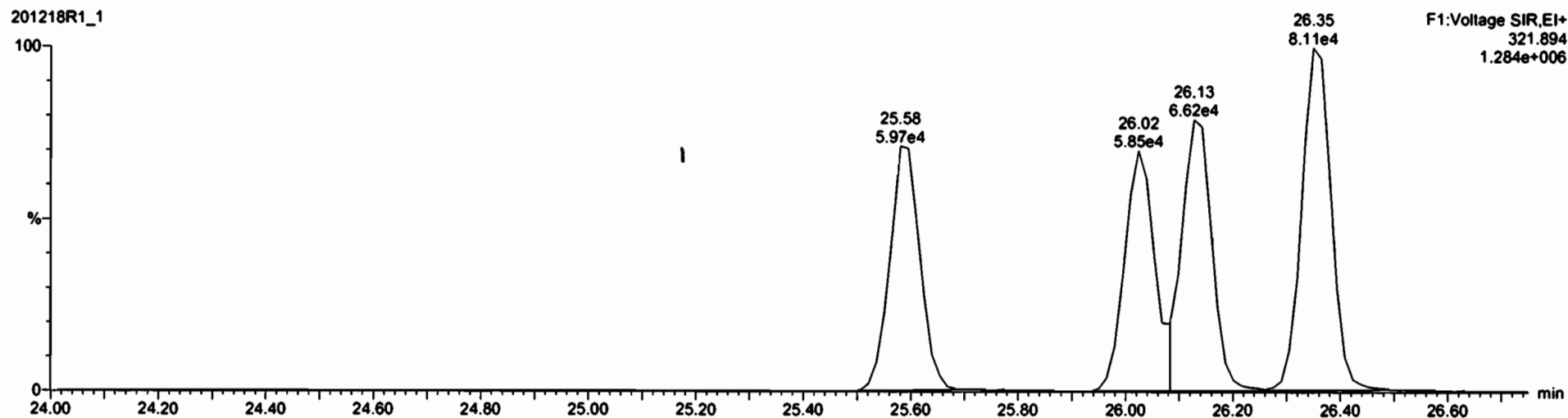
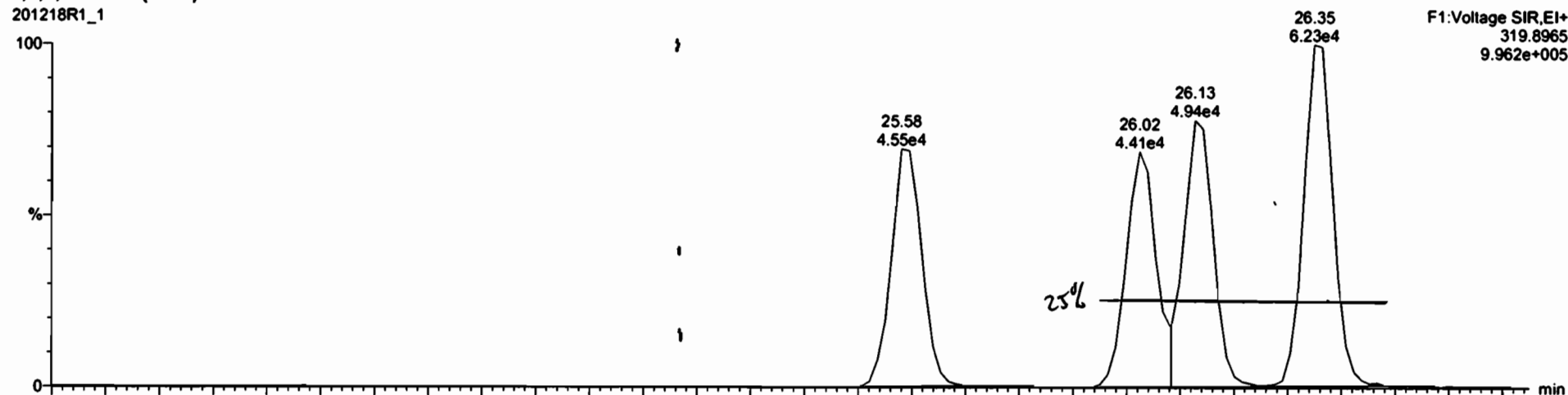
Last Altered: Friday, December 18, 2020 10:40:43 AM Pacific Standard Time  
Printed: Friday, December 18, 2020 10:41:32 AM Pacific Standard Time

Method: U:\VG12.PRO\MethDB\CPSM.mdb 11 Dec 2020 14:14:32  
Calibration: U:\VG12.PRO\CurveDB\dbDIOXIN\_1613vg12-12-03-20.cdb 04 Dec 2020 11:36:07

HW 12/18/2020  
GRB 12/21/2020

Name: 201218R1\_1, Date: 18-Dec-2020, Time: 09:17:52, ID: ST201218R1\_1 1613 CS3 20L0301, Description: 1613 CS3 20L0301

1,3,6,8-TCDD (First)  
201218R1\_1



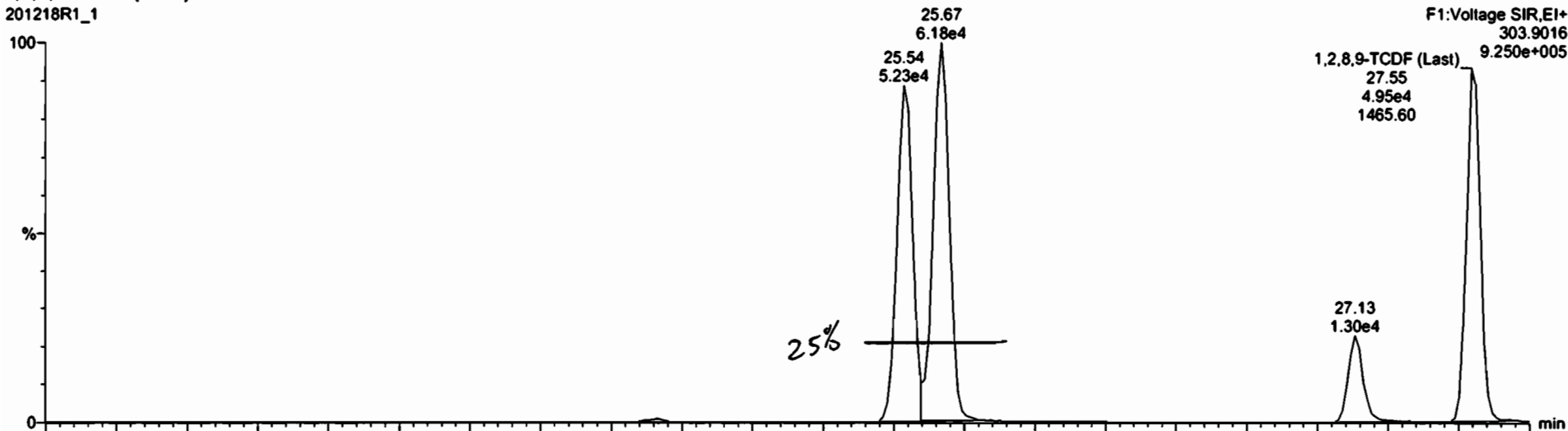
Dataset: U:\VG12.PRO\Results\201218R1\201218R1\_CPSM.qld

Last Altered: Friday, December 18, 2020 10:40:43 AM Pacific Standard Time  
Printed: Friday, December 18, 2020 10:41:32 AM Pacific Standard Time

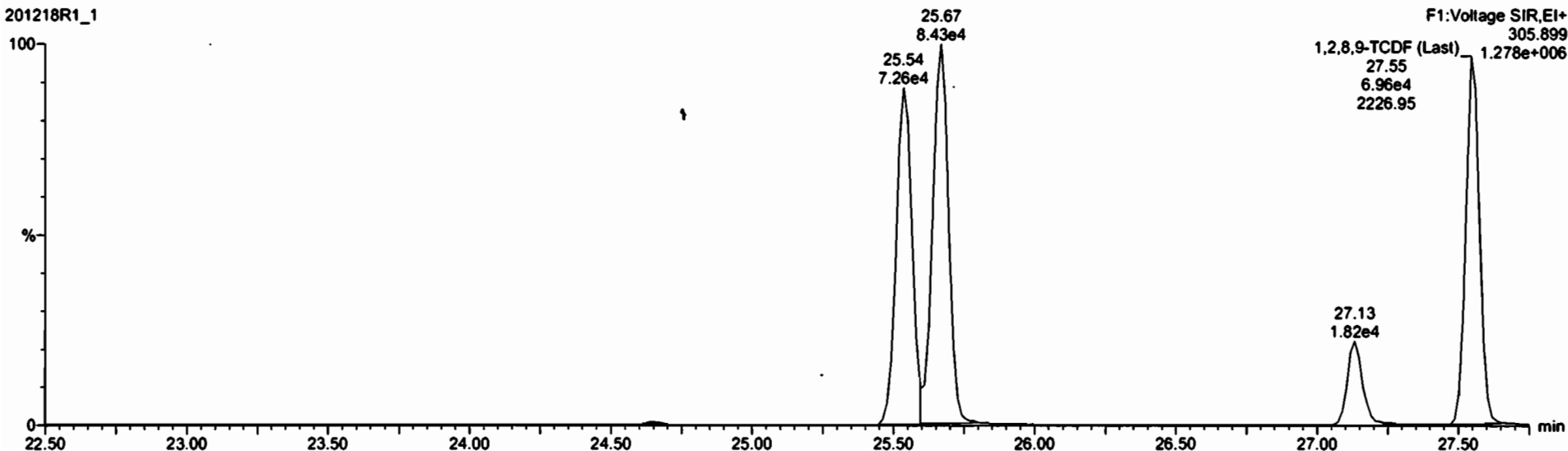
HN 12/18/2020  
GRB 12/21/2020

Name: 201218R1\_1, Date: 18-Dec-2020, Time: 09:17:52, ID: ST201218R1\_1 1613 CS3 20L0301, Description: 1613 CS3 20L0301

1,3,6,8-TCDF (First)  
201218R1\_1



201218R1\_1





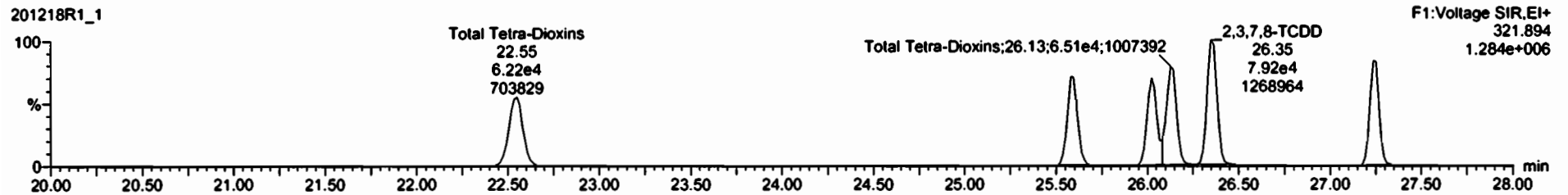
Dataset: Untitled

Last Altered: Friday, December 18, 2020 10:21:10 AM Pacific Standard Time  
Printed: Friday, December 18, 2020 10:21:42 AM Pacific Standard Time

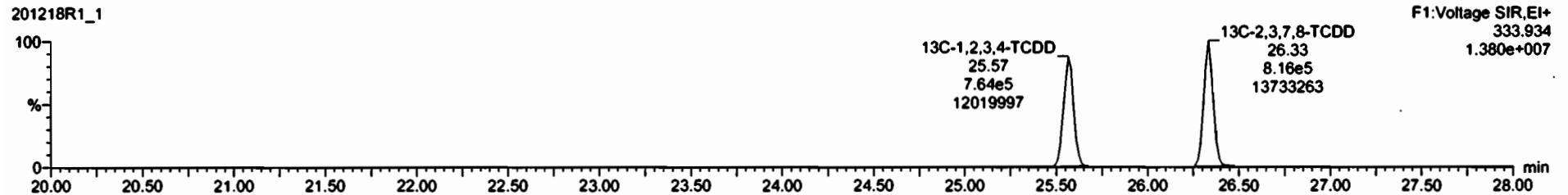
Method: U:\VG12.PRO\MethDB\1613rrt-12-11-20.mdb 11 Dec 2020 08:35:32  
Calibration: U:\VG12.PRO\CurveDB\dbDIOXIN\_1613vg12-12-03-20.cdb 04 Dec 2020 11:36:07

Name: 201218R1\_1, Date: 18-Dec-2020, Time: 09:17:52, ID: ST201218R1\_1 1613 CS3 20L0301, Description: 1613 CS3 20L0301

**2,3,7,8-TCDD**



**13C-2,3,7,8-TCDD**



Dataset: Untitled

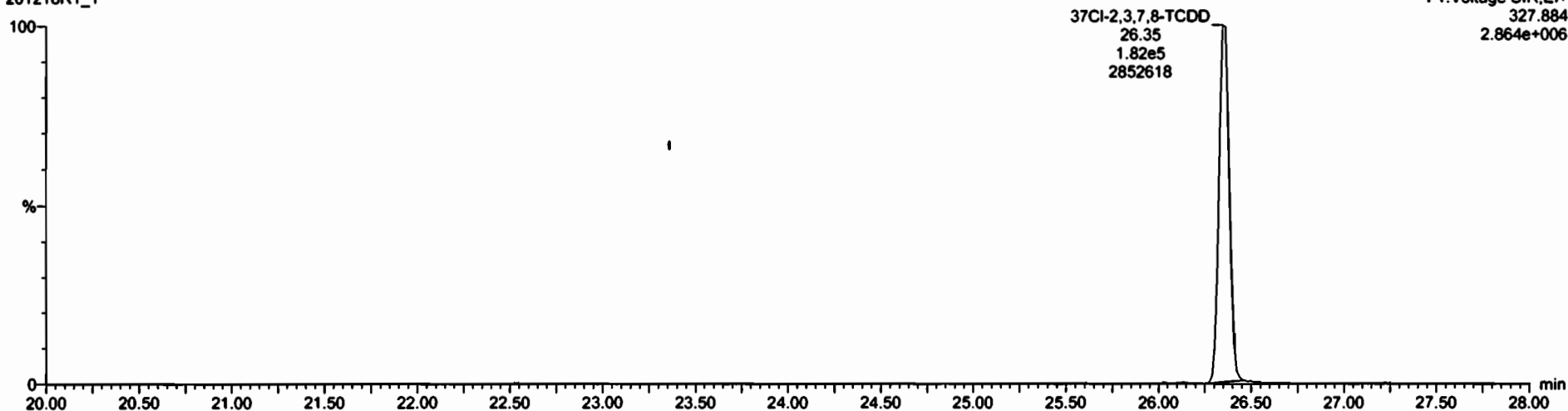
Last Altered: Friday, December 18, 2020 10:21:10 AM Pacific Standard Time

Printed: Friday, December 18, 2020 10:21:42 AM Pacific Standard Time

Name: 201218R1\_1, Date: 18-Dec-2020, Time: 09:17:52, ID: ST201218R1\_1 1613 CS3 20L0301, Description: 1613 CS3 20L0301

37Cl-2,3,7,8-TCDD

201218R1\_1

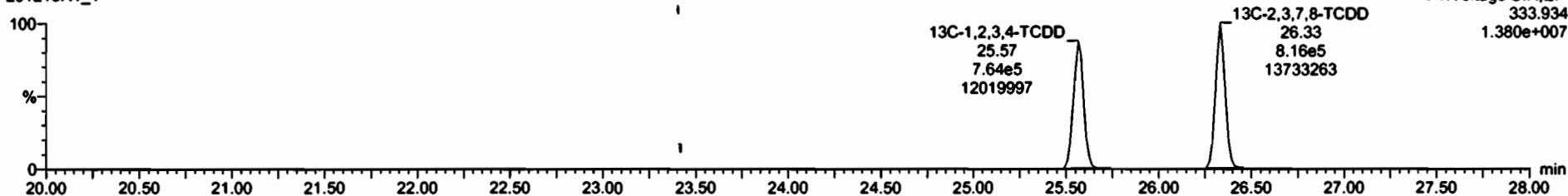


13C-1,2,3,4-TCDD

201218R1\_1



201218R1\_1



Dataset: Untitled

Last Altered: Friday, December 18, 2020 10:21:10 AM Pacific Standard Time  
Printed: Friday, December 18, 2020 10:21:42 AM Pacific Standard Time

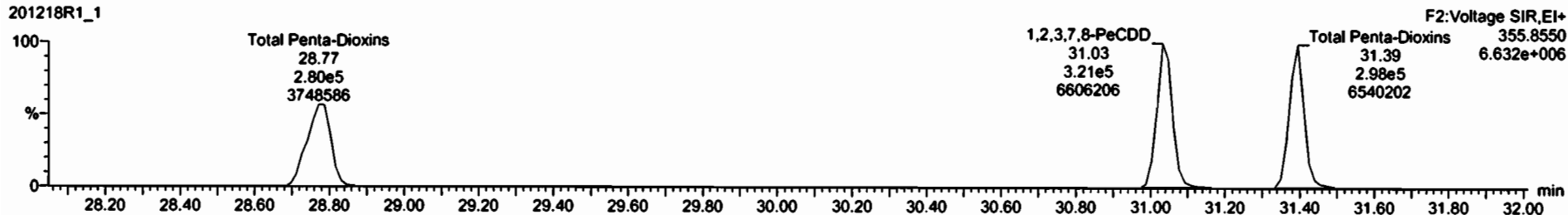
Name: 201218R1\_1, Date: 18-Dec-2020, Time: 09:17:52, ID: ST201218R1\_1 1613 CS3 20L0301, Description: 1613 CS3 20L0301

1,2,3,7,8-PeCDD

201218R1\_1



201218R1\_1

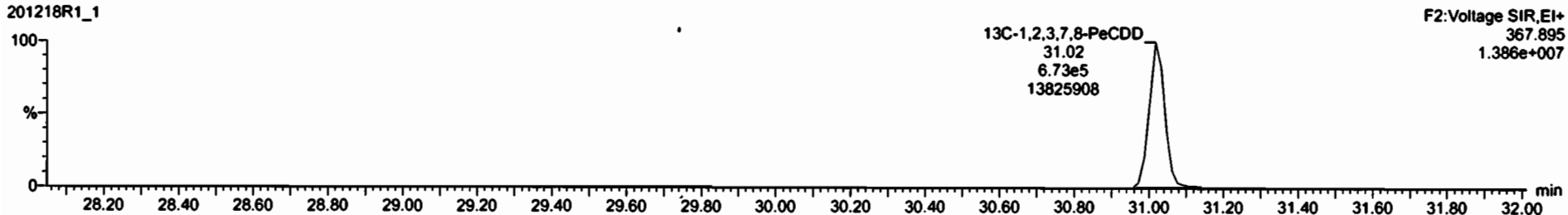


13C-1,2,3,7,8-PeCDD

201218R1\_1



201218R1\_1



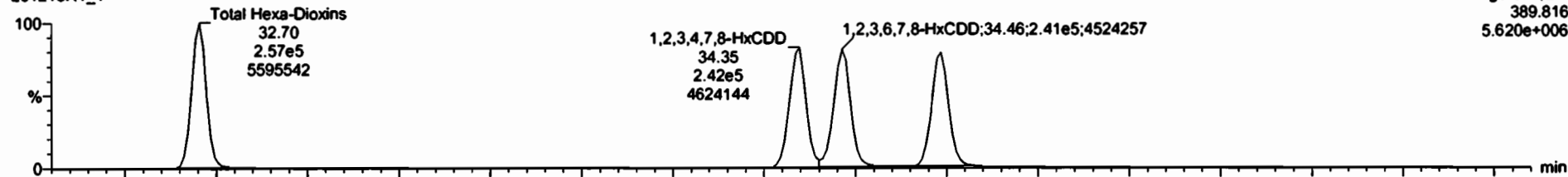
Dataset: Untitled

Last Altered: Friday, December 18, 2020 10:21:10 AM Pacific Standard Time  
Printed: Friday, December 18, 2020 10:21:42 AM Pacific Standard Time

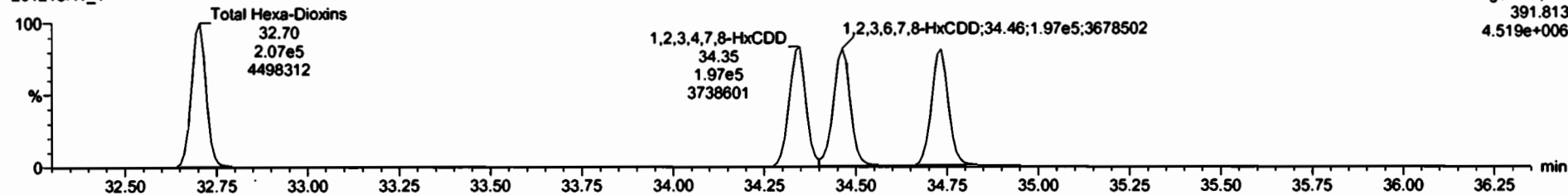
Name: 201218R1\_1, Date: 18-Dec-2020, Time: 09:17:52, ID: ST201218R1\_1 1613 CS3 20L0301, Description: 1613 CS3 20L0301

1,2,3,4,7,8-HxCDD

201218R1\_1

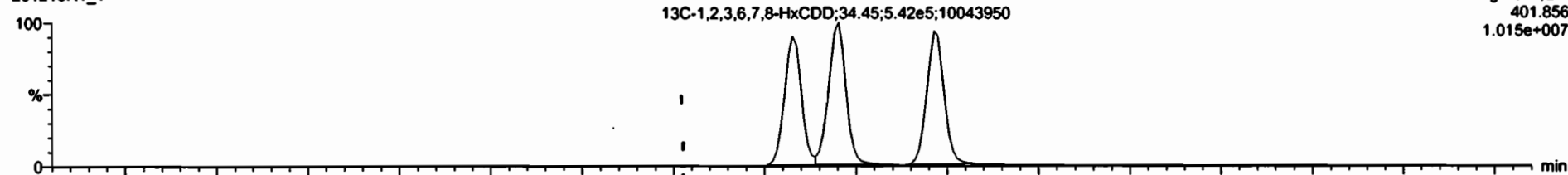


201218R1\_1

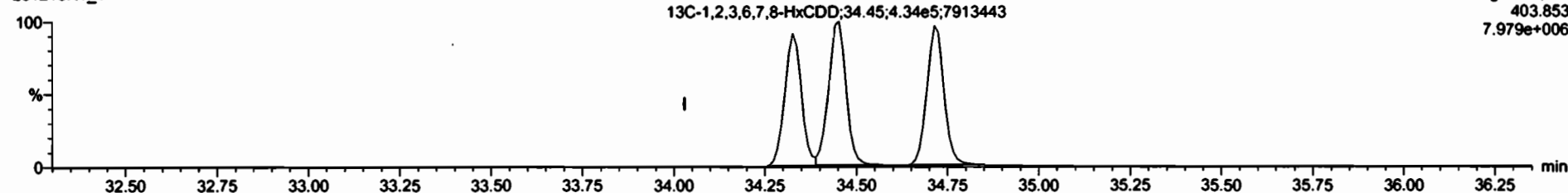


13C-1,2,3,4,7,8-HxCDD

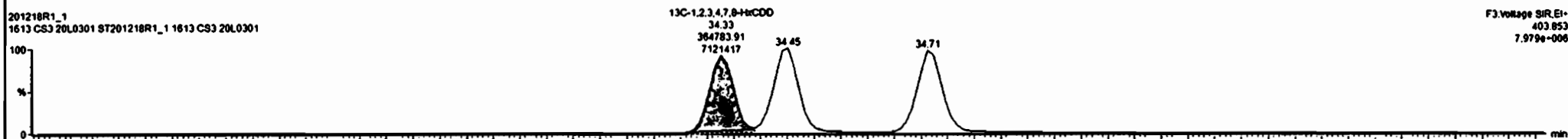
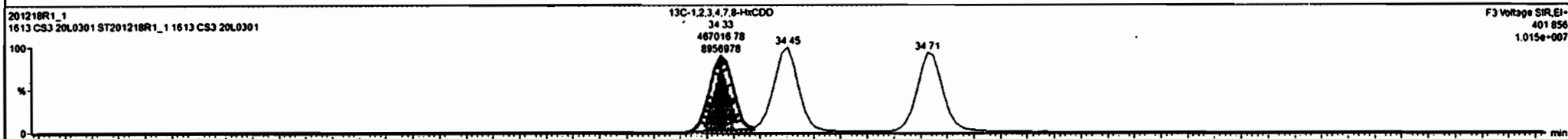
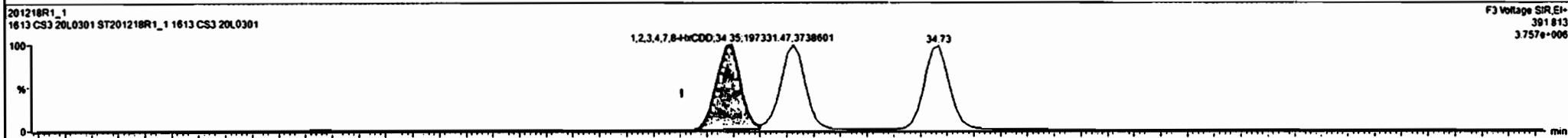
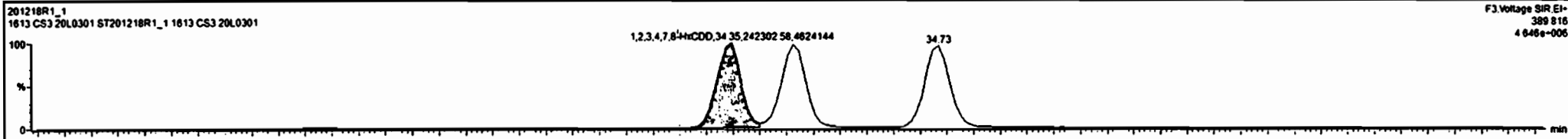
201218R1\_1



201218R1\_1



#	Name	Resp	S Resp	Pred RA	RA	n/y	RPF	Pred RT	RT	RT Flag	Pred RRT	RRT	Conc.	%Rec	STD out
3	1,2,3,4,7,8-HxCDD	4.40e5	8.32e5	1.24	1.23	NO	1.0203	34.35	34.35	NO	1.001	1.001	51.8	104	NO
4	1,2,3,6,7,8-HxCDD	4.38e5	9.77e5	1.24	1.22	NO	0.9025	34.47	34.46	NO	1.001	1.000	49.7	99.4	NO
5	1,2,3,7,8-HxCDD	4.34e5	9.42e5	1.24	1.21	NO	0.9542	34.72	34.73	NO	1.000	1.001	48.3	96.7	NO
6	1,2,3,4,6,7,8-HxCDD	3.23e5	7.50e5	1.04	1.00	NO	0.9180	38.20	38.20	NO	1.000	1.000	46.9	93.8	NO
7	OCDD	5.51e5	1.20e6	0.89	0.86	NO	0.8658	41.10	41.12	NO	1.000	1.001	101	101	NO
8	2,3,7,8-TCDF	1.45e5	1.91e6	0.77	0.74	NO	0.8480	25.64	25.67	NO	1.000	1.001	89.7	89.7	NO
9	1,2,3,7,8-PeCDF	7.91e5	1.53e6	1.55	1.52	NO	0.9597	29.77	29.78	NO	1.000	1.001	47.8	95.5	NO
10	2,3,4,7,8-PeCDF	7.50e5	1.44e6	1.55	1.52	NO	1.0871	30.84	30.84	NO	1.001	1.000	48.9	97.7	NO
11	1,2,3,4,7,8-HxCDF	4.69e5	1.01e6	1.24	1.21	NO	0.9859	33.43	33.44	NO	1.000	1.001	47.1	94.1	NO
12	1,2,3,6,7,8-HxCDF	4.94e5	1.01e6	1.24	1.20	NO	1.0388	33.57	33.57	NO	1.001	1.001	46.9	93.8	NO




Dataset: Untitled

Last Altered: Friday, December 18, 2020 10:21:10 AM Pacific Standard Time  
Printed: Friday, December 18, 2020 10:21:42 AM Pacific Standard Time

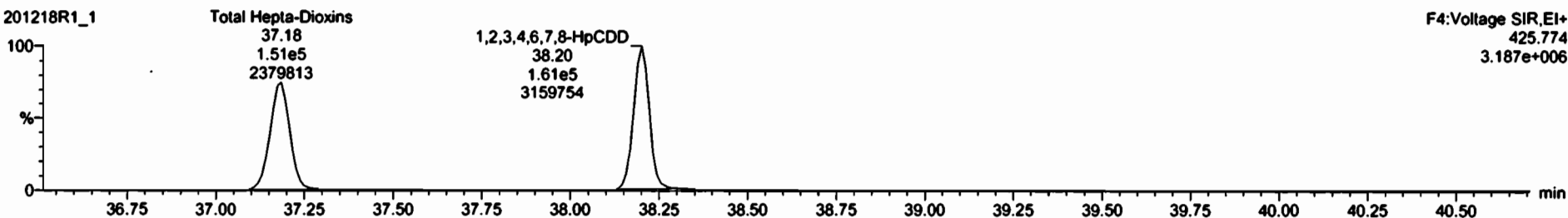
Name: 201218R1\_1, Date: 18-Dec-2020, Time: 09:17:52, ID: ST201218R1\_1 1613 CS3 20L0301, Description: 1613 CS3 20L0301

1,2,3,4,6,7,8-HpCDD

201218R1\_1



201218R1\_1

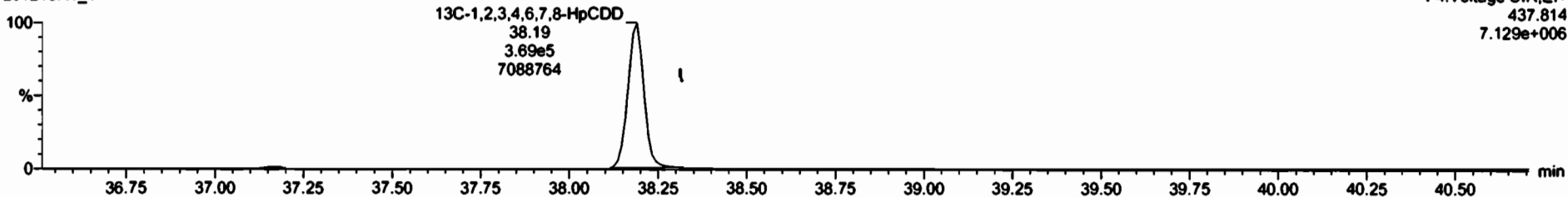


13C-1,2,3,4,6,7,8-HpCDD

201218R1\_1



201218R1\_1



Dataset: Untitled

Last Altered: Friday, December 18, 2020 10:21:10 AM Pacific Standard Time  
Printed: Friday, December 18, 2020 10:21:42 AM Pacific Standard Time

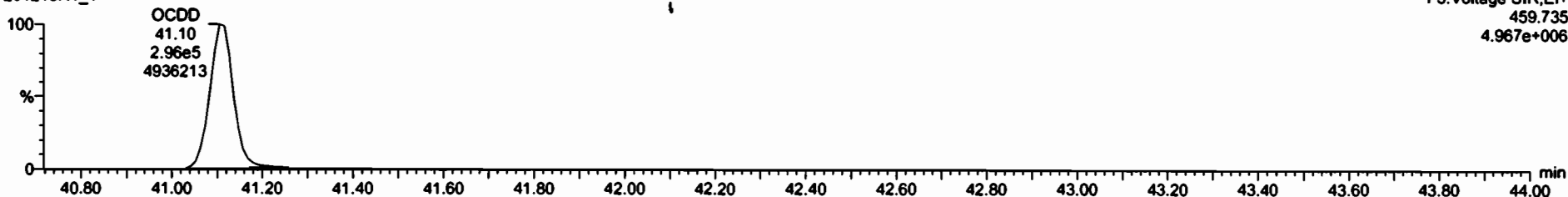
Name: 201218R1\_1, Date: 18-Dec-2020, Time: 09:17:52, ID: ST201218R1\_1 1613 CS3 20L0301, Description: 1613 CS3 20L0301

**OCDD**

201218R1\_1



201218R1\_1

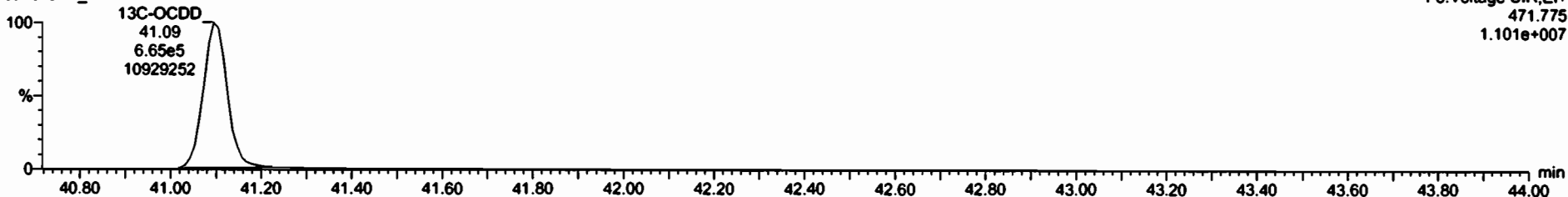


**13C-OCDD**

201218R1\_1



201218R1\_1



Dataset: Untitled

Last Altered: Friday, December 18, 2020 10:21:10 AM Pacific Standard Time  
Printed: Friday, December 18, 2020 10:21:42 AM Pacific Standard Time


Name: 201218R1\_1, Date: 18-Dec-2020, Time: 09:17:52, ID: ST201218R1\_1 1613 CS3 20L0301, Description: 1613 CS3 20L0301

**2,3,7,8-TCDF**

201218R1\_1




201218R1\_1

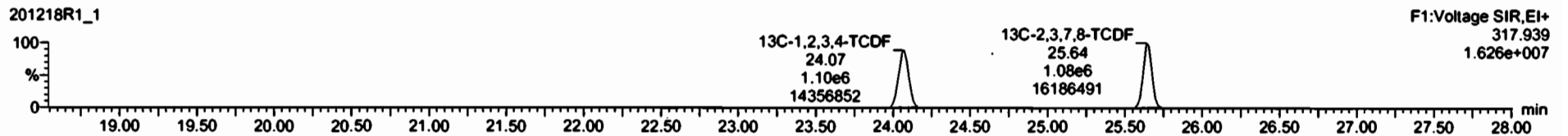


**13C-2,3,7,8-TCDF**

201218R1\_1

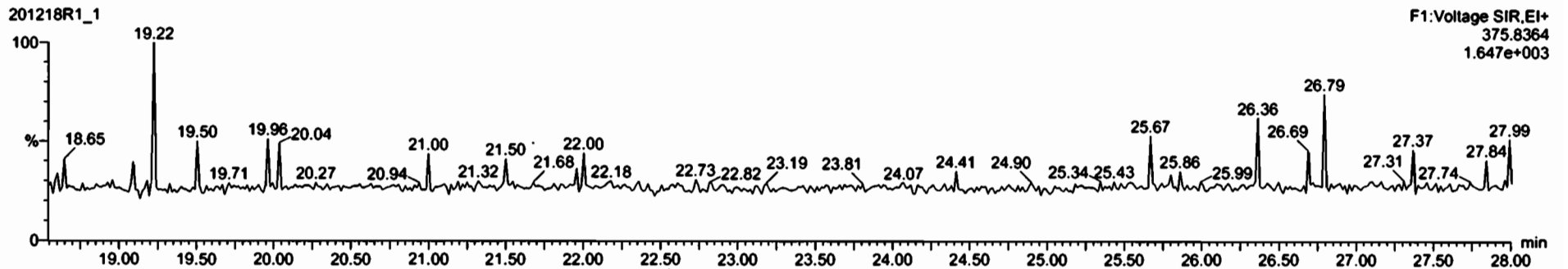


201218R1\_1



**DPE1**

201218R1\_1





Dataset: Untitled

Last Altered: Friday, December 18, 2020 10:21:10 AM Pacific Standard Time  
Printed: Friday, December 18, 2020 10:21:42 AM Pacific Standard Time

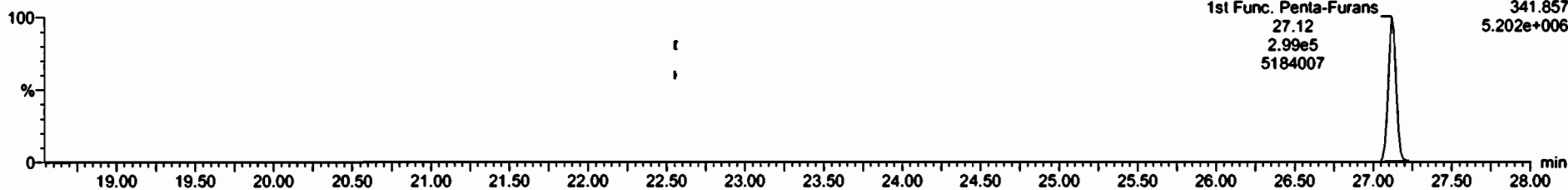
Name: 201218R1\_1, Date: 18-Dec-2020, Time: 09:17:52, ID: ST201218R1\_1 1613 CS3 20L0301, Description: 1613 CS3 20L0301

1st Func. Penta-Furans

201218R1\_1

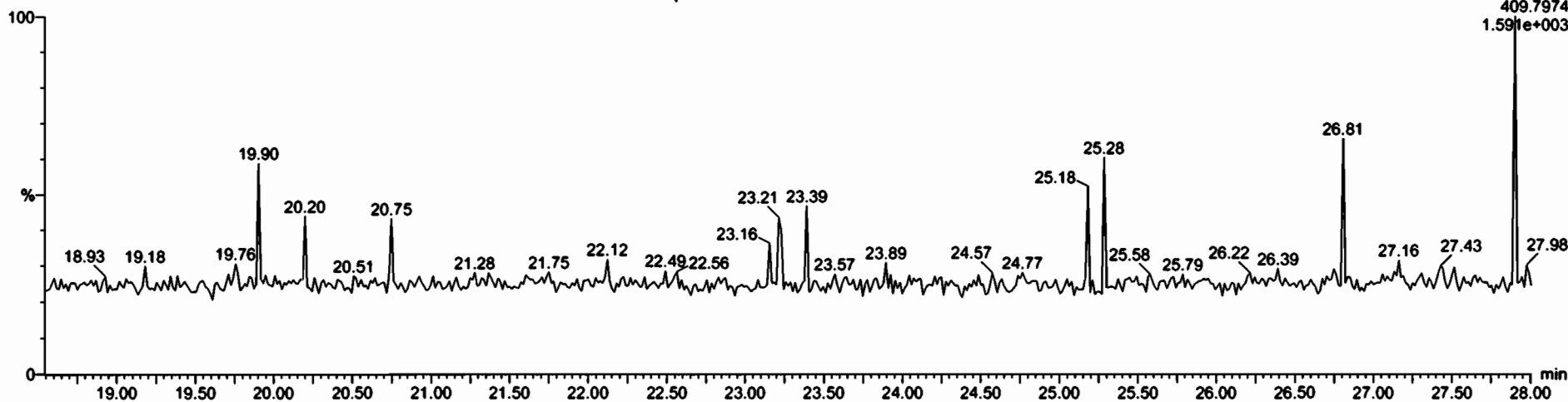


201218R1\_1



DPE6

201218R1\_1



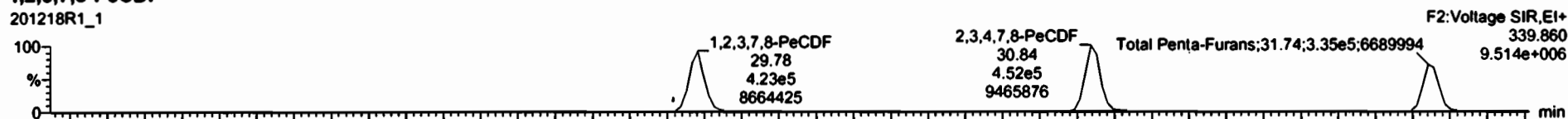
Dataset: Untitled

Last Altered: Friday, December 18, 2020 10:21:10 AM Pacific Standard Time  
Printed: Friday, December 18, 2020 10:21:42 AM Pacific Standard Time

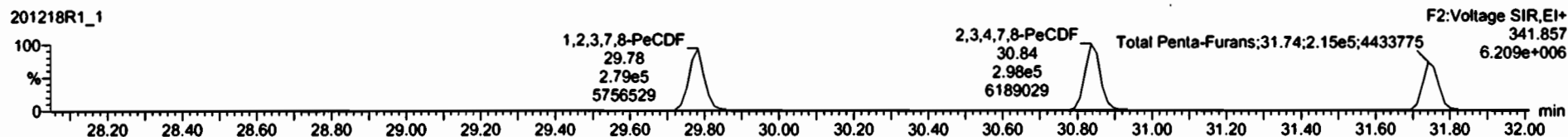
Name: 201218R1\_1, Date: 18-Dec-2020, Time: 09:17:52, ID: ST201218R1\_1 1613 CS3 20L0301, Description: 1613 CS3 20L0301

**1,2,3,7,8-PeCDF**

201218R1\_1



201218R1\_1

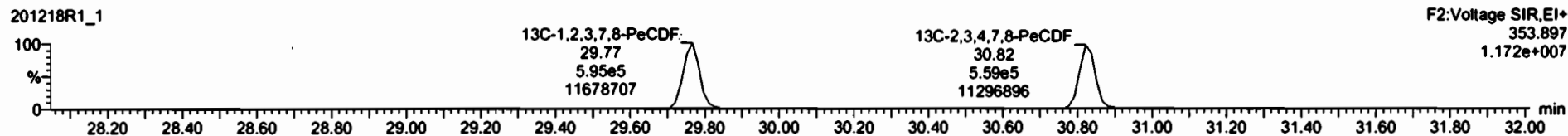


**13C-1,2,3,7,8-PeCDF**

201218R1\_1

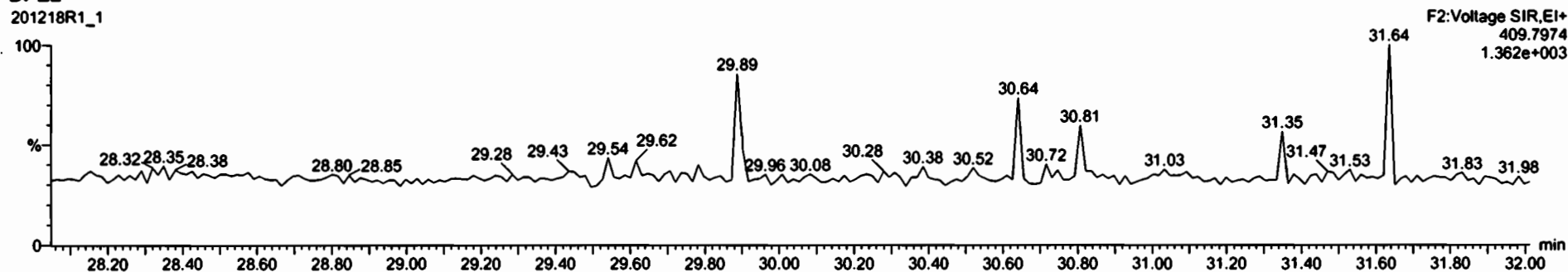


201218R1\_1



**DPE2**

201218R1\_1

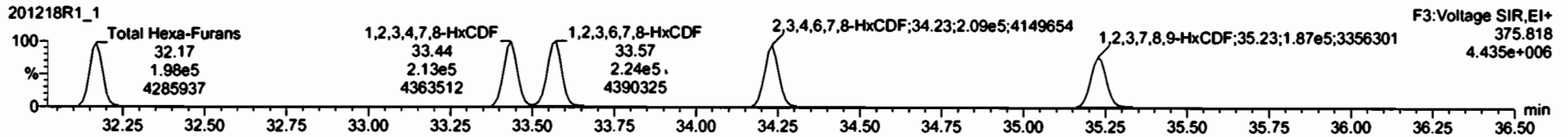
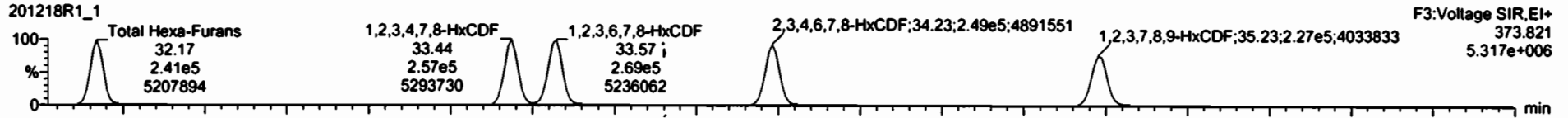


Dataset: Untitled

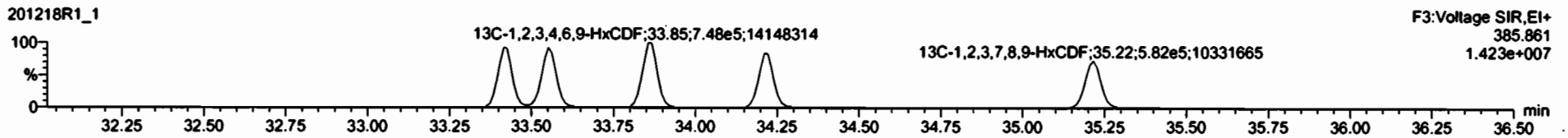
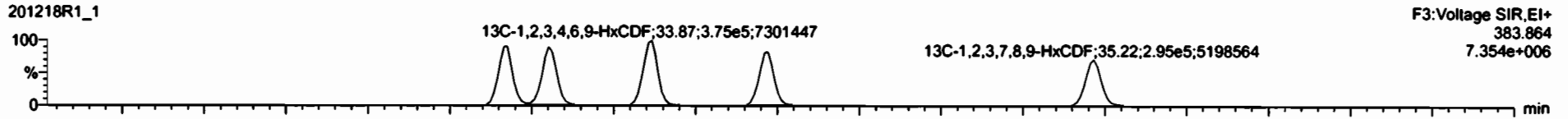
Last Altered: Friday, December 18, 2020 10:21:10 AM Pacific Standard Time  
Printed: Friday, December 18, 2020 10:21:42 AM Pacific Standard Time

Name: 201218R1\_1, Date: 18-Dec-2020, Time: 09:17:52, ID: ST201218R1\_1 1613 CS3 20L0301, Description: 1613 CS3 20L0301

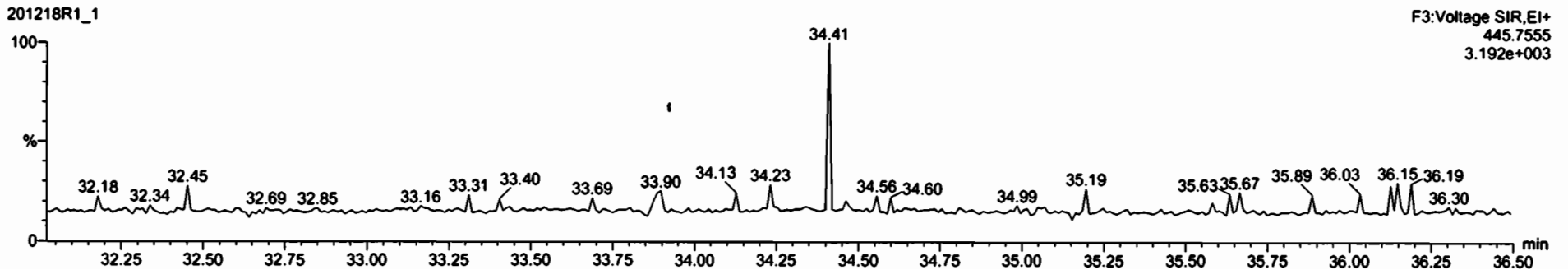
1,2,3,4,7,8-HxCDF



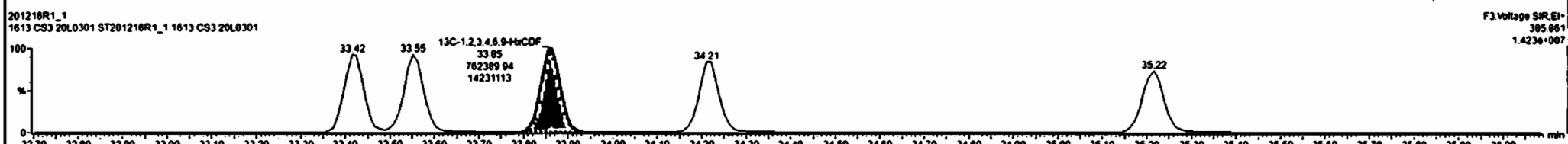
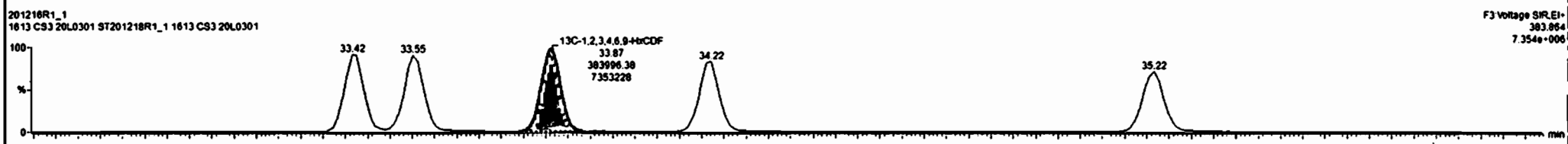
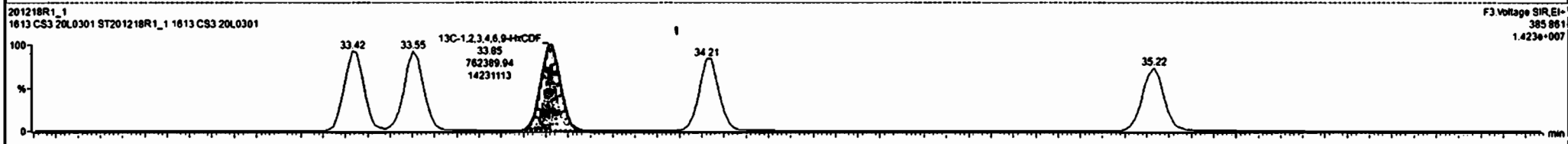
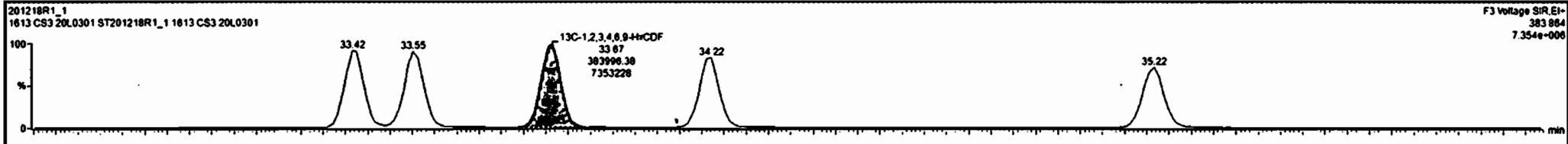
13C-1,2,3,4,7,8-HxCDF



DPE3



#	Name	Resp	RA	nly	RRF	wt/vol	RT	QRT	Conc	%Rec	DL	EMPC
32	13C-1,2,3,4,6,7,8-HpCDF	8.85e5	0.43	NO	0.73	1.000	36.78	1.088	82.2	82.2	0.195	
33	13C-1,2,3,4,7,8,9-HpCDF	5.71e5	0.42	NO	0.49	1.000	36.81	1.146	101	101	0.269	
34	13C-OCDF	1.25e6	0.87	NO	0.57	1.000	41.39	1.222	183	86.7	0.177	
35	37Cl-2,3,7,8-TCDD	1.62e5			1.22	1.000	26.35	1.031	11.0	11.0	0.0119	
36	13C-1,2,3,4-TCDD	1.36e6	0.78	NO	1.00	1.000	25.57	1.000	100	100	0.0541	
37	13C-1,2,3,4-TCDF	1.97e6	0.78	NO	1.00	1.000	24.07	1.000	160	100	0.0437	
38	13C-1,2,3,4,6,8,9-HxCDF	1.15e6	0.50	NO	1.00	1.000	33.67	1.000	100	100	0.147	
39	Total Tetra-Dioxins				0.90	1.000			48.1		0.0146	48.1
40	Total Penta-Dioxins				0.93	1.000			143		0.0624	143
41	Total Hexa-Dioxins				0.90	1.000			206		0.0768	206

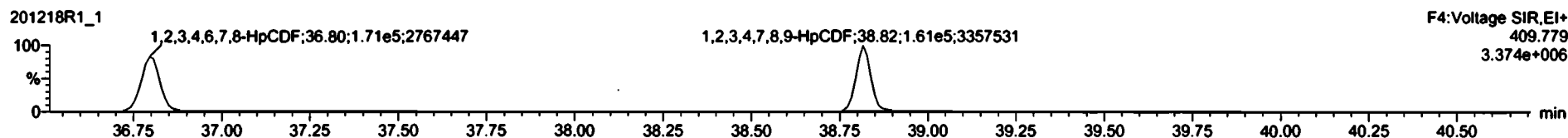
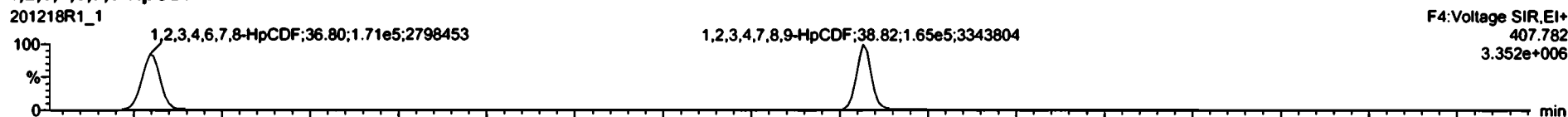


Dataset: Untitled

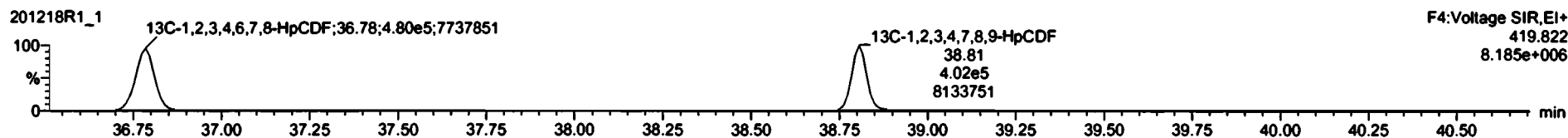
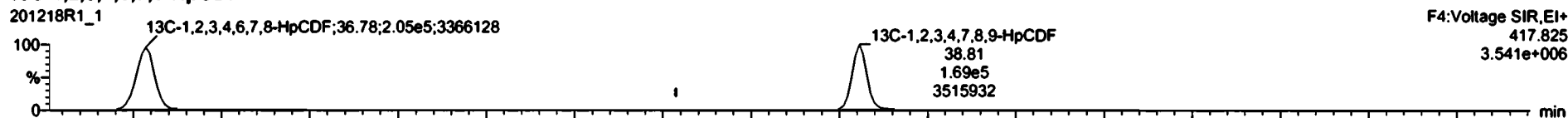
Last Altered: Friday, December 18, 2020 10:21:10 AM Pacific Standard Time  
Printed: Friday, December 18, 2020 10:21:42 AM Pacific Standard Time

Name: 201218R1\_1, Date: 18-Dec-2020, Time: 09:17:52, ID: ST201218R1\_1 1613 CS3 20L0301, Description: 1613 CS3 20L0301

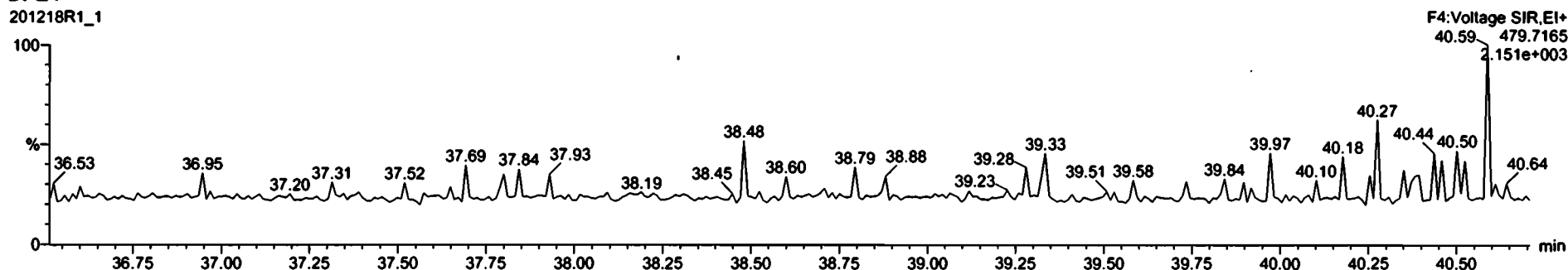
**1,2,3,4,6,7,8-HpCDF**



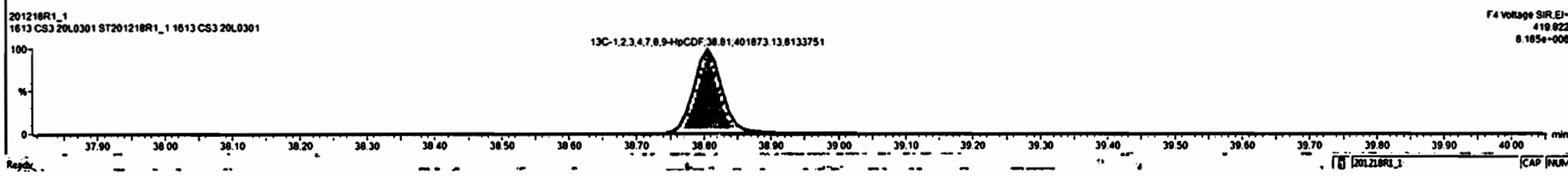
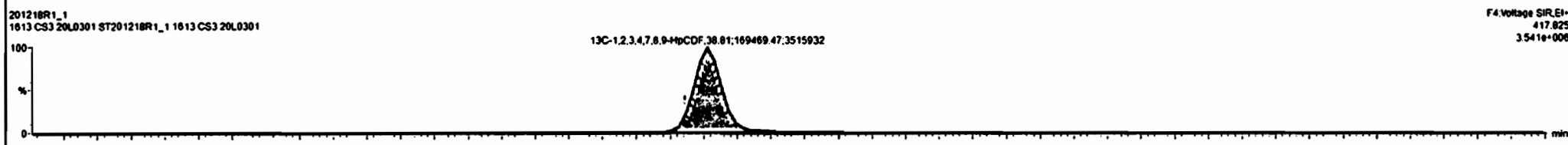
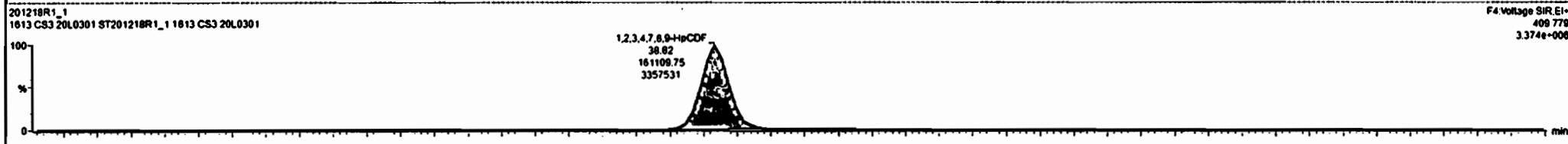
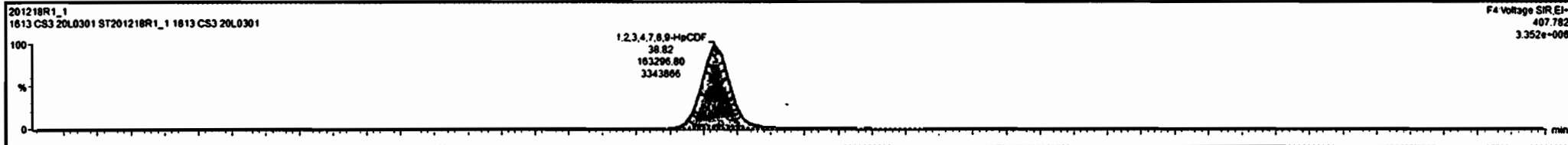
**13C-1,2,3,4,6,7,8-HpCDF**



**DPE4**



#	Name	Resp	IS Resp	Pred RA	RA	nly	RPF	Pred RT	RT	RT Flag	Pred RRT	RRT	Conc	%Rec	STD out
12	1,2,3,6,7,8-HxCDF	4.94e5	1.01e6	1.24	1.20	NO	1.0388	33.57	33.57	NO	1.001	1.001	48.9	93.8	NO
13	1,2,3,4,6,7,8-HxCDF	4.58e5	9.44e5	1.24	1.19	NO	1.0202	34.24	34.23	NO	1.001	1.000	47.5	95.1	NO
14	1,2,3,7,8,9-HxCDF	4.13e5	8.78e5	1.24	1.22	NO	0.9909	35.23	35.23	NO	1.000	1.000	47.5	95.0	NO
15	1,2,3,4,6,7,8-HpCDF	3.42e5	6.85e5	1.04	0.99	NO	1.0492	36.80	36.80	NO	1.000	1.000	47.6	95.2	NO
16	1,2,3,4,7,8,9-HpCDF	3.24e5	5.71e5	1.04	1.01	NO	1.1759	36.82	36.82	NO	1.000	1.000	48.3	98.8	NO
17	OCDF	5.32e5	1.25e6	0.89	0.85	NO	0.9890	41.40	41.40	NO	1.000	1.000	94.7	94.7	NO
18	13C-2,3,7,8-TCDD	1.45e6	1.36e6	0.77	0.78	NO	1.0555	26.34	26.33	NO	1.030	1.030	101	101	NO
19	13C-1,2,3,7,8-PeCDD	1.08e6	1.36e6	0.83	0.61	NO	0.7847	31.17	31.02	NO	1.219	1.213	101	101	NO
20	13C-1,2,3,4,7,8-HxCDD	8.32e5	1.15e6	1.24	1.28	NO	0.8205	34.33	34.33	NO	1.014	1.014	117	117	NO
21	13C-1,2,3,6,7,8-HxCDD	8.77e5	1.15e6	1.24	1.25	NO	0.7340	34.45	34.45	NO	1.017	1.017	118	118	NO



Dataset: Untitled

Last Altered: Friday, December 18, 2020 10:21:10 AM Pacific Standard Time  
Printed: Friday, December 18, 2020 10:21:42 AM Pacific Standard Time

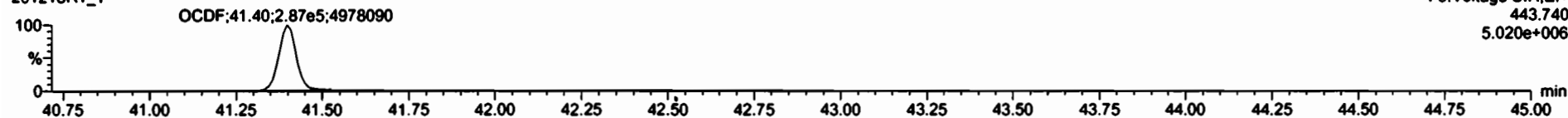
Name: 201218R1\_1, Date: 18-Dec-2020, Time: 09:17:52, ID: ST201218R1\_1 1613 CS3 20L0301, Description: 1613 CS3 20L0301

**OCDF**

201218R1\_1



201218R1\_1

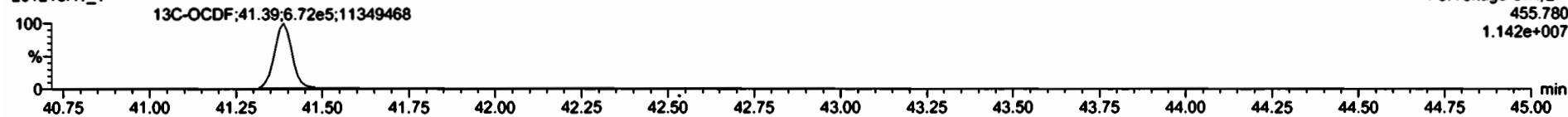


**13C-OCDF**

201218R1\_1

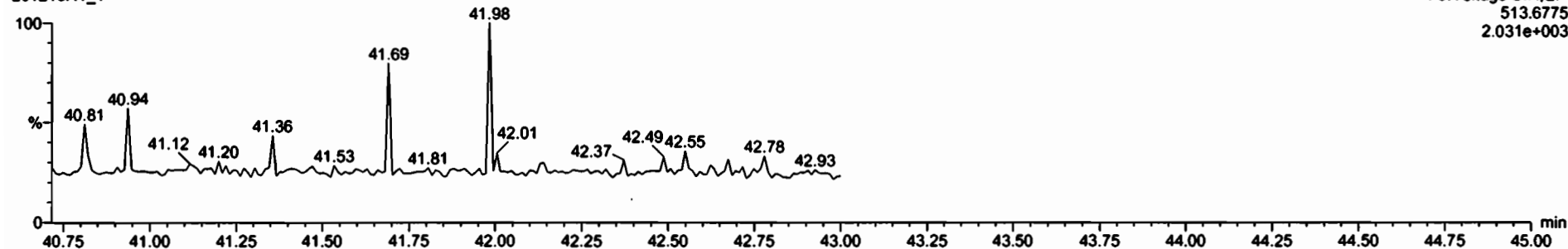


201218R1\_1



**DPE5**

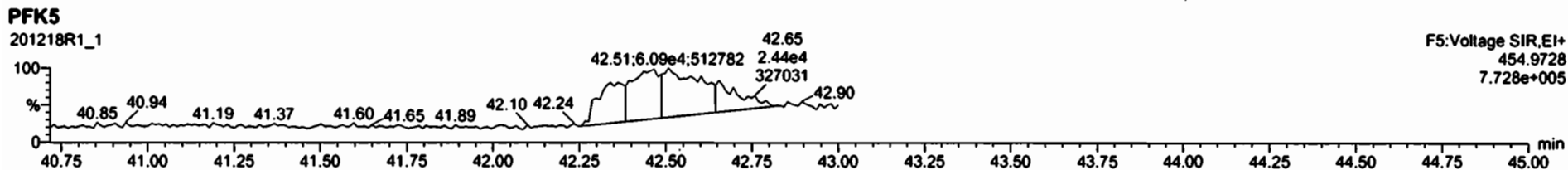
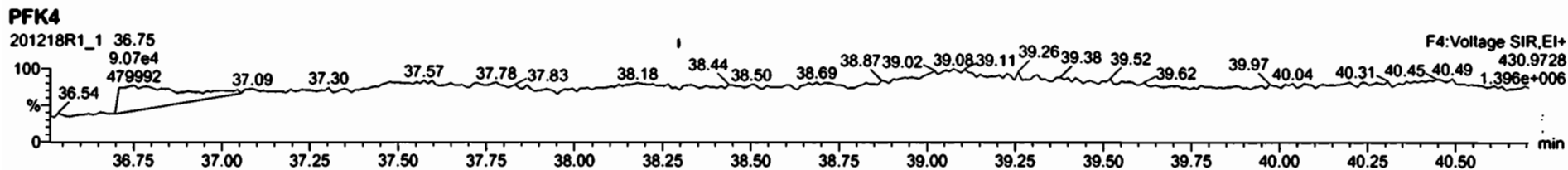
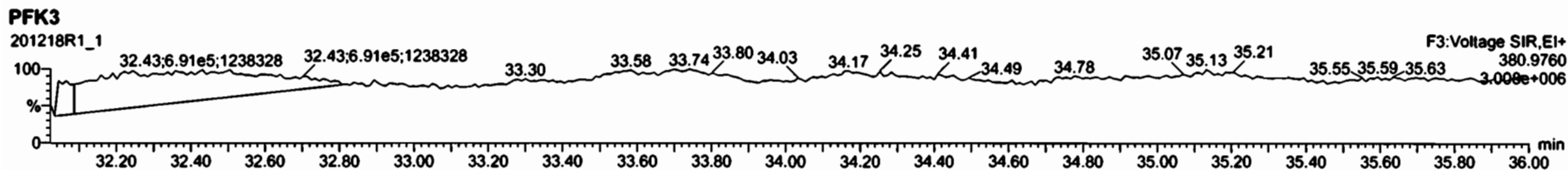
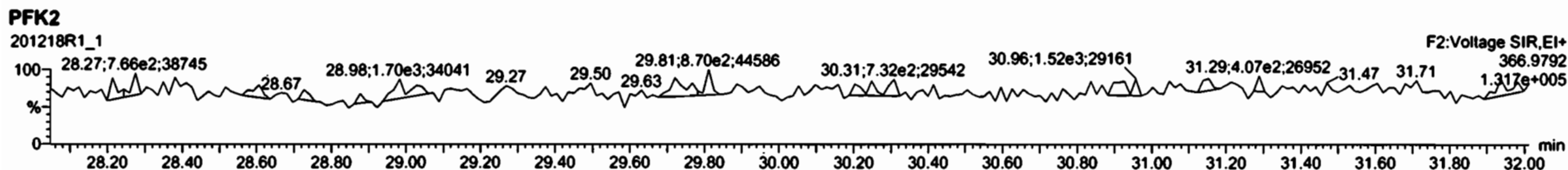
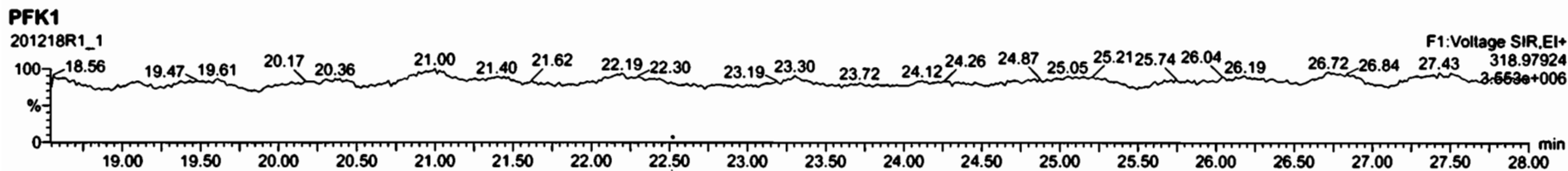
201218R1\_1



Dataset: Untitled

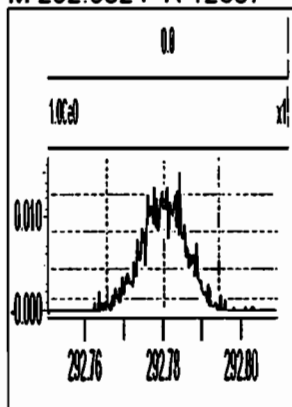
Last Altered: Friday, December 18, 2020 10:21:10 AM Pacific Standard Time  
Printed: Friday, December 18, 2020 10:21:42 AM Pacific Standard Time

Name: 201218R1\_1, Date: 18-Dec-2020, Time: 09:17:52, ID: ST201218R1\_1 1613 CS3 20L0301, Description: 1613 CS3 20L0301

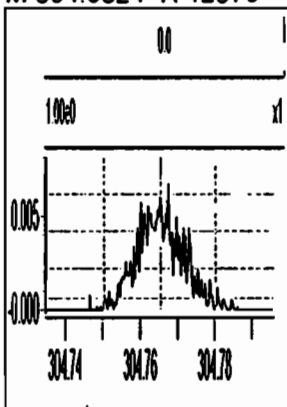




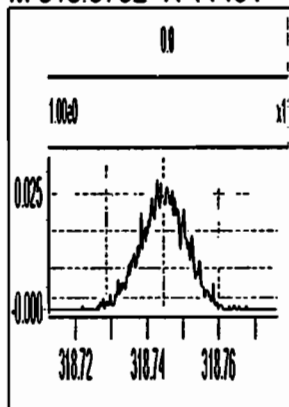
M 292.9824 R 12637



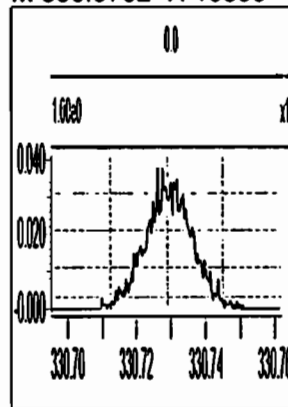
M 304.9824 R 12970



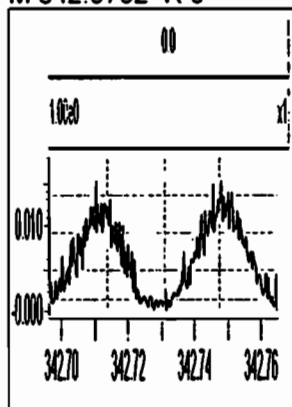
M 318.9792 R 11491



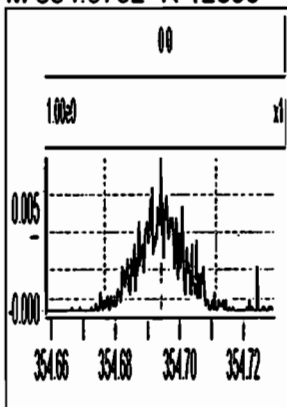
M 330.9792 R 10800



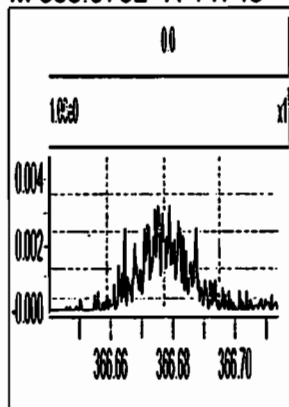
M 342.9792 R 0



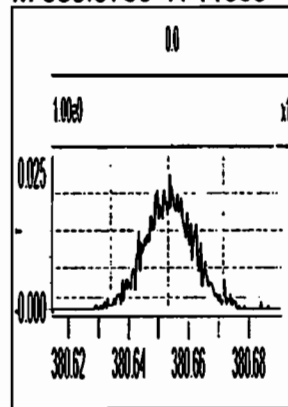
M 354.9792 R 12890



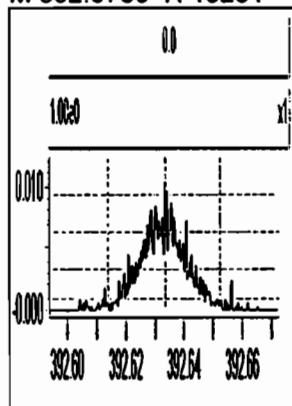
M 366.9792 R 14746



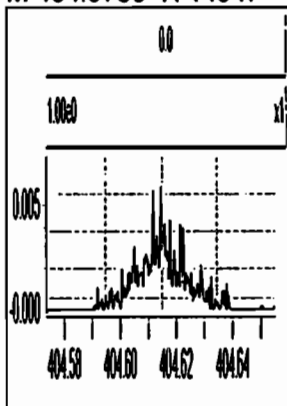
M 380.9760 R 11565



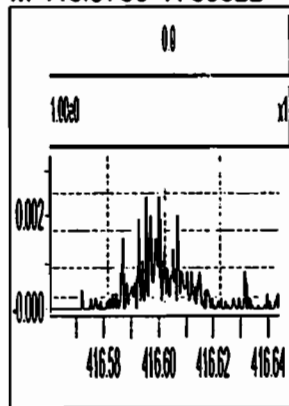
M 392.9760 R 13251



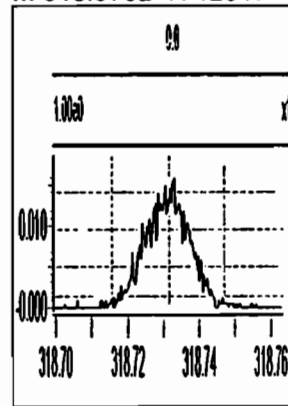
M 404.9760 R 14947



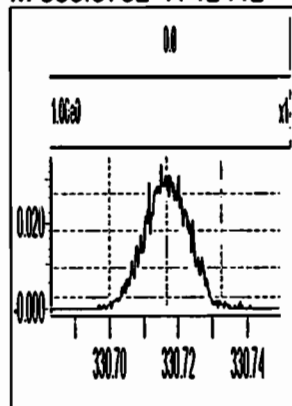
M 416.9760 R 60322



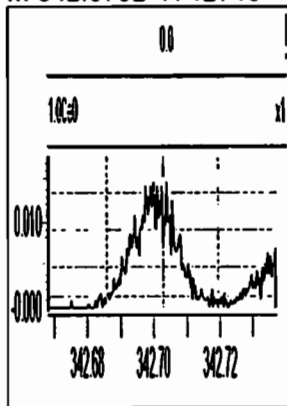
M 318.9792 R 12517



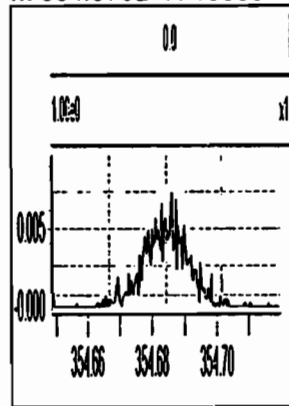
M 330.9792 R 12412



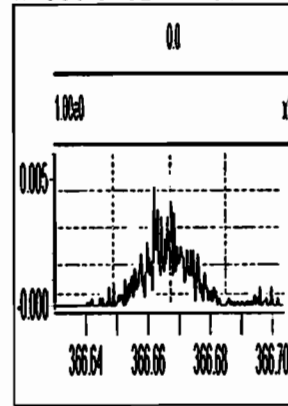
M 342.9792 R 12716



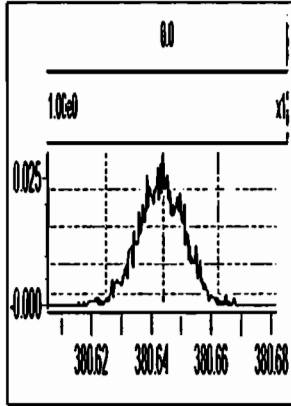
M 354.9792 R 13065



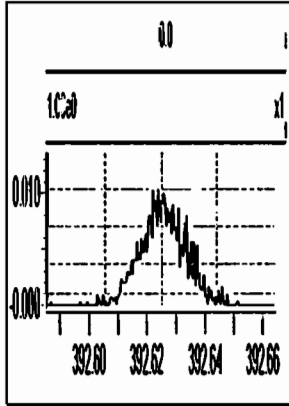
M 366.9792 R 15634



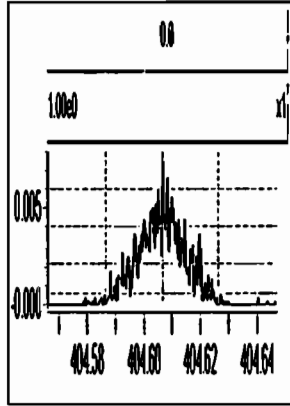
M 380.9760 R 11290



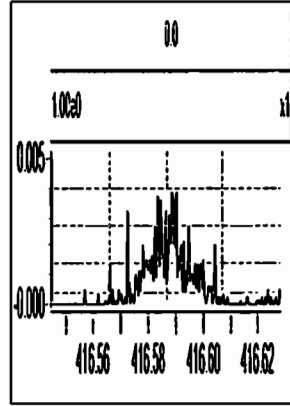
M 392.9760 R 12507



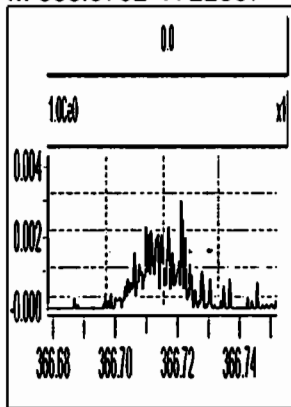
M 404.9760 R 14250



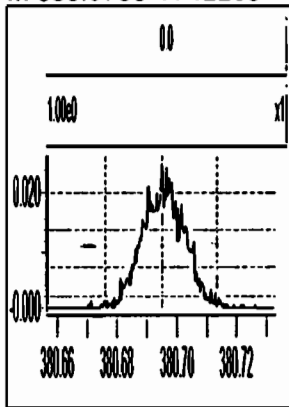
M 416.9760 R 16250



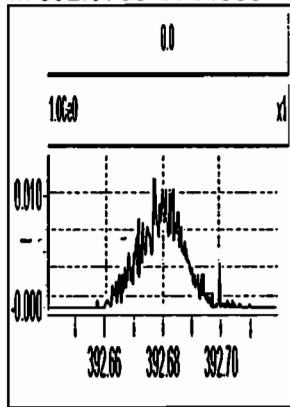
M 366.9792 R 22567



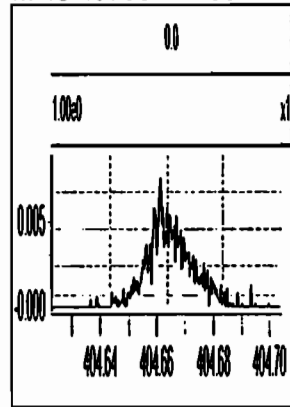
M 380.9760 R 12285



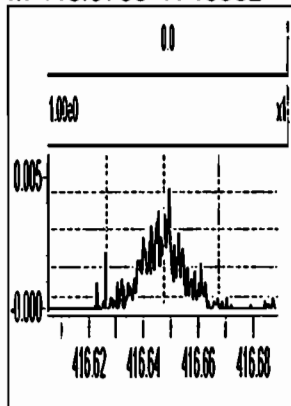
M 392.9760 R 14066



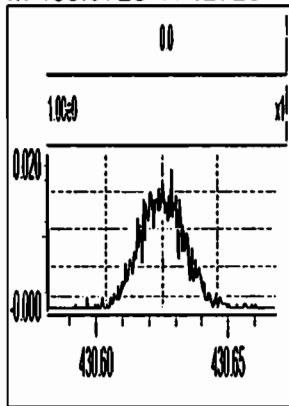
M 404.9760 R 15547



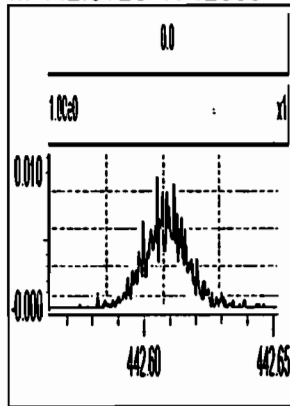
M 416.9760 R 16582



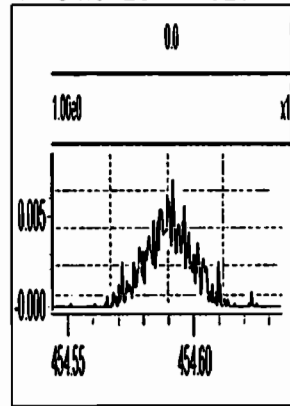
M 430.9728 R 12728



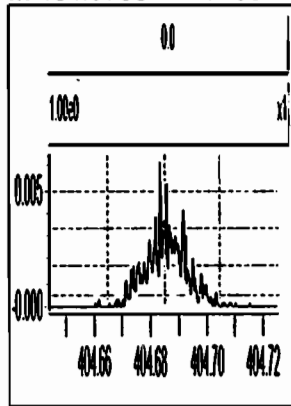
M 442.9728 R 12665



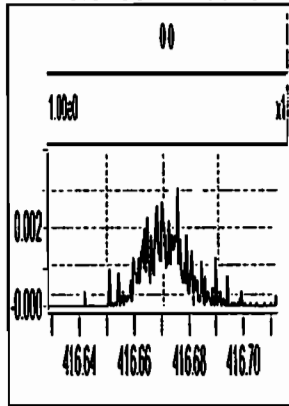
M 454.9728 R 15291



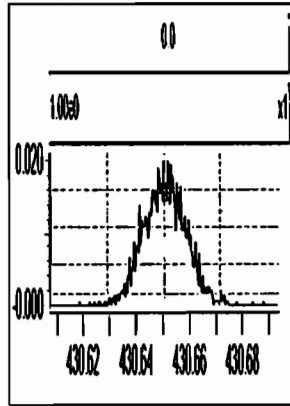
M 404.9760 R 17190



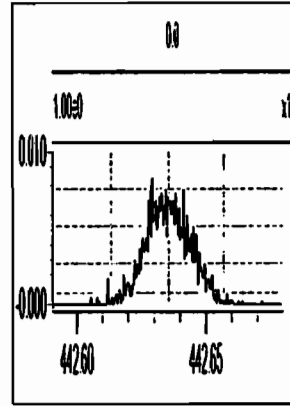
M 416.9760 R 19016



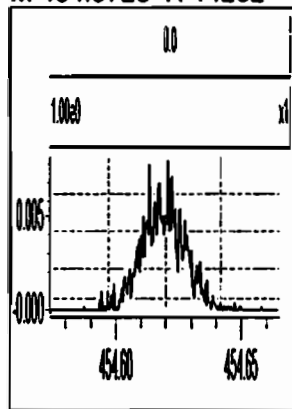
M 430.9728 R 13812



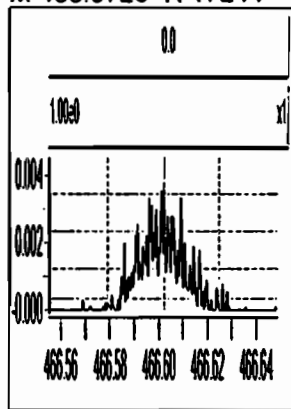
M 442.9728 R 14052



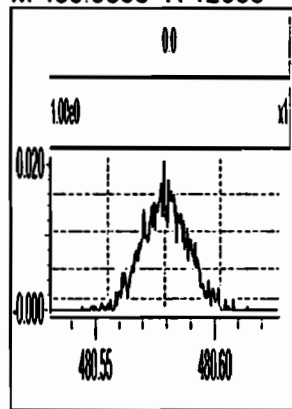
M 454.9728 R 14262



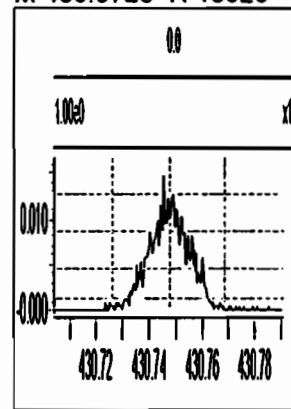
M 466.9728 R 17244



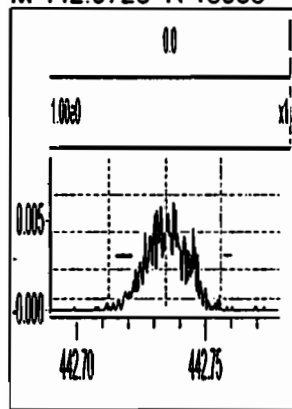
M 480.9696 R 12005



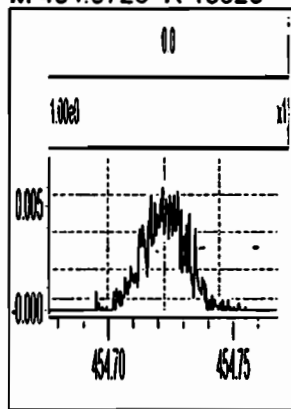
M 430.9728 R 13020



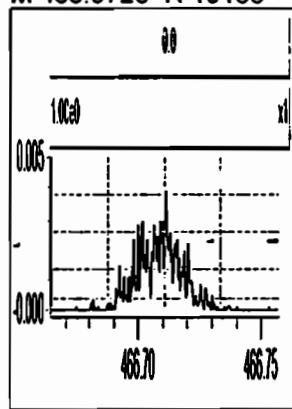
M 442.9728 R 13968



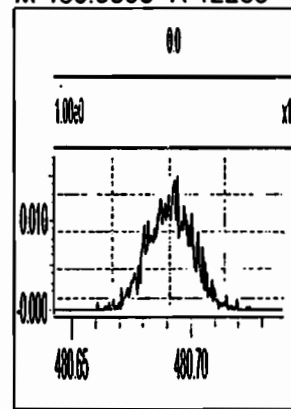
M 454.9728 R 13928



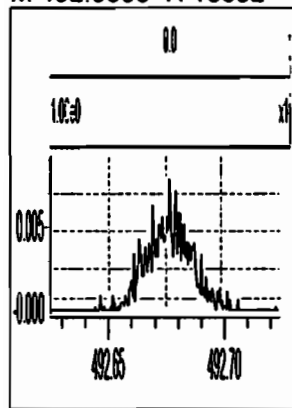
M 466.9728 R 19188



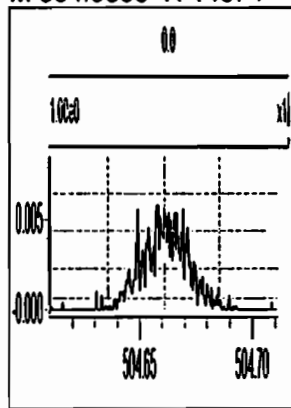
M 480.9696 R 12286



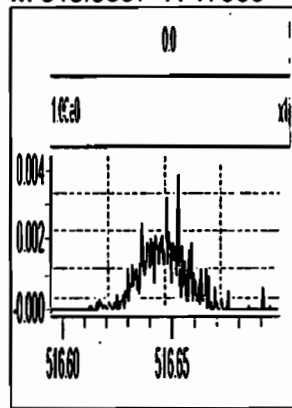
M 492.9696 R 13852



M 504.9696 R 14874

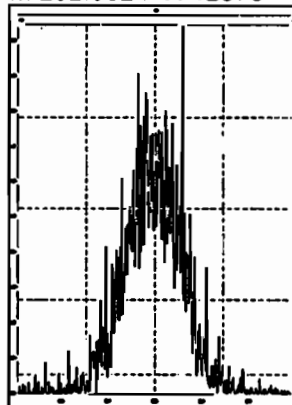


M 516.9697 R 17900

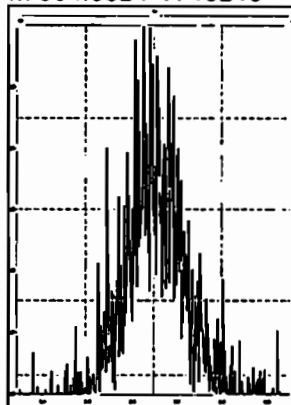


Printed: Saturday, December 19, 2020 09:43:06 Pacific Standard Time

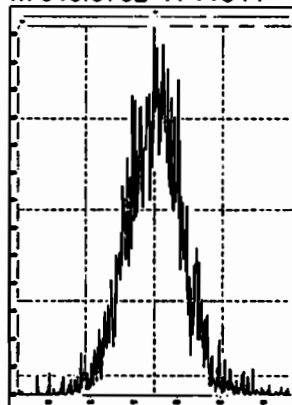
M 292.9824 R 12376



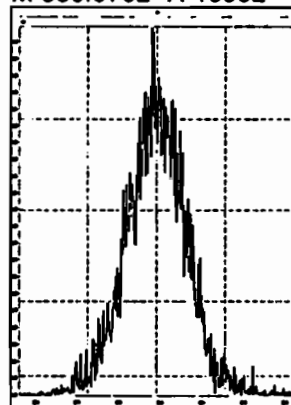
M 304.9824 R 16210



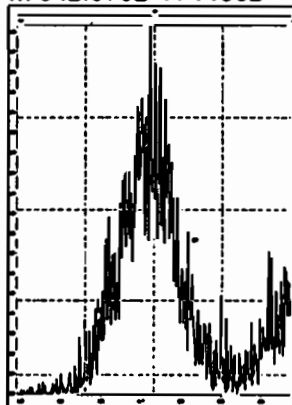
M 318.9792 R 11844



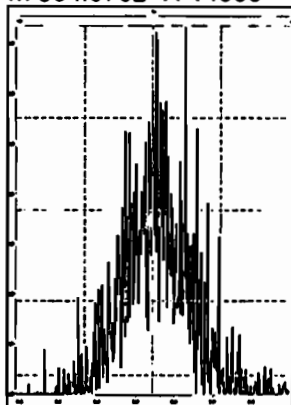
M 330.9792 R 10952



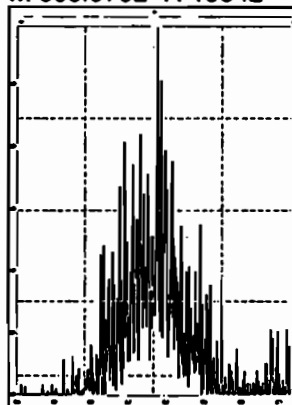
M 342.9792 R 11962



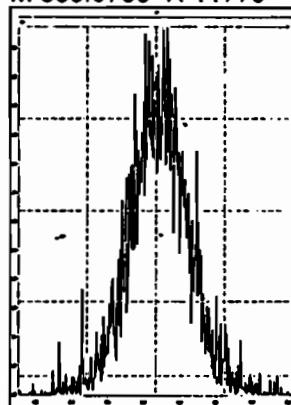
M 354.9792 R 14006



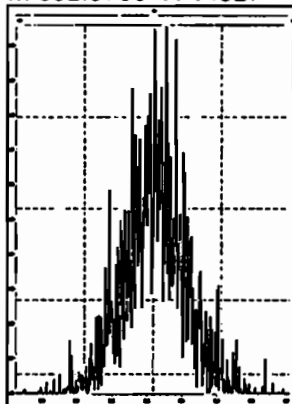
M 366.9792 R 16342



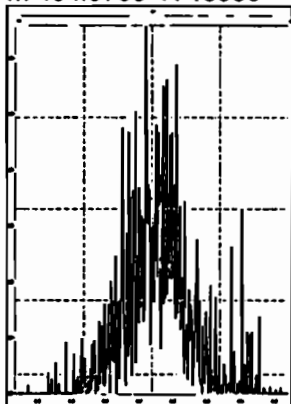
M 380.9760 R 11779



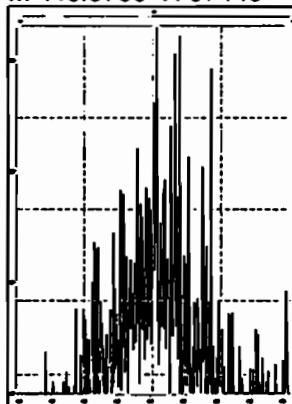
M 392.9760 R 14327



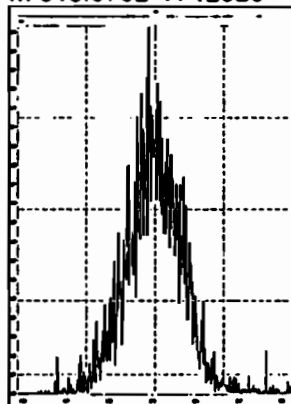
M 404.9760 R 16930



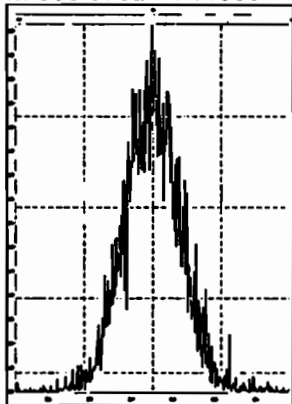
M 416.9760 R 57445



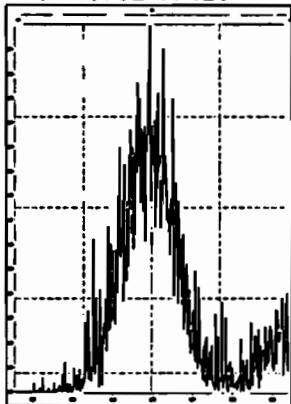
M 318.9792 R 12920



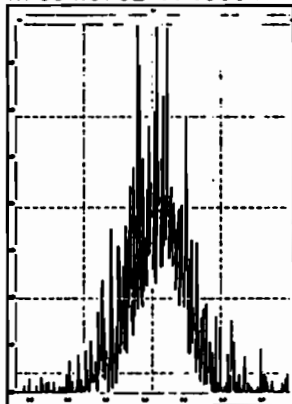
M 330.9792 R 11369



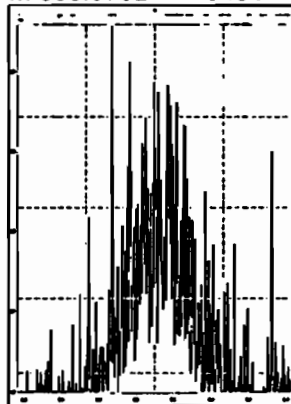
M 342.9792 R 12811



M 354.9792 R 13354

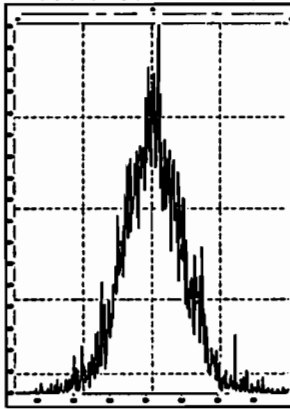


M 366.9792 R 15461

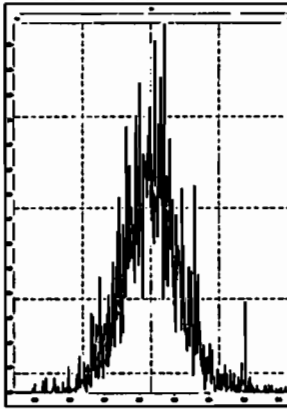


Printed: Saturday, December 19, 2020 09:43:06 Pacific Standard Time

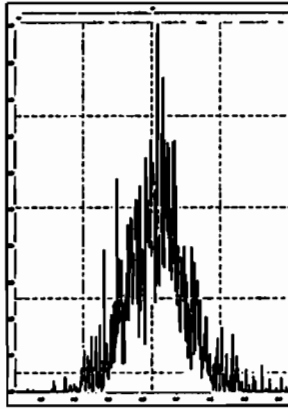
M 380.9760 R 11670



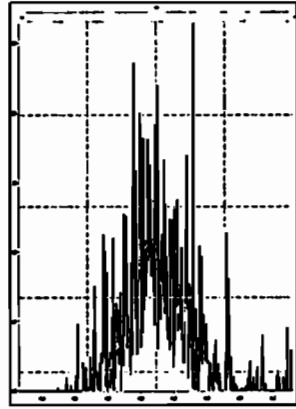
M 392.9760 R 12617



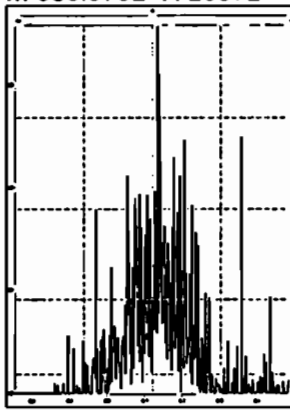
M 404.9760 R 12358



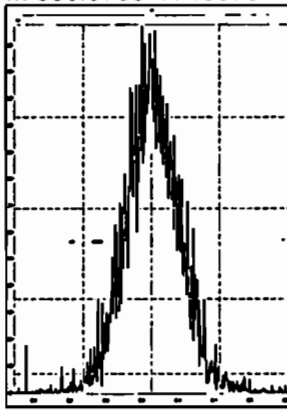
M 416.9760 R 19695



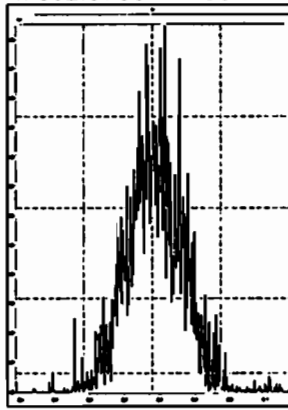
M 366.9792 R 20972



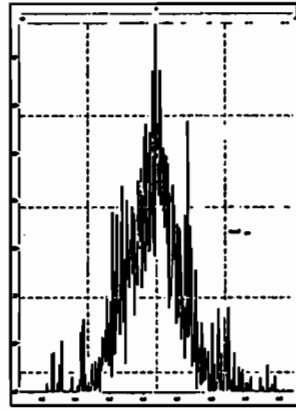
M 380.9760 R 13375



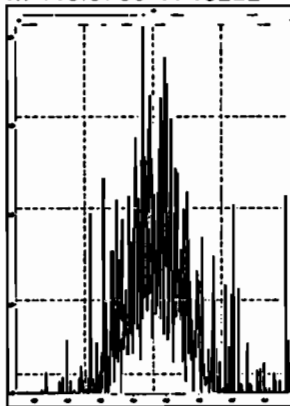
M 392.9760 R 13811



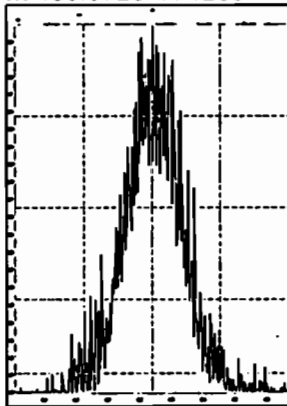
M 404.9760 R 13932



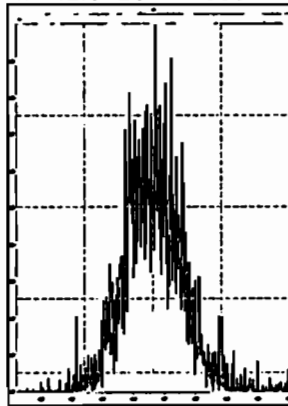
M 416.9760 R 18222



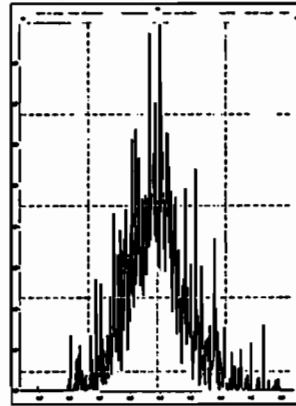
M 430.9728 R 12891



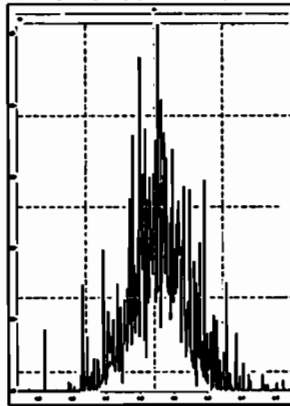
M 442.9728 R 13557



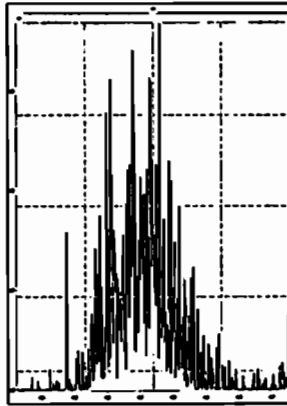
M 454.9728 R 13730



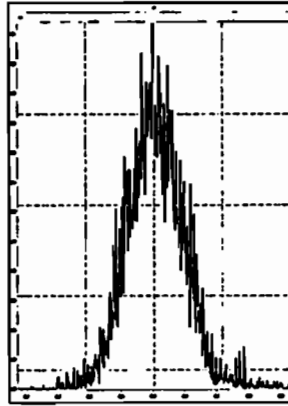
M 404.9760 R 17537



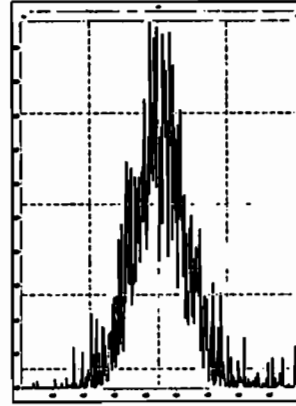
M 416.9760 R 16159



M 430.9728 R 12628

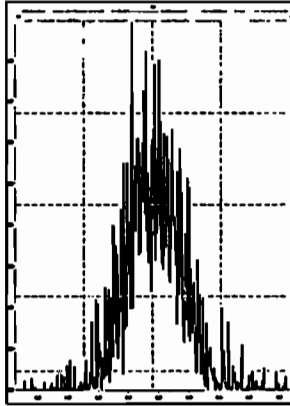


M 442.9728 R 13743

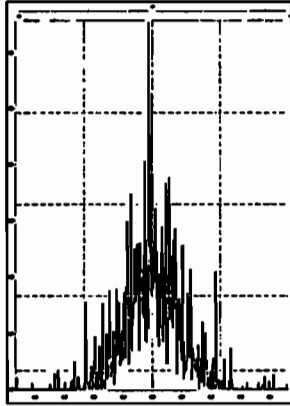


Printed: Saturday, December 19, 2020 09:43:06 Pacific Standard Time

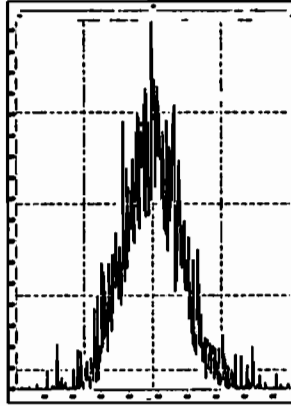
M 454.9728 R 14492



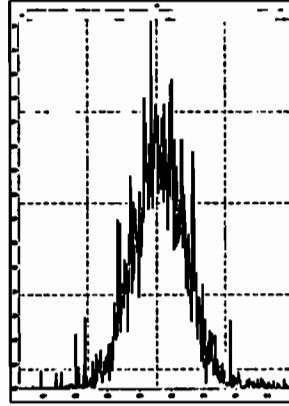
M 466.9728 R 15978



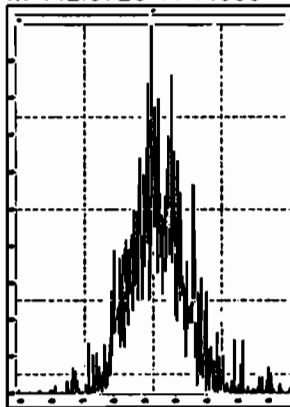
M 480.9696 R 12757



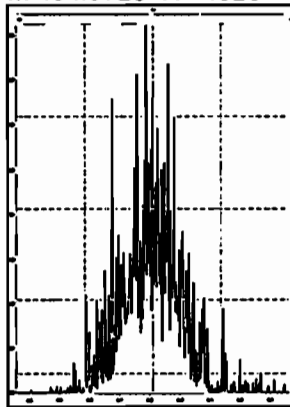
M 430.9728 R 13797



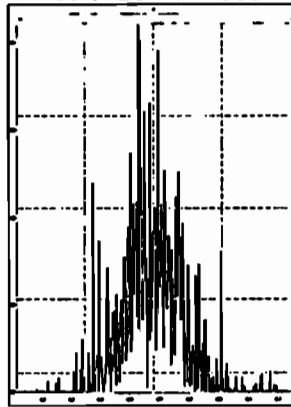
M 442.9728 R 14388



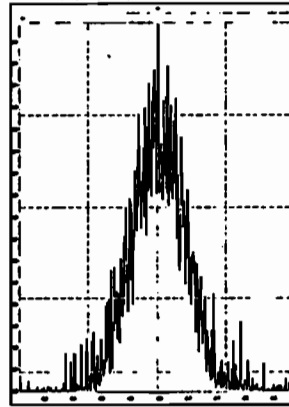
M 454.9728 R 14626



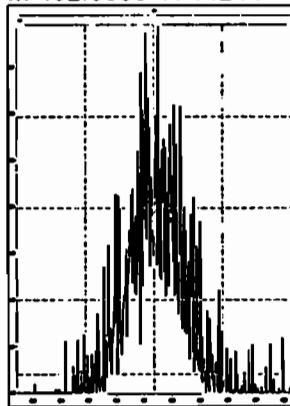
M 466.9728 R 17335



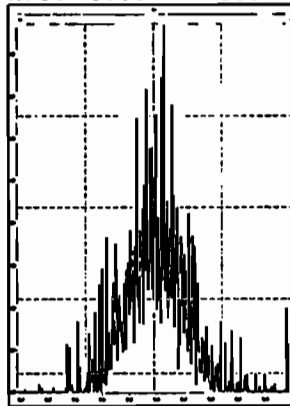
M 480.9696 R 12825



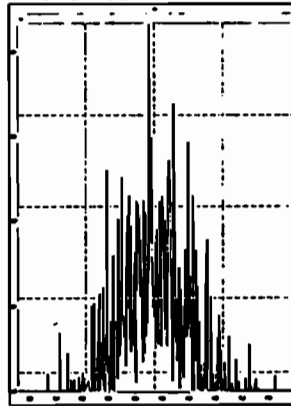
M 492.9696 R 14244



M 504.9696 R 14565



M 516.9697 R 21009



## **INITIAL CALIBRATION**

Dataset: U:\VG7.PRO\Results\200930D2\200930D2\_CRV.qld  
 Last Altered: Thursday, October 01, 2020 10:27:41 Pacific Daylight Time  
 Printed: Thursday, October 01, 2020 10:31:30 Pacific Daylight Time

*DB* *10/1/20* *CT 10/01/2020*

Method: C:\MassLynx\Default.PRO\MethDB\1613\_rrt.mdb 11 Sep 2020 15:14:27  
 Calibration: U:\VG7.PRO\CurveDB\ZB\_DIOXIN\_1613vg7-9-30-20.cdb 01 Oct 2020 10:27:37

**Compound name: 2,3,7,8-TCDD**

Response Factor: 1.00219  
 RRF SD: 0.105409, Relative SD: 10.5178  
 Response type: Internal Std ( Ref 18 ), Area \* ( IS Conc. / IS Area )  
 Curve type: RF

	Name	Std. Conc	RA	n/y	RT	RRT	Resp	IS Resp	Conc.	%Dev	RRF	X = dropped
1	200930D2_1	0.250	0.67	NO	25.79	1.001	4.43e2	1.74e5	0.254	1.5	1.02	MM
2	200930D2_2	0.500	0.78	NO	25.82	1.001	8.87e2	1.77e5	0.501	0.1	1.00	MM
3	200930D2_3	2.00	0.80	NO	25.79	1.001	3.35e3	1.92e5	1.75	-12.7	0.875	bb
4	200930D2_4	10.0	0.77	NO	25.81	1.001	1.39e4	1.46e5	9.51	-4.9	0.953	dd
5	200930D2_5	40.0	0.76	NO	25.81	1.001	7.37e4	1.89e5	38.9	-2.9	0.973	bb
6	200930D2_6	300	0.78	NO	25.82	1.001	7.58e5	2.12e5	357	18.9	1.19	bb

**Compound name: 1,2,3,7,8-PeCDD**

Response Factor: 0.93495  
 RRF SD: 0.119844, Relative SD: 12.8182  
 Response type: Internal Std ( Ref 19 ), Area \* ( IS Conc. / IS Area )  
 Curve type: RF

	Name	Std. Conc	RA	n/y	RT	RRT	Resp	IS Resp	Conc.	%Dev	RRF	X = dropped
1	200930D2_1	1.25	0.62	NO	30.15	1.000	1.49e3	1.32e5	1.21	-3.3	0.904	MM
2	200930D2_2	2.50	0.66	NO	30.17	1.001	2.83e3	1.43e5	2.12	-15.1	0.793	MM
3	200930D2_3	10.0	0.59	NO	30.15	1.000	1.29e4	1.55e5	8.94	-10.6	0.836	bb
4	200930D2_4	50.0	0.59	NO	30.17	1.001	5.42e4	1.17e5	49.7	-0.6	0.929	bb
5	200930D2_5	200	0.60	NO	30.17	1.001	2.74e5	1.32e5	222	11.0	1.04	bb
6	200930D2_6	1500	0.62	NO	30.17	1.001	2.85e6	1.71e5	1780	18.7	1.11	bb



Dataset: U:\VG7.PRO\Results\200930D2\200930D2\_CRV.qld

Last Altered: Thursday, October 01, 2020 10:27:41 Pacific Daylight Time

Printed: Thursday, October 01, 2020 10:31:30 Pacific Daylight Time

**Compound name: 1,2,3,4,7,8-HxCDD**

Response Factor: 1.15193

RRF SD: 0.107646, Relative SD: 9.34488

Response type: Internal Std ( Ref 20 ), Area \* ( IS Conc. / IS Area )

Curve type: RF

	Name	Std. Conc	RA	n/y	RT	RRT	Resp	IS Resp	Conc.	%Dev	RRF	X = dropped
1	200930D2_1	1.25	1.21	NO	33.40	1.001	1.43e3	1.01e5	1.22	-2.2	1.13	MM
2	200930D2_2	2.50	1.42	NO	33.40	1.000	2.77e3	1.06e5	2.27	-9.4	1.04	dd
3	200930D2_3	10.0	1.33	NO	33.39	1.000	1.21e4	1.17e5	8.93	-10.7	1.03	dd
4	200930D2_4	50.0	1.26	NO	33.40	1.000	5.14e4	8.84e4	50.4	0.8	1.16	bd
5	200930D2_5	200	1.29	NO	33.40	1.000	2.76e5	1.09e5	219	9.6	1.26	bd
6	200930D2_6	1500	1.27	NO	33.42	1.001	2.71e6	1.40e5	1680	11.7	1.29	bd

**Compound name: 1,2,3,6,7,8-HxCDD**

Response Factor: 1.02368

RRF SD: 0.0855683, Relative SD: 8.35893

Response type: Internal Std ( Ref 21 ), Area \* ( IS Conc. / IS Area )

Curve type: RF

	Name	Std. Conc	RA	n/y	RT	RRT	Resp	IS Resp	Conc.	%Dev	RRF	X = dropped
1	200930D2_1	1.25	1.19	NO	33.50	1.000	1.43e3	1.19e5	1.17	-6.4	0.958	MM
2	200930D2_2	2.50	1.19	NO	33.53	1.000	2.93e3	1.21e5	2.37	-5.0	0.972	db
3	200930D2_3	10.0	1.26	NO	33.51	1.000	1.28e4	1.36e5	9.16	-8.4	0.937	db
4	200930D2_4	50.0	1.26	NO	33.53	1.001	5.15e4	1.01e5	49.8	-0.3	1.02	db
5	200930D2_5	200	1.23	NO	33.53	1.001	2.74e5	1.24e5	216	8.2	1.11	db
6	200930D2_6	1500	1.28	NO	33.54	1.001	2.69e6	1.56e5	1680	12.0	1.15	db

**Compound name: 1,2,3,7,8,9-HxCDD**

Response Factor: 1.06096

RRF SD: 0.104523, Relative SD: 9.85175

Response type: Internal Std ( Ref 22 ), Area \* ( IS Conc. / IS Area )

Curve type: RF

	Name	Std. Conc	RA	n/y	RT	RRT	Resp	IS Resp	Conc.	%Dev	RRF	X = dropped
1	200930D2_1	1.25	1.28	NO	33.80	1.000	1.50e3	1.15e5	1.23	-1.9	1.04	MM
2	200930D2_2	2.50	1.26	NO	33.81	1.000	2.90e3	1.22e5	2.25	-10.0	0.955	bb

Dataset: U:\VG7.PRO\Results\200930D2\200930D2\_CRV.qld

Last Altered: Thursday, October 01, 2020 10:27:41 Pacific Daylight Time  
 Printed: Thursday, October 01, 2020 10:31:30 Pacific Daylight Time

**Compound name: 1,2,3,7,8,9-HxCDD**

	Name	Std. Conc	RA	n/y	RT	RRT	Resp	IS Resp	Conc.	%Dev	RRF	X = dropped
3	200930D2_3	10.0	1.33	NO	33.79	1.000	1.28e4	1.34e5	9.01	-9.9	0.956	bb
4	200930D2_4	50.0	1.29	NO	33.80	1.000	5.21e4	9.97e4	49.2	-1.6	1.04	bb
5	200930D2_5	200	1.25	NO	33.81	1.001	2.84e5	1.22e5	220	9.8	1.16	bb
6	200930D2_6	1500	1.28	NO	33.82	1.001	2.81e6	1.55e5	1700	13.6	1.21	bb

**Compound name: 1,2,3,4,6,7,8-HpCDD**

Response Factor: 1.00136

RRF SD: 0.124298, Relative SD: 12.4129

Response type: Internal Std ( Ref 23 ), Area \* ( IS Conc. / IS Area )

Curve type: RF

	Name	Std. Conc	RA	n/y	RT	RRT	Resp	IS Resp	Conc.	%Dev	RRF	X = dropped
1	200930D2_1	1.25	0.92	NO	37.19	1.000	1.19e3	1.07e5	1.11	-11.0	0.891	MM
2	200930D2_2	2.50	0.95	NO	37.20	1.000	2.68e3	1.13e5	2.37	-5.3	0.948	bb
3	200930D2_3	10.0	1.04	NO	37.18	1.000	1.09e4	1.22e5	8.94	-10.6	0.895	bb
4	200930D2_4	50.0	1.05	NO	37.19	1.000	4.59e4	9.48e4	48.4	-3.2	0.969	bb
5	200930D2_5	200	1.04	NO	37.20	1.001	2.47e5	1.12e5	221	10.6	1.11	bb
6	200930D2_6	1500	1.04	NO	37.21	1.000	2.53e6	1.41e5	1790	19.6	1.20	bb

**Compound name: OCDD**

Response Factor: 0.952

RRF SD: 0.102145, Relative SD: 10.7295

Response type: Internal Std ( Ref 24 ), Area \* ( IS Conc. / IS Area )

Curve type: RF

	Name	Std. Conc	RA	n/y	RT	RRT	Resp	IS Resp	Conc.	%Dev	RRF	X = dropped
1	200930D2_1	2.50	0.95	NO	40.38	1.001	2.06e3	1.81e5	2.39	-4.4	0.910	MM
2	200930D2_2	5.00	0.84	NO	40.39	1.000	4.26e3	2.08e5	4.30	-14.0	0.819	bb
3	200930D2_3	20.0	0.91	NO	40.37	1.000	1.88e4	2.10e5	18.8	-6.0	0.895	bd
4	200930D2_4	100	0.91	NO	40.39	1.001	7.84e4	1.63e5	101	1.1	0.963	bd
5	200930D2_5	400	0.90	NO	40.39	1.000	4.22e5	2.08e5	426	6.6	1.01	bb
6	200930D2_6	3000	0.91	NO	40.42	1.000	4.25e6	2.55e5	3500	16.7	1.11	bb

Vista Analytical Laboratory

Dataset: U:\VG7.PRO\Results\200930D2\200930D2\_CRV.qld

Last Altered: Thursday, October 01, 2020 10:27:41 Pacific Daylight Time

Printed: Thursday, October 01, 2020 10:31:30 Pacific Daylight Time

**Compound name: 2,3,7,8-TCDF**

Response Factor: 1.01297

RRF SD: 0.140498, Relative SD: 13.8699

Response type: Internal Std ( Ref 25 ), Area \* ( IS Conc. / IS Area )

Curve type: RF

	Name	Std. Conc	RA	n/y	RT	RRT	Resp	IS Resp	Conc.	%Dev	RRF	X = dropped
1	200930D2_1	0.250	0.79	NO	25.15	1.001	7.60e2	2.52e5	0.298	19.2	1.21	MM
2	200930D2_2	0.500	0.76	NO	25.16	1.001	1.27e3	2.58e5	0.484	-3.1	0.981	MM
3	200930D2_3	2.00	0.74	NO	25.15	1.001	4.49e3	2.68e5	1.66	-17.2	0.839	bb
4	200930D2_4	10.0	0.74	NO	25.16	1.001	1.88e4	2.10e5	8.88	-11.2	0.899	bb
5	200930D2_5	40.0	0.77	NO	25.15	1.001	1.04e5	2.57e5	39.8	-0.4	1.01	bd
6	200930D2_6	300	0.76	NO	25.16	1.001	9.86e5	2.88e5	338	12.7	1.14	bb

**Compound name: 1,2,3,7,8-PeCDF**

Response Factor: 0.997733

RRF SD: 0.105042, Relative SD: 10.528

Response type: Internal Std ( Ref 26 ), Area \* ( IS Conc. / IS Area )

Curve type: RF

	Name	Std. Conc	RA	n/y	RT	RRT	Resp	IS Resp	Conc.	%Dev	RRF	X = dropped
1	200930D2_1	1.25	1.56	NO	29.00	1.001	2.34e3	1.96e5	1.19	-4.5	0.952	MM
2	200930D2_2	2.50	1.49	NO	29.02	1.001	4.41e3	2.00e5	2.21	-11.5	0.882	bb
3	200930D2_3	10.0	1.59	NO	29.00	1.001	2.02e4	2.22e5	9.14	-8.6	0.912	bd
4	200930D2_4	50.0	1.63	NO	29.00	1.000	8.94e4	1.79e5	50.0	-0.0	0.998	dd
5	200930D2_5	200	1.61	NO	29.00	1.001	4.62e5	2.12e5	218	9.2	1.09	bb
6	200930D2_6	1500	1.61	NO	29.02	1.001	4.38e6	2.53e5	1730	15.5	1.15	bd

**Compound name: 2,3,4,7,8-PeCDF**

Response Factor: 1.07418

RRF SD: 0.141641, Relative SD: 13.186

Response type: Internal Std ( Ref 27 ), Area \* ( IS Conc. / IS Area )

Curve type: RF

	Name	Std. Conc	RA	n/y	RT	RRT	Resp	IS Resp	Conc.	%Dev	RRF	X = dropped
1	200930D2_1	1.25	1.58	NO	29.96	1.001	2.16e3	1.91e5	1.05	-15.7	0.905	MM
2	200930D2_2	2.50	1.60	NO	29.96	1.001	4.71e3	1.98e5	2.22	-11.3	0.952	bb

Dataset: U:\VG7.PRO\Results\200930D2\200930D2\_CRV.qld

Last Altered: Thursday, October 01, 2020 10:27:41 Pacific Daylight Time  
Printed: Thursday, October 01, 2020 10:31:30 Pacific Daylight Time

**Compound name: 2,3,4,7,8-PeCDF**

	Name	Std. Conc	RA	n/y	RT	RRT	Resp	IS Resp	Conc.	%Dev	RRF	X = dropped
3	200930D2_3	10.0	1.62	NO	29.96	1.001	2.12e4	2.10e5	9.39	-6.1	1.01	bb
4	200930D2_4	50.0	1.62	NO	29.96	1.001	8.96e4	1.61e5	51.9	3.7	1.11	bb
5	200930D2_5	200	1.60	NO	29.96	1.001	4.79e5	1.98e5	226	12.9	1.21	bb
6	200930D2_6	1500	1.58	NO	29.96	1.000	4.65e6	2.47e5	1750	16.6	1.25	bb

**Compound name: 1,2,3,4,7,8-HxCDF**

Rcspnse Factor: 1.05155

RRF SD: 0.122186, Relative SD: 11.6195

Response type: Internal Std ( Ref 28 ), Area \* ( IS Conc. / IS Area )

Curve type: RF

	Name	Std. Conc	RA	n/y	RT	RRT	Resp	IS Resp	Conc.	%Dev	RRF	X = dropped
1	200930D2_1	1.25	1.19	NO	32.50	1.000	2.00e3	1.64e5	1.16	-7.0	0.978	MM
2	200930D2_2	2.50	1.29	NO	32.52	1.000	3.98e3	1.72e5	2.21	-11.7	0.929	bd
3	200930D2_3	10.0	1.25	NO	32.50	1.001	1.75e4	1.84e5	9.00	-10.0	0.947	bd
4	200930D2_4	50.0	1.27	NO	32.50	1.000	7.44e4	1.40e5	50.5	1.0	1.06	bd
5	200930D2_5	200	1.25	NO	32.51	1.000	4.05e5	1.72e5	224	12.0	1.18	bd
6	200930D2_6	1500	1.26	NO	32.52	1.000	3.93e6	2.16e5	1740	15.7	1.22	bd

**Compound name: 1,2,3,6,7,8-HxCDF**

Response Factor: 1.09956

RRF SD: 0.12428, Relative SD: 11.3027

Response type: Internal Std ( Ref 29 ), Area \* ( IS Conc. / IS Area )

Curve type: RF

	Name	Std. Conc	RA	n/y	RT	RRT	Resp	IS Resp	Conc.	%Dev	RRF	X = dropped
1	200930D2_1	1.25	1.24	NO	32.64	1.000	2.15e3	1.66e5	1.18	-5.8	1.04	MM
2	200930D2_2	2.50	1.33	NO	32.65	1.000	4.33e3	1.77e5	2.23	-10.9	0.980	db
3	200930D2_3	10.0	1.24	NO	32.64	1.001	1.87e4	1.88e5	9.03	-9.7	0.993	db
4	200930D2_4	50.0	1.26	NO	32.64	1.000	7.93e4	1.45e5	49.7	-0.5	1.09	db
5	200930D2_5	200	1.24	NO	32.64	1.000	4.22e5	1.75e5	219	9.6	1.20	db
6	200930D2_6	1500	1.24	NO	32.65	1.000	4.09e6	2.11e5	1760	17.4	1.29	db

Dataset: U:\VG7.PRO\Results\200930D2\200930D2\_CRV.qld

Last Altered: Thursday, October 01, 2020 10:27:41 Pacific Daylight Time

Printed: Thursday, October 01, 2020 10:31:30 Pacific Daylight Time

**Compound name: 2,3,4,6,7,8-HxCDF**

Response Factor: 1.08752

RRF SD: 0.136992, Relative SD: 12.5967

Response type: Internal Std ( Ref 30 ), Area \* ( IS Conc. / IS Area )

Curve type: RF

	Name	Std. Conc	RA	n/y	RT	RRT	Resp	IS Resp	Conc.	%Dev	RRF	X = dropped
1	200930D2_1	1.25	1.25	NO	33.27	1.000	1.91e3	1.58e5	1.11	-11.0	0.968	MM
2	200930D2_2	2.50	1.28	NO	33.28	1.000	3.96e3	1.61e5	2.26	-9.6	0.983	bb
3	200930D2_3	10.0	1.26	NO	33.28	1.001	1.77e4	1.81e5	8.97	-10.3	0.976	bb
4	200930D2_4	50.0	1.23	NO	33.28	1.000	7.34e4	1.35e5	50.2	0.3	1.09	bb
5	200930D2_5	200	1.24	NO	33.29	1.001	3.94e5	1.60e5	226	13.0	1.23	bb
6	200930D2_6	1500	1.24	NO	33.29	1.000	3.89e6	2.03e5	1760	17.5	1.28	bb

**Compound name: 1,2,3,7,8,9-HxCDF**

Response Factor: 1.08188

RRF SD: 0.11347, Relative SD: 10.4883

Response type: Internal Std ( Ref 31 ), Area \* ( IS Conc. / IS Area )

Curve type: RF

	Name	Std. Conc	RA	n/y	RT	RRT	Resp	IS Resp	Conc.	%Dev	RRF	X = dropped
1	200930D2_1	1.25	1.20	NO	34.29	1.001	1.74e3	1.36e5	1.19	-5.2	1.03	MM
2	200930D2_2	2.50	1.35	NO	34.30	1.000	3.56e3	1.44e5	2.28	-8.6	0.989	bb
3	200930D2_3	10.0	1.23	NO	34.29	1.001	1.49e4	1.55e5	8.87	-11.3	0.960	bb
4	200930D2_4	50.0	1.26	NO	34.29	1.000	6.56e4	1.20e5	50.6	1.3	1.10	bb
5	200930D2_5	200	1.29	NO	34.29	1.000	3.46e5	1.49e5	215	7.7	1.17	bb
6	200930D2_6	1500	1.25	NO	34.30	1.000	3.50e6	1.86e5	1740	16.1	1.26	bb

**Compound name: 1,2,3,4,6,7,8-HpCDF**

Response Factor: 1.13056

RRF SD: 0.148448, Relative SD: 13.1304

Response type: Internal Std ( Ref 32 ), Area \* ( IS Conc. / IS Area )

Curve type: RF

	Name	Std. Conc	RA	n/y	RT	RRT	Resp	IS Resp	Conc.	%Dev	RRF	X = dropped
1	200930D2_1	1.25	0.96	NO	35.93	1.001	1.81e3	1.38e5	1.16	-7.6	1.04	MM
2	200930D2_2	2.50	1.10	NO	35.95	1.001	3.59e3	1.45e5	2.19	-12.5	0.989	bb

Vista Analytical Laboratory

Dataset: U:\VG7.PRO\Results\209930D2\200930D2\_CRV.qld

Last Altered: Thursday, October 01, 2020 10:27:41 Pacific Daylight Time

Printed: Thursday, October 01, 2020 10:31:30 Pacific Daylight Time

**Compound name: 1,2,3,4,6,7,8-HpCDF**

	Name	Std. Conc	RA	n/y	RT	RRT	Resp	IS Resp	Conc.	%Dev	RRF	X = dropped
3	200930D2_3	10.0	0.98	NO	35.92	1.000	1.52e4	1.54e5	8.72	-12.8	0.986	bb
4	200930D2_4	50.0	1.02	NO	35.94	1.001	6.77e4	1.17e5	51.2	2.4	1.16	bd
5	200930D2_5	200	1.04	NO	35.94	1.001	3.79e5	1.49e5	225	12.3	1.27	bb
6	200930D2_6	1500	1.03	NO	35.95	1.001	3.65e6	1.82e5	1770	18.1	1.34	bb

**Compound name: 1,2,3,4,7,8,9-HpCDF**

Response Factor: 1.28584

RRF SD: 0.156323, Relative SD: 12.1572

Response type: Internal Std ( Ref 33 ), Area \* ( IS Conc. / IS Area )

Curve type: RF

	Name	Std. Conc	RA	n/y	RT	RRT	Resp	IS Resp	Conc.	%Dev	RRF	X = dropped
1	200930D2_1	1.25	1.01	NO	37.84	1.000	1.49e3	9.84e4	1.17	-6.0	1.21	MM
2	200930D2_2	2.50	1.11	NO	37.85	1.000	2.96e3	1.07e5	2.16	-13.7	1.11	bb
3	200930D2_3	10.0	1.04	NO	37.83	1.000	1.31e4	1.10e5	9.19	-8.1	1.18	bb
4	200930D2_4	50.0	1.02	NO	37.84	1.000	5.55e4	8.69e4	49.6	-0.7	1.28	bd
5	200930D2_5	200	1.03	NO	37.84	1.000	3.19e5	1.13e5	219	9.7	1.41	bb
6	200930D2_6	1500	1.03	NO	37.86	1.001	3.13e6	1.37e5	1780	18.8	1.53	bb

**Compound name: OCDF**

Response Factor: 0.952821

RRF SD: 0.11104, Relative SD: 11.6538

Response type: Internal Std ( Ref 34 ), Area \* ( IS Conc. / IS Area )

Curve type: RF

	Name	Std. Conc	RA	n/y	RT	RRT	Resp	IS Resp	Conc.	%Dev	RRF	X = dropped
1	200930D2_1	2.50	0.92	NO	40.69	1.000	2.42e3	2.27e5	2.24	-10.4	0.854	MM
2	200930D2_2	5.00	0.88	NO	40.71	1.000	5.45e3	2.52e5	4.54	-9.2	0.866	bb
3	200930D2_3	20.0	0.87	NO	40.69	1.000	2.28e4	2.61e5	18.3	-8.6	0.871	bb
4	200930D2_4	100	0.90	NO	40.71	1.001	9.70e4	2.04e5	99.6	-0.4	0.949	bb
5	200930D2_5	400	0.89	NO	40.71	1.001	5.52e5	2.58e5	449	12.4	1.07	bb
6	200930D2_6	3000	0.90	NO	40.73	1.001	5.35e6	3.22e5	3480	16.2	1.11	bb

Vista Analytical Laboratory

Dataset: U:\VG7.PRO\Results\200930D2\200930D2\_CRV.qld

Last Altered: Thursday, October 01, 2020 10:27:41 Pacific Daylight Time

Printed: Thursday, October 01, 2020 10:31:30 Pacific Daylight Time

**Compound name: 13C-2,3,7,8-TCDD**

Response Factor: 1.17295

RRF SD: 0.0331012, Relative SD: 2.82204

Response type: Internal Std ( Ref 36 ), Area \* ( IS Conc. / IS Area )

Curve type: RF

	Name	Std. Conc	RA	n/y	RT	RRT	Resp	IS Resp	Conc.	%Dev	RRF	X = dropped
1	200930D2_1	100	0.78	NO	25.77	1.027	1.74e5	1.48e5	101	0.5	1.18	bb
2	200930D2_2	100	0.78	NO	25.79	1.026	1.77e5	1.56e5	96.8	-3.2	1.14	bb
3	200930D2_3	100	0.75	NO	25.78	1.026	1.92e5	1.60e5	102	2.2	1.20	bb
4	200930D2_4	100	0.79	NO	25.79	1.027	1.46e5	1.27e5	97.9	-2.1	1.15	bb
5	200930D2_5	100	0.79	NO	25.78	1.026	1.89e5	1.64e5	98.4	-1.6	1.15	bb
6	200930D2_6	100	0.79	NO	25.81	1.027	2.12e5	1.74e5	104	4.2	1.22	bb

**Compound name: 13C-1,2,3,7,8-PeCDD**

Response Factor: 0.914327

RRF SD: 0.0634254, Relative SD: 6.93683

Response type: Internal Std ( Ref 36 ), Area \* ( IS Conc. / IS Area )

Curve type: RF

	Name	Std. Conc	RA	n/y	RT	RRT	Resp	IS Resp	Conc.	%Dev	RRF	X = dropped
1	200930D2_1	100	0.62	NO	30.15	1.201	1.32e5	1.48e5	97.3	-2.7	0.890	bb
2	200930D2_2	100	0.61	NO	30.15	1.199	1.43e5	1.56e5	100	0.2	0.916	bb
3	200930D2_3	100	0.63	NO	30.15	1.200	1.55e5	1.60e5	106	5.9	0.968	bb
4	200930D2_4	100	0.63	NO	30.15	1.200	1.17e5	1.27e5	101	0.6	0.920	bb
5	200930D2_5	100	0.63	NO	30.15	1.200	1.32e5	1.64e5	88.2	-11.8	0.807	bb
6	200930D2_6	100	0.64	NO	30.15	1.199	1.71e5	1.74e5	108	7.7	0.985	bb

**Compound name: 13C-1,2,3,4,7,8-HxCDD**

Response Factor: 0.633572

RRF SD: 0.0302093, Relative SD: 4.7681

Response type: Internal Std ( Ref 38 ), Area \* ( IS Conc. / IS Area )

Curve type: RF

	Name	Std. Conc	RA	n/y	RT	RRT	Resp	IS Resp	Conc.	%Dev	RRF	X = dropped
1	200930D2_1	100	1.30	NO	33.38	1.014	1.01e5	1.67e5	95.7	-4.3	0.607	bd
2	200930D2_2	100	1.29	NO	33.39	1.014	1.06e5	1.70e5	98.5	-1.5	0.624	bd

Dataset: U:\VG7.PRO\Results\200930D2\200930D2\_CRV.qld

Last Altered: Thursday, October 01, 2020 10:27:41 Pacific Daylight Time

Printed: Thursday, October 01, 2020 10:31:30 Pacific Daylight Time

**Compound name: 13C-1,2,3,4,7,8-HxCDD**

	Name	Std. Conc	RA	n/y	RT	RRT	Resp	IS Resp	Conc.	%Dev	RRF	X = dropped
3	200930D2_3	100	1.28	NO	33.38	1.014	1.17e5	1.90e5	97.5	-2.5	0.618	bd
4	200930D2_4	100	1.27	NO	33.39	1.014	8.84e4	1.41e5	98.7	-1.3	0.625	bd
5	200930D2_5	100	1.28	NO	33.39	1.014	1.09e5	1.72e5	100	0.3	0.636	bd
6	200930D2_6	100	1.26	NO	33.39	1.014	1.40e5	2.03e5	109	9.2	0.692	bd

**Compound name: 13C-1,2,3,6,7,8-HxCDD**

Response Factor: 0.724314

RRF SD: 0.022761, Relative SD: 3.14242

Response type: Internal Std ( Ref 38 ), Area \* ( IS Conc. / IS Area )

Curve type: RF

	Name	Std. Conc	RA	n/y	RT	RRT	Resp	IS Resp	Conc.	%Dev	RRF	X = dropped
1	200930D2_1	100	1.29	NO	33.50	1.018	1.19e5	1.67e5	98.7	-1.3	0.715	db
2	200930D2_2	100	1.25	NO	33.51	1.017	1.21e5	1.70e5	98.0	-2.0	0.710	db
3	200930D2_3	100	1.28	NO	33.50	1.018	1.36e5	1.90e5	99.3	-0.7	0.719	db
4	200930D2_4	100	1.26	NO	33.50	1.017	1.01e5	1.41e5	98.5	-1.5	0.714	db
5	200930D2_5	100	1.28	NO	33.50	1.017	1.24e5	1.72e5	99.3	-0.7	0.719	dd
6	200930D2_6	100	1.25	NO	33.51	1.017	1.56e5	2.03e5	106	6.3	0.770	db

**Compound name: 13C-1,2,3,7,8,9-HxCDD**

Response Factor: 0.7157

RRF SD: 0.0260814, Relative SD: 3.64419

Response type: Internal Std ( Ref 38 ), Area \* ( IS Conc. / IS Area )

Curve type: RF

	Name	Std. Conc	RA	n/y	RT	RRT	Resp	IS Resp	Conc.	%Dev	RRF	X = dropped
1	200930D2_1	100	1.25	NO	33.79	1.026	1.15e5	1.67e5	96.6	-3.4	0.691	bb
2	200930D2_2	100	1.30	NO	33.80	1.026	1.22e5	1.70e5	100	0.0	0.716	bd
3	200930D2_3	100	1.26	NO	33.78	1.026	1.34e5	1.90e5	98.7	-1.3	0.706	bb
4	200930D2_4	100	1.21	NO	33.79	1.026	9.97e4	1.41e5	98.5	-1.5	0.705	bb
5	200930D2_5	100	1.23	NO	33.79	1.026	1.22e5	1.72e5	99.2	-0.8	0.710	bb
6	200930D2_6	100	1.28	NO	33.80	1.026	1.55e5	2.03e5	107	7.1	0.766	bb



Dataset: U:\VG7.PRO\Results\200930D2\200930D2\_CRV.qld

Last Altered: Thursday, October 01, 2020 10:27:41 Pacific Daylight Time  
 Printed: Thursday, October 01, 2020 10:31:30 Pacific Daylight Time

**Compound name: 13C-1,2,3,4,6,7,8-HpCDD**

Response Factor: 0.660425

RRF SD: 0.0212049, Relative SD: 3.21079

Response type: Internal Std ( Ref 38 ), Area \* ( IS Conc. / IS Area )

Curve type: RF

	Name	Std. Conc	RA	n/y	RT	RRT	Resp	IS Resp	Conc.	%Dev	RRF	X = dropped
1	200930D2_1	100	1.09	NO	37.18	1.129	1.07e5	1.67e5	96.7	-3.3	0.639	bd
2	200930D2_2	100	1.06	NO	37.19	1.129	1.13e5	1.70e5	101	0.8	0.666	bd
3	200930D2_3	100	1.12	NO	37.17	1.129	1.22e5	1.90e5	97.4	-2.6	0.643	bd
4	200930D2_4	100	1.06	NO	37.18	1.129	9.48e4	1.41e5	101	1.5	0.670	bb
5	200930D2_5	100	1.04	NO	37.18	1.129	1.12e5	1.72e5	98.2	-1.8	0.649	bb
6	200930D2_6	100	1.06	NO	37.20	1.129	1.41e5	2.03e5	105	5.3	0.695	bb

**Compound name: 13C-OCDD**

Response Factor: 0.586504

RRF SD: 0.0345068, Relative SD: 5.88547

Response type: Internal Std ( Ref 38 ), Area \* ( IS Conc. / IS Area )

Curve type: RF

	Name	Std. Conc	RA	n/y	RT	RRT	Resp	IS Resp	Conc.	%Dev	RRF	X = dropped
1	200930D2_1	200	0.88	NO	40.36	1.226	1.81e5	1.67e5	185	-7.4	0.543	bb
2	200930D2_2	200	0.87	NO	40.38	1.226	2.08e5	1.70e5	209	4.6	0.613	bd
3	200930D2_3	200	0.90	NO	40.36	1.226	2.10e5	1.90e5	189	-5.7	0.553	bb
4	200930D2_4	200	0.88	NO	40.37	1.226	1.63e5	1.41e5	196	-1.9	0.575	bb
5	200930D2_5	200	0.90	NO	40.38	1.226	2.08e5	1.72e5	206	3.1	0.604	bd
6	200930D2_6	200	0.91	NO	40.41	1.226	2.55e5	2.03e5	215	7.3	0.629	bb

**Compound name: 13C-2,3,7,8-TCDF**

Response Factor: 1.02208

RRF SD: 0.0125198, Relative SD: 1.22493

Response type: Internal Std ( Ref 37 ), Area \* ( IS Conc. / IS Area )

Curve type: RF

	Name	Std. Conc	RA	n/y	RT	RRT	Resp	IS Resp	Conc.	%Dev	RRF	X = dropped
1	200930D2_1	100	0.76	NO	25.12	1.001	2.52e5	2.46e5	100	0.1	1.02	bb
2	200930D2_2	100	0.80	NO	25.13	1.000	2.58e5	2.51e5	101	0.7	1.03	bd

Dataset: U:\VG7.PRO\Results\200930D2\200930D2\_CRV.qld

Last Altered: Thursday, October 01, 2020 10:27:41 Pacific Daylight Time  
 Printed: Thursday, October 01, 2020 10:31:30 Pacific Daylight Time

**Compound name: 13C-2,3,7,8-TCDF**

	Name	Std. Conc	RA	n/y	RT	RRT	Resp	IS Resp	Conc.	%Dev	RRF	X = dropped
3	200930D2_3	100	0.80	NO	25.12	1.000	2.68e5	2.62e5	99.9	-0.1	1.02	bb
4	200930D2_4	100	0.78	NO	25.13	1.001	2.10e5	2.07e5	99.1	-0.9	1.01	bb
5	200930D2_5	100	0.78	NO	25.13	1.001	2.57e5	2.56e5	98.3	-1.7	1.00	bb
6	200930D2_6	100	0.77	NO	25.15	1.001	2.88e5	2.77e5	102	1.8	1.04	bb

**Compound name: 13C-1,2,3,7,8-PeCDF**

Response Factor: 0.841931

RRF SD: 0.0454656, Relative SD: 5.40016

Response type: Internal Std ( Ref 37 ), Area \* ( IS Conc. / IS Area )

Curve type: RF

	Name	Std. Conc	RA	n/y	RT	RRT	Resp	IS Resp	Conc.	%Dev	RRF	X = dropped
1	200930D2_1	100	1.64	NO	28.98	1.154	1.96e5	2.46e5	94.8	-5.2	0.798	bb
2	200930D2_2	100	1.58	NO	29.00	1.154	2.00e5	2.51e5	94.6	-5.4	0.797	bb
3	200930D2_3	100	1.59	NO	28.98	1.154	2.22e5	2.62e5	100	0.4	0.845	bb
4	200930D2_4	100	1.59	NO	29.00	1.154	1.79e5	2.07e5	103	3.0	0.867	bb
5	200930D2_5	100	1.62	NO	28.98	1.154	2.12e5	2.56e5	98.3	-1.7	0.828	bb
6	200930D2_6	100	1.56	NO	29.00	1.154	2.53e5	2.77e5	109	8.9	0.916	bb

**Compound name: 13C-2,3,4,7,8-PeCDF**

Response Factor: 0.801596

RRF SD: 0.0468311, Relative SD: 5.84223

Response type: Internal Std ( Ref 37 ), Area \* ( IS Conc. / IS Area )

Curve type: RF

	Name	Std. Conc	RA	n/y	RT	RRT	Resp	IS Resp	Conc.	%Dev	RRF	X = dropped
1	200930D2_1	100	1.62	NO	29.94	1.193	1.91e5	2.46e5	96.9	-3.1	0.777	bb
2	200930D2_2	100	1.56	NO	29.94	1.191	1.98e5	2.51e5	98.3	-1.7	0.788	bb
3	200930D2_3	100	1.68	NO	29.94	1.192	2.10e5	2.62e5	100	0.0	0.802	bb
4	200930D2_4	100	1.67	NO	29.94	1.192	1.61e5	2.07e5	97.0	-3.0	0.777	bb
5	200930D2_5	100	1.60	NO	29.94	1.192	1.98e5	2.56e5	96.2	-3.8	0.771	bb
6	200930D2_6	100	1.63	NO	29.96	1.192	2.47e5	2.77e5	112	11.6	0.895	bb

Vista Analytical Laboratory

Dataset: U:\VG7.PRO\Results\200930D2\200930D2\_CRV.qld

Last Altered: Thursday, October 01, 2020 10:27:41 Pacific Daylight Time

Printed: Thursday, October 01, 2020 10:31:30 Pacific Daylight Time

**Compound name: 13C-1,2,3,4,7,8-HxCDF**

Response Factor: 1.00275

RRF SD: 0.0328953, Relative SD: 3.28051

Response type: Internal Std ( Ref 38 ), Area \* ( IS Conc. / IS Area )

Curve type: RF

	Name	Std. Conc	RA	n/y	RT	RRT	Resp	IS Resp	Conc.	%Dev	RRF	X = dropped
1	200930D2_1	100	0.50	NO	32.49	0.987	1.64e5	1.67e5	97.7	-2.3	0.980	bd
2	200930D2_2	100	0.50	NO	32.50	0.987	1.72e5	1.70e5	101	0.7	1.01	bd
3	200930D2_3	100	0.50	NO	32.48	0.987	1.84e5	1.90e5	97.0	-3.0	0.972	bd
4	200930D2_4	100	0.49	NO	32.49	0.987	1.40e5	1.41e5	98.8	-1.2	0.991	bd
5	200930D2_5	100	0.51	NO	32.49	0.987	1.72e5	1.72e5	99.7	-0.3	1.00	bd
6	200930D2_6	100	0.51	NO	32.51	0.987	2.16e5	2.03e5	106	6.1	1.06	bd

**Compound name: 13C-1,2,3,6,7,8-HxCDF**

Response Factor: 1.01877

RRF SD: 0.0214481, Relative SD: 2.1053

Response type: Internal Std ( Ref 38 ), Area \* ( IS Conc. / IS Area )

Curve type: RF

	Name	Std. Conc	RA	n/y	RT	RRT	Resp	IS Resp	Conc.	%Dev	RRF	X = dropped
1	200930D2_1	100	0.50	NO	32.63	0.991	1.66e5	1.67e5	97.7	-2.3	0.995	db
2	200930D2_2	100	0.49	NO	32.64	0.991	1.77e5	1.70e5	102	2.1	1.04	db
3	200930D2_3	100	0.49	NO	32.61	0.991	1.88e5	1.90e5	97.4	-2.6	0.992	db
4	200930D2_4	100	0.50	NO	32.63	0.991	1.45e5	1.41e5	101	0.6	1.02	db
5	200930D2_5	100	0.51	NO	32.63	0.991	1.75e5	1.72e5	100	-0.0	1.02	dd
6	200930D2_6	100	0.51	NO	32.64	0.991	2.11e5	2.03e5	102	2.3	1.04	db

**Compound name: 13C-2,3,4,6,7,8-HxCDF**

Response Factor: 0.954976

RRF SD: 0.0233865, Relative SD: 2.44891

Response type: Internal Std ( Ref 38 ), Area \* ( IS Conc. / IS Area )

Curve type: RF

	Name	Std. Conc	RA	n/y	RT	RRT	Resp	IS Resp	Conc.	%Dev	RRF	X = dropped
1	200930D2_1	100	0.50	NO	33.26	1.010	1.58e5	1.67e5	98.9	-1.1	0.944	bd
2	200930D2_2	100	0.51	NO	33.27	1.010	1.61e5	1.70e5	99.2	-0.8	0.947	bd

Dataset: U:\VG7.PRO\Results\200930D2\200930D2\_CRV.qld

Last Altered: Thursday, October 01, 2020 10:27:41 Pacific Daylight Time  
 Printed: Thursday, October 01, 2020 10:31:30 Pacific Daylight Time

**Compound name: 13C-2,3,4,6,7,8-HxCDF**

	Name	Std. Conc	RA	n/y	RT	RRT	Resp	IS Resp	Conc.	%Dev	RRF	X = dropped
3	200930D2_3	100	0.50	NO	33.26	1.010	1.81e5	1.90e5	100	0.0	0.955	bb
4	200930D2_4	100	0.50	NO	33.27	1.010	1.35e5	1.41e5	99.6	-0.4	0.951	bb
5	200930D2_5	100	0.51	NO	33.27	1.010	1.60e5	1.72e5	97.6	-2.4	0.932	bb
6	200930D2_6	100	0.50	NO	33.28	1.010	2.03e5	2.03e5	105	4.7	1.00	bb

**Compound name: 13C-1,2,3,7,8,9-HxCDF**

Response Factor: 0.851129  
 RRF SD: 0.0371274, Relative SD: 4.36213  
 Response type: Internal Std ( Ref 38 ), Area \* ( IS Conc. / IS Area )  
 Curve type: RF

	Name	Std. Conc	RA	n/y	RT	RRT	Resp	IS Resp	Conc.	%Dev	RRF	X = dropped
1	200930D2_1	100	0.51	NO	34.27	1.041	1.36e5	1.67e5	95.7	-4.3	0.814	bb
2	200930D2_2	100	0.49	NO	34.29	1.041	1.44e5	1.70e5	99.8	-0.2	0.849	bb
3	200930D2_3	100	0.52	NO	34.27	1.041	1.55e5	1.90e5	96.0	-4.0	0.817	bd
4	200930D2_4	100	0.50	NO	34.28	1.041	1.20e5	1.41e5	99.4	-0.6	0.846	bb
5	200930D2_5	100	0.52	NO	34.28	1.041	1.49e5	1.72e5	102	1.5	0.864	bd
6	200930D2_6	100	0.50	NO	34.29	1.041	1.86e5	2.03e5	108	7.6	0.916	bb

**Compound name: 13C-1,2,3,4,6,7,8-HpCDF**

Response Factor: 0.848459  
 RRF SD: 0.0316015, Relative SD: 3.72458  
 Response type: Internal Std ( Ref 38 ), Area \* ( IS Conc. / IS Area )  
 Curve type: RF

	Name	Std. Conc	RA	n/y	RT	RRT	Resp	IS Resp	Conc.	%Dev	RRF	X = dropped
1	200930D2_1	100	0.43	NO	35.91	1.091	1.38e5	1.67e5	97.7	-2.3	0.829	bd
2	200930D2_2	100	0.41	NO	35.93	1.091	1.45e5	1.70e5	101	0.6	0.854	bb
3	200930D2_3	100	0.42	NO	35.91	1.091	1.54e5	1.90e5	95.9	-4.1	0.814	bb
4	200930D2_4	100	0.43	NO	35.92	1.091	1.17e5	1.41e5	97.4	-2.6	0.827	bb
5	200930D2_5	100	0.42	NO	35.92	1.091	1.49e5	1.72e5	102	2.3	0.868	bb
6	200930D2_6	100	0.42	NO	35.93	1.091	1.82e5	2.03e5	106	6.0	0.899	bb

Vista Analytical Laboratory

Dataset: U:\VG7.PRO\Results\200930D2\200930D2\_CRV.qld

Last Altered: Thursday, October 01, 2020 10:27:41 Pacific Daylight Time

Printed: Thursday, October 01, 2020 10:31:30 Pacific Daylight Time

**Compound name: 13C-1,2,3,4,7,8,9-HpCDF**

Response Factor: 0.624316

RRF SD: 0.0366881, Relative SD: 5.87653

Response type: Internal Std ( Ref 38 ), Area \* ( IS Conc. / IS Area )

Curve type: RF

	Name	Std. Conc	RA	n/y	RT	RRT	Resp	IS Resp	Conc.	%Dev	RRF	X = dropped
1	200930D2_1	100	0.42	NO	37.83	1.149	9.84e4	1.67e5	94.4	-5.6	0.589	bb
2	200930D2_2	100	0.44	NO	37.84	1.149	1.07e5	1.70e5	100	0.5	0.627	bd
3	200930D2_3	100	0.43	NO	37.82	1.149	1.10e5	1.90e5	93.3	-6.7	0.582	bb
4	200930D2_4	100	0.41	NO	37.83	1.149	8.69e4	1.41e5	98.4	-1.6	0.615	bb
5	200930D2_5	100	0.41	NO	37.83	1.149	1.13e5	1.72e5	105	5.4	0.658	bb
6	200930D2_6	100	0.43	NO	37.84	1.149	1.37e5	2.03e5	108	8.0	0.674	bb

**Compound name: 13C-OCDF**

Response Factor: 0.72976

RRF SD: 0.042457, Relative SD: 5.81794

Response type: Internal Std ( Ref 38 ), Area \* ( IS Conc. / IS Area )

Curve type: RF

	Name	Std. Conc	RA	n/y	RT	RRT	Resp	IS Resp	Conc.	%Dev	RRF	X = dropped
1	200930D2_1	200	0.87	NO	40.68	1.236	2.27e5	1.67e5	186	-6.8	0.680	bb
2	200930D2_2	200	0.87	NO	40.70	1.235	2.52e5	1.70e5	203	1.7	0.742	bb
3	200930D2_3	200	0.88	NO	40.68	1.236	2.61e5	1.90e5	189	-5.6	0.689	bb
4	200930D2_4	200	0.88	NO	40.69	1.236	2.04e5	1.41e5	198	-1.0	0.722	bb
5	200930D2_5	200	0.88	NO	40.69	1.236	2.58e5	1.72e5	206	2.8	0.750	bb
6	200930D2_6	200	0.90	NO	40.71	1.236	3.22e5	2.03e5	218	8.9	0.795	bb

**Compound name: 37Cl-2,3,7,8-TCDD**

Response Factor: 1.2073

RRF SD: 0.177075, Relative SD: 14.667

Response type: Internal Std ( Ref 36 ), Area \* ( IS Conc. / IS Area )

Curve type: RF

	Name	Std. Conc	RA	n/y	RT	RRT	Resp	IS Resp	Conc.	%Dev	RRF	X = dropped
1	200930D2_1	0.250			25.79	1.027	3.48e2	1.48e5	0.195	-22.0	0.941	bb
2	200930D2_2	0.500			25.81	1.027	8.95e2	1.56e5	0.476	-4.9	1.15	bb

Vista Analytical Laboratory

Dataset: U:\VG7.PRO\Results\200930D2\200930D2\_CRV.qld

Last Altered: Thursday, October 01, 2020 10:27:41 Pacific Daylight Time

Printed: Thursday, October 01, 2020 10:31:30 Pacific Daylight Time

**Compound name: 37Cl-2,3,7,8-TCDD**

	Name	Std. Conc	RA	n/y	RT	RRT	Resp	IS Resp	Conc.	%Dev	RRF	X = dropped
3	200930D2_3	2.00			25.81	1.027	3.83e3	1.60e5	1.99	-0.7	1.20	bb
4	200930D2_4	10.0			25.81	1.027	1.49e4	1.27e5	9.73	-2.7	1.17	bd
5	200930D2_5	40.0			25.81	1.027	8.56e4	1.64e5	43.2	8.1	1.31	bd
6	200930D2_6	200			25.82	1.027	5.12e5	1.74e5	244	22.2	1.48	bb

**Compound name: 13C-1,2,3,4-TCDD**

Response Factor: 1

RRF SD: 1.11022e-016, Relative SD: 1.11022e-014

Response type: Internal Std ( Ref 36 ), Area \* ( IS Conc. / IS Area )

Curve type: RF

	Name	Std. Conc	RA	n/y	RT	RRT	Resp	IS Resp	Conc.	%Dev	RRF	X = dropped
1	200930D2_1	100	0.78	NO	25.10	1.000	1.48e5	1.48e5	100	-0.0	1.00	bb
2	200930D2_2	100	0.77	NO	25.13	1.000	1.56e5	1.56e5	100	0.0	1.00	bb
3	200930D2_3	100	0.78	NO	25.12	1.000	1.60e5	1.60e5	100	0.0	1.00	bb
4	200930D2_4	100	0.80	NO	25.12	1.000	1.27e5	1.27e5	100	0.0	1.00	bb
5	200930D2_5	100	0.79	NO	25.12	1.000	1.64e5	1.64e5	100	0.0	1.00	bb
6	200930D2_6	100	0.81	NO	25.13	1.000	1.74e5	1.74e5	100	0.0	1.00	bb

**Compound name: 13C-1,2,3,4-TCDF**

Response Factor: 1

RRF SD: 1.11022e-016, Relative SD: 1.11022e-014

Response type: Internal Std ( Ref 37 ), Area \* ( IS Conc. / IS Area )

Curve type: RF

	Name	Std. Conc	RA	n/y	RT	RRT	Resp	IS Resp	Conc.	%Dev	RRF	X = dropped
1	200930D2_1	100	0.79	NO	23.76	1.000	2.46e5	2.46e5	100	0.0	1.00	bb
2	200930D2_2	100	0.79	NO	23.79	1.000	2.51e5	2.51e5	100	0.0	1.00	bb
3	200930D2_3	100	0.79	NO	23.77	1.000	2.62e5	2.62e5	100	0.0	1.00	bb
4	200930D2_4	100	0.80	NO	23.77	1.000	2.07e5	2.07e5	100	-0.0	1.00	bb
5	200930D2_5	100	0.78	NO	23.77	1.000	2.56e5	2.56e5	100	0.0	1.00	bb
6	200930D2_6	100	0.77	NO	23.79	1.000	2.77e5	2.77e5	100	0.0	1.00	bb

Vista Analytical Laboratory

Dataset: U:\VG7.PRO\Results\200930D2\200930D2\_CRV.qld

Last Altered: Thursday, October 01, 2020 10:27:41 Pacific Daylight Time

Printed: Thursday, October 01, 2020 10:31:30 Pacific Daylight Time

**Compound name: 13C-1,2,3,4,6,9-HxCDF**

Response Factor: 1

RRF SD: 0, Relative SD: 0

Response type: Internal Std ( Ref 38 ), Area \* ( IS Conc. / IS Area )

Curve type: RF

	Name	Std. Conc	RA	n/y	RT	RRT	Resp	IS Resp	Conc.	%Dev	RRF	X = dropped
1	200930D2_1	100	0.50	NO	32.92	1.000	1.67e5	1.67e5	100	0.0	1.00	bb
2	200930D2_2	100	0.49	NO	32.94	1.000	1.70e5	1.70e5	100	0.0	1.00	bb
3	200930D2_3	100	0.50	NO	32.92	1.000	1.90e5	1.90e5	100	0.0	1.00	bd
4	200930D2_4	100	0.50	NO	32.93	1.000	1.41e5	1.41e5	100	0.0	1.00	bb
5	200930D2_5	100	0.50	NO	32.93	1.000	1.72e5	1.72e5	100	0.0	1.00	bb
6	200930D2_6	100	0.50	NO	32.94	1.000	2.03e5	2.03e5	100	0.0	1.00	bb



Dataset: U:\VG7.PRO\Results\200930D2\200930D2\_CRV.qld

Last Altered: Thursday, October 01, 2020 10:27:41 Pacific Daylight Time  
Printed: Thursday, October 01, 2020 10:33:19 Pacific Daylight Time

Method: C:\MassLynx\Default.PRO\MethDB\1613\_rrt.mdb 11 Sep 2020 15:14:27  
Calibration: U:\VG7.PRO\CurveDB\Z3\_DIOXIN\_1613vg7-9-30-20.cdb 01 Oct 2020 10:27:37

Name: 200930D2\_1, Date: 30-Sep-2020, Time: 12:06:04, ID: ST200930D2-1 1613 CS0 20F1102, Description: 1613 CS0 20F1102

#	Name	Resp	RA	n/y	RRF	wt/vol	Pred.RT	RT	Pred.RRT	RRT	Conc.	%Rec	DL	EMPC
1	1 2,3,7,8-TCDD	4.43e2	0.67	NO	1.00	1.000	25.806	25.79	1.001	1.001	0.25382	102	0.0728	0.254
2	2 1,2,3,7,8-PeCDD	1.49e3	0.62	NO	0.935	1.000	30.166	30.15	1.001	1.000	1.2082	96.7	0.0691	1.21
3	3 1,2,3,4,7,8-HxCDD	1.43e3	1.21	NO	1.15	1.000	33.393	33.40	1.000	1.001	1.2230	97.8	0.0942	1.22
4	4 1,2,3,6,7,8-HxCDD	1.43e3	1.19	NO	1.02	1.000	33.503	33.50	1.000	1.000	1.1702	93.6	0.0968	1.17
5	5 1,2,3,7,8,9-HxCDD	1.50e3	1.28	NO	1.06	1.000	33.822	33.80	1.001	1.000	1.2264	98.1	0.0981	1.23
6	6 1,2,3,4,6,7,8-HpCDD	1.19e3	0.92	NO	1.00	1.000	37.190	37.19	1.000	1.000	1.1122	89.0	0.126	1.11
7	7 OCDD	2.06e3	0.95	NO	0.952	1.000	40.361	40.38	1.000	1.001	2.3892	95.6	0.133	2.39
8	8 2,3,7,8-TCDF	7.60e2	0.79	NO	1.01	1.000	25.143	25.15	1.001	1.001	0.29805	119	0.0517	0.298
9	9 1,2,3,7,8-PeCDF	2.34e3	1.56	NO	0.998	1.000	28.998	29.00	1.001	1.001	1.1933	95.5	0.0539	1.19
10	10 2,3,4,7,8-PeCDF	2.16e3	1.58	NO	1.07	1.000	29.974	29.96	1.001	1.001	1.0532	84.3	0.0475	1.05
11	11 1,2,3,4,7,8-HxCDF	2.00e3	1.19	NO	1.05	1.000	32.494	32.50	1.000	1.000	1.1620	93.0	0.0554	1.16
12	12 1,2,3,6,7,8-HxCDF	2.15e3	1.24	NO	1.10	1.000	32.635	32.64	1.000	1.000	1.1771	94.2	0.0541	1.18
13	13 2,3,4,6,7,8-HxCDF	1.91e3	1.25	NO	1.09	1.000	33.295	33.27	1.001	1.000	1.1126	89.0	0.0620	1.11
14	14 1,2,3,7,8,9-HxCDF	1.74e3	1.20	NO	1.08	1.000	34.271	34.29	1.000	1.001	1.1851	94.8	0.0794	1.19
15	15 1,2,3,4,6,7,8-HpCDF	1.81e3	0.96	NO	1.13	1.000	35.942	35.93	1.001	1.001	1.1552	92.4	0.0711	1.16
16	16 1,2,3,4,7,8,9-HpCDF	1.49e3	1.01	NO	1.29	1.000	37.826	37.84	1.000	1.000	1.1745	94.0	0.0684	1.17
17	17 OCDF	2.42e3	0.92	NO	0.953	1.000	40.680	40.69	1.000	1.000	2.2409	89.6	0.0901	2.24
18	18 13C-2,3,7,8-TCDD	1.74e5	0.78	NO	1.17	1.000	25.755	25.77	1.026	1.027	100.51	101	0.402	
19	19 13C-1,2,3,7,8-PeCDD	1.32e5	0.62	NO	0.914	1.000	29.937	30.15	1.193	1.201	97.346	97.3	0.269	
20	20 13C-1,2,3,4,7,8-HxCDD	1.01e5	1.30	NO	0.634	1.000	33.383	33.38	1.014	1.014	95.728	95.7	0.421	
21	21 13C-1,2,3,6,7,8-HxCDD	1.19e5	1.29	NO	0.724	1.000	33.491	33.50	1.017	1.018	98.682	98.7	0.368	
22	22 13C-1,2,3,7,8,9-HxCDD	1.15e5	1.25	NO	0.716	1.000	33.758	33.79	1.025	1.026	96.579	96.6	0.373	
23	23 13C-1,2,3,4,6,7,8-HpCDD	1.07e5	1.09	NO	0.660	1.000	37.169	37.18	1.129	1.129	96.706	96.7	0.575	
24	24 13C-OCDD	1.81e5	0.88	NO	0.587	1.000	40.145	40.36	1.219	1.226	185.28	92.6	0.361	
25	25 13C-2,3,7,8-TCDF	2.52e5	0.76	NO	1.02	1.000	24.851	25.12	0.990	1.001	100.09	100	0.369	
26	26 13C-1,2,3,7,8-PeCDF	1.96e5	1.64	NO	0.842	1.000	29.011	28.98	1.156	1.154	94.839	94.8	0.310	
27	27 13C-2,3,4,7,8-PeCDF	1.91e5	1.62	NO	0.802	1.000	29.897	29.94	1.191	1.193	96.912	96.9	0.326	
28	28 13C-1,2,3,4,7,8-HxCDF	1.64e5	0.50	NO	1.00	1.000	32.527	32.49	0.988	0.987	97.726	97.7	0.445	
29	29 13C-1,2,3,6,7,8-HxCDF	1.66e5	0.50	NO	1.02	1.000	32.658	32.63	0.992	0.991	97.658	97.7	0.438	
30	30 13C-2,3,4,6,7,8-HxCDF	1.58e5	0.50	NO	0.955	1.000	33.221	33.26	1.009	1.010	98.888	98.9	0.467	
31	31 13C-1,2,3,7,8,9-HxCDF	1.36e5	0.51	NO	0.851	1.000	34.285	34.27	1.041	1.041	95.657	95.7	0.524	



Dataset: U:\VG7.PRO\Results\200930D2\200930D2\_CRV.qld

Last Altered: Thursday, October 01, 2020 10:27:41 Pacific Daylight Time

Printed: Thursday, October 01, 2020 10:33:19 Pacific Daylight Time

Name: 200930D2\_1, Date: 30-Sep-2020, Time: 12:06:04, ID: ST200930D2-1 1613 CS0 20F1102, Description: 1613 CS0 20F1102

#	Name	Resp	RA	n/y	RRF	wt/vol	Pred.RT	RT	Pred.RRT	RRT	Conc.	%Rec	DL	EMPC
32	32 13C-1,2,3,4,6,7,8-HpCDF	1.38e5	0.43	NO	0.848	1.000	35.786	35.91	1.087	1.091	97.740	97.7	0.497	
33	33 13C-1,2,3,4,7,8,9-HpCDF	9.84e4	0.42	NO	0.624	1.000	37.761	37.83	1.147	1.149	94.399	94.4	0.675	
34	34 13C-OCDF	2.27e5	0.87	NO	0.730	1.000	40.296	40.68	1.224	1.236	186.36	93.2	0.394	
35	35 37Cl-2,3,7,8-TCDD	3.48e2			1.21	1.000	25.752	25.79	1.026	1.027	0.19492	78.0	0.0690	
36	36 13C-1,2,3,4-TCDD	1.48e5	0.78	NO	1.00	1.000	25.260	25.10	1.000	1.000	100.00	100	0.471	
37	37 13C-1,2,3,4-TCDF	2.46e5	0.79	NO	1.00	1.000	23.930	23.76	1.000	1.000	100.00	100	0.377	
38	38 13C-1,2,3,4,6,9-HxCDF	1.67e5	0.50	NO	1.00	1.000	32.990	32.92	1.000	1.000	100.00	100	0.446	

Dataset: U:\VG7.PRO\Results\200930D2\200930D2\_CRV.qld

Last Altered: Thursday, October 01, 2020 10:27:41 Pacific Daylight Time  
Printed: Thursday, October 01, 2020 10:33:19 Pacific Daylight Time

Name: 200930D2\_2, Date: 30-Sep-2020, Time: 12:51:13, ID: ST200930D2-2 1613 CS1 20F1103, Description: 1613 CS1 20F1103

#	Name	Resp	RA	n/y	RRF	wt/vol	Pred.RT	RT	Pred.RRT	RRT	Conc.	%Rec	DL	EMPC
1	1 2,3,7,8-TCDD	8.87e2	0.78	NO	1.00	1.000	25.821	25.82	1.001	1.001	0.50055	100	0.0605	0.501
2	2 1,2,3,7,8-PeCDD	2.83e3	0.66	NO	0.935	1.000	30.166	30.17	1.001	1.001	2.1217	84.9	0.0704	2.12
3	3 1,2,3,4,7,8-HxCDD	2.77e3	1.42	NO	1.15	1.000	33.404	33.40	1.000	1.000	2.2660	90.6	0.138	2.27
4	4 1,2,3,6,7,8-HxCDD	2.93e3	1.19	NO	1.02	1.000	33.514	33.53	1.000	1.000	2.3742	95.0	0.153	2.37
5	5 1,2,3,7,8,9-HxCDD	2.90e3	1.26	NO	1.06	1.000	33.833	33.81	1.001	1.000	2.2497	90.0	0.161	2.25
6	6 1,2,3,4,6,7,8-HpCDD	2.68e3	0.95	NO	1.00	1.000	37.201	37.20	1.000	1.000	2.3665	94.7	0.0876	2.37
7	7 OCDD	4.26e3	0.84	NO	0.952	1.000	40.383	40.39	1.000	1.000	4.3012	86.0	0.144	4.30
8	8 2,3,7,8-TCDF	1.27e3	0.76	NO	1.01	1.000	25.158	25.16	1.001	1.001	0.48435	96.9	0.0533	0.484
9	9 1,2,3,7,8-PeCDF	4.41e3	1.49	NO	0.998	1.000	29.018	29.02	1.001	1.001	2.2113	88.5	0.0589	2.21
10	10 2,3,4,7,8-PeCDF	4.71e3	1.60	NO	1.07	1.000	29.974	29.96	1.001	1.001	2.2165	88.7	0.0554	2.22
11	11 1,2,3,4,7,8-HxCDF	3.98e3	1.29	NO	1.05	1.000	32.505	32.52	1.000	1.000	2.2085	88.3	0.0509	2.21
12	12 1,2,3,6,7,8-HxCDF	4.33e3	1.33	NO	1.10	1.000	32.646	32.65	1.000	1.000	2.2276	89.1	0.0487	2.23
13	13 2,3,4,6,7,8-HxCDF	3.96e3	1.28	NO	1.09	1.000	33.306	33.28	1.001	1.000	2.2609	90.4	0.0596	2.26
14	14 1,2,3,7,8,9-HxCDF	3.56e3	1.35	NO	1.08	1.000	34.293	34.30	1.000	1.000	2.2843	91.4	0.0732	2.28
15	15 1,2,3,4,6,7,8-HpCDF	3.59e3	1.10	NO	1.13	1.000	35.964	35.95	1.001	1.001	2.1875	87.5	0.0754	2.19
16	16 1,2,3,4,7,8,9-HpCDF	2.96e3	1.11	NO	1.29	1.000	37.838	37.85	1.000	1.000	2.1582	86.3	0.0750	2.16
17	17 OCDF	5.45e3	0.88	NO	0.953	1.000	40.701	40.71	1.000	1.000	4.5423	90.8	0.0888	4.54
18	18 13C-2,3,7,8-TCDD	1.77e5	0.78	NO	1.17	1.000	25.786	25.79	1.026	1.026	96.769	96.8	0.372	
19	19 13C-1,2,3,7,8-PeCDD	1.43e5	0.61	NO	0.914	1.000	29.974	30.15	1.193	1.199	100.22	100	0.199	
20	20 13C-1,2,3,4,7,8-HxCDD	1.06e5	1.29	NO	0.634	1.000	33.405	33.39	1.014	1.014	98.510	98.5	0.441	
21	21 13C-1,2,3,6,7,8-HxCDD	1.21e5	1.25	NO	0.724	1.000	33.514	33.51	1.017	1.017	97.961	98.0	0.386	
22	22 13C-1,2,3,7,8,9-HxCDD	1.22e5	1.30	NO	0.716	1.000	33.780	33.80	1.025	1.026	100.00	100	0.390	
23	23 13C-1,2,3,4,6,7,8-HpCDD	1.13e5	1.06	NO	0.660	1.000	37.193	37.19	1.129	1.129	100.83	101	0.613	
24	24 13C-OCDD	2.08e5	0.87	NO	0.587	1.000	40.172	40.38	1.219	1.226	209.10	105	0.471	
25	25 13C-2,3,7,8-TCDF	2.58e5	0.80	NO	1.02	1.000	24.882	25.13	0.990	1.000	100.73	101	0.338	
26	26 13C-1,2,3,7,8-PeCDF	2.00e5	1.58	NO	0.842	1.000	29.046	29.00	1.156	1.154	94.617	94.6	0.364	
27	27 13C-2,3,4,7,8-PeCDF	1.98e5	1.56	NO	0.802	1.000	29.933	29.94	1.191	1.191	98.287	98.3	0.382	
28	28 13C-1,2,3,4,7,8-HxCDF	1.72e5	0.50	NO	1.00	1.000	32.548	32.50	0.988	0.987	100.71	101	0.407	
29	29 13C-1,2,3,6,7,8-HxCDF	1.77e5	0.49	NO	1.02	1.000	32.680	32.64	0.992	0.991	102.10	102	0.401	
30	30 13C-2,3,4,6,7,8-HxCDF	1.61e5	0.51	NO	0.955	1.000	33.243	33.27	1.009	1.010	99.175	99.2	0.428	
31	31 13C-1,2,3,7,8,9-HxCDF	1.44e5	0.49	NO	0.851	1.000	34.308	34.29	1.041	1.041	99.754	99.8	0.480	
32	32 13C-1,2,3,4,6,7,8-HpCDF	1.45e5	0.41	NO	0.848	1.000	35.810	35.93	1.087	1.091	100.64	101	0.494	
33	33 13C-1,2,3,4,7,8,9-HpCDF	1.07e5	0.44	NO	0.624	1.000	37.786	37.84	1.147	1.149	100.46	100	0.671	
34	34 13C-OCDF	2.52e5	0.87	NO	0.730	1.000	40.323	40.70	1.224	1.235	203.36	102	0.391	

Dataset: U:\VG7.PRO\Results\200930D2\200930D2\_CRV.qld

Last Altered: Thursday, October 01, 2020 10:27:41 Pacific Daylight Time

Printed: Thursday, October 01, 2020 10:33:19 Pacific Daylight Time

Name: 200930D2\_2, Date: 30-Sep-2020, Time: 12:51:13, ID: ST200930D2-2 1613 CS1 20F1103, Description: 1613 CS1 20F1103

	# Name	Resp	RA	n/y	RRF	wt/vol	Pred.RT	RT	Pred.RRT	RRT	Conc.	%Rec	DL	EMPC
35	35 37Cl-2,3,7,8-TCDD	8.95e2			1.21	1.000	25.784	25.81	1.026	1.027	0.47558	95.1	0.0525	
36	36 13C-1,2,3,4-TCDD	1.56e5	0.77	NO	1.00	1.000	25.260	25.13	1.000	1.000	100.00	100	0.436	
37	37 13C-1,2,3,4-TCDF	2.51e5	0.79	NO	1.00	1.000	23.930	23.79	1.000	1.000	100.00	100	0.345	
38	38 13C-1,2,3,4,6,9-HxCDF	1.70e5	0.49	NO	1.00	1.000	32.990	32.94	1.000	1.000	100.00	100	0.408	

Dataset: U:\VG7.PRO\Results\200930D2\200930D2\_CRV.qld

Last Altered: Thursday, October 01, 2020 10:27:41 Pacific Daylight Time

Printed: Thursday, October 01, 2020 10:33:19 Pacific Daylight Time

Name: 200930D2\_3, Date: 30-Sep-2020, Time: 13:37:23, ID: ST200930D2-3 1613 CS2 20F1104, Description: 1613 CS2 20F1104

	# Name	Resp	RA	n/y	RRF	wt/vol	Pred.RT	RT	Pred.RRT	RRT	Conc.	%Rec	DL	EMPC
1	1 2,3,7,8-TCDD	3.35e3	0.80	NO	1.00	1.000	25.806	25.79	1.001	1.001	1.7454	87.3	0.0590	1.75
2	2 1,2,3,7,8-PeCDD	1.29e4	0.59	NO	0.935	1.000	30.166	30.15	1.001	1.000	8.9436	89.4	0.0709	8.94
3	3 1,2,3,4,7,8-HxCDD	1.21e4	1.33	NO	1.15	1.000	33.393	33.39	1.000	1.000	8.9337	89.3	0.114	8.93
4	4 1,2,3,6,7,8-HxCDD	1.28e4	1.26	NO	1.02	1.000	33.503	33.51	1.000	1.000	9.1556	91.6	0.120	9.16
5	5 1,2,3,7,8,9-HxCDD	1.28e4	1.33	NO	1.06	1.000	33.811	33.79	1.001	1.000	9.0082	90.1	0.115	9.01
6	6 1,2,3,4,6,7,8-HpCDD	1.09e4	1.04	NO	1.00	1.000	37.179	37.18	1.000	1.000	8.9356	89.4	0.134	8.94
7	7 OCDD	1.88e4	0.91	NO	0.952	1.000	40.361	40.37	1.000	1.000	18.794	94.0	0.105	18.8
8	8 2,3,7,8-TCDF	4.49e3	0.74	NO	1.01	1.000	25.143	25.15	1.001	1.001	1.6566	82.8	0.0457	1.66
9	9 1,2,3,7,8-PeCDF	2.02e4	1.59	NO	0.998	1.000	28.998	29.00	1.001	1.001	9.1384	91.4	0.0784	9.14
10	10 2,3,4,7,8-PeCDF	2.12e4	1.62	NO	1.07	1.000	29.974	29.96	1.001	1.001	9.3871	93.9	0.0692	9.39
11	11 1,2,3,4,7,8-HxCDF	1.75e4	1.25	NO	1.05	1.000	32.483	32.50	1.000	1.001	9.0042	90.0	0.0728	9.00
12	12 1,2,3,6,7,8-HxCDF	1.87e4	1.24	NO	1.10	1.000	32.624	32.64	1.000	1.001	9.0344	90.3	0.0761	9.03
13	13 2,3,4,6,7,8-HxCDF	1.77e4	1.26	NO	1.09	1.000	33.295	33.28	1.001	1.001	8.9732	89.7	0.0765	8.97
14	14 1,2,3,7,8,9-HxCDF	1.49e4	1.23	NO	1.08	1.000	34.271	34.29	1.000	1.001	8.8694	88.7	0.111	8.87
15	15 1,2,3,4,6,7,8-HpCDF	1.52e4	0.98	NO	1.13	1.000	35.942	35.92	1.001	1.000	8.7232	87.2	0.121	8.72
16	16 1,2,3,4,7,8,9-HpCDF	1.31e4	1.04	NO	1.29	1.000	37.816	37.83	1.000	1.000	9.1888	91.9	0.123	9.19
17	17 OCDF	2.28e4	0.87	NO	0.953	1.000	40.680	40.69	1.000	1.000	18.281	91.4	0.0889	18.3
18	18 13C-2,3,7,8-TCDD	1.92e5	0.75	NO	1.17	1.000	25.771	25.78	1.026	1.026	102.22	102	0.316	
19	19 13C-1,2,3,7,8-PeCDD	1.55e5	0.63	NO	0.914	1.000	29.955	30.15	1.193	1.200	105.86	106	0.332	
20	20 13C-1,2,3,4,7,8-HxCDD	1.17e5	1.28	NO	0.634	1.000	33.383	33.38	1.014	1.014	97.531	97.5	0.351	
21	21 13C-1,2,3,6,7,8-HxCDD	1.36e5	1.28	NO	0.724	1.000	33.491	33.50	1.017	1.018	99.251	99.3	0.307	
22	22 13C-1,2,3,7,8,9-HxCDD	1.34e5	1.26	NO	0.716	1.000	33.758	33.78	1.025	1.026	98.689	98.7	0.310	
23	23 13C-1,2,3,4,6,7,8-HpCDD	1.22e5	1.12	NO	0.660	1.000	37.169	37.17	1.129	1.129	97.425	97.4	0.540	
24	24 13C-OCDD	2.10e5	0.90	NO	0.587	1.000	40.145	40.36	1.219	1.226	188.69	94.3	0.406	
25	25 13C-2,3,7,8-TCDF	2.68e5	0.80	NO	1.02	1.000	24.866	25.12	0.990	1.000	99.924	99.9	0.356	
26	26 13C-1,2,3,7,8-PeCDF	2.22e5	1.59	NO	0.842	1.000	29.028	28.98	1.156	1.154	100.40	100	0.366	
27	27 13C-2,3,4,7,8-PeCDF	2.10e5	1.68	NO	0.802	1.000	29.915	29.94	1.191	1.192	100.05	100	0.385	
28	28 13C-1,2,3,4,7,8-HxCDF	1.84e5	0.50	NO	1.00	1.000	32.527	32.48	0.988	0.987	96.954	97.0	0.452	
29	29 13C-1,2,3,6,7,8-HxCDF	1.88e5	0.49	NO	1.02	1.000	32.658	32.61	0.992	0.991	97.404	97.4	0.445	
30	30 13C-2,3,4,6,7,8-HxCDF	1.81e5	0.50	NO	0.955	1.000	33.221	33.26	1.009	1.010	100.01	100	0.475	
31	31 13C-1,2,3,7,8,9-HxCDF	1.55e5	0.52	NO	0.851	1.000	34.285	34.27	1.041	1.041	96.035	96.0	0.532	
32	32 13C-1,2,3,4,6,7,8-HpCDF	1.54e5	0.42	NO	0.848	1.000	35.786	35.91	1.087	1.091	95.936	95.9	0.449	
33	33 13C-1,2,3,4,7,8,9-HpCDF	1.10e5	0.43	NO	0.624	1.000	37.761	37.82	1.147	1.149	93.270	93.3	0.610	
34	34 13C-OCDF	2.61e5	0.88	NO	0.730	1.000	40.296	40.68	1.224	1.236	188.84	94.4	0.327	

Dataset: U:\VG7.PRO\Results\200930D2\200930D2\_CRV.qld

Last Altered: Thursday, October 01, 2020 10:27:41 Pacific Daylight Time

Printed: Thursday, October 01, 2020 10:33:19 Pacific Daylight Time

Name: 200930D2\_3, Date: 30-Sep-2020, Time: 13:37:23, ID: ST200930D2-3 1613 CS2 20F1104, Description: 1613 CS2 20F1104

	# Name	Resp	RA	n/y	RRF	wt/vol	Pred.RT	RT	Pred.RRT	RRT	Conc.	%Rec	DL	EMPC
35	35 37Cl-2,3,7,8-TCDD	3.83e3			1.21	1.000	25.768	25.81	1.026	1.027	1.9864	99.3	0.0538	
36	36 13C-1,2,3,4-TCDD	1.60e5	0.78	NO	1.00	1.000	25.260	25.12	1.000	1.000	100.00	100	0.370	
37	37 13C-1,2,3,4-TCDF	2.62e5	0.79	NO	1.00	1.000	23.930	23.77	1.000	1.000	100.00	100	0.363	
38	38 13C-1,2,3,4,6,9-HxCDF	1.90e5	0.50	NO	1.00	1.000	32.990	32.92	1.000	1.000	100.00	100	0.453	



Dataset: U:\VG7.PRO\Results\200930D2\200930D2\_CRV.qld

Last Altered: Thursday, October 01, 2020 10:27:41 Pacific Daylight Time  
Printed: Thursday, October 01, 2020 10:33:19 Pacific Daylight Time

Name: 200930D2\_4, Date: 30-Sep-2020, Time: 14:23:39, ID: ST200930D2-4 1613 CS3 20F1105, Description: 1613 CS3 20F1105

	# Name	Resp	RA	n/y	RRF	wt/vol	Pred.RT	RT	Pred.RRT	RRT	Conc.	%Rec	DL	EMPC
1	1 2,3,7,8-TCDD	1.39e4	0.77	NO	1.00	1.000	25.821	25.81	1.001	1.001	9.5080	95.1	0.111	9.51
2	2 1,2,3,7,8-PeCDD	5.42e4	0.59	NO	0.935	1.000	30.166	30.17	1.001	1.001	49.698	99.4	0.181	49.7
3	3 1,2,3,4,7,8-HxCDD	5.14e4	1.26	NO	1.15	1.000	33.404	33.40	1.000	1.000	50.422	101	0.242	50.4
4	4 1,2,3,6,7,8-HxCDD	5.15e4	1.26	NO	1.02	1.000	33.503	33.53	1.000	1.001	49.826	99.7	0.270	49.8
5	5 1,2,3,7,8,9-HxCDD	5.21e4	1.29	NO	1.06	1.000	33.822	33.80	1.001	1.000	49.221	98.4	0.250	49.2
6	6 1,2,3,4,6,7,8-HpCDD	4.59e4	1.05	NO	1.00	1.000	37.190	37.19	1.000	1.000	48.395	96.8	0.334	48.4
7	7 OCDD	7.84e4	0.91	NO	0.952	1.000	40.372	40.39	1.000	1.001	101.14	101	0.308	101
8	8 2,3,7,8-TCDF	1.88e4	0.74	NO	1.01	1.000	25.158	25.16	1.001	1.001	8.8783	88.8	0.0922	8.88
9	9 1,2,3,7,8-PeCDF	8.94e4	1.63	NO	0.998	1.000	29.019	29.00	1.001	1.000	49.989	100	0.142	50.0
10	10 2,3,4,7,8-PeCDF	8.96e4	1.62	NO	1.07	1.000	29.974	29.96	1.001	1.001	51.857	104	0.130	51.9
11	11 1,2,3,4,7,8-HxCDF	7.44e4	1.27	NO	1.05	1.000	32.494	32.50	1.000	1.000	50.500	101	0.220	50.5
12	12 1,2,3,6,7,8-HxCDF	7.93e4	1.26	NO	1.10	1.000	32.635	32.64	1.000	1.000	49.738	99.5	0.206	49.7
13	13 2,3,4,6,7,8-HxCDF	7.34e4	1.23	NO	1.09	1.000	33.306	33.28	1.001	1.000	50.165	100	0.237	50.2
14	14 1,2,3,7,8,9-HxCDF	6.56e4	1.26	NO	1.08	1.000	34.282	34.29	1.000	1.000	50.648	101	0.288	50.6
15	15 1,2,3,4,6,7,8-HpCDF	6.77e4	1.02	NO	1.13	1.000	35.953	35.94	1.001	1.001	51.219	102	0.334	51.2
16	16 1,2,3,4,7,8,9-HpCDF	5.55e4	1.02	NO	1.29	1.000	37.827	37.84	1.000	1.000	49.634	99.3	0.356	49.6
17	17 OCDF	9.70e4	0.90	NO	0.953	1.000	40.690	40.71	1.000	1.001	99.596	99.6	0.263	99.6
18	18 13C-2,3,7,8-TCDD	1.46e5	0.79	NO	1.17	1.000	25.771	25.79	1.026	1.027	97.942	97.9	0.382	
19	19 13C-1,2,3,7,8-PeCDD	1.17e5	0.63	NO	0.914	1.000	29.955	30.15	1.193	1.200	100.61	101	0.290	
20	20 13C-1,2,3,4,7,8-HxCDD	8.84e4	1.27	NO	0.634	1.000	33.394	33.39	1.014	1.014	98.658	98.7	0.415	
21	21 13C-1,2,3,6,7,8-HxCDD	1.01e5	1.26	NO	0.724	1.000	33.503	33.50	1.017	1.017	98.518	98.5	0.363	
22	22 13C-1,2,3,7,8,9-HxCDD	9.97e4	1.21	NO	0.716	1.000	33.769	33.79	1.025	1.026	98.480	98.5	0.367	
23	23 13C-1,2,3,4,6,7,8-HpCDD	9.48e4	1.06	NO	0.660	1.000	37.181	37.18	1.129	1.129	101.49	101	0.587	
24	24 13C-OCDD	1.63e5	0.88	NO	0.587	1.000	40.158	40.37	1.219	1.226	196.23	98.1	0.349	
25	25 13C-2,3,7,8-TCDF	2.10e5	0.78	NO	1.02	1.000	24.866	25.13	0.990	1.001	99.133	99.1	0.390	
26	26 13C-1,2,3,7,8-PeCDF	1.79e5	1.59	NO	0.842	1.000	29.028	29.00	1.156	1.154	102.97	103	0.440	
27	27 13C-2,3,4,7,8-PeCDF	1.61e5	1.67	NO	0.802	1.000	29.915	29.94	1.191	1.192	96.981	97.0	0.462	
28	28 13C-1,2,3,4,7,8-HxCDF	1.40e5	0.49	NO	1.00	1.000	32.538	32.49	0.988	0.987	98.799	98.8	0.562	
29	29 13C-1,2,3,6,7,8-HxCDF	1.45e5	0.50	NO	1.02	1.000	32.669	32.63	0.992	0.991	100.59	101	0.554	
30	30 13C-2,3,4,6,7,8-HxCDF	1.35e5	0.50	NO	0.955	1.000	33.233	33.27	1.009	1.010	99.579	99.6	0.591	
31	31 13C-1,2,3,7,8,9-HxCDF	1.20e5	0.50	NO	0.851	1.000	34.296	34.28	1.041	1.041	99.429	99.4	0.663	
32	32 13C-1,2,3,4,6,7,8-HpCDF	1.17e5	0.43	NO	0.848	1.000	35.798	35.92	1.087	1.091	97.444	97.4	0.468	
33	33 13C-1,2,3,4,7,8,9-HpCDF	8.69e4	0.41	NO	0.624	1.000	37.774	37.83	1.147	1.149	98.450	98.4	0.635	
34	34 13C-OCDF	2.04e5	0.88	NO	0.730	1.000	40.310	40.69	1.224	1.236	197.95	99.0	0.428	

Vista Analytical Laboratory

Dataset: U:\VG7.PRO\Results\200930D2\200930D2\_CRV.qld

Last Altered: Thursday, October 01, 2020 10:27:41 Pacific Daylight Time

Printed: Thursday, October 01, 2020 10:33:19 Pacific Daylight Time

Name: 200930D2\_4, Date: 30-Sep-2020, Time: 14:23:39, ID: ST200930D2-4 1613 CS3 20F1105, Description: 1613 CS3 20F1105

#	Name	Resp	RA	n/y	RRF	wt/vol	Pred.RT	RT	Pred.RRT	RRT	Conc.	%Rec	DL	EMPC
35	35 37Cl-2,3,7,8-TCDD	1.49e4			1.21	1.000	25.768	25.81	1.026	1.027	9.7292	97.3	0.0917	
36	36 13C-1,2,3,4-TCDD	1.27e5	0.80	NO	1.00	1.000	25.260	25.12	1.000	1.000	100.00	100	0.448	
37	37 13C-1,2,3,4-TCDF	2.07e5	0.80	NO	1.00	1.000	23.930	23.77	1.000	1.000	100.00	100	0.399	
38	38 13C-1,2,3,4,6,9-HxCDF	1.41e5	0.50	NO	1.00	1.000	32.990	32.93	1.000	1.000	100.00	100	0.564	

Dataset: U:\VG7.PRO\Results\200930D2\200930D2\_CRV.qld

Last Altered: Thursday, October 01, 2020 10:27:41 Pacific Daylight Time

Printed: Thursday, October 01, 2020 10:33:19 Pacific Daylight Time

Name: 200930D2\_5, Date: 30-Sep-2020, Time: 15:49:01, ID: ST200930D2-5 1613 CS4 20F1106, Description: 1613 CS4 20F1106

#	Name	Resp	RA	n/y	RRF	wt/vol	Pred.RT	RT	Pred.RRT	RRT	Conc.	%Rec	DL	EMPC
1	1 2,3,7,8-TCDD	7.37e4	0.76	NO	1.00	1.000	25.806	25.81	1.001	1.001	38.854	97.1	0.0708	38.9
2	2 1,2,3,7,8-PeCDD	2.74e5	0.60	NO	0.935	1.000	30.167	30.17	1.001	1.001	221.90	111	0.133	222
3	3 1,2,3,4,7,8-HxCDD	2.76e5	1.29	NO	1.15	1.000	33.404	33.40	1.000	1.000	219.24	110	0.210	219
4	4 1,2,3,6,7,8-HxCDD	2.74e5	1.23	NO	1.02	1.000	33.504	33.53	1.000	1.001	216.34	108	0.225	216
5	5 1,2,3,7,8,9-HxCDD	2.84e5	1.25	NO	1.06	1.000	33.823	33.81	1.001	1.001	219.54	110	0.229	220
6	6 1,2,3,4,6,7,8-HpCDD	2.47e5	1.04	NO	1.00	1.000	37.191	37.20	1.000	1.001	221.28	111	0.516	221
7	7 OCDD	4.22e5	0.90	NO	0.952	1.000	40.384	40.39	1.000	1.000	426.28	107	0.374	426
8	8 2,3,7,8-TCDF	1.04e5	0.77	NO	1.01	1.000	25.158	25.15	1.001	1.001	39.830	99.6	0.0601	39.8
9	9 1,2,3,7,8-PeCDF	4.62e5	1.61	NO	0.998	1.000	28.999	29.00	1.001	1.001	218.35	109	0.201	218
10	10 2,3,4,7,8-PeCDF	4.79e5	1.60	NO	1.07	1.000	29.974	29.96	1.001	1.001	225.85	113	0.162	226
11	11 1,2,3,4,7,8-HxCDF	4.05e5	1.25	NO	1.05	1.000	32.494	32.51	1.000	1.000	223.95	112	0.297	224
12	12 1,2,3,6,7,8-HxCDF	4.22e5	1.24	NO	1.10	1.000	32.636	32.64	1.000	1.000	219.12	110	0.284	219
13	13 2,3,4,6,7,8-HxCDF	3.94e5	1.24	NO	1.09	1.000	33.306	33.29	1.001	1.001	225.95	113	0.334	226
14	14 1,2,3,7,8,9-HxCDF	3.46e5	1.29	NO	1.08	1.000	34.283	34.29	1.000	1.000	215.45	108	0.399	215
15	15 1,2,3,4,6,7,8-HpCDF	3.79e5	1.04	NO	1.13	1.000	35.954	35.94	1.001	1.001	224.59	112	0.460	225
16	16 1,2,3,4,7,8,9-HpCDF	3.19e5	1.03	NO	1.29	1.000	37.827	37.84	1.000	1.000	219.44	110	0.460	219
17	17 OCDF	5.52e5	0.89	NO	0.953	1.000	40.691	40.71	1.000	1.001	449.43	112	0.339	449
18	18 13C-2,3,7,8-TCDD	1.89e5	0.79	NO	1.17	1.000	25.771	25.78	1.026	1.026	98.388	98.4	0.296	
19	19 13C-1,2,3,7,8-PeCDD	1.32e5	0.63	NO	0.914	1.000	29.956	30.15	1.193	1.200	88.219	88.2	0.204	
20	20 13C-1,2,3,4,7,8-HxCDD	1.09e5	1.28	NO	0.634	1.000	33.394	33.39	1.014	1.014	100.34	100	0.403	
21	21 13C-1,2,3,6,7,8-HxCDD	1.24e5	1.28	NO	0.724	1.000	33.503	33.50	1.017	1.017	99.250	99.3	0.353	
22	22 13C-1,2,3,7,8,9-HxCDD	1.22e5	1.23	NO	0.716	1.000	33.769	33.79	1.025	1.026	99.176	99.2	0.357	
23	23 13C-1,2,3,4,6,7,8-HpCDD	1.12e5	1.04	NO	0.660	1.000	37.181	37.18	1.129	1.129	98.247	98.2	0.525	
24	24 13C-OCDD	2.08e5	0.90	NO	0.587	1.000	40.159	40.38	1.219	1.226	206.10	103	0.403	
25	25 13C-2,3,7,8-TCDF	2.57e5	0.78	NO	1.02	1.000	24.867	25.13	0.990	1.001	98.299	98.3	0.313	
26	26 13C-1,2,3,7,8-PeCDF	2.12e5	1.62	NO	0.842	1.000	29.029	28.98	1.156	1.154	98.319	98.3	0.497	
27	27 13C-2,3,4,7,8-PeCDF	1.98e5	1.60	NO	0.802	1.000	29.915	29.94	1.191	1.192	96.177	96.2	0.522	
28	28 13C-1,2,3,4,7,8-HxCDF	1.72e5	0.51	NO	1.00	1.000	32.538	32.49	0.988	0.987	99.701	99.7	0.382	
29	29 13C-1,2,3,6,7,8-HxCDF	1.75e5	0.51	NO	1.02	1.000	32.670	32.63	0.992	0.991	99.974	100	0.376	
30	30 13C-2,3,4,6,7,8-HxCDF	1.60e5	0.51	NO	0.955	1.000	33.233	33.27	1.009	1.010	97.627	97.6	0.401	
31	31 13C-1,2,3,7,8,9-HxCDF	1.49e5	0.52	NO	0.851	1.000	34.296	34.28	1.041	1.041	101.52	102	0.450	
32	32 13C-1,2,3,4,6,7,8-HpCDF	1.49e5	0.42	NO	0.848	1.000	35.798	35.92	1.087	1.091	102.27	102	0.410	
33	33 13C-1,2,3,4,7,8,9-HpCDF	1.13e5	0.41	NO	0.624	1.000	37.774	37.83	1.147	1.149	105.42	105	0.557	
34	34 13C-OCDF	2.58e5	0.88	NO	0.730	1.000	40.310	40.69	1.224	1.236	205.63	103	0.367	



Dataset: U:\VG7.PRO\Results\200930D2\200930D2\_CRV.qld

Last Altered: Thursday, October 01, 2020 10:27:41 Pacific Daylight Time

Printed: Thursday, October 01, 2020 10:33:19 Pacific Daylight Time

Name: 200930D2\_5, Date: 30-Sep-2020, Time: 15:49:01, ID: ST200930D2-5 1613 CS4 20F1106, Description: 1613 CS4 20F1106

	# Name	Resp	RA	n/y	RRF	wt/vol	Pred.RT	RT	Pred.RRT	RRT	Conc.	%Rec	DL	EMPC
35	35 37Cl-2,3,7,8-TCDD	8.56e4			1.21	1.000	25.768	25.81	1.026	1.027	43.240	108	0.0718	
36	36 13C-1,2,3,4-TCDD	1.64e5	0.79	NO	1.00	1.000	25.260	25.12	1.000	1.000	100.00	100	0.348	
37	37 13C-1,2,3,4-TCDF	2.56e5	0.78	NO	1.00	1.000	23.930	23.77	1.000	1.000	100.00	100	0.319	
38	38 13C-1,2,3,4,6,9-HxCDF	1.72e5	0.50	NO	1.00	1.000	32.990	32.93	1.000	1.000	100.00	100	0.383	

Dataset: U:\VG7.PRO\Results\200930D2\200930D2\_CRV.qld

Last Altered: Thursday, October 01, 2020 10:27:41 Pacific Daylight Time

Printed: Thursday, October 01, 2020 10:33:19 Pacific Daylight Time

Name: 200930D2\_6, Date: 30-Sep-2020, Time: 16:35:44, ID: ST200930D2-6 1613 CS5 20F1107, Description: 1613 CS5 20F1107

#	Name	Resp	RA	n/y	RRF	wt/vol	Pred.RT	RT	Pred.RRT	RRT	Conc.	%Rec	DL	EMPC
1	1 2,3,7,8-TCDD	7.58e5	0.78	NO	1.00	1.000	25.837	25.82	1.001	1.001	356.63	119	0.0966	357
2	2 1,2,3,7,8-PeCDD	2.85e6	0.62	NO	0.935	1.000	30.167	30.17	1.001	1.001	1780.4	119	0.172	1780
3	3 1,2,3,4,7,8-HxCDD	2.71e6	1.27	NO	1.15	1.000	33.404	33.42	1.000	1.001	1675.8	112	0.517	1680
4	4 1,2,3,6,7,8-HxCDD	2.69e6	1.28	NO	1.02	1.000	33.514	33.54	1.000	1.001	1680.7	112	0.531	1680
5	5 1,2,3,7,8,9-HxCDD	2.81e6	1.28	NO	1.06	1.000	33.834	33.82	1.001	1.001	1704.1	114	0.514	1700
6	6 1,2,3,4,6,7,8-HpCDD	2.53e6	1.04	NO	1.00	1.000	37.212	37.21	1.000	1.000	1793.7	120	1.10	1790
7	7 OCDD	4.25e6	0.91	NO	0.952	1.000	40.405	40.42	1.000	1.000	3501.8	117	0.640	3500
8	8 2,3,7,8-TCDF	9.86e5	0.76	NO	1.01	1.000	25.173	25.16	1.001	1.001	338.16	113	0.0928	338
9	9 1,2,3,7,8-PeCDF	4.38e6	1.61	NO	0.998	1.000	29.019	29.02	1.001	1.001	1733.2	116	0.290	1730
10	10 2,3,4,7,8-PeCDF	4.65e6	1.58	NO	1.07	1.000	29.994	29.96	1.001	1.000	1748.5	117	0.254	1750
11	11 1,2,3,4,7,8-HxCDF	3.93e6	1.26	NO	1.05	1.000	32.505	32.52	1.000	1.000	1735.3	116	0.598	1740
12	12 1,2,3,6,7,8-HxCDF	4.09e6	1.24	NO	1.10	1.000	32.646	32.65	1.000	1.000	1760.3	117	0.578	1760
13	13 2,3,4,6,7,8-HxCDF	3.89e6	1.24	NO	1.09	1.000	33.317	33.29	1.001	1.000	1762.8	118	0.677	1760
14	14 1,2,3,7,8,9-HxCDF	3.50e6	1.25	NO	1.08	1.000	34.293	34.30	1.000	1.000	1741.6	116	0.787	1740
15	15 1,2,3,4,6,7,8-HpCDF	3.65e6	1.03	NO	1.13	1.000	35.964	35.95	1.001	1.001	1771.8	118	1.17	1770
16	16 1,2,3,4,7,8,9-HpCDF	3.13e6	1.03	NO	1.29	1.000	37.838	37.86	1.000	1.001	1782.6	119	1.19	1780
17	17 OCDF	5.35e6	0.90	NO	0.953	1.000	40.713	40.73	1.000	1.001	3484.8	116	0.570	3480
18	18 13C-2,3,7,8-TCDD	2.12e5	0.79	NO	1.17	1.000	25.786	25.81	1.026	1.027	104.16	104	0.286	
19	19 13C-1,2,3,7,8-PeCDD	1.71e5	0.64	NO	0.914	1.000	29.974	30.15	1.193	1.199	107.75	108	0.215	
20	20 13C-1,2,3,4,7,8-HxCDD	1.40e5	1.26	NO	0.634	1.000	33.405	33.39	1.014	1.014	109.23	109	0.282	
21	21 13C-1,2,3,6,7,8-HxCDD	1.56e5	1.25	NO	0.724	1.000	33.514	33.51	1.017	1.017	106.34	106	0.247	
22	22 13C-1,2,3,7,8,9-HxCDD	1.55e5	1.28	NO	0.716	1.000	33.781	33.80	1.025	1.026	107.07	107	0.250	
23	23 13C-1,2,3,4,6,7,8-HpCDD	1.41e5	1.06	NO	0.660	1.000	37.194	37.20	1.129	1.129	105.30	105	0.429	
24	24 13C-OCDD	2.55e5	0.91	NO	0.587	1.000	40.172	40.41	1.219	1.226	214.60	107	0.280	
25	25 13C-2,3,7,8-TCDF	2.88e5	0.77	NO	1.02	1.000	24.882	25.15	0.990	1.001	101.82	102	0.296	
26	26 13C-1,2,3,7,8-PeCDF	2.53e5	1.56	NO	0.842	1.000	29.046	29.00	1.156	1.154	108.85	109	0.302	
27	27 13C-2,3,4,7,8-PeCDF	2.47e5	1.63	NO	0.802	1.000	29.933	29.96	1.191	1.192	111.60	112	0.317	
28	28 13C-1,2,3,4,7,8-HxCDF	2.16e5	0.51	NO	1.00	1.000	32.549	32.51	0.988	0.987	106.11	106	0.327	
29	29 13C-1,2,3,6,7,8-HxCDF	2.11e5	0.51	NO	1.02	1.000	32.680	32.64	0.992	0.991	102.28	102	0.322	
30	30 13C-2,3,4,6,7,8-HxCDF	2.03e5	0.50	NO	0.955	1.000	33.244	33.28	1.009	1.010	104.72	105	0.344	
31	31 13C-1,2,3,7,8,9-HxCDF	1.86e5	0.50	NO	0.851	1.000	34.308	34.29	1.041	1.041	107.61	108	0.386	
32	32 13C-1,2,3,4,6,7,8-HpCDF	1.82e5	0.42	NO	0.848	1.000	35.810	35.93	1.087	1.091	105.97	106	0.366	
33	33 13C-1,2,3,4,7,8,9-HpCDF	1.37e5	0.43	NO	0.624	1.000	37.787	37.84	1.147	1.149	108.00	108	0.497	
34	34 13C-OCDF	3.22e5	0.90	NO	0.730	1.000	40.323	40.71	1.224	1.236	217.87	109	0.278	

Dataset: U:\VG7.PRO\Results\200930D2\200930D2\_CRV.qld

Last Altered: Thursday, October 01, 2020 10:27:41 Pacific Daylight Time

Printed: Thursday, October 01, 2020 10:33:19 Pacific Daylight Time

Name: 200930D2\_6, Date: 30-Sep-2020, Time: 16:35:44, ID: ST200930D2-6 1613 CS5 20F1107, Description: 1613 CS5 20F1107

	# Name	Resp	RA	n/y	RRF	wt/vol	Pred.RT	RT	Pred.RRT	RRT	Conc.	%Rec	DL	EMPC
35	35 37Cl-2,3,7,8-TCDD	5.12e5			1.21	1.000	25.784	25.82	1.026	1.027	244.41	122	0.0655	
36	36 13C-1,2,3,4-TCDD	1.74e5	0.81	NO	1.00	1.000	25.260	25.13	1.000	1.000	100.00	100	0.335	
37	37 13C-1,2,3,4-TCDF	2.77e5	0.77	NO	1.00	1.000	23.930	23.79	1.000	1.000	100.00	100	0.302	
38	38 13C-1,2,3,4,6,9-HxCDF	2.03e5	0.50	NO	1.00	1.000	32.990	32.94	1.000	1.000	100.00	100	0.328	

Dataset: Untitled

Last Altered: Thursday, October 01, 2020 10:37:09 Pacific Daylight Time

Printed: Thursday, October 01, 2020 10:37:36 Pacific Daylight Time

Method: C:\MassLynx\Default.pro\Methdb\CPSM.mdb 22 Sep 2020 09:44:55

Calibration: U:\VG7.PRO\CurveDB\ZB\_DIOXIN\_1613vg7-9-30-20.cdb 01 Oct 2020 10:27:37

Name: 200930D2\_4, Date: 30-Sep-2020, Time: 14:23:39, ID: ST200930D2-4 1613 CS3 20F1105, Description: 1613 CS3 20F1105

	# Name	RT
1	1 1,3,6,8-TCDD (First)	22.41
2	2 1,2,8,9-TCDD (Last)	26.63
3	3 1,2,4,7,9-PeCDD (First)	28.07
4	4 1,2,3,8,9-PeCDD (Last)	30.51
5	5 1,2,4,6,7,9-HxCDD (First)	31.78
6	6 1,2,3,7,8,9-HxCDD (Last)	33.80
7	7 1,2,3,4,6,7,9-HpCDD (First)	36.29
8	8 1,2,3,4,6,7,8-HpCDD (Last)	37.19
9	9 1,3,6,8-TCDF (First)	20.29
10	10 1,2,8,9-TCDF (Last)	26.91
11	11 1,3,4,6,8-PeCDF (First)	26.55
12	12 1,2,3,8,9-PeCDF (Last)	30.83
13	13 1,2,3,4,6,8-HxCDF (First)	31.26
14	14 1,2,3,7,8,9-HxCDF (Last)	34.29
15	15 1,2,3,4,6,7,8-HpCDF (First)	35.94
16	16 1,2,3,4,7,8,9-HpCDF (Last)	37.84

Vista Analytical Laboratory VG-11

Dataset: Untitled

Last Altered: Thursday, October 01, 2020 10:38:02 Pacific Daylight Time

Printed: Thursday, October 01, 2020 10:38:09 Pacific Daylight Time

Method: C:\MassLynx\Default.pro\Methdb\1613\_rrt.mdb 11 Sep 2020 15:14:27

Calibration: U:\VG7.PRO\CurveDB\ZB\_DIOXIN\_1613vg7-9-30-20.cdb 01 Oct 2020 10:27:37

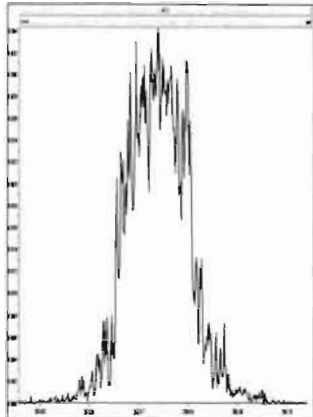
Compound name: 2,3,7,8-TCDD

	Name	ID	Acq.Date	Acq.Time
1	200930D2_1	ST200930D2-1 1613 CS0 20F1102	30-Sep-20	12:06:04
2	200930D2_2	ST200930D2-2 1613 CS1 20F1103	30-Sep-20	12:51:13
3	200930D2_3	ST200930D2-3 1613 CS2 20F1104	30-Sep-20	13:37:23
4	200930D2_4	ST200930D2-4 1613 CS3 20F1105	30-Sep-20	14:23:39
5	200930D2_5	ST200930D2-5 1613 CS4 20F1106	30-Sep-20	15:49:01
6	200930D2_6	ST200930D2-6 1613 CS5 20F1107	30-Sep-20	16:35:44
7	200930D2_7	SOLVENT BLANK	30-Sep-20	17:21:53
8	200930D2_8	SS200930D2-1 1613 SSS 20F1108	30-Sep-20	18:08:02
9	200930D2_9	QC200930D2-1 TCDF CPSM	30-Sep-20	18:54:11
10	200930D2_10	B0I0193-BS1 OPR 10	30-Sep-20	19:40:20
11	200930D2_11	SOLVENT BLANK	30-Sep-20	20:26:29
12	200930D2_12	B0I0193-BLK1 Method Blank 10	30-Sep-20	21:11:54
13	200930D2_13	2002003-01 PDI-018SC-A-00-01-190926 10.15	30-Sep-20	21:57:18
14	200930D2_14	2002003-02 PDI-018SC-A-01-02-190926 11.65	30-Sep-20	22:43:26
15	200930D2_15	2002003-03 PDI-018SC-A-02-03-190926 10.16	30-Sep-20	23:29:40
16	200930D2_16	2002003-04 PDI-018SC-A-03-04-190926 11.5	01-Oct-20	00:15:48
17	200930D2_17	2002003-05 PDI-018SC-A-04-05-190926 10.06	01-Oct-20	01:01:11
18	200930D2_18	2002003-06 PDI-018SC-A-05-06-190926 10.33	01-Oct-20	01:46:37

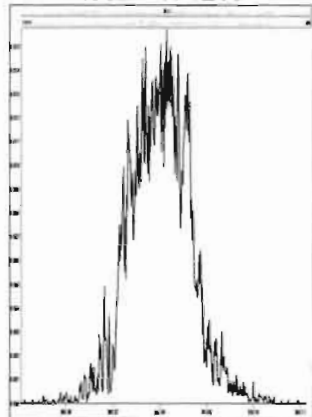
File: Experiment: ocdd\_db5.exp Reference: Pfk.ref Function: 1 @ 200 (ppm)

Printed: Wednesday, September 30, 2020 12:01:52 Pacific Daylight Time

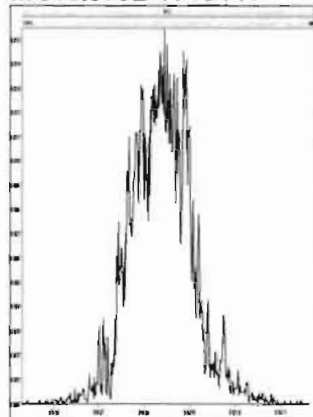
M 292.9824 R 12884



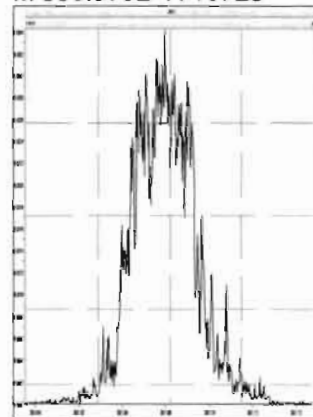
M 304.9824 R 12191



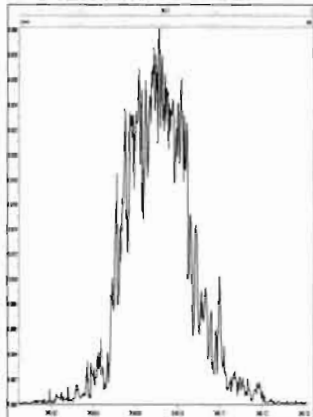
M 318.9792 R 13441



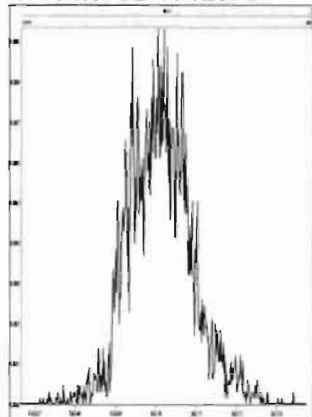
M 330.9792 R 10728



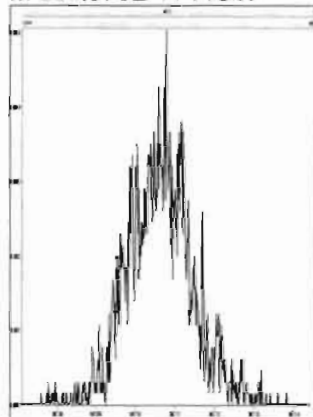
M 342.9792 R 11907



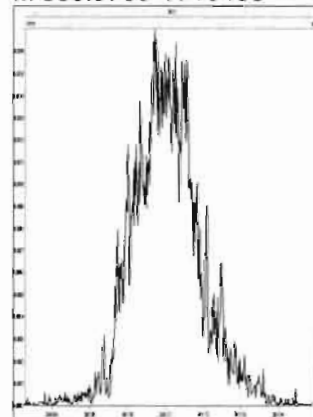
M 354.9792 R 12078



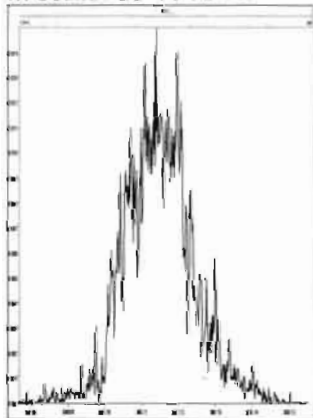
M 366.9792 R 11847



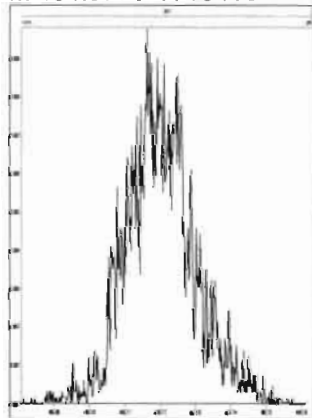
M 380.9760 R 10458



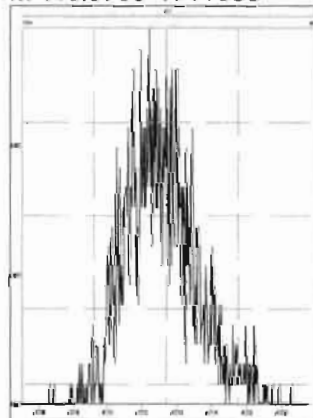
M 392.9760 R 10247



M 404.9760 R 10416



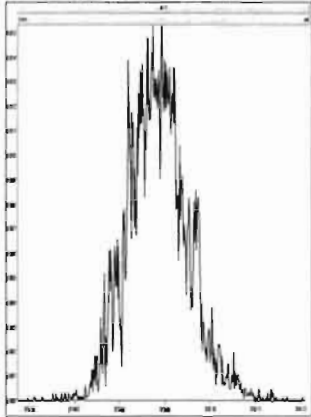
M 416.9760 R 11685



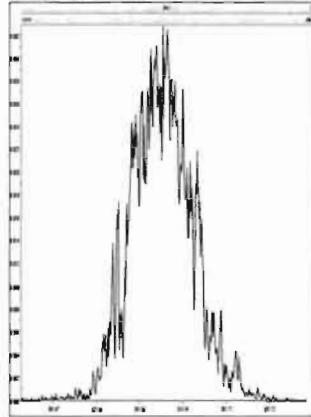
File: Experiment: ocdd\_db5.exp Reference: Pfk.ref Function: 2 @ 200 (ppm)

Printed: Wednesday, September 30, 2020 12:02:33 Pacific Daylight Time

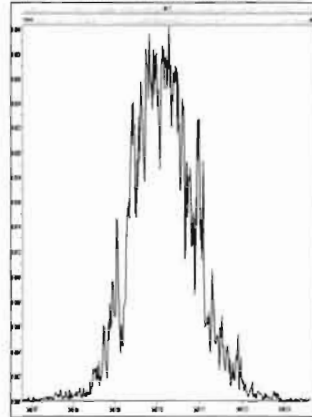
M 318.9792 R 11463



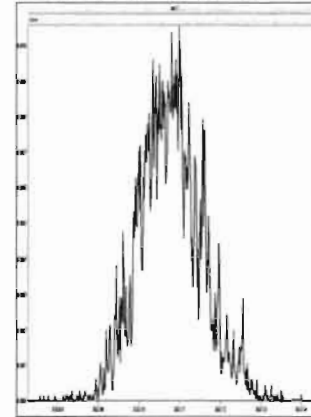
M 330.9792 R 10775



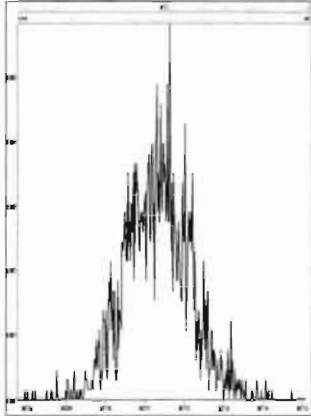
M 342.9792 R 10414



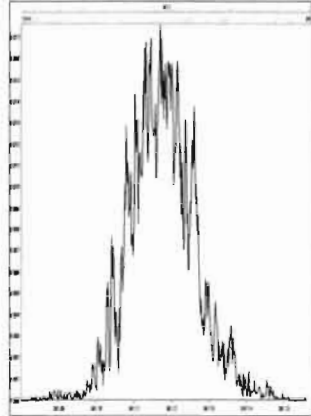
M 354.9792 R 10772



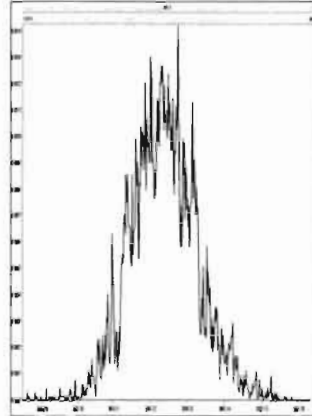
M 366.9792 R 11520



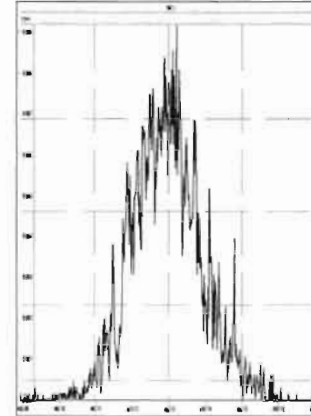
M 380.9760 R 10778



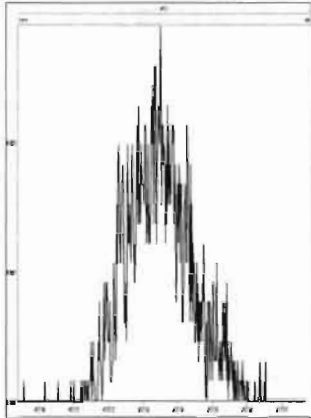
M 392.9760 R 10201



M 404.9760 R 10504



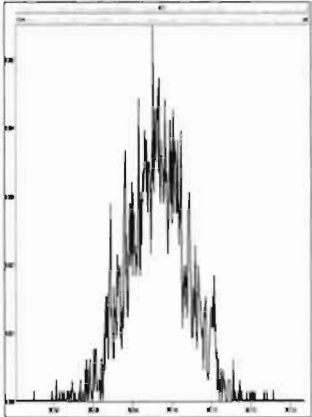
M 416.9760 R 10967



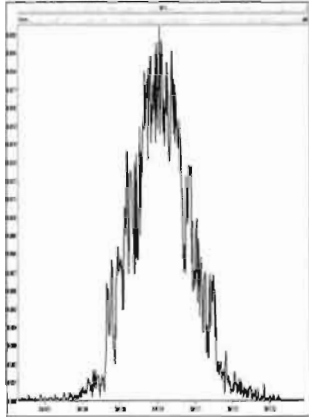
File: Experiment: ocdd\_db5.exp Reference: Pfk.ref Function: 3 @ 200 (ppm)

Printed: Wednesday, September 30, 2020 12:03:12 Pacific Daylight Time

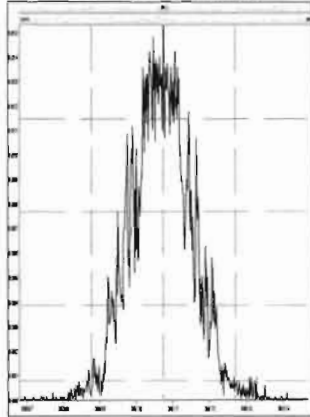
M 366.9792 R 12441



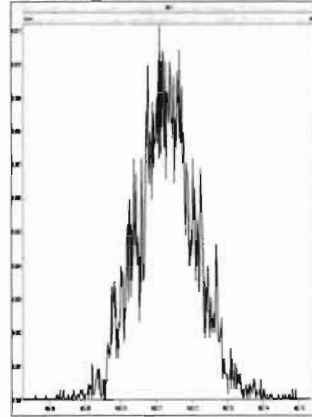
M 380.9760 R 11959



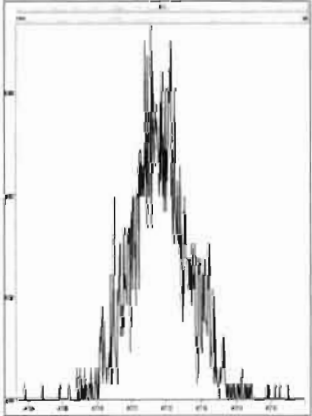
M 392.9760 R 11958



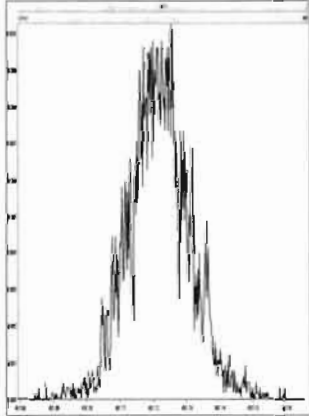
M 404.9760 R 11792



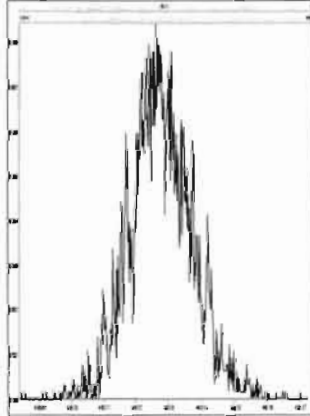
M 416.9760 R 12138



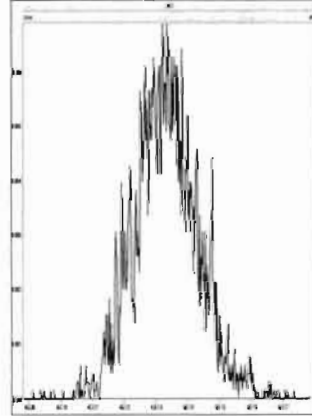
M 430.9728 R 11469



M 442.9728 R 11161



M 454.9728 R 10868

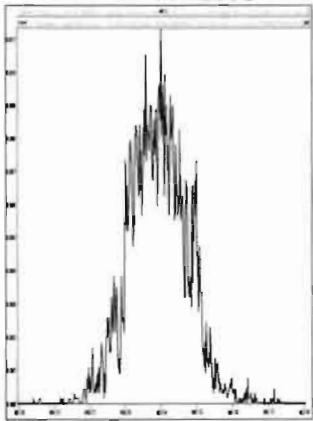




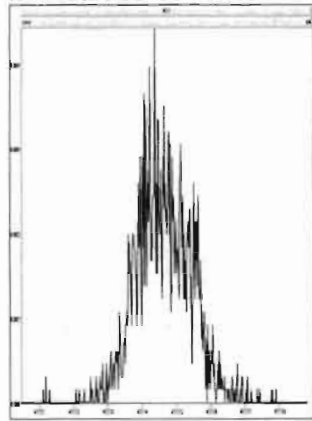
File: Experiment: ocdd\_db5.exp Reference: Pfk.ref Function: 4 @ 200 (ppm)

Printed: Wednesday, September 30, 2020 12:03:51 Pacific Daylight Time

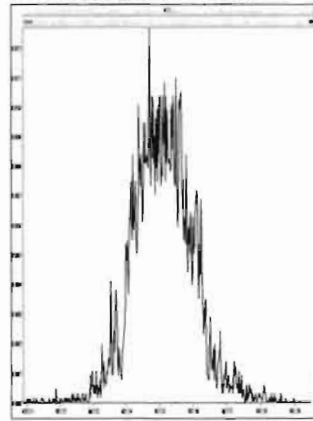
M 404.9760 R 12500



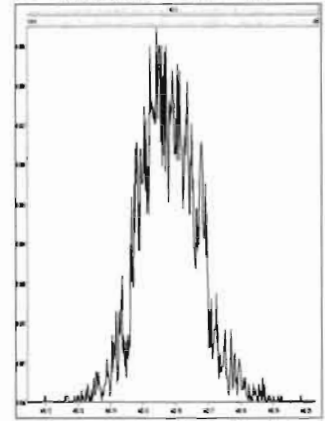
M 416.9760 R 14449



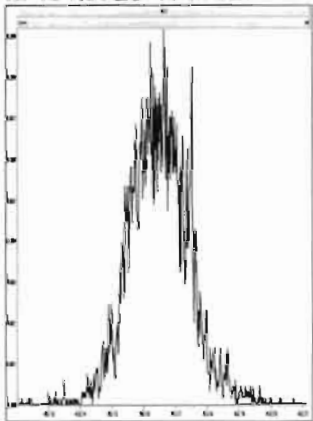
M 430.9728 R 11903



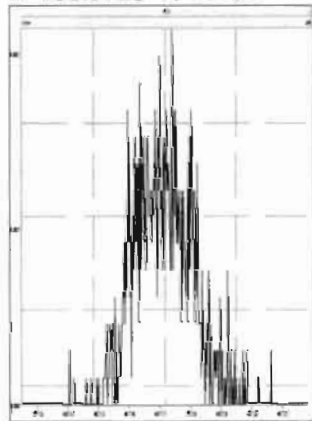
M 442.9728 R 12256



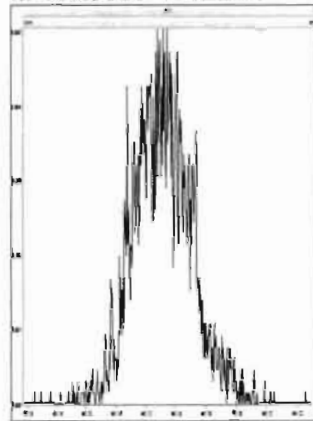
M 454.9728 R 11627



M 466.9728 R 14704



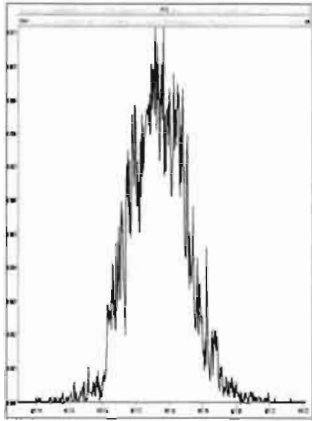
M 480.9696 R 12252



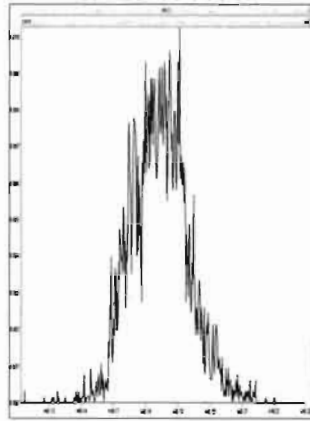
File: Experiment: ocdd\_db5.exp Reference: Pfk.ref Function: 5 @ 200 (ppm)

Printed: Wednesday, September 30, 2020 12:04:30 Pacific Daylight Time

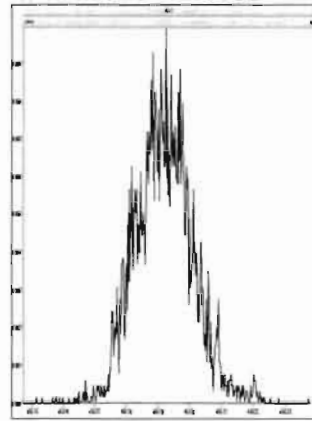
M 430.9728 R 12314



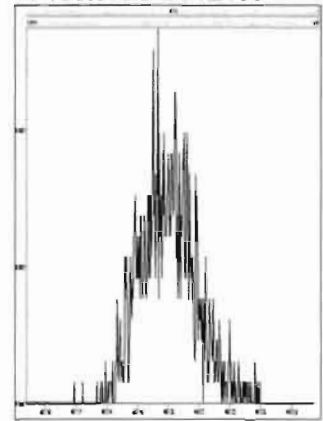
M 442.9728 R 11902



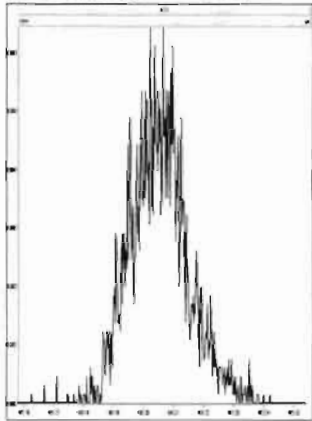
M 454.9728 R 13889



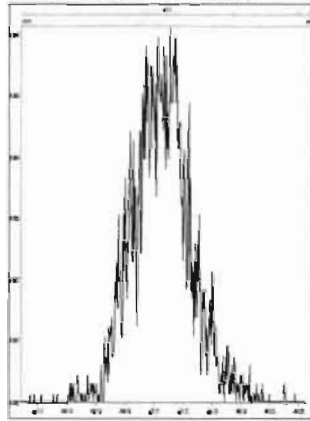
M 466.9728 R 12499



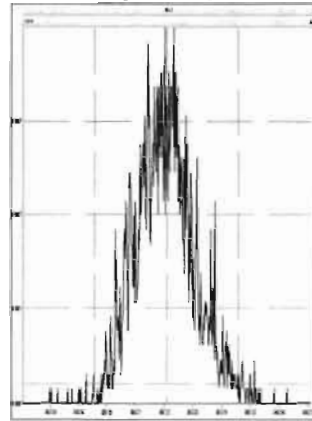
M 480.9696 R 12317



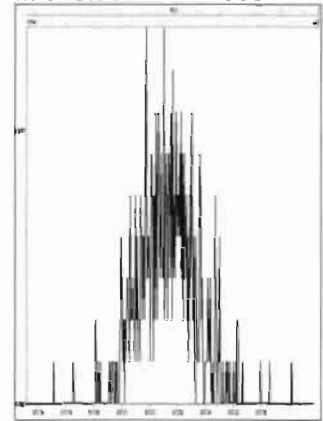
M 492.9696 R 12377

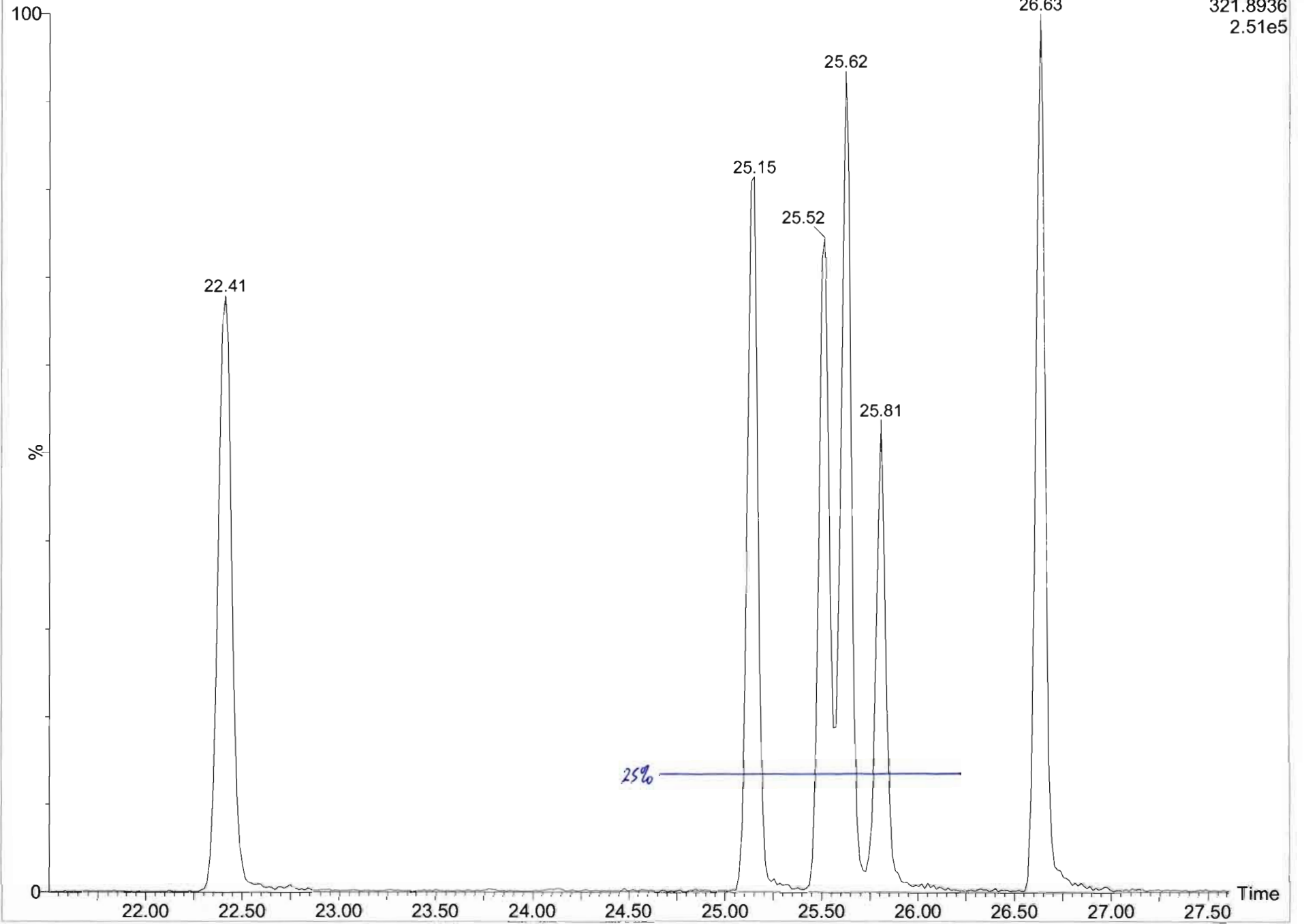


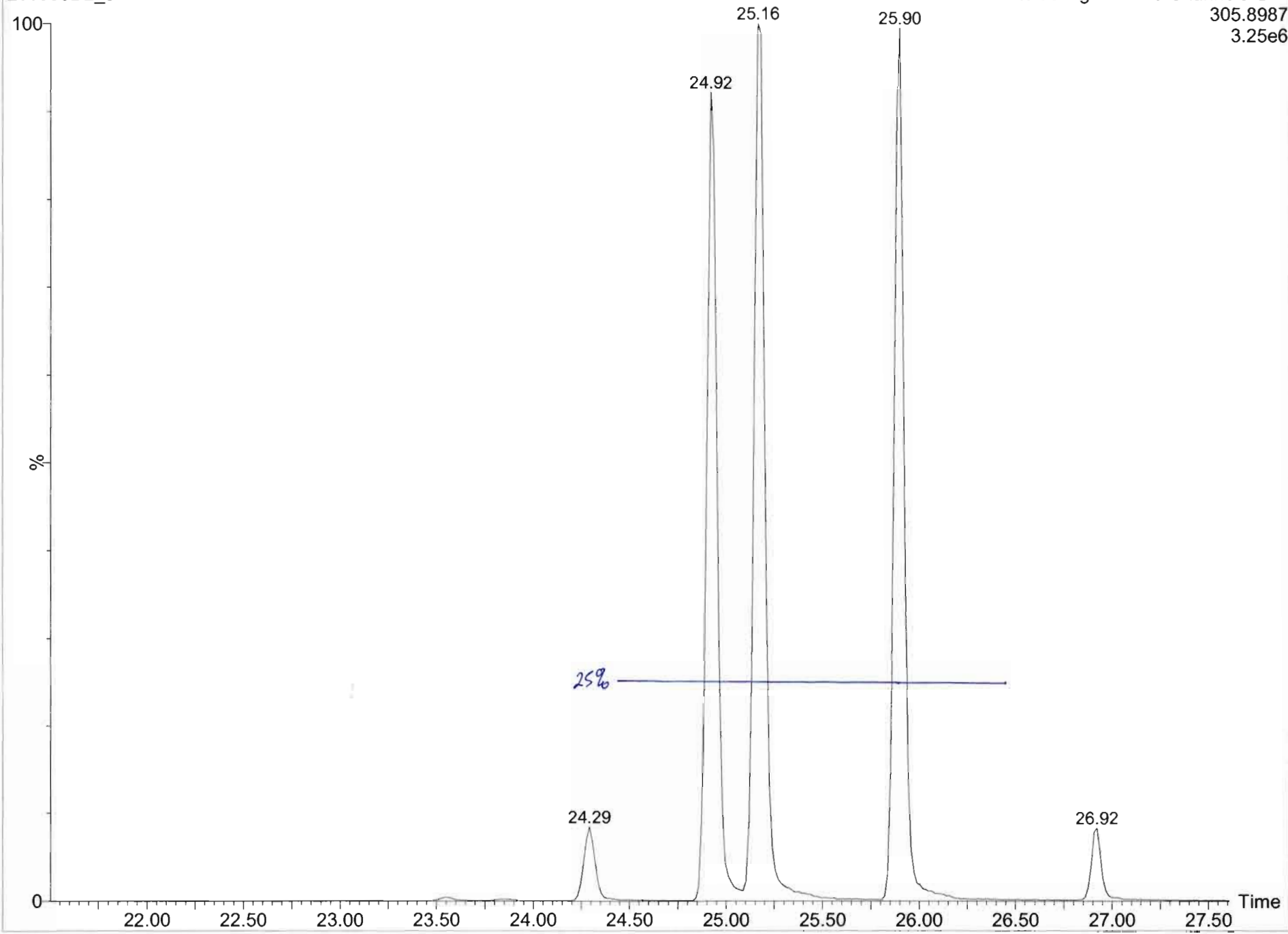
M 504.9696 R 10638



M 516.9697 R 11903







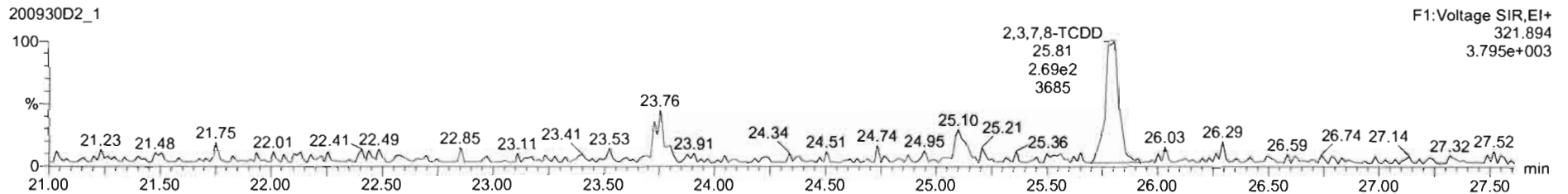
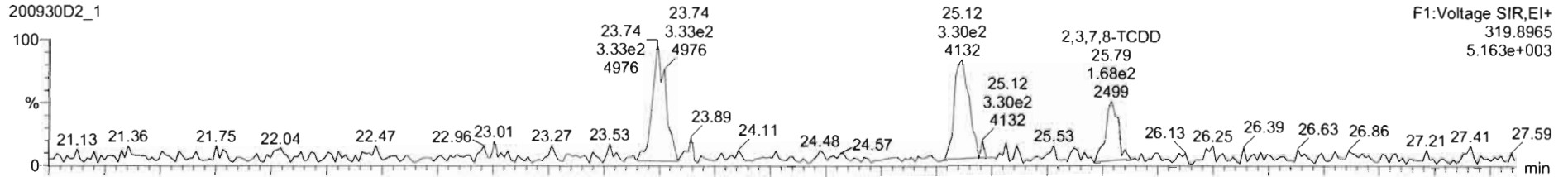
Dataset: U:\VG7.PRO\Results\200930D2\200930D2\_CRV.qld

Last Altered: Thursday, October 01, 2020 09:56:59 Pacific Daylight Time  
Printed: Thursday, October 01, 2020 09:58:35 Pacific Daylight Time


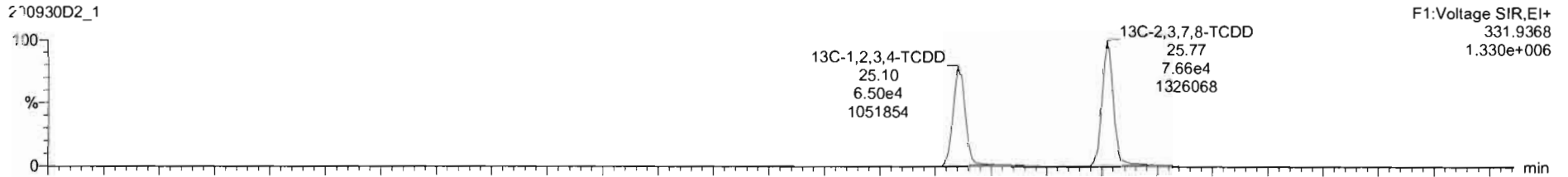
Method: C:\MassLynx\Default.PRO\MethDB\1613\_rrt.mdb 11 Sep 2020 15:14:27  
Calibration: U:\VG7.PRO\CurveDB\ZB\_DIOXIN\_1613vg7-8-20-20.cdb 21 Aug 2020 10:10:46

Name: 200930D2\_1, Date: 30-Sep-2020, Time: 12:06:04, ID: ST200930D2-1 1613 CS0 20F1102, Description: 1613 CS0 20F1102

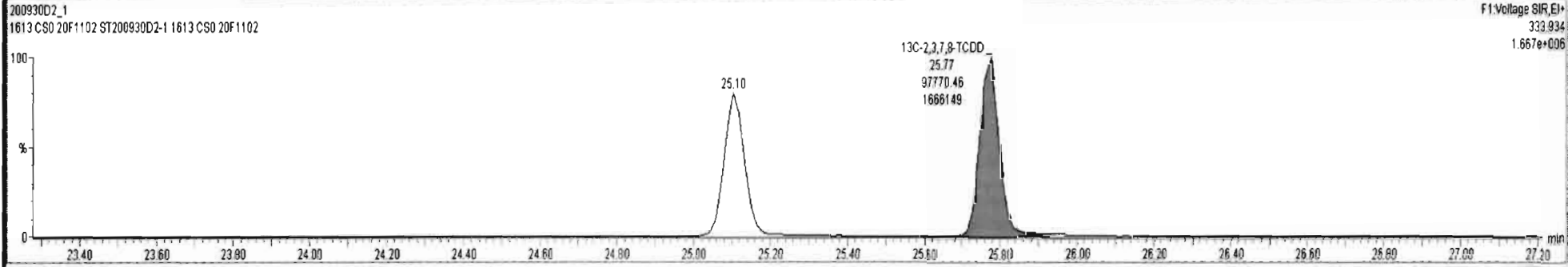
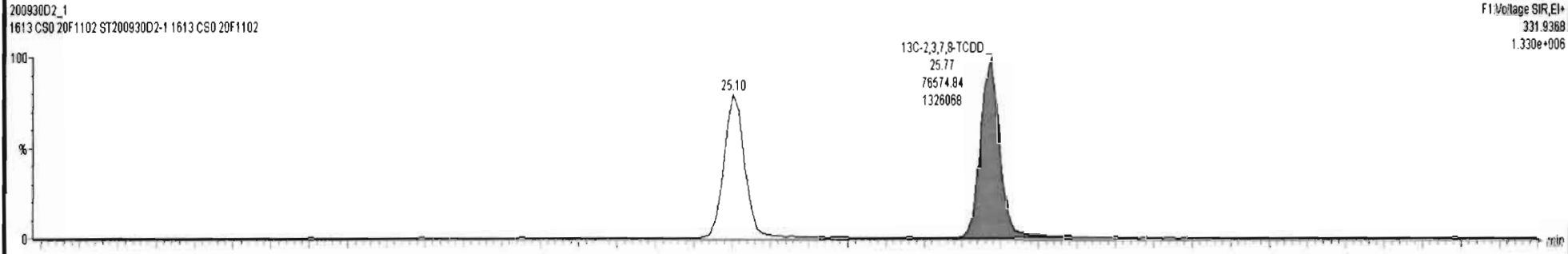
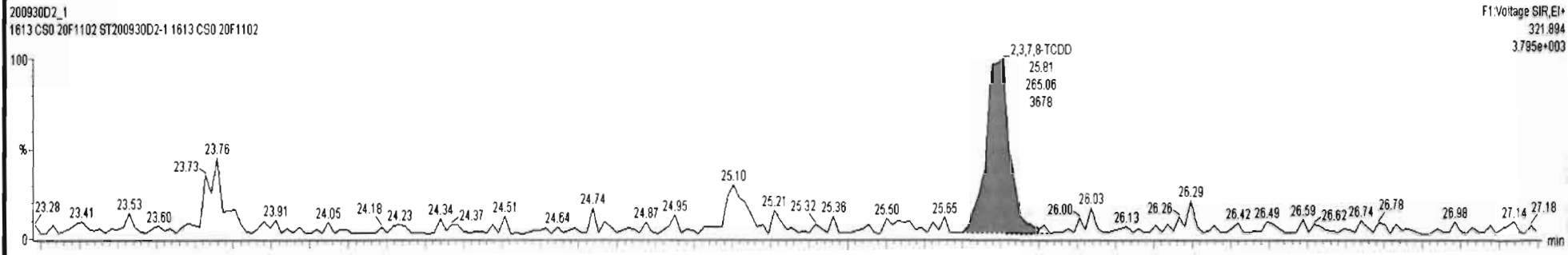
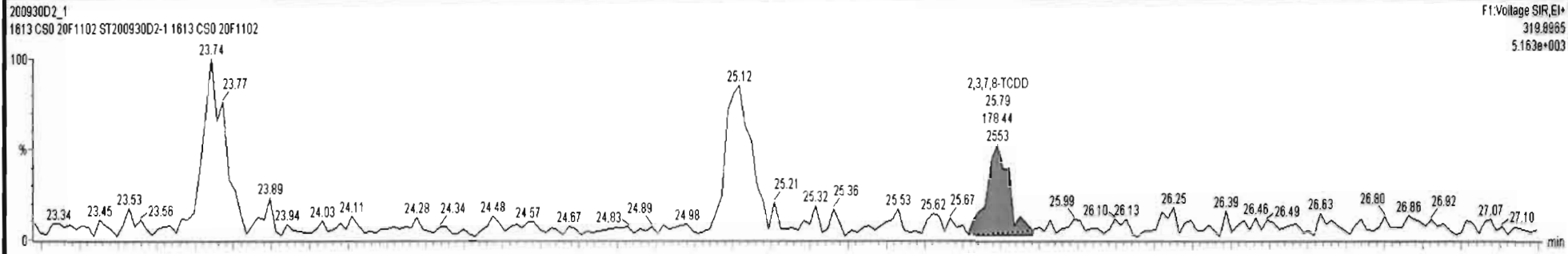
2,3,7,8-TCDD



13C-2,3,7,8-TCDD



200930D2\_1 - ST200930D2-1 1613 CS0 20F1102 - 1613 CS0 20F1102

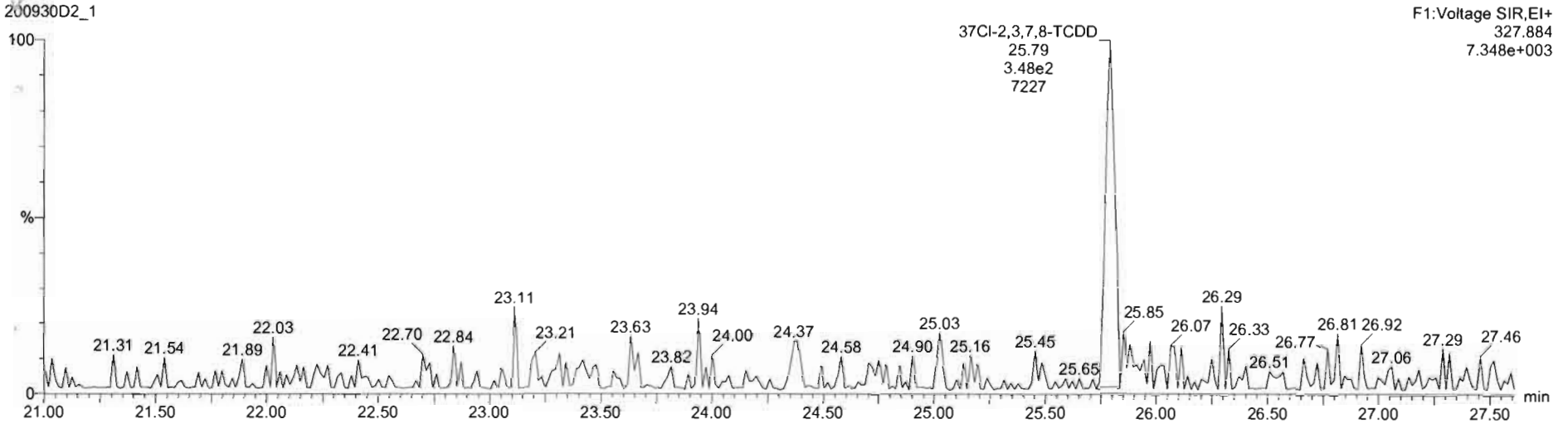


Dataset: U:\VG7.PRO\Results\200930D2\200930D2\_CRV.qld


Last Altered: Thursday, October 01, 2020 09:56:59 Pacific Daylight Time  
Printed: Thursday, October 01, 2020 09:58:35 Pacific Daylight Time

Name: 200930D2\_1, Date: 30-Sep-2020, Time: 12:06:04, ID: ST200930D2-1 1613 CS0 20F1102, Description: 1613 CS0 20F1102


3 · Cl-2,3,7,8-TCDD  
200930D2\_1



13C-1,2,3,4-TCDD  
200930D2\_1



200930D2\_1




Dataset: U:\VG7.PRO\Results\200930D2\200930D2\_CRV.qld

Last Altered: Thursday, October 01, 2020 09:56:59 Pacific Daylight Time  
Printed: Thursday, October 01, 2020 09:58:35 Pacific Daylight Time

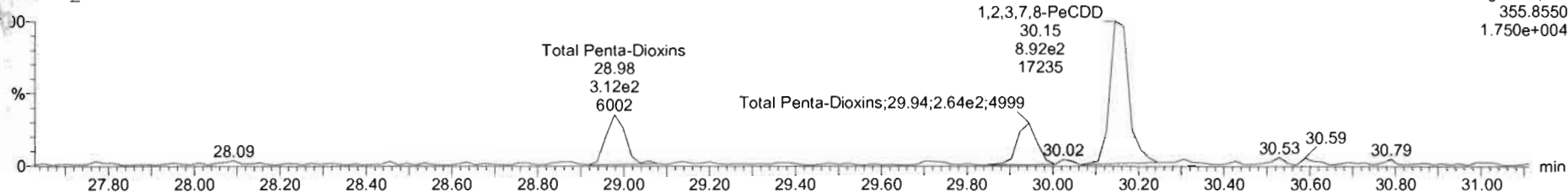
Name: 200930D2\_1, Date: 30-Sep-2020, Time: 12:06:04, ID: ST200930D2-1 1613 CS0 20F1102, Description: 1613 CS0 20F1102

1,2,3,7,8-PeCDD

200930D2\_1




200930D2\_1

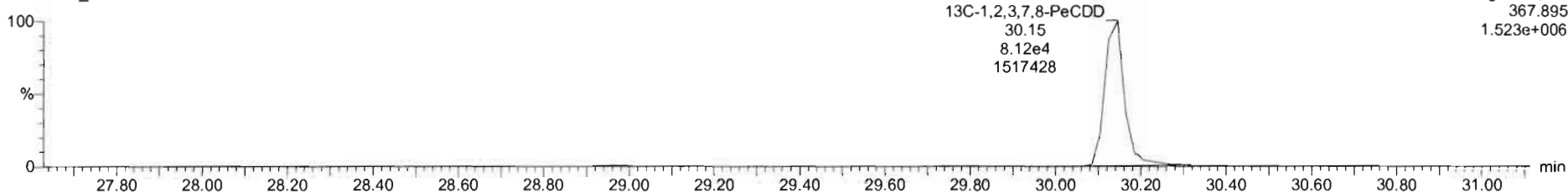


13C-1,2,3,7,8-PeCDD

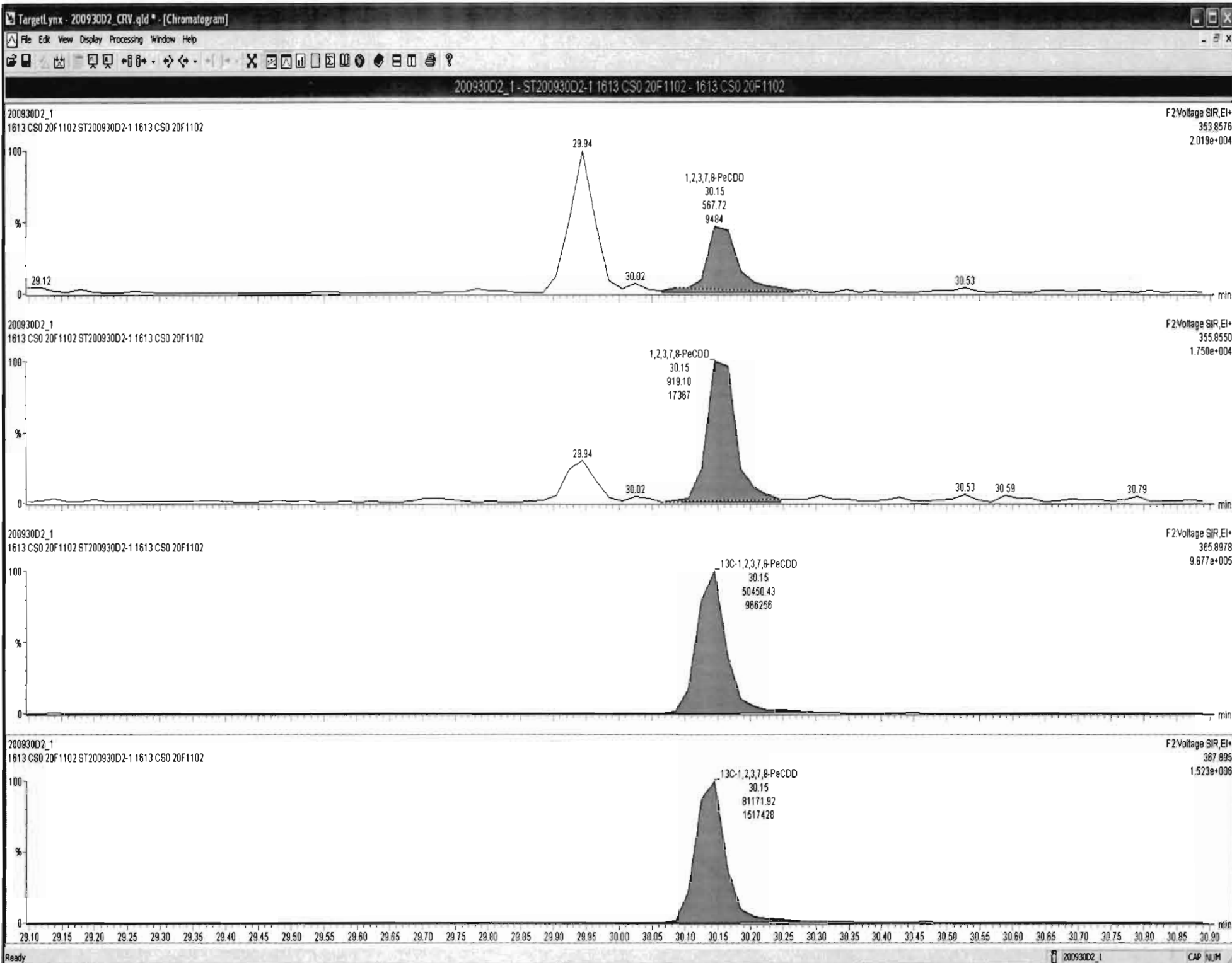
200930D2\_1



200930D2\_1







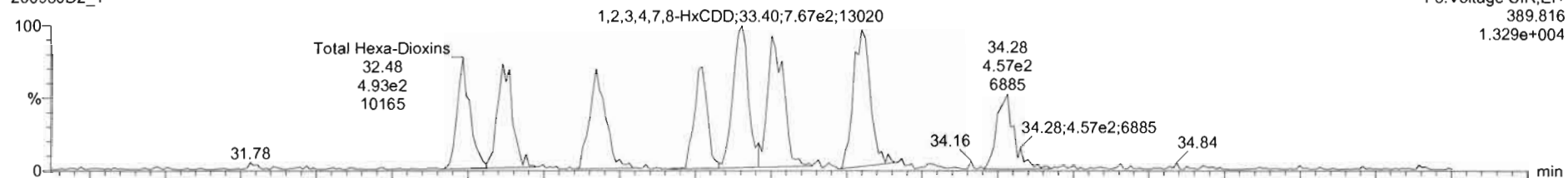
Dataset: U:\VG7.PRO\Results\200930D2\200930D2\_CRV.qld

Last Altered: Thursday, October 01, 2020 09:56:59 Pacific Daylight Time  
Printed: Thursday, October 01, 2020 09:58:35 Pacific Daylight Time

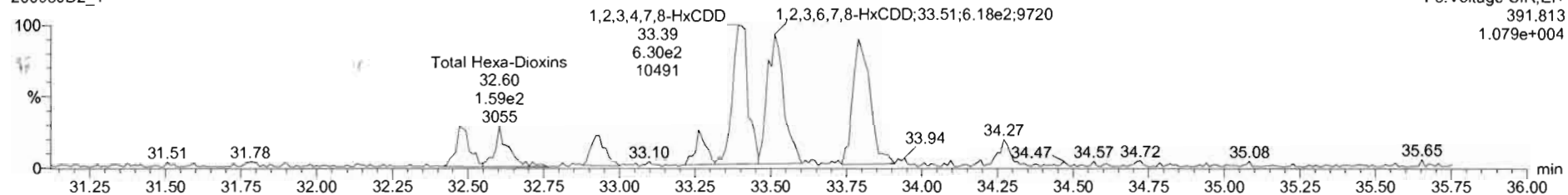
Name: 200930D2\_1, Date: 30-Sep-2020, Time: 12:06:04, ID: ST200930D2-1 1613 CS0 20F1102, Description: 1613 CS0 20F1102

1,2,3,4,7,8-HxCDD

200930D2\_1

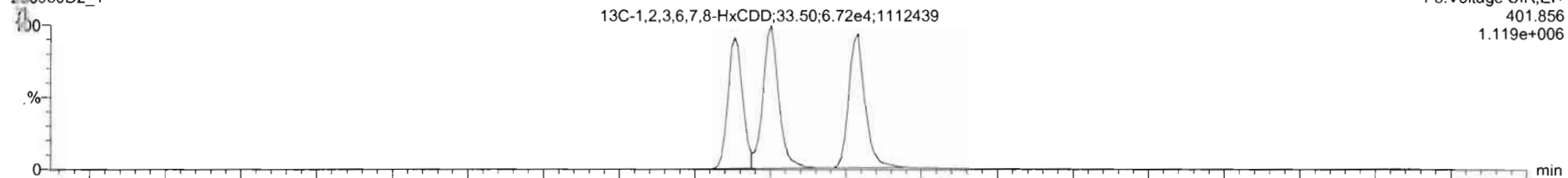


200930D2\_1

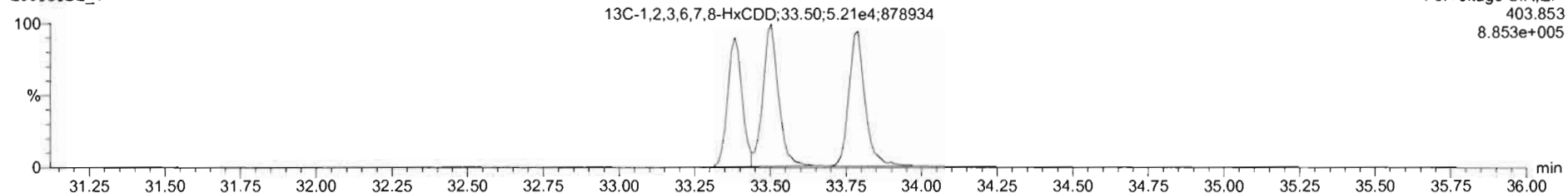


13C-1,2,3,4,7,8-HxCDD

200930D2\_1







200930D2\_1





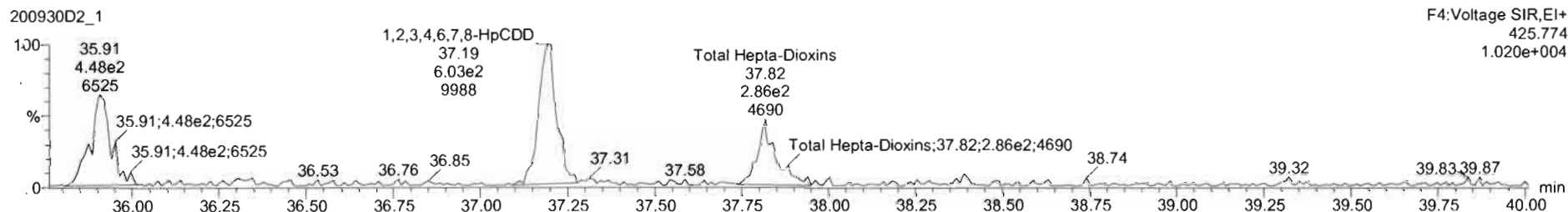
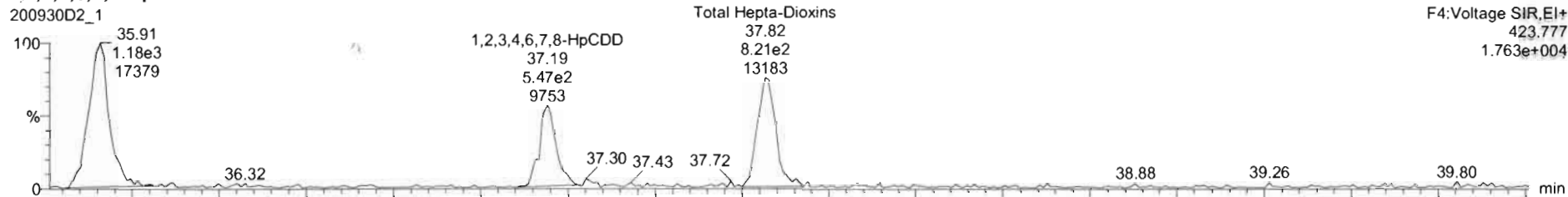
200930D2\_1 - ST200930D2-1 1613 CS0 20F1102 - 1613 CS0 20F1102



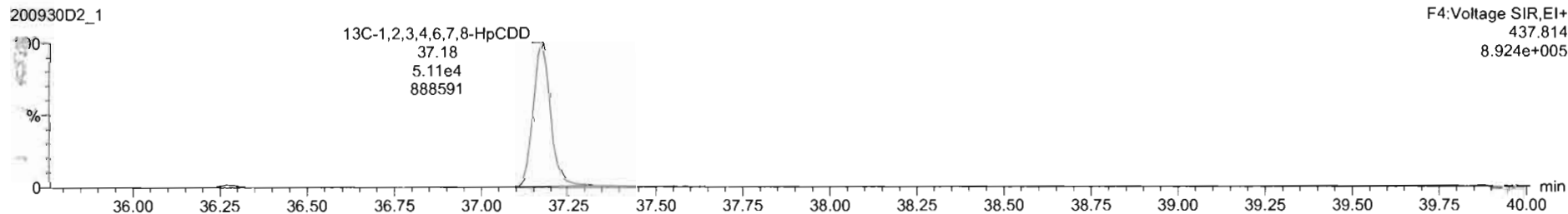

Dataset: U:\VG7.PRO\Results\200930D2\200930D2\_CRV.qld  
Last Altered: Thursday, October 01, 2020 09:56:59 Pacific Daylight Time  
Printed: Thursday, October 01, 2020 09:58:35 Pacific Daylight Time

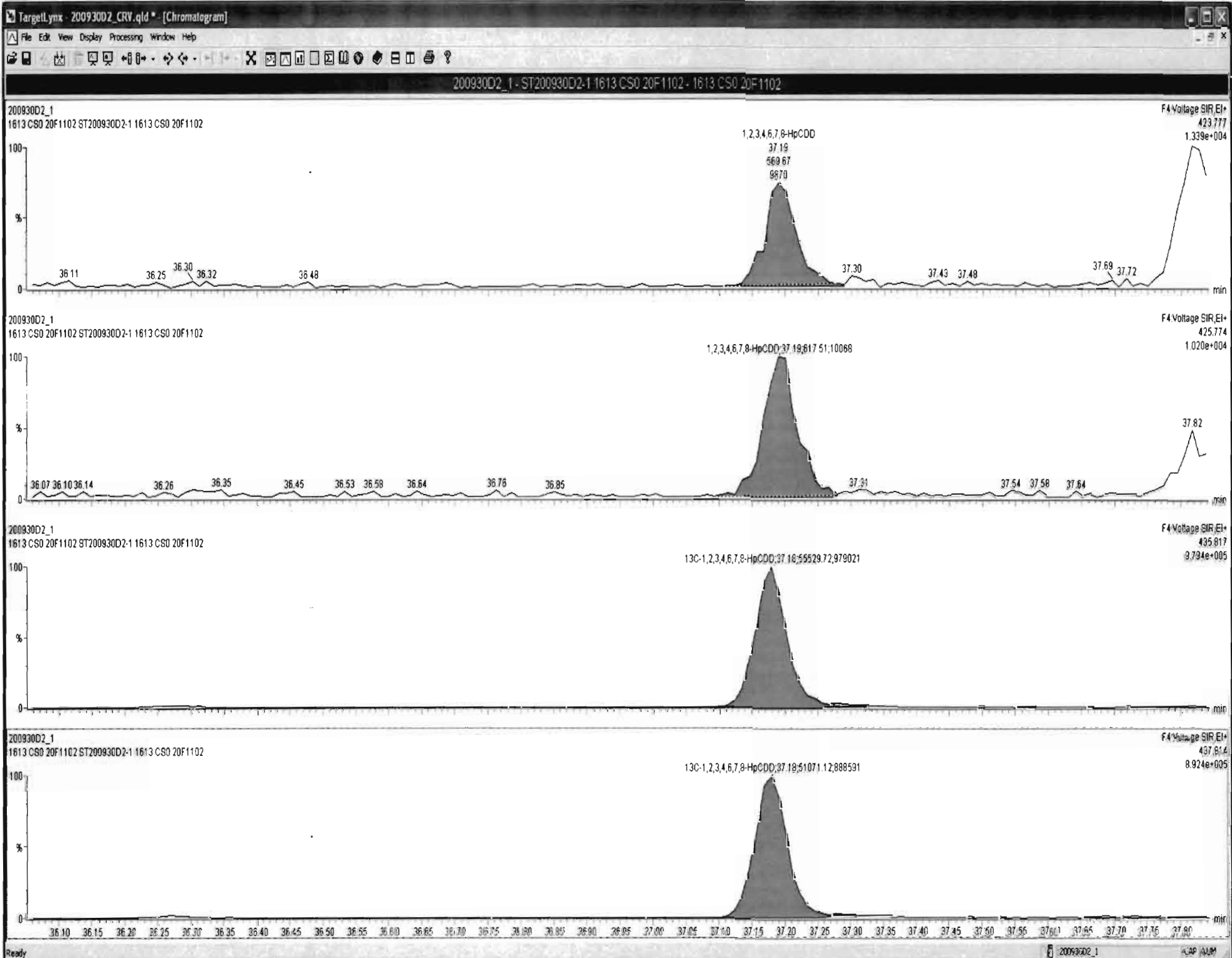
Name: 200930D2\_1, Date: 30-Sep-2020, Time: 12:06:04, ID: ST200930D2-1 1613 CS0 20F1102, Description: 1613 CS0 20F1102

1,2,3,4,6,7,8-HpCDD



13C-1,2,3,4,6,7,8-HpCDD

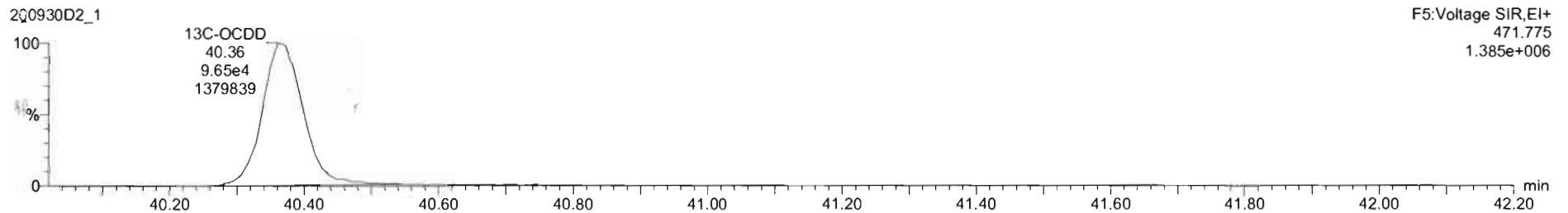
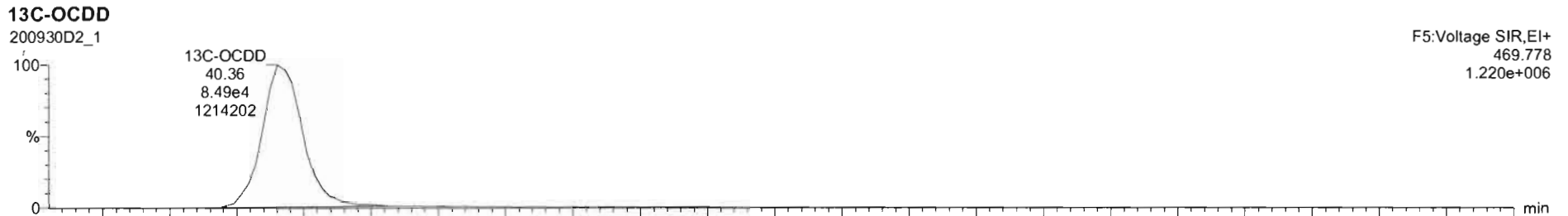
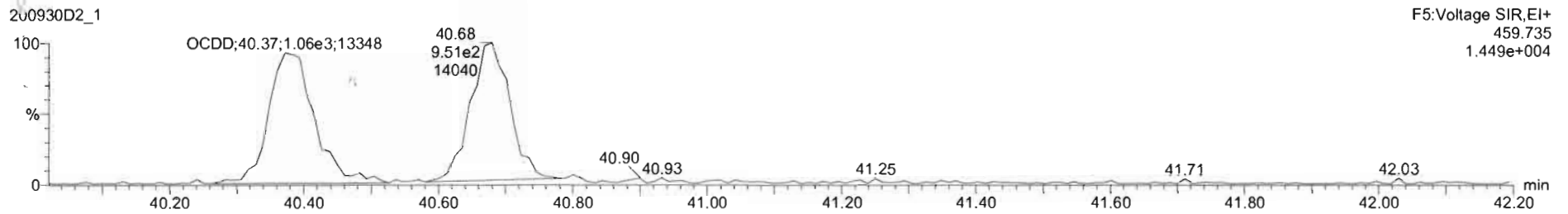



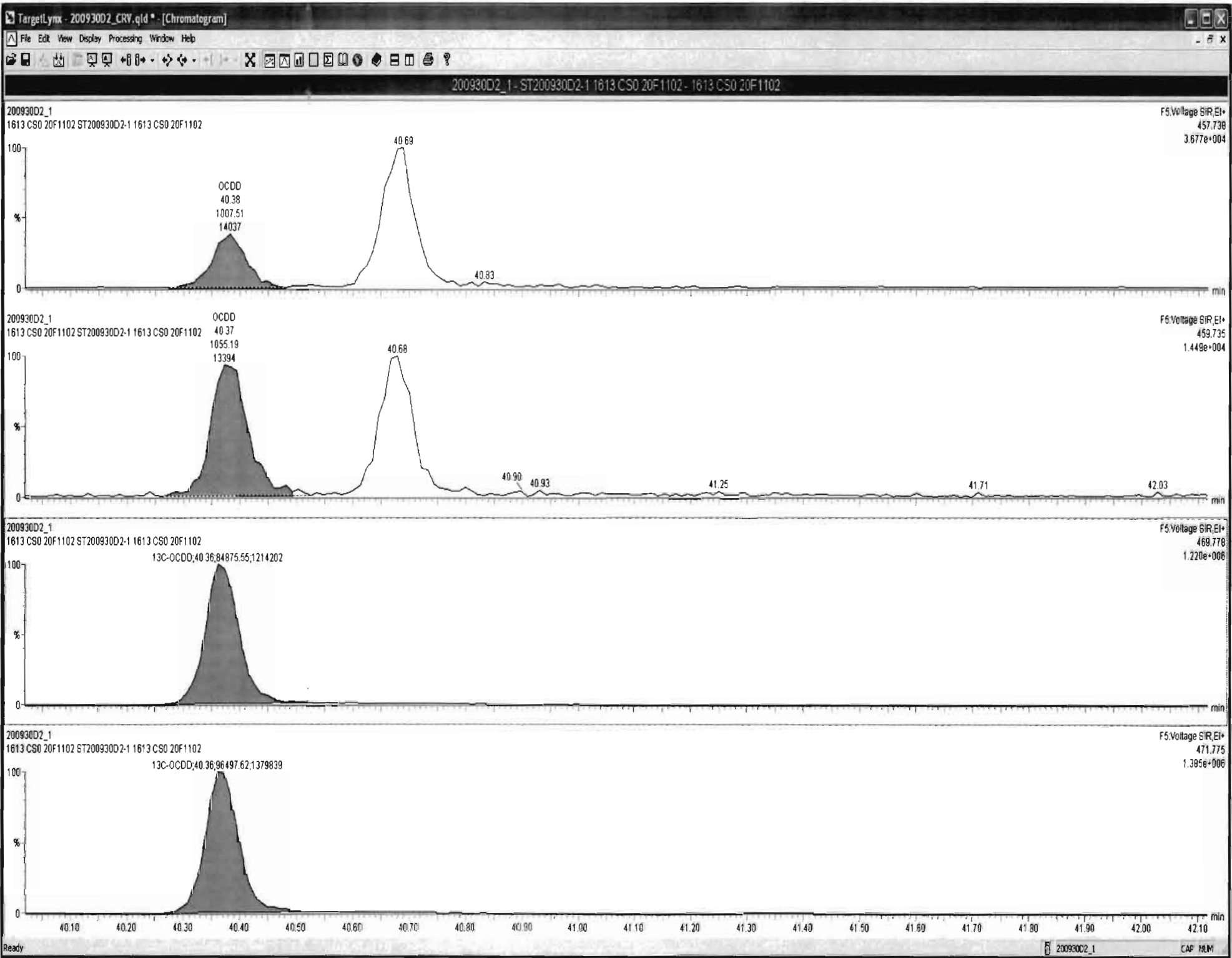


Dataset: U:\VG7.PRO\Results\200930D2\200930D2\_CRV.qld

Last Altered: Thursday, October 01, 2020 09:56:59 Pacific Daylight Time  
Printed: Thursday, October 01, 2020 09:58:35 Pacific Daylight Time

Name: 200930D2\_1, Date: 30-Sep-2020, Time: 12:06:04, ID: ST200930D2-1 1613 CS0 20F1102, Description: 1613 CS0 20F1102






Dataset: U:\VG7.PRO\Results\200930D2\200930D2\_CRV.qld

Last Altered: Thursday, October 01, 2020 09:56:59 Pacific Daylight Time  
Printed: Thursday, October 01, 2020 09:58:35 Pacific Daylight Time

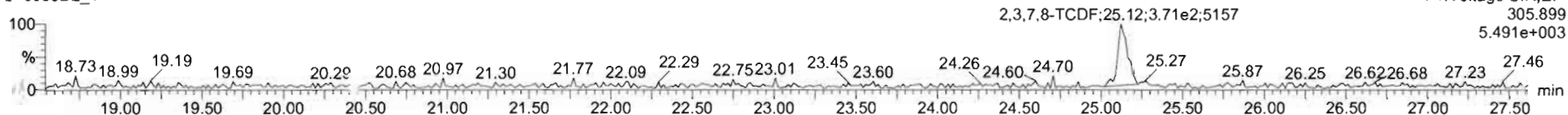
Name: 200930D2\_1, Date: 30-Sep-2020, Time: 12:06:04, ID: ST200930D2-1 1613 CS0 20F1102, Description: 1613 CS0 20F1102

2,3,7,8-TCDF

200930D2\_1




200930D2\_1




13C-2,3,7,8-TCDF

200930D2\_1

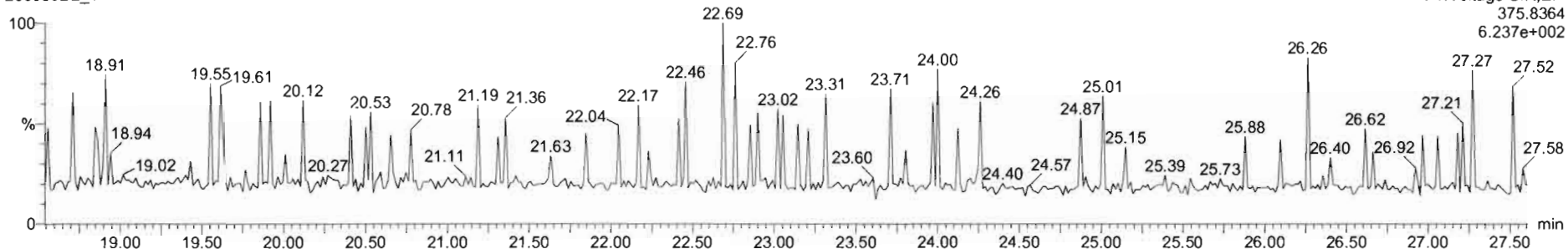


200930D2\_1

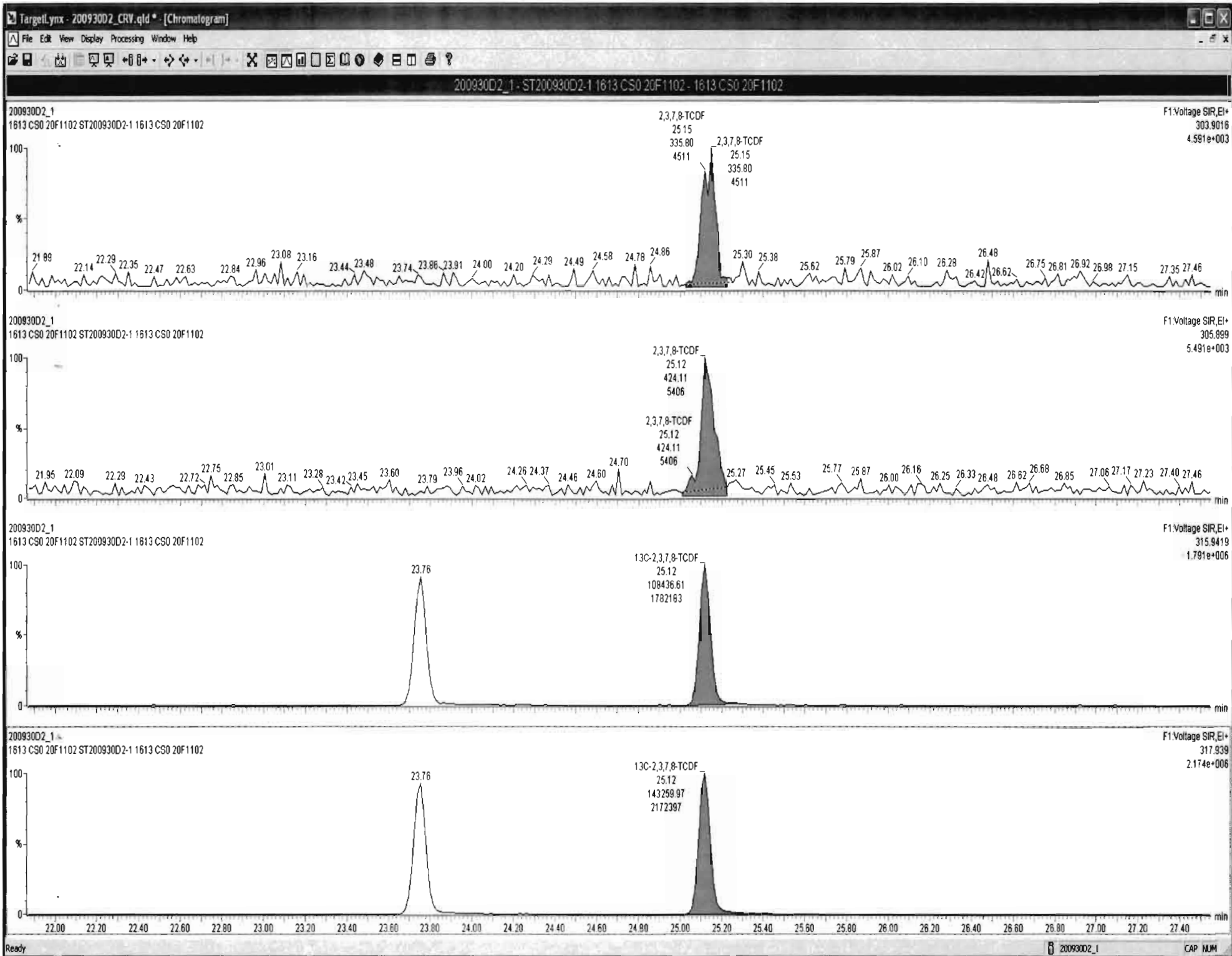


DPE1

200930D2\_1







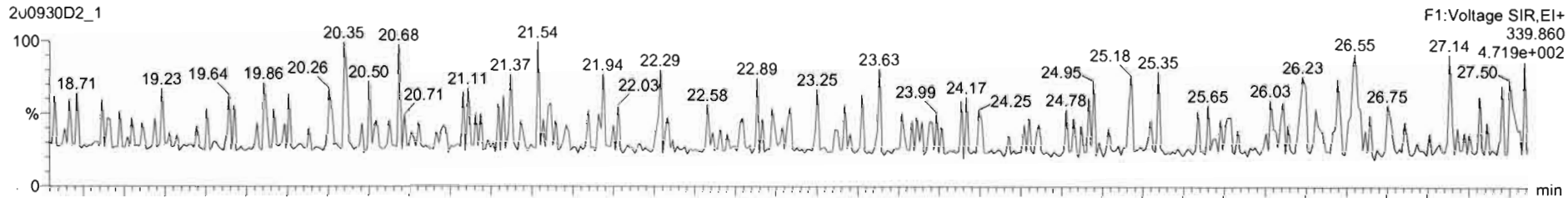
Dataset: U:\VG7.PRO\Results\200930D2\200930D2\_CRV.qld

Last Altered: Thursday, October 01, 2020 09:56:59 Pacific Daylight Time  
Printed: Thursday, October 01, 2020 09:58:35 Pacific Daylight Time

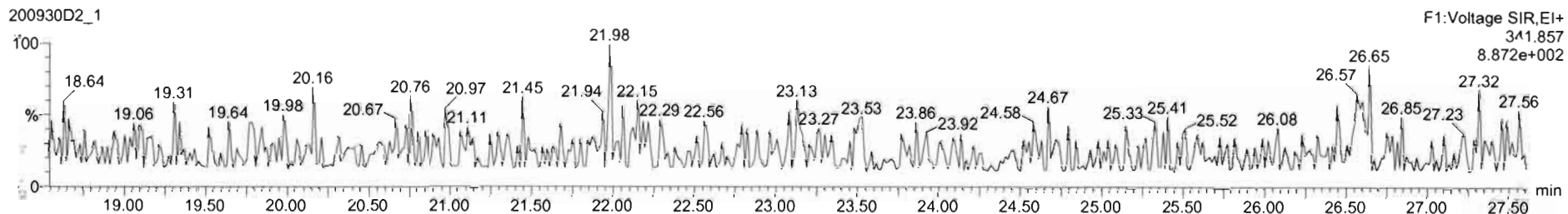
Name: 200930D2\_1, Date: 30-Sep-2020, Time: 12:06:04, ID: ST200930D2-1 1613 CS0 20F1102, Description: 1613 CS0 20F1102

1st Func. Penta-Furans

200930D2\_1

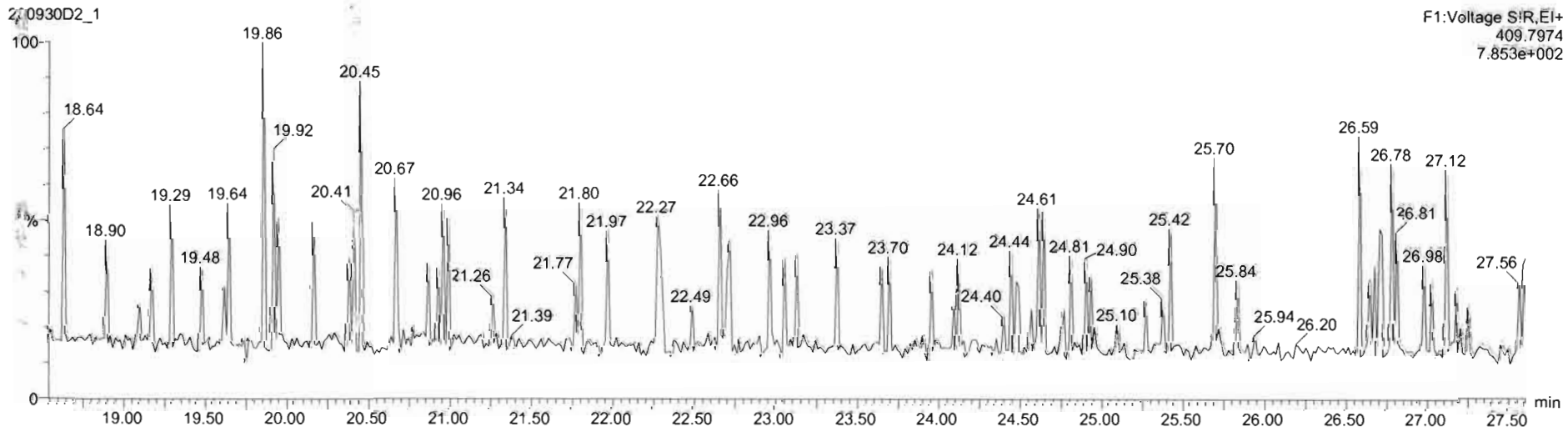


200930D2\_1



DPE6

200930D2\_1

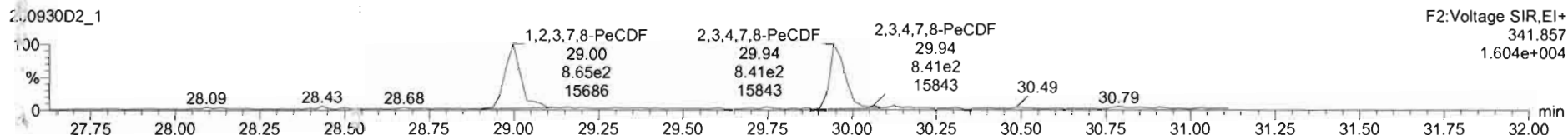
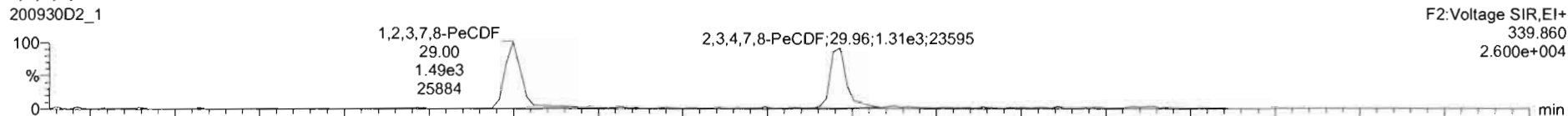


Dataset: U:\VG7.PRO\Results\200930D2\200930D2\_CRV.qld

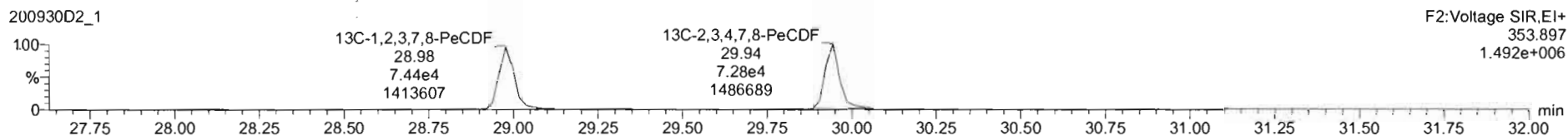
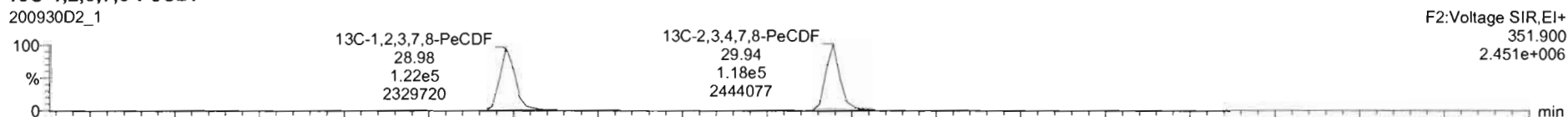
Last Altered: Thursday, October 01, 2020 09:56:59 Pacific Daylight Time  
Printed: Thursday, October 01, 2020 09:58:35 Pacific Daylight Time

Name: 200930D2\_1, Date: 30-Sep-2020, Time: 12:06:04, ID: ST200930D2-1 1613 CS0 20F1102, Description: 1613 CS0 20F1102

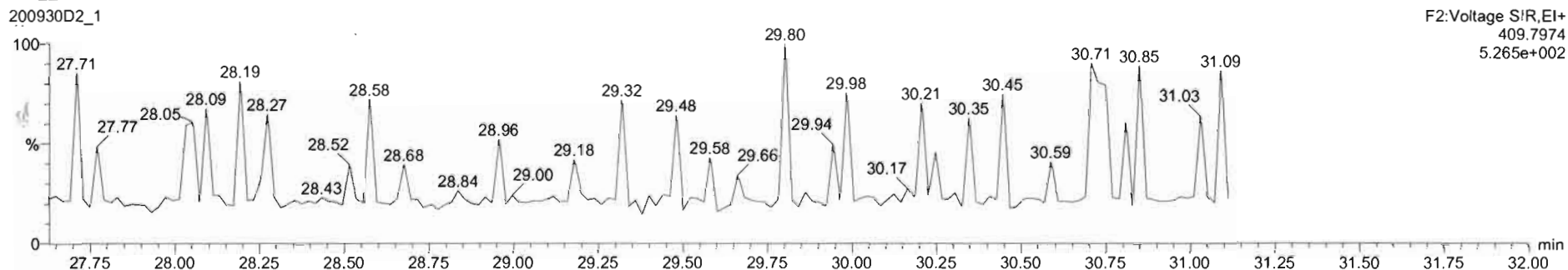
1,2,3,7,8-PeCDF



13C-1,2,3,7,8-PeCDF

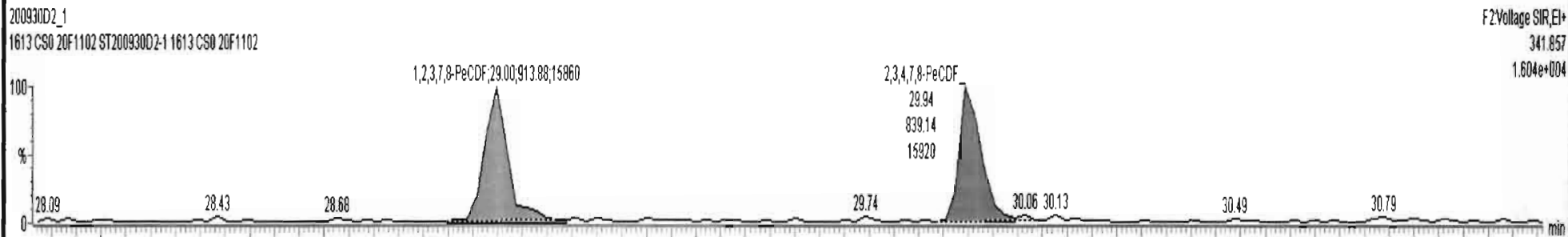


DPE2





200930D2\_1 - ST200930D2-1 1613 CS0 20F1102 - 1613 CS0 20F1102

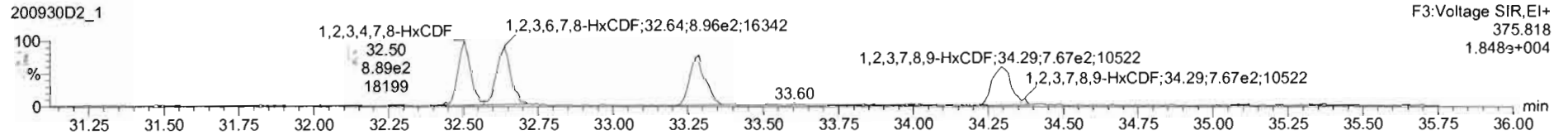



Dataset: U:\VG7.PRO\Results\200930D2\200930D2\_CRV.qld

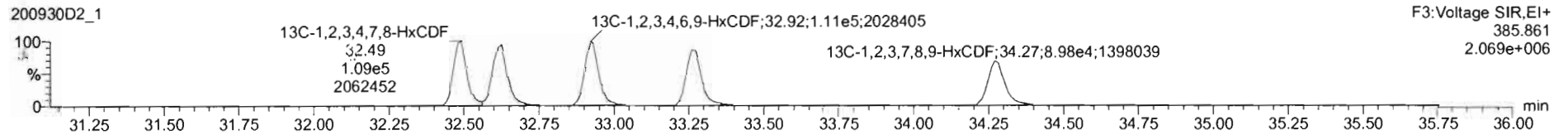
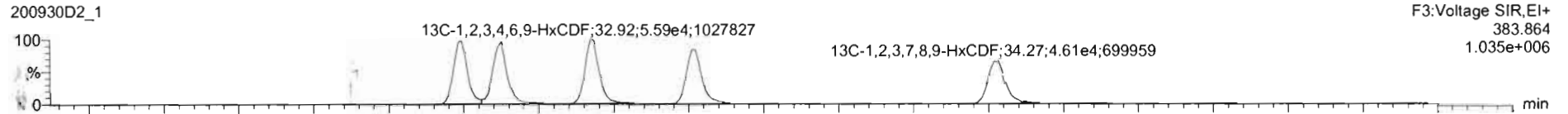
Last Altered: Thursday, October 01, 2020 09:56:59 Pacific Daylight Time  
Printed: Thursday, October 01, 2020 09:58:35 Pacific Daylight Time

Name: 200930D2\_1, Date: 30-Sep-2020, Time: 12:06:04, ID: ST200930D2-1 1613 CS0 20F1102, Description: 1613 CS0 20F1102

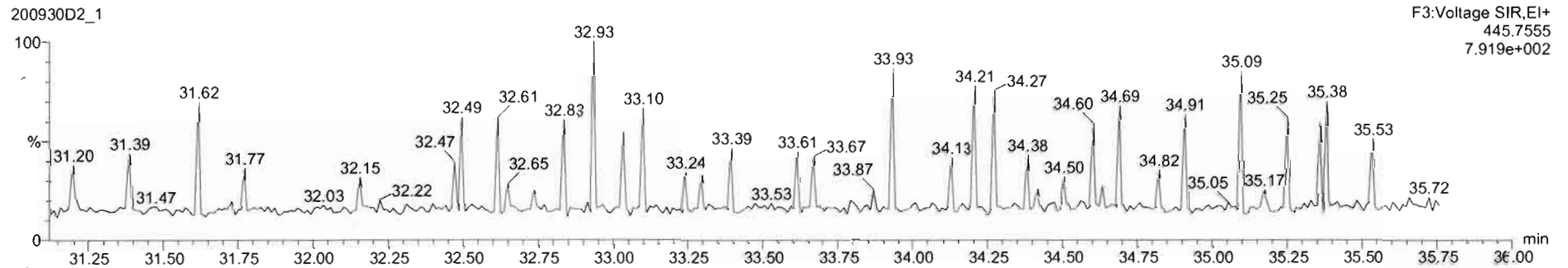
1,2,3,4,7,8-HxCDF



13C-1,2,3,4,7,8-HxCDF



DPE3





200930D2\_1 - ST200930D2-1 1613 CS0 20F1102 - 1613 CS0 20F1102

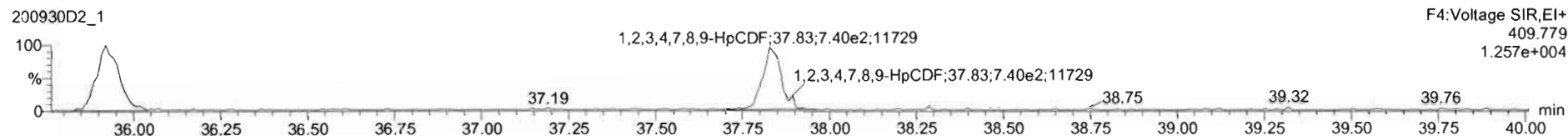
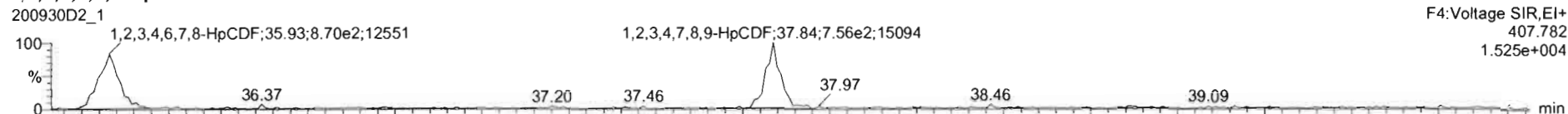


Dataset: U:\VG7.PRO\Results\200930D2\200930D2\_CRV.qld

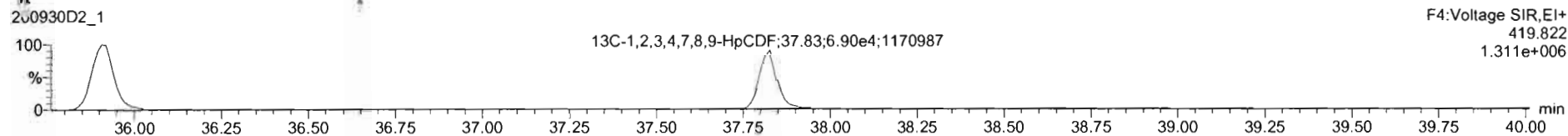
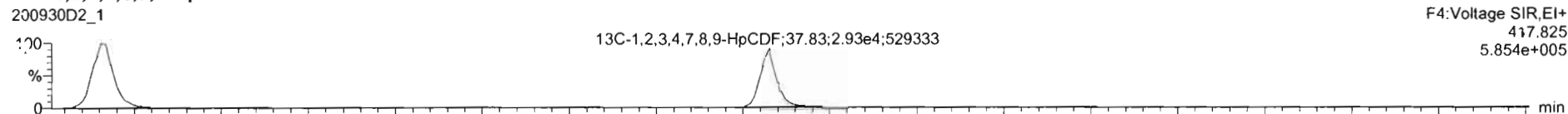
Last Altered: Thursday, October 01, 2020 09:56:59 Pacific Daylight Time  
Printed: Thursday, October 01, 2020 09:58:35 Pacific Daylight Time

Name: 200930D2\_1, Date: 30-Sep-2020, Time: 12:06:04, ID: ST200930D2-1 1613 CS0 20F1102, Description: 1613 CS0 20F1102

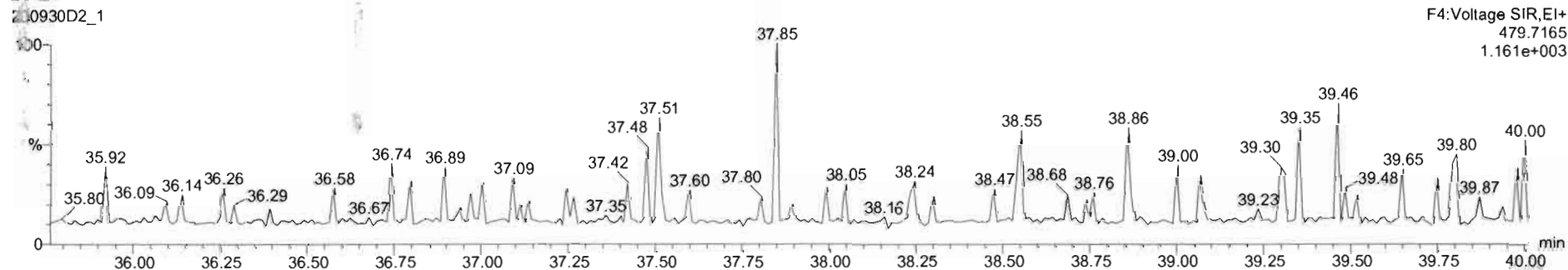
**1,2,3,4,6,7,8-HpCDF**



**13C-1,2,3,4,6,7,8-HpCDF**

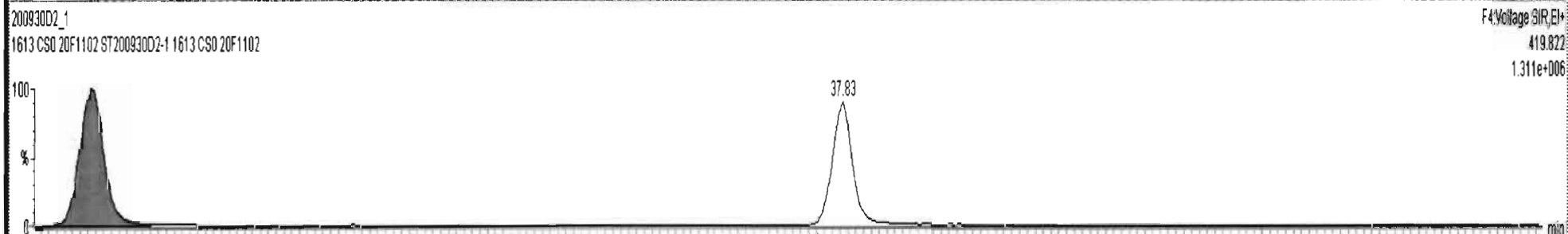
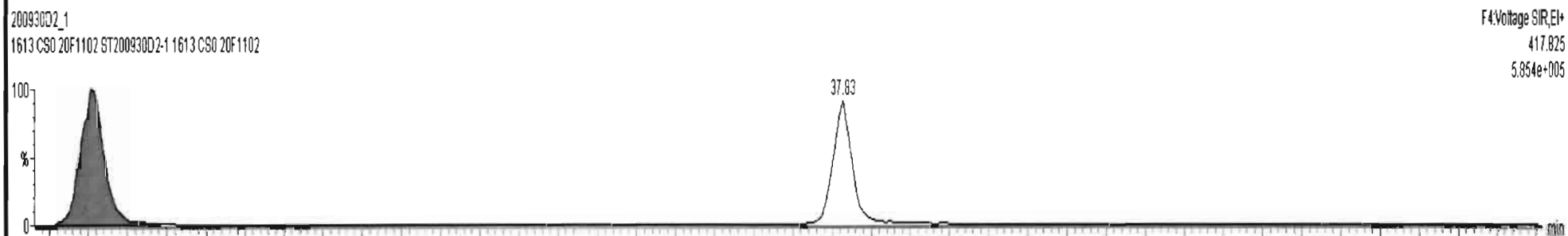
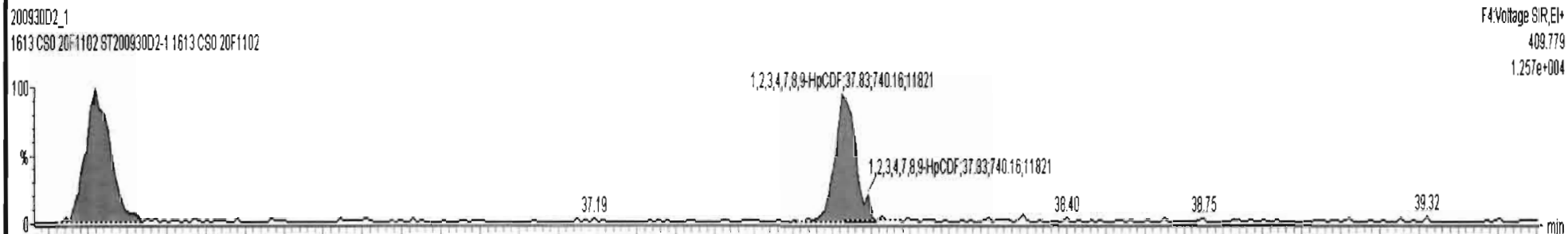
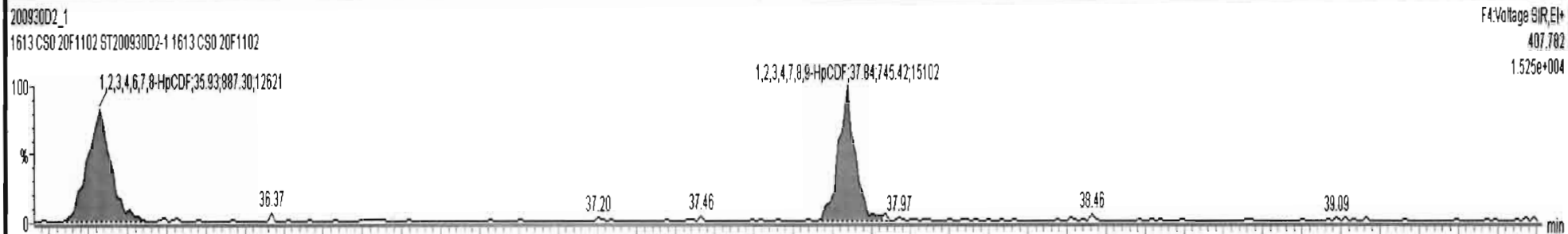


**DPE4**





200930D2\_1 - ST200930D2-1 1613 CS0 20F1102 - 1613 CS0 20F1102



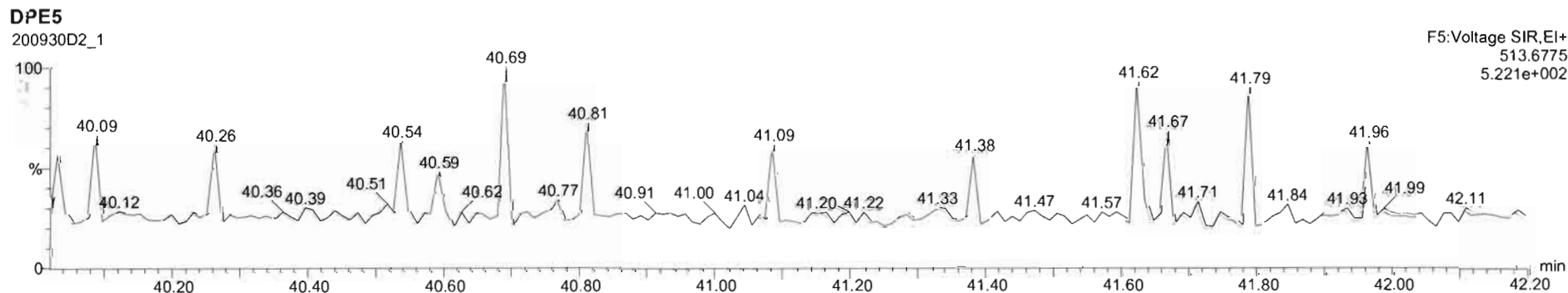
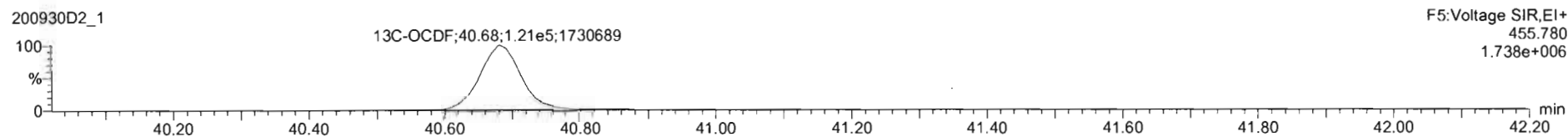
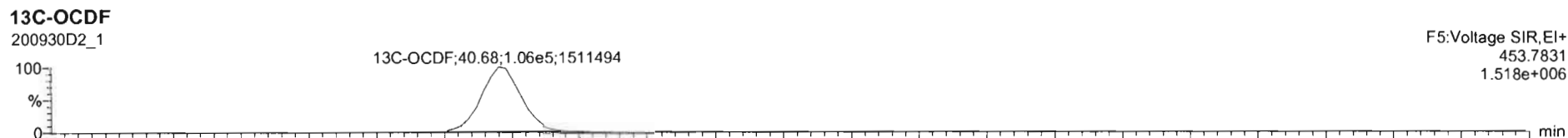
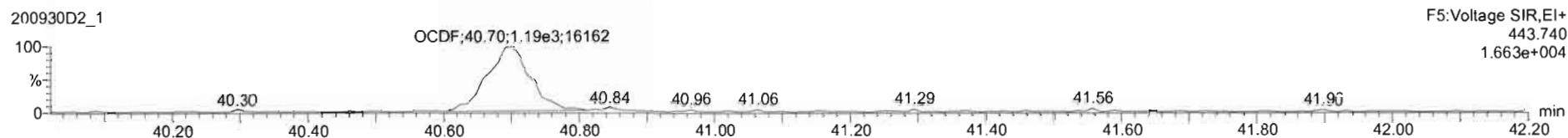
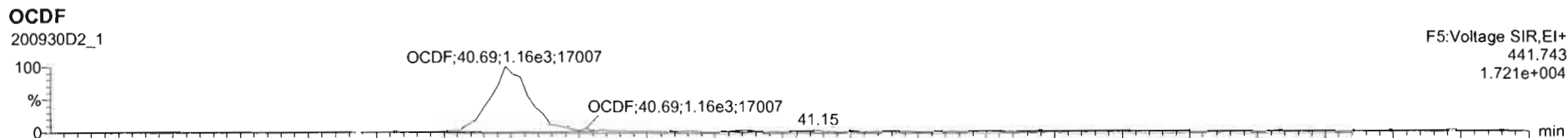


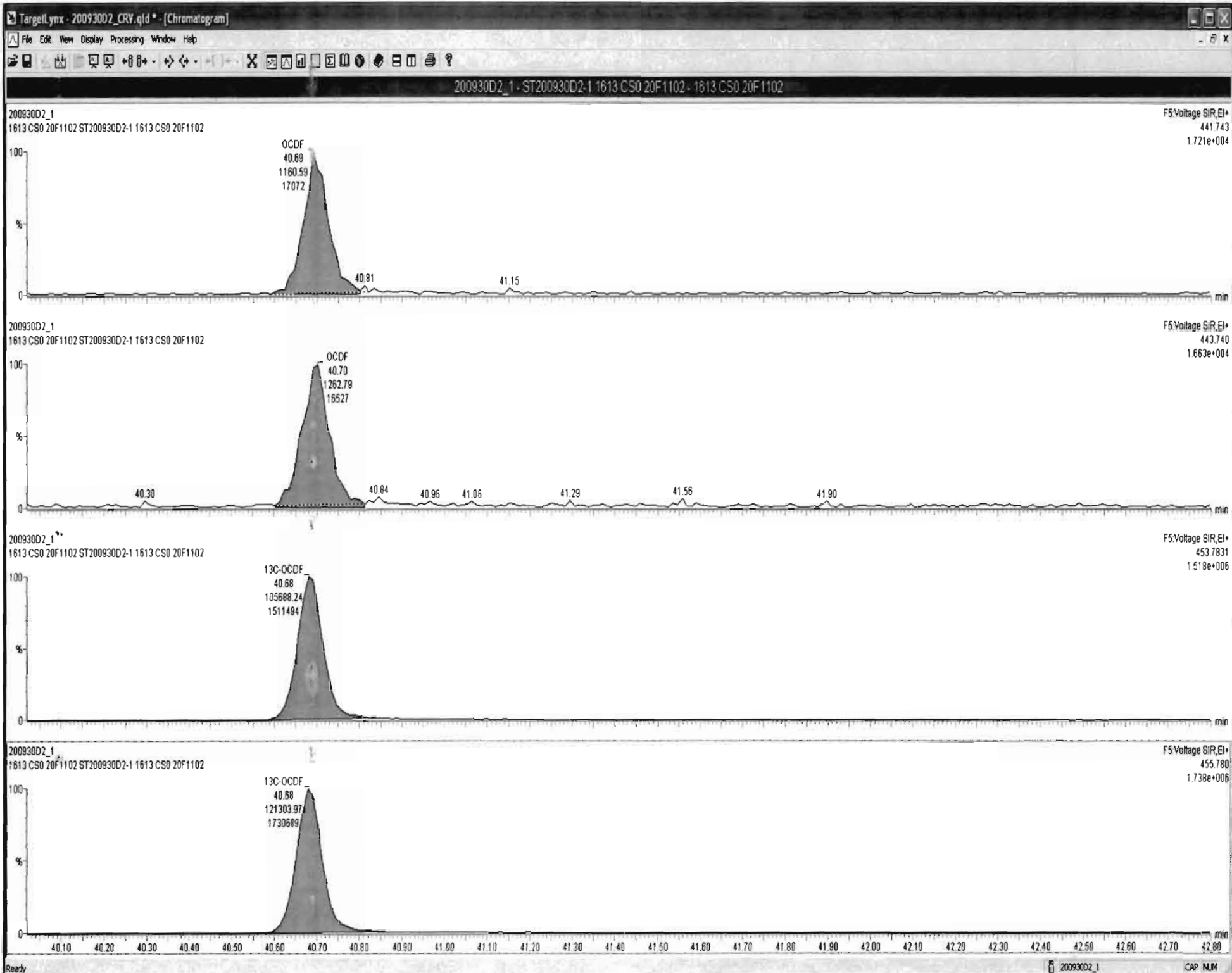
Dataset: U:\VG7.PRO\Results\200930D2\200930D2\_CRV.qld

Last Altered: Thursday, October 01, 2020 09:56:59 Pacific Daylight Time

Printed: Thursday, October 01, 2020 09:58:35 Pacific Daylight Time

Name: 200930D2\_1, Date: 30-Sep-2020, Time: 12:06:04, ID: ST200930D2-1 1613 CS0 20F1102, Description: 1613 CS0 20F1102

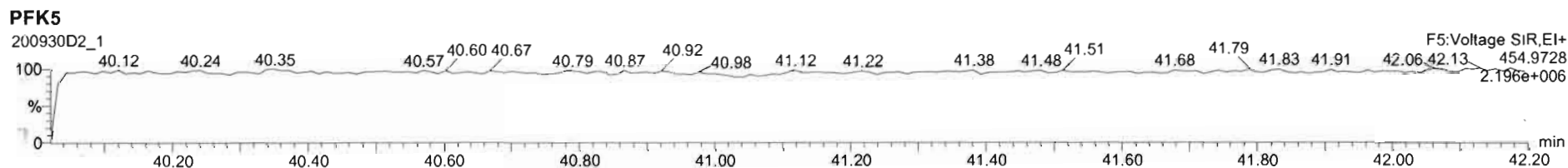
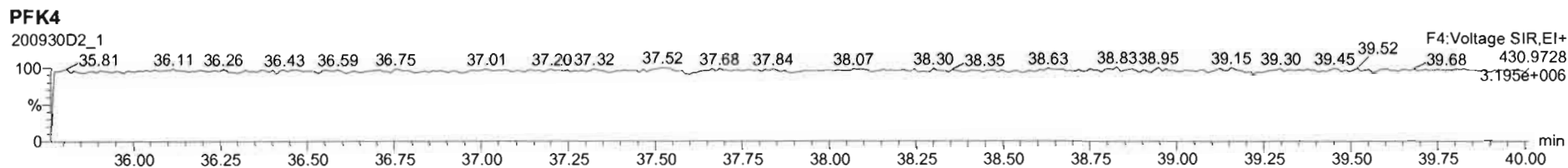
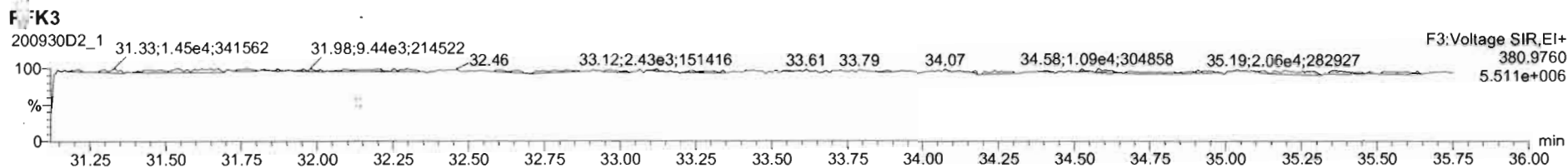
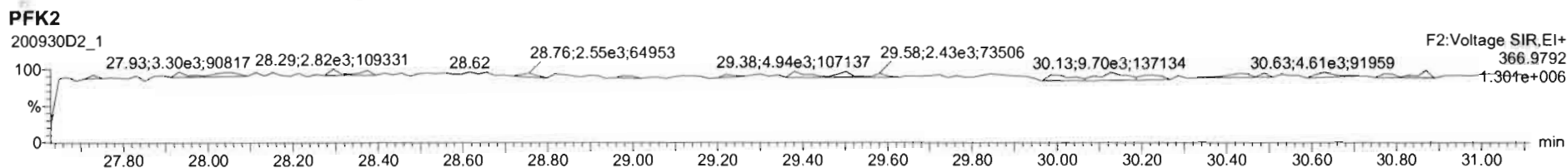
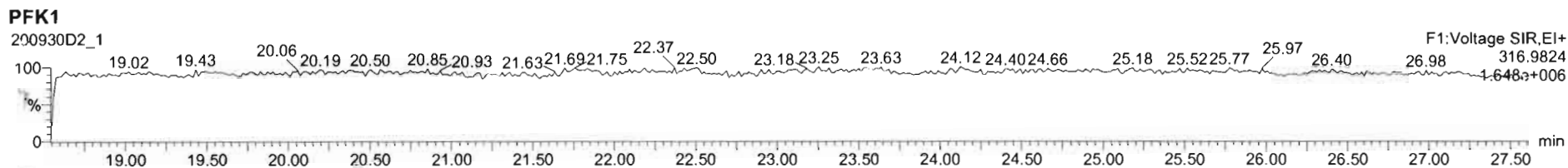




Dataset: U:\VG7.PRO\Results\200930D2\200930D2\_CRV.qld

Last Altered: Thursday, October 01, 2020 09:56:59 Pacific Daylight Time  
Printed: Thursday, October 01, 2020 09:58:35 Pacific Daylight Time

Name: 200930D2\_1, Date: 30-Sep-2020, Time: 12:06:04, ID: ST200930D2-1 1613 CS0 20F1102, Description: 1613 CS0 20F1102



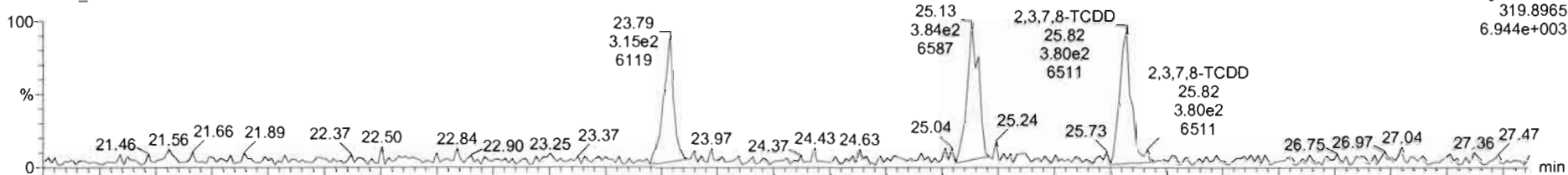
Dataset: U:\VG7.PRO\Results\200930D2\200930D2\_CRV.qld

Last Altered: Thursday, October 01, 2020 09:56:59 Pacific Daylight Time  
Printed: Thursday, October 01, 2020 09:58:35 Pacific Daylight Time

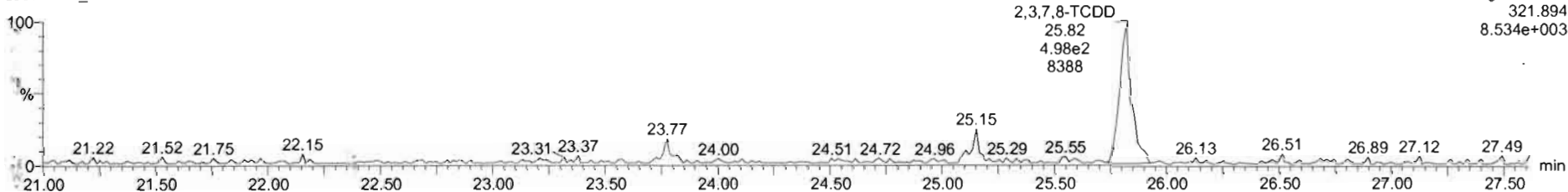
Name: 200930D2\_2, Date: 30-Sep-2020, Time: 12:51:13, ID: ST200930D2-2 1613 CS1 20F1103, Description: 1613 CS1 20F1103

2,3,7,8-TCDD

200930D2\_2

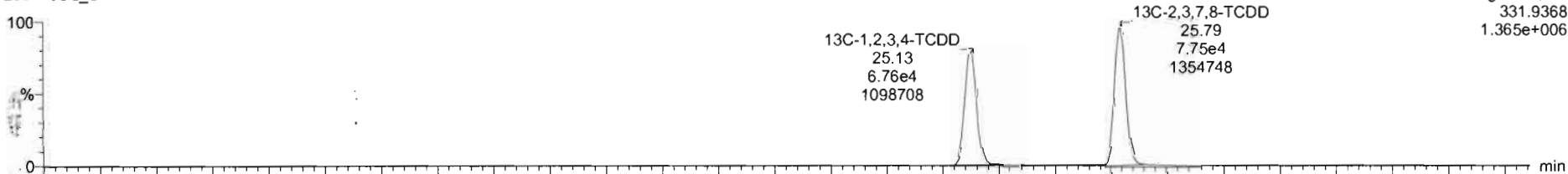


200930D2\_2

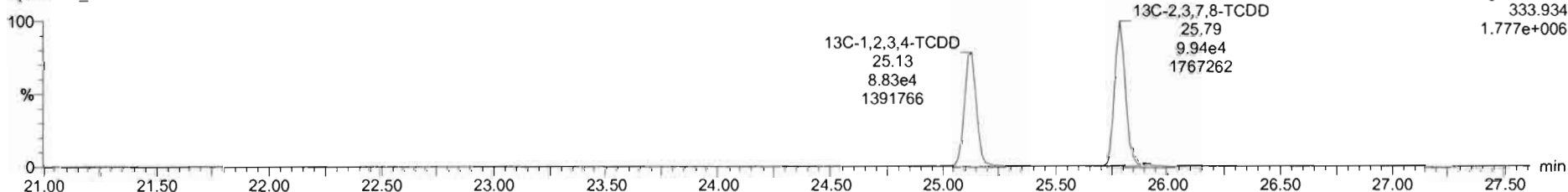


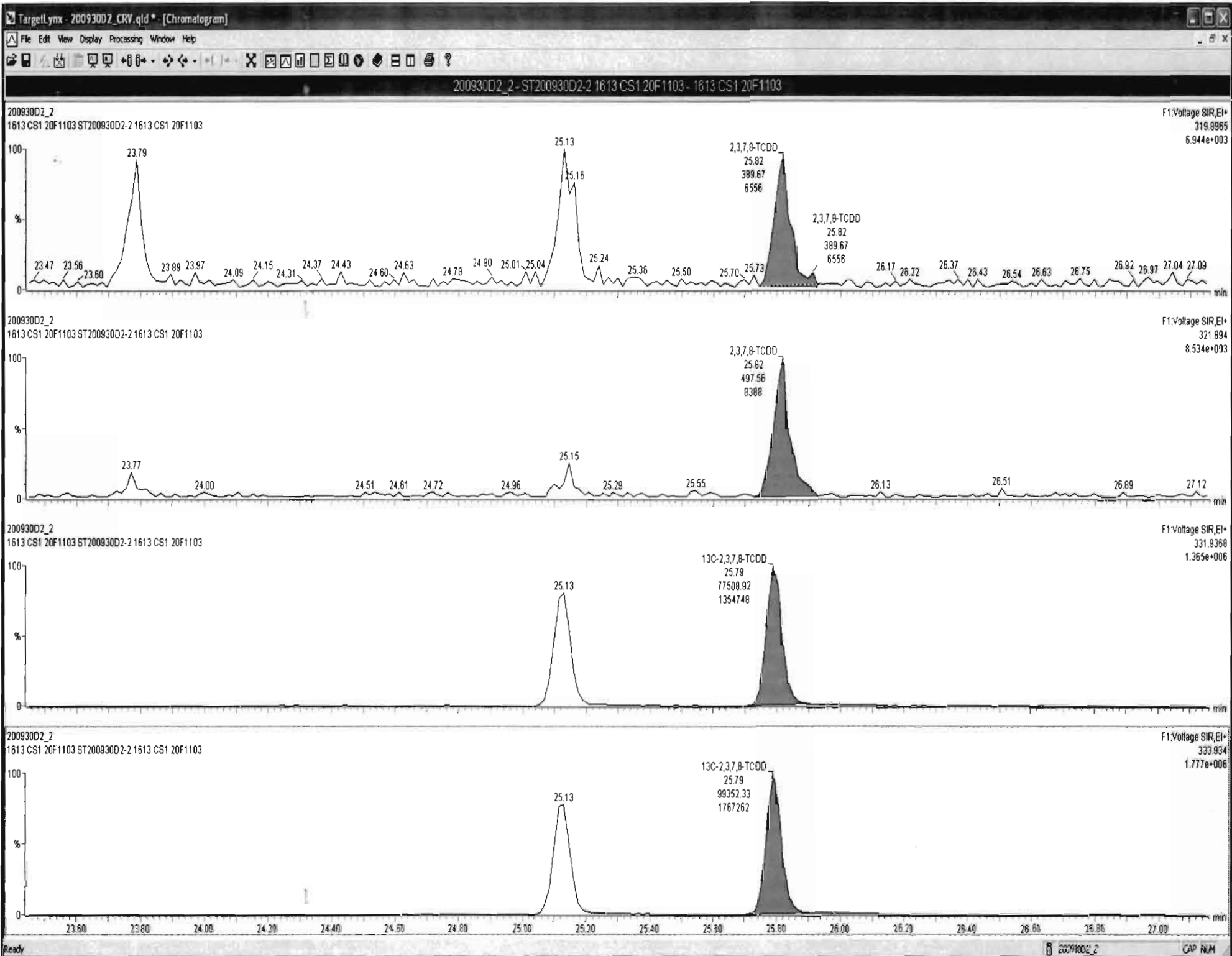
13C-2,3,7,8-TCDD

200930D2\_2



200930D2\_2





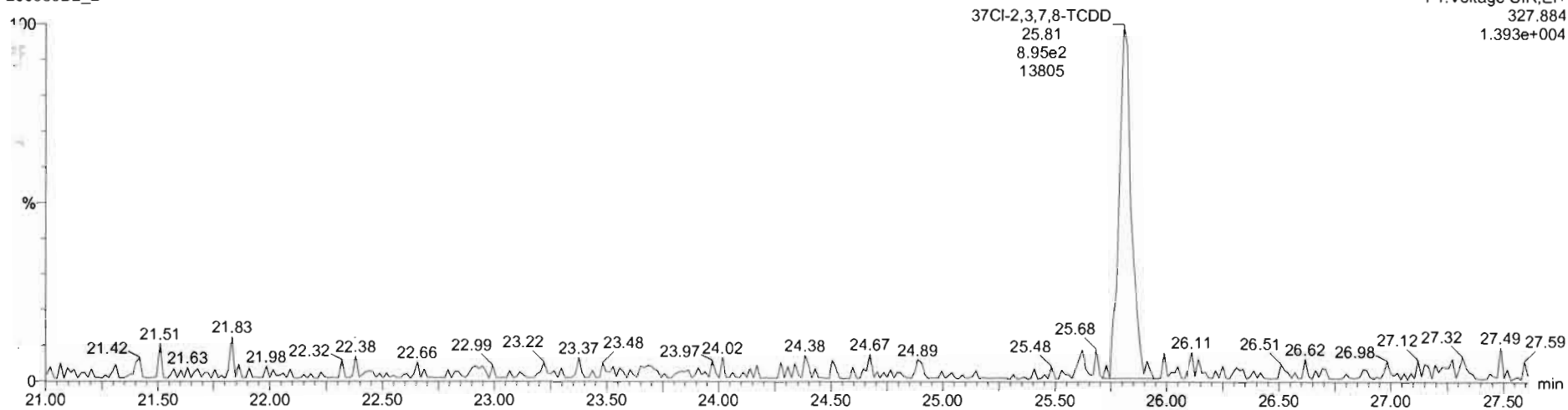
Dataset: U:\VG7.PRO\Results\200930D2\200930D2\_CRV.qld

Last Altered: Thursday, October 01, 2020 09:56:59 Pacific Daylight Time  
Printed: Thursday, October 01, 2020 09:58:35 Pacific Daylight Time

Name: 200930D2\_2, Date: 30-Sep-2020, Time: 12:51:13, ID: ST200930D2-2 1613 CS1 20F1103, Description: 1613 CS1 20F1103

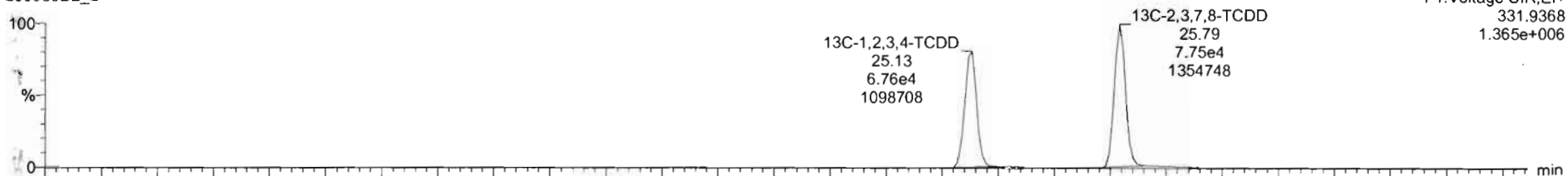
37Cl-2,3,7,8-TCDD

200930D2\_2

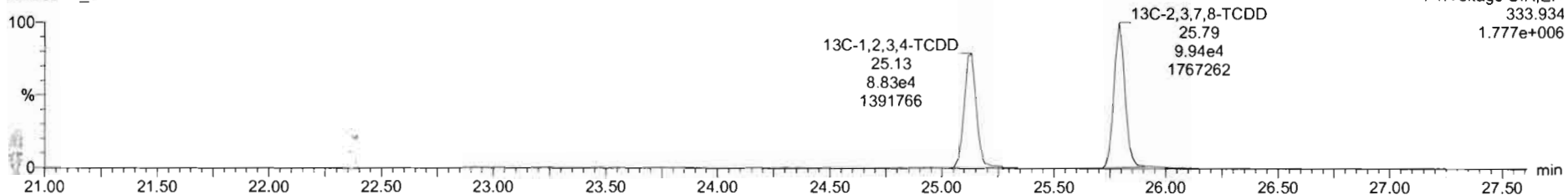


13C-1,2,3,4-TCDD

200930D2\_2



200930D2\_2




Dataset: U:\VG7.PRO\Results\200930D2\200930D2\_CRV.qld

Last Altered: Thursday, October 01, 2020 09:56:59 Pacific Daylight Time  
Printed: Thursday, October 01, 2020 09:58:35 Pacific Daylight Time

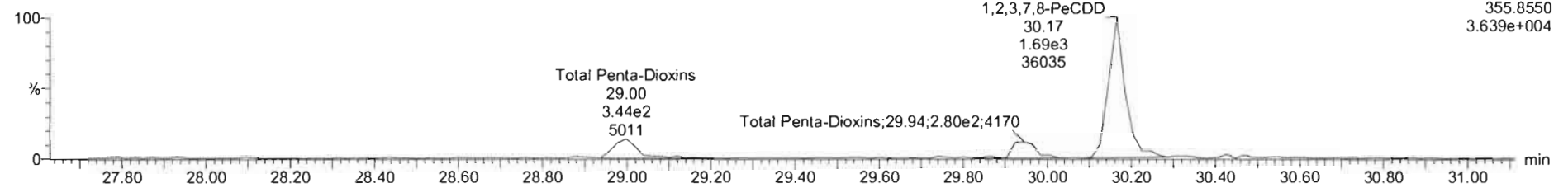
Name: 200930D2\_2, Date: 30-Sep-2020, Time: 12:51:13, ID: ST200930D2-2 1613 CS1 20F1103, Description: 1613 CS1 20F1103

1,2,3,7,8-PeCDD

200930D2\_2




200930D2\_2

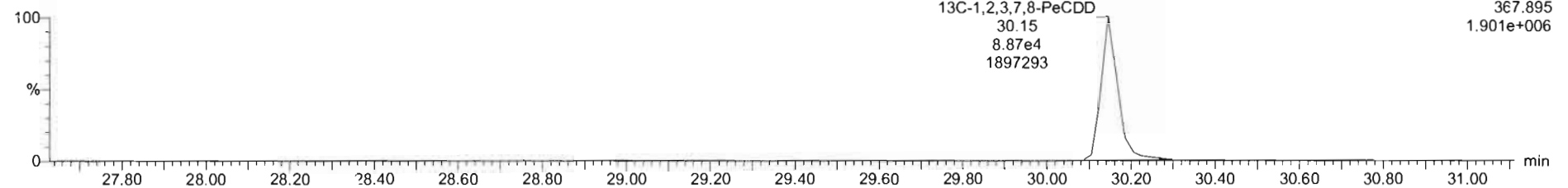


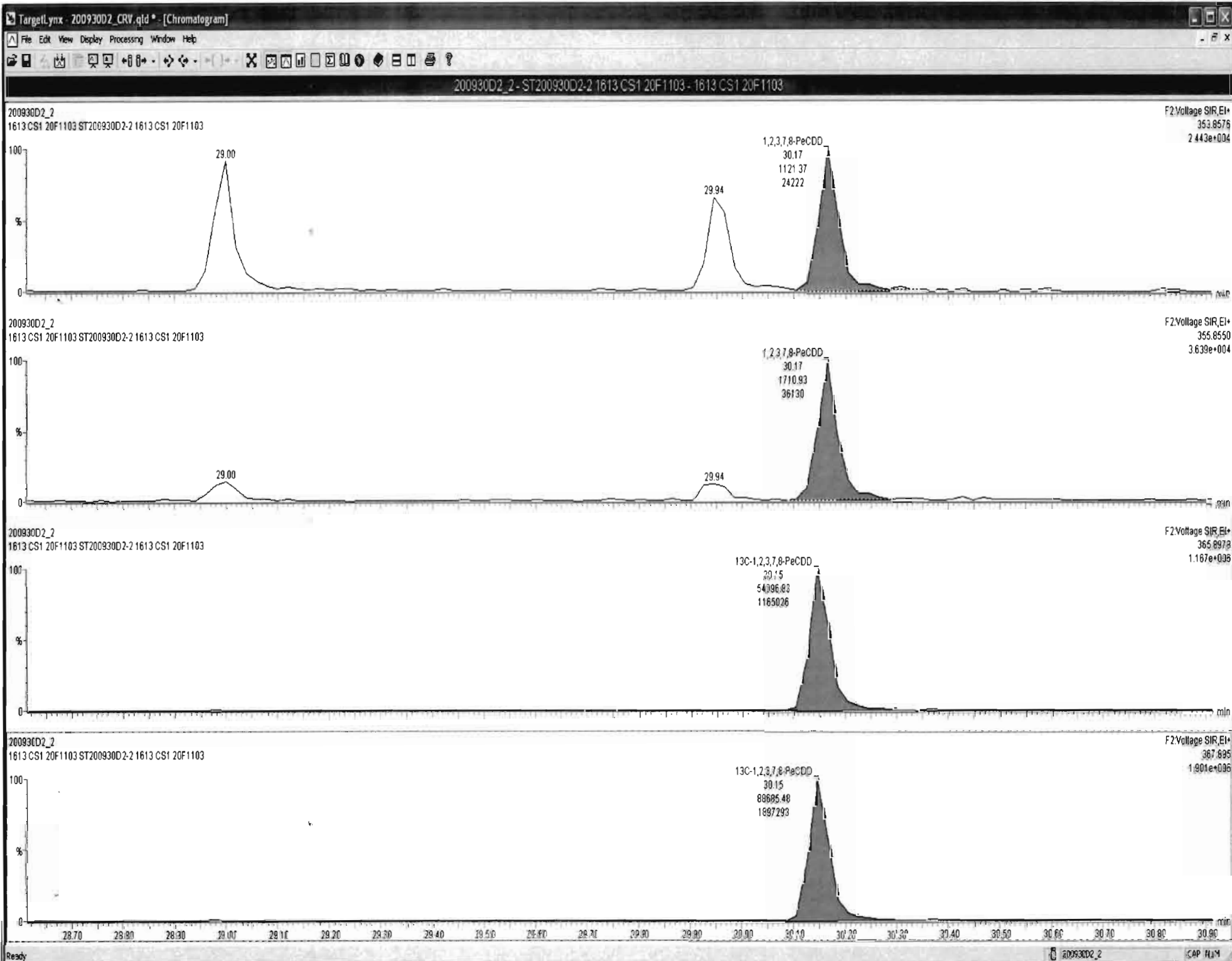
13C-1,2,3,7,8-PeCDD

200930D2\_2



200930D2\_2







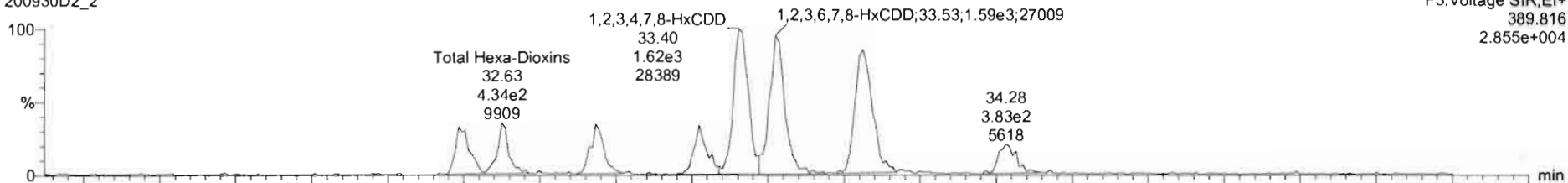
Dataset: U:\VG7.PRO\Results\200930D2\200930D2\_CRV.qld

Last Altered: Thursday, October 01, 2020 09:56:59 Pacific Daylight Time  
Printed: Thursday, October 01, 2020 09:58:35 Pacific Daylight Time

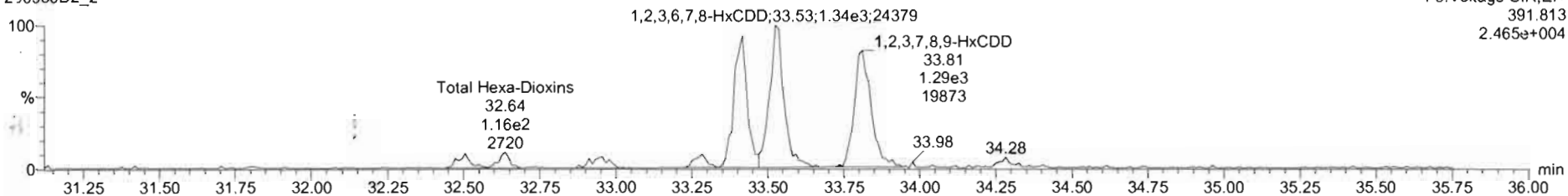
Name: 200930D2\_2, Date: 30-Sep-2020, Time: 12:51:13, ID: ST200930D2-2 1613 CS1 20F1103, Description: 1613 CS1 20F1103

1,2,3,4,7,8-HxCDD

200930D2\_2

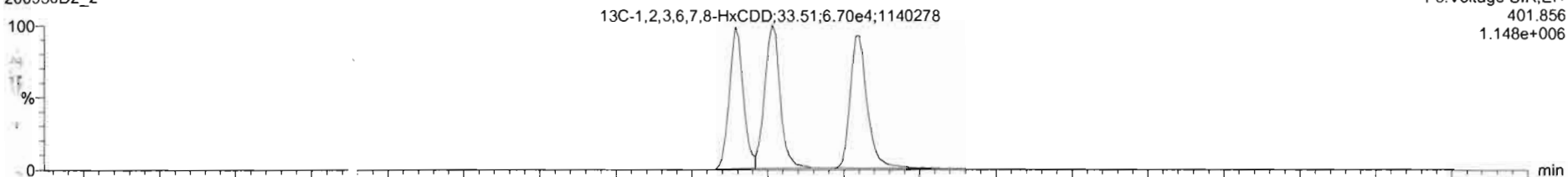


200930D2\_2

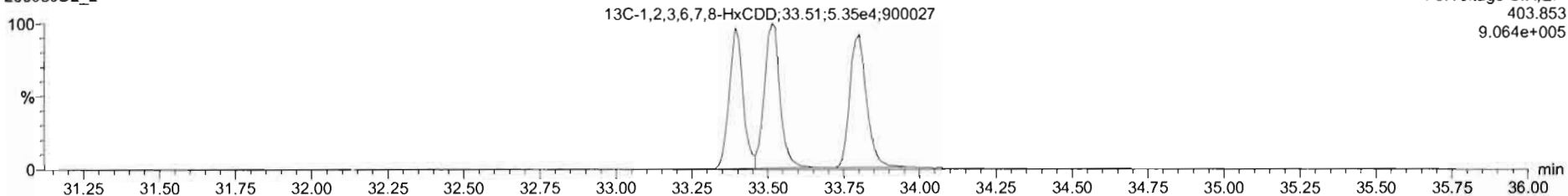


13C-1,2,3,4,7,8-HxCDD

200930D2\_2



200930D2\_2

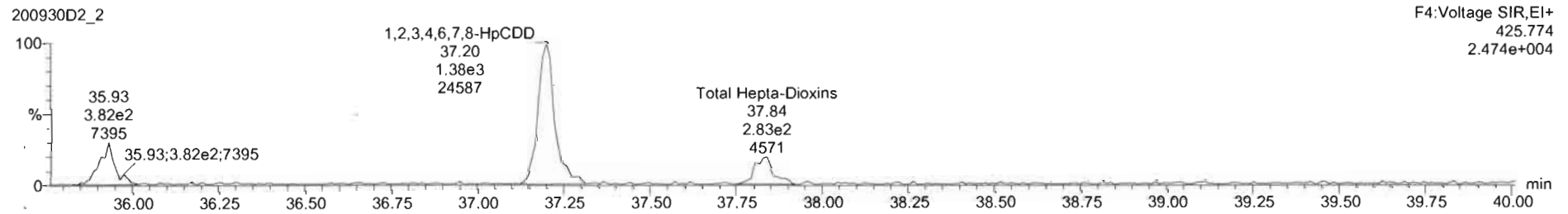
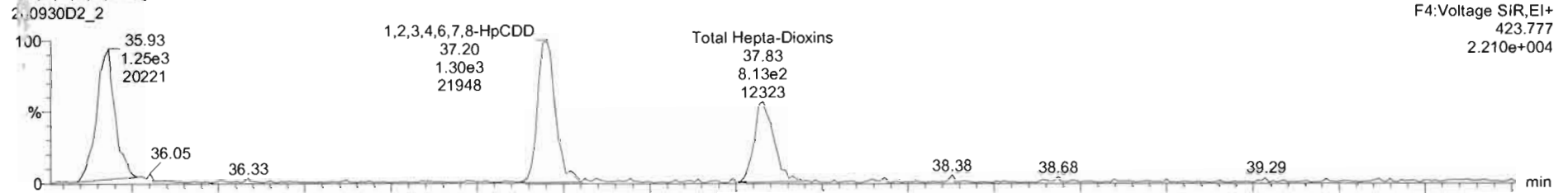


Dataset: U:\VG7.PRO\Results\200930D2\200930D2\_CRV.qld

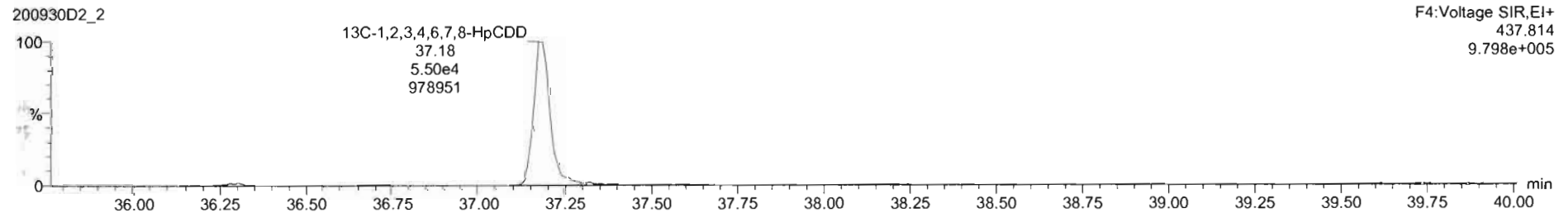
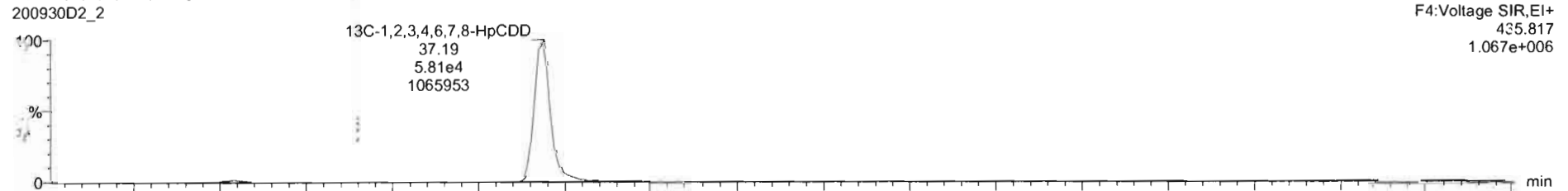
Last Altered: Thursday, October 01, 2020 09:56:59 Pacific Daylight Time  
Printed: Thursday, October 01, 2020 09:58:35 Pacific Daylight Time

Name: 200930D2\_2, Date: 30-Sep-2020, Time: 12:51:13, ID: ST200930D2-2 1613 CS1 20F1103, Description: 1613 CS1 20F1103

1,2,3,4,6,7,8-HpCDD



13C-1,2,3,4,6,7,8-HpCDD




Dataset: U:\VG7.PRO\Results\200930D2\200930D2\_CRV.qld

Last Altered: Thursday, October 01, 2020 09:56:59 Pacific Daylight Time  
Printed: Thursday, October 01, 2020 09:58:35 Pacific Daylight Time

Name: 200930D2\_2, Date: 30-Sep-2020, Time: 12:51:13, ID: ST200930D2-2 1613 CS1 20F1103, Description: 1613 CS1 20F1103

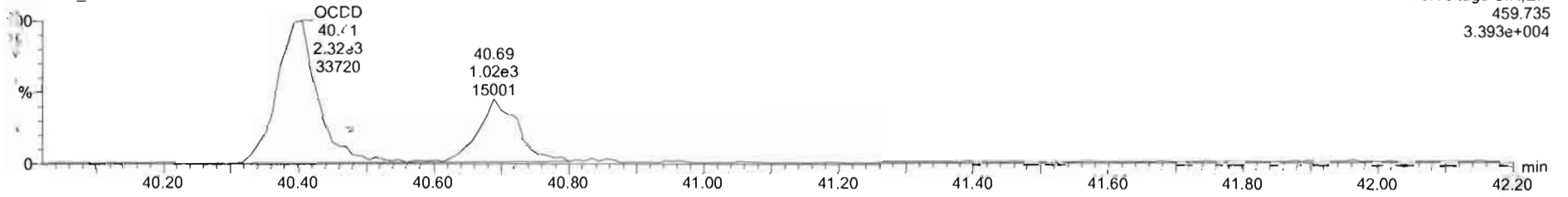
**OCDD**

200930D2\_2



F5:Voltage SIR,EI+  
457.738  
4.598e+004

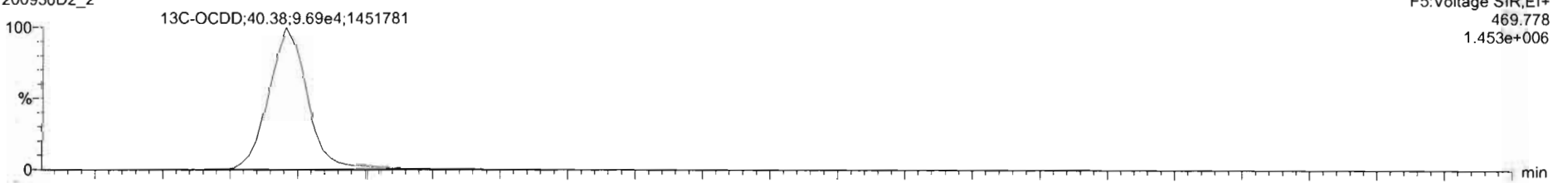
200930D2\_2



F5:Voltage SIR,EI+  
459.735  
3.393e+004

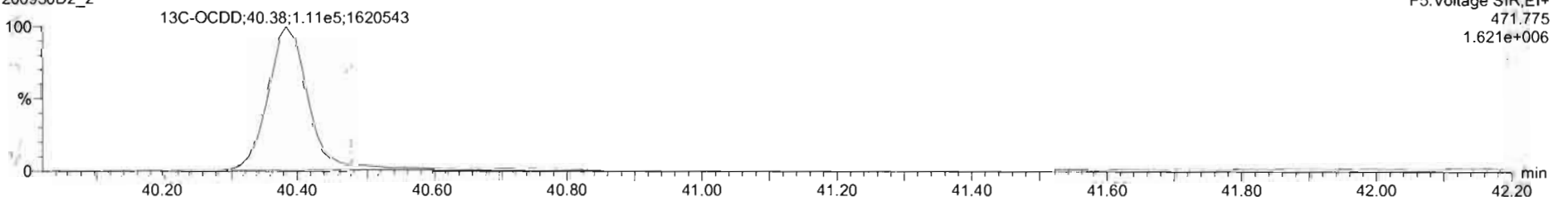
**13C-OCDD**

200930D2\_2



F5:Voltage SIR,EI+  
469.778  
1.453e+006

200930D2\_2



F5:Voltage SIR,EI+  
471.775  
1.621e+006

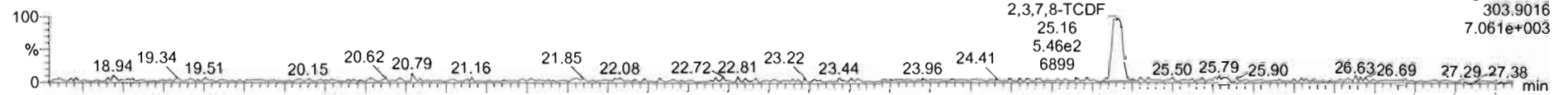
Dataset: U:\VG7.PRO\Results\200930D2\200930D2\_CRV.qld

Last Altered: Thursday, October 01, 2020 09:56:59 Pacific Daylight Time  
Printed: Thursday, October 01, 2020 09:58:35 Pacific Daylight Time


Name: 200930D2\_2, Date: 30-Sep-2020, Time: 12:51:13, ID: ST200930D2-2 1613 CS1 20F1103, Description: 1613 CS1 20F1103

2,3,7,8-TCDF

200930D2\_2




200930D2\_2

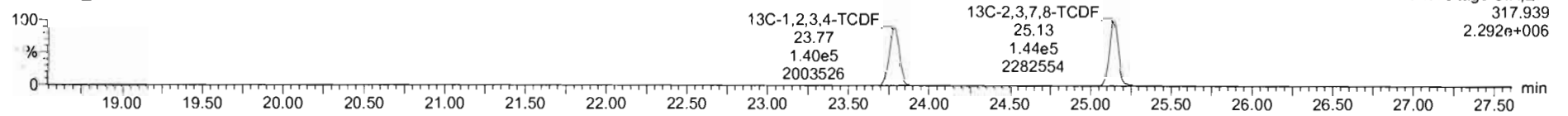


13C-2,3,7,8-TCDF

200930D2\_2

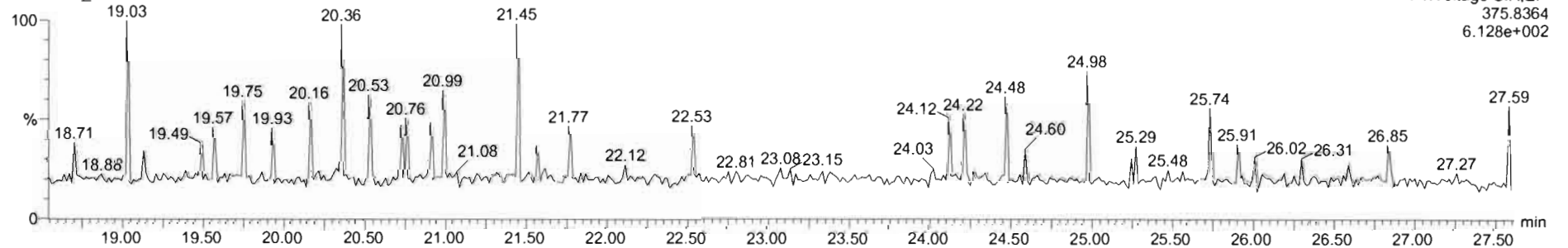


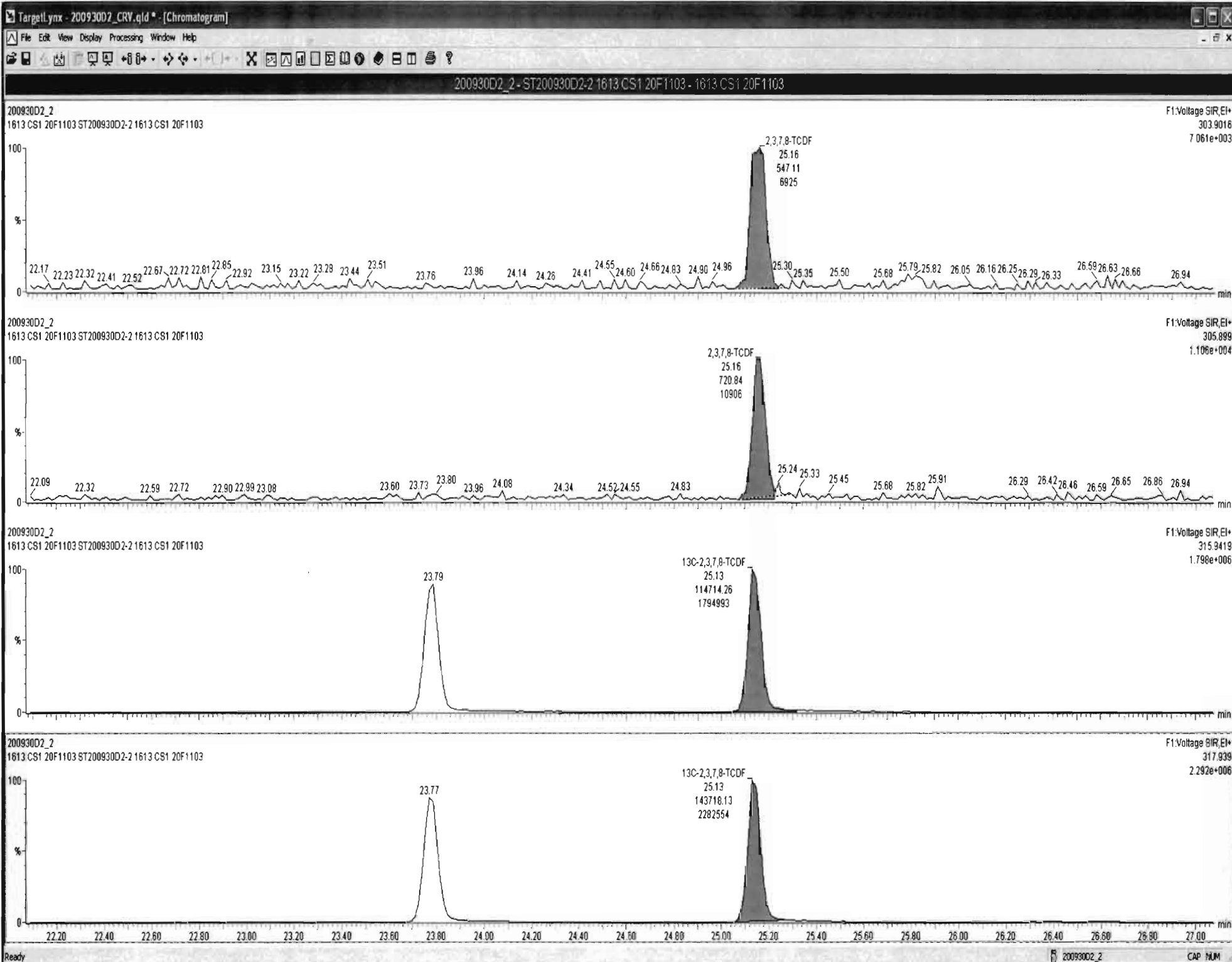
200930D2\_2



CPY1

200930D2\_2





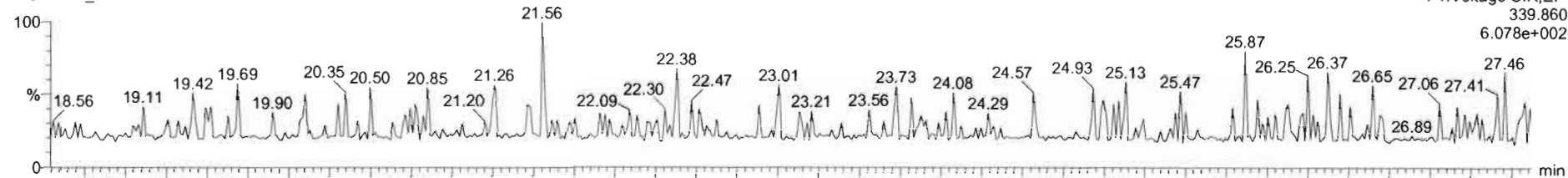
Dataset: U:\VG7.PRO\Results\200930D2\200930D2\_CRV.qld

Last Altered: Thursday, October 01, 2020 09:56:59 Pacific Daylight Time  
Printed: Thursday, October 01, 2020 09:58:35 Pacific Daylight Time

Name: 200930D2\_2, Date: 30-Sep-2020, Time: 12:51:13, ID: ST200930D2-2 1613 CS1 20F1103, Description: 1613 CS1 20F1103

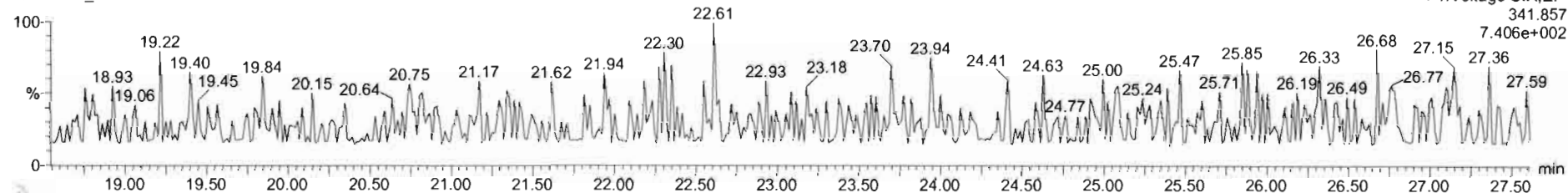
1st Func. Penta-Furans

200930D2\_2



F1: Voltage SIR, EI+  
339.860  
6.078e+002

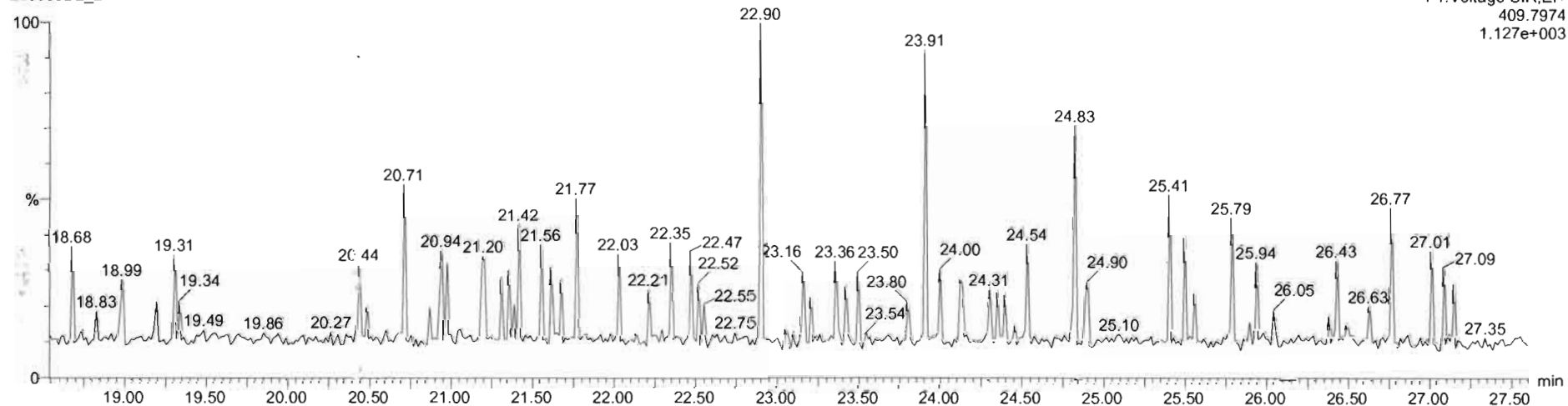
200930D2\_2



F1: Voltage SIR, EI+  
341.857  
7.406e+002

DPE6

200930D2\_2



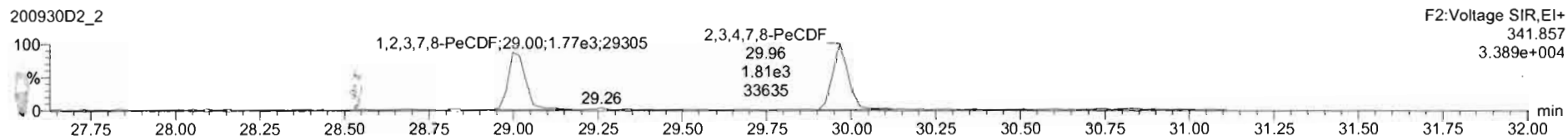
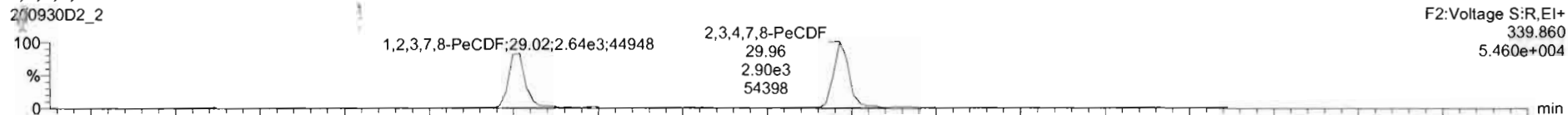
F1: Voltage SIR, EI+  
409.7974  
1.127e+003

Dataset: U:\VG7.PRO\Results\200930D2\200930D2\_CRV.qld

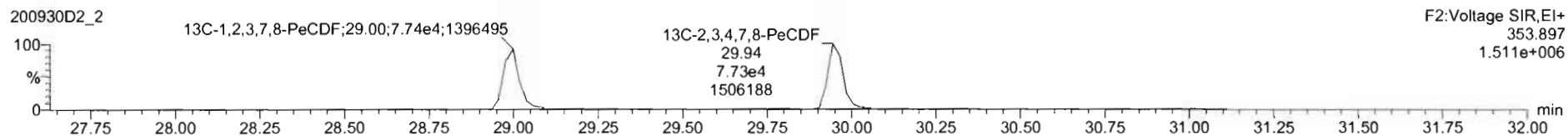

Last Altered: Thursday, October 01, 2020 09:56:59 Pacific Daylight Time  
Printed: Thursday, October 01, 2020 09:58:35 Pacific Daylight Time

Name: 200930D2\_2, Date: 30-Sep-2020, Time: 12:51:13, ID: ST200930D2-2 1613 CS1 20F1103, Description: 1613 CS1 20F1103

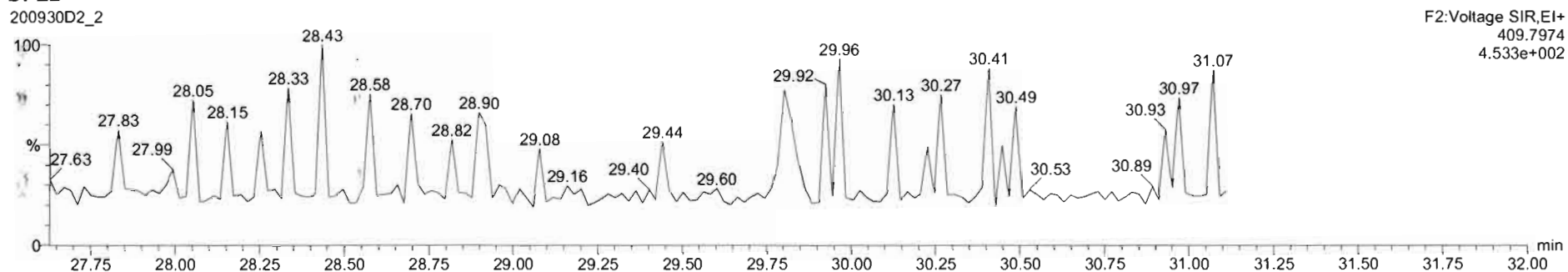
1,2,3,7,8-PeCDF



13C-1,2,3,7,8-PeCDF



DPE2

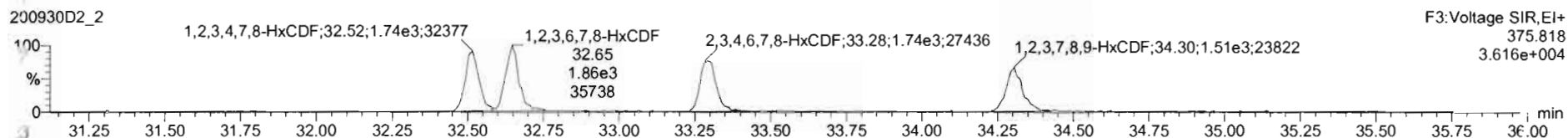
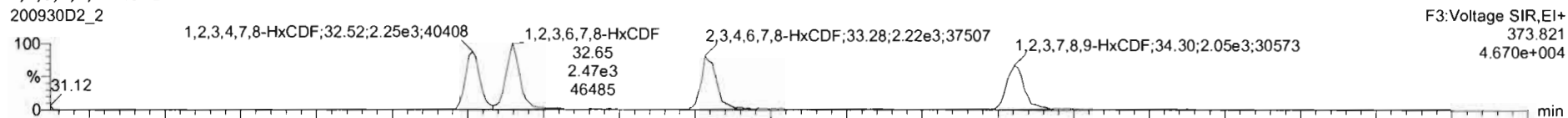


Dataset: U:\VG7.PRO\Results\200930D2\200930D2\_CRV.qld

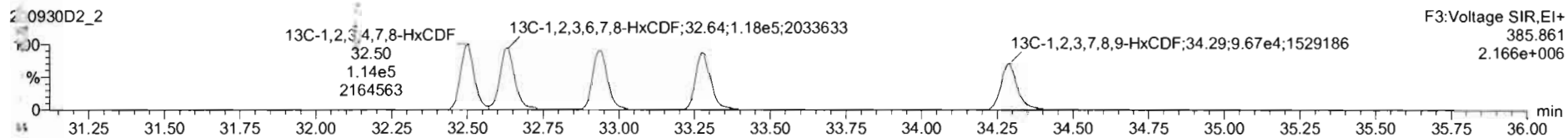
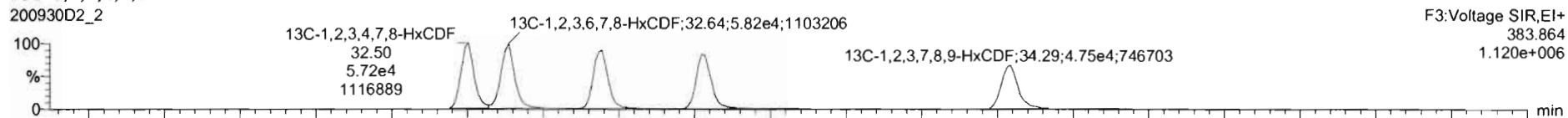
Last Altered: Thursday, October 01, 2020 09:56:59 Pacific Daylight Time  
Printed: Thursday, October 01, 2020 09:58:35 Pacific Daylight Time

Name: 200930D2\_2, Date: 30-Sep-2020, Time: 12:51:13, ID: ST200930D2-2 1613 CS1 20F1103, Description: 1613 CS1 20F1103

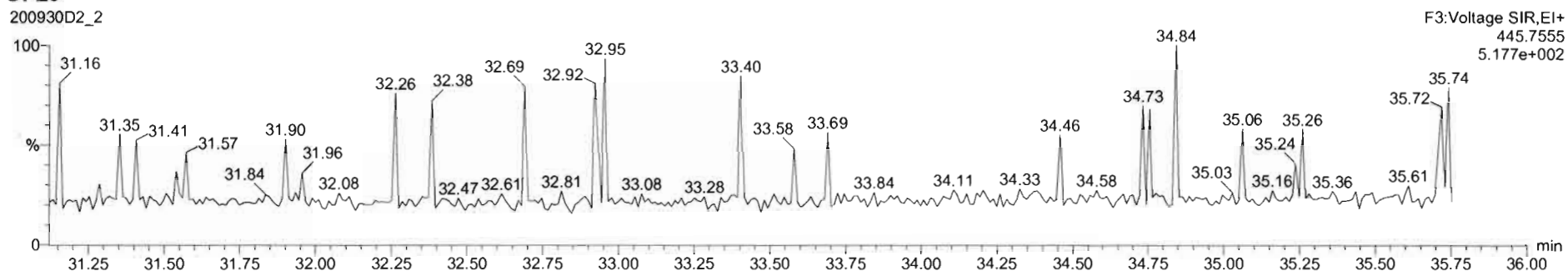
1,2,3,4,7,8-HxCDF



13C-1,2,3,4,7,8-HxCDF



DPE3



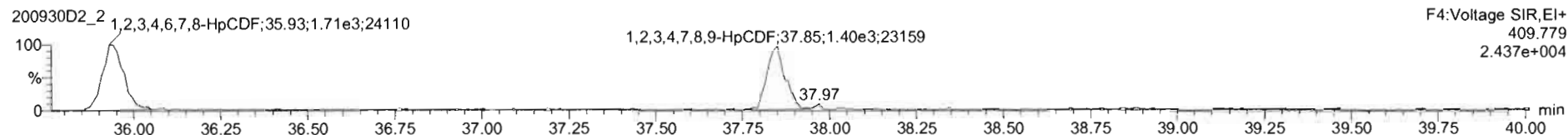
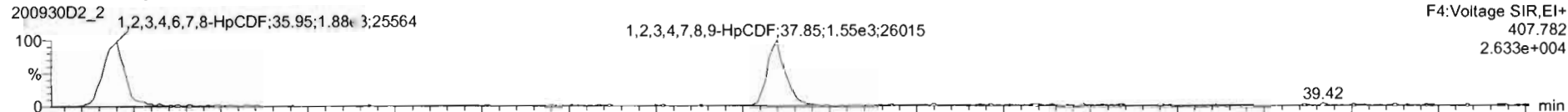


Dataset: U:\VG7.PRO\Results\200930D2\200930D2\_CRV.qld

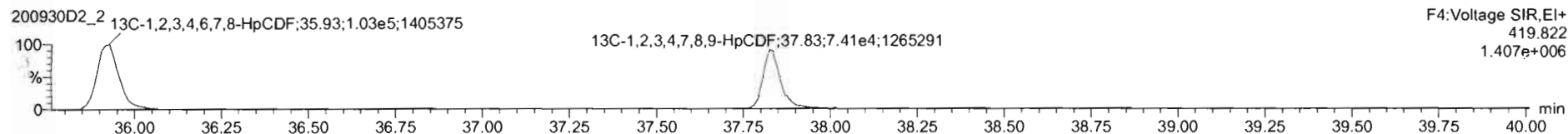
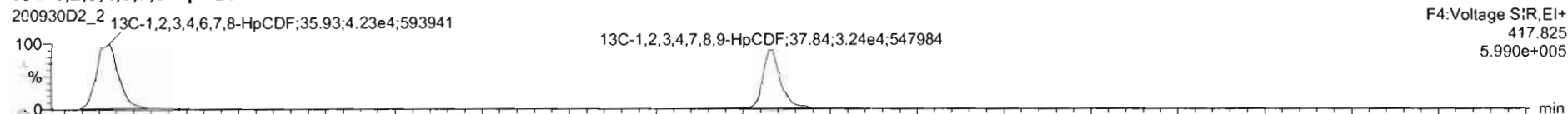
Last Altered: Thursday, October 01, 2020 09:56:59 Pacific Daylight Time  
Printed: Thursday, October 01, 2020 09:58:35 Pacific Daylight Time

Name: 200930D2\_2, Date: 30-Sep-2020, Time: 12:51:13, ID: ST200930D2-2 1613 CS1 20F1103, Description: 1613 CS1 20F1103

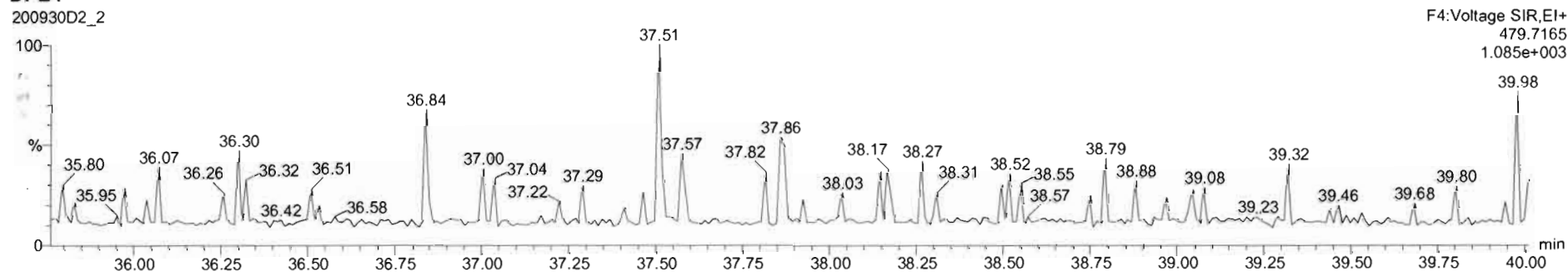
**1,2,3,4,6,7,8-HpCDF**



**13C-1,2,3,4,6,7,8-HpCDF**



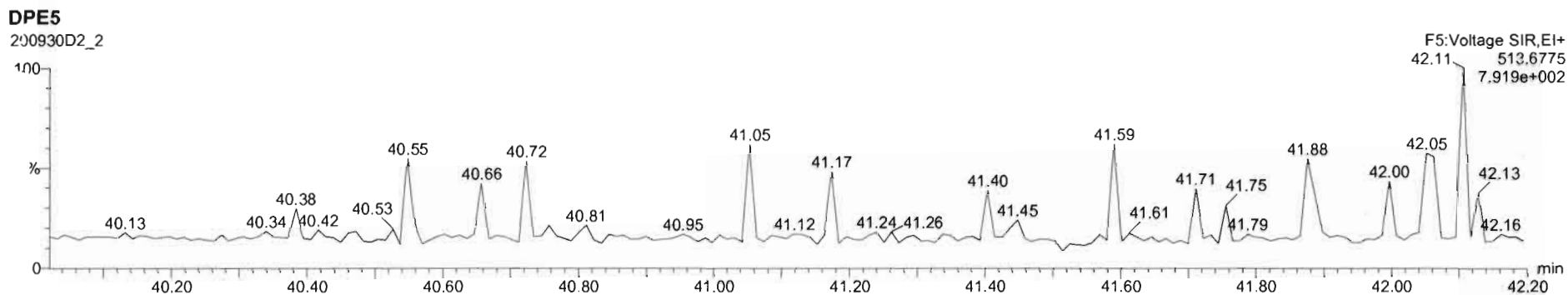
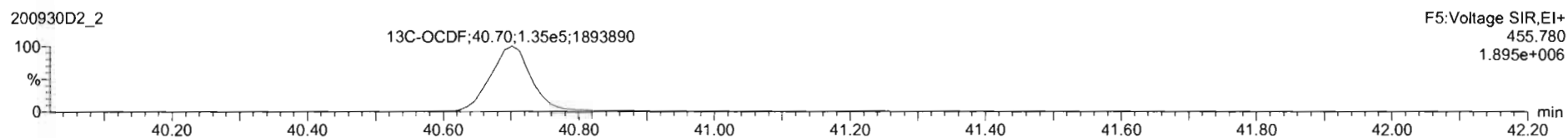



**DPE4**



Dataset: U:\VG7.PRO\Results\200930D2\200930D2\_CRV.qld

Last Altered: Thursday, October 01, 2020 09:56:59 Pacific Daylight Time  
Printed: Thursday, October 01, 2020 09:58:35 Pacific Daylight Time

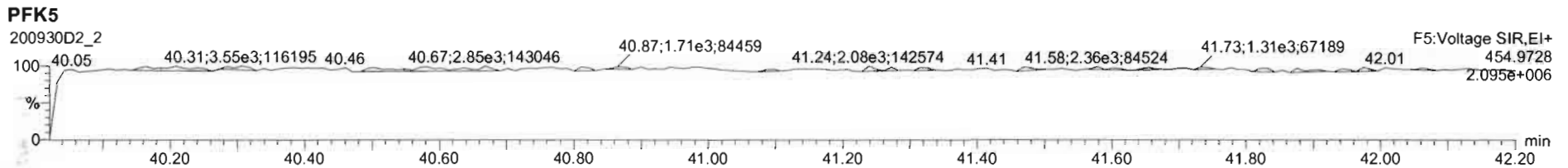

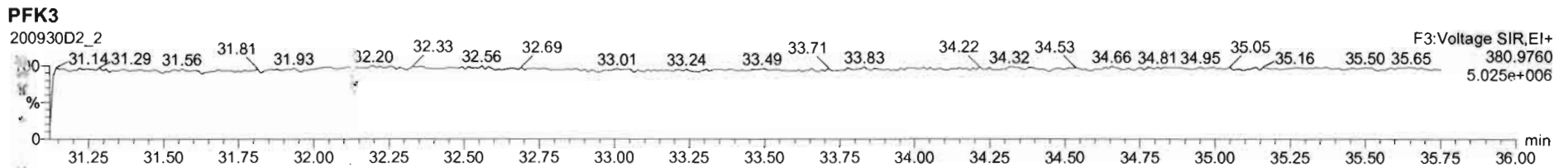
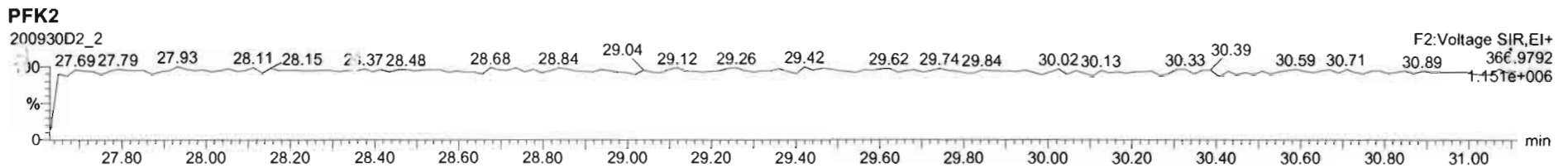
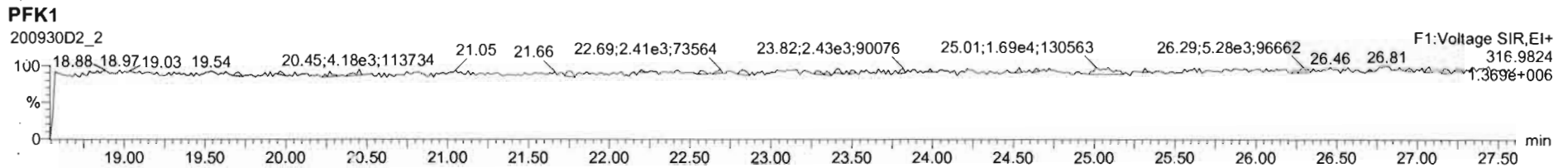
Name: 200930D2\_2, Date: 30-Sep-2020, Time: 12:51:13, ID: ST200930D2-2 1613 CS1 20F1103, Description: 1613 CS1 20F1103



Dataset: U:\VG7.PRO\Results\200930D2\200930D2\_CRV.qld

Last Altered: Thursday, October 01, 2020 09:56:59 Pacific Daylight Time  
Printed: Thursday, October 01, 2020 09:58:35 Pacific Daylight Time

Name: 200930D2\_2, Date: 30-Sep-2020, Time: 12:51:13, ID: ST200930D2-2 1613 CS1 20F1103, Description: 1613 CS1 20F1103




Dataset: U:\VG7.PRO\Results\200930D2\200930D2\_CRV.qld

Last Altered: Thursday, October 01, 2020 09:56:59 Pacific Daylight Time  
Printed: Thursday, October 01, 2020 09:58:35 Pacific Daylight Time

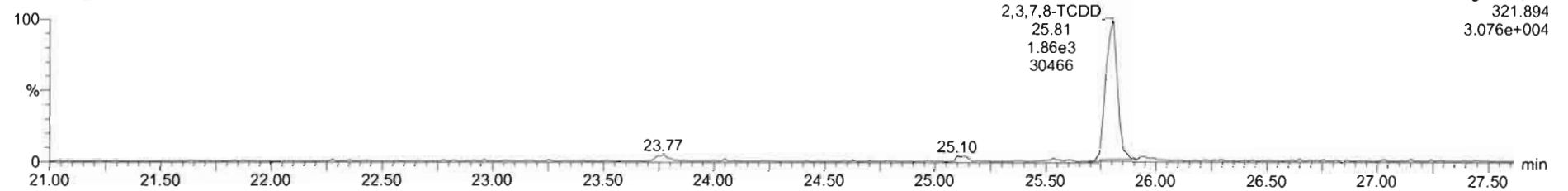
Name: 200930D2\_3, Date: 30-Sep-2020, Time: 13:37:23, ID: ST200930D2-3 1613 CS2 20F1104, Description: 1613 CS2 20F1104

2,3,7,8-TCDD

200930D2\_3




200930D2\_3

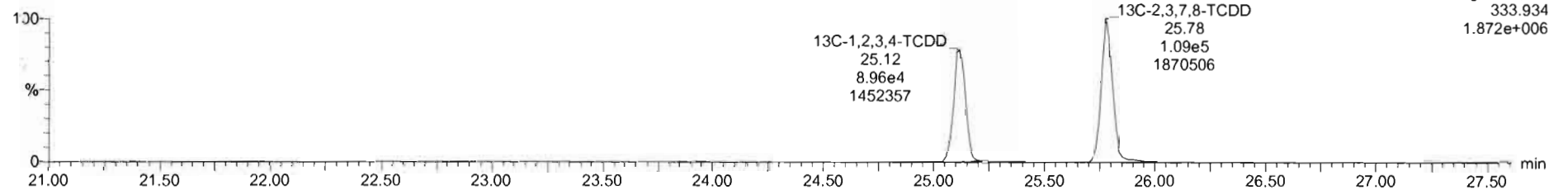


13C-2,3,7,8-TCDD

200930D2\_3



200930D2\_3

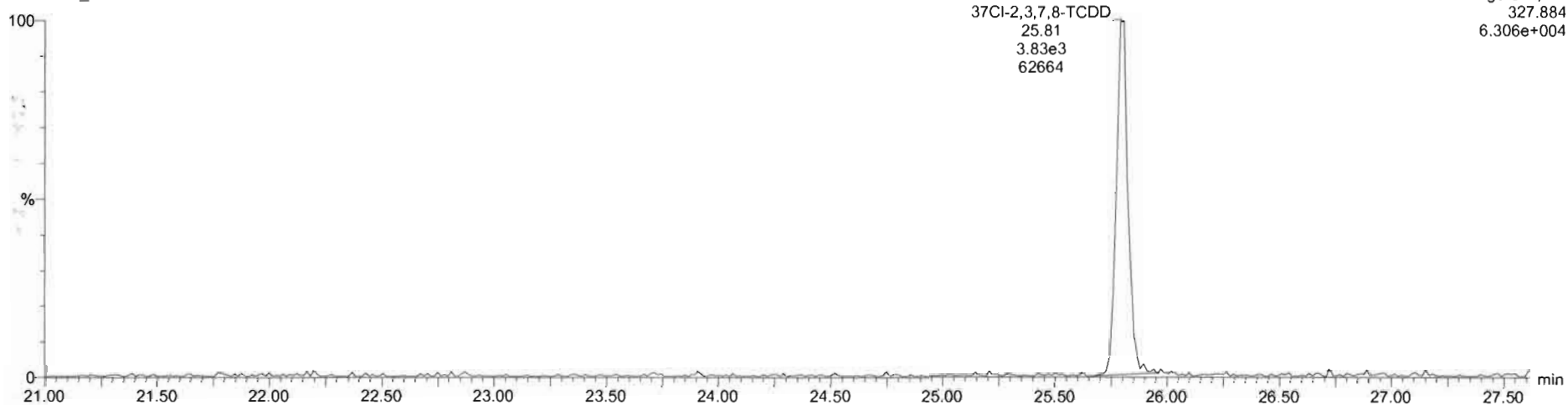


Dataset: U:\VG7.PRO\Results\200930D2\200930D2\_CRV.qld

List Altered: Thursday, October 01, 2020 09:56:59 Pacific Daylight Time  
Printed: Thursday, October 01, 2020 09:58:35 Pacific Daylight Time

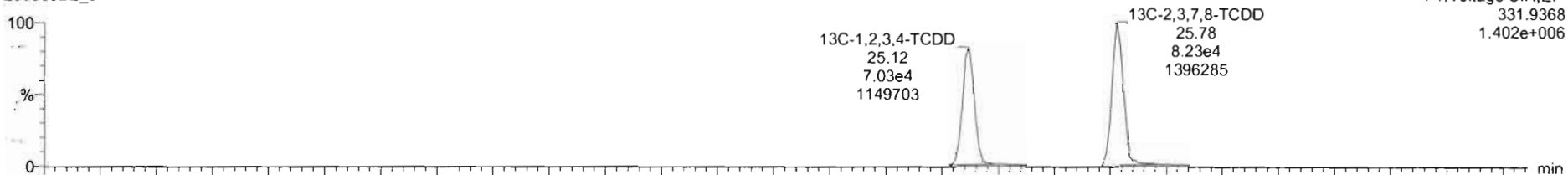
Name: 200930D2\_3, Date: 30-Sep-2020, Time: 13:37:23, ID: ST200930D2-3 1613 CS2 20F1104, Description: 1613 CS2 20F1104

37Cl-2,3,7,8-TCDD  
200930D2\_3




F1: Voltage SIR, EI+  
327.884  
6.306e+004

13C-1,2,3,4-TCDD  
200930D2\_3



F1: Voltage SIR, EI+  
331.9368  
1.402e+006

200930D2\_3



F1: Voltage SIR, EI+  
333.934  
1.872e+006


Dataset: U:\VG7.PRO\Results\200930D2\200930D2\_CRV.qld

Last Altered: Thursday, October 01, 2020 09:56:59 Pacific Daylight Time  
Printed: Thursday, October 01, 2020 09:58:35 Pacific Daylight Time

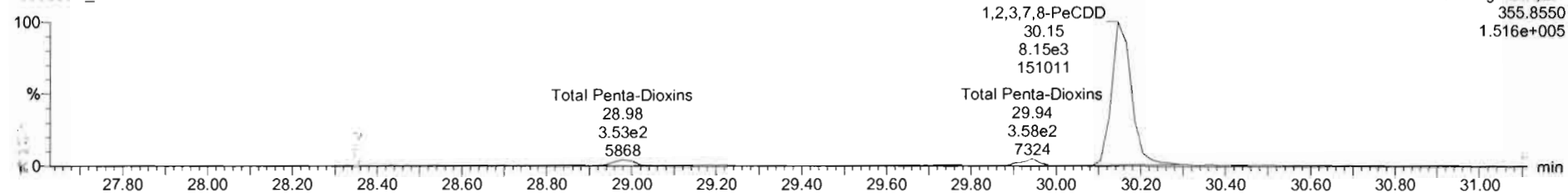
Name: 200930D2\_3, Date: 30-Sep-2020, Time: 13:37:23, ID: ST200930D2-3 1613 CS2 20F1104, Description: 1613 CS2 20F1104

1,2,3,7,8-PeCDD

200930D2\_3




200930D2\_3

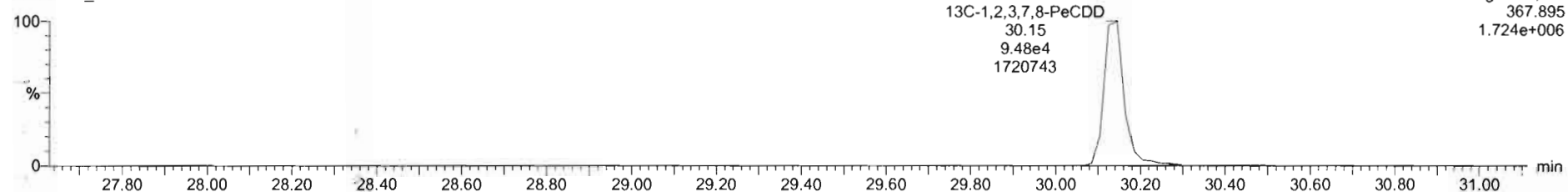


13C-1,2,3,7,8-PeCDD

200930D2\_3



200930D2\_3



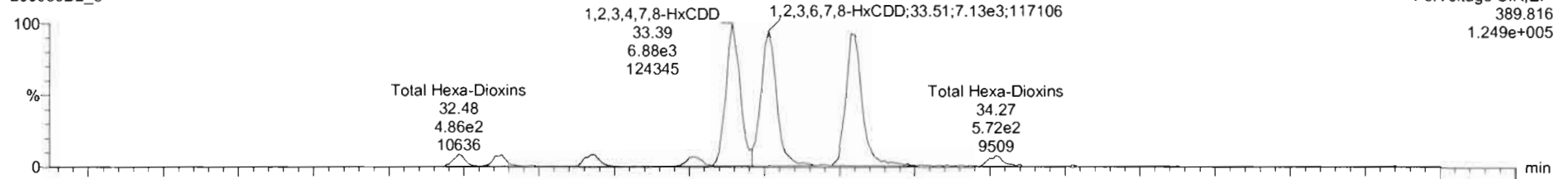
Dataset: U:\VG7.PRO\Results\200930D2\200930D2\_CRV.qld

Last Altered: Thursday, October 01, 2020 09:56:59 Pacific Daylight Time  
Printed: Thursday, October 01, 2020 09:58:35 Pacific Daylight Time

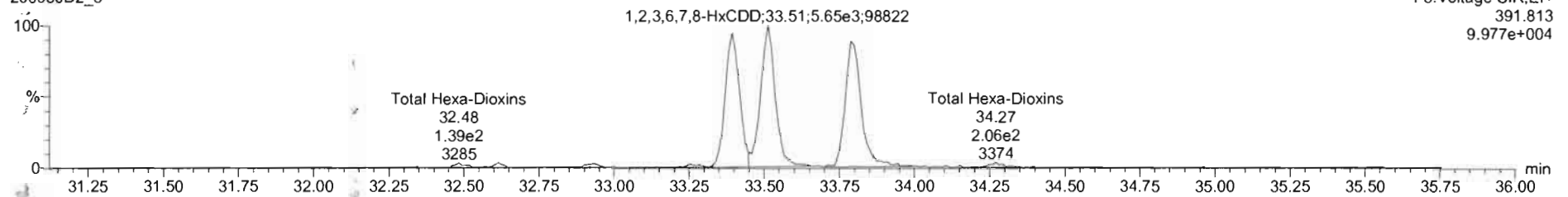
Name: 200930D2\_3, Date: 30-Sep-2020, Time: 13:37:23, ID: ST200930D2-3 1613 CS2 20F1104, Description: 1613 CS2 20F1104

1,2,3,4,7,8-HxCDD

200930D2\_3

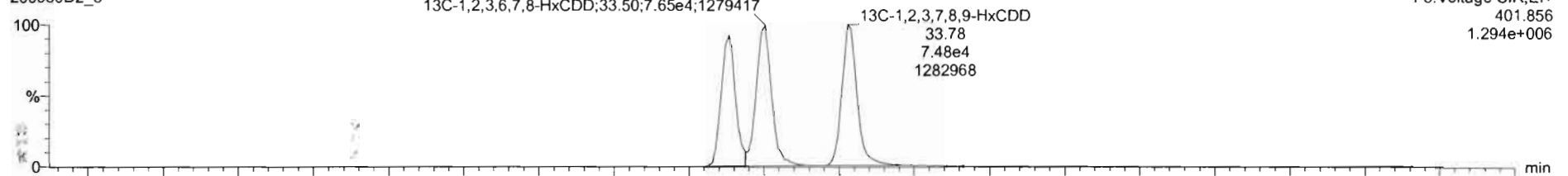


200930D2\_3

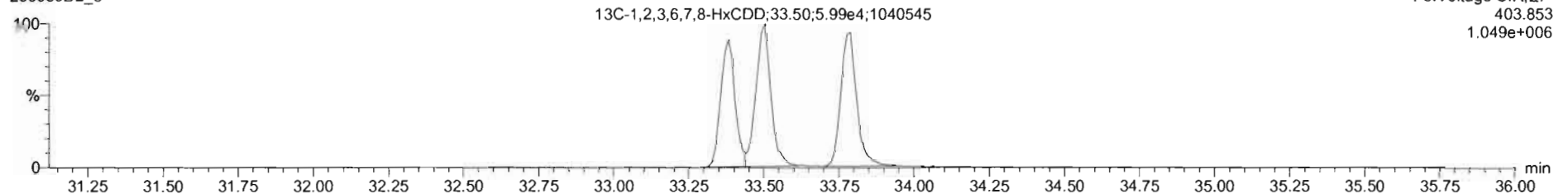


13C-1,2,3,4,7,8-HxCDD

200930D2\_3



200930D2\_3



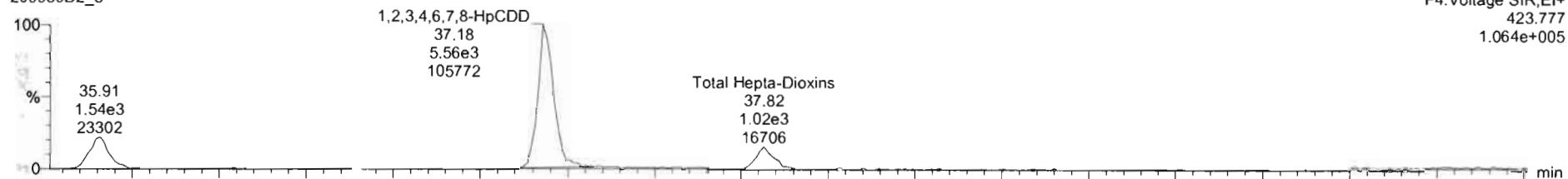
Dataset: U:\VG7.PRO\Results\200930D2\200930D2\_CRV.qld

Last Altered: Thursday, October 01, 2020 09:56:59 Pacific Daylight Time  
Printed: Thursday, October 01, 2020 09:58:35 Pacific Daylight Time

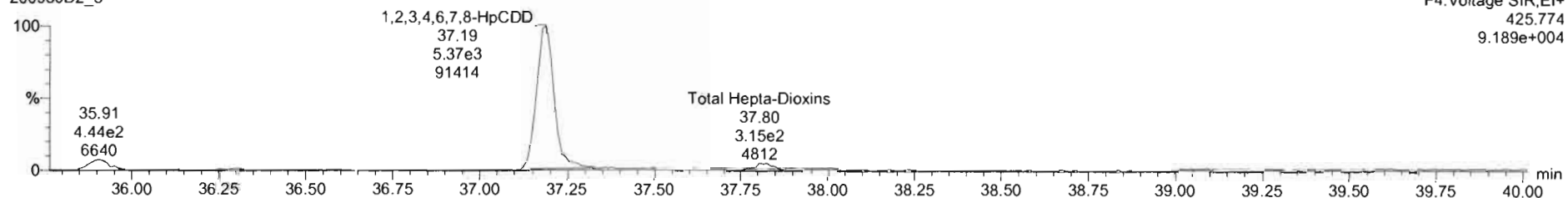
Name: 200930D2\_3, Date: 30-Sep-2020, Time: 13:37:23, ID: ST200930D2-3 1613 CS2 20F1104, Description: 1613 CS2 20F1104

1,2,3,4,6,7,8-HpCDD

200930D2\_3

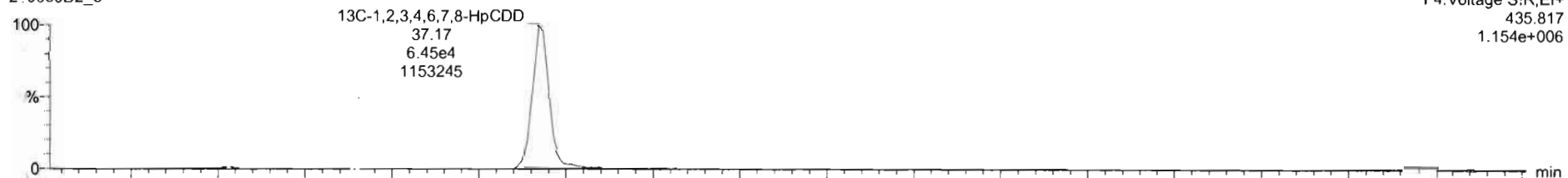


200930D2\_3

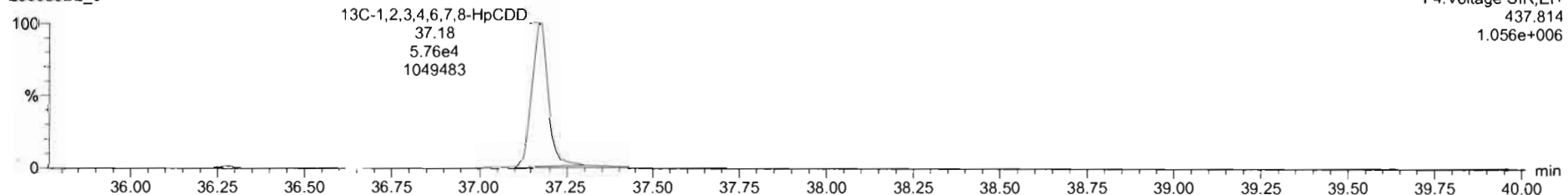


13C-1,2,3,4,6,7,8-HpCDD

200930D2\_3



200930D2\_3

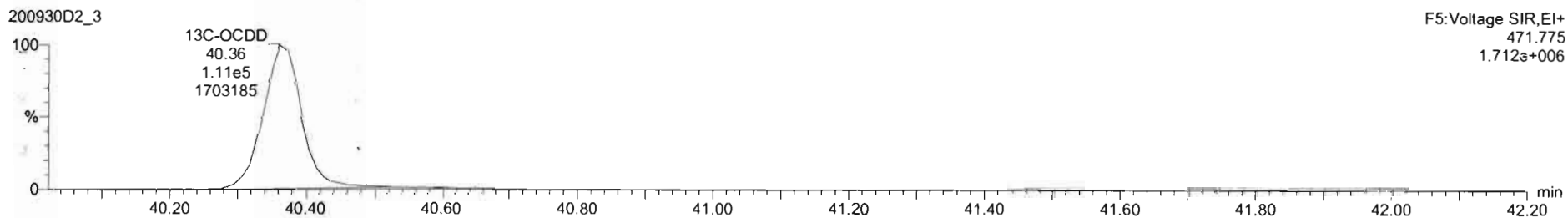

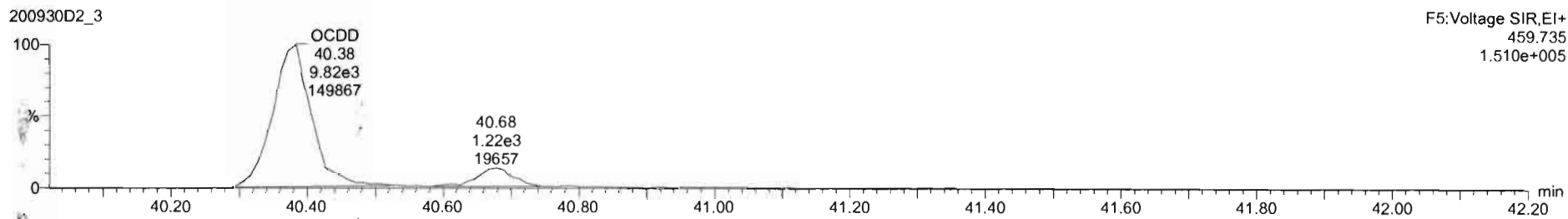
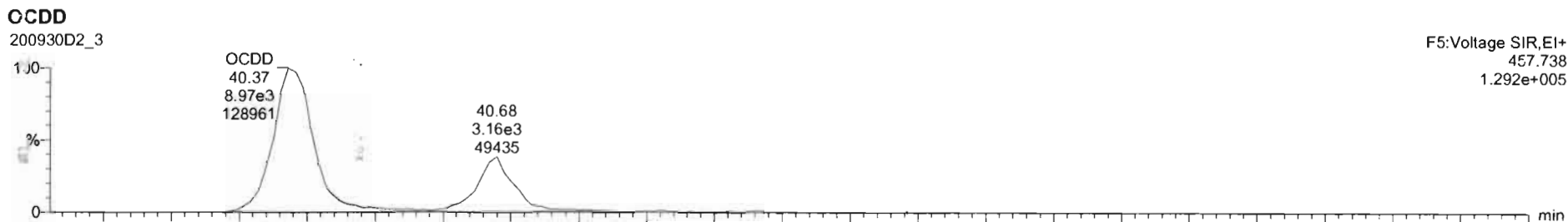




Dataset: U:\VG7.PRO\Results\200930D2\200930D2\_CRV.qld

Last Altered: Thursday, October 01, 2020 09:56:59 Pacific Daylight Time  
Printed: Thursday, October 01, 2020 09:58:35 Pacific Daylight Time

Name: 200930D2\_3, Date: 30-Sep-2020, Time: 13:37:23, ID: ST200930D2-3 1613 CS2 20F1104, Description: 1613 CS2 20F1104




Dataset: U:\VG7.PRO\Results\200930D2\200930D2\_CRV.qld

Last Altered: Thursday, October 01, 2020 09:56:59 Pacific Daylight Time  
Printed: Thursday, October 01, 2020 09:58:35 Pacific Daylight Time


Name: 200930D2\_3, Date: 30-Sep-2020, Time: 13:37:23, ID: ST200930D2-3 1613 CS2 20F1104, Description: 1613 CS2 20F1104

**2,3,7,8-TCDF**

200930D2\_3




200930D2\_3

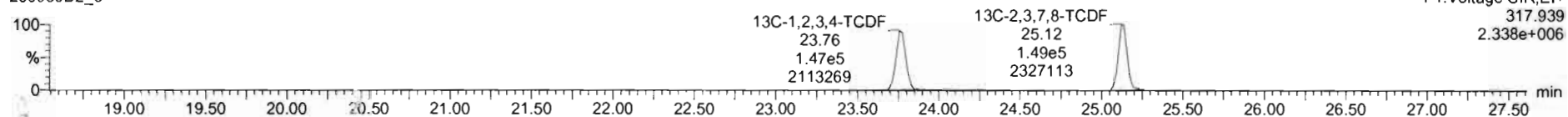


**13C-2,3,7,8-TCDF**

200930D2\_3

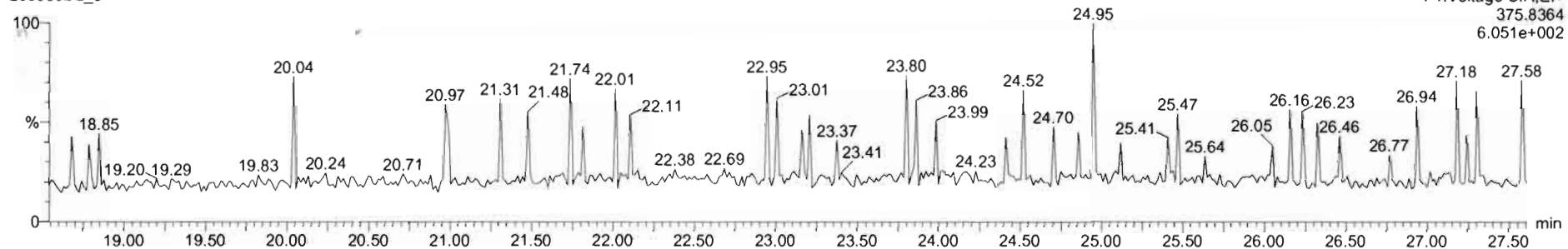


200930D2\_3



**DPE1**

200930D2\_3



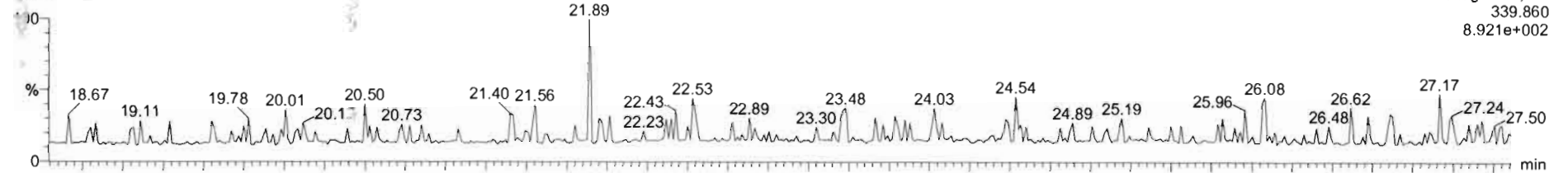
Dataset: U:\VG7.PRO\Results\200930D2\200930D2\_CRV.qld

List Altered: Thursday, October 01, 2020 09:56:59 Pacific Daylight Time  
Printed: Thursday, October 01, 2020 09:58:35 Pacific Daylight Time

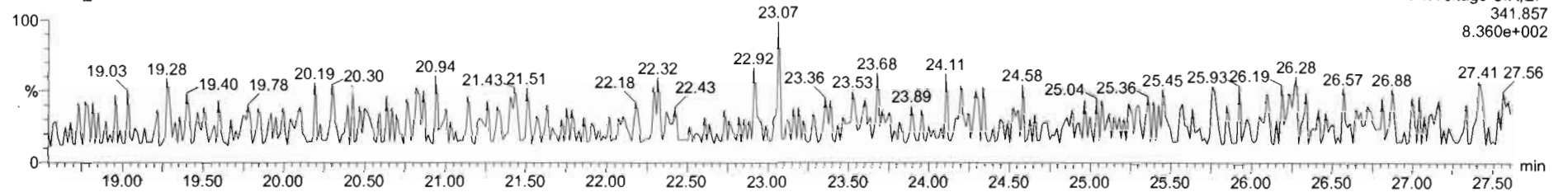
Name: 200930D2\_3, Date: 30-Sep-2020, Time: 13:37:23, ID: ST200930D2-3 1613 CS2 20F1104, Description: 1613 CS2 20F1104

1st Func. Penta-Furans

200930D2\_3

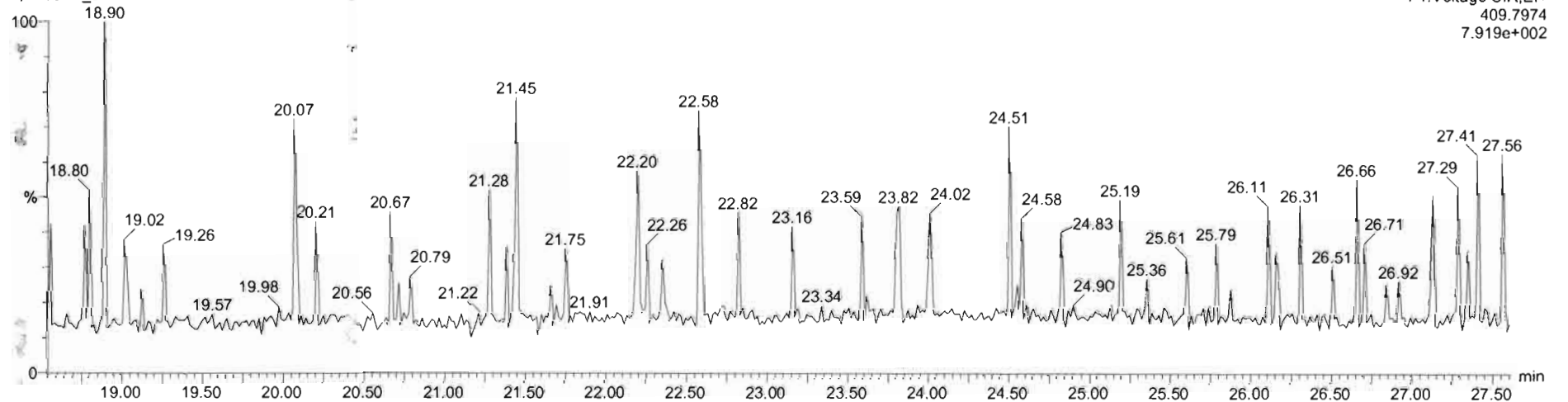


200930D2\_3



DPE6

200930D2\_3



Dataset: U:\VG7.PRO\Results\200930D2\200930D2\_CRV.qld

Last Altered: Thursday, October 01, 2020 09:56:59 Pacific Daylight Time  
Printed: Thursday, October 01, 2020 09:58:35 Pacific Daylight Time

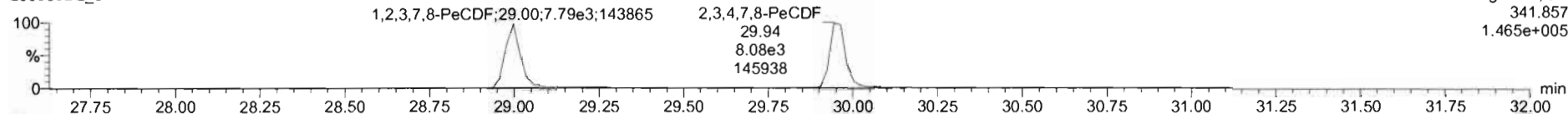
Name: 200930D2\_3, Date: 30-Sep-2020, Time: 13:37:23, ID: ST200930D2-3 1613 CS2 20F1104, Description: 1613 CS2 20F1104

1 2,3,7,8-PeCDF

200930D2\_3

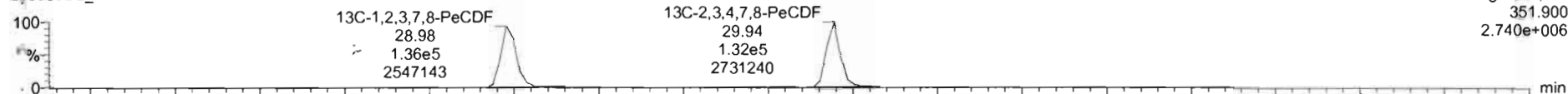


200930D2\_3

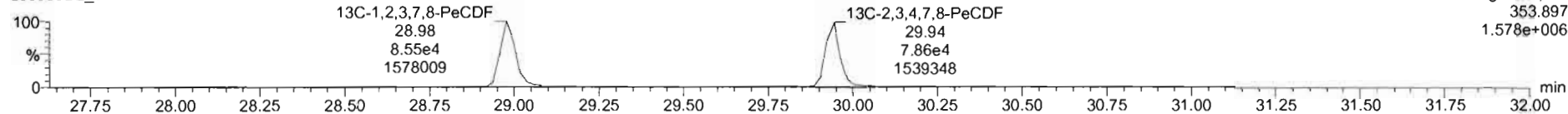


13C-1,2,3,7,8-PeCDF

200930D2\_3

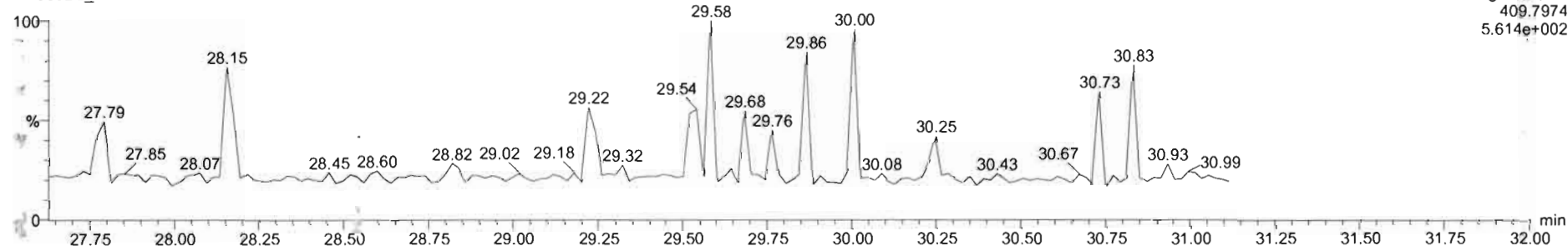


200930D2\_3



DPE2

200930D2\_3

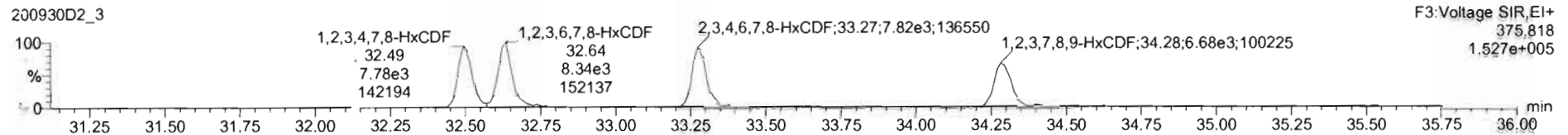



Dataset: U:\VG7.PRO\Results\200930D2\200930D2\_CRV.qld

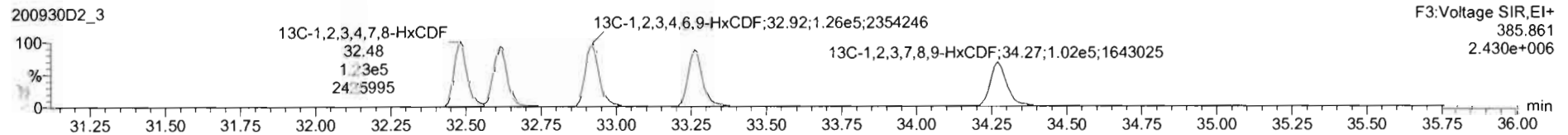
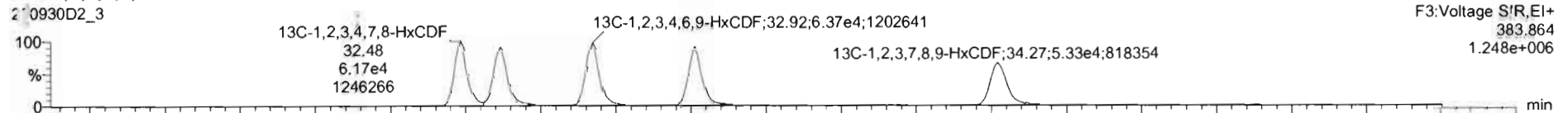
Last Altered: Thursday, October 01, 2020 09:56:59 Pacific Daylight Time  
Printed: Thursday, October 01, 2020 09:58:35 Pacific Daylight Time

Name: 200930D2\_3, Date: 30-Sep-2020, Time: 13:37:23, ID: ST200930D2-3 1613 CS2 20F1104, Description: 1613 CS2 20F1104

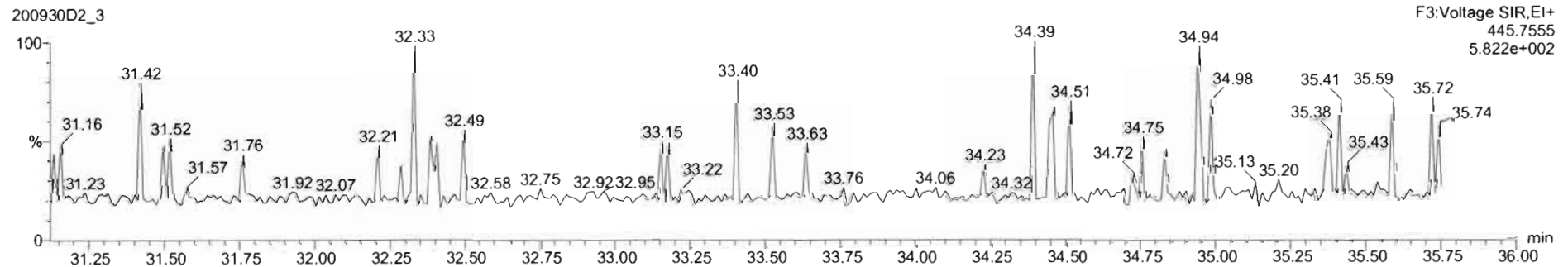
1,2,3,4,7,8-HxCDF



13C-1,2,3,4,7,8-HxCDF



DPE3



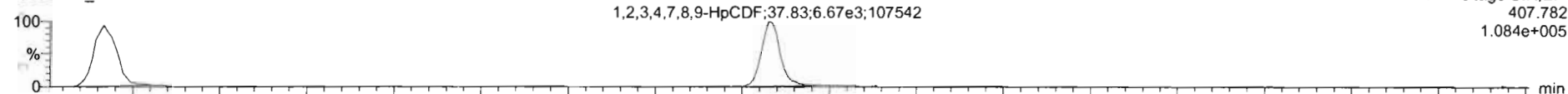
Dataset: U:\VG7.PRO\Results\200930D2\200930D2\_CRV.qld

Last Altered: Thursday, October 01, 2020 09:56:59 Pacific Daylight Time  
Printed: Thursday, October 01, 2020 09:58:35 Pacific Daylight Time

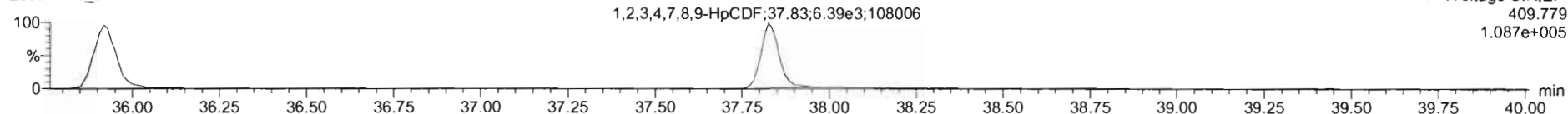
Name: 200930D2\_3, Date: 30-Sep-2020, Time: 13:37:23, ID: ST200930D2-3 1613 CS2 20F1104, Description: 1613 CS2 20F1104

1 2,3,4,6,7,8-HpCDF

200930D2\_3

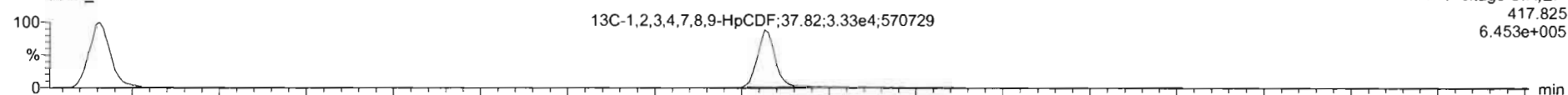


200930D2\_3

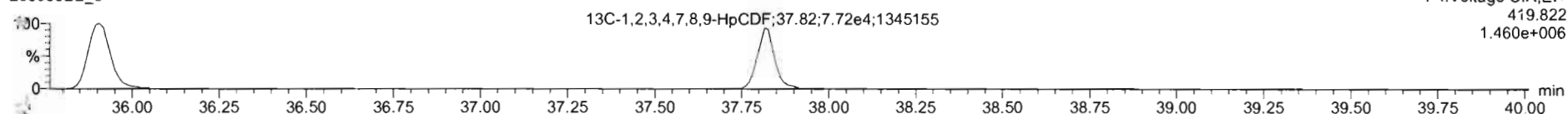


13C-1,2,3,4,6,7,8-HpCDF

200930D2\_3

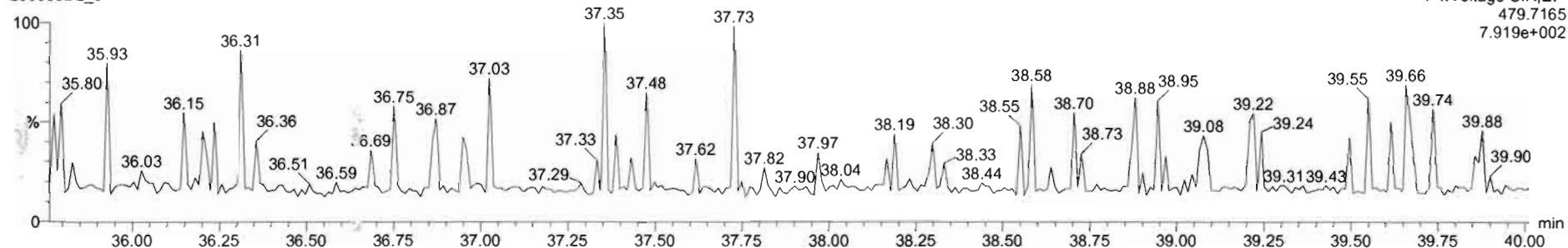


200930D2\_3



DPE4

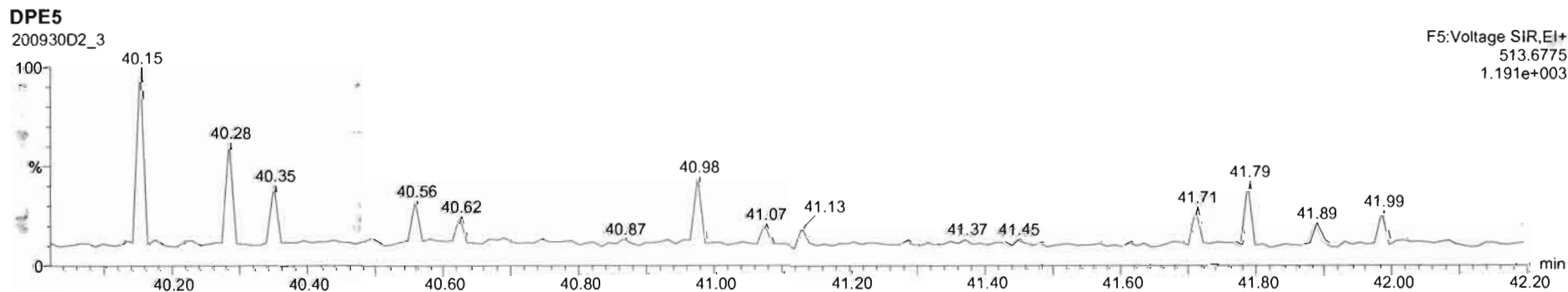
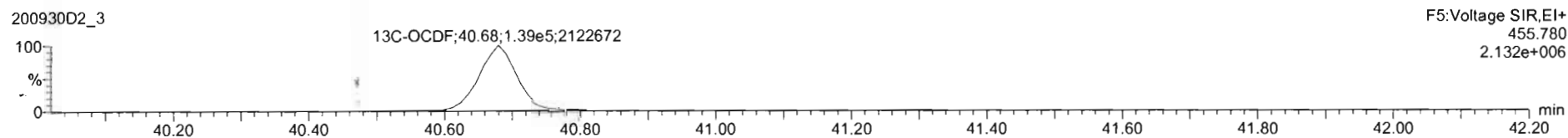

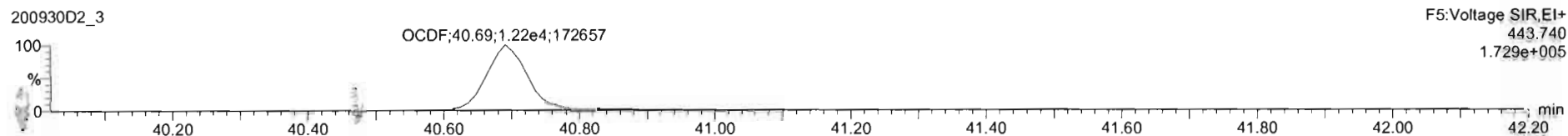
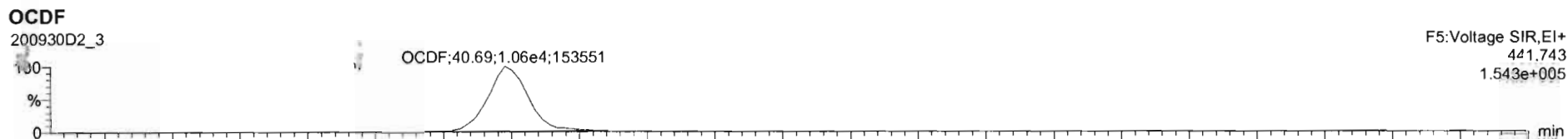
200930D2\_3



Dataset: U:\VG7.PRO\Results\200930D2\200930D2\_CRV.qld

Last Altered: Thursday, October 01, 2020 09:56:59 Pacific Daylight Time  
Printed: Thursday, October 01, 2020 09:58:35 Pacific Daylight Time

Name: 200930D2\_3, Date: 30-Sep-2020, Time: 13:37:23, ID: ST200930D2-3 1613 CS2 20F1104, Description: 1613 CS2 20F1104

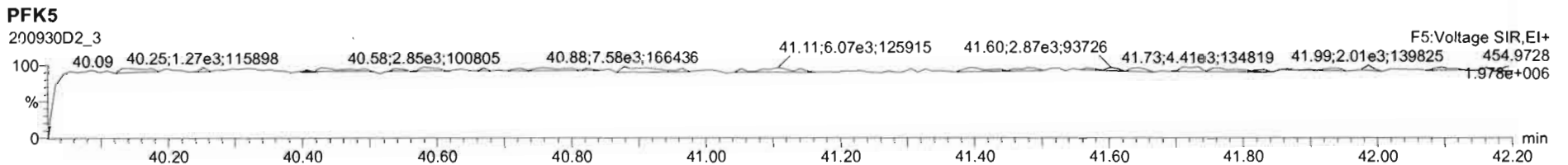
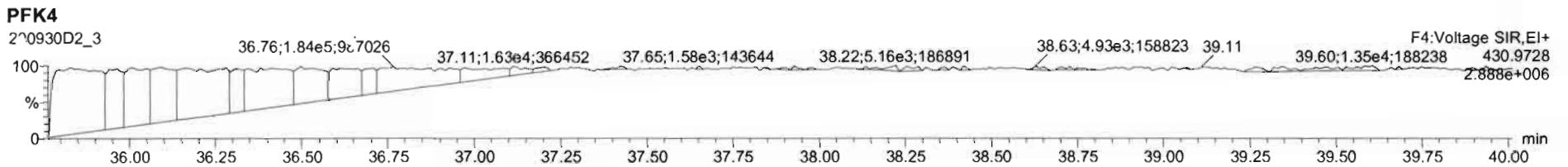
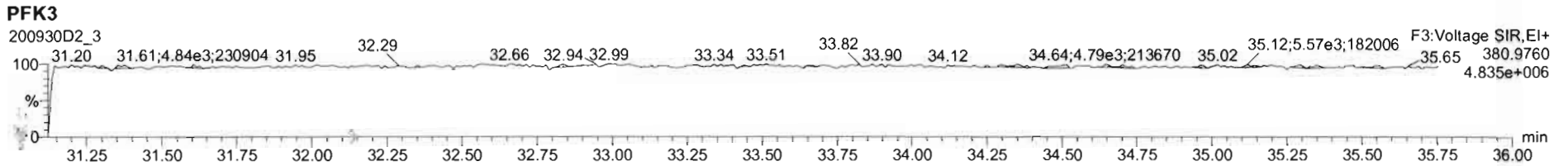
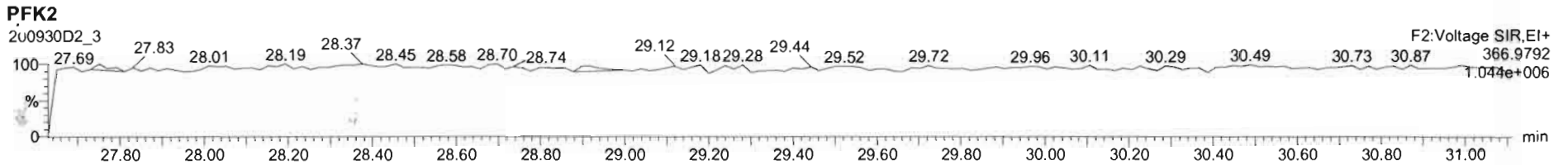
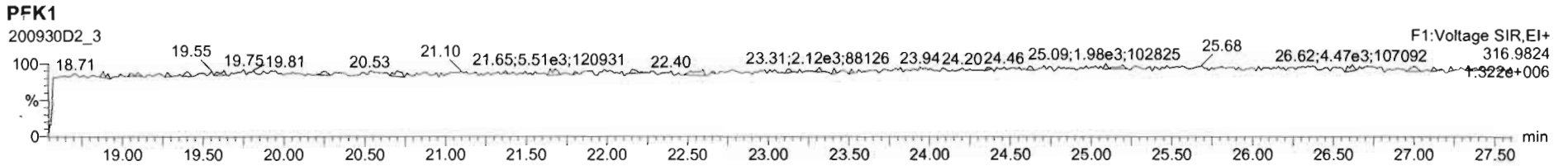


Dataset: U:\VG7.PRO\Results\200930D2\200930D2\_CRV.qld

Last Altered: Thursday, October 01, 2020 09:56:59 Pacific Daylight Time

Printed: Thursday, October 01, 2020 09:58:35 Pacific Daylight Time

Name: 200930D2\_3, Date: 30-Sep-2020, Time: 13:37:23, ID: ST200930D2-3 1613 CS2 20F1104, Description: 1613 CS2 20F1104





Dataset: U:\VG7.PRO\Results\200930D2\200930D2\_CRV.qld

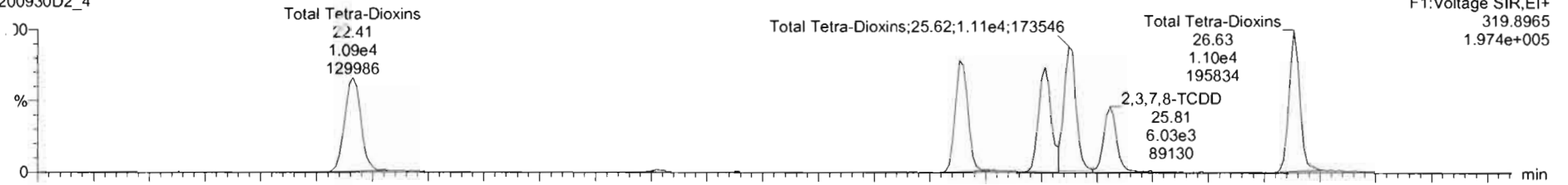
Last Altered: Thursday, October 01, 2020 09:56:59 Pacific Daylight Time

Printed: Thursday, October 01, 2020 09:58:35 Pacific Daylight Time

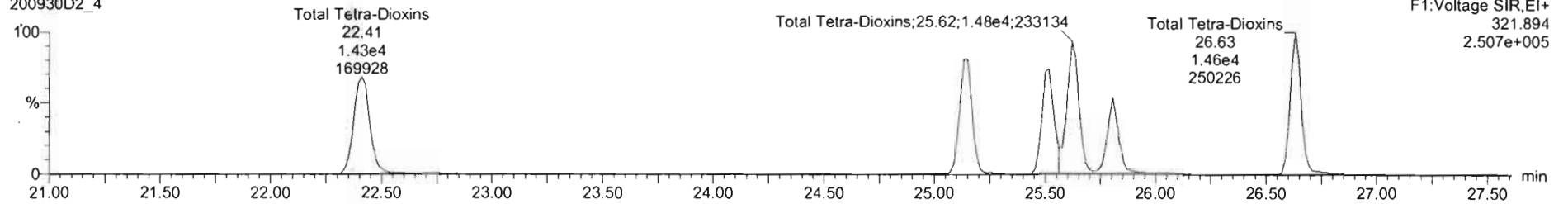
Name: 200930D2\_4, Date: 30-Sep-2020, Time: 14:23:39, ID: ST200930D2-4 1613 CS3 20F1105, Description: 1613 CS3 20F1105

2,3,7,8-TCDD

200930D2\_4




200930D2\_4




13C-2,3,7,8-TCDD

200930D2\_4



200930D2\_4



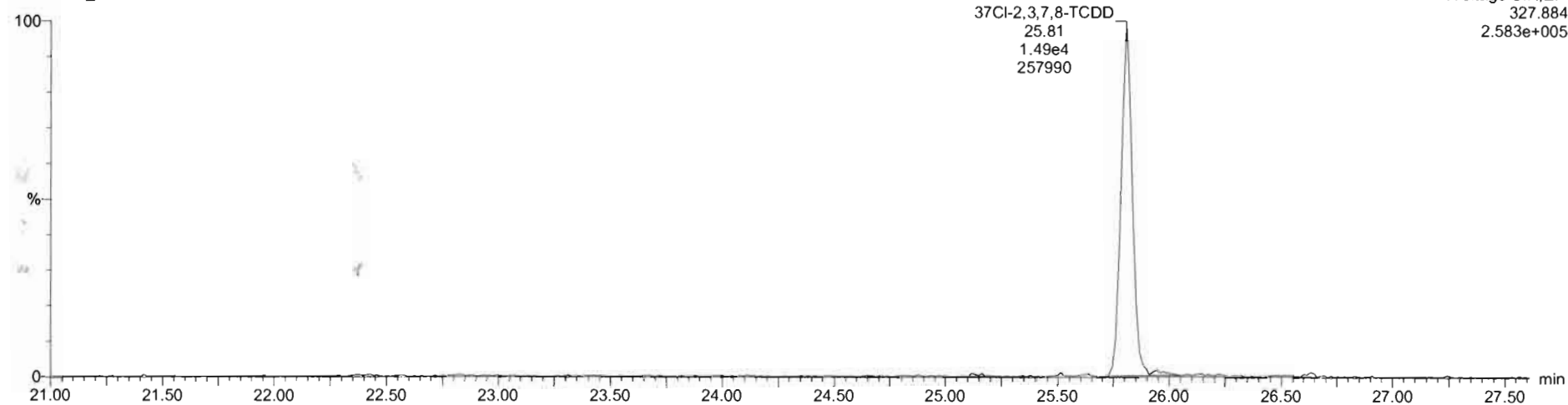
Dataset: U:\VG7.PRO\Results\200930D2\200930D2\_CRV.qld

Last Altered: Thursday, October 01, 2020 09:56:59 Pacific Daylight Time  
Printed: Thursday, October 01, 2020 09:58:35 Pacific Daylight Time

Name: 200930D2\_4, Date: 30-Sep-2020, Time: 14:23:39, ID: ST200930D2-4 1613 CS3 20F1105, Description: 1613 CS3 20F1105

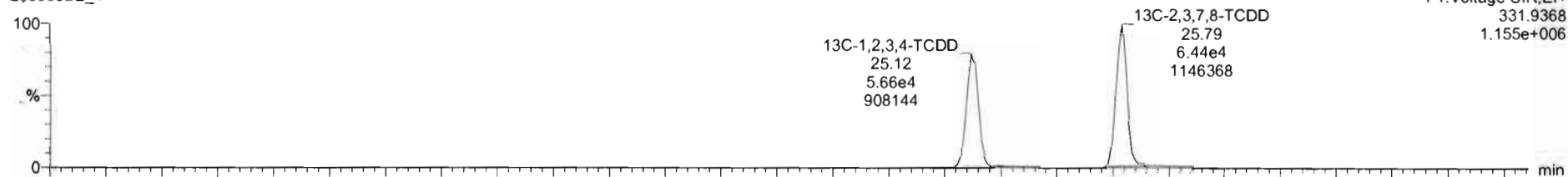
37Cl-2,3,7,8-TCDD

200930D2\_4

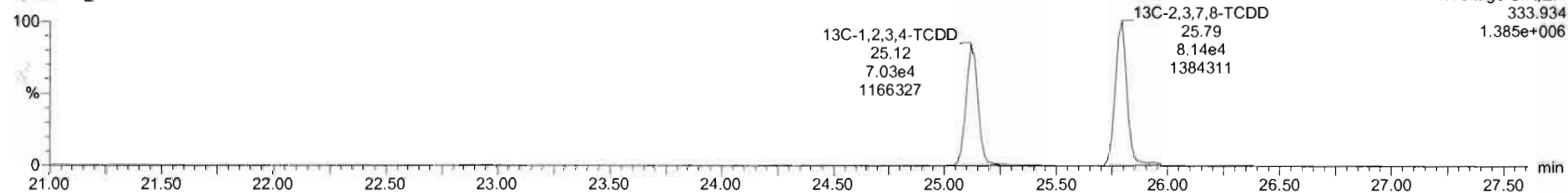


13C-1,2,3,4-TCDD

200930D2\_4



200930D2\_4

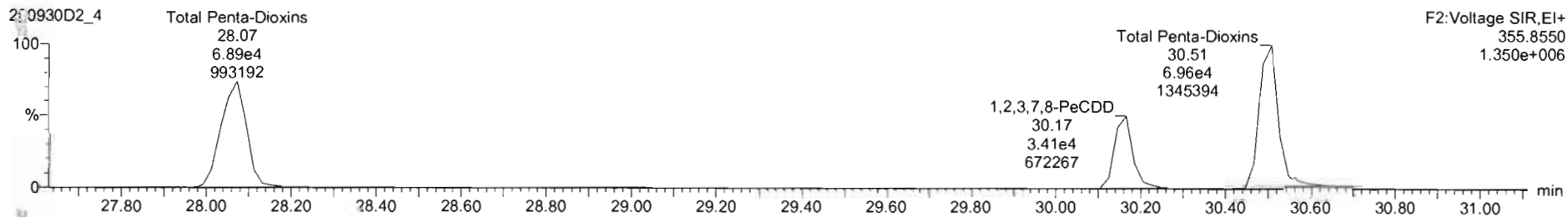



Dataset: U:\VG7.PRO\Results\200930D2\200930D2\_CRV.qld

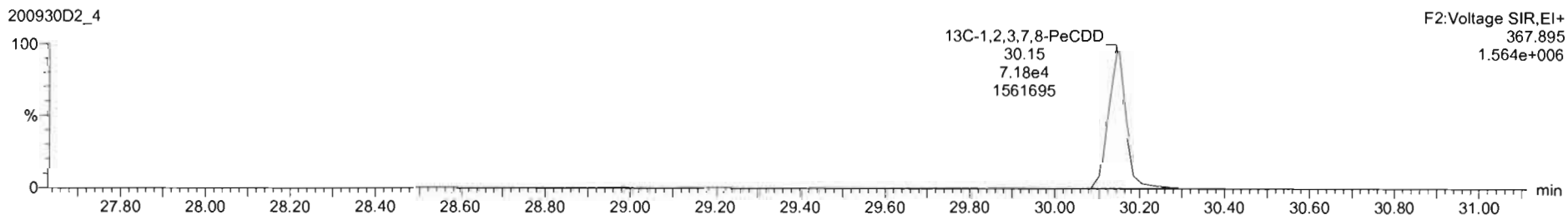

Last Altered: Thursday, October 01, 2020 09:56:59 Pacific Daylight Time  
Printed: Thursday, October 01, 2020 09:58:35 Pacific Daylight Time

Name: 200930D2\_4, Date: 30-Sep-2020, Time: 14:23:39, ID: ST200930D2-4 1613 CS3 20F1105, Description: 1613 CS3 20F1105

1,2,3,7,8-PeCDD



13C-1,2,3,7,8-PeCDD



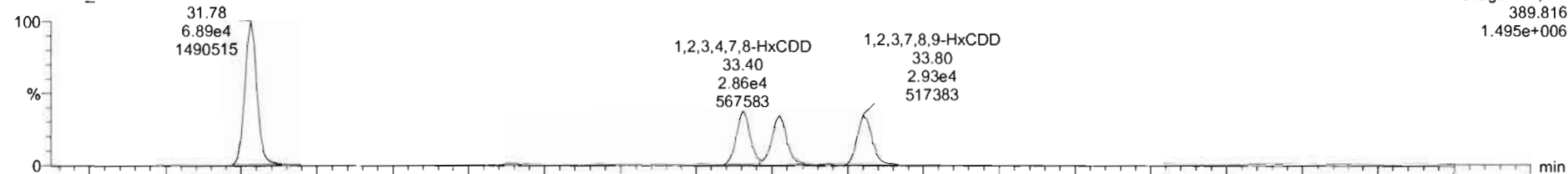
Dataset: U:\VG7.PRO\Results\200930D2\200930D2\_CRV.qld

Last Altered: Thursday, October 01, 2020 09:56:59 Pacific Daylight Time  
Printed: Thursday, October 01, 2020 09:58:35 Pacific Daylight Time

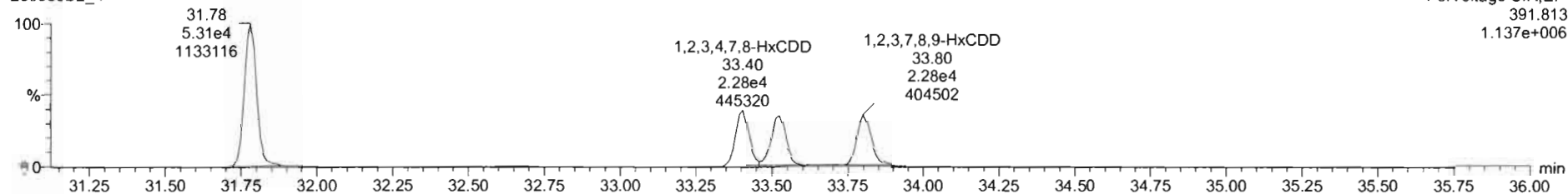
Name: 200930D2\_4, Date: 30-Sep-2020, Time: 14:23:39, ID: ST200930D2-4 1613 CS3 20F1105, Description: 1613 CS3 20F1105

1,2,3,4,7,8-HxCDD

200930D2\_4

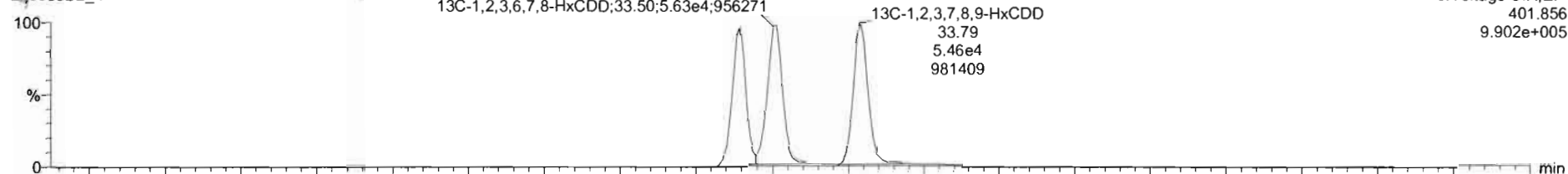


200930D2\_4

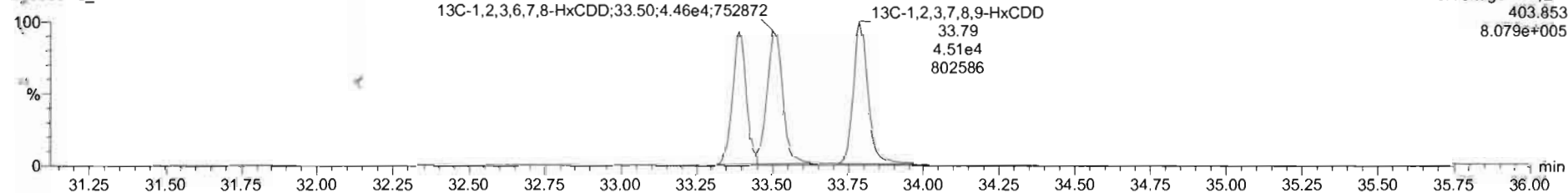


13C-1,2,3,4,7,8-HxCDD

200930D2\_4



200930D2\_4



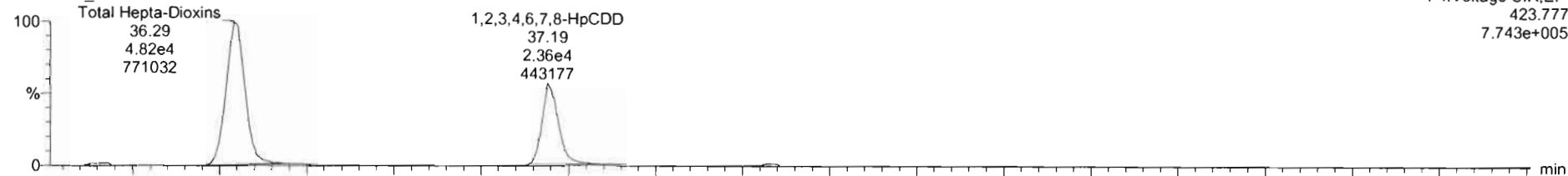
Dataset: U:\VG7.PRO\Results\200930D2\200930D2\_CRV.qld

Last Altered: Thursday, October 01, 2020 09:56:59 Pacific Daylight Time  
Printed: Thursday, October 01, 2020 09:58:35 Pacific Daylight Time

Name: 200930D2\_4, Date: 30-Sep-20 10, Time: 14:23:39, ID: ST200930D2-4 1613 CS3 20F1105, Description: 1613 CS3 20F1105

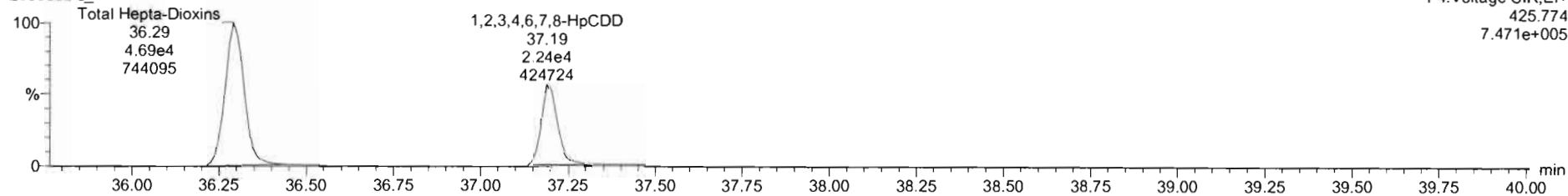
1,2,3,4,6,7,8-HpCDD

200930D2\_4



F4:Voltage SIR,EI+  
423.777  
7.743e+005

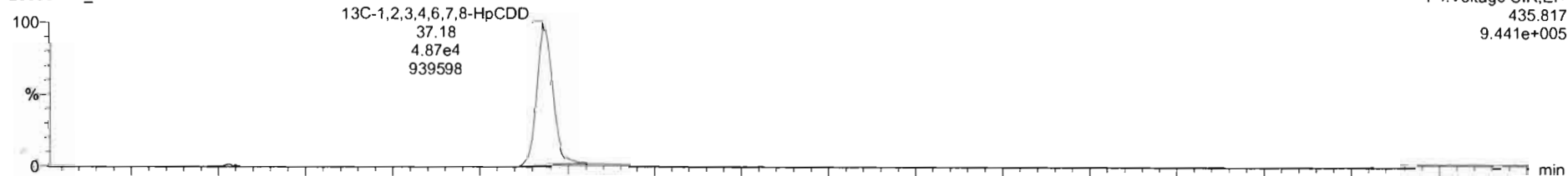
200930D2\_4



F4:Voltage SIR,EI+  
425.774  
7.471e+005

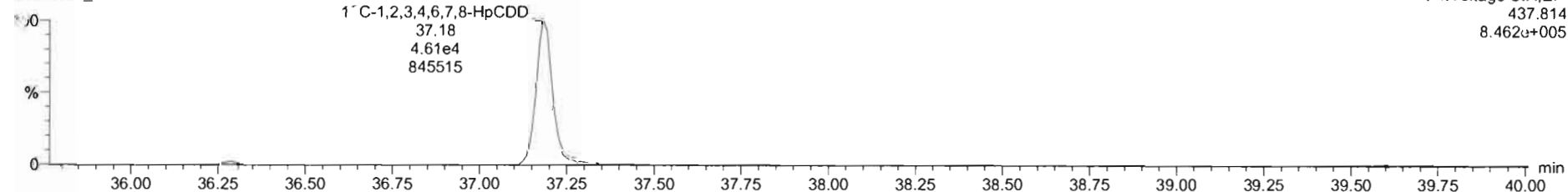
13C-1,2,3,4,6,7,8-HpCDD

200930D2\_4



F4:Voltage SIR,EI+  
435.817  
9.441e+005

200930D2\_4



F4:Voltage SIR,EI+  
437.814  
8.462e+005

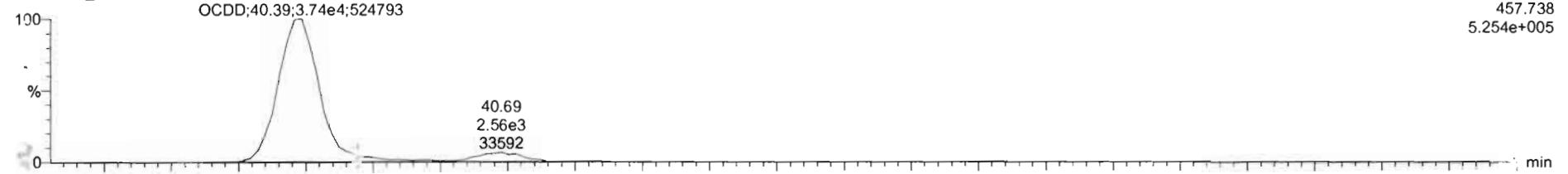
Dataset: U:\VG7.PRO\Results\200930D2\200930D2\_CRV.qld

Last Altered: Thursday, October 01, 2020 09:56:59 Pacific Daylight Time  
Printed: Thursday, October 01, 2020 09:58:35 Pacific Daylight Time

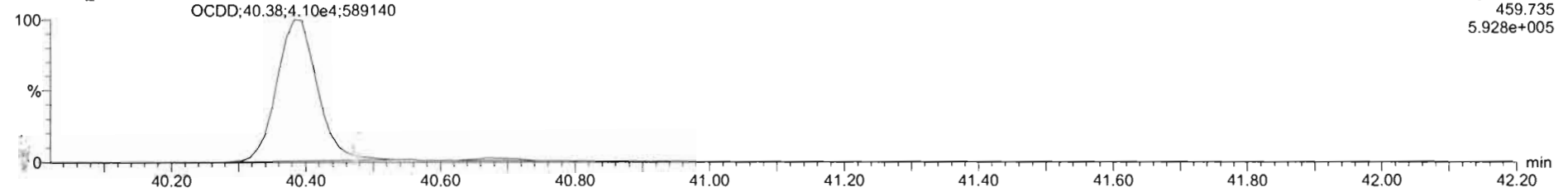
Name: 200930D2\_4, Date: 30-Sep-2020, Time: 14:23:39, ID: ST200930D2-4 1613 CS3 20F1105, Description: 1613 CS3 20F1105

**OCDD**

200930D2\_4

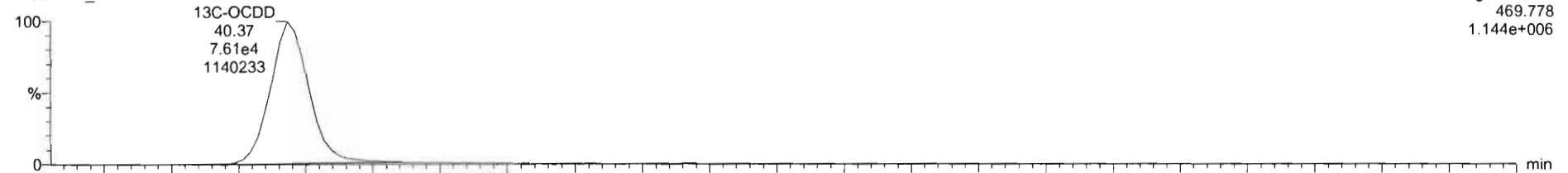


200930D2\_4

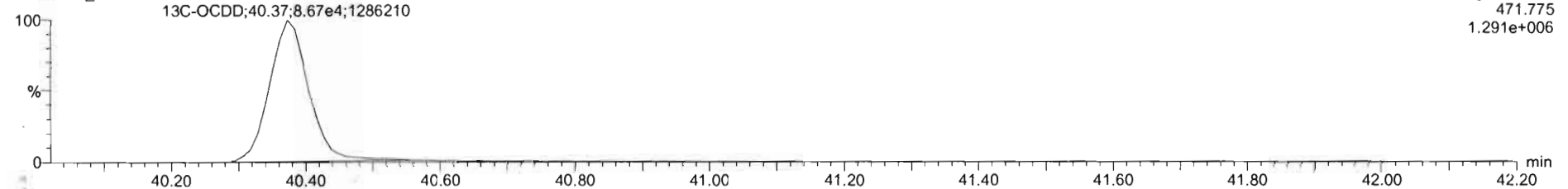


**13C-OCDD**

200930D2\_4



200930D2\_4



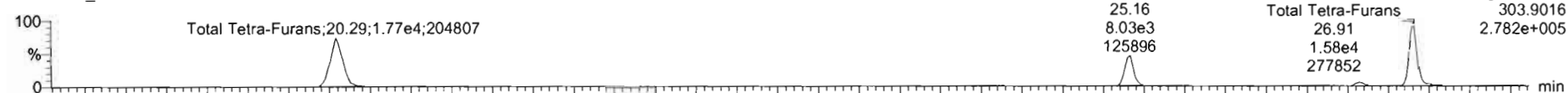
Dataset: U:\VG7.PRO\Results\200930D2\200930D2\_CRV.qld

Last Altered: Thursday, October 01, 2020 09:56:59 Pacific Daylight Time  
Printed: Thursday, October 01, 2020 09:58:35 Pacific Daylight Time

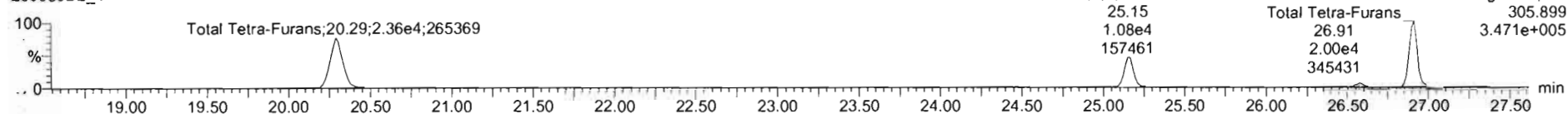
Name: 200930D2\_4, Date: 30-Sep-2020, Time: 14:23:39, ID: ST200930D2-4 1613 CS3 20F1105, Description: 1613 CS3 20F1105

2,3,7,8-TCDF

200930D2\_4




200930D2\_4




13C-2,3,7,8-TCDF

200930D2\_4

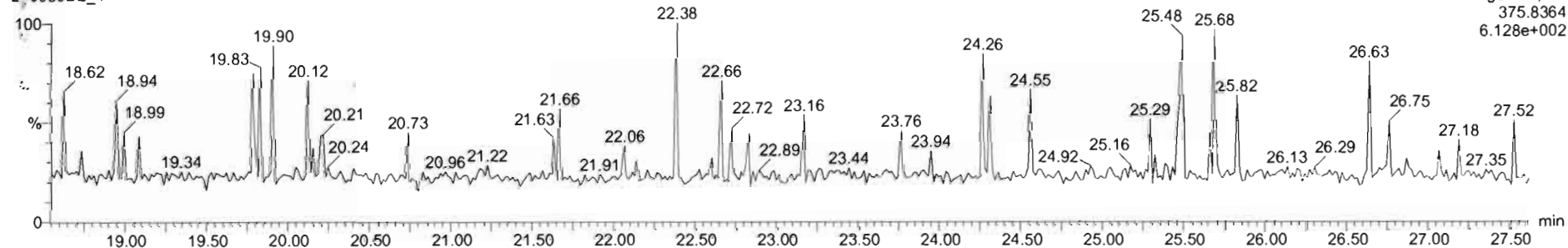


200930D2\_4



DPE1

200930D2\_4




Dataset: U:\VG7.PRO\Results\200930D2\200930D2\_CRV.qld

Last Altered: Thursday, October 01, 2020 09:56:59 Pacific Daylight Time  
Printed: Thursday, October 01, 2020 09:58:35 Pacific Daylight Time

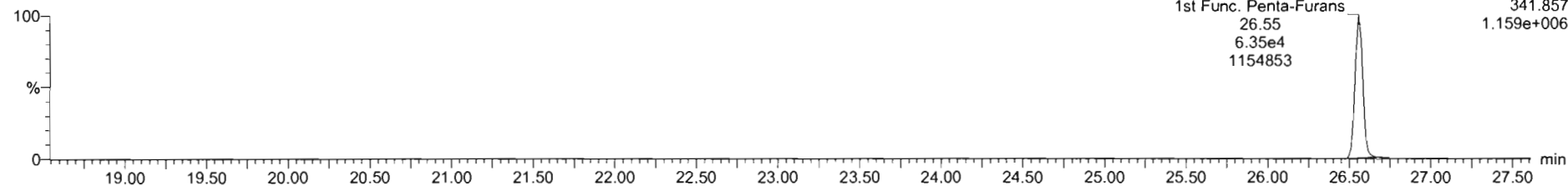
Name: 200930D2\_4, Date: 30-Sep-2020, Time: 14:23:39, ID: ST200930D2-4 1613 CS3 20F1105, Description: 1613 CS3 20F1105

1st Func. Penta-Furans

200930D2\_4

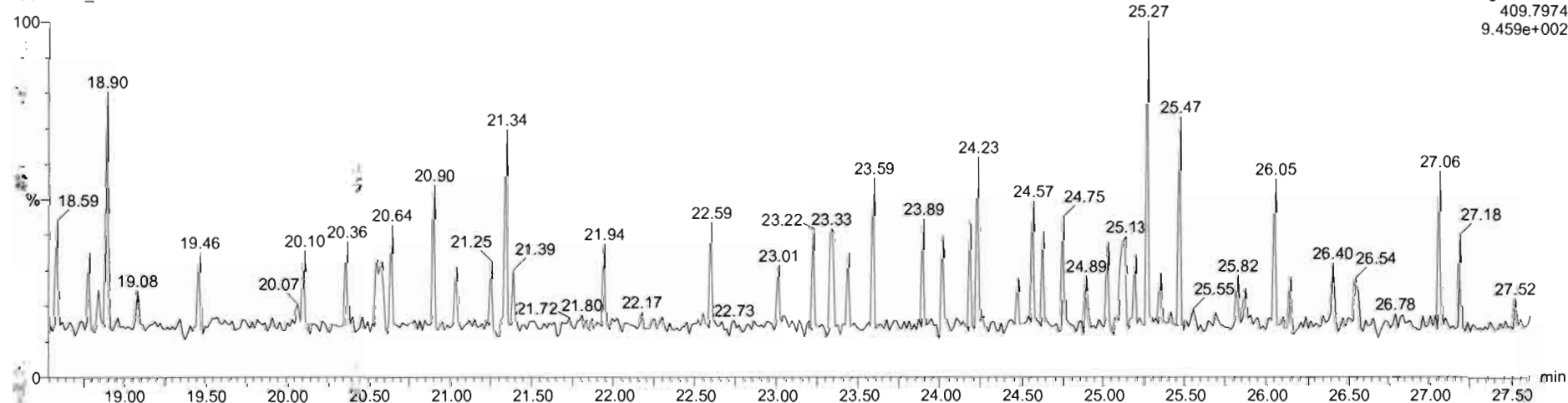


200930D2\_4



DPE6

200930D2\_4





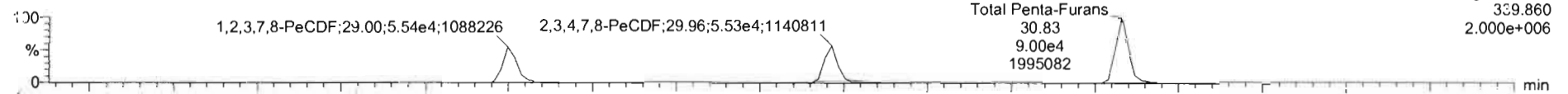
Dataset: U:\VG7.PRO\Results\200930D2\200930D2\_CRV.qld

Last Altered: Thursday, October 01, 2020 09:56:59 Pacific Daylight Time  
Printed: Thursday, October 01, 2020 09:58:35 Pacific Daylight Time

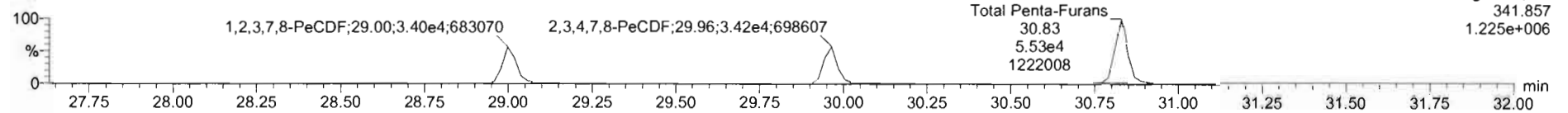
Name: 200930D2\_4, Date: 30-Sep-2020, Time: 14:23:39, ID: ST200930D2-4 1613 CS3 20F1105, Description: 1613 CS3 20F1105

1,2,3,7,8-PeCDF

200930D2\_4

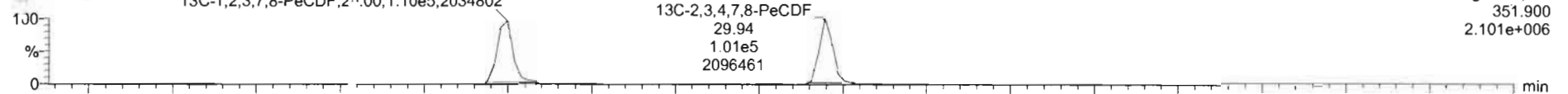


200930D2\_4

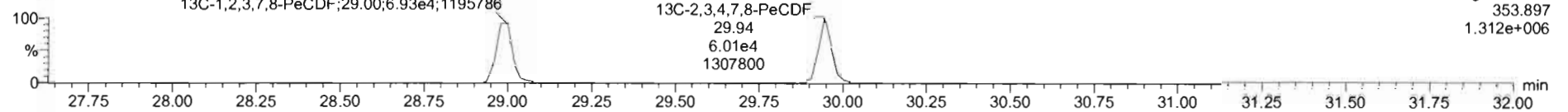


13C-1,2,3,7,8-PeCDF

200930D2\_4

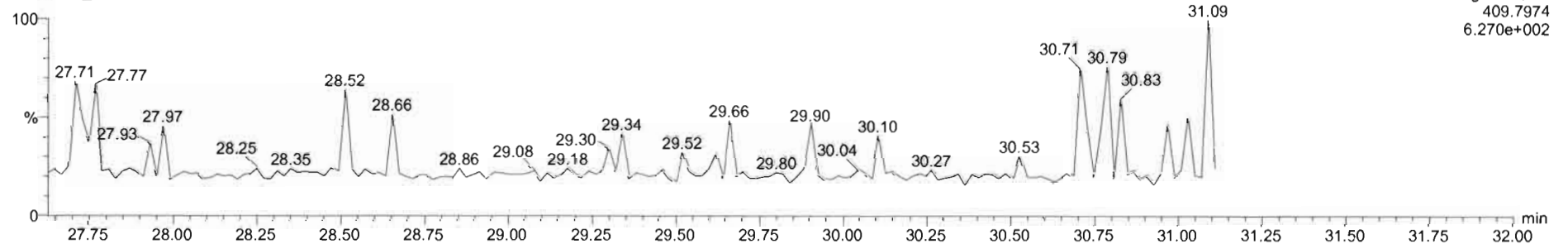


200930D2\_4



DPE2

200930D2\_4

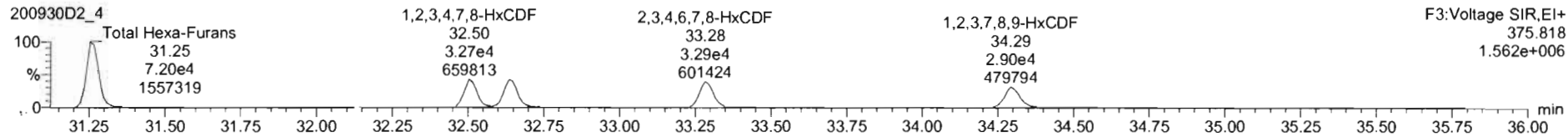
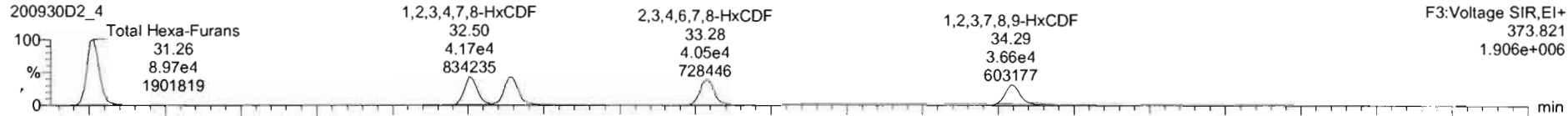


Dataset: U:\VG7.PRO\Results\200930D2\200930D2\_CRV.qld

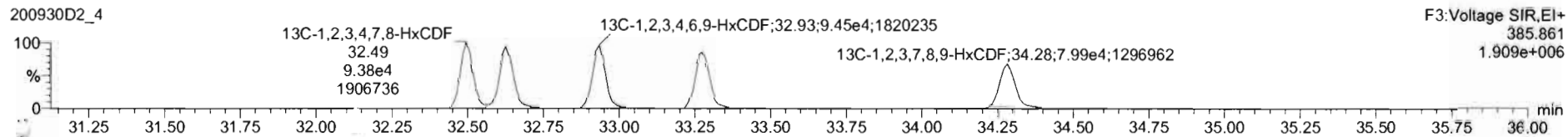
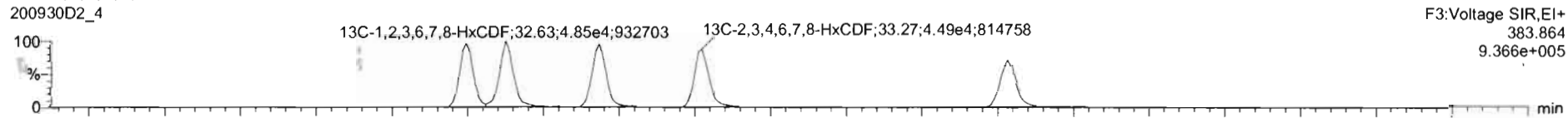
Last Altered: Thursday, October 01, 2020 09:56:59 Pacific Daylight Time  
Printed: Thursday, October 01, 2020 09:58:35 Pacific Daylight Time

Name: 200930D2\_4, Date: 30-Sep-2020, Time: 14:23:39, ID: ST200930D2-4 1613 CS3 20F1105, Description: 1613 CS3 20F1105

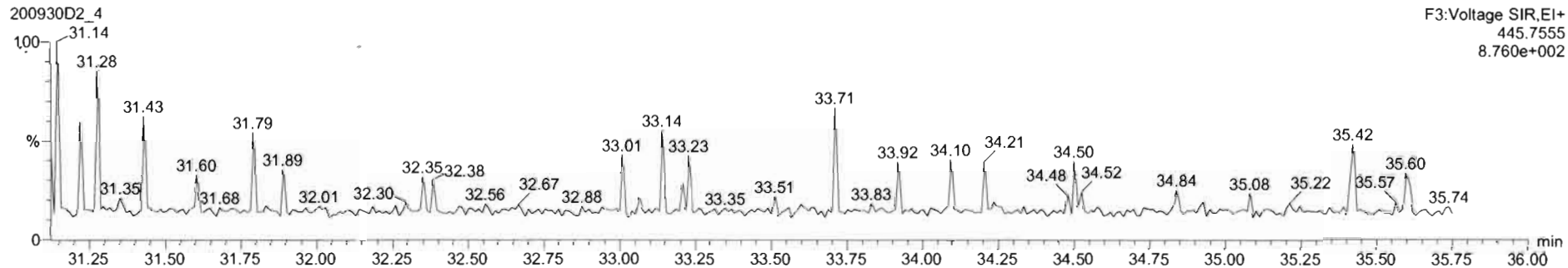
1,2,3,4,7,8-HxCDF



13C-1,2,3,4,7,8-HxCDF



DPE3

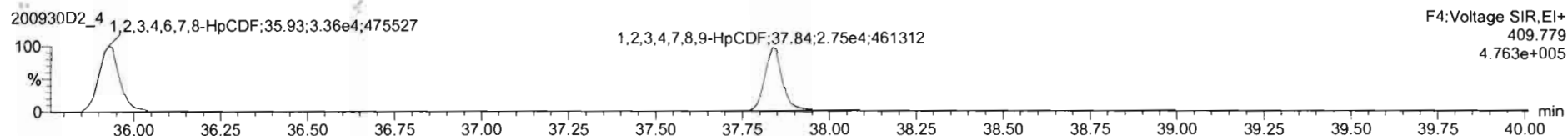
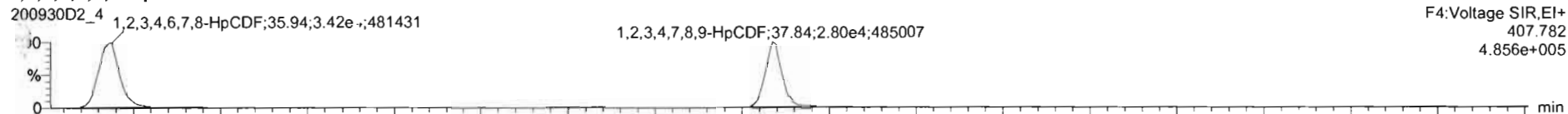


Dataset: U:\VG7.PRO\Results\200930D2\200930D2\_CRV.qld

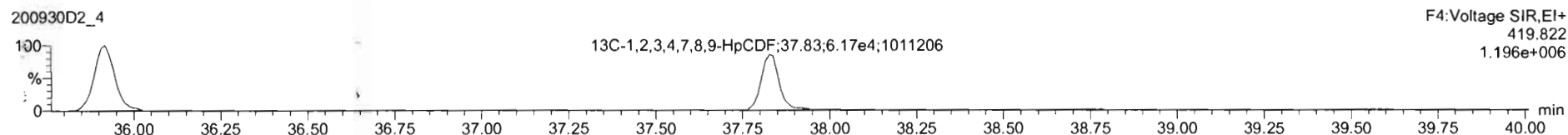
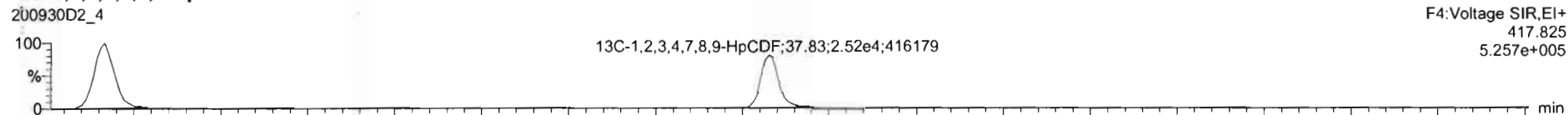
Last Altered: Thursday, October 01, 2020 09:56:59 Pacific Daylight Time  
Printed: Thursday, October 01, 2020 09:58:35 Pacific Daylight Time

Name: 200930D2\_4, Date: 30-Sep-2020, Time: 14:23:39, ID: ST200930D2-4 1613 CS3 20F1105, Description: 1613 CS3 20F1105

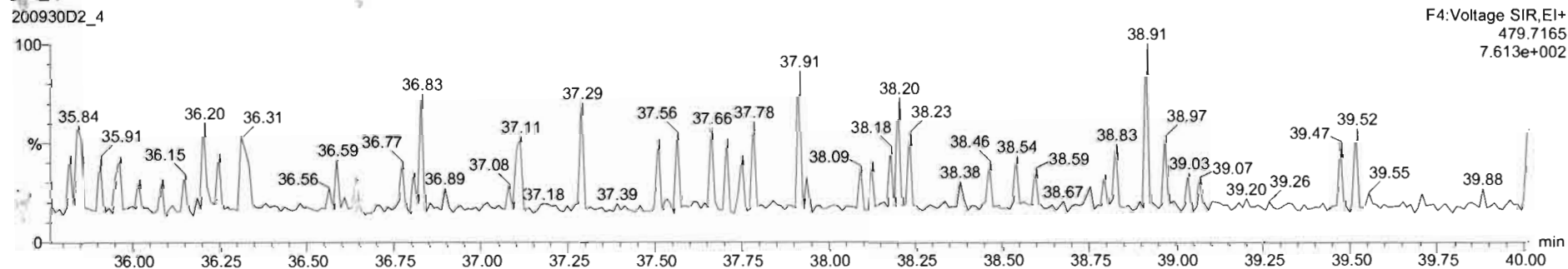
**1,2,3,4,6,7,8-HpCDF**



**13C-1,2,3,4,6,7,8-HpCDF**



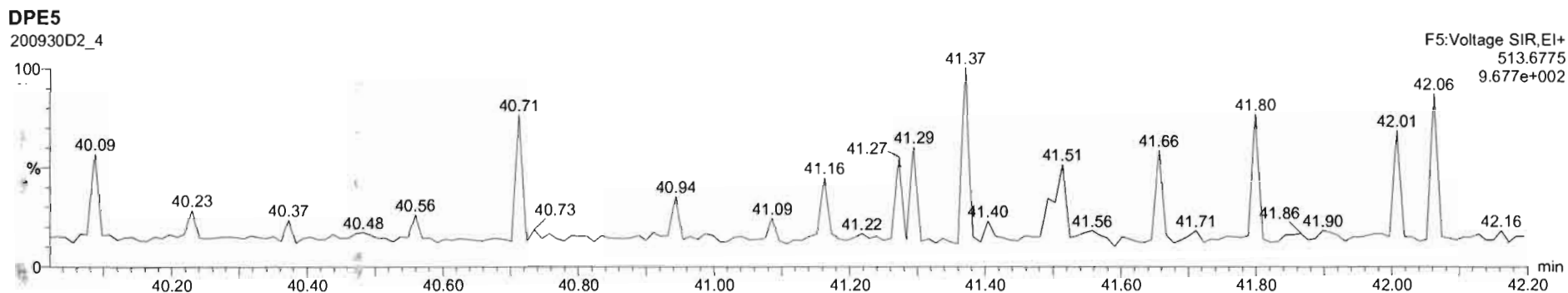
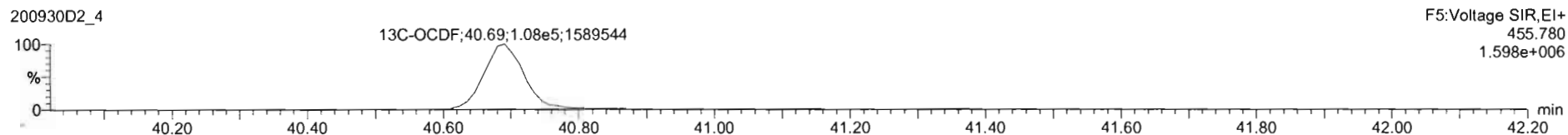

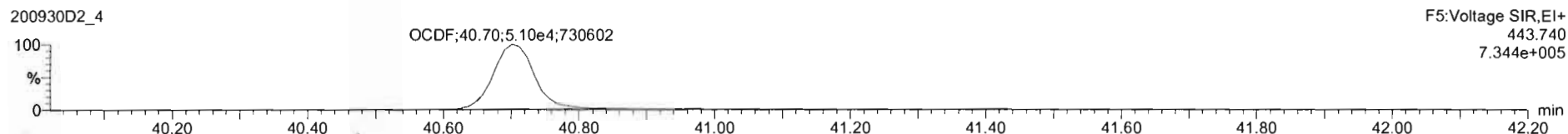
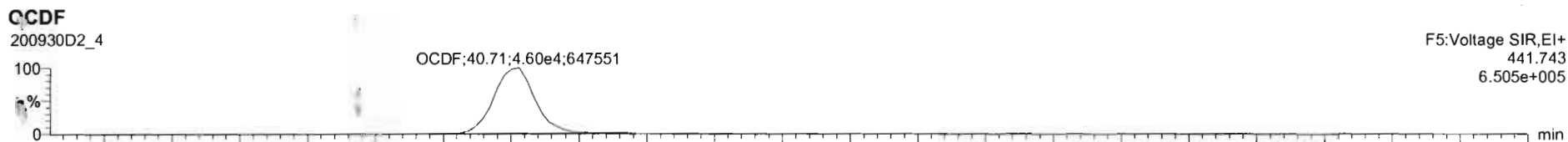
**PE4**



Dataset: U:\VG7.PRO\Results\200930D2\200930D2\_CRV.qld

Last Altered: Thursday, October 01, 2020 09:56:59 Pacific Daylight Time  
Printed: Thursday, October 01, 2020 09:58:35 Pacific Daylight Time

Name: 200930D2\_4, Date: 30-Sep-2020, Time: 14:23:39, ID: ST200930D2-4 1613 CS3 20F1105, Description: 1613 CS3 20F1105

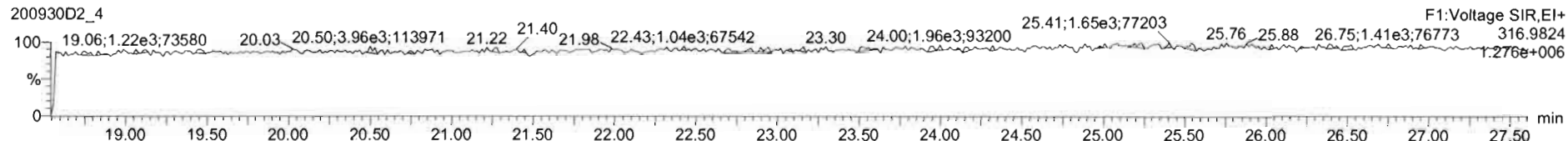


Dataset: U:\VG7.PRO\Results\200930D2\200930D2\_CRV.qld

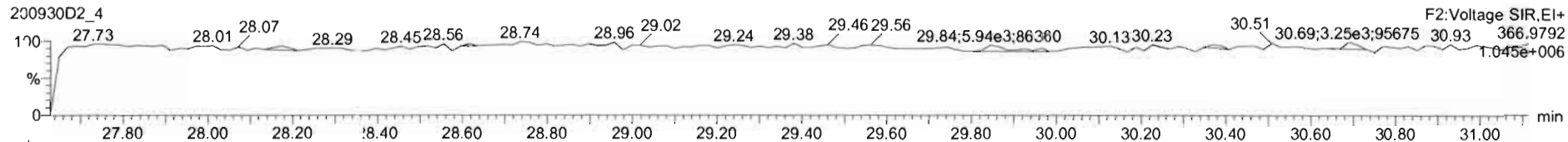
Last Altered: Thursday, October 01, 2020 09:56:59 Pacific Daylight Time  
Printed: Thursday, October 01, 2020 09:58:35 Pacific Daylight Time

Name: 200930D2\_4, Date: 30-Sep-2020, Time: 14:23:39, ID: ST200930D2-4 1613 CS3 20F1105, Description: 1613 CS3 20F1105

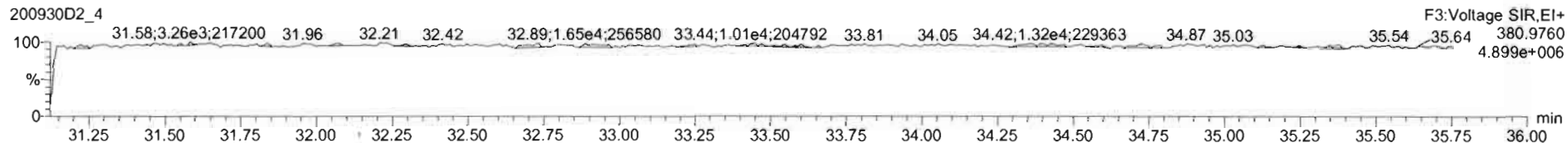
PFK1



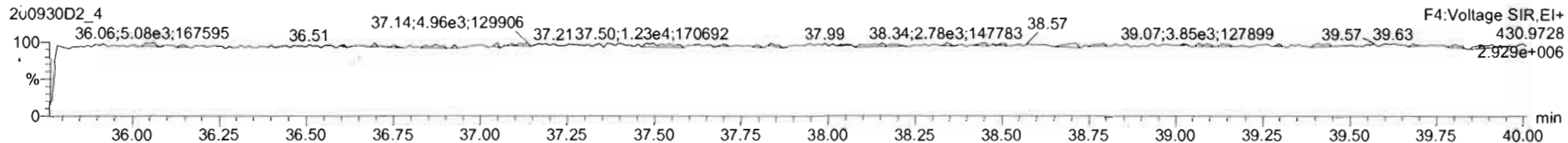
PFK2



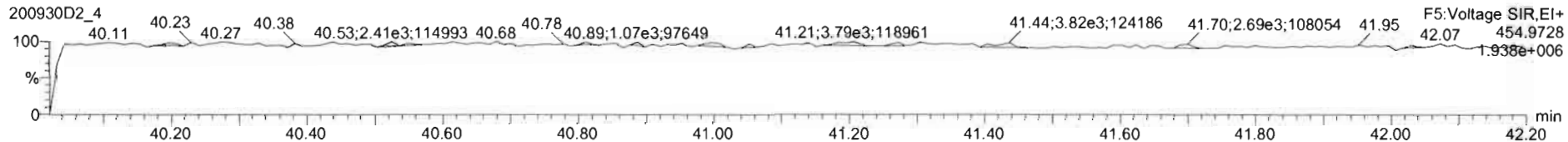
PFK3



PFK4



PFK5



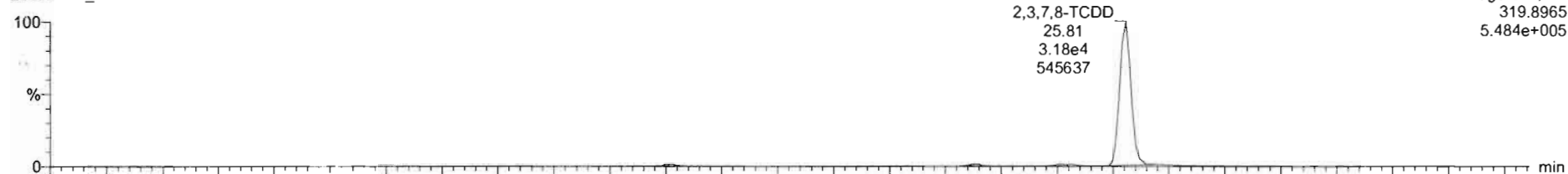
Dataset: U:\VG7.PRO\Results\200930D2\200930D2\_CRV.qld

Last Altered: Thursday, October 01, 2020 09:56:59 Pacific Daylight Time  
Printed: Thursday, October 01, 2020 09:58:35 Pacific Daylight Time

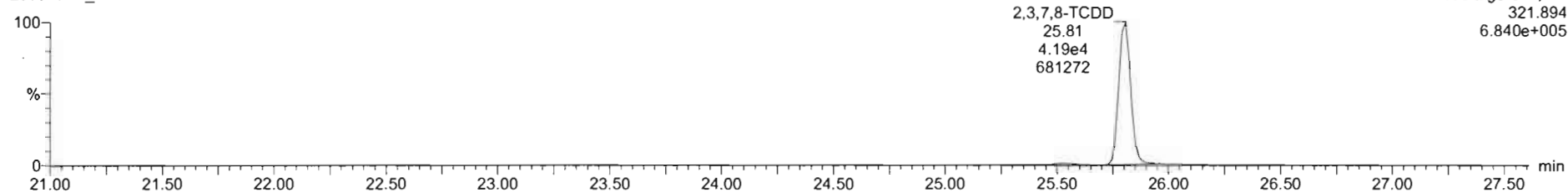
Name: 200930D2\_5, Date: 30-Sep-2020, Time: 15:49:01, ID: ST200930D2-5 1613 CS4 20F1106, Description: 1613 CS4 20F1106

**2,3,7,8-TCDD**

200930D2\_5

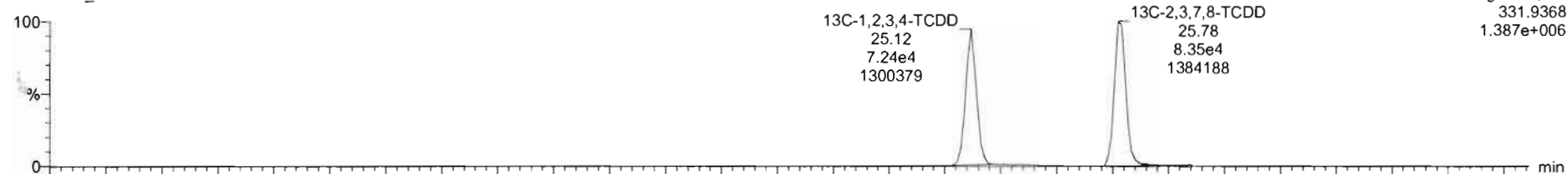


200930D2\_5

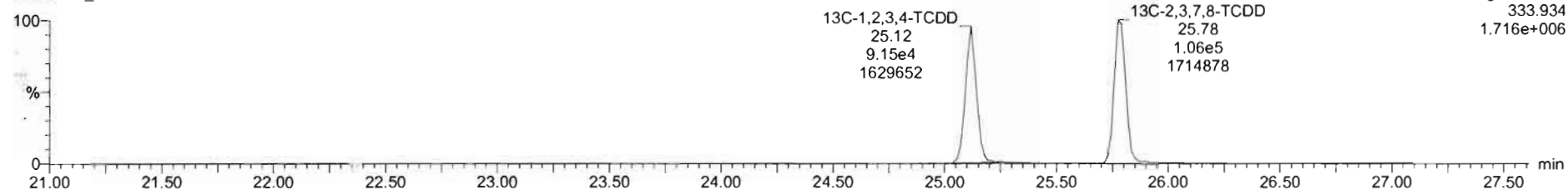


**13C-2,3,7,8-TCDD**

200930D2\_5



200930D2\_5



Dataset: U:\VG7.PRO\Results\200930D2\200930D2\_CRV.qld

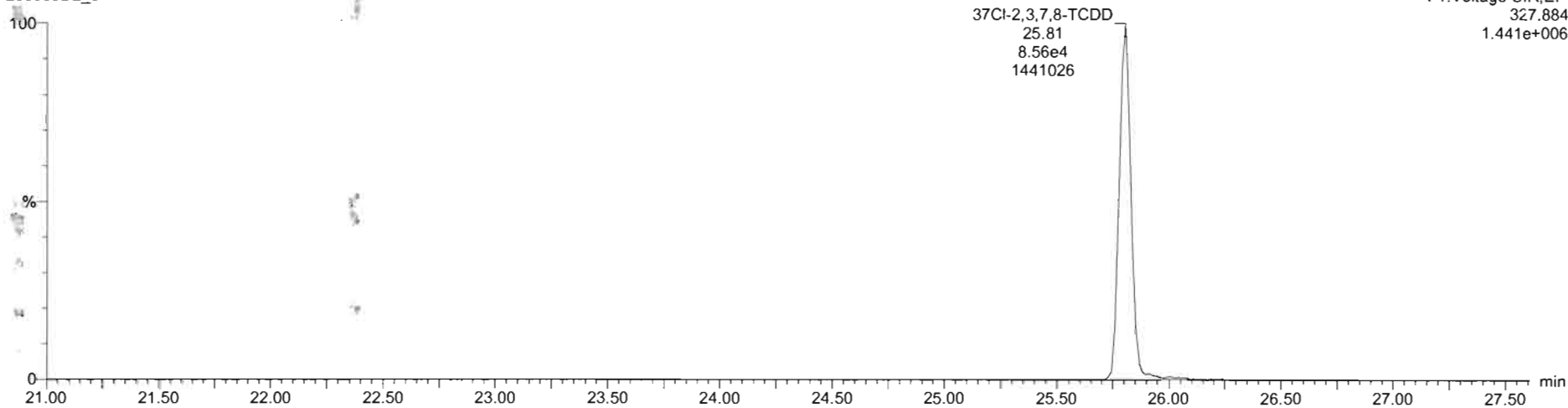
Last Altered: Thursday, October 01, 2020 09:56:59 Pacific Daylight Time

Printed: Thursday, October 01, 2020 09:58:35 Pacific Daylight Time

Name: 200930D2\_5, Date: 30-Sep-2020, Time: 15:49:01, ID: ST200930D2-5 1613 CS4 20F1106, Description: 1613 CS4 20F1106

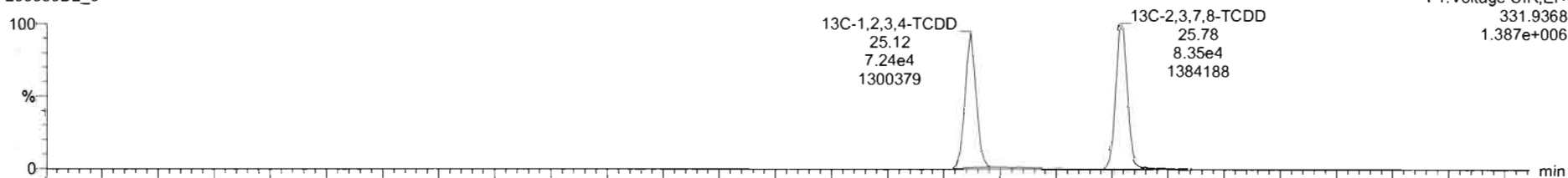
37Cl-2,3,7,8-TCDD

200930D2\_5




13C-1,2,3,4-TCDD

200930D2\_5



200930D2\_5




Dataset: U:\VG7.PRO\Results\200930D2\200930D2\_CRV.qld

Last Altered: Thursday, October 01, 2020 09:56:59 Pacific Daylight Time  
Printed: Thursday, October 01, 2020 09:58:35 Pacific Daylight Time

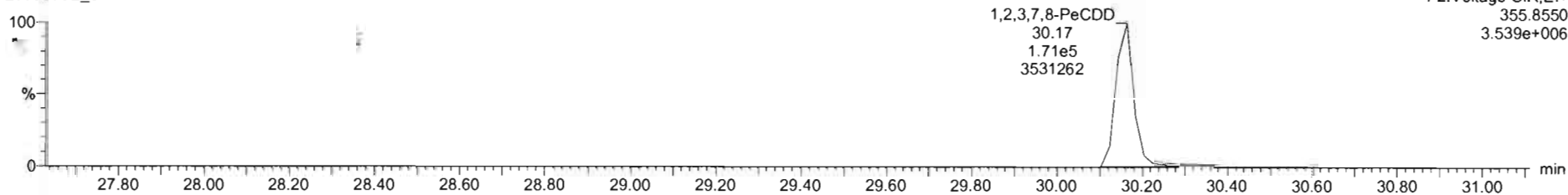
Name: 200930D2\_5, Date: 30-Sep-2020, Time: 15:49:01, ID: ST200930D2-5 1613 CS4 20F1106, Description: 1613 CS4 20F1106

1,2,3,7,8-PeCDD

200930D2\_5




200930D2\_5

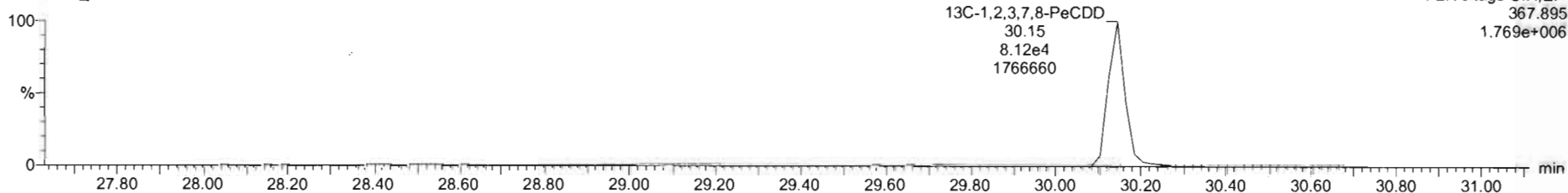


13C-1,2,3,7,8-PeCDD

200930D2\_5



200930D2\_5





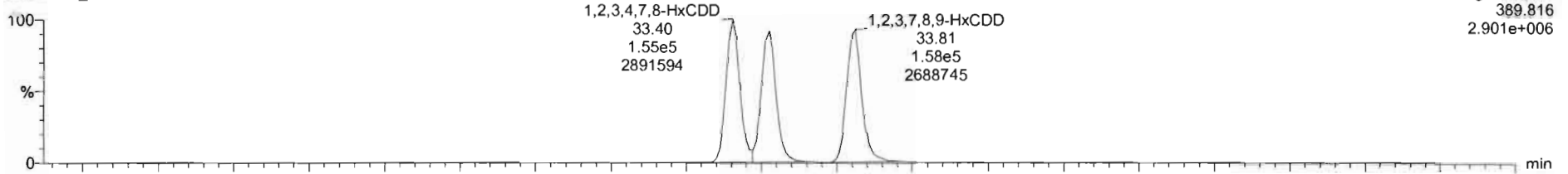
Dataset: U:\VG7.PRO\Results\200930D2\200930D2\_CRV.qld

Last Altered: Thursday, October 01, 2020 09:56:59 Pacific Daylight Time  
Printed: Thursday, October 01, 2020 09:58:35 Pacific Daylight Time

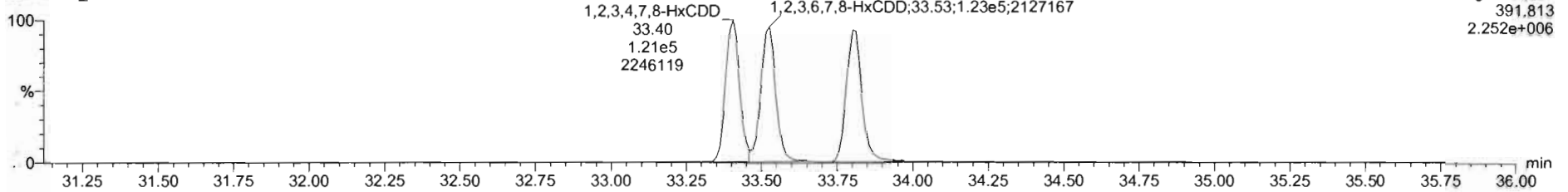
Name: 200930D2\_5, Date: 30-Sep-2020, Time: 15:49:01, ID: ST200930D2-5 1613 CS4 20F1106, Description: 1613 CS4 20F1106

**1,2,3,4,7,8-HxCDD**

200930D2\_5

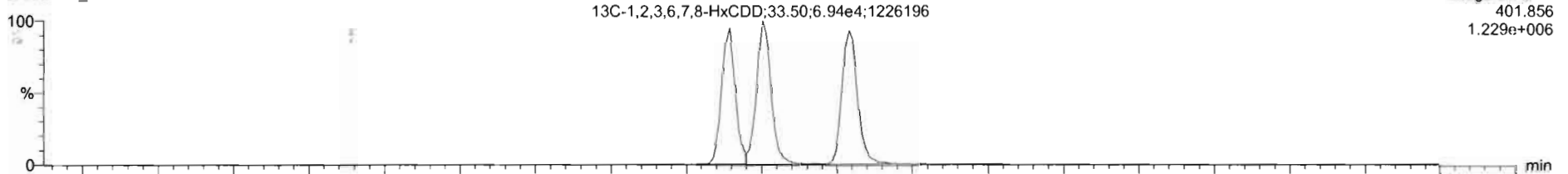


200930D2\_5

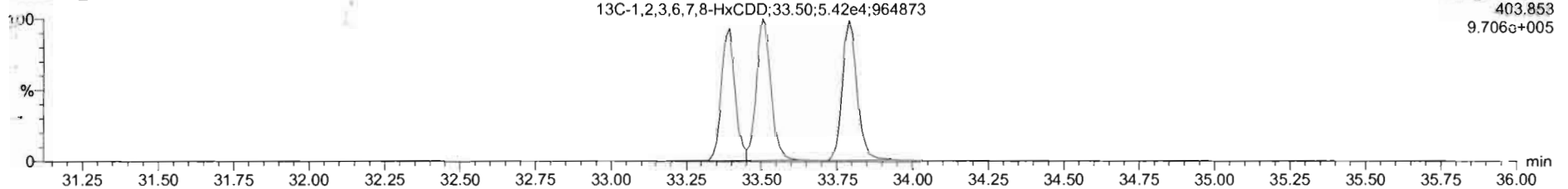


**13C-1,2,3,4,7,8-HxCDD**

200930D2\_5



200930D2\_5



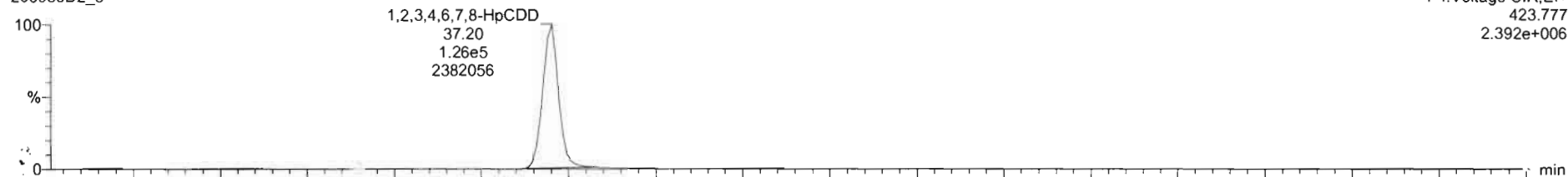
Dataset: U:\VG7.PRO\Results\200930D2\200930D2\_CRV.qld

Last Altered: Thursday, October 01, 2020 09:56:59 Pacific Daylight Time  
Printed: Thursday, October 01, 2020 09:58:35 Pacific Daylight Time

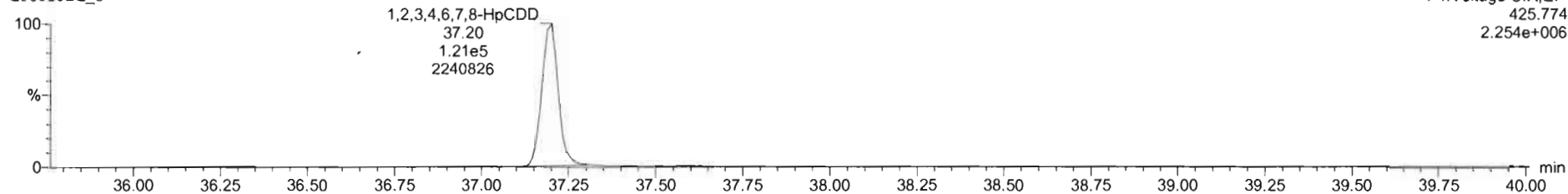
Name: 200930D2\_5, Date: 30-Sep-2020, Time: 15:49:01, ID: ST200930D2-5 1613 CS4 20F1106, Description: 1613 CS4 20F1106

1,2,3,4,6,7,8-HpCDD

200930D2\_5

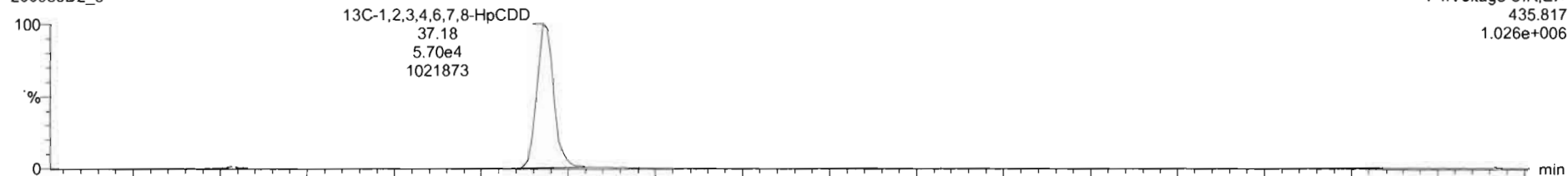


200930D2\_5

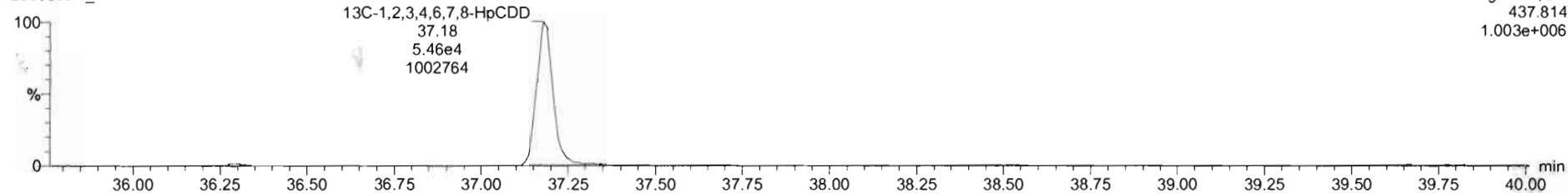


13C-1,2,3,4,6,7,8-HpCDD

200930D2\_5



200930D2\_5



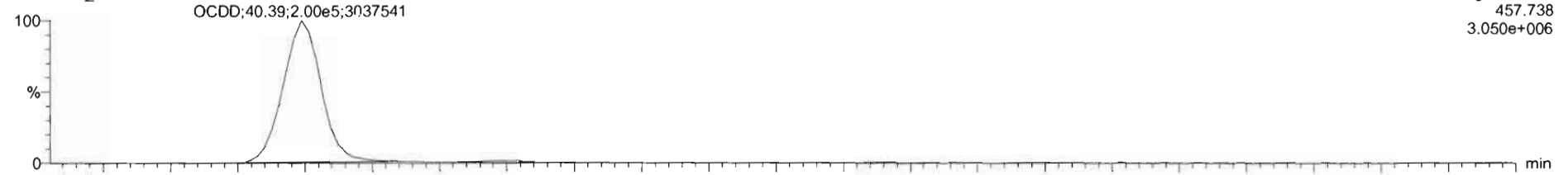
Dataset: U:\VG7.PRO\Results\200930D2\200930D2\_CRV.qld

Last Altered: Thursday, October 01, 2020 09:56:59 Pacific Daylight Time  
Printed: Thursday, October 01, 2020 09:58:35 Pacific Daylight Time

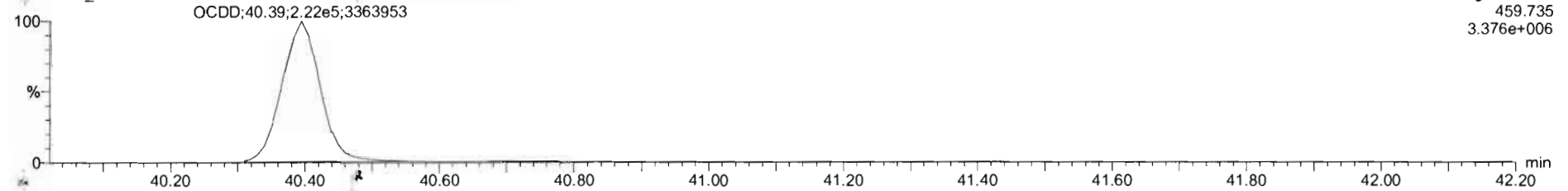
Name: 200930D2\_5, Date: 30-Sep-2020, Time: 15:49:01, ID: ST200930D2-5 1613 CS4 20F1106, Description: 1613 CS4 20F1106

**OCDD**

200930D2\_5

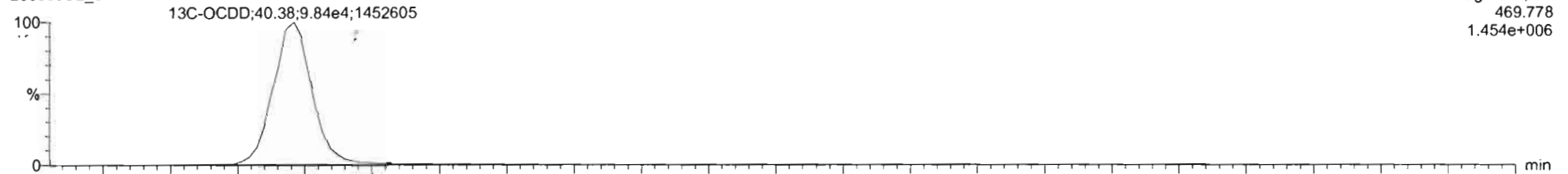


200930D2\_5

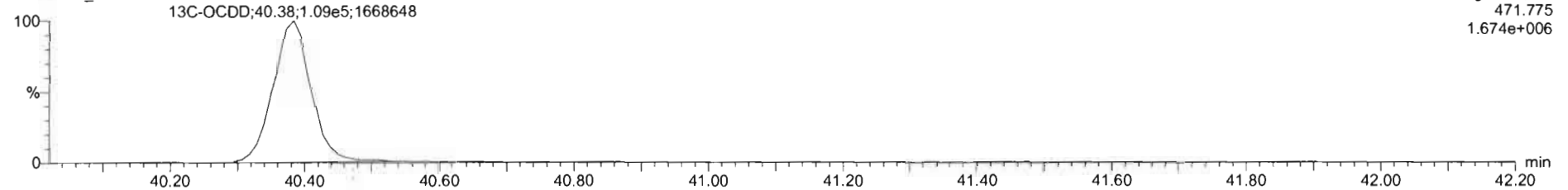


**13C-OCDD**

200930D2\_5



200930D2\_5




Dataset: U:\VG7.PRO\Results\200930D2\200930D2\_CRV.qld

Last Altered: Thursday, October 01, 2020 09:56:59 Pacific Daylight Time  
Printed: Thursday, October 01, 2020 09:58:35 Pacific Daylight Time

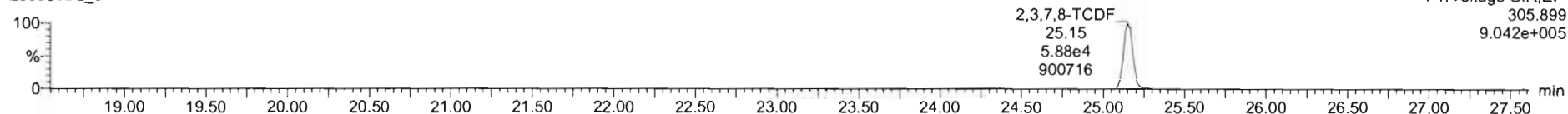
Name: 200930D2\_5, Date: 30-Sep-2020, Time: 15:49:01, ID: ST200930D2-5 1613 CS4 20F1106, Description: 1613 CS4 20F1106

**2,3,7,8-TCDF**

200930D2\_5




200930D2\_5

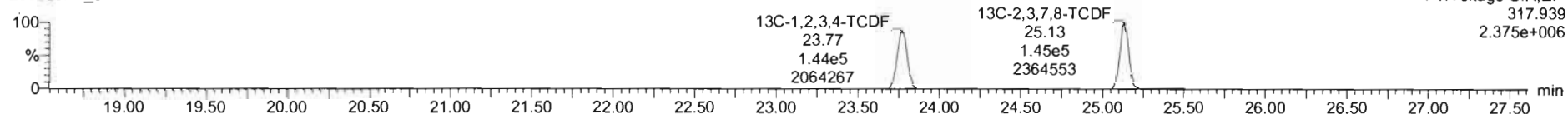


**13C-2,3,7,8-TCDF**

200930D2\_5

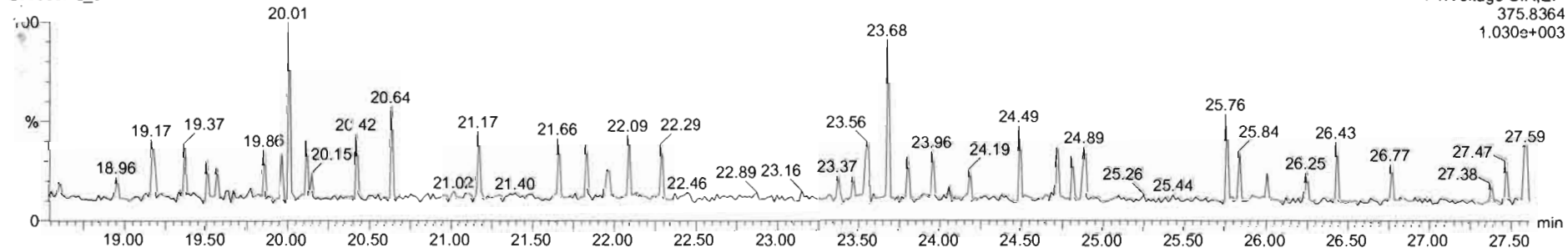


200930D2\_5



**DPE1**

200930D2\_5



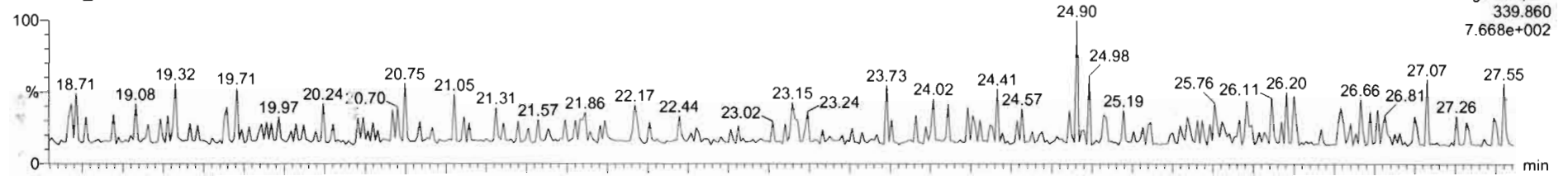
Dataset: U:\VG7.PRO\Results\200930D2\200930D2\_CRV.qld

Last Altered: Thursday, October 01, 2020 09:56:59 Pacific Daylight Time  
Printed: Thursday, October 01, 2020 09:58:35 Pacific Daylight Time

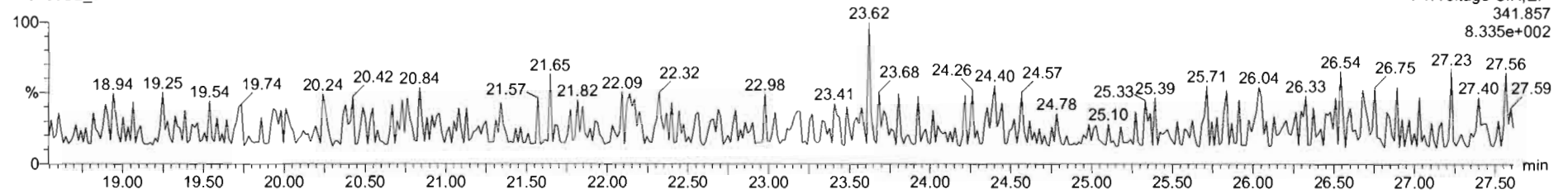
Name: 200930D2\_5, Date: 30-Sep-2020, Time: 15:49:01, ID: ST200930D2-5 1613 CS4 20F1106, Description: 1613 CS4 20F1106

1st Func. Penta-Furans

200930D2\_5

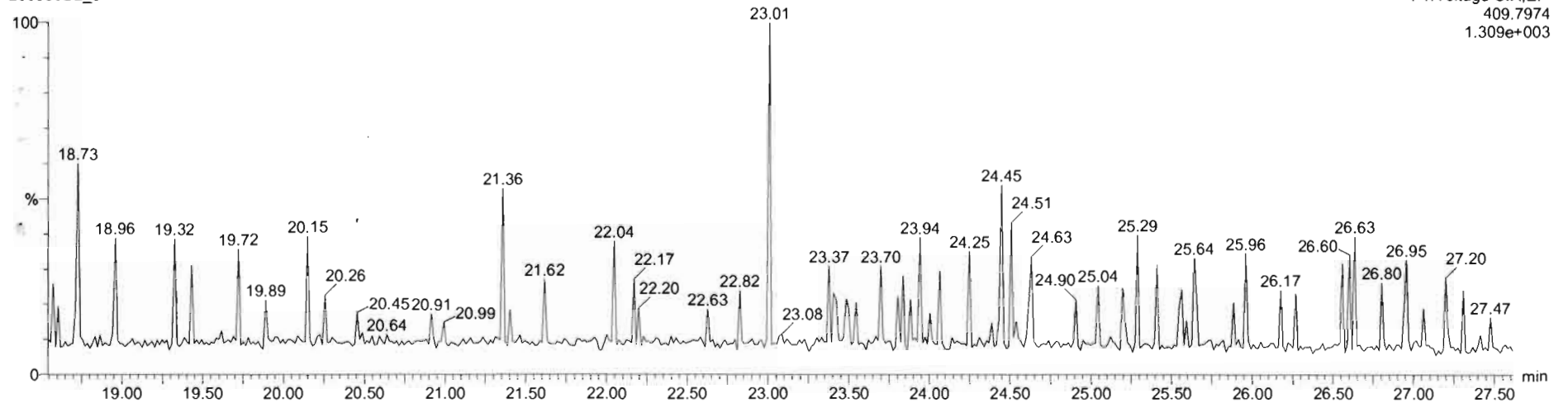


200930D2\_5



DPE6

200930D2\_5



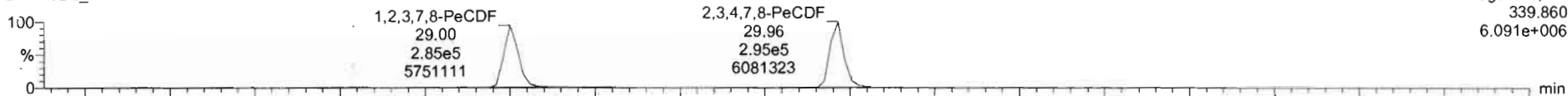
Dataset: U:\VG7.PRO\Results\200930D2\200930D2\_CRV.qld

Last Altered: Thursday, October 01, 2020 09:56:59 Pacific Daylight Time  
Printed: Thursday, October 01, 2020 09:58:35 Pacific Daylight Time

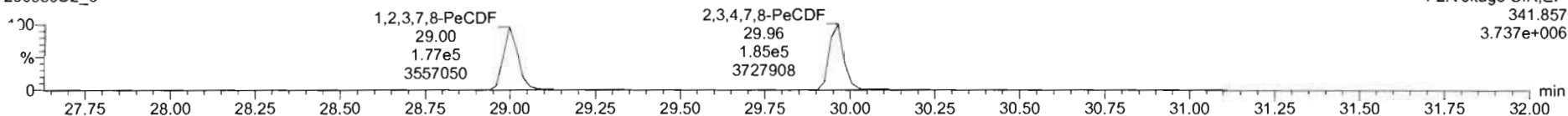
Name: 200930D2\_5, Date: 30-Sep-2020, Time: 15:49:01, ID: ST200930D2-5 1613 CS4 20F1106, Description: 1613 CS4 20F1106

**1,2,3,7,8-PeCDF**

200930D2\_5

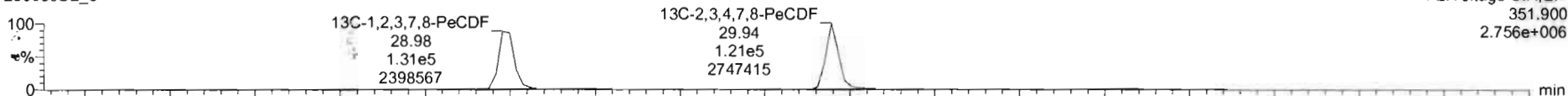


200930D2\_5

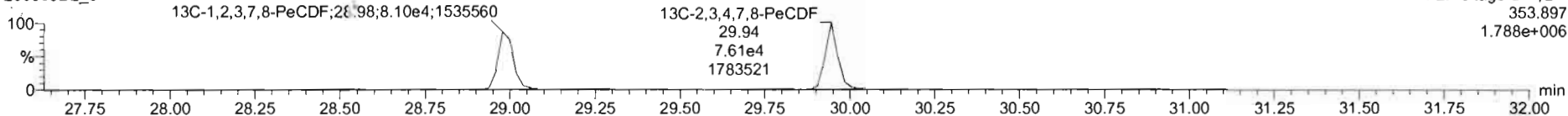


**13C-1,2,3,7,8-PeCDF**

200930D2\_5

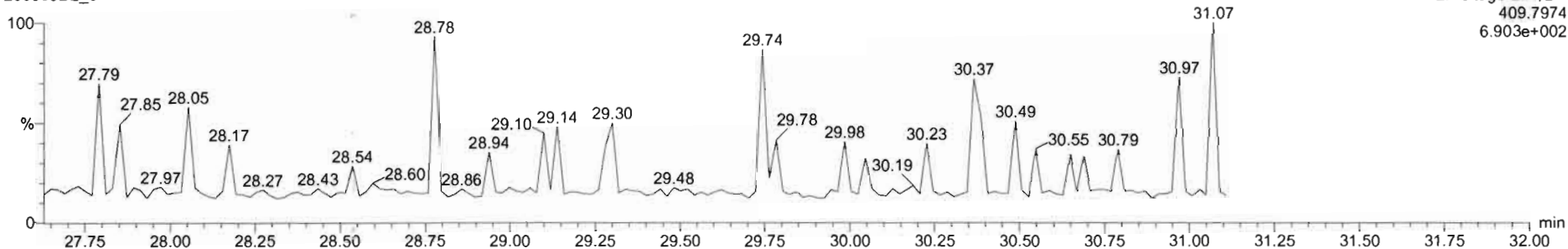


200930D2\_5



**DPE2**

200930D2\_5

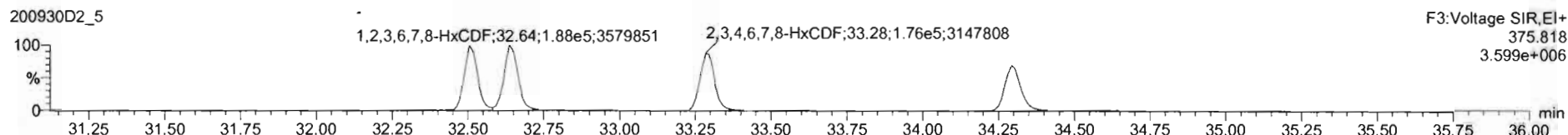



Dataset: U:\VG7.PRO\Results\200930D2\200930D2\_CRV.qld

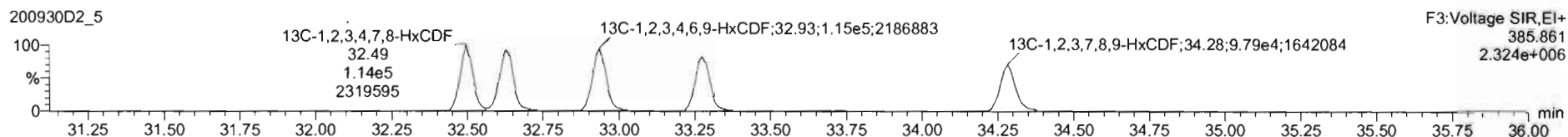
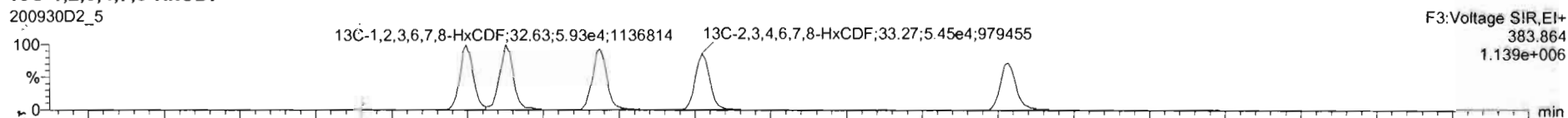
Last Altered: Thursday, October 01, 2020 09:56:59 Pacific Daylight Time  
Printed: Thursday, October 01, 2020 09:58:35 Pacific Daylight Time

Name: 200930D2\_5, Date: 30-Sep-2020, Time: 15:49:01, ID: ST200930D2-5 1613 CS4 20F1106, Description: 1613 CS4 20F1106

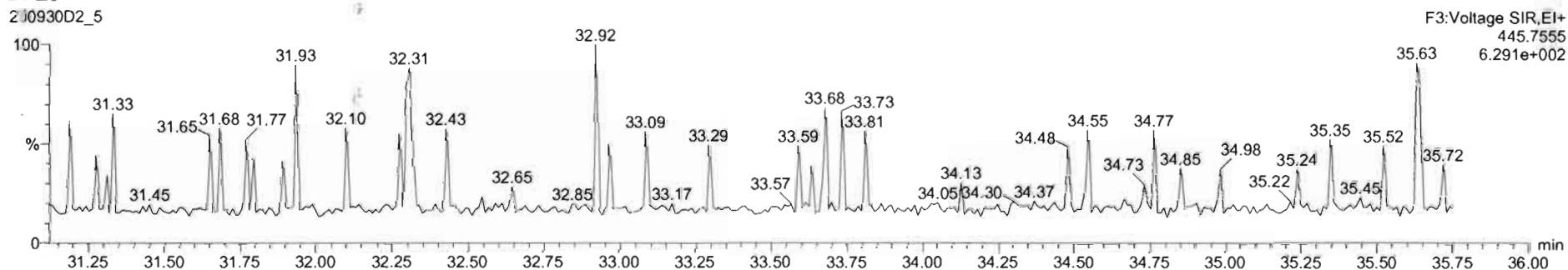
1,2,3,4,7,8-HxCDF



13C-1,2,3,4,7,8-HxCDF



DPE3

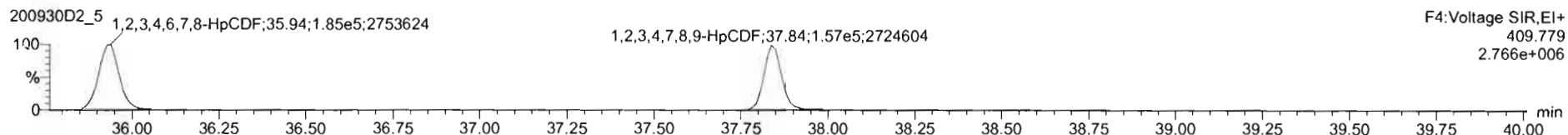
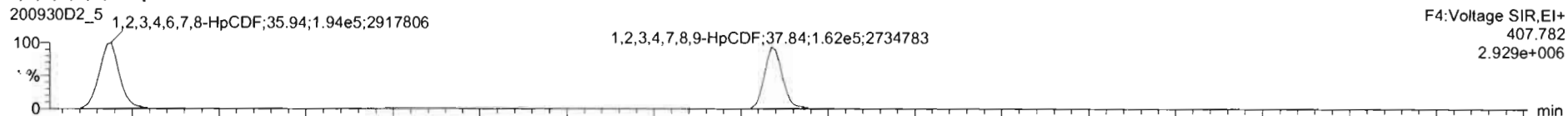


Dataset: U:\VG7.PRO\Results\2.00930D2\200930D2\_CRV.qld

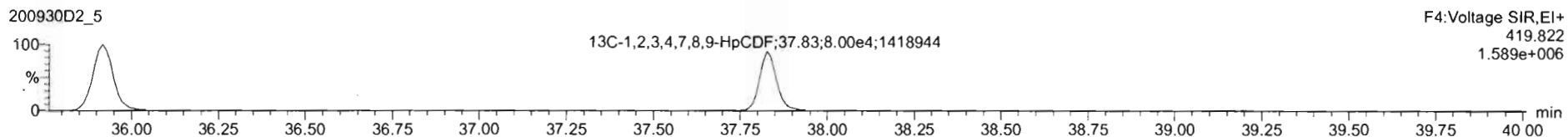
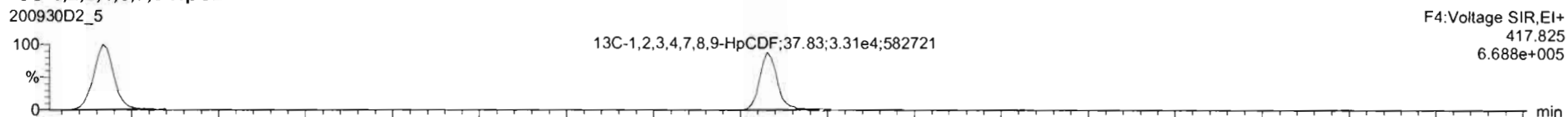
Last Altered: Thursday, October 01, 2020 09:56:59 Pacific Daylight Time  
Printed: Thursday, October 01, 2020 09:58:35 Pacific Daylight Time

Name: 200930D2\_5, Date: 30-Sep-2020, Time: 15:49:01, ID: ST200930D2-5 1613 CS4 20F1106, Description: 1613 CS4 20F1106

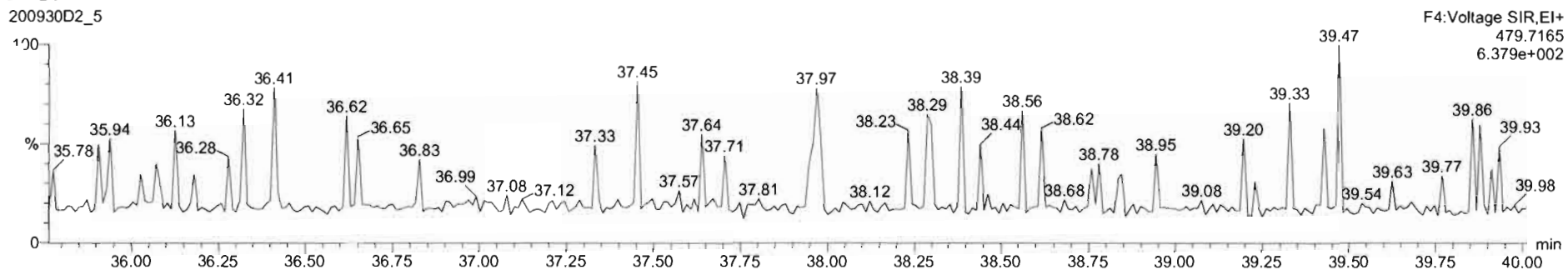
1,2,3,4,6,7,8-HpCDF



13C-1,2,3,4,6,7,8-HpCDF



DPE4

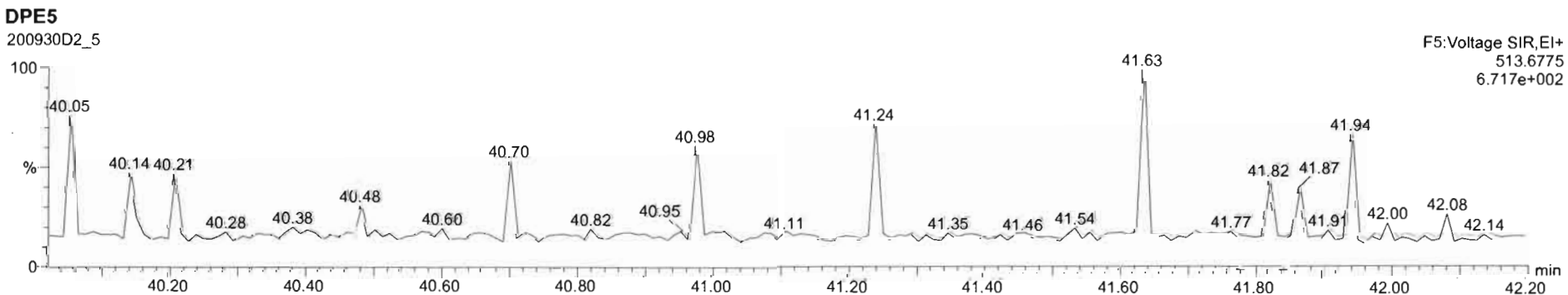
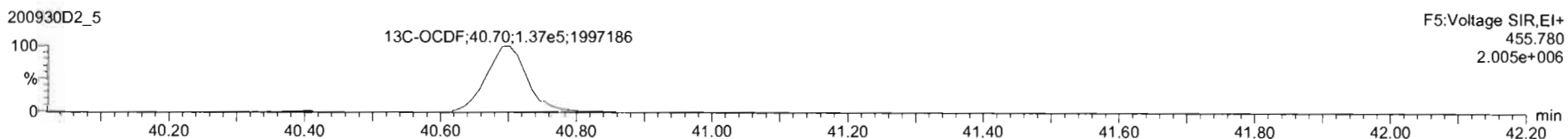
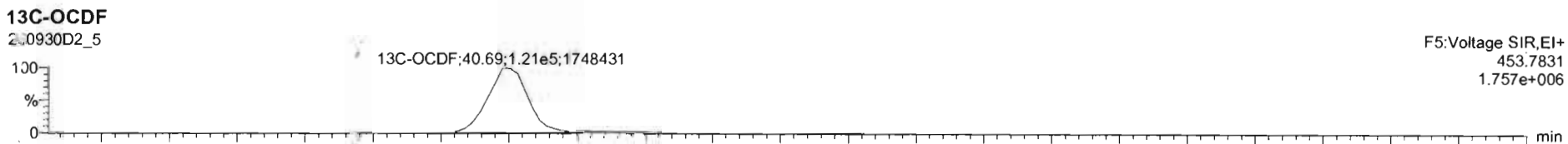
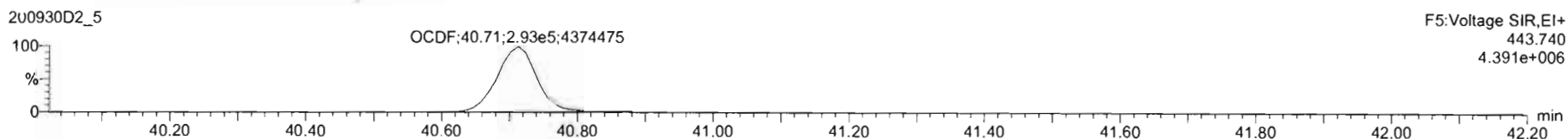
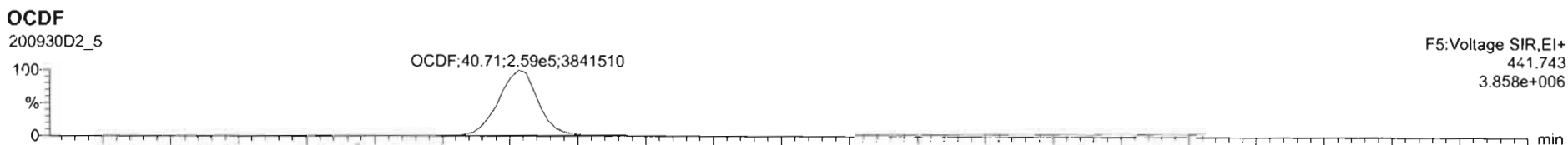




Dataset: U:\VG7.PRO\Results\200930D2\200930D2\_CRV.qld

Last Altered: Thursday, October 01, 2020 09:56:59 Pacific Daylight Time  
Printed: Thursday, October 01, 2020 09:58:35 Pacific Daylight Time

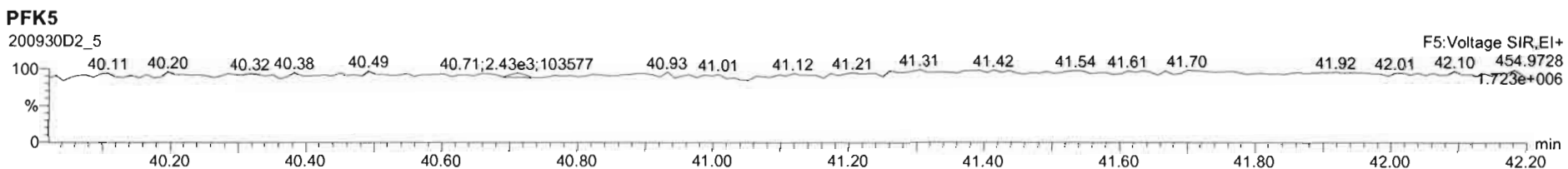
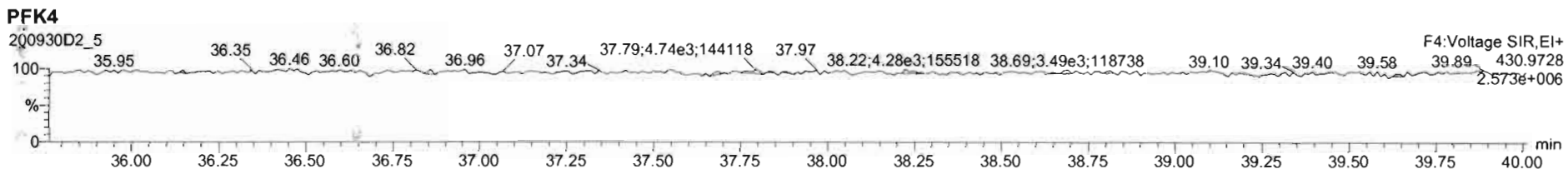
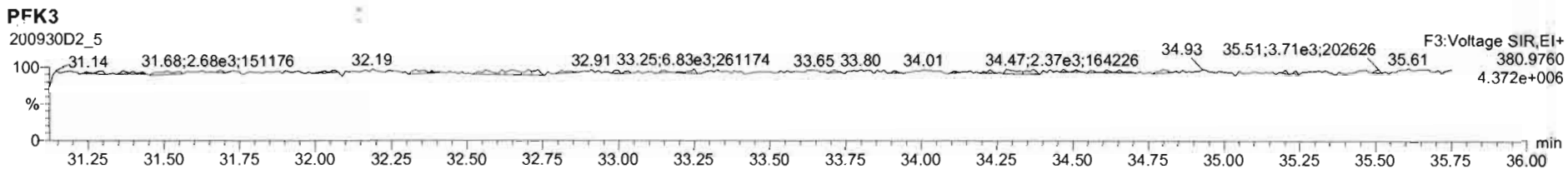
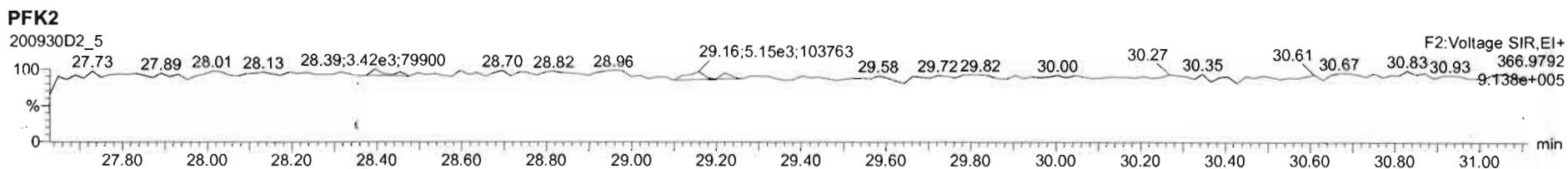
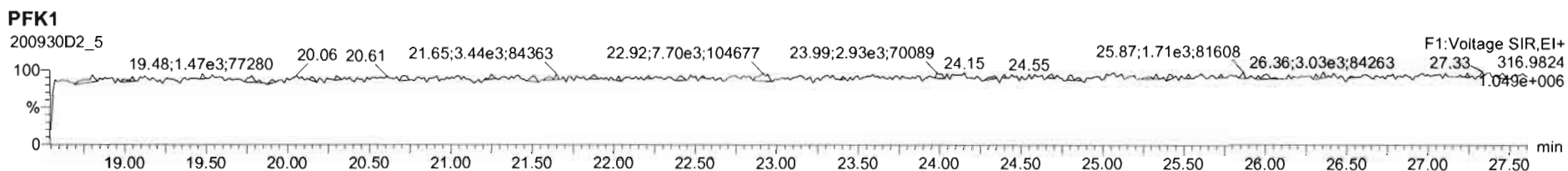
Name: 200930D2\_5, Date: 30-Sep-2020, Time: 15:49:01, ID: ST200930D2-5 1613 CS4 20F1106, Description: 1613 CS4 20F1106



Dataset: U:\VG7.PRO\Results\200930D2\200930D2\_CRV.qld

Last Altered: Thursday, October 01, 2020 09:56:59 Pacific Daylight Time  
Printed: Thursday, October 01, 2020 09:58:35 Pacific Daylight Time

Name: 200930D2\_5, Date: 30-Sep-2020, Time: 15:49:01, ID: ST200930D2-5 1613 CS4 20F1106, Description: 1613 CS4 20F1106




Dataset: U:\VG7.PRO\Results\200930D2\200930D2\_CRV.qld

Last Altered: Thursday, October 01, 2020 09:56:59 Pacific Daylight Time  
Printed: Thursday, October 01, 2020 09:58:35 Pacific Daylight Time

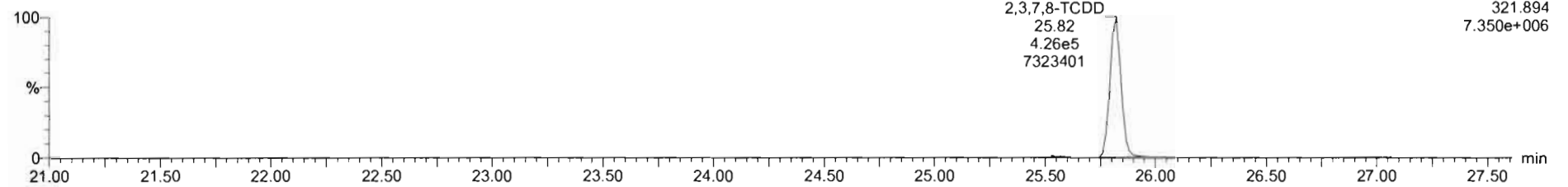
Name: 200930D2\_6, Date: 30-Sep-2020, Time: 16:35:44, ID: ST200930D2-6 1613 CS5 20F1107, Description: 1613 CS5 20F1107

**2,3,7,8-TCDD**

200930D2\_6

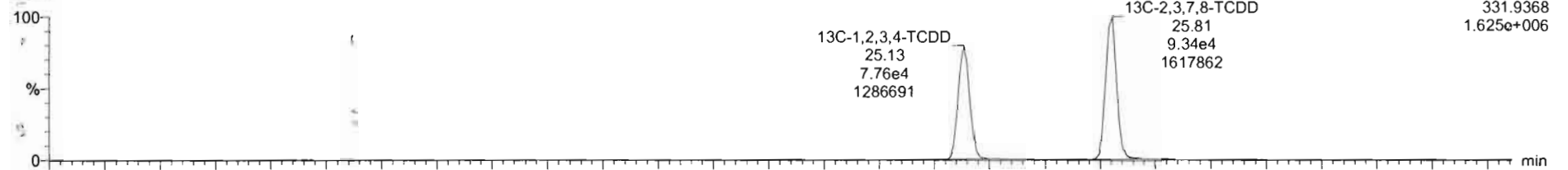


200930D2\_6

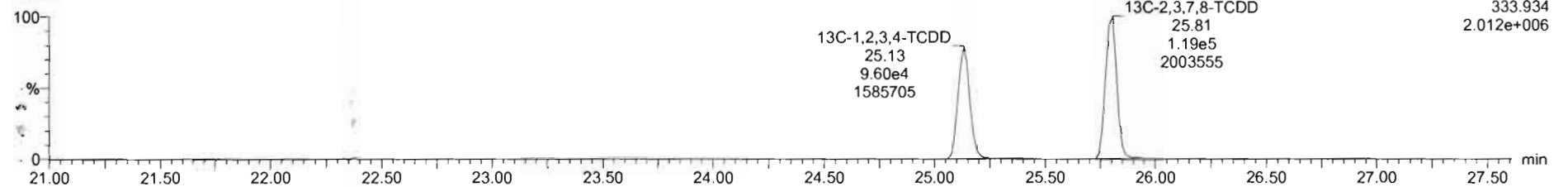


**13C-2,3,7,8-TCDD**

200930D2\_6



200930D2\_6

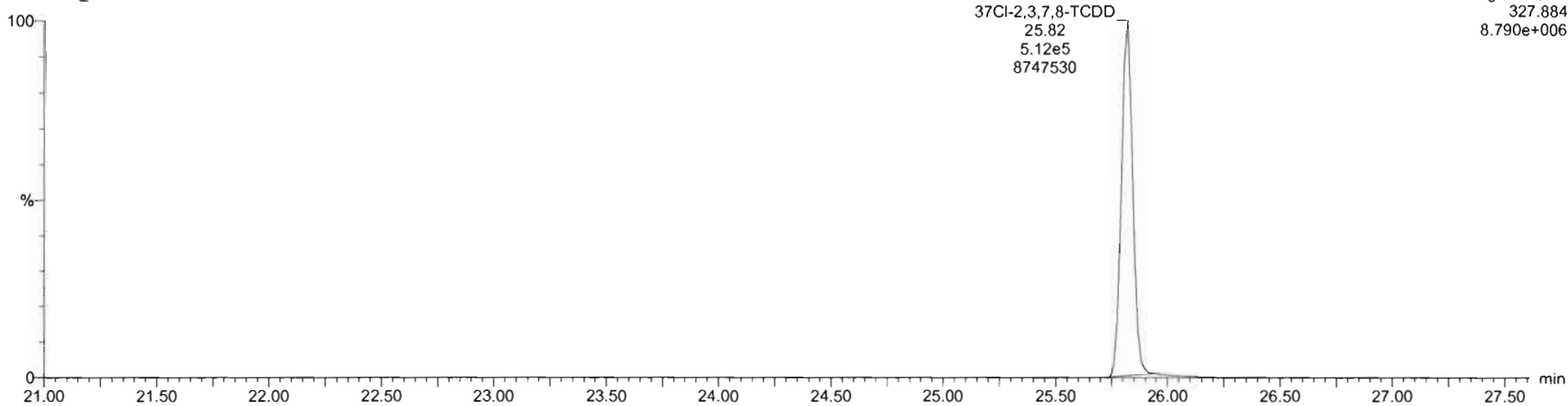


Dataset: U:\VG7.PRO\Results\200930D2\200930D2\_CRV.qld

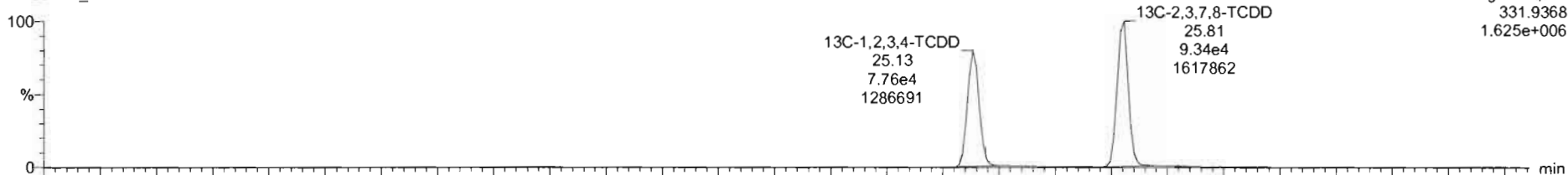
Last Altered: Thursday, October 01, 2020 09:56:59 Pacific Daylight Time  
Printed: Thursday, October 01, 2020 09:58:35 Pacific Daylight Time

Name: 200930D2\_6, Date: 30-Sep-2020, Time: 16:35:44, ID: ST200930D2-6 1613 CS5 20F1107, Description: 1613 CS5 20F1107


**<sup>37</sup>Cl-2,3,7,8-TCDD**  
200930D2\_6



**<sup>13</sup>C-1,2,3,4-TCDD**  
200930D2\_6



200930D2\_6




Dataset: U:\VG7.PRO\Results\200930D2\200930D2\_CRV.qld

Last Altered: Thursday, October 01, 2020 09:56:59 Pacific Daylight Time  
Printed: Thursday, October 01, 2020 09:58:35 Pacific Daylight Time

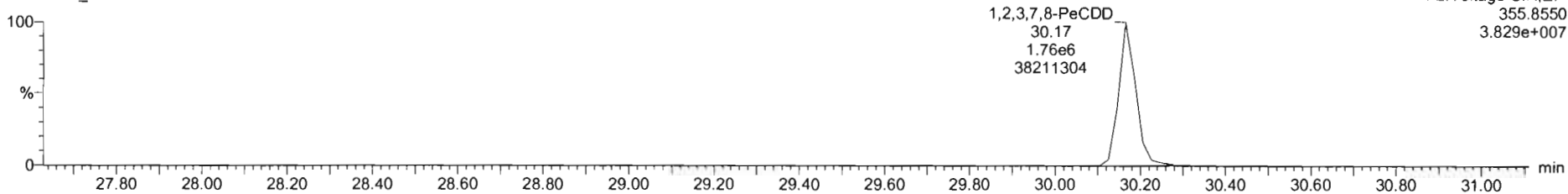
Name: 200930D2\_6, Date: 30-Sep-2020, Time: 16:35:44, ID: ST200930D2-6 1613 CS5 20F1107, Description: 1613 CS5 20F1107

1,2,3,7,8-PeCDD

200930D2\_6




200930D2\_6

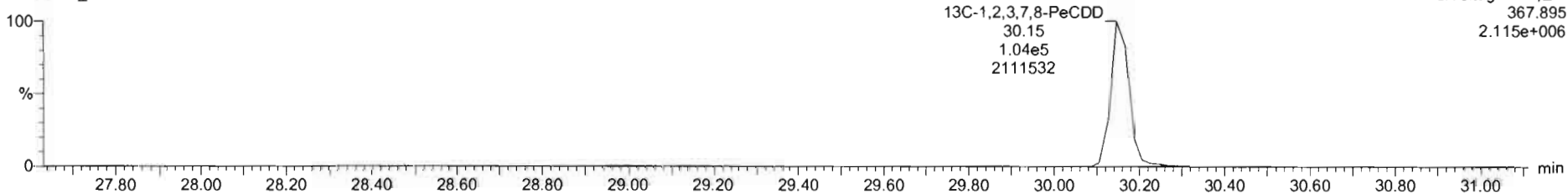


13C-1,2,3,7,8-PeCDD

200930D2\_6



200930D2\_6



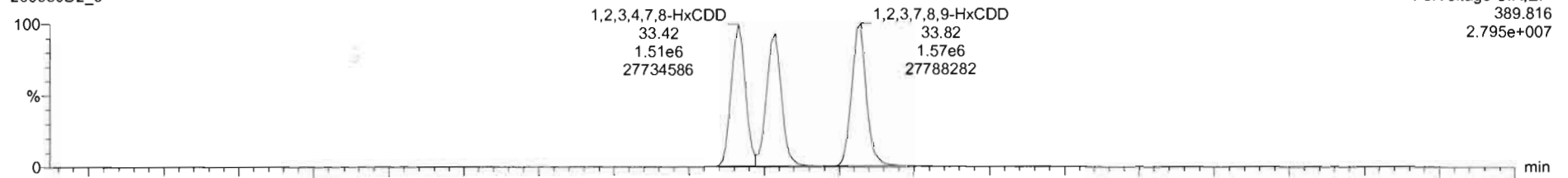
Dataset: U:\VG7.PRO\Results\200930D2\200930D2\_CRV.qld

Last Altered: Thursday, October 01, 2020 09:56:59 Pacific Daylight Time  
Printed: Thursday, October 01, 2020 09:58:35 Pacific Daylight Time

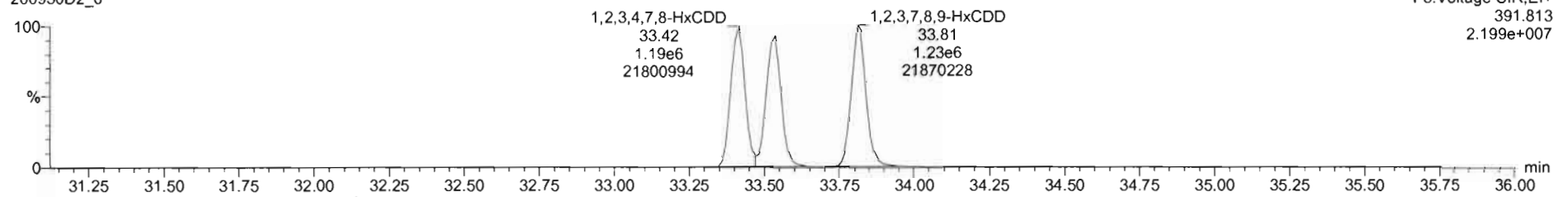
Name: 200930D2\_6, Date: 30-Sep-2020, Time: 16:35:44, ID: ST200930D2-6 1613 CS5 20F1107, Description: 1613 CS5 20F1107

1,2,3,4,7,8-HxCDD

200930D2\_6

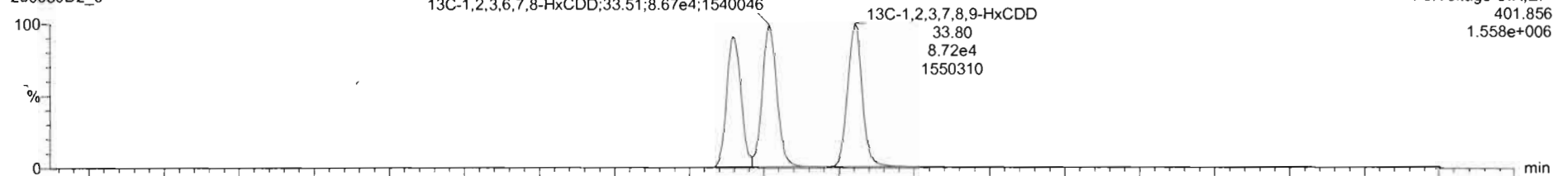


200930D2\_6

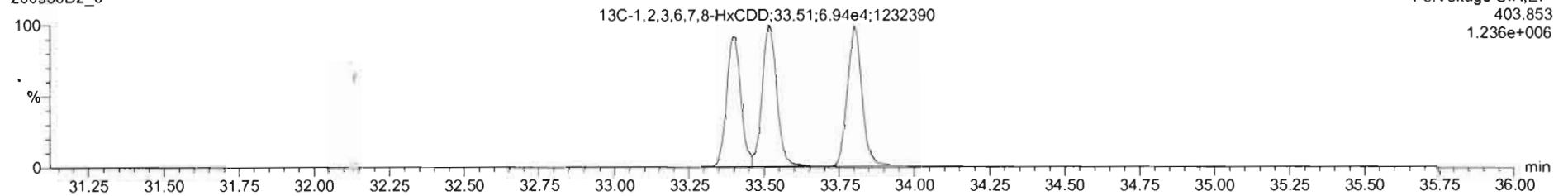


13C-1,2,3,4,7,8-HxCDD

200930D2\_6



200930D2\_6



Dataset: U:\VG7.PRO\Results\200930D2\200930D2\_CRV.qld

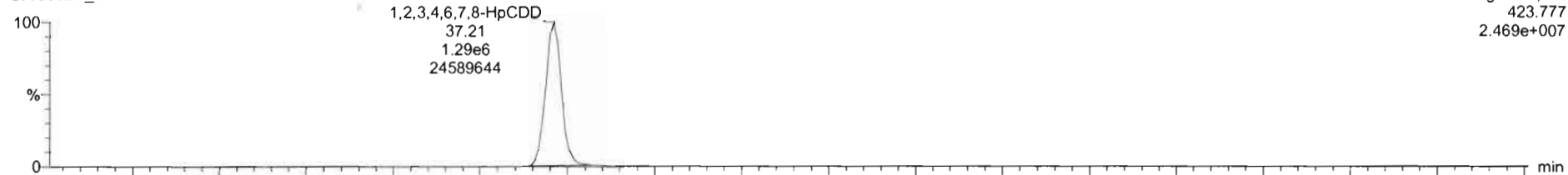
Last Altered: Thursday, October 01, 2020 09:56:59 Pacific Daylight Time

Printed: Thursday, October 01, 2020 09:58:35 Pacific Daylight Time

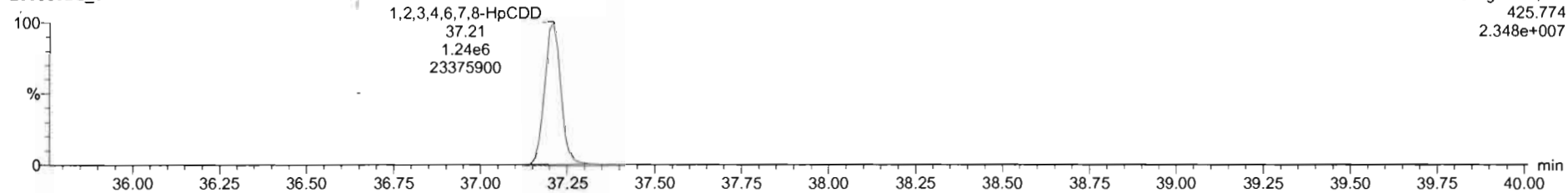
Name: 200930D2\_6, Date: 30-Sep-2020, Time: 16:35:44, ID: ST200930D2-6 1613 CS5 20F1107, Description: 1613 CS5 20F1107

1,2,3,4,6,7,8-HpCDD

200930D2\_6

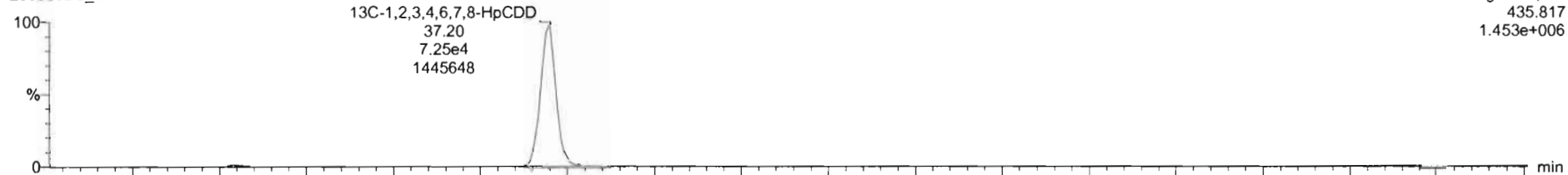


200930D2\_6

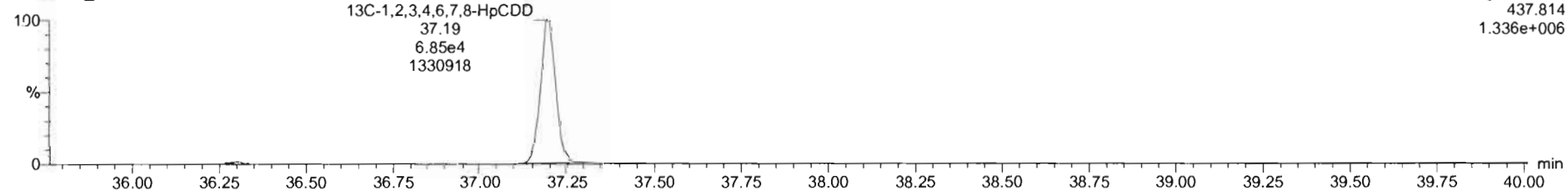


13C-1,2,3,4,6,7,8-HpCDD

200930D2\_6



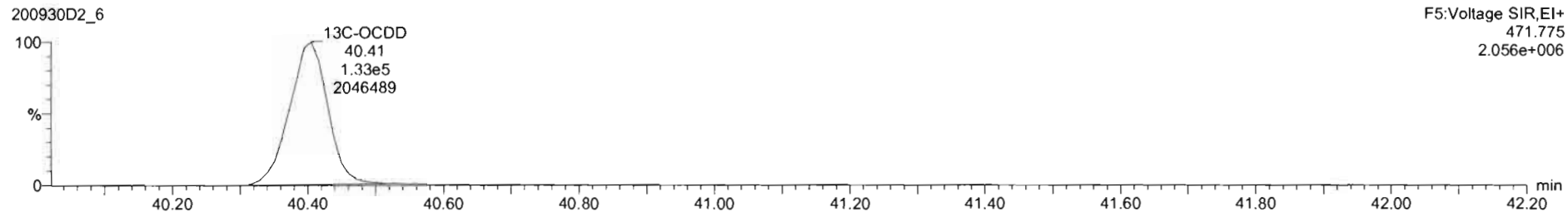

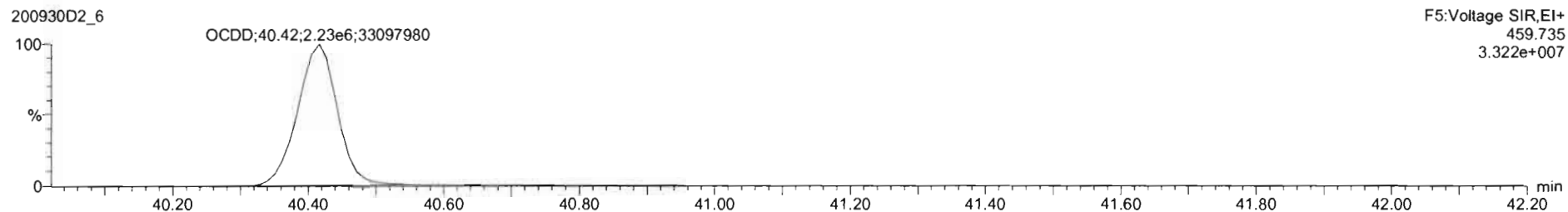
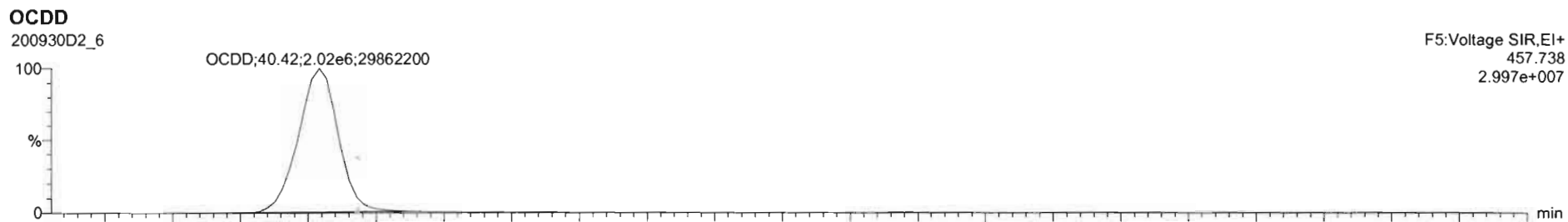
200930D2\_6



Dataset: U:\VG7.PRO\Results\200930D2\200930D2\_CRV.qld

Last Altered: Thursday, October 01, 2020 09:56:59 Pacific Daylight Time  
Printed: Thursday, October 01, 2020 09:58:35 Pacific Daylight Time

Name: 200930D2\_6, Date: 30-Sep-2020, Time: 16:35:44, ID: ST200930D2-6 1613 CS5 20F1107, Description: 1613 CS5 20F1107





Dataset: U:\VG7.PRO\Results\200930D2\200930D2\_CRV.qld

Last Altered: Thursday, October 01, 2020 09:56:59 Pacific Daylight Time  
Printed: Thursday, October 01, 2020 09:58:35 Pacific Daylight Time

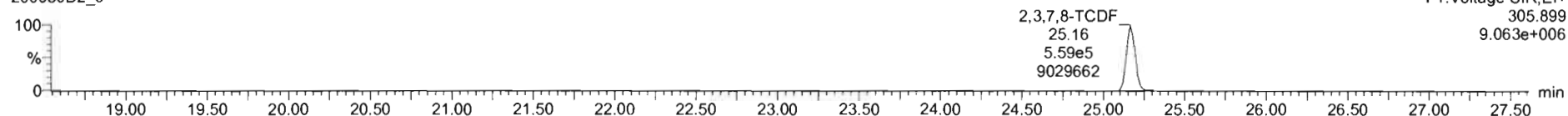
Name: 200930D2\_6, Date: 30-Sep-2020, Time: 16:35:44, ID: ST200930D2-6 1613 CS5 20F1107, Description: 1613 CS5 20F1107

**2,3,7,8-TCDF**

200930D2\_6




200930D2\_6




**13C-2,3,7,8-TCDF**

200930D2\_6

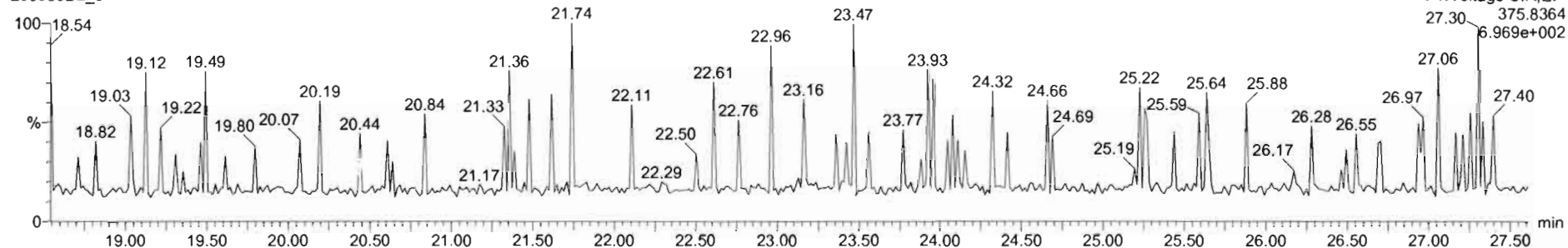


200930D2\_6



**DPE1**

200930D2\_6

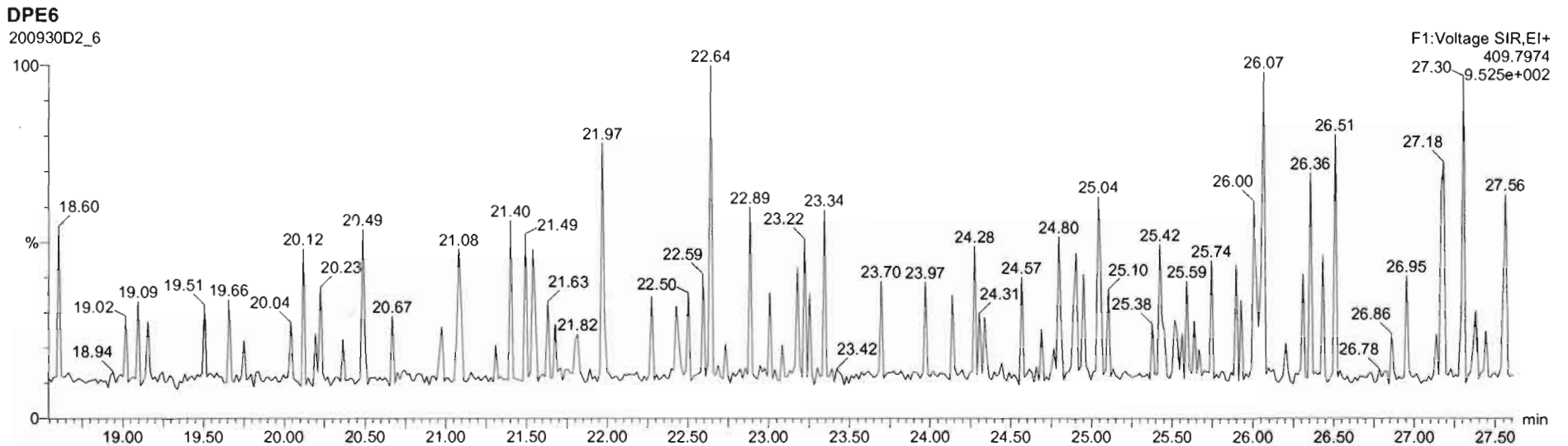
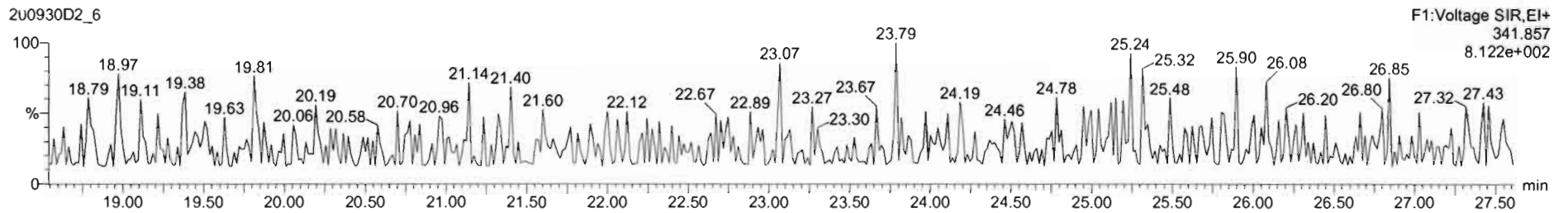
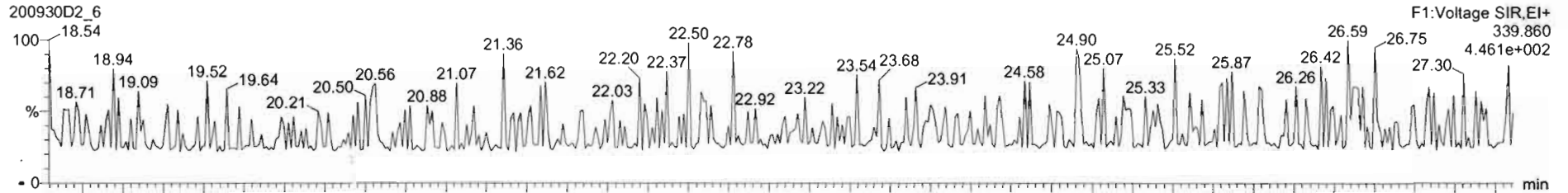


Dataset: U:\VG7.PRO\Results\200930D2\200930D2\_CRV.qld

Last Altered: Thursday, October 01, 2020 09:56:59 Pacific Daylight Time  
Printed: Thursday, October 01, 2020 09:58:35 Pacific Daylight Time

Name: 200930D2\_6, Date: 30-Sep-2020, Time: 16:35:44, ID: ST200930D2-6 1613 CS5 20F1107, Description: 1613 CS5 20F1107

1st Func. Penta-Furans



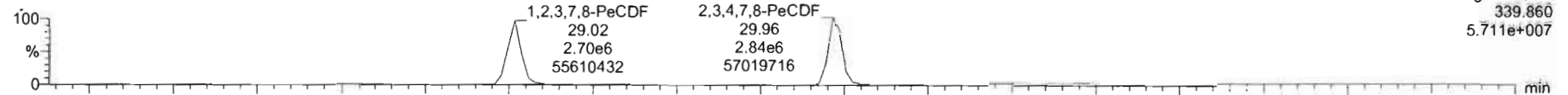
Dataset: U:\VG7.PRO\Results\200930D2\200930D2\_CRV.qld

Last Altered: Thursday, October 01, 2020 09:56:59 Pacific Daylight Time  
Printed: Thursday, October 01, 2020 09:58:35 Pacific Daylight Time

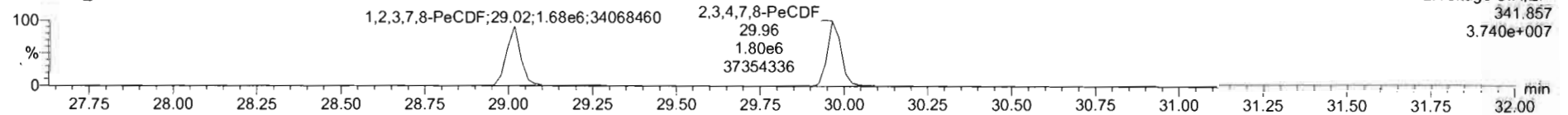
Name: 200930D2\_6, Date: 30-Sep-2020, Time: 16:35:44, ID: ST200930D2-6 1613 CS5 20F1107, Description: 1613 CS5 20F1107

**1,2,3,7,8-PeCDF**

200930D2\_6

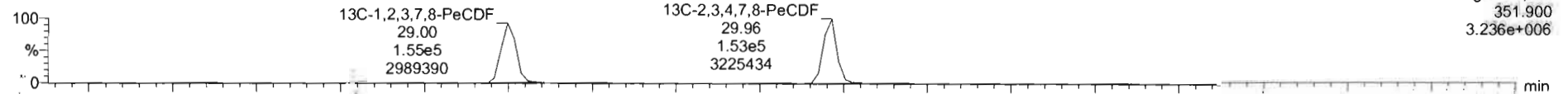


200930D2\_6

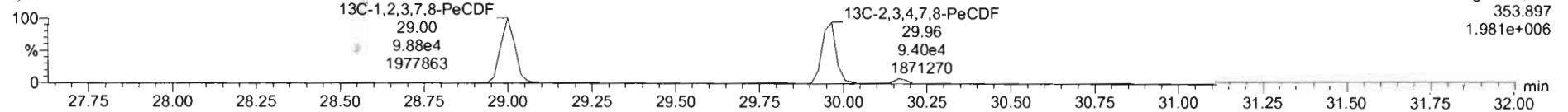


**13C-1,2,3,7,8-PeCDF**

200930D2\_6

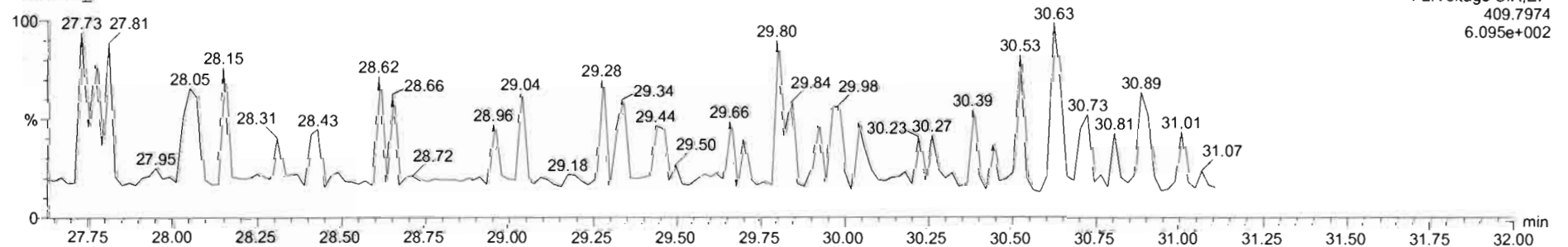


200930D2\_6



**DPE2**

200930D2\_6




Dataset: U:\VG7.PRO\Results\200930D2\200930D2\_CRV.qld

Last Altered: Thursday, October 01, 2020 09:56:59 Pacific Daylight Time  
Printed: Thursday, October 01, 2020 09:58:35 Pacific Daylight Time

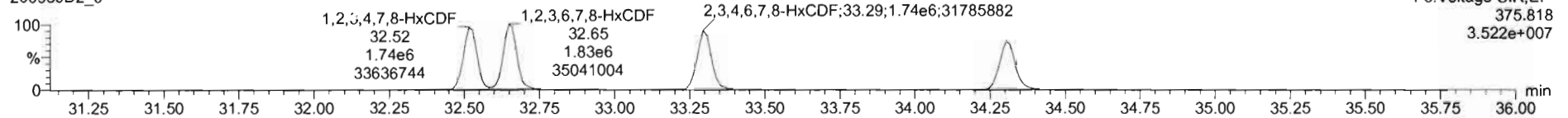
Name: 200930D2\_6, Date: 30-Sep-2020, Time: 16:35:44, ID: ST200930D2-6 1613 CS5 20F1107, Description: 1613 CS5 20F1107

1,2,3,4,7,8-HxCDF

200930D2\_6

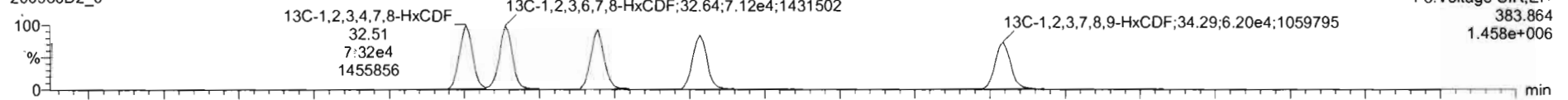


200930D2\_6

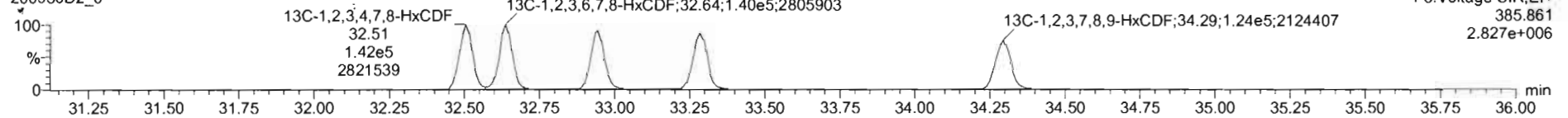


13C-1,2,3,4,7,8-HxCDF

200930D2\_6

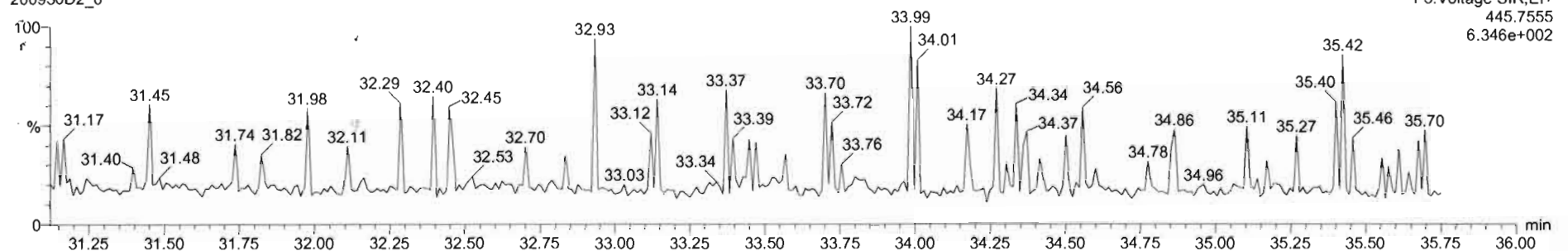


200930D2\_6



DPE3

200930D2\_6

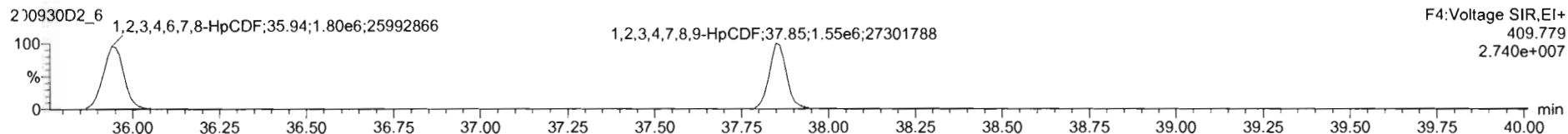
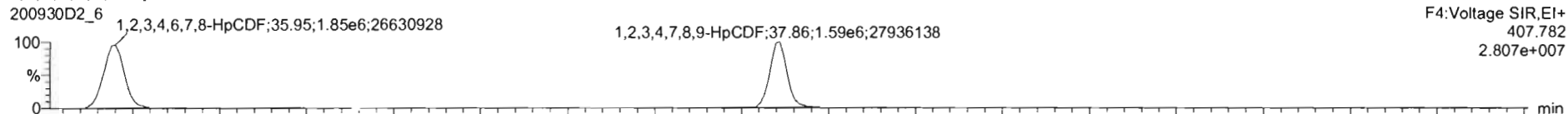


Dataset: U:\VG7.PRO\Results\200930D2\200930D2\_CRV.qld

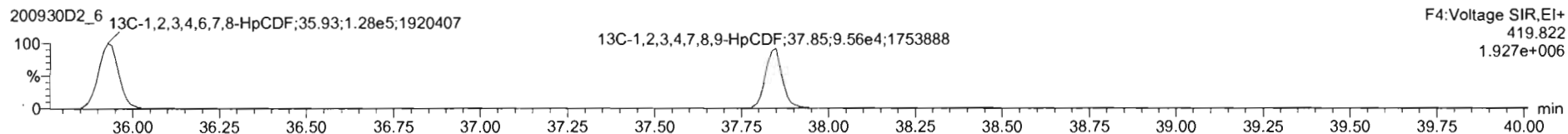
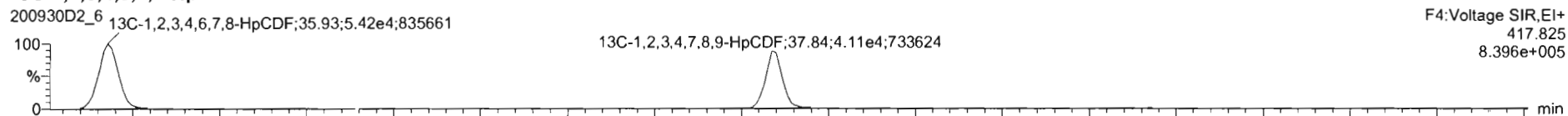
Last Altered: Thursday, October 01, 2020 09:56:59 Pacific Daylight Time  
Printed: Thursday, October 01, 2020 09:58:35 Pacific Daylight Time

Name: 200930D2\_6, Date: 30-Sep-2020, Time: 16:35:44, ID: ST200930D2-6 1613 CS5 20F1107, Description: 1613 CS5 20F1107

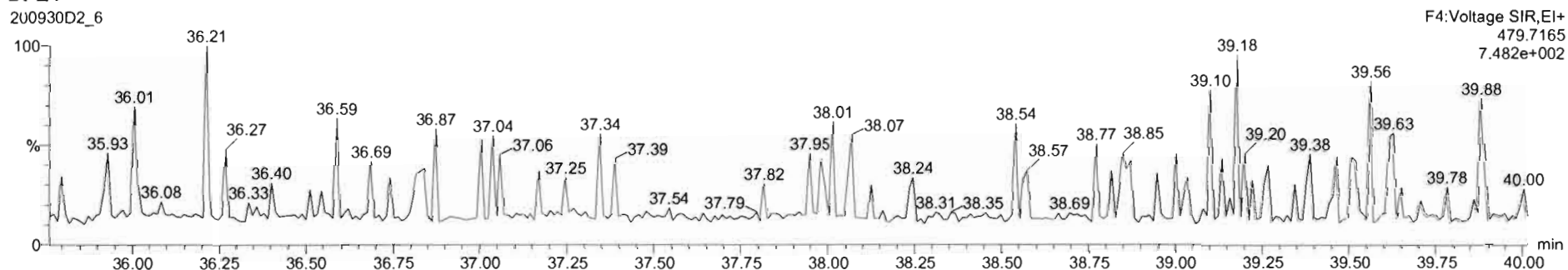
**1,2,3,4,6,7,8-HpCDF**



**13C-1,2,3,4,6,7,8-HpCDF**



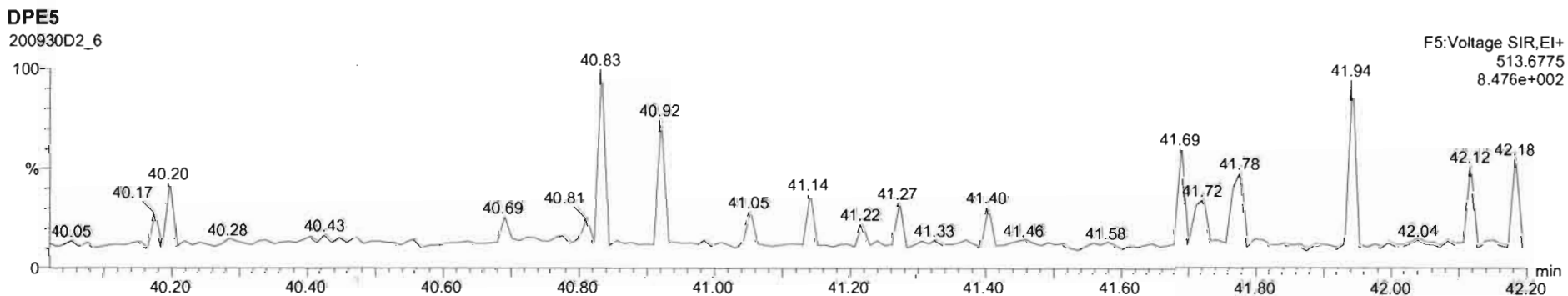
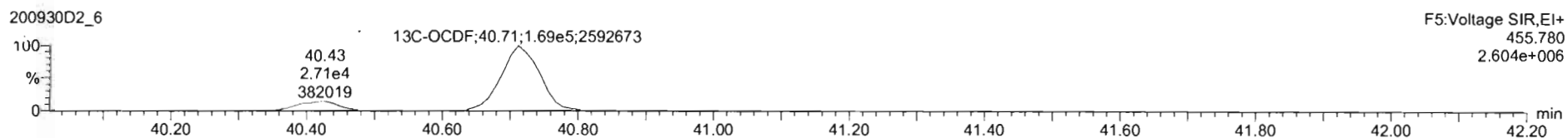

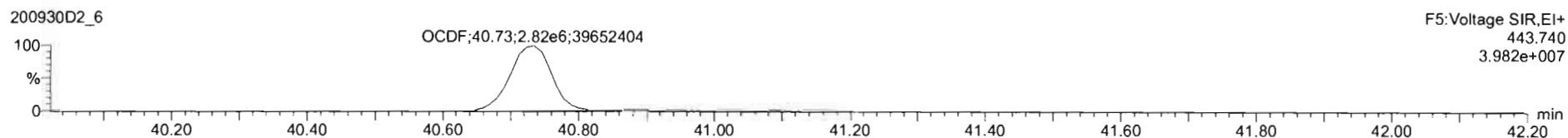
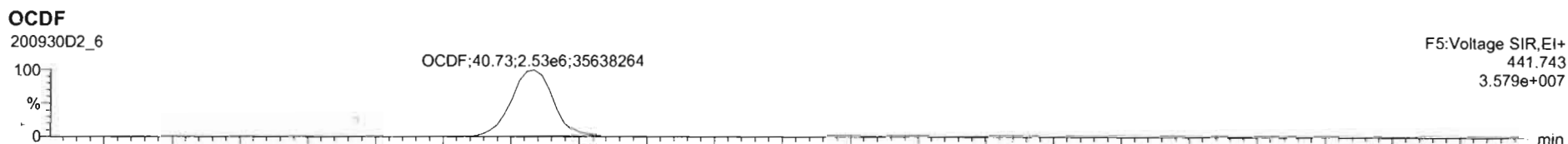
**DPE4**



Dataset: U:\VG7.PRO\Results\200930D2\200930D2\_CRV.qld

Last Altered: Thursday, October 01, 2020 09:56:59 Pacific Daylight Time  
Printed: Thursday, October 01, 2020 09:58:35 Pacific Daylight Time

Name: 200930D2\_6, Date: 30-Sep-2020, Time: 16:35:44, ID: ST200930D2-6 1613 CS5 20F1107, Description: 1613 CS5 20F1107

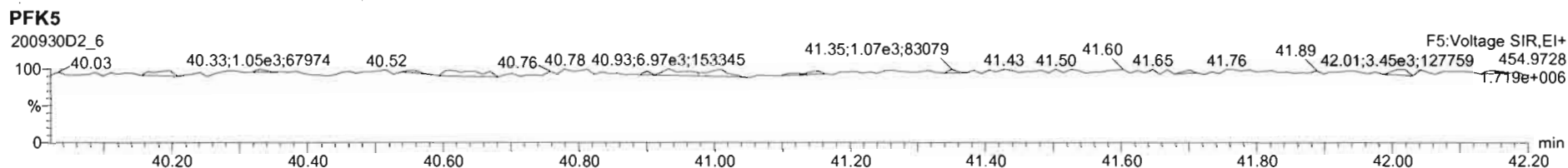
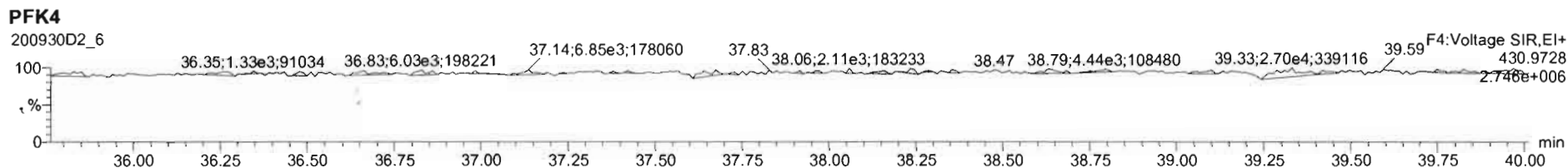
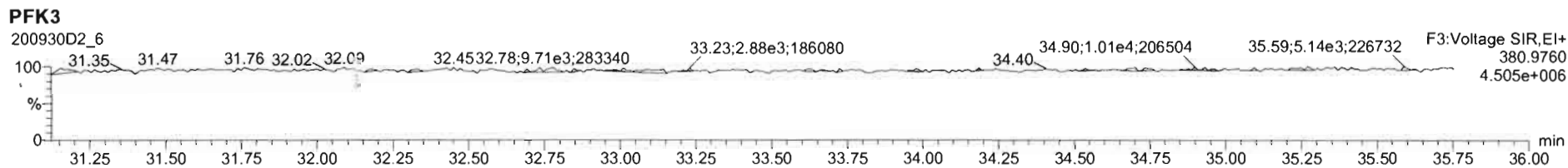
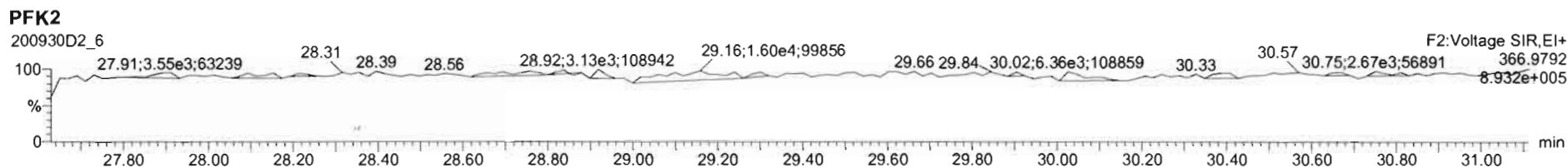
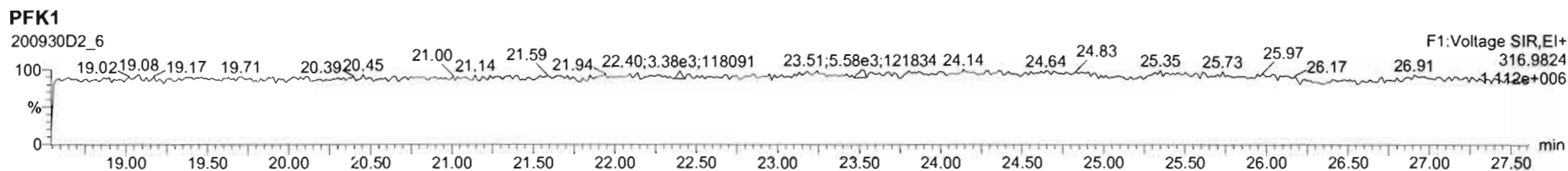


Dataset: U:\VG7.PRO\Results\200930D2\200930D2\_CRV.qld

Last Altered: Thursday, October 01, 2020 09:56:59 Pacific Daylight Time

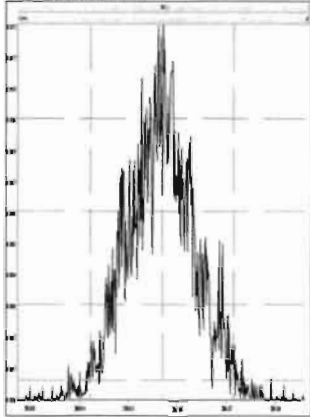
Printed: Thursday, October 01, 2020 09:58:35 Pacific Daylight Time

Name: 200930D2\_6, Date: 30-Sep-2020, Time: 16:35:44, ID: ST200930D2-6 1613 CS5 20F1107, Description: 1613 CS5 20F1107

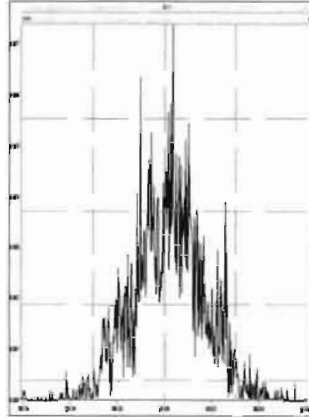


Printed: Thursday, October 01, 2020 02:40:50 Pacific Daylight Time

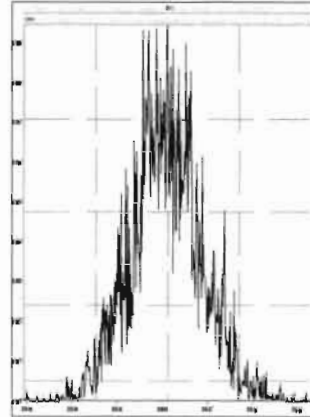
M 292.9824 R 11712



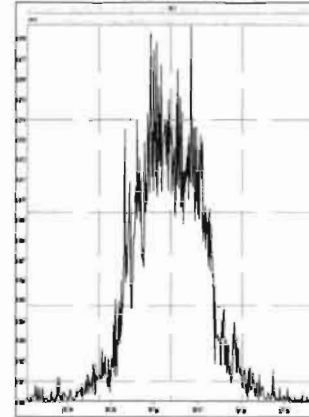
M 304.9824 R 12641



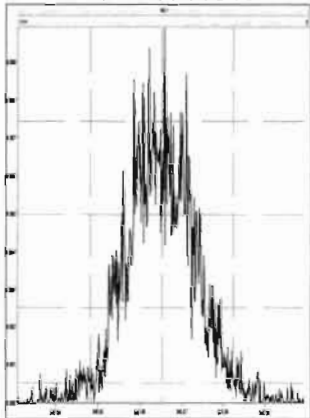
M 318.9792 R 10443



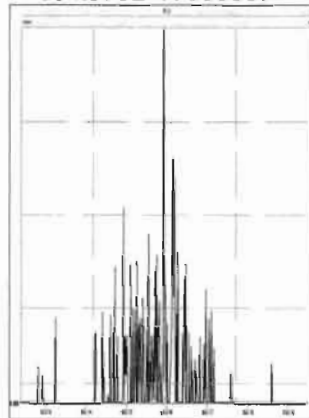
M 330.9792 R 10560



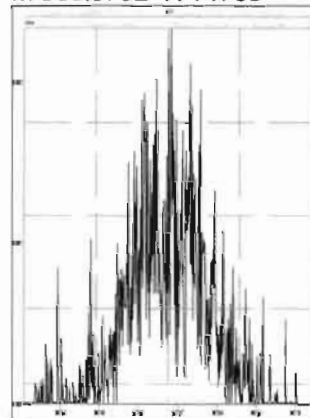
M 342.9792 R 11046



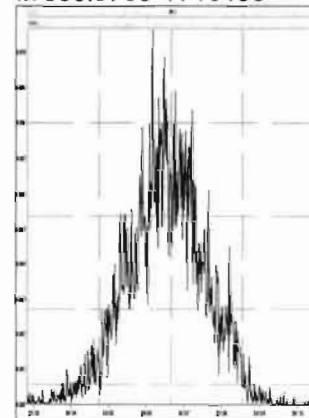
M 354.9792 R 833337



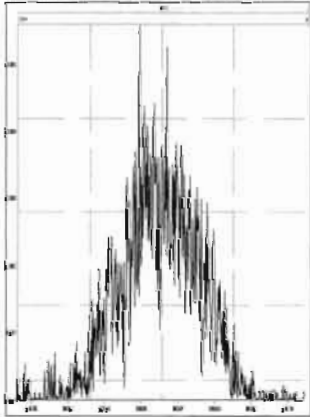
M 366.9792 R 14783



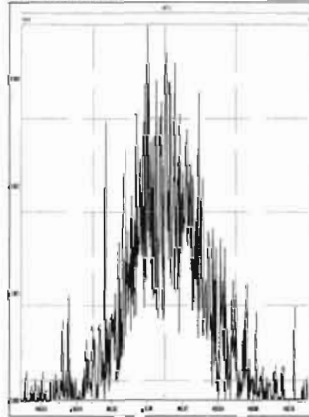
M 380.9760 R 10458



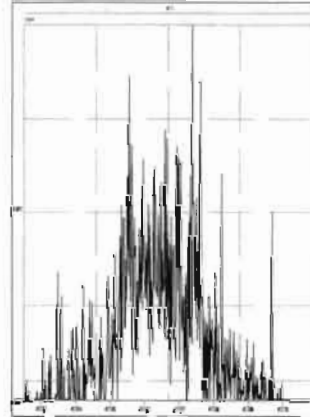
M 392.9760 R 11470



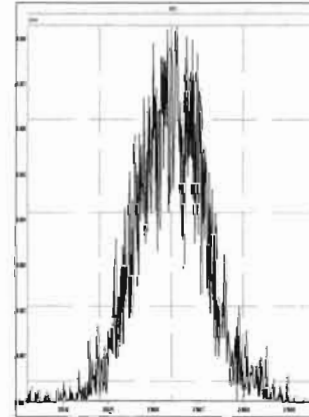
M 404.9760 R 13416



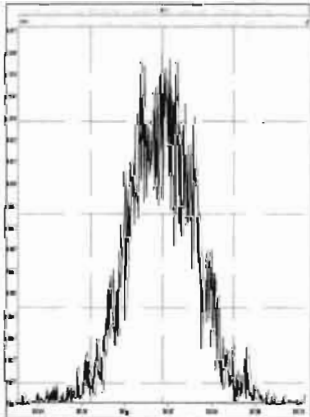
M 416.9760 R 25489



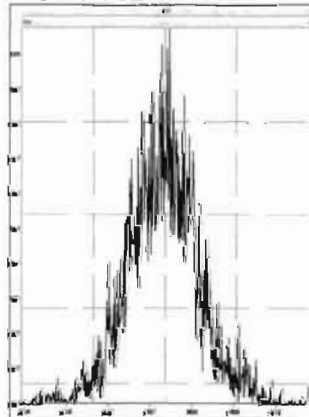
M 318.9792 R 11295



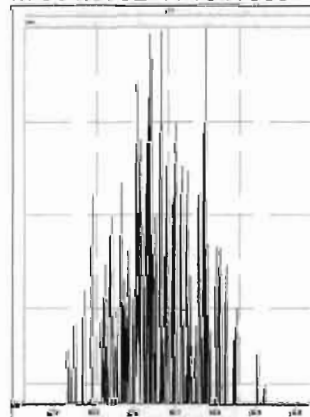
M 330.9792 R 11765



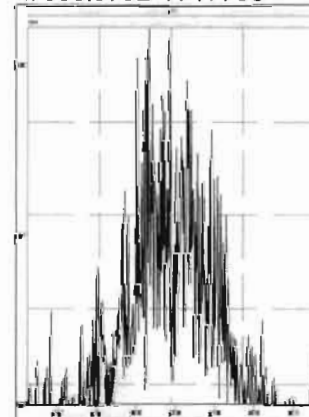
M 342.9792 R 10995



M 354.9792 R 1041663



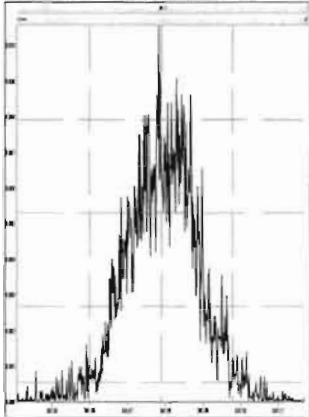
M 366.9792 R 17795



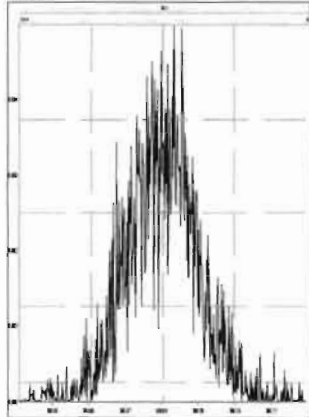


Printed: Thursday, October 01, 2020 02:40:50 Pacific Daylight Time

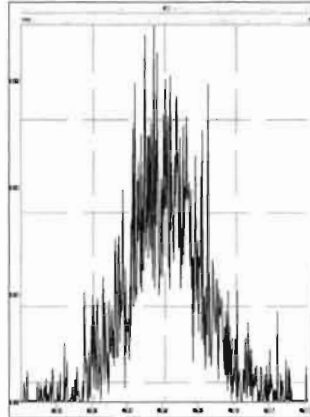
M 380.9760 R 11218



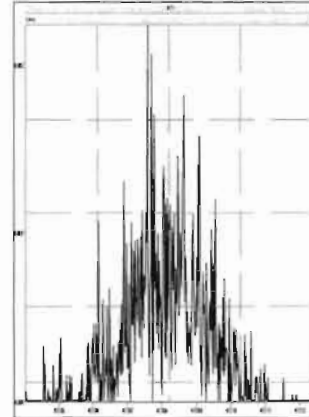
M 392.9760 R 11451



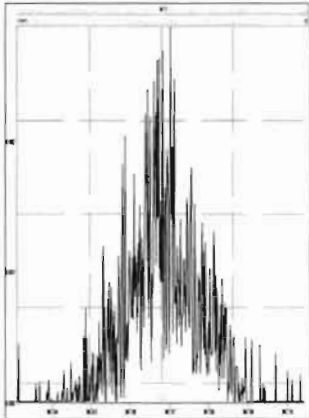
M 404.9760 R 12059



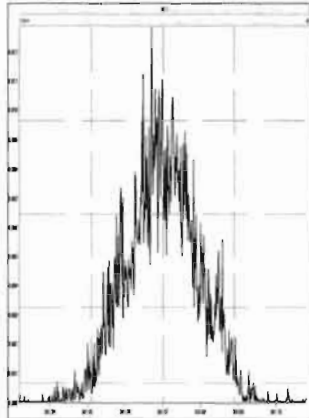
M 416.9760 R 27954



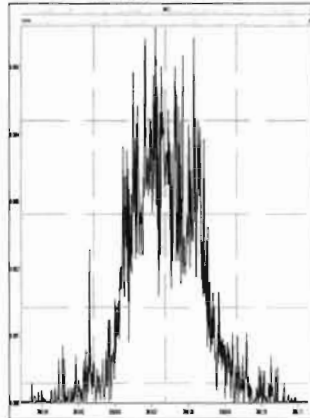
M 366.9792 R 14660



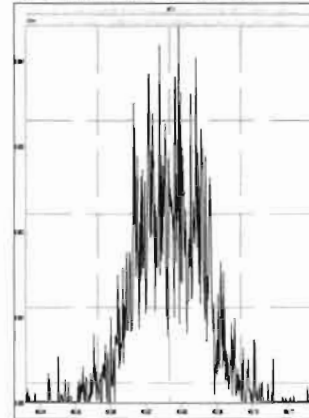
M 380.9760 R 10515



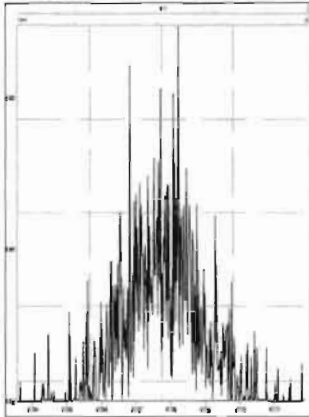
M 392.9760 R 12461



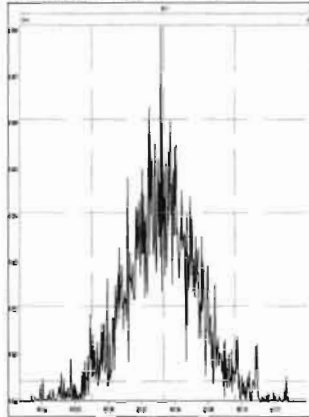
M 404.9760 R 13352



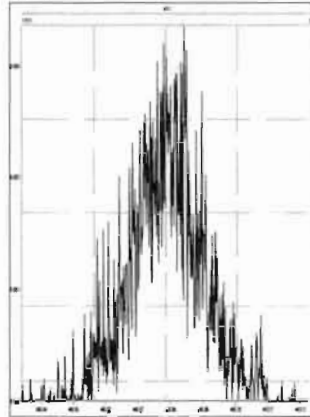
M 416.9760 R 21740



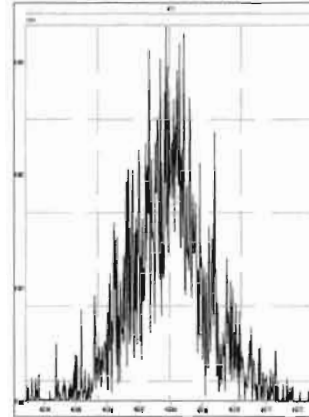
M 430.9728 R 10803



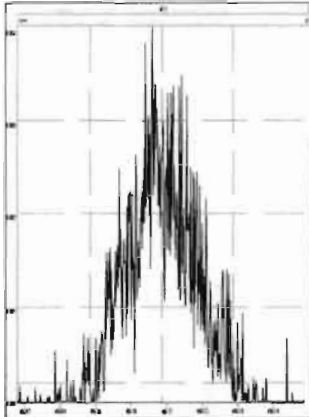
M 442.9728 R 12226



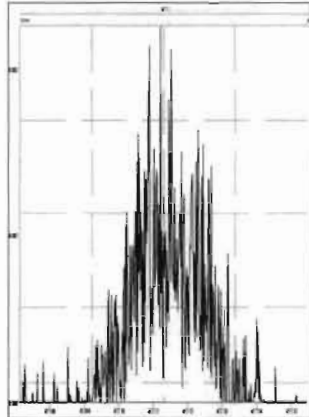
M 454.9728 R 13320



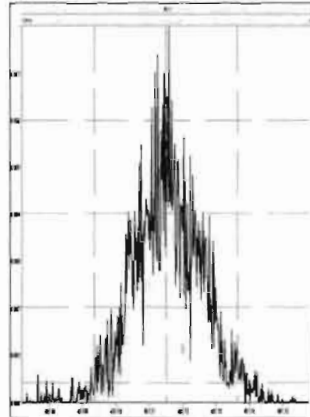
M 404.9760 R 12001



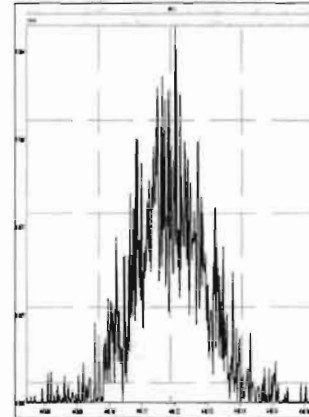
M 416.9760 R 16033



M 430.9728 R 10893

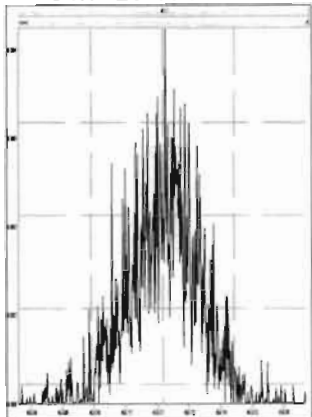


M 442.9728 R 13370

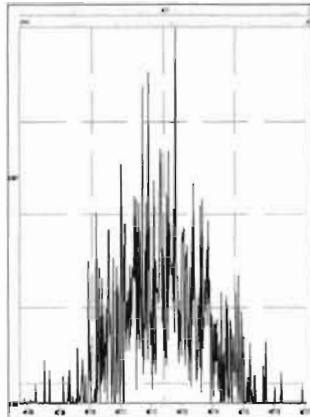


Printed: Thursday, October 01, 2020 02:40:50 Pacific Daylight Time

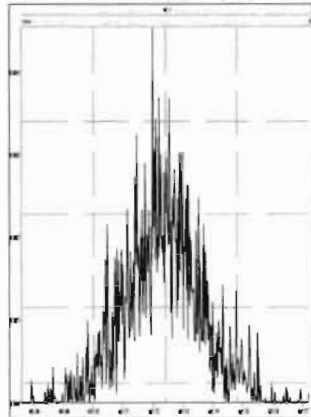
M 454.9728 R 14302



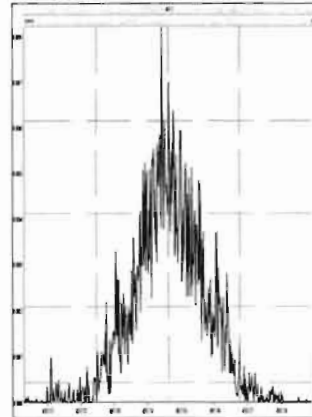
M 466.9728 R 30207



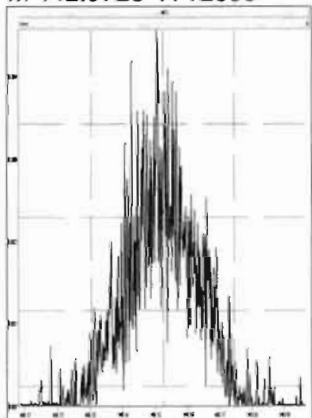
M 480.9696 R 12048



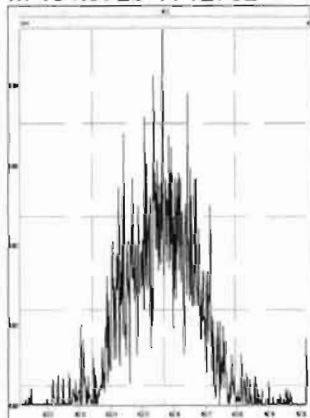
M 430.9728 R 11801



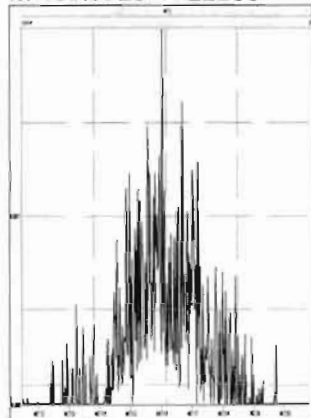
M 442.9728 R 12386



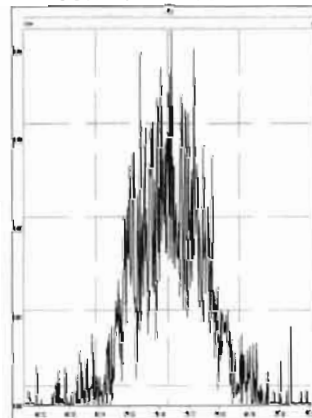
M 454.9728 R 12732



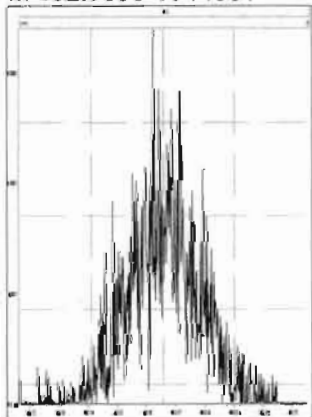
M 466.9728 R 22233



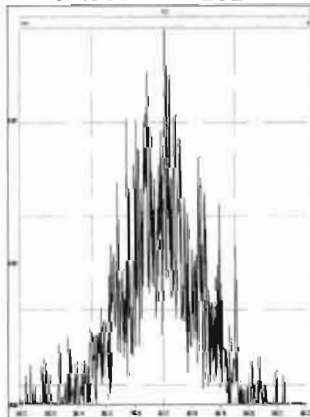
M 480.9696 R 13549



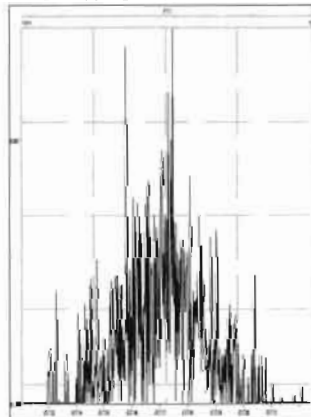
M 492.9696 R 14001



M 504.9696 R 12026



M 516.9697 R 69497



Dataset: U:\VG7.PRO\Results\200930D2\200930D2\_8.qld

Last Altered: Thursday, October 01, 2020 10:40:53 Pacific Daylight Time  
Printed: Thursday, October 01, 2020 10:42:01 Pacific Daylight Time

*DB 10/1/20 CT 10/01/2020*

Method: C:\MassLynx\Default.PRO\MethDB\1613\_rrt.mdb 11 Sep 2020 15:14:27  
Calibration: U:\VG7.PRO\CurveDB\ZB\_DIOXIN\_1613vg7-9-30-20.cdb 01 Oct 2020 10:27:37

Name: 200930D2\_8, Date: 30-Sep-2020, Time: 18:08:02, ID: SS200930D2-1 1613 SSS 20F1108, Description: 1613 SSS 20F1108

#	Name	Resp	RA	n/y	RRF	wt/vol	Pred.RT	RT	Pred.RRT	RRT	Conc.	%Rec	DL	EMPC
1	1 2,3,7,8-TCDD	2.31e4	0.74	NO	1.00	1.000	25.821	25.82	1.001	1.001	10.260	103	0.0632	10.3
2	2 1,2,3,7,8-PeCDD	8.31e4	0.61	NO	0.935	1.000	30.187	30.19	1.001	1.001	53.368	107	0.106	53.4
3	3 1,2,3,4,7,8-HxCDD	7.77e4	1.26	NO	1.15	1.000	33.415	33.42	1.000	1.000	45.778	91.6	0.150	45.8
4	4 1,2,3,6,7,8-HxCDD	8.20e4	1.25	NO	1.02	1.000	33.526	33.54	1.000	1.000	47.955	95.9	0.161	48.0
5	5 1,2,3,7,8,9-HxCDD	7.98e4	1.27	NO	1.06	1.000	33.845	33.82	1.001	1.000	45.851	91.7	0.156	45.9
6	6 1,2,3,4,6,7,8-HpCDD	7.23e4	1.07	NO	1.00	1.000	37.213	37.21	1.000	1.000	49.364	98.7	0.231	49.4
7	7 OCDD	1.24e5	0.89	NO	0.952	1.000	40.395	40.41	1.000	1.000	100.14	100	0.175	100
8	8 2,3,7,8-TCDF	3.03e4	0.76	NO	1.01	1.000	25.174	25.16	1.001	1.001	8.5800	85.8	0.0490	8.58
9	9 1,2,3,7,8-PeCDF	1.26e5	1.58	NO	0.998	1.000	29.019	29.02	1.001	1.001	47.977	96.0	0.102	48.0
10	10 2,3,4,7,8-PeCDF	1.46e5	1.58	NO	1.07	1.000	29.994	29.98	1.001	1.001	53.283	107	0.0861	53.3
11	11 1,2,3,4,7,8-HxCDF	1.29e5	1.25	NO	1.05	1.000	32.505	32.53	1.000	1.001	56.257	113	0.172	56.3
12	12 1,2,3,6,7,8-HxCDF	1.36e5	1.28	NO	1.10	1.000	32.658	32.66	1.000	1.000	56.801	114	0.172	56.8
13	13 2,3,4,6,7,8-HxCDF	1.28e5	1.27	NO	1.09	1.000	33.328	33.31	1.001	1.000	57.613	115	0.191	57.6
14	14 1,2,3,7,8,9-HxCDF	1.06e5	1.25	NO	1.08	1.000	34.294	34.32	1.000	1.001	53.240	106	0.252	53.2
15	15 1,2,3,4,6,7,8-HpCDF	1.20e5	1.03	NO	1.13	1.000	35.976	35.95	1.001	1.000	52.614	105	0.212	52.6
16	16 1,2,3,4,7,8,9-HpCDF	9.52e4	1.03	NO	1.29	1.000	37.849	37.86	1.000	1.000	51.703	103	0.224	51.7
17	17 OCDF	1.66e5	0.89	NO	0.953	1.000	40.702	40.72	1.000	1.001	114.48	114	0.229	114
18	18 13C-2,3,7,8-TCDD	2.25e5	0.80	NO	1.17	1.000	25.787	25.79	1.026	1.026	94.491	94.5	0.271	
19	19 13C-1,2,3,7,8-PeCDD	1.66e5	0.62	NO	0.914	1.000	29.974	30.17	1.193	1.200	89.682	89.7	0.183	
20	20 13C-1,2,3,4,7,8-HxCDD	1.47e5	1.28	NO	0.634	1.000	33.405	33.40	1.014	1.014	105.24	105	0.428	
21	21 13C-1,2,3,6,7,8-HxCDD	1.67e5	1.27	NO	0.724	1.000	33.514	33.53	1.017	1.018	104.35	104	0.375	
22	22 13C-1,2,3,7,8,9-HxCDD	1.64e5	1.25	NO	0.716	1.000	33.781	33.81	1.025	1.026	103.67	104	0.379	
23	23 13C-1,2,3,4,6,7,8-HpCDD	1.46e5	1.05	NO	0.660	1.000	37.194	37.20	1.129	1.129	100.22	100	0.415	
24	24 13C-OCDD	2.61e5	0.89	NO	0.587	1.000	40.172	40.39	1.219	1.226	201.24	101	0.287	
25	25 13C-2,3,7,8-TCDF	3.48e5	0.73	NO	1.02	1.000	24.882	25.15	0.990	1.001	99.486	99.5	0.276	
26	26 13C-1,2,3,7,8-PeCDF	2.62e5	1.59	NO	0.842	1.000	29.046	29.00	1.156	1.154	91.006	91.0	0.298	
27	27 13C-2,3,4,7,8-PeCDF	2.55e5	1.67	NO	0.802	1.000	29.934	29.96	1.191	1.192	92.871	92.9	0.313	
28	28 13C-1,2,3,4,7,8-HxCDF	2.17e5	0.51	NO	1.00	1.000	32.549	32.51	0.988	0.987	98.055	98.1	0.333	
29	29 13C-1,2,3,6,7,8-HxCDF	2.17e5	0.52	NO	1.02	1.000	32.680	32.65	0.992	0.991	96.461	96.5	0.328	
30	30 13C-2,3,4,6,7,8-HxCDF	2.05e5	0.52	NO	0.955	1.000	33.244	33.30	1.009	1.011	97.072	97.1	0.350	
31	31 13C-1,2,3,7,8,9-HxCDF	1.83e5	0.53	NO	0.851	1.000	34.308	34.29	1.041	1.041	97.441	97.4	0.392	

Dataset: U:\VG7.PRO\Results\200930D2\200930D2\_8.qld

Last Altered: Thursday, October 01, 2020 10:40:53 Pacific Daylight Time  
Printed: Thursday, October 01, 2020 10:42:01 Pacific Daylight Time

Name: 200930D2\_8, Date: 30-Sep-2020, Time: 18:08:02, ID: SS200930D2-1 1613 SSS 20F1108, Description: 1613 SSS 20F1108

	# Name	Resp	RA	n/y	RRF	wt/vol	Pred.RT	RT	Pred.RRT	RRT	Conc.	%Rec	DL	EMPC
32	32 13C-1,2,3,4,6,7,8-HpCDF	2.01e5	0.44	NO	0.848	1.000	35.810	35.94	1.087	1.091	107.16	107	0.390	
33	33 13C-1,2,3,4,7,8,9-HpCDF	1.43e5	0.45	NO	0.624	1.000	37.787	37.85	1.147	1.149	103.84	104	0.530	
34	34 13C-OCDF	3.04e5	0.90	NO	0.730	1.000	40.323	40.70	1.224	1.235	188.59	94.3	0.259	
35	35 37Cl-2,3,7,8-TCDD	2.38e4			1.21	1.000	25.784	25.82	1.026	1.027	9.7250	97.3	0.0428	
36	36 13C-1,2,3,4-TCDD	2.03e5	0.78	NO	1.00	1.000	25.260	25.13	1.000	1.000	100.00	100	0.318	
37	37 13C-1,2,3,4-TCDF	3.43e5	0.75	NO	1.00	1.000	23.930	23.79	1.000	1.000	100.00	100	0.282	
38	38 13C-1,2,3,4,6,9-HxCDF	2.21e5	0.52	NO	1.00	1.000	32.990	32.94	1.000	1.000	100.00	100	0.334	

Dataset: U:\VG7.PRO\Results\200930D2\200930D2\_8.qld

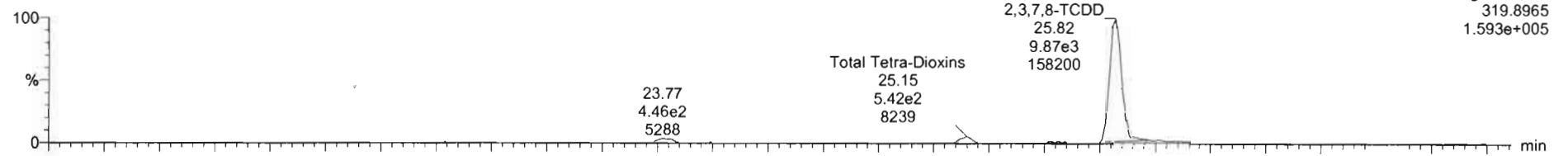
Last Altered: Thursday, October 01, 2020 10:40:53 Pacific Daylight Time  
Printed: Thursday, October 01, 2020 10:42:17 Pacific Daylight Time

Method: C:\MassLynx\Default.PRO\MethDB\1613\_rrt.mdb 11 Sep 2020 15:14:27  
Calibration: U:\VG7.PRO\CurveDB\ZB\_DIOXIN\_1613vg7-9-30-20.cdb 01 Oct 2020 10:27:37

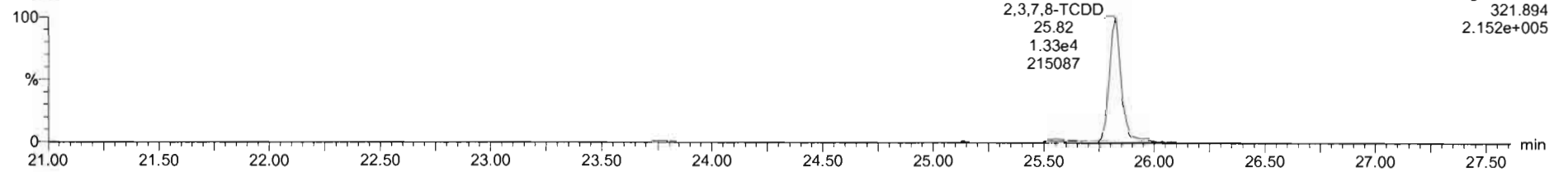
Name: 200930D2\_8, Date: 30-Sep-2020, Time: 18:08:02, ID: SS200930D2-1 1613 SSS 20F1108, Description: 1613 SSS 20F1108

2,3,7,8-TCDD

200930D2\_8

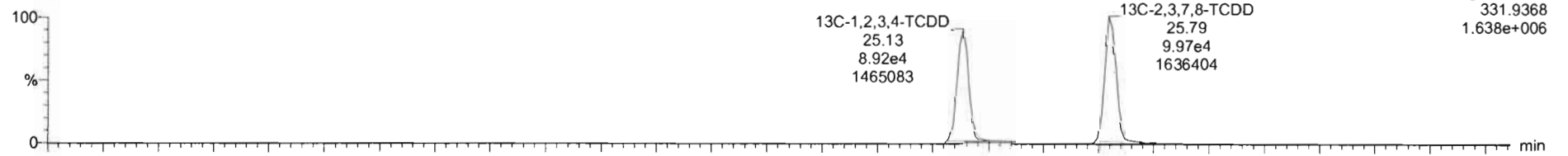


200930D2\_8

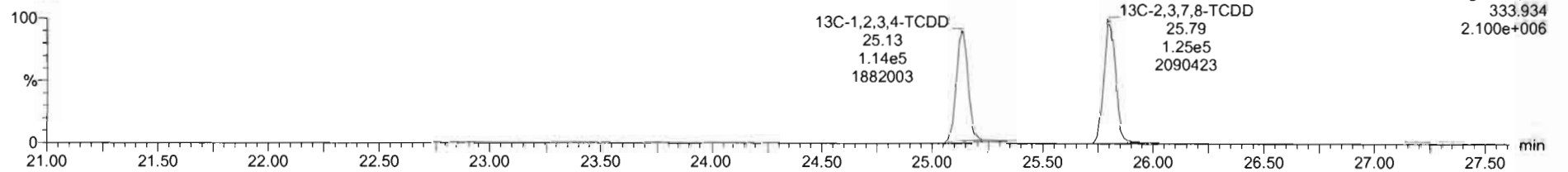


13C-2,3,7,8-TCDD

200930D2\_8



200930D2\_8



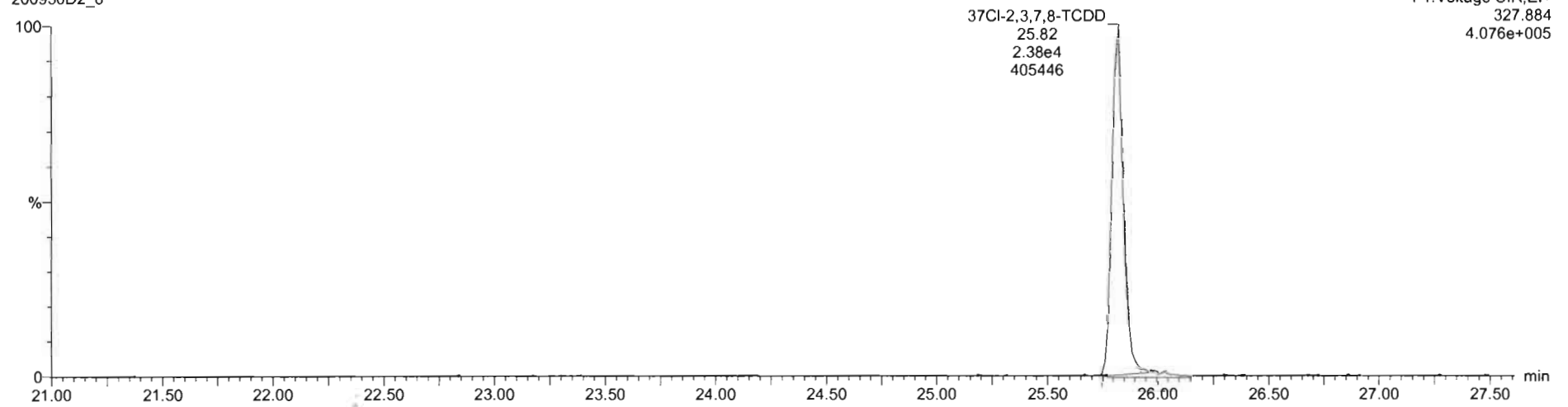
Dataset: U:\VG7.PRO\Results\200930D2\200930D2\_8.qld

Last Altered: Thursday, October 01, 2020 10:40:53 Pacific Daylight Time  
Printed: Thursday, October 01, 2020 10:42:17 Pacific Daylight Time

Name: 200930D2\_8, Date: 30-Sep-2020, Time: 18:08:02, ID: SS200930D2-1 1613 SSS 20F1108, Description: 1613 SSS 20F1108

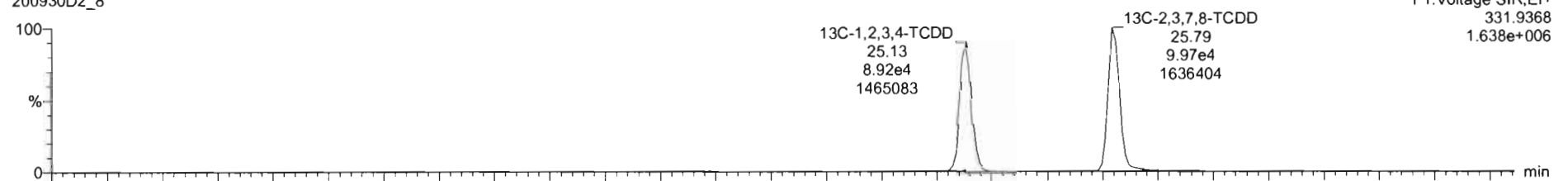
**37Cl-2,3,7,8-TCDD**

200930D2\_8

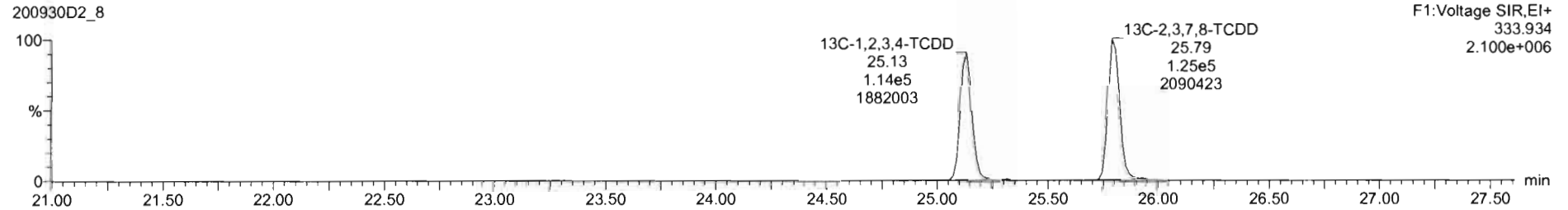


**13C-1,2,3,4-TCDD**

200930D2\_8



200930D2\_8




Dataset: U:\VG7.PRO\Results\200930D2\200930D2\_8.qld

Last Altered: Thursday, October 01, 2020 10:40:53 Pacific Daylight Time  
Printed: Thursday, October 01, 2020 10:42:17 Pacific Daylight Time

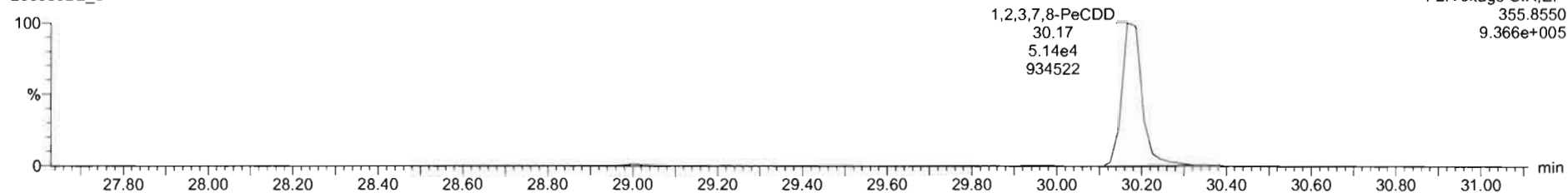
Name: 200930D2\_8, Date: 30-Sep-2020, Time: 18:08:02, ID: SS200930D2-1 1613 SSS 20F1108, Description: 1613 SSS 20F1108

1,2,3,7,8-PeCDD

200930D2\_8




200930D2\_8

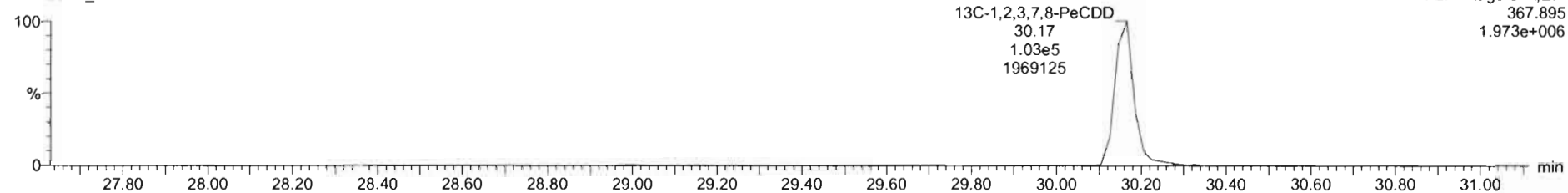


13C-1,2,3,7,8-PeCDD

200930D2\_8



200930D2\_8



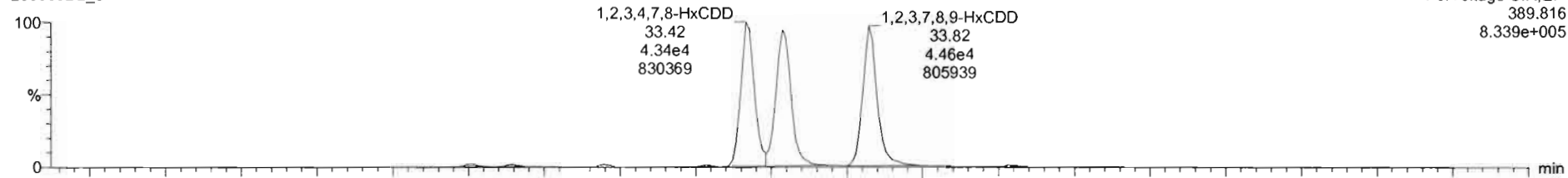
Dataset: U:\VG7.PRO\Results\200930D2\200930D2\_8.qld

Last Altered: Thursday, October 01, 2020 10:40:53 Pacific Daylight Time  
Printed: Thursday, October 01, 2020 10:42:17 Pacific Daylight Time

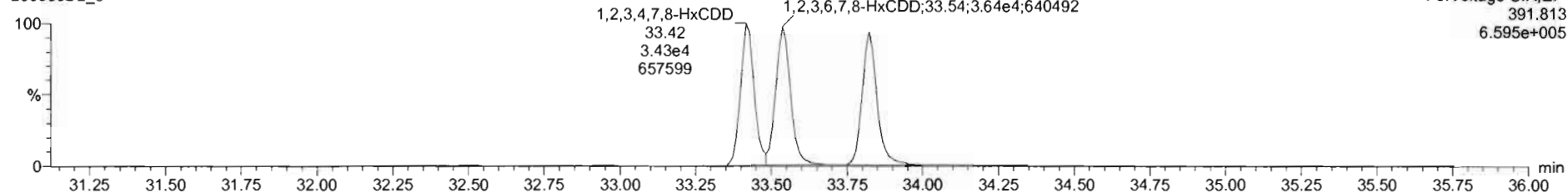
Name: 200930D2\_8, Date: 30-Sep-2020, Time: 18:08:02, ID: SS200930D2-1 1613 SSS 20F1108, Description: 1613 SSS 20F1108

1,2,3,4,7,8-HxCDD

200930D2\_8

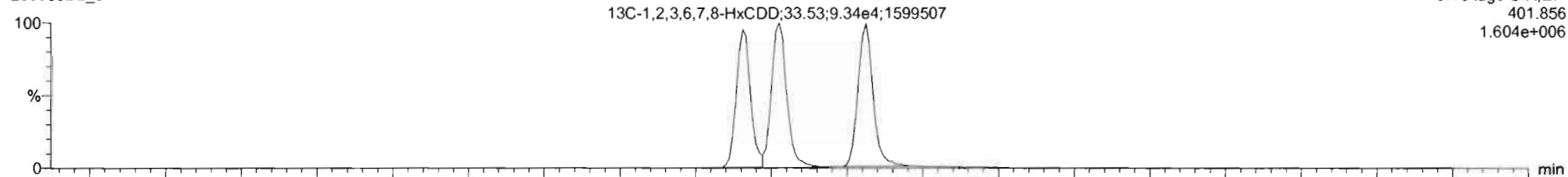


200930D2\_8

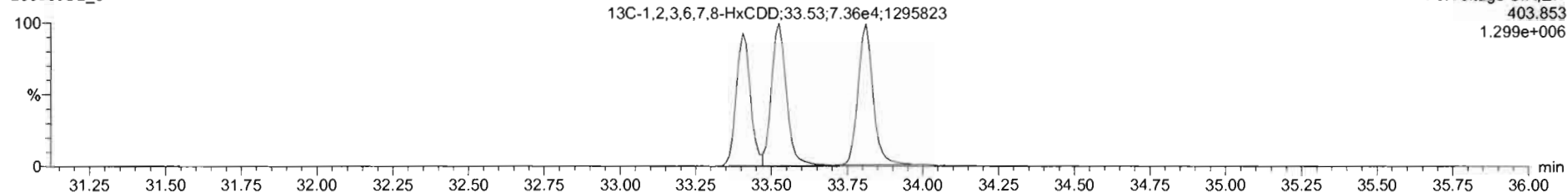


13C-1,2,3,4,7,8-HxCDD

200930D2\_8



200930D2\_8





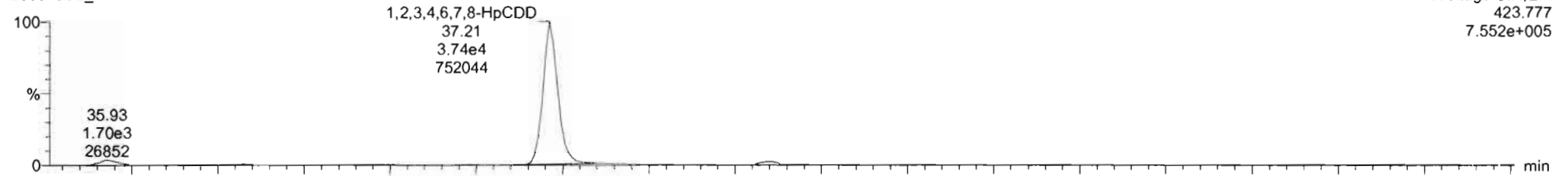
Dataset: U:\VG7.PRO\Results\200930D2\200930D2\_8.qld

Last Altered: Thursday, October 01, 2020 10:40:53 Pacific Daylight Time  
Printed: Thursday, October 01, 2020 10:42:17 Pacific Daylight Time

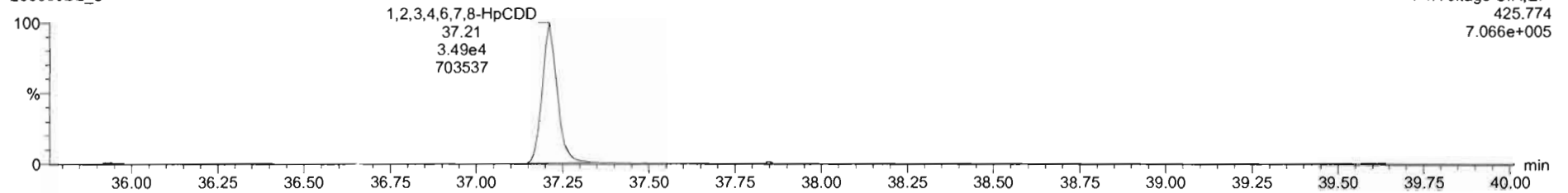
Name: 200930D2\_8, Date: 30-Sep-2020, Time: 18:08:02, ID: SS200930D2-1 1613 SSS 20F1108, Description: 1613 SSS 20F1108

1,2,3,4,6,7,8-HpCDD

200930D2\_8

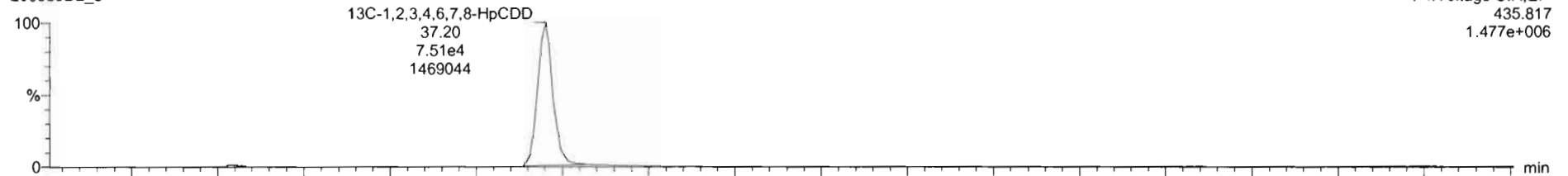


200930D2\_8

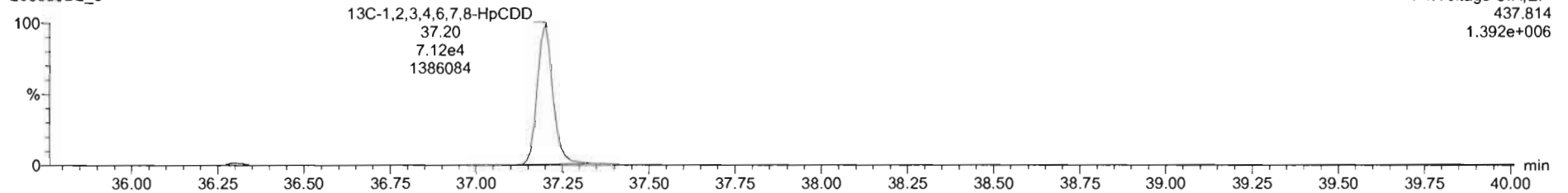


13C-1,2,3,4,6,7,8-HpCDD

200930D2\_8



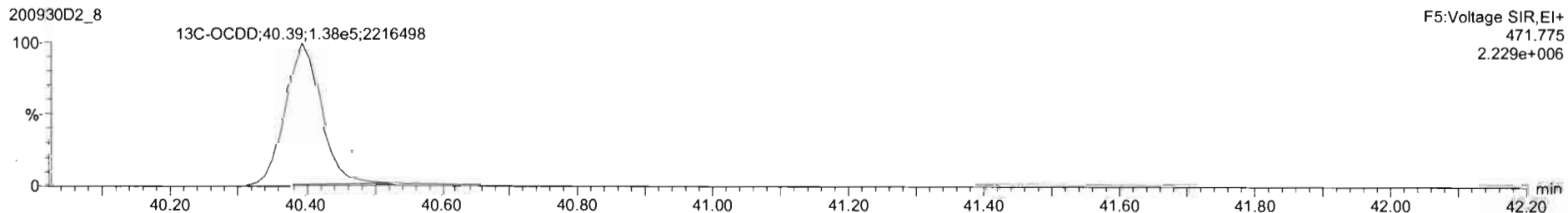
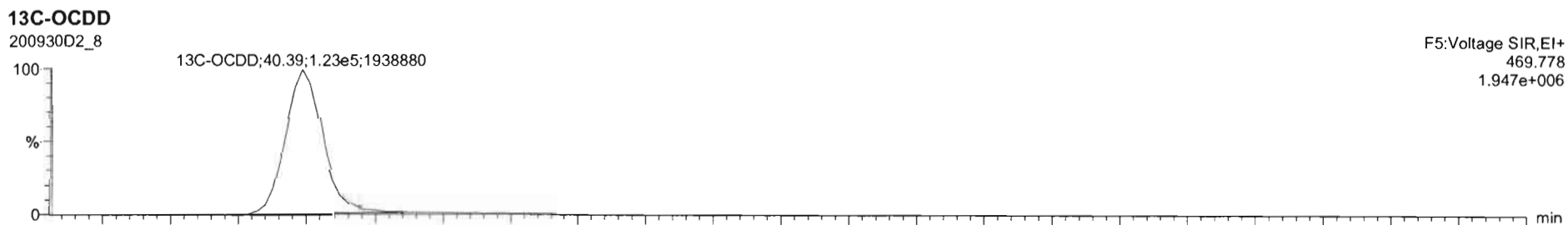
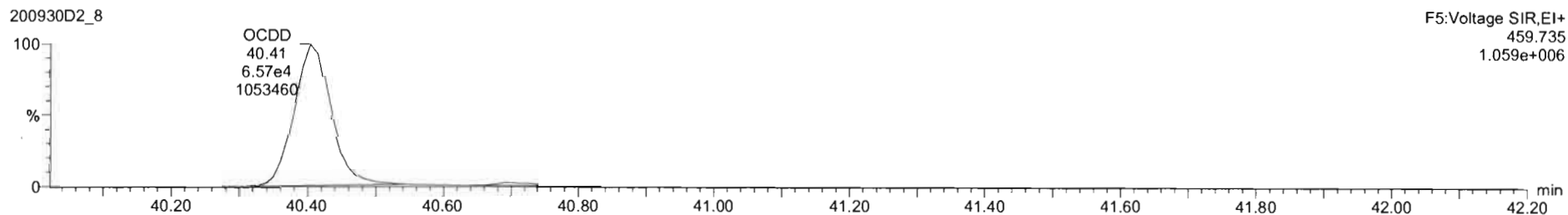
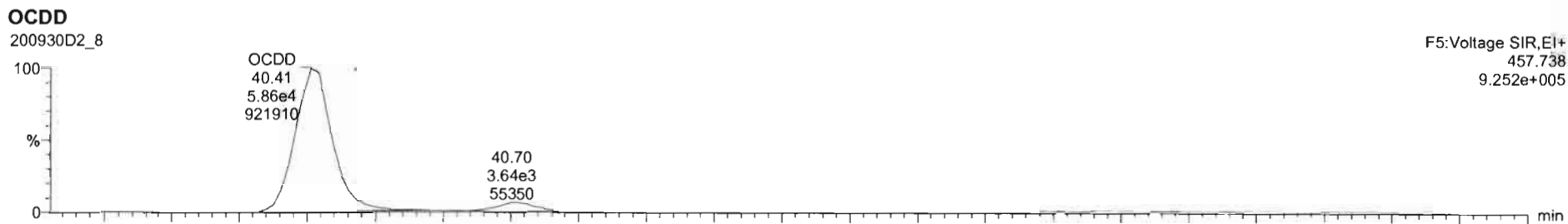
200930D2\_8



Dataset: U:\VG7.PRO\Results\200930D2\200930D2\_8.qld

Last Altered: Thursday, October 01, 2020 10:40:53 Pacific Daylight Time  
Printed: Thursday, October 01, 2020 10:42:17 Pacific Daylight Time

Name: 200930D2\_8, Date: 30-Sep-2020, Time: 18:08:02, ID: SS200930D2-1 1613 SSS 20F1108, Description: 1613 SSS 20F1108



Dataset: U:\VG7.PRO\Results\200930D2\200930D2\_8.qld

Last Altered: Thursday, October 01, 2020 10:40:53 Pacific Daylight Time  
Printed: Thursday, October 01, 2020 10:42:17 Pacific Daylight Time

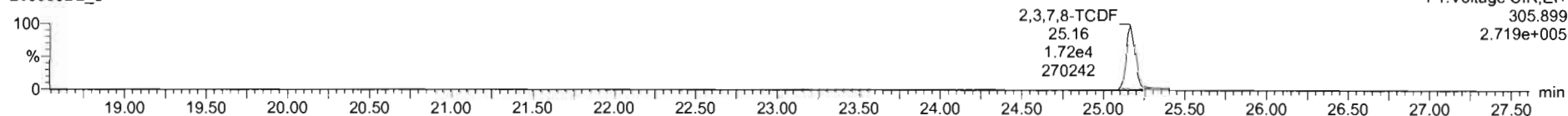
Name: 200930D2\_8, Date: 30-Sep-2020, Time: 18:08:02, ID: SS200930D2-1 1613 SSS 20F1108, Description: 1613 SSS 20F1108

**2,3,7,8-TCDF**

200930D2\_8




200930D2\_8




**<sup>13</sup>C-2,3,7,8-TCDF**

200930D2\_8

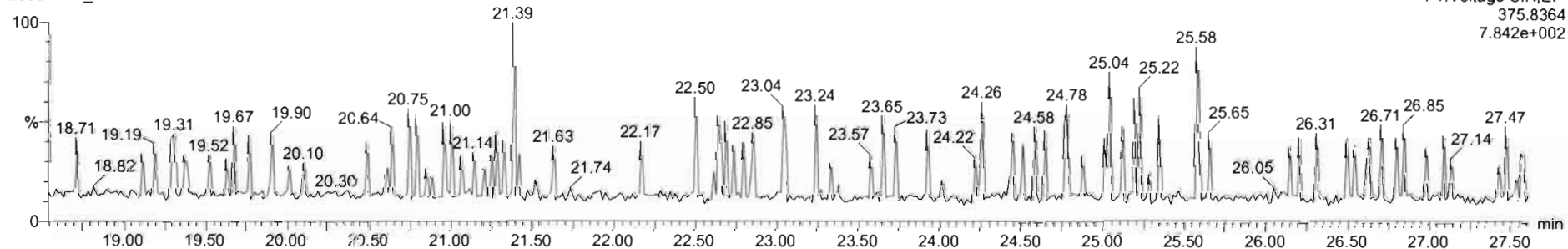


200930D2\_8



**DPE1**

200930D2\_8



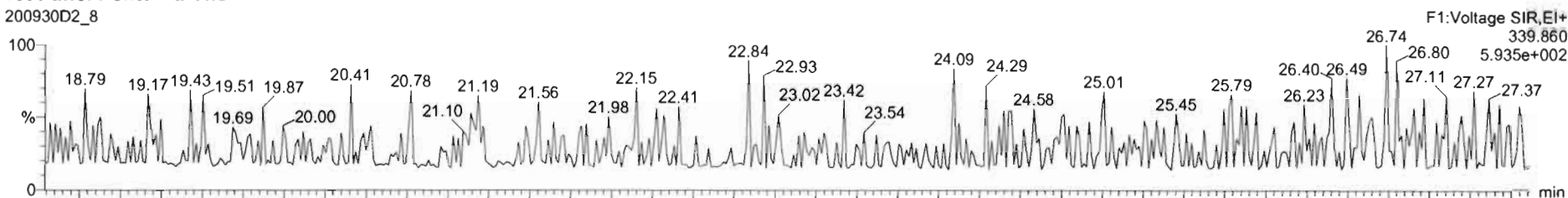
Dataset: U:\VG7.PRO\Results\200930D2\200930D2\_8.qld

Last Altered: Thursday, October 01, 2020 10:40:53 Pacific Daylight Time  
Printed: Thursday, October 01, 2020 10:42:17 Pacific Daylight Time

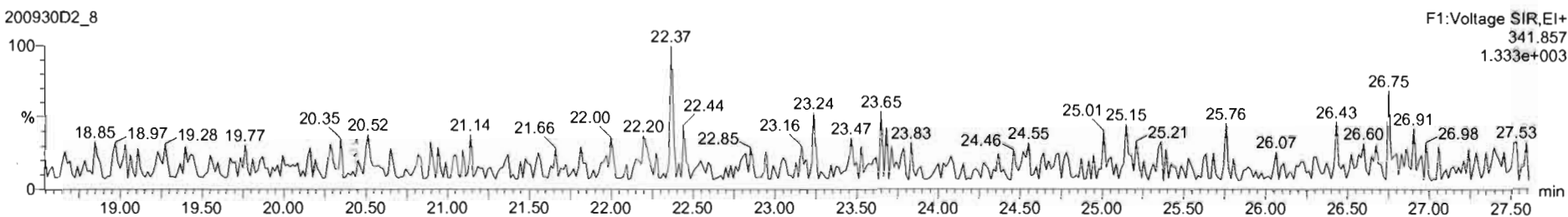
Name: 200930D2\_8, Date: 30-Sep-2020, Time: 18:08:02, ID: SS200930D2-1 1613 SSS 20F1108, Description: 1613 SSS 20F1108

1st Func. Penta-Furans

200930D2\_8

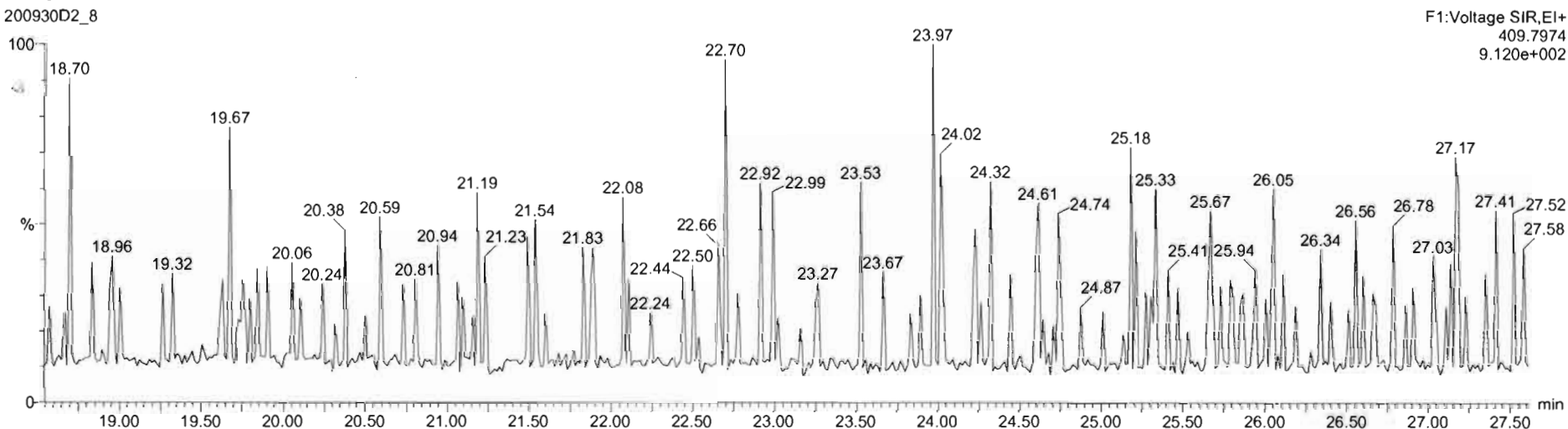


200930D2\_8



DPE6

200930D2\_8



Dataset: U:\VG7.PRO\Results\200930D2\200930D2\_8.qld

Last Altered: Thursday, October 01, 2020 10:40:53 Pacific Daylight Time  
Printed: Thursday, October 01, 2020 10:42:17 Pacific Daylight Time

Name: 200930D2\_8, Date: 30-Sep-2020, Time: 18:08:02, ID: SS200930D2-1 1613 SSS 20F1108, Description: 1613 SSS 20F1108

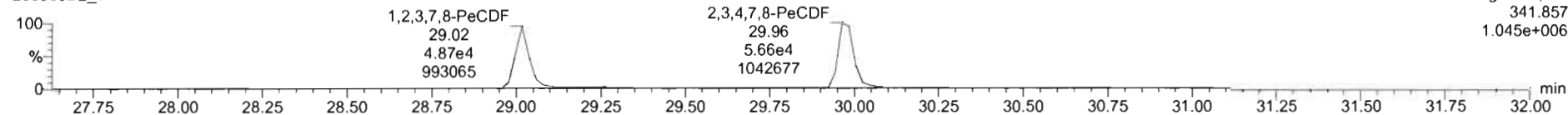
**1,2,3,7,8-PeCDF**

200930D2\_8



F2:Voltage SIR,EI+  
339.860  
1.628e+006

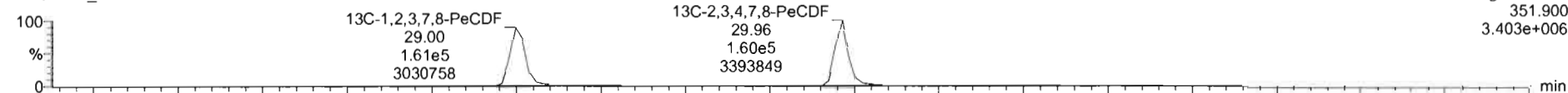
200930D2\_8



F2:Voltage SIR,EI+  
341.857  
1.045e+006

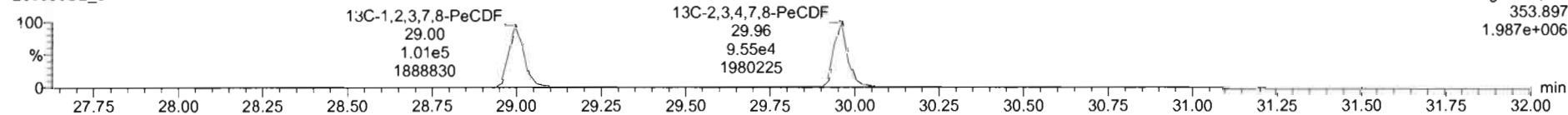
**13C-1,2,3,7,8-PeCDF**

200930D2\_8



F2:Voltage SIR,EI+  
351.900  
3.403e+006

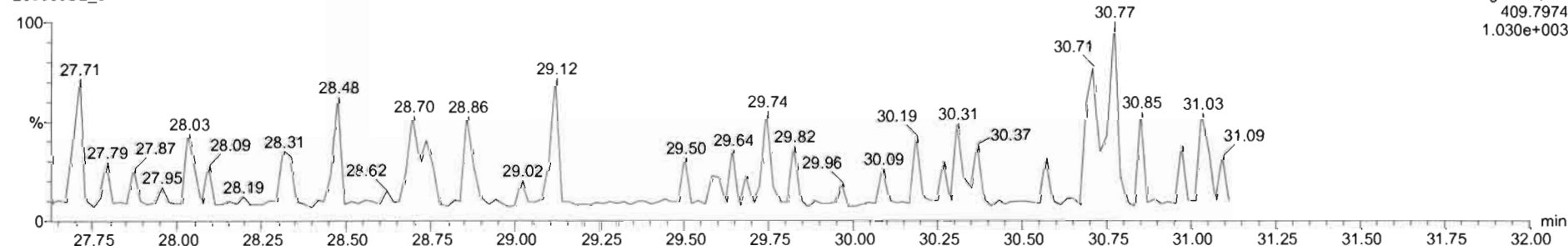
200930D2\_8



F2:Voltage SIR,EI+  
353.897  
1.987e+006

**DPE2**

200930D2\_8



F2:Voltage SIR,EI+  
409.7974  
1.030e+003

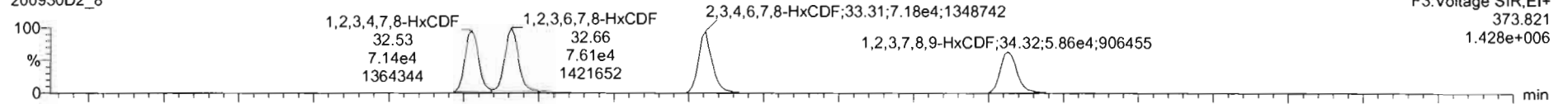
Dataset: U:\VG7.PRO\Results\200930D2\200930D2\_8.qld

Last Altered: Thursday, October 01, 2020 10:40:53 Pacific Daylight Time  
Printed: Thursday, October 01, 2020 10:42:17 Pacific Daylight Time

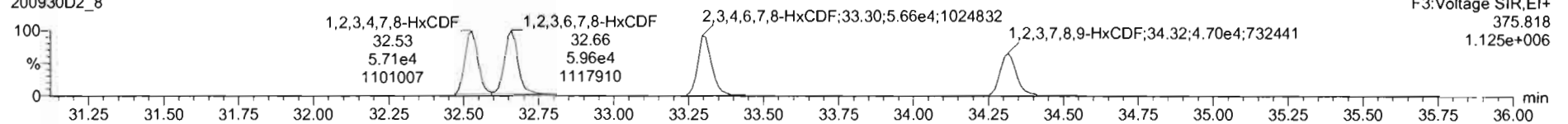
Name: 200930D2\_8, Date: 30-Sep-2020, Time: 18:08:02, ID: SS200930D2-1 1613 SSS 20F1108, Description: 1613 SSS 20F1108

1,2,3,4,7,8-HxCDF

200930D2\_8




200930D2\_8

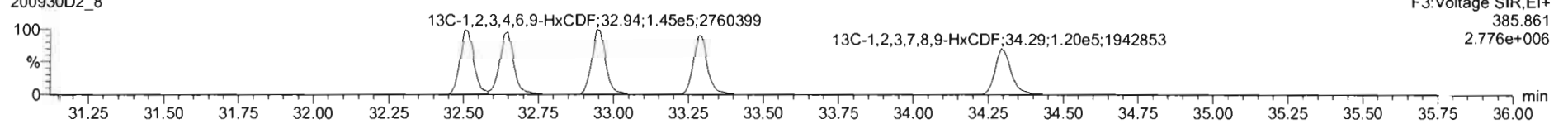


13C-1,2,3,4,7,8-HxCDF

200930D2\_8

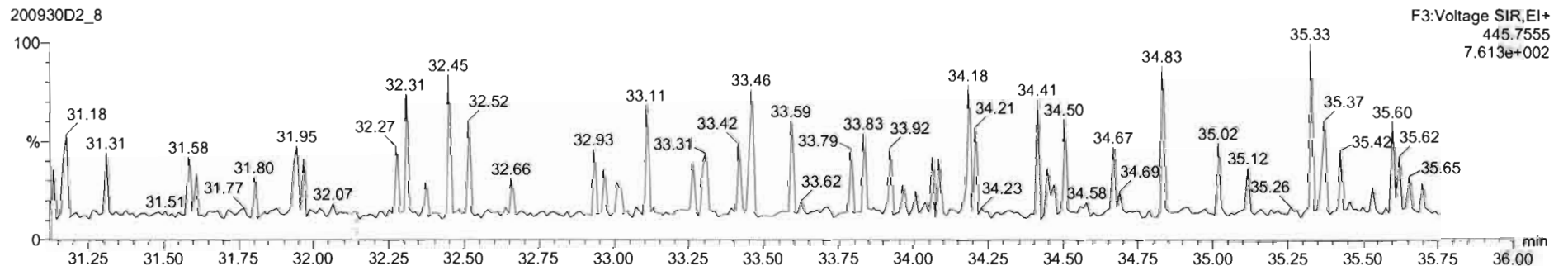


200930D2\_8



DPE3

200930D2\_8

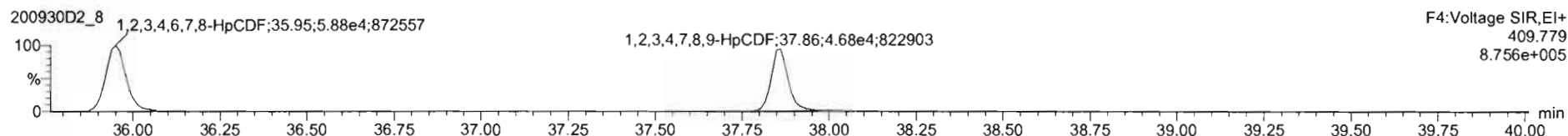
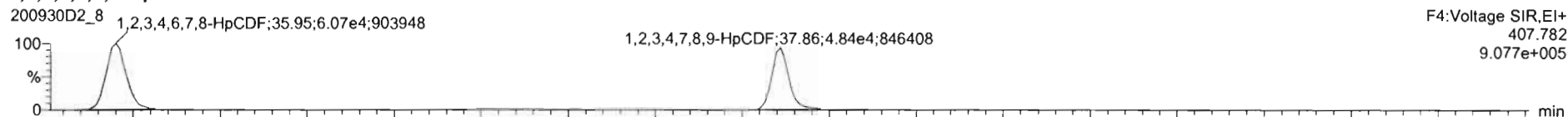


Dataset: U:\VG7.PRO\Results\200930D2\200930D2\_8.qld

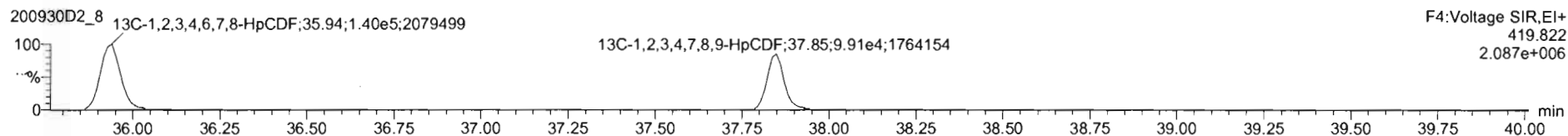
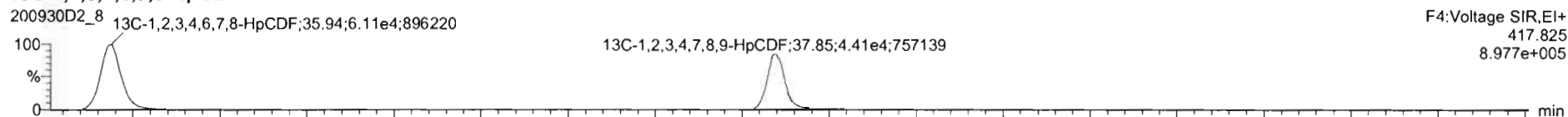
Last Altered: Thursday, October 01, 2020 10:40:53 Pacific Daylight Time  
Printed: Thursday, October 01, 2020 10:42:17 Pacific Daylight Time

Name: 200930D2\_8, Date: 30-Sep-2020, Time: 18:08:02, ID: SS200930D2-1 1613 SSS 20F1108, Description: 1613 SSS 20F1108

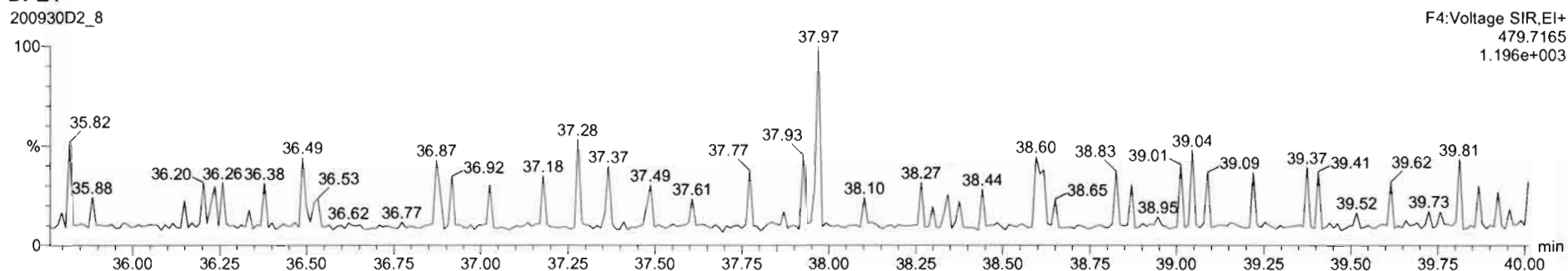
1,2,3,4,6,7,8-HpCDF



13C-1,2,3,4,6,7,8-HpCDF



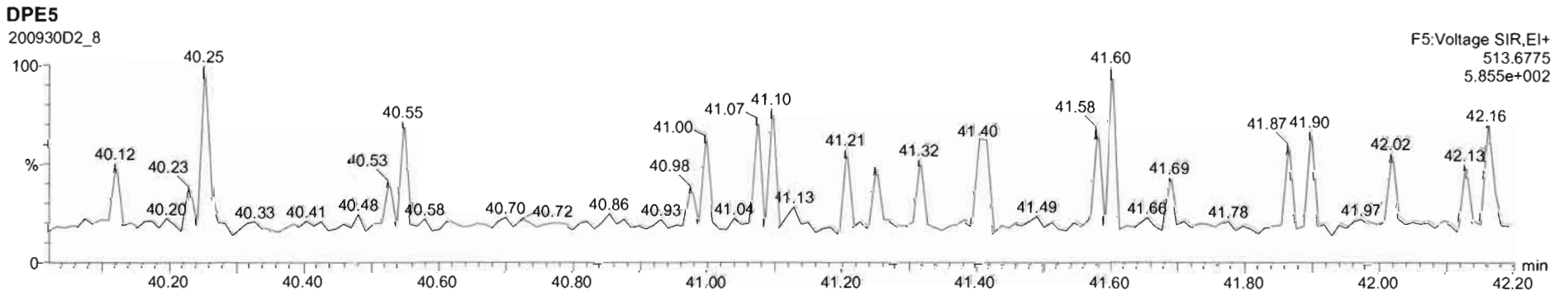
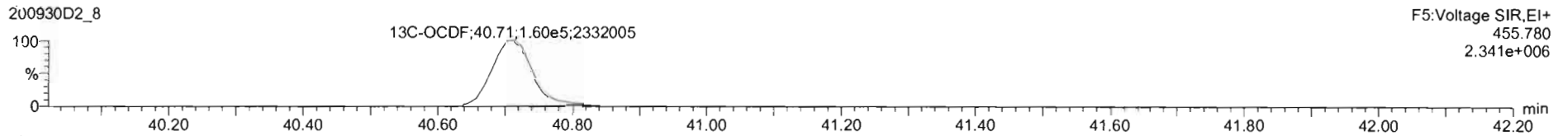
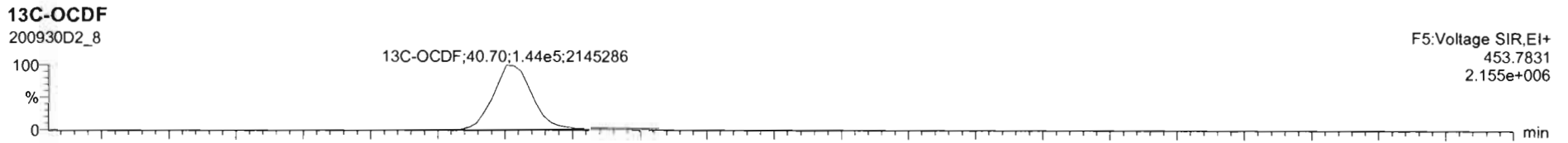
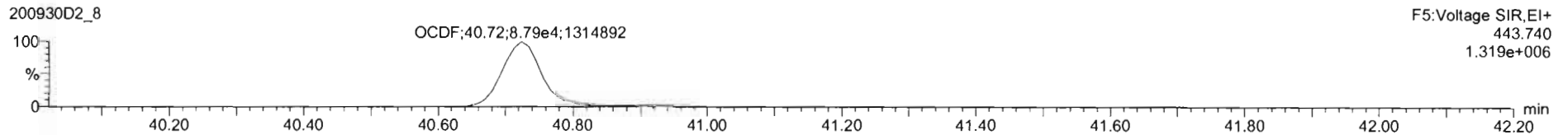
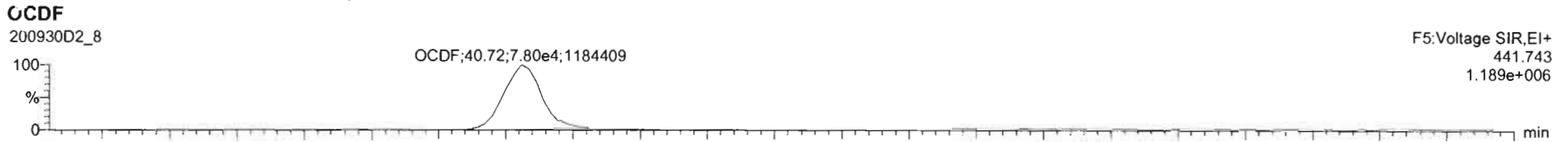
DPE4



Dataset: U:\VG7.PRO\Results\200930D2\200930D2\_8.qld

Last Altered: Thursday, October 01, 2020 10:40:53 Pacific Daylight Time  
Printed: Thursday, October 01, 2020 10:42:17 Pacific Daylight Time

Name: 200930D2\_8, Date: 30-Sep-2020, Time: 18:08:02, ID: SS200930D2-1 1613 SSS 20F1108, Description: 1613 SSS 20F1108



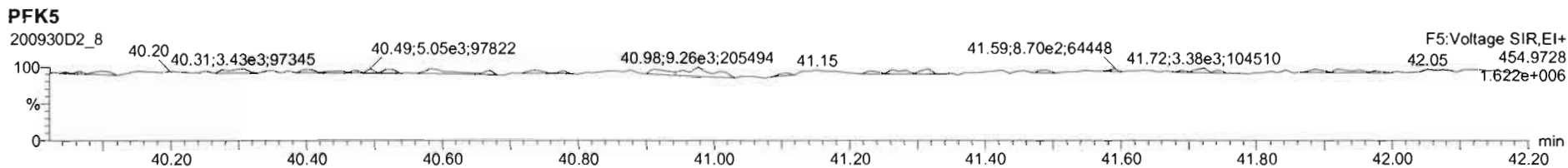
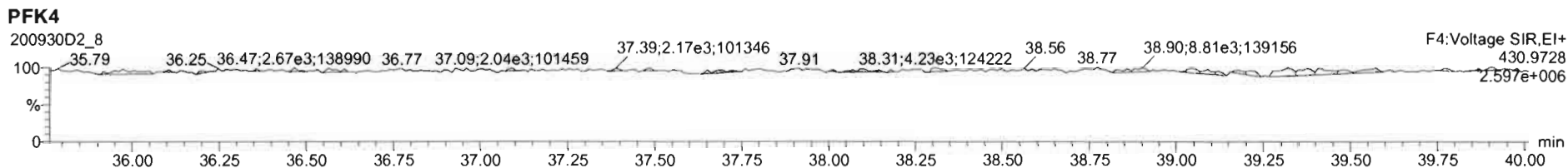
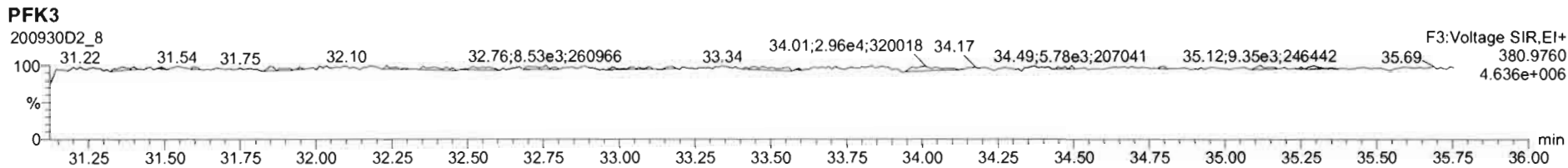
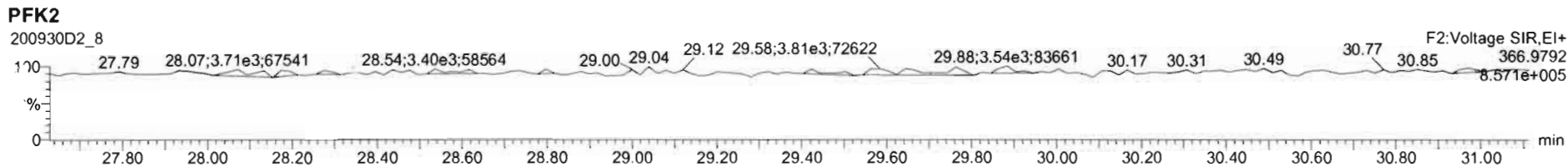
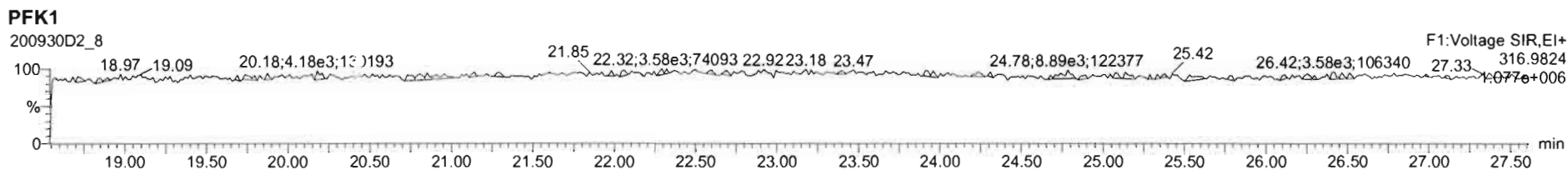


Dataset: U:\VG7.PRO\Results\200930D2\200930D2\_8.qld

Last Altered: Thursday, October 01, 2020 10:40:53 Pacific Daylight Time

Printed: Thursday, October 01, 2020 10:42:17 Pacific Daylight Time

Name: 200930D2\_8, Date: 30-Sep-2020, Time: 18:08:02, ID: SS200930D2-1 1613 SSS 20F1108, Description: 1613 SSS 20F1108



Dataset: U:\VG12.PRO\Results\201203R2\201203R2\_CRV.qld

Last Altered: Friday, December 04, 2020 11:36:07 Pacific Standard Time  
 Printed: Friday, December 04, 2020 11:37:44 Pacific Standard Time

HN 12/04/2020

GPB 12/08/2020

Method: U:\VG12.PRO\MethDB\1613rrt-11-11-20.mdb 12 Nov 2020 07:51:39  
 Calibration: U:\VG12.PRO\CurveDB\dbDIOXIN\_1613vg12-12-03-20.cdb 04 Dec 2020 11:36:07

**Compound name: 2,3,7,8-TCDD**

Response Factor: 0.980478  
 RRF SD: 0.0566851, Relative SD: 5.78138  
 Response type: Internal Std ( Ref 18 ), Area \* ( IS Conc. / IS Area )  
 Curve type: RF

	Name	Std. Conc	RA	n/y	RT	RRT	Resp	IS Resp	Conc.	%Dev	RRF	X = dropped
1	201203R2_1	0.250	0.69	NO	25.98	1.000	1.86e3	7.27e5	0.261	4.5	1.02	MM
2	201203R2_2	0.500	0.81	NO	26.01	1.001	3.43e3	7.75e5	0.452	-9.6	0.886	MM
3	201203R2_3	2.00	0.78	NO	25.99	1.001	1.58e4	8.00e5	2.01	0.5	0.985	bb
4	201203R2_4	40.0	0.78	NO	25.99	1.001	3.98e5	9.54e5	42.5	6.4	1.04	bb
5	201203R2_5	300	0.78	NO	25.99	1.001	2.86e6	1.00e6	290	-3.3	0.948	bb
6	201203R2_6	10.0	0.77	NO	25.98	1.001	8.33e4	8.36e5	10.2	1.6	0.997	bb

**Compound name: 1,2,3,7,8-PeCDD**

Response Factor: 0.931961  
 RRF SD: 0.0759604, Relative SD: 8.1506  
 Response type: Internal Std ( Ref 19 ), Area \* ( IS Conc. / IS Area )  
 Curve type: RF

	Name	Std. Conc	RA	n/y	RT	RRT	Resp	IS Resp	Conc.	%Dev	RRF	X = dropped
1	201203R2_1	1.25	0.56	NO	30.74	1.000	6.50e3	5.16e5	1.35	8.2	1.01	MM
2	201203R2_2	2.50	0.57	NO	30.76	1.001	1.18e4	5.51e5	2.29	-8.3	0.854	MM
3	201203R2_3	10.0	0.62	NO	30.74	1.000	5.55e4	5.88e5	10.1	1.3	0.944	MM
4	201203R2_4	200	0.62	NO	30.74	1.000	1.39e6	7.22e5	207	3.6	0.965	bb
5	201203R2_5	1500	0.63	NO	30.74	1.000	1.02e7	8.24e5	1330	-11.6	0.824	bb
6	201203R2_6	50.0	0.61	NO	30.73	1.000	2.93e5	5.89e5	53.4	6.8	0.996	bb

Dataset: U:\VG12.PRO\Results\201203R2\201203R2\_CRV.qld

Last Altered: Friday, December 04, 2020 11:36:07 Pacific Standard Time  
 Printed: Friday, December 04, 2020 11:37:44 Pacific Standard Time

**Compound name: 1,2,3,4,7,8-HxCDD**

Response Factor: 1.02027

RRF SD: 0.089298, Relative SD: 8.75242

Response type: Internal Std ( Ref 20 ), Area \* ( IS Conc. / IS Area )

Curve type: RF

	Name	Std. Conc	RA	n/y	RT	RRT	Resp	IS Resp	Conc.	%Dev	RRF	X = dropped
1	201203R2_1	1.25	1.21	NO	34.05	1.001	4.47e3	3.55e5	1.23	-1.2	1.01	MM
2	201203R2_2	2.50	1.23	NO	34.06	1.001	8.64e3	3.81e5	2.22	-11.0	0.908	bd
3	201203R2_3	10.0	1.22	NO	34.05	1.001	4.12e4	4.06e5	9.96	-0.4	1.02	bd
4	201203R2_4	200	1.26	NO	34.05	1.000	1.17e6	5.28e5	217	8.5	1.11	bd
5	201203R2_5	1500	1.25	NO	34.04	1.000	9.00e6	6.35e5	1390	-7.4	0.945	bd
6	201203R2_6	50.0	1.23	NO	34.04	1.000	2.42e5	4.26e5	55.8	11.6	1.14	bd

**Compound name: 1,2,3,6,7,8-HxCDD**

Response Factor: 0.902494

RRF SD: 0.0671114, Relative SD: 7.43621

Response type: Internal Std ( Ref 21 ), Area \* ( IS Conc. / IS Area )

Curve type: RF

	Name	Std. Conc	RA	n/y	RT	RRT	Resp	IS Resp	Conc.	%Dev	RRF	X = dropped
1	201203R2_1	1.25	1.19	NO	34.17	1.000	5.01e3	4.26e5	1.30	4.0	0.939	db
2	201203R2_2	2.50	1.17	NO	34.19	1.001	9.36e3	4.55e5	2.28	-8.8	0.823	MM
3	201203R2_3	10.0	1.32	NO	34.17	1.001	4.48e4	4.87e5	10.2	2.0	0.921	db
4	201203R2_4	200	1.26	NO	34.17	1.000	1.18e6	6.16e5	213	6.6	0.962	db
5	201203R2_5	1500	1.25	NO	34.17	1.001	8.88e6	7.28e5	1350	-9.9	0.813	db
6	201203R2_6	50.0	1.24	NO	34.16	1.000	2.46e5	5.13e5	53.0	6.1	0.957	db

**Compound name: 1,2,3,7,8,9-HxCDD**

Response Factor: 0.954157

RRF SD: 0.0657355, Relative SD: 6.88938

Response type: Internal Std ( Ref 22 ), Area \* ( IS Conc. / IS Area )

Curve type: RF

	Name	Std. Conc	RA	n/y	RT	RRT	Resp	IS Resp	Conc.	%Dev	RRF	X = dropped
1	201203R2_1	1.25	1.32	NO	34.44	1.001	5.15e3	4.19e5	1.29	3.0	0.983	bb
2	201203R2_2	2.50	1.24	NO	34.44	1.000	1.00e4	4.56e5	2.30	-8.0	0.878	bb

Dataset: U:\VG12.PRO\Results\201203R2\201203R2\_CRV.qld

Last Altered: Friday, December 04, 2020 11:36:07 Pacific Standard Time  
 Printed: Friday, December 04, 2020 11:37:44 Pacific Standard Time

**Compound name: 1,2,3,7,8,9-HxCDD**

	Name	Std. Conc	RA	n/y	RT	RRT	Resp	IS Resp	Conc.	%Dev	RRF	X = dropped
3	201203R2_3	10.0	1.23	NO	34.44	1.001	4.69e4	4.87e5	10.1	0.9	0.963	bb
4	201203R2_4	200	1.24	NO	34.44	1.000	1.20e6	5.99e5	210	4.8	1.00	bb
5	201203R2_5	1500	1.24	NO	34.43	1.000	9.22e6	7.06e5	1370	-8.7	0.871	bb
6	201203R2_6	50.0	1.26	NO	34.43	1.000	2.61e5	5.07e5	54.0	8.0	1.03	MM

**Compound name: 1,2,3,4,6,7,8-HpCDD**

Response Factor: 0.918023  
 RRF SD: 0.0609394, Relative SD: 6.63%  
 Response type: Internal Std ( Ref 23 ), Area \* ( IS Conc. / IS Area )  
 Curve type: RF

	Name	Std. Conc	RA	n/y	RT	RRT	Resp	IS Resp	Conc.	%Dev	RRF	X = dropped
1	201203R2_1	1.25	1.05	NO	37.91	1.000	3.95e3	3.21e5	1.34	7.2	0.984	MM
2	201203R2_2	2.50	1.06	NO	37.92	1.000	7.18e3	3.37e5	2.32	-7.2	0.852	MM
3	201203R2_3	10.0	1.06	NO	37.92	1.001	3.39e4	3.72e5	9.91	-0.9	0.910	MM
4	201203R2_4	200	1.03	NO	37.92	1.000	9.39e5	4.93e5	208	3.8	0.953	bb
5	201203R2_5	1500	1.04	NO	37.91	1.001	7.38e6	5.85e5	1370	-8.5	0.840	bb
6	201203R2_6	50.0	1.02	NO	37.91	1.001	1.90e5	3.92e5	52.8	5.5	0.969	bb

**Compound name: OCDD**

Response Factor: 0.865808  
 RRF SD: 0.07035, Relative SD: 8.12536  
 Response type: Internal Std ( Ref 24 ), Area \* ( IS Conc. / IS Area )  
 Curve type: RF

	Name	Std. Conc	RA	n/y	RT	RRT	Resp	IS Resp	Conc.	%Dev	RRF	X = dropped
1	201203R2_1	2.50	0.83	NO	40.81	1.000	6.00e3	5.55e5	2.50	-0.1	0.865	bb
2	201203R2_2	5.00	0.89	NO	40.83	1.000	1.11e4	5.80e5	4.43	-11.4	0.767	MM
3	201203R2_3	20.0	0.84	NO	40.81	1.000	5.89e4	6.66e5	20.4	2.1	0.884	bb
4	201203R2_4	400	0.88	NO	40.81	1.000	1.59e6	8.50e5	432	7.9	0.935	bb
5	201203R2_5	3000	0.89	NO	40.81	1.000	1.27e7	1.06e6	2780	-7.4	0.802	bb
6	201203R2_6	100	0.88	NO	40.81	1.000	3.12e5	6.62e5	109	8.9	0.942	bb

Dataset: U:\VG12.PRO\Results\201203R2\201203R2\_CRV.qld

Last Altered: Friday, December 04, 2020 11:36:07 Pacific Standard Time

Printed: Friday, December 04, 2020 11:37:44 Pacific Standard Time

**Compound name: 2,3,7,8-TCDF**

Response Factor: 0.847967

RRF SD: 0.0725275, Relative SD: 8.5531

Response type: Internal Std ( Ref 25 ), Area \* ( IS Conc. / IS Area )

Curve type: RF

	Name	Std. Conc	RA	n/y	RT	RRT	Resp	IS Resp	Conc.	%Dev	RRF	X = dropped
1	201203R2_1	0.250	0.73	NO	25.31	1.001	2.48e3	1.07e6	0.272	8.9	0.923	MM
2	201203R2_2	0.500	0.83	NO	25.30	1.001	4.29e3	1.14e6	0.442	-11.5	0.750	MM
3	201203R2_3	2.00	0.75	NO	25.30	1.001	1.90e4	1.17e6	1.92	-4.0	0.814	bb
4	201203R2_4	40.0	0.76	NO	25.30	1.001	4.93e5	1.37e6	42.3	5.8	0.897	MM
5	201203R2_5	300	0.76	NO	25.30	1.001	3.37e6	1.42e6	279	-6.8	0.790	bb
6	201203R2_6	10.0	0.75	NO	25.30	1.001	1.10e5	1.21e6	10.8	7.7	0.913	db

**Compound name: 1,2,3,7,8-PeCDF**

Response Factor: 0.959665

RRF SD: 0.0738522, Relative SD: 7.69562

Response type: Internal Std ( Ref 26 ), Area \* ( IS Conc. / IS Area )

Curve type: RF

	Name	Std. Conc	RA	n/y	RT	RRT	Resp	IS Resp	Conc.	%Dev	RRF	X = dropped
1	201203R2_1	1.25	1.56	NO	29.48	1.000	9.71e3	7.88e5	1.28	2.7	0.986	MM
2	201203R2_2	2.50	1.59	NO	29.49	1.000	1.84e4	8.48e5	2.26	-9.7	0.867	MM
3	201203R2_3	10.0	1.63	NO	29.48	1.000	8.91e4	9.03e5	10.3	2.8	0.986	bb
4	201203R2_4	200	1.57	NO	29.48	1.000	2.24e6	1.11e6	211	5.4	1.01	bb
5	201203R2_5	1500	1.57	NO	29.48	1.000	1.56e7	1.19e6	1360	-9.5	0.869	bb
6	201203R2_6	50.0	1.61	NO	29.46	1.000	4.70e5	9.04e5	54.1	8.3	1.04	bb

**Compound name: 2,3,4,7,8-PeCDF**

Response Factor: 1.06715

RRF SD: 0.100434, Relative SD: 9.41144

Response type: Internal Std ( Ref 27 ), Area \* ( IS Conc. / IS Area )

Curve type: RF

	Name	Std. Conc	RA	n/y	RT	RRT	Resp	IS Resp	Conc.	%Dev	RRF	X = dropped
1	201203R2_1	1.25	1.52	NO	30.55	1.000	1.08e4	7.63e5	1.32	6.0	1.13	bb
2	201203R2_2	2.50	1.59	NO	30.55	1.000	1.87e4	8.14e5	2.16	-13.7	0.921	MM

Dataset: U:\VG12.PRO\Results\201203R2\201203R2\_CRV.qld

Last Altered: Friday, December 04, 2020 11:36:07 Pacific Standard Time

Printed: Friday, December 04, 2020 11:37:44 Pacific Standard Time

**Compound name: 2,3,4,7,8-PeCDF**

	Name	Std. Conc	RA	n/y	RT	RRT	Resp	IS Resp	Conc.	%Dev	RRF	X = dropped
3	201203R2_3	10.0	1.63	NO	30.55	1.000	9.54e4	8.55e5	10.5	4.5	1.12	MM
4	201203R2_4	200	1.56	NO	30.55	1.000	2.37e6	1.06e6	208	4.2	1.11	bb
5	201203R2_5	1500	1.55	NO	30.55	1.000	1.67e7	1.16e6	1350	-10.0	0.961	bb
6	201203R2_6	50.0	1.56	NO	30.53	1.000	5.09e5	8.75e5	54.5	9.0	1.16	bb

**Compound name: 1,2,3,4,7,8-HxCDF**

Response Factor: 0.9859

RRF SD: 0.0865731, Relative SD: 8.78113

Response type: Internal Std ( Ref 28 ), Area \* ( IS Conc. / IS Area )

Curve type: RF

	Name	Std. Conc	RA	n/y	RT	RRT	Resp	IS Resp	Conc.	%Dev	RRF	X = dropped
1	201203R2_1	1.25	1.29	NO	33.15	1.001	6.18e3	5.15e5	1.22	-2.7	0.959	bd
2	201203R2_2	2.50	1.18	NO	33.16	1.001	1.20e4	5.49e5	2.21	-11.6	0.872	bd
3	201203R2_3	10.0	1.26	NO	33.15	1.000	6.08e4	5.80e5	10.6	6.4	1.05	bd
4	201203R2_4	200	1.23	NO	33.16	1.001	1.55e6	7.36e5	213	6.5	1.05	bd
5	201203R2_5	1500	1.23	NO	33.15	1.001	1.15e7	8.47e5	1380	-8.3	0.904	bd
6	201203R2_6	50.0	1.23	NO	33.15	1.001	3.29e5	6.08e5	54.8	9.6	1.08	bd

**Compound name: 1,2,3,6,7,8-HxCDF**

Response Factor: 1.03876

RRF SD: 0.0872692, Relative SD: 8.40126

Response type: Internal Std ( Ref 29 ), Area \* ( IS Conc. / IS Area )

Curve type: RF

	Name	Std. Conc	RA	n/y	RT	RRT	Resp	IS Resp	Conc.	%Dev	RRF	X = dropped
1	201203R2_1	1.25	1.27	NO	33.29	1.001	7.32e3	5.47e5	1.29	3.1	1.07	MM
2	201203R2_2	2.50	1.22	NO	33.29	1.000	1.37e4	5.90e5	2.23	-10.8	0.927	MM
3	201203R2_3	10.0	1.27	NO	33.29	1.001	6.64e4	6.28e5	10.2	1.9	1.06	db
4	201203R2_4	200	1.22	NO	33.29	1.000	1.74e6	7.93e5	211	5.7	1.10	db
5	201203R2_5	1500	1.24	NO	33.28	1.000	1.26e7	8.97e5	1350	-9.7	0.938	db
6	201203R2_6	50.0	1.24	NO	33.28	1.001	3.68e5	6.44e5	54.9	9.9	1.14	db



Vista Analytical Laboratory

Dataset: U:\VG12.PRO\Results\201203R2\201203R2\_CRV.qld

Last Altered: Friday, December 04, 2020 11:36:07 Pacific Standard Time

Printed: Friday, December 04, 2020 11:37:44 Pacific Standard Time

**Compound name: 2,3,4,6,7,8-HxCDF**

Response Factor: 1.02016

RRF SD: 0.0860672, Relative SD: 8.43661

Response type: Internal Std ( Ref 30 ), Area \* ( IS Conc. / IS Area )

Curve type: RF

	Name	Std. Conc	RA	n/y	RT	RRT	Resp	IS Resp	Conc.	%Dev	RRF	X = dropped
1	201203R2_1	1.25	1.25	NO	33.95	1.001	6.57e3	4.91e5	1.31	5.0	1.07	MM
2	201203R2_2	2.50	1.22	NO	33.96	1.001	1.17e4	5.25e5	2.19	-12.3	0.895	MM
3	201203R2_3	10.0	1.26	NO	33.95	1.001	5.87e4	5.65e5	10.2	1.8	1.04	bb
4	201203R2_4	200	1.23	NO	33.95	1.001	1.54e6	7.08e5	213	6.6	1.09	bb
5	201203R2_5	1500	1.22	NO	33.94	1.000	1.14e7	8.16e5	1370	-8.7	0.932	bb
6	201203R2_6	50.0	1.25	NO	33.94	1.001	3.27e5	5.97e5	53.8	7.6	1.10	bb

**Compound name: 1,2,3,7,8,9-HxCDF**

Response Factor: 0.99094

RRF SD: 0.0846908, Relative SD: 8.54651

Response type: Internal Std ( Ref 31 ), Area \* ( IS Conc. / IS Area )

Curve type: RF

	Name	Std. Conc	RA	n/y	RT	RRT	Resp	IS Resp	Conc.	%Dev	RRF	X = dropped
1	201203R2_1	1.25	1.26	NO	34.94	1.001	5.61e3	4.28e5	1.32	5.8	1.05	MM
2	201203R2_2	2.50	1.32	NO	34.94	1.000	1.03e4	4.73e5	2.19	-12.6	0.867	bb
3	201203R2_3	10.0	1.25	NO	34.94	1.001	5.03e4	5.05e5	10.1	0.6	0.997	MM
4	201203R2_4	200	1.25	NO	34.93	1.000	1.43e6	6.76e5	213	6.7	1.06	bb
5	201203R2_5	1500	1.23	NO	34.92	1.000	1.09e7	7.99e5	1380	-8.3	0.909	bb
6	201203R2_6	50.0	1.25	NO	34.92	1.000	2.95e5	5.53e5	53.9	7.7	1.07	MM

**Compound name: 1,2,3,4,6,7,8-HpCDF**

Response Factor: 1.04917

RRF SD: 0.0785065, Relative SD: 7.48269

Response type: Internal Std ( Ref 32 ), Area \* ( IS Conc. / IS Area )

Curve type: RF

	Name	Std. Conc	RA	n/y	RT	RRT	Resp	IS Resp	Conc.	%Dev	RRF	X = dropped
1	201203R2_1	1.25	1.07	NO	36.49	1.000	5.72e3	4.27e5	1.28	2.1	1.07	MM
2	201203R2_2	2.50	0.94	NO	36.50	1.000	1.06e4	4.51e5	2.24	-10.4	0.940	bb

Dataset: U:\VG12.PRO\Results\201203R2\201203R2\_CRV.qld

Last Altered: Friday, December 04, 2020 11:36:07 Pacific Standard Time

Printed: Friday, December 04, 2020 11:37:44 Pacific Standard Time

**Compound name: 1,2,3,4,6,7,8-HpCDF**

	Name	Std. Conc	RA	n/y	RT	RRT	Resp	IS Resp	Conc.	%Dev	RRF	X = dropped
3	201203R2_3	10.0	0.98	NO	36.49	1.000	5.28e4	4.95e5	10.2	1.6	1.07	bb
4	201203R2_4	200	1.01	NO	36.50	1.000	1.36e6	6.02e5	215	7.7	1.13	bb
5	201203R2_5	1500	1.02	NO	36.49	1.001	1.02e7	7.02e5	1380	-7.8	0.967	bb
6	201203R2_6	50.0	1.02	NO	36.47	1.000	2.86e5	5.12e5	53.3	6.7	1.12	bb

**Compound name: 1,2,3,4,7,8,9-HpCDF**

Response Factor: 1.17589

RRF SD: 0.0886789, Relative SD: 7.54143

Response type: Internal Std ( Ref 33 ), Area \* ( IS Conc. / IS Area )

Curve type: RF

	Name	Std. Conc	RA	n/y	RT	RRT	Resp	IS Resp	Conc.	%Dev	RRF	X = dropped
1	201203R2_1	1.25	0.89	NO	38.55	1.000	4.14e3	2.76e5	1.28	2.3	1.20	MM
2	201203R2_2	2.50	1.00	NO	38.55	1.000	7.84e3	2.93e5	2.27	-9.1	1.07	MM
3	201203R2_3	10.0	0.99	NO	38.55	1.001	3.75e4	3.22e5	9.90	-1.0	1.16	bb
4	201203R2_4	200	1.02	NO	38.54	1.001	1.06e6	4.21e5	214	7.1	1.26	bb
5	201203R2_5	1500	1.02	NO	38.53	1.000	8.34e6	5.15e5	1380	-8.2	1.08	bb
6	201203R2_6	50.0	1.03	NO	38.54	1.000	2.15e5	3.36e5	54.4	8.8	1.28	bb

**Compound name: OCDF**

Response Factor: 0.895953

RRF SD: 0.0701579, Relative SD: 7.83054

Response type: Internal Std ( Ref 34 ), Area \* ( IS Conc. / IS Area )

Curve type: RF

	Name	Std. Conc	RA	n/y	RT	RRT	Resp	IS Resp	Conc.	%Dev	RRF	X = dropped
1	201203R2_1	2.50	0.93	NO	41.09	1.000	7.18e3	6.13e5	2.61	4.6	0.937	MM
2	201203R2_2	5.00	0.90	NO	41.11	1.000	1.32e4	6.61e5	4.46	-10.7	0.800	MM
3	201203R2_3	20.0	0.86	NO	41.10	1.000	6.64e4	7.40e5	20.0	0.2	0.898	bb
4	201203R2_4	400	0.89	NO	41.09	1.000	1.89e6	9.93e5	425	6.3	0.952	MM
5	201203R2_5	3000	0.89	NO	41.09	1.000	1.50e7	1.22e6	2750	-8.3	0.822	bb
6	201203R2_6	100	0.88	NO	41.09	1.000	3.70e5	7.64e5	108	7.9	0.967	bb



Vista Analytical Laboratory

Dataset: U:\VG12.PRO\Results\201203R2\201203R2\_CRV.qld

Last Altered: Friday, December 04, 2020 11:36:07 Pacific Standard Time

Printed: Friday, December 04, 2020 11:37:44 Pacific Standard Time

**Compound name: 13C-2,3,7,8-TCDD**

Response Factor: 1.05554

RRF SD: 0.132152, Relative SD: 12.5199

Response type: Internal Std ( Ref 36 ), Area \* ( IS Conc. / IS Area )

Curve type: RF

	Name	Std. Conc	RA	n/y	RT	RRT	Resp	IS Resp	Conc.	%Dev	RRF	X = dropped
1	201203R2_1	100	0.77	NO	25.98	1.031	7.27e5	7.80e5	88.4	-11.6	0.933	bb
2	201203R2_2	100	0.76	NO	25.98	1.031	7.75e5	8.11e5	90.5	-9.5	0.955	bb
3	201203R2_3	100	0.77	NO	25.98	1.031	8.00e5	8.35e5	90.8	-9.2	0.958	bb
4	201203R2_4	100	0.79	NO	25.98	1.031	9.54e5	8.19e5	110	10.3	1.16	bb
5	201203R2_5	100	0.78	NO	25.98	1.031	1.00e6	7.99e5	119	19.2	1.26	bb
6	201203R2_6	100	0.78	NO	25.97	1.031	8.36e5	7.85e5	101	0.9	1.07	bb

**Compound name: 13C-1,2,3,7,8-PeCDD**

Response Factor: 0.784679

RRF SD: 0.1443, Relative SD: 18.3896

Response type: Internal Std ( Ref 36 ), Area \* ( IS Conc. / IS Area )

Curve type: RF

	Name	Std. Conc	RA	n/y	RT	RRT	Resp	IS Resp	Conc.	%Dev	RRF	X = dropped
1	201203R2_1	100	0.62	NO	30.73	1.219	5.16e5	7.80e5	84.3	-15.7	0.662	bb
2	201203R2_2	100	0.63	NO	30.73	1.219	5.51e5	8.11e5	86.6	-13.4	0.679	bb
3	201203R2_3	100	0.62	NO	30.73	1.219	5.88e5	8.35e5	89.8	-10.2	0.704	bb
4	201203R2_4	100	0.63	NO	30.73	1.219	7.22e5	8.19e5	112	12.4	0.882	bb
5	201203R2_5	100	0.63	NO	30.73	1.219	8.24e5	7.99e5	131	31.4	1.03	bb
6	201203R2_6	100	0.64	NO	30.71	1.219	5.89e5	7.85e5	95.6	-4.4	0.750	bb

**Compound name: 13C-1,2,3,4,7,8-HxCDD**

Response Factor: 0.620541

RRF SD: 0.0984404, Relative SD: 15.8637

Response type: Internal Std ( Ref 38 ), Area \* ( IS Conc. / IS Area )

Curve type: RF

	Name	Std. Conc	RA	n/y	RT	RRT	Resp	IS Resp	Conc.	%Dev	RRF	X = dropped
1	201203R2_1	100	1.26	NO	34.03	1.014	3.55e5	6.41e5	89.2	-10.8	0.553	bd
2	201203R2_2	100	1.27	NO	34.04	1.014	3.81e5	6.94e5	88.5	-11.5	0.549	bd

Vista Analytical Laboratory

Dataset: U:\VG12.PRO\Results\201203R2\201203R2\_CRV.qld

Last Altered: Friday, December 04, 2020 11:36:07 Pacific Standard Time

Printed: Friday, December 04, 2020 11:37:44 Pacific Standard Time

**Compound name: 13C-1,2,3,4,7,8-HxCDD**

	Name	Std. Conc	RA	n/y	RT	RRT	Resp	IS Resp	Conc.	%Dev	RRF	X = dropped
3	201203R2_3	100	1.27	NO	34.03	1.014	4.06e5	7.47e5	87.6	-12.4	0.544	bd
4	201203R2_4	100	1.30	NO	34.04	1.014	5.28e5	7.82e5	109	8.9	0.676	bd
5	201203R2_5	100	1.28	NO	34.03	1.013	6.35e5	8.01e5	128	27.7	0.793	bd
6	201203R2_6	100	1.28	NO	34.03	1.014	4.26e5	6.99e5	98.1	-1.9	0.609	bd

**Compound name: 13C-1,2,3,6,7,8-HxCDD**

Response Factor: 0.734012

RRF SD: 0.101028, Relative SD: 13.7638

Response type: Internal Std ( Ref 38 ), Area \* ( IS Conc. / IS Area )

Curve type: RF

	Name	Std. Conc	RA	n/y	RT	RRT	Resp	IS Resp	Conc.	%Dev	RRF	X = dropped
1	201203R2_1	100	1.29	NO	34.16	1.018	4.26e5	6.41e5	90.7	-9.3	0.665	db
2	201203R2_2	100	1.28	NO	34.16	1.017	4.55e5	6.94e5	89.4	-10.6	0.656	db
3	201203R2_3	100	1.28	NO	34.15	1.017	4.87e5	7.47e5	88.8	-11.2	0.651	db
4	201203R2_4	100	1.27	NO	34.16	1.017	6.16e5	7.82e5	107	7.3	0.788	db
5	201203R2_5	100	1.27	NO	34.15	1.017	7.28e5	8.01e5	124	23.8	0.909	db
6	201203R2_6	100	1.26	NO	34.15	1.017	5.13e5	6.99e5	100	0.1	0.735	db

**Compound name: 13C-1,2,3,7,8,9-HxCDD**

Response Factor: 0.72265

RRF SD: 0.0908822, Relative SD: 12.5762

Response type: Internal Std ( Ref 38 ), Area \* ( IS Conc. / IS Area )

Curve type: RF

	Name	Std. Conc	RA	n/y	RT	RRT	Resp	IS Resp	Conc.	%Dev	RRF	X = dropped
1	201203R2_1	100	1.25	NO	34.42	1.025	4.19e5	6.41e5	90.4	-9.6	0.653	bd
2	201203R2_2	100	1.26	NO	34.43	1.025	4.56e5	6.94e5	91.0	-9.0	0.657	bb
3	201203R2_3	100	1.26	NO	34.42	1.025	4.87e5	7.47e5	90.2	-9.8	0.652	MM
4	201203R2_4	100	1.24	NO	34.43	1.025	5.99e5	7.82e5	106	6.1	0.766	bb
5	201203R2_5	100	1.26	NO	34.42	1.025	7.06e5	8.01e5	122	22.0	0.882	bb
6	201203R2_6	100	1.25	NO	34.42	1.025	5.07e5	6.99e5	100	0.3	0.725	bb

Vista Analytical Laboratory

Dataset: U:\VG12.PRO\Results\2\1203R2\201203R2\_CRV.qld

Last Altered: Friday, December 04, 2020 11:36:07 Pacific Standard Time

Printed: Friday, December 04, 2020 11:37:44 Pacific Standard Time

**Compound name: 13C-1,2,3,4,6,7,8-HpCDD**

Response Factor: 0.567736

RRF SD: 0.0966968, Relative SD: 17.032

Response type: Internal Std ( Ref 38 ), Area \* ( IS Conc. / IS Area )

Curve type: RF

	Name	Std. Conc	RA	n/y	RT	RRT	Resp	IS Resp	Conc.	%Dev	RRF	X = dropped
1	201203R2_1	100	1.06	NO	37.90	1.129	3.21e5	6.41e5	88.2	-11.8	0.501	MM
2	201203R2_2	100	1.05	NO	37.91	1.129	3.37e5	6.94e5	85.5	-14.5	0.485	bb
3	201203R2_3	100	1.06	NO	37.90	1.129	3.72e5	7.47e5	87.8	-12.2	0.498	MM
4	201203R2_4	100	1.04	NO	37.91	1.129	4.93e5	7.82e5	111	11.0	0.630	bb
5	201203R2_5	100	1.05	NO	37.89	1.128	5.85e5	8.01e5	129	28.8	0.731	bb
6	201203R2_6	100	1.06	NO	37.89	1.129	3.92e5	6.99e5	98.7	-1.3	0.561	bb

**Compound name: 13C-OCDD**

Response Factor: 0.49583

RRF SD: 0.0921522, Relative SD: 18.5854

Response type: Internal Std ( Ref 38 ), Area \* ( IS Conc. / IS Area )

Curve type: RF

	Name	Std. Conc	RA	n/y	RT	RRT	Resp	IS Resp	Conc.	%Dev	RRF	X = dropped
1	201203R2_1	200	0.89	NO	40.80	1.215	5.55e5	6.41e5	175	-12.7	0.433	MM
2	201203R2_2	200	0.88	NO	40.81	1.215	5.80e5	6.94e5	169	-15.7	0.418	MM
3	201203R2_3	200	0.91	NO	40.80	1.215	6.66e5	7.47e5	180	-10.0	0.446	bd
4	201203R2_4	200	0.89	NO	40.80	1.215	8.50e5	7.82e5	219	9.7	0.544	bb
5	201203R2_5	200	0.89	NO	40.80	1.215	1.06e6	8.01e5	267	33.3	0.661	bb
6	201203R2_6	200	0.89	NO	40.80	1.215	6.62e5	6.99e5	191	-4.5	0.474	bb

**Compound name: 13C-2,3,7,8-TCDF**

Response Factor: 0.919039

RRF SD: 0.110551, Relative SD: 12.029

Response type: Internal Std ( Ref 37 ), Area \* ( IS Conc. / IS Area )

Curve type: RF

	Name	Std. Conc	RA	n/y	RT	RRT	Resp	IS Resp	Conc.	%Dev	RRF	X = dropped
1	201203R2_1	100	0.78	NO	25.28	1.003	1.07e6	1.32e6	88.7	-11.3	0.815	bb
2	201203R2_2	100	0.79	NO	25.28	1.003	1.14e6	1.36e6	91.6	-8.4	0.842	bb

Vista Analytical Laboratory

Dataset: U:\VG12.PRO\Results\201203R2\201203R2\_CRV.qld

Last Altered: Friday, December 04, 2020 11:36:07 Pacific Standard Time

Printed: Friday, December 04, 2020 11:37:44 Pacific Standard Time

**Compound name: 13C-2,3,7,8-TCDF**

	Name	Std. Conc	RA	n/y	RT	RRT	Resp	IS Resp	Conc.	%Dev	RRF	X = dropped
3	201203R2_3	100	0.76	NO	25.28	1.003	1.17e6	1.40e6	90.7	-9.3	0.834	bb
4	201203R2_4	100	0.79	NO	25.28	1.003	1.37e6	1.36e6	110	9.9	1.01	bb
5	201203R2_5	100	0.77	NO	25.28	1.003	1.42e6	1.31e6	118	18.5	1.09	bb
6	201203R2_6	100	0.77	NO	25.27	1.003	1.21e6	1.30e6	101	0.7	0.925	bb

**Compound name: 13C-1,2,3,7,8-PeCDF**

Response Factor: 0.715118

RRF SD: 0.124185, Relative SD: 17.3657

Response type: Internal Std ( Ref 37 ), Area \* ( IS Conc. / IS Area )

Curve type: RF

	Name	Std. Conc	RA	n/y	RT	RRT	Resp	IS Resp	Conc.	%Dev	RRF	X = dropped
1	201203R2_1	100	1.62	NO	29.46	1.169	7.88e5	1.32e6	83.6	-16.4	0.598	MM
2	201203R2_2	100	1.60	NO	29.48	1.169	8.48e5	1.36e6	87.3	-12.7	0.624	bb
3	201203R2_3	100	1.61	NO	29.46	1.169	9.03e5	1.40e6	90.3	-9.7	0.646	bb
4	201203R2_4	100	1.57	NO	29.48	1.169	1.11e6	1.36e6	114	13.8	0.814	bb
5	201203R2_5	100	1.59	NO	29.46	1.169	1.19e6	1.31e6	128	28.0	0.915	bb
6	201203R2_6	100	1.63	NO	29.46	1.169	9.04e5	1.30e6	97.0	-3.0	0.694	bb

**Compound name: 13C-2,3,4,7,8-PeCDF**

Response Factor: 0.688531

RRF SD: 0.122291, Relative SD: 17.7611

Response type: Internal Std ( Ref 37 ), Area \* ( IS Conc. / IS Area )

Curve type: RF

	Name	Std. Conc	RA	n/y	RT	RRT	Resp	IS Resp	Conc.	%Dev	RRF	X = dropped
1	201203R2_1	100	1.62	NO	30.53	1.211	7.63e5	1.32e6	84.1	-15.9	0.579	bb
2	201203R2_2	100	1.59	NO	30.53	1.211	8.14e5	1.36e6	87.1	-12.9	0.599	MM
3	201203R2_3	100	1.60	NO	30.53	1.212	8.55e5	1.40e6	88.8	-11.2	0.611	bb
4	201203R2_4	100	1.59	NO	30.53	1.211	1.06e6	1.36e6	114	13.6	0.782	bb
5	201203R2_5	100	1.59	NO	30.53	1.212	1.16e6	1.31e6	129	29.0	0.888	bb
6	201203R2_6	100	1.63	NO	30.52	1.211	8.75e5	1.30e6	97.5	-2.5	0.671	bb

Dataset: U:\VG12.PRO\Results\201203R2\201203R2\_CRV.qld

Last Altered: Friday, December 04, 2020 11:36:07 Pacific Standard Time

Printed: Friday, December 04, 2020 11:37:44 Pacific Standard Time

**Compound name: 13C-1,2,3,4,7,8-HxCDF**

Response Factor: 0.873401

RRF SD: 0.109302, Relative SD: 12.5145

Response type: Internal Std ( Ref 38 ), Area \* ( IS Conc. / IS Area )

Curve type: RF

	Name	Std. Conc	RA	n/y	RT	RRT	Resp	IS Resp	Conc.	%Dev	RRF	X = dropped
1	201203R2_1	100	0.51	NO	33.13	0.987	5.15e5	6.41e5	92.0	-8.0	0.804	bd
2	201203R2_2	100	0.51	NO	33.14	0.987	5.49e5	6.94e5	90.7	-9.3	0.792	bd
3	201203R2_3	100	0.50	NO	33.14	0.987	5.80e5	7.47e5	88.8	-11.2	0.776	bd
4	201203R2_4	100	0.51	NO	33.14	0.987	7.36e5	7.82e5	108	7.8	0.941	bd
5	201203R2_5	100	0.51	NO	33.13	0.987	8.47e5	8.01e5	121	21.1	1.06	bd
6	201203R2_6	100	0.50	NO	33.13	0.987	6.08e5	6.99e5	99.6	-0.4	0.870	bd

**Compound name: 13C-1,2,3,6,7,8-HxCDF**

Response Factor: 0.933484

RRF SD: 0.112711, Relative SD: 12.0743

Response type: Internal Std ( Ref 38 ), Area \* ( IS Conc. / IS Area )

Curve type: RF

	Name	Std. Conc	RA	n/y	RT	RRT	Resp	IS Resp	Conc.	%Dev	RRF	X = dropped
1	201203R2_1	100	0.50	NO	33.27	0.991	5.47e5	6.41e5	91.4	-8.6	0.854	db
2	201203R2_2	100	0.52	NO	33.28	0.991	5.90e5	6.94e5	91.0	-9.0	0.850	MM
3	201203R2_3	100	0.51	NO	33.27	0.991	6.28e5	7.47e5	90.0	-10.0	0.841	db
4	201203R2_4	100	0.50	NO	33.28	0.991	7.93e5	7.82e5	109	8.7	1.01	db
5	201203R2_5	100	0.51	NO	33.27	0.991	8.97e5	8.01e5	120	20.0	1.12	db
6	201203R2_6	100	0.50	NO	33.26	0.991	6.44e5	6.99e5	98.8	-1.2	0.922	db

**Compound name: 13C-2,3,4,6,7,8-HxCDF**

Response Factor: 0.843038

RRF SD: 0.105848, Relative SD: 12.5555

Response type: Internal Std ( Ref 38 ), Area \* ( IS Conc. / IS Area )

Curve type: RF

	Name	Std. Conc	RA	n/y	RT	RRT	Resp	IS Resp	Conc.	%Dev	RRF	X = dropped
1	201203R2_1	100	0.50	NO	33.93	1.011	4.91e5	6.41e5	90.9	-9.1	0.766	MM
2	201203R2_2	100	0.50	NO	33.94	1.011	5.25e5	6.94e5	89.8	-10.2	0.757	MM



Vista Analytical Laboratory

Dataset: U:\VG12.PRO\Results\201203R2\201203R2\_CRV.qld

Last Altered: Friday, December 04, 2020 11:36:07 Pacific Standard Time

Printed: Friday, December 04, 2020 11:37:44 Pacific Standard Time

**Compound name: 13C-2,3,4,6,7,8-HxCDF**

	Name	Std. Conc	RA	n/y	RT	RRT	Resp	IS Resp	Conc.	%Dev	RRF	X = dropped
3	201203R2_3	100	0.51	NO	33.93	1.011	5.65e5	7.47e5	89.7	-10.3	0.756	bb
4	201203R2_4	100	0.51	NO	33.93	1.010	7.08e5	7.82e5	107	7.5	0.906	bb
5	201203R2_5	100	0.51	NO	33.93	1.010	8.16e5	8.01e5	121	20.9	1.02	bb
6	201203R2_6	100	0.51	NO	33.92	1.010	5.97e5	6.99e5	101	1.2	0.853	bb

**Compound name: 13C-1,2,3,7,8,9-HxCDF**

Response Factor: 0.7799

RRF SD: 0.132819, Relative SD: 17.0303

Response type: Internal Std ( Ref 38 ), Area \* ( IS Conc. / IS Area )

Curve type: RF

	Name	Std. Conc	RA	n/y	RT	RRT	Resp	IS Resp	Conc.	%Dev	RRF	X = dropped
1	201203R2_1	100	0.51	NO	34.92	1.040	4.28e5	6.41e5	85.6	-14.4	0.667	MM
2	201203R2_2	100	0.50	NO	34.93	1.040	4.73e5	6.94e5	87.5	-12.5	0.682	MM
3	201203R2_3	100	0.52	NO	34.92	1.040	5.05e5	7.47e5	86.6	-13.4	0.676	MM
4	201203R2_4	100	0.52	NO	34.92	1.040	6.76e5	7.82e5	111	10.9	0.865	MM
5	201203R2_5	100	0.51	NO	34.91	1.040	7.99e5	8.01e5	128	28.0	0.998	bb
6	201203R2_6	100	0.49	NO	34.91	1.040	5.53e5	6.99e5	101	1.4	0.791	bb

**Compound name: 13C-1,2,3,4,6,7,8-HpCDF**

Response Factor: 0.726456

RRF SD: 0.0871718, Relative SD: 11.9096

Response type: Internal Std ( Ref 38 ), Area \* ( IS Conc. / IS Area )

Curve type: RF

	Name	Std. Conc	RA	n/y	RT	RRT	Resp	IS Resp	Conc.	%Dev	RRF	X = dropped
1	201203R2_1	100	0.42	NO	36.48	1.087	4.27e5	6.41e5	91.8	-8.2	0.667	bb
2	201203R2_2	100	0.42	NO	36.49	1.087	4.51e5	6.94e5	89.6	-10.4	0.651	bb
3	201203R2_3	100	0.43	NO	36.47	1.087	4.95e5	7.47e5	91.2	-8.8	0.663	bb
4	201203R2_4	100	0.42	NO	36.49	1.087	6.02e5	7.82e5	106	6.0	0.770	bb
5	201203R2_5	100	0.43	NO	36.47	1.086	7.02e5	8.01e5	121	20.7	0.877	bb
6	201203R2_6	100	0.43	NO	36.47	1.086	5.12e5	6.99e5	101	0.7	0.732	bb

Vista Analytical Laboratory

Dataset: U:\VG12.PRO\Results\201203R2\201203R2\_CRV.qld

Last Altered: Friday, December 04, 2020 11:36:07 Pacific Standard Time

Printed: Friday, December 04, 2020 11:37:44 Pacific Standard Time

**Compound name: 13C-1,2,3,4,7,8,9-HpCDF**

Response Factor: 0.49111

RRF SD: 0.0867845, Relative SD: 17.6711

Response type: Internal Std ( Ref 38 ), Area \* ( IS Conc. / IS Area )

Curve type: RF

	Name	Std. Conc	RA	n/y	RT	RRT	Resp	IS Resp	Conc.	%Dev	RRF	X = dropped
1	201203R2_1	100	0.42	NO	38.53	1.148	2.76e5	6.41e5	87.5	-12.5	0.430	MM
2	201203R2_2	100	0.42	NO	38.54	1.148	2.93e5	6.94e5	86.1	-13.9	0.423	bb
3	201203R2_3	100	0.40	NO	38.53	1.148	3.22e5	7.47e5	87.7	-12.3	0.431	bb
4	201203R2_4	100	0.42	NO	38.52	1.147	4.21e5	7.82e5	110	9.8	0.539	bb
5	201203R2_5	100	0.42	NO	38.52	1.147	5.15e5	8.01e5	131	31.0	0.643	bb
6	201203R2_6	100	0.42	NO	38.53	1.148	3.36e5	6.99e5	97.9	-2.1	0.481	bb

**Compound name: 13C-OCDF**

Response Factor: 0.565418

RRF SD: 0.112698, Relative SD: 19.9318

Response type: Internal Std ( Ref 38 ), Area \* ( IS Conc. / IS Area )

Curve type: RF

	Name	Std. Conc	RA	n/y	RT	RRT	Resp	IS Resp	Conc.	%Dev	RRF	X = dropped
1	201203R2_1	200	0.87	NO	41.09	1.224	6.13e5	6.41e5	169	-15.4	0.478	MM
2	201203R2_2	200	0.89	NO	41.10	1.224	6.61e5	6.94e5	169	-15.7	0.477	MM
3	201203R2_3	200	0.89	NO	41.08	1.224	7.40e5	7.47e5	175	-12.4	0.495	bb
4	201203R2_4	200	0.89	NO	41.08	1.223	9.93e5	7.82e5	225	12.4	0.636	MM
5	201203R2_5	200	0.88	NO	41.07	1.223	1.22e6	8.01e5	269	34.4	0.760	bb
6	201203R2_6	200	0.87	NO	41.08	1.224	7.64e5	6.99e5	193	-3.3	0.547	bb

**Compound name: 37Cl-2,3,7,8-TCDD**

Response Factor: 1.21674

RRF SD: 0.217315, Relative SD: 17.8605

Response type: Internal Std ( Ref 36 ), Area \* ( IS Conc. / IS Area )

Curve type: RF

	Name	Std. Conc	RA	n/y	RT	RRT	Resp	IS Resp	Conc.	%Dev	RRF	X = dropped
1	201203R2_1	0.250			26.01	1.032	2.03e3	7.80e5	0.214	-14.5	1.04	bb
2	201203R2_2	0.500			26.01	1.032	4.12e3	8.11e5	0.418	-16.4	1.02	bb

Dataset: U:\VG12.PRO\Results\201203R2\201203R2\_CRV.qld

Last Altered: Friday, December 04, 2020 11:36:07 Pacific Standard Time

Printed: Friday, December 04, 2020 11:37:44 Pacific Standard Time

**Compound name: 37Cl-2,3,7,8-TCDD**

	Name	Std. Conc	RA	n/y	RT	RRT	Resp	IS Resp	Conc.	%Dev	RRF	X = dropped
3	201203R2_3	2.00			25.99	1.032	1.69e4	8.35e5	1.66	-16.8	1.01	bb
4	201203R2_4	40.0			25.99	1.031	4.66e5	8.19e5	46.8	16.9	1.42	bb
5	201203R2_5	200			25.99	1.032	2.36e6	7.99e5	243	21.5	1.48	bb
6	201203R2_6	10.0			25.98	1.031	1.04e5	7.85e5	10.9	9.3	1.33	bb

**Compound name: 13C-1,2,3,4-TCDD**

Response Factor: 1

RRF SD: 0, Relative SD: 0

Response type: Internal Std ( Ref 36 ), Area \* ( IS Conc. / IS Area )

Curve type: RF

	Name	Std. Conc	RA	n/y	RT	RRT	Resp	IS Resp	Conc.	%Dev	RRF	X = dropped
1	201203R2_1	100	0.79	NO	25.21	1.000	7.80e5	7.80e5	100	0.0	1.00	bb
2	201203R2_2	100	0.78	NO	25.21	1.000	8.11e5	8.11e5	100	0.0	1.00	bb
3	201203R2_3	100	0.78	NO	25.20	1.000	8.35e5	8.35e5	100	0.0	1.00	bb
4	201203R2_4	100	0.77	NO	25.21	1.000	8.19e5	8.19e5	100	0.0	1.00	bb
5	201203R2_5	100	0.77	NO	25.20	1.000	7.99e5	7.99e5	100	0.0	1.00	bb
6	201203R2_6	100	0.79	NO	25.20	1.000	7.85e5	7.85e5	100	0.0	1.00	bb

**Compound name: 13C-1,2,3,4-TCDF**

Response Factor: 1

RRF SD: 0, Relative SD: 0

Response type: Internal Std ( Ref 37 ), Area \* ( IS Conc. / IS Area )

Curve type: RF

	Name	Std. Conc	RA	n/y	RT	RRT	Resp	IS Resp	Conc.	%Dev	RRF	X = dropped
1	201203R2_1	100	0.79	NO	23.69	1.000	1.32e6	1.32e6	100	0.0	1.00	bb
2	201203R2_2	100	0.78	NO	23.69	1.000	1.36e6	1.36e6	100	0.0	1.00	bb
3	201203R2_3	100	0.79	NO	23.67	1.000	1.40e6	1.40e6	100	0.0	1.00	bb
4	201203R2_4	100	0.78	NO	23.67	1.000	1.36e6	1.36e6	100	0.0	1.00	bb
5	201203R2_5	100	0.79	NO	23.69	1.000	1.31e6	1.31e6	100	0.0	1.00	bb
6	201203R2_6	100	0.79	NO	23.66	1.000	1.30e6	1.30e6	100	0.0	1.00	bb



Dataset: U:\VG12.PRO\Results\201203R2\201203R2\_CRV.qld

Last Altered: Friday, December 04, 2020 11:36:07 Pacific Standard Time

Printed: Friday, December 04, 2020 11:37:44 Pacific Standard Time

**Compound name: 13C-1,2,3,4,6,9-HxCDF**

Response Factor: 1

RRF SD: 0, Relative SD: 0

Response type: Internal Std ( Ref 38 ), Area \* ( IS Conc. / IS Area )

Curve type: RF

	Name	Std. Conc	RA	n/y	RT	RRT	Resp	IS Resp	Conc.	%Dev	RRF	X = dropped
1	201203R2_1	100	0.50	NO	33.57	1.000	6.41e5	6.41e5	100	0.0	1.00	bb
2	201203R2_2	100	0.52	NO	33.58	1.000	6.94e5	6.94e5	100	0.0	1.00	bb
3	201203R2_3	100	0.51	NO	33.57	1.000	7.47e5	7.47e5	100	0.0	1.00	bb
4	201203R2_4	100	0.51	NO	33.58	1.000	7.82e5	7.82e5	100	0.0	1.00	bb
5	201203R2_5	100	0.51	NO	33.58	1.000	8.01e5	8.01e5	100	0.0	1.00	bb
6	201203R2_6	100	0.50	NO	33.57	1.000	6.99e5	6.99e5	100	0.0	1.00	bb

Dataset: Untitled

Last Altered: Friday, December 04, 2020 12:05:28 Pacific Standard Time

Printed: Friday, December 04, 2020 12:05:43 Pacific Standard Time

Method: U:\VG12.PRO\MethDB\1613rrt-11-11-20.mdb 12 Nov 2020 07:51:39

Calibration: U:\VG12.PRO\CurveDB\dbDIOXIN\_1613vg12-12-03-20.cdb 04 Dec 2020 11:36:07

Compound name: 2,3,7,8-TCDD

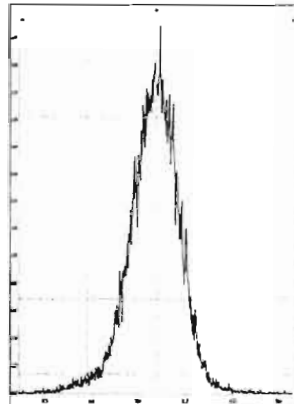
	Name	ID	Acq.Date	Acq.Time
1	201203R2_1	ST201203R2_1 1613 CS0 20K1901	03-Dec-20	10:36:45
2	201203R2_2	ST201203R2_2 1613 CS1 20K1902	03-Dec-20	11:28:04
3	201203R2_3	ST201203R2_3 1613 CS2 20K1903	03-Dec-20	12:14:40
4	201203R2_4	ST201203R2_4 1613 CS4 20L0302	03-Dec-20	13:00:37
5	201203R2_5	ST201203R2_5 1613 CS5 20L0303	03-Dec-20	13:47:04
6	201203R2_6	ST201203R2_6 1613 CS3 20L0301	03-Dec-20	14:35:05
7	201203R2_7	SOLVENT BLANK	03-Dec-20	15:21:59
8	201203R2_8	SS201203R2_1 1613 SSS 20K1907	03-Dec-20	16:09:07
9	201203R2_9	SOLVENT BLANK	03-Dec-20	17:02:58
10	201203R2_10	2002458-01 GW-1212 0.93004	03-Dec-20	17:47:52
11	201203R2_11	2002458-02 GW-1213 0.92278	03-Dec-20	18:32:46
12	201203R2_12	2002458-03 GW-1246 0.9578	03-Dec-20	19:17:40
13	201203R2_13	2002459-01 GW-1223 0.93891	03-Dec-20	20:02:33
14	201203R2_14	2002459-02 GW-1224 0.94848	03-Dec-20	20:47:27
15	201203R2_15	2002459-03 GW-1215 0.95546	03-Dec-20	21:32:21
16	201203R2_16	2002459-04 GW-1216 0.935	03-Dec-20	22:17:16
17	201203R2_17			
18	201203R2_18			
19	201203R2_19			
20	201203R2_20	SOLVENT BLANK	04-Dec-20	07:52:29
21	201203R2_21	ST201203R2_7 1613 CS3 20L0301	04-Dec-20	08:38:31

(A) Oven door open, run paused LHM 12/04/2020

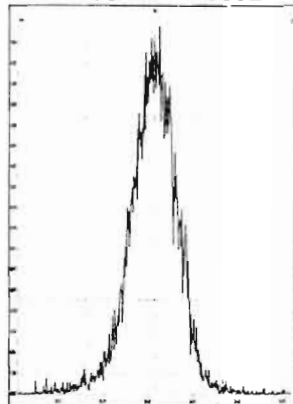
File: Experiment: OCDD\_DIOXIN.exp Reference: pfk.ref Function: 1 @ 200 (ppm)

Printed: Thursday, December 03, 2020 10:30:53 Pacific Standard Time

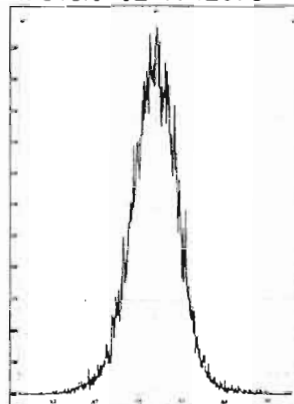
M 292.9824 R 12690



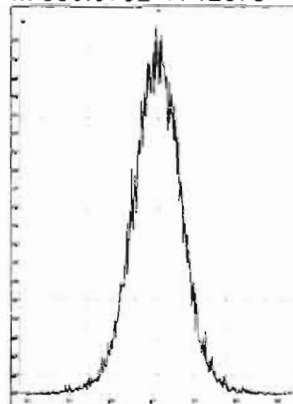
M 304.9824 R 13892



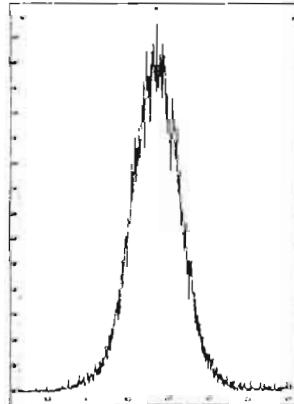
M 318.9792 R 12078



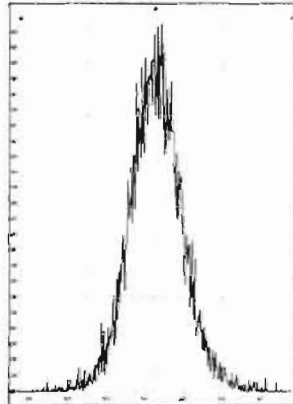
M 330.9792 R 12075



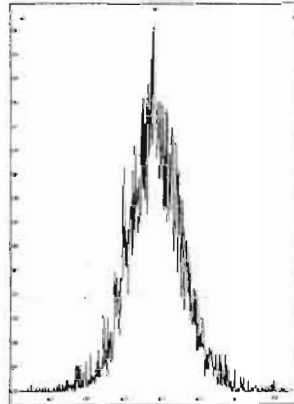
M 342.9792 R 12132



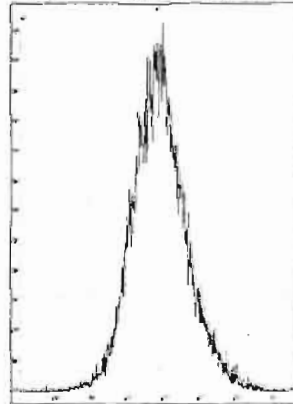
M 354.9792 R 11681



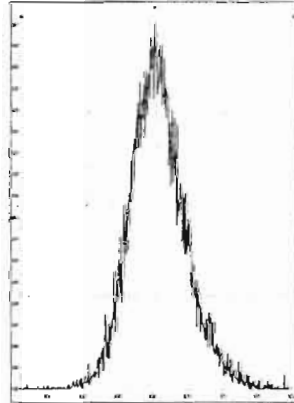
M 366.9792 R 14120



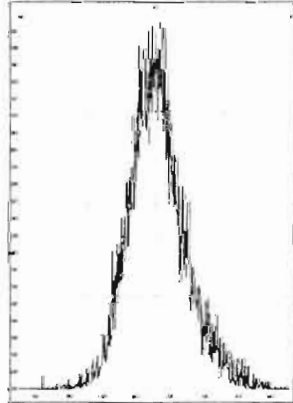
M 380.9760 R 10504



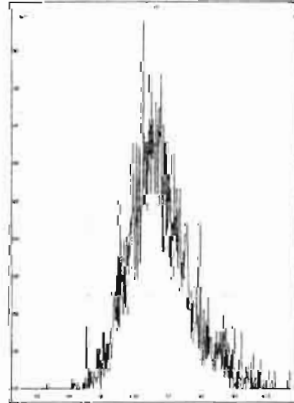
M 392.9760 R 10962



M 404.9760 R 11261




M 416.9760 R 10506




File: Experiment: OCDD\_DIOXIN.exp Reference: pfk.ref Function: 2 @ 200 (ppm)

Printed: Thursday, December 03, 2020 10:32:05 Pacific Standard Time

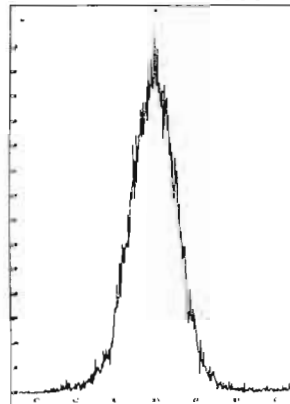
M 318.9792 R 12626



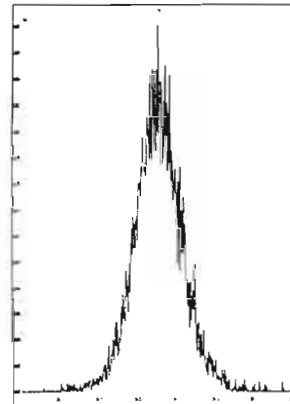
M 330.9792 R 12258



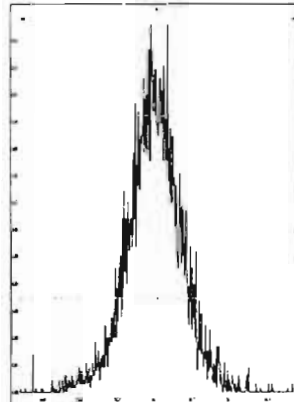
M 342.9792 R 11900



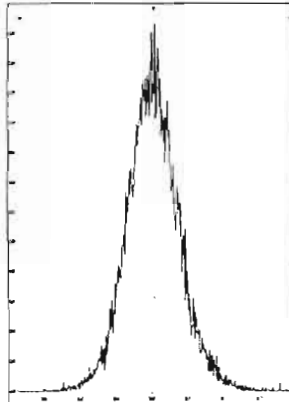
M 354.9792 R 12561



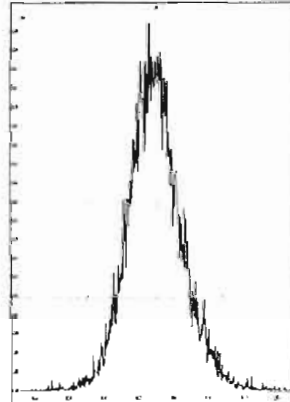
M 366.9792 R 12888




M 380.9760 R 11520



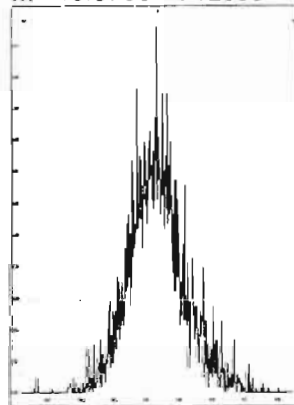
M 392.9760 R 11208



M 404.9760 R 11961



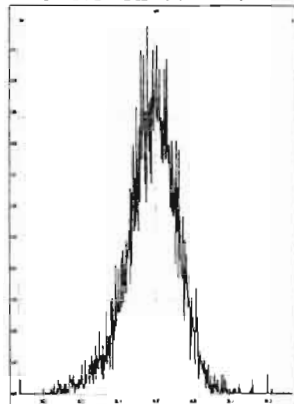
M 416.9760 R 12955



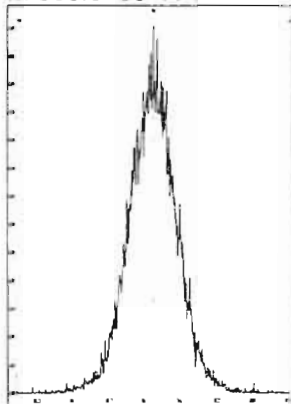
File: Experiment: OCDD\_DIOXIN.exp Reference: pfk.ref Function: 3 @ 200 (ppm)

Printed: Thursday, December 03, 2020 10:33:04 Pacific Standard Time

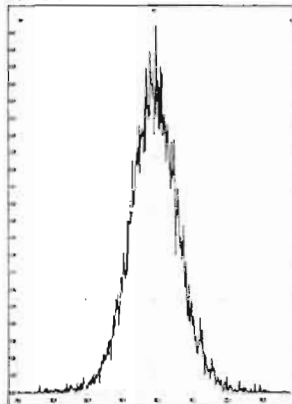
M 366.9792 R 11850



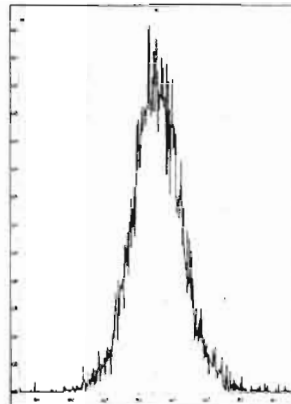
M 380.9760 R 11737



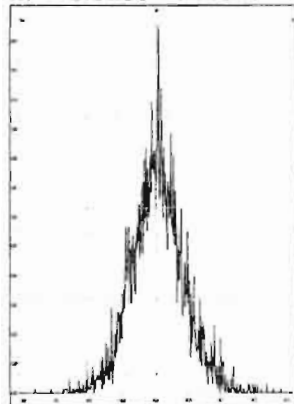
M 392.9760 R 12498



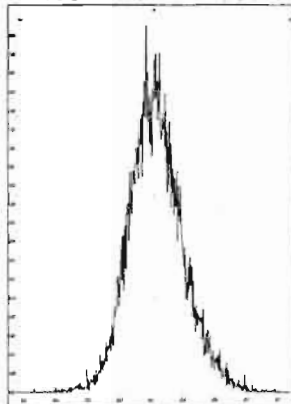
M 404.9760 R 11845



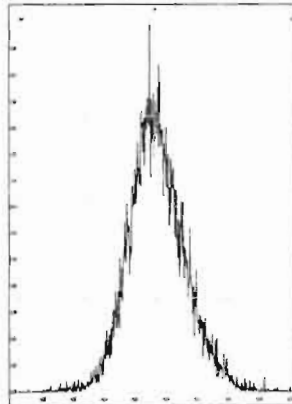
M 416.9760 R 11847



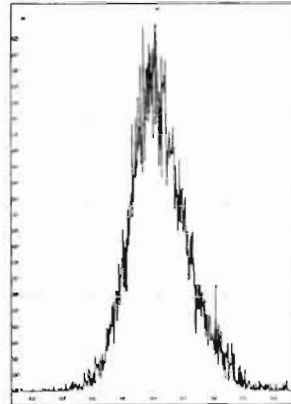
M 430.9728 R 11063



M 442.9728 R 10593




M 454.9728 R 10546



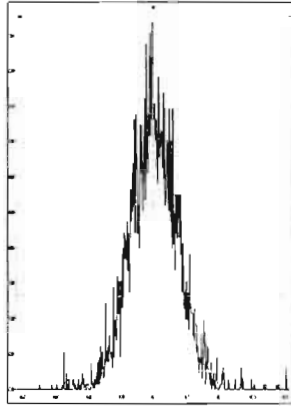
File: Experiment: OCDD\_DIOXIN.exp Reference: pfk.ref Function: 4 @ 200 (ppm)

Printed: Thursday, December 03, 2020 10:33:57 Pacific Standard Time

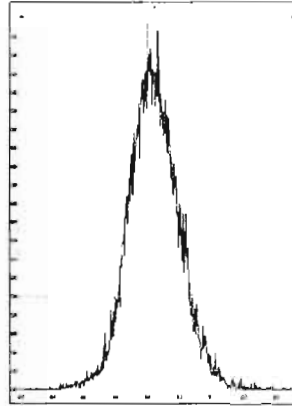
M 404.9760 R 13017



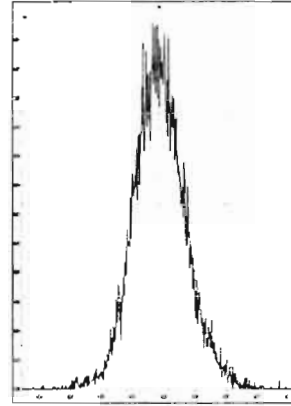
M 416.9760 R 13586



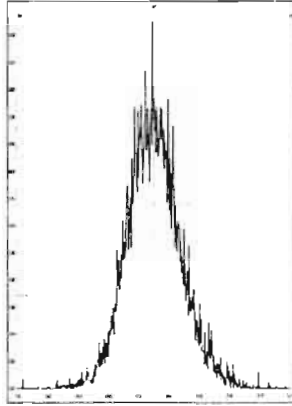
M 430.9728 R 12313



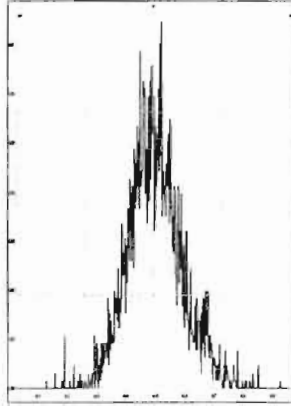
M 442.9728 R 11682



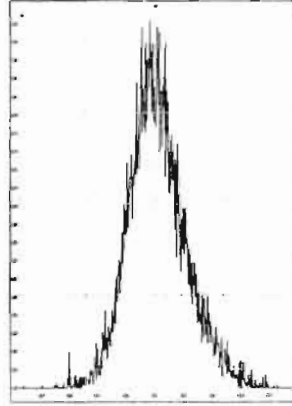
M 454.9728 R 11681



M 466.9728 R 11679



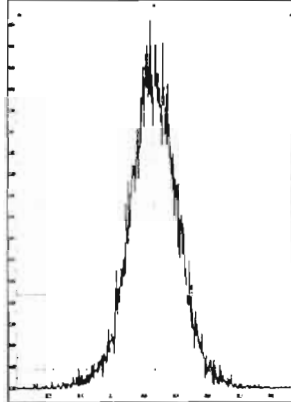
M 480.9696 R 11363



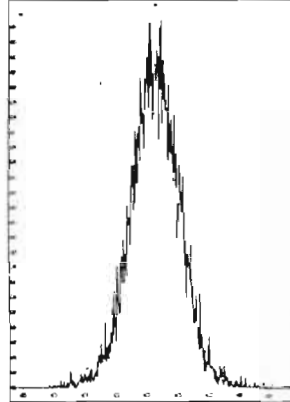
File: Experiment: OCDD\_DIOXIN.exp Reference: pfk.ref Function: 5 @ 200 (ppm)

Printed: Thursday, December 03, 2020 10:34:39 Pacific Standard Time

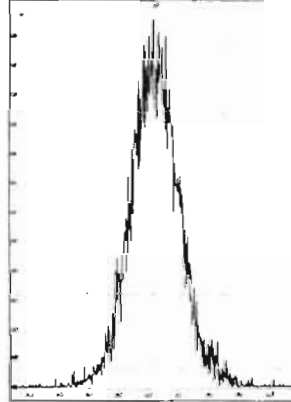
M 430.9728 R 13441



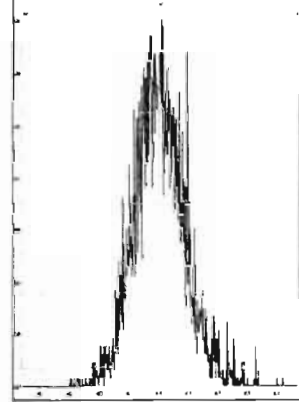
M 442.9728 R 12952



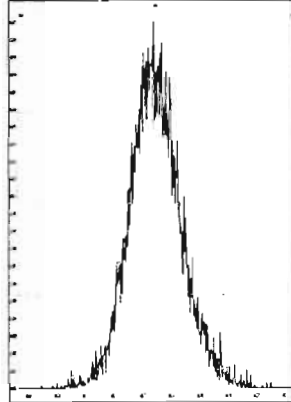
M 454.9728 R 12687



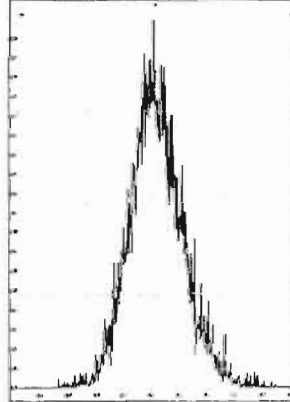
M 466.9728 R 13966



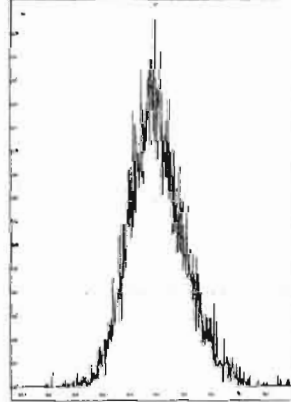
M 480.9696 R 12021



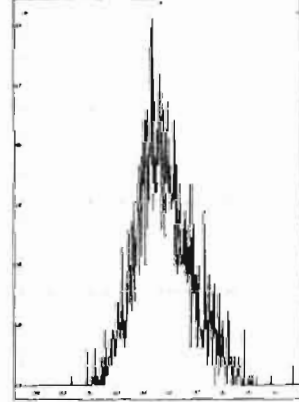
M 492.9696 R 11261



M 504.9696 R 11060



M 516.9697 R 12438



Dataset: U:\VG12.PRO\Results\201203R2\201203R2\_CPSM.qld

Last Altered: Friday, December 04, 2020 12:03:49 Pacific Standard Time

Printed: Friday, December 04, 2020 12:04:34 Pacific Standard Time

Method: Untitled 10 Nov 2020 10:04:22

Calibration: U:\VG12.PRO\CurveDB\dbDIOXIN\_1613vg12-12-03-20.cdb 04 Dec 2020 11:36:07

Name: 201203R2\_6, Date: 03-Dec-2020, Time: 14:35:05, ID: ST201203R2\_6 1613 CS3 20L0301, Description: 1613 CS3 20L0301

#	Name	RT
1	1 1,3,6,8-TCDD (First)	22.09
2	2 1,2,8,9-TCDD (Last)	26.90
3	3 1,2,4,7,9-PeCDD (First)	28.47
4	4 1,2,3,8,9-PeCDD (Last)	31.09
5	5 1,2,4,6,7,9-HxCDD (First)	32.42
6	6 1,2,3,7,8,9-HxCDD (Last)	34.43
7	7 1,2,3,4,6,7,9-HpCDD (First)	36.85
8	8 1,2,3,4,6,7,8-HpCDD (Last)	37.91
9	9 1,3,6,8-TCDF (First)	19.89
10	10 1,2,8,9-TCDF (Last)	27.21
11	11 1,3,4,6,8-PeCDF (First)	26.78
12	12 1,2,3,8,9-PeCDF (Last)	31.47
13	13 1,2,3,4,6,8-HxCDF (First)	31.90
14	14 1,2,3,7,8,9-HxCDF (Last)	34.92
15	15 1,2,3,4,6,7,8-HpCDF (First)	36.48
16	16 1,2,3,4,7,8,9-HpCDF (Last)	38.54



Dataset: Untitled

Last Altered: Friday, December 04, 2020 12:14:23 Pacific Standard Time  
Printed: Friday, December 04, 2020 12:21:02 Pacific Standard Time

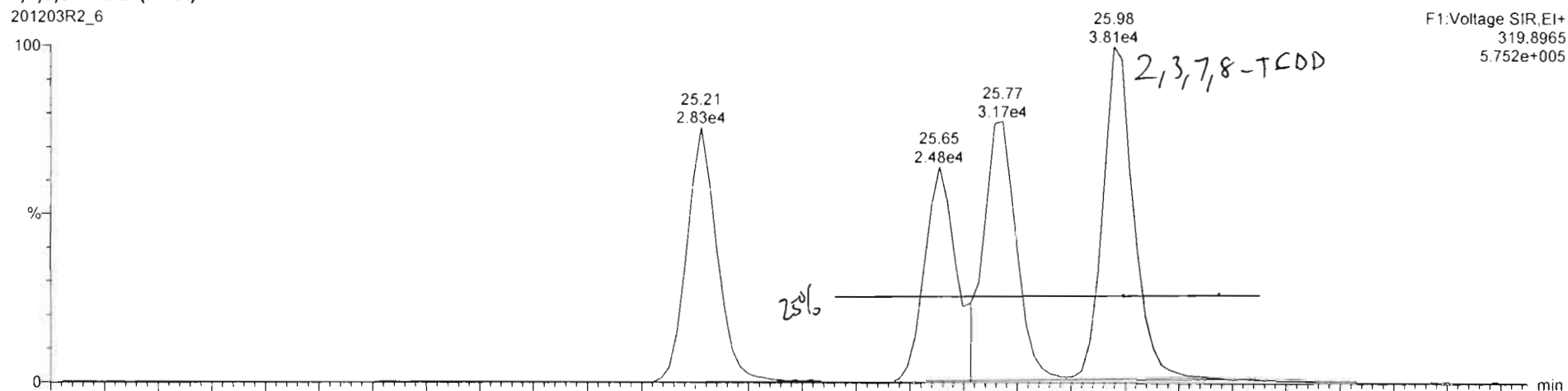
HN 12/04/2020

Method: U:\VG12.PRO\MethDB\CPSM.mdb 10 Nov 2020 10:04:22  
Calibration: U:\VG12.PRO\CurveDB\dbDIOXIN\_1613vg12-12-03-20.cdb 04 Dec 2020 11:36:07

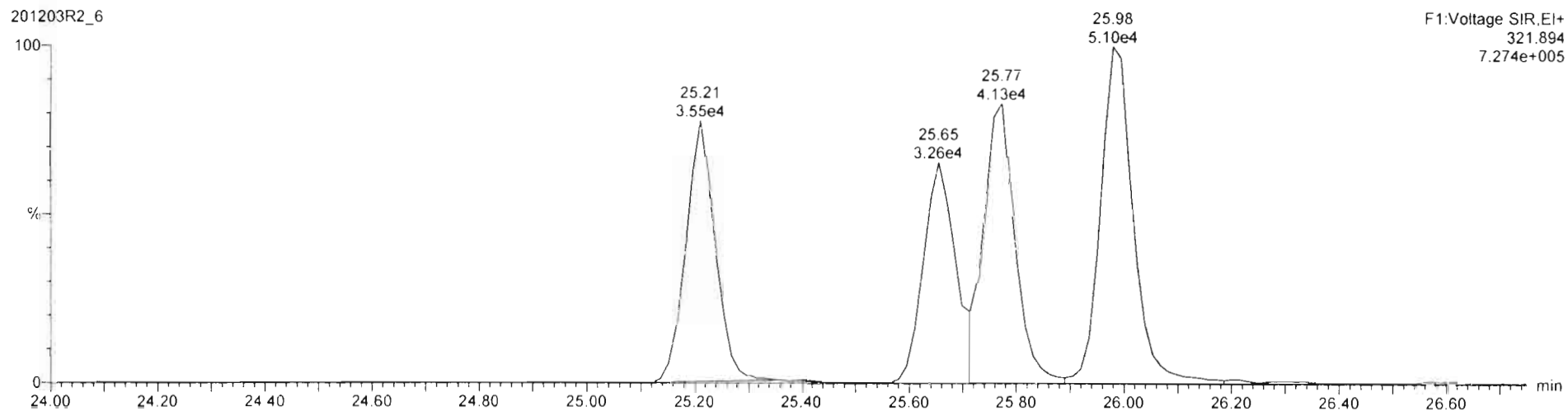
Name: 201203R2\_6, Date: 03-Dec-2020, Time: 14:35:05, ID: ST201203R2\_6 1613 CS3 20L0301, Description: 1613 CS3 20L0301

1,3,6,8-TCDD (First)

201203R2\_6



201203R2\_6



Dataset: Untitled

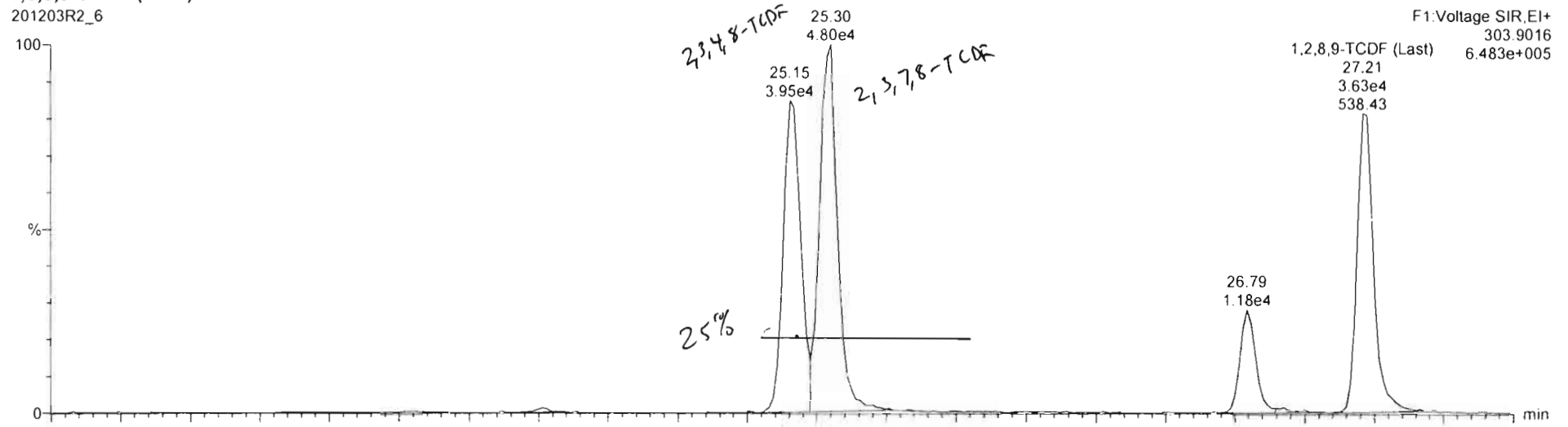
Last Altered: Friday, December 04, 2020 12:14:23 Pacific Standard Time  
Printed: Friday, December 04, 2020 12:21:02 Pacific Standard Time

*FIN 12/04/2020*

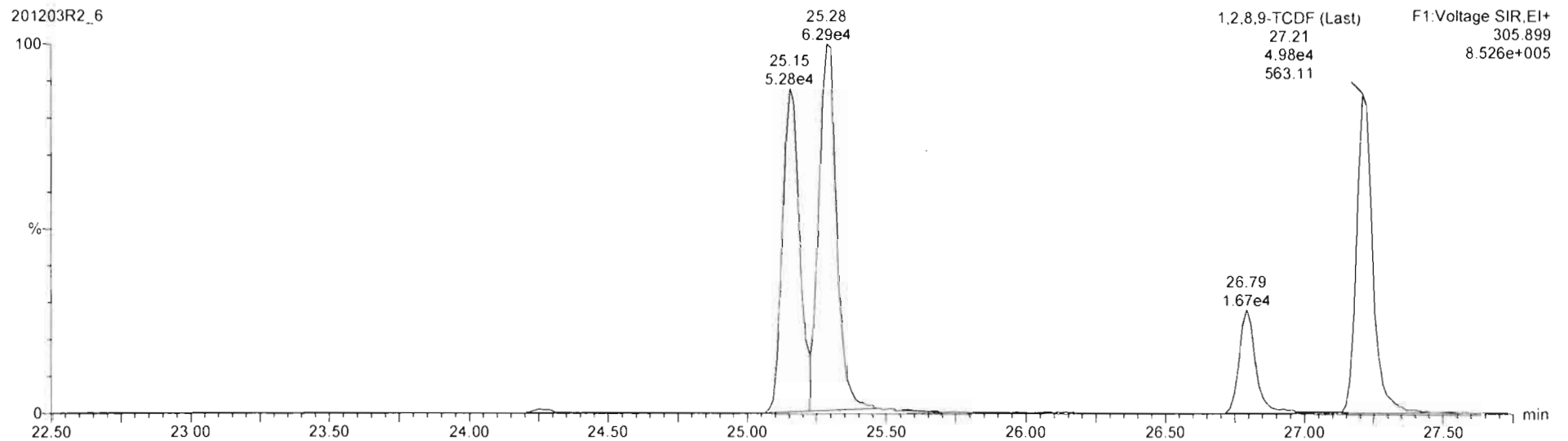
Name: 201203R2\_6, Date: 03-Dec-2020, Time: 14:35:05, ID: ST201203R2\_6 1613 CS3 20L0301, Description: 1613 CS3 20L0301

1,3,6,8-TCDF (First)

201203R2\_6



201203R2\_6



Dataset: U:\VG12.PRO\Results\201203R2\201203R2\_CRV.qld

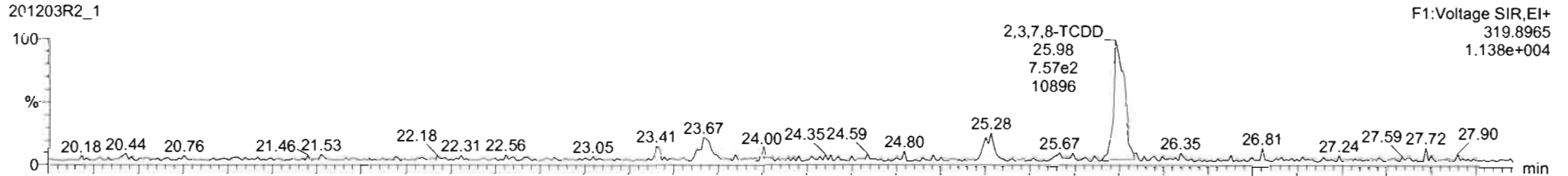
Last Altered: Friday, December 04, 2020 08:58:11 Pacific Standard Time  
Printed: Friday, December 04, 2020 09:59:16 Pacific Standard Time

Method: U:\VG12.PRO\MethDB\1613rrt-11-11-20.mdb 12 Nov 2020 07:51:39  
Calibration: U:\VG12.PRO\CurveDB\dbDIOXIN\_1613vg12-12-03-20.cdb 04 Dec 2020 08:58:11

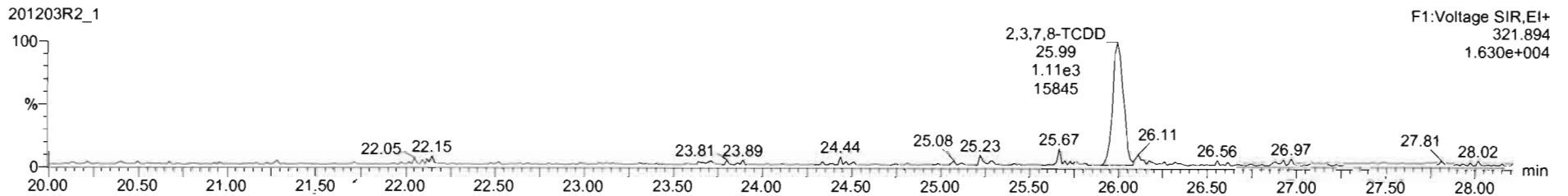
Name: 201203R2\_1, Date: 03-Dec-2020, Time: 10:36:45, ID: ST201203R2\_1 1613 CS0 20K1901, Description: 1613 CS0 20K1901

**2,3,7,8-TCDD**

201203R2\_1

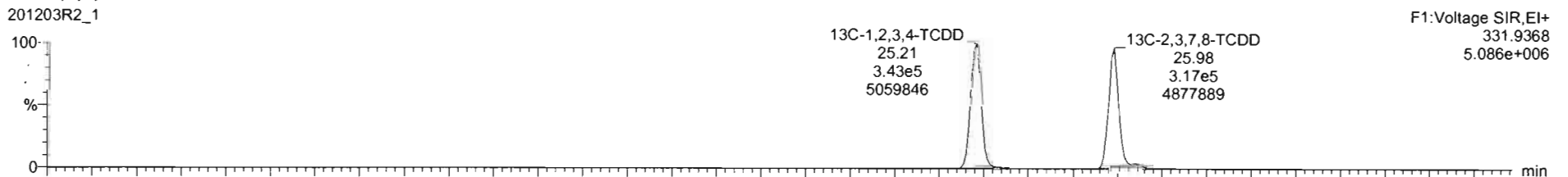


201203R2\_1

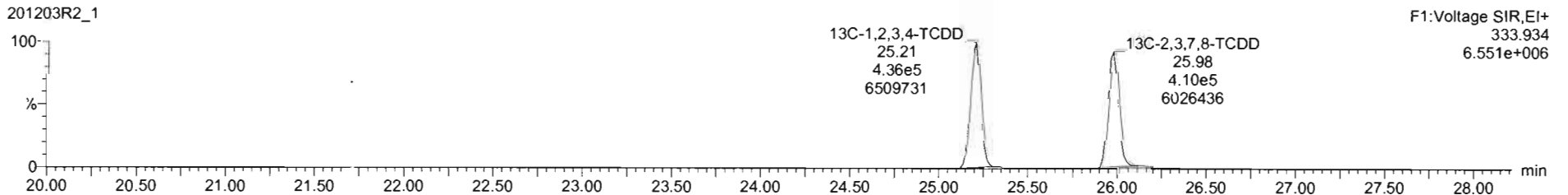


**13C-2,3,7,8-TCDD**

201203R2\_1



201203R2\_1

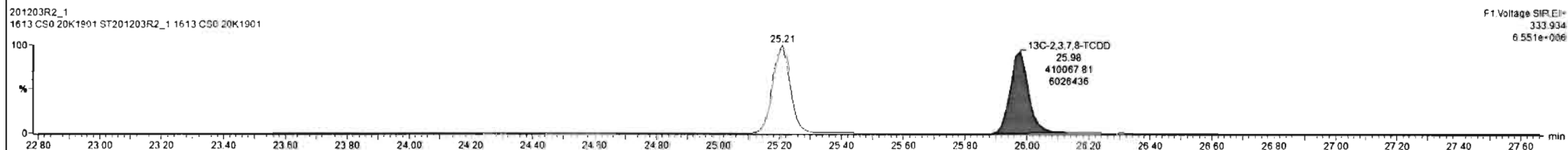
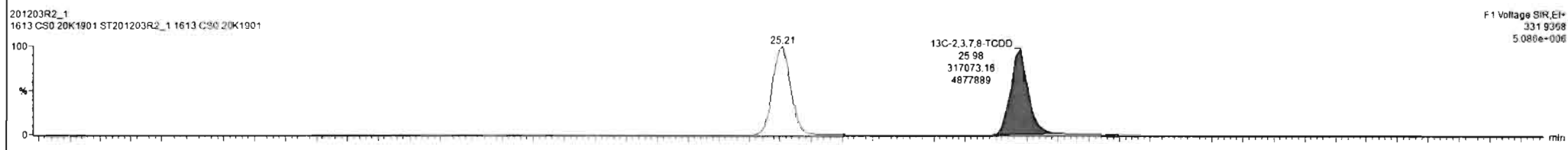
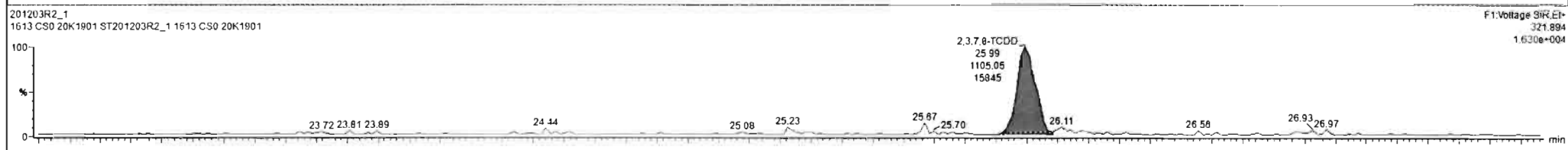
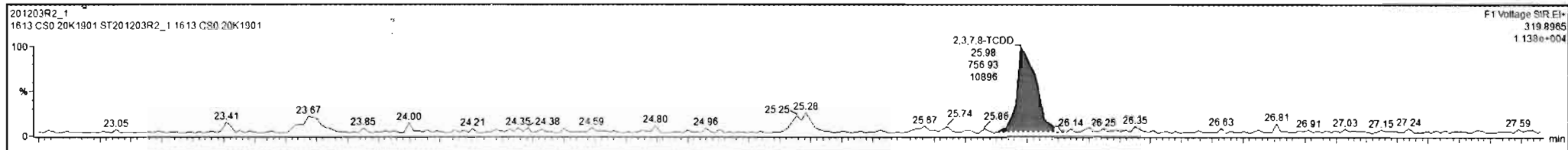


TargetLynx - 201203R2\_CRV.qtd - [Chromatogram]

File Edit View Display Processing Window Help

201203R2\_1 - ST201203R2\_1 1613 CS0 20K1901 1613 CS0 20K1901

#	Name	Resp	RA	aly	RRF	wVvol	RT	RRT	Conc	%Rec	DL	EMPC
1	2,3,7,8-TCDD	1.86e3	0.89	NO	0.98	1.000	25.98	1.000	0.251	104	0.0193	0.261
2	1,2,3,7,8-PeCDD	6.50e3	0.56	NO	0.93	1.000	30.74	1.000	1.35	108	0.0457	1.35
3	1,2,3,4,7,8-HxCDD	4.47e3	1.21	NO	1.02	1.000	34.05	1.001	1.23	98.8	0.0497	1.24
4	1,2,3,6,7,8-HxCDD	5.01e3	1.19	NO	0.96	1.000	34.17	1.000	1.30	104	0.0494	1.30
5	1,2,3,7,8,9-HxCDD	5.15e3	1.32	NO	0.96	1.000	34.44	1.001	1.29	103	0.0532	1.29
6	1,2,3,4,6,7,8-HpCDD	3.95e3	1.05	NO	0.92	1.000	37.91	1.000	1.34	107	0.0798	1.34
7	OCDD	6.00e3	0.83	NO	0.87	1.000	40.81	1.000	2.50	99.9	0.0550	2.50
8	2,3,7,8-TCDF	2.48e3	0.73	NO	0.85	1.000	25.31	1.001	0.272	109	0.0114	0.272
9	1,2,3,7,8-PeCDF	9.71e3	1.56	NO	0.96	1.000	29.48	1.000	1.28	103	0.0334	1.28
10	1,2,3,7,8-HxCDF	1.88e3	1.67	NO	1.07	1.000	34.66	1.000	1.37	106	0.0494	1.37



201203R2\_1 CAP NUM

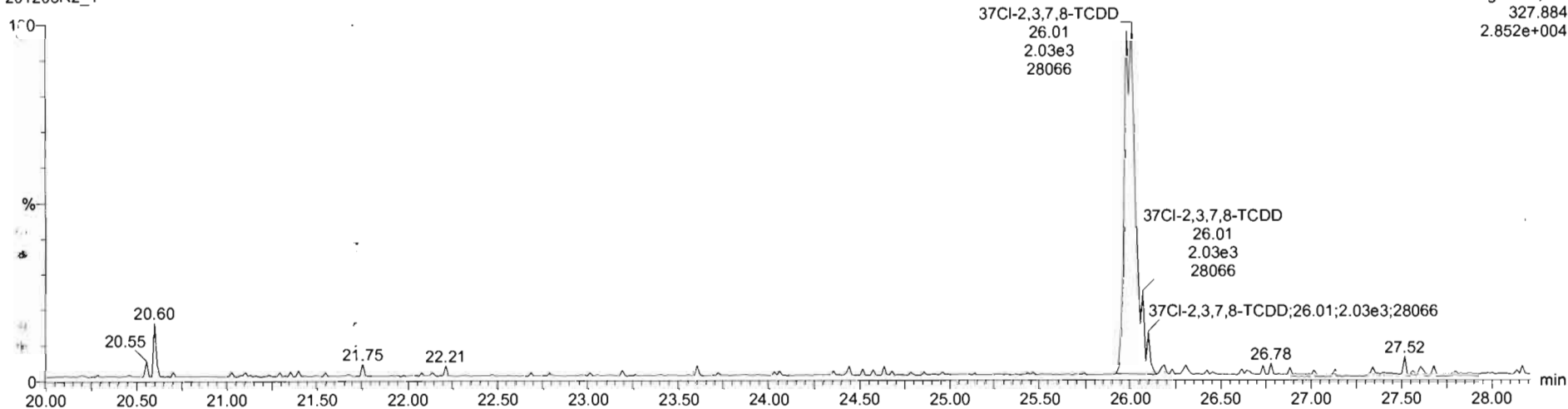
Dataset: U:\VG12.PRO\Results\201203R2\201203R2\_CRV.qld

Last Altered: Friday, December 04, 2020 08:58:11 Pacific Standard Time  
Printed: Friday, December 04, 2020 09:59:16 Pacific Standard Time

Name: 201203R2\_1, Date: 03-Dec-2020, Time: 10:36:45, ID: ST201203R2\_1 1613 CS0 20K1901, Description: 1613 CS0 20K1901

37Cl-2,3,7,8-TCDD

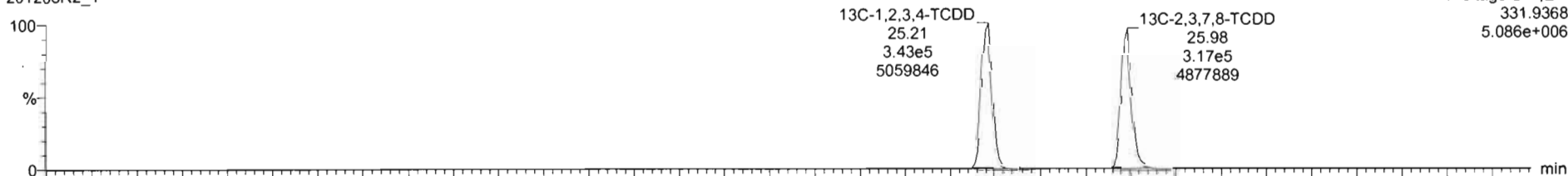
201203R2\_1



F1: Voltage SIR, EI+  
327.884  
2.852e+004

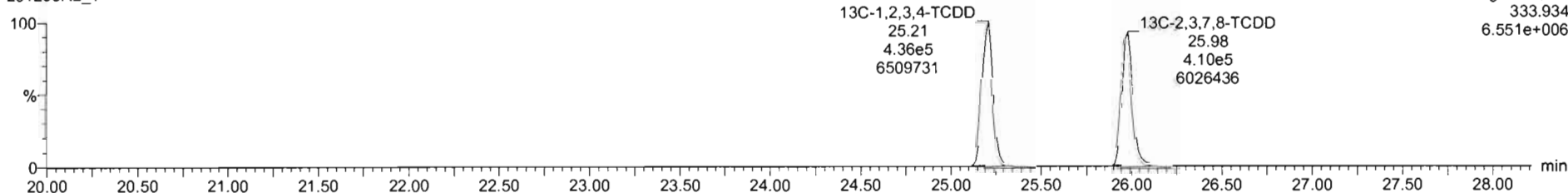
13C-1,2,3,4-TCDD

201203R2\_1



F1: Voltage SIR, EI+  
331.9368  
5.086e+006

201203R2\_1



F1: Voltage SIR, EI+  
333.934  
6.551e+006

Dataset: U:\VG12.PRO\Results\201203R2\201203R2\_CRV.qld


Last Altered: Friday, December 04, 2020 08:58:11 Pacific Standard Time

Printed: Friday, December 04, 2020 09:59:16 Pacific Standard Time

Name: 201203R2\_1, Date: 03-Dec-2020, Time: 10:36:45, ID: ST201203R2\_1 1613 CS0 20K1901, Description: 1613 CS0 20K1901

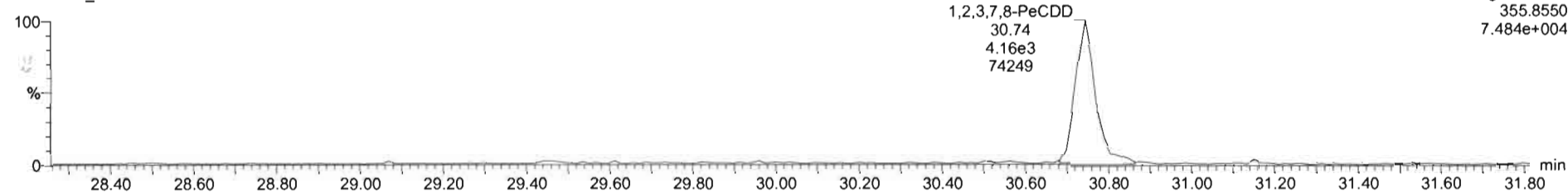
**1,2,3,7,8-PeCDD**

201203R2\_1



F2: Voltage SIR, EI+  
353.8576  
3.946e+004


201203R2\_1



F2: Voltage SIR, EI+  
355.8550  
7.484e+004

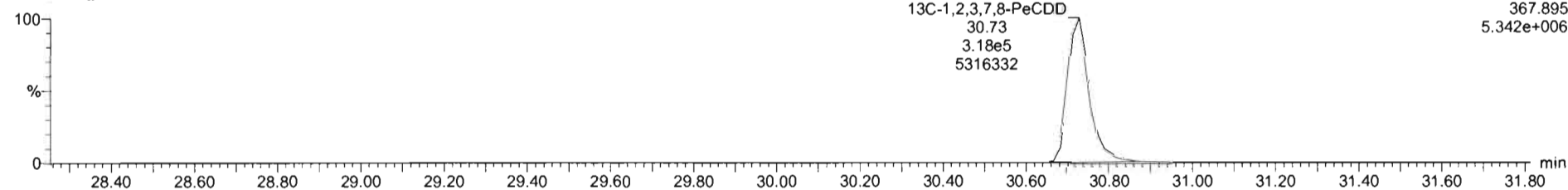
**13C-1,2,3,7,8-PeCDD**

201203R2\_1



F2: Voltage SIR, EI+  
365.8978  
3.253e+006

201203R2\_1



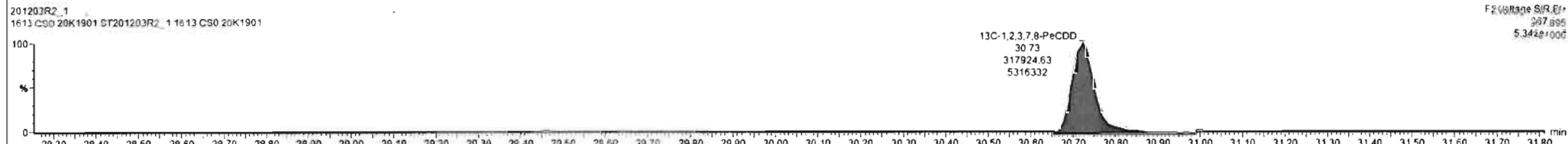

F2: Voltage SIR, EI+  
367.895  
5.342e+006

Target: yms - 201203R2\_CIV.gd - Chromatogram

File Edit View Display Processing Window Help

201203R2\_1 - ST201203R2\_1 1613 CS0 20K1901 1613 CS0 20K1901

#	Name	Resp	RA	slv	RRF	wt/wgt	RT	RRT	Conc	%Rec	DL	EMPC
1	2,3,7,8-TCDD	1.86e3	0.69	NO	0.96	1.000	25.98	1.000	0.261	104	0.0193	0.261
2	1,2,3,7,8-PeCDD	6.50e3	0.56	NO	0.93	1.000	30.74	1.000	1.35	108	0.0457	1.35
3	1,2,3,4,7,8-HxCDD	4.47e3	1.21	NO	1.02	1.000	34.05	1.001	1.23	98.8	0.0497	1.24
4	1,2,3,6,7,8-HxCDD	5.01e3	1.19	NO	0.90	1.000	34.17	1.000	1.30	104	0.0494	1.30
5	1,2,3,7,8,9-HxCDD	5.15e3	1.32	NO	0.96	1.000	34.44	1.001	1.29	103	0.0532	1.29
6	1,2,3,4,6,7,8-HpCDD	3.95e3	1.05	NO	0.92	1.000	37.91	1.000	1.34	107	0.0798	1.34
7	OCDD	6.00e3	0.83	NO	0.87	1.000	40.81	1.000	2.50	99.9	0.0550	2.50
8	2,3,7,8-TCDF	2.48e3	0.73	NO	0.85	1.000	25.31	1.001	0.272	109	0.0114	0.272
9	1,2,3,7,8-PeCDF	9.71e3	1.56	NO	0.96	1.000	29.48	1.000	1.28	103	0.0334	1.28
10	1,2,3,7,8,9-HxCDF	1.00e3	1.67	NO	1.07	1.000	34.68	1.000	1.37	106	0.0384	1.37



201203R2\_1 CAP NUM

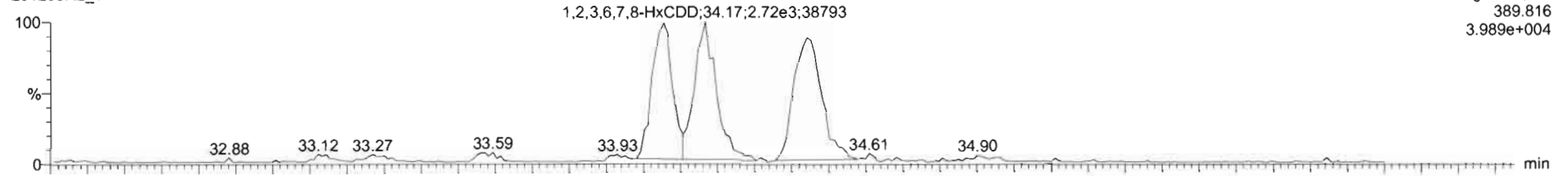
Dataset: U:\VG12.PRO\Results\201203R2\201203R2\_CRV.qld

Last Altered: Friday, December 04, 2020 08:58:11 Pacific Standard Time  
Printed: Friday, December 04, 2020 09:59:16 Pacific Standard Time

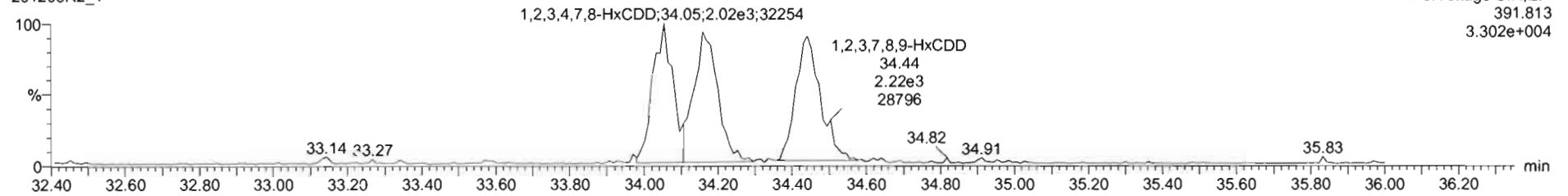
Name: 201203R2\_1, Date: 03-Dec-2020, Time: 10:36:45, ID: ST201203R2\_1 1613 CS0 20K1901, Description: 1613 CS0 20K1901

1,2,3,4,7,8-HxCDD

201203R2\_1

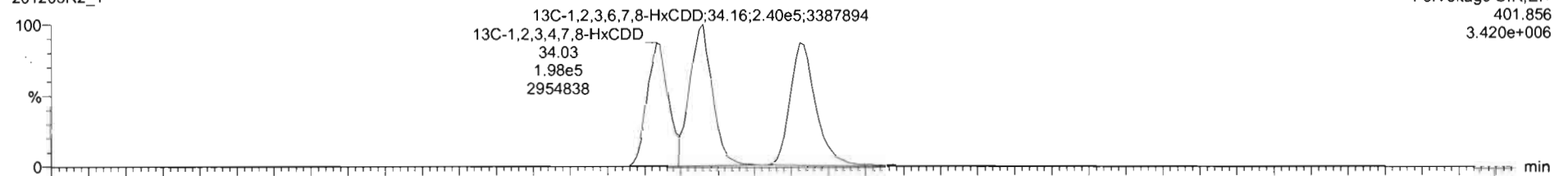


201203R2\_1

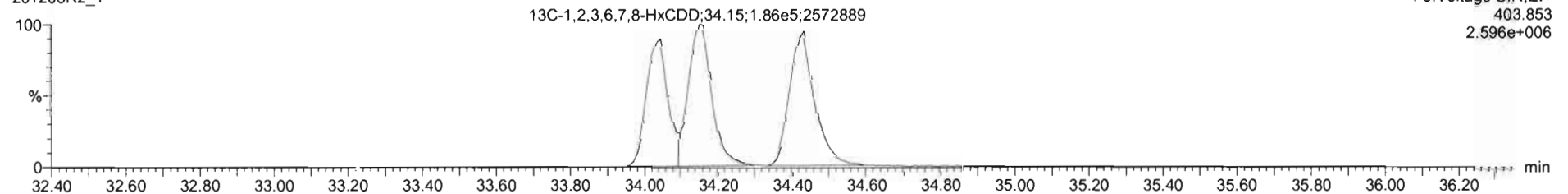


13C-1,2,3,4,7,8-HxCDD

201203R2\_1



201203R2\_1



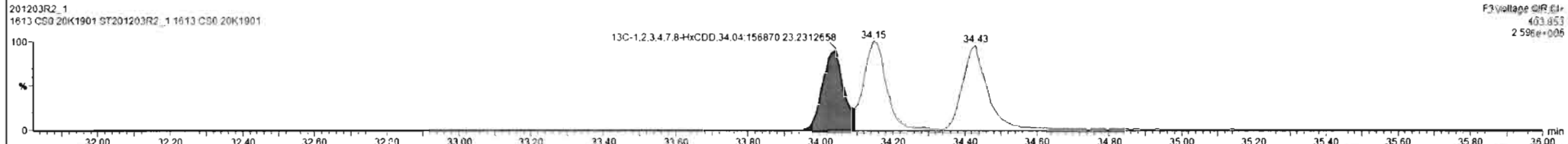
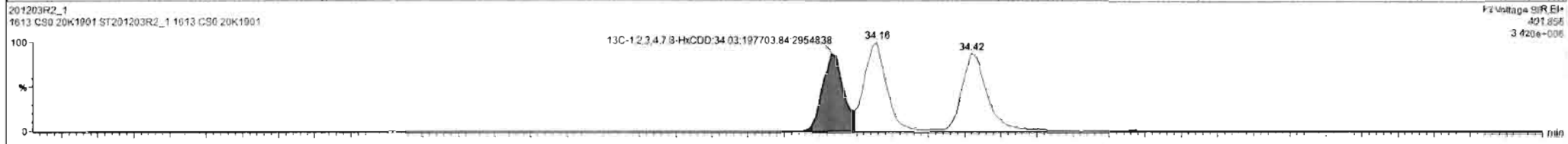
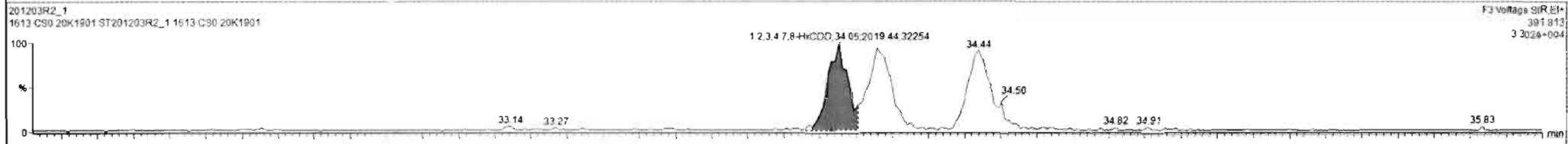
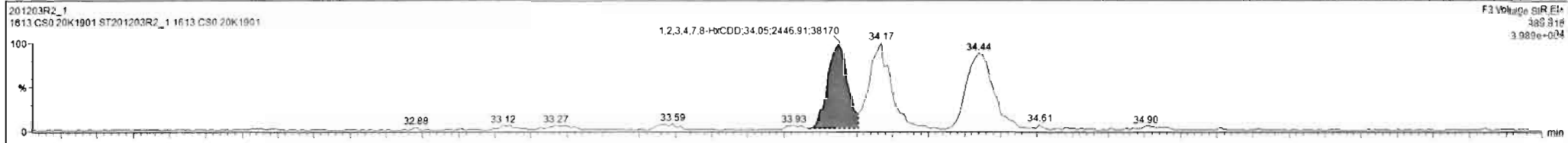


TargetLynx - 201203R2\_CRV.qld - [Chromatogram]

File Edit View Display Processing Window Help

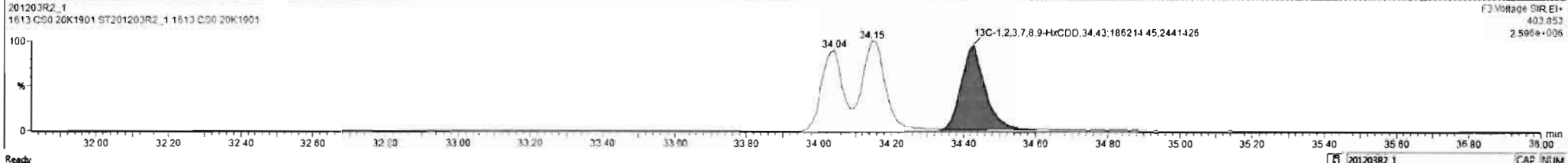
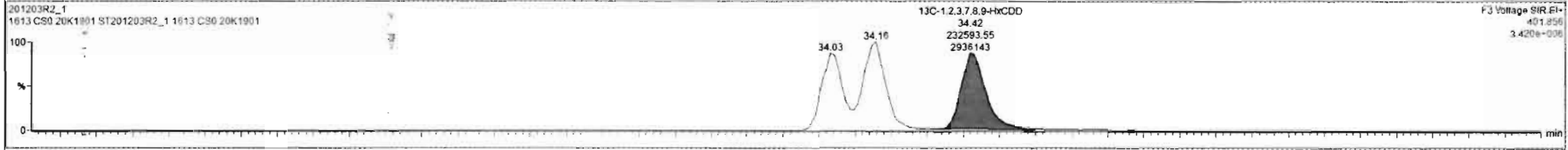
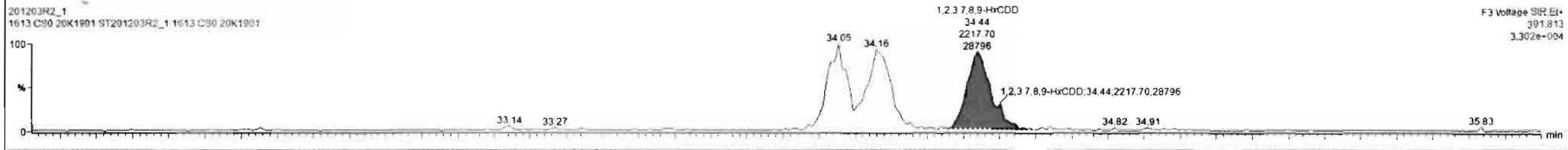
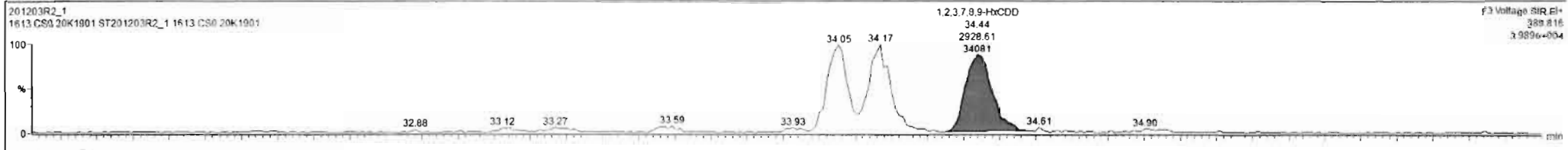
201203R2\_1 - ST201203R2\_1 1613 CS0 20K1901 - 1613 CS0 20K1901

Name	Resp	RA	My	RRF	wVvsl	RT	RRT	Conc	%Rec	CL	EMPC
1 2,3,7,8-TCDD	1.86e3	0.69	NO	0.98	1.000	25.88	1.000	0.261	104	0.0193	0.261
2 1,2,3,7,8-PeCDD	6.50e3	0.56	NO	0.93	1.000	30.74	1.000	1.35	108	0.0457	1.35
3 1,2,3,4,7,8-HxCDD	4.47e3	1.21	NO	1.02	1.000	34.70	1.001	1.23	98.8	0.0497	1.24
4 1,2,3,6,7,8-HxCDD	5.01e3	1.19	NO	0.90	1.000	34.17	1.000	1.30	104	0.0494	1.30
5 1,2,3,7,8,9-HxCDD	5.15e3	1.32	NO	0.96	1.000	34.44	1.001	1.29	103	0.0532	1.29
6 1,2,3,4,6,7,8-HpCDD	3.95e3	1.05	NO	0.92	1.000	37.91	1.000	1.34	107	0.0798	1.34
7 OCDD	6.00e3	0.83	NO	0.87	1.000	40.81	1.000	2.50	99.9	0.0550	2.50
8 2,3,7,8-TCDF	2.48e3	0.73	NO	0.85	1.000	25.11	1.001	0.272	109	0.0114	0.272
9 1,2,3,7,8-PeCDF	9.71e3	1.56	NO	0.96	1.000	29.48	1.000	1.28	103	0.0334	1.28



Regdy 201203R2\_1 CAP NUM

#	Name	Resp	RA	ny	RRF	wt/vol	RT	RRT	Conc	%Rec	DL	EMPC
1	2,3,7,8-TCDD	1.86e3	0.69	NO	0.98	1.000	25.53	1.000	0.261	104	0.0193	0.261
2	1,2,3,7,8-PeCDD	6.50e3	0.56	NO	0.93	1.000	30.74	1.000	1.35	108	0.0457	1.35
3	1,2,3,4,7,8-HxCDD	4.47e3	1.21	NO	1.02	1.000	34.05	1.001	1.23	98.8	0.0497	1.24
4	1,2,3,6,7,8-HxCDD	5.01e3	1.19	NO	0.90	1.000	34.17	1.000	1.30	104	0.0494	1.30
5	1,2,3,7,8,9-HxCDD	5.15e3	1.32	NO	0.96	1.000	34.44	1.001	1.29	103	0.0532	1.29
6	1,2,3,4,6,7,8-HxCDD	3.95e3	1.05	NO	0.92	1.000	37.91	1.000	1.34	107	0.0798	1.34
7	DiCDD	6.00e3	0.63	NO	0.87	1.000	40.81	1.000	2.50	99.9	0.0550	2.50
8	2,3,7,8-TCDF	2.48e3	0.73	NO	0.85	1.000	25.31	1.001	0.272	109	0.0114	0.272
9	1,2,3,7,8-PeCDF	9.71e3	1.56	NO	0.96	1.000	29.48	1.000	1.28	103	0.0334	1.28



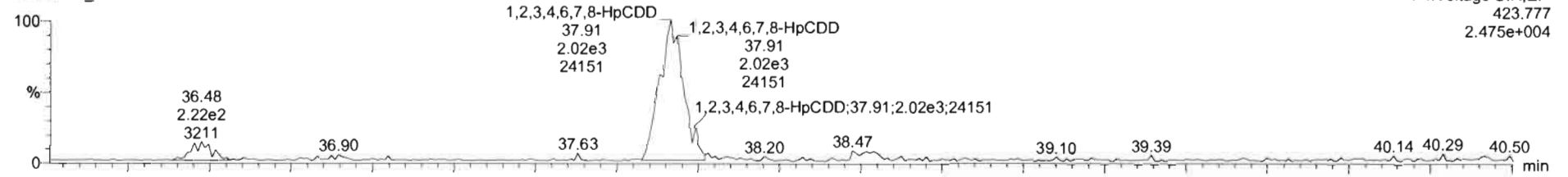
Dataset: U:\VG12.PRO\Results\201203R2\201203R2\_CRV.qld

Last Altered: Friday, December 04, 2020 08:58:11 Pacific Standard Time  
Printed: Friday, December 04, 2020 09:59:16 Pacific Standard Time

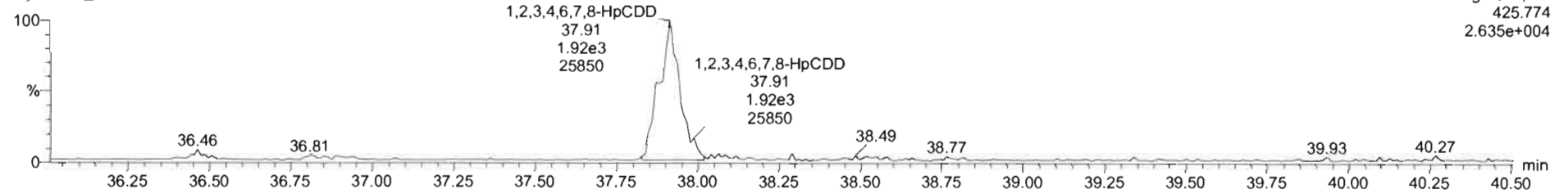
Name: 201203R2\_1, Date: 03-Dec-2020, Time: 10:36:45, ID: ST201203R2\_1 1613 CS0 20K1901, Description: 1613 CS0 20K1901

1,2,3,4,6,7,8-HpCDD

201203R2\_1




201203R2\_1

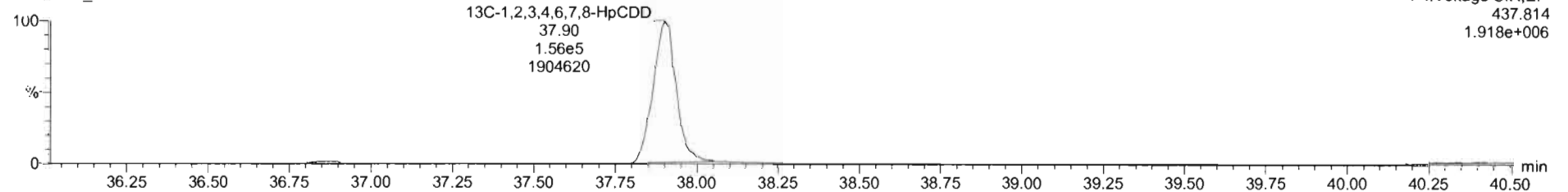


13C-1,2,3,4,6,7,8-HpCDD

201203R2\_1



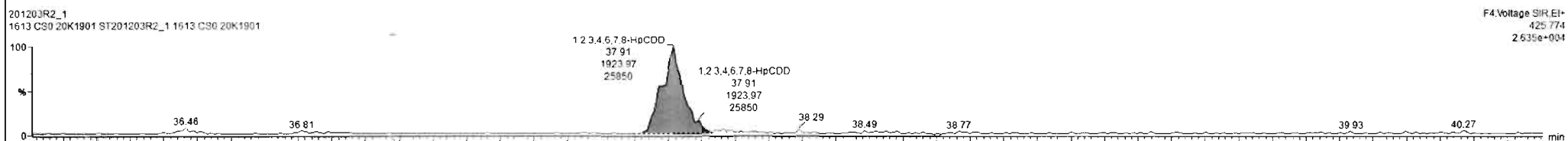
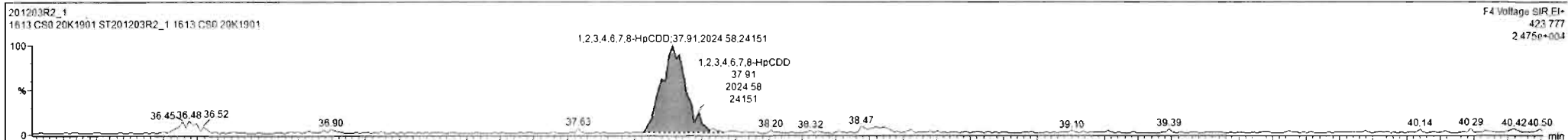


201203R2\_1



201203R2\_1 - ST201203R2\_1 1613 CS0 20K1901 - 1613 CS0 20K1901

#	Name	Resp	RA	nly	RRF	wt/vol	RT	RRT	Conc	%Rec	DL	EMPC
1	2,3,7,8-TCDD	1.86e3	0.69	NO	0.98	1.000	25.98	1.000	0.261	104	0.0193	0.261
2	1,2,3,7,8-PeCDD	6.50e3	0.56	NO	0.93	1.000	30.74	1.000	1.35	108	0.0457	1.35
3	1,2,3,4,7,8-HxCDD	4.47e3	1.21	NO	1.02	1.000	34.05	1.001	1.23	98.8	0.0497	1.24
4	1,2,3,6,7,8-HxCDD	5.01e3	1.19	NO	0.90	1.000	34.17	1.000	1.30	104	0.0494	1.30
5	1,2,3,7,8,9-HxCDD	5.15e3	1.32	NO	0.96	1.000	34.40	1.001	1.29	103	0.0532	1.29
6	1,2,3,4,6,7,8-HpCDD	3.95e3	1.05	NO	0.92	1.000	37.91	1.000	1.34	107	0.0798	1.34
7	OCDD	6.00e3	0.83	NO	0.87	1.000	40.01	1.000	2.50	99.9	0.0550	2.50
8	2,3,7,8-TCDF	2.48e3	0.73	NO	0.85	1.000	25.31	1.001	0.272	109	0.0114	0.272
9	1,2,3,7,8-PeCDF	9.71e3	1.56	NO	0.96	1.000	29.48	1.000	1.28	103	0.0334	1.28

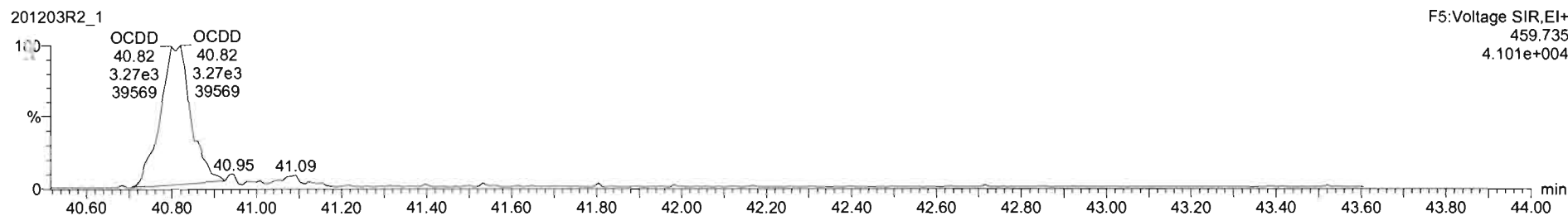
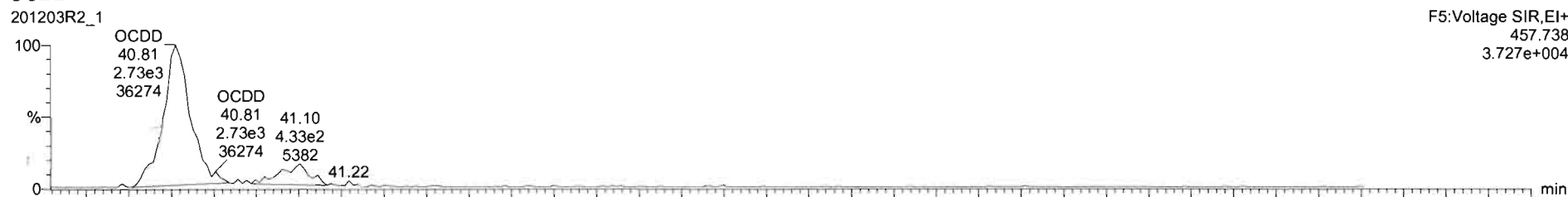


Dataset: U:\VG12.PRO\Results\201203R2\201203R2\_CRV.qld

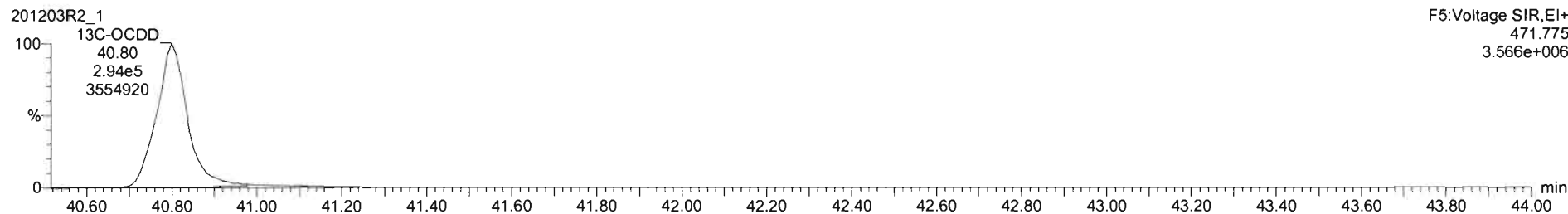

Last Altered: Friday, December 04, 2020 08:58:11 Pacific Standard Time  
Printed: Friday, December 04, 2020 09:59:16 Pacific Standard Time

Name: 201203R2\_1, Date: 03-Dec-2020, Time: 10:36:45, ID: ST201203R2\_1 1613 CS0 20K1901, Description: 1613 CS0 20K1901

OCDD

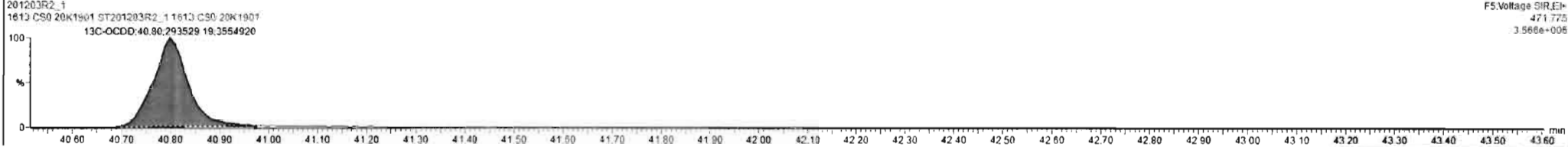


1. C-OCDD



201203R2\_1 - ST201203R2\_1 1613 CS0 20K1901 - 1613 CS0 20K1901

Name	Resp	RA	rvy	RRF	wVvol	RT	RRT	Conc	%Rec	DL	EMPC
1 2,3,7,8-TCDD	1.86e3	0.69	NO	0.98	1.000	25.98	1.000	0.261	104	0.0193	0.261
2 1,2,3,7,8-PeCDD	6.50e3	0.56	NO	0.93	1.000	30.74	1.000	1.35	108	0.0457	1.35
3 1,2,3,4,7,8-HxCDD	4.47e3	1.21	NO	1.02	1.000	34.05	1.001	1.23	98.8	0.0497	1.24
4 1,2,3,6,7,8-HxCDD	5.01e3	1.19	NO	0.90	1.000	34.1	1.000	1.20	104	0.0494	1.20
5 1,2,3,7,8-HxCDD	5.15e3	1.32	NO	0.96	1.000	34.4	1.001	1.29	103	0.0632	1.29
6 1,2,3,4,6,7,8-HpCDD	3.95e3	1.05	NO	0.92	1.000	37.91	1.000	1.34	107	0.0798	1.24
7 OCDD	6.00e3	0.83	NO	0.87	1.000	40.81	1.000	2.50	99.9	0.0550	2.50
8 2,3,7,8-TCDF	2.48e3	0.73	NO	0.85	1.000	25.31	1.001	0.272	109	0.0114	0.272
9 1,2,3,7,8-PeCDF	9.71e3	1.56	NO	0.95	1.000	29.48	1.000	1.28	103	0.0334	1.28



Dataset: U:\VG12.PRO\Results\201203R2\201203R2\_CRV.qld

Last Altered: Friday, December 04, 2020 08:58:11 Pacific Standard Time  
Printed: Friday, December 04, 2020 09:59:16 Pacific Standard Time

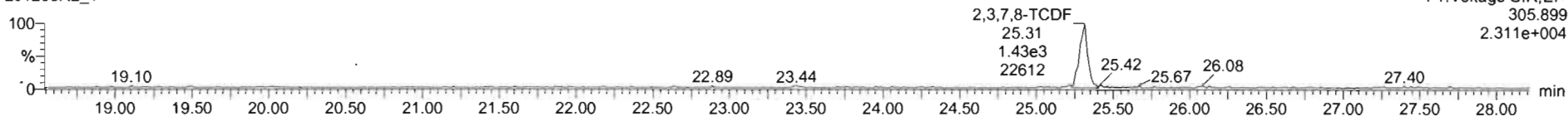
Name: 201203R2\_1, Date: 03-Dec-2020, Time: 10:36:45, ID: ST201203R2\_1 1613 CS0 20K1901, Description: 1613 CS0 20K1901

**2,3,7,8-TCDF**

201203R2\_1

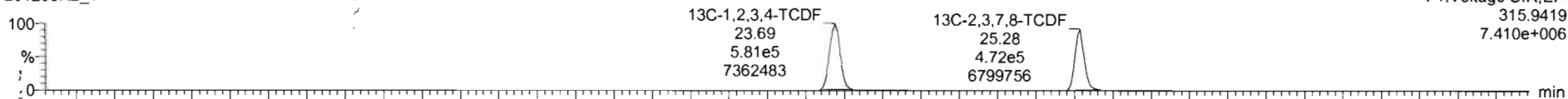


201203R2\_1

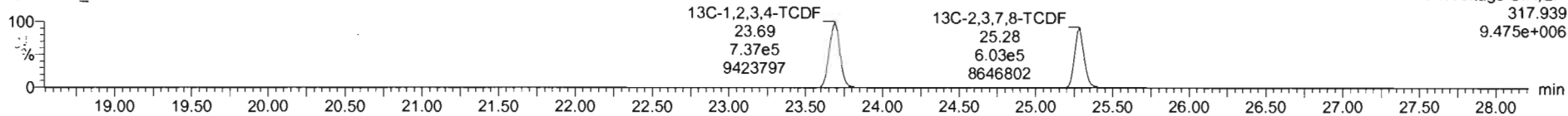


**13C-2,3,7,8-TCDF**

201203R2\_1

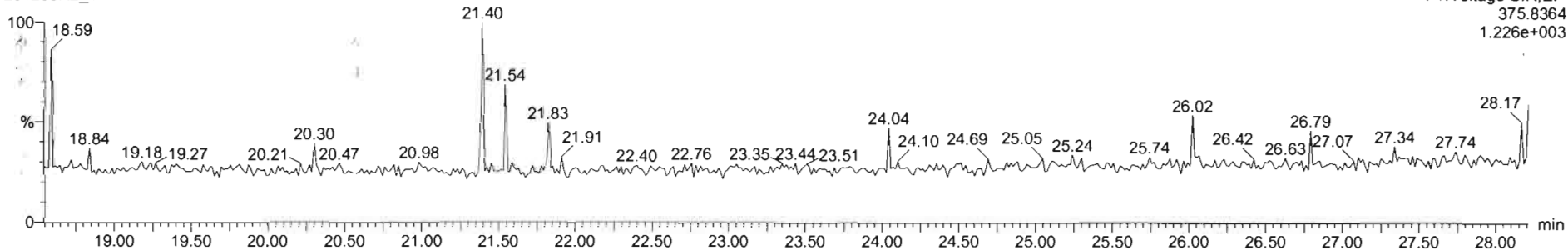


201203R2\_1



**DPE1**

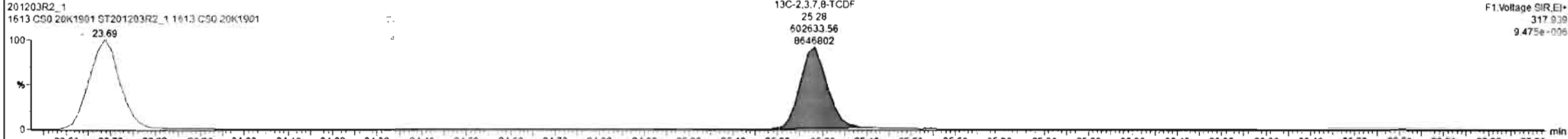
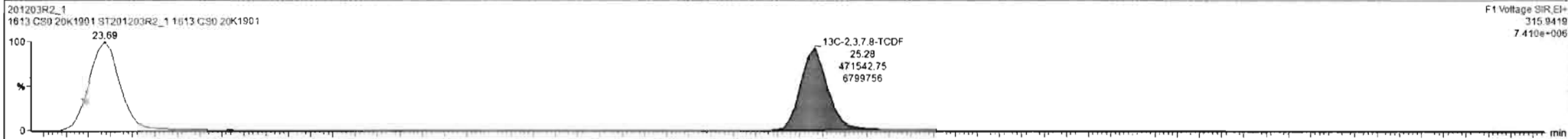
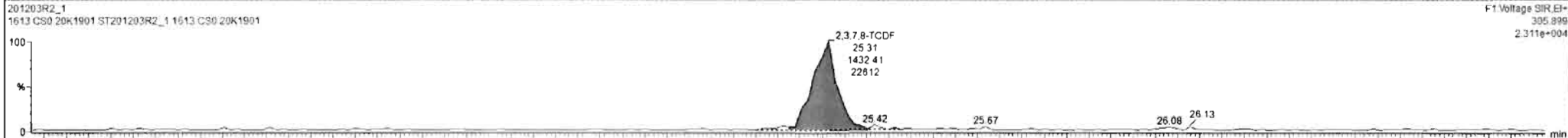
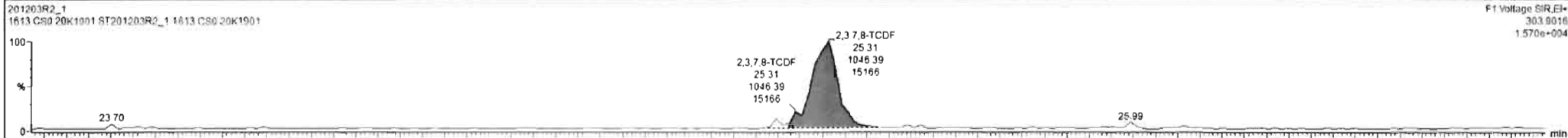
201203R2\_1





201203R2\_1 - ST201203R2\_1 1613 CS0 20K1901 - 1613 CS0 20K1901

#	Name	Resp	RA	dy	RRF	wt/dwt	RT	RRT	Conc	%Rec	DL	EM/PC
1	2,3,7,8-TCDD	1.86e3	0.69	NO	0.98	1.000	25.90	1.000	0.261	104	0.0193	0.261
2	1,2,3,7,8-PeCDD	6.50e3	0.56	NO	0.93	1.000	30.74	1.000	1.35	105	0.0457	1.35
3	1,2,3,4,7,8-HxCDD	4.47e3	1.21	NO	1.02	1.000	34.05	1.001	1.23	98.8	0.0497	1.24
4	1,2,3,6,7,8-HxCDD	5.01e3	1.19	NO	0.90	1.000	34.17	1.000	1.30	104	0.0494	1.30
5	1,2,3,7,8,9-HxCDD	5.15e3	1.32	NO	0.96	1.000	34.44	1.001	1.29	103	0.0532	1.29
6	1,2,3,4,6,8-HxCDD	3.95e3	1.05	NO	0.92	1.000	37.94	1.000	1.34	107	0.0798	1.34
7	OCDD	6.00e3	0.83	NO	0.87	1.000	40.87	1.000	2.50	99.9	0.0550	2.50
8	2,3,7,8-TCDF	2.45e3	0.73	NO	0.85	1.000	25.31	1.001	0.272	109	0.0114	0.272
9	1,2,3,7,8-PeCDF	9.71e3	1.56	NO	0.96	1.000	29.48	1.000	1.26	103	0.0334	1.28





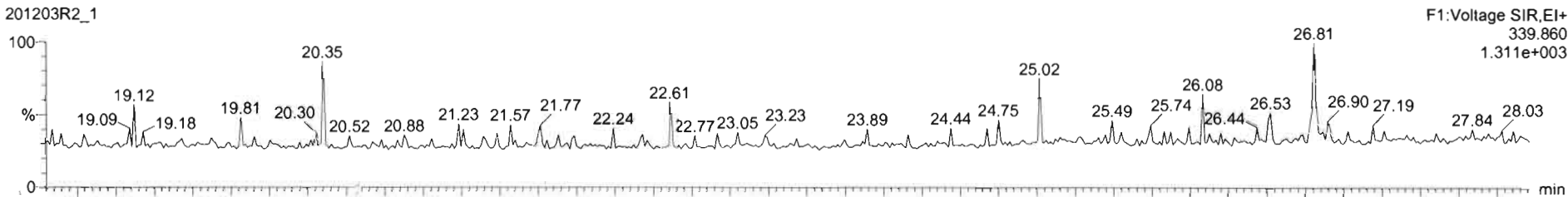
Dataset: U:\VG12.PRO\Results\201203R2\201203R2\_CRV.qld

Last Altered: Friday, December 04, 2020 08:58:11 Pacific Standard Time  
Printed: Friday, December 04, 2020 09:59:16 Pacific Standard Time

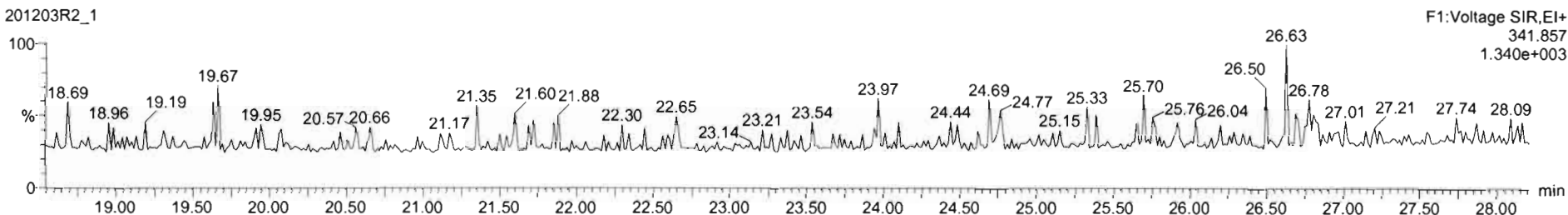
Name: 201203R2\_1, Date: 03-Dec-2020, Time: 10:36:45, ID: ST201203R2\_1 1613 CS0 20K1901, Description: 1613 CS0 20K1901

1st Func. Penta-Furans

201203R2\_1

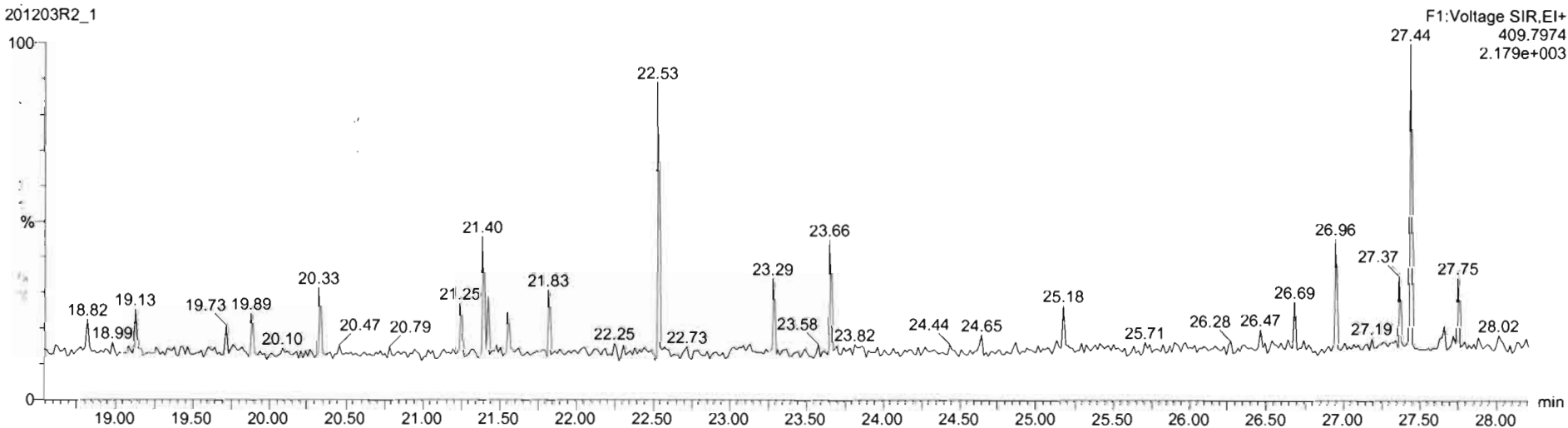


201203R2\_1



DPE6

201203R2\_1



Dataset: U:\VG12.PRO\Results\201203R2\201203R2\_CRV.qld

Last Altered: Friday, December 04, 2020 08:58:11 Pacific Standard Time  
Printed: Friday, December 04, 2020 09:59:16 Pacific Standard Time

Name: 201203R2\_1, Date: 03-Dec-2020, Time: 10:36:45, ID: ST201203R2\_1 1613 CS0 20K1901, Description: 1613 CS0 20K1901


**1,2,3,7,8-PeCDF**

201203R2\_1



F2:Voltage SIR,EI+  
339.860  
1.212e+005

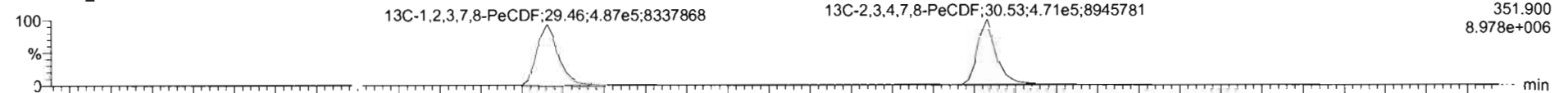
201203R2\_1



F2:Voltage SIR,EI+  
341.857  
8.081e+004

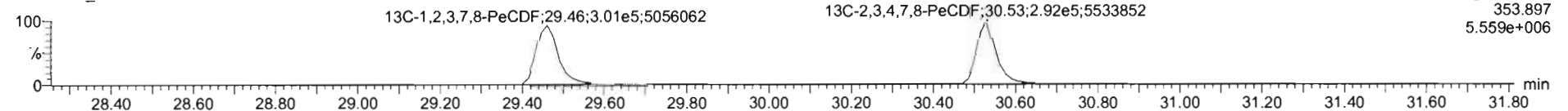
**13C-1,2,3,7,8-PeCDF**

201203R2\_1



F2:Voltage SIR,EI+  
351.900  
8.978e+006

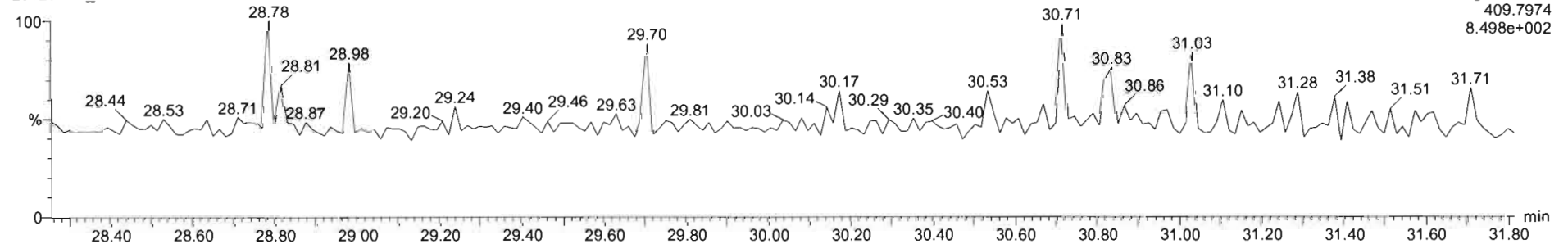
201203R2\_1



F2:Voltage SIR,EI+  
353.897  
5.559e+006

**DPE2**

201203R2\_1



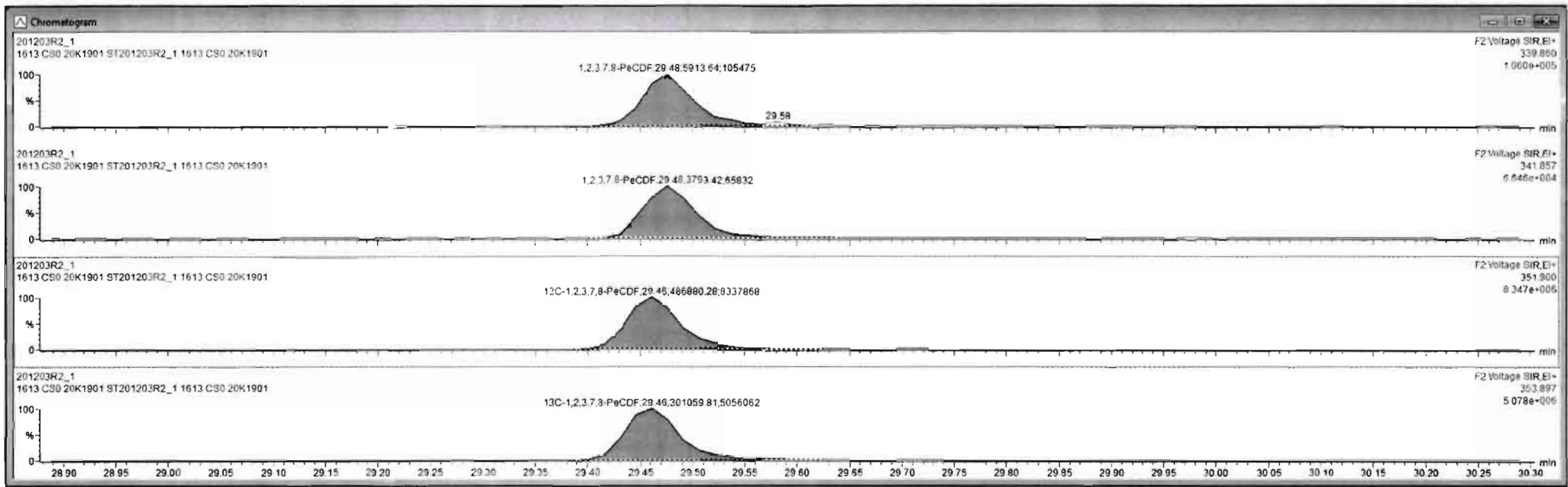
F2:Voltage SIR,EI+  
409.7974  
8.498e+002

TargetLynx - 201203R2\_CRV.qld

File Edit View Display Processing Window Help

201203R2\_1 - ST201203R2\_1 1613 CS0 20K1901 - 1613 CS0 20K1901

Name	Resp	RA	xy	RRF	wtVol	RT	RRT	Conc	%Rec	DL	EMPC
9 1,2,3,7,8-PeCDF	9.71e3	1.58	NO	0.96	1.000	29.48	1.000	1.28	103	0.0334	1.28
10 2,3,4,7,8-PeCDF	1.08e4	1.52	NO	1.07	1.000	30.55	1.000	1.32	106	0.0280	1.33
11 1,2,3,4,7,8-HxCDF	8.18e3	1.29	NO	0.99	1.000	33.15	1.001	1.22	97.3	0.0645	1.22
12 1,2,3,6,7,8-HxCDF	7.32e3	1.27	NO	1.04	1.000	33.29	1.001	1.29	103	0.0598	1.29
13 2,3,4,6,7,8-HxCDF	6.57e3	1.25	NO	1.02	1.000	33.95	1.001	1.31	105	0.0726	1.31
14 1,2,3,7,8,9-HxCDF	5.61e3	1.28	NO	0.99	1.000	34.94	1.001	1.33	106	0.107	1.33
15 1,2,3,4,6,7,8-HpCDF	5.72e3	1.07	NO	1.05	1.000	36.49	1.000	1.28	102	0.0420	1.28
16 1,2,3,4,7,8,9-HpCDF	4.14e3	0.89	NO	1.18	1.000	38.55	1.000	1.28	102	0.0519	1.28
17 OCDF	7.18e3	0.93	NO	0.90	1.000	41.09	1.000	2.61	105	0.0981	2.62
18 13C-2,3,7,8-TCDD	7.27e5	0.77	NO	1.06	1.000	25.95	1.031	88.4	58.4	0.118	
19 13C-1,2,3,7,8-PeCDD	5.16e5	0.62	NO	0.78	1.000	30.73	1.219	84.3	84.3	0.347	
20 13C-1,2,3,4,7,8-HxCDD	3.55e5	1.26	NO	0.62	1.000	34.03	1.014	89.2	89.2	0.276	
21 13C-1,2,3,6,7,8-HxCDD	4.26e5	1.29	NO	0.73	1.000	34.16	1.018	90.7	90.7	0.234	
22 13C-1,2,3,7,8,9-HxCDD	4.19e5	1.25	NO	0.72	1.000	34.42	1.025	90.5	90.5	0.237	



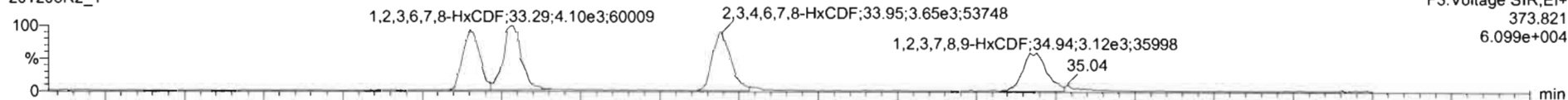
Dataset: U:\VG12.PRO\Results\201203R2\201203R2\_CRV.qld

Last Altered: Friday, December 04, 2020 08:58:11 Pacific Standard Time  
Printed: Friday, December 04, 2020 09:59:16 Pacific Standard Time

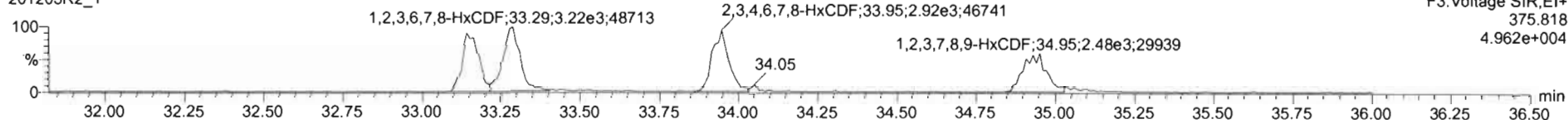
Name: 201203R2\_1, Date: 03-Dec-2020, Time: 10:36:45, ID: ST201203R2\_1 1613 CS0 20K1901, Description: 1613 CS0 20K1901

**1,2,3,4,7,8-HxCDF**

201203R2\_1

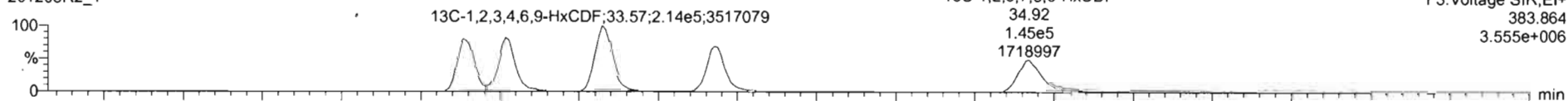


201203R2\_1

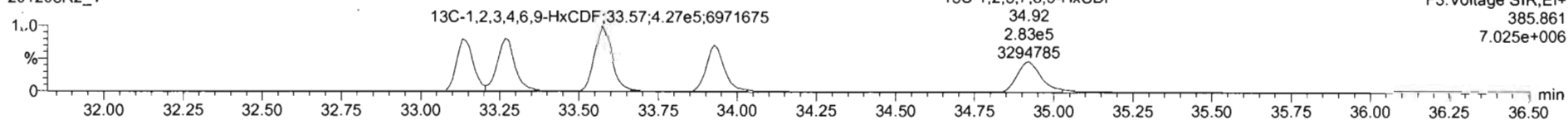


**13C-1,2,3,4,7,8-HxCDF**

201203R2\_1

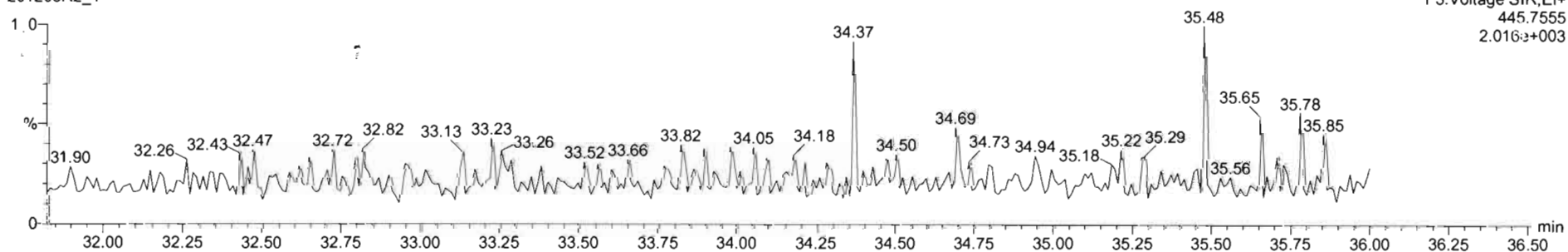


201203R2\_1



**DPE3**

201203R2\_1

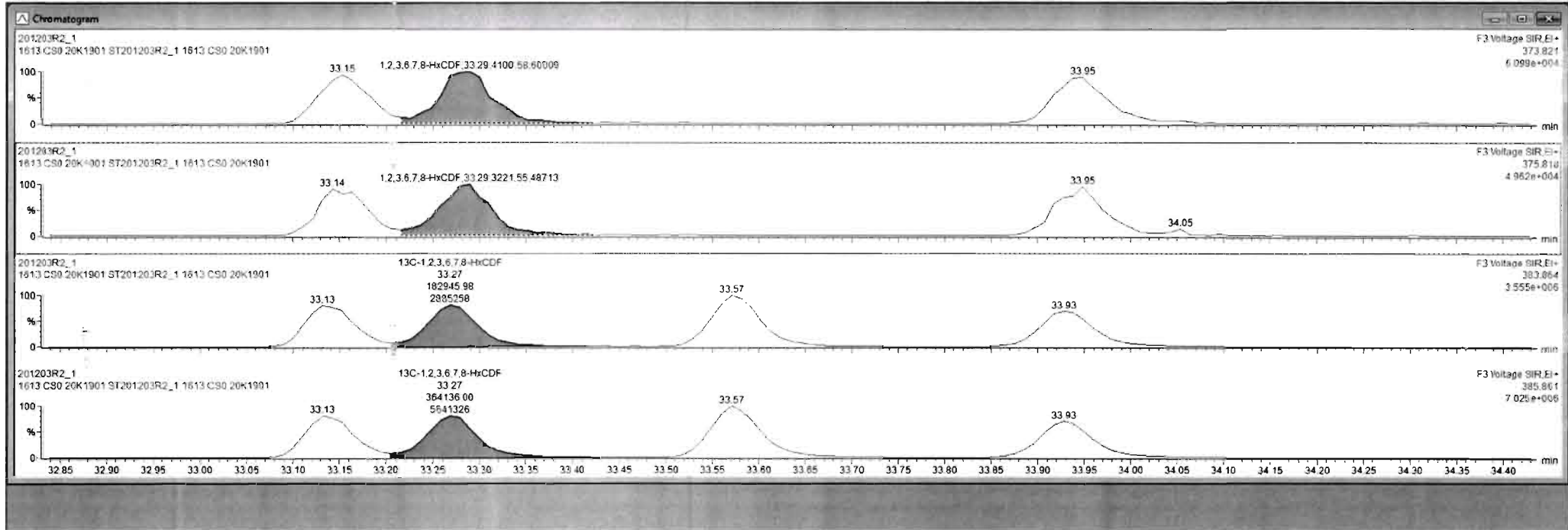


TargetLynx - 201203R2\_CRV.qtd

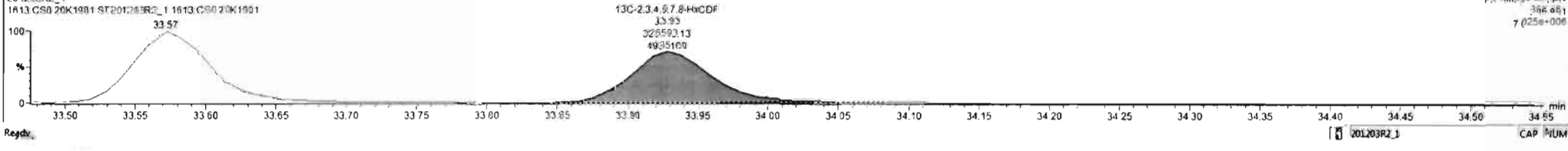
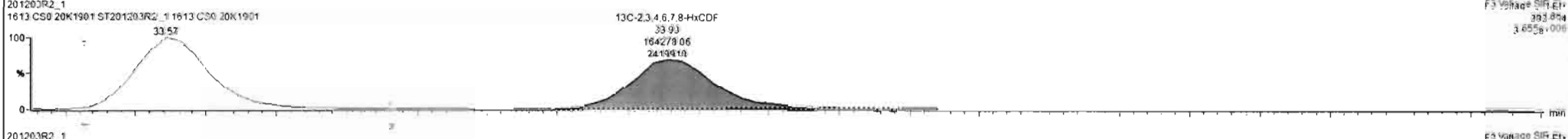

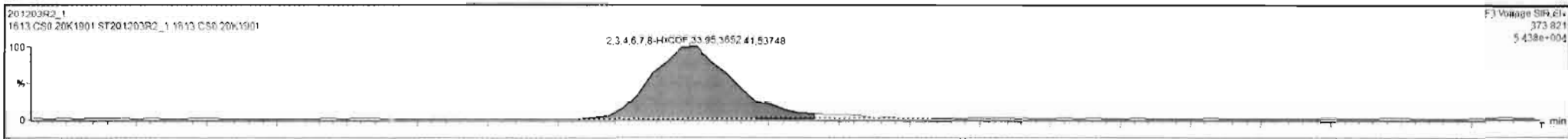
File Edit View Display Processing Window Help

201203R2\_1 - ST201203R2\_1 1613 CS0 20K1901 - 1613 CS0 20K1901

Name	Resp	RA	nHy	RRF	wtVol	RT	RRT	Conc	%Rec	DL	EMPC
9 1,2,3,7,8-PeCDF	9.71e3	1.56	NO	0.96	1.000	29.48	1.000	1.28	103	0.0234	1.28
10 2,3,4,7,8-PeCDF	1.08e4	1.52	NO	1.07	1.000	30.55	1.000	1.32	106	0.0280	1.33
11 1,2,3,4,7,8-HxCDF	6.18e3	1.29	NO	0.98	1.000	33.15	1.001	1.22	97.3	0.0845	1.22
12 1,2,3,6,7,8-HxCDF	7.32e3	1.27	NO	1.04	1.000	33.29	1.001	1.29	103	0.0598	1.29
13 2,3,4,6,7,8-HxCDF	6.57e3	1.25	NO	1.02	1.000	33.95	1.001	1.31	105	0.0726	1.31
14 1,2,3,7,8,9-HxCDF	5.81e3	1.26	NO	0.99	1.000	34.94	1.001	1.33	106	0.107	1.33
15 1,2,3,4,6,7,8-HpCDF	5.72e3	1.07	NO	1.05	1.000	36.43	1.000	1.28	102	0.0420	1.28
16 1,2,3,4,7,8,9-HpCDF	4.14e3	0.89	NO	1.18	1.000	38.55	1.000	1.28	102	0.0519	1.28
17 OCDF	7.18e3	0.93	NO	0.90	1.000	41.09	1.000	2.61	105	0.0981	2.62
18 13C-2,3,7,8-TCDD	7.27e5	0.77	NO	1.06	1.000	25.96	1.031	88.4	88.4	0.118	
19 13C-1,2,3,7,8-PeCDD	5.16e5	0.62	NO	0.78	1.000	30.73	1.219	84.3	84.3	0.347	
20 13C-1,2,3,4,7,8-HxCDD	3.55e5	1.26	NO	0.62	1.000	34.03	1.014	89.2	89.2	0.276	
21 13C-1,2,3,6,7,8-HxCDD	4.28e5	1.29	NO	0.73	1.000	34.16	1.018	90.7	90.7	0.234	
22 13C-1,2,3,7,8,9-HxCDD	4.19e5	1.25	NO	0.72	1.000	34.42	1.025	90.5	90.5	0.237	

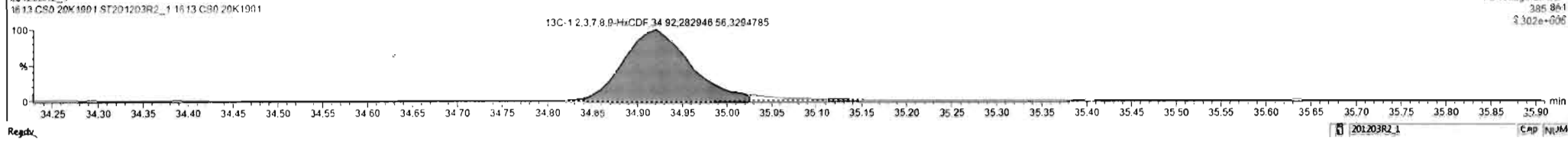


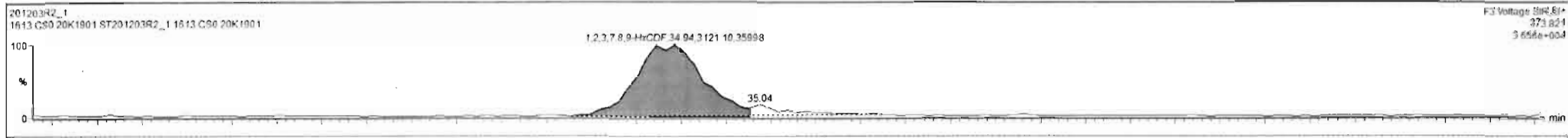


#	Name	Resp	RA	nly	RRF	wtVol	RT	RRT	Conc	NRec	Dt	EMPC
9	1,2,3,7,8-PeCDF	9.71e3	1.56	NO	0.96	1.000	29.48	1.000	1.28	103	0.0334	1.28
10	2,3,4,7,8-PeCDF	1.08e4	1.52	NO	1.07	1.000	30.55	1.000	1.32	106	0.0280	1.33
11	1,2,3,4,7,8-HxCDF	6.18e3	1.29	NO	0.99	1.000	33.15	1.001	1.22	97.3	0.0845	1.22
12	1,2,3,6,7,8-HxCDF	7.32e3	1.27	NO	1.04	1.000	33.29	1.001	1.29	103	0.0598	1.29
13	2,3,4,6,7,8-HxCDF	6.57e3	1.25	NO	1.02	1.000	33.05	1.001	1.31	105	0.0726	1.31
14	1,2,3,7,8,9-HxCDF	5.81e3	1.26	NO	0.99	1.000	34.94	1.001	1.33	106	0.107	1.33
15	1,2,3,4,6,7,8-HpCDF	5.72e3	1.07	NO	1.05	1.000	36.49	1.000	1.28	102	0.0420	1.28
16	1,2,3,4,7,8,9-HpCDF	4.14e3	0.89	NO	1.18	1.000	38.55	1.000	1.28	102	0.0519	1.28
17	OCDF	7.18e3	0.93	NO	0.90	1.000	41.09	1.000	2.61	105	0.0981	2.62
18	13C-2,3,7,8-TCDD	7.27e5	0.77	NO	1.06	1.000	25.98	1.031	86.4	84.4	0.118	
19	13C-1,2,3,7,8-PeCDD	5.16e5	0.62	NO	0.78	1.000	30.73	1.219	84.3	84.3	0.347	
20	13C-1,2,3,4,7,8-HxCDD	3.55e5	1.26	NO	0.62	1.000	34.03	1.014	89.2	89.2	0.276	
21	13C-1,2,3,6,7,8-HxCDD	4.26e5	1.29	NO	0.73	1.000	34.16	1.018	90.7	90.7	0.234	
22	13C-1,2,3,7,8,9-HxCDD	4.19e5	1.25	NO	0.72	1.000	34.42	1.025	90.5	90.5	0.237	





#	Name	Resp	RA	nly	RRF	wtVol	RT	RRT	Conc	%Rec	DL	EMPC
9	1,2,3,7,8-PeCDF	9.71e3	1.56	NO	0.96	1.000	29.48	1.000	1.28	103	0.0334	1.28
10	2,3,4,7,8-PeCDF	1.08e4	1.52	NO	1.07	1.000	30.55	1.000	1.32	106	0.0280	1.33
11	1,2,3,4,7,8-HxCDF	6.18e3	1.29	NO	0.99	1.000	33.15	1.001	1.22	97.3	0.0645	1.22
12	1,2,3,6,7,8-HxCDF	7.32e3	1.27	NO	1.04	1.000	33.29	1.001	1.29	103	0.0598	1.29
13	2,3,4,6,7,8-HxCDF	6.57e3	1.25	NO	1.02	1.000	33.95	1.001	1.31	105	0.0726	1.31
14	1,2,3,7,8,9-HxCDF	5.61e3	1.28	NO	0.99	1.000	34.94	1.001	1.33	106	0.107	1.33
15	1,2,3,4,6,7,8-HpCDF	5.72e3	1.07	NO	1.05	1.000	36.09	1.000	1.28	102	0.0420	1.28
16	1,2,3,4,7,8,9-HpCDF	4.14e3	0.89	NO	1.18	1.000	36.55	1.000	1.28	102	0.0519	1.28
17	OCDF	7.18e3	0.93	NO	0.90	1.000	41.09	1.000	2.61	105	0.0981	2.62
18	13C-2,3,7,8-TCDD	7.27e5	0.77	NO	1.06	1.000	25.98	1.031	88.4	88.4	0.118	
19	13C-1,2,3,7,8-PeCDD	5.16e5	0.62	NO	0.78	1.000	30.73	1.219	84.3	84.3	0.347	
20	13C-1,2,3,4,7,8-HxCDD	3.55e5	1.26	NO	0.62	1.000	34.03	1.014	89.2	89.2	0.276	
21	13C-1,2,3,6,7,8-HxCDD	4.26e5	1.29	NO	0.73	1.000	34.16	1.018	90.7	90.7	0.234	
22	13C-1,2,3,7,8,9-HxCDD	4.19e5	1.25	NO	0.72	1.000	34.42	1.025	90.5	90.5	0.237	

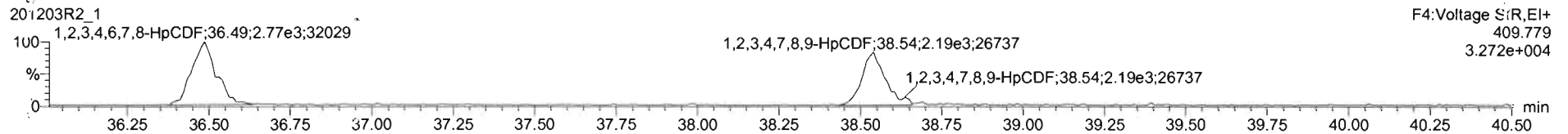



Dataset: U:\VG12.PRO\Results\201203R2\201203R2\_CRV.qld

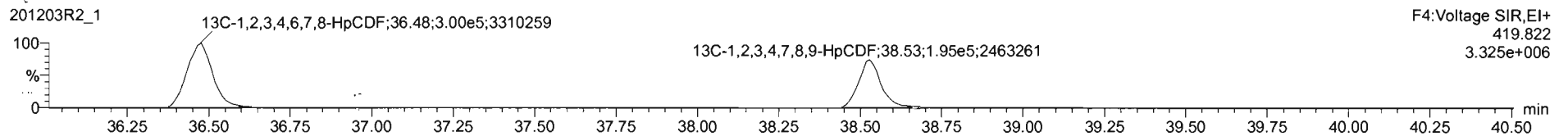

Last Altered: Friday, December 04, 2020 08:58:11 Pacific Standard Time  
Printed: Friday, December 04, 2020 09:59:16 Pacific Standard Time

Name: 201203R2\_1, Date: 03-Dec-2020, Time: 10:36:45, ID: ST201203R2\_1 1613 CS0 20K1901, Description: 1613 CS0 20K1901

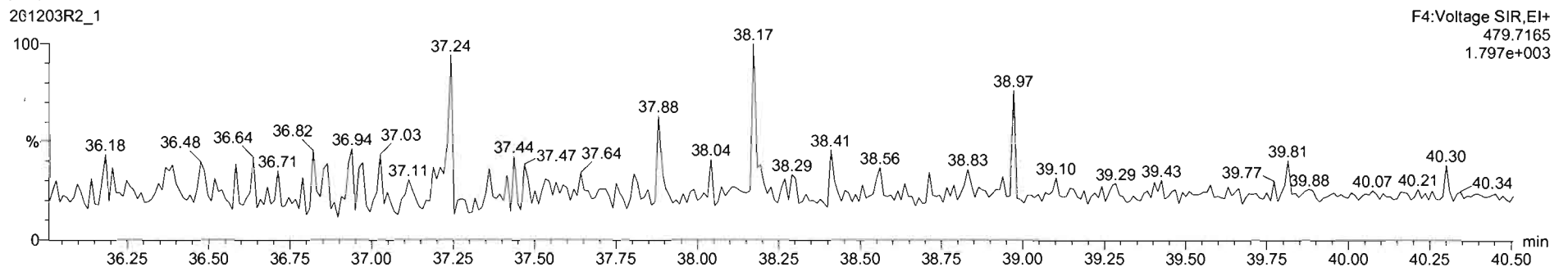
1,2,3,4,6,7,8-HpCDF



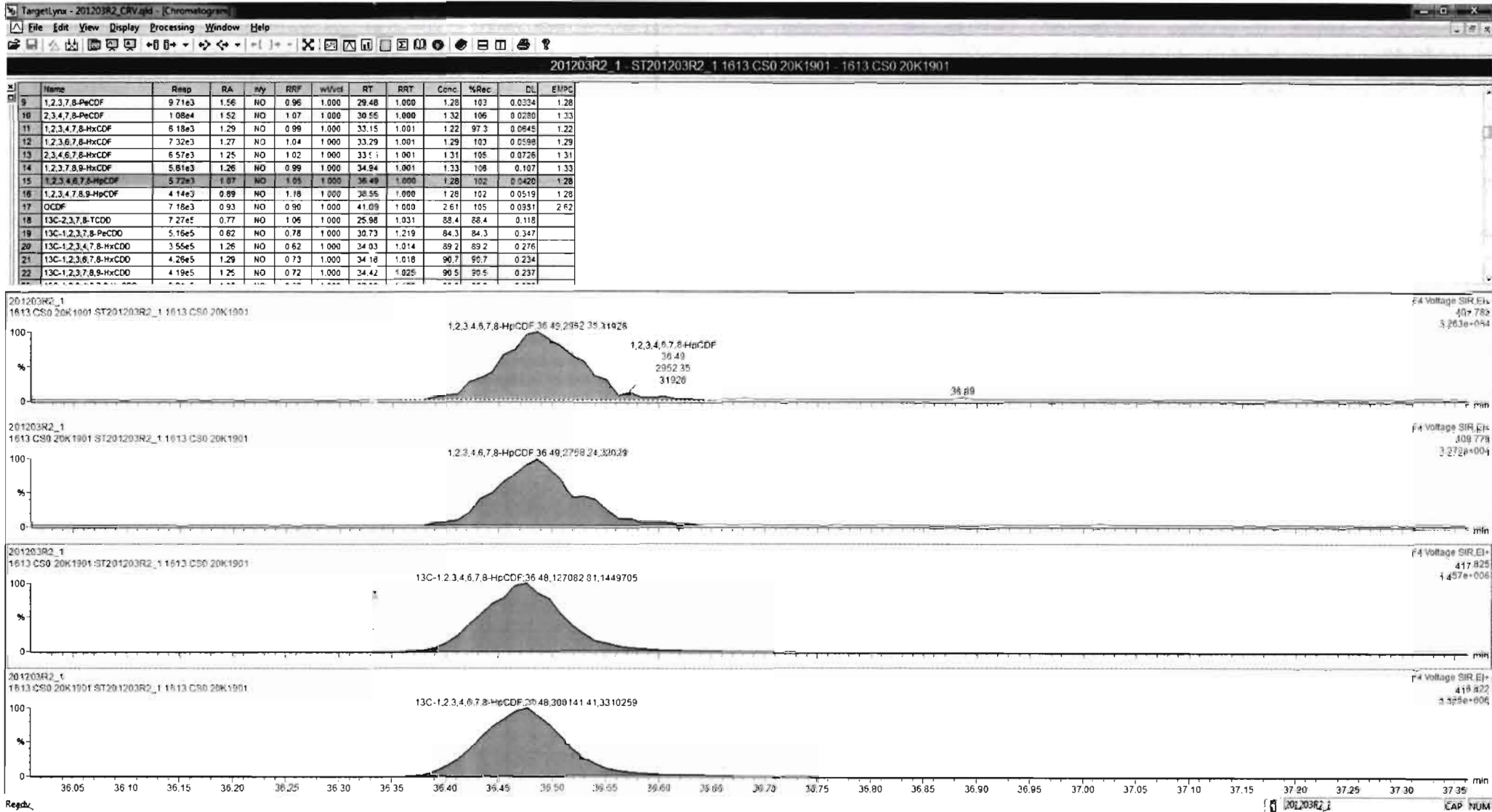
13C-1,2,3,4,6,7,8-HpCDF

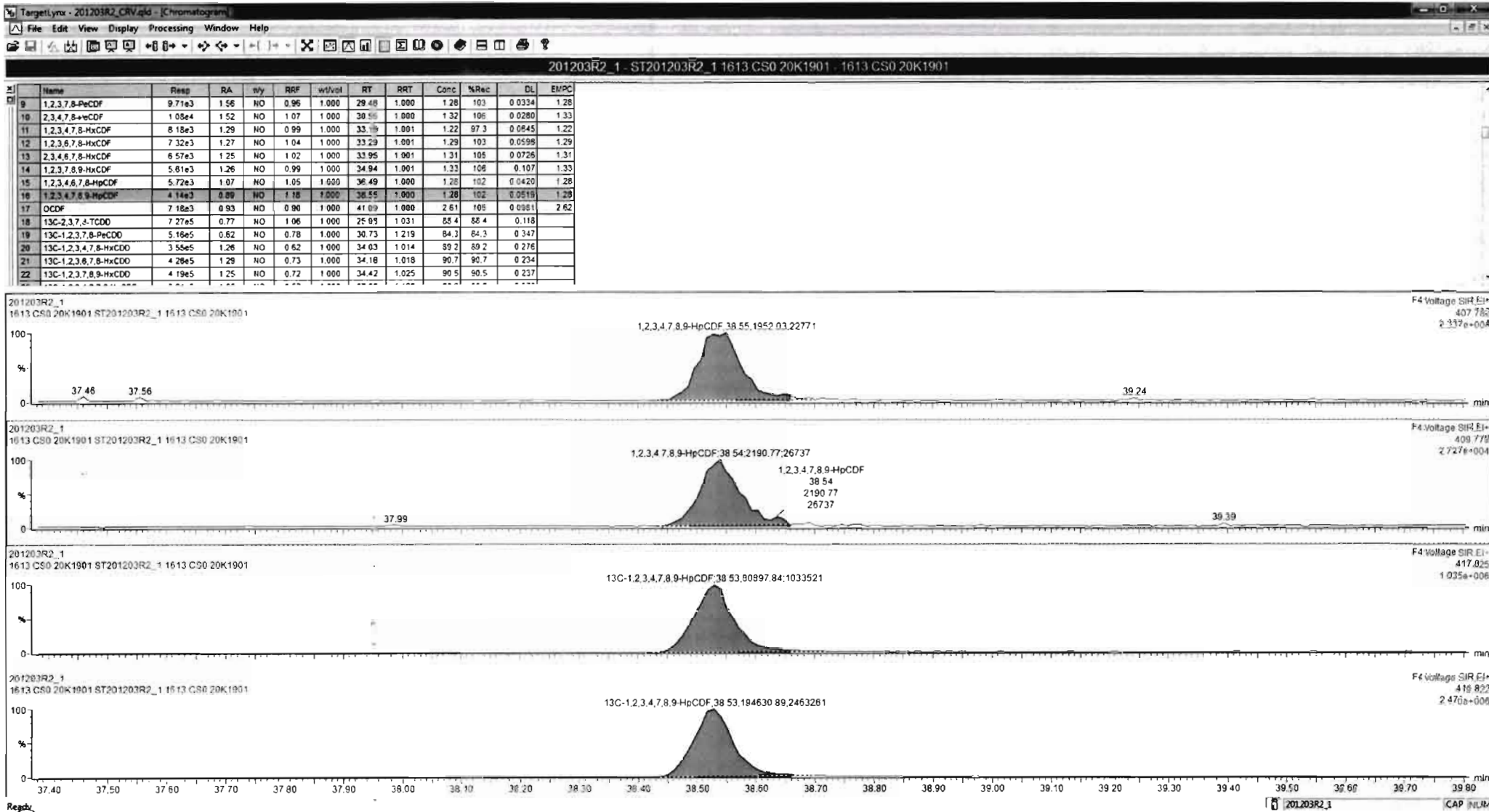


DPE4







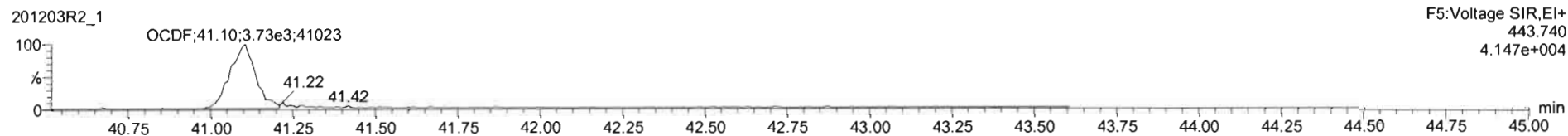
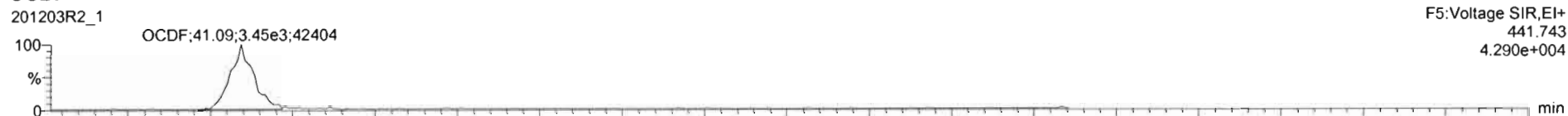


Dataset: U:\VG12.PRO\Results\201203R2\201203R2\_CRV.qld

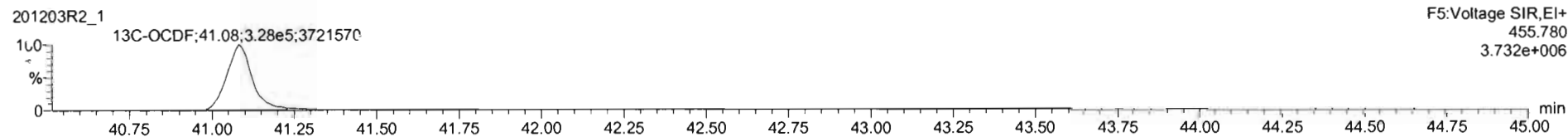
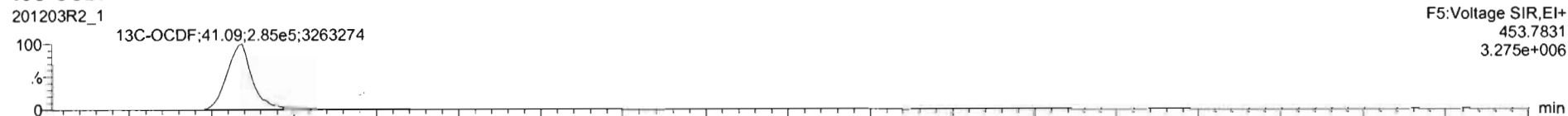
Last Altered: Friday, December 04, 2020 08:58:11 Pacific Standard Time  
Printed: Friday, December 04, 2020 09:59:16 Pacific Standard Time

Name: 201203R2\_1, Date: 03-Dec-2020, Time: 10:36:45, ID: ST201203R2\_1 1613 CS0 20K1901, Description: 1613 CS0 20K1901

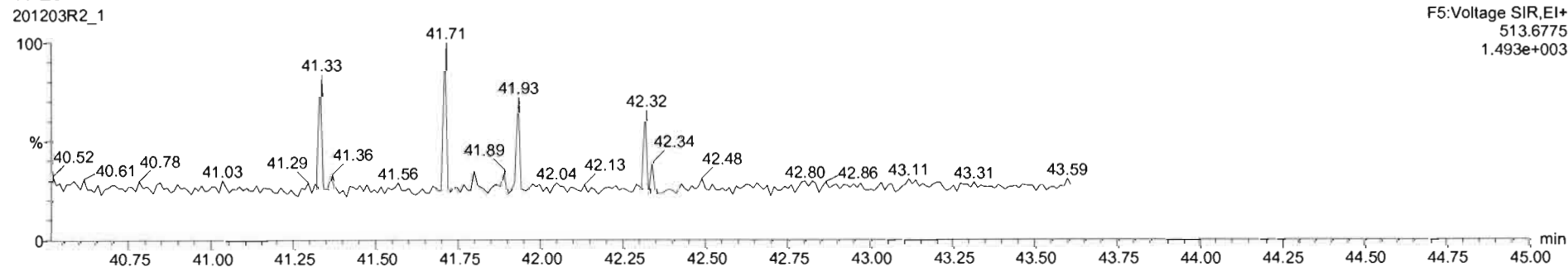
**OCDF**



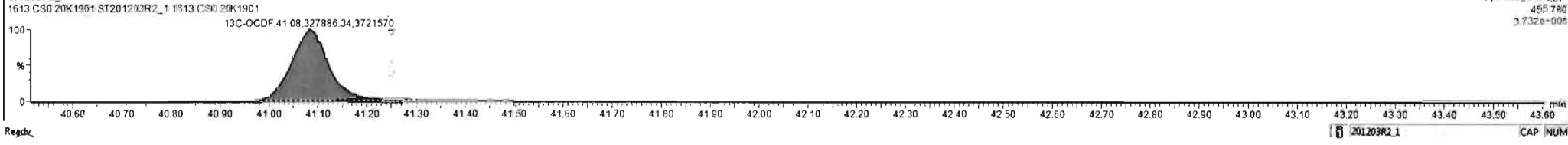


**13C-OCDF**



**DPE5**



#	Name	Resp	RA	n/y	RRF	wt/vol	RT	RRT	Conc	%Rec	DL	EMPC
9	1,2,3,7,8-PeCDF	9.71e3	1.56	NO	0.96	1.000	29.48	1.000	1.28	103	0.0334	1.28
10	2,3,4,7,8-PeCDF	1.08e4	1.52	NO	1.07	1.000	30.55	1.001	1.32	106	0.0280	1.33
11	1,2,3,4,7,8-HxCDF	8.18e3	1.29	NO	0.99	1.000	33.15	1.001	1.22	97.3	0.0645	1.22
12	1,2,3,6,7,8-HxCDF	7.32e3	1.27	NO	1.04	1.000	33.29	1.001	1.29	103	0.0593	1.29
13	2,3,4,6,7,8-HxCDF	6.57e3	1.25	NO	1.02	1.000	33.95	1.001	1.31	105	0.0726	1.31
14	1,2,3,7,8,9-HxCDF	5.81e3	1.28	NO	0.99	1.000	34.94	1.001	1.33	106	0.107	1.33
15	1,2,3,4,6,7,8-HpCDF	5.72e3	1.07	NO	1.05	1.000	36.49	1.000	1.28	102	0.0420	1.28
16	1,2,3,4,7,8,9-HpCDF	4.14e3	0.89	NO	1.18	1.000	38.55	1.000	1.28	102	0.0519	1.28
17	OCDF	7.18e3	0.93	NO	0.90	1.000	41.09	1.000	2.51	105	0.0951	2.62
18	13C-2,3,7,8-TCDD	7.27e5	0.77	NO	1.06	1.000	25.98	1.031	88.4	88.4	0.118	
19	13C-1,2,3,7,8-PeCDD	5.16e5	0.62	NO	0.78	1.000	30.73	1.219	84.3	84.3	0.347	
20	13C-1,2,3,4,7,8-HxCDD	3.55e5	1.26	NO	0.62	1.000	34.03	1.014	89.2	89.2	0.276	
21	13C-1,2,3,6,7,8-HxCDD	4.26e5	1.29	NO	0.73	1.000	34.16	1.018	90.7	90.7	0.234	
22	13C-1,2,3,7,8,9-HxCDD	4.19e5	1.25	NO	0.72	1.000	34.42	1.025	90.5	90.5	0.237	



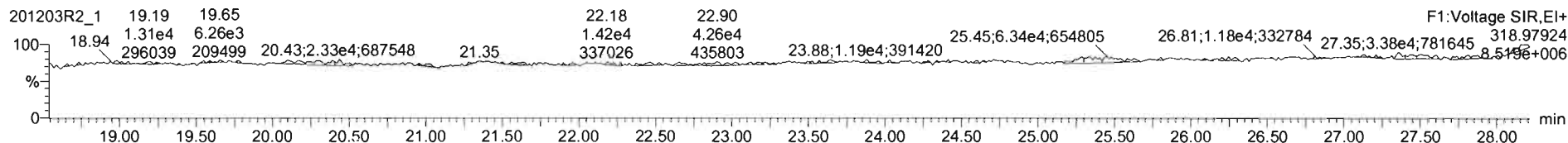
Dataset: U:\VG12.PRO\Results\201203R2\201203R2\_CRV.qld

Last Altered: Friday, December 04, 2020 08:58:11 Pacific Standard Time

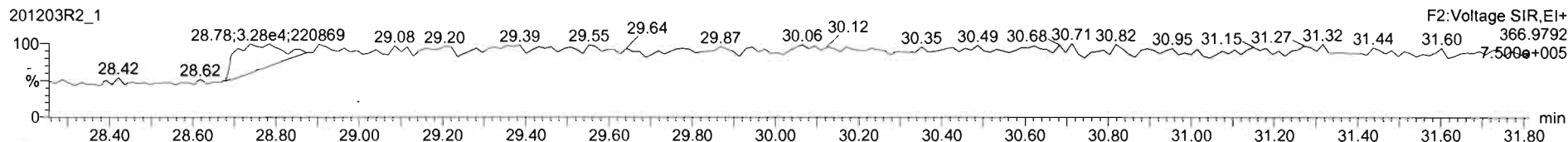
Printed: Friday, December 04, 2020 09:59:16 Pacific Standard Time

Name: 201203R2\_1, Date: 03-Dec-2020, Time: 10:36:45, ID: ST201203R2\_1 1613 CS0 20K1901, Description: 1613 CS0 20K1901

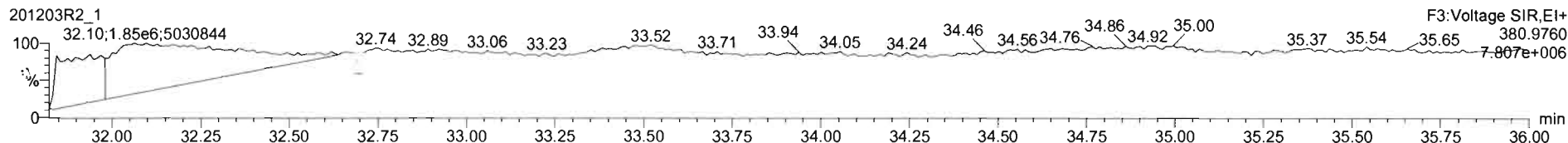
PFK1



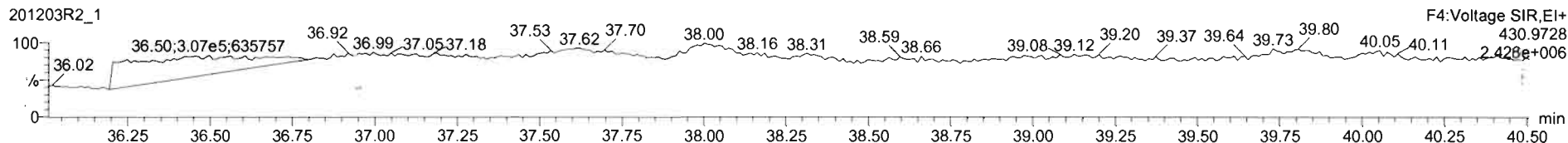
PFK2



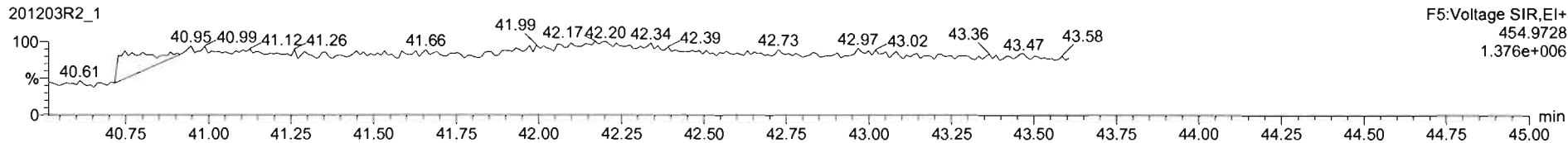
PFK3



PFK4



PFK5



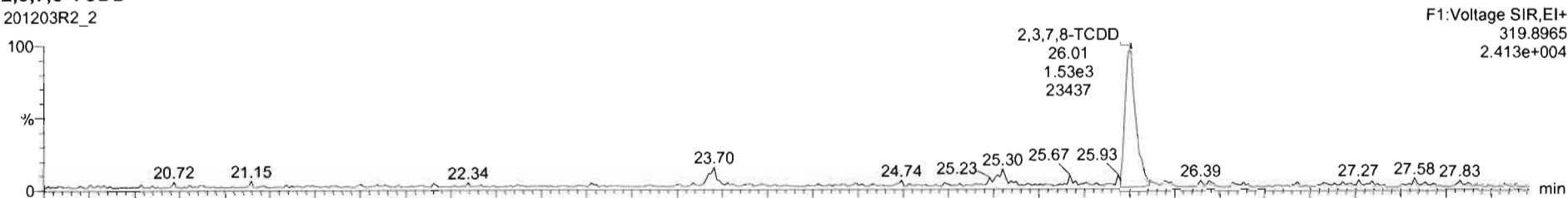
Dataset: U:\VG12.PRO\Results\201203R2\201203R2\_CRV.qld

Last Altered: Friday, December 04, 2020 08:58:11 Pacific Standard Time  
Printed: Friday, December 04, 2020 09:59:16 Pacific Standard Time

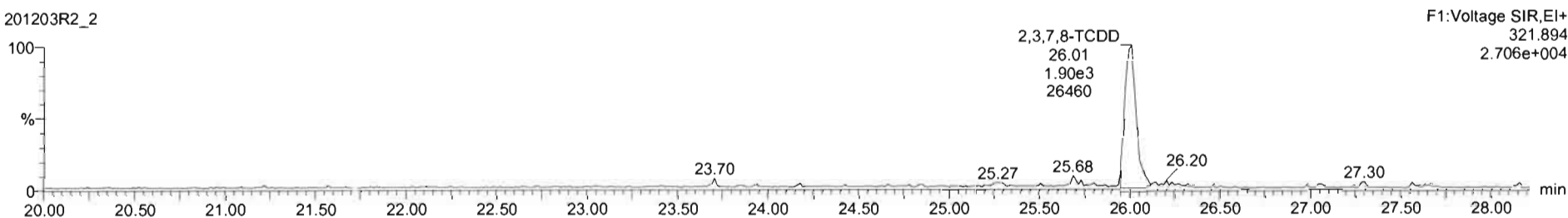
Name: 201203R2\_2, Date: 03-Dec-2020, Time: 11:28:04, ID: ST201203R2\_2 1613 CS1 20K1902, Description: 1613 CS1 20F1103

**2,3,7,8-TCDD**

201203R2\_2

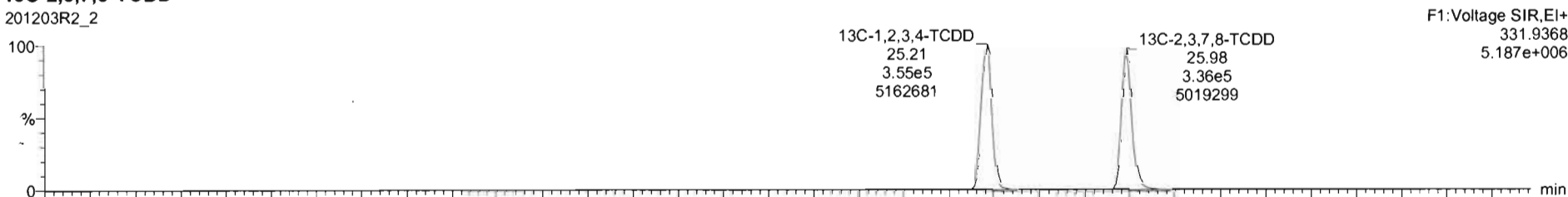


201203R2\_2

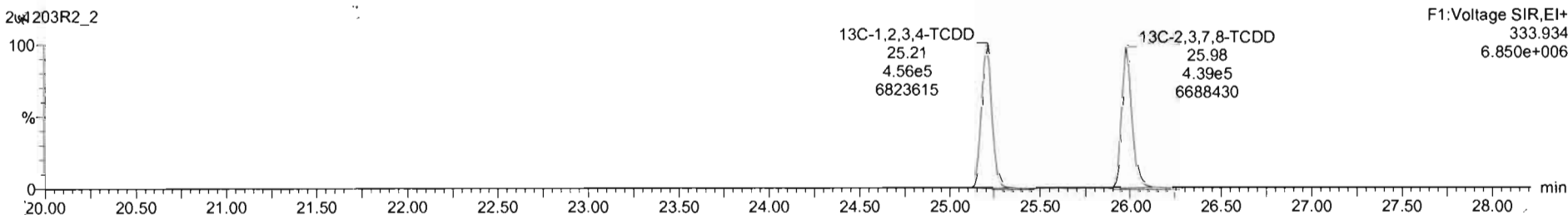


**13C-2,3,7,8-TCDD**

201203R2\_2

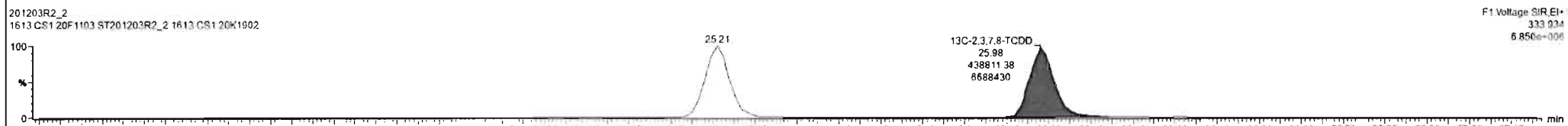
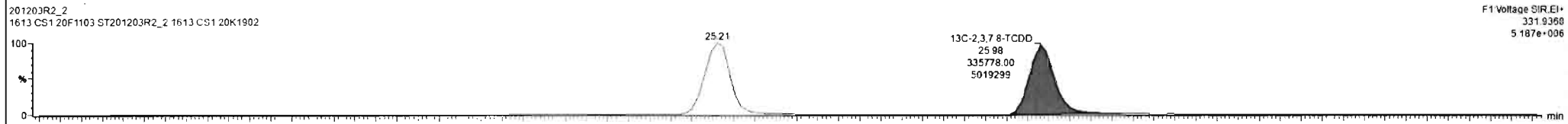
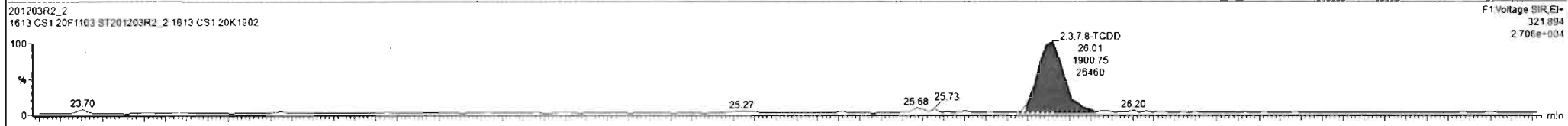
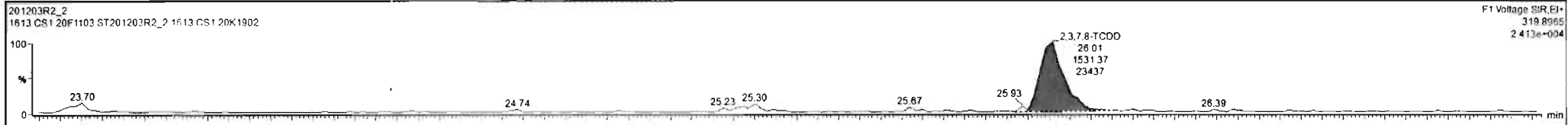


201203R2\_2



201203R2\_2 - ST201203R2\_2 1613 CS1 20K1902 - 1613 CS1 20K1902

Name	Resp	RA	nHy	RRF	wtVol	RT	RRT	Conc	%Rec	DL	EMPC
1 2,3,7,8-TCDD	3.43e3	0.81	NO	0.98	1.000	26.01	1.001	9.452	96.4	0.0227	0.452
2 1,2,3,7,8-PeCDD	1.18e4	0.57	NO	0.93	1.000	30.76	1.001	2.28	91.7	0.0238	2.28
3 1,2,3,4,7,8-HxCDD	8.64e3	1.23	NO	1.02	1.000	34.06	1.001	2.22	69.0	0.0426	2.22
4 1,2,3,6,7,8-HxCDD	9.36e3	1.17	NO	0.90	1.000	34.19	1.001	2.28	91.2	0.0427	2.28
5 1,2,3,7,8,9-HxCDD	1.00e4	1.24	NO	0.96	1.000	34.44	1.000	2.30	91.9	0.0427	2.30
6 1,2,3,4,6,7,8-HpCDD	7.18e3	1.06	NO	0.92	1.000	37.92	1.000	2.32	92.6	0.0791	2.32
7 OCDD	1.11e4	0.89	NO	0.87	1.000	40.63	1.000	4.43	88.8	0.0812	4.43
8 2,3,7,8-TCDF	4.29e3	0.83	NO	0.85	1.000	25.30	1.001	0.442	88.5	0.0134	0.442
9 1,2,3,7,8-PeCDF	1.84e4	1.59	NO	0.96	1.000	29.49	1.000	2.26	90.3	0.0424	2.26
10 2,3,4,7,8-PeCDF	1.87e4	1.59	NO	1.07	1.000	30.55	1.000	2.18	86.3	0.0379	2.18
11 1,2,3,4,7,8-HxCDF	1.20e4	1.18	NO	0.99	1.000	33.16	1.001	2.21	88.4	0.0494	2.21
12 1,2,3,6,7,8-HxCDF	1.37e4	1.22	NO	1.04	1.000	33.29	1.000	2.23	89.2	0.0473	2.23
13 2,3,4,6,7,8-HxCDF	1.17e4	1.22	NO	1.02	1.000	33.96	1.001	2.19	87.7	0.0522	2.19
14 1,2,3,7,8,9-HxCDF	1.03e4	1.32	NO	0.99	1.000	34.04	1.000	2.19	87.6	0.0855	2.19



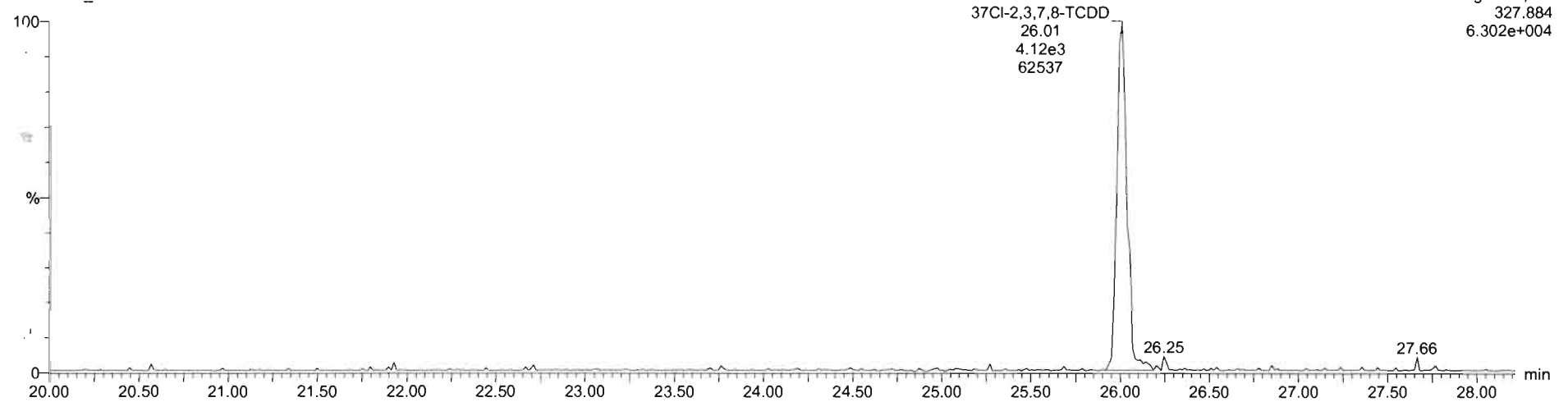
Dataset: U:\VG12.PRO\Results\201203R2\201203R2\_CRV.qld

Last Altered: Friday, December 04, 2020 08:58:11 Pacific Standard Time  
Printed: Friday, December 04, 2020 09:59:16 Pacific Standard Time

Name: 201203R2\_2, Date: 03-Dec-2020, Time: 11:28:04, ID: ST201203R2\_2 1613 CS1 20K1902, Description: 1613 CS1 20F1103

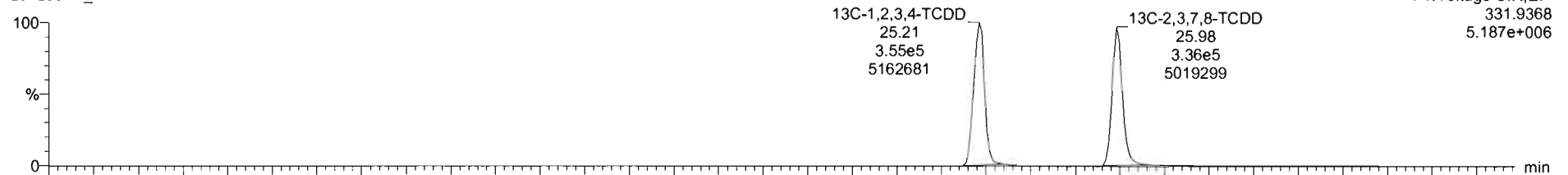
37Cl-2,3,7,8-TCDD

201203R2\_2

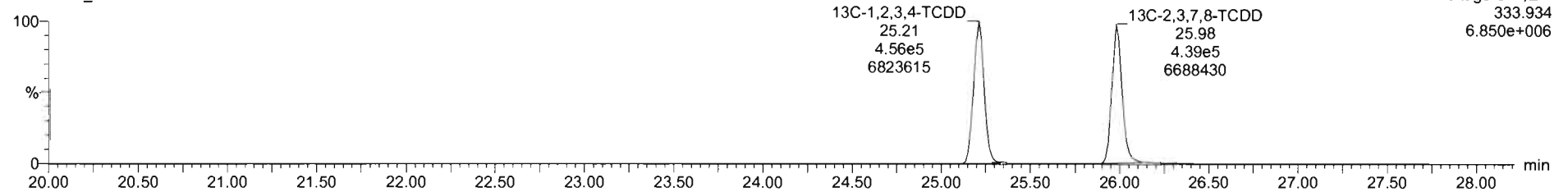


13C-1,2,3,4-TCDD

201203R2\_2



201203R2\_2






Dataset: U:\VG12.PRO\Results\201203R2\201203R2\_CRV.qld

Last Altered: Friday, December 04, 2020 08:58:11 Pacific Standard Time  
Printed: Friday, December 04, 2020 09:59:16 Pacific Standard Time

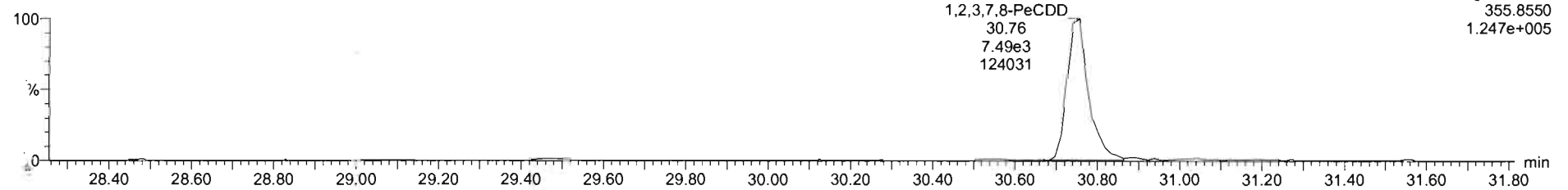
Name: 201203R2\_2, Date: 03-Dec-2020, Time: 11:28:04, ID: ST201203R2\_2 1613 CS1 20K1902, Description: 1613 CS1 20F1103

**1,2,3,7,8-PeCDD**

201203R2\_2

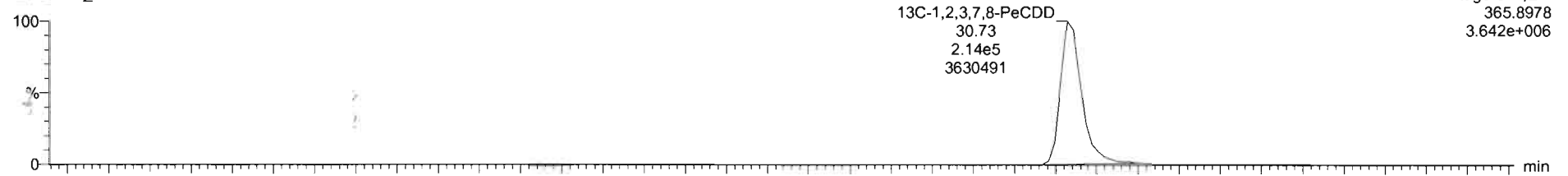


201203R2\_2

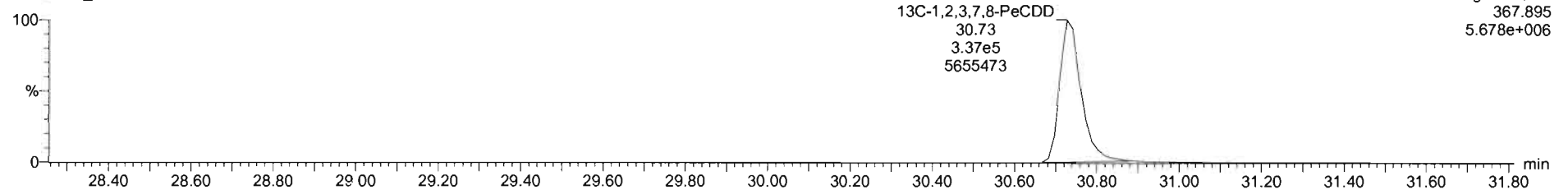


**13C-1,2,3,7,8-PeCDD**

201203R2\_2




201203R2\_2



201203R2\_2 - ST201203R2\_2 1613 CS1 20K1902 1613 CS1 20K1902

#	Name	Resp	RA	n/y	RRP	wf/wd	RT	RRT	Conc	%Rec	DL	EMPC
1	2,3,7,8-TCDD	3.43e3	0.81	NO	0.98	1.000	26.01	1.001	0.452	90.4	0.0227	0.452
2	1,2,3,7,8-PeCDD	1.18e4	0.57	NO	0.93	1.000	30.76	1.001	2.29	91.7	0.0298	2.29
3	1,2,3,4,7,8-HxCDD	8.64e3	1.23	NO	1.02	1.000	34.06	1.001	2.22	89.0	0.0426	2.22
4	1,2,3,6,7,8-HxCDD	9.36e3	1.17	NO	0.90	1.000	34.19	1.001	2.28	91.2	0.0427	2.28
5	1,2,3,7,8,9-HxCDD	1.00e4	1.24	NO	0.96	1.000	34.44	1.000	2.30	91.9	0.0427	2.30
6	1,2,3,4,6,7,8-HpCDD	7.18e3	1.06	NO	0.92	1.000	37.92	1.000	2.32	92.8	0.0791	2.32
7	OCDD	1.11e4	0.89	NO	0.87	1.000	40.83	1.000	4.43	88.6	0.0812	4.43
8	2,3,7,8-TCDF	4.29e3	0.83	NO	0.85	1.000	25.30	1.001	0.442	88.5	0.0134	0.442
9	1,2,3,7,8-PeCDF	1.84e4	1.59	NO	0.96	1.000	29.49	1.000	2.26	90.3	0.0424	2.26
10	2,3,4,7,8-PeCDF	1.87e4	1.59	NO	1.07	1.000	30.55	1.000	2.16	88.3	0.0379	2.16
11	1,2,3,4,7,8-HxCDF	1.20e4	1.18	NO	0.99	1.000	33.11	1.001	2.21	88.4	0.0494	2.21
12	1,2,3,6,7,8-HxCDF	1.37e4	1.22	NO	1.04	1.000	33.39	1.000	2.23	89.2	0.0473	2.23
13	2,3,4,6,7,8-HxCDF	1.17e4	1.22	NO	1.02	1.000	33.51	1.001	2.19	87.7	0.0522	2.19
14	1,2,3,7,8,9-HxCDF	1.03e4	1.32	NO	0.99	1.000	34.94	1.000	2.19	87.8	0.0555	2.19



Dataset: U:\VG12.PRO\Results\201203R2\201203R2\_CRV.qld

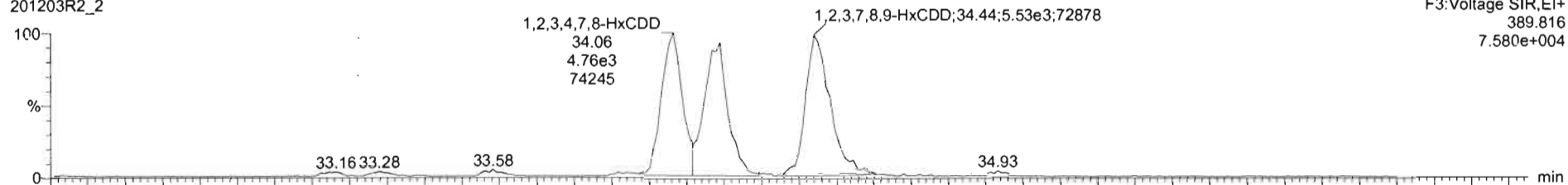
Last Altered: Friday, December 04, 2020 08:58:11 Pacific Standard Time

Printed: Friday, December 04, 2020 09:59:16 Pacific Standard Time

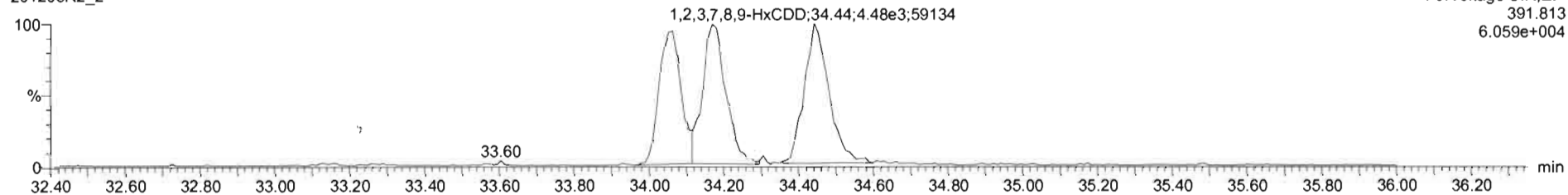
Name: 201203R2\_2, Date: 03-Dec-2020, Time: 11:28:04, ID: ST201203R2\_2 1613 CS1 20K1902, Description: 1613 CS1 20F1103

1,2,3,4,7,8-HxCDD

201203R2\_2

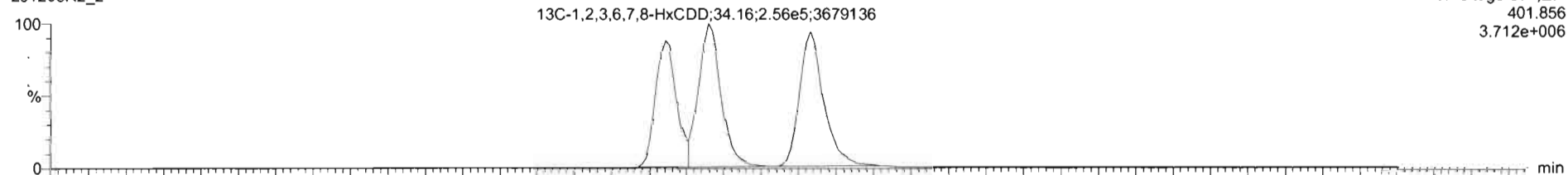


201203R2\_2

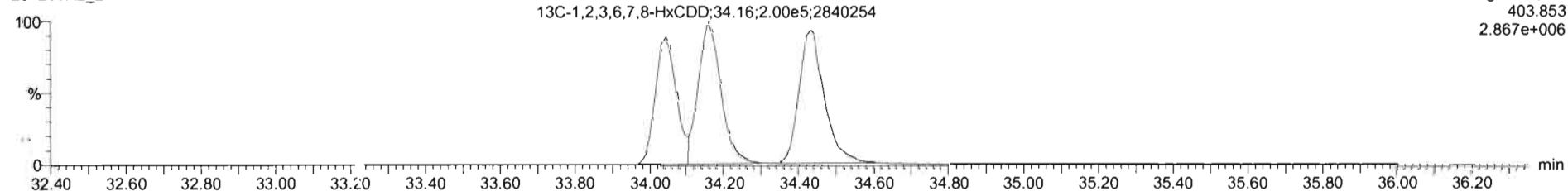


13C-1,2,3,4,7,8-HxCDD

201203R2\_2

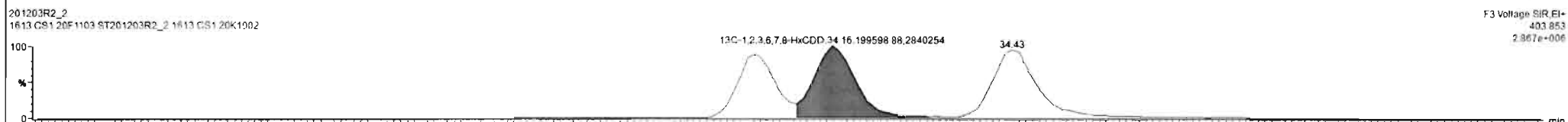
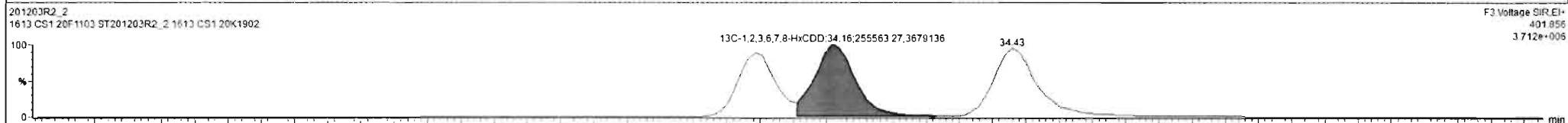
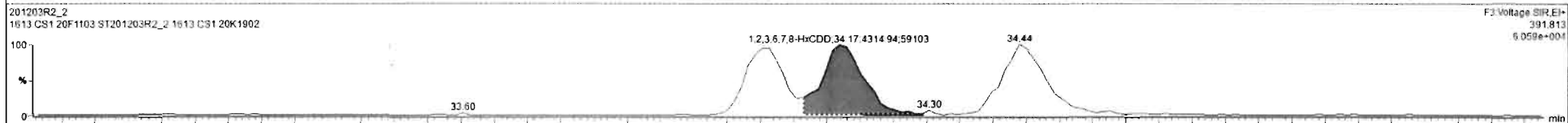
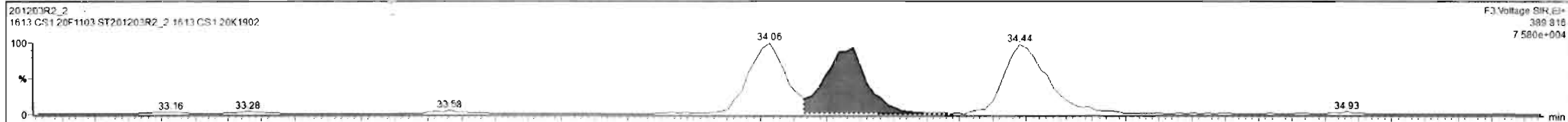


201203R2\_2



201203R2\_2 - ST201203R2\_2 1613 CS1 20K1902 1613 CS1 20K1902

Name	Resp	RA	rvy	RRF	wVvol	RT	RRT	Conc	%Rec	CL	EMPC
1 2,3,7,8-TCDD	3.43e3	0.81	NO	0.98	1.000	26.01	1.001	0.452	99.4	0.0227	0.452
2 1,2,3,7,8-PeCDD	1.18e4	0.57	NO	0.93	1.000	30.75	1.001	2.29	91.7	0.0298	2.29
3 1,2,3,4,7,8-HxCDD	8.64e3	1.23	NO	1.02	1.000	34.08	1.001	2.22	89.0	0.0428	2.22
4 1,2,3,6,7,8-HxCDD	9.36e3	1.17	NO	0.90	1.000	34.19	1.001	2.28	91.2	0.0427	2.28
5 1,2,3,7,8,9-HxCDD	1.06e4	1.24	NO	0.96	1.000	34.44	1.000	2.30	91.9	0.0427	2.30
6 1,2,3,4,6,7,8-HpCDD	7.18e3	1.06	NO	0.92	1.000	37.92	1.000	2.32	92.8	0.0791	2.32
7 OCDD	1.11e4	0.89	NO	0.87	1.000	40.63	1.000	4.43	98.8	0.0812	4.43
8 2,3,7,8-TCDF	4.29e3	0.83	NO	0.85	1.000	25.30	1.001	0.442	88.5	0.0134	0.442
9 1,2,3,7,8-PeCDF	1.64e4	1.59	NO	0.96	1.000	29.49	1.000	2.26	96.3	0.0424	2.26
10 2,3,4,7,8-PeCDF	1.87e4	1.59	NO	1.07	1.000	30.55	1.000	2.16	86.3	0.0379	2.16
11 1,2,3,4,7,8-HxCDF	1.20e4	1.18	NO	0.99	1.000	33.16	1.001	2.21	88.4	0.0494	2.21
12 1,2,3,6,7,8-HxCDF	1.37e4	1.22	NO	1.04	1.000	33.29	1.000	2.23	89.2	0.0473	2.23
13 2,3,4,6,7,8-HxCDF	1.17e4	1.22	NO	1.02	1.000	33.98	1.001	2.19	87.7	0.0522	2.19
14 1,2,3,7,8,9-HxCDF	1.03e4	1.32	NO	0.99	1.000	34.94	1.000	2.19	67.6	0.0855	2.19

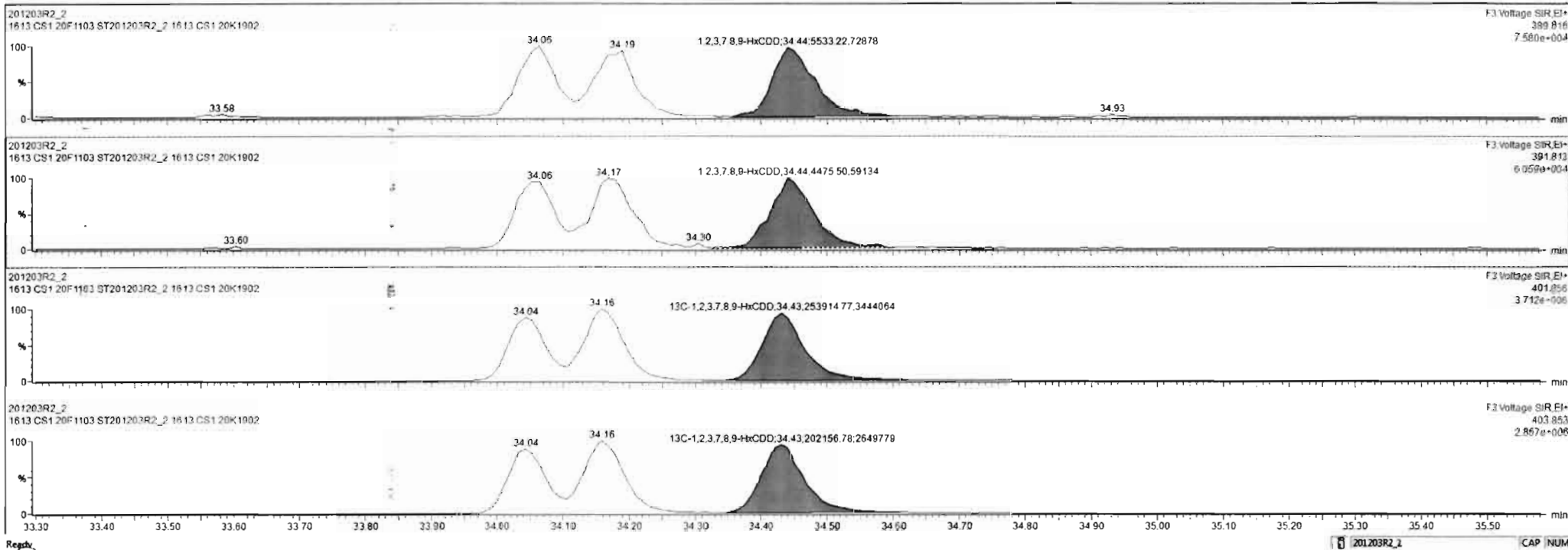


TargetLynx - 201203R2\_CRV.qld - [Chromatogram]

File Edit View Display Processing Window Help

201203R2\_2 - ST201203R2\_2 1613 CS1 20K1902 - 1613 CS1 20K1902

#	Name	Resp	RA	rvy	RRF	wt/wst	RT	RRT	Conc	%Rec	DL	EMPC
1	2,3,7,8-TCDD	3.43e3	0.81	NO	0.98	1.000	26.01	1.001	0.452	90.4	0.0227	0.452
2	1,2,3,7,8-PeCDD	1.18e4	0.57	NO	0.93	1.000	30.76	1.001	2.29	91.7	0.0299	2.29
3	1,2,3,4,7,8-HxCDD	8.64e3	1.23	NO	1.02	1.000	34.06	1.001	2.22	89.0	0.0428	2.22
4	1,2,3,6,7,8-HxCDD	9.36e3	1.17	NO	0.90	1.000	34.19	1.001	2.26	91.2	0.0427	2.26
5	1,2,3,7,8,9-HxCDD	1.05e4	1.24	NO	0.96	1.000	34.44	1.000	2.30	91.9	0.0427	2.30
6	1,2,3,4,6,7,8-HpCDD	7.18e3	1.06	NO	0.92	1.000	37.92	1.000	2.32	92.8	0.0791	2.32
7	OCDD	1.11e4	0.89	NO	0.87	1.000	40.83	1.000	4.43	88.6	0.0812	4.43
8	2,3,7,8-TCDF	4.29e3	0.83	NO	0.85	1.000	25.20	1.001	0.442	88.5	0.0134	0.442
9	1,2,3,7,8-PeCDF	1.84e4	1.59	NO	0.96	1.000	29.49	1.000	2.26	90.3	0.0424	2.26
10	2,3,4,7,8-PeCDF	1.87e4	1.59	NO	1.07	1.000	30.55	1.000	2.16	88.3	0.0379	2.16
11	1,2,3,4,7,8-HxCDF	1.29e4	1.16	NO	0.99	1.000	33.16	1.001	2.21	88.4	0.0494	2.21
12	1,2,3,6,7,8-HxCDF	1.37e4	1.22	NO	1.04	1.000	33.29	1.000	2.23	89.2	0.0473	2.23
13	2,3,4,6,7,8-HxCDF	1.17e4	1.22	NO	1.02	1.000	33.96	1.001	2.19	87.7	0.0522	2.19
14	1,2,3,7,8,9-HxCDF	1.03e4	1.32	NO	0.99	1.000	34.94	1.000	2.19	87.6	0.0555	2.19



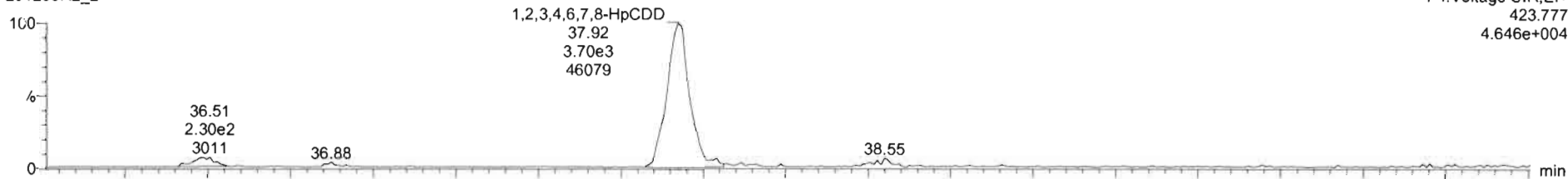
Dataset: U:\VG12.PRO\Results\201203R2\201203R2\_CRV.qld

Last Altered: Friday, December 04, 2020 08:58:11 Pacific Standard Time  
Printed: Friday, December 04, 2020 09:59:16 Pacific Standard Time

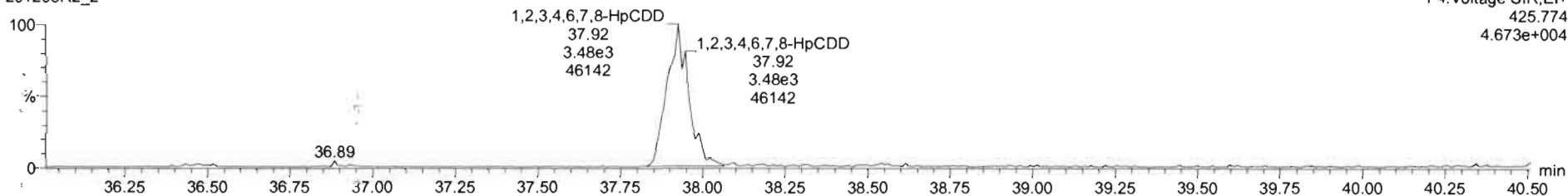
Name: 201203R2\_2, Date: 03-Dec-2020, Time: 11:28:04, ID: ST201203R2\_2 1613 CS1 20K1902, Description: 1613 CS1 20F1103

1,2,3,4,6,7,8-HpCDD

2C1203R2\_2

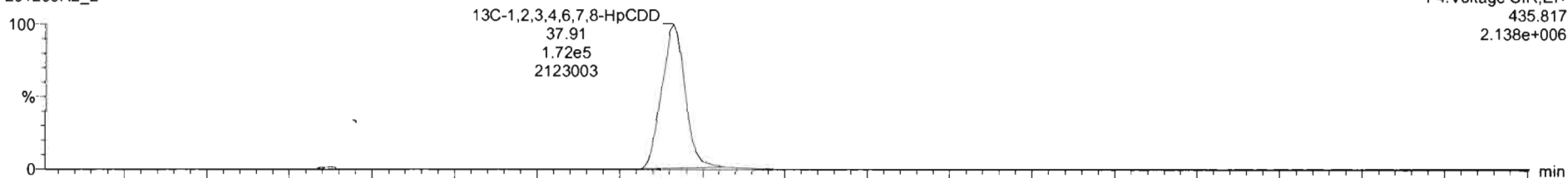


201203R2\_2

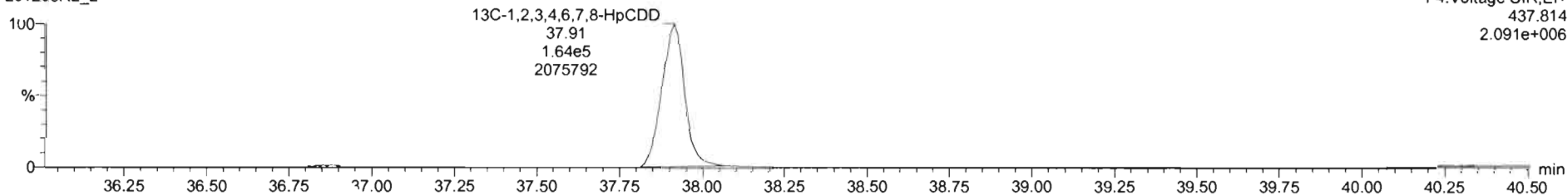


13C-1,2,3,4,6,7,8-HpCDD

201203R2\_2





201203R2\_2



201203R2\_2 - ST201203R2\_2 1613 CS1 20K1902 - 1613 CS1 20K1902

#	Name	Resp	RA	nly	RRF	wUVvl	RT	RRT	Conc	%Rec	DL	EMPC
1	2,3,7,8-TCDD	3.43e3	0.81	NO	0.98	1.000	28.01	1.001	0.452	99.4	0.0227	0.452
2	1,2,3,7,8-PeCDD	1.18e4	0.57	NO	0.93	1.000	30.76	1.001	2.29	91.7	0.0298	2.28
3	1,2,3,4,7,8-HxCDD	8.64e3	1.23	NO	1.02	1.000	34.06	1.001	2.22	89.0	0.0428	2.22
4	1,2,3,6,7,8-HxCDD	9.36e3	1.17	NO	0.90	1.000	34.19	1.001	2.28	91.2	0.0427	2.28
5	1,2,3,7,8,9-HxCDD	1.05e4	1.24	NO	0.96	1.000	34.44	1.000	2.30	91.9	0.0427	2.30
6	1,2,3,4,6,7,8-HpCDD	7.18e3	1.06	NO	0.92	1.000	37.92	1.000	2.32	92.8	0.0791	2.32
7	OCDD	1.11e4	0.89	NO	0.87	1.000	40.83	1.000	4.43	88.5	0.0812	4.43
8	2,3,7,8-TCDF	4.29e3	0.83	NO	0.85	1.000	25.30	1.001	0.442	88.5	0.0134	0.442
9	1,2,3,7,8-PeCDF	1.84e4	1.59	NO	0.96	1.000	29.49	1.000	2.26	90.3	0.0424	2.26
10	2,3,4,7,8-PeCDF	1.87e4	1.59	NO	1.07	1.000	30.55	1.000	2.16	86.3	0.0378	2.16
11	1,2,3,4,7,8-HxCDF	1.20e4	1.18	NO	0.99	1.000	33.16	1.001	2.21	89.4	0.0494	2.21
12	1,2,3,6,7,8-HxCDF	1.37e4	1.22	NO	1.04	1.000	33.29	1.000	2.23	89.2	0.0473	2.23
13	2,3,4,6,7,8-HxCDF	1.17e4	1.22	NO	1.02	1.000	33.90	1.001	2.19	87.7	0.0522	2.19
14	1,2,3,7,8,9-HxCDF	1.03e4	1.32	NO	0.99	1.000	34.94	1.000	2.19	87.8	0.0855	2.19



Dataset: U:\VG12.PRO\Results\201203R2\201203R2\_CRV.qld


Last Altered: Friday, December 04, 2020 08:58:11 Pacific Standard Time

Printed: Friday, December 04, 2020 09:59:16 Pacific Standard Time

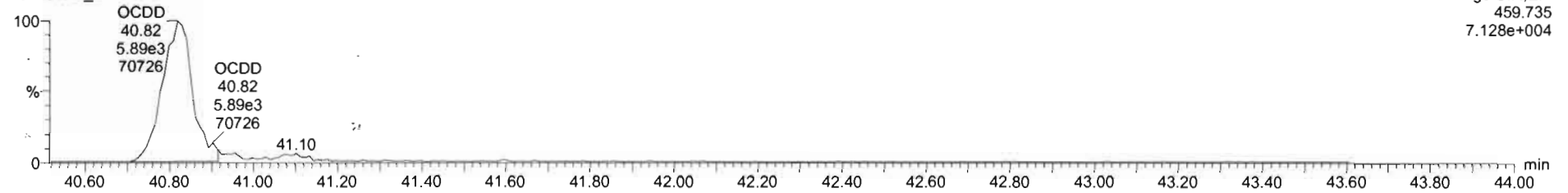
Name: 201203R2\_2, Date: 03-Dec-2020, Time: 11:28:04, ID: ST201203R2\_2 1613 CS1 20K1902, Description: 1613 CS1 20F1103

**OCDD**

201203R2\_2




201203R2\_2

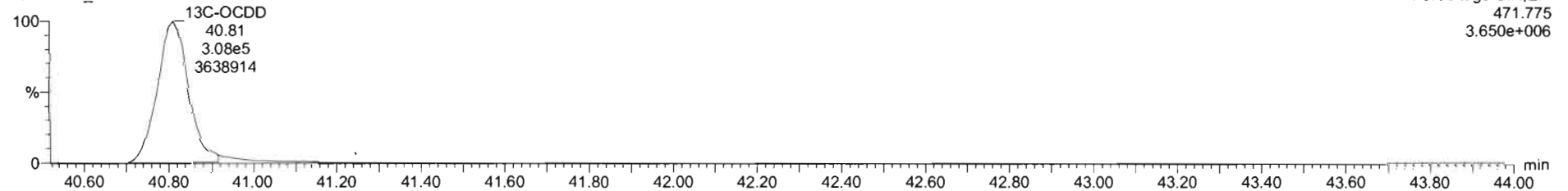


**13C-OCDD**

201203R2\_2




201203R2\_2





#	Name	Resp	RA	n/y	RRF	wtwei	RT	RRT	Conc	%Rec	DL	ElrPC
1	2,3,7,8-TCDD	3.43e3	0.81	NO	0.98	1.000	26.01	1.001	0.452	90.4	0.0227	0.452
2	1,2,3,7,8-PeCDD	1.18e4	0.57	NO	0.93	1.000	30.76	1.001	2.29	91.7	0.0298	2.29
3	1,2,3,4,7,8-HxCDD	8.64e3	1.23	NO	1.02	1.000	34.06	1.001	2.22	89.0	0.0426	2.22
4	1,2,3,6,7,8-HxCDD	9.36e3	1.17	NO	0.90	1.000	34.19	1.001	2.28	91.2	0.0427	2.28
5	1,2,3,7,8,9-HxCDD	1.00e4	1.24	NO	0.96	1.000	34.44	1.000	2.30	91.9	0.0427	2.30
6	1,2,3,4,6,7,8-HpCDD	7.18e3	1.06	NO	0.92	1.000	37.92	1.000	2.32	92.8	0.0791	2.32
7	OCDD	1.11e4	0.89	NO	0.87	1.000	40.83	1.000	4.43	88.6	0.0612	4.43
8	2,3,7,8-TCDF	4.29e3	0.83	NO	0.85	1.000	25.30	1.001	0.442	88.5	0.0134	0.442
9	1,2,3,7,8-PeCDF	1.84e4	1.59	NO	0.96	1.000	29.49	1.000	2.26	90.3	0.0424	2.26
10	2,3,4,7,8-PeCDF	1.87e4	1.59	NO	1.07	1.000	30.56	1.000	2.16	88.3	0.0379	2.16
11	1,2,3,4,7,8-HxCDF	1.20e4	1.18	NO	0.99	1.000	33.16	1.001	2.21	88.4	0.0494	2.21
12	1,2,3,6,7,8-HxCDF	1.37e4	1.22	NO	1.04	1.000	33.29	1.000	2.23	89.2	0.0473	2.23
13	2,3,4,6,7,8-HxCDF	1.17e4	1.22	NO	1.02	1.000	33.98	1.001	2.19	87.7	0.0522	2.19
14	1,2,3,7,8,9-HxCDF	1.03e4	1.32	NO	0.99	1.000	34.67	1.000	2.19	87.6	0.0855	2.19




Dataset: U:\VG12.PRO\Results\201203R2\201203R2\_CRV.qld

Last Altered: Friday, December 04, 2020 08:58:11 Pacific Standard Time  
Printed: Friday, December 04, 2020 09:59:16 Pacific Standard Time


Name: 201203R2\_2, Date: 03-Dec-2020, Time: 11:28:04, ID: ST201203R2\_2 1613 CS1 20K1902, Description: 1613 CS1 20F1103

**2,3,7,8-TCDF**

201203R2\_2

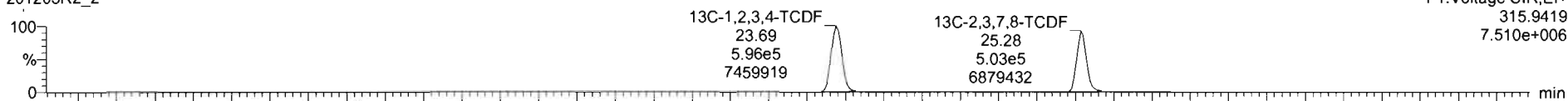


201203R2\_2

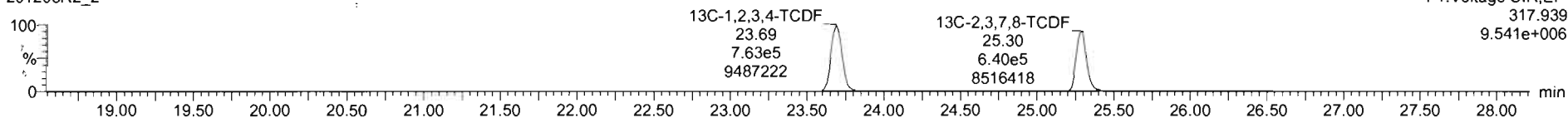


**13C-2,3,7,8-TCDF**

201203R2\_2

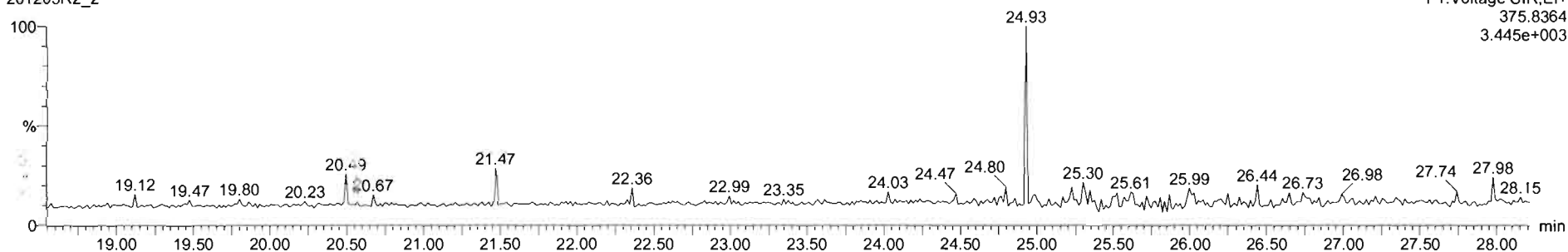


201203R2\_2







**D1E1**

201203R2\_2



Name	Resp	RA	ny	RRF	wt/vol	R'	RRT	Conc	%Rec	DL	EMPC
1 2,3,7,8-TCDF	3.43e3	0.81	NO	0.98	1.000	26.07	1.001	0.452	90.4	0.0227	0.452
2 1,2,3,7,8-PeCDD	1.18e4	0.57	NO	0.93	1.000	30.75	1.001	2.29	91.7	0.0298	2.29
3 1,2,3,4,7,8-HxCDD	8.64e3	1.23	NO	1.02	1.000	34.06	1.001	2.22	89.0	0.0426	2.22
4 1,2,3,6,7,8-HxCDD	9.26e3	1.17	NO	0.90	1.000	34.19	1.001	2.28	91.2	0.0427	2.28
5 1,2,3,7,8,9-HxCDD	1.00e4	1.24	NO	0.96	1.000	34.44	1.000	2.30	91.9	0.0427	2.30
6 1,2,3,4,6,7,8-HpCDD	7.18e3	1.06	NO	0.92	1.000	37.12	1.000	2.32	92.8	0.0791	2.32
7 OCDD	1.11e4	0.89	NO	0.87	1.000	40.83	1.000	4.43	89.6	0.0812	4.43
8 2,3,7,8-TCDF	4.29e3	0.83	NO	0.95	1.000	25.30	1.001	0.442	88.5	0.0134	0.442
9 1,2,3,7,8-PeCDF	1.84e4	1.59	NO	0.96	1.000	29.49	1.000	2.26	90.3	0.0424	2.26
10 2,3,4,7,8-PeCDF	1.87e4	1.59	NO	1.07	1.000	30.55	1.000	2.16	86.3	0.0379	2.16
11 1,2,3,4,7,8-HxCDF	1.20e4	1.18	NO	0.99	1.000	33.16	1.001	2.21	88.4	0.0494	2.21
12 1,2,3,6,7,8-HxCDF	1.37e4	1.22	NO	1.04	1.000	33.29	1.000	2.23	89.2	0.0473	2.23
13 2,3,4,6,7,8-HxCDF	1.17e4	1.22	NO	1.02	1.000	33.98	1.001	2.19	87.7	0.0522	2.19
14 1,2,3,7,8,9-HxCDF	1.03e4	1.32	NO	0.99	1.000	34.94	1.000	2.19	87.6	0.0855	2.19



Dataset: U:\VG12.PRO\Results\201203R2\201203R2\_CRV.qld

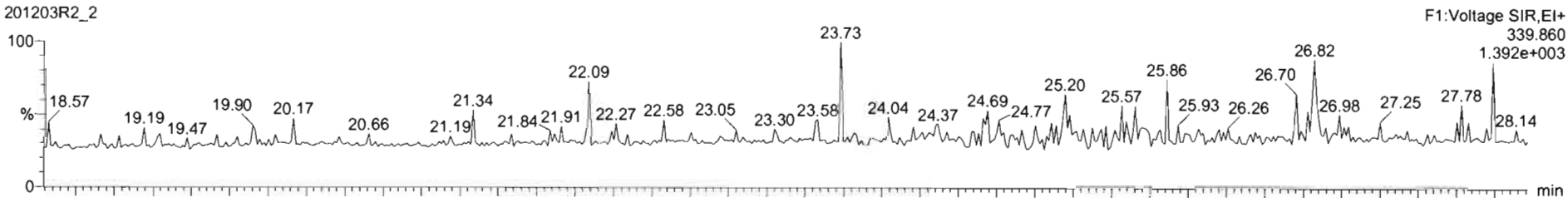
Last Altered: Friday, December 04, 2020 08:58:11 Pacific Standard Time

Printed: Friday, December 04, 2020 09:59:16 Pacific Standard Time

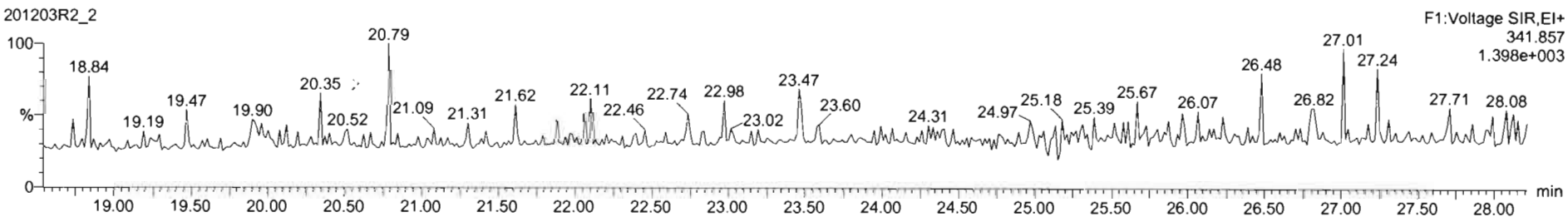
Name: 201203R2\_2, Date: 03-Dec-2020, Time: 11:28:04, ID: ST201203R2\_2 1613 CS1 20K1902, Description: 1613 CS1 20F1103

1st Func. Penta-Furans

201203R2\_2

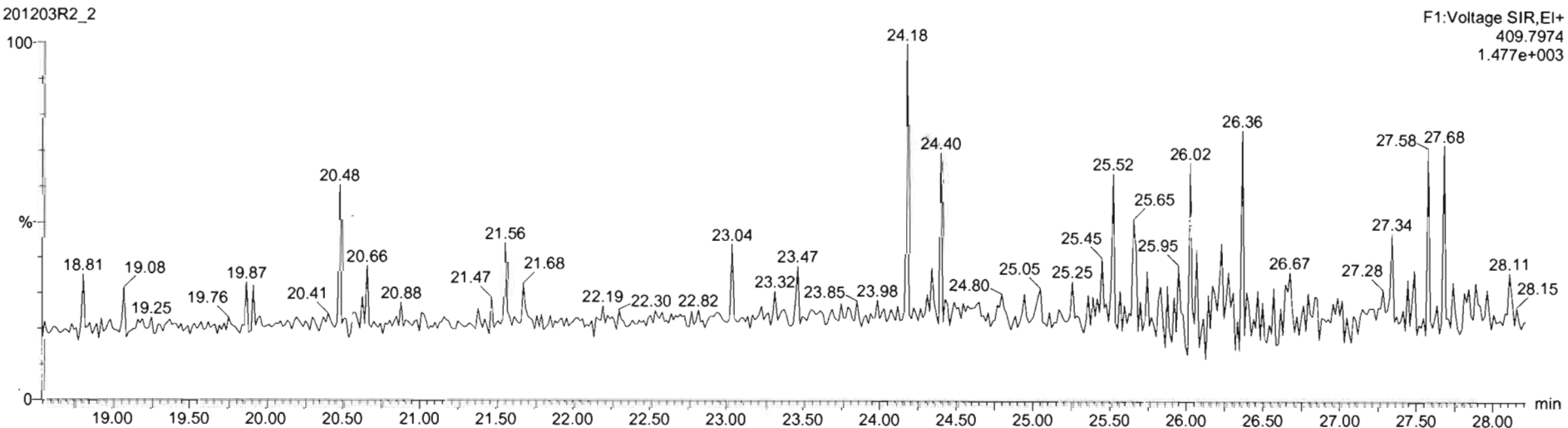


201203R2\_2



DPE6

201203R2\_2

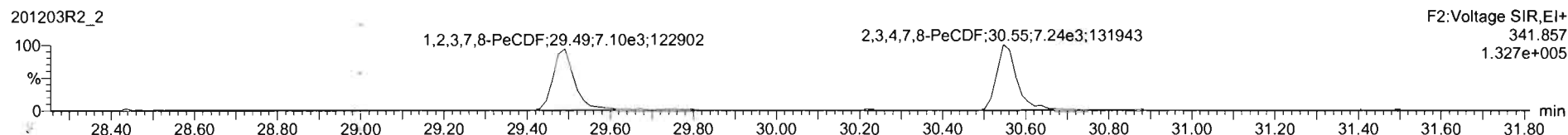



Dataset: U:\VG12.PRO\Results\201203R2\201203R2\_CRV.qld

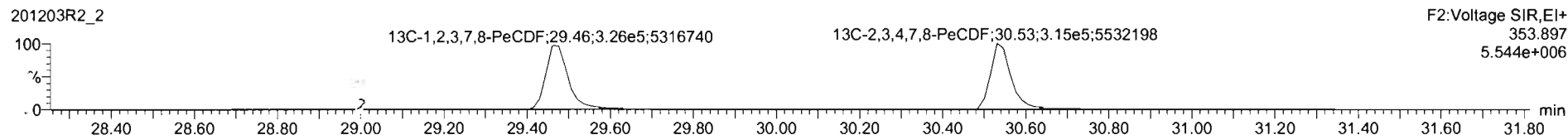

Last Altered: Friday, December 04, 2020 08:58:11 Pacific Standard Time  
Printed: Friday, December 04, 2020 09:59:16 Pacific Standard Time

Name: 201203R2\_2, Date: 03-Dec-2020, Time: 11:28:04, ID: ST201203R2\_2 1613 CS1 20K1902, Description: 1613 CS1 20F1103

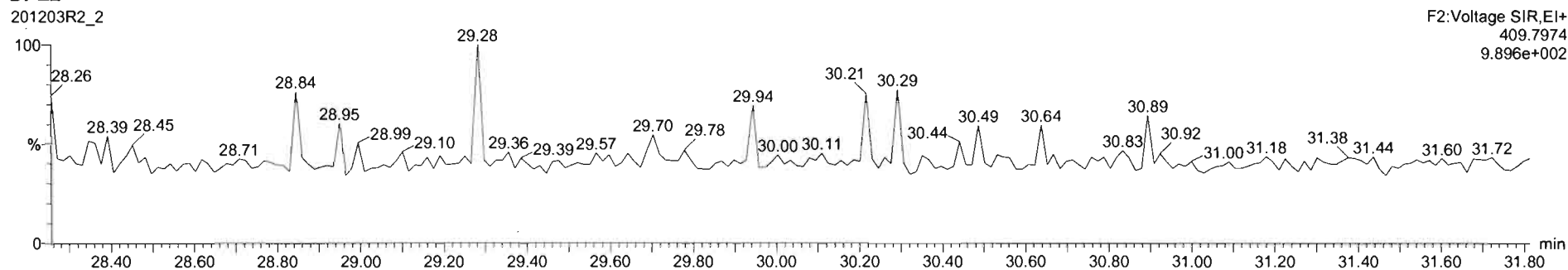
**1,2,3,7,8-PeCDF**



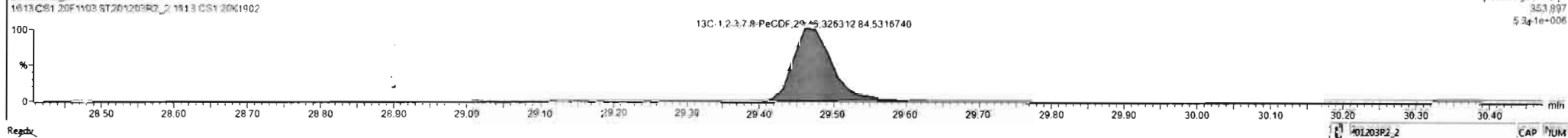
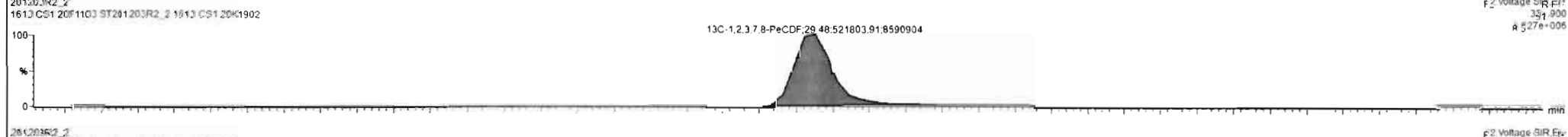
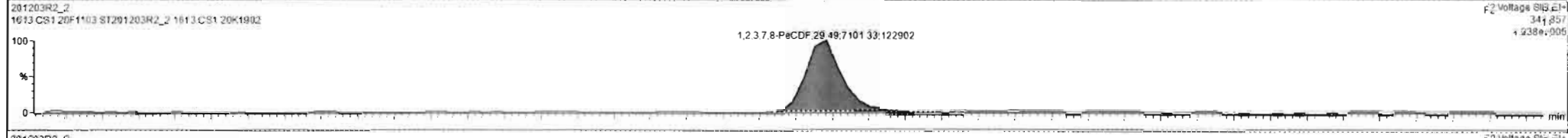
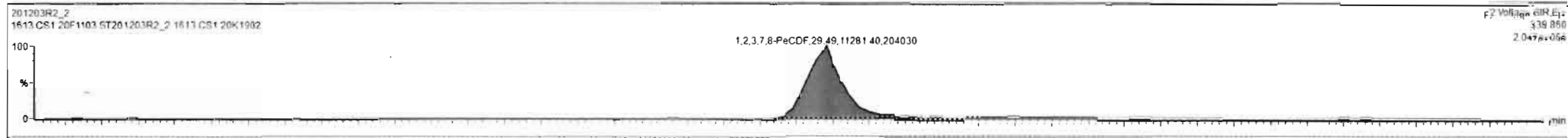
**13C-1,2,3,7,8-PeCDF**



**DPE2**



#	Name	Resp	RA	n/y	RRF	wt/vol	RT	RRT	Conc	%Rec	DL	EMPC
1	2,3,7,8-TCDD	3.43e3	0.81	NO	0.98	1.000	26.01	1.001	0.452	90.4	0.0227	0.462
2	1,2,3,7,8-PeCDD	1.18e4	0.57	NO	0.93	1.000	36.75	1.001	2.29	91.7	0.0298	2.29
3	1,2,3,4,7,8-HxCDD	8.64e3	1.23	NO	1.02	1.000	34.06	1.001	2.22	89.0	0.0426	2.22
4	1,2,3,6,7,8-HxCDD	9.35e3	1.17	NO	0.90	1.000	34.19	1.001	2.28	91.2	0.0427	2.28
5	1,2,3,7,8,9-HxCDD	1.03e4	1.24	NO	0.96	1.000	34.44	1.000	2.30	91.9	0.0427	2.30
6	1,2,3,4,6,7,8-HpCDD	7.18e3	1.06	NO	0.92	1.000	37.92	1.000	2.32	92.8	0.0791	2.32
7	OCDD	1.11e4	0.89	NO	0.87	1.000	46.25	1.000	4.43	88.8	0.0812	4.43
8	2,3,7,8-TCDF	4.29e3	0.83	NO	0.85	1.000	25.30	1.001	0.442	88.5	0.0134	0.442
9	1,2,3,7,8-PeCDF	1.84e4	1.59	NO	0.96	1.000	29.49	1.000	2.26	90.3	0.0424	2.26
10	2,3,4,7,8-PeCDF	1.87e4	1.59	NO	1.07	1.000	30.55	1.000	2.16	86.3	0.0379	2.16
11	1,2,3,4,7,8-HxCDF	1.20e4	1.18	NO	0.99	1.000	33.16	1.001	2.21	88.4	0.0494	2.21
12	1,2,3,6,7,8-HxCDF	1.37e4	1.22	NO	1.04	1.000	33.29	1.000	2.23	89.2	0.0473	2.23
13	2,3,4,6,7,8-HxCDF	1.17e4	1.22	NO	1.02	1.000	33.96	1.001	2.19	87.7	0.0522	2.19
14	1,2,3,7,8,9-HxCDF	1.03e4	1.32	NO	0.99	1.000	34.94	1.000	2.19	87.6	0.0565	2.19

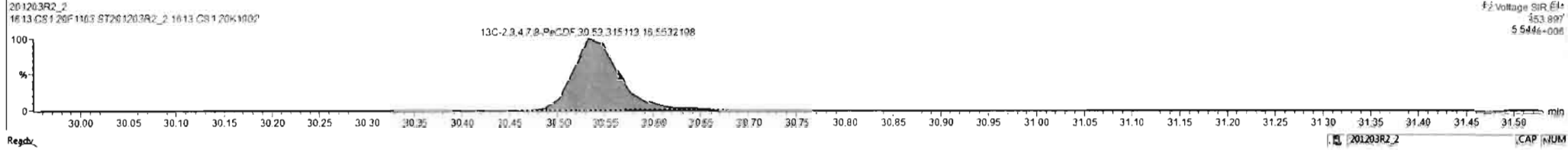



TargetLynx - 201203R2\_CRV.qld - [Chromatogram]

File Edit View Display Processing Window Help

201203R2\_2 - ST201203R2\_2 1613 CS1 20K1902 - 1613 CS1 20K1902

Name	Resp	RA	nty	RRF	wt/vol	RT	RRT	Conc	%Rec	DL	EluPC
1 2,3,7,8-TCDD	3.43e3	0.81	NO	0.98	1.000	28.01	1.001	0.452	90.4	0.0227	0.452
2 1,2,3,7,8-PeCDD	1.18e4	0.57	NO	0.93	1.000	30.76	1.001	2.29	91.7	0.0295	2.29
3 1,2,3,4,7,8-HxCDD	8.64e3	1.23	NO	1.02	1.000	34.06	1.001	2.22	89.0	0.0426	2.22
4 1,2,3,6,7,8-HxCDD	9.36e3	1.17	NO	0.90	1.000	34.77	1.001	2.28	91.2	0.0427	2.28
5 1,2,3,7,8,9-HxCDD	1.00e4	1.24	NO	0.96	1.000	34.44	1.000	2.30	91.9	0.0427	2.30
6 1,2,3,4,6,7,8-HxCDD	7.18e3	1.06	NO	0.92	1.000	37.92	1.000	2.32	82.8	0.0791	2.32
7 OCDD	1.11e4	0.89	NO	0.87	1.000	40.83	1.000	4.43	99.6	0.0812	4.43
8 2,3,7,8-TCDF	4.29e3	0.83	NO	0.85	1.000	25.30	1.001	0.442	88.5	0.0134	0.442
9 1,2,3,7,8-PeCDF	1.84e4	1.59	NO	0.96	1.000	29.49	1.000	2.25	90.3	0.0424	2.25
10 2,3,4,7,8-PeCDF	1.87e4	1.59	NO	1.07	1.000	30.55	1.000	2.16	86.3	0.0379	2.16
11 1,2,3,4,7,8-HxCDF	1.20e4	1.18	NO	0.99	1.000	33.16	1.001	2.21	89.4	0.0494	2.21
12 1,2,3,6,7,8-HxCDF	1.37e4	1.22	NO	1.04	1.000	33.29	1.000	2.23	89.2	0.0473	2.23
13 2,3,4,6,7,8-HxCDF	1.17e4	1.22	NO	1.02	1.000	33.90	1.001	2.19	87.7	0.0522	2.19
14 1,2,3,7,8,9-HxCDF	1.03e4	1.32	NO	0.99	1.000	34.94	1.000	2.19	87.6	0.0855	2.19



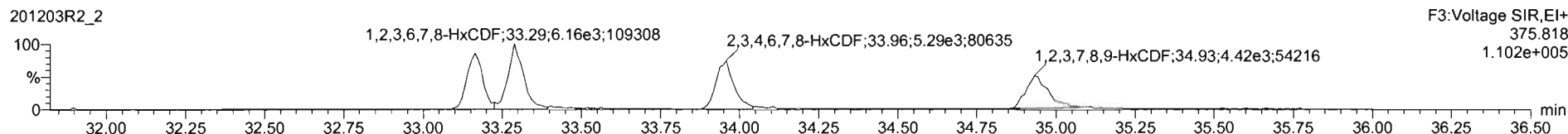
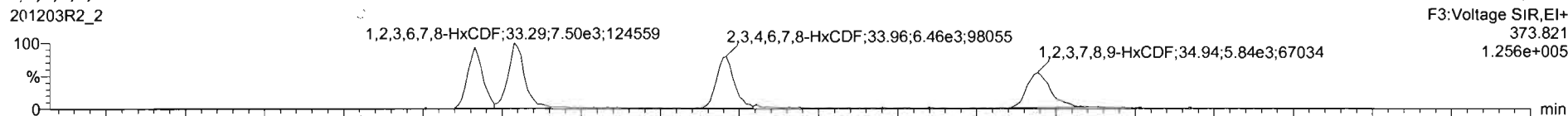


Dataset: U:\VG12.PRO\Results\201203R2\201203R2\_CRV.qld

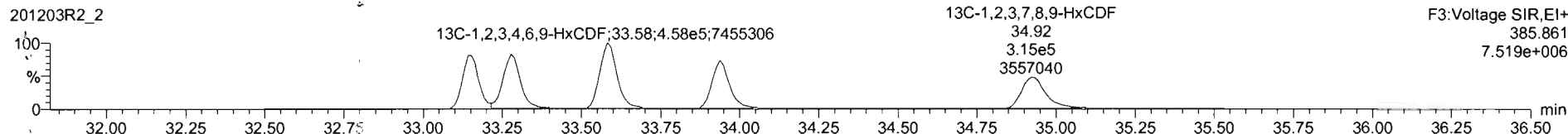
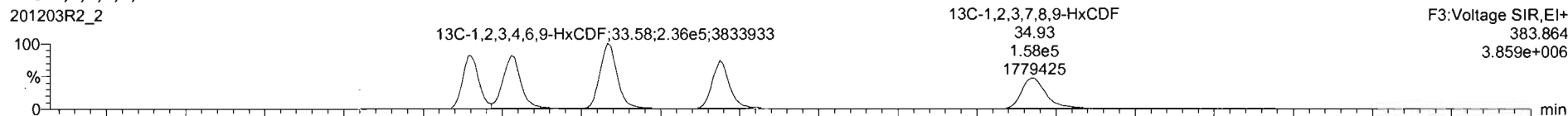
Last Altered: Friday, December 04, 2020 08:58:11 Pacific Standard Time  
Printed: Friday, December 04, 2020 09:59:16 Pacific Standard Time

Name: 201203R2\_2, Date: 03-Dec-2020, Time: 11:28:04, ID: ST201203R2\_2 1613 CS1 20K1902, Description: 1613 CS1 20F1103

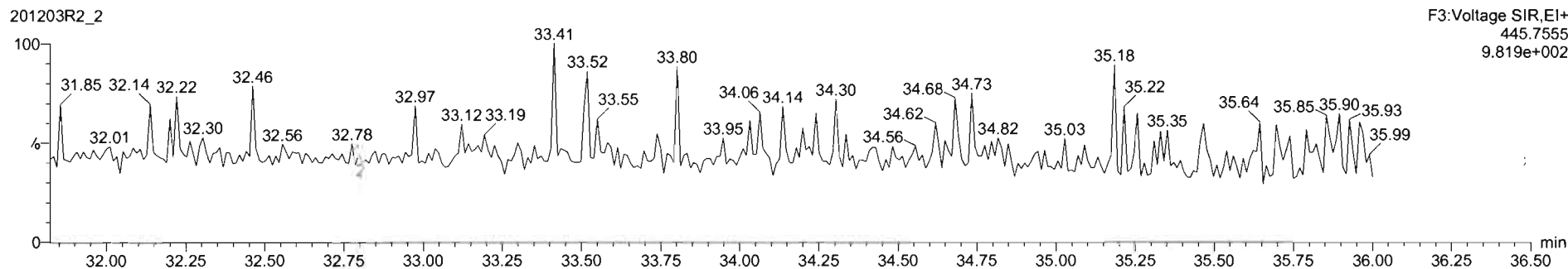
1, 1,3,4,7,8-HxCDF



13C-1,2,3,4,7,8-HxCDF



DPE3



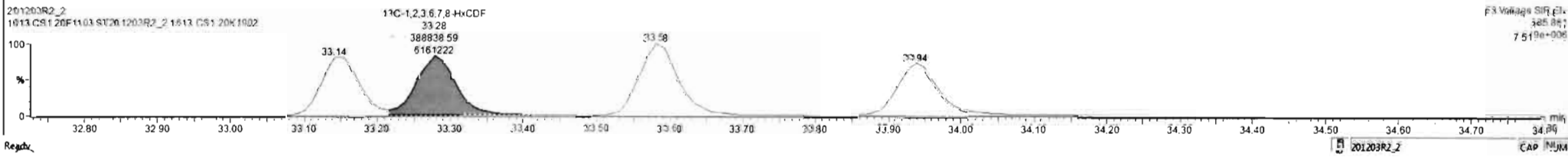




TargetLynx - 271203R2\_CRV.qld - [Chromatogram]

File Edit View Display Processing Window Help

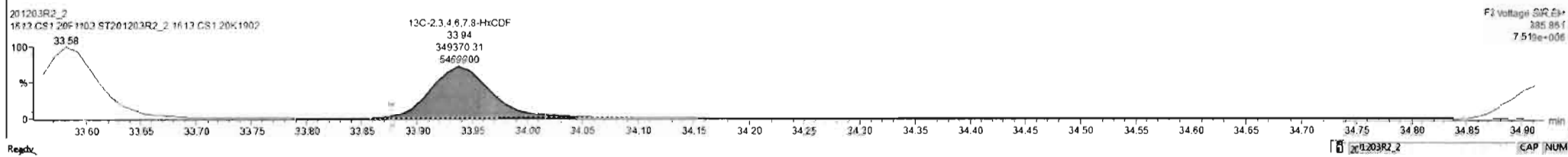


201203R2\_2 - ST201203R2\_2 1613 CS1 20K1902 - 1613 CS1 20K1902

#	Name	Resp	RA	nly	RRF	wt/wtl	RT	RRT	Conc	NRec	Dt	EMPC
1	2,3,7,8-TCDD	3.43e3	0.81	NO	0.98	1.000	26.01	1.001	0.452	93.4	0.0227	0.452
2	1,2,3,7,8-PeCDD	1.18e4	0.57	NO	0.93	1.000	30.76	1.001	2.25	91.7	0.0298	2.23
3	1,2,3,4,7,8-HxCDD	8.64e3	1.23	NO	1.02	1.000	34.06	1.001	2.22	89.0	0.0428	2.22
4	1,2,3,6,7,8-HxCDD	9.36e3	1.17	NO	0.90	1.000	34.19	1.001	2.28	91.2	0.0427	2.28
5	1,2,3,7,8,9-HxCDD	1.00e4	1.24	NO	0.96	1.000	34.44	1.000	2.20	91.9	0.0427	2.20
6	1,2,3,4,6,7,8-HpCDD	7.19e3	1.06	NO	0.92	1.000	37.92	1.000	2.32	92.6	0.0791	2.32
7	OCDD	1.11e4	0.89	NO	0.87	1.000	40.63	1.000	4.43	86.6	0.0812	4.43
8	2,3,7,8-TCDF	4.29e3	0.83	NO	0.85	1.000	25.30	1.001	0.442	88.5	0.0134	0.442
9	1,2,3,7,8-PeCDF	1.84e4	1.59	NO	0.96	1.000	29.49	1.000	2.26	90.3	0.0424	2.26
10	2,3,4,7,8-PeCDF	1.87e4	1.59	NO	1.07	1.000	30.55	1.000	2.16	86.3	0.0378	2.16
11	1,2,3,4,7,8-HxCDF	1.20e4	1.18	NO	0.99	1.000	33.16	1.001	2.21	88.4	0.0494	2.21
12	1,2,3,6,7,8-HxCDF	1.37e4	1.22	NO	1.04	1.000	33.28	1.000	2.23	89.2	0.0473	2.23
13	2,3,4,6,7,8-HxCDF	1.17e4	1.22	NO	1.02	1.000	33.96	1.001	2.19	87.7	0.0522	2.19
14	1,2,3,7,8,9-HxCDF	1.03e4	1.32	NO	0.99	1.000	34.94	1.000	2.19	87.6	0.0855	2.19



201203R2\_2 - ST201203R2\_2 1613 CS1 20K1902 - 1613 CS1 20K1902

Name	Resp	RA	n/y	RRF	wt/vol	RT	RRT	Conc	%Rec	DL	EMPC
1 2,3,7,8-TCDD	3.43e3	0.81	NO	0.98	1.000	28.0	1.001	0.452	90.4	0.0227	0.452
2 1,2,3,7,8-PeCDD	1.18e4	0.57	NO	0.93	1.000	30.76	1.001	2.29	91.7	0.0298	2.29
3 1,2,3,4,7,8-HxCDD	8.64e3	1.23	NO	1.02	1.000	34.06	1.001	2.22	69.0	0.0428	2.22
4 1,2,3,6,7,8-HxCDD	9.36e3	1.17	NO	0.90	1.000	34.19	1.001	2.28	91.2	0.0427	2.28
5 1,2,3,7,8,9-HxCDD	1.00e4	1.24	NO	0.96	1.000	34.44	1.000	2.30	91.9	0.0427	2.30
6 1,2,3,4,6,7,8-HpCDD	7.18e3	1.08	NO	0.92	1.000	37.52	1.000	2.32	92.6	0.0791	2.32
7 OCDD	1.11e4	0.89	NO	0.87	1.000	40.83	1.000	4.43	86.6	0.0812	4.43
8 2,3,7,8-TCDF	4.29e3	0.83	NO	0.85	1.000	25.30	1.001	0.442	88.5	0.0124	0.442
9 1,2,3,7,8-PeCDF	1.84e4	1.59	NO	0.96	1.000	29.49	1.000	2.26	90.3	0.0424	2.26
10 2,3,4,7,8-PeCDF	1.87e4	1.59	NO	1.07	1.000	30.55	1.000	2.16	86.3	0.0379	2.16
11 1,2,3,4,7,8-HxCDF	1.20e4	1.18	NO	0.99	1.000	33.16	1.001	2.21	88.4	0.0494	2.21
12 1,2,3,6,7,8-HxCDF	1.37e4	1.22	NO	1.04	1.000	33.29	1.000	2.23	89.2	0.0473	2.23
13 2,3,4,6,7,8-HxCDF	1.17e4	1.22	NO	1.02	1.000	33.96	1.001	2.19	87.7	0.0522	2.19
14 1,2,3,7,8,9-HxCDF	1.03e4	1.32	NO	0.99	1.000	34.94	1.000	2.19	87.8	0.0855	2.19



F3 Voltage SIR E1+  
373.821  
9.660e-004

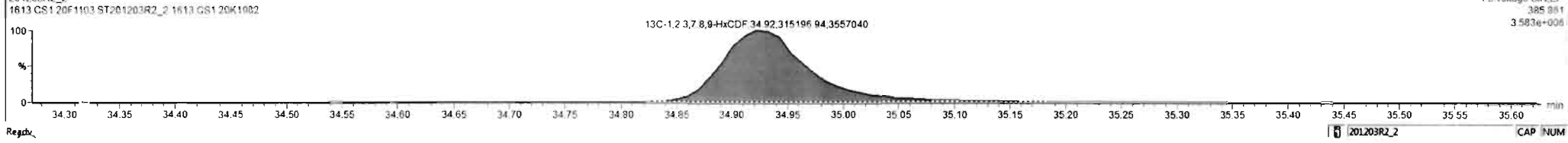
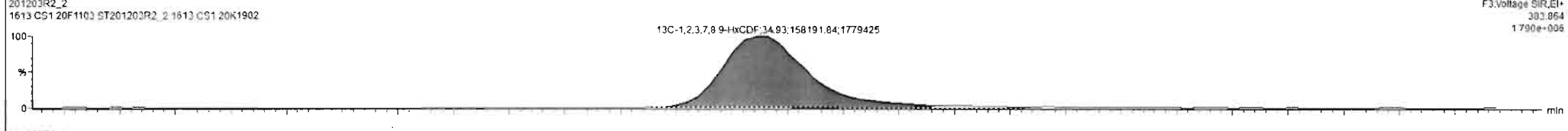
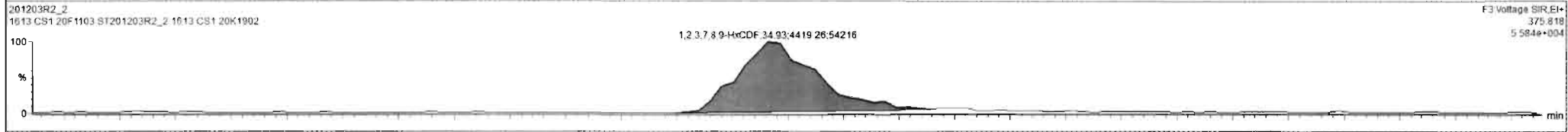
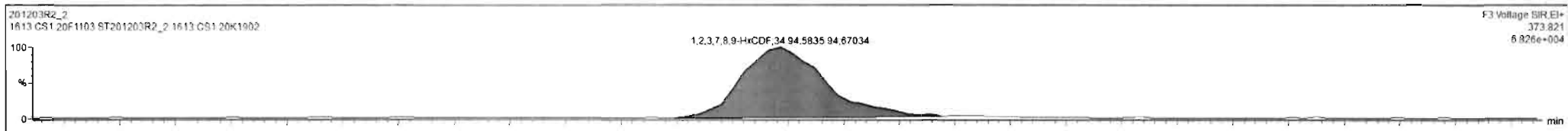
F3 Voltage SIR E1+  
775.818  
8.126e-004

F2 Voltage SIR E1+  
3013.954  
1.859e-006

F2 Voltage SIR E3+  
385.851  
7.519e-006

201203R2\_2 - ST201203R2\_2 1613 CS1 20K1902 - 1613 CS1 20K1902

Name	Resp	RA	n/y	RRF	ws/vol	RT	RRT	Conc	%Rec	DL	EMPC
1 2,3,7,8-TCDD	3.43e3	0.81	NO	0.98	1.000	26.01	1.001	0.452	99.4	0.0227	0.452
2 1,2,3,7,8-PeCDD	1.18e4	0.57	NO	0.93	1.000	30.76	1.001	2.29	91.7	0.0298	2.29
3 1,2,3,4,7,8-HxCDD	8.64e3	1.23	NO	1.02	1.000	34.06	1.001	2.22	89.0	0.0428	2.22
4 1,2,3,6,7,8-HxCDD	9.36e3	1.17	NO	0.90	1.000	34.19	1.001	2.28	91.2	0.0427	2.28
5 1,2,3,7,8,9-HxCDD	1.00e4	1.24	NO	0.96	1.000	34.44	1.000	2.30	91.9	0.0427	2.30
6 1,2,3,4,6,7,8-HxCDD	7.18e3	1.06	NO	0.92	1.000	37.92	1.000	2.32	92.8	0.0791	2.32
7 OCDD	1.11e4	0.89	NO	0.87	1.000	40.83	1.000	4.43	88.6	0.0812	4.43
8 2,3,7,8-TCDF	4.29e3	0.83	NO	0.85	1.000	25.30	1.001	0.442	88.5	0.0134	0.442
9 1,2,3,7,8-PeCDF	1.64e4	1.59	NO	0.96	1.000	29.49	1.000	2.26	99.3	0.0424	2.26
10 2,3,4,7,8-PeCDF	1.87e4	1.59	NO	1.07	1.000	30.55	1.000	2.16	88.3	0.0379	2.16
11 1,2,3,4,7,8-HxCDF	1.20e4	1.18	NO	0.99	1.000	33.16	1.001	2.21	88.4	0.0494	2.21
12 1,2,3,6,7,8-HxCDF	1.37e4	1.22	NO	1.04	1.000	33.77	1.000	2.23	89.2	0.0473	2.23
13 2,3,4,6,7,8-HxCDF	1.17e4	1.22	NO	1.02	1.000	33.98	1.001	2.19	87.7	0.0522	2.19
14 1,2,3,7,8,9-HxCDF	1.03e4	1.32	NO	0.99	1.000	34.3	1.000	2.19	87.8	0.0555	2.19

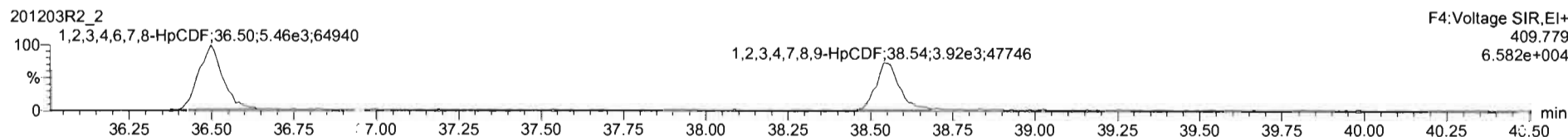



Dataset: U:\VG12.PRO\Results\201203R2\201203R2\_CRV.qld



Last Altered: Friday, December 04, 2020 08:58:11 Pacific Standard Time  
Printed: Friday, December 04, 2020 09:59:16 Pacific Standard Time

Name: 201203R2\_2, Date: 03-Dec-2020, Time: 11:28:04, ID: ST201203R2\_2 1613 CS1 20K1902, Description: 1613 CS1 20F1103

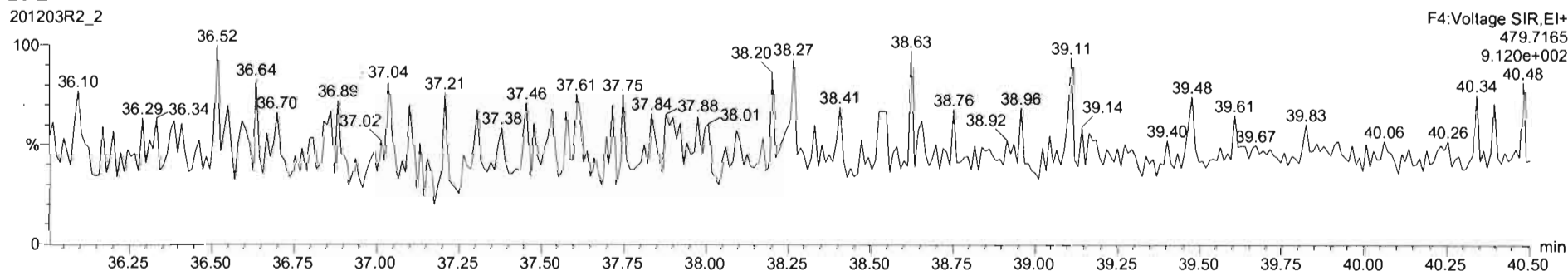
**1,2,3,4,6,7,8-HpCDF**



**13C-1,2,3,4,6,7,8-HpCDF**





**DPE4**



201203R2\_2 - ST201203R2\_2 1613 CS1 20K1902 - 1613 CS1 20K1902

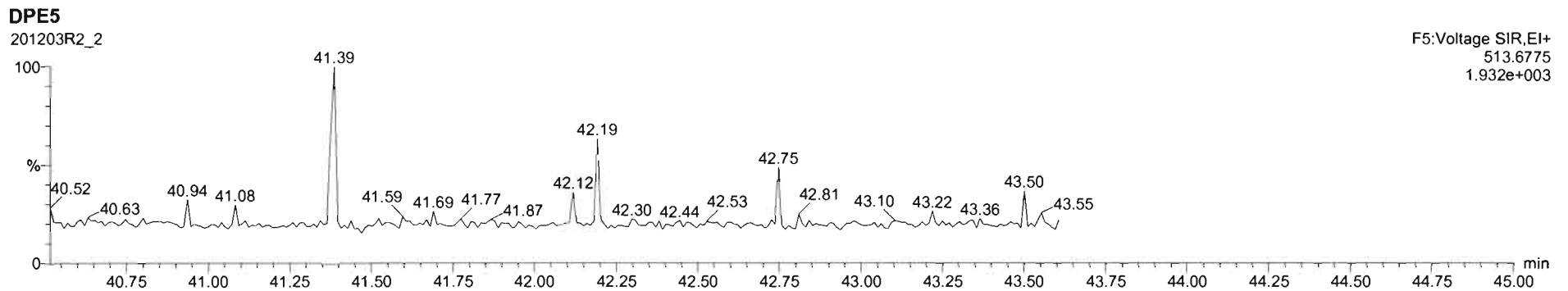
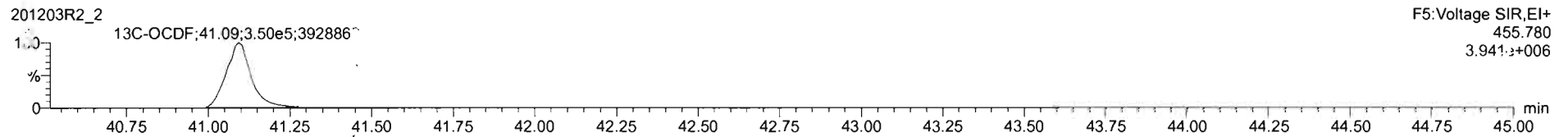
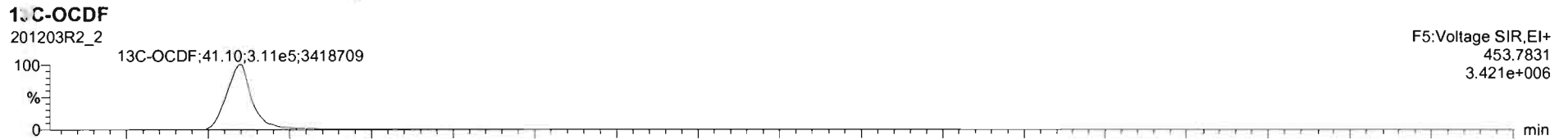
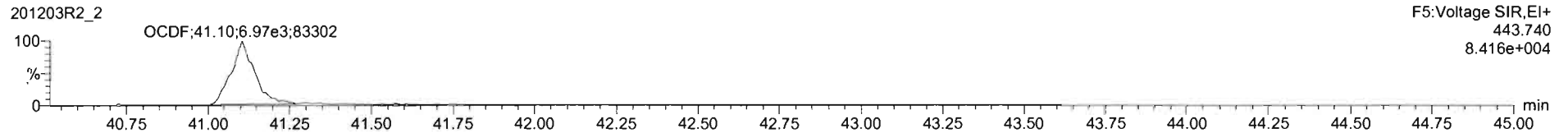

Name	Resp	RA	n/y	RRF	wt/vol	RT	RRT	Conc	%Rec	DL	EMPC
16 1,2,3,4,7,8,9-HpCDF	7.84e3	1.00	NO	1.18	1.000	38.55	1.000	2.27	90.9	0.0487	2.27
17 OCDF	1.32e4	0.90	NO	0.90	1.000	41.11	1.000	4.46	89.3	0.0626	4.46
18 13C-2,3,7,8-TCDD	7.75e5	0.75	NO	1.06	1.000	25.98	1.031	90.5	90.5	0.123	
19 13C-1,2,3,7,8-PeCDD	5.51e5	0.63	NO	0.78	1.000	30.73	1.219	86.6	86.6	0.158	
20 13C-1,2,3,4,7,8-HxCDD	3.81e5	1.27	NO	0.62	1.000	34.6	1.014	80.5	80.5	0.261	
21 13C-1,2,3,6,7,8-HxCDD	4.55e5	1.28	NO	0.73	1.000	34.16	1.017	89.4	89.4	0.221	
22 13C-1,2,3,7,8,9-HxCDD	4.56e5	1.26	NO	0.72	1.000	34.43	1.025	91.0	91.0	0.224	
23 13C-1,2,3,4,6,7,8-HpCDD	3.37e5	1.05	NO	0.57	1.000	37.91	1.129	85.5	85.5	0.396	
24 13C-OCDD	5.80e5	0.88	NO	0.50	1.000	40.81	1.215	159	159	0.384	
25 13C-2,3,7,8-TCDF	1.14e6	0.79	NO	0.92	1.000	25.28	1.003	81.6	81.6	0.105	
26 13C-1,2,3,7,8-PeCDF	8.48e5	1.60	NO	0.72	1.000	29.48	1.169	87.3	87.3	0.328	
27 13C-2,3,4,7,8-PeCDF	8.14e5	1.59	NO	0.69	1.000	30.17	1.211	87.1	87.1	0.340	
28 13C-1,2,3,4,7,8-HxCDF	5.49e5	0.51	NO	0.87	1.000	33.16	0.987	90.7	90.7	0.268	
29 13C-1,2,3,6,7,8-HxCDF	5.90e5	0.52	NO	0.93	1.000	33.26	0.991	91.0	91.0	0.251	



Dataset: U:\VG12.PRO\Results\201203R2\201203R2\_CRV.qld


Last Altered: Friday, December 04, 2020 08:58:11 Pacific Standard Time  
Printed: Friday, December 04, 2020 09:59:16 Pacific Standard Time

Name: 201203R2\_2, Date: 03-Dec-2020, Time: 11:28:04, ID: ST201203R2\_2 1613 CS1 20K1902, Description: 1613 CS1 20F1103





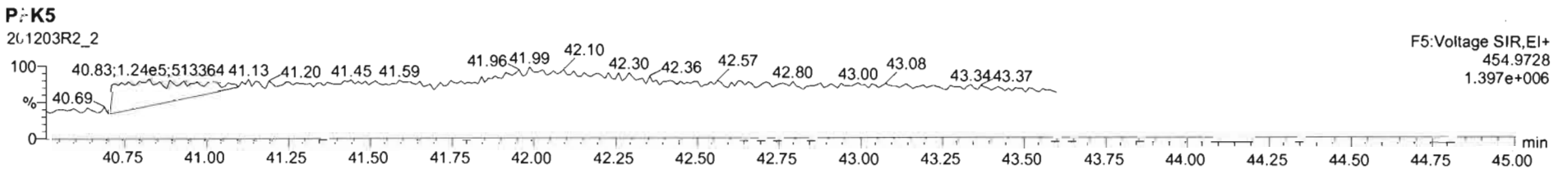
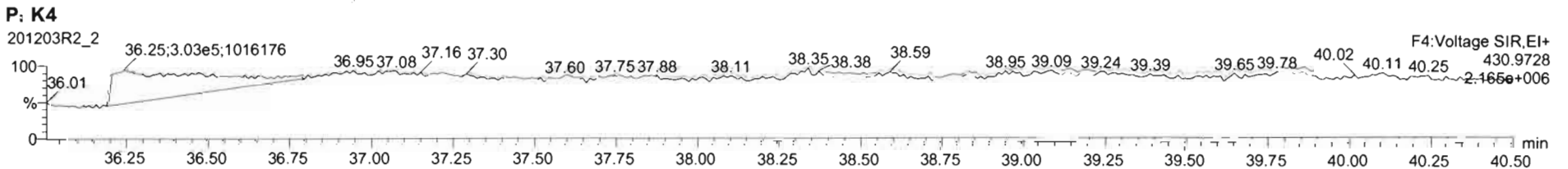
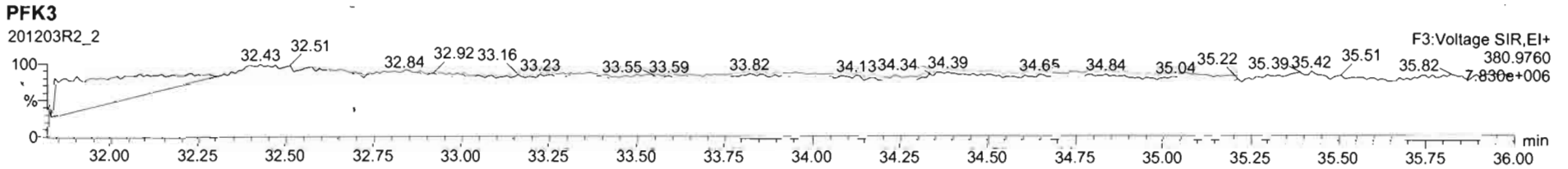
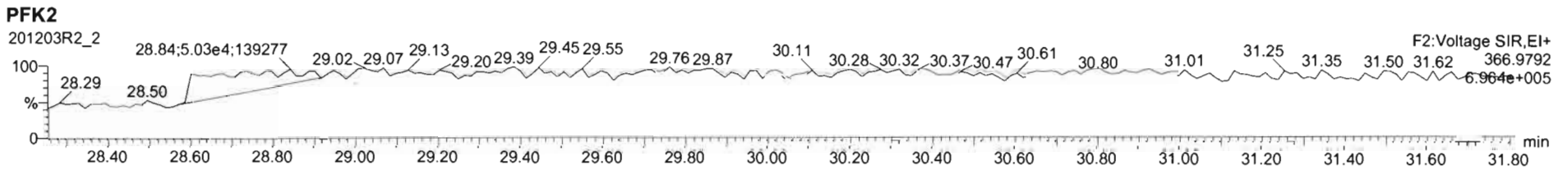
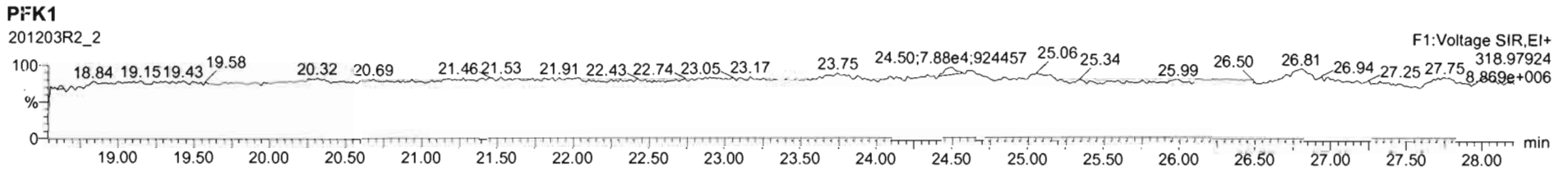
Name	Resp	RA	n/y	RRF	wf/wf	RT	RRT	Conc.	%Rec	DL	EMPC
16 1,2,3,4,7,8,9-HpCDF	7.84e3	1.00	NO	1.18	1.000	38.55	1.000	2.27	90.9	0.0487	2.27
17 OCDF	1.32e4	0.90	NO	0.90	1.000	41.11	1.000	4.46	89.3	0.0626	4.46
18 13C-2,3,7,8-TCDD	7.75e5	0.78	NO	1.06	1.000	25.18	1.021	90.5	90.5	0.123	
19 13C-1,2,3,7,8-PeCDD	5.51e5	0.63	NO	0.78	1.000	30.73	1.219	86.6	86.6	0.158	
20 13C-1,2,3,4,7,8-HxCDD	3.81e5	1.27	NO	0.62	1.000	34.04	1.014	82.5	82.5	0.261	
21 13C-1,2,3,8,7,8-HxCDD	4.55e5	1.28	NO	0.73	1.000	34.16	1.017	89.4	89.4	0.221	
22 13C-1,2,3,7,8,9-HxCDD	4.56e5	1.26	NO	0.72	1.000	34.43	1.025	91.0	91.0	0.224	
23 13C-1,2,3,4,8,7,8-HxCDD	3.37e5	1.05	NO	0.57	1.000	37.91	1.129	85.5	85.5	0.398	
24 13C-OCDD	5.80e5	0.88	NO	0.90	1.000	40.81	1.215	169	34.3	0.388	
25 13C-2,3,7,8-TCDF	1.14e6	0.79	NO	0.92	1.000	25.28	1.003	91.6	91.6	0.105	
26 13C-1,2,3,7,8-PeCDF	8.48e5	1.60	NO	0.72	1.000	29.48	1.169	87.3	87.3	0.328	
27 13C-2,3,4,7,8-PeCDF	8.14e5	1.59	NO	0.89	1.000	30.53	1.211	87.1	87.1	0.340	
28 13C-1,2,3,4,7,8-HxCDF	5.49e5	0.51	NO	0.87	1.000	33.14	0.987	90.7	90.7	0.268	
29 13C-1,2,3,6,7,8-HxCDF	5.90e5	0.52	NO	0.93	1.000	33.28	0.991	91.0	91.0	0.251	



Dataset: U:\VG12.PRO\Results\201203R2\201203R2\_CRV.qld

Last Altered: Friday, December 04, 2020 08:58:11 Pacific Standard Time  
Printed: Friday, December 04, 2020 09:59:16 Pacific Standard Time

Name: 201203R2\_2, Date: 03-Dec-2020, Time: 11:28:04, ID: ST201203R2\_2 1613 CS1 20K1902, Description: 1613 CS1 20F1103





Dataset: U:\VG12.PRO\Results\201203R2\201203R2\_CRV.qld


Last Altered: Friday, December 04, 2020 08:58:11 Pacific Standard Time

Printed: Friday, December 04, 2020 09:59:16 Pacific Standard Time

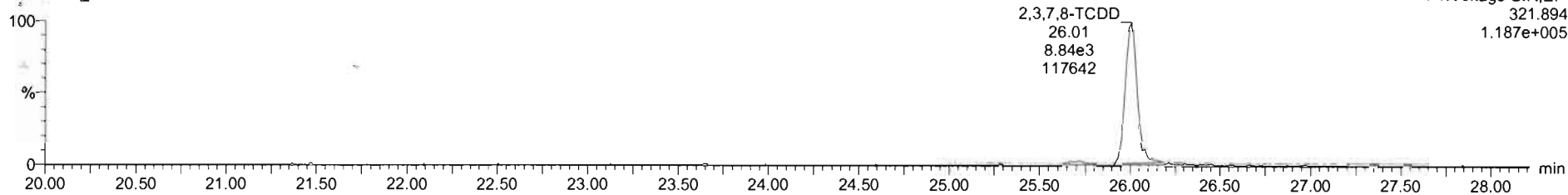
Name: 201203R2\_3, Date: 03-Dec-2020, Time: 12:14:40, ID: ST201203R2\_3 1613 CS2 20K1903, Description: 1613 CS2 20K1903

2,3,7,8-TCDD

201203R2\_3

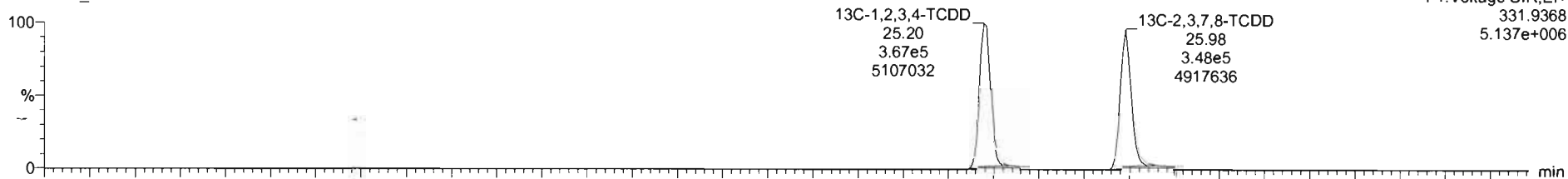


201203R2\_3

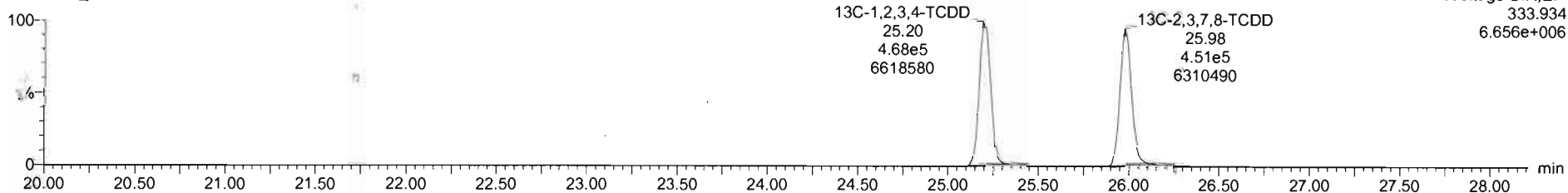


13C-2,3,7,8-TCDD

201203R2\_3



201203R2\_3



Dataset: U:\VG12.PRO\Results\201203R2\201203R2\_CRV.qld

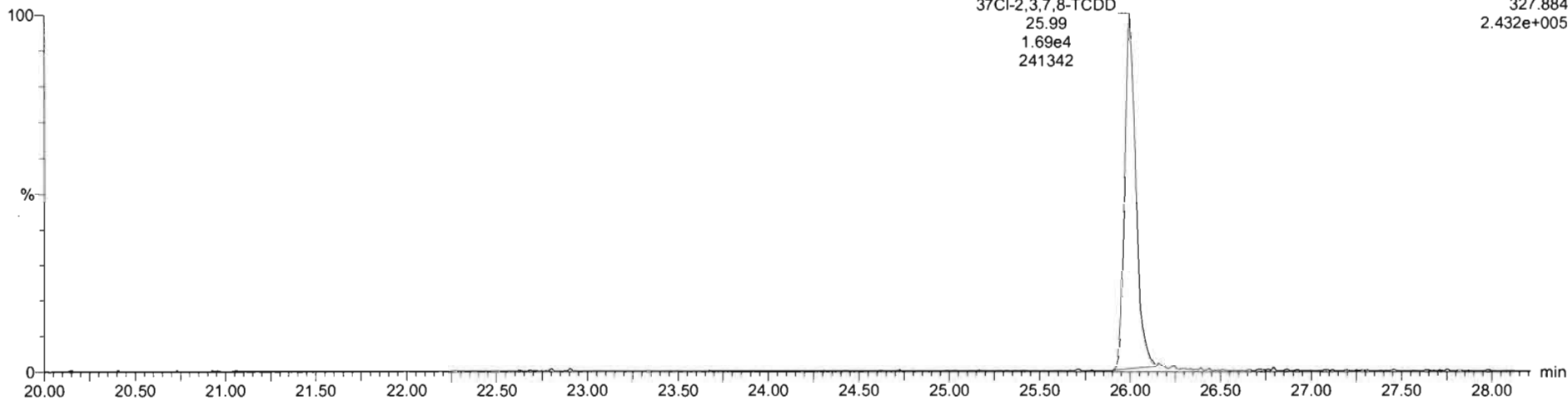
Last Altered: Friday, December 04, 2020 08:58:11 Pacific Standard Time

Printed: Friday, December 04, 2020 09:59:16 Pacific Standard Time

Name: 201203R2\_3, Date: 03-Dec-2020, Time: 12:14:40, ID: ST201203R2\_3 1613 CS2 20K1903, Description: 1613 CS2 20K1903

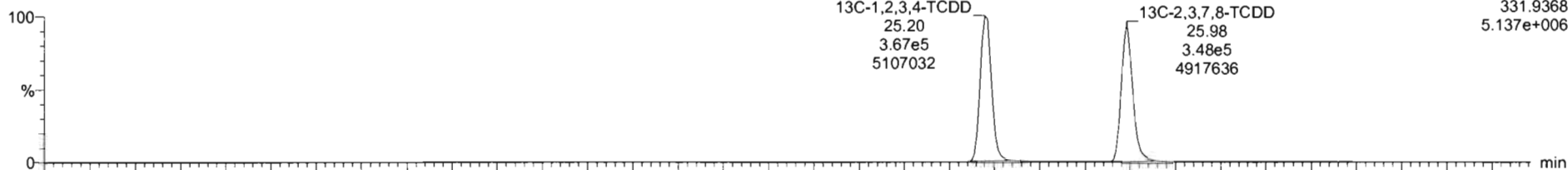
37Cl-2,3,7,8-TCDD

201203R2\_3

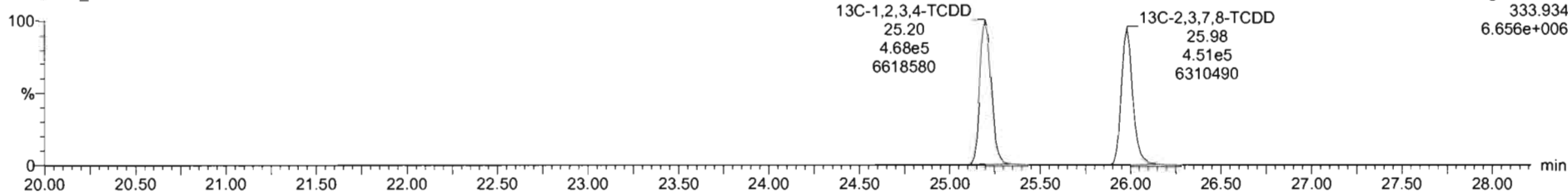


13C-1,2,3,4-TCDD

201203R2\_3



201203R2\_3



Dataset: U:\VG12.PRO\Results\201203R2\201203R2\_CRV.qld


Last Altered: Friday, December 04, 2020 08:58:11 Pacific Standard Time

Printed: Friday, December 04, 2020 09:59:16 Pacific Standard Time

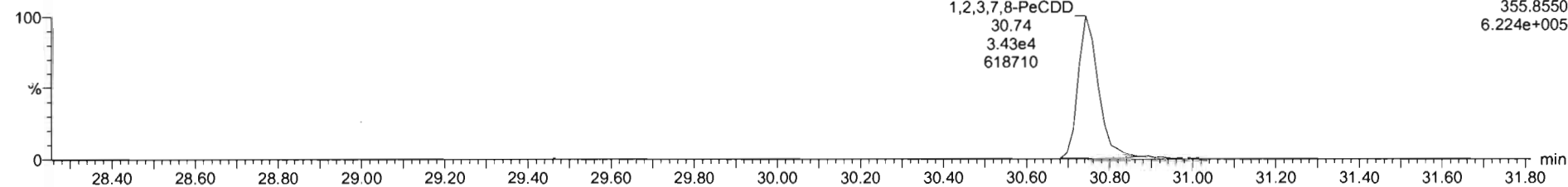
Name: 201203R2\_3, Date: 03-Dec-2020, Time: 12:14:40, ID: ST201203R2\_3 1613 CS2 20K1903, Description: 1613 CS2 20K1903

**1,2,3,7,8-PeCDD**

201203R2\_3




201203R2\_3

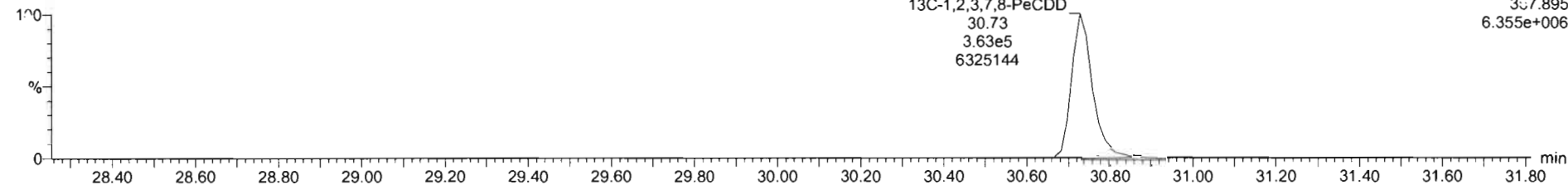


**13C-1,2,3,7,8-PeCDD**

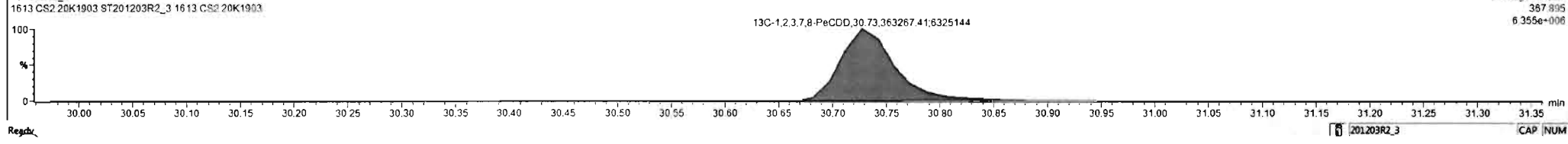
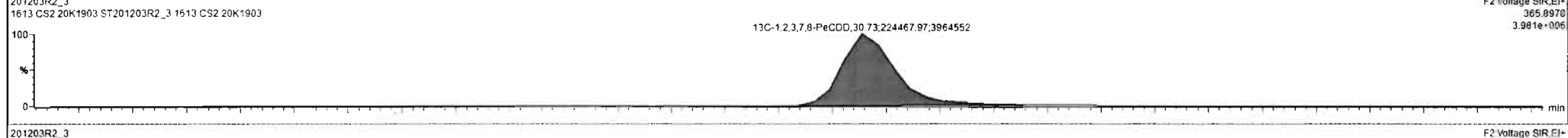
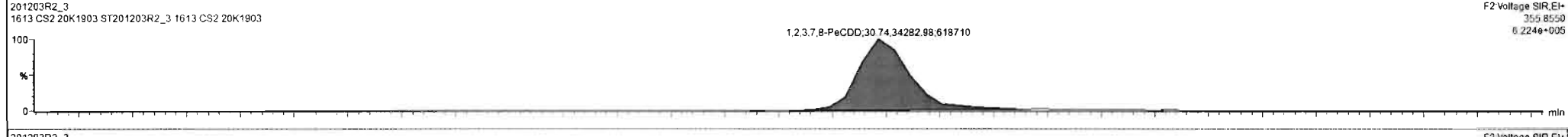
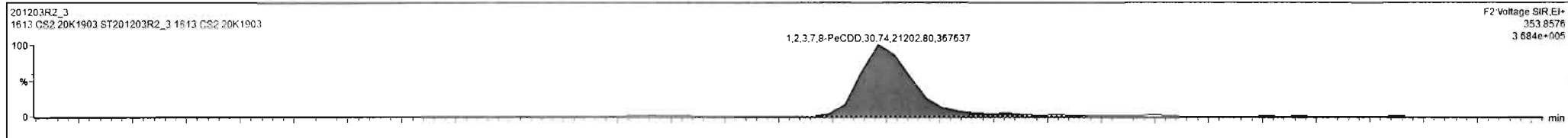
201203R2\_3



201203R2\_3



#	Name	Resp	IS Resp	Pred RA	RA	n/y	RRF	Pred RT	RT	RT Flag	Pred RRT	RRT	Conc.	%Rec	STD out
1	1,2,3,7,8-TCDD	1.58e4	8.00e5	0.77	0.78	NO	0.9805	26.01	25.99	NO	1.001	1.001	2.01	100	NO
2	1,2,3,7,8-PeCDD	5.55e4	5.05e5	0.63	0.62	NO	0.9320	30.74	30.74	NO	1.000	1.000	10.1	101	NO
3	1,2,3,4,7,8-HxCDD	4.12e4	4.08e5	1.24	1.22	NO	1.0203	34.04	34.05	NO	1.000	1.001	9.96	99.6	NO
4	1,2,3,6,7,8-HxCDD	4.48e4	4.87e5	1.24	1.32	NO	0.9025	34.16	34.17	NO	1.000	1.001	10.2	102	NO
5	1,2,3,7,8,9-HxCDD	4.69e4	4.87e5	1.24	1.23	NO	0.9552	34.43	34.44	NO	1.000	1.001	10.1	101	NO
6	1,2,3,4,6,7,8-HpCDD	3.39e4	3.72e5	1.04	1.06	NO	0.9180	37.90	37.92	NO	1.000	1.001	9.91	99.1	NO
7	OCDD	5.89e4	6.66e5	0.89	0.84	NO	0.8658	40.80	40.81	NO	1.000	1.000	20.4	102	NO
8	1,2,3,7,8-TCDF	1.90e4	1.17e6	0.77	0.75	NO	0.8480	25.29	25.30	NO	1.000	1.001	1.92	96.0	NO
9	1,2,3,7,8-PeCDF	8.91e4	9.03e5	1.55	1.63	NO	0.9597	29.47	29.48	NO	1.000	1.000	10.3	103	NO
10	1,2,3,4,7,8-PeCDF	9.54e4	8.55e5	1.55	1.83	NO	1.0671	30.53	30.55	NO	1.000	1.000	10.5	105	NO
11	1,2,3,4,7,8-HxCDF	6.08e4	5.80e5	1.24	1.26	NO	0.9859	33.14	33.15	NO	1.000	1.000	10.6	106	NO
12	1,2,3,6,7,8-HxCDF	6.64e4	6.28e5	1.24	1.27	NO	1.0388	33.27	33.29	NO	1.000	1.001	10.2	102	NO
13	1,2,3,4,6,7,8-HxCDF	5.87e4	5.85e5	1.24	1.26	NO	1.0202	33.93	33.95	NO	1.000	1.001	10.2	102	NO
14	1,2,3,7,8,9-HxCDF	5.03e4	5.05e5	1.24	1.25	NO	0.9888	34.92	34.94	NO	1.000	1.001	10.1	101	NO



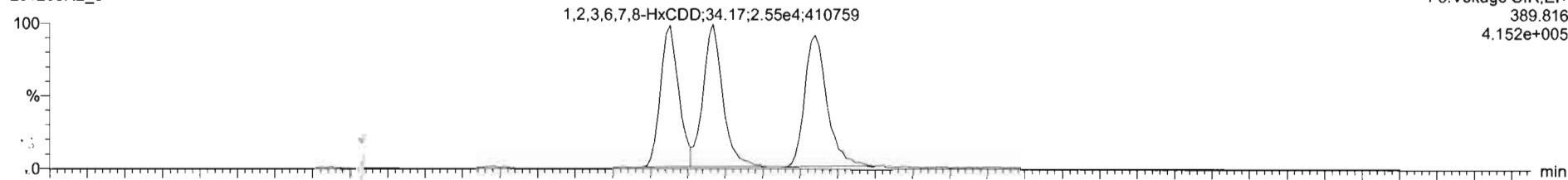
Dataset: U:\VG12.PRO\Results\201203R2\201203R2\_CRV.qld

Last Altered: Friday, December 04, 2020 08:58:11 Pacific Standard Time  
Printed: Friday, December 04, 2020 09:59:16 Pacific Standard Time

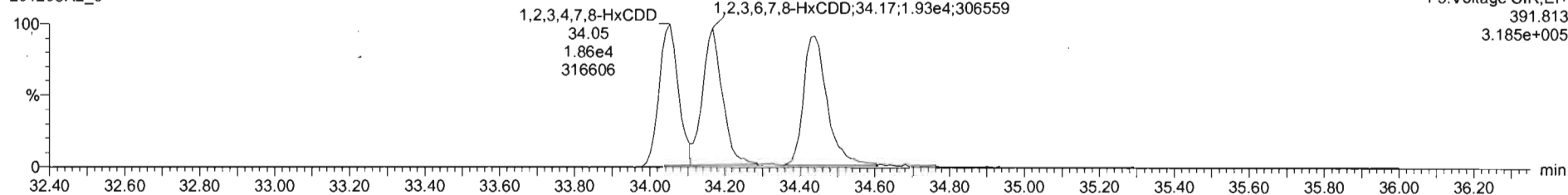
Name: 201203R2\_3, Date: 03-Dec-2020, Time: 12:14:40, ID: ST201203R2\_3 1613 CS2 20K1903, Description: 1613 CS2 20K1903

**1,2,3,4,7,8-HxCDD**

201203R2\_3

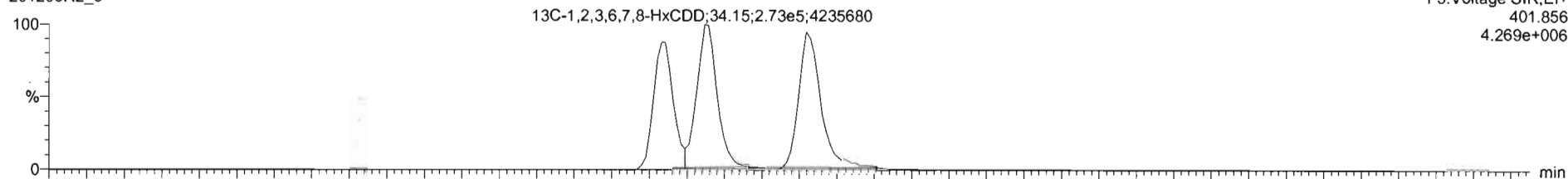


201203R2\_3

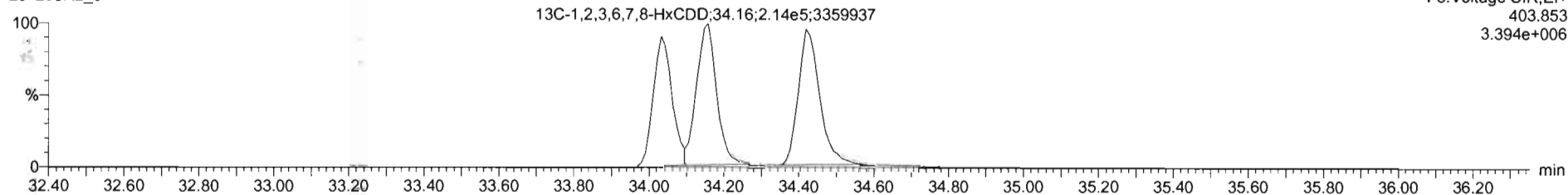


**13C-1,2,3,4,7,8-HxCDD**

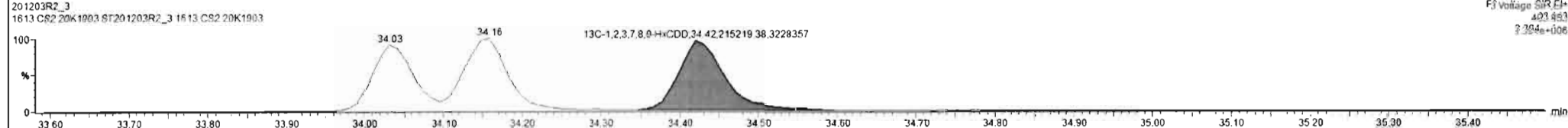
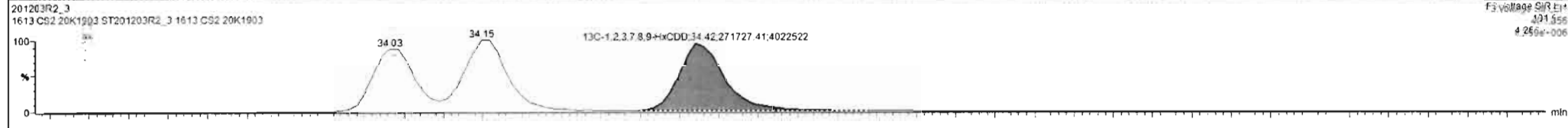
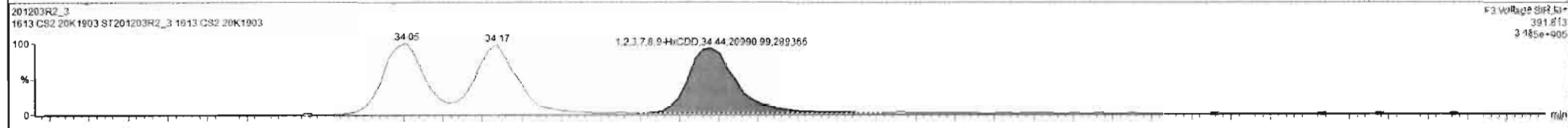
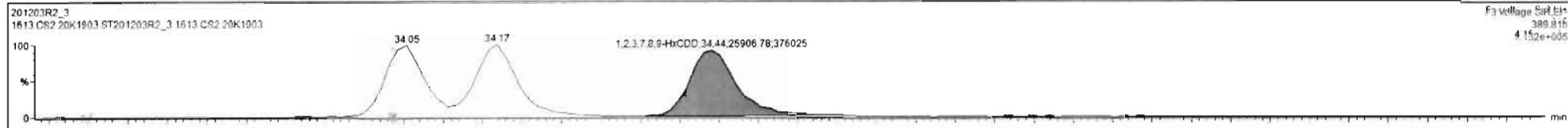
201203R2\_3



201203R2\_3



#	Name	Resp	IS Resp	Pred RA	RA	n/y	RRF	Pred RT	RT	RT Flag	Pred RRT	RRT	Conc	%Rec	STD out
1	1,2,3,7,8-TCDD	1.58e4	8.00e5	0.77	0.78	NO	0.9005	26.01	25.99	NO	1.001	1.001	2.01	100	NO
2	1,2,3,7,8-PeCDD	5.55e4	5.86e5	0.63	0.62	NO	0.9320	30.74	30.74	NO	1.000	1.000	10.1	101	NO
3	1,2,3,4,7,8-HxCDD	4.12e4	4.06e5	1.24	1.22	NO	1.0203	34.04	34.05	NO	1.000	1.001	9.96	99.6	NO
4	1,2,3,6,7,8-HxCDD	4.48e4	4.87e5	1.24	1.32	NO	0.9025	34.16	34.17	NO	1.000	1.001	10.2	102	NO
5	1,2,3,7,8,9-HxCDD	4.89e4	4.87e5	1.24	1.23	NO	0.9552	34.43	34.44	NO	1.000	1.001	10.1	101	NO
6	1,2,3,4,8,9-HpCDD	3.39e4	3.72e5	1.04	1.06	NO	0.9180	37.90	37.92	NO	1.000	1.001	9.91	99.1	NO
7	OCDD	5.89e4	6.66e5	0.89	0.84	NO	0.8658	40.80	40.81	NO	1.000	1.000	20.4	102	NO
8	2,3,7,8-TCDF	1.90e4	1.17e6	0.77	0.75	NO	0.8480	25.29	25.30	NO	1.000	1.001	1.92	96.0	NO
9	1,2,3,7,8-PeCDF	8.91e4	9.03e5	1.55	1.63	NO	0.9597	29.47	29.48	NO	1.000	1.000	10.3	103	NO
10	2,3,4,7,8-PeCDF	9.54e4	8.55e5	1.55	1.63	NO	1.0671	30.53	30.55	NO	1.000	1.000	10.5	105	NO
11	1,2,3,4,7,8-HxCDF	6.08e4	5.80e5	1.24	1.26	NO	0.9859	33.14	33.15	NO	1.000	1.000	10.6	106	NO
12	1,2,3,6,7,8-HxCDF	6.64e4	6.28e5	1.24	1.27	NO	1.0388	33.27	33.29	NO	1.000	1.001	10.2	102	NO
13	2,3,4,6,7,8-HxCDF	5.87e4	5.85e5	1.24	1.26	NO	1.0202	33.93	33.95	NO	1.000	1.001	10.2	102	NO
14	1,2,3,7,8,9-HxCDF	5.03e4	5.05e5	1.24	1.26	NO	0.9868	34.92	34.94	NO	1.000	1.001	10.1	101	NO




Dataset: U:\VG12.PRO\Results\201203R2\201203R2\_CRV.qld

Last Altered: Friday, December 04, 2020 08:58:11 Pacific Standard Time  
Printed: Friday, December 04, 2020 09:59:16 Pacific Standard Time

Name: 201203R2\_3, Date: 03-Dec-2020, Time: 12:14:40, ID: ST201203R2\_3 1613 CS2 20K1903, Description: 1613 CS2 20K1903

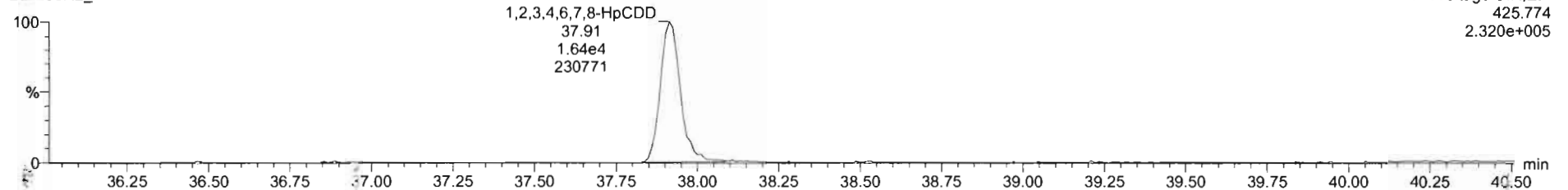
**1,2,3,4,6,7,8-HpCDD**

201203R2\_3



F4:Voltage SIR, EI+  
423.777  
2.449e+005

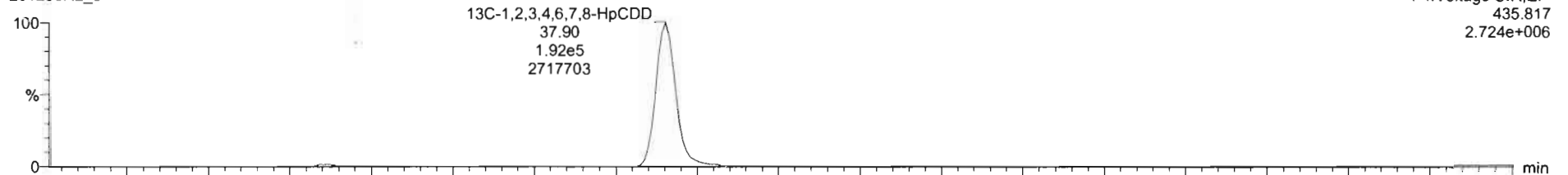
201203R2\_3



F4:Voltage SIR, EI+  
425.774  
2.320e+005

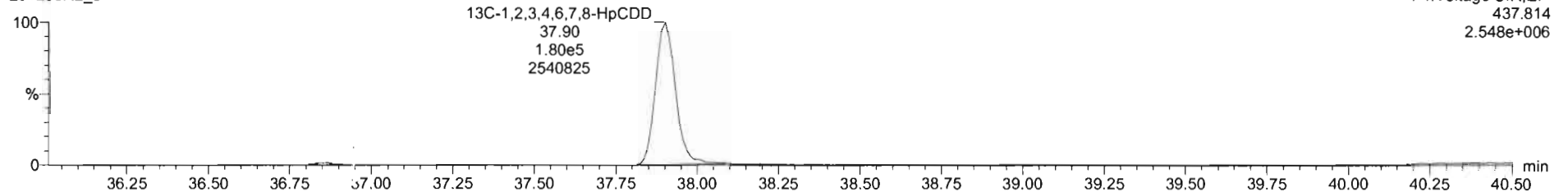
**<sup>13</sup>C-1,2,3,4,6,7,8-HpCDD**

201203R2\_3



F4:Voltage SIR, EI+  
435.817  
2.724e+006

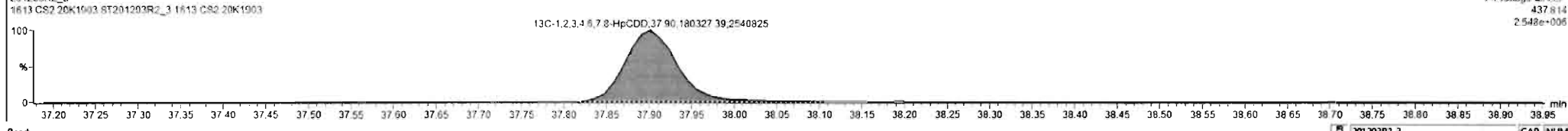



201203R2\_3



F4:Voltage SIR, EI+  
437.814  
2.548e+006

201203R2\_3 - ST201203R2\_3 1613 CS2 20K1903 . 1613 CS2 20K1903

#	Name	Resp	IS Resp	Pred RA	RA	n/y	RRF	Pred RT	RT	RT Flag	Pred RRT	RRT	Conc	%Rec	STD out
1	1,2,3,7,8-TCDD	1.58e4	8.00e5	0.77	0.78	NO	0.9005	26.01	26.99	NO	1.001	1.001	2.91	100	NO
2	1,2,3,7,8-PeCDD	5.55e4	5.88e5	0.63	0.62	NO	0.9320	30.74	30.74	NO	1.000	1.000	10.1	101	NO
3	1,2,3,4,7,8-HxCDD	4.12e4	4.06e5	1.24	1.22	NO	1.0203	34.04	34.05	NO	1.000	1.001	9.96	99.6	NO
4	1,2,3,6,7,8-HxCDD	4.48e4	4.87e5	1.24	1.32	NO	0.9025	34.16	34.17	NO	1.000	1.001	10.2	102	NO
5	1,2,3,7,8,9-HxCDD	4.69e4	4.87e5	1.24	1.23	NO	0.9552	34.43	34.44	NO	1.000	1.001	10.1	101	NO
6	1,2,3,4,6,7,8-HpCDD	3.39e4	3.72e5	1.04	1.06	NO	0.9180	37.90	37.92	NO	1.000	1.001	9.91	99.1	NO
7	OCDF	5.89e4	6.66e5	0.89	0.84	NO	0.8658	40.80	40.81	NO	1.000	1.000	20.4	102	NO
8	2,3,7,8-TCDF	1.90e4	1.17e6	0.77	0.75	NO	0.8480	25.29	25.30	NO	1.000	1.001	1.92	96.0	NO
9	1,2,3,7,8-PeCDF	8.91e4	9.03e5	1.55	1.63	NO	0.9597	29.47	29.48	NO	1.000	1.000	10.3	103	NO
10	2,3,4,7,8-PeCDF	9.54e4	8.55e5	1.55	1.63	NO	1.0671	30.53	30.55	NO	1.000	1.000	10.5	105	NO
11	1,2,3,4,7,8-HxCDF	6.08e4	5.80e5	1.24	1.26	NO	0.9859	33.14	33.15	NO	1.000	1.000	10.6	106	NO
12	1,2,3,6,7,8-HxCDF	6.64e4	6.28e5	1.24	1.27	NO	1.0388	33.27	33.29	NO	1.000	1.001	10.2	102	NO
13	2,3,4,6,7,8-HxCDF	5.87e4	5.85e5	1.24	1.26	NO	1.0202	33.93	33.95	NO	1.000	1.001	10.2	102	NO
14	1,2,3,7,8,9-HxCDF	5.03e4	5.05e5	1.24	1.25	NO	0.9888	34.92	34.94	NO	1.000	1.001	10.1	101	NO



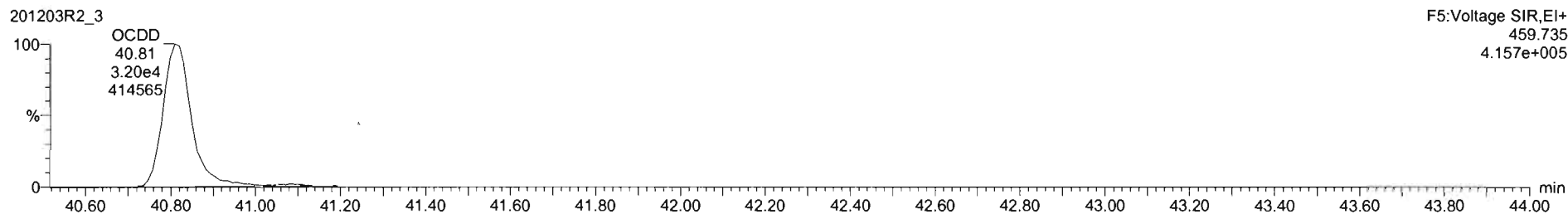



Dataset: U:\VG12.PRO\Results\201203R2\201203R2\_CRV.qld

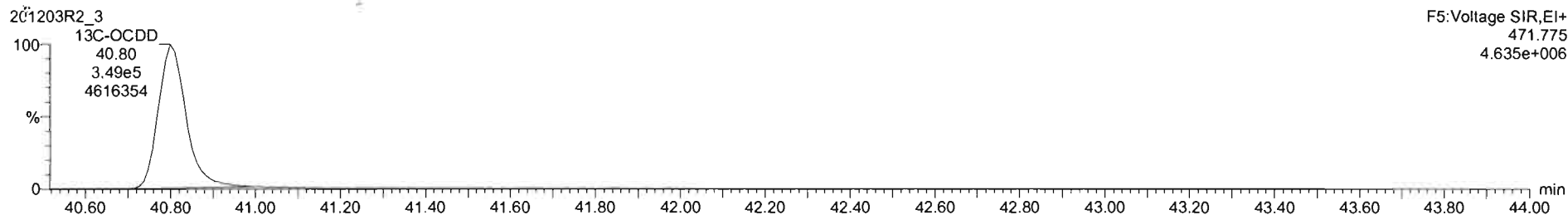

Last Altered: Friday, December 04, 2020 08:58:11 Pacific Standard Time  
Printed: Friday, December 04, 2020 09:59:16 Pacific Standard Time

Name: 201203R2\_3, Date: 03-Dec-2020, Time: 12:14:40, ID: ST201203R2\_3 1613 CS2 20K1903, Description: 1613 CS2 20K1903

OCDD

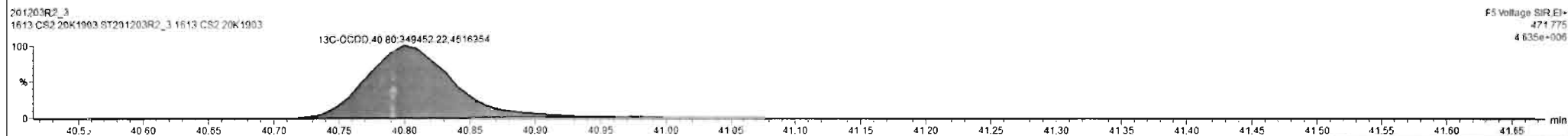



<sup>13</sup>C-OCDD



201203R2\_3 - ST201203R2\_3 1613 CS2 20K1903 1613 CS2 20K1903

#	Name	Resp	IS Resp	Pred RA	RA	n/y	RRF	Pred RT	RT	RT Flag	Pred RRT	RRT	Conc	%Rec	STD out
1	2,3,7,8-TCDD	1.58e4	8.00e5	0.77	0.78	NO	0.9805	26.01	25.99	NO	1.001	1.001	2.01	100	NO
2	1,2,3,7,8-PeCDD	5.55e4	5.88e5	0.63	0.62	NO	0.9320	30.74	30.74	NO	1.000	1.000	10.1	101	NO
3	1,2,3,4,7,8-HxCDD	4.12e4	4.06e5	1.24	1.22	NO	1.0203	34.04	34.05	NO	1.000	1.001	9.96	99.6	NO
4	1,2,3,6,7,8-HxCDD	4.48e4	4.87e5	1.24	1.32	NO	0.9025	34.16	34.17	NO	1.000	1.001	10.2	102	NO
5	1,2,3,7,8,9-HxCDD	4.69e4	4.87e5	1.24	1.23	NO	0.9552	34.43	34.44	NO	1.000	1.001	10.1	101	NO
6	1,2,3,6,7,8-HpCDD	3.39e4	3.72e5	1.04	1.08	NO	0.9190	37.90	37.92	NO	1.000	1.001	9.91	99.1	NO
7	OCDD	5.89e4	6.66e5	0.89	0.84	NO	0.9858	40.80	40.81	NO	1.000	1.000	20.4	102	NO
8	2,3,7,8-TCDF	1.90e4	1.17e6	0.77	0.75	NO	0.8460	25.29	25.30	NO	1.000	1.001	1.92	99.0	NO
9	1,2,3,7,8-PeCDF	8.91e4	9.03e5	1.55	1.63	NO	0.9597	29.47	29.48	NO	1.000	1.000	10.3	103	NO
10	2,3,4,7,8-PeCDF	9.54e4	8.55e5	1.55	1.63	NO	1.0871	30.53	30.55	NO	1.000	1.000	10.5	105	NO
11	1,2,3,4,7,8-HxCDF	6.08e4	5.80e5	1.24	1.26	NO	0.9859	33.14	33.15	NO	1.000	1.000	10.6	106	NO
12	1,2,3,6,7,8-HxCDF	6.64e4	6.28e5	1.24	1.27	NO	1.0388	33.27	33.29	NO	1.000	1.001	10.2	102	NO
13	2,3,4,6,7,8-HxCDF	5.87e4	5.85e5	1.24	1.26	NO	1.0202	33.93	33.95	NO	1.000	1.001	10.2	102	NO
14	1,2,3,7,8,9-HxCDF	5.07e4	5.05e5	1.24	1.25	NO	0.9888	34.92	34.94	NO	1.000	1.001	10.1	101	NO




Dataset: U:\VG12.PRO\Results\201203R2\201203R2\_CRV.qld

Last Altered: Friday, December 04, 2020 08:58:11 Pacific Standard Time  
Printed: Friday, December 04, 2020 09:59:16 Pacific Standard Time

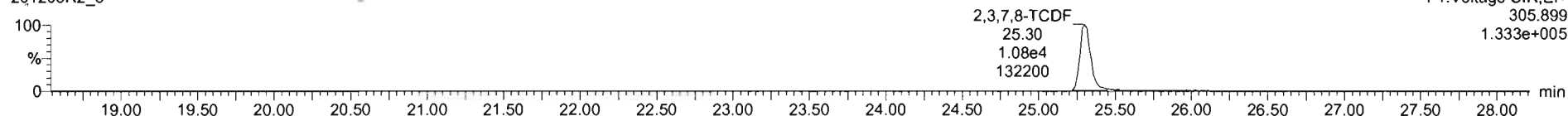
N..me: 201203R2\_3, Date: 03-Dec-2020, Time: 12:14:40, ID: ST201203R2\_3 1613 CS2 20K1903, Description: 1613 CS2 20K1903

**2,3,7,8-TCDF**

201203R2\_3

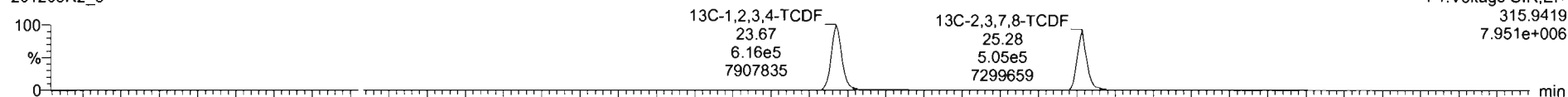


201203R2\_3

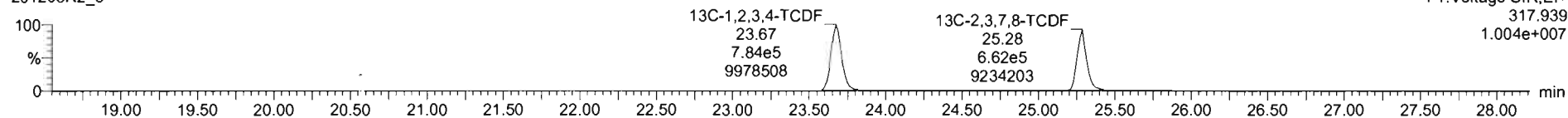


**13C-2,3,7,8-TCDF**

201203R2\_3

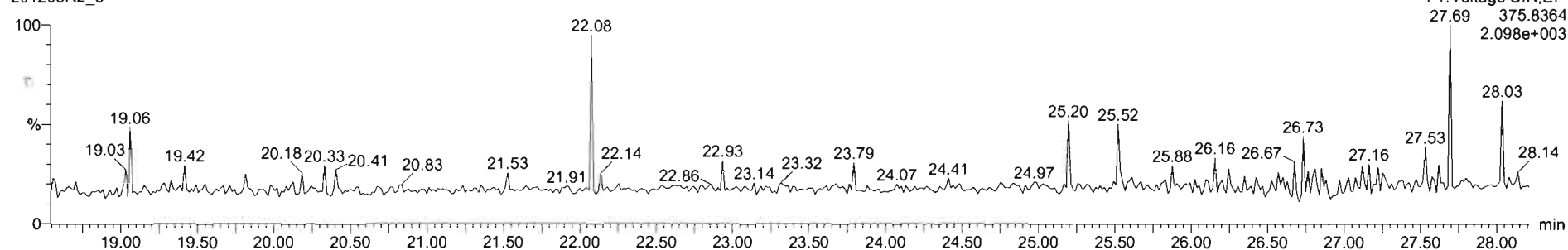


201203R2\_3

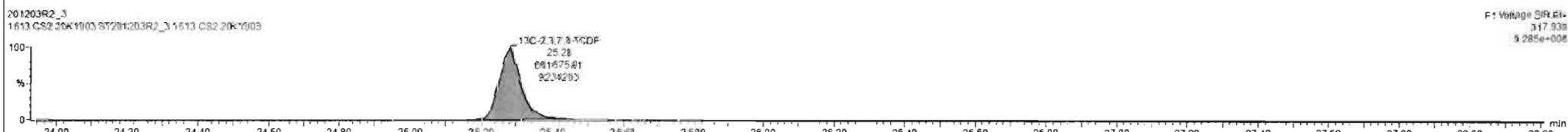




**DPE1**

201203R2\_3



#	Name	Resp	IS Resp	Pred RA	RA	n/y	RRF	Pred RT	RT	RT Flag	Pred RRT	RRT	Conc	%Rec	STD out
1	2,3,7,8-TCDD	1.56e4	8.06e5	0.77	0.78	NO	0.9805	26.01	25.99	NO	1.001	1.001	2.01	100	NO
2	1,2,3,7,8-PeCDD	5.55e4	5.88e5	0.63	0.62	NO	0.9320	30.74	30.74	NO	1.000	1.000	10.1	101	NO
3	1,2,3,4,7,8-HxCDD	4.12e4	4.06e5	1.24	1.22	NO	1.0203	34.04	34.05	NO	1.000	1.001	9.96	99.6	NO
4	1,2,3,6,7,8-HxCDD	4.48e4	4.87e5	1.24	1.32	NO	0.9025	34.16	34.17	NO	1.000	1.001	10.2	102	NO
5	1,2,3,7,8,9-HxCDD	4.69e4	4.87e5	1.24	1.23	NO	0.9552	34.43	34.44	NO	1.000	1.001	10.1	101	NO
6	1,2,3,4,6,7,8-HpCDD	3.39e4	3.72e5	1.04	1.06	NO	0.9180	37.90	37.92	NO	1.000	1.001	9.91	99.1	NO
7	OCDD	5.89e4	6.66e5	0.89	0.84	NO	0.8658	40.80	40.81	NO	1.000	1.000	20.4	102	NO
8	2,3,7,8-TCDF	1.90e4	1.17e6	0.77	0.75	NO	1.2400	25.29	25.30	NO	1.000	1.001	1.92	95.0	NO
9	1,2,3,7,8-PeCDF	8.91e4	9.03e5	1.55	1.63	NO	0.9597	29.47	29.48	NO	1.000	1.000	10.3	103	NO
10	2,3,4,7,8-PeCDF	9.54e4	8.55e5	1.55	1.63	NO	1.0871	30.53	30.55	NO	1.000	1.000	10.5	105	NO
11	1,2,3,4,7,8-HxCDF	6.08e4	5.80e5	1.24	1.26	NO	0.9859	33.14	33.15	NO	1.000	1.000	10.6	106	NO
12	1,2,3,6,7,8-HxCDF	6.54e4	6.28e5	1.24	1.27	NO	1.0388	33.27	33.29	NO	1.000	1.001	10.2	102	NO
13	2,3,4,6,7,8-HxCDF	5.87e4	5.85e5	1.24	1.26	NO	1.0202	33.93	33.95	NO	1.000	1.001	10.2	102	NO
14	1,2,3,7,8,9-HxCDF	5.03e4	5.05e5	1.24	1.25	NO	0.9888	34.92	34.94	NO	1.000	1.001	10.1	101	NO



Dataset: U:\VG12.PRO\Results\201203R2\201203R2\_CRV.qld

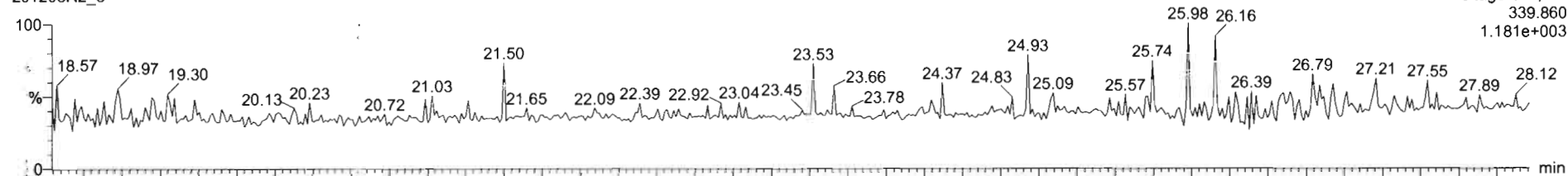
Last Altered: Friday, December 04, 2020 08:58:11 Pacific Standard Time

Printed: Friday, December 04, 2020 09:59:16 Pacific Standard Time

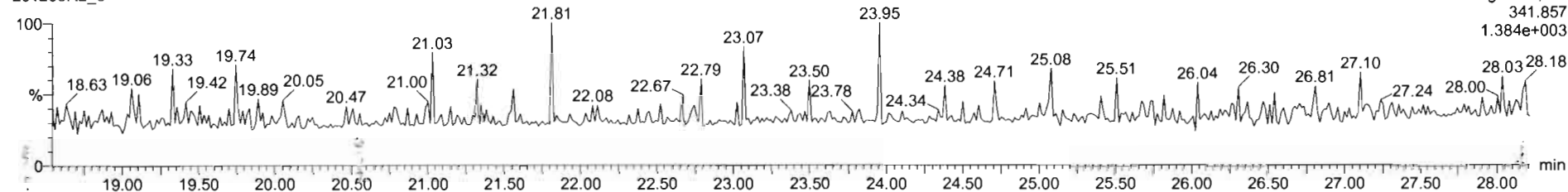
Name: 201203R2\_3, Date: 03-Dec-2020, Time: 12:14:40, ID: ST201203R2\_3 1613 CS2 20K1903, Description: 1613 CS2 20K1903

1st Func. Penta-Furans

201203R2\_3

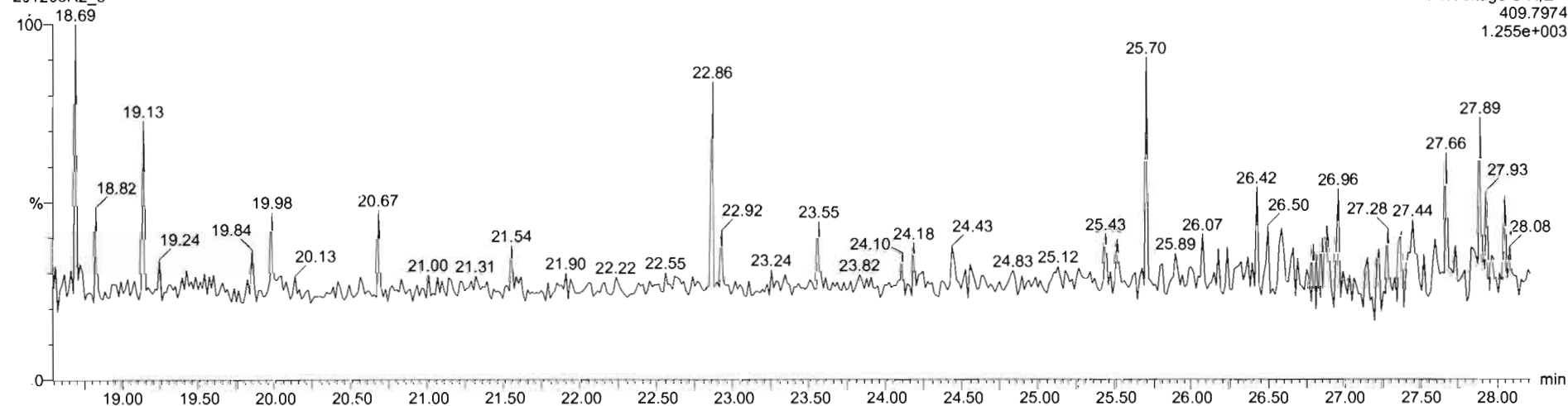


201203R2\_3



DPE6

201203R2\_3



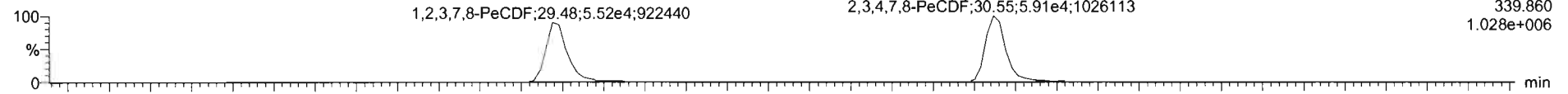
Dataset: U:\VG12.PRO\Results\201203R2\201203R2\_CRV.qld

Last Altered: Friday, December 04, 2020 08:58:11 Pacific Standard Time  
Printed: Friday, December 04, 2020 09:59:16 Pacific Standard Time

Name: 201203R2\_3, Date: 03-Dec-2020, Time: 12:14:40, ID: ST201203R2\_3 1613 CS2 20K1903, Description: 1613 CS2 20K1903

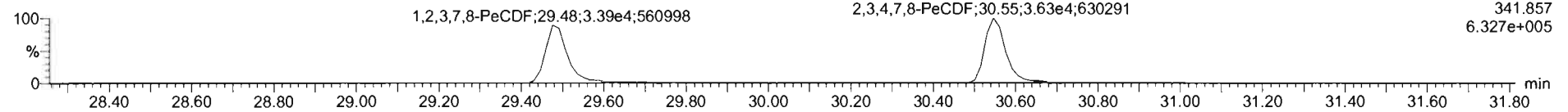
**1,2,3,7,8-PeCDF**

201203R2\_3



F2:Voltage SIR,EI+  
339.860  
1.028e+006

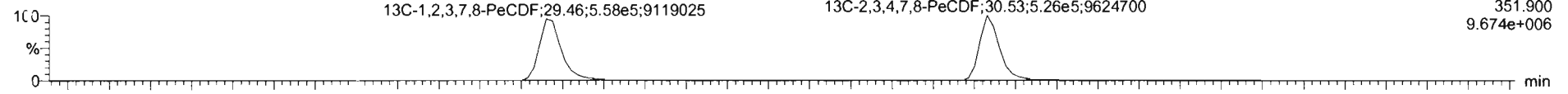
201203R2\_3



F2:Voltage SIR,EI+  
341.857  
6.327e+005

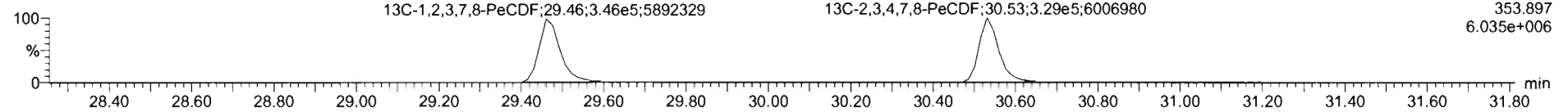
**13C-1,2,3,7,8-PeCDF**

201203R2\_3



F2:Voltage SIR,EI+  
351.900  
9.674e+006

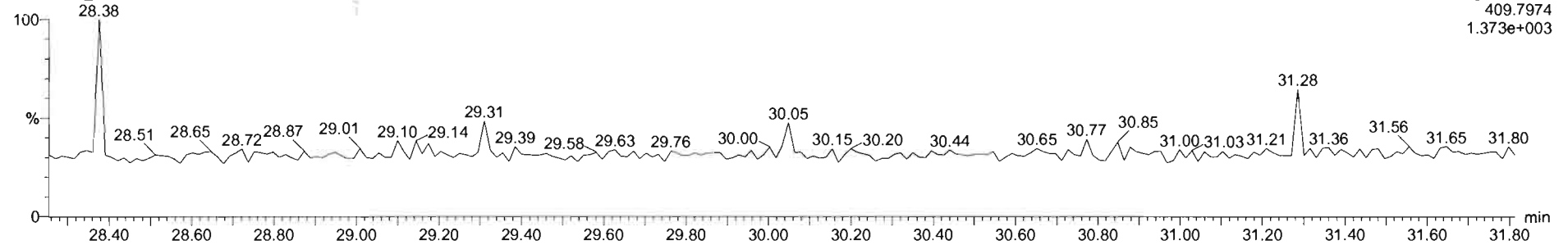
201203R2\_3



F2:Voltage SIR,EI+  
353.897  
6.035e+006

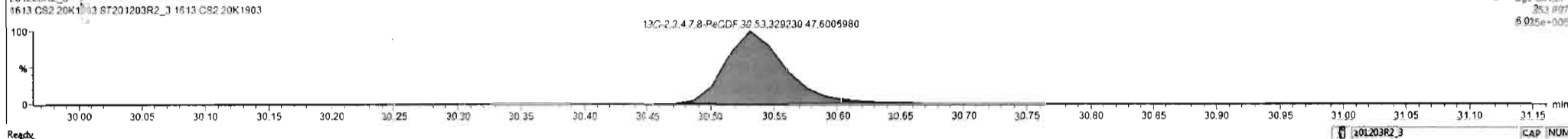
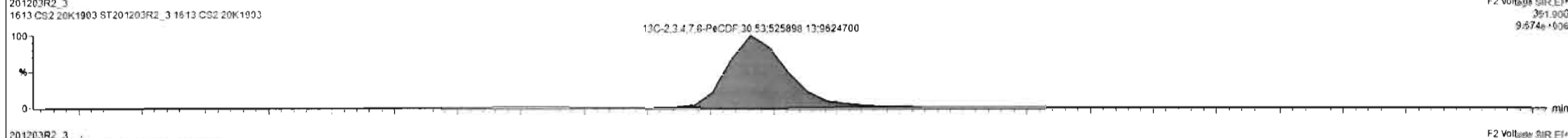
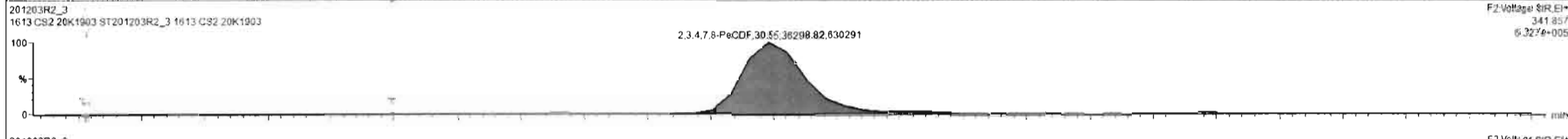
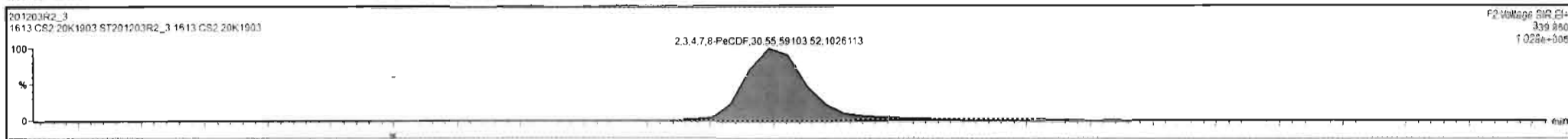
**DPE2**

201203R2\_3



F2:Voltage SIR,EI+  
409.7974  
1.373e+003

#	Name	Resp	IS Resp	Pred RA	RA	nly	RRF	Pred RT	RT	RT Flag	Pred RRT	RRT	Conc	%Rec	STD out
1	2,3,7,8-TCDD	1.58e4	8.00e5	0.77	0.78	NO	0.9805	28.01	25.99	NO	1.001	1.001	2.01	100	NO
2	1,2,3,7,8-PeCDD	5.55e4	5.88e5	0.63	0.62	NO	0.9320	30.74	30.74	NO	1.000	1.000	10.1	101	NO
3	1,2,3,4,7,8-HxCDD	4.12e4	4.06e5	1.24	1.22	NO	1.0203	34.04	34.05	NO	1.000	1.001	9.96	99.6	NO
4	1,2,3,6,7,8-HxCDD	4.48e4	4.87e5	1.24	1.32	NO	0.9025	34.16	34.17	NO	1.000	1.001	10.2	102	NO
5	1,2,3,7,8,9-HxCDD	4.69e4	4.87e5	1.24	1.23	NO	0.9552	34.43	34.44	NO	1.000	1.001	10.1	101	NO
6	1,2,3,4,6,7,8-HpCDD	3.39e4	3.72e5	1.04	1.06	NO	0.9190	37.90	37.92	NO	1.000	1.001	9.91	99.1	NO
7	OCDD	5.89e4	6.66e5	0.89	0.84	NO	0.8658	40.80	40.81	NO	1.000	1.000	20.4	102	NO
8	2,3,7,8-TCDF	1.90e4	1.17e6	0.77	0.75	NO	0.8480	25.29	25.30	NO	1.000	1.001	1.92	98.0	NO
9	1,2,3,7,8-PeCDF	8.91e4	9.03e5	1.55	1.63	NO	0.9597	29.47	29.48	NO	1.000	1.000	10.3	103	NO
10	1,2,3,4,7,8-PeCDF	9.54e4	9.55e5	1.55	1.63	NO	1.0671	30.53	30.55	NO	1.000	1.000	10.5	105	NO
11	1,2,3,4,7,8-HxCDF	6.08e4	5.80e5	1.24	1.26	NO	0.9859	33.14	33.15	NO	1.000	1.000	10.6	106	NO
12	1,2,3,6,7,8-HxCDF	6.64e4	6.28e5	1.24	1.27	NO	1.0368	33.27	33.29	NO	1.000	1.001	10.2	102	NO
13	1,2,3,4,6,7,8-HxCDF	5.87e4	5.85e5	1.24	1.26	NO	1.0202	33.93	33.95	NO	1.000	1.001	10.2	102	NO
14	1,2,3,7,8,9-HxCDF	5.03e4	5.05e5	1.24	1.25	NO	0.9888	34.92	34.94	NO	1.000	1.001	12.1	101	NO



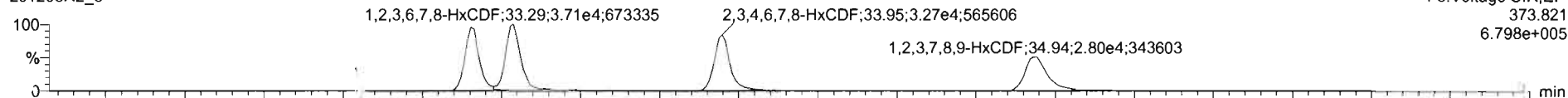
Dataset: U:\VG12.PRO\Results\201203R2\201203R2\_CRV.qld

Last Altered: Friday, December 04, 2020 08:58:11 Pacific Standard Time  
Printed: Friday, December 04, 2020 09:59:16 Pacific Standard Time

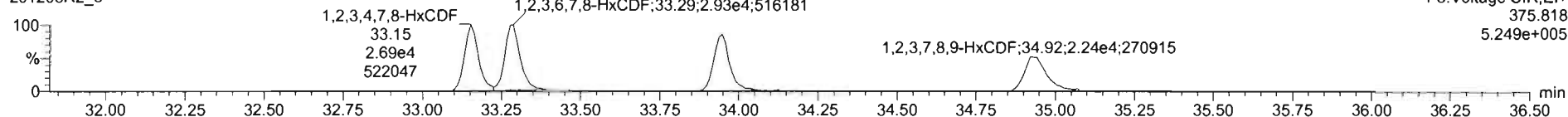
Name: 201203R2\_3, Date: 03-Dec-2020, Time: 12:14:40, ID: ST201203R2\_3 1613 CS2 20K1903, Description: 1613 CS2 20K1903

1,2,3,4,7,8-HxCDF

201203R2\_3




201203R2\_3

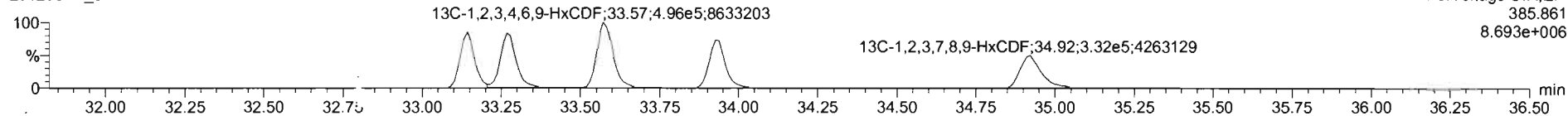


13C-1,2,3,4,7,8-HxCDF

201203R2\_3

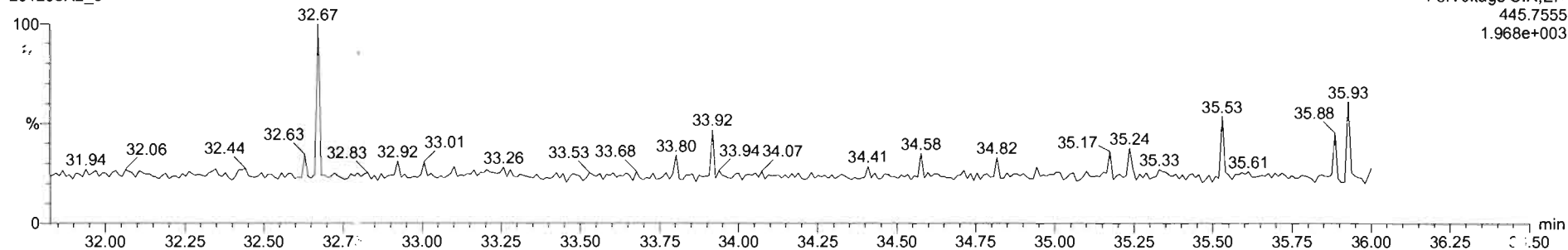


201203R2\_3



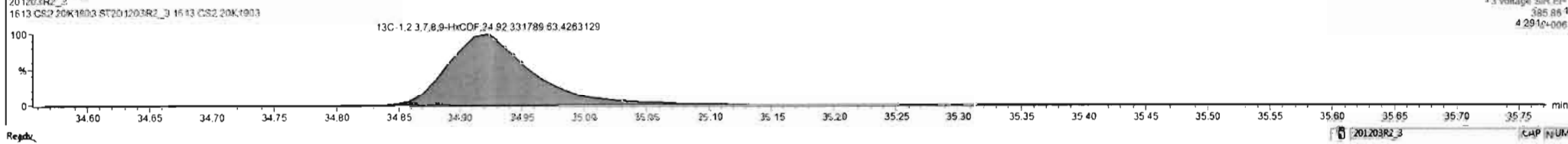
DPE3

201203R2\_3





#	Name	Reso	IS Reso	Pred RA	RA	n/y	RRF	Pred RT	RT	RT Flag	Pred RRT	RRT	Conc	%Rec	STD out
1	1,2,3,7,8-TCDD	1.58e4	8.00e5	0.77	0.78	NO	0.9905	26.01	25.99	NO	1.001	1.001	2.01	100	NO
2	1,2,3,7,8-PeCDD	5.55e4	5.88e5	0.63	0.62	NO	0.9320	30.74	30.74	NO	1.000	1.000	10.1	101	NO
3	1,2,3,4,7,8-HxCDD	4.12e4	4.06e5	1.24	1.22	NO	1.0203	34.04	34.05	NO	1.000	1.001	9.96	99.6	NO
4	1,2,3,6,7,8-HxCDD	4.48e4	4.87e5	1.24	1.32	NO	0.9025	34.16	34.17	NO	1.000	1.001	10.2	102	NO
5	1,2,3,7,8,9-HxCDD	4.69e4	4.87e5	1.24	1.23	NO	0.9552	34.43	34.44	NO	1.000	1.001	10.1	101	NO
6	1,2,3,4,7,8-HpCDD	3.39e4	3.72e5	1.04	1.06	NO	0.9180	37.90	37.92	NO	1.000	1.001	9.91	99.1	NO
7	OCDD	5.89e4	6.66e5	0.89	0.84	NO	0.8658	40.80	40.81	NO	1.000	1.000	20.4	102	NO
8	2,3,7,8-TCDF	1.90e4	1.17e6	0.77	0.75	NO	0.8480	25.29	25.30	NO	1.000	1.001	1.92	96.0	NO
9	1,2,3,7,8-PeCDF	8.91e4	9.03e5	1.55	1.63	NO	0.9597	29.47	29.48	NO	1.000	1.000	10.3	103	NO
10	1,2,3,4,7,8-PeCDF	9.54e4	8.55e5	1.55	1.63	NO	1.0671	30.53	30.55	NO	1.000	1.000	10.5	105	NO
11	1,2,3,4,7,8-HxCDF	6.08e4	5.80e5	1.24	1.26	NO	0.9859	33.14	33.15	NO	1.000	1.000	10.8	106	NO
12	1,2,3,6,7,8-HxCDF	6.64e4	6.28e5	1.24	1.27	NO	1.0368	33.27	33.29	NO	1.000	1.001	10.2	102	NO
13	1,2,3,4,6,7,8-HxCDF	5.87e4	5.85e5	1.24	1.26	NO	1.0202	33.93	33.95	NO	1.000	1.001	10.2	102	NO
14	1,2,3,7,8,9-HxCDF	5.03e4	5.05e5	1.24	1.25	NO	0.9889	34.92	34.94	NO	1.000	1.001	10.1	101	NO


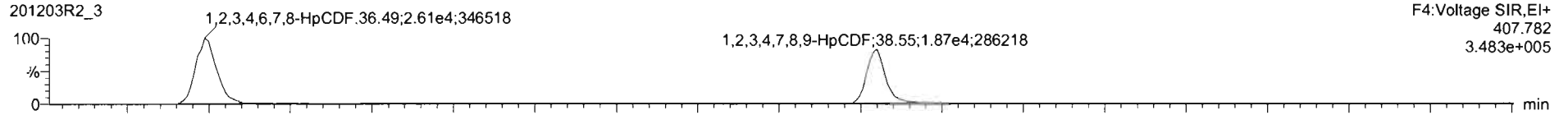


Dataset: U:\VG12.PRO\Results\201203R2\201203R2\_CRV.qld


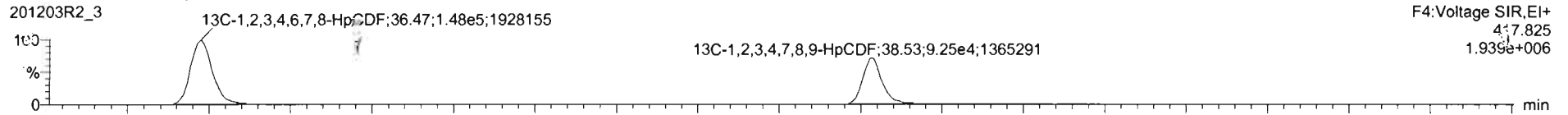
Last Altered: Friday, December 04, 2020 08:58:11 Pacific Standard Time  
Printed: Friday, December 04, 2020 09:59:16 Pacific Standard Time

Name: 201203R2\_3, Date: 03-Dec-2020, Time: 12:14:40, ID: ST201203R2\_3 1613 CS2 20K1903, Description: 1613 CS2 20K1903

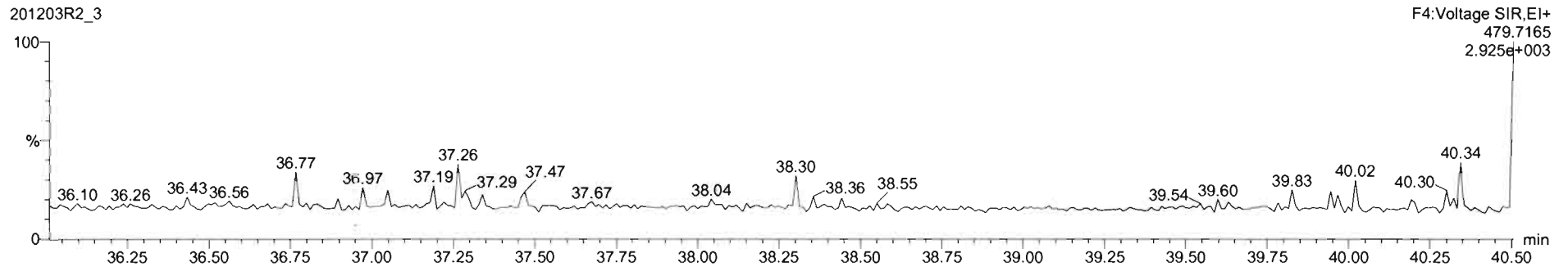
**1,2,3,4,6,7,8-HpCDF**



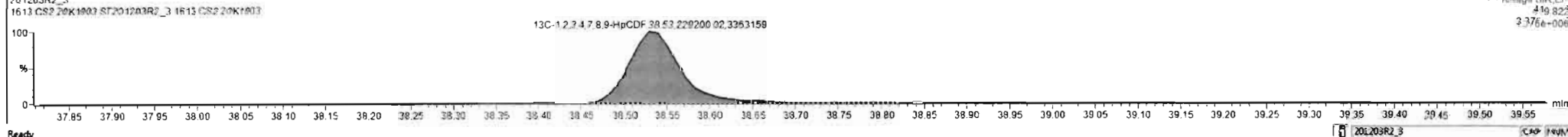



**13C-1,2,3,4,6,7,8-HpCDF**



**DPE4**



#	Name	Resp	IS Resp	Pred RA	RA	nly	RDF	Pred RT	RT	RT Flag	Pred RRT	RRT	Conc	%Rec	STD out
15	1,2,3,4,6,7,8-HpCDF	5.28e4	4.95e5	1.04	0.98	NO	1.0492	38.48	38.49	NO	1.000	1.000	10.2	102	NO
16	1,2,3,4,7,8,9-HpCDF	3.75e4	3.22e5	1.04	0.99	NO	1.1759	38.53	38.55	NO	1.000	1.001	9.90	99.0	NO
17	OCDF	8.64e4	7.40e5	0.89	0.86	NO	0.8960	41.09	41.10	NO	1.000	1.000	20.0	100	NO
18	13C-2,3,7,8-TCDD	8.00e5	8.35e5	0.77	0.77	NO	1.0555	25.95	25.98	NO	1.030	1.031	90.8	90.8	NO
19	13C-1,2,3,7,8-PeCDD	5.88e5	8.35e5	0.63	0.62	NO	0.7847	30.65	30.73	NO	1.216	1.219	89.8	89.8	NO
20	13C-1,2,3,4,7,8-HxCDD	4.09e5	7.47e5	1.24	1.27	NO	0.6205	34.04	34.03	NO	1.014	1.014	87.6	87.6	NO
21	13C-1,2,3,6,7,8-HxCDD	4.87e5	7.47e5	1.24	1.28	NO	0.7340	34.17	34.15	NO	1.019	1.017	88.8	88.8	NO
22	13C-1,2,3,7,8,9-HxCDD	4.87e5	7.47e5	1.24	1.26	NO	0.7225	34.42	34.42	NO	1.025	1.025	90.2	90.2	NO
23	13C-1,2,3,4,6,7,8-HpCDD	3.72e5	7.47e5	1.04	1.06	NO	0.5877	37.89	37.90	NO	1.129	1.129	87.6	87.6	NO
24	13C-OCDD	6.66e5	7.47e5	0.89	0.91	NO	0.4958	40.65	40.80	NO	1.217	1.215	180	90.0	NO
25	13C-2,3,7,8-TCDF	1.17e6	1.40e6	0.77	0.76	NO	0.9190	25.28	25.28	NO	1.003	1.003	90.7	90.7	NO
26	13C-1,2,3,7,8-PeCDF	9.03e5	1.40e6	1.55	1.61	NO	0.7151	29.39	29.46	NO	1.166	1.160	90.3	90.3	NO
27	13C-2,3,4,7,8-PeCDF	8.55e5	1.40e6	1.55	1.60	NO	0.8895	30.44	30.53	NO	1.208	1.212	88.8	88.8	NO
28	13C-1,2,3,4,7,8-HxCDF	5.80e5	7.47e5	0.51	0.50	NO	0.8734	33.13	33.14	NO	0.987	0.987	88.8	88.8	NO



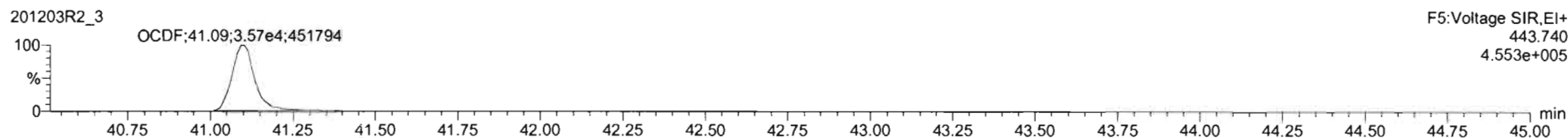
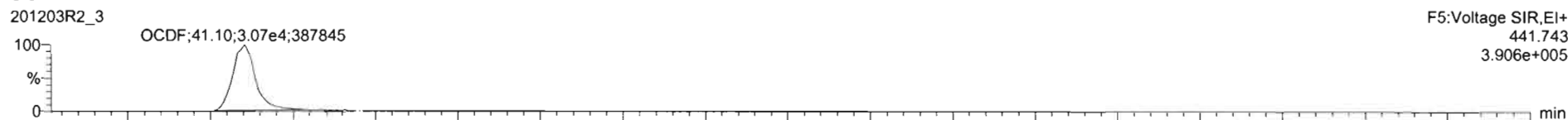
Dataset: U:\VG12.PRO\Results\201203R2\201203R2\_CRV.qld

Last Altered: Friday, December 04, 2020 08:58:11 Pacific Standard Time

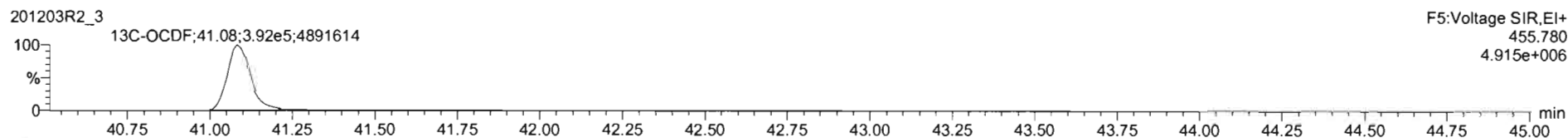
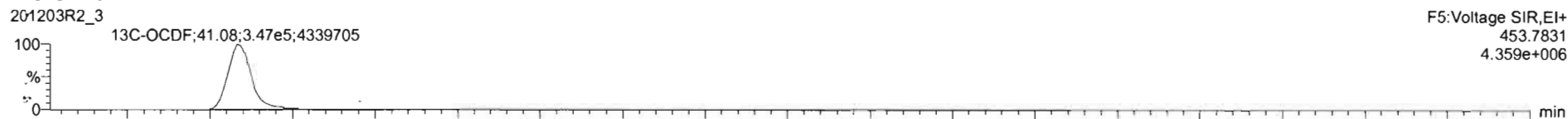
Printed: Friday, December 04, 2020 09:59:16 Pacific Standard Time

Name: 201203R2\_3, Date: 03-Dec-2020, Time: 12:14:40, ID: ST201203R2\_3 1613 CS2 20K1903, Description: 1613 CS2 20K1903

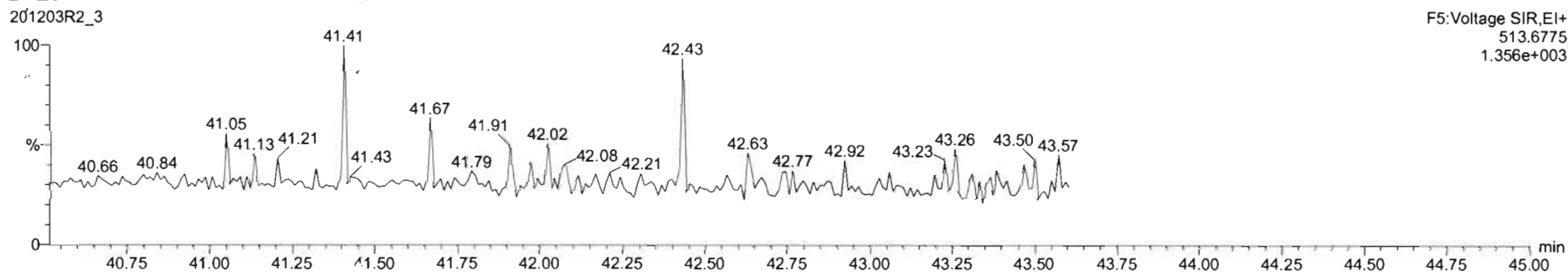
OCDF



<sup>13</sup>C-OCDF



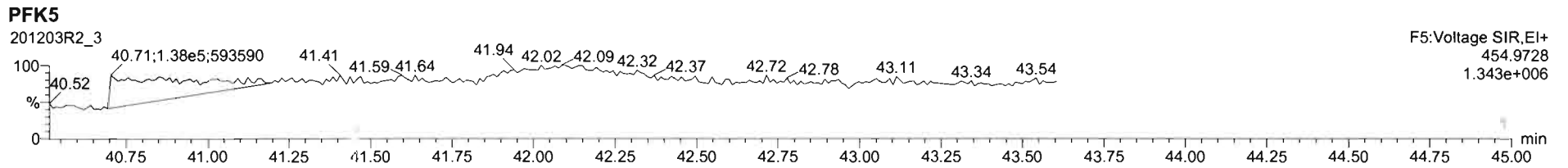
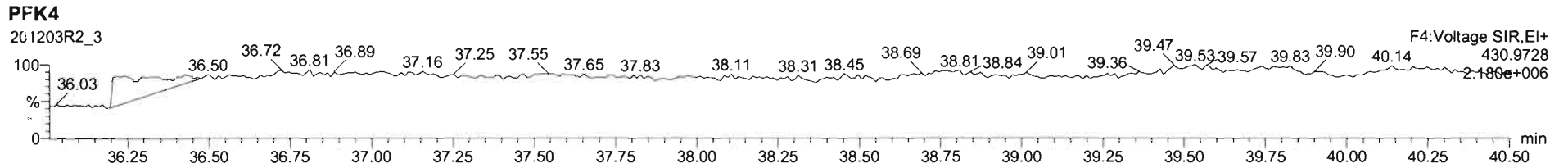
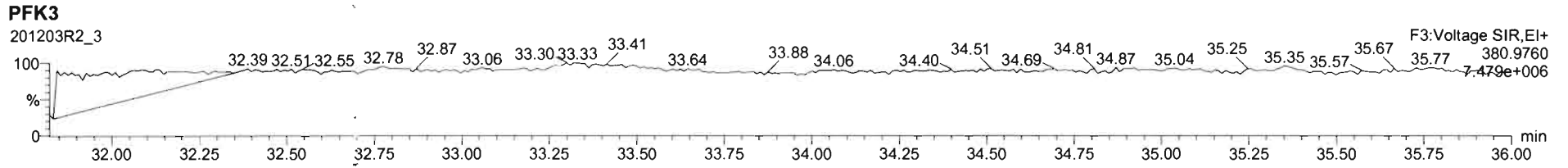
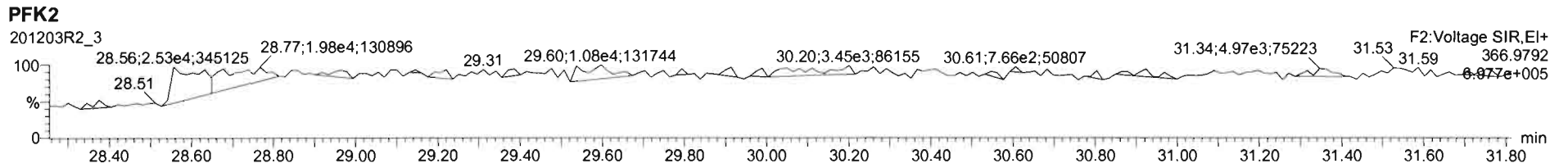
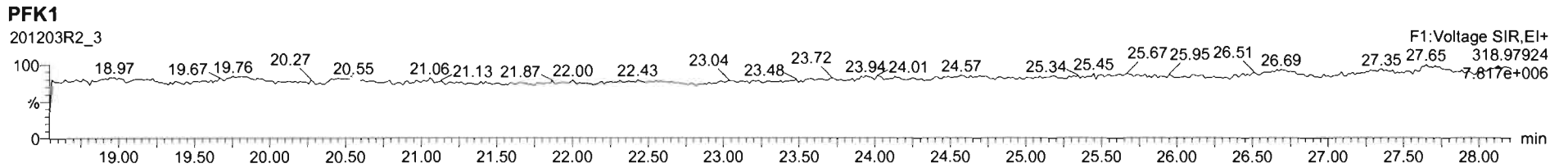
DPE5



Dataset: U:\VG12.PRO\Results\201203R2\201203R2\_CRV.qld

Last Altered: Friday, December 04, 2020 08:58:11 Pacific Standard Time  
Printed: Friday, December 04, 2020 09:59:16 Pacific Standard Time

Name: 201203R2\_3, Date: 03-Dec-2020, Time: 12:14:40, ID: ST201203R2\_3 1613 CS2 20K1903, Description: 1613 CS2 20K1903



Dataset: U:\VG12.PRO\Results\201203R2\201203R2\_CRV.qld


Last Altered: Friday, December 04, 2020 08:58:11 Pacific Standard Time

Printed: Friday, December 04, 2020 09:59:16 Pacific Standard Time

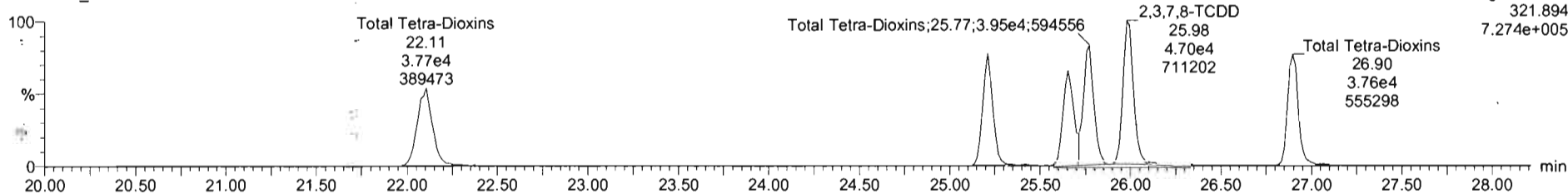
Name: 201203R2\_6, Date: 03-Dec-2020, Time: 14:35:05, ID: ST201203R2\_6 1613 CS3 20L0301, Description: 1613 CS3 20L0301

2,3,7,8-TCDD

201203R2\_6

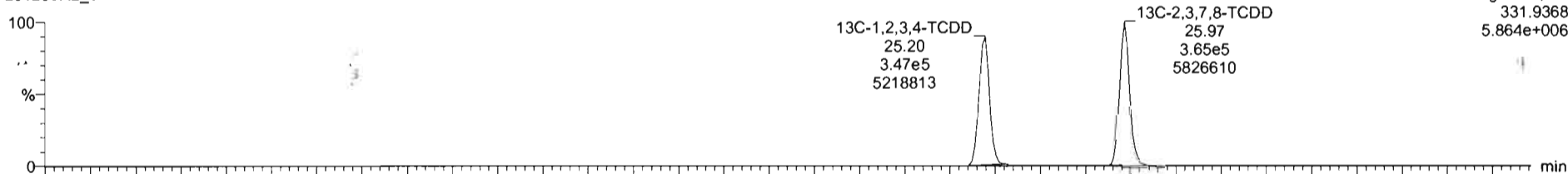


201203R2\_6

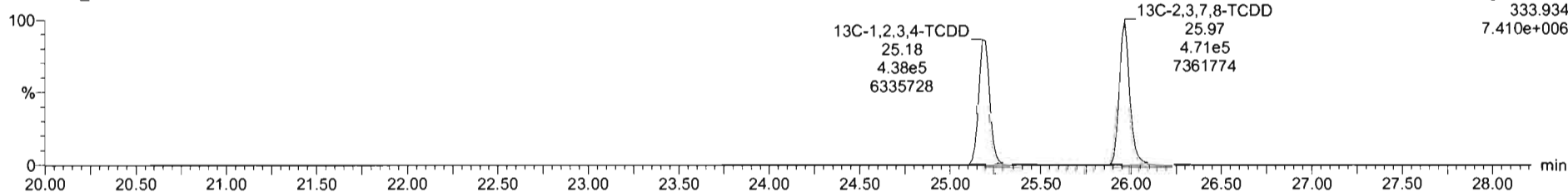


13C-2,3,7,8-TCDD

201203R2\_6



201203R2\_6



Dataset: U:\VG12.PRO\Results\201203R2\201203R2\_CRV.qld

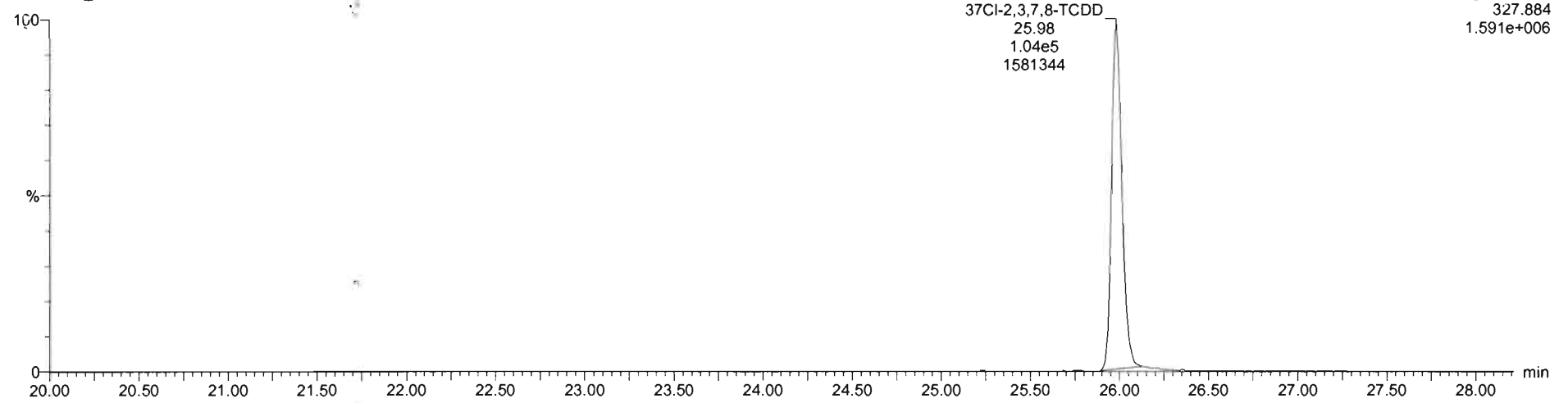
Last Altered: Friday, December 04, 2020 08:58:11 Pacific Standard Time

Printed: Friday, December 04, 2020 09:59:16 Pacific Standard Time

Name: 201203R2\_6, Date: 03-Dec-2020, Time: 14:35:05, ID: ST201203R2\_6 1613 CS3 20L0301, Description: 1613 CS3 20L0301

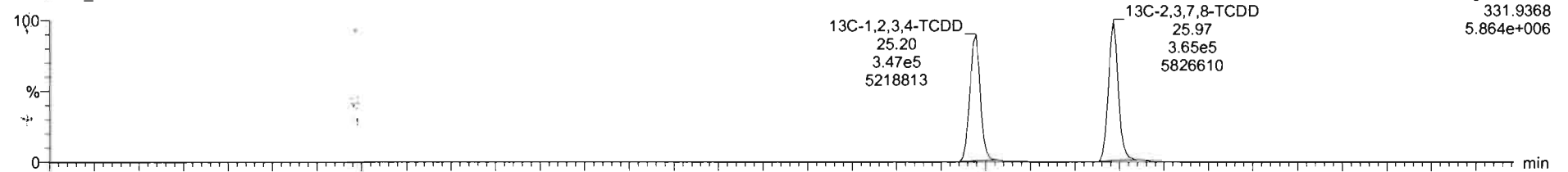
37Cl-2,3,7,8-TCDD

201203R2\_6

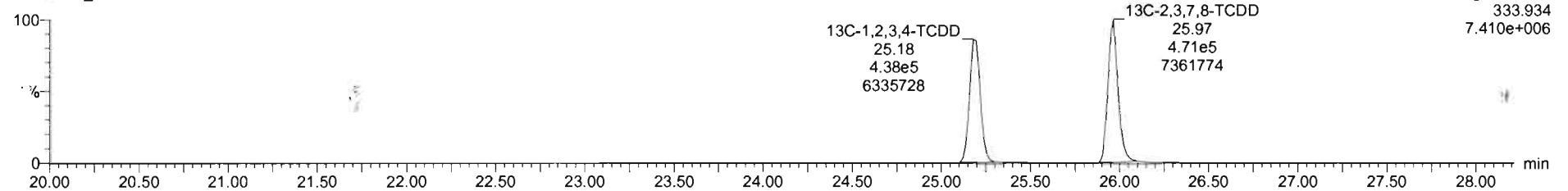


13C-1,2,3,4-TCDD

201203R2\_6



201203R2\_6



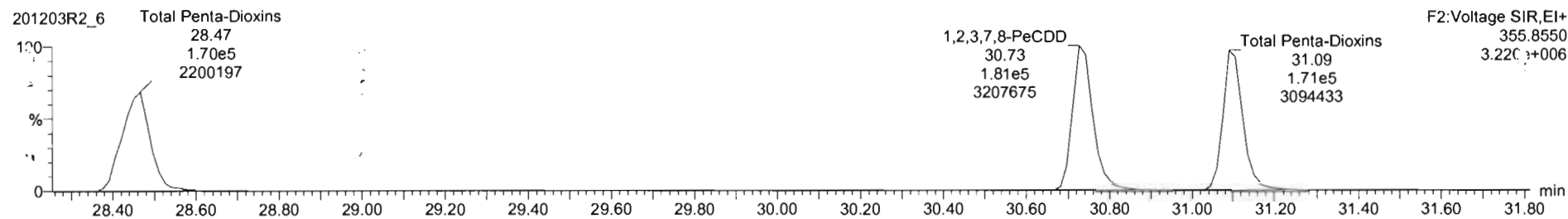
Dataset: U:\VG12.PRO\Results\201203R2\201203R2\_CRV.qld

Last Altered: Friday, December 04, 2020 08:58:11 Pacific Standard Time

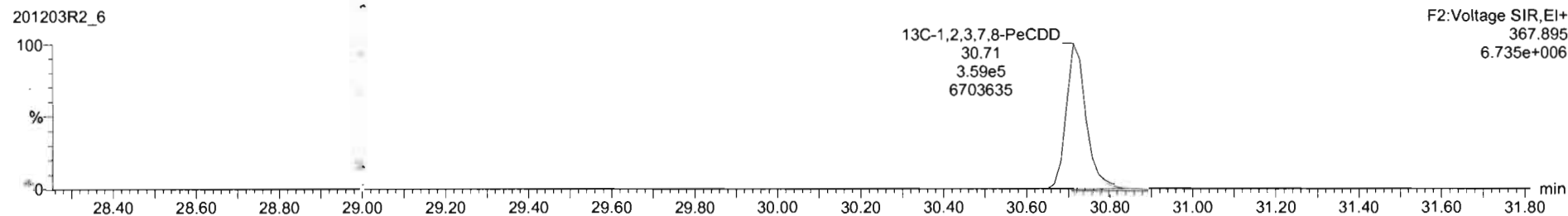
Printed: Friday, December 04, 2020 09:59:16 Pacific Standard Time

Name: 201203R2\_6, Date: 03-Dec-2020, Time: 14:35:05, ID: ST201203R2\_6 1613 CS3 20L0301, Description: 1613 CS3 20L0301

**1,2,3,7,8-PeCDD**



**13C-1,2,3,7,8-PeCDD**





Dataset: Untitled

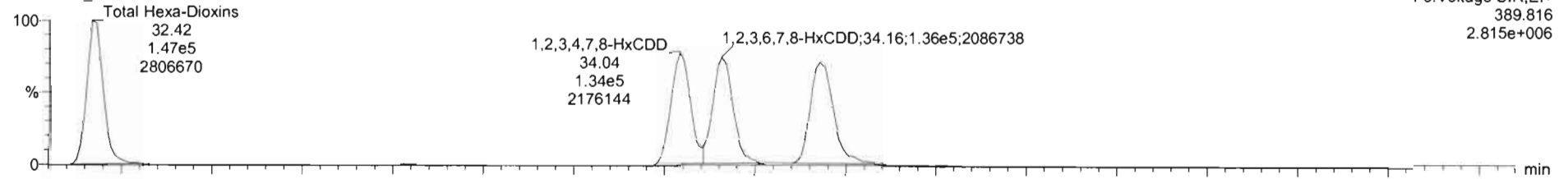
Last Altered: Tuesday, December 08, 2020 09:16:02 Pacific Standard Time

Printed: Tuesday, December 08, 2020 09:16:39 Pacific Standard Time

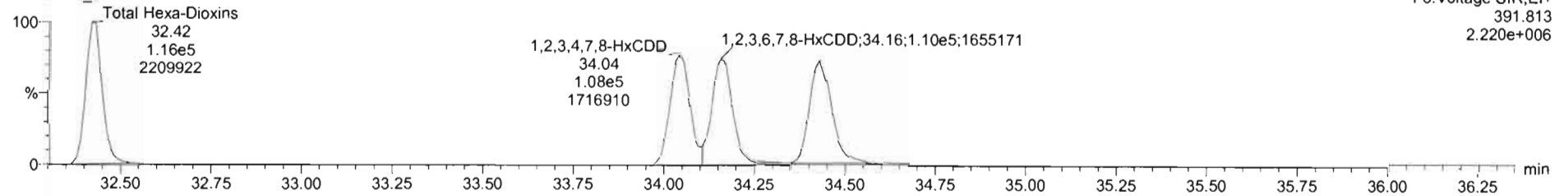
Name: 201203R2\_6, Date: 03-Dec-2020, Time: 14:35:05, ID: ST201203R2\_6 1613 CS3 20L0301, Description: 1613 CS3 20L0301

**1,2,3,4,7,8-HxCDD**

201203R2\_6

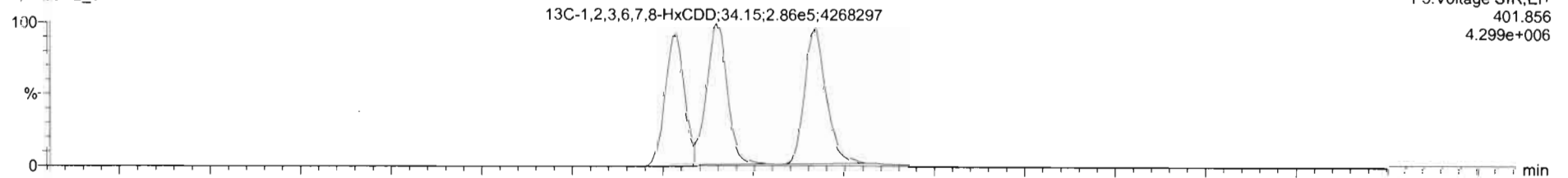


201203R2\_6

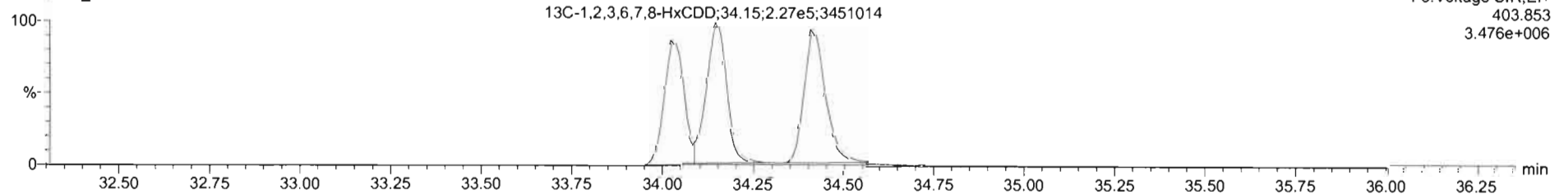


**13C-1,2,3,4,7,8-HxCDD**

201203R2\_6

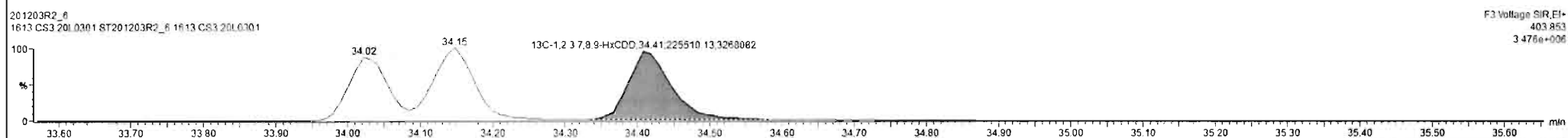




201203R2\_6



201203R2\_6 - ST201203R2\_6 1613 CS3 20L0301 - 1613 CS3 20L0301

#	Name	Resp	IS Resp	Pred RA	RA	n/y	RRF	Pred RT	RT	RT Flag	Pred RRT	RRT	Conc	%Rec	STD out
1	1 2,3,7,8-TCDD	8.33e4	8.36e5	0.77	0.77	NO	0.9805	25.99	25.98	NO	1.001	1.001	10.2	102	NO
2	2 1,2,3,7,8-PeCDD	2.93e5	5.89e5	0.63	0.61	NO	0.9320	30.72	30.73	NO	1.000	1.000	53.4	107	NO
3	3 1,2,3,4,7,8-HxCDD	2.42e5	4.26e5	1.24	1.23	NO	1.0203	34.04	34.04	NO	1.000	1.000	55.8	112	NO
4	4 1,2,3,6,7,8-HxCDD	2.46e5	5.13e5	1.24	1.24	NO	0.9025	34.16	34.16	NO	1.000	1.000	53.0	106	NO
5	5 1,2,3,7,8,9-HxCDD	2.81e5	5.07e5	1.24	1.26	NO	0.9542	34.43	34.43	NO	1.000	1.000	54.0	108	NO
6	6 1,2,3,4,6,7,8-HpCDD	1.90e5	3.92e5	1.04	1.02	NO	0.9180	37.89	37.91	NO	1.000	1.001	52.8	108	NO
7	7 OCDD	3.12e5	6.62e5	0.89	0.88	NO	0.8658	40.80	40.81	NO	1.000	1.000	109	109	NO
8	8 2,3,7,8-TCDF	1.10e5	1.21e6	0.77	0.75	NO	0.8480	25.28	25.30	NO	1.000	1.001	10.8	108	NO
9	9 1,2,3,7,8-PeCDF	4.70e5	9.04e5	1.55	1.61	NO	0.9597	29.47	29.46	NO	1.000	1.000	54.1	108	NO
10	10 2,3,4,7,8-PeCDF	5.09e5	8.75e5	1.55	1.56	NO	1.0671	30.52	30.53	NO	1.000	1.000	54.5	109	NO
11	11 1,2,3,4,7,8-HxCDF	3.29e5	8.08e5	1.24	1.23	NO	0.9859	33.13	33.15	NO	1.000	1.001	54.8	110	NO
12	12 1,2,3,6,7,8-HxCDF	3.68e5	6.44e5	1.24	1.24	NO	1.0388	33.26	33.28	NO	1.000	1.001	54.9	110	NO
13	13 2,3,4,6,7,8-HxCDF	3.27e5	5.97e5	1.24	1.25	NO	1.0202	33.92	33.94	NO	1.000	1.001	53.8	108	NO
14	14 1,2,3,7,8,9-HxCDF	2.95e5	5.53e5	1.24	1.25	NO	0.9909	34.91	34.92	NO	1.000	1.000	53.9	108	NO



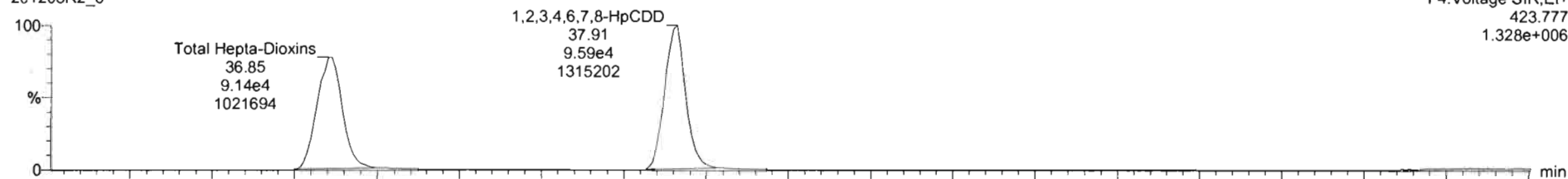
D: taset: U:\VG12.PRO\Results\201203R2\201203R2\_CRV.qld

Last Altered: Friday, December 04, 2020 08:58:11 Pacific Standard Time  
Printed: Friday, December 04, 2020 09:59:16 Pacific Standard Time

Name: 201203R2\_6, Date: 03-Dec-2020, Time: 14:35:05, ID: ST201203R2\_6 1613 CS3 20L0301, Description: 1613 CS3 20L0301

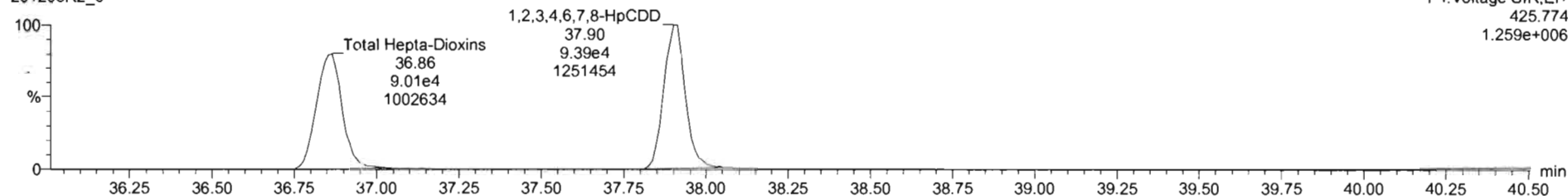
**1,2,3,4,6,7,8-HpCDD**

2C1203R2\_6



F4:Voltage SIR,EI+  
423.777  
1.328e+006


201203R2\_6



F4:Voltage SIR,EI+  
425.774  
1.259e+006

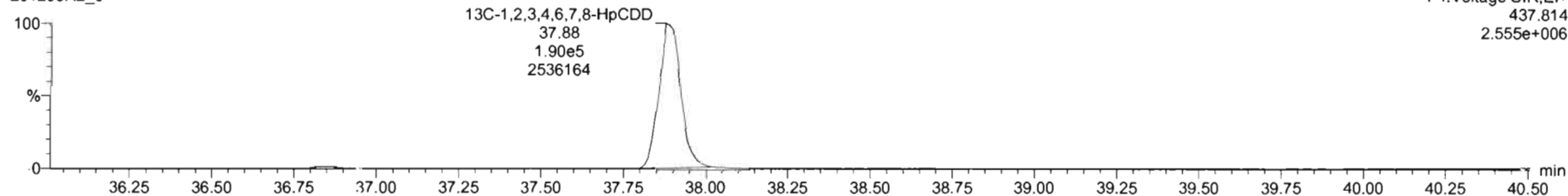
**13C-1,2,3,4,6,7,8-HpCDD**

201203R2\_6



F4:Voltage SIR,EI+  
435.817  
2.707e+006

201203R2\_6



F4:Voltage SIR,EI+  
437.814  
2.555e+006

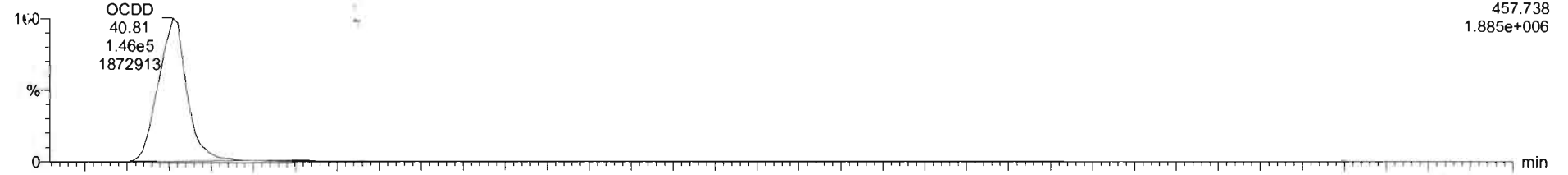
Dataset: U:\VG12.PRO\Results\201203R2\201203R2\_CRV.qld

Last Altered: Friday, December 04, 2020 08:58:11 Pacific Standard Time  
Printed: Friday, December 04, 2020 09:59:16 Pacific Standard Time

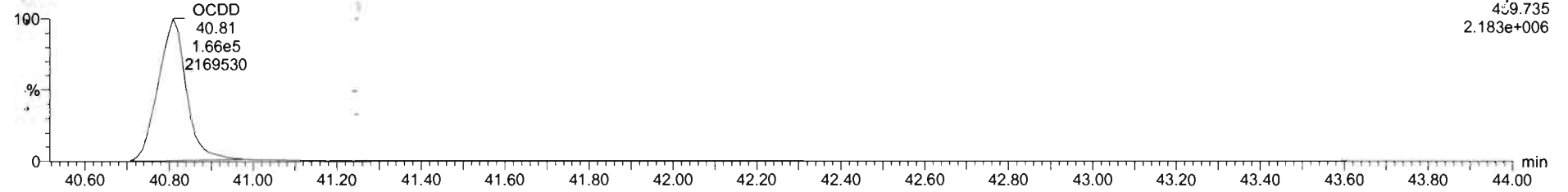
Name: 201203R2\_6, Date: 03-Dec-2020, Time: 14:35:05, ID: ST201203R2\_6 1613 CS3 20L0301, Description: 1613 CS3 20L0301

**OCDD**

201203R2\_6

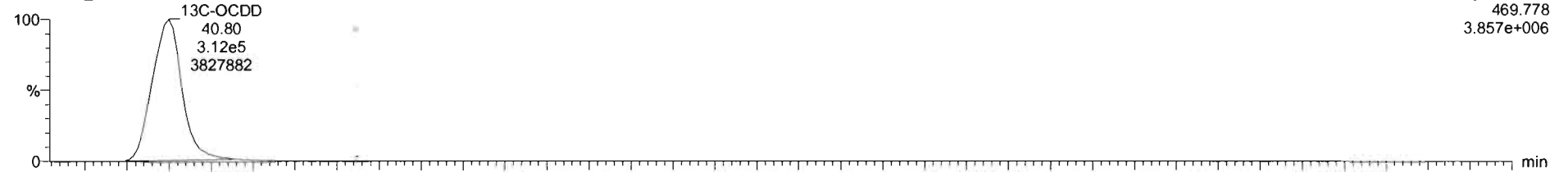


201203R2\_6

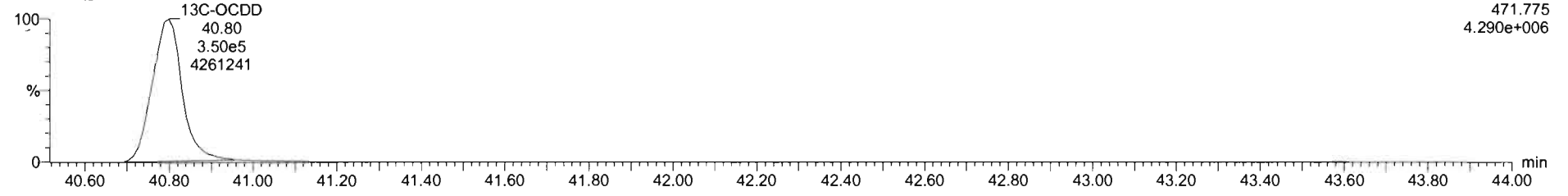


**13C-OCDD**

201203R2\_6



201203R2\_6



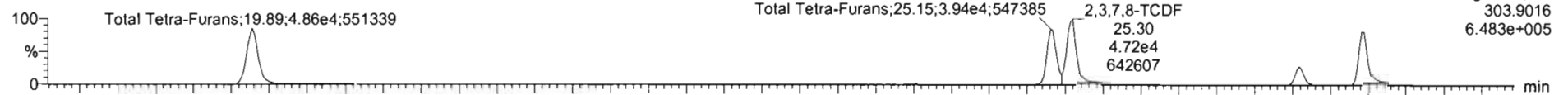
Dataset: U:\VG12.PRO\Results\201203R2\201203R2\_CRV.qld

Last Altered: Friday, December 04, 2020 08:58:11 Pacific Standard Time  
Printed: Friday, December 04, 2020 09:59:16 Pacific Standard Time

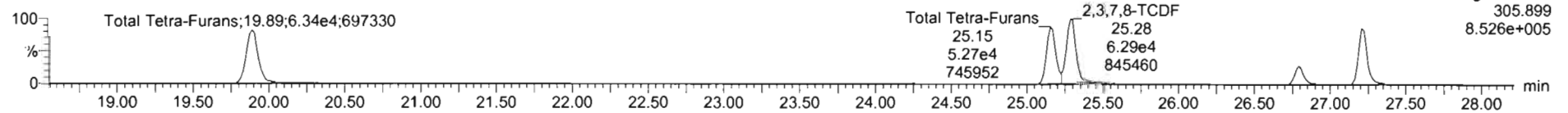
Name: 201203R2\_6, Date: 03-Dec-2020, Time: 14:35:05, ID: ST201203R2\_6 1613 CS3 20L0301, Description: 1613 CS3 20L0301

**2,3,7,8-TCDF**

201203R2\_6

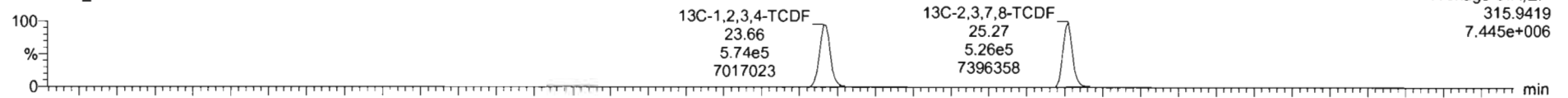


201203R2\_6

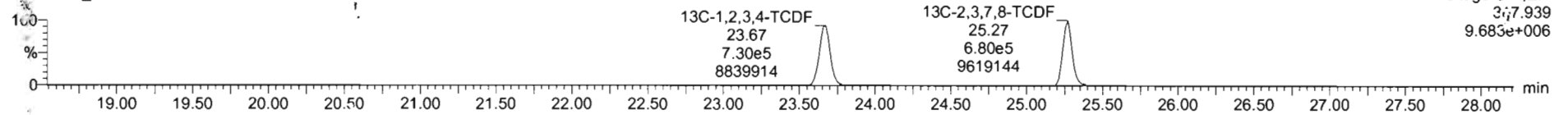


**13C-2,3,7,8-TCDF**

201203R2\_6

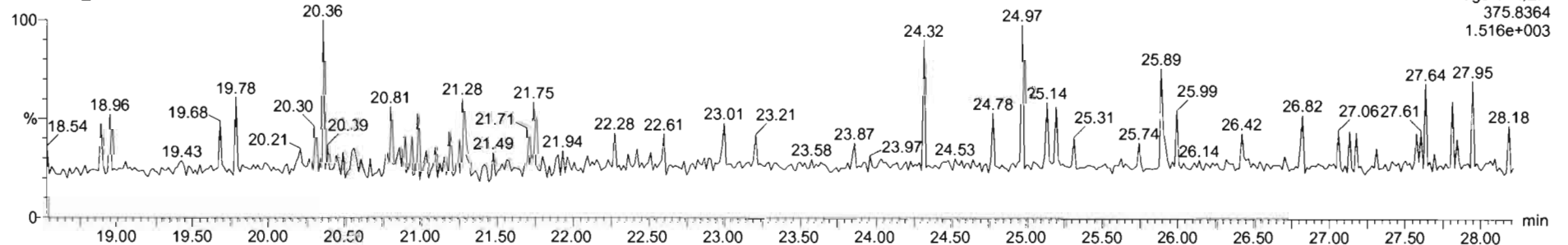


201203R2\_6



**DPE1**

201203R2\_6



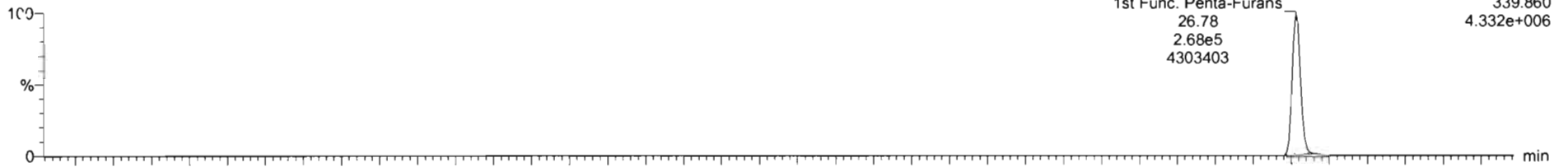
Dataset: U:\VG12.PRO\Results\201203R2\201203R2\_CRV.qld

Last Altered: Friday, December 04, 2020 08:58:11 Pacific Standard Time  
Printed: Friday, December 04, 2020 09:59:16 Pacific Standard Time

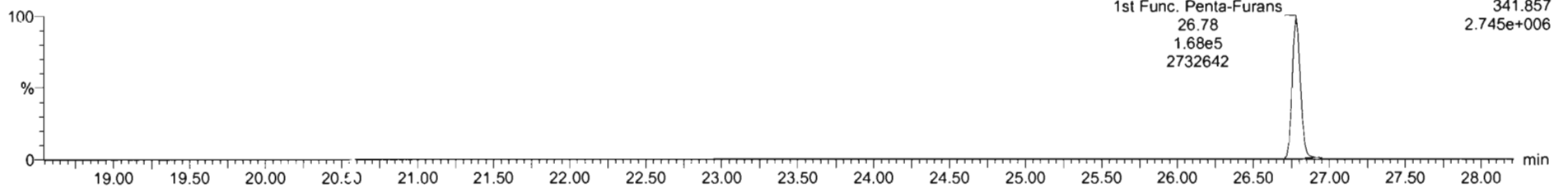
Name: 201203R2\_6, Date: 03-Dec-2020, Time: 14:35:05, ID: ST201203R2\_6 1613 CS3 20L0301, Description: 1613 CS3 20L0301

1st Func. Penta-Furans

201203R2\_6

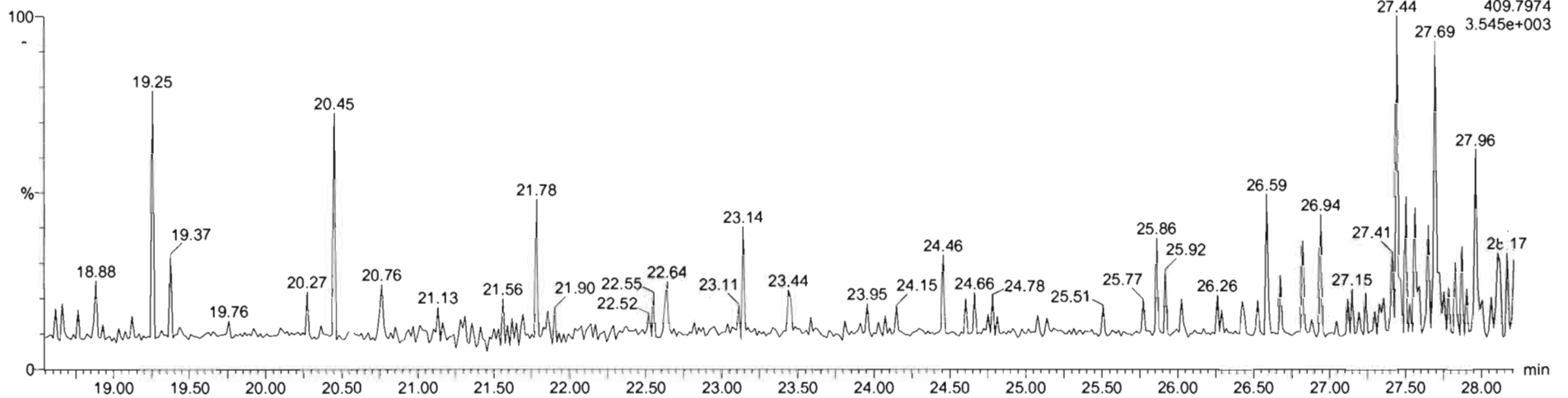


201203R2\_6



DPE6

201203R2\_6

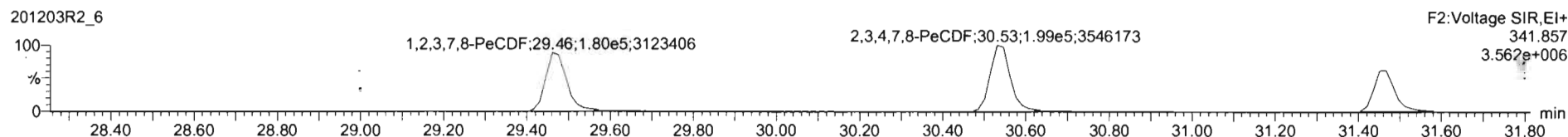


Dataset: U:\VG12.PRO\Results\201203R2\201203R2\_CRV.qld

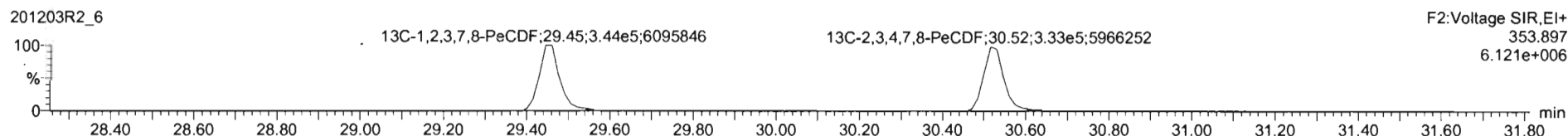

Last Altered: Friday, December 04, 2020 08:58:11 Pacific Standard Time  
Printed: Friday, December 04, 2020 09:59:16 Pacific Standard Time

Name: 201203R2\_6, Date: 03-Dec-2020, Time: 14:35:05, ID: ST201203R2\_6 1613 CS3 20L0301, Description: 1613 CS3 20L0301

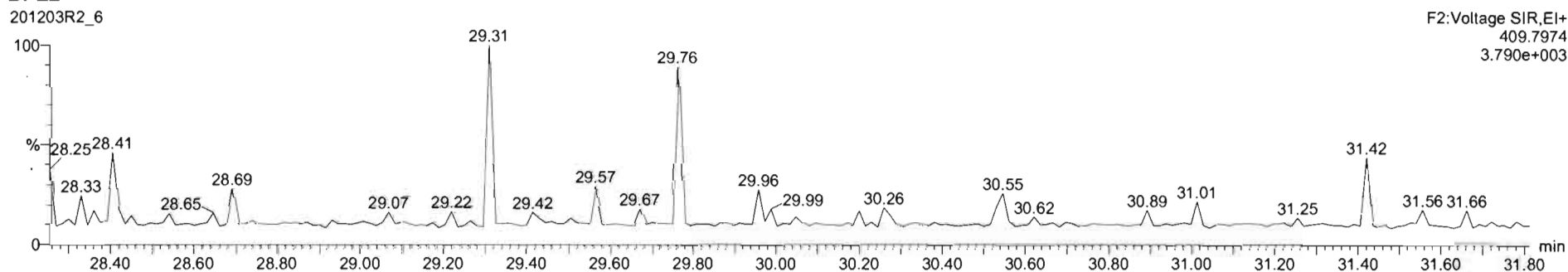
**1,2,3,7,8-PeCDF**



**13C-1,2,3,7,8-PeCDF**



**DPE2**

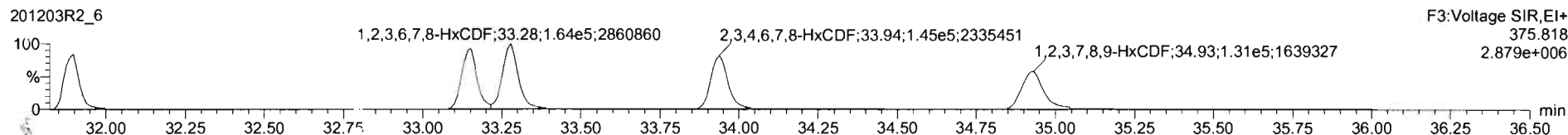
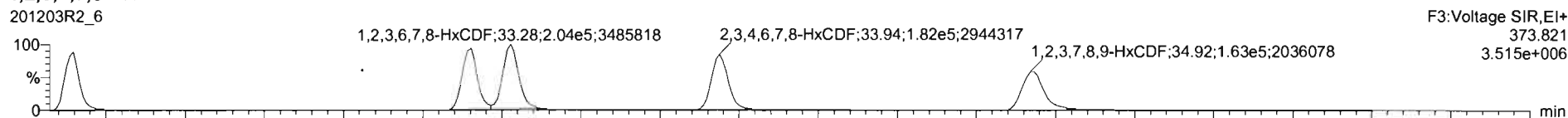


Dataset: U:\VG12.PRO\Results\201203R2\201203R2\_CRV.qld

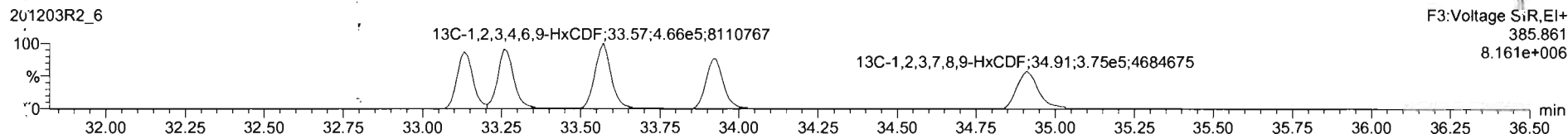
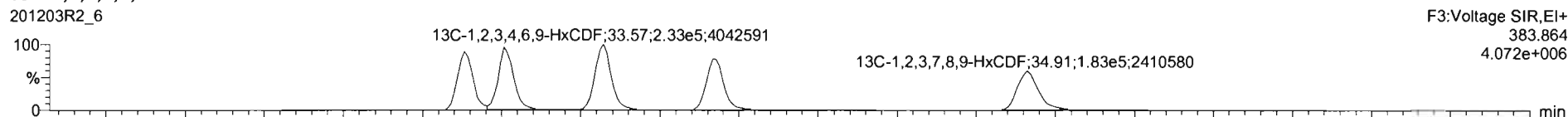
Last Altered: Friday, December 04, 2020 08:58:11 Pacific Standard Time  
Printed: Friday, December 04, 2020 09:59:16 Pacific Standard Time

Name: 201203R2\_6, Date: 03-Dec-2020, Time: 14:35:05, ID: ST201203R2\_6 1613 CS3 20L0301, Description: 1613 CS3 20L0301

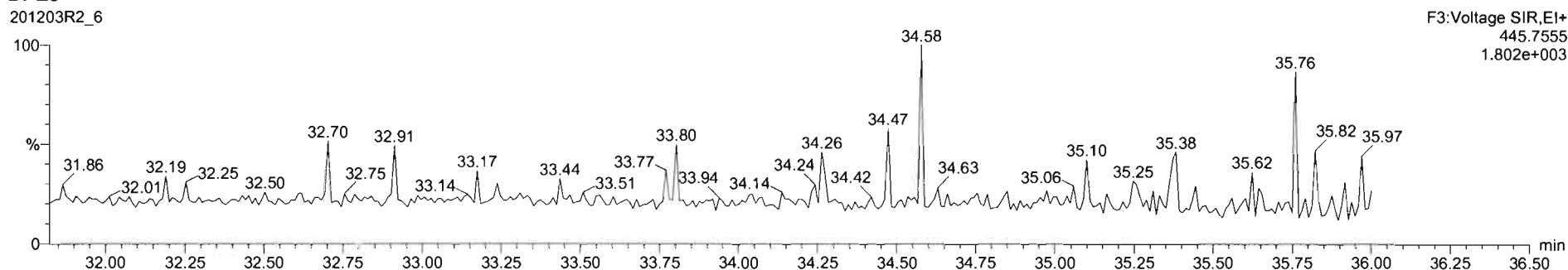
1,2,3,4,7,8-HxCDF



13C-1,2,3,4,7,8-HxCDF






DPE3





201203R2\_6 - ST201203R2\_6 1613 CS3 20L0301 - 1613 CS3 20L0301

#	Name	Resp	IS Resp	Pred RA	RA	ivy	RRF	Pred RT	RT	RT Flag	Pred RRT	RRT	Conn	%Rec	STD out
1	1,2,3,7,8-TCDD	8.33e4	8.36e5	0.77	0.77	NO	0.9805	25.99	25.98	NO	1.001	1.001	10.2	102	NO
2	1,2,3,7,8-PeCDD	2.93e5	5.89e5	0.63	0.61	NO	0.9320	30.72	30.73	NO	1.000	1.000	53.4	107	NO
3	1,2,3,4,7,8-HxCDD	2.42e5	4.26e5	1.24	1.23	NO	1.0203	34.04	34.04	NO	1.000	1.000	55.8	112	NO
4	1,2,3,6,7,8-HxCDD	2.46e5	5.13e5	1.24	1.24	NO	0.9025	34.16	34.16	NO	1.000	1.000	53.0	106	NO
5	1,2,3,7,8,9-HxCDD	2.61e5	5.07e5	1.24	1.26	NO	0.9542	34.43	34.43	NO	1.000	1.000	54.0	108	NO
6	1,2,3,4,6,7,8-HpCDD	1.90e5	3.92e5	1.04	1.02	NO	0.9180	37.89	37.91	NO	1.000	1.001	52.8	106	NO
7	OCDD	3.12e5	6.62e5	0.89	0.88	NO	0.8658	40.80	40.81	NO	1.000	1.000	109	109	NO
8	2,3,7,8-TCDF	1.10e5	1.21e6	0.77	0.75	NO	0.8480	25.28	25.30	NO	1.000	1.001	10.8	108	NO
9	1,2,3,7,8-PeCDF	4.70e5	9.04e5	1.55	1.61	NO	0.9597	29.47	29.46	NO	1.000	1.000	54.1	108	NO
10	2,3,7,8-PeCDF	5.09e5	8.75e5	1.55	1.56	NO	1.0871	30.52	30.53	NO	1.000	1.000	54.5	109	NO
11	1,2,3,4,7,8-HxCDF	3.29e5	6.08e5	1.24	1.23	NO	0.9859	33.13	33.15	NO	1.000	1.001	54.8	110	NO
12	1,2,3,6,7,8-HxCDF	3.68e5	6.44e5	1.24	1.24	NO	1.0388	33.26	33.28	NO	1.000	1.001	54.9	110	NO
13	2,3,4,6,7,8-HxCDF	3.27e5	5.97e5	1.24	1.25	NO	1.0202	33.92	33.94	NO	1.000	1.001	53.8	108	NO
14	1,2,3,7,8,9-HxCDF	2.95e5	5.53e5	1.24	1.25	NO	0.9909	34.91	34.92	NO	1.000	1.000	53.9	108	NO

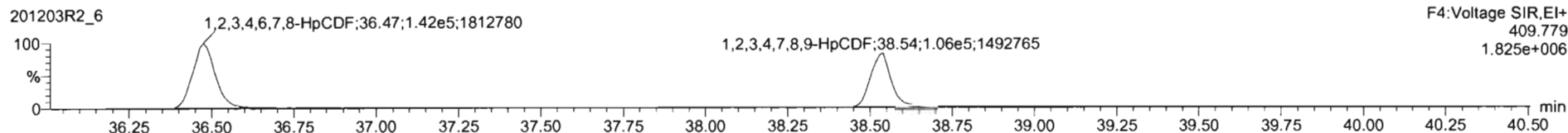



Dataset: U:\VG12.PRO\Results\201203R2\201203R2\_CRV.qld


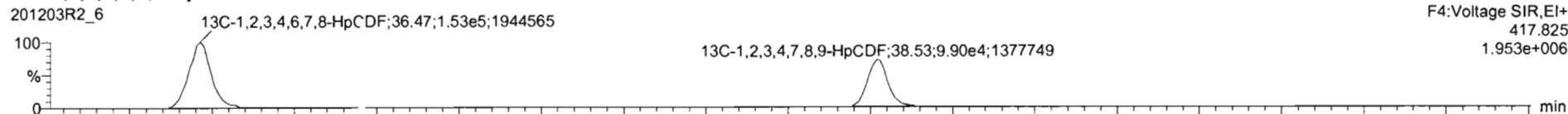
Last Altered: Friday, December 04, 2020 08:58:11 Pacific Standard Time  
Printed: Friday, December 04, 2020 09:59:16 Pacific Standard Time

Name: 201203R2\_6, Date: 03-Dec-2020, Time: 14:35:05, ID: ST201203R2\_6 1613 CS3 20L0301, Description: 1613 CS3 20L0301

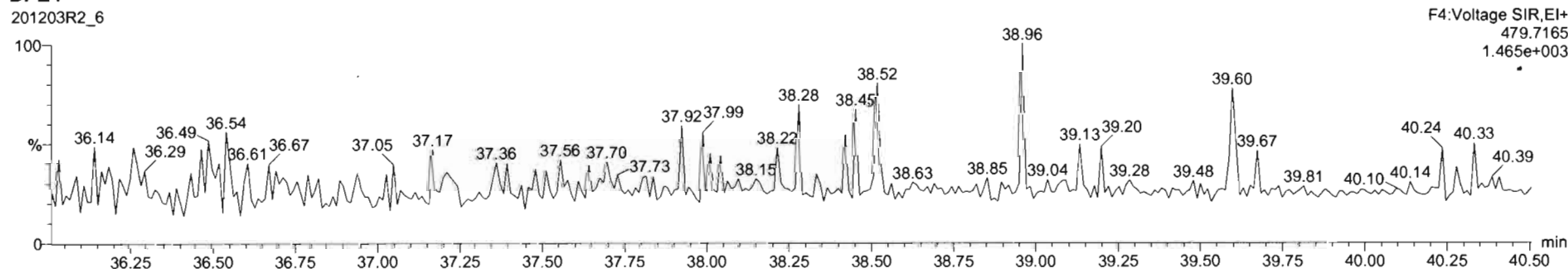
**1,2,3,4,6,7,8-HpCDF**



**13C-1,2,3,4,6,7,8-HpCDF**



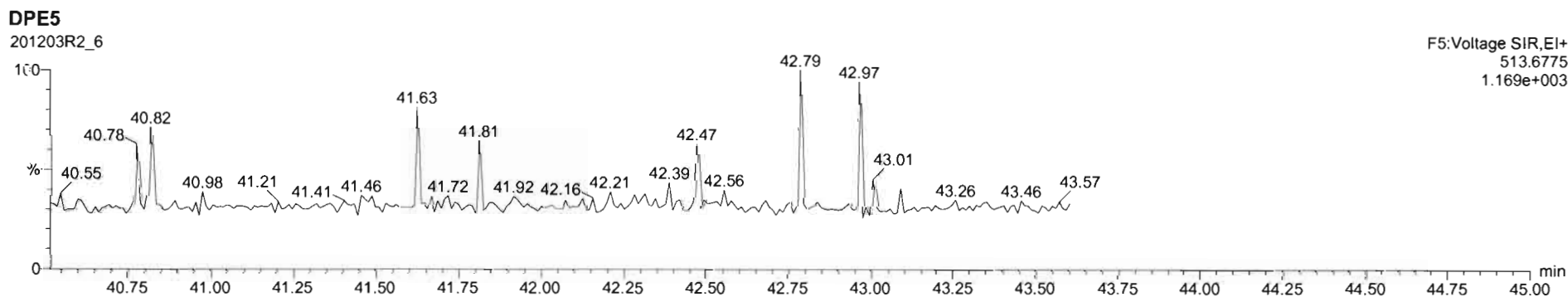
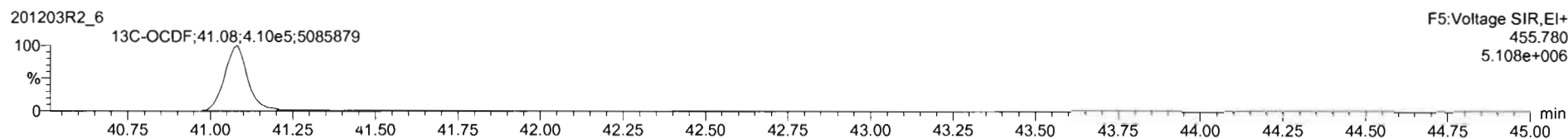
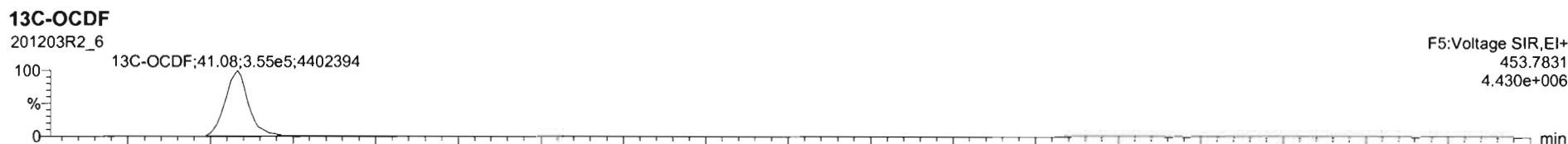
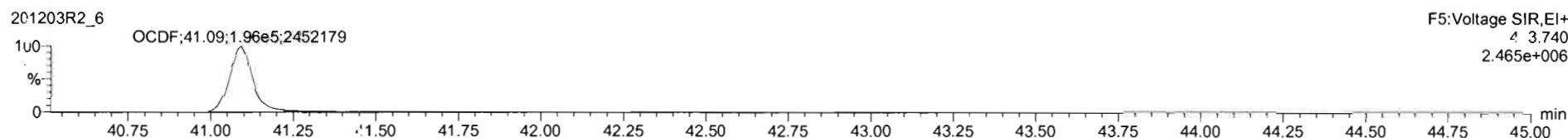
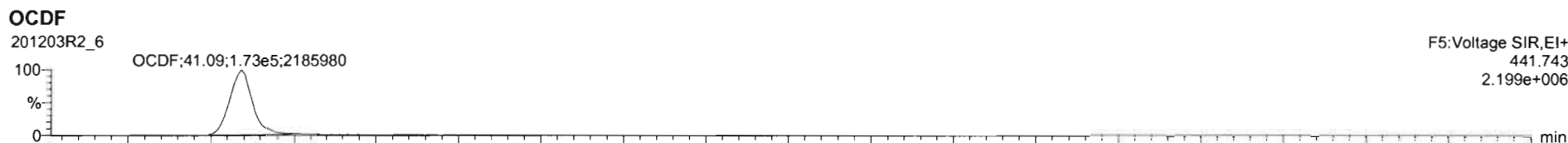
**DPE4**



Dataset: U:\VG12.PRO\Results\201203R2\201203R2\_CRV.qld

Last Altered: Friday, December 04, 2020 08:58:11 Pacific Standard Time  
Printed: Friday, December 04, 2020 09:59:16 Pacific Standard Time

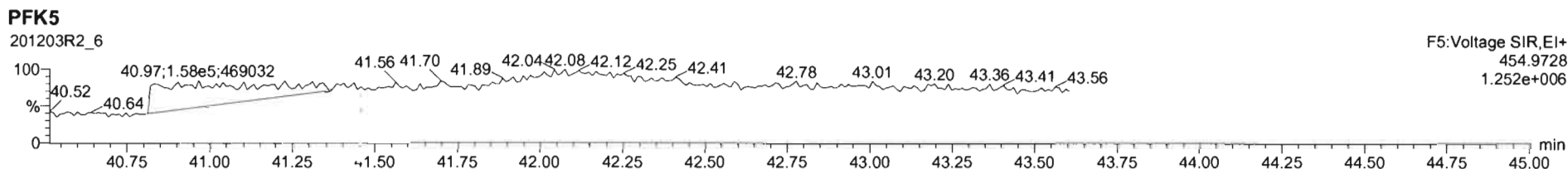
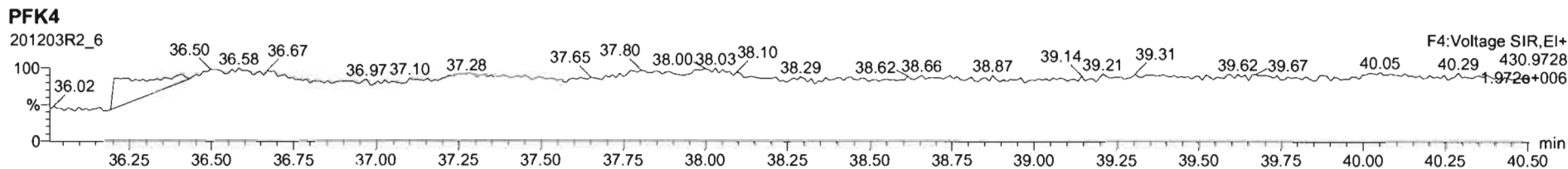
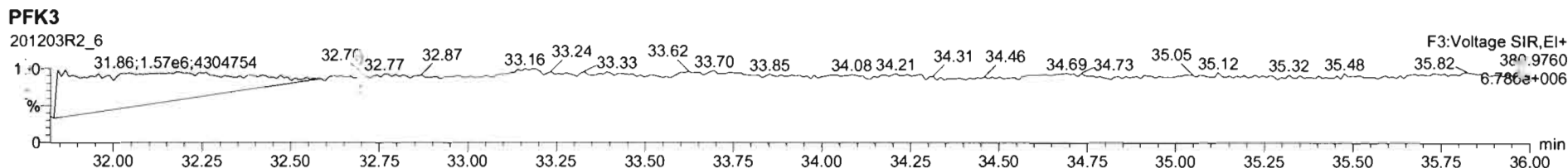
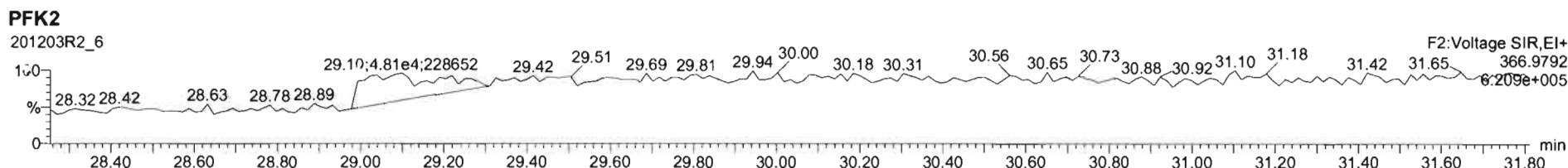
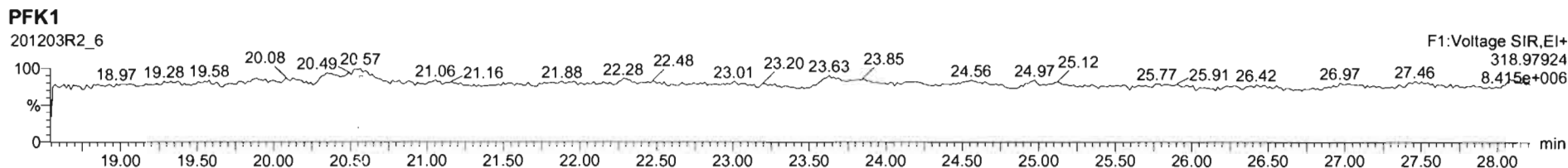
Name: 201203R2\_6, Date: 03-Dec-2020, Time: 14:35:05, ID: ST201203R2\_6 1613 CS3 20L0301, Description: 1613 CS3 20L0301



Dataset: U:\VG12.PRO\Results\201203R2\201203R2\_CRV.qld

Last Altered: Friday, December 04, 2020 08:58:11 Pacific Standard Time  
Printed: Friday, December 04, 2020 09:59:16 Pacific Standard Time

Name: 201203R2\_6, Date: 03-Dec-2020, Time: 14:35:05, ID: ST201203R2\_6 1613 CS3 20L0301, Description: 1613 CS3 20L0301



Dataset: U:\VG12.PRO\Results\201203R2\201203R2\_CRV.qld


Last Altered: Friday, December 04, 2020 08:58:11 Pacific Standard Time

Printed: Friday, December 04, 2020 09:59:16 Pacific Standard Time

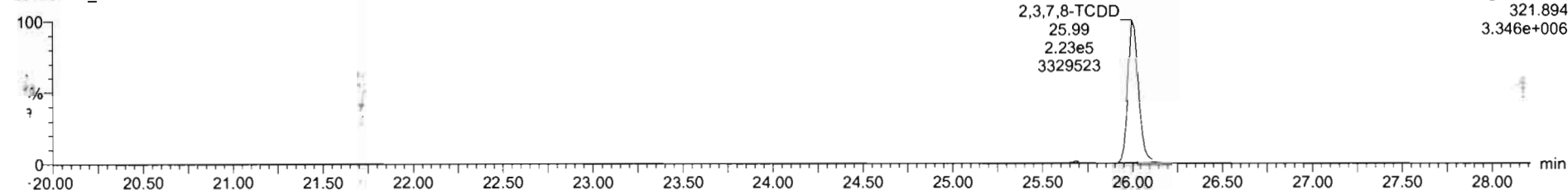
Name: 201203R2\_4, Date: 03-Dec-2020, Time: 13:00:37, ID: ST201203R2\_4 1613 CS4 20L0302, Description: 1613 CS4 20L0302

**2,3,7,8-TCDD**

201203R2\_4




201203R2\_4

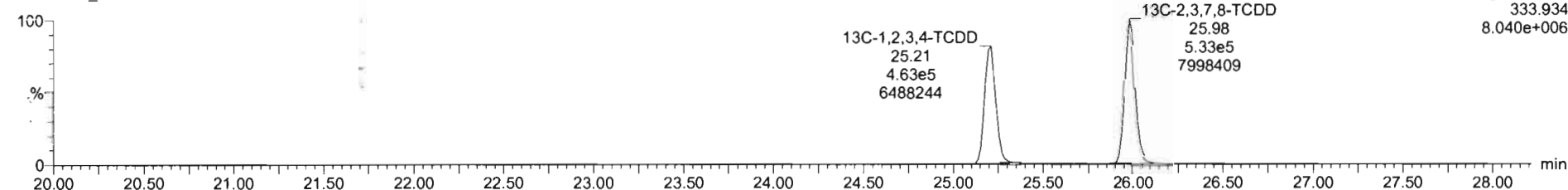


**13C-2,3,7,8-TCDD**

201203R2\_4



201203R2\_4



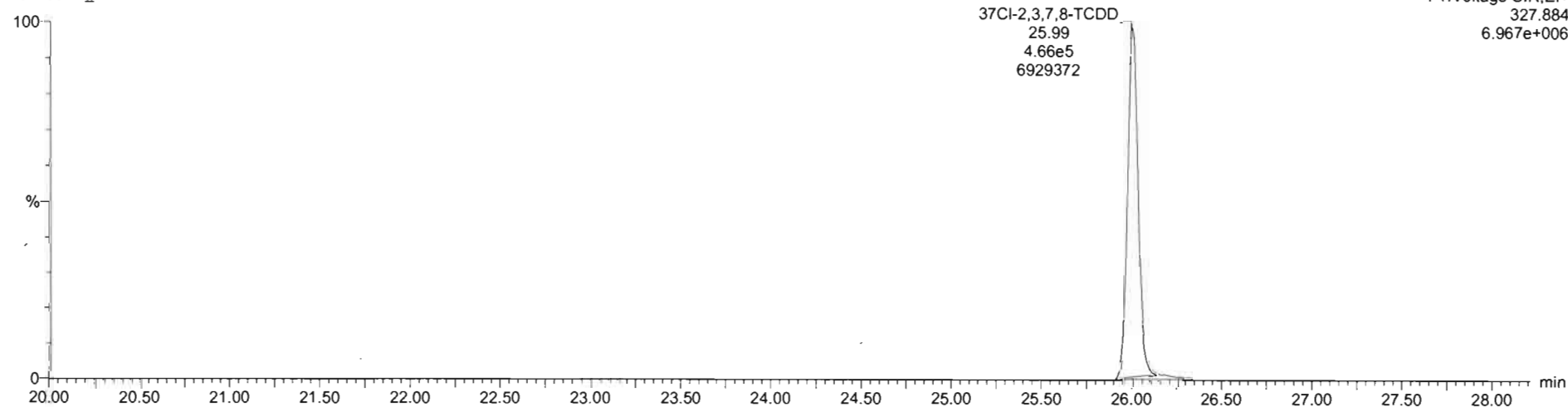
Dataset: U:\VG12.PRO\Results\01203R2\201203R2\_CRV.qld

Last Altered: Friday, December 04, 2020 08:58:11 Pacific Standard Time  
Printed: Friday, December 04, 2020 09:59:16 Pacific Standard Time

Name: 201203R2\_4, Date: 03-Dec-2020, Time: 13:00:37, ID: ST201203R2\_4 1613 CS4 20L0302, Description: 1613 CS4 20L0302

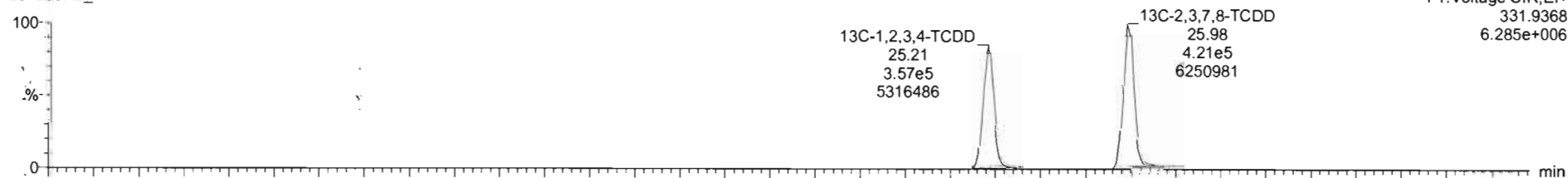
**37Cl-2,3,7,8-TCDD**

201203R2\_4

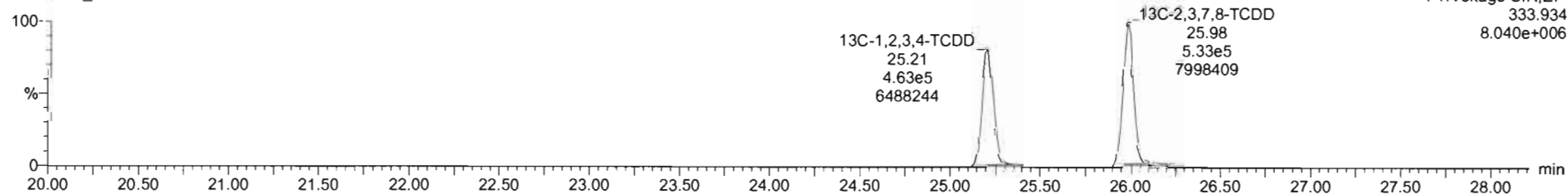


**13C-1,2,3,4-TCDD**

201203R2\_4



201203R2\_4




Dataset: U:\VG12.PRO\Results\201203R2\201203R2\_CRV.qld

Last Altered: Friday, December 04, 2020 08:58:11 Pacific Standard Time  
Printed: Friday, December 04, 2020 09:59:16 Pacific Standard Time

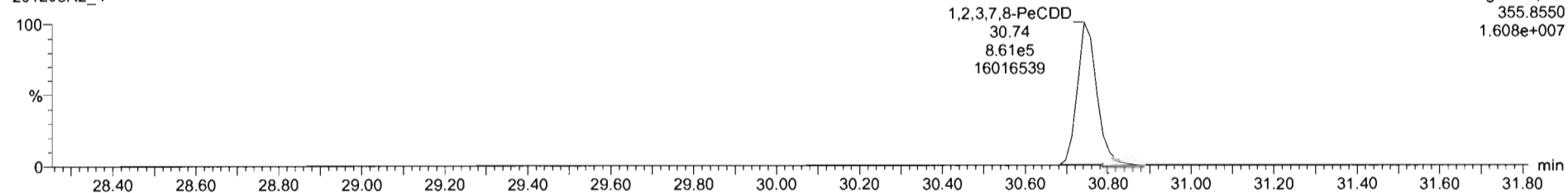
Name: 201203R2\_4, Date: 03-Dec-2020, Time: 13:00:37, ID: ST201203R2\_4 1613 CS4 20L0302, Description: 1613 CS4 20L0302

**1,2,3,7,8-PeCDD**

201203R2\_4




201203R2\_4

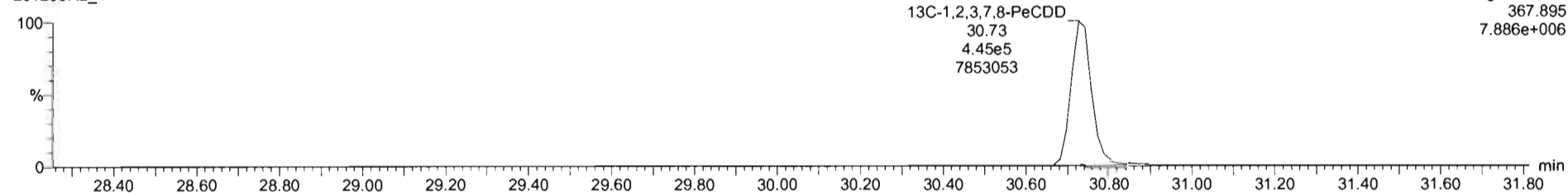


**13C-1,2,3,7,8-PeCDD**

201203R2\_4



201203R2\_4



Dataset: U:\VG12.PRO\Results\201203R2\201203R2\_CRV.qld

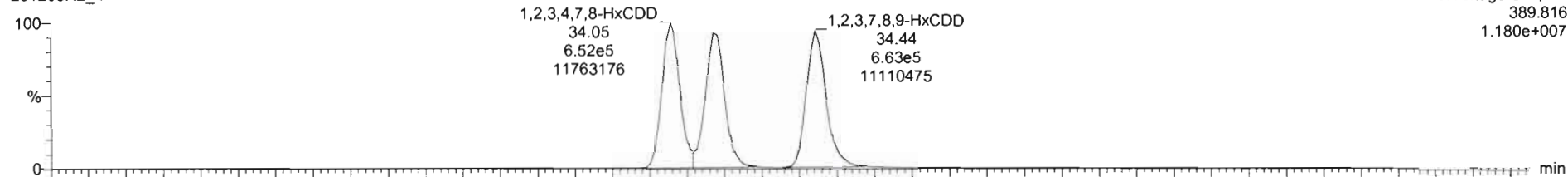
Last Altered: Friday, December 04, 2020 08:58:11 Pacific Standard Time

Printed: Friday, December 04, 2020 09:59:16 Pacific Standard Time

Name: 201203R2\_4, Date: 03-Dec-2020, Time: 13:00:37, ID: ST201203R2\_4 1613 CS4 20L0302, Description: 1613 CS4 20L0302

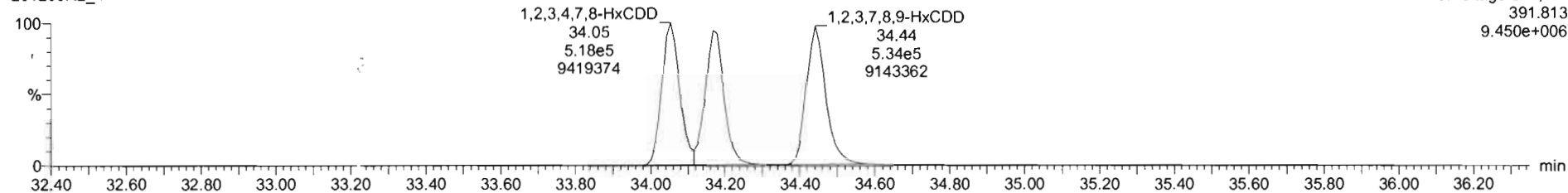
**1,2,3,4,7,8-HxCDD**

201203R2\_4



F3:Voltage SIR,EI+  
389.816  
1.180e+007

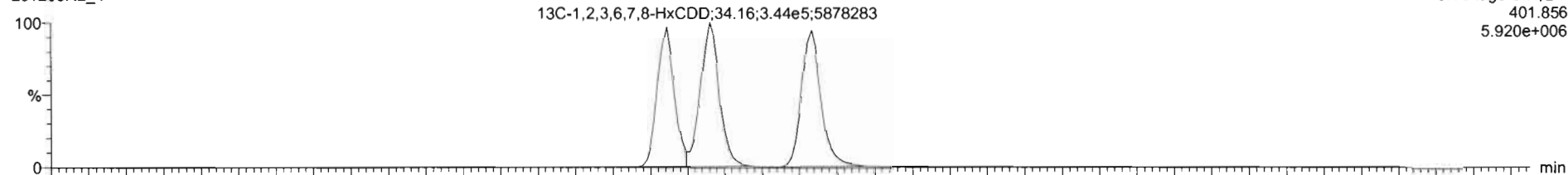
201203R2\_4



F3:Voltage SIR,EI+  
391.813  
9.450e+006

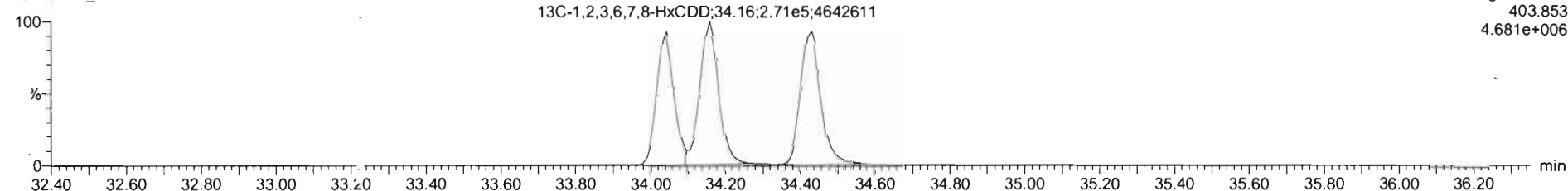
**13C-1,2,3,4,7,8-HxCDD**

201203R2\_4



F3:Voltage SIR,EI+  
401.856  
5.920e+006

201203R2\_4



F3:Voltage SIR,EI+  
403.853  
4.681e+006



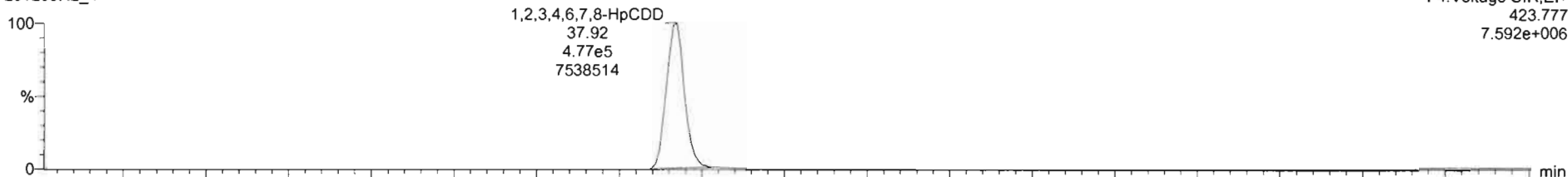
Dataset: U:\VG12.PRO\Results\201203R2\201203R2\_CRV.qld

Last Altered: Friday, December 04, 2020 08:58:11 Pacific Standard Time  
Printed: Friday, December 04, 2020 09:59:16 Pacific Standard Time

Name: 201203R2\_4, Date: 03-Dec-2020, Time: 13:00:37, ID: ST201203R2\_4 1613 CS4 20L0302, Description: 1613 CS4 20L0302

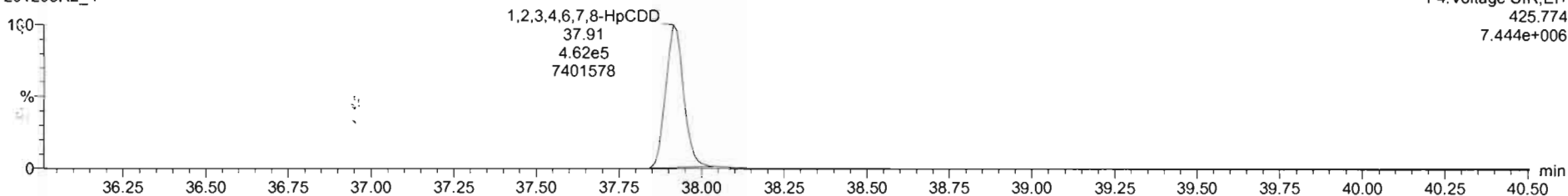
1,2,3,4,6,7,8-HpCDD

201203R2\_4



F4:Voltage SIR,EI+  
423.777  
7.592e+006


201203R2\_4



F4:Voltage SIR,EI+  
425.774  
7.444e+006

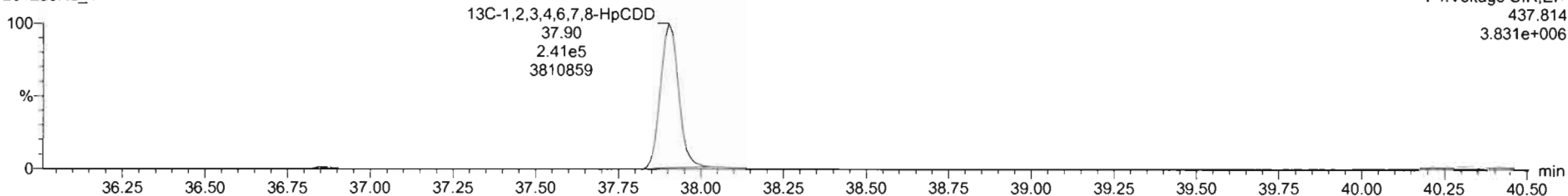
13C-1,2,3,4,6,7,8-HpCDD

201203R2\_4



F4:Voltage SIR,EI+  
435.817  
3.970e+006

201203R2\_4



F4:Voltage SIR,EI+  
437.814  
3.831e+006

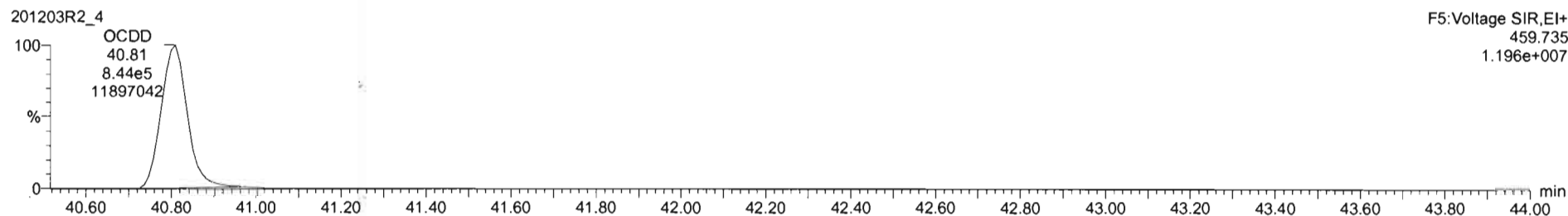
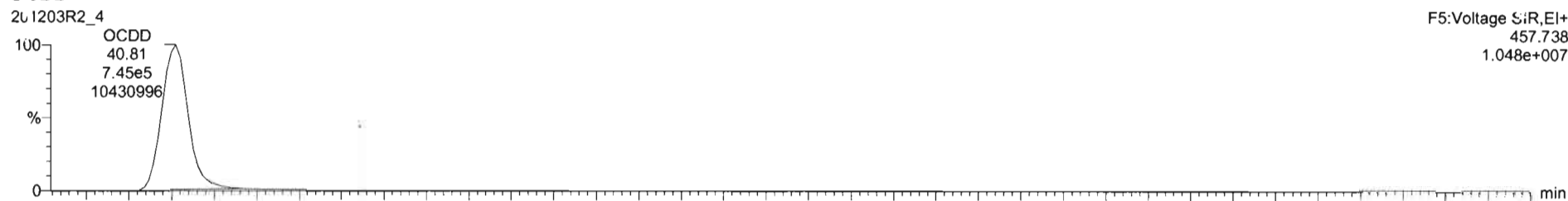
Dataset: U:\VG12.PRO\Results\201203R2\201203R2\_CRV.qld

Last Altered: Friday, December 04, 2020 08:58:11 Pacific Standard Time

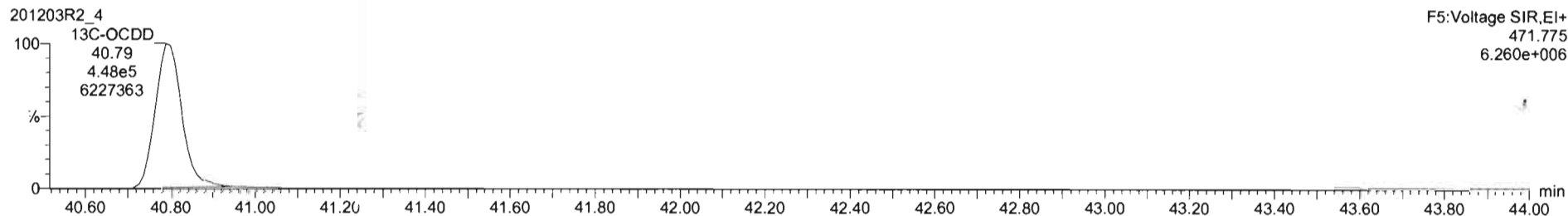

Printed: Friday, December 04, 2020 09:59:16 Pacific Standard Time

Name: 201203R2\_4, Date: 03-Dec-2020, Time: 13:00:37, ID: ST201203R2\_4 1613 CS4 20L0302, Description: 1613 CS4 20L0302

**OCDD**



**13C-OCDD**




Dataset: U:\VG12.PRO\Results\201203R2\201203R2\_CRV.qld

Last Altered: Friday, December 04, 2020 08:58:11 Pacific Standard Time  
Printed: Friday, December 04, 2020 09:59:16 Pacific Standard Time

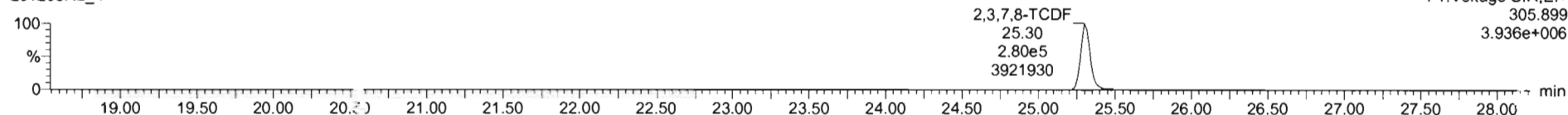
Name: 201203R2\_4, Date: 03-Dec-2020, Time: 13:00:37, ID: ST201203R2\_4 1613 CS4 20L0302, Description: 1613 CS4 20L0302

**2,3,7,8-TCDF**

201203R2\_4

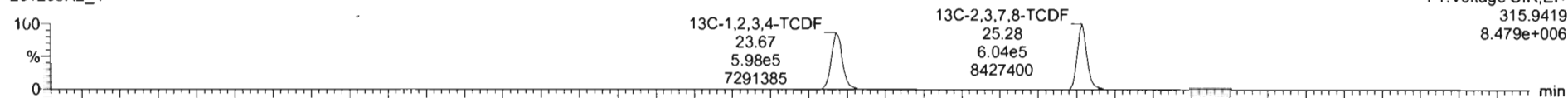


201203R2\_4

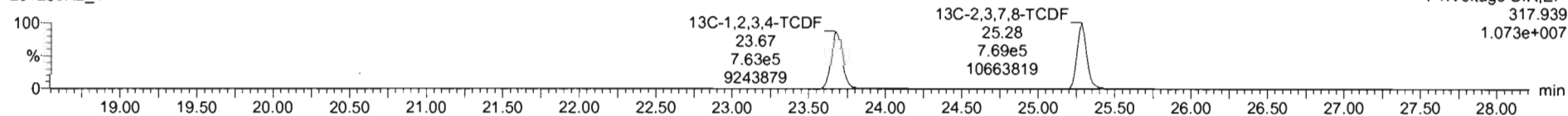


**13C-2,3,7,8-TCDF**

201203R2\_4

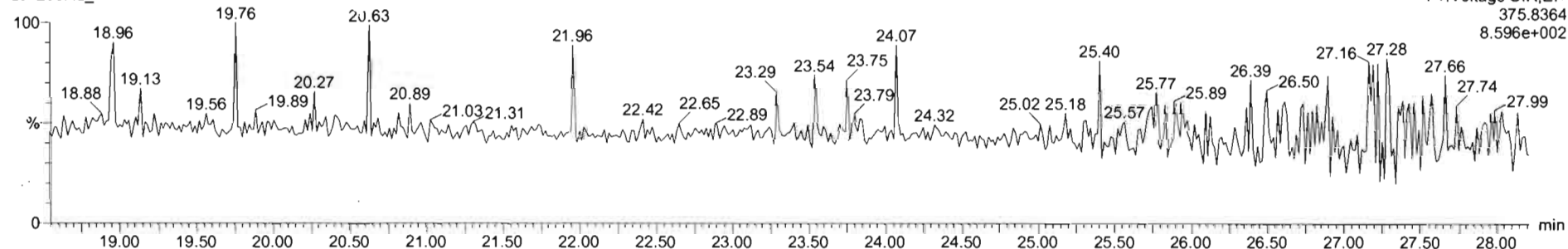


201203R2\_4



**DPE1**

201203R2\_4

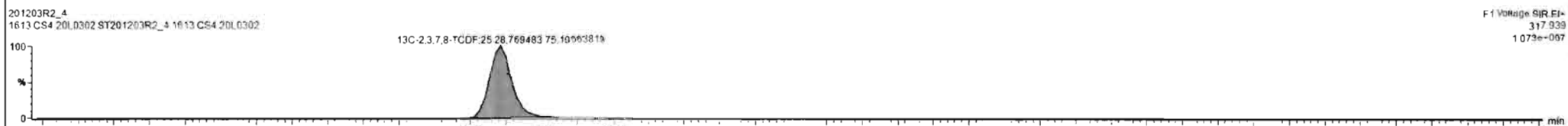





TargetLynx - 201203R2\_CRV.qld - [Chromatogram]

File Edit View Display Processing Window Help

201203R2\_4 - ST201203R2\_4 1613 CS4 20L0302 - 1613 CS4 20L0302

#	Name	Resp	IS Resp	Pred RA	RA	n/y	RRF	Pred RT	RT	RT Flag	Pred RRT	RRT	Conc	%Rec	STD out
1	1 2,3,7,8-TCDD	3.98e5	9.54e5	0.77	0.78	NO	0.9805	26.01	25.99	NO	1.001	1.001	42.5	106	NO
2	2 1,2,3,7,8-PeCDD	1.39e6	7.22e5	0.63	0.62	NO	0.9320	30.74	30.74	NO	1.000	1.000	207	104	NO
3	3 1,2,3,4,7,8-HxCDD	1.17e6	5.28e5	1.24	1.26	NO	1.0203	34.05	34.05	NO	1.000	1.000	217	108	NO
4	4 1,2,3,6,7,8-HxCDD	1.18e6	8.16e5	1.24	1.26	NO	0.9025	34.17	34.17	NO	1.000	1.000	213	107	NO
5	5 1,2,3,7,8,9-HxCDD	1.20e6	5.99e5	1.24	1.24	NO	0.9552	34.44	34.44	NO	1.000	1.000	209	105	NO
6	6 1,2,3,4,6,7,8-HpCDD	9.39e5	4.93e5	1.04	1.03	NO	0.9180	37.91	37.92	NO	1.000	1.000	208	104	NO
7	7 OCDD	1.59e6	8.50e5	0.89	0.88	NO	0.8658	40.80	40.81	NO	1.000	1.000	432	108	NO
8	8 2,3,7,8-TCDF	4.93e5	1.37e6	0.77	0.78	NO	0.8480	25.29	25.30	NO	1.000	1.001	42.3	106	NO
9	9 1,2,3,7,8-PeCDF	2.24e6	1.11e6	1.55	1.57	NO	0.9597	29.49	29.48	NO	1.000	1.000	211	105	NO
10	10 2,3,4,7,8-PeCDF	2.37e6	1.06e6	1.55	1.56	NO	1.0671	30.53	30.55	NO	1.000	1.000	205	104	NO
11	11 1,2,3,4,7,8-HxCDF	1.55e6	7.36e5	1.24	1.23	NO	0.9859	33.14	33.16	NO	1.000	1.001	213	107	NO
12	12 1,2,3,6,7,8-HxCDF	1.74e6	7.93e5	1.24	1.22	NO	1.0368	33.28	33.29	NO	1.000	1.000	211	106	NO
13	13 2,3,4,6,7,8-HxCDF	1.54e6	7.08e5	1.24	1.23	NO	1.0202	33.93	33.95	NO	1.000	1.031	213	107	NO
14	14 1,2,3,7,8,9-HxCDF	1.43e6	8.76e5	1.24	1.25	NO	0.9888	34.92	34.93	NO	1.000	1.000	214	107	NO



Ready 201203R2\_4 CAP NUM

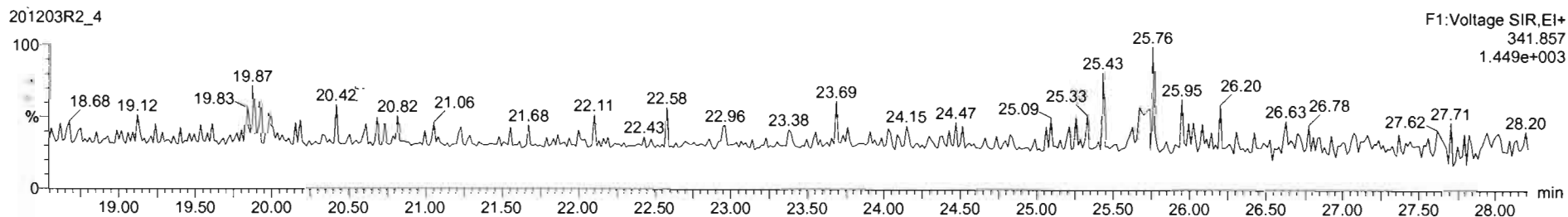
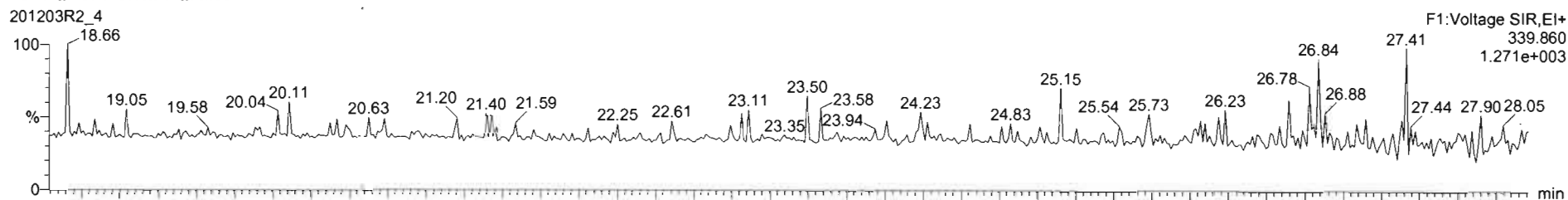
Dataset: U:\VG12.PRO\Results\201203R2\201203R2\_CRV.qld

Last Altered: Friday, December 04, 2020 08:58:11 Pacific Standard Time

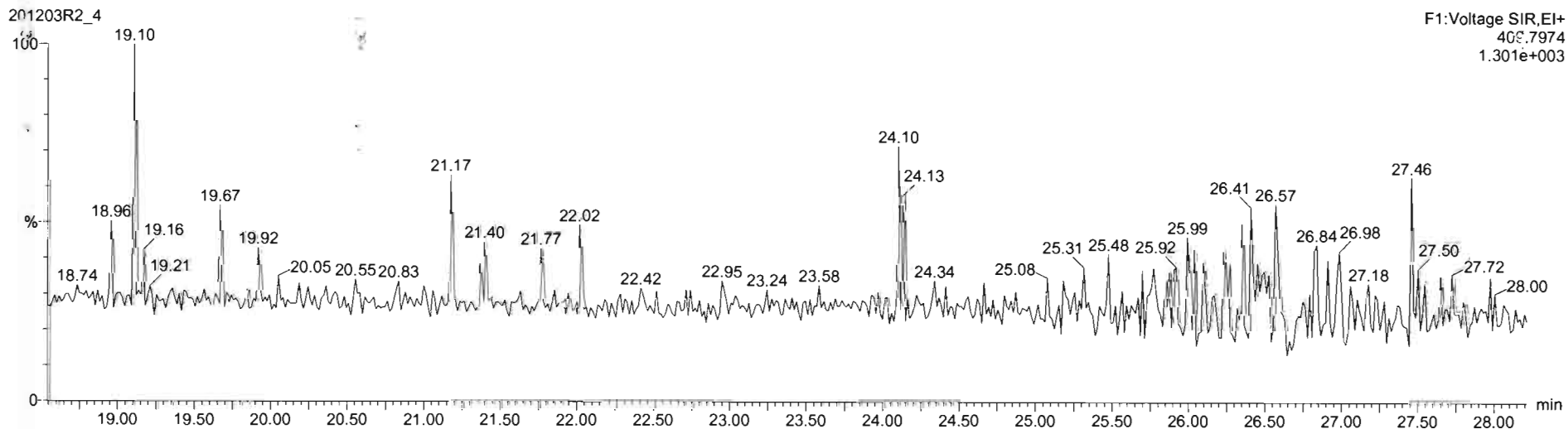
Printed: Friday, December 04, 2020 09:59:16 Pacific Standard Time

Name: 201203R2\_4, Date: 03-Dec-2020, Time: 13:00:37, ID: ST201203R2\_4 1613 CS4 20L0302, Description: 1613 CS4 20L0302

1st Func. Penta-Furans



DPE6



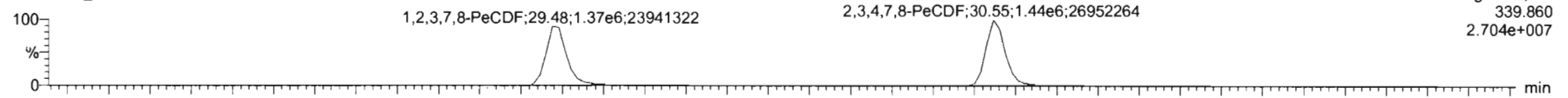
Dataset: U:\VG12.PRO\Results\201203R2\201203R2\_CRV.qld

Last Altered: Friday, December 04, 2020 08:58:11 Pacific Standard Time  
Printed: Friday, December 04, 2020 09:59:16 Pacific Standard Time

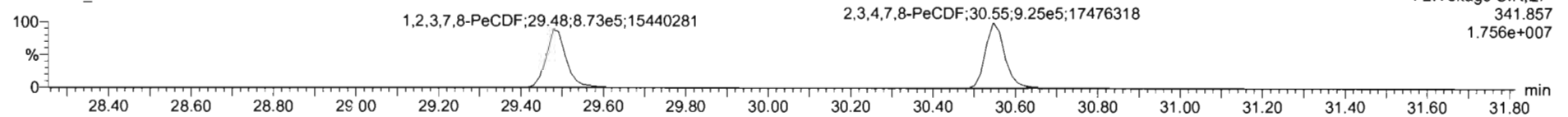
Name: 201203R2\_4, Date: 03-Dec-2020, Time: 13:00:37, ID: ST201203R2\_4 1613 CS4 20L0302, Description: 1613 CS4 20L0302

**1,2,3,7,8-PeCDF**

201203R2\_4

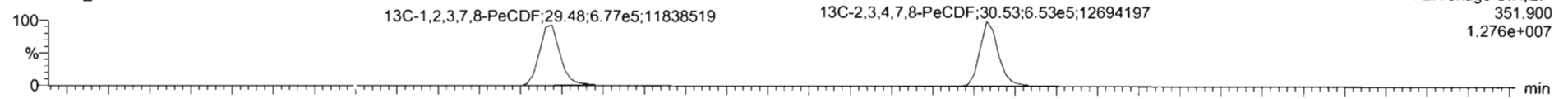


201203R2\_4

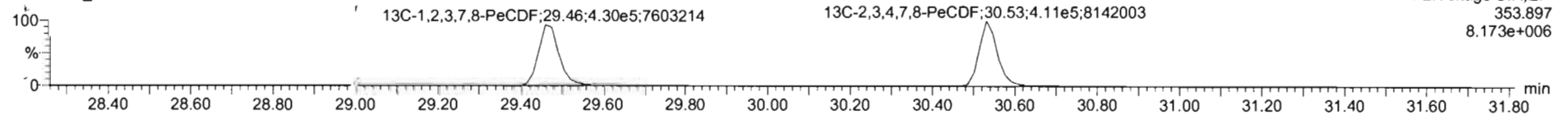


**13C-1,2,3,7,8-PeCDF**

201203R2\_4

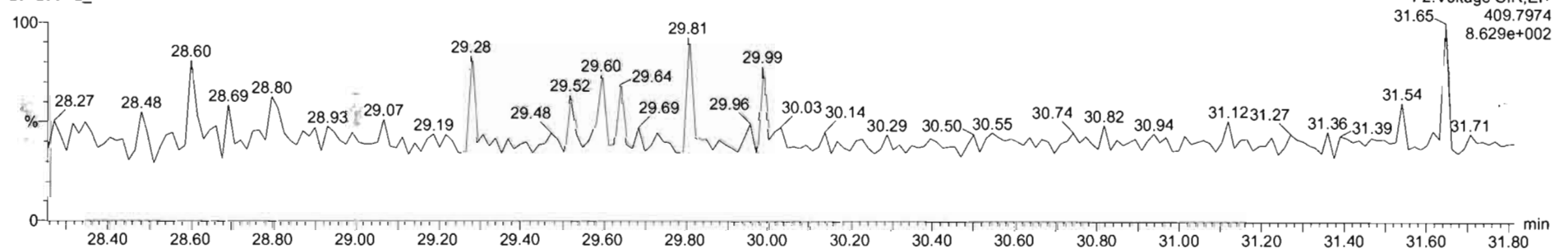


201203R2\_4



**DPE2**

201203R2\_4

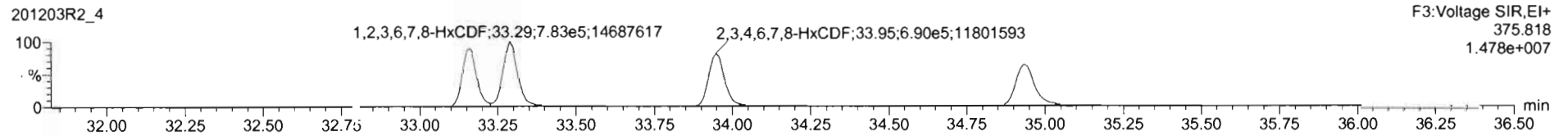
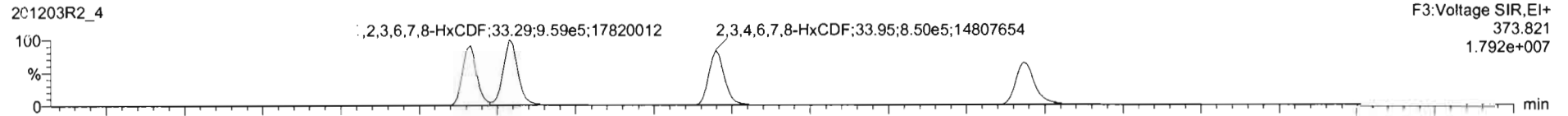


Dataset: U:\VG12.PRO\Results\201203R2\201203R2\_CRV.qld

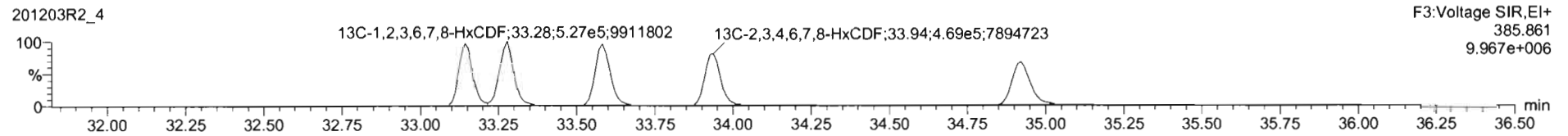
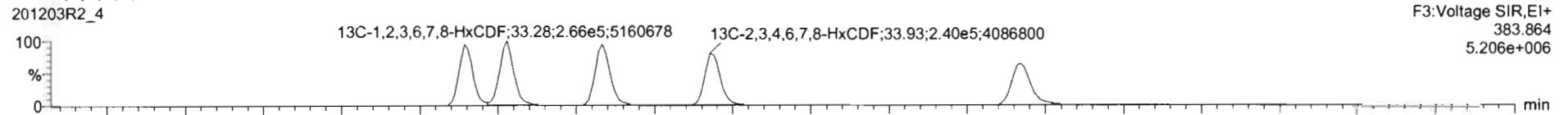
Last Altered: Friday, December 04, 2020 08:58:11 Pacific Standard Time  
Printed: Friday, December 04, 2020 09:59:16 Pacific Standard Time

Name: 201203R2\_4, Date: 03-Dec-2020, Time: 13:00:37, ID: ST201203R2\_4 1613 CS4 20L0302, Description: 1613 CS4 20L0302

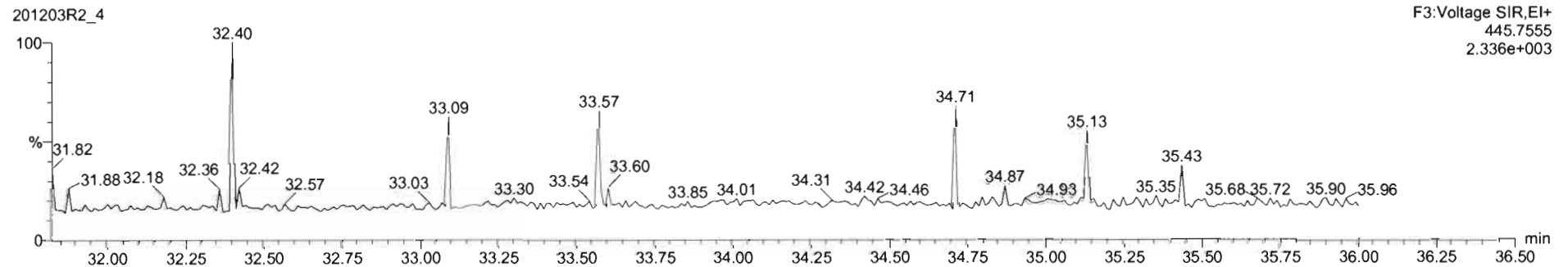
**1,2,3,4,7,8-HxCDF**



**13C-1,2,3,4,7,8-HxCDF**

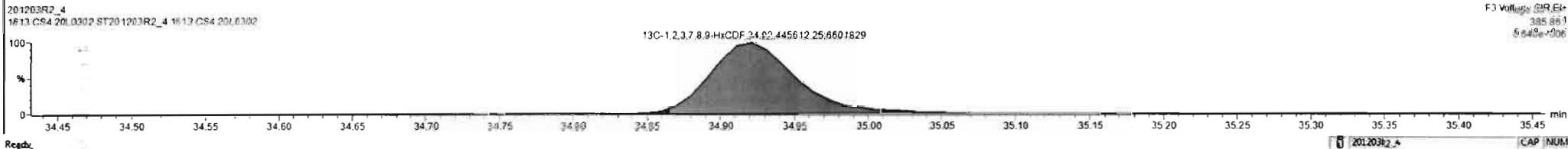
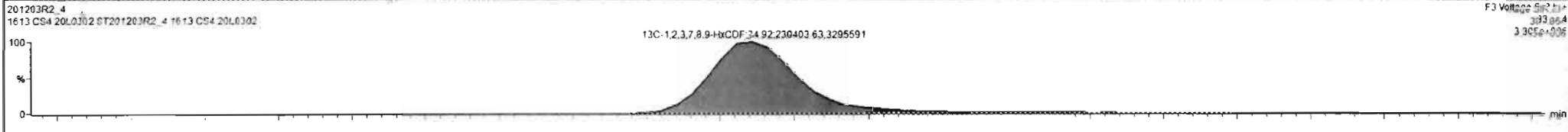
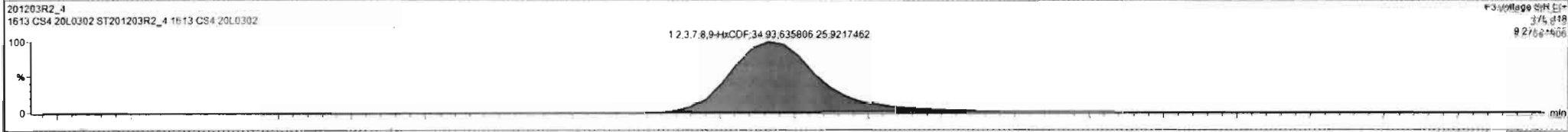
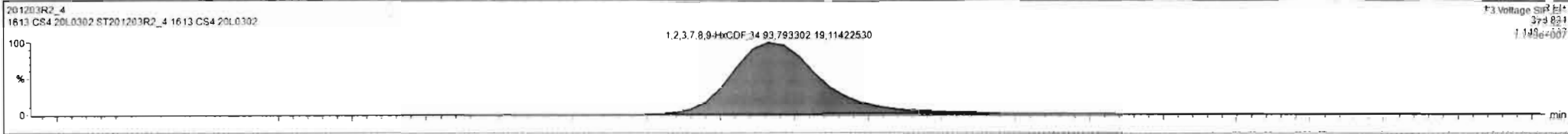


**DPE3**



201203R2\_4 - ST201203R2\_4 1613 CS4 20L0302 - 1613 CS4 20L0302

#	Name	Resp	IS Resp	Pred RA	RA	nly	RRF	Pred RT	RT	RT Flag	Pred RRT	RRT	Conc	%Rec	STD out
1	1,2,3,7,8-TCDD	3.98e5	9.54e5	0.77	0.78	NO	0.9805	26.01	25.99	NO	1.001	1.001	42.5	106	NO
2	1,2,3,7,8-PeCDD	1.39e6	7.22e5	0.63	0.62	NO	0.9320	30.74	30.74	NO	1.000	1.000	207	104	NO
3	1,2,3,4,7,8-HxCDD	1.17e6	5.28e5	1.24	1.26	NO	1.0203	34.05	34.05	NO	1.000	1.000	217	108	NO
4	1,2,3,6,7,8-HxCDD	1.18e6	6.16e5	1.24	1.26	NO	0.9025	34.17	34.17	NO	1.000	1.000	213	107	NO
5	1,2,3,7,8,9-HxCDD	1.20e6	5.99e5	1.24	1.24	NO	0.9552	34.44	34.44	NO	1.000	1.000	209	105	NO
6	1,2,3,4,6,7,8-HpCDD	9.39e5	4.93e5	1.04	1.03	NO	0.9180	37.91	37.92	NO	1.000	1.000	208	104	NO
7	OCDD	1.59e6	8.50e5	0.89	0.88	NO	0.9658	40.80	40.81	NO	1.000	1.000	432	108	NO
8	2,3,7,8-TCDF	4.93e5	1.37e6	0.77	0.76	NO	0.8480	25.29	25.30	NO	1.000	1.001	42.3	106	NO
9	1,2,3,7,8-PeCDF	2.24e6	1.11e6	1.55	1.57	NO	0.9697	29.49	29.48	NO	1.000	1.000	211	105	NO
10	1,2,3,4,7,8-PeCDF	2.37e6	1.06e6	1.55	1.56	NO	1.0671	30.53	30.55	NO	1.000	1.000	208	104	NO
11	1,2,3,4,7,8-HxCDF	1.55e6	7.36e5	1.24	1.23	NO	0.9659	33.14	33.16	NO	1.000	1.001	213	107	NO
12	1,2,3,6,7,8-HxCDF	1.74e6	7.93e5	1.24	1.22	NO	1.0388	33.26	33.29	NO	1.000	1.000	211	106	NO
13	2,3,4,6,7,8-HxCDF	1.54e6	7.08e5	1.24	1.23	NO	1.0202	33.93	33.95	NO	1.000	1.001	213	107	NO
14	1,2,3,7,8,9-HxCDF	1.43e6	6.78e5	1.24	1.25	NO	0.9888	34.92	34.93	NO	1.000	1.000	214	107	NO



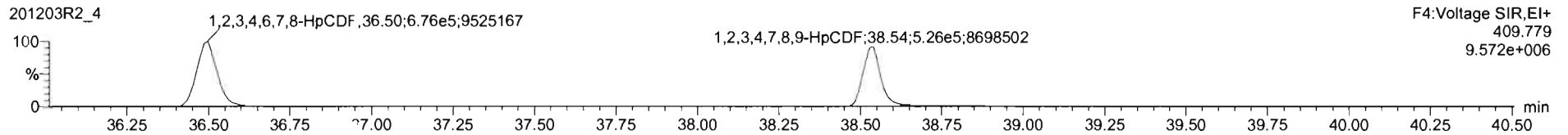
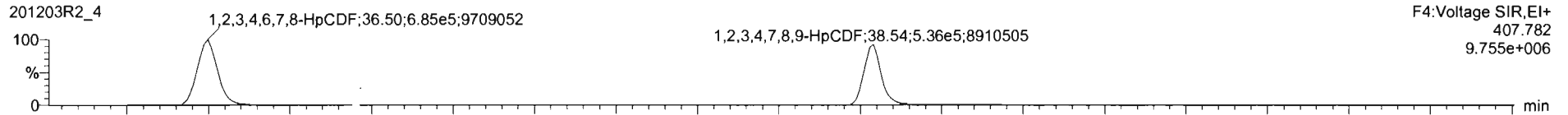


Dataset: U:\VG12.PRO\Results\201203R2\201203R2\_CRV.qld



Last Altered: Friday, December 04, 2020 08:58:11 Pacific Standard Time  
Printed: Friday, December 04, 2020 09:59:16 Pacific Standard Time

Name: 201203R2\_4, Date: 03-Dec-2020, Time: 13:00:37, ID: ST201203R2\_4 1613 CS4 20L0302, Description: 1613 CS4 20L0302

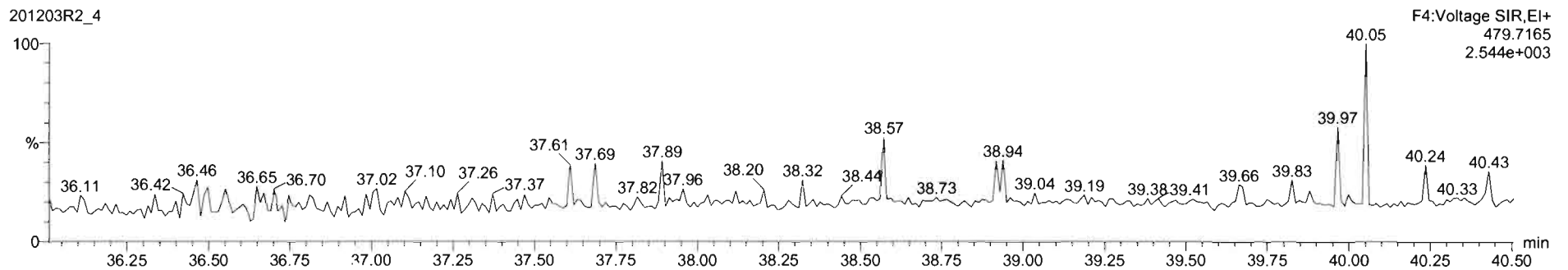
**1,2,3,4,6,7,8-HpCDF**



**13C-1,2,3,4,6,7,8-HpCDF**



**DPE4**

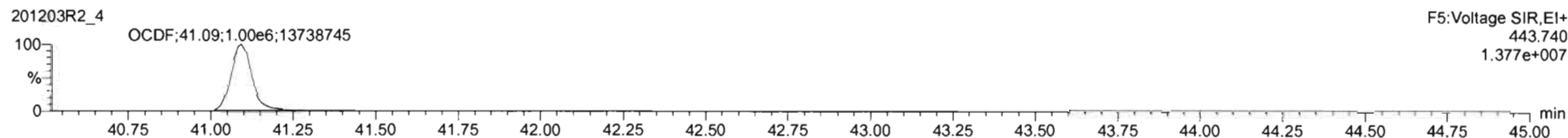
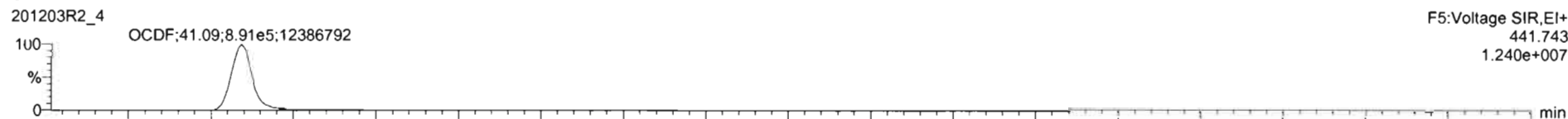


Dataset: U:\VG12.PRO\Results\201203R2\201203R2\_CRV.qld

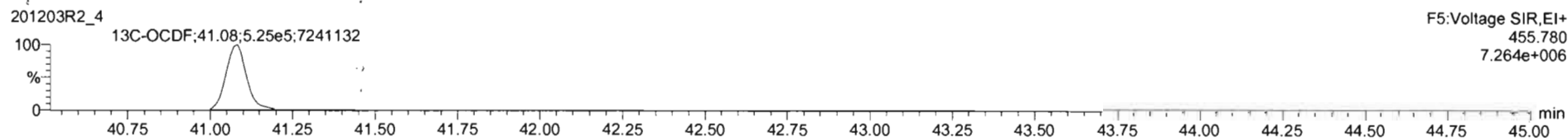
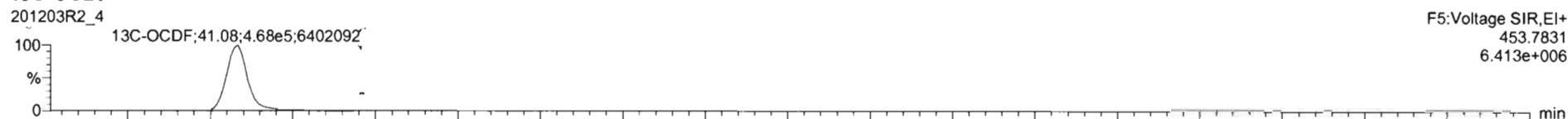
Last Altered: Friday, December 04, 2020 08:58:11 Pacific Standard Time  
Printed: Friday, December 04, 2020 09:59:16 Pacific Standard Time

Name: 201203R2\_4, Date: 03-Dec-2020, Time: 13:00:37, ID: ST201203R2\_4 1613 CS4 20L0302, Description: 1613 CS4 20L0302

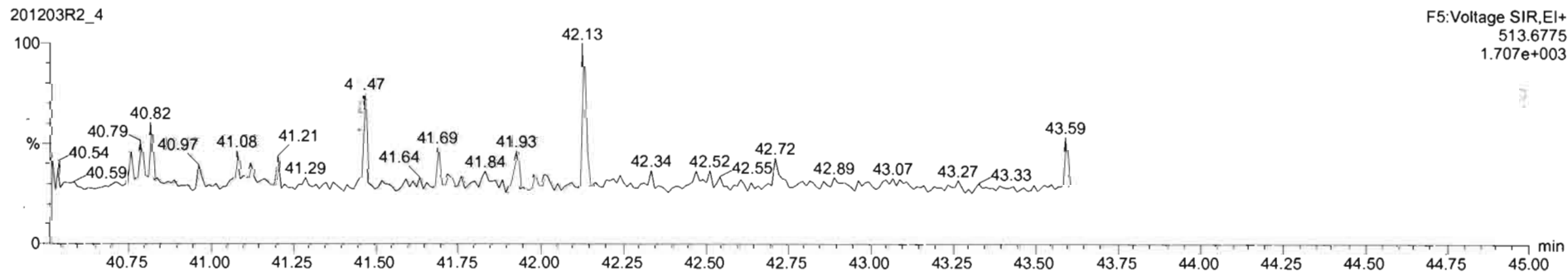
**OCDF**



**13C-OCDF**

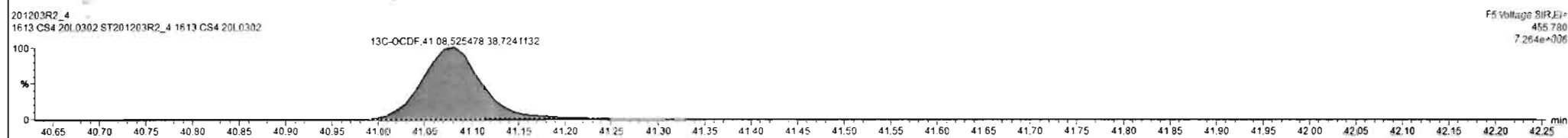
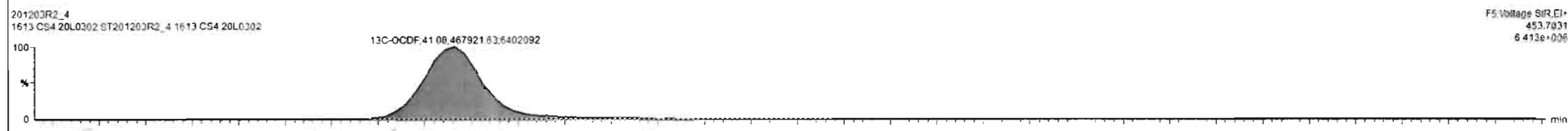



**DPE5**



201203R2\_4 - ST201203R2\_4 1613 CS4 20L0302 1613 CS4 20L0302

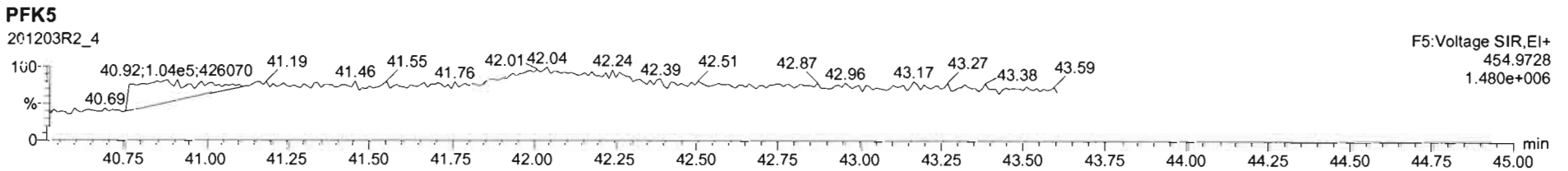
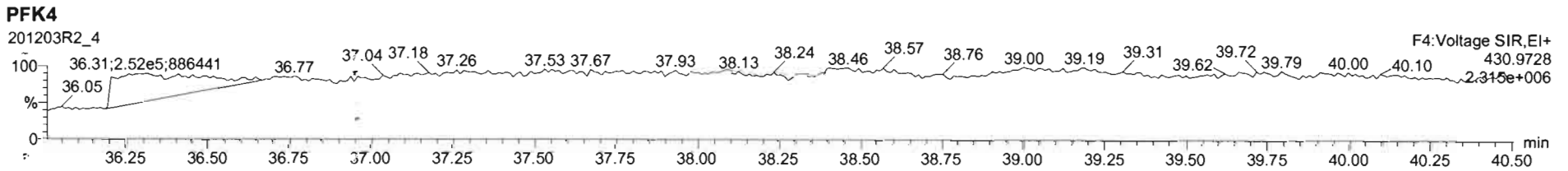
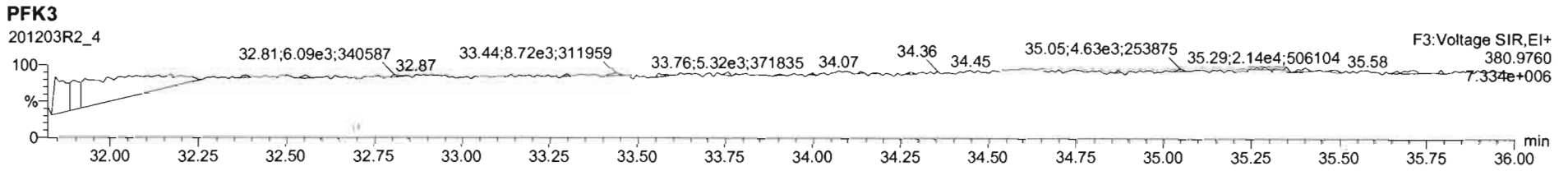
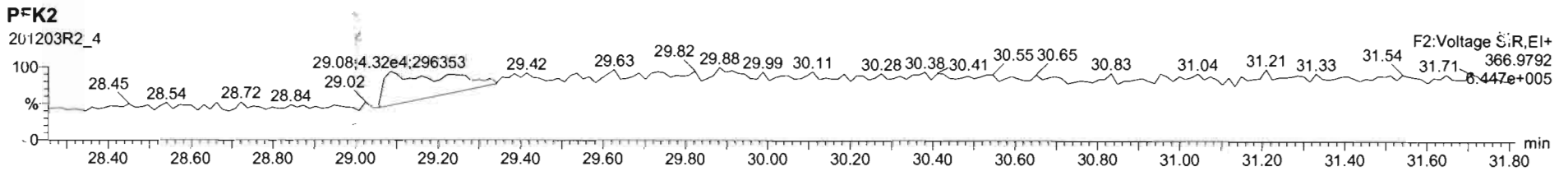
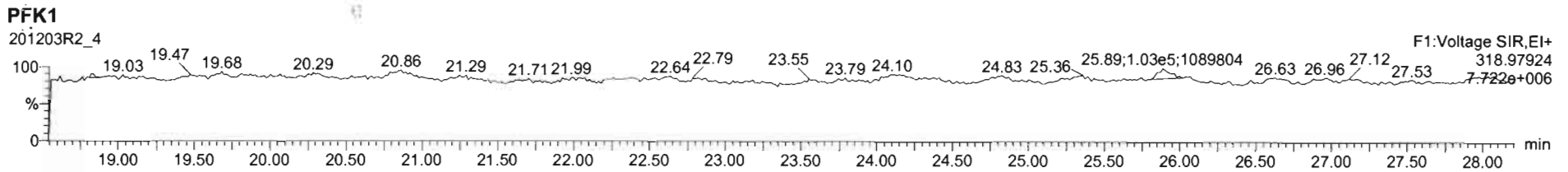
#	Name	Resp	IS Resp	Pred RA	RA	n/y	RRF	Pred RT	RT	RT Flag	Pred RRT	RRT	Conc	%Rec	STD out
16	1,2,3,4,7,8,9-HpCDF	1.06e6	4.21e5	1.04	1.02	NO	1.1759	38.52	38.54	NO	1.000	1.001	214	107	NO
17	OCDF	1.89e6	9.93e5	0.89	0.89	NO	0.9960	41.09	41.09	NO	1.000	1.000	435	106	NO
18	13C-2,3,7,8-TCDD	9.54e5	8.19e5	0.77	0.79	NO	1.0555	25.97	25.98	NO	1.030	1.031	110	110	NO
19	13C-1,2,3,7,8-PeCDD	7.22e5	8.19e5	0.63	0.63	NO	0.7847	30.67	30.73	NO	1.215	1.219	112	112	NO
20	13C-1,2,3,4,7,8-HxCDD	5.28e5	7.82e5	1.24	1.30	NO	0.6205	34.05	34.04	NO	1.014	1.014	109	109	NO
21	13C-1,2,3,6,7,8-HxCDD	6.18e5	7.82e5	1.24	1.27	NO	0.7340	34.19	34.18	NO	1.018	1.017	107	107	NO
22	13C-1,2,3,7,8-HxCDD	5.99e5	7.82e5	1.24	1.24	NO	0.7225	34.43	34.43	NO	1.025	1.025	106	106	NO
23	13C-1,2,3,4,6,7,8-HpCDD	4.93e5	7.82e5	1.04	1.04	NO	0.5877	37.90	37.91	NO	1.129	1.129	111	111	NO
24	13C-OCDD	8.50e5	7.82e5	0.89	0.89	NO	0.4958	40.86	40.80	NO	1.217	1.215	219	110	NO
25	13C-2,3,7,8-TCDF	1.37e6	1.36e6	0.77	0.79	NO	0.9190	25.29	25.28	NO	1.003	1.003	110	110	NO
26	13C-1,2,3,7,8-PeCDF	1.11e6	1.36e6	1.55	1.57	NO	0.7151	29.40	29.46	NO	1.166	1.169	114	114	NO
27	13C-2,3,4,7,8-PeCDF	1.06e6	1.36e6	1.55	1.59	NO	0.6885	30.46	30.53	NO	1.208	1.211	114	114	NO
28	13C-1,2,3,4,7,8-HxCDF	7.38e5	7.82e5	0.51	0.51	NO	0.8724	33.14	33.14	NO	0.987	0.987	108	108	NO
29	13C-1,2,3,6,7,8-HxCDF	7.93e5	7.82e5	0.51	0.50	NO	0.9335	33.27	33.28	NO	0.991	0.991	109	109	NO



Dataset: U:\VG12.PRO\Results\201203R2\201203R2\_CRV.qld

Last Altered: Friday, December 04, 2020 08:58:11 Pacific Standard Time  
Printed: Friday, December 04, 2020 09:59:16 Pacific Standard Time

Name: 201203R2\_4, Date: 03-Dec-2020, Time: 13:00:37, ID: ST201203R2\_4 1613 CS4 20L0302, Description: 1613 CS4 20L0302




Dataset:      U:\VG12.PRO\Results\201203R2\201203R2\_CRV.qld

Last Altered:    Friday, December 04, 2020 08:58:11 Pacific Standard Time  
Printed:        Friday, December 04, 2020 09:59:16 Pacific Standard Time

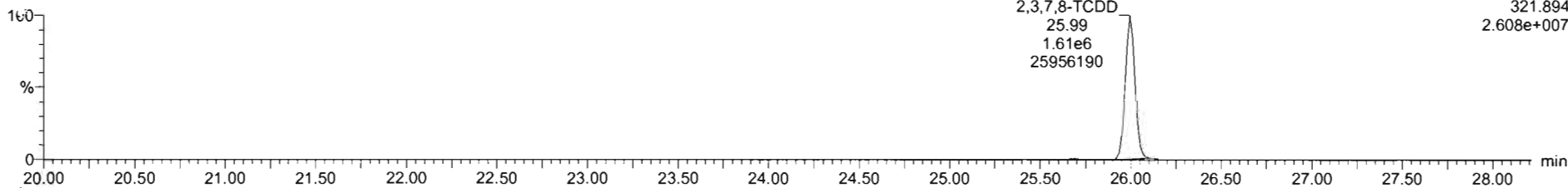
Name: 201203R2\_5, Date: 03-Dec-2020, Time: 13:47:04, ID: ST201203R2\_5 1613 CS5 20L0303, Description: 1613 CS5 20L0303

**2,3,7,8-TCDD**

201203R2\_5




201203R2\_5

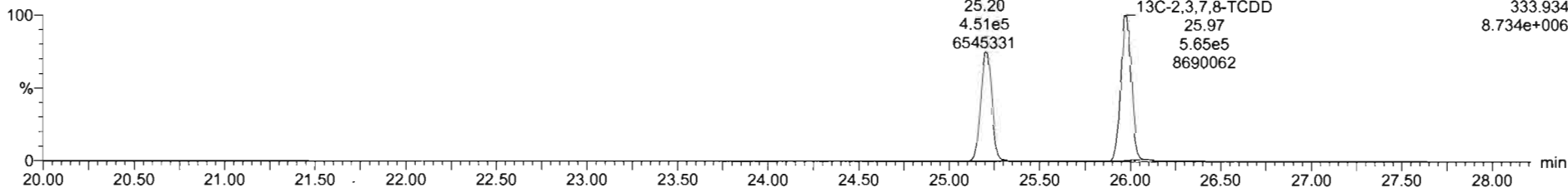


**<sup>13</sup>C-2,3,7,8-TCDD**

201203R2\_5



201203R2\_5



Dataset: U:\VG12.PRO\Results\201203R2\201203R2\_CRV.qld

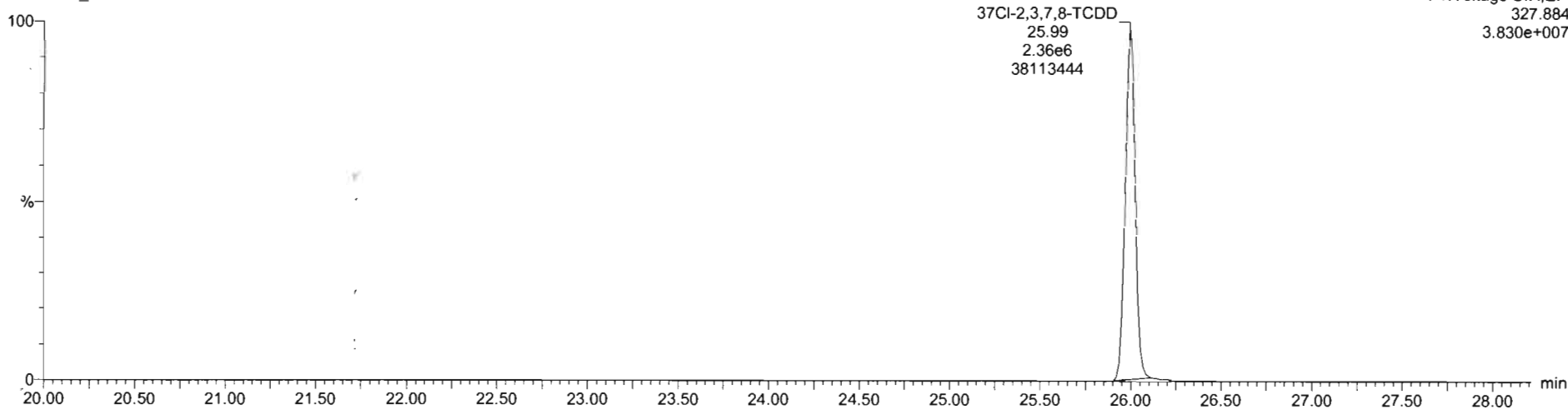
Last Altered: Friday, December 04, 2020 08:58:11 Pacific Standard Time

Printed: Friday, December 04, 2020 09:59:16 Pacific Standard Time

Name: 201203R2\_5, Date: 03-Dec-2020, Time: 13:47:04, ID: ST201203R2\_5 1613 CS5 20L0303, Description: 1613 CS5 20L0303

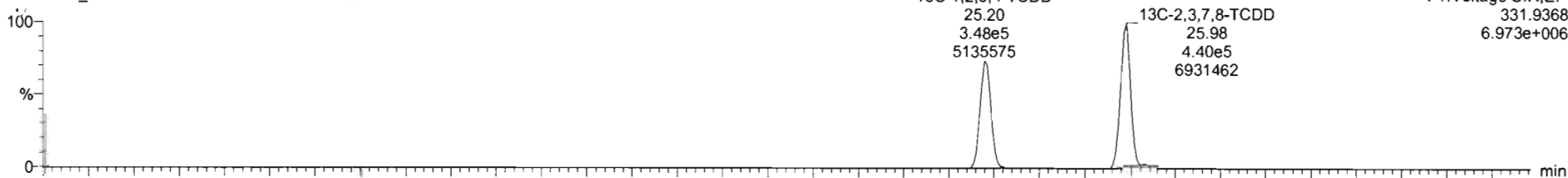
**37Cl-2,3,7,8-TCDD**

201203R2\_5

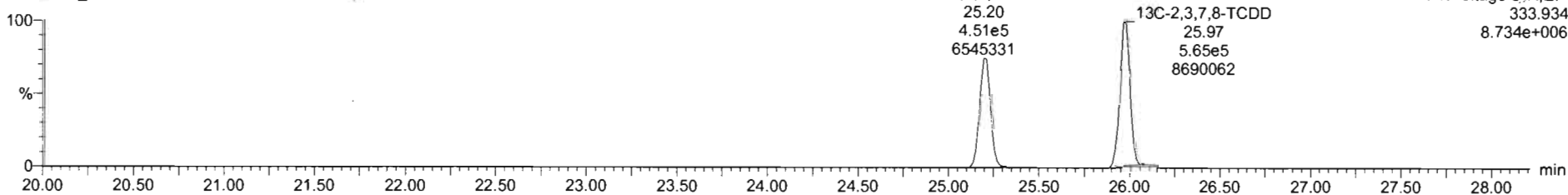


**13C-1,2,3,4-TCDD**

201203R2\_5



201203R2\_5




Dataset: U:\VG12.PRO\Results\201203R2\201203R2\_CRV.qld

Last Altered: Friday, December 04, 2020 08:58:11 Pacific Standard Time  
Printed: Friday, December 04, 2020 09:59:16 Pacific Standard Time

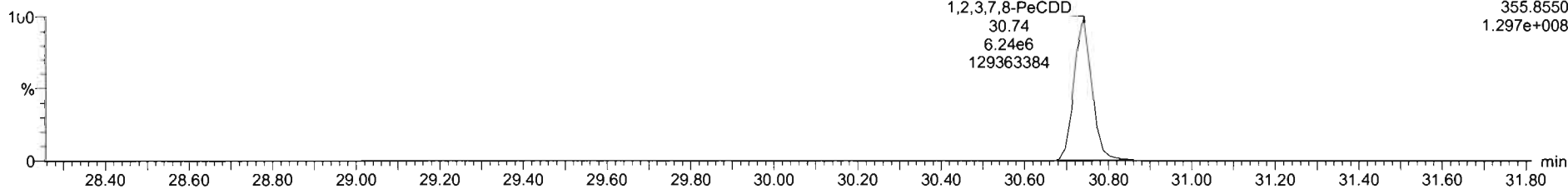
Name: 201203R2\_5, Date: 03-Dec-2020, Time: 13:47:04, ID: ST201203R2\_5 1613 CS5 20L0303, Description: 1613 CS5 20L0303

1,2,3,7,8-PeCDD

201203R2\_5




201203R2\_5

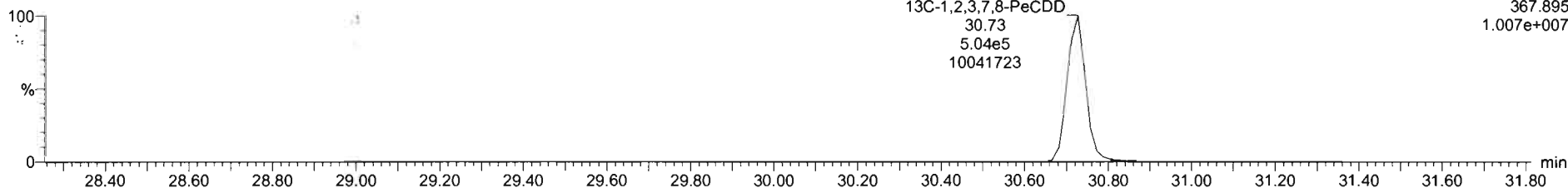


13C-1,2,3,7,8-PeCDD

201203R2\_5



201203R2\_5



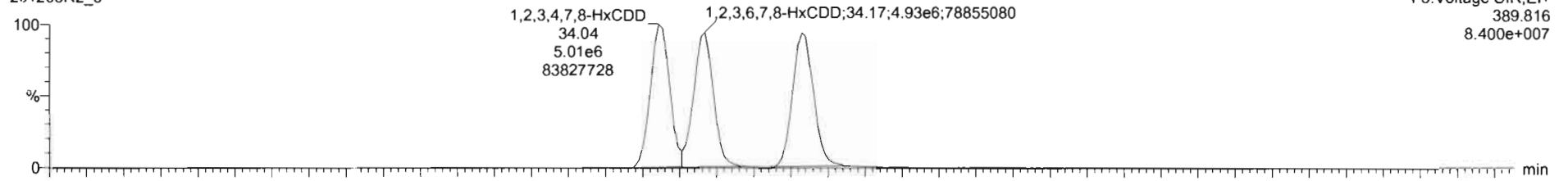
Dataset: U:\VG12.PRO\Results\201203R2\201203R2\_CRV.qld

Last Altered: Friday, December 04, 2020 08:58:11 Pacific Standard Time  
Printed: Friday, December 04, 2020 09:59:16 Pacific Standard Time

Name: 201203R2\_5, Date: 03-Dec-2020, Time: 13:47:04, ID: ST201203R2\_5 1613 CS5 20L0303, Description: 1613 CS5 20L0303

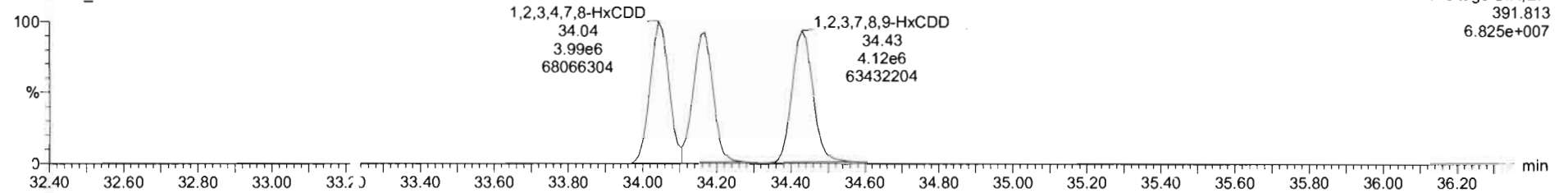
1,2,3,4,7,8-HxCDD

201203R2\_5



F3:Voltage SIR,EI+  
389.816  
8.400e+007

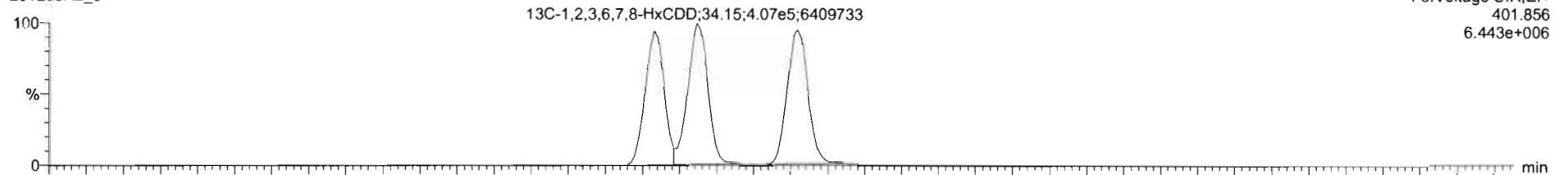
201203R2\_5



F3:Voltage SIR,EI+  
391.813  
6.825e+007

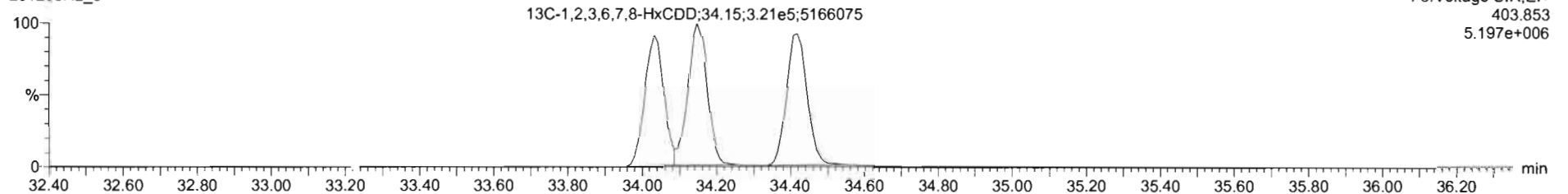
13C-1,2,3,4,7,8-HxCDD

201203R2\_5



F3:Voltage SIR,EI+  
401.856  
6.443e+006

201203R2\_5



F3:Voltage SIR,EI+  
403.853  
5.197e+006



Dataset: U:\VG12.PRO\Results\201203R2\201203R2\_CRV.qld

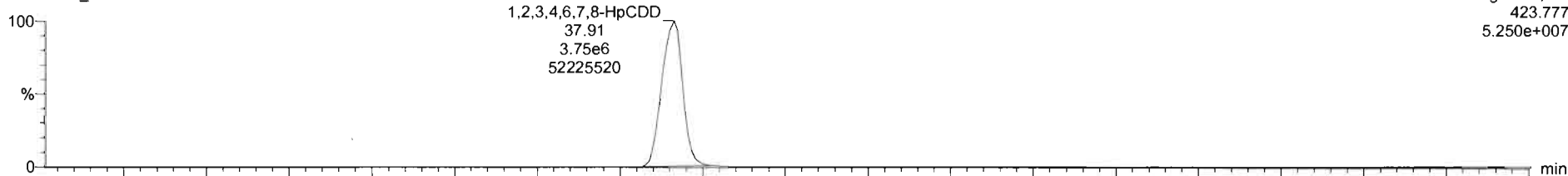
Last Altered: Friday, December 04, 2020 08:58:11 Pacific Standard Time

Printed: Friday, December 04, 2020 09:59:16 Pacific Standard Time

Name: 201203R2\_5, Date: 03-Dec-2020, Time: 13:47:04, ID: ST201203R2\_5 1613 CS5 20L0303, Description: 1613 CS5 20L0303

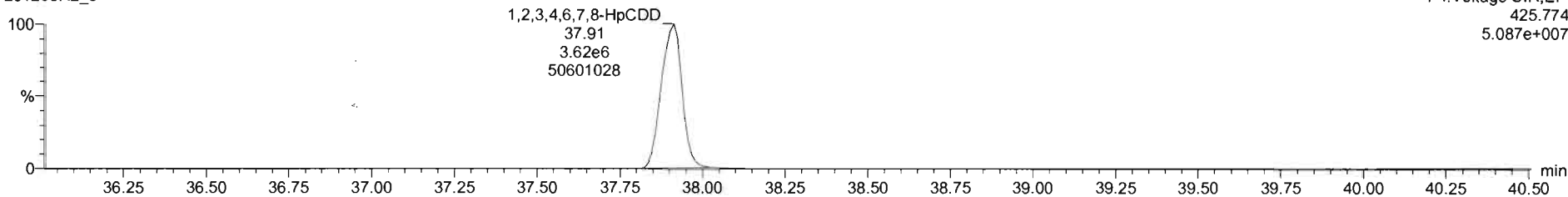
1,2,3,4,6,7,8-HpCDD

201203R2\_5



F4: Voltage SIR, EI+  
423.777  
5.250e+007

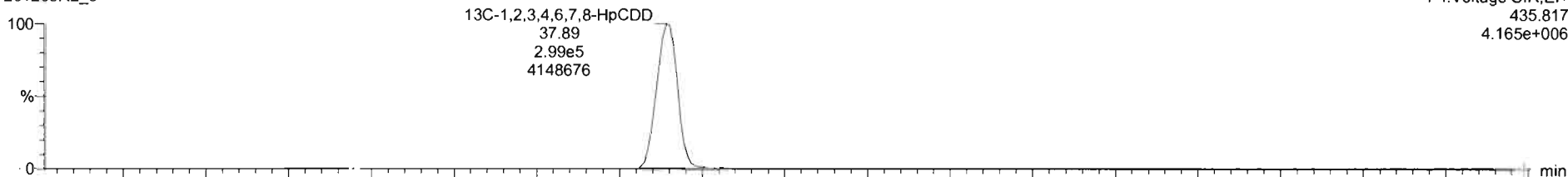
201203R2\_5



F4: Voltage SIR, EI+  
425.774  
5.087e+007

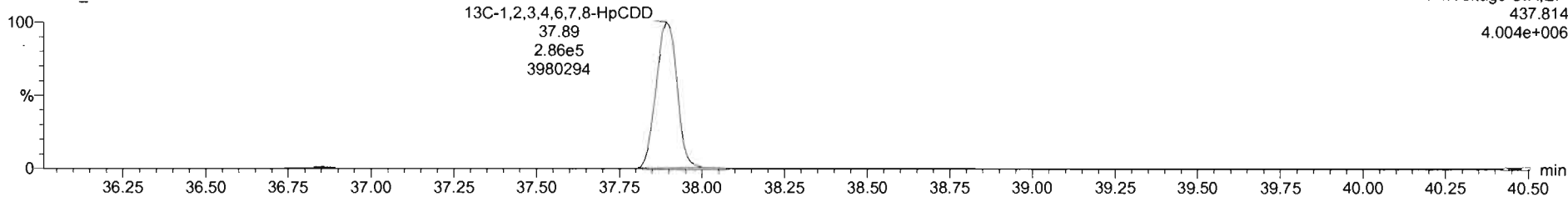
13C-1,2,3,4,6,7,8-HpCDD

201203R2\_5



F4: Voltage SIR, EI+  
435.817  
4.165e+006

201203R2\_5



F4: Voltage SIR, EI+  
437.814  
4.004e+006

Dataset: U:\VG12.PRO\Results\201203R2\201203R2\_CRV.qld


Last Altered: Friday, December 04, 2020 08:58:11 Pacific Standard Time

Printed: Friday, December 04, 2020 09:59:16 Pacific Standard Time

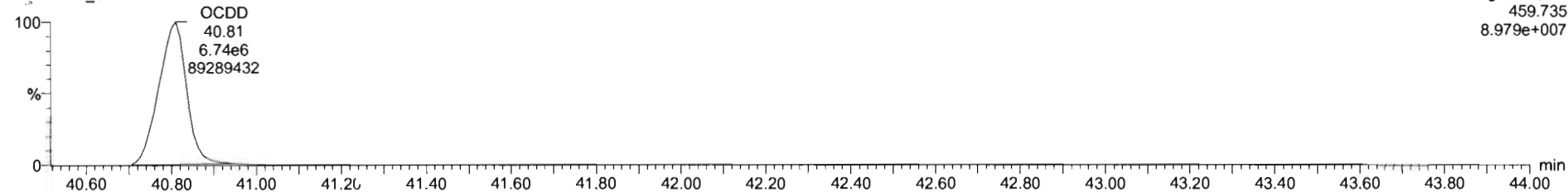
Name: 201203R2\_5, Date: 03-Dec-2020, Time: 13:47:04, ID: ST201203R2\_5 1613 CS5 20L0303, Description: 1613 CS5 20L0303

**OCDD**

201203R2\_5




201203R2\_5

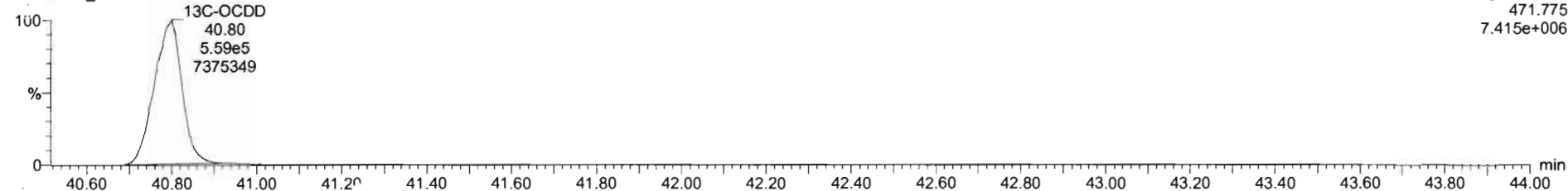


**13C-OCDD**

201203R2\_5



201203R2\_5



Dataset: U:\VG12.PRO\Results\201203R2\201203R2\_CRV.qld

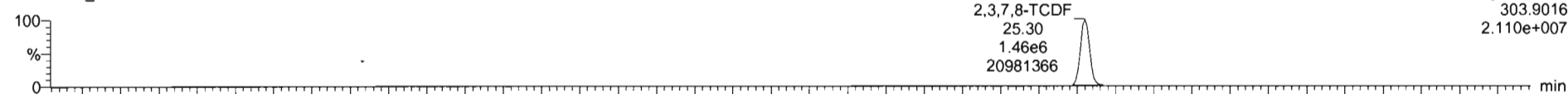
Last Altered: Friday, December 04, 2020 08:58:11 Pacific Standard Time

Printed: Friday, December 04, 2020 09:59:16 Pacific Standard Time

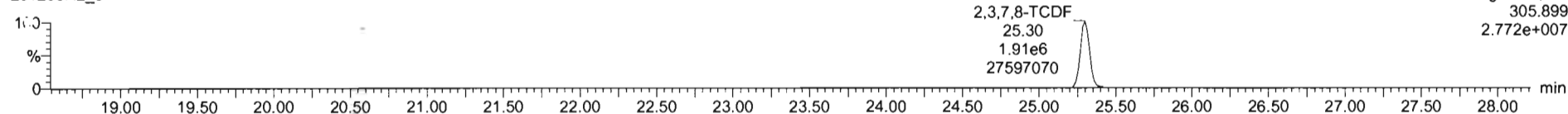
Name: 201203R2\_5, Date: 03-Dec-2020, Time: 13:47:04, ID: ST201203R2\_5 1613 CS5 20L0303, Description: 1613 CS5 20L0303

**2,3,7,8-TCDF**

201203R2\_5

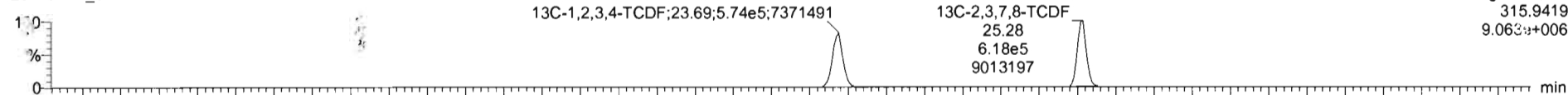


201203R2\_5

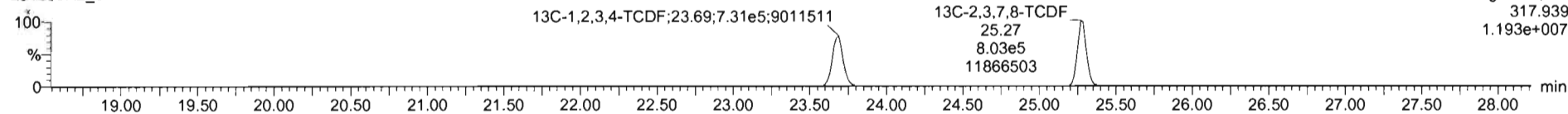


**13C-2,3,7,8-TCDF**

201203R2\_5

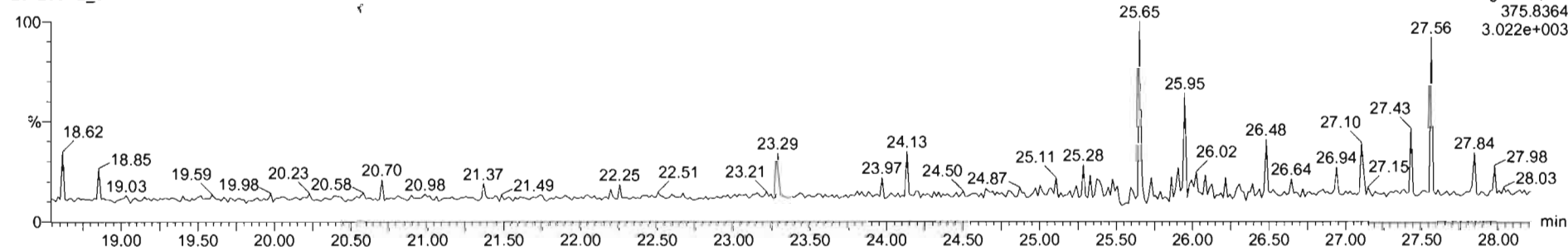


201203R2\_5



**DPE1**

201203R2\_5



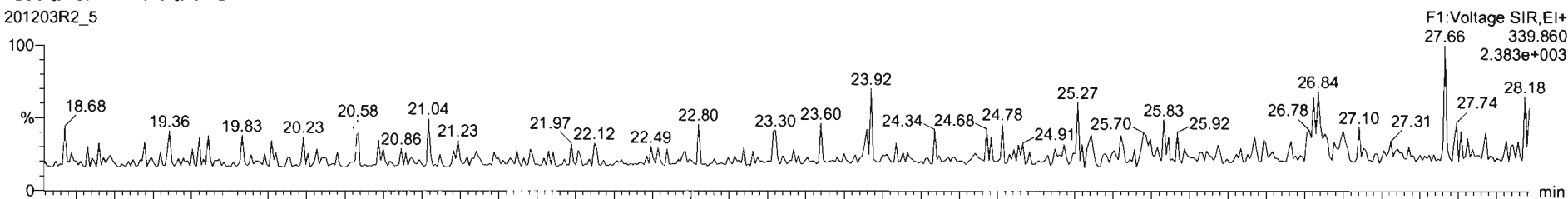
Dataset: U:\VG12.PRO\Results\201203R2\201203R2\_CRV.qld

Last Altered: Friday, December 04, 2020 08:58:11 Pacific Standard Time  
Printed: Friday, December 04, 2020 09:59:16 Pacific Standard Time

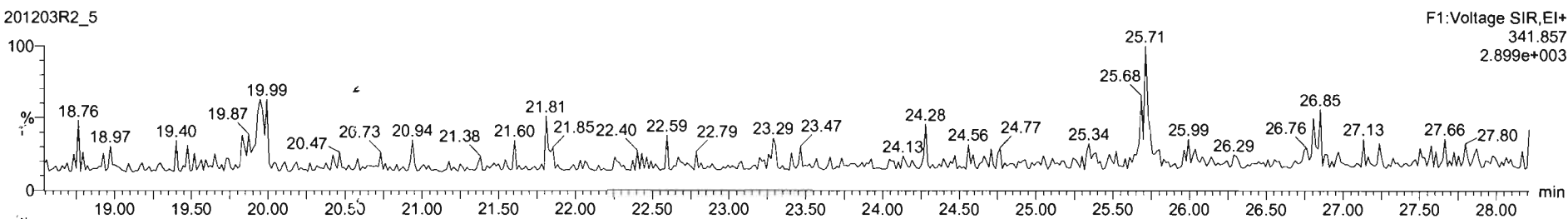
Name: 201203R2\_5, Date: 03-Dec-2020, Time: 13:47:04, ID: ST201203R2\_5 1613 CS5 20L0303, Description: 1613 CS5 20L0303

1st Func. Penta-Furans

201203R2\_5

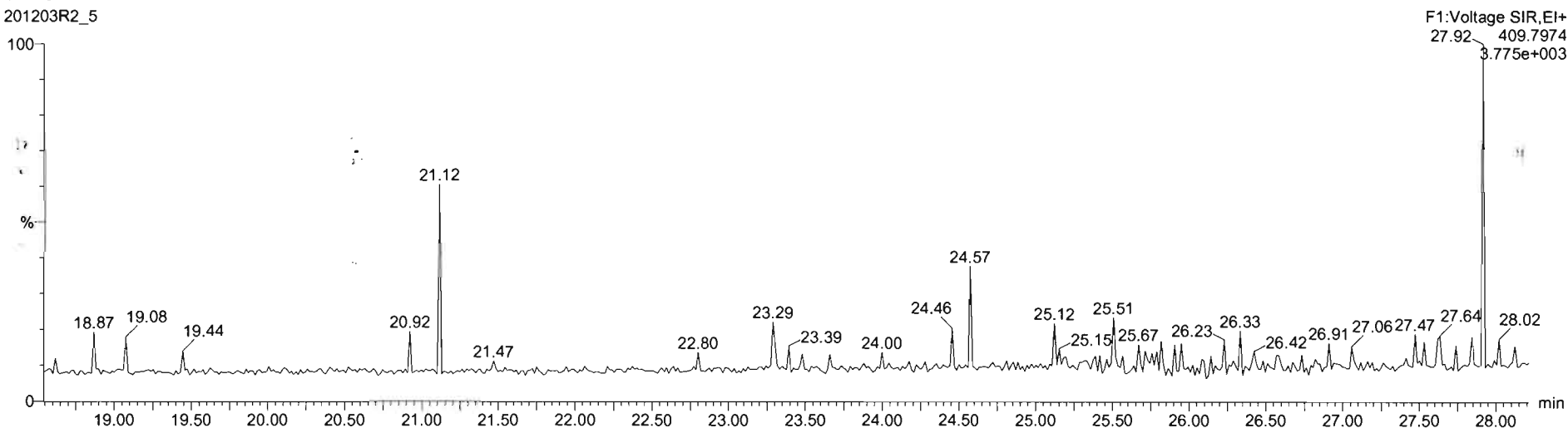


201203R2\_5



DPE6

201203R2\_5



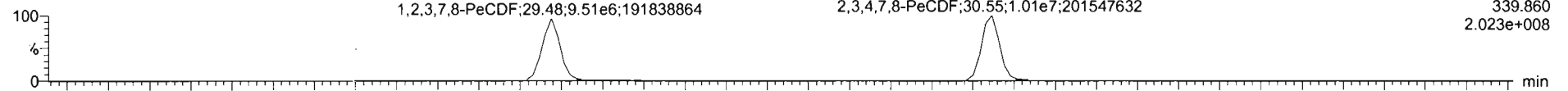
Dataset: U:\VG12.PRO\Results\201203R2\201203R2\_CRV.qld

Last Altered: Friday, December 04, 2020 08:58:11 Pacific Standard Time  
Printed: Friday, December 04, 2020 09:59:16 Pacific Standard Time

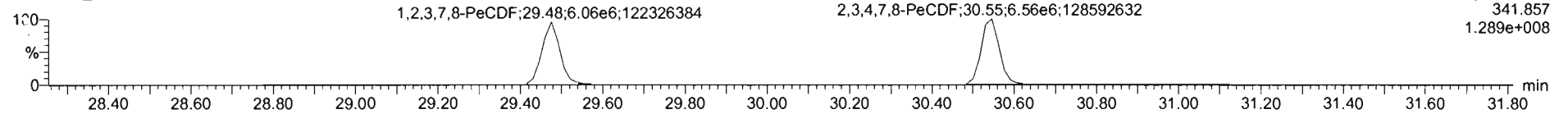
Name: 201203R2\_5, Date: 03-Dec-2020, Time: 13:47:04, ID: ST201203R2\_5 1613 CS5 20L0303, Description: 1613 CS5 20L0303

**1,2,3,7,8-PeCDF**

201203R2\_5

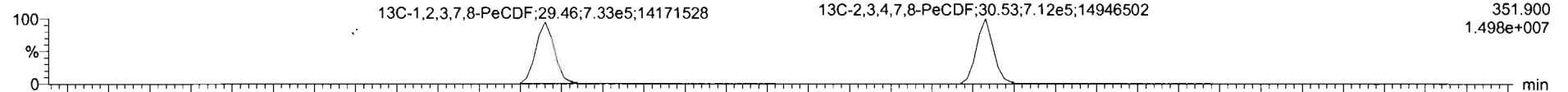


201203R2\_5

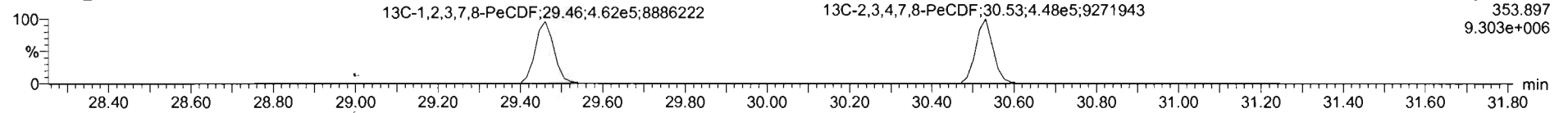


**13C-1,2,3,7,8-PeCDF**

201203R2\_5

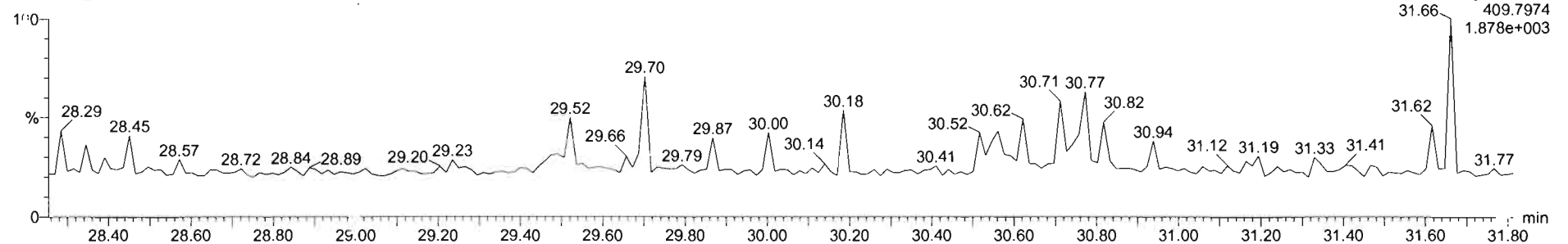


201203R2\_5



**DPE2**

201203R2\_5



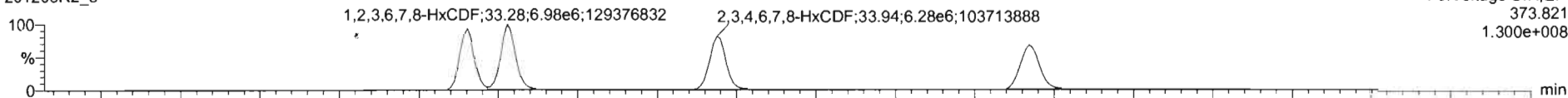
Dataset: U:\VG12.PRO\Results\201203R2\201203R2\_CRV.qld

Last Altered: Friday, December 04, 2020 08:58:11 Pacific Standard Time  
Printed: Friday, December 04, 2020 09:59:16 Pacific Standard Time

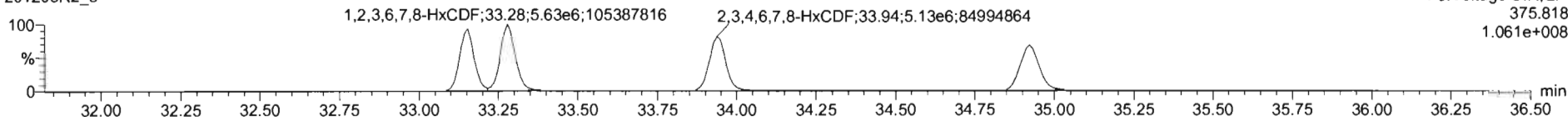
Name: 201203R2\_5, Date: 03-Dec-2020, Time: 13:47:04, ID: ST201203R2\_5 1613 CS5 20L0303, Description: 1613 CS5 20L0303

**1,2,3,4,7,8-HxCDF**

201203R2\_5




201203R2\_5

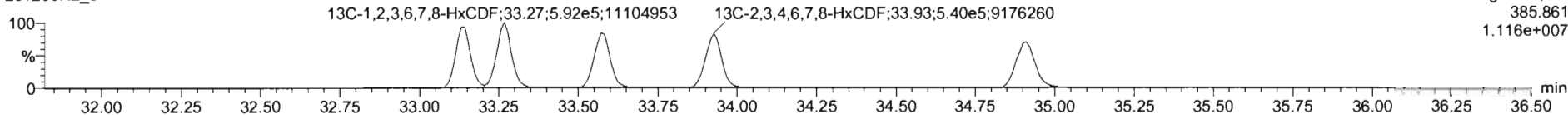


**13C-1,2,3,4,7,8-HxCDF**

201203R2\_5

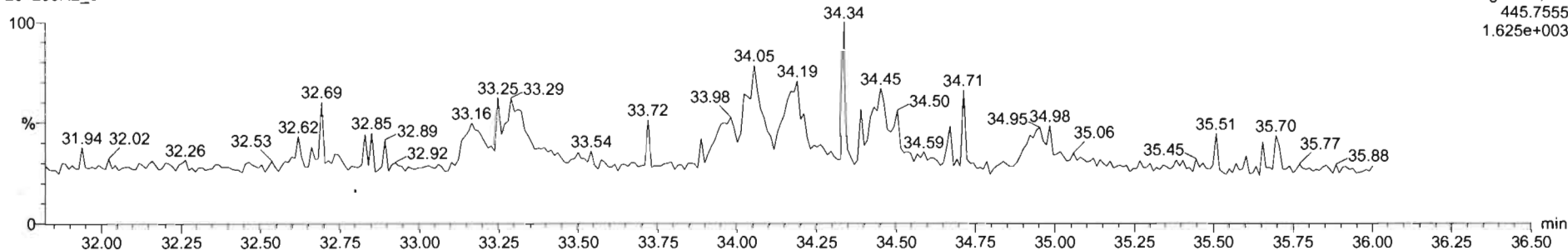


201203R2\_5



**DPE3**

201203R2\_5





D .taset: U:\VG12.PRO\Results\201203R2\201203R2\_CRV.qld



Last Altered: Friday, December 04, 2020 08:58:11 Pacific Standard Time  
Printed: Friday, December 04, 2020 09:59:16 Pacific Standard Time

Name: 201203R2\_5, Date: 03-Dec-2020, Time: 13:47:04, ID: ST201203R2\_5 1613 CS5 20L0303, Description: 1613 CS5 20L0303

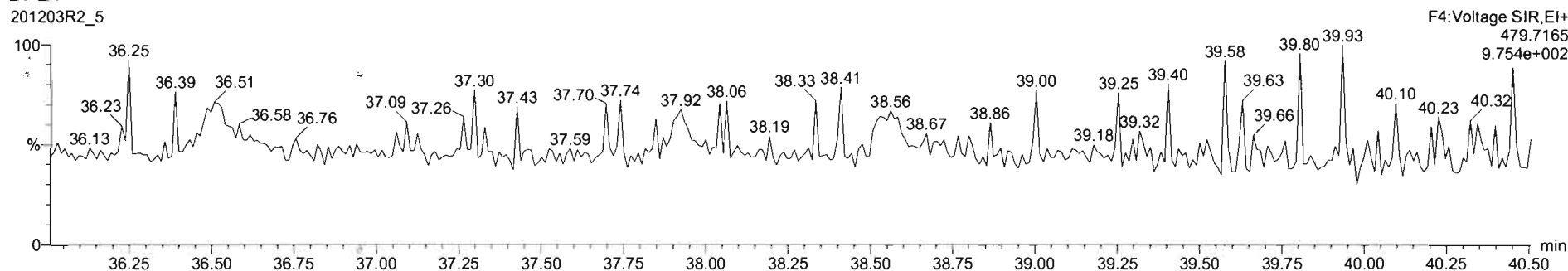
1,2,3,4,6,7,8-HpCDF



13C-1,2,3,4,6,7,8-HpCDF



DPE4

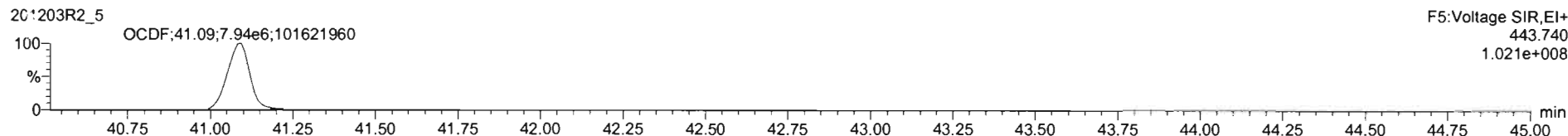
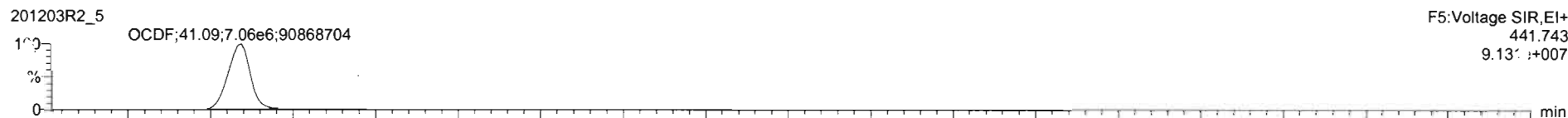


Dataset: U:\VG12.PRO\Results\201203R2\201203R2\_CRV.qld

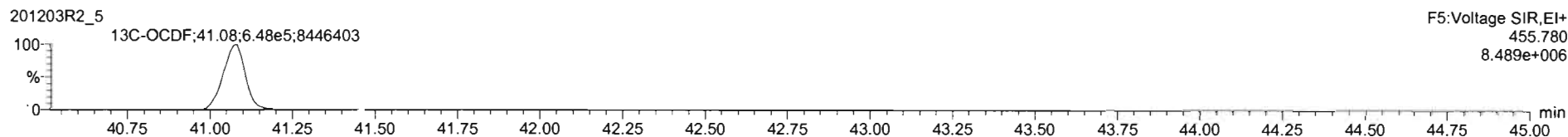
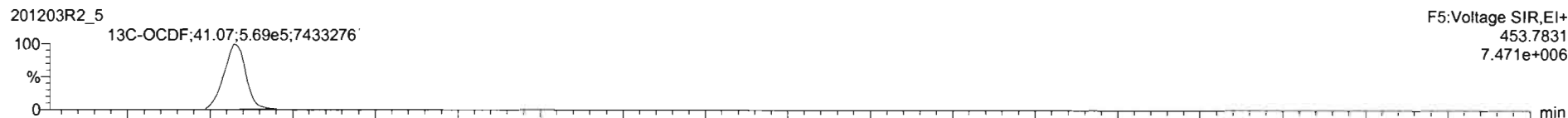
Last Altered: Friday, December 04, 2020 08:58:11 Pacific Standard Time  
Printed: Friday, December 04, 2020 09:59:16 Pacific Standard Time

Name: 201203R2\_5, Date: 03-Dec-2020, Time: 13:47:04, ID: ST201203R2\_5 1613 CS5 20L0303, Description: 1613 CS5 20L0303

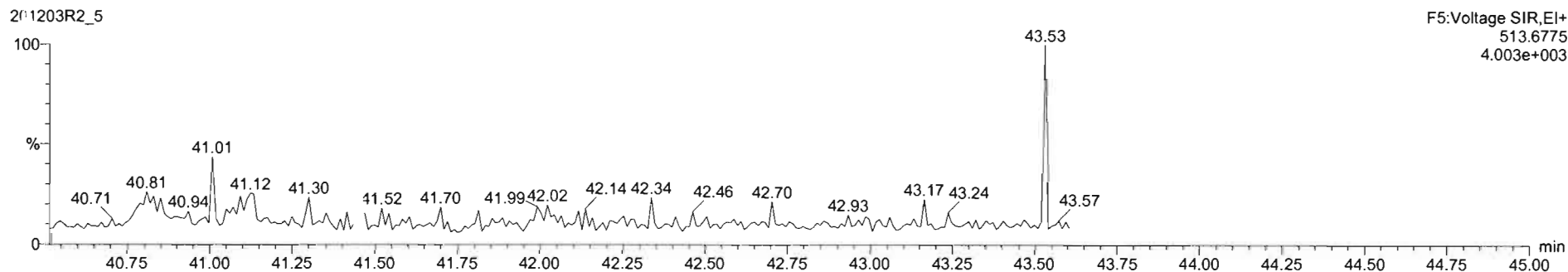
**OCDF**



**13C-OCDF**



**DPE5**

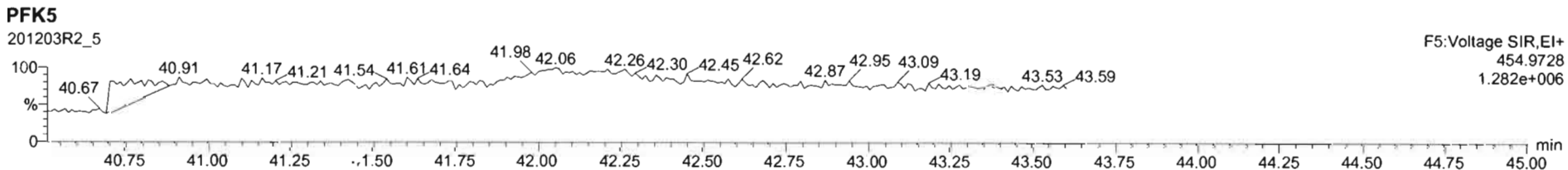
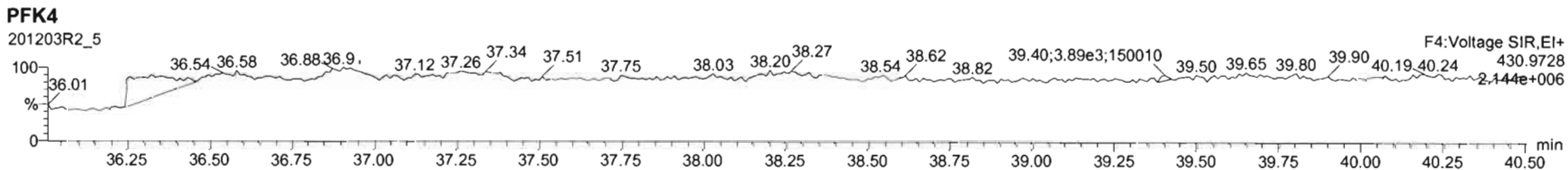
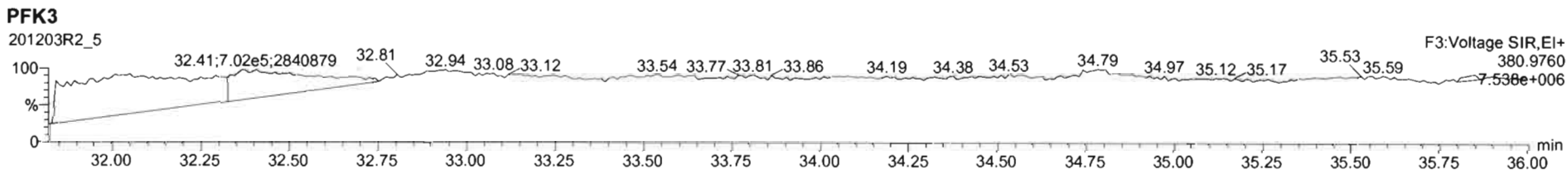
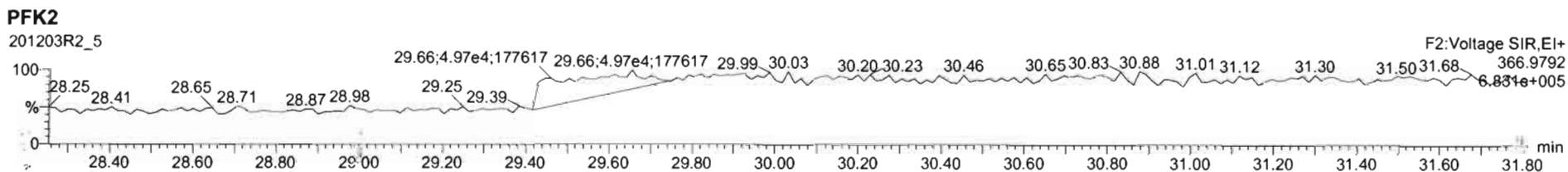
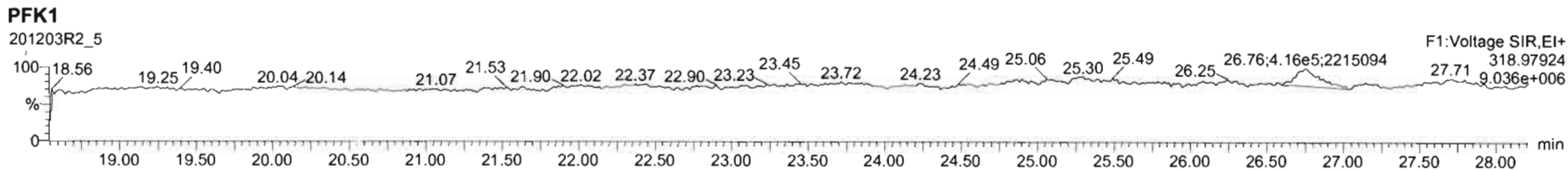




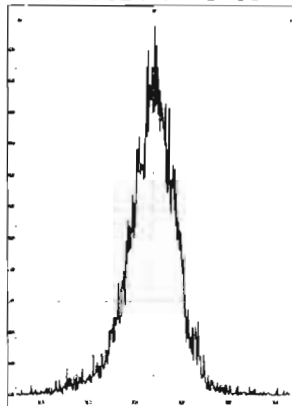
Dataset: U:\VG12.PRO\Results\201203R2\201203R2\_CRV.qld

Last Altered: Friday, December 04, 2020 08:58:11 Pacific Standard Time  
Printed: Friday, December 04, 2020 09:59:16 Pacific Standard Time

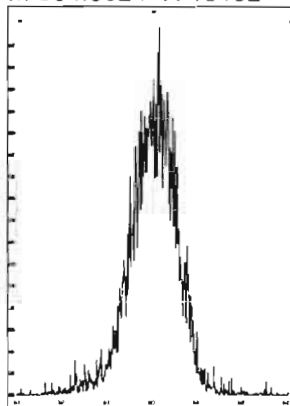
Name: 201203R2\_5, Date: 03-Dec-2020, Time: 13:47:04, ID: ST201203R2\_5 1613 CS5 20L0303, Description: 1613 CS5 20L0303



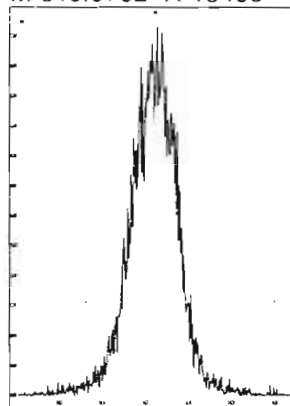
M 292.9824 R 13305



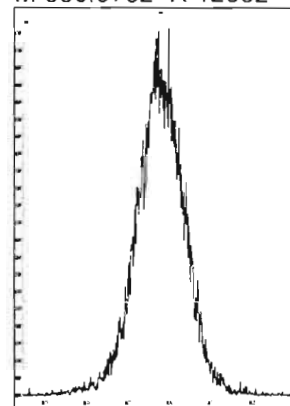
M 304.9824 R 13192



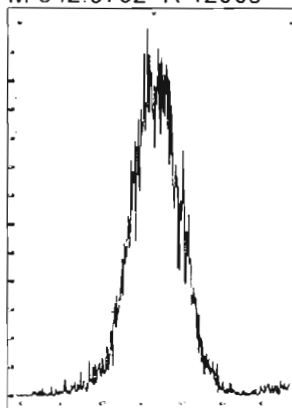
M 318.9792 R 13406



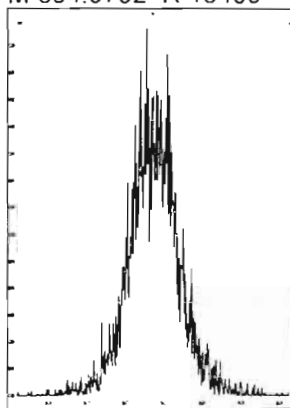
M 330.9792 R 12562



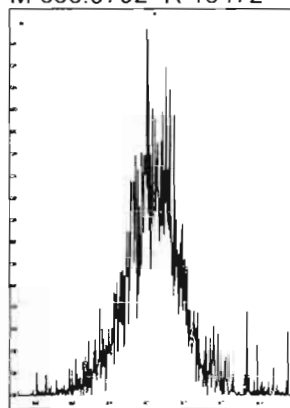
M 342.9792 R 12005



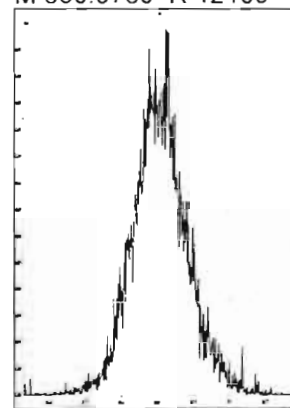
M 354.9792 R 13409



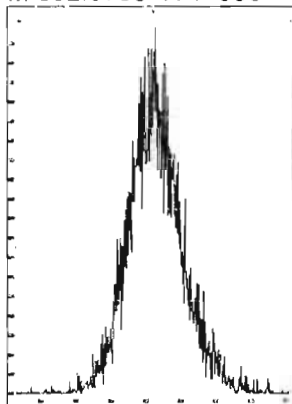
M 366.9792 R 13472



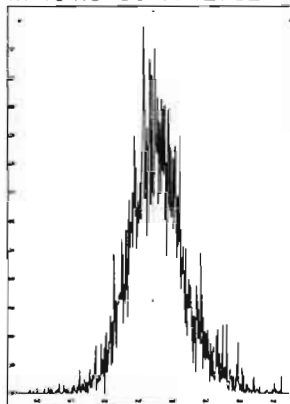
M 380.9760 R 12109



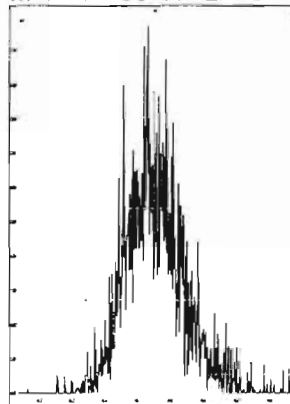
M 392.9760 R 11990



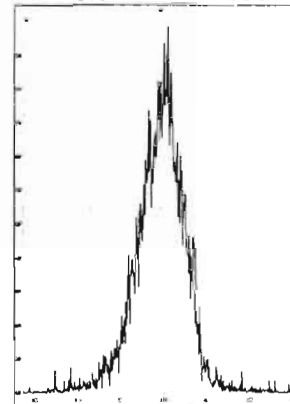
M 404.9760 R 12732




M 416.9760 R 12233



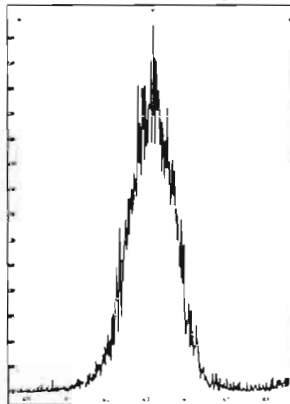
M 318.9792 R 14098



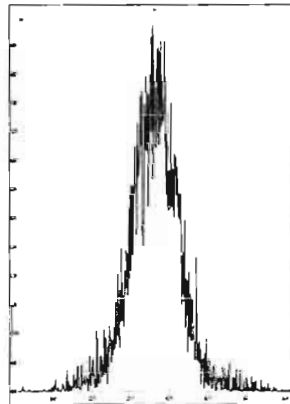
M 330.9792 R 13785



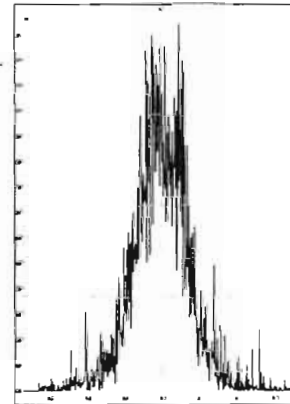
M 342.9792 R 12872



M 354.9792 R 14296

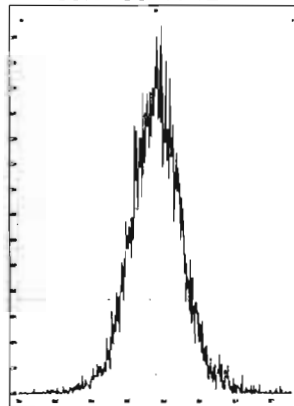


M 366.9792 R 14931

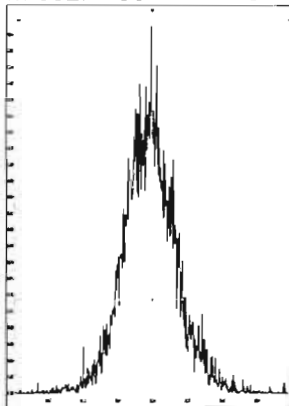


Printed: Thursday, December 03, 2020 17:02:52 Pacific Standard Time

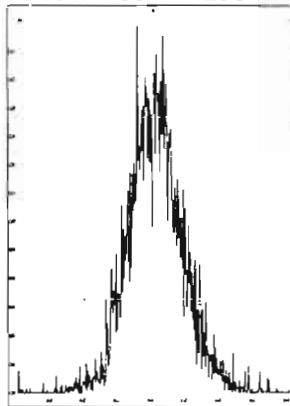
M 380.9760 R 12177



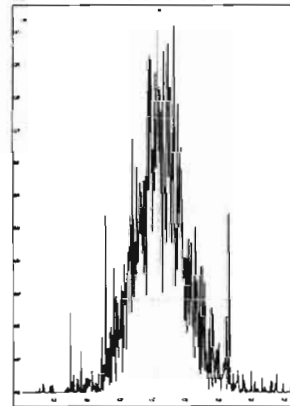
M 392.9760 R 11966



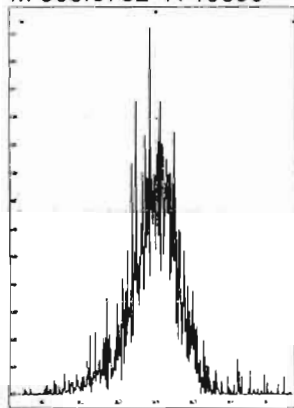
M 404.9760 R 12997



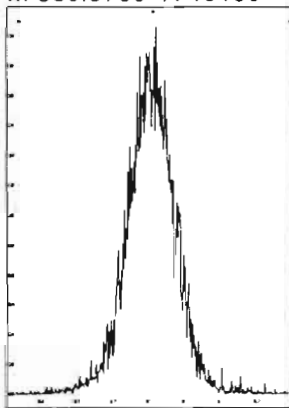
M 416.9760 R 14189



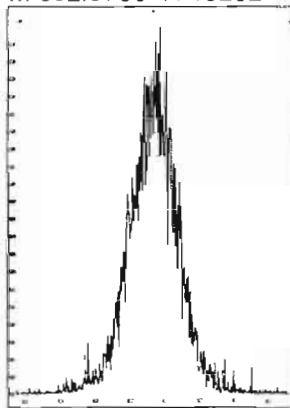
M 366.9792 R 16388



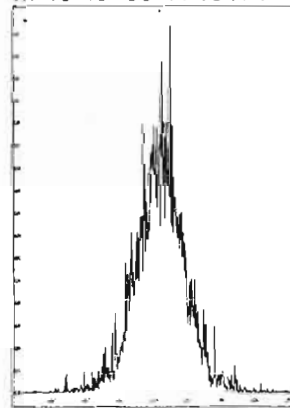
M 380.9760 R 13160



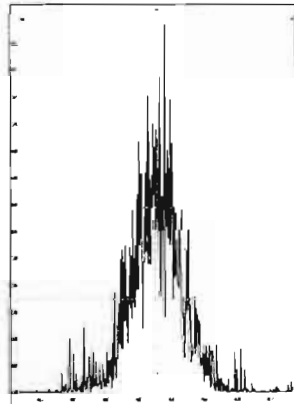
M 392.9760 R 13262



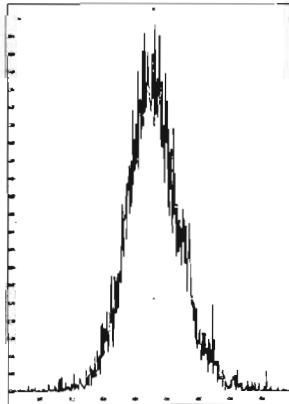
M 404.9760 R 13171



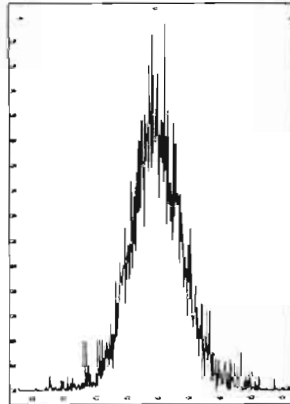
M 416.9760 R 13927



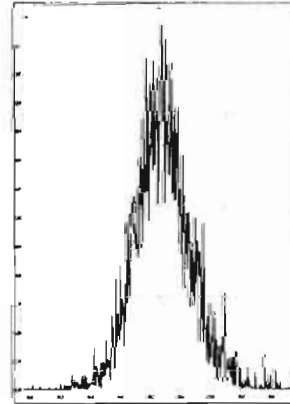
M 430.9728 R 11907



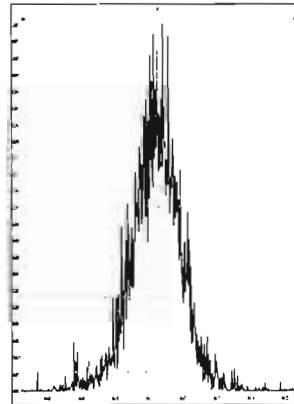
M 442.9728 R 13262



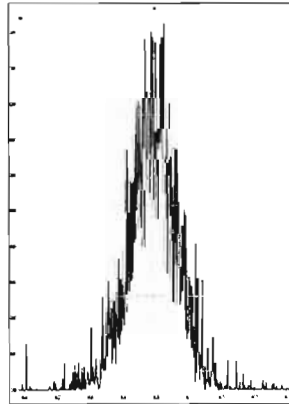
M 454.9728 R 12953



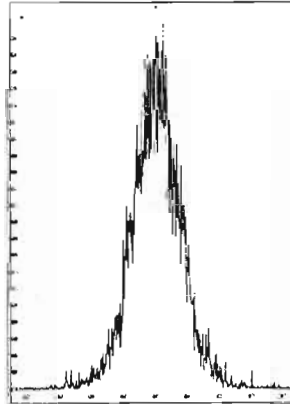
M 404.9760 R 14759



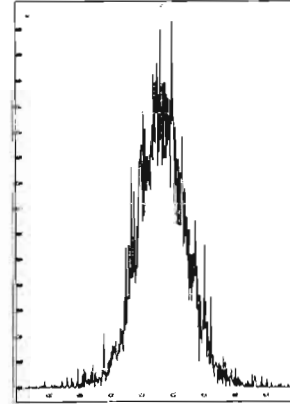
M 416.9760 R 15712



M 430.9728 R 13311

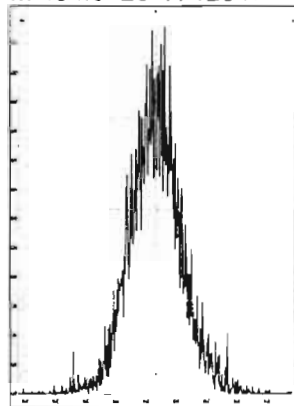


M 442.9728 R 13454

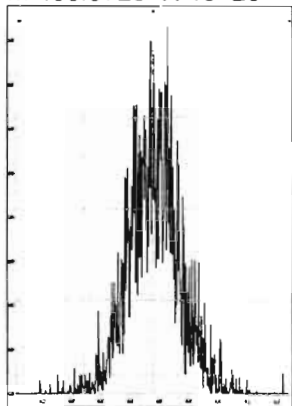


Printed: Thursday, December 03, 2020 17:02:52 Pacific Standard Time

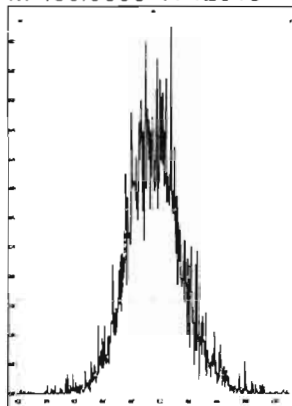
M 454.9728 R 12347



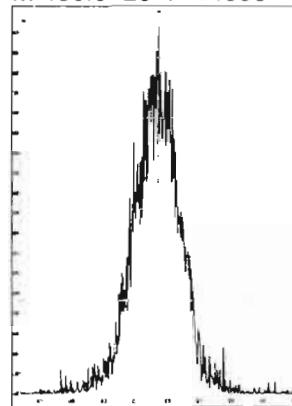
M 466.9728 R 15126



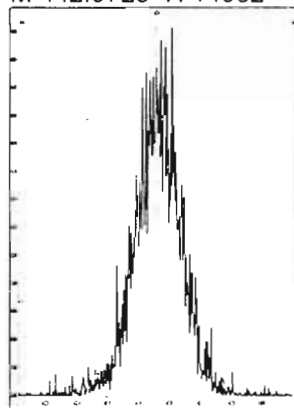
M 480.9696 R 12613



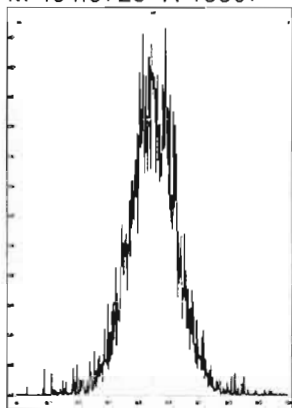
M 430.9728 R 14353



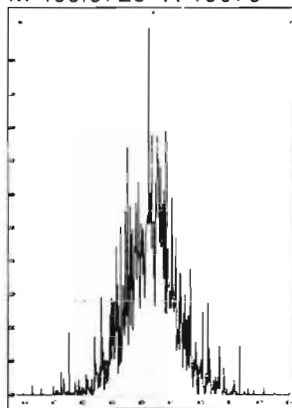
M 442.9728 R 14532



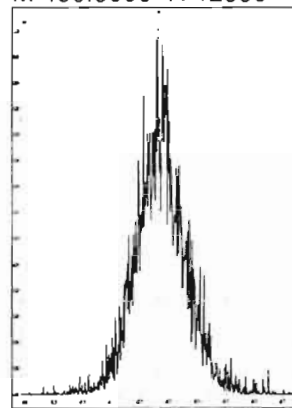
M 454.9728 R 13307



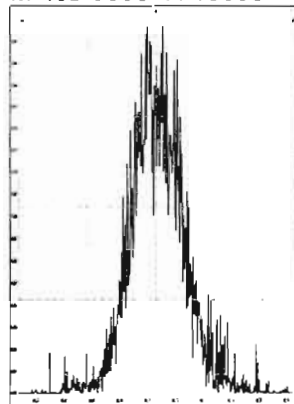
M 466.9728 R 15079



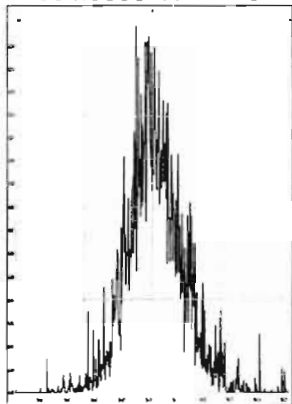
M 480.9696 R 12596



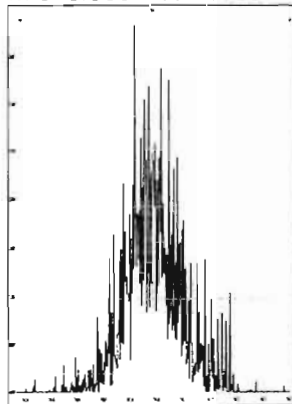
M 492.9696 R 13058



M 504.9696 R 12886



M 516.9697 R 14159



Dataset: U:\VG12.PRO\Results\201203R2\201203R2\_8.qld

Last Altered: Friday, December 04, 2020 11:51:09 Pacific Standard Time

Printed: Friday, December 04, 2020 11:57:34 Pacific Standard Time

HN 12/04/2020

GRB 12/08/2020

Method: U:\VG12.PRO\MethDB\1613rrt-11-11-20.mdb 12 Nov 2020 07:51:39

Calibration: U:\VG12.PRO\CurveDB\dbDIOXIN\_1613vg12-12-03-20.cdb 04 Dec 2020 11:36:07

Name: 201203R2\_8, Date: 03-Dec-2020, Time: 16:09:07, ID: SS201203R2\_1 1613 SSS 20K1907, Description: 1613 SSS 20K1907

#	Name	Resp	RA	n/y	RRF	wt/vol	Pred.RT	RT	Pred.RRT	RRT	Conc.	%Rec	DL	EMPC
1	1 2,3,7,8-TCDD	8.12e4	0.75	NO	0.980	1.000	26.008	26.01	1.001	1.001	11.221	112	0.0338	11.2
2	2 1,2,3,7,8-PeCDD	2.78e5	0.63	NO	0.932	1.000	30.751	30.76	1.000	1.000	57.143	114	0.109	57.1
3	3 1,2,3,4,7,8-HxCDD	2.27e5	1.26	NO	1.02	1.000	34.053	34.05	1.000	1.000	57.544	115	0.126	57.5
4	4 1,2,3,6,7,8-HxCDD	2.58e5	1.25	NO	0.902	1.000	34.168	34.18	1.000	1.001	62.459	125	0.119	62.5
5	5 1,2,3,7,8,9-HxCDD	2.43e5	1.27	NO	0.954	1.000	34.440	34.45	1.000	1.001	58.002	116	0.129	58.0
6	6 1,2,3,4,6,7,8-HpCDD	1.75e5	1.04	NO	0.918	1.000	37.902	37.91	1.000	1.000	54.920	110	0.206	54.9
7	7 OCDD	3.13e5	0.90	NO	0.866	1.000	40.810	40.81	1.000	1.000	123.69	124	0.226	124
8	8 2,3,7,8-TCDF	1.01e5	0.74	NO	0.848	1.000	25.292	25.30	1.000	1.001	10.949	109	0.0323	10.9
9	9 1,2,3,7,8-PeCDF	4.31e5	1.59	NO	0.960	1.000	29.485	29.49	1.000	1.001	55.891	112	0.145	55.9
10	10 2,3,4,7,8-PeCDF	5.03e5	1.62	NO	1.07	1.000	30.546	30.56	1.000	1.000	61.255	123	0.126	61.3
11	11 1,2,3,4,7,8-HxCDF	3.21e5	1.24	NO	0.986	1.000	33.153	33.16	1.000	1.000	61.557	123	0.127	61.6
12	12 1,2,3,6,7,8-HxCDF	3.50e5	1.24	NO	1.04	1.000	33.278	33.30	1.000	1.001	58.959	118	0.121	59.0
13	13 2,3,4,6,7,8-HxCDF	3.27e5	1.24	NO	1.02	1.000	33.941	33.95	1.000	1.000	61.252	123	0.143	61.3
14	14 1,2,3,7,8,9-HxCDF	2.66e5	1.23	NO	0.991	1.000	34.922	34.94	1.000	1.001	57.127	114	0.209	57.1
15	15 1,2,3,4,6,7,8-HpCDF	2.70e5	1.01	NO	1.05	1.000	36.490	36.50	1.000	1.000	60.349	121	0.233	60.3
16	16 1,2,3,4,7,8,9-HpCDF	1.98e5	1.01	NO	1.18	1.000	38.528	38.54	1.000	1.000	57.224	114	0.262	57.2
17	17 OCDF	3.54e5	0.90	NO	0.896	1.000	41.100	41.10	1.000	1.000	118.85	119	0.359	119
18	18 13C-2,3,7,8-TCDD	7.38e5	0.78	NO	1.06	1.000	25.952	25.98	1.030	1.031	101.50	102	0.148	
19	19 13C-1,2,3,7,8-PeCDD	5.22e5	0.62	NO	0.785	1.000	30.648	30.74	1.216	1.220	96.571	96.6	0.135	
20	20 13C-1,2,3,4,7,8-HxCDD	3.87e5	1.28	NO	0.621	1.000	34.048	34.04	1.014	1.014	103.46	103	0.285	
21	21 13C-1,2,3,6,7,8-HxCDD	4.58e5	1.29	NO	0.734	1.000	34.186	34.16	1.018	1.017	103.62	104	0.241	
22	22 13C-1,2,3,7,8,9-HxCDD	4.38e5	1.28	NO	0.723	1.000	34.428	34.43	1.025	1.025	100.66	101	0.245	
23	23 13C-1,2,3,4,6,7,8-HpCDD	3.48e5	1.06	NO	0.568	1.000	37.904	37.90	1.129	1.129	101.76	102	0.392	
24	24 13C-OCDD	5.85e5	0.90	NO	0.496	1.000	40.862	40.81	1.217	1.215	195.89	97.9	0.404	
25	25 13C-2,3,7,8-TCDF	1.08e6	0.78	NO	0.919	1.000	25.276	25.28	1.003	1.004	103.53	104	0.146	
26	26 13C-1,2,3,7,8-PeCDF	8.04e5	1.61	NO	0.715	1.000	29.386	29.48	1.166	1.170	98.865	98.9	0.247	
27	27 13C-2,3,4,7,8-PeCDF	7.69e5	1.59	NO	0.689	1.000	30.439	30.55	1.208	1.212	98.136	98.1	0.256	
28	28 13C-1,2,3,4,7,8-HxCDF	5.30e5	0.51	NO	0.873	1.000	33.142	33.15	0.987	0.987	100.67	101	0.314	
29	29 13C-1,2,3,6,7,8-HxCDF	5.72e5	0.51	NO	0.933	1.000	33.273	33.28	0.991	0.991	101.77	102	0.294	
30	30 13C-2,3,4,6,7,8-HxCDF	5.23e5	0.51	NO	0.843	1.000	33.941	33.94	1.011	1.011	102.97	103	0.326	
31	31 13C-1,2,3,7,8,9-HxCDF	4.69e5	0.51	NO	0.780	1.000	34.935	34.92	1.040	1.040	99.930	99.9	0.352	

Dataset: U:\VG12.PRO\Results\201203R2\201203R2\_8.qld

Last Altered: Friday, December 04, 2020 11:51:09 Pacific Standard Time

Printed: Friday, December 04, 2020 11:57:34 Pacific Standard Time

Name: 201203R2\_8, Date: 03-Dec-2020, Time: 16:09:07, ID: SS201203R2\_1 1613 SSS 20K1907, Description: 1613 SSS 20K1907

	# Name	Resp	RA	n/y	RRF	wt/vol	Pred.RT	RT	Pred.RRT	RRT	Conc.	%Rec	DL	EMPC
32	32 13C-1,2,3,4,6,7,8-HpCDF	4.26e5	0.42	NO	0.726	1.000	36.500	36.49	1.087	1.086	97.268	97.3	0.265	
33	33 13C-1,2,3,4,7,8,9-HpCDF	2.94e5	0.42	NO	0.491	1.000	38.532	38.53	1.147	1.147	99.221	99.2	0.391	
34	34 13C-OCDF	6.65e5	0.87	NO	0.565	1.000	41.144	41.09	1.225	1.224	195.35	97.7	0.348	
35	35 37Cl-2,3,7,8-TCDD	9.13e4			1.22	1.000	25.952	25.99	1.030	1.032	10.891	109	0.0217	
36	36 13C-1,2,3,4-TCDD	6.89e5	0.77	NO	1.00	1.000	25.370	25.20	1.000	1.000	100.00	100	0.157	
37	37 13C-1,2,3,4-TCDF	1.14e6	0.78	NO	1.00	1.000	23.870	23.67	1.000	1.000	100.00	100	0.134	
38	38 13C-1,2,3,4,6,9-HxCDF	6.02e5	0.51	NO	1.00	1.000	33.710	33.58	1.000	1.000	100.00	100	0.274	

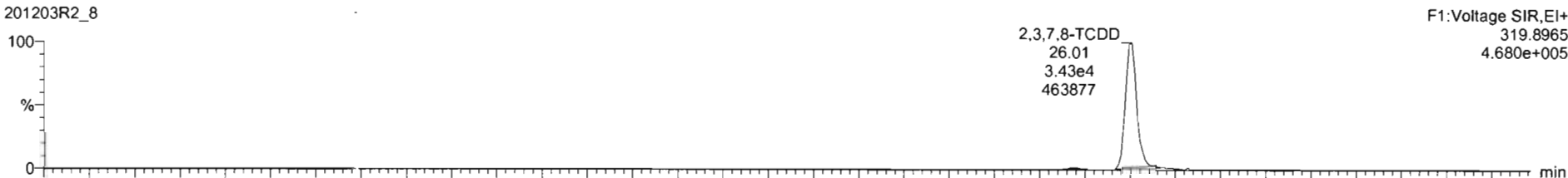
Dataset: U:\VG12.PRO\Results\201203R2\201203R2\_8.qld

Last Altered: Friday, December 04, 2020 11:47:08 Pacific Standard Time  
Printed: Friday, December 04, 2020 11:48:25 Pacific Standard Time

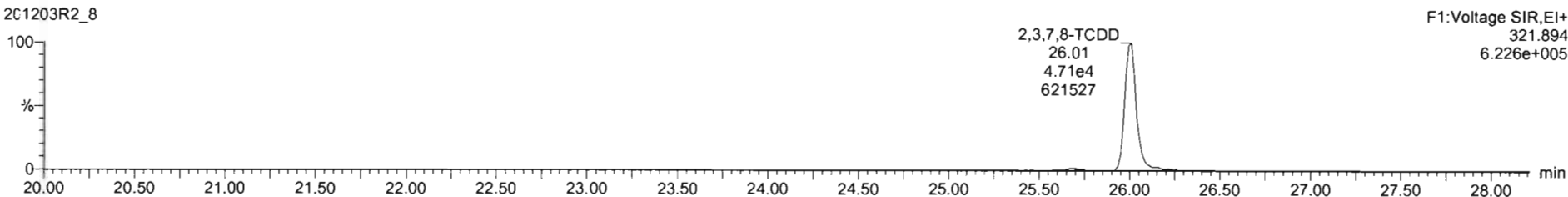
Method: U:\VG12.PRO\MethDB\1613rrt-11-11-20.mdb 12 Nov 2020 07:51:39  
Calibration: U:\VG12.PRO\CurveDB\dbDIOXIN\_1613vg12-12-03-20.cdb 04 Dec 2020 11:36:07

Name: 201203R2\_8, Date: 03-Dec-2020, Time: 16:09:07, ID: SS201203R2\_1 1613 SSS 20K1907, Description: 1613 SSS 20K1907

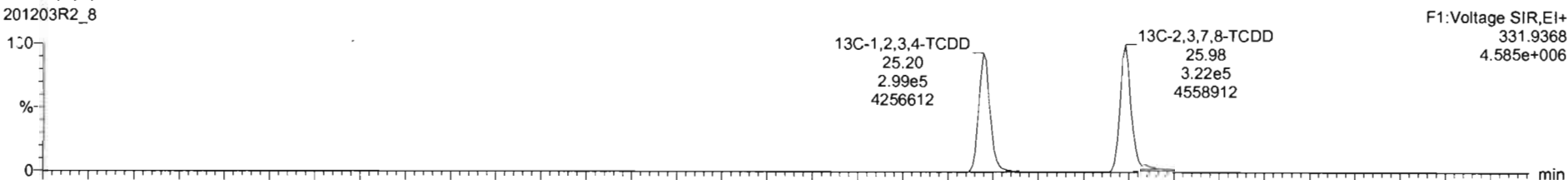
**2,3,7,8-TCDD**  
201203R2\_8



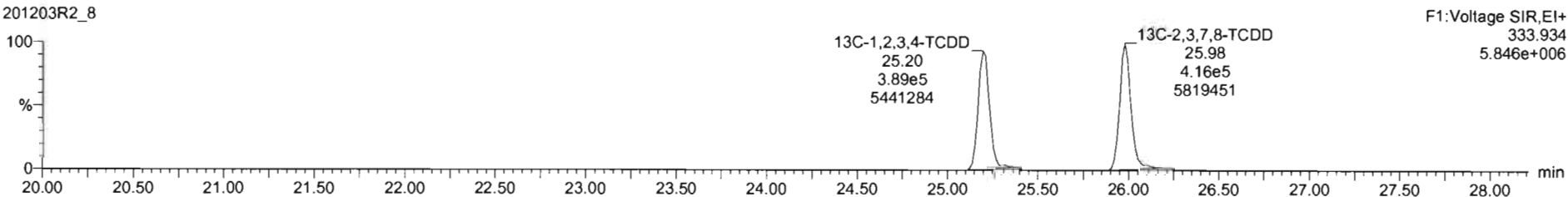
201203R2\_8



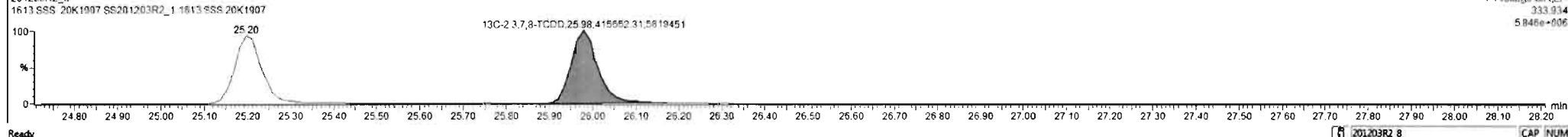


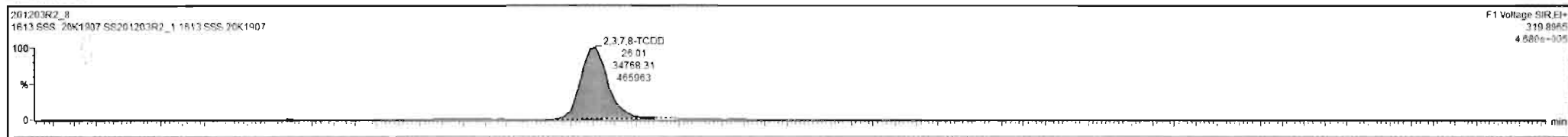
**13C-2,3,7,8-TCDD**  
201203R2\_8



201203R2\_8



#	Name	Resp	RA	dy	RRF	wt/wt	R <sup>2</sup>	RRT	Conc	%Rec	DL	EMPC
1	2,3,7,8-TCDD	8.12e4	0.75	NO	0.9805	1.000	26.01	1.001	11.2	112	0.0338	11.2
2	1,2,3,7,8-PeCDD	2.78e5	0.63	NO	0.9320	1.000	30.76	1.000	57.1	114	0.109	57.1
3	1,2,3,4,7,8-HxCDD	2.27e5	1.26	NO	1.0203	1.000	34.05	1.000	57.5	115	0.126	57.5
4	1,2,3,6,7,8-HxCDD	2.58e5	1.25	NO	0.9025	1.000	34.18	1.001	62.5	125	0.119	62.5
5	1,2,3,7,8-HxCDD	2.43e5	1.27	NO	0.9542	1.000	34.95	1.001	58.0	116	0.129	58.0
6	1,2,3,4,6,7,8-HpCDD	1.75e5	1.04	NO	0.9150	1.000	37.91	1.000	54.9	110	0.208	54.9
7	OCDD	3.13e5	0.90	NO	0.8658	1.000	40.81	1.000	124	124	0.226	124
8	2,3,7,8-TCDF	1.01e5	0.74	NO	0.8480	1.000	25.20	1.001	10.9	109	0.0323	10.9
9	1,2,3,7,8-PeCDF	4.31e5	1.59	NO	0.9597	1.000	29.49	1.001	55.9	112	0.145	55.9
10	2,3,4,7,8-PeCDF	5.03e5	1.62	NO	1.0671	1.000	30.56	1.000	61.3	123	0.126	61.3
11	1,2,3,4,7,8-HxCDF	3.21e5	1.24	NO	0.9859	1.000	33.16	1.000	61.6	123	0.127	61.6
12	1,2,3,6,7,8-HxCDF	3.50e5	1.24	NO	1.0388	1.000	33.20	1.001	59.0	118	0.121	59.0
13	2,3,4,6,7,8-HxCDF	3.27e5	1.24	NO	1.0202	1.000	33.95	1.000	61.3	123	0.143	61.3
14	1,2,3,7,8-HxCDF	2.86e5	1.23	NO	0.9909	1.000	34.94	1.001	57.1	114	0.209	57.1





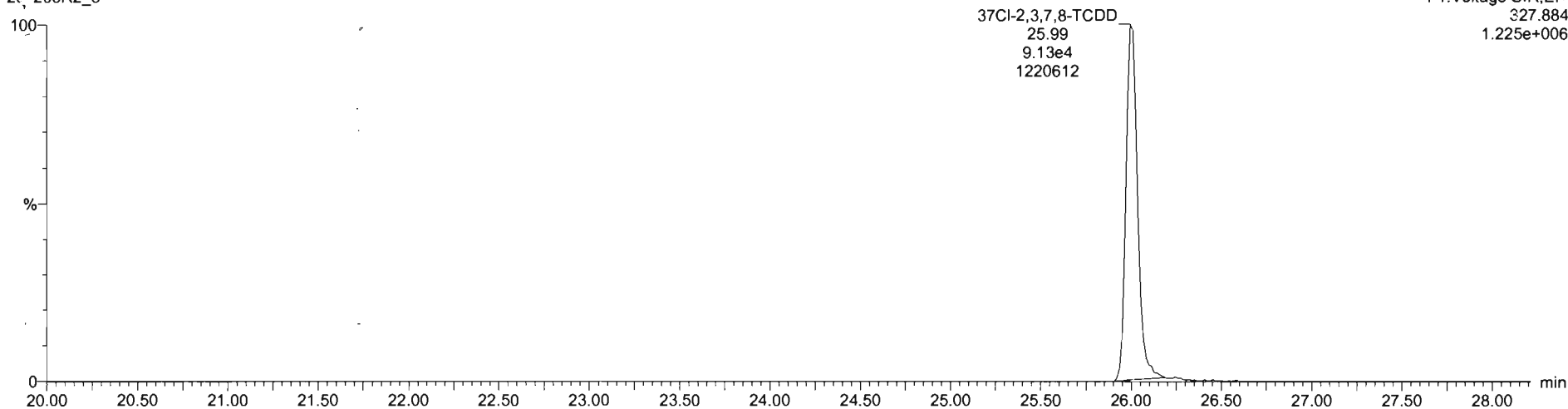
Dataset: U:\VG12.PRO\Results\201203R2\201203R2\_8.qld

Last Altered: Friday, December 04, 2020 11:47:08 Pacific Standard Time  
Printed: Friday, December 04, 2020 11:48:25 Pacific Standard Time

Name: 201203R2\_8, Date: 03-Dec-2020, Time: 16:09:07, ID: SS201203R2\_1 1613 SSS 20K1907, Description: 1613 SSS 20K1907

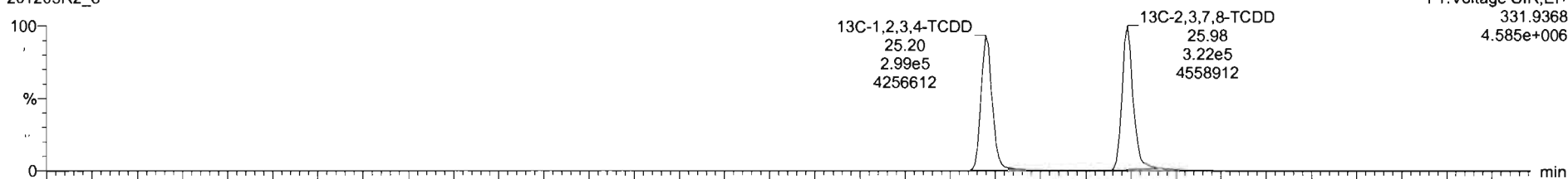
37Cl-2,3,7,8-TCDD

201203R2\_8

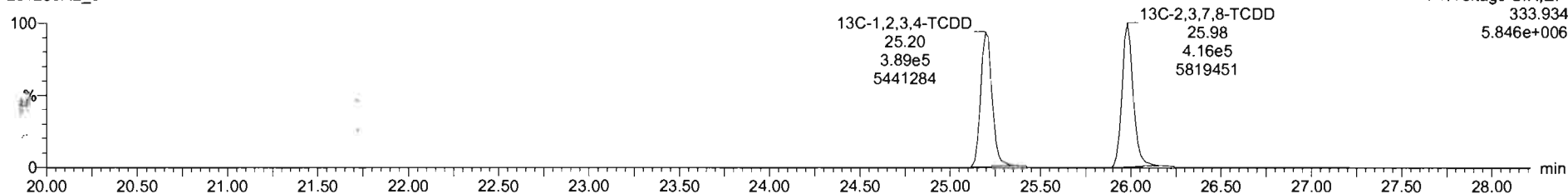


13C-1,2,3,4-TCDD

201203R2\_8



201203R2\_8




Dataset: U:\VG12.PRO\Results\201203R2\201203R2\_8.qld

Last Altered: Friday, December 04, 2020 11:47:08 Pacific Standard Time  
Printed: Friday, December 04, 2020 11:48:25 Pacific Standard Time

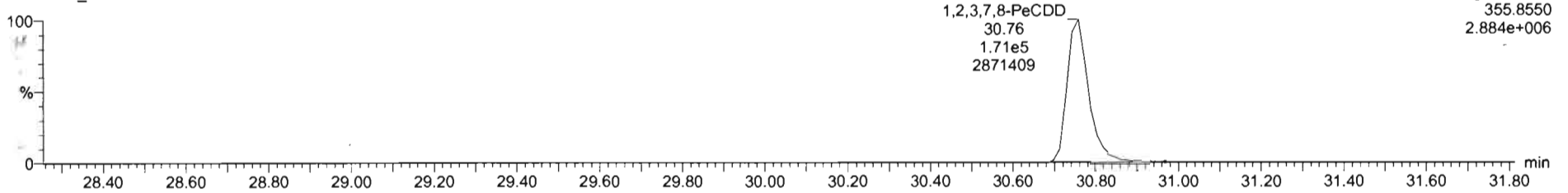
Name: 201203R2\_8, Date: 03-Dec-2020, Time: 16:09:07, ID: SS201203R2\_1 1613 SSS 20K1907, Description: 1613 SSS 20K1907

**1,2,3,7,8-PeCDD**

201203R2\_8




201203R2\_8

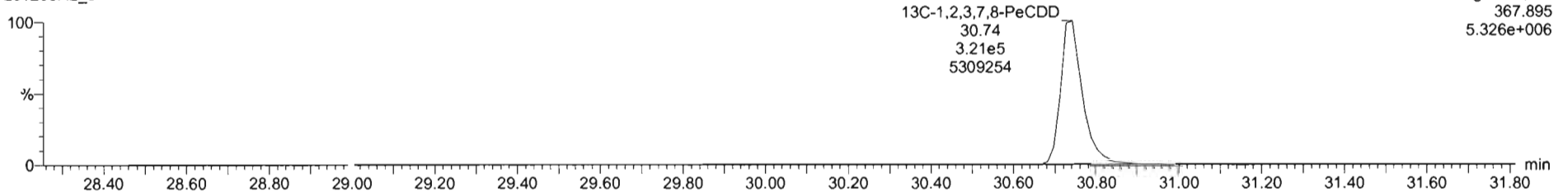


**13C-1,2,3,7,8-PeCDD**

201203R2\_8



201203R2\_8



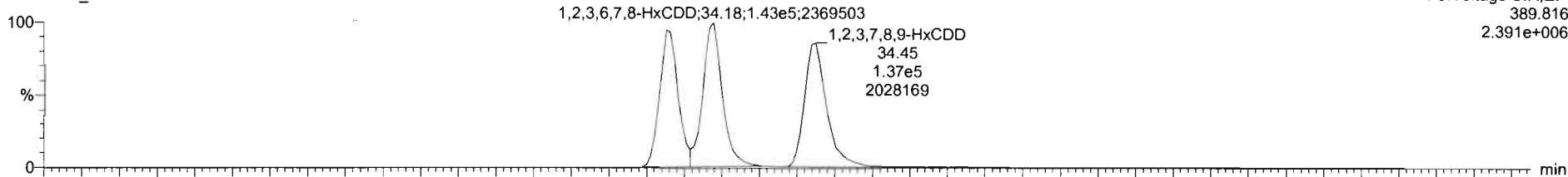
Dataset: U:\VG12.PRO\Results\201203R2\201203R2\_8.qld

Last Altered: Friday, December 04, 2020 11:47:08 Pacific Standard Time  
Printed: Friday, December 04, 2020 11:48:25 Pacific Standard Time

Name: 201203R2\_8, Date: 03-Dec-2020, Time: 16:09:07, ID: SS201203R2\_1 1613 SSS 20K1907, Description: 1613 SSS 20K1907

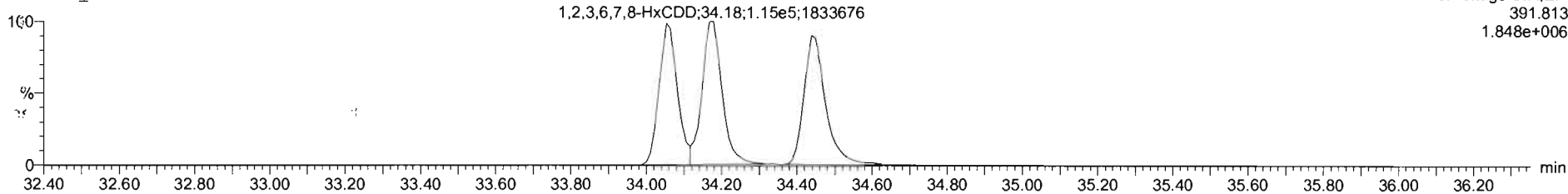
1,2,3,4,7,8-HxCDD

201203R2\_8



F3:Voltage SIR,EI+  
389.816  
2.391e+006

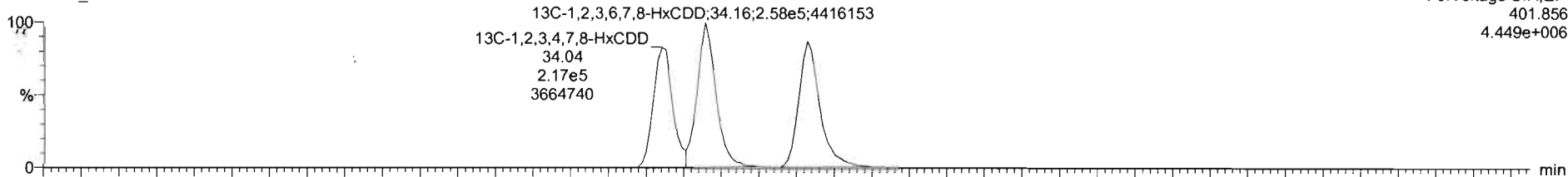
201203R2\_8



F3:Voltage SIR,EI+  
391.813  
1.848e+006

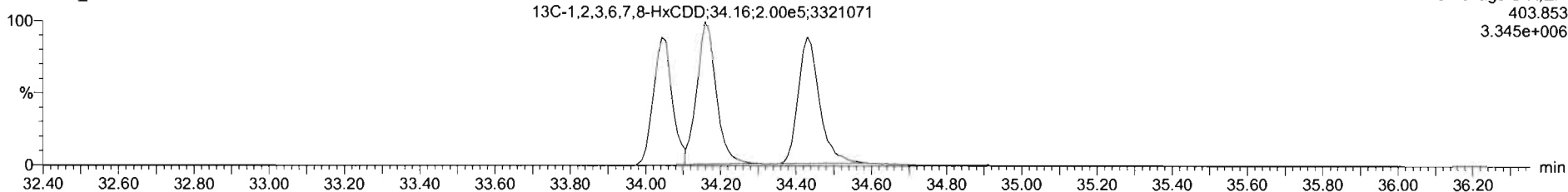
13C-1,2,3,4,7,8-HxCDD

201203R2\_8



F3:Voltage SIR,EI+  
401.856  
4.449e+006

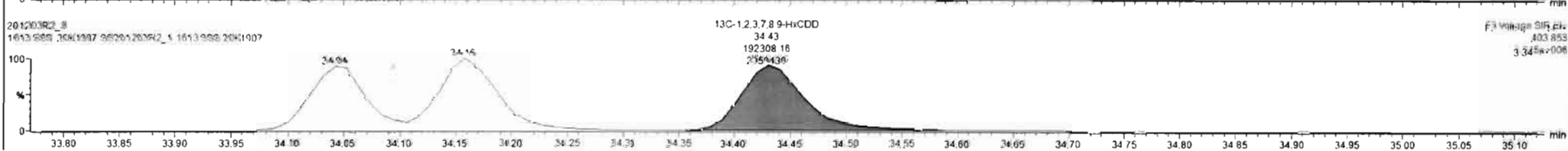
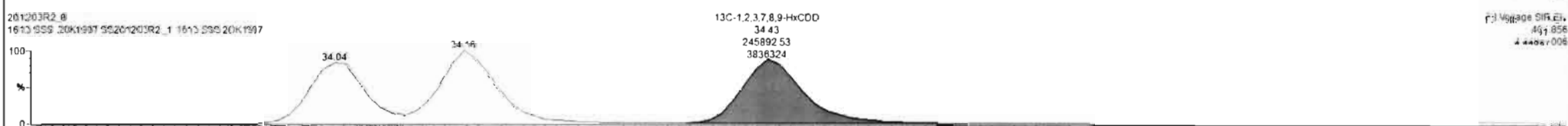
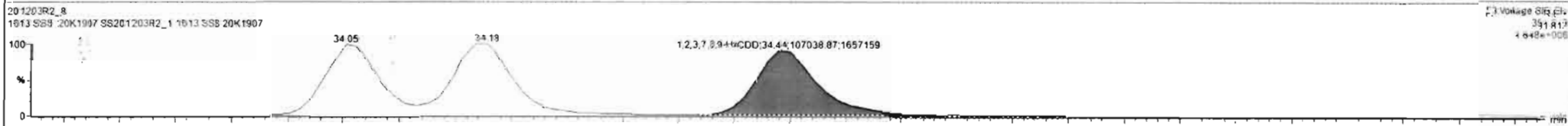
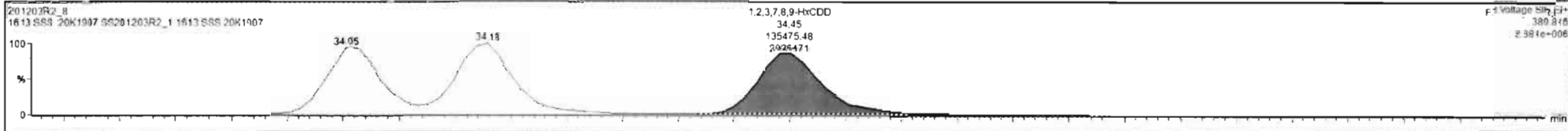
201203R2\_8



F3:Voltage SIR,EI+  
403.853  
3.345e+006

201203R2\_8 - SS201203R2\_1 1613 SSS 20K1907 - 1613 SSS 20K1907

#	Name	Resp	RA	n/y	RRF	wt/vol	RT	RRT	Conc	%Rec	DL	EMPC
1	2,3,7,8-TCDD	8.12e4	0.75	NO	0.9605	1.000	26.01	1.001	11.2	112	0.0338	11.2
2	1,2,3,7,8-PeCDD	2.78e5	0.63	NO	0.9320	1.000	30.76	1.000	57.1	114	0.109	57.1
3	1,2,3,4,7,8-HxCDD	2.27e5	1.28	NO	1.0203	1.000	34.05	1.000	57.5	115	0.126	57.5
4	1,2,3,6,7,8-HxCDD	2.58e5	1.25	NO	0.9025	1.000	34.18	1.001	62.5	125	0.119	62.5
5	1,2,3,7,8,9-HxCDD	2.43e5	1.27	NO	0.9542	1.000	34.45	1.001	58.0	116	0.129	58.0
6	1,2,3,4,6,7,8-HxCDD	1.75e5	1.04	NO	0.9180	1.000	37.91	1.000	54.9	110	0.200	54.9
7	OCDD	3.13e5	0.90	NO	0.8658	1.000	40.51	1.000	124	124	0.226	124
8	2,3,7,8-TCDF	1.01e5	0.74	NO	0.8480	1.000	25.20	1.001	10.9	109	0.0323	10.9
9	1,2,3,7,8-aCDF	4.31e5	1.59	NO	0.9597	1.000	29.49	1.001	55.9	112	0.145	55.9
10	2,3,4,7,8-PeCDF	5.03e5	1.62	NO	1.0671	1.000	30.56	1.000	61.3	123	0.126	61.3
11	1,2,3,4,7,8-HxCDF	3.21e5	1.24	NO	0.9859	1.000	33.16	1.000	61.6	123	0.127	61.6
12	1,2,3,6,7,8-HxCDF	3.50e5	1.24	NO	1.0368	1.000	33.20	1.001	59.0	116	0.121	59.0
13	2,3,4,6,7,8-HxCDF	3.27e5	1.24	NO	1.0292	1.000	33.95	1.000	61.3	123	0.143	61.3
14	1,2,3,7,8,9-HxCDF	2.86e5	1.23	NO	0.9909	1.000	34.04	1.001	57.1	114	0.209	57.1



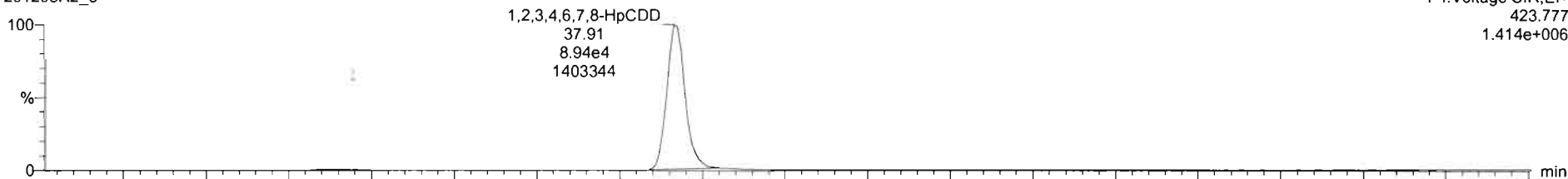
Dataset: U:\VG12.PRO\Results\201203R2\201203R2\_8.qld

Last Altered: Friday, December 04, 2020 11:47:08 Pacific Standard Time  
Printed: Friday, December 04, 2020 11:48:25 Pacific Standard Time

Name: 201203R2\_8, Date: 03-Dec-2020, Time: 16:09:07, ID: SS201203R2\_1 1613 SSS 20K1907, Description: 1613 SSS 20K1907

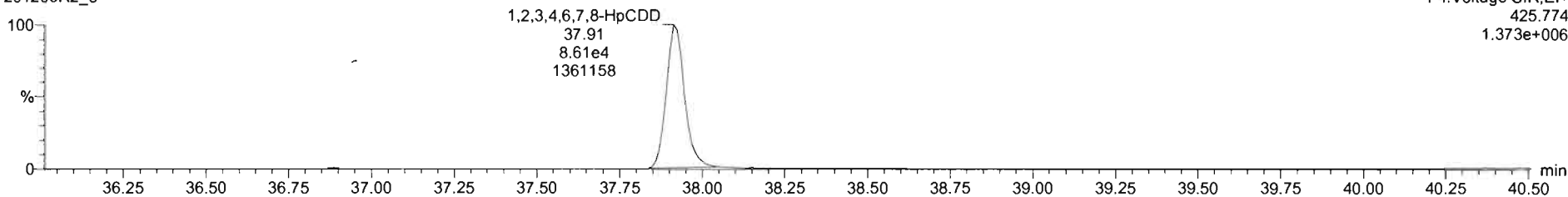
1,2,3,4,6,7,8-HpCDD

201203R2\_8



F4: Voltage SIR, EI+  
423.777  
1.414e+006

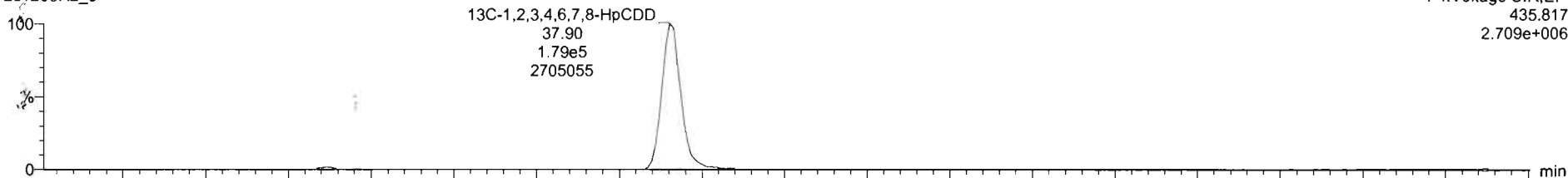
201203R2\_8



F4: Voltage SIR, EI+  
425.774  
1.373e+006

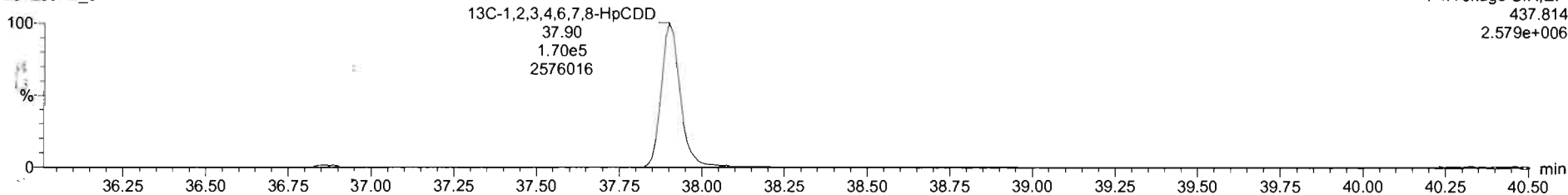
13C-1,2,3,4,6,7,8-HpCDD

201203R2\_8



F4: Voltage SIR, EI+  
435.817  
2.709e+006

201203R2\_8



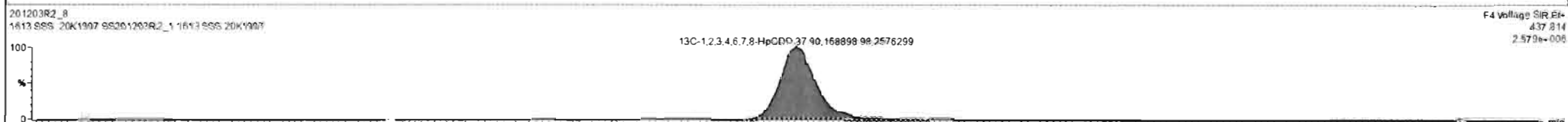
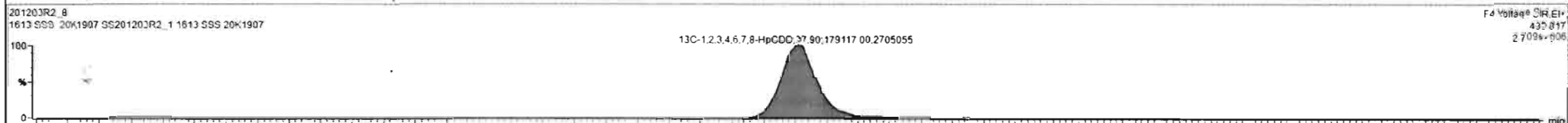
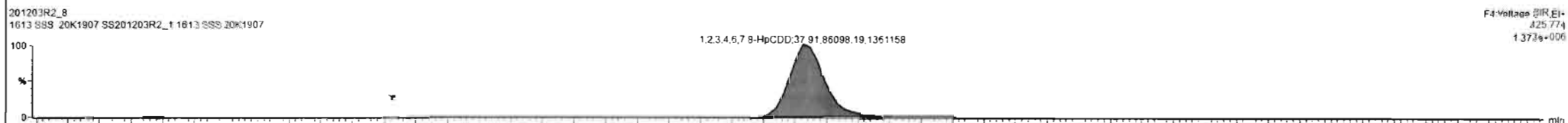
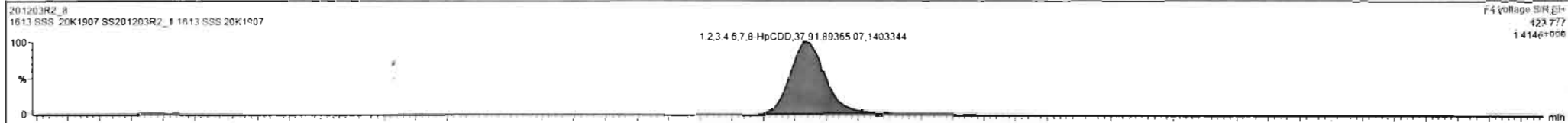
F4: Voltage SIR, EI+  
437.814  
2.579e+006

TargetLynx - 201203R2\_8.lqd - [Chromatogram]

File Edit View Display Processing Window Help

201203R2\_8 - SS201203R2\_1 1613 SSS 20K1907 - 1613 SSS 20K1907

Name	Resp	RA	aly	RRF	wt/vol	R	RRT	Conc	%Rec	DL	EMPC
1 2,3,7,8-TCDD	8.12e4	0.75	NO	0.9605	1.000	26.01	1.001	11.2	112	0.0338	11.2
2 1,2,3,7,8-HxCDD	2.78e5	0.63	NO	0.9320	1.000	30.76	1.000	57.1	114	0.109	57.1
3 1,2,3,4,7,8-HxCDD	2.27e5	1.26	NO	1.0203	1.000	34.05	1.000	57.5	115	0.126	57.5
4 1,2,3,6,7,8-HxCDD	2.58e5	1.25	NO	0.9025	1.000	34.18	1.001	62.5	125	0.119	62.5
5 1,2,3,7,8,9-HxCDD	2.43e5	1.27	NO	0.9542	1.000	34.45	1.001	58.0	116	0.129	58.0
6 1,2,3,4,6,7,8-HpCDD	1.75e5	1.04	NO	0.9180	1.000	37.91	1.000	54.9	110	0.206	54.9
7 OCDD	3.13e5	0.90	NO	0.8658	1.000	40.01	1.000	124	124	0.226	124
8 2,3,7,8-TCDF	1.01e5	0.74	NO	0.8480	1.000	25.30	1.001	10.9	109	0.0323	10.9
9 1,2,3,7,8-PeCDF	4.31e5	1.59	NO	0.9597	1.000	29.49	1.001	55.9	112	0.145	55.9
10 2,3,4,7,8-PeCDF	5.03e5	1.62	NO	1.0671	1.000	30.56	1.000	61.3	123	0.126	61.3
11 1,2,3,4,7,8-HxCDF	3.21e5	1.24	NO	0.9859	1.000	33.16	1.000	61.6	123	0.127	61.6
12 1,2,3,6,7,8-HxCDF	3.50e5	1.24	NO	1.0366	1.000	33.30	1.001	59.0	118	0.121	59.0
13 2,3,4,6,7,8-HxCDF	3.27e5	1.24	NO	1.0202	1.000	33.95	1.000	61.3	123	0.142	61.3
14 1,2,3,7,8,9-HxCDF	2.66e5	1.22	NO	0.9909	1.000	34.94	1.001	56.8	114	0.208	56.8



Ready 201203R2\_8 CAP NUM

Dataset: U:\VG12.PRO\Results\201203R2\201203R2\_8.qld


Last Altered: Friday, December 04, 2020 11:47:08 Pacific Standard Time

Printed: Friday, December 04, 2020 11:48:25 Pacific Standard Time

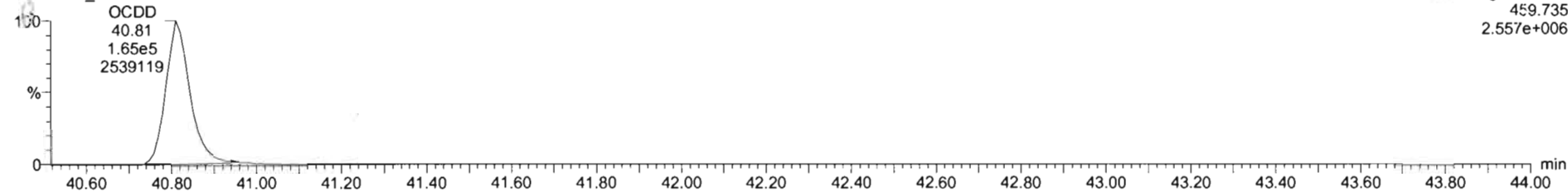
Name: 201203R2\_8, Date: 03-Dec-2020, Time: 16:09:07, ID: SS201203R2\_1 1613 SSS 20K1907, Description: 1613 SSS 20K1907

**OCDD**

201203R2\_8




201203R2\_8

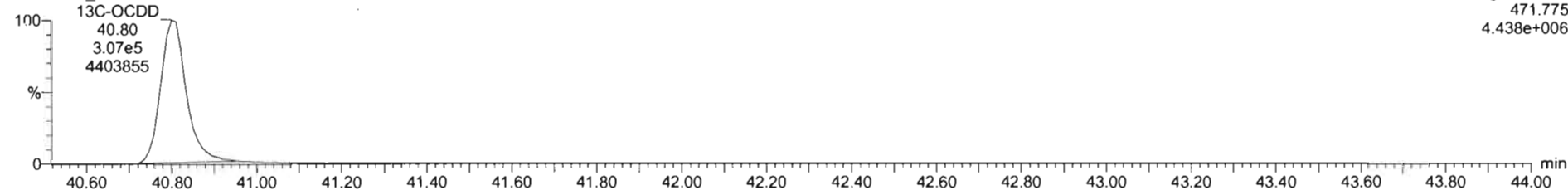


**13C-OCDD**

201203R2\_8



201203R2\_8




Dataset: U:\VG12.PRO\Results\201203R2\201203R2\_8.qld

Last Altered: Friday, December 04, 2020 11:47:08 Pacific Standard Time  
Printed: Friday, December 04, 2020 11:48:25 Pacific Standard Time

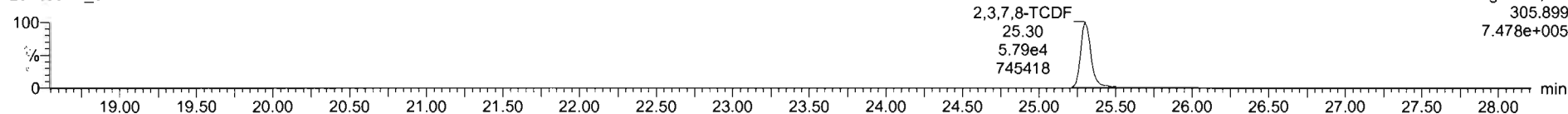
Name: 201203R2\_8, Date: 03-Dec-2020, Time: 16:09:07, ID: SS201203R2\_1 1613 SSS 20K1907, Description: 1613 SSS 20K1907

**2,3,7,8-TCDF**

201203R2\_8

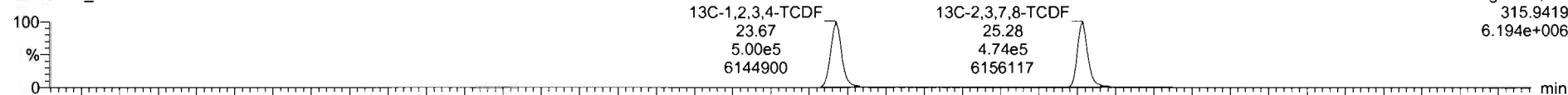


201203R2\_8

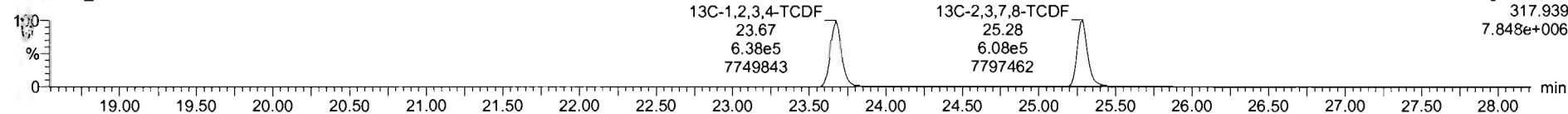


**<sup>13</sup>C-2,3,7,8-TCDF**

201203R2\_8

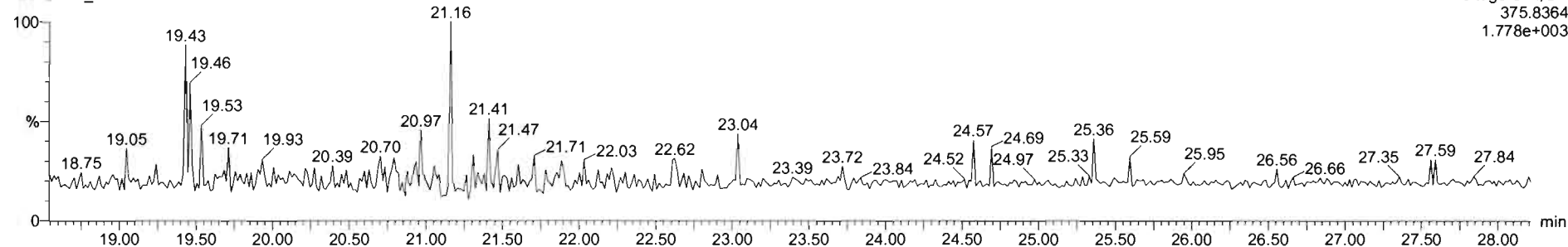


201203R2\_8



**DPE1**

201203R2\_8





Dataset: U:\VG12.PRO\Results\201203R2\201203R2\_8.qld

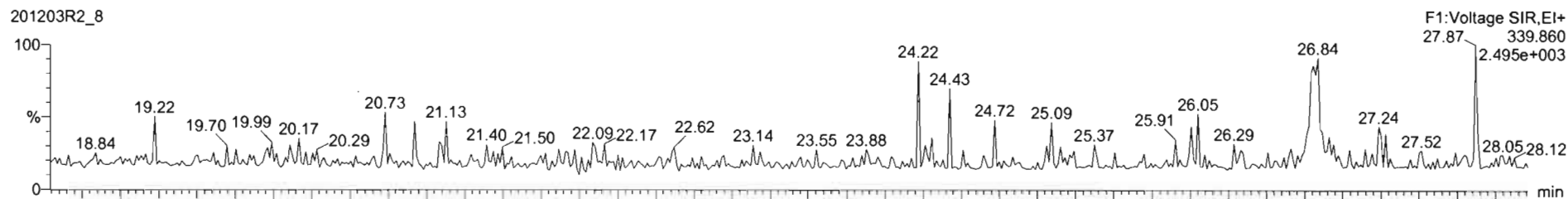
Last Altered: Friday, December 04, 2020 11:47:08 Pacific Standard Time

Printed: Friday, December 04, 2020 11:48:25 Pacific Standard Time

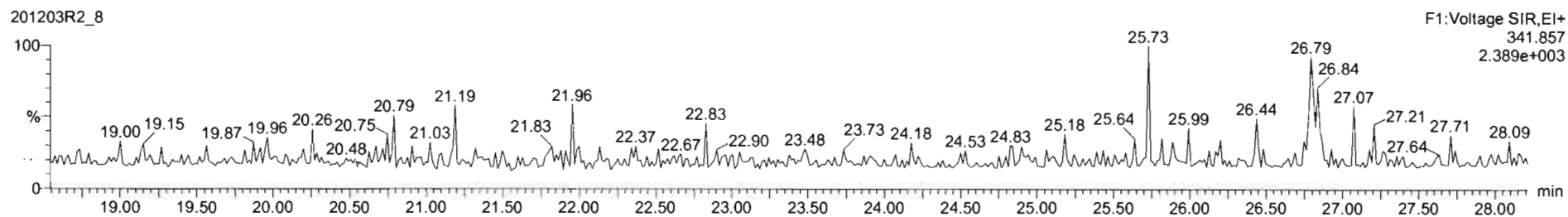
Name: 201203R2\_8, Date: 03-Dec-2020, Time: 16:09:07, ID: SS201203R2\_1 1613 SSS 20K1907, Description: 1613 SSS 20K1907

1st Func. Penta-Furans

201203R2\_8

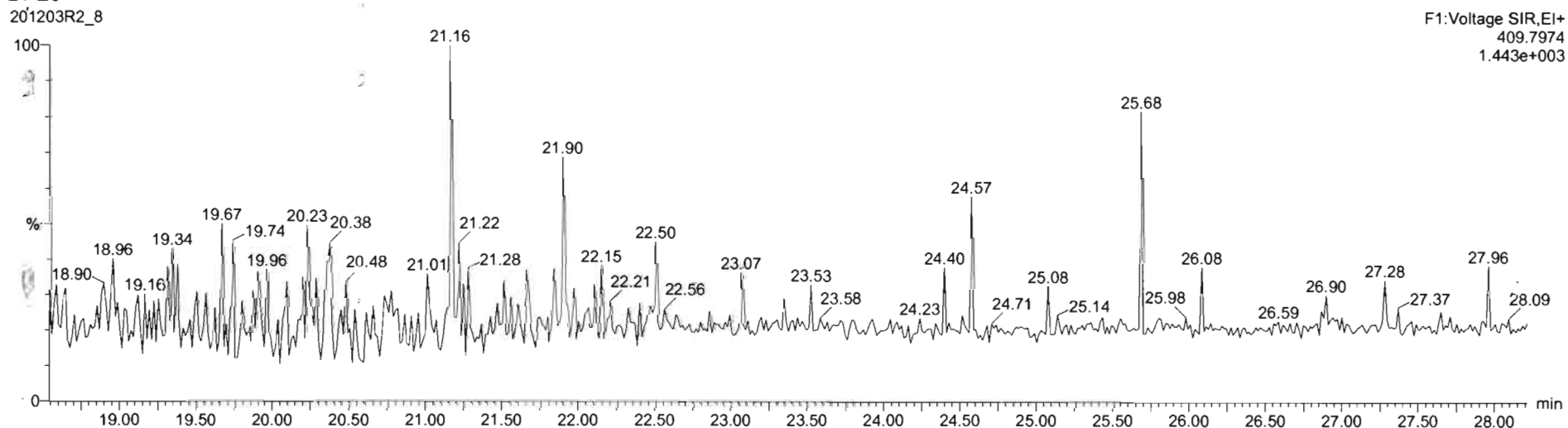


201203R2\_8



DPE6

201203R2\_8



Dataset: U:\VG12.PRO\Results\201203R2\201203R2\_8.qld

Last Altered: Friday, December 04, 2020 11:47:08 Pacific Standard Time  
Printed: Friday, December 04, 2020 11:48:25 Pacific Standard Time

Name: 201203R2\_8, Date: 03-Dec-2020, Time: 16:09:07, ID: SS201203R2\_1 1613 SSS 20K1907, Description: 1613 SSS 20K1907

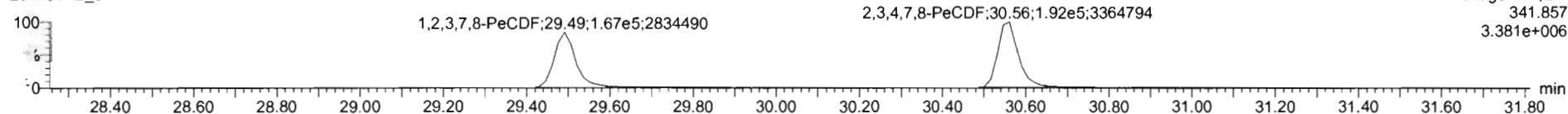
**1,2,3,7,8-PeCDF**

201203R2\_8



F2: Voltage SIR, EI+  
339.860  
5.500e+006


201203R2\_8



F2: Voltage SIR, EI+  
341.857  
3.381e+006

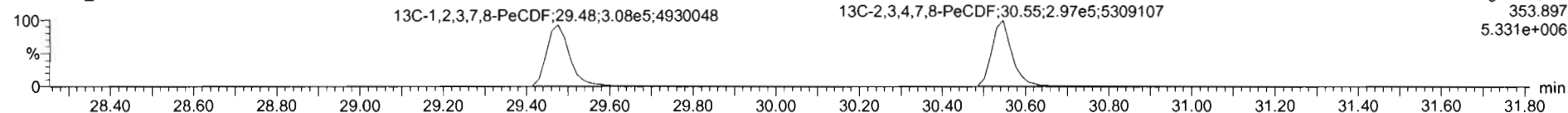
**13C-1,2,3,7,8-PeCDF**

201203R2\_8



F2: Voltage SIR, EI+  
351.900  
8.369e+006

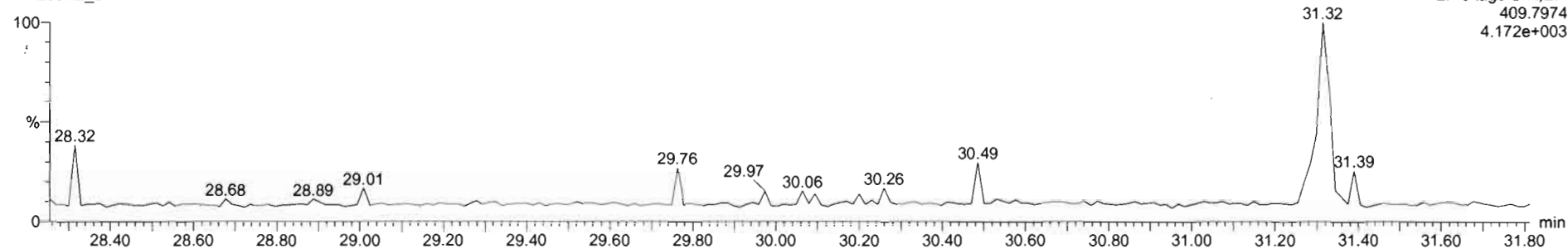
201203R2\_8



F2: Voltage SIR, EI+  
353.897  
5.331e+006

**DPE2**

201203R2\_8



F2: Voltage SIR, EI+  
409.7974  
4.172e+003

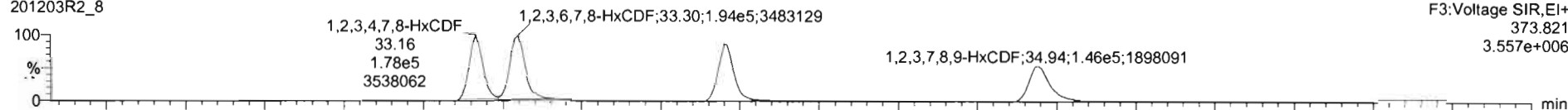
Dataset: U:\VG12.PRO\Results\201203R2\201203R2\_8.qld

Last Altered: Friday, December 04, 2020 11:47:08 Pacific Standard Time  
Printed: Friday, December 04, 2020 11:48:25 Pacific Standard Time

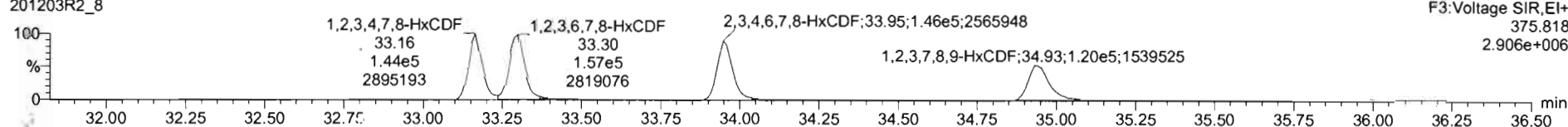
Name: 201203R2\_8, Date: 03-Dec-2020, Time: 16:09:07, ID: SS201203R2\_1 1613 SSS 20K1907, Description: 1613 SSS 20K1907

1,2,3,4,7,8-HxCDF

201203R2\_8

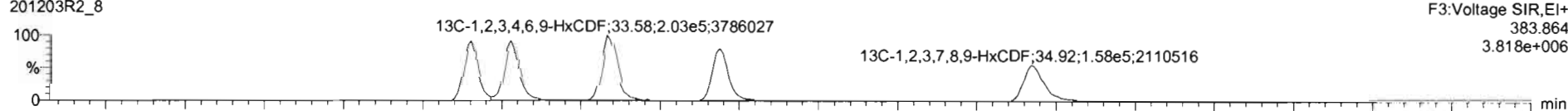


201203R2\_8

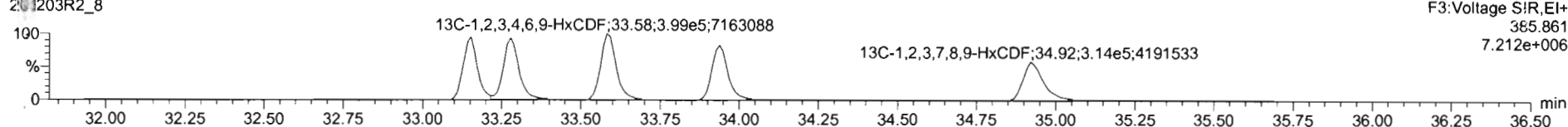


13C-1,2,3,4,7,8-HxCDF

201203R2\_8

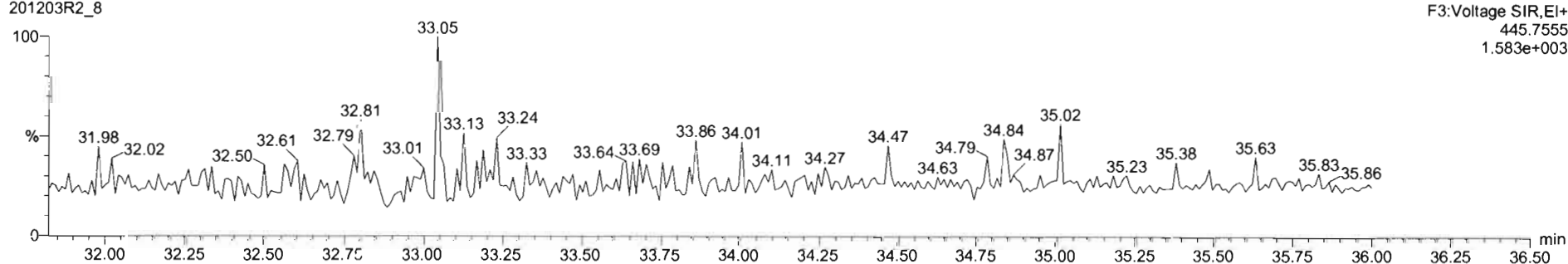


201203R2\_8

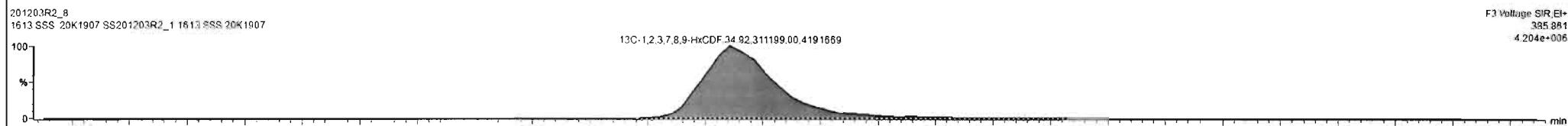
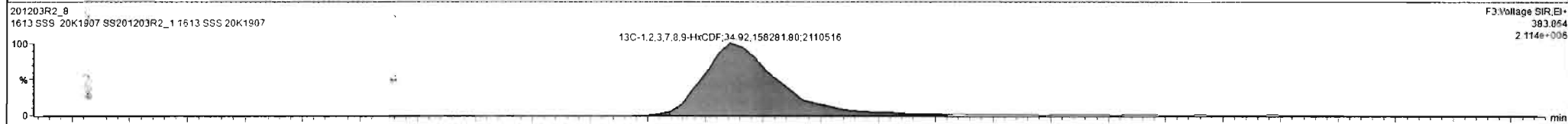
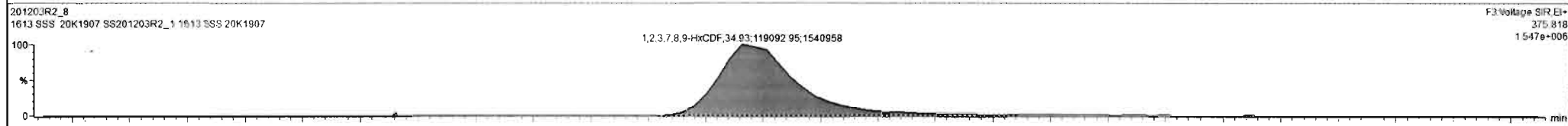
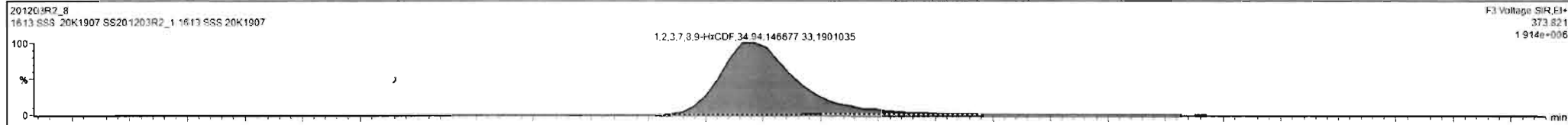


DPE3

201203R2\_8



Name	Resp	RA	n/y	RRF	wt/vol	RT	RRT	Conc.	%Rec	DL	EMPC
1 2,3,7,8-TiDD	8.12e4	0.75	NO	0.9805	1.000	26.01	1.001	11.2	112	0.0338	11.2
2 1,2,3,7,8-HxCDD	2.78e5	0.63	NO	0.9320	1.000	20.75	1.000	57.1	114	0.109	57.1
3 1,2,3,4,7,8-HxCDD	2.27e5	1.26	NO	1.0203	1.000	34.05	1.000	57.5	115	0.125	57.5
4 1,2,3,6,7,8-HxCDD	2.58e5	1.25	NO	0.9025	1.000	34.18	1.001	62.5	125	0.119	62.5
5 1,2,3,7,8,9-HxCDD	2.43e5	1.27	NO	0.9542	1.000	34.45	1.001	58.0	116	0.129	58.0
6 1,2,3,4,6,7,8-HpCDD	1.75e5	1.04	NO	0.9180	1.000	37.91	1.000	54.9	110	0.206	54.9
7 OCDD	3.13e5	0.90	NO	0.8658	1.000	40.81	1.000	124	124	0.226	124
8 2,3,7,8-TCDF	1.01e5	0.74	NO	0.8480	1.000	25.70	1.001	10.9	109	0.0323	10.9
9 1,2,3,7,8-PeCDF	4.31e5	1.59	NO	0.9597	1.000	29.49	1.001	55.9	112	0.145	55.9
10 2,3,4,7,8-PeCDF	5.03e5	1.62	NO	1.0671	1.000	30.56	1.000	61.3	123	0.126	61.3
11 1,2,3,4,7,8-HxCDF	3.21e5	1.24	NO	0.9859	1.000	33.16	1.000	61.6	123	0.127	61.6
12 1,2,3,6,7,8-HxCDF	3.50e5	1.24	NO	1.0388	1.000	33.30	1.001	59.0	116	0.121	59.0
13 2,3,4,6,7,8-HxCDF	3.27e5	1.24	NO	1.0202	1.000	33.95	1.000	61.3	123	0.143	61.3
14 1,2,3,7,8,9-HxCDF	2.66e5	1.23	NO	0.9909	1.000	34.94	1.001	57.1	114	0.209	57.1





Dataset: U:\VG12.PRO\Results\201203R2\201203R2\_8.qld

Last Altered: Friday, December 04, 2020 11:47:08 Pacific Standard Time


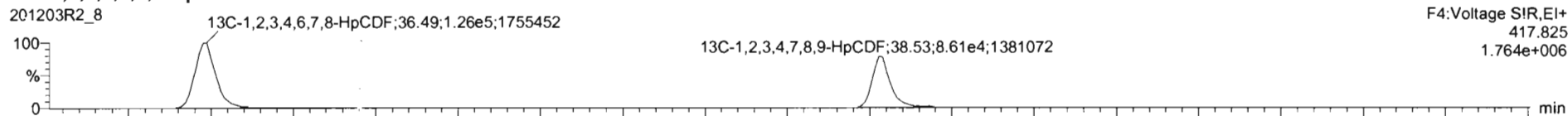
Printed: Friday, December 04, 2020 11:48:25 Pacific Standard Time

Name: 201203R2\_8, Date: 03-Dec-2020, Time: 16:09:07, ID: SS201203R2\_1 1613 SSS 20K1907, Description: 1613 SSS 20K1907

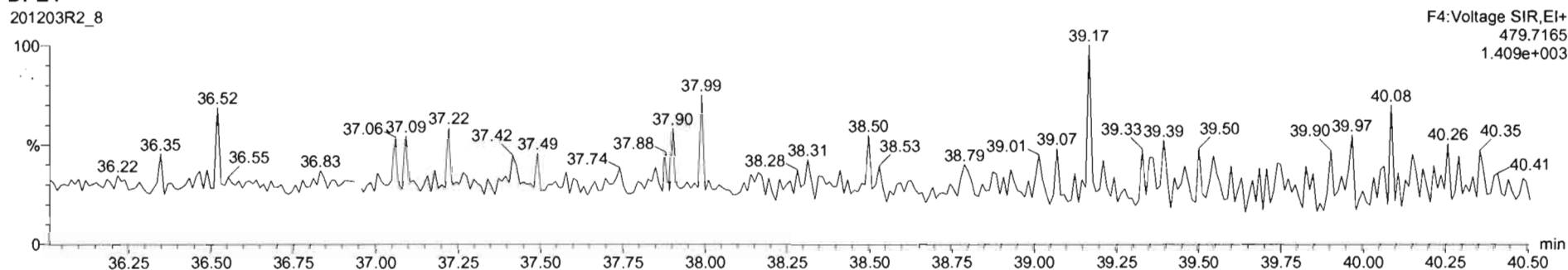
1,2,3,4,6,7,8-HpCDF



13C-1,2,3,4,6,7,8-HpCDF



DPE4

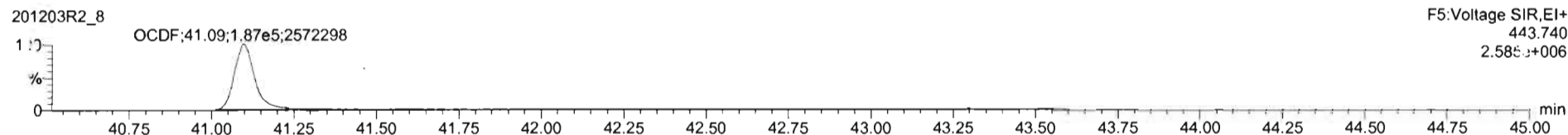
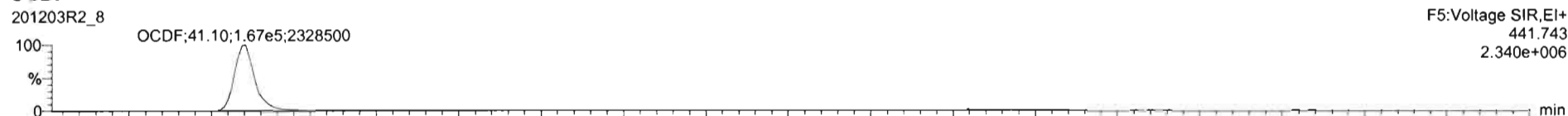


Dataset: U:\VG12.PRO\Results\201203R2\201203R2\_8.qld

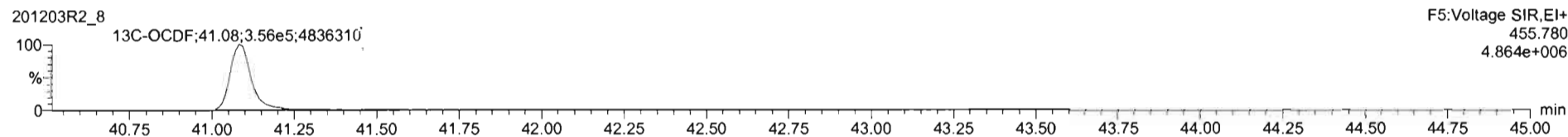

Last Altered: Friday, December 04, 2020 11:47:08 Pacific Standard Time  
Printed: Friday, December 04, 2020 11:48:25 Pacific Standard Time

Name: 201203R2\_8, Date: 03-Dec-2020, Time: 16:09:07, ID: SS201203R2\_1 1613 SSS 20K1907, Description: 1613 SSS 20K1907

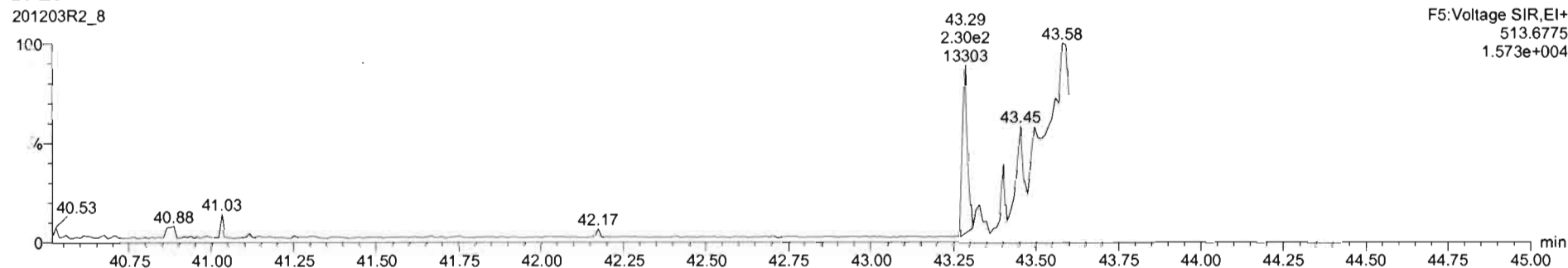
**OCDF**



**13C-OCDF**



**DPE5**



Dataset: U:\VG12.PRO\Results\201203R2\201203R2\_8.qld

Last Altered: Friday, December 04, 2020 11:47:08 Pacific Standard Time  
Printed: Friday, December 04, 2020 11:48:25 Pacific Standard Time

Name: 201203R2\_8, Date: 03-Dec-2020, Time: 16:09:07, ID: SS201203R2\_1 1613 SSS 20K1907, Description: 1613 SSS 20K1907

