Apex Laboratories, LLC
6700 SW Sandburg St. Tigard, Oregon 97223
503.718.2323

Level IV Data Package for

Anchor QEA, LLC

US Moorings - PDI

Apex Laboratories Work Order #:

A0L0210

The information contained in this Data Package is intended solely for the purpose of validating client sample results submitted under the associated Chain of Custody(ies). An effort has been made to remove all traceable non-client data. Any incidental inclusion of non-client data is considered privileged and confidential information. The use of this information for any purpose other than data validation is strictly prohibited, and constitutes a breach of contract.

APEX LABORATORIES, LLC
6700 SW Sandburg St. Tigard, OR 97223 phone 503-718-2323

Table of Contents
A0L0210
(page 1 of 3)

Analytical Case Narrative
Analytical Report
Sample Receipt Documentation
(Work orders, Chain of Custody & Cooler Receipt Forms)
CLP-Like Forms
Raw Data

Diesel and/or Oil Hydrocarbons by NWTPH-Dx
Benchsheet & Analysis Sequence Data
Batch 0120395
Sequence 0L10051 (A0L0210-02RE1)

Calibration Data
Sequence 0I09044 (Cal ID A0I1001) DUALFID1R

Gasoline Range Hydrocarbons (Benzene through Naphthalene) by NWTPH-Gx
Benchsheet and Analysis Sequence Data
Batch 0120294
Sequence 0L08057 (A0L0210-01)

Batch 0120379
Sequence 0L10042 (A0L0210-02)

Calibration Data
Sequence 0K13048 (Cal ID A0K1604) VOA-GCMS9
Sequence 0K18062 (Cal ID A0K1904) VOA-GCMS6

Volatile Organic Compounds by EPA 8260D
Benchsheet and Analysis Sequence Data
Batch 0120294
Sequence 0L08057 (A0L0210-01)

Batch 0120379
Sequence 0L10042 (A0L0210-02)

Calibration Data
Sequence 0K13048 (Cal ID A0K1604) VOA-GCMS9
Sequence 0K18062 (Cal ID A0K1904) VOA-GCMS6

APEX LABORATORIES, LLC
6700 SW Sandburg St. Tigard, OR 97223 phone 503-718-2323

Table of Contents
A0L0210

Semivolatile Organic Compounds by EPA 8270E
Benchsheet & Analysis Sequence Data
Batch 0120529
Sequence 0L15035 (A0L0210-02)

Calibration Data
Sequence 0J09037 (Cal ID A0J1303) SV-GCMS5

Total Metals by EPA 6020A (ICPMS)
Benchsheet and Analysis Sequence Data (Including Calibration)
Batch 0120499
Sequence 0L16066

Metals IFA/IFB Metals Internal Standards Recovery Summary
A20L211 IFA
A20L212 IFB
A0L0210 (I.S Tables)

Soluble Cyanide by UV Digestion/Gas Diffusion/Amperometric Detection
Benchsheet and Analysis Sequence Data (Including Calibration)
Batch 0120343
Sequence 0L09037 (A0L0210-02RE1)

Conventional Chemistry Parameters
Benchsheet Data (Including Calibration)

pH by EPA 9045D
Batch 0120248 (A0L0210-02)

Flashpoint by EPA 1010M
Batch 0120401 (A0L0210-02)

Paint Filter by EPA 9095B
Batch 0120352 (A0L0210-02)

APEX LABORATORIES, LLC
6700 SW Sandburg St. Tigard, OR 97223 phone 503-718-2323

Table of Contents
A0L0210

Percent Dry Weight by EPA 8000D
Benchsheet Data
Batch 0120316 (A0L0210-02)

Balance Checksheets
Extractions December 2020
Dry Weights December 2020
Metals December 2020
Sample Control December 2020
Wet Chem November 2020

Analytical Case Narrative

APEX LABORATORIES, LLC
6700 SW Sandburg St Tigard, OR 97223 phone 503-718-2323

Analytical Case Narrative

Client: Anchor QEA, LLC Date: 01/19/2021
Project: US Moorings – PDI
Apex Work Order Number: A0L0210

This data package contains data associated with analysis of samples for the above referenced Apex work order numbers. The data package Table of Contents, along with the PDF bookmarks, allow for ease of navigation and location of items within the data deliverable.

The Sample Receipt Documentation section of this package contains sample receipt information, including sample temperature and condition of receipt documented on Cooler Receipt Form(s). Apex analyzed the samples by the methods indicated on the Chain of Custody. Any additional analyses requested are indicated on the Apex Work Order.

If any anomalies were encountered during analysis that could potentially impact data quality, sample results are qualified and/or a separate Case Narrative is included in the Analytical Report. Please refer to the Notes and Definition section of the Analytical Report(s) for Qualifier explanations, Conventions, and the Blank Policy.

Data represented in this package are in compliance with the referenced method(s), both technically and for completeness, for all conditions other than those stated above and/or noted by qualification of the reported data. The signature below verifies that the Laboratory Director or his designee has authorized release of this data package.

Estella Rieben,
Quality Systems Manager
Apex Laboratories, LLC

APEX LABORATORIES, LLC
6700 SW Sandburg St. Tigard OR 97223 phone 503-718-2323

Analytical Report

Apex Laboratories, LLC

6700 S.W. Sandburg Street
Tigard, OR 97223
503-718-2323
ORELAP ID: **OR100062**

Tuesday, January 5, 2021

Ryan Barth
Anchor QEA, LLC
6720 SW Macadam Ave. Suite 125
Portland, OR 97219

RE: A0L0210 - US Moorings - PDI - 000029-02.67

Thank you for using Apex Laboratories. We greatly appreciate your business and strive to provide the highest quality services to the environmental industry.

Enclosed are the results of analyses for work order A0L0210, which was received by the laboratory on 12/3/2020 at 2:43:00PM.

If you have any questions concerning this report or the services we offer, please feel free to contact me by email at: dthomas@apex-labs.com, or by phone at 503-718-2323.

Please note: All samples will be disposed of within 30 days of sample receipt, unless prior arrangements have been made.

Cooler Receipt Information

(See Cooler Receipt Form for details)

Cooler #1	0.8 degC

This Final Report is the official version of the data results for this sample submission, unless superseded by a subsequent, labeled amended report.
All other deliverables derived from this data, including Electronic Data Deliverables (EDDs), CLP-like forms, client requested summary sheets, and all other products are considered secondary to this report.

Apex Laboratories

The results in this report apply to the samples analyzed in accordance with the chain of custody document. This analytical report must be reproduced in its entirety.

Darwin Thomas, Business Development Director

Apex Laboratories, LLC

6700 S.W. Sandburg Street
Tigard, OR 97223
503-718-2323
ORELAP ID: **OR100062**

Anchor QEA, LLC	Project: **US Moorings - PDI**	
6720 SW Macadam Ave. Suite 125	Project Number: **000029-02.67**	**Report ID:**
Portland, OR 97219	Project Manager: **Ryan Barth**	**A0L0210 - 01 05 21 1328**

ANALYTICAL REPORT FOR SAMPLES

SAMPLE INFORMATION

Client Sample ID	Laboratory ID	Matrix	Date Sampled	Date Received
USMPDI-TB-201003	A0L0210-01	WQ	12/03/20 11:00	12/03/20 14:43
USMPDI-IDW-Sed-201203	A0L0210-02	SE	12/03/20 11:30	12/03/20 14:43

Apex Laboratories

The results in this report apply to the samples analyzed in accordance with the chain of custody document. This analytical report must be reproduced in its entirety.

Darwin Thomas, Business Development Director

Apex Laboratories, LLC

6700 S.W. Sandburg Street
Tigard, OR 97223
503-718-2323
ORELAP ID: **OR100062**

Anchor QEA, LLC	Project: **US Moorings - PDI**	
6720 SW Macadam Ave. Suite 125	Project Number: **000029-02.67**	**Report ID:**
Portland, OR 97219	Project Manager: **Ryan Barth**	**A0L0210 - 01 05 21 1328**

ANALYTICAL SAMPLE RESULTS

Diesel and/or Oil Hydrocarbons by NWTPH-Dx

Analyte	Sample Result	Detection Limit	Reporting Limit	Units	Dilution	Date Analyzed	Method Ref.	Notes
USMPDI-IDW-Sed-201203 (A0L0210-02RE1)				**Matrix: SE**		**Batch: 0120395**		
Diesel	ND	12400	24900	ug/kg dry	1	12/10/20 22:48	NWTPH-Dx	
Oil	**215000**	24900	49700	ug/kg dry	1	12/10/20 22:48	NWTPH-Dx	**F-03**
Surrogate: o-Terphenyl (Surr)		*Recovery: 95 %*		*Limits: 50-150 %*	*1*	*12/10/20 22:48*	*NWTPH-Dx*	

Apex Laboratories

The results in this report apply to the samples analyzed in accordance with the chain of custody document. This analytical report must be reproduced in its entirety.

Darwin Thomas, Business Development Director

Apex Laboratories, LLC

6700 S.W. Sandburg Street
Tigard, OR 97223
503-718-2323
ORELAP ID: **OR100062**

Anchor QEA, LLC	Project: **US Moorings - PDI**	
6720 SW Macadam Ave. Suite 125	Project Number: **000029-02.67**	**Report ID:**
Portland, OR 97219	Project Manager: **Ryan Barth**	**A0L0210 - 01 05 21 1328**

ANALYTICAL SAMPLE RESULTS

Gasoline Range Hydrocarbons (Benzene through Naphthalene) by NWTPH-Gx

Analyte	Sample Result	Detection Limit	Reporting Limit	Units	Dilution	Date Analyzed	Method Ref.	Notes
USMPDI-TB-201003 (A0L0210-01)				**Matrix: WQ**		**Batch: 0120294**		
Gasoline Range Organics	ND	50.0	100	ug/L	1	12/09/20 02:52	NWTPH-Gx (MS)	
Surrogate: 4-Bromofluorobenzene (Sur)		*Recovery: 96 %*		*Limits: 50-150 %*	*1*	*12/09/20 02:52*	*NWTPH-Gx (MS)*	
1,4-Difluorobenzene (Sur)		*107 %*		*50-150 %*	*1*	*12/09/20 02:52*	*NWTPH-Gx (MS)*	
USMPDI-IDW-Sed-201203 (A0L0210-02)				**Matrix: SE**		**Batch: 0120379**		
Gasoline Range Organics	ND	3390	6790	ug/kg dry	50	12/10/20 12:18	NWTPH-Gx (MS)	
Surrogate: 4-Bromofluorobenzene (Sur)		*Recovery: 117 %*		*Limits: 50-150 %*	*1*	*12/10/20 12:18*	*NWTPH-Gx (MS)*	
1,4-Difluorobenzene (Sur)		*105 %*		*50-150 %*	*1*	*12/10/20 12:18*	*NWTPH-Gx (MS)*	

Apex Laboratories

The results in this report apply to the samples analyzed in accordance with the chain of custody document. This analytical report must be reproduced in its entirety.

Darwin Thomas, Business Development Director

Apex Laboratories, LLC

6700 S.W. Sandburg Street
Tigard, OR 97223
503-718-2323
ORELAP ID: **OR100062**

Anchor QEA, LLC	Project: **US Moorings - PDI**	
6720 SW Macadam Ave. Suite 125	Project Number: **000029-02.67**	**Report ID:**
Portland, OR 97219	Project Manager: **Ryan Barth**	**A0L0210 - 01 05 21 1328**

ANALYTICAL SAMPLE RESULTS

Volatile Organic Compounds by EPA 8260D

Analyte	Sample Result	Detection Limit	Reporting Limit	Units	Dilution	Date Analyzed	Method Ref.	Notes
USMPDI-TB-201003 (A0L0210-01)				**Matrix: WQ**		**Batch: 0120294**		
Acetone	ND	10.0	20.0	ug/L	1	12/09/20 02:52	EPA 8260D	
Acrylonitrile	ND	1.00	2.00	ug/L	1	12/09/20 02:52	EPA 8260D	
Benzene	ND	0.100	0.200	ug/L	1	12/09/20 02:52	EPA 8260D	
Bromobenzene	ND	0.250	0.500	ug/L	1	12/09/20 02:52	EPA 8260D	
Bromochloromethane	ND	0.500	1.00	ug/L	1	12/09/20 02:52	EPA 8260D	
Bromodichloromethane	ND	0.500	1.00	ug/L	1	12/09/20 02:52	EPA 8260D	
Bromoform	ND	1.00	2.00	ug/L	1	12/09/20 02:52	EPA 8260D	
Bromomethane	ND	5.00	5.00	ug/L	1	12/09/20 02:52	EPA 8260D	
2-Butanone (MEK)	ND	5.00	10.0	ug/L	1	12/09/20 02:52	EPA 8260D	
n-Butylbenzene	ND	0.500	1.00	ug/L	1	12/09/20 02:52	EPA 8260D	
sec-Butylbenzene	ND	0.500	1.00	ug/L	1	12/09/20 02:52	EPA 8260D	
tert-Butylbenzene	ND	0.500	1.00	ug/L	1	12/09/20 02:52	EPA 8260D	
Carbon disulfide	ND	5.00	10.0	ug/L	1	12/09/20 02:52	EPA 8260D	
Carbon tetrachloride	ND	0.500	1.00	ug/L	1	12/09/20 02:52	EPA 8260D	
Chlorobenzene	ND	0.250	0.500	ug/L	1	12/09/20 02:52	EPA 8260D	
Chloroethane	ND	5.00	5.00	ug/L	1	12/09/20 02:52	EPA 8260D	
Chloroform	ND	0.500	1.00	ug/L	1	12/09/20 02:52	EPA 8260D	
Chloromethane	ND	2.50	5.00	ug/L	1	12/09/20 02:52	EPA 8260D	
2-Chlorotoluene	ND	0.500	1.00	ug/L	1	12/09/20 02:52	EPA 8260D	
4-Chlorotoluene	ND	0.500	1.00	ug/L	1	12/09/20 02:52	EPA 8260D	
Dibromochloromethane	ND	0.500	1.00	ug/L	1	12/09/20 02:52	EPA 8260D	
1,2-Dibromo-3-chloropropane	ND	2.50	5.00	ug/L	1	12/09/20 02:52	EPA 8260D	
1,2-Dibromoethane (EDB)	ND	0.500	1.00	ug/L	1	12/09/20 02:52	EPA 8260D	
Dibromomethane	ND	0.500	1.00	ug/L	1	12/09/20 02:52	EPA 8260D	
1,2-Dichlorobenzene	ND	0.250	0.500	ug/L	1	12/09/20 02:52	EPA 8260D	
1,3-Dichlorobenzene	ND	0.250	0.500	ug/L	1	12/09/20 02:52	EPA 8260D	
1,4-Dichlorobenzene	ND	0.250	0.500	ug/L	1	12/09/20 02:52	EPA 8260D	
Dichlorodifluoromethane	ND	0.500	1.00	ug/L	1	12/09/20 02:52	EPA 8260D	
1,1-Dichloroethane	ND	0.200	0.400	ug/L	1	12/09/20 02:52	EPA 8260D	
1,2-Dichloroethane (EDC)	ND	0.200	0.400	ug/L	1	12/09/20 02:52	EPA 8260D	
1,1-Dichloroethene	ND	0.200	0.400	ug/L	1	12/09/20 02:52	EPA 8260D	
cis-1,2-Dichloroethene	ND	0.200	0.400	ug/L	1	12/09/20 02:52	EPA 8260D	
trans-1,2-Dichloroethene	ND	0.200	0.400	ug/L	1	12/09/20 02:52	EPA 8260D	

Apex Laboratories

The results in this report apply to the samples analyzed in accordance with the chain of custody document. This analytical report must be reproduced in its entirety.

Darwin Thomas, Business Development Director

Apex Laboratories, LLC

6700 S.W. Sandburg Street
Tigard, OR 97223
503-718-2323
ORELAP ID: **OR100062**

Anchor QEA, LLC	Project: **US Moorings - PDI**	
6720 SW Macadam Ave. Suite 125	Project Number: **000029-02.67**	**Report ID:**
Portland, OR 97219	Project Manager: **Ryan Barth**	**A0L0210 - 01 05 21 1328**

ANALYTICAL SAMPLE RESULTS

Volatile Organic Compounds by EPA 8260D

Analyte	Sample Result	Detection Limit	Reporting Limit	Units	Dilution	Date Analyzed	Method Ref.	Notes
USMPDI-TB-201003 (A0L0210-01)				**Matrix: WQ**		**Batch: 0120294**		
1,2-Dichloropropane	ND	0.250	0.500	ug/L	1	12/09/20 02:52	EPA 8260D	
1,3-Dichloropropane	ND	0.500	1.00	ug/L	1	12/09/20 02:52	EPA 8260D	
2,2-Dichloropropane	ND	1.00	1.00	ug/L	1	12/09/20 02:52	EPA 8260D	
1,1-Dichloropropene	ND	0.500	1.00	ug/L	1	12/09/20 02:52	EPA 8260D	
cis-1,3-Dichloropropene	ND	0.500	1.00	ug/L	1	12/09/20 02:52	EPA 8260D	
trans-1,3-Dichloropropene	ND	0.500	1.00	ug/L	1	12/09/20 02:52	EPA 8260D	
Ethylbenzene	ND	0.250	0.500	ug/L	1	12/09/20 02:52	EPA 8260D	
Hexachlorobutadiene	ND	2.50	5.00	ug/L	1	12/09/20 02:52	EPA 8260D	
2-Hexanone	ND	5.00	10.0	ug/L	1	12/09/20 02:52	EPA 8260D	
Isopropylbenzene	ND	0.500	1.00	ug/L	1	12/09/20 02:52	EPA 8260D	
4-Isopropyltoluene	ND	0.500	1.00	ug/L	1	12/09/20 02:52	EPA 8260D	
Methylene chloride	ND	5.00	10.0	ug/L	1	12/09/20 02:52	EPA 8260D	
4-Methyl-2-pentanone (MiBK)	ND	5.00	10.0	ug/L	1	12/09/20 02:52	EPA 8260D	
Methyl tert-butyl ether (MTBE)	ND	0.500	1.00	ug/L	1	12/09/20 02:52	EPA 8260D	
Naphthalene	ND	1.00	2.00	ug/L	1	12/09/20 02:52	EPA 8260D	
n-Propylbenzene	ND	0.250	0.500	ug/L	1	12/09/20 02:52	EPA 8260D	
Styrene	ND	0.500	1.00	ug/L	1	12/09/20 02:52	EPA 8260D	
1,1,1,2-Tetrachloroethane	ND	0.200	0.400	ug/L	1	12/09/20 02:52	EPA 8260D	
1,1,2,2-Tetrachloroethane	ND	0.250	0.500	ug/L	1	12/09/20 02:52	EPA 8260D	
Tetrachloroethene (PCE)	ND	0.200	0.400	ug/L	1	12/09/20 02:52	EPA 8260D	
Toluene	ND	0.500	1.00	ug/L	1	12/09/20 02:52	EPA 8260D	
1,2,3-Trichlorobenzene	ND	1.00	2.00	ug/L	1	12/09/20 02:52	EPA 8260D	
1,2,4-Trichlorobenzene	ND	1.00	2.00	ug/L	1	12/09/20 02:52	EPA 8260D	
1,1,1-Trichloroethane	ND	0.200	0.400	ug/L	1	12/09/20 02:52	EPA 8260D	
1,1,2-Trichloroethane	ND	0.250	0.500	ug/L	1	12/09/20 02:52	EPA 8260D	
Trichloroethene (TCE)	ND	0.200	0.400	ug/L	1	12/09/20 02:52	EPA 8260D	
Trichlorofluoromethane	ND	1.00	2.00	ug/L	1	12/09/20 02:52	EPA 8260D	
1,2,3-Trichloropropane	ND	0.500	1.00	ug/L	1	12/09/20 02:52	EPA 8260D	
1,2,4-Trimethylbenzene	ND	0.500	1.00	ug/L	1	12/09/20 02:52	EPA 8260D	
1,3,5-Trimethylbenzene	ND	0.500	1.00	ug/L	1	12/09/20 02:52	EPA 8260D	
Vinyl chloride	ND	0.200	0.400	ug/L	1	12/09/20 02:52	EPA 8260D	
m,p-Xylene	ND	0.500	1.00	ug/L	1	12/09/20 02:52	EPA 8260D	
o-Xylene	ND	0.250	0.500	ug/L	1	12/09/20 02:52	EPA 8260D	

Apex Laboratories

The results in this report apply to the samples analyzed in accordance with the chain of custody document. This analytical report must be reproduced in its entirety.

Darwin Thomas, Business Development Director

Apex Laboratories, LLC
6700 S.W. Sandburg Street
Tigard, OR 97223
503-718-2323
ORELAP ID: **OR100062**

Anchor QEA, LLC	Project: **US Moorings - PDI**	
6720 SW Macadam Ave. Suite 125	Project Number: **000029-02.67**	**Report ID:**
Portland, OR 97219	Project Manager: **Ryan Barth**	**A0L0210 - 01 05 21 1328**

ANALYTICAL SAMPLE RESULTS

Volatile Organic Compounds by EPA 8260D

Analyte	Sample Result	Detection Limit	Reporting Limit	Units	Dilution	Date Analyzed	Method Ref.	Notes
USMPDI-TB-201003 (A0L0210-01)				**Matrix: WQ**		**Batch: 0120294**		
Surrogate: 1,4-Difluorobenzene (Surr)		*Recovery:*	*102 %*	*Limits:* *80-120 %*	*1*	*12/09/20 02:52*	*EPA 8260D*	
Toluene-d8 (Surr)			*104 %*	*80-120 %*	*1*	*12/09/20 02:52*	*EPA 8260D*	
4-Bromofluorobenzene (Surr)			*101 %*	*80-120 %*	*1*	*12/09/20 02:52*	*EPA 8260D*	
USMPDI-IDW-Sed-201203 (A0L0210-02)				**Matrix: SE**		**Batch: 0120379**		
Acetone	ND	679	1360	ug/kg dry	50	12/10/20 12:18	5035A/8260D	
Acrylonitrile	ND	339	339	ug/kg dry	50	12/10/20 12:18	5035A/8260D	
Benzene	ND	6.79	13.6	ug/kg dry	50	12/10/20 12:18	5035A/8260D	
Bromobenzene	ND	17.0	33.9	ug/kg dry	50	12/10/20 12:18	5035A/8260D	
Bromochloromethane	ND	33.9	67.9	ug/kg dry	50	12/10/20 12:18	5035A/8260D	
Bromodichloromethane	ND	33.9	67.9	ug/kg dry	50	12/10/20 12:18	5035A/8260D	
Bromoform	ND	67.9	136	ug/kg dry	50	12/10/20 12:18	5035A/8260D	
Bromomethane	ND	679	679	ug/kg dry	50	12/10/20 12:18	5035A/8260D	
2-Butanone (MEK)	ND	339	679	ug/kg dry	50	12/10/20 12:18	5035A/8260D	
n-Butylbenzene	ND	33.9	67.9	ug/kg dry	50	12/10/20 12:18	5035A/8260D	
sec-Butylbenzene	ND	33.9	67.9	ug/kg dry	50	12/10/20 12:18	5035A/8260D	
tert-Butylbenzene	ND	33.9	67.9	ug/kg dry	50	12/10/20 12:18	5035A/8260D	
Carbon disulfide	ND	339	679	ug/kg dry	50	12/10/20 12:18	5035A/8260D	
Carbon tetrachloride	ND	33.9	67.9	ug/kg dry	50	12/10/20 12:18	5035A/8260D	
Chlorobenzene	ND	17.0	33.9	ug/kg dry	50	12/10/20 12:18	5035A/8260D	
Chloroethane	ND	339	679	ug/kg dry	50	12/10/20 12:18	5035A/8260D	
Chloroform	ND	33.9	67.9	ug/kg dry	50	12/10/20 12:18	5035A/8260D	
Chloromethane	ND	170	339	ug/kg dry	50	12/10/20 12:18	5035A/8260D	
2-Chlorotoluene	ND	33.9	67.9	ug/kg dry	50	12/10/20 12:18	5035A/8260D	
4-Chlorotoluene	ND	33.9	67.9	ug/kg dry	50	12/10/20 12:18	5035A/8260D	
Dibromochloromethane	ND	67.9	136	ug/kg dry	50	12/10/20 12:18	5035A/8260D	
1,2-Dibromo-3-chloropropane	ND	170	339	ug/kg dry	50	12/10/20 12:18	5035A/8260D	
1,2-Dibromoethane (EDB)	ND	33.9	67.9	ug/kg dry	50	12/10/20 12:18	5035A/8260D	
Dibromomethane	ND	33.9	67.9	ug/kg dry	50	12/10/20 12:18	5035A/8260D	
1,2-Dichlorobenzene	ND	17.0	33.9	ug/kg dry	50	12/10/20 12:18	5035A/8260D	
1,3-Dichlorobenzene	ND	17.0	33.9	ug/kg dry	50	12/10/20 12:18	5035A/8260D	
1,4-Dichlorobenzene	ND	17.0	33.9	ug/kg dry	50	12/10/20 12:18	5035A/8260D	
Dichlorodifluoromethane	ND	67.9	136	ug/kg dry	50	12/10/20 12:18	5035A/8260D	
1,1-Dichloroethane	ND	17.0	33.9	ug/kg dry	50	12/10/20 12:18	5035A/8260D	

Apex Laboratories

The results in this report apply to the samples analyzed in accordance with the chain of custody document. This analytical report must be reproduced in its entirety.

Darwin Thomas, Business Development Director

Apex Laboratories, LLC

6700 S.W. Sandburg Street
Tigard, OR 97223
503-718-2323
ORELAP ID: **OR100062**

Anchor QEA, LLC	Project: **US Moorings - PDI**	
6720 SW Macadam Ave. Suite 125	Project Number: **000029-02.67**	**Report ID:**
Portland, OR 97219	Project Manager: **Ryan Barth**	**A0L0210 - 01 05 21 1328**

ANALYTICAL SAMPLE RESULTS

Volatile Organic Compounds by EPA 8260D

Analyte	Sample Result	Detection Limit	Reporting Limit	Units	Dilution	Date Analyzed	Method Ref.	Notes
USMPDI-IDW-Sed-201203 (A0L0210-02)				**Matrix: SE**		**Batch: 0120379**		
1,2-Dichloroethane (EDC)	ND	17.0	33.9	ug/kg dry	50	12/10/20 12:18	5035A/8260D	
1,1-Dichloroethene	ND	17.0	33.9	ug/kg dry	50	12/10/20 12:18	5035A/8260D	
cis-1,2-Dichloroethene	ND	17.0	33.9	ug/kg dry	50	12/10/20 12:18	5035A/8260D	
trans-1,2-Dichloroethene	ND	17.0	33.9	ug/kg dry	50	12/10/20 12:18	5035A/8260D	
1,2-Dichloropropane	ND	17.0	33.9	ug/kg dry	50	12/10/20 12:18	5035A/8260D	
1,3-Dichloropropane	ND	33.9	67.9	ug/kg dry	50	12/10/20 12:18	5035A/8260D	
2,2-Dichloropropane	ND	33.9	67.9	ug/kg dry	50	12/10/20 12:18	5035A/8260D	
1,1-Dichloropropene	ND	33.9	67.9	ug/kg dry	50	12/10/20 12:18	5035A/8260D	
cis-1,3-Dichloropropene	ND	33.9	67.9	ug/kg dry	50	12/10/20 12:18	5035A/8260D	
trans-1,3-Dichloropropene	ND	67.9	136	ug/kg dry	50	12/10/20 12:18	5035A/8260D	
Ethylbenzene	ND	17.0	33.9	ug/kg dry	50	12/10/20 12:18	5035A/8260D	
Hexachlorobutadiene	ND	67.9	136	ug/kg dry	50	12/10/20 12:18	5035A/8260D	
2-Hexanone	ND	339	679	ug/kg dry	50	12/10/20 12:18	5035A/8260D	
Isopropylbenzene	ND	33.9	67.9	ug/kg dry	50	12/10/20 12:18	5035A/8260D	
4-Isopropyltoluene	ND	33.9	67.9	ug/kg dry	50	12/10/20 12:18	5035A/8260D	
Methylene chloride	ND	339	679	ug/kg dry	50	12/10/20 12:18	5035A/8260D	
4-Methyl-2-pentanone (MiBK)	ND	339	679	ug/kg dry	50	12/10/20 12:18	5035A/8260D	
Methyl tert-butyl ether (MTBE)	ND	33.9	67.9	ug/kg dry	50	12/10/20 12:18	5035A/8260D	
Naphthalene	ND	67.9	136	ug/kg dry	50	12/10/20 12:18	5035A/8260D	
n-Propylbenzene	ND	17.0	33.9	ug/kg dry	50	12/10/20 12:18	5035A/8260D	
Styrene	ND	33.9	67.9	ug/kg dry	50	12/10/20 12:18	5035A/8260D	
1,1,1,2-Tetrachloroethane	ND	33.9	67.9	ug/kg dry	50	12/10/20 12:18	5035A/8260D	
1,1,2,2-Tetrachloroethane	ND	33.9	67.9	ug/kg dry	50	12/10/20 12:18	5035A/8260D	
Tetrachloroethene (PCE)	ND	17.0	33.9	ug/kg dry	50	12/10/20 12:18	5035A/8260D	
Toluene	ND	33.9	67.9	ug/kg dry	50	12/10/20 12:18	5035A/8260D	
1,2,3-Trichlorobenzene	ND	170	339	ug/kg dry	50	12/10/20 12:18	5035A/8260D	
1,2,4-Trichlorobenzene	ND	170	339	ug/kg dry	50	12/10/20 12:18	5035A/8260D	
1,1,1-Trichloroethane	ND	17.0	33.9	ug/kg dry	50	12/10/20 12:18	5035A/8260D	
1,1,2-Trichloroethane	ND	17.0	33.9	ug/kg dry	50	12/10/20 12:18	5035A/8260D	
Trichloroethene (TCE)	ND	17.0	33.9	ug/kg dry	50	12/10/20 12:18	5035A/8260D	
Trichlorofluoromethane	ND	67.9	136	ug/kg dry	50	12/10/20 12:18	5035A/8260D	EST
1,2,3-Trichloropropane	ND	33.9	67.9	ug/kg dry	50	12/10/20 12:18	5035A/8260D	
1,2,4-Trimethylbenzene	ND	33.9	67.9	ug/kg dry	50	12/10/20 12:18	5035A/8260D	

Apex Laboratories

The results in this report apply to the samples analyzed in accordance with the chain of custody document. This analytical report must be reproduced in its entirety.

Darwin Thomas, Business Development Director

Apex Laboratories, LLC

6700 S.W. Sandburg Street
Tigard, OR 97223
503-718-2323
ORELAP ID: **OR100062**

Anchor QEA, LLC	Project: **US Moorings - PDI**	
6720 SW Macadam Ave. Suite 125	Project Number: **000029-02.67**	**Report ID:**
Portland, OR 97219	Project Manager: **Ryan Barth**	**A0L0210 - 01 05 21 1328**

ANALYTICAL SAMPLE RESULTS

Volatile Organic Compounds by EPA 8260D

Analyte	Sample Result	Detection Limit	Reporting Limit	Units	Dilution	Date Analyzed	Method Ref.	Notes
USMPDI-IDW-Sed-201203 (A0L0210-02)				**Matrix: SE**		**Batch: 0120379**		
1,3,5-Trimethylbenzene	ND	33.9	67.9	ug/kg dry	50	12/10/20 12:18	5035A/8260D	
Vinyl chloride	ND	17.0	33.9	ug/kg dry	50	12/10/20 12:18	5035A/8260D	
m,p-Xylene	ND	33.9	67.9	ug/kg dry	50	12/10/20 12:18	5035A/8260D	
o-Xylene	ND	17.0	33.9	ug/kg dry	50	12/10/20 12:18	5035A/8260D	
Surrogate: 1,4-Difluorobenzene (Surr)		*Recovery:*	*96 %*	*Limits: 80-120 %*	*1*	*12/10/20 12:18*	*5035A/8260D*	
Toluene-d8 (Surr)			*99 %*	*80-120 %*	*1*	*12/10/20 12:18*	*5035A/8260D*	
4-Bromofluorobenzene (Surr)			*98 %*	*79-120 %*	*1*	*12/10/20 12:18*	*5035A/8260D*	

Apex Laboratories

The results in this report apply to the samples analyzed in accordance with the chain of custody document. This analytical report must be reproduced in its entirety.

Darwin Thomas, Business Development Director

Apex Laboratories, LLC

6700 S.W. Sandburg Street
Tigard, OR 97223
503-718-2323
ORELAP ID: **OR100062**

Anchor QEA, LLC	Project: **US Moorings - PDI**	
6720 SW Macadam Ave. Suite 125	Project Number: **000029-02.67**	**Report ID:**
Portland, OR 97219	Project Manager: **Ryan Barth**	**A0L0210 - 01 05 21 1328**

ANALYTICAL SAMPLE RESULTS

Semivolatile Organic Compounds by EPA 8270E

Analyte	Sample Result	Detection Limit	Reporting Limit	Units	Dilution	Date Analyzed	Method Ref.	Notes
USMPDI-IDW-Sed-201203 (A0L0210-02)				**Matrix: SE**		**Batch: 0120529**		
Acenaphthene	**195**	71.1	143	ug/kg dry	40	12/15/20 15:35	EPA 8270E	**Q-42**
Acenaphthylene	ND	71.1	143	ug/kg dry	40	12/15/20 15:35	EPA 8270E	Q-42
Anthracene	**344**	71.1	143	ug/kg dry	40	12/15/20 15:35	EPA 8270E	
Benz(a)anthracene	**785**	71.1	143	ug/kg dry	40	12/15/20 15:35	EPA 8270E	
Benzo(a)pyrene	**1370**	107	214	ug/kg dry	40	12/15/20 15:35	EPA 8270E	
Benzo(b)fluoranthene	**1150**	107	214	ug/kg dry	40	12/15/20 15:35	EPA 8270E	
Benzo(k)fluoranthene	**468**	107	214	ug/kg dry	40	12/15/20 15:35	EPA 8270E	**M-05**
Benzo(g,h,i)perylene	**1100**	71.1	143	ug/kg dry	40	12/15/20 15:35	EPA 8270E	
Chrysene	**1010**	71.1	143	ug/kg dry	40	12/15/20 15:35	EPA 8270E	
Dibenz(a,h)anthracene	**88.0**	71.1	143	ug/kg dry	40	12/15/20 15:35	EPA 8270E	**J**
Fluoranthene	**2360**	71.1	143	ug/kg dry	40	12/15/20 15:35	EPA 8270E	
Fluorene	**136**	71.1	143	ug/kg dry	40	12/15/20 15:35	EPA 8270E	**J**
Indeno(1,2,3-cd)pyrene	**890**	71.1	143	ug/kg dry	40	12/15/20 15:35	EPA 8270E	
1-Methylnaphthalene	ND	143	285	ug/kg dry	40	12/15/20 15:35	EPA 8270E	
2-Methylnaphthalene	ND	143	285	ug/kg dry	40	12/15/20 15:35	EPA 8270E	
Naphthalene	**295**	143	285	ug/kg dry	40	12/15/20 15:35	EPA 8270E	
Phenanthrene	**1480**	71.1	143	ug/kg dry	40	12/15/20 15:35	EPA 8270E	
Pyrene	**2870**	71.1	143	ug/kg dry	40	12/15/20 15:35	EPA 8270E	
Carbazole	ND	107	214	ug/kg dry	40	12/15/20 15:35	EPA 8270E	
Dibenzofuran	ND	71.1	143	ug/kg dry	40	12/15/20 15:35	EPA 8270E	
2-Chlorophenol	ND	357	711	ug/kg dry	40	12/15/20 15:35	EPA 8270E	
4-Chloro-3-methylphenol	ND	711	1430	ug/kg dry	40	12/15/20 15:35	EPA 8270E	
2,4-Dichlorophenol	ND	357	711	ug/kg dry	40	12/15/20 15:35	EPA 8270E	
2,4-Dimethylphenol	ND	357	711	ug/kg dry	40	12/15/20 15:35	EPA 8270E	
2,4-Dinitrophenol	ND	1780	3570	ug/kg dry	40	12/15/20 15:35	EPA 8270E	
4,6-Dinitro-2-methylphenol	ND	1780	3570	ug/kg dry	40	12/15/20 15:35	EPA 8270E	
2-Methylphenol	ND	178	357	ug/kg dry	40	12/15/20 15:35	EPA 8270E	
3+4-Methylphenol(s)	ND	178	357	ug/kg dry	40	12/15/20 15:35	EPA 8270E	
2-Nitrophenol	ND	711	1430	ug/kg dry	40	12/15/20 15:35	EPA 8270E	
4-Nitrophenol	ND	711	1430	ug/kg dry	40	12/15/20 15:35	EPA 8270E	
Pentachlorophenol (PCP)	ND	711	1430	ug/kg dry	40	12/15/20 15:35	EPA 8270E	
Phenol	ND	143	285	ug/kg dry	40	12/15/20 15:35	EPA 8270E	
2,3,4,6-Tetrachlorophenol	ND	357	711	ug/kg dry	40	12/15/20 15:35	EPA 8270E	

Apex Laboratories

The results in this report apply to the samples analyzed in accordance with the chain of custody document. This analytical report must be reproduced in its entirety.

Darwin Thomas, Business Development Director

Apex Laboratories, LLC

6700 S.W. Sandburg Street
Tigard, OR 97223
503-718-2323
ORELAP ID: **OR100062**

Anchor QEA, LLC	Project: **US Moorings - PDI**	
6720 SW Macadam Ave. Suite 125	Project Number: **000029-02.67**	**Report ID:**
Portland, OR 97219	Project Manager: **Ryan Barth**	**A0L0210 - 01 05 21 1328**

ANALYTICAL SAMPLE RESULTS

Semivolatile Organic Compounds by EPA 8270E

Analyte	Sample Result	Detection Limit	Reporting Limit	Units	Dilution	Date Analyzed	Method Ref.	Notes
USMPDI-IDW-Sed-201203 (A0L0210-02)				**Matrix: SE**		**Batch: 0120529**		
2,3,5,6-Tetrachlorophenol	ND	357	711	ug/kg dry	40	12/15/20 15:35	EPA 8270E	
2,4,5-Trichlorophenol	ND	357	711	ug/kg dry	40	12/15/20 15:35	EPA 8270E	
Nitrobenzene	ND	711	1430	ug/kg dry	40	12/15/20 15:35	EPA 8270E	
2,4,6-Trichlorophenol	ND	357	711	ug/kg dry	40	12/15/20 15:35	EPA 8270E	
Bis(2-ethylhexyl)phthalate	ND	1070	2140	ug/kg dry	40	12/15/20 15:35	EPA 8270E	
Butyl benzyl phthalate	ND	357	711	ug/kg dry	40	12/15/20 15:35	EPA 8270E	
Diethylphthalate	ND	357	711	ug/kg dry	40	12/15/20 15:35	EPA 8270E	
Dimethylphthalate	ND	357	711	ug/kg dry	40	12/15/20 15:35	EPA 8270E	
Di-n-butylphthalate	ND	357	711	ug/kg dry	40	12/15/20 15:35	EPA 8270E	
Di-n-octyl phthalate	ND	572	711	ug/kg dry	40	12/15/20 15:35	EPA 8270E	
N-Nitrosodimethylamine	ND	178	357	ug/kg dry	40	12/15/20 15:35	EPA 8270E	
N-Nitroso-di-n-propylamine	ND	178	357	ug/kg dry	40	12/15/20 15:35	EPA 8270E	
N-Nitrosodiphenylamine	ND	178	357	ug/kg dry	40	12/15/20 15:35	EPA 8270E	
Bis(2-Chloroethoxy) methane	ND	178	357	ug/kg dry	40	12/15/20 15:35	EPA 8270E	
Bis(2-Chloroethyl) ether	ND	178	357	ug/kg dry	40	12/15/20 15:35	EPA 8270E	
2,2'-Oxybis(1-Chloropropane)	ND	178	357	ug/kg dry	40	12/15/20 15:35	EPA 8270E	
Hexachlorobenzene	ND	71.1	143	ug/kg dry	40	12/15/20 15:35	EPA 8270E	
Hexachlorobutadiene	ND	178	357	ug/kg dry	40	12/15/20 15:35	EPA 8270E	
Hexachlorocyclopentadiene	ND	357	711	ug/kg dry	40	12/15/20 15:35	EPA 8270E	
Hexachloroethane	ND	178	357	ug/kg dry	40	12/15/20 15:35	EPA 8270E	
2-Chloronaphthalene	ND	71.1	143	ug/kg dry	40	12/15/20 15:35	EPA 8270E	
1,2,4-Trichlorobenzene	ND	178	357	ug/kg dry	40	12/15/20 15:35	EPA 8270E	
4-Bromophenyl phenyl ether	ND	178	357	ug/kg dry	40	12/15/20 15:35	EPA 8270E	
4-Chlorophenyl phenyl ether	ND	178	357	ug/kg dry	40	12/15/20 15:35	EPA 8270E	
Aniline	ND	357	711	ug/kg dry	40	12/15/20 15:35	EPA 8270E	
4-Chloroaniline	ND	178	357	ug/kg dry	40	12/15/20 15:35	EPA 8270E	
2-Nitroaniline	ND	1430	2850	ug/kg dry	40	12/15/20 15:35	EPA 8270E	
3-Nitroaniline	ND	1430	2850	ug/kg dry	40	12/15/20 15:35	EPA 8270E	
4-Nitroaniline	ND	1430	2850	ug/kg dry	40	12/15/20 15:35	EPA 8270E	
2,4-Dinitrotoluene	ND	711	1430	ug/kg dry	40	12/15/20 15:35	EPA 8270E	
2,6-Dinitrotoluene	ND	711	1430	ug/kg dry	40	12/15/20 15:35	EPA 8270E	
Benzoic acid	ND	8930	17800	ug/kg dry	40	12/15/20 15:35	EPA 8270E	
Benzyl alcohol	ND	357	711	ug/kg dry	40	12/15/20 15:35	EPA 8270E	

Apex Laboratories

The results in this report apply to the samples analyzed in accordance with the chain of custody document. This analytical report must be reproduced in its entirety.

Darwin Thomas, Business Development Director

Apex Laboratories, LLC

6700 S.W. Sandburg Street
Tigard, OR 97223
503-718-2323
ORELAP ID: **OR100062**

Anchor QEA, LLC	Project: **US Moorings - PDI**	
6720 SW Macadam Ave. Suite 125	Project Number: **000029-02.67**	**Report ID:**
Portland, OR 97219	Project Manager: **Ryan Barth**	**A0L0210 - 01 05 21 1328**

ANALYTICAL SAMPLE RESULTS

Semivolatile Organic Compounds by EPA 8270E

Analyte	Sample Result	Detection Limit	Reporting Limit	Units	Dilution	Date Analyzed	Method Ref.	Notes
USMPDI-IDW-Sed-201203 (A0L0210-02)				**Matrix: SE**		**Batch: 0120529**		
Isophorone	ND	178	357	ug/kg dry	40	12/15/20 15:35	EPA 8270E	
Azobenzene (1,2-DPH)	ND	178	357	ug/kg dry	40	12/15/20 15:35	EPA 8270E	
Bis(2-Ethylhexyl) adipate	ND	1780	3570	ug/kg dry	40	12/15/20 15:35	EPA 8270E	
3,3'-Dichlorobenzidine	ND	1430	2850	ug/kg dry	40	12/15/20 15:35	EPA 8270E	Q-52
1,2-Dinitrobenzene	ND	1780	3570	ug/kg dry	40	12/15/20 15:35	EPA 8270E	
1,3-Dinitrobenzene	ND	1780	3570	ug/kg dry	40	12/15/20 15:35	EPA 8270E	
1,4-Dinitrobenzene	ND	1780	3570	ug/kg dry	40	12/15/20 15:35	EPA 8270E	
Pyridine	ND	357	711	ug/kg dry	40	12/15/20 15:35	EPA 8270E	
1,2-Dichlorobenzene	ND	178	357	ug/kg dry	40	12/15/20 15:35	EPA 8270E	
1,3-Dichlorobenzene	ND	178	357	ug/kg dry	40	12/15/20 15:35	EPA 8270E	
1,4-Dichlorobenzene	ND	178	357	ug/kg dry	40	12/15/20 15:35	EPA 8270E	
Surrogate: Nitrobenzene-d5 (Surr)		*Recovery:*	*33 %*	*Limits: 37-122 %*	*40*	*12/15/20 15:35*	*EPA 8270E*	*S-05*
2-Fluorobiphenyl (Surr)			*50 %*	*44-120 %*	*40*	*12/15/20 15:35*	*EPA 8270E*	*S-05*
Phenol-d6 (Surr)			*38 %*	*33-122 %*	*40*	*12/15/20 15:35*	*EPA 8270E*	*S-05*
p-Terphenyl-d14 (Surr)			*81 %*	*54-127 %*	*40*	*12/15/20 15:35*	*EPA 8270E*	*S-05*
2-Fluorophenol (Surr)			*36 %*	*35-120 %*	*40*	*12/15/20 15:35*	*EPA 8270E*	*S-05*
2,4,6-Tribromophenol (Surr)			*95 %*	*39-132 %*	*40*	*12/15/20 15:35*	*EPA 8270E*	*S-05*

Apex Laboratories

The results in this report apply to the samples analyzed in accordance with the chain of custody document. This analytical report must be reproduced in its entirety.

Darwin Thomas, Business Development Director

Apex Laboratories, LLC

6700 S.W. Sandburg Street
Tigard, OR 97223
503-718-2323
ORELAP ID: **OR100062**

Anchor QEA, LLC	Project: **US Moorings - PDI**	
6720 SW Macadam Ave. Suite 125	Project Number: **000029-02.67**	**Report ID:**
Portland, OR 97219	Project Manager: **Ryan Barth**	**A0L0210 - 01 05 21 1328**

ANALYTICAL SAMPLE RESULTS

Total Metals by EPA 6020B (ICPMS)

Analyte	Sample Result	Detection Limit	Reporting Limit	Units	Dilution	Date Analyzed	Method Ref.	Notes
USMPDI-IDW-Sed-201203 (A0L0210-02)				**Matrix: SE**				
Batch: 0120499								
Arsenic	**3.68**	0.359	0.719	mg/kg dry	5	12/16/20 17:35	EPA 6020B	
Barium	**126**	0.359	0.719	mg/kg dry	5	12/16/20 17:35	EPA 6020B	
Cadmium	**0.133**	0.0719	0.144	mg/kg dry	5	12/16/20 17:35	EPA 6020B	**J**
Chromium	**26.2**	0.359	0.719	mg/kg dry	5	12/16/20 17:35	EPA 6020B	
Lead	**9.41**	0.0719	0.144	mg/kg dry	5	12/16/20 17:35	EPA 6020B	
Mercury	**0.0487**	0.0288	0.0575	mg/kg dry	5	12/16/20 17:35	EPA 6020B	**J**
Selenium	**0.872**	0.359	0.719	mg/kg dry	5	12/16/20 17:35	EPA 6020B	
Silver	**0.0850**	0.0719	0.144	mg/kg dry	5	12/16/20 17:35	EPA 6020B	**J**

Apex Laboratories

The results in this report apply to the samples analyzed in accordance with the chain of custody document. This analytical report must be reproduced in its entirety.

Darwin Thomas, Business Development Director

Apex Laboratories, LLC

6700 S.W. Sandburg Street
Tigard, OR 97223
503-718-2323
ORELAP ID: **OR100062**

Anchor QEA, LLC	Project: **US Moorings - PDI**	
6720 SW Macadam Ave. Suite 125	Project Number: **000029-02.67**	**Report ID:**
Portland, OR 97219	Project Manager: **Ryan Barth**	**A0L0210 - 01 05 21 1328**

ANALYTICAL SAMPLE RESULTS

Soluble Cyanide by UV Digestion/Gas Diffusion/Amperometric Detection

Analyte	Sample Result	Detection Limit	Reporting Limit	Units	Dilution	Date Analyzed	Method Ref.	Notes
USMPDI-IDW-Sed-201203 (A0L0210-02RE1)				**Matrix: SE**		**Batch: 0120343**		
Total Cyanide	**1.98**	0.134	0.268	mg/kg dry	2	12/09/20 13:06	D7511-12	

Apex Laboratories

The results in this report apply to the samples analyzed in accordance with the chain of custody document. This analytical report must be reproduced in its entirety.

Darwin Thomas, Business Development Director

Apex Laboratories, LLC

6700 S.W. Sandburg Street
Tigard, OR 97223
503-718-2323
ORELAP ID: **OR100062**

Anchor QEA, LLC	Project: **US Moorings - PDI**	
6720 SW Macadam Ave. Suite 125	Project Number: **000029-02.67**	**Report ID:**
Portland, OR 97219	Project Manager: **Ryan Barth**	**A0L0210 - 01 05 21 1328**

ANALYTICAL SAMPLE RESULTS

Conventional Chemistry Parameters

Analyte	Sample Result	Detection Limit	Reporting Limit	Units	Dilution	Date Analyzed	Method Ref.	Notes
USMPDI-IDW-Sed-201203 (A0L0210-02)				**Matrix: SE**				
Batch: 0120248								
Soil pH (measured in H2O)	**7.19**			pH Units	1	12/07/20 14:58	EPA 9045D	**pH_S**
pH Temperature (deg C)	**22.2**			pH Units	1	12/07/20 14:58	EPA 9045D	**pH_S**
Batch: 0120352								
Free Liquid	ND	0.00	0.00	mL	1	12/09/20 13:42	EPA 9095B	
Batch: 0120401								
Flash Point (Ignitability)	>150° F	70.0	70.0	°F	1	12/10/20 15:03	EPA 1010M	

Apex Laboratories

The results in this report apply to the samples analyzed in accordance with the chain of custody document. This analytical report must be reproduced in its entirety.

Darwin Thomas, Business Development Director

Apex Laboratories, LLC

6700 S.W. Sandburg Street
Tigard, OR 97223
503-718-2323
ORELAP ID: **OR100062**

Anchor QEA, LLC	Project: **US Moorings - PDI**	
6720 SW Macadam Ave. Suite 125	Project Number: **000029-02.67**	**Report ID:**
Portland, OR 97219	Project Manager: **Ryan Barth**	**A0L0210 - 01 05 21 1328**

ANALYTICAL SAMPLE RESULTS

Percent Dry Weight

Analyte	Sample Result	Detection Limit	Reporting Limit	Units	Dilution	Date Analyzed	Method Ref.	Notes
USMPDI-IDW-Sed-201203 (A0L0210-02)				**Matrix: SE**		**Batch: 0120316**		
% Solids	**74.0**	1.00	1.00	%	1	12/10/20 08:14	EPA 8000D	

Apex Laboratories

The results in this report apply to the samples analyzed in accordance with the chain of custody document. This analytical report must be reproduced in its entirety.

Darwin Thomas, Business Development Director

Apex Laboratories, LLC

6700 S.W. Sandburg Street
Tigard, OR 97223
503-718-2323
ORELAP ID: **OR100062**

Anchor QEA, LLC	Project: **US Moorings - PDI**	
6720 SW Macadam Ave. Suite 125	Project Number: **000029-02.67**	**Report ID:**
Portland, OR 97219	Project Manager: **Ryan Barth**	**A0L0210 - 01 05 21 1328**

QUALITY CONTROL (QC) SAMPLE RESULTS

Diesel and/or Oil Hydrocarbons by NWTPH-Dx

Analyte	Result	Detection Limit	Reporting Limit	Units	Dilution	Spike Amount	Source Result	% REC	% REC Limits	RPD	RPD Limit	Notes
Batch 0120395 - EPA 3546 (Fuels)							**Sediment**					
Blank (0120395-BLK1)			Prepared: 12/10/20 12:40		Analyzed: 12/10/20 21:18							
NWTPH-Dx												
Diesel	ND	9090	18200	ug/kg wet	1	---	---	---	---	---	---	
Oil	ND	18200	36400	ug/kg wet	1	---	---	---	---	---	---	
Surr: o-Terphenyl (Surr)		*Recovery: 107 %*	*Limits: 50-150 %*		*Dilution: 1x*							
LCS (0120395-BS1)			Prepared: 12/10/20 12:40		Analyzed: 12/10/20 21:41							
NWTPH-Dx												
Diesel	125000	10000	20000	ug/kg wet	1	125000	---	100	73-115%	---	---	
Surr: o-Terphenyl (Surr)		*Recovery: 106 %*	*Limits: 50-150 %*		*Dilution: 1x*							
Duplicate (0120395-DUP1)			Prepared: 12/10/20 12:40		Analyzed: 12/10/20 22:26							
QC Source Sample: Non-SDG (A0L0209-01RE1)												
Diesel	**379000**	13100	26100	ug/kg dry	1	---	356000	---	---	6	30%	F-17
Oil	**315000**	26100	52200	ug/kg dry	1	---	272000	---	---	15	30%	F-17
Surr: o-Terphenyl (Surr)		*Recovery: 107 %*	*Limits: 50-150 %*		*Dilution: 1x*							

Apex Laboratories

The results in this report apply to the samples analyzed in accordance with the chain of custody document. This analytical report must be reproduced in its entirety.

Darwin Thomas, Business Development Director

Apex Laboratories, LLC

6700 S.W. Sandburg Street
Tigard, OR 97223
503-718-2323
ORELAP ID: **OR100062**

Anchor QEA, LLC	Project: **US Moorings - PDI**	
6720 SW Macadam Ave. Suite 125	Project Number: **000029-02.67**	**Report ID:**
Portland, OR 97219	Project Manager: **Ryan Barth**	**A0L0210 - 01 05 21 1328**

QUALITY CONTROL (QC) SAMPLE RESULTS

Gasoline Range Hydrocarbons (Benzene through Naphthalene) by NWTPH-Gx

Analyte	Result	Detection Limit	Reporting Limit	Units	Dilution	Spike Amount	Source Result	% REC	% REC Limits	RPD	RPD Limit	Notes
Batch 0120294 - EPA 5030B							**Water**					
Blank (0120294-BLK1)			Prepared: 12/08/20 14:42		Analyzed: 12/09/20 01:03							
NWTPH-Gx (MS)												
Gasoline Range Organics	ND	50.0	100	ug/L	1	---	---	---	---	---	---	
Surr: 4-Bromofluorobenzene (Sur)			*Recovery: 96 %*	*Limits: 50-150 %*			*Dilution: 1x*					
1,4-Difluorobenzene (Sur)			*107 %*	*50-150 %*			*"*					
LCS (0120294-BS2)			Prepared: 12/08/20 14:42		Analyzed: 12/09/20 00:35							
NWTPH-Gx (MS)												
Gasoline Range Organics	456	50.0	100	ug/L	1	500	---	91	80-120%	---	---	
Surr: 4-Bromofluorobenzene (Sur)			*Recovery: 98 %*	*Limits: 50-150 %*			*Dilution: 1x*					
1,4-Difluorobenzene (Sur)			*105 %*	*50-150 %*			*"*					
Duplicate (0120294-DUP1)			Prepared: 12/08/20 14:42		Analyzed: 12/09/20 04:41							
QC Source Sample: Non-SDG (A0L0217-01)												
Gasoline Range Organics	ND	50.0	100	ug/L	1	---	ND	---	---	---	30%	
Surr: 4-Bromofluorobenzene (Sur)			*Recovery: 96 %*	*Limits: 50-150 %*			*Dilution: 1x*					
1,4-Difluorobenzene (Sur)			*106 %*	*50-150 %*			*"*					
Duplicate (0120294-DUP2)			Prepared: 12/08/20 14:42		Analyzed: 12/09/20 08:19							
QC Source Sample: Non-SDG (A0L0217-12)												
Gasoline Range Organics	**788**	50.0	100	ug/L	1	---	770	---	---	2	30%	
Surr: 4-Bromofluorobenzene (Sur)			*Recovery: 90 %*	*Limits: 50-150 %*			*Dilution: 1x*					
1,4-Difluorobenzene (Sur)			*100 %*	*50-150 %*			*"*					

Apex Laboratories

The results in this report apply to the samples analyzed in accordance with the chain of custody document. This analytical report must be reproduced in its entirety.

Darwin Thomas, Business Development Director

Apex Laboratories, LLC
6700 S.W. Sandburg Street
Tigard, OR 97223
503-718-2323
ORELAP ID: **OR100062**

Anchor QEA, LLC	Project: **US Moorings - PDI**	
6720 SW Macadam Ave. Suite 125	Project Number: **000029-02.67**	**Report ID:**
Portland, OR 97219	Project Manager: **Ryan Barth**	**A0L0210 - 01 05 21 1328**

QUALITY CONTROL (QC) SAMPLE RESULTS

Gasoline Range Hydrocarbons (Benzene through Naphthalene) by NWTPH-Gx

Analyte	Result	Detection Limit	Reporting Limit	Units	Dilution	Spike Amount	Source Result	% REC	% REC Limits	RPD	RPD Limit	Notes
Batch 0120379 - EPA 5035A							**Soil**					
Blank (0120379-BLK1)			Prepared: 12/10/20 09:00		Analyzed: 12/10/20 11:23							
NWTPH-Gx (MS)												
Gasoline Range Organics	ND	1670	3330	ug/kg wet	50	---	---	---	---	---	---	
Surr: 4-Bromofluorobenzene (Sur)			*Recovery: 107 %*		*Limits: 50-150 %*		*Dilution: 1x*					
1,4-Difluorobenzene (Sur)			*103 %*		*50-150 %*		*"*					
LCS (0120379-BS2)			Prepared: 12/10/20 09:00		Analyzed: 12/10/20 10:56							
NWTPH-Gx (MS)												
Gasoline Range Organics	23900	2500	5000	ug/kg wet	50	25000	---	96	80-120%	---	---	
Surr: 4-Bromofluorobenzene (Sur)			*Recovery: 108 %*		*Limits: 50-150 %*		*Dilution: 1x*					
1,4-Difluorobenzene (Sur)			*103 %*		*50-150 %*		*"*					
Duplicate (0120379-DUP1)			Prepared: 12/04/20 18:55		Analyzed: 12/10/20 16:24							V-15
QC Source Sample: Non-SDG (A0L0191-01)												
Gasoline Range Organics	ND	3740	7490	ug/kg dry	50	---	ND	---	---	---	30%	
Surr: 4-Bromofluorobenzene (Sur)			*Recovery: 109 %*		*Limits: 50-150 %*		*Dilution: 1x*					
1,4-Difluorobenzene (Sur)			*102 %*		*50-150 %*		*"*					

Apex Laboratories

The results in this report apply to the samples analyzed in accordance with the chain of custody document. This analytical report must be reproduced in its entirety.

Darwin Thomas, Business Development Director

Apex Laboratories, LLC

6700 S.W. Sandburg Street
Tigard, OR 97223
503-718-2323
ORELAP ID: **OR100062**

Anchor QEA, LLC	Project: **US Moorings - PDI**	
6720 SW Macadam Ave. Suite 125	Project Number: **000029-02.67**	**Report ID:**
Portland, OR 97219	Project Manager: **Ryan Barth**	**A0L0210 - 01 05 21 1328**

QUALITY CONTROL (QC) SAMPLE RESULTS

Volatile Organic Compounds by EPA 8260D

Analyte	Result	Detection Limit	Reporting Limit	Units	Dilution	Spike Amount	Source Result	% REC	% REC Limits	RPD	RPD Limit	Notes
Batch 0120294 - EPA 5030B							**Water**					
Blank (0120294-BLK1)			Prepared: 12/08/20 14:42		Analyzed: 12/09/20 01:03							
EPA 8260D												
Acetone	ND	10.0	20.0	ug/L	1	---	---	---	---	---	---	
Acrylonitrile	ND	1.00	2.00	ug/L	1	---	---	---	---	---	---	
Benzene	ND	0.100	0.200	ug/L	1	---	---	---	---	---	---	
Bromobenzene	ND	0.250	0.500	ug/L	1	---	---	---	---	---	---	
Bromochloromethane	ND	0.500	1.00	ug/L	1	---	---	---	---	---	---	
Bromodichloromethane	ND	0.500	1.00	ug/L	1	---	---	---	---	---	---	
Bromoform	ND	1.00	2.00	ug/L	1	---	---	---	---	---	---	
Bromomethane	ND	5.00	5.00	ug/L	1	---	---	---	---	---	---	
2-Butanone (MEK)	ND	5.00	10.0	ug/L	1	---	---	---	---	---	---	
n-Butylbenzene	ND	0.500	1.00	ug/L	1	---	---	---	---	---	---	
sec-Butylbenzene	ND	0.500	1.00	ug/L	1	---	---	---	---	---	---	
tert-Butylbenzene	ND	0.500	1.00	ug/L	1	---	---	---	---	---	---	
Carbon disulfide	ND	5.00	10.0	ug/L	1	---	---	---	---	---	---	
Carbon tetrachloride	ND	0.500	1.00	ug/L	1	---	---	---	---	---	---	
Chlorobenzene	ND	0.250	0.500	ug/L	1	---	---	---	---	---	---	
Chloroethane	ND	5.00	5.00	ug/L	1	---	---	---	---	---	---	
Chloroform	ND	0.500	1.00	ug/L	1	---	---	---	---	---	---	
Chloromethane	ND	2.50	5.00	ug/L	1	---	---	---	---	---	---	
2-Chlorotoluene	ND	0.500	1.00	ug/L	1	---	---	---	---	---	---	
4-Chlorotoluene	ND	0.500	1.00	ug/L	1	---	---	---	---	---	---	
Dibromochloromethane	ND	0.500	1.00	ug/L	1	---	---	---	---	---	---	
1,2-Dibromo-3-chloropropane	ND	2.50	5.00	ug/L	1	---	---	---	---	---	---	
1,2-Dibromoethane (EDB)	ND	0.500	1.00	ug/L	1	---	---	---	---	---	---	
Dibromomethane	ND	0.500	1.00	ug/L	1	---	---	---	---	---	---	
1,2-Dichlorobenzene	ND	0.250	0.500	ug/L	1	---	---	---	---	---	---	
1,3-Dichlorobenzene	ND	0.250	0.500	ug/L	1	---	---	---	---	---	---	
1,4-Dichlorobenzene	ND	0.250	0.500	ug/L	1	---	---	---	---	---	---	
Dichlorodifluoromethane	ND	0.500	1.00	ug/L	1	---	---	---	---	---	---	
1,1-Dichloroethane	ND	0.200	0.400	ug/L	1	---	---	---	---	---	---	
1,2-Dichloroethane (EDC)	ND	0.200	0.400	ug/L	1	---	---	---	---	---	---	
1,1-Dichloroethene	ND	0.200	0.400	ug/L	1	---	---	---	---	---	---	
cis-1,2-Dichloroethene	ND	0.200	0.400	ug/L	1	---	---	---	---	---	---	
trans-1,2-Dichloroethene	ND	0.200	0.400	ug/L	1	---	---	---	---	---	---	

Apex Laboratories

The results in this report apply to the samples analyzed in accordance with the chain of custody document. This analytical report must be reproduced in its entirety.

Darwin Thomas, Business Development Director

Apex Laboratories, LLC

6700 S.W. Sandburg Street
Tigard, OR 97223
503-718-2323
ORELAP ID: **OR100062**

Anchor QEA, LLC	Project: **US Moorings - PDI**	
6720 SW Macadam Ave. Suite 125	Project Number: **000029-02.67**	**Report ID:**
Portland, OR 97219	Project Manager: **Ryan Barth**	**A0L0210 - 01 05 21 1328**

QUALITY CONTROL (QC) SAMPLE RESULTS

Volatile Organic Compounds by EPA 8260D

Analyte	Result	Detection Limit	Reporting Limit	Units	Dilution	Spike Amount	Source Result	% REC	% REC Limits	RPD	RPD Limit	Notes
Batch 0120294 - EPA 5030B							**Water**					
Blank (0120294-BLK1)			Prepared: 12/08/20 14:42		Analyzed: 12/09/20 01:03							
1,2-Dichloropropane	ND	0.250	0.500	ug/L	1	---	---	---	---	---	---	
1,3-Dichloropropane	ND	0.500	1.00	ug/L	1	---	---	---	---	---	---	
2,2-Dichloropropane	ND	1.00	1.00	ug/L	1	---	---	---	---	---	---	
1,1-Dichloropropene	ND	0.500	1.00	ug/L	1	---	---	---	---	---	---	
cis-1,3-Dichloropropene	ND	0.500	1.00	ug/L	1	---	---	---	---	---	---	
trans-1,3-Dichloropropene	ND	0.500	1.00	ug/L	1	---	---	---	---	---	---	
Ethylbenzene	ND	0.250	0.500	ug/L	1	---	---	---	---	---	---	
Hexachlorobutadiene	ND	2.50	5.00	ug/L	1	---	---	---	---	---	---	
2-Hexanone	ND	5.00	10.0	ug/L	1	---	---	---	---	---	---	
Isopropylbenzene	ND	0.500	1.00	ug/L	1	---	---	---	---	---	---	
4-Isopropyltoluene	ND	0.500	1.00	ug/L	1	---	---	---	---	---	---	
Methylene chloride	ND	5.00	10.0	ug/L	1	---	---	---	---	---	---	
4-Methyl-2-pentanone (MiBK)	ND	5.00	10.0	ug/L	1	---	---	---	---	---	---	
Methyl tert-butyl ether (MTBE)	ND	0.500	1.00	ug/L	1	---	---	---	---	---	---	
Naphthalene	ND	1.00	2.00	ug/L	1	---	---	---	---	---	---	
n-Propylbenzene	ND	0.250	0.500	ug/L	1	---	---	---	---	---	---	
Styrene	ND	0.500	1.00	ug/L	1	---	---	---	---	---	---	
1,1,1,2-Tetrachloroethane	ND	0.200	0.400	ug/L	1	---	---	---	---	---	---	
1,1,2,2-Tetrachloroethane	ND	0.250	0.500	ug/L	1	---	---	---	---	---	---	
Tetrachloroethene (PCE)	ND	0.200	0.400	ug/L	1	---	---	---	---	---	---	
Toluene	ND	0.500	1.00	ug/L	1	---	---	---	---	---	---	
1,2,3-Trichlorobenzene	ND	1.00	2.00	ug/L	1	---	---	---	---	---	---	
1,2,4-Trichlorobenzene	ND	1.00	2.00	ug/L	1	---	---	---	---	---	---	
1,1,1-Trichloroethane	ND	0.200	0.400	ug/L	1	---	---	---	---	---	---	
1,1,2-Trichloroethane	ND	0.250	0.500	ug/L	1	---	---	---	---	---	---	
Trichloroethene (TCE)	ND	0.200	0.400	ug/L	1	---	---	---	---	---	---	
Trichlorofluoromethane	ND	1.00	2.00	ug/L	1	---	---	---	---	---	---	
1,2,3-Trichloropropane	ND	0.500	1.00	ug/L	1	---	---	---	---	---	---	
1,2,4-Trimethylbenzene	ND	0.500	1.00	ug/L	1	---	---	---	---	---	---	
1,3,5-Trimethylbenzene	ND	0.500	1.00	ug/L	1	---	---	---	---	---	---	
Vinyl chloride	ND	0.200	0.400	ug/L	1	---	---	---	---	---	---	
m,p-Xylene	ND	0.500	1.00	ug/L	1	---	---	---	---	---	---	
o-Xylene	ND	0.250	0.500	ug/L	1	---	---	---	---	---	---	

Surr: 1,4-Difluorobenzene (Surr) *Recovery: 101 %* *Limits: 80-120 %* *Dilution: 1x*

Apex Laboratories

The results in this report apply to the samples analyzed in accordance with the chain of custody document. This analytical report must be reproduced in its entirety.

Darwin Thomas, Business Development Director

Apex Laboratories, LLC
6700 S.W. Sandburg Street
Tigard, OR 97223
503-718-2323
ORELAP ID: **OR100062**

Anchor QEA, LLC	Project: **US Moorings - PDI**	
6720 SW Macadam Ave. Suite 125	Project Number: **000029-02.67**	**Report ID:**
Portland, OR 97219	Project Manager: **Ryan Barth**	**A0L0210 - 01 05 21 1328**

QUALITY CONTROL (QC) SAMPLE RESULTS

Volatile Organic Compounds by EPA 8260D

Analyte	Result	Detection Limit	Reporting Limit	Units	Dilution	Spike Amount	Source Result	% REC	% REC Limits	RPD	RPD Limit	Notes
Batch 0120294 - EPA 5030B												**Water**
Blank (0120294-BLK1)				Prepared: 12/08/20 14:42 Analyzed: 12/09/20 01:03								
Surr: Toluene-d8 (Surr)			*Recovery: 104 %*	*Limits: 80-120 %*				*Dilution: 1x*				
4-Bromofluorobenzene (Surr)			*102 %*	*80-120 %*				*"*				
LCS (0120294-BS1)				Prepared: 12/08/20 14:42 Analyzed: 12/09/20 00:08								
EPA 8260D												
Acetone	38.4	10.0	20.0	ug/L	1	40.0	---	96	80-120%	---	---	
Acrylonitrile	20.4	1.00	2.00	ug/L	1	20.0	---	102	80-120%	---	---	
Benzene	20.1	0.100	0.200	ug/L	1	20.0	---	100	80-120%	---	---	
Bromobenzene	20.1	0.250	0.500	ug/L	1	20.0	---	101	80-120%	---	---	
Bromochloromethane	21.4	0.500	1.00	ug/L	1	20.0	---	107	80-120%	---	---	
Bromodichloromethane	21.2	0.500	1.00	ug/L	1	20.0	---	106	80-120%	---	---	
Bromoform	20.1	1.00	2.00	ug/L	1	20.0	---	101	80-120%	---	---	
Bromomethane	23.7	5.00	5.00	ug/L	1	20.0	---	119	80-120%	---	---	
2-Butanone (MEK)	39.5	5.00	10.0	ug/L	1	40.0	---	99	80-120%	---	---	
n-Butylbenzene	20.8	0.500	1.00	ug/L	1	20.0	---	104	80-120%	---	---	
sec-Butylbenzene	19.8	0.500	1.00	ug/L	1	20.0	---	99	80-120%	---	---	
tert-Butylbenzene	19.4	0.500	1.00	ug/L	1	20.0	---	97	80-120%	---	---	
Carbon disulfide	19.7	5.00	10.0	ug/L	1	20.0	---	98	80-120%	---	---	
Carbon tetrachloride	20.8	0.500	1.00	ug/L	1	20.0	---	104	80-120%	---	---	
Chlorobenzene	20.5	0.250	0.500	ug/L	1	20.0	---	103	80-120%	---	---	
Chloroethane	19.6	5.00	5.00	ug/L	1	20.0	---	98	80-120%	---	---	
Chloroform	21.3	0.500	1.00	ug/L	1	20.0	---	106	80-120%	---	---	
Chloromethane	20.2	2.50	5.00	ug/L	1	20.0	---	101	80-120%	---	---	
2-Chlorotoluene	19.7	0.500	1.00	ug/L	1	20.0	---	98	80-120%	---	---	
4-Chlorotoluene	19.5	0.500	1.00	ug/L	1	20.0	---	98	80-120%	---	---	
Dibromochloromethane	20.8	0.500	1.00	ug/L	1	20.0	---	104	80-120%	---	---	
1,2-Dibromo-3-chloropropane	18.8	2.50	5.00	ug/L	1	20.0	---	94	80-120%	---	---	
1,2-Dibromoethane (EDB)	19.3	0.500	1.00	ug/L	1	20.0	---	97	80-120%	---	---	
Dibromomethane	22.3	0.500	1.00	ug/L	1	20.0	---	112	80-120%	---	---	
1,2-Dichlorobenzene	20.3	0.250	0.500	ug/L	1	20.0	---	101	80-120%	---	---	
1,3-Dichlorobenzene	20.1	0.250	0.500	ug/L	1	20.0	---	100	80-120%	---	---	
1,4-Dichlorobenzene	19.9	0.250	0.500	ug/L	1	20.0	---	99	80-120%	---	---	
Dichlorodifluoromethane	22.4	0.500	1.00	ug/L	1	20.0	---	112	80-120%	---	---	
1,1-Dichloroethane	20.4	0.200	0.400	ug/L	1	20.0	---	102	80-120%	---	---	

Apex Laboratories

The results in this report apply to the samples analyzed in accordance with the chain of custody document. This analytical report must be reproduced in its entirety.

Darwin Thomas, Business Development Director

Apex Laboratories, LLC
6700 S.W. Sandburg Street
Tigard, OR 97223
503-718-2323
ORELAP ID: **OR100062**

Anchor QEA, LLC	Project: **US Moorings - PDI**	
6720 SW Macadam Ave. Suite 125	Project Number: **000029-02.67**	**Report ID:**
Portland, OR 97219	Project Manager: **Ryan Barth**	**A0L0210 - 01 05 21 1328**

QUALITY CONTROL (QC) SAMPLE RESULTS

Volatile Organic Compounds by EPA 8260D

Analyte	Result	Detection Limit	Reporting Limit	Units	Dilution	Spike Amount	Source Result	% REC	% REC Limits	RPD	RPD Limit	Notes
Batch 0120294 - EPA 5030B							**Water**					
LCS (0120294-BS1)			Prepared: 12/08/20 14:42		Analyzed: 12/09/20 00:08							
1,2-Dichloroethane (EDC)	21.7	0.200	0.400	ug/L	1	20.0	---	109	80-120%	---	---	
1,1-Dichloroethene	20.8	0.200	0.400	ug/L	1	20.0	---	104	80-120%	---	---	
cis-1,2-Dichloroethene	20.1	0.200	0.400	ug/L	1	20.0	---	101	80-120%	---	---	
trans-1,2-Dichloroethene	20.9	0.200	0.400	ug/L	1	20.0	---	105	80-120%	---	---	
1,2-Dichloropropane	20.1	0.250	0.500	ug/L	1	20.0	---	101	80-120%	---	---	
1,3-Dichloropropane	20.8	0.500	1.00	ug/L	1	20.0	---	104	80-120%	---	---	
2,2-Dichloropropane	14.7	1.00	1.00	ug/L	1	20.0	---	**73**	**80-120%**	---	---	Q-55
1,1-Dichloropropene	20.1	0.500	1.00	ug/L	1	20.0	---	100	80-120%	---	---	
cis-1,3-Dichloropropene	19.1	0.500	1.00	ug/L	1	20.0	---	95	80-120%	---	---	
trans-1,3-Dichloropropene	18.6	0.500	1.00	ug/L	1	20.0	---	93	80-120%	---	---	
Ethylbenzene	19.4	0.250	0.500	ug/L	1	20.0	---	97	80-120%	---	---	
Hexachlorobutadiene	20.2	2.50	5.00	ug/L	1	20.0	---	101	80-120%	---	---	
2-Hexanone	39.3	5.00	10.0	ug/L	1	40.0	---	98	80-120%	---	---	
Isopropylbenzene	19.2	0.500	1.00	ug/L	1	20.0	---	96	80-120%	---	---	
4-Isopropyltoluene	19.7	0.500	1.00	ug/L	1	20.0	---	99	80-120%	---	---	
Methylene chloride	19.8	5.00	10.0	ug/L	1	20.0	---	99	80-120%	---	---	
4-Methyl-2-pentanone (MiBK)	38.4	5.00	10.0	ug/L	1	40.0	---	96	80-120%	---	---	
Methyl tert-butyl ether (MTBE)	17.3	0.500	1.00	ug/L	1	20.0	---	87	80-120%	---	---	
Naphthalene	16.3	1.00	2.00	ug/L	1	20.0	---	81	80-120%	---	---	
n-Propylbenzene	20.1	0.250	0.500	ug/L	1	20.0	---	101	80-120%	---	---	
Styrene	19.8	0.500	1.00	ug/L	1	20.0	---	99	80-120%	---	---	
1,1,1,2-Tetrachloroethane	20.9	0.200	0.400	ug/L	1	20.0	---	105	80-120%	---	---	
1,1,2,2-Tetrachloroethane	20.8	0.250	0.500	ug/L	1	20.0	---	104	80-120%	---	---	
Tetrachloroethene (PCE)	20.1	0.200	0.400	ug/L	1	20.0	---	100	80-120%	---	---	
Toluene	19.6	0.500	1.00	ug/L	1	20.0	---	98	80-120%	---	---	
1,2,3-Trichlorobenzene	21.8	1.00	2.00	ug/L	1	20.0	---	109	80-120%	---	---	
1,2,4-Trichlorobenzene	20.2	1.00	2.00	ug/L	1	20.0	---	101	80-120%	---	---	
1,1,1-Trichloroethane	19.6	0.200	0.400	ug/L	1	20.0	---	98	80-120%	---	---	
1,1,2-Trichloroethane	20.9	0.250	0.500	ug/L	1	20.0	---	104	80-120%	---	---	
Trichloroethene (TCE)	19.8	0.200	0.400	ug/L	1	20.0	---	99	80-120%	---	---	
Trichlorofluoromethane	27.6	1.00	2.00	ug/L	1	20.0	---	**138**	**80-120%**	---	---	Q-56
1,2,3-Trichloropropane	20.1	0.500	1.00	ug/L	1	20.0	---	100	80-120%	---	---	
1,2,4-Trimethylbenzene	20.7	0.500	1.00	ug/L	1	20.0	---	104	80-120%	---	---	
1,3,5-Trimethylbenzene	20.0	0.500	1.00	ug/L	1	20.0	---	100	80-120%	---	---	

Apex Laboratories

The results in this report apply to the samples analyzed in accordance with the chain of custody document. This analytical report must be reproduced in its entirety.

Darwin Thomas, Business Development Director

Apex Laboratories, LLC
6700 S.W. Sandburg Street
Tigard, OR 97223
503-718-2323
ORELAP ID: **OR100062**

Anchor QEA, LLC	Project: **US Moorings - PDI**	
6720 SW Macadam Ave. Suite 125	Project Number: **000029-02.67**	**Report ID:**
Portland, OR 97219	Project Manager: **Ryan Barth**	**A0L0210 - 01 05 21 1328**

QUALITY CONTROL (QC) SAMPLE RESULTS

Volatile Organic Compounds by EPA 8260D

Analyte	Result	Detection Limit	Reporting Limit	Units	Dilution	Spike Amount	Source Result	% REC	% REC Limits	RPD	RPD Limit	Notes
Batch 0120294 - EPA 5030B							**Water**					
LCS (0120294-BS1)			Prepared: 12/08/20 14:42 Analyzed: 12/09/20 00:08									
Vinyl chloride	22.1	0.200	0.400	ug/L	1	20.0	---	111	80-120%	---	---	
m,p-Xylene	39.6	0.500	1.00	ug/L	1	40.0	---	99	80-120%	---	---	
o-Xylene	19.0	0.250	0.500	ug/L	1	20.0	---	95	80-120%	---	---	
Surr: 1,4-Difluorobenzene (Surr)			*Recovery: 100 %*		*Limits: 80-120 %*				*Dilution: 1x*			
Toluene-d8 (Surr)			*99 %*		*80-120 %*				*"*			
4-Bromofluorobenzene (Surr)			*95 %*		*80-120 %*				*"*			
Duplicate (0120294-DUP1)			Prepared: 12/08/20 14:42 Analyzed: 12/09/20 04:41									
QC Source Sample: Non-SDG (A0L0217-01)												
Acetone	ND	10.0	20.0	ug/L	1	---	ND	---	---	---	30%	
Acrylonitrile	ND	1.00	2.00	ug/L	1	---	ND	---	---	---	30%	
Benzene	ND	0.100	0.200	ug/L	1	---	ND	---	---	---	30%	
Bromobenzene	ND	0.250	0.500	ug/L	1	---	ND	---	---	---	30%	
Bromochloromethane	ND	0.500	1.00	ug/L	1	---	ND	---	---	---	30%	
Bromodichloromethane	ND	0.500	1.00	ug/L	1	---	ND	---	---	---	30%	
Bromoform	ND	1.00	2.00	ug/L	1	---	ND	---	---	---	30%	
Bromomethane	ND	5.00	5.00	ug/L	1	---	ND	---	---	---	30%	
2-Butanone (MEK)	ND	5.00	10.0	ug/L	1	---	ND	---	---	---	30%	
n-Butylbenzene	ND	0.500	1.00	ug/L	1	---	ND	---	---	---	30%	
sec-Butylbenzene	ND	0.500	1.00	ug/L	1	---	ND	---	---	---	30%	
tert-Butylbenzene	ND	0.500	1.00	ug/L	1	---	ND	---	---	---	30%	
Carbon disulfide	ND	5.00	10.0	ug/L	1	---	ND	---	---	---	30%	
Carbon tetrachloride	ND	0.500	1.00	ug/L	1	---	ND	---	---	---	30%	
Chlorobenzene	ND	0.250	0.500	ug/L	1	---	ND	---	---	---	30%	
Chloroethane	ND	5.00	5.00	ug/L	1	---	ND	---	---	---	30%	
Chloroform	ND	0.500	1.00	ug/L	1	---	ND	---	---	---	30%	
Chloromethane	ND	2.50	5.00	ug/L	1	---	ND	---	---	---	30%	
2-Chlorotoluene	ND	0.500	1.00	ug/L	1	---	ND	---	---	---	30%	
4-Chlorotoluene	ND	0.500	1.00	ug/L	1	---	ND	---	---	---	30%	
Dibromochloromethane	ND	0.500	1.00	ug/L	1	---	ND	---	---	---	30%	
1,2-Dibromo-3-chloropropane	ND	2.50	5.00	ug/L	1	---	ND	---	---	---	30%	
1,2-Dibromoethane (EDB)	ND	0.500	1.00	ug/L	1	---	ND	---	---	---	30%	
Dibromomethane	ND	0.500	1.00	ug/L	1	---	ND	---	---	---	30%	
1,2-Dichlorobenzene	ND	0.250	0.500	ug/L	1	---	ND	---	---	---	30%	

Apex Laboratories

The results in this report apply to the samples analyzed in accordance with the chain of custody document. This analytical report must be reproduced in its entirety.

Darwin Thomas, Business Development Director

Apex Laboratories, LLC

6700 S.W. Sandburg Street
Tigard, OR 97223
503-718-2323
ORELAP ID: **OR100062**

Anchor QEA, LLC	Project: **US Moorings - PDI**	
6720 SW Macadam Ave. Suite 125	Project Number: **000029-02.67**	**Report ID:**
Portland, OR 97219	Project Manager: **Ryan Barth**	**A0L0210 - 01 05 21 1328**

QUALITY CONTROL (QC) SAMPLE RESULTS

Volatile Organic Compounds by EPA 8260D

Analyte	Result	Detection Limit	Reporting Limit	Units	Dilution	Spike Amount	Source Result	% REC	% REC Limits	RPD	RPD Limit	Notes
Batch 0120294 - EPA 5030B							**Water**					
Duplicate (0120294-DUP1)			Prepared: 12/08/20 14:42		Analyzed: 12/09/20 04:41							
QC Source Sample: Non-SDG (A0L0217-01)												
1,3-Dichlorobenzene	ND	0.250	0.500	ug/L	1	---	ND	---	---	---	30%	
1,4-Dichlorobenzene	ND	0.250	0.500	ug/L	1	---	ND	---	---	---	30%	
Dichlorodifluoromethane	ND	0.500	1.00	ug/L	1	---	ND	---	---	---	30%	
1,1-Dichloroethane	ND	0.200	0.400	ug/L	1	---	ND	---	---	---	30%	
1,2-Dichloroethane (EDC)	ND	0.200	0.400	ug/L	1	---	ND	---	---	---	30%	
1,1-Dichloroethene	ND	0.200	0.400	ug/L	1	---	ND	---	---	---	30%	
cis-1,2-Dichloroethene	ND	0.200	0.400	ug/L	1	---	ND	---	---	---	30%	
trans-1,2-Dichloroethene	ND	0.200	0.400	ug/L	1	---	ND	---	---	---	30%	
1,2-Dichloropropane	ND	0.250	0.500	ug/L	1	---	ND	---	---	---	30%	
1,3-Dichloropropane	ND	0.500	1.00	ug/L	1	---	ND	---	---	---	30%	
2,2-Dichloropropane	ND	1.00	1.00	ug/L	1	---	ND	---	---	---	30%	
1,1-Dichloropropene	ND	0.500	1.00	ug/L	1	---	ND	---	---	---	30%	
cis-1,3-Dichloropropene	ND	0.500	1.00	ug/L	1	---	ND	---	---	---	30%	
trans-1,3-Dichloropropene	ND	0.500	1.00	ug/L	1	---	ND	---	---	---	30%	
Ethylbenzene	ND	0.250	0.500	ug/L	1	---	ND	---	---	---	30%	
Hexachlorobutadiene	ND	2.50	5.00	ug/L	1	---	ND	---	---	---	30%	
2-Hexanone	ND	5.00	10.0	ug/L	1	---	ND	---	---	---	30%	
Isopropylbenzene	ND	0.500	1.00	ug/L	1	---	ND	---	---	---	30%	
4-Isopropyltoluene	ND	0.500	1.00	ug/L	1	---	ND	---	---	---	30%	
Methylene chloride	ND	5.00	10.0	ug/L	1	---	ND	---	---	---	30%	
4-Methyl-2-pentanone (MiBK)	ND	5.00	10.0	ug/L	1	---	ND	---	---	---	30%	
Methyl tert-butyl ether (MTBE)	ND	0.500	1.00	ug/L	1	---	ND	---	---	---	30%	
Naphthalene	ND	1.00	2.00	ug/L	1	---	ND	---	---	---	30%	
n-Propylbenzene	ND	0.250	0.500	ug/L	1	---	ND	---	---	---	30%	
Styrene	ND	0.500	1.00	ug/L	1	---	ND	---	---	---	30%	
1,1,1,2-Tetrachloroethane	ND	0.200	0.400	ug/L	1	---	ND	---	---	---	30%	
1,1,2,2-Tetrachloroethane	ND	0.250	0.500	ug/L	1	---	ND	---	---	---	30%	
Tetrachloroethene (PCE)	ND	0.200	0.400	ug/L	1	---	ND	---	---	---	30%	
Toluene	ND	0.500	1.00	ug/L	1	---	ND	---	---	---	30%	
1,2,3-Trichlorobenzene	ND	1.00	2.00	ug/L	1	---	ND	---	---	---	30%	
1,2,4-Trichlorobenzene	ND	1.00	2.00	ug/L	1	---	ND	---	---	---	30%	
1,1,1-Trichloroethane	ND	0.200	0.400	ug/L	1	---	ND	---	---	---	30%	
1,1,2-Trichloroethane	ND	0.250	0.500	ug/L	1	---	ND	---	---	---	30%	

Apex Laboratories

The results in this report apply to the samples analyzed in accordance with the chain of custody document. This analytical report must be reproduced in its entirety.

Darwin Thomas, Business Development Director

Apex Laboratories, LLC
6700 S.W. Sandburg Street
Tigard, OR 97223
503-718-2323
ORELAP ID: **OR100062**

Anchor QEA, LLC	Project: **US Moorings - PDI**	
6720 SW Macadam Ave. Suite 125	Project Number: **000029-02.67**	**Report ID:**
Portland, OR 97219	Project Manager: **Ryan Barth**	**A0L0210 - 01 05 21 1328**

QUALITY CONTROL (QC) SAMPLE RESULTS

Volatile Organic Compounds by EPA 8260D

Analyte	Result	Detection Limit	Reporting Limit	Units	Dilution	Spike Amount	Source Result	% REC	% REC Limits	RPD	RPD Limit	Notes
Batch 0120294 - EPA 5030B							**Water**					
Duplicate (0120294-DUP1)			Prepared: 12/08/20 14:42 Analyzed: 12/09/20 04:41									
QC Source Sample: Non-SDG (A0L0217-01)												
Trichloroethene (TCE)	ND	0.200	0.400	ug/L	1	---	ND	---	---	---	30%	
Trichlorofluoromethane	ND	1.00	2.00	ug/L	1	---	ND	---	---	---	30%	
1,2,3-Trichloropropane	ND	0.500	1.00	ug/L	1	---	ND	---	---	---	30%	
1,2,4-Trimethylbenzene	ND	0.500	1.00	ug/L	1	---	ND	---	---	---	30%	
1,3,5-Trimethylbenzene	ND	0.500	1.00	ug/L	1	---	ND	---	---	---	30%	
Vinyl chloride	ND	0.200	0.400	ug/L	1	---	ND	---	---	---	30%	
m,p-Xylene	ND	0.500	1.00	ug/L	1	---	ND	---	---	---	30%	
o-Xylene	ND	0.250	0.500	ug/L	1	---	ND	---	---	---	30%	
Surr: 1,4-Difluorobenzene (Surr)			*Recovery: 103 %*		*Limits: 80-120 %*		*Dilution: 1x*					
Toluene-d8 (Surr)			*103 %*		*80-120 %*		*"*					
4-Bromofluorobenzene (Surr)			*103 %*		*80-120 %*		*"*					
Duplicate (0120294-DUP2)			Prepared: 12/08/20 14:42 Analyzed: 12/09/20 08:19									
QC Source Sample: Non-SDG (A0L0217-12)												
Acetone	ND	10.0	20.0	ug/L	1	---	ND	---	---	---	30%	
Acrylonitrile	ND	1.00	2.00	ug/L	1	---	ND	---	---	---	30%	
Benzene	**252**	0.100	0.200	ug/L	1	---	268	---	---	6	30%	E
Bromobenzene	ND	0.250	0.500	ug/L	1	---	ND	---	---	---	30%	
Bromochloromethane	ND	0.500	1.00	ug/L	1	---	ND	---	---	---	30%	
Bromodichloromethane	ND	0.500	1.00	ug/L	1	---	ND	---	---	---	30%	
Bromoform	ND	1.00	2.00	ug/L	1	---	ND	---	---	---	30%	
Bromomethane	ND	5.00	5.00	ug/L	1	---	ND	---	---	---	30%	
2-Butanone (MEK)	ND	5.00	10.0	ug/L	1	---	ND	---	---	---	30%	
n-Butylbenzene	ND	0.500	1.00	ug/L	1	---	ND	---	---	---	30%	
sec-Butylbenzene	ND	0.500	1.00	ug/L	1	---	ND	---	---	---	30%	
tert-Butylbenzene	ND	0.500	1.00	ug/L	1	---	ND	---	---	---	30%	
Carbon disulfide	ND	5.00	10.0	ug/L	1	---	ND	---	---	---	30%	
Carbon tetrachloride	ND	0.500	1.00	ug/L	1	---	ND	---	---	---	30%	
Chlorobenzene	ND	0.250	0.500	ug/L	1	---	ND	---	---	---	30%	
Chloroethane	ND	5.00	5.00	ug/L	1	---	ND	---	---	---	30%	
Chloroform	ND	0.500	1.00	ug/L	1	---	ND	---	---	---	30%	
Chloromethane	ND	2.50	5.00	ug/L	1	---	ND	---	---	---	30%	
2-Chlorotoluene	ND	0.500	1.00	ug/L	1	---	ND	---	---	---	30%	

Apex Laboratories

The results in this report apply to the samples analyzed in accordance with the chain of custody document. This analytical report must be reproduced in its entirety.

Darwin Thomas, Business Development Director

Apex Laboratories, LLC

6700 S.W. Sandburg Street
Tigard, OR 97223
503-718-2323
ORELAP ID: **OR100062**

Anchor QEA, LLC	Project: **US Moorings - PDI**	
6720 SW Macadam Ave. Suite 125	Project Number: **000029-02.67**	**Report ID:**
Portland, OR 97219	Project Manager: **Ryan Barth**	**A0L0210 - 01 05 21 1328**

QUALITY CONTROL (QC) SAMPLE RESULTS

Volatile Organic Compounds by EPA 8260D

Analyte	Result	Detection Limit	Reporting Limit	Units	Dilution	Spike Amount	Source Result	% REC	% REC Limits	RPD	RPD Limit	Notes
Batch 0120294 - EPA 5030B							**Water**					
Duplicate (0120294-DUP2)			Prepared: 12/08/20 14:42		Analyzed: 12/09/20 08:19							
QC Source Sample: Non-SDG (A0L0217-12)												
4-Chlorotoluene	ND	0.500	1.00	ug/L	1	---	ND	---	---	---	30%	
Dibromochloromethane	ND	0.500	1.00	ug/L	1	---	ND	---	---	---	30%	
1,2-Dibromo-3-chloropropane	ND	2.50	5.00	ug/L	1	---	ND	---	---	---	30%	
1,2-Dibromoethane (EDB)	ND	0.500	1.00	ug/L	1	---	ND	---	---	---	30%	
Dibromomethane	ND	0.500	1.00	ug/L	1	---	ND	---	---	---	30%	
1,2-Dichlorobenzene	ND	0.250	0.500	ug/L	1	---	ND	---	---	---	30%	
1,3-Dichlorobenzene	ND	0.250	0.500	ug/L	1	---	ND	---	---	---	30%	
1,4-Dichlorobenzene	ND	0.250	0.500	ug/L	1	---	ND	---	---	---	30%	
Dichlorodifluoromethane	ND	0.500	1.00	ug/L	1	---	ND	---	---	---	30%	
1,1-Dichloroethane	ND	0.200	0.400	ug/L	1	---	ND	---	---	---	30%	
1,2-Dichloroethane (EDC)	ND	0.200	0.400	ug/L	1	---	ND	---	---	---	30%	
1,1-Dichloroethene	ND	0.200	0.400	ug/L	1	---	ND	---	---	---	30%	
cis-1,2-Dichloroethene	ND	0.200	0.400	ug/L	1	---	ND	---	---	---	30%	
trans-1,2-Dichloroethene	ND	0.200	0.400	ug/L	1	---	ND	---	---	---	30%	
1,2-Dichloropropane	ND	0.250	0.500	ug/L	1	---	ND	---	---	---	30%	
1,3-Dichloropropane	ND	0.500	1.00	ug/L	1	---	ND	---	---	---	30%	
2,2-Dichloropropane	ND	1.00	1.00	ug/L	1	---	ND	---	---	---	30%	
1,1-Dichloropropene	ND	0.500	1.00	ug/L	1	---	ND	---	---	---	30%	
cis-1,3-Dichloropropene	ND	0.500	1.00	ug/L	1	---	ND	---	---	---	30%	
trans-1,3-Dichloropropene	ND	0.500	1.00	ug/L	1	---	ND	---	---	---	30%	
Ethylbenzene	**1.16**	0.250	0.500	ug/L	1	---	1.28	---	---	10	30%	
Hexachlorobutadiene	ND	2.50	5.00	ug/L	1	---	ND	---	---	---	30%	
2-Hexanone	ND	5.00	10.0	ug/L	1	---	ND	---	---	---	30%	
Isopropylbenzene	**1.33**	0.500	1.00	ug/L	1	---	1.31	---	---	2	30%	
4-Isopropyltoluene	ND	0.500	1.00	ug/L	1	---	ND	---	---	---	30%	
Methylene chloride	ND	5.00	10.0	ug/L	1	---	ND	---	---	---	30%	
4-Methyl-2-pentanone (MiBK)	ND	5.00	10.0	ug/L	1	---	ND	---	---	---	30%	
Methyl tert-butyl ether (MTBE)	ND	0.500	1.00	ug/L	1	---	ND	---	---	---	30%	
Naphthalene	**1.48**	1.00	2.00	ug/L	1	---	1.54	---	---	4	30%	J
n-Propylbenzene	**1.14**	0.250	0.500	ug/L	1	---	1.15	---	---	1	30%	
Styrene	ND	0.500	1.00	ug/L	1	---	ND	---	---	---	30%	
1,1,1,2-Tetrachloroethane	ND	0.200	0.400	ug/L	1	---	ND	---	---	---	30%	
1,1,2,2-Tetrachloroethane	ND	0.250	0.500	ug/L	1	---	ND	---	---	---	30%	

Apex Laboratories

The results in this report apply to the samples analyzed in accordance with the chain of custody document. This analytical report must be reproduced in its entirety.

Darwin Thomas, Business Development Director

Apex Laboratories, LLC
6700 S.W. Sandburg Street
Tigard, OR 97223
503-718-2323
ORELAP ID: **OR100062**

Anchor QEA, LLC	Project: **US Moorings - PDI**	
6720 SW Macadam Ave. Suite 125	Project Number: **000029-02.67**	**Report ID:**
Portland, OR 97219	Project Manager: **Ryan Barth**	**A0L0210 - 01 05 21 1328**

QUALITY CONTROL (QC) SAMPLE RESULTS

Volatile Organic Compounds by EPA 8260D

Analyte	Result	Detection Limit	Reporting Limit	Units	Dilution	Spike Amount	Source Result	% REC	% REC Limits	RPD	RPD Limit	Notes
Batch 0120294 - EPA 5030B							**Water**					
Duplicate (0120294-DUP2)			Prepared: 12/08/20 14:42		Analyzed: 12/09/20 08:19							
QC Source Sample: Non-SDG (A0L0217-12)												
Tetrachloroethene (PCE)	ND	0.200	0.400	ug/L	1	---	ND	---	---	---	30%	
Toluene	**0.537**	0.500	1.00	ug/L	1	---	0.530	---	---	1	30%	J
1,2,3-Trichlorobenzene	ND	1.00	2.00	ug/L	1	---	ND	---	---	---	30%	
1,2,4-Trichlorobenzene	ND	1.00	2.00	ug/L	1	---	ND	---	---	---	30%	
1,1,1-Trichloroethane	ND	0.200	0.400	ug/L	1	---	ND	---	---	---	30%	
1,1,2-Trichloroethane	ND	0.250	0.500	ug/L	1	---	ND	---	---	---	30%	
Trichloroethene (TCE)	ND	0.200	0.400	ug/L	1	---	ND	---	---	---	30%	
Trichlorofluoromethane	ND	1.00	2.00	ug/L	1	---	ND	---	---	---	30%	
1,2,3-Trichloropropane	ND	0.500	1.00	ug/L	1	---	ND	---	---	---	30%	
1,2,4-Trimethylbenzene	**5.50**	0.500	1.00	ug/L	1	---	5.84	---	---	6	30%	
1,3,5-Trimethylbenzene	ND	0.500	1.00	ug/L	1	---	ND	---	---	---	30%	
Vinyl chloride	ND	0.200	0.400	ug/L	1	---	ND	---	---	---	30%	
m,p-Xylene	**8.64**	0.500	1.00	ug/L	1	---	9.62	---	---	11	30%	
o-Xylene	**0.464**	0.250	0.500	ug/L	1	---	0.502	---	---	8	30%	J
Surr: 1,4-Difluorobenzene (Surr)			*Recovery: 94 %*		*Limits: 80-120 %*				*Dilution: 1x*			
Toluene-d8 (Surr)			*104 %*		*80-120 %*				*"*			
4-Bromofluorobenzene (Surr)			*99 %*		*80-120 %*				*"*			
Matrix Spike (0120294-MS1)			Prepared: 12/09/20 08:00		Analyzed: 12/09/20 09:46							
QC Source Sample: Non-SDG (A0L0194-05RE1)												
EPA 8260D												
Acetone	35700	10000	20000	ug/L	1000	40000	ND	89	39-160%	---	---	
Acrylonitrile	20100	1000	2000	ug/L	1000	20000	ND	100	63-135%	---	---	
Benzene	27000	100	200	ug/L	1000	20000	5940	105	79-120%	---	---	
Bromobenzene	20500	250	500	ug/L	1000	20000	ND	103	80-120%	---	---	
Bromochloromethane	21800	500	1000	ug/L	1000	20000	ND	109	78-123%	---	---	
Bromodichloromethane	21300	500	1000	ug/L	1000	20000	ND	106	79-125%	---	---	
Bromoform	20800	1000	2000	ug/L	1000	20000	ND	104	66-130%	---	---	
Bromomethane	24500	5000	5000	ug/L	1000	20000	ND	123	53-141%	---	---	
2-Butanone (MEK)	38300	5000	10000	ug/L	1000	40000	ND	96	56-143%	---	---	
n-Butylbenzene	22200	500	1000	ug/L	1000	20000	ND	111	75-128%	---	---	
sec-Butylbenzene	20300	500	1000	ug/L	1000	20000	ND	102	77-126%	---	---	
tert-Butylbenzene	19900	500	1000	ug/L	1000	20000	ND	99	78-124%	---	---	

Apex Laboratories

The results in this report apply to the samples analyzed in accordance with the chain of custody document. This analytical report must be reproduced in its entirety.

Darwin Thomas, Business Development Director

Apex Laboratories, LLC

6700 S.W. Sandburg Street
Tigard, OR 97223
503-718-2323
ORELAP ID: **OR100062**

Anchor QEA, LLC	Project: **US Moorings - PDI**	
6720 SW Macadam Ave. Suite 125	Project Number: **000029-02.67**	**Report ID:**
Portland, OR 97219	Project Manager: **Ryan Barth**	**A0L0210 - 01 05 21 1328**

QUALITY CONTROL (QC) SAMPLE RESULTS

Volatile Organic Compounds by EPA 8260D

Analyte	Result	Detection Limit	Reporting Limit	Units	Dilution	Spike Amount	Source Result	% REC	% REC Limits	RPD	RPD Limit	Notes
Batch 0120294 - EPA 5030B							**Water**					
Matrix Spike (0120294-MS1)			Prepared: 12/09/20 08:00		Analyzed: 12/09/20 09:46							
QC Source Sample: Non-SDG (A0L0194-05RE1)												
Carbon disulfide	20400	5000	10000	ug/L	1000	20000	ND	102	64-133%	---	---	
Carbon tetrachloride	21700	500	1000	ug/L	1000	20000	ND	109	72-136%	---	---	
Chlorobenzene	21100	250	500	ug/L	1000	20000	ND	106	80-120%	---	---	
Chloroethane	20300	5000	5000	ug/L	1000	20000	ND	101	60-138%	---	---	
Chloroform	21500	500	1000	ug/L	1000	20000	ND	107	79-124%	---	---	
Chloromethane	20700	2500	5000	ug/L	1000	20000	ND	104	50-139%	---	---	
2-Chlorotoluene	19900	500	1000	ug/L	1000	20000	ND	100	79-122%	---	---	
4-Chlorotoluene	19700	500	1000	ug/L	1000	20000	ND	98	78-122%	---	---	
Dibromochloromethane	21600	500	1000	ug/L	1000	20000	ND	108	74-126%	---	---	
1,2-Dibromo-3-chloropropane	18500	2500	5000	ug/L	1000	20000	ND	93	62-128%	---	---	
1,2-Dibromoethane (EDB)	19500	500	1000	ug/L	1000	20000	ND	98	77-121%	---	---	
Dibromomethane	21900	500	1000	ug/L	1000	20000	ND	110	79-123%	---	---	
1,2-Dichlorobenzene	20500	250	500	ug/L	1000	20000	ND	102	80-120%	---	---	
1,3-Dichlorobenzene	20700	250	500	ug/L	1000	20000	ND	104	80-120%	---	---	
1,4-Dichlorobenzene	20500	250	500	ug/L	1000	20000	ND	102	79-120%	---	---	
Dichlorodifluoromethane	23100	500	1000	ug/L	1000	20000	ND	116	32-152%	---	---	
1,1-Dichloroethane	20600	200	400	ug/L	1000	20000	ND	103	77-125%	---	---	
1,2-Dichloroethane (EDC)	21500	200	400	ug/L	1000	20000	ND	107	73-128%	---	---	
1,1-Dichloroethene	21600	200	400	ug/L	1000	20000	ND	108	71-131%	---	---	
cis-1,2-Dichloroethene	20400	200	400	ug/L	1000	20000	ND	102	78-123%	---	---	
trans-1,2-Dichloroethene	21500	200	400	ug/L	1000	20000	ND	107	75-124%	---	---	
1,2-Dichloropropane	20300	250	500	ug/L	1000	20000	ND	102	78-122%	---	---	
1,3-Dichloropropane	20900	500	1000	ug/L	1000	20000	ND	105	80-120%	---	---	
2,2-Dichloropropane	21000	1000	1000	ug/L	1000	20000	ND	105	60-139%	---	---	Q-54e
1,1-Dichloropropene	20700	500	1000	ug/L	1000	20000	ND	103	79-125%	---	---	
cis-1,3-Dichloropropene	20300	500	1000	ug/L	1000	20000	ND	102	75-124%	---	---	
trans-1,3-Dichloropropene	20600	500	1000	ug/L	1000	20000	ND	103	73-127%	---	---	
Ethylbenzene	23100	250	500	ug/L	1000	20000	2480	103	79-121%	---	---	
Hexachlorobutadiene	21700	2500	5000	ug/L	1000	20000	ND	109	66-134%	---	---	
2-Hexanone	38700	5000	10000	ug/L	1000	40000	ND	97	57-139%	---	---	
Isopropylbenzene	20000	500	1000	ug/L	1000	20000	ND	100	72-131%	---	---	
4-Isopropyltoluene	20300	500	1000	ug/L	1000	20000	ND	101	77-127%	---	---	
Methylene chloride	20200	5000	10000	ug/L	1000	20000	ND	101	74-124%	---	---	

Apex Laboratories

The results in this report apply to the samples analyzed in accordance with the chain of custody document. This analytical report must be reproduced in its entirety.

Darwin Thomas, Business Development Director

Apex Laboratories, LLC

6700 S.W. Sandburg Street
Tigard, OR 97223
503-718-2323
ORELAP ID: **OR100062**

Anchor QEA, LLC	Project: **US Moorings - PDI**	
6720 SW Macadam Ave. Suite 125	Project Number: **000029-02.67**	**Report ID:**
Portland, OR 97219	Project Manager: **Ryan Barth**	**A0L0210 - 01 05 21 1328**

QUALITY CONTROL (QC) SAMPLE RESULTS

Volatile Organic Compounds by EPA 8260D

Analyte	Result	Detection Limit	Reporting Limit	Units	Dilution	Spike Amount	Source Result	% REC	% REC Limits	RPD	RPD Limit	Notes
Batch 0120294 - EPA 5030B							**Water**					
Matrix Spike (0120294-MS1)			Prepared: 12/09/20 08:00		Analyzed: 12/09/20 09:46							
QC Source Sample: Non-SDG (A0L0194-05RE1)												
4-Methyl-2-pentanone (MiBK)	37900	5000	10000	ug/L	1000	40000	ND	95	67-130%	---	---	
Methyl tert-butyl ether (MTBE)	16900	500	1000	ug/L	1000	20000	ND	85	71-124%	---	---	
Naphthalene	16400	1000	2000	ug/L	1000	20000	ND	82	61-128%	---	---	
n-Propylbenzene	20800	250	500	ug/L	1000	20000	ND	104	76-126%	---	---	
Styrene	20400	500	1000	ug/L	1000	20000	ND	102	78-123%	---	---	
1,1,1,2-Tetrachloroethane	21700	200	400	ug/L	1000	20000	ND	108	78-124%	---	---	
1,1,2,2-Tetrachloroethane	20800	250	500	ug/L	1000	20000	ND	104	71-121%	---	---	
Tetrachloroethene (PCE)	21400	200	400	ug/L	1000	20000	ND	107	74-129%	---	---	
Toluene	53300	500	1000	ug/L	1000	20000	33400	99	80-121%	---	---	
1,2,3-Trichlorobenzene	21800	1000	2000	ug/L	1000	20000	ND	109	69-129%	---	---	
1,2,4-Trichlorobenzene	20200	1000	2000	ug/L	1000	20000	ND	101	69-130%	---	---	
1,1,1-Trichloroethane	20500	200	400	ug/L	1000	20000	ND	103	74-131%	---	---	
1,1,2-Trichloroethane	21100	250	500	ug/L	1000	20000	ND	106	80-120%	---	---	
Trichloroethene (TCE)	20200	200	400	ug/L	1000	20000	ND	101	79-123%	---	---	
Trichlorofluoromethane	29100	1000	2000	ug/L	1000	20000	ND	**146**	**65-141%**	---	---	Q-54
1,2,3-Trichloropropane	20000	500	1000	ug/L	1000	20000	ND	100	73-122%	---	---	
1,2,4-Trimethylbenzene	22300	500	1000	ug/L	1000	20000	838	108	76-124%	---	---	
1,3,5-Trimethylbenzene	20700	500	1000	ug/L	1000	20000	ND	103	75-124%	---	---	
Vinyl chloride	22500	200	400	ug/L	1000	20000	ND	113	58-137%	---	---	
m,p-Xylene	52400	500	1000	ug/L	1000	40000	9510	107	80-121%	---	---	
o-Xylene	24200	250	500	ug/L	1000	20000	3670	102	78-122%	---	---	
Surr: 1,4-Difluorobenzene (Surr)			*Recovery: 100 %*		*Limits: 80-120 %*				*Dilution: 1x*			
Toluene-d8 (Surr)			*101 %*		*80-120 %*				*"*			
4-Bromofluorobenzene (Surr)			*93 %*		*80-120 %*				*"*			

Apex Laboratories

The results in this report apply to the samples analyzed in accordance with the chain of custody document. This analytical report must be reproduced in its entirety.

Darwin Thomas, Business Development Director

Apex Laboratories, LLC
6700 S.W. Sandburg Street
Tigard, OR 97223
503-718-2323
ORELAP ID: **OR100062**

Anchor QEA, LLC	Project: **US Moorings - PDI**	
6720 SW Macadam Ave. Suite 125	Project Number: **000029-02.67**	**Report ID:**
Portland, OR 97219	Project Manager: **Ryan Barth**	**A0L0210 - 01 05 21 1328**

QUALITY CONTROL (QC) SAMPLE RESULTS

Volatile Organic Compounds by EPA 8260D

Analyte	Result	Detection Limit	Reporting Limit	Units	Dilution	Spike Amount	Source Result	% REC	% REC Limits	RPD	RPD Limit	Notes
Batch 0120379 - EPA 5035A							**Soil**					
Blank (0120379-BLK1)			Prepared: 12/10/20 09:00 Analyzed: 12/10/20 11:23									
5035A/8260D												
Acetone	ND	333	667	ug/kg wet	50	---	---	---	---	---	---	
Acrylonitrile	ND	167	167	ug/kg wet	50	---	---	---	---	---	---	
Benzene	ND	3.33	6.67	ug/kg wet	50	---	---	---	---	---	---	
Bromobenzene	ND	8.33	16.7	ug/kg wet	50	---	---	---	---	---	---	
Bromochloromethane	ND	16.7	33.3	ug/kg wet	50	---	---	---	---	---	---	
Bromodichloromethane	ND	16.7	33.3	ug/kg wet	50	---	---	---	---	---	---	
Bromoform	ND	33.3	66.7	ug/kg wet	50	---	---	---	---	---	---	
Bromomethane	ND	333	333	ug/kg wet	50	---	---	---	---	---	---	
2-Butanone (MEK)	ND	167	333	ug/kg wet	50	---	---	---	---	---	---	
n-Butylbenzene	ND	16.7	33.3	ug/kg wet	50	---	---	---	---	---	---	
sec-Butylbenzene	ND	16.7	33.3	ug/kg wet	50	---	---	---	---	---	---	
tert-Butylbenzene	ND	16.7	33.3	ug/kg wet	50	---	---	---	---	---	---	
Carbon disulfide	ND	167	333	ug/kg wet	50	---	---	---	---	---	---	
Carbon tetrachloride	ND	16.7	33.3	ug/kg wet	50	---	---	---	---	---	---	
Chlorobenzene	ND	8.33	16.7	ug/kg wet	50	---	---	---	---	---	---	
Chloroethane	ND	167	333	ug/kg wet	50	---	---	---	---	---	---	
Chloroform	ND	16.7	33.3	ug/kg wet	50	---	---	---	---	---	---	
Chloromethane	ND	83.3	167	ug/kg wet	50	---	---	---	---	---	---	
2-Chlorotoluene	ND	16.7	33.3	ug/kg wet	50	---	---	---	---	---	---	
4-Chlorotoluene	ND	16.7	33.3	ug/kg wet	50	---	---	---	---	---	---	
Dibromochloromethane	ND	33.3	66.7	ug/kg wet	50	---	---	---	---	---	---	
1,2-Dibromo-3-chloropropane	ND	83.3	167	ug/kg wet	50	---	---	---	---	---	---	
1,2-Dibromoethane (EDB)	ND	16.7	33.3	ug/kg wet	50	---	---	---	---	---	---	
Dibromomethane	ND	16.7	33.3	ug/kg wet	50	---	---	---	---	---	---	
1,2-Dichlorobenzene	ND	8.33	16.7	ug/kg wet	50	---	---	---	---	---	---	
1,3-Dichlorobenzene	ND	8.33	16.7	ug/kg wet	50	---	---	---	---	---	---	
1,4-Dichlorobenzene	ND	8.33	16.7	ug/kg wet	50	---	---	---	---	---	---	
Dichlorodifluoromethane	ND	33.3	66.7	ug/kg wet	50	---	---	---	---	---	---	
1,1-Dichloroethane	ND	8.33	16.7	ug/kg wet	50	---	---	---	---	---	---	
1,2-Dichloroethane (EDC)	ND	8.33	16.7	ug/kg wet	50	---	---	---	---	---	---	
1,1-Dichloroethene	ND	8.33	16.7	ug/kg wet	50	---	---	---	---	---	---	
cis-1,2-Dichloroethene	ND	8.33	16.7	ug/kg wet	50	---	---	---	---	---	---	
trans-1,2-Dichloroethene	ND	8.33	16.7	ug/kg wet	50	---	---	---	---	---	---	

Apex Laboratories

The results in this report apply to the samples analyzed in accordance with the chain of custody document. This analytical report must be reproduced in its entirety.

Darwin Thomas, Business Development Director

Apex Laboratories, LLC
6700 S.W. Sandburg Street
Tigard, OR 97223
503-718-2323
ORELAP ID: **OR100062**

Anchor QEA, LLC	Project: **US Moorings - PDI**	
6720 SW Macadam Ave. Suite 125	Project Number: **000029-02.67**	**Report ID:**
Portland, OR 97219	Project Manager: **Ryan Barth**	**A0L0210 - 01 05 21 1328**

QUALITY CONTROL (QC) SAMPLE RESULTS

Volatile Organic Compounds by EPA 8260D

Analyte	Result	Detection Limit	Reporting Limit	Units	Dilution	Spike Amount	Source Result	% REC	% REC Limits	RPD	RPD Limit	Notes
Batch 0120379 - EPA 5035A							**Soil**					
Blank (0120379-BLK1)			Prepared: 12/10/20 09:00 Analyzed: 12/10/20 11:23									
1,2-Dichloropropane	ND	8.33	16.7	ug/kg wet	50	---	---	---	---	---	---	
1,3-Dichloropropane	ND	16.7	33.3	ug/kg wet	50	---	---	---	---	---	---	
2,2-Dichloropropane	ND	16.7	33.3	ug/kg wet	50	---	---	---	---	---	---	
1,1-Dichloropropene	ND	16.7	33.3	ug/kg wet	50	---	---	---	---	---	---	
cis-1,3-Dichloropropene	ND	16.7	33.3	ug/kg wet	50	---	---	---	---	---	---	
trans-1,3-Dichloropropene	ND	33.3	66.7	ug/kg wet	50	---	---	---	---	---	---	
Ethylbenzene	ND	8.33	16.7	ug/kg wet	50	---	---	---	---	---	---	
Hexachlorobutadiene	ND	33.3	66.7	ug/kg wet	50	---	---	---	---	---	---	
2-Hexanone	ND	167	333	ug/kg wet	50	---	---	---	---	---	---	
Isopropylbenzene	ND	16.7	33.3	ug/kg wet	50	---	---	---	---	---	---	
4-Isopropyltoluene	ND	16.7	33.3	ug/kg wet	50	---	---	---	---	---	---	
Methylene chloride	ND	167	333	ug/kg wet	50	---	---	---	---	---	---	
4-Methyl-2-pentanone (MiBK)	ND	167	333	ug/kg wet	50	---	---	---	---	---	---	
Methyl tert-butyl ether (MTBE)	ND	16.7	33.3	ug/kg wet	50	---	---	---	---	---	---	
Naphthalene	ND	33.3	66.7	ug/kg wet	50	---	---	---	---	---	---	
n-Propylbenzene	ND	8.33	16.7	ug/kg wet	50	---	---	---	---	---	---	
Styrene	ND	16.7	33.3	ug/kg wet	50	---	---	---	---	---	---	
1,1,1,2-Tetrachloroethane	ND	16.7	33.3	ug/kg wet	50	---	---	---	---	---	---	
1,1,2,2-Tetrachloroethane	ND	16.7	33.3	ug/kg wet	50	---	---	---	---	---	---	
Tetrachloroethene (PCE)	ND	8.33	16.7	ug/kg wet	50	---	---	---	---	---	---	
Toluene	ND	16.7	33.3	ug/kg wet	50	---	---	---	---	---	---	
1,2,3-Trichlorobenzene	ND	83.3	167	ug/kg wet	50	---	---	---	---	---	---	
1,2,4-Trichlorobenzene	ND	83.3	167	ug/kg wet	50	---	---	---	---	---	---	
1,1,1-Trichloroethane	ND	8.33	16.7	ug/kg wet	50	---	---	---	---	---	---	
1,1,2-Trichloroethane	ND	8.33	16.7	ug/kg wet	50	---	---	---	---	---	---	
Trichloroethene (TCE)	ND	8.33	16.7	ug/kg wet	50	---	---	---	---	---	---	
Trichlorofluoromethane	ND	33.3	66.7	ug/kg wet	50	---	---	---	---	---	---	EST
1,2,3-Trichloropropane	ND	16.7	33.3	ug/kg wet	50	---	---	---	---	---	---	
1,2,4-Trimethylbenzene	ND	16.7	33.3	ug/kg wet	50	---	---	---	---	---	---	
1,3,5-Trimethylbenzene	ND	16.7	33.3	ug/kg wet	50	---	---	---	---	---	---	
Vinyl chloride	ND	8.33	16.7	ug/kg wet	50	---	---	---	---	---	---	
m,p-Xylene	ND	16.7	33.3	ug/kg wet	50	---	---	---	---	---	---	
o-Xylene	ND	8.33	16.7	ug/kg wet	50	---	---	---	---	---	---	
Surr: 1,4-Difluorobenzene (Surr)			*Recovery: 96 %*	*Limits: 80-120 %*			*Dilution: 1x*					

Apex Laboratories

The results in this report apply to the samples analyzed in accordance with the chain of custody document. This analytical report must be reproduced in its entirety.

Darwin Thomas, Business Development Director

Apex Laboratories, LLC

6700 S.W. Sandburg Street
Tigard, OR 97223
503-718-2323
ORELAP ID: **OR100062**

Anchor QEA, LLC	Project: **US Moorings - PDI**	
6720 SW Macadam Ave. Suite 125	Project Number: **000029-02.67**	**Report ID:**
Portland, OR 97219	Project Manager: **Ryan Barth**	**A0L0210 - 01 05 21 1328**

QUALITY CONTROL (QC) SAMPLE RESULTS

Volatile Organic Compounds by EPA 8260D

Analyte	Result	Detection Limit	Reporting Limit	Units	Dilution	Spike Amount	Source Result	% REC	% REC Limits	RPD	RPD Limit	Notes
Batch 0120379 - EPA 5035A							**Soil**					
Blank (0120379-BLK1)				Prepared: 12/10/20 09:00 Analyzed: 12/10/20 11:23								
Surr: Toluene-d8 (Surr)			*Recovery: 100 %*	*Limits: 80-120 %*			*Dilution: 1x*					
4-Bromofluorobenzene (Surr)			*100 %*	*79-120 %*			*"*					
LCS (0120379-BS1)				Prepared: 12/10/20 09:00 Analyzed: 12/10/20 10:28								
5035A/8260D												
Acetone	1610	500	1000	ug/kg wet	50	2000	---	81	80-120%	---	---	
Acrylonitrile	716	250	250	ug/kg wet	50	1000	---	**72**	**80-120%**	---	---	Q-55
Benzene	968	5.00	10.0	ug/kg wet	50	1000	---	97	80-120%	---	---	
Bromobenzene	1050	12.5	25.0	ug/kg wet	50	1000	---	105	80-120%	---	---	
Bromochloromethane	989	25.0	50.0	ug/kg wet	50	1000	---	99	80-120%	---	---	
Bromodichloromethane	1250	25.0	50.0	ug/kg wet	50	1000	---	**125**	**80-120%**	---	---	Q-56
Bromoform	1080	50.0	100	ug/kg wet	50	1000	---	108	80-120%	---	---	
Bromomethane	1020	500	500	ug/kg wet	50	1000	---	102	80-120%	---	---	
2-Butanone (MEK)	1930	250	500	ug/kg wet	50	2000	---	97	80-120%	---	---	
n-Butylbenzene	1070	25.0	50.0	ug/kg wet	50	1000	---	107	80-120%	---	---	
sec-Butylbenzene	1090	25.0	50.0	ug/kg wet	50	1000	---	109	80-120%	---	---	
tert-Butylbenzene	1070	25.0	50.0	ug/kg wet	50	1000	---	107	80-120%	---	---	
Carbon disulfide	1130	250	500	ug/kg wet	50	1000	---	113	80-120%	---	---	
Carbon tetrachloride	1290	25.0	50.0	ug/kg wet	50	1000	---	**129**	**80-120%**	---	---	Q-56
Chlorobenzene	1030	12.5	25.0	ug/kg wet	50	1000	---	103	80-120%	---	---	
Chloroethane	1190	250	500	ug/kg wet	50	1000	---	119	80-120%	---	---	
Chloroform	1080	25.0	50.0	ug/kg wet	50	1000	---	108	80-120%	---	---	
Chloromethane	872	125	250	ug/kg wet	50	1000	---	87	80-120%	---	---	
2-Chlorotoluene	1040	25.0	50.0	ug/kg wet	50	1000	---	104	80-120%	---	---	
4-Chlorotoluene	1090	25.0	50.0	ug/kg wet	50	1000	---	109	80-120%	---	---	
Dibromochloromethane	1070	50.0	100	ug/kg wet	50	1000	---	107	80-120%	---	---	
1,2-Dibromo-3-chloropropane	1010	125	250	ug/kg wet	50	1000	---	101	80-120%	---	---	
1,2-Dibromoethane (EDB)	1070	25.0	50.0	ug/kg wet	50	1000	---	107	80-120%	---	---	
Dibromomethane	1080	25.0	50.0	ug/kg wet	50	1000	---	108	80-120%	---	---	
1,2-Dichlorobenzene	1060	12.5	25.0	ug/kg wet	50	1000	---	106	80-120%	---	---	
1,3-Dichlorobenzene	1090	12.5	25.0	ug/kg wet	50	1000	---	109	80-120%	---	---	
1,4-Dichlorobenzene	996	12.5	25.0	ug/kg wet	50	1000	---	100	80-120%	---	---	
Dichlorodifluoromethane	1160	50.0	100	ug/kg wet	50	1000	---	116	80-120%	---	---	E-05
1,1-Dichloroethane	979	12.5	25.0	ug/kg wet	50	1000	---	98	80-120%	---	---	

Apex Laboratories

The results in this report apply to the samples analyzed in accordance with the chain of custody document. This analytical report must be reproduced in its entirety.

Darwin Thomas, Business Development Director

Apex Laboratories, LLC
6700 S.W. Sandburg Street
Tigard, OR 97223
503-718-2323
ORELAP ID: **OR100062**

Anchor QEA, LLC	Project: **US Moorings - PDI**	
6720 SW Macadam Ave. Suite 125	Project Number: **000029-02.67**	**Report ID:**
Portland, OR 97219	Project Manager: **Ryan Barth**	**A0L0210 - 01 05 21 1328**

QUALITY CONTROL (QC) SAMPLE RESULTS

Volatile Organic Compounds by EPA 8260D

Analyte	Result	Detection Limit	Reporting Limit	Units	Dilution	Spike Amount	Source Result	% REC	% REC Limits	RPD	RPD Limit	Notes
Batch 0120379 - EPA 5035A							**Soil**					
LCS (0120379-BS1)			Prepared: 12/10/20 09:00 Analyzed: 12/10/20 10:28									
1,2-Dichloroethane (EDC)	1090	12.5	25.0	ug/kg wet	50	1000	---	109	80-120%	---	---	
1,1-Dichloroethene	1010	12.5	25.0	ug/kg wet	50	1000	---	101	80-120%	---	---	
cis-1,2-Dichloroethene	1020	12.5	25.0	ug/kg wet	50	1000	---	102	80-120%	---	---	
trans-1,2-Dichloroethene	1000	12.5	25.0	ug/kg wet	50	1000	---	100	80-120%	---	---	
1,2-Dichloropropane	961	12.5	25.0	ug/kg wet	50	1000	---	96	80-120%	---	---	
1,3-Dichloropropane	1020	25.0	50.0	ug/kg wet	50	1000	---	102	80-120%	---	---	
2,2-Dichloropropane	1580	25.0	50.0	ug/kg wet	50	1000	---	**158**	**80-120%**	---	---	Q-56
1,1-Dichloropropene	1000	25.0	50.0	ug/kg wet	50	1000	---	100	80-120%	---	---	
cis-1,3-Dichloropropene	1060	25.0	50.0	ug/kg wet	50	1000	---	106	80-120%	---	---	
trans-1,3-Dichloropropene	1090	50.0	100	ug/kg wet	50	1000	---	109	80-120%	---	---	
Ethylbenzene	1100	12.5	25.0	ug/kg wet	50	1000	---	110	80-120%	---	---	
Hexachlorobutadiene	1080	50.0	100	ug/kg wet	50	1000	---	108	80-120%	---	---	
2-Hexanone	1760	250	500	ug/kg wet	50	2000	---	88	80-120%	---	---	
Isopropylbenzene	1100	25.0	50.0	ug/kg wet	50	1000	---	110	80-120%	---	---	
4-Isopropyltoluene	1070	25.0	50.0	ug/kg wet	50	1000	---	107	80-120%	---	---	
Methylene chloride	858	250	500	ug/kg wet	50	1000	---	86	80-120%	---	---	
4-Methyl-2-pentanone (MiBK)	1910	250	500	ug/kg wet	50	2000	---	95	80-120%	---	---	
Methyl tert-butyl ether (MTBE)	960	25.0	50.0	ug/kg wet	50	1000	---	96	80-120%	---	---	
Naphthalene	850	50.0	100	ug/kg wet	50	1000	---	85	80-120%	---	---	
n-Propylbenzene	1030	12.5	25.0	ug/kg wet	50	1000	---	103	80-120%	---	---	
Styrene	1070	25.0	50.0	ug/kg wet	50	1000	---	107	80-120%	---	---	
1,1,1,2-Tetrachloroethane	1150	25.0	50.0	ug/kg wet	50	1000	---	115	80-120%	---	---	
1,1,2,2-Tetrachloroethane	986	25.0	50.0	ug/kg wet	50	1000	---	99	80-120%	---	---	
Tetrachloroethene (PCE)	1100	12.5	25.0	ug/kg wet	50	1000	---	110	80-120%	---	---	
Toluene	976	25.0	50.0	ug/kg wet	50	1000	---	98	80-120%	---	---	
1,2,3-Trichlorobenzene	1010	125	250	ug/kg wet	50	1000	---	101	80-120%	---	---	
1,2,4-Trichlorobenzene	930	125	250	ug/kg wet	50	1000	---	93	80-120%	---	---	
1,1,1-Trichloroethane	1240	12.5	25.0	ug/kg wet	50	1000	---	**124**	**80-120%**	---	---	Q-56
1,1,2-Trichloroethane	1050	12.5	25.0	ug/kg wet	50	1000	---	105	80-120%	---	---	
Trichloroethene (TCE)	1040	12.5	25.0	ug/kg wet	50	1000	---	104	80-120%	---	---	
Trichlorofluoromethane	1170	50.0	100	ug/kg wet	50	1000	---	117	80-120%	---	---	EST
1,2,3-Trichloropropane	1030	25.0	50.0	ug/kg wet	50	1000	---	103	80-120%	---	---	
1,2,4-Trimethylbenzene	1100	25.0	50.0	ug/kg wet	50	1000	---	110	80-120%	---	---	
1,3,5-Trimethylbenzene	1110	25.0	50.0	ug/kg wet	50	1000	---	111	80-120%	---	---	

Apex Laboratories

The results in this report apply to the samples analyzed in accordance with the chain of custody document. This analytical report must be reproduced in its entirety.

Darwin Thomas, Business Development Director

Apex Laboratories, LLC
6700 S.W. Sandburg Street
Tigard, OR 97223
503-718-2323
ORELAP ID: **OR100062**

Anchor QEA, LLC	Project: **US Moorings - PDI**	
6720 SW Macadam Ave. Suite 125	Project Number: **000029-02.67**	**Report ID:**
Portland, OR 97219	Project Manager: **Ryan Barth**	**A0L0210 - 01 05 21 1328**

QUALITY CONTROL (QC) SAMPLE RESULTS

Volatile Organic Compounds by EPA 8260D

Analyte	Result	Detection Limit	Reporting Limit	Units	Dilution	Spike Amount	Source Result	% REC	% REC Limits	RPD	RPD Limit	Notes
Batch 0120379 - EPA 5035A							**Soil**					
LCS (0120379-BS1)			Prepared: 12/10/20 09:00		Analyzed: 12/10/20 10:28							
Vinyl chloride	908	12.5	25.0	ug/kg wet	50	1000	---	91	80-120%	---	---	
m,p-Xylene	2210	25.0	50.0	ug/kg wet	50	2000	---	111	80-120%	---	---	
o-Xylene	1080	12.5	25.0	ug/kg wet	50	1000	---	108	80-120%	---	---	
Surr: 1,4-Difluorobenzene (Surr)			*Recovery: 96 %*		*Limits: 80-120 %*		*Dilution: 1x*					
Toluene-d8 (Surr)			*98 %*		*80-120 %*		*"*					
4-Bromofluorobenzene (Surr)			*95 %*		*79-120 %*		*"*					
Duplicate (0120379-DUP1)			Prepared: 12/04/20 18:55		Analyzed: 12/10/20 16:24							**V-15**
QC Source Sample: Non-SDG (A0L0191-01)												
Acetone	ND	749	1500	ug/kg dry	50	---	ND	---	---	---	30%	
Acrylonitrile	ND	374	374	ug/kg dry	50	---	ND	---	---	---	30%	
Benzene	ND	7.49	15.0	ug/kg dry	50	---	ND	---	---	---	30%	
Bromobenzene	ND	18.7	37.4	ug/kg dry	50	---	ND	---	---	---	30%	
Bromochloromethane	ND	37.4	74.9	ug/kg dry	50	---	ND	---	---	---	30%	
Bromodichloromethane	ND	37.4	74.9	ug/kg dry	50	---	ND	---	---	---	30%	
Bromoform	ND	74.9	150	ug/kg dry	50	---	ND	---	---	---	30%	
Bromomethane	ND	749	749	ug/kg dry	50	---	ND	---	---	---	30%	
2-Butanone (MEK)	ND	374	749	ug/kg dry	50	---	ND	---	---	---	30%	
n-Butylbenzene	ND	37.4	74.9	ug/kg dry	50	---	ND	---	---	---	30%	
sec-Butylbenzene	ND	37.4	74.9	ug/kg dry	50	---	ND	---	---	---	30%	
tert-Butylbenzene	ND	37.4	74.9	ug/kg dry	50	---	ND	---	---	---	30%	
Carbon disulfide	ND	374	749	ug/kg dry	50	---	ND	---	---	---	30%	
Carbon tetrachloride	ND	37.4	74.9	ug/kg dry	50	---	ND	---	---	---	30%	
Chlorobenzene	ND	18.7	37.4	ug/kg dry	50	---	ND	---	---	---	30%	
Chloroethane	ND	374	749	ug/kg dry	50	---	ND	---	---	---	30%	
Chloroform	ND	37.4	74.9	ug/kg dry	50	---	ND	---	---	---	30%	
Chloromethane	ND	187	374	ug/kg dry	50	---	ND	---	---	---	30%	
2-Chlorotoluene	ND	37.4	74.9	ug/kg dry	50	---	ND	---	---	---	30%	
4-Chlorotoluene	ND	37.4	74.9	ug/kg dry	50	---	ND	---	---	---	30%	
Dibromochloromethane	ND	74.9	150	ug/kg dry	50	---	ND	---	---	---	30%	
1,2-Dibromo-3-chloropropane	ND	187	374	ug/kg dry	50	---	ND	---	---	---	30%	
1,2-Dibromoethane (EDB)	ND	37.4	74.9	ug/kg dry	50	---	ND	---	---	---	30%	
Dibromomethane	ND	37.4	74.9	ug/kg dry	50	---	ND	---	---	---	30%	
1,2-Dichlorobenzene	ND	18.7	37.4	ug/kg dry	50	---	ND	---	---	---	30%	

Apex Laboratories

The results in this report apply to the samples analyzed in accordance with the chain of custody document. This analytical report must be reproduced in its entirety.

Darwin Thomas, Business Development Director

Apex Laboratories, LLC

6700 S.W. Sandburg Street
Tigard, OR 97223
503-718-2323
ORELAP ID: **OR100062**

Anchor QEA, LLC	Project: **US Moorings - PDI**	
6720 SW Macadam Ave. Suite 125	Project Number: **000029-02.67**	**Report ID:**
Portland, OR 97219	Project Manager: **Ryan Barth**	**A0L0210 - 01 05 21 1328**

QUALITY CONTROL (QC) SAMPLE RESULTS

Volatile Organic Compounds by EPA 8260D

Analyte	Result	Detection Limit	Reporting Limit	Units	Dilution	Spike Amount	Source Result	% REC	% REC Limits	RPD	RPD Limit	Notes
Batch 0120379 - EPA 5035A							**Soil**					
Duplicate (0120379-DUP1)			Prepared: 12/04/20 18:55		Analyzed: 12/10/20 16:24							**V-15**
QC Source Sample: Non-SDG (A0L0191-01)												
1,3-Dichlorobenzene	ND	18.7	37.4	ug/kg dry	50	---	ND	---	---	---	30%	
1,4-Dichlorobenzene	ND	18.7	37.4	ug/kg dry	50	---	ND	---	---	---	30%	
Dichlorodifluoromethane	ND	74.9	150	ug/kg dry	50	---	ND	---	---	---	30%	
1,1-Dichloroethane	ND	18.7	37.4	ug/kg dry	50	---	ND	---	---	---	30%	
1,2-Dichloroethane (EDC)	ND	18.7	37.4	ug/kg dry	50	---	ND	---	---	---	30%	
1,1-Dichloroethene	ND	18.7	37.4	ug/kg dry	50	---	ND	---	---	---	30%	
cis-1,2-Dichloroethene	ND	18.7	37.4	ug/kg dry	50	---	ND	---	---	---	30%	
trans-1,2-Dichloroethene	ND	18.7	37.4	ug/kg dry	50	---	ND	---	---	---	30%	
1,2-Dichloropropane	ND	18.7	37.4	ug/kg dry	50	---	ND	---	---	---	30%	
1,3-Dichloropropane	ND	37.4	74.9	ug/kg dry	50	---	ND	---	---	---	30%	
2,2-Dichloropropane	ND	37.4	74.9	ug/kg dry	50	---	ND	---	---	---	30%	
1,1-Dichloropropene	ND	37.4	74.9	ug/kg dry	50	---	ND	---	---	---	30%	
cis-1,3-Dichloropropene	ND	37.4	74.9	ug/kg dry	50	---	ND	---	---	---	30%	
trans-1,3-Dichloropropene	ND	74.9	150	ug/kg dry	50	---	ND	---	---	---	30%	
Ethylbenzene	ND	18.7	37.4	ug/kg dry	50	---	ND	---	---	---	30%	
Hexachlorobutadiene	ND	74.9	150	ug/kg dry	50	---	ND	---	---	---	30%	
2-Hexanone	ND	374	749	ug/kg dry	50	---	ND	---	---	---	30%	
Isopropylbenzene	ND	37.4	74.9	ug/kg dry	50	---	ND	---	---	---	30%	
4-Isopropyltoluene	ND	37.4	74.9	ug/kg dry	50	---	ND	---	---	---	30%	
Methylene chloride	ND	374	749	ug/kg dry	50	---	ND	---	---	---	30%	
4-Methyl-2-pentanone (MiBK)	ND	374	749	ug/kg dry	50	---	ND	---	---	---	30%	
Methyl tert-butyl ether (MTBE)	ND	37.4	74.9	ug/kg dry	50	---	ND	---	---	---	30%	
Naphthalene	ND	74.9	150	ug/kg dry	50	---	ND	---	---	---	30%	
n-Propylbenzene	ND	18.7	37.4	ug/kg dry	50	---	ND	---	---	---	30%	
Styrene	ND	37.4	74.9	ug/kg dry	50	---	ND	---	---	---	30%	
1,1,1,2-Tetrachloroethane	ND	37.4	74.9	ug/kg dry	50	---	ND	---	---	---	30%	
1,1,2,2-Tetrachloroethane	ND	37.4	74.9	ug/kg dry	50	---	ND	---	---	---	30%	
Tetrachloroethene (PCE)	ND	18.7	37.4	ug/kg dry	50	---	ND	---	---	---	30%	
Toluene	ND	37.4	74.9	ug/kg dry	50	---	ND	---	---	---	30%	
1,2,3-Trichlorobenzene	ND	187	374	ug/kg dry	50	---	ND	---	---	---	30%	
1,2,4-Trichlorobenzene	ND	187	374	ug/kg dry	50	---	ND	---	---	---	30%	
1,1,1-Trichloroethane	ND	18.7	37.4	ug/kg dry	50	---	ND	---	---	---	30%	
1,1,2-Trichloroethane	ND	18.7	37.4	ug/kg dry	50	---	ND	---	---	---	30%	

Apex Laboratories

The results in this report apply to the samples analyzed in accordance with the chain of custody document. This analytical report must be reproduced in its entirety.

Darwin Thomas, Business Development Director

Apex Laboratories, LLC
6700 S.W. Sandburg Street
Tigard, OR 97223
503-718-2323
ORELAP ID: **OR100062**

Anchor QEA, LLC	Project: **US Moorings - PDI**	
6720 SW Macadam Ave. Suite 125	Project Number: **000029-02.67**	**Report ID:**
Portland, OR 97219	Project Manager: **Ryan Barth**	**A0L0210 - 01 05 21 1328**

QUALITY CONTROL (QC) SAMPLE RESULTS

Volatile Organic Compounds by EPA 8260D

Analyte	Result	Detection Limit	Reporting Limit	Units	Dilution	Spike Amount	Source Result	% REC	% REC Limits	RPD	RPD Limit	Notes
Batch 0120379 - EPA 5035A							**Soil**					
Duplicate (0120379-DUP1)			Prepared: 12/04/20 18:55		Analyzed: 12/10/20 16:24							**V-15**
QC Source Sample: Non-SDG (A0L0191-01)												
Trichloroethene (TCE)	ND	18.7	37.4	ug/kg dry	50	---	ND	---	---	---	30%	
Trichlorofluoromethane	ND	74.9	150	ug/kg dry	50	---	ND	---	---	---	30%	EST
1,2,3-Trichloropropane	ND	37.4	74.9	ug/kg dry	50	---	ND	---	---	---	30%	
1,2,4-Trimethylbenzene	ND	37.4	74.9	ug/kg dry	50	---	ND	---	---	---	30%	
1,3,5-Trimethylbenzene	ND	37.4	74.9	ug/kg dry	50	---	ND	---	---	---	30%	
Vinyl chloride	ND	18.7	37.4	ug/kg dry	50	---	ND	---	---	---	30%	
m,p-Xylene	ND	37.4	74.9	ug/kg dry	50	---	ND	---	---	---	30%	
o-Xylene	ND	18.7	37.4	ug/kg dry	50	---	ND	---	---	---	30%	
Surr: 1,4-Difluorobenzene (Surr)			*Recovery: 96 %*		*Limits: 80-120 %*		*Dilution: 1x*					
Toluene-d8 (Surr)			*100 %*		*80-120 %*		*"*					
4-Bromofluorobenzene (Surr)			*100 %*		*79-120 %*		*"*					
Matrix Spike (0120379-MS1)			Prepared: 12/04/20 14:00		Analyzed: 12/10/20 17:18							
QC Source Sample: Non-SDG (A0L0181-01)												
5035A/8260D												
Acetone	15700	3760	7520	ug/kg dry	200	15000	ND	104	36-164%	---	---	
Acrylonitrile	8290	1880	1880	ug/kg dry	200	7520	ND	110	65-134%	---	---	Q-54f
Benzene	8270	37.6	75.2	ug/kg dry	200	7520	ND	110	77-121%	---	---	
Bromobenzene	8470	94.1	188	ug/kg dry	200	7520	ND	113	78-121%	---	---	
Bromochloromethane	8590	188	376	ug/kg dry	200	7520	ND	114	78-125%	---	---	
Bromodichloromethane	9010	188	376	ug/kg dry	200	7520	ND	120	75-127%	---	---	Q-54c
Bromoform	7170	376	752	ug/kg dry	200	7520	ND	95	67-132%	---	---	
Bromomethane	8660	3760	3760	ug/kg dry	200	7520	ND	115	53-143%	---	---	
2-Butanone (MEK)	15600	1880	3760	ug/kg dry	200	15000	ND	104	51-148%	---	---	
n-Butylbenzene	27400	188	376	ug/kg dry	200	7520	17400	**133**	**70-128%**	---	---	Q-01
sec-Butylbenzene	13900	188	376	ug/kg dry	200	7520	3880	**133**	**73-126%**	---	---	Q-01
tert-Butylbenzene	9040	188	376	ug/kg dry	200	7520	ND	120	73-125%	---	---	
Carbon disulfide	9930	1880	3760	ug/kg dry	200	7520	ND	132	63-132%	---	---	
Carbon tetrachloride	8620	188	376	ug/kg dry	200	7520	ND	115	70-135%	---	---	Q-54d
Chlorobenzene	7730	94.1	188	ug/kg dry	200	7520	ND	103	79-120%	---	---	
Chloroethane	7570	1880	3760	ug/kg dry	200	7520	ND	101	59-139%	---	---	
Chloroform	8180	188	376	ug/kg dry	200	7520	ND	109	78-123%	---	---	
Chloromethane	8200	941	1880	ug/kg dry	200	7520	ND	109	50-136%	---	---	

Apex Laboratories

The results in this report apply to the samples analyzed in accordance with the chain of custody document. This analytical report must be reproduced in its entirety.

Darwin Thomas, Business Development Director

Apex Laboratories, LLC

6700 S.W. Sandburg Street
Tigard, OR 97223
503-718-2323
ORELAP ID: **OR100062**

Anchor QEA, LLC	Project: **US Moorings - PDI**	
6720 SW Macadam Ave. Suite 125	Project Number: **000029-02.67**	**Report ID:**
Portland, OR 97219	Project Manager: **Ryan Barth**	**A0L0210 - 01 05 21 1328**

QUALITY CONTROL (QC) SAMPLE RESULTS

Volatile Organic Compounds by EPA 8260D

Analyte	Result	Detection Limit	Reporting Limit	Units	Dilution	Spike Amount	Source Result	% REC	% REC Limits	RPD	RPD Limit	Notes
Batch 0120379 - EPA 5035A							**Soil**					
Matrix Spike (0120379-MS1)				Prepared: 12/04/20 14:00		Analyzed: 12/10/20 17:18						
QC Source Sample: Non-SDG (A0L0181-01)												
2-Chlorotoluene	8930	188	376	ug/kg dry	200	7520	ND	119	75-122%	---	---	
4-Chlorotoluene	8800	188	376	ug/kg dry	200	7520	ND	114	72-124%	---	---	
Dibromochloromethane	7420	376	752	ug/kg dry	200	7520	ND	99	74-126%	---	---	
1,2-Dibromo-3-chloropropane	8240	941	1880	ug/kg dry	200	7520	ND	109	61-132%	---	---	
1,2-Dibromoethane (EDB)	8120	188	376	ug/kg dry	200	7520	ND	108	78-122%	---	---	
Dibromomethane	8280	188	376	ug/kg dry	200	7520	ND	110	78-125%	---	---	
1,2-Dichlorobenzene	8130	94.1	188	ug/kg dry	200	7520	ND	108	78-121%	---	---	
1,3-Dichlorobenzene	8420	94.1	188	ug/kg dry	200	7520	ND	112	77-121%	---	---	
1,4-Dichlorobenzene	7540	94.1	188	ug/kg dry	200	7520	ND	100	75-120%	---	---	
Dichlorodifluoromethane	9170	376	752	ug/kg dry	200	7520	ND	122	29-149%	---	---	E-05
1,1-Dichloroethane	8570	94.1	188	ug/kg dry	200	7520	ND	114	76-125%	---	---	
1,2-Dichloroethane (EDC)	7430	94.1	188	ug/kg dry	200	7520	ND	99	73-128%	---	---	
1,1-Dichloroethene	8410	94.1	188	ug/kg dry	200	7520	ND	112	70-131%	---	---	
cis-1,2-Dichloroethene	8560	94.1	188	ug/kg dry	200	7520	ND	114	77-123%	---	---	
trans-1,2-Dichloroethene	8380	94.1	188	ug/kg dry	200	7520	ND	111	74-125%	---	---	
1,2-Dichloropropane	8660	94.1	188	ug/kg dry	200	7520	ND	115	76-123%	---	---	
1,3-Dichloropropane	7900	188	376	ug/kg dry	200	7520	ND	105	77-121%	---	---	
2,2-Dichloropropane	10100	188	376	ug/kg dry	200	7520	ND	**135**	**67-133%**	---	---	Q-54a
1,1-Dichloropropene	8090	188	376	ug/kg dry	200	7520	ND	108	76-125%	---	---	
cis-1,3-Dichloropropene	8070	188	376	ug/kg dry	200	7520	ND	107	74-126%	---	---	
trans-1,3-Dichloropropene	7800	376	752	ug/kg dry	200	7520	ND	104	71-130%	---	---	
Ethylbenzene	10200	94.1	188	ug/kg dry	200	7520	1870	110	76-122%	---	---	
Hexachlorobutadiene	11900	376	752	ug/kg dry	200	7520	ND	**159**	**61-135%**	---	---	Q-01
2-Hexanone	15700	1880	3760	ug/kg dry	200	15000	ND	104	53-145%	---	---	
Isopropylbenzene	10600	188	376	ug/kg dry	200	7520	1780	117	68-134%	---	---	
4-Isopropyltoluene	13700	188	376	ug/kg dry	200	7520	3970	**130**	**73-127%**	---	---	Q-01
Methylene chloride	7690	1880	3760	ug/kg dry	200	7520	ND	102	70-128%	---	---	
4-Methyl-2-pentanone (MiBK)	17200	1880	3760	ug/kg dry	200	15000	ND	114	65-135%	---	---	
Methyl tert-butyl ether (MTBE)	8210	188	376	ug/kg dry	200	7520	ND	109	73-125%	---	---	
Naphthalene	18600	376	752	ug/kg dry	200	7520	10600	106	62-129%	---	---	
n-Propylbenzene	17000	94.1	188	ug/kg dry	200	7520	7260	**130**	**73-125%**	---	---	Q-01
Styrene	8510	188	376	ug/kg dry	200	7520	ND	113	76-124%	---	---	
1,1,1,2-Tetrachloroethane	7540	188	376	ug/kg dry	200	7520	ND	100	78-125%	---	---	

Apex Laboratories

The results in this report apply to the samples analyzed in accordance with the chain of custody document. This analytical report must be reproduced in its entirety.

Darwin Thomas, Business Development Director

Apex Laboratories, LLC
6700 S.W. Sandburg Street
Tigard, OR 97223
503-718-2323
ORELAP ID: **OR100062**

Anchor QEA, LLC	Project: **US Moorings - PDI**	
6720 SW Macadam Ave. Suite 125	Project Number: **000029-02.67**	**Report ID:**
Portland, OR 97219	Project Manager: **Ryan Barth**	**A0L0210 - 01 05 21 1328**

QUALITY CONTROL (QC) SAMPLE RESULTS

Volatile Organic Compounds by EPA 8260D

Analyte	Result	Detection Limit	Reporting Limit	Units	Dilution	Spike Amount	Source Result	% REC	% REC Limits	RPD	RPD Limit	Notes
Batch 0120379 - EPA 5035A							**Soil**					
Matrix Spike (0120379-MS1)				Prepared: 12/04/20 14:00		Analyzed: 12/10/20 17:18						
QC Source Sample: Non-SDG (A0L0181-01)												
1,1,2,2-Tetrachloroethane	8800	188	376	ug/kg dry	200	7520	ND	111	70-124%	---	---	
Tetrachloroethene (PCE)	7610	94.1	188	ug/kg dry	200	7520	ND	101	73-128%	---	---	
Toluene	7530	188	376	ug/kg dry	200	7520	241	97	77-121%	---	---	
1,2,3-Trichlorobenzene	8930	941	1880	ug/kg dry	200	7520	ND	119	66-130%	---	---	
1,2,4-Trichlorobenzene	8820	941	1880	ug/kg dry	200	7520	ND	117	67-129%	---	---	
1,1,1-Trichloroethane	8500	94.1	188	ug/kg dry	200	7520	ND	113	73-130%	---	---	Q-54b
1,1,2-Trichloroethane	9010	94.1	188	ug/kg dry	200	7520	ND	120	78-121%	---	---	
Trichloroethene (TCE)	8380	94.1	188	ug/kg dry	200	7520	ND	111	77-123%	---	---	
Trichlorofluoromethane	7790	376	752	ug/kg dry	200	7520	ND	104	62-140%	---	---	EST
1,2,3-Trichloropropane	9920	188	376	ug/kg dry	200	7520	ND	101	73-125%	---	---	
1,2,4-Trimethylbenzene	51600	188	376	ug/kg dry	200	7520	41600	**133**	**75-123%**	---	---	Q-01
1,3,5-Trimethylbenzene	22100	188	376	ug/kg dry	200	7520	12100	**133**	**73-124%**	---	---	Q-01
Vinyl chloride	10100	94.1	188	ug/kg dry	200	7520	ND	134	56-135%	---	---	
m,p-Xylene	24000	188	376	ug/kg dry	200	15000	7250	111	77-124%	---	---	
o-Xylene	13800	94.1	188	ug/kg dry	200	7520	5310	113	77-123%	---	---	
Surr: 1,4-Difluorobenzene (Surr)			*Recovery: 104 %*		*Limits: 80-120 %*			*Dilution: 1x*				
Toluene-d8 (Surr)			*99 %*		*80-120 %*			*"*				
4-Bromofluorobenzene (Surr)			*104 %*		*79-120 %*			*"*				

Apex Laboratories

The results in this report apply to the samples analyzed in accordance with the chain of custody document. This analytical report must be reproduced in its entirety.

Darwin Thomas, Business Development Director

Apex Laboratories, LLC

6700 S.W. Sandburg Street
Tigard, OR 97223
503-718-2323
ORELAP ID: **OR100062**

Anchor QEA, LLC	Project: **US Moorings - PDI**	
6720 SW Macadam Ave. Suite 125	Project Number: **000029-02.67**	**Report ID:**
Portland, OR 97219	Project Manager: **Ryan Barth**	**A0L0210 - 01 05 21 1328**

QUALITY CONTROL (QC) SAMPLE RESULTS

Semivolatile Organic Compounds by EPA 8270E

Analyte	Result	Detection Limit	Reporting Limit	Units	Dilution	Spike Amount	Source Result	% REC	% REC Limits	RPD	RPD Limit	Notes
Batch 0120529 - EPA 3546							**Sediment**					
Blank (0120529-BLK2)			Prepared: 12/15/20 07:24	Analyzed: 12/15/20 13:46								
EPA 8270E												
Acenaphthene	ND	1.25	2.50	ug/kg wet	1	---	---	---	---	---	---	
Acenaphthylene	ND	1.25	2.50	ug/kg wet	1	---	---	---	---	---	---	
Anthracene	ND	1.25	2.50	ug/kg wet	1	---	---	---	---	---	---	
Benz(a)anthracene	ND	1.25	2.50	ug/kg wet	1	---	---	---	---	---	---	
Benzo(a)pyrene	ND	1.87	3.75	ug/kg wet	1	---	---	---	---	---	---	
Benzo(b)fluoranthene	ND	1.87	3.75	ug/kg wet	1	---	---	---	---	---	---	
Benzo(k)fluoranthene	ND	1.87	3.75	ug/kg wet	1	---	---	---	---	---	---	
Benzo(g,h,i)perylene	ND	1.25	2.50	ug/kg wet	1	---	---	---	---	---	---	
Chrysene	ND	1.25	2.50	ug/kg wet	1	---	---	---	---	---	---	
Dibenz(a,h)anthracene	ND	1.25	2.50	ug/kg wet	1	---	---	---	---	---	---	
Fluoranthene	ND	1.25	2.50	ug/kg wet	1	---	---	---	---	---	---	
Fluorene	ND	1.25	2.50	ug/kg wet	1	---	---	---	---	---	---	
Indeno(1,2,3-cd)pyrene	ND	1.25	2.50	ug/kg wet	1	---	---	---	---	---	---	
1-Methylnaphthalene	ND	2.50	5.00	ug/kg wet	1	---	---	---	---	---	---	
2-Methylnaphthalene	ND	2.50	5.00	ug/kg wet	1	---	---	---	---	---	---	
Naphthalene	ND	2.50	5.00	ug/kg wet	1	---	---	---	---	---	---	
Phenanthrene	ND	1.25	2.50	ug/kg wet	1	---	---	---	---	---	---	
Pyrene	ND	1.25	2.50	ug/kg wet	1	---	---	---	---	---	---	
Carbazole	ND	1.87	3.75	ug/kg wet	1	---	---	---	---	---	---	
Dibenzofuran	ND	1.25	2.50	ug/kg wet	1	---	---	---	---	---	---	
2-Chlorophenol	ND	6.25	12.5	ug/kg wet	1	---	---	---	---	---	---	
4-Chloro-3-methylphenol	ND	12.5	25.0	ug/kg wet	1	---	---	---	---	---	---	
2,4-Dichlorophenol	ND	6.25	12.5	ug/kg wet	1	---	---	---	---	---	---	
2,4-Dimethylphenol	ND	6.25	12.5	ug/kg wet	1	---	---	---	---	---	---	
2,4-Dinitrophenol	ND	31.2	62.5	ug/kg wet	1	---	---	---	---	---	---	
4,6-Dinitro-2-methylphenol	ND	31.2	62.5	ug/kg wet	1	---	---	---	---	---	---	
2-Methylphenol	ND	3.12	6.25	ug/kg wet	1	---	---	---	---	---	---	
3+4-Methylphenol(s)	ND	3.12	6.25	ug/kg wet	1	---	---	---	---	---	---	
2-Nitrophenol	ND	12.5	25.0	ug/kg wet	1	---	---	---	---	---	---	
4-Nitrophenol	ND	12.5	25.0	ug/kg wet	1	---	---	---	---	---	---	
Pentachlorophenol (PCP)	ND	12.5	25.0	ug/kg wet	1	---	---	---	---	---	---	
Phenol	ND	2.50	5.00	ug/kg wet	1	---	---	---	---	---	---	
2,3,4,6-Tetrachlorophenol	ND	6.25	12.5	ug/kg wet	1	---	---	---	---	---	---	

Apex Laboratories

The results in this report apply to the samples analyzed in accordance with the chain of custody document. This analytical report must be reproduced in its entirety.

Darwin Thomas, Business Development Director

Apex Laboratories, LLC

6700 S.W. Sandburg Street
Tigard, OR 97223
503-718-2323
ORELAP ID: **OR100062**

Anchor QEA, LLC	Project: **US Moorings - PDI**	
6720 SW Macadam Ave. Suite 125	Project Number: **000029-02.67**	**Report ID:**
Portland, OR 97219	Project Manager: **Ryan Barth**	**A0L0210 - 01 05 21 1328**

QUALITY CONTROL (QC) SAMPLE RESULTS

Semivolatile Organic Compounds by EPA 8270E

Analyte	Result	Detection Limit	Reporting Limit	Units	Dilution	Spike Amount	Source Result	% REC	% REC Limits	RPD	RPD Limit	Notes
Batch 0120529 - EPA 3546							**Sediment**					
Blank (0120529-BLK2)			Prepared: 12/15/20 07:24		Analyzed: 12/15/20 13:46							
2,3,5,6-Tetrachlorophenol	ND	6.25	12.5	ug/kg wet	1	---	---	---	---	---	---	
2,4,5-Trichlorophenol	ND	6.25	12.5	ug/kg wet	1	---	---	---	---	---	---	
Nitrobenzene	ND	12.5	25.0	ug/kg wet	1	---	---	---	---	---	---	
2,4,6-Trichlorophenol	ND	6.25	12.5	ug/kg wet	1	---	---	---	---	---	---	
Bis(2-ethylhexyl)phthalate	ND	18.7	37.5	ug/kg wet	1	---	---	---	---	---	---	
Butyl benzyl phthalate	ND	6.25	12.5	ug/kg wet	1	---	---	---	---	---	---	
Diethylphthalate	ND	6.25	12.5	ug/kg wet	1	---	---	---	---	---	---	
Dimethylphthalate	ND	6.25	12.5	ug/kg wet	1	---	---	---	---	---	---	
Di-n-butylphthalate	ND	6.25	12.5	ug/kg wet	1	---	---	---	---	---	---	
Di-n-octyl phthalate	ND	10.0	12.5	ug/kg wet	1	---	---	---	---	---	---	
N-Nitrosodimethylamine	ND	3.12	6.25	ug/kg wet	1	---	---	---	---	---	---	
N-Nitroso-di-n-propylamine	ND	3.12	6.25	ug/kg wet	1	---	---	---	---	---	---	
N-Nitrosodiphenylamine	ND	3.12	6.25	ug/kg wet	1	---	---	---	---	---	---	
Bis(2-Chloroethoxy) methane	ND	3.12	6.25	ug/kg wet	1	---	---	---	---	---	---	
Bis(2-Chloroethyl) ether	ND	3.12	6.25	ug/kg wet	1	---	---	---	---	---	---	
2,2'-Oxybis(1-Chloropropane)	ND	3.12	6.25	ug/kg wet	1	---	---	---	---	---	---	
Hexachlorobenzene	ND	1.25	2.50	ug/kg wet	1	---	---	---	---	---	---	
Hexachlorobutadiene	ND	3.12	6.25	ug/kg wet	1	---	---	---	---	---	---	
Hexachlorocyclopentadiene	ND	6.25	12.5	ug/kg wet	1	---	---	---	---	---	---	
Hexachloroethane	ND	3.12	6.25	ug/kg wet	1	---	---	---	---	---	---	
2-Chloronaphthalene	ND	1.25	2.50	ug/kg wet	1	---	---	---	---	---	---	
1,2,4-Trichlorobenzene	ND	3.12	6.25	ug/kg wet	1	---	---	---	---	---	---	
4-Bromophenyl phenyl ether	ND	3.12	6.25	ug/kg wet	1	---	---	---	---	---	---	
4-Chlorophenyl phenyl ether	ND	3.12	6.25	ug/kg wet	1	---	---	---	---	---	---	
Aniline	ND	6.25	12.5	ug/kg wet	1	---	---	---	---	---	---	
4-Chloroaniline	ND	3.12	6.25	ug/kg wet	1	---	---	---	---	---	---	
2-Nitroaniline	ND	25.0	50.0	ug/kg wet	1	---	---	---	---	---	---	
3-Nitroaniline	ND	25.0	50.0	ug/kg wet	1	---	---	---	---	---	---	
4-Nitroaniline	ND	25.0	50.0	ug/kg wet	1	---	---	---	---	---	---	
2,4-Dinitrotoluene	ND	12.5	25.0	ug/kg wet	1	---	---	---	---	---	---	
2,6-Dinitrotoluene	ND	12.5	25.0	ug/kg wet	1	---	---	---	---	---	---	
Benzoic acid	ND	157	312	ug/kg wet	1	---	---	---	---	---	---	
Benzyl alcohol	ND	6.25	12.5	ug/kg wet	1	---	---	---	---	---	---	
Isophorone	ND	3.12	6.25	ug/kg wet	1	---	---	---	---	---	---	

Apex Laboratories

The results in this report apply to the samples analyzed in accordance with the chain of custody document. This analytical report must be reproduced in its entirety.

Darwin Thomas, Business Development Director

Apex Laboratories, LLC
6700 S.W. Sandburg Street
Tigard, OR 97223
503-718-2323
ORELAP ID: **OR100062**

Anchor QEA, LLC	Project: **US Moorings - PDI**	
6720 SW Macadam Ave. Suite 125	Project Number: **000029-02.67**	**Report ID:**
Portland, OR 97219	Project Manager: **Ryan Barth**	**A0L0210 - 01 05 21 1328**

QUALITY CONTROL (QC) SAMPLE RESULTS

Semivolatile Organic Compounds by EPA 8270E

Analyte	Result	Detection Limit	Reporting Limit	Units	Dilution	Spike Amount	Source Result	% REC	% REC Limits	RPD	RPD Limit	Notes
Batch 0120529 - EPA 3546							**Sediment**					
Blank (0120529-BLK2)			Prepared: 12/15/20 07:24		Analyzed: 12/15/20 13:46							
Azobenzene (1,2-DPH)	ND	3.12	6.25	ug/kg wet	1	---	---	---	---	---	---	
Bis(2-Ethylhexyl) adipate	ND	31.2	62.5	ug/kg wet	1	---	---	---	---	---	---	
3,3'-Dichlorobenzidine	ND	25.0	50.0	ug/kg wet	1	---	---	---	---	---	---	Q-52
1,2-Dinitrobenzene	ND	31.2	62.5	ug/kg wet	1	---	---	---	---	---	---	
1,3-Dinitrobenzene	ND	31.2	62.5	ug/kg wet	1	---	---	---	---	---	---	
1,4-Dinitrobenzene	ND	31.2	62.5	ug/kg wet	1	---	---	---	---	---	---	
Pyridine	ND	6.25	12.5	ug/kg wet	1	---	---	---	---	---	---	
1,2-Dichlorobenzene	ND	3.12	6.25	ug/kg wet	1	---	---	---	---	---	---	
1,3-Dichlorobenzene	ND	3.12	6.25	ug/kg wet	1	---	---	---	---	---	---	
1,4-Dichlorobenzene	ND	3.12	6.25	ug/kg wet	1	---	---	---	---	---	---	
Surr: Nitrobenzene-d5 (Surr)			*Recovery: 84 %*		*Limits: 37-122 %*				*Dilution: 1x*			
2-Fluorobiphenyl (Surr)			*84 %*		*44-120 %*				*"*			
Phenol-d6 (Surr)			*86 %*		*33-122 %*				*"*			
p-Terphenyl-d14 (Surr)			*98 %*		*54-127 %*				*"*			
2-Fluorophenol (Surr)			*79 %*		*35-120 %*				*"*			
2,4,6-Tribromophenol (Surr)			*87 %*		*39-132 %*				*"*			Q-41
LCS (0120529-BS2)			Prepared: 12/15/20 07:24		Analyzed: 12/15/20 14:22							**Q-18**
EPA 8270E												
Acenaphthene	499	2.66	5.34	ug/kg wet	2	533	---	94	40-123%	---	---	
Acenaphthylene	531	2.66	5.34	ug/kg wet	2	533	---	100	32-132%	---	---	
Anthracene	516	2.66	5.34	ug/kg wet	2	533	---	97	47-123%	---	---	
Benz(a)anthracene	522	2.66	5.34	ug/kg wet	2	533	---	98	49-126%	---	---	
Benzo(a)pyrene	523	4.00	8.00	ug/kg wet	2	533	---	98	45-129%	---	---	
Benzo(b)fluoranthene	521	4.00	8.00	ug/kg wet	2	533	---	98	45-132%	---	---	
Benzo(k)fluoranthene	498	4.00	8.00	ug/kg wet	2	533	---	93	47-132%	---	---	
Benzo(g,h,i)perylene	560	2.66	5.34	ug/kg wet	2	533	---	105	43-134%	---	---	
Chrysene	518	2.66	5.34	ug/kg wet	2	533	---	97	50-124%	---	---	
Dibenz(a,h)anthracene	540	2.66	5.34	ug/kg wet	2	533	---	101	45-134%	---	---	
Fluoranthene	545	2.66	5.34	ug/kg wet	2	533	---	102	50-127%	---	---	
Fluorene	506	2.66	5.34	ug/kg wet	2	533	---	95	43-125%	---	---	
Indeno(1,2,3-cd)pyrene	503	2.66	5.34	ug/kg wet	2	533	---	94	45-133%	---	---	
1-Methylnaphthalene	495	5.34	10.7	ug/kg wet	2	533	---	93	40-120%	---	---	
2-Methylnaphthalene	501	5.34	10.7	ug/kg wet	2	533	---	94	38-122%	---	---	

Apex Laboratories

The results in this report apply to the samples analyzed in accordance with the chain of custody document. This analytical report must be reproduced in its entirety.

Darwin Thomas, Business Development Director

Apex Laboratories, LLC

6700 S.W. Sandburg Street
Tigard, OR 97223
503-718-2323
ORELAP ID: **OR100062**

Anchor QEA, LLC	Project: **US Moorings - PDI**	
6720 SW Macadam Ave. Suite 125	Project Number: **000029-02.67**	**Report ID:**
Portland, OR 97219	Project Manager: **Ryan Barth**	**A0L0210 - 01 05 21 1328**

QUALITY CONTROL (QC) SAMPLE RESULTS

Semivolatile Organic Compounds by EPA 8270E

Analyte	Result	Detection Limit	Reporting Limit	Units	Dilution	Spike Amount	Source Result	% REC	% REC Limits	RPD	RPD Limit	Notes
Batch 0120529 - EPA 3546							**Sediment**					
LCS (0120529-BS2)			Prepared: 12/15/20 07:24		Analyzed: 12/15/20 14:22							**Q-18**
Naphthalene	463	5.34	10.7	ug/kg wet	2	533	---	87	35-123%	---	---	
Phenanthrene	492	2.66	5.34	ug/kg wet	2	533	---	92	50-121%	---	---	
Pyrene	533	2.66	5.34	ug/kg wet	2	533	---	100	47-127%	---	---	
Carbazole	537	4.00	8.00	ug/kg wet	2	533	---	101	50-123%	---	---	
Dibenzofuran	490	2.66	5.34	ug/kg wet	2	533	---	92	44-120%	---	---	
2-Chlorophenol	492	13.3	26.6	ug/kg wet	2	533	---	92	34-121%	---	---	
4-Chloro-3-methylphenol	513	26.6	53.4	ug/kg wet	2	533	---	96	45-122%	---	---	
2,4-Dichlorophenol	562	13.3	26.6	ug/kg wet	2	533	---	105	40-122%	---	---	
2,4-Dimethylphenol	538	13.3	26.6	ug/kg wet	2	533	---	101	30-127%	---	---	
2,4-Dinitrophenol	762	66.6	133	ug/kg wet	2	533	---	**143**	**10-137%**	---	---	Q-29, Q-41
4,6-Dinitro-2-methylphenol	758	66.6	133	ug/kg wet	2	533	---	**142**	**29-132%**	---	---	Q-29, Q-41
2-Methylphenol	485	6.66	13.3	ug/kg wet	2	533	---	91	32-122%	---	---	
3+4-Methylphenol(s)	503	6.66	13.3	ug/kg wet	2	533	---	94	34-120%	---	---	
2-Nitrophenol	541	26.6	53.4	ug/kg wet	2	533	---	102	36-123%	---	---	
4-Nitrophenol	545	26.6	53.4	ug/kg wet	2	533	---	102	30-132%	---	---	
Pentachlorophenol (PCP)	615	26.6	53.4	ug/kg wet	2	533	---	115	25-133%	---	---	Q-41
Phenol	503	5.34	10.7	ug/kg wet	2	533	---	94	34-121%	---	---	
2,3,4,6-Tetrachlorophenol	601	13.3	26.6	ug/kg wet	2	533	---	113	44-125%	---	---	Q-41
2,3,5,6-Tetrachlorophenol	647	13.3	26.6	ug/kg wet	2	533	---	**121**	**40-120%**	---	---	Q-29, Q-41
2,4,5-Trichlorophenol	588	13.3	26.6	ug/kg wet	2	533	---	110	41-124%	---	---	
Nitrobenzene	447	26.6	53.4	ug/kg wet	2	533	---	84	34-122%	---	---	
2,4,6-Trichlorophenol	548	13.3	26.6	ug/kg wet	2	533	---	103	39-126%	---	---	
Bis(2-ethylhexyl)phthalate	509	40.0	80.0	ug/kg wet	2	533	---	95	51-133%	---	---	
Butyl benzyl phthalate	521	13.3	26.6	ug/kg wet	2	533	---	98	48-132%	---	---	
Diethylphthalate	516	13.3	26.6	ug/kg wet	2	533	---	97	50-124%	---	---	
Dimethylphthalate	532	13.3	26.6	ug/kg wet	2	533	---	100	48-124%	---	---	
Di-n-butylphthalate	531	13.3	26.6	ug/kg wet	2	533	---	100	51-128%	---	---	
Di-n-octyl phthalate	496	21.4	26.6	ug/kg wet	2	533	---	93	45-140%	---	---	
N-Nitrosodimethylamine	370	6.66	13.3	ug/kg wet	2	533	---	69	23-120%	---	---	
N-Nitroso-di-n-propylamine	426	6.66	13.3	ug/kg wet	2	533	---	80	36-120%	---	---	
N-Nitrosodiphenylamine	510	6.66	13.3	ug/kg wet	2	533	---	96	38-127%	---	---	
Bis(2-Chloroethoxy) methane	436	6.66	13.3	ug/kg wet	2	533	---	82	36-121%	---	---	
Bis(2-Chloroethyl) ether	423	6.66	13.3	ug/kg wet	2	533	---	79	31-120%	---	---	
2,2'-Oxybis(1-Chloropropane)	362	6.66	13.3	ug/kg wet	2	533	---	68	33-131%	---	---	Q-31

Apex Laboratories

The results in this report apply to the samples analyzed in accordance with the chain of custody document. This analytical report must be reproduced in its entirety.

Darwin Thomas, Business Development Director

Apex Laboratories, LLC
6700 S.W. Sandburg Street
Tigard, OR 97223
503-718-2323
ORELAP ID: **OR100062**

Anchor QEA, LLC	Project: **US Moorings - PDI**	
6720 SW Macadam Ave. Suite 125	Project Number: **000029-02.67**	**Report ID:**
Portland, OR 97219	Project Manager: **Ryan Barth**	**A0L0210 - 01 05 21 1328**

QUALITY CONTROL (QC) SAMPLE RESULTS

Semivolatile Organic Compounds by EPA 8270E

Analyte	Result	Detection Limit	Reporting Limit	Units	Dilution	Spike Amount	Source Result	% REC	% REC Limits	RPD	RPD Limit	Notes
Batch 0120529 - EPA 3546							**Sediment**					
LCS (0120529-BS2)			Prepared: 12/15/20 07:24		Analyzed: 12/15/20 14:22							**Q-18**
Hexachlorobenzene	538	2.66	5.34	ug/kg wet	2	533	---	101	45-122%	---	---	
Hexachlorobutadiene	513	6.66	13.3	ug/kg wet	2	533	---	96	32-123%	---	---	
Hexachlorocyclopentadiene	606	13.3	26.6	ug/kg wet	2	533	---	114	10-140%	---	---	Q-41
Hexachloroethane	451	6.66	13.3	ug/kg wet	2	533	---	85	28-120%	---	---	
2-Chloronaphthalene	477	2.66	5.34	ug/kg wet	2	533	---	90	41-120%	---	---	
1,2,4-Trichlorobenzene	496	6.66	13.3	ug/kg wet	2	533	---	93	34-120%	---	---	
4-Bromophenyl phenyl ether	530	6.66	13.3	ug/kg wet	2	533	---	99	46-124%	---	---	
4-Chlorophenyl phenyl ether	512	6.66	13.3	ug/kg wet	2	533	---	96	45-121%	---	---	
Aniline	388	13.3	26.6	ug/kg wet	2	533	---	73	10-120%	---	---	
4-Chloroaniline	398	6.66	13.3	ug/kg wet	2	533	---	75	17-120%	---	---	
2-Nitroaniline	531	53.4	107	ug/kg wet	2	533	---	100	44-127%	---	---	
3-Nitroaniline	494	53.4	107	ug/kg wet	2	533	---	93	33-120%	---	---	
4-Nitroaniline	508	53.4	107	ug/kg wet	2	533	---	95	70-138%	---	---	
2,4-Dinitrotoluene	564	26.6	53.4	ug/kg wet	2	533	---	106	48-126%	---	---	
2,6-Dinitrotoluene	534	26.6	53.4	ug/kg wet	2	533	---	100	46-124%	---	---	
Benzoic acid	746	334	666	ug/kg wet	2	1070	---	70	10-140%	---	---	Q-31
Benzyl alcohol	514	13.3	26.6	ug/kg wet	2	533	---	96	29-122%	---	---	
Isophorone	465	6.66	13.3	ug/kg wet	2	533	---	87	30-122%	---	---	
Azobenzene (1,2-DPH)	432	6.66	13.3	ug/kg wet	2	533	---	81	39-125%	---	---	
Bis(2-Ethylhexyl) adipate	501	66.6	133	ug/kg wet	2	533	---	94	61-121%	---	---	
3,3'-Dichlorobenzidine	1400	53.4	107	ug/kg wet	2	1070	---	**131**	**22-121%**	---	---	Q-29
1,2-Dinitrobenzene	569	66.6	133	ug/kg wet	2	533	---	107	44-120%	---	---	
1,3-Dinitrobenzene	577	66.6	133	ug/kg wet	2	533	---	108	43-127%	---	---	
1,4-Dinitrobenzene	626	66.6	133	ug/kg wet	2	533	---	117	37-132%	---	---	Q-41
Pyridine	232	13.3	26.6	ug/kg wet	2	533	---	43	10-120%	---	---	
1,2-Dichlorobenzene	456	6.66	13.3	ug/kg wet	2	533	---	86	33-120%	---	---	
1,3-Dichlorobenzene	454	6.66	13.3	ug/kg wet	2	533	---	85	30-120%	---	---	
1,4-Dichlorobenzene	455	6.66	13.3	ug/kg wet	2	533	---	85	31-120%	---	---	
Surr: Nitrobenzene-d5 (Surr)			*Recovery: 86 %*		*Limits: 37-122 %*			*Dilution: 2x*				
2-Fluorobiphenyl (Surr)			*91 %*		*44-120 %*			*"*				
Phenol-d6 (Surr)			*89 %*		*33-122 %*			*"*				
p-Terphenyl-d14 (Surr)			*104 %*		*54-127 %*			*"*				
2-Fluorophenol (Surr)			*85 %*		*35-120 %*			*"*				
2,4,6-Tribromophenol (Surr)			*122 %*		*39-132 %*			*"*				Q-41

Apex Laboratories

The results in this report apply to the samples analyzed in accordance with the chain of custody document. This analytical report must be reproduced in its entirety.

Darwin Thomas, Business Development Director

Apex Laboratories, LLC
6700 S.W. Sandburg Street
Tigard, OR 97223
503-718-2323
ORELAP ID: **OR100062**

Anchor QEA, LLC	Project: **US Moorings - PDI**	
6720 SW Macadam Ave. Suite 125	Project Number: **000029-02.67**	**Report ID:**
Portland, OR 97219	Project Manager: **Ryan Barth**	**A0L0210 - 01 05 21 1328**

QUALITY CONTROL (QC) SAMPLE RESULTS

Semivolatile Organic Compounds by EPA 8270E

Analyte	Result	Detection Limit	Reporting Limit	Units	Dilution	Spike Amount	Source Result	% REC	% REC Limits	RPD	RPD Limit	Notes
Batch 0120529 - EPA 3546							**Sediment**					
Duplicate (0120529-DUP2)				Prepared: 12/15/20 07:24 Analyzed: 12/15/20 16:12								
QC Source Sample: USMPDI-IDW-Sed-201203 (A0L0210-02)												
EPA 8270E												
Acenaphthene	**143**	71.1	143	ug/kg dry	40	---	195	---	---	**31**	**30%**	Q-17
Acenaphthylene	**86.8**	71.1	143	ug/kg dry	40	---	ND	---	---		**30%**	J, Q-17
Anthracene	**386**	71.1	143	ug/kg dry	40	---	344	---	---	11	30%	
Benz(a)anthracene	**835**	71.1	143	ug/kg dry	40	---	785	---	---	6	30%	
Benzo(a)pyrene	**1430**	107	214	ug/kg dry	40	---	1370	---	---	4	30%	
Benzo(b)fluoranthene	**1160**	107	214	ug/kg dry	40	---	1150	---	---	1	30%	
Benzo(k)fluoranthene	**511**	107	214	ug/kg dry	40	---	468	---	---	9	30%	
Benzo(g,h,i)perylene	**1200**	71.1	143	ug/kg dry	40	---	1100	---	---	9	30%	
Chrysene	**1150**	71.1	143	ug/kg dry	40	---	1010	---	---	13	30%	
Dibenz(a,h)anthracene	**92.2**	71.1	143	ug/kg dry	40	---	88.0	---	---	5	30%	J
Fluoranthene	**2890**	71.1	143	ug/kg dry	40	---	2360	---	---	20	30%	
Fluorene	**136**	71.1	143	ug/kg dry	40	---	136	---	---	0.2	30%	J
Indeno(1,2,3-cd)pyrene	**924**	71.1	143	ug/kg dry	40	---	890	---	---	4	30%	
1-Methylnaphthalene	ND	143	285	ug/kg dry	40	---	ND	---	---	---	30%	
2-Methylnaphthalene	ND	143	285	ug/kg dry	40	---	ND	---	---	---	30%	
Naphthalene	**240**	143	285	ug/kg dry	40	---	295	---	---	20	30%	J
Phenanthrene	**1590**	71.1	143	ug/kg dry	40	---	1480	---	---	7	30%	
Pyrene	**3500**	71.1	143	ug/kg dry	40	---	2870	---	---	20	30%	
Carbazole	ND	107	214	ug/kg dry	40	---	ND	---	---	---	30%	
Dibenzofuran	ND	71.1	143	ug/kg dry	40	---	ND	---	---	---	30%	
2-Chlorophenol	ND	357	711	ug/kg dry	40	---	ND	---	---	---	30%	
4-Chloro-3-methylphenol	ND	711	1430	ug/kg dry	40	---	ND	---	---	---	30%	
2,4-Dichlorophenol	ND	357	711	ug/kg dry	40	---	ND	---	---	---	30%	
2,4-Dimethylphenol	ND	357	711	ug/kg dry	40	---	ND	---	---	---	30%	
2,4-Dinitrophenol	ND	1780	3570	ug/kg dry	40	---	ND	---	---	---	30%	
4,6-Dinitro-2-methylphenol	ND	1780	3570	ug/kg dry	40	---	ND	---	---	---	30%	
2-Methylphenol	ND	178	357	ug/kg dry	40	---	ND	---	---	---	30%	
3+4-Methylphenol(s)	ND	178	357	ug/kg dry	40	---	ND	---	---	---	30%	
2-Nitrophenol	ND	711	1430	ug/kg dry	40	---	ND	---	---	---	30%	
4-Nitrophenol	ND	711	1430	ug/kg dry	40	---	ND	---	---	---	30%	
Pentachlorophenol (PCP)	ND	711	1430	ug/kg dry	40	---	ND	---	---	---	30%	

Apex Laboratories

The results in this report apply to the samples analyzed in accordance with the chain of custody document. This analytical report must be reproduced in its entirety.

Darwin Thomas, Business Development Director

Apex Laboratories, LLC

6700 S.W. Sandburg Street
Tigard, OR 97223
503-718-2323
ORELAP ID: **OR100062**

Anchor QEA, LLC	Project: **US Moorings - PDI**	
6720 SW Macadam Ave. Suite 125	Project Number: **000029-02.67**	**Report ID:**
Portland, OR 97219	Project Manager: **Ryan Barth**	**A0L0210 - 01 05 21 1328**

QUALITY CONTROL (QC) SAMPLE RESULTS

Semivolatile Organic Compounds by EPA 8270E

Analyte	Result	Detection Limit	Reporting Limit	Units	Dilution	Spike Amount	Source Result	% REC	% REC Limits	RPD	RPD Limit	Notes
Batch 0120529 - EPA 3546							**Sediment**					
Duplicate (0120529-DUP2)				Prepared: 12/15/20 07:24		Analyzed: 12/15/20 16:12						
QC Source Sample: USMPDI-IDW-Sed-201203 (A0L0210-02)												
Phenol	ND	143	285	ug/kg dry	40	---	ND	---	---	---	30%	
2,3,4,6-Tetrachlorophenol	ND	357	711	ug/kg dry	40	---	ND	---	---	---	30%	
2,3,5,6-Tetrachlorophenol	ND	357	711	ug/kg dry	40	---	ND	---	---	---	30%	
2,4,5-Trichlorophenol	ND	357	711	ug/kg dry	40	---	ND	---	---	---	30%	
Nitrobenzene	ND	711	1430	ug/kg dry	40	---	ND	---	---	---	30%	
2,4,6-Trichlorophenol	ND	357	711	ug/kg dry	40	---	ND	---	---	---	30%	
Bis(2-ethylhexyl)phthalate	ND	1070	2140	ug/kg dry	40	---	ND	---	---	---	30%	
Butyl benzyl phthalate	ND	357	711	ug/kg dry	40	---	ND	---	---	---	30%	
Diethylphthalate	ND	357	711	ug/kg dry	40	---	ND	---	---	---	30%	
Dimethylphthalate	ND	357	711	ug/kg dry	40	---	ND	---	---	---	30%	
Di-n-butylphthalate	ND	357	711	ug/kg dry	40	---	ND	---	---	---	30%	
Di-n-octyl phthalate	ND	572	711	ug/kg dry	40	---	ND	---	---	---	30%	
N-Nitrosodimethylamine	ND	178	357	ug/kg dry	40	---	ND	---	---	---	30%	
N-Nitroso-di-n-propylamine	ND	178	357	ug/kg dry	40	---	ND	---	---	---	30%	
N-Nitrosodiphenylamine	ND	178	357	ug/kg dry	40	---	ND	---	---	---	30%	
Bis(2-Chloroethoxy) methane	ND	178	357	ug/kg dry	40	---	ND	---	---	---	30%	
Bis(2-Chloroethyl) ether	ND	178	357	ug/kg dry	40	---	ND	---	---	---	30%	
2,2'-Oxybis(1-Chloropropane)	ND	178	357	ug/kg dry	40	---	ND	---	---	---	30%	
Hexachlorobenzene	ND	71.1	143	ug/kg dry	40	---	ND	---	---	---	30%	
Hexachlorobutadiene	ND	178	357	ug/kg dry	40	---	ND	---	---	---	30%	
Hexachlorocyclopentadiene	ND	357	711	ug/kg dry	40	---	ND	---	---	---	30%	
Hexachloroethane	ND	178	357	ug/kg dry	40	---	ND	---	---	---	30%	
2-Chloronaphthalene	ND	71.1	143	ug/kg dry	40	---	ND	---	---	---	30%	
1,2,4-Trichlorobenzene	ND	178	357	ug/kg dry	40	---	ND	---	---	---	30%	
4-Bromophenyl phenyl ether	ND	178	357	ug/kg dry	40	---	ND	---	---	---	30%	
4-Chlorophenyl phenyl ether	ND	178	357	ug/kg dry	40	---	ND	---	---	---	30%	
Aniline	ND	357	711	ug/kg dry	40	---	ND	---	---	---	30%	
4-Chloroaniline	ND	178	357	ug/kg dry	40	---	ND	---	---	---	30%	
2-Nitroaniline	ND	1430	2850	ug/kg dry	40	---	ND	---	---	---	30%	
3-Nitroaniline	ND	1430	2850	ug/kg dry	40	---	ND	---	---	---	30%	
4-Nitroaniline	ND	1430	2850	ug/kg dry	40	---	ND	---	---	---	30%	
2,4-Dinitrotoluene	ND	711	1430	ug/kg dry	40	---	ND	---	---	---	30%	
2,6-Dinitrotoluene	ND	711	1430	ug/kg dry	40	---	ND	---	---	---	30%	

Apex Laboratories

The results in this report apply to the samples analyzed in accordance with the chain of custody document. This analytical report must be reproduced in its entirety.

Darwin Thomas, Business Development Director

Apex Laboratories, LLC
6700 S.W. Sandburg Street
Tigard, OR 97223
503-718-2323
ORELAP ID: **OR100062**

Anchor QEA, LLC	Project: **US Moorings - PDI**	
6720 SW Macadam Ave. Suite 125	Project Number: **000029-02.67**	**Report ID:**
Portland, OR 97219	Project Manager: **Ryan Barth**	**A0L0210 - 01 05 21 1328**

QUALITY CONTROL (QC) SAMPLE RESULTS

Semivolatile Organic Compounds by EPA 8270E

Analyte	Result	Detection Limit	Reporting Limit	Units	Dilution	Spike Amount	Source Result	% REC	% REC Limits	RPD	RPD Limit	Notes
Batch 0120529 - EPA 3546							**Sediment**					
Duplicate (0120529-DUP2)			Prepared: 12/15/20 07:24		Analyzed: 12/15/20 16:12							
QC Source Sample: USMPDI-IDW-Sed-201203 (A0L0210-02)												
Benzoic acid	ND	8930	17800	ug/kg dry	40	---	ND	---	---	---	30%	
Benzyl alcohol	ND	357	711	ug/kg dry	40	---	ND	---	---	---	30%	
Isophorone	ND	178	357	ug/kg dry	40	---	ND	---	---	---	30%	
Azobenzene (1,2-DPH)	ND	178	357	ug/kg dry	40	---	ND	---	---	---	30%	
Bis(2-Ethylhexyl) adipate	ND	1780	3570	ug/kg dry	40	---	ND	---	---	---	30%	
3,3'-Dichlorobenzidine	ND	1430	2850	ug/kg dry	40	---	ND	---	---	---	30%	
1,2-Dinitrobenzene	ND	1780	3570	ug/kg dry	40	---	ND	---	---	---	30%	
1,3-Dinitrobenzene	ND	1780	3570	ug/kg dry	40	---	ND	---	---	---	30%	
1,4-Dinitrobenzene	ND	1780	3570	ug/kg dry	40	---	ND	---	---	---	30%	
Pyridine	ND	357	711	ug/kg dry	40	---	ND	---	---	---	30%	
1,2-Dichlorobenzene	ND	178	357	ug/kg dry	40	---	ND	---	---	---	30%	
1,3-Dichlorobenzene	ND	178	357	ug/kg dry	40	---	ND	---	---	---	30%	
1,4-Dichlorobenzene	ND	178	357	ug/kg dry	40	---	ND	---	---	---	30%	
Surr: Nitrobenzene-d5 (Surr)			*Recovery: 31 %*		*Limits: 37-122 %*		*Dilution: 40x*					S-05
2-Fluorobiphenyl (Surr)			*44 %*		*44-120 %*		*"*					S-05
Phenol-d6 (Surr)			*34 %*		*33-122 %*		*"*					S-05
p-Terphenyl-d14 (Surr)			*78 %*		*54-127 %*		*"*					S-05
2-Fluorophenol (Surr)			*33 %*		*35-120 %*		*"*					S-05
2,4,6-Tribromophenol (Surr)			*97 %*		*39-132 %*		*"*					S-05

Apex Laboratories

The results in this report apply to the samples analyzed in accordance with the chain of custody document. This analytical report must be reproduced in its entirety.

Darwin Thomas, Business Development Director

Apex Laboratories, LLC
6700 S.W. Sandburg Street
Tigard, OR 97223
503-718-2323
ORELAP ID: **OR100062**

Anchor QEA, LLC	Project: **US Moorings - PDI**	
6720 SW Macadam Ave. Suite 125	Project Number: **000029-02.67**	**Report ID:**
Portland, OR 97219	Project Manager: **Ryan Barth**	**A0L0210 - 01 05 21 1328**

QUALITY CONTROL (QC) SAMPLE RESULTS

Total Metals by EPA 6020B (ICPMS)

Analyte	Result	Detection Limit	Reporting Limit	Units	Dilution	Spike Amount	Source Result	% REC	% REC Limits	RPD	RPD Limit	Notes
Batch 0120499 - EPA 3051A							**Sediment**					
Blank (0120499-BLK1)			Prepared: 12/14/20 11:59	Analyzed: 12/16/20 17:21								
EPA 6020B												
Arsenic	ND	0.240	0.481	mg/kg wet	5	---	---	---	---	---	---	
Barium	ND	0.240	0.481	mg/kg wet	5	---	---	---	---	---	---	
Cadmium	ND	0.0481	0.0962	mg/kg wet	5	---	---	---	---	---	---	
Chromium	ND	0.240	0.481	mg/kg wet	5	---	---	---	---	---	---	
Lead	ND	0.0481	0.0962	mg/kg wet	5	---	---	---	---	---	---	
Mercury	ND	0.0192	0.0385	mg/kg wet	5	---	---	---	---	---	---	
Selenium	ND	0.240	0.481	mg/kg wet	5	---	---	---	---	---	---	
Silver	ND	0.0481	0.0962	mg/kg wet	5	---	---	---	---	---	---	
LCS (0120499-BS1)			Prepared: 12/14/20 11:59	Analyzed: 12/16/20 17:25								
EPA 6020B												
Arsenic	24.9	0.250	0.500	mg/kg wet	5	25.0	---	100	80-120%	---	---	
Barium	25.7	0.250	0.500	mg/kg wet	5	25.0	---	103	80-120%	---	---	
Cadmium	25.2	0.0500	0.100	mg/kg wet	5	25.0	---	101	80-120%	---	---	
Chromium	24.1	0.250	0.500	mg/kg wet	5	25.0	---	96	80-120%	---	---	
Lead	26.1	0.0500	0.100	mg/kg wet	5	25.0	---	104	80-120%	---	---	
Mercury	0.496	0.0200	0.0400	mg/kg wet	5	0.500	---	99	80-120%	---	---	B-02
Selenium	12.2	0.250	0.500	mg/kg wet	5	12.5	---	97	80-120%	---	---	
Silver	12.7	0.0500	0.100	mg/kg wet	5	12.5	---	102	80-120%	---	---	
Duplicate (0120499-DUP1)			Prepared: 12/14/20 11:59	Analyzed: 12/16/20 17:45								
QC Source Sample: Non-SDG (A0L0212-02)												
Arsenic	**3.53**	0.429	0.858	mg/kg dry	5	---	3.54	---	---	0.3	20%	
Barium	**120**	0.429	0.858	mg/kg dry	5	---	128	---	---	7	20%	
Cadmium	**0.152**	0.0858	0.172	mg/kg dry	5	---	0.152	---	---	0.3	20%	J
Chromium	**25.3**	0.429	0.858	mg/kg dry	5	---	23.0	---	---	10	20%	
Lead	**8.59**	0.0858	0.172	mg/kg dry	5	---	7.78	---	---	10	20%	
Mercury	**0.0377**	0.0343	0.0687	mg/kg dry	5	---	ND	---	---		**20%**	Q-05, J
Selenium	**0.960**	0.429	0.858	mg/kg dry	5	---	0.836	---	---	14	20%	
Silver	ND	0.0858	0.172	mg/kg dry	5	---	ND	---	---	---	20%	
Matrix Spike (0120499-MS1)			Prepared: 12/14/20 11:59	Analyzed: 12/16/20 17:50								

Apex Laboratories

The results in this report apply to the samples analyzed in accordance with the chain of custody document. This analytical report must be reproduced in its entirety.

Darwin Thomas, Business Development Director

Apex Laboratories, LLC

6700 S.W. Sandburg Street
Tigard, OR 97223
503-718-2323
ORELAP ID: **OR100062**

Anchor QEA, LLC	Project: **US Moorings - PDI**	
6720 SW Macadam Ave. Suite 125	Project Number: **000029-02.67**	**Report ID:**
Portland, OR 97219	Project Manager: **Ryan Barth**	**A0L0210 - 01 05 21 1328**

QUALITY CONTROL (QC) SAMPLE RESULTS

Total Metals by EPA 6020B (ICPMS)

Analyte	Result	Detection Limit	Reporting Limit	Units	Dilution	Spike Amount	Source Result	% REC	% REC Limits	RPD	RPD Limit	Notes
Batch 0120499 - EPA 3051A							**Sediment**					
Matrix Spike (0120499-MS1)			Prepared: 12/14/20 11:59		Analyzed: 12/16/20 17:50							
QC Source Sample: Non-SDG (A0L0212-02)												
EPA 6020B												
Arsenic	46.1	0.430	0.860	mg/kg dry	5	43.0	3.54	99	75-125%	---	---	
Barium	151	0.430	0.860	mg/kg dry	5	43.0	128	**54**	**75-125%**	---	---	Q-04
Cadmium	44.0	0.0860	0.172	mg/kg dry	5	43.0	0.152	102	75-125%	---	---	
Chromium	64.2	0.430	0.860	mg/kg dry	5	43.0	23.0	96	75-125%	---	---	
Lead	60.7	0.0860	0.172	mg/kg dry	5	43.0	7.78	123	75-125%	---	---	
Mercury	0.845	0.0344	0.0688	mg/kg dry	5	0.860	ND	94	75-125%	---	---	B-02
Selenium	20.7	0.430	0.860	mg/kg dry	5	21.5	0.836	92	75-125%	---	---	
Silver	22.0	0.0860	0.172	mg/kg dry	5	21.5	ND	102	75-125%	---	---	

Apex Laboratories

The results in this report apply to the samples analyzed in accordance with the chain of custody document. This analytical report must be reproduced in its entirety.

Darwin Thomas, Business Development Director

Apex Laboratories, LLC

6700 S.W. Sandburg Street
Tigard, OR 97223
503-718-2323
ORELAP ID: **OR100062**

Anchor QEA, LLC	Project: **US Moorings - PDI**	
6720 SW Macadam Ave. Suite 125	Project Number: **000029-02.67**	**Report ID:**
Portland, OR 97219	Project Manager: **Ryan Barth**	**A0L0210 - 01 05 21 1328**

QUALITY CONTROL (QC) SAMPLE RESULTS

Soluble Cyanide by UV Digestion/Gas Diffusion/Amperometric Detection

Analyte	Result	Detection Limit	Reporting Limit	Units	Dilution	Spike Amount	Source Result	% REC	% REC Limits	RPD	RPD Limit	Notes
Batch 0120343 - ASTM D7511-12mod (S)							**Soil**					
Blank (0120343-BLK1)			Prepared: 12/09/20 12:01		Analyzed: 12/09/20 12:58							
D7511-12												
Total Cyanide	ND	0.0500	0.100	mg/kg wet	1	---	---	---	---	---	---	
LCS (0120343-BS1)			Prepared: 12/09/20 12:01		Analyzed: 12/09/20 13:00							
D7511-12												
Total Cyanide	0.426	0.0500	0.100	mg/kg wet	1	0.400	---	106	84-116%	---	---	
Matrix Spike (0120343-MS2)			Prepared: 12/09/20 12:01		Analyzed: 12/09/20 13:36							
QC Source Sample: Non-SDG (A0L0212-02RE2)												
D7511-12												
Total Cyanide	1.10	0.0837	0.167	mg/kg dry	1	0.670	0.533	85	64-136%	---	---	Q-16
Matrix Spike Dup (0120343-MSD2)			Prepared: 12/09/20 12:01		Analyzed: 12/09/20 13:38							
QC Source Sample: Non-SDG (A0L0212-02RE2)												
Total Cyanide	1.06	0.0836	0.167	mg/kg dry	1	0.669	0.533	79	64-136%	4	47%	Q-16

Apex Laboratories

The results in this report apply to the samples analyzed in accordance with the chain of custody document. This analytical report must be reproduced in its entirety.

Darwin Thomas, Business Development Director

Apex Laboratories, LLC

6700 S.W. Sandburg Street
Tigard, OR 97223
503-718-2323
ORELAP ID: **OR100062**

Anchor QEA, LLC	Project: **US Moorings - PDI**	
6720 SW Macadam Ave. Suite 125	Project Number: **000029-02.67**	**Report ID:**
Portland, OR 97219	Project Manager: **Ryan Barth**	**A0L0210 - 01 05 21 1328**

QUALITY CONTROL (QC) SAMPLE RESULTS

Conventional Chemistry Parameters

Analyte	Result	Detection Limit	Reporting Limit	Units	Dilution	Spike Amount	Source Result	% REC	% REC Limits	RPD	RPD Limit	Notes
Batch 0120248 - DI Leach							**Soil**					
Duplicate (0120248-DUP1)			Prepared: 12/07/20 14:22		Analyzed: 12/07/20 14:57							
QC Source Sample: Non-SDG (A0L0209-01)												
Soil pH (measured in H2O)	**6.49**			pH Units	1	---	6.47	---	---	0.3	5%	pH_S
pH Temperature (deg C)	**22.6**			pH Units	1	---	22.6	---	---	0	30%	pH_S
Reference (0120248-SRM1)			Prepared: 12/07/20 14:22		Analyzed: 12/07/20 14:54							
EPA 9045D												
Soil pH (measured in H2O)	6.02			pH Units	1	6.00		100	33333-101.666	---	---	
pH Temperature (deg C)	22.1			pH Units	1	20.0		110	50-200%	---	---	
Reference (0120248-SRM2)			Prepared: 12/07/20 14:22		Analyzed: 12/07/20 15:00							
EPA 9045D												
Soil pH (measured in H2O)	7.97			pH Units	1	8.00		100	98.75-101.25%	---	---	
pH Temperature (deg C)	22.1			pH Units	1	20.0		110	50-200%	---	---	

Apex Laboratories

The results in this report apply to the samples analyzed in accordance with the chain of custody document. This analytical report must be reproduced in its entirety.

Darwin Thomas, Business Development Director

Apex Laboratories, LLC

6700 S.W. Sandburg Street
Tigard, OR 97223
503-718-2323
ORELAP ID: **OR100062**

Anchor QEA, LLC	Project: **US Moorings - PDI**	
6720 SW Macadam Ave. Suite 125	Project Number: **000029-02.67**	**Report ID:**
Portland, OR 97219	Project Manager: **Ryan Barth**	**A0L0210 - 01 05 21 1328**

QUALITY CONTROL (QC) SAMPLE RESULTS

Conventional Chemistry Parameters

Analyte	Result	Detection Limit	Reporting Limit	Units	Dilution	Spike Amount	Source Result	% REC	% REC Limits	RPD	RPD Limit	Notes
Batch 0120352 - Paint Filter							**Sediment**					
Duplicate (0120352-DUP1)			Prepared: 12/09/20 13:51		Analyzed: 12/09/20 13:56							
QC Source Sample: Non-SDG (A0L0212-02)												
Free Liquid	**DET**	0.00	0.00	mL	1	---	DET	---	---	**67**	**20%**	A-01, Q-04

Apex Laboratories

The results in this report apply to the samples analyzed in accordance with the chain of custody document. This analytical report must be reproduced in its entirety.

Darwin Thomas, Business Development Director

Apex Laboratories, LLC

6700 S.W. Sandburg Street
Tigard, OR 97223
503-718-2323
ORELAP ID: **OR100062**

Anchor QEA, LLC	Project: **US Moorings - PDI**	
6720 SW Macadam Ave. Suite 125	Project Number: **000029-02.67**	**Report ID:**
Portland, OR 97219	Project Manager: **Ryan Barth**	**A0L0210 - 01 05 21 1328**

QUALITY CONTROL (QC) SAMPLE RESULTS

Conventional Chemistry Parameters

Analyte	Result	Detection Limit	Reporting Limit	Units	Dilution	Spike Amount	Source Result	% REC	% REC Limits	RPD	RPD Limit	Notes
Batch 0120401 - Flashpoint							**Water**					
LCS (0120401-BS1)			Prepared: 12/10/20 14:11			Analyzed: 12/10/20 14:20						
EPA 1010M												
Flash Point (Ignitability)	144			°F	1	145	---	99	95-105%	---	---	

Apex Laboratories

The results in this report apply to the samples analyzed in accordance with the chain of custody document. This analytical report must be reproduced in its entirety.

Darwin Thomas, Business Development Director

Apex Laboratories, LLC

6700 S.W. Sandburg Street
Tigard, OR 97223
503-718-2323
ORELAP ID: **OR100062**

Anchor QEA, LLC	Project: **US Moorings - PDI**	
6720 SW Macadam Ave. Suite 125	Project Number: **000029-02.67**	**Report ID:**
Portland, OR 97219	Project Manager: **Ryan Barth**	**A0L0210 - 01 05 21 1328**

QUALITY CONTROL (QC) SAMPLE RESULTS

Percent Dry Weight

Analyte	Result	Detection Limit	Reporting Limit	Units	Dilution	Spike Amount	Source Result	% REC	% REC Limits	RPD	RPD Limit	Notes
Batch 0120316 - Total Solids (Dry Weight)							**Soil**					
Duplicate (0120316-DUP1)			Prepared: 12/09/20 07:42		Analyzed: 12/10/20 08:14							
QC Source Sample: Non-SDG (A0L0009-01)												
% Solids	**85.7**	1.00	1.00	%	1	---	85.3	---	---	0.5	10%	
Duplicate (0120316-DUP2)			Prepared: 12/09/20 07:42		Analyzed: 12/10/20 08:14							
QC Source Sample: Non-SDG (A0L0226-01)												
% Solids	**82.8**	1.00	1.00	%	1	---	82.6	---	---	0.2	10%	
Duplicate (0120316-DUP3)			Prepared: 12/09/20 07:42		Analyzed: 12/10/20 08:14							
QC Source Sample: Non-SDG (A0L0263-08)												
% Solids	**77.0**	1.00	1.00	%	1	---	78.6	---	---	2	10%	
Duplicate (0120316-DUP4)			Prepared: 12/09/20 07:42		Analyzed: 12/10/20 08:14							
QC Source Sample: Non-SDG (A0L0269-01)												
% Solids	**69.7**	1.00	1.00	%	1	---	71.9	---	---	3	10%	
Duplicate (0120316-DUP5)			Prepared: 12/09/20 19:37		Analyzed: 12/10/20 08:14							
QC Source Sample: Non-SDG (A0K0904-01)												
% Solids	**76.3**	1.00	1.00	%	1	---	76.9	---	---	0.7	10%	
Duplicate (0120316-DUP6)			Prepared: 12/09/20 19:37		Analyzed: 12/10/20 08:14							
QC Source Sample: Non-SDG (A0L0303-02)												
% Solids	**71.2**	1.00	1.00	%	1	---	70.3	---	---	1	10%	

No Client related Batch QC samples analyzed for this batch. See notes page for more information.

Apex Laboratories

The results in this report apply to the samples analyzed in accordance with the chain of custody document. This analytical report must be reproduced in its entirety.

Darwin Thomas, Business Development Director

Apex Laboratories, LLC

6700 S.W. Sandburg Street
Tigard, OR 97223
503-718-2323
ORELAP ID: **OR100062**

Anchor QEA, LLC	Project: **US Moorings - PDI**	
6720 SW Macadam Ave. Suite 125	Project Number: **000029-02.67**	**Report ID:**
Portland, OR 97219	Project Manager: **Ryan Barth**	**A0L0210 - 01 05 21 1328**

SAMPLE PREPARATION INFORMATION

Diesel and/or Oil Hydrocarbons by NWTPH-Dx

Prep: EPA 3546 (Fuels)

Lab Number	Matrix	Method	Sampled	Prepared	Sample Initial/Final	Default Initial/Final	RL Prep Factor
Batch: 0120395							
A0L0210-02RE1	SE	NWTPH-Dx	12/03/20 11:30	12/10/20 12:40	10.87g/5mL	10g/5mL	0.92

Gasoline Range Hydrocarbons (Benzene through Naphthalene) by NWTPH-Gx

Prep: EPA 5030B

Lab Number	Matrix	Method	Sampled	Prepared	Sample Initial/Final	Default Initial/Final	RL Prep Factor
Batch: 0120294							
A0L0210-01	WQ	NWTPH-Gx (MS)	12/03/20 11:00	12/08/20 14:42	5mL/5mL	5mL/5mL	1.00

Prep: EPA 5035A

Lab Number	Matrix	Method	Sampled	Prepared	Sample Initial/Final	Default Initial/Final	RL Prep Factor
Batch: 0120379							
A0L0210-02	SE	NWTPH-Gx (MS)	12/03/20 11:30	12/03/20 11:30	6.72g/5mL	5g/5mL	0.74

Volatile Organic Compounds by EPA 8260D

Prep: EPA 5030B

Lab Number	Matrix	Method	Sampled	Prepared	Sample Initial/Final	Default Initial/Final	RL Prep Factor
Batch: 0120294							
A0L0210-01	WQ	EPA 8260D	12/03/20 11:00	12/08/20 14:42	5mL/5mL	5mL/5mL	1.00

Prep: EPA 5035A

Lab Number	Matrix	Method	Sampled	Prepared	Sample Initial/Final	Default Initial/Final	RL Prep Factor
Batch: 0120379							
A0L0210-02	SE	5035A/8260D	12/03/20 11:30	12/03/20 11:30	6.72g/5mL	5g/5mL	0.74

Semivolatile Organic Compounds by EPA 8270E

Prep: EPA 3546

Lab Number	Matrix	Method	Sampled	Prepared	Sample Initial/Final	Default Initial/Final	RL Prep Factor
Batch: 0120529							
A0L0210-02	SE	EPA 8270E	12/03/20 11:30	12/15/20 07:26	15.17g/2mL	15g/2mL	0.99

Total Metals by EPA 6020B (ICPMS)

Apex Laboratories

The results in this report apply to the samples analyzed in accordance with the chain of custody document. This analytical report must be reproduced in its entirety.

Darwin Thomas, Business Development Director

Apex Laboratories, LLC

6700 S.W. Sandburg Street
Tigard, OR 97223
503-718-2323
ORELAP ID: **OR100062**

Anchor QEA, LLC	Project: **US Moorings - PDI**	
6720 SW Macadam Ave. Suite 125	Project Number: **000029-02.67**	**Report ID:**
Portland, OR 97219	Project Manager: **Ryan Barth**	**A0L0210 - 01 05 21 1328**

SAMPLE PREPARATION INFORMATION

Total Metals by EPA 6020B (ICPMS)

Prep: EPA 3051A

Lab Number	Matrix	Method	Sampled	Prepared	Sample Initial/Final	Default Initial/Final	RL Prep Factor
Batch: 0120499							
A0L0210-02	SE	EPA 6020B	12/03/20 11:30	12/14/20 11:59	0.47g/50mL	0.5g/50mL	1.06

Soluble Cyanide by UV Digestion/Gas Diffusion/Amperometric Detection

Prep: ASTM D7511-12mod (S)

Lab Number	Matrix	Method	Sampled	Prepared	Sample Initial/Final	Default Initial/Final	RL Prep Factor
Batch: 0120343							
A0L0210-02RE1	SE	D7511-12	12/03/20 11:30	12/09/20 12:01	2.5241g/50mL	2.5g/50mL	0.99

Conventional Chemistry Parameters

Prep: DI Leach

Lab Number	Matrix	Method	Sampled	Prepared	Sample Initial/Final	Default Initial/Final	RL Prep Factor
Batch: 0120248							
A0L0210-02	SE	EPA 9045D	12/03/20 11:30	12/07/20 14:22	15.0065g/15mL	20g/20mL	NA

Prep: Flashpoint

Lab Number	Matrix	Method	Sampled	Prepared	Sample Initial/Final	Default Initial/Final	RL Prep Factor
Batch: 0120401							
A0L0210-02	SE	EPA 1010M	12/03/20 11:30	12/10/20 14:11			NA

Prep: Paint Filter

Lab Number	Matrix	Method	Sampled	Prepared	Sample Initial/Final	Default Initial/Final	RL Prep Factor
Batch: 0120352							
A0L0210-02	SE	EPA 9095B	12/03/20 11:30	12/09/20 13:37			NA

Percent Dry Weight

Prep: Total Solids (Dry Weight)

Lab Number	Matrix	Method	Sampled	Prepared	Sample Initial/Final	Default Initial/Final	RL Prep Factor
Batch: 0120316							
A0L0210-02	SE	EPA 8000D	12/03/20 11:30	12/09/20 13:23			NA

Apex Laboratories

Darwin Thomas, Business Development Director

The results in this report apply to the samples analyzed in accordance with the chain of custody document. This analytical report must be reproduced in its entirety.

Apex Laboratories, LLC

6700 S.W. Sandburg Street
Tigard, OR 97223
503-718-2323
ORELAP ID: **OR100062**

Anchor QEA, LLC	Project: **US Moorings - PDI**	
6720 SW Macadam Ave. Suite 125	Project Number: **000029-02.67**	**Report ID:**
Portland, OR 97219	Project Manager: **Ryan Barth**	**A0L0210 - 01 05 21 1328**

QUALIFIER DEFINITIONS

Client Sample and Quality Control (QC) Sample Qualifier Definitions:

Apex Laboratories

A-01	Contains free liquid.
B-02	Analyte detected in an associated blank at a level between one-half the MRL and the MRL. (See Notes and Conventions below.)
E	Estimated Value. The result is above the calibration range of the instrument.
E-05	Estimated Result. Initial Calibration Verification (ICV) failed high. No affect on non-detect results.
EST	Result reported as an Estimated Value. Results Estimated. Initial Calibration level refit percent error failed method criteria.
F-03	The result for this hydrocarbon range is elevated due to the presence of individual analyte peaks in the quantitation range that are not representative of the fuel pattern reported.
F-17	No fuel pattern detected. The Diesel result represents carbon range C12 to C24, and the Oil result represents >C24 to C40.
J	Estimated Result. Result detected below the lowest point of the calibration curve, but above the specified MDL.
M-05	Estimated results. Peak separation for structural isomers is insufficient for accurate quantification.
pH_S	Method recommends preparation 'as soon as possible'. See Sample Preparation Information section of report for details. Consult regulator or permit manager to determine the usability of data for intended purpose.
Q-01	Spike recovery and/or RPD is outside acceptance limits.
Q-04	Spike recovery and/or RPD is outside control limits due to a non-homogeneous sample matrix.
Q-05	Analyses are not controlled on RPD values from sample and duplicate concentrations that are below 5 times the reporting level.
Q-16	Reanalysis of an original Batch QC sample.
Q-17	RPD between original and duplicate sample is outside of established control limits.
Q-18	Matrix Spike results for this extraction batch are not reported due to the high dilution necessary for analysis of the source sample.
Q-29	Recovery for Lab Control Spike (LCS) is above the upper control limit. Data may be biased high.
Q-31	Estimated Results. Recovery of Continuing Calibration Verification sample below lower control limit for this analyte. Results are likely biased low.
Q-41	Estimated Results. Recovery of Continuing Calibration Verification sample above upper control limit for this analyte. Results are likely biased high.
Q-42	Matrix Spike and/or Duplicate analysis was performed on this sample. % Recovery or RPD for this analyte is outside laboratory control limits. (Refer to the QC Section of Analytical Report.)
Q-52	Due to known erratic recoveries, the result and reporting levels for this analyte are reported as Estimated Values. This analyte may not have passed all QC requirements for this method.
Q-54	Daily Continuing Calibration Verification recovery for this analyte failed the +/-20% criteria listed in EPA method 8260/8270 by +18%. The results are reported as Estimated Values.
Q-54a	Daily Continuing Calibration Verification recovery for this analyte failed the +/-20% criteria listed in EPA method 8260/8270 by +38%. The results are reported as Estimated Values.

Apex Laboratories

The results in this report apply to the samples analyzed in accordance with the chain of custody document. This analytical report must be reproduced in its entirety.

Darwin Thomas, Business Development Director

Apex Laboratories, LLC

6700 S.W. Sandburg Street
Tigard, OR 97223
503-718-2323
ORELAP ID: **OR100062**

Anchor QEA, LLC	Project: **US Moorings - PDI**	
6720 SW Macadam Ave. Suite 125	Project Number: **000029-02.67**	**Report ID:**
Portland, OR 97219	Project Manager: **Ryan Barth**	**A0L0210 - 01 05 21 1328**

Q-54b	Daily Continuing Calibration Verification recovery for this analyte failed the +/-20% criteria listed in EPA method 8260/8270 by +4%. The results are reported as Estimated Values.
Q-54c	Daily Continuing Calibration Verification recovery for this analyte failed the +/-20% criteria listed in EPA method 8260/8270 by +5%. The results are reported as Estimated Values.
Q-54d	Daily Continuing Calibration Verification recovery for this analyte failed the +/-20% criteria listed in EPA method 8260/8270 by +9%. The results are reported as Estimated Values.
Q-54e	Daily Continuing Calibration Verification recovery for this analyte failed the +/-20% criteria listed in EPA method 8260/8270 by -7%. The results are reported as Estimated Values.
Q-54f	Daily Continuing Calibration Verification recovery for this analyte failed the +/-20% criteria listed in EPA method 8260/8270 by -8%. The results are reported as Estimated Values.
Q-55	Daily CCV/LCS recovery for this analyte was below the +/-20% criteria listed in EPA 8260, however there is adequate sensitivity to ensure detection at the reporting level.
Q-56	Daily CCV/LCS recovery for this analyte was above the +/-20% criteria listed in EPA 8260
S-05	Surrogate recovery is estimated due to sample dilution required for high analyte concentration and/or matrix interference.
V-15	Sample aliquot was subsampled from the sample container. The subsampled aliquot was preserved in the laboratory within 48 hours of sampling.

Apex Laboratories

The results in this report apply to the samples analyzed in accordance with the chain of custody document. This analytical report must be reproduced in its entirety.

Darwin Thomas, Business Development Director

Apex Laboratories, LLC

6700 S.W. Sandburg Street
Tigard, OR 97223
503-718-2323
ORELAP ID: **OR100062**

Anchor QEA, LLC	Project: **US Moorings - PDI**	
6720 SW Macadam Ave. Suite 125	Project Number: **000029-02.67**	**Report ID:**
Portland, OR 97219	Project Manager: **Ryan Barth**	**A0L0210 - 01 05 21 1328**

REPORTING NOTES AND CONVENTIONS:

Abbreviations:

DET Analyte DETECTED at or above the detection or reporting limit.

ND Analyte NOT DETECTED at or above the detection or reporting limit.

NR Result Not Reported

RPD Relative Percent Difference. RPDs for Matrix Spikes and Matrix Spike Duplicates are based on concentration, not recovery.

Detection Limits: Limit of Detection (LOD)

Limits of Detection (LODs) are normally set at a level of one half the validated Limit of Quantitation (LOQ).
If no value is listed ('-----'), then the data has not been evaluated below the Reporting Limit.

Reporting Limits: Limit of Quantitation (LOQ)

Validated Limits of Quantitation (LOQs) are reported as the Reporting Limits for all analyses where the LOQ, MRL, PQL or CRL are requested. The LOQ represents a level at or above the low point of the calibration curve, that has been validated according to Apex Laboratories' comprehensive LOQ policies and procedures.

Reporting Conventions:

Basis: Results for soil samples are generally reported on a 100% dry weight basis.
The Result Basis is listed following the units as " dry", " wet", or " " (blank) designation.

" dry" Sample results and Reporting Limits are reported on a dry weight basis. (i.e. "ug/kg dry")
See Percent Solids section for details of dry weight analysis.

" wet" Sample results and Reporting Limits for this analysis are normally dry weight corrected, but have not been modified in this case.

" " Results without 'wet' or 'dry' designation are not normally dry weight corrected. These results are considered 'As Received'.

QC Source:

In cases where there is insufficient sample provided for Sample Duplicates and/or Matrix Spikes, a Lab Control Sample Duplicate (LCS Dup) may be analyzed to demonstrate accuracy and precision of the extraction batch.

Non-Client Batch QC Samples (Duplicates and Matrix Spike/Duplicates) may not be included in this report. Please request a Full QC report if this data is required.

Miscellaneous Notes:

" --- " QC results are not applicable. For example, % Recoveries for Blanks and Duplicates, % RPD for Blanks, Blank Spikes and Matrix Spikes, etc.

" *** " Used to indicate a possible discrepancy with the Sample and Sample Duplicate results when the %RPD is not available. In this case, either the Sample or the Sample Duplicate has a reportable result for this analyte, while the other is Non Detect (ND).

Blanks:

Standard practice is to evaluate the results from Blank QC Samples down to a level equal to ½ the Reporting Limit (RL).
-For Blank hits falling between ½ the RL and the RL (J flagged hits), the associated sample and QC data will receive a 'B-02' qualifier.
-For Blank hits above the RL, the associated sample and QC data will receive a 'B' qualifier, per Apex Laboratories' Blank Policy.
For further details, please request a copy of this document.

Apex Laboratories

The results in this report apply to the samples analyzed in accordance with the chain of custody document. This analytical report must be reproduced in its entirety.

Darwin Thomas, Business Development Director

Apex Laboratories, LLC

6700 S.W. Sandburg Street
Tigard, OR 97223
503-718-2323
ORELAP ID: **OR100062**

Anchor QEA, LLC	Project: **US Moorings - PDI**	
6720 SW Macadam Ave. Suite 125	Project Number: **000029-02.67**	**Report ID:**
Portland, OR 97219	Project Manager: **Ryan Barth**	**A0L0210 - 01 05 21 1328**

REPORTING NOTES AND CONVENTIONS (Cont.):

Blanks (Cont.):

Sample results flagged with a 'B' or 'B-02' qualifier are potentially biased high if the sample results are less than ten times the level found in the blank for inorganic analyses, or less than five times the level found in the blank for organic analyses.

'B' and 'B-02' qualifications are only applied to sample results detected above the Reporting Level.

Preparation Notes:

Mixed Matrix Samples:

Water Samples:

Water samples containing significant amounts of sediment are decanted or separated prior to extraction, and only the water portion analyzed, unless otherwise directed by the client.

Soil and Sediment Samples:

Soil and Sediment samples containing significant amounts of water are decanted prior to extraction, and only the solid portion analyzed, unless otherwise directed by the client.

Sampling and Preservation Notes:

Certain regulatory programs, such as National Pollutant Discharge Elimination System (NPDES), require that activities such as sample filtration (for dissolved metals, orthophosphate, hexavalent chromium, etc.) and testing of short hold analytes (pH, Dissolved Oxygen, etc.) be performed in the field (on-site) within a short time window. In addition, sample matrix spikes are required for some analyses, and sufficient volume must be provided, and billable site specific QC requested, if this is required. All regulatory permits should be reviewed to ensure that these requirements are being met.

Data users should be aware of which regulations pertain to the samples they submit for testing. If related sample collection activities are not approved for a particular regulatory program, results should be considered estimates. Apex Laboratories will qualify these analytes according to the most stringent requirements, however results for samples that are for non-regulatory purposes may be acceptable.

Samples that have been filtered and preserved at Apex Laboratories per client request are listed in the preparation section of the report with the date and time of filtration listed.

Apex Laboratories maintains detailed records on sample receipt, including client label verification, cooler temperature, sample preservation, hold time compliance and field filtration. Data is qualified as necessary, and the lack of qualification indicates compliance with required parameters.

Apex Laboratories

Darwin Thomas, Business Development Director

The results in this report apply to the samples analyzed in accordance with the chain of custody document. This analytical report must be reproduced in its entirety.

Apex Laboratories, LLC

6700 S.W. Sandburg Street
Tigard, OR 97223
503-718-2323
ORELAP ID: **OR100062**

Anchor QEA, LLC	Project: **US Moorings - PDI**	
6720 SW Macadam Ave. Suite 125	Project Number: **000029-02.67**	**Report ID:**
Portland, OR 97219	Project Manager: **Ryan Barth**	**A0L0210 - 01 05 21 1328**

LABORATORY ACCREDITATION INFORMATION

ORELAP Certification ID: OR100062 (Primary Accreditation) - EPA ID: OR01039

All methods and analytes reported from work performed at Apex Laboratories are included on Apex Laboratories' ORELAP Scope of Certification, with the exception of any analyte(s) listed below:

Apex Laboratories

Matrix	Analysis	TNI_ID	Analyte	TNI_ID	Accreditation

All reported analytes are included in Apex Laboratories' current ORELAP scope.

Secondary Accreditations

Apex Laboratories also maintains reciprocal accreditation with non-TNI states (Washington DOE), as well as other state specific accreditations not listed here.

Subcontract Laboratory Accreditations

Subcontracted data falls outside of Apex Laboratories' Scope of Accreditation.
Please see the Subcontract Laboratory report for full details, or contact your Project Manager for more information.

Field Testing Parameters

Results for Field Tested data are provded by the client or sampler, and fall outside of Apex Laboratories' Scope of Accreditation.

Apex Laboratories

The results in this report apply to the samples analyzed in accordance with the chain of custody document. This analytical report must be reproduced in its entirety.

Darwin Thomas, Business Development Director

Apex Laboratories, LLC

6700 S.W. Sandburg Street
Tigard, OR 97223
503-718-2323
ORELAP ID: **OR100062**

Anchor QEA, LLC	Project: **US Moorings - PDI**	
6720 SW Macadam Ave. Suite 125	Project Number: **000029-02.67**	**Report ID:**
Portland, OR 97219	Project Manager: **Ryan Barth**	**A0L0210 - 01 05 21 1328**

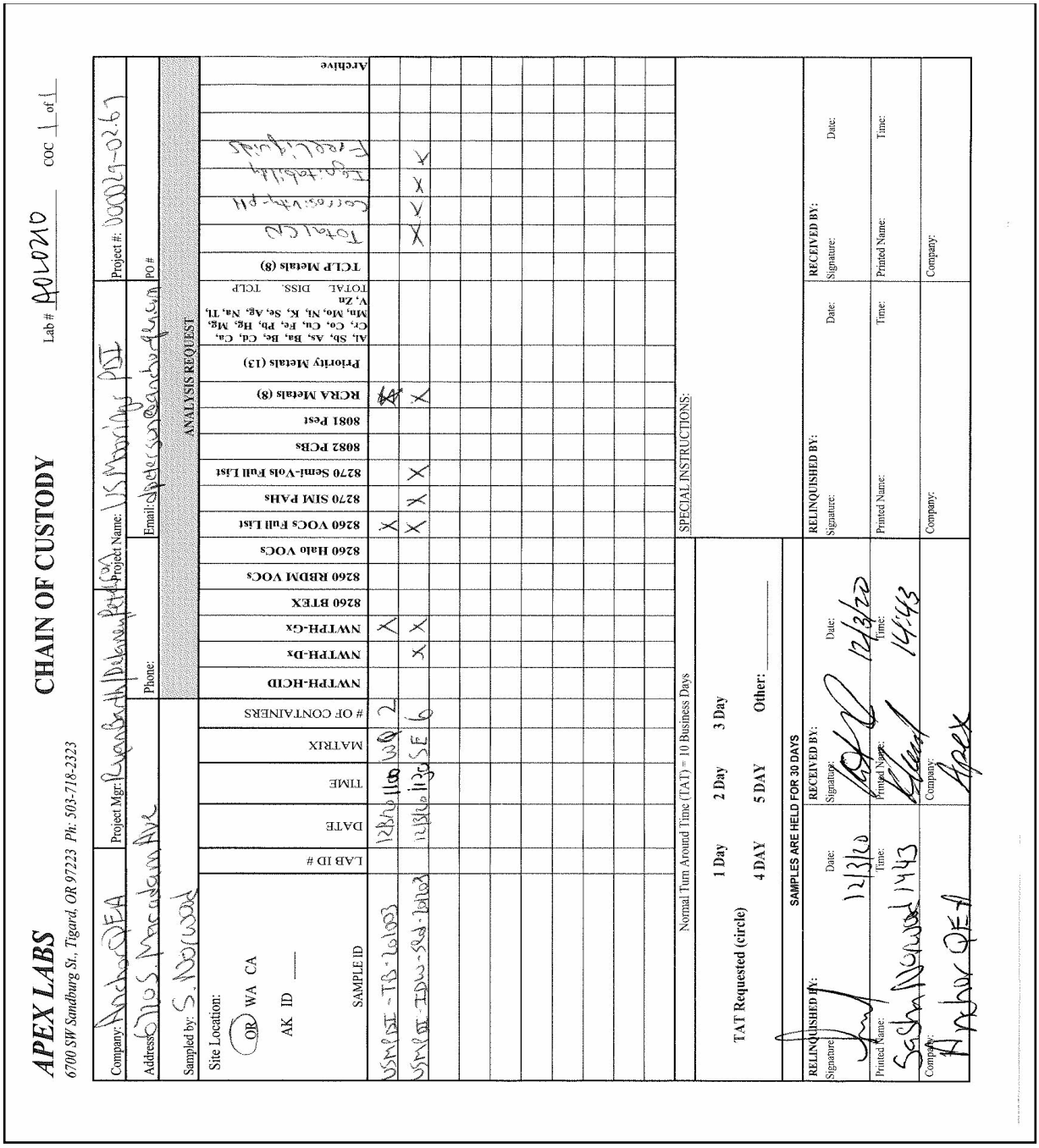

APEX LABS
6700 SW Sandburg St., Tigard, OR 97223 Ph: 503-718-2323

CHAIN OF CUSTODY

Lab # A0L0210 COC 1 of 1

Company: Anchor QEA | Project Mgr: Ryan Barth / Delaney Peterson | Project Name: US Moorings PDI | Project #: 000029-02.67

Address: 6710 S. Macadam Ave | Phone: | Email: dpeterson@anchorqea.com | PO #

Sampled by: S. Norwood

Site Location: OR WA CA AK ID ___

ANALYSIS REQUEST

SAMPLE ID	LAB ID #	DATE	TIME	MATRIX	# OF CONTAINERS	NWTPH-HCID	NWTPH-Dx	NWTPH-Gx	8260 BTEX	8260 RBDM VOCs	8260 Halo VOCs	8260 VOCs Full List	8270 SIM PAHs	8270 Semi-Vols Full List	8082 PCBs	8081 Pest	RCRA Metals (8)	Priority Metals (13)	Al, Sb, As, Ba, Be, Cd, Ca, Cr, Co, Cu, Fe, Pb, Hg, Mg, Mn, Mo, Ni, K, Se, Ag, Na, Tl, V, Zn TOTAL DISS. TCLP	TCLP Metals (8)	Total Cn	Corrosivity-pH	Ignitability	Free Liquids			Archive
USMP DI - TB - 201003		12/3/20	1100	WQ	2			X				X									X	X	X	X			
USMP DI - IDW - Sed - 201003		12/3/20	1130	SE	6		X	X				X	X	X			X										

Normal Turn Around Time (TAT) = 10 Business Days

TAT Requested (circle): 1 Day 2 Day 3 Day 4 DAY 5 DAY Other: ___

SAMPLES ARE HELD FOR 30 DAYS

SPECIAL INSTRUCTIONS:

RELINQUISHED BY:	RECEIVED BY:	RELINQUISHED BY:	RECEIVED BY:
Signature: [signature] Date: 12/3/20	Signature: [signature] Date: 12/3/20	Signature: Date:	Signature: Date:
Printed Name: Sasha Norwood Time: 1443	Printed Name: [signature] Time: 14:43	Printed Name: Time:	Printed Name: Time:
Company: Anchor QEA	Company: Apex	Company:	Company:

Apex Laboratories

Darwin Thomas, Business Development Director

The results in this report apply to the samples analyzed in accordance with the chain of custody document. This analytical report must be reproduced in its entirety.

Apex Laboratories, LLC

6700 S.W. Sandburg Street
Tigard, OR 97223
503-718-2323
ORELAP ID: **OR100062**

Anchor QEA, LLC	Project: **US Moorings - PDI**	
6720 SW Macadam Ave. Suite 125	Project Number: **000029-02.67**	**Report ID:**
Portland, OR 97219	Project Manager: **Ryan Barth**	**A0L0210 - 01 05 21 1328**

APEX LABS COOLER RECEIPT FORM

Client: Anchor QEA Element WO#: A0 L0210

Project/Project #: US Moorings PDI/000029-02.67

Delivery Info:

Date/time received: 12/3/20 @ ~~14:50~~ 14:43 OB 12/7/20 By: KMS

Delivered by: Apex____ Client X ESS____ FedEx____ UPS____ Swift____ Senvoy____ SDS____ Other____

Cooler Inspection Date/time inspected: 12/3/20 @ 14:50 By: KMS

Chain of Custody included? Yes X No ___ Custody seals? Yes____ No X

Signed/dated by client? Yes X No ___

Signed/dated by Apex? Yes X No ___

	Cooler #1	Cooler #2	Cooler #3	Cooler #4	Cooler #5	Cooler #6	Cooler #7
Temperature (°C)	KMS 12/3 ~~5.6~~ 0.8						
Received on ice? (Y/N)	Y						
Temp. blanks? (Y/N)	Y						
Ice type: (Gel/Real/Other)	Real						
Condition:	Good						

Cooler out of temp? (Y/N) Possible reason why:____

If some coolers are in temp and some out, were green dots applied to out of temperature samples? Yes/No/NA

Out of temperature samples form initiated? Yes/No/NA

Samples Inspection: Date/time inspected: 12/5/20 @ 1115 By: AKK

All samples intact? Yes X No ___ Comments:____

Bottle labels/COCs agree? Yes ~~X~~ No X AKK 12/5/20 Comments: ID suffix + D on 1/2 jars reads 201103 & 11/03/20. TB #'s 2319, 2321.

COC/container discrepancies form initiated? Yes ___ No X

Containers/volumes received appropriate for analysis? Yes X No ___ Comments:____

Do VOA vials have visible headspace? Yes ___ No X NA ___

Comments____

Water samples: pH checked: Yes___ No___ NA X pH appropriate? Yes___ No___ NA X

Comments:____

Additional information:____

Labeled by: AKK Witness: [signature] Cooler Inspected by: AKK See Project Contact Form: Y

Apex Laboratories

The results in this report apply to the samples analyzed in accordance with the chain of custody document. This analytical report must be reproduced in its entirety.

Darwin Thomas, Business Development Director

APEX LABORATORIES, LLC
6700 SW Sandburg St. Tigard OR 97223 phone 503-718-2323

Sample Receipt Documentation
(Work orders, Chain of Custody & Cooler Receipt Forms)

A0L0210

Apex Laboratories

Client: Anchor QEA, LLC
Project: US Moorings - PDI

Project Manager: Darwin Thomas
Project Number: 000029-02.67

Report To:
Anchor QEA, LLC
Ryan Barth
6720 SW Macadam Ave. Suite 125
Portland, OR 97219
Phone: (503) 670-1108
Fax: na

Invoice To:
Anchor QEA, LLC
Cindy Fields
6720 SW Macadam Ave. Suite 125
Portland, OR 97219
Phone :(503) 670-1108
Fax: na

Date Due: 12/17/20 17:00 (10 day TAT)

Received By: Kristen Sherwood
Date Received: 12/03/20 14:43

Logged In By: Anissa Kepa
Date Logged In: 12/07/20 13:30

Cooler #1 received at 0.8°C

Custody Seals	No	Containers Intact	Yes	COC/Labels Agree	No	PH Confirmed	No	Received On Ice	Yes
Temperature OK	Yes								

Analysis	Due	TAT	Expires	Comments
A0L0210-01 USMPDI-TB-201003 [Water] Sampled 12/03/20 11:00 (GMT-08:00) Pacific Time (US & Canada) 2 Containers				**#2319, 2321.**
Project Mgmt				
Data Package	01/21/21 17:00	10	03/12/21 11:00	
Volatiles				
8260D Full List	12/16/20 17:00	10	12/17/20 11:00	
NWTPH-Gx	12/10/20 17:00	5	12/17/20 11:00	
A0L0210-02 USMPDI-IDW-Sed-201203 [Sediment] Sampled 12/03/20 11:30 (GMT-08:00) Pacific Time (US & Canada) 6 Containers				**ID suffix & D on 1/2 jars reads 201103 & 11/03/20.**
Dry Weight				
Dry Weight	12/08/20 17:00	3	06/01/21 11:30	
Fuels				
NWTPH-Dx (Diesel/Oil)	12/10/20 17:00	5	12/17/20 11:30	
Metals				
Metals, RCRA 8	12/16/20 17:00	10	06/01/21 11:30	
Semivols (Scan)				
8270E LL Full List	12/16/20 17:00	10	12/17/20 11:30	
Volatiles				
8260D Full List	12/16/20 17:00	10	12/05/20 11:30	
NWTPH-Gx	12/10/20 17:00	5	12/05/20 11:30	
Wet Chem				
1010M - Flashpoint of Liquids/Soils	12/16/20 17:00	10	12/17/20 11:30	
Cyanide, Total (ASTM D7511, OIA)	12/16/20 17:00	10	12/17/20 11:30	
Paint Filter Test (9095B)	12/16/20 17:00	10	12/31/20 11:30	
pH - EPA 9045D (non-aq)	12/16/20 17:00	10	12/03/20 11:44	

Reviewed By

Date

A0L0210

Apex Laboratories

Client:	**Anchor QEA, LLC**	**Project Manager:**	**Darwin Thomas**
Project:	**US Moorings - PDI**	**Project Number:**	**000029-02.67**

Analysis groups included in this work order

Metals, RCRA 8

Ag (Silver) - 6020B - Total	As (Arsenic) - 6020B - Total	Ba (Barium) - 6020B - Total	Cd (Cadmium) - 6020B - Total
Cr (Chromium) - 6020B - Total	Hg (Mercury) - 6020B - Total	Pb (Lead) - 6020B - Total	Se (Selenium) - 6020B - Total

Reviewed By

Date

APEX LABS

6700 SW Sandburg St., Tigard, OR 97223 Ph: 503-718-2323

CHAIN OF CUSTODY

Lab # A0L0209 COC 1 of 1

Company: Anchor QEA	Project Mgr: R. Barth/D. Peterson	Project Name: Nav Channel PDI	Project #: 030029-02.66
Address: 6720 S. Macadam Ave	Phone:	Email: dpeterson@anchorqea.com	PO #
Sampled by: S. Norwood			

Site Location: OR WA CA AK ID ____

ANALYSIS REQUEST

SAMPLE ID	LAB ID #	DATE	TIME	MATRIX	# OF CONTAINERS	NWTPH-HCID	NWTPH-Dx	NWTPH-Gx	8260 BTEX	8260 RBDM VOCs	8260 Halo VOCs	8260 VOCs Full List	8270 SIM PAHs	8270 Semi-Vols Full List	8082 PCBs	8081 Pest	RCRA Metals (8)	Priority Metals (13)	Al, Sb, As, Ba, Be, Cd, Ca, Cr, Co, Cu, Fe, Pb, Hg, Mg, Mn, Mo, Ni, K, Se, Ag, Na, Tl, V, Zn TOTAL DISS. TCLP	TCLP Metals (8)	Total CN	Corrosivity-pH	Ignitability	Free Liquids			Archive
NCPDI-IDW-SED-201202		12/2/20	1400	SE	6		X	X				X	X	X			X				X	X	X	X			
NCPDI-TB-201202		↓	1300	WQ	2			X				X															

Normal Turn Around Time (TAT) = 10 Business Days

TAT Requested (circle) 1 Day 2 Day 3 Day 4 DAY 5 DAY Other: ____

SPECIAL INSTRUCTIONS:

SAMPLES ARE HELD FOR 30 DAYS

RELINQUISHED BY:	RECEIVED BY:	RELINQUISHED BY:	RECEIVED BY:
Signature: Date: 12/3/20	Signature: Date: 12/3/20	Signature: Date:	Signature: Date:
Printed Name: Sasha Norwood Time: 1443	Printed Name: Time: 14:43	Printed Name: Time:	Printed Name: Time:
Company: Anchor QEA	Company: Apex	Company:	Company:

APEX LABS COOLER RECEIPT FORM

Client: Anchor QEA Element WO#: A0 L0209

Project/Project #: Nav Chanel / USM 000029-02.6~~4~~6 / 000029-02 (ku 12/3)

Delivery Info:

Date/time received: 12/3/20 @ ~~14:50~~ 14:43 (ab 12/7) By: KMS

Delivered by: Apex___ Client X ESS___ FedEx___ UPS___ Swift___ Senvoy___ SDS___ Other___

Cooler Inspection Date/time inspected: 12/3/20 @ 14:50 By: KMS

Chain of Custody included? Yes X No ___ Custody seals? Yes___ No X

Signed/dated by client? Yes X No ___

Signed/dated by Apex? Yes X No ___

	Cooler #1	Cooler #2	Cooler #3	Cooler #4	Cooler #5	Cooler #6	Cooler #7
Temperature (°C)	5-6						
Received on ice? (Y/N)	Y						
Temp. blanks? (Y/N)	Y						
Ice type: (Gel/Real/Other)	Real						
Condition:	Good						

Cooler out of temp? (Y/N) Possible reason why:

If some coolers are in temp and some out, were green dots applied to out of temperature samples? Yes/No/NA

Out of temperature samples form initiated? Yes/No/NA

Samples Inspection: Date/time inspected: 12/5/20 @ 1115 By: AKK

All samples intact? Yes X No ___ Comments:

Bottle labels/COCs agree? Yes X No ___ Comments: TB #2313

COC/container discrepancies form initiated? Yes ___ No X

Containers/volumes received appropriate for analysis? Yes X No ___ Comments:

Do VOA vials have visible headspace? Yes ___ No X NA ___

Comments

Water samples: pH checked: Yes___ No___ NA X pH appropriate? Yes___ No___ NA X

Comments:

Additional information:

Labeled by: AKK Witness: [signature] Cooler Inspected by: AKK See Project Contact Form: Y

APEX LABORATORIES, LLC
6700 SW Sandburg St. Tigard OR 97223 phone 503-718-2323

CLP-Like Forms

Apex Laboratories

SDG: A0L0210

CLASS: GC

METHOD: NWTPH-Dx

ANALYSES DATA PACKAGE COVER PAGE

NWTPH-Dx

Laboratory: Apex Laboratories
SDG: A0L0210
Client: Anchor QEA, LLC
Project: US Moorings - PDI

Client Sample Id:	Lab Sample Id:	Matrix
USMPDI-IDW-Sed-201203	A0L0210-02	SE

I certify that this data package is in compliance with the terms and conditions of the contract, both technically and for completeness, for other than the conditions detailed above. Release of the data contained in this hardcopy data package and in computer-readable data submitted on diskette has been autorized by the Laboratory Manager or the Manager's designee, as verified by the following signatures.

Signature:
Name: David G. Jack

Forms Created: 1/12/2021 3:34PM
Title: Technical Manager

METHOD DETECTION AND REPORTING LIMITS

NWTPH-Dx

Laboratory: Apex Laboratories **SDG:** A0L0210

Client: Anchor QEA, LLC **Project:** US Moorings - PDI

Batch Matrix: Sediment

Analyte	MDL	MRL	Units
Diesel	10.0	20.0	mg/kg
Oil	20.0	40.0	mg/kg

Note: MDLs are listed only if the corresponding analyte was evalutated to the MDL in this report .

ORGANIC ANALYSIS DATA SHEET

NWTPH-Dx

USMPDI-IDW-Sed-201203

Laboratory:	Apex Laboratories			SDG:	A0L0210
Client:	Anchor QEA, LLC			Project:	US Moorings - PDI
Matrix:	SE	Laboratory ID:	A0L0210-02RE1	File ID:	1R121010.D
Sampled:	12/03/20 11:30	Prepared:	12/10/20 12:40	Analyzed:	12/10/20 22:48
Solids:	73.99	Preparation:	EPA 3546 (Fuels)	Initial/Final:	10.87 g / 5 mL
Batch:	0120395	Sequence:	0L10051	Calibration:	A0I1001
Instrument:	DUALFID1R				

CAS NO.	COMPOUND	DILUTION	CONC. (mg/kg dry)	Q
68334-30-5	Diesel	1	12.4	U
Oil	Oil	1	215	

SYSTEM MONITORING COMPOUND	ADDED (mg/kg dry)	CONC (mg/kg dry)	% REC	QC LIMITS	Q
o-Terphenyl (Surr)	31.1	29.4	95	50 - 150	

* Values outside of QC limits

PREPARATION BATCH SUMMARY

NWTPH-Dx

Laboratory: Apex Laboratories SDG: A0L0210

Client: Anchor QEA, LLC Project: US Moorings - PDI

Batch: 0120395 Batch Matrix: Sediment Preparation: EPA 3546 (Fuels)

SAMPLE NAME	LAB SAMPLE ID	LAB FILE ID	DATE PREPARED	OBSERVATIONS
Blank	0120395-BLK1	1R121006.D	12/10/20 12:40	
LCS	0120395-BS1	1R121007.D	12/10/20 12:40	
USMPDI-IDW-Sed-201203	A0L0210-02RE1	1R121010.D	12/10/20 12:40	

Note: Client samples are listed only if they are included in this report.
Duplicates and Matrix Spike/Duplicates QC Samples are only listed if sourced from a sample included in this report.

METHOD BLANK DATA SHEET
NWTPH-Dx

Laboratory:	Apex Laboratories			SDG:	A0L0210
Client:	Anchor QEA, LLC			Project:	US Moorings - PDI
Matrix:	Sediment	Laboratory ID:	0120395-BLK1	File ID:	1R121006.D
Prepared:	12/10/20 12:40	Preparation:	EPA 3546 (Fuels)	Initial/Final:	11 g / 5 mL
Analyzed:	12/10/20 21:18	Instrument:	DUALFID1R		
Batch:	0120395	Sequence:	0L10051	Calibration:	A0I1001

CAS NO.	COMPOUND	CONC. (mg/kg wet)	Q
68334-30-5	Diesel	9.09	U
Oil	Oil	18.2	U

SYSTEM MONITORING COMPOUND	ADDED (mg/kg wet)	CONC (mg/kg wet)	% REC	QC LIMITS	Q
o-Terphenyl (Surr)	22.7	24.3	107	50 - 150	

LCS / LCS DUPLICATE RECOVERY

NWTPH-Dx

Laboratory:	Apex Laboratories	SDG:	A0L0210
Client:	Anchor QEA, LLC	Project:	US Moorings - PDI
Matrix:	Sediment		
Batch:	0120395	Laboratory ID:	0120395-BS1
Preparation:	EPA 3546 (Fuels)	Initial/Final:	10 g / 5 mL

COMPOUND	SPIKE ADDED (mg/kg wet)	LCS CONCENTRATION (mg/kg wet)	LCS % REC. (*=Out)	QC LIMITS REC.
Diesel	125	125	100	73 - 115

* = Values outside of QC limits

ANALYSIS BATCH (SEQUENCE) SUMMARY

NWTPH-Dx

Laboratory:	Apex Laboratories	SDG:	A0L0210
Client:	Anchor QEA, LLC	Project:	US Moorings - PDI
Sequence:	0I09044	Instrument:	DUALFID1R
Matrix:	Sediment	Calibration:	A0I1001

Sample Name	Lab Sample ID	Lab File ID	Analysis Date/Time
Initial Cal Blank	0I09044-ICB1	1R090903.D	09/09/20 16:55
Cal Standard	0I09044-CAL1	1R090904.D	09/09/20 17:19
Cal Standard	0I09044-CAL2	1R090905.D	09/09/20 17:42
Cal Standard	0I09044-CAL3	1R090906.D	09/09/20 21:15
Cal Standard	0I09044-CAL4	1R090907.D	09/09/20 21:38
Cal Standard	0I09044-CAL5	1R090908.D	09/09/20 22:00
Cal Standard	0I09044-CAL6	1R090909.D	09/09/20 22:24
Cal Standard	0I09044-CAL7	1R090910.D	09/09/20 22:47
Cal Standard	0I09044-CAL8	1R090911.D	09/09/20 23:09
Cal Standard	0I09044-CAL9	1R090912.D	09/09/20 23:33
Cal Standard	0I09044-CALA	1R090913.D	09/09/20 23:55
Cal Standard	0I09044-CALB	1R090914.D	09/10/20 00:18
Cal Standard	0I09044-CALC	1R090915.D	09/10/20 00:41
Cal Standard	0I09044-CALD	1R090916.D	09/10/20 01:04
Cal Standard	0I09044-CALE	1R090917.D	09/10/20 01:27
Cal Standard	0I09044-CALF	1R090918.D	09/10/20 01:50
Cal Standard	0I09044-CALG	1R090919.D	09/10/20 02:13
Cal Standard	0I09044-CALH	1R090920.D	09/10/20 02:36
Cal Standard	0I09044-CALI	1R090921.D	09/10/20 02:59
Cal Standard	0I09044-CALJ	1R090922.D	09/10/20 03:22
Cal Standard	0I09044-CALK	1R090924.D	09/10/20 04:07
Initial Cal Check	0I09044-ICV1	1R090926.D	09/10/20 04:53
Initial Cal Check	0I09044-ICV2	1R090927.D	09/10/20 05:16

Note: Client samples are listed only if they are included in this report.
Duplicates and Matrix Spike/Duplicates QC Samples are only listed if sourced from a sample included in this report.

ANALYSIS BATCH (SEQUENCE) SUMMARY

NWTPH-Dx

Laboratory:	Apex Laboratories	SDG:	A0L0210
Client:	Anchor QEA, LLC	Project:	US Moorings - PDI
Sequence:	0L10051	Instrument:	DUALFID1R
Matrix:	Sediment	Calibration:	A0I1001

Sample Name	Lab Sample ID	Lab File ID	Analysis Date/Time
Calibration Check	0L10051-CCV1	1R121003.D	12/10/20 17:52
Calibration Check	0L10051-CCV2	1R121004.D	12/10/20 18:15
Calibration Blank	0L10051-CCB1	1R121005.D	12/10/20 18:38
Blank	0120395-BLK1	1R121006.D	12/10/20 21:18
LCS	0120395-BS1	1R121007.D	12/10/20 21:41
USMPDI-IDW-Sed-201203	A0L0210-02RE1	1R121010.D	12/10/20 22:48
Calibration Check	0L10051-CCV3	1R121013.D	12/10/20 23:56
Calibration Check	0L10051-CCV4	1R121014.D	12/11/20 00:18

Note: Client samples are listed only if they are included in this report.
Duplicates and Matrix Spike/Duplicates QC Samples are only listed if sourced from a sample included in this report.

INITIAL CALIBRATION DATA (Summary)

NWTPH-Dx

Laboratory: Apex Laboratories SDG: A0L0210

Client: Anchor QEA, LLC Project: US Moorings - PDI

Calibration: A0I1001 Date: 09/10/20 06:00 Instrument: DUALFID1R

Compound	Mean RF	FIT	RF RSD	Mean RT	RT RSD	Linear r	Quad COD	LIMIT	Q
Diesel	1572030	Ave	3.677634	6	0			15	
Oil	1515851	Ave	5.043141	10	0			15	
o-Terphenyl (Surr)	1801943	Ave	3.301046	6.7246	0.0805334			15	

Note: ** Quad COD may be incorrect if weighting (1/a) or (1/a2) used. Weighting not shown here. Please see instrument calibration printouts for validation.

INITIAL CALIBRATION DATA

NWTPH-Dx

Laboratory: Apex Laboratories
SDG: A0L0210
Client: Anchor QEA, LLC
Project: US Moorings - PDI
Calibration: A0I1001
Instrument: DUALFID1R
Calibration Date: 09/10/20 06:00

Compound	Level 01		Level 02		Level 03		Level 04		Level 05		Level 06	
	ug/mL	RF	ug/mL	RF	ug/mL	RF	ug/mL	RF	ug/mL	RF	ug/mL	RF
Oil	5000	1439414	2500	1440007	1000	1468789	500	1523357	250	1601181	80	1504899
Residual Range Organics (>C24-C	5000	1439414	2500	1440007	1000	1468789	500	1523357	250	1601181	80	1504899

INITIAL CALIBRATION DATA (Continued)

NWTPH-Dx

Laboratory:	Apex Laboratories	SDG:	A0L0210
Client:	Anchor QEA, LLC	Project:	US Moorings - PDI
Calibration:	A0I1001	Instrument:	DUALFID1R
Matrix:		Calibration Date:	09/10/20 06:00

Compound	Level 07		Level 08		Level 09		Level 10		Level 11		Level 12	
	ug/mL	RF	ug/mL	RF	ug/mL	RF	ug/mL	RF	ug/mL	RF	ug/mL	RF
Oil	40	1633313										
o-Terphenyl (Surr)			200	1731742	100	1744906	50	1863820	25	1836429	10	1832821
Residual Range Organics (>C24-C	40	1633313										

INITIAL CALIBRATION DATA (Continued)

NWTPH-Dx

Laboratory:	Apex Laboratories	SDG:	A0L0210
Client:	Anchor QEA, LLC	Project:	US Moorings - PDI
Calibration:	A0I1001	Instrument:	DUALFID1R
Matrix:		Calibration Date:	09/10/20 06:00

Compound	Level 13		Level 14		Level 15		Level 16		Level 17		Level 18	
	ug/mL	RF	ug/mL	RF	ug/mL	RF	ug/mL	RF	ug/mL	RF	ug/mL	RF
Diesel	5000	1554389	2500	1611370	1000	1583183	500	1586282	250	1602447	100	1651884
Diesel Range Organics (C12-C24)	5000	1554389	2500	1611370	1000	1583183	500	1586282	250	1602447	100	1651884

SECOND-SOURCE CALIBRATION VERIFICATION

NWTPH-Dx

Laboratory:	Apex Laboratories	SDG:	A0L0210
Client:	Anchor QEA, LLC	Project:	US Moorings - PDI
Instrument ID:	DUALFID1R	Calibration:	A0I1001
Lab File ID:	1R090926.D		
Sequence:	0I09044	Inject Date:	09/10/20
Lab Sample ID:	0I09044-ICV1	Inject Time:	04:53

ANALYTE	EXPECTED (ug/mL)	FOUND (ug/mL)	% DRIFT	QC LIMIT
Diesel	1000	904	-9.6	85 - 115

SECOND-SOURCE CALIBRATION VERIFICATION

NWTPH-Dx

Laboratory:	Apex Laboratories	SDG:	A0L0210
Client:	Anchor QEA, LLC	Project:	US Moorings - PDI
Instrument ID:	DUALFID1R	Calibration:	A0I1001
Lab File ID:	1R090927.D		
Sequence:	0I09044	Inject Date:	09/10/20
Lab Sample ID:	0I09044-ICV2	Inject Time:	05:16

ANALYTE	EXPECTED (ug/mL)	FOUND (ug/mL)	% DRIFT	QC LIMIT
Oil	1000	894	-10.6	85 - 115

CONTINUING CALIBRATION CHECK

NWTPH-Dx

Laboratory:	Apex Laboratories	SDG:	A0L0210
Client:	Anchor QEA, LLC	Project:	US Moorings - PDI
Instrument ID:	DUALFID1R	Calibration:	A0I1001
Lab File ID:	1R121003.D	Calibration Date:	09/10/20 06:00
Sequence:	0L10051	Injection Date:	12/10/20
Lab Sample ID:	0L10051-CCV1	Injection Time:	17:52

COMPOUND	Curve Fit	Calculated Concentration (ug/mL) [L/Q Fits]			Response Factors [Ave RF]			Limit
		STD	CCV	% DIFF	ICAL	CCV	% Drift	
Diesel	Ave	1000	1060		1572030	1658867	5.5	15

** Quadratic Curve fit may be weighted (1/a or 1/a2).

* = Values outside of QC limits

CONTINUING CALIBRATION CHECK

NWTPH-Dx

Laboratory:	Apex Laboratories	SDG:	A0L0210
Client:	Anchor QEA, LLC	Project:	US Moorings - PDI
Instrument ID:	DUALFID1R	Calibration:	A0I1001
Lab File ID:	1R121004.D	Calibration Date:	09/10/20 06:00
Sequence:	0L10051	Injection Date:	12/10/20
Lab Sample ID:	0L10051-CCV2	Injection Time:	18:15

COMPOUND	Curve Fit	Calculated Concentration (ug/mL) [L/Q Fits]			Response Factors [Ave RF]			Limit
		STD	CCV	% DIFF	ICAL	CCV	% Drift	
Oil	Ave	500	494		1515851	1498089	-1.2	15

** Quadratic Curve fit may be weighted (1/a or 1/a2).

* = Values outside of QC limits

CONTINUING CALIBRATION CHECK

NWTPH-Dx

Laboratory:	Apex Laboratories	SDG:	A0L0210
Client:	Anchor QEA, LLC	Project:	US Moorings - PDI
Instrument ID:	DUALFID1R	Calibration:	A0I1001
Lab File ID:	1R121013.D	Calibration Date:	09/10/20 06:00
Sequence:	0L10051	Injection Date:	12/10/20
Lab Sample ID:	0L10051-CCV3	Injection Time:	23:56

COMPOUND	Curve Fit	Calculated Concentration (ug/mL) [L/Q Fits]			Response Factors [Ave RF]			Limit
		STD	CCV	% DIFF	ICAL	CCV	% Drift	
Diesel	Ave	1000	1090		1572030	1715326	9.1	15

** Quadratic Curve fit may be weighted (1/a or 1/a2).

* = Values outside of QC limits

CONTINUING CALIBRATION CHECK

NWTPH-Dx

Laboratory:	Apex Laboratories	SDG:	A0L0210
Client:	Anchor QEA, LLC	Project:	US Moorings - PDI
Instrument ID:	DUALFID1R	Calibration:	A0I1001
Lab File ID:	1R121014.D	Calibration Date:	09/10/20 06:00
Sequence:	0L10051	Injection Date:	12/11/20
Lab Sample ID:	0L10051-CCV4	Injection Time:	00:18

COMPOUND	Curve Fit	Calculated Concentration (ug/mL) [L/Q Fits]			Response Factors [Ave RF]			Limit
		STD	CCV	% DIFF	ICAL	CCV	% Drift	
Oil	Ave	500	547		1515851	1658787	9.4	15

** Quadratic Curve fit may be weighted (1/a or 1/a2). * = Values outside of QC limits

SURROGATE STANDARD RECOVERY AND RT SUMMARY

NWTPH-Dx

Laboratory:	Apex Laboratories	SDG:	A0L0210
Client:	Anchor QEA, LLC	Project:	US Moorings - PDI
Sequence:	0L10051	Instrument:	DUALFID1R
Matrix:	Sediment	Calibration:	A0I1001

Surrogate Compound	Spike Level ug/mL	% Recovery	Recovery Limits	RT	Calibration Mean RT	RT Diff	RT Diff Limit	Q
Calibration Check (0L10051-CCV1)			Lab File ID: 1R121003.D		Analyzed: 12/10/20 17:52			
o-Terphenyl (Surr)	50.0	106	80 - 120	6.63	6.7246	-0.0946	+/-1.0	
Calibration Check (0L10051-CCV2)			Lab File ID: 1R121004.D		Analyzed: 12/10/20 18:15			
o-Terphenyl (Surr)	50.0	101	80 - 120	6.628	6.7246	-0.0966	+/-1.0	
Calibration Blank (0L10051-CCB1)			Lab File ID: 1R121005.D		Analyzed: 12/10/20 18:38			
o-Terphenyl (Surr)			50 - 150	0	6.7246	-6.7246	+/-1.0	
Blank (0120395-BLK1)			Lab File ID: 1R121006.D		Analyzed: 12/10/20 21:18			
o-Terphenyl (Surr)	22.7	107	50 - 150	6.627	6.7246	-0.0976	+/-1.0	
LCS (0120395-BS1)			Lab File ID: 1R121007.D		Analyzed: 12/10/20 21:41			
o-Terphenyl (Surr)	25.0	106	50 - 150	6.628	6.7246	-0.0966	+/-1.0	
USMPDI-IDW-Sed-201203 (A0L0210-02RE1)			Lab File ID: 1R121010.D		Analyzed: 12/10/20 22:48			
o-Terphenyl (Surr)	31.1	95	50 - 150	6.628	6.7246	-0.0966	+/-1.0	
Calibration Check (0L10051-CCV3)			Lab File ID: 1R121013.D		Analyzed: 12/10/20 23:56			
o-Terphenyl (Surr)	50.0	110	80 - 120	6.629	6.7246	-0.0956	+/-1.0	
Calibration Check (0L10051-CCV4)			Lab File ID: 1R121014.D		Analyzed: 12/11/20 00:18			
o-Terphenyl (Surr)	50.0	103	80 - 120	6.628	6.7246	-0.0966	+/-1.0	

HOLDING TIME SUMMARY

NWTPH-Dx

Laboratory: Apex Laboratories
SDG: A0L0210
Client: Anchor QEA, LLC
Project: US Moorings - PDI

Sample Name	Date Collected	Date Received	Date Prepared	Days to Prep	Max Days to Prep	Date Analyzed	Days to Analysis	Max Days to Analysis	Q
USMPDI-IDW-Sed-201203	12/03/20 11:30	12/03/20 14:43	12/10/20 12:40	7.05	14.00	12/10/20 22:48	0.42	40.00	

Apex Laboratories

SDG: A0L0210

CLASS: GCMS

METHOD: NWTPH-Gx (MS)

ANALYSES DATA PACKAGE COVER PAGE

NWTPH-Gx (MS)

Laboratory: Apex Laboratories
SDG: A0L0210
Client: Anchor QEA, LLC
Project: US Moorings - PDI

Client Sample Id:	Lab Sample Id:	Matrix
USMPDI-TB-201003	A0L0210-01	WQ
USMPDI-IDW-Sed-201203	A0L0210-02	SE

I certify that this data package is in compliance with the terms and conditions of the contract, both technically and for completeness, for other than the conditions detailed above. Release of the data contained in this hardcopy data package and in computer-readable data submitted on diskette has been autorized by the Laboratory Manager or the Manager's designee, as verified by the following signatures.

Signature:
Name: David G. Jack

Forms Created: 1/12/2021 3:34PM
Title: Technical Manager

METHOD DETECTION AND REPORTING LIMITS

NWTPH-Gx (MS)

Laboratory: Apex Laboratories **SDG:** A0L0210

Client: Anchor QEA, LLC **Project:** US Moorings - PDI

Batch Matrix: Soil

Analyte	MDL	MRL	Units
Gasoline Range Organics	2.50	5.00	mg/kg

Note: MDLs are listed only if the corresponding analyte was evalutated to the MDL in this report .

METHOD DETECTION AND REPORTING LIMITS

NWTPH-Gx (MS)

Laboratory: Apex Laboratories **SDG:** A0L0210

Client: Anchor QEA, LLC **Project:** US Moorings - PDI

Batch Matrix: Water

Analyte	MDL	MRL	Units
Gasoline Range Organics	0.0500	0.100	mg/L

Note: MDLs are listed only if the corresponding analyte was evalutated to the MDL in this report .

ORGANIC ANALYSIS DATA SHEET

NWTPH-Gx (MS)

USMPDI-TB-201003

Laboratory:	Apex Laboratories			SDG:	A0L0210
Client:	Anchor QEA, LLC			Project:	US Moorings - PDI
Matrix:	WQ	Laboratory ID:	A0L0210-01	File ID:	VI20120839.D
Sampled:	12/03/20 11:00	Prepared:	12/08/20 14:42	Analyzed:	12/09/20 02:52
		Preparation:	EPA 5030B	Initial/Final:	5 mL / 5 mL

Batch: 0120294 Sequence: 0L08057 Calibration: A0K1604 Instrument: VOA-GCMS9

CAS NO.	COMPOUND	DILUTION	CONC. (mg/L)	Q
8006-61-9	Gasoline Range Organics	1	0.0500	U

SYSTEM MONITORING COMPOUND	ADDED (ug/L)	CONC (ug/L)	% REC	QC LIMITS	Q
4-Bromofluorobenzene (Sur)	50.0	47.9	96	50 - 150	
1,4-Difluorobenzene (Sur)	50.0	53.6	107	50 - 150	

INTERNAL STANDARD	AREA	RT	REF AREA	REF RT	Q
Pentafluorobenzene (IS)	122126	6.15	138014	6.15	

* Values outside of QC limits

ORGANIC ANALYSIS DATA SHEET

NWTPH-Gx (MS)

USMPDI-IDW-Sed-201203

Laboratory:	Apex Laboratories			SDG:	A0L0210
Client:	Anchor QEA, LLC			Project:	US Moorings - PDI
Matrix:	SE	Laboratory ID:	A0L0210-02	File ID:	VF20121007.D
Sampled:	12/03/20 11:30	Prepared:	12/03/20 11:30	Analyzed:	12/10/20 12:18
Solids:	73.99	Preparation:	EPA 5035A	Initial/Final:	6.72 g / 5 mL
Batch:	0120379	Sequence:	0L10042	Calibration:	A0K1904
Instrument:	VOA-GCMS6				

CAS NO.	COMPOUND	DILUTION	CONC. (mg/kg dry)	Q
8006-61-9	Gasoline Range Organics	50	3.39	U

SYSTEM MONITORING COMPOUND	ADDED (ug/L)	CONC (ug/L)	% REC	QC LIMITS	Q
4-Bromofluorobenzene (Sur)	50.0	58.5	117	50 - 150	
1,4-Difluorobenzene (Sur)	50.0	52.4	105	50 - 150	

INTERNAL STANDARD	AREA	RT	REF AREA	REF RT	Q
Pentafluorobenzene (IS)	91407	6.025	97041	6.019	

* Values outside of QC limits

PREPARATION BATCH SUMMARY

NWTPH-Gx (MS)

Laboratory: Apex Laboratories
SDG: A0L0210
Client: Anchor QEA, LLC
Project: US Moorings - PDI
Batch: 0120294 Batch Matrix: Water Preparation: EPA 5030B

SAMPLE NAME	LAB SAMPLE ID	LAB FILE ID	DATE PREPARED	OBSERVATIONS
Blank	0120294-BLK1	VI20120835.D	12/08/20 14:42	
LCS	0120294-BS2	VI20120834.D	12/08/20 14:42	
USMPDI-TB-201003	A0L0210-01	VI20120839.D	12/08/20 14:42	

Note: Client samples are listed only if they are included in this report.
Duplicates and Matrix Spike/Duplicates QC Samples are only listed if sourced from a sample included in this report.

PREPARATION BATCH SUMMARY

NWTPH-Gx (MS)

Laboratory: Apex Laboratories SDG: A0L0210

Client: Anchor QEA, LLC Project: US Moorings - PDI

Batch: 0120379 Batch Matrix: Soil Preparation: EPA 5035A

SAMPLE NAME	LAB SAMPLE ID	LAB FILE ID	DATE PREPARED	OBSERVATIONS
Blank	0120379-BLK1	VF20121005.D	12/10/20 09:00	
LCS	0120379-BS2	VF20121004.D	12/10/20 09:00	
USMPDI-IDW-Sed-201203	A0L0210-02	VF20121007.D	12/03/20 11:30	

Note: Client samples are listed only if they are included in this report.
Duplicates and Matrix Spike/Duplicates QC Samples are only listed if sourced from a sample included in this report.

METHOD BLANK DATA SHEET
NWTPH-Gx (MS)

Laboratory:	Apex Laboratories			SDG:	A0L0210
Client:	Anchor QEA, LLC			Project:	US Moorings - PDI
Matrix:	Water	Laboratory ID:	0120294-BLK1	File ID:	VI20120835.D
Prepared:	12/08/20 14:42	Preparation:	EPA 5030B	Initial/Final:	5 mL / 5 mL
Analyzed:	12/09/20 01:03	Instrument:	VOA-GCMS9		
Batch:	0120294	Sequence:	0L08057	Calibration:	A0K1604

CAS NO.	COMPOUND	CONC. (mg/L)	Q
8006-61-9	Gasoline Range Organics	0.0500	U

SYSTEM MONITORING COMPOUND	ADDED (ug/L)	CONC (ug/L)	% REC	QC LIMITS	Q
4-Bromofluorobenzene (Sur)	50.0	47.9	96	50 - 150	
1,4-Difluorobenzene (Sur)	50.0	53.6	107	50 - 150	

INTERNAL STANDARD	AREA	RT	REF AREA	REF RT	Q
Pentafluorobenzene (IS)	126194	6.15	138014	6.15	

METHOD BLANK DATA SHEET
NWTPH-Gx (MS)

Laboratory:	Apex Laboratories			SDG:	A0L0210
Client:	Anchor QEA, LLC			Project:	US Moorings - PDI
Matrix:	Soil	Laboratory ID:	0120379-BLK1	File ID:	VF20121005.D
Prepared:	12/10/20 09:00	Preparation:	EPA 5035A	Initial/Final:	7.5 g / 5 mL
Analyzed:	12/10/20 11:23	Instrument:	VOA-GCMS6		
Batch:	0120379	Sequence:	0L10042	Calibration:	A0K1904

CAS NO.	COMPOUND	CONC. (mg/kg wet)	Q
8006-61-9	Gasoline Range Organics	1.67	U

SYSTEM MONITORING COMPOUND	ADDED (ug/L)	CONC (ug/L)	% REC	QC LIMITS	Q
4-Bromofluorobenzene (Sur)	50.0	53.7	107	50 - 150	
1,4-Difluorobenzene (Sur)	50.0	51.7	103	50 - 150	

INTERNAL STANDARD	AREA	RT	REF AREA	REF RT	Q
Pentafluorobenzene (IS)	92014	6.018	97041	6.019	

LCS / LCS DUPLICATE RECOVERY

NWTPH-Gx (MS)

Laboratory:	Apex Laboratories	SDG:	A0L0210
Client:	Anchor QEA, LLC	Project:	US Moorings - PDI
Matrix:	Water		
Batch:	0120294	Laboratory ID:	0120294-BS2
Preparation:	EPA 5030B	Initial/Final:	5 mL / 5 mL

COMPOUND	SPIKE ADDED (mg/L)	LCS CONCENTRATION (mg/L)	LCS % REC. (*=Out)	QC LIMITS REC.
Gasoline Range Organics	0.500	0.456	91	80 - 120

* = Values outside of QC limits

LCS / LCS DUPLICATE RECOVERY

NWTPH-Gx (MS)

Laboratory:	Apex Laboratories	SDG:	A0L0210
Client:	Anchor QEA, LLC	Project:	US Moorings - PDI
Matrix:	Soil		
Batch:	0120379	Laboratory ID:	0120379-BS2
Preparation:	EPA 5035A	Initial/Final:	5 g / 5 mL

COMPOUND	SPIKE ADDED (mg/kg wet)	LCS CONCENTRATION (mg/kg wet)	LCS % REC. (*=Out)	QC LIMITS REC.
Gasoline Range Organics	25.0	23.9	96	80 - 120

* = Values outside of QC limits

ANALYSIS BATCH (SEQUENCE) SUMMARY
NWTPH-Gx (MS)

Laboratory:	Apex Laboratories	SDG:	A0L0210
Client:	Anchor QEA, LLC	Project:	US Moorings - PDI
Sequence:	0K13048	Instrument:	VOA-GCMS9
Matrix:	Water	Calibration:	A0K1604

Sample Name	Lab Sample ID	Lab File ID	Analysis Date/Time
MS Tune	0K13048-TUN2	VI20111322.D	11/14/20 04:27
Initial Cal Blank	0K13048-ICB2	VI20111323.D	11/14/20 04:54
Cal Standard	0K13048-CALC	VI20111326.D	11/14/20 06:15
Cal Standard	0K13048-CALD	VI20111327.D	11/14/20 06:42
Cal Standard	0K13048-CALE	VI20111328.D	11/14/20 07:09
Cal Standard	0K13048-CALF	VI20111329.D	11/14/20 07:36
Cal Standard	0K13048-CALG	VI20111330.D	11/14/20 09:27
Cal Standard	0K13048-CALH	VI20111331.D	11/14/20 09:54
Cal Standard	0K13048-CALI	VI20111332.D	11/14/20 10:21
Cal Standard	0K13048-CALJ	VI20111333.D	11/14/20 10:48
Initial Cal Check	0K13048-ICV2	VI20111336.D	11/14/20 12:10

Note: Client samples are listed only if they are included in this report.
Duplicates and Matrix Spike/Duplicates QC Samples are only listed if sourced from a sample included in this report.

ANALYSIS BATCH (SEQUENCE) SUMMARY
NWTPH-Gx (MS)

Laboratory:	Apex Laboratories	SDG:	A0L0210
Client:	Anchor QEA, LLC	Project:	US Moorings - PDI
Sequence:	0K18062	Instrument:	VOA-GCMS6
Matrix:	Soil	Calibration:	A0K1904

Sample Name	Lab Sample ID	Lab File ID	Analysis Date/Time
MS Tune	0K18062-TUN2	VF20111823.D	11/19/20 03:08
Initial Cal Blank	0K18062-ICB2	VF20111824.D	11/19/20 03:35
Cal Standard	0K18062-CALC	VF20111827.D	11/19/20 04:56
Cal Standard	0K18062-CALD	VF20111828.D	11/19/20 05:23
Cal Standard	0K18062-CALE	VF20111829.D	11/19/20 05:50
Cal Standard	0K18062-CALF	VF20111830.D	11/19/20 06:18
Cal Standard	0K18062-CALG	VF20111831.D	11/19/20 06:45
Cal Standard	0K18062-CALH	VF20111832.D	11/19/20 07:12
Cal Standard	0K18062-CALJ	VF20111834.D	11/19/20 08:06
Cal Standard	0K18062-CALI	VF20111833.D	11/19/20 07:39
Initial Cal Check	0K18062-ICV2	VF20111837.D	11/19/20 09:27

Note: Client samples are listed only if they are included in this report.
Duplicates and Matrix Spike/Duplicates QC Samples are only listed if sourced from a sample included in this report.

ANALYSIS BATCH (SEQUENCE) SUMMARY
NWTPH-Gx (MS)

Laboratory:	Apex Laboratories	SDG:	A0L0210
Client:	Anchor QEA, LLC	Project:	US Moorings - PDI
Sequence:	0L08057	Instrument:	VOA-GCMS9
Matrix:	Water	Calibration:	A0K1604

Sample Name	Lab Sample ID	Lab File ID	Analysis Date/Time
MS Tune	0L08057-TUN1	VI20120832.D	12/08/20 23:41
Calibration Check	0L08057-CCV2	VI20120834.D	12/09/20 00:35
Blank	0120294-BLK1	VI20120835.D	12/09/20 01:03
USMPDI-TB-201003	A0L0210-01	VI20120839.D	12/09/20 02:52

Note: Client samples are listed only if they are included in this report.
Duplicates and Matrix Spike/Duplicates QC Samples are only listed if sourced from a sample included in this report.

ANALYSIS BATCH (SEQUENCE) SUMMARY
NWTPH-Gx (MS)

Laboratory:	Apex Laboratories	SDG:	A0L0210
Client:	Anchor QEA, LLC	Project:	US Moorings - PDI
Sequence:	0L10042	Instrument:	VOA-GCMS6
Matrix:	Soil	Calibration:	A0K1904

Sample Name	Lab Sample ID	Lab File ID	Analysis Date/Time
MS Tune	0L10042-TUN1	VF20121002.D	12/10/20 10:01
Calibration Check	0L10042-CCV2	VF20121004.D	12/10/20 10:56
Blank	0120379-BLK1	VF20121005.D	12/10/20 11:23
USMPDI-IDW-Sed-201203	A0L0210-02	VF20121007.D	12/10/20 12:18

Note: Client samples are listed only if they are included in this report.
Duplicates and Matrix Spike/Duplicates QC Samples are only listed if sourced from a sample included in this report.

MASS SPECTROMETER INSTRUMENT PERFORMANCE CHECK

NWTPH-Gx (MS)

Laboratory:	Apex Laboratories	SDG:	A0L0210
Client:	Anchor QEA, LLC	Project:	US Moorings - PDI
Lab File ID:	VI20111322.D	Injection Date:	11/14/20
Instrument ID:	VOA-GCMS9	Injection Time:	04:27
Sequence:	0K13048	Lab Sample ID:	0K13048-TUN2

m/z	ION ABUNDANCE CRITERIA	% RELATIVE ABUNDANCE	
m/z 95	50 - 200% of m/z 174	113.26	PASS
m/z 96	5 - 9% of m/z 95	6.85	PASS
m/z 173	Less than 2% of m/z 174	0.00	PASS
m/z 174	50 - 200% of m/z 95	88.29	PASS
m/z 175	5 - 9% of m/z 174	7.24	PASS
m/z 176	95 - 105% of m/z 174	97.17	PASS
m/z 177	5 - 10% of m/z 176	6.57	PASS

MASS SPECTROMETER INSTRUMENT PERFORMANCE CHECK

NWTPH-Gx (MS)

Laboratory:	Apex Laboratories	SDG:	A0L0210
Client:	Anchor QEA, LLC	Project:	US Moorings - PDI
Lab File ID:	VF20111823.D	Injection Date:	11/19/20
Instrument ID:	VOA-GCMS6	Injection Time:	03:08
Sequence:	0K18062	Lab Sample ID:	0K18062-TUN2

m/z	ION ABUNDANCE CRITERIA	% RELATIVE ABUNDANCE	
m/z 95	50 - 200% of m/z 174	122.56	PASS
m/z 96	5 - 9% of m/z 95	6.81	PASS
m/z 173	Less than 2% of m/z 174	0.41	PASS
m/z 174	50 - 200% of m/z 95	81.59	PASS
m/z 175	5 - 9% of m/z 174	7.14	PASS
m/z 176	95 - 105% of m/z 174	98.37	PASS
m/z 177	5 - 10% of m/z 176	6.48	PASS

MASS SPECTROMETER INSTRUMENT PERFORMANCE CHECK

NWTPH-Gx (MS)

Laboratory:	Apex Laboratories	SDG:	A0L0210
Client:	Anchor QEA, LLC	Project:	US Moorings - PDI
Lab File ID:	VI20120832.D	Injection Date:	12/08/20
Instrument ID:	VOA-GCMS9	Injection Time:	23:41
Sequence:	0L08057	Lab Sample ID:	0L08057-TUN1

m/z	ION ABUNDANCE CRITERIA	% RELATIVE ABUNDANCE	
m/z 95	50 - 200% of m/z 174	112.13	PASS
m/z 96	5 - 9% of m/z 95	7.07	PASS
m/z 173	Less than 2% of m/z 174	0.00	PASS
m/z 174	50 - 200% of m/z 95	89.18	PASS
m/z 175	5 - 9% of m/z 174	7.15	PASS
m/z 176	95 - 105% of m/z 174	96.07	PASS
m/z 177	5 - 10% of m/z 176	6.61	PASS

MASS SPECTROMETER INSTRUMENT PERFORMANCE CHECK

NWTPH-Gx (MS)

Laboratory:	Apex Laboratories	SDG:	A0L0210
Client:	Anchor QEA, LLC	Project:	US Moorings - PDI
Lab File ID:	VF20121002.D	Injection Date:	12/10/20
Instrument ID:	VOA-GCMS6	Injection Time:	10:01
Sequence:	0L10042	Lab Sample ID:	0L10042-TUN1

m/z	ION ABUNDANCE CRITERIA	% RELATIVE ABUNDANCE	
m/z 95	50 - 200% of m/z 174	123.16	PASS
m/z 96	5 - 9% of m/z 95	6.91	PASS
m/z 173	Less than 2% of m/z 174	0.56	PASS
m/z 174	50 - 200% of m/z 95	81.19	PASS
m/z 175	5 - 9% of m/z 174	7.37	PASS
m/z 176	95 - 105% of m/z 174	95.34	PASS
m/z 177	5 - 10% of m/z 176	6.42	PASS

INITIAL CALIBRATION DATA (Summary)

NWTPH-Gx (MS)

Laboratory: Apex Laboratories SDG: A0L0210

Client: Anchor QEA, LLC Project: US Moorings - PDI

Calibration: A0K1604 Date: 11/16/20 10:17 Instrument: VOA-GCMS9

Compound	Mean RF	FIT	RF RSD	Mean RT	RT RSD	Linear r	Quad COD	LIMIT	Q
Gasoline Range Organics	1.29067	XXX	26.28609	9.89	2.048867E-02				
4-Bromofluorobenzene (Sur)	0.531622	Ave	5.6946	10.91937	7.196557E-03			15	
1,4-Difluorobenzene (Sur)	1.603401	Ave	1.226522	6.7115	4.242801E-02			15	

Note: ** Quad COD may be incorrect if weighting (1/a) or (1/a2) used. Weighting not shown here. Please see instrument calibration printouts for validation.

INITIAL CALIBRATION DATA (Continued)

NWTPH-Gx (MS)

Laboratory:	Apex Laboratories	SDG:	A0L0210
Client:	Anchor QEA, LLC	Project:	US Moorings - PDI
Calibration:	A0K1604	Instrument:	VOA-GCMS9
Matrix:		Calibration Date:	11/16/20 10:17

Compound	Level 07		Level 08		Level 09		Level 10		Level 11		Level 12	
	ug/L	RF	ug/L	RF	ug/L	RF	ug/L	RF	ug/L	RF	ug/L	RF
Gasoline Range Organics											50	0.8494289
4-Bromofluorobenzene (Sur)											50	0.5019138
1,4-Difluorobenzene (Sur)											50	1.580215

INITIAL CALIBRATION DATA (Continued)

NWTPH-Gx (MS)

Laboratory:	Apex Laboratories	SDG:	A0L0210
Client:	Anchor QEA, LLC	Project:	US Moorings - PDI
Calibration:	A0K1604	Instrument:	VOA-GCMS9
Matrix:		Calibration Date:	11/16/20 10:17

Compound	Level 13		Level 14		Level 15		Level 16		Level 17		Level 18	
	ug/L	RF	ug/L	RF	ug/L	RF	ug/L	RF	ug/L	RF	ug/L	RF
Gasoline Range Organics	100	0.9402683	250	1.127445	500	1.29125	1000	1.459539	2500	1.614328	5000	1.75243
4-Bromofluorobenzene (Sur)	50	0.499717	50	0.5067147	50	0.5120468	50	0.5467712	50	0.5442545	50	0.5654962
1,4-Difluorobenzene (Sur)	50	1.588339	50	1.585543	50	1.594538	50	1.637738	50	1.610741	50	1.619586

INITIAL CALIBRATION DATA (Summary)

NWTPH-Gx (MS)

Laboratory: Apex Laboratories SDG: A0L0210

Client: Anchor QEA, LLC Project: US Moorings - PDI

Calibration: A0K1904 Date: 11/19/20 17:39 Instrument: VOA-GCMS6

Compound	Mean RF	FIT	RF RSD	Mean RT	RT RSD	Linear r	Quad COD	LIMIT	Q
Gasoline Range Organics	1.47265	XXX	22.24029	9.745	2.065041E-02				
4-Bromofluorobenzene (Sur)	3.050103	Ave	3.230646	10.81088	7.018185E-03			15	
1,4-Difluorobenzene (Sur)	3.795797	Ave	11.48483	6.579625	3.782042E-02			15	

Note: ** Quad COD may be incorrect if weighting (1/a) or (1/a2) used. Weighting not shown here. Please see instrument calibration printouts for validation.

INITIAL CALIBRATION DATA (Continued)

NWTPH-Gx (MS)

Laboratory:	Apex Laboratories	SDG:	A0L0210
Client:	Anchor QEA, LLC	Project:	US Moorings - PDI
Calibration:	A0K1904	Instrument:	VOA-GCMS6
Matrix:		Calibration Date:	11/19/20 17:39

Compound	Level 07		Level 08		Level 09		Level 10		Level 11		Level 12	
	ug/L	RF	ug/L	RF	ug/L	RF	ug/L	RF	ug/L	RF	ug/L	RF
Gasoline Range Organics											50	1.161648
4-Bromofluorobenzene (Sur)											50	2.990788
1,4-Difluorobenzene (Sur)											50	3.479144

INITIAL CALIBRATION DATA (Continued)

NWTPH-Gx (MS)

Laboratory:	Apex Laboratories	SDG:	A0L0210
Client:	Anchor QEA, LLC	Project:	US Moorings - PDI
Calibration:	A0K1904	Instrument:	VOA-GCMS6
Matrix:		Calibration Date:	11/19/20 17:39

Compound	Level 13		Level 14		Level 15		Level 16		Level 17		Level 18	
	ug/L	RF	ug/L	RF	ug/L	RF	ug/L	RF	ug/L	RF	ug/L	RF
Gasoline Range Organics	100	0.9264163	250	1.278088	500	1.478525	1000	1.577398	2500	1.709078	5000	1.788217
4-Bromofluorobenzene (Sur)	50	2.98927	50	3.0014	50	3.07426	50	3.109885	50	3.204965	50	3.133007
1,4-Difluorobenzene (Sur)	50	3.59886	50	3.544814	50	3.593463	50	3.641176	50	3.681938	50	4.03444

SECOND-SOURCE CALIBRATION VERIFICATION

NWTPH-Gx (MS)

Laboratory:	Apex Laboratories	SDG:	A0L0210
Client:	Anchor QEA, LLC	Project:	US Moorings - PDI
Instrument ID:	VOA-GCMS9	Calibration:	A0K1604
Lab File ID:	VI20111336.D		
Sequence:	0K13048	Inject Date:	11/14/20
Lab Sample ID:	0K13048-ICV2	Inject Time:	12:10

ANALYTE	EXPECTED (ug/L)	FOUND (ug/L)	% DRIFT	QC LIMIT
Gasoline Range Organics	500	475	-4.9	70 - 130

SECOND-SOURCE CALIBRATION VERIFICATION

NWTPH-Gx (MS)

Laboratory:	Apex Laboratories	SDG:	A0L0210
Client:	Anchor QEA, LLC	Project:	US Moorings - PDI
Instrument ID:	VOA-GCMS6	Calibration:	A0K1904
Lab File ID:	VF20111837.D		
Sequence:	0K18062	Inject Date:	11/19/20
Lab Sample ID:	0K18062-ICV2	Inject Time:	09:27

ANALYTE	EXPECTED (ug/L)	FOUND (ug/L)	% DRIFT	QC LIMIT
Gasoline Range Organics	500	460	-8.0	70 - 130

SURROGATE STANDARD RECOVERY AND RT SUMMARY

NWTPH-Gx (MS)

Laboratory:	Apex Laboratories	SDG:	A0L0210
Client:	Anchor QEA, LLC	Project:	US Moorings - PDI
Sequence:	0K13048	Instrument:	VOA-GCMS9
Matrix:	Water	Calibration:	A0K1604

Surrogate Compound	Spike Level ug/L	% Recovery	Recovery Limits	RT	Calibration Mean RT	RT Diff	RT Diff Limit	Q
Initial Cal Check (0K13048-ICV2)				Lab File ID: VI20111336.D		Analyzed: 11/14/20 12:10		
4-Bromofluorobenzene (Sur)	50.0	102	0 - 200	10.92	10.91937	0.0006	+/-1.0	
1,4-Difluorobenzene (Sur)	50.0	100	0 - 200	6.716	6.7115	0.0045	+/-1.0	

SURROGATE STANDARD RECOVERY AND RT SUMMARY

NWTPH-Gx (MS)

Laboratory:	Apex Laboratories	SDG:	A0L0210
Client:	Anchor QEA, LLC	Project:	US Moorings - PDI
Sequence:	0K18062	Instrument:	VOA-GCMS6
Matrix:	Soil	Calibration:	A0K1904

Surrogate Compound	Spike Level ug/L	% Recovery	Recovery Limits	RT	Calibration Mean RT	RT Diff	RT Diff Limit	Q
Initial Cal Check (0K18062-ICV2)				Lab File ID: VF20111837.D		Analyzed: 11/19/20 09:27		
4-Bromofluorobenzene (Sur)	50.0	98	0 - 200	10.811	10.81088	0.0001	+/-1.0	
1,4-Difluorobenzene (Sur)	50.0	97	0 - 200	6.579	6.579625	-0.0006	+/-1.0	

SURROGATE STANDARD RECOVERY AND RT SUMMARY

NWTPH-Gx (MS)

Laboratory:	Apex Laboratories	SDG:	A0L0210
Client:	Anchor QEA, LLC	Project:	US Moorings - PDI
Sequence:	0L08057	Instrument:	VOA-GCMS9
Matrix:	Water	Calibration:	A0K1604

Surrogate Compound	Spike Level ug/L	% Recovery	Recovery Limits	RT	Calibration Mean RT	RT Diff	RT Diff Limit	Q
LCS (0120294-BS2)			Lab File ID: VI20120834.D		Analyzed: 12/09/20 00:35			
4-Bromofluorobenzene (Sur)	50.0	98	50 - 150	10.92	10.91937	0.0006	+/-1.0	
1,4-Difluorobenzene (Sur)	50.0	105	50 - 150	6.71	6.7115	-0.0015	+/-1.0	
Blank (0120294-BLK1)			Lab File ID: VI20120835.D		Analyzed: 12/09/20 01:03			
4-Bromofluorobenzene (Sur)	50.0	96	50 - 150	10.92	10.91937	0.0006	+/-1.0	
1,4-Difluorobenzene (Sur)	50.0	107	50 - 150	6.71	6.7115	-0.0015	+/-1.0	
USMPDI-TB-201003 (A0L0210-01)			Lab File ID: VI20120839.D		Analyzed: 12/09/20 02:52			
4-Bromofluorobenzene (Sur)	50.0	96	50 - 150	10.92	10.91937	0.0006	+/-1.0	
1,4-Difluorobenzene (Sur)	50.0	107	50 - 150	6.71	6.7115	-0.0015	+/-1.0	

SURROGATE STANDARD RECOVERY AND RT SUMMARY

NWTPH-Gx (MS)

Laboratory:	Apex Laboratories	SDG:	A0L0210
Client:	Anchor QEA, LLC	Project:	US Moorings - PDI
Sequence:	0L10042	Instrument:	VOA-GCMS6
Matrix:	Soil	Calibration:	A0K1904

Surrogate Compound	Spike Level ug/L	% Recovery	Recovery Limits	RT	Calibration Mean RT	RT Diff	RT Diff Limit	Q
LCS (0120379-BS2)			Lab File ID: VF20121004.D		Analyzed: 12/10/20 10:56			
4-Bromofluorobenzene (Sur)	50.0	108	50 - 150	10.811	10.81088	0.0001	+/-1.0	
1,4-Difluorobenzene (Sur)	50.0	103	50 - 150	6.578	6.579625	-0.0016	+/-1.0	
Blank (0120379-BLK1)			Lab File ID: VF20121005.D		Analyzed: 12/10/20 11:23			
4-Bromofluorobenzene (Sur)	50.0	107	50 - 150	10.81	10.81088	-0.0009	+/-1.0	
1,4-Difluorobenzene (Sur)	50.0	103	50 - 150	6.577	6.579625	-0.0026	+/-1.0	
USMPDI-IDW-Sed-201203 (A0L0210-02)			Lab File ID: VF20121007.D		Analyzed: 12/10/20 12:18			
4-Bromofluorobenzene (Sur)	50.0	117	50 - 150	10.811	10.81088	0.0001	+/-1.0	
1,4-Difluorobenzene (Sur)	50.0	105	50 - 150	6.584	6.579625	0.0044	+/-1.0	

INTERNAL STANDARD AREA AND RT SUMMARY
NWTPH-Gx (MS)

Laboratory:	Apex Laboratories	SDG:	A0L0210
Client:	Anchor QEA, LLC	Project:	US Moorings - PDI
Sequence:	0L08057	Instrument:	VOA-GCMS9
Matrix:	Water	Calibration:	A0K1604

Internal Standard	Response	RT	Reference Response	Reference RT	Area %	Area % Limits	RT Diff	RT Diff Limit	Q
LCS (0120294-BS2)			Lab File ID: VI20120834.D			Analyzed: 12/09/20 00:35			
Pentafluorobenzene (IS)	138014	6.15	138014	6.15	100	50 - 200	0.0000	+/-0.50	
Calibration Check (0L08057-CCV2)			Lab File ID: VI20120834.D			Analyzed: 12/09/20 00:35			
Pentafluorobenzene (IS)	138014	6.15	167182	6.15	83	50 - 200	0.0000	+/-0.50	
Blank (0120294-BLK1)			Lab File ID: VI20120835.D			Analyzed: 12/09/20 01:03			
Pentafluorobenzene (IS)	126194	6.15	138014	6.15	91	50 - 200	0.0000	+/-0.50	
USMPDI-TB-201003 (A0L0210-01)			Lab File ID: VI20120839.D			Analyzed: 12/09/20 02:52			
Pentafluorobenzene (IS)	122126	6.15	138014	6.15	88	50 - 200	0.0000	+/-0.50	
Duplicate (0120294-DUP1)			Lab File ID: VI20120843.D			Analyzed: 12/09/20 04:41			
Pentafluorobenzene (IS)	129704	6.15	138014	6.15	94	50 - 200	0.0000	+/-0.50	
Duplicate (0120294-DUP2)			Lab File ID: VI20120851.D			Analyzed: 12/09/20 08:19			
Pentafluorobenzene (IS)	132938	6.15	138014	6.15	96	50 - 200	0.0000	+/-0.50	

INTERNAL STANDARD AREA AND RT SUMMARY
NWTPH-Gx (MS)

Laboratory:	Apex Laboratories	SDG:	A0L0210
Client:	Anchor QEA, LLC	Project:	US Moorings - PDI
Sequence:	0L10042	Instrument:	VOA-GCMS6
Matrix:	Soil	Calibration:	A0K1904

Internal Standard	Response	RT	Reference Response	Reference RT	Area %	Area % Limits	RT Diff	RT Diff Limit	Q
LCS (0120379-BS2)			Lab File ID: VF20121004.D			Analyzed: 12/10/20 10:56			
Pentafluorobenzene (IS)	97041	6.019	97041	6.019	100	50 - 200	0.0000	+/-0.50	
Calibration Check (0L10042-CCV2)			Lab File ID: VF20121004.D			Analyzed: 12/10/20 10:56			
Pentafluorobenzene (IS)	97041	6.019	123418	6.019	79	50 - 200	0.0000	+/-0.50	
Blank (0120379-BLK1)			Lab File ID: VF20121005.D			Analyzed: 12/10/20 11:23			
Pentafluorobenzene (IS)	92014	6.018	97041	6.019	95	50 - 200	-0.0010	+/-0.50	
USMPDI-IDW-Sed-201203 (A0L0210-02)			Lab File ID: VF20121007.D			Analyzed: 12/10/20 12:18			
Pentafluorobenzene (IS)	91407	6.025	97041	6.019	94	50 - 200	0.0060	+/-0.50	
Duplicate (0120379-DUP1)			Lab File ID: VF20121016.D			Analyzed: 12/10/20 16:24			
Pentafluorobenzene (IS)	93543	6.024	97041	6.019	96	50 - 200	0.0050	+/-0.50	

HOLDING TIME SUMMARY

NWTPH-Gx (MS)

Laboratory: Apex Laboratories SDG: A0L0210

Client: Anchor QEA, LLC Project: US Moorings - PDI

Sample Name	Date Collected	Date Received	Date Prepared	Days to Prep	Max Days to Prep	Date Analyzed	Days to Analysis	Max Days to Analysis	Q
USMPDI-TB-201003	12/03/20 11:00	12/03/20 14:43	12/08/20 14:42	5.15	14.00	12/09/20 02:52	5.66	14.00	
USMPDI-IDW-Sed-201203	12/03/20 11:30	12/03/20 14:43	12/03/20 11:30	0.00	2.00	12/10/20 12:18	7.03	14.00	

Apex Laboratories

SDG: A0L0210

CLASS: GCMS

METHOD: 5035A/8260D

ANALYSES DATA PACKAGE COVER PAGE

5035A/8260D

Laboratory: Apex Laboratories
SDG: A0L0210
Client: Anchor QEA, LLC
Project: US Moorings - PDI

Client Sample Id:	Lab Sample Id:	Matrix
USMPDI-IDW-Sed-201203	A0L0210-02	SE

I certify that this data package is in compliance with the terms and conditions of the contract, both technically and for completeness, for other than the conditions detailed above. Release of the data contained in this hardcopy data package and in computer-readable data submitted on diskette has been autorized by the Laboratory Manager or the Manager's designee, as verified by the following signatures.

Signature:
Name: David G. Jack

Forms Created: 1/12/2021 3:34PM
Title: Technical Manager

METHOD DETECTION AND REPORTING LIMITS

5035A/8260D

Laboratory: Apex Laboratories **SDG:** A0L0210

Client: Anchor QEA, LLC **Project:** US Moorings - PDI

Batch Matrix: Soil

Analyte	MDL	MRL	Units
Acetone	500	1000	ug/kg
Acrylonitrile	50.0	100	ug/kg
Benzene	5.00	10.0	ug/kg
Bromobenzene	12.5	25.0	ug/kg
Bromochloromethane	25.0	50.0	ug/kg
Bromodichloromethane	25.0	50.0	ug/kg
Bromoform	50.0	100	ug/kg
Bromomethane	500	500	ug/kg
2-Butanone (MEK)	250	500	ug/kg
n-Butylbenzene	25.0	50.0	ug/kg
sec-Butylbenzene	25.0	50.0	ug/kg
tert-Butylbenzene	25.0	50.0	ug/kg
Carbon disulfide	250	500	ug/kg
Carbon tetrachloride	25.0	50.0	ug/kg
Chlorobenzene	12.5	25.0	ug/kg
Chloroethane	250	500	ug/kg
Chloroform	25.0	50.0	ug/kg
Chloromethane	125	250	ug/kg
2-Chlorotoluene	25.0	50.0	ug/kg
4-Chlorotoluene	25.0	50.0	ug/kg
Dibromochloromethane	50.0	100	ug/kg
1,2-Dibromo-3-chloropropane	125	250	ug/kg
1,2-Dibromoethane (EDB)	25.0	50.0	ug/kg
Dibromomethane	25.0	50.0	ug/kg
1,2-Dichlorobenzene	12.5	25.0	ug/kg
1,3-Dichlorobenzene	12.5	25.0	ug/kg
1,4-Dichlorobenzene	12.5	25.0	ug/kg
Dichlorodifluoromethane	50.0	100	ug/kg
1,1-Dichloroethane	12.5	25.0	ug/kg
1,2-Dichloroethane (EDC)	12.5	25.0	ug/kg
1,1-Dichloroethene	12.5	25.0	ug/kg
cis-1,2-Dichloroethene	12.5	25.0	ug/kg
trans-1,2-Dichloroethene	12.5	25.0	ug/kg
1,2-Dichloropropane	12.5	25.0	ug/kg
1,3-Dichloropropane	25.0	50.0	ug/kg
2,2-Dichloropropane	25.0	50.0	ug/kg
1,1-Dichloropropene	25.0	50.0	ug/kg

METHOD DETECTION AND REPORTING LIMITS

5035A/8260D

Laboratory: Apex Laboratories **SDG:** A0L0210

Client: Anchor QEA, LLC **Project:** US Moorings - PDI

Batch Matrix: Soil

Analyte	MDL	MRL	Units
cis-1,3-Dichloropropene	25.0	50.0	ug/kg
trans-1,3-Dichloropropene	25.0	50.0	ug/kg
Ethylbenzene	12.5	25.0	ug/kg
Hexachlorobutadiene	50.0	100	ug/kg
2-Hexanone	250	500	ug/kg
Isopropylbenzene	25.0	50.0	ug/kg
4-Isopropyltoluene	25.0	50.0	ug/kg
Methylene chloride	250	500	ug/kg
4-Methyl-2-pentanone (MiBK)	250	500	ug/kg
Methyl tert-butyl ether (MTBE)	25.0	50.0	ug/kg
Naphthalene	50.0	100	ug/kg
n-Propylbenzene	12.5	25.0	ug/kg
Styrene	25.0	50.0	ug/kg
1,1,1,2-Tetrachloroethane	12.5	25.0	ug/kg
1,1,2,2-Tetrachloroethane	25.0	50.0	ug/kg
Tetrachloroethene (PCE)	12.5	25.0	ug/kg
Toluene	25.0	50.0	ug/kg
1,2,3-Trichlorobenzene	125	250	ug/kg
1,2,4-Trichlorobenzene	125	250	ug/kg
1,1,1-Trichloroethane	12.5	25.0	ug/kg
1,1,2-Trichloroethane	12.5	25.0	ug/kg
Trichloroethene (TCE)	12.5	25.0	ug/kg
Trichlorofluoromethane	50.0	100	ug/kg
1,2,3-Trichloropropane	25.0	50.0	ug/kg
1,2,4-Trimethylbenzene	25.0	50.0	ug/kg
1,3,5-Trimethylbenzene	25.0	50.0	ug/kg
Vinyl chloride	12.5	25.0	ug/kg
m,p-Xylene	25.0	50.0	ug/kg
o-Xylene	12.5	25.0	ug/kg

Note: MDLs are listed only if the corresponding analyte was evalutated to the MDL in this report .

ORGANIC ANALYSIS DATA SHEET

5035A/8260D

USMPDI-IDW-Sed-201203

Laboratory:	Apex Laboratories			SDG:	A0L0210
Client:	Anchor QEA, LLC			Project:	US Moorings - PDI
Matrix:	SE	Laboratory ID:	A0L0210-02	File ID:	VF20121007.D
Sampled:	12/03/20 11:30	Prepared:	12/03/20 11:30	Analyzed:	12/10/20 12:18
Solids:	73.99	Preparation:	EPA 5035A	Initial/Final:	6.72 g / 5 mL
Batch:	0120379	Sequence:	0L10042	Calibration:	A0K1904
Instrument:	VOA-GCMS6				

CAS NO.	COMPOUND	DILUTION	CONC. (ug/kg dry)	Q
67-64-1	Acetone	50	679	U
107-13-1	Acrylonitrile	50	339	U
71-43-2	Benzene	50	6.79	U
108-86-1	Bromobenzene	50	17.0	U
74-97-5	Bromochloromethane	50	33.9	U
75-27-4	Bromodichloromethane	50	33.9	U
91-20-3	Naphthalene	50	67.9	U
75-25-2	Bromoform	50	67.9	U
74-83-9	Bromomethane	50	679	U
78-93-3	2-Butanone (MEK)	50	339	U
104-51-8	n-Butylbenzene	50	33.9	U
135-98-8	sec-Butylbenzene	50	33.9	U
98-06-6	tert-Butylbenzene	50	33.9	U
75-15-0	Carbon disulfide	50	339	U
56-23-5	Carbon tetrachloride	50	33.9	U
108-90-7	Chlorobenzene	50	17.0	U
75-00-3	Chloroethane	50	339	U
67-66-3	Chloroform	50	33.9	U
74-87-3	Chloromethane	50	170	U
95-49-8	2-Chlorotoluene	50	33.9	U
106-43-4	4-Chlorotoluene	50	33.9	U
124-48-1	Dibromochloromethane	50	67.9	U
96-12-8	1,2-Dibromo-3-chloropropane	50	170	U
106-93-4	1,2-Dibromoethane (EDB)	50	33.9	U
74-95-3	Dibromomethane	50	33.9	U
95-50-1	1,2-Dichlorobenzene	50	17.0	U
541-73-1	1,3-Dichlorobenzene	50	17.0	U
106-46-7	1,4-Dichlorobenzene	50	17.0	U
75-71-8	Dichlorodifluoromethane	50	67.9	U
75-34-3	1,1-Dichloroethane	50	17.0	U
107-06-2	1,2-Dichloroethane (EDC)	50	17.0	U
75-35-4	1,1-Dichloroethene	50	17.0	U
156-59-2	cis-1,2-Dichloroethene	50	17.0	U
156-60-5	trans-1,2-Dichloroethene	50	17.0	U
78-87-5	1,2-Dichloropropane	50	17.0	U
142-28-9	1,3-Dichloropropane	50	33.9	U
594-20-7	2,2-Dichloropropane	50	33.9	U
563-58-6	1,1-Dichloropropene	50	33.9	U
10061-01-5	cis-1,3-Dichloropropene	50	33.9	U
10061-02-6	trans-1,3-Dichloropropene	50	67.9	U

ORGANIC ANALYSIS DATA SHEET

5035A/8260D

USMPDI-IDW-Sed-201203

Laboratory:	Apex Laboratories			SDG:	A0L0210
Client:	Anchor QEA, LLC			Project:	US Moorings - PDI
Matrix:	SE	Laboratory ID:	A0L0210-02	File ID:	VF20121007.D
Sampled:	12/03/20 11:30	Prepared:	12/03/20 11:30	Analyzed:	12/10/20 12:18
Solids:	73.99	Preparation:	EPA 5035A	Initial/Final:	6.72 g / 5 mL
Batch:	0120379	Sequence:	0L10042	Calibration:	A0K1904
Instrument:	VOA-GCMS6				

CAS NO.	COMPOUND	DILUTION	CONC. (ug/kg dry)	Q
100-41-4	Ethylbenzene	50	17.0	U
87-68-3	Hexachlorobutadiene	50	67.9	U
591-78-6	2-Hexanone	50	339	U
98-82-8	Isopropylbenzene	50	33.9	U
99-87-6	4-Isopropyltoluene	50	33.9	U
75-09-2	Methylene chloride	50	339	U
108-10-1	4-Methyl-2-pentanone (MiBK)	50	339	U
1634-04-4	Methyl tert-butyl ether (MTBE)	50	33.9	U
103-65-1	n-Propylbenzene	50	17.0	U
100-42-5	Styrene	50	33.9	U
630-20-6	1,1,1,2-Tetrachloroethane	50	33.9	U
79-34-5	1,1,2,2-Tetrachloroethane	50	33.9	U
127-18-4	Tetrachloroethene (PCE)	50	17.0	U
108-88-3	Toluene	50	33.9	U
87-61-6	1,2,3-Trichlorobenzene	50	170	U
120-82-1	1,2,4-Trichlorobenzene	50	170	U
71-55-6	1,1,1-Trichloroethane	50	17.0	U
79-00-5	1,1,2-Trichloroethane	50	17.0	U
79-01-6	Trichloroethene (TCE)	50	17.0	U
75-69-4	Trichlorofluoromethane	50	67.9	U
96-18-4	1,2,3-Trichloropropane	50	33.9	U
95-63-6	1,2,4-Trimethylbenzene	50	33.9	U
108-67-8	1,3,5-Trimethylbenzene	50	33.9	U
75-01-4	Vinyl chloride	50	17.0	U
179601-23-1	m,p-Xylene	50	33.9	U
95-47-6	o-Xylene	50	17.0	U

SYSTEM MONITORING COMPOUND	ADDED (ng/mL)	CONC (ng/mL)	% REC	QC LIMITS	Q
1,4-Difluorobenzene (Surr)	50.0	48.0	96	80 - 120	
Toluene-d8 (Surr)	50.0	49.6	99	80 - 120	
4-Bromofluorobenzene (Surr)	50.0	48.9	98	79 - 120	

INTERNAL STANDARD	AREA	RT	REF AREA	REF RT	Q
Pentafluorobenzene (ISTD)	52088	6.025	55684	6.018	
Chlorobenzene-d5 (ISTD)	141934	9.74	152540	9.74	
1,4-Dichlorobenzene-d4 (ISTD)	67816	11.692	73540	11.692	

* Values outside of QC limits

PREPARATION BATCH SUMMARY

5035A/8260D

Laboratory: Apex Laboratories
SDG: A0L0210
Client: Anchor QEA, LLC
Project: US Moorings - PDI
Batch: 0120379 Batch Matrix: Soil
Preparation: EPA 5035A

SAMPLE NAME	LAB SAMPLE ID	LAB FILE ID	DATE PREPARED	OBSERVATIONS
Blank	0120379-BLK1	VF20121005.D	12/10/20 09:00	
LCS	0120379-BS1	VF20121003.D	12/10/20 09:00	
USMPDI-IDW-Sed-201203	A0L0210-02	VF20121007.D	12/03/20 11:30	

Note: Client samples are listed only if they are included in this report.
Duplicates and Matrix Spike/Duplicates QC Samples are only listed if sourced from a sample included in this report.

METHOD BLANK DATA SHEET
5035A/8260D

Laboratory:	Apex Laboratories			SDG:	A0L0210
Client:	Anchor QEA, LLC			Project:	US Moorings - PDI
Matrix:	Soil	Laboratory ID:	0120379-BLK1	File ID:	VF20121005.D
Prepared:	12/10/20 09:00	Preparation:	EPA 5035A	Initial/Final:	7.5 g / 5 mL
Analyzed:	12/10/20 11:23	Instrument:	VOA-GCMS6		
Batch:	0120379	Sequence:	0L10042	Calibration:	A0K1904

CAS NO.	COMPOUND	CONC. (ug/kg wet)	Q
67-64-1	Acetone	333	U
107-13-1	Acrylonitrile	167	U
71-43-2	Benzene	3.33	U
108-86-1	Bromobenzene	8.33	U
74-97-5	Bromochloromethane	16.7	U
75-27-4	Bromodichloromethane	16.7	U
91-20-3	Naphthalene	33.3	U
75-25-2	Bromoform	33.3	U
74-83-9	Bromomethane	333	U
78-93-3	2-Butanone (MEK)	167	U
104-51-8	n-Butylbenzene	16.7	U
135-98-8	sec-Butylbenzene	16.7	U
98-06-6	tert-Butylbenzene	16.7	U
75-15-0	Carbon disulfide	167	U
56-23-5	Carbon tetrachloride	16.7	U
108-90-7	Chlorobenzene	8.33	U
75-00-3	Chloroethane	167	U
67-66-3	Chloroform	16.7	U
74-87-3	Chloromethane	83.3	U
95-49-8	2-Chlorotoluene	16.7	U
106-43-4	4-Chlorotoluene	16.7	U
124-48-1	Dibromochloromethane	33.3	U
96-12-8	1,2-Dibromo-3-chloropropane	83.3	U
106-93-4	1,2-Dibromoethane (EDB)	16.7	U
74-95-3	Dibromomethane	16.7	U
95-50-1	1,2-Dichlorobenzene	8.33	U
541-73-1	1,3-Dichlorobenzene	8.33	U
106-46-7	1,4-Dichlorobenzene	8.33	U
75-71-8	Dichlorodifluoromethane	33.3	U
75-34-3	1,1-Dichloroethane	8.33	U
107-06-2	1,2-Dichloroethane (EDC)	8.33	U
75-35-4	1,1-Dichloroethene	8.33	U
156-59-2	cis-1,2-Dichloroethene	8.33	U
156-60-5	trans-1,2-Dichloroethene	8.33	U
78-87-5	1,2-Dichloropropane	8.33	U

METHOD BLANK DATA SHEET

5035A/8260D

Laboratory:	Apex Laboratories			SDG:	A0L0210
Client:	Anchor QEA, LLC			Project:	US Moorings - PDI
Matrix:	Soil	Laboratory ID:	0120379-BLK1	File ID:	VF20121005.D
Prepared:	12/10/20 09:00	Preparation:	EPA 5035A	Initial/Final:	7.5 g / 5 mL
Analyzed:	12/10/20 11:23	Instrument:	VOA-GCMS6		
Batch:	0120379	Sequence:	0L10042	Calibration:	A0K1904

CAS NO.	COMPOUND	CONC. (ug/kg wet)	Q
142-28-9	1,3-Dichloropropane	16.7	U
594-20-7	2,2-Dichloropropane	16.7	U
563-58-6	1,1-Dichloropropene	16.7	U
10061-01-5	cis-1,3-Dichloropropene	16.7	U
10061-02-6	trans-1,3-Dichloropropene	33.3	U
100-41-4	Ethylbenzene	8.33	U
87-68-3	Hexachlorobutadiene	33.3	U
591-78-6	2-Hexanone	167	U
98-82-8	Isopropylbenzene	16.7	U
99-87-6	4-Isopropyltoluene	16.7	U
75-09-2	Methylene chloride	167	U
108-10-1	4-Methyl-2-pentanone (MiBK)	167	U
1634-04-4	Methyl tert-butyl ether (MTBE)	16.7	U
103-65-1	n-Propylbenzene	8.33	U
100-42-5	Styrene	16.7	U
630-20-6	1,1,1,2-Tetrachloroethane	16.7	U
79-34-5	1,1,2,2-Tetrachloroethane	16.7	U
127-18-4	Tetrachloroethene (PCE)	8.33	U
108-88-3	Toluene	16.7	U
87-61-6	1,2,3-Trichlorobenzene	83.3	U
120-82-1	1,2,4-Trichlorobenzene	83.3	U
71-55-6	1,1,1-Trichloroethane	8.33	U
79-00-5	1,1,2-Trichloroethane	8.33	U
79-01-6	Trichloroethene (TCE)	8.33	U
75-69-4	Trichlorofluoromethane	33.3	U
96-18-4	1,2,3-Trichloropropane	16.7	U
95-63-6	1,2,4-Trimethylbenzene	16.7	U
108-67-8	1,3,5-Trimethylbenzene	16.7	U
75-01-4	Vinyl chloride	8.33	U
179601-23-1	m,p-Xylene	16.7	U
95-47-6	o-Xylene	8.33	U

SYSTEM MONITORING COMPOUND	ADDED (ng/mL)	CONC (ng/mL)	% REC	QC LIMITS	Q
1,4-Difluorobenzene (Surr)	50.0	47.9	96	80 - 120	
Toluene-d8 (Surr)	50.0	50.2	100	80 - 120	

METHOD BLANK DATA SHEET
5035A/8260D

Laboratory:	Apex Laboratories			SDG:	A0L0210
Client:	Anchor QEA, LLC			Project:	US Moorings - PDI
Matrix:	Soil	Laboratory ID:	0120379-BLK1	File ID:	VF20121005.D
Prepared:	12/10/20 09:00	Preparation:	EPA 5035A	Initial/Final:	7.5 g / 5 mL
Analyzed:	12/10/20 11:23	Instrument:	VOA-GCMS6		
Batch:	0120379	Sequence:	0L10042	Calibration:	A0K1904

SYSTEM MONITORING COMPOUND	ADDED (ng/mL)	CONC (ng/mL)	% REC	QC LIMITS	Q
4-Bromofluorobenzene (Surr)	50.0	50.2	100	79 - 120	

INTERNAL STANDARD	AREA	RT	REF AREA	REF RT	Q
Pentafluorobenzene (ISTD)	52296	6.018	55684	6.018	
Chlorobenzene-d5 (ISTD)	139030	9.74	152540	9.74	
1,4-Dichlorobenzene-d4 (ISTD)	61870	11.692	73540	11.692	

LCS / LCS DUPLICATE RECOVERY

5035A/8260D

Laboratory:	Apex Laboratories	SDG:	A0L0210
Client:	Anchor QEA, LLC	Project:	US Moorings - PDI
Matrix:	Soil		
Batch:	0120379	Laboratory ID:	0120379-BS1
Preparation:	EPA 5035A	Initial/Final:	5 g / 5 mL

COMPOUND	SPIKE ADDED (ug/kg wet)	LCS CONCENTRATION (ug/kg wet)	LCS % REC. (*=Out)	QC LIMITS REC.
Acetone	2000	1610	81	80 - 120
Acrylonitrile	1000	716	72 *	80 - 120
Benzene	1000	968	97	80 - 120
Bromobenzene	1000	1050	105	80 - 120
Bromochloromethane	1000	989	99	80 - 120
Bromodichloromethane	1000	1250	125 *	80 - 120
Naphthalene	1000	850	85	80 - 120
Bromoform	1000	1080	108	80 - 120
Bromomethane	1000	1020	102	80 - 120
2-Butanone (MEK)	2000	1930	97	80 - 120
n-Butylbenzene	1000	1070	107	80 - 120
sec-Butylbenzene	1000	1090	109	80 - 120
tert-Butylbenzene	1000	1070	107	80 - 120
Carbon disulfide	1000	1130	113	80 - 120
Carbon tetrachloride	1000	1290	129 *	80 - 120
Chlorobenzene	1000	1030	103	80 - 120
Chloroethane	1000	1190	119	80 - 120
Chloroform	1000	1080	108	80 - 120
Chloromethane	1000	872	87	80 - 120
2-Chlorotoluene	1000	1040	104	80 - 120
4-Chlorotoluene	1000	1090	109	80 - 120
Dibromochloromethane	1000	1070	107	80 - 120
1,2-Dibromo-3-chloropropane	1000	1010	101	80 - 120
1,2-Dibromoethane (EDB)	1000	1070	107	80 - 120
Dibromomethane	1000	1080	108	80 - 120
1,2-Dichlorobenzene	1000	1060	106	80 - 120
1,3-Dichlorobenzene	1000	1090	109	80 - 120
1,4-Dichlorobenzene	1000	996	100	80 - 120
Dichlorodifluoromethane	1000	1160	116	80 - 120
1,1-Dichloroethane	1000	979	98	80 - 120

LCS / LCS DUPLICATE RECOVERY

5035A/8260D

Laboratory:	Apex Laboratories	SDG:	A0L0210
Client:	Anchor QEA, LLC	Project:	US Moorings - PDI
Matrix:	Soil		
Batch:	0120379	Laboratory ID:	0120379-BS1
Preparation:	EPA 5035A	Initial/Final:	5 g / 5 mL

COMPOUND	SPIKE ADDED (ug/kg wet)	LCS CONCENTRATION (ug/kg wet)	LCS % REC. (*=Out)	QC LIMITS REC.
1,2-Dichloroethane (EDC)	1000	1090	109	80 - 120
1,1-Dichloroethene	1000	1010	101	80 - 120
cis-1,2-Dichloroethene	1000	1020	102	80 - 120
trans-1,2-Dichloroethene	1000	1000	100	80 - 120
1,2-Dichloropropane	1000	961	96	80 - 120
1,3-Dichloropropane	1000	1020	102	80 - 120
2,2-Dichloropropane	1000	1580	158 *	80 - 120
1,1-Dichloropropene	1000	1000	100	80 - 120
cis-1,3-Dichloropropene	1000	1060	106	80 - 120
trans-1,3-Dichloropropene	1000	1090	109	80 - 120
Ethylbenzene	1000	1100	110	80 - 120
Hexachlorobutadiene	1000	1080	108	80 - 120
2-Hexanone	2000	1760	88	80 - 120
Isopropylbenzene	1000	1100	110	80 - 120
4-Isopropyltoluene	1000	1070	107	80 - 120
Methylene chloride	1000	858	86	80 - 120
4-Methyl-2-pentanone (MiBK)	2000	1910	95	80 - 120
Methyl tert-butyl ether (MTBE)	1000	960	96	80 - 120
n-Propylbenzene	1000	1030	103	80 - 120
Styrene	1000	1070	107	80 - 120
1,1,1,2-Tetrachloroethane	1000	1150	115	80 - 120
1,1,2,2-Tetrachloroethane	1000	986	99	80 - 120
Tetrachloroethene (PCE)	1000	1100	110	80 - 120
Toluene	1000	976	98	80 - 120
1,2,3-Trichlorobenzene	1000	1010	101	80 - 120
1,2,4-Trichlorobenzene	1000	930	93	80 - 120
1,1,1-Trichloroethane	1000	1240	124 *	80 - 120
1,1,2-Trichloroethane	1000	1050	105	80 - 120
Trichloroethene (TCE)	1000	1040	104	80 - 120
Trichlorofluoromethane	1000	1170	117	80 - 120

LCS / LCS DUPLICATE RECOVERY

5035A/8260D

Laboratory:	Apex Laboratories	SDG:	A0L0210
Client:	Anchor QEA, LLC	Project:	US Moorings - PDI
Matrix:	Soil		
Batch:	0120379	Laboratory ID:	0120379-BS1
Preparation:	EPA 5035A	Initial/Final:	5 g / 5 mL

COMPOUND	SPIKE ADDED (ug/kg wet)	LCS CONCENTRATION (ug/kg wet)	LCS % REC. (*=Out)	QC LIMITS REC.
1,2,3-Trichloropropane	1000	1030	103	80 - 120
1,2,4-Trimethylbenzene	1000	1100	110	80 - 120
1,3,5-Trimethylbenzene	1000	1110	111	80 - 120
Vinyl chloride	1000	908	91	80 - 120
m,p-Xylene	2000	2210	111	80 - 120
o-Xylene	1000	1080	108	80 - 120

* = Values outside of QC limits

ANALYSIS BATCH (SEQUENCE) SUMMARY

5035A/8260D

Laboratory:	Apex Laboratories	SDG:	A0L0210
Client:	Anchor QEA, LLC	Project:	US Moorings - PDI
Sequence:	0K18062	Instrument:	VOA-GCMS6
Matrix:	Soil	Calibration:	A0K1904

Sample Name	Lab Sample ID	Lab File ID	Analysis Date/Time
MS Tune	0K18062-TUN1	VF20111804.D	11/18/20 18:32
Initial Cal Blank	0K18062-ICB1	VF20111805.D	11/18/20 18:59
Cal Standard	0K18062-CAL1	VF20111806.D	11/18/20 19:26
Cal Standard	0K18062-CAL2	VF20111807.D	11/18/20 19:54
Cal Standard	0K18062-CAL3	VF20111808.D	11/18/20 20:21
Cal Standard	0K18062-CAL4	VF20111809.D	11/18/20 20:48
Cal Standard	0K18062-CAL5	VF20111810.D	11/18/20 21:15
Cal Standard	0K18062-CAL6	VF20111811.D	11/18/20 21:42
Cal Standard	0K18062-CAL7	VF20111812.D	11/18/20 22:10
Cal Standard	0K18062-CAL8	VF20111813.D	11/18/20 22:37
Cal Standard	0K18062-CAL9	VF20111814.D	11/18/20 23:04
Cal Standard	0K18062-CALA	VF20111816.D	11/18/20 23:58
Cal Standard	0K18062-CALB	VF20111818.D	11/19/20 00:52
Initial Cal Check	0K18062-ICV1	VF20111821.D	11/19/20 02:14

Note: Client samples are listed only if they are included in this report.
Duplicates and Matrix Spike/Duplicates QC Samples are only listed if sourced from a sample included in this report.

ANALYSIS BATCH (SEQUENCE) SUMMARY

5035A/8260D

Laboratory:	Apex Laboratories	SDG:	A0L0210
Client:	Anchor QEA, LLC	Project:	US Moorings - PDI
Sequence:	0L10042	Instrument:	VOA-GCMS6
Matrix:	Soil	Calibration:	A0K1904

Sample Name	Lab Sample ID	Lab File ID	Analysis Date/Time
MS Tune	0L10042-TUN1	VF20121002.D	12/10/20 10:01
Calibration Check	0L10042-CCV1	VF20121003.D	12/10/20 10:28
Blank	0120379-BLK1	VF20121005.D	12/10/20 11:23
USMPDI-IDW-Sed-201203	A0L0210-02	VF20121007.D	12/10/20 12:18

Note: Client samples are listed only if they are included in this report.
Duplicates and Matrix Spike/Duplicates QC Samples are only listed if sourced from a sample included in this report.

MASS SPECTROMETER INSTRUMENT PERFORMANCE CHECK

5035A/8260D

Laboratory:	Apex Laboratories	SDG:	A0L0210
Client:	Anchor QEA, LLC	Project:	US Moorings - PDI
Lab File ID:	VF20111804.D	Injection Date:	11/18/20
Instrument ID:	VOA-GCMS6	Injection Time:	18:32
Sequence:	0K18062	Lab Sample ID:	0K18062-TUN1

m/z	ION ABUNDANCE CRITERIA	% RELATIVE ABUNDANCE	
m/z 95	50 - 200% of m/z 174	127.04	PASS
m/z 96	5 - 9% of m/z 95	7.18	PASS
m/z 173	Less than 2% of m/z 174	0.27	PASS
m/z 174	50 - 200% of m/z 95	78.72	PASS
m/z 175	5 - 9% of m/z 174	7.19	PASS
m/z 176	95 - 105% of m/z 174	97.51	PASS
m/z 177	5 - 10% of m/z 176	6.62	PASS

MASS SPECTROMETER INSTRUMENT PERFORMANCE CHECK

5035A/8260D

Laboratory:	Apex Laboratories	SDG:	A0L0210
Client:	Anchor QEA, LLC	Project:	US Moorings - PDI
Lab File ID:	VF20121002.D	Injection Date:	12/10/20
Instrument ID:	VOA-GCMS6	Injection Time:	10:01
Sequence:	0L10042	Lab Sample ID:	0L10042-TUN1

m/z	ION ABUNDANCE CRITERIA	% RELATIVE ABUNDANCE	
m/z 95	50 - 200% of m/z 174	123.16	PASS
m/z 96	5 - 9% of m/z 95	6.91	PASS
m/z 173	Less than 2% of m/z 174	0.56	PASS
m/z 174	50 - 200% of m/z 95	81.19	PASS
m/z 175	5 - 9% of m/z 174	7.37	PASS
m/z 176	95 - 105% of m/z 174	95.34	PASS
m/z 177	5 - 10% of m/z 176	6.42	PASS

INITIAL CALIBRATION DATA (Summary)

5035A/8260D

Laboratory: Apex Laboratories SDG: A0L0210

Client: Anchor QEA, LLC Project: US Moorings - PDI

Calibration: A0K1904 Date: 11/19/20 17:39 Instrument: VOA-GCMS6

Compound	Mean RF	FIT	RF RSD	Mean RT	RT RSD	Linear r	Quad COD	LIMIT	Q
Acetone	0.3085543	Ave	14.79952	3.80175	0.2304144			20	
Acrylonitrile	0.4379298	Ave	10.99531	4.581834	0.1333936			20	
Benzene	4.598433	Ave	2.955351	5.930182	7.272389E-02			20	
Bromobenzene	0.835075	Ave	9.380925	10.8968	2.474986E-02			20	
Bromochloromethane	0.6948982	Ave	3.099721	5.267889	0.1202729			20	
Bromodichloromethane	1.009554	Ave	13.70279	7.182333	5.632448E-02			20	
Naphthalene	1.931978	XXX	34.07044	13.4345	3.841646E-02				
Bromoform	0.18138	XXX	28.14056	10.37337	2.629077E-02				
Bromomethane	0.6174382	Ave	13.99591	2.254	0.2786785			20	
2-Butanone (MEK)	0.5614627	Ave	11.11506	5.674875	0.1707729			20	
n-Butylbenzene	1.87538	Ave	11.07767	11.8888	0.0223504			20	
sec-Butylbenzene	2.718835	Ave	11.39046	11.4627	0.0310412			20	
tert-Butylbenzene	1.282271	Ave	9.237519	11.3233	2.193059E-02			20	
Carbon disulfide	1.577113	Ave	13.64668	3.099556	0.1925271			20	
Carbon tetrachloride	0.9217232	Ave	14.11681	5.475714	9.321904E-02			20	
Chlorobenzene	1.082856	Ave	3.012666	9.752545	1.460235E-02			20	
Chloroethane	0.254005	Ave	10.94053	2.38775	0.3414029			20	
Chloroform	1.755093	Ave	3.563975	5.3483	6.675559E-02			20	
Chloromethane	1.018882	Ave	10.66	1.8122	0.3181232			20	
2-Chlorotoluene	0.7181855	Ave	11.83236	11.0446	2.796816E-02			20	
4-Chlorotoluene	2.146788	Ave	13.73398	10.16173	33.16626			20	
Dibromochloromethane	0.2598948	XXX	31.58648	9.003222	4.439595E-02				
1,2-Dibromo-3-chloropropane	0.1690186	XXX	31.10273	12.62575	3.031537E-02				
1,2-Dibromoethane (EDB)	0.3521264	Ave	10.76533	9.24	0.0666785			20	
Dibromomethane	0.6177633	Ave	7.984513	6.99825	3.550457E-02			20	
1,2-Dichlorobenzene	1.26469	Ave	11.68403	10.92891	33.16625			20	
1,3-Dichlorobenzene	1.329097	Ave	13.24521	11.63973	3.638236E-02			20	
1,4-Dichlorobenzene	1.486596	Ave	6.133253	11.70509	1.921883E-02			20	
Dichlorodifluoromethane	0.7745352	Ave	11.75025	1.604889	0.3517824			20	
1,1-Dichloroethane	1.792733	Ave	5.677554	4.5105	0.1051854			20	
1,2-Dichloroethane (EDC)	1.436575	Ave	4.779161	6.146444	7.029106E-02			20	
1,1-Dichloroethene	1.23463	Ave	3.494413	3.0827	0.1703874			20	
cis-1,2-Dichloroethene	1.296533	Ave	12.99321	5.0679	0.1245876			20	

INITIAL CALIBRATION DATA (Summary)

5035A/8260D

Laboratory: Apex Laboratories SDG: A0L0210

Client: Anchor QEA, LLC Project: US Moorings - PDI

Calibration: A0K1904 Date: 11/19/20 17:39 Instrument: VOA-GCMS6

Compound	Mean RF	FIT	RF RSD	Mean RT	RT RSD	Linear r	Quad COD	LIMIT	Q
trans-1,2-Dichloroethene	1.335461	Ave	6.583241	3.8801	0.1464295			20	
1,2-Dichloropropane	1.09503	Ave	6.923673	7.104333	0.0583676			20	
1,3-Dichloropropane	0.6601529	Ave	4.603526	9.1028	3.121472E-02			20	
2,2-Dichloropropane	0.8689554	Ave	12.26271	5.1655	4.412734E-02			20	
1,1-Dichloropropene	1.356361	Ave	5.763233	5.675111	7.995584E-02			20	
cis-1,3-Dichloropropene	0.4618649	XXX	26.05583	7.880889	3.886834E-02				
trans-1,3-Dichloropropene	0.4203199	XXX	28.78437	8.63725	5.549632E-02				
Ethylbenzene	1.665441	Ave	9.167708	8.891182	33.16628			20	
Hexachlorobutadiene	0.1733319	Ave	5.506468	13.1245	2.330211E-02			20	
2-Hexanone	0.2718242	Ave	13.93051	9.475857	5.900413E-02			20	
Isopropylbenzene	1.374804	Ave	13.61583	10.5705	4.241918E-02			20	
4-Isopropyltoluene	2.24189	Ave	13.55046	11.57067	2.023596E-02			20	
Methylene chloride	0.9832911	Ave	13.48228	3.715714	0.1309166			20	
4-Methyl-2-pentanone (MiBK)	0.4017951	Ave	11.17748	8.594222	5.937051E-02			20	
Methyl tert-butyl ether (MTBE)	3.019021	Ave	6.61956	4.0127	0.1131995			20	
n-Propylbenzene	3.571279	Ave	7.223395	10.9158	4.040361E-02			20	
Styrene	0.9176855	Ave	14.76538	10.34943	0.0290888			20	
1,1,1,2-Tetrachloroethane	0.2890548	XXX	20.27565	9.818222	3.756344E-02				
1,1,2,2-Tetrachloroethane	1.017599	Ave	4.327406	10.9819	2.068486E-02			20	
Tetrachloroethene (PCE)	0.3563725	Ave	6.213681	8.593556	6.049414E-02			20	
Toluene	1.807816	Ave	8.244524	8.144091	5.276389E-02			20	
1,2,3-Trichlorobenzene	0.6225735	Ave	11.37268	13.595	1.708025E-02			20	
1,2,4-Trichlorobenzene	0.669875	Ave	13.08158	13.1595	2.805237E-02			20	
1,1,1-Trichloroethane	1.331904	Ave	12.42623	5.5454	0.1009991			20	
1,1,2-Trichloroethane	0.3627012	Ave	5.619852	8.810445	1.993517E-02			20	
Trichloroethene (TCE)	1.055725	Ave	8.324406	6.5493	7.389093E-02			20	
Trichlorofluoromethane	0.4475874	XXX	27.55341	2.520167	0.3179135				
1,2,3-Trichloropropane	0.3520949	Ave	11.08473	11.08989	1.507128E-02			20	
1,2,4-Trimethylbenzene	2.345847	Ave	11.32908	11.3818	0.0408382			20	
1,3,5-Trimethylbenzene	2.284703	Ave	12.78773	10.06545	33.16626			20	
Vinyl chloride	0.6791608	Ave	3.699327	1.896222	0.3464012			20	
m,p-Xylene	1.215097	Ave	8.833805	9.918182	0.0309911			20	
o-Xylene	1.187142	Ave	13.67092	9.364364	33.16626			20	

INITIAL CALIBRATION DATA (Summary)

5035A/8260D

Laboratory: Apex Laboratories SDG: A0L0210

Client: Anchor QEA, LLC Project: US Moorings - PDI

Calibration: A0K1904 Date: 11/19/20 17:39 Instrument: VOA-GCMS6

Compound	Mean RF	FIT	RF RSD	Mean RT	RT RSD	Linear r	Quad COD	LIMIT	Q
1,4-Difluorobenzene (Surr)	3.085891	Ave	0.877297	6.581273	4.416393E-02			20	
Toluene-d8 (Surr)	1.435671	Ave	1.460162	8.085546	3.615844E-03			20	
4-Bromofluorobenzene (Surr)	0.8699443	Ave	0.9043523	10.81055	4.689812E-03			20	

Note: ** Quad COD may be incorrect if weighting (1/a) or (1/a2) used. Weighting not shown here. Please see instrument calibration printouts for validation.

INITIAL CALIBRATION DATA

5035A/8260D

Laboratory: Apex Laboratories
SDG: A0L0210
Client: Anchor QEA, LLC
Project: US Moorings - PDI
Calibration: A0K1904
Instrument: VOA-GCMS6
Calibration Date: 11/19/20 17:39

Compound	Level 01		Level 02		Level 03		Level 04		Level 05		Level 06	
	ng/mL	RF	ng/mL	RF	ng/mL	RF	ng/mL	RF	ng/mL	RF	ng/mL	RF
Acetone	0.2	~~0~~	0.4	~~0~~	0.8	~~0~~	2	0.363364	4	0.3722761	10	0.3243059
Acrylonitrile	0.1	~~0~~	0.2	~~0~~	0.4	~~0~~	1	~~0~~	2	~~0.2824163~~	5	0.3630446
Benzene	0.1	4.490785	0.2	4.619765	0.4	4.276033	1	4.782609	2	4.729682	5	4.604963
Bromobenzene	0.1	~~0~~	0.2	0.6292106	0.4	0.7848299	1	0.8538586	2	0.8662674	5	0.850056
Bromochloromethane	0.1	~~0~~	0.2	~~0~~	0.4	0.6552249	1	0.6779543	2	0.7174711	5	0.7138486
Bromodichloromethane	0.1	~~0~~	0.2	~~0~~	0.4	~~0.7332666~~	1	0.8437848	2	0.9330642	5	0.9277806
Naphthalene	0.1	~~0~~	0.2	1.030603	0.4	1.080862	1	1.274807	2	2.089353	5	1.667326
Bromoform	0.1	~~0~~	0.2	~~0~~	0.4	~~0~~	1	0.1295032	2	0.1323308	5	0.1366146
Bromomethane	0.1	~~1.581171~~	0.2	~~1.285643~~	0.4	~~1.097461~~	1	~~0.882107~~	2	0.7255603	5	0.6634952
2-Butanone (MEK)	0.2	~~0~~	0.4	~~0~~	0.8	~~0~~	2	0.4713629	4	0.4849964	10	0.5139654
n-Butylbenzene	0.1	~~1.271287~~	0.2	1.488951	0.4	1.650897	1	1.729932	2	1.814093	5	1.856127
sec-Butylbenzene	0.1	~~0~~	0.2	2.145283	0.4	2.346228	1	2.463032	2	2.728131	5	2.724385
tert-Butylbenzene	0.1	~~0.7194945~~	0.2	1.006194	0.4	1.177245	1	1.303288	2	1.262117	5	1.272314
Carbon disulfide	0.1	~~0~~	0.2	1.344828	0.4	1.411254	1	1.485507	2	1.450065	5	1.490708
Carbon tetrachloride	0.1	~~0~~	0.2	~~0~~	0.4	~~0.6714836~~	1	0.780379	2	0.783591	5	0.8529461
Chlorobenzene	0.1	1.023881	0.2	1.13399	0.4	1.107783	1	1.105503	2	1.1215	5	1.062174
Chloroethane	0.1	~~0~~	0.2	~~0~~	0.4	~~0~~	1	0.2055463	2	0.2781959	5	0.2855672
Chloroform	0.1	~~0~~	0.2	1.68679	0.4	1.632372	1	1.764214	2	1.777851	5	1.700746
Chloromethane	0.1	~~0~~	0.2	1.249474	0.4	1.110468	1	1.097408	2	1.033299	5	0.9220776
2-Chlorotoluene	0.1	~~0~~	0.2	0.5153017	0.4	0.6375022	1	0.7245551	2	0.7226663	5	0.7280703
4-Chlorotoluene	0.1	1.568823	0.2	1.659814	0.4	1.942798	1	2.169108	2	2.230041	5	2.228415
Dibromochloromethane	0.1	~~0~~	0.2	~~0~~	0.4	0.1297996	1	0.1862088	2	0.2055737	5	0.2244639
1,2-Dibromo-3-chloropropane	0.1	~~0~~	0.2	~~0~~	0.4	~~0~~	1	0.1048099	2	0.1438924	5	0.1126022
1,2-Dibromoethane (EDB)	0.1	~~0~~	0.2	~~0~~	0.4	~~0.2069616~~	1	0.2965548	2	0.3097242	5	0.3233331
Dibromomethane	0.1	~~0~~	0.2	~~0~~	0.4	~~0.3755756~~	1	0.5462653	2	0.5771422	5	0.5765593
1,2-Dichlorobenzene	0.1	0.9629325	0.2	1.073997	0.4	1.232321	1	1.237782	2	1.536212	5	1.29436
1,3-Dichlorobenzene	0.1	1.119815	0.2	0.924831	0.4	1.214421	1	1.351136	2	1.541746	5	1.388534
1,4-Dichlorobenzene	0.1	1.525545	0.2	1.391315	0.4	1.56966	1	1.508351	2	1.712728	5	1.449018
Dichlorodifluoromethane	0.1	~~0~~	0.2	~~0~~	0.4	0.6015712	1	0.7253344	2	0.8029346	5	0.7749124
1,1-Dichloroethane	0.1	~~0~~	0.2	1.571707	0.4	1.772196	1	1.945373	2	1.832013	5	1.786986
1,2-Dichloroethane (EDC)	0.1	~~0~~	0.2	~~0~~	0.4	1.2633	1	1.442308	2	1.503876	5	1.421438

INITIAL CALIBRATION DATA

5035A/8260D

Laboratory: Apex Laboratories
SDG: A0L0210
Client: Anchor QEA, LLC
Project: US Moorings - PDI
Calibration: A0K1904
Instrument: VOA-GCMS6
Calibration Date: 11/19/20 17:39

Compound	Level 01		Level 02		Level 03		Level 04		Level 05		Level 06	
	ng/mL	RF	ng/mL	RF	ng/mL	RF	ng/mL	RF	ng/mL	RF	ng/mL	RF
1,1-Dichloroethene	0.1	~~0~~	0.2	1.216593	0.4	1.126727	1	1.240942	2	1.24854	5	1.256885
cis-1,2-Dichloroethene	0.1	~~0~~	0.2	0.9239531	0.4	1.055188	1	1.300864	2	1.34139	5	1.346881
trans-1,2-Dichloroethene	0.1	~~0~~	0.2	1.154119	0.4	1.222653	1	1.370541	2	1.326618	5	1.323374
1,2-Dichloropropane	0.1	~~0~~	0.2	~~0~~	0.4	0.9023569	1	1.108556	2	1.082537	5	1.093028
1,3-Dichloropropane	0.1	~~0~~	0.2	0.6498679	0.4	0.5891825	1	0.6429184	2	0.652044	5	0.6514037
2,2-Dichloropropane	0.1	~~0~~	0.2	~~0~~	0.4	~~0.5966936~~	1	0.7755017	2	0.7586202	5	0.7680966
1,1-Dichloropropene	0.1	~~0~~	0.2	~~0~~	0.4	1.206394	1	1.320373	2	1.318529	5	1.316419
cis-1,3-Dichloropropene	0.1	~~0~~	0.2	~~0~~	0.4	0.2727586	1	0.3568363	2	0.3706301	5	0.4037158
trans-1,3-Dichloropropene	0.1	~~0~~	0.2	~~0~~	0.4	~~0~~	1	0.255175	2	0.2877773	5	0.3396568
Ethylbenzene	0.1	1.376944	0.2	1.414208	0.4	1.517519	1	1.723645	2	1.743676	5	1.717749
Hexachlorobutadiene	0.1	~~0~~	0.2	~~0~~	0.4	~~0~~	1	0.1520882	2	0.1730205	5	0.1742168
n-Hexane	0.1	~~0~~	0.2	~~0~~	0.4	~~0~~	1	~~9.894091E-02~~	2	0.1681133	5	0.168308
2-Hexanone	0.2	~~0~~	0.4	~~0~~	0.8	~~0.1019854~~	2	~~0.1984695~~	4	0.2105735	10	0.2280943
Isopropylbenzene	0.1	~~0~~	0.2	1.105372	0.4	1.061725	1	1.260294	2	1.303049	5	1.391996
4-Isopropyltoluene	0.1	~~0~~	0.2	~~1.673375~~	0.4	1.697711	1	1.920185	2	2.110908	5	2.135597
Methylene chloride	0.1	~~6.629254~~	0.2	~~3.722117~~	0.4	~~2.378645~~	1	~~1.59908~~	2	1.255926	5	1.044066
4-Methyl-2-pentanone (MiBK)	0.2	~~0~~	0.4	~~0~~	0.8	0.3086479	2	0.3738225	4	0.3786816	10	0.3913314
Methyl tert-butyl ether (MTBE)	0.1	~~0~~	0.2	2.627183	0.4	2.855025	1	2.976589	2	2.995794	5	2.938435
n-Propylbenzene	0.1	~~0~~	0.2	3.170462	0.4	3.170988	1	3.39265	2	3.768875	5	3.510113
Styrene	0.1	~~0~~	0.2	~~0.5342033~~	0.4	~~0.5867899~~	1	0.7223573	2	0.7730767	5	0.873293
1,1,1,2-Tetrachloroethane	0.1	~~0~~	0.2	~~0~~	0.4	0.1830354	1	0.2477675	2	0.257649	5	0.2611279
1,1,2,2-Tetrachloroethane	0.1	~~0~~	0.2	1.014331	0.4	0.9059967	1	1.027023	2	1.058512	5	0.9965745
Tetrachloroethene (PCE)	0.1	~~0~~	0.2	~~0.1931717~~	0.4	0.3104423	1	0.3384453	2	0.3693315	5	0.3640652
Toluene	0.1	2.205464	0.2	1.910254	0.4	1.847102	1	1.821985	2	1.765493	5	1.761107
1,2,3-Trichlorobenzene	0.1	~~0~~	0.2	~~0.3769839~~	0.4	~~0.3703846~~	1	0.520062	2	0.5610057	5	0.5831345
1,2,4-Trichlorobenzene	0.1	~~0~~	0.2	~~0~~	0.4	~~0.3593695~~	1	0.5149354	2	0.7654845	5	0.602806
1,1,1-Trichloroethane	0.1	~~0~~	0.2	1.042324	0.4	1.120223	1	1.277174	2	1.269643	5	1.299866
1,1,2-Trichloroethane	0.1	~~0~~	0.2	~~0~~	0.4	0.312835	1	0.3568363	2	0.3723183	5	0.3546932
Trichloroethene (TCE)	0.1	~~0~~	0.2	0.9699863	0.4	0.8698395	1	1.040273	2	1.047719	5	1.035303
Trichlorofluoromethane	0.1	~~0~~	0.2	~~0~~	0.4	~~0.3235478~~	1	~~0.8723523~~	2	~~0.4111391~~	5	0.5296834
1,2,3-Trichloropropane	0.1	~~0~~	0.2	~~0~~	0.4	0.2753789	1	0.3634168	2	0.426143	5	0.3543125

INITIAL CALIBRATION DATA

5035A/8260D

Laboratory: Apex Laboratories
SDG: A0L0210
Client: Anchor QEA, LLC
Project: US Moorings - PDI
Calibration: A0K1904
Instrument: VOA-GCMS6
Calibration Date: 11/19/20 17:39

Compound	Level 01		Level 02		Level 03		Level 04		Level 05		Level 06	
	ng/mL	RF	ng/mL	RF	ng/mL	RF	ng/mL	RF	ng/mL	RF	ng/mL	RF
1,1,2-Trichloro-1,2,2-trifluoroethan	0.1	~~0~~	0.2	0.5721275	0.4	0.6568508	1	0.8528428	2	0.8834742	5	0.829995
1,2,4-Trimethylbenzene	0.1	~~1.595871~~	0.2	2.034086	0.4	1.940045	1	2.038096	2	2.29791	5	2.320215
1,3,5-Trimethylbenzene	0.1	1.752754	0.2	1.993404	0.4	1.997874	1	2.103602	2	2.296162	5	2.273185
Vinyl chloride	0.1	~~0~~	0.2	~~0~~	0.4	0.6308369	1	0.7127926	2	0.6914452	5	0.6863072
m,p-Xylene	0.2	1.013289	0.4	1.136971	0.8	1.04378	2	1.210485	4	1.210716	10	1.246292
o-Xylene	0.1	0.8520574	0.2	1.009978	0.4	1.055145	1	1.137943	2	1.180069	5	1.205638
Xylenes, total	0.3	0.9595453	0.6	1.09464	1.2	1.047568	3	1.186304	6	1.2005	15	1.232741
trans-1,4-Dichloro-2-butene	0.1	~~0~~	0.2	~~0~~	0.4	~~0~~	1	~~0~~	2	3.553619E-02	5	0.0708851
1,4-Difluorobenzene (Surr)	50	3.120467	50	3.109585	50	3.092766	50	3.112542	50	3.0674	50	3.030421
Toluene-d8 (Surr)	50	1.45642	50	1.449613	50	1.45398	50	1.451417	50	1.450283	50	1.434582
4-Bromofluorobenzene (Surr)	50	0.8713133	50	0.8649584	50	0.8851119	50	0.8775433	50	0.8791304	50	0.8700666

INITIAL CALIBRATION DATA (Continued)

5035A/8260D

Laboratory: Apex Laboratories
SDG: A0L0210
Client: Anchor QEA, LLC
Project: US Moorings - PDI
Calibration: A0K1904
Instrument: VOA-GCMS6
Matrix:
Calibration Date: 11/19/20 17:39

Compound	Level 07		Level 08		Level 09		Level 10		Level 11		Level 12	
	ng/mL	RF	ng/mL	RF	ng/mL	RF	ng/mL	RF	ng/mL	RF	ng/mL	RF
Acetone	20	0.2533955	40	0.2667313	100	0.3214195	200	0.2603564	400	0.3065859		
Acrylonitrile	10	0.4465775	20	0.4742813	50	0.4783205	100	0.3945829	200	0.4707718		
Benzene	10	4.692163	20	4.633272	50	4.526145	100	4.583462	200	4.64388		
Bromobenzene	10	0.8802672	20	0.8731073	50	0.8477341	100	0.865546	200	0.8998726		
Bromochloromethane	10	0.7206379	20	0.6990036	50	0.7023658	100	0.6838844	200	0.6836936		
Bromodichloromethane	10	1.027121	20	1.09798	50	1.227593	100	~~1.30297~~	200	~~1.384383~~		
Naphthalene	10	1.919122	20	2.244813	50	2.45339	100	2.660276	200	2.899225		
Bromoform	10	0.15503	20	0.1821655	50	0.2183286	100	0.2432307	200	0.2538363		
Bromomethane	10	0.6334174	20	0.5581183	50	0.5066	100	~~0.4690868~~	200	~~0.4613419~~		
2-Butanone (MEK)	20	0.6058404	40	0.6095088	100	0.6181492	200	0.6207787	400	0.5670997		
n-Butylbenzene	10	1.93748	20	2.037269	50	2.022579	100	2.067866	200	2.148601		
sec-Butylbenzene	10	2.882772	20	2.925643	50	2.855503	100	2.986276	200	3.131098		
tert-Butylbenzene	10	1.339273	20	1.352183	50	1.315034	100	1.363643	200	1.431422		
Carbon disulfide	10	1.562273	20	1.622585	50	1.793734	100	2.033065	200	~~2.185785~~		
Carbon tetrachloride	10	0.9092593	20	0.9729292	50	1.016818	100	1.13614	200	~~1.240343~~		
Chlorobenzene	10	1.07846	20	1.066542	50	1.050352	100	1.072178	200	1.08905		
Chloroethane	10	0.2523979	20	0.2343027	50	0.2699907	100	0.2326737	200	0.2733659		
Chloroform	10	1.789303	20	1.775184	50	1.776294	100	1.81013	200	1.838045		
Chloromethane	10	0.9674063	20	0.8928158	50	1.021524	100	0.9511564	200	0.9431937		
2-Chlorotoluene	10	0.7578236	20	0.7531327	50	0.7454162	100	0.7804639	200	0.8169234		
4-Chlorotoluene	10	2.344958	20	2.405933	50	2.295777	100	2.364848	200	2.404151		
Dibromochloromethane	10	0.2578601	20	0.2793624	50	0.3248138	100	0.3503957	200	0.3805751		
1,2-Dibromo-3-chloropropane	10	0.1484078	20	0.1713922	50	0.1923765	100	0.2228512	200	0.2558168		
1,2-Dibromoethane (EDB)	10	0.3565298	20	0.3654988	50	0.3806098	100	0.3855466	200	0.399214		
Dibromomethane	10	0.615674	20	0.6200471	50	0.6515447	100	0.6652211	200	0.6896529		
1,2-Dichlorobenzene	10	1.315139	20	1.330588	50	1.285821	100	1.300886	200	1.341554		
1,3-Dichlorobenzene	10	1.388228	20	1.409588	50	1.400313	100	1.4281	200	1.453352		
1,4-Dichlorobenzene	10	1.436039	20	1.452237	50	1.410397	100	1.438874	200	1.458395		
Dichlorodifluoromethane	10	0.7561247	20	0.7309622	50	0.9373922	100	0.827076	200	0.8145092		
1,1-Dichloroethane	10	1.83669	20	1.856129	50	1.798595	100	1.839428	200	1.688217		
1,2-Dichloroethane (EDC)	10	1.454744	20	1.459394	50	1.472724	100	1.457312	200	1.454077		

INITIAL CALIBRATION DATA (Continued)

5035A/8260D

Laboratory: Apex Laboratories
SDG: A0L0210
Client: Anchor QEA, LLC
Project: US Moorings - PDI
Calibration: A0K1904
Instrument: VOA-GCMS6
Matrix:
Calibration Date: 11/19/20 17:39

Compound	Level 07		Level 08		Level 09		Level 10		Level 11		Level 12	
	ng/mL	RF	ng/mL	RF	ng/mL	RF	ng/mL	RF	ng/mL	RF	ng/mL	RF
1,1-Dichloroethene	10	1.251942	20	1.238829	50	1.214944	100	1.272491	200	1.27841		
cis-1,2-Dichloroethene	10	1.398734	20	1.37881	50	1.411219	100	1.415459	200	1.392828		
trans-1,2-Dichloroethene	10	1.360326	20	1.36341	50	1.368566	100	1.408326	200	1.456679		
1,2-Dichloropropane	10	1.131159	20	1.109476	50	1.135193	100	1.1395	200	1.153463		
1,3-Dichloropropane	10	0.6871821	20	0.6854824	50	0.6823254	100	0.676472	200	0.6846507		
2,2-Dichloropropane	10	0.8300911	20	0.871016	50	0.9184827	100	0.9847165	200	1.045118		
1,1-Dichloropropene	10	1.372298	20	1.398839	50	1.367845	100	1.42984	200	1.476708		
cis-1,3-Dichloropropene	10	0.4637557	20	0.5046289	50	0.560646	100	0.5925859	200	0.6312272		
trans-1,3-Dichloropropene	10	0.3906495	20	0.4535507	50	0.5115063	100	0.5447707	200	0.5794725		
Ethylbenzene	10	1.765197	20	1.768989	50	1.725312	100	1.765922	200	1.800688		
Hexachlorobutadiene	10	0.1816924	20	0.1784295	50	0.1745127	100	0.17043	200	0.1822653		
n-Hexane	10	0.1875526	20	0.1912454	50	0.1910879	100	0.1929107	200	0.2118496		
2-Hexanone	20	0.2710736	40	0.2894259	100	0.3004377	200	0.3060032	400	0.2971612		
Isopropylbenzene	10	1.471412	20	1.500766	50	1.482411	100	1.567852	200	1.603166		
4-Isopropyltoluene	10	2.328773	20	2.429372	50	2.37753	100	2.521814	200	2.655116		
Methylene chloride	10	0.9748885	20	0.9202192	50	0.8777099	100	0.9033445	200	0.9068838		
4-Methyl-2-pentanone (MiBK)	20	0.4254364	40	0.4412174	100	0.4505912	200	0.4408416	400	0.4055861		
Methyl tert-butyl ether (MTBE)	10	2.999344	20	3.073447	50	3.215523	100	3.16121	200	3.347656		
n-Propylbenzene	10	3.647859	20	3.740068	50	3.603373	100	3.791488	200	3.916919		
Styrene	10	0.9421117	20	0.9836597	50	1.042524	100	1.086776	200	~~1.111348~~		
1,1,1,2-Tetrachloroethane	10	0.2876887	20	0.3090673	50	0.3355454	100	0.3499887	200	0.3696232		
1,1,2,2-Tetrachloroethane	10	1.038855	20	1.05602	50	1.046712	100	1.015293	200	1.016676		
Tetrachloroethene (PCE)	10	0.3601407	20	0.367152	50	0.3449889	100	0.3663165	200	0.3864698		
Toluene	10	1.749812	20	1.739179	50	1.667685	100	1.692359	200	1.725539		
1,2,3-Trichlorobenzene	10	0.596548	20	0.649815	50	0.6514783	100	0.6780558	200	0.7404886		
1,2,4-Trichlorobenzene	10	0.6239992	20	0.6660462	50	0.701062	100	0.70687	200	0.7777969		
1,1,1-Trichloroethane	10	1.377927	20	1.422952	50	1.423684	100	1.508504	200	1.576742		
1,1,2-Trichloroethane	10	0.3710516	20	0.3738041	50	0.3725096	100	0.3702352	200	0.3800276		
Trichloroethene (TCE)	10	1.097667	20	1.098775	50	1.079864	100	1.132503	200	1.185324		
Trichlorofluoromethane	10	0.6621346	20	0.3976747	50	0.3486249	100	0.3676534	200	0.3797533		
1,2,3-Trichloropropane	10	0.3614975	20	0.3642653	50	0.3489825	100	0.3394266	200	0.3354308		

INITIAL CALIBRATION DATA (Continued)

5035A/8260D

Laboratory: Apex Laboratories
SDG: A0L0210
Client: Anchor QEA, LLC
Project: US Moorings - PDI
Calibration: A0K1904
Instrument: VOA-GCMS6
Matrix:
Calibration Date: 11/19/20 17:39

Compound	Level 07		Level 08		Level 09		Level 10		Level 11		Level 12	
	ng/mL	RF	ng/mL	RF	ng/mL	RF	ng/mL	RF	ng/mL	RF	ng/mL	RF
1,1,2-Trichloro-1,2,2-trifluoroethan	10	0.8290934	20	0.8328754	50	0.780251	100	0.8226172	200	0.865687		
1,2,4-Trimethylbenzene	10	2.467345	20	2.548041	50	2.499662	100	2.613078	200	2.69999		
1,3,5-Trimethylbenzene	10	2.463341	20	2.52185	50	2.453851	100	2.591863	200	2.683851		
Vinyl chloride	10	0.6883578	20	0.6645506	50	0.7061534	100	0.6680783	200	0.6639253		
m,p-Xylene	20	1.293278	40	1.300015	100	1.277158	200	1.311359	400	1.32272		
o-Xylene	10	1.28289	20	1.300862	50	1.301751	100	1.356347	200	1.375877		
Xylenes, total	30	1.289815	60	1.300298	150	1.285356	300	1.326355	600	1.340439		
trans-1,4-Dichloro-2-butene	10	7.686325E-02	20	9.364146E-02	50	0.1174598	100	0.1246443	200	0.1369784		
1,4-Difluorobenzene (Surr)	50	3.090228	50	3.071336	50	3.089149	50	3.057062	50	3.103845		
Toluene-d8 (Surr)	50	1.446659	50	1.425331	50	1.419003	50	1.390889	50	1.414204		
4-Bromofluorobenzene (Surr)	50	0.8652491	50	0.8673696	50	0.8616008	50	0.8590878	50	0.8679556		

SECOND-SOURCE CALIBRATION VERIFICATION

5035A/8260D

Laboratory:	Apex Laboratories	SDG:	A0L0210
Client:	Anchor QEA, LLC	Project:	US Moorings - PDI
Instrument ID:	VOA-GCMS6	Calibration:	A0K1904
Lab File ID:	VF20111821.D		
Sequence:	0K18062	Inject Date:	11/19/20
Lab Sample ID:	0K18062-ICV1	Inject Time:	02:14

ANALYTE	EXPECTED (ng/mL)	FOUND (ng/mL)	% DRIFT	QC LIMIT
Acetone	40.0	28.8	-27.9	70 - 130
Acrylonitrile	20.0	20.6	3.2	70 - 130
Benzene	20.0	19.6	-2.0	70 - 130
Bromobenzene	20.0	21.0	5.1	70 - 130
Bromochloromethane	20.0	19.1	-4.4	70 - 130
Bromodichloromethane	20.0	21.7	8.6	70 - 130
Naphthalene	20.0	20.0	-0.2	70 - 130
Bromoform	20.0	18.7	-6.5	70 - 130
Bromomethane	20.0	15.8	-21.2	70 - 130
2-Butanone (MEK)	40.0	40.3	0.7	70 - 130
n-Butylbenzene	20.0	21.9	9.5	70 - 130
sec-Butylbenzene	20.0	21.9	9.5	70 - 130
tert-Butylbenzene	20.0	21.4	6.8	70 - 130
Carbon disulfide	20.0	21.8	8.9	70 - 130
Carbon tetrachloride	20.0	20.8	4.2	70 - 130
Chlorobenzene	20.0	19.8	-1.0	70 - 130
Chloroethane	20.0	19.3	-3.4	70 - 130
Chloroform	20.0	19.9	-0.7	70 - 130
Chloromethane	20.0	20.5	2.3	70 - 130
2-Chlorotoluene	20.0	21.5	7.3	70 - 130
4-Chlorotoluene	20.0	21.3	6.6	70 - 130
Dibromochloromethane	20.0	19.3	-3.7	70 - 130
1,2-Dibromo-3-chloropropane	20.0	19.8	-0.9	70 - 130
1,2-Dibromoethane (EDB)	20.0	20.9	4.3	70 - 130
Dibromomethane	20.0	19.6	-1.9	70 - 130
1,2-Dichlorobenzene	20.0	20.9	4.7	70 - 130
1,3-Dichlorobenzene	20.0	21.9	9.3	70 - 130
1,4-Dichlorobenzene	20.0	20.0	-0.08	70 - 130
Dichlorodifluoromethane	20.0	26.6	33.1	70 - 130
1,1-Dichloroethane	20.0	19.7	-1.7	70 - 130
1,2-Dichloroethane (EDC)	20.0	19.2	-3.9	70 - 130

SECOND-SOURCE CALIBRATION VERIFICATION

5035A/8260D

Laboratory:	Apex Laboratories	SDG:	A0L0210
Client:	Anchor QEA, LLC	Project:	US Moorings - PDI
Instrument ID:	VOA-GCMS6	Calibration:	A0K1904
Lab File ID:	VF20111821.D		
Sequence:	0K18062	Inject Date:	11/19/20
Lab Sample ID:	0K18062-ICV1	Inject Time:	02:14

ANALYTE	EXPECTED (ng/mL)	FOUND (ng/mL)	% DRIFT	QC LIMIT
1,1-Dichloroethene	20.0	19.2	-4.1	70 - 130
cis-1,2-Dichloroethene	20.0	20.7	3.4	70 - 130
trans-1,2-Dichloroethene	20.0	19.6	-1.8	70 - 130
1,2-Dichloropropane	20.0	19.8	-0.8	70 - 130
1,3-Dichloropropane	20.0	20.2	0.9	70 - 130
2,2-Dichloropropane	20.0	19.1	-4.7	70 - 130
1,1-Dichloropropene	20.0	20.2	0.8	70 - 130
cis-1,3-Dichloropropene	20.0	19.2	-3.8	70 - 130
trans-1,3-Dichloropropene	20.0	19.0	-4.9	70 - 130
Ethylbenzene	20.0	21.1	5.5	70 - 130
Hexachlorobutadiene	20.0	22.3	11.6	70 - 130
2-Hexanone	40.0	38.8	-3.0	70 - 130
Isopropylbenzene	20.0	22.1	10.4	70 - 130
4-Isopropyltoluene	20.0	22.0	10.1	70 - 130
Methylene chloride	20.0	18.6	-6.8	70 - 130
4-Methyl-2-pentanone (MiBK)	40.0	40.4	1.0	70 - 130
Methyl tert-butyl ether (MTBE)	20.0	19.8	-0.9	70 - 130
n-Propylbenzene	20.0	20.7	3.3	70 - 130
Styrene	20.0	22.0	10.2	70 - 130
1,1,1,2-Tetrachloroethane	20.0	20.0	0.2	70 - 130
1,1,2,2-Tetrachloroethane	20.0	20.0	-0.08	70 - 130
Tetrachloroethene (PCE)	20.0	20.9	4.6	70 - 130
Toluene	20.0	19.0	-5.0	70 - 130
1,2,3-Trichlorobenzene	20.0	21.6	7.9	70 - 130
1,2,4-Trichlorobenzene	20.0	21.0	5.1	70 - 130
1,1,1-Trichloroethane	20.0	20.9	4.4	70 - 130
1,1,2-Trichloroethane	20.0	20.4	2.1	70 - 130
Trichloroethene (TCE)	20.0	20.9	4.6	70 - 130
Trichlorofluoromethane	20.0	32.4	62.1	70 - 130
1,2,3-Trichloropropane	20.0	20.2	0.9	70 - 130
1,2,4-Trimethylbenzene	20.0	21.9	9.5	70 - 130

SECOND-SOURCE CALIBRATION VERIFICATION

5035A/8260D

Laboratory:	Apex Laboratories	SDG:	A0L0210
Client:	Anchor QEA, LLC	Project:	US Moorings - PDI
Instrument ID:	VOA-GCMS6	Calibration:	A0K1904
Lab File ID:	VF20111821.D		
Sequence:	0K18062	Inject Date:	11/19/20
Lab Sample ID:	0K18062-ICV1	Inject Time:	02:14

ANALYTE	EXPECTED (ng/mL)	FOUND (ng/mL)	% DRIFT	QC LIMIT
1,3,5-Trimethylbenzene	20.0	22.3	11.3	70 - 130
Vinyl chloride	20.0	21.0	5.2	70 - 130
m,p-Xylene	40.0	42.5	6.3	70 - 130
o-Xylene	20.0	21.8	8.9	70 - 130

SURROGATE STANDARD RECOVERY AND RT SUMMARY

5035A/8260D

Laboratory:	Apex Laboratories	SDG:	A0L0210
Client:	Anchor QEA, LLC	Project:	US Moorings - PDI
Sequence:	0K18062	Instrument:	VOA-GCMS6
Matrix:	Soil	Calibration:	A0K1904

Surrogate Compound	Spike Level ng/mL	% Recovery	Recovery Limits	RT	Calibration Mean RT	RT Diff	RT Diff Limit	Q
Initial Cal Check (0K18062-ICV1)				Lab File ID: VF20111821.D		Analyzed: 11/19/20 02:14		
1,4-Difluorobenzene (Surr)	50.0	100	70 - 130	6.579	6.581273	-0.0023	+/-1.0	
Toluene-d8 (Surr)	50.0	100	70 - 130	8.081	8.085546	-0.0045	+/-1.0	
4-Bromofluorobenzene (Surr)	50.0	101	70 - 130	10.811	10.81055	0.0005	+/-1.0	

SURROGATE STANDARD RECOVERY AND RT SUMMARY

5035A/8260D

Laboratory:	Apex Laboratories	SDG:	A0L0210
Client:	Anchor QEA, LLC	Project:	US Moorings - PDI
Sequence:	0L10042	Instrument:	VOA-GCMS6
Matrix:	Soil	Calibration:	A0K1904

Surrogate Compound	Spike Level ng/mL	% Recovery	Recovery Limits	RT	Calibration Mean RT	RT Diff	RT Diff Limit	Q
LCS (0120379-BS1)				Lab File ID: VF20121003.D		Analyzed: 12/10/20 10:28		
1,4-Difluorobenzene (Surr)	50.0	96	80 - 120	6.584	6.581273	0.0027	+/-1.0	
Toluene-d8 (Surr)	50.0	98	80 - 120	8.086	8.085546	0.0005	+/-1.0	
4-Bromofluorobenzene (Surr)	50.0	95	79 - 120	10.81	10.81055	-0.0005	+/-1.0	
Blank (0120379-BLK1)				Lab File ID: VF20121005.D		Analyzed: 12/10/20 11:23		
1,4-Difluorobenzene (Surr)	50.0	96	80 - 120	6.583	6.581273	0.0017	+/-1.0	
Toluene-d8 (Surr)	50.0	100	80 - 120	8.085	8.085546	-0.0005	+/-1.0	
4-Bromofluorobenzene (Surr)	50.0	100	79 - 120	10.81	10.81055	-0.0005	+/-1.0	
USMPDI-IDW-Sed-201203 (A0L0210-02)				Lab File ID: VF20121007.D		Analyzed: 12/10/20 12:18		
1,4-Difluorobenzene (Surr)	50.0	96	80 - 120	6.584	6.581273	0.0027	+/-1.0	
Toluene-d8 (Surr)	50.0	99	80 - 120	8.086	8.085546	0.0005	+/-1.0	
4-Bromofluorobenzene (Surr)	50.0	98	79 - 120	10.811	10.81055	0.0005	+/-1.0	

INTERNAL STANDARD AREA AND RT SUMMARY
5035A/8260D

Laboratory:	Apex Laboratories	SDG:	A0L0210
Client:	Anchor QEA, LLC	Project:	US Moorings - PDI
Sequence:	0L10042	Instrument:	VOA-GCMS6
Matrix:	Soil	Calibration:	A0K1904

Internal Standard	Response	RT	Reference Response	Reference RT	Area %	Area % Limits	RT Diff	RT Diff Limit	Q
LCS (0120379-BS1)			Lab File ID: VF20121003.D			Analyzed: 12/10/20 10:28			
Pentafluorobenzene (ISTD)	55684	6.018	55684	6.018	100	50 - 200	0.0000	+/-0.50	
Chlorobenzene-d5 (ISTD)	152540	9.74	152540	9.74	100	50 - 200	0.0000	+/-0.50	
1,4-Dichlorobenzene-d4 (ISTD)	73540	11.692	73540	11.692	100	50 - 200	0.0000	+/-0.50	
Calibration Check (0L10042-CCV1)			Lab File ID: VF20121003.D			Analyzed: 12/10/20 10:28			
Pentafluorobenzene (ISTD)	55684	6.018	69152	6.018	81	50 - 200	0.0000	+/-0.50	
Chlorobenzene-d5 (ISTD)	152540	9.74	190541	9.74	80	50 - 200	0.0000	+/-0.50	
1,4-Dichlorobenzene-d4 (ISTD)	73540	11.692	88102	11.692	83	50 - 200	0.0000	+/-0.50	
Blank (0120379-BLK1)			Lab File ID: VF20121005.D			Analyzed: 12/10/20 11:23			
Pentafluorobenzene (ISTD)	52296	6.018	55684	6.018	94	50 - 200	0.0000	+/-0.50	
Chlorobenzene-d5 (ISTD)	139030	9.74	152540	9.74	91	50 - 200	0.0000	+/-0.50	
1,4-Dichlorobenzene-d4 (ISTD)	61870	11.692	73540	11.692	84	50 - 200	0.0000	+/-0.50	
USMPDI-IDW-Sed-201203 (A0L0210-02)			Lab File ID: VF20121007.D			Analyzed: 12/10/20 12:18			
Pentafluorobenzene (ISTD)	52088	6.025	55684	6.018	94	50 - 200	0.0070	+/-0.50	
Chlorobenzene-d5 (ISTD)	141934	9.74	152540	9.74	93	50 - 200	0.0000	+/-0.50	
1,4-Dichlorobenzene-d4 (ISTD)	67816	11.692	73540	11.692	92	50 - 200	0.0000	+/-0.50	
Duplicate (0120379-DUP1)			Lab File ID: VF20121016.D			Analyzed: 12/10/20 16:24			
Pentafluorobenzene (ISTD)	52514	6.024	55684	6.018	94	50 - 200	0.0060	+/-0.50	
Chlorobenzene-d5 (ISTD)	139925	9.739	152540	9.74	92	50 - 200	-0.0010	+/-0.50	
1,4-Dichlorobenzene-d4 (ISTD)	64832	11.691	73540	11.692	88	50 - 200	-0.0010	+/-0.50	
Matrix Spike (0120379-MS1)			Lab File ID: VF20121018.D			Analyzed: 12/10/20 17:18			
Pentafluorobenzene (ISTD)	98372	6.018	55684	6.018	177	50 - 200	0.0000	+/-0.50	
Chlorobenzene-d5 (ISTD)	293201	9.74	152540	9.74	192	50 - 200	0.0000	+/-0.50	
1,4-Dichlorobenzene-d4 (ISTD)	127825	11.692	73540	11.692	174	50 - 200	0.0000	+/-0.50	

HOLDING TIME SUMMARY

5035A/8260D

Laboratory: Apex Laboratories SDG: A0L0210

Client: Anchor QEA, LLC Project: US Moorings - PDI

Sample Name	Date Collected	Date Received	Date Prepared	Days to Prep	Max Days to Prep	Date Analyzed	Days to Analysis	Max Days to Analysis	Q
USMPDI-IDW-Sed-201203	12/03/20 11:30	12/03/20 14:43	12/03/20 11:30	0.00	2.00	12/10/20 12:18	7.03	14.00	

Apex Laboratories

SDG: A0L0210

CLASS: GCMS

METHOD: EPA 8260D

ANALYSES DATA PACKAGE COVER PAGE

EPA 8260D

Laboratory: Apex Laboratories
SDG: A0L0210
Client: Anchor QEA, LLC
Project: US Moorings - PDI

Client Sample Id:	Lab Sample Id:	Matrix
USMPDI-TB-201003	A0L0210-01	WQ

I certify that this data package is in compliance with the terms and conditions of the contract, both technically and for completeness, for other than the conditions detailed above. Release of the data contained in this hardcopy data package and in computer-readable data submitted on diskette has been autorized by the Laboratory Manager or the Manager's designee, as verified by the following signatures.

Signature:
Name: David G. Jack

Forms Created: 1/12/2021 3:34PM
Title: Technical Manager

METHOD DETECTION AND REPORTING LIMITS

EPA 8260D

Laboratory: Apex Laboratories **SDG:** A0L0210

Client: Anchor QEA, LLC **Project:** US Moorings - PDI

Batch Matrix: Water

Analyte	MDL	MRL	Units
Acetone	10.0	20.0	ug/L
Acrylonitrile	1.00	2.00	ug/L
Benzene	0.100	0.200	ug/L
Bromobenzene	0.250	0.500	ug/L
Bromochloromethane	0.500	1.00	ug/L
Bromodichloromethane	0.500	1.00	ug/L
Bromoform	0.500	1.00	ug/L
Bromomethane	5.00	5.00	ug/L
2-Butanone (MEK)	5.00	10.0	ug/L
n-Butylbenzene	0.500	1.00	ug/L
sec-Butylbenzene	0.500	1.00	ug/L
tert-Butylbenzene	0.500	1.00	ug/L
Carbon disulfide	5.00	10.0	ug/L
Carbon tetrachloride	0.500	1.00	ug/L
Chlorobenzene	0.250	0.500	ug/L
Chloroethane	5.00	5.00	ug/L
Chloroform	0.500	1.00	ug/L
Chloromethane	2.50	5.00	ug/L
2-Chlorotoluene	0.500	1.00	ug/L
4-Chlorotoluene	0.500	1.00	ug/L
Dibromochloromethane	0.500	1.00	ug/L
1,2-Dibromo-3-chloropropane	2.50	5.00	ug/L
1,2-Dibromoethane (EDB)	0.250	0.500	ug/L
Dibromomethane	0.500	1.00	ug/L
1,2-Dichlorobenzene	0.250	0.500	ug/L
1,3-Dichlorobenzene	0.250	0.500	ug/L
1,4-Dichlorobenzene	0.250	0.500	ug/L
Dichlorodifluoromethane	0.500	1.00	ug/L
1,1-Dichloroethane	0.200	0.400	ug/L
1,2-Dichloroethane (EDC)	0.200	0.400	ug/L
1,1-Dichloroethene	0.200	0.400	ug/L
cis-1,2-Dichloroethene	0.200	0.400	ug/L
trans-1,2-Dichloroethene	0.200	0.400	ug/L
1,2-Dichloropropane	0.250	0.500	ug/L
1,3-Dichloropropane	0.500	1.00	ug/L
2,2-Dichloropropane	0.500	1.00	ug/L
1,1-Dichloropropene	0.500	1.00	ug/L

METHOD DETECTION AND REPORTING LIMITS

EPA 8260D

Laboratory: Apex Laboratories **SDG:** A0L0210

Client: Anchor QEA, LLC **Project:** US Moorings - PDI

Batch Matrix: Water

Analyte	MDL	MRL	Units
cis-1,3-Dichloropropene	0.500	1.00	ug/L
trans-1,3-Dichloropropene	0.500	1.00	ug/L
Ethylbenzene	0.250	0.500	ug/L
Hexachlorobutadiene	2.50	5.00	ug/L
2-Hexanone	5.00	10.0	ug/L
Isopropylbenzene	0.500	1.00	ug/L
4-Isopropyltoluene	0.500	1.00	ug/L
Methylene chloride	5.00	10.0	ug/L
4-Methyl-2-pentanone (MiBK)	5.00	10.0	ug/L
Methyl tert-butyl ether (MTBE)	0.500	1.00	ug/L
Naphthalene	1.00	2.00	ug/L
n-Propylbenzene	0.250	0.500	ug/L
Styrene	0.500	1.00	ug/L
1,1,1,2-Tetrachloroethane	0.200	0.400	ug/L
1,1,2,2-Tetrachloroethane	0.250	0.500	ug/L
Tetrachloroethene (PCE)	0.200	0.400	ug/L
Toluene	0.500	1.00	ug/L
1,2,3-Trichlorobenzene	1.00	2.00	ug/L
1,2,4-Trichlorobenzene	1.00	2.00	ug/L
1,1,1-Trichloroethane	0.200	0.400	ug/L
1,1,2-Trichloroethane	0.250	0.500	ug/L
Trichloroethene (TCE)	0.200	0.400	ug/L
Trichlorofluoromethane	1.00	2.00	ug/L
1,2,3-Trichloropropane	0.500	1.00	ug/L
1,2,4-Trimethylbenzene	0.500	1.00	ug/L
1,3,5-Trimethylbenzene	0.500	1.00	ug/L
Vinyl chloride	0.200	0.400	ug/L
m,p-Xylene	0.500	1.00	ug/L
o-Xylene	0.250	0.500	ug/L

Note: MDLs are listed only if the corresponding analyte was evalutated to the MDL in this report .

ORGANIC ANALYSIS DATA SHEET

EPA 8260D

USMPDI-TB-201003

Laboratory:	Apex Laboratories			SDG:	A0L0210
Client:	Anchor QEA, LLC			Project:	US Moorings - PDI
Matrix:	WQ	Laboratory ID:	A0L0210-01	File ID:	VI20120839.D
Sampled:	12/03/20 11:00	Prepared:	12/08/20 14:42	Analyzed:	12/09/20 02:52
		Preparation:	EPA 5030B	Initial/Final:	5 mL / 5 mL

Batch: 0120294 Sequence: 0L08057 Calibration: A0K1604 Instrument: VOA-GCMS9

CAS NO.	COMPOUND	DILUTION	CONC. (ug/L)	Q
67-64-1	Acetone	1	10.0	U
107-13-1	Acrylonitrile	1	1.00	U
71-43-2	Benzene	1	0.100	U
108-86-1	Bromobenzene	1	0.250	U
74-97-5	Bromochloromethane	1	0.500	U
91-20-3	Naphthalene	1	1.00	U
75-27-4	Bromodichloromethane	1	0.500	U
75-25-2	Bromoform	1	1.00	U
74-83-9	Bromomethane	1	5.00	U
78-93-3	2-Butanone (MEK)	1	5.00	U
104-51-8	n-Butylbenzene	1	0.500	U
135-98-8	sec-Butylbenzene	1	0.500	U
98-06-6	tert-Butylbenzene	1	0.500	U
75-15-0	Carbon disulfide	1	5.00	U
56-23-5	Carbon tetrachloride	1	0.500	U
108-90-7	Chlorobenzene	1	0.250	U
75-00-3	Chloroethane	1	5.00	U
67-66-3	Chloroform	1	0.500	U
74-87-3	Chloromethane	1	2.50	U
95-49-8	2-Chlorotoluene	1	0.500	U
106-43-4	4-Chlorotoluene	1	0.500	U
124-48-1	Dibromochloromethane	1	0.500	U
96-12-8	1,2-Dibromo-3-chloropropane	1	2.50	U
106-93-4	1,2-Dibromoethane (EDB)	1	0.500	U
74-95-3	Dibromomethane	1	0.500	U
95-50-1	1,2-Dichlorobenzene	1	0.250	U
541-73-1	1,3-Dichlorobenzene	1	0.250	U
106-46-7	1,4-Dichlorobenzene	1	0.250	U
75-71-8	Dichlorodifluoromethane	1	0.500	U
75-34-3	1,1-Dichloroethane	1	0.200	U
107-06-2	1,2-Dichloroethane (EDC)	1	0.200	U
75-35-4	1,1-Dichloroethene	1	0.200	U
156-59-2	cis-1,2-Dichloroethene	1	0.200	U
156-60-5	trans-1,2-Dichloroethene	1	0.200	U
78-87-5	1,2-Dichloropropane	1	0.250	U
142-28-9	1,3-Dichloropropane	1	0.500	U
594-20-7	2,2-Dichloropropane	1	1.00	U
563-58-6	1,1-Dichloropropene	1	0.500	U
10061-01-5	cis-1,3-Dichloropropene	1	0.500	U
10061-02-6	trans-1,3-Dichloropropene	1	0.500	U

ORGANIC ANALYSIS DATA SHEET

EPA 8260D

USMPDI-TB-201003

Laboratory:	Apex Laboratories			SDG:	A0L0210
Client:	Anchor QEA, LLC			Project:	US Moorings - PDI
Matrix:	WQ	Laboratory ID:	A0L0210-01	File ID:	VI20120839.D
Sampled:	12/03/20 11:00	Prepared:	12/08/20 14:42	Analyzed:	12/09/20 02:52
		Preparation:	EPA 5030B	Initial/Final:	5 mL / 5 mL

Batch: 0120294 Sequence: 0L08057 Calibration: A0K1604 Instrument: VOA-GCMS9

CAS NO.	COMPOUND	DILUTION	CONC. (ug/L)	Q
100-41-4	Ethylbenzene	1	0.250	U
87-68-3	Hexachlorobutadiene	1	2.50	U
591-78-6	2-Hexanone	1	5.00	U
98-82-8	Isopropylbenzene	1	0.500	U
99-87-6	4-Isopropyltoluene	1	0.500	U
75-09-2	Methylene chloride	1	5.00	U
108-10-1	4-Methyl-2-pentanone (MiBK)	1	5.00	U
1634-04-4	Methyl tert-butyl ether (MTBE)	1	0.500	U
103-65-1	n-Propylbenzene	1	0.250	U
100-42-5	Styrene	1	0.500	U
630-20-6	1,1,1,2-Tetrachloroethane	1	0.200	U
79-34-5	1,1,2,2-Tetrachloroethane	1	0.250	U
127-18-4	Tetrachloroethene (PCE)	1	0.200	U
108-88-3	Toluene	1	0.500	U
87-61-6	1,2,3-Trichlorobenzene	1	1.00	U
120-82-1	1,2,4-Trichlorobenzene	1	1.00	U
71-55-6	1,1,1-Trichloroethane	1	0.200	U
79-00-5	1,1,2-Trichloroethane	1	0.250	U
79-01-6	Trichloroethene (TCE)	1	0.200	U
75-69-4	Trichlorofluoromethane	1	1.00	U
96-18-4	1,2,3-Trichloropropane	1	0.500	U
95-63-6	1,2,4-Trimethylbenzene	1	0.500	U
108-67-8	1,3,5-Trimethylbenzene	1	0.500	U
75-01-4	Vinyl chloride	1	0.200	U
179601-23-1	m,p-Xylene	1	0.500	U
95-47-6	o-Xylene	1	0.250	U

SYSTEM MONITORING COMPOUND	ADDED (ng/mL)	CONC (ng/mL)	% REC	QC LIMITS	Q
1,4-Difluorobenzene (Surr)	50.0	51.2	102	80 - 120	
Toluene-d8 (Surr)	50.0	51.8	104	80 - 120	
4-Bromofluorobenzene (Surr)	50.0	50.5	101	80 - 120	

INTERNAL STANDARD	AREA	RT	REF AREA	REF RT	Q
Pentafluorobenzene (ISTD)	65439	6.15	77848	6.144	
Chlorobenzene-d5 (ISTD)	173846	9.855	211520	9.849	
1,4-Dichlorobenzene-d4 (ISTD)	71451	11.802	100694	11.796	

* Values outside of QC limits

PREPARATION BATCH SUMMARY

EPA 8260D

Laboratory: Apex Laboratories
SDG: A0L0210
Client: Anchor QEA, LLC
Project: US Moorings - PDI
Batch: 0120294 Batch Matrix: Water Preparation: EPA 5030B

SAMPLE NAME	LAB SAMPLE ID	LAB FILE ID	DATE PREPARED	OBSERVATIONS
Blank	0120294-BLK1	VI20120835.D	12/08/20 14:42	
LCS	0120294-BS1	VI20120833.D	12/08/20 14:42	
USMPDI-TB-201003	A0L0210-01	VI20120839.D	12/08/20 14:42	

Note: Client samples are listed only if they are included in this report.
Duplicates and Matrix Spike/Duplicates QC Samples are only listed if sourced from a sample included in this report.

METHOD BLANK DATA SHEET
EPA 8260D

Laboratory:	Apex Laboratories			SDG:	A0L0210
Client:	Anchor QEA, LLC			Project:	US Moorings - PDI
Matrix:	Water	Laboratory ID:	0120294-BLK1	File ID:	VI20120835.D
Prepared:	12/08/20 14:42	Preparation:	EPA 5030B	Initial/Final:	5 mL / 5 mL
Analyzed:	12/09/20 01:03	Instrument:	VOA-GCMS9		
Batch:	0120294	Sequence:	0L08057	Calibration:	A0K1604

CAS NO.	COMPOUND	CONC. (ug/L)	Q
67-64-1	Acetone	10.0	U
107-13-1	Acrylonitrile	1.00	U
71-43-2	Benzene	0.100	U
108-86-1	Bromobenzene	0.250	U
74-97-5	Bromochloromethane	0.500	U
91-20-3	Naphthalene	1.00	U
75-27-4	Bromodichloromethane	0.500	U
75-25-2	Bromoform	1.00	U
74-83-9	Bromomethane	5.00	U
78-93-3	2-Butanone (MEK)	5.00	U
104-51-8	n-Butylbenzene	0.500	U
135-98-8	sec-Butylbenzene	0.500	U
98-06-6	tert-Butylbenzene	0.500	U
75-15-0	Carbon disulfide	5.00	U
56-23-5	Carbon tetrachloride	0.500	U
108-90-7	Chlorobenzene	0.250	U
75-00-3	Chloroethane	5.00	U
67-66-3	Chloroform	0.500	U
74-87-3	Chloromethane	2.50	U
95-49-8	2-Chlorotoluene	0.500	U
106-43-4	4-Chlorotoluene	0.500	U
124-48-1	Dibromochloromethane	0.500	U
96-12-8	1,2-Dibromo-3-chloropropane	2.50	U
106-93-4	1,2-Dibromoethane (EDB)	0.500	U
74-95-3	Dibromomethane	0.500	U
95-50-1	1,2-Dichlorobenzene	0.250	U
541-73-1	1,3-Dichlorobenzene	0.250	U
106-46-7	1,4-Dichlorobenzene	0.250	U
75-71-8	Dichlorodifluoromethane	0.500	U
75-34-3	1,1-Dichloroethane	0.200	U
107-06-2	1,2-Dichloroethane (EDC)	0.200	U
75-35-4	1,1-Dichloroethene	0.200	U
156-59-2	cis-1,2-Dichloroethene	0.200	U
156-60-5	trans-1,2-Dichloroethene	0.200	U
78-87-5	1,2-Dichloropropane	0.250	U

METHOD BLANK DATA SHEET

EPA 8260D

Laboratory:	Apex Laboratories			SDG:	A0L0210
Client:	Anchor QEA, LLC			Project:	US Moorings - PDI
Matrix:	Water	Laboratory ID:	0120294-BLK1	File ID:	VI20120835.D
Prepared:	12/08/20 14:42	Preparation:	EPA 5030B	Initial/Final:	5 mL / 5 mL
Analyzed:	12/09/20 01:03	Instrument:	VOA-GCMS9		
Batch:	0120294	Sequence:	0L08057	Calibration:	A0K1604

CAS NO.	COMPOUND	CONC. (ug/L)	Q
142-28-9	1,3-Dichloropropane	0.500	U
594-20-7	2,2-Dichloropropane	1.00	U
563-58-6	1,1-Dichloropropene	0.500	U
10061-01-5	cis-1,3-Dichloropropene	0.500	U
10061-02-6	trans-1,3-Dichloropropene	0.500	U
100-41-4	Ethylbenzene	0.250	U
87-68-3	Hexachlorobutadiene	2.50	U
591-78-6	2-Hexanone	5.00	U
98-82-8	Isopropylbenzene	0.500	U
99-87-6	4-Isopropyltoluene	0.500	U
75-09-2	Methylene chloride	5.00	U
108-10-1	4-Methyl-2-pentanone (MiBK)	5.00	U
1634-04-4	Methyl tert-butyl ether (MTBE)	0.500	U
103-65-1	n-Propylbenzene	0.250	U
100-42-5	Styrene	0.500	U
630-20-6	1,1,1,2-Tetrachloroethane	0.200	U
79-34-5	1,1,2,2-Tetrachloroethane	0.250	U
127-18-4	Tetrachloroethene (PCE)	0.200	U
108-88-3	Toluene	0.500	U
87-61-6	1,2,3-Trichlorobenzene	1.00	U
120-82-1	1,2,4-Trichlorobenzene	1.00	U
71-55-6	1,1,1-Trichloroethane	0.200	U
79-00-5	1,1,2-Trichloroethane	0.250	U
79-01-6	Trichloroethene (TCE)	0.200	U
75-69-4	Trichlorofluoromethane	1.00	U
96-18-4	1,2,3-Trichloropropane	0.500	U
95-63-6	1,2,4-Trimethylbenzene	0.500	U
108-67-8	1,3,5-Trimethylbenzene	0.500	U
75-01-4	Vinyl chloride	0.200	U
179601-23-1	m,p-Xylene	0.500	U
95-47-6	o-Xylene	0.250	U

SYSTEM MONITORING COMPOUND	ADDED (ng/mL)	CONC (ng/mL)	% REC	QC LIMITS	Q
1,4-Difluorobenzene (Surr)	50.0	50.6	101	80 - 120	
Toluene-d8 (Surr)	50.0	51.8	104	80 - 120	

METHOD BLANK DATA SHEET

EPA 8260D

Laboratory:	Apex Laboratories			SDG:	A0L0210
Client:	Anchor QEA, LLC			Project:	US Moorings - PDI
Matrix:	Water	Laboratory ID:	0120294-BLK1	File ID:	VI20120835.D
Prepared:	12/08/20 14:42	Preparation:	EPA 5030B	Initial/Final:	5 mL / 5 mL
Analyzed:	12/09/20 01:03	Instrument:	VOA-GCMS9		
Batch:	0120294	Sequence:	0L08057	Calibration:	A0K1604

SYSTEM MONITORING COMPOUND	ADDED (ng/mL)	CONC (ng/mL)	% REC	QC LIMITS	Q
4-Bromofluorobenzene (Surr)	50.0	51.2	102	80 - 120	

INTERNAL STANDARD	AREA	RT	REF AREA	REF RT	Q
Pentafluorobenzene (ISTD)	68199	6.15	77848	6.144	
Chlorobenzene-d5 (ISTD)	180307	9.855	211520	9.849	
1,4-Dichlorobenzene-d4 (ISTD)	72673	11.802	100694	11.796	

LCS / LCS DUPLICATE RECOVERY

EPA 8260D

Laboratory:	Apex Laboratories	SDG:	A0L0210
Client:	Anchor QEA, LLC	Project:	US Moorings - PDI
Matrix:	Water		
Batch:	0120294	Laboratory ID:	0120294-BS1
Preparation:	EPA 5030B	Initial/Final:	5 mL / 5 mL

COMPOUND	SPIKE ADDED (ug/L)	LCS CONCENTRATION (ug/L)	LCS % REC. (*=Out)	QC LIMITS REC.
Acetone	40.0	38.4	96	80 - 120
Acrylonitrile	20.0	20.4	102	80 - 120
Benzene	20.0	20.1	100	80 - 120
Bromobenzene	20.0	20.1	101	80 - 120
Bromochloromethane	20.0	21.4	107	80 - 120
Naphthalene	20.0	16.3	81	80 - 120
Bromodichloromethane	20.0	21.2	106	80 - 120
Bromoform	20.0	20.1	101	80 - 120
Bromomethane	20.0	23.7	119	80 - 120
2-Butanone (MEK)	40.0	39.5	99	80 - 120
n-Butylbenzene	20.0	20.8	104	80 - 120
sec-Butylbenzene	20.0	19.8	99	80 - 120
tert-Butylbenzene	20.0	19.4	97	80 - 120
Carbon disulfide	20.0	19.7	98	80 - 120
Carbon tetrachloride	20.0	20.8	104	80 - 120
Chlorobenzene	20.0	20.5	103	80 - 120
Chloroethane	20.0	19.6	98	80 - 120
Chloroform	20.0	21.3	106	80 - 120
Chloromethane	20.0	20.2	101	80 - 120
2-Chlorotoluene	20.0	19.7	98	80 - 120
4-Chlorotoluene	20.0	19.5	98	80 - 120
Dibromochloromethane	20.0	20.8	104	80 - 120
1,2-Dibromo-3-chloropropane	20.0	18.8	94	80 - 120
1,2-Dibromoethane (EDB)	20.0	19.3	97	80 - 120
Dibromomethane	20.0	22.3	112	80 - 120
1,2-Dichlorobenzene	20.0	20.3	101	80 - 120
1,3-Dichlorobenzene	20.0	20.1	100	80 - 120
1,4-Dichlorobenzene	20.0	19.9	99	80 - 120
Dichlorodifluoromethane	20.0	22.4	112	80 - 120
1,1-Dichloroethane	20.0	20.4	102	80 - 120

LCS / LCS DUPLICATE RECOVERY

EPA 8260D

Laboratory:	Apex Laboratories	SDG:	A0L0210
Client:	Anchor QEA, LLC	Project:	US Moorings - PDI
Matrix:	Water		
Batch:	0120294	Laboratory ID:	0120294-BS1
Preparation:	EPA 5030B	Initial/Final:	5 mL / 5 mL

COMPOUND	SPIKE ADDED (ug/L)	LCS CONCENTRATION (ug/L)	LCS % REC. (*=Out)	QC LIMITS REC.
1,2-Dichloroethane (EDC)	20.0	21.7	109	80 - 120
1,1-Dichloroethene	20.0	20.8	104	80 - 120
cis-1,2-Dichloroethene	20.0	20.1	101	80 - 120
trans-1,2-Dichloroethene	20.0	20.9	105	80 - 120
1,2-Dichloropropane	20.0	20.1	101	80 - 120
1,3-Dichloropropane	20.0	20.8	104	80 - 120
2,2-Dichloropropane	20.0	14.7	73 *	80 - 120
1,1-Dichloropropene	20.0	20.1	100	80 - 120
cis-1,3-Dichloropropene	20.0	19.1	95	80 - 120
trans-1,3-Dichloropropene	20.0	18.6	93	80 - 120
Ethylbenzene	20.0	19.4	97	80 - 120
Hexachlorobutadiene	20.0	20.2	101	80 - 120
2-Hexanone	40.0	39.3	98	80 - 120
Isopropylbenzene	20.0	19.2	96	80 - 120
4-Isopropyltoluene	20.0	19.7	99	80 - 120
Methylene chloride	20.0	19.8	99	80 - 120
4-Methyl-2-pentanone (MiBK)	40.0	38.4	96	80 - 120
Methyl tert-butyl ether (MTBE)	20.0	17.3	87	80 - 120
n-Propylbenzene	20.0	20.1	101	80 - 120
Styrene	20.0	19.8	99	80 - 120
1,1,1,2-Tetrachloroethane	20.0	20.9	105	80 - 120
1,1,2,2-Tetrachloroethane	20.0	20.8	104	80 - 120
Tetrachloroethene (PCE)	20.0	20.1	100	80 - 120
Toluene	20.0	19.6	98	80 - 120
1,2,3-Trichlorobenzene	20.0	21.8	109	80 - 120
1,2,4-Trichlorobenzene	20.0	20.2	101	80 - 120
1,1,1-Trichloroethane	20.0	19.6	98	80 - 120
1,1,2-Trichloroethane	20.0	20.9	104	80 - 120
Trichloroethene (TCE)	20.0	19.8	99	80 - 120
Trichlorofluoromethane	20.0	27.6	138 *	80 - 120

LCS / LCS DUPLICATE RECOVERY

EPA 8260D

Laboratory:	Apex Laboratories	SDG:	A0L0210
Client:	Anchor QEA, LLC	Project:	US Moorings - PDI
Matrix:	Water		
Batch:	0120294	Laboratory ID:	0120294-BS1
Preparation:	EPA 5030B	Initial/Final:	5 mL / 5 mL

COMPOUND	SPIKE ADDED (ug/L)	LCS CONCENTRATION (ug/L)	LCS % REC. (*=Out)	QC LIMITS REC.
1,2,3-Trichloropropane	20.0	20.1	100	80 - 120
1,2,4-Trimethylbenzene	20.0	20.7	104	80 - 120
1,3,5-Trimethylbenzene	20.0	20.0	100	80 - 120
Vinyl chloride	20.0	22.1	111	80 - 120
m,p-Xylene	40.0	39.6	99	80 - 120
o-Xylene	20.0	19.0	95	80 - 120

* = Values outside of QC limits

ANALYSIS BATCH (SEQUENCE) SUMMARY

EPA 8260D

Laboratory:	Apex Laboratories	SDG:	A0L0210
Client:	Anchor QEA, LLC	Project:	US Moorings - PDI
Sequence:	0K13048	Instrument:	VOA-GCMS9
Matrix:	Water	Calibration:	A0K1604

Sample Name	Lab Sample ID	Lab File ID	Analysis Date/Time
MS Tune	0K13048-TUN1	VI20111303.D	11/13/20 17:57
Initial Cal Blank	0K13048-ICB1	VI20111304.D	11/13/20 18:24
Cal Standard	0K13048-CAL1	VI20111305.D	11/13/20 18:51
Cal Standard	0K13048-CAL2	VI20111306.D	11/13/20 19:18
Cal Standard	0K13048-CAL3	VI20111307.D	11/13/20 21:40
Cal Standard	0K13048-CAL4	VI20111308.D	11/13/20 22:07
Cal Standard	0K13048-CAL5	VI20111309.D	11/13/20 22:34
Cal Standard	0K13048-CAL6	VI20111310.D	11/13/20 23:01
Cal Standard	0K13048-CAL7	VI20111311.D	11/13/20 23:28
Cal Standard	0K13048-CAL8	VI20111312.D	11/13/20 23:56
Cal Standard	0K13048-CAL9	VI20111313.D	11/14/20 00:23
Cal Standard	0K13048-CALA	VI20111315.D	11/14/20 01:17
Cal Standard	0K13048-CALB	VI20111317.D	11/14/20 02:11
Initial Cal Check	0K13048-ICV1	VI20111320.D	11/14/20 03:32

Note: Client samples are listed only if they are included in this report.
Duplicates and Matrix Spike/Duplicates QC Samples are only listed if sourced from a sample included in this report.

ANALYSIS BATCH (SEQUENCE) SUMMARY

EPA 8260D

Laboratory:	Apex Laboratories	SDG:	A0L0210
Client:	Anchor QEA, LLC	Project:	US Moorings - PDI
Sequence:	0L08057	Instrument:	VOA-GCMS9
Matrix:	Water	Calibration:	A0K1604

Sample Name	Lab Sample ID	Lab File ID	Analysis Date/Time
MS Tune	0L08057-TUN1	VI20120832.D	12/08/20 23:41
Calibration Check	0L08057-CCV1	VI20120833.D	12/09/20 00:08
Blank	0120294-BLK1	VI20120835.D	12/09/20 01:03
USMPDI-TB-201003	A0L0210-01	VI20120839.D	12/09/20 02:52

Note: Client samples are listed only if they are included in this report.
Duplicates and Matrix Spike/Duplicates QC Samples are only listed if sourced from a sample included in this report.

MASS SPECTROMETER INSTRUMENT PERFORMANCE CHECK

EPA 8260D

Laboratory:	Apex Laboratories	SDG:	A0L0210
Client:	Anchor QEA, LLC	Project:	US Moorings - PDI
Lab File ID:	VI20111303.D	Injection Date:	11/13/20
Instrument ID:	VOA-GCMS9	Injection Time:	17:57
Sequence:	0K13048	Lab Sample ID:	0K13048-TUN1

m/z	ION ABUNDANCE CRITERIA	% RELATIVE ABUNDANCE	
m/z 95	50 - 200% of m/z 174	120.14	PASS
m/z 96	5 - 9% of m/z 95	6.68	PASS
m/z 173	Less than 2% of m/z 174	0.00	PASS
m/z 174	50 - 200% of m/z 95	83.24	PASS
m/z 175	5 - 9% of m/z 174	7.51	PASS
m/z 176	95 - 105% of m/z 174	96.93	PASS
m/z 177	5 - 10% of m/z 176	6.77	PASS

MASS SPECTROMETER INSTRUMENT PERFORMANCE CHECK

EPA 8260D

Laboratory:	Apex Laboratories	SDG:	A0L0210
Client:	Anchor QEA, LLC	Project:	US Moorings - PDI
Lab File ID:	VI20120832.D	Injection Date:	12/08/20
Instrument ID:	VOA-GCMS9	Injection Time:	23:41
Sequence:	0L08057	Lab Sample ID:	0L08057-TUN1

m/z	ION ABUNDANCE CRITERIA	% RELATIVE ABUNDANCE	
m/z 95	50 - 200% of m/z 174	112.13	PASS
m/z 96	5 - 9% of m/z 95	7.07	PASS
m/z 173	Less than 2% of m/z 174	0.00	PASS
m/z 174	50 - 200% of m/z 95	89.18	PASS
m/z 175	5 - 9% of m/z 174	7.15	PASS
m/z 176	95 - 105% of m/z 174	96.07	PASS
m/z 177	5 - 10% of m/z 176	6.61	PASS

INITIAL CALIBRATION DATA (Summary)

EPA 8260D

Laboratory: Apex Laboratories SDG: A0L0210

Client: Anchor QEA, LLC Project: US Moorings - PDI

Calibration: A0K1604 Date: 11/16/20 10:17 Instrument: VOA-GCMS9

Compound	Mean RF	FIT	RF RSD	Mean RT	RT RSD	Linear r	Quad COD	LIMIT	Q
Acetone	0.5762654	Ave	9.718843	3.886143	0.1060918			20	
Acrylonitrile	0.546759	Ave	10.1184	4.69	0.1055536			20	
Benzene	3.753995	Ave	2.368057	6.056818	6.909313E-02			20	
Bromobenzene	0.7657126	Ave	8.716878	11.0056	2.387535E-02			20	
Bromochloromethane	0.6063898	Ave	9.193045	5.383222	6.148293E-02			20	
Naphthalene	1.960823	XXX	24.56425	13.56467	0.0259193				
Bromodichloromethane	1.168338	Ave	9.05415	7.312	3.883456E-02			20	
Bromoform	0.226538	XXX	20.00882	10.48225	1.275829E-02				
Bromomethane	0.6344586	XXX	14.7743	2.325	0.2006187				
2-Butanone (MEK)	0.835326	Ave	5.230988	5.79025	0.1294311			20	
n-Butylbenzene	1.766209	Ave	11.26493	11.99533	1.690634E-02			20	
sec-Butylbenzene	2.664199	Ave	3.827795	11.5664	3.455661E-02			20	
tert-Butylbenzene	1.240081	Ave	6.453505	11.43055	1.507491E-02			20	
Carbon disulfide	2.297366	Ave	4.720339	3.2036	0.1829861			20	
Carbon tetrachloride	1.039335	Ave	8.662965	5.596	7.558044E-02			20	
Chlorobenzene	0.8896541	Ave	4.032537	9.868636	2.970712E-02			20	
Chloroethane	0.406855	XXX	20.13289	2.054667	48.99148				
Chloroform	1.612574	Ave	7.756548	5.465	6.069927E-02			20	
Chloromethane	0.9513948	Ave	5.16828	1.867	0.2428388			20	
2-Chlorotoluene	0.6804592	Ave	4.066385	11.15233	2.479887E-02			20	
4-Chlorotoluene	2.000269	Ave	3.719741	11.2858	1.987347E-02			20	
Dibromochloromethane	0.3113901	Ave	11.84202	9.125	0			20	
1,2-Dibromo-3-chloropropane	0.241309	Ave	12.52127	12.74471	1.725672E-02			20	
1,2-Dibromoethane (EDB)	0.328713	Ave	14.95146	9.362	2.533823E-02			20	
Dibromomethane	0.6020709	Ave	13.45003	7.130556	5.771727E-02			20	
1,2-Dichlorobenzene	1.232167	Ave	6.973784	12.1306	1.284376E-02			20	
1,3-Dichlorobenzene	1.286827	Ave	7.092505	11.7476	1.829494E-02			20	
1,4-Dichlorobenzene	1.366934	Ave	3.473817	11.814	1.625475E-02			20	
Dichlorodifluoromethane	0.8116421	XXX	16.91162	1.654667	0.2835284				
1,1-Dichloroethane	1.676056	Ave	2.145388	4.624333	8.522969E-02			20	
1,2-Dichloroethane (EDC)	1.28636	Ave	7.24094	6.272555	6.302918E-02			20	
1,1-Dichloroethene	1.28464	Ave	10.27714	3.1852	0.1547907			20	
cis-1,2-Dichloroethene	1.254827	Ave	4.085911	5.181556	0.0530078			20	

INITIAL CALIBRATION DATA (Summary)

EPA 8260D

Laboratory: Apex Laboratories SDG: A0L0210

Client: Anchor QEA, LLC Project: US Moorings - PDI

Calibration: A0K1604 Date: 11/16/20 10:17 Instrument: VOA-GCMS9

Compound	Mean RF	FIT	RF RSD	Mean RT	RT RSD	Linear r	Quad COD	LIMIT	Q
trans-1,2-Dichloroethene	1.21355	Ave	9.422919	3.9858	0.1012332			20	
1,2-Dichloropropane	0.9480046	Ave	4.422822	7.23825	5.362016E-02			20	
1,3-Dichloropropane	0.5460804	Ave	7.066794	9.223333	0.0304407			20	
2,2-Dichloropropane	1.05031	Ave	10.16397	5.2872	7.187031E-02			20	
1,1-Dichloropropene	1.21518	Ave	4.77914	5.798333	8.725938E-02			20	
cis-1,3-Dichloropropene	0.4823061	Ave	11.74215	8.019333	2.138736E-02			20	
trans-1,3-Dichloropropene	0.424606	Ave	14.73488	8.76975	5.040424E-02			20	
Ethylbenzene	1.506045	Ave	2.372142	9.893818	4.492661E-02			20	
Hexachlorobutadiene	0.1820549	Ave	11.40556	13.24386	7.074711E-03			20	
2-Hexanone	0.3769502	Ave	12.26397	9.5942	5.845977E-02			20	
Isopropylbenzene	1.309918	Ave	5.879369	10.676	1.203454E-02			20	
4-Isopropyltoluene	2.102191	Ave	9.274418	11.6746	1.942233E-02			20	
Methylene chloride	0.9866811	Ave	8.106628	3.817429	0.1242406			20	
4-Methyl-2-pentanone (MiBK)	0.5413848	Ave	4.699866	8.7296	4.928473E-02			20	
Methyl tert-butyl ether (MTBE)	2.872857	Ave	8.985415	4.1114	0.1086099			20	
n-Propylbenzene	3.201834	Ave	3.791183	11.0218	3.272474E-02			20	
Styrene	0.8396981	Ave	12.44668	10.4588	2.902978E-02			20	
1,1,1,2-Tetrachloroethane	0.2792854	Ave	14.36497	9.928667	2.085166E-02			20	
1,1,2,2-Tetrachloroethane	0.6356443	Ave	7.78344	11.09	0.0147843			20	
Tetrachloroethene (PCE)	0.3444273	Ave	8.081171	8.7272	3.231355E-02			20	
Toluene	1.437864	Ave	3.882877	8.283909	2.432381E-02			20	
1,2,3-Trichlorobenzene	0.5482009	Ave	13.8889	13.72486	1.763816E-02			20	
1,2,4-Trichlorobenzene	0.6077074	Ave	13.55744	13.286	1.748404E-02			20	
1,1,1-Trichloroethane	1.395577	Ave	4.29722	5.668333	0.0301175			20	
1,1,2-Trichloroethane	0.3226661	Ave	9.026925	8.940667	3.522988E-02			20	
Trichloroethene (TCE)	1.010829	Ave	4.398671	6.675667	0.0465316			20	
Trichlorofluoromethane	0.9463727	Ave	12.7042	2.6254	0.3718012			20	
1,2,3-Trichloropropane	0.3337693	Ave	4.988171	11.196	3.211749E-02			20	
1,2,4-Trimethylbenzene	2.080444	Ave	11.62243	11.4856	5.955259E-03			20	
1,3,5-Trimethylbenzene	2.167796	Ave	6.121658	11.1756	1.959877E-02			20	
Vinyl chloride	1.043996	Ave	7.46913	1.9682	0.2675156			20	
m,p-Xylene	1.094212	Ave	4.657225	10.02773	3.207491E-02			20	
o-Xylene	1.103988	Ave	6.431262	10.41064	2.627364E-02			20	

INITIAL CALIBRATION DATA (Summary)

EPA 8260D

Laboratory: Apex Laboratories SDG: A0L0210

Client: Anchor QEA, LLC Project: US Moorings - PDI

Calibration: A0K1604 Date: 11/16/20 10:17 Instrument: VOA-GCMS9

Compound	Mean RF	FIT	RF RSD	Mean RT	RT RSD	Linear r	Quad COD	LIMIT	Q
1,4-Difluorobenzene (Surr)	3.129042	Ave	1.204989	6.712727	4.672385E-02			20	
Toluene-d8 (Surr)	1.311527	Ave	1.940158	8.224455	2.288007E-02			20	
4-Bromofluorobenzene (Surr)	0.8623346	Ave	5.060915	10.91945	3.915587E-03			20	

Note: ** Quad COD may be incorrect if weighting (1/a) or (1/a2) used. Weighting not shown here. Please see instrument calibration printouts for validation.

INITIAL CALIBRATION DATA

EPA 8260D

Laboratory: Apex Laboratories
SDG: A0L0210
Client: Anchor QEA, LLC
Project: US Moorings - PDI
Calibration: A0K1604
Instrument: VOA-GCMS9
Calibration Date: 11/16/20 10:17

Compound	Level 01		Level 02		Level 03		Level 04		Level 05		Level 06	
	ng/mL	RF	ng/mL	RF	ng/mL	RF	ng/mL	RF	ng/mL	RF	ng/mL	RF
Acetone	0.2	~~4.214149~~	0.4	~~2.185565~~	0.8	~~1.540862~~	2	~~0.8192935~~	4	0.6900306	10	0.6066343
Acrolein	0.1	~~0~~	0.2	~~0~~	0.4	~~0~~	1	~~0.165969~~	2	0.2305313	5	0.2387327
Acrylonitrile	0.1	~~0~~	0.2	~~0~~	0.4	~~0~~	1	~~0.3684397~~	2	0.4445758	5	0.5012155
Benzene	0.1	3.651527	0.2	3.746274	0.4	3.873868	1	3.561203	2	3.788844	5	3.743208
Bromobenzene	0.1	~~0~~	0.2	0.6235677	0.4	0.6752621	1	0.7740712	2	0.8482063	5	0.8153698
Bromochloromethane	0.1	~~0~~	0.2	~~0~~	0.4	0.5360822	1	0.4933441	2	0.5986424	5	0.621086
Naphthalene	0.1	~~1.969022~~	0.2	~~1.135213~~	0.4	1.459829	1	1.456462	2	1.556168	5	1.638032
Bromodichloromethane	0.1	~~0~~	0.2	~~0~~	0.4	0.9972926	1	1.040871	2	1.142423	5	1.129695
Bromoform	0.1	~~0~~	0.2	~~0~~	0.4	~~0~~	1	0.1719851	2	0.180468	5	0.1982703
Bromomethane	0.1	~~0~~	0.2	~~1.046205~~	0.4	~~1.428554~~	1	~~0.8013278~~	2	0.7942103	5	0.6988338
2-Butanone (MEK)	0.2	~~0~~	0.4	~~0~~	0.8	~~0~~	2	0.7485713	4	0.7974792	10	0.8268263
n-Butylbenzene	0.1	~~1.118647~~	0.2	~~1.137878~~	0.4	1.599497	1	1.389786	2	1.582869	5	1.781331
sec-Butylbenzene	0.1	~~0~~	0.2	2.616852	0.4	2.64761	1	2.435772	2	2.628965	5	2.758751
tert-Butylbenzene	0.1	1.118647	0.2	1.081917	0.4	1.216929	1	1.227262	2	1.303378	5	1.322075
Carbon disulfide	0.1	~~0~~	0.2	2.118207	0.4	2.436329	1	2.23117	2	2.333739	5	2.253229
2-Chloroethyl vinyl ether	0.1	~~0~~	0.2	~~0~~	0.4	~~0~~	1	~~5.732837E-02~~	2	~~0.096926~~	5	0.1155553
Carbon tetrachloride	0.1	~~0~~	0.2	~~0~~	0.4	0.9194259	1	0.9302246	2	0.9980216	5	1.011617
Chlorobenzene	0.1	0.8113772	0.2	0.8396492	0.4	0.8755045	1	0.8772778	2	0.9231716	5	0.9195266
Chloroethane	0.1	~~0~~	0.2	~~0~~	0.4	~~0.9733337~~	1	0.5121654	2	0.4843716	5	0.4133852
Chloroform	0.1	~~0~~	0.2	1.278377	0.4	1.608247	1	1.551895	2	1.669433	5	1.64133
Chloromethane	0.1	~~0~~	0.2	~~0~~	0.4	~~1.811898~~	1	0.9769925	2	0.9579415	5	0.9038459
2-Chlorotoluene	0.1	~~0~~	0.2	~~0.3304376~~	0.4	0.6181806	1	0.6594712	2	0.6959833	5	0.7037051
4-Chlorotoluene	0.1	~~0~~	0.2	1.897351	0.4	1.852113	1	1.984664	2	2.031303	5	2.068022
Dibromochloromethane	0.1	~~0~~	0.2	~~0~~	0.4	~~0.2136208~~	1	0.255891	2	0.2833305	5	0.2859431
1,2-Dibromo-3-chloropropane	0.1	~~0~~	0.2	~~0~~	0.4	~~0~~	1	~~0.1505428~~	2	0.1899044	5	0.2172678
1,2-Dibromoethane (EDB)	0.1	~~0~~	0.2	~~0~~	0.4	0.2261199	1	0.2743415	2	0.3163587	5	0.3359026
Dibromomethane	0.1	~~0~~	0.2	~~0~~	0.4	0.4297642	1	0.509884	2	0.5975054	5	0.6215341
1,2-Dichlorobenzene	0.1	~~1.538773~~	0.2	1.017961	0.4	1.20357	1	1.165795	2	1.254966	5	1.268374
1,3-Dichlorobenzene	0.1	~~0~~	0.2	1.052604	0.4	1.277654	1	1.215281	2	1.327085	5	1.326432
1,4-Dichlorobenzene	0.1	1.422353	0.2	1.247135	0.4	1.427038	1	1.384056	2	1.367511	5	1.360149
Dichlorodifluoromethane	0.1	~~0~~	0.2	~~0~~	0.4	0.7876515	1	0.7037996	2	0.7217251	5	0.7262808

INITIAL CALIBRATION DATA

EPA 8260D

Laboratory: Apex Laboratories
SDG: A0L0210
Client: Anchor QEA, LLC
Project: US Moorings - PDI
Calibration: A0K1604
Instrument: VOA-GCMS9
Calibration Date: 11/16/20 10:17

Compound	Level 01		Level 02		Level 03		Level 04		Level 05		Level 06	
	ng/mL	RF	ng/mL	RF	ng/mL	RF	ng/mL	RF	ng/mL	RF	ng/mL	RF
1,1-Dichloroethane	0.1	~~0~~	0.2	~~0~~	0.4	1.671139	1	1.603796	2	1.71861	5	1.645475
1,2-Dichloroethane (EDC)	0.1	~~0~~	0.2	~~0~~	0.4	1.11559	1	1.146954	2	1.269201	5	1.305244
1,1-Dichloroethene	0.1	~~0~~	0.2	0.9430177	0.4	1.461498	1	1.279843	2	1.294216	5	1.302891
cis-1,2-Dichloroethene	0.1	~~0~~	0.2	~~0.6363219~~	0.4	1.269826	1	1.134977	2	1.245324	5	1.24374
trans-1,2-Dichloroethene	0.1	~~0~~	0.2	0.9143545	0.4	1.224903	1	1.153228	2	1.237649	5	1.230297
1,2-Dichloropropane	0.1	~~0~~	0.2	~~0~~	0.4	~~0~~	1	0.8606431	2	0.9298002	5	0.9400311
1,3-Dichloropropane	0.1	~~0~~	0.2	~~0.2743298~~	0.4	0.4562168	1	0.5130999	2	0.5457214	5	0.5629028
2,2-Dichloropropane	0.1	~~0~~	0.2	0.7681724	0.4	1.188964	1	1.045433	2	1.07136	5	1.078274
1,1-Dichloropropene	0.1	~~0~~	0.2	~~0~~	0.4	1.142544	1	1.108171	2	1.218888	5	1.225816
cis-1,3-Dichloropropene	0.1	~~0~~	0.2	~~0~~	0.4	0.3988346	1	0.4109631	2	0.4337924	5	0.4747215
Iodomethane	0.1	~~0~~	0.2	~~0~~	0.4	~~0~~	1	~~0~~	2	~~0~~	5	~~0~~
trans-1,3-Dichloropropene	0.1	~~0~~	0.2	~~0~~	0.4	~~0~~	1	0.3239821	2	0.3551075	5	0.3970914
Ethylbenzene	0.1	1.420442	0.2	1.480493	0.4	1.515799	1	1.519312	2	1.548118	5	1.526372
Hexachlorobutadiene	0.1	~~0~~	0.2	~~0~~	0.4	~~0~~	1	~~0.1026191~~	2	0.1397457	5	0.1733217
n-Hexane	0.1	~~0~~	0.2	~~0~~	0.4	~~0~~	1	~~0~~	2	0.1253567	5	0.1473175
2-Hexanone	0.2	~~0~~	0.4	0.286547	0.8	0.3133295	2	0.354074	4	0.3748057	10	0.3847181
Isopropylbenzene	0.1	~~0~~	0.2	1.18506	0.4	1.244228	1	1.206751	2	1.292742	5	1.327042
4-Isopropyltoluene	0.1	~~0~~	0.2	1.713479	0.4	2.048862	1	1.866939	2	2.007347	5	2.128447
Methylene chloride	0.1	~~2.763467~~	0.2	~~1.974891~~	0.4	~~1.581293~~	1	~~1.42642~~	2	1.152657	5	1.020356
4-Methyl-2-pentanone (MiBK)	0.2	~~0~~	0.4	0.5325553	0.8	0.493146	2	0.5088167	4	0.5519277	10	0.5416944
Methyl tert-butyl ether (MTBE)	0.1	~~0~~	0.2	2.166934	0.4	2.872083	1	2.827746	2	2.963365	5	2.915654
n-Propylbenzene	0.1	~~0~~	0.2	2.971273	0.4	3.115193	1	3.064509	2	3.232367	5	3.319158
Styrene	0.1	~~0~~	0.2	0.7641252	0.4	0.6760872	1	0.7072695	2	0.7914904	5	0.8271926
1,1,1,2-Tetrachloroethane	0.1	~~0~~	0.2	~~0~~	0.4	0.2045306	1	0.2330475	2	0.2711338	5	0.2757309
1,1,2,2-Tetrachloroethane	0.1	~~0~~	0.2	~~0.367745~~	0.4	0.5173771	1	0.6303003	2	0.6680342	5	0.678796
Tetrachloroethene (PCE)	0.1	~~0~~	0.2	0.2887682	0.4	0.3005463	1	0.3538544	2	0.3701105	5	0.3622172
Tetrahydrofuran	0.1	~~0~~	0.2	~~0~~	0.4	0.5196104	1	0.5247128	2	0.5506032	5	0.5656319
Toluene	0.1	1.580162	0.2	1.400526	0.4	1.485687	1	1.458908	2	1.43716	5	1.444589
1,2,3-Trichlorobenzene	0.1	~~0~~	0.2	~~0~~	0.4	0.5015886	1	0.4677766	2	0.4766325	5	0.5278262
1,2,4-Trichlorobenzene	0.1	~~0~~	0.2	~~0~~	0.4	~~0.5234496~~	1	~~0.4360011~~	2	0.5100717	5	0.5462949
1,1,1-Trichloroethane	0.1	~~0~~	0.2	~~0.8054345~~	0.4	1.325231	1	1.293531	2	1.379493	5	1.412567

INITIAL CALIBRATION DATA

EPA 8260D

Laboratory: Apex Laboratories
SDG: A0L0210
Client: Anchor QEA, LLC
Project: US Moorings - PDI
Calibration: A0K1604
Instrument: VOA-GCMS9
Calibration Date: 11/16/20 10:17

Compound	Level 01		Level 02		Level 03		Level 04		Level 05		Level 06	
	ng/mL	RF	ng/mL	RF	ng/mL	RF	ng/mL	RF	ng/mL	RF	ng/mL	RF
1,1,2-Trichloroethane	0.1	~~0~~	0.2	~~0~~	0.4	0.25055	1	0.3068495	2	0.3226189	5	0.334589
Trichloroethene (TCE)	0.1	~~0~~	0.2	~~0.3296262~~	0.4	1.039221	1	0.907411	2	0.994042	5	1.022148
Trichlorofluoromethane	0.1	~~0~~	0.2	0.6133914	0.4	1.009272	1	0.9370687	2	1.013656	5	0.9902199
Vinyl acetate	0.1	~~0~~	0.2	~~0~~	0.4	~~0~~	1	1.702465	2	1.993485	5	2.077905
1,2,3-Trichloropropane	0.1	~~0~~	0.2	~~0~~	0.4	~~0.157885~~	1	0.3146292	2	0.340131	5	0.3581982
1,1,2-Trichloro-1,2,2-trifluoroethan	0.1	~~0~~	0.2	~~0~~	0.4	0.5869951	1	0.7203395	2	0.7873881	5	0.7982031
1,2,4-Trimethylbenzene	0.1	~~0~~	0.2	1.556254	0.4	1.8594	1	1.922155	2	2.002605	5	2.178739
1,3,5-Trimethylbenzene	0.1	~~1.842478~~	0.2	2.001279	0.4	1.973563	1	1.992999	2	2.147841	5	2.215677
Isobutyl alcohol	2.5	~~0.1334848~~	5	9.103417E-02	10	9.978916E-02	25	9.412892E-02	50	9.976236E-02	125	9.955749E-02
Vinyl chloride	0.1	~~0~~	0.2	0.9000229	0.4	1.06917	1	1.016916	2	1.027584	5	1.022596
m,p-Xylene	0.2	1.070123	0.4	1.040676	0.8	1.068672	2	1.009726	4	1.068722	10	1.102966
o-Xylene	0.1	1.128687	0.2	0.9362755	0.4	1.044242	1	1.06354	2	1.083887	5	1.118475
Xylenes, total	0.3	1.089645	0.6	1.005876	1.2	1.060529	3	1.027664	6	1.073777	15	1.108135
trans-1,4-Dichloro-2-butene	0.1	~~0~~	0.2	~~0~~	0.4	~~0~~	1	0.1401246	2	0.1891557	5	0.209975
1,4-Difluorobenzene (Surr)	50	3.104493	50	3.062245	50	3.180435	50	3.091209	50	3.135977	50	3.113115
Toluene-d8 (Surr)	50	1.342175	50	1.340107	50	1.30695	50	1.335843	50	1.332851	50	1.318762
4-Bromofluorobenzene (Surr)	50	0.9042924	50	0.9115813	50	0.8446703	50	0.9062884	50	0.902757	50	0.8829179

INITIAL CALIBRATION DATA (Continued)

EPA 8260D

Laboratory: Apex Laboratories
SDG: A0L0210
Client: Anchor QEA, LLC
Project: US Moorings - PDI
Calibration: A0K1604
Instrument: VOA-GCMS9
Matrix:
Calibration Date: 11/16/20 10:17

Compound	Level 07		Level 08		Level 09		Level 10		Level 11		Level 12	
	ng/mL	RF	ng/mL	RF	ng/mL	RF	ng/mL	RF	ng/mL	RF	ng/mL	RF
Acetone	20	0.5655379	40	0.5571455	100	0.5463629	200	0.5372598	400	0.5308869		
Acrolein	10	0.2484901	20	0.2623819	50	0.2813777	100	0.2916515	200	0.2905007		
Acrylonitrile	10	0.5465668	20	0.5669789	50	0.5896959	100	0.5878111	200	0.5904693		
Benzene	10	3.712699	20	3.759903	50	3.816795	100	3.794797	200	3.844822		
Bromobenzene	10	0.7931335	20	0.8011899	50	0.7824226	100	0.7714037	200	0.772499		
Bromochloromethane	10	0.6324798	20	0.647828	50	0.659453	100	0.6410451	200	0.627548		
Naphthalene	10	1.838844	20	2.155112	50	2.257072	100	2.566449	200	2.719437		
Bromodichloromethane	10	1.157206	20	1.198497	50	1.256083	100	1.284793	200	1.308184		
Bromoform	10	0.2061365	20	0.2262928	50	0.2587194	100	0.2766569	200	0.2937747		
Bromomethane	10	0.6661875	20	0.6185097	50	0.5949501	100	0.5430028	200	0.5255157		
2-Butanone (MEK)	20	0.8459528	40	0.8535876	100	0.8669598	200	0.8828693	400	0.8603618		
n-Butylbenzene	10	1.828871	20	1.94212	50	1.898545	100	1.897539	200	1.975319		
sec-Butylbenzene	10	2.696255	20	2.805501	50	2.685848	100	2.626054	200	2.740386		
tert-Butylbenzene	10	1.309303	20	1.325094	50	1.253282	100	1.22338	200	1.259625		
Carbon disulfide	10	2.179526	20	2.239157	50	2.387245	100	2.37144	200	2.423615		
2-Chloroethyl vinyl ether	10	0.13311	20	0.1499028	50	0.1607845	100	0.1673376	200	0.1716615		
Carbon tetrachloride	10	1.015132	20	1.061305	50	1.104868	100	1.116853	200	1.196571		
Chlorobenzene	10	0.8983997	20	0.9138747	50	0.9042854	100	0.9072984	200	0.9158299		
Chloroethane	10	0.3750752	20	0.2894622	50	0.3666704	100	~~0.1627339~~	200	~~0.1276306~~		
Chloroform	10	1.647891	20	1.659925	50	1.686689	100	1.68461	200	1.697339		
Chloromethane	10	0.8871543	20	0.8945157	50	1.009941	100	0.9821607	200	0.9986069		
2-Chlorotoluene	10	0.6930908	20	0.7074323	50	0.6830993	100	0.6735859	200	0.6895839		
4-Chlorotoluene	10	2.057424	20	2.089701	50	2.010912	100	2.000589	200	2.010614		
Dibromochloromethane	10	0.2941943	20	0.3213539	50	0.3437267	100	0.3487071	200	0.357974		
1,2-Dibromo-3-chloropropane	10	0.2338558	20	0.2442081	50	0.2624344	100	0.2681093	200	0.2733833		
1,2-Dibromoethane (EDB)	10	0.344705	20	0.3595797	50	0.3673409	100	0.366738	200	0.3673306		
Dibromomethane	10	0.6234539	20	0.6442191	50	0.6587154	100	0.6615075	200	0.6720545		
1,2-Dichlorobenzene	10	1.285731	20	1.306496	50	1.279301	100	1.263543	200	1.275936		
1,3-Dichlorobenzene	10	1.331514	20	1.350877	50	1.325368	100	1.318952	200	1.3425		
1,4-Dichlorobenzene	10	1.37086	20	1.391206	50	1.360151	100	1.344877	200	1.360941		
Dichlorodifluoromethane	10	0.6828464	20	0.7110805	50	1.008715	100	0.978527	200	0.9841532		

INITIAL CALIBRATION DATA (Continued)

EPA 8260D

Laboratory: Apex Laboratories
SDG: A0L0210
Client: Anchor QEA, LLC
Project: US Moorings - PDI
Calibration: A0K1604
Instrument: VOA-GCMS9
Matrix:
Calibration Date: 11/16/20 10:17

Compound	Level 07		Level 08		Level 09		Level 10		Level 11		Level 12	
	ng/mL	RF	ng/mL	RF	ng/mL	RF	ng/mL	RF	ng/mL	RF	ng/mL	RF
1,1-Dichloroethane	10	1.662154	20	1.675087	50	1.699376	100	1.703085	200	1.70578		
1,2-Dichloroethane (EDC)	10	1.320118	20	1.34839	50	1.360009	100	1.362407	200	1.349329		
1,1-Dichloroethene	10	1.265684	20	1.293558	50	1.342794	100	1.320545	200	1.342358		
cis-1,2-Dichloroethene	10	1.234818	20	1.271233	50	1.298468	100	1.295705	200	1.299352		
trans-1,2-Dichloroethene	10	1.22802	20	1.250252	50	1.292295	100	1.297346	200	1.307151		
1,2-Dichloropropane	10	0.9390809	20	0.9622723	50	0.980118	100	0.9801167	200	0.9919747		
1,3-Dichloropropane	10	0.5567754	20	0.5727503	50	0.5744368	100	0.568763	200	0.5640575		
2,2-Dichloropropane	10	1.062769	20	1.067852	50	1.066852	100	1.063295	200	1.090131		
1,1-Dichloropropene	10	1.197544	20	1.239341	50	1.259419	100	1.253509	200	1.291384		
cis-1,3-Dichloropropene	10	0.4905099	20	0.5112088	50	0.5368781	100	0.5319018	200	0.5519445		
Iodomethane	10	~~8.218003E-02~~	20	~~0.1728325~~	50	~~0.4911484~~	100	~~0.7176485~~	200	~~0.855091~~		
trans-1,3-Dichloropropene	10	0.4182897	20	0.445372	50	0.4822042	100	0.4848036	200	0.4899978		
Ethylbenzene	10	1.488835	20	1.502162	50	1.504968	100	1.509166	200	1.55083		
Hexachlorobutadiene	10	0.1861237	20	0.201579	50	0.1899932	100	0.1859147	200	0.1977061		
n-Hexane	10	0.1465312	20	0.1513473	50	0.1669882	100	0.160213	200	0.1717296		
2-Hexanone	20	0.4015527	40	0.4162813	100	0.4236458	200	0.4185387	400	0.3960091		
Isopropylbenzene	10	1.321031	20	1.374486	50	1.363983	100	1.363834	200	1.420022		
4-Isopropyltoluene	10	2.20198	20	2.304861	50	2.2219	100	2.212193	200	2.315903		
Methylene chloride	10	0.9794745	20	0.9501029	50	0.946448	100	0.9311978	200	0.926531		
4-Methyl-2-pentanone (MiBK)	20	0.5523095	40	0.5653004	100	0.5709569	200	0.5656114	400	0.5315298		
Methyl tert-butyl ether (MTBE)	10	2.920483	20	2.956196	50	3.025953	100	3.020638	200	3.059514		
n-Propylbenzene	10	3.265233	20	3.37475	50	3.225706	100	3.187507	200	3.262649		
Styrene	10	0.8587231	20	0.9076271	50	0.9341789	100	0.9503773	200	0.9799101		
1,1,1,2-Tetrachloroethane	10	0.2818509	20	0.2915541	50	0.3071142	100	0.3177311	200	0.3308754		
1,1,2,2-Tetrachloroethane	10	0.6696101	20	0.6624812	50	0.6509897	100	0.6303154	200	0.6128943		
Tetrachloroethene (PCE)	10	0.3422652	20	0.3520784	50	0.3523963	100	0.3508504	200	0.3711862		
Tetrahydrofuran	10	0.5588799	20	0.5792321	50	0.588493	100	0.585313	200	0.5843878		
Toluene	10	1.392052	20	1.407594	50	1.406082	100	1.393619	200	1.410128		
1,2,3-Trichlorobenzene	10	0.5657598	20	0.6465117	50	0.6513111	100	~~0.7405757~~	200	~~0.8033257~~		
1,2,4-Trichlorobenzene	10	0.6014342	20	0.6819118	50	0.6988242	100	~~0.7661594~~	200	~~0.8249034~~		
1,1,1-Trichloroethane	10	1.374384	20	1.416006	50	1.436779	100	1.431845	200	1.490359		

INITIAL CALIBRATION DATA (Continued)

EPA 8260D

Laboratory: Apex Laboratories
SDG: A0L0210
Client: Anchor QEA, LLC
Project: US Moorings - PDI
Calibration: A0K1604
Instrument: VOA-GCMS9
Matrix:
Calibration Date: 11/16/20 10:17

Compound	Level 07		Level 08		Level 09		Level 10		Level 11		Level 12	
	ng/mL	RF	ng/mL	RF	ng/mL	RF	ng/mL	RF	ng/mL	RF	ng/mL	RF
1,1,2-Trichloroethane	10	0.3343051	20	0.3394392	50	0.342216	100	0.3363575	200	0.3370692		
Trichloroethene (TCE)	10	0.9852689	20	1.028434	50	1.037608	100	1.028962	200	1.054363		
Trichlorofluoromethane	10	0.9456553	20	0.9611533	50	1.017136	100	0.9912223	200	0.9849516		
Vinyl acetate	10	2.196742	20	2.266125	50	2.382581	100	2.412291	200	2.309643		
1,2,3-Trichloropropane	10	0.3535715	20	0.3375057	50	0.3304348	100	0.3203086	200	0.3153752		
1,1,2-Trichloro-1,2,2-trifluoroethan	10	0.7598449	20	0.7878732	50	0.8164435	100	0.7916572	200	0.8358276		
1,2,4-Trimethylbenzene	10	2.216667	20	2.295267	50	2.237726	100	2.23521	200	2.30042		
1,3,5-Trimethylbenzene	10	2.246312	20	2.315332	50	2.226053	100	2.237403	200	2.321506		
Isobutyl alcohol	250	0.1025718	500	0.1058066	1250	0.1108311	2500	0.1093707	5000	0.1019719		
Vinyl chloride	10	0.9860489	20	1.003172	50	1.15084	100	1.136338	200	1.12727		
m,p-Xylene	20	1.088606	40	1.118717	100	1.130518	200	1.14725	400	1.190353		
o-Xylene	10	1.113551	20	1.147864	50	1.152273	100	1.159009	200	1.196066		
Xylenes, total	30	1.096921	60	1.128433	150	1.137769	300	1.15117	600	1.192257		
trans-1,4-Dichloro-2-butene	10	0.210919	20	0.2204839	50	0.2141431	100	0.2068797	200	0.2037822		
1,4-Difluorobenzene (Surr)	50	3.108556	50	3.127803	50	3.172095	50	3.148335	50	3.175196		
Toluene-d8 (Surr)	50	1.312079	50	1.297002	50	1.297951	50	1.273209	50	1.269866		
4-Bromofluorobenzene (Surr)	50	0.8647	50	0.8515124	50	0.8283285	50	0.7979786	50	0.7906537		

SECOND-SOURCE CALIBRATION VERIFICATION

EPA 8260D

Laboratory:	Apex Laboratories	SDG:	A0L0210
Client:	Anchor QEA, LLC	Project:	US Moorings - PDI
Instrument ID:	VOA-GCMS9	Calibration:	A0K1604
Lab File ID:	VI20111320.D		
Sequence:	0K13048	Inject Date:	11/14/20
Lab Sample ID:	0K13048-ICV1	Inject Time:	03:32

ANALYTE	EXPECTED (ng/mL)	FOUND (ng/mL)	% DRIFT	QC LIMIT
Acetone	40.0	39.1	-2.3	70 - 130
Acrylonitrile	20.0	20.9	4.3	70 - 130
Benzene	20.0	20.4	2.0	70 - 130
Bromobenzene	20.0	21.1	5.6	70 - 130
Bromochloromethane	20.0	21.6	7.9	70 - 130
Naphthalene	20.0	18.6	-6.8	70 - 130
Bromodichloromethane	20.0	20.5	2.3	70 - 130
Bromoform	20.0	18.9	-5.6	70 - 130
Bromomethane	20.0	19.0	-5.1	70 - 130
2-Butanone (MEK)	40.0	41.1	2.6	70 - 130
n-Butylbenzene	20.0	21.6	8.0	70 - 130
sec-Butylbenzene	20.0	20.9	4.6	70 - 130
tert-Butylbenzene	20.0	21.0	4.9	70 - 130
Carbon disulfide	20.0	21.5	7.3	70 - 130
Carbon tetrachloride	20.0	20.8	4.2	70 - 130
Chlorobenzene	20.0	20.4	1.8	70 - 130
Chloroethane	20.0	21.7	8.3	70 - 130
Chloroform	20.0	20.7	3.4	70 - 130
Chloromethane	20.0	23.4	17.0	70 - 130
2-Chlorotoluene	20.0	20.7	3.5	70 - 130
4-Chlorotoluene	20.0	20.3	1.6	70 - 130
Dibromochloromethane	20.0	20.4	1.8	70 - 130
1,2-Dibromo-3-chloropropane	20.0	19.8	-0.8	70 - 130
1,2-Dibromoethane (EDB)	20.0	19.9	-0.6	70 - 130
Dibromomethane	20.0	21.2	5.9	70 - 130
1,2-Dichlorobenzene	20.0	21.1	5.6	70 - 130
1,3-Dichlorobenzene	20.0	20.6	3.2	70 - 130
1,4-Dichlorobenzene	20.0	20.1	0.4	70 - 130
Dichlorodifluoromethane	20.0	25.8	28.9	70 - 130
1,1-Dichloroethane	20.0	20.2	0.9	70 - 130
1,2-Dichloroethane (EDC)	20.0	20.4	2.2	70 - 130

SECOND-SOURCE CALIBRATION VERIFICATION

EPA 8260D

Laboratory:	Apex Laboratories	SDG:	A0L0210
Client:	Anchor QEA, LLC	Project:	US Moorings - PDI
Instrument ID:	VOA-GCMS9	Calibration:	A0K1604
Lab File ID:	VI20111320.D		
Sequence:	0K13048	Inject Date:	11/14/20
Lab Sample ID:	0K13048-ICV1	Inject Time:	03:32

ANALYTE	EXPECTED (ng/mL)	FOUND (ng/mL)	% DRIFT	QC LIMIT
1,1-Dichloroethene	20.0	21.0	5.0	70 - 130
cis-1,2-Dichloroethene	20.0	20.4	2.0	70 - 130
trans-1,2-Dichloroethene	20.0	21.3	6.3	70 - 130
1,2-Dichloropropane	20.0	20.3	1.5	70 - 130
1,3-Dichloropropane	20.0	21.0	4.8	70 - 130
2,2-Dichloropropane	20.0	20.4	1.8	70 - 130
1,1-Dichloropropene	20.0	21.3	6.4	70 - 130
cis-1,3-Dichloropropene	20.0	21.0	5.2	70 - 130
trans-1,3-Dichloropropene	20.0	21.2	5.8	70 - 130
Ethylbenzene	20.0	19.9	-0.6	70 - 130
Hexachlorobutadiene	20.0	21.9	9.4	70 - 130
2-Hexanone	40.0	43.8	9.6	70 - 130
Isopropylbenzene	20.0	21.2	6.1	70 - 130
4-Isopropyltoluene	20.0	21.6	7.9	70 - 130
Methylene chloride	20.0	19.6	-2.1	70 - 130
4-Methyl-2-pentanone (MiBK)	40.0	41.5	3.8	70 - 130
Methyl tert-butyl ether (MTBE)	20.0	20.8	4.2	70 - 130
n-Propylbenzene	20.0	20.7	3.6	70 - 130
Styrene	20.0	21.4	6.8	70 - 130
1,1,1,2-Tetrachloroethane	20.0	21.1	5.7	70 - 130
1,1,2,2-Tetrachloroethane	20.0	20.8	3.8	70 - 130
Tetrachloroethene (PCE)	20.0	20.4	2.2	70 - 130
Toluene	20.0	19.9	-0.6	70 - 130
1,2,3-Trichlorobenzene	20.0	22.5	12.7	70 - 130
1,2,4-Trichlorobenzene	20.0	22.1	10.5	70 - 130
1,1,1-Trichloroethane	20.0	20.5	2.4	70 - 130
1,1,2-Trichloroethane	20.0	20.8	4.2	70 - 130
Trichloroethene (TCE)	20.0	20.3	1.6	70 - 130
Trichlorofluoromethane	20.0	22.1	10.7	70 - 130
1,2,3-Trichloropropane	20.0	20.3	1.7	70 - 130
1,2,4-Trimethylbenzene	20.0	21.8	8.9	70 - 130

SECOND-SOURCE CALIBRATION VERIFICATION

EPA 8260D

Laboratory:	Apex Laboratories	SDG:	A0L0210
Client:	Anchor QEA, LLC	Project:	US Moorings - PDI
Instrument ID:	VOA-GCMS9	Calibration:	A0K1604
Lab File ID:	VI20111320.D		
Sequence:	0K13048	Inject Date:	11/14/20
Lab Sample ID:	0K13048-ICV1	Inject Time:	03:32

ANALYTE	EXPECTED (ng/mL)	FOUND (ng/mL)	% DRIFT	QC LIMIT
1,3,5-Trimethylbenzene	20.0	21.1	5.4	70 - 130
Vinyl chloride	20.0	22.6	13.2	70 - 130
m,p-Xylene	40.0	41.1	2.8	70 - 130
o-Xylene	20.0	21.0	4.9	70 - 130

SURROGATE STANDARD RECOVERY AND RT SUMMARY

EPA 8260D

Laboratory:	Apex Laboratories	SDG:	A0L0210
Client:	Anchor QEA, LLC	Project:	US Moorings - PDI
Sequence:	0K13048	Instrument:	VOA-GCMS9
Matrix:	Water	Calibration:	A0K1604

Surrogate Compound	Spike Level ng/mL	% Recovery	Recovery Limits	RT	Calibration Mean RT	RT Diff	RT Diff Limit	Q
Initial Cal Check (0K13048-ICV1)				Lab File ID: VI20111320.D		Analyzed: 11/14/20 03:32		
1,4-Difluorobenzene (Surr)	50.0	100	70 - 130	6.71	6.712727	-0.0027	+/-1.0	
Toluene-d8 (Surr)	50.0	100	70 - 130	8.224	8.224455	-0.0005	+/-1.0	
4-Bromofluorobenzene (Surr)	50.0	97	70 - 130	10.919	10.91945	-0.0004	+/-1.0	

SURROGATE STANDARD RECOVERY AND RT SUMMARY

EPA 8260D

Laboratory:	Apex Laboratories	SDG:	A0L0210
Client:	Anchor QEA, LLC	Project:	US Moorings - PDI
Sequence:	0L08057	Instrument:	VOA-GCMS9
Matrix:	Water	Calibration:	A0K1604

Surrogate Compound	Spike Level ng/mL	% Recovery	Recovery Limits	RT	Calibration Mean RT	RT Diff	RT Diff Limit	Q
LCS (0120294-BS1)			Lab File ID: VI20120833.D		Analyzed: 12/09/20 00:08			
1,4-Difluorobenzene (Surr)	50.0	100	80 - 120	6.71	6.712727	-0.0027	+/-1.0	
Toluene-d8 (Surr)	50.0	99	80 - 120	8.218	8.224455	-0.0065	+/-1.0	
4-Bromofluorobenzene (Surr)	50.0	95	80 - 120	10.92	10.91945	0.0006	+/-1.0	
Blank (0120294-BLK1)			Lab File ID: VI20120835.D		Analyzed: 12/09/20 01:03			
1,4-Difluorobenzene (Surr)	50.0	101	80 - 120	6.71	6.712727	-0.0027	+/-1.0	
Toluene-d8 (Surr)	50.0	104	80 - 120	8.225	8.224455	0.0005	+/-1.0	
4-Bromofluorobenzene (Surr)	50.0	102	80 - 120	10.92	10.91945	0.0006	+/-1.0	
USMPDI-TB-201003 (A0L0210-01)			Lab File ID: VI20120839.D		Analyzed: 12/09/20 02:52			
1,4-Difluorobenzene (Surr)	50.0	102	80 - 120	6.71	6.712727	-0.0027	+/-1.0	
Toluene-d8 (Surr)	50.0	104	80 - 120	8.224	8.224455	-0.0005	+/-1.0	
4-Bromofluorobenzene (Surr)	50.0	101	80 - 120	10.92	10.91945	0.0006	+/-1.0	

INTERNAL STANDARD AREA AND RT SUMMARY
EPA 8260D

Laboratory:	Apex Laboratories	SDG:	A0L0210
Client:	Anchor QEA, LLC	Project:	US Moorings - PDI
Sequence:	0L08057	Instrument:	VOA-GCMS9
Matrix:	Water	Calibration:	A0K1604

Internal Standard	Response	RT	Reference Response	Reference RT	Area %	Area % Limits	RT Diff	RT Diff Limit	Q
LCS (0120294-BS1)			Lab File ID: VI20120833.D			Analyzed: 12/09/20 00:08			
Pentafluorobenzene (ISTD)	77848	6.144	77848	6.144	100	50 - 200	0.0000	+/-0.50	
Chlorobenzene-d5 (ISTD)	211520	9.849	211520	9.849	100	50 - 200	0.0000	+/-0.50	
1,4-Dichlorobenzene-d4 (ISTD)	100694	11.796	100694	11.796	100	50 - 200	0.0000	+/-0.50	
Calibration Check (0L08057-CCV1)			Lab File ID: VI20120833.D			Analyzed: 12/09/20 00:08			
Pentafluorobenzene (ISTD)	77848	6.144	89364	6.15	87	50 - 200	-0.0060	+/-0.50	
Chlorobenzene-d5 (ISTD)	211520	9.849	243291	9.855	87	50 - 200	-0.0060	+/-0.50	
1,4-Dichlorobenzene-d4 (ISTD)	100694	11.796	114124	11.802	88	50 - 200	-0.0060	+/-0.50	
Blank (0120294-BLK1)			Lab File ID: VI20120835.D			Analyzed: 12/09/20 01:03			
Pentafluorobenzene (ISTD)	68199	6.15	77848	6.144	88	50 - 200	0.0060	+/-0.50	
Chlorobenzene-d5 (ISTD)	180307	9.855	211520	9.849	85	50 - 200	0.0060	+/-0.50	
1,4-Dichlorobenzene-d4 (ISTD)	72673	11.802	100694	11.796	72	50 - 200	0.0060	+/-0.50	
USMPDI-TB-201003 (A0L0210-01)			Lab File ID: VI20120839.D			Analyzed: 12/09/20 02:52			
Pentafluorobenzene (ISTD)	65439	6.15	77848	6.144	84	50 - 200	0.0060	+/-0.50	
Chlorobenzene-d5 (ISTD)	173846	9.855	211520	9.849	82	50 - 200	0.0060	+/-0.50	
1,4-Dichlorobenzene-d4 (ISTD)	71451	11.802	100694	11.796	71	50 - 200	0.0060	+/-0.50	
Duplicate (0120294-DUP1)			Lab File ID: VI20120843.D			Analyzed: 12/09/20 04:41			
Pentafluorobenzene (ISTD)	68708	6.15	77848	6.144	88	50 - 200	0.0060	+/-0.50	
Chlorobenzene-d5 (ISTD)	184809	9.855	211520	9.849	87	50 - 200	0.0060	+/-0.50	
1,4-Dichlorobenzene-d4 (ISTD)	74736	11.802	100694	11.796	74	50 - 200	0.0060	+/-0.50	
Duplicate (0120294-DUP2)			Lab File ID: VI20120851.D			Analyzed: 12/09/20 08:19			
Pentafluorobenzene (ISTD)	71785	6.15	77848	6.144	92	50 - 200	0.0060	+/-0.50	
Chlorobenzene-d5 (ISTD)	176805	9.849	211520	9.849	84	50 - 200	0.0000	+/-0.50	
1,4-Dichlorobenzene-d4 (ISTD)	74434	11.802	100694	11.796	74	50 - 200	0.0060	+/-0.50	
Matrix Spike (0120294-MS1)			Lab File ID: VI20120854.D			Analyzed: 12/09/20 09:46			
Pentafluorobenzene (ISTD)	77474	6.15	77848	6.144	100	50 - 200	0.0060	+/-0.50	
Chlorobenzene-d5 (ISTD)	207224	9.849	211520	9.849	98	50 - 200	0.0000	+/-0.50	
1,4-Dichlorobenzene-d4 (ISTD)	100119	11.795	100694	11.796	99	50 - 200	-0.0010	+/-0.50	

HOLDING TIME SUMMARY

EPA 8260D

Laboratory: Apex Laboratories SDG: A0L0210

Client: Anchor QEA, LLC Project: US Moorings - PDI

Sample Name	Date Collected	Date Received	Date Prepared	Days to Prep	Max Days to Prep	Date Analyzed	Days to Analysis	Max Days to Analysis	Q
USMPDI-TB-201003	12/03/20 11:00	12/03/20 14:43	12/08/20 14:42	5.15	14.00	12/09/20 02:52	5.66	14.00	

Apex Laboratories

SDG: A0L0210

CLASS: GCMS

METHOD: EPA 8270E

ANALYSES DATA PACKAGE COVER PAGE

EPA 8270E

Laboratory: Apex Laboratories
SDG: A0L0210
Client: Anchor QEA, LLC
Project: US Moorings - PDI

Client Sample Id:	Lab Sample Id:	Matrix
USMPDI-IDW-Sed-201203	A0L0210-02	SE

I certify that this data package is in compliance with the terms and conditions of the contract, both technically and for completeness, for other than the conditions detailed above. Release of the data contained in this hardcopy data package and in computer-readable data submitted on diskette has been autorized by the Laboratory Manager or the Manager's designee, as verified by the following signatures.

Signature:
Name: David G. Jack

Forms Created: 1/12/2021 3:34PM
Title: Technical Manager

METHOD DETECTION AND REPORTING LIMITS

EPA 8270E

Laboratory: Apex Laboratories **SDG:** A0L0210

Client: Anchor QEA, LLC **Project:** US Moorings - PDI

Batch Matrix: Sediment

Analyte	MDL	MRL	Units
Acenaphthene	1.33	2.67	ug/kg
Acenaphthylene	1.33	2.67	ug/kg
Anthracene	1.33	2.67	ug/kg
Benz(a)anthracene	1.33	2.67	ug/kg
Benzo(a)pyrene	2.00	4.00	ug/kg
Benzo(b)fluoranthene	2.00	4.00	ug/kg
Benzo(k)fluoranthene	2.00	4.00	ug/kg
Benzo(g,h,i)perylene	1.33	2.67	ug/kg
Chrysene	1.33	2.67	ug/kg
Dibenz(a,h)anthracene	1.33	2.67	ug/kg
Fluoranthene	1.33	2.67	ug/kg
Fluorene	1.33	2.67	ug/kg
Indeno(1,2,3-cd)pyrene	1.33	2.67	ug/kg
1-Methylnaphthalene	2.67	5.33	ug/kg
2-Methylnaphthalene	2.67	5.33	ug/kg
Naphthalene	2.67	5.33	ug/kg
Phenanthrene	1.33	2.67	ug/kg
Pyrene	1.33	2.67	ug/kg
Carbazole	2.00	4.00	ug/kg
Dibenzofuran	1.33	2.67	ug/kg
2-Chlorophenol	6.67	13.3	ug/kg
4-Chloro-3-methylphenol	13.3	26.7	ug/kg
2,4-Dichlorophenol	6.67	13.3	ug/kg
2,4-Dimethylphenol	6.67	13.3	ug/kg
2,4-Dinitrophenol	33.3	66.7	ug/kg
4,6-Dinitro-2-methylphenol	33.3	66.7	ug/kg
2-Methylphenol	3.33	6.67	ug/kg
3+4-Methylphenol(s)	3.33	6.67	ug/kg
2-Nitrophenol	13.3	26.7	ug/kg
4-Nitrophenol	13.3	26.7	ug/kg
Pentachlorophenol (PCP)	13.3	26.7	ug/kg
Phenol	2.67	5.33	ug/kg
2,3,4,6-Tetrachlorophenol	6.67	13.3	ug/kg
2,3,5,6-Tetrachlorophenol	6.67	13.3	ug/kg
2,4,5-Trichlorophenol	6.67	13.3	ug/kg
Nitrobenzene	13.3	26.7	ug/kg
2,4,6-Trichlorophenol	6.67	13.3	ug/kg

METHOD DETECTION AND REPORTING LIMITS

EPA 8270E

Laboratory: Apex Laboratories **SDG:** A0L0210

Client: Anchor QEA, LLC **Project:** US Moorings - PDI

Batch Matrix: Sediment

Analyte	MDL	MRL	Units
Bis(2-ethylhexyl)phthalate	20.0	40.0	ug/kg
Butyl benzyl phthalate	6.67	13.3	ug/kg
Diethylphthalate	6.67	13.3	ug/kg
Dimethylphthalate	6.67	13.3	ug/kg
Di-n-butylphthalate	6.67	13.3	ug/kg
Di-n-octyl phthalate	10.7	13.3	ug/kg
N-Nitrosodimethylamine	3.33	6.67	ug/kg
N-Nitroso-di-n-propylamine	3.33	6.67	ug/kg
N-Nitrosodiphenylamine	3.33	6.67	ug/kg
Bis(2-Chloroethoxy) methane	3.33	6.67	ug/kg
Bis(2-Chloroethyl) ether	3.33	6.67	ug/kg
2,2'-Oxybis(1-Chloropropane)	3.33	6.67	ug/kg
Hexachlorobenzene	1.33	2.67	ug/kg
Hexachlorobutadiene	3.33	6.67	ug/kg
Hexachlorocyclopentadiene	6.67	13.3	ug/kg
Hexachloroethane	3.33	6.67	ug/kg
2-Chloronaphthalene	1.33	2.67	ug/kg
1,2,4-Trichlorobenzene	3.33	6.67	ug/kg
4-Bromophenyl phenyl ether	3.33	6.67	ug/kg
4-Chlorophenyl phenyl ether	3.33	6.67	ug/kg
Aniline	6.67	13.3	ug/kg
4-Chloroaniline	3.33	6.67	ug/kg
2-Nitroaniline	26.7	53.3	ug/kg
3-Nitroaniline	26.7	53.3	ug/kg
4-Nitroaniline	26.7	53.3	ug/kg
2,4-Dinitrotoluene	13.3	26.7	ug/kg
2,6-Dinitrotoluene	13.3	26.7	ug/kg
Benzoic acid	167	333	ug/kg
Benzyl alcohol	6.67	13.3	ug/kg
Isophorone	3.33	6.67	ug/kg
Azobenzene (1,2-DPH)	3.33	6.67	ug/kg
Bis(2-Ethylhexyl) adipate	33.3	66.7	ug/kg
3,3'-Dichlorobenzidine	26.7	53.3	ug/kg
1,2-Dinitrobenzene	33.3	66.7	ug/kg
1,3-Dinitrobenzene	33.3	66.7	ug/kg
1,4-Dinitrobenzene	33.3	66.7	ug/kg
Pyridine	6.67	13.3	ug/kg

METHOD DETECTION AND REPORTING LIMITS

EPA 8270E

Laboratory: Apex Laboratories **SDG:** A0L0210

Client: Anchor QEA, LLC **Project:** US Moorings - PDI

Batch Matrix: Sediment

Analyte	MDL	MRL	Units
1,2-Dichlorobenzene	3.33	6.67	ug/kg
1,3-Dichlorobenzene	3.33	6.67	ug/kg
1,4-Dichlorobenzene	3.33	6.67	ug/kg

Note: MDLs are listed only if the corresponding analyte was evalutated to the MDL in this report .

ORGANIC ANALYSIS DATA SHEET

EPA 8270E

USMPDI-IDW-Sed-201203

Laboratory:	Apex Laboratories			SDG:	A0L0210
Client:	Anchor QEA, LLC			Project:	US Moorings - PDI
Matrix:	SE	Laboratory ID:	A0L0210-02	File ID:	E12152013.D
Sampled:	12/03/20 11:30	Prepared:	12/15/20 07:26	Analyzed:	12/15/20 15:35
Solids:	73.99	Preparation:	EPA 3546	Initial/Final:	15.17 g / 2 mL
Batch:	0120529	Sequence:	0L15035	Calibration:	A0J1303
Instrument:	SV-GCMS5				

CAS NO.	COMPOUND	DILUTION	CONC. (ug/kg dry)	Q
83-32-9	Acenaphthene	40	195	D
208-96-8	Acenaphthylene	40	71.1	U
120-12-7	Anthracene	40	344	D
56-55-3	Benz(a)anthracene	40	785	D
50-32-8	Benzo(a)pyrene	40	1370	D
205-99-2	Benzo(b)fluoranthene	40	1150	D
207-08-9	Benzo(k)fluoranthene	40	468	D
191-24-2	Benzo(g,h,i)perylene	40	1100	D
218-01-9	Chrysene	40	1010	D
53-70-3	Dibenz(a,h)anthracene	40	88.0	JD
206-44-0	Fluoranthene	40	2360	D
86-73-7	Fluorene	40	136	JD
193-39-5	Indeno(1,2,3-cd)pyrene	40	890	D
90-12-0	1-Methylnaphthalene	40	143	U
91-57-6	2-Methylnaphthalene	40	143	U
91-20-3	Naphthalene	40	295	D
85-01-8	Phenanthrene	40	1480	D
129-00-0	Pyrene	40	2870	D
86-74-8	Carbazole	40	107	U
132-64-9	Dibenzofuran	40	71.1	U
95-57-8	2-Chlorophenol	40	357	U
59-50-7	4-Chloro-3-methylphenol	40	711	U
120-83-2	2,4-Dichlorophenol	40	357	U
105-67-9	2,4-Dimethylphenol	40	357	U
51-28-5	2,4-Dinitrophenol	40	1780	U
534-52-1	4,6-Dinitro-2-methylphenol	40	1780	U
95-48-7	2-Methylphenol	40	178	U
NA	3+4-Methylphenol(s)	40	178	U
88-75-5	2-Nitrophenol	40	711	U
100-02-7	4-Nitrophenol	40	711	U
87-86-5	Pentachlorophenol (PCP)	40	711	U
108-95-2	Phenol	40	143	U
58-90-2	2,3,4,6-Tetrachlorophenol	40	357	U
935-95-5	2,3,5,6-Tetrachlorophenol	40	357	U
95-95-4	2,4,5-Trichlorophenol	40	357	U
98-95-3	Nitrobenzene	40	711	U
88-06-2	2,4,6-Trichlorophenol	40	357	U
117-81-7	Bis(2-ethylhexyl)phthalate	40	1070	U
85-68-7	Butyl benzyl phthalate	40	357	U
84-66-2	Diethylphthalate	40	357	U

ORGANIC ANALYSIS DATA SHEET

EPA 8270E

USMPDI-IDW-Sed-201203

Laboratory:	Apex Laboratories			SDG:	A0L0210
Client:	Anchor QEA, LLC			Project:	US Moorings - PDI
Matrix:	SE	Laboratory ID:	A0L0210-02	File ID:	E12152013.D
Sampled:	12/03/20 11:30	Prepared:	12/15/20 07:26	Analyzed:	12/15/20 15:35
Solids:	73.99	Preparation:	EPA 3546	Initial/Final:	15.17 g / 2 mL
Batch:	0120529	Sequence:	0L15035	Calibration:	A0J1303
Instrument:	SV-GCMS5				

CAS NO.	COMPOUND	DILUTION	CONC. (ug/kg dry)	Q
131-11-3	Dimethylphthalate	40	357	U
84-74-2	Di-n-butylphthalate	40	357	U
117-84-0	Di-n-octyl phthalate	40	572	U
62-75-9	N-Nitrosodimethylamine	40	178	U
621-64-7	N-Nitroso-di-n-propylamine	40	178	U
86-30-6	N-Nitrosodiphenylamine	40	178	U
111-91-1	Bis(2-Chloroethoxy) methane	40	178	U
111-44-4	Bis(2-Chloroethyl) ether	40	178	U
108-60-1	2,2'-Oxybis(1-Chloropropane)	40	178	U
118-74-1	Hexachlorobenzene	40	71.1	U
87-68-3	Hexachlorobutadiene	40	178	U
77-47-4	Hexachlorocyclopentadiene	40	357	U
67-72-1	Hexachloroethane	40	178	U
91-58-7	2-Chloronaphthalene	40	71.1	U
120-82-1	1,2,4-Trichlorobenzene	40	178	U
101-55-3	4-Bromophenyl phenyl ether	40	178	U
7005-72-3	4-Chlorophenyl phenyl ether	40	178	U
62-53-3	Aniline	40	357	U
106-47-8	4-Chloroaniline	40	178	U
88-74-4	2-Nitroaniline	40	1430	U
99-09-2	3-Nitroaniline	40	1430	U
100-01-6	4-Nitroaniline	40	1430	U
121-14-2	2,4-Dinitrotoluene	40	711	U
606-20-2	2,6-Dinitrotoluene	40	711	U
65-85-0	Benzoic acid	40	8930	U
100-51-6	Benzyl alcohol	40	357	U
78-59-1	Isophorone	40	178	U
103-33-3	Azobenzene (1,2-DPH)	40	178	U
103-23-1	Bis(2-Ethylhexyl) adipate	40	1780	U
91-94-1	3,3'-Dichlorobenzidine	40	1430	U
528-29-0	1,2-Dinitrobenzene	40	1780	U
99-65-0	1,3-Dinitrobenzene	40	1780	U
100-25-4	1,4-Dinitrobenzene	40	1780	U
110-86-1	Pyridine	40	357	U
95-50-1	1,2-Dichlorobenzene	40	178	U
541-73-1	1,3-Dichlorobenzene	40	178	U
106-46-7	1,4-Dichlorobenzene	40	178	U

SYSTEM MONITORING COMPOUND	ADDED (ug/kg dry)	CONC (ug/kg dry)	% REC	QC LIMITS	Q
Nitrobenzene-d5 (Surr)	445	148	33	37 - 122	D
2-Fluorobiphenyl (Surr)	445	224	50	44 - 120	D

ORGANIC ANALYSIS DATA SHEET

EPA 8270E

USMPDI-IDW-Sed-201203

Laboratory:	Apex Laboratories			SDG:	A0L0210
Client:	Anchor QEA, LLC			Project:	US Moorings - PDI
Matrix:	SE	Laboratory ID:	A0L0210-02	File ID:	E12152013.D
Sampled:	12/03/20 11:30	Prepared:	12/15/20 07:26	Analyzed:	12/15/20 15:35
Solids:	73.99	Preparation:	EPA 3546	Initial/Final:	15.17 g / 2 mL
Batch:	0120529	Sequence:	0L15035	Calibration:	A0J1303
Instrument:	SV-GCMS5				

SYSTEM MONITORING COMPOUND	ADDED (ug/kg dry)	CONC (ug/kg dry)	% REC	QC LIMITS	Q
Phenol-d6 (Surr)	445	168	38	33 - 122	D
p-Terphenyl-d14 (Surr)	445	361	81	54 - 127	D
2-Fluorophenol (Surr)	445	159	36	35 - 120	D
2,4,6-Tribromophenol (Surr)	445	424	95	39 - 132	D

INTERNAL STANDARD	AREA	RT	REF AREA	REF RT	Q
1,4-Dichlorobenzene-d4 (ISTD)	392963	6.642	483015	6.643	
Naphthalene-d8 (ISTD)	1474104	7.894	1856084	7.894	
Acenaphthene-d10 (ISTD)	744467	9.67	989819	9.675	
Phenanthrene-d10 (ISTD)	1430881	11.189	1838547	11.189	
Chrysene-d12 (ISTD)	1408338	15.013	1909372	15.019	
Perylene-d12 (ISTD)	1480264	18.506	1991110	18.522	
Dibenz(a,h)anthracene-d14 (ISTD)	1322889	20.902	1779200	20.918	

* Values outside of QC limits

PREPARATION BATCH SUMMARY

EPA 8270E

Laboratory: Apex Laboratories SDG: A0L0210

Client: Anchor QEA, LLC Project: US Moorings - PDI

Batch: 0120529 Batch Matrix: Sediment Preparation: EPA 3546

SAMPLE NAME	LAB SAMPLE ID	LAB FILE ID	DATE PREPARED	OBSERVATIONS
Blank	0120529-BLK2	E12152010.D	12/15/20 07:24	
LCS	0120529-BS2	E12152011.D	12/15/20 07:24	
USMPDI-IDW-Sed-201203 (Dup)	0120529-DUP2	E12152014.D	12/15/20 07:24	
USMPDI-IDW-Sed-201203	A0L0210-02	E12152013.D	12/15/20 07:26	

Note: Client samples are listed only if they are included in this report.
Duplicates and Matrix Spike/Duplicates QC Samples are only listed if sourced from a sample included in this report.

METHOD BLANK DATA SHEET

EPA 8270E

Laboratory:	Apex Laboratories			SDG:	A0L0210
Client:	Anchor QEA, LLC			Project:	US Moorings - PDI
Matrix:	Sediment	Laboratory ID:	0120529-BLK2	File ID:	E12152010.D
Prepared:	12/15/20 07:24	Preparation:	EPA 3546	Initial/Final:	16 g / 2 mL
Analyzed:	12/15/20 13:46	Instrument:	SV-GCMS5		
Batch:	0120529	Sequence:	0L15035	Calibration:	A0J1303

CAS NO.	COMPOUND	CONC. (ug/kg wet)	Q
83-32-9	Acenaphthene	1.25	U
208-96-8	Acenaphthylene	1.25	U
120-12-7	Anthracene	1.25	U
56-55-3	Benz(a)anthracene	1.25	U
50-32-8	Benzo(a)pyrene	1.87	U
205-99-2	Benzo(b)fluoranthene	1.87	U
207-08-9	Benzo(k)fluoranthene	1.87	U
191-24-2	Benzo(g,h,i)perylene	1.25	U
218-01-9	Chrysene	1.25	U
53-70-3	Dibenz(a,h)anthracene	1.25	U
206-44-0	Fluoranthene	1.25	U
86-73-7	Fluorene	1.25	U
193-39-5	Indeno(1,2,3-cd)pyrene	1.25	U
90-12-0	1-Methylnaphthalene	2.50	U
91-57-6	2-Methylnaphthalene	2.50	U
91-20-3	Naphthalene	2.50	U
85-01-8	Phenanthrene	1.25	U
129-00-0	Pyrene	1.25	U
86-74-8	Carbazole	1.87	U
132-64-9	Dibenzofuran	1.25	U
95-57-8	2-Chlorophenol	6.25	U
59-50-7	4-Chloro-3-methylphenol	12.5	U
120-83-2	2,4-Dichlorophenol	6.25	U
105-67-9	2,4-Dimethylphenol	6.25	U
51-28-5	2,4-Dinitrophenol	31.2	U
534-52-1	4,6-Dinitro-2-methylphenol	31.2	U
95-48-7	2-Methylphenol	3.12	U
NA	3+4-Methylphenol(s)	3.12	U
88-75-5	2-Nitrophenol	12.5	U
100-02-7	4-Nitrophenol	12.5	U
87-86-5	Pentachlorophenol (PCP)	12.5	U
108-95-2	Phenol	2.50	U
58-90-2	2,3,4,6-Tetrachlorophenol	6.25	U
935-95-5	2,3,5,6-Tetrachlorophenol	6.25	U
95-95-4	2,4,5-Trichlorophenol	6.25	U

METHOD BLANK DATA SHEET

EPA 8270E

Laboratory:	Apex Laboratories			SDG:	A0L0210
Client:	Anchor QEA, LLC			Project:	US Moorings - PDI
Matrix:	Sediment	Laboratory ID:	0120529-BLK2	File ID:	E12152010.D
Prepared:	12/15/20 07:24	Preparation:	EPA 3546	Initial/Final:	16 g / 2 mL
Analyzed:	12/15/20 13:46	Instrument:	SV-GCMS5		
Batch:	0120529	Sequence:	0L15035	Calibration:	A0J1303

CAS NO.	COMPOUND	CONC. (ug/kg wet)	Q
98-95-3	Nitrobenzene	12.5	U
88-06-2	2,4,6-Trichlorophenol	6.25	U
117-81-7	Bis(2-ethylhexyl)phthalate	18.7	U
85-68-7	Butyl benzyl phthalate	6.25	U
84-66-2	Diethylphthalate	6.25	U
131-11-3	Dimethylphthalate	6.25	U
84-74-2	Di-n-butylphthalate	6.25	U
117-84-0	Di-n-octyl phthalate	10.0	U
62-75-9	N-Nitrosodimethylamine	3.12	U
621-64-7	N-Nitroso-di-n-propylamine	3.12	U
86-30-6	N-Nitrosodiphenylamine	3.12	U
111-91-1	Bis(2-Chloroethoxy) methane	3.12	U
111-44-4	Bis(2-Chloroethyl) ether	3.12	U
108-60-1	2,2'-Oxybis(1-Chloropropane)	3.12	U
118-74-1	Hexachlorobenzene	1.25	U
87-68-3	Hexachlorobutadiene	3.12	U
77-47-4	Hexachlorocyclopentadiene	6.25	U
67-72-1	Hexachloroethane	3.12	U
91-58-7	2-Chloronaphthalene	1.25	U
120-82-1	1,2,4-Trichlorobenzene	3.12	U
101-55-3	4-Bromophenyl phenyl ether	3.12	U
7005-72-3	4-Chlorophenyl phenyl ether	3.12	U
62-53-3	Aniline	6.25	U
106-47-8	4-Chloroaniline	3.12	U
88-74-4	2-Nitroaniline	25.0	U
99-09-2	3-Nitroaniline	25.0	U
100-01-6	4-Nitroaniline	25.0	U
121-14-2	2,4-Dinitrotoluene	12.5	U
606-20-2	2,6-Dinitrotoluene	12.5	U
65-85-0	Benzoic acid	157	U
100-51-6	Benzyl alcohol	6.25	U
78-59-1	Isophorone	3.12	U
103-33-3	Azobenzene (1,2-DPH)	3.12	U
103-23-1	Bis(2-Ethylhexyl) adipate	31.2	U
91-94-1	3,3'-Dichlorobenzidine	25.0	U

METHOD BLANK DATA SHEET
EPA 8270E

Laboratory:	Apex Laboratories			SDG:	A0L0210
Client:	Anchor QEA, LLC			Project:	US Moorings - PDI
Matrix:	Sediment	Laboratory ID:	0120529-BLK2	File ID:	E12152010.D
Prepared:	12/15/20 07:24	Preparation:	EPA 3546	Initial/Final:	16 g / 2 mL
Analyzed:	12/15/20 13:46	Instrument:	SV-GCMS5		
Batch:	0120529	Sequence:	0L15035	Calibration:	A0J1303

CAS NO.	COMPOUND	CONC. (ug/kg wet)	Q
528-29-0	1,2-Dinitrobenzene	31.2	U
99-65-0	1,3-Dinitrobenzene	31.2	U
100-25-4	1,4-Dinitrobenzene	31.2	U
110-86-1	Pyridine	6.25	U
95-50-1	1,2-Dichlorobenzene	3.12	U
541-73-1	1,3-Dichlorobenzene	3.12	U
106-46-7	1,4-Dichlorobenzene	3.12	U

SYSTEM MONITORING COMPOUND	ADDED (ug/kg wet)	CONC (ug/kg wet)	% REC	QC LIMITS	Q
Nitrobenzene-d5 (Surr)	312	262	84	37 - 122	
2-Fluorobiphenyl (Surr)	312	261	84	44 - 120	
Phenol-d6 (Surr)	312	270	86	33 - 122	
p-Terphenyl-d14 (Surr)	312	308	98	54 - 127	
2-Fluorophenol (Surr)	312	246	79	35 - 120	
2,4,6-Tribromophenol (Surr)	312	271	87	39 - 132	

INTERNAL STANDARD	AREA	RT	REF AREA	REF RT	Q
1,4-Dichlorobenzene-d4 (ISTD)	285819	6.643	483015	6.643	
Naphthalene-d8 (ISTD)	1195425	7.894	1856084	7.894	
Acenaphthene-d10 (ISTD)	717384	9.67	989819	9.675	
Phenanthrene-d10 (ISTD)	1516594	11.189	1838547	11.189	
Chrysene-d12 (ISTD)	1502087	15.008	1909372	15.019	
Perylene-d12 (ISTD)	1555276	18.511	1991110	18.522	
Dibenz(a,h)anthracene-d14 (ISTD)	1385251	20.907	1779200	20.918	

LCS / LCS DUPLICATE RECOVERY

EPA 8270E

Laboratory:	Apex Laboratories	SDG:	A0L0210
Client:	Anchor QEA, LLC	Project:	US Moorings - PDI
Matrix:	Sediment		
Batch:	0120529	Laboratory ID:	0120529-BS2
Preparation:	EPA 3546	Initial/Final:	15 g / 2 mL

COMPOUND	SPIKE ADDED (ug/kg wet)	LCS CONCENTRATION (ug/kg wet)	LCS % REC. (*=Out)	QC LIMITS REC.
Acenaphthene	533	499	94	40 - 123
Acenaphthylene	533	531	100	32 - 132
Anthracene	533	516	97	47 - 123
Benz(a)anthracene	533	522	98	49 - 126
Benzo(a)pyrene	533	523	98	45 - 129
Benzo(b)fluoranthene	533	521	98	45 - 132
Benzo(k)fluoranthene	533	498	93	47 - 132
Benzo(g,h,i)perylene	533	560	105	43 - 134
Chrysene	533	518	97	50 - 124
Dibenz(a,h)anthracene	533	540	101	45 - 134
Fluoranthene	533	545	102	50 - 127
Fluorene	533	506	95	43 - 125
Indeno(1,2,3-cd)pyrene	533	503	94	45 - 133
1-Methylnaphthalene	533	495	93	40 - 120
2-Methylnaphthalene	533	501	94	38 - 122
Naphthalene	533	463	87	35 - 123
Phenanthrene	533	492	92	50 - 121
Pyrene	533	533	100	47 - 127
Carbazole	533	537	101	50 - 123
Dibenzofuran	533	490	92	44 - 120
2-Chlorophenol	533	492	92	34 - 121
4-Chloro-3-methylphenol	533	513	96	45 - 122
2,4-Dichlorophenol	533	562	105	40 - 122
2,4-Dimethylphenol	533	538	101	30 - 127
2,4-Dinitrophenol	533	762	143 *	10 - 137
4,6-Dinitro-2-methylphenol	533	758	142 *	29 - 132
2-Methylphenol	533	485	91	32 - 122
3+4-Methylphenol(s)	533	503	94	34 - 120
2-Nitrophenol	533	541	102	36 - 123
4-Nitrophenol	533	545	102	30 - 132

LCS / LCS DUPLICATE RECOVERY

EPA 8270E

Laboratory:	Apex Laboratories	SDG:	A0L0210
Client:	Anchor QEA, LLC	Project:	US Moorings - PDI
Matrix:	Sediment		
Batch:	0120529	Laboratory ID:	0120529-BS2
Preparation:	EPA 3546	Initial/Final:	15 g / 2 mL

COMPOUND	SPIKE ADDED (ug/kg wet)	LCS CONCENTRATION (ug/kg wet)	LCS % REC. (*=Out)	QC LIMITS REC.
Pentachlorophenol (PCP)	533	615	115	25 - 133
Phenol	533	503	94	34 - 121
2,3,4,6-Tetrachlorophenol	533	601	113	44 - 125
2,3,5,6-Tetrachlorophenol	533	647	121 *	40 - 120
2,4,5-Trichlorophenol	533	588	110	41 - 124
Nitrobenzene	533	447	84	34 - 122
2,4,6-Trichlorophenol	533	548	103	39 - 126
Bis(2-ethylhexyl)phthalate	533	509	95	51 - 133
Butyl benzyl phthalate	533	521	98	48 - 132
Diethylphthalate	533	516	97	50 - 124
Dimethylphthalate	533	532	100	48 - 124
Di-n-butylphthalate	533	531	100	51 - 128
Di-n-octyl phthalate	533	496	93	45 - 140
N-Nitrosodimethylamine	533	370	69	23 - 120
N-Nitroso-di-n-propylamine	533	426	80	36 - 120
N-Nitrosodiphenylamine	533	510	96	38 - 127
Bis(2-Chloroethoxy) methane	533	436	82	36 - 121
Bis(2-Chloroethyl) ether	533	423	79	31 - 120
2,2'-Oxybis(1-Chloropropane)	533	362	68	33 - 131
Hexachlorobenzene	533	538	101	45 - 122
Hexachlorobutadiene	533	513	96	32 - 123
Hexachlorocyclopentadiene	533	606	114	10 - 140
Hexachloroethane	533	451	85	28 - 120
2-Chloronaphthalene	533	477	90	41 - 120
1,2,4-Trichlorobenzene	533	496	93	34 - 120
4-Bromophenyl phenyl ether	533	530	99	46 - 124
4-Chlorophenyl phenyl ether	533	512	96	45 - 121
Aniline	533	388	73	10 - 120
4-Chloroaniline	533	398	75	17 - 120
2-Nitroaniline	533	531	100	44 - 127

LCS / LCS DUPLICATE RECOVERY

EPA 8270E

Laboratory:	Apex Laboratories	SDG:	A0L0210
Client:	Anchor QEA, LLC	Project:	US Moorings - PDI
Matrix:	Sediment		
Batch:	0120529	Laboratory ID:	0120529-BS2
Preparation:	EPA 3546	Initial/Final:	15 g / 2 mL

COMPOUND	SPIKE ADDED (ug/kg wet)	LCS CONCENTRATION (ug/kg wet)	LCS % REC. (*=Out)	QC LIMITS REC.
3-Nitroaniline	533	494	93	33 - 120
4-Nitroaniline	533	508	95	70 - 138
2,4-Dinitrotoluene	533	564	106	48 - 126
2,6-Dinitrotoluene	533	534	100	46 - 124
Benzoic acid	1070	746	70	10 - 140
Benzyl alcohol	533	514	96	29 - 122
Isophorone	533	465	87	30 - 122
Azobenzene (1,2-DPH)	533	432	81	39 - 125
Bis(2-Ethylhexyl) adipate	533	501	94	61 - 121
3,3'-Dichlorobenzidine	1070	1400	131 *	22 - 121
1,2-Dinitrobenzene	533	569	107	44 - 120
1,3-Dinitrobenzene	533	577	108	43 - 127
1,4-Dinitrobenzene	533	626	117	37 - 132
Pyridine	533	232	43	10 - 120
1,2-Dichlorobenzene	533	456	86	33 - 120
1,3-Dichlorobenzene	533	454	85	30 - 120
1,4-Dichlorobenzene	533	455	85	31 - 120

* = Values outside of QC limits

DUPLICATES

EPA 8270E

Laboratory: Apex Laboratories
Client: Anchor QEA, LLC
Matrix: Sediment
Batch: 0120529
Preparation: EPA 3546
Source Sample Name: USMPDI-IDW-Sed-201203

SDG: A0L0210
Project: US Moorings - PDI
Laboratory ID: 0120529-DUP2
Lab Source ID: A0L0210-02
Initial/Final: 15.16 g / 2 mL
% Solids: 73.99

ANALYTE	CONTROL LIMIT	SAMPLE CONCENTRATION (ug/kg dry)	C	DUPLICATE CONCENTRATION (ug/kg dry)	C	RPD %	Q	METHOD
Acenaphthene	30	195		143		31	*	EPA 8270E
Acenaphthylene	30	55.0		86.8		200	*	EPA 8270E
Anthracene	30	344		386		11		EPA 8270E
Benz(a)anthracene	30	785		835		6		EPA 8270E
Benzo(a)pyrene	30	1370		1430		4		EPA 8270E
Benzo(b)fluoranthene	30	1150		1160		1		EPA 8270E
Benzo(k)fluoranthene	30	468		511		9		EPA 8270E
Benzo(g,h,i)perylene	30	1100		1200		9		EPA 8270E
Chrysene	30	1010		1150		13		EPA 8270E
Dibenz(a,h)anthracene	30	88.0		92.2		5		EPA 8270E
Fluoranthene	30	2360		2890		20		EPA 8270E
Fluorene	30	136		136		0.2		EPA 8270E
Indeno(1,2,3-cd)pyrene	30	890		924		4		EPA 8270E
1-Methylnaphthalene	30	44.3		ND				EPA 8270E
2-Methylnaphthalene	30	88.2		ND				EPA 8270E
Naphthalene	30	295		240		20		EPA 8270E
Phenanthrene	30	1480		1590		7		EPA 8270E
Pyrene	30	2870		3500		20		EPA 8270E
Carbazole	30	67.9		ND				EPA 8270E
Dibenzofuran	30	37.1		ND				EPA 8270E
2-Chlorophenol	30	0.00		ND				EPA 8270E
4-Chloro-3-methylphenol	30	490		ND				EPA 8270E
2,4-Dichlorophenol	30	0.00		ND				EPA 8270E
2,4-Dimethylphenol	30	0.00		ND				EPA 8270E
2,4-Dinitrophenol	30	0.00		ND				EPA 8270E
4,6-Dinitro-2-methylphenol	30	0.00		ND				EPA 8270E
2-Methylphenol	30	0.00		ND				EPA 8270E
3+4-Methylphenol(s)	30	36.1		ND				EPA 8270E
2-Nitrophenol	30	0.00		ND				EPA 8270E
4-Nitrophenol	30	592		ND				EPA 8270E
Pentachlorophenol (PCP)	30	0.00		ND				EPA 8270E
Phenol	30	0.00		ND				EPA 8270E

DUPLICATES

EPA 8270E

USMPDI-IDW-Sed-201203

Laboratory: Apex Laboratories
Client: Anchor QEA, LLC
Matrix: Sediment
Batch: 0120529
Preparation: EPA 3546
Source Sample Name: USMPDI-IDW-Sed-201203

SDG: A0L0210
Project: US Moorings - PDI
Laboratory ID: 0120529-DUP2
Lab Source ID: A0L0210-02
Initial/Final: 15.16 g / 2 mL
% Solids: 73.99

ANALYTE	CONTROL LIMIT	SAMPLE CONCENTRATION (ug/kg dry)	C	DUPLICATE CONCENTRATION (ug/kg dry)	C	RPD %	Q	METHOD
2,3,4,6-Tetrachlorophenol	30	0.00		ND				EPA 8270E
2,3,5,6-Tetrachlorophenol	30	0.00		ND				EPA 8270E
2,4,5-Trichlorophenol	30	218		ND				EPA 8270E
Nitrobenzene	30	0.00		ND				EPA 8270E
2,4,6-Trichlorophenol	30	218		ND				EPA 8270E
Bis(2-ethylhexyl)phthalate	30	265		ND				EPA 8270E
Butyl benzyl phthalate	30	232		ND				EPA 8270E
Diethylphthalate	30	0.00		ND				EPA 8270E
Dimethylphthalate	30	0.00		ND				EPA 8270E
Di-n-butylphthalate	30	0.00		ND				EPA 8270E
Di-n-octyl phthalate	30	534		ND				EPA 8270E
N-Nitrosodimethylamine	30	0.00		ND				EPA 8270E
N-Nitroso-di-n-propylamine	30	0.00		ND				EPA 8270E
N-Nitrosodiphenylamine	30	0.00		ND				EPA 8270E
Bis(2-Chloroethoxy) methane	30	0.00		ND				EPA 8270E
Bis(2-Chloroethyl) ether	30	0.00		ND				EPA 8270E
2,2'-Oxybis(1-Chloropropane)	30	0.00		ND				EPA 8270E
Hexachlorobenzene	30	0.00		ND				EPA 8270E
Hexachlorobutadiene	30	0.00		ND				EPA 8270E
Hexachlorocyclopentadiene	30	0.00		ND				EPA 8270E
Hexachloroethane	30	0.00		ND				EPA 8270E
2-Chloronaphthalene	30	0.00		ND				EPA 8270E
1,2,4-Trichlorobenzene	30	0.00		ND				EPA 8270E
4-Bromophenyl phenyl ether	30	0.00		ND				EPA 8270E
4-Chlorophenyl phenyl ether	30	0.00		ND				EPA 8270E
Aniline	30	0.00		ND				EPA 8270E
4-Chloroaniline	30	97.4		ND				EPA 8270E
2-Nitroaniline	30	213		ND				EPA 8270E
3-Nitroaniline	30	0.00		ND				EPA 8270E
4-Nitroaniline	30	0.00		ND				EPA 8270E
2,4-Dinitrotoluene	30	451		ND				EPA 8270E
2,6-Dinitrotoluene	30	235		ND				EPA 8270E

DUPLICATES

USMPDI-IDW-Sed-201203

EPA 8270E

Laboratory: Apex Laboratories
Client: Anchor QEA, LLC
Matrix: Sediment
Batch: 0120529
Preparation: EPA 3546
Source Sample Name: USMPDI-IDW-Sed-201203

SDG: A0L0210
Project: US Moorings - PDI
Laboratory ID: 0120529-DUP2
Lab Source ID: A0L0210-02
Initial/Final: 15.16 g / 2 mL
% Solids: 73.99

ANALYTE	CONTROL LIMIT	SAMPLE CONCENTRATION (ug/kg dry)	C	DUPLICATE CONCENTRATION (ug/kg dry)	C	RPD %	Q	METHOD
Benzoic acid	30	3460		ND				EPA 8270E
Benzyl alcohol	30	231		ND				EPA 8270E
Isophorone	30	0.00		ND				EPA 8270E
Azobenzene (1,2-DPH)	30	0.00		ND				EPA 8270E
Bis(2-Ethylhexyl) adipate	30	61.8		ND				EPA 8270E
3,3'-Dichlorobenzidine	30	0.00		ND				EPA 8270E
1,2-Dinitrobenzene	30	0.00		ND				EPA 8270E
1,3-Dinitrobenzene	30	437		ND				EPA 8270E
1,4-Dinitrobenzene	30	487		ND				EPA 8270E
Pyridine	30	0.00		ND				EPA 8270E
1,2-Dichlorobenzene	30	0.00		ND				EPA 8270E
1,3-Dichlorobenzene	30	0.00		ND				EPA 8270E
1,4-Dichlorobenzene	30	0.00		ND				EPA 8270E
1,4-Dichlorobenzene-d4 (ISTD)		2000		2000				EPA 8270E

* Values outside of QC limits

ANALYSIS BATCH (SEQUENCE) SUMMARY

EPA 8270E

Laboratory:	Apex Laboratories	SDG:	A0L0210
Client:	Anchor QEA, LLC	Project:	US Moorings - PDI
Sequence:	0J09037	Instrument:	SV-GCMS5
Matrix:	Sediment	Calibration:	A0J1303

Sample Name	Lab Sample ID	Lab File ID	Analysis Date/Time
MS Tune	0J09037-TUN1	E10092009.D	10/09/20 16:48
Initial Cal Blank	0J09037-ICB1	E10092010.D	10/09/20 17:16
Cal Standard	0J09037-CAL1	E10092011.D	10/09/20 17:52
Cal Standard	0J09037-CAL2	E10092012.D	10/09/20 18:28
Cal Standard	0J09037-CAL3	E10092013.D	10/09/20 19:04
Cal Standard	0J09037-CAL4	E10092014.D	10/09/20 19:40
Cal Standard	0J09037-CAL5	E10092015.D	10/09/20 20:16
Cal Standard	0J09037-CAL6	E10092016.D	10/09/20 20:52
Cal Standard	0J09037-CAL7	E10092017.D	10/09/20 21:28
Cal Standard	0J09037-CAL8	E10092018.D	10/09/20 22:04
Cal Standard	0J09037-CAL9	E10092019.D	10/09/20 22:39
Cal Standard	0J09037-CALA	E10092020.D	10/09/20 23:14
Initial Cal Check	0J09037-ICV1	E10092022.D	10/10/20 00:24

Note: Client samples are listed only if they are included in this report.
Duplicates and Matrix Spike/Duplicates QC Samples are only listed if sourced from a sample included in this report.

ANALYSIS BATCH (SEQUENCE) SUMMARY

EPA 8270E

Laboratory:	Apex Laboratories	SDG:	A0L0210
Client:	Anchor QEA, LLC	Project:	US Moorings - PDI
Sequence:	0L15035	Instrument:	SV-GCMS5
Matrix:	Sediment	Calibration:	A0J1303

Sample Name	Lab Sample ID	Lab File ID	Analysis Date/Time
MS Tune	0L15035-TUN2	E12152006.D	12/15/20 11:28
Calibration Check	0L15035-CCV2	E12152008.D	12/15/20 12:33
Calibration Blank	0L15035-CCB2	E12152009.D	12/15/20 13:09
Blank	0120529-BLK2	E12152010.D	12/15/20 13:46
LCS	0120529-BS2	E12152011.D	12/15/20 14:22
USMPDI-IDW-Sed-201203	A0L0210-02	E12152013.D	12/15/20 15:35
USMPDI-IDW-Sed-201203 (Dup)	0120529-DUP2	E12152014.D	12/15/20 16:12

Note: Client samples are listed only if they are included in this report.
Duplicates and Matrix Spike/Duplicates QC Samples are only listed if sourced from a sample included in this report.

MASS SPECTROMETER INSTRUMENT PERFORMANCE CHECK

EPA 8270E

Laboratory:	Apex Laboratories	SDG:	A0L0210
Client:	Anchor QEA, LLC	Project:	US Moorings - PDI
Lab File ID:	E10092009.D	Injection Date:	10/09/20
Instrument ID:	SV-GCMS5	Injection Time:	16:48
Sequence:	0J09037	Lab Sample ID:	0J09037-TUN1

m/z	ION ABUNDANCE CRITERIA	% RELATIVE ABUNDANCE	
m/z 68	Less than 2% of m/z 69	0.00	PASS
m/z 69	Base peak, 100% relative abundance	100.00	PASS
m/z 70	Less than 2% of m/z 69	0.51	PASS
m/z 197	Less than 2% of m/z 198	0.00	PASS
m/z 198	Base peak, 100% relative abundance	100.00	PASS
m/z 199	5 - 9% of m/z 198	6.74	PASS
m/z 365	1 - 100% of m/z 198	3.56	PASS
m/z 441	Less than 150% of m/z 443	79.55	PASS
m/z 442	0.1 - 200% of m/z 198	126.50	PASS
m/z 443	15 - 24% of m/z 442	19.76	PASS

MASS SPECTROMETER INSTRUMENT PERFORMANCE CHECK

EPA 8270E

Laboratory:	Apex Laboratories	SDG:	A0L0210
Client:	Anchor QEA, LLC	Project:	US Moorings - PDI
Lab File ID:	E12152006.D	Injection Date:	12/15/20
Instrument ID:	SV-GCMS5	Injection Time:	11:28
Sequence:	0L15035	Lab Sample ID:	0L15035-TUN2

m/z	ION ABUNDANCE CRITERIA	% RELATIVE ABUNDANCE	
m/z 68	Less than 2% of m/z 69	0.00	PASS
m/z 69	Base peak, 100% relative abundance	100.00	PASS
m/z 70	Less than 2% of m/z 69	0.50	PASS
m/z 197	Less than 2% of m/z 198	0.00	PASS
m/z 198	Base peak, 100% relative abundance	100.00	PASS
m/z 199	5 - 9% of m/z 198	6.73	PASS
m/z 365	1 - 100% of m/z 198	3.82	PASS
m/z 441	Less than 150% of m/z 443	78.85	PASS
m/z 442	0.1 - 200% of m/z 198	142.14	PASS
m/z 443	15 - 24% of m/z 442	19.47	PASS

INITIAL CALIBRATION DATA (Summary)

EPA 8270E

Laboratory: Apex Laboratories SDG: A0L0210

Client: Anchor QEA, LLC Project: US Moorings - PDI

Calibration: A0J1303 Date: 10/13/20 13:06 Instrument: SV-GCMS5

Compound	Mean RF	FIT	RF RSD	Mean RT	RT RSD	Linear r	Quad COD	LIMIT	Q
Acenaphthene	1.317639	Ave	7.299243	9.8148	7.962726E-02			20	
Acenaphthylene	1.882028	Ave	7.351814	9.6379	8.030352E-02			20	
Anthracene	1.086263	Ave	7.059001	11.3762	8.154522E-02			20	
Benz(a)anthracene	1.116674	Ave	4.980584	15.2164	0.1811067			20	
Benzo(a)pyrene	0.7937837	XXX	29.17752	18.6181	0.2296902				
Benzo(b)fluoranthene	0.9714154	XXX	23.3731	17.8367	0.2173642				
Benzo(k)fluoranthene	0.9754546	XXX	19.16626	17.9057	0.2251569				
Benzo(g,h,i)perylene	1.005795	Ave	7.550232	21.705	0.2275544			20	
Chrysene	1.083256	Ave	4.1341	15.2998	0.2251795			20	
Dibenz(a,h)anthracene	0.9927659	Ave	7.193097	21.2299	0.1963034			20	
Fluoranthene	1.091157	Ave	12.65758	12.6292	0.1204091			20	
Fluorene	1.410578	Ave	8.424777	10.34	8.688814E-02			20	
Indeno(1,2,3-cd)pyrene	1.06637	Ave	5.763584	21.1658	0.2230721			20	
1-Methylnaphthalene	0.6609582	Ave	6.661991	8.8183	7.023434E-02			20	
2-Methylnaphthalene	0.702282	Ave	6.791373	8.7163	5.619765E-02			20	
Naphthalene	1.062236	Ave	7.929784	8.0219	7.470146E-02			20	
Phenanthrene	1.117676	Ave	7.260388	11.323	7.471975E-02			20	
Pyrene	1.15114	Ave	10.79775	12.9362	0.1456507			20	
Carbazole	0.9205299	Ave	10.09857	11.5339	9.281922E-02			20	
Dibenzofuran	1.781539	Ave	6.541724	9.9893	7.596867E-02			20	
2-Chlorophenol	1.29931	Ave	8.633358	6.5482	5.986624E-02			20	
4-Chloro-3-methylphenol	0.232281	XXX	29.23009	8.545125	7.181011E-02				
2,4-Dichlorophenol	0.2225465	XXX	25.05889	7.8559	8.818305E-02				
2,4-Dimethylphenol	0.2706065	Ave	9.939546	7.648778	0.1057661			20	
2,4-Dinitrophenol	6.042361E-02	XXX	82.3206	9.832375	0.1260345				
4,6-Dinitro-2-methylphenol	0.1118881	XXX	65.07111	10.38663	0.1495529				
2-Methylphenol	1.05159	Ave	7.917098	6.9731	8.523455E-02			20	
3+4-Methylphenol(s)	1.316475	Ave	11.04354	7.1224	0.1501192			20	
2-Nitrophenol	0.145053	XXX	26.65033	7.617778	6.181484E-02				
4-Nitrophenol	0.2042086	XXX	43.47401	9.889375	0.1444018				
Pentachlorophenol (PCP)	9.793569E-02	XXX	42.74053	11.10712	5.798259E-02				
Phenol	1.603471	Ave	7.71918	6.3934	0.1590678			20	
2,3,4,6-Tetrachlorophenol	0.2584518	XXX	33.18888	10.11522	7.617501E-02				

INITIAL CALIBRATION DATA (Summary)

EPA 8270E

Laboratory: Apex Laboratories SDG: A0L0210

Client: Anchor QEA, LLC Project: US Moorings - PDI

Calibration: A0J1303 Date: 10/13/20 13:06 Instrument: SV-GCMS5

Compound	Mean RF	FIT	RF RSD	Mean RT	RT RSD	Linear r	Quad COD	LIMIT	Q
2,3,5,6-Tetrachlorophenol	0.222093	XXX	47.7061	10.07	6.226426E-02				
2,4,5-Trichlorophenol	0.3160622	XXX	30.0446	9.036222	5.126372E-02				
Nitrobenzene	1.372744	Ave	8.680668	7.3004	0.1107509			20	
2,4,6-Trichlorophenol	0.311847	XXX	28.31205	8.999556	6.842924E-02				
Bis(2-ethylhexyl)phthalate	0.6139738	XXX	31.8061	15.384	0.1498889				
Butyl benzyl phthalate	0.4250876	XXX	30.52463	14.00833	0.1490428				
Diethylphthalate	1.31302	Ave	9.291712	10.20767	0.1015323			20	
Dimethylphthalate	1.323969	Ave	10.3282	9.4935	0.1511421			20	
Di-n-butylphthalate	1.126408	Ave	11.08885	11.8795	9.842042E-02			20	
Di-n-octyl phthalate	0.958414	XXX	38.83493	17.07163	0.1532041				
N-Nitrosodimethylamine	0.9271987	Ave	2.462114	4.2565	8.668579E-02			20	
N-Nitroso-di-n-propylamine	1.033144	Ave	5.841808	7.1314	0.1620354			20	
N-Nitrosodiphenylamine	0.6367082	Ave	8.060615	10.4502	0.1166673			20	
Bis(2-Chloroethoxy) methane	0.4250235	Ave	6.142563	7.7392	0.1008127			20	
Bis(2-Chloroethyl) ether	1.447307	Ave	5.345662	6.4852	8.995546E-02			20	
2,2'-Oxybis(1-Chloropropane)	1.920602	Ave	7.706709	7.0031	5.385423E-02			20	
Hexachlorobenzene	0.2451129	Ave	5.781942	10.9123	7.420758E-02			20	
Hexachlorobutadiene	0.1664618	Ave	2.599167	8.1505	4.905781E-02			20	
Hexachlorocyclopentadiene	0.2725793	XXX	23.44698	8.8855	2.807452E-02				
Hexachloroethane	0.5427582	Ave	2.633073	7.2465	2.226409E-02			20	
2-Chloronaphthalene	1.269178	Ave	5.895042	9.2137	0.0690091			20	
1,2,4-Trichlorobenzene	0.3125226	Ave	3.719565	7.9412	6.051746E-02			20	
4-Bromophenyl phenyl ether	0.215244	Ave	5.482124	10.831	7.213213E-02			20	
4-Chlorophenyl phenyl ether	0.6795291	Ave	5.580639	10.3316	6.013499E-02			20	
Aniline	2.027428	Ave	10.77766	6.4321	8.674552E-02			20	
4-Chloroaniline	0.3982386	Ave	6.093028	8.0658	8.074694E-02			20	
2-Nitroaniline	0.347446	XXX	28.92359	9.309222	0.1109548				
3-Nitroaniline	0.3220347	Ave	10.68988	9.730143	0.1439526			20	
4-Nitroaniline	0.3353118	Ave	10.102	10.35843	0.205807			20	
2,4-Dinitrotoluene	0.3427224	XXX	28.16769	9.967375	0.1460372				
2,6-Dinitrotoluene	0.2803458	XXX	26.49672	9.552333	0.1254532				
Benzoic acid	0.1364283	XXX	62.97388	7.778143	1.019154				
Benzyl alcohol	0.7265057	XXX	26.33799	6.873	0.1213733				

INITIAL CALIBRATION DATA (Summary)

EPA 8270E

Laboratory: Apex Laboratories SDG: A0L0210

Client: Anchor QEA, LLC Project: US Moorings - PDI

Calibration: A0J1303 Date: 10/13/20 13:06 Instrument: SV-GCMS5

Compound	Mean RF	FIT	RF RSD	Mean RT	RT RSD	Linear r	Quad COD	LIMIT	Q
Isophorone	0.6602715	Ave	6.752043	7.5346	0.1530698			20	
Azobenzene (1,2-DPH)	0.7346508	Ave	10.32141	10.4934	7.612772E-02			20	
Bis(2-Ethylhexyl) adipate	0.4487825	Ave	14.25433	14.19657	0.1551178			20	
3,3'-Dichlorobenzidine	0.2545324	Ave	17.11671	15.176	0.1736982			20	
1,2-Dinitrobenzene	0.1222563	XXX	31.36655	9.611556	0.1614683				
1,3-Dinitrobenzene	0.1884219	XXX	30.34132	9.5235	0.1517643				
1,4-Dinitrobenzene	0.1505094	XXX	39.46474	9.438375	0.1113743				
Pyridine	1.461252	Ave	7.81355	4.2908	0.4801751			20	
1,2-Dichlorobenzene	1.490732	Ave	3.541432	6.9151	3.242851E-02			20	
1,3-Dichlorobenzene	1.535898	Ave	3.269149	6.6965	4.448801E-02			20	
1,4-Dichlorobenzene	1.563148	Ave	3.990375	6.7617	3.597083E-02			20	
Nitrobenzene-d5 (Surr)	1.318441	Ave	10.59473	7.2828	8.531708E-02			20	
2-Fluorobiphenyl (Surr)	1.480363	Ave	6.242901	9.0849	5.489405E-02			20	
Phenol-d6 (Surr)	1.536108	Ave	9.485696	6.3804	0.1277497			20	
p-Terphenyl-d14 (Surr)	0.9139597	Ave	8.195883	13.1487	0.132318			20	
2-Fluorophenol (Surr)	1.232646	Ave	7.062684	5.5185	3.134233E-02			20	
2,4,6-Tribromophenol (Surr)	9.432889E-02	XXX	34.02692	10.58556	8.428263E-02				

Note: ** Quad COD may be incorrect if weighting (1/a) or (1/a2) used. Weighting not shown here. Please see instrument calibration printouts for validation.

INITIAL CALIBRATION DATA

EPA 8270E

Laboratory: Apex Laboratories
SDG: A0L0210
Client: Anchor QEA, LLC
Project: US Moorings - PDI
Calibration: A0J1303
Instrument: SV-GCMS5
Calibration Date: 10/13/20 13:06

Compound	Level 01		Level 02		Level 03		Level 04		Level 05		Level 06	
	ng/mL	RF	ng/mL	RF	ng/mL	RF	ng/mL	RF	ng/mL	RF	ng/mL	RF
Acenaphthene	20	1.386303	50	1.364667	100	1.38646	200	1.397489	500	1.400652	1000	1.347989
Acenaphthylene	20	1.672483	50	1.763447	100	1.914601	200	2.001237	500	2.05959	1000	2.008684
Anthracene	20	0.9911314	50	1.043855	100	1.087377	200	1.143655	500	1.19289	1000	1.164638
Benz(a)anthracene	20	1.067051	50	1.00996	100	1.051281	200	1.121075	500	1.181387	1000	1.152695
Benzo(a)pyrene	20	0.3539028	50	0.4975383	100	0.6132331	200	0.7410236	500	0.8802779	1000	0.932697
Benzo(b)fluoranthene	20	0.5553633	50	0.6797416	100	0.7952706	200	0.9132482	500	1.026596	1000	1.088349
Benzo(k)fluoranthene	20	0.5975524	50	0.7412371	100	0.8431845	200	0.969468	500	1.093625	1000	1.115886
Benzo(g,h,i)perylene	20	0.8465537	50	0.9003431	100	0.9815958	200	1.033704	500	1.092615	1000	1.058317
Chrysene	20	0.9789634	50	1.07065	100	1.085519	200	1.116841	500	1.136618	1000	1.105149
Dibenz(a,h)anthracene	20	0.8658958	50	0.896741	100	0.9418514	200	0.9688047	500	1.026389	1000	1.015775
Fluoranthene	20	0.7939563	50	0.945015	100	1.033534	200	1.125874	500	1.222371	1000	1.223209
Fluorene	20	1.281765	50	1.394119	100	1.487645	200	1.55035	500	1.553553	1000	1.491613
Indeno(1,2,3-cd)pyrene	20	1.003493	50	1.010658	100	0.997201	200	1.034933	500	1.056516	1000	1.059765
1-Methylnaphthalene	20	0.6647629	50	0.6686871	100	0.6926737	200	0.6910932	500	0.7132804	1000	0.6854275
2-Methylnaphthalene	20	0.6825985	50	0.6958923	100	0.7397559	200	0.7448362	500	0.7586695	1000	0.7390278
Naphthalene	20	1.106064	50	1.106741	100	1.14037	200	1.130765	500	1.133136	1000	1.086633
Phenanthrene	20	1.14988	50	1.165191	100	1.14737	200	1.195243	500	1.203253	1000	1.153312
Pyrene	20	0.8948878	50	1.016158	100	1.112052	200	1.215224	500	1.294557	1000	1.261397
Carbazole	20	0.7401878	50	0.8129935	100	0.8979243	200	0.9596858	500	1.033303	1000	1.013479
Dibenzofuran	20	1.787813	50	1.837487	100	1.885827	200	1.905447	500	1.875772	1000	1.829548
2-Chlorophenol	20	1.09332	50	1.137435	100	1.221004	200	1.273679	500	1.381788	1000	1.375414
4-Chloro-3-methylphenol	20	~~8.982409E-03~~	50	~~5.967333E-02~~	100	9.894791E-02	200	0.1580819	500	0.2313583	1000	0.2599384
2,4-Dichlorophenol	20	0.12724	50	0.1500097	100	0.1724042	200	0.1997414	500	0.2409958	1000	0.2505429
2,4-Dimethylphenol	20	~~0.1893414~~	50	0.2193446	100	0.2451314	200	0.2619097	500	0.2988509	1000	0.291922
2,4-Dinitrophenol	20	~~0~~	50	~~0~~	100	2.049839E-03	200	7.783608E-03	500	0.0237747	1000	4.175598E-02
4,6-Dinitro-2-methylphenol	20	~~0~~	50	~~5.215484E-03~~	100	1.457948E-02	200	3.173413E-02	500	6.329231E-02	1000	0.0923126
2-Methylphenol	20	0.9063622	50	0.9312034	100	0.9874056	200	1.077833	500	1.136725	1000	1.129725
3+4-Methylphenol(s)	20	1.029294	50	1.129708	100	1.268756	200	1.310623	500	1.47087	1000	1.448529
2-Nitrophenol	20	~~6.468627E-02~~	50	8.067469E-02	100	9.449679E-02	200	0.1163787	500	0.1499395	1000	0.154242
4-Nitrophenol	20	~~1.690296E-02~~	50	~~3.686631E-02~~	100	6.144393E-02	200	9.813843E-02	500	0.1594892	1000	0.2107843
Pentachlorophenol (PCP)	20	~~3.487498E-02~~	50	~~2.443592E-02~~	100	3.264013E-02	200	4.744479E-02	500	7.764196E-02	1000	9.726306E-02

INITIAL CALIBRATION DATA

EPA 8270E

Laboratory: Apex Laboratories

Client: Anchor QEA, LLC

Calibration: A0J1303

SDG: A0L0210

Project: US Moorings - PDI

Instrument: SV-GCMS5

Calibration Date: 10/13/20 13:06

Compound	Level 01		Level 02		Level 03		Level 04		Level 05		Level 06	
	ng/mL	RF	ng/mL	RF	ng/mL	RF	ng/mL	RF	ng/mL	RF	ng/mL	RF
Phenol	20	1.39399	50	1.409199	100	1.519741	200	1.602981	500	1.74077	1000	1.711869
2,3,4,6-Tetrachlorophenol	20	~~8.477485E-02~~	50	0.1088604	100	0.1504838	200	0.1960645	500	0.263922	1000	0.2957507
2,3,5,6-Tetrachlorophenol	20	~~4.446779E-02~~	50	5.864863E-02	100	8.048181E-02	200	0.1351949	500	0.2142153	1000	0.2545089
2,4,5-Trichlorophenol	20	~~0.1265122~~	50	0.1571292	100	0.2068032	200	0.2311219	500	0.3142216	1000	0.3444601
Nitrobenzene	20	1.140444	50	1.230666	100	1.286293	200	1.404162	500	1.492769	1000	1.479993
2,4,6-Trichlorophenol	20	~~0.1132498~~	50	0.1616289	100	0.1956828	200	0.2466392	500	0.3176957	1000	0.3536249
Bis(2-ethylhexyl)phthalate	20	~~0.2083445~~	50	0.2690576	100	0.3536893	200	0.482413	500	0.6536111	1000	0.7127075
Butyl benzyl phthalate	20	~~0.1756497~~	50	0.2046276	100	0.2564548	200	0.3256107	500	0.437804	1000	0.4787336
Diethylphthalate	20	~~0.9221216~~	50	1.123323	100	1.284788	200	1.440405	500	1.459707	1000	1.413236
Dimethylphthalate	20	1.035371	50	1.178188	100	1.283737	200	1.423976	500	1.476432	1000	1.445591
Di-n-butylphthalate	20	~~0.616172~~	50	~~0.7383922~~	100	0.9007419	200	1.062322	500	1.227867	1000	1.243918
Di-n-octyl phthalate	20	~~0.2494165~~	50	~~0.2919702~~	100	0.351623	200	0.48574	500	0.8099539	1000	1.008082
N-Nitrosodimethylamine	20	0.965779	50	0.9271892	100	0.9316868	200	0.9222705	500	0.9588843	1000	0.9320271
N-Nitroso-di-n-propylamine	20	0.958608	50	0.9728512	100	1.005544	200	1.066976	500	1.127137	1000	1.100076
N-Nitrosodiphenylamine	20	0.5517492	50	0.5930421	100	0.6428152	200	0.6784382	500	0.7049974	1000	0.6909263
Bis(2-Chloroethoxy) methane	20	0.4109937	50	0.4255952	100	0.4449714	200	0.4483525	500	0.460355	1000	0.4409083
Bis(2-Chloroethyl) ether	20	1.461858	50	1.492595	100	1.503306	200	1.526686	500	1.524196	1000	1.47809
2,2'-Oxybis(1-Chloropropane)	20	2.045782	50	2.018159	100	2.022513	200	2.029997	500	2.037896	1000	1.96672
Hexachlorobenzene	20	0.2172761	50	0.225744	100	0.2444104	200	0.2615773	500	0.2609385	1000	0.2539579
Hexachlorobutadiene	20	0.1688564	50	0.1629512	100	0.1706647	200	0.1682771	500	0.1735901	1000	0.1668575
Hexachlorocyclopentadiene	20	0.1592779	50	0.1939955	100	0.2203321	200	0.2450525	500	0.2843149	1000	0.3027303
Hexachloroethane	20	0.5219458	50	0.5194427	100	0.5495219	200	0.5400586	500	0.5596414	1000	0.5568011
2-Chloronaphthalene	20	1.269152	50	1.313075	100	1.335445	200	1.348576	500	1.335776	1000	1.288408
1,2,4-Trichlorobenzene	20	0.3120579	50	0.3079012	100	0.3239853	200	0.3249505	500	0.3275103	1000	0.3166142
4-Bromophenyl phenyl ether	20	0.1903563	50	0.2018143	100	0.2079762	200	0.2145104	500	0.2255077	1000	0.2211887
4-Chlorophenyl phenyl ether	20	0.6579153	50	0.6923299	100	0.701865	200	0.7231759	500	0.7202185	1000	0.7001608
Aniline	20	1.481834	50	1.853174	100	1.967145	200	2.055445	500	2.135097	1000	2.13475
4-Chloroaniline	20	0.3607827	50	0.3743885	100	0.3986695	200	0.4033839	500	0.3727454	1000	0.3883221
2-Nitroaniline	20	~~0.1605781~~	50	0.1828999	100	0.2127221	200	0.2662919	500	0.3561929	1000	0.393248
3-Nitroaniline	20	~~0.1449754~~	50	~~0.1588677~~	100	~~0.2225613~~	200	0.2672914	500	0.2949511	1000	0.298981
4-Nitroaniline	20	~~0.1354837~~	50	~~0.1859167~~	100	~~0.2273272~~	200	0.2752624	500	0.3167871	1000	0.3148469

INITIAL CALIBRATION DATA

EPA 8270E

Laboratory: Apex Laboratories
SDG: A0L0210
Client: Anchor QEA, LLC
Project: US Moorings - PDI
Calibration: A0J1303
Instrument: SV-GCMS5
Calibration Date: 10/13/20 13:06

Compound	Level 01		Level 02		Level 03		Level 04		Level 05		Level 06	
	ng/mL	RF	ng/mL	RF	ng/mL	RF	ng/mL	RF	ng/mL	RF	ng/mL	RF
2,4-Dinitrotoluene	20	~~0.1119496~~	50	~~0.1224105~~	100	0.1629366	200	0.2337206	500	0.3235216	1000	0.3692599
2,6-Dinitrotoluene	20	~~0.1101293~~	50	0.1399999	100	0.180719	200	0.2469015	500	0.3009616	1000	0.318908
Benzoic acid	40	~~2.132514E-03~~	100	~~1.576373E-03~~	200	~~1.432545E-03~~	400	1.490956E-02	1000	4.402952E-02	2000	0.1055164
Benzyl alcohol	20	~~0.3708427~~	50	0.3981123	100	0.4725577	200	0.5896282	500	0.7461689	1000	0.8138196
Isophorone	20	0.5660857	50	0.6109207	100	0.6386463	200	0.6766417	500	0.7134145	1000	0.6977773
Azobenzene (1,2-DPH)	20	0.5970654	50	0.6846557	100	0.7531081	200	0.8032482	500	0.8342387	1000	0.8076286
Benzidine	40	~~0.160844~~	100	~~9.043259E-02~~	200	0.1457786	400	0.2509425	1000	0.4001994	2000	0.4863964
Bis(2-Ethylhexyl) adipate	20	~~0.2953801~~	50	~~0.2512919~~	100	~~0.25896~~	200	0.3204172	500	0.4129516	1000	0.4486079
3,3'-Dichlorobenzidine	40	~~0.1213088~~	100	~~0.161046~~	200	~~0.2005783~~	400	0.2619492	1000	0.3109082	2000	0.2356834
1,2-Dinitrobenzene	20	~~4.017704E-02~~	50	5.317748E-02	100	7.430667E-02	200	9.676412E-02	500	0.1254525	1000	0.1401888
1,3-Dinitrobenzene	20	~~7.034232E-02~~	50	~~7.086922E-02~~	100	9.126909E-02	200	0.1204773	500	0.1666804	1000	0.1953897
1,4-Dinitrobenzene	20	~~5.005877E-02~~	50	~~5.491598E-02~~	100	5.970157E-02	200	8.242129E-02	500	0.1157395	1000	0.1471184
Pyridine	20	1.155298	50	1.425256	100	1.430851	200	1.48397	500	1.528926	1000	1.498752
Benzo(e)pyrene	20	0.6505164	50	0.774861	100	0.8512753	200	0.9407086	500	1.033798	1000	1.049549
Perylene	20	0.9318024	50	0.9301119	100	0.949247	200	0.9713952	500	1.010464	1000	0.994255
1,2-Dichlorobenzene	20	1.50386	50	1.525411	100	1.548302	200	1.540515	500	1.535743	1000	1.504004
1,3-Dichlorobenzene	20	1.536897	50	1.552909	100	1.587485	200	1.585934	500	1.595757	1000	1.548925
1,4-Dichlorobenzene	20	1.592985	50	1.612821	100	1.632531	200	1.611063	500	1.616588	1000	1.571716
1,1'-Biphenyl	20	1.639327	50	1.7139	100	1.778005	200	1.789705	500	1.765246	1000	1.700569
2,3,5-Trimethylnaphthalene	20	0.9698399	50	1.058181	100	1.135047	200	1.200637	500	1.207976	1000	1.172983
2,6-Dimethylnaphthalene	20	1.125477	50	1.231008	100	1.259677	200	1.283158	500	1.302152	1000	1.261123
Nitrobenzene-d5 (Surr)	20	1.120724	50	1.102511	100	1.167089	200	1.271027	500	1.387077	1000	1.427233
2-Fluorobiphenyl (Surr)	20	1.507614	50	1.515098	100	1.556238	200	1.582309	500	1.569767	1000	1.503506
Phenol-d6 (Surr)	20	1.265168	50	1.311653	100	1.452347	200	1.544667	500	1.663891	1000	1.649194
p-Terphenyl-d14 (Surr)	20	0.7545346	50	0.821666	100	0.9060083	200	0.9581396	500	0.990224	1000	0.9723691
2-Fluorophenol (Surr)	20	1.068222	50	1.115056	100	1.163782	200	1.218706	500	1.290973	1000	1.282764
2,4,6-Tribromophenol (Surr)	20	~~2.734596E-02~~	50	3.908623E-02	100	5.335405E-02	200	0.0733164	500	9.450986E-02	1000	0.1046042

INITIAL CALIBRATION DATA (Continued)

EPA 8270E

Laboratory: Apex Laboratories
SDG: A0L0210
Client: Anchor QEA, LLC
Project: US Moorings - PDI
Calibration: A0J1303
Instrument: SV-GCMS5
Matrix:
Calibration Date: 10/13/20 13:06

Compound	Level 07		Level 08		Level 09		Level 10		Level 11		Level 12	
	ng/mL	RF	ng/mL	RF	ng/mL	RF	ng/mL	RF	ng/mL	RF	ng/mL	RF
Acenaphthene	2000	1.328255	4000	1.245918	6000	1.191097	8000	1.127558				
Acenaphthylene	2000	1.994875	4000	1.898436	6000	1.805545	8000	1.701379				
Anthracene	2000	1.153748	4000	1.084719	6000	1.031371	8000	0.96925				
Benz(a)anthracene	2000	1.166113	4000	1.150831	6000	1.138304	8000	1.12804				
Benzo(a)pyrene	2000	0.9685914	4000	1.005699	6000	0.9777832	8000	0.9670909				
Benzo(b)fluoranthene	2000	1.104991	4000	1.149314	6000	1.194117	8000	1.207163				
Benzo(k)fluoranthene	2000	1.13807	4000	1.130163	6000	1.055577	8000	1.069783				
Benzo(g,h,i)perylene	2000	1.04274	4000	1.035598	6000	1.031984	8000	1.034499				
Chrysene	2000	1.120846	4000	1.09173	6000	1.074487	8000	1.051759				
Dibenz(a,h)anthracene	2000	1.024733	4000	1.07232	6000	1.058323	8000	1.056826				
Fluoranthene	2000	1.219675	4000	1.161715	6000	1.118707	8000	1.067516				
Fluorene	2000	1.47098	4000	1.370805	6000	1.288042	8000	1.216905				
Indeno(1,2,3-cd)pyrene	2000	1.068452	4000	1.100999	6000	1.161697	8000	1.169984				
1-Methylnaphthalene	2000	0.678995	4000	0.6407224	6000	0.6018406	8000	0.5720995				
2-Methylnaphthalene	2000	0.7222075	4000	0.6832283	6000	0.6455292	8000	0.6110744				
Naphthalene	2000	1.069649	4000	1.001952	6000	0.9496203	8000	0.8974313				
Phenanthrene	2000	1.130063	4000	1.06644	6000	1.009699	8000	0.9563059				
Pyrene	2000	1.26163	4000	1.200007	6000	1.151326	8000	1.10416				
Carbazole	2000	1.003709	4000	0.9557708	6000	0.913233	8000	0.8750127				
Dibenzofuran	2000	1.794165	4000	1.716239	6000	1.641737	8000	1.541353				
2-Chlorophenol	2000	1.397901	4000	1.378464	6000	1.372826	8000	1.361267				
4-Chloro-3-methylphenol	2000	0.2786256	4000	0.2818946	6000	0.2771367	8000	0.2722642				
2,4-Dichlorophenol	2000	0.266579	4000	0.2735412	6000	0.2749917	8000	0.2694193				
2,4-Dimethylphenol	2000	0.2967876	4000	0.2906502	6000	0.2700325	8000	0.2608299				
2,4-Dinitrophenol	2000	0.0651803	4000	9.425519E-02	6000	0.1164552	8000	0.1321341				
4,6-Dinitro-2-methylphenol	2000	0.1310839	4000	0.1633461	6000	0.190952	8000	0.2078045				
2-Methylphenol	2000	1.125543	4000	1.102902	6000	1.073645	8000	1.044558				
3+4-Methylphenol(s)	2000	1.45568	4000	1.410075	6000	1.344239	8000	1.296974				
2-Nitrophenol	2000	0.1678603	4000	0.1784754	6000	0.1816092	8000	0.1818002				
4-Nitrophenol	2000	0.2530895	4000	0.272453	6000	0.2857509	8000	0.2925197				
Pentachlorophenol (PCP)	2000	0.1171227	4000	0.1309862	6000	0.1382245	8000	0.1421622				

INITIAL CALIBRATION DATA (Continued)

EPA 8270E

Laboratory: Apex Laboratories
SDG: A0L0210
Client: Anchor QEA, LLC
Project: US Moorings - PDI
Calibration: A0J1303
Instrument: SV-GCMS5
Matrix:
Calibration Date: 10/13/20 13:06

Compound	Level 07		Level 08		Level 09		Level 10		Level 11		Level 12	
	ng/mL	RF	ng/mL	RF	ng/mL	RF	ng/mL	RF	ng/mL	RF	ng/mL	RF
Phenol	2000	1.705236	4000	1.68304	6000	1.641058	8000	1.626826				
2,3,4,6-Tetrachlorophenol	2000	0.3138545	4000	0.3266327	6000	0.3348748	8000	0.3356226				
2,3,5,6-Tetrachlorophenol	2000	0.2948246	4000	0.3109419	6000	0.3232074	8000	0.3268136				
2,4,5-Trichlorophenol	2000	0.3846636	4000	0.4020472	6000	0.4057341	8000	0.3983793				
Nitrobenzene	2000	1.485937	4000	1.447882	6000	1.398716	8000	1.36058				
2,4,6-Trichlorophenol	2000	0.3739262	4000	0.3865293	6000	0.3839267	8000	0.3869694				
Bis(2-ethylhexyl)phthalate	2000	0.7650612	4000	0.7709611	6000	0.7669054	8000	0.7513575				
Butyl benzyl phthalate	2000	0.5262424	4000	0.5275829	6000	0.5413559	8000	0.5273765				
Diethylphthalate	2000	1.397526	4000	1.298804	6000	1.22688	8000	1.17251				
Dimethylphthalate	2000	1.432806	4000	1.353789	6000	1.322595	8000	1.28721				
Di-n-butylphthalate	2000	1.266558	4000	1.170658	6000	1.101387	8000	1.037812				
Di-n-octyl phthalate	2000	1.183495	4000	1.283327	6000	1.269671	8000	1.27542				
N-Nitrosodimethylamine	2000	0.9288436	4000	0.9102012	6000	0.9039087	8000	0.8911971				
N-Nitroso-di-n-propylamine	2000	1.08994	4000	1.04235	6000	0.9946377	8000	0.9733211				
N-Nitrosodiphenylamine	2000	0.6695203	4000	0.6449794	6000	0.6130056	8000	0.5776087				
Bis(2-Chloroethoxy) methane	2000	0.4351824	4000	0.4125459	6000	0.3939508	8000	0.3773794				
Bis(2-Chloroethyl) ether	2000	1.451745	4000	1.390107	6000	1.34148	8000	1.303007				
2,2'-Oxybis(1-Chloropropane)	2000	1.914956	4000	1.814042	6000	1.726094	8000	1.629861				
Hexachlorobenzene	2000	0.2493991	4000	0.2496102	6000	0.2470034	8000	0.2412124				
Hexachlorobutadiene	2000	0.1675851	4000	0.1645576	6000	0.1623415	8000	0.1589369				
Hexachlorocyclopentadiene	2000	0.3272279	4000	0.330304	6000	0.3329249	8000	0.3296331				
Hexachloroethane	2000	0.5547128	4000	0.5513102	6000	0.5418391	8000	0.5323082				
2-Chloronaphthalene	2000	1.281491	4000	1.223126	6000	1.175648	8000	1.121081				
1,2,4-Trichlorobenzene	2000	0.3151807	4000	0.3058723	6000	0.3001465	8000	0.2910071				
4-Bromophenyl phenyl ether	2000	0.224902	4000	0.2235213	6000	0.224755	8000	0.2179078				
4-Chlorophenyl phenyl ether	2000	0.6929614	4000	0.6660241	6000	0.6353572	8000	0.6052828				
Aniline	2000	2.183676	4000	2.183785	6000	2.146231	8000	2.133141				
4-Chloroaniline	2000	0.4317096	4000	0.4311312	6000	0.4152731	8000	0.4059802				
2-Nitroaniline	2000	0.4167113	4000	0.4273078	6000	0.4335519	8000	0.4380884				
3-Nitroaniline	2000	0.3411624	4000	0.3465665	6000	0.3507718	8000	0.3545187				
4-Nitroaniline	2000	0.3539351	4000	0.3591524	6000	0.3629467	8000	0.3642523				

INITIAL CALIBRATION DATA (Continued)

EPA 8270E

Laboratory: Apex Laboratories
SDG: A0L0210
Client: Anchor QEA, LLC
Project: US Moorings - PDI
Calibration: A0J1303
Instrument: SV-GCMS5
Matrix:
Calibration Date: 10/13/20 13:06

Compound	Level 07		Level 08		Level 09		Level 10		Level 11		Level 12	
	ng/mL	RF	ng/mL	RF	ng/mL	RF	ng/mL	RF	ng/mL	RF	ng/mL	RF
2,4-Dinitrotoluene	2000	0.4100276	4000	0.4153812	6000	0.4218291	8000	0.405103				
2,6-Dinitrotoluene	2000	0.332578	4000	0.3321055	6000	0.3371243	8000	0.3338148				
Benzoic acid	4000	0.1400524	8000	0.1980368	12000	0.2194689	16000	0.2329846				
Benzyl alcohol	2000	0.8702799	4000	0.8827318	6000	0.8807906	8000	0.8844624				
Isophorone	2000	0.6959751	4000	0.6773512	6000	0.6670784	8000	0.6588243				
Azobenzene (1,2-DPH)	2000	0.7789271	4000	0.7353844	6000	0.7007875	8000	0.6514642				
Benzidine	4000	0.5883399	8000	0.6326671	12000	0.6353324	16000	0.6046916				
Bis(2-Ethylhexyl) adipate	2000	0.4946382	4000	0.4898274	6000	0.4889126	8000	0.4861229				
3,3'-Dichlorobenzidine	4000	0.1933692	8000	0.270752	12000	~~0.3453205~~	16000	~~0.3735204~~				
1,2-Dinitrobenzene	2000	0.1512756	4000	0.1546908	6000	0.1554825	8000	0.1489679				
1,3-Dinitrobenzene	2000	0.222283	4000	0.2317363	6000	0.237997	8000	0.2415428				
1,4-Dinitrobenzene	2000	0.176469	4000	0.197929	6000	0.2088927	8000	0.2158037				
Pyridine	2000	1.523683	4000	1.523131	6000	1.526332	8000	1.516323				
Benzo(e)pyrene	2000	1.07494	4000	1.098028	6000	1.075575	8000	1.066063				
Perylene	2000	0.9974465	4000	0.9999411	6000	0.9790389	8000	0.9628491				
1,2-Dichlorobenzene	2000	1.484375	4000	1.448927	6000	1.419678	8000	1.396509				
1,3-Dichlorobenzene	2000	1.536679	4000	1.493518	6000	1.472642	8000	1.448238				
1,4-Dichlorobenzene	2000	1.548439	4000	1.512059	6000	1.475737	8000	1.457544				
1,1'-Biphenyl	2000	1.681055	4000	1.573278	6000	1.47517	8000	1.388322				
2,3,5-Trimethylnaphthalene	2000	1.160508	4000	1.059271	6000	0.9954852	8000	0.940286				
2,6-Dimethylnaphthalene	2000	1.249602	4000	1.175095	6000	1.10764	8000	1.05335				
Nitrobenzene-d5 (Surr)	2000	1.440841	4000	1.4379	6000	1.426967	8000	1.403046				
2-Fluorobiphenyl (Surr)	2000	1.491563	4000	1.413812	6000	1.359983	8000	1.303741				
Phenol-d6 (Surr)	2000	1.663026	4000	1.625601	6000	1.609384	8000	1.576146				
p-Terphenyl-d14 (Surr)	2000	0.9808642	4000	0.940324	6000	0.9137916	8000	0.9016756				
2-Fluorophenol (Surr)	2000	1.303524	4000	1.294544	6000	1.292837	8000	1.296053				
2,4,6-Tribromophenol (Surr)	2000	0.112614	4000	0.1202266	6000	0.1253297	8000	0.125919				

SECOND-SOURCE CALIBRATION VERIFICATION

EPA 8270E

Laboratory:	Apex Laboratories	SDG:	A0L0210
Client:	Anchor QEA, LLC	Project:	US Moorings - PDI
Instrument ID:	SV-GCMS5	Calibration:	A0J1303
Lab File ID:	E10092022.D		
Sequence:	0J09037	Inject Date:	10/10/20
Lab Sample ID:	0J09037-ICV1	Inject Time:	00:24

ANALYTE	EXPECTED (ng/mL)	FOUND (ng/mL)	% DRIFT	QC LIMIT
Acenaphthene	1000	1020	2.4	70 - 130
Acenaphthylene	1000	1110	10.9	70 - 130
Anthracene	1000	1040	3.8	70 - 130
Benz(a)anthracene	1000	986	-1.4	70 - 130
Benzo(a)pyrene	1000	1030	2.6	70 - 130
Benzo(b)fluoranthene	1000	1020	2.3	70 - 130
Benzo(k)fluoranthene	1000	984	-1.6	70 - 130
Benzo(g,h,i)perylene	1000	1030	2.7	70 - 130
Chrysene	1000	969	-3.1	70 - 130
Dibenz(a,h)anthracene	1000	983	-1.7	70 - 130
Fluoranthene	1000	1070	7.3	70 - 130
Fluorene	1000	1020	2.0	70 - 130
Indeno(1,2,3-cd)pyrene	1000	948	-5.2	70 - 130
1-Methylnaphthalene	1000	1000	0.1	70 - 130
2-Methylnaphthalene	1000	1030	2.6	70 - 130
Naphthalene	1000	985	-1.5	70 - 130
Phenanthrene	1000	999	-0.1	70 - 130
Pyrene	1000	1030	2.5	70 - 130
Carbazole	1000	1050	4.5	70 - 130
Dibenzofuran	1000	988	-1.2	70 - 130
2-Chlorophenol	1000	1030	2.7	70 - 130
4-Chloro-3-methylphenol	1000	920	-8.0	70 - 130
2,4-Dichlorophenol	1000	1010	1.1	70 - 130
2,4-Dimethylphenol	1000	958	-4.2	70 - 130
2,4-Dinitrophenol	1000	1070	6.7	70 - 130
4,6-Dinitro-2-methylphenol	1000	1000	0.2	70 - 130
2-Methylphenol	1000	1000	0.04	70 - 130
3+4-Methylphenol(s)	1000	1030	2.8	70 - 130
2-Nitrophenol	1000	1090	8.6	70 - 130
4-Nitrophenol	1000	1020	1.8	70 - 130
Pentachlorophenol (PCP)	1000	1050	4.9	70 - 130

SECOND-SOURCE CALIBRATION VERIFICATION

EPA 8270E

Laboratory:	Apex Laboratories	SDG:	A0L0210
Client:	Anchor QEA, LLC	Project:	US Moorings - PDI
Instrument ID:	SV-GCMS5	Calibration:	A0J1303
Lab File ID:	E10092022.D		
Sequence:	0J09037	Inject Date:	10/10/20
Lab Sample ID:	0J09037-ICV1	Inject Time:	00:24

ANALYTE	EXPECTED (ng/mL)	FOUND (ng/mL)	% DRIFT	QC LIMIT
Phenol	1000	1010	1.1	70 - 130
2,3,4,6-Tetrachlorophenol	1000	1060	6.4	70 - 130
2,3,5,6-Tetrachlorophenol	1000	1120	12.0	70 - 130
2,4,5-Trichlorophenol	1000	1010	1.0	70 - 130
Nitrobenzene	1000	1040	4.5	70 - 130
2,4,6-Trichlorophenol	1000	1010	0.6	70 - 130
Bis(2-ethylhexyl)phthalate	1000	1020	1.9	70 - 130
Butyl benzyl phthalate	1000	1050	4.6	70 - 130
Diethylphthalate	1000	1050	4.9	70 - 130
Dimethylphthalate	1000	1050	5.4	70 - 130
Di-n-butylphthalate	1000	1070	7.3	70 - 130
Di-n-octyl phthalate	1000	1020	2.1	70 - 130
N-Nitrosodimethylamine	1000	954	-4.6	70 - 130
N-Nitroso-di-n-propylamine	1000	1020	1.6	70 - 130
N-Nitrosodiphenylamine	1000	1020	2.1	70 - 130
Bis(2-Chloroethoxy) methane	1000	983	-1.7	70 - 130
Bis(2-Chloroethyl) ether	1000	978	-2.2	70 - 130
2,2'-Oxybis(1-Chloropropane)	1000	977	-2.3	70 - 130
Hexachlorobenzene	1000	998	-0.2	70 - 130
Hexachlorobutadiene	1000	992	-0.8	70 - 130
Hexachlorocyclopentadiene	1000	1060	6.0	70 - 130
Hexachloroethane	1000	985	-1.5	70 - 130
2-Chloronaphthalene	1000	978	-2.2	70 - 130
1,2,4-Trichlorobenzene	1000	989	-1.1	70 - 130
4-Bromophenyl phenyl ether	1000	1010	0.9	70 - 130
4-Chlorophenyl phenyl ether	1000	1000	-0.02	70 - 130
Aniline	1000	1010	1.3	70 - 130
4-Chloroaniline	1000	975	-2.5	70 - 130
2-Nitroaniline	1000	1070	6.6	70 - 130
3-Nitroaniline	1000	957	-4.3	70 - 130
4-Nitroaniline	1000	954	-4.6	70 - 130

SECOND-SOURCE CALIBRATION VERIFICATION

EPA 8270E

Laboratory:	Apex Laboratories	SDG:	A0L0210
Client:	Anchor QEA, LLC	Project:	US Moorings - PDI
Instrument ID:	SV-GCMS5	Calibration:	A0J1303
Lab File ID:	E10092022.D		
Sequence:	0J09037	Inject Date:	10/10/20
Lab Sample ID:	0J09037-ICV1	Inject Time:	00:24

ANALYTE	EXPECTED (ng/mL)	FOUND (ng/mL)	% DRIFT	QC LIMIT
2,4-Dinitrotoluene	1000	1030	3.2	70 - 130
2,6-Dinitrotoluene	1000	1020	2.1	70 - 130
Benzoic acid	2000	1800	-10.1	70 - 130
Benzyl alcohol	1000	926	-7.4	70 - 130
Isophorone	1000	1040	3.6	70 - 130
Azobenzene (1,2-DPH)	1000	1050	4.9	70 - 130
Bis(2-Ethylhexyl) adipate	1000	973	-2.7	70 - 130
3,3'-Dichlorobenzidine	2000	1450	-27.4	70 - 130
1,2-Dinitrobenzene	1000	1060	6.0	70 - 130
1,3-Dinitrobenzene	1000	1050	5.2	70 - 130
1,4-Dinitrobenzene	1000	1090	8.5	70 - 130
Pyridine	1000	915	-8.5	70 - 130
1,2-Dichlorobenzene	1000	975	-2.5	70 - 130
1,3-Dichlorobenzene	1000	965	-3.5	70 - 130
1,4-Dichlorobenzene	1000	968	-3.2	70 - 130
Nitrobenzene-d5 (Surr)	1000	1060	6.1	70 - 130
2-Fluorobiphenyl (Surr)	1000	991	-0.9	70 - 130
Phenol-d6 (Surr)	1000	1030	3.4	70 - 130
p-Terphenyl-d14 (Surr)	1000	1040	3.5	70 - 130
2-Fluorophenol (Surr)	1000	1000	0.3	70 - 130
2,4,6-Tribromophenol (Surr)	1000	1060	5.6	70 - 130

CONTINUING CALIBRATION CHECK

EPA 8270E

Laboratory:	Apex Laboratories	SDG:	A0L0210
Client:	Anchor QEA, LLC	Project:	US Moorings - PDI
Instrument ID:	SV-GCMS5	Calibration:	A0J1303
Lab File ID:	E12152008.D	Calibration Date:	10/13/20 13:06
Sequence:	0L15035	Injection Date:	12/15/20
Lab Sample ID:	0L15035-CCV2	Injection Time:	12:33

COMPOUND	Curve Fit	Calculated Concentration (ng/mL) [L/Q Fits]			Response Factors [Ave RF]			Limit
		STD	CCV	% DIFF	ICAL	CCV	% Drift	
Acenaphthene	Ave	1000	1030		1.317639	1.354064	2.8	20
Acenaphthylene	Ave	1000	1060		1.882028	1.996121	6.1	20
Anthracene	Ave	1000	1070		1.086263	1.167075	7.4	20
Benz(a)anthracene	Ave	1000	1020		1.116674	1.144348	2.5	20
Benzo(a)pyrene	XXX	1000	1080	8.1				20
Benzo(b)fluoranthene	XXX	1000	1060	5.9				20
Benzo(k)fluoranthene	XXX	1000	1040	4.2				20
Benzo(g,h,i)perylene	Ave	1000	1080		1.005795	1.082538	7.6	20
Chrysene	Ave	1000	1020		1.083256	1.104497	2.0	20
Dibenz(a,h)anthracene	Ave	1000	1020		0.9927659	1.014027	2.1	20
Fluoranthene	Ave	1000	1130		1.091157	1.234023	13.1	20
Fluorene	Ave	1000	1060		1.410578	1.496948	6.1	20
Indeno(1,2,3-cd)pyrene	Ave	1000	978		1.06637	1.043054	-2.2	20
1-Methylnaphthalene	Ave	1000	1050		0.6609582	0.692209	4.7	20
2-Methylnaphthalene	Ave	1000	1060		0.702282	0.7443079	6.0	20
Naphthalene	Ave	1000	1030		1.062236	1.088831	2.5	20
Phenanthrene	Ave	1000	1020		1.117676	1.143388	2.3	20
Pyrene	Ave	1000	1110		1.15114	1.27657	10.9	20
Carbazole	Ave	1000	1080		0.9205299	0.9947203	8.1	20
Dibenzofuran	Ave	1000	1030		1.781539	1.82771	2.6	20
2-Chlorophenol	Ave	1000	1030		1.29931	1.338306	3.0	20
4-Chloro-3-methylphenol	XXX	1000	1040	4.0				20
2,4-Dichlorophenol	XXX	1000	1200	20.3 *				20
2,4-Dimethylphenol	Ave	1000	1070		0.2706065	0.2892423	6.9	20
2,4-Dinitrophenol	XXX	1000	1460	46.0 *				20
4,6-Dinitro-2-methylphenol	XXX	1000	1610	61.3 *				20
2-Methylphenol	Ave	1000	1000		1.05159	1.052299	0.07	20
3+4-Methylphenol(s)	Ave	1000	1020		1.316475	1.34653	2.3	20
2-Nitrophenol	XXX	1000	1150	14.9				20
4-Nitrophenol	XXX	1000	1070	7.4				20

CONTINUING CALIBRATION CHECK

EPA 8270E

Laboratory:	Apex Laboratories	SDG:	A0L0210
Client:	Anchor QEA, LLC	Project:	US Moorings - PDI
Instrument ID:	SV-GCMS5	Calibration:	A0J1303
Lab File ID:	E12152008.D	Calibration Date:	10/13/20 13:06
Sequence:	0L15035	Injection Date:	12/15/20
Lab Sample ID:	0L15035-CCV2	Injection Time:	12:33

COMPOUND	Curve Fit	Calculated Concentration (ng/mL) [L/Q Fits]			Response Factors [Ave RF]			Limit
		STD	CCV	% DIFF	ICAL	CCV	% Drift	
Pentachlorophenol (PCP)	XXX	1000	1210	21.2 *				20
Phenol	Ave	1000	1060		1.603471	1.694303	5.7	20
2,3,4,6-Tetrachlorophenol	XXX	1000	1210	20.7 *				20
2,3,5,6-Tetrachlorophenol	XXX	1000	1290	28.7 *				20
2,4,5-Trichlorophenol	XXX	1000	1180	18.2				20
Nitrobenzene	Ave	1000	953		1.372744	1.307574	-4.7	20
2,4,6-Trichlorophenol	XXX	1000	1130	13.0				20
Bis(2-ethylhexyl)phthalate	XXX	1000	994	-0.6				20
Butyl benzyl phthalate	XXX	1000	981	-1.9				20
Diethylphthalate	Ave	1000	1040		1.31302	1.36926	4.3	20
Dimethylphthalate	Ave	1000	1080		1.323969	1.428209	7.9	20
Di-n-butylphthalate	Ave	1000	1050		1.126408	1.178577	4.6	20
Di-n-octyl phthalate	XXX	1000	933	-6.7				20
N-Nitrosodimethylamine	Ave	1000	834		0.9271987	0.7728745	-16.6	20
N-Nitroso-di-n-propylamine	Ave	1000	874		1.033144	0.9029036	-12.6	20
N-Nitrosodiphenylamine	Ave	1000	1070		0.6367082	0.6807561	6.9	20
Bis(2-Chloroethoxy) methane	Ave	1000	945		0.4250235	0.4018428	-5.5	20
Bis(2-Chloroethyl) ether	Ave	1000	910		1.447307	1.316667	-9.0	20
2,2'-Oxybis(1-Chloropropane)	Ave	1000	763		1.920602	1.464948	-23.7*	20
Hexachlorobenzene	Ave	1000	1130		0.2451129	0.276018	12.6	20
Hexachlorobutadiene	Ave	1000	1120		0.1664618	0.1856349	11.5	20
Hexachlorocyclopentadiene	XXX	1000	1320	31.9 *				20
Hexachloroethane	Ave	1000	989		0.5427582	0.5366252	-1.1	20
2-Chloronaphthalene	Ave	1000	1020		1.269178	1.293119	1.9	20
1,2,4-Trichlorobenzene	Ave	1000	1080		0.3125226	0.3387778	8.4	20
4-Bromophenyl phenyl ether	Ave	1000	1100		0.215244	0.2375713	10.4	20
4-Chlorophenyl phenyl ether	Ave	1000	1080		0.6795291	0.7309922	7.6	20
Aniline	Ave	1000	948		2.027428	1.922056	-5.2	20
4-Chloroaniline	Ave	1000	998		0.3982386	0.3974777	-0.2	20
2-Nitroaniline	XXX	1000	1070	7.1				20

CONTINUING CALIBRATION CHECK

EPA 8270E

Laboratory:	Apex Laboratories	SDG:	A0L0210
Client:	Anchor QEA, LLC	Project:	US Moorings - PDI
Instrument ID:	SV-GCMS5	Calibration:	A0J1303
Lab File ID:	E12152008.D	Calibration Date:	10/13/20 13:06
Sequence:	0L15035	Injection Date:	12/15/20
Lab Sample ID:	0L15035-CCV2	Injection Time:	12:33

COMPOUND	Curve Fit	Calculated Concentration (ng/mL) [L/Q Fits]			Response Factors [Ave RF]			Limit
		STD	CCV	% DIFF	ICAL	CCV	% Drift	
3-Nitroaniline	Ave	1000	997		0.3220347	0.3211234	-0.3	20
4-Nitroaniline	Ave	1000	968		0.3353118	0.3245967	-3.2	20
2,4-Dinitrotoluene	XXX	1000	1160	15.8				20
2,6-Dinitrotoluene	XXX	1000	1110	10.6				20
Benzoic acid	XXX	2000	1320	-34.2 *				20
Benzyl alcohol	XXX	1000	1040	4.1				20
Isophorone	Ave	1000	949		0.6602715	0.6263283	-5.1	20
Azobenzene (1,2-DPH)	Ave	1000	905		0.7346508	0.6646172	-9.5	20
Bis(2-Ethylhexyl) adipate	Ave	1000	910		0.4487825	0.4083919	-9.0	20
3,3'-Dichlorobenzidine	Ave	2000	1920		0.2545324	0.2437404	-4.2	20
1,2-Dinitrobenzene	XXX	1000	1160	15.7				20
1,3-Dinitrobenzene	XXX	1000	1200	20.3 *				20
1,4-Dinitrobenzene	XXX	1000	1330	33.4 *				20
Pyridine	Ave	1000	848		1.461252	1.238736	-15.2	20
1,2-Dichlorobenzene	Ave	1000	1000		1.490732	1.493569	0.2	20
1,3-Dichlorobenzene	Ave	1000	1010		1.535898	1.548937	0.8	20
1,4-Dichlorobenzene	Ave	1000	991		1.563148	1.548892	-0.9	20

** Quadratic Curve fit may be weighted (1/a or 1/a2).

* = Values outside of QC limits

SURROGATE STANDARD RECOVERY AND RT SUMMARY

EPA 8270E

Laboratory:	Apex Laboratories	SDG:	A0L0210
Client:	Anchor QEA, LLC	Project:	US Moorings - PDI
Sequence:	0J09037	Instrument:	SV-GCMS5
Matrix:	Sediment	Calibration:	A0J1303

Surrogate Compound	Spike Level ng/mL	% Recovery	Recovery Limits	RT	Calibration Mean RT	RT Diff	RT Diff Limit	Q
Initial Cal Check (0J09037-ICV1)				Lab File ID: E10092022.D		Analyzed: 10/10/20 00:24		
Nitrobenzene-d5 (Surr)	1000	106	70 - 130	7.279	7.2828	-0.0038	+/-1.0	
2-Fluorobiphenyl (Surr)	1000	99	70 - 130	9.087	9.0849	0.0021	+/-1.0	
Phenol-d6 (Surr)	1000	103	70 - 130	6.381	6.3804	0.0006	+/-1.0	
p-Terphenyl-d14 (Surr)	1000	104	70 - 130	13.163	13.1487	0.0143	+/-1.0	
2-Fluorophenol (Surr)	1000	100	70 - 130	5.519	5.5185	0.0005	+/-1.0	
2,4,6-Tribromophenol (Surr)	1000	106	70 - 130	10.585	10.58556	-0.0006	+/-1.0	

SURROGATE STANDARD RECOVERY AND RT SUMMARY

EPA 8270E

Laboratory: Apex Laboratories
SDG: A0L0210
Client: Anchor QEA, LLC
Project: US Moorings - PDI
Sequence: 0L15035
Instrument: SV-GCMS5
Matrix: Sediment
Calibration: A0J1303

Surrogate Compound	Spike Level ng/mL	% Recovery	Recovery Limits	RT	Calibration Mean RT	RT Diff	RT Diff Limit	Q
Calibration Check (0L15035-CCV2)			Lab File ID: E12152008.D		Analyzed: 12/15/20 12:33			
Nitrobenzene-d5 (Surr)	1000	97	80 - 120	7.178	7.2828	-0.1048	+/-1.0	
2-Fluorobiphenyl (Surr)	1000	103	80 - 120	8.98	9.0849	-0.1049	+/-1.0	
Phenol-d6 (Surr)	1000	97	80 - 120	6.295	6.3804	-0.0854	+/-1.0	
p-Terphenyl-d14 (Surr)	1000	107	80 - 120	12.992	13.1487	-0.1567	+/-1.0	
2-Fluorophenol (Surr)	1000	95	80 - 120	5.429	5.5185	-0.0895	+/-1.0	
2,4,6-Tribromophenol (Surr)	1000	128	80 - 120	10.478	10.58556	-0.1076	+/-1.0	*
Calibration Blank (0L15035-CCB2)			Lab File ID: E12152009.D		Analyzed: 12/15/20 13:09			
Nitrobenzene-d5 (Surr)			44 - 120	7.156	7.2828	-0.1268	+/-1.0	
2-Fluorobiphenyl (Surr)			44 - 120	0	9.0849	-9.0849	+/-1.0	
Phenol-d6 (Surr)			10 - 133	0	6.3804	-6.3804	+/-1.0	
p-Terphenyl-d14 (Surr)			50 - 134	0	13.1487	-13.1487	+/-1.0	
2-Fluorophenol (Surr)			19 - 120	0	5.5185	-5.5185	+/-1.0	
2,4,6-Tribromophenol (Surr)			43 - 140	0	10.58556	-10.5856	+/-1.0	
Blank (0120529-BLK2)			Lab File ID: E12152010.D		Analyzed: 12/15/20 13:46			
Nitrobenzene-d5 (Surr)	312	84	37 - 122	7.177	7.2828	-0.1058	+/-1.0	
2-Fluorobiphenyl (Surr)	312	84	44 - 120	8.98	9.0849	-0.1049	+/-1.0	
Phenol-d6 (Surr)	312	86	33 - 122	6.295	6.3804	-0.0854	+/-1.0	
p-Terphenyl-d14 (Surr)	312	98	54 - 127	12.991	13.1487	-0.1577	+/-1.0	
2-Fluorophenol (Surr)	312	79	35 - 120	5.434	5.5185	-0.0845	+/-1.0	
2,4,6-Tribromophenol (Surr)	312	87	39 - 132	10.477	10.58556	-0.1086	+/-1.0	
LCS (0120529-BS2)			Lab File ID: E12152011.D		Analyzed: 12/15/20 14:22			
Nitrobenzene-d5 (Surr)	333	86	37 - 122	7.177	7.2828	-0.1058	+/-1.0	
2-Fluorobiphenyl (Surr)	333	91	44 - 120	8.98	9.0849	-0.1049	+/-1.0	
Phenol-d6 (Surr)	333	89	33 - 122	6.295	6.3804	-0.0854	+/-1.0	
p-Terphenyl-d14 (Surr)	333	104	54 - 127	12.991	13.1487	-0.1577	+/-1.0	
2-Fluorophenol (Surr)	333	85	35 - 120	5.434	5.5185	-0.0845	+/-1.0	
2,4,6-Tribromophenol (Surr)	333	122	39 - 132	10.477	10.58556	-0.1086	+/-1.0	
USMPDI-IDW-Sed-201203 (A0L0210-02)			Lab File ID: E12152013.D		Analyzed: 12/15/20 15:35			
Nitrobenzene-d5 (Surr)	445	33	37 - 122	7.177	7.2828	-0.1058	+/-1.0	*
2-Fluorobiphenyl (Surr)	445	50	44 - 120	8.98	9.0849	-0.1049	+/-1.0	
Phenol-d6 (Surr)	445	38	33 - 122	6.295	6.3804	-0.0854	+/-1.0	
p-Terphenyl-d14 (Surr)	445	81	54 - 127	12.986	13.1487	-0.1627	+/-1.0	
2-Fluorophenol (Surr)	445	36	35 - 120	5.428	5.5185	-0.0905	+/-1.0	
2,4,6-Tribromophenol (Surr)	445	95	39 - 132	10.477	10.58556	-0.1086	+/-1.0	

SURROGATE STANDARD RECOVERY AND RT SUMMARY

EPA 8270E

Laboratory:	Apex Laboratories	SDG:	A0L0210
Client:	Anchor QEA, LLC	Project:	US Moorings - PDI
Sequence:	0L15035	Instrument:	SV-GCMS5
Matrix:	Sediment	Calibration:	A0J1303

Surrogate Compound	Spike Level ug/kg dry	% Recovery	Recovery Limits	RT	Calibration Mean RT	RT Diff	RT Diff Limit	Q
Duplicate (0120529-DUP2)				Lab File ID: E12152014.D		Analyzed: 12/15/20 16:12		
Nitrobenzene-d5 (Surr)	446	31	37 - 122	7.177	7.2828	-0.1058	+/-1.0	*
2-Fluorobiphenyl (Surr)	446	44	44 - 120	8.98	9.0849	-0.1049	+/-1.0	
Phenol-d6 (Surr)	446	34	33 - 122	6.295	6.3804	-0.0854	+/-1.0	
p-Terphenyl-d14 (Surr)	446	78	54 - 127	12.991	13.1487	-0.1577	+/-1.0	
2-Fluorophenol (Surr)	446	33	35 - 120	5.428	5.5185	-0.0905	+/-1.0	*
2,4,6-Tribromophenol (Surr)	446	97	39 - 132	10.478	10.58556	-0.1076	+/-1.0	

INTERNAL STANDARD AREA AND RT SUMMARY
EPA 8270E

Laboratory:	Apex Laboratories	SDG:	A0L0210
Client:	Anchor QEA, LLC	Project:	US Moorings - PDI
Sequence:	0L15035	Instrument:	SV-GCMS5
Matrix:	Sediment	Calibration:	A0J1303

Internal Standard	Response	RT	Reference Response	Reference RT	Area %	Area % Limits	RT Diff	RT Diff Limit	Q
Calibration Check (0L15035-CCV2)			Lab File ID: E12152008.D			Analyzed: 12/15/20 12:33			
1,4-Dichlorobenzene-d4 (ISTD)	483015	6.643	409737	6.744	118	50 - 200	-0.1010	+/-0.50	
Naphthalene-d8 (ISTD)	1856084	7.894	1632902	8.001	114	50 - 200	-0.1070	+/-0.50	
Acenaphthene-d10 (ISTD)	989819	9.675	840167	9.782	118	50 - 200	-0.1070	+/-0.50	
Phenanthrene-d10 (ISTD)	1838547	11.189	1527836	11.296	120	50 - 200	-0.1070	+/-0.50	
Chrysene-d12 (ISTD)	1909372	15.019	1497526	15.227	128	50 - 200	-0.2080	+/-0.50	
Perylene-d12 (ISTD)	1991110	18.522	1498686	18.747	133	50 - 200	-0.2250	+/-0.50	
Dibenz(a,h)anthracene-d14 (ISTD)	1779200	20.918	1255593	21.148	142	50 - 200	-0.2300	+/-0.50	
Calibration Blank (0L15035-CCB2)			Lab File ID: E12152009.D			Analyzed: 12/15/20 13:09			
1,4-Dichlorobenzene-d4 (ISTD)	401254	6.643	483015	6.643	83	50 - 200	0.0000	+/-0.50	
Naphthalene-d8 (ISTD)	1515373	7.894	1856084	7.894	82	50 - 200	0.0000	+/-0.50	
Acenaphthene-d10 (ISTD)	774095	9.67	989819	9.675	78	50 - 200	-0.0050	+/-0.50	
Phenanthrene-d10 (ISTD)	1526086	11.189	1838547	11.189	83	50 - 200	0.0000	+/-0.50	
Chrysene-d12 (ISTD)	1520331	15.013	1909372	15.019	80	50 - 200	-0.0060	+/-0.50	
Perylene-d12 (ISTD)	1580037	18.511	1991110	18.522	79	50 - 200	-0.0110	+/-0.50	
Dibenz(a,h)anthracene-d14 (ISTD)	1380227	20.907	1779200	20.918	78	50 - 200	-0.0110	+/-0.50	
Blank (0120529-BLK2)			Lab File ID: E12152010.D			Analyzed: 12/15/20 13:46			
1,4-Dichlorobenzene-d4 (ISTD)	285819	6.643	483015	6.643	59	50 - 200	0.0000	+/-0.50	
Naphthalene-d8 (ISTD)	1195425	7.894	1856084	7.894	64	50 - 200	0.0000	+/-0.50	
Acenaphthene-d10 (ISTD)	717384	9.67	989819	9.675	72	50 - 200	-0.0050	+/-0.50	
Phenanthrene-d10 (ISTD)	1516594	11.189	1838547	11.189	82	50 - 200	0.0000	+/-0.50	
Chrysene-d12 (ISTD)	1502087	15.008	1909372	15.019	79	50 - 200	-0.0110	+/-0.50	
Perylene-d12 (ISTD)	1555276	18.511	1991110	18.522	78	50 - 200	-0.0110	+/-0.50	
Dibenz(a,h)anthracene-d14 (ISTD)	1385251	20.907	1779200	20.918	78	50 - 200	-0.0110	+/-0.50	
LCS (0120529-BS2)			Lab File ID: E12152011.D			Analyzed: 12/15/20 14:22			
1,4-Dichlorobenzene-d4 (ISTD)	374365	6.642	483015	6.643	78	50 - 200	-0.0010	+/-0.50	
Naphthalene-d8 (ISTD)	1499423	7.894	1856084	7.894	81	50 - 200	0.0000	+/-0.50	
Acenaphthene-d10 (ISTD)	817363	9.675	989819	9.675	83	50 - 200	0.0000	+/-0.50	
Phenanthrene-d10 (ISTD)	1551963	11.189	1838547	11.189	84	50 - 200	0.0000	+/-0.50	
Chrysene-d12 (ISTD)	1544536	15.018	1909372	15.019	81	50 - 200	-0.0010	+/-0.50	
Perylene-d12 (ISTD)	1623651	18.516	1991110	18.522	82	50 - 200	-0.0060	+/-0.50	
Dibenz(a,h)anthracene-d14 (ISTD)	1451001	20.918	1779200	20.918	82	50 - 200	0.0000	+/-0.50	

INTERNAL STANDARD AREA AND RT SUMMARY
EPA 8270E

Laboratory:	Apex Laboratories	SDG:	A0L0210
Client:	Anchor QEA, LLC	Project:	US Moorings - PDI
Sequence:	0L15035	Instrument:	SV-GCMS5
Matrix:	Sediment	Calibration:	A0J1303

Internal Standard	Response	RT	Reference Response	Reference RT	Area %	Area % Limits	RT Diff	RT Diff Limit	Q
USMPDI-IDW-Sed-201203 (A0L0210-02)			Lab File ID: E12152013.D			Analyzed: 12/15/20 15:35			
1,4-Dichlorobenzene-d4 (ISTD)	392963	6.642	483015	6.643	81	50 - 200	-0.0010	+/-0.50	
Naphthalene-d8 (ISTD)	1474104	7.894	1856084	7.894	79	50 - 200	0.0000	+/-0.50	
Acenaphthene-d10 (ISTD)	744467	9.67	989819	9.675	75	50 - 200	-0.0050	+/-0.50	
Phenanthrene-d10 (ISTD)	1430881	11.189	1838547	11.189	78	50 - 200	0.0000	+/-0.50	
Chrysene-d12 (ISTD)	1408338	15.013	1909372	15.019	74	50 - 200	-0.0060	+/-0.50	
Perylene-d12 (ISTD)	1480264	18.506	1991110	18.522	74	50 - 200	-0.0160	+/-0.50	
Dibenz(a,h)anthracene-d14 (ISTD)	1322889	20.902	1779200	20.918	74	50 - 200	-0.0160	+/-0.50	
Duplicate (0120529-DUP2)			Lab File ID: E12152014.D			Analyzed: 12/15/20 16:12			
1,4-Dichlorobenzene-d4 (ISTD)	387096	6.643	483015	6.643	80	50 - 200	0.0000	+/-0.50	
Naphthalene-d8 (ISTD)	1419261	7.894	1856084	7.894	76	50 - 200	0.0000	+/-0.50	
Acenaphthene-d10 (ISTD)	692507	9.67	989819	9.675	70	50 - 200	-0.0050	+/-0.50	
Phenanthrene-d10 (ISTD)	1308806	11.189	1838547	11.189	71	50 - 200	0.0000	+/-0.50	
Chrysene-d12 (ISTD)	1205579	15.008	1909372	15.019	63	50 - 200	-0.0110	+/-0.50	
Perylene-d12 (ISTD)	1255095	18.506	1991110	18.522	63	50 - 200	-0.0160	+/-0.50	
Dibenz(a,h)anthracene-d14 (ISTD)	1103577	20.897	1779200	20.918	62	50 - 200	-0.0210	+/-0.50	

HOLDING TIME SUMMARY

EPA 8270E

Laboratory: Apex Laboratories SDG: A0L0210

Client: Anchor QEA, LLC Project: US Moorings - PDI

Sample Name	Date Collected	Date Received	Date Prepared	Days to Prep	Max Days to Prep	Date Analyzed	Days to Analysis	Max Days to Analysis	Q
USMPDI-IDW-Sed-201203	12/03/20 11:30	12/03/20 14:43	12/15/20 07:26	11.83	14.00	12/15/20 15:35	0.34	40.00	

Apex Laboratories

SDG: A0L0210

CLASS: METALS

METHOD: EPA 6020B

ANALYSES DATA PACKAGE COVER PAGE

EPA 6020B

Laboratory: Apex Laboratories
SDG: A0L0210
Client: Anchor QEA, LLC
Project: US Moorings - PDI

Client Sample Id:	Lab Sample Id:	Matrix
USMPDI-IDW-Sed-201203	A0L0210-02	SE

I certify that this data package is in compliance with the terms and conditions of the contract, both technically and for completeness, for other than the conditions detailed above. Release of the data contained in this hardcopy data package and in computer-readable data submitted on diskette has been autorized by the Laboratory Manager or the Manager's designee, as verified by the following signatures.

Signature:
Name: David G. Jack

Forms Created: 1/12/2021 3:34PM
Title: Technical Manager

METHOD DETECTION AND REPORTING LIMITS

EPA 6020B

Laboratory: Apex Laboratories **SDG:** A0L0210

Client: Anchor QEA, LLC **Project:** US Moorings - PDI

Batch Matrix: Sediment

Analyte	MDL	MRL	Units
Arsenic	0.250	0.500	mg/kg
Barium	0.250	0.500	mg/kg
Cadmium	0.0500	0.100	mg/kg
Chromium	0.250	0.500	mg/kg
Lead	0.0500	0.100	mg/kg
Mercury	0.0200	0.0400	mg/kg
Selenium	0.250	0.500	mg/kg
Silver	0.0500	0.100	mg/kg

Note: MDLs are listed only if the corresponding analyte was evalutated to the MDL in this report .

INORGANIC ANALYSIS DATA SHEET

EPA 6020B

USMPDI-IDW-Sed-201203

Laboratory: Apex Laboratories
SDG: A0L0210
Client: Anchor QEA, LLC
Project: US Moorings - PDI
Matrix: SE
Laboratory ID: A0L0210-02
File ID: 0L16066-036
Sampled: 12/03/20 11:30
Prepared: 12/14/20 11:59
Analyzed: 12/16/20 17:35
Solids: 73.99
Preparation: EPA 3051A
Initial/Final: 0.47 g / 50 mL
Batch: 0120499
Sequence: 0L16066
Instrument: ICPMS6

CAS NO.	Analyte	Concentration (mg/kg dry)	Dilution Factor	Q	Method
7440-38-2	Arsenic	3.68	5		EPA 6020B
7440-39-3	Barium	126	5		EPA 6020B
7440-43-9	Cadmium	0.133	5	J	EPA 6020B
7440-47-3	Chromium	26.2	5		EPA 6020B
7439-92-1	Lead	9.41	5		EPA 6020B
7439-97-6	Mercury	0.0487	5	J	EPA 6020B
7782-49-2	Selenium	0.872	5		EPA 6020B
7440-22-4	Silver	0.0850	5	J	EPA 6020B

PREPARATION BATCH SUMMARY

EPA 6020B

Laboratory: Apex Laboratories SDG: A0L0210

Client: Anchor QEA, LLC Project: US Moorings - PDI

Batch: 0120499 Batch Matrix: Sediment Preparation: EPA 3051A

SAMPLE NAME	LAB SAMPLE ID	LAB FILE ID	DATE PREPARED	OBSERVATIONS
Blank	0120499-BLK1	0L16066-033	12/14/20 11:59	
LCS	0120499-BS1	0L16066-034	12/14/20 11:59	
USMPDI-IDW-Sed-201203	A0L0210-02	0L16066-036	12/14/20 11:59	

Note: Client samples are listed only if they are included in this report.
Duplicates and Matrix Spike/Duplicates QC Samples are only listed if sourced from a sample included in this report.

METHOD BLANK DATA SHEET
EPA 6020B

Laboratory:	Apex Laboratories			SDG:	A0L0210
Client:	Anchor QEA, LLC			Project:	US Moorings - PDI
Matrix:	Sediment	Laboratory ID:	0120499-BLK1	File ID:	0L16066-033
Prepared:	12/14/20 11:59	Preparation:	EPA 3051A	Initial/Final:	0.52 g / 50 mL
Analyzed:	12/16/20 17:21	Instrument:	ICPMS6		
Batch:	0120499	Sequence:	0L16066	Calibration:	UNASSIGNED

CAS NO.	COMPOUND	CONC. (mg/kg wet)	Q
7440-38-2	Arsenic	0.240	U
7440-39-3	Barium	0.240	U
7440-43-9	Cadmium	0.0481	U
7440-47-3	Chromium	0.240	U
7439-92-1	Lead	0.0481	U
7439-97-6	Mercury	0.0192	U
7782-49-2	Selenium	0.240	U
7440-22-4	Silver	0.0481	U

LCS / LCS DUPLICATE RECOVERY

EPA 6020B

Laboratory:	Apex Laboratories	SDG:	A0L0210
Client:	Anchor QEA, LLC	Project:	US Moorings - PDI
Matrix:	Sediment		
Batch:	0120499	Laboratory ID:	0120499-BS1
Preparation:	EPA 3051A	Initial/Final:	0.5 g / 50 mL

COMPOUND	SPIKE ADDED (mg/kg wet)	LCS CONCENTRATION (mg/kg wet)	LCS % REC. (*=Out)	QC LIMITS REC.
Arsenic	25.0	24.9	100	80 - 120
Barium	25.0	25.7	103	80 - 120
Cadmium	25.0	25.2	101	80 - 120
Chromium	25.0	24.1	96	80 - 120
Lead	25.0	26.1	104	80 - 120
Mercury	0.500	0.496	99	80 - 120
Selenium	12.5	12.2	97	80 - 120
Silver	12.5	12.7	102	80 - 120

* = Values outside of QC limits

ANALYSIS BATCH (SEQUENCE) SUMMARY

EPA 6020B

Laboratory:	Apex Laboratories	SDG:	A0L0210
Client:	Anchor QEA, LLC	Project:	US Moorings - PDI
Sequence:	0L16066	Instrument:	ICPMS6
Matrix:	Sediment	Calibration:	UNASSIGNED

Sample Name	Lab Sample ID	Lab File ID	Analysis Date/Time
Cal Standard	0L16066-CAL1	0L16066-005	12/16/20 13:37
Cal Standard	0L16066-CAL2	0L16066-006	12/16/20 13:43
Cal Standard	0L16066-CAL3	0L16066-007	12/16/20 13:48
Cal Standard	0L16066-CAL4	0L16066-008	12/16/20 13:53
Cal Standard	0L16066-CAL5	0L16066-009	12/16/20 13:58
Cal Standard	0L16066-CAL6	0L16066-010	12/16/20 14:03
Cal Standard	0L16066-CAL7	0L16066-011	12/16/20 14:08
Cal Standard	0L16066-CAL8	0L16066-012	12/16/20 14:13
Cal Standard	0L16066-CAL9	0L16066-013	12/16/20 14:18
Initial Cal Check	0L16066-ICV1	0L16066-014	12/16/20 14:44
Initial Cal Blank	0L16066-ICB1	0L16066-015	12/16/20 14:48
Calibration Check	0L16066-CCV1	0L16066-028	12/16/20 16:50
Calibration Blank	0L16066-CCB1	0L16066-029	12/16/20 16:55
Blank	0120499-BLK1	0L16066-033	12/16/20 17:21
LCS	0120499-BS1	0L16066-034	12/16/20 17:25
USMPDI-IDW-Sed-201203	A0L0210-02	0L16066-036	12/16/20 17:35
Calibration Check	0L16066-CCV2	0L16066-040	12/16/20 17:54
Calibration Blank	0L16066-CCB2	0L16066-041	12/16/20 17:59
Calibration Check	0L16066-CCV3	0L16066-052	12/16/20 18:52
Calibration Blank	0L16066-CCB3	0L16066-053	12/16/20 18:57
Calibration Check	0L16066-CCV4	0L16066-062	12/16/20 19:47
Calibration Blank	0L16066-CCB4	0L16066-063	12/16/20 19:52

Note: Client samples are listed only if they are included in this report.
Duplicates and Matrix Spike/Duplicates QC Samples are only listed if sourced from a sample included in this report.

INITIAL AND CONTINUING CALIBRATION CHECK

EPA 6020B

Laboratory: Apex Laboratories
SDG: A0L0210
Client: Anchor QEA, LLC
Project: US Moorings - PDI
Instrument ID: ICPMS6
Calibration: UNASSIGNED
Control Limt: +/- 10.00%
Sequence: 0L16066

Lab Sample ID	Analyte	True	Found	%R	Units	Method
0L16066-ICV1	Arsenic	100	101	101	ug/L	EPA 6020B
	Barium	100	102	102	ug/L	EPA 6020B
	Cadmium	100	99.9	100	ug/L	EPA 6020B
	Chromium	100	97.3	97	ug/L	EPA 6020B
	Lead	100	105	105	ug/L	EPA 6020B
	Mercury	800	793	99	ng/L	EPA 6020B
	Selenium	40.0	40.0	100	ug/L	EPA 6020B
	Silver	40.0	39.5	99	ug/L	EPA 6020B
0L16066-CCV1	Arsenic	100	102	102	ug/L	EPA 6020B
	Barium	100	104	104	ug/L	EPA 6020B
	Cadmium	100	101	101	ug/L	EPA 6020B
	Chromium	100	96.5	97	ug/L	EPA 6020B
	Lead	100	104	104	ug/L	EPA 6020B
	Mercury	800	803	100	ng/L	EPA 6020B
	Selenium	40.0	39.6	99	ug/L	EPA 6020B
	Silver	40.0	39.5	99	ug/L	EPA 6020B
0L16066-CCV2	Arsenic	100	101	101	ug/L	EPA 6020B
	Barium	100	105	105	ug/L	EPA 6020B
	Cadmium	100	100	100	ug/L	EPA 6020B
	Chromium	100	97.0	97	ug/L	EPA 6020B
	Lead	100	104	104	ug/L	EPA 6020B
	Mercury	800	827	103	ng/L	EPA 6020B
	Selenium	40.0	40.1	100	ug/L	EPA 6020B
	Silver	40.0	39.3	98	ug/L	EPA 6020B
0L16066-CCV3	Arsenic	100	101	101	ug/L	EPA 6020B
	Barium	100	105	105	ug/L	EPA 6020B
	Cadmium	100	101	101	ug/L	EPA 6020B
	Chromium	100	95.0	95	ug/L	EPA 6020B
	Lead	100	106	106	ug/L	EPA 6020B
	Mercury	800	810	101	ng/L	EPA 6020B
	Selenium	40.0	39.6	99	ug/L	EPA 6020B
	Silver	40.0	39.6	99	ug/L	EPA 6020B
0L16066-CCV4	Arsenic	100	97.8	98	ug/L	EPA 6020B
	Barium	100	99.7	100	ug/L	EPA 6020B
	Cadmium	100	100	100	ug/L	EPA 6020B
	Chromium	100	92.5	93	ug/L	EPA 6020B
	Lead	100	106	106	ug/L	EPA 6020B
	Mercury	800	780	97	ng/L	EPA 6020B
	Selenium	40.0	39.3	98	ug/L	EPA 6020B
	Silver	40.0	39.0	97	ug/L	EPA 6020B

* Values outside of QC limits

INSTRUMENT BLANKS
EPA 6020B

Laboratory: Apex Laboratories
SDG: A0L0210
Client: Anchor QEA, LLC
Instrument ID: ICPMS6
Project: US Moorings - PDI
Sequence: 0L16066
Calibration: UNASSIGNED

Lab Sample ID	Analyte	Found	RL	Units	C	Method
0L16066-ICB1	Mercury	ND	40.0 (Inst)	ng/L		EPA 6020B
	Chromium	ND	0.500 (Inst)	ug/L		EPA 6020B
	Cadmium	ND	0.100 (Inst)	ug/L		EPA 6020B
	Barium	ND	0.500 (Inst)	ug/L		EPA 6020B
	Arsenic	ND	0.500 (Inst)	ug/L		EPA 6020B
	Silver	ND	0.100 (Inst)	ug/L		EPA 6020B
	Lead	ND	0.100 (Inst)	ug/L		EPA 6020B
	Selenium	ND	0.500 (Inst)	ug/L		EPA 6020B
0L16066-CCB1	Cadmium	ND	0.100 (Inst)	ug/L		EPA 6020B
	Mercury	ND	40.0 (Inst)	ng/L		EPA 6020B
	Chromium	ND	0.500 (Inst)	ug/L		EPA 6020B
	Barium	ND	0.500 (Inst)	ug/L		EPA 6020B
	Arsenic	ND	0.500 (Inst)	ug/L		EPA 6020B
	Silver	ND	0.100 (Inst)	ug/L		EPA 6020B
	Lead	ND	0.100 (Inst)	ug/L		EPA 6020B
	Selenium	ND	0.500 (Inst)	ug/L		EPA 6020B
0L16066-CCB2	Chromium	ND	0.500 (Inst)	ug/L		EPA 6020B
	Cadmium	ND	0.100 (Inst)	ug/L		EPA 6020B
	Barium	ND	0.500 (Inst)	ug/L		EPA 6020B
	Arsenic	ND	0.500 (Inst)	ug/L		EPA 6020B
	Silver	ND	0.100 (Inst)	ug/L		EPA 6020B
	Lead	ND	0.100 (Inst)	ug/L		EPA 6020B
	Mercury	40.1	40.0 (Inst)	ng/L		EPA 6020B
	Selenium	ND	0.500 (Inst)	ug/L		EPA 6020B
0L16066-CCB3	Lead	ND	0.100 (Inst)	ug/L		EPA 6020B
	Silver	ND	0.100 (Inst)	ug/L		EPA 6020B
	Mercury	ND	40.0 (Inst)	ng/L		EPA 6020B
	Selenium	ND	0.500 (Inst)	ug/L		EPA 6020B
	Chromium	ND	0.500 (Inst)	ug/L		EPA 6020B
	Cadmium	ND	0.100 (Inst)	ug/L		EPA 6020B
	Barium	ND	0.500 (Inst)	ug/L		EPA 6020B
	Arsenic	ND	0.500 (Inst)	ug/L		EPA 6020B
0L16066-CCB4	Mercury	ND	40.0 (Inst)	ng/L		EPA 6020B

INSTRUMENT BLANKS
EPA 6020B

Laboratory: Apex Laboratories
SDG: A0L0210
Client: Anchor QEA, LLC
Instrument ID: ICPMS6
Project: US Moorings - PDI
Sequence: 0L16066
Calibration: UNASSIGNED

Lab Sample ID	Analyte	Found	RL	Units	C	Method
0L16066-CCB4	Barium	ND	0.500 (Inst)	ug/L		EPA 6020B
	Selenium	ND	0.500 (Inst)	ug/L		EPA 6020B
	Cadmium	ND	0.100 (Inst)	ug/L		EPA 6020B
	Arsenic	ND	0.500 (Inst)	ug/L		EPA 6020B
	Silver	ND	0.100 (Inst)	ug/L		EPA 6020B
	Lead	ND	0.100 (Inst)	ug/L		EPA 6020B
	Chromium	ND	0.500 (Inst)	ug/L		EPA 6020B

(Inst) indicates on-Instrument Result and Reporting Level. Used for non-digested Instrument Blanks.

HOLDING TIME SUMMARY

EPA 6020B

Laboratory: Apex Laboratories SDG: A0L0210

Client: Anchor QEA, LLC Project: US Moorings - PDI

Sample Name	Date Collected	Date Received	Date Prepared	Days to Prep	Max Days to Prep	Date Analyzed	Days to Analysis	Max Days to Analysis	Q
USMPDI-IDW-Sed-201203	12/03/20 11:30	12/03/20 14:43	12/14/20 11:59	11.02	28.00	12/16/20 17:35	13.25	28.00	
USMPDI-IDW-Sed-201203	12/03/20 11:30	12/03/20 14:43	12/14/20 11:59	11.02	180.00	12/16/20 17:35	13.25	180.00	

Apex Laboratories

SDG: A0L0210

CLASS: WET

METHOD: D7511-12

ANALYSES DATA PACKAGE COVER PAGE

D7511-12

Laboratory: Apex Laboratories
SDG: A0L0210
Client: Anchor QEA, LLC
Project: US Moorings - PDI

Client Sample Id:	Lab Sample Id:	Matrix
USMPDI-IDW-Sed-201203	A0L0210-02	SE

I certify that this data package is in compliance with the terms and conditions of the contract, both technically and for completeness, for other than the conditions detailed above. Release of the data contained in this hardcopy data package and in computer-readable data submitted on diskette has been autorized by the Laboratory Manager or the Manager's designee, as verified by the following signatures.

Signature:
Name: David G. Jack

Forms Created: 1/12/2021 3:34PM
Title: Technical Manager

METHOD DETECTION AND REPORTING LIMITS

D7511-12

Laboratory: Apex Laboratories **SDG:** A0L0210

Client: Anchor QEA, LLC **Project:** US Moorings - PDI

Batch Matrix: Soil

Analyte	MDL	MRL	Units
Total Cyanide	0.0500	0.100	mg/kg

Note: MDLs are listed only if the corresponding analyte was evalutated to the MDL in this report .

INORGANIC ANALYSIS DATA SHEET

D7511-12

USMPDI-IDW-Sed-201203

Laboratory: Apex Laboratories SDG: A0L0210

Client: Anchor QEA, LLC Project: US Moorings - PDI

Matrix: SE Laboratory ID: A0L0210-02RE1 File ID: 0L09037B-014

Sampled: 12/03/20 11:30 Prepared: 12/09/20 12:01 Analyzed: 12/09/20 13:06

Solids: 73.99 Preparation: ASTM D7511-12mod (S) Initial/Final: 2.5241 g / 50 mL

Batch: 0120343 Sequence: 0L09037 Calibration: A0L0904 Instrument: OIA FS3000-2

CAS NO.	Analyte	Concentration (mg/kg dry)	Dilution Factor	Q	Method
57-12-5	Total Cyanide	1.98	2	D	D7511-12

PREPARATION BATCH SUMMARY

D7511-12

Laboratory: Apex Laboratories
SDG: A0L0210
Client: Anchor QEA, LLC
Project: US Moorings - PDI
Batch: 0120343 Batch Matrix: Soil Preparation: ASTM D7511-12mod (S)

SAMPLE NAME	LAB SAMPLE ID	LAB FILE ID	DATE PREPARED	OBSERVATIONS
Blank	0120343-BLK1	0L09037B-010	12/09/20 12:01	
LCS	0120343-BS1	0L09037B-011	12/09/20 12:01	
USMPDI-IDW-Sed-201203	A0L0210-02RE1	0L09037B-014	12/09/20 12:01	

Note: Client samples are listed only if they are included in this report.
Duplicates and Matrix Spike/Duplicates QC Samples are only listed if sourced from a sample included in this report.

METHOD BLANK DATA SHEET
D7511-12

Laboratory:	Apex Laboratories			SDG:	A0L0210
Client:	Anchor QEA, LLC			Project:	US Moorings - PDI
Matrix:	Soil	Laboratory ID:	0120343-BLK1	File ID:	0L09037B-010
Prepared:	12/09/20 12:01	Preparation:	ASTM D7511-12mod (S)	Initial/Final:	2.5 g / 50 mL
Analyzed:	12/09/20 12:58	Instrument:	OIA FS3000-2		
Batch:	0120343	Sequence:	0L09037	Calibration:	A0L0904

CAS NO.	COMPOUND	CONC. (mg/kg wet)	Q
57-12-5	Total Cyanide	0.0500	U

LCS / LCS DUPLICATE RECOVERY

D7511-12

Laboratory:	Apex Laboratories	SDG:	A0L0210
Client:	Anchor QEA, LLC	Project:	US Moorings - PDI
Matrix:	Soil		
Batch:	0120343	Laboratory ID:	0120343-BS1
Preparation:	ASTM D7511-12mod (S)	Initial/Final:	2.5 g / 50 mL

COMPOUND	SPIKE ADDED (mg/kg wet)	LCS CONCENTRATION (mg/kg wet)	LCS % REC. (*=Out)	QC LIMITS REC.
Total Cyanide	0.400	0.426	106	84 - 116

* = Values outside of QC limits

ANALYSIS BATCH (SEQUENCE) SUMMARY

D7511-12

Laboratory:	Apex Laboratories	SDG:	A0L0210
Client:	Anchor QEA, LLC	Project:	US Moorings - PDI
Sequence:	0L09037	Instrument:	OIA FS3000-2
Matrix:	Soil	Calibration:	A0L0904

Sample Name	Lab Sample ID	Lab File ID	Analysis Date/Time
Cal Standard	0L09037-CAL2	0L09037-008	12/09/20 10:06
Cal Standard	0L09037-CAL3	0L09037-009	12/09/20 10:08
Cal Standard	0L09037-CAL4	0L09037-011	12/09/20 10:12
Cal Standard	0L09037-CAL5	0L09037-012	12/09/20 10:14
Cal Standard	0L09037-CAL6	0L09037-014	12/09/20 10:18
Cal Standard	0L09037-CAL7	0L09037-015	12/09/20 10:20
Initial Cal Check	0L09037-ICV1	0L09037-017	12/09/20 10:24
Initial Cal Blank	0L09037-ICB1	0L09037-018	12/09/20 10:26
Calibration Check	0L09037-CCV1	0L09037-033	12/09/20 10:56
Calibration Blank	0L09037-CCB1	0L09037-034	12/09/20 10:58
Calibration Check	0L09037-CCV2	0L09037-049	12/09/20 11:28
Calibration Blank	0L09037-CCB2	0L09037-050	12/09/20 11:30
Calibration Check	0L09037-CCV3	0L09037-055	12/09/20 11:40
Calibration Blank	0L09037-CCB3	0L09037-056	12/09/20 11:42
Calibration Check	0L09037-CCV4	0L09037B-007	12/09/20 12:52
Calibration Blank	0L09037-CCB4	0L09037B-008	12/09/20 12:54
Blank	0120343-BLK1	0L09037B-010	12/09/20 12:58
LCS	0120343-BS1	0L09037B-011	12/09/20 13:00
USMPDI-IDW-Sed-201203	A0L0210-02RE1	0L09037B-014	12/09/20 13:06
Calibration Check	0L09037-CCV5	0L09037B-019	12/09/20 13:16
Calibration Blank	0L09037-CCB5	0L09037B-020	12/09/20 13:18
Calibration Check	0L09037-CCV6	0L09037B-026	12/09/20 13:42
Calibration Blank	0L09037-CCB6	0L09037B-027	12/09/20 13:44

Note: Client samples are listed only if they are included in this report.
Duplicates and Matrix Spike/Duplicates QC Samples are only listed if sourced from a sample included in this report.

INITIAL CALIBRATION DATA (Summary)

D7511-12

Laboratory: Apex Laboratories SDG: A0L0210

Client: Anchor QEA, LLC Project: US Moorings - PDI

Calibration: A0L0904 Date: 12/09/20 08:24 Instrument: OIA FS3000-2

Compound	Mean RF	FIT	RF RSD	Mean RT	RT RSD	Linear r	Quad COD	LIMIT	Q
Total Cyanide	40788.71	Q **	37.80271				0.9999596		

Note: ** Quad COD may be incorrect if weighting (1/a) or (1/a2) used. Weighting not shown here. Please see instrument calibration printouts for validation.

INITIAL CALIBRATION DATA

D7511-12

Laboratory:	Apex Laboratories	SDG:	A0L0210
Client:	Anchor QEA, LLC	Project:	US Moorings - PDI
Calibration:	A0L0904	Instrument:	OIA FS3000-2
		Calibration Date:	12/09/20 08:24

Compound	Level 01		Level 02		Level 03		Level 04		Level 05		Level 06	
	ug/L	RF	ug/L	RF	ug/L	RF	ug/L	RF	ug/L	RF	ug/L	RF
Total Cyanide	1	16087	2	27838.5	5	43903.8	10	50791.2	25	52771.64	50	53340.12

INITIAL AND CONTINUING CALIBRATION CHECK

D7511-12

Laboratory: Apex Laboratories
SDG: A0L0210
Client: Anchor QEA, LLC
Project: US Moorings - PDI
Instrument ID: OIA FS3000-2
Calibration: A0L0904
Control Limt: +/- 10.00%
Sequence: 0L09037

Lab Sample ID	Analyte	True	Found	%R	Units	Method
0L09037-ICV1	Total Cyanide	25.0	23.9	95	ug/L	D7511-12
0L09037-CCV1	Total Cyanide	25.0	24.9	100	ug/L	D7511-12
0L09037-CCV2	Total Cyanide	25.0	24.0	96	ug/L	D7511-12
0L09037-CCV3	Total Cyanide	25.0	23.8	95	ug/L	D7511-12
0L09037-CCV4	Total Cyanide	25.0	25.1	100	ug/L	D7511-12
0L09037-CCV5	Total Cyanide	25.0	24.1	96	ug/L	D7511-12
0L09037-CCV6	Total Cyanide	25.0	24.1	96	ug/L	D7511-12

* Values outside of QC limits

INSTRUMENT BLANKS
D7511-12

Laboratory: Apex Laboratories
SDG: A0L0210
Client: Anchor QEA, LLC
Instrument ID: OIA FS3000-2
Project: US Moorings - PDI
Sequence: 0L09037
Calibration: A0L0904

Lab Sample ID	Analyte	Found	RL	Units	C	Method
0L09037-ICB1	Total Cyanide	ND	2.50 (Inst)	ug/L		D7511-12
0L09037-CCB1	Total Cyanide	ND	2.50 (Inst)	ug/L		D7511-12
0L09037-CCB2	Total Cyanide	ND	2.50 (Inst)	ug/L		D7511-12
0L09037-CCB3	Total Cyanide	ND	2.50 (Inst)	ug/L		D7511-12
0L09037-CCB4	Total Cyanide	ND	2.50 (Inst)	ug/L		D7511-12
0L09037-CCB5	Total Cyanide	ND	2.50 (Inst)	ug/L		D7511-12
0L09037-CCB6	Total Cyanide	ND	2.50 (Inst)	ug/L		D7511-12

(Inst) indicates on-Instrument Result and Reporting Level. Used for non-digested Instrument Blanks.

HOLDING TIME SUMMARY

D7511-12

Laboratory: Apex Laboratories

SDG: A0L0210

Client: Anchor QEA, LLC

Project: US Moorings - PDI

Sample Name	Date Collected	Date Received	Date Prepared	Days to Prep	Max Days to Prep	Date Analyzed	Days to Analysis	Max Days to Analysis	Q
USMPDI-IDW-Sed-201203	12/03/20 11:30	12/03/20 14:43	12/09/20 12:01	6.02	14.00	12/09/20 13:06	6.07	14.00	

Apex Laboratories

SDG: A0L0210

CLASS: WET

METHOD: EPA 1010M

ANALYSES DATA PACKAGE COVER PAGE

EPA 1010M

Laboratory: Apex Laboratories
SDG: A0L0210
Client: Anchor QEA, LLC
Project: US Moorings - PDI

Client Sample Id:	Lab Sample Id:	Matrix
USMPDI-IDW-Sed-201203	A0L0210-02	SE

I certify that this data package is in compliance with the terms and conditions of the contract, both technically and for completeness, for other than the conditions detailed above. Release of the data contained in this hardcopy data package and in computer-readable data submitted on diskette has been autorized by the Laboratory Manager or the Manager's designee, as verified by the following signatures.

Signature:
Name: David G. Jack

Forms Created: 1/12/2021 3:34PM
Title: Technical Manager

METHOD DETECTION AND REPORTING LIMITS

EPA 1010M

Laboratory: Apex Laboratories **SDG:** A0L0210

Client: Anchor QEA, LLC **Project:** US Moorings - PDI

Batch Matrix: Water

Analyte	MDL	MRL	Units
Flash Point (Ignitability)	70.0	70.0	degF

Note: MDLs are listed only if the corresponding analyte was evalutated to the MDL in this report .

INORGANIC ANALYSIS DATA SHEET

EPA 1010M

USMPDI-IDW-Sed-201203

Laboratory: Apex Laboratories
SDG: A0L0210
Client: Anchor QEA, LLC
Project: US Moorings - PDI
Matrix: SE
Laboratory ID: A0L0210-02
Sampled: 12/03/20 11:30
Prepared: 12/10/20 14:11
Analyzed: 12/10/20 15:03
Solids: 73.99
Preparation: Flashpoint
Initial/Final: 70 N/A / 70 N/A
Batch: 0120401
Calibration:
Instrument: Flashpoint 1

CAS NO.	Analyte	Concentration (degF)	Dilution Factor	Q	Method
FLASHPT	Flash Point (Ignitability)	70.0	1		EPA 1010M

PREPARATION BATCH SUMMARY

EPA 1010M

Laboratory: Apex Laboratories
SDG: A0L0210
Client: Anchor QEA, LLC
Project: US Moorings - PDI
Batch: 0120401 Batch Matrix: Water Preparation: Flashpoint

SAMPLE NAME	LAB SAMPLE ID	LAB FILE ID	DATE PREPARED	OBSERVATIONS
LCS	0120401-BS1		12/10/20 14:11	
USMPDI-IDW-Sed-201203	A0L0210-02		12/10/20 14:11	

Note: Client samples are listed only if they are included in this report.
Duplicates and Matrix Spike/Duplicates QC Samples are only listed if sourced from a sample included in this report.

LCS / LCS DUPLICATE RECOVERY

EPA 1010M

Laboratory:	Apex Laboratories	SDG:	A0L0210
Client:	Anchor QEA, LLC	Project:	US Moorings - PDI
Matrix:	Water		
Batch:	0120401	Laboratory ID:	0120401-BS1
Preparation:	Flashpoint	Initial/Final:	70 N/A / 70 N/A

COMPOUND	SPIKE ADDED (degF)	LCS CONCENTRATION (degF)	LCS % REC. (*=Out)	QC LIMITS REC.
Flash Point (Ignitability)	145	144	99	95 - 105

* = Values outside of QC limits

HOLDING TIME SUMMARY

EPA 1010M

Laboratory: Apex Laboratories

SDG: A0L0210

Client: Anchor QEA, LLC

Project: US Moorings - PDI

Sample Name	Date Collected	Date Received	Date Prepared	Days to Prep	Max Days to Prep	Date Analyzed	Days to Analysis	Max Days to Analysis	Q
USMPDI-IDW-Sed-201203	12/03/20 11:30	12/03/20 14:43	12/10/20 14:11	7.11	14.00	12/10/20 15:03	7.15	14.00	

Apex Laboratories

SDG: A0L0210

CLASS: WET

METHOD: EPA 9045D

ANALYSES DATA PACKAGE COVER PAGE

EPA 9045D

Laboratory: Apex Laboratories
SDG: A0L0210
Client: Anchor QEA, LLC
Project: US Moorings - PDI

Client Sample Id:	Lab Sample Id:	Matrix
USMPDI-IDW-Sed-201203	A0L0210-02	SE

I certify that this data package is in compliance with the terms and conditions of the contract, both technically and for completeness, for other than the conditions detailed above. Release of the data contained in this hardcopy data package and in computer-readable data submitted on diskette has been autorized by the Laboratory Manager or the Manager's designee, as verified by the following signatures.

Signature:
Name: David G. Jack

Forms Created: 1/12/2021 3:34PM
Title: Technical Manager

METHOD DETECTION AND REPORTING LIMITS

EPA 9045D

Laboratory: Apex Laboratories **SDG:** A0L0210

Client: Anchor QEA, LLC **Project:** US Moorings - PDI

Batch Matrix: Soil

Analyte	MDL	MRL	Units

Note: MDLs are listed only if the corresponding analyte was evalutated to the MDL in this report .

INORGANIC ANALYSIS DATA SHEET

EPA 9045D

USMPDI-IDW-Sed-201203

Laboratory: Apex Laboratories
SDG: A0L0210
Client: Anchor QEA, LLC
Project: US Moorings - PDI
Matrix: SE
Laboratory ID: A0L0210-02
Sampled: 12/03/20 11:30
Prepared: 12/07/20 14:22
Analyzed: 12/07/20 14:58
Solids: 73.99
Preparation: DI Leach
Initial/Final: 15.0065 g / 15 mL
Batch: 0120248
Calibration:
Instrument: pH meter 3

CAS NO.	Analyte	Concentration (pH Units)	Dilution Factor	Q	Method
pH	Soil pH (measured in H2O)	7.19	1		EPA 9045D
pH Temp	pH Temperature (deg C)	22.2	1		EPA 9045D

PREPARATION BATCH SUMMARY

EPA 9045D

Laboratory: Apex Laboratories
SDG: A0L0210
Client: Anchor QEA, LLC
Project: US Moorings - PDI
Batch: 0120248 Batch Matrix: Soil Preparation: DI Leach

SAMPLE NAME	LAB SAMPLE ID	LAB FILE ID	DATE PREPARED	OBSERVATIONS
Reference	0120248-SRM1		12/07/20 14:22	
Reference	0120248-SRM2		12/07/20 14:22	
USMPDI-IDW-Sed-201203	A0L0210-02		12/07/20 14:22	

Note: Client samples are listed only if they are included in this report.
Duplicates and Matrix Spike/Duplicates QC Samples are only listed if sourced from a sample included in this report.

STANDARD REFERENCE MATERIAL RECOVERY

EPA 9045D

Laboratory: Apex Laboratories
SDG: A0L0210
Client: Anchor QEA, LLC
Project: US Moorings - PDI
Matrix: Soil
Batch: 0120248
Laboratory ID: 0120248-SRM1
Preparation: DI Leach
Initial/Final: 20 g / 20 mL

ANALYTE	TRUE (pH Units)	FOUND (pH Units)	SRM % REC.	QC LIMITS REC.
Soil pH (measured in H2O)	6.00	6.02	100	98.33333 - 101.6667
pH Temperature (deg C)	20.0	22.1	110	50 - 200

* Values outside of QC limits

STANDARD REFERENCE MATERIAL RECOVERY

EPA 9045D

Laboratory: Apex Laboratories
SDG: A0L0210
Client: Anchor QEA, LLC
Project: US Moorings - PDI
Matrix: Soil
Batch: 0120248
Laboratory ID: 0120248-SRM2
Preparation: DI Leach
Initial/Final: 20 g / 20 mL

ANALYTE	TRUE (pH Units)	FOUND (pH Units)	SRM % REC.	QC LIMITS REC.
Soil pH (measured in H2O)	8.00	7.97	100	98.75 - 101.25
pH Temperature (deg C)	20.0	22.1	110	50 - 200

* Values outside of QC limits

HOLDING TIME SUMMARY

EPA 9045D

Laboratory: Apex Laboratories SDG: A0L0210

Client: Anchor QEA, LLC Project: US Moorings - PDI

Sample Name	Date Collected	Date Received	Date Prepared	Days to Prep	Max Days to Prep	Date Analyzed	Days to Analysis	Max Days to Analysis	Q
USMPDI-IDW-Sed-201203	12/03/20 11:30	12/03/20 14:43	12/07/20 14:22	4.12	0.01	12/07/20 14:58	4.14	0.01	*

Apex Laboratories

SDG: A0L0210

CLASS: WET

METHOD: EPA 9095B

ANALYSES DATA PACKAGE COVER PAGE

EPA 9095B

Laboratory: Apex Laboratories
SDG: A0L0210
Client: Anchor QEA, LLC
Project: US Moorings - PDI

Client Sample Id:	Lab Sample Id:	Matrix
USMPDI-IDW-Sed-201203	A0L0210-02	SE

I certify that this data package is in compliance with the terms and conditions of the contract, both technically and for completeness, for other than the conditions detailed above. Release of the data contained in this hardcopy data package and in computer-readable data submitted on diskette has been autorized by the Laboratory Manager or the Manager's designee, as verified by the following signatures.

Signature:
Name: David G. Jack

Forms Created: 1/12/2021 3:34PM
Title: Technical Manager

METHOD DETECTION AND REPORTING LIMITS

EPA 9095B

Laboratory: Apex Laboratories **SDG:** A0L0210

Client: Anchor QEA, LLC **Project:** US Moorings - PDI

Batch Matrix: Sediment

Analyte	MDL	MRL	Units
Free Liquid	0.00	0.00	mL

Note: MDLs are listed only if the corresponding analyte was evalutated to the MDL in this report .

INORGANIC ANALYSIS DATA SHEET

EPA 9095B

USMPDI-IDW-Sed-201203

Laboratory: Apex Laboratories
SDG: A0L0210
Client: Anchor QEA, LLC
Project: US Moorings - PDI
Matrix: SE
Laboratory ID: A0L0210-02
Sampled: 12/03/20 11:30
Prepared: 12/09/20 13:37
Analyzed: 12/09/20 13:42
Solids: 73.99
Preparation: Paint Filter
Initial/Final: 100.2932 g / 1 N/A
Batch: 0120352
Calibration:
Instrument: Inst

CAS NO.	Analyte	Concentration (mL)	Dilution Factor	Q	Method
FREE_LIQ	Free Liquid	ND	1	U	EPA 9095B

PREPARATION BATCH SUMMARY

EPA 9095B

Laboratory: Apex Laboratories SDG: A0L0210

Client: Anchor QEA, LLC Project: US Moorings - PDI

Batch: 0120352 Batch Matrix: Sediment Preparation: Paint Filter

SAMPLE NAME	LAB SAMPLE ID	LAB FILE ID	DATE PREPARED	OBSERVATIONS
USMPDI-IDW-Sed-201203	A0L0210-02		12/09/20 13:37	

Note: Client samples are listed only if they are included in this report.
Duplicates and Matrix Spike/Duplicates QC Samples are only listed if sourced from a sample included in this report.

HOLDING TIME SUMMARY

EPA 9095B

Laboratory: Apex Laboratories
SDG: A0L0210
Client: Anchor QEA, LLC
Project: US Moorings - PDI

Sample Name	Date Collected	Date Received	Date Prepared	Days to Prep	Max Days to Prep	Date Analyzed	Days to Analysis	Max Days to Analysis	Q
USMPDI-IDW-Sed-201203	12/03/20 11:30	12/03/20 14:43	12/09/20 13:37	6.09	28.00	12/09/20 13:42	6.09	28.00	

Apex Laboratories

SDG: A0L0210

CLASS: WET

METHOD: EPA 8000D

ANALYSES DATA PACKAGE COVER PAGE

EPA 8000D

Laboratory: Apex Laboratories
SDG: A0L0210
Client: Anchor QEA, LLC
Project: US Moorings - PDI

Client Sample Id:	Lab Sample Id:	Matrix
USMPDI-IDW-Sed-201203	A0L0210-02	SE

I certify that this data package is in compliance with the terms and conditions of the contract, both technically and for completeness, for other than the conditions detailed above. Release of the data contained in this hardcopy data package and in computer-readable data submitted on diskette has been autorized by the Laboratory Manager or the Manager's designee, as verified by the following signatures.

Signature:
Name: David G. Jack

Forms Created: 1/12/2021 3:34PM
Title: Technical Manager

METHOD DETECTION AND REPORTING LIMITS

EPA 8000D

Laboratory: Apex Laboratories **SDG:** A0L0210

Client: Anchor QEA, LLC **Project:** US Moorings - PDI

Batch Matrix: Soil

Analyte	MDL	MRL	Units
% Solids	1.00	1.00	%

Note: MDLs are listed only if the corresponding analyte was evalutated to the MDL in this report .

INORGANIC ANALYSIS DATA SHEET

EPA 8000D

USMPDI-IDW-Sed-201203

Laboratory: Apex Laboratories
SDG: A0L0210
Client: Anchor QEA, LLC
Project: US Moorings - PDI
Matrix: SE
Laboratory ID: A0L0210-02
Sampled: 12/03/20 11:30
Prepared: 12/09/20 13:23
Analyzed: 12/10/20 08:14
Solids: 73.99
Preparation: Total Solids (Dry Weight)
Initial/Final: 1 N/A / 1 N/A
Batch: 0120316
Calibration:
Instrument: Dry Weight Balance 5

CAS NO.	Analyte	Concentration (%)	Dilution Factor	Q	Method
DRYWT	% Solids	74.0	1		EPA 8000D

PREPARATION BATCH SUMMARY

EPA 8000D

Laboratory: Apex Laboratories
SDG: A0L0210
Client: Anchor QEA, LLC
Project: US Moorings - PDI
Batch: 0120316 Batch Matrix: Soil Preparation: Total Solids (Dry Weight)

SAMPLE NAME	LAB SAMPLE ID	LAB FILE ID	DATE PREPARED	OBSERVATIONS
USMPDI-IDW-Sed-201203	A0L0210-02		12/09/20 13:23	

Note: Client samples are listed only if they are included in this report.
Duplicates and Matrix Spike/Duplicates QC Samples are only listed if sourced from a sample included in this report.

HOLDING TIME SUMMARY

EPA 8000D

Laboratory: Apex Laboratories SDG: A0L0210

Client: Anchor QEA, LLC Project: US Moorings - PDI

Sample Name	Date Collected	Date Received	Date Prepared	Days to Prep	Max Days to Prep	Date Analyzed	Days to Analysis	Max Days to Analysis	Q
USMPDI-IDW-Sed-201203	12/03/20 11:30	12/03/20 14:43	12/09/20 13:23	6.08	180.00	12/10/20 08:14	6.86	180.00	

Raw Data

APEX LABORATORIES, LLC
6700 SW Sandburg St. Tigard OR 97223 phone 503-718-2323

Diesel and/or Oil Hydrocarbons by NWTPH-Dx
Benchsheet & Analysis Sequence Data

Sequence 0L10051 (A0L0210-02RE1)

Apex Laboratories

PREPARATION BENCH SHEET

BATCH #: 0120395 (Sediment)

Prep Method: EPA 3546 (Fuels)

#	Lab Number		Analysis	Prepared	Initial (g)	Final (mL)	Spike ID	Source ID	ul Spike	ul Surr.	Sample ID	Extraction Comments	pH <2	pH Other	pH >11
	0120395-BLK1		QC	12/10/20 12:40	11	5				100					
	0120395-BS1		QC	12/10/20 12:40	10	5	A20K274		100	100					
	A0L0209-01RE1	A	NWTPH-Dx (Diesel/Oil)	12/10/20 12:40	10.25	5				100	NCPDI-IDW-Sed-201202	Re-extract possible switch added 12/10/2020 by BLL			
	0120395-DUP1		QC	12/10/20 12:40	10.14	5		A0L0209-01RE1		100					
	A0L0210-02RE1	A	NWTPH-Dx (Diesel/Oil)	12/10/20 12:40	10.87	5				100	USMPDI-IDW-Sed-201203	Re-extract possible switch added 12/10/2020 by BLL			
	A0L0212-02RE1	A	NWTPH-Dx (Diesel/Oil)	12/10/20 12:40	10.76	5				100	PGM-LTM-IDW-201203	Re-extract possible switch added 12/10/2020 by BLL			

Standards/Reagents

Reagent(s)

Std ID	Exp. Date	Description
A13L219	11/30/23	Extractions Balance
A20F023	11/29/22	Sodium Sulfate Lot # 196476
A20I319	03/21/21	DCM lot # 201490
A20J185	04/10/26	Glass Wool

Analyte Spike(s)

Std ID	Exp. Date	Description
A20K274	05/16/21	NWTPH-DX Spike in Acetone

Surrogate(s)

Std ID	Exp. Date	Description
A20K273	03/01/21	NWTPH-DX Soil Surrogate in Acetone

Method 3546 digestion time and temperature achieved.
Initial:

Witness: _____

Prepared By: _____ Date

Reviewed By: Ben Lokling 12-11-20 Date

Printed: 12/11/2020 7:32:08AM

Apex Laboratories

PREPARATION BENCH SHEET

BATCH #: 0120395 (Sediment)

Prep Method: EPA 3546 (Fuels)

#	Lab Number		Analysis	Prepared	Initial (g)	Final (mL)	Spike ID	Source ID	ul Spike	ul Surr.	Sample ID	Extraction Comments	pH <2	pH Other	pH >11
1	0120395-BLK1		QC	12/10/20 12:40	~~10~~ 11.00	5 /				100					
2	0120395-BS1		QC	12/10/20 12:40	10	5 /	A20K274		100	100					
3	A0L0209-01RE1	B A	NWTPH-Dx (Diesel/Oil)	12/10/20 12:40	~~10~~ 10.25	5 /				100	NCPDI-IDW-Sed -201202	Re-extract possible switch added 12/10/2020 by BLL Sediment, rocks			
4	0120395-DUP1		QC	12/10/20 12:40	~~10~~ 10.14	5 /		A0L0209-01RE1		100		Sediment, rocks			
5	A0L0210-02RE1	B A	NWTPH-Dx (Diesel/Oil)	12/10/20 12:40	~~10~~ 10.87	5 /				100	USMPDI-IDW-Sed-201203	Re-extract possible switch added 12/10/2020 by BLL Sediment, rocks			
6	A0L0212-02RE1	B A	NWTPH-Dx (Diesel/Oil)	12/10/20 12:40	~~10~~ 10.76	5 /				100	PGM-LTM-IDW-201203	Re-extract possible switch added 12/10/2020 by BLL Sediment, rocks P			

Standards/Reagents

Reagent(s)

Std ID	Exp. Date	Description
A13L219	11/30/23	Extractions Balance
A20F023	11/29/22	Sodium Sulfate Lot # 196476
A20I319	03/21/21	DCM lot # 201490
A20J185	04/10/26	Glass Wool

Analyte Spike(s) CAS

Std ID	Exp. Date	Description
A20K274	05/16/21	NWTPH-DX Spike in Acetone

Surrogate(s) CAS

Std ID	Exp. Date	Description
A20K273	03/01/21	NWTPH-DX Soil Surrogate in Acetone

Method 3546 digestion time and temperature achieved.
Initial: CAS

Witness: JY 12/10/2020

P = Partial dryout

CAS 12/10/2020
Prepared By: Date

JY 12/10/2020
Reviewed By: Date

JY
12/10/2020

ELEMENT SEQUENCE LOG

Apex Laboratories

Sequence:	0L10051	Instrument:	DUALFID1R
Date:	**12/10/20 12:46**	Calibration:	**A0I1001**

#	Lab Number	Matrix	Analysis	Client	Due	Batch	ISTD ID	STD ID
1	0L10051-RES1	Soil	QC	QC				A20K175
2	0L10051-CCV1	Soil	QC	QC				A20L081
3	0L10051-CCV2	Soil	QC	QC				A20L082
4	0L10051-CCB1	Soil	QC	QC				
5	0120395-BLK1	Sediment	QC	QC		0120395		
6	0120395-BS1	Sediment	QC	QC		0120395		
7	A0L0209-01RE1	Sediment	NWTPH-Dx (Diesel/Oil)	Anchor QEA, LLC	12/10/20	0120395		
8	0120395-DUP1	Sediment	QC	QC		0120395		
9	A0L0210-02RE1	Sediment	NWTPH-Dx (Diesel/Oil)	Anchor QEA, LLC	12/10/20	0120395		
10	A0L0212-02RE1	Sediment	NWTPH-Dx (Diesel/Oil)	Anchor QEA, LLC	12/10/20	0120395		
11	0L10051-CCV3	Soil	QC	QC				A20L081
12	0L10051-CCV4	Soil	QC	QC				A20L082

Comments:

Data Entered By/Date: BL 12/11/2020

Data Reviewed By/Date: JK 12/11/20

12/11/2020 7:27:32AM

Quantitation Report (Not Reviewed)

Data Path : F:\1\DATA\2020-12\0L10051\
Data File : 1R121002.D
Signal(s) : FID2B.CH
Acq On : 10 Dec 2020 5:30 pm
Operator : BLL
Sample : 0L10051-RES1
Misc :
ALS Vial : 95 Sample Multiplier: 1

Integration File: SUR.E
Quant Time: Dec 11 05:17:22 2020
Quant Method : F:\2\METHODS\1R00909DRT1.M
Quant Title : DUALFID1R, NWTPH-Dx
QLast Update : Thu Sep 10 05:53:22 2020
Response via : Initial Calibration
Integrator: ChemStation 6890 Scale Mode: Large solvent peaks clipped

Volume Inj. : 1uL
Signal Phase : Restek Rxi-5Sil MS
Signal Info : 30M 0.25MMID 0.25UM

	Compound	R.T.	Response	Conc	Units
System Monitoring Compounds					
6) S	o-Terphenyl	0.000	0	N.D.	ug/mL
Target Compounds					
1) H	Mineral Oil	6.000	519579573	330.515	ug/ml
2) H	Diesel	6.000	519579573	330.515	ug/ml
3) H	DRO(C12-C24)	6.000	435497659	277.029	ug/mL
4) H	Ca Luft DRO (C12-C22)	6.000	362523713	300.067	ug/ml
5) H	TPHd (C10-C25)	6.000	459862220	313.549	ug/ml
7) H	Oil	10.000	299743561	197.739	ug/mL
8) H	RRO (C24-C40)	10.000	70492596	46.504	ug/mL
9) H	Ca Luft ORO (C23-C32)	8.000	124568239	130.766	ug/mL
10) H	TPHmo (C25-C36)	8.000	65685838	69.475	ug/mL

(f)=RT Delta > 1/2 Window (m)=manual int.

BL 12/11/2020

Quantitation Report (Not Reviewed)

Data Path : F:\1\DATA\2020-12\0L10051\
Data File : 1R121002.D
Signal(s) : FID2B.CH
Acq On : 10 Dec 2020 5:30 pm
Operator : BLL
Sample : 0L10051-RES1
Misc :
ALS Vial : 95 Sample Multiplier: 1

Integration File: SUR.E
Quant Time: Dec 11 05:17:22 2020
Quant Method : F:\2\METHODS\1R00909DRT1.M
Quant Title : DUALFID1R, NWTPH-Dx
QLast Update : Thu Sep 10 05:53:22 2020
Response via : Initial Calibration
Integrator: ChemStation 6890 Scale Mode: Large solvent peaks clipped

Volume Inj. : 1uL
Signal Phase : Restek Rxi-5Sil MS
Signal Info : 30M 0.25MMID 0.25UM

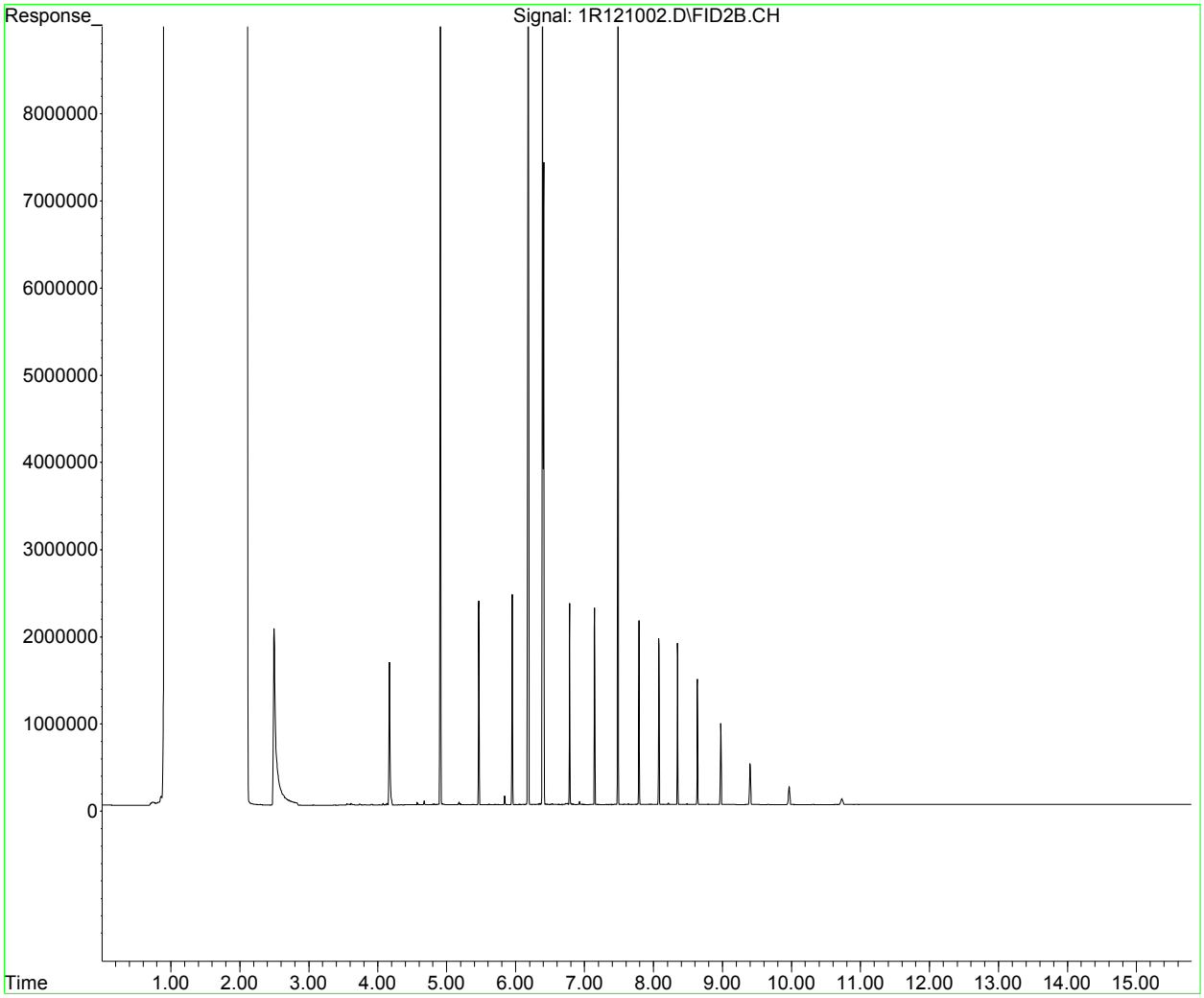

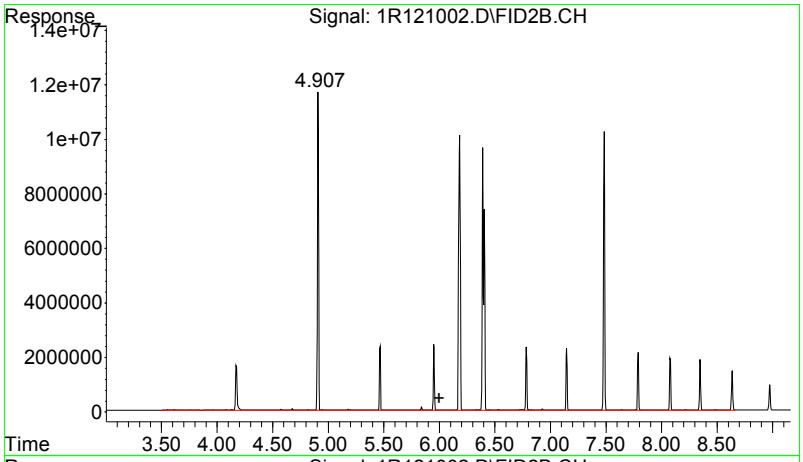

#1 Mineral Oil

R.T.: 6.000 min
Delta R.T.: 0.000 min
Response: 519579573
Conc: 330.52 ug/ml

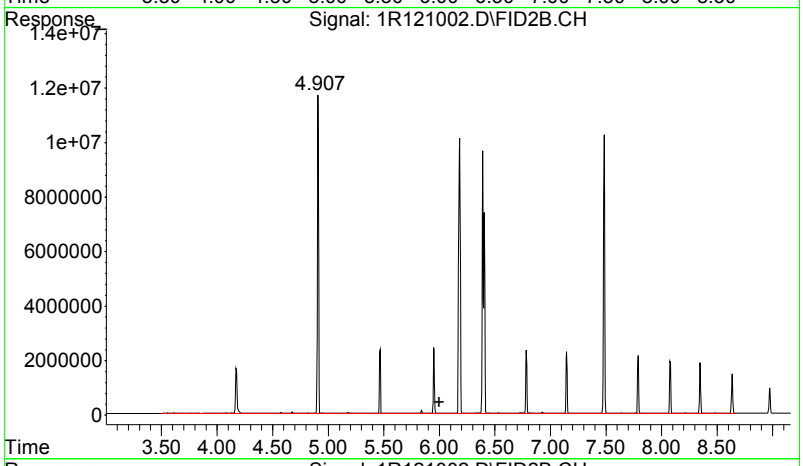

#2 Diesel

R.T.: 6.000 min
Delta R.T.: 0.000 min
Response: 519579573
Conc: 330.52 ug/ml

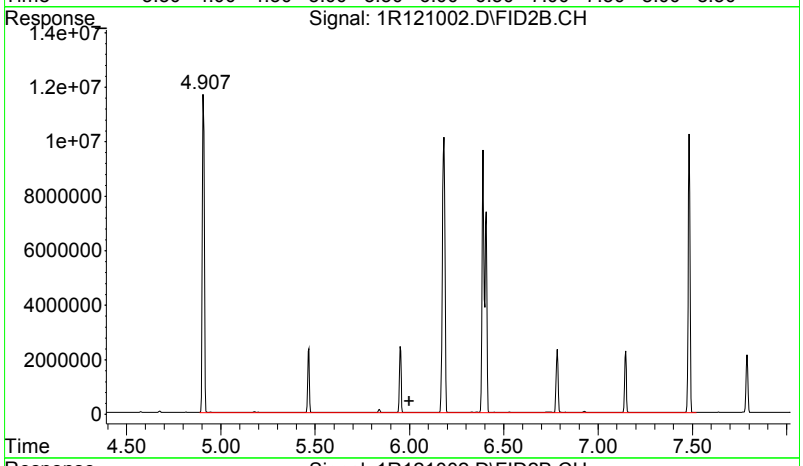

#3 DRO(C12-C24)

R.T.: 6.000 min
Delta R.T.: 0.000 min
Response: 435497659
Conc: 277.03 ug/mL

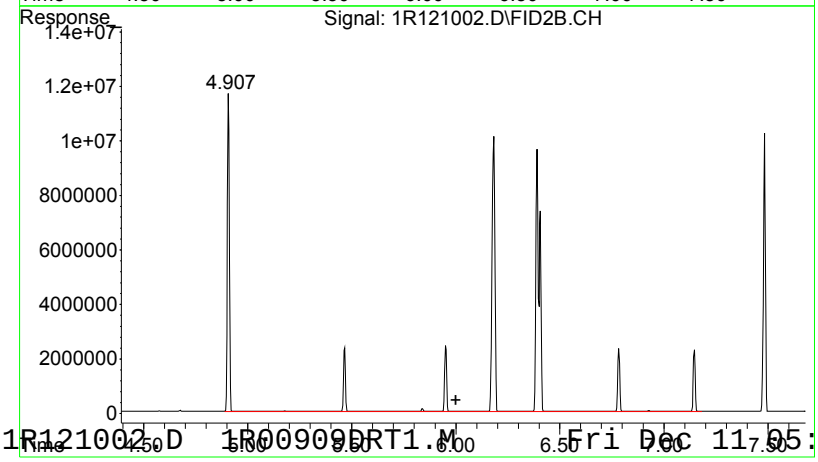

#4 Ca Luft DRO (C12-C22)

R.T.: 6.000 min
Delta R.T.: 0.000 min
Response: 362523713
Conc: 300.07 ug/ml

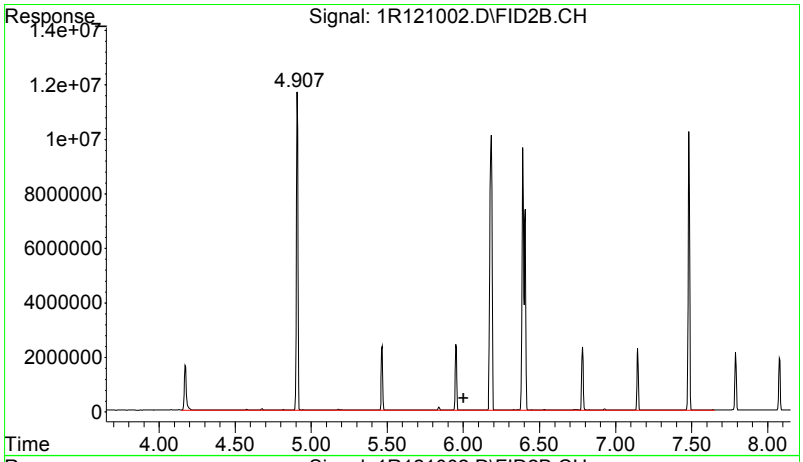

#5 TPHd (C10-C25)

R.T.: 6.000 min
Delta R.T.: 0.000 min
Response: 459862220
Conc: 313.55 ug/ml

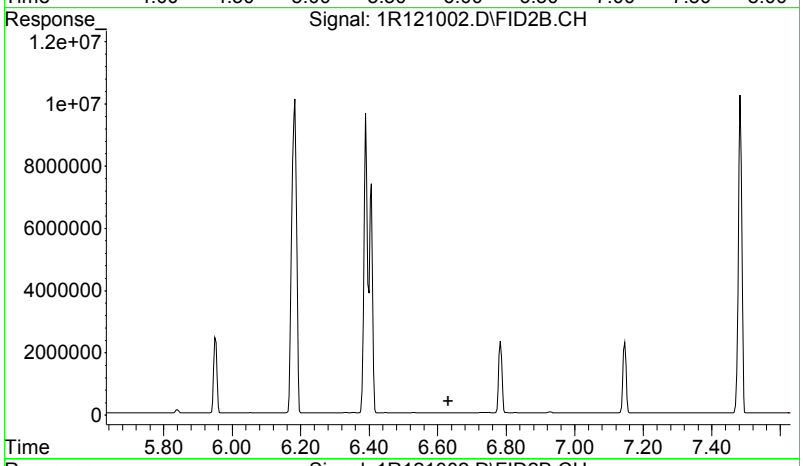

#6 o-Terphenyl

R.T.: 0.000 min
Exp R.T. : 6.630 min
Response: 0
Conc: N.D.

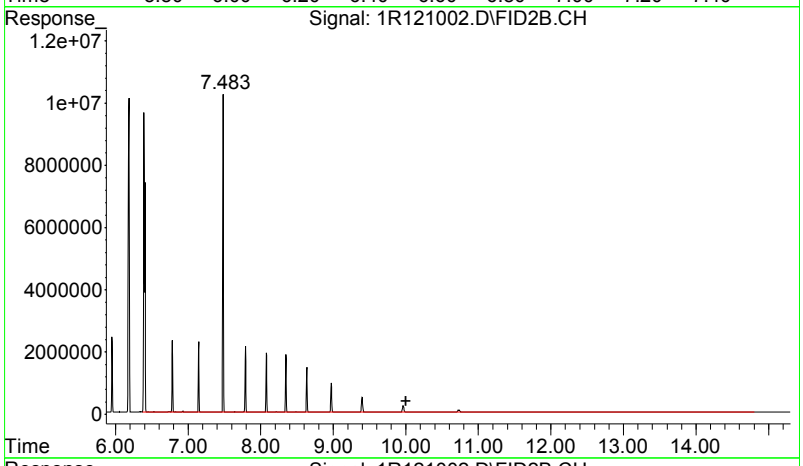

#7 Oil

R.T.: 10.000 min
Delta R.T.: 0.000 min
Response: 299743561
Conc: 197.74 ug/mL

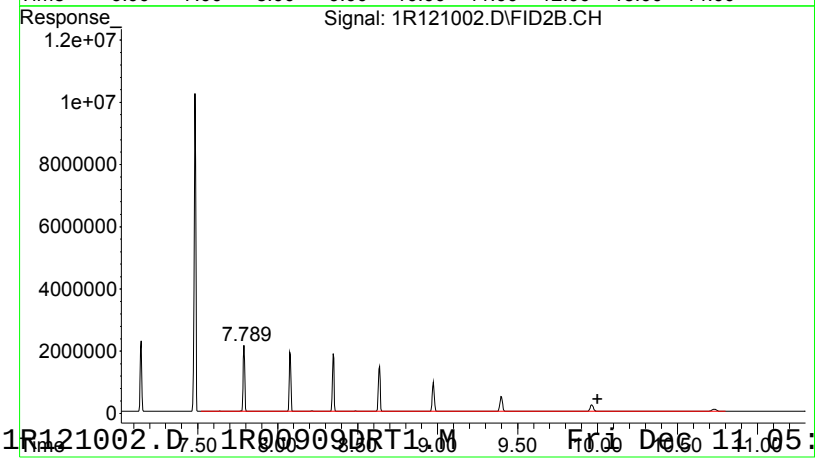

#8 RRO (C24-C40)

R.T.: 10.000 min
Delta R.T.: 0.000 min
Response: 70492596
Conc: 46.50 ug/mL

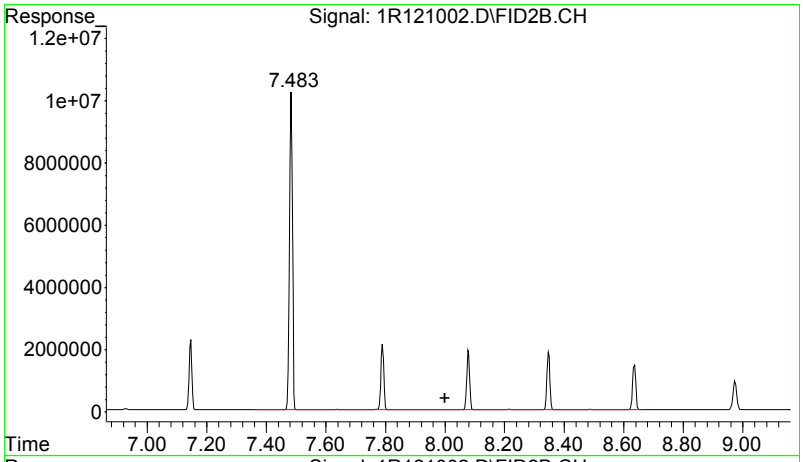

#9 Ca Luft ORO (C23-C32)

R.T.: 8.000 min
Delta R.T.: 0.000 min
Response: 124568239
Conc: 130.77 ug/mL

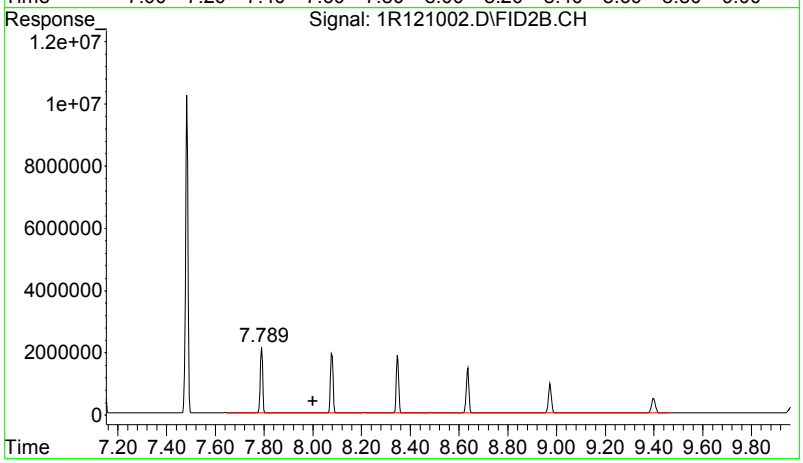

#10 TPHmo (C25-C36)

R.T.: 8.000 min
Delta R.T.: 0.000 min
Response: 65685838
Conc: 69.48 ug/mL

Evaluate Continuing Calibration Report

Data Path : F:\1\DATA\2020-12\0L10051\
Data File : 1R121003.D
Signal(s) : FID2B.CH
Acq On : 10 Dec 2020 5:52 pm
Operator : BLL
Sample : 0L10051-CCV1
Misc :
ALS Vial : 51 Sample Multiplier: 1

Integration File: SUR.E
Quant Time: Dec 10 20:13:54 2020
Quant Method : F:\2\METHODS\1R00909DRT1.M
Quant Title : DUALFID1R, NWTPH-Dx
QLast Update : Thu Sep 10 05:53:22 2020
Response via : Initial Calibration
Integrator: ChemStation 6890 Scale Mode: Large solvent peaks clipped

Volume Inj. : 1uL
Signal Phase : Restek Rxi-5Sil MS
Signal Info : 30M 0.25MMID 0.25UM

Min. RRF : 0.000 Min. Rel. Area : 50% Max. R.T. Dev 0.50min
Max. RRF Dev : 15% Max. Rel. Area : 150%

		Compound	Amount	Calc.	%Dev	Area%	Dev(Min)
1	H	Mineral Oil	1000.000	1055.239	-5.5	105	0.00
2	H	Diesel	1000.000	1055.239	-5.5	105	0.00
3	H	DRO(C12-C24)	1000.000	809.662	19.0#	80	0.00
4	H	Ca Luft DRO (C12-C22)	1000.000	1008.465	-0.8	99	0.00
5	H	TPHd (C10-C25)	1000.000	1062.699	-6.3	104	0.00
6	S	o-Terphenyl	-1.000	52.913	0.0	0	0.00
7	H	Oil	-1.000	272.872	0.0	0	0.00
8	H	RRO (C24-C40)	-1.000	14.871	0.0	0	0.00
9	H	Ca Luft ORO (C23-C32)	-1.000	38.649	0.0	0	0.00
10	H	TPHmo (C25-C36)	-1.000	15.232	0.0	0	0.00

Evaluate Continuing Calibration Report - Not Founds

(#) = Out of Range SPCC's out = 0 CCC's out = 0

BL 12/11/2020

Quantitation Report (Not Reviewed)

Data Path : F:\1\DATA\2020-12\0L10051\
Data File : 1R121003.D
Signal(s) : FID2B.CH
Acq On : 10 Dec 2020 5:52 pm
Operator : BLL
Sample : 0L10051-CCV1
Misc :
ALS Vial : 51 Sample Multiplier: 1

Integration File: SUR.E
Quant Time: Dec 11 05:25:00 2020
Quant Method : F:\2\METHODS\1R00909DRT1.M
Quant Title : DUALFID1R, NWTPH-Dx
QLast Update : Thu Sep 10 05:53:22 2020
Response via : Initial Calibration
Integrator: ChemStation 6890 Scale Mode: Large solvent peaks clipped

Volume Inj. : 1uL
Signal Phase : Restek Rxi-5Sil MS
Signal Info : 30M 0.25MMID 0.25UM

	Compound	R.T.	Response	Conc Units
System Monitoring Compounds				
6) S	o-Terphenyl	6.630	95346931	52.913 ug/mL
Target Compounds				
1) H	Mineral Oil	6.000	1658867514	1055.239 ug/ml
2) H	Diesel	6.000	1658867514	1055.239 ug/ml
3) H	DRO(C12-C24)	6.000	1272813423	809.662 ug/mL
4) H	Ca Luft DRO (C12-C22)	6.000	1218370536	1008.465 ug/ml
5) H	TPHd (C10-C25)	6.000	1558594036	1062.699 ug/ml
7) H	Oil	10.000	413633479	272.872 ug/mL
8) H	RRO (C24-C40)	10.000	22542142	14.871 ug/mL
9) H	Ca Luft ORO (C23-C32)	8.000	36817526	38.649 ug/mL
10) H	TPHmo (C25-C36)	8.000	14401302	15.232 ug/mL

(f)=RT Delta > 1/2 Window (m)=manual int.

BL 12/11/2020

Quantitation Report (Not Reviewed)

Data Path : F:\1\DATA\2020-12\0L10051\
Data File : 1R121003.D
Signal(s) : FID2B.CH
Acq On : 10 Dec 2020 5:52 pm
Operator : BLL
Sample : 0L10051-CCV1
Misc :
ALS Vial : 51 Sample Multiplier: 1

Integration File: SUR.E
Quant Time: Dec 11 05:25:00 2020
Quant Method : F:\2\METHODS\1R00909DRT1.M
Quant Title : DUALFID1R, NWTPH-Dx
QLast Update : Thu Sep 10 05:53:22 2020
Response via : Initial Calibration
Integrator: ChemStation 6890 Scale Mode: Large solvent peaks clipped

Volume Inj. : 1uL
Signal Phase : Restek Rxi-5Sil MS
Signal Info : 30M 0.25MMID 0.25UM

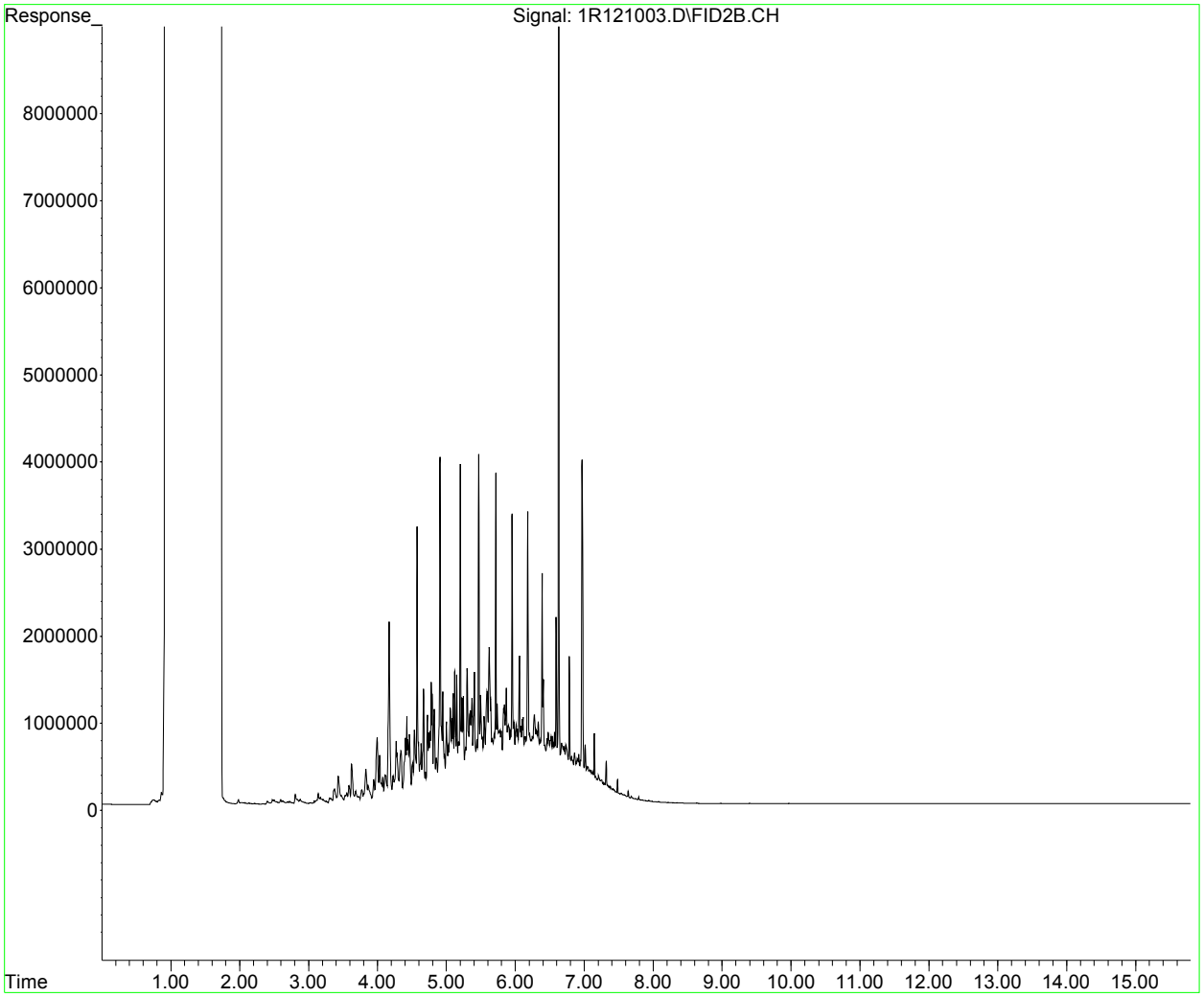

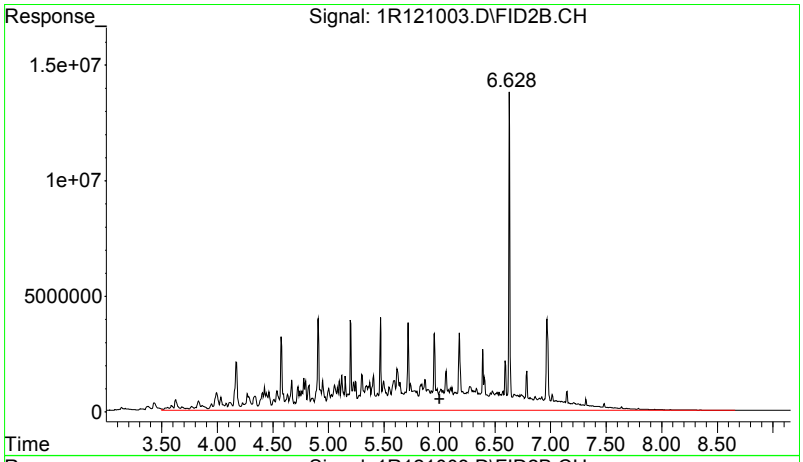

#1 Mineral Oil

R.T.: 6.000 min
Delta R.T.: 0.000 min
Response: 1658867514
Conc: 1055.24 ug/ml

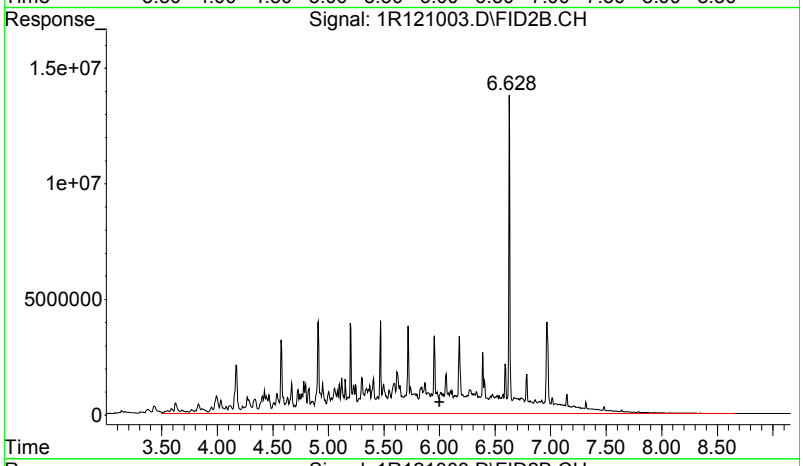

#2 Diesel

R.T.: 6.000 min
Delta R.T.: 0.000 min
Response: 1658867514
Conc: 1055.24 ug/ml

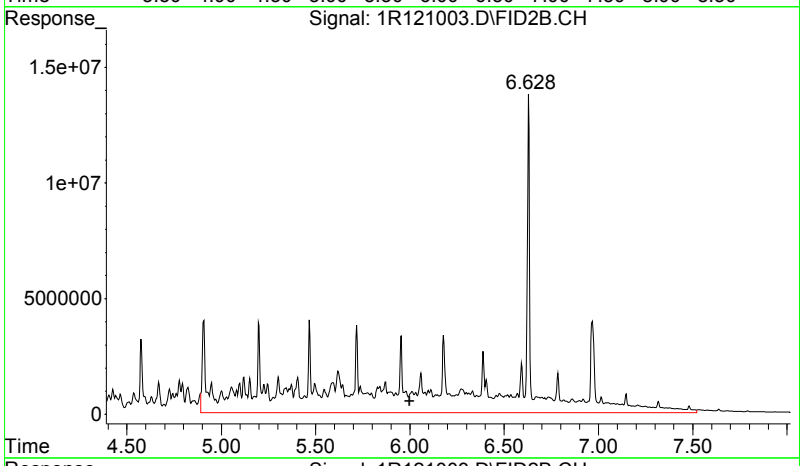

#3 DRO(C12-C24)

R.T.: 6.000 min
Delta R.T.: 0.000 min
Response: 1272813423
Conc: 809.66 ug/mL

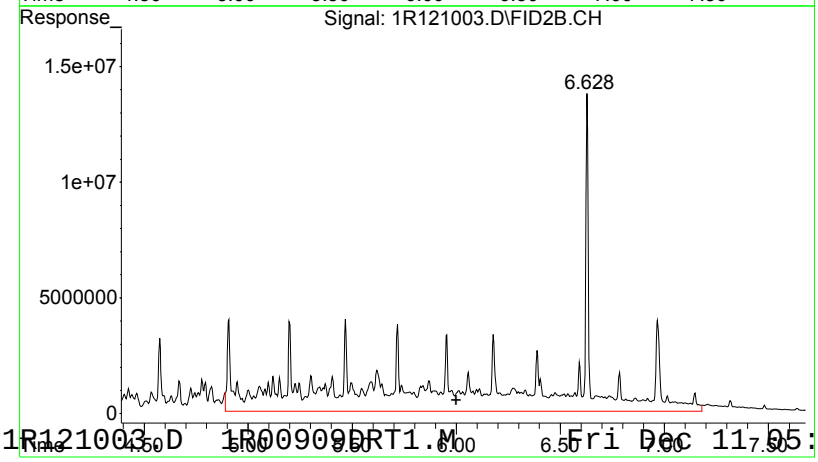

#4 Ca Luft DRO (C12-C22)

R.T.: 6.000 min
Delta R.T.: 0.000 min
Response: 1218370536
Conc: 1008.46 ug/ml

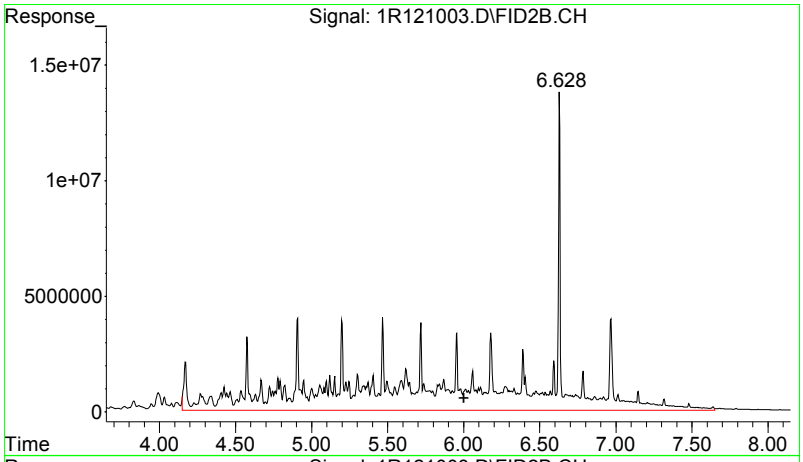

#5 TPHd (C10-C25)

R.T.: 6.000 min
Delta R.T.: 0.000 min
Response: 1558594036
Conc: 1062.70 ug/ml

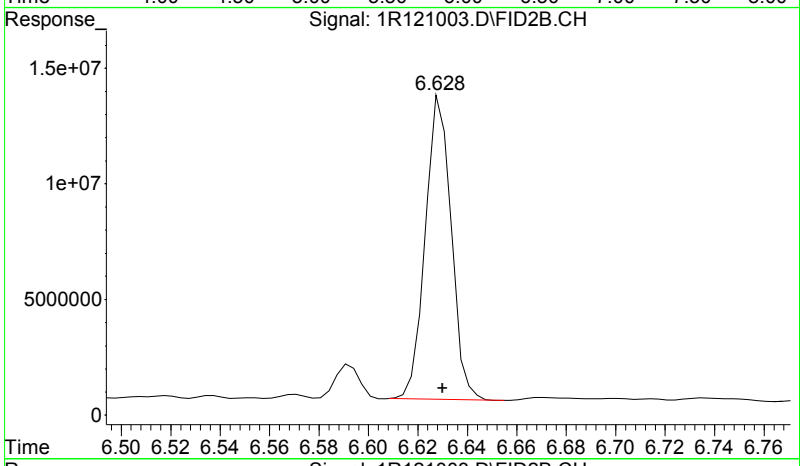

#6 o-Terphenyl

R.T.: 6.630 min
Delta R.T.: 0.000 min
Response: 95346931
Conc: 52.91 ug/mL

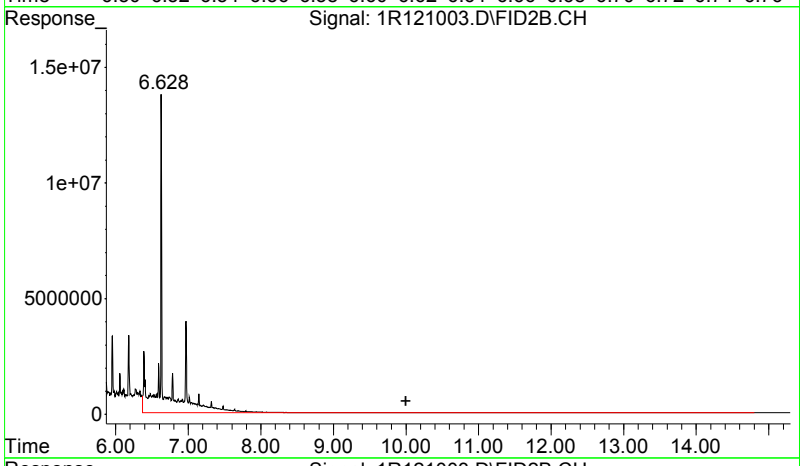

#7 Oil

R.T.: 10.000 min
Delta R.T.: 0.000 min
Response: 413633479
Conc: 272.87 ug/mL

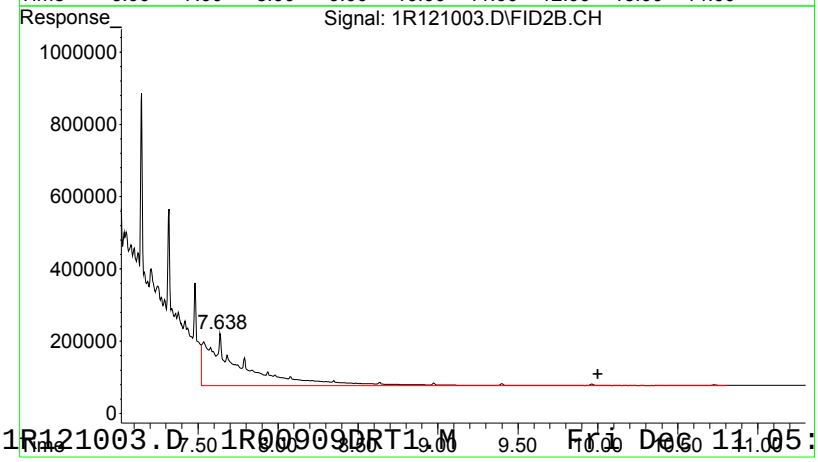

#8 RRO (C24-C40)

R.T.: 10.000 min
Delta R.T.: 0.000 min
Response: 22542142
Conc: 14.87 ug/mL

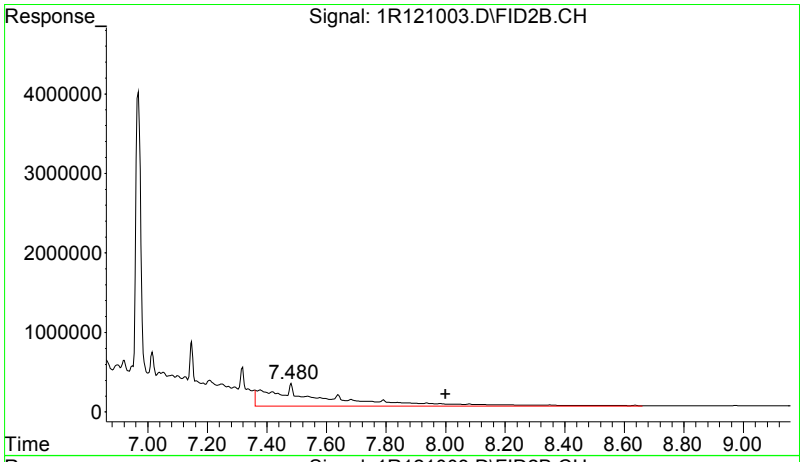

#9 Ca Luft ORO (C23-C32)

R.T.:	8.000 min
Delta R.T.:	0.000 min
Response:	36817526
Conc:	38.65 ug/mL

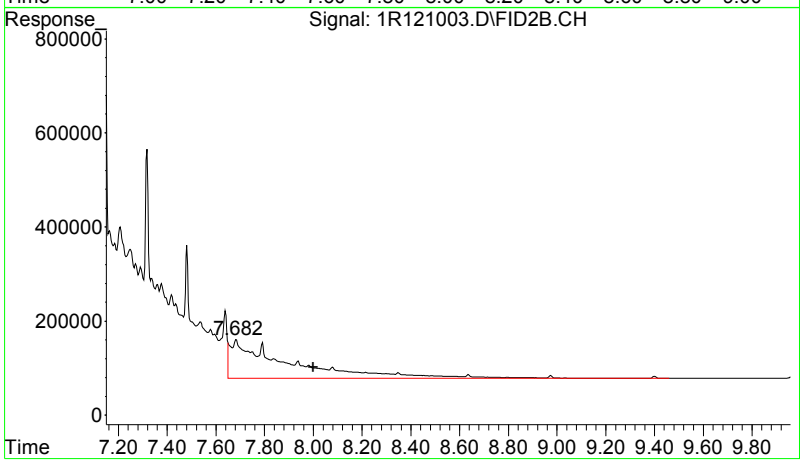

#10 TPHmo (C25-C36)

R.T.:	8.000 min
Delta R.T.:	0.000 min
Response:	14401302
Conc:	15.23 ug/mL

Evaluate Continuing Calibration Report

Data Path : F:\1\DATA\2020-12\0L10051\
Data File : 1R121004.D
Signal(s) : FID2B.CH
Acq On : 10 Dec 2020 6:15 pm
Operator : BLL
Sample : 0L10051-CCV2
Misc :
ALS Vial : 52 Sample Multiplier: 1

Integration File: SUR.E
Quant Time: Dec 10 20:14:09 2020
Quant Method : F:\2\METHODS\1R00909DRT1.M
Quant Title : DUALFID1R, NWTPH-Dx
QLast Update : Thu Sep 10 05:53:22 2020
Response via : Initial Calibration
Integrator: ChemStation 6890 Scale Mode: Large solvent peaks clipped

Volume Inj. : 1uL
Signal Phase : Restek Rxi-5Sil MS
Signal Info : 30M 0.25MMID 0.25UM

Min. RRF : 0.000 Min. Rel. Area : 50% Max. R.T. Dev 0.50min
Max. RRF Dev : 15% Max. Rel. Area : 150%

		Compound	Amount	Calc.	%Dev	Area%	Dev(Min)
1	H	Mineral Oil	-1.000	387.896	0.0	0	0.00
2	H	Diesel	-1.000	387.896	0.0	0	0.00
3	H	DRO(C12-C24)	-1.000	94.466	0.0	0	0.00
4	H	Ca Luft DRO (C12-C22)	-1.000	43.113	0.0	0	0.00
5	H	TPHd (C10-C25)	-1.000	142.230	0.0	0	0.00
6	S	o-Terphenyl	-1.000	50.298	0.0	0	0.00
7	H	Oil	500.000	494.141	1.2	98	0.00
8	H	RRO (C24-C40)	500.000	388.600	22.3#	77	0.00
9	H	Ca Luft ORO (C23-C32)	500.000	518.979	-3.8	102	0.00
10	H	TPHmo (C25-C36)	500.000	515.837	-3.2	102	0.00

Evaluate Continuing Calibration Report - Not Founds

(#) = Out of Range SPCC's out = 0 CCC's out = 0

BL 12/11/2020

Quantitation Report (Not Reviewed)

Data Path : F:\1\DATA\2020-12\0L10051\
Data File : 1R121004.D
Signal(s) : FID2B.CH
Acq On : 10 Dec 2020 6:15 pm
Operator : BLL
Sample : 0L10051-CCV2
Misc :
ALS Vial : 52 Sample Multiplier: 1

Integration File: SUR.E
Quant Time: Dec 11 05:25:20 2020
Quant Method : F:\2\METHODS\1R00909DRT1.M
Quant Title : DUALFID1R, NWTPH-Dx
QLast Update : Thu Sep 10 05:53:22 2020
Response via : Initial Calibration
Integrator: ChemStation 6890 Scale Mode: Large solvent peaks clipped

Volume Inj. : 1uL
Signal Phase : Restek Rxi-5Sil MS
Signal Info : 30M 0.25MMID 0.25UM

	Compound	R.T.	Response	Conc Units
System Monitoring Compounds				
6) S	o-Terphenyl	6.628	90633859	50.298 ug/mL
Target Compounds				
1) H	Mineral Oil	6.000	609783630	387.896 ug/ml
2) H	Diesel	6.000	609783630	387.896 ug/ml
3) H	DRO(C12-C24)	6.000	148504067	94.466 ug/mL
4) H	Ca Luft DRO (C12-C22)	6.000	52086725	43.113 ug/ml
5) H	TPHd (C10-C25)	6.000	208600509	142.230 ug/ml
7) H	Oil	10.000	749044390	494.141 ug/mL
8) H	RRO (C24-C40)	10.000	589059651	388.600 ug/mL
9) H	Ca Luft ORO (C23-C32)	8.000	494380261	518.979 ug/mL
10) H	TPHmo (C25-C36)	8.000	487702935	515.837 ug/mL

(f)=RT Delta > 1/2 Window (m)=manual int.

BL 12/11/2020

Quantitation Report (Not Reviewed)

Data Path : F:\1\DATA\2020-12\0L10051\
Data File : 1R121004.D
Signal(s) : FID2B.CH
Acq On : 10 Dec 2020 6:15 pm
Operator : BLL
Sample : 0L10051-CCV2
Misc :
ALS Vial : 52 Sample Multiplier: 1

Integration File: SUR.E
Quant Time: Dec 11 05:25:20 2020
Quant Method : F:\2\METHODS\1R00909DRT1.M
Quant Title : DUALFID1R, NWTPH-Dx
QLast Update : Thu Sep 10 05:53:22 2020
Response via : Initial Calibration
Integrator: ChemStation 6890 Scale Mode: Large solvent peaks clipped

Volume Inj. : 1uL
Signal Phase : Restek Rxi-5Sil MS
Signal Info : 30M 0.25MMID 0.25UM

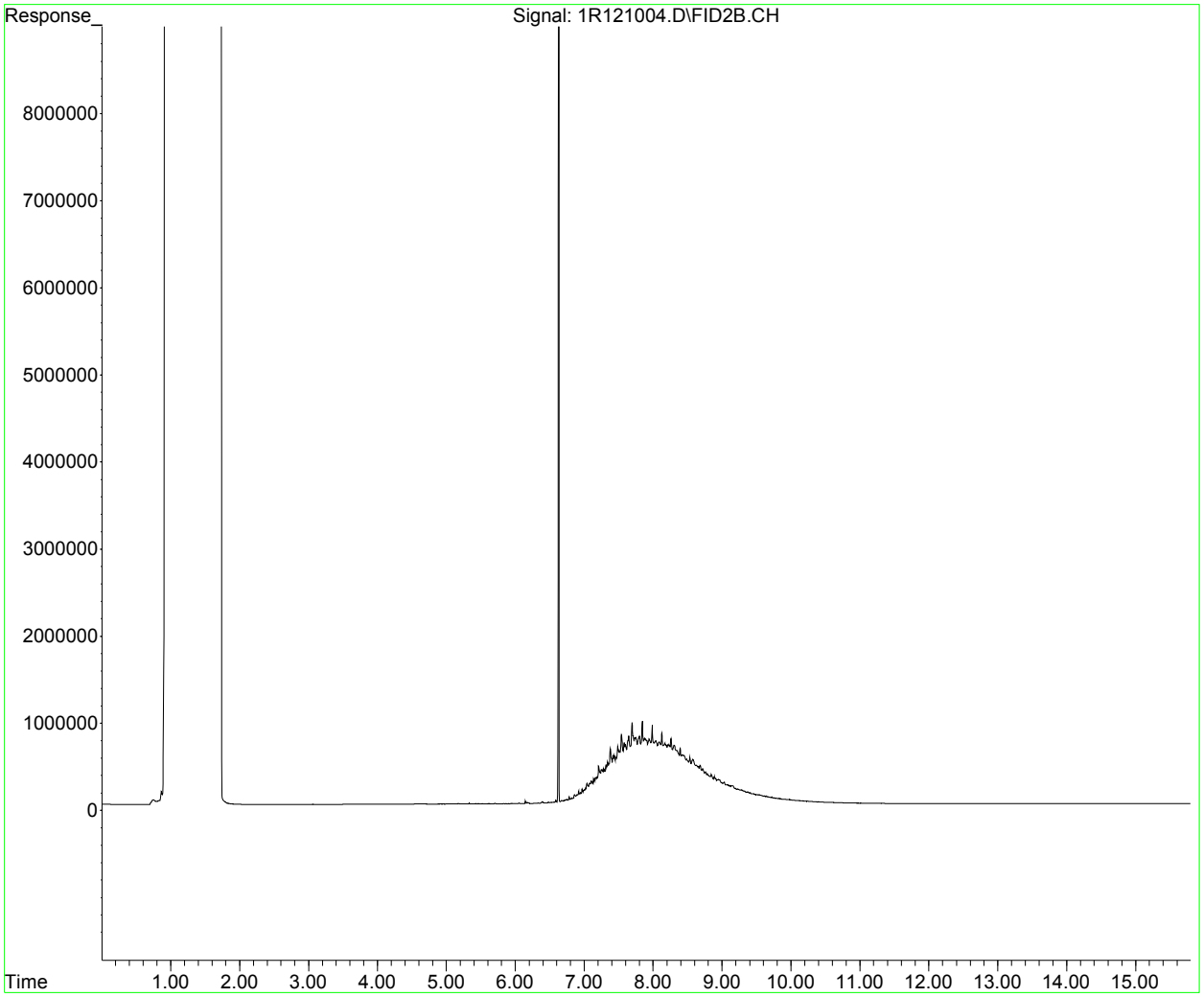

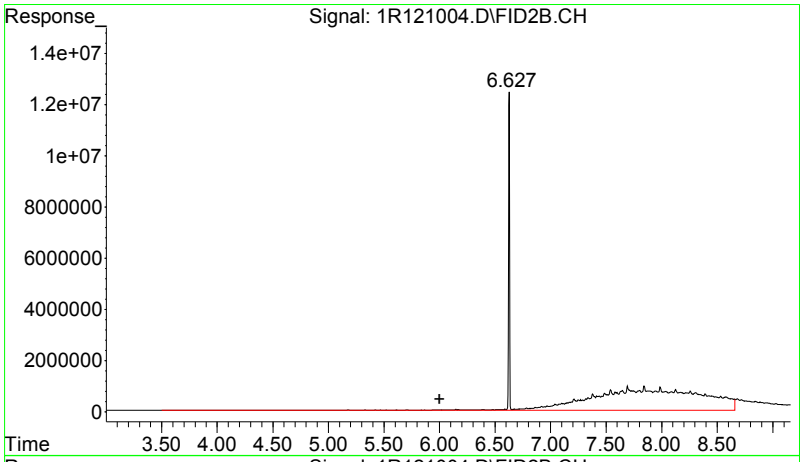

#1 Mineral Oil

R.T.: 6.000 min
Delta R.T.: 0.000 min
Response: 609783630
Conc: 387.90 ug/ml

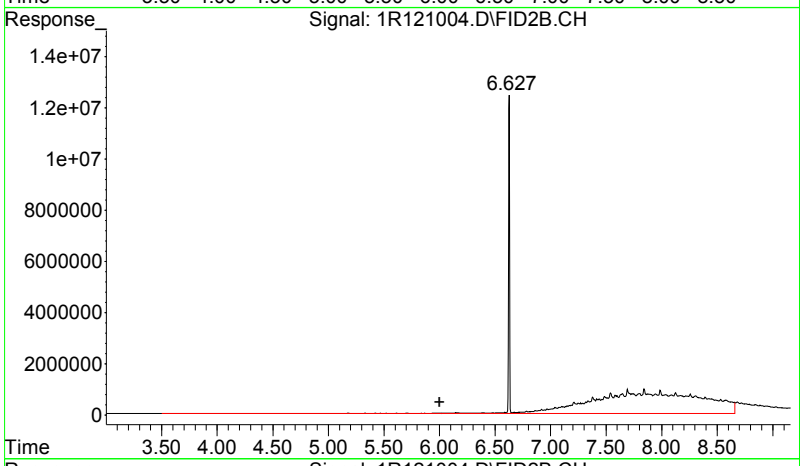

#2 Diesel

R.T.: 6.000 min
Delta R.T.: 0.000 min
Response: 609783630
Conc: 387.90 ug/ml

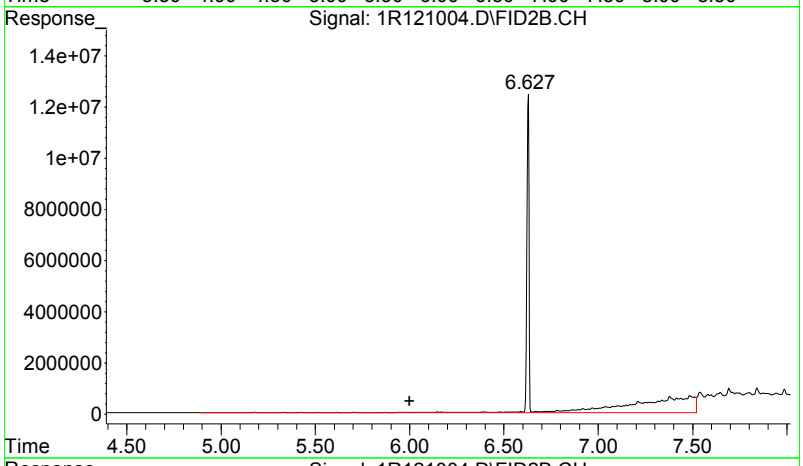

#3 DRO(C12-C24)

R.T.: 6.000 min
Delta R.T.: 0.000 min
Response: 148504067
Conc: 94.47 ug/mL

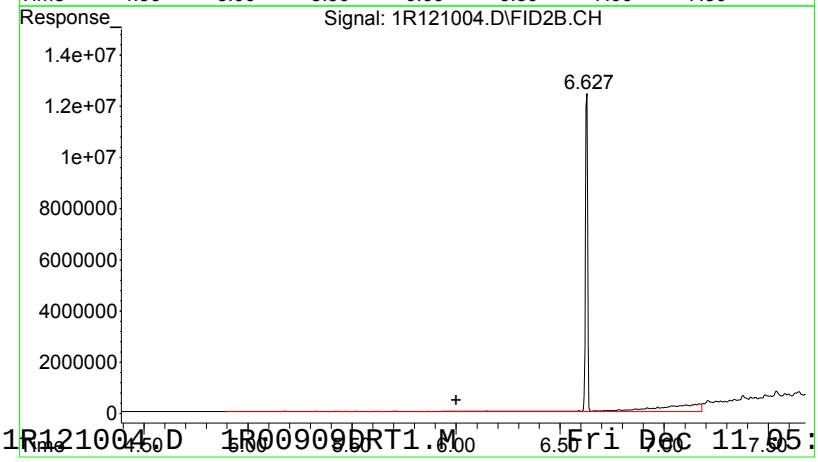

#4 Ca Luft DRO (C12-C22)

R.T.: 6.000 min
Delta R.T.: 0.000 min
Response: 52086725
Conc: 43.11 ug/ml

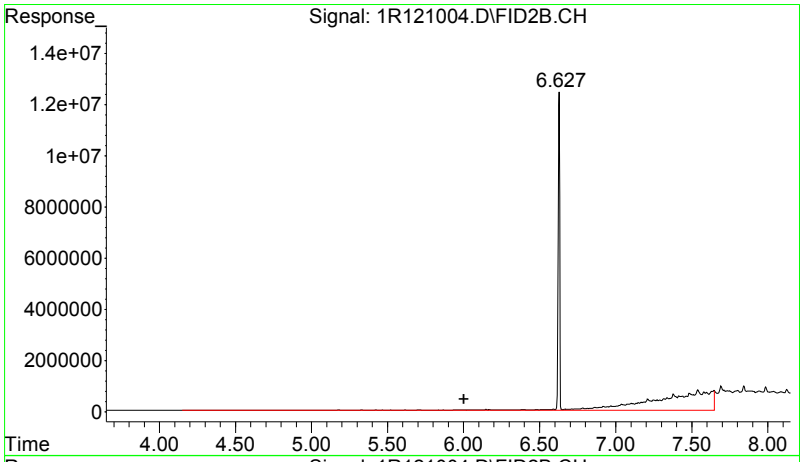

#5 TPHd (C10-C25)

R.T.: 6.000 min
Delta R.T.: 0.000 min
Response: 208600509
Conc: 142.23 ug/ml

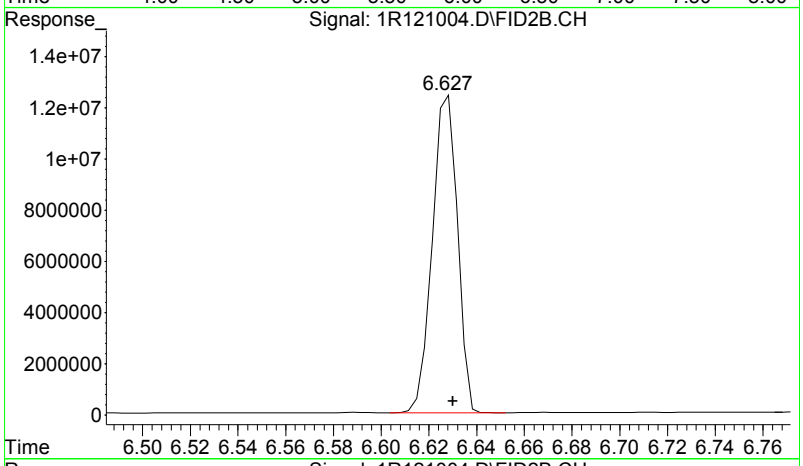

#6 o-Terphenyl

R.T.: 6.628 min
Delta R.T.: -0.002 min
Response: 90633859
Conc: 50.30 ug/mL

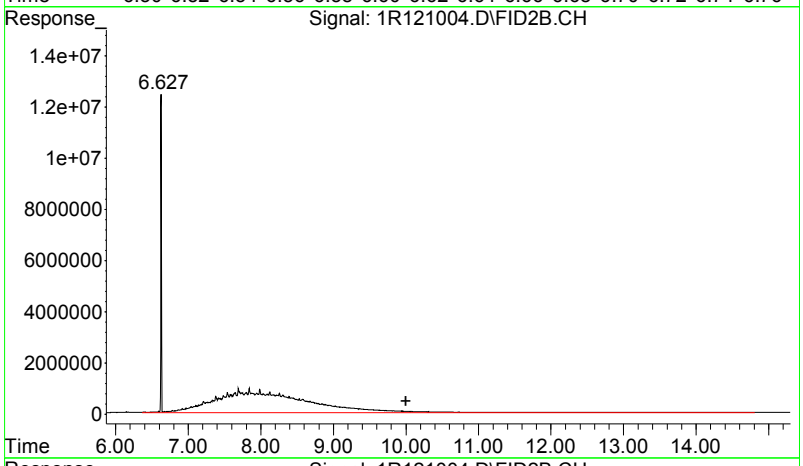

#7 Oil

R.T.: 10.000 min
Delta R.T.: 0.000 min
Response: 749044390
Conc: 494.14 ug/mL

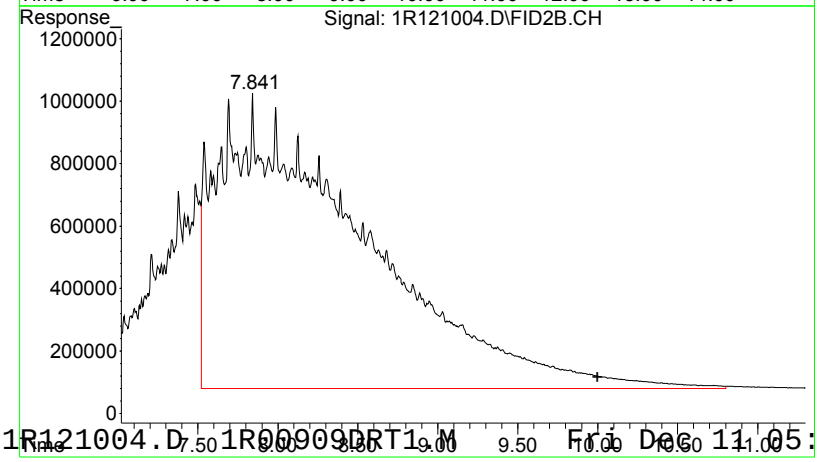

#8 RRO (C24-C40)

R.T.: 10.000 min
Delta R.T.: 0.000 min
Response: 589059651
Conc: 388.60 ug/mL

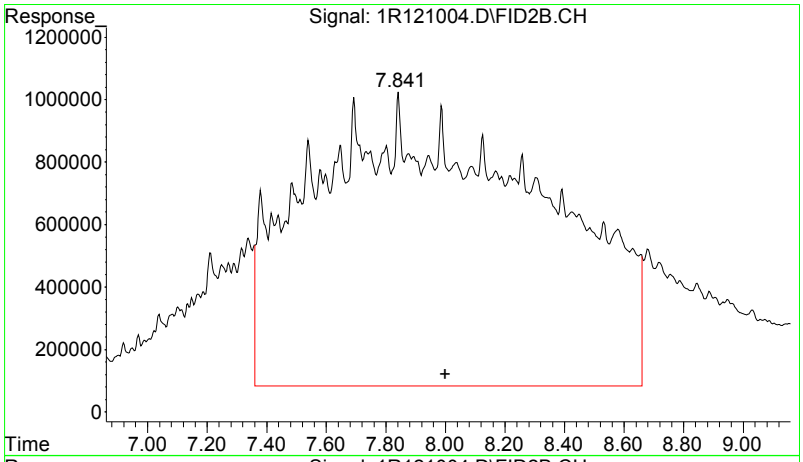

#9 Ca Luft ORO (C23-C32)

R.T.: 8.000 min
Delta R.T.: 0.000 min
Response: 494380261
Conc: 518.98 ug/mL

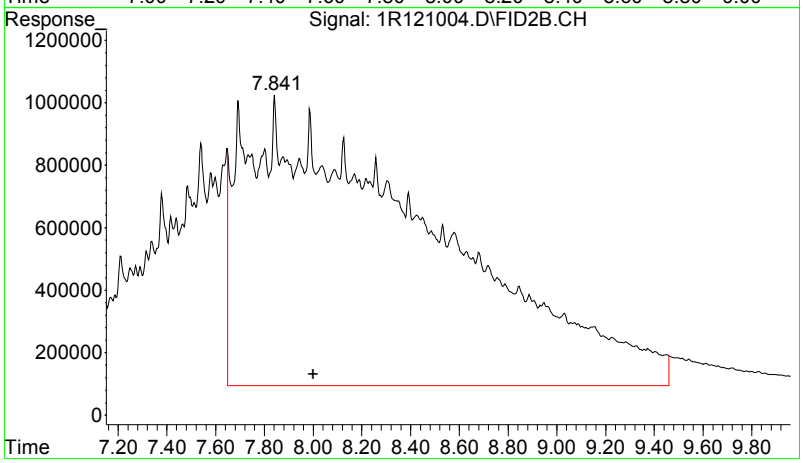

#10 TPHmo (C25-C36)

R.T.: 8.000 min
Delta R.T.: 0.000 min
Response: 487702935
Conc: 515.84 ug/mL

Quantitation Report (Not Reviewed)

Data Path : F:\1\DATA\2020-12\0L10051\
Data File : 1R121005.D
Signal(s) : FID2B.CH
Acq On : 10 Dec 2020 6:38 pm
Operator : BLL
Sample : 0L10051-CCB1
Misc :
ALS Vial : 100 Sample Multiplier: 1

Integration File: SUR.E
Quant Time: Dec 11 05:25:31 2020
Quant Method : F:\2\METHODS\1R00909DRT1.M
Quant Title : DUALFID1R, NWTPH-Dx
QLast Update : Thu Sep 10 05:53:22 2020
Response via : Initial Calibration
Integrator: ChemStation 6890 Scale Mode: Large solvent peaks clipped

Volume Inj. : 1uL
Signal Phase : Restek Rxi-5Sil MS
Signal Info : 30M 0.25MMID 0.25UM

	Compound	R.T.	Response	Conc	Units	
System Monitoring Compounds						
6) S	o-Terphenyl	0.000	0	N.D.	ug/mL	
Target Compounds						
1) H	Mineral Oil	6.000	20978162	13.345	ug/ml	
2) H	Diesel	6.000	20978162	13.345	ug/ml	
3) H	DRO(C12-C24)	6.000	5727504	3.643	ug/mL	
4) H	Ca Luft DRO (C12-C22)	6.000	4732941	3.918	ug/ml	
5) H	TPHd (C10-C25)	6.000	12878214	8.781	ug/mL	< 1/2 RL
7) H	Oil	10.000	14914192	9.839	ug/mL	
8) H	RRO (C24-C40)	10.000	3513738	2.318	ug/mL	
9) H	Ca Luft ORO (C23-C32)	8.000	1987266	2.086	ug/mL	
10) H	TPHmo (C25-C36)	8.000	2286377	2.418	ug/mL	

(f)=RT Delta > 1/2 Window (m)=manual int.

BL 12/11/2020

Quantitation Report (Not Reviewed)

Data Path : F:\1\DATA\2020-12\0L10051\
Data File : 1R121005.D
Signal(s) : FID2B.CH
Acq On : 10 Dec 2020 6:38 pm
Operator : BLL
Sample : 0L10051-CCB1
Misc :
ALS Vial : 100 Sample Multiplier: 1

Integration File: SUR.E
Quant Time: Dec 11 05:25:31 2020
Quant Method : F:\2\METHODS\1R00909DRT1.M
Quant Title : DUALFID1R, NWTPH-Dx
QLast Update : Thu Sep 10 05:53:22 2020
Response via : Initial Calibration
Integrator: ChemStation 6890 Scale Mode: Large solvent peaks clipped

Volume Inj. : 1uL
Signal Phase : Restek Rxi-5Sil MS
Signal Info : 30M 0.25MMID 0.25UM

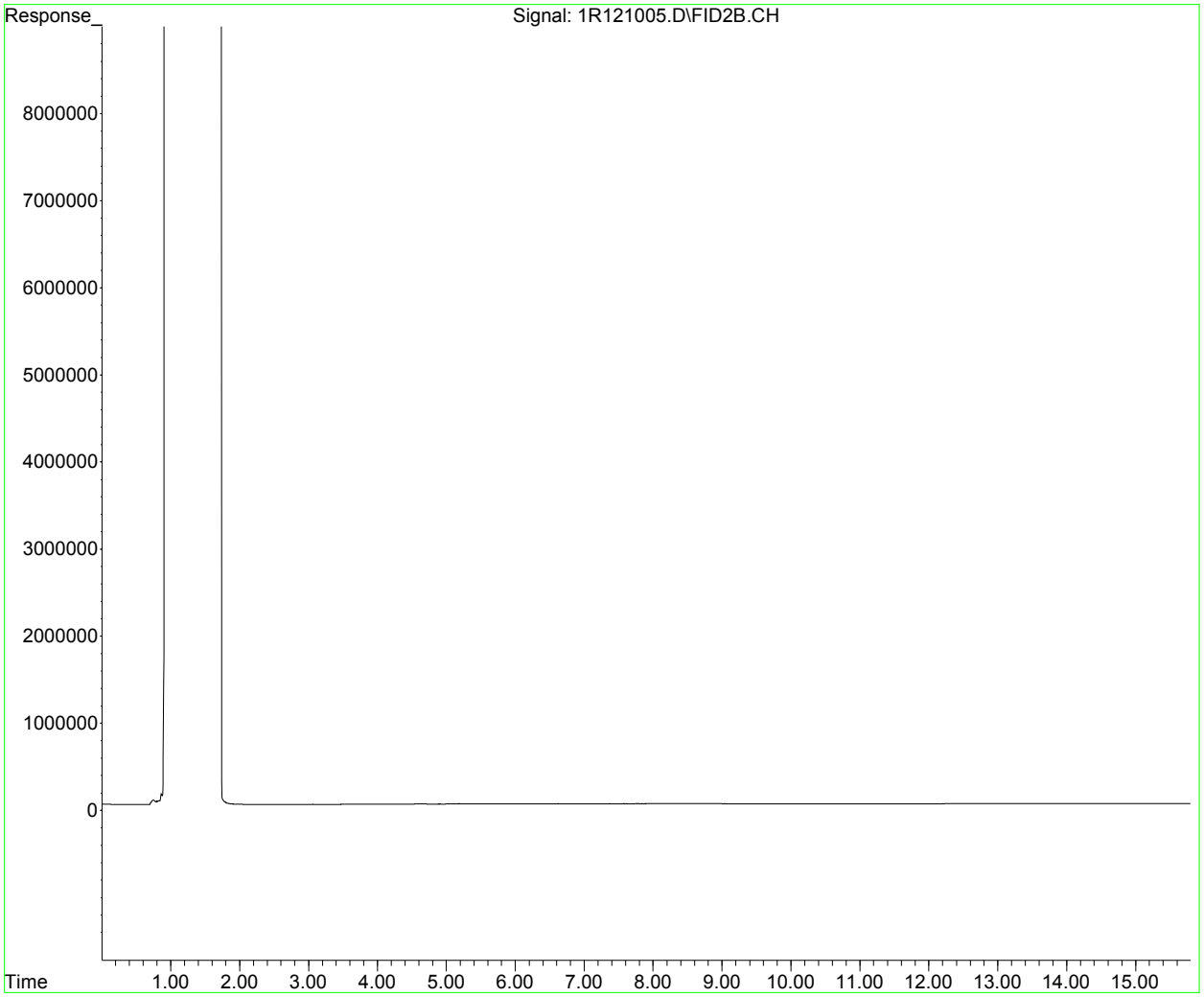

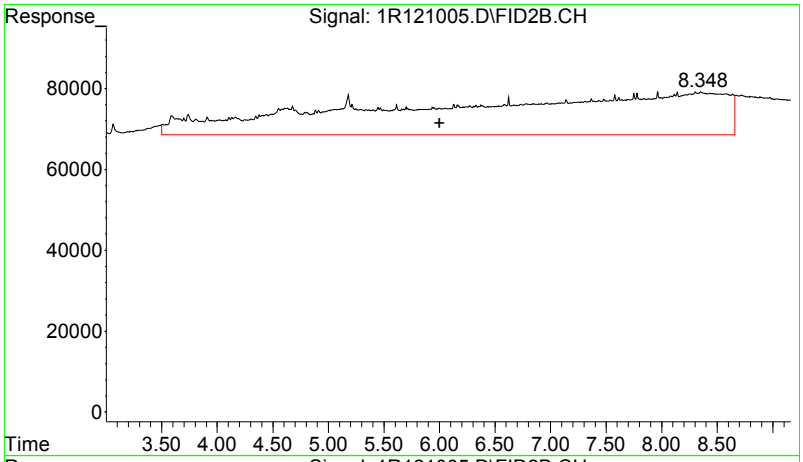

#1 Mineral Oil

R.T.: 6.000 min
Delta R.T.: 0.000 min
Response: 20978162
Conc: 13.34 ug/ml

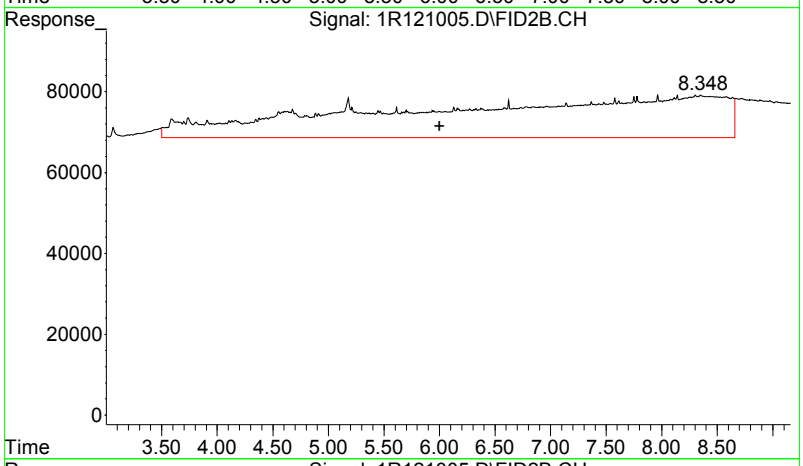

#2 Diesel

R.T.: 6.000 min
Delta R.T.: 0.000 min
Response: 20978162
Conc: 13.34 ug/ml

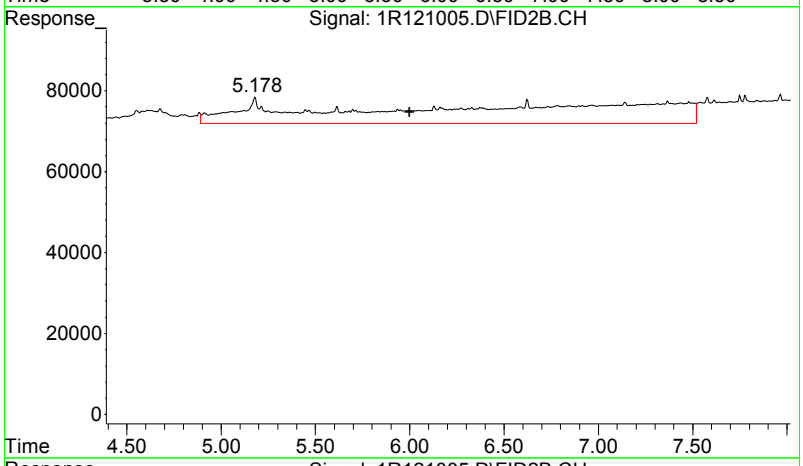

#3 DRO(C12-C24)

R.T.: 6.000 min
Delta R.T.: 0.000 min
Response: 5727504
Conc: 3.64 ug/mL

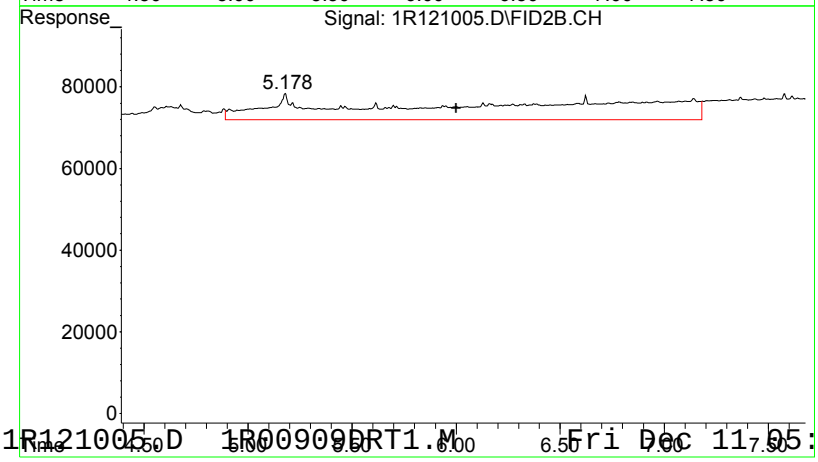

#4 Ca Luft DRO (C12-C22)

R.T.: 6.000 min
Delta R.T.: 0.000 min
Response: 4732941
Conc: 3.92 ug/ml

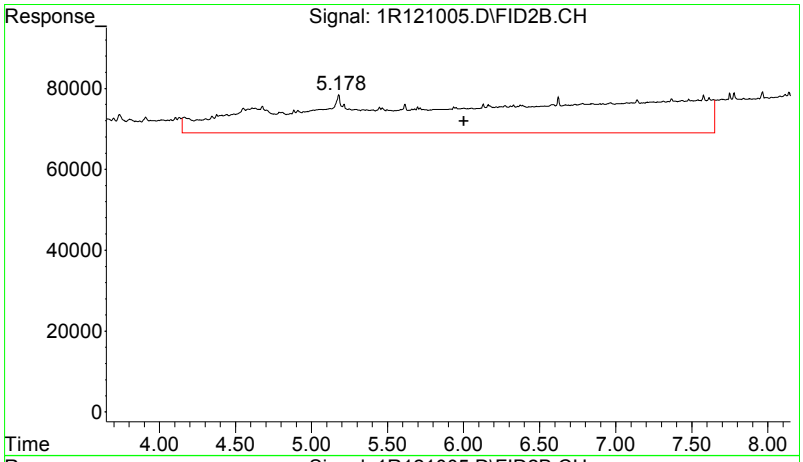

#5 TPHd (C10-C25)

R.T.: 6.000 min
Delta R.T.: 0.000 min
Response: 12878214
Conc: 8.78 ug/ml

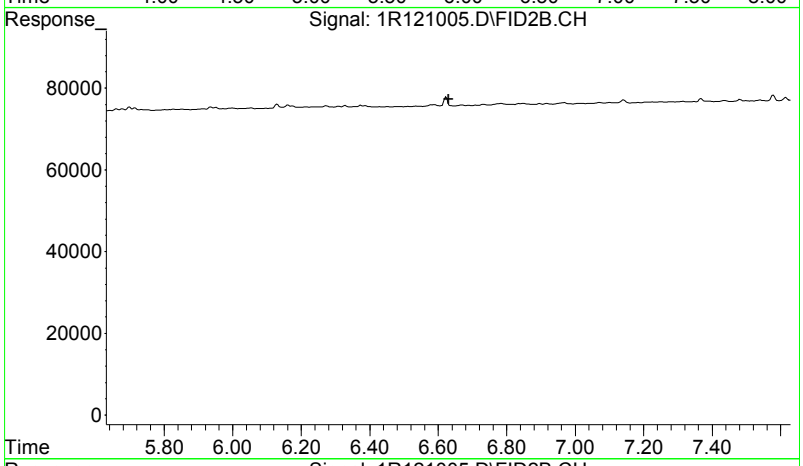

#6 o-Terphenyl

R.T.: 0.000 min
Exp R.T. : 6.630 min
Response: 0
Conc: N.D.

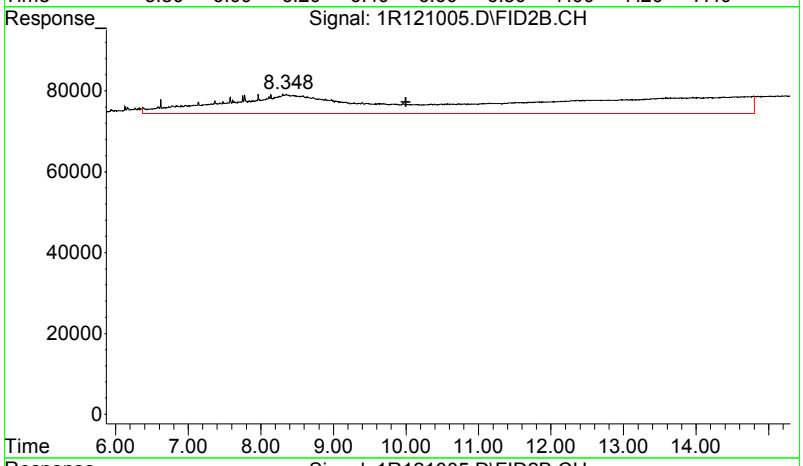

#7 Oil

R.T.: 10.000 min
Delta R.T.: 0.000 min
Response: 14914192
Conc: 9.84 ug/mL

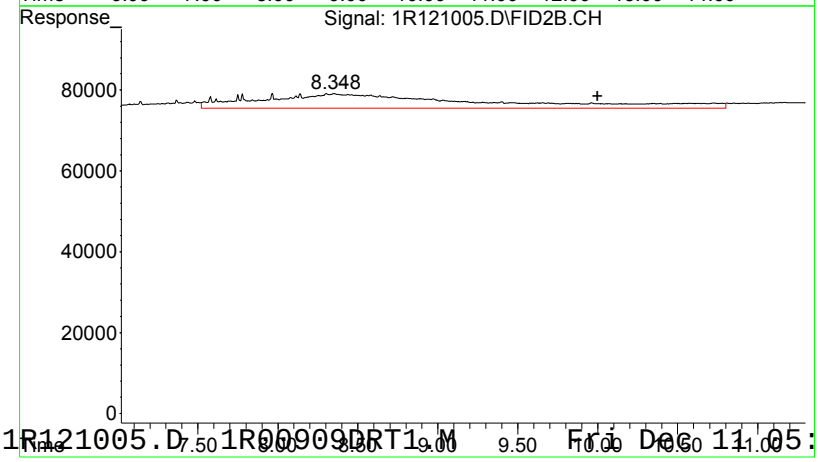

#8 RRO (C24-C40)

R.T.: 10.000 min
Delta R.T.: 0.000 min
Response: 3513738
Conc: 2.32 ug/mL

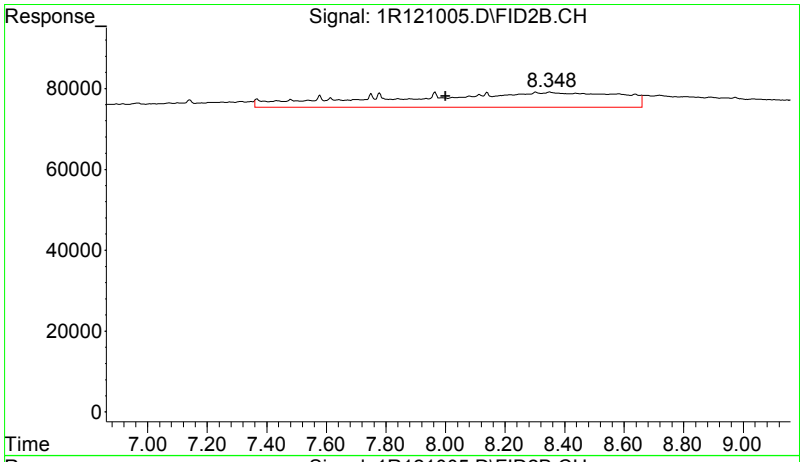

#9 Ca Luft ORO (C23-C32)

R.T.:	8.000 min
Delta R.T.:	0.000 min
Response:	1987266
Conc:	2.09 ug/mL

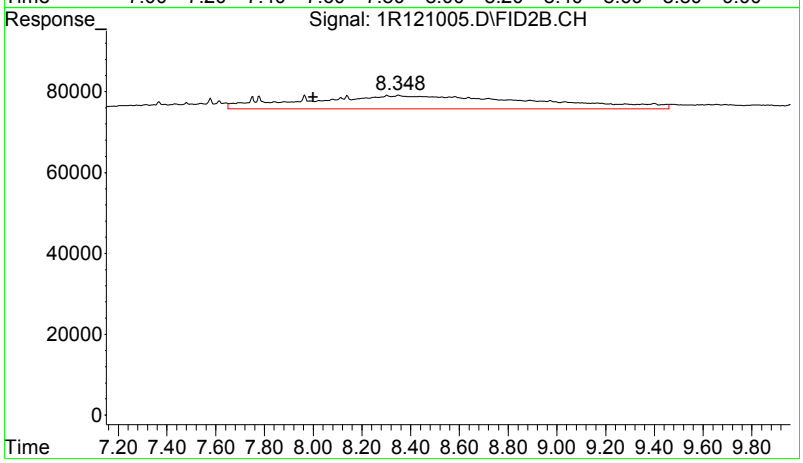

#10 TPHmo (C25-C36)

R.T.:	8.000 min
Delta R.T.:	0.000 min
Response:	2286377
Conc:	2.42 ug/mL

Quantitation Report (Not Reviewed)

Data Path : F:\1\DATA\2020-12\0L10051\
Data File : 1R121006.D
Signal(s) : FID2B.CH
Acq On : 10 Dec 2020 9:18 pm
Operator : BLL
Sample : 0120395-BLK1
Misc :
ALS Vial : 53 Sample Multiplier: 1

Integration File: SUR.E
Quant Time: Dec 11 05:25:43 2020
Quant Method : F:\2\METHODS\1R00909DRT1.M
Quant Title : DUALFID1R, NWTPH-Dx
QLast Update : Thu Sep 10 05:53:22 2020
Response via : Initial Calibration
Integrator: ChemStation 6890 Scale Mode: Large solvent peaks clipped

Volume Inj. : 1uL
Signal Phase : Restek Rxi-5Sil MS
Signal Info : 30M 0.25MMID 0.25UM

	Compound	R.T.	Response	Conc	Units	
System Monitoring Compounds						
6) S	o-Terphenyl	6.627	96162426	53.366	ug/mL	
Target Compounds						
1) H	Mineral Oil	6.000	22338387	14.210	ug/ml	
2) H	Diesel	6.000	22338387	14.210	ug/ml	
3) H	DRO(C12-C24)	6.000	7207502	4.585	ug/mL	
4) H	Ca Luft DRO (C12-C22)	6.000	6106856	5.055	ug/ml	
5) H	TPHd (C10-C25)	6.000	13893881	9.473	ug/ml	< 1/2 RL
7) H	Oil	10.000	14216275	9.378	ug/mL	
8) H	RRO (C24-C40)	10.000	3449351	2.276	ug/mL	
9) H	Ca Luft ORO (C23-C32)	8.000	1962784	2.060	ug/mL	
10) H	TPHmo (C25-C36)	8.000	2009333	2.125	ug/mL	

(f)=RT Delta > 1/2 Window (m)=manual int.

BL 12/11/2020

Quantitation Report (Not Reviewed)

Data Path : F:\1\DATA\2020-12\0L10051\
Data File : 1R121006.D
Signal(s) : FID2B.CH
Acq On : 10 Dec 2020 9:18 pm
Operator : BLL
Sample : 0120395-BLK1
Misc :
ALS Vial : 53 Sample Multiplier: 1

Integration File: SUR.E
Quant Time: Dec 11 05:25:43 2020
Quant Method : F:\2\METHODS\1R00909DRT1.M
Quant Title : DUALFID1R, NWTPH-Dx
QLast Update : Thu Sep 10 05:53:22 2020
Response via : Initial Calibration
Integrator: ChemStation 6890 Scale Mode: Large solvent peaks clipped

Volume Inj. : 1uL
Signal Phase : Restek Rxi-5Sil MS
Signal Info : 30M 0.25MMID 0.25UM

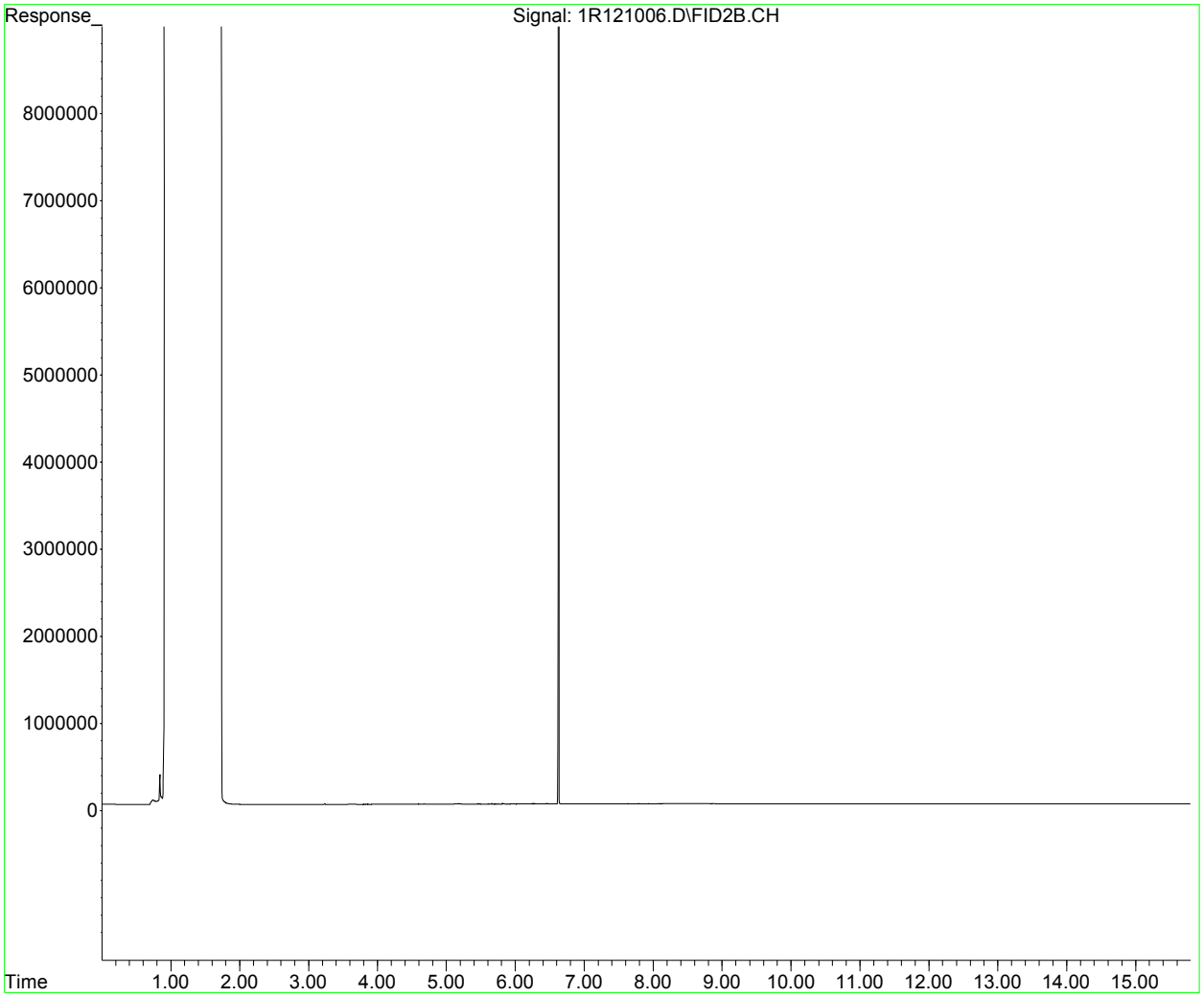

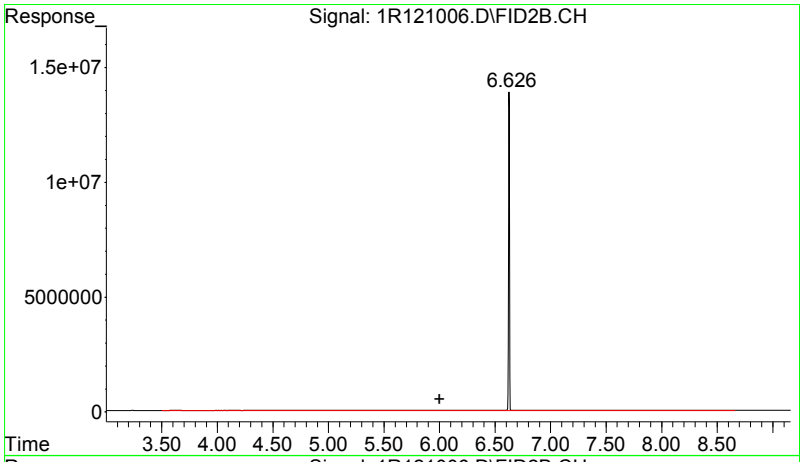

#1 Mineral Oil

R.T.: 6.000 min
Delta R.T.: 0.000 min
Response: 22338387
Conc: 14.21 ug/ml

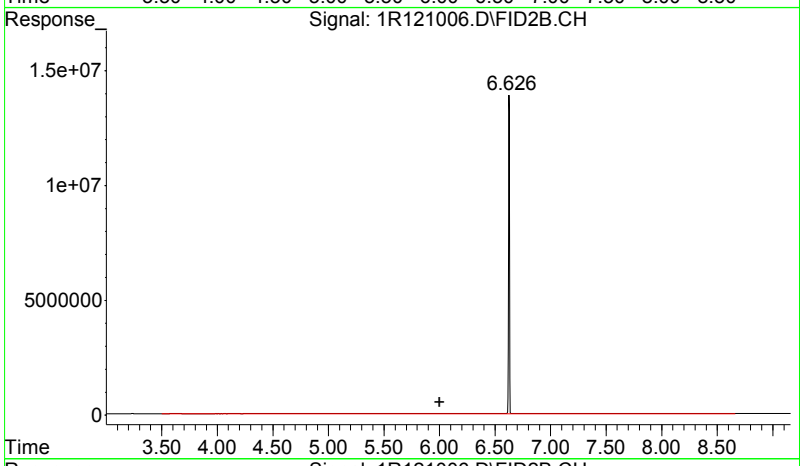

#2 Diesel

R.T.: 6.000 min
Delta R.T.: 0.000 min
Response: 22338387
Conc: 14.21 ug/ml

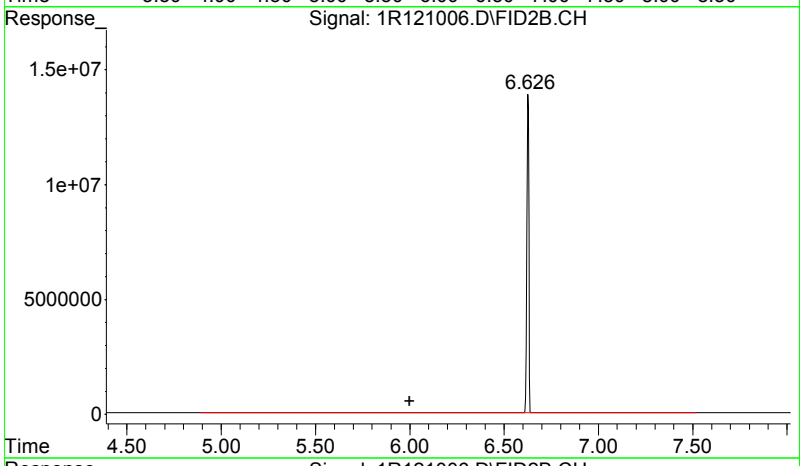

#3 DRO(C12-C24)

R.T.: 6.000 min
Delta R.T.: 0.000 min
Response: 7207502
Conc: 4.58 ug/mL

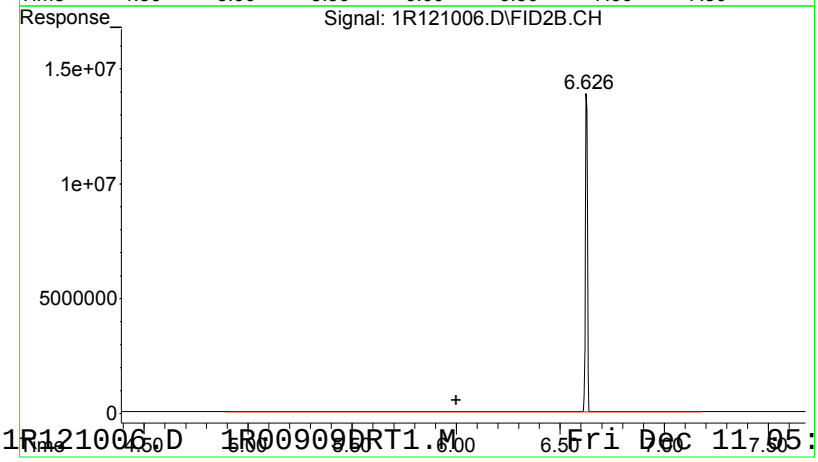

#4 Ca Luft DRO (C12-C22)

R.T.: 6.000 min
Delta R.T.: 0.000 min
Response: 6106856
Conc: 5.05 ug/ml

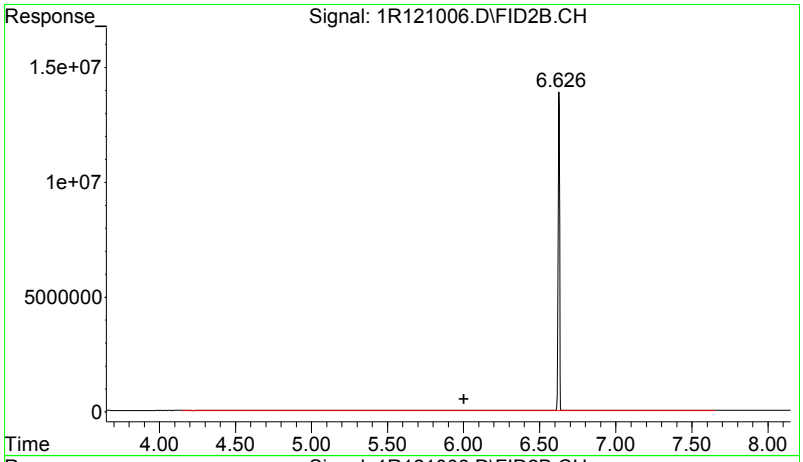

#5 TPHd (C10-C25)

R.T.: 6.000 min
Delta R.T.: 0.000 min
Response: 13893881
Conc: 9.47 ug/ml

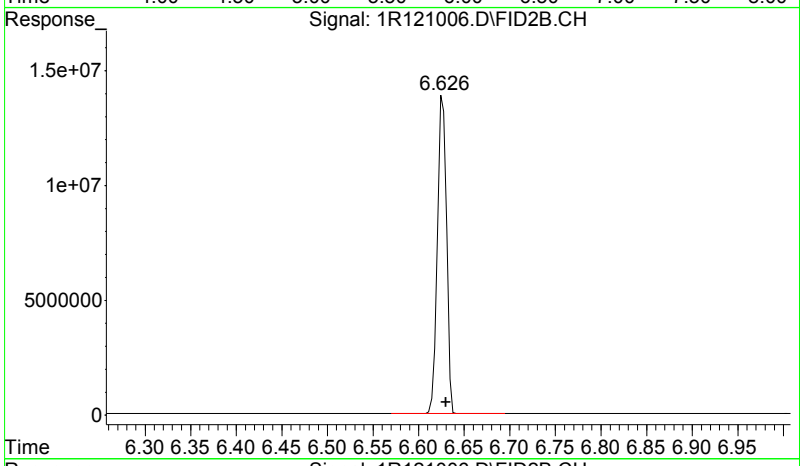

#6 o-Terphenyl

R.T.: 6.627 min
Delta R.T.: -0.003 min
Response: 96162426
Conc: 53.37 ug/mL

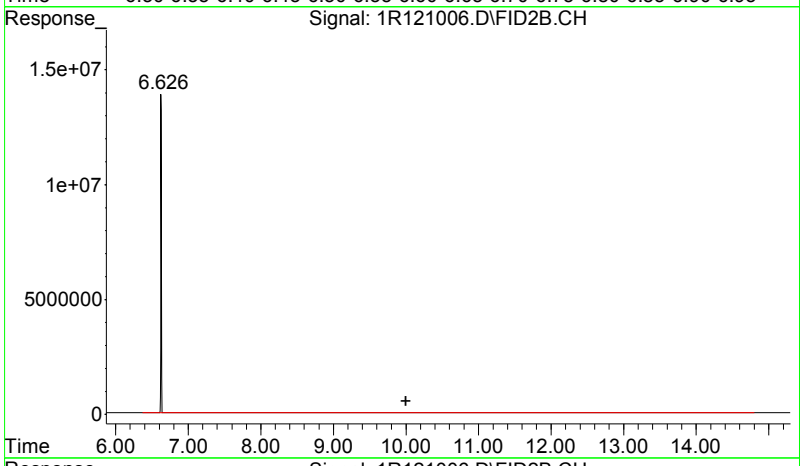

#7 Oil

R.T.: 10.000 min
Delta R.T.: 0.000 min
Response: 14216275
Conc: 9.38 ug/mL

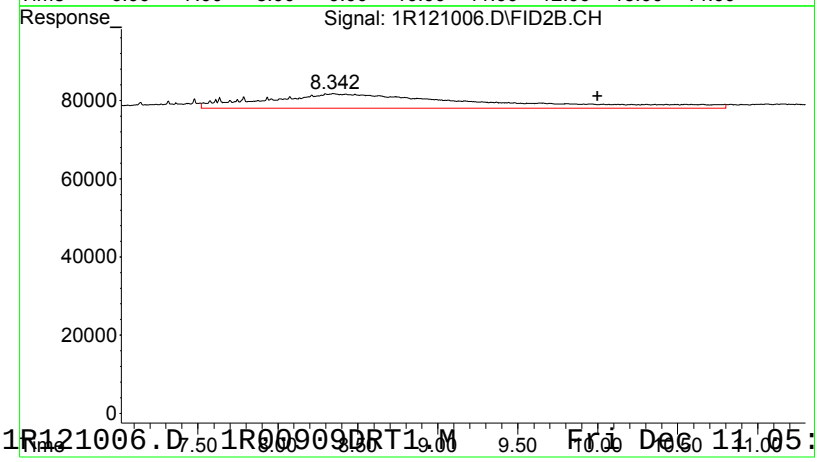

#8 RRO (C24-C40)

R.T.: 10.000 min
Delta R.T.: 0.000 min
Response: 3449351
Conc: 2.28 ug/mL

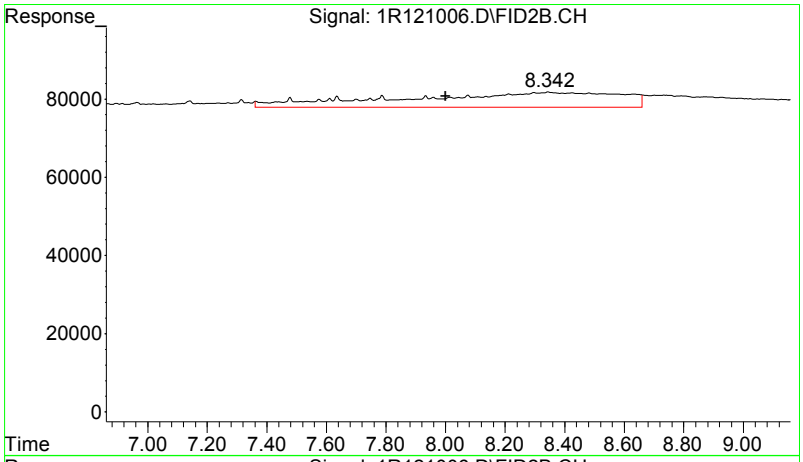

#9 Ca Luft ORO (C23-C32)

R.T.:	8.000 min
Delta R.T.:	0.000 min
Response:	1962784
Conc:	2.06 ug/mL

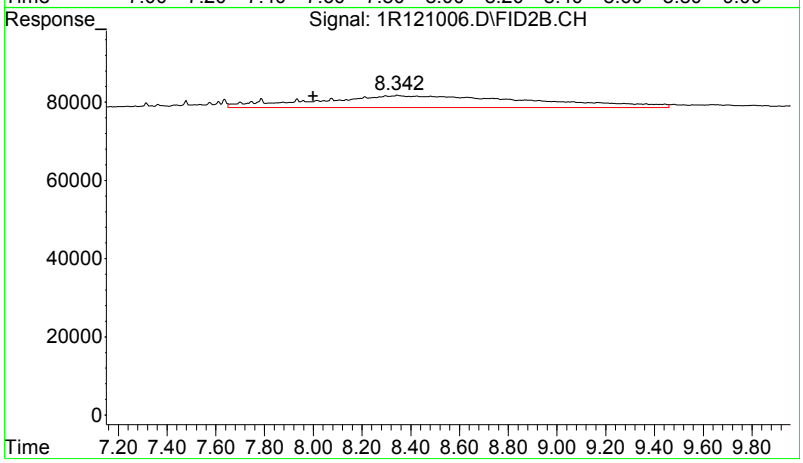

#10 TPHmo (C25-C36)

R.T.:	8.000 min
Delta R.T.:	0.000 min
Response:	2009333
Conc:	2.13 ug/mL

Quantitation Report (Not Reviewed)

Data Path : F:\1\DATA\2020-12\0L10051\
Data File : 1R121007.D
Signal(s) : FID2B.CH
Acq On : 10 Dec 2020 9:41 pm
Operator : BLL
Sample : 0120395-BS1
Misc :
ALS Vial : 54 Sample Multiplier: 1

Integration File: SUR.E
Quant Time: Dec 11 05:25:55 2020
Quant Method : F:\2\METHODS\1R00909DRT1.M
Quant Title : DUALFID1R, NWTPH-Dx
QLast Update : Thu Sep 10 05:53:22 2020
Response via : Initial Calibration
Integrator: ChemStation 6890 Scale Mode: Large solvent peaks clipped

Volume Inj. : 1uL
Signal Phase : Restek Rxi-5Sil MS
Signal Info : 30M 0.25MMID 0.25UM

	Compound	R.T.	Response	Conc Units
	System Monitoring Compounds			
6) S	o-Terphenyl	6.628	95119510	52.787 ug/mL
	Target Compounds			
1) H	Mineral Oil	6.000	394244624	250.787 ug/ml
2) H	Diesel	6.000	394244624	250.787 ug/ml
3) H	DRO(C12-C24)	6.000	305463746	194.312 ug/mL
4) H	Ca Luft DRO (C12-C22)	6.000	295888776	244.912 ug/ml
5) H	TPHd (C10-C25)	6.000	367504078	250.576 ug/ml
7) H	Oil	10.000	93933368	61.967 ug/mL
8) H	RRO (C24-C40)	10.000	4847324	3.198 ug/mL
9) H	Ca Luft ORO (C23-C32)	8.000	7113796	7.468 ug/mL
10) H	TPHmo (C25-C36)	8.000	3308290	3.499 ug/mL

(f)=RT Delta > 1/2 Window (m)=manual int.

BL 12/11/2020

Quantitation Report (Not Reviewed)

Data Path : F:\1\DATA\2020-12\0L10051\
Data File : 1R121007.D
Signal(s) : FID2B.CH
Acq On : 10 Dec 2020 9:41 pm
Operator : BLL
Sample : 0120395-BS1
Misc :
ALS Vial : 54 Sample Multiplier: 1

Integration File: SUR.E
Quant Time: Dec 11 05:25:55 2020
Quant Method : F:\2\METHODS\1R00909DRT1.M
Quant Title : DUALFID1R, NWTPH-Dx
QLast Update : Thu Sep 10 05:53:22 2020
Response via : Initial Calibration
Integrator: ChemStation 6890 Scale Mode: Large solvent peaks clipped

Volume Inj. : 1uL
Signal Phase : Restek Rxi-5Sil MS
Signal Info : 30M 0.25MMID 0.25UM

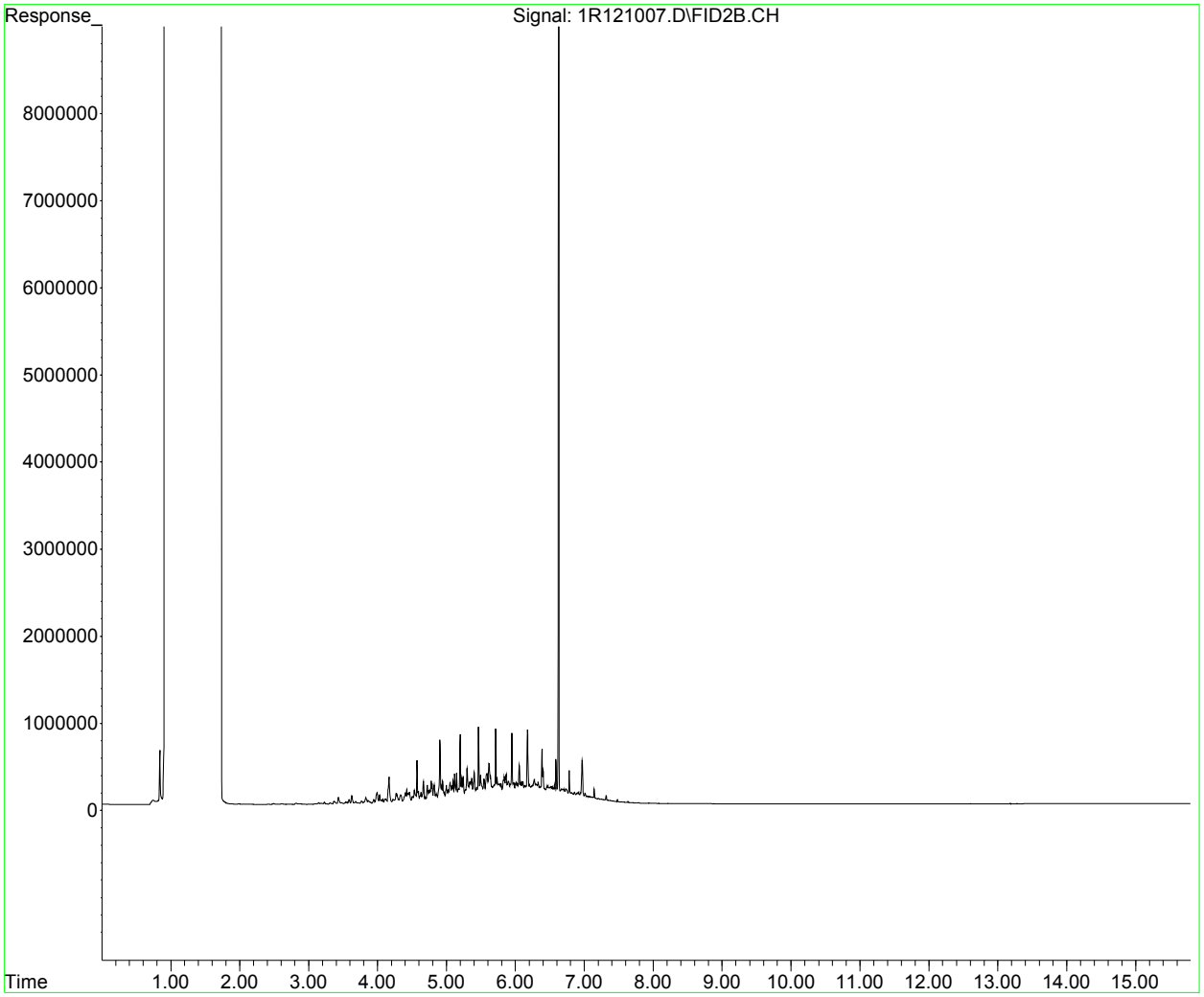

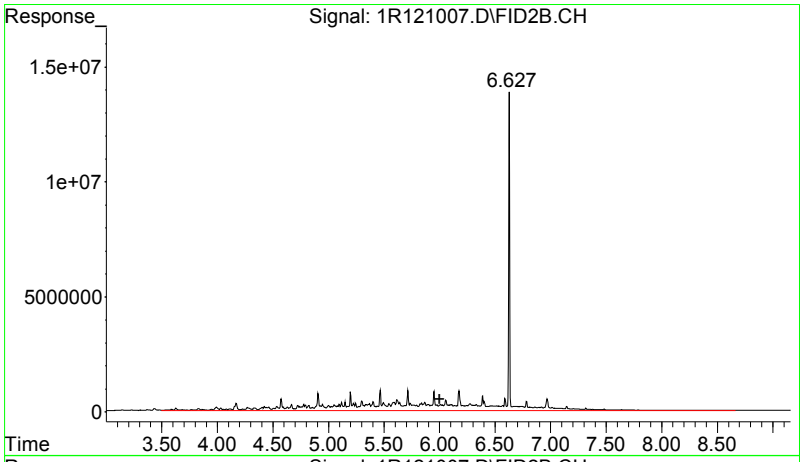

#1 Mineral Oil

R.T.: 6.000 min
Delta R.T.: 0.000 min
Response: 394244624
Conc: 250.79 ug/ml

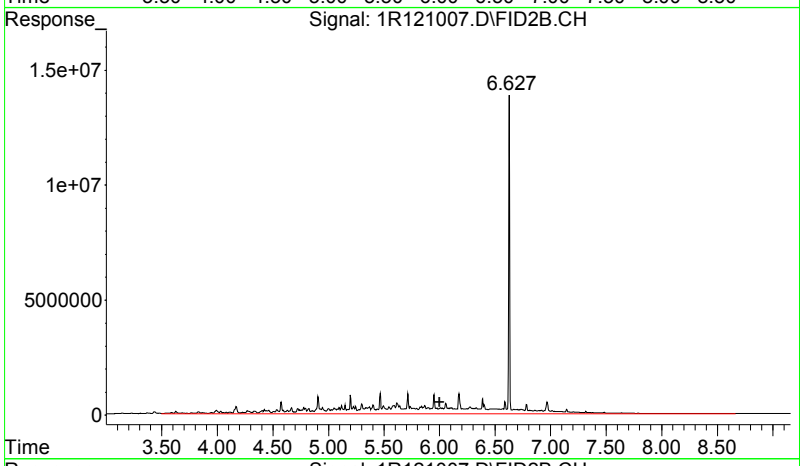

#2 Diesel

R.T.: 6.000 min
Delta R.T.: 0.000 min
Response: 394244624
Conc: 250.79 ug/ml

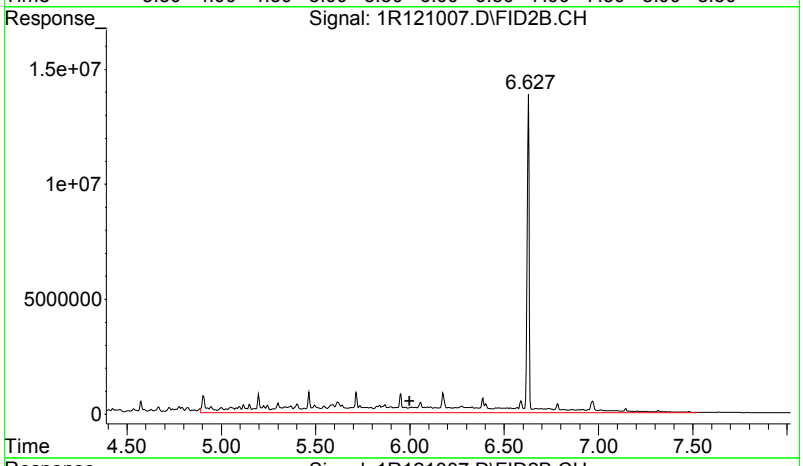

#3 DRO(C12-C24)

R.T.: 6.000 min
Delta R.T.: 0.000 min
Response: 305463746
Conc: 194.31 ug/mL

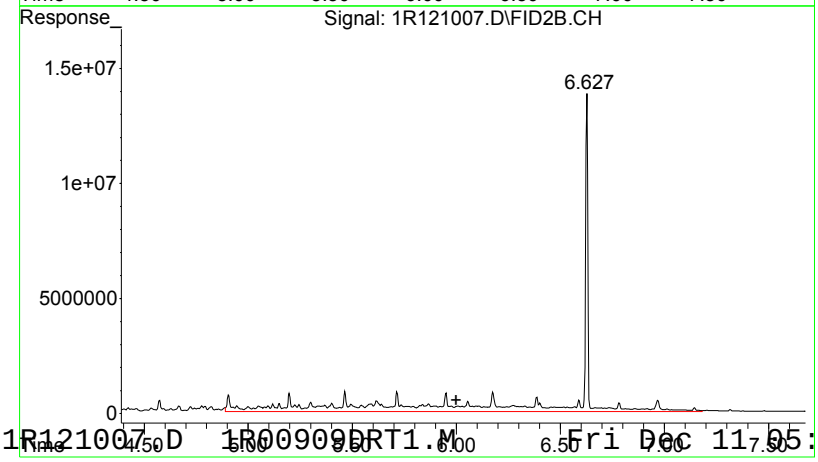

#4 Ca Luft DRO (C12-C22)

R.T.: 6.000 min
Delta R.T.: 0.000 min
Response: 295888776
Conc: 244.91 ug/ml

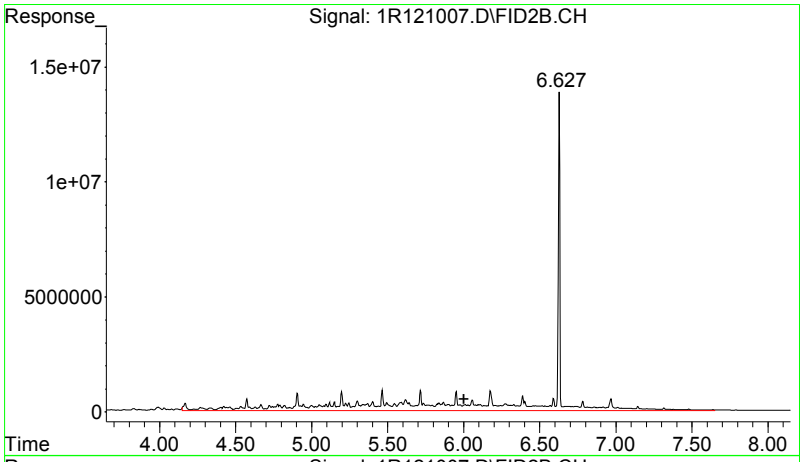

#5 TPHd (C10-C25)

R.T.: 6.000 min
Delta R.T.: 0.000 min
Response: 367504078
Conc: 250.58 ug/ml

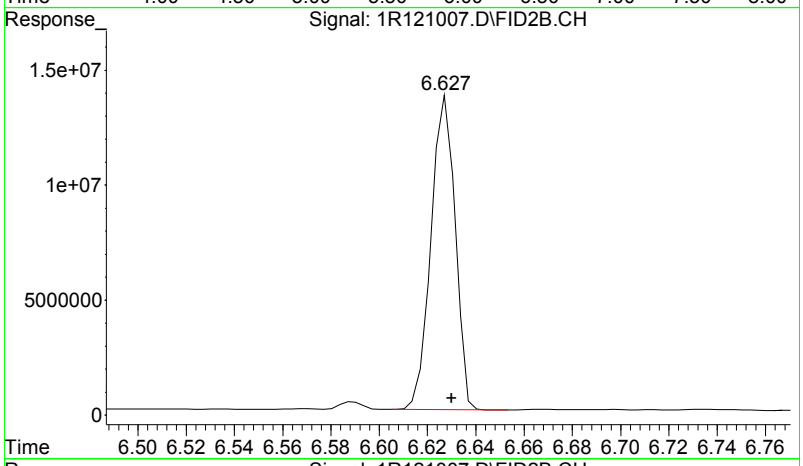

#6 o-Terphenyl

R.T.: 6.628 min
Delta R.T.: -0.002 min
Response: 95119510
Conc: 52.79 ug/mL

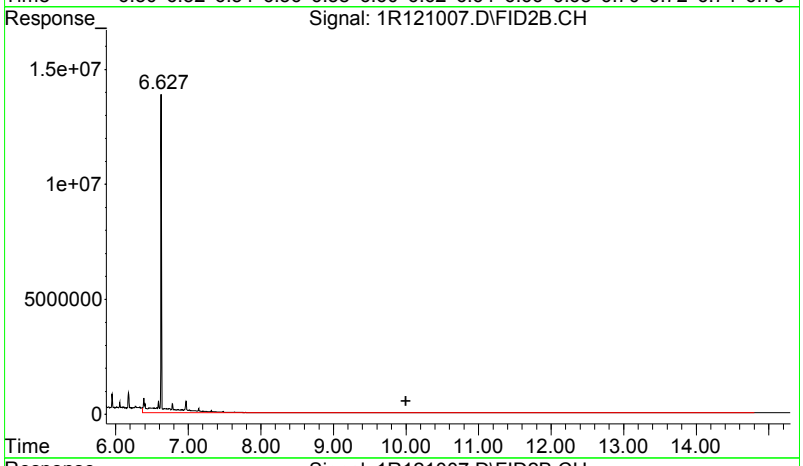

#7 Oil

R.T.: 10.000 min
Delta R.T.: 0.000 min
Response: 93933368
Conc: 61.97 ug/mL

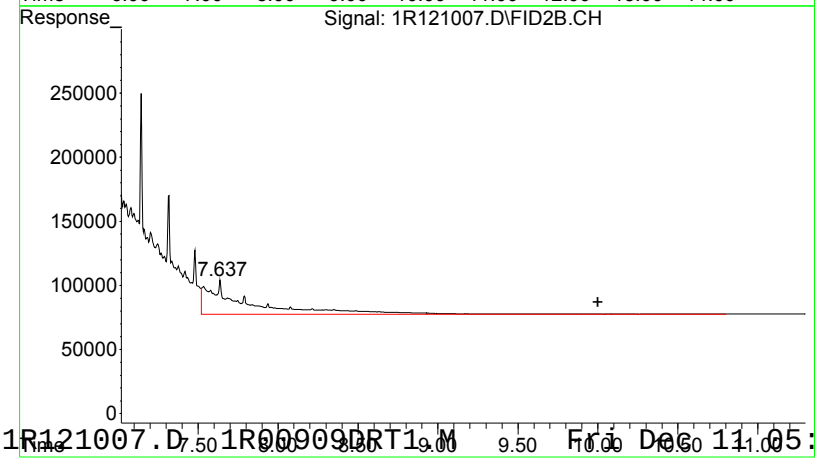

#8 RRO (C24-C40)

R.T.: 10.000 min
Delta R.T.: 0.000 min
Response: 4847324
Conc: 3.20 ug/mL

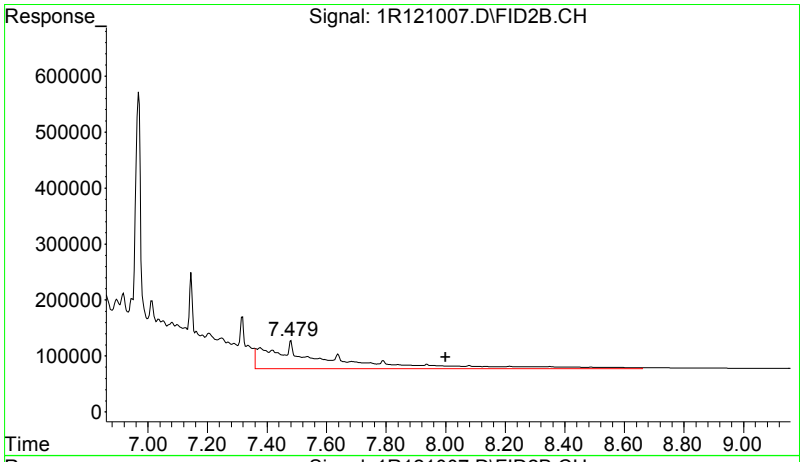

#9 Ca Luft ORO (C23-C32)

R.T.:	8.000 min
Delta R.T.:	0.000 min
Response:	7113796
Conc:	7.47 ug/mL

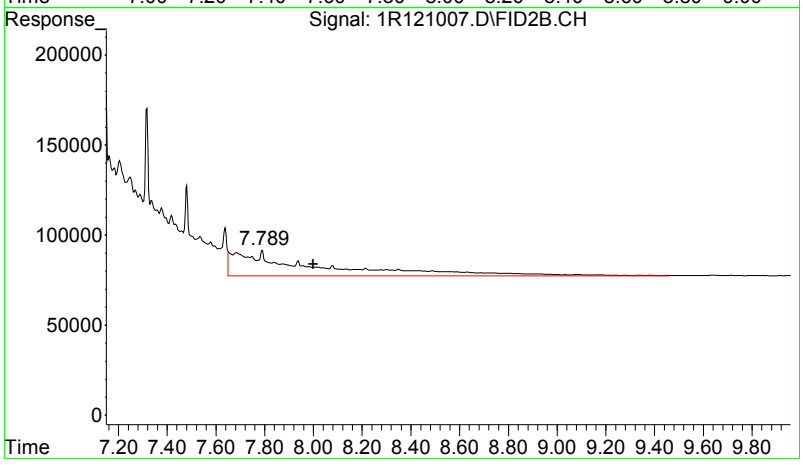

#10 TPHmo (C25-C36)

R.T.:	8.000 min
Delta R.T.:	0.000 min
Response:	3308290
Conc:	3.50 ug/mL

Quantitation Report (Not Reviewed)

Data Path : F:\1\DATA\2020-12\0L10051\
Data File : 1R121010.D
Signal(s) : FID2B.CH
Acq On : 10 Dec 2020 10:48 pm
Operator : BLL
Sample : A0L0210-02RE1
Misc :
ALS Vial : 57 Sample Multiplier: 1

Integration File: SUR.E
Quant Time: Dec 11 05:26:29 2020
Quant Method : F:\2\METHODS\1R00909DRT1.M
Quant Title : DUALFID1R, NWTPH-Dx
QLast Update : Thu Sep 10 05:53:22 2020
Response via : Initial Calibration
Integrator: ChemStation 6890 Scale Mode: Large solvent peaks clipped

Volume Inj. : 1uL
Signal Phase : Restek Rxi-5Sil MS
Signal Info : 30M 0.25MMID 0.25UM

	Compound	R.T.	Response	Conc Units	
System Monitoring Compounds					
6) S	o-Terphenyl	6.628	85144885	47.252 ug/mL	
Target Compounds					
1) H	Mineral Oil	6.000	466477724	296.736 ug/ml	Q-DEL
2) H	Diesel	~~6.000~~	~~466477724~~	~~296.736 ug/ml~~	
3) H	DRO(C12-C24)	6.000	238315606	151.597 ug/mL	
4) H	Ca Luft DRO (C12-C22)	6.000	192989148	159.740 ug/ml	
5) H	TPHd (C10-C25)	6.000	269980688	184.081 ug/ml	
7) H	Oil	10.000	525208500	346.478 ug/ml	F-03
8) H	RRO (C24-C40)	10.000	319335614	210.664 ug/mL	
9) H	Ca Luft ORO (C23-C32)	8.000	150984745	158.497 ug/mL	
10) H	TPHmo (C25-C36)	8.000	234549267	248.080 ug/mL	

(f)=RT Delta > 1/2 Window (m)=manual int.

BL 12/11/2020

Quantitation Report (Not Reviewed)

Data Path : F:\1\DATA\2020-12\0L10051\
Data File : 1R121010.D
Signal(s) : FID2B.CH
Acq On : 10 Dec 2020 10:48 pm
Operator : BLL
Sample : A0L0210-02RE1
Misc :
ALS Vial : 57 Sample Multiplier: 1

Integration File: SUR.E
Quant Time: Dec 11 05:26:29 2020
Quant Method : F:\2\METHODS\1R00909DRT1.M
Quant Title : DUALFID1R, NWTPH-Dx
QLast Update : Thu Sep 10 05:53:22 2020
Response via : Initial Calibration
Integrator: ChemStation 6890 Scale Mode: Large solvent peaks clipped

Volume Inj. : 1uL
Signal Phase : Restek Rxi-5Sil MS
Signal Info : 30M 0.25MMID 0.25UM

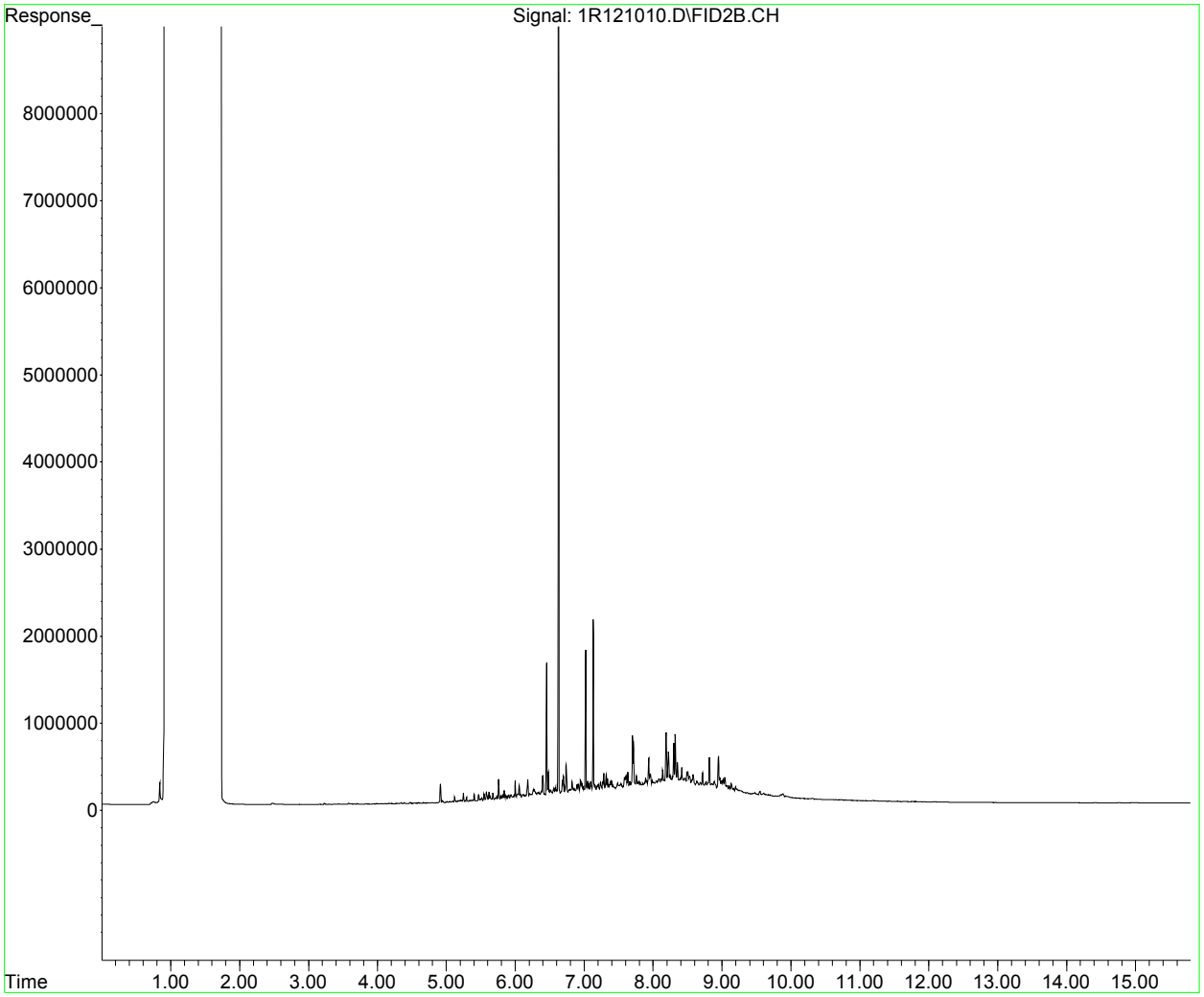

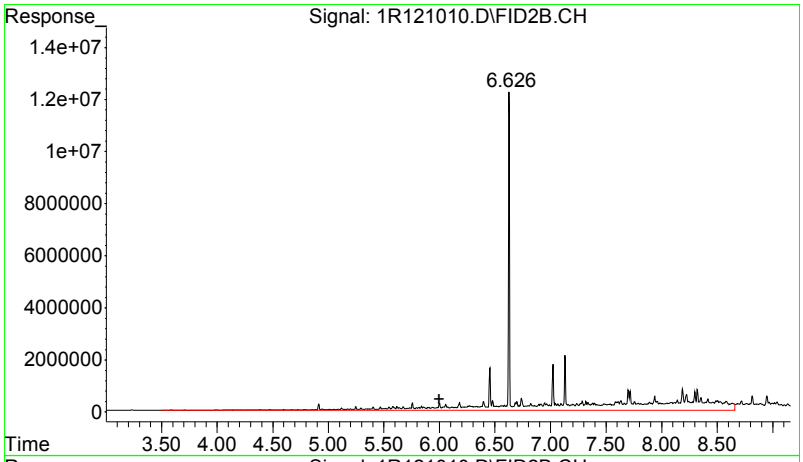

#1 Mineral Oil

R.T.: 6.000 min
Delta R.T.: 0.000 min
Response: 466477724
Conc: 296.74 ug/ml

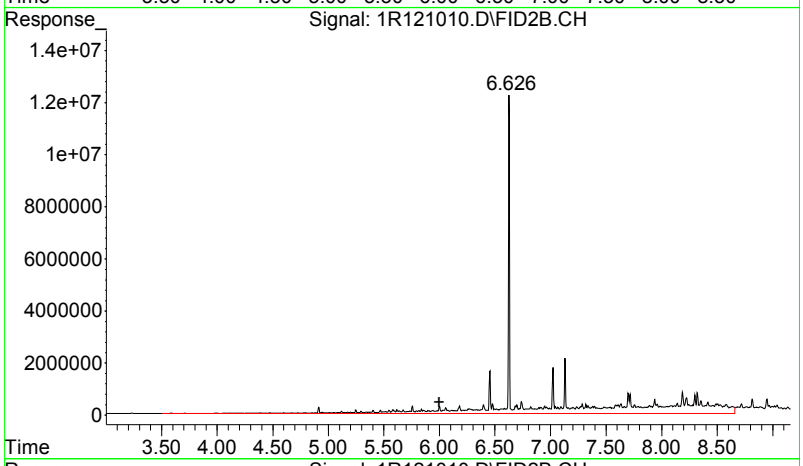

#2 Diesel

R.T.: 6.000 min
Delta R.T.: 0.000 min
Response: 466477724
Conc: 296.74 ug/ml

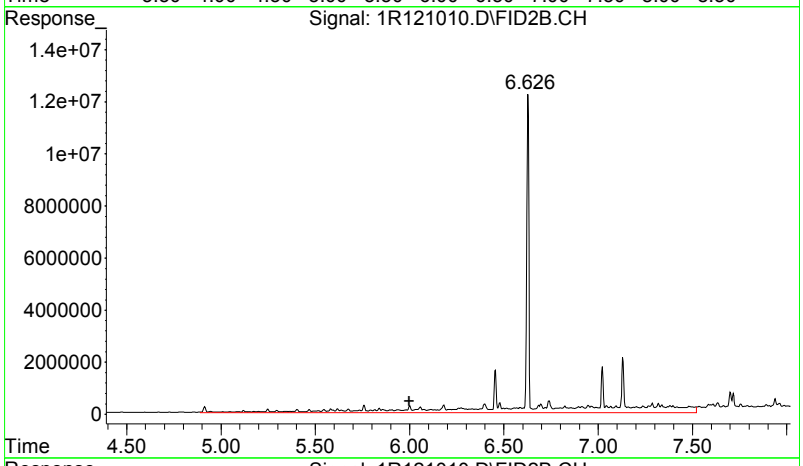

#3 DRO(C12-C24)

R.T.: 6.000 min
Delta R.T.: 0.000 min
Response: 238315606
Conc: 151.60 ug/mL

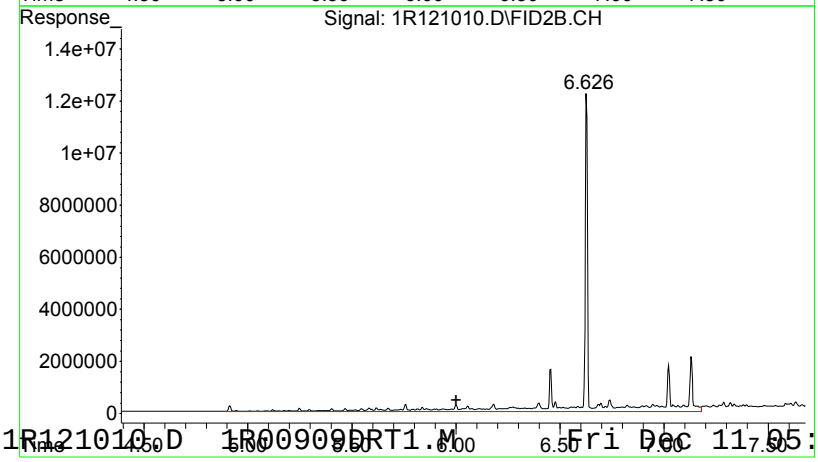

#4 Ca Luft DRO (C12-C22)

R.T.: 6.000 min
Delta R.T.: 0.000 min
Response: 192989148
Conc: 159.74 ug/ml

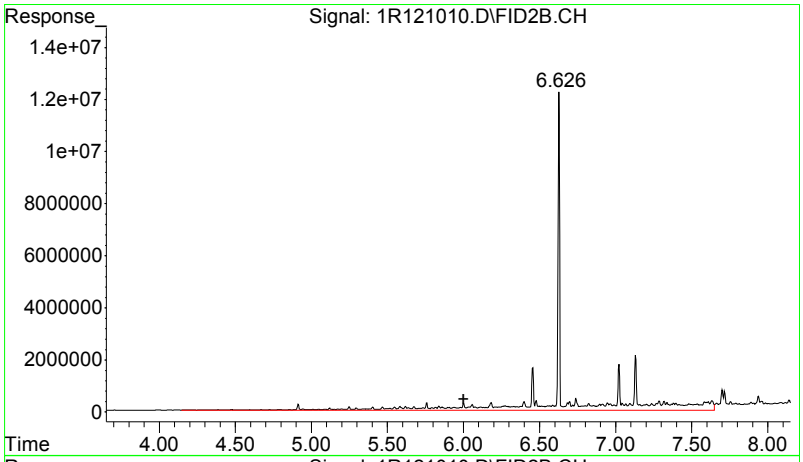

#5 TPHd (C10-C25)

R.T.: 6.000 min
Delta R.T.: 0.000 min
Response: 269980688
Conc: 184.08 ug/ml

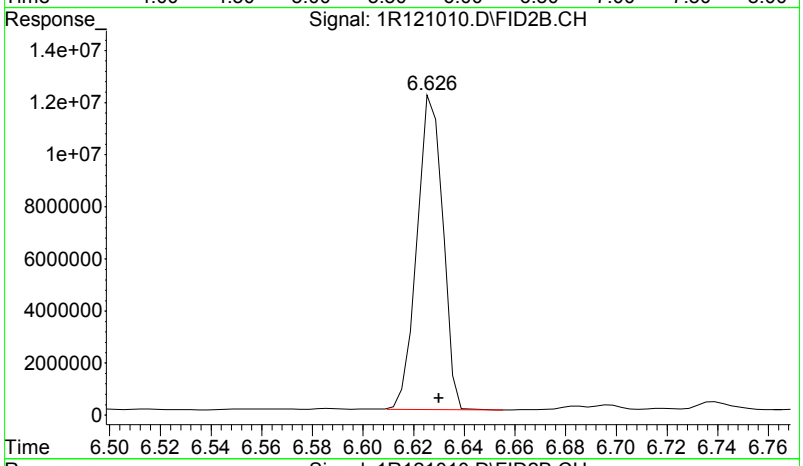

#6 o-Terphenyl

R.T.: 6.628 min
Delta R.T.: -0.002 min
Response: 85144885
Conc: 47.25 ug/mL

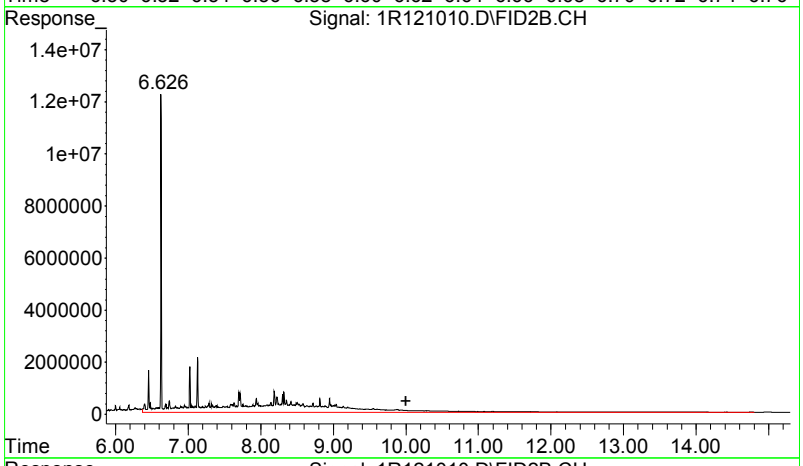

#7 Oil

R.T.: 10.000 min
Delta R.T.: 0.000 min
Response: 525208500
Conc: 346.48 ug/mL

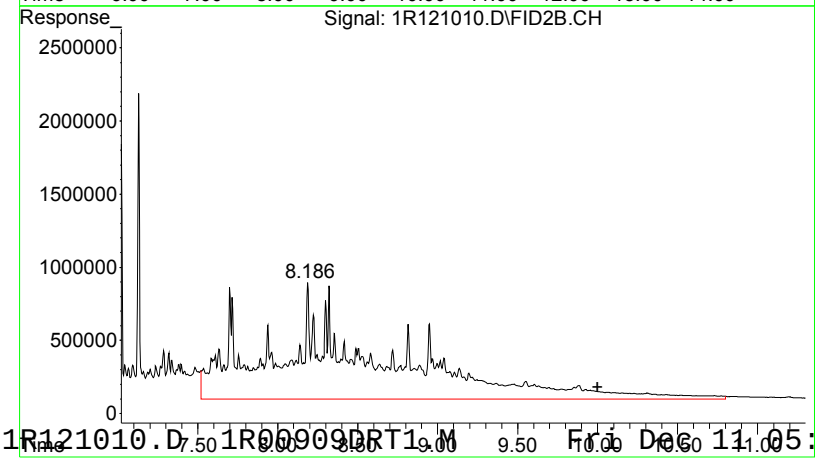

#8 RRO (C24-C40)

R.T.: 10.000 min
Delta R.T.: 0.000 min
Response: 319335614
Conc: 210.66 ug/mL

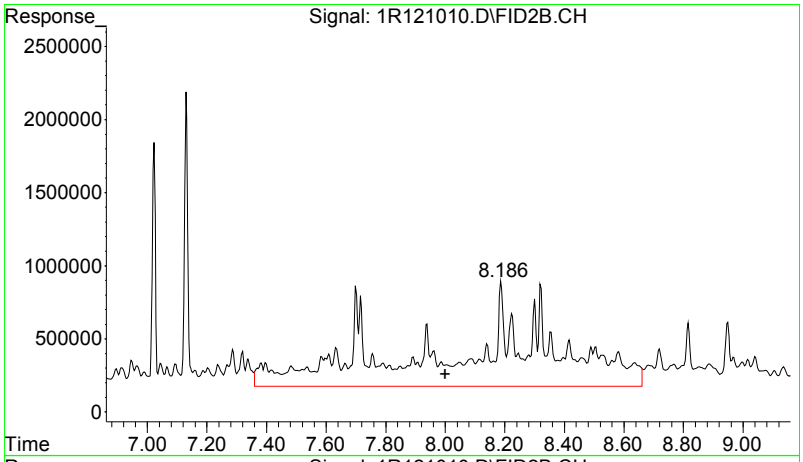

#9 Ca Luft ORO (C23-C32)

R.T.: 8.000 min
Delta R.T.: 0.000 min
Response: 150984745
Conc: 158.50 ug/mL

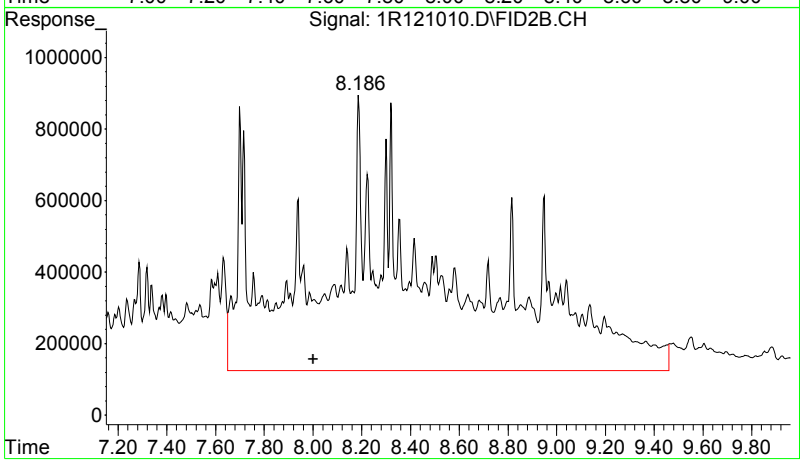

#10 TPHmo (C25-C36)

R.T.: 8.000 min
Delta R.T.: 0.000 min
Response: 234549267
Conc: 248.08 ug/mL

Evaluate Continuing Calibration Report

Data Path : F:\1\DATA\2020-12\0L10051\
Data File : 1R121013.D
Signal(s) : FID2B.CH
Acq On : 10 Dec 2020 11:56 pm
Operator : BLL
Sample : 0L10051-CCV3
Misc :
ALS Vial : 59 Sample Multiplier: 1

Integration File: SUR.E
Quant Time: Dec 11 05:13:23 2020
Quant Method : F:\2\METHODS\1R00909DRT1.M
Quant Title : DUALFID1R, NWTPH-Dx
QLast Update : Thu Sep 10 05:53:22 2020
Response via : Initial Calibration
Integrator: ChemStation 6890 Scale Mode: Large solvent peaks clipped

Volume Inj. : 1uL
Signal Phase : Restek Rxi-5Sil MS
Signal Info : 30M 0.25MMID 0.25UM

Min. RRF : 0.000 Min. Rel. Area : 50% Max. R.T. Dev 0.50min
Max. RRF Dev : 15% Max. Rel. Area : 150%

		Compound	Amount	Calc.	%Dev	Area%	Dev(Min)
1	H	Mineral Oil	1000.000	1091.154	-9.1	108	0.00
2	H	Diesel	1000.000	1091.154	-9.1	108	0.00
3	H	DRO(C12-C24)	1000.000	834.837	16.5#	83	0.00
4	H	Ca Luft DRO (C12-C22)	1000.000	1040.736	-4.1	102	0.00
5	H	TPHd (C10-C25)	1000.000	1092.823	-9.3	107	0.00
6	S	o-Terphenyl	-1.000	55.117	0.0	0	0.00
7	H	Oil	-1.000	290.186	0.0	0	0.00
8	H	RRO (C24-C40)	-1.000	17.024	0.0	0	0.00
9	H	Ca Luft ORO (C23-C32)	-1.000	41.858	0.0	0	0.00
10	H	TPHmo (C25-C36)	-1.000	17.509	0.0	0	0.00

Evaluate Continuing Calibration Report - Not Founds

(#) = Out of Range SPCC's out = 0 CCC's out = 0

BL 12/11/2020

Quantitation Report (Not Reviewed)

Data Path : F:\1\DATA\2020-12\0L10051\
Data File : 1R121013.D
Signal(s) : FID2B.CH
Acq On : 10 Dec 2020 11:56 pm
Operator : BLL
Sample : 0L10051-CCV3
Misc :
ALS Vial : 59 Sample Multiplier: 1

Integration File: SUR.E
Quant Time: Dec 11 05:27:22 2020
Quant Method : F:\2\METHODS\1R00909DRT1.M
Quant Title : DUALFID1R, NWTPH-Dx
QLast Update : Thu Sep 10 05:53:22 2020
Response via : Initial Calibration
Integrator: ChemStation 6890 Scale Mode: Large solvent peaks clipped

Volume Inj. : 1uL
Signal Phase : Restek Rxi-5Sil MS
Signal Info : 30M 0.25MMID 0.25UM

	Compound	R.T.	Response	Conc	Units
	System Monitoring Compounds				
6) S	o-Terphenyl	6.629	99318239	55.117	ug/mL
	Target Compounds				
1) H	Mineral Oil	6.000	1715326341	1091.154	ug/ml
2) H	Diesel	6.000	1715326341	1091.154	ug/ml
3) H	DRO(C12-C24)	6.000	1312388324	834.837	ug/mL
4) H	Ca Luft DRO (C12-C22)	6.000	1257358655	1040.736	ug/ml
5) H	TPHd (C10-C25)	6.000	1602776115	1092.823	ug/ml
7) H	Oil	10.000	439878273	290.186	ug/mL
8) H	RRO (C24-C40)	10.000	25805779	17.024	ug/mL
9) H	Ca Luft ORO (C23-C32)	8.000	39873677	41.858	ug/mL
10) H	TPHmo (C25-C36)	8.000	16554177	17.509	ug/mL

(f)=RT Delta > 1/2 Window (m)=manual int.

BL 12/11/2020

Quantitation Report (Not Reviewed)

Data Path : F:\1\DATA\2020-12\0L10051\
Data File : 1R121013.D
Signal(s) : FID2B.CH
Acq On : 10 Dec 2020 11:56 pm
Operator : BLL
Sample : 0L10051-CCV3
Misc :
ALS Vial : 59 Sample Multiplier: 1

Integration File: SUR.E
Quant Time: Dec 11 05:27:22 2020
Quant Method : F:\2\METHODS\1R00909DRT1.M
Quant Title : DUALFID1R, NWTPH-Dx
QLast Update : Thu Sep 10 05:53:22 2020
Response via : Initial Calibration
Integrator: ChemStation 6890 Scale Mode: Large solvent peaks clipped

Volume Inj. : 1uL
Signal Phase : Restek Rxi-5Sil MS
Signal Info : 30M 0.25MMID 0.25UM

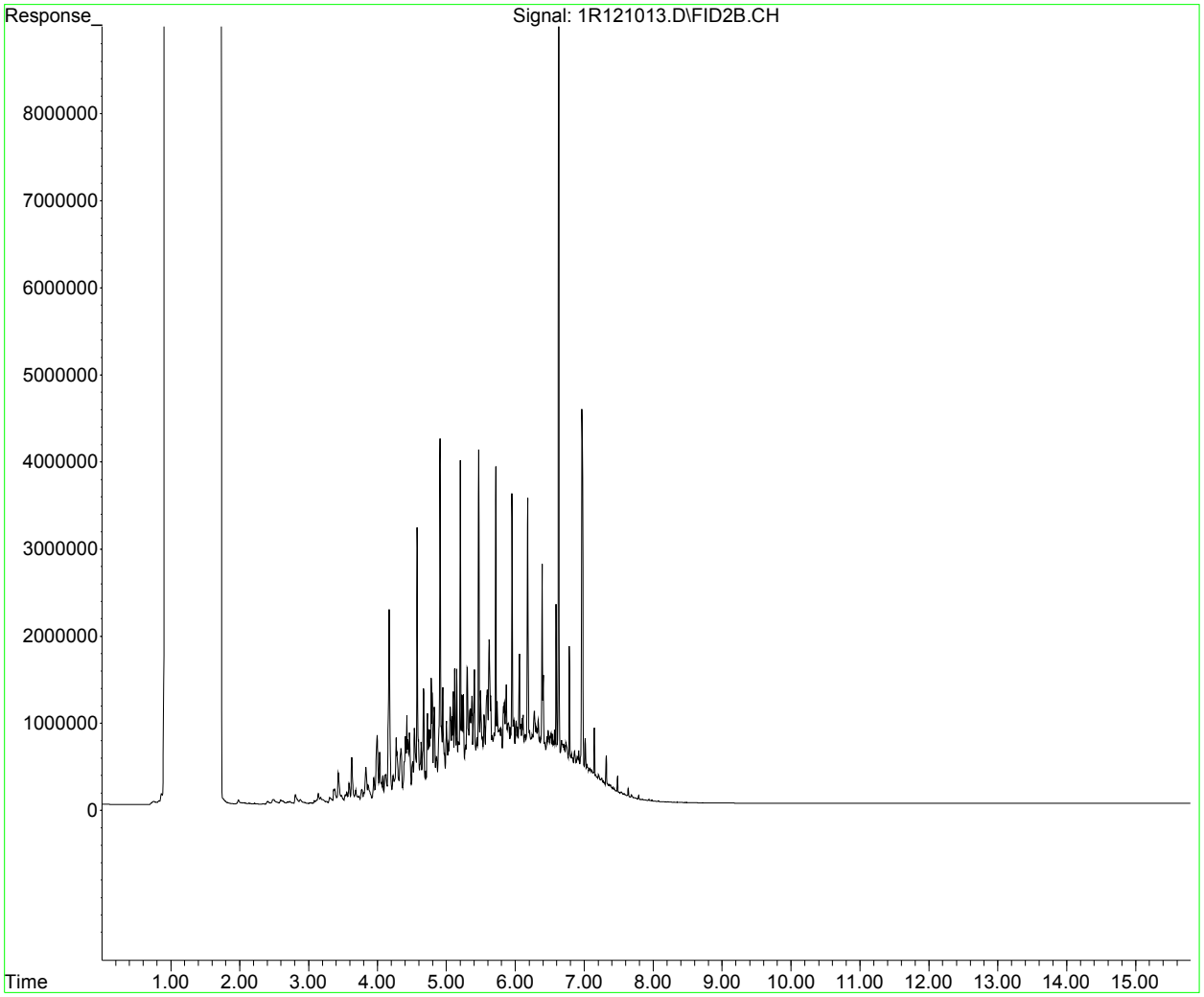

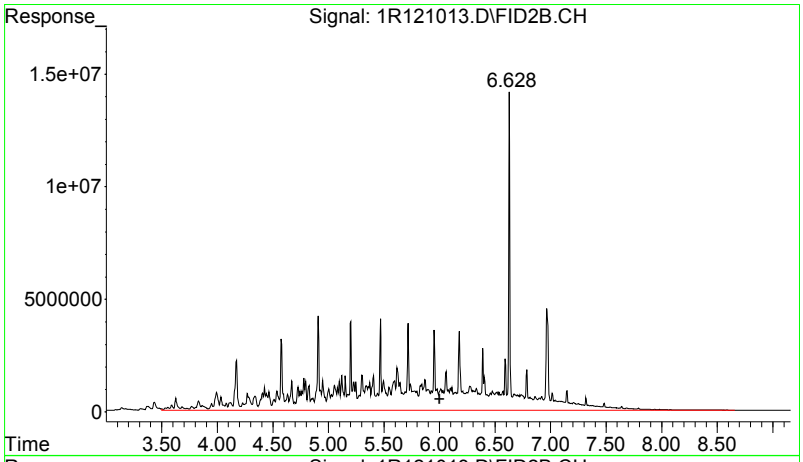

#1 Mineral Oil

R.T.: 6.000 min
Delta R.T.: 0.000 min
Response: 1715326341
Conc: 1091.15 ug/ml

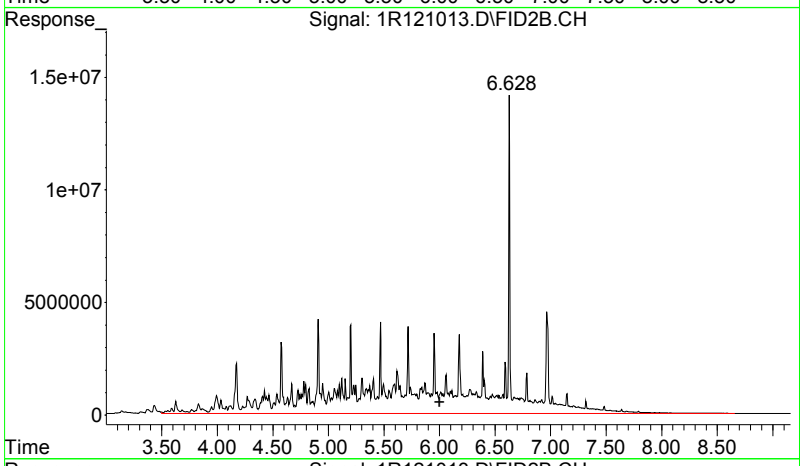

#2 Diesel

R.T.: 6.000 min
Delta R.T.: 0.000 min
Response: 1715326341
Conc: 1091.15 ug/ml

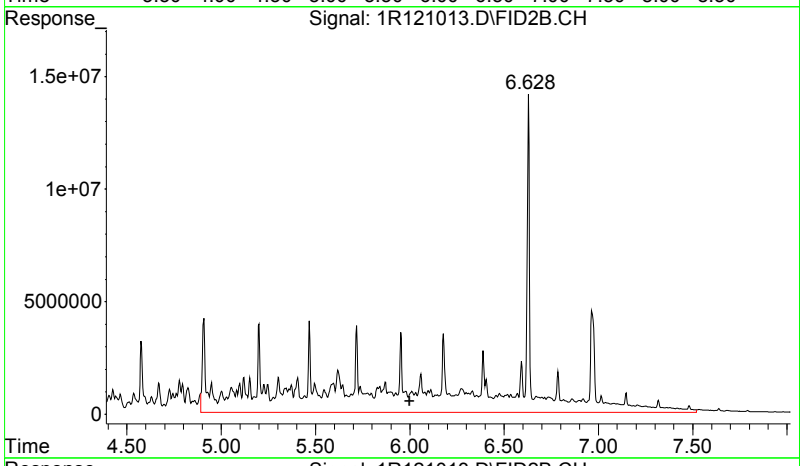

#3 DRO(C12-C24)

R.T.: 6.000 min
Delta R.T.: 0.000 min
Response: 1312388324
Conc: 834.84 ug/mL

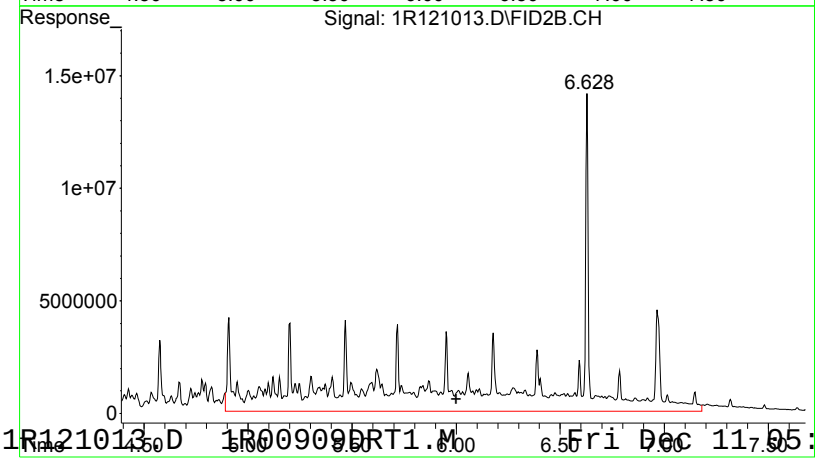

#4 Ca Luft DRO (C12-C22)

R.T.: 6.000 min
Delta R.T.: 0.000 min
Response: 1257358655
Conc: 1040.74 ug/ml

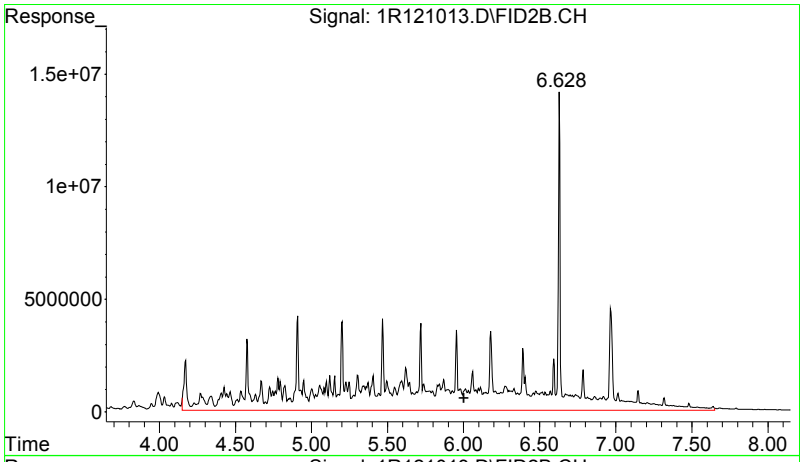

#5 TPHd (C10-C25)

R.T.: 6.000 min
Delta R.T.: 0.000 min
Response: 1602776115
Conc: 1092.82 ug/ml

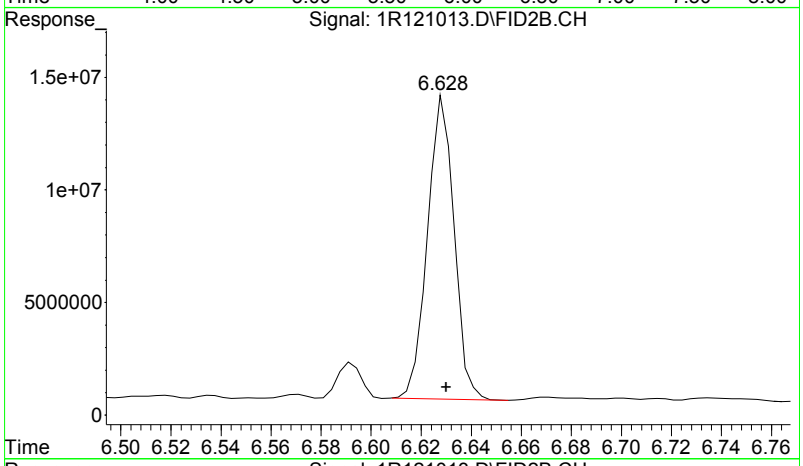

#6 o-Terphenyl

R.T.: 6.629 min
Delta R.T.: 0.000 min
Response: 99318239
Conc: 55.12 ug/mL

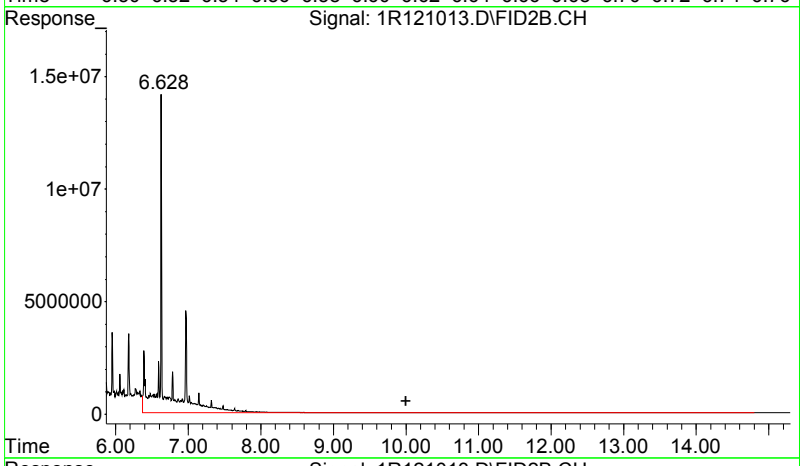

#7 Oil

R.T.: 10.000 min
Delta R.T.: 0.000 min
Response: 439878273
Conc: 290.19 ug/mL

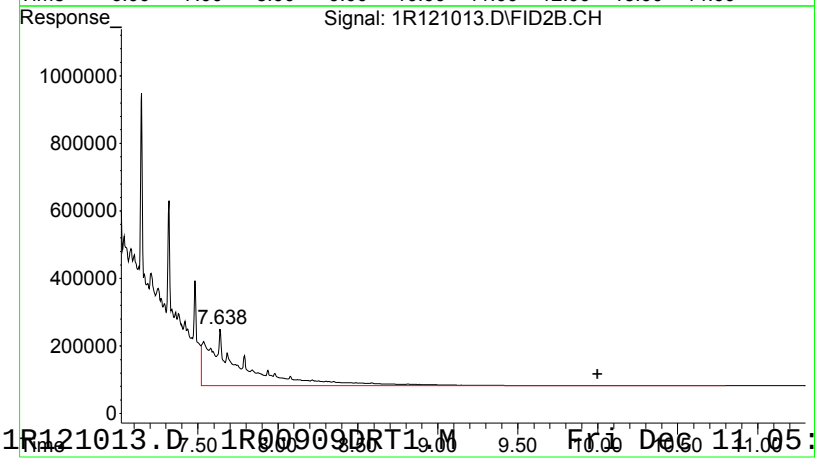

#8 RRO (C24-C40)

R.T.: 10.000 min
Delta R.T.: 0.000 min
Response: 25805779
Conc: 17.02 ug/mL

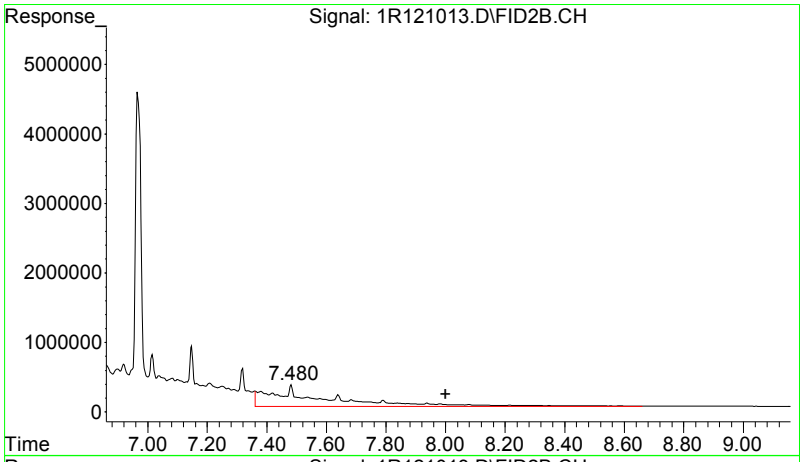

#9 Ca Luft ORO (C23-C32)

R.T.: 8.000 min
Delta R.T.: 0.000 min
Response: 39873677
Conc: 41.86 ug/mL

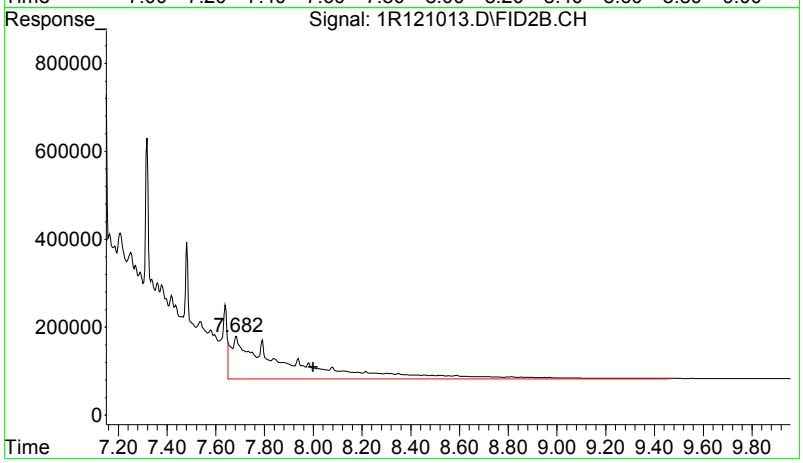

#10 TPHmo (C25-C36)

R.T.: 8.000 min
Delta R.T.: 0.000 min
Response: 16554177
Conc: 17.51 ug/mL

Evaluate Continuing Calibration Report

Data Path : F:\1\DATA\2020-12\0L10051\
Data File : 1R121014.D
Signal(s) : FID2B.CH
Acq On : 11 Dec 2020 12:18 am
Operator : BLL
Sample : 0L10051-CCV4
Misc :
ALS Vial : 60 Sample Multiplier: 1

Integration File: SUR.E
Quant Time: Dec 11 05:13:32 2020
Quant Method : F:\2\METHODS\1R00909DRT1.M
Quant Title : DUALFID1R, NWTPH-Dx
QLast Update : Thu Sep 10 05:53:22 2020
Response via : Initial Calibration
Integrator: ChemStation 6890 Scale Mode: Large solvent peaks clipped

Volume Inj. : 1uL
Signal Phase : Restek Rxi-5Sil MS
Signal Info : 30M 0.25MMID 0.25UM

Min. RRF : 0.000 Min. Rel. Area : 50% Max. R.T. Dev 0.50min
Max. RRF Dev : 15% Max. Rel. Area : 150%

		Compound	Amount	Calc.	%Dev	Area%	Dev(Min)
1	H	Mineral Oil	-1.000	405.107	0.0	0	0.00
2	H	Diesel	-1.000	405.107	0.0	0	0.00
3	H	DRO(C12-C24)	-1.000	97.400	0.0	0	0.00
4	H	Ca Luft DRO (C12-C22)	-1.000	44.362	0.0	0	0.00
5	H	TPHd (C10-C25)	-1.000	146.478	0.0	0	0.00
6	S	o-Terphenyl	-1.000	51.635	0.0	0	0.00
7	H	Oil	500.000	547.147	-9.4	109	0.00
8	H	RRO (C24-C40)	500.000	421.626	15.7#	84	0.00
9	H	Ca Luft ORO (C23-C32)	500.000	544.832	-9.0	107	0.00
10	H	TPHmo (C25-C36)	500.000	551.735	-10.3	109	0.00

Evaluate Continuing Calibration Report - Not Founds

(#) = Out of Range SPCC's out = 0 CCC's out = 0

BL 12/11/2020

Quantitation Report (Not Reviewed)

Data Path : F:\1\DATA\2020-12\0L10051\
Data File : 1R121014.D
Signal(s) : FID2B.CH
Acq On : 11 Dec 2020 12:18 am
Operator : BLL
Sample : 0L10051-CCV4
Misc :
ALS Vial : 60 Sample Multiplier: 1

Integration File: SUR.E
Quant Time: Dec 11 05:27:43 2020
Quant Method : F:\2\METHODS\1R00909DRT1.M
Quant Title : DUALFID1R, NWTPH-Dx
QLast Update : Thu Sep 10 05:53:22 2020
Response via : Initial Calibration
Integrator: ChemStation 6890 Scale Mode: Large solvent peaks clipped

Volume Inj. : 1uL
Signal Phase : Restek Rxi-5Sil MS
Signal Info : 30M 0.25MMID 0.25UM

	Compound	R.T.	Response	Conc Units
System Monitoring Compounds				
6) S	o-Terphenyl	6.628	93042713	51.635 ug/mL
Target Compounds				
1) H	Mineral Oil	6.000	636840015	405.107 ug/ml
2) H	Diesel	6.000	636840015	405.107 ug/ml
3) H	DRO(C12-C24)	6.000	153116227	97.400 ug/mL
4) H	Ca Luft DRO (C12-C22)	6.000	53595310	44.362 ug/ml
5) H	TPHd (C10-C25)	6.000	214830038	146.478 ug/ml
7) H	Oil	10.000	829393265	547.147 ug/mL
8) H	RRO (C24-C40)	10.000	639122834	421.626 ug/mL
9) H	Ca Luft ORO (C23-C32)	8.000	519007637	544.832 ug/mL
10) H	TPHmo (C25-C36)	8.000	521642885	551.735 ug/mL

(f)=RT Delta > 1/2 Window (m)=manual int.

BL 12/11/2020

Quantitation Report (Not Reviewed)

Data Path : F:\1\DATA\2020-12\0L10051\
Data File : 1R121014.D
Signal(s) : FID2B.CH
Acq On : 11 Dec 2020 12:18 am
Operator : BLL
Sample : 0L10051-CCV4
Misc :
ALS Vial : 60 Sample Multiplier: 1

Integration File: SUR.E
Quant Time: Dec 11 05:27:43 2020
Quant Method : F:\2\METHODS\1R00909DRT1.M
Quant Title : DUALFID1R, NWTPH-Dx
QLast Update : Thu Sep 10 05:53:22 2020
Response via : Initial Calibration
Integrator: ChemStation 6890 Scale Mode: Large solvent peaks clipped

Volume Inj. : 1uL
Signal Phase : Restek Rxi-5Sil MS
Signal Info : 30M 0.25MMID 0.25UM

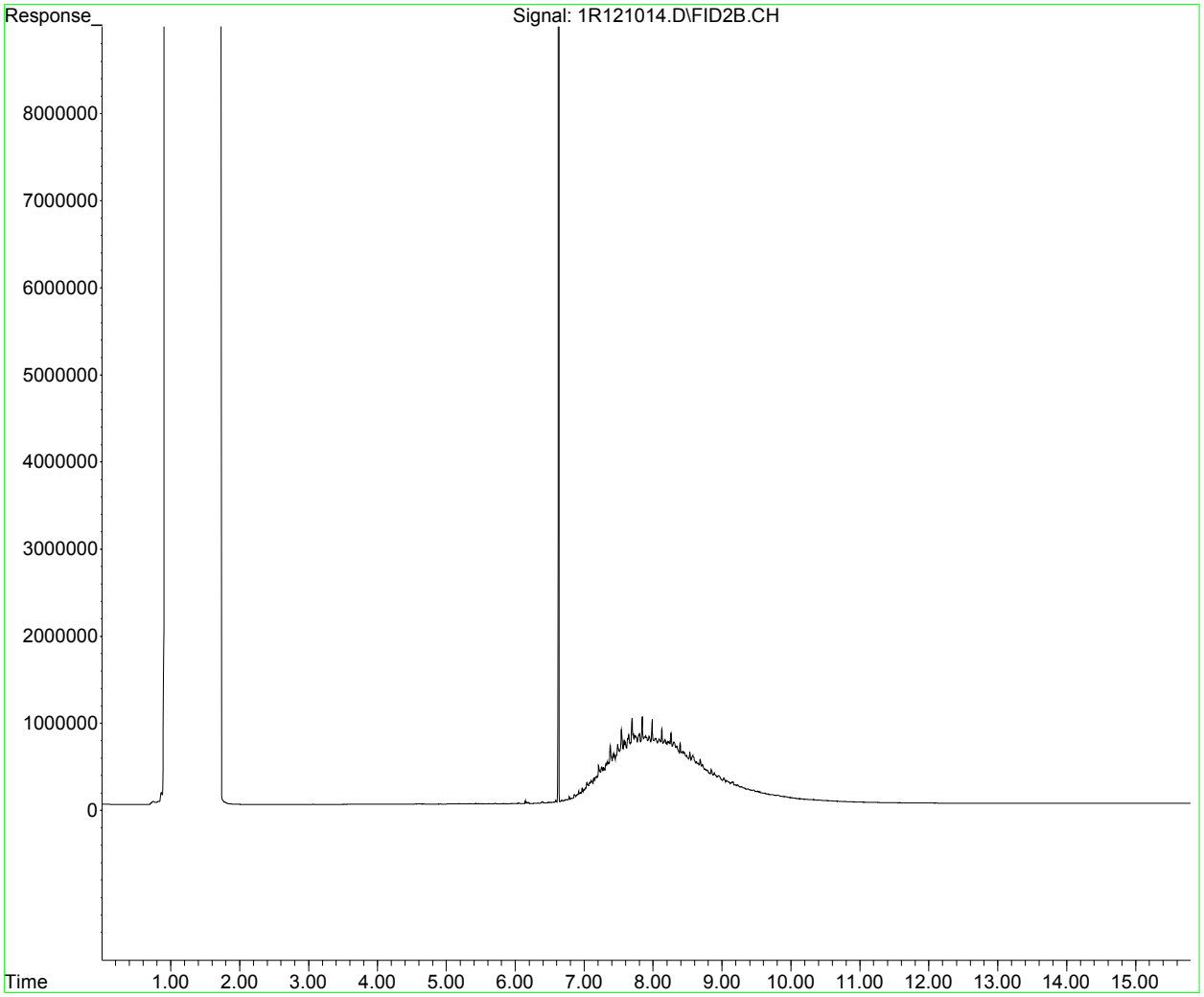

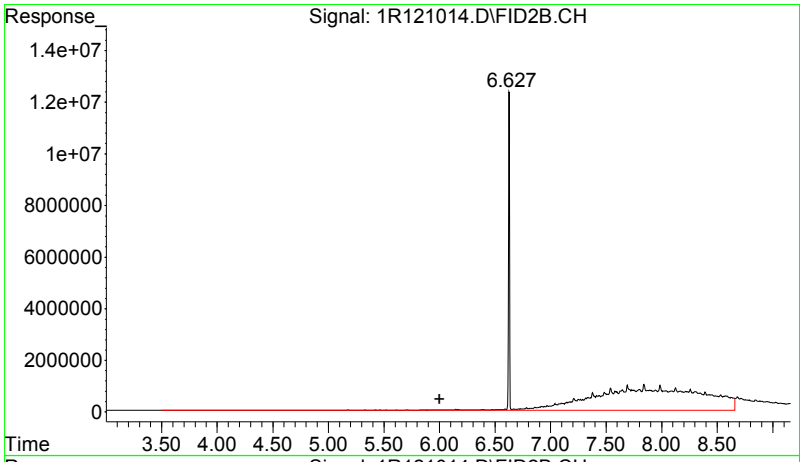

#1 Mineral Oil

R.T.: 6.000 min
Delta R.T.: 0.000 min
Response: 636840015
Conc: 405.11 ug/ml

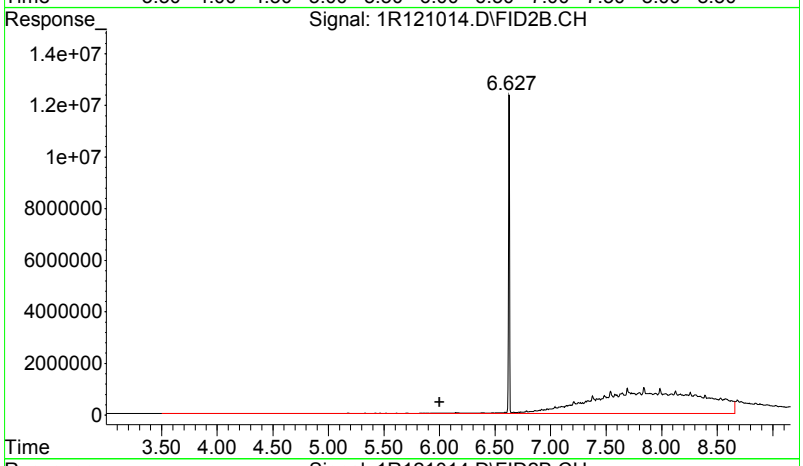

#2 Diesel

R.T.: 6.000 min
Delta R.T.: 0.000 min
Response: 636840015
Conc: 405.11 ug/ml

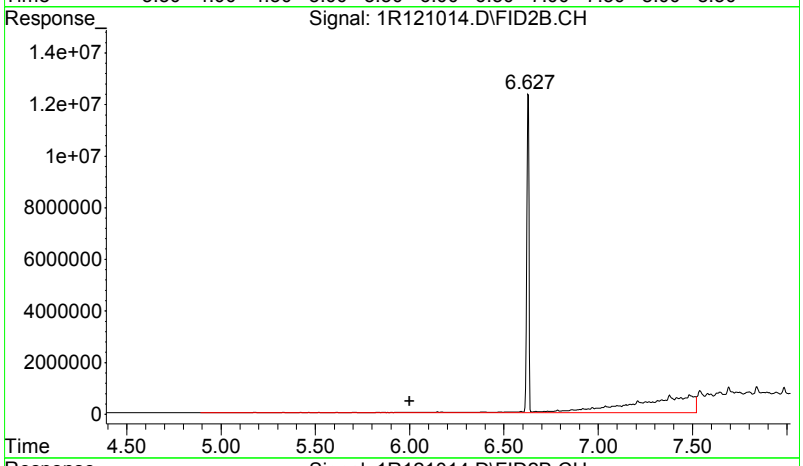

#3 DRO(C12-C24)

R.T.: 6.000 min
Delta R.T.: 0.000 min
Response: 153116227
Conc: 97.40 ug/mL

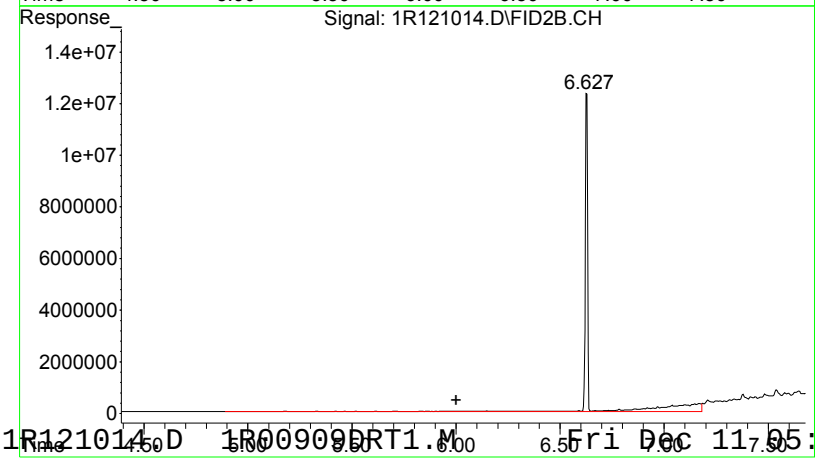

#4 Ca Luft DRO (C12-C22)

R.T.: 6.000 min
Delta R.T.: 0.000 min
Response: 53595310
Conc: 44.36 ug/ml

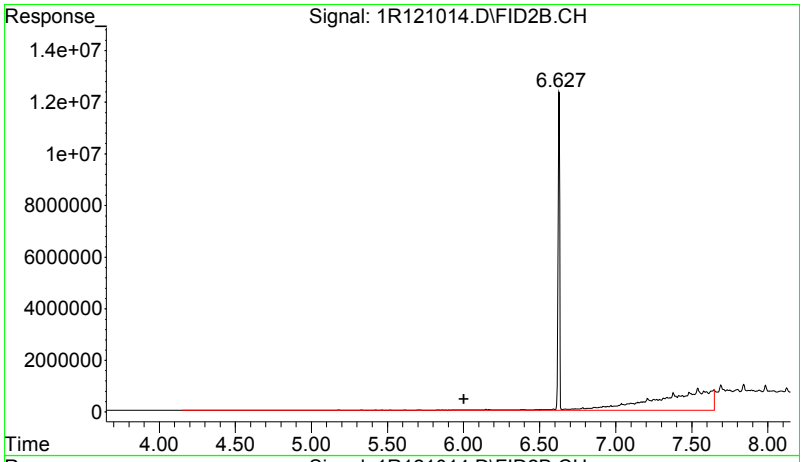

#5 TPHd (C10-C25)

R.T.: 6.000 min
Delta R.T.: 0.000 min
Response: 214830038
Conc: 146.48 ug/ml

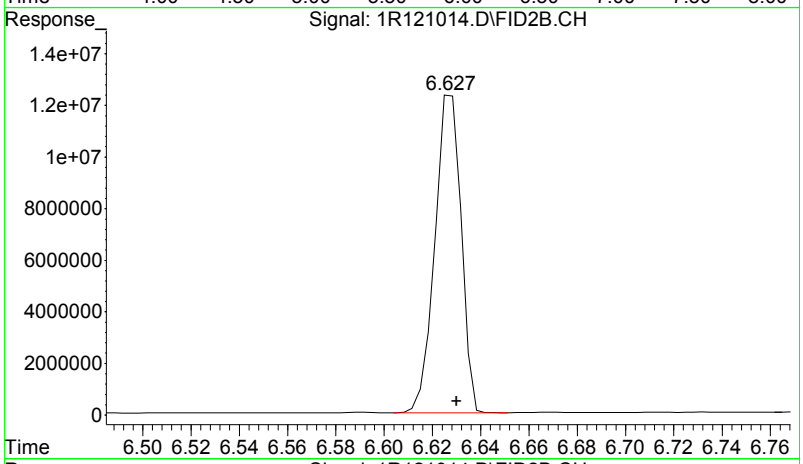

#6 o-Terphenyl

R.T.: 6.628 min
Delta R.T.: -0.002 min
Response: 93042713
Conc: 51.63 ug/mL

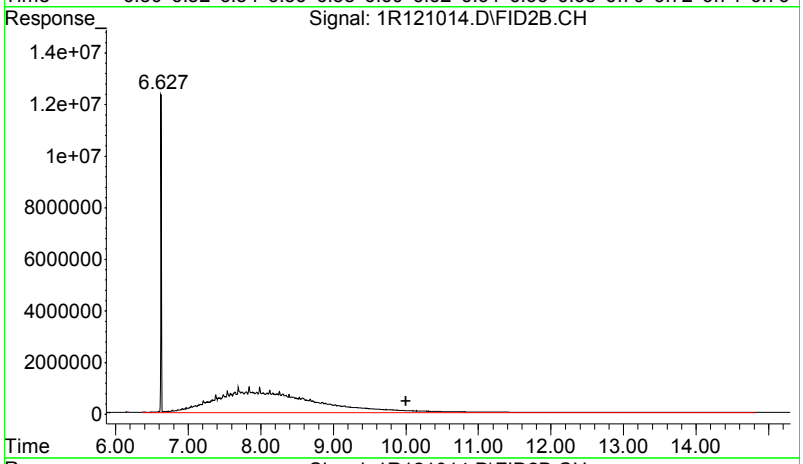

#7 Oil

R.T.: 10.000 min
Delta R.T.: 0.000 min
Response: 829393265
Conc: 547.15 ug/mL

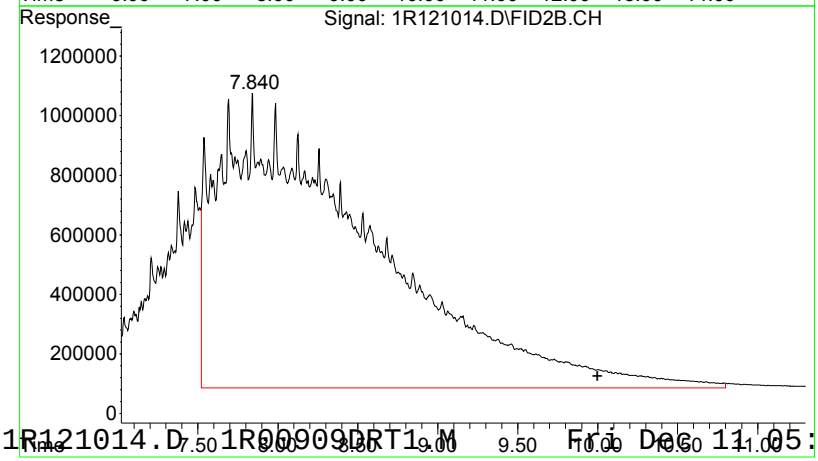

#8 RRO (C24-C40)

R.T.: 10.000 min
Delta R.T.: 0.000 min
Response: 639122834
Conc: 421.63 ug/mL

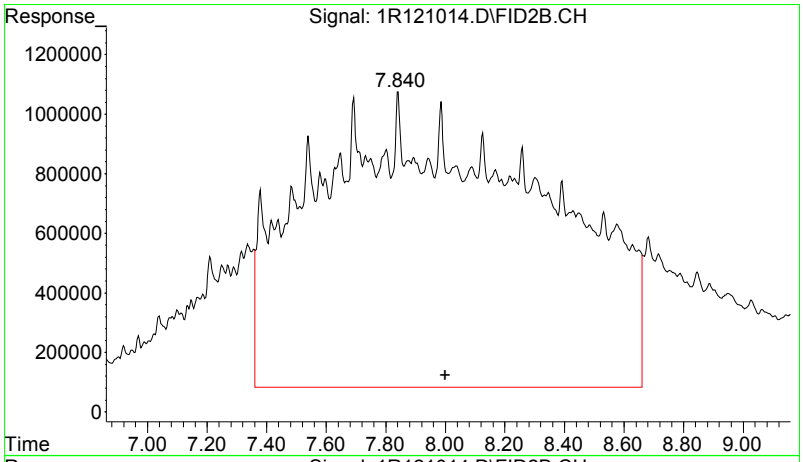

#9 Ca Luft ORO (C23-C32)

R.T.: 8.000 min
Delta R.T.: 0.000 min
Response: 519007637
Conc: 544.83 ug/mL

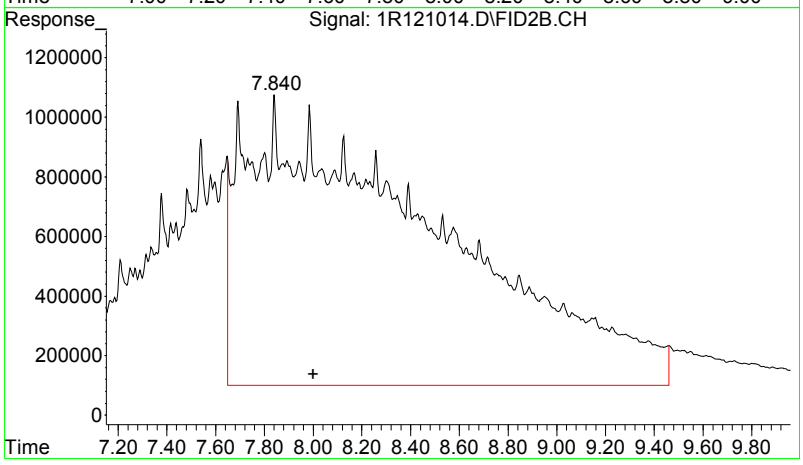

#10 TPHmo (C25-C36)

R.T.: 8.000 min
Delta R.T.: 0.000 min
Response: 521642885
Conc: 551.74 ug/mL

APEX LABORATORIES, LLC
6700 SW Sandburg St. Tigard OR 97223 phone 503-718-2323

Diesel and/or Oil Hydrocarbons by NWTPH-Dx
Calibration Data

Sequence 0I09044 (Cal ID A0I1001) DUALFID1R

APEX LABORATORIES

ELEMENT SEQUENCE LOG

Apex Laboratories

Sequence: **0I09044** Instrument: **DUALFID1R**

Date: **09/09/20 10:21** Calibration: **A0I1001**

#	Lab Number	Matrix	Analysis	Client	Due	Batch	ISTD ID	STD ID
1	0I09044-RES1	Soil	QC	QC				A20I035
2	0I09044-ICB1	Soil	QC	QC				
3	0I09044-CAL1	Soil	QC	QC				A20H445
4	0I09044-CAL2	Soil	QC	QC				A20H446
5	0I09044-CAL3	Soil	QC	QC				A20H447
6	0I09044-CAL4	Soil	QC	QC				A20H448
7	0I09044-CAL5	Soil	QC	QC				A20H449
8	0I09044-CAL6	Soil	QC	QC				A20H450
9	0I09044-CAL7	Soil	QC	QC				A20H451
10	0I09044-CAL8	Soil	QC	QC				A20H351
11	0I09044-CAL9	Soil	QC	QC				A20D364
12	0I09044-CALA	Soil	QC	QC				A20D365
13	0I09044-CALB	Soil	QC	QC				A20D366
14	0I09044-CALC	Soil	QC	QC				A20D367
15	0I09044-CALD	Soil	QC	QC				A20D363
16	0I09044-CALE	Soil	QC	QC				A20G072
17	0I09044-CALF	Soil	QC	QC				A20I062
18	0I09044-CALG	Soil	QC	QC				A20G074
19	0I09044-CALH	Soil	QC	QC				A20G075
20	0I09044-CALI	Soil	QC	QC				A20G076
21	0I09044-CALJ	Soil	QC	QC				A20I021
22	0I09044-CALK	Soil	QC	QC				A20G003
23	0I09044-ICV1	Soil	QC	QC				A20I150
24	0I09044-ICV2	Soil	QC	QC				A20I151

Comments:

Data Entered By/Date: 9/10/20

Data Reviewed By/Date: 9/10/2021

CALIBRATION SEQUENCE REVIEW SHEET

SEQUENCE: 0I09044

Seq. Date: 9/9/2020

SEQUENCE LOG

SampleID	Analysis	Matrix	STDID	Analyzed
0I09044-ICB1	8015B TPH-D (C10-25) /TPH-MO	Soil		9/9/2020 4:55:00PM
"	+8015B TPH-D(C10-25)/MO(C2	"		"
"	+8015D LL TPH-D (C10-25) /TPI	"		"
"	+8015D TPH-D (C10-25) /TPH-M	"		"
"	+8015M LL TPH-D (C10-C25)/TF	"		"
"	+8015M TPH-D (C10-25)/TPH-M	"		"
"	+CA LUFT DRO/RRO	"		"
"	+CA LUFT DRO/RRO - LL	"		"
"	+CA LUFT DRO/RRO W/SG	"		"
"	+NWTPH-Dx (Diesel/Oil)	"		"
"	+NWTPH-Dx (Diesel/Oil) Low L	"		"
"	+NWTPH-Dx (Diesel/Oil) w/SG	"		"
"	+NWTPH-Dx (Diesel/Oil) w/SG -	"		"
"	+NWTPH-Dx (Diesel/Oil) w/SG (	"		"
"	+NWTPH-Dx w/SG - Extract and	"		"
0I09044-CAL1	8015B TPH-D (C10-25) /TPH-MO	Soil	A20H445	9/9/2020 5:19:00PM
"	+8015B TPH-D(C10-25)/MO(C2	"	A20H445	"
"	+8015D LL TPH-D (C10-25) /TPI	"	A20H445	"
"	+8015D TPH-D (C10-25) /TPH-M	"	A20H445	"
"	+8015M LL TPH-D (C10-C25)/TF	"	A20H445	"
"	+8015M TPH-D (C10-25)/TPH-M	"	A20H445	"
"	+CA LUFT DRO/RRO	"	A20H445	"
"	+CA LUFT DRO/RRO - LL	"	A20H445	"
"	+CA LUFT DRO/RRO W/SG	"	A20H445	"
"	+NWTPH-Dx (Diesel/Oil)	"	A20H445	"
"	+NWTPH-Dx (Diesel/Oil) Low L	"	A20H445	"
"	+NWTPH-Dx (Diesel/Oil) w/SG	"	A20H445	"
"	+NWTPH-Dx (Diesel/Oil) w/SG -	"	A20H445	"
"	+NWTPH-Dx (Diesel/Oil) w/SG (	"	A20H445	"
0I09044-CAL2	8015B TPH-D (C10-25) /TPH-MO	Soil	A20H446	9/9/2020 5:42:00PM
"	+8015B TPH-D(C10-25)/MO(C2	"	A20H446	"
"	+8015D LL TPH-D (C10-25) /TPI	"	A20H446	"
"	+8015D TPH-D (C10-25) /TPH-M	"	A20H446	"
"	+8015M LL TPH-D (C10-C25)/TF	"	A20H446	"
"	+8015M TPH-D (C10-25)/TPH-M	"	A20H446	"
"	+CA LUFT DRO/RRO	"	A20H446	"
"	+CA LUFT DRO/RRO - LL	"	A20H446	"
"	+CA LUFT DRO/RRO W/SG	"	A20H446	"
"	+NWTPH-Dx (Diesel/Oil)	"	A20H446	"
"	+NWTPH-Dx (Diesel/Oil) Low L	"	A20H446	"
"	+NWTPH-Dx (Diesel/Oil) w/SG	"	A20H446	"
"	+NWTPH-Dx (Diesel/Oil) w/SG -	"	A20H446	"
"	+NWTPH-Dx (Diesel/Oil) w/SG (	"	A20H446	"
0I09044-CAL3	8015B TPH-D (C10-25) /TPH-MO	Soil	A20H447	9/9/2020 9:15:00PM
"	+8015B TPH-D(C10-25)/MO(C2	"	A20H447	"

"	+8015D LL TPH-D (C10-25) /TPI	"	A20H447	"
"	+8015D TPH-D (C10-25) /TPH-M	"	A20H447	"
"	+8015M LL TPH-D (C10-C25)/TF	"	A20H447	"
"	+8015M TPH-D (C10-25)/TPH-M	"	A20H447	"
"	+CA LUFT DRO/RRO	"	A20H447	"
"	+CA LUFT DRO/RRO - LL	"	A20H447	"
"	+CA LUFT DRO/RRO W/SG	"	A20H447	"
"	+NWTPH-Dx (Diesel/Oil)	"	A20H447	"
"	+NWTPH-Dx (Diesel/Oil) Low Le	"	A20H447	"
"	+NWTPH-Dx (Diesel/Oil) w/SG	"	A20H447	"
"	+NWTPH-Dx (Diesel/Oil) w/SG -	"	A20H447	"
"	+NWTPH-Dx (Diesel/Oil) w/SG (	"	A20H447	"
0I09044-CAL4	8015B TPH-D (C10-25) /TPH-MO	Soil	A20H448	9/9/2020 9:38:00PM
"	+8015B TPH-D(C10-25)/MO(C2	"	A20H448	"
"	+8015D LL TPH-D (C10-25) /TPI	"	A20H448	"
"	+8015D TPH-D (C10-25) /TPH-M	"	A20H448	"
"	+8015M LL TPH-D (C10-C25)/TF	"	A20H448	"
"	+8015M TPH-D (C10-25)/TPH-M	"	A20H448	"
"	+CA LUFT DRO/RRO	"	A20H448	"
"	+CA LUFT DRO/RRO - LL	"	A20H448	"
"	+CA LUFT DRO/RRO W/SG	"	A20H448	"
"	+NWTPH-Dx (Diesel/Oil)	"	A20H448	"
"	+NWTPH-Dx (Diesel/Oil) Low Le	"	A20H448	"
"	+NWTPH-Dx (Diesel/Oil) w/SG	"	A20H448	"
"	+NWTPH-Dx (Diesel/Oil) w/SG -	"	A20H448	"
"	+NWTPH-Dx (Diesel/Oil) w/SG (	"	A20H448	"
0I09044-CAL5	8015B TPH-D (C10-25) /TPH-MO	Soil	A20H449	9/9/2020 10:00:00PM
"	+8015B TPH-D(C10-25)/MO(C2	"	A20H449	"
"	+8015D LL TPH-D (C10-25) /TPI	"	A20H449	"
"	+8015D TPH-D (C10-25) /TPH-M	"	A20H449	"
"	+8015M LL TPH-D (C10-C25)/TF	"	A20H449	"
"	+8015M TPH-D (C10-25)/TPH-M	"	A20H449	"
"	+CA LUFT DRO/RRO	"	A20H449	"
"	+CA LUFT DRO/RRO - LL	"	A20H449	"
"	+CA LUFT DRO/RRO W/SG	"	A20H449	"
"	+NWTPH-Dx (Diesel/Oil)	"	A20H449	"
"	+NWTPH-Dx (Diesel/Oil) Low Le	"	A20H449	"
"	+NWTPH-Dx (Diesel/Oil) w/SG	"	A20H449	"
"	+NWTPH-Dx (Diesel/Oil) w/SG -	"	A20H449	"
"	+NWTPH-Dx (Diesel/Oil) w/SG (	"	A20H449	"
0I09044-CAL6	8015B TPH-D (C10-25) /TPH-MO	Soil	A20H450	9/9/2020 10:24:00PM
"	+8015B TPH-D(C10-25)/MO(C2	"	A20H450	"
"	+8015D LL TPH-D (C10-25) /TPI	"	A20H450	"
"	+8015D TPH-D (C10-25) /TPH-M	"	A20H450	"
"	+8015M LL TPH-D (C10-C25)/TF	"	A20H450	"
"	+8015M TPH-D (C10-25)/TPH-M	"	A20H450	"
"	+CA LUFT DRO/RRO	"	A20H450	"
"	+CA LUFT DRO/RRO - LL	"	A20H450	"
"	+CA LUFT DRO/RRO W/SG	"	A20H450	"

"	+NWTPH-Dx (Diesel/Oil)	"	A20H450	"
"	+NWTPH-Dx (Diesel/Oil) Low L	"	A20H450	"
"	+NWTPH-Dx (Diesel/Oil) w/SG	"	A20H450	"
"	+NWTPH-Dx (Diesel/Oil) w/SG -	"	A20H450	"
"	+NWTPH-Dx (Diesel/Oil) w/SG (	"	A20H450	"
0I09044-CAL7	8015B TPH-D (C10-25) /TPH-MO	Soil	A20H451	9/9/2020 10:47:00PM
"	+8015B TPH-D(C10-25)/MO(C2	"	A20H451	"
"	+8015D LL TPH-D (C10-25) /TPI	"	A20H451	"
"	+8015D TPH-D (C10-25) /TPH-M	"	A20H451	"
"	+8015M LL TPH-D (C10-C25)/TF	"	A20H451	"
"	+8015M TPH-D (C10-25)/TPH-M	"	A20H451	"
"	+CA LUFT DRO/RRO	"	A20H451	"
"	+CA LUFT DRO/RRO - LL	"	A20H451	"
"	+CA LUFT DRO/RRO W/SG	"	A20H451	"
"	+NWTPH-Dx (Diesel/Oil)	"	A20H451	"
"	+NWTPH-Dx (Diesel/Oil) Low L	"	A20H451	"
"	+NWTPH-Dx (Diesel/Oil) w/SG	"	A20H451	"
"	+NWTPH-Dx (Diesel/Oil) w/SG -	"	A20H451	"
"	+NWTPH-Dx (Diesel/Oil) w/SG (	"	A20H451	"
0I09044-CAL8	8015B TPH-D (C10-25) /TPH-MO	Soil	A20H351	9/9/2020 11:09:00PM
"	+8015B TPH-D(C10-25)/MO(C2	"	A20H351	"
"	+8015D LL TPH-D (C10-25) /TPI	"	A20H351	"
"	+8015D TPH-D (C10-25) /TPH-M	"	A20H351	"
"	+8015M LL TPH-D (C10-C25)/TF	"	A20H351	"
"	+8015M TPH-D (C10-25)/TPH-M	"	A20H351	"
"	+CA LUFT DRO/RRO	"	A20H351	"
"	+CA LUFT DRO/RRO - LL	"	A20H351	"
"	+CA LUFT DRO/RRO W/SG	"	A20H351	"
"	+NWTPH-Dx (Diesel/Oil)	"	A20H351	"
"	+NWTPH-Dx (Diesel/Oil) Low L	"	A20H351	"
"	+NWTPH-Dx (Diesel/Oil) w/SG	"	A20H351	"
"	+NWTPH-Dx (Diesel/Oil) w/SG -	"	A20H351	"
"	+NWTPH-Dx (Diesel/Oil) w/SG (	"	A20H351	"
0I09044-CAL9	8015B TPH-D (C10-25) /TPH-MO	Soil	A20D364	9/9/2020 11:33:00PM
"	+8015B TPH-D(C10-25)/MO(C2	"	A20D364	"
"	+8015D LL TPH-D (C10-25) /TPI	"	A20D364	"
"	+8015D TPH-D (C10-25) /TPH-M	"	A20D364	"
"	+8015M LL TPH-D (C10-C25)/TF	"	A20D364	"
"	+8015M TPH-D (C10-25)/TPH-M	"	A20D364	"
"	+CA LUFT DRO/RRO	"	A20D364	"
"	+CA LUFT DRO/RRO - LL	"	A20D364	"
"	+CA LUFT DRO/RRO W/SG	"	A20D364	"
"	+NWTPH-Dx (Diesel/Oil)	"	A20D364	"
"	+NWTPH-Dx (Diesel/Oil) Low L	"	A20D364	"
"	+NWTPH-Dx (Diesel/Oil) w/SG	"	A20D364	"
"	+NWTPH-Dx (Diesel/Oil) w/SG -	"	A20D364	"
"	+NWTPH-Dx (Diesel/Oil) w/SG (	"	A20D364	"
0I09044-CALA	8015B TPH-D (C10-25) /TPH-MO	Soil	A20D365	9/9/2020 11:55:00PM
"	+8015B TPH-D(C10-25)/MO(C2	"	A20D365	"

"	+8015D LL TPH-D (C10-25) /TPI	"	A20D365		"
"	+8015D TPH-D (C10-25) /TPH-M	"	A20D365		"
"	+8015M LL TPH-D (C10-C25)/TF	"	A20D365		"
"	+8015M TPH-D (C10-25)/TPH-M	"	A20D365		"
"	+CA LUFT DRO/RRO	"	A20D365		"
"	+CA LUFT DRO/RRO - LL	"	A20D365		"
"	+CA LUFT DRO/RRO W/SG	"	A20D365		"
"	+NWTPH-Dx (Diesel/Oil)	"	A20D365		"
"	+NWTPH-Dx (Diesel/Oil) Low Le	"	A20D365		"
"	+NWTPH-Dx (Diesel/Oil) w/SG	"	A20D365		"
"	+NWTPH-Dx (Diesel/Oil) w/SG -	"	A20D365		"
"	+NWTPH-Dx (Diesel/Oil) w/SG (	"	A20D365		"
0I09044-CALB	8015B TPH-D (C10-25) /TPH-MO	Soil	A20D366	9/10/2020	12:18:00AM
"	+8015B TPH-D(C10-25)/MO(C25	"	A20D366		"
"	+8015D LL TPH-D (C10-25) /TPI	"	A20D366		"
"	+8015D TPH-D (C10-25) /TPH-M	"	A20D366		"
"	+8015M LL TPH-D (C10-C25)/TF	"	A20D366		"
"	+8015M TPH-D (C10-25)/TPH-M	"	A20D366		"
"	+CA LUFT DRO/RRO	"	A20D366		"
"	+CA LUFT DRO/RRO - LL	"	A20D366		"
"	+CA LUFT DRO/RRO W/SG	"	A20D366		"
"	+NWTPH-Dx (Diesel/Oil)	"	A20D366		"
"	+NWTPH-Dx (Diesel/Oil) Low Le	"	A20D366		"
"	+NWTPH-Dx (Diesel/Oil) w/SG	"	A20D366		"
"	+NWTPH-Dx (Diesel/Oil) w/SG -	"	A20D366		"
"	+NWTPH-Dx (Diesel/Oil) w/SG (	"	A20D366		"
0I09044-CALC	8015B TPH-D (C10-25) /TPH-MO	Soil	A20D367	9/10/2020	12:41:00AM
"	+8015B TPH-D(C10-25)/MO(C25	"	A20D367		"
"	+8015D LL TPH-D (C10-25) /TPI	"	A20D367		"
"	+8015D TPH-D (C10-25) /TPH-M	"	A20D367		"
"	+8015M LL TPH-D (C10-C25)/TF	"	A20D367		"
"	+8015M TPH-D (C10-25)/TPH-M	"	A20D367		"
"	+CA LUFT DRO/RRO	"	A20D367		"
"	+CA LUFT DRO/RRO - LL	"	A20D367		"
"	+CA LUFT DRO/RRO W/SG	"	A20D367		"
"	+NWTPH-Dx (Diesel/Oil)	"	A20D367		"
"	+NWTPH-Dx (Diesel/Oil) Low Le	"	A20D367		"
"	+NWTPH-Dx (Diesel/Oil) w/SG	"	A20D367		"
"	+NWTPH-Dx (Diesel/Oil) w/SG -	"	A20D367		"
"	+NWTPH-Dx (Diesel/Oil) w/SG (	"	A20D367		"
0I09044-CALD	8015B TPH-D (C10-25) /TPH-MO	Soil	A20D363	9/10/2020	1:04:00AM
"	+8015B TPH-D(C10-25)/MO(C25	"	A20D363		"
"	+8015D LL TPH-D (C10-25) /TPI	"	A20D363		"
"	+8015D TPH-D (C10-25) /TPH-M	"	A20D363		"
"	+8015M LL TPH-D (C10-C25)/TF	"	A20D363		"
"	+8015M TPH-D (C10-25)/TPH-M	"	A20D363		"
"	+CA LUFT DRO/RRO	"	A20D363		"
"	+CA LUFT DRO/RRO - LL	"	A20D363		"
"	+CA LUFT DRO/RRO W/SG	"	A20D363		"

"	+NWTPH-Dx (Diesel/Oil)	"	A20D363		"
"	+NWTPH-Dx (Diesel/Oil) Low Le	"	A20D363		"
"	+NWTPH-Dx (Diesel/Oil) w/SG	"	A20D363		"
"	+NWTPH-Dx (Diesel/Oil) w/SG -	"	A20D363		"
"	+NWTPH-Dx (Diesel/Oil) w/SG (	"	A20D363		"
0I09044-CALE	8015B TPH-D (C10-25) /TPH-MO	Soil	A20G072	9/10/2020	1:27:00AM
"	+8015B TPH-D(C10-25)/MO(C2	"	A20G072		"
"	+8015D LL TPH-D (C10-25) /TPI	"	A20G072		"
"	+8015D TPH-D (C10-25) /TPH-M	"	A20G072		"
"	+8015M LL TPH-D (C10-C25)/TF	"	A20G072		"
"	+8015M TPH-D (C10-25)/TPH-M	"	A20G072		"
"	+CA LUFT DRO/RRO	"	A20G072		"
"	+CA LUFT DRO/RRO - LL	"	A20G072		"
"	+CA LUFT DRO/RRO W/SG	"	A20G072		"
"	+NWTPH-Dx (Diesel/Oil)	"	A20G072		"
"	+NWTPH-Dx (Diesel/Oil) Low Le	"	A20G072		"
"	+NWTPH-Dx (Diesel/Oil) w/SG	"	A20G072		"
"	+NWTPH-Dx (Diesel/Oil) w/SG -	"	A20G072		"
"	+NWTPH-Dx (Diesel/Oil) w/SG (	"	A20G072		"
0I09044-CALF	8015B TPH-D (C10-25) /TPH-MO	Soil	A20I062	9/10/2020	1:50:00AM
"	+8015B TPH-D(C10-25)/MO(C2	"	A20I062		"
"	+8015D LL TPH-D (C10-25) /TPI	"	A20I062		"
"	+8015D TPH-D (C10-25) /TPH-M	"	A20I062		"
"	+8015M LL TPH-D (C10-C25)/TF	"	A20I062		"
"	+8015M TPH-D (C10-25)/TPH-M	"	A20I062		"
"	+CA LUFT DRO/RRO	"	A20I062		"
"	+CA LUFT DRO/RRO - LL	"	A20I062		"
"	+CA LUFT DRO/RRO W/SG	"	A20I062		"
"	+NWTPH-Dx (Diesel/Oil)	"	A20I062		"
"	+NWTPH-Dx (Diesel/Oil) Low Le	"	A20I062		"
"	+NWTPH-Dx (Diesel/Oil) w/SG	"	A20I062		"
"	+NWTPH-Dx (Diesel/Oil) w/SG -	"	A20I062		"
"	+NWTPH-Dx (Diesel/Oil) w/SG (	"	A20I062		"
0I09044-CALG	8015B TPH-D (C10-25) /TPH-MO	Soil	A20G074	9/10/2020	2:13:00AM
"	+8015B TPH-D(C10-25)/MO(C2	"	A20G074		"
"	+8015D LL TPH-D (C10-25) /TPI	"	A20G074		"
"	+8015D TPH-D (C10-25) /TPH-M	"	A20G074		"
"	+8015M LL TPH-D (C10-C25)/TF	"	A20G074		"
"	+8015M TPH-D (C10-25)/TPH-M	"	A20G074		"
"	+CA LUFT DRO/RRO	"	A20G074		"
"	+CA LUFT DRO/RRO - LL	"	A20G074		"
"	+CA LUFT DRO/RRO W/SG	"	A20G074		"
"	+NWTPH-Dx (Diesel/Oil)	"	A20G074		"
"	+NWTPH-Dx (Diesel/Oil) Low Le	"	A20G074		"
"	+NWTPH-Dx (Diesel/Oil) w/SG	"	A20G074		"
"	+NWTPH-Dx (Diesel/Oil) w/SG -	"	A20G074		"
"	+NWTPH-Dx (Diesel/Oil) w/SG (	"	A20G074		"
0I09044-CALH	8015B TPH-D (C10-25) /TPH-MO	Soil	A20G075	9/10/2020	2:36:00AM
"	+8015B TPH-D(C10-25)/MO(C2	"	A20G075		"

"	+8015D LL TPH-D (C10-25) /TPI	"	A20G075		"
"	+8015D TPH-D (C10-25) /TPH-M	"	A20G075		"
"	+8015M LL TPH-D (C10-C25)/TF	"	A20G075		"
"	+8015M TPH-D (C10-25)/TPH-M	"	A20G075		"
"	+CA LUFT DRO/RRO	"	A20G075		"
"	+CA LUFT DRO/RRO - LL	"	A20G075		"
"	+CA LUFT DRO/RRO W/SG	"	A20G075		"
"	+NWTPH-Dx (Diesel/Oil)	"	A20G075		"
"	+NWTPH-Dx (Diesel/Oil) Low Le	"	A20G075		"
"	+NWTPH-Dx (Diesel/Oil) w/SG	"	A20G075		"
"	+NWTPH-Dx (Diesel/Oil) w/SG -	"	A20G075		"
"	+NWTPH-Dx (Diesel/Oil) w/SG (	"	A20G075		"
0I09044-CALI	8015B TPH-D (C10-25) /TPH-MO	Soil	A20G076	9/10/2020	2:59:00AM
"	+8015B TPH-D(C10-25)/MO(C25	"	A20G076		"
"	+8015D LL TPH-D (C10-25) /TPI	"	A20G076		"
"	+8015D TPH-D (C10-25) /TPH-M	"	A20G076		"
"	+8015M LL TPH-D (C10-C25)/TF	"	A20G076		"
"	+8015M TPH-D (C10-25)/TPH-M	"	A20G076		"
"	+CA LUFT DRO/RRO	"	A20G076		"
"	+CA LUFT DRO/RRO - LL	"	A20G076		"
"	+CA LUFT DRO/RRO W/SG	"	A20G076		"
"	+NWTPH-Dx (Diesel/Oil)	"	A20G076		"
"	+NWTPH-Dx (Diesel/Oil) Low Le	"	A20G076		"
"	+NWTPH-Dx (Diesel/Oil) w/SG	"	A20G076		"
"	+NWTPH-Dx (Diesel/Oil) w/SG -	"	A20G076		"
"	+NWTPH-Dx (Diesel/Oil) w/SG (	"	A20G076		"
0I09044-CALJ	8015B TPH-D (C10-25) /TPH-MO	Soil	A20I021	9/10/2020	3:22:00AM
"	+8015B TPH-D(C10-25)/MO(C25	"	A20I021		"
"	+8015D LL TPH-D (C10-25) /TPI	"	A20I021		"
"	+8015D TPH-D (C10-25) /TPH-M	"	A20I021		"
"	+8015M LL TPH-D (C10-C25)/TF	"	A20I021		"
"	+8015M TPH-D (C10-25)/TPH-M	"	A20I021		"
"	+CA LUFT DRO/RRO	"	A20I021		"
"	+CA LUFT DRO/RRO - LL	"	A20I021		"
"	+CA LUFT DRO/RRO W/SG	"	A20I021		"
"	+NWTPH-Dx (Diesel/Oil)	"	A20I021		"
"	+NWTPH-Dx (Diesel/Oil) Low Le	"	A20I021		"
"	+NWTPH-Dx (Diesel/Oil) w/SG	"	A20I021		"
"	+NWTPH-Dx (Diesel/Oil) w/SG -	"	A20I021		"
"	+NWTPH-Dx (Diesel/Oil) w/SG (	"	A20I021		"
0I09044-CALK	8015B TPH-D (C10-25) /TPH-MO	Soil	A20G003	9/10/2020	4:07:00AM
"	+8015B TPH-D(C10-25)/MO(C25	"	A20G003		"
"	+8015D LL TPH-D (C10-25) /TPI	"	A20G003		"
"	+8015D TPH-D (C10-25) /TPH-M	"	A20G003		"
"	+8015M LL TPH-D (C10-C25)/TF	"	A20G003		"
"	+8015M TPH-D (C10-25)/TPH-M	"	A20G003		"
"	+CA LUFT DRO/RRO	"	A20G003		"
"	+CA LUFT DRO/RRO - LL	"	A20G003		"
"	+CA LUFT DRO/RRO W/SG	"	A20G003		"

CALIBRATION SEQUENCE REVIEW SHEET

SEQUENCE: 0I09044 Seq. Date: 9/9/2020

"	+NWTPH-Dx (Diesel/Oil)	"	A20G003		"
"	+NWTPH-Dx (Diesel/Oil) Low L	"	A20G003		"
"	+NWTPH-Dx (Diesel/Oil) w/SG	"	A20G003		"
"	+NWTPH-Dx (Diesel/Oil) w/SG -	"	A20G003		"
"	+NWTPH-Dx (Diesel/Oil) w/SG (	"	A20G003		"
0I09044-ICV1	8015B TPH-D (C10-25) /TPH-MO	Soil	A20I109	9/10/2020 4:53:00AM	
"	+8015B TPH-D(C10-25)/MO(C2	"	A20I109		"
"	+8015D LL TPH-D (C10-25) /TPI	"	A20I109		"
"	+8015D TPH-D (C10-25) /TPH-M	"	A20I109		"
"	+8015M LL TPH-D (C10-C25)/TF	"	A20I109		"
"	+8015M TPH-D (C10-25)/TPH-M	"	A20I109		"
"	+CA LUFT DRO/RRO	"	A20I109		"
"	+CA LUFT DRO/RRO - LL	"	A20I109		"
"	+CA LUFT DRO/RRO W/SG	"	A20I109		"
"	+NWTPH-Dx (Diesel/Oil)	"	A20I109		"
"	+NWTPH-Dx (Diesel/Oil) Low L	"	A20I109		"
"	+NWTPH-Dx (Diesel/Oil) w/SG	"	A20I109		"
"	+NWTPH-Dx (Diesel/Oil) w/SG -	"	A20I109		"
"	+NWTPH-Dx (Diesel/Oil) w/SG (	"	A20I109		"
0I09044-ICV2	8015B TPH-D (C10-25) /TPH-MO	Soil	A20I110	9/10/2020 5:16:00AM	
"	+8015B TPH-D(C10-25)/MO(C2	"	A20I110		"
"	+8015D LL TPH-D (C10-25) /TPI	"	A20I110		"
"	+8015D TPH-D (C10-25) /TPH-M	"	A20I110		"
"	+8015M LL TPH-D (C10-C25)/TF	"	A20I110		"
"	+8015M TPH-D (C10-25)/TPH-M	"	A20I110		"
"	+CA LUFT DRO/RRO	"	A20I110		"
"	+CA LUFT DRO/RRO - LL	"	A20I110		"
"	+CA LUFT DRO/RRO W/SG	"	A20I110		"
"	+NWTPH-Dx (Diesel/Oil)	"	A20I110		"
"	+NWTPH-Dx (Diesel/Oil) Low L	"	A20I110		"
"	+NWTPH-Dx (Diesel/Oil) w/SG	"	A20I110		"
"	+NWTPH-Dx (Diesel/Oil) w/SG -	"	A20I110		"
"	+NWTPH-Dx (Diesel/Oil) w/SG (	"	A20I110		"

CALIBRATION STANDARD RECOVERIES

Calibration: A0I1001 Instrument: DUALFID1R

8015B TPH-D (C10-25) /TPH- Sequence: 0I09044 Matrix: Soil

0I09044-CAL1	Inst. MRL	Recalc Res.	Cal Level	%Rec.	Qual
0I09044-CAL2	Inst. MRL	Recalc Res.	Cal Level	%Rec.	Qual
0I09044-CAL3	Inst. MRL	Recalc Res.	Cal Level	%Rec.	Qual
0I09044-CAL4	Inst. MRL	Recalc Res.	Cal Level	%Rec.	Qual
0I09044-CAL5	Inst. MRL	Recalc Res.	Cal Level	%Rec.	Qual
0I09044-CAL6	Inst. MRL	Recalc Res.	Cal Level	%Rec.	Qual

CALIBRATION SEQUENCE REVIEW SHEET

SEQUENCE: 0I09044 Seq. Date: 9/9/2020

0I09044-CAL7	Inst. MRL	Recalc Res.	Cal Level	%Rec.	Qual
0I09044-CAL8	Inst. MRL	Recalc Res.	Cal Level	%Rec.	Qual
0I09044-CALE	Inst. MRL	Recalc Res.	Cal Level	%Rec.	Qual
0I09044-CALF	Inst. MRL	Recalc Res.	Cal Level	%Rec.	Qual
0I09044-CALG	Inst. MRL	Recalc Res.	Cal Level	%Rec.	Qual
0I09044-CALH	Inst. MRL	Recalc Res.	Cal Level	%Rec.	Qual
0I09044-CALI	Inst. MRL	Recalc Res.	Cal Level	%Rec.	Qual
0I09044-CALJ	Inst. MRL	Recalc Res.	Cal Level	%Rec.	Qual
0I09044-CALK	Inst. MRL	Recalc Res.	Cal Level	%Rec.	Qual

Compounds listed above have recalculated recoveries outside 85-115% of the true values, and the calibration levels are above the reporting level. If no compounds are listed, all are OK. Please see the next section for quadatic fit compounds.

Analytes With Quadratic Curve Fits

Qualifier	MRL	Recalc Value	OK?	Raise MRL to ?
		_____	☐	☐ _____

Analytes listed above have quadratic curve fits. If they are using a weighting otpion, they must be checked against the requanted curve points to determine if the recalculated results are within limits (85-115 or as specified).

ICV RECOVERIES

Calibration: A0I1001 Instrument: DUALFID1R

NWTPH-Dx (Diesel/Oil) Sequence: 0I09044 Matrix: Soil

0I09044-ICV1	Inst. MRL	ICV Level	Result	%Rec.	Qual
0I09044-ICV2	Inst. MRL	ICV Level	Result	%Rec.	Qual

Compounds listed above have Initial Calibration Verification standard recoveries outside 70-130% of the true values. If no compounds are listed, all have passing recoveries.

Element Calibration Review Sheet

Calibration ID: **A0I1001** Instrument: **DUALFID1R** Calibration Date: **09/10/2020**

Analysis: **8015B TPH-D (C10-25) /TPH-** Instrument Cal ID: **A0I1001**

TPHd (C10-C25)

Curve Fit: **AVERAGE RF**

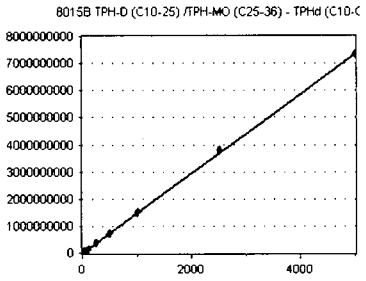

Standard	Concentration	Response	Response Factor	RT
0I09044-CAL8	5000	7.347152E+09	1469430.000	6.00
0I09044-CAL7	2500	3.804911E+09	1521965.000	6.00
0I09044-CAL6	1000	1.493309E+09	1493309.000	6.00
0I09044-CAL5	500	7.461339E+08	1492268.000	6.00
0I09044-CAL4	250	3.745487E+08	1498195.000	6.00
0I09044-CAL3	100	1.503025E+08	1503025.000	6.00
0I09044-CAL2	40	5.43074E+07	1357685.000	6.00
0I09044-CAL1	25	3.493067E+07	1397227.000	6.00

AVE RF **1466638.000** RF RSD **3.95** AVE RT **6.00**

o-Terphenyl (Surr)

Curve Fit: **AVERAGE RF**

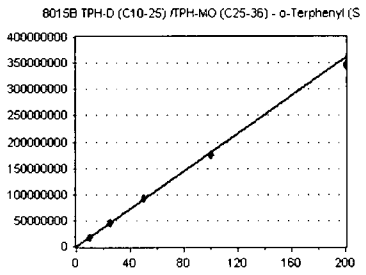

Standard	Concentration	Response	Response Factor	RT
0I09044-CALD	200	3.463483E+08	1731742.000	6.73
0I09044-CALC	100	1.744906E+08	1744906.000	6.73
0I09044-CALB	50	9.319098E+07	1863820.000	6.73
0I09044-CALA	25	4.591071E+07	1836429.000	6.72
0I09044-CAL9	10	1.832821E+07	1832821.000	6.72

AVE RF **1801943.000** RF RSD **3.30** AVE RT **6.72**

TPHmo (C25-C36)

Curve Fit: **AVERAGE RF**

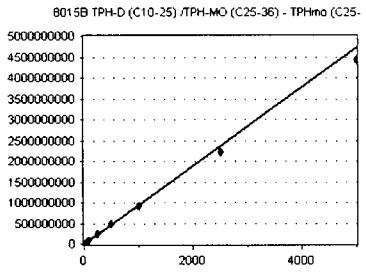

Standard	Concentration	Response	Response Factor	RT
0I09044-CALK	5000	4.437962E+09	887592.400	8.00
0I09044-CALJ	2500	2.20598E+09	882391.900	8.00
0I09044-CALI	1000	9.171834E+08	917183.400	8.00
0I09044-CALH	500	4.792852E+08	958570.400	8.00
0I09044-CALG	250	2.533512E+08	1013405.000	8.00
0I09044-CALF	80	7.600294E+07	950036.800	8.00
0I09044-CALE	40	4.036137E+07	1009034.000	8.00

AVE RF **945459.100** RF RSD **5.63** AVE RT **8.00**

Element Calibration Review Sheet

Calibration ID: **A0I1001** Instrument: **DUALFID1R** Calibration Date: **09/10/2020**

Analysis: **8015B TPH-D(C10-25)/MO(C** Instrument Cal ID: **A0I1001**

TPHd (C10-C25)

Curve Fit: **AVERAGE RF**

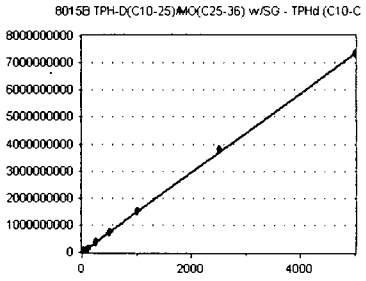

Standard	Concentration	Response	Response Factor	RT
0I09044-CAL8	5000	7.347152E+09	1469430.000	6.00
0I09044-CAL7	2500	3.804911E+09	1521965.000	6.00
0I09044-CAL6	1000	1.493309E+09	1493309.000	6.00
0I09044-CAL5	500	7.461339E+08	1492268.000	6.00
0I09044-CAL4	250	3.745487E+08	1498195.000	6.00
0I09044-CAL3	100	1.503025E+08	1503025.000	6.00
0I09044-CAL2	40	5.43074E+07	1357685.000	6.00
0I09044-CAL1	25	3.493067E+07	1397227.000	6.00

AVE RF **1466638.000** RF RSD **3.95** AVE RT **6.00**

o-Terphenyl (Surr)

Curve Fit: **AVERAGE RF**

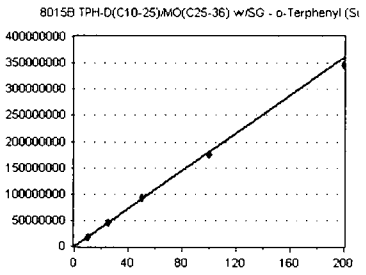

Standard	Concentration	Response	Response Factor	RT
0I09044-CALD	200	3.463483E+08	1731742.000	6.73
0I09044-CALC	100	1.744906E+08	1744906.000	6.73
0I09044-CALB	50	9.319098E+07	1863820.000	6.73
0I09044-CALA	25	4.591071E+07	1836429.000	6.72
0I09044-CAL9	10	1.832821E+07	1832821.000	6.72

AVE RF **1801943.000** RF RSD **3.30** AVE RT **6.72**

TPHmo (C25-C36)

Curve Fit: **AVERAGE RF**

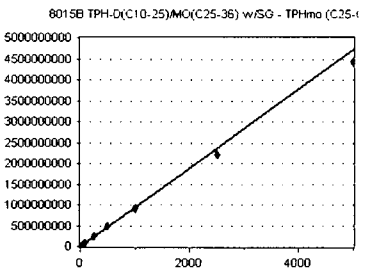

Standard	Concentration	Response	Response Factor	RT
0I09044-CALK	5000	4.437962E+09	887592.400	8.00
0I09044-CALJ	2500	2.20598E+09	882391.900	8.00
0I09044-CALI	1000	9.171834E+08	917183.400	8.00
0I09044-CALH	500	4.792852E+08	958570.400	8.00
0I09044-CALG	250	2.533512E+08	1013405.000	8.00
0I09044-CALF	80	7.600294E+07	950036.800	8.00
0I09044-CALE	40	4.036137E+07	1009034.000	8.00

AVE RF **945459.100** RF RSD **5.63** AVE RT **8.00**

Element Calibration Review Sheet

Calibration ID: **A0I1001** Instrument: **DUALFID1R** Calibration Date: **09/10/2020**

Analysis: **8015D LL TPH-D (C10-25) /T** Instrument Cal ID: **A0I1001**

TPHd (C10-C25)

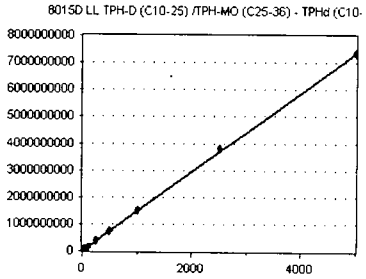

Curve Fit: **AVERAGE RF**

Standard	Concentration	Response	Response Factor	RT
0I09044-CAL8	5000	7.347152E+09	1469430.000	6.00
0I09044-CAL7	2500	3.804911E+09	1521965.000	6.00
0I09044-CAL6	1000	1.493309E+09	1493309.000	6.00
0I09044-CAL5	500	7.461339E+08	1492268.000	6.00
0I09044-CAL4	250	3.745487E+08	1498195.000	6.00
0I09044-CAL3	100	1.503025E+08	1503025.000	6.00
0I09044-CAL2	40	5.43074E+07	1357685.000	6.00
0I09044-CAL1	25	3.493067E+07	1397227.000	6.00

AVE RF **1466638.000** RF RSD **3.95** AVE RT **6.00**

o-Terphenyl (Surr)

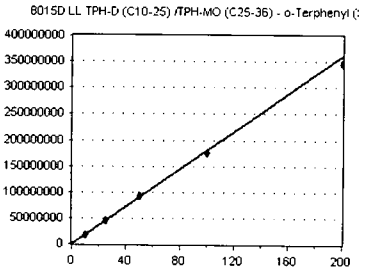

Curve Fit: **AVERAGE RF**

Standard	Concentration	Response	Response Factor	RT
0I09044-CALD	200	3.463483E+08	1731742.000	6.73
0I09044-CALC	100	1.744906E+08	1744906.000	6.73
0I09044-CALB	50	9.319098E+07	1863820.000	6.73
0I09044-CALA	25	4.591071E+07	1836429.000	6.72
0I09044-CAL9	10	1.832821E+07	1832821.000	6.72

AVE RF **1801943.000** RF RSD **3.30** AVE RT **6.72**

TPHmo (C25-C36)

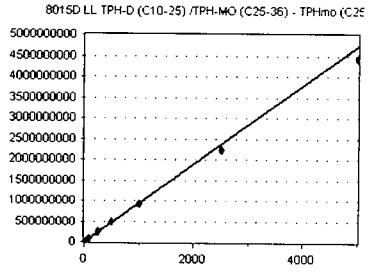

Curve Fit: **AVERAGE RF**

Standard	Concentration	Response	Response Factor	RT
0I09044-CALK	5000	4.437962E+09	887592.400	8.00
0I09044-CALJ	2500	2.20598E+09	882391.900	8.00
0I09044-CALI	1000	9.171834E+08	917183.400	8.00
0I09044-CALH	500	4.792852E+08	958570.400	8.00
0I09044-CALG	250	2.533512E+08	1013405.000	8.00
0I09044-CALF	80	7.600294E+07	950036.800	8.00
0I09044-CALE	40	4.036137E+07	1009034.000	8.00

AVE RF **945459.100** RF RSD **5.63** AVE RT **8.00**

Element Calibration Review Sheet

Calibration ID: **A0I1001** Instrument: **DUALFID1R** Calibration Date: **09/10/2020**

Analysis: **8015D TPH-D (C10-25) /TPH-** Instrument Cal ID: **A0I1001**

TPHd (C10-C25)

Curve Fit: **AVERAGE RF**

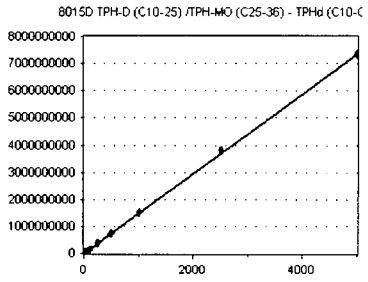

Standard	Concentration	Response	Response Factor	RT
0I09044-CAL8	5000	7.347152E+09	1469430.000	6.00
0I09044-CAL7	2500	3.804911E+09	1521965.000	6.00
0I09044-CAL6	1000	1.493309E+09	1493309.000	6.00
0I09044-CAL5	500	7.461339E+08	1492268.000	6.00
0I09044-CAL4	250	3.745487E+08	1498195.000	6.00
0I09044-CAL3	100	1.503025E+08	1503025.000	6.00
0I09044-CAL2	40	5.43074E+07	1357685.000	6.00
0I09044-CAL1	25	3.493067E+07	1397227.000	6.00

AVE RF **1466638.000** RF RSD **3.95** AVE RT **6.00**

o-Terphenyl (Surr)

Curve Fit: **AVERAGE RF**

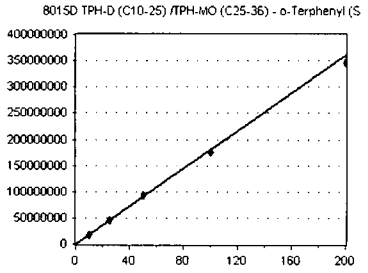

Standard	Concentration	Response	Response Factor	RT
0I09044-CALD	200	3.463483E+08	1731742.000	6.73
0I09044-CALC	100	1.744906E+08	1744906.000	6.73
0I09044-CALB	50	9.319098E+07	1863820.000	6.73
0I09044-CALA	25	4.591071E+07	1836429.000	6.72
0I09044-CAL9	10	1.832821E+07	1832821.000	6.72

AVE RF **1801943.000** RF RSD **3.30** AVE RT **6.72**

TPHmo (C25-C36)

Curve Fit: **AVERAGE RF**

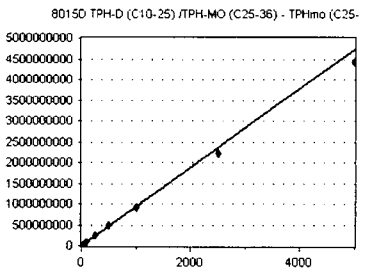

Standard	Concentration	Response	Response Factor	RT
0I09044-CALK	5000	4.437962E+09	887592.400	8.00
0I09044-CALJ	2500	2.20598E+09	882391.900	8.00
0I09044-CALI	1000	9.171834E+08	917183.400	8.00
0I09044-CALH	500	4.792852E+08	958570.400	8.00
0I09044-CALG	250	2.533512E+08	1013405.000	8.00
0I09044-CALF	80	7.600294E+07	950036.800	8.00
0I09044-CALE	40	4.036137E+07	1009034.000	8.00

AVE RF **945459.100** RF RSD **5.63** AVE RT **8.00**

Element Calibration Review Sheet

Calibration ID: **A0I1001** Instrument: **DUALFID1R** Calibration Date: **09/10/2020**

Analysis: **8015M LL TPH-D (C10-C25)/** Instrument Cal ID: **A0I1001**

TPHd (C10-C25)

Curve Fit: **AVERAGE RF**

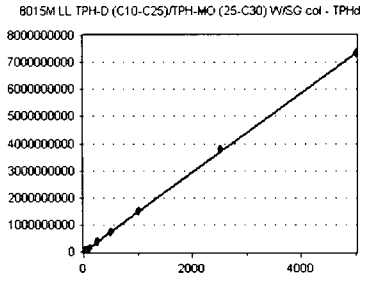

Standard	Concentration	Response	Response Factor	RT
0I09044-CAL8	5000	7.347152E+09	1469430.000	6.00
0I09044-CAL7	2500	3.804911E+09	1521965.000	6.00
0I09044-CAL6	1000	1.493309E+09	1493309.000	6.00
0I09044-CAL5	500	7.461339E+08	1492268.000	6.00
0I09044-CAL4	250	3.745487E+08	1498195.000	6.00
0I09044-CAL3	100	1.503025E+08	1503025.000	6.00
0I09044-CAL2	40	5.43074E+07	1357685.000	6.00
0I09044-CAL1	25	3.493067E+07	1397227.000	6.00

AVE RF **1466638.000** RF RSD **3.95** AVE RT **6.00**

o-Terphenyl (Surr)

Curve Fit: **AVERAGE RF**

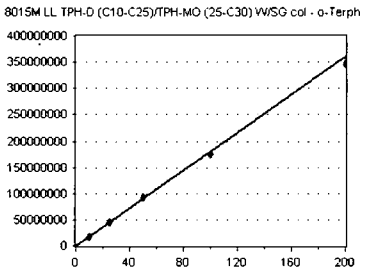

Standard	Concentration	Response	Response Factor	RT
0I09044-CALD	200	3.463483E+08	1731742.000	6.73
0I09044-CALC	100	1.744906E+08	1744906.000	6.73
0I09044-CALB	50	9.319098E+07	1863820.000	6.73
0I09044-CALA	25	4.591071E+07	1836429.000	6.72
0I09044-CAL9	10	1.832821E+07	1832821.000	6.72

AVE RF **1801943.000** RF RSD **3.30** AVE RT **6.72**

TPHmo (C25-C36)

Curve Fit: **AVERAGE RF**

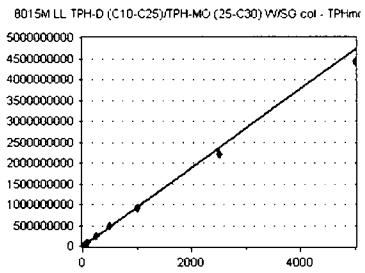

Standard	Concentration	Response	Response Factor	RT
0I09044-CALK	5000	4.437962E+09	887592.400	8.00
0I09044-CALJ	2500	2.20598E+09	882391.900	8.00
0I09044-CALI	1000	9.171834E+08	917183.400	8.00
0I09044-CALH	500	4.792852E+08	958570.400	8.00
0I09044-CALG	250	2.533512E+08	1013405.000	8.00
0I09044-CALF	80	7.600294E+07	950036.800	8.00
0I09044-CALE	40	4.036137E+07	1009034.000	8.00

AVE RF **945459.100** RF RSD **5.63** AVE RT **8.00**

Element Calibration Review Sheet

Calibration ID: **A0I1001** Instrument: **DUALFID1R** Calibration Date: **09/10/2020**

Analysis: **8015M TPH-D (C10-25)/TPH-** Instrument Cal ID: **A0I1001**

TPHd (C10-C25)

Curve Fit: **AVERAGE RF**

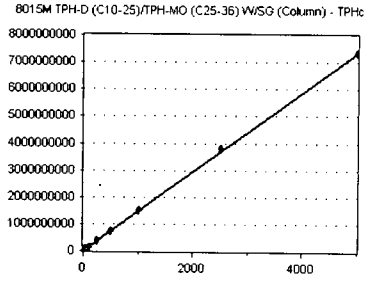

Standard	Concentration	Response	Response Factor	RT
0I09044-CAL8	5000	7.347152E+09	1469430.000	6.00
0I09044-CAL7	2500	3.804911E+09	1521965.000	6.00
0I09044-CAL6	1000	1.493309E+09	1493309.000	6.00
0I09044-CAL5	500	7.461339E+08	1492268.000	6.00
0I09044-CAL4	250	3.745487E+08	1498195.000	6.00
0I09044-CAL3	100	1.503025E+08	1503025.000	6.00
0I09044-CAL2	40	5.43074E+07	1357685.000	6.00
0I09044-CAL1	25	3.493067E+07	1397227.000	6.00

AVE RF **1466638.000** RF RSD **3.95** AVE RT **6.00**

o-Terphenyl (Surr)

Curve Fit: **AVERAGE RF**

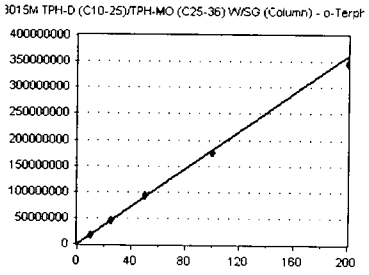

Standard	Concentration	Response	Response Factor	RT
0I09044-CALD	200	3.463483E+08	1731742.000	6.73
0I09044-CALC	100	1.744906E+08	1744906.000	6.73
0I09044-CALB	50	9.319098E+07	1863820.000	6.73
0I09044-CALA	25	4.591071E+07	1836429.000	6.72
0I09044-CAL9	10	1.832821E+07	1832821.000	6.72

AVE RF **1801943.000** RF RSD **3.30** AVE RT **6.72**

TPHmo (C25-C36)

Curve Fit: **AVERAGE RF**

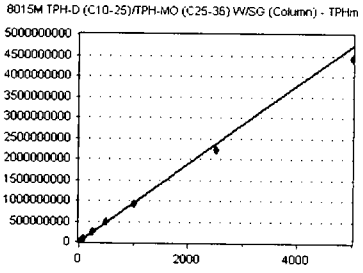

Standard	Concentration	Response	Response Factor	RT
0I09044-CALK	5000	4.437962E+09	887592.400	8.00
0I09044-CALJ	2500	2.20598E+09	882391.900	8.00
0I09044-CALI	1000	9.171834E+08	917183.400	8.00
0I09044-CALH	500	4.792852E+08	958570.400	8.00
0I09044-CALG	250	2.533512E+08	1013405.000	8.00
0I09044-CALF	80	7.600294E+07	950036.800	8.00
0I09044-CALE	40	4.036137E+07	1009034.000	8.00

AVE RF **945459.100** RF RSD **5.63** AVE RT **8.00**

Element Calibration Review Sheet

Calibration ID: **A0I1001** Instrument: **DUALFID1R** Calibration Date: **09/10/2020**

Analysis: **CA LUFT DRO/RRO** Instrument Cal ID: **A0I1001**

CA LUFT DRO (C12-C22)

Curve Fit: **AVERAGE RF**

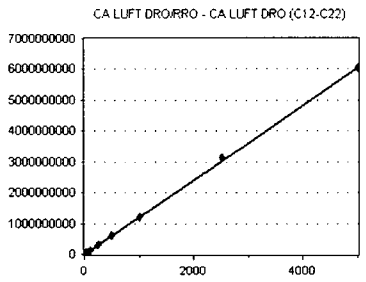

Standard	Concentration	Response	Response Factor	RT
0I09044-CAL8	5000	6.051587E+09	1210317.000	6.00
0I09044-CAL7	2500	3.131057E+09	1252423.000	6.00
0I09044-CAL6	1000	1.229451E+09	1229451.000	6.00
0I09044-CAL5	500	6.148239E+08	1229648.000	6.00
0I09044-CAL4	250	3.088656E+08	1235462.000	6.00
0I09044-CAL3	100	1.247914E+08	1247914.000	6.00
0I09044-CAL2	40	4.475303E+07	1118826.000	6.00
0I09044-CAL1	25	2.852776E+07	1141110.000	6.00

AVE RF **1208144.000** RF RSD **4.16** AVE RT **6.00**

o-Terphenyl (Surr)

Curve Fit: **AVERAGE RF**

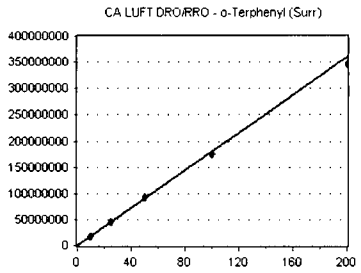

Standard	Concentration	Response	Response Factor	RT
0I09044-CALD	200	3.463483E+08	1731742.000	6.73
0I09044-CALC	100	1.744906E+08	1744906.000	6.73
0I09044-CALB	50	9.319098E+07	1863820.000	6.73
0I09044-CALA	25	4.591071E+07	1836429.000	6.72
0I09044-CAL9	10	1.832821E+07	1832821.000	6.72

AVE RF **1801943.000** RF RSD **3.30** AVE RT **6.72**

CA LUFT ORO (C23-C32)

Curve Fit: **AVERAGE RF**

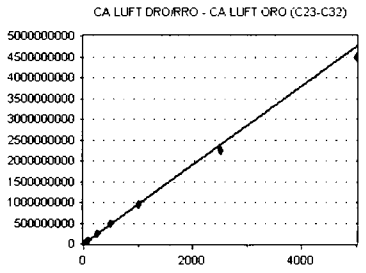

Standard	Concentration	Response	Response Factor	RT
0I09044-CALK	5000	4.496991E+09	899398.300	8.00
0I09044-CALJ	2500	2.252915E+09	901166.000	8.00
0I09044-CALI	1000	9.34552E+08	934552.000	8.00
0I09044-CALH	500	4.870652E+08	974130.400	8.00
0I09044-CALG	250	2.561286E+08	1024514.000	8.00
0I09044-CALF	80	7.59135E+07	948918.800	8.00
0I09044-CALE	40	3.942122E+07	985530.500	8.00

AVE RF **952601.500** RF RSD **4.80** AVE RT **8.00**

Element Calibration Review Sheet

Calibration ID: **A0I1001** Instrument: **DUALFID1R** Calibration Date: **09/10/2020**

Analysis: **CA LUFT DRO/RRO - LL** Instrument Cal ID: **A0I1001**

CA LUFT DRO (C12-C22)

Curve Fit: **AVERAGE RF**

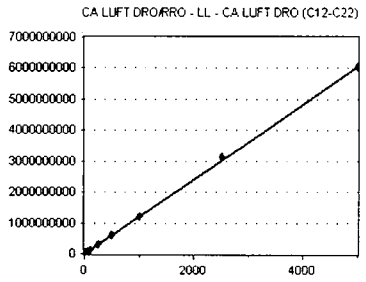

Standard	Concentration	Response	Response Factor	RT
0I09044-CAL8	5000	6.051587E+09	1210317.000	6.00
0I09044-CAL7	2500	3.131057E+09	1252423.000	6.00
0I09044-CAL6	1000	1.229451E+09	1229451.000	6.00
0I09044-CAL5	500	6.148239E+08	1229648.000	6.00
0I09044-CAL4	250	3.088656E+08	1235462.000	6.00
0I09044-CAL3	100	1.247914E+08	1247914.000	6.00
0I09044-CAL2	40	4.475303E+07	1118826.000	6.00
0I09044-CAL1	25	2.852776E+07	1141110.000	6.00

AVE RF **1208144.000** RF RSD **4.16** AVE RT **6.00**

o-Terphenyl (Surr)

Curve Fit: **AVERAGE RF**

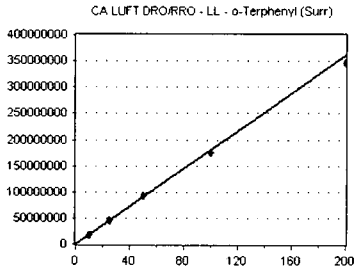

Standard	Concentration	Response	Response Factor	RT
0I09044-CALD	200	3.463483E+08	1731742.000	6.73
0I09044-CALC	100	1.744906E+08	1744906.000	6.73
0I09044-CALB	50	9.319098E+07	1863820.000	6.73
0I09044-CALA	25	4.591071E+07	1836429.000	6.72
0I09044-CAL9	10	1.832821E+07	1832821.000	6.72

AVE RF **1801943.000** RF RSD **3.30** AVE RT **6.72**

CA LUFT ORO (C23-C32)

Curve Fit: **AVERAGE RF**

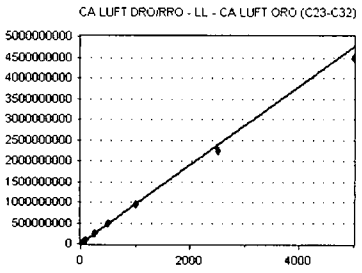

Standard	Concentration	Response	Response Factor	RT
0I09044-CALK	5000	4.496991E+09	899398.300	8.00
0I09044-CALJ	2500	2.252915E+09	901166.000	8.00
0I09044-CALI	1000	9.34552E+08	934552.000	8.00
0I09044-CALH	500	4.870652E+08	974130.400	8.00
0I09044-CALG	250	2.561286E+08	1024514.000	8.00
0I09044-CALF	80	7.59135E+07	948918.800	8.00
0I09044-CALE	40	3.942122E+07	985530.500	8.00

AVE RF **952601.500** RF RSD **4.80** AVE RT **8.00**

Element Calibration Review Sheet

Calibration ID: **A0I1001** Instrument: **DUALFID1R** Calibration Date: **09/10/2020**

Analysis: **CA LUFT DRO/RRO W/SG** Instrument Cal ID: **A0I1001**

CA LUFT DRO (C12-C22)

Curve Fit: **AVERAGE RF**

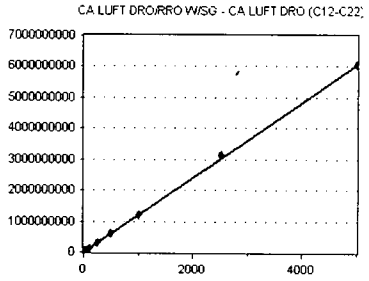

Standard	Concentration	Response	Response Factor	RT
0I09044-CAL8	5000	6.051587E+09	1210317.000	6.00
0I09044-CAL7	2500	3.131057E+09	1252423.000	6.00
0I09044-CAL6	1000	1.229451E+09	1229451.000	6.00
0I09044-CAL5	500	6.148239E+08	1229648.000	6.00
0I09044-CAL4	250	3.088656E+08	1235462.000	6.00
0I09044-CAL3	100	1.247914E+08	1247914.000	6.00
0I09044-CAL2	40	4.475303E+07	1118826.000	6.00
0I09044-CAL1	25	2.852776E+07	1141110.000	6.00

AVE RF **1208144.000** RF RSD **4.16** AVE RT **6.00**

o-Terphenyl (Surr)

Curve Fit: **AVERAGE RF**

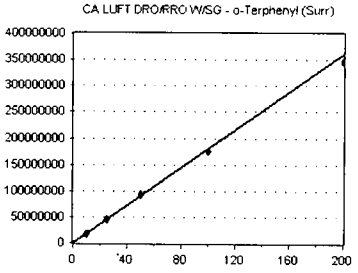

Standard	Concentration	Response	Response Factor	RT
0I09044-CALD	200	3.463483E+08	1731742.000	6.73
0I09044-CALC	100	1.744906E+08	1744906.000	6.73
0I09044-CALB	50	9.319098E+07	1863820.000	6.73
0I09044-CALA	25	4.591071E+07	1836429.000	6.72
0I09044-CAL9	10	1.832821E+07	1832821.000	6.72

AVE RF **1801943.000** RF RSD **3.30** AVE RT **6.72**

CA LUFT ORO (C23-C32)

Curve Fit: **AVERAGE RF**

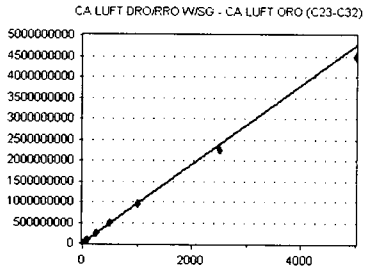

Standard	Concentration	Response	Response Factor	RT
0I09044-CALK	5000	4.496991E+09	899398.300	8.00
0I09044-CALJ	2500	2.252915E+09	901166.000	8.00
0I09044-CALI	1000	9.34552E+08	934552.000	8.00
0I09044-CALH	500	4.870652E+08	974130.400	8.00
0I09044-CALG	250	2.561286E+08	1024514.000	8.00
0I09044-CALF	80	7.59135E+07	948918.800	8.00
0I09044-CALE	40	3.942122E+07	985530.500	8.00

AVE RF **952601.500** RF RSD **4.80** AVE RT **8.00**

Element Calibration Review Sheet

Calibration ID: **A0I1001** Instrument: **DUALFID1R** Calibration Date: **09/10/2020**

Analysis: **NWTPH-Dx (Diesel/Oil)** Instrument Cal ID: **A0I1001**

Diesel

Curve Fit: **AVERAGE RF**

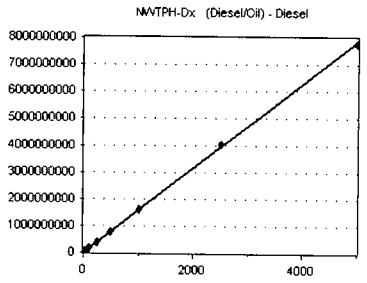

Standard	Concentration	Response	Response Factor	RT
0I09044-CAL8	5000	7.771943E+09	1554389.000	6.00
0I09044-CAL7	2500	4.028426E+09	1611370.000	6.00
0I09044-CAL6	1000	1.583183E+09	1583183.000	6.00
0I09044-CAL5	500	7.931408E+08	1586282.000	6.00
0I09044-CAL4	250	4.006118E+08	1602447.000	6.00
0I09044-CAL3	100	1.651884E+08	1651884.000	6.00
0I09044-CAL2	40	5.862918E+07	1465730.000	6.00
0I09044-CAL1	25	3.802385E+07	1520954.000	6.00

AVE RF **1572030.000** RF RSD **3.68** AVE RT **6.00**

Diesel Range Organics (C12-C24)

Curve Fit: **AVERAGE RF**

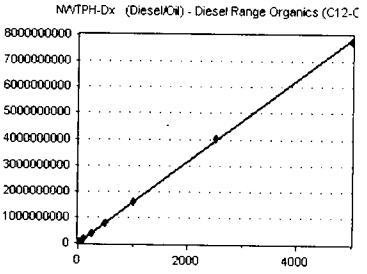

Standard	Concentration	Response	Response Factor	RT
0I09044-CAL8	5000	7.771943E+09	1554389.000	6.00
0I09044-CAL7	2500	4.028426E+09	1611370.000	6.00
0I09044-CAL6	1000	1.583183E+09	1583183.000	6.00
0I09044-CAL5	500	7.931408E+08	1586282.000	6.00
0I09044-CAL4	250	4.006118E+08	1602447.000	6.00
0I09044-CAL3	100	1.651884E+08	1651884.000	6.00
0I09044-CAL2	40	5.862918E+07	1465730.000	6.00
0I09044-CAL1	25	3.802385E+07	1520954.000	6.00

AVE RF **1572030.000** RF RSD **3.68** AVE RT **6.00**

o-Terphenyl (Surr)

Curve Fit: **AVERAGE RF**

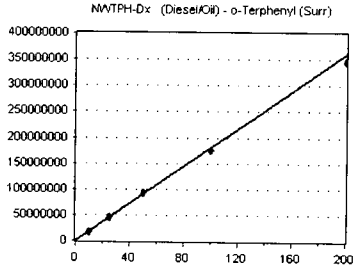

Standard	Concentration	Response	Response Factor	RT
0I09044-CALD	200	3.463483E+08	1731742.000	6.73
0I09044-CALC	100	1.744906E+08	1744906.000	6.73
0I09044-CALB	50	9.319098E+07	1863820.000	6.73
0I09044-CALA	25	4.591071E+07	1836429.000	6.72
0I09044-CAL9	10	1.832821E+07	1832821.000	6.72

AVE RF **1801943.000** RF RSD **3.30** AVE RT **6.72**

Oil

Curve Fit: **AVERAGE RF**

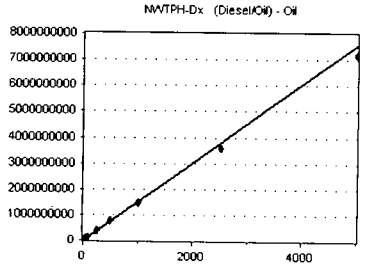

Standard	Concentration	Response	Response Factor	RT
0I09044-CALK	5000	7.19707E+09	1439414.000	10.00
0I09044-CALJ	2500	3.600018E+09	1440007.000	10.00
0I09044-CALI	1000	1.468789E+09	1468789.000	10.00
0I09044-CALH	500	7.616784E+08	1523357.000	10.00
0I09044-CALG	250	4.002952E+08	1601181.000	10.00
0I09044-CALF	80	1.203919E+08	1504899.000	10.00
0I09044-CALE	40	6.53325E+07	1633313.000	10.00

AVE RF **1515851.000** RF RSD **5.04** AVE RT **10.00**

Element Calibration Review Sheet

Calibration ID: **A0I1001** Instrument: **DUALFID1R** Calibration Date: **09/10/2020**

Analysis: **NWTPH-Dx (Diesel/Oil)** Instrument Cal ID: **A0I1001**

Residual Range Organics (>C24

Curve Fit: **AVERAGE RF**

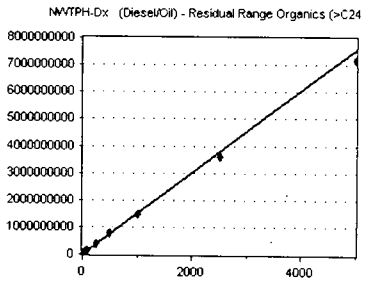

Standard	Concentration	Response	Response Factor	RT
0I09044-CALK	5000	7.19707E+09	1439414.000	10.00
0I09044-CALJ	2500	3.600018E+09	1440007.000	10.00
0I09044-CALI	1000	1.468789E+09	1468789.000	10.00
0I09044-CALH	500	7.616784E+08	1523357.000	10.00
0I09044-CALG	250	4.002952E+08	1601181.000	10.00
0I09044-CALF	80	1.203919E+08	1504899.000	10.00
0I09044-CALE	40	6.53325E+07	1633313.000	10.00

AVE RF **1515851.000** RF RSD **5.04** AVE RT **10.00**

Element Calibration Review Sheet

Calibration ID: **A0I1001** Instrument: **DUALFID1R** Calibration Date: **09/10/2020**

Analysis: **NWTPH-Dx (Diesel/Oil) Low** Instrument Cal ID: **A0I1001**

Diesel

Curve Fit: **AVERAGE RF**

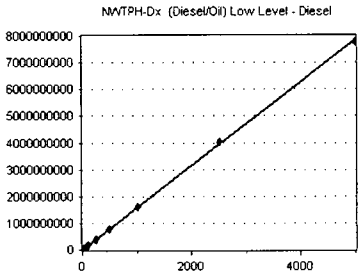

Standard	Concentration	Response	Response Factor	RT
0I09044-CAL8	5000	7.771943E+09	1554389.000	6.00
0I09044-CAL7	2500	4.028426E+09	1611370.000	6.00
0I09044-CAL6	1000	1.583183E+09	1583183.000	6.00
0I09044-CAL5	500	7.931408E+08	1586282.000	6.00
0I09044-CAL4	250	4.006118E+08	1602447.000	6.00
0I09044-CAL3	100	1.651884E+08	1651884.000	6.00
0I09044-CAL2	40	5.862918E+07	1465730.000	6.00
0I09044-CAL1	25	3.802385E+07	1520954.000	6.00

AVE RF **1572030.000** RF RSD **3.68** AVE RT **6.00**

Diesel Range Organics (C12-C24)

Curve Fit: **AVERAGE RF**

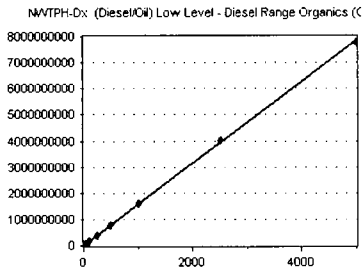

Standard	Concentration	Response	Response Factor	RT
0I09044-CAL8	5000	7.771943E+09	1554389.000	6.00
0I09044-CAL7	2500	4.028426E+09	1611370.000	6.00
0I09044-CAL6	1000	1.583183E+09	1583183.000	6.00
0I09044-CAL5	500	7.931408E+08	1586282.000	6.00
0I09044-CAL4	250	4.006118E+08	1602447.000	6.00
0I09044-CAL3	100	1.651884E+08	1651884.000	6.00
0I09044-CAL2	40	5.862918E+07	1465730.000	6.00
0I09044-CAL1	25	3.802385E+07	1520954.000	6.00

AVE RF **1572030.000** RF RSD **3.68** AVE RT **6.00**

o-Terphenyl (Surr)

Curve Fit: **AVERAGE RF**

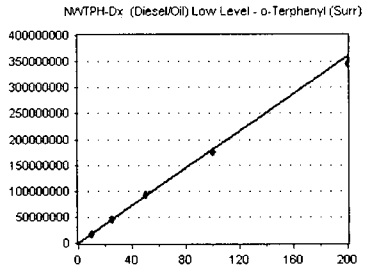

Standard	Concentration	Response	Response Factor	RT
0I09044-CALD	200	3.463483E+08	1731742.000	6.73
0I09044-CALC	100	1.744906E+08	1744906.000	6.73
0I09044-CALB	50	9.319098E+07	1863820.000	6.73
0I09044-CALA	25	4.591071E+07	1836429.000	6.72
0I09044-CAL9	10	1.832821E+07	1832821.000	6.72

AVE RF **1801943.000** RF RSD **3.30** AVE RT **6.72**

Oil

Curve Fit: **AVERAGE RF**

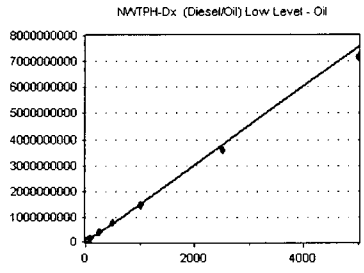

Standard	Concentration	Response	Response Factor	RT
0I09044-CALK	5000	7.19707E+09	1439414.000	10.00
0I09044-CALJ	2500	3.600018E+09	1440007.000	10.00
0I09044-CALI	1000	1.468789E+09	1468789.000	10.00
0I09044-CALH	500	7.616784E+08	1523357.000	10.00
0I09044-CALG	250	4.002952E+08	1601181.000	10.00
0I09044-CALF	80	1.203919E+08	1504899.000	10.00
0I09044-CALE	40	6.53325E+07	1633313.000	10.00

AVE RF **1515851.000** RF RSD **5.04** AVE RT **10.00**

Element Calibration Review Sheet

Calibration ID: **A0I1001** Instrument: **DUALFID1R** Calibration Date: **09/10/2020**

Analysis: **NWTPH-Dx (Diesel/Oil) Low** Instrument Cal ID: **A0I1001**

Residual Range Organics (>C24

Curve Fit: **AVERAGE RF**

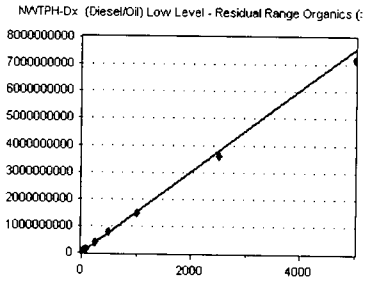

Standard	Concentration	Response	Response Factor	RT
0I09044-CALK	5000	7.19707E+09	1439414.000	10.00
0I09044-CALJ	2500	3.600018E+09	1440007.000	10.00
0I09044-CALI	1000	1.468789E+09	1468789.000	10.00
0I09044-CALH	500	7.616784E+08	1523357.000	10.00
0I09044-CALG	250	4.002952E+08	1601181.000	10.00
0I09044-CALF	80	1.203919E+08	1504899.000	10.00
0I09044-CALE	40	6.53325E+07	1633313.000	10.00

AVE RF **1515851.000** RF RSD **5.04** AVE RT **10.00**

Element Calibration Review Sheet

Calibration ID: **A0I1001** Instrument: **DUALFID1R** Calibration Date: **09/10/2020**

Analysis: **NWTPH-Dx (Diesel/Oil) w/S** Instrument Cal ID: **A0I1001**

Diesel

Curve Fit: **AVERAGE RF**

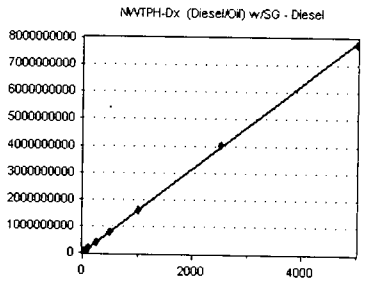

Standard	Concentration	Response	Response Factor	RT
0I09044-CAL8	5000	7.771943E+09	1554389.000	6.00
0I09044-CAL7	2500	4.028426E+09	1611370.000	6.00
0I09044-CAL6	1000	1.583183E+09	1583183.000	6.00
0I09044-CAL5	500	7.931408E+08	1586282.000	6.00
0I09044-CAL4	250	4.006118E+08	1602447.000	6.00
0I09044-CAL3	100	1.651884E+08	1651884.000	6.00
0I09044-CAL2	40	5.862918E+07	1465730.000	6.00
0I09044-CAL1	25	3.802385E+07	1520954.000	6.00

AVE RF **1572030.000** RF RSD **3.68** AVE RT **6.00**

Diesel Range Organics (C12-C24)

Curve Fit: **AVERAGE RF**

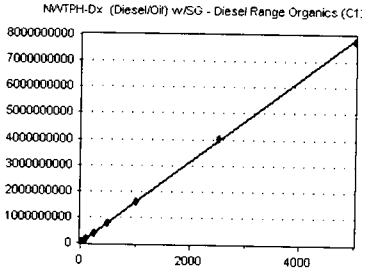

Standard	Concentration	Response	Response Factor	RT
0I09044-CAL8	5000	7.771943E+09	1554389.000	6.00
0I09044-CAL7	2500	4.028426E+09	1611370.000	6.00
0I09044-CAL6	1000	1.583183E+09	1583183.000	6.00
0I09044-CAL5	500	7.931408E+08	1586282.000	6.00
0I09044-CAL4	250	4.006118E+08	1602447.000	6.00
0I09044-CAL3	100	1.651884E+08	1651884.000	6.00
0I09044-CAL2	40	5.862918E+07	1465730.000	6.00
0I09044-CAL1	25	3.802385E+07	1520954.000	6.00

AVE RF **1572030.000** RF RSD **3.68** AVE RT **6.00**

o-Terphenyl (Surr)

Curve Fit: **AVERAGE RF**

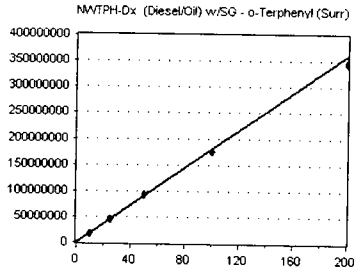

Standard	Concentration	Response	Response Factor	RT
0I09044-CALD	200	3.463483E+08	1731742.000	6.73
0I09044-CALC	100	1.744906E+08	1744906.000	6.73
0I09044-CALB	50	9.319098E+07	1863820.000	6.73
0I09044-CALA	25	4.591071E+07	1836429.000	6.72
0I09044-CAL9	10	1.832821E+07	1832821.000	6.72

AVE RF **1801943.000** RF RSD **3.30** AVE RT **6.72**

Oil

Curve Fit: **AVERAGE RF**

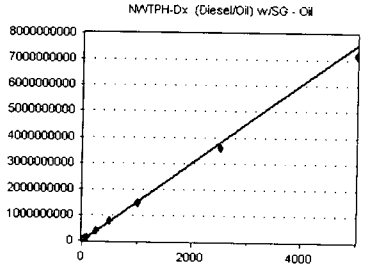

Standard	Concentration	Response	Response Factor	RT
0I09044-CALK	5000	7.19707E+09	1439414.000	10.00
0I09044-CALJ	2500	3.600018E+09	1440007.000	10.00
0I09044-CALI	1000	1.468789E+09	1468789.000	10.00
0I09044-CALH	500	7.616784E+08	1523357.000	10.00
0I09044-CALG	250	4.002952E+08	1601181.000	10.00
0I09044-CALF	80	1.203919E+08	1504899.000	10.00
0I09044-CALE	40	6.53325E+07	1633313.000	10.00

AVE RF **1515851.000** RF RSD **5.04** AVE RT **10.00**

Element Calibration Review Sheet

Calibration ID: **A0I1001** Instrument: **DUALFID1R** Calibration Date: **09/10/2020**

Analysis: **NWTPH-Dx (Diesel/Oil) w/S** Instrument Cal ID: **A0I1001**

Residual Range Organics (>C24-C

Curve Fit: **AVERAGE RF**

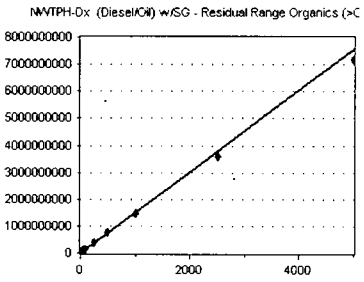

Standard	Concentration	Response	Response Factor	RT
0I09044-CALK	5000	7.19707E+09	1439414.000	10.00
0I09044-CALJ	2500	3.600018E+09	1440007.000	10.00
0I09044-CALI	1000	1.468789E+09	1468789.000	10.00
0I09044-CALH	500	7.616784E+08	1523357.000	10.00
0I09044-CALG	250	4.002952E+08	1601181.000	10.00
0I09044-CALF	80	1.203919E+08	1504899.000	10.00
0I09044-CALE	40	6.53325E+07	1633313.000	10.00

AVE RF **1515851.000** RF RSD **5.04** AVE RT **10.00**

Element Calibration Review Sheet

Calibration ID: **A0I1001** Instrument: **DUALFID1R** Calibration Date: **09/10/2020**

Analysis: **NWTPH-Dx (Diesel/Oil) w/S** Instrument Cal ID: **A0I1001**

Diesel

Curve Fit: **AVERAGE RF**

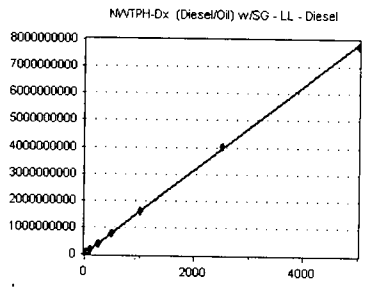

Standard	Concentration	Response	Response Factor	RT
0I09044-CAL8	5000	7.771943E+09	1554389.000	6.00
0I09044-CAL7	2500	4.028426E+09	1611370.000	6.00
0I09044-CAL6	1000	1.583183E+09	1583183.000	6.00
0I09044-CAL5	500	7.931408E+08	1586282.000	6.00
0I09044-CAL4	250	4.006118E+08	1602447.000	6.00
0I09044-CAL3	100	1.651884E+08	1651884.000	6.00
0I09044-CAL2	40	5.862918E+07	1465730.000	6.00
0I09044-CAL1	25	3.802385E+07	1520954.000	6.00

AVE RF **1572030.000** RF RSD **3.68** AVE RT **6.00**

Diesel Range Organics (C12-C24

Curve Fit: **AVERAGE RF**

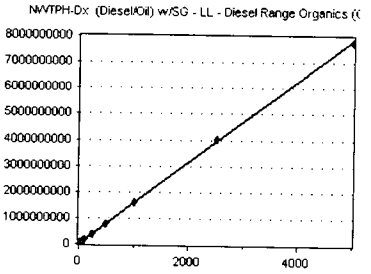

Standard	Concentration	Response	Response Factor	RT
0I09044-CAL8	5000	7.771943E+09	1554389.000	6.00
0I09044-CAL7	2500	4.028426E+09	1611370.000	6.00
0I09044-CAL6	1000	1.583183E+09	1583183.000	6.00
0I09044-CAL5	500	7.931408E+08	1586282.000	6.00
0I09044-CAL4	250	4.006118E+08	1602447.000	6.00
0I09044-CAL3	100	1.651884E+08	1651884.000	6.00
0I09044-CAL2	40	5.862918E+07	1465730.000	6.00
0I09044-CAL1	25	3.802385E+07	1520954.000	6.00

AVE RF **1572030.000** RF RSD **3.68** AVE RT **6.00**

o-Terphenyl (Surr)

Curve Fit: **AVERAGE RF**

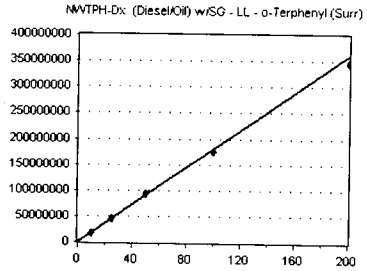

Standard	Concentration	Response	Response Factor	RT
0I09044-CALD	200	3.463483E+08	1731742.000	6.73
0I09044-CALC	100	1.744906E+08	1744906.000	6.73
0I09044-CALB	50	9.319098E+07	1863820.000	6.73
0I09044-CALA	25	4.591071E+07	1836429.000	6.72
0I09044-CAL9	10	1.832821E+07	1832821.000	6.72

AVE RF **1801943.000** RF RSD **3.30** AVE RT **6.72**

Oil

Curve Fit: **AVERAGE RF**

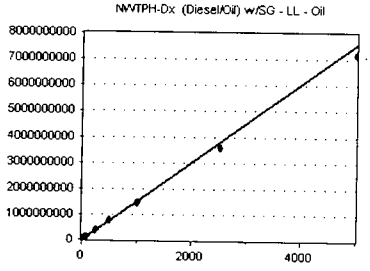

Standard	Concentration	Response	Response Factor	RT
0I09044-CALK	5000	7.19707E+09	1439414.000	10.00
0I09044-CALJ	2500	3.600018E+09	1440007.000	10.00
0I09044-CALI	1000	1.468789E+09	1468789.000	10.00
0I09044-CALH	500	7.616784E+08	1523357.000	10.00
0I09044-CALG	250	4.002952E+08	1601181.000	10.00
0I09044-CALF	80	1.203919E+08	1504899.000	10.00
0I09044-CALE	40	6.53325E+07	1633313.000	10.00

AVE RF **1515851.000** RF RSD **5.04** AVE RT **10.00**

Element Calibration Review Sheet

Calibration ID: **A0I1001** Instrument: **DUALFID1R** Calibration Date: **09/10/2020**

Analysis: **NWTPH-Dx (Diesel/Oil) w/S** Instrument Cal ID: **A0I1001**

Residual Range Organics (>C24S

Curve Fit: **AVERAGE RF**

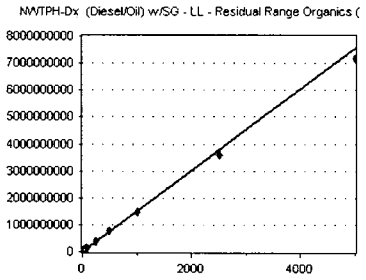

Standard	Concentration	Response	Response Factor	RT
0I09044-CALK	5000	7.19707E+09	1439414.000	10.00
0I09044-CALJ	2500	3.600018E+09	1440007.000	10.00
0I09044-CALI	1000	1.468789E+09	1468789.000	10.00
0I09044-CALH	500	7.616784E+08	1523357.000	10.00
0I09044-CALG	250	4.002952E+08	1601181.000	10.00
0I09044-CALF	80	1.203919E+08	1504899.000	10.00
0I09044-CALE	40	6.53325E+07	1633313.000	10.00

AVE RF **1515851.000** RF RSD **5.04** AVE RT **10.00**

Element Calibration Review Sheet

Calibration ID: **A0I1001** Instrument: **DUALFID1R** Calibration Date: **09/10/2020**

Analysis: **NWTPH-Dx (Diesel/Oil) w/SC** Instrument Cal ID: **A0I1001**

Diesel

Curve Fit: **AVERAGE RF**

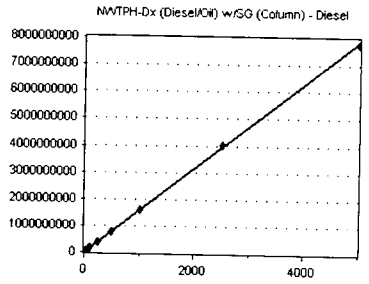

Standard	Concentration	Response	Response Factor	RT
0I09044-CAL8	5000	7.771943E+09	1554389.000	6.00
0I09044-CAL7	2500	4.028426E+09	1611370.000	6.00
0I09044-CAL6	1000	1.583183E+09	1583183.000	6.00
0I09044-CAL5	500	7.931408E+08	1586282.000	6.00
0I09044-CAL4	250	4.006118E+08	1602447.000	6.00
0I09044-CAL3	100	1.651884E+08	1651884.000	6.00
0I09044-CAL2	40	5.862918E+07	1465730.000	6.00
0I09044-CAL1	25	3.802385E+07	1520954.000	6.00

AVE RF **1572030.000** RF RSD **3.68** AVE RT **6.00**

Diesel Range Organics (C12-C24)

Curve Fit: **AVERAGE RF**

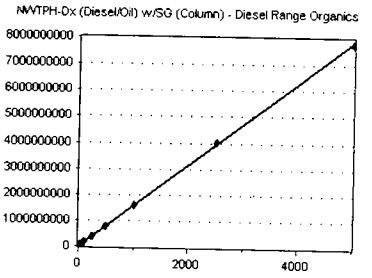

Standard	Concentration	Response	Response Factor	RT
0I09044-CAL8	5000	7.771943E+09	1554389.000	6.00
0I09044-CAL7	2500	4.028426E+09	1611370.000	6.00
0I09044-CAL6	1000	1.583183E+09	1583183.000	6.00
0I09044-CAL5	500	7.931408E+08	1586282.000	6.00
0I09044-CAL4	250	4.006118E+08	1602447.000	6.00
0I09044-CAL3	100	1.651884E+08	1651884.000	6.00
0I09044-CAL2	40	5.862918E+07	1465730.000	6.00
0I09044-CAL1	25	3.802385E+07	1520954.000	6.00

AVE RF **1572030.000** RF RSD **3.68** AVE RT **6.00**

o-Terphenyl (Surr)

Curve Fit: **AVERAGE RF**

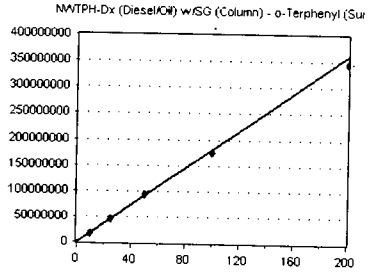

Standard	Concentration	Response	Response Factor	RT
0I09044-CALD	200	3.463483E+08	1731742.000	6.73
0I09044-CALC	100	1.744906E+08	1744906.000	6.73
0I09044-CALB	50	9.319098E+07	1863820.000	6.73
0I09044-CALA	25	4.591071E+07	1836429.000	6.72
0I09044-CAL9	10	1.832821E+07	1832821.000	6.72

AVE RF **1801943.000** RF RSD **3.30** AVE RT **6.72**

Oil

Curve Fit: **AVERAGE RF**

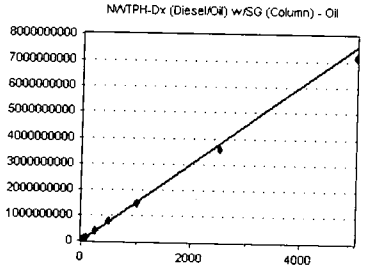

Standard	Concentration	Response	Response Factor	RT
0I09044-CALK	5000	7.19707E+09	1439414.000	10.00
0I09044-CALJ	2500	3.600018E+09	1440007.000	10.00
0I09044-CALI	1000	1.468789E+09	1468789.000	10.00
0I09044-CALH	500	7.616784E+08	1523357.000	10.00
0I09044-CALG	250	4.002952E+08	1601181.000	10.00
0I09044-CALF	80	1.203919E+08	1504899.000	10.00
0I09044-CALE	40	6.53325E+07	1633313.000	10.00

AVE RF **1515851.000** RF RSD **5.04** AVE RT **10.00**

Element Calibration Review Sheet

Calibration ID: **A0I1001** Instrument: **DUALFID1R** Calibration Date: **09/10/2020**

Analysis: **NWTPH-Dx (Diesel/Oil) w/SC** Instrument Cal ID: **A0I1001**

Residual Range Organics (>C24-C

Curve Fit: **AVERAGE RF**

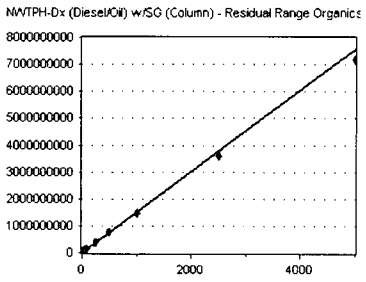

Standard	Concentration	Response	Response Factor	RT
0I09044-CALK	5000	7.19707E+09	1439414.000	10.00
0I09044-CALJ	2500	3.600018E+09	1440007.000	10.00
0I09044-CALI	1000	1.468789E+09	1468789.000	10.00
0I09044-CALH	500	7.616784E+08	1523357.000	10.00
0I09044-CALG	250	4.002952E+08	1601181.000	10.00
0I09044-CALF	80	1.203919E+08	1504899.000	10.00
0I09044-CALE	40	6.53325E+07	1633313.000	10.00

AVE RF **1515851.000** RF RSD **5.04** AVE RT **10.00**

Calibration Status Report HP G1530A

Method Path : F:\2\METHODS\
Method File : 1R00909D.M
Title : DUALFID1R, NWTPH-Dx
Last Update : Thu Sep 10 05:53:22 2020
Response Via : Initial Calibration

#	ID	Conc	ISTD Conc	Path\File
1	D1	25	0	F:\1\DATA\2020-09\0I09044\1R090904.D
2	D2	40	0	F:\1\DATA\2020-09\0I09044\1R090905.D
3	D3	100	0	F:\1\DATA\2020-09\0I09044\1R090906.D
4	D4	250	0	F:\1\DATA\2020-09\0I09044\1R090907.D
5	D5	500	0	F:\1\DATA\2020-09\0I09044\1R090908.D
6	D6	1000	0	F:\1\DATA\2020-09\0I09044\1R090909.D
7	D7	2500	0	F:\1\DATA\2020-09\0I09044\1R090910.D
8	D8	5000	0	F:\1\DATA\2020-09\0I09044\1R090911.D
9	S1	-1	0	F:\1\DATA\2020-09\0I09044\1R090912.D
10	S2	-1	0	F:\1\DATA\2020-09\0I09044\1R090913.D
11	S3	-1	0	F:\1\DATA\2020-09\0I09044\1R090914.D
12	S4	-1	0	F:\1\DATA\2020-09\0I09044\1R090915.D
13	S5	-1	0	F:\1\DATA\2020-09\0I09044\1R090916.D
14	O1	-1	0	F:\1\DATA\2020-09\0I09044\1R090917.D
15	O2	-1	0	F:\1\DATA\2020-09\0I09044\1R090918.D
16	O3	-1	0	F:\1\DATA\2020-09\0I09044\1R090919.D
17	O4	-1	0	F:\1\DATA\2020-09\0I09044\1R090920.D
18	O5	-1	0	F:\1\DATA\2020-09\0I09044\1R090921.D
19	O6	-1	0	F:\1\DATA\2020-09\0I09044\1R090922.D
20	O7	-1	0	F:\1\DATA\2020-09\0I09044\1R090924.D

AM 9/10/20

#	ID	Update Time	Quant Time	Acquisition Time
1	D1	Sep 10 05:50 2020	Sep 10 04:20 2020	09 Sep 2020 5:19 pm
2	D2	Sep 10 05:50 2020	Sep 10 04:21 2020	09 Sep 2020 5:42 pm
3	D3	Sep 10 05:50 2020	Sep 10 04:21 2020	09 Sep 2020 9:15 pm
4	D4	Sep 10 05:50 2020	Sep 10 04:22 2020	09 Sep 2020 9:38 pm
5	D5	Sep 10 05:50 2020	Sep 10 04:22 2020	09 Sep 2020 10:00 pm
6	D6	Sep 10 05:51 2020	Sep 10 04:23 2020	09 Sep 2020 10:24 pm
7	D7	Sep 10 05:51 2020	Sep 10 04:23 2020	09 Sep 2020 10:47 pm
8	D8	Sep 10 05:51 2020	Sep 10 04:24 2020	09 Sep 2020 11:09 pm
9	S1	Sep 10 05:51 2020	Sep 10 04:24 2020	09 Sep 2020 11:33 pm
10	S2	Sep 10 05:51 2020	Sep 10 04:24 2020	09 Sep 2020 11:55 pm
11	S3	Sep 10 05:51 2020	Sep 10 04:24 2020	10 Sep 2020 12:18 am
12	S4	Sep 10 05:51 2020	Sep 10 04:25 2020	10 Sep 2020 12:41 am
13	S5	Sep 10 05:52 2020	Sep 10 04:25 2020	10 Sep 2020 1:04 am
14	O1	Sep 10 05:52 2020	Sep 10 04:25 2020	10 Sep 2020 1:27 am
15	O2	Sep 10 05:52 2020	Sep 10 04:26 2020	10 Sep 2020 1:50 am
16	O3	Sep 10 05:52 2020	Sep 10 04:26 2020	10 Sep 2020 2:13 am
17	O4	Sep 10 05:52 2020	Sep 10 04:27 2020	10 Sep 2020 2:36 am
18	O5	Sep 10 05:52 2020	Sep 10 04:27 2020	10 Sep 2020 2:59 am
19	O6	Sep 10 05:53 2020	Sep 10 04:28 2020	10 Sep 2020 3:22 am
20	O7	Sep 10 05:53 2020	Sep 10 04:31 2020	10 Sep 2020 4:07 am

1R00909D.M Thu Sep 10 05:53:50 2020

Response Factor Report HP G1530A

Method Path : F:\2\METHODS\
Method File : 1R00909D.M
Title : DUALFID1R, NWTPH-Dx
Last Update : Thu Sep 10 05:53:22 2020
Response Via : Initial Calibration

AOI 1001

Calibration Files
D1 =1R090904.D D2 =1R090905.D D3 =1R090906.D
D4 =1R090907.D D5 =1R090908.D D6 =1R090909.D

		Compound	D1	D2	D3	D4	D5	D6	Avg		%RSD
1)	H	Mineral Oil	1.521	1.466	1.652	1.602	1.586	1.583	1.572	E6	3.68
2)	H	Diesel	1.521	1.466	1.652	1.602	1.586	1.583	1.572	E6	3.68
3)	H	DRO(C12-C24)	1.521	1.466	1.652	1.602	1.586	1.583	1.572	E6	3.68
4)	H	Ca Luft DRO (...	1.141	1.119	1.248	1.235	1.230	1.229	1.208	E6	4.16
5)	H	TPHd (C10-C25)	1.397	1.358	1.503	1.498	1.492	1.493	1.467	E6	3.95
6)	S	o-Terphenyl							1.802	E6	3.30
7)	H	Oil							1.516	E6	5.04
8)	H	RRO (C24-C40)							1.516	E6	5.04
9)	H	Ca Luft ORO (...							0.953	E6	4.80
10)	H	TPHmo (C25-C36)							0.945	E6	5.63

(#) = Out of Range ### Number of calibration levels exceeded format ###

AR 9/10/20

Compound List Report HP G1530A

Method Path : F:\2\METHODS\
Method File : 1R00909D.M
Title : DUALFID1R, NWTPH-Dx
Last Update : Thu Sep 10 05:53:22 2020
Response Via : Initial Calibration

Total Cpnds : 10

PK#		Compound Name	Exp_RT	Rel_RT	Cal	A/H	ID
1	H	Mineral Oil	6.000	1.000	A	A	A
2	H	Diesel	6.000	1.000	A	A	A
3	H	DRO(C12-C24)	6.000	1.000	A	A	A
4	H	Ca Luft DRO (C12-C22)	6.000	1.000	A	A	A
5	H	TPHd (C10-C25)	6.000	1.000	A	A	A
6	S	o-Terphenyl	6.721	1.000	A	A	R
7	H	Oil	10.000	1.000	A	A	A
8	H	RRO (C24-C40)	10.000	1.000	A	A	A
9	H	Ca Luft ORO (C23-C32)	8.000	1.000	A	A	A
10	H	TPHmo (C25-C36)	8.000	1.000	A	A	A

Cal A = Average L = Linear LO = Linear w/origin Q = Quad QO = Quad w/origin
A/H = Area or Height
ID R = R.T. B = R.T. & Q Q = Qvalue L = Largest A = All

1R00909D.M Thu Sep 10 05:53:55 2020

AN
9/10/20

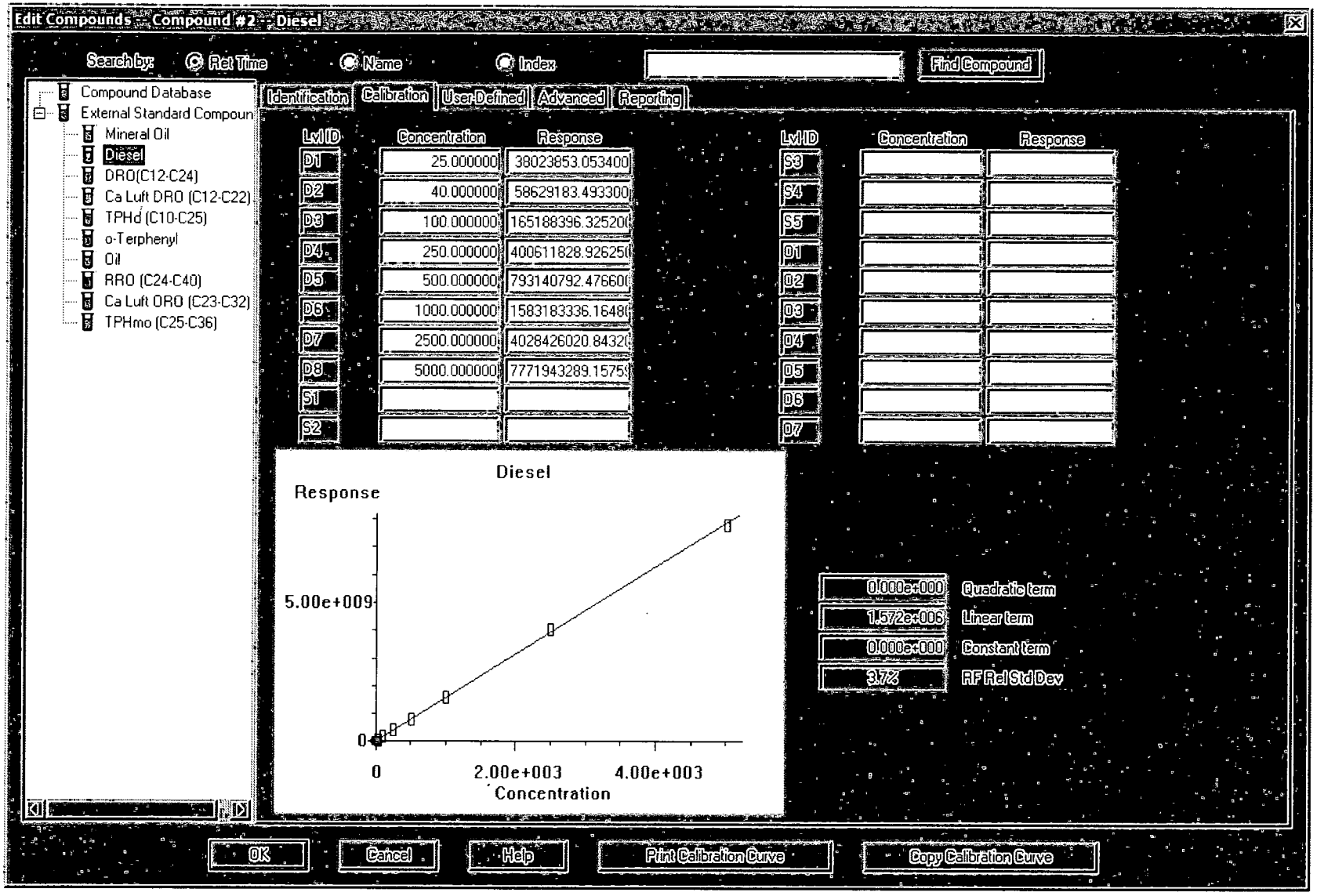
Edit Compounds - Compound #2 - Diesel
Search by:
Ret Time
Name
Index
Find Compound
Compound Database
External Standard Compoun
Mineral Oil
Diesel
DRO(C12-C24)
Ca Luft DRO (C12-C22)
TPHd (C10-C25)
o-Terphenyl
Oil
RRO (C24-C40)
Ca Luft ORO (C23-C32)
TPHmo (C25-C36)
Identification
Calibration
User-Defined
Advanced
Reporting
Lvl ID
Concentration
Response
D1 25.000000 38023853.053400
D2 40.000000 58629183.493300
D3 100.000000 165188396.32520
D4 250.000000 400611828.926250
D5 500.000000 793140792.47660
D6 1000.000000 1583183336.1648
D7 2500.000000 4028426020.8432
D8 5000.000000 7771943289.1575
S1
S2
S3
S4
S5
O1
O2
O3
O4
O5
O6
O7
Diesel
Response
5.00e+009
0
0
2.00e+003
4.00e+003
Concentration
0.000e+000 Quadratic term
1.572e+006 Linear term
0.000e+000 Constant term
3.7% RF Rel Std Dev
OK
Cancel
Help
Print Calibration Curve
Copy Calibration Curve

AN
9/10/20

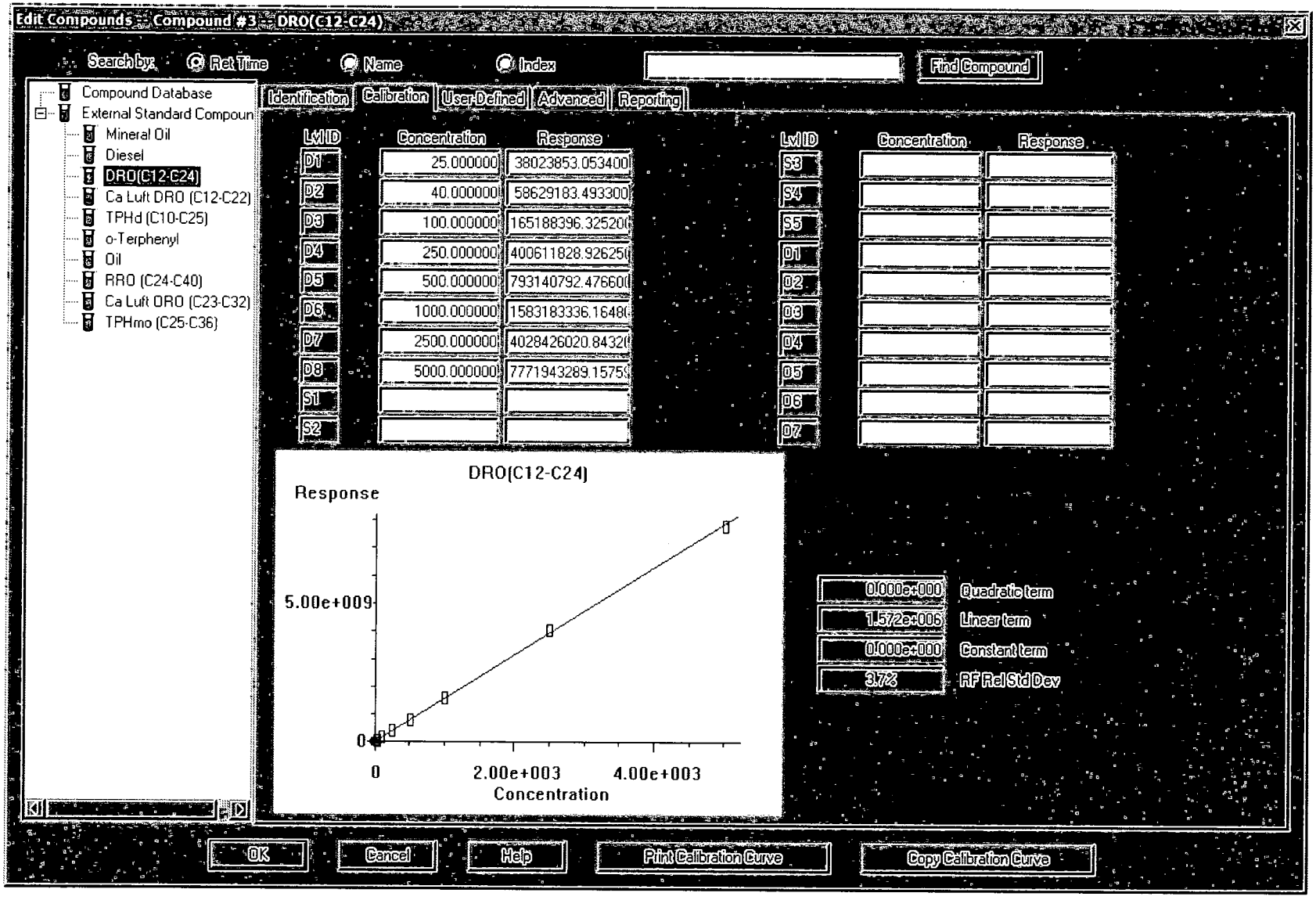
Edit Compounds - Compound #3 - DRO(C12-C24)
Search by:
Ret Time
Name
Index
Find Compound
Compound Database
External Standard Compoun
Mineral Oil
Diesel
DRO(C12-C24)
Ca Luft DRO (C12-C22)
TPHd (C10-C25)
o-Terphenyl
Oil
RRO (C24-C40)
Ca Luft ORO (C23-C32)
TPHmo (C25-C36)
Identification
Calibration
User-Defined
Advanced
Reporting
Lvl ID
Concentration
Response
D1 25.000000 38023853.053400
D2 40.000000 58629183.493300
D3 100.000000 165188396.32520
D4 250.000000 400611828.92625
D5 500.000000 793140792.47660
D6 1000.000000 1583183336.1648
D7 2500.000000 4028426020.8432
D8 5000.000000 7771943289.1575
S1
S2
S3
S4
S5
Q1
Q2
Q3
Q4
Q5
Q6
Q7
DRO(C12-C24)
Response
5.00e+009
0
0
2.00e+003
4.00e+003
Concentration
0.000e+000 Quadratic term
1.572e+006 Linear term
0.000e+000 Constant term
3.7% RF Rel Std Dev
OK
Cancel
Help
Print Calibration Curve
Copy Calibration Curve

RM 9/10/20

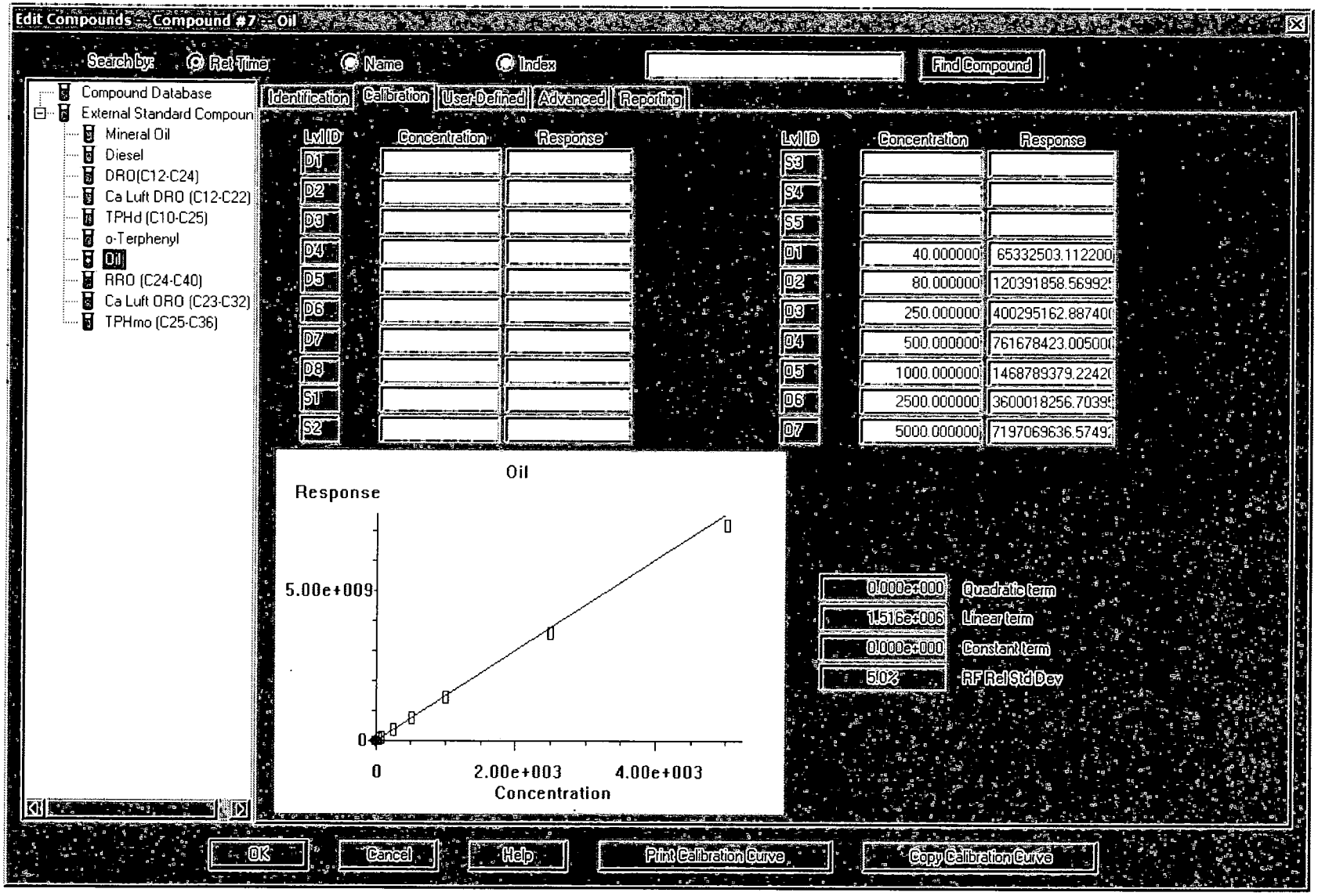
Edit Compounds -- Compound #7 -- Oil
Search by:
Ret Time
Name
Index
Find Compound
Compound Database
External Standard Compoun
Mineral Oil
Diesel
DRO(C12-C24)
Ca Luft DRO (C12-C22)
TPHd (C10-C25)
o-Terphenyl
Oil
RRO (C24-C40)
Ca Luft ORO (C23-C32)
TPHmo (C25-C36)
Identification
Calibration
User-Defined
Advanced
Reporting
Lvl ID
Concentration
Response
D1
D2
D3
D4
D5
D6
D7
D8
S1
S2
S3
S4
S5
40.000000
80.000000
250.000000
500.000000
1000.000000
2500.000000
5000.000000
65332503.112200
120391858.56992
400295162.88740
761678423.00500
1468789379.2242
3600018256.7039
7197069636.5749
Oil
Response
5.00e+009
0
0
2.00e+003
4.00e+003
Concentration
0.000e+000
Quadratic term
1.516e+006
Linear term
0.000e+000
Constant term
5.0%
RF Rel Std Dev
OK
Cancel
Help
Print Calibration Curve
Copy Calibration Curve

RM 9/10/20

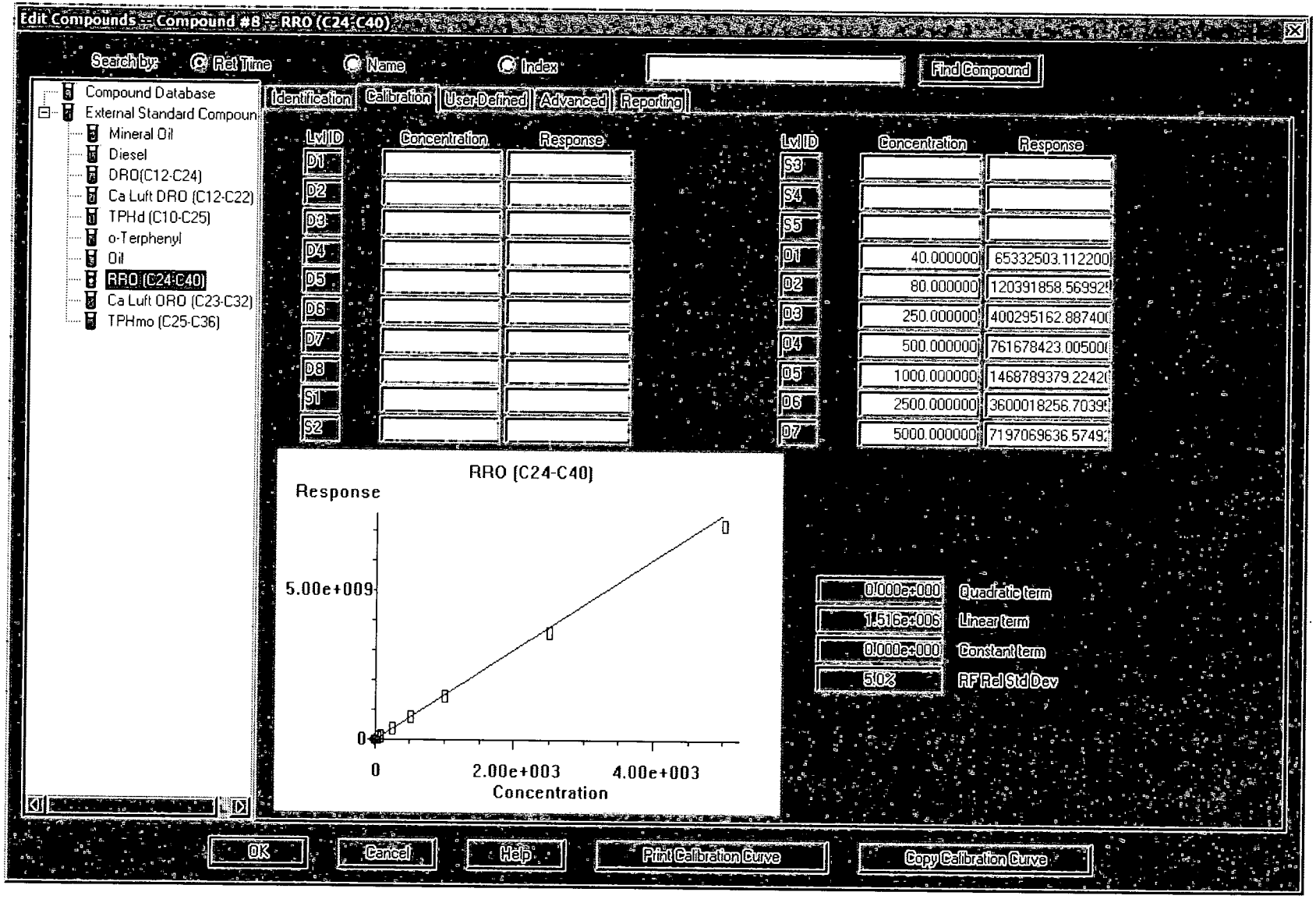
Edit Compounds -- Compound #8 -- RRO (C24-C40)
Search by:
Ret Time
Name
Index
Find Compound
Compound Database
External Standard Compoun
Mineral Oil
Diesel
DRO(C12-C24)
Ca Luft DRO (C12-C22)
TPHd (C10-C25)
o-Terphenyl
Oil
RRO (C24-C40)
Ca Luft ORO (C23-C32)
TPHmo (C25-C36)
Identification
Calibration
User-Defined
Advanced
Reporting
Lvl ID
Concentration
Response
D1
D2
D3
D4
D5
D6
D7
D8
S1
S2
S3
S4
S5
D1
D2
D3
D4
D5
D6
D7
40.000000
80.000000
250.000000
500.000000
1000.000000
2500.000000
5000.000000
65332503.112200
120391858.569925
400295162.887400
761678423.005006
1468789379.2242(
3600018256.7039
7197069636.5749
RRO (C24-C40)
Response
5.00e+009
0
0
2.00e+003
4.00e+003
Concentration
0.000e+000
Quadratic term
1.516e+006
Linear term
0.000e+000
Constant term
5.0%
RF Rel Std Dev
OK
Cancel
Help
Print Calibration Curve
Copy Calibration Curve

9/10/20

Quantitation Report (Not Reviewed)

Data Path : F:\1\DATA\2020-09\0I09044\
Data File : 1R090903.D
Signal(s) : FID2B.CH
Acq On : 09 Sep 2020 4:55 pm
Operator : BLL
Sample : 0I09044-ICB1
Misc :
ALS Vial : 100 Sample Multiplier: 1

Integration File: SUR.E
Quant Time: Sep 10 06:03:51 2020
Quant Method : F:\2\METHODS\1R00909D.M
Quant Title : DUALFID1R, NWTPH-Dx
QLast Update : Thu Sep 10 05:53:22 2020
Response via : Initial Calibration
Integrator: ChemStation 6890 Scale Mode: Large solvent peaks clipped

Volume Inj. : 1uL
Signal Phase : Restek Rxi-5Sil MS
Signal Info : 30M 0.25MMID 0.25UM

	Compound	R.T.	Response	Conc Units
	System Monitoring Compounds			
6) S	o-Terphenyl	0.000	0	N.D. ug/mL
	Target Compounds			
1) H	Mineral Oil	6.000	7062467	4.493 ug/ml
2) H	Diesel	6.000	7062467	4.493 ug/ml
3) H	DRO(C12-C24)	6.000	7062467	4.493 ug/mL
4) H	Ca Luft DRO (C12-C22)	6.000	1765702	1.462 ug/ml
5) H	TPHd (C10-C25)	6.000	3665609	2.499 ug/ml
7) H	Oil	10.000	6855818	4.523 ug/mL
8) H	RRO (C24-C40)	10.000	6855818	4.523 ug/mL
9) H	Ca Luft ORO (C23-C32)	8.000	1934766	2.031 ug/mL
10) H	TPHmo (C25-C36)	8.000	3167284	3.350 ug/mL

< 1/2 RL

(f)=RT Delta > 1/2 Window (m)=manual int.

9/10/20

Quantitation Report (Not Reviewed)

Data Path : F:\1\DATA\2020-09\0I09044\
Data File : 1R090903.D
Signal(s) : FID2B.CH
Acq On : 09 Sep 2020 4:55 pm
Operator : BLL
Sample : 0I09044-ICB1
Misc :
ALS Vial : 100 Sample Multiplier: 1

Integration File: SUR.E
Quant Time: Sep 10 06:03:51 2020
Quant Method : F:\2\METHODS\1R00909D.M
Quant Title : DUALFID1R, NWTPH-Dx
QLast Update : Thu Sep 10 05:53:22 2020
Response via : Initial Calibration
Integrator: ChemStation 6890 Scale Mode: Large solvent peaks clipped

Volume Inj. : 1uL
Signal Phase : Restek Rxi-5Sil MS
Signal Info : 30M 0.25MMID 0.25UM

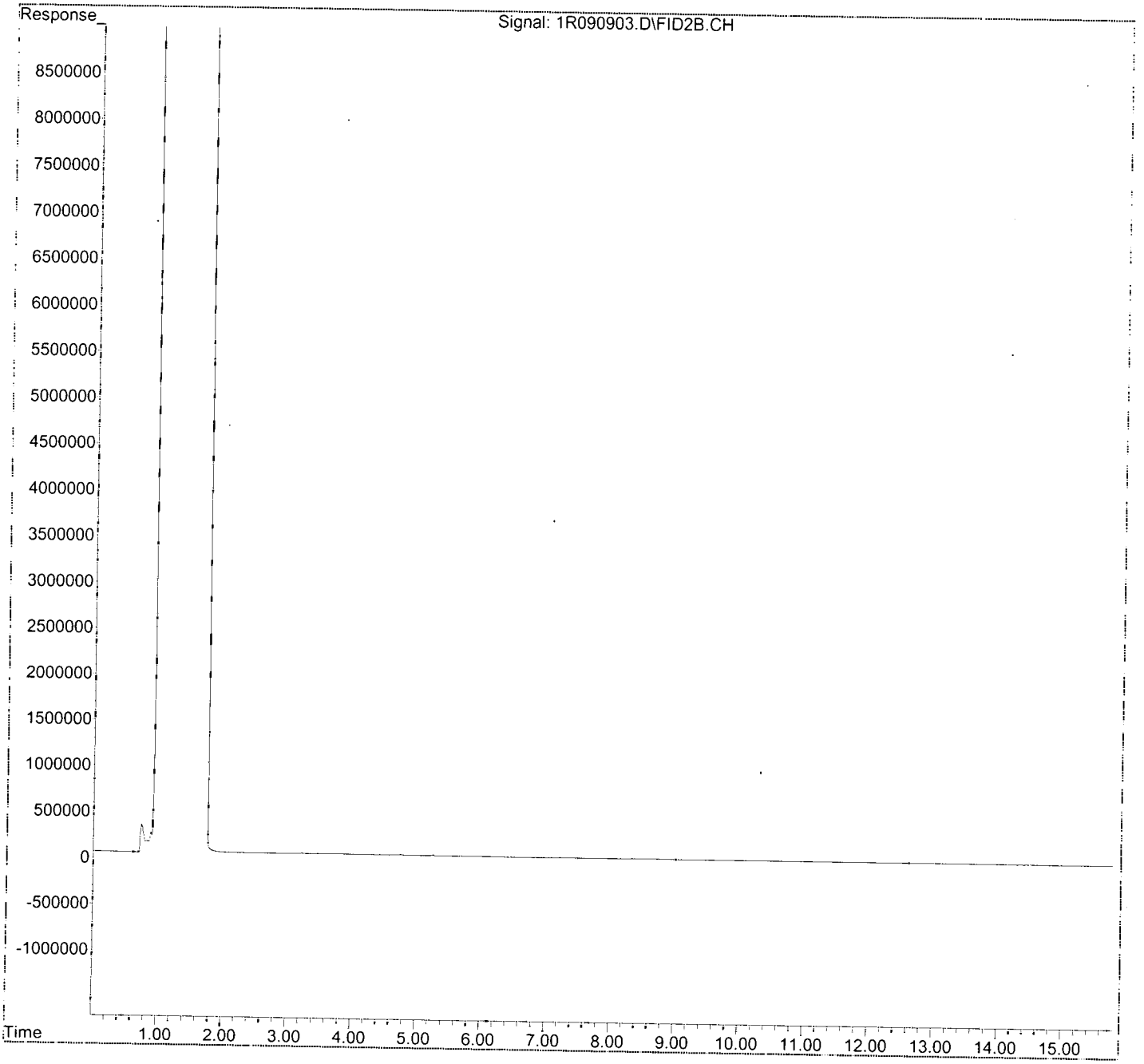

Evaluate Continuing Calibration Report

Data Path : F:\1\DATA\2020-09\0I09044\
Data File : 1R090926.D
Signal(s) : FID2B.CH
Acq On : 10 Sep 2020 4:53 am
Operator : BLL
Sample : 0I09044-ICV1
Misc :
ALS Vial : 71 Sample Multiplier: 1

Integration File: SUR.E
Quant Time: Sep 10 06:04:16 2020
Quant Method : F:\2\METHODS\1R00909D.M
Quant Title : DUALFID1R, NWTPH-Dx
QLast Update : Thu Sep 10 05:53:22 2020
Response via : Initial Calibration
Integrator: ChemStation 6890 Scale Mode: Large solvent peaks clipped

Volume Inj. : 1uL
Signal Phase : Restek Rxi-5Sil MS
Signal Info : 30M 0.25MMID 0.25UM

Min. RRF : 0.000 Min. Rel. Area : 50% Max. R.T. Dev 0.50min
Max. RRF Dev : 15% Max. Rel. Area : 150%

		Compound	Amount	Calc.	%Dev	Area%	Dev(Min)	
1	H	Mineral Oil	1000.000	904.494	9.6	90	0.00	≥ 90%
2	H	Diesel	1000.000	904.494	9.6	90	0.00	
3	H	DRO(C12-C24)	1000.000	904.494	9.6	90	0.00	
4	H	Ca Luft DRO (C12-C22)	1000.000	871.462	12.9	86	0.00	≥ 90%
5	H	TPHd (C10-C25)	1000.000	898.859	10.1	88	0.00	
7	H	Oil	-1.000	243.131	0.0	0	0.00	
8	H	RRO (C24-C40)	-1.000	243.131	0.0	0	0.00	
9	H	Ca Luft ORO (C23-C32)	-1.000	41.055	0.0	0	0.00	
10	H	TPHmo (C25-C36)	-1.000	16.954	0.0	0	0.00	

Evaluate Continuing Calibration Report - Not Founds

6	S	o-Terphenyl	-1.000	0.000	0.0	0	-6.72#	

(#) = Out of Range SPCC's out = 0 CCC's out = 0

9/10/20 ✓

Quantitation Report (QT Reviewed)

Data Path : F:\1\DATA\2020-09\0I09044\
Data File : 1R090926.D
Signal(s) : FID2B.CH
Acq On : 10 Sep 2020 4:53 am
Operator : BLL
Sample : 0I09044-ICV1
Misc :
ALS Vial : 71 Sample Multiplier: 1

Integration File: SUR.E
Quant Time: Sep 10 06:04:16 2020
Quant Method : F:\2\METHODS\1R00909D.M
Quant Title : DUALFID1R, NWTPH-Dx
QLast Update : Thu Sep 10 05:53:22 2020
Response via : Initial Calibration
Integrator: ChemStation 6890 Scale Mode: Large solvent peaks clipped

Volume Inj. : 1uL
Signal Phase : Restek Rxi-5Sil MS
Signal Info : 30M 0.25MMID 0.25UM

	Compound	R.T.	Response	Conc	Units
	System Monitoring Compounds				
6) S	o-Terphenyl	0.000	0	N.D.	ug/mLd
	Target Compounds				
1) H	Mineral Oil	6.000	1421891030	904.494	ug/ml
2) H	Diesel	6.000	1421891030	904.494	ug/ml
3) H	DRO(C12-C24)	6.000	1421891030	904.494	ug/mL
4) H	Ca Luft DRO (C12-C22)	6.000	1052851147	871.462	ug/ml
5) H	TPHd (C10-C25)	6.000	1318300985	898.859	ug/ml
7) H	Oil	10.000	368551039	243.131	ug/mL
8) H	RRO (C24-C40)	10.000	368551039	243.131	ug/mL
9) H	Ca Luft ORO (C23-C32)	8.000	39109277	41.055	ug/mL
10) H	TPHmo (C25-C36)	8.000	16029574	16.954	ug/mL

(f)=RT Delta > 1/2 Window (m)=manual int.

9/10/20

Quantitation Report (QT Reviewed)

Data Path : F:\1\DATA\2020-09\0I09044\
Data File : 1R090926.D
Signal(s) : FID2B.CH
Acq On : 10 Sep 2020 4:53 am
Operator : BLL
Sample : 0I09044-ICV1
Misc :
ALS Vial : 71 Sample Multiplier: 1

Integration File: SUR.E
Quant Time: Sep 10 06:04:16 2020
Quant Method : F:\2\METHODS\1R00909D.M
Quant Title : DUALFID1R, NWTPH-Dx
QLast Update : Thu Sep 10 05:53:22 2020
Response via : Initial Calibration
Integrator: ChemStation 6890 Scale Mode: Large solvent peaks clipped

Volume Inj. : 1uL
Signal Phase : Restek Rxi-5Sil MS
Signal Info : 30M 0.25MMID 0.25UM

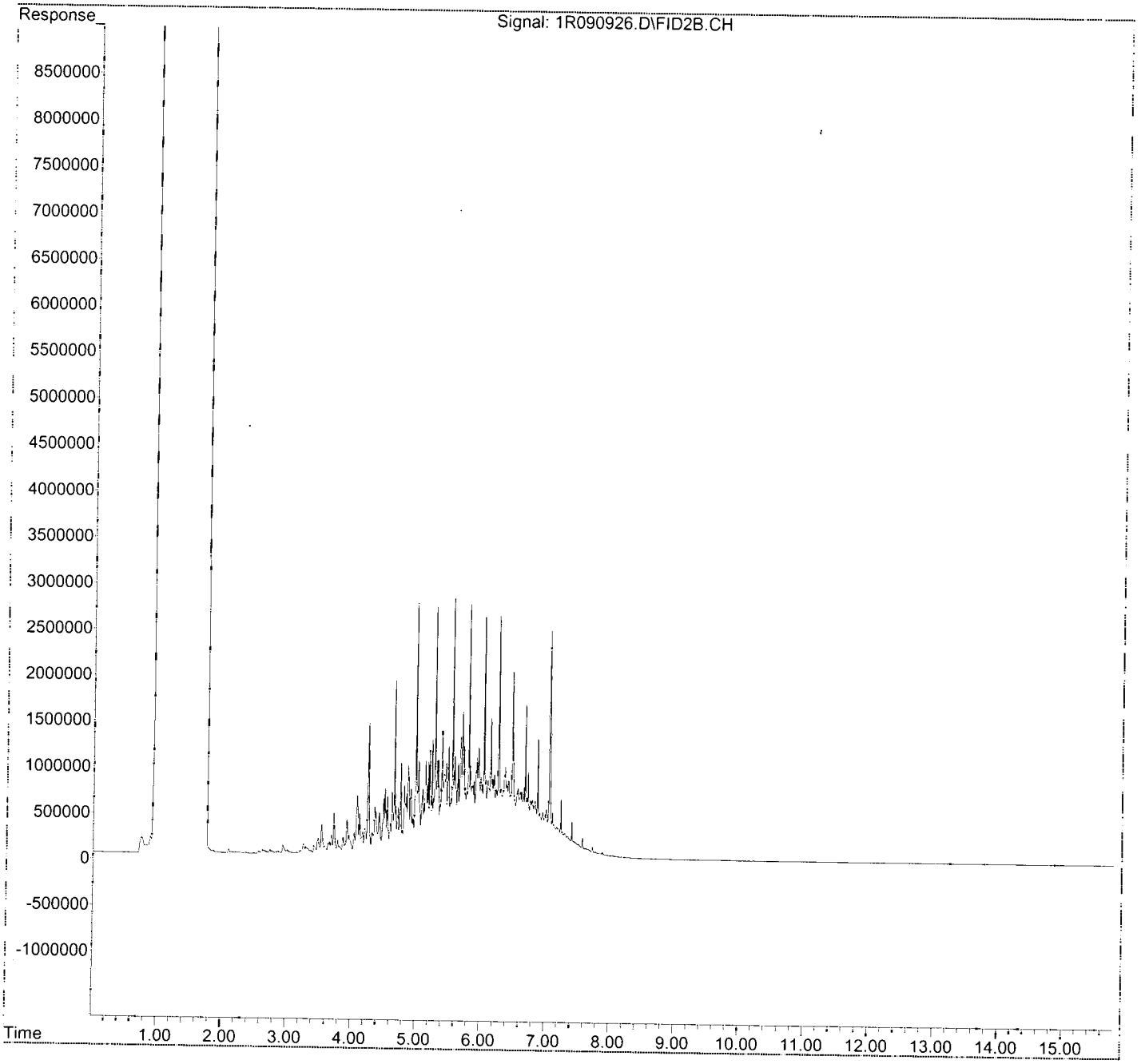

Evaluate Continuing Calibration Report

Data Path : F:\1\DATA\2020-09\0I09044\
Data File : 1R090927.D
Signal(s) : FID2B.CH
Acq On : 10 Sep 2020 5:16 am
Operator : BLL
Sample : 0I09044-ICV2
Misc :
ALS Vial : 72 Sample Multiplier: 1

Integration File: SUR.E
Quant Time: Sep 10 06:05:00 2020
Quant Method : F:\2\METHODS\1R00909D.M
Quant Title : DUALFID1R, NWTPH-Dx
QLast Update : Thu Sep 10 05:53:22 2020
Response via : Initial Calibration
Integrator: ChemStation 6890 Scale Mode: Large solvent peaks clipped

Volume Inj. : 1uL
Signal Phase : Restek Rxi-5Sil MS
Signal Info : 30M 0.25MMID 0.25UM

Min. RRF : 0.000 Min. Rel. Area : 50% Max. R.T. Dev 0.50min
Max. RRF Dev : 15% Max. Rel. Area : 150%

		Compound	Amount	Calc.	%Dev	Area%	Dev(Min)	
1	H	Mineral Oil	-1.000	644.489	0.0	0	0.00	
2	H	Diesel	-1.000	644.489	0.0	0	0.00	
3	H	DRO(C12-C24)	-1.000	644.489	0.0	0	0.00	
4	H	Ca Luft DRO (C12-C22)	-1.000	63.397	0.0	0	0.00	
5	H	TPHd (C10-C25)	-1.000	228.437	0.0	0	0.00	~89%
7	H	Oil	1000.000	894.411	10.6	92	0.00	
8	H	RRO (C24-C40)	1000.000	894.411	10.6	92	0.00	
9	H	Ca Luft ORO (C23-C32)	1000.000	906.186	9.4	92	0.00	~90%
10	H	TPHmo (C25-C36)	1000.000	895.283	10.5	92	0.00	

Evaluate Continuing Calibration Report - Not Founds

6	S	o-Terphenyl	-1.000	0.000	0.0	0	-6.72#	

(#) = Out of Range SPCC's out = 0 CCC's out = 0

M 9/10/20

J

Quantitation Report (QT Reviewed)

Data Path : F:\1\DATA\2020-09\0I09044\
Data File : 1R090927.D
Signal(s) : FID2B.CH
Acq On : 10 Sep 2020 5:16 am
Operator : BLL
Sample : 0I09044-ICV2
Misc :
ALS Vial : 72 Sample Multiplier: 1

Integration File: SUR.E
Quant Time: Sep 10 06:05:00 2020
Quant Method : F:\2\METHODS\1R00909D.M
Quant Title : DUALFID1R, NWTPH-Dx
QLast Update : Thu Sep 10 05:53:22 2020
Response via : Initial Calibration
Integrator: ChemStation 6890 Scale Mode: Large solvent peaks clipped

Volume Inj. : 1uL
Signal Phase : Restek Rxi-5Sil MS
Signal Info : 30M 0.25MMID 0.25UM

	Compound	R.T.	Response	Conc	Units
	System Monitoring Compounds				
6) S	o-Terphenyl	0.000	0	N.D.	ug/mLd
	Target Compounds				
1) H	Mineral Oil	6.000	1013156671	644.489	ug/ml
2) H	Diesel	6.000	1013156671	644.489	ug/ml
3) H	DRO(C12-C24)	6.000	1013156671	644.489	ug/mL
4) H	Ca Luft DRO (C12-C22)	6.000	76592556	63.397	ug/ml
5) H	TPHd (C10-C25)	6.000	335033844	228.437	ug/ml
7) H	Oil	10.000	1355793529	894.411	ug/mL
8) H	RRO (C24-C40)	10.000	1355793529	894.411	ug/mL
9) H	Ca Luft ORO (C23-C32)	8.000	863234429	906.186	ug/mL
10) H	TPHmo (C25-C36)	8.000	846453788	895.283	ug/mL

(f)=RT Delta > 1/2 Window (m)=manual int.

AA 9/10/20

Quantitation Report (QT Reviewed)

Data Path : F:\1\DATA\2020-09\0I09044\
Data File : 1R090927.D
Signal(s) : FID2B.CH
Acq On : 10 Sep 2020 5:16 am
Operator : BLL
Sample : 0I09044-ICV2
Misc :
ALS Vial : 72 Sample Multiplier: 1

Integration File: SUR.E
Quant Time: Sep 10 06:05:00 2020
Quant Method : F:\2\METHODS\1R00909D.M
Quant Title : DUALFID1R, NWTPH-Dx
QLast Update : Thu Sep 10 05:53:22 2020
Response via : Initial Calibration
Integrator: ChemStation 6890 Scale Mode: Large solvent peaks clipped

Volume Inj. : 1uL
Signal Phase : Restek Rxi-5Sil MS
Signal Info : 30M 0.25MMID 0.25UM

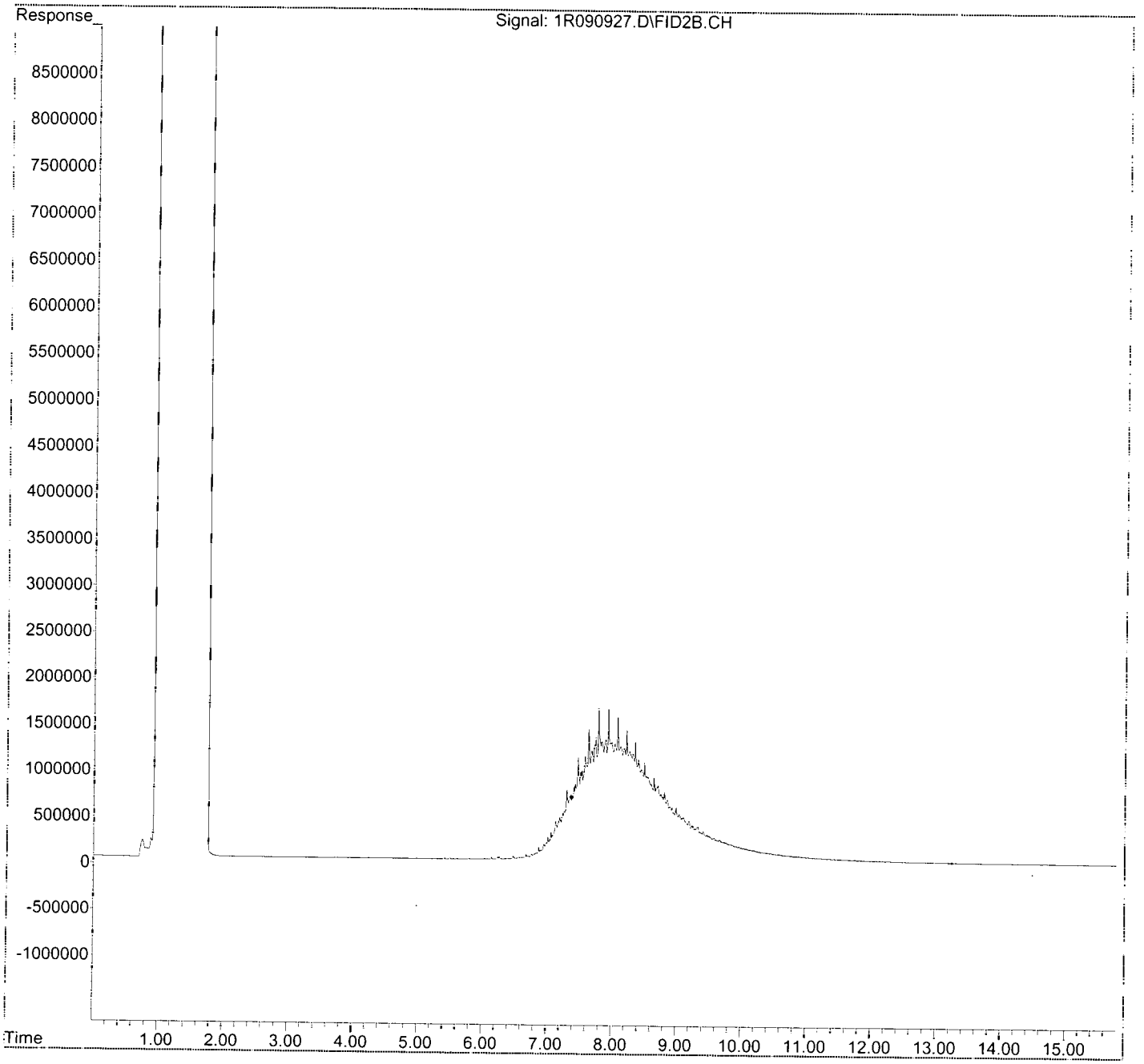

Sequence: C:\HPCHEM\1\SEQUENCE\0I09043.S

Sequence Table (Front Injector):

Method and Injection Info Part:

Line	Location	SampleName	Method	Inj	SampleType	InjVolume	DataFile
1	Vial 99	DCM	A1F40422	1	Sample		
2	Vial 94	0I09043-RES1	A1F40422	1	Sample		
3	Vial 1	0I09043-CCV1	A1F40422	1	Sample		
4	Vial 2	0I09043-CCV2	A1F40422	1	Sample		
5	Vial 99	0I09043-CCB1	A1F40422	1	Sample		
6	Vial 3	0090262-BLK1	A1F40422	1	Sample		
7	Vial 4	0090262-BS1	A1F40422	1	Sample		
8	Vial 5	A0I0113-01	A1F40422	1	Sample		
9	Vial 6	0090262-DUP1	A1F40422	1	Sample		
10	Vial 7	A0I0113-02@20	A1F40422	1	Sample		
11	Vial 8	A0I0113-03@20	A1F40422	1	Sample		
12	Vial 99	0I09043-IBL1	A1F40422	1	Sample		
13	Vial 9	A0I0113-04	A1F40422	1	Sample		
14	Vial 10	A0I0113-06	A1F40422	1	Sample		
15	Vial 11	A0I0113-07	A1F40422	1	Sample		
16	Vial 12	A0I0114-01@20	A1F40422	1	Sample		
17	Vial 99	0I09043-IBL2	A1F40422	1	Sample		
18	Vial 13	A0I0114-02	A1F40422	1	Sample		
19	Vial 14	A0I0114-03@50	A1F40422	1	Sample		
20	Vial 99	0I09043-IBL3	A1F40422	1	Sample		
21	Vial 15	0I09043-CCV3	A1F40422	1	Sample		
22	Vial 16	0I09043-CCV4	A1F40422	1	Sample		
23	Vial 99	0I09043-CCB2	A1F40422	1	Sample		
24	Vial 17	A0I0114-04	A1F40422	1	Sample		
25	Vial 18	A0I0114-05	A1F40422	1	Sample		
26	Vial 19	A0I0114-06	A1F40422	1	Sample		
27	Vial 20	A0I0114-07	A1F40422	1	Sample		
28	Vial 21	A0I0114-08	A1F40422	1	Sample		
29	Vial 22	A0I0114-09@10	A1F40422	1	Sample		
30	Vial 99	0I09043-IBL4	A1F40422	1	Sample		
31	Vial 23	A0I0114-10	A1F40422	1	Sample		
32	Vial 24	A0I0114-11	A1F40422	1	Sample		
33	Vial 25	A0I0114-12	A1F40422	1	Sample		
34	Vial 26	A0I0114-13	A1F40422	1	Sample		
35	Vial 27	A0I0114-14	A1F40422	1	Sample		
36	Vial 28	0090262-DUP2	A1F40422	1	Sample		
37	Vial 99	0I09043-IBL5	A1F40422	1	Sample		
38	Vial 29	0I09043-CCV5	A1F40422	1	Sample		
39	Vial 30	0I09043-CCV6	A1F40422	1	Sample		
40	Vial 99	DCM	A1F40422	1	Sample		

AR 9/10/20

Sequence Table (Back Injector):

Method and Injection Info Part:

Line	Location	SampleName	Method	Inj	SampleType	InjVolume	DataFile
1	Vial 100	DCM	A1F40422	1	Sample		
2	Vial 95	0I09044-RES1	A1F40422	1	Sample		
3	Vial 100	0I09044-ICB1	A1F40422	1	Sample		
4	Vial 51	0I09044-CAL1	A1F40422	1	Sample		
5	Vial 52	0I09044-CAL2	A1F40422	1	Sample		
6	Vial 53	0I09044-CAL3	A1F40422	1	Sample		
7	Vial 54	0I09044-CAL4	A1F40422	1	Sample		
8	Vial 55	0I09044-CAL5	A1F40422	1	Sample		
9	Vial 56	0I09044-CAL6	A1F40422	1	Sample		
10	Vial 57	0I09044-CAL7	A1F40422	1	Sample		

AR 9/10/20

Sequence: C:\HPCHEM\1\SEQUENCE\0I09043.S

Line	Location	SampleName	Method	Inj	SampleType	InjVolume	DataFile
11	Vial 58	0I09044-CAL8	A1F40422	1	Sample		
12	Vial 59	0I09044-CAL9	A1F40422	1	Sample		
13	Vial 60	0I09044-CALA	A1F40422	1	Sample		
14	Vial 61	0I09044-CALB	A1F40422	1	Sample		
15	Vial 62	0I09044-CALC	A1F40422	1	Sample		
16	Vial 63	0I09044-CALD	A1F40422	1	Sample		
17	Vial 64	0I09044-CALE	A1F40422	1	Sample		
18	Vial 65	0I09044-CALF	A1F40422	1	Sample		
19	Vial 66	0I09044-CALG	A1F40422	1	Sample		
20	Vial 67	0I09044-CALH	A1F40422	1	Sample		
21	Vial 68	0I09044-CALI	A1F40422	1	Sample		
22	Vial 69	0I09044-CALJ	A1F40422	1	Sample		
23	Vial 100	0I09044-IBL1	A1F40422	1	Sample		
24	Vial 70	0I09044-CALK	A1F40422	1	Sample		
25	Vial 100	0I09044-IBL2	A1F40422	1	Sample		
26	Vial 71	0I09044-ICV1	A1F40422	1	Sample		
27	Vial 72	0I09044-ICV2	A1F40422	1	Sample		
28	Vial 100	DCM	A1F40422	1	Sample		
29	Vial 100	DCM	A1F40422	1	Sample		
30	Vial 100	DCM	A1F40422	1	Sample		
31	Vial 100	DCM	A1F40422	1	Sample		
32	Vial 100	DCM	A1F40422	1	Sample		
33	Vial 98	DCM	A1F40422	1	Sample		
34	Vial 98	DCM	A1F40422	1	Sample		
35	Vial 98	DCM	A1F40422	1	Sample		
36	Vial 98	DCM	A1F40422	1	Sample		
37	Vial 98	DCM	A1F40422	1	Sample		
38	Vial 98	DCM	A1F40422	1	Sample		
39	Vial 98	DCM	A1F40422	1	Sample		
40	Vial 98	DCM	A1F40422	1	Sample		

M 9/10/20

Injection Log

Data Directory: F:\1\DATA\2020-09\0I09044\

File ID	SampleName	MiscInfo	Vial	Dil.	Injection Time
1R090901.D	DCM		100	1	09 Sep 2020 4:09 pm
1R090902.D	0I09044-RES1		95	1	09 Sep 2020 4:32 pm
1R090903.D	0I09044-ICB1		100	1	09 Sep 2020 4:55 pm
1R090904.D	0I09044-CAL1		51	1	09 Sep 2020 5:19 pm
1R090905.D	0I09044-CAL2		52	1	09 Sep 2020 5:42 pm
1R090906.D	0I09044-CAL3		53	1	09 Sep 2020 9:15 pm
1R090907.D	0I09044-CAL4		54	1	09 Sep 2020 9:38 pm
1R090908.D	0I09044-CAL5		55	1	09 Sep 2020 10:00 pm
1R090909.D	0I09044-CAL6		56	1	09 Sep 2020 10:24 pm
1R090910.D	0I09044-CAL7		57	1	09 Sep 2020 10:47 pm
1R090911.D	0I09044-CAL8		58	1	09 Sep 2020 11:09 pm
1R090912.D	0I09044-CAL9		59	1	09 Sep 2020 11:33 pm
1R090913.D	0I09044-CALA		60	1	09 Sep 2020 11:55 pm
1R090914.D	0I09044-CALB		61	1	10 Sep 2020 12:18 am
1R090915.D	0I09044-CALC		62	1	10 Sep 2020 12:41 am
1R090916.D	0I09044-CALD		63	1	10 Sep 2020 1:04 am
1R090917.D	0I09044-CALE		64	1	10 Sep 2020 1:27 am
1R090918.D	0I09044-CALF		65	1	10 Sep 2020 1:50 am
1R090919.D	0I09044-CALG		66	1	10 Sep 2020 2:13 am
1R090920.D	0I09044-CALH		67	1	10 Sep 2020 2:36 am
1R090921.D	0I09044-CALI		68	1	10 Sep 2020 2:59 am
1R090922.D	0I09044-CALJ		69	1	10 Sep 2020 3:22 am
1R090923.D	0I09044-IBL1		100	1	10 Sep 2020 3:44 am
1R090924.D	0I09044-CALK		70	1	10 Sep 2020 4:07 am
1R090925.D	0I09044-IBL2		100	1	10 Sep 2020 4:30 am
1R090926.D	0I09044-ICV1		71	1	10 Sep 2020 4:53 am
1R090927.D	0I09044-ICV2		72	1	10 Sep 2020 5:16 am

BM
9/10/20

Quantitation Report (Not Reviewed)

Data Path : F:\1\DATA\2020-09\0I09044\
Data File : 1R090902.D
Signal(s) : FID2B.CH
Acq On : 09 Sep 2020 4:32 pm
Operator : BLL
Sample : 0I09044-RES1
Misc :
ALS Vial : 95 Sample Multiplier: 1

Integration File: SUR.E
Quant Time: Sep 10 04:20:02 2020
Quant Method : F:\2\METHODS\1R00909D.M
Quant Title : DUALFID1R, NWTPH-Dx
QLast Update : Wed Sep 02 05:34:01 2020
Response via : Initial Calibration
Integrator: ChemStation 6890 Scale Mode: Large solvent peaks clipped

Volume Inj. : 1uL
Signal Phase : Restek Rxi-5Sil MS
Signal Info : 30M 0.25MMID 0.25UM

	Compound	R.T.	Response	Conc	Units
	System Monitoring Compounds				
6) S	o-Terphenyl	0.000	0	N.D.	ug/mL
	Target Compounds				
1) H	Mineral Oil	6.000	307013986	201.444	ug/ml
2) H	Diesel	6.000	307013986	201.444	ug/ml
3) H	DRO(C12-C24)	6.000	307013986	201.444	ug/mL
4) H	Ca Luft DRO (C12-C22)	6.000	214086583	188.255	ug/ml
5) H	TPHd (C10-C25)	6.000	271055064	192.046	ug/ml
7) H	Oil	10.000	191684089	149.756	ug/mL
8) H	RRO (C24-C40)	10.000	191684089	149.756	ug/mL
9) H	Ca Luft ORO (C23-C32)	8.000	80002965	93.599	ug/mL
10) H	TPHmo (C25-C36)	8.000	45988866	55.337	ug/mL

(f)=RT Delta > 1/2 Window (m)=manual int.

RR 9/10/20

Quantitation Report (Not Reviewed)

Data Path : F:\1\DATA\2020-09\0I09044\
Data File : 1R090902.D
Signal(s) : FID2B.CH
Acq On : 09 Sep 2020 4:32 pm
Operator : BLL
Sample : 0I09044-RES1
Misc :
ALS Vial : 95 Sample Multiplier: 1

Integration File: SUR.E
Quant Time: Sep 10 04:20:02 2020
Quant Method : F:\2\METHODS\1R00909D.M
Quant Title : DUALFID1R, NWTPH-Dx
QLast Update : Wed Sep 02 05:34:01 2020
Response via : Initial Calibration
Integrator: ChemStation 6890 Scale Mode: Large solvent peaks clipped

Volume Inj. : 1uL
Signal Phase : Restek Rxi-5Sil MS
Signal Info : 30M 0.25MMID 0.25UM

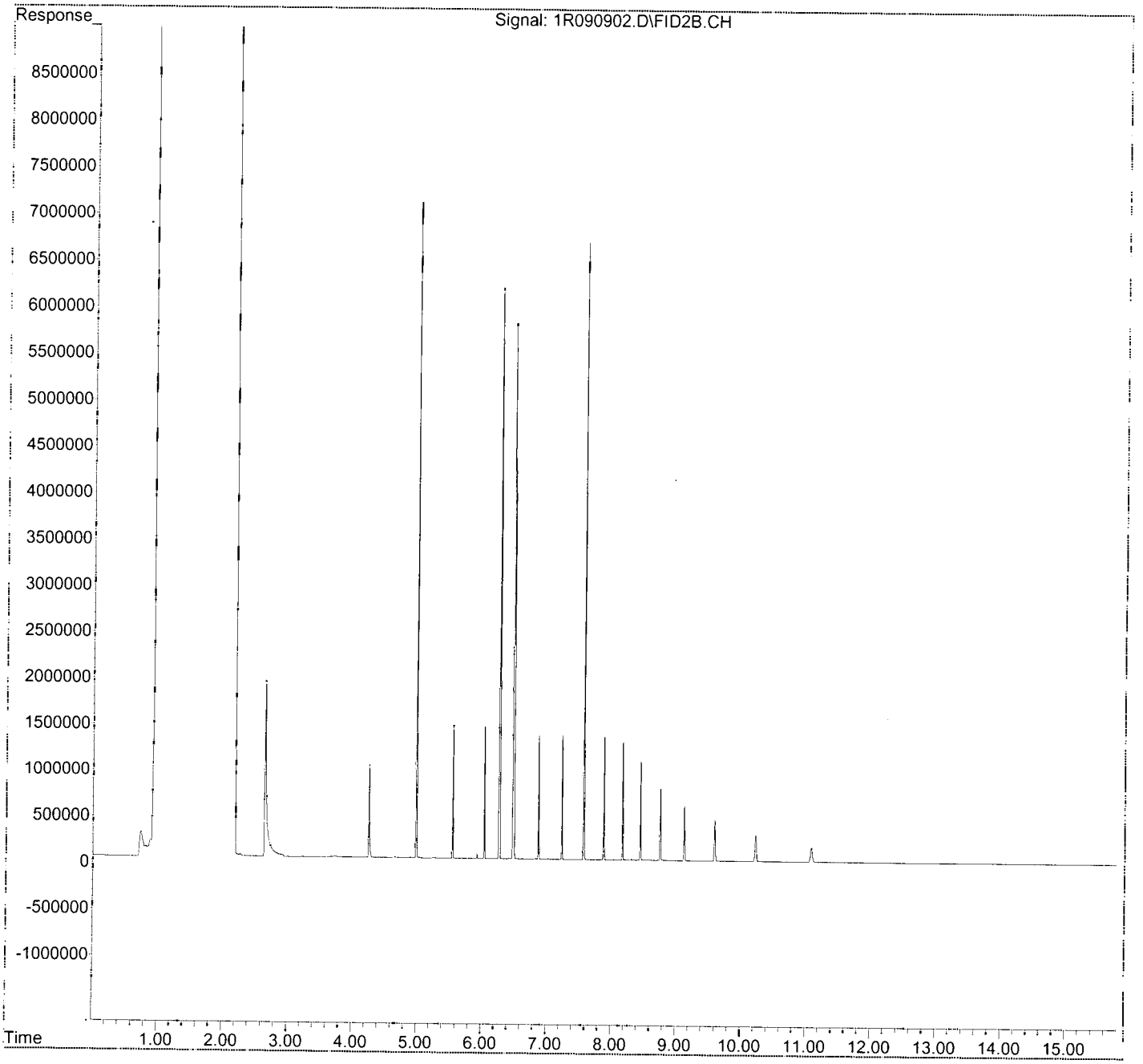

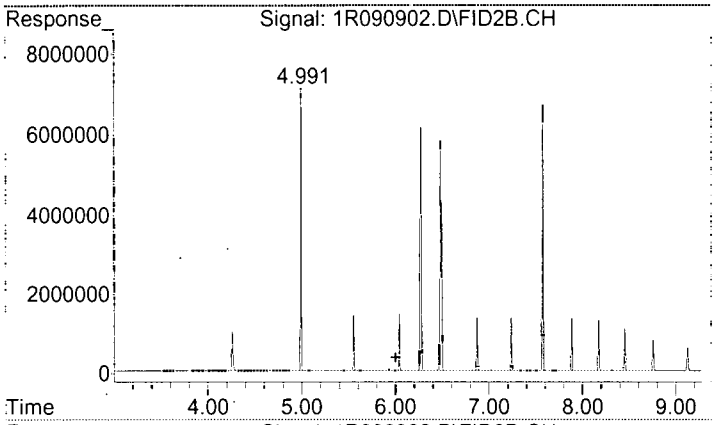

#1 Mineral Oil

R.T.: 6.000 min
Delta R.T.: 0.000 min
Response: 307013986
Conc: 201.44 ug/ml

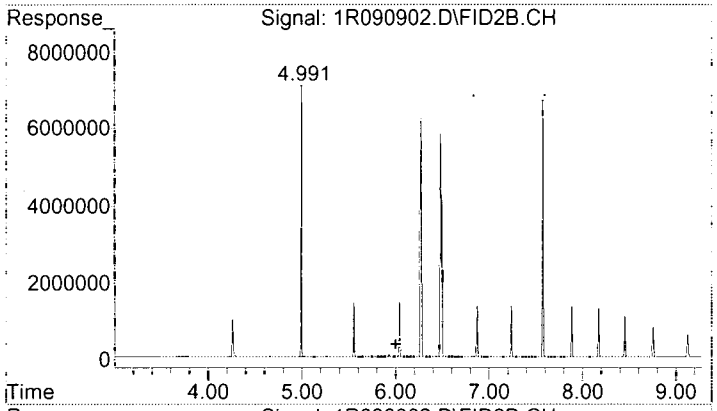

#2 Diesel

R.T.: 6.000 min
Delta R.T.: 0.000 min
Response: 307013986
Conc: 201.44 ug/ml

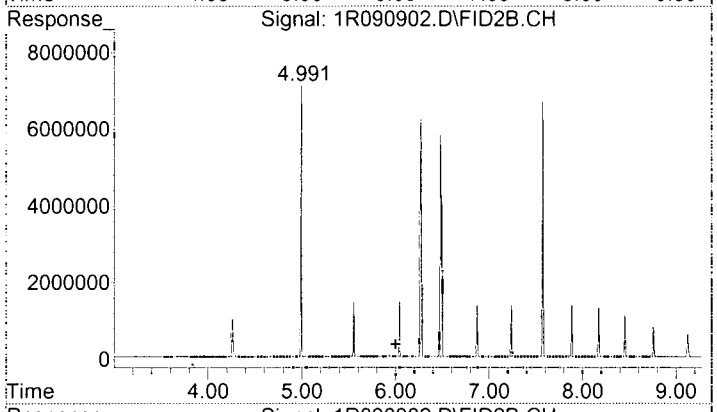

#3 DRO(C12-C24)

R.T.: 6.000 min
Delta R.T.: 0.000 min
Response: 307013986
Conc: 201.44 ug/mL

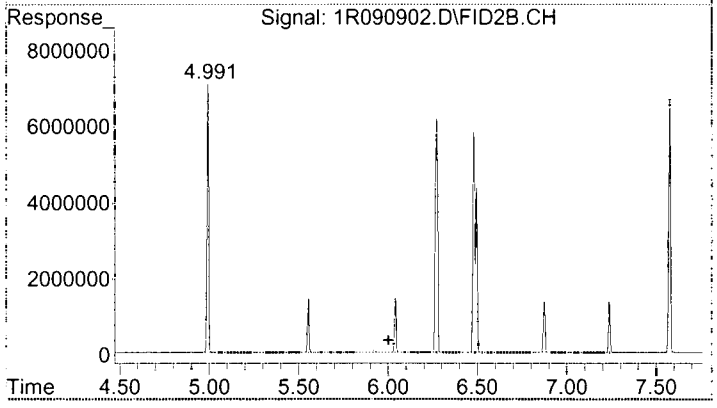

#4 Ca Luft DRO (C12-C22)

R.T.: 6.000 min
Delta R.T.: 0.000 min
Response: 214086583
Conc: 188.25 ug/ml

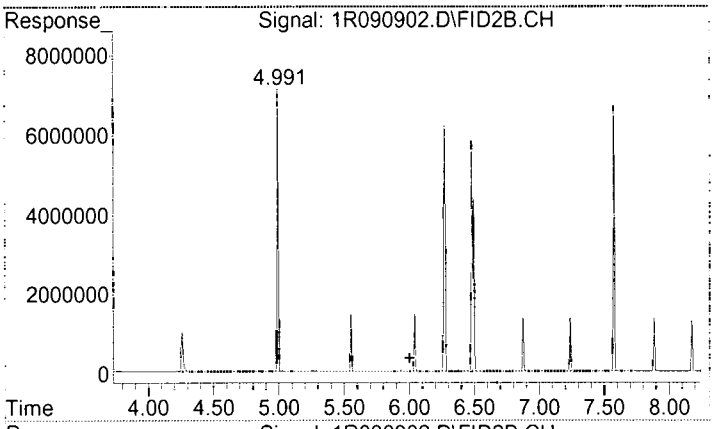

#5 TPHd (C10-C25)

R.T.: 6.000 min
Delta R.T.: 0.000 min
Response: 271055064
Conc: 192.05 ug/ml

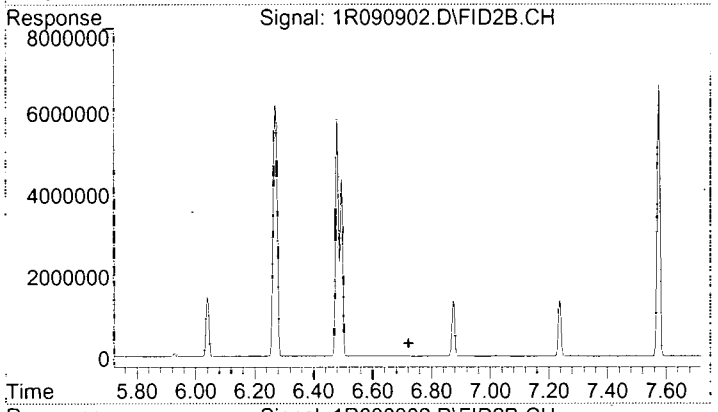

#6 o-Terphenyl

R.T.: 0.000 min
Exp R.T. : 6.721 min
Response: 0
Conc: N.D.

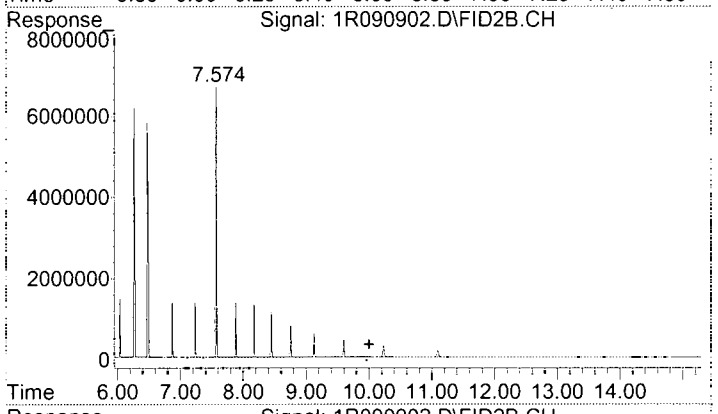

#7 Oil

R.T.: 10.000 min
Delta R.T.: 0.000 min
Response: 191684089
Conc: 149.76 ug/mL

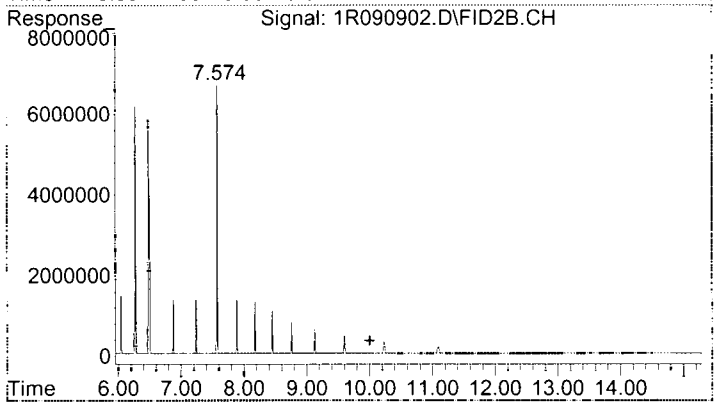

#8 RRO (C24-C40)

R.T.: 10.000 min
Delta R.T.: 0.000 min
Response: 191684089
Conc: 149.76 ug/mL

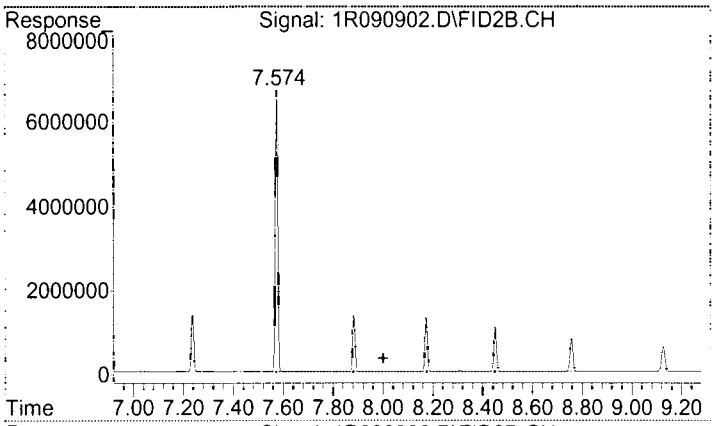

#9 Ca Luft ORO (C23-C32)

R.T.:	8.000 min
Delta R.T.:	0.000 min
Response:	80002965
Conc:	93.60 ug/mL

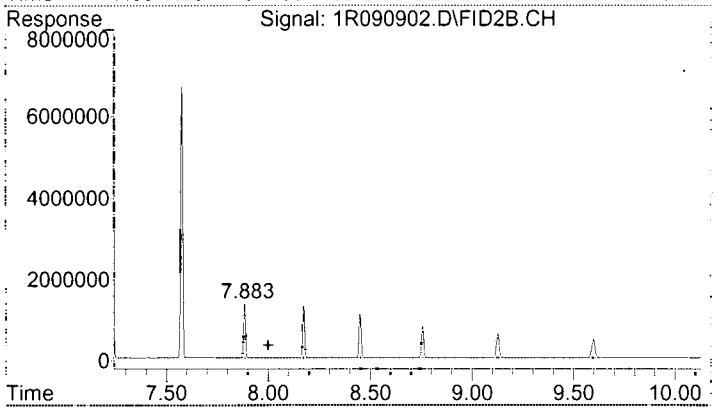

#10 TPHmo (C25-C36)

R.T.:	8.000 min
Delta R.T.:	0.000 min
Response:	45988866
Conc:	55.34 ug/mL

Quantitation Report (Not Reviewed)

Data Path : F:\1\DATA\2020-09\0I09044\
Data File : 1R090903.D
Signal(s) : FID2B.CH
Acq On : 09 Sep 2020 4:55 pm
Operator : BLL
Sample : 0I09044-ICB1
Misc :
ALS Vial : 100 Sample Multiplier: 1

Integration File: SUR.E
Quant Time: Sep 10 04:20:19 2020
Quant Method : F:\2\METHODS\1R00909D.M
Quant Title : DUALFID1R, NWTPH-Dx
QLast Update : Wed Sep 02 05:34:01 2020
Response via : Initial Calibration
Integrator: ChemStation 6890 Scale Mode: Large solvent peaks clipped

Volume Inj. : 1uL
Signal Phase : Restek Rxi-5Sil MS
Signal Info : 30M 0.25MMID 0.25UM

	Compound	R.T.	Response	Conc Units
	System Monitoring Compounds			
6) S	o-Terphenyl	0.000	0	N.D. ug/mL
	Target Compounds			
1) H	Mineral Oil	6.000	7062467	4.634 ug/ml
2) H	Diesel	6.000	7062467	4.634 ug/ml
3) H	DRO(C12-C24)	6.000	7062467	4.634 ug/mL
4) H	Ca Luft DRO (C12-C22)	6.000	1765702	1.553 ug/ml
5) H	TPHd (C10-C25)	6.000	3665609	2.597 ug/ml
7) H	Oil	10.000	6855818	5.356 ug/mL
8) H	RRO (C24-C40)	10.000	6855818	5.356 ug/mL
9) H	Ca Luft ORO (C23-C32)	8.000	1934766	2.264 ug/mL
10) H	TPHmo (C25-C36)	8.000	3167284	3.811 ug/mL

(f)=RT Delta > 1/2 Window (m)=manual int.

AM 9/10/20

✓

Quantitation Report (Not Reviewed)

Data Path : F:\1\DATA\2020-09\0I09044\
Data File : 1R090903.D
Signal(s) : FID2B.CH
Acq On : 09 Sep 2020 4:55 pm
Operator : BLL
Sample : 0I09044-ICB1
Misc :
ALS Vial : 100 Sample Multiplier: 1

Integration File: SUR.E
Quant Time: Sep 10 04:20:19 2020
Quant Method : F:\2\METHODS\1R00909D.M
Quant Title : DUALFID1R, NWTPH-Dx
QLast Update : Wed Sep 02 05:34:01 2020
Response via : Initial Calibration
Integrator: ChemStation 6890 Scale Mode: Large solvent peaks clipped

Volume Inj. : 1uL
Signal Phase : Restek Rxi-5Sil MS
Signal Info : 30M 0.25MMID 0.25UM

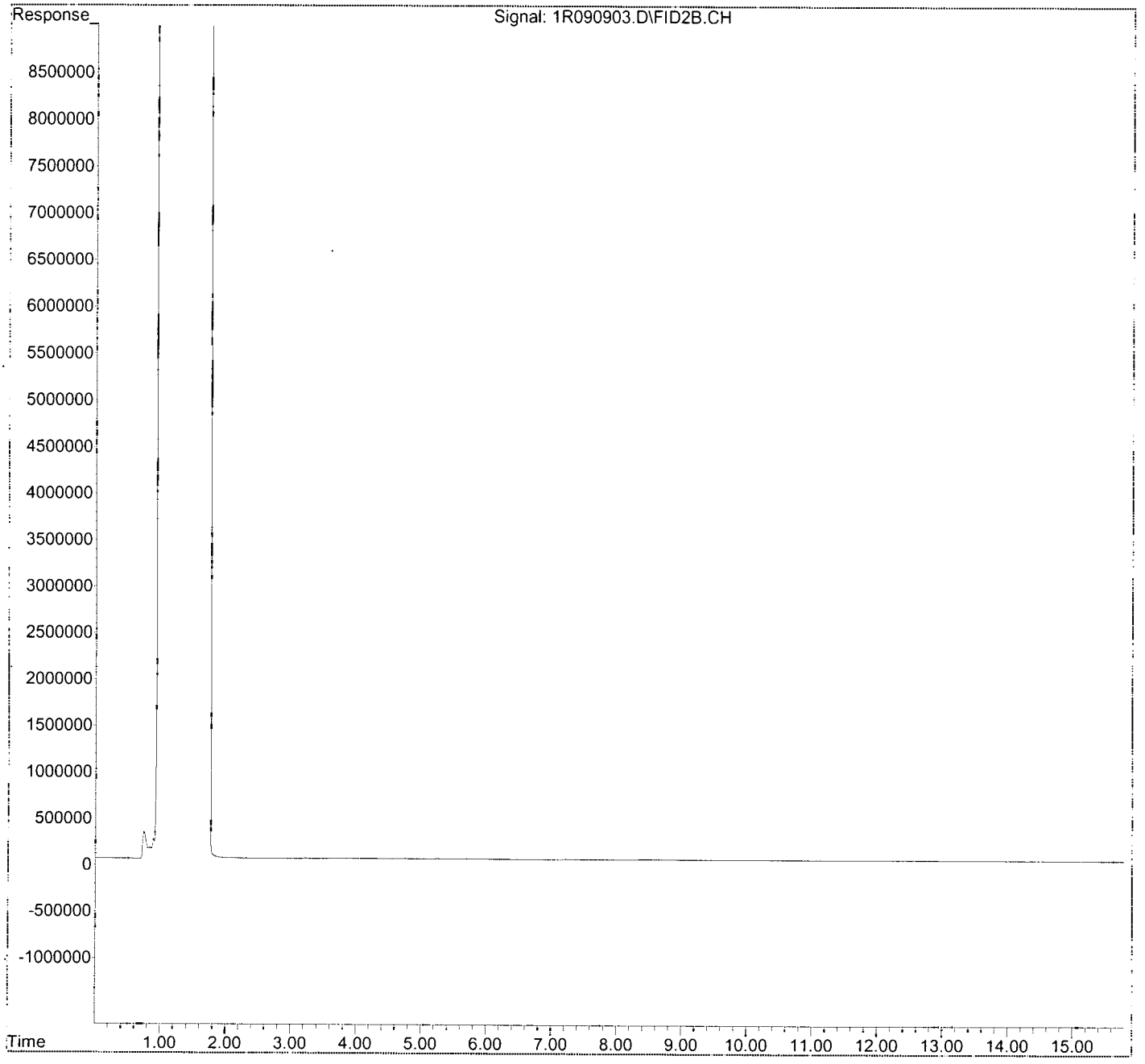

Quantitation Report (QT Reviewed)

Data Path : F:\1\DATA\2020-09\0I09044\
Data File : 1R090904.D
Signal(s) : FID2B.CH
Acq On : 09 Sep 2020 5:19 pm
Operator : BLL
Sample : 0I09044-CAL1
Misc :
ALS Vial : 51 Sample Multiplier: 1

Integration File: SUR.E
Quant Time: Sep 10 04:20:45 2020
Quant Method : F:\2\METHODS\1R00909D.M
Quant Title : DUALFID1R, NWTPH-Dx
QLast Update : Wed Sep 02 05:34:01 2020
Response via : Initial Calibration
Integrator: ChemStation 6890 Scale Mode: Large solvent peaks clipped

Volume Inj. : 1uL
Signal Phase : Restek Rxi-5Sil MS
Signal Info : 30M 0.25MMID 0.25UM

	Compound	R.T.	Response	Conc	Units
	System Monitoring Compounds				
6) S	o-Terphenyl	0.000	0	N.D.	ug/mLd
	Target Compounds				
1) H	Mineral Oil	6.000	38023853	24.949	ug/ml
2) H	Diesel	6.000	38023853	24.949	ug/ml
3) H	DRO(C12-C24)	6.000	38023853	24.949	ug/mL
4) H	Ca Luft DRO (C12-C22)	6.000	28527762	25.086	ug/ml
5) H	TPHd (C10-C25)	6.000	34930670	24.749	ug/ml
7) H	Oil	10.000	15241889	11.908	ug/mL
8) H	RRO (C24-C40)	10.000	15241889	11.908	ug/mL
9) H	Ca Luft ORO (C23-C32)	8.000	1024833	1.199	ug/mL
10) H	TPHmo (C25-C36)	8.000	1805876	2.173	ug/mL

(f)=RT Delta > 1/2 Window (m)=manual int.

AR 9/10/20

J

Quantitation Report (QT Reviewed)

Data Path : F:\1\DATA\2020-09\0I09044\
Data File : 1R090904.D
Signal(s) : FID2B.CH
Acq On : 09 Sep 2020 5:19 pm
Operator : BLL
Sample : 0I09044-CAL1
Misc :
ALS Vial : 51 Sample Multiplier: 1

Integration File: SUR.E
Quant Time: Sep 10 04:20:45 2020
Quant Method : F:\2\METHODS\1R00909D.M
Quant Title : DUALFID1R, NWTPH-Dx
QLast Update : Wed Sep 02 05:34:01 2020
Response via : Initial Calibration
Integrator: ChemStation 6890 Scale Mode: Large solvent peaks clipped

Volume Inj. : 1uL
Signal Phase : Restek Rxi-5Sil MS
Signal Info : 30M 0.25MMID 0.25UM

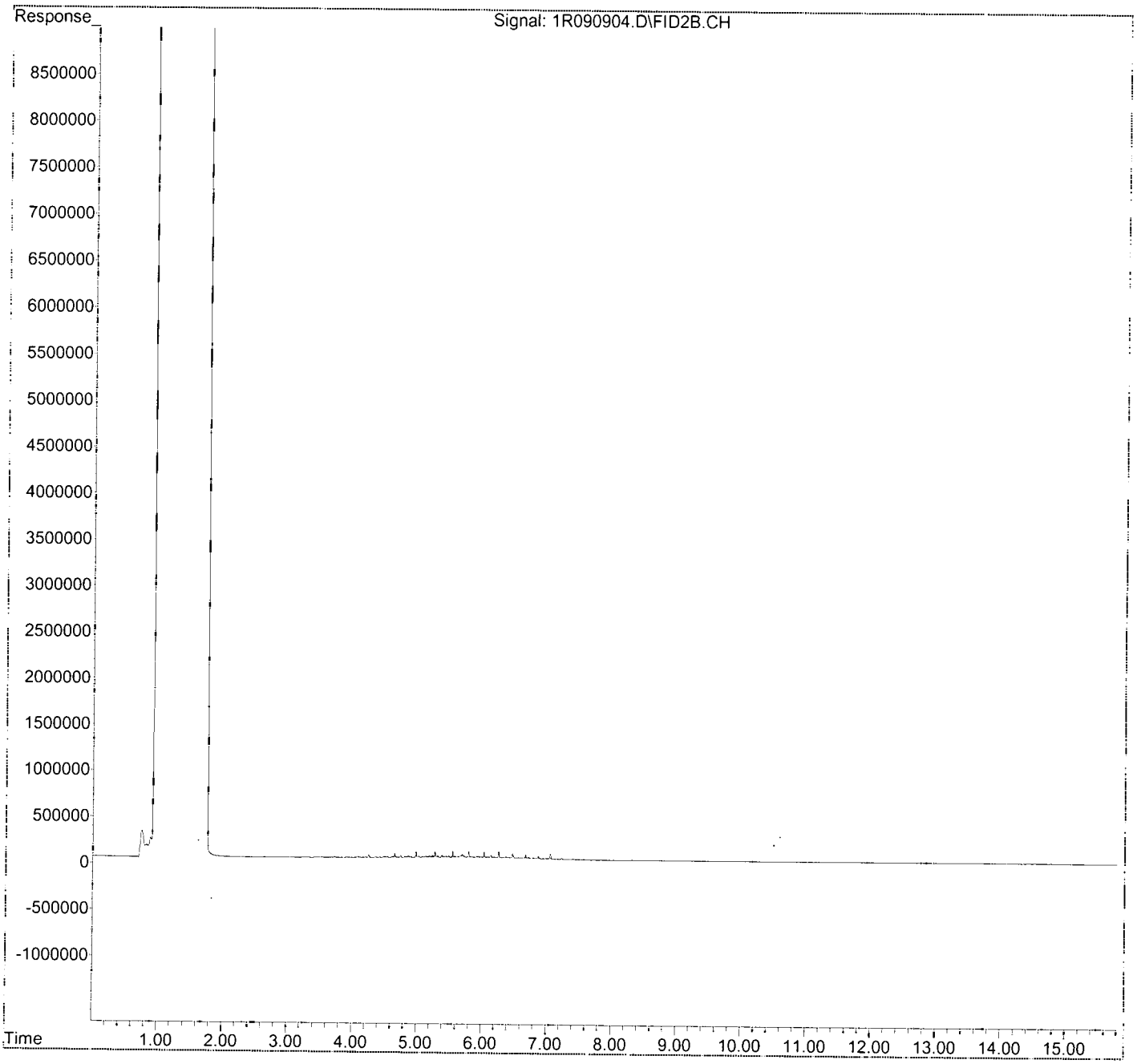

Quantitation Report (QT Reviewed)

Data Path : F:\1\DATA\2020-09\0I09044\
Data File : 1R090905.D
Signal(s) : FID2B.CH
Acq On : 09 Sep 2020 5:42 pm
Operator : BLL
Sample : 0I09044-CAL2
Misc :
ALS Vial : 52 Sample Multiplier: 1

Integration File: SUR.E
Quant Time: Sep 10 04:21:12 2020
Quant Method : F:\2\METHODS\1R00909D.M
Quant Title : DUALFID1R, NWTPH-Dx
QLast Update : Wed Sep 02 05:34:01 2020
Response via : Initial Calibration
Integrator: ChemStation 6890 Scale Mode: Large solvent peaks clipped

Volume Inj. : 1uL
Signal Phase : Restek Rxi-5Sil MS
Signal Info : 30M 0.25MMID 0.25UM

	Compound	R.T.	Response	Conc	Units
	System Monitoring Compounds				
6) S	o-Terphenyl	0.000	0	N.D.	ug/mLd
	Target Compounds				
1) H	Mineral Oil	6.000	58629183	38.469	ug/ml
2) H	Diesel	6.000	58629183	38.469	ug/ml
3) H	DRO(C12-C24)	6.000	58629183	38.469	ug/mL
4) H	Ca Luft DRO (C12-C22)	6.000	44753028	39.353	ug/ml
5) H	TPHd (C10-C25)	6.000	54307399	38.477	ug/ml
7) H	Oil	10.000	20645578	16.130	ug/mL
8) H	RRO (C24-C40)	10.000	20645578	16.130	ug/mL
9) H	Ca Luft ORO (C23-C32)	8.000	1162953	1.361	ug/mL
10) H	TPHmo (C25-C36)	8.000	1805205	2.172	ug/mL

(f)=RT Delta > 1/2 Window (m)=manual int.

AR 9/10/20

Quantitation Report (QT Reviewed)

Data Path : F:\1\DATA\2020-09\0I09044\
Data File : 1R090905.D
Signal(s) : FID2B.CH
Acq On : 09 Sep 2020 5:42 pm
Operator : BLL
Sample : 0I09044-CAL2
Misc :
ALS Vial : 52 Sample Multiplier: 1

Integration File: SUR.E
Quant Time: Sep 10 04:21:12 2020
Quant Method : F:\2\METHODS\1R00909D.M
Quant Title : DUALFID1R, NWTPH-Dx
QLast Update : Wed Sep 02 05:34:01 2020
Response via : Initial Calibration
Integrator: ChemStation 6890 Scale Mode: Large solvent peaks clipped

Volume Inj. : 1uL
Signal Phase : Restek Rxi-5Sil MS
Signal Info : 30M 0.25MMID 0.25UM

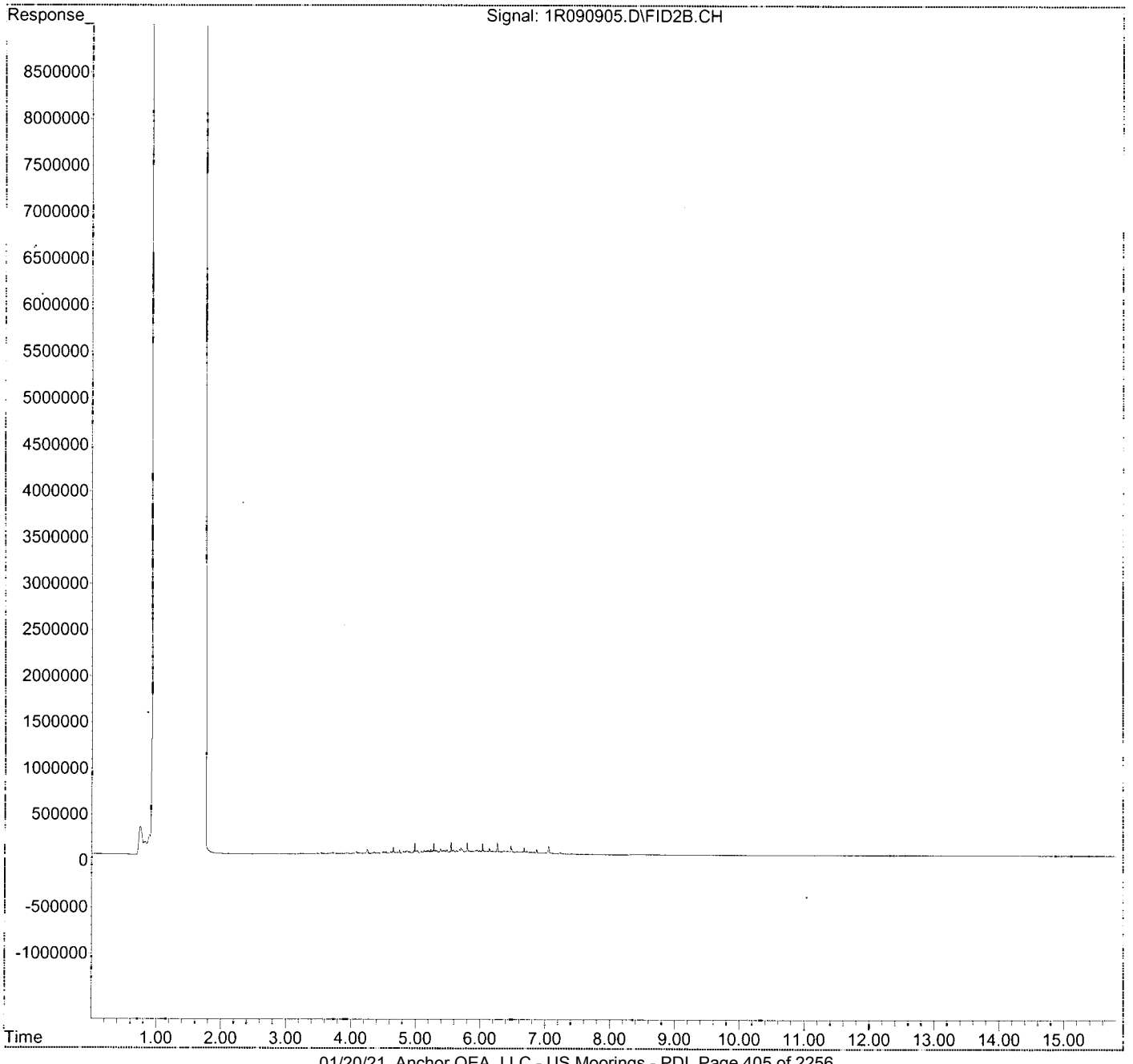

Quantitation Report (QT Reviewed)

Data Path : F:\1\DATA\2020-09\0I09044\
Data File : 1R090906.D
Signal(s) : FID2B.CH
Acq On : 09 Sep 2020 9:15 pm
Operator : BLL
Sample : 0I09044-CAL3
Misc :
ALS Vial : 53 Sample Multiplier: 1

Integration File: SUR.E
Quant Time: Sep 10 04:21:43 2020
Quant Method : F:\2\METHODS\1R00909D.M
Quant Title : DUALFID1R, NWTPH-Dx
QLast Update : Wed Sep 02 05:34:01 2020
Response via : Initial Calibration
Integrator: ChemStation 6890 Scale Mode: Large solvent peaks clipped

Volume Inj. : 1uL
Signal Phase : Restek Rxi-5Sil MS
Signal Info : 30M 0.25MMID 0.25UM

	Compound	R.T.	Response	Conc	Units
	System Monitoring Compounds				
6) S	o-Terphenyl	0.000	0	N.D.	ug/mLd
	Target Compounds				
1) H	Mineral Oil	6.000	165188396	108.387	ug/ml
2) H	Diesel	6.000	165188396	108.387	ug/ml
3) H	DRO(C12-C24)	6.000	165188396	108.387	ug/mL
4) H	Ca Luft DRO (C12-C22)	6.000	124791353	109.734	ug/ml
5) H	TPHd (C10-C25)	6.000	150302499	106.491	ug/ml
7) H	Oil	10.000	50696687	39.608	ug/mL
8) H	RRO (C24-C40)	10.000	50696687	39.608	ug/mL
9) H	Ca Luft ORO (C23-C32)	8.000	4029815	4.715	ug/mL
10) H	TPHmo (C25-C36)	8.000	3903611	4.697	ug/mL

(f)=RT Delta > 1/2 Window (m)=manual int.

9/10/20

Quantitation Report (QT Reviewed)

Data Path : F:\1\DATA\2020-09\0I09044\
Data File : 1R090906.D
Signal(s) : FID2B.CH
Acq On : 09 Sep 2020 9:15 pm
Operator : BLL
Sample : 0I09044-CAL3
Misc :
ALS Vial : 53 Sample Multiplier: 1

Integration File: SUR.E
Quant Time: Sep 10 04:21:43 2020
Quant Method : F:\2\METHODS\1R00909D.M
Quant Title : DUALFID1R, NWTPH-Dx
QLast Update : Wed Sep 02 05:34:01 2020
Response via : Initial Calibration
Integrator: ChemStation 6890 Scale Mode: Large solvent peaks clipped

Volume Inj. : 1uL
Signal Phase : Restek Rxi-5Sil MS
Signal Info : 30M 0.25MMID 0.25UM

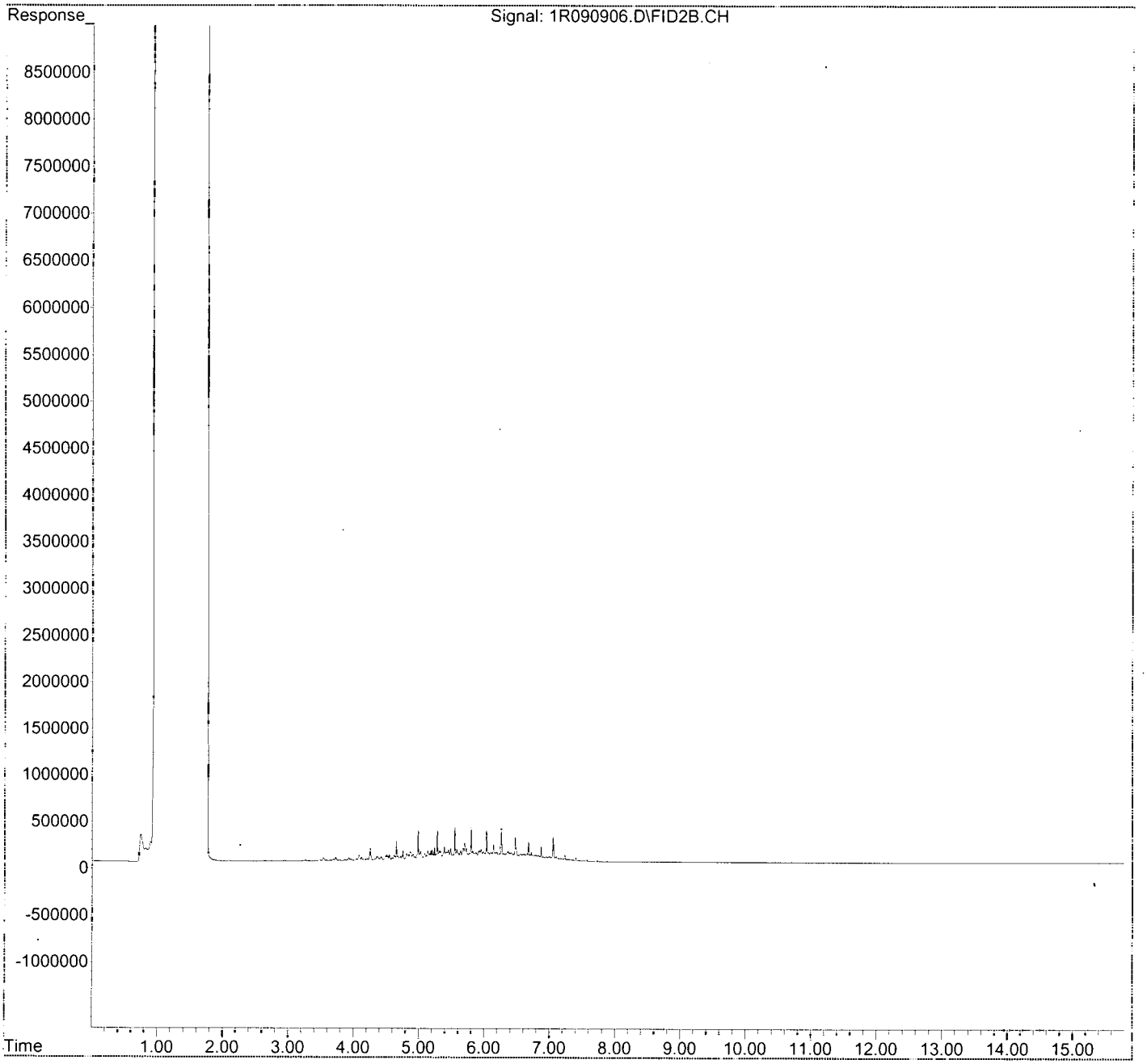

Quantitation Report (QT Reviewed)

Data Path : F:\1\DATA\2020-09\0I09044\
Data File : 1R090907.D
Signal(s) : FID2B.CH
Acq On : 09 Sep 2020 9:38 pm
Operator : BLL
Sample : 0I09044-CAL4
Misc :
ALS Vial : 54 Sample Multiplier: 1

Integration File: SUR.E
Quant Time: Sep 10 04:22:16 2020
Quant Method : F:\2\METHODS\1R00909D.M
Quant Title : DUALFID1R, NWTPH-Dx
QLast Update : Wed Sep 02 05:34:01 2020
Response via : Initial Calibration
Integrator: ChemStation 6890 Scale Mode: Large solvent peaks clipped

Volume Inj. : 1uL
Signal Phase : Restek Rxi-5Sil MS
Signal Info : 30M 0.25MMID 0.25UM

	Compound	R.T.	Response	Conc Units
	System Monitoring Compounds			
6) S	o-Terphenyl	0.000	0	N.D. ug/mLd
	Target Compounds			
1) H	Mineral Oil	6.000	400611829	262.857 ug/ml
2) H	Diesel	6.000	400611829	262.857 ug/ml
3) H	DRO(C12-C24)	6.000	400611829	262.857 ug/mL
4) H	Ca Luft DRO (C12-C22)	6.000	308865635	271.598 ug/ml
5) H	TPHd (C10-C25)	6.000	374548737	265.372 ug/ml
7) H	Oil	10.000	107653545	84.106 ug/mL
8) H	RRO (C24-C40)	10.000	107653545	84.106 ug/mL
9) H	Ca Luft ORO (C23-C32)	8.000	8383363	9.808 ug/mL
10) H	TPHmo (C25-C36)	8.000	4650465	5.596 ug/mL

(f)=RT Delta > 1/2 Window (m)=manual int.

RA 9/10/20

Quantitation Report (QT Reviewed)

Data Path : F:\1\DATA\2020-09\0I09044\
Data File : 1R090907.D
Signal(s) : FID2B.CH
Acq On : 09 Sep 2020 9:38 pm
Operator : BLL
Sample : 0I09044-CAL4
Misc :
ALS Vial : 54 Sample Multiplier: 1

Integration File: SUR.E
Quant Time: Sep 10 04:22:16 2020
Quant Method : F:\2\METHODS\1R00909D.M
Quant Title : DUALFID1R, NWTPH-Dx
QLast Update : Wed Sep 02 05:34:01 2020
Response via : Initial Calibration
Integrator: ChemStation 6890 Scale Mode: Large solvent peaks clipped

Volume Inj. : 1uL
Signal Phase : Restek Rxi-5Sil MS
Signal Info : 30M 0.25MMID 0.25UM

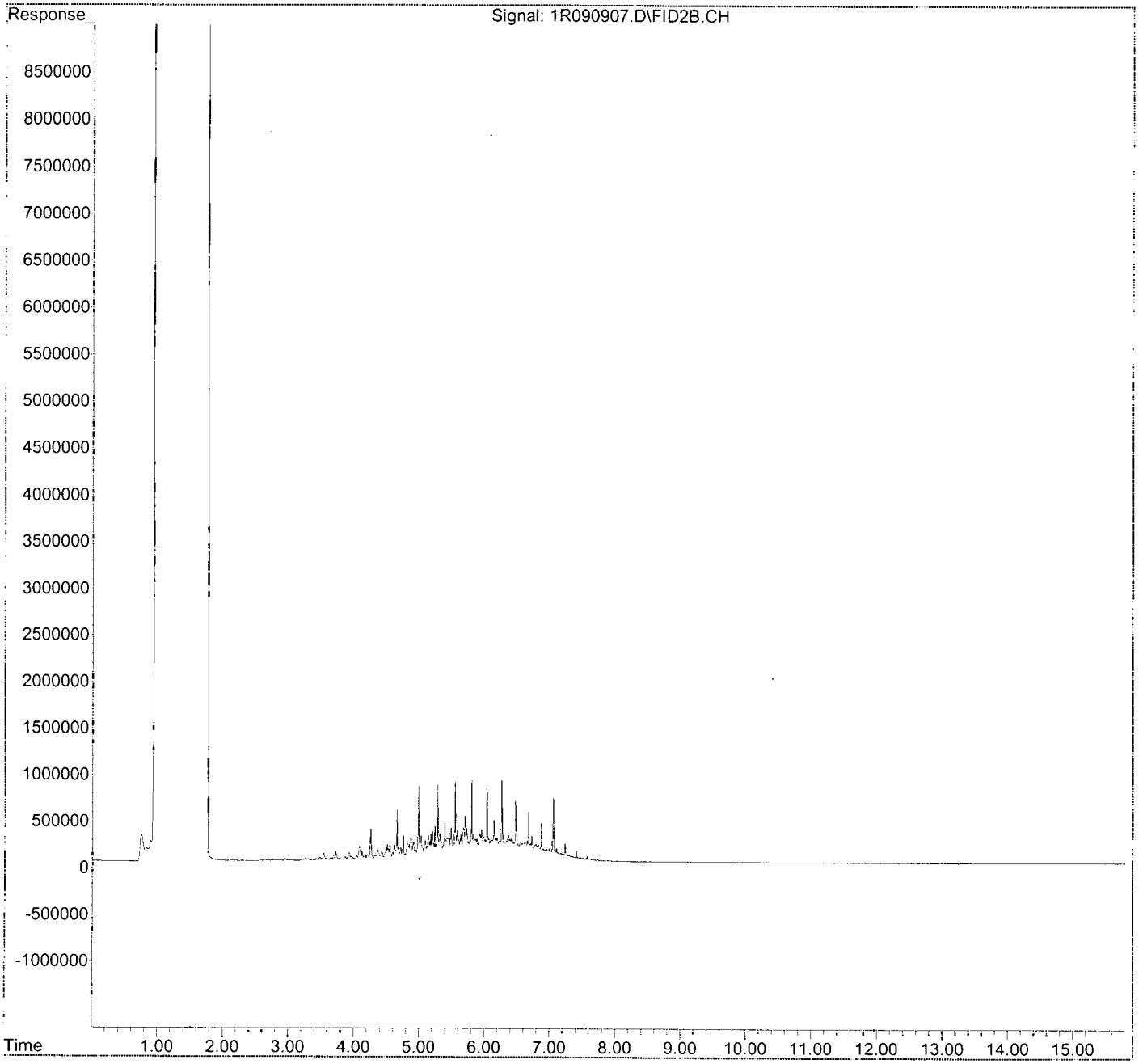

Quantitation Report (QT Reviewed)

Data Path : F:\1\DATA\2020-09\0I09044\
Data File : 1R090908.D
Signal(s) : FID2B.CH
Acq On : 09 Sep 2020 10:00 pm
Operator : BLL
Sample : 0I09044-CAL5
Misc :
ALS Vial : 55 Sample Multiplier: 1

Integration File: SUR.E
Quant Time: Sep 10 04:22:45 2020
Quant Method : F:\2\METHODS\1R00909D.M
Quant Title : DUALFID1R, NWTPH-Dx
QLast Update : Wed Sep 02 05:34:01 2020
Response via : Initial Calibration
Integrator: ChemStation 6890 Scale Mode: Large solvent peaks clipped

Volume Inj. : 1uL
Signal Phase : Restek Rxi-5Sil MS
Signal Info : 30M 0.25MMID 0.25UM

	Compound	R.T.	Response	Conc	Units
	System Monitoring Compounds				
6) S	o-Terphenyl	0.000	0	N.D.	ug/mLd
	Target Compounds				
1) H	Mineral Oil	6.000	793140792	520.410	ug/ml
2) H	Diesel	6.000	793140792	520.410	ug/ml
3) H	DRO(C12-C24)	6.000	793140792	520.410	ug/mL
4) H	Ca Luft DRO (C12-C22)	6.000	614823863	540.638	ug/ml
5) H	TPHd (C10-C25)	6.000	746133920	528.644	ug/ml
7) H	Oil	10.000	206498625	161.331	ug/mL
8) H	RRO (C24-C40)	10.000	206498625	161.331	ug/mL
9) H	Ca Luft ORO (C23-C32)	8.000	16412628	19.202	ug/mL
10) H	TPHmo (C25-C36)	8.000	7147668	8.601	ug/mL

(f)=RT Delta > 1/2 Window (m)=manual int.

9/10/20

Quantitation Report (QT Reviewed)

Data Path : F:\1\DATA\2020-09\0I09044\
Data File : 1R090908.D
Signal(s) : FID2B.CH
Acq On : 09 Sep 2020 10:00 pm
Operator : BLL
Sample : 0I09044-CAL5
Misc :
ALS Vial : 55 Sample Multiplier: 1

Integration File: SUR.E
Quant Time: Sep 10 04:22:45 2020
Quant Method : F:\2\METHODS\1R00909D.M
Quant Title : DUALFID1R, NWTPH-Dx
QLast Update : Wed Sep 02 05:34:01 2020
Response via : Initial Calibration
Integrator: ChemStation 6890 Scale Mode: Large solvent peaks clipped

Volume Inj. : 1uL
Signal Phase : Restek Rxi-5Sil MS
Signal Info : 30M 0.25MMID 0.25UM

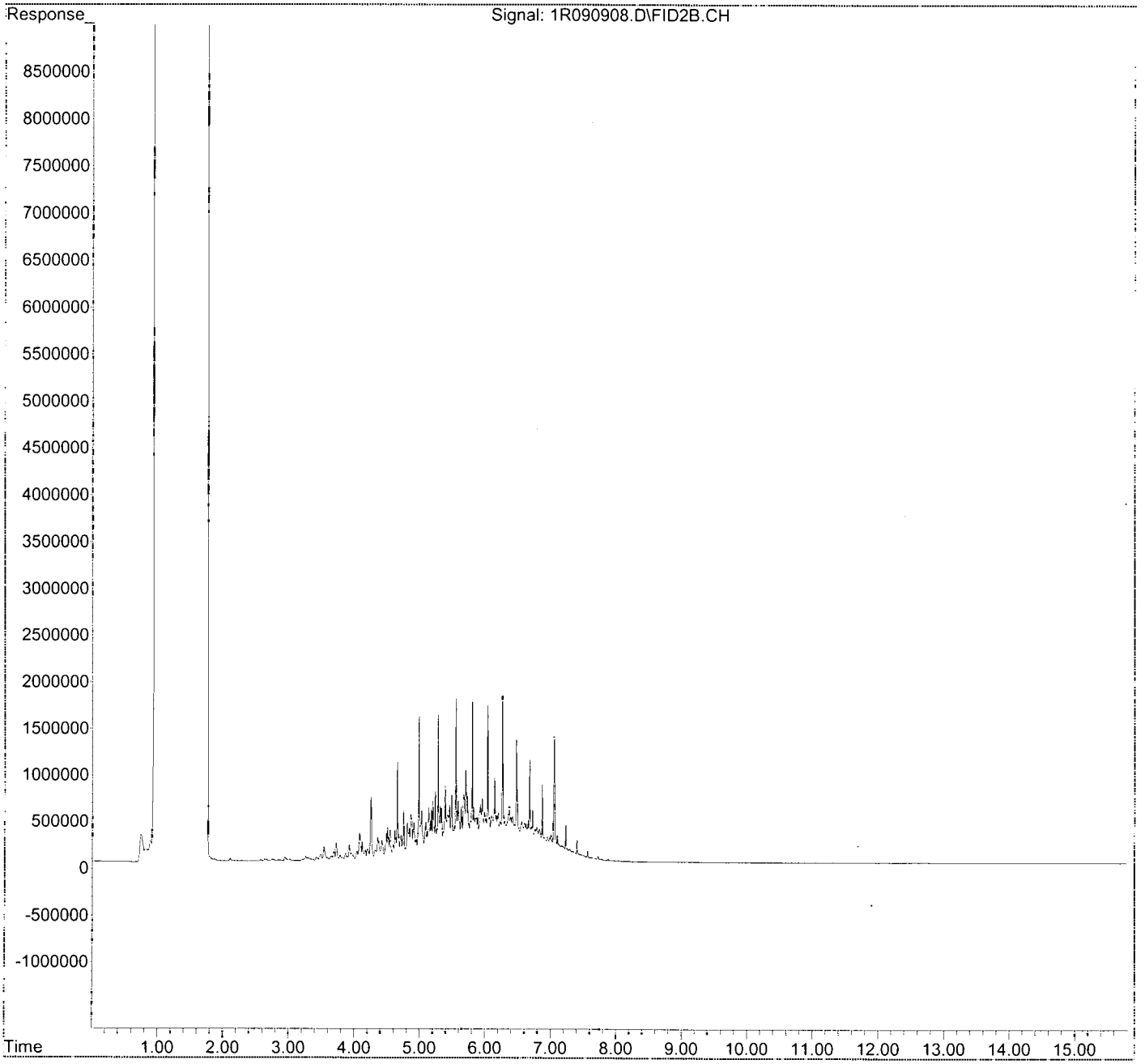

Quantitation Report (QT Reviewed)

Data Path : F:\1\DATA\2020-09\0I09044\
Data File : 1R090909.D
Signal(s) : FID2B.CH
Acq On : 09 Sep 2020 10:24 pm
Operator : BLL
Sample : 0I09044-CAL6
Misc :
ALS Vial : 56 Sample Multiplier: 1

Integration File: SUR.E
Quant Time: Sep 10 04:23:13 2020
Quant Method : F:\2\METHODS\1R00909D.M
Quant Title : DUALFID1R, NWTPH-Dx
QLast Update : Wed Sep 02 05:34:01 2020
Response via : Initial Calibration
Integrator: ChemStation 6890 Scale Mode: Large solvent peaks clipped

Volume Inj. : 1uL
Signal Phase : Restek Rxi-5Sil MS
Signal Info : 30M 0.25MMID 0.25UM

	Compound	R.T.	Response	Conc	Units
	System Monitoring Compounds				
6) S	o-Terphenyl	0.000	0	N.D.	ug/mLd
	Target Compounds				
1) H	Mineral Oil	6.000	1583183336	1038.788	ug/ml
2) H	Diesel	6.000	1583183336	1038.788	ug/ml
3) H	DRO(C12-C24)	6.000	1583183336	1038.788	ug/mL
4) H	Ca Luft DRO (C12-C22)	6.000	1229450903	1081.104	ug/ml
5) H	TPHd (C10-C25)	6.000	1493309061	1058.027	ug/ml
7) H	Oil	10.000	403915343	315.566	ug/mL
8) H	RRO (C24-C40)	10.000	403915343	315.566	ug/mL
9) H	Ca Luft ORO (C23-C32)	8.000	32221809	37.698	ug/mL
10) H	TPHmo (C25-C36)	8.000	12567593	15.122	ug/mL

(f)=RT Delta > 1/2 Window (m)=manual int.

AA 9/10/20

J

Quantitation Report (QT Reviewed)

Data Path : F:\1\DATA\2020-09\0I09044\
Data File : 1R090909.D
Signal(s) : FID2B.CH
Acq On : 09 Sep 2020 10:24 pm
Operator : BLL
Sample : 0I09044-CAL6
Misc :
ALS Vial : 56 Sample Multiplier: 1

Integration File: SUR.E
Quant Time: Sep 10 04:23:13 2020
Quant Method : F:\2\METHODS\1R00909D.M
Quant Title : DUALFID1R, NWTPH-Dx
QLast Update : Wed Sep 02 05:34:01 2020
Response via : Initial Calibration
Integrator: ChemStation 6890 Scale Mode: Large solvent peaks clipped

Volume Inj. : 1uL
Signal Phase : Restek Rxi-5Sil MS
Signal Info : 30M 0.25MMID 0.25UM

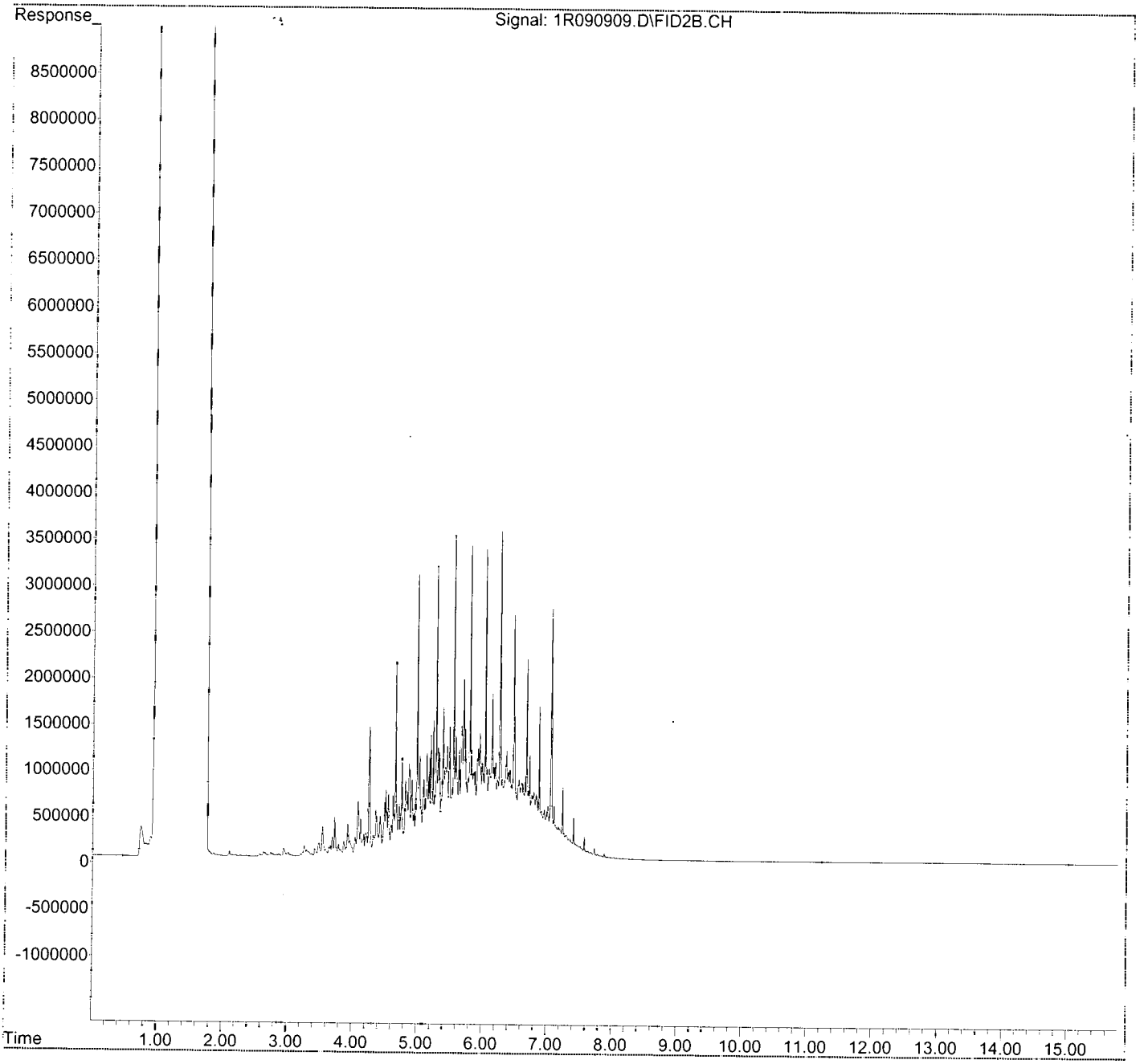

Quantitation Report (QT Reviewed)

Data Path : F:\1\DATA\2020-09\0I09044\
Data File : 1R090910.D
Signal(s) : FID2B.CH
Acq On : 09 Sep 2020 10:47 pm
Operator : BLL
Sample : 0I09044-CAL7
Misc :
ALS Vial : 57 Sample Multiplier: 1

Integration File: SUR.E
Quant Time: Sep 10 04:23:44 2020
Quant Method : F:\2\METHODS\1R00909D.M
Quant Title : DUALFID1R, NWTPH-Dx
QLast Update : Wed Sep 02 05:34:01 2020
Response via : Initial Calibration
Integrator: ChemStation 6890 Scale Mode: Large solvent peaks clipped

Volume Inj. : 1uL
Signal Phase : Restek Rxi-5Sil MS
Signal Info : 30M 0.25MMID 0.25UM

	Compound	R.T.	Response	Conc	Units
	System Monitoring Compounds				
6) S	o-Terphenyl	0.000	0	N.D.	ug/mLd
	Target Compounds				
1) H	Mineral Oil	6.000	4028426021	2643.207	ug/ml
2) H	Diesel	6.000	4028426021	2643.207	ug/ml
3) H	DRO(C12-C24)	6.000	4028426021	2643.207	ug/mL
4) H	Ca Luft DRO (C12-C22)	6.000	3131057015	2753.260	ug/ml
5) H	TPHd (C10-C25)	6.000	3804910937	2695.823	ug/ml
7) H	Oil	10.000	1021211725	797.839	ug/mL
8) H	RRO (C24-C40)	10.000	1021211725	797.839	ug/mL
9) H	Ca Luft ORO (C23-C32)	8.000	82497976	96.519	ug/mL
10) H	TPHmo (C25-C36)	8.000	29786352	35.841	ug/mL

(f)=RT Delta > 1/2 Window (m)=manual int.

9/10/20

Quantitation Report (QT Reviewed)

Data Path : F:\1\DATA\2020-09\0I09044\
Data File : 1R090910.D
Signal(s) : FID2B.CH
Acq On : 09 Sep 2020 10:47 pm
Operator : BLL
Sample : 0I09044-CAL7
Misc :
ALS Vial : 57 Sample Multiplier: 1

Integration File: SUR.E
Quant Time: Sep 10 04:23:44 2020
Quant Method : F:\2\METHODS\1R00909D.M
Quant Title : DUALFID1R, NWTPH-Dx
QLast Update : Wed Sep 02 05:34:01 2020
Response via : Initial Calibration
Integrator: ChemStation 6890 Scale Mode: Large solvent peaks clipped

Volume Inj. : 1uL
Signal Phase : Restek Rxi-5Sil MS
Signal Info : 30M 0.25MMID 0.25UM

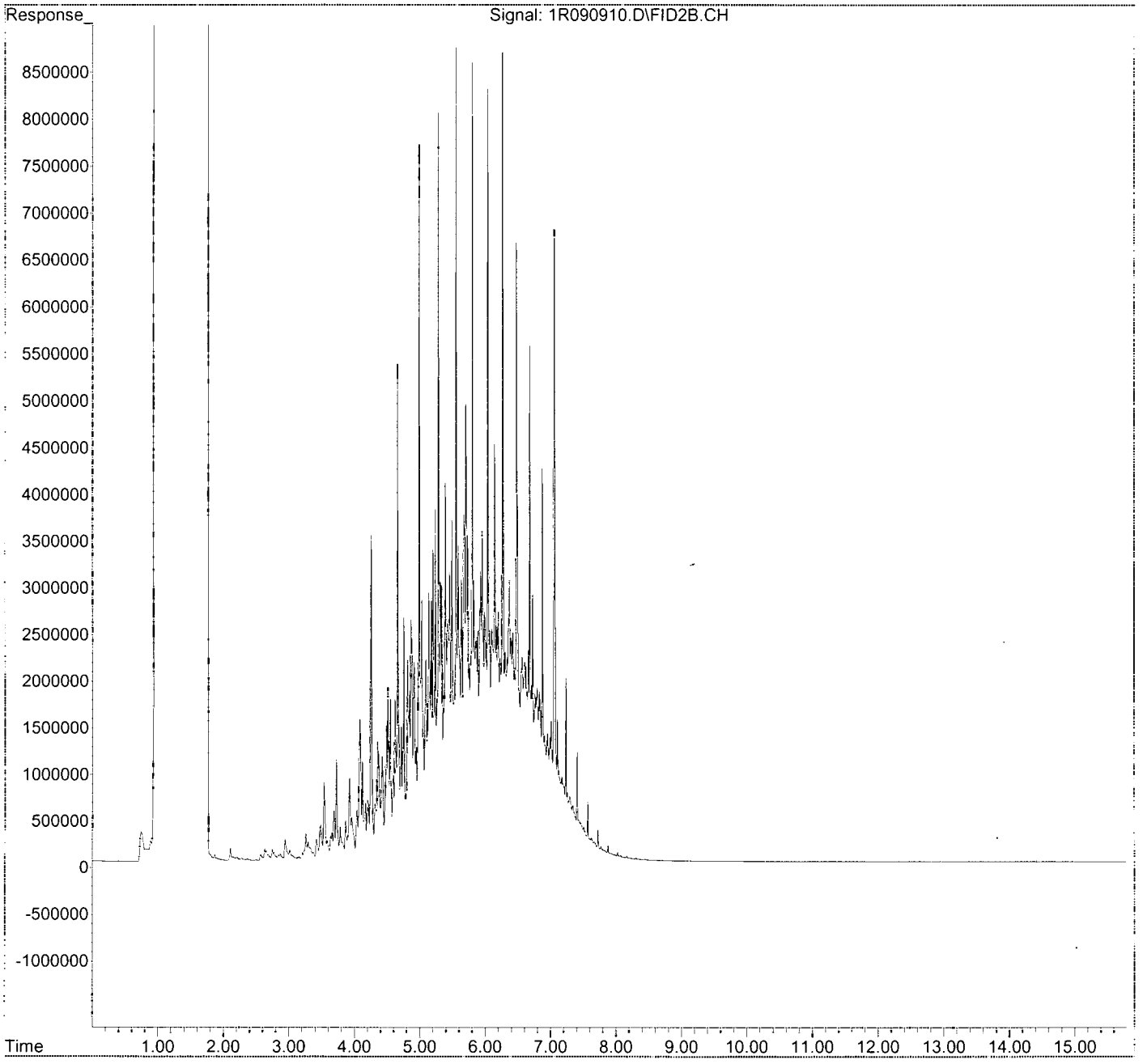

Quantitation Report (QT Reviewed)

Data Path : F:\1\DATA\2020-09\0I09044\
Data File : 1R090911.D
Signal(s) : FID2B.CH
Acq On : 09 Sep 2020 11:09 pm
Operator : BLL
Sample : 0I09044-CAL8
Misc :
ALS Vial : 58 Sample Multiplier: 1

Integration File: SUR.E
Quant Time: Sep 10 04:24:12 2020
Quant Method : F:\2\METHODS\1R00909D.M
Quant Title : DUALFID1R, NWTPH-Dx
QLast Update : Wed Sep 02 05:34:01 2020
Response via : Initial Calibration
Integrator: ChemStation 6890 Scale Mode: Large solvent peaks clipped

Volume Inj. : 1uL
Signal Phase : Restek Rxi-5Sil MS
Signal Info : 30M 0.25MMID 0.25UM

	Compound	R.T.	Response	Conc	Units
	System Monitoring Compounds				
6) S	o-Terphenyl	0.000	0	N.D.	ug/mLd
	Target Compounds				
1) H	Mineral Oil	6.000	7771943289	5099.474	ug/ml
2) H	Diesel	6.000	7771943289	5099.474	ug/ml
3) H	DRO(C12-C24)	6.000	7771943289	5099.474	ug/mL
4) H	Ca Luft DRO (C12-C22)	6.000	6051586923	5321.395	ug/ml
5) H	TPHd (C10-C25)	6.000	7347151844	5205.541	ug/ml
7) H	Oil	10.000	1979549046	1546.556	ug/mL
8) H	RRO (C24-C40)	10.000	1979549046	1546.556	ug/mL
9) H	Ca Luft ORO (C23-C32)	8.000	159643567	186.775	ug/mL
10) H	TPHmo (C25-C36)	8.000	56023278	67.412	ug/mL

(f)=RT Delta > 1/2 Window (m)=manual int.

9/10/20

Quantitation Report (QT Reviewed)

Data Path : F:\1\DATA\2020-09\0I09044\
Data File : 1R090911.D
Signal(s) : FID2B.CH
Acq On : 09 Sep 2020 11:09 pm
Operator : BLL
Sample : 0I09044-CAL8
Misc :
ALS Vial : 58 Sample Multiplier: 1

Integration File: SUR.E
Quant Time: Sep 10 04:24:12 2020
Quant Method : F:\2\METHODS\1R00909D.M
Quant Title : DUALFID1R, NWTPH-Dx
QLast Update : Wed Sep 02 05:34:01 2020
Response via : Initial Calibration
Integrator: ChemStation 6890 Scale Mode: Large solvent peaks clipped

Volume Inj. : 1uL
Signal Phase : Restek Rxi-5Sil MS
Signal Info : 30M 0.25MMID 0.25UM

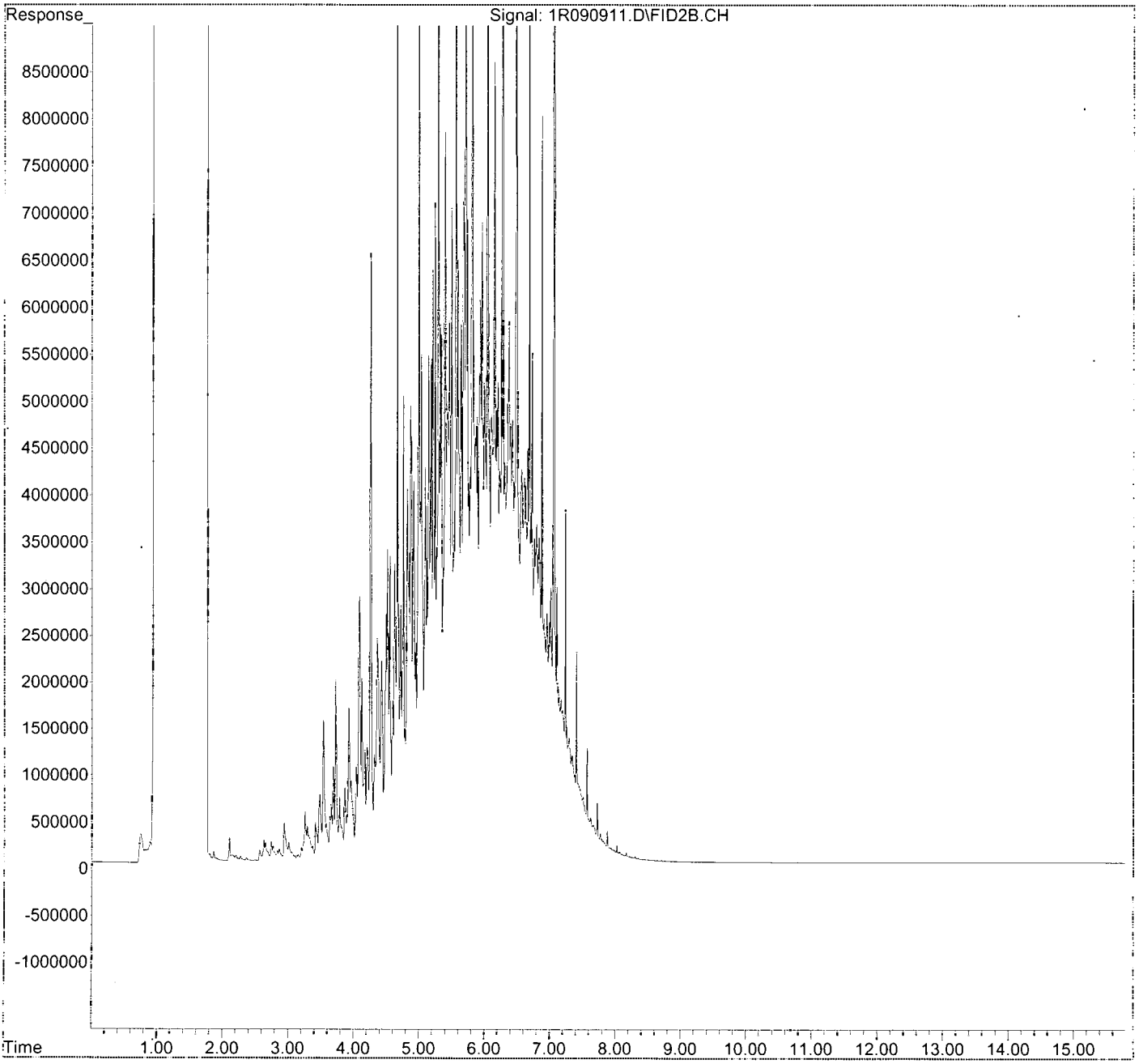

Quantitation Report (Not Reviewed)

Data Path : F:\1\DATA\2020-09\0I09044\
Data File : 1R090912.D
Signal(s) : FID2B.CH
Acq On : 09 Sep 2020 11:33 pm
Operator : BLL
Sample : 0I09044-CAL9
Misc :
ALS Vial : 59 Sample Multiplier: 1

Integration File: SUR.E
Quant Time: Sep 10 04:24:32 2020
Quant Method : F:\2\METHODS\1R00909D.M
Quant Title : DUALFID1R, NWTPH-Dx
QLast Update : Wed Sep 02 05:34:01 2020
Response via : Initial Calibration
Integrator: ChemStation 6890 Scale Mode: Large solvent peaks clipped

Volume Inj. : 1uL
Signal Phase : Restek Rxi-5Sil MS
Signal Info : 30M 0.25MMID 0.25UM

	Compound	R.T.	Response	Conc Units
	System Monitoring Compounds			
6) S	o-Terphenyl	6.718	18328211	10.209 ug/mL
	Target Compounds			
1) H	Mineral Oil	6.000	7020071	4.606 ug/ml
2) H	Diesel	6.000	7020071	4.606 ug/ml
3) H	DRO(C12-C24)	6.000	7020071	4.606 ug/mL
4) H	Ca Luft DRO (C12-C22)	6.000	1792330	1.576 ug/ml
5) H	TPHd (C10-C25)	6.000	3532332	2.503 ug/ml
7) H	Oil	10.000	9056061	7.075 ug/mL
8) H	RRO (C24-C40)	10.000	9056061	7.075 ug/mL
9) H	Ca Luft ORO (C23-C32)	8.000	2048713	2.397 ug/mL
10) H	TPHmo (C25-C36)	8.000	3594123	4.325 ug/mL

(f)=RT Delta > 1/2 Window (m)=manual int.

RA 9/10/20

Quantitation Report (Not Reviewed)

Data Path : F:\1\DATA\2020-09\0I09044\
Data File : 1R090912.D
Signal(s) : FID2B.CH
Acq On : 09 Sep 2020 11:33 pm
Operator : BLL
Sample : 0I09044-CAL9
Misc :
ALS Vial : 59 Sample Multiplier: 1

Integration File: SUR.E
Quant Time: Sep 10 04:24:32 2020
Quant Method : F:\2\METHODS\1R00909D.M
Quant Title : DUALFID1R, NWTPH-Dx
QLast Update : Wed Sep 02 05:34:01 2020
Response via : Initial Calibration
Integrator: ChemStation 6890 Scale Mode: Large solvent peaks clipped

Volume Inj. : 1uL
Signal Phase : Restek Rxi-5Sil MS
Signal Info : 30M 0.25MMID 0.25UM

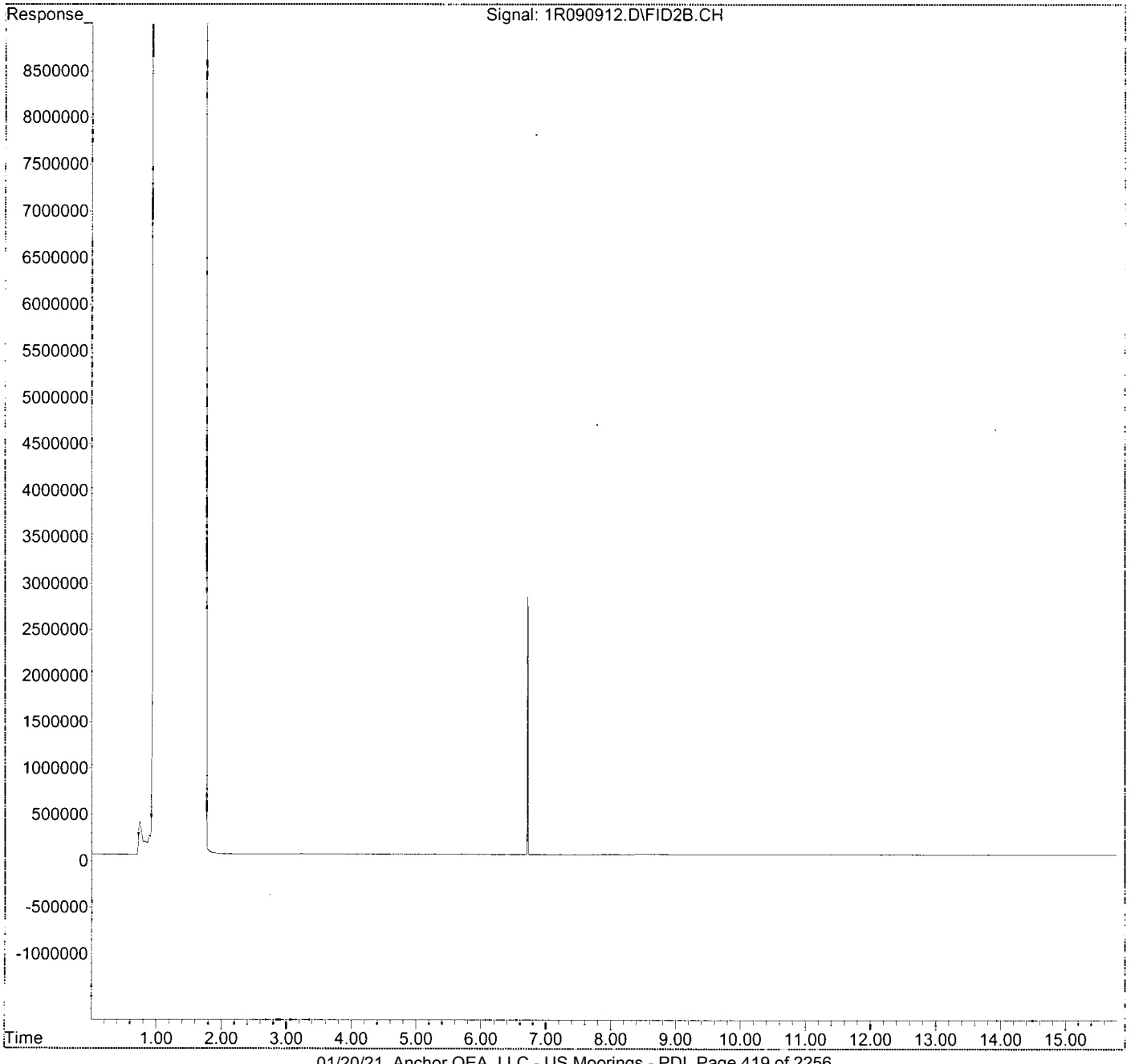

Quantitation Report (Not Reviewed)

Data Path : F:\1\DATA\2020-09\0I09044\
Data File : 1R090913.D
Signal(s) : FID2B.CH
Acq On : 09 Sep 2020 11:55 pm
Operator : BLL
Sample : 0I09044-CALA
Misc :
ALS Vial : 60 Sample Multiplier: 1

Integration File: SUR.E
Quant Time: Sep 10 04:24:43 2020
Quant Method : F:\2\METHODS\1R00909D.M
Quant Title : DUALFID1R, NWTPH-Dx
QLast Update : Wed Sep 02 05:34:01 2020
Response via : Initial Calibration
Integrator: ChemStation 6890 Scale Mode: Large solvent peaks clipped

Volume Inj. : 1uL
Signal Phase : Restek Rxi-5Sil MS
Signal Info : 30M 0.25MMID 0.25UM

	Compound	R.T.	Response	Conc Units
	System Monitoring Compounds			
6) S	o-Terphenyl	6.721	45910714	25.573 ug/mL
	Target Compounds			
1) H	Mineral Oil	6.000	6990228	4.587 ug/ml
2) H	Diesel	6.000	6990228	4.587 ug/ml
3) H	DRO(C12-C24)	6.000	6990228	4.587 ug/mL
4) H	Ca Luft DRO (C12-C22)	6.000	1785463	1.570 ug/ml
5) H	TPHd (C10-C25)	6.000	3531163	2.502 ug/ml
7) H	Oil	10.000	9232515	7.213 ug/mL
8) H	RRO (C24-C40)	10.000	9232515	7.213 ug/mL
9) H	Ca Luft ORO (C23-C32)	8.000	2035228	2.381 ug/mL
10) H	TPHmo (C25-C36)	8.000	3485025	4.193 ug/mL

(f)=RT Delta > 1/2 Window (m)=manual int.

AR 9/10/20

Quantitation Report (Not Reviewed)

Data Path : F:\1\DATA\2020-09\0I09044\
Data File : 1R090913.D
Signal(s) : FID2B.CH
Acq On : 09 Sep 2020 11:55 pm
Operator : BLL
Sample : 0I09044-CALA
Misc :
ALS Vial : 60 Sample Multiplier: 1

Integration File: SUR.E
Quant Time: Sep 10 04:24:43 2020
Quant Method : F:\2\METHODS\1R00909D.M
Quant Title : DUALFID1R, NWTPH-Dx
QLast Update : Wed Sep 02 05:34:01 2020
Response via : Initial Calibration
Integrator: ChemStation 6890 Scale Mode: Large solvent peaks clipped

Volume Inj. : 1uL
Signal Phase : Restek Rxi-5Sil MS
Signal Info : 30M 0.25MMID 0.25UM

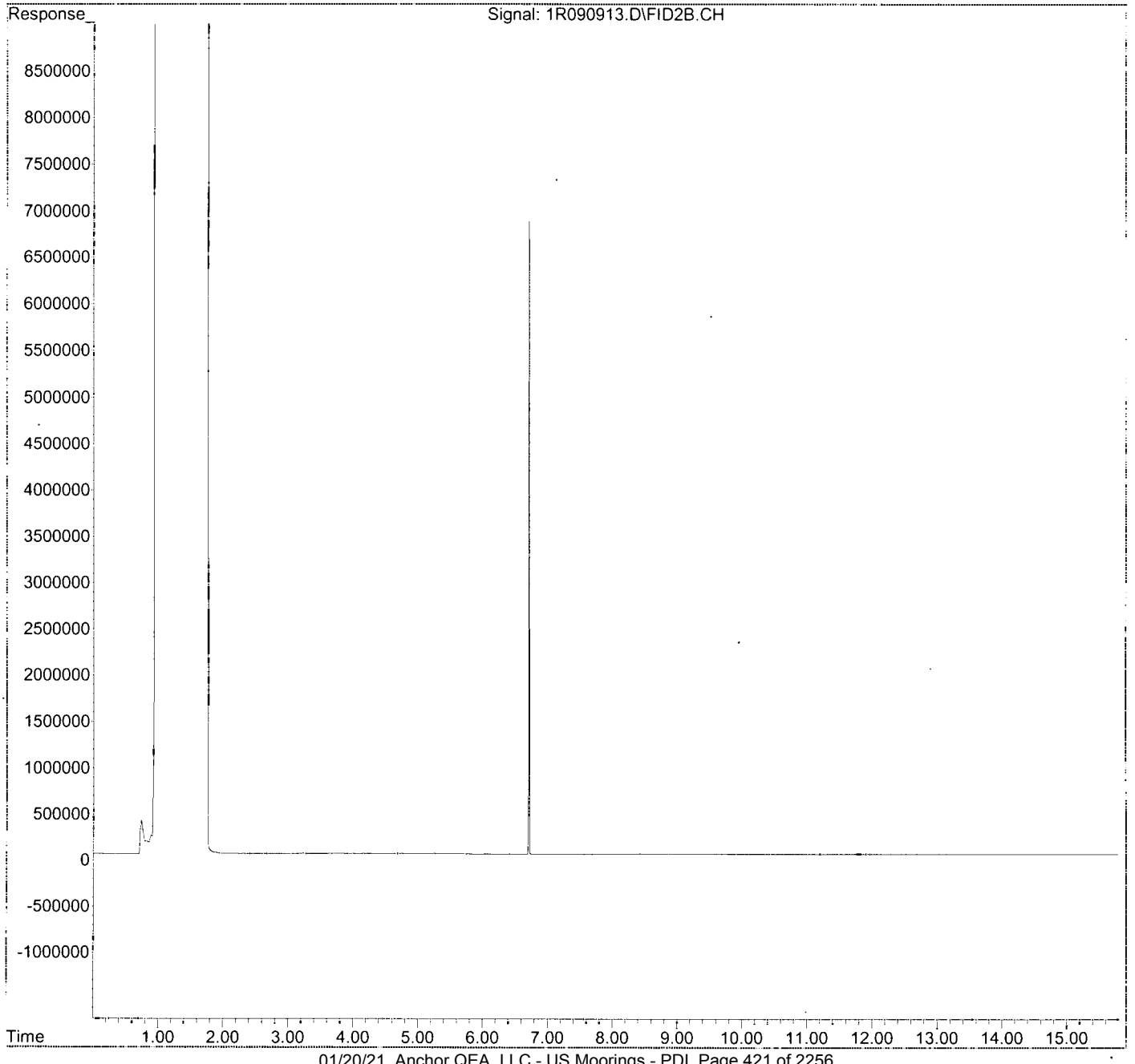

Quantitation Report (Not Reviewed)

Data Path : F:\1\DATA\2020-09\0I09044\
Data File : 1R090914.D
Signal(s) : FID2B.CH
Acq On : 10 Sep 2020 12:18 am
Operator : BLL
Sample : 0I09044-CALB
Misc :
ALS Vial : 61 Sample Multiplier: 1

Integration File: SUR.E
Quant Time: Sep 10 04:24:57 2020
Quant Method : F:\2\METHODS\1R00909D.M
Quant Title : DUALFID1R, NWTPH-Dx
QLast Update : Wed Sep 02 05:34:01 2020
Response via : Initial Calibration
Integrator: ChemStation 6890 Scale Mode: Large solvent peaks clipped

Volume Inj. : 1uL
Signal Phase : Restek Rxi-5Sil MS
Signal Info : 30M 0.25MMID 0.25UM

	Compound	R.T.	Response	Conc Units
	System Monitoring Compounds			
6) S	o-Terphenyl	6.725	93190978	51.908 ug/mL
	Target Compounds			
1) H	Mineral Oil	6.000	6649972	4.363 ug/ml
2) H	Diesel	6.000	6649972	4.363 ug/ml
3) H	DRO(C12-C24)	6.000	6649972	4.363 ug/mL
4) H	Ca Luft DRO (C12-C22)	6.000	1602403	1.409 ug/ml
5) H	TPHd (C10-C25)	6.000	3232039	2.290 ug/ml
7) H	Oil	10.000	9615069	7.512 ug/mL
8) H	RRO (C24-C40)	10.000	9615069	7.512 ug/mL
9) H	Ca Luft ORO (C23-C32)	8.000	2041622	2.389 ug/mL
10) H	TPHmo (C25-C36)	8.000	3489830	4.199 ug/mL

(f)=RT Delta > 1/2 Window (m)=manual int.

9/10/20

Quantitation Report (Not Reviewed)

Data Path : F:\1\DATA\2020-09\0I09044\
Data File : 1R090914.D
Signal(s) : FID2B.CH
Acq On : 10 Sep 2020 12:18 am
Operator : BLL
Sample : 0I09044-CALB
Misc :
ALS Vial : 61 Sample Multiplier: 1

Integration File: SUR.E
Quant Time: Sep 10 04:24:57 2020
Quant Method : F:\2\METHODS\1R00909D.M
Quant Title : DUALFID1R, NWTPH-Dx
QLast Update : Wed Sep 02 05:34:01 2020
Response via : Initial Calibration
Integrator: ChemStation 6890 Scale Mode: Large solvent peaks clipped

Volume Inj. : 1uL
Signal Phase : Restek Rxi-5Sil MS
Signal Info : 30M 0.25MMID 0.25UM

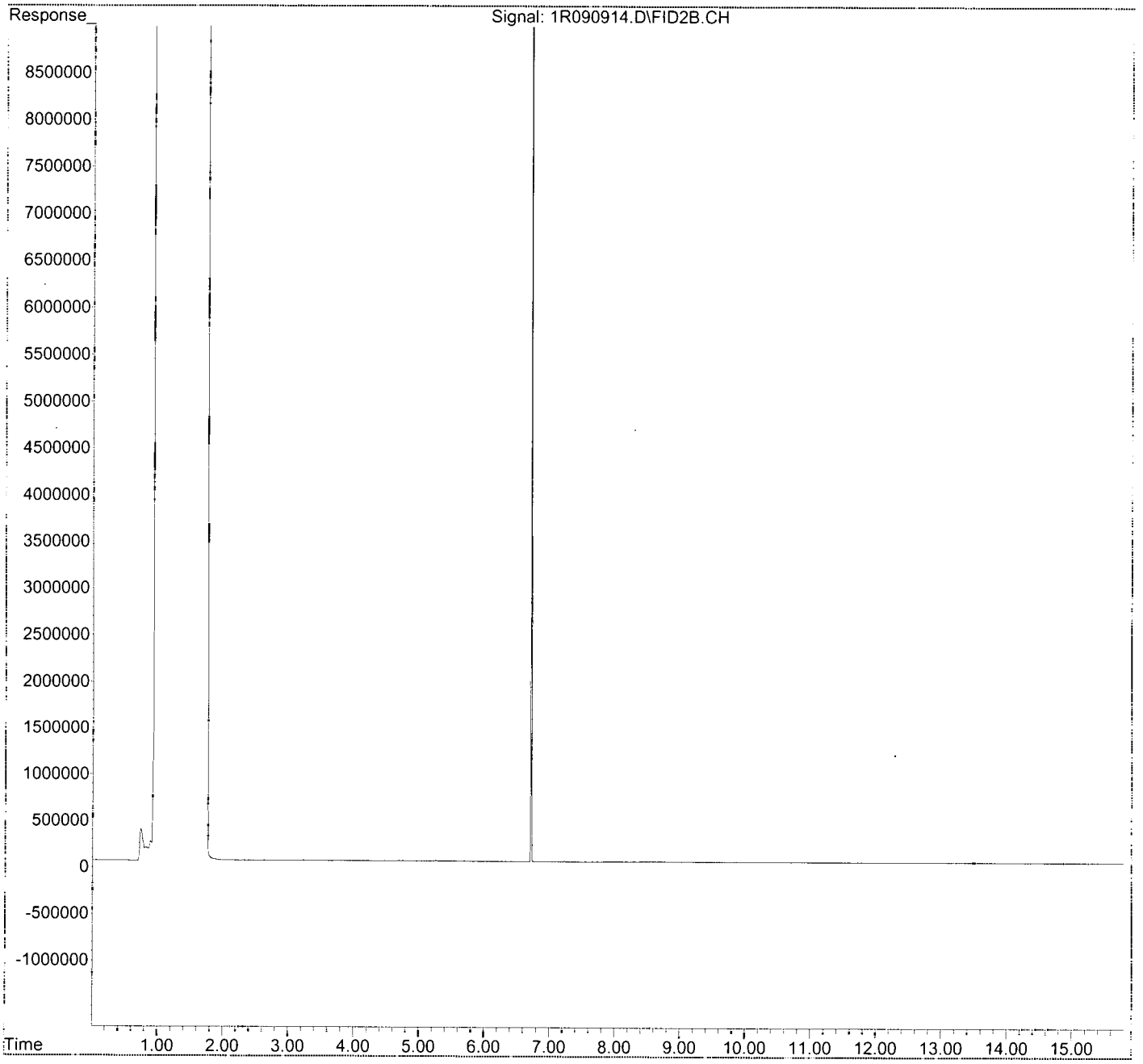

Quantitation Report (Not Reviewed)

Data Path : F:\1\DATA\2020-09\0I09044\
Data File : 1R090915.D
Signal(s) : FID2B.CH
Acq On : 10 Sep 2020 12:41 am
Operator : BLL
Sample : 0I09044-CALC
Misc :
ALS Vial : 62 Sample Multiplier: 1

Integration File: SUR.E
Quant Time: Sep 10 04:25:14 2020
Quant Method : F:\2\METHODS\1R00909D.M
Quant Title : DUALFID1R, NWTPH-Dx
QLast Update : Wed Sep 02 05:34:01 2020
Response via : Initial Calibration
Integrator: ChemStation 6890 Scale Mode: Large solvent peaks clipped

Volume Inj. : 1uL
Signal Phase : Restek Rxi-5Sil MS
Signal Info : 30M 0.25MMID 0.25UM

	Compound	R.T.	Response	Conc Units
	System Monitoring Compounds			
6) S	o-Terphenyl	6.727	174490588	97.193 ug/mL
	Target Compounds			
1) H	Mineral Oil	6.000	6899184	4.527 ug/ml
2) H	Diesel	6.000	6899184	4.527 ug/ml
3) H	DRO(C12-C24)	6.000	6899184	4.527 ug/mL
4) H	Ca Luft DRO (C12-C22)	6.000	1661770	1.461 ug/ml
5) H	TPHd (C10-C25)	6.000	3377189	2.793 ug/ml
7) H	Oil	10.000	10245435	8.004 ug/mL
8) H	RRO (C24-C40)	10.000	10245435	8.004 ug/mL
9) H	Ca Luft ORO (C23-C32)	8.000	2107672	2.466 ug/mL
10) H	TPHmo (C25-C36)	8.000	3462416	4.166 ug/mL

(f)=RT Delta > 1/2 Window (m)=manual int.

AR 9/10/20

Quantitation Report (Not Reviewed)

Data Path : F:\1\DATA\2020-09\0I09044\
Data File : 1R090915.D
Signal(s) : FID2B.CH
Acq On : 10 Sep 2020 12:41 am
Operator : BLL
Sample : 0I09044-CALC
Misc :
ALS Vial : 62 Sample Multiplier: 1

Integration File: SUR.E
Quant Time: Sep 10 04:25:14 2020
Quant Method : F:\2\METHODS\1R00909D.M
Quant Title : DUALFID1R, NWTPH-Dx
QLast Update : Wed Sep 02 05:34:01 2020
Response via : Initial Calibration
Integrator: ChemStation 6890 Scale Mode: Large solvent peaks clipped

Volume Inj. : 1uL
Signal Phase : Restek Rxi-5Sil MS
Signal Info : 30M 0.25MMID 0.25UM

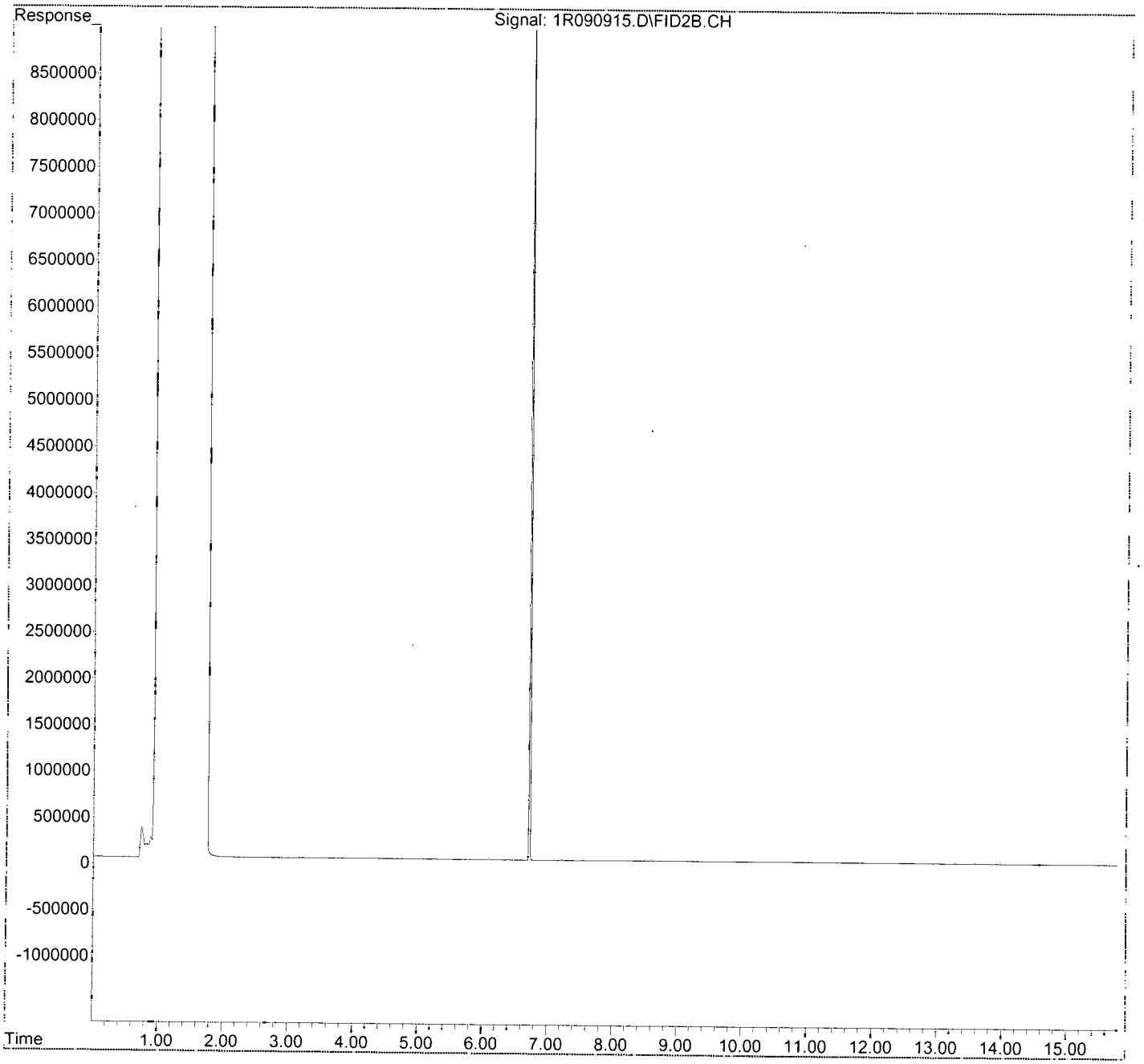

Quantitation Report (Not Reviewed)

Data Path : F:\1\DATA\2020-09\0I09044\
Data File : 1R090916.D
Signal(s) : FID2B.CH
Acq On : 10 Sep 2020 1:04 am
Operator : BLL
Sample : 0I09044-CALD
Misc :
ALS Vial : 63 Sample Multiplier: 1

Integration File: SUR.E
Quant Time: Sep 10 04:25:28 2020
Quant Method : F:\2\METHODS\1R00909D.M
Quant Title : DUALFID1R, NWTPH-Dx
QLast Update : Wed Sep 02 05:34:01 2020
Response via : Initial Calibration
Integrator: ChemStation 6890 Scale Mode: Large solvent peaks clipped

Volume Inj. : 1uL
Signal Phase : Restek Rxi-5Sil MS
Signal Info : 30M 0.25MMID 0.25UM

	Compound	R.T.	Response	Conc	Units
	System Monitoring Compounds				
6) S	o-Terphenyl	6.732	346348319	192.920	ug/mL
	Target Compounds				
1) H	Mineral Oil	6.000	7608894	4.992	ug/ml
2) H	Diesel	6.000	7608894	4.992	ug/ml
3) H	DRO(C12-C24)	6.000	7608894	4.992	ug/mL
4) H	Ca Luft DRO (C12-C22)	6.000	1893068	1.665	ug/ml
5) H	TPHd (C10-C25)	6.000	3783270	2.680	ug/ml
7) H	Oil	10.000	11568544	9.038	ug/mL
8) H	RRO (C24-C40)	10.000	11568544	9.038	ug/mL
9) H	Ca Luft ORO (C23-C32)	8.000	2411562	2.821	ug/mL
10) H	TPHmo (C25-C36)	8.000	3593476	4.324	ug/mL

(f)=RT Delta > 1/2 Window (m)=manual int.

AR 9/10/20

Quantitation Report (Not Reviewed)

Data Path : F:\1\DATA\2020-09\0I09044\
Data File : 1R090916.D
Signal(s) : FID2B.CH
Acq On : 10 Sep 2020 1:04 am
Operator : BLL
Sample : 0I09044-CALD
Misc :
ALS Vial : 63 Sample Multiplier: 1

Integration File: SUR.E
Quant Time: Sep 10 04:25:28 2020
Quant Method : F:\2\METHODS\1R00909D.M
Quant Title : DUALFID1R, NWTPH-Dx
QLast Update : Wed Sep 02 05:34:01 2020
Response via : Initial Calibration
Integrator: ChemStation 6890 Scale Mode: Large solvent peaks clipped

Volume Inj. : 1uL
Signal Phase : Restek Rxi-5Sil MS
Signal Info : 30M 0.25MMID 0.25UM

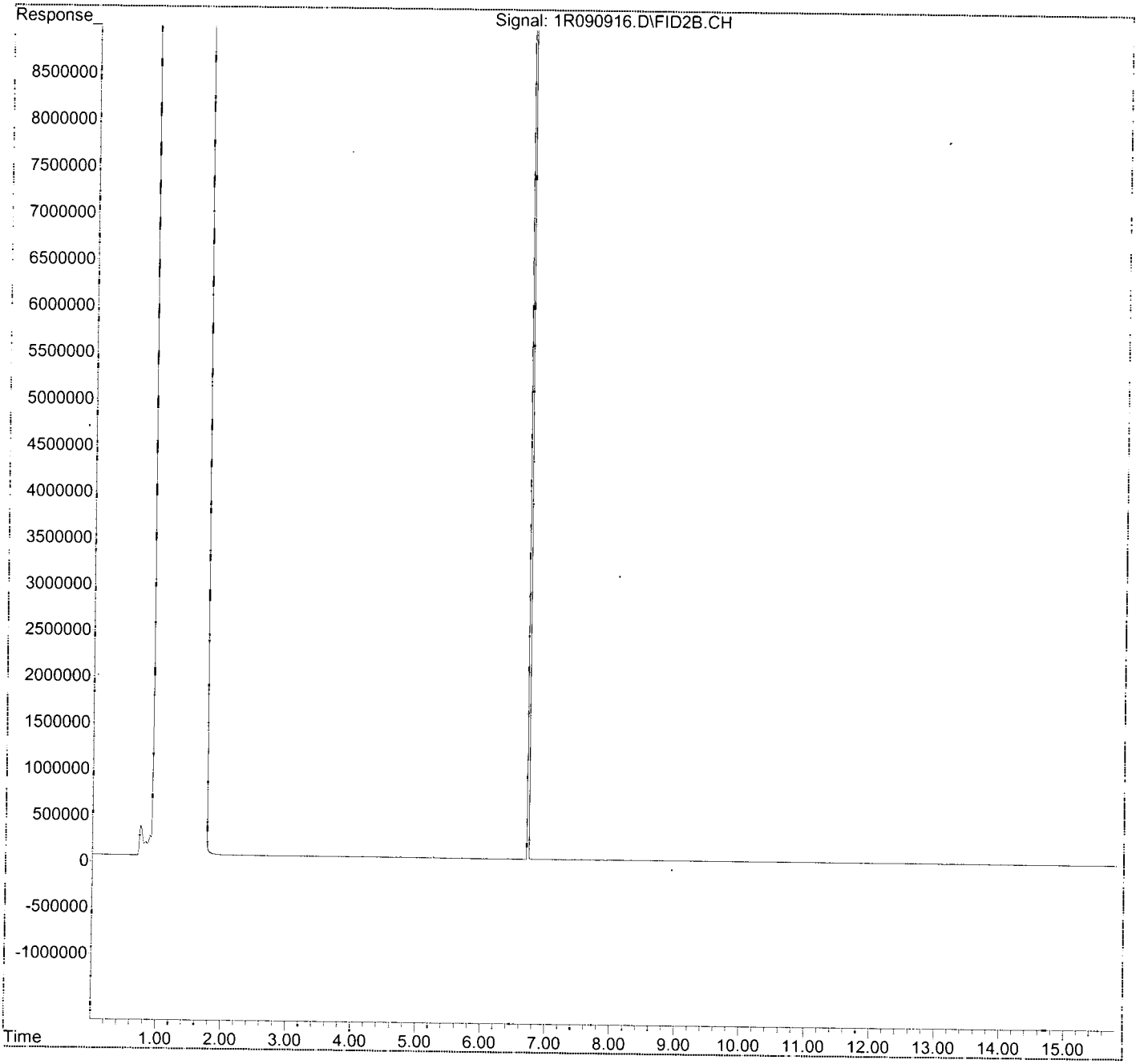

Quantitation Report (Not Reviewed)

Data Path : F:\1\DATA\2020-09\0I09044\
Data File : 1R090917.D
Signal(s) : FID2B.CH
Acq On : 10 Sep 2020 1:27 am
Operator : BLL
Sample : 0I09044-CALE
Misc :
ALS Vial : 64 Sample Multiplier: 1

Integration File: SUR.E
Quant Time: Sep 10 04:25:42 2020
Quant Method : F:\2\METHODS\1R00909D.M
Quant Title : DUALFID1R, NWTPH-Dx
QLast Update : Wed Sep 02 05:34:01 2020
Response via : Initial Calibration
Integrator: ChemStation 6890 Scale Mode: Large solvent peaks clipped

Volume Inj. : 1uL
Signal Phase : Restek Rxi-5Sil MS
Signal Info : 30M 0.25MMID 0.25UM

	Compound	R.T.	Response	Conc	Units
	System Monitoring Compounds				
6) S	o-Terphenyl	0.000	0	N.D.	ug/mL
	Target Compounds				
1) H	Mineral Oil	6.000	48787964	32.012	ug/ml
2) H	Diesel	6.000	48787964	32.012	ug/ml
3) H	DRO(C12-C24)	6.000	48787964	32.012	ug/mL
4) H	Ca Luft DRO (C12-C22)	6.000	4002037	3.519	ug/ml
5) H	TPHd (C10-C25)	6.000	16423344	11.636	ug/ml
7) H	Oil	10.000	65332503	51.042	ug/mL
8) H	RRO (C24-C40)	10.000	65332503	51.042	ug/mL
9) H	Ca Luft ORO (C23-C32)	8.000	39421226	46.121	ug/mL
10) H	TPHmo (C25-C36)	8.000	40361371	48.566	ug/mL

(f)=RT Delta > 1/2 Window (m)=manual int.

HN 9/10/20

✓

Quantitation Report (Not Reviewed)

Data Path : F:\1\DATA\2020-09\0I09044\
Data File : 1R090917.D
Signal(s) : FID2B.CH
Acq On : 10 Sep 2020 1:27 am
Operator : BLL
Sample : 0I09044-CALE
Misc :
ALS Vial : 64 Sample Multiplier: 1

Integration File: SUR.E
Quant Time: Sep 10 04:25:42 2020
Quant Method : F:\2\METHODS\1R00909D.M
Quant Title : DUALFID1R, NWTPH-Dx
QLast Update : Wed Sep 02 05:34:01 2020
Response via : Initial Calibration
Integrator: ChemStation 6890 Scale Mode: Large solvent peaks clipped

Volume Inj. : 1uL
Signal Phase : Restek Rxi-5Sil MS
Signal Info : 30M 0.25MMID 0.25UM

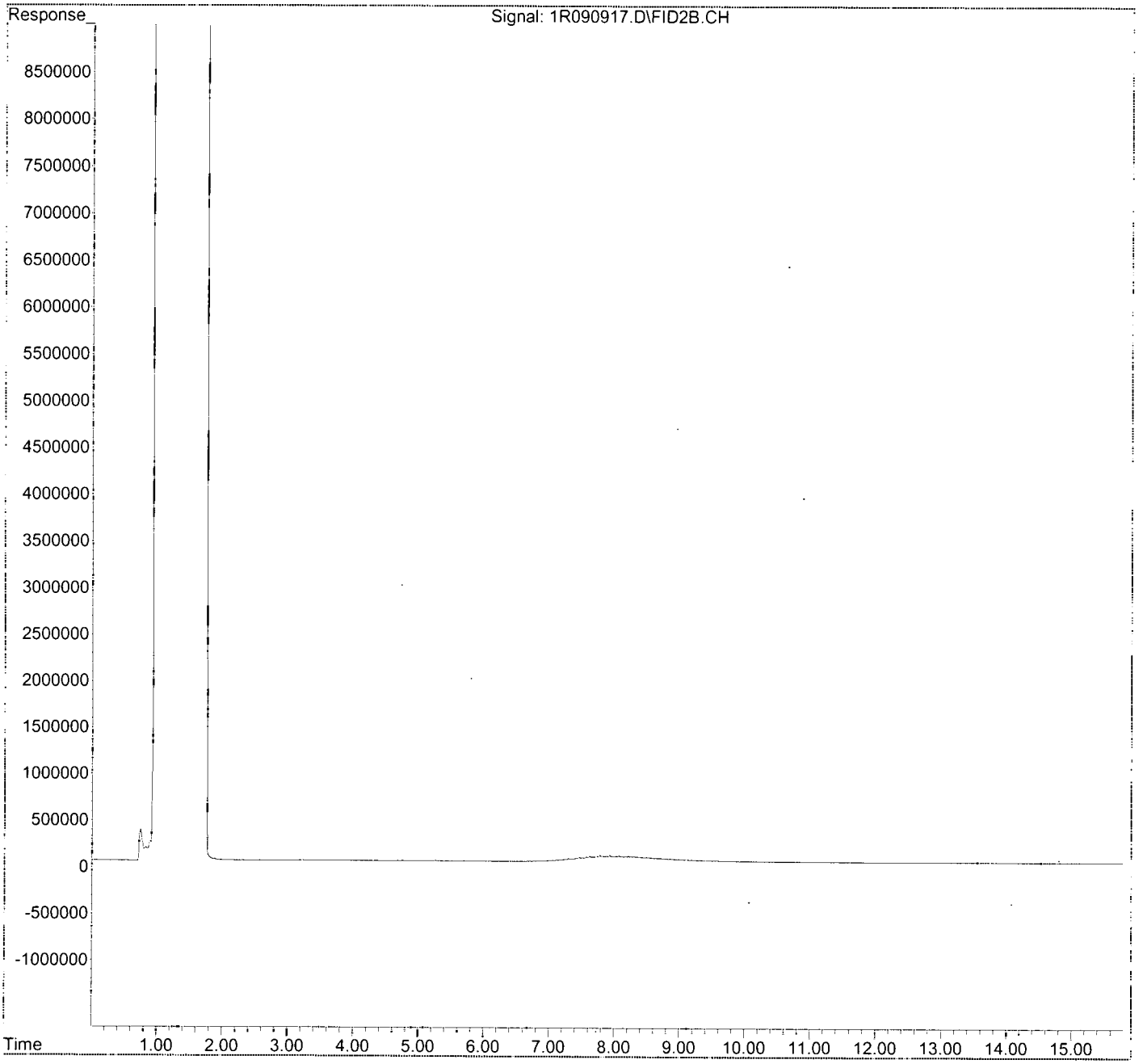

Quantitation Report (Not Reviewed)

Data Path : F:\1\DATA\2020-09\0I09044\
Data File : 1R090918.D
Signal(s) : FID2B.CH
Acq On : 10 Sep 2020 1:50 am
Operator : BLL
Sample : 0I09044-CALF
Misc :
ALS Vial : 65 Sample Multiplier: 1

Integration File: SUR.E
Quant Time: Sep 10 04:26:08 2020
Quant Method : F:\2\METHODS\1R00909D.M
Quant Title : DUALFID1R, NWTPH-Dx
QLast Update : Wed Sep 02 05:34:01 2020
Response via : Initial Calibration
Integrator: ChemStation 6890 Scale Mode: Large solvent peaks clipped

Volume Inj. : 1uL
Signal Phase : Restek Rxi-5Sil MS
Signal Info : 30M 0.25MMID 0.25UM

	Compound	R.T.	Response	Conc	Units
	System Monitoring Compounds				
6) S	o-Terphenyl	0.000	0	N.D.	ug/mL
	Target Compounds				
1) H	Mineral Oil	6.000	90659378	59.485	ug/ml
2) H	Diesel	6.000	90659378	59.485	ug/ml
3) H	DRO(C12-C24)	6.000	90659378	59.485	ug/mL
4) H	Ca Luft DRO (C12-C22)	6.000	6945273	6.107	ug/ml
5) H	TPHd (C10-C25)	6.000	29998300	21.254	ug/ml
7) H	Oil	10.000	120391859	94.058	ug/mL
8) H	RRO (C24-C40)	10.000	120391859	94.058	ug/mL
9) H	Ca Luft ORO (C23-C32)	8.000	75913494	88.815	ug/mL
10) H	TPHmo (C25-C36)	8.000	76002946	91.453	ug/mL

(f)=RT Delta > 1/2 Window (m)=manual int.

AR 9/10/20

✓

Quantitation Report (Not Reviewed)

Data Path : F:\1\DATA\2020-09\0I09044\
Data File : 1R090918.D
Signal(s) : FID2B.CH
Acq On : 10 Sep 2020 1:50 am
Operator : BLL
Sample : 0I09044-CALF
Misc :
ALS Vial : 65 Sample Multiplier: 1

Integration File: SUR.E
Quant Time: Sep 10 04:26:08 2020
Quant Method : F:\2\METHODS\1R00909D.M
Quant Title : DUALFID1R, NWTPH-Dx
QLast Update : Wed Sep 02 05:34:01 2020
Response via : Initial Calibration
Integrator: ChemStation 6890 Scale Mode: Large solvent peaks clipped

Volume Inj. : 1uL
Signal Phase : Restek Rxi-5Sil MS
Signal Info : 30M 0.25MMID 0.25UM

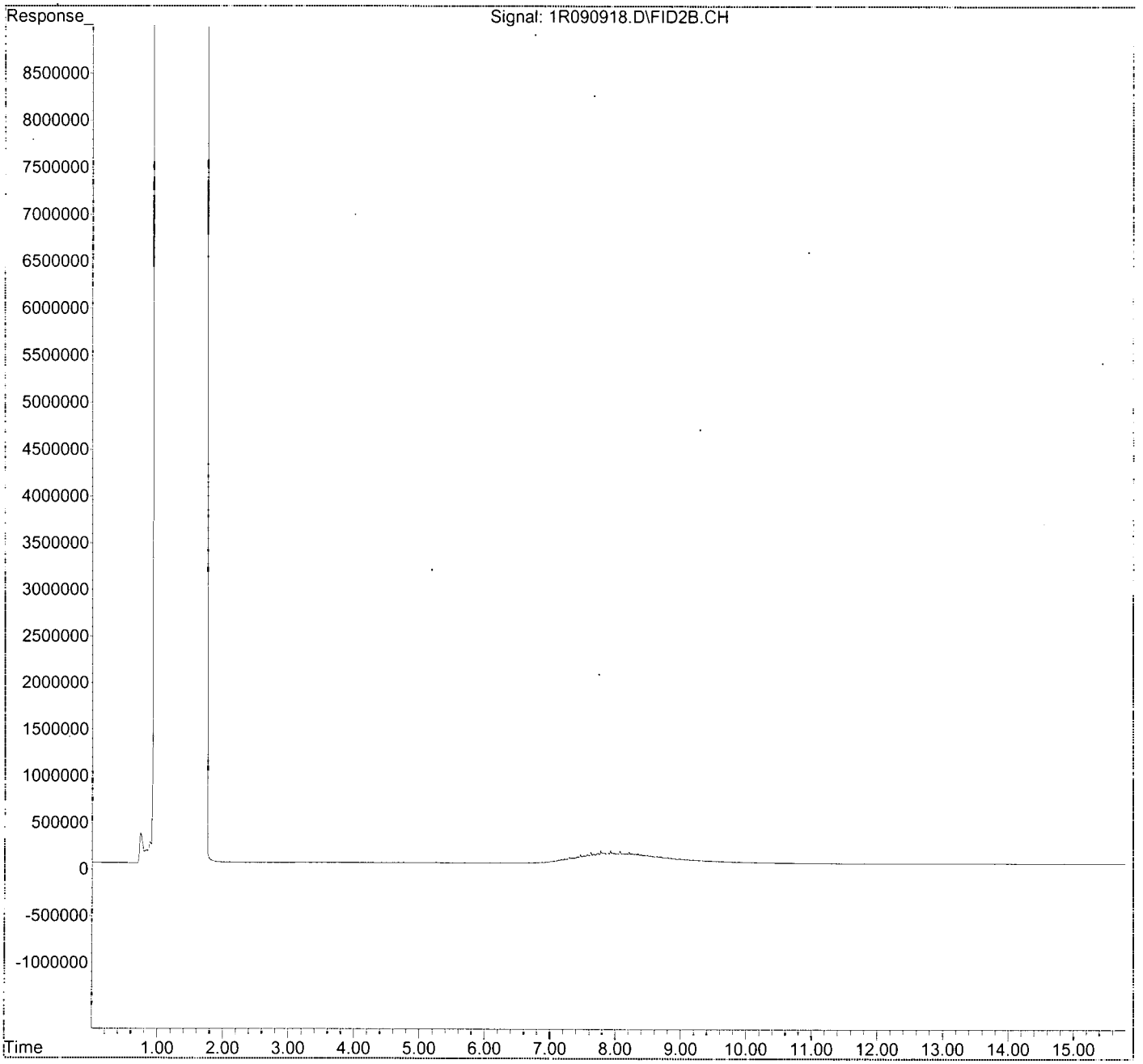

Quantitation Report (QT Reviewed)

Data Path : F:\1\DATA\2020-09\0I09044\
Data File : 1R090919.D
Signal(s) : FID2B.CH
Acq On : 10 Sep 2020 2:13 am
Operator : BLL
Sample : 0I09044-CALG
Misc :
ALS Vial : 66 Sample Multiplier: 1

Integration File: SUR.E
Quant Time: Sep 10 04:26:38 2020
Quant Method : F:\2\METHODS\1R00909D.M
Quant Title : DUALFID1R, NWTPH-Dx
QLast Update : Wed Sep 02 05:34:01 2020
Response via : Initial Calibration
Integrator: ChemStation 6890 Scale Mode: Large solvent peaks clipped

Volume Inj. : 1uL
Signal Phase : Restek Rxi-5Sil MS
Signal Info : 30M 0.25MMID 0.25UM

	Compound	R.T.	Response	Conc	Units
	System Monitoring Compounds				
6) S	o-Terphenyl	0.000	0	N.D.	ug/mLd
	Target Compounds				
1) H	Mineral Oil	6.000	300258210	197.011	ug/ml
2) H	Diesel	6.000	300258210	197.011	ug/ml
3) H	DRO(C12-C24)	6.000	300258210	197.011	ug/mL
4) H	Ca Luft DRO (C12-C22)	6.000	22104930	19.438	ug/ml
5) H	TPHd (C10-C25)	6.000	97993011	69.429	ug/ml
7) H	Oil	10.000	400295163	312.737	ug/mL
8) H	RRO (C24-C40)	10.000	400295163	312.737	ug/mL
9) H	Ca Luft ORO (C23-C32)	8.000	256128607	299.658	ug/mL
10) H	TPHmo (C25-C36)	8.000	253351147	304.852	ug/mL

(f)=RT Delta > 1/2 Window (m)=manual int.

AM 9/10/20

✓

Quantitation Report (QT Reviewed)

Data Path : F:\1\DATA\2020-09\0I09044\
Data File : 1R090919.D
Signal(s) : FID2B.CH
Acq On : 10 Sep 2020 2:13 am
Operator : BLL
Sample : 0I09044-CALG
Misc :
ALS Vial : 66 Sample Multiplier: 1

Integration File: SUR.E
Quant Time: Sep 10 04:26:38 2020
Quant Method : F:\2\METHODS\1R00909D.M
Quant Title : DUALFID1R, NWTPH-Dx
QLast Update : Wed Sep 02 05:34:01 2020
Response via : Initial Calibration
Integrator: ChemStation 6890 Scale Mode: Large solvent peaks clipped

Volume Inj. : 1uL
Signal Phase : Restek Rxi-5Sil MS
Signal Info : 30M 0.25MMID 0.25UM

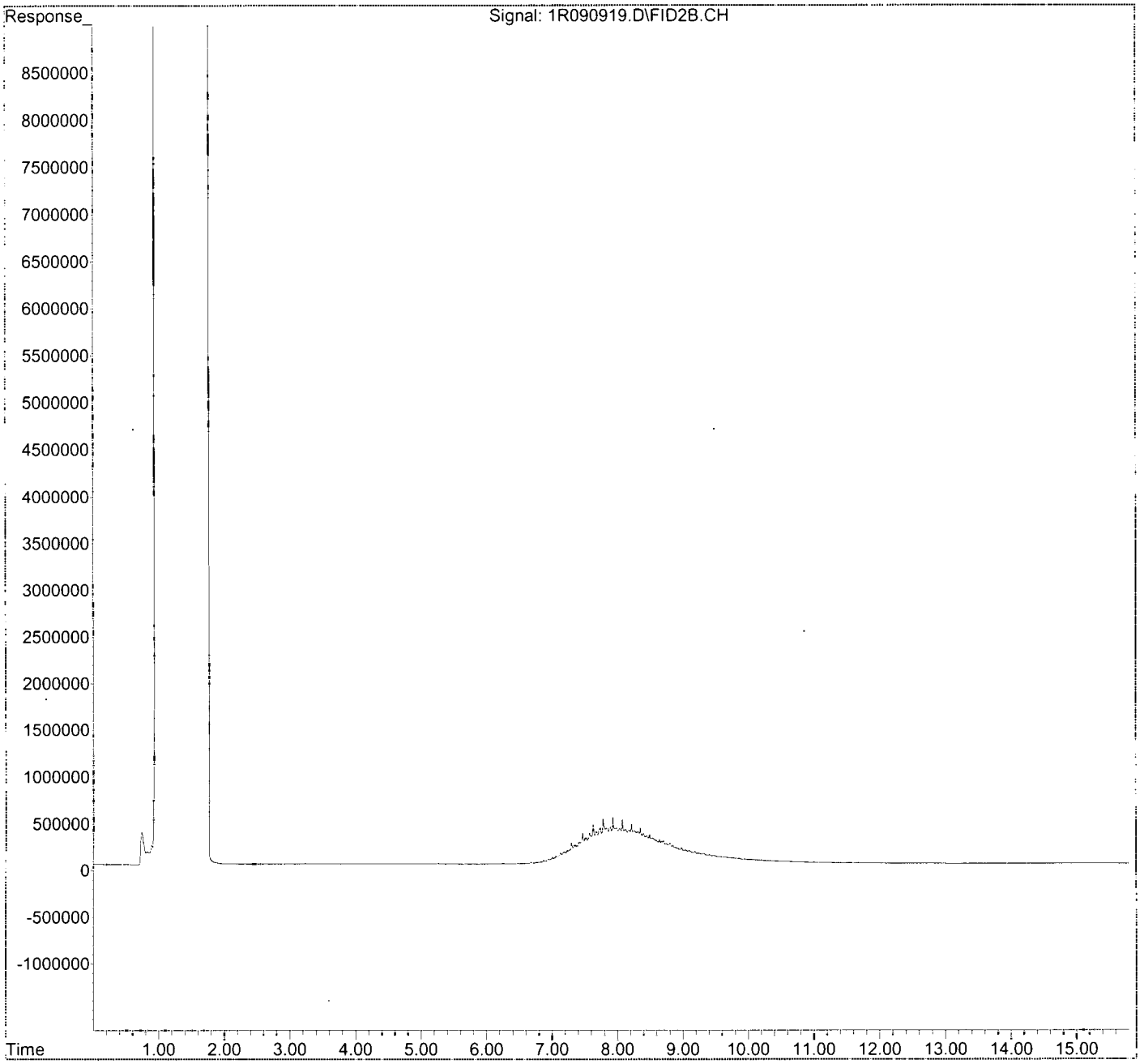

Quantitation Report (QT Reviewed)

Data Path : F:\1\DATA\2020-09\0I09044\
Data File : 1R090920.D
Signal(s) : FID2B.CH
Acq On : 10 Sep 2020 2:36 am
Operator : BLL
Sample : 0I09044-CALH
Misc :
ALS Vial : 67 Sample Multiplier: 1

Integration File: SUR.E
Quant Time: Sep 10 04:27:08 2020
Quant Method : F:\2\METHODS\1R00909D.M
Quant Title : DUALFID1R, NWTPH-Dx
QLast Update : Wed Sep 02 05:34:01 2020
Response via : Initial Calibration
Integrator: ChemStation 6890 Scale Mode: Large solvent peaks clipped

Volume Inj. : 1uL
Signal Phase : Restek Rxi-5Sil MS
Signal Info : 30M 0.25MMID 0.25UM

	Compound	R.T.	Response	Conc	Units
	System Monitoring Compounds				
6) S	o-Terphenyl	0.000	0	N.D.	ug/mLd
	Target Compounds				
1) H	Mineral Oil	6.000	570584880	374.383	ug/ml
2) H	Diesel	6.000	570584880	374.383	ug/ml
3) H	DRO(C12-C24)	6.000	570584880	374.383	ug/mL
4) H	Ca Luft DRO (C12-C22)	6.000	42084028	37.006	ug/ml
5) H	TPHd (C10-C25)	6.000	186932871	132.444	ug/ml
7) H	Oil	10.000	761678423	595.074	ug/mL
8) H	RRO (C24-C40)	10.000	761678423	595.074	ug/mL
9) H	Ca Luft ORO (C23-C32)	8.000	487065170	569.842	ug/mL
10) H	TPHmo (C25-C36)	8.000	479285165	576.713	ug/mL

(f)=RT Delta > 1/2 Window (m)=manual int.

9/10/20

Quantitation Report. (QT Reviewed)

Data Path : F:\1\DATA\2020-09\0I09044\
Data File : 1R090920.D
Signal(s) : FID2B.CH
Acq On : 10 Sep 2020 2:36 am
Operator : BLL
Sample : 0I09044-CALH
Misc :
ALS Vial : 67 Sample Multiplier: 1

Integration File: SUR.E
Quant Time: Sep 10 04:27:08 2020
Quant Method : F:\2\METHODS\1R00909D.M
Quant Title : DUALFID1R, NWTPH-Dx
QLast Update : Wed Sep 02 05:34:01 2020
Response via : Initial Calibration
Integrator: ChemStation 6890 Scale Mode: Large solvent peaks clipped

Volume Inj. : 1uL
Signal Phase : Restek Rxi-5Sil MS
Signal Info : 30M 0.25MMID 0.25UM

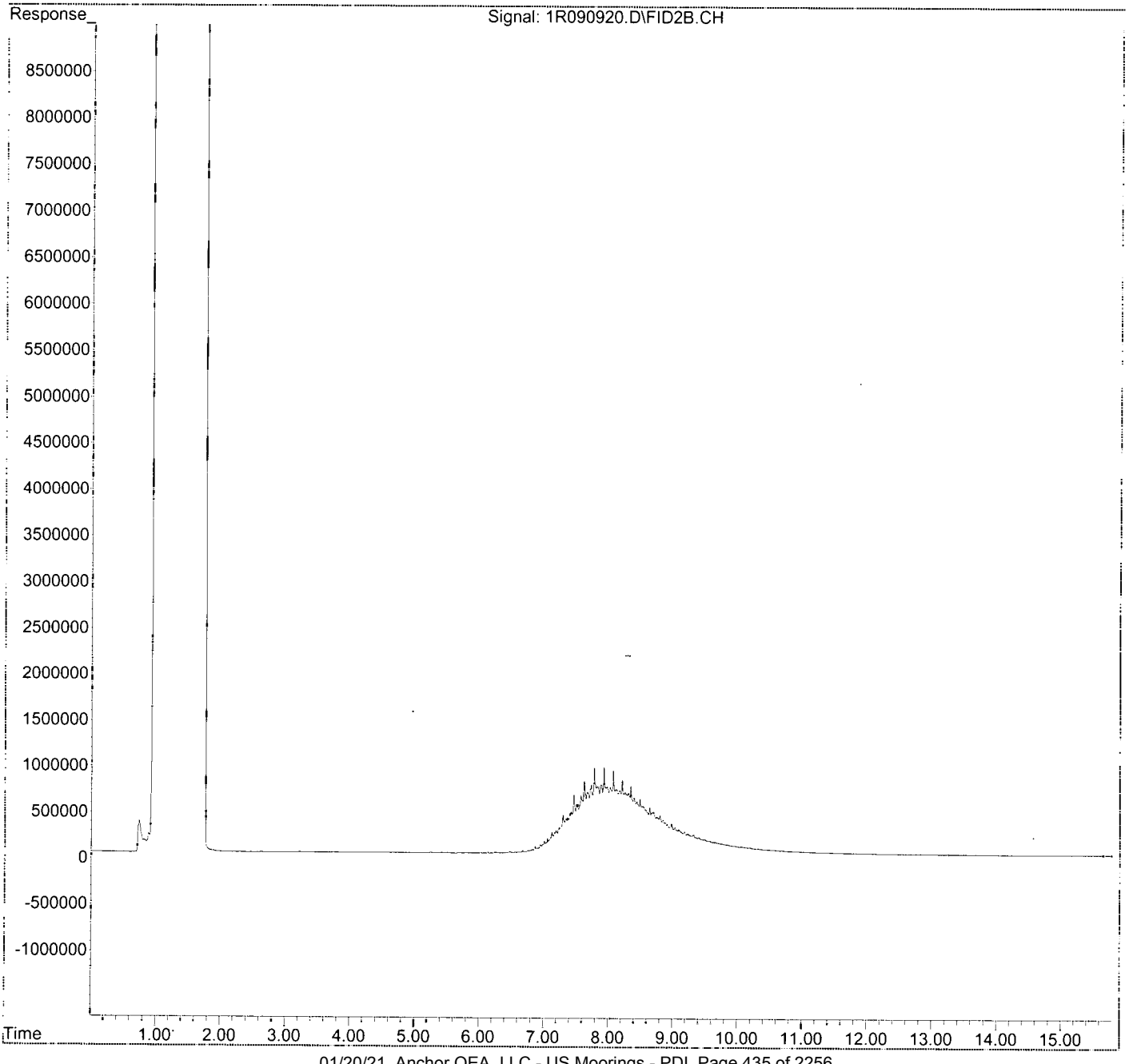

Quantitation Report (QT Reviewed)

Data Path : F:\1\DATA\2020-09\0I09044\
Data File : 1R090921.D
Signal(s) : FID2B.CH
Acq On : 10 Sep 2020 2:59 am
Operator : BLL
Sample : 0I09044-CALI
Misc :
ALS Vial : 68 Sample Multiplier: 1

Integration File: SUR.E
Quant Time: Sep 10 04:27:36 2020
Quant Method : F:\2\METHODS\1R00909D.M
Quant Title : DUALFID1R, NWTPH-Dx
QLast Update : Wed Sep 02 05:34:01 2020
Response via : Initial Calibration
Integrator: ChemStation 6890 Scale Mode: Large solvent peaks clipped

Volume Inj. : 1uL
Signal Phase : Restek Rxi-5Sil MS
Signal Info : 30M 0.25MMID 0.25UM

	Compound	R.T.	Response	Conc	Units
	System Monitoring Compounds				
6) S	o-Terphenyl	0.000	0	N.D.	ug/mLd
	Target Compounds				
1) H	Mineral Oil	6.000	1097914016	720.384	ug/ml
2) H	Diesel	6.000	1097914016	720.384	ug/ml
3) H	DRO(C12-C24)	6.000	1097914016	720.384	ug/mL
4) H	Ca Luft DRO (C12-C22)	6.000	83250494	73.205	ug/ml
5) H	TPHd (C10-C25)	6.000	362874002	257.100	ug/ml
7) H	Oil	10.000	1468789379	1147.517	ug/mL
8) H	RRO (C24-C40)	10.000	1468789379	1147.517	ug/mL
9) H	Ca Luft ORO (C23-C32)	8.000	934551992	1103.379	ug/mL
10) H	TPHmo (C25-C36)	8.000	917183439	1103.626	ug/mL

(f)=RT Delta > 1/2 Window (m)=manual int.

AM 9/10/20

Quantitation Report (QT Reviewed)

Data Path : F:\1\DATA\2020-09\0I09044\
Data File : 1R090921.D
Signal(s) : FID2B.CH
Acq On : 10 Sep 2020 2:59 am
Operator : BLL
Sample : 0I09044-CALI
Misc :
ALS Vial : 68 Sample Multiplier: 1

Integration File: SUR.E
Quant Time: Sep 10 04:27:36 2020
Quant Method : F:\2\METHODS\1R00909D.M
Quant Title : DUALFID1R, NWTPH-Dx
QLast Update : Wed Sep 02 05:34:01 2020
Response via : Initial Calibration
Integrator: ChemStation 6890 Scale Mode: Large solvent peaks clipped

Volume Inj. : 1uL
Signal Phase : Restek Rxi-5Sil MS
Signal Info : 30M 0.25MMID 0.25UM

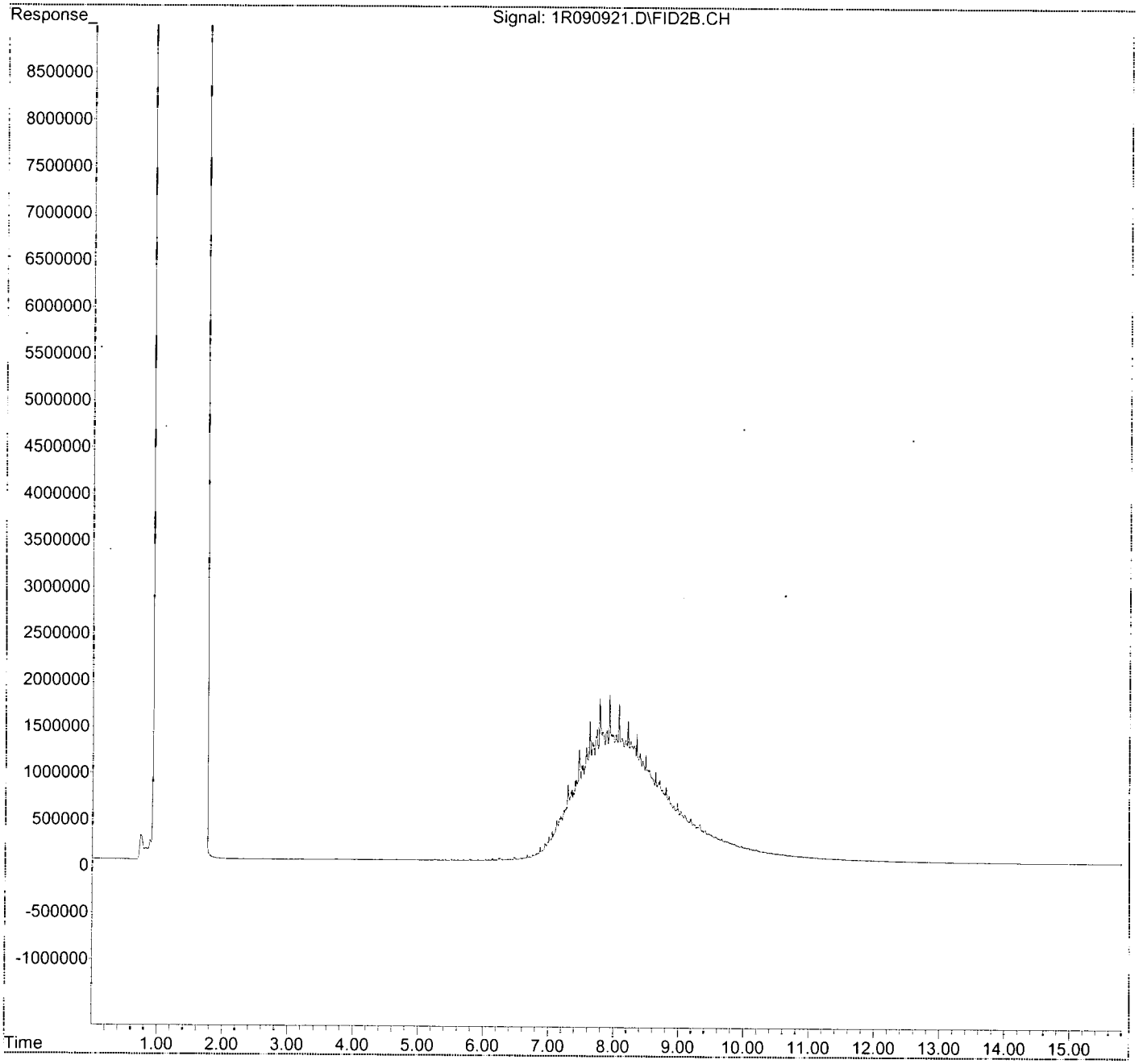

Quantitation Report (QT Reviewed)

Data Path : F:\1\DATA\2020-09\0I09044\
Data File : 1R090922.D
Signal(s) : FID2B.CH
Acq On : 10 Sep 2020 3:22 am
Operator : BLL
Sample : 0I09044-CALJ
Misc :
ALS Vial : 69 Sample Multiplier: 1

Integration File: SUR.E
Quant Time: Sep 10 04:28:04 2020
Quant Method : F:\2\METHODS\1R00909D.M
Quant Title : DUALFID1R, NWTPH-Dx
QLast Update : Wed Sep 02 05:34:01 2020
Response via : Initial Calibration
Integrator: ChemStation 6890 Scale Mode: Large solvent peaks clipped

Volume Inj. : 1uL
Signal Phase : Restek Rxi-5Sil MS
Signal Info : 30M 0.25MMID 0.25UM

	Compound	R.T.	Response	Conc	Units
	System Monitoring Compounds				
6) S	o-Terphenyl	0.000	0	N.D.	ug/mLd
	Target Compounds				
1) H	Mineral Oil	6.000	2673489898	1754.181	ug/ml
2) H	Diesel	6.000	2673489898	1754.181	ug/ml
3) H	DRO(C12-C24)	6.000	2673489898	1754.181	ug/mL
4) H	Ca Luft DRO (C12-C22)	6.000	223567274	196.591	ug/ml
5) H	TPHd (C10-C25)	6.000	906706978	642.412	ug/ml
7) H	Oil	10.000	3600018257	2812.576	ug/mL
8) H	RRO (C24-C40)	10.000	3600018257	2812.576	ug/mL
9) H	Ca Luft ORO (C23-C32)	8.000	2252914582	2635.797	ug/mL
10) H	TPHmo (C25-C36)	8.000	2205979523	2654.406	ug/mL

(f)=RT Delta > 1/2 Window (m)=manual int.

AR 9/10/20

Quantitation Report (QT Reviewed)

Data Path : F:\1\DATA\2020-09\0I09044\
Data File : 1R090922.D
Signal(s) : FID2B.CH
Acq On : 10 Sep 2020 3:22 am
Operator : BLL
Sample : 0I09044-CALJ
Misc :
ALS Vial : 69 Sample Multiplier: 1

Integration File: SUR.E
Quant Time: Sep 10 04:28:04 2020
Quant Method : F:\2\METHODS\1R00909D.M
Quant Title : DUALFID1R, NWTPH-Dx
QLast Update : Wed Sep 02 05:34:01 2020
Response via : Initial Calibration
Integrator: ChemStation 6890 Scale Mode: Large solvent peaks clipped

Volume Inj. : 1uL
Signal Phase : Restek Rxi-5Sil MS
Signal Info : 30M 0.25MMID 0.25UM

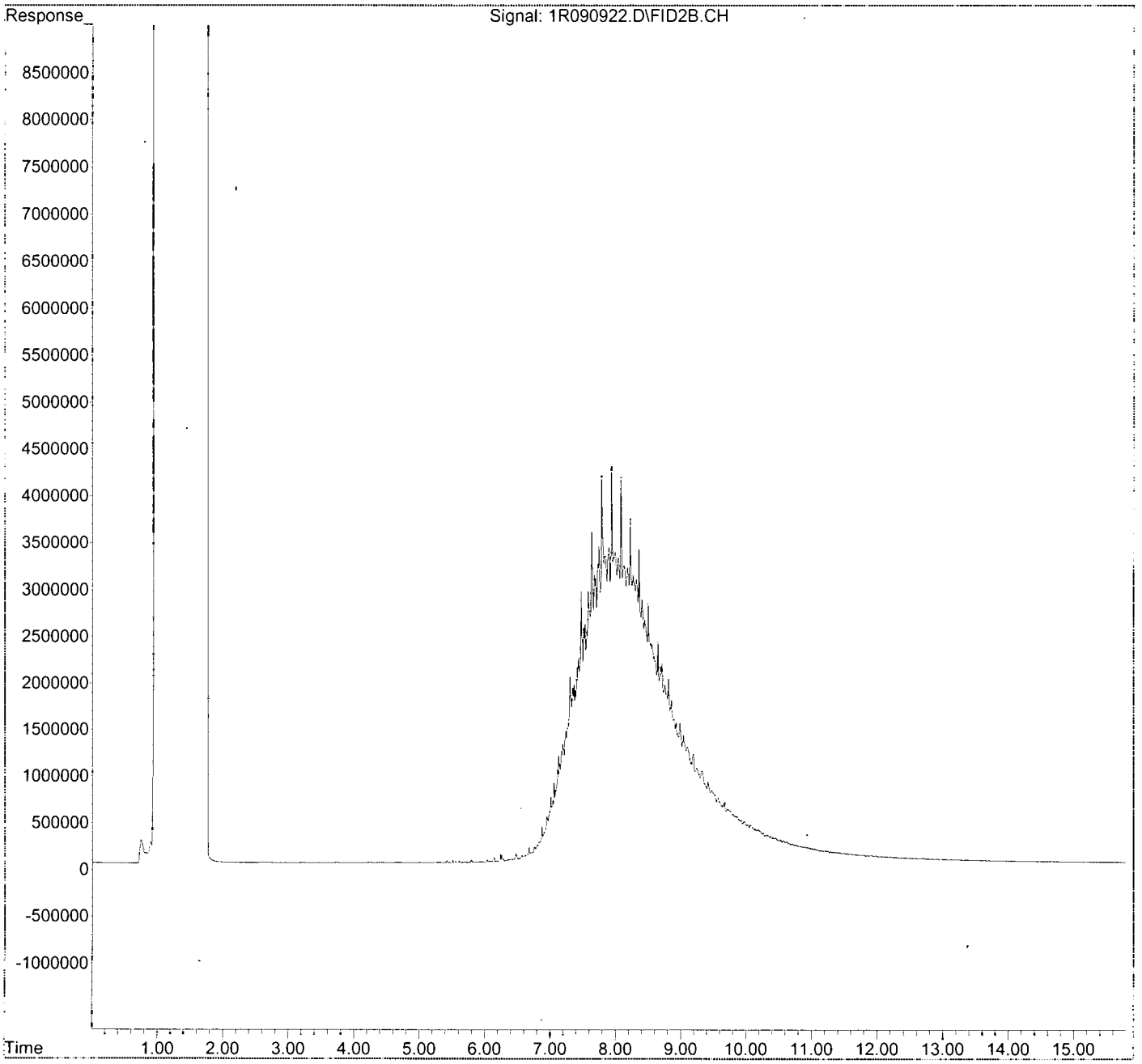

Quantitation Report (Not Reviewed)

Data Path : F:\1\DATA\2020-09\0I09044\
Data File : 1R090923.D
Signal(s) : FID2B.CH
Acq On : 10 Sep 2020 3:44 am
Operator : BLL
Sample : 0I09044-IBL1
Misc :
ALS Vial : 100 Sample Multiplier: 1

Integration File: SUR.E
Quant Time: Sep 10 04:28:24 2020
Quant Method : F:\2\METHODS\1R00909D.M
Quant Title : DUALFID1R, NWTPH-Dx
QLast Update : Wed Sep 02 05:34:01 2020
Response via : Initial Calibration
Integrator: ChemStation 6890 Scale Mode: Large solvent peaks clipped

Volume Inj. : 1uL
Signal Phase : Restek Rxi-5Sil MS
Signal Info : 30M 0.25MMID 0.25UM

	Compound	R.T.	Response	Conc	Units
	System Monitoring Compounds				
6) S	o-Terphenyl	0.000	0	N.D.	ug/mL
	Target Compounds				
1) H	Mineral Oil	6.000	10640486	6.982	ug/ml
2) H	Diesel	6.000	10640486	6.982	ug/ml
3) H	DRO(C12-C24)	6.000	10640486	6.982	ug/mL
4) H	Ca Luft DRO (C12-C22)	6.000	1585568	1.394	ug/ml
5) H	TPHd (C10-C25)	6.000	3784791	2.682	ug/ml
7) H	Oil	10.000	18311643	14.306	ug/mL
8) H	RRO (C24-C40)	10.000	18311643	14.306	ug/mL
9) H	Ca Luft ORO (C23-C32)	8.000	5536951	6.478	ug/mL
10) H	TPHmo (C25-C36)	8.000	8524356	10.257	ug/mL

(f)=RT Delta > 1/2 Window (m)=manual int.

RL 9/10/20

Data Path : F:\1\DATA\2020-09\0I09044\
Data File : 1R090923.D
Signal(s) : FID2B.CH
Acq On : 10 Sep 2020 3:44 am
Operator : BLL
Sample : 0I09044-IBL1
Misc :
ALS Vial : 100 Sample Multiplier: 1

Integration File: SUR.E
Quant Time: Sep 10 04:28:24 2020
Quant Method : F:\2\METHODS\1R00909D.M
Quant Title : DUALFID1R, NWTPH-Dx
QLast Update : Wed Sep 02 05:34:01 2020
Response via : Initial Calibration
Integrator: ChemStation 6890 Scale Mode: Large solvent peaks clipped

Volume Inj. : 1uL
Signal Phase : Restek Rxi-5Sil MS
Signal Info : 30M 0.25MMID 0.25UM

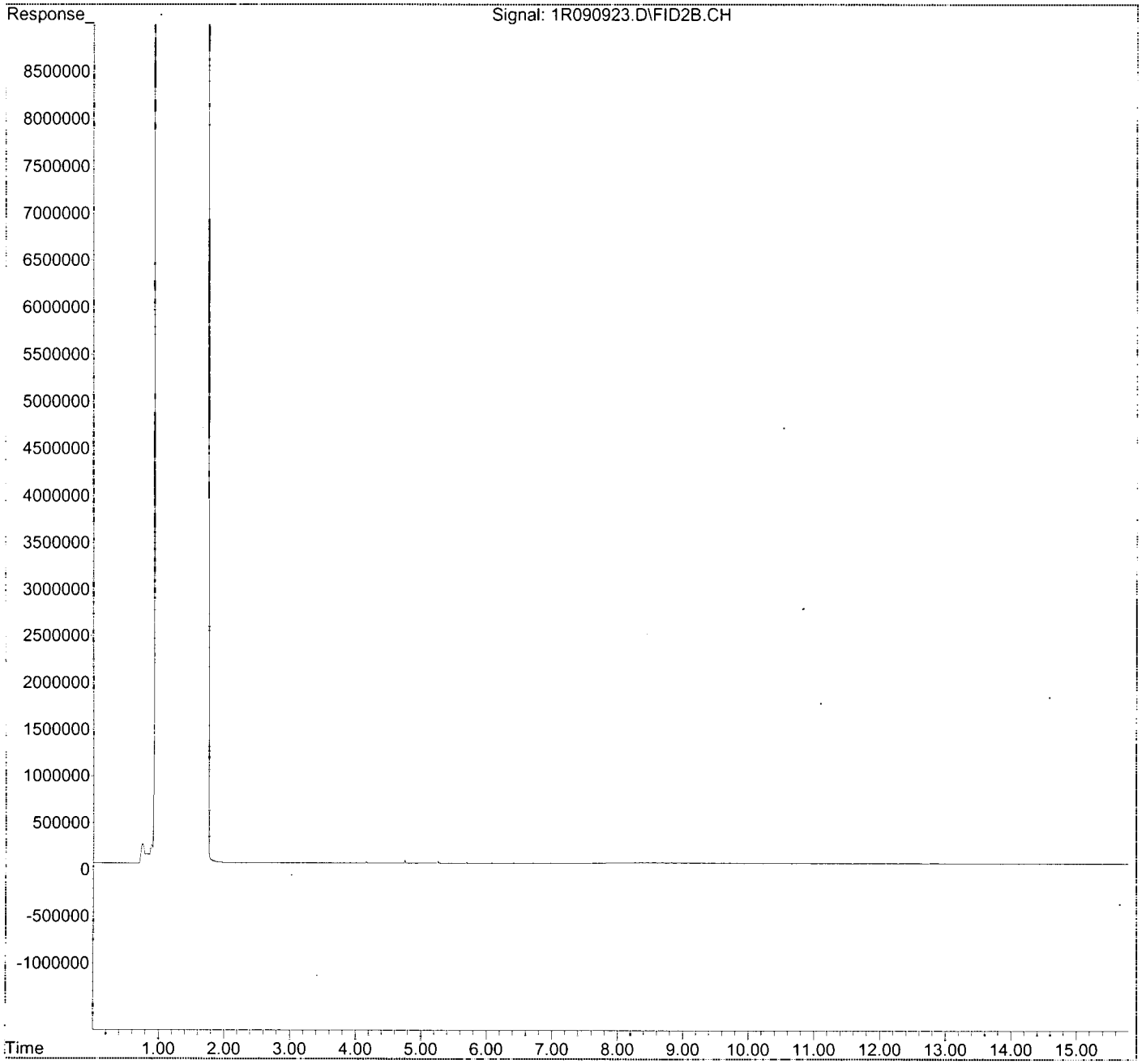

Quantitation Report (QT Reviewed)

Data Path : F:\1\DATA\2020-09\0I09044\
Data File : 1R090924.D
Signal(s) : FID2B.CH
Acq On : 10 Sep 2020 4:07 am
Operator : BLL
Sample : 0I09044-CALK
Misc :
ALS Vial : 70 Sample Multiplier: 1

Integration File: SUR.E
Quant Time: Sep 10 04:31:17 2020
Quant Method : F:\2\METHODS\1R00909D.M
Quant Title : DUALFID1R, NWTPH-Dx
QLast Update : Wed Sep 02 05:34:01 2020
Response via : Initial Calibration
Integrator: ChemStation 6890 Scale Mode: Large solvent peaks clipped

Volume Inj. : 1uL
Signal Phase : Restek Rxi-5Sil MS
Signal Info : 30M 0.25MMID 0.25UM

	Compound	R.T.	Response	Conc	Units
	System Monitoring Compounds				
6) S	o-Terphenyl	0.000	0	N.D.	ug/mLd
	Target Compounds				
1) H	Mineral Oil	6.000	5322870832	3492.542	ug/ml
2) H	Diesel	6.000	5322870832	3492.542	ug/ml
3) H	DRO(C12-C24)	6.000	5322870832	3492.542	ug/mL
4) H	Ca Luft DRO (C12-C22)	6.000	445234722	391.512	ug/ml
5) H	TPHd (C10-C25)	6.000	1772501781	1255.838	ug/ml
7) H	Oil	10.000	7197069637	5622.833	ug/mL
8) H	RRO (C24-C40)	10.000	7197069637	5622.833	ug/mL
9) H	Ca Luft ORO (C23-C32)	8.000	4496990483	5261.254	ug/mL
10) H	TPHmo (C25-C36)	8.000	4437962127	5240.101	ug/mL

(f)=RT Delta > 1/2 Window (m)=manual int.

9/10/20

Quantitation Report (QT Reviewed)

Data Path : F:\1\DATA\2020-09\0I09044\
Data File : 1R090924.D
Signal(s) : FID2B.CH
Acq On : 10 Sep 2020 4:07 am
Operator : BLL
Sample : 0I09044-CALK
Misc :
ALS Vial : 70 Sample Multiplier: 1

Integration File: SUR.E
Quant Time: Sep 10 04:31:17 2020
Quant Method : F:\2\METHODS\1R00909D.M
Quant Title : DUALFID1R, NWTPH-Dx
QLast Update : Wed Sep 02 05:34:01 2020
Response via : Initial Calibration
Integrator: ChemStation 6890 Scale Mode: Large solvent peaks clipped

Volume Inj. : 1uL
Signal Phase : Restek Rxi-5Sil MS
Signal Info : 30M 0.25MMID 0.25UM

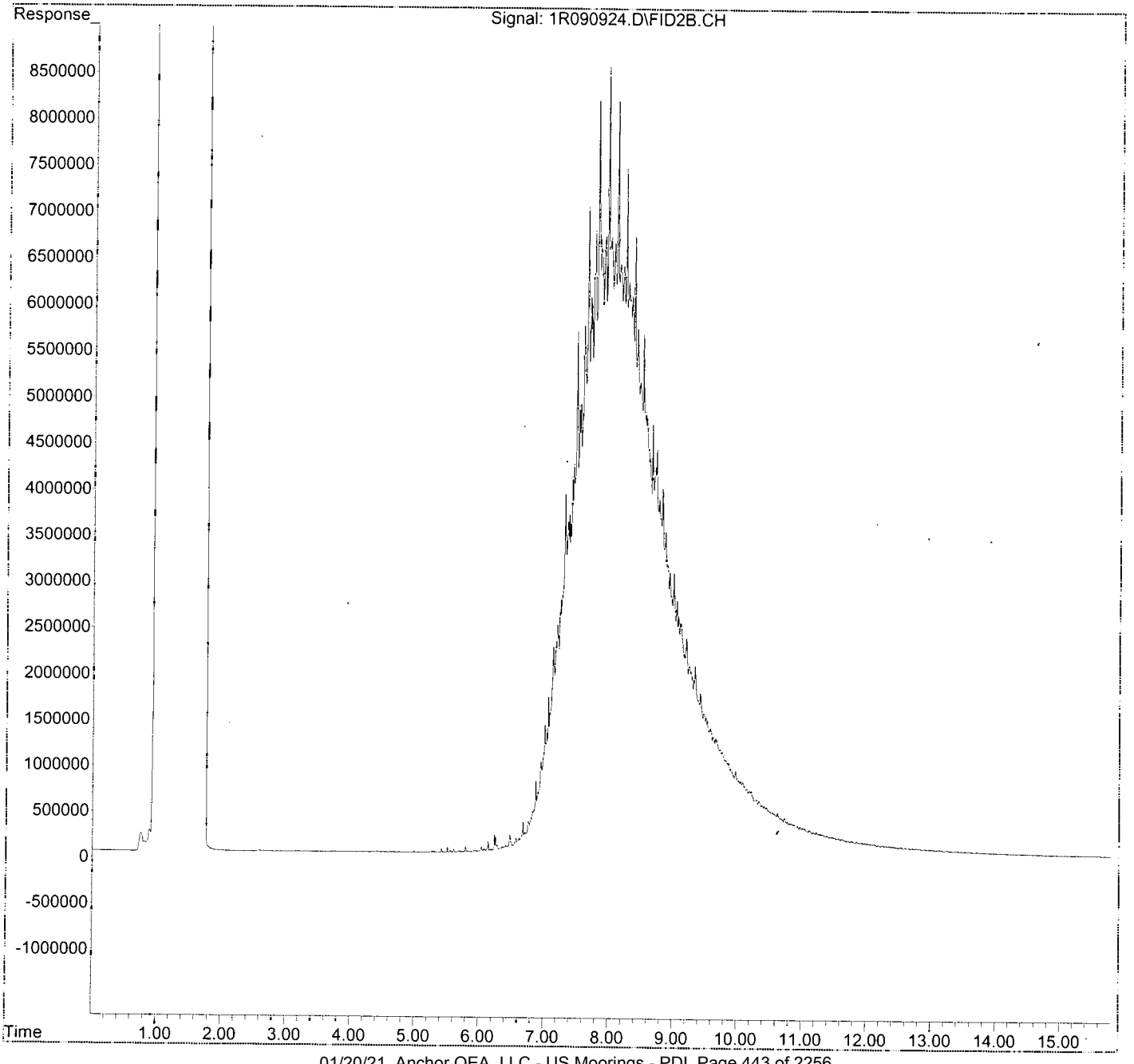

Quantitation Report (Not Reviewed)

Data Path : F:\1\DATA\2020-09\0I09044\
Data File : 1R090925.D
Signal(s) : FID2B.CH
Acq On : 10 Sep 2020 4:30 am
Operator : BLL
Sample : 0I09044-IBL2
Misc :
ALS Vial : 100 Sample Multiplier: 1

Integration File: SUR.E
Quant Time: Sep 10 05:02:03 2020
Quant Method : F:\2\METHODS\1R00909D.M
Quant Title : DUALFID1R, NWTPH-Dx
QLast Update : Wed Sep 02 05:34:01 2020
Response via : Initial Calibration
Integrator: ChemStation 6890 Scale Mode: Large solvent peaks clipped

Volume Inj. : 1uL
Signal Phase : Restek Rxi-5Sil MS
Signal Info : 30M 0.25MMID 0.25UM

	Compound	R.T.	Response	Conc	Units
	System Monitoring Compounds				
6) S	o-Terphenyl	0.000	0	N.D.	ug/mL
	Target Compounds				
1) H	Mineral Oil	6.000	15351689	10.073	ug/ml
2) H	Diesel	6.000	15351689	10.073	ug/ml
3) H	DRO(C12-C24)	6.000	15351689	10.073	ug/mL
4) H	Ca Luft DRO (C12-C22)	6.000	1841258	1.619	ug/ml
5) H	TPHd (C10-C25)	6.000	4395804	3.114	ug/ml
7) H	Oil	10.000	29117782	22.749	ug/mL
8) H	RRO (C24-C40)	10.000	29117782	22.749	ug/mL
9) H	Ca Luft ORO (C23-C32)	8.000	9947256	11.638	ug/mL
10) H	TPHmo (C25-C36)	8.000	15012949	18.065	ug/mL

(f)=RT Delta > 1/2 Window (m)=manual int.

9/10/20

Quantitation Report (Not Reviewed)

Data Path : F:\1\DATA\2020-09\0I09044\
Data File : 1R090925.D
Signal(s) : FID2B.CH
Acq On : 10 Sep 2020 4:30 am
Operator : BLL
Sample : 0I09044-IBL2
Misc :
ALS Vial : 100 Sample Multiplier: 1

Integration File: SUR.E
Quant Time: Sep 10 05:02:03 2020
Quant Method : F:\2\METHODS\1R00909D.M
Quant Title : DUALFID1R, NWTPH-Dx
QLast Update : Wed Sep 02 05:34:01 2020
Response via : Initial Calibration
Integrator: ChemStation 6890 Scale Mode: Large solvent peaks clipped

Volume Inj. : 1uL
Signal Phase : Restek Rxi-5Sil MS
Signal Info : 30M 0.25MMID 0.25UM

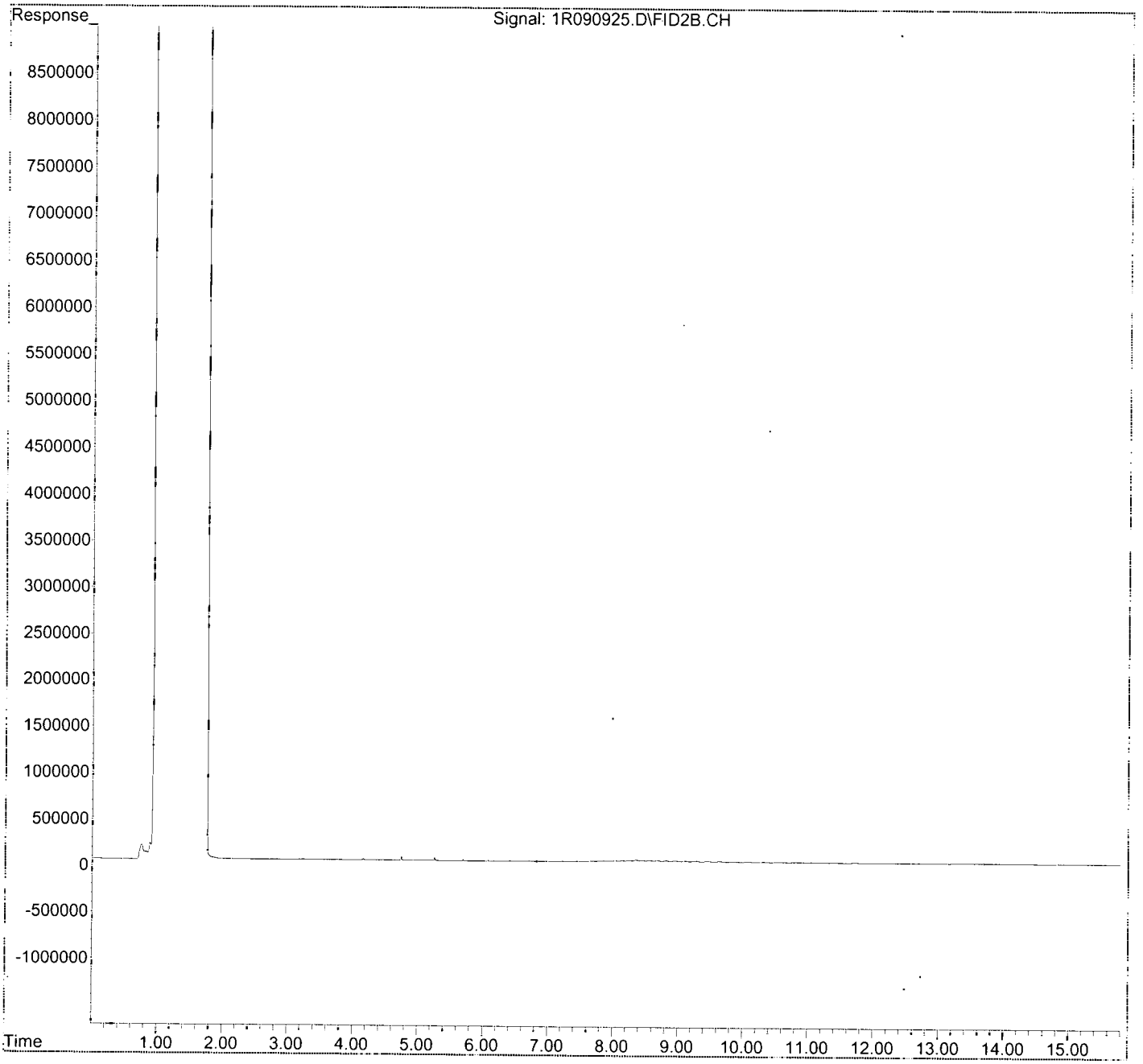

Quantitation Report (QT Reviewed)

Data Path : F:\1\DATA\2020-09\0I09044\
Data File : 1R090926.D
Signal(s) : FID2B.CH
Acq On : 10 Sep 2020 4:53 am
Operator : BLL
Sample : 0I09044-ICV1
Misc :
ALS Vial : 71 Sample Multiplier: 1

Integration File: SUR.E
Quant Time: Sep 10 05:18:06 2020
Quant Method : F:\2\METHODS\1R00909D.M
Quant Title : DUALFID1R, NWTPH-Dx
QLast Update : Wed Sep 02 05:34:01 2020
Response via : Initial Calibration
Integrator: ChemStation 6890 Scale Mode: Large solvent peaks clipped

Volume Inj. : 1uL
Signal Phase : Restek Rxi-5Sil MS
Signal Info : 30M 0.25MMID 0.25UM

	Compound	R.T.	Response	Conc	Units
	System Monitoring Compounds				
6) S	o-Terphenyl	0.000	0	N.D.	ug/mLd
	Target Compounds				
1) H	Mineral Oil	6.000	1421891030	932.958	ug/ml
2) H	Diesel	6.000	1421891030	932.958	ug/ml
3) H	DRO(C12-C24)	6.000	1421891030	932.958	ug/mL
4) H	Ca Luft DRO (C12-C22)	6.000	1052851147	925.813	ug/ml
5) H	TPHd (C10-C25)	6.000	1318300985	934.031	ug/ml
7) H	Oil	10.000	368551039	287.937	ug/mL
8) H	RRO (C24-C40)	10.000	368551039	287.937	ug/mL
9) H	Ca Luft ORO (C23-C32)	8.000	39109277	45.756	ug/mL
10) H	TPHmo (C25-C36)	8.000	16029574	19.288	ug/mL

(f)=RT Delta > 1/2 Window (m)=manual int.

AR 9/10/20

✓

Quantitation Report (QT Reviewed)

Data Path : F:\1\DATA\2020-09\0I09044\
Data File : 1R090926.D
Signal(s) : FID2B.CH
Acq On : 10 Sep 2020 4:53 am
Operator : BLL
Sample : 0I09044-ICV1
Misc :
ALS Vial : 71 Sample Multiplier: 1

Integration File: SUR.E
Quant Time: Sep 10 05:18:06 2020
Quant Method : F:\2\METHODS\1R00909D.M
Quant Title : DUALFID1R, NWTPH-Dx
QLast Update : Wed Sep 02 05:34:01 2020
Response via : Initial Calibration
Integrator: ChemStation 6890 Scale Mode: Large solvent peaks clipped

Volume Inj. : 1uL
Signal Phase : Restek Rxi-5Sil MS
Signal Info : 30M 0.25MMID 0.25UM

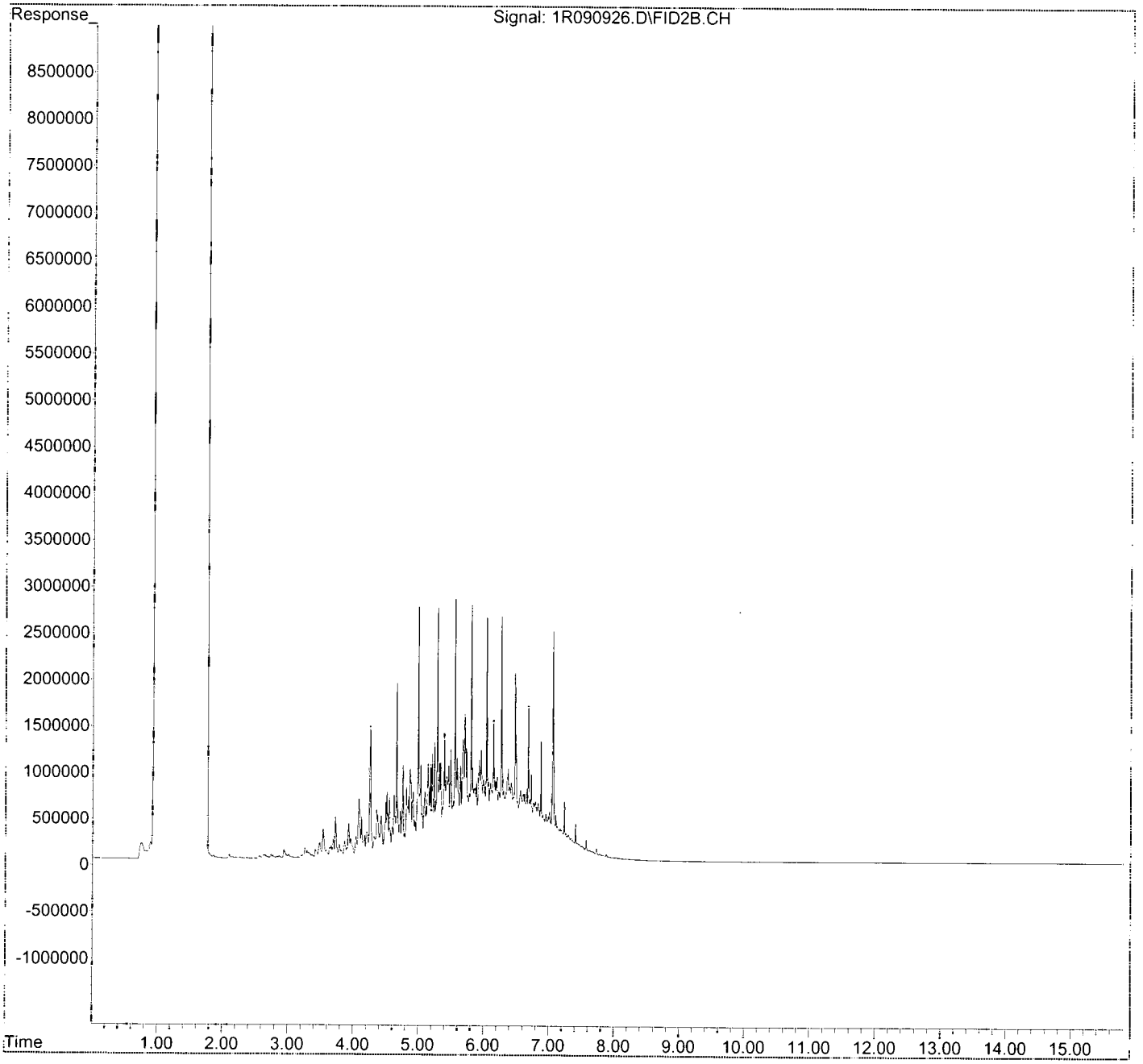

Quantitation Report (QT Reviewed)

Data Path : F:\1\DATA\2020-09\0I09044\
Data File : 1R090927.D
Signal(s) : FID2B.CH
Acq On : 10 Sep 2020 5:16 am
Operator : BLL
Sample : 0I09044-ICV2
Misc :
ALS Vial : 72 Sample Multiplier: 1

Integration File: SUR.E
Quant Time: Sep 10 05:47:07 2020
Quant Method : F:\2\METHODS\1R00909D.M
Quant Title : DUALFID1R, NWTPH-Dx
QLast Update : Wed Sep 02 05:34:01 2020
Response via : Initial Calibration
Integrator: ChemStation 6890 Scale Mode: Large solvent peaks clipped

Volume Inj. : 1uL
Signal Phase : Restek Rxi-5Sil MS
Signal Info : 30M 0.25MMID 0.25UM

	Compound	R.T.	Response	Conc	Units
	System Monitoring Compounds				
6) S	o-Terphenyl	0.000	0	N.D.	ug/mLd
	Target Compounds				
1) H	Mineral Oil	6.000	1013156671	664.771	ug/ml
2) H	Diesel	6.000	1013156671	664.771	ug/ml
3) H	DRO(C12-C24)	6.000	1013156671	664.771	ug/mL
4) H	Ca Luft DRO (C12-C22)	6.000	76592556	67.351	ug/ml
5) H	TPHd (C10-C25)	6.000	335033844	237.375	ug/ml
7) H	Oil	10.000	1355793529	1059.237	ug/mL
8) H	RRO (C24-C40)	10.000	1355793529	1059.237	ug/mL
9) H	Ca Luft ORO (C23-C32)	8.000	863234429	1009.941	ug/mL
10) H	TPHmo (C25-C36)	8.000	846453788	1018.519	ug/mL

(f)=RT Delta > 1/2 Window (m)=manual int.

AR 9/10/20

Quantitation Report (QT Reviewed)

Data Path : F:\1\DATA\2020-09\0I09044\
Data File : 1R090927.D
Signal(s) : FID2B.CH
Acq On : 10 Sep 2020 5:16 am
Operator : BLL
Sample : 0I09044-ICV2
Misc :
ALS Vial : 72 Sample Multiplier: 1

Integration File: SUR.E
Quant Time: Sep 10 05:47:07 2020
Quant Method : F:\2\METHODS\1R00909D.M
Quant Title : DUALFID1R, NWTPH-Dx
QLast Update : Wed Sep 02 05:34:01 2020
Response via : Initial Calibration
Integrator: ChemStation 6890 Scale Mode: Large solvent peaks clipped

Volume Inj. : 1uL
Signal Phase : Restek Rxi-5Sil MS
Signal Info : 30M 0.25MMID 0.25UM

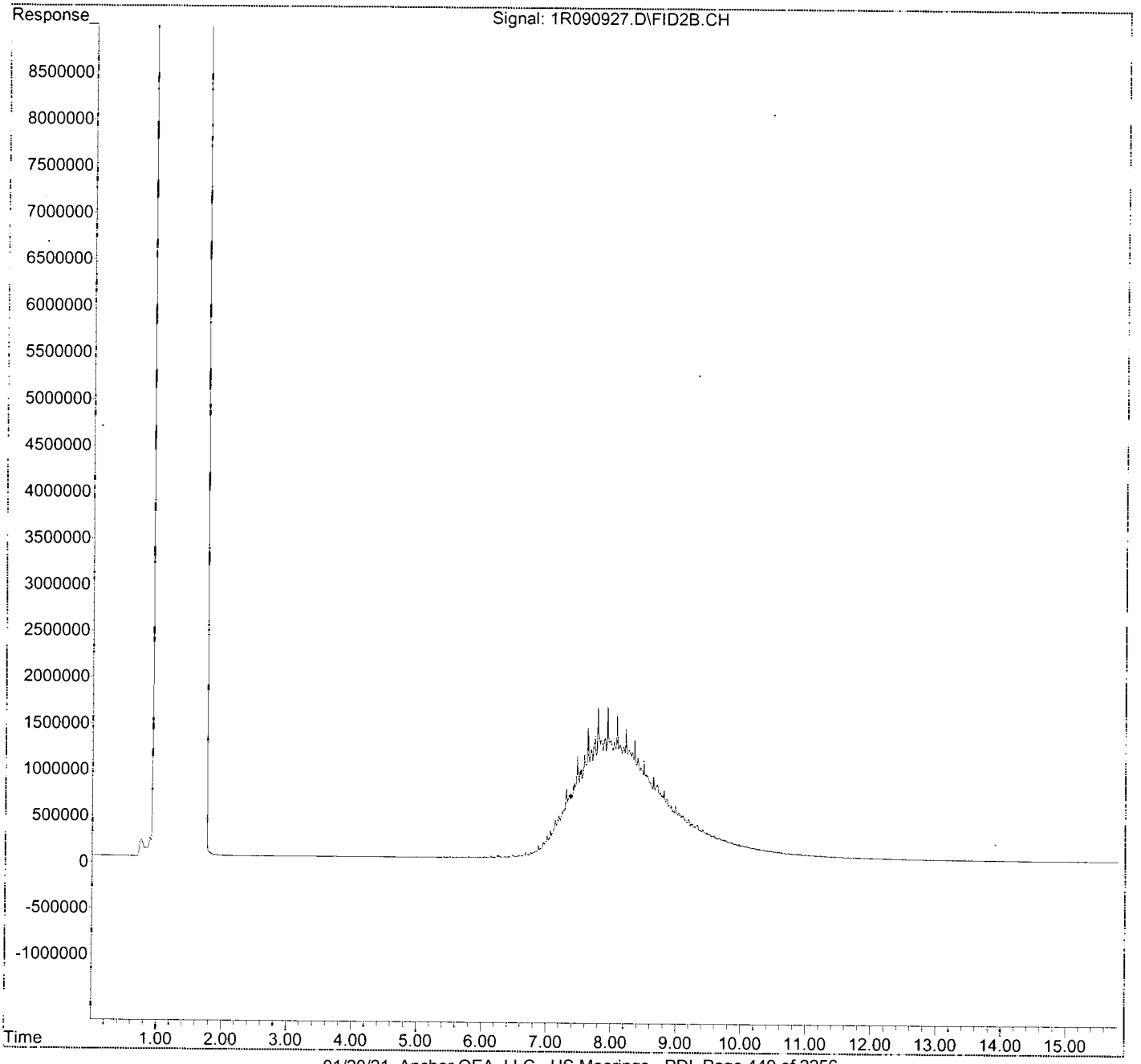

APEX LABORATORIES, LLC
6700 SW Sandburg St. Tigard OR 97223 phone 503-718-2323

Gasoline Range Hydrocarbons (Benzene through Naphthalene) by NWTPH-Gx
Benchsheet & Analysis Sequence Data

Batch 0120294
Sequence 0L08057 (A0L0210-01)

PREPARATION BENCH SHEET

BATCH #: 0120294 (Water)

Apex Laboratories

Prep Method: EPA 5030B

Lab Number	Cont.	Analysis	Prepared	Initial (mL)	Final (mL)	Spike ID	Source ID	ul Spike	ul Surr.	ClientID / Sample	Extraction Comments	pH*
0120294-BLK1		QC	12/08/20 14:42	5	5							
0120294-BS1		QC	12/08/20 14:42	5	5	A20L013		5				
0120294-BS2		QC	12/08/20 14:42	5	5	A20J281		0.5				
A0L0192-01	A	8260D Full List	12/08/20 14:42	5	5					2020-DeconH2O-201202	MDL	<2
A0L0192-01	A	NWTPH-Gx	12/08/20 14:42	5	5					2020-DeconH2O-201202	MDL	<2
A0L0192-02	A	8260D Full List	12/08/20 14:42	5	5					DeconH2O-TB-201202	MDL	<2
A0L0192-02	A	NWTPH-Gx	12/08/20 14:42	5	5					DeconH2O-TB-201202	MDL	<2
A0L0194-03RE1	B	8260D RBDM List	12/09/20 08:00	5	5					MW07	1X RR-01	<2
A0L0194-03RE1	B	NWTPH-Gx	12/09/20 08:00	5	5					MW07	1X RR-01	<2
A0L0194-05RE1	B	8260D Full List	12/09/20 08:00	5	5					MW01	Added for BatchQC in: 0120294	<2
A0L0194-05RE1	B	8260D BTEX	12/09/20 08:00	5	5					MW01	Added for BatchQC in: 0120294	<2
A0L0194-05RE1	B	8260D RBDM List	12/09/20 08:00	5	5					MW01	1000X RR-02 Toluene ONLY	<2
A0L0194-05RE1	B	NWTPH-Gx	12/09/20 08:00	5	5					MW01	Added for BatchQC in: 0120294	<2
0120294-MS1		QC	12/09/20 08:00	5	5	A20L013	A0L0194-05RE1	5000			@1000X	<2
A0L0194-08RE1	B	8260D RBDM List	12/09/20 08:00	5	5					DUP-1	500X RR-02 Toluene ONLY	<2
A0L0194-09RE1	B	8260D RBDM List	12/09/20 08:00	5	5					MW14	500X RR-02 Toluene ONLY	<2
A0L0194-12RE2	C	8260D RBDM List	12/09/20 08:00	5	5					MW11	1000X RR-02 T ONLY	<2
A0L0209-02	A	8260D Full List	12/08/20 14:42	5	5					NCPDI-TB-201202		<2
A0L0209-02	A	NWTPH-Gx	12/08/20 14:42	5	5					NCPDI-TB-201202		<2
A0L0210-01	A	8260D Full List	12/08/20 14:42	5	5					USMPDI-TB-201003		<2
A0L0210-01	A	NWTPH-Gx	12/08/20 14:42	5	5					USMPDI-TB-201003		<2
A0L0212-01	A	8260D Full List	12/08/20 14:42	5	5					PGM-LTM-TB-201203		<2

12/09/20 TNL
Prepared By: Date

dgj 12/9/20
Reviewed By: Date

PREPARATION BENCH SHEET

BATCH #: 0120294 (Water)

Apex Laboratories

Prep Method: EPA 5030B

Lab Number	Cont.	Analysis	Prepared	Initial (mL)	Final (mL)	Spike ID	Source ID	ul Spike	ul Surr.	ClientID / Sample	Extraction Comments	pH*
A0L0212-01	A	NWTPH-Gx	12/08/20 14:42	5	5					PGM-LTM-TB-201203		<2
A0L0217-01	A	8260D Full List	12/08/20 14:42	5	5					MCF02-MW-1	Added for BatchQC in: 0120294	<2
A0L0217-01	A	8260D BTEX	12/08/20 14:42	5	5					MCF02-MW-1	Added for BatchQC in: 0120294	<2
A0L0217-01	A	8260D RBDM List	12/08/20 14:42	5	5					MCF02-MW-1		<2
A0L0217-01	A	NWTPH-Gx	12/08/20 14:42	5	5					MCF02-MW-1		<2
0120294-DUP1		QC	12/08/20 14:42	5	5		A0L0217-01					<2
A0L0217-02	A	8260D RBDM List	12/08/20 14:42	5	5					MCF02-MW-2		<2
A0L0217-02	A	NWTPH-Gx	12/08/20 14:42	5	5					MCF02-MW-2		<2
A0L0217-05	A	8260D RBDM List	12/08/20 14:42	5	5					MCF02-MW-5		<2
A0L0217-05	A	NWTPH-Gx	12/08/20 14:42	5	5					MCF02-MW-5		<2
A0L0217-07	A	8260D RBDM List	12/08/20 14:42	5	5					MCF02-MW-7		<2
A0L0217-07	A	NWTPH-Gx	12/08/20 14:42	5	5					MCF02-MW-7		<2
A0L0217-08	A	8260D RBDM List	12/08/20 14:42	5	5					MCF02-MW-8		<2
A0L0217-08	A	NWTPH-Gx	12/08/20 14:42	5	5					MCF02-MW-8		<2
A0L0217-09	A	8260D RBDM List	12/08/20 14:42	5	5					MCF02-MW-9		<2
A0L0217-09	A	NWTPH-Gx	12/08/20 14:42	5	5					MCF02-MW-9		<2
A0L0217-10	A	8260D RBDM List	12/08/20 14:42	5	5					MCF02-MW-10		<2
A0L0217-10	A	NWTPH-Gx	12/08/20 14:42	5	5					MCF02-MW-10		<2
A0L0217-11	A	8260D RBDM List	12/08/20 14:42	5	5					MCF02-MW-11		<2
A0L0217-11	A	NWTPH-Gx	12/08/20 14:42	5	5					MCF02-MW-11		<2
A0L0217-12	A	8260D Full List	12/08/20 14:42	5	5					MCF02-MW-12	Added for BatchQC in: 0120294	<2
A0L0217-12	A	8260D BTEX	12/08/20 14:42	5	5					MCF02-MW-12	Added for BatchQC in: 0120294	<2

dgj 12/9/20

Prepared By: Date

Reviewed By: Date

PREPARATION BENCH SHEET

BATCH #: 0120294 (Water)

Apex Laboratories

Prep Method: EPA 5030B

Lab Number	Cont.	Analysis	Prepared	Initial (mL)	Final (mL)	Spike ID	Source ID	ul Spike	ul Surr.	ClientID / Sample	Extraction Comments	pH*
A0L0217-12	A	8260D RBDM List	12/08/20 14:42	5	5					MCF02-MW-12		<2
A0L0217-12	A	NWTPH-Gx	12/08/20 14:42	5	5					MCF02-MW-12		<2
0120294-DUP2		QC	12/08/20 14:42	5	5		A0L0217-12					<2
A0L0220-13	A	8260D BTEX	12/08/20 14:42	5	5					Trip Blank		<2

*pH <2 verified 12/09/20 TNL

Standards/Reagents

Reagent(s)

Std ID	Exp. Date	Description

Analyte Spike(s)

Std ID	Exp. Date	Description
A20J281	04/14/21	Prime. NWTPH-Gx stock (5000 ug/mL)
A20L013	01/02/21	8260 Cal. Std. B VOCR+OXY Spike (20-40ug/m

Surrogate(s)

Std ID	Exp. Date	Description

GCMS9

Prepared By: Date

dgj 12/9/20

Reviewed By: Date

ELEMENT SEQUENCE LOG

Apex Laboratories

Sequence:	0L08057	Instrument:	VOA-GCMS9
Date:	**12/08/20 13:01**	Calibration:	**A0K1604**

#	Lab Number	Matrix	Analysis	Client	Due	Batch	ISTD ID	STD ID
1	0L08057-IBL1	Water	QC	QC			A20I024	
2	0L08057-TUN1	Water	QC	QC			A20I024	
3	0L08057-CCV1	Water	QC	QC			A20I024	
4	0120294-BS1	Water	QC	QC		0120294	A20I024	
5	0L08057-CCV2	Water	QC	QC			A20I024	
6	0120294-BS2	Water	QC	QC		0120294	A20I024	
7	0120294-BLK1	Water	QC	QC		0120294	A20I024	
8	A0L0220-13	Water	8260D BTEX		12/09/20	0120294	A20I024	
9	A0L0192-02	Water	8260D Full List	Anchor QEA, LLC	12/16/20	0120294	A20I024	
"	"	Water	NWTPH-Gx	"	12/10/20	0120294	A20I024	
10	A0L0209-02	Water	8260D Full List	Anchor QEA, LLC	12/16/20	0120294	A20I024	
"	"	Water	NWTPH-Gx	"	12/10/20	0120294	A20I024	
11	A0L0210-01	Water	8260D Full List	Anchor QEA, LLC	12/16/20	0120294	A20I024	
"	"	Water	NWTPH-Gx	"	12/10/20	0120294	A20I024	
12	A0L0212-01	Water	8260D Full List	Anchor QEA, LLC	12/16/20	0120294	A20I024	
"	"	Water	NWTPH-Gx	"	12/10/20	0120294	A20I024	
13	A0L0192-01	Water	8260D Full List	Anchor QEA, LLC	12/16/20	0120294	A20I024	
"	"	Water	NWTPH-Gx	"	12/10/20	0120294	A20I024	
14	A0L0217-01	Water	8260D RBDM List		12/10/20	0120294	A20I024	
"	"	Water	NWTPH-Gx	"	12/10/20	0120294	A20I024	
"	"	Water	8260D Full List	(QC Source)		0120294	A20I024	
"	"	Water	8260D BTEX	(QC Source)		0120294	A20I024	
15	0120294-DUP1	Water	QC	QC		0120294	A20I024	
16	A0L0217-02	Water	8260D RBDM List		12/10/20	0120294	A20I024	
"	"	Water	NWTPH-Gx		12/10/20	0120294	A20I024	
17	A0L0217-07	Water	8260D RBDM List		12/10/20	0120294	A20I024	
"	"	Water	NWTPH-Gx		12/10/20	0120294	A20I024	
18	A0L0217-08	Water	8260D RBDM List		12/10/20	0120294	A20I024	
"	"	Water	NWTPH-Gx		12/10/20	0120294	A20I024	
19	A0L0217-09	Water	8260D RBDM List		12/10/20	0120294	A20I024	
"	"	Water	NWTPH-Gx		12/10/20	0120294	A20I024	
20	A0L0217-10	Water	8260D RBDM List		12/10/20	0120294	A20I024	
"	"	Water	NWTPH-Gx		12/10/20	0120294	A20I024	
21	A0L0217-11	Water	8260D RBDM List		12/10/20	0120294	A20I024	
"	"	Water	NWTPH-Gx		12/10/20	0120294	A20I024	
22	A0L0217-12	Water	8260D RBDM List		12/10/20	0120294	A20I024	
"	"	Water	NWTPH-Gx	"	12/10/20	0120294	A20I024	
"	"	Water	8260D Full List	(QC Source)		0120294	A20I024	
"	"	Water	8260D BTEX	(QC Source)		0120294	A20I024	
23	0120294-DUP2	Water	QC	QC		0120294	A20I024	
24	A0L0217-05	Water	8260D RBDM List		12/10/20	0120294	A20I024	
"	"	Water	NWTPH-Gx		12/10/20	0120294	A20I024	
25	A0L0194-05RE1	Water	8260D RBDM List		12/09/20	0120294	A20I024	
"	"	Water	8260D Full List	(QC Source)		0120294	A20I024	
"	"	Water	8260D BTEX	(QC Source)		0120294	A20I024	
"	"	Water	NWTPH-Gx	(QC Source)		0120294	A20I024	
26	0120294-MS1	Water	QC	QC		0120294	A20I024	
27	A0L0194-08RE1	Water	8260D RBDM List		12/09/20	0120294	A20I024	
28	A0L0194-09RE1	Water	8260D RBDM List		12/09/20	0120294	A20I024	
29	A0L0194-12RE2	Water	8260D RBDM List		12/09/20	0120294	A20I024	
30	A0L0194-03RE1	Water	8260D RBDM List		12/09/20	0120294	A20I024	

Sequence:	0L08057	Instrument:	VOA-GCMS9
Date:	**12/08/20 13:01**	Calibration:	**A0K1604**

#	Lab Number	Matrix	Analysis	Client	Due	Batch	ISTD ID	STD ID
"	"	Water	NWTPH-Gx	"	12/09/20	0120294	A20I024	

EDB MDL/MRL 0.5PPB/1PPB
CHBr3 MDL/MRL 1PPB/2PPB

Comments:

Data Entered By/Date: 12/09/20 TNL

Data Reviewed By/Date: dgj 12/9/20

Quantitation Report (Not Reviewed)

InstName : VOA-GCMS9

Data Path : C:\msdchem\1\data\2020-12\0L08057\
Data File : VI20120832.D
Acq On : 8 Dec 2020 11:41 pm
Operator : TNL
Sample : 0L08057-TUN1 12/09/20 TNL
Misc : 1X 5mL A20I023 BFB (IS/SURR)
ALS Vial : 32 Sample Multiplier: 1
DataAcq Meth:VI1611RUN.M

Quant Time: Dec 09 12:37:05 2020
Quant Method : C:\msdchem\1\methods\VI201114W.M
Quant Title : EPA 8260: Volatile Organic Compounds
QLast Update : Mon Nov 30 14:52:10 2020
Response via : Initial Calibration

Compound	R.T.	QIon	Response	Conc	Units	Dev(Min)
Internal Standards						
1) Pentafluorobenzene (I)	6.150	99	72240	50.00	ug/L	# 0.00
45) Chlorobenzene-d5 (I)	9.849	117	192009	50.00	ug/L	0.00
66) 1,4-Dichlorobenzene-d4...	11.802	152	79202	50.00	ug/L	0.00
System Monitoring Compounds						
32) Dibromofluoromethane (S)	5.651	111	73584	53.20	ug/L	0.00
39) 1,4-Difluorobenzene (S)	6.710	114	230499	50.99	ug/L	0.00
48) Toluene-d8 (S)	8.225	98	257994	51.22	ug/L	0.00
67) 4-Bromofluorobenzene (S)	10.920	174	69489	50.87	ug/L	0.00
Target Compounds						Qvalue
6) Chloroethane	2.482	64	425	Below Cal	#	36
14) Methylene Chloride	3.820	84	989	0.69	ug/L	84
15) Acetone	3.887	43	2967	3.56	ug/L	97
19) tert-Butanol (TBA)	4.246	59	1016	2.58	ug/L	86
49) Toluene	8.279	91	1139	0.21	ug/L	94
61) m,p-Xylenes (2)	10.031	91	858	0.20	ug/L	81

(#) = qualifier out of range (m) = manual integration (+) = signals summed

Quantitation Report (Not Reviewed)

InstName : VOA-GCMS9

Data Path : C:\msdchem\1\data\2020-12\0L08057\
Data File : VI20120832.D
Acq On : 8 Dec 2020 11:41 pm
Operator : TNL
Sample : 0L08057-TUN1
Misc : 1X 5mL A20I023 BFB (IS/SURR)
ALS Vial : 32 Sample Multiplier: 1
DataAcq Meth:VI1611RUN.M

Quant Time: Dec 09 12:37:05 2020
Quant Method : C:\msdchem\1\methods\VI201114W.M
Quant Title : EPA 8260: Volatile Organic Compounds
QLast Update : Mon Nov 30 14:52:10 2020
Response via : Initial Calibration

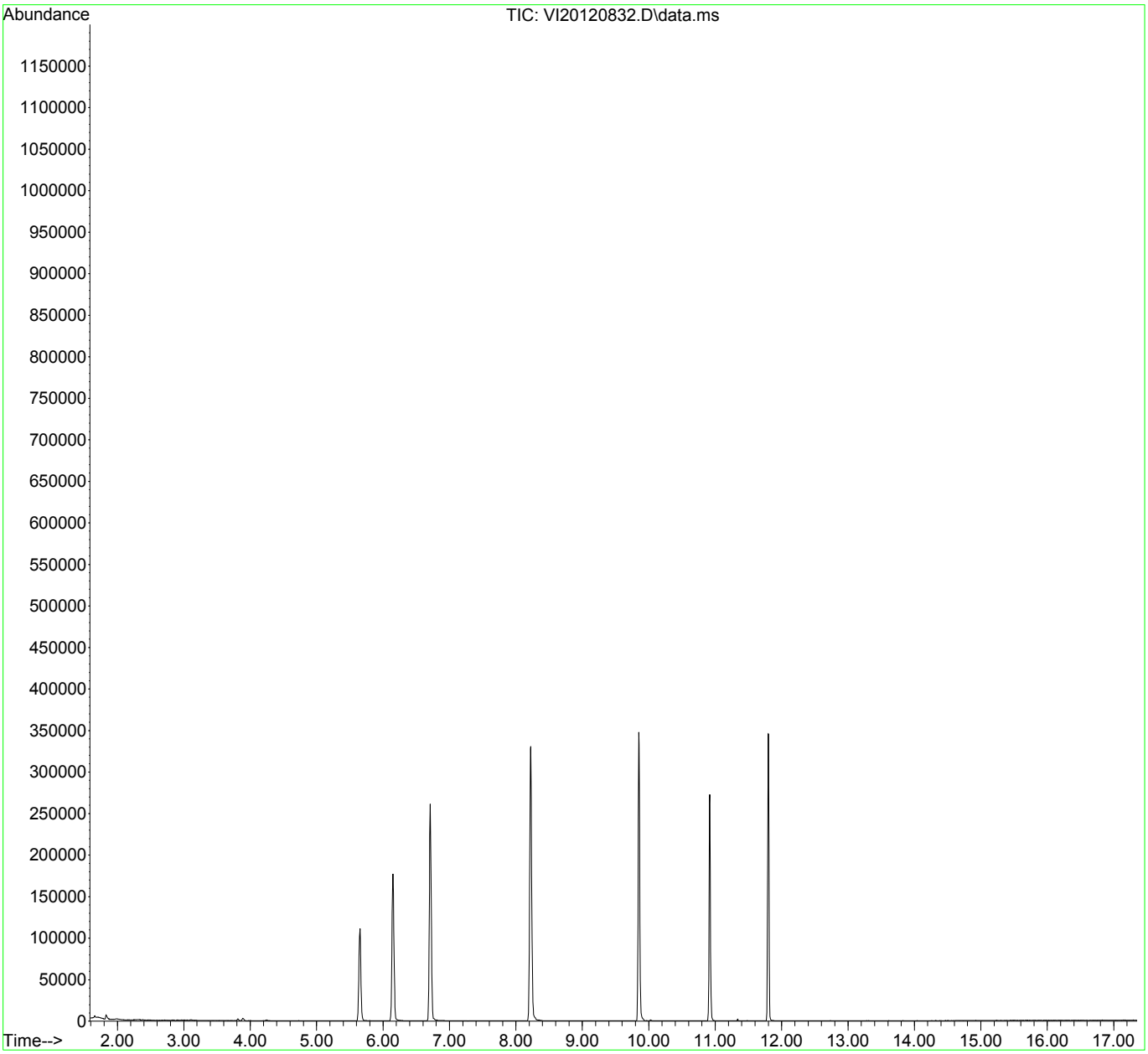

Data Path : C:\msdchem\1\data\2020-12\0L08057\
Data File : VI20120832.D
Acq On : 8 Dec 2020 11:41 pm
Operator : TNL
Sample : 0L08057-TUN1
Misc : 1X 5mL A20I023 BFB (IS/SURR)
ALS Vial : 32 Sample Multiplier: 1

Integration File: RTEINT.P 12/09/20 TNL

Method : C:\msdchem\1\methods\VI201114W.M
Title : EPA 8260: Volatile Organic Compounds
Last Update : Mon Nov 30 14:52:10 2020

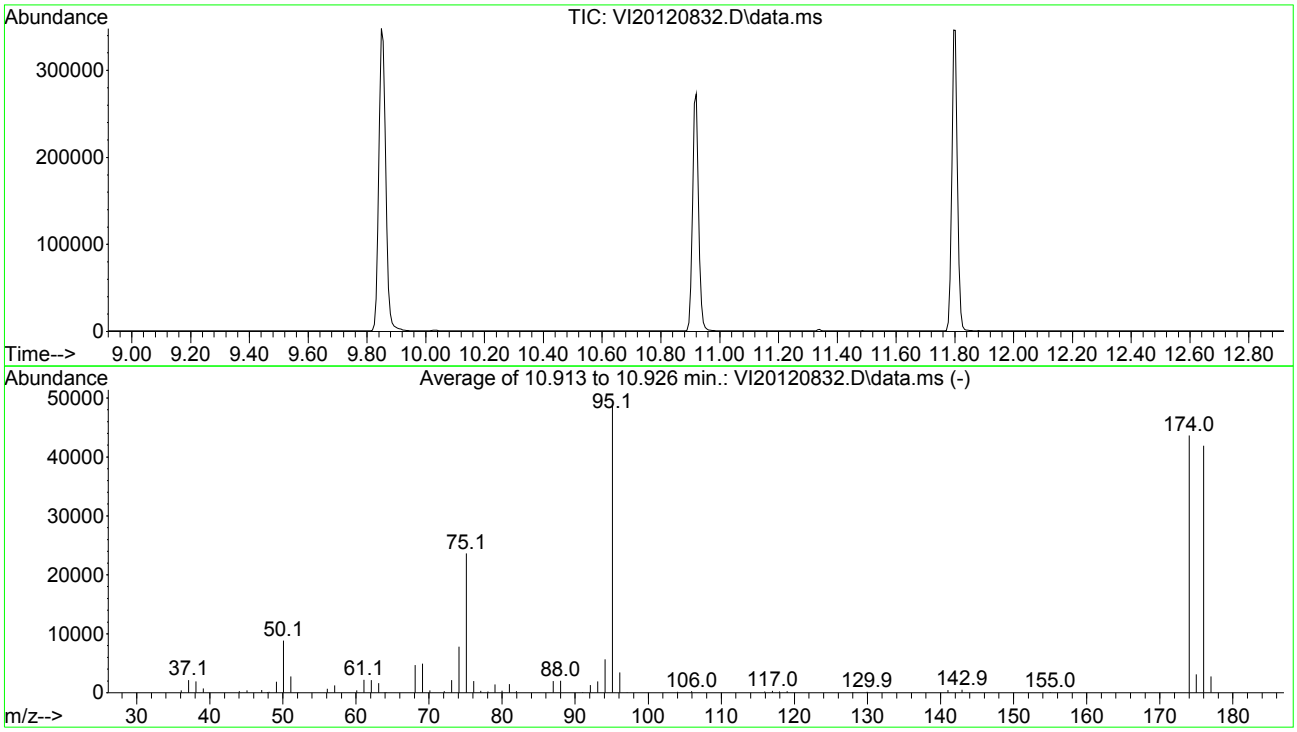

AutoFind: Scans 1534, 1535, 1536; Background Corrected with Scan 1527

Target Mass	Rel. to Mass	Lower Limit%	Upper Limit%	Rel. Abn%	Raw Abn	Result Pass/Fail
95	174	50	200	112.1	48947	PASS
96	95	5	9	7.1	3460	PASS
173	174	0.00	2	0.0	0	PASS
174	95	50	200	89.2	43653	PASS
175	174	5	9	7.2	3122	PASS
176	174	95	105	96.1	41936	PASS
177	176	5	10	6.6	2773	PASS

Evaluate Continuing Calibration Report

InstName : VOA-GCMS9

Data Path : C:\msdchem\1\data\2020-12\0L08057\
Data File : VI20120833.D
Acq On : 9 Dec 2020 12:08 am
Operator : TNL
Sample : 0120294-BS1
Misc : 1X 5mL A20L013 20-40PPB VOCRO 12/09/20 TNL
ALS Vial : 33 Sample Multiplier: 1
DataAcq Meth:VI1611RUN.M

Quant Time: Dec 09 12:37:22 2020
Quant Method : C:\msdchem\1\methods\VI201114W.M
Quant Title : EPA 8260: Volatile Organic Compounds
QLast Update : Mon Nov 30 14:52:10 2020
Response via : Initial Calibration

Min. RRF : 0.000 Min. Rel. Area : 50% Max. R.T. Dev 0.50min
Max. RRF Dev : 20% Max. Rel. Area : 200%

		Compound	Amount	Calc.	%Dev	Area%	Dev(min)
1	I	Pentafluorobenzene (I)	50.000	50.000	0.0	87	0.00
2		Dichlorodifluoromethane	20.000	22.366	-11.8	122	0.00
3	P	Chloromethane	20.000	20.221	-1.1	94	0.00
4	C	Vinyl Chloride	20.000	22.117	-10.6	100	0.00
5		Bromomethane	20.000	23.736	-18.7	106	0.00
6		Chloroethane	20.000	19.630	1.9	98	0.00
7		Trichlorofluoromethane	20.000	27.602	-38.0#	118	0.00
8		Ethanol	1250.000	1183.135	5.3	85	0.00
9	C	1,1-Dichloroethene	20.000	20.758	-3.8	90	0.00
10		Carbon Disulfide	20.000	19.656	1.7	88	0.00
11		Freon 113	20.000	22.017	-10.1	93	0.00
12		Iodomethane	-1.000	0.000	0.0	0	-0.01
13		Acrolein	20.000	18.187	9.1	80	0.00
14		Methylene Chloride	20.000	19.846	0.8	90	0.00
15		Acetone	40.000	38.433	3.9	87	0.00
16		t-1,2-Dichloroethene	20.000	20.911	-4.6	88	0.00
17		n-Hexane	20.000	19.951	0.2	88	0.00
18		Methyl-tert-butyl-ether	20.000	17.342	13.3	73	0.00
19		tert-Butanol (TBA)	1250.000	1058.179	15.3	73	0.00
20		Diisopropyl ether (DIPE)	5.000	4.441	11.2	77	0.00
21	P	1,1-Dichloroethane	20.000	20.449	-2.2	89	0.00
22		Acrylonitrile	20.000	20.400	-2.0	86	0.00
23		Ethyl-tert-butyl ether (ET	5.000	4.251	15.0	72	0.00
24		Vinyl Acetate	20.000	17.576	12.1	73	0.00
25		c-1,2-Dichloroethene	20.000	20.129	-0.6	87	0.00
26		2,2-Dichloropropane	20.000	14.659	26.7#	63	0.00
27		Bromochloromethane	20.000	21.406	-7.0	87	0.00
28	C	Chloroform	20.000	21.284	-6.4	90	0.00
29		Carbon Tetrachloride	20.000	20.813	-4.1	89	0.00
30		Tetrahydrofuran	20.000	18.641	6.8	79	0.00
31		1,1,1-Trichloroethane	20.000	19.646	1.8	84	0.00
32	S	Dibromofluoromethane (S)	50.000	52.425	-4.8	93	0.00

Evaluate Continuing Calibration Report

InstName : VOA-GCMS9

Data Path : C:\msdchem\1\data\2020-12\0L08057\
Data File : VI20120833.D
Acq On : 9 Dec 2020 12:08 am
Operator : TNL
Sample : 0120294-BS1
Misc : 1X 5mL A20L013 20-40PPB VOCRO
ALS Vial : 33 Sample Multiplier: 1
DataAcq Meth:VI1611RUN.M

Quant Time: Dec 09 12:37:22 2020
Quant Method : C:\msdchem\1\methods\VI201114W.M
Quant Title : EPA 8260: Volatile Organic Compounds
QLast Update : Mon Nov 30 14:52:10 2020
Response via : Initial Calibration

Min. RRF : 0.000 Min. Rel. Area : 50% Max. R.T. Dev 0.50min
Max. RRF Dev : 20% Max. Rel. Area : 200%

		Compound	Amount	Calc.	%Dev	Area%	Dev(min)
33		1,1-Dichloropropene	20.000	20.060	-0.3	86	0.00
34		2-Butanone (MEK)	40.000	39.535	1.2	84	0.00
35		Benzene	20.000	20.053	-0.3	87	0.00
36		tert-Amyl methyl ether (TA	5.000	3.998	20.0#	70	0.00
37		1,2-Dichloroethane (EDC)	20.000	21.745	-8.7	90	0.00
38		iso-Butyl Alcohol	500.000	460.222	8.0	77	0.00
39	S	1,4-Difluorobenzene (S)	50.000	49.890	0.2	87	0.00
40		Trichloroethene (TCE)	20.000	19.847	0.8	85	0.00
41		Tert-Amyl-Ethyl-Ether (TAEE	5.000	3.865	22.7#	63	0.00
42		Dibromomethane	20.000	22.306	-11.5	91	0.00
43	C	1,2-Dichloropropane	20.000	20.108	-0.5	86	0.00
44		Bromodichloromethane	20.000	21.191	-6.0	90	0.00
45		Chlorobenzene-d5 (I)	50.000	50.000	0.0	87	0.00
46		2-Chloroethyl Vinyl Ether	20.000	18.060	9.7	78	0.00
47		c-1,3-Dichloropropene	20.000	19.088	4.6	78	0.00
48	S	Toluene-d8 (S)	50.000	49.371	1.3	87	0.00
49	C	Toluene	20.000	19.559	2.2	87	0.00
50		Tetrachloroethene (PCE)	20.000	20.080	-0.4	85	0.00
51		4-Methyl-2-Pentanone (MIBK)	40.000	38.403	4.0	80	0.00
52		t-1,3-Dichloropropene	20.000	18.600	7.0	77	0.00
53		1,1,2-Trichloroethane	20.000	20.864	-4.3	86	0.00
54		Dibromochloromethane	20.000	20.833	-4.2	88	0.00
55		1,3-Dichloropropane	20.000	20.781	-3.9	86	0.00
56		1,2-Dibromoethane (EDB)	20.000	19.345	3.3	84	0.00
57		2-Hexanone	40.000	39.343	1.6	77	0.00
58	P	Chlorobenzene	20.000	20.548	-2.7	87	0.00
59	C	Ethylbenzene	20.000	19.353	3.2	84	0.00
60		1,1,1,2-Tetrachloroethane	20.000	20.919	-4.6	87	0.00
61		m,p-Xylenes (2)	40.000	39.615	1.0	84	0.00
62		o-Xylene	20.000	19.017	4.9	80	0.00
63		Styrene	20.000	19.805	1.0	80	0.00

Evaluate Continuing Calibration Report

InstName : VOA-GCMS9

Data Path : C:\msdchem\1\data\2020-12\0L08057\
Data File : VI20120833.D
Acq On : 9 Dec 2020 12:08 am
Operator : TNL
Sample : 0120294-BS1
Misc : 1X 5mL A20L013 20-40PPB VOCRO
ALS Vial : 33 Sample Multiplier: 1
DataAcq Meth:VI1611RUN.M

Quant Time: Dec 09 12:37:22 2020
Quant Method : C:\msdchem\1\methods\VI201114W.M
Quant Title : EPA 8260: Volatile Organic Compounds
QLast Update : Mon Nov 30 14:52:10 2020
Response via : Initial Calibration

Min. RRF : 0.000 Min. Rel. Area : 50% Max. R.T. Dev 0.50min
Max. RRF Dev : 20% Max. Rel. Area : 200%

		Compound	Amount	Calc.	%Dev	Area%	Dev(min)
64	P	Bromoform	20.000	20.125	-0.6	94	0.00
65		Isopropylbenzene	20.000	19.188	4.1	79	0.00
66	I	1,4-Dichlorobenzene-d4 (I)	50.000	50.000	0.0	88	0.00
67	S	4-Bromofluorobenzene (S)	50.000	47.311	5.4	85	0.00
68		Bromobenzene	20.000	20.135	-0.7	85	0.00
69		n-Propylbenzene	20.000	20.105	-0.5	84	0.00
70	P	1,1,2,2-Tetrachloroethane	20.000	20.834	-4.2	88	0.00
71		2-Chlorotoluene	20.000	19.654	1.7	83	0.00
72		1,3,5-Trimethylbenzene	20.000	20.026	-0.1	83	0.00
73		1,2,3-Trichloropropane	20.000	20.081	-0.4	88	0.00
74		t-1,4-Dichloro-2-butene	20.000	20.780	-3.9	83	0.00
75		4-Chlorotoluene	20.000	19.535	2.3	82	0.00
76		tert-Butylbenzene	20.000	19.396	3.0	80	0.00
77		1,2,4-Trimethylbenzene	20.000	20.711	-3.6	83	0.00
78		sec-Butylbenzene	20.000	19.813	0.9	83	0.00
79		4-Isopropyltoluene	20.000	19.702	1.5	79	0.00
80		1,3-Dichlorobenzene	20.000	20.073	-0.4	84	0.00
81		1,4-Dichlorobenzene	20.000	19.875	0.6	86	0.00
82		n-Butylbenzene	20.000	20.811	-4.1	83	0.00
83		1,2-Dichlorobenzene	20.000	20.279	-1.4	84	0.00
84		1,2-Dibromo-3-Chloropropane	20.000	18.810	6.0	82	0.00
85		Hexachlorobutadiene	20.000	20.235	-1.2	81	0.00
86		1,2,4-Trichlorobenzene	20.000	20.204	-1.0	79	0.00
87		Naphthalene	20.000	16.276	18.6	72	0.00
88		1,2,3-Trichlorobenzene	20.000	21.818	-9.1	82	0.00

(#) = Out of Range SPCC's out = 0 CCC's out = 0

Quantitation Report (Not Reviewed)

InstName : VOA-GCMS9

Data Path : C:\msdchem\1\data\2020-12\0L08057\
Data File : VI20120833.D
Acq On : 9 Dec 2020 12:08 am
Operator : TNL
Sample : 0120294-BS1
Misc : 1X 5mL A20L013 20-40PPB VOCRO
ALS Vial : 33 Sample Multiplier: 1
DataAcq Meth:VI1611RUN.M

12/09/20 TNL

Quant Time: Dec 09 12:37:22 2020
Quant Method : C:\msdchem\1\methods\VI201114W.M
Quant Title : EPA 8260: Volatile Organic Compounds
QLast Update : Mon Nov 30 14:52:10 2020
Response via : Initial Calibration

Compound	R.T.	QIon	Response	Conc	Units		Dev(Min)
Internal Standards							
1) Pentafluorobenzene (I)	6.144	99	77848	50.00	ug/L		0.00
45) Chlorobenzene-d5 (I)	9.849	117	211520	50.00	ug/L		0.00
66) 1,4-Dichlorobenzene-d4...	11.796	152	100694	50.00	ug/L		0.00
System Monitoring Compounds							
32) Dibromofluoromethane (S)	5.645	111	78143	52.42	ug/L		0.00
39) 1,4-Difluorobenzene (S)	6.710	114	243055	49.89	ug/L		0.00
48) Toluene-d8 (S)	8.218	98	273922	49.37	ug/L		0.00
67) 4-Bromofluorobenzene (S)	10.920	174	82162	47.31	ug/L		0.00
Target Compounds							Qvalue
2) Dichlorodifluoromethane	1.648	85	31021	22.37	ug/L		99
3) Chloromethane	1.861	50	29953	20.22	ug/L		95
4) Vinyl Chloride	1.965	62	35951	22.12	ug/L		95
5) Bromomethane	2.317	96	23447	23.74	ug/L		98
6) Chloroethane	2.451	64	10189	19.63	ug/L		88
7) Trichlorofluoromethane	2.615	101	40670	27.60	ug/L		98
8) Ethanol	3.187	45	53132	1183.14	ug/L		86
9) 1,1-Dichloroethene	3.175	61	41519	20.76	ug/L		99
10) Carbon Disulfide	3.193	76	70309	19.66	ug/L		100
11) Freon 113	3.230	101	26222	22.02	ug/L		97
13) Acrolein	3.565	56	7458	18.19	ug/L		70
14) Methylene Chloride	3.814	84	30488	19.85	ug/L		98
15) Acetone	3.881	43	34483	38.43	ug/L		100
16) t-1,2-Dichloroethene	3.978	61	39510	20.91	ug/L		97
17) n-Hexane	4.057	86	4746	19.95	ug/L	#	87
18) Methyl-tert-butyl-ether	4.106	73	77568	17.34	ug/L		93
19) tert-Butanol (TBA)	4.240	59	449329	1058.18	ug/L		99
20) Diisopropyl ether (DIPE)	4.501	45	18734	4.44	ug/L		95
21) 1,1-Dichloroethane	4.617	63	53362	20.45	ug/L		97
22) Acrylonitrile	4.684	53	17366	20.40	ug/L		96
23) Ethyl-tert-butyl ether...	4.879	59	17231	4.25	ug/L		98
24) Vinyl Acetate	4.891	43	59318	17.58	ug/L		99
25) c-1,2-Dichloroethene	5.177	61	39327	20.13	ug/L		97
26) 2,2-Dichloropropane	5.286	77	23972	14.66	ug/L		92

Quantitation Report (Not Reviewed)

InstName : VOA-GCMS9

Data Path : C:\msdchem\1\data\2020-12\0L08057\
Data File : VI20120833.D
Acq On : 9 Dec 2020 12:08 am
Operator : TNL
Sample : 0120294-BS1
Misc : 1X 5mL A20L013 20-40PPB VOCRO
ALS Vial : 33 Sample Multiplier: 1
DataAcq Meth:VI1611RUN.M

Quant Time: Dec 09 12:37:22 2020
Quant Method : C:\msdchem\1\methods\VI201114W.M
Quant Title : EPA 8260: Volatile Organic Compounds
QLast Update : Mon Nov 30 14:52:10 2020
Response via : Initial Calibration

Compound	R.T.	QIon	Response	Conc	Units		Dev(Min)
27) Bromochloromethane	5.377	130	20210	21.41	ug/L		90
28) Chloroform	5.463	83	53437	21.28	ug/L		96
29) Carbon Tetrachloride	5.590	117	33680	20.81	ug/L		93
30) Tetrahydrofuran	5.633	42	16307	18.64	ug/L		93
31) 1,1,1-Trichloroethane	5.663	97	42687	19.65	ug/L		97
33) 1,1-Dichloropropene	5.791	75	37953	20.06	ug/L		98
34) 2-Butanone (MEK)	5.785	43	51418	39.53	ug/L		98
35) Benzene	6.053	78	117209	20.05	ug/L		98
36) tert-Amyl methyl ether...	6.180	73	16169	4.00	ug/L		91
37) 1,2-Dichloroethane (EDC)	6.266	62	43551	21.74	ug/L		94
38) iso-Butyl Alcohol	6.308	43	72717	460.22	ug/L		99
40) Trichloroethene (TCE)	6.673	130	31236	19.85	ug/L		96
41) Tert-Amyl-Ethyl-Ether ...	6.923	59	9407	3.87	ug/L		85
42) Dibromomethane	7.123	93	20910	22.31	ug/L		94
43) 1,2-Dichloropropane	7.233	63	29679	20.11	ug/L		92
44) Bromodichloromethane	7.306	83	38547	21.19	ug/L		96
46) 2-Chloroethyl Vinyl Ether	7.951	63	11439	18.06	ug/L	#	100
47) c-1,3-Dichloropropene	8.012	75	38947	19.09	ug/L		94
49) Toluene	8.279	91	118973	19.56	ug/L		98
50) Tetrachloroethene (PCE)	8.723	166	29258	20.08	ug/L		88
51) 4-Methyl-2-Pentanone (...	8.723	43	87953	38.40	ug/L		100
52) t-1,3-Dichloropropene	8.766	75	33410	18.60	ug/L		96
53) 1,1,2-Trichloroethane	8.936	97	28479	20.86	ug/L		98
54) Dibromochloromethane	9.119	129	27444	20.83	ug/L		99
55) 1,3-Dichloropropane	9.222	76	48007	20.78	ug/L		96
56) 1,2-Dibromoethane (EDB)	9.356	107	29501	19.35	ug/L		99
57) 2-Hexanone	9.593	43	62738	39.34	ug/L		94
58) Chlorobenzene	9.867	112	77336	20.55	ug/L		97
59) Ethylbenzene	9.891	91	123302	19.35	ug/L		99
60) 1,1,1,2-Tetrachloroethane	9.928	131	24716	20.92	ug/L		97
61) m,p-Xylenes (2)	10.025	91	183377	39.62	ug/L		97
62) o-Xylene	10.409	91	88815	19.02	ug/L		97
63) Styrene	10.457	104	70352	19.80	ug/L		95
64) Bromoform	10.482	173	20615	20.12	ug/L		99
65) Isopropylbenzene	10.676	105	106331	19.19	ug/L		98
68) Bromobenzene	10.999	156	31050	20.14	ug/L	#	84

Quantitation Report (Not Reviewed)

InstName : VOA-GCMS9

Data Path : C:\msdchem\1\data\2020-12\0L08057\
Data File : VI20120833.D
Acq On : 9 Dec 2020 12:08 am
Operator : TNL
Sample : 0120294-BS1
Misc : 1X 5mL A20L013 20-40PPB VOCRO
ALS Vial : 33 Sample Multiplier: 1
DataAcq Meth:VI1611RUN.M

Quant Time: Dec 09 12:37:22 2020
Quant Method : C:\msdchem\1\methods\VI201114W.M
Quant Title : EPA 8260: Volatile Organic Compounds
QLast Update : Mon Nov 30 14:52:10 2020
Response via : Initial Calibration

Compound	R.T.	QIon	Response	Conc	Units		Dev(Min)
69) n-Propylbenzene	11.017	91	129637	20.10	ug/L		97
70) 1,1,2,2-Tetrachloroethane	11.084	85	26670	20.83	ug/L		92
71) 2-Chlorotoluene	11.151	126	26933	19.65	ug/L		99
72) 1,3,5-Trimethylbenzene	11.175	105	87425	20.03	ug/L		98
73) 1,2,3-Trichloropropane	11.193	110	13498	20.08	ug/L		97
74) t-1,4-Dichloro-2-butene	11.224	53	8346	20.78	ug/L	#	62
75) 4-Chlorotoluene	11.278	91	78693	19.54	ug/L		94
76) tert-Butylbenzene	11.425	91	48440	19.40	ug/L		90
77) 1,2,4-Trimethylbenzene	11.479	105	86773	20.71	ug/L		96
78) sec-Butylbenzene	11.564	105	106306	19.81	ug/L		100
79) 4-Isopropyltoluene	11.674	119	83409	19.70	ug/L		98
80) 1,3-Dichlorobenzene	11.741	146	52019	20.07	ug/L		98
81) 1,4-Dichlorobenzene	11.808	146	54714	19.88	ug/L		98
82) n-Butylbenzene	11.990	91	74023	20.81	ug/L		97
83) 1,2-Dichlorobenzene	12.130	146	50321	20.28	ug/L		98
84) 1,2-Dibromo-3-Chloropr...	12.739	157	9141	18.81	ug/L		81
85) Hexachlorobutadiene	13.243	223	7419	20.24	ug/L		87
86) 1,2,4-Trichlorobenzene	13.280	180	24727	20.20	ug/L		99
87) Naphthalene	13.560	128	70706	16.28	ug/L		96
88) 1,2,3-Trichlorobenzene	13.718	180	24087	21.82	ug/L		96

(#) = qualifier out of range (m) = manual integration (+) = signals summed

Quantitation Report (Not Reviewed)

InstName : VOA-GCMS9

Data Path : C:\msdchem\1\data\2020-12\0L08057\
Data File : VI20120833.D
Acq On : 9 Dec 2020 12:08 am
Operator : TNL
Sample : 0120294-BS1
Misc : 1X 5mL A20L013 20-40PPB VOCRO
ALS Vial : 33 Sample Multiplier: 1
DataAcq Meth:VI1611RUN.M

Quant Time: Dec 09 12:37:22 2020
Quant Method : C:\msdchem\1\methods\VI201114W.M
Quant Title : EPA 8260: Volatile Organic Compounds
QLast Update : Mon Nov 30 14:52:10 2020
Response via : Initial Calibration

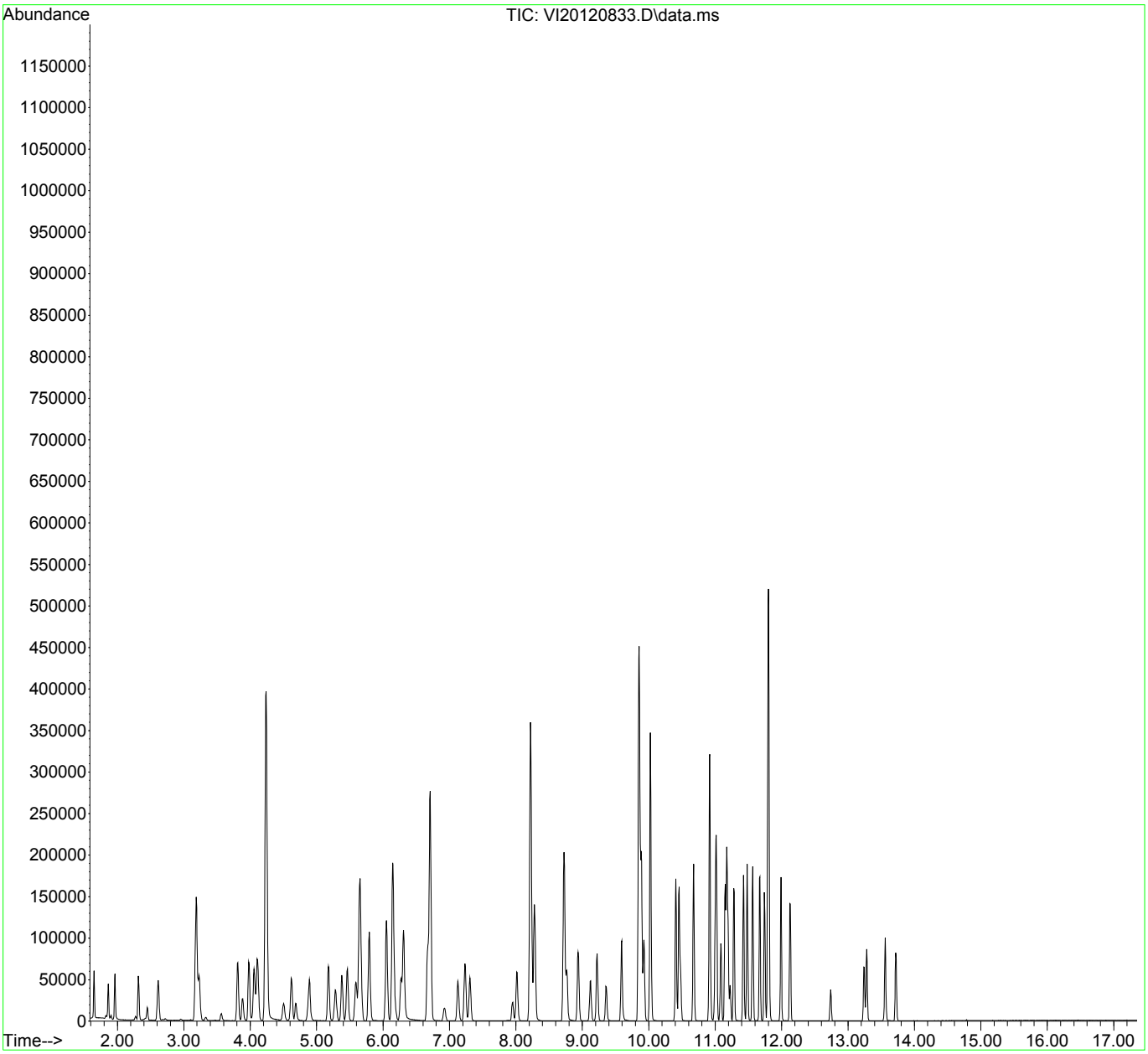

Evaluate Continuing Calibration Report

InstName : VOA-GCMS9

Data Path : C:\msdchem\1\data\2020-12\0L08057\
Data File : VI20120834.D
Acq On : 9 Dec 2020 12:35 am
Operator : TNL
Sample : 0120294-BS2
Misc : 1X 5mL A20J281 500PPB GX
ALS Vial : 34 Sample Multiplier: 1
DataAcq Meth:VI1611RUN.M

12/09/20 TNL

Quant Time: Dec 09 12:37:44 2020
Quant Method : C:\msdchem\1\methods\VI201114G.M
Quant Title : NWTPH-Gx by GC/MS
QLast Update : Tue Nov 17 13:44:13 2020
Response via : Initial Calibration

Min. RRF : 0.000 Min. Rel. Area : 50% Max. R.T. Dev 0.50min
Max. RRF Dev : 20% Max. Rel. Area : 200%

		Compound	Amount	Calc.	%Dev	Area%	Dev(min)
1	I	Pentafluorobenzene (IS)	50.000	50.000	0.0	83	0.00
2	S	1,4-Difluorobenzene (Sur)	50.000	52.637	-5.3	87	0.00
3	S	4-Bromofluorobenzene (Sur)	50.000	48.778	2.4	84	0.00
4	H	NWTPH-Gx (TPH)	500.000	456.440	8.7	79	0.00
5	H	TPHg (C5-C9)	500.000	0.000	100.0#	0	0.00
6	H	TPHg (C6-C10)	500.000	0.000	100.0#	0	0.00
7	H	CA-LUFT (C5-C12)	500.000	467.267	6.5	81	0.00
8		Benzene (NR)	-1.000	0.000	0.0	83	0.00
9	S	Toluene-d8 (NR)	-1.000	0.000	0.0	87	0.00
10		Toluene (NR)	-1.000	0.000	0.0	82	0.00
11	S	Chlorobenzene-d5 (NR)	-1.000	0.000	0.0	87	0.00
12	S	1,4-Dichlorobenzene-d4 (NR)	-1.000	0.000	0.0	86	0.00
13		Naphthalene (NR)	-1.000	0.000	0.0	72	0.00

(#) = Out of Range SPCC's out = 0 CCC's out = 0

Quantitation Report (Not Reviewed)

InstName : VOA-GCMS9

Data Path : C:\msdchem\1\data\2020-12\0L08057\
Data File : VI20120834.D
Acq On : 9 Dec 2020 12:35 am
Operator : TNL
Sample : 0120294-BS2 12/09/20 TNL
Misc : 1X 5mL A20J281 500PPB GX
ALS Vial : 34 Sample Multiplier: 1
DataAcq Meth:VI1611RUN.M

Quant Time: Dec 09 12:37:44 2020
Quant Method : C:\msdchem\1\methods\VI201114G.M
Quant Title : NWTPH-Gx by GC/MS
QLast Update : Tue Nov 17 13:44:13 2020
Response via : Initial Calibration

Compound	R.T.	QIon	Response	Conc	Units	Dev(Min)
Internal Standards						
1) Pentafluorobenzene (IS)	6.150	168	138014	50.00	ug/L	0.00
System Monitoring Compounds						
2) 1,4-Difluorobenzene (Sur)	6.710	114	232964	52.64	ug/L	0.00
3) 4-Bromofluorobenzene (...	10.920	174	71578	48.78	ug/L	0.00
9) Toluene-d8 (NR)	8.218	98	260358	0.00	ug/L	0.00
11) Chlorobenzene-d5 (NR)	9.855	117	195261	0.00	ug/L	0.00
12) 1,4-Dichlorobenzene-d4...	11.802	150	131273	0.00	ug/L	0.00
Target Compounds						Qvalue
4) NWTPH-Gx (TPH)	9.890	TIC	1708398m	456.44	ug/L	
7) CA-LUFT (C5-C12)	9.890	TIC	2872823m	467.27	ug/L	

(#) = qualifier out of range (m) = manual integration (+) = signals summed

Quantitation Report (Not Reviewed)

InstName : VOA-GCMS9

Data Path : C:\msdchem\1\data\2020-12\0L08057\
Data File : VI20120834.D
Acq On : 9 Dec 2020 12:35 am
Operator : TNL
Sample : 0120294-BS2
Misc : 1X 5mL A20J281 500PPB GX
ALS Vial : 34 Sample Multiplier: 1
DataAcq Meth:VI1611RUN.M

Quant Time: Dec 09 12:37:44 2020
Quant Method : C:\msdchem\1\methods\VI201114G.M
Quant Title : NWTPH-Gx by GC/MS
QLast Update : Tue Nov 17 13:44:13 2020
Response via : Initial Calibration

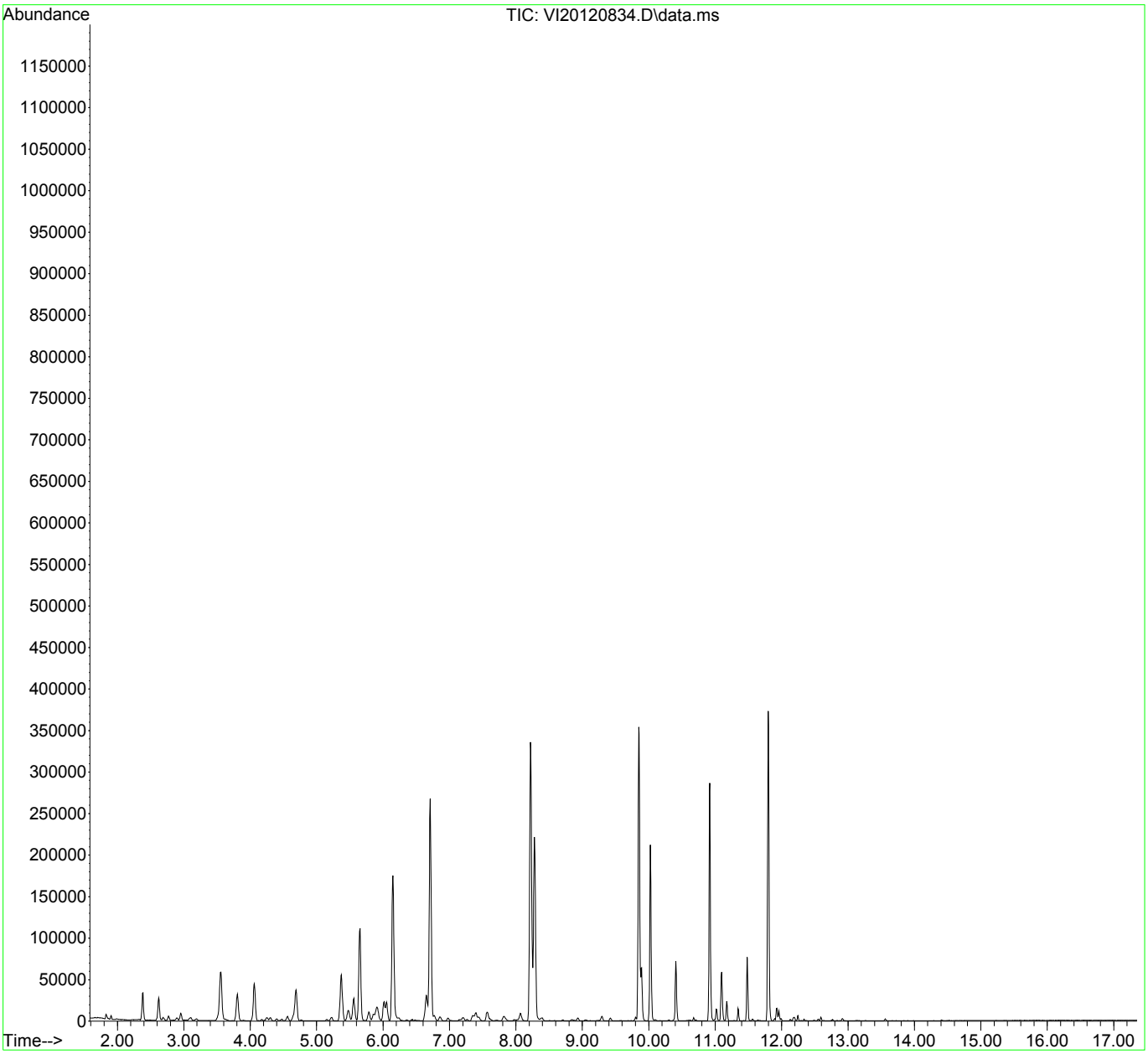

Quantitation Report (Qedit)

InstName : VOA-GCMS9

Data Path : C:\msdchem\1\data\2020-12\0L08057\
Data File : VI20120834.D
Acq On : 9 Dec 2020 12:35 am
Operator : TNL
Sample : 0120294-BS2
Misc : 1X 5mL A20J281 500PPB GX
ALS Vial : 34 Sample Multiplier: 1
DataAcq Meth:VI1611RUN.M

12/09/20 TNL

Quant Time: Dec 09 12:37:44 2020
Quant Method : C:\msdchem\1\methods\VI201114G.M
Quant Title : NWTPH-Gx by GC/MS
QLast Update : Tue Nov 17 13:44:13 2020
Response via : Initial Calibration

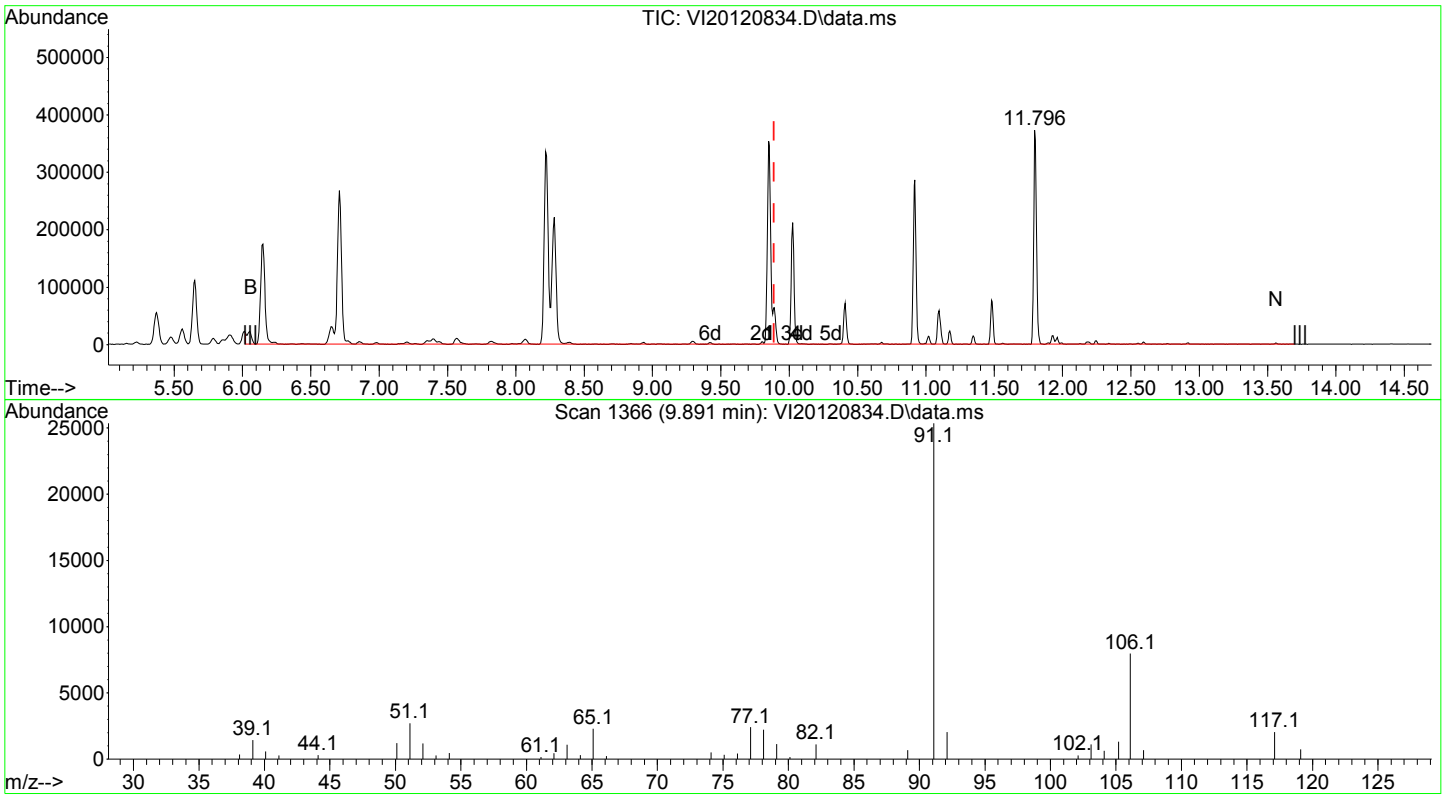

TIC: VI20120834.D\data.ms

(4) NWTPH-Gx (TPH) (H)

9.890min (0.000) 456.44 ug/L m

response 1708398

Signal	Exp%	Act%
TIC	100.00	100.00
0.00	0.00	0.00
0.00	0.00	0.00
0.00	0.00	0.00

Quantitation Report (QT Reviewed)

InstName : VOA-GCMS9

Data Path : C:\msdchem\1\data\2020-12\0L08057\
Data File : VI20120834.D
Acq On : 9 Dec 2020 12:35 am
Operator : TNL
Sample : 0120294-BS2
Misc : 1X 5mL A20J281 500PPB GX
ALS Vial : 34 Sample Multiplier: 1
DataAcq Meth:VI1611RUN.M

Quant Time: Dec 09 12:37:44 2020
Quant Method : C:\msdchem\1\methods\VI201114G.M
Quant Title : NWTPH-Gx by GC/MS
QLast Update : Tue Nov 17 13:44:13 2020
Response via : Initial Calibration

Compound	R.T.	QIon	Response	Conc	Units	Dev(Min)
Internal Standards						
1) Pentafluorobenzene (IS)	6.150	168	138014	50.00	ug/L	0.00
System Monitoring Compounds						
2) 1,4-Difluorobenzene (Sur)	6.710	114	232964	52.64	ug/L	0.00
3) 4-Bromofluorobenzene (...	10.920	174	71578	48.78	ug/L	0.00
9) Toluene-d8 (NR)	8.218	98	260358	0.00	ug/L	0.00
11) Chlorobenzene-d5 (NR)	9.855	117	195261	0.00	ug/L	0.00
12) 1,4-Dichlorobenzene-d4...	11.802	150	131273	0.00	ug/L	0.00
Target Compounds						Qvalue
4) NWTPH-Gx (TPH)	9.890	TIC	1708398m	456.44	ug/L	
7) CA-LUFT (C5-C12)	9.890	TIC	2872823m	467.27	ug/L	

(#) = qualifier out of range (m) = manual integration (+) = signals summed

Quantitation Report (QT Reviewed)

InstName : VOA-GCMS9

Data Path : C:\msdchem\1\data\2020-12\0L08057\
Data File : VI20120834.D
Acq On : 9 Dec 2020 12:35 am
Operator : TNL
Sample : 0120294-BS2
Misc : 1X 5mL A20J281 500PPB GX
ALS Vial : 34 Sample Multiplier: 1
DataAcq Meth:VI1611RUN.M

Quant Time: Dec 09 12:37:44 2020
Quant Method : C:\msdchem\1\methods\VI201114G.M
Quant Title : NWTPH-Gx by GC/MS
QLast Update : Tue Nov 17 13:44:13 2020
Response via : Initial Calibration

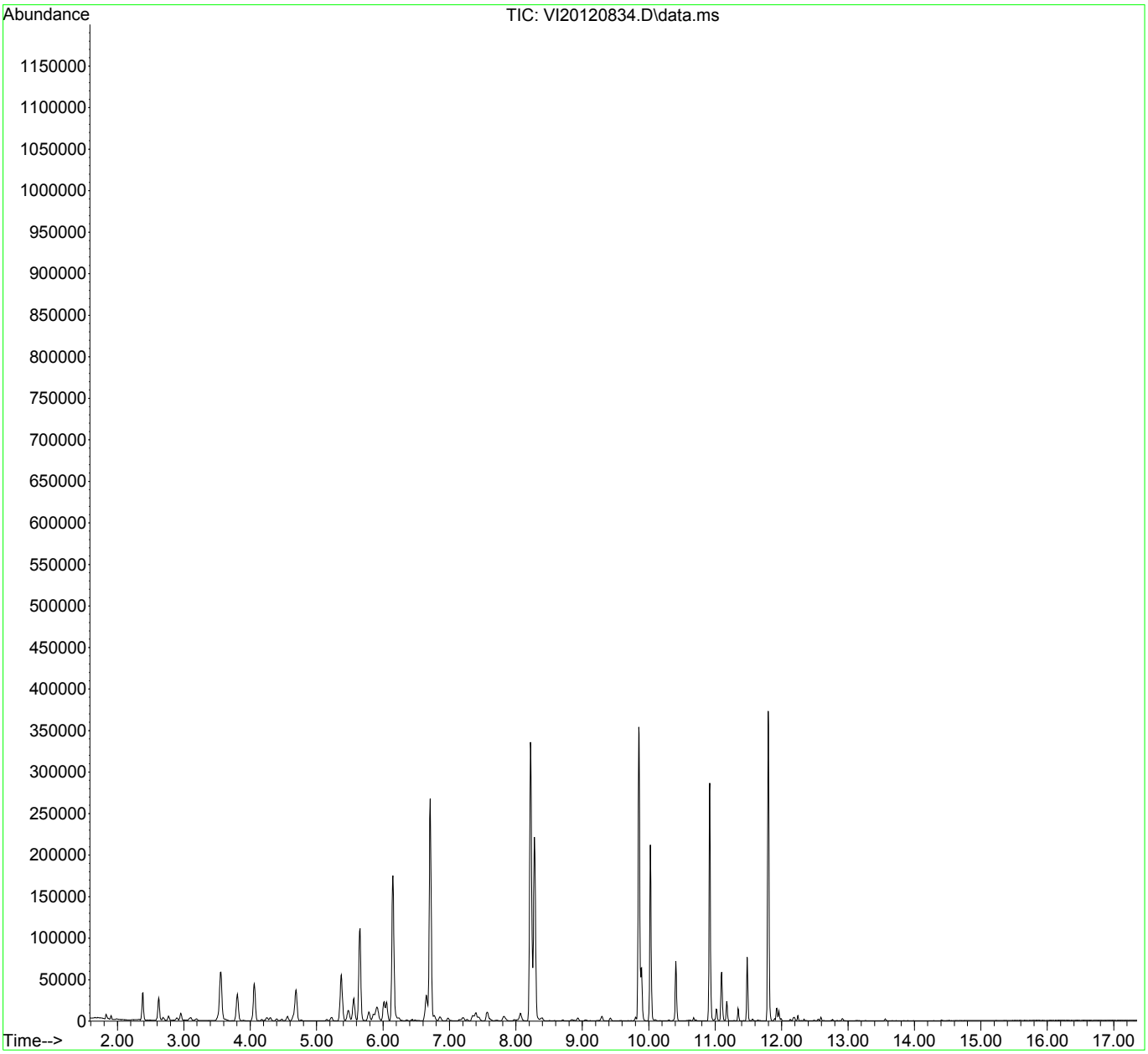

Quantitation Report (Not Reviewed)

InstName : VOA-GCMS9

Data Path : C:\msdchem\1\data\2020-12\0L08057\
Data File : VI20120835.D
Acq On : 9 Dec 2020 1:03 am
Operator : TNL
Sample : 0120294-BLK1 12/09/20 TNL
Misc : 1X 5mL DI
ALS Vial : 35 Sample Multiplier: 1
DataAcq Meth:VI1611RUN.M

Quant Time: Dec 09 12:38:24 2020
Quant Method : C:\msdchem\1\methods\VI201114G.M
Quant Title : NWTPH-Gx by GC/MS
QLast Update : Tue Nov 17 13:44:13 2020
Response via : Initial Calibration

Compound	R.T.	QIon	Response	Conc	Units	Dev(Min)
Internal Standards						
1) Pentafluorobenzene (IS)	6.150	168	126194	50.00	ug/L	0.00
System Monitoring Compounds						
2) 1,4-Difluorobenzene (Sur)	6.710	114	216845	53.58	ug/L	0.00
3) 4-Bromofluorobenzene (...	10.920	174	64212	47.86	ug/L	0.00
9) Toluene-d8 (NR)	8.225	98	244991	0.00	ug/L	0.00
11) Chlorobenzene-d5 (NR)	9.855	117	180307	0.00	ug/L	0.00
12) 1,4-Dichlorobenzene-d4...	11.802	150	114110	0.00	ug/L	0.00
Target Compounds						Qvalue
4) NWTPH-Gx (TPH)	9.890	TIC	2366m	29.29	ug/L	
7) CA-LUFT (C5-C12)	9.890	TIC	231606m	44.62	ug/L	

(#) = qualifier out of range (m) = manual integration (+) = signals summed

Quantitation Report (Not Reviewed)

InstName : VOA-GCMS9

Data Path : C:\msdchem\1\data\2020-12\0L08057\
Data File : VI20120835.D
Acq On : 9 Dec 2020 1:03 am
Operator : TNL
Sample : 0120294-BLK1
Misc : 1X 5mL DI
ALS Vial : 35 Sample Multiplier: 1
DataAcq Meth:VI1611RUN.M

Quant Time: Dec 09 12:38:24 2020
Quant Method : C:\msdchem\1\methods\VI201114G.M
Quant Title : NWTPH-Gx by GC/MS
QLast Update : Tue Nov 17 13:44:13 2020
Response via : Initial Calibration

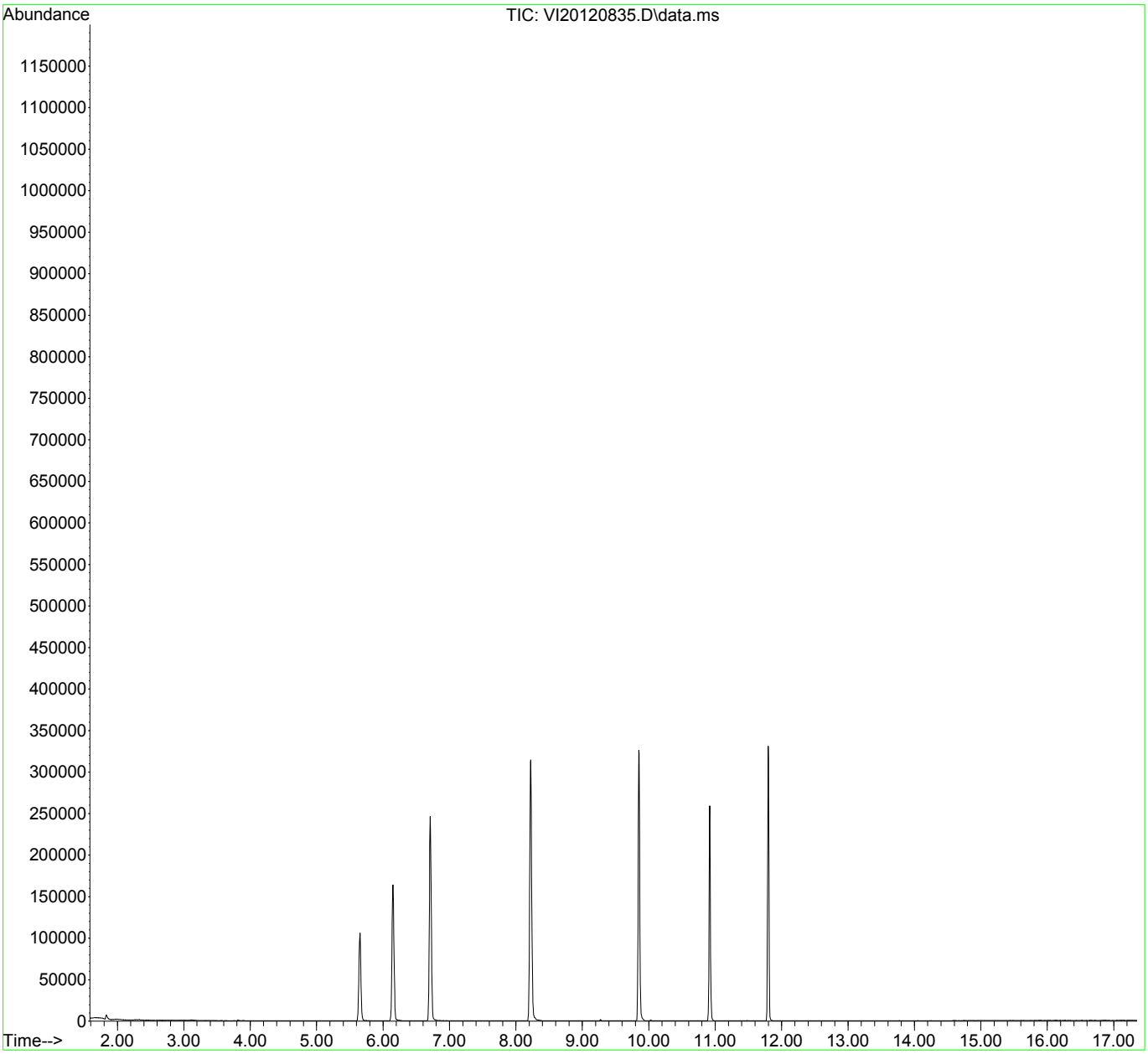

Quantitation Report (Not Reviewed)

InstName : VOA-GCMS9

Data Path : C:\msdchem\1\data\2020-12\0L08057\
Data File : VI20120835.D
Acq On : 9 Dec 2020 1:03 am
Operator : TNL
Sample : 0120294-BLK1
Misc : 1X 5mL DI
ALS Vial : 35 Sample Multiplier: 1
DataAcq Meth:VI1611RUN.M

Quant Time: Dec 09 12:38:33 2020
Quant Method : C:\msdchem\1\methods\VI201114W.M
Quant Title : EPA 8260: Volatile Organic Compounds
QLast Update : Mon Nov 30 14:52:10 2020
Response via : Initial Calibration

Compound	R.T.	QIon	Response	Conc	Units		Dev(Min)
Internal Standards							
1) Pentafluorobenzene (I)	6.150	99	68199	50.00	ug/L		0.00
45) Chlorobenzene-d5 (I)	9.855	117	180307	50.00	ug/L		0.00
66) 1,4-Dichlorobenzene-d4...	11.802	152	72673	50.00	ug/L		0.00
System Monitoring Compounds							
32) Dibromofluoromethane (S)	5.651	111	70091	53.68	ug/L		0.00
39) 1,4-Difluorobenzene (S)	6.710	114	215809	50.57	ug/L		0.00
48) Toluene-d8 (S)	8.225	98	244991	51.80	ug/L		0.00
67) 4-Bromofluorobenzene (S)	10.920	174	64212	51.23	ug/L		0.00
Target Compounds							Qvalue
6) Chloroethane	2.469	64	119	Below Cal		#	36
14) Methylene Chloride	3.814	84	284	0.21	ug/L		91
15) Acetone	3.899	43	514	0.65	ug/L	#	44
49) Toluene	8.285	91	1065	0.21	ug/L		86
61) m,p-Xylenes (2)	10.031	91	738	0.19	ug/L		85

(#) = qualifier out of range (m) = manual integration (+) = signals summed

Quantitation Report (Not Reviewed)

InstName : VOA-GCMS9

Data Path : C:\msdchem\1\data\2020-12\0L08057\
Data File : VI20120835.D
Acq On : 9 Dec 2020 1:03 am
Operator : TNL
Sample : 0120294-BLK1
Misc : 1X 5mL DI
ALS Vial : 35 Sample Multiplier: 1
DataAcq Meth:VI1611RUN.M

Quant Time: Dec 09 12:38:33 2020
Quant Method : C:\msdchem\1\methods\VI201114W.M
Quant Title : EPA 8260: Volatile Organic Compounds
QLast Update : Mon Nov 30 14:52:10 2020
Response via : Initial Calibration

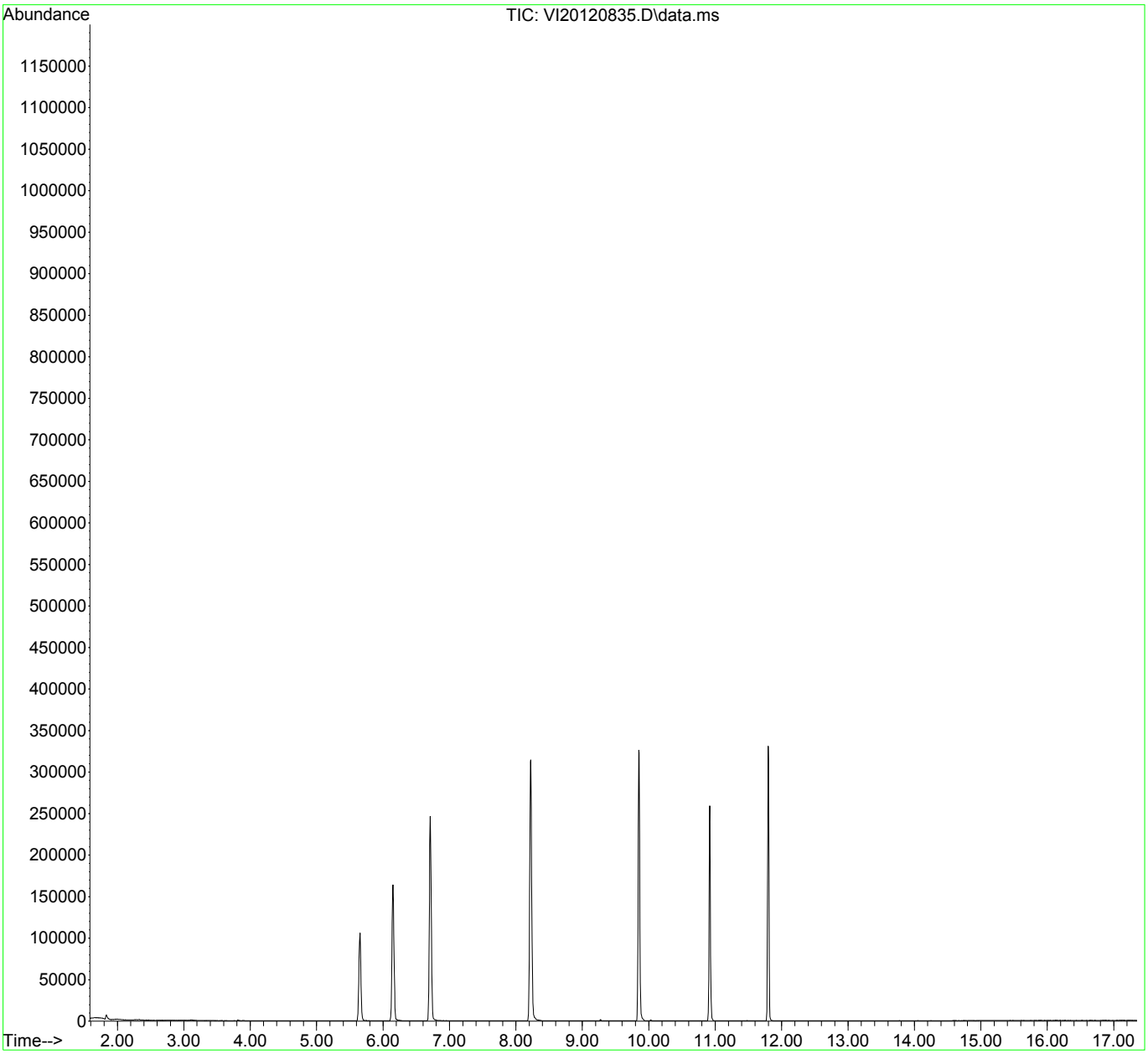

Quantitation Report (QT Reviewed)

InstName : VOA-GCMS9

Data Path : C:\msdchem\1\data\2020-12\0L08057\
Data File : VI20120835.D
Acq On : 9 Dec 2020 1:03 am
Operator : TNL
Sample : 0120294-BLK1
Misc : 1X 5mL DI
ALS Vial : 35 Sample Multiplier: 1
DataAcq Meth:VI1611RUN.M

12/09/20 TNL

Quant Time: Dec 09 12:38:39 2020
Quant Method : C:\msdchem\1\methods\VI201114W.M
Quant Title : EPA 8260: Volatile Organic Compounds
QLast Update : Mon Nov 30 14:52:10 2020
Response via : Initial Calibration

Compound	R.T.	QIon	Response	Conc	Units	Dev(Min)
Internal Standards						
1) Pentafluorobenzene (I)	6.150	99	68199	50.00	ug/L	0.00
45) Chlorobenzene-d5 (I)	9.855	117	180307	50.00	ug/L	0.00
66) 1,4-Dichlorobenzene-d4...	11.802	152	72673	50.00	ug/L	0.00
System Monitoring Compounds						
32) Dibromofluoromethane (S)	5.651	111	70091	53.68	ug/L	0.00
39) 1,4-Difluorobenzene (S)	6.710	114	215809	50.57	ug/L	0.00
48) Toluene-d8 (S)	8.225	98	244991	51.80	ug/L	0.00
67) 4-Bromofluorobenzene (S)	10.920	174	64212	51.23	ug/L	0.00
Target Compounds						Qvalue
6) Chloroethane	2.469	64	119	Below Cal	#	36
14) Methylene Chloride	3.814	84	284	0.21	ug/L	91
49) Toluene	8.285	91	1065	0.21	ug/L	86
61) m,p-Xylenes (2)	10.031	91	738	0.19	ug/L	85

(#) = qualifier out of range (m) = manual integration (+) = signals summed

Quantitation Report (QT Reviewed)

InstName : VOA-GCMS9

Data Path : C:\msdchem\1\data\2020-12\0L08057\
Data File : VI20120835.D
Acq On : 9 Dec 2020 1:03 am
Operator : TNL
Sample : 0120294-BLK1
Misc : 1X 5mL DI
ALS Vial : 35 Sample Multiplier: 1
DataAcq Meth:VI1611RUN.M

Quant Time: Dec 09 12:38:39 2020
Quant Method : C:\msdchem\1\methods\VI201114W.M
Quant Title : EPA 8260: Volatile Organic Compounds
QLast Update : Mon Nov 30 14:52:10 2020
Response via : Initial Calibration

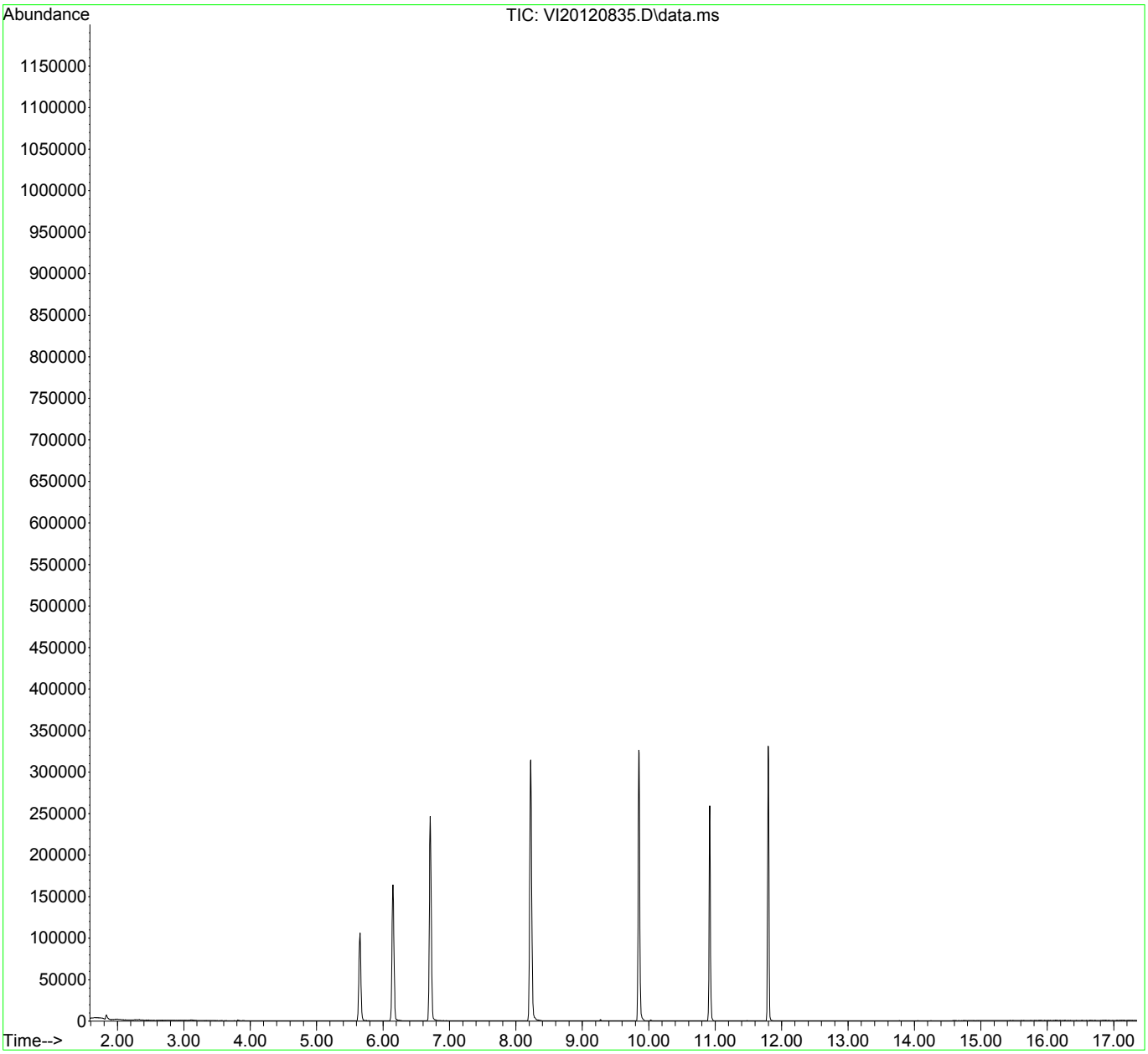

Quantitation Report (Not Reviewed)

InstName : VOA-GCMS9

Data Path : C:\msdchem\1\data\2020-12\0L08057\
Data File : VI20120839.D
Acq On : 9 Dec 2020 2:52 am
Operator : TNL
Sample : A0L0210-01 12/09/20 TNL
Misc : 1X 5mL 8260/GX TB
ALS Vial : 39 Sample Multiplier: 1
DataAcq Meth:VI1611RUN.M

Quant Time: Dec 09 12:41:17 2020
Quant Method : C:\msdchem\1\methods\VI201114G.M
Quant Title : NWTPH-Gx by GC/MS
QLast Update : Tue Nov 17 13:44:13 2020
Response via : Initial Calibration

Compound	R.T.	QIon	Response	Conc	Units	Dev(Min)
Internal Standards						
1) Pentafluorobenzene (IS)	6.150	168	122126	50.00	ug/L	0.00
System Monitoring Compounds						
2) 1,4-Difluorobenzene (Sur)	6.710	114	209872	53.59	ug/L	0.00
3) 4-Bromofluorobenzene (...	10.920	174	62174	47.88	ug/L	0.00
9) Toluene-d8 (NR)	8.224	98	236153	0.00	ug/L	0.00
11) Chlorobenzene-d5 (NR)	9.855	117	173846	0.00	ug/L	0.00
12) 1,4-Dichlorobenzene-d4...	11.802	150	111611	0.00	ug/L	0.00
Target Compounds						Qvalue
4) NWTPH-Gx (TPH)	9.890	TIC	-292m	28.55	ug/L	
7) CA-LUFT (C5-C12)	9.890	TIC	249166m	49.25	ug/L	

(#) = qualifier out of range (m) = manual integration (+) = signals summed

Quantitation Report (Not Reviewed)

InstName : VOA-GCMS9

Data Path : C:\msdchem\1\data\2020-12\0L08057\
Data File : VI20120839.D
Acq On : 9 Dec 2020 2:52 am
Operator : TNL
Sample : A0L0210-01
Misc : 1X 5mL 8260/GX TB
ALS Vial : 39 Sample Multiplier: 1
DataAcq Meth:VI1611RUN.M

Quant Time: Dec 09 12:41:17 2020
Quant Method : C:\msdchem\1\methods\VI201114G.M
Quant Title : NWTPH-Gx by GC/MS
QLast Update : Tue Nov 17 13:44:13 2020
Response via : Initial Calibration

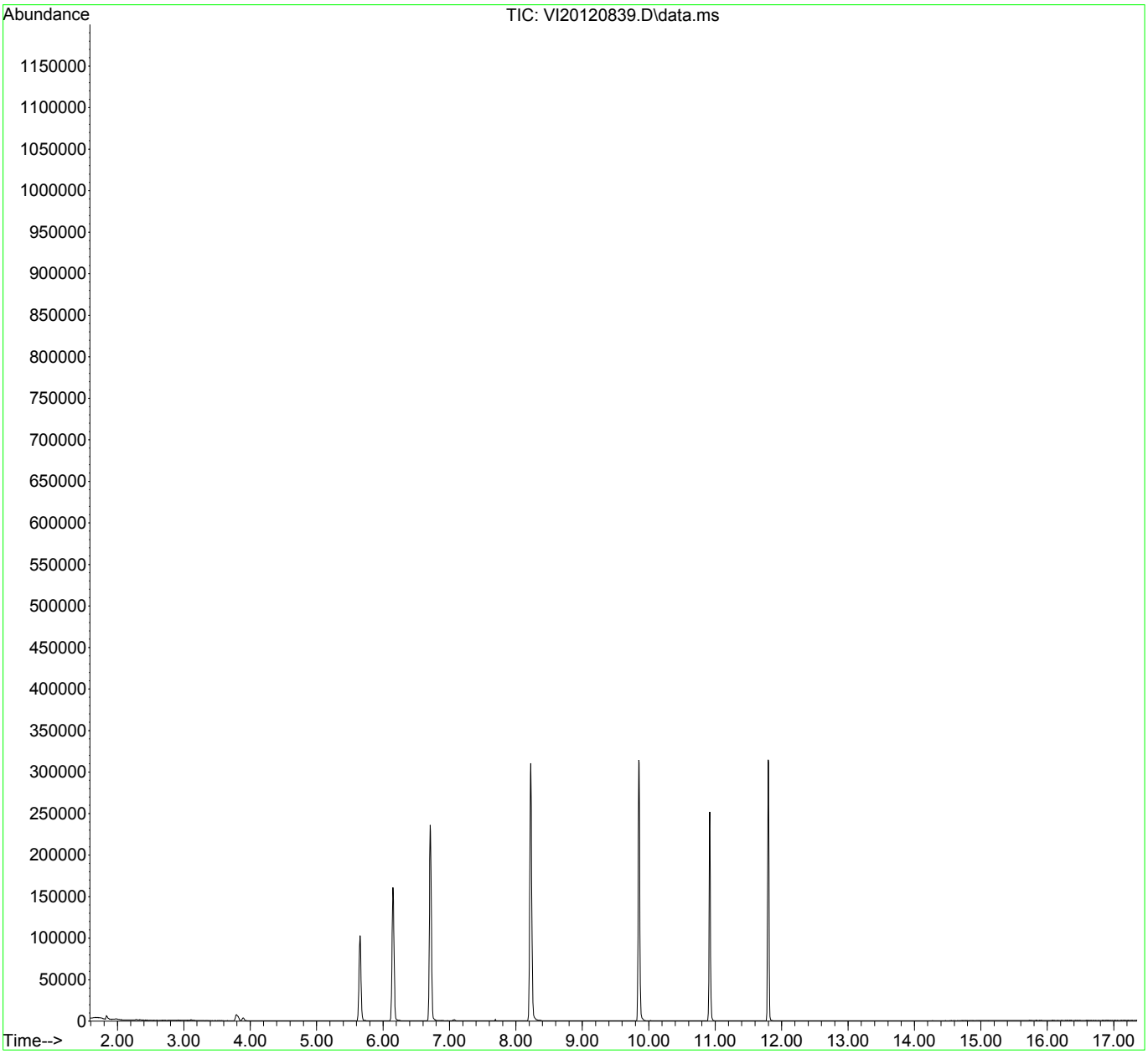

Quantitation Report (Not Reviewed)

InstName : VOA-GCMS9

Data Path : C:\msdchem\1\data\2020-12\0L08057\
Data File : VI20120839.D
Acq On : 9 Dec 2020 2:52 am
Operator : TNL
Sample : A0L0210-01
Misc : 1X 5mL 8260/GX TB
ALS Vial : 39 Sample Multiplier: 1
DataAcq Meth:VI1611RUN.M

Quant Time: Dec 09 12:41:27 2020
Quant Method : C:\msdchem\1\methods\VI201114W.M
Quant Title : EPA 8260: Volatile Organic Compounds
QLast Update : Mon Nov 30 14:52:10 2020
Response via : Initial Calibration

Compound	R.T.	QIon	Response	Conc	Units		Dev(Min)
Internal Standards							
1) Pentafluorobenzene (I)	6.150	99	65439	50.00	ug/L		0.00
45) Chlorobenzene-d5 (I)	9.855	117	173846	50.00	ug/L		0.00
66) 1,4-Dichlorobenzene-d4...	11.802	152	71451	50.00	ug/L		0.00
System Monitoring Compounds							
32) Dibromofluoromethane (S)	5.651	111	68587	54.74	ug/L		0.00
39) 1,4-Difluorobenzene (S)	6.710	114	209497	51.16	ug/L		0.00
48) Toluene-d8 (S)	8.224	98	236153	51.79	ug/L		0.00
67) 4-Bromofluorobenzene (S)	10.920	174	62174	50.45	ug/L		0.00
Target Compounds							Qvalue
3) Chloromethane	1.873	50	169	0.14	ug/L	#	47
6) Chloroethane	2.451	64	116	Below Cal		#	36
14) Methylene Chloride	3.820	84	1624	1.26	ug/L		98
15) Acetone	3.893	43	4857	6.44	ug/L		95
49) Toluene	8.285	91	610	0.12	ug/L		85
61) m,p-Xylenes (2)	10.025	91	353	0.09	ug/L	#	34

(#) = qualifier out of range (m) = manual integration (+) = signals summed

Quantitation Report (Not Reviewed)

InstName : VOA-GCMS9

Data Path : C:\msdchem\1\data\2020-12\0L08057\
Data File : VI20120839.D
Acq On : 9 Dec 2020 2:52 am
Operator : TNL
Sample : A0L0210-01
Misc : 1X 5mL 8260/GX TB
ALS Vial : 39 Sample Multiplier: 1
DataAcq Meth:VI1611RUN.M

Quant Time: Dec 09 12:41:27 2020
Quant Method : C:\msdchem\1\methods\VI201114W.M
Quant Title : EPA 8260: Volatile Organic Compounds
QLast Update : Mon Nov 30 14:52:10 2020
Response via : Initial Calibration

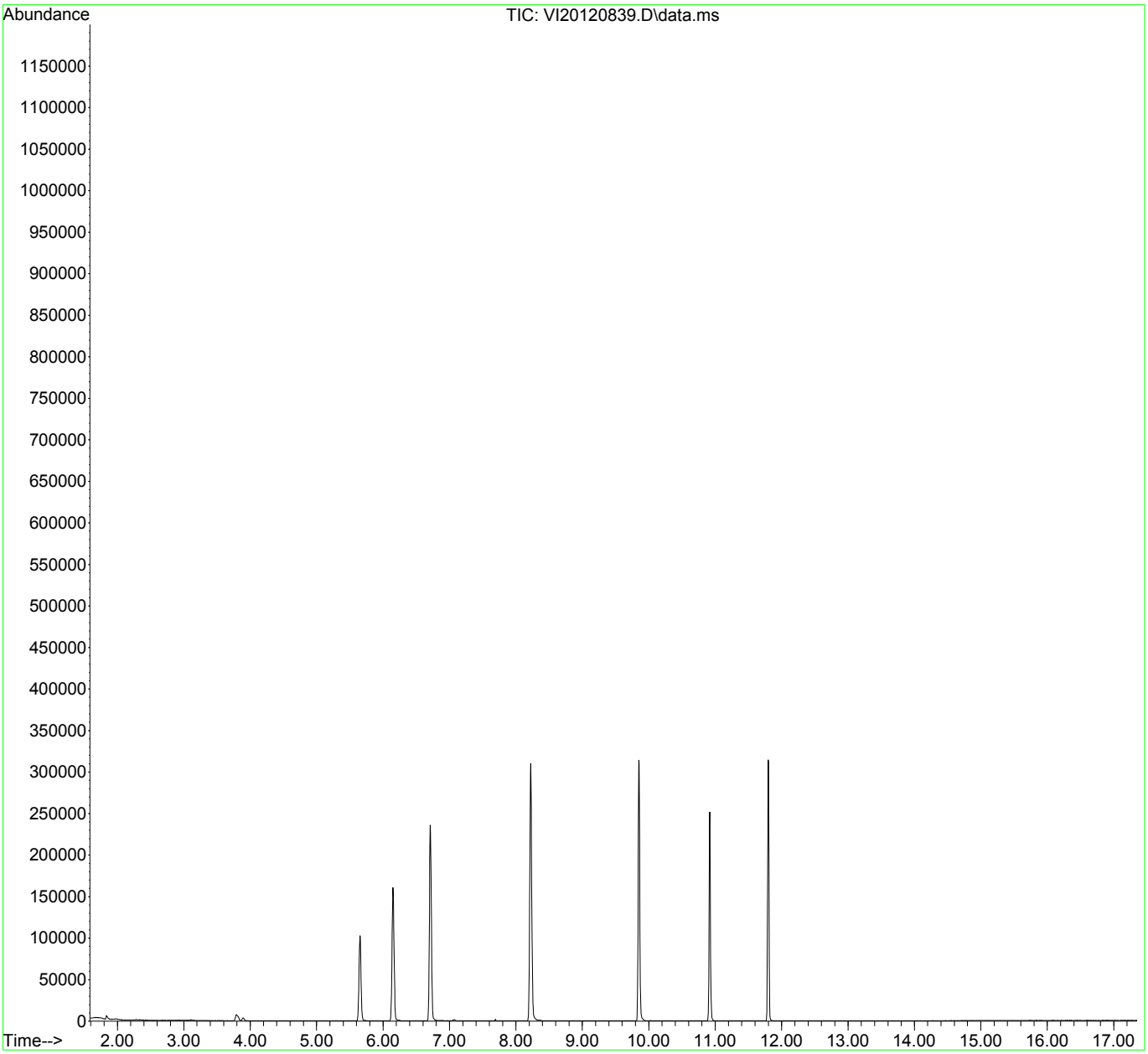

Quantitation Report (QT Reviewed)

InstName : VOA-GCMS9

Data Path : C:\msdchem\1\data\2020-12\0L08057\
Data File : VI20120839.D
Acq On : 9 Dec 2020 2:52 am
Operator : TNL
Sample : A0L0210-01 12/09/20 TNL
Misc : 1X 5mL 8260/GX TB
ALS Vial : 39 Sample Multiplier: 1
DataAcq Meth:VI1611RUN.M

Quant Time: Dec 09 12:41:40 2020
Quant Method : C:\msdchem\1\methods\VI201114W.M
Quant Title : EPA 8260: Volatile Organic Compounds
QLast Update : Mon Nov 30 14:52:10 2020
Response via : Initial Calibration

Compound	R.T.	QIon	Response	Conc	Units	Dev(Min)
Internal Standards						
1) Pentafluorobenzene (I)	6.150	99	65439	50.00	ug/L	0.00
45) Chlorobenzene-d5 (I)	9.855	117	173846	50.00	ug/L	0.00
66) 1,4-Dichlorobenzene-d4...	11.802	152	71451	50.00	ug/L	0.00
System Monitoring Compounds						
32) Dibromofluoromethane (S)	5.651	111	68587	54.74	ug/L	0.00
39) 1,4-Difluorobenzene (S)	6.710	114	209497	51.16	ug/L	0.00
48) Toluene-d8 (S)	8.224	98	236153	51.79	ug/L	0.00
67) 4-Bromofluorobenzene (S)	10.920	174	62174	50.45	ug/L	0.00
Target Compounds						Qvalue
6) Chloroethane	2.451	64	116	Below Cal	#	36
14) Methylene Chloride	3.820	84	1624	1.26	ug/L	98
15) Acetone	3.893	43	4857	6.44	ug/L	95
49) Toluene	8.285	91	610	0.12	ug/L	85

(#) = qualifier out of range (m) = manual integration (+) = signals summed

Quantitation Report (QT Reviewed)

InstName : VOA-GCMS9

Data Path : C:\msdchem\1\data\2020-12\0L08057\
Data File : VI20120839.D
Acq On : 9 Dec 2020 2:52 am
Operator : TNL
Sample : A0L0210-01
Misc : 1X 5mL 8260/GX TB
ALS Vial : 39 Sample Multiplier: 1
DataAcq Meth:VI1611RUN.M

Quant Time: Dec 09 12:41:40 2020
Quant Method : C:\msdchem\1\methods\VI201114W.M
Quant Title : EPA 8260: Volatile Organic Compounds
QLast Update : Mon Nov 30 14:52:10 2020
Response via : Initial Calibration

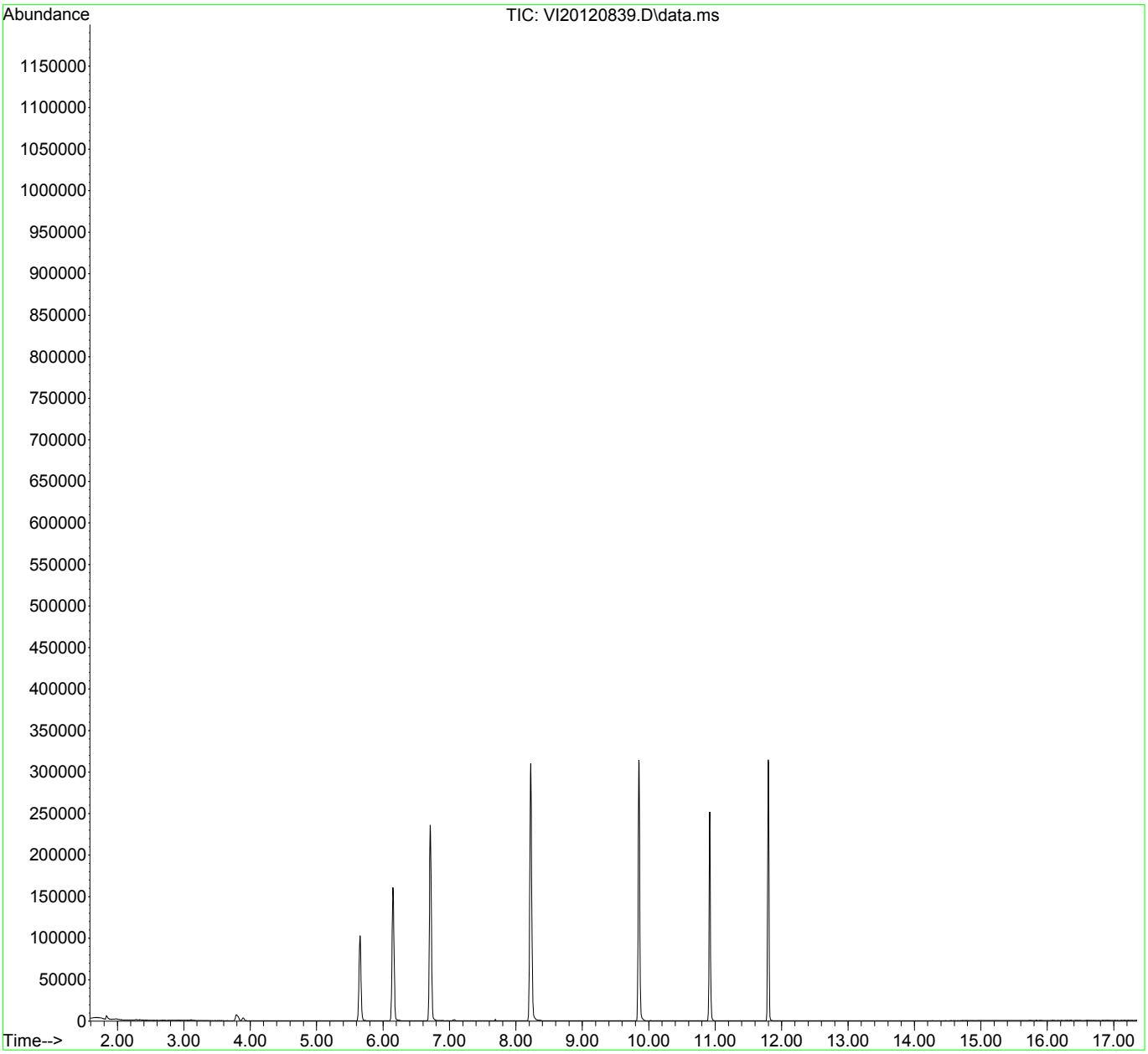

APEX LABORATORIES, LLC
6700 SW Sandburg St. Tigard OR 97223 phone 503-718-2323

Gasoline Range Hydrocarbons (Benzene through Naphthalene) by NWTPH-Gx
Benchsheet & Analysis Sequence Data

Batch 0120379
Sequence 0L10042 (A0L0210-02)

PREPARATION BENCH SHEET

BATCH #: 0120379 (Soil)

Apex Laboratories

Prep Method: EPA 5035A

Lab Number	Cont.	Analysis	Prepared	Initial (g)	Final (mL)	Spike ID	Source ID	ul Spike	ul Surr.	ClientID / Sample	Extraction Comments	pH*
0120379-BLK1		QC	12/10/20 09:00	7.5	5							
0120379-BS1		QC	12/10/20 09:00	5	5	A20L156		250				
0120379-BS2		QC	12/10/20 09:00	5	5	A20J281		25				
A0L0076-04RE1	D	NWTPH-Gx	12/08/20 19:24	5	5					04	MOD	
A0L0076-11RE1	D	NWTPH-Gx	12/08/20 19:24	6.48	5					16	MOD	
A0L0076-12RE1	D	NWTPH-Gx	12/08/20 19:24	5.25	5					17	MOD	
A0L0076-14RE1	D	NWTPH-Gx	12/08/20 19:24	6.28	5					19	MOD	
A0L0076-18RE1	D	NWTPH-Gx	12/08/20 19:24	6.06	5					23	MOD	
A0L0167-02	B	8260D Full List	(Date Sampled)	4.62	5					B-2-12	FP	
A0L0181-01	B	8260D Full List	(Date Sampled)	3.71	5					NTE@78"BGS	FP Added for BatchQC in: 0120379	
A0L0181-01	B	8260D BTEX+N	(Date Sampled)	3.71	5					NTE@78"BGS	FP	
A0L0181-01	B	NWTPH-Gx	(Date Sampled)	3.71	5					NTE@78"BGS	FP Added for BatchQC in: 0120379	
0120379-MS1		QC	12/04/20 14:00	3.71	5	A20L156	A0L0181-01	1137			DW = 81.5% @200X	
A0L0191-01	B	8260D Full List	12/04/20 18:55	5.64	5					Composite-01	MOD	
A0L0191-01	B	8260D BTEX+N	12/04/20 18:55	5.64	5					Composite-01	MOD Added for BatchQC in: 0120	
A0L0191-01	B	NWTPH-Gx	12/04/20 18:55	5.64	5					Composite-01	MOD	
0120379-DUP1		QC	12/04/20 18:55	5.64	5		A0L0191-01					
A0L0210-02	C	8260D Full List	(Date Sampled)	6.72	5					USMPDI-IDW-Sed-201203	FP	
A0L0210-02	C	NWTPH-Gx	(Date Sampled)	6.72	5					USMPDI-IDW-Sed-201203	FP	
A0L0212-02	D	8260D Full List	(Date Sampled)	4.27	5					PGM-LTM-IDW-201203	FP	
A0L0212-02	D	NWTPH-Gx	(Date Sampled)	4.27	5					PGM-LTM-IDW-201203	FP	

*pH <2 verified _____

IMA 12/11/20
Prepared By: Date

12/11/20
Reviewed By: Date

Printed: 12/11/2020 11:33:26AM

PREPARATION BENCH SHEET

BATCH #: 0120379 (Soil)

Apex Laboratories

Prep Method: EPA 5035A

Lab Number	Cont.	Analysis	Prepared	Initial (g)	Final (mL)	Spike ID	Source ID	ul Spike	ul Surr.	ClientID / Sample	Extraction Comments	pH*

Standards/Reagents

Reagent(s)

Std ID	Exp. Date	Description
A18J327	11/30/23	Balance s/n 593312
A20I374	03/24/21	Methanol - Fisher (P/T) #198330

Analyte Spike(s)

Std ID	Exp. Date	Description
A20J281	04/14/21	Prime. NWTPH-Gx stock (5000 ug/mL)
A20L156	01/02/21	8260 Cal. Std. B VOCR+OXY Spike (20-40ug/n

Surrogate(s)

Std ID	Exp. Date	Description

SOIL MS6

Prepared By: Date

Reviewed By: Date

Volatile Soils Matrix Spike Volume Calculation (Validated 5/3/2013)
Enter the Spike Amount value into the Bench Sheet to ensure correct MS/MSD recoveries.

Batch: 120379

Matrix Spike

Sample Weight	Final Volume	Dilution	Dry Weight
g	mL		%
3.710	5	200	81.5

Final Spike Level	**Spike Amount**
ug/kg	**ul**
7522.5	**1137**

Assumptions:
Spiking Solution = 20ug/mL
Spike Amount into 50mL = 50ul
Dilution = 1mL of MeOH to 50mL of water
Initial Spike Concentration = 20ug/L

A0L0181-01

IMA
12/11/20

Worksheet

5035 Field Prep Worksheet (Validated 7/11/16)

Sample ID	Container	Container Weight (g)	Tare Weight (g)	Net Sample Weight (g)	Formula Check
A0L0167-02	B	37.99	33.37	4.62	
A0L0181-01	B	37.14	33.43	3.71	
A0L0210-02	C	40.15	33.43	6.72	
A0L0212-02	D	37.7	33.43	4.27	
				0	
				0	
				0	
				0	
				0	
				0	
				0	
				0	
				0	
				0	
				0	
				0	
				0	
				0	
				0	
				0	
				0	
				0	
				0	
				0	
				0	
				0	
				0	

IMA
12/10/20

A0L0191

5035 Container Prep Worksheet
~Soil Jar Extraction~

A0L0191-01		Composite-01					Sampled:	12/03/20 15:00
B Soil	40 mL VOA - In House Prep - 5035 (MeOH)	Container Used A	Sample Weight (g) 5.64	Volume MeOH (mL) 5 10 15	Prepared By: AKK @	Prepared date/time 12/4/20 1855	Within 48 hours? Y N	Notes: Mod, rocky DUP

NWTPH-Gx/8260D Full List Expires: 12/05/20 15:00 Due: 12/15/20 17:00

A20B329

Methanol Reagent ID: ~~A20G160~~ Balance ID: A18J327~

A0L0167

5035 Container Prep Worksheet
~Field MeOH Preserved~

(Prepared = Sampled Date/Time)

A0L0167-01 — **B-1-12** — Sampled: 12/03/20 14:47

		Container Weight (g)	Tare Weight (g)	Volume MeOH (mL)	Notes:
B Soil	40 mL VOA - 5035 (MeOH)	38.44	33.14	(5) 10 15 Other	
C Soil	40 mL VOA - 5035 (MeOH)	39.42	33.25	(5) 10 15 Other	DUP

8260

Due: TAT:

A0L0167-02 — **B-2-12** — Sampled: 12/03/20 15:16

		Container Weight (g)	Tare Weight (g)	Volume MeOH (mL)	Notes:
B Soil	40 mL VOA - 5035 (MeOH)	37.99	33.37	(5) 10 15 Other	
C Soil	40 mL VOA - 5035 (MeOH)	37.24	32.86	(5) 10 15 Other	

Due: TAT:

A0L0167-03 — **B-3-12** — Sampled: 12/03/20 16:17

		Container Weight (g)	Tare Weight (g)	Volume MeOH (mL)	Notes:
B Soil	40 mL VOA - 5035 (MeOH)	39.21	33.24	(5) 10 15 Other	MS
C Soil	40 mL VOA - 5035 (MeOH)	39.19	33.52	(5) 10 15 Other	

Due: TAT:

Weighed by: JS @ 1545 12/4/20

Methanol Reagent ID: A20G160~ Balance ID: A18J327~

A0L0181

5035 Container Prep Worksheet
~Field MeOH Preserved~

(Prepared = Sampled Date/Time)

A0L0181-01 NTE@78"BGS — Sampled: **12/04/20 14:00**

B Soil	40 mL VOA - 5035 (MeOH)	Container Weight (g)	Tare Weight (g)	Volume MeOH (mL)	Notes:
		37.14	33.43	(5) 10 15 Other	Dx@ Dx@22500 MS

BTEX-N

Due: TAT:

A0L0181-02 STE@78"BGS — Sampled: **12/04/20 14:15**

B Soil	40 mL VOA - 5035 (MeOH)	Container Weight (g)	Tare Weight (g)	Volume MeOH (mL)	Notes:
		37.94	33.36	(5) 10 15 Other	

Due: TAT:

Weighed by: AKK @ 1876 12/4/20

Methanol Reagent ID: A20G160~ Balance ID: A18J327~

Print Date: 12/4/2020 6:13:05PM

A0L0210

5035 Container Prep Worksheet
~Field MeOH Preserved~

(Prepared = Sampled Date/Time)

A0L0210-02 | **USMPDI-IDW-Sed-201203** | Sampled: **12/03/20 11:30**

		Container Weight (g)	Tare Weight (g)	Volume MeOH (mL)	Notes:
C Sediment	40 mL VOA - 5035 (MeOH)	40.15	33.43	(2) 5 10 15 Other	
D Sediment	40 mL VOA - 5035 (MeOH)	37.34	32.93	(5) 10 15 Other	
E Sediment	40 mL VOA - 5035 (MeOH)	39.75	33.49	(5) 10 15 Other	
F Sediment	40 mL VOA - 5035 (MeOH)	39.68	33.49	(5) 10 15 Other	

Gx/8260 Due: TAT:

Weighed by: AMC @ 1355 12/7/20

Methanol Reagent ID: A20G160~ Balance ID: A18J327~

Print Date: 12/7/2020 1:37:59PM

A0L0212

5035 Container Prep Worksheet
~Field MeOH Preserved~

(Prepared = Sampled Date/Time)

A0L0212-02	PGM-LTM-IDW-201203	Sampled: 12/03/20 09:30

		Container Weight (g)	Tare Weight (g)	Volume MeOH (mL)	Notes:
D Sediment	40 mL VOA - 5035 (MeOH)	37.70	33.43	(5) 10 15 Other	
E Sediment	40 mL VOA - 5035 (MeOH)	39.55	33.72	(5) 10 15 Other	
F Sediment	40 mL VOA - 5035 (MeOH)	38.84	33.15	(5) 10 15 Other	
G Sediment	40 mL VOA - 5035 (MeOH)	37.96	33.26	(5) 10 15 Other	

Gx/8260 Due: TAT:

Weighed by: AKK @ 1355 12/7/20

Methanol Reagent ID: A20G160~ Balance ID: A18J327~

Print Date: 12/7/2020 1:44:47PM

ELEMENT SEQUENCE LOG

Apex Laboratories

Sequence:	0L10042	Instrument:	VOA-GCMS6
Date:	**12/10/20 09:15**	Calibration:	**A0K1904**

#	Lab Number	Matrix	Analysis	Client	Due	Batch	ISTD ID	STD ID
1	0L10042-IBL1	Soil	QC	QC			A20G347	
2	0L10042-TUN1	Soil	QC	QC			A20G347	
3	0L10042-CCV1	Soil	QC	QC			A20G347	
4	0120379-BS1	Soil	QC	QC		0120379	A20G347	
5	0L10042-CCV2	Soil	QC	QC			A20G347	
6	0120379-BS2	Soil	QC	QC		0120379	A20G347	
7	0120379-BLK1	Soil	QC	QC		0120379	A20G347	
8	A0L0212-02	Soil	8260D Full List	Anchor QEA, LLC	12/16/20	0120379	A20G347	
"	"	Soil	NWTPH-Gx	"	12/10/20	0120379	A20G347	
9	A0L0210-02	Soil	8260D Full List	Anchor QEA, LLC	12/16/20	0120379	A20G347	
"	"	Soil	NWTPH-Gx	"	12/10/20	0120379	A20G347	
10	A0L0167-02	Soil	8260D Full List		12/10/20	0120379	A20G347	
11	A0L0076-14RE1	Soil	NWTPH-Gx		12/10/20	0120379	A20G347	
12	A0L0076-04RE1	Soil	NWTPH-Gx		12/10/20	0120379	A20G347	
13	A0L0076-11RE1	Soil	NWTPH-Gx		12/10/20	0120379	A20G347	
14	A0L0076-12RE1	Soil	NWTPH-Gx		12/10/20	0120379	A20G347	
15	A0L0076-18RE1	Soil	NWTPH-Gx		12/10/20	0120379	A20G347	
16	0L10042-IBL2	Soil	QC	QC			A20G347	
17	A0L0191-01	Soil	8260D Full List		12/15/20	0120379	A20G347	
"	"	Soil	NWTPH-Gx	"	12/11/20	0120379	A20G347	
"	"	Soil	8260D BTEX+N	(QC Source)		0120379	A20G347	
18	0120379-DUP1	Soil	QC	QC		0120379	A20G347	
19	A0L0181-01	Soil	8260D BTEX+N		12/11/20	0120379	A20G347	
"	"	Soil	8260D Full List	(QC Source)		0120379	A20G347	
"	"	Soil	NWTPH-Gx	(QC Source)		0120379	A20G347	
20	0120379-MS1	Soil	QC	QC		0120379	A20G347	
21	0L10042-IBL3	Soil	QC	QC			A20G347	

Data Entered By/Date: IMA 12/11/20

Data Reviewed By/Date: dgj 12/11/20

12/11/2020 10:12:39AM

Comments:

^ Acrylonitrile to 5/5 ppb
^ t-1,3-DCP to 1/2 ppb
^ 1,1,1,2-Tetra to 0.5/1 ppb
CCl2F E05
CCl3F EST

BFB

Data Path : L:\DATA\2020-12\0L10042\
Data File : VF20121002.D
Acq On : 10 Dec 2020 10:01 am
Operator : IMA
Sample : 0L10042-TUN1
Misc : A20G253 IS/SURR
ALS Vial : 2 Sample Multiplier: 1

IMA
12/10/20

Integration File: RTEINT.P

Method : L:\METHODS\VF201119S.M
Title : EPA 8260: Volatile Organic Compounds
Last Update : Thu Nov 19 16:36:27 2020

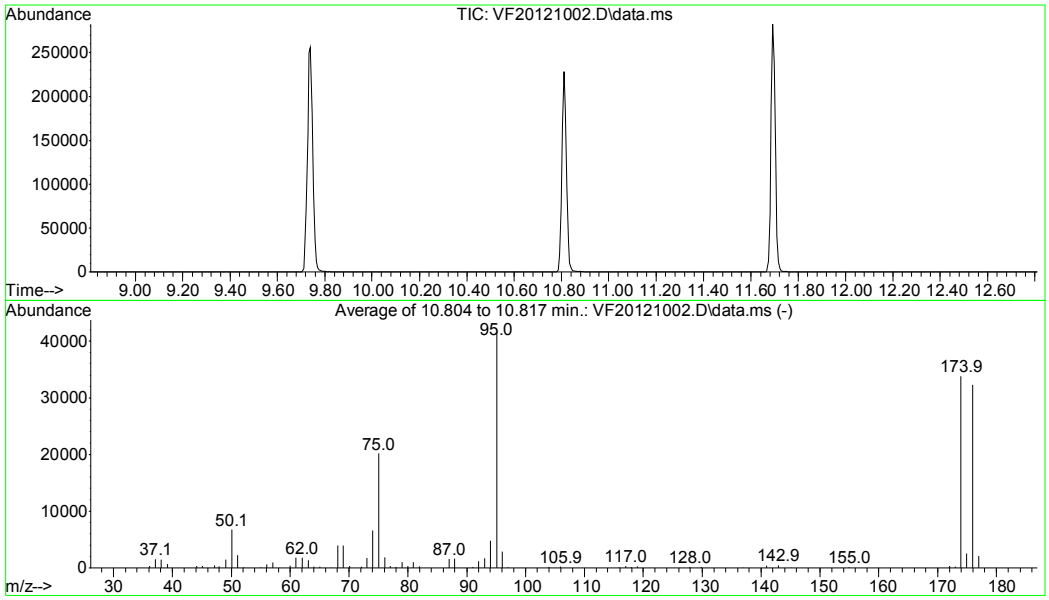

AutoFind: Scans 1532, 1533, 1534; Background Corrected with Scan 1526

Target Mass	Rel. to Mass	Lower Limit%	Upper Limit%	Rel. Abn%	Raw Abn	Result Pass/Fail
95	174	50	200	123.2	41701	PASS
96	95	5	9	6.9	2881	PASS
173	174	0.00	2	0.6	188	PASS
174	95	50	200	81.2	33859	PASS
175	174	5	9	7.4	2497	PASS
176	174	95	105	95.3	32280	PASS
177	176	5	10	6.4	2073	PASS

Quantitation Report (Not Reviewed)

Data Path : L:\DATA\2020-12\0L10042\
Data File : VF20121002.D
Acq On : 10 Dec 2020 10:01 am
Operator : IMA
Sample : 0L10042-TUN1
Misc : A20G253 IS/SURR
ALS Vial : 2 Sample Multiplier: 1

Quant Time: Dec 10 13:45:14 2020
Quant Method : L:\METHODS\VF201119S.M
Quant Title : EPA 8260: Volatile Organic Compounds
QLast Update : Thu Nov 19 16:36:27 2020
Response via : Initial Calibration

Compound	R.T.	QIon	Response	Conc	Units	Dev(Min)
Internal Standards						
1) Pentafluorobenzene (I)	6.018	99	52997	50.00	ug/L	0.00
43) Chlorobenzene-d5 (I)	9.740	117	140361	50.00	ug/L	0.00
63) 1,4-Dichlorobenzene-d4...	11.692	152	61917	50.00	ug/L	0.00
System Monitoring Compounds						
30) Dibromofluoromethane (S)	5.526	111	47684	51.89	ug/L	0.00
37) 1,4-Difluorobenzene (S)	6.578	114	158409	48.43	ug/L	0.00
45) Toluene-d8 (S)	8.086	98	203923	50.60	ug/L	0.00
64) 4-Bromofluorobenzene (S)	10.810	174	53782	49.92	ug/L	0.00
Target Compounds						Qvalue
13) Methylene Chloride	3.707	84	347	0.33	ug/L	96
14) Acetone	3.793	43	973	2.98	ug/L	93

(#) = qualifier out of range (m) = manual integration (+) = signals summed

Quantitation Report (Not Reviewed)

Data Path : L:\DATA\2020-12\0L10042\
Data File : VF20121002.D
Acq On : 10 Dec 2020 10:01 am
Operator : IMA
Sample : 0L10042-TUN1
Misc : A20G253 IS/SURR
ALS Vial : 2 Sample Multiplier: 1

Quant Time: Dec 10 13:45:14 2020
Quant Method : L:\METHODS\VF201119S.M
Quant Title : EPA 8260: Volatile Organic Compounds
QLast Update : Thu Nov 19 16:36:27 2020
Response via : Initial Calibration

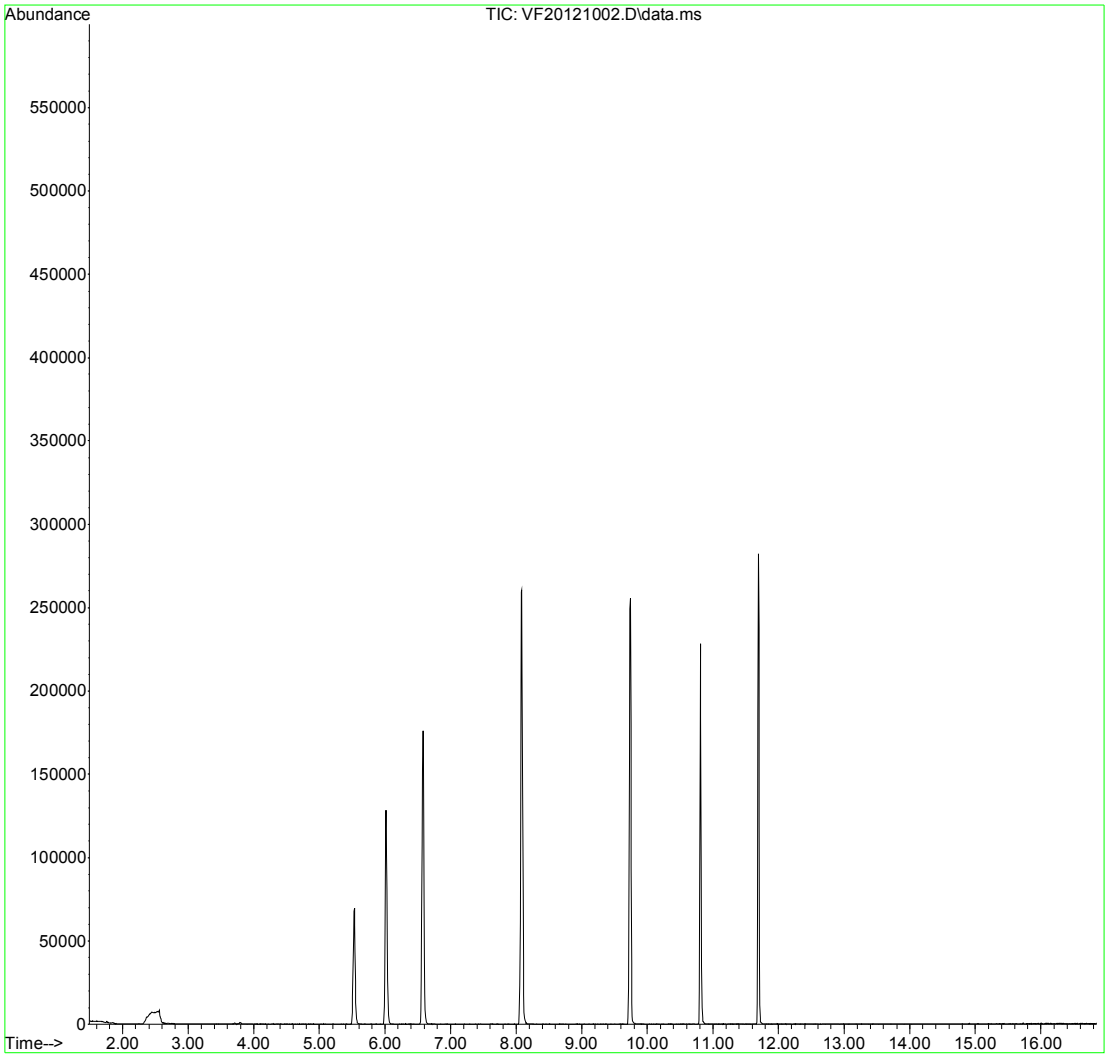

Evaluate Continuing Calibration Report

Data Path : L:\DATA\2020-12\0L10042\
Data File : VF20121003.D
Acq On : 10 Dec 2020 10:28 am
Operator : IMA
Sample : 0120379-BS1
Misc : 50X 5g/5mL 1000uL/50mL VOCR+MeOH A20L179
ALS Vial : 3 Sample Multiplier: 1

IMA
12/10/20

Quant Time: Dec 10 13:45:33 2020
Quant Method : L:\METHODS\VF201119S.M
Quant Title : EPA 8260: Volatile Organic Compounds
QLast Update : Thu Nov 19 16:36:27 2020
Response via : Initial Calibration

Min. RRF : 0.000 Min. Rel. Area : 50% Max. R.T. Dev 0.50min
Max. RRF Dev : 20% Max. Rel. Area : 200%

		Compound	Amount	Calc.	%Dev	Area%	Dev(min)
1	I	Pentafluorobenzene (I)	50.000	50.000	0.0	81	0.00
2		Dichlorodifluoromethane	20.000	23.244	-16.2	99	0.00
3	P	Chloromethane	20.000	17.426	12.9	80	0.00
4	C	Vinyl Chloride	20.000	18.158	9.2	75	0.00
5		Bromomethane	20.000	20.371	-1.9	91	0.01
6		Chloroethane	20.000	23.756	-18.8	104	0.00
7		Trichlorofluoromethane	20.000	23.308	-16.5	95	0.00
8		Ethanol	1250.000	1297.978	-3.8	82	0.01
9	C	1,1-Dichloroethene	20.000	20.114	-0.6	81	0.00
10		Carbon Disulfide	20.000	22.691	-13.5	89	0.00
11		Freon 113	20.000	22.646	-13.2	87	0.00
12		Iodomethane	20.000	15.987	20.1#	68	0.00
13		Methylene Chloride	20.000	17.153	14.2	74	0.01
14		Acetone	40.000	32.244	19.4	75	0.00
15		t-1,2-Dichloroethene	20.000	20.049	-0.2	79	0.00
16		n-Hexane	20.000	19.944	0.3	79	0.00
17		Methyl-tert-butyl-ether	20.000	19.203	4.0	76	0.00
18		tert-Butanol (TBA)	1250.000	1376.996	-10.2	80	0.02
19		Diisopropyl ether (DIPE)	5.000	4.383	12.3	69	0.00
20	P	1,1-Dichloroethane	20.000	19.578	2.1	76	0.00
21		Acrylonitrile	20.000	14.334	28.3#	53	0.00
22		Ethyl-tert-butyl ether (ETB	5.000	4.513	9.7	70	0.00
23		c-1,2-Dichloroethene	20.000	20.487	-2.4	78	0.00
24		2,2-Dichloropropane	20.000	31.583	-57.9#	127	0.00
25		Bromochloromethane	20.000	19.782	1.1	79	0.00
26	C	Chloroform	20.000	21.645	-8.2	86	0.00
27		Carbon Tetrachloride	20.000	25.875	-29.4#	99	0.00
28		Tetrahydrofuran	20.000	17.085	14.6	65	0.00
29		1,1,1-Trichloroethane	20.000	24.778	-23.9#	93	0.00
30	S	Dibromofluoromethane (S)	50.000	53.148	-6.3	83	0.00
31		1,1-Dichloropropene	20.000	20.091	-0.5	78	0.00
32		2-Butanone (MEK)	40.000	38.608	3.5	72	0.01
33		Benzene	20.000	19.372	3.1	77	-0.01

Evaluate Continuing Calibration Report

Data Path : L:\DATA\2020-12\0L10042\
Data File : VF20121003.D
Acq On : 10 Dec 2020 10:28 am
Operator : IMA
Sample : 0120379-BS1
Misc : 50X 5g/5mL 1000uL/50mL VOCR+MeOH A20L179
ALS Vial : 3 Sample Multiplier: 1

Quant Time: Dec 10 13:45:33 2020
Quant Method : L:\METHODS\VF201119S.M
Quant Title : EPA 8260: Volatile Organic Compounds
QLast Update : Thu Nov 19 16:36:27 2020
Response via : Initial Calibration

Min. RRF : 0.000 Min. Rel. Area : 50% Max. R.T. Dev 0.50min
Max. RRF Dev : 20% Max. Rel. Area : 200%

		Compound	Amount	Calc.	%Dev	Area%	Dev(min)
34		tert-Amyl methyl ether (TAM	5.000	4.878	2.4	75	0.00
35		1,2-Dichloroethane (EDC)	20.000	21.895	-9.5	87	0.00
36		iso-Butyl Alcohol	500.000	451.381	9.7	71	0.00
37	S	1,4-Difluorobenzene (S)	50.000	47.865	4.3	77	0.00
38		Trichloroethene (TCE)	20.000	20.728	-3.6	80	0.00
39		tert-Amyl ethyl ether (TAEE	5.000	4.625	7.5	72	0.00
40		Dibromomethane	20.000	21.697	-8.5	87	0.00
41	C	1,2-Dichloropropane	20.000	19.222	3.9	76	0.00
42		Bromodichloromethane	20.000	24.911	-24.6#	92	0.00
43		Chlorobenzene-d5 (I)	50.000	50.000	0.0	80	0.00
44		c-1,3-Dichloropropene	20.000	21.274	-6.4	89	0.00
45	S	Toluene-d8 (S)	50.000	48.972	2.1	79	0.00
46	C	Toluene	20.000	19.519	2.4	81	0.00
47		Tetrachloroethene (PCE)	20.000	21.964	-9.8	85	0.00
48		4-Methyl-2-Pentanone (MIBK)	40.000	38.106	4.7	69	0.00
49		t-1,3-Dichloropropene	20.000	21.888	-9.4	92	0.00
50		1,1,2-Trichloroethane	20.000	21.075	-5.4	82	0.00
51		Dibromochloromethane	20.000	21.466	-7.3	92	0.00
52		1,3-Dichloropropane	20.000	20.372	-1.9	79	0.00
53		1,2-Dibromoethane (EDB)	20.000	21.331	-6.7	82	0.00
54		2-Hexanone	40.000	35.164	12.1	66	0.00
55	P	Chlorobenzene	20.000	20.555	-2.8	84	0.00
56	C	Ethylbenzene	20.000	21.962	-9.8	83	-0.01
57		1,1,1,2-Tetrachloroethane	20.000	22.960	-14.8	95	0.00
58		m,p-Xylenes (2)	40.000	44.292	-10.7	83	0.00
59		o-Xylene	20.000	21.530	-7.7	79	0.00
60		Styrene	20.000	21.388	-6.9	80	0.00
61	P	Bromoform	20.000	21.702	-8.5	97	0.00
62		Isopropylbenzene	20.000	22.058	-10.3	81	0.00
63	I	1,4-Dichlorobenzene-d4 (I)	50.000	50.000	0.0	83	0.00
64	S	4-Bromofluorobenzene (S)	50.000	47.578	4.8	80	0.00

Evaluate Continuing Calibration Report

Data Path : L:\DATA\2020-12\0L10042\
Data File : VF20121003.D
Acq On : 10 Dec 2020 10:28 am
Operator : IMA
Sample : 0120379-BS1
Misc : 50X 5g/5mL 1000uL/50mL VOCR+MeOH A20L179
ALS Vial : 3 Sample Multiplier: 1

Quant Time: Dec 10 13:45:33 2020
Quant Method : L:\METHODS\VF201119S.M
Quant Title : EPA 8260: Volatile Organic Compounds
QLast Update : Thu Nov 19 16:36:27 2020
Response via : Initial Calibration

Min. RRF : 0.000 Min. Rel. Area : 50% Max. R.T. Dev 0.50min
Max. RRF Dev : 20% Max. Rel. Area : 200%

	Compound	Amount	Calc.	%Dev	Area%	Dev(min)
65	Bromobenzene	20.000	21.079	-5.4	84	0.00
66	n-Propylbenzene	20.000	20.609	-3.0	82	0.00
67 P	1,1,2,2-Tetrachloroethane	20.000	19.724	1.4	79	0.00
68	2-Chlorotoluene	20.000	20.888	-4.4	83	0.00
69	1,3,5-Trimethylbenzene	20.000	22.194	-11.0	84	0.00
70	1,2,3-Trichloropropane	20.000	20.602	-3.0	83	0.00
71	t-1,4-Dichloro-2-butene	20.000	24.579	-22.9#	116	0.00
72	4-Chlorotoluene	20.000	21.733	-8.7	81	-0.01
73	tert-Butylbenzene	20.000	21.306	-6.5	84	-0.01
74	1,2,4-Trimethylbenzene	20.000	21.904	-9.5	84	-0.01
75	sec-Butylbenzene	20.000	21.875	-9.4	85	0.00
76	4-Isopropyltoluene	20.000	21.426	-7.1	83	0.00
77	1,3-Dichlorobenzene	20.000	21.885	-9.4	86	-0.01
78	1,4-Dichlorobenzene	20.000	19.909	0.5	85	0.00
79	n-Butylbenzene	20.000	21.425	-7.1	82	-0.01
80	1,2-Dichlorobenzene	20.000	21.271	-6.4	84	0.00
81	1,2-Dibromo-3-Chloropropane	20.000	20.214	-1.1	87	0.00
82	Hexachlorobutadiene	20.000	21.507	-7.5	87	0.00
83	1,2,4-Trichlorobenzene	20.000	18.587	7.1	78	0.00
84	Naphthalene	20.000	17.015	14.9	72	0.00
85	1,2,3-Trichlorobenzene	20.000	20.206	-1.0	81	0.00

(#) = Out of Range SPCC's out = 0 CCC's out = 0

Quantitation Report (Not Reviewed)

Data Path : L:\DATA\2020-12\0L10042\
Data File : VF20121003.D
Acq On : 10 Dec 2020 10:28 am
Operator : IMA
Sample : 0120379-BS1
Misc : 50X 5g/5mL 1000uL/50mL VOCR+MeOH A20L179
ALS Vial : 3 Sample Multiplier: 1

Quant Time: Dec 10 13:45:33 2020
Quant Method : L:\METHODS\VF201119S.M
Quant Title : EPA 8260: Volatile Organic Compounds
QLast Update : Thu Nov 19 16:36:27 2020
Response via : Initial Calibration

Compound	R.T.	QIon	Response	Conc	Units		Dev(Min)
Internal Standards							
1) Pentafluorobenzene (I)	6.018	99	55684	50.00	ug/L		0.00
43) Chlorobenzene-d5 (I)	9.740	117	152540	50.00	ug/L		0.00
63) 1,4-Dichlorobenzene-d4...	11.692	152	73540	50.00	ug/L		0.00
System Monitoring Compounds							
30) Dibromofluoromethane (S)	5.532	111	51314	53.15	ug/L		0.00
37) 1,4-Difluorobenzene (S)	6.584	114	164499	47.87	ug/L		0.00
45) Toluene-d8 (S)	8.086	98	214493	48.97	ug/L		0.00
64) 4-Bromofluorobenzene (S)	10.810	174	60877	47.58	ug/L		0.00
Target Compounds							Qvalue
2) Dichlorodifluoromethane	1.609	85	20050	23.24	ug/L		98
3) Chloromethane	1.816	50	19773	17.43	ug/L		98
4) Vinyl Chloride	1.901	62	13734	18.16	ug/L		97
5) Bromomethane	2.260	96	14008	20.37	ug/L		97
6) Chloroethane	2.388	64	6720	23.76	ug/L		78
7) Trichlorofluoromethane	2.515	101	10444	23.31	ug/L		94
8) Ethanol	3.209	45	17152	1297.98	ug/L		91
9) 1,1-Dichloroethene	3.081	61	27656	20.11	ug/L		85
10) Carbon Disulfide	3.093	76	39854	22.69	ug/L		98
11) Freon 113	3.130	101	19989	22.65	ug/L		85
12) Iodomethane	3.233	142	7393	15.99	ug/L	#	86
13) Methylene Chloride	3.720	84	18784	17.15	ug/L		94
14) Acetone	3.799	43	11080	32.24	ug/L		93
15) t-1,2-Dichloroethene	3.878	61	29818	20.05	ug/L		98
16) n-Hexane	3.957	86	4160	19.94	ug/L		96
17) Methyl-tert-butyl-ether	4.018	73	64566	19.20	ug/L		99
18) tert-Butanol (TBA)	4.200	59	192777	1377.00	ug/L	#	96
19) Diisopropyl ether (DIPE)	4.407	45	14300	4.38	ug/L		97
20) 1,1-Dichloroethane	4.510	63	39088	19.58	ug/L		98
21) Acrylonitrile	4.583	53	6991	14.33	ug/L		96
22) Ethyl-tert-butyl ether...	4.778	59	14684	4.51	ug/L		97
23) c-1,2-Dichloroethene	5.064	61	29582	20.49	ug/L		98
24) 2,2-Dichloropropane	5.167	77	30564	31.58	ug/L		90
25) Bromochloromethane	5.264	49	15309	19.78	ug/L		98
26) Chloroform	5.349	83	42307	21.64	ug/L		98

Quantitation Report (Not Reviewed)

Data Path : L:\DATA\2020-12\0L10042\
Data File : VF20121003.D
Acq On : 10 Dec 2020 10:28 am
Operator : IMA
Sample : 0120379-BS1
Misc : 50X 5g/5mL 1000uL/50mL VOCR+MeOH A20L179
ALS Vial : 3 Sample Multiplier: 1

Quant Time: Dec 10 13:45:33 2020
Quant Method : L:\METHODS\VF201119S.M
Quant Title : EPA 8260: Volatile Organic Compounds
QLast Update : Thu Nov 19 16:36:27 2020
Response via : Initial Calibration

Compound	R.T.	QIon	Response	Conc	Units		Dev(Min)
27) Carbon Tetrachloride	5.477	117	26561	25.88	ug/L		98
28) Tetrahydrofuran	5.520	42	7996	17.09	ug/L		94
29) 1,1,1-Trichloroethane	5.544	97	36754	24.78	ug/L		98
31) 1,1-Dichloropropene	5.672	75	30348	20.09	ug/L		98
32) 2-Butanone (MEK)	5.678	43	24141	38.61	ug/L		81
33) Benzene	5.927	78	99210	19.37	ug/L		99
34) tert-Amyl methyl ether...	6.061	73	14300	4.88	ug/L		88
35) 1,2-Dichloroethane (EDC)	6.146	62	35029	21.89	ug/L		97
36) iso-Butyl Alcohol	6.219	43	27493	451.38	ug/L		98
38) Trichloroethene (TCE)	6.547	130	24371	20.73	ug/L		98
39) tert-Amyl ethyl ether ...	6.803	59	9566	4.62	ug/L		95
40) Dibromomethane	6.997	93	14927	21.70	ug/L		86
41) 1,2-Dichloropropane	7.101	63	23441	19.22	ug/L		93
42) Bromodichloromethane	7.180	83	28008	24.91	ug/L		98
44) c-1,3-Dichloropropene	7.879	75	34132	21.27	ug/L		99
46) Toluene	8.141	91	107654	19.52	ug/L		99
47) Tetrachloroethene (PCE)	8.591	166	23880	21.96	ug/L		93
48) 4-Methyl-2-Pentanone (...	8.591	43	46710	38.11	ug/L		99
49) t-1,3-Dichloropropene	8.633	75	31811	21.89	ug/L		95
50) 1,1,2-Trichloroethane	8.810	97	23320	21.07	ug/L		98
51) Dibromochloromethane	9.004	129	19650	21.47	ug/L		98
52) 1,3-Dichloropropane	9.102	76	41030	20.37	ug/L		96
53) 1,2-Dibromoethane (EDB)	9.235	107	22915	21.33	ug/L		95
54) 2-Hexanone	9.479	43	29161	35.16	ug/L		96
55) Chlorobenzene	9.752	112	67905	20.55	ug/L		97
56) Ethylbenzene	9.777	91	111585	21.96	ug/L		97
57) 1,1,1,2-Tetrachloroethane	9.819	131	22372	22.96	ug/L		99
58) m,p-Xylenes (2)	9.916	91	164193	44.29	ug/L		96
59) o-Xylene	10.300	91	77975	21.53	ug/L		96
60) Styrene	10.348	104	59879	21.39	ug/L		99
61) Bromoform	10.373	173	13454	21.70	ug/L		98
62) Isopropylbenzene	10.567	105	92516	22.06	ug/L		97
65) Bromobenzene	10.896	156	25890	21.08	ug/L		94
66) n-Propylbenzene	10.914	91	108254	20.61	ug/L		96
67) 1,1,2,2-Tetrachloroethane	10.981	83	29521	19.72	ug/L		99
68) 2-Chlorotoluene	11.042	126	22064	20.89	ug/L	#	78
69) 1,3,5-Trimethylbenzene	11.072	105	74578	22.19	ug/L		97

Quantitation Report (Not Reviewed)

Data Path : L:\DATA\2020-12\0L10042\
Data File : VF20121003.D
Acq On : 10 Dec 2020 10:28 am
Operator : IMA
Sample : 0120379-BS1
Misc : 50X 5g/5mL 1000uL/50mL VOCR+MeOH A20L179
ALS Vial : 3 Sample Multiplier: 1

Quant Time: Dec 10 13:45:33 2020
Quant Method : L:\METHODS\VF201119S.M
Quant Title : EPA 8260: Volatile Organic Compounds
QLast Update : Thu Nov 19 16:36:27 2020
Response via : Initial Calibration

Compound	R.T.	QIon	Response	Conc Units	Dev(Min)
70) 1,2,3-Trichloropropane	11.084	110	10669	20.60 ug/L #	83
71) t-1,4-Dichloro-2-butene	11.121	88	3814	24.58 ug/L #	85
72) 4-Chlorotoluene	11.175	91	68622	21.73 ug/L	98
73) tert-Butylbenzene	11.321	91	40182	21.31 ug/L	88
74) 1,2,4-Trimethylbenzene	11.376	105	75575	21.90 ug/L	97
75) sec-Butylbenzene	11.461	105	87475	21.87 ug/L	98
76) 4-Isopropyltoluene	11.571	119	70651	21.43 ug/L	97
77) 1,3-Dichlorobenzene	11.637	146	42782	21.89 ug/L	98
78) 1,4-Dichlorobenzene	11.704	146	43531	19.91 ug/L	98
79) n-Butylbenzene	11.887	91	59097	21.43 ug/L	94
80) 1,2-Dichlorobenzene	12.021	146	39567	21.27 ug/L	98
81) 1,2-Dibromo-3-Chloropr...	12.623	157	5257	20.21 ug/L	85
82) Hexachlorobutadiene	13.127	223	5483	21.51 ug/L	96
83) 1,2,4-Trichlorobenzene	13.158	180	18313	18.59 ug/L	96
84) Naphthalene	13.432	128	56797	17.01 ug/L	99
85) 1,2,3-Trichlorobenzene	13.596	180	18502	20.21 ug/L	96

(#) = qualifier out of range (m) = manual integration (+) = signals summed

Quantitation Report (Not Reviewed)

Data Path : L:\DATA\2020-12\0L10042\
Data File : VF20121003.D
Acq On : 10 Dec 2020 10:28 am
Operator : IMA
Sample : 0120379-BS1
Misc : 50X 5g/5mL 1000uL/50mL VOCR+MeOH A20L179
ALS Vial : 3 Sample Multiplier: 1

Quant Time: Dec 10 13:45:33 2020
Quant Method : L:\METHODS\VF201119S.M
Quant Title : EPA 8260: Volatile Organic Compounds
QLast Update : Thu Nov 19 16:36:27 2020
Response via : Initial Calibration

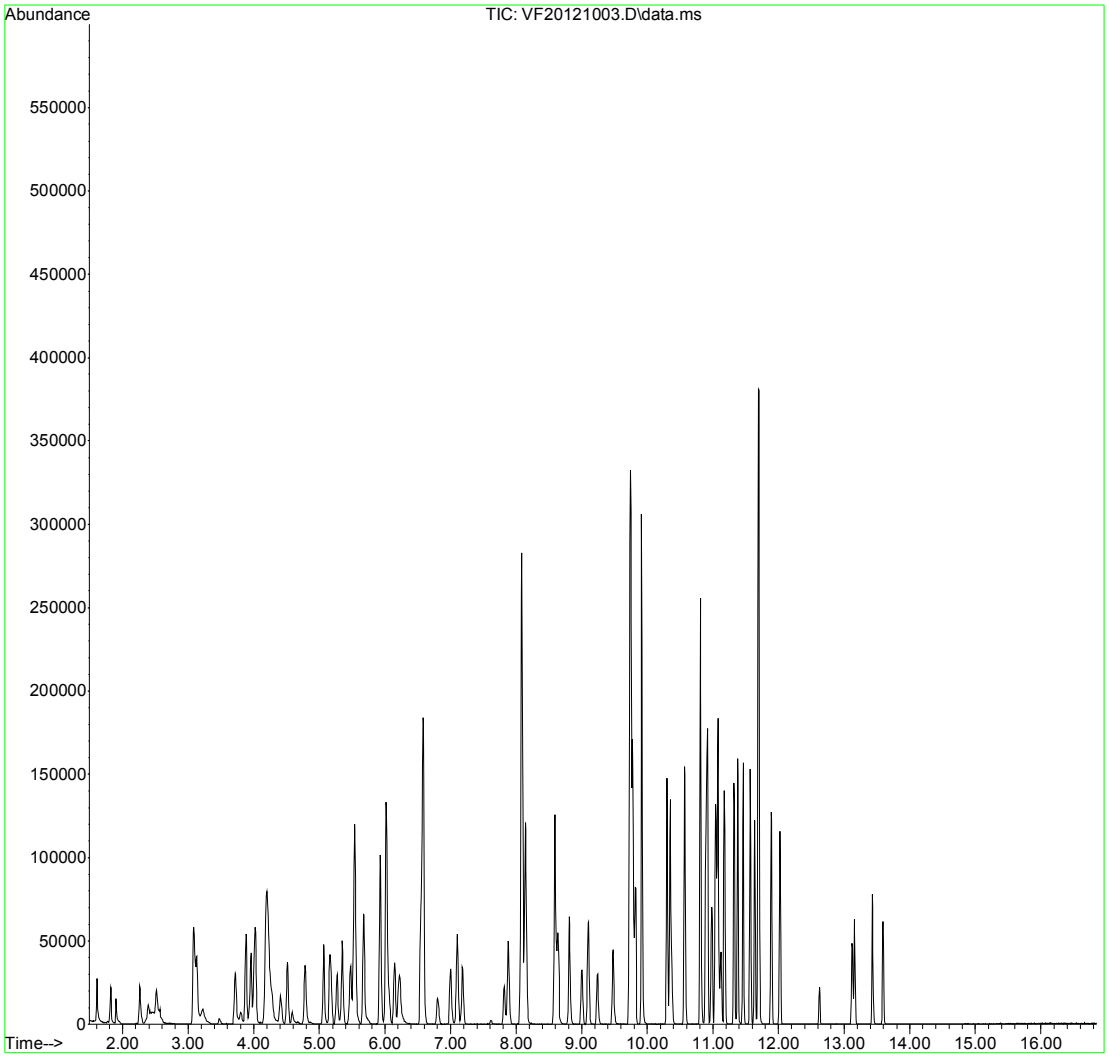

Evaluate Continuing Calibration Report

Data Path : L:\DATA\2020-12\0L10042\
Data File : VF20121004.D
Acq On : 10 Dec 2020 10:56 am
Operator : IMA
Sample : 0120379-BS2
Misc : 50X 5g/5mL 1000uL/50mL GX+MeOH A20J182
ALS Vial : 4 Sample Multiplier: 1

IMA
12/10/20

Quant Time: Dec 10 13:45:52 2020
Quant Method : L:\METHODS\VF201119G.M
Quant Title : NWTPH-Gx by GC/MS
QLast Update : Thu Nov 19 14:37:04 2020
Response via : Initial Calibration

Min. RRF : 0.000 Min. Rel. Area : 50% Max. R.T. Dev 0.50min
Max. RRF Dev : 30% Max. Rel. Area : 200%

		Compound	Amount	Calc.	%Dev	Area%	Dev(min)
1	I	Pentafluorobenzene (IS)	50.000	50.000	0.0	79	0.00
2	S	1,4-Difluorobenzene (Sur)	50.000	51.518	-3.0	82	0.00
3	S	4-Bromofluorobenzene (Sur)	50.000	53.777	-7.6	84	0.00
4	S	Chlorobenzene-d5 (NR)	-1.000	0.000	0.0	82	0.00
5	H	NWTPH-Gx	500.000	478.585	4.3	79	0.00
6	H	TPHg (C5-C9)	500.000	499.052	0.2	81	0.00
7	H	TPHg (C6-C10)	500.000	498.412	0.3	82	0.00
8	H	CA-LUFT (C5-C12)	500.000	484.640	3.1	80	0.00
9		Benzene (NR)	-1.000	0.000	0.0	84	0.00
10	S	Toluene-d8 (NR)	-1.000	0.000	0.0	84	0.00
11	C	Toluene (NR)	-1.000	0.000	0.0	82	0.00
12	S	1,4-Dichlorobenzene-d4 (NR)	-1.000	0.000	0.0	86	0.00
13		Naphthalene (NR)	-1.000	0.000	0.0	0	-13.44#

(#) = Out of Range SPCC's out = 0 CCC's out = 0

Quantitation Report (Not Reviewed)

Data Path : L:\DATA\2020-12\0L10042\
Data File : VF20121004.D
Acq On : 10 Dec 2020 10:56 am
Operator : IMA
Sample : 0120379-BS2
Misc : 50X 5g/5mL 1000uL/50mL GX+MeOH A20J182
ALS Vial : 4 Sample Multiplier: 1

Quant Time: Dec 10 13:45:52 2020
Quant Method : L:\METHODS\VF201119G.M
Quant Title : NWTPH-Gx by GC/MS
QLast Update : Thu Nov 19 14:37:04 2020
Response via : Initial Calibration

Compound	R.T.	QIon	Response	Conc	Units	Dev(Min)
Internal Standards						
1) Pentafluorobenzene (IS)	6.019	168	97041	50.00	ug/L	0.00
System Monitoring Compounds						
2) 1,4-Difluorobenzene (Sur)	6.578	TIC	365292	51.52	ug/L	0.00
3) 4-Bromofluorobenzene (...	10.811	TIC	318341	53.78	ug/L	0.00
4) Chlorobenzene-d5 (NR)	9.735	TIC	410014	0.00	ug/L	0.00
10) Toluene-d8 (NR)	8.087	TIC	529039	0.00	ug/L	0.00
12) 1,4-Dichlorobenzene-d4...	11.693	TIC	401692	0.00	ug/L	0.00
Target Compounds						Qvalue
5) NWTPH-Gx	9.745	TIC	1448051m	478.59	ug/L	
6) TPHg (C5-C9)	9.745	TIC	1877989m	499.05	ug/L	
7) TPHg (C6-C10)	9.745	TIC	1631791m	498.41	ug/L	
8) CA-LUFT (C5-C12)	9.745	TIC	2203385m	484.64	ug/L	

(#) = qualifier out of range (m) = manual integration (+) = signals summed

Quantitation Report (Qedit)

Data Path : L:\DATA\2020-12\0L10042\
Data File : VF20121004.D
Acq On : 10 Dec 2020 10:56 am
Operator : IMA
Sample : 0120379-BS2
Misc : 50X 5g/5mL 1000uL/50mL GX+MeOH A20J182
ALS Vial : 4 Sample Multiplier: 1

Quant Time: Dec 10 13:45:52 2020
Quant Method : L:\METHODS\VF201119G.M
Quant Title : NWTPH-Gx by GC/MS
QLast Update : Thu Nov 19 14:37:04 2020
Response via : Initial Calibration

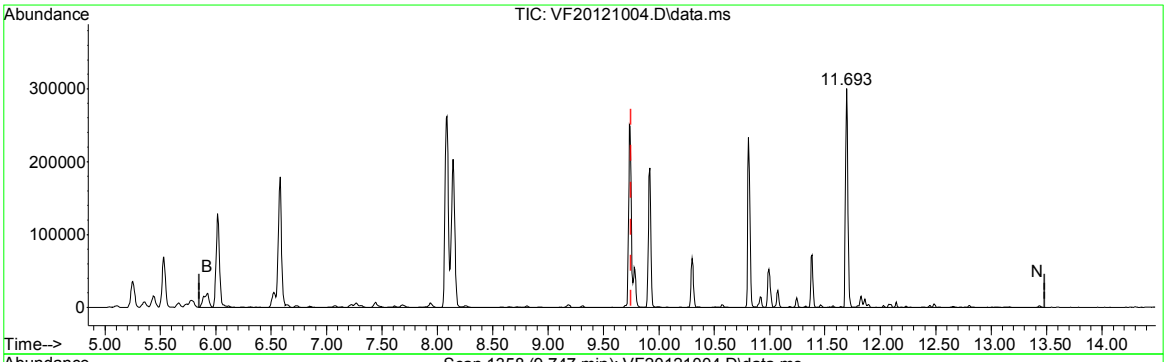

TIC: VF20121004.D\data.ms

(5) NWTPH-Gx (H)

9.745min (0.000) 478.59 ug/L m

response 1448051

Signal	Exp%	Act%
TIC	100.00	100.00
0.00	0.00	0.00
0.00	0.00	0.00
0.00	0.00	0.00

File   :L:\DATA\2020-12\0L10042\VF20121004.D
Operator   : IMA
Acquired   : 10 Dec 2020 10:56 am using AcqMethod VF1906RUN.M
Instrument :   VOA-GCMS6
Sample Name: 0120379-BS2
Misc Info : 50X 5g/5mL 1000uL/50mL GX+MeOH A20J182
Vial Number: 4

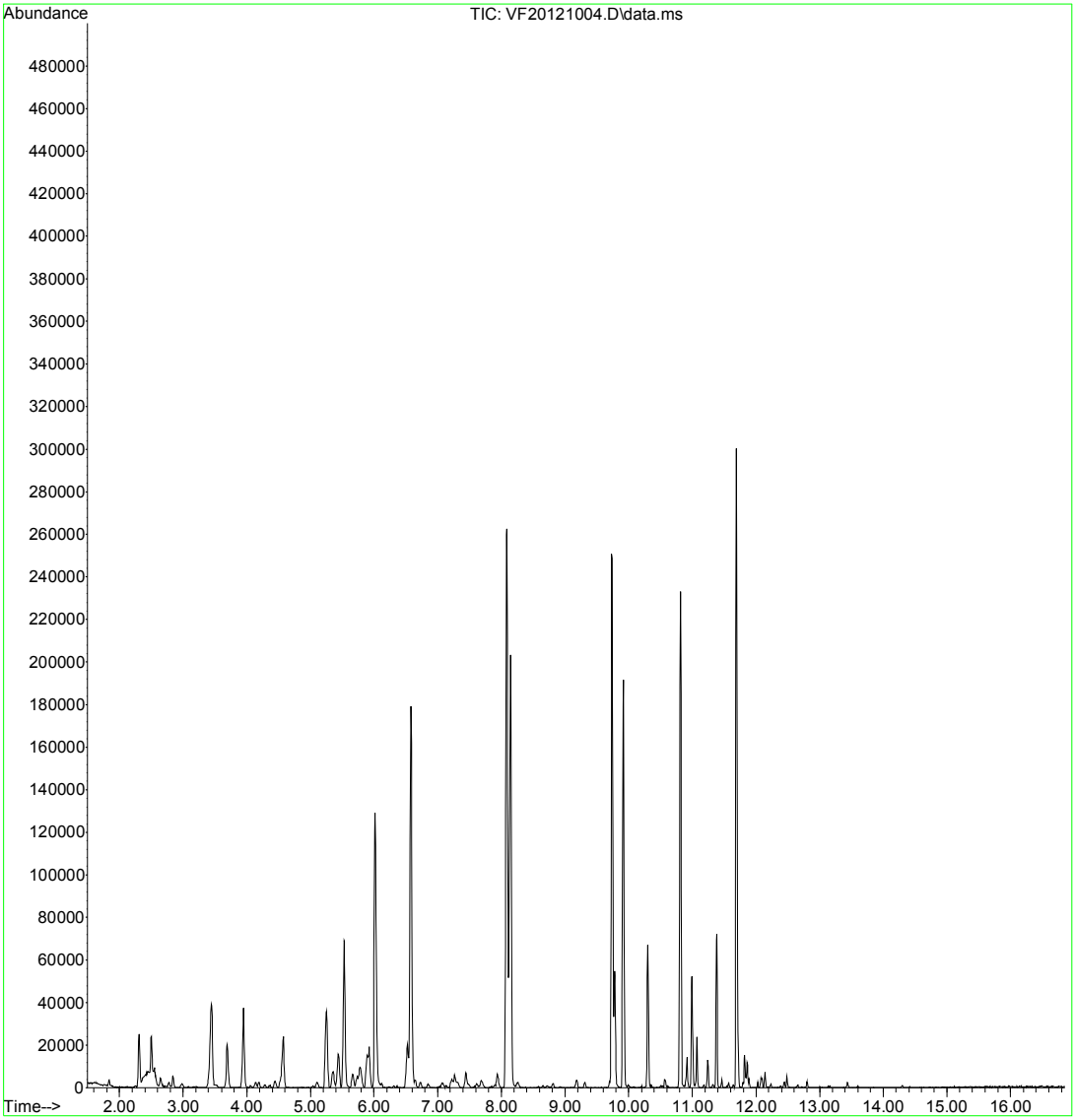

Quantitation Report (Not Reviewed)

Data Path : L:\DATA\2020-12\0L10042\
Data File : VF20121005.D
Acq On : 10 Dec 2020 11:23 am
Operator : IMA
Sample : 0120379-BLK1
Misc : 50X 7.5g/5mL 1000uL/50mL DI+MeOH
ALS Vial : 5 Sample Multiplier: 1

IMA
12/10/20

Quant Time: Dec 10 13:46:17 2020
Quant Method : L:\METHODS\VF201119S.M
Quant Title : EPA 8260: Volatile Organic Compounds
QLast Update : Thu Nov 19 16:36:27 2020
Response via : Initial Calibration

Compound	R.T.	QIon	Response	Conc	Units	Dev(Min)
Internal Standards						
1) Pentafluorobenzene (I)	6.018	99	52296	50.00	ug/L	0.00
43) Chlorobenzene-d5 (I)	9.740	117	139030	50.00	ug/L	0.00
63) 1,4-Dichlorobenzene-d4...	11.692	152	61870	50.00	ug/L	0.00
System Monitoring Compounds						
30) Dibromofluoromethane (S)	5.531	111	47398	52.27	ug/L	0.00
37) 1,4-Difluorobenzene (S)	6.583	114	154535	47.88	ug/L	0.00
45) Toluene-d8 (S)	8.085	98	200261	50.17	ug/L	0.00
64) 4-Bromofluorobenzene (S)	10.810	174	53982	50.15	ug/L	0.00
Target Compounds						Qvalue
5) Bromomethane	2.253	96	192	0.30	ug/L	74
13) Methylene Chloride	3.713	84	283	0.28	ug/L	92
46) Toluene	8.140	91	477	0.09	ug/L	83
58) m,p-Xylenes (2)	9.928	91	372	0.11	ug/L	79

(#) = qualifier out of range (m) = manual integration (+) = signals summed

Quantitation Report (Not Reviewed)

Data Path : L:\DATA\2020-12\0L10042\
Data File : VF20121005.D
Acq On : 10 Dec 2020 11:23 am
Operator : IMA
Sample : 0120379-BLK1
Misc : 50X 7.5g/5mL 1000uL/50mL DI+MeOH
ALS Vial : 5 Sample Multiplier: 1

Quant Time: Dec 10 13:46:22 2020
Quant Method : L:\METHODS\VF201119G.M
Quant Title : NWTPH-Gx by GC/MS
QLast Update : Thu Nov 19 14:37:04 2020
Response via : Initial Calibration

Compound	R.T.	QIon	Response	Conc	Units	Dev(Min)
Internal Standards						
1) Pentafluorobenzene (IS)	6.018	168	92014	50.00	ug/L	0.00
System Monitoring Compounds						
2) 1,4-Difluorobenzene (Sur)	6.577	TIC	347456	51.68	ug/L	0.00
3) 4-Bromofluorobenzene (...	10.810	TIC	301381	53.69	ug/L	0.00
4) Chlorobenzene-d5 (NR)	9.740	TIC	399855	0.00	ug/L	0.00
10) Toluene-d8 (NR)	8.085	TIC	519606	0.00	ug/L	0.00
12) 1,4-Dichlorobenzene-d4...	11.692	TIC	356835	0.00	ug/L	0.00
Target Compounds						Qvalue
5) NWTPH-Gx	9.745	TIC	-508m	29.81	ug/L	
6) TPHg (C5-C9)	9.745	TIC	194442m	34.49	ug/L	
7) TPHg (C6-C10)	9.745	TIC	144076m	31.64	ug/L	
8) CA-LUFT (C5-C12)	9.745	TIC	196561m	37.88	ug/L	

(#) = qualifier out of range (m) = manual integration (+) = signals summed

Quantitation Report (Not Reviewed)

Data Path : L:\DATA\2020-12\0L10042\
Data File : VF20121005.D
Acq On : 10 Dec 2020 11:23 am
Operator : IMA
Sample : 0120379-BLK1
Misc : 50X 7.5g/5mL 1000uL/50mL DI+MeOH
ALS Vial : 5 Sample Multiplier: 1

Quant Time: Dec 10 13:46:17 2020
Quant Method : L:\METHODS\VF201119S.M
Quant Title : EPA 8260: Volatile Organic Compounds
QLast Update : Thu Nov 19 16:36:27 2020
Response via : Initial Calibration

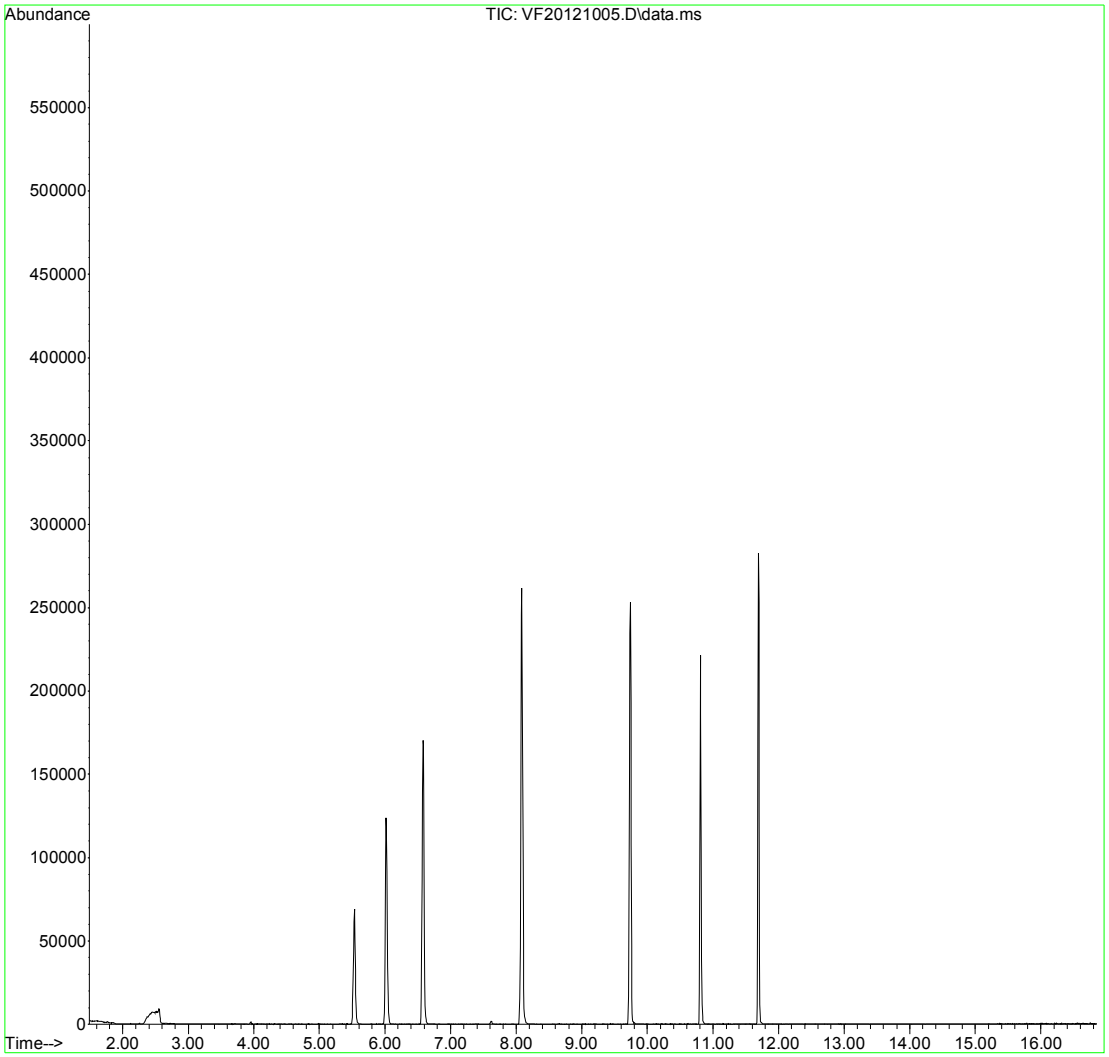

Quantitation Report (Not Reviewed)

Data Path : L:\DATA\2020-12\0L10042\
Data File : VF20121007.D
Acq On : 10 Dec 2020 12:18 pm
Operator : IMA
Sample : A0L0210-02
Misc : 50X 5g/5mL 1000uL/50mL GX/8260
ALS Vial : 7 Sample Multiplier: 1

IMA
12/10/20

Quant Time: Dec 10 13:46:53 2020
Quant Method : L:\METHODS\VF201119S.M
Quant Title : EPA 8260: Volatile Organic Compounds
QLast Update : Thu Nov 19 16:36:27 2020
Response via : Initial Calibration

Compound	R.T.	QIon	Response	Conc	Units	Dev(Min)
Internal Standards						
1) Pentafluorobenzene (I)	6.025	99	52088	50.00	ug/L	0.00
43) Chlorobenzene-d5 (I)	9.740	117	141934	50.00	ug/L	0.00
63) 1,4-Dichlorobenzene-d4...	11.692	152	67816	50.00	ug/L	0.00
System Monitoring Compounds						
30) Dibromofluoromethane (S)	5.538	111	48471	53.67	ug/L	0.00
37) 1,4-Difluorobenzene (S)	6.584	114	154436	48.04	ug/L	0.00
45) Toluene-d8 (S)	8.086	98	202274	49.63	ug/L	0.00
64) 4-Bromofluorobenzene (S)	10.811	174	57708	48.91	ug/L	0.00
Target Compounds						Qvalue
14) Acetone	3.817	43	376	1.17	ug/L #	42
46) Toluene	8.147	91	482	0.09	ug/L	91
84) Naphthalene	13.444	128	754	0.46	ug/L	78

(#) = qualifier out of range (m) = manual integration (+) = signals summed

Quantitation Report (Not Reviewed)

Data Path : L:\DATA\2020-12\0L10042\
Data File : VF20121007.D
Acq On : 10 Dec 2020 12:18 pm
Operator : IMA
Sample : A0L0210-02
Misc : 50X 5g/5mL 1000uL/50mL GX/8260
ALS Vial : 7 Sample Multiplier: 1

Quant Time: Dec 10 13:47:00 2020
Quant Method : L:\METHODS\VF201119G.M
Quant Title : NWTPH-Gx by GC/MS
QLast Update : Thu Nov 19 14:37:04 2020
Response via : Initial Calibration

Compound	R.T.	QIon	Response	Conc	Units	Dev(Min)
Internal Standards						
1) Pentafluorobenzene (IS)	6.025	168	91407	50.00	ug/L	0.00
System Monitoring Compounds						
2) 1,4-Difluorobenzene (Sur)	6.584	TIC	350060	52.41	ug/L	0.00
3) 4-Bromofluorobenzene (...	10.811	TIC	326130	58.49	ug/L	0.00
4) Chlorobenzene-d5 (NR)	9.740	TIC	411338	0.00	ug/L	0.00
10) Toluene-d8 (NR)	8.086	TIC	525221	0.00	ug/L	0.00
12) 1,4-Dichlorobenzene-d4...	11.692	TIC	393800	0.00	ug/L	0.00
Target Compounds						Qvalue
5) NWTPH-Gx	9.745	TIC	13240m	34.36	ug/L	
6) TPHg (C5-C9)	9.745	TIC	199951m	36.50	ug/L	
7) TPHg (C6-C10)	9.745	TIC	150140m	34.01	ug/L	
8) CA-LUFT (C5-C12)	9.745	TIC	202710m	39.66	ug/L	

(#) = qualifier out of range (m) = manual integration (+) = signals summed

Quantitation Report (Not Reviewed)

Data Path : L:\DATA\2020-12\0L10042\
Data File : VF20121007.D
Acq On : 10 Dec 2020 12:18 pm
Operator : IMA
Sample : A0L0210-02
Misc : 50X 5g/5mL 1000uL/50mL GX/8260
ALS Vial : 7 Sample Multiplier: 1

Quant Time: Dec 10 13:46:53 2020
Quant Method : L:\METHODS\VF201119S.M
Quant Title : EPA 8260: Volatile Organic Compounds
QLast Update : Thu Nov 19 16:36:27 2020
Response via : Initial Calibration

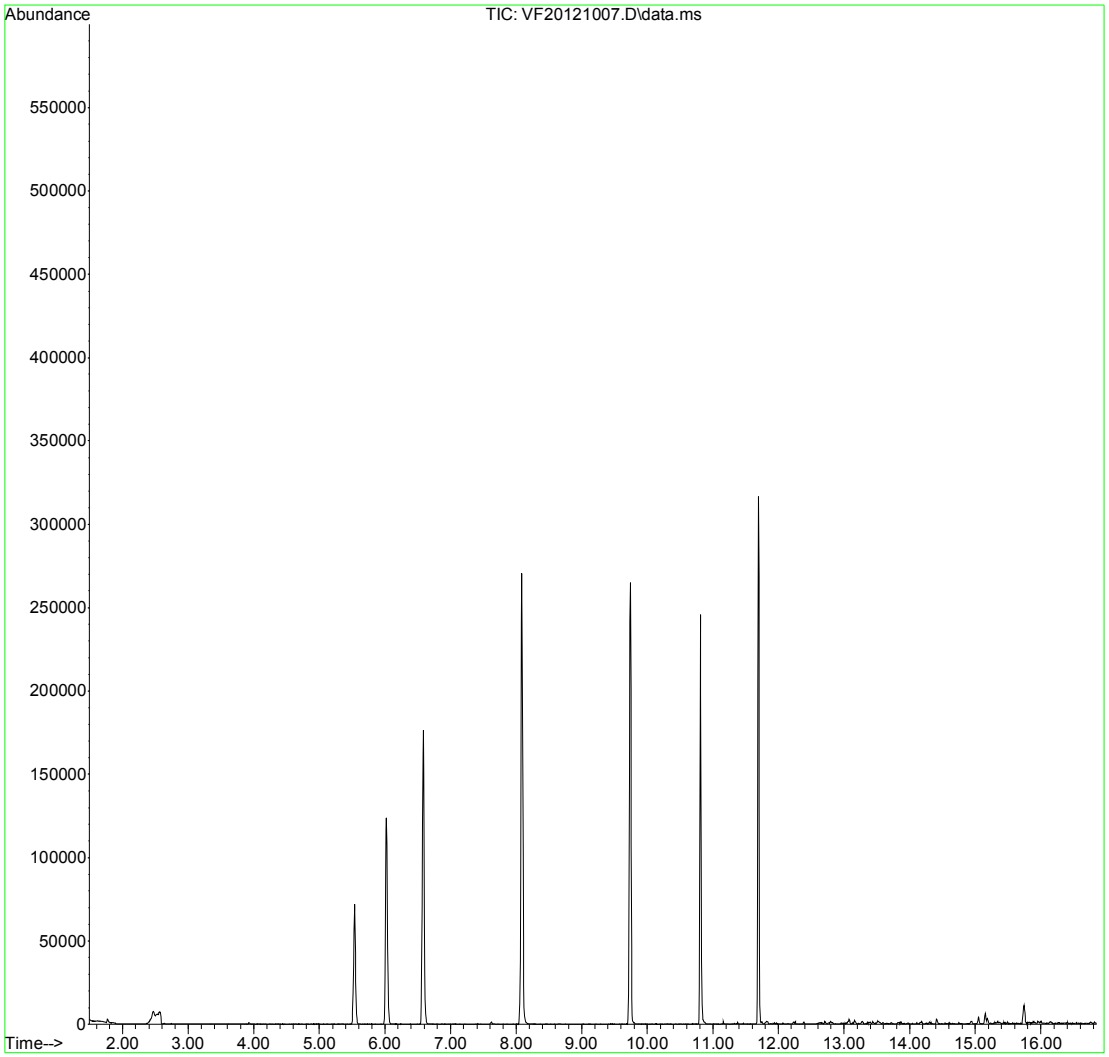

APEX LABORATORIES, LLC
6700 SW Sandburg St. Tigard OR 97223 phone 503-718-2323

Gasoline Range Hydrocarbons (Benzene through Naphthalene) by NWTPH-Gx
Calibration Data

Sequence 0K13048 (Cal ID A0K1604) VOA-GCMS9

ELEMENT SEQUENCE LOG

Apex Laboratories

Sequence:	0K13048	Instrument:	VOA-GCMS9
Date:	**11/13/20 16:36**	Calibration:	**A0K1604**

#	Lab Number	Matrix	Analysis	Client	Due	Batch	ISTD ID	STD ID
1	0K13048-IBL1	Water	QC	QC			A20I024	
2	0K13048-IBL2	Water	QC	QC			A20I024	
3	0K13048-TUN1	Water	QC	QC			A20I024	
4	0K13048-ICB1	Water	QC	QC			A20I024	
5	0K13048-CAL1	Water	QC	QC			A20I024	A20K242
6	0K13048-CAL2	Water	QC	QC			A20I024	A20K243
7	0K13048-CAL3	Water	QC	QC			A20I024	A20K244
8	0K13048-CAL4	Water	QC	QC			A20I024	A20K245
9	0K13048-CAL5	Water	QC	QC			A20I024	A20K246
10	0K13048-CAL6	Water	QC	QC			A20I024	A20K247
11	0K13048-CAL7	Water	QC	QC			A20I024	A20K248
12	0K13048-CAL8	Water	QC	QC			A20I024	A20K249
13	0K13048-CAL9	Water	QC	QC			A20I024	A20K162
14	0K13048-IBL3	Water	QC	QC			A20I024	
15	0K13048-CALA	Water	QC	QC			A20I024	A20K163
16	0K13048-IBL4	Water	QC	QC			A20I024	
17	0K13048-CALB	Water	QC	QC			A20I024	A20K164
18	0K13048-IBL5	Water	QC	QC			A20I024	
19	0K13048-IBL6	Water	QC	QC			A20I024	
20	0K13048-ICV1	Water	QC	QC			A20I024	A20K165
21	0K13048-IBL7	Water	QC	QC			A20I024	
22	0K13048-TUN2	Water	QC	QC			A20I024	
23	0K13048-ICB2	Water	QC	QC			A20I024	
24	0K13048-RES1	Water	QC	QC			A20I024	A20I121
25	0K13048-IBL8	Water	QC	QC			A20I024	
26	0K13048-CALC	Water	QC	QC			A20I024	A20K166
27	0K13048-CALD	Water	QC	QC			A20I024	A20K167
28	0K13048-CALE	Water	QC	QC			A20I024	A20K168
29	0K13048-CALF	Water	QC	QC			A20I024	A20K169
30	0K13048-CALG	Water	QC	QC			A20I024	A20J323
31	0K13048-CALH	Water	QC	QC			A20I024	A20J324
32	0K13048-CALI	Water	QC	QC			A20I024	A20J325
33	0K13048-CALJ	Water	QC	QC			A20I024	A20J326
34	0K13048-IBL9	Water	QC	QC			A20I024	
35	0K13048-IBLA	Water	QC	QC			A20I024	
36	0K13048-ICV2	Water	QC	QC			A20I024	A20J406
37	0K13048-IBLB	Water	QC	QC			A20I024	

bromoform 1/2ppb due to intercept
TPHgC5-C9 & TPHgC6-C10 NR due to integration window -mm

Comments:

NO IDOMETHANE FOR THIS CAL CURVE
EDB (MDL/MRL 0.5PPB/1PPB
~~BROMOMETHANE~~ (MDL/MRL 1PPB/2PPB)
GX CURVE HIGH POINT IS UP TO 5000PPB

Data Entered By/Date: 11/15/20 TNL

Data Reviewed By/Date: mm 11/17/20

Calibration Status Report VOA-GCMS9

Method Path : C:\msdchem\1\methods\
Method File : VI201114W.M
Title : EPA 8260: Volatile Organic Compounds
Last Update : Sat Nov 14 15:49:22 2020
Response Via : Initial Calibration

11/15/20 TNL

#	ID	Conc	ISTD Conc	Path\File
1	0.1	-1	50	C:\msdchem\1\data\2020-11\0K13048\VI20111305.D
2	0.2	0	50	C:\msdchem\1\data\2020-11\0K13048\VI20111306.D
3	0.5	0	50	C:\msdchem\1\data\2020-11\0K13048\VI20111307.D
4	1	1	50	C:\msdchem\1\data\2020-11\0K13048\VI20111308.D
5	2	2	50	C:\msdchem\1\data\2020-11\0K13048\VI20111309.D
6	5	5	50	C:\msdchem\1\data\2020-11\0K13048\VI20111310.D
7	10	10	50	C:\msdchem\1\data\2020-11\0K13048\VI20111311.D
8	20	20	50	C:\msdchem\1\data\2020-11\0K13048\VI20111312.D
9	50	50	50	C:\msdchem\1\data\2020-11\0K13048\VI20111313.D
10	100	100	50	C:\msdchem\1\data\2020-11\0K13048\VI20111315.D
11	200	200	50	C:\msdchem\1\data\2020-11\0K13048\VI20111317.D

#	ID	Update Time	Quant Time	Acquisition Time
1	0.1	Nov 14 15:49 2020	Nov 14 15:19 2020	13 Nov 2020 6:51 pm
2	0.2	Nov 14 15:49 2020	Nov 14 15:22 2020	13 Nov 2020 7:18 pm
3	0.5	Nov 14 15:49 2020	Nov 14 15:24 2020	13 Nov 2020 9:40 pm
4	1	Nov 14 15:49 2020	Nov 14 15:25 2020	13 Nov 2020 10:07 pm
5	2	Nov 14 15:49 2020	Nov 14 15:29 2020	13 Nov 2020 10:34 pm
6	5	Nov 14 15:49 2020	Nov 14 15:31 2020	13 Nov 2020 11:01 pm
7	10	Nov 14 15:49 2020	Nov 14 15:33 2020	13 Nov 2020 11:28 pm
8	20	Nov 14 15:49 2020	Nov 14 15:35 2020	13 Nov 2020 11:56 pm
9	50	Nov 14 15:49 2020	Nov 14 15:37 2020	14 Nov 2020 12:23 am
10	100	Nov 14 15:49 2020	Nov 14 15:41 2020	14 Nov 2020 1:17 am
11	200	Nov 14 15:49 2020	Nov 14 15:46 2020	14 Nov 2020 2:11 am

VI201114W.M Sat Nov 14 16:42:37 2020

Response Factor Report VOA-GCMS9

Method Path : C:\msdchem\1\methods\
Method File : VI201114W.M
Title : EPA 8260: Volatile Organic Compounds
Last Update : Sat Nov 14 15:49:22 2020
Response Via : Initial Calibration

Calibration Files
0.1 =VI20111305.D 0.2 =VI20111306.D 0.5 =VI20111307.D 1 =VI20111308.D 2 =VI20111309.D
5 =VI20111310.D 10 =VI20111311.D 20 =VI20111312.D 50 =VI20111313.D 100 =VI20111315.D
200 =VI20111317.D

		Compound	0.1	0.2	0.5	1	2	5	10	20	50	100	200	Avg	%RSD
1)	I	Pentafluorobenzene...	ISTD												
2)		Dichlorodifluo...			0.788	0.704	0.722	0.726	0.683	0.711	1.009	0.979	0.984	0.812	16.91
3)	P	Chloromethane				0.977	0.958	0.904	0.887	0.895	1.010	0.982	0.999	0.951	5.17
4)	C	Vinyl Chloride		0.900	1.069	1.017	1.028	1.023	0.986	1.003	1.151	1.136	1.127	1.044	7.47
5)		Bromomethane					0.794	0.699	0.666	0.619	0.595	0.543	0.526	0.634	14.77
6)		Chloroethane				0.512	0.484	0.413	0.375	0.289	0.367			0.407	20.13
7)		Trichlorofluor...		0.613	1.009	0.937	1.014	0.990	0.946	0.961	1.017	0.991	0.985	0.946	12.70
8)		Ethanol		0.036	0.032	0.026	0.028	0.027	0.028	0.028	0.027	0.028		0.029	10.23
9)	C	1,1-Dichloroet...		0.943	1.461	1.280	1.294	1.303	1.266	1.294	1.343	1.321	1.342	1.285	10.28
10)		Carbon Disulfide		2.118	2.436	2.231	2.334	2.253	2.180	2.239	2.387	2.371	2.424	2.297	4.72
11)		Freon 113				0.587	0.720	0.787	0.798	0.760	0.788	0.816	0.792	0.836	0.765	9.72
12)		Iodomethane												0.000	-1.00
13)		Acrolein						0.231	0.239	0.248	0.262	0.281	0.292	0.291	0.263	9.51

Method Path : C:\msdchem\1\methods\
Method File : VI201114W.M
Title : EPA 8260: Volatile Organic Compounds
Last Update : Sat Nov 14 15:49:22 2020

14)		Methylene Chlo...			1.153	1.020	0.979	0.950	0.946	0.931	0.927	0.987	8.11
15)		Acetone			0.690	0.607	0.566	0.557	0.546	0.537	0.531	0.576	9.72
16)		t-1,2-Dichloro...	0.914	1.225	1.153	1.238	1.230	1.228	1.250	1.292	1.297	1.307	1.214	9.42
17)		n-Hexane			0.125	0.147	0.147	0.151	0.167	0.160	0.172	0.153	10.14
18)		Methyl-tert-bu...	2.167	2.872	2.828	2.963	2.916	2.920	2.956	3.026	3.021	3.060	2.873	8.99
19)		tert-Butanol ...	0.279	0.278	0.249	0.272	0.270	0.275	0.277	0.276	0.278		0.273	3.41
20)		Diisopropyl et...			2.507	2.781	2.727	2.672	2.721	2.720	2.836		2.709	3.81
21)	P	1,1-Dichloroet...		1.671	1.604	1.719	1.645	1.662	1.675	1.699	1.703	1.706	1.676	2.15
22)		Acrylonitrile				0.445	0.501	0.547	0.567	0.590	0.588	0.590	0.547	10.12
23)		Ethyl-tert-but...			2.094	2.653	2.650	2.660	2.673	2.702	2.791		2.603	8.83
24)		Vinyl Acetate			1.702	1.993	2.078	2.197	2.266	2.383	2.412	2.310	2.168	10.91
25)		c-1,2-Dichloro...		1.270	1.135	1.245	1.244	1.235	1.271	1.298	1.296	1.299	1.255	4.09
26)		2,2-Dichloropr...	0.768	1.189	1.045	1.071	1.078	1.063	1.068	1.067	1.063	1.090	1.050	10.16
27)		Bromochloromet...		0.536	0.493	0.599	0.621	0.632	0.648	0.659	0.641	0.628	0.606	9.19
28)	C	Chloroform	1.278	1.608	1.552	1.669	1.641	1.648	1.660	1.687	1.685	1.697	1.613	7.76
29)		Carbon Tetrach...		0.919	0.930	0.998	1.012	1.015	1.061	1.105	1.117	1.197	1.039	8.66
30)		Tetrahydrofuran		0.520	0.525	0.551	0.566	0.559	0.579	0.588	0.585	0.584	0.562	4.62
31)		1,1,1-Trichlor...		1.325	1.294	1.379	1.413	1.374	1.416	1.437	1.432	1.490	1.396	4.30

Method Path : C:\msdchem\1\methods\
Method File : VI201114W.M
Title : EPA 8260: Volatile Organic Compounds
Last Update : Sat Nov 14 15:49:22 2020

32)	S	Dibromofluorom...	0.935	0.930	1.005	0.934	0.947	0.941	0.948	0.943	0.978	0.980	0.989	0.957	2.69
33)		1,1-Dichloropr...			1.143	1.108	1.219	1.226	1.198	1.239	1.259	1.254	1.291	1.215	4.78
34)		2-Butanone (MEK)				0.749	0.797	0.827	0.846	0.854	0.867	0.883	0.860	0.835	5.23
35)		Benzene	3.652	3.746	3.874	3.561	3.789	3.743	3.713	3.760	3.817	3.795	3.845	3.754	2.37
36)		tert-Amyl meth...				2.525	2.641	2.631	2.554	2.596	2.568	2.666		2.597	1.97
37)		1,2-Dichloroet...			1.116	1.147	1.269	1.305	1.320	1.348	1.360	1.362	1.349	1.286	7.24
38)		iso-Butyl Alcohol		0.091	0.100	0.094	0.100	0.100	0.103	0.106	0.111	0.109	0.102	0.101	6.08
39)	S	1,4-Difluorobe...	3.104	3.062	3.180	3.091	3.136	3.113	3.109	3.128	3.172	3.148	3.175	3.129	1.20
40)		Trichloroethen...			1.039	0.907	0.994	1.022	0.985	1.028	1.038	1.029	1.054	1.011	4.40
41)		Tert-Amyl-Ethy...				1.221	1.618	1.604	1.654	1.683	1.559	1.603		1.563	9.99
42)		Dibromomethane			0.430	0.510	0.598	0.622	0.623	0.644	0.659	0.662	0.672	0.602	13.45
43)	C	1,2-Dichloropr...				0.861	0.930	0.940	0.939	0.962	0.980	0.980	0.992	0.948	4.42
44)		Bromodichlorom...			0.997	1.041	1.142	1.130	1.157	1.198	1.256	1.285	1.308	1.168	9.05
45)		Chlorobenzene-d5 (I)	----------ISTD----------												
46)		2-Chloroethyl ...						0.116	0.133	0.150	0.161	0.167	0.172	0.150	14.50
47)		c-1,3-Dichloro...			0.399	0.411	0.434	0.475	0.491	0.511	0.537	0.532	0.552	0.482	11.74
48)	S	Toluene-d8 (S)	1.342	1.340	1.307	1.336	1.333	1.319	1.312	1.297	1.298	1.273	1.270	1.312	1.94
49)	C	Toluene	1.580	1.401	1.486	1.459	1.437	1.445	1.392	1.408	1.406	1.394	1.410	1.438	3.88

Method Path : C:\msdchem\1\methods\
Method File : VI201114W.M
Title : EPA 8260: Volatile Organic Compounds
Last Update : Sat Nov 14 15:49:22 2020

50)		Tetrachloroeth...		0.289	0.301	0.354	0.370	0.362	0.342	0.352	0.352	0.351	0.371	0.344	8.08
51)		4-Methyl-2-Pen...		0.533	0.493	0.509	0.552	0.542	0.552	0.565	0.571	0.566	0.532	0.541	4.70
52)		t-1,3-Dichloro...				0.324	0.355	0.397	0.418	0.445	0.482	0.485	0.490	0.425	14.73
53)		1,1,2-Trichlor...			0.251	0.307	0.323	0.335	0.334	0.339	0.342	0.336	0.337	0.323	9.03
54)		Dibromochlorom...				0.256	0.283	0.286	0.294	0.321	0.344	0.349	0.358	0.311	11.84
55)		1,3-Dichloropr...			0.456	0.513	0.546	0.563	0.557	0.573	0.574	0.569	0.564	0.546	7.07
56)		1,2-Dibromoeth...			0.226	0.274	0.316	0.336	0.345	0.360	0.367	0.367	0.367	0.329	14.95
57)		2-Hexanone		0.287	0.313	0.354	0.375	0.385	0.402	0.416	0.424	0.419	0.396	0.377	12.26
58)	P	Chlorobenzene	0.811	0.840	0.876	0.877	0.923	0.920	0.898	0.914	0.904	0.907	0.916	0.890	4.03
59)	C	Ethylbenzene	1.420	1.480	1.516	1.519	1.548	1.526	1.489	1.502	1.505	1.509	1.551	1.506	2.37
60)		1,1,1,2-Tetrac...			0.205	0.233	0.271	0.276	0.282	0.292	0.307	0.318	0.331	0.279	14.36
61)		m,p-Xylenes (2)	1.070	1.041	1.069	1.010	1.069	1.103	1.089	1.119	1.131	1.147	1.190	1.094	4.66
62)		o-Xylene	1.129	0.936	1.044	1.064	1.084	1.118	1.114	1.148	1.152	1.159	1.196	1.104	6.43
63)		Styrene		0.764	0.676	0.707	0.791	0.827	0.859	0.908	0.934	0.950	0.980	0.840	12.45
64)	P	Bromoform				0.172	0.180	0.198	0.206	0.226	0.259	0.277	0.294	0.227	20.01
65)		Isopropylbenzene		1.185	1.244	1.207	1.293	1.327	1.321	1.374	1.364	1.364	1.420	1.310	5.88
66)	I	1,4-Dichlorobenzen...	----------ISTD----------												
67)	S	4-Bromofluorob...	0.904	0.912	0.845	0.906	0.903	0.883	0.865	0.852	0.828	0.798	0.791	0.862	5.06

Method Path : C:\msdchem\1\methods\
Method File : VI201114W.M
Title : EPA 8260: Volatile Organic Compounds
Last Update : Sat Nov 14 15:49:22 2020

68)		Bromobenzene		0.624	0.675	0.774	0.848	0.815	0.793	0.801	0.782	0.771	0.772	0.766	8.72
69)		n-Propylbenzene		2.971	3.115	3.065	3.232	3.319	3.265	3.375	3.226	3.188	3.263	3.202	3.79
70)	P	1,1,2,2-Tetrac...			0.517	0.630	0.668	0.679	0.670	0.662	0.651	0.630	0.613	0.636	7.78
71)		2-Chlorotoluene			0.618	0.659	0.696	0.704	0.693	0.707	0.683	0.674	0.690	0.680	4.07
72)		1,3,5-Trimethy...		2.001	1.974	1.993	2.148	2.216	2.246	2.315	2.226	2.237	2.322	2.168	6.12
73)		1,2,3-Trichlor...				0.315	0.340	0.358	0.354	0.338	0.330	0.320	0.315	0.334	4.99
74)		t-1,4-Dichloro...				0.140	0.189	0.210	0.211	0.220	0.214	0.207	0.204	0.199	12.85
75)		4-Chlorotoluene		1.897	1.852	1.985	2.031	2.068	2.057	2.090	2.011	2.001	2.011	2.000	3.72
76)		tert-Butylbenzene	1.119	1.082	1.217	1.227	1.303	1.322	1.309	1.325	1.253	1.223	1.260	1.240	6.45
77)		1,2,4-Trimethy...		1.556	1.859	1.922	2.003	2.179	2.217	2.295	2.238	2.235	2.300	2.080	11.62
78)		sec-Butylbenzene		2.617	2.648	2.436	2.629	2.759	2.696	2.806	2.686	2.626	2.740	2.664	3.83
79)		4-Isopropyltol...		1.713	2.049	1.867	2.007	2.128	2.202	2.305	2.222	2.212	2.316	2.102	9.27
80)		1,3-Dichlorobe...		1.053	1.278	1.215	1.327	1.326	1.332	1.351	1.325	1.319	1.342	1.287	7.09
81)		1,4-Dichlorobe...	1.422	1.247	1.427	1.384	1.368	1.360	1.371	1.391	1.360	1.345	1.361	1.367	3.47
82)		n-Butylbenzene			1.599	1.390	1.583	1.781	1.829	1.942	1.899	1.898	1.975	1.766	11.26
83)		1,2-Dichlorobe...		1.018	1.204	1.166	1.255	1.268	1.286	1.306	1.279	1.264	1.276	1.232	6.97
84)		1,2-Dibromo-3-...					0.190	0.217	0.234	0.244	0.262	0.268	0.273	0.241	12.52
85)		Hexachlorobuta...					0.140	0.173	0.186	0.202	0.190	0.186	0.198	0.182	11.41

Method Path : C:\msdchem\1\methods\
Method File : VI201114W.M
Title : EPA 8260: Volatile Organic Compounds
Last Update : Sat Nov 14 15:49:22 2020

86)	1,2,4-Trichlor...			0.510	0.546	0.601	0.682	0.699		0.608	13.56	
87)	Naphthalene	1.460	1.456	1.556	1.638	1.839	2.155	2.257	2.566	2.719	1.961	24.56
88)	1,2,3-Trichlor...	0.502	0.468	0.477	0.528	0.566	0.647	0.651		0.548	13.89	

(#) = Out of Range

Element Calibration Review Sheet

Calibration ID: **A0K1604** Instrument: **VOA-GCMS9** Calibration Date: **11/16/2020**

Analysis: **8260D Oxygenates** Instrument Cal ID: **VI201114W.M/VI201114G.M**

Ethanol

Curve Fit: **AVERAGE RF**

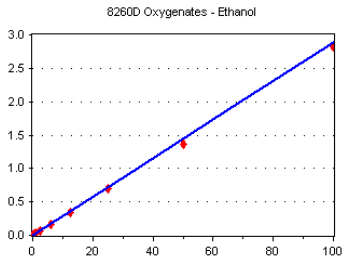

Standard	Concentration	Response	Response Factor	RT
~~0K13048-CAL1~~	~~6.25~~	~~0~~	~~0.000~~	~~0.00~~
0K13048-CAL2	12.5	775	3.554	3.19
0K13048-CAL3	25	1326	3.177	3.19
0K13048-CAL4	62.5	2854	2.604	3.19
0K13048-CAL5	125	6121	2.784	3.19
0K13048-CAL6	312	15191	2.727	3.19
0K13048-CAL7	625	31013	2.765	3.18
0K13048-CAL8	1250	62311	2.789	3.19
0K13048-CAL9	2500	120573	2.737	3.19
0K13048-CALA	5000	248506	0.028	3.19

AVE RF **2.884** RF RSD **10.23** AVE RT **3.19**

Methyl tert-butyl ether (MTBE)

Curve Fit: **AVERAGE RF**

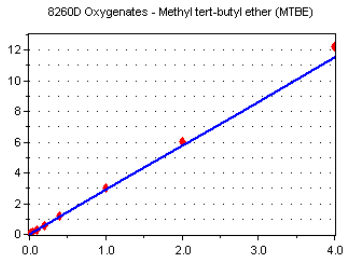

Standard	Concentration	Response	Response Factor	RT
~~0K13048-CAL1~~	~~0.1~~	~~0~~	~~0.000~~	~~0.00~~
0K13048-CAL2	0.2	756	2.167	4.12
0K13048-CAL3	0.4	1918	2.872	4.11
0K13048-CAL4	1	4958	2.828	4.12
0K13048-CAL5	2	10425	2.963	4.11
0K13048-CAL6	5	26026	2.916	4.11
0K13048-CAL7	10	52418	2.920	4.11
0K13048-CAL8	20	105671	2.956	4.11
0K13048-CAL9	50	266647	3.026	4.11
0K13048-CALA	100	532019	3.021	4.11
0K13048-CALB	200	1111301	3.060	4.11

AVE RF **2.873** RF RSD **8.99** AVE RT **4.11**

tert-Butanol (TBA)

Curve Fit: **AVERAGE RF**

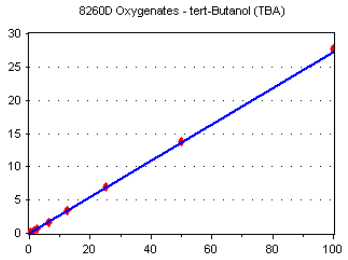

Standard	Concentration	Response	Response Factor	RT
~~0K13048-CAL1~~	~~6.25~~	~~4761~~	~~0.420~~	~~4.24~~
0K13048-CAL2	12.5	6087	0.279	4.25
0K13048-CAL3	25	11587	0.278	4.24
0K13048-CAL4	62.5	27302	0.249	4.24
0K13048-CAL5	125	59784	0.272	4.24
0K13048-CAL6	312	150471	0.270	4.24
0K13048-CAL7	625	308941	0.275	4.23
0K13048-CAL8	1250	618225	0.277	4.23
0K13048-CAL9	2500	1217666	0.276	4.23
0K13048-CALA	5000	2448970	0.278	4.24

AVE RF **0.273** RF RSD **3.41** AVE RT **4.24**

Diisopropyl ether (DIPE)

Curve Fit: **AVERAGE RF**

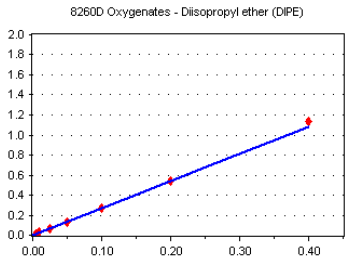

Standard	Concentration	Response	Response Factor	RT
~~0K13048-CAL1~~	~~0.025~~	~~0~~	~~0.000~~	~~0.00~~
~~0K13048-CAL2~~	~~0.05~~	~~0~~	~~0.000~~	~~0.00~~
~~0K13048-CAL3~~	~~0.1~~	~~349~~	~~2.090~~	~~0.00~~
0K13048-CAL4	0.25	1099	2.507	4.51
0K13048-CAL5	0.5	2446	2.781	4.51
0K13048-CAL6	1.25	6085	2.727	4.51
0K13048-CAL7	2.5	11990	2.672	4.51
0K13048-CAL8	5	24319	2.721	4.51
0K13048-CAL9	10	47934	2.720	4.50
0K13048-CALA	20	99898	2.836	4.51

AVE RF **2.709** RF RSD **3.81** AVE RT **4.51**

Element Calibration Review Sheet

Calibration ID: **A0K1604** Instrument: **VOA-GCMS9** Calibration Date: **11/16/2020**

Analysis: **8260D Oxygenates** Instrument Cal ID: **VI201114W.M/VI201114G.M**

Ethyl-tert-butyl ether (ETBE)

Curve Fit: **AVERAGE RF**

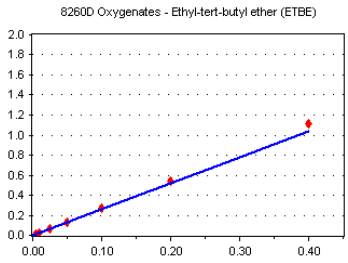

Standard	Concentration	Response	Response Factor	RT
~~0K13048-CAL1~~	~~0.025~~	~~0~~	~~0.000~~	~~0.00~~
~~0K13048-CAL2~~	~~0.05~~	~~0~~	~~0.000~~	~~0.00~~
~~0K13048-CAL3~~	~~0.1~~	~~0~~	~~0.000~~	~~0.00~~
0K13048-CAL4	0.25	918	2.094	4.88
0K13048-CAL5	0.5	2333	2.653	4.88
0K13048-CAL6	1.25	5913	2.650	4.88
0K13048-CAL7	2.5	11935	2.660	4.87
0K13048-CAL8	5	23886	2.673	4.88
0K13048-CAL9	10	47620	2.702	4.88
0K13048-CALA	20	98327	2.791	4.88

AVE RF **2.603** RF RSD **8.83** AVE RT **4.88**

tert-Amyl methyl ether (TAME)

Curve Fit: **AVERAGE RF**

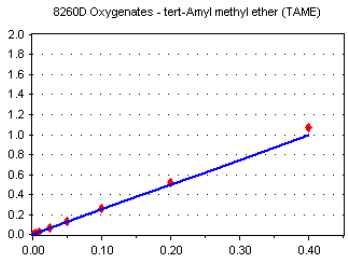

Standard	Concentration	Response	Response Factor	RT
~~0K13048-CAL1~~	~~0.025~~	~~0~~	~~0.000~~	~~0.00~~
~~0K13048-CAL2~~	~~0.05~~	~~0~~	~~0.000~~	~~0.00~~
~~0K13048-CAL3~~	~~0.1~~	~~280~~	~~1.677~~	~~0.00~~
0K13048-CAL4	0.25	1107	2.525	6.18
0K13048-CAL5	0.5	2323	2.641	6.18
0K13048-CAL6	1.25	5871	2.631	6.18
0K13048-CAL7	2.5	11460	2.554	6.18
0K13048-CAL8	5	23197	2.596	6.18
0K13048-CAL9	10	45262	2.568	6.17
0K13048-CALA	20	93921	2.666	6.18

AVE RF **2.482** RF RSD ~~**13.25**~~ AVE RT **5.41**

1.97 mm 11/17/20

Pentafluorobenzene (ISTD)

Curve Fit: **AVERAGE RF**

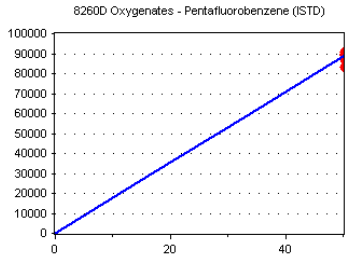

Standard	Concentration	Response	Response Factor	RT
0K13048-CAL1	50	90647	1812.940	6.15
0K13048-CAL2	50	87220	1744.400	6.15
0K13048-CAL3	50	83476	1669.520	6.15
0K13048-CAL4	50	87667	1753.340	6.15
0K13048-CAL5	50	87949	1758.980	6.15
0K13048-CAL6	50	89263	1785.260	6.15
0K13048-CAL7	50	89742	1794.840	6.15
0K13048-CAL8	50	89364	1787.280	6.15
0K13048-CAL9	50	88120	1762.400	6.15
0K13048-CALA	50	88064	1761.280	6.15
0K13048-CALB	50	90807	1816.140	6.14

AVE RF **1767.853** RF RSD **2.29** AVE RT **6.15**

icv checked/passed

1,2-Dichloroethane (EDC)

Curve Fit: **AVERAGE RF**

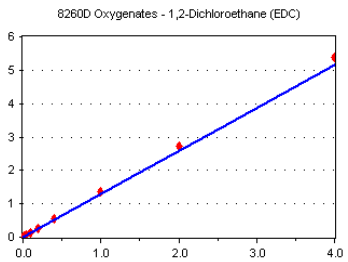

Standard	Concentration	Response	Response Factor	RT
~~0K13048-CAL1~~	~~0.1~~	~~0~~	~~0.000~~	~~0.00~~
~~0K13048-CAL2~~	~~0.2~~	~~0~~	~~0.000~~	~~0.00~~
0K13048-CAL3	0.4	745	1.116	6.28
0K13048-CAL4	1	2011	1.147	6.28
0K13048-CAL5	2	4465	1.269	6.27
0K13048-CAL6	5	11651	1.305	6.27
0K13048-CAL7	10	23694	1.320	6.27
0K13048-CAL8	20	48199	1.348	6.27
0K13048-CAL9	50	119844	1.360	6.27
0K13048-CALA	100	239958	1.362	6.27
0K13048-CALB	200	490114	1.349	6.27

AVE RF **1.286** RF RSD **7.24** AVE RT **6.27**

Element Calibration Review Sheet

Calibration ID: **A0K1604** Instrument: **VOA-GCMS9** Calibration Date: **11/16/2020**

Analysis: **8260D Oxygenates** Instrument Cal ID: **VI201114W.M/VI201114G.M**

1,4-Difluorobenzene (Surr)

Curve Fit: **AVERAGE RF**

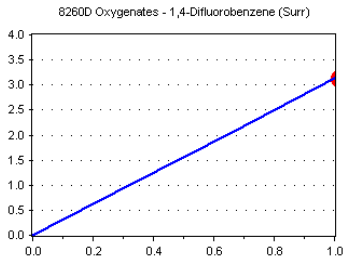

Standard	Concentration	Response	Response Factor	RT
0K13048-CAL1	50	281413	3.104	6.72
0K13048-CAL2	50	267089	3.062	6.72
0K13048-CAL3	50	265490	3.180	6.71
0K13048-CAL4	50	270997	3.091	6.72
0K13048-CAL5	50	275806	3.136	6.71
0K13048-CAL6	50	277886	3.113	6.72
0K13048-CAL7	50	278968	3.109	6.71
0K13048-CAL8	50	279513	3.128	6.71
0K13048-CAL9	50	279525	3.172	6.71
0K13048-CALA	50	277255	3.148	6.72
0K13048-CALB	50	288330	3.175	6.71

AVE RF **3.129** RF RSD **1.20** AVE RT **6.71**

tert-Amyl ethyl ether (TAEE)

Curve Fit: **AVERAGE RF**

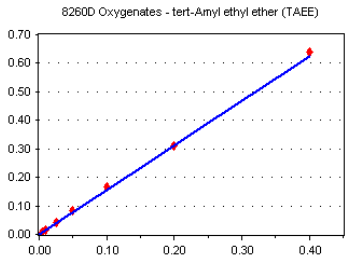

Standard	Concentration	Response	Response Factor	RT
~~0K13048-CAL1~~	~~0.025~~	~~0~~	~~0.000~~	~~0.00~~
~~0K13048-CAL2~~	~~0.05~~	~~0~~	~~0.000~~	~~0.00~~
~~0K13048-CAL3~~	~~0.1~~	~~0~~	~~0.000~~	~~0.00~~
0K13048-CAL4	0.25	535	1.221	6.93
0K13048-CAL5	0.5	1423	1.618	6.93
0K13048-CAL6	1.25	3580	1.604	6.92
0K13048-CAL7	2.5	7422	1.654	6.93
0K13048-CAL8	5	15042	1.683	6.93
0K13048-CAL9	10	27468	1.559	6.92
0K13048-CALA	20	56464	1.603	6.93

AVE RF **1.563** RF RSD **9.99** AVE RT **6.93**

Toluene-d8 (Surr)

Curve Fit: **AVERAGE RF**

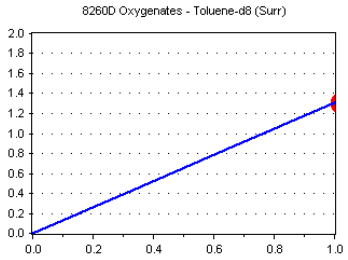

Standard	Concentration	Response	Response Factor	RT
0K13048-CAL1	50	315124	1.342	8.23
0K13048-CAL2	50	301650	1.340	8.22
0K13048-CAL3	50	287550	1.307	8.22
0K13048-CAL4	50	304086	1.336	8.22
0K13048-CAL5	50	308715	1.333	8.23
0K13048-CAL6	50	311216	1.319	8.22
0K13048-CAL7	50	317300	1.312	8.23
0K13048-CAL8	50	315549	1.297	8.22
0K13048-CAL9	50	312749	1.298	8.23
0K13048-CALA	50	312178	1.273	8.23
0K13048-CALB	50	322603	1.270	8.22

AVE RF **1.312** RF RSD **1.94** AVE RT **8.22**

1,2-Dibromoethane (EDB)

Curve Fit: **AVERAGE RF**

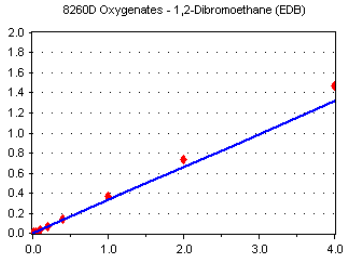

Standard	Concentration	Response	Response Factor	RT
~~0K13048-CAL1~~	~~0.1~~	~~0~~	~~0.000~~	~~0.00~~
~~0K13048-CAL2~~	~~0.2~~	~~0~~	~~0.000~~	~~0.00~~
0K13048-CAL3	0.4	398	0.226	9.36
0K13048-CAL4	1	1249	0.274	9.36
0K13048-CAL5	2	2931	0.316	9.37
0K13048-CAL6	5	7927	0.336	9.36
0K13048-CAL7	10	16672	0.345	9.36
0K13048-CAL8	20	34993	0.360	9.36
0K13048-CAL9	50	88513	0.367	9.36
0K13048-CALA	100	179841	0.367	9.36
0K13048-CALB	200	373274	0.367	9.36

AVE RF **0.329** RF RSD **14.95** AVE RT **9.36**

Element Calibration Review Sheet

Calibration ID: **A0K1604** Instrument: **VOA-GCMS9** Calibration Date: **11/16/2020**

Analysis: **8260D Oxygenates** Instrument Cal ID: **VI201114W.M/VI201114G.M**

Chlorobenzene-d5 (ISTD)

Curve Fit: **AVERAGE RF**

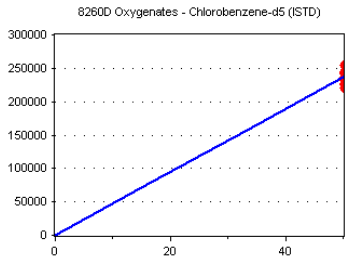

Standard	Concentration	Response	Response Factor	RT
0K13048-CAL1	50	234786	4695.720	9.86
0K13048-CAL2	50	225094	4501.880	9.86
0K13048-CAL3	50	220016	4400.320	9.86
0K13048-CAL4	50	227636	4552.720	9.86
0K13048-CAL5	50	231620	4632.400	9.86
0K13048-CAL6	50	235991	4719.820	9.86
0K13048-CAL7	50	241830	4836.600	9.86
0K13048-CAL8	50	243291	4865.820	9.86
0K13048-CAL9	50	240956	4819.120	9.86
0K13048-CALA	50	245190	4903.800	9.86
0K13048-CALB	50	254045	5080.900	9.86

AVE RF **4728.100** RF RSD **4.20** AVE RT **9.86**

4-Bromofluorobenzene (Surr)

Curve Fit: **AVERAGE RF**

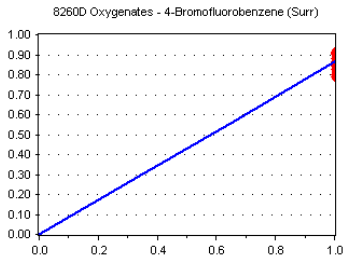

Standard	Concentration	Response	Response Factor	RT
0K13048-CAL1	50	89326	0.904	10.92
0K13048-CAL2	50	85520	0.912	10.92
0K13048-CAL3	50	86936	0.845	10.92
0K13048-CAL4	50	86991	0.906	10.92
0K13048-CAL5	50	90440	0.903	10.92
0K13048-CAL6	50	93222	0.883	10.92
0K13048-CAL7	50	95379	0.865	10.92
0K13048-CAL8	50	97178	0.852	10.92
0K13048-CAL9	50	97925	0.828	10.92
0K13048-CALA	50	98220	0.798	10.92
0K13048-CALB	50	101920	0.791	10.92

AVE RF **0.862** RF RSD **5.06** AVE RT **10.92**

1,4-Dichlorobenzene-d4 (ISTD)

Curve Fit: **AVERAGE RF**

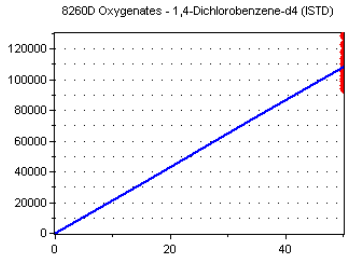

Standard	Concentration	Response	Response Factor	RT
0K13048-CAL1	50	98780	1975.600	11.80
0K13048-CAL2	50	93815	1876.300	11.80
0K13048-CAL3	50	102923	2058.460	11.80
0K13048-CAL4	50	95986	1919.720	11.80
0K13048-CAL5	50	100182	2003.640	11.80
0K13048-CAL6	50	105584	2111.680	11.80
0K13048-CAL7	50	110303	2206.060	11.80
0K13048-CAL8	50	114124	2282.480	11.80
0K13048-CAL9	50	118220	2364.400	11.80
0K13048-CALA	50	123086	2461.720	11.80
0K13048-CALB	50	128906	2578.120	11.80

AVE RF **2167.107** RF RSD **10.66** AVE RT **11.80**

Element Calibration Review Sheet

Calibration ID: **A0K1604** Instrument: **VOA-GCMS9** Calibration Date: **11/16/2020**

Analysis: **QC - 624x/8260x All Cpds fo** Instrument Cal ID: **VI201114W.M/VI201114G.M**

Iodomethane

Curve Fit: **AVERAGE RF**

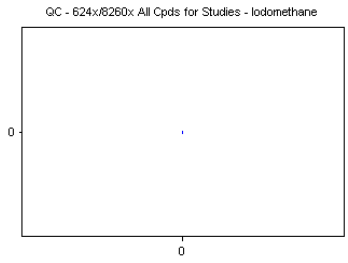

Standard	Concentration	Response	Response Factor	RT
~~0K13048-CAL1~~	~~0.1~~	~~0~~	~~0.000~~	~~0.00~~
~~0K13048-CAL2~~	~~0.2~~	~~0~~	~~0.000~~	~~0.00~~
~~0K13048-CAL3~~	~~0.4~~	~~0~~	~~0.000~~	~~0.00~~
~~0K13048-CAL4~~	~~1~~	~~0~~	~~0.000~~	~~0.00~~
~~0K13048-CAL5~~	~~2~~	~~0~~	0.000	~~0.00~~
~~0K13048-CAL6~~	~~5~~	~~0~~	~~0.000~~	~~0.00~~
~~0K13048-CAL7~~	~~10~~	~~1475~~	~~8.218~~	~~3.33~~
~~0K13048-CAL8~~	~~20~~	~~6178~~	~~0.173~~	~~3.34~~
0K13048-CAL9	~~50~~	~~43280~~	~~0.491~~	3.33
~~0K13048-CALA~~	~~100~~	~~126398~~	~~0.718~~	~~3.34~~
~~0K13048-CALB~~	~~200~~	~~310593~~	~~0.855~~	~~3.33~~

AVE RF **0.000** RF RSD **0.00** AVE RT **0.00**

Dichlorodifluoromethane

Curve Fit: **QUADRATIC: Weighting: (1/a), Origin: Ignore**

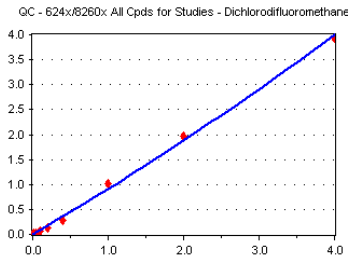

Standard	Concentration	Response	Response Factor	RT
~~0K13048-CAL1~~	~~0.1~~	~~0~~	~~0.000~~	~~0.00~~
~~0K13048-CAL2~~	~~0.2~~	~~0~~	~~0.000~~	~~0.00~~
0K13048-CAL3	0.4	526	0.788	1.66
0K13048-CAL4	1	1234	0.704	1.66
0K13048-CAL5	2	2539	0.722	1.65
0K13048-CAL6	5	6483	0.726	1.66
0K13048-CAL7	10	12256	0.683	1.65
0K13048-CAL8	20	25418	0.711	1.65
0K13048-CAL9	50	88888	1.009	1.65
0K13048-CALA	100	172346	0.979	1.65
0K13048-CALB	200	357472	0.984	1.65

AVE RF **0.812** RF RSD **16.91** AVE RT **1.65**

Chloromethane

Curve Fit: **AVERAGE RF**

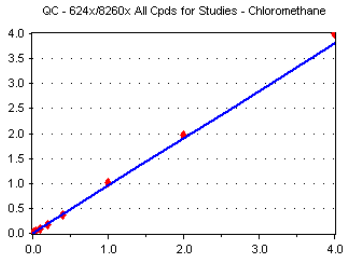

Standard	Concentration	Response	Response Factor	RT
~~0K13048-CAL1~~	~~0.1~~	~~0~~	~~0.000~~	~~0.00~~
~~0K13048-CAL2~~	~~0.2~~	0	~~0.000~~	~~0.00~~
~~0K13048-CAL3~~	~~0.4~~	~~1210~~	~~1.812~~	~~1.87~~
0K13048-CAL4	1	1713	0.977	1.87
0K13048-CAL5	2	3370	0.958	1.87
0K13048-CAL6	5	8068	0.904	1.87
0K13048-CAL7	10	15923	0.887	1.87
0K13048-CAL8	20	31975	0.895	1.87
0K13048-CAL9	50	88996	1.010	1.86
0K13048-CALA	100	172986	0.982	1.87
0K13048-CALB	200	362722	0.999	1.86

AVE RF **0.951** RF RSD **5.17** AVE RT **1.87**

Vinyl chloride

Curve Fit: **AVERAGE RF**

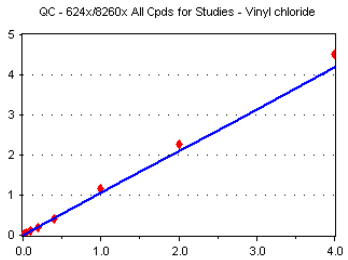

Standard	Concentration	Response	Response Factor	RT
~~0K13048-CAL1~~	~~0.1~~	~~0~~	~~0.000~~	~~0.00~~
0K13048-CAL2	0.2	314	0.900	1.98
0K13048-CAL3	0.4	714	1.069	1.96
0K13048-CAL4	1	1783	1.017	1.97
0K13048-CAL5	2	3615	1.028	1.97
0K13048-CAL6	5	9128	1.023	1.97
0K13048-CAL7	10	17698	0.986	1.97
0K13048-CAL8	20	35859	1.003	1.97
0K13048-CAL9	50	101412	1.151	1.97
0K13048-CALA	100	200141	1.136	1.97
0K13048-CALB	200	409456	1.127	1.96

AVE RF **1.044** RF RSD **7.47** AVE RT **1.97**

Element Calibration Review Sheet

Calibration ID: **A0K1604** Instrument: **VOA-GCMS9** Calibration Date: **11/16/2020**

Analysis: **QC - 624x/8260x All Cpds fo** Instrument Cal ID: **VI201114W.M/VI201114G.M**

Chloroethane

Curve Fit: **QUADRATIC: Weighting: (1/a), Origin: Ignore**

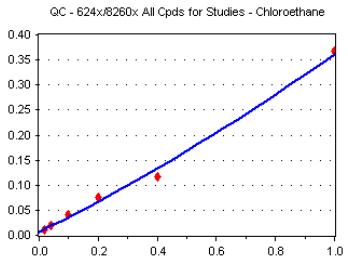

Standard	Concentration	Response	Response Factor	RT
~~0K13048-CAL1~~	~~0.1~~	~~0~~	~~0.000~~	~~0.00~~
~~0K13048-CAL2~~	~~0.2~~	~~0~~	~~0.000~~	~~0.00~~
~~0K13048-CAL3~~	~~0.4~~	~~650~~	~~0.973~~	~~0.00~~
0K13048-CAL4	1	898	0.512	0.00
0K13048-CAL5	2	1704	0.484	2.48
0K13048-CAL6	5	3690	0.413	2.48
0K13048-CAL7	10	6732	0.375	2.46
0K13048-CAL8	20	10347	0.289	2.46
0K13048-CAL9	50	32311	0.367	2.46
~~0K13048-CALA~~	~~100~~	~~28662~~	~~0.163~~	~~2.46~~
~~0K13048-CALB~~	~~200~~	~~46359~~	~~0.128~~	~~2.45~~

AVE RF **0.407** RF RSD **20.13** AVE RT **2.05**

Bromomethane

Curve Fit: **QUADRATIC: Weighting: (1/a), Origin: Ignore**

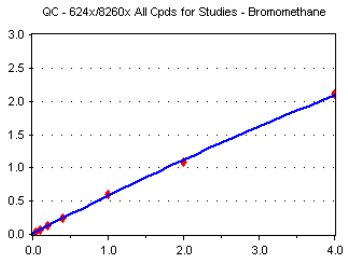

Standard	Concentration	Response	Response Factor	RT
~~0K13048-CAL1~~	~~0.1~~	~~0~~	~~0.000~~	~~0.00~~
~~0K13048-CAL2~~	~~0.2~~	~~365~~	~~1.046~~	~~2.33~~
~~0K13048-CAL3~~	~~0.4~~	~~954~~	~~1.429~~	~~2.33~~
~~0K13048-CAL4~~	~~1~~	~~1405~~	~~0.801~~	~~2.33~~
0K13048-CAL5	2	2794	0.794	2.32
0K13048-CAL6	5	6238	0.699	2.33
0K13048-CAL7	10	11957	0.666	2.32
0K13048-CAL8	20	22109	0.619	2.33
0K13048-CAL9	50	52427	0.595	2.32
0K13048-CALA	100	95638	0.543	2.33
0K13048-CALB	200	190882	0.526	2.32

AVE RF **0.634** RF RSD **14.77** AVE RT **2.33**

Trichlorofluoromethane

Curve Fit: **AVERAGE RF**

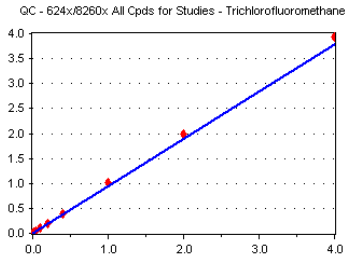

Standard	Concentration	Response	Response Factor	RT
~~0K13048-CAL1~~	~~0.1~~	~~0~~	~~0.000~~	~~0.00~~
0K13048-CAL2	0.2	214	0.613	2.63
0K13048-CAL3	0.4	674	1.009	2.63
0K13048-CAL4	1	1643	0.937	2.63
0K13048-CAL5	2	3566	1.014	2.63
0K13048-CAL6	5	8839	0.990	2.63
0K13048-CAL7	10	16973	0.946	2.62
0K13048-CAL8	20	34357	0.961	2.62
0K13048-CAL9	50	89630	1.017	2.62
0K13048-CALA	100	174582	0.991	2.62
0K13048-CALB	200	357762	0.985	2.60

AVE RF **0.946** RF RSD **12.70** AVE RT **2.63**

1,1-Dichloroethene

Curve Fit: **AVERAGE RF**

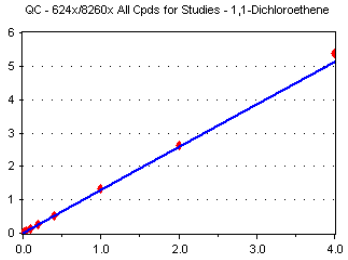

Standard	Concentration	Response	Response Factor	RT
~~0K13048-CAL1~~	~~0.1~~	~~0~~	~~0.000~~	~~0.00~~
0K13048-CAL2	0.2	329	0.943	3.19
0K13048-CAL3	0.4	976	1.461	3.19
0K13048-CAL4	1	2244	1.280	3.19
0K13048-CAL5	2	4553	1.294	3.19
0K13048-CAL6	5	11630	1.303	3.19
0K13048-CAL7	10	22717	1.266	3.18
0K13048-CAL8	20	46239	1.294	3.19
0K13048-CAL9	50	118327	1.343	3.18
0K13048-CALA	100	232585	1.321	3.19
0K13048-CALB	200	487582	1.342	3.18

AVE RF **1.285** RF RSD **10.28** AVE RT **3.19**

Element Calibration Review Sheet

Calibration ID: **A0K1604** Instrument: **VOA-GCMS9** Calibration Date: **11/16/2020**

Analysis: **QC - 624x/8260x All Cpds fo** Instrument Cal ID: **VI201114W.M/VI201114G.M**

Carbon disulfide

Curve Fit: **AVERAGE RF**

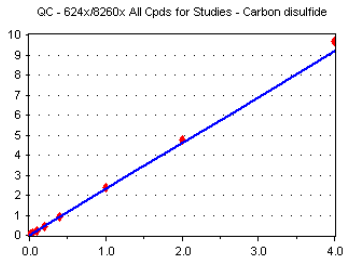

Standard	Concentration	Response	Response Factor	RT
~~0K13048-CAL1~~	~~0.1~~	~~0~~	~~0.000~~	~~0.00~~
0K13048-CAL2	0.2	739	2.118	3.21
0K13048-CAL3	0.4	1627	2.436	3.21
0K13048-CAL4	1	3912	2.231	3.21
0K13048-CAL5	2	8210	2.334	3.21
0K13048-CAL6	5	20113	2.253	3.21
0K13048-CAL7	10	39119	2.180	3.20
0K13048-CAL8	20	80040	2.239	3.21
0K13048-CAL9	50	210364	2.387	3.20
0K13048-CALA	100	417677	2.371	3.20
0K13048-CALB	200	880325	2.424	3.19

AVE RF **2.297** RF RSD **4.72** AVE RT **3.20**

1,1,2-Trichloro-1,2,2-trifluoroetha

Curve Fit: **AVERAGE RF**

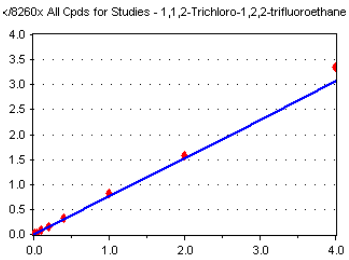

Standard	Concentration	Response	Response Factor	RT
~~0K13048-CAL1~~	~~0.1~~	~~0~~	~~0.000~~	~~0.00~~
~~0K13048-CAL2~~	~~0.2~~	~~0~~	~~0.000~~	~~0.00~~
0K13048-CAL3	0.4	392	0.587	3.24
0K13048-CAL4	1	1263	0.720	3.24
0K13048-CAL5	2	2770	0.787	3.24
0K13048-CAL6	5	7125	0.798	3.25
0K13048-CAL7	10	13638	0.760	3.24
0K13048-CAL8	20	28163	0.788	3.24
0K13048-CAL9	50	71945	0.816	3.24
0K13048-CALA	100	139433	0.792	3.24
0K13048-CALB	200	303596	0.836	3.23

AVE RF **0.765** RF RSD **9.72** AVE RT **3.24**

Acrolein

Curve Fit: **AVERAGE RF**

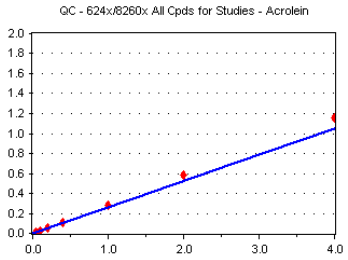

Standard	Concentration	Response	Response Factor	RT
~~0K13048-CAL1~~	~~0.1~~	~~0~~	~~0.000~~	~~0.00~~
~~0K13048-CAL2~~	~~0.2~~	~~0~~	~~0.000~~	~~0.00~~
~~0K13048-CAL3~~	~~0.4~~	~~0~~	~~0.000~~	~~0.00~~
~~0K13048-CAL4~~	~~1~~	~~291~~	~~0.166~~	~~3.57~~
0K13048-CAL5	2	811	0.231	3.58
0K13048-CAL6	5	2131	0.239	3.57
0K13048-CAL7	10	4460	0.248	3.57
0K13048-CAL8	20	9379	0.262	3.57
0K13048-CAL9	50	24795	0.281	3.57
0K13048-CALA	100	51368	0.292	3.57
0K13048-CALB	200	105518	0.291	3.56

AVE RF **0.263** RF RSD **9.51** AVE RT **3.57**

Methylene chloride

Curve Fit: **AVERAGE RF**

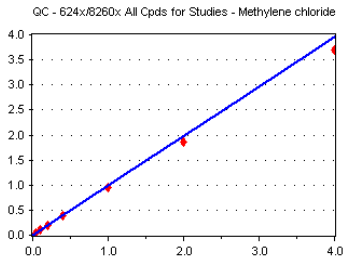

Standard	Concentration	Response	Response Factor	RT
~~0K13048-CAL1~~	~~0.1~~	~~501~~	~~2.763~~	~~3.82~~
~~0K13048-CAL2~~	~~0.2~~	~~689~~	~~1.975~~	~~3.82~~
~~0K13048-CAL3~~	~~0.4~~	~~1056~~	~~1.581~~	~~3.82~~
~~0K13048-CAL4~~	~~1~~	~~2501~~	~~1.426~~	~~3.82~~
0K13048-CAL5	2	4055	1.153	3.82
0K13048-CAL6	5	9108	1.020	3.82
0K13048-CAL7	10	17580	0.979	3.82
0K13048-CAL8	20	33962	0.950	3.82
0K13048-CAL9	50	83401	0.946	3.81
0K13048-CALA	100	164010	0.931	3.82
0K13048-CALB	200	336542	0.927	3.81

AVE RF **0.987** RF RSD **8.11** AVE RT **3.82**

Element Calibration Review Sheet

Calibration ID: **A0K1604** Instrument: **VOA-GCMS9** Calibration Date: **11/16/2020**

Analysis: **QC - 624x/8260x All Cpds fo** Instrument Cal ID: **VI201114W.M/VI201114G.M**

Acetone

Curve Fit: **AVERAGE RF**

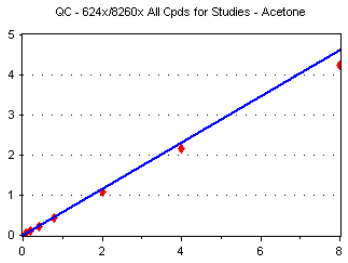

Standard	Concentration	Response	Response Factor	RT
~~0K13048-CAL1~~	~~0.2~~	~~1528~~	~~4.214~~	~~3.89~~
~~0K13048-CAL2~~	~~0.4~~	~~1525~~	~~2.186~~	~~3.90~~
~~0K13048-CAL3~~	~~0.8~~	~~2058~~	~~1.541~~	~~3.89~~
~~0K13048-CAL4~~	~~2~~	~~2873~~	~~0.819~~	~~3.89~~
0K13048-CAL5	4	4855	0.690	3.89
0K13048-CAL6	10	10830	0.607	3.89
0K13048-CAL7	20	20301	0.566	3.89
0K13048-CAL8	40	39831	0.557	3.89
0K13048-CAL9	100	96291	0.546	3.88
0K13048-CALA	200	189253	0.537	3.89
0K13048-CALB	400	385666	0.531	3.88

AVE RF **0.576** RF RSD **9.72** AVE RT **3.89**

trans-1,2-Dichloroethene

Curve Fit: **AVERAGE RF**

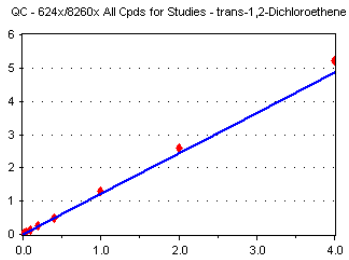

Standard	Concentration	Response	Response Factor	RT
~~0K13048-CAL1~~	~~0.1~~	~~0~~	~~0.000~~	~~0.00~~
0K13048-CAL2	0.2	319	0.914	3.99
0K13048-CAL3	0.4	818	1.225	3.99
0K13048-CAL4	1	2022	1.153	3.99
0K13048-CAL5	2	4354	1.238	3.98
0K13048-CAL6	5	10982	1.230	3.99
0K13048-CAL7	10	22041	1.228	3.98
0K13048-CAL8	20	44691	1.250	3.98
0K13048-CAL9	50	113877	1.292	3.98
0K13048-CALA	100	228499	1.297	3.98
0K13048-CALB	200	474794	1.307	3.98

AVE RF **1.214** RF RSD **9.42** AVE RT **3.99**

n-Hexane

Curve Fit: **AVERAGE RF**

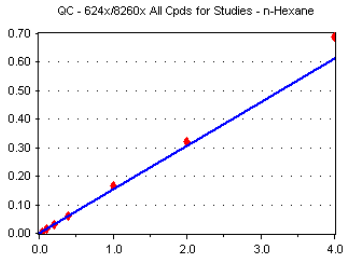

Standard	Concentration	Response	Response Factor	RT
~~0K13048-CAL1~~	~~0.1~~	~~0~~	~~0.000~~	~~0.00~~
~~0K13048-CAL2~~	~~0.2~~	~~0~~	~~0.000~~	~~0.00~~
~~0K13048-CAL3~~	~~0.4~~	~~0~~	~~0.000~~	~~0.00~~
~~0K13048-CAL4~~	~~1~~	~~0~~	~~0.000~~	~~0.00~~
0K13048-CAL5	2	441	0.125	4.06
0K13048-CAL6	5	1315	0.147	4.07
0K13048-CAL7	10	2630	0.147	4.07
0K13048-CAL8	20	5410	0.151	4.07
0K13048-CAL9	50	14715	0.167	4.06
0K13048-CALA	100	28218	0.160	4.06
0K13048-CALB	200	62377	0.172	4.06

AVE RF **0.153** RF RSD **10.14** AVE RT **4.06**

Methyl tert-butyl ether (MTBE)

Curve Fit: **AVERAGE RF**

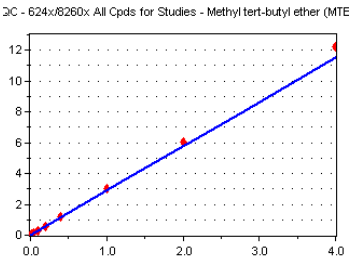

Standard	Concentration	Response	Response Factor	RT
~~0K13048-CAL1~~	~~0.1~~	~~0~~	~~0.000~~	~~0.00~~
0K13048-CAL2	0.2	756	2.167	4.12
0K13048-CAL3	0.4	1918	2.872	4.11
0K13048-CAL4	1	4958	2.828	4.12
0K13048-CAL5	2	10425	2.963	4.11
0K13048-CAL6	5	26026	2.916	4.11
0K13048-CAL7	10	52418	2.920	4.11
0K13048-CAL8	20	105671	2.956	4.11
0K13048-CAL9	50	266647	3.026	4.11
0K13048-CALA	100	532019	3.021	4.11
0K13048-CALB	200	1111301	3.060	4.11

AVE RF **2.873** RF RSD **8.99** AVE RT **4.11**

Element Calibration Review Sheet

Calibration ID: **A0K1604** Instrument: **VOA-GCMS9** Calibration Date: **11/16/2020**

Analysis: **QC - 624x/8260x All Cpds fo** Instrument Cal ID: **VI201114W.M/VI201114G.M**

1,1-Dichloroethane

Curve Fit: **AVERAGE RF**

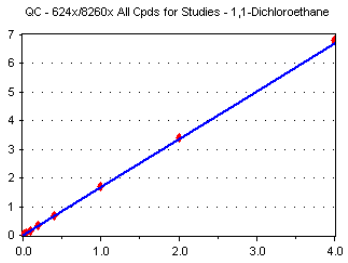

Standard	Concentration	Response	Response Factor	RT
~~0K13048-CAL1~~	~~0.1~~	~~0~~	~~0.000~~	~~0.00~~
~~0K13048-CAL2~~	~~0.2~~	~~0~~	~~0.000~~	~~0.00~~
0K13048-CAL3	0.4	1116	1.671	4.62
0K13048-CAL4	1	2812	1.604	4.63
0K13048-CAL5	2	6046	1.719	4.62
0K13048-CAL6	5	14688	1.645	4.63
0K13048-CAL7	10	29833	1.662	4.62
0K13048-CAL8	20	59877	1.675	4.63
0K13048-CAL9	50	149749	1.699	4.62
0K13048-CALA	100	299961	1.703	4.62
0K13048-CALB	200	619587	1.706	4.62

AVE RF **1.676** RF RSD **2.15** AVE RT **4.62**

Acrylonitrile

Curve Fit: **AVERAGE RF**

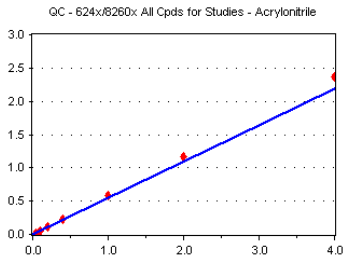

Standard	Concentration	Response	Response Factor	RT
~~0K13048-CAL1~~	~~0.1~~	~~0~~	~~0.000~~	~~0.00~~
~~0K13048-CAL2~~	~~0.2~~	~~0~~	~~0.000~~	~~0.00~~
~~0K13048-CAL3~~	~~0.4~~	~~0~~	~~0.000~~	~~0.00~~
~~0K13048-CAL4~~	~~1~~	~~646~~	~~0.368~~	~~4.71~~
0K13048-CAL5	2	1564	0.445	4.70
0K13048-CAL6	5	4474	0.501	4.70
0K13048-CAL7	10	9810	0.547	4.69
0K13048-CAL8	20	20267	0.567	4.69
0K13048-CAL9	50	51964	0.590	4.68
0K13048-CALA	100	103530	0.588	4.69
0K13048-CALB	200	214475	0.590	4.68

AVE RF **0.547** RF RSD **10.12** AVE RT **4.69**

Vinyl acetate

Curve Fit: **AVERAGE RF**

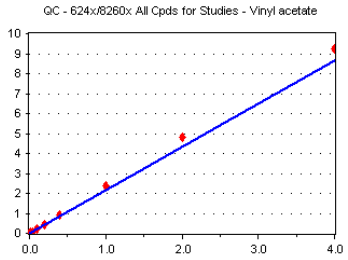

Standard	Concentration	Response	Response Factor	RT
~~0K13048-CAL1~~	~~0.1~~	~~0~~	~~0.000~~	~~0.00~~
~~0K13048-CAL2~~	~~0.2~~	~~0~~	~~0.000~~	~~0.00~~
~~0K13048-CAL3~~	~~0.4~~	~~0~~	~~0.000~~	~~0.00~~
0K13048-CAL4	1	2985	1.702	4.91
0K13048-CAL5	2	7013	1.993	4.90
0K13048-CAL6	5	18548	2.078	4.90
0K13048-CAL7	10	39428	2.197	4.90
0K13048-CAL8	20	81004	2.266	4.90
0K13048-CAL9	50	209953	2.383	4.89
0K13048-CALA	100	424872	2.412	4.90
0K13048-CALB	200	838927	2.310	4.89

AVE RF **2.168** RF RSD **10.91** AVE RT **4.90**

cis-1,2-Dichloroethene

Curve Fit: **AVERAGE RF**

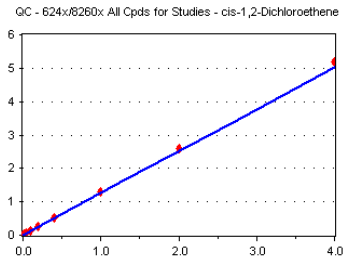

Standard	Concentration	Response	Response Factor	RT
~~0K13048-CAL1~~	~~0.1~~	~~0~~	~~0.000~~	~~0.00~~
~~0K13048-CAL2~~	~~0.2~~	~~222~~	~~0.636~~	~~5.18~~
0K13048-CAL3	0.4	848	1.270	5.18
0K13048-CAL4	1	1990	1.135	5.18
0K13048-CAL5	2	4381	1.245	5.18
0K13048-CAL6	5	11102	1.244	5.18
0K13048-CAL7	10	22163	1.235	5.18
0K13048-CAL8	20	45441	1.271	5.18
0K13048-CAL9	50	114421	1.298	5.18
0K13048-CALA	100	228210	1.296	5.18
0K13048-CALB	200	471961	1.299	5.18

AVE RF **1.255** RF RSD **4.09** AVE RT **5.18**

Element Calibration Review Sheet

Calibration ID: **A0K1604** Instrument: **VOA-GCMS9** Calibration Date: **11/16/2020**

Analysis: **QC - 624x/8260x All Cpds fo** Instrument Cal ID: **VI201114W.M/VI201114G.M**

2,2-Dichloropropane

Curve Fit: **AVERAGE RF**

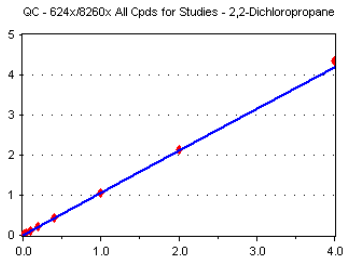

Standard	Concentration	Response	Response Factor	RT
~~0K13048-CAL1~~	~~0.1~~	~~0~~	~~0.000~~	~~0.00~~
0K13048-CAL2	0.2	268	0.768	5.29
0K13048-CAL3	0.4	794	1.189	5.29
0K13048-CAL4	1	1833	1.045	5.29
0K13048-CAL5	2	3769	1.071	5.29
0K13048-CAL6	5	9625	1.078	5.29
0K13048-CAL7	10	19075	1.063	5.29
0K13048-CAL8	20	38171	1.068	5.29
0K13048-CAL9	50	94011	1.067	5.29
0K13048-CALA	100	187276	1.063	5.29
0K13048-CALB	200	395966	1.090	5.28

AVE RF **1.050** RF RSD **10.16** AVE RT **5.29**

Bromochloromethane

Curve Fit: **AVERAGE RF**

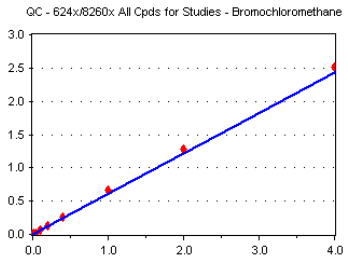

Standard	Concentration	Response	Response Factor	RT
~~0K13048-CAL1~~	~~0.1~~	~~0~~	~~0.000~~	~~0.00~~
~~0K13048-CAL2~~	~~0.2~~	~~0~~	~~0.000~~	~~0.00~~
0K13048-CAL3	0.4	358	0.536	5.38
0K13048-CAL4	1	865	0.493	5.38
0K13048-CAL5	2	2106	0.599	5.38
0K13048-CAL6	5	5544	0.621	5.39
0K13048-CAL7	10	11352	0.632	5.38
0K13048-CAL8	20	23157	0.648	5.38
0K13048-CAL9	50	58111	0.659	5.38
0K13048-CALA	100	112906	0.641	5.38
0K13048-CALB	200	227943	0.628	5.38

AVE RF **0.606** RF RSD **9.19** AVE RT **5.38**

Chloroform

Curve Fit: **AVERAGE RF**

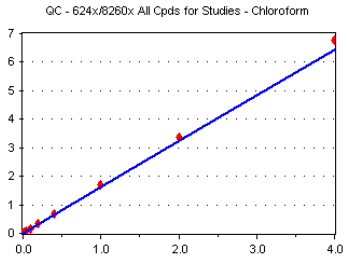

Standard	Concentration	Response	Response Factor	RT
~~0K13048-CAL1~~	~~0.1~~	~~0~~	~~0.000~~	~~0.00~~
0K13048-CAL2	0.2	446	1.278	5.47
0K13048-CAL3	0.4	1074	1.608	5.46
0K13048-CAL4	1	2721	1.552	5.47
0K13048-CAL5	2	5873	1.669	5.47
0K13048-CAL6	5	14651	1.641	5.47
0K13048-CAL7	10	29577	1.648	5.46
0K13048-CAL8	20	59335	1.660	5.46
0K13048-CAL9	50	148631	1.687	5.46
0K13048-CALA	100	296707	1.685	5.46
0K13048-CALB	200	616521	1.697	5.46

AVE RF **1.613** RF RSD **7.76** AVE RT **5.47**

Carbon tetrachloride

Curve Fit: **AVERAGE RF**

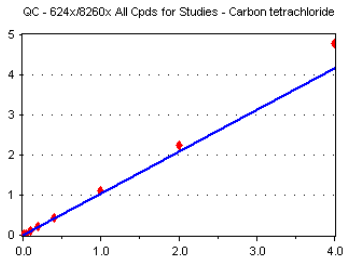

Standard	Concentration	Response	Response Factor	RT
~~0K13048-CAL1~~	~~0.1~~	~~0~~	~~0.000~~	~~0.00~~
~~0K13048-CAL2~~	~~0.2~~	~~0~~	~~0.000~~	~~0.00~~
0K13048-CAL3	0.4	614	0.919	5.59
0K13048-CAL4	1	1631	0.930	5.60
0K13048-CAL5	2	3511	0.998	5.60
0K13048-CAL6	5	9030	1.012	5.60
0K13048-CAL7	10	18220	1.015	5.60
0K13048-CAL8	20	37937	1.061	5.60
0K13048-CAL9	50	97361	1.105	5.60
0K13048-CALA	100	196709	1.117	5.60
0K13048-CALB	200	434628	1.197	5.59

AVE RF **1.039** RF RSD **8.66** AVE RT **5.60**

Element Calibration Review Sheet

Calibration ID: **A0K1604** Instrument: **VOA-GCMS9** Calibration Date: **11/16/2020**

Analysis: **QC - 624x/8260x All Cpds fo** Instrument Cal ID: **VI201114W.M/VI201114G.M**

Tetrahydrofuran

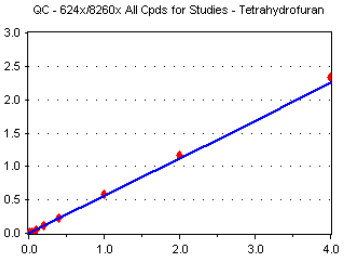

Curve Fit: **AVERAGE RF**

Standard	Concentration	Response	Response Factor	RT
~~0K13048-CAL1~~	~~0.1~~	~~0~~	~~0.000~~	~~0.00~~
~~0K13048-CAL2~~	~~0.2~~	~~0~~	~~0.000~~	~~0.00~~
0K13048-CAL3	0.4	347	0.520	5.65
0K13048-CAL4	1	920	0.525	5.65
0K13048-CAL5	2	1937	0.551	5.65
0K13048-CAL6	5	5049	0.566	5.64
0K13048-CAL7	10	10031	0.559	5.64
0K13048-CAL8	20	20705	0.579	5.63
0K13048-CAL9	50	51858	0.588	5.63
0K13048-CALA	100	103090	0.585	5.63
0K13048-CALB	200	212266	0.584	5.63

AVE RF **0.562** RF RSD **4.62** AVE RT **5.64**

1,1,1-Trichloroethane

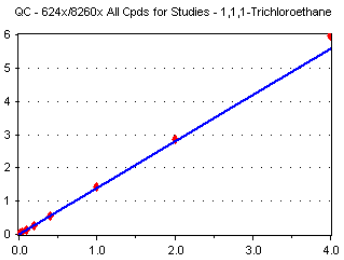

Curve Fit: **AVERAGE RF**

Standard	Concentration	Response	Response Factor	RT
~~0K13048-CAL1~~	~~0.1~~	~~0~~	~~0.000~~	~~0.00~~
~~0K13048-CAL2~~	~~0.2~~	~~281~~	~~0.805~~	~~5.68~~
0K13048-CAL3	0.4	885	1.325	5.67
0K13048-CAL4	1	2268	1.294	5.67
0K13048-CAL5	2	4853	1.379	5.67
0K13048-CAL6	5	12609	1.413	5.67
0K13048-CAL7	10	24668	1.374	5.67
0K13048-CAL8	20	50616	1.416	5.67
0K13048-CAL9	50	126609	1.437	5.67
0K13048-CALA	100	252188	1.432	5.67
0K13048-CALB	200	541340	1.490	5.66

AVE RF **1.396** RF RSD **4.30** AVE RT **5.67**

2-Butanone (MEK)

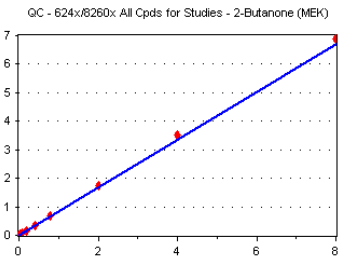

Curve Fit: **AVERAGE RF**

Standard	Concentration	Response	Response Factor	RT
~~0K13048-CAL1~~	~~0.2~~	~~0~~	~~0.000~~	~~0.00~~
~~0K13048-CAL2~~	~~0.4~~	~~0~~	~~0.000~~	~~0.00~~
~~0K13048-CAL3~~	~~0.8~~	~~0~~	~~0.000~~	~~0.00~~
0K13048-CAL4	2	2625	0.749	5.80
0K13048-CAL5	4	5611	0.797	5.80
0K13048-CAL6	10	14761	0.827	5.79
0K13048-CAL7	20	30367	0.846	5.79
0K13048-CAL8	40	61024	0.854	5.79
0K13048-CAL9	100	152793	0.867	5.79
0K13048-CALA	200	310996	0.883	5.79
0K13048-CALB	400	625015	0.860	5.78

AVE RF **0.835** RF RSD **5.23** AVE RT **5.79**

1,1-Dichloropropene

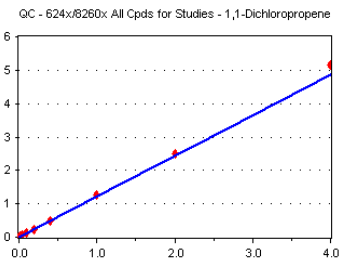

Curve Fit: **AVERAGE RF**

Standard	Concentration	Response	Response Factor	RT
~~0K13048-CAL1~~	~~0.1~~	~~0~~	~~0.000~~	~~0.00~~
~~0K13048-CAL2~~	~~0.2~~	~~0~~	~~0.000~~	~~0.00~~
0K13048-CAL3	0.4	763	1.143	5.81
0K13048-CAL4	1	1943	1.108	5.80
0K13048-CAL5	2	4288	1.219	5.80
0K13048-CAL6	5	10942	1.226	5.80
0K13048-CAL7	10	21494	1.198	5.80
0K13048-CAL8	20	44301	1.239	5.80
0K13048-CAL9	50	110980	1.259	5.80
0K13048-CALA	100	220778	1.254	5.80
0K13048-CALB	200	469067	1.291	5.79

AVE RF **1.215** RF RSD **4.78** AVE RT **5.80**

Element Calibration Review Sheet

Calibration ID: **A0K1604** Instrument: **VOA-GCMS9** Calibration Date: **11/16/2020**

Analysis: **QC - 624x/8260x All Cpds fo** Instrument Cal ID: **VI201114W.M/VI201114G.M**

Benzene

Curve Fit: **AVERAGE RF**

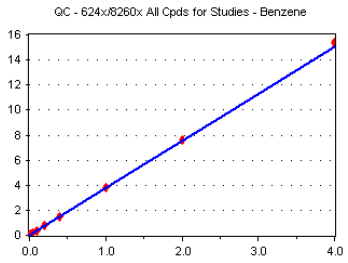

Standard	Concentration	Response	Response Factor	RT
0K13048-CAL1	0.1	662	3.652	6.06
0K13048-CAL2	0.2	1307	3.746	6.07
0K13048-CAL3	0.4	2587	3.874	6.06
0K13048-CAL4	1	6244	3.561	6.06
0K13048-CAL5	2	13329	3.789	6.06
0K13048-CAL6	5	33413	3.743	6.06
0K13048-CAL7	10	66637	3.713	6.05
0K13048-CAL8	20	134400	3.760	6.05
0K13048-CAL9	50	336336	3.817	6.05
0K13048-CALA	100	668370	3.795	6.05
0K13048-CALB	200	1396547	3.845	6.05

AVE RF **3.754** RF RSD **2.37** AVE RT **6.06**

Pentafluorobenzene (ISTD)

Curve Fit: **AVERAGE RF**

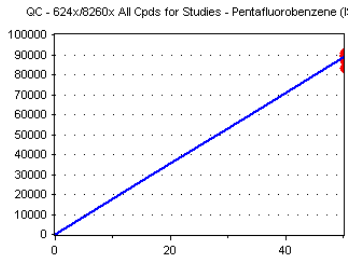

Standard	Concentration	Response	Response Factor	RT
0K13048-CAL1	50	90647	1812.940	6.15
0K13048-CAL2	50	87220	1744.400	6.15
0K13048-CAL3	50	83476	1669.520	6.15
0K13048-CAL4	50	87667	1753.340	6.15
0K13048-CAL5	50	87949	1758.980	6.15
0K13048-CAL6	50	89263	1785.260	6.15
0K13048-CAL7	50	89742	1794.840	6.15
0K13048-CAL8	50	89364	1787.280	6.15
0K13048-CAL9	50	88120	1762.400	6.15
0K13048-CALA	50	88064	1761.280	6.15
0K13048-CALB	50	90807	1816.140	6.14

AVE RF **1767.853** RF RSD **2.29** AVE RT **6.15**

1,2-Dichloroethane (EDC)

Curve Fit: **AVERAGE RF**

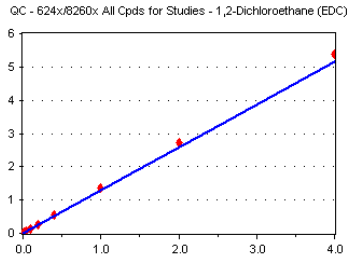

Standard	Concentration	Response	Response Factor	RT
~~0K13048-CAL1~~	~~0.1~~	~~0~~	~~0.000~~	~~0.00~~
~~0K13048-CAL2~~	~~0.2~~	~~0~~	~~0.000~~	~~0.00~~
0K13048-CAL3	0.4	745	1.116	6.28
0K13048-CAL4	1	2011	1.147	6.28
0K13048-CAL5	2	4465	1.269	6.27
0K13048-CAL6	5	11651	1.305	6.27
0K13048-CAL7	10	23694	1.320	6.27
0K13048-CAL8	20	48199	1.348	6.27
0K13048-CAL9	50	119844	1.360	6.27
0K13048-CALA	100	239958	1.362	6.27
0K13048-CALB	200	490114	1.349	6.27

AVE RF **1.286** RF RSD **7.24** AVE RT **6.27**

Isobutyl alcohol

Curve Fit: **AVERAGE RF**

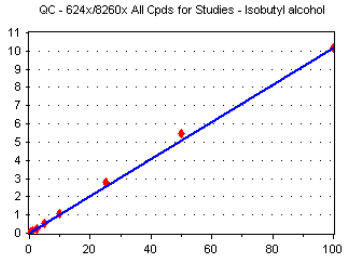

Standard	Concentration	Response	Response Factor	RT
~~0K13048-CAL1~~	~~2.5~~	~~605~~	~~0.133~~	~~6.33~~
0K13048-CAL2	5	794	9.103	6.33
0K13048-CAL3	10	1666	9.979	6.31
0K13048-CAL4	25	4126	9.413	6.31
0K13048-CAL5	50	8774	9.976	6.31
0K13048-CAL6	125	22217	9.956	6.31
0K13048-CAL7	250	46025	0.103	6.31
0K13048-CAL8	500	94553	0.106	6.31
0K13048-CAL9	1250	244161	0.111	6.30
0K13048-CALA	2500	481581	0.109	6.31
0K13048-CALB	5000	925976	0.102	6.31

AVE RF **0.101** RF RSD **6.08** AVE RT **6.31**

Element Calibration Review Sheet

Calibration ID: **A0K1604** Instrument: **VOA-GCMS9** Calibration Date: **11/16/2020**

Analysis: **QC - 624x/8260x All Cpds fo** Instrument Cal ID: **VI201114W.M/VI201114G.M**

Trichloroethene (TCE)

Curve Fit: **AVERAGE RF**

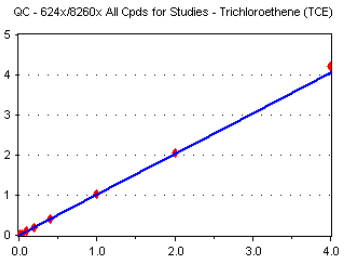

Standard	Concentration	Response	Response Factor	RT
~~0K13048-CAL1~~	~~0.1~~	~~0~~	~~0.000~~	~~0.00~~
~~0K13048-CAL2~~	~~0.2~~	~~115~~	~~0.330~~	~~0.00~~
0K13048-CAL3	0.4	694	1.039	6.68
0K13048-CAL4	1	1591	0.907	6.68
0K13048-CAL5	2	3497	0.994	6.68
0K13048-CAL6	5	9124	1.022	6.68
0K13048-CAL7	10	17684	0.985	6.67
0K13048-CAL8	20	36762	1.028	6.67
0K13048-CAL9	50	91434	1.038	6.67
0K13048-CALA	100	181229	1.029	6.67
0K13048-CALB	200	382974	1.054	6.67

AVE RF **1.011** RF RSD **4.40** AVE RT **6.68**

1,4-Difluorobenzene (Surr)

Curve Fit: **AVERAGE RF**

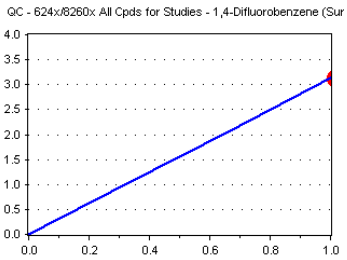

Standard	Concentration	Response	Response Factor	RT
0K13048-CAL1	50	281413	3.104	6.72
0K13048-CAL2	50	267089	3.062	6.72
0K13048-CAL3	50	265490	3.180	6.71
0K13048-CAL4	50	270997	3.091	6.72
0K13048-CAL5	50	275806	3.136	6.71
0K13048-CAL6	50	277886	3.113	6.72
0K13048-CAL7	50	278968	3.109	6.71
0K13048-CAL8	50	279513	3.128	6.71
0K13048-CAL9	50	279525	3.172	6.71
0K13048-CALA	50	277255	3.148	6.72
0K13048-CALB	50	288330	3.175	6.71

AVE RF **3.129** RF RSD **1.20** AVE RT **6.71**

Dibromomethane

Curve Fit: **AVERAGE RF**

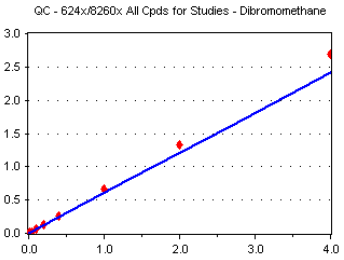

Standard	Concentration	Response	Response Factor	RT
~~0K13048-CAL1~~	~~0.1~~	~~0~~	~~0.000~~	~~0.00~~
~~0K13048-CAL2~~	~~0.2~~	~~0~~	~~0.000~~	~~0.00~~
0K13048-CAL3	0.4	287	0.430	7.14
0K13048-CAL4	1	894	0.510	7.14
0K13048-CAL5	2	2102	0.598	7.14
0K13048-CAL6	5	5548	0.622	7.13
0K13048-CAL7	10	11190	0.623	7.13
0K13048-CAL8	20	23028	0.644	7.13
0K13048-CAL9	50	58046	0.659	7.13
0K13048-CALA	100	116510	0.662	7.13
0K13048-CALB	200	244109	0.672	7.12

AVE RF **0.602** RF RSD **13.45** AVE RT **7.13**

1,2-Dichloropropane

Curve Fit: **AVERAGE RF**

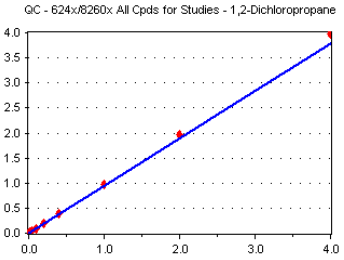

Standard	Concentration	Response	Response Factor	RT
~~0K13048-CAL1~~	~~0.1~~	~~0~~	~~0.000~~	~~0.00~~
~~0K13048-CAL2~~	~~0.2~~	~~0~~	~~0.000~~	~~0.00~~
~~0K13048-CAL3~~	~~0.4~~	~~0~~	~~0.000~~	~~0.00~~
0K13048-CAL4	1	1509	0.861	7.25
0K13048-CAL5	2	3271	0.930	7.24
0K13048-CAL6	5	8391	0.940	7.24
0K13048-CAL7	10	16855	0.939	7.23
0K13048-CAL8	20	34397	0.962	7.24
0K13048-CAL9	50	86368	0.980	7.24
0K13048-CALA	100	172626	0.980	7.24
0K13048-CALB	200	360313	0.992	7.23

AVE RF **0.948** RF RSD **4.42** AVE RT **7.24**

Element Calibration Review Sheet

Calibration ID: **A0K1604** Instrument: **VOA-GCMS9** Calibration Date: **11/16/2020**

Analysis: **QC - 624x/8260x All Cpds fo** Instrument Cal ID: **VI201114W.M/VI201114G.M**

Bromodichloromethane

Curve Fit: **AVERAGE RF**

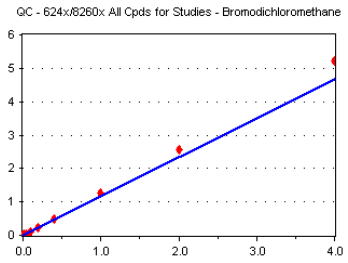

Standard	Concentration	Response	Response Factor	RT
~~0K13048-CAL1~~	~~0.1~~	~~0~~	~~0.000~~	~~0.00~~
~~0K13048-CAL2~~	~~0.2~~	~~0~~	~~0.000~~	~~0.00~~
0K13048-CAL3	0.4	666	0.997	7.31
0K13048-CAL4	1	1825	1.041	7.32
0K13048-CAL5	2	4019	1.142	7.31
0K13048-CAL6	5	10084	1.130	7.31
0K13048-CAL7	10	20770	1.157	7.31
0K13048-CAL8	20	42841	1.198	7.31
0K13048-CAL9	50	110686	1.256	7.31
0K13048-CALA	100	226288	1.285	7.31
0K13048-CALB	200	475169	1.308	7.31

AVE RF **1.168** RF RSD **9.05** AVE RT **7.31**

2-Chloroethyl vinyl ether

Curve Fit: **AVERAGE RF**

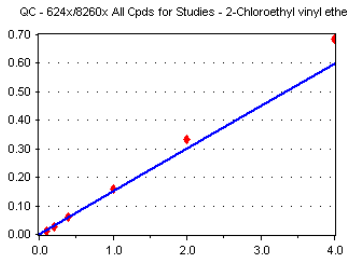

Standard	Concentration	Response	Response Factor	RT
~~0K13048-CAL1~~	~~0.1~~	~~0~~	~~0.000~~	~~0.00~~
~~0K13048-CAL2~~	~~0.2~~	~~0~~	~~0.000~~	~~0.00~~
~~0K13048-CAL3~~	~~0.4~~	~~0~~	~~0.000~~	0.00
~~0K13048-CAL4~~	~~1~~	~~261~~	~~5.733~~	~~7.96~~
~~0K13048-CAL5~~	~~2~~	~~898~~	~~0.097~~	~~7.96~~
0K13048-CAL6	5	2727	0.116	7.96
0K13048-CAL7	10	6438	0.133	7.95
0K13048-CAL8	20	14588	0.150	7.95
0K13048-CAL9	50	38742	0.161	7.95
0K13048-CALA	100	82059	0.167	7.95
0K13048-CALB	200	174439	0.172	7.95

AVE RF **0.150** RF RSD **14.50** AVE RT **7.95**

cis-1,3-Dichloropropene

Curve Fit: **AVERAGE RF**

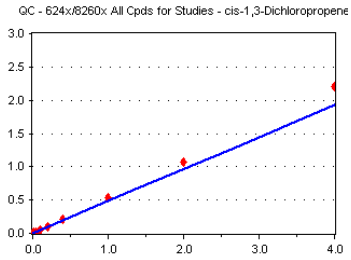

Standard	Concentration	Response	Response Factor	RT
~~0K13048-CAL1~~	~~0.1~~	~~0~~	~~0.000~~	~~0.00~~
~~0K13048-CAL2~~	~~0.2~~	~~0~~	~~0.000~~	~~0.00~~
0K13048-CAL3	0.4	702	0.399	8.02
0K13048-CAL4	1	1871	0.411	8.02
0K13048-CAL5	2	4019	0.434	8.02
0K13048-CAL6	5	11203	0.475	8.02
0K13048-CAL7	10	23724	0.491	8.02
0K13048-CAL8	20	49749	0.511	8.02
0K13048-CAL9	50	129364	0.537	8.02
0K13048-CALA	100	260834	0.532	8.02
0K13048-CALB	200	560875	0.552	8.02

AVE RF **0.482** RF RSD **11.74** AVE RT **8.02**

Toluene-d8 (Surr)

Curve Fit: **AVERAGE RF**

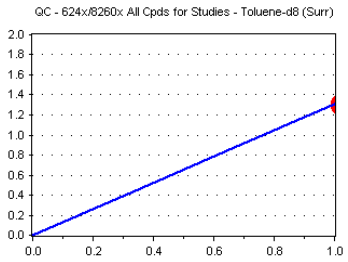

Standard	Concentration	Response	Response Factor	RT
0K13048-CAL1	50	315124	1.342	8.23
0K13048-CAL2	50	301650	1.340	8.22
0K13048-CAL3	50	287550	1.307	8.22
0K13048-CAL4	50	304086	1.336	8.22
0K13048-CAL5	50	308715	1.333	8.23
0K13048-CAL6	50	311216	1.319	8.22
0K13048-CAL7	50	317300	1.312	8.23
0K13048-CAL8	50	315549	1.297	8.22
0K13048-CAL9	50	312749	1.298	8.23
0K13048-CALA	50	312178	1.273	8.23
0K13048-CALB	50	322603	1.270	8.22

AVE RF **1.312** RF RSD **1.94** AVE RT **8.22**

Element Calibration Review Sheet

Calibration ID: **A0K1604** Instrument: **VOA-GCMS9** Calibration Date: **11/16/2020**

Analysis: **QC - 624x/8260x All Cpds fo** Instrument Cal ID: **VI201114W.M/VI201114G.M**

Toluene

Curve Fit: **AVERAGE RF**

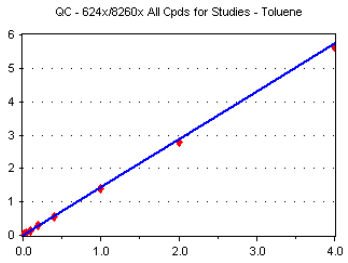

Standard	Concentration	Response	Response Factor	RT
0K13048-CAL1	0.1	742	1.580	8.29
0K13048-CAL2	0.2	1261	1.401	8.29
0K13048-CAL3	0.4	2615	1.486	8.29
0K13048-CAL4	1	6642	1.459	8.29
0K13048-CAL5	2	13315	1.437	8.29
0K13048-CAL6	5	34091	1.445	8.29
0K13048-CAL7	10	67328	1.392	8.29
0K13048-CAL8	20	136982	1.408	8.29
0K13048-CAL9	50	338804	1.406	8.28
0K13048-CALA	100	683403	1.394	8.29
0K13048-CALB	200	1432944	1.410	8.28

AVE RF **1.438** RF RSD **3.88** AVE RT **8.28**

Tetrachloroethene (PCE)

Curve Fit: **AVERAGE RF**

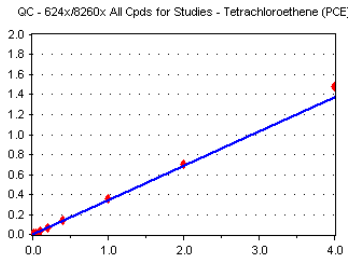

Standard	Concentration	Response	Response Factor	RT
~~0K13048-CAL1~~	~~0.1~~	~~0~~	~~0.000~~	~~0.00~~
0K13048-CAL2	0.2	260	0.289	8.73
0K13048-CAL3	0.4	529	0.301	8.73
0K13048-CAL4	1	1611	0.354	8.73
0K13048-CAL5	2	3429	0.370	8.72
0K13048-CAL6	5	8548	0.362	8.73
0K13048-CAL7	10	16554	0.342	8.73
0K13048-CAL8	20	34263	0.352	8.73
0K13048-CAL9	50	84912	0.352	8.72
0K13048-CALA	100	172050	0.351	8.73
0K13048-CALB	200	377192	0.371	8.72

AVE RF **0.344** RF RSD **8.08** AVE RT **8.73**

4-Methyl-2-pentanone (MiBK)

Curve Fit: **AVERAGE RF**

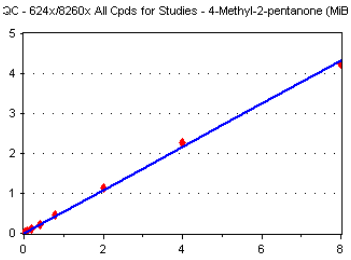

Standard	Concentration	Response	Response Factor	RT
~~0K13048-CAL1~~	~~0.2~~	~~0~~	~~0.000~~	~~0.00~~
0K13048-CAL2	0.4	959	0.533	8.74
0K13048-CAL3	0.8	1736	0.493	8.74
0K13048-CAL4	2	4633	0.509	8.74
0K13048-CAL5	4	10227	0.552	8.73
0K13048-CAL6	10	25567	0.542	8.73
0K13048-CAL7	20	53426	0.552	8.73
0K13048-CAL8	40	110026	0.565	8.73
0K13048-CAL9	100	275151	0.571	8.72
0K13048-CALA	200	554729	0.566	8.73
0K13048-CALB	400	1080260	0.532	8.72

AVE RF **0.541** RF RSD **4.70** AVE RT **8.73**

trans-1,3-Dichloropropene

Curve Fit: **AVERAGE RF**

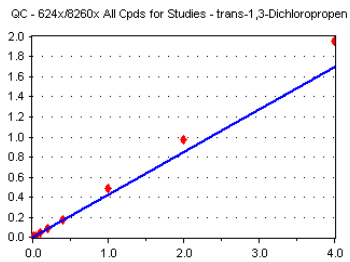

Standard	Concentration	Response	Response Factor	RT
~~0K13048-CAL1~~	~~0.1~~	~~0~~	~~0.000~~	~~0.00~~
~~0K13048-CAL2~~	~~0.2~~	~~0~~	~~0.000~~	~~0.00~~
~~0K13048-CAL3~~	~~0.4~~	~~0~~	~~0.000~~	~~0.00~~
0K13048-CAL4	1	1475	0.324	8.78
0K13048-CAL5	2	3290	0.355	8.77
0K13048-CAL6	5	9371	0.397	8.77
0K13048-CAL7	10	20231	0.418	8.77
0K13048-CAL8	20	43342	0.445	8.77
0K13048-CAL9	50	116190	0.482	8.77
0K13048-CALA	100	237738	0.485	8.77
0K13048-CALB	200	497926	0.490	8.77

AVE RF **0.425** RF RSD **14.73** AVE RT **8.77**

Element Calibration Review Sheet

Calibration ID: **A0K1604** Instrument: **VOA-GCMS9** Calibration Date: **11/16/2020**

Analysis: **QC - 624x/8260x All Cpds fo** Instrument Cal ID: **VI201114W.M/VI201114G.M**

1,1,2-Trichloroethane

Curve Fit: **AVERAGE RF**

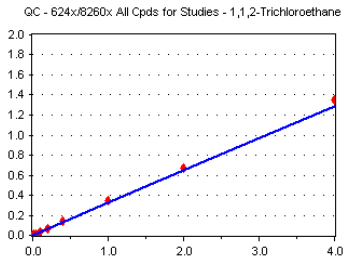

Standard	Concentration	Response	Response Factor	RT
~~0K13048-CAL1~~	~~0.1~~	~~0~~	~~0.000~~	~~0.00~~
~~0K13048-CAL2~~	~~0.2~~	~~0~~	~~0.000~~	~~0.00~~
0K13048-CAL3	0.4	441	0.251	8.94
0K13048-CAL4	1	1397	0.307	8.94
0K13048-CAL5	2	2989	0.323	8.94
0K13048-CAL6	5	7896	0.335	8.94
0K13048-CAL7	10	16169	0.334	8.94
0K13048-CAL8	20	33033	0.339	8.94
0K13048-CAL9	50	82459	0.342	8.94
0K13048-CALA	100	164943	0.336	8.94
0K13048-CALB	200	342523	0.337	8.94

AVE RF **0.323** RF RSD **9.03** AVE RT **8.94**

Dibromochloromethane

Curve Fit: **AVERAGE RF**

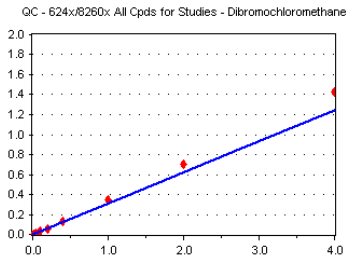

Standard	Concentration	Response	Response Factor	RT
~~0K13048-CAL1~~	~~0.1~~	~~0~~	~~0.000~~	~~0.00~~
~~0K13048-CAL2~~	~~0.2~~	~~0~~	~~0.000~~	~~0.00~~
~~0K13048-CAL3~~	~~0.4~~	~~376~~	~~0.214~~	~~9.13~~
0K13048-CAL4	1	1165	0.256	9.13
0K13048-CAL5	2	2625	0.283	9.13
0K13048-CAL6	5	6748	0.286	9.13
0K13048-CAL7	10	14229	0.294	9.13
0K13048-CAL8	20	31273	0.321	9.13
0K13048-CAL9	50	82823	0.344	9.13
0K13048-CALA	100	170999	0.349	9.13
0K13048-CALB	200	363766	0.358	9.13

AVE RF **0.311** RF RSD **11.84** AVE RT **9.13**

1,3-Dichloropropane

Curve Fit: **AVERAGE RF**

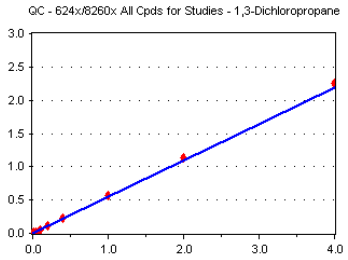

Standard	Concentration	Response	Response Factor	RT
~~0K13048-CAL1~~	~~0.1~~	~~0~~	~~0.000~~	~~0.00~~
~~0K13048-CAL2~~	~~0.2~~	~~247~~	~~0.274~~	~~9.23~~
0K13048-CAL3	0.4	803	0.456	9.22
0K13048-CAL4	1	2336	0.513	9.23
0K13048-CAL5	2	5056	0.546	9.22
0K13048-CAL6	5	13284	0.563	9.23
0K13048-CAL7	10	26929	0.557	9.22
0K13048-CAL8	20	55738	0.573	9.22
0K13048-CAL9	50	138414	0.574	9.22
0K13048-CALA	100	278910	0.569	9.22
0K13048-CALB	200	573184	0.564	9.22

AVE RF **0.546** RF RSD **7.07** AVE RT **9.22**

1,2-Dibromoethane (EDB)

Curve Fit: **AVERAGE RF**

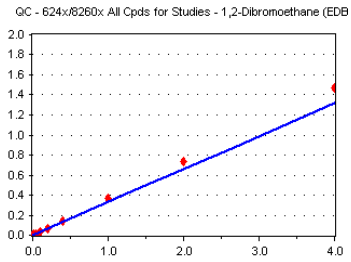

Standard	Concentration	Response	Response Factor	RT
~~0K13048-CAL1~~	~~0.1~~	~~0~~	~~0.000~~	~~0.00~~
~~0K13048-CAL2~~	~~0.2~~	~~0~~	~~0.000~~	~~0.00~~
0K13048-CAL3	0.4	398	0.226	9.36
0K13048-CAL4	1	1249	0.274	9.36
0K13048-CAL5	2	2931	0.316	9.37
0K13048-CAL6	5	7927	0.336	9.36
0K13048-CAL7	10	16672	0.345	9.36
0K13048-CAL8	20	34993	0.360	9.36
0K13048-CAL9	50	88513	0.367	9.36
0K13048-CALA	100	179841	0.367	9.36
0K13048-CALB	200	373274	0.367	9.36

AVE RF **0.329** RF RSD **14.95** AVE RT **9.36**

Element Calibration Review Sheet

Calibration ID: **A0K1604** Instrument: **VOA-GCMS9** Calibration Date: **11/16/2020**

Analysis: **QC - 624x/8260x All Cpds fo** Instrument Cal ID: **VI201114W.M/VI201114G.M**

2-Hexanone

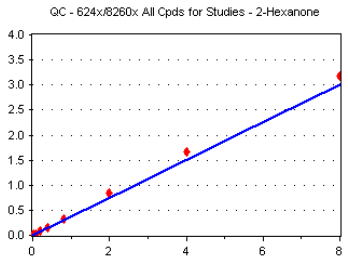

Curve Fit: **AVERAGE RF**

Standard	Concentration	Response	Response Factor	RT
~~0K13048-CAL1~~	~~0.2~~	~~0~~	~~0.000~~	~~0.00~~
0K13048-CAL2	0.4	516	0.287	9.61
0K13048-CAL3	0.8	1103	0.313	9.60
0K13048-CAL4	2	3224	0.354	9.60
0K13048-CAL5	4	6945	0.375	9.59
0K13048-CAL6	10	18158	0.385	9.59
0K13048-CAL7	20	38843	0.402	9.59
0K13048-CAL8	40	81022	0.416	9.59
0K13048-CAL9	100	204160	0.424	9.59
0K13048-CALA	200	410486	0.419	9.59
0K13048-CALB	400	804833	0.396	9.59

AVE RF **0.377** RF RSD **12.26** AVE RT **9.59**

Chlorobenzene-d5 (ISTD)

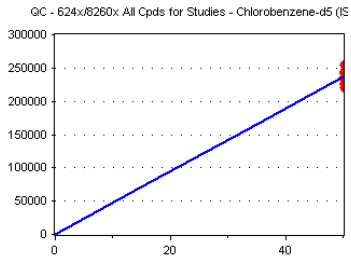

Curve Fit: **AVERAGE RF**

Standard	Concentration	Response	Response Factor	RT
0K13048-CAL1	50	234786	4695.720	9.86
0K13048-CAL2	50	225094	4501.880	9.86
0K13048-CAL3	50	220016	4400.320	9.86
0K13048-CAL4	50	227636	4552.720	9.86
0K13048-CAL5	50	231620	4632.400	9.86
0K13048-CAL6	50	235991	4719.820	9.86
0K13048-CAL7	50	241830	4836.600	9.86
0K13048-CAL8	50	243291	4865.820	9.86
0K13048-CAL9	50	240956	4819.120	9.86
0K13048-CALA	50	245190	4903.800	9.86
0K13048-CALB	50	254045	5080.900	9.86

AVE RF **4728.100** RF RSD **4.20** AVE RT **9.86**

Chlorobenzene

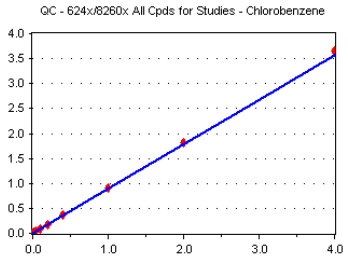

Curve Fit: **AVERAGE RF**

Standard	Concentration	Response	Response Factor	RT
0K13048-CAL1	0.1	381	0.811	9.87
0K13048-CAL2	0.2	756	0.840	9.87
0K13048-CAL3	0.4	1541	0.876	9.87
0K13048-CAL4	1	3994	0.877	9.87
0K13048-CAL5	2	8553	0.923	9.87
0K13048-CAL6	5	21700	0.920	9.87
0K13048-CAL7	10	43452	0.898	9.87
0K13048-CAL8	20	88935	0.914	9.87
0K13048-CAL9	50	217893	0.904	9.87
0K13048-CALA	100	444921	0.907	9.87
0K13048-CALB	200	930648	0.916	9.87

AVE RF **0.890** RF RSD **4.03** AVE RT **9.87**

Ethylbenzene

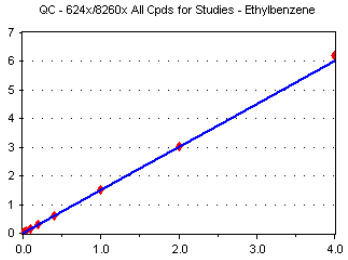

Curve Fit: **AVERAGE RF**

Standard	Concentration	Response	Response Factor	RT
0K13048-CAL1	0.1	667	1.420	9.90
0K13048-CAL2	0.2	1333	1.480	9.90
0K13048-CAL3	0.4	2668	1.516	9.90
0K13048-CAL4	1	6917	1.519	9.90
0K13048-CAL5	2	14343	1.548	9.89
0K13048-CAL6	5	36021	1.526	9.89
0K13048-CAL7	10	72009	1.489	9.89
0K13048-CAL8	20	146185	1.502	9.89
0K13048-CAL9	50	362631	1.505	9.89
0K13048-CALA	100	740065	1.509	9.89
0K13048-CALB	200	1575922	1.551	9.89

AVE RF **1.506** RF RSD **2.37** AVE RT **9.89**

Element Calibration Review Sheet

Calibration ID: **A0K1604** Instrument: **VOA-GCMS9** Calibration Date: **11/16/2020**

Analysis: **QC - 624x/8260x All Cpds fo** Instrument Cal ID: **VI201114W.M/VI201114G.M**

1,1,1,2-Tetrachloroethane

Curve Fit: **AVERAGE RF**

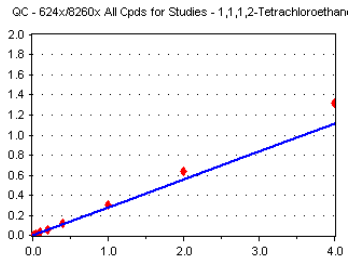

Standard	Concentration	Response	Response Factor	RT
~~0K13048-CAL1~~	~~0.1~~	~~0~~	~~0.000~~	~~0.00~~
~~0K13048-CAL2~~	~~0.2~~	~~0~~	~~0.000~~	~~0.00~~
0K13048-CAL3	0.4	360	0.205	9.93
0K13048-CAL4	1	1061	0.233	9.93
0K13048-CAL5	2	2512	0.271	9.93
0K13048-CAL6	5	6507	0.276	9.93
0K13048-CAL7	10	13632	0.282	9.93
0K13048-CAL8	20	28373	0.292	9.93
0K13048-CAL9	50	74001	0.307	9.93
0K13048-CALA	100	155809	0.318	9.93
0K13048-CALB	200	336229	0.331	9.93

AVE RF **0.279** RF RSD **14.36** AVE RT **9.93**

m,p-Xylene

Curve Fit: **AVERAGE RF**

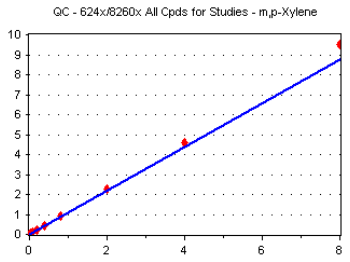

Standard	Concentration	Response	Response Factor	RT
0K13048-CAL1	0.2	1005	1.070	10.03
0K13048-CAL2	0.4	1874	1.041	10.03
0K13048-CAL3	0.8	3762	1.069	10.03
0K13048-CAL4	2	9194	1.010	10.03
0K13048-CAL5	4	19803	1.069	10.03
0K13048-CAL6	10	52058	1.103	10.03
0K13048-CAL7	20	105303	1.089	10.03
0K13048-CAL8	40	217739	1.119	10.03
0K13048-CAL9	100	544810	1.131	10.03
0K13048-CALA	200	1125177	1.147	10.03
0K13048-CALB	400	2419225	1.190	10.03

AVE RF **1.094** RF RSD **4.66** AVE RT **10.03**

o-Xylene

Curve Fit: **AVERAGE RF**

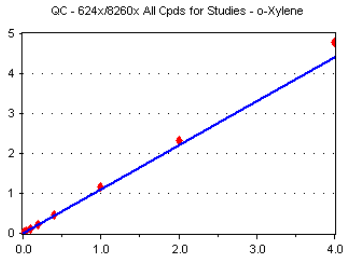

Standard	Concentration	Response	Response Factor	RT
0K13048-CAL1	0.1	530	1.129	10.42
0K13048-CAL2	0.2	843	0.936	10.41
0K13048-CAL3	0.4	1838	1.044	10.41
0K13048-CAL4	1	4842	1.064	10.41
0K13048-CAL5	2	10042	1.084	10.41
0K13048-CAL6	5	26395	1.118	10.41
0K13048-CAL7	10	53858	1.114	10.41
0K13048-CAL8	20	111706	1.148	10.41
0K13048-CAL9	50	277647	1.152	10.41
0K13048-CALA	100	568355	1.159	10.41
0K13048-CALB	200	1215418	1.196	10.41

AVE RF **1.104** RF RSD **6.43** AVE RT **10.41**

Xylenes, total

Curve Fit: **AVERAGE RF**

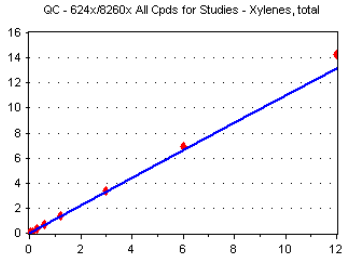

Standard	Concentration	Response	Response Factor	RT
0K13048-CAL1	0.3	1535	1.090	10.42
0K13048-CAL2	0.6	2717	1.006	10.41
0K13048-CAL3	1.2	5600	1.061	10.41
0K13048-CAL4	3	14036	1.028	10.41
0K13048-CAL5	6	29845	1.074	10.41
0K13048-CAL6	15	78453	1.108	10.41
0K13048-CAL7	30	159161	1.097	10.41
0K13048-CAL8	60	329445	1.128	10.41
0K13048-CAL9	150	822457	1.138	10.41
0K13048-CALA	300	1693532	1.151	10.41
0K13048-CALB	600	3634643	1.192	10.41

AVE RF **1.097** RF RSD **4.98** AVE RT **10.41**

Element Calibration Review Sheet

Calibration ID: **A0K1604** Instrument: **VOA-GCMS9** Calibration Date: **11/16/2020**

Analysis: **QC - 624x/8260x All Cpds fo** Instrument Cal ID: **VI201114W.M/VI201114G.M**

Styrene

Curve Fit: **AVERAGE RF**

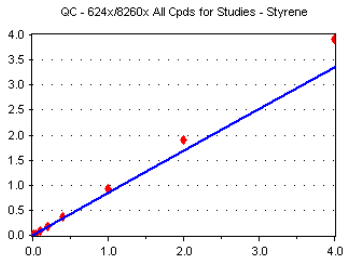

Standard	Concentration	Response	Response Factor	RT
~~0K13048-CAL1~~	~~0.1~~	~~0~~	~~0.000~~	~~0.00~~
0K13048-CAL2	0.2	688	0.764	10.46
0K13048-CAL3	0.4	1190	0.676	10.46
0K13048-CAL4	1	3220	0.707	10.46
0K13048-CAL5	2	7333	0.791	10.46
0K13048-CAL6	5	19521	0.827	10.46
0K13048-CAL7	10	41533	0.859	10.46
0K13048-CAL8	20	88327	0.908	10.46
0K13048-CAL9	50	225096	0.934	10.46
0K13048-CALA	100	466046	0.950	10.46
0K13048-CALB	200	995765	0.980	10.46

AVE RF **0.840** RF RSD **12.45** AVE RT **10.46**

Bromoform

Curve Fit: **QUADRATIC: Weighting: (1/a), Origin: Ignore**

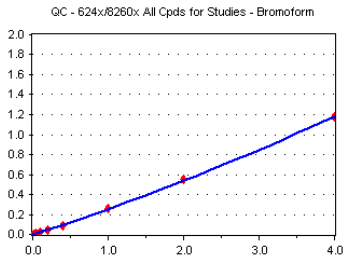

Standard	Concentration	Response	Response Factor	RT
~~0K13048-CAL1~~	~~0.1~~	~~0~~	~~0.000~~	~~0.00~~
~~0K13048-CAL2~~	~~0.2~~	~~0~~	~~0.000~~	~~0.00~~
~~0K13048-CAL3~~	~~0.4~~	~~0~~	~~0.000~~	~~0.00~~
0K13048-CAL4	1	783	0.172	10.49
0K13048-CAL5	2	1672	0.180	10.48
0K13048-CAL6	5	4679	0.198	10.48
0K13048-CAL7	10	9970	0.206	10.48
0K13048-CAL8	20	22022	0.226	10.48
0K13048-CAL9	50	62340	0.259	10.48
0K13048-CALA	100	135667	0.277	10.48
0K13048-CALB	200	298528	0.294	10.48

AVE RF **0.227** RF RSD **20.01** AVE RT **10.48**

Isopropylbenzene

Curve Fit: **AVERAGE RF**

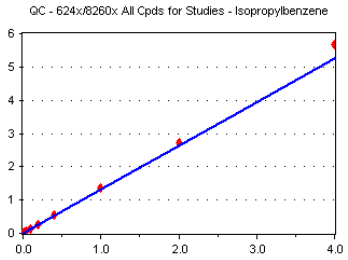

Standard	Concentration	Response	Response Factor	RT
~~0K13048-CAL1~~	~~0.1~~	~~0~~	~~0.000~~	~~0.00~~
0K13048-CAL2	0.2	1067	1.185	10.68
0K13048-CAL3	0.4	2190	1.244	10.68
0K13048-CAL4	1	5494	1.207	10.68
0K13048-CAL5	2	11977	1.293	10.68
0K13048-CAL6	5	31317	1.327	10.68
0K13048-CAL7	10	63893	1.321	10.68
0K13048-CAL8	20	133760	1.374	10.68
0K13048-CAL9	50	328660	1.364	10.68
0K13048-CALA	100	668797	1.364	10.68
0K13048-CALB	200	1442998	1.420	10.68

AVE RF **1.310** RF RSD **5.88** AVE RT **10.68**

4-Bromofluorobenzene (Surr)

Curve Fit: **AVERAGE RF**

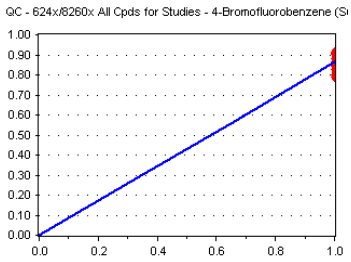

Standard	Concentration	Response	Response Factor	RT
0K13048-CAL1	50	89326	0.904	10.92
0K13048-CAL2	50	85520	0.912	10.92
0K13048-CAL3	50	86936	0.845	10.92
0K13048-CAL4	50	86991	0.906	10.92
0K13048-CAL5	50	90440	0.903	10.92
0K13048-CAL6	50	93222	0.883	10.92
0K13048-CAL7	50	95379	0.865	10.92
0K13048-CAL8	50	97178	0.852	10.92
0K13048-CAL9	50	97925	0.828	10.92
0K13048-CALA	50	98220	0.798	10.92
0K13048-CALB	50	101920	0.791	10.92

AVE RF **0.862** RF RSD **5.06** AVE RT **10.92**

Element Calibration Review Sheet

Calibration ID: **A0K1604** Instrument: **VOA-GCMS9** Calibration Date: **11/16/2020**

Analysis: **QC - 624x/8260x All Cpds fo** Instrument Cal ID: **VI201114W.M/VI201114G.M**

Bromobenzene

Curve Fit: **AVERAGE RF**

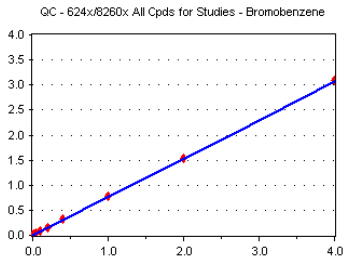

Standard	Concentration	Response	Response Factor	RT
~~0K13048-CAL1~~	~~0.1~~	~~0~~	~~0.000~~	~~0.00~~
0K13048-CAL2	0.2	234	0.624	11.01
0K13048-CAL3	0.4	556	0.675	11.01
0K13048-CAL4	1	1486	0.774	11.01
0K13048-CAL5	2	3399	0.848	11.01
0K13048-CAL6	5	8609	0.815	11.01
0K13048-CAL7	10	17497	0.793	11.01
0K13048-CAL8	20	36574	0.801	11.01
0K13048-CAL9	50	92498	0.782	11.01
0K13048-CALA	100	189898	0.771	11.01
0K13048-CALB	200	398319	0.772	11.01

AVE RF **0.766** RF RSD **8.72** AVE RT **11.01**

n-Propylbenzene

Curve Fit: **AVERAGE RF**

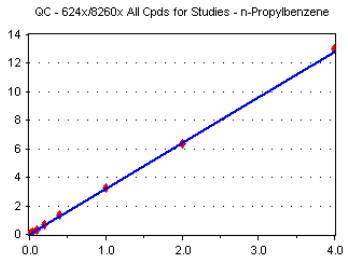

Standard	Concentration	Response	Response Factor	RT
~~0K13048-CAL1~~	~~0.1~~	~~0~~	~~0.000~~	~~0.00~~
0K13048-CAL2	0.2	1115	2.971	11.03
0K13048-CAL3	0.4	2565	3.115	11.02
0K13048-CAL4	1	5883	3.065	11.02
0K13048-CAL5	2	12953	3.232	11.02
0K13048-CAL6	5	35045	3.319	11.02
0K13048-CAL7	10	72033	3.265	11.02
0K13048-CAL8	20	154056	3.375	11.02
0K13048-CAL9	50	381343	3.226	11.02
0K13048-CALA	100	784675	3.188	11.02
0K13048-CALB	200	1682300	3.263	11.02

AVE RF **3.202** RF RSD **3.79** AVE RT **11.02**

1,1,2,2-Tetrachloroethane

Curve Fit: **AVERAGE RF**

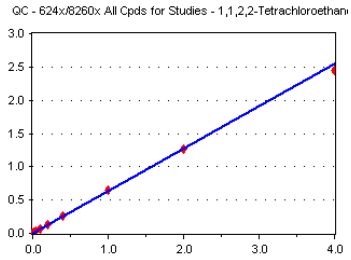

Standard	Concentration	Response	Response Factor	RT
~~0K13048-CAL1~~	~~0.1~~	~~0~~	~~0.000~~	~~0.00~~
~~0K13048-CAL2~~	~~0.2~~	~~138~~	~~0.368~~	~~11.09~~
0K13048-CAL3	0.4	426	0.517	11.09
0K13048-CAL4	1	1210	0.630	11.09
0K13048-CAL5	2	2677	0.668	11.09
0K13048-CAL6	5	7167	0.679	11.09
0K13048-CAL7	10	14772	0.670	11.09
0K13048-CAL8	20	30242	0.662	11.09
0K13048-CAL9	50	76960	0.651	11.09
0K13048-CALA	100	155166	0.630	11.09
0K13048-CALB	200	316023	0.613	11.09

AVE RF **0.636** RF RSD **7.78** AVE RT **11.09**

2-Chlorotoluene

Curve Fit: **AVERAGE RF**

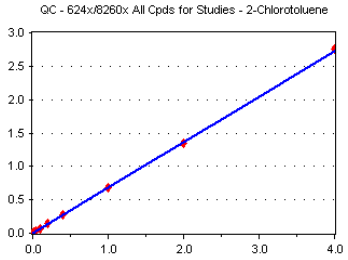

Standard	Concentration	Response	Response Factor	RT
~~0K13048-CAL1~~	~~0.1~~	~~0~~	~~0.000~~	~~0.00~~
~~0K13048-CAL2~~	~~0.2~~	~~124~~	~~0.330~~	~~11.16~~
0K13048-CAL3	0.4	509	0.618	11.16
0K13048-CAL4	1	1266	0.659	11.16
0K13048-CAL5	2	2789	0.696	11.15
0K13048-CAL6	5	7430	0.704	11.15
0K13048-CAL7	10	15290	0.693	11.15
0K13048-CAL8	20	32294	0.707	11.15
0K13048-CAL9	50	80756	0.683	11.15
0K13048-CALA	100	165818	0.674	11.15
0K13048-CALB	200	355566	0.690	11.15

AVE RF **0.680** RF RSD **4.07** AVE RT **11.15**

Element Calibration Review Sheet

Calibration ID: **A0K1604** Instrument: **VOA-GCMS9** Calibration Date: **11/16/2020**

Analysis: **QC - 624x/8260x All Cpds fo** Instrument Cal ID: **VI201114W.M/VI201114G.M**

1,3,5-Trimethylbenzene

Curve Fit: **AVERAGE RF**

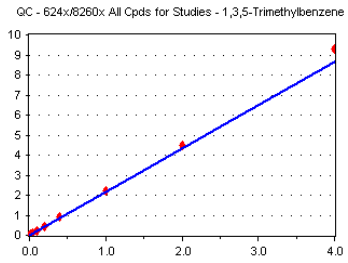

Standard	Concentration	Response	Response Factor	RT
~~0K13048-CAL1~~	~~0.1~~	~~364~~	~~1.842~~	~~0.00~~
0K13048-CAL2	0.2	751	2.001	11.18
0K13048-CAL3	0.4	1625	1.974	11.18
0K13048-CAL4	1	3826	1.993	11.18
0K13048-CAL5	2	8607	2.148	11.18
0K13048-CAL6	5	23394	2.216	11.18
0K13048-CAL7	10	49555	2.246	11.18
0K13048-CAL8	20	105694	2.315	11.18
0K13048-CAL9	50	263164	2.226	11.18
0K13048-CALA	100	550786	2.237	11.18
0K13048-CALB	200	1197024	2.322	11.18

AVE RF **2.168** RF RSD **6.12** AVE RT **11.18**

1,2,3-Trichloropropane

Curve Fit: **AVERAGE RF**

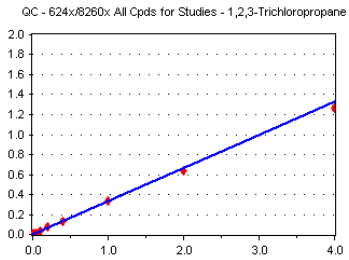

Standard	Concentration	Response	Response Factor	RT
~~0K13048-CAL1~~	~~0.1~~	~~0~~	~~0.000~~	~~0.00~~
~~0K13048-CAL2~~	~~0.2~~	~~0~~	~~0.000~~	~~0.00~~
~~0K13048-CAL3~~	~~0.4~~	~~130~~	~~0.158~~	~~11.20~~
0K13048-CAL4	1	604	0.315	11.20
0K13048-CAL5	2	1363	0.340	11.20
0K13048-CAL6	5	3782	0.358	11.20
0K13048-CAL7	10	7800	0.354	11.20
0K13048-CAL8	20	15407	0.338	11.19
0K13048-CAL9	50	39064	0.330	11.19
0K13048-CALA	100	78851	0.320	11.19
0K13048-CALB	200	162615	0.315	11.19

AVE RF **0.334** RF RSD **4.99** AVE RT **11.20**

trans-1,4-Dichloro-2-butene

Curve Fit: **AVERAGE RF**

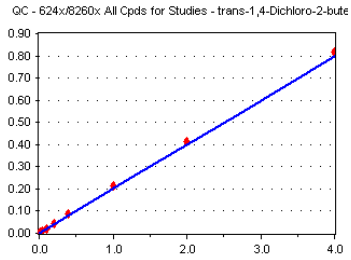

Standard	Concentration	Response	Response Factor	RT
~~0K13048-CAL1~~	~~0.1~~	~~0~~	~~0.000~~	~~0.00~~
~~0K13048-CAL2~~	~~0.2~~	~~0~~	~~0.000~~	~~0.00~~
~~0K13048-CAL3~~	~~0.4~~	~~0~~	~~0.000~~	~~0.00~~
0K13048-CAL4	1	269	0.140	11.24
0K13048-CAL5	2	758	0.189	11.23
0K13048-CAL6	5	2217	0.210	11.23
0K13048-CAL7	10	4653	0.211	11.23
0K13048-CAL8	20	10065	0.220	11.23
0K13048-CAL9	50	25316	0.214	11.22
0K13048-CALA	100	50928	0.207	11.23
0K13048-CALB	200	105075	0.204	11.22

AVE RF **0.199** RF RSD **12.85** AVE RT **11.23**

4-Chlorotoluene

Curve Fit: **AVERAGE RF**

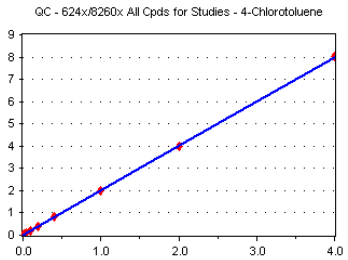

Standard	Concentration	Response	Response Factor	RT
~~0K13048-CAL1~~	~~0.1~~	~~0~~	~~0.000~~	~~0.00~~
0K13048-CAL2	0.2	712	1.897	11.29
0K13048-CAL3	0.4	1525	1.852	11.28
0K13048-CAL4	1	3810	1.985	11.29
0K13048-CAL5	2	8140	2.031	11.29
0K13048-CAL6	5	21835	2.068	11.29
0K13048-CAL7	10	45388	2.057	11.29
0K13048-CAL8	20	95394	2.090	11.28
0K13048-CAL9	50	237730	2.011	11.29
0K13048-CALA	100	492489	2.001	11.29
0K13048-CALB	200	1036721	2.011	11.28

AVE RF **2.000** RF RSD **3.72** AVE RT **11.29**

Element Calibration Review Sheet

Calibration ID: **A0K1604** Instrument: **VOA-GCMS9** Calibration Date: **11/16/2020**

Analysis: **QC - 624x/8260x All Cpds fo** Instrument Cal ID: **VI201114W.M/VI201114G.M**

tert-Butylbenzene

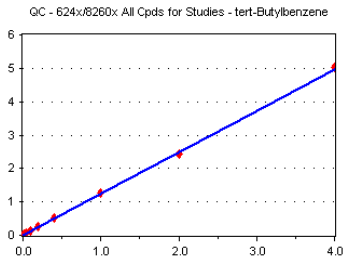

Curve Fit: **AVERAGE RF**

Standard	Concentration	Response	Response Factor	RT
0K13048-CAL1	0.1	221	1.119	11.43
0K13048-CAL2	0.2	406	1.082	11.43
0K13048-CAL3	0.4	1002	1.217	11.43
0K13048-CAL4	1	2356	1.227	11.43
0K13048-CAL5	2	5223	1.303	11.43
0K13048-CAL6	5	13959	1.322	11.43
0K13048-CAL7	10	28884	1.309	11.43
0K13048-CAL8	20	60490	1.325	11.43
0K13048-CAL9	50	148163	1.253	11.43
0K13048-CALA	100	301162	1.223	11.43
0K13048-CALB	200	649493	1.260	11.43

AVE RF **1.240** RF RSD **6.45** AVE RT **11.43**

1,2,4-Trimethylbenzene

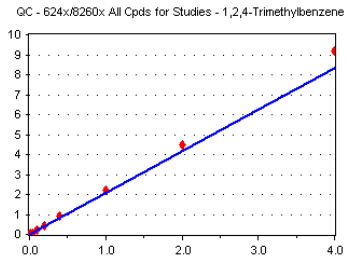

Curve Fit: **AVERAGE RF**

Standard	Concentration	Response	Response Factor	RT
~~0K13048-CAL1~~	~~0.1~~	~~0~~	~~0.000~~	~~0.00~~
0K13048-CAL2	0.2	584	1.556	11.49
0K13048-CAL3	0.4	1531	1.859	11.49
0K13048-CAL4	1	3690	1.922	11.49
0K13048-CAL5	2	8025	2.003	11.49
0K13048-CAL6	5	23004	2.179	11.49
0K13048-CAL7	10	48901	2.217	11.49
0K13048-CAL8	20	104778	2.295	11.49
0K13048-CAL9	50	264544	2.238	11.49
0K13048-CALA	100	550246	2.235	11.49
0K13048-CALB	200	1186152	2.300	11.49

AVE RF **2.080** RF RSD **11.62** AVE RT **11.49**

sec-Butylbenzene

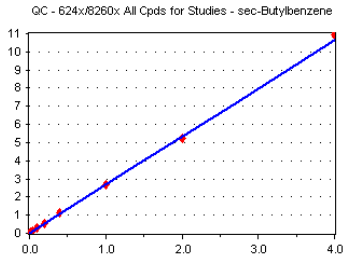

Curve Fit: **AVERAGE RF**

Standard	Concentration	Response	Response Factor	RT
~~0K13048-CAL1~~	~~0.1~~	~~0~~	~~0.000~~	~~0.00~~
0K13048-CAL2	0.2	982	2.617	11.57
0K13048-CAL3	0.4	2180	2.648	11.57
0K13048-CAL4	1	4676	2.436	11.57
0K13048-CAL5	2	10535	2.629	11.57
0K13048-CAL6	5	29128	2.759	11.56
0K13048-CAL7	10	59481	2.696	11.56
0K13048-CAL8	20	128070	2.806	11.56
0K13048-CAL9	50	317521	2.686	11.56
0K13048-CALA	100	646461	2.626	11.56
0K13048-CALB	200	1413009	2.740	11.56

AVE RF **2.664** RF RSD **3.83** AVE RT **11.57**

4-Isopropyltoluene

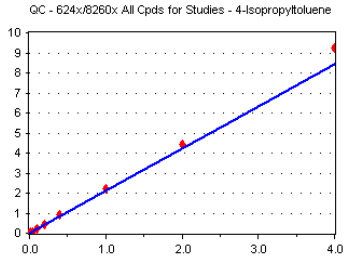

Curve Fit: **AVERAGE RF**

Standard	Concentration	Response	Response Factor	RT
~~0K13048-CAL1~~	~~0.1~~	~~0~~	~~0.000~~	~~0.00~~
0K13048-CAL2	0.2	643	1.713	11.68
0K13048-CAL3	0.4	1687	2.049	11.67
0K13048-CAL4	1	3584	1.867	11.67
0K13048-CAL5	2	8044	2.007	11.67
0K13048-CAL6	5	22473	2.128	11.67
0K13048-CAL7	10	48577	2.202	11.67
0K13048-CAL8	20	105216	2.305	11.67
0K13048-CAL9	50	262673	2.222	11.67
0K13048-CALA	100	544580	2.212	11.67
0K13048-CALB	200	1194135	2.316	11.67

AVE RF **2.102** RF RSD **9.27** AVE RT **11.67**

Element Calibration Review Sheet

Calibration ID: **A0K1604** Instrument: **VOA-GCMS9** Calibration Date: **11/16/2020**

Analysis: **QC - 624x/8260x All Cpds fo** Instrument Cal ID: **VI201114W.M/VI201114G.M**

1,3-Dichlorobenzene

Curve Fit: **AVERAGE RF**

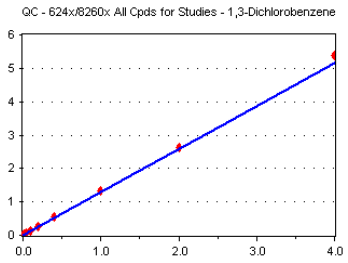

Standard	Concentration	Response	Response Factor	RT
~~0K13048-CAL1~~	~~0.1~~	~~0~~	~~0.000~~	~~0.00~~
0K13048-CAL2	0.2	395	1.053	11.75
0K13048-CAL3	0.4	1052	1.278	11.75
0K13048-CAL4	1	2333	1.215	11.75
0K13048-CAL5	2	5318	1.327	11.75
0K13048-CAL6	5	14005	1.326	11.75
0K13048-CAL7	10	29374	1.332	11.75
0K13048-CAL8	20	61667	1.351	11.75
0K13048-CAL9	50	156685	1.325	11.75
0K13048-CALA	100	324689	1.319	11.75
0K13048-CALB	200	692225	1.343	11.75

AVE RF **1.287** RF RSD **7.09** AVE RT **11.75**

1,4-Dichlorobenzene-d4 (ISTD)

Curve Fit: **AVERAGE RF**

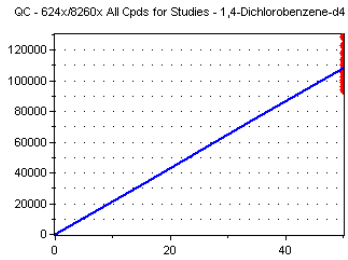

Standard	Concentration	Response	Response Factor	RT
0K13048-CAL1	50	98780	1975.600	11.80
0K13048-CAL2	50	93815	1876.300	11.80
0K13048-CAL3	50	102923	2058.460	11.80
0K13048-CAL4	50	95986	1919.720	11.80
0K13048-CAL5	50	100182	2003.640	11.80
0K13048-CAL6	50	105584	2111.680	11.80
0K13048-CAL7	50	110303	2206.060	11.80
0K13048-CAL8	50	114124	2282.480	11.80
0K13048-CAL9	50	118220	2364.400	11.80
0K13048-CALA	50	123086	2461.720	11.80
0K13048-CALB	50	128906	2578.120	11.80

AVE RF **2167.107** RF RSD **10.66** AVE RT **11.80**

1,4-Dichlorobenzene

Curve Fit: **AVERAGE RF**

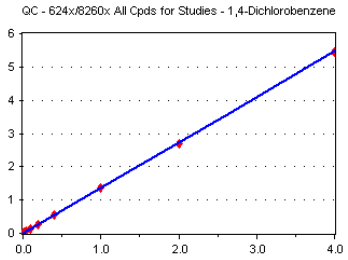

Standard	Concentration	Response	Response Factor	RT
0K13048-CAL1	0.1	281	1.422	11.81
0K13048-CAL2	0.2	468	1.247	11.81
0K13048-CAL3	0.4	1175	1.427	11.81
0K13048-CAL4	1	2657	1.384	11.81
0K13048-CAL5	2	5480	1.368	11.81
0K13048-CAL6	5	14361	1.360	11.81
0K13048-CAL7	10	30242	1.371	11.81
0K13048-CAL8	20	63508	1.391	11.81
0K13048-CAL9	50	160797	1.360	11.81
0K13048-CALA	100	331071	1.345	11.81
0K13048-CALB	200	701734	1.361	11.81

AVE RF **1.367** RF RSD **3.47** AVE RT **11.81**

n-Butylbenzene

Curve Fit: **AVERAGE RF**

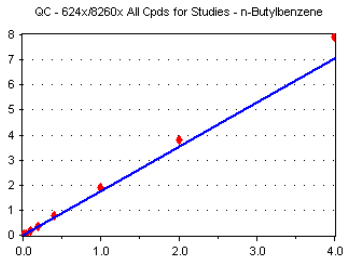

Standard	Concentration	Response	Response Factor	RT
~~0K13048-CAL1~~	~~0.1~~	~~221~~	~~1.119~~	~~0.00~~
~~0K13048-CAL2~~	~~0.2~~	~~427~~	~~1.138~~	~~12.00~~
0K13048-CAL3	0.4	1317	1.599	12.00
0K13048-CAL4	1	2668	1.390	12.00
0K13048-CAL5	2	6343	1.583	12.00
0K13048-CAL6	5	18808	1.781	12.00
0K13048-CAL7	10	40346	1.829	12.00
0K13048-CAL8	20	88657	1.942	12.00
0K13048-CAL9	50	224446	1.899	12.00
0K13048-CALA	100	467121	1.898	12.00
0K13048-CALB	200	1018522	1.975	11.99

AVE RF **1.766** RF RSD **11.26** AVE RT **12.00**

Element Calibration Review Sheet

Calibration ID: **A0K1604** Instrument: **VOA-GCMS9** Calibration Date: **11/16/2020**

Analysis: **QC - 624x/8260x All Cpds fo** Instrument Cal ID: **VI201114W.M/VI201114G.M**

1,2-Dichlorobenzene

Curve Fit: **AVERAGE RF**

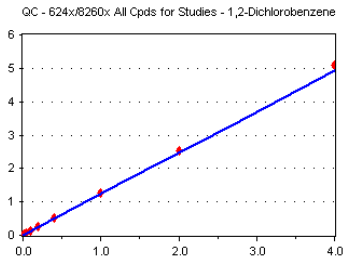

Standard	Concentration	Response	Response Factor	RT
~~0K13048-CAL1~~	~~0.1~~	~~304~~	~~1.539~~	~~12.14~~
0K13048-CAL2	0.2	382	1.018	12.13
0K13048-CAL3	0.4	991	1.204	12.14
0K13048-CAL4	1	2238	1.166	12.13
0K13048-CAL5	2	5029	1.255	12.13
0K13048-CAL6	5	13392	1.268	12.13
0K13048-CAL7	10	28364	1.286	12.13
0K13048-CAL8	20	59641	1.306	12.13
0K13048-CAL9	50	151239	1.279	12.13
0K13048-CALA	100	311049	1.264	12.13
0K13048-CALB	200	657903	1.276	12.13

AVE RF **1.232** RF RSD **6.97** AVE RT **12.13**

1,2-Dibromo-3-chloropropane

Curve Fit: **AVERAGE RF**

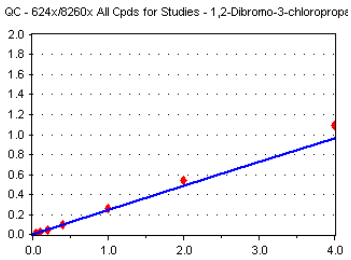

Standard	Concentration	Response	Response Factor	RT
~~0K13048-CAL1~~	~~0.1~~	~~0~~	~~0.000~~	~~0.00~~
~~0K13048-CAL2~~	~~0.2~~	~~0~~	~~0.000~~	~~0.00~~
~~0K13048-CAL3~~	~~0.4~~	~~0~~	~~0.000~~	0.00
~~0K13048-CAL4~~	~~1~~	~~289~~	~~0.151~~	~~12.74~~
0K13048-CAL5	2	761	0.190	12.75
0K13048-CAL6	5	2294	0.217	12.75
0K13048-CAL7	10	5159	0.234	12.75
0K13048-CAL8	20	11148	0.244	12.74
0K13048-CAL9	50	31025	0.262	12.75
0K13048-CALA	100	66001	0.268	12.75
0K13048-CALB	200	140963	0.273	12.74

AVE RF **0.241** RF RSD **12.52** AVE RT **12.74**

Hexachlorobutadiene

Curve Fit: **AVERAGE RF**

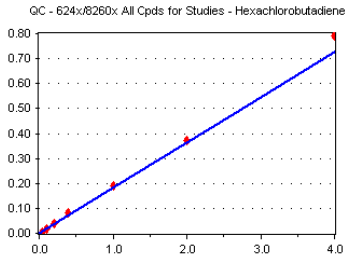

Standard	Concentration	Response	Response Factor	RT
~~0K13048-CAL1~~	~~0.1~~	~~0~~	~~0.000~~	~~0.00~~
~~0K13048-CAL2~~	~~0.2~~	~~0~~	~~0.000~~	~~0.00~~
~~0K13048-CAL3~~	~~0.4~~	~~0~~	~~0.000~~	~~0.00~~
~~0K13048-CAL4~~	~~1~~	~~197~~	~~0.103~~	~~13.24~~
0K13048-CAL5	2	560	0.140	13.24
0K13048-CAL6	5	1830	0.173	13.24
0K13048-CAL7	10	4106	0.186	13.24
0K13048-CAL8	20	9202	0.202	13.25
0K13048-CAL9	50	22461	0.190	13.24
0K13048-CALA	100	45767	0.186	13.24
0K13048-CALB	200	101942	0.198	13.24

AVE RF **0.182** RF RSD **11.41** AVE RT **13.24**

1,2,4-Trichlorobenzene

Curve Fit: **AVERAGE RF**

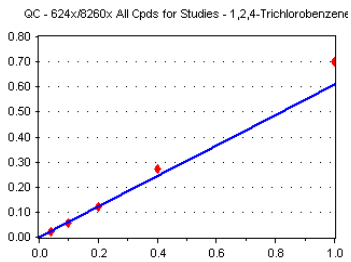

Standard	Concentration	Response	Response Factor	RT
~~0K13048-CAL1~~	~~0.1~~	~~0~~	~~0.000~~	~~0.00~~
~~0K13048-CAL2~~	~~0.2~~	~~0~~	~~0.000~~	~~0.00~~
~~0K13048-CAL3~~	~~0.4~~	~~431~~	~~0.523~~	~~13.29~~
~~0K13048-CAL4~~	~~1~~	~~837~~	~~0.436~~	~~13.29~~
0K13048-CAL5	2	2044	0.510	13.29
0K13048-CAL6	5	5768	0.546	13.29
0K13048-CAL7	10	13268	0.601	13.29
0K13048-CAL8	20	31129	0.682	13.29
0K13048-CAL9	50	82615	0.699	13.29
~~0K13048-CALA~~	~~100~~	~~188607~~	~~0.766~~	~~13.29~~
~~0K13048-CALB~~	~~200~~	~~425340~~	~~0.825~~	~~13.29~~

AVE RF **0.608** RF RSD **13.56** AVE RT **13.29**

Element Calibration Review Sheet

Calibration ID: **A0K1604** Instrument: **VOA-GCMS9** Calibration Date: **11/16/2020**

Analysis: **QC - 624x/8260x All Cpds fo** Instrument Cal ID: **VI201114W.M/VI201114G.M**

Naphthalene

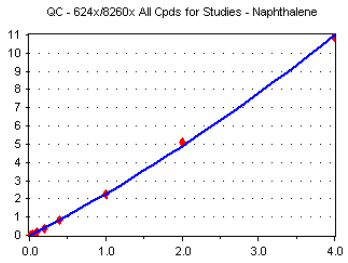

Curve Fit: **QUADRATIC: Weighting: (1/a), Origin: Ignore**

Standard	Concentration	Response	Response Factor	RT
~~0K13048-CAL1~~	~~0.1~~	~~389~~	~~1.969~~	~~13.57~~
~~0K13048-CAL2~~	~~0.2~~	~~426~~	~~1.135~~	~~13.57~~
0K13048-CAL3	0.4	1202	1.460	13.57
0K13048-CAL4	1	2796	1.456	13.57
0K13048-CAL5	2	6236	1.556	13.57
0K13048-CAL6	5	17295	1.638	13.57
0K13048-CAL7	10	40566	1.839	13.57
0K13048-CAL8	20	98380	2.155	13.57
0K13048-CAL9	50	266831	2.257	13.57
0K13048-CALA	100	631788	2.566	13.56
0K13048-CALB	200	1402207	2.719	13.56

AVE RF **1.961** RF RSD **24.56** AVE RT **13.56**

1,2,3-Trichlorobenzene

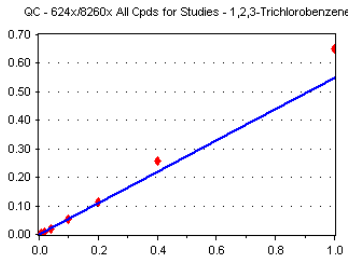

Curve Fit: **AVERAGE RF**

Standard	Concentration	Response	Response Factor	RT
~~0K13048-CAL1~~	~~0.1~~	~~0~~	~~0.000~~	~~0.00~~
~~0K13048-CAL2~~	~~0.2~~	~~0~~	~~0.000~~	~~0.00~~
0K13048-CAL3	0.4	413	0.502	13.73
0K13048-CAL4	1	898	0.468	13.72
0K13048-CAL5	2	1910	0.477	13.72
0K13048-CAL6	5	5573	0.528	13.72
0K13048-CAL7	10	12481	0.566	13.72
0K13048-CAL8	20	29513	0.647	13.72
0K13048-CAL9	50	76998	0.651	13.72
~~0K13048-CALA~~	~~100~~	~~182309~~	~~0.741~~	~~13.72~~
~~0K13048-CALB~~	~~200~~	~~414214~~	~~0.803~~	~~13.72~~

AVE RF **0.548** RF RSD **13.89** AVE RT **13.72**

Compound List Report VOA-GCMS9

Method Path : C:\msdchem\1\methods\
Method File : VI201114W.M
Title : EPA 8260: Volatile Organic Compounds
Last Update : Sat Nov 14 15:49:22 2020
Response Via : Initial Calibration

11/15/20 TNL

Total Cpnds : 88

PK#		Compound Name	QIon	Exp_RT	Rel_RT	Cal	#Qual	A/H	ID
1	I	Pentafluorobenzene (I)	99	6.150	1.000	A	2	A	R
2		Dichlorodifluoromethane	85	1.648	0.268	Q	2	A	R
3	P	Chloromethane	50	1.860	0.302	A	2	A	R
4	C	Vinyl Chloride	62	1.958	0.318	A	2	A	R
5		Bromomethane	96	2.317	0.377	A	2	A	R
6		Chloroethane	64	2.444	0.397	Q	2	A	R
7		Trichlorofluoromethane	101	2.603	0.423	A	2	A	R
8		Ethanol	45	3.193	0.519	A	1	A	R
9	C	1,1-Dichloroethene	61	3.175	0.516	A	2	A	R
10		Carbon Disulfide	76	3.193	0.519	A	2	A	R
11		Freon 113	101	3.230	0.525	A	2	A	R
12		Iodomethane	142	3.327	0.541	A	2	A	R
13		Acrolein	56	3.558	0.579	A	2	A	R
14		Methylene Chloride	84	3.819	0.621	A	2	A	R
15		Acetone	43	3.892	0.633	A	1	A	R
16		t-1,2-Dichloroethene	61	3.978	0.647	A	2	A	R
17		n-Hexane	86	4.057	0.660	A	3	A	R
18		Methyl-tert-butyl-ether	73	4.105	0.667	A	3	A	R
19		tert-Butanol (TBA)	59	4.239	0.689	A	1	A	R
20		Diisopropyl ether (DIPE)	45	4.501	0.732	A	2	A	B
21	P	1,1-Dichloroethane	63	4.617	0.751	A	2	A	R
22		Acrylonitrile	53	4.683	0.761	A	2	A	R
23		Ethyl-tert-butyl ether (ETBE)	59	4.768	0.775	A	2	A	B
24		Vinyl Acetate	43	4.890	0.795	A	2	A	R
25		c-1,2-Dichloroethene	61	5.176	0.842	A	2	A	R
26		2,2-Dichloropropane	77	5.279	0.858	A	2	A	R
27		Bromochloromethane	130	5.377	0.874	A	2	A	R
28	C	Chloroform	83	5.462	0.888	A	2	A	R
29		Carbon Tetrachloride	117	5.590	0.909	A	2	A	R
30		Tetrahydrofuran	42	5.626	0.915	A	2	A	R
31		1,1,1-Trichloroethane	97	5.663	0.921	A	2	A	R
32	S	Dibromofluoromethane (S)	111	5.651	0.919	A	2	A	R
33		1,1-Dichloropropene	75	5.791	0.942	A	2	A	R
34		2-Butanone (MEK)	43	5.779	0.940	A	2	A	R
35		Benzene	78	6.059	0.985	A	2	A	R
36		tert-Amyl methyl ether (TAME)	73	6.052	0.984	A	2	A	R
37		1,2-Dichloroethane (EDC)	62	6.265	1.019	A	2	A	R
38		iso-Butyl Alcohol	43	6.326	1.029	A	2	A	R
39	S	1,4-Difluorobenzene (S)	114	6.716	1.092	A	2	A	R
40		Trichloroethene (TCE)	130	6.673	1.085	A	2	A	R
41		Tert-Amyl-Ethyl-Ether (TAEE)	59	6.922	1.126	A	2	A	R
42		Dibromomethane	93	7.123	1.158	A	2	A	R
43	C	1,2-Dichloropropane	63	7.233	1.176	A	2	A	R
44		Bromodichloromethane	83	7.306	1.188	A	2	A	R
45	I	Chlorobenzene-d5 (I)	117	9.855	1.000	A	2	A	R
46		2-Chloroethyl Vinyl Ether	63	7.950	0.807	A	2	A	R
47		c-1,3-Dichloropropene	75	8.017	0.814	A	2	A	R
48	S	Toluene-d8 (S)	98	8.225	0.835	A	2	A	R
49	C	Toluene	91	8.285	0.841	A	2	A	R
50		Tetrachloroethene (PCE)	166	8.723	0.885	A	2	A	R
51		4-Methyl-2-Pentanone (MIBK)	43	8.723	0.885	A	2	A	R
52		t-1,3-Dichloropropene	75	8.765	0.889	A	2	A	R
53		1,1,2-Trichloroethane	97	8.936	0.907	A	2	A	R
54		Dibromochloromethane	129	9.124	0.926	A	2	A	R
55		1,3-Dichloropropane	76	9.222	0.936	A	2	A	R

56		1,2-Dibromoethane (EDB)	107	9.355	0.949	Q	2	A	R
57		2-Hexanone	43	9.587	0.973	A	2	A	R
58	P	Chlorobenzene	112	9.873	1.002	A	2	A	R
59	C	Ethylbenzene	91	9.903	1.005	A	2	A	R
60		1,1,1,2-Tetrachloroethane	131	9.927	1.007	A	2	A	R
61		m,p-Xylenes (2)	91	10.031	1.018	A	2	A	R
62		o-Xylene	91	10.415	1.057	A	2	A	R
63		Styrene	104	10.457	1.061	A	2	A	R
64	P	Bromoform	173	10.481	1.064	Q	2	A	R
65		Isopropylbenzene	105	10.676	1.083	A	2	A	R
66	I	1,4-Dichlorobenzene-d4 (I)	152	11.802	1.000	A	2	A	R
67	S	4-Bromofluorobenzene (S)	174	10.920	0.925	A	2	A	R
68		Bromobenzene	156	11.005	0.932	A	2	A	R
69		n-Propylbenzene	91	11.017	0.933	A	2	A	R
70	P	1,1,2,2-Tetrachloroethane	85	11.089	0.940	A	2	A	R
71		2-Chlorotoluene	126	11.150	0.945	A	2	A	R
72		1,3,5-Trimethylbenzene	105	11.181	0.947	A	2	A	R
73		1,2,3-Trichloropropane	110	11.193	0.948	A	2	A	R
74		t-1,4-Dichloro-2-butene	53	11.224	0.951	A	3	A	R
75		4-Chlorotoluene	91	11.284	0.956	A	2	A	R
76		tert-Butylbenzene	91	11.430	0.969	A	2	A	R
77		1,2,4-Trimethylbenzene	105	11.485	0.973	A	2	A	R
78		sec-Butylbenzene	105	11.564	0.980	A	2	A	R
79		4-Isopropyltoluene	119	11.674	0.989	A	2	A	R
80		1,3-Dichlorobenzene	146	11.746	0.995	A	2	A	R
81		1,4-Dichlorobenzene	146	11.814	1.001	A	2	A	R
82		n-Butylbenzene	91	12.002	1.017	A	2	A	R
83		1,2-Dichlorobenzene	146	12.136	1.028	A	2	A	R
84		1,2-Dibromo-3-Chloropropane	157	12.744	1.080	A	2	A	R
85		Hexachlorobutadiene	223	13.243	1.122	A	3	A	R
86		1,2,4-Trichlorobenzene	180	13.285	1.126	A	2	A	R
87		Naphthalene	128	13.565	1.149	Q	2	A	R
88		1,2,3-Trichlorobenzene	180	13.723	1.163	A	2	A	R

Cal A = Average L = Linear LO = Linear w/origin Q = Quad QO = Quad w/origin
#Qual = number of qualifiers
A/H = Area or Height
ID R = R.T. B = R.T. & Q Q = Qvalue L = Largest A = All

VI201114W.M Sat Nov 14 16:43:34 2020

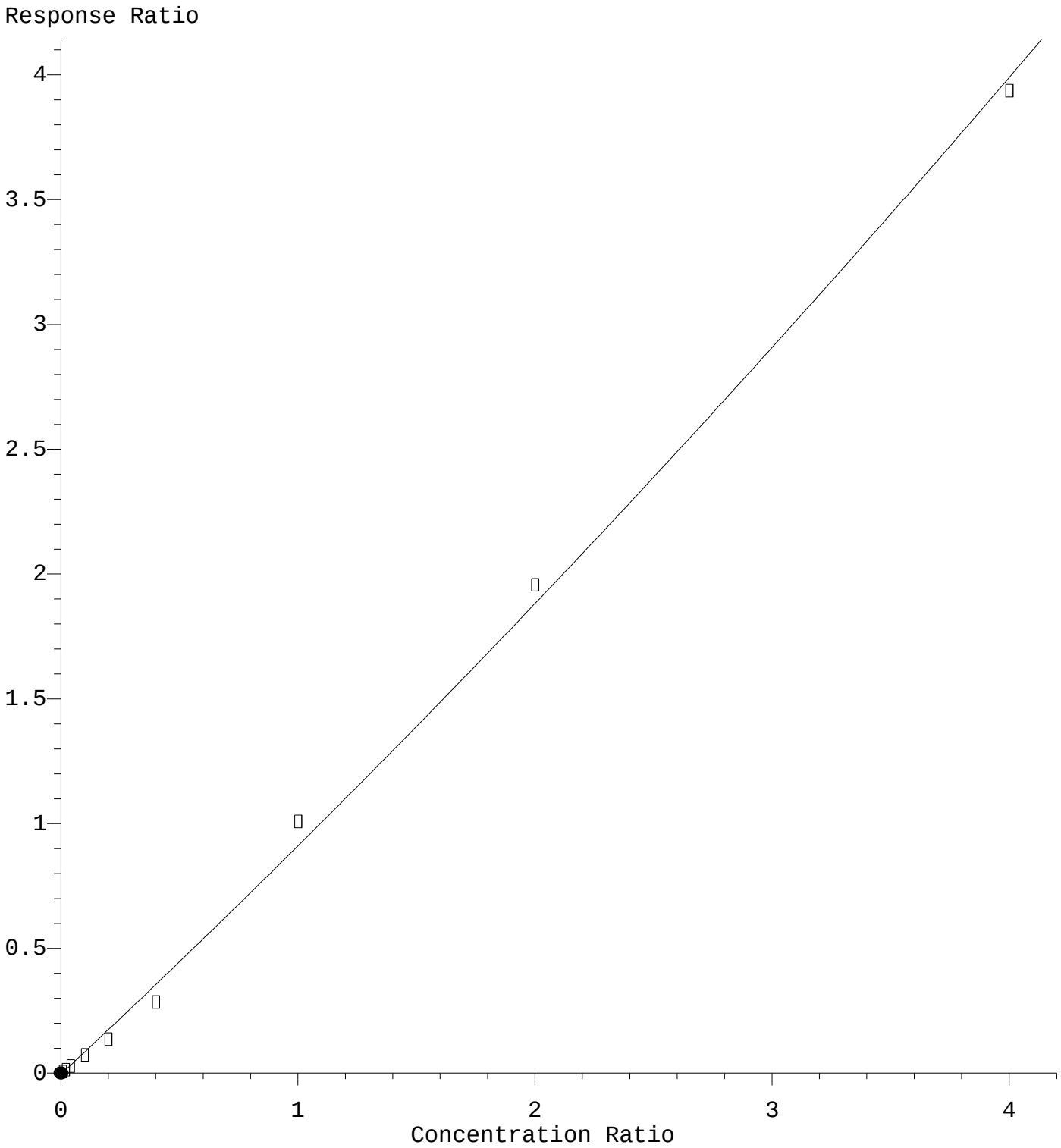

R = 2.77e-002 A*A + 8.88e-001 A - 4.10e-003
Coef of Det (r^2) = 0.995 Curve Fit: Quadratic w(1/a)
Method Name: C:\msdchem\1\methods\VI201114W.M
Calibration Table Last Updated: Sat Nov 14 16:43:49 2020

Quantitation Report (Qedit)

InstName : VOA-GCMS9

Data Path : C:\msdchem\1\data\2020-11\0K13048\REQUANT\
Data File : VI20111309.D
Acq On : 13 Nov 2020 10:34 pm
Operator : TNL
Sample : 0K13048-CAL5
Misc : 1X 5mL 2 PPB VOCR0
ALS Vial : 9 Sample Multiplier: 1
DataAcq Meth:VI1611RUN.M

Quant Time: Nov 14 16:38:20 2020
Quant Method : C:\msdchem\1\methods\VI201114W.M
Quant Title : EPA 8260: Volatile Organic Compounds
QLast Update : Sat Nov 14 15:49:22 2020
Response via : Initial Calibration

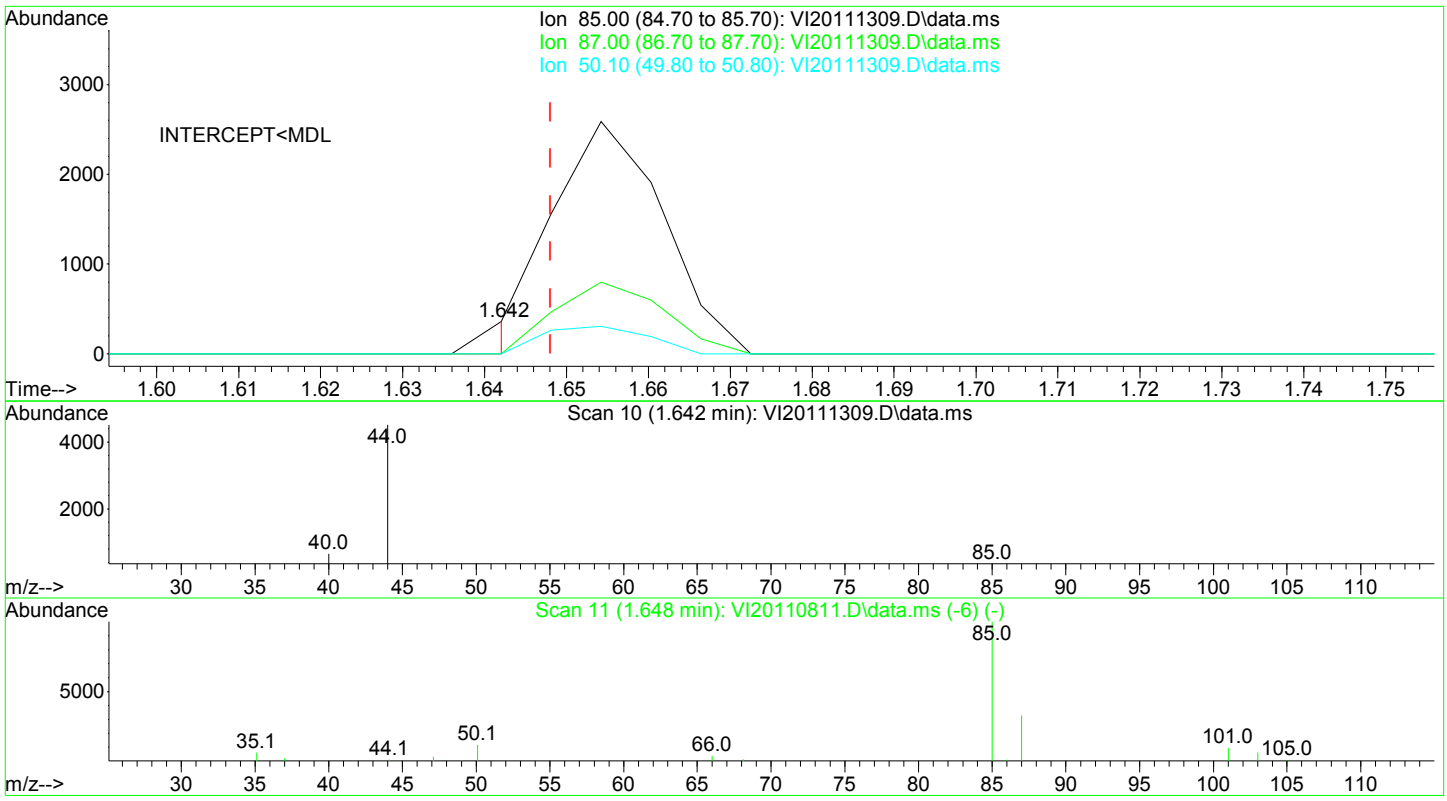

TIC: VI20111309.D\data.ms

(2) Dichlorodifluoromethane

1.642min (-0.006) 0.31 ug/L m

response 131

Ion	Exp%	Act%
85.00	100.00	100.00
87.00	32.60	0.00#
50.10	12.00	0.00
0.00	0.00	0.00

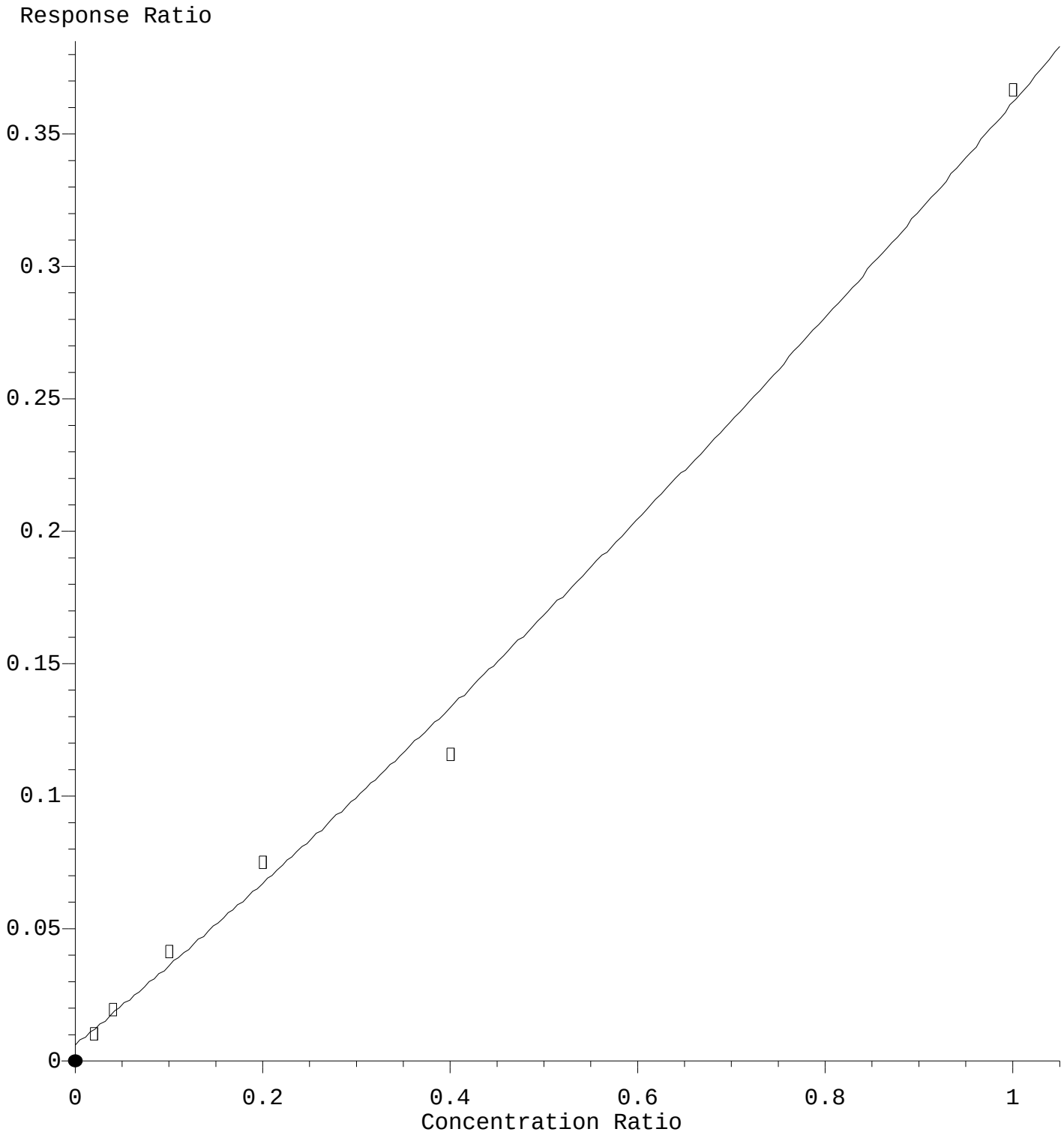

R = 6.22e-002 A*A + 2.93e-001 A + 6.11e-003
Coef of Det (r^2) = 0.990 Curve Fit: Quadratic w(1/a)
Method Name: C:\msdchem\1\methods\VI201114W.M
Calibration Table Last Updated: Sat Nov 14 16:43:49 2020

Quantitation Report (Qedit)

InstName : VOA-GCMS9

Data Path : C:\msdchem\1\data\2020-11\0K13048\REQUANT\
Data File : VI20111309.D
Acq On : 13 Nov 2020 10:34 pm
Operator : TNL
Sample : 0K13048-CAL5
Misc : 1X 5mL 2 PPB VOCR0
ALS Vial : 9 Sample Multiplier: 1
DataAcq Meth:VI1611RUN.M

Quant Time: Nov 14 16:48:10 2020
Quant Method : C:\msdchem\1\methods\VI201114W.M
Quant Title : EPA 8260: Volatile Organic Compounds
QLast Update : Sat Nov 14 16:47:50 2020
Response via : Initial Calibration

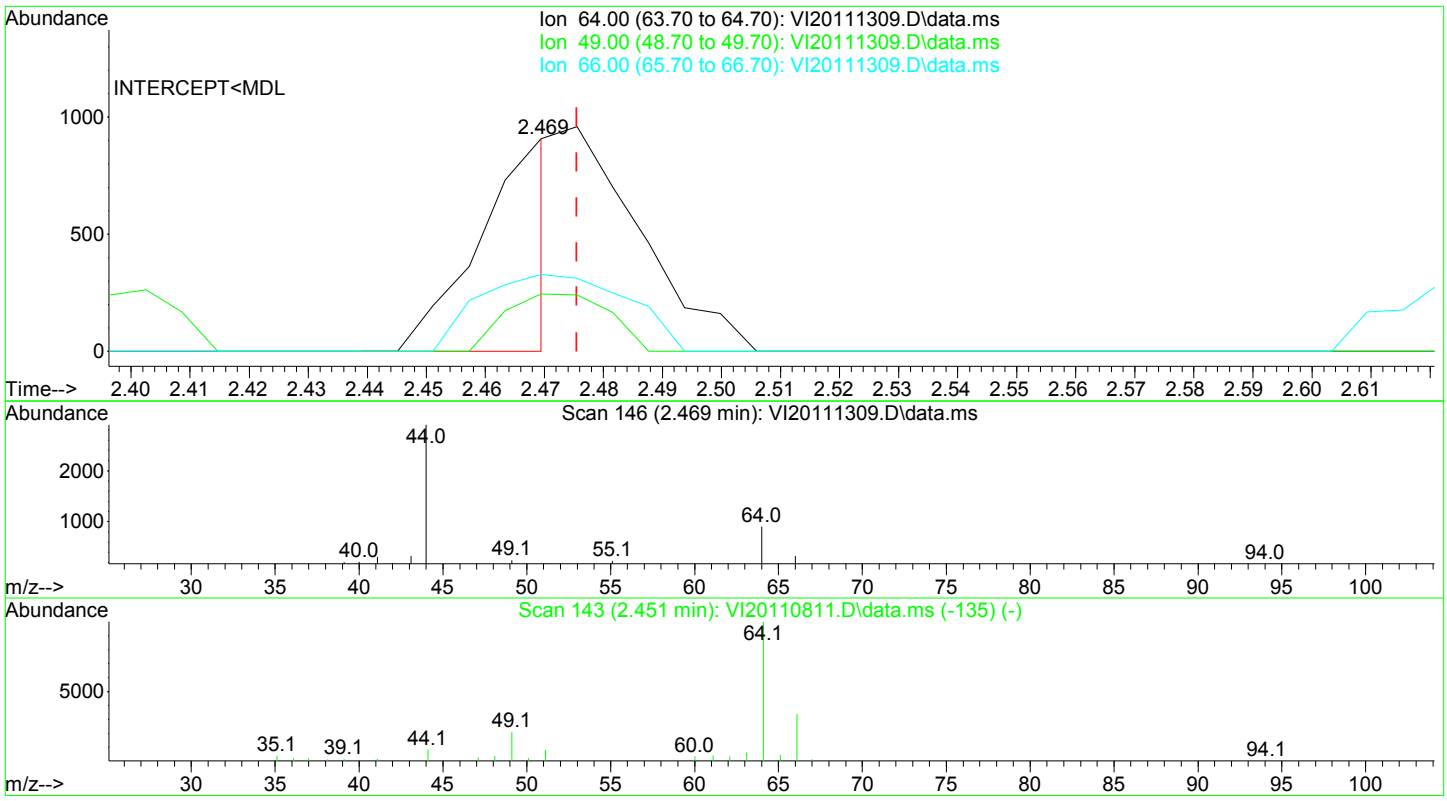

TIC: VI20111309.D\data.ms

(6) Chloroethane

2.469min (-0.006) 0.51 ug/L m

response 802

Ion	Exp%	Act%
64.00	100.00	100.00
49.00	39.40	26.90
66.00	38.90	36.16
0.00	0.00	0.00

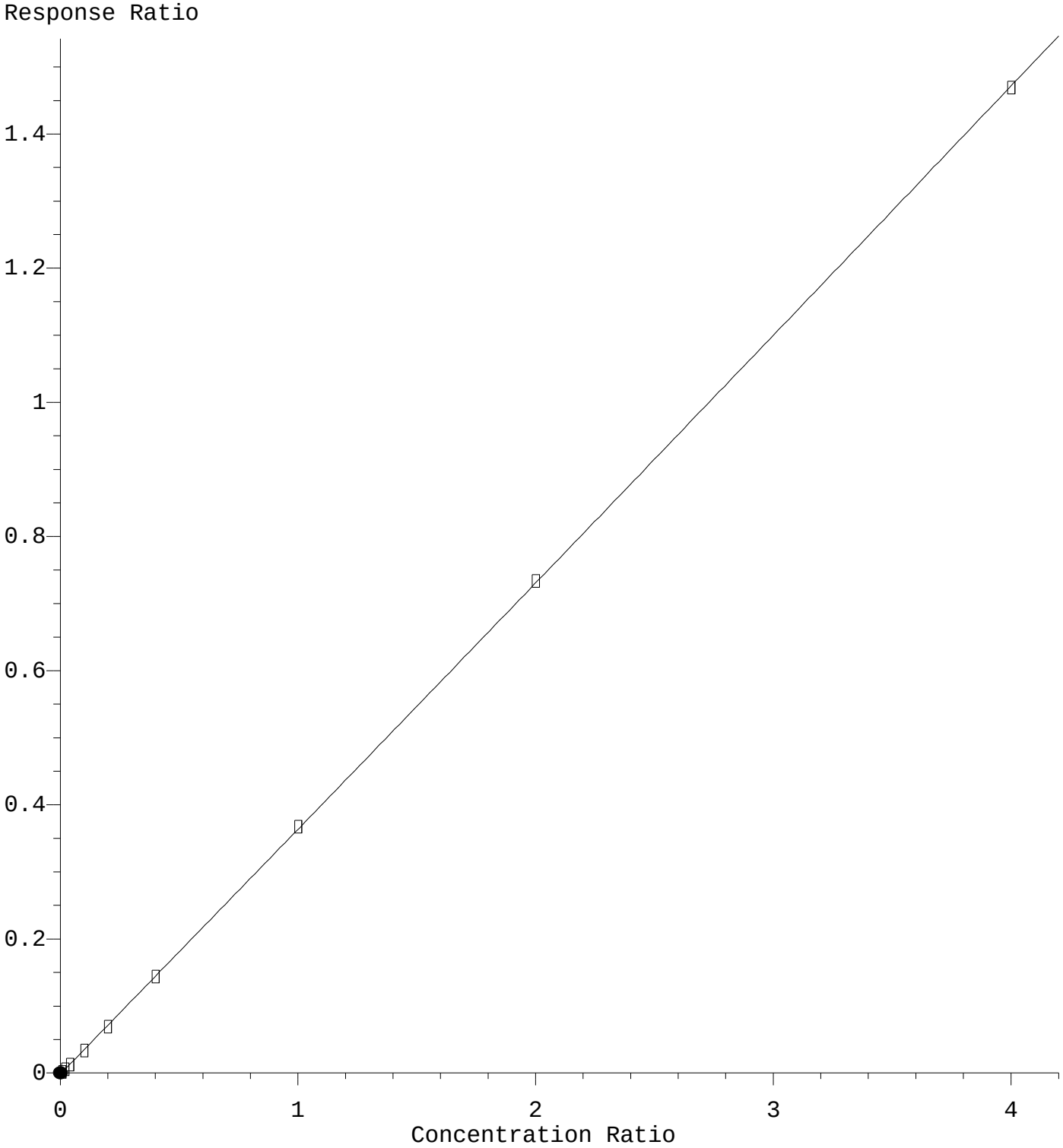

R = 1.09e-003 A*A + 3.64e-001 A - 1.48e-003
Coef of Det (r^2) = 1.000 Curve Fit: Quadratic w(1/a)
Method Name: C:\msdchem\1\methods\VI201114W.M
Calibration Table Last Updated: Sat Nov 14 16:43:49 2020

Quantitation Report (Qedit)

InstName : VOA-GCMS9

Data Path : C:\msdchem\1\data\2020-11\0K13048\REQUANT\
Data File : VI20111309.D
Acq On : 13 Nov 2020 10:34 pm
Operator : TNL
Sample : 0K13048-CAL5
Misc : 1X 5mL 2 PPB VOCR0
ALS Vial : 9 Sample Multiplier: 1
DataAcq Meth:VI1611RUN.M

Quant Time: Nov 14 16:48:10 2020
Quant Method : C:\msdchem\1\methods\VI201114W.M
Quant Title : EPA 8260: Volatile Organic Compounds
QLast Update : Sat Nov 14 16:47:50 2020
Response via : Initial Calibration

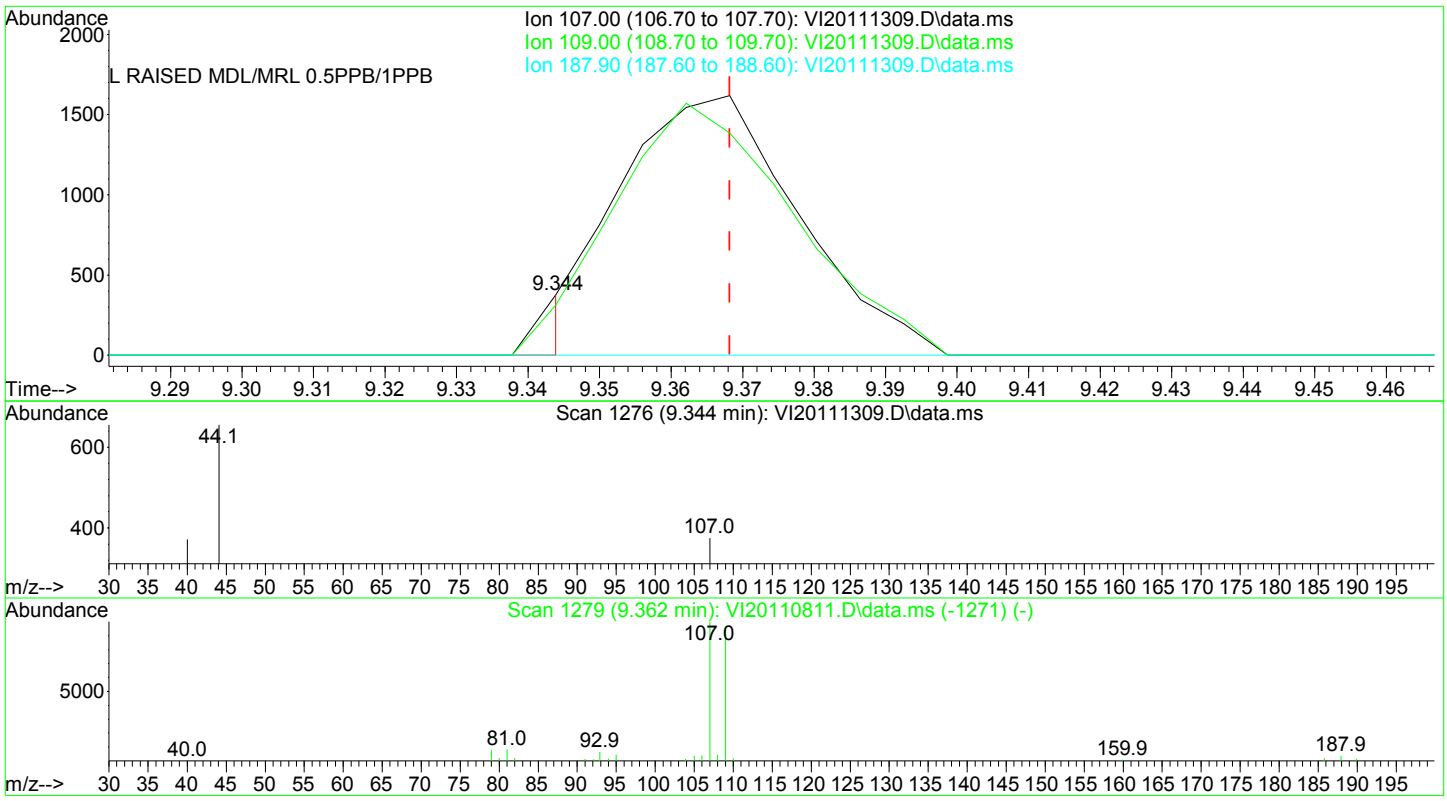

TIC: VI20111309.D\data.ms

(56) 1,2-Dibromoethane (EDB)

9.344min (-0.024) 0.28 ug/L m

response 137

Ion	Exp%	Act%
107.00	100.00	100.00
109.00	89.60	83.20
187.90	3.30	0.00
0.00	0.00	0.00

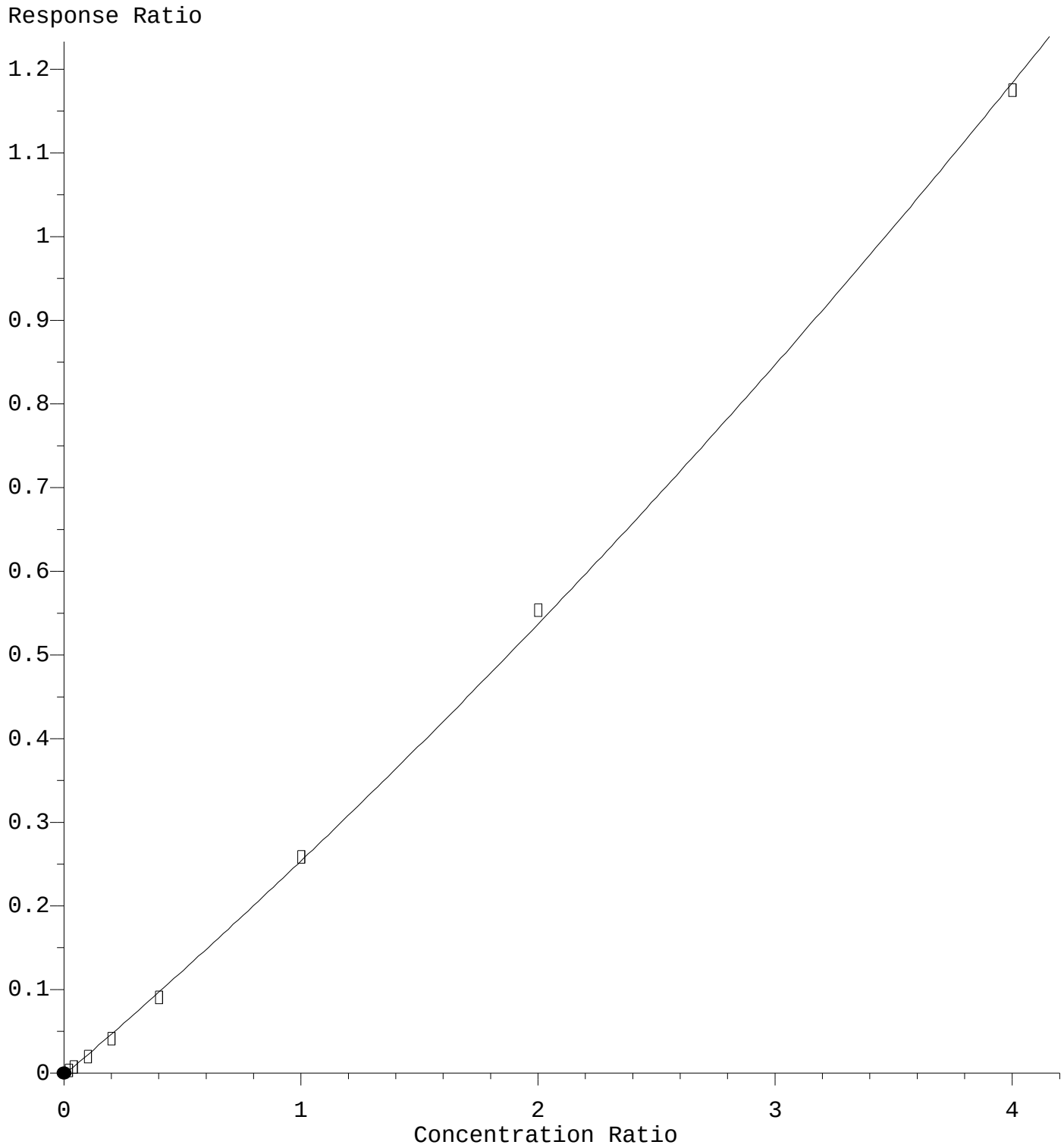

R = 1.34e-002 A*A + 2.43e-001 A - 2.50e-003
Coef of Det (r^2) = 0.999 Curve Fit: Quadratic w(1/a)
Method Name: C:\msdchem\1\methods\VI201114W.M
Calibration Table Last Updated: Sat Nov 14 16:43:49 2020

Quantitation Report (Qedit)

InstName : VOA-GCMS9

Data Path : C:\msdchem\1\data\2020-11\0K13048\REQUANT\
Data File : VI20111309.D
Acq On : 13 Nov 2020 10:34 pm
Operator : TNL
Sample : 0K13048-CAL5
Misc : 1X 5mL 2 PPB VOCR0
ALS Vial : 9 Sample Multiplier: 1
DataAcq Meth:VI1611RUN.M

Quant Time: Nov 14 16:48:10 2020
Quant Method : C:\msdchem\1\methods\VI201114W.M
Quant Title : EPA 8260: Volatile Organic Compounds
QLast Update : Sat Nov 14 16:47:50 2020
Response via : Initial Calibration

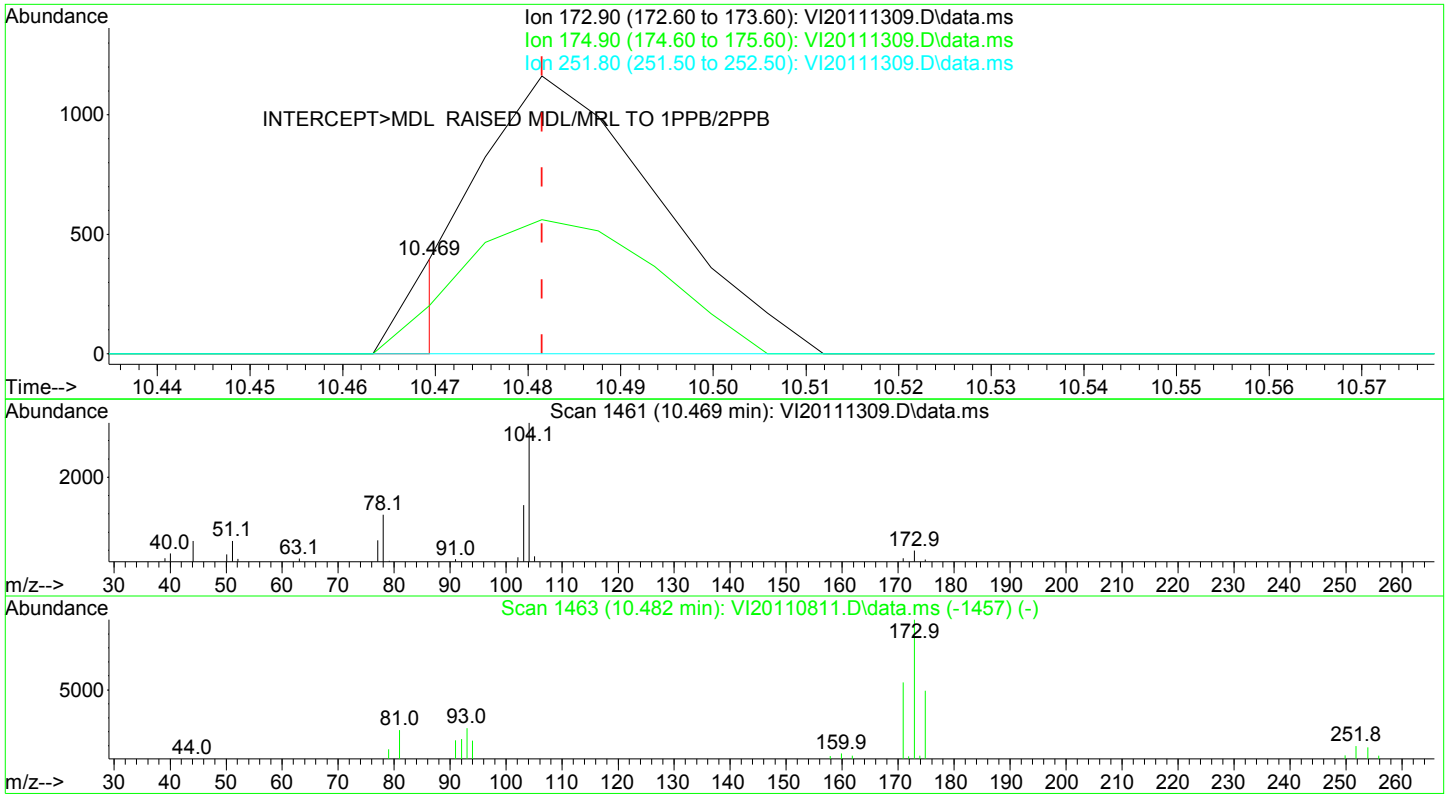

TIC: VI20111309.D\data.ms

(64) Bromoform (P)

10.469min (-0.012) 0.64 ug/L m

response 144

Ion	Exp%	Act%
172.90	100.00	100.00
174.90	49.20	50.89
251.80	13.30	0.00
0.00	0.00	0.00

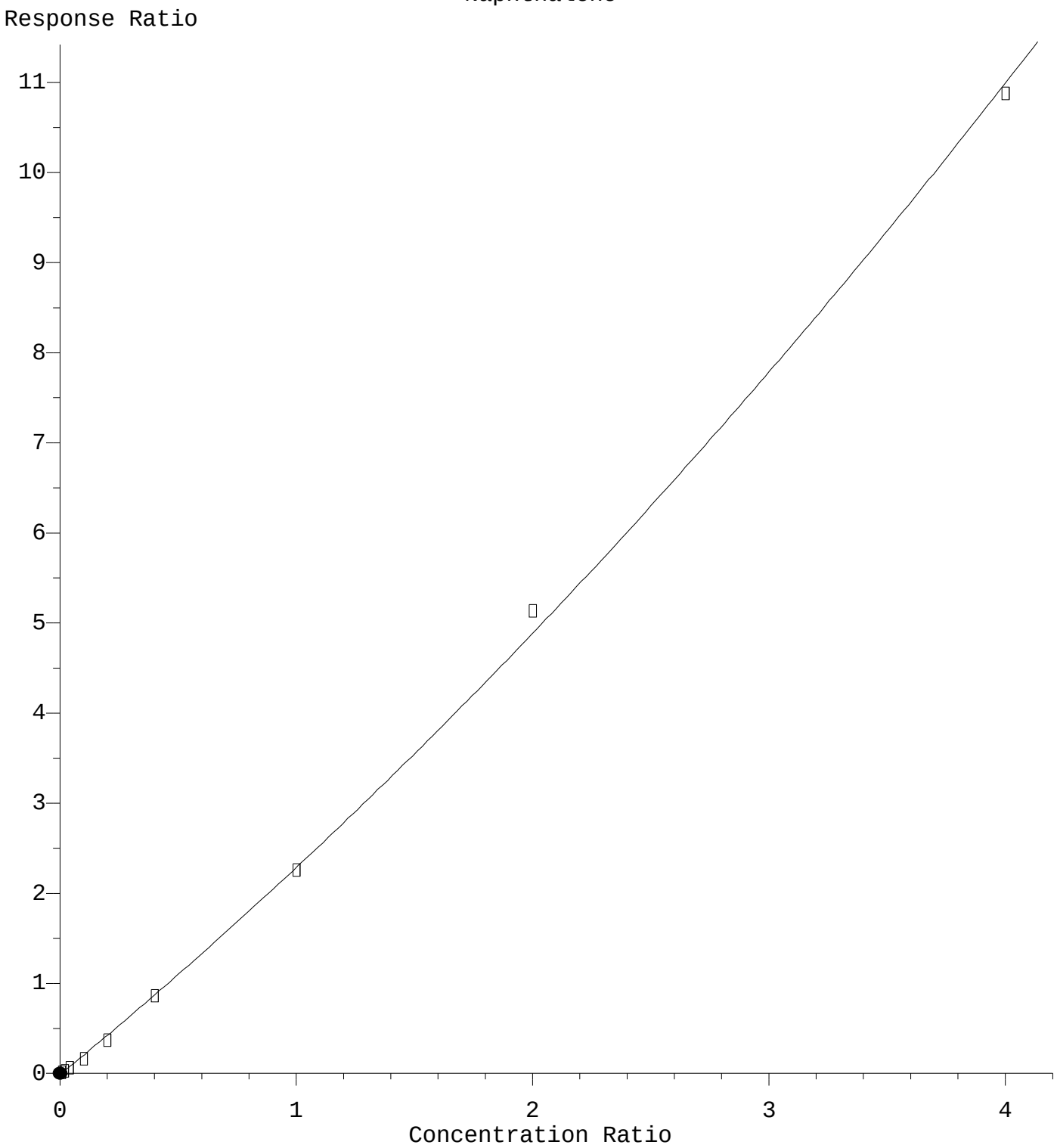

R = 1.51e-001 A*A + 2.15e+000 A - 1.30e-002
Coef of Det (r^2) = 0.998 Curve Fit: Quadratic w(1/a)
Method Name: C:\msdchem\1\methods\VI201114W.M
Calibration Table Last Updated: Sat Nov 14 16:43:49 2020

Quantitation Report (Qedit)

InstName : VOA-GCMS9

Data Path : C:\msdchem\1\data\2020-11\0K13048\REQUANT\
Data File : VI20111309.D
Acq On : 13 Nov 2020 10:34 pm
Operator : TNL
Sample : 0K13048-CAL5
Misc : 1X 5mL 2 PPB VOCR0
ALS Vial : 9 Sample Multiplier: 1
DataAcq Meth:VI1611RUN.M

Quant Time: Nov 14 16:48:10 2020
Quant Method : C:\msdchem\1\methods\VI201114W.M
Quant Title : EPA 8260: Volatile Organic Compounds
QLast Update : Sat Nov 14 16:47:50 2020
Response via : Initial Calibration

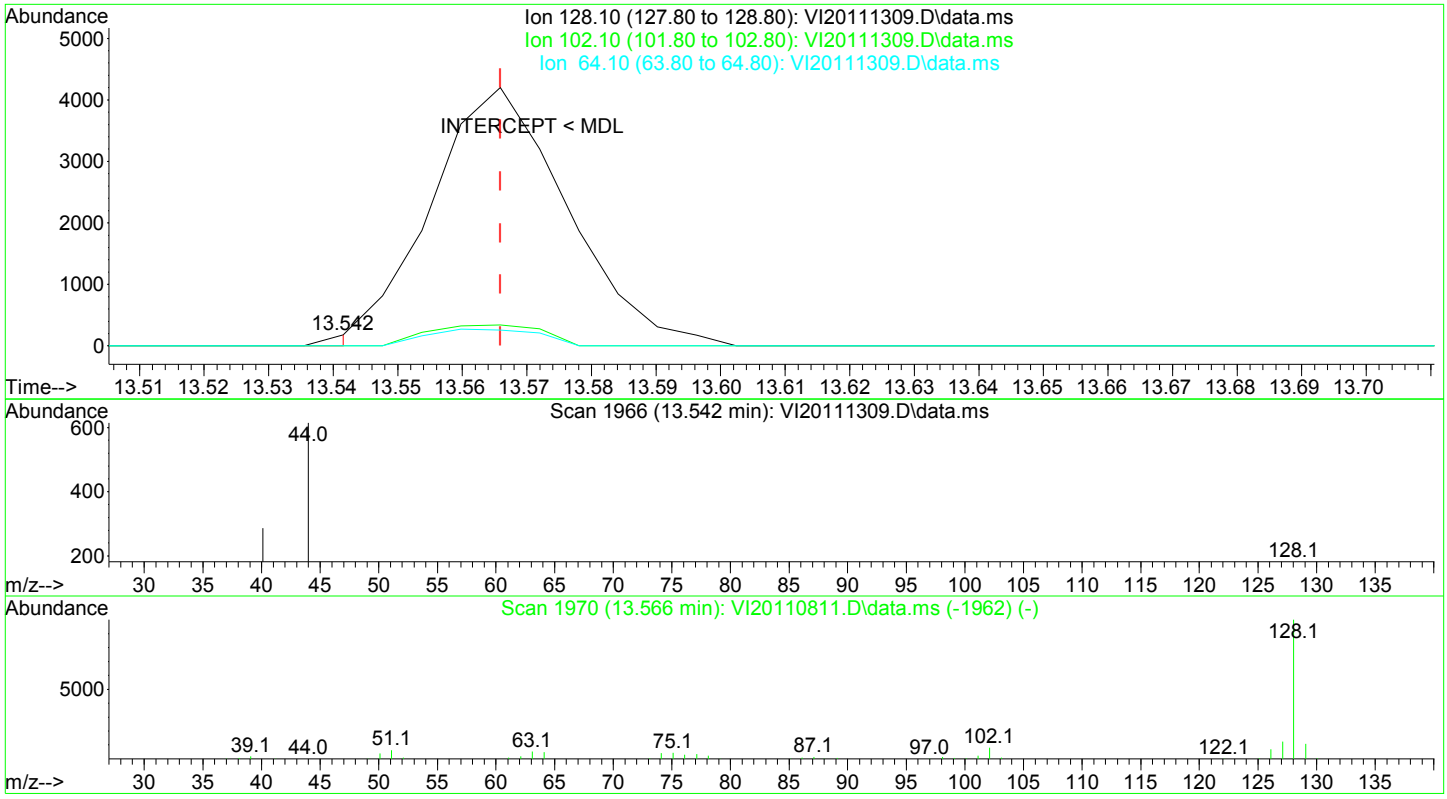

TIC: VI20111309.D\data.ms

(87) Naphthalene

13.542min (-0.024) 0.32 ug/L m

response 66

Ion	Exp%	Act%
128.10	100.00	100.00
102.10	7.60	0.00
64.10	4.70	0.00
0.00	0.00	0.00

CALIBRATION SEQUENCE REVIEW SHEET

SEQUENCE: 0K13048

Analysis Included
8260D Oxygenates
QC - 624x/8260x All Cpds for Studies

11/15/20 TNL

INSTRUMENT SEQUENCE LOG

SampleID	SampleName	Matrix	STDID	ISTD ID	Analyzed
0K13048-TUN1	MS Tune	Water		A20I024	11/13/2020 5:57:00PM
0K13048-ICB1	Initial Cal Blank	Water		A20I024	11/13/2020 6:24:00PM
0K13048-CAL1	Cal Standard	Water	A20K242	"	11/13/2020 6:51:00PM
0K13048-CAL2	Cal Standard	Water	A20K243	"	11/13/2020 7:18:00PM
0K13048-CAL3	Cal Standard	Water	A20K244	"	11/13/2020 9:40:00PM
0K13048-CAL4	Cal Standard	Water	A20K245	"	11/13/2020 10:07:00PM
0K13048-CAL5	Cal Standard	Water	A20K246	"	11/13/2020 10:34:00PM
0K13048-CAL6	Cal Standard	Water	A20K247	"	11/13/2020 11:01:00PM
0K13048-CAL7	Cal Standard	Water	A20K248	"	11/13/2020 11:28:00PM
0K13048-CAL8	Cal Standard	Water	A20K249	"	11/13/2020 11:56:00PM
0K13048-CAL9	Cal Standard	Water	A20K162	"	11/14/2020 12:23:00AM
0K13048-CALA	Cal Standard	Water	A20K163	"	11/14/2020 1:17:00AM
0K13048-CALB	Cal Standard	Water	A20K164	"	11/14/2020 2:11:00AM
0K13048-ICV1	Initial Cal Check	Water	A20K165	"	11/14/2020 3:32:00AM

CALIBRATION STANDARD RECOVERIES

Calibration: **A0K1604** Instrument: **VOA-GCMS9**

8260D Oxygenates Sequence: **0K13048** Matrix: **Water**

0K13048-CAL1	**Inst. MRL**	**Recalc Res.**	**Cal Level**	**%Rec.**	**Qual**

0K13048-CAL2	**Inst. MRL**	**Recalc Res.**	**Cal Level**	**%Rec.**	**Qual**

0K13048-CAL3	**Inst. MRL**	**Recalc Res.**	**Cal Level**	**%Rec.**	**Qual**

0K13048-CAL4	**Inst. MRL**	**Recalc Res.**	**Cal Level**	**%Rec.**	**Qual**

0K13048-CAL5	**Inst. MRL**	**Recalc Res.**	**Cal Level**	**%Rec.**	**Qual**

0K13048-CAL6	**Inst. MRL**	**Recalc Res.**	**Cal Level**	**%Rec.**	**Qual**

0K13048-CAL7	**Inst. MRL**	**Recalc Res.**	**Cal Level**	**%Rec.**	**Qual**
Iodomethane	10.0000	0.00	10.0	0	NR

NO IDOMETHANE
BAD CURVE

0K13048-CAL8	**Inst. MRL**	**Recalc Res.**	**Cal Level**	**%Rec.**	**Qual**
Iodomethane	10.0000	0.00	20.0	0	NR

0K13048-CAL9	**Inst. MRL**	**Recalc Res.**	**Cal Level**	**%Rec.**	**Qual**
Iodomethane	10.0000	0.00	50.0	0	NR

0K13048-CALA	**Inst. MRL**	**Recalc Res.**	**Cal Level**	**%Rec.**	**Qual**
Iodomethane	10.0000	0.00	100	0	NR

CALIBRATION SEQUENCE REVIEW SHEET

SEQUENCE: 0K13048

0K13048-CALB	Inst. MRL	Recalc Res.	Cal Level	%Rec.	Qual
Iodomethane	10.0000	0.00	200	0	NR

Compounds listed above have recalculated recoveries outside 70-130% of the true values, and the calibration levels are above the reporting level. If no compounds are listed, all are OK. Please see the next section for quadatic fit compounds.

Analytes With Quadratic Curve Fits

EDB (MDL/MRL 0.5PPB/1PPB)
Bromomethane (MDL/MRL 1PPB/2PPB)

Qualifier	iMDL	iMRL	Spike Amt	%Difference	OK?	Raise MRL to ?
					☐	☐ X

Analytes listed above have quadratic curve fits. If they are using a weighting otpion, they must be checked against the requanted curve points to determine if the recalculated results are within limits (70-130 or as specified).

ICV RECOVERIES

Calibration: **A0K1604** Instrument: **VOA-GCMS9**

QC - 624x/8260x All Cpds for Sequence: **0K13048** Matrix: **Water**

0K13048-ICV1	Inst. MRL	ICV Level	Result	%Rec.	Qual
Iodomethane	10	20.0	**0.00**	0	NR

Compounds listed above have Initial Calibration Verification standard recoveries outside 70-130% of the true values. If no compounds are listed, all have passing recoveries.

Evaluate Continuing Calibration Report

InstName : VOA-GCMS9

Data Path : C:\msdchem\1\data\2020-11\0K13048\
Data File : VI20111320.D
Acq On : 14 Nov 2020 3:32 am
Operator : TNL 11/15/20 TNL
Sample : 0K13048-ICV1
Misc : 1X 5mL 20/40PPB VOCRO
ALS Vial : 20 Sample Multiplier: 1
DataAcq Meth:VI1611RUN.M

Quant Time: Nov 15 09:45:03 2020
Quant Method : C:\msdchem\1\methods\VI201114W.M
Quant Title : EPA 8260: Volatile Organic Compounds
QLast Update : Sun Nov 15 09:44:54 2020
Response via : Initial Calibration

Min. RRF : 0.000 Min. Rel. Area : 50% Max. R.T. Dev 0.50min
Max. RRF Dev : 20% Max. Rel. Area : 200%

		Compound	Amount	Calc.	%Dev	Area%	Dev(min)
1	I	Pentafluorobenzene (I)	50.000	50.000	0.0	99	0.00
2		Dichlorodifluoromethane	20.000	25.785	-28.9#	161	0.00
3	P	Chloromethane	20.000	23.399	-17.0	123	0.00
4	C	Vinyl Chloride	20.000	22.639	-13.2	117	0.00
5		Bromomethane	20.000	18.975	5.1	96	0.00
6		Chloroethane	20.000	21.653	-8.3	124	0.01
7		Trichlorofluoromethane	20.000	22.140	-10.7	108	0.02
8		Ethanol	1250.000	1194.167	4.5	98	-0.01
9	C	1,1-Dichloroethene	20.000	21.001	-5.0	103	0.00
10		Carbon Disulfide	20.000	21.468	-7.3	109	0.00
11		Freon 113	20.000	21.835	-9.2	105	0.00
12		Iodomethane	-1.000	0.000	0.0	0	0.00
13		Acrolein	20.000	20.684	-3.4	103	0.00
14		Methylene Chloride	20.000	19.589	2.1	101	0.00
15		Acetone	40.000	39.098	2.3	100	-0.01
16		t-1,2-Dichloroethene	20.000	21.266	-6.3	102	0.00
17		n-Hexane	20.000	21.233	-6.2	106	0.00
18		Methyl-tert-butyl-ether	20.000	20.838	-4.2	100	0.00
19		tert-Butanol (TBA)	1250.000	1269.190	-1.5	99	0.00
20		Diisopropyl ether (DIPE)	5.000	5.179	-3.6	102	0.00
21	P	1,1-Dichloroethane	20.000	20.183	-0.9	100	0.00
22		Acrylonitrile	20.000	20.852	-4.3	100	0.00
23		Ethyl-tert-butyl ether (ET	5.000	5.293	-5.9	102	0.11
24		Vinyl Acetate	20.000	21.513	-7.6	102	0.00
25		c-1,2-Dichloroethene	20.000	20.395	-2.0	100	0.00
26		2,2-Dichloropropane	20.000	20.355	-1.8	99	0.00
27		Bromochloromethane	20.000	21.572	-7.9	100	0.00
28	C	Chloroform	20.000	20.683	-3.4	100	0.00
29		Carbon Tetrachloride	20.000	20.848	-4.2	101	0.00
30		Tetrahydrofuran	20.000	20.773	-3.9	100	0.00
31		1,1,1-Trichloroethane	20.000	20.472	-2.4	100	0.00
32	S	Dibromofluoromethane (S)	50.000	50.291	-0.6	101	0.00

Evaluate Continuing Calibration Report

InstName : VOA-GCMS9

Data Path : C:\msdchem\1\data\2020-11\0K13048\
Data File : VI20111320.D
Acq On : 14 Nov 2020 3:32 am
Operator : TNL
Sample : 0K13048-ICV1
Misc : 1X 5mL 20/40PPB VOCRO
ALS Vial : 20 Sample Multiplier: 1
DataAcq Meth:VI1611RUN.M

Quant Time: Nov 15 09:45:03 2020
Quant Method : C:\msdchem\1\methods\VI201114W.M
Quant Title : EPA 8260: Volatile Organic Compounds
QLast Update : Sun Nov 15 09:44:54 2020
Response via : Initial Calibration

Min. RRF : 0.000 Min. Rel. Area : 50% Max. R.T. Dev 0.50min
Max. RRF Dev : 20% Max. Rel. Area : 200%

		Compound	Amount	Calc.	%Dev	Area%	Dev(min)
33		1,1-Dichloropropene	20.000	21.283	-6.4	103	0.00
34		2-Butanone (MEK)	40.000	41.055	-2.6	100	0.00
35		Benzene	20.000	20.398	-2.0	101	0.00
36		tert-Amyl methyl ether (TA	5.000	4.882	2.4	97	0.13
37		1,2-Dichloroethane (EDC)	20.000	20.444	-2.2	97	0.00
38		iso-Butyl Alcohol	500.000	528.105	-5.6	100	-0.02
39	S	1,4-Difluorobenzene (S)	50.000	50.080	-0.2	99	0.00
40		Trichloroethene (TCE)	20.000	20.330	-1.6	99	0.00
41		Tert-Amyl-Ethyl-Ether (TAEE	5.000	5.580	-11.6	103	0.00
42		Dibromomethane	20.000	21.184	-5.9	98	0.00
43	C	1,2-Dichloropropane	20.000	20.302	-1.5	99	0.00
44		Bromodichloromethane	20.000	20.457	-2.3	99	0.00
45		Chlorobenzene-d5 (I)	50.000	50.000	0.0	98	0.00
46		2-Chloroethyl Vinyl Ether	20.000	20.258	-1.3	99	0.00
47		c-1,3-Dichloropropene	20.000	21.048	-5.2	97	0.00
48	S	Toluene-d8 (S)	50.000	49.783	0.4	99	0.00
49	C	Toluene	20.000	19.877	0.6	100	0.00
50		Tetrachloroethene (PCE)	20.000	20.435	-2.2	98	0.00
51		4-Methyl-2-Pentanone (MIBK)	40.000	41.504	-3.8	97	0.00
52		t-1,3-Dichloropropene	20.000	21.152	-5.8	99	0.00
53		1,1,2-Trichloroethane	20.000	20.830	-4.1	97	0.00
54		Dibromochloromethane	20.000	20.357	-1.8	97	0.00
55		1,3-Dichloropropane	20.000	20.969	-4.8	98	0.00
56		1,2-Dibromoethane (EDB)	20.000	19.882	0.6	98	0.00
57		2-Hexanone	40.000	43.836	-9.6	97	0.00
58	P	Chlorobenzene	20.000	20.351	-1.8	97	0.00
59	C	Ethylbenzene	20.000	19.887	0.6	98	-0.01
60		1,1,1,2-Tetrachloroethane	20.000	21.143	-5.7	99	0.00
61		m,p-Xylenes (2)	40.000	41.109	-2.8	99	0.00
62		o-Xylene	20.000	20.979	-4.9	99	0.00
63		Styrene	20.000	21.360	-6.8	97	0.00

Evaluate Continuing Calibration Report

InstName : VOA-GCMS9

Data Path : C:\msdchem\1\data\2020-11\0K13048\
Data File : VI20111320.D
Acq On : 14 Nov 2020 3:32 am
Operator : TNL
Sample : 0K13048-ICV1
Misc : 1X 5mL 20/40PPB VOCRO
ALS Vial : 20 Sample Multiplier: 1
DataAcq Meth:VI1611RUN.M

Quant Time: Nov 15 09:45:03 2020
Quant Method : C:\msdchem\1\methods\VI201114W.M
Quant Title : EPA 8260: Volatile Organic Compounds
QLast Update : Sun Nov 15 09:44:54 2020
Response via : Initial Calibration

Min. RRF : 0.000 Min. Rel. Area : 50% Max. R.T. Dev 0.50min
Max. RRF Dev : 20% Max. Rel. Area : 200%

		Compound	Amount	Calc.	%Dev	Area%	Dev(min)
64	P	Bromoform	20.000	18.889	5.6	99	0.00
65		Isopropylbenzene	20.000	21.218	-6.1	99	0.00
66	I	1,4-Dichlorobenzene-d4 (I)	50.000	50.000	0.0	99	0.00
67	S	4-Bromofluorobenzene (S)	50.000	48.693	2.6	98	0.00
68		Bromobenzene	20.000	21.114	-5.6	100	0.00
69		n-Propylbenzene	20.000	20.714	-3.6	97	0.00
70	P	1,1,2,2-Tetrachloroethane	20.000	20.763	-3.8	99	0.00
71		2-Chlorotoluene	20.000	20.702	-3.5	99	0.00
72		1,3,5-Trimethylbenzene	20.000	21.085	-5.4	98	0.00
73		1,2,3-Trichloropropane	20.000	20.339	-1.7	100	0.00
74		t-1,4-Dichloro-2-butene	20.000	20.775	-3.9	93	0.00
75		4-Chlorotoluene	20.000	20.312	-1.6	96	0.00
76		tert-Butylbenzene	20.000	20.974	-4.9	97	0.00
77		1,2,4-Trimethylbenzene	20.000	21.781	-8.9	98	0.00
78		sec-Butylbenzene	20.000	20.926	-4.6	99	0.00
79		4-Isopropyltoluene	20.000	21.582	-7.9	98	0.00
80		1,3-Dichlorobenzene	20.000	20.650	-3.2	98	0.00
81		1,4-Dichlorobenzene	20.000	20.075	-0.4	98	0.00
82		n-Butylbenzene	20.000	21.596	-8.0	97	-0.01
83		1,2-Dichlorobenzene	20.000	21.110	-5.5	99	0.00
84		1,2-Dibromo-3-Chloropropane	20.000	19.833	0.8	97	0.00
85		Hexachlorobutadiene	20.000	21.889	-9.4	98	0.00
86		1,2,4-Trichlorobenzene	20.000	22.108	-10.5	98	0.00
87		Naphthalene	20.000	18.646	6.8	93	0.00
88		1,2,3-Trichlorobenzene	20.000	22.533	-12.7	95	0.00

(#) = Out of Range SPCC's out = 0 CCC's out = 0

Calibration Status Report VOA-GCMS9

Method Path : C:\msdchem\1\methods\
Method File : VI201114G.M
Title : NWTPH-Gx by GC/MS
Last Update : Sat Nov 14 17:27:50 2020
Response Via : Initial Calibration

11/15/20 TNL

#	ID	Conc	ISTD Conc	Path\File
1	50	50	50	C:\msdchem\1\data\2020-11\0K13048\VI20111326.D
2	100	100	50	C:\msdchem\1\data\2020-11\0K13048\VI20111327.D
3	250	250	50	C:\msdchem\1\data\2020-11\0K13048\VI20111328.D
4	500	500	50	C:\msdchem\1\data\2020-11\0K13048\VI20111329.D
5	1000	1000	50	C:\msdchem\1\data\2020-11\0K13048\VI20111330.D
6	2500	2500	50	C:\msdchem\1\data\2020-11\0K13048\VI20111331.D
7	5000	5000	50	C:\msdchem\1\data\2020-11\0K13048\VI20111332.D
8	10K	-1	50	C:\msdchem\1\data\2020-11\0K13048\VI20111333.D

#	ID	Update Time	Quant Time	Acquisition Time
1	50	Nov 14 17:27 2020	Nov 14 17:20 2020	14 Nov 2020 6:15 am
2	100	Nov 14 17:27 2020	Nov 14 17:21 2020	14 Nov 2020 6:42 am
3	250	Nov 14 17:27 2020	Nov 14 17:21 2020	14 Nov 2020 7:09 am
4	500	Nov 14 17:27 2020	Nov 14 17:22 2020	14 Nov 2020 7:36 am
5	1000	Nov 14 17:27 2020	Nov 14 17:22 2020	14 Nov 2020 9:27 am
6	2500	Nov 14 17:27 2020	Nov 14 17:24 2020	14 Nov 2020 9:54 am
7	5000	Nov 14 17:27 2020	Nov 14 17:25 2020	14 Nov 2020 10:21 am
8	10K	Nov 14 17:27 2020	Nov 14 17:25 2020	14 Nov 2020 10:48 am

VI201114G.M Sun Nov 15 09:35:23 2020

Response Factor Report VOA-GCMS9

Method Path : C:\msdchem\1\methods\
Method File : VI201114G.M
Title : NWTPH-Gx by GC/MS
Last Update : Sat Nov 14 17:27:50 2020
Response Via : Initial Calibration

Calibration Files
50 =VI20111326.D 100 =VI20111327.D 250 =VI20111328.D 500 =VI20111329.D 1000=VI20111330.D
2500=VI20111331.D 5000=VI20111332.D 10K =VI20111333.D

		Compound	50	100	250	500	1000	2500	5000	10K	Avg	%RSD
1)	I	Pentafluorobenzene...	----------ISTD----------									
2)	S	1,4-Difluorobe...	1.580	1.588	1.586	1.595	1.638	1.611	1.620	1.611	1.603	1.23
3)	S	4-Bromofluorob...	0.502	0.500	0.507	0.512	0.547	0.544	0.565	0.576	0.532	5.69
4)	H	NWTPH-Gx (TPH)	0.849	0.940	1.127	1.291	1.460	1.614	1.752		1.291	26.29
5)	H	TPHg (C5-C9)	0.291	0.761	1.270	1.544	1.736	1.895	2.001		1.357	46.44
6)	H	TPHg (C6-C10)		0.518	1.045	1.318	1.502	1.654	1.750		1.298	35.23
7)	H	CA-LUFT (C5-C12)	3.210	2.328	2.073	2.126	2.259	2.401	2.572		2.424	15.87
8)		Benzene (NR)									0.000	-1.00
9)	S	Toluene-d8 (NR)									0.000	-1.00
10)		Toluene (NR)									0.000	-1.00
11)	S	Chlorobenzene-...									0.000	-1.00
12)	S	1,4-Dichlorobe...									0.000	-1.00
13)		Naphthalene (NR)									0.000	-1.00

(#) = Out of Range

Element Calibration Review Sheet

Calibration ID: **A0K1604** Instrument: **VOA-GCMS9** Calibration Date: **11/16/2020**

Analysis: **8015M Gasoline (C6-C10) by** Instrument Cal ID: **VI201114W.M/VI201114G.M**

Pentafluorobenzene (IS)

Curve Fit: **AVERAGE RF**

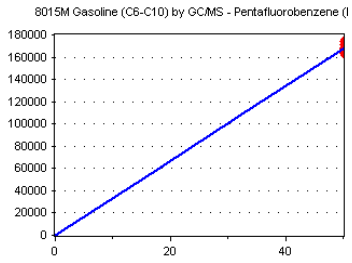

Standard	Concentration	Response	Response Factor	RT
0K13048-CALC	50	165118	3302.360	6.15
0K13048-CALD	50	167859	3357.180	6.15
0K13048-CALE	50	165904	3318.080	6.15
0K13048-CALF	50	167182	3343.640	6.15
0K13048-CALG	50	163081	3261.620	6.15
0K13048-CALH	50	171282	3425.640	6.15
0K13048-CALI	50	164376	3287.520	6.15
0K13048-CALJ	50	174056	3481.120	6.15

AVE RF **3347.145** RF RSD **2.20** AVE RT **6.15**

1,4-Difluorobenzene (Sur)

Curve Fit: **AVERAGE RF**

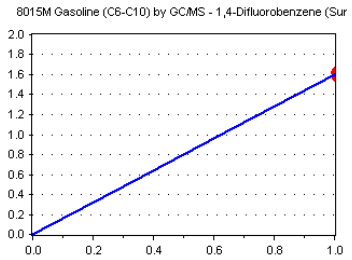

Standard	Concentration	Response	Response Factor	RT
0K13048-CALC	50	260922	1.580	6.71
0K13048-CALD	50	266617	1.588	6.71
0K13048-CALE	50	263048	1.586	6.71
0K13048-CALF	50	266578	1.595	6.71
0K13048-CALG	50	267084	1.638	6.72
0K13048-CALH	50	275891	1.611	6.72
0K13048-CALI	50	266221	1.620	6.71
0K13048-CALJ	50	280319	1.611	6.71

AVE RF **1.603** RF RSD **1.23** AVE RT **6.71**

TPHg (C6-C10)

Curve Fit: **QUADRATIC: Weighting: (1/a), Origin: Ignore**

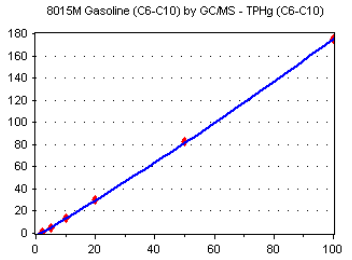

Standard	Concentration	Response	Response Factor	RT
~~0K13048-CALC~~	~~50~~	~~-38688~~	~~-0.234~~	~~0.00~~
0K13048-CALD	100	173984	0.518	9.89
0K13048-CALE	250	866533	1.045	9.89
0K13048-CALF	500	2204160	1.318	9.89
0K13048-CALG	1000	4898826	1.502	9.89
0K13048-CALH	2500	1.416491E+07	1.654	9.89
0K13048-CALI	5000	2.877237E+07	1.750	9.89
~~0K13048-CALJ~~	~~10000~~	~~4.876116E+07~~	~~1.401~~	~~9.89~~

AVE RF **1.298** RF RSD **35.23** AVE RT **9.89**

4-Bromofluorobenzene (Sur)

Curve Fit: **AVERAGE RF**

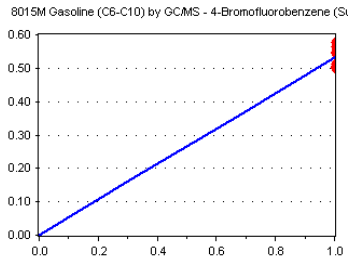

Standard	Concentration	Response	Response Factor	RT
0K13048-CALC	50	82875	0.502	10.92
0K13048-CALD	50	83882	0.500	10.92
0K13048-CALE	50	84066	0.507	10.92
0K13048-CALF	50	85605	0.512	10.92
0K13048-CALG	50	89168	0.547	10.92
0K13048-CALH	50	93221	0.544	10.92
0K13048-CALI	50	92954	0.565	10.92
0K13048-CALJ	50	100267	0.576	10.92

AVE RF **0.532** RF RSD **5.69** AVE RT **10.92**

Element Calibration Review Sheet

Calibration ID: **A0K1604** Instrument: **VOA-GCMS9** Calibration Date: **11/16/2020**

Analysis: **CA LUFT GRO** Instrument Cal ID: **VI201114W.M/VI201114G.M**

Pentafluorobenzene (IS)

Curve Fit: **AVERAGE RF**

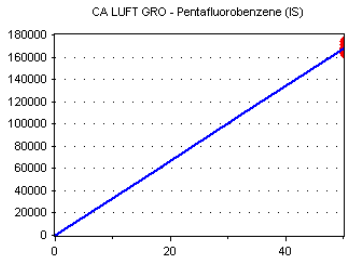

Standard	Concentration	Response	Response Factor	RT
0K13048-CALC	50	165118	3302.360	6.15
0K13048-CALD	50	167859	3357.180	6.15
0K13048-CALE	50	165904	3318.080	6.15
0K13048-CALF	50	167182	3343.640	6.15
0K13048-CALG	50	163081	3261.620	6.15
0K13048-CALH	50	171282	3425.640	6.15
0K13048-CALI	50	164376	3287.520	6.15
0K13048-CALJ	50	174056	3481.120	6.15

AVE RF **3347.145** RF RSD **2.20** AVE RT **6.15**

1,4-Difluorobenzene (Sur)

Curve Fit: **AVERAGE RF**

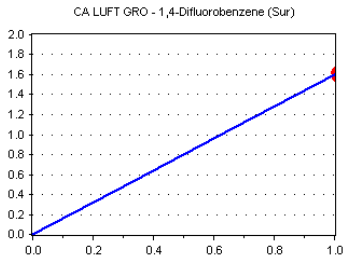

Standard	Concentration	Response	Response Factor	RT
0K13048-CALC	50	260922	1.580	6.71
0K13048-CALD	50	266617	1.588	6.71
0K13048-CALE	50	263048	1.586	6.71
0K13048-CALF	50	266578	1.595	6.71
0K13048-CALG	50	267084	1.638	6.72
0K13048-CALH	50	275891	1.611	6.72
0K13048-CALI	50	266221	1.620	6.71
0K13048-CALJ	50	280319	1.611	6.71

AVE RF **1.603** RF RSD **1.23** AVE RT **6.71**

CA LUFT GRO (C5-C12)

Curve Fit: **QUADRATIC: Weighting: (1/a), Origin: Ignore**

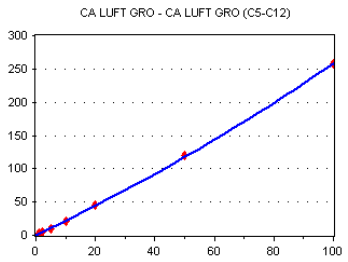

Standard	Concentration	Response	Response Factor	RT
0K13048-CALC	50	529946	3.209	9.89
0K13048-CALD	100	781522	2.328	9.89
0K13048-CALE	250	1719677	2.073	9.89
0K13048-CALF	500	3553565	2.126	9.89
0K13048-CALG	1000	7366907	2.259	9.89
0K13048-CALH	2500	2.056243E+07	2.401	9.89
0K13048-CALI	5000	4.227765E+07	2.572	9.89
~~0K13048-CALJ~~	~~10000~~	~~7.128018E+07~~	~~2.048~~	~~9.89~~

AVE RF **2.424** RF RSD **15.87** AVE RT **9.89**

4-Bromofluorobenzene (Sur)

Curve Fit: **AVERAGE RF**

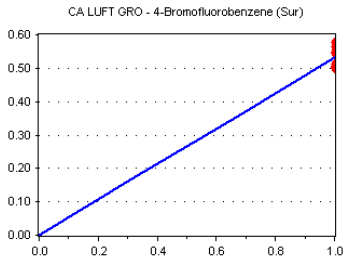

Standard	Concentration	Response	Response Factor	RT
0K13048-CALC	50	82875	0.502	10.92
0K13048-CALD	50	83882	0.500	10.92
0K13048-CALE	50	84066	0.507	10.92
0K13048-CALF	50	85605	0.512	10.92
0K13048-CALG	50	89168	0.547	10.92
0K13048-CALH	50	93221	0.544	10.92
0K13048-CALI	50	92954	0.565	10.92
0K13048-CALJ	50	100267	0.576	10.92

AVE RF **0.532** RF RSD **5.69** AVE RT **10.92**

Element Calibration Review Sheet

Calibration ID: **A0K1604** Instrument: **VOA-GCMS9** Calibration Date: **11/16/2020**

Analysis: **NWTPH-Gx** Instrument Cal ID: **VI201114W.M/VI201114G.M**

Pentafluorobenzene (IS)

Curve Fit: **AVERAGE RF**

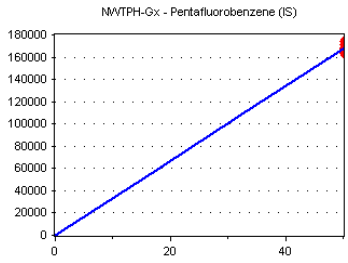

Standard	Concentration	Response	Response Factor	RT
0K13048-CALC	50	165118	3302.360	6.15
0K13048-CALD	50	167859	3357.180	6.15
0K13048-CALE	50	165904	3318.080	6.15
0K13048-CALF	50	167182	3343.640	6.15
0K13048-CALG	50	163081	3261.620	6.15
0K13048-CALH	50	171282	3425.640	6.15
0K13048-CALI	50	164376	3287.520	6.15
0K13048-CALJ	50	174056	3481.120	6.15

AVE RF **3347.145** RF RSD **2.20** AVE RT **6.15**

1,4-Difluorobenzene (Sur)

Curve Fit: **AVERAGE RF**

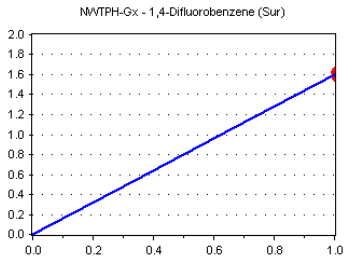

Standard	Concentration	Response	Response Factor	RT
0K13048-CALC	50	260922	1.580	6.71
0K13048-CALD	50	266617	1.588	6.71
0K13048-CALE	50	263048	1.586	6.71
0K13048-CALF	50	266578	1.595	6.71
0K13048-CALG	50	267084	1.638	6.72
0K13048-CALH	50	275891	1.611	6.72
0K13048-CALI	50	266221	1.620	6.71
0K13048-CALJ	50	280319	1.611	6.71

AVE RF **1.603** RF RSD **1.23** AVE RT **6.71**

Gasoline Range Organics

Curve Fit: **QUADRATIC: Weighting: (1/a), Origin: Ignore**

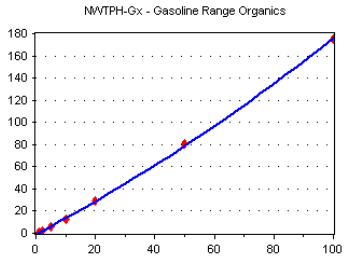

Standard	Concentration	Response	Response Factor	RT
0K13048-CALC	50	140256	0.849	9.89
0K13048-CALD	100	315665	0.940	9.89
0K13048-CALE	250	935238	1.127	9.89
0K13048-CALF	500	2158738	1.291	9.89
0K13048-CALG	1000	4760462	1.460	9.89
0K13048-CALH	2500	1.382527E+07	1.614	9.89
0K13048-CALI	5000	2.880574E+07	1.752	9.89
~~0K13048-CALJ~~	~~10000~~	~~5.339863E+07~~	~~1.534~~	~~9.89~~

AVE RF **1.291** RF RSD **26.29** AVE RT **9.89**

4-Bromofluorobenzene (Sur)

Curve Fit: **AVERAGE RF**

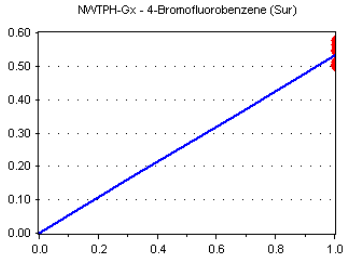

Standard	Concentration	Response	Response Factor	RT
0K13048-CALC	50	82875	0.502	10.92
0K13048-CALD	50	83882	0.500	10.92
0K13048-CALE	50	84066	0.507	10.92
0K13048-CALF	50	85605	0.512	10.92
0K13048-CALG	50	89168	0.547	10.92
0K13048-CALH	50	93221	0.544	10.92
0K13048-CALI	50	92954	0.565	10.92
0K13048-CALJ	50	100267	0.576	10.92

AVE RF **0.532** RF RSD **5.69** AVE RT **10.92**

Compound List Report VOA-GCMS9

Method Path : C:\msdchem\1\methods\
Method File : VI201114G.M
Title : NWTPH-Gx by GC/MS
Last Update : Sat Nov 14 17:27:50 2020
Response Via : Initial Calibration

11/15/20 TNL

Total Cpnds : 13

PK#		Compound Name	QIon	Exp_RT	Rel_RT	Cal	#Qual	A/H	ID
1	I	Pentafluorobenzene (IS)	168	6.150	1.000	A	2	A	B
2	S	1,4-Difluorobenzene (Sur)	114	6.710	1.091	A	2	A	B
3	S	4-Bromofluorobenzene (Sur)	174	10.919	1.776	A	2	A	B
4	H	NWTPH-Gx (TPH)	TIC	9.890	1.608	Q	0	A	B
5	H	TPHg (C5-C9)	TIC	9.890	1.608	Q	0	A	B
6	H	TPHg (C6-C10)	TIC	9.890	1.608	Q	0	A	B
7	H	CA-LUFT (C5-C12)	TIC	9.890	1.608	Q	0	A	B
8		Benzene (NR)	78	6.053	0.984	A	2	A	B
9	S	Toluene-d8 (NR)	98	8.224	1.337	A	2	A	B
10		Toluene (NR)	91	8.279	1.346	A	2	A	B
11	S	Chlorobenzene-d5 (NR)	117	9.855	1.602	A	2	A	B
12	S	1,4-Dichlorobenzene-d4 (NR)	150	11.802	1.919	A	2	A	B
13		Naphthalene (NR)	128	13.566	2.206	A	2	A	B

Cal A = Average L = Linear LO = Linear w/origin Q = Quad QO = Quad w/origin
#Qual = number of qualifiers
A/H = Area or Height
ID R = R.T. B = R.T. & Q Q = Qvalue L = Largest A = All

VI201114G.M Sun Nov 15 09:36:18 2020

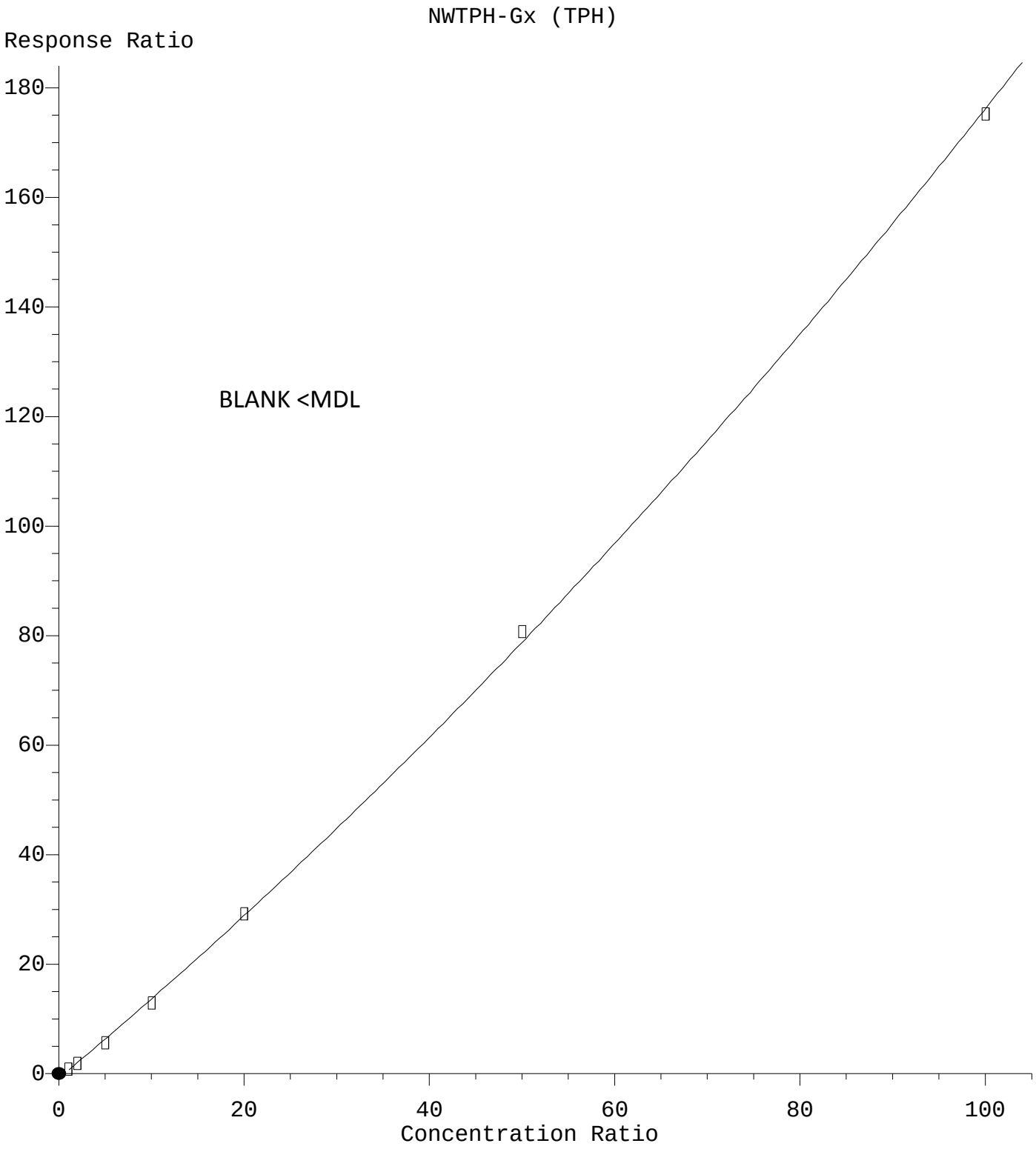

R = 3.58e-003 A*A + 1.41e+000 A - 8.10e-001
Coef of Det (r^2) = 0.999 Curve Fit: Quadratic w(1/a)
Method Name: C:\msdchem\1\methods\VI201114G.M
Calibration Table Last Updated: Sun Nov 15 09:31:02 2020

Quantitation Report (Qedit)

InstName : VOA-GCMS9

Data Path : C:\msdchem\1\data\2020-11\0K13048\
Data File : VI20111323.D
Acq On : 14 Nov 2020 4:54 am
Operator : TNL
Sample : 0K13048-ICB2
Misc : 1X 5mL DI
ALS Vial : 23 Sample Multiplier: 1
DataAcq Meth:VI1611RUN.M

Quant Time: Nov 15 09:37:11 2020
Quant Method : C:\msdchem\1\methods\VI201114G.M
Quant Title : NWTPH-Gx by GC/MS
QLast Update : Sat Nov 14 17:27:50 2020
Response via : Initial Calibration

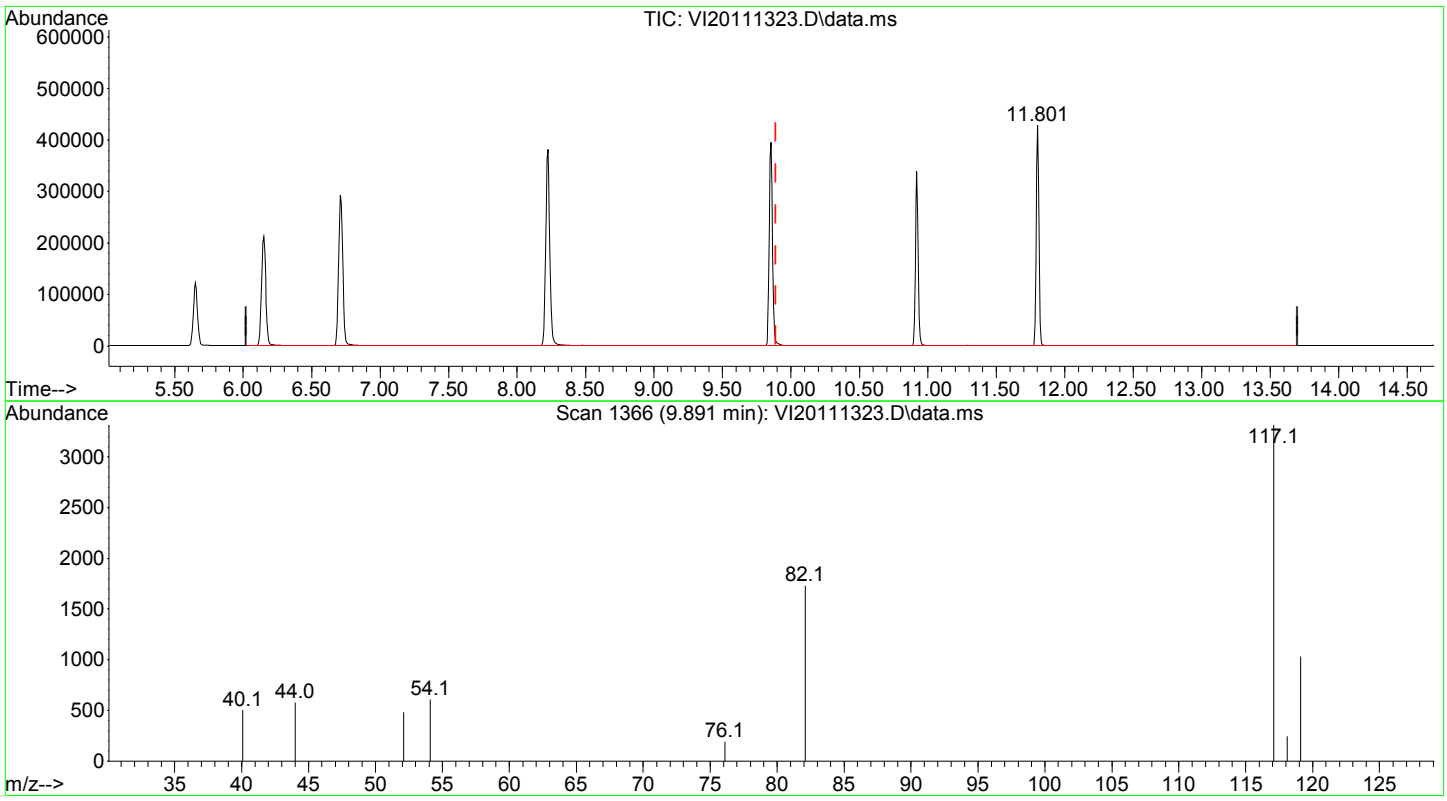

TIC: VI20111323.D\data.ms

(4) NWTPH-Gx (TPH) (H)
9.890min (0.000) 23.75 ug/L m
response -24050

Signal	Exp%	Act%
TIC	100.00	100.00
0.00	0.00	-0.00
0.00	0.00	-0.00
0.00	0.00	-0.00

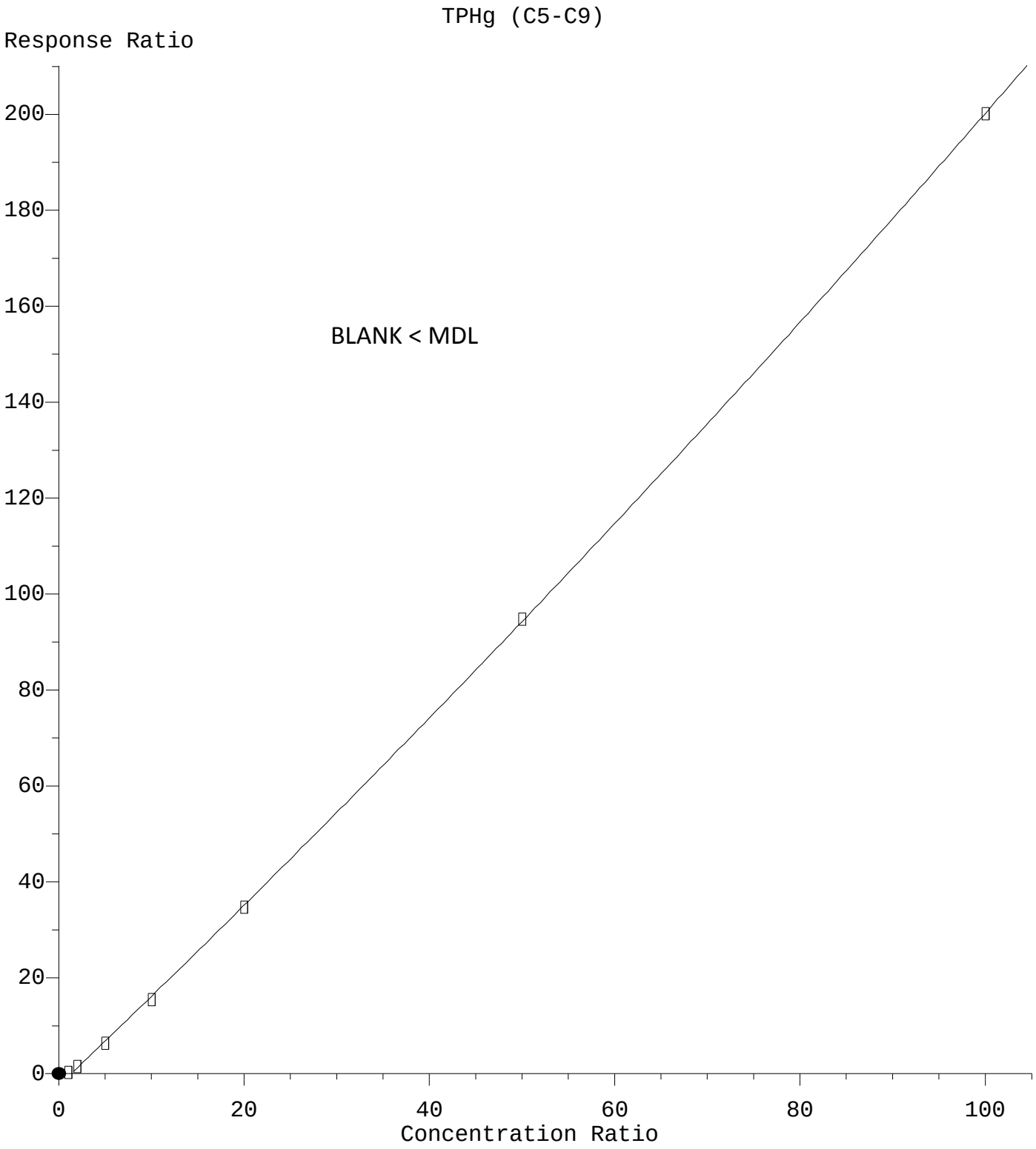

R = 1.87e-003 A*A + 1.84e+000 A - 2.43e+000
Coef of Det (r^2) = 1.000 Curve Fit: Quadratic
Method Name: C:\msdchem\1\methods\VI201114G.M
Calibration Table Last Updated: Sun Nov 15 09:31:02 2020

Quantitation Report (Qedit)

InstName : VOA-GCMS9

Data Path : C:\msdchem\1\data\2020-11\0K13048\
Data File : VI20111323.D
Acq On : 14 Nov 2020 4:54 am
Operator : TNL
Sample : 0K13048-ICB2
Misc : 1X 5mL DI
ALS Vial : 23 Sample Multiplier: 1
DataAcq Meth:VI1611RUN.M

Quant Time: Nov 15 09:37:11 2020
Quant Method : C:\msdchem\1\methods\VI201114G.M
Quant Title : NWTPH-Gx by GC/MS
QLast Update : Sat Nov 14 17:27:50 2020
Response via : Initial Calibration

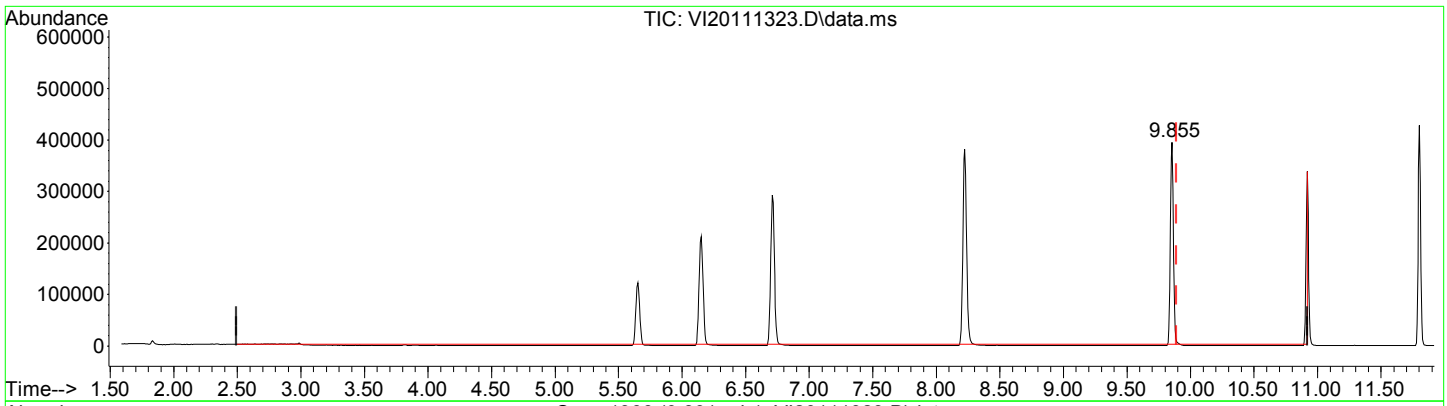

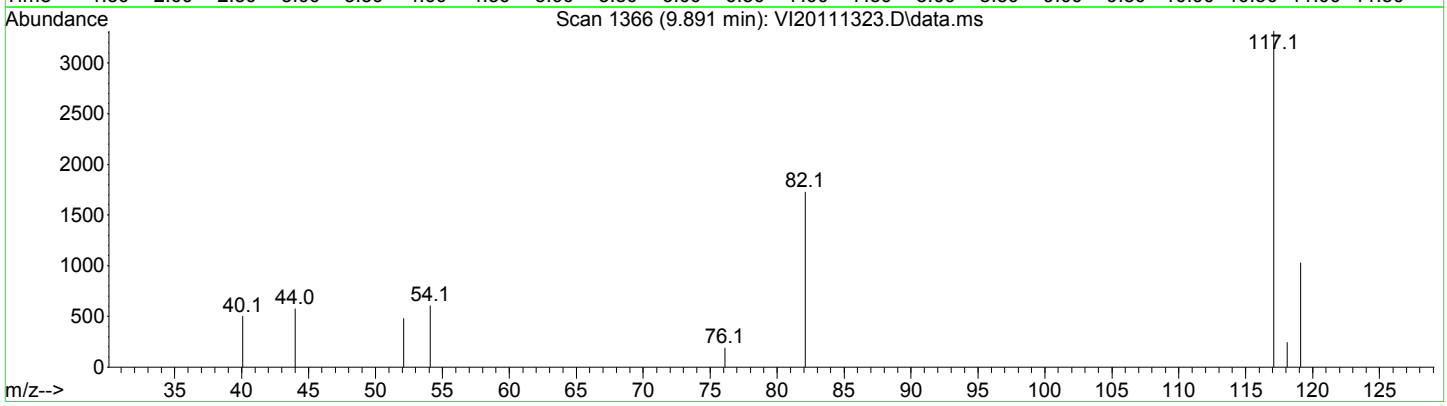

TIC: VI20111323.D\data.ms

(5) TPHg (C5-C9) (H)

9.890min (0.000) 32.47 ug/L m

response -214376

Signal	Exp%	Act%
TIC	100.00	100.00
0.00	0.00	-0.00
0.00	0.00	-0.00
0.00	0.00	-0.00

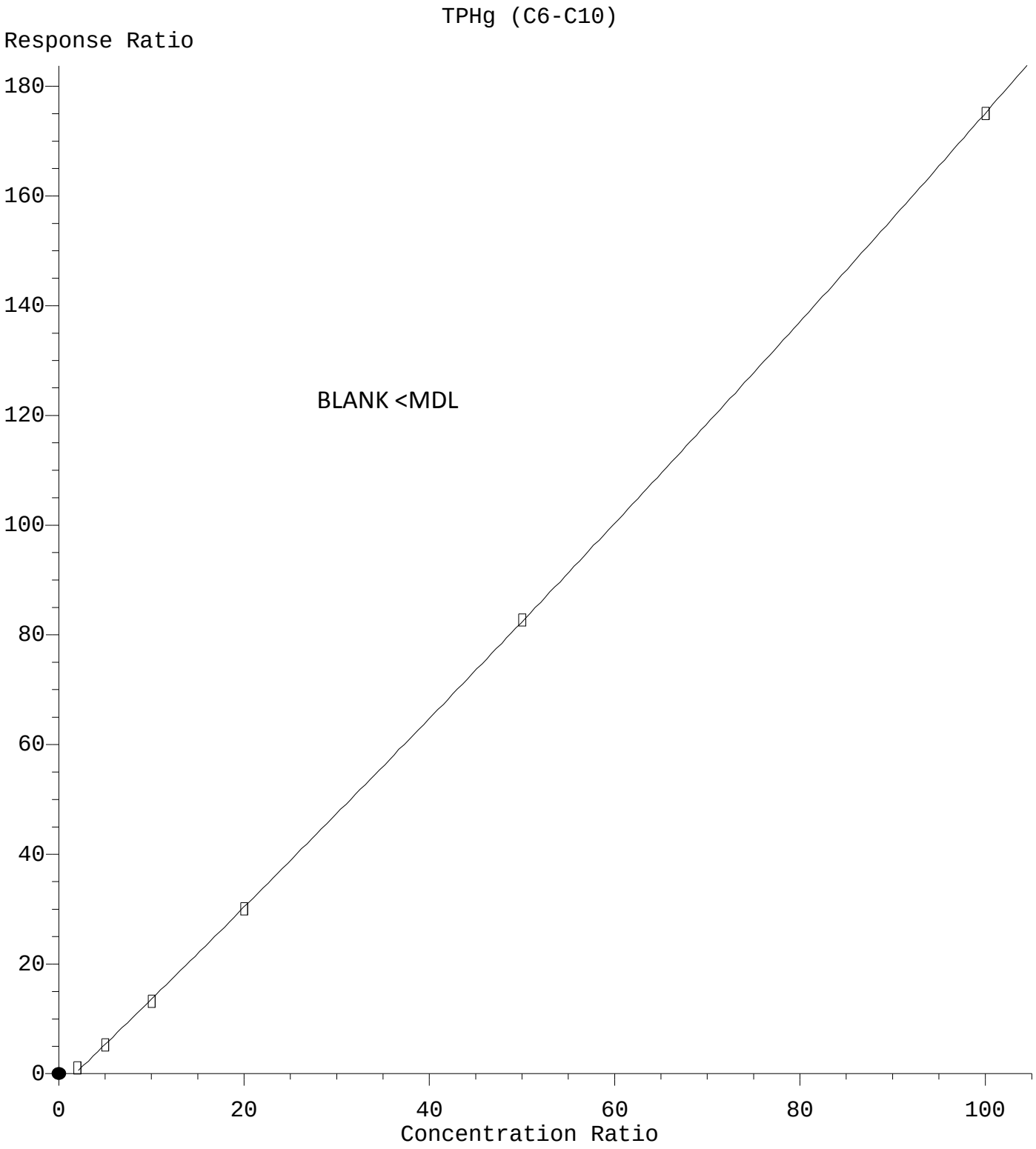

R = 1.51e-003 A*A + 1.63e+000 A - 2.83e+000
Coef of Det (r^2) = 1.000 Curve Fit: Quadratic
Method Name: C:\msdchem\1\methods\VI201114G.M
Calibration Table Last Updated: Sun Nov 15 09:31:02 2020

Quantitation Report (Qedit)

InstName : VOA-GCMS9

Data Path : C:\msdchem\1\data\2020-11\0K13048\
Data File : VI20111323.D
Acq On : 14 Nov 2020 4:54 am
Operator : TNL
Sample : 0K13048-ICB2
Misc : 1X 5mL DI
ALS Vial : 23 Sample Multiplier: 1
DataAcq Meth:VI1611RUN.M

Quant Time: Nov 15 09:37:11 2020
Quant Method : C:\msdchem\1\methods\VI201114G.M
Quant Title : NWTPH-Gx by GC/MS
QLast Update : Sat Nov 14 17:27:50 2020
Response via : Initial Calibration

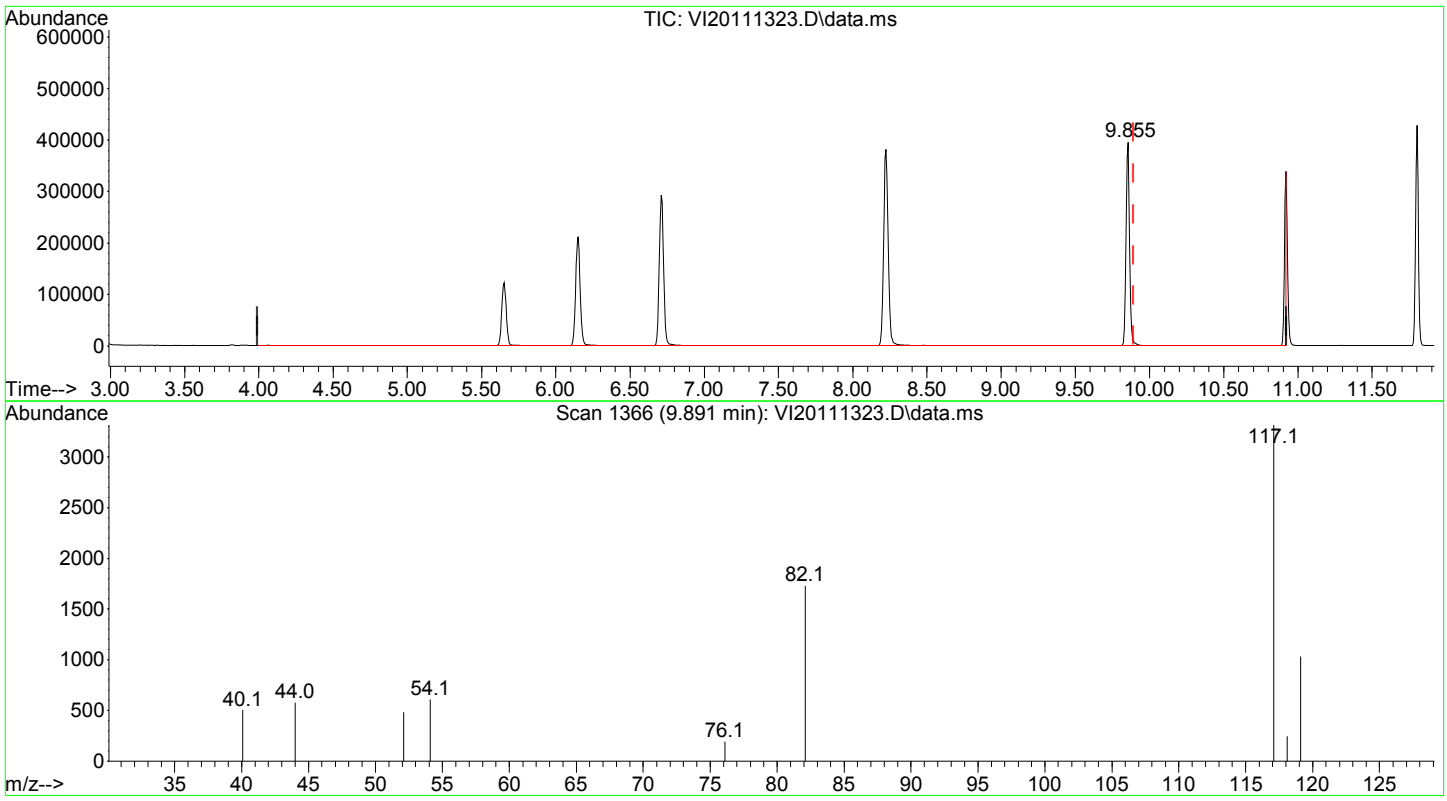

TIC: VI20111323.D\data.ms

(6) TPHg (C6-C10) (H)
9.890min (0.000) 45.49 ug/L m
response -233834

Signal	Exp%	Act%
TIC	100.00	100.00
0.00	0.00	-0.00
0.00	0.00	-0.00
0.00	0.00	-0.00

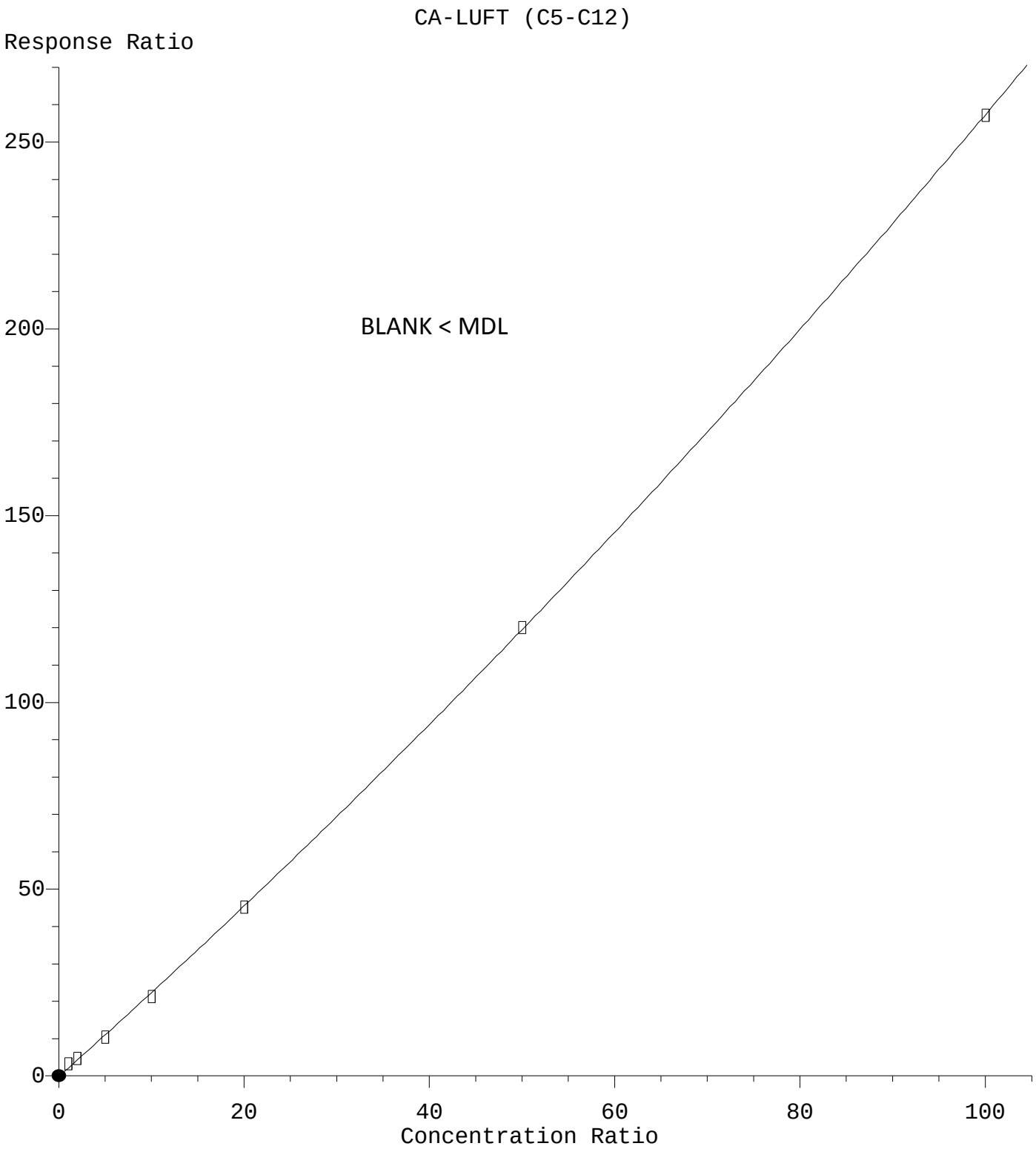

R = 3.67e-003 A*A + 2.21e+000 A - 1.38e-001
Coef of Det (r^2) = 1.000 Curve Fit: Quadratic
Method Name: C:\msdchem\1\methods\VI201114G.M
Calibration Table Last Updated: Sun Nov 15 09:31:02 2020

Quantitation Report (Qedit)

InstName : VOA-GCMS9

Data Path : C:\msdchem\1\data\2020-11\0K13048\
Data File : VI20111323.D
Acq On : 14 Nov 2020 4:54 am
Operator : TNL
Sample : 0K13048-ICB2
Misc : 1X 5mL DI
ALS Vial : 23 Sample Multiplier: 1
DataAcq Meth:VI1611RUN.M

Quant Time: Nov 15 09:37:11 2020
Quant Method : C:\msdchem\1\methods\VI201114G.M
Quant Title : NWTPH-Gx by GC/MS
QLast Update : Sat Nov 14 17:27:50 2020
Response via : Initial Calibration

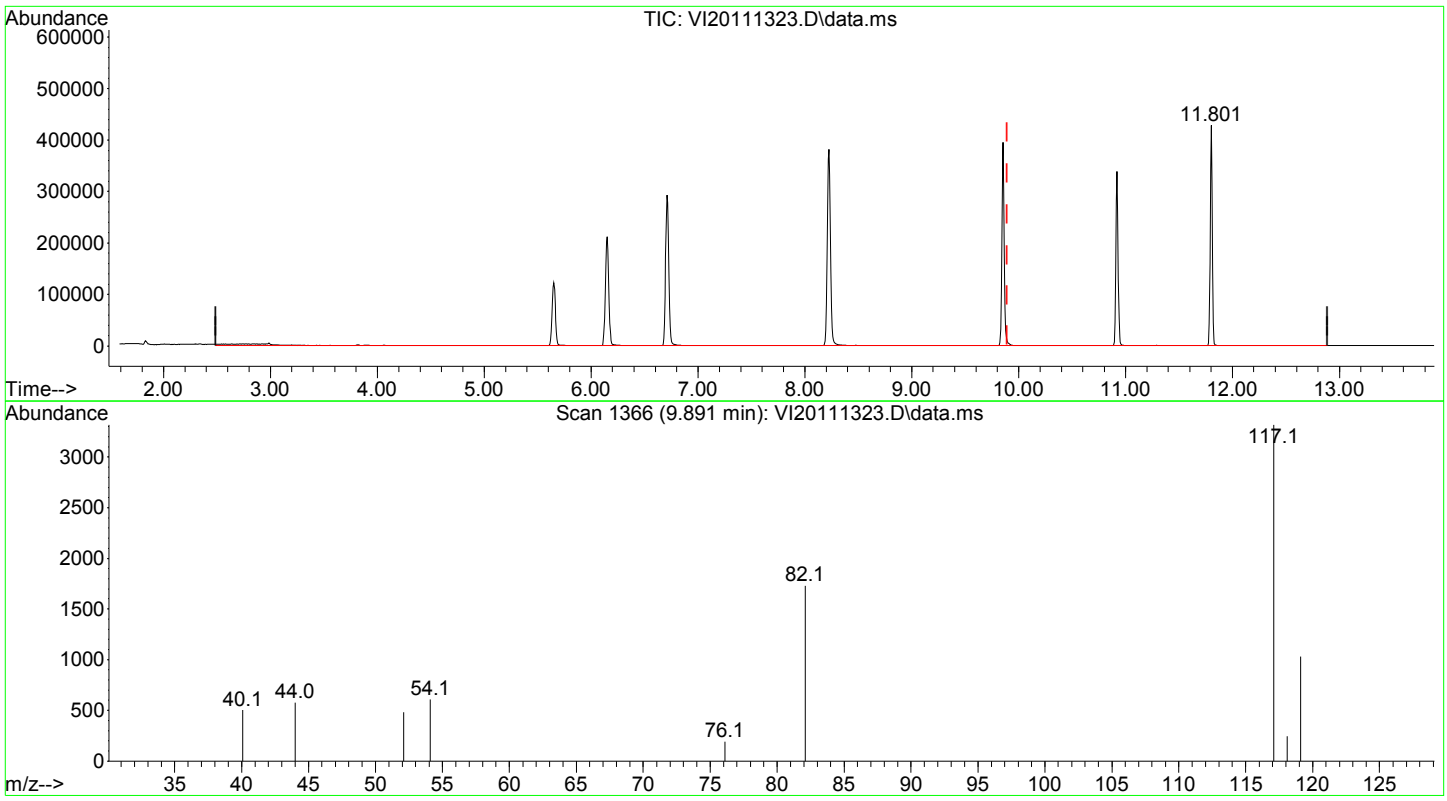

TIC: VI20111323.D\data.ms

(7) CA-LUFT (C5-C12) (H)
9.890min (0.000) 36.23 ug/L m
response 254562

Signal	Exp%	Act%
TIC	100.00	100.00
0.00	0.00	0.00
0.00	0.00	0.00
0.00	0.00	0.00

CALIBRATION SEQUENCE REVIEW SHEET

SEQUENCE: 0K13048 **Seq. Date: 11/14/2020**

SEQUENCE LOG

11/15/20 TNL

SampleID	Analysis	Matrix	STDID	Analyzed
0K13048-TUN2	8015M Gasoline (C6-C10) by GC/	Water		11/14/2020 4:27:00AM
"	+CA LUFT GRO	"		"
"	+NWTPH-Gx	"		"
0K13048-ICB2	8015M Gasoline (C6-C10) by GC/	Water		11/14/2020 4:54:00AM
"	+CA LUFT GRO	"		"
"	+NWTPH-Gx	"		"
0K13048-CALC	8015M Gasoline (C6-C10) by GC/	Water	A20K166	11/14/2020 6:15:00AM
"	+CA LUFT GRO	"	A20K166	"
"	+NWTPH-Gx	"	A20K166	"
0K13048-CALD	8015M Gasoline (C6-C10) by GC/	Water	A20K167	11/14/2020 6:42:00AM
"	+CA LUFT GRO	"	A20K167	"
"	+NWTPH-Gx	"	A20K167	"
0K13048-CALE	8015M Gasoline (C6-C10) by GC/	Water	A20K168	11/14/2020 7:09:00AM
"	+CA LUFT GRO	"	A20K168	"
"	+NWTPH-Gx	"	A20K168	"
0K13048-CALF	8015M Gasoline (C6-C10) by GC/	Water	A20K169	11/14/2020 7:36:00AM
"	+CA LUFT GRO	"	A20K169	"
"	+NWTPH-Gx	"	A20K169	"
0K13048-CALG	8015M Gasoline (C6-C10) by GC/	Water	A20J323	11/14/2020 9:27:00AM
"	+CA LUFT GRO	"	A20J323	"
"	+NWTPH-Gx	"	A20J323	"
0K13048-CALH	8015M Gasoline (C6-C10) by GC/	Water	A20J324	11/14/2020 9:54:00AM
"	+CA LUFT GRO	"	A20J324	"
"	+NWTPH-Gx	"	A20J324	"
0K13048-CALI	8015M Gasoline (C6-C10) by GC/	Water	A20J325	1/14/2020 10:21:00AM
"	+CA LUFT GRO	"	A20J325	"
"	+NWTPH-Gx	"	A20J325	"
0K13048-CALJ	8015M Gasoline (C6-C10) by GC/	Water	A20J326	1/14/2020 10:48:00AM
"	+CA LUFT GRO	"	A20J326	"
"	+NWTPH-Gx	"	A20J326	"
0K13048-ICV2	8015M Gasoline (C6-C10) by GC/	Water	A20J406	1/14/2020 12:10:00PM
"	+CA LUFT GRO	"	A20J406	"
"	+NWTPH-Gx	"	A20J406	"

CALIBRATION STANDARD RECOVERIES

Calibration: **A0K1604** Instrument: **VOA-GCMS9**

8015M Gasoline (C6-C10) by (Sequence: **0K13048** Matrix: **Water**

0K13048-CALC	**Inst. MRL**	**Recalc Res.**	**Cal Level**	**%Rec.**	**Qual**
0K13048-CALD	**Inst. MRL**	**Recalc Res.**	**Cal Level**	**%Rec.**	**Qual**
0K13048-CALE	**Inst. MRL**	**Recalc Res.**	**Cal Level**	**%Rec.**	**Qual**
0K13048-CALF	**Inst. MRL**	**Recalc Res.**	**Cal Level**	**%Rec.**	**Qual**

CALIBRATION SEQUENCE REVIEW SHEET

SEQUENCE: 0K13048 **Seq. Date: 11/14/2020**

0K13048-CALG	**Inst. MRL**	**Recalc Res.**	**Cal Level**	**%Rec.**	**Qual**
0K13048-CALH	**Inst. MRL**	**Recalc Res.**	**Cal Level**	**%Rec.**	**Qual**
0K13048-CALI	**Inst. MRL**	**Recalc Res.**	**Cal Level**	**%Rec.**	**Qual**
0K13048-CALJ	**Inst. MRL**	**Recalc Res.**	**Cal Level**	**%Rec.**	**Qual**

Compounds listed above have recalculated recoveries outside 85-115% of the true values, and the calibration levels are above the reporting level. If no compounds are listed, all are OK. Please see the next section for quadatic fit compounds.

Analytes With Quadratic Curve Fits

Qualifier	MRL	Recalc Value	OK?	Raise MRL to ?
		_____	☐	☐ _____

Analytes listed above have quadratic curve fits. If they are using a weighting otpion, they must be checked against the requanted curve points to determine if the recalculated results are within limits (85-115 or as specified).

ICV RECOVERIES

Calibration: **A0K1604** Instrument: **VOA-GCMS9**

NWTPH-Gx Sequence: **0K13048** Matrix: **Water**

0K13048-ICV2	**Inst. MRL**	**ICV Level**	**Result**	**%Rec.**	**Qual**

Compounds listed above have Initial Calibration Verification standard recoveries outside 70-130% of the true values. If no compounds are listed, all have passing recoveries.

HIGH POINT IS UP TO 5000PPB

Evaluate Continuing Calibration Report

InstName : VOA-GCMS9

Data Path : C:\msdchem\1\data\2020-11\0K13048\
Data File : VI20111336.D
Acq On : 14 Nov 2020 12:10 pm
Operator : TNL
Sample : 0K13048-ICV2 11/15/20 TNL
Misc : 1X 5mL 500PPB GX
ALS Vial : 36 Sample Multiplier: 1
DataAcq Meth:VI1611RUN.M

Quant Time: Nov 15 10:23:20 2020
Quant Method : C:\msdchem\1\methods\VI201114G.M
Quant Title : NWTPH-Gx by GC/MS
QLast Update : Sat Nov 14 17:27:50 2020
Response via : Initial Calibration

Min. RRF : 0.000 Min. Rel. Area : 50% Max. R.T. Dev 0.50min
Max. RRF Dev : 20% Max. Rel. Area : 200%

		Compound	Amount	Calc.	%Dev	Area%	Dev(min)
1	I	Pentafluorobenzene (IS)	50.000	50.000	0.0	103	0.00
2	S	1,4-Difluorobenzene (Sur)	50.000	49.782	0.4	103	0.00
3	S	4-Bromofluorobenzene (Sur)	50.000	50.804	-1.6	108	0.00
4	H	NWTPH-Gx (TPH)	500.000	475.401	4.9	103	0.00
5	H	TPHg (C5-C9)	500.000	461.869	7.6	98	0.00
6	H	TPHg (C6-C10)	500.000	461.175	7.8	96	0.00
7	H	CA-LUFT (C5-C12)	500.000	472.895	5.4	102	0.00
8		Benzene (NR)	-1.000	0.000	0.0	103	0.00
9	S	Toluene-d8 (NR)	-1.000	0.000	0.0	104	0.00
10		Toluene (NR)	-1.000	0.000	0.0	98	0.00
11	S	Chlorobenzene-d5 (NR)	-1.000	0.000	0.0	106	0.00
12	S	1,4-Dichlorobenzene-d4 (NR)	-1.000	0.000	0.0	111	0.00
13		Naphthalene (NR)	-1.000	0.000	0.0	114	0.00

(#) = Out of Range SPCC's out = 0 CCC's out = 0

Injection Log

Data Directory: C:\msdchem\1\data\2020-11\0K13048\

File ID	SampleName	MiscInfo	Vial	Dil.	Injection Time
VI20111301.D	0K13048-IBL1	1X 5mL DI	1	1	13 Nov 2020 5:02 pm
VI20111302.D	0K13048-IBL2	1X 5mL DI	2	1	13 Nov 2020 5:29 pm
VI20111303.D	0K13048-TUN1	A20I023 5mL BFB (I	3	1	13 Nov 2020 5:57 pm
VI20111304.D	0K13048-ICB1	1X 5mL DI	4	1	13 Nov 2020 6:24 pm
VI20111305.D	0K13048-CAL1	1X 5mL 0.1 PPB VO	5	1	13 Nov 2020 6:51 pm
VI20111306.D	0K13048-CAL2	1X 5mL 0.2 PPB VO	6	1	13 Nov 2020 7:18 pm
VI20111307.D	0K13048-CAL3	1X 5mL 0.4 PPB VO	7	1	13 Nov 2020 9:40 pm
VI20111308.D	0K13048-CAL4	1X 5mL 1 PPB V	8	1	13 Nov 2020 10:07 pm
VI20111309.D	0K13048-CAL5	1X 5mL 2 PPB V	9	1	13 Nov 2020 10:34 pm
VI20111310.D	0K13048-CAL6	1X 5mL 5 PPB V	10	1	13 Nov 2020 11:01 pm
VI20111311.D	0K13048-CAL7	1X 5mL 10 PPB VO	11	1	13 Nov 2020 11:28 pm
VI20111312.D	0K13048-CAL8	1X 5mL 20 PPB VO	12	1	13 Nov 2020 11:56 pm
VI20111313.D	0K13048-CAL9	1X 5mL 50 PPB VO	13	1	14 Nov 2020 12:23 am
VI20111314.D	0K13048-IBL2	1X 5mL DI	14	1	14 Nov 2020 12:50 am
VI20111315.D	0K13048-CALA	1X 5mL 100 PPB V	15	1	14 Nov 2020 1:17 am
VI20111316.D	0K13048-IBL3	1X 5mL DI	16	1	14 Nov 2020 1:44 am
VI20111317.D	0K13048-CALB	1X 5mL 200 PPB V	17	1	14 Nov 2020 2:11 am
VI20111318.D	0K13048-IBL4	1X 5mL DI	18	1	14 Nov 2020 2:38 am
VI20111319.D	0K13048-IBL5	1X 5mL DI	19	1	14 Nov 2020 3:05 am
VI20111320.D	0K13048-ICV1	1X 5mL 20/40PPB	20	1	14 Nov 2020 3:32 am
VI20111321.D	0K13048-IBL6	1X 5mL DI	21	1	14 Nov 2020 4:00 am
VI20111322.D	0K13048-TUN2	A20I023 5mL BFB (I	22	1	14 Nov 2020 4:27 am
VI20111323.D	0K13048-ICB2	1X 5mL DI	23	1	14 Nov 2020 4:54 am
VI20111324.D	0K13048-RT1	1X 5mL A20I121	24	1	14 Nov 2020 5:21 am
VI20111325.D	0K13048-IBL7	1X 5mL DI	25	1	14 Nov 2020 5:48 am
VI20111326.D	0K13048-CALC	1X 5mL 50 PPB G	26	1	14 Nov 2020 6:15 am
VI20111327.D	0K13048-CALD	1X 5mL 100 PPB	27	1	14 Nov 2020 6:42 am
VI20111328.D	0K13048-CALE	1X 5mL 250 PPB	28	1	14 Nov 2020 7:09 am
VI20111329.D	0K13048-CALF	1X 5mL 500 PPB	29	1	14 Nov 2020 7:36 am
VI20111330.D	0K13048-CALG	1X 5mL 1000 PPB	30	1	14 Nov 2020 9:27 am
VI20111331.D	0K13048-CALH	1X 5mL 2500 PPB	31	1	14 Nov 2020 9:54 am
VI20111332.D	0K13048-CALI	1X 5mL 5000 PPB	32	1	14 Nov 2020 10:21 am
VI20111333.D	0K13048-CALJ	1X 5mL 10000 PPB	33	1	14 Nov 2020 10:48 am
VI20111334.D	0K13048-IBL8	1X 5mL DI	34	1	14 Nov 2020 11:16 am
VI20111335.D	0K13048-IBL9	1X 5mL DI	35	1	14 Nov 2020 11:43 am
VI20111336.D	0K13048-ICV2	1X 5mL 500PPB GX	36	1	14 Nov 2020 12:10 pm
VI20111337.D	0K13048-IBLA	1X 5mL DI	37	1	14 Nov 2020 12:37 pm

11/15/20 PS

Quantitation Report (Not Reviewed)

InstName : VOA-GCMS9

Data Path : C:\msdchem\1\data\2020-11\0K13048\
Data File : VI20111301.D
Acq On : 13 Nov 2020 5:02 pm
Operator : TNL
Sample : 0K13048-IBL1
Misc : 1X 5mL DI
ALS Vial : 1 Sample Multiplier: 1
DataAcq Meth:VI1611RUN.M

11/15/20 TNL

Quant Time: Nov 15 09:39:37 2020
Quant Method : C:\msdchem\1\methods\VI201114W.M
Quant Title : EPA 8260: Volatile Organic Compounds
QLast Update : Sat Nov 14 16:47:50 2020
Response via : Initial Calibration

Compound	R.T.	QIon	Response	Conc Units	Dev(Min)
Internal Standards					
1) Pentafluorobenzene (I)	6.150	99	91878	50.00 ug/L	# 0.00
45) Chlorobenzene-d5 (I)	9.855	117	240814	50.00 ug/L	0.00
66) 1,4-Dichlorobenzene-d4...	11.802	152	104423	50.00 ug/L	0.00
System Monitoring Compounds					
32) Dibromofluoromethane (S)	5.651	111	90601	51.50 ug/L	0.00
39) 1,4-Difluorobenzene (S)	6.716	114	289190	50.30 ug/L	0.00
48) Toluene-d8 (S)	8.224	98	321882	50.96 ug/L	0.00
67) 4-Bromofluorobenzene (S)	10.919	174	92761	51.51 ug/L	0.00
Target Compounds					Qvalue
2) Dichlorodifluoromethane	0.000		0	N.D.	
3) Chloromethane	1.873	50	227	0.13 ug/L #	47
4) Vinyl Chloride	0.000		0	N.D.	
5) Bromomethane	2.329	96	288	0.25 ug/L #	62
6) Chloroethane	0.000		0	N.D.	
7) Trichlorofluoromethane	0.000		0	N.D.	
8) Ethanol	3.199	45	247	4.66 ug/L #	29
9) 1,1-Dichloroethene	0.000		0	N.D.	
10) Carbon Disulfide	0.000		0	N.D.	
11) Freon 113	0.000		0	N.D.	
12) Iodomethane	0.000		0	N.D.	
13) Acrolein	0.000		0	N.D.	
14) Methylene Chloride	3.820	84	1443	0.80 ug/L	96
15) Acetone	3.899	43	2152	2.03 ug/L	92
16) t-1,2-Dichloroethene	0.000		0	N.D.	
17) n-Hexane	0.000		0	N.D.	
18) Methyl-tert-butyl-ether	0.000		0	N.D.	
19) tert-Butanol (TBA)	4.246	59	592	1.18 ug/L	58
20) Diisopropyl ether (DIPE)	0.000		0	N.D.	
21) 1,1-Dichloroethane	0.000		0	N.D.	
22) Acrylonitrile	0.000		0	N.D.	
23) Ethyl-tert-butyl ether...	0.000		0	N.D.	
24) Vinyl Acetate	0.000		0	N.D.	
25) c-1,2-Dichloroethene	0.000		0	N.D.	

Quantitation Report (Not Reviewed)

InstName : VOA-GCMS9

Data Path : C:\msdchem\1\data\2020-11\0K13048\
Data File : VI20111301.D
Acq On : 13 Nov 2020 5:02 pm
Operator : TNL
Sample : 0K13048-IBL1
Misc : 1X 5mL DI
ALS Vial : 1 Sample Multiplier: 1
DataAcq Meth:VI1611RUN.M

Quant Time: Nov 15 09:39:37 2020
Quant Method : C:\msdchem\1\methods\VI201114W.M
Quant Title : EPA 8260: Volatile Organic Compounds
QLast Update : Sat Nov 14 16:47:50 2020
Response via : Initial Calibration

Compound	R.T.	QIon	Response	Conc	Units		Dev(Min)
26) 2,2-Dichloropropane	0.000		0	N.D.			
27) Bromochloromethane	0.000		0	N.D.			
28) Chloroform	0.000		0	N.D.			
29) Carbon Tetrachloride	0.000		0	N.D.			
30) Tetrahydrofuran	0.000		0	N.D.			
31) 1,1,1-Trichloroethane	0.000		0	N.D.			
33) 1,1-Dichloropropene	0.000		0	N.D.			
34) 2-Butanone (MEK)	0.000		0	N.D.			
35) Benzene	0.000		0	N.D.			
36) tert-Amyl methyl ether...	0.000		0	N.D.			
37) 1,2-Dichloroethane (EDC)	0.000		0	N.D.			
38) iso-Butyl Alcohol	0.000		0	N.D.			
40) Trichloroethene (TCE)	0.000		0	N.D.			
41) Tert-Amyl-Ethyl-Ether ...	0.000		0	N.D.			
42) Dibromomethane	0.000		0	N.D.			
43) 1,2-Dichloropropane	0.000		0	N.D.			
44) Bromodichloromethane	0.000		0	N.D.			
46) 2-Chloroethyl Vinyl Ether	0.000		0	N.D.			
47) c-1,3-Dichloropropene	0.000		0	N.D.			
49) Toluene	0.000		0	N.D.			
50) Tetrachloroethene (PCE)	0.000		0	N.D.			
51) 4-Methyl-2-Pentanone (...	0.000		0	N.D.			
52) t-1,3-Dichloropropene	0.000		0	N.D.			
53) 1,1,2-Trichloroethane	0.000		0	N.D.			
54) Dibromochloromethane	0.000		0	N.D.			
55) 1,3-Dichloropropane	0.000		0	N.D.			
56) 1,2-Dibromoethane (EDB)	0.000		0	N.D.			
57) 2-Hexanone	0.000		0	N.D.			
58) Chlorobenzene	0.000		0	N.D.			
59) Ethylbenzene	9.855	91	456	0.06	ug/L	#	1
60) 1,1,1,2-Tetrachloroethane	0.000		0	N.D.			
61) m,p-Xylenes (2)	0.000		0	N.D.			
62) o-Xylene	0.000		0	N.D.			
63) Styrene	0.000		0	N.D.			
64) Bromoform	0.000		0	N.D.			
65) Isopropylbenzene	0.000		0	N.D.			

Quantitation Report (Not Reviewed)

InstName : VOA-GCMS9

Data Path : C:\msdchem\1\data\2020-11\0K13048\
Data File : VI20111301.D
Acq On : 13 Nov 2020 5:02 pm
Operator : TNL
Sample : 0K13048-IBL1
Misc : 1X 5mL DI
ALS Vial : 1 Sample Multiplier: 1
DataAcq Meth:VI1611RUN.M

Quant Time: Nov 15 09:39:37 2020
Quant Method : C:\msdchem\1\methods\VI201114W.M
Quant Title : EPA 8260: Volatile Organic Compounds
QLast Update : Sat Nov 14 16:47:50 2020
Response via : Initial Calibration

Compound	R.T.	QIon	Response	Conc	Units	Dev(Min)
68) Bromobenzene	0.000		0	N.D.		
69) n-Propylbenzene	10.919	91	254	0.04	ug/L	58
70) 1,1,2,2-Tetrachloroethane	0.000		0	N.D.		
71) 2-Chlorotoluene	0.000		0	N.D.		
72) 1,3,5-Trimethylbenzene	0.000		0	N.D.		
73) 1,2,3-Trichloropropane	0.000		0	N.D.		
74) t-1,4-Dichloro-2-butene	0.000		0	N.D.		
75) 4-Chlorotoluene	0.000		0	N.D.		
76) tert-Butylbenzene	0.000		0	N.D.		
77) 1,2,4-Trimethylbenzene	0.000		0	N.D.		
78) sec-Butylbenzene	0.000		0	N.D.		
79) 4-Isopropyltoluene	0.000		0	N.D.		
80) 1,3-Dichlorobenzene	0.000		0	N.D.		
81) 1,4-Dichlorobenzene	0.000		0	N.D.		
82) n-Butylbenzene	0.000		0	N.D.		
83) 1,2-Dichlorobenzene	0.000		0	N.D.		
84) 1,2-Dibromo-3-Chloropr...	0.000		0	N.D.		
85) Hexachlorobutadiene	0.000		0	N.D.		
86) 1,2,4-Trichlorobenzene	0.000		0	N.D.		
87) Naphthalene	0.000		0	N.D.		
88) 1,2,3-Trichlorobenzene	0.000		0	N.D.		

(#) = qualifier out of range (m) = manual integration (+) = signals summed

Quantitation Report (Not Reviewed)

InstName : VOA-GCMS9

Data Path : C:\msdchem\1\data\2020-11\0K13048\
Data File : VI20111301.D
Acq On : 13 Nov 2020 5:02 pm
Operator : TNL
Sample : 0K13048-IBL1
Misc : 1X 5mL DI
ALS Vial : 1 Sample Multiplier: 1
DataAcq Meth:VI1611RUN.M

Quant Time: Nov 15 09:39:37 2020
Quant Method : C:\msdchem\1\methods\VI201114W.M
Quant Title : EPA 8260: Volatile Organic Compounds
QLast Update : Sat Nov 14 16:47:50 2020
Response via : Initial Calibration

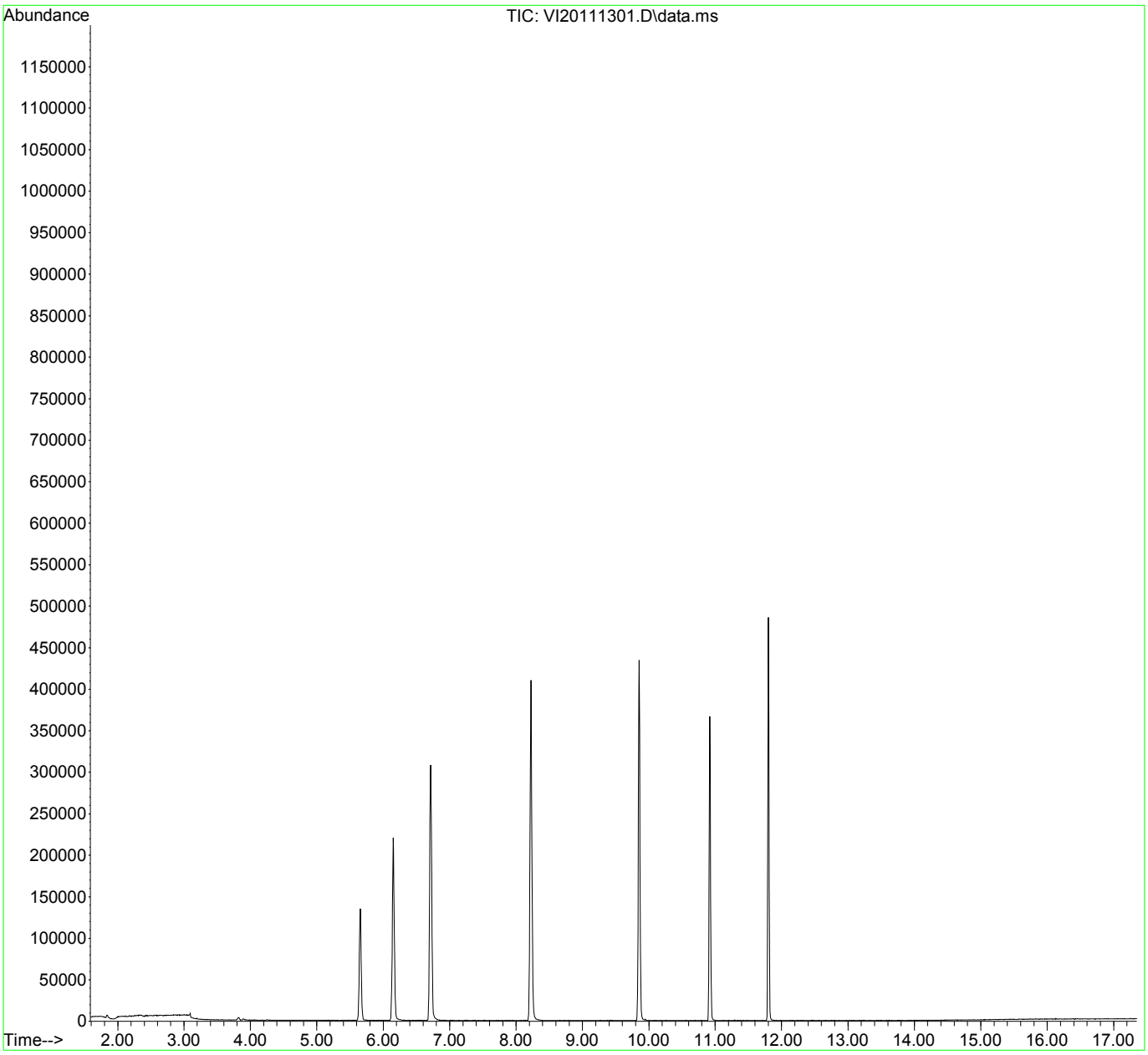

Quantitation Report (Not Reviewed)

InstName : VOA-GCMS9

Data Path : C:\msdchem\1\data\2020-11\0K13048\
Data File : VI20111302.D
Acq On : 13 Nov 2020 5:29 pm
Operator : TNL
Sample : 0K13048-IBL2
Misc : 1X 5mL DI 11/15/20 TNL
ALS Vial : 2 Sample Multiplier: 1
DataAcq Meth:VI1611RUN.M

Quant Time: Nov 15 09:39:40 2020
Quant Method : C:\msdchem\1\methods\VI201114W.M
Quant Title : EPA 8260: Volatile Organic Compounds
QLast Update : Sat Nov 14 16:47:50 2020
Response via : Initial Calibration

Compound	R.T.	QIon	Response	Conc	Units		Dev(Min)
Internal Standards							
1) Pentafluorobenzene (I)	6.150	99	86762	50.00	ug/L		0.00
45) Chlorobenzene-d5 (I)	9.855	117	218581	50.00	ug/L		0.00
66) 1,4-Dichlorobenzene-d4...	11.802	152	89898	50.00	ug/L		0.00
System Monitoring Compounds							
32) Dibromofluoromethane (S)	5.645	111	79822	48.05	ug/L		0.00
39) 1,4-Difluorobenzene (S)	6.710	114	262762	48.39	ug/L		0.00
48) Toluene-d8 (S)	8.225	98	296892	51.78	ug/L		0.00
67) 4-Bromofluorobenzene (S)	10.920	174	81726	52.71	ug/L		0.00
Target Compounds							Qvalue
2) Dichlorodifluoromethane	0.000		0	N.D.			
3) Chloromethane	0.000		0	N.D.			
4) Vinyl Chloride	0.000		0	N.D.			
5) Bromomethane	2.317	96	130	0.12	ug/L	#	68
6) Chloroethane	0.000		0	N.D.			
7) Trichlorofluoromethane	0.000		0	N.D.			
8) Ethanol	0.000		0	N.D.			
9) 1,1-Dichloroethene	0.000		0	N.D.			
10) Carbon Disulfide	0.000		0	N.D.			
11) Freon 113	0.000		0	N.D.			
12) Iodomethane	0.000		0	N.D.			
13) Acrolein	0.000		0	N.D.			
14) Methylene Chloride	3.820	84	548	0.32	ug/L		93
15) Acetone	3.893	43	1568	1.57	ug/L	#	44
16) t-1,2-Dichloroethene	0.000		0	N.D.			
17) n-Hexane	0.000		0	N.D.			
18) Methyl-tert-butyl-ether	0.000		0	N.D.			
19) tert-Butanol (TBA)	4.246	59	217	0.46	ug/L		46
20) Diisopropyl ether (DIPE)	0.000		0	N.D.			
21) 1,1-Dichloroethane	0.000		0	N.D.			
22) Acrylonitrile	0.000		0	N.D.			
23) Ethyl-tert-butyl ether...	0.000		0	N.D.			
24) Vinyl Acetate	0.000		0	N.D.			
25) c-1,2-Dichloroethene	0.000		0	N.D.			

Quantitation Report (Not Reviewed)

InstName : VOA-GCMS9

Data Path : C:\msdchem\1\data\2020-11\0K13048\
Data File : VI20111302.D
Acq On : 13 Nov 2020 5:29 pm
Operator : TNL
Sample : 0K13048-IBL2
Misc : 1X 5mL DI
ALS Vial : 2 Sample Multiplier: 1
DataAcq Meth:VI1611RUN.M

Quant Time: Nov 15 09:39:40 2020
Quant Method : C:\msdchem\1\methods\VI201114W.M
Quant Title : EPA 8260: Volatile Organic Compounds
QLast Update : Sat Nov 14 16:47:50 2020
Response via : Initial Calibration

Compound	R.T.	QIon	Response	Conc	Units		Dev(Min)
26) 2,2-Dichloropropane	0.000		0	N.D.			
27) Bromochloromethane	0.000		0	N.D.			
28) Chloroform	0.000		0	N.D.			
29) Carbon Tetrachloride	0.000		0	N.D.			
30) Tetrahydrofuran	0.000		0	N.D.			
31) 1,1,1-Trichloroethane	0.000		0	N.D.			
33) 1,1-Dichloropropene	0.000		0	N.D.			
34) 2-Butanone (MEK)	0.000		0	N.D.			
35) Benzene	0.000		0	N.D.			
36) tert-Amyl methyl ether...	0.000		0	N.D.			
37) 1,2-Dichloroethane (EDC)	0.000		0	N.D.			
38) iso-Butyl Alcohol	0.000		0	N.D.			
40) Trichloroethene (TCE)	0.000		0	N.D.			
41) Tert-Amyl-Ethyl-Ether ...	0.000		0	N.D.			
42) Dibromomethane	0.000		0	N.D.			
43) 1,2-Dichloropropane	0.000		0	N.D.			
44) Bromodichloromethane	0.000		0	N.D.			
46) 2-Chloroethyl Vinyl Ether	0.000		0	N.D.			
47) c-1,3-Dichloropropene	0.000		0	N.D.			
49) Toluene	0.000		0	N.D.			
50) Tetrachloroethene (PCE)	0.000		0	N.D.			
51) 4-Methyl-2-Pentanone (...	0.000		0	N.D.			
52) t-1,3-Dichloropropene	0.000		0	N.D.			
53) 1,1,2-Trichloroethane	0.000		0	N.D.			
54) Dibromochloromethane	0.000		0	N.D.			
55) 1,3-Dichloropropane	0.000		0	N.D.			
56) 1,2-Dibromoethane (EDB)	0.000		0	N.D.			
57) 2-Hexanone	0.000		0	N.D.			
58) Chlorobenzene	0.000		0	N.D.			
59) Ethylbenzene	9.849	91	390	0.06	ug/L	#	1
60) 1,1,1,2-Tetrachloroethane	0.000		0	N.D.			
61) m,p-Xylenes (2)	0.000		0	N.D.			
62) o-Xylene	0.000		0	N.D.			
63) Styrene	0.000		0	N.D.			
64) Bromoform	0.000		0	N.D.			
65) Isopropylbenzene	0.000		0	N.D.			

Quantitation Report (Not Reviewed)

InstName : VOA-GCMS9

Data Path : C:\msdchem\1\data\2020-11\0K13048\
Data File : VI20111302.D
Acq On : 13 Nov 2020 5:29 pm
Operator : TNL
Sample : 0K13048-IBL2
Misc : 1X 5mL DI
ALS Vial : 2 Sample Multiplier: 1
DataAcq Meth:VI1611RUN.M

Quant Time: Nov 15 09:39:40 2020
Quant Method : C:\msdchem\1\methods\VI201114W.M
Quant Title : EPA 8260: Volatile Organic Compounds
QLast Update : Sat Nov 14 16:47:50 2020
Response via : Initial Calibration

Compound	R.T.	QIon	Response	Conc	Units	Dev(Min)
68) Bromobenzene	0.000		0	N.D.		
69) n-Propylbenzene	10.920	91	219	0.04	ug/L	58
70) 1,1,2,2-Tetrachloroethane	0.000		0	N.D.		
71) 2-Chlorotoluene	0.000		0	N.D.		
72) 1,3,5-Trimethylbenzene	0.000		0	N.D.		
73) 1,2,3-Trichloropropane	0.000		0	N.D.		
74) t-1,4-Dichloro-2-butene	0.000		0	N.D.		
75) 4-Chlorotoluene	0.000		0	N.D.		
76) tert-Butylbenzene	0.000		0	N.D.		
77) 1,2,4-Trimethylbenzene	0.000		0	N.D.		
78) sec-Butylbenzene	0.000		0	N.D.		
79) 4-Isopropyltoluene	0.000		0	N.D.		
80) 1,3-Dichlorobenzene	0.000		0	N.D.		
81) 1,4-Dichlorobenzene	0.000		0	N.D.		
82) n-Butylbenzene	0.000		0	N.D.		
83) 1,2-Dichlorobenzene	0.000		0	N.D.		
84) 1,2-Dibromo-3-Chloropr...	0.000		0	N.D.		
85) Hexachlorobutadiene	0.000		0	N.D.		
86) 1,2,4-Trichlorobenzene	0.000		0	N.D.		
87) Naphthalene	0.000		0	N.D.		
88) 1,2,3-Trichlorobenzene	0.000		0	N.D.		

(#) = qualifier out of range (m) = manual integration (+) = signals summed

Quantitation Report (Not Reviewed)

InstName : VOA-GCMS9

Data Path : C:\msdchem\1\data\2020-11\0K13048\
Data File : VI20111302.D
Acq On : 13 Nov 2020 5:29 pm
Operator : TNL
Sample : 0K13048-IBL2
Misc : 1X 5mL DI
ALS Vial : 2 Sample Multiplier: 1
DataAcq Meth:VI1611RUN.M

Quant Time: Nov 15 09:39:40 2020
Quant Method : C:\msdchem\1\methods\VI201114W.M
Quant Title : EPA 8260: Volatile Organic Compounds
QLast Update : Sat Nov 14 16:47:50 2020
Response via : Initial Calibration

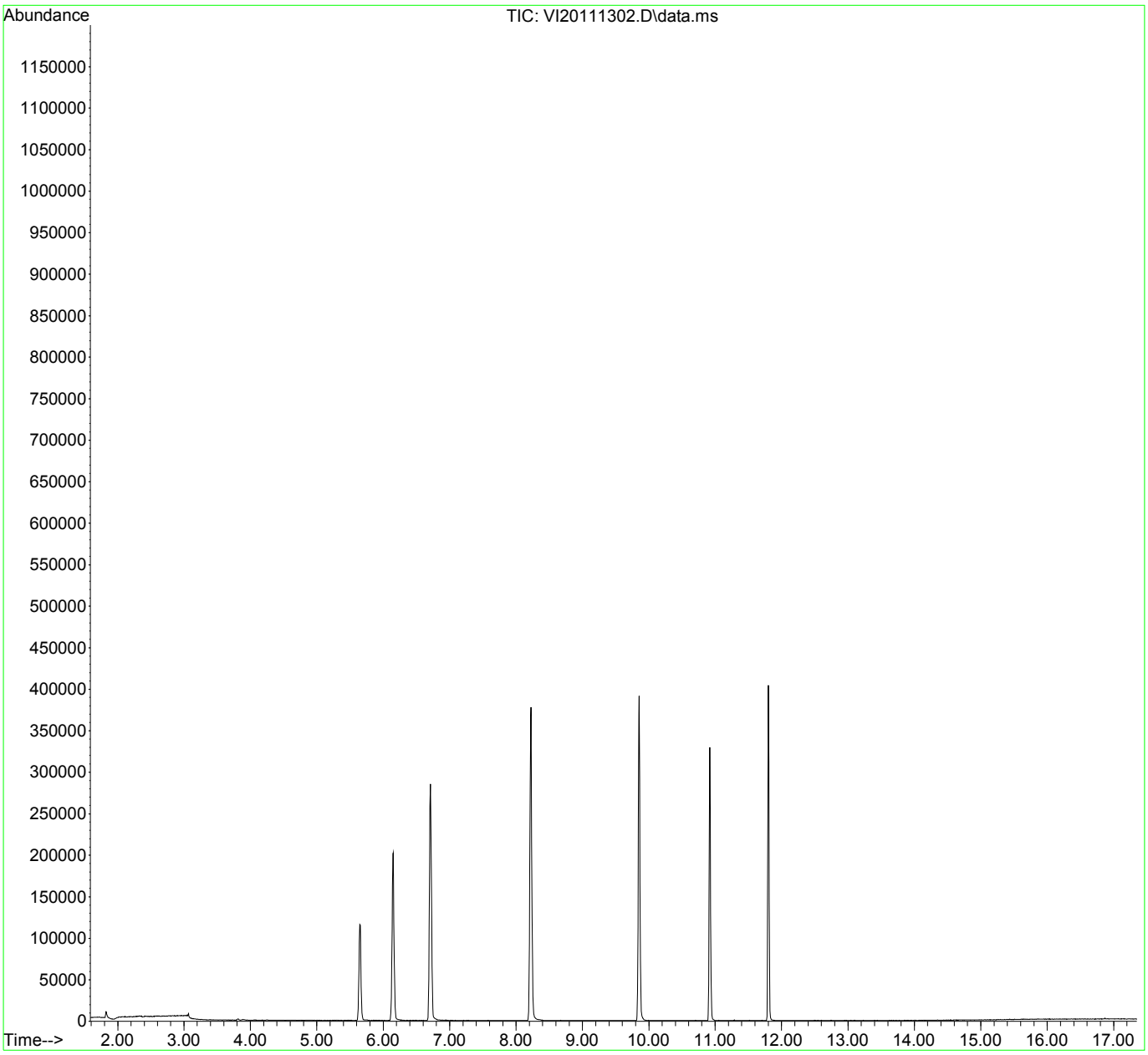

Data Path : C:\msdchem\1\data\2020-11\0K13048\
Data File : VI20111303.D
Acq On : 13 Nov 2020 5:57 pm
Operator : TNL
Sample : 0K13048-TUN1
Misc : A20I023 5mL BFB (IS/SURR)
ALS Vial : 3 Sample Multiplier: 1

11/15/20 TNL

Integration File: RTEINT.P

Method : C:\msdchem\1\methods\VI201114W.M
Title : EPA 8260: Volatile Organic Compounds
Last Update : Sat Nov 14 16:47:50 2020

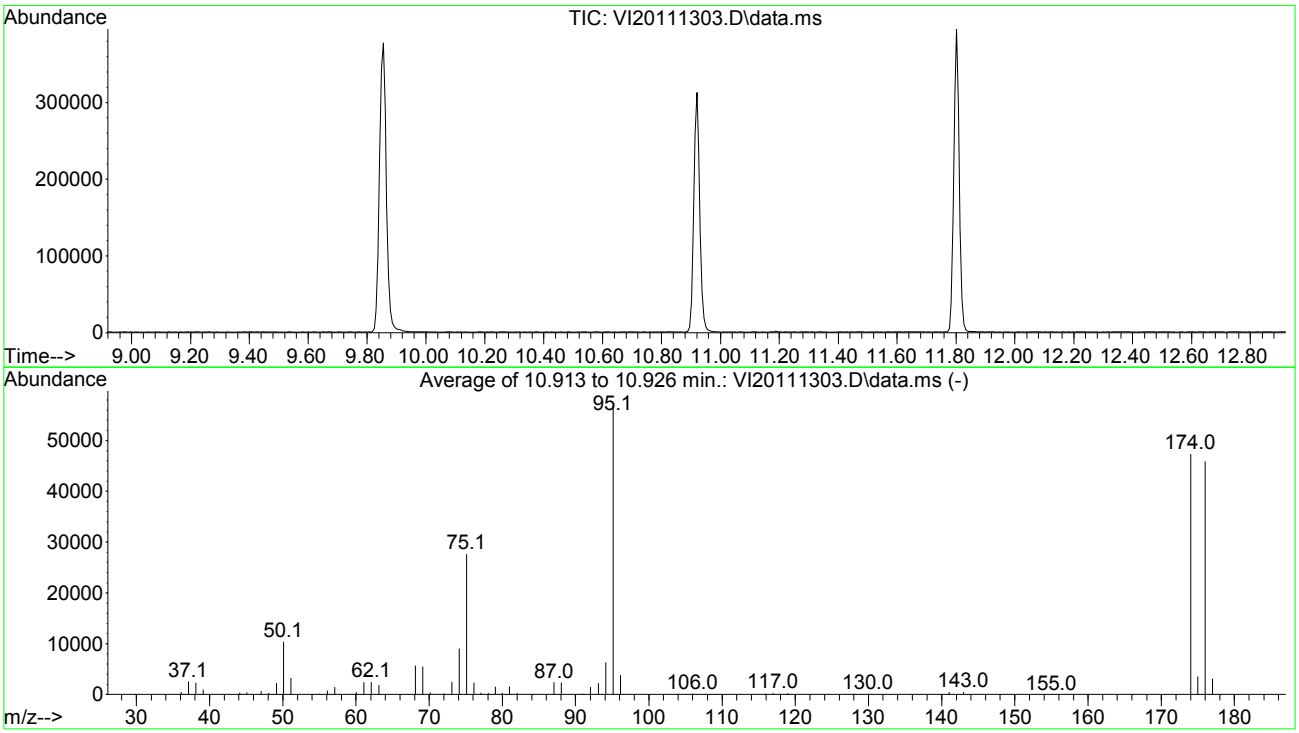

AutoFind: Scans 1534, 1535, 1536; Background Corrected with Scan 1527

Target Mass	Rel. to Mass	Lower Limit%	Upper Limit%	Rel. Abn%	Raw Abn	Result Pass/Fail
95	174	50	200	120.1	56888	PASS
96	95	5	9	6.7	3802	PASS
173	174	0.00	2	0.0	0	PASS
174	95	50	200	83.2	47352	PASS
175	174	5	9	7.5	3557	PASS
176	174	95	105	96.9	45899	PASS
177	176	5	10	6.8	3109	PASS

Quantitation Report (Not Reviewed)

InstName : VOA-GCMS9

Data Path : C:\msdchem\1\data\2020-11\0K13048\
Data File : VI20111303.D
Acq On : 13 Nov 2020 5:57 pm
Operator : TNL
Sample : 0K13048-TUN1
Misc : A20I023 5mL BFB (IS/SURR)
ALS Vial : 3 Sample Multiplier: 1
DataAcq Meth:VI1611RUN.M

11/15/20 TNL

Quant Time: Nov 15 09:39:43 2020
Quant Method : C:\msdchem\1\methods\VI201114W.M
Quant Title : EPA 8260: Volatile Organic Compounds
QLast Update : Sat Nov 14 16:47:50 2020
Response via : Initial Calibration

Compound	R.T.	QIon	Response	Conc	Units	Dev(Min)
Internal Standards						
1) Pentafluorobenzene (I)	6.150	99	81659	50.00	ug/L	# 0.00
45) Chlorobenzene-d5 (I)	9.855	117	208680	50.00	ug/L	0.00
66) 1,4-Dichlorobenzene-d4...	11.802	152	85883	50.00	ug/L	0.00
System Monitoring Compounds						
32) Dibromofluoromethane (S)	5.651	111	76673	49.04	ug/L	0.00
39) 1,4-Difluorobenzene (S)	6.710	114	249472	48.82	ug/L	0.00
48) Toluene-d8 (S)	8.224	98	279448	51.05	ug/L	0.00
67) 4-Bromofluorobenzene (S)	10.919	174	77913	52.60	ug/L	0.00
Target Compounds						Qvalue
2) Dichlorodifluoromethane	0.000		0	N.D.		
3) Chloromethane	1.867	50	114	0.07	ug/L	# 47
4) Vinyl Chloride	0.000		0	N.D.		
5) Bromomethane	0.000		0	N.D.		
6) Chloroethane	0.000		0	N.D.		
7) Trichlorofluoromethane	0.000		0	N.D.		
8) Ethanol	0.000		0	N.D.		
9) 1,1-Dichloroethene	0.000		0	N.D.		
10) Carbon Disulfide	0.000		0	N.D.		
11) Freon 113	0.000		0	N.D.		
12) Iodomethane	0.000		0	N.D.		
13) Acrolein	0.000		0	N.D.		
14) Methylene Chloride	3.814	84	2016	1.25	ug/L	90
15) Acetone	3.887	43	2456	2.61	ug/L	98
16) t-1,2-Dichloroethene	0.000		0	N.D.		
17) n-Hexane	0.000		0	N.D.		
18) Methyl-tert-butyl-ether	0.000		0	N.D.		
19) tert-Butanol (TBA)	4.246	59	1621	3.64	ug/L	93
20) Diisopropyl ether (DIPE)	0.000		0	N.D.		
21) 1,1-Dichloroethane	0.000		0	N.D.		
22) Acrylonitrile	0.000		0	N.D.		
23) Ethyl-tert-butyl ether...	0.000		0	N.D.		
24) Vinyl Acetate	0.000		0	N.D.		
25) c-1,2-Dichloroethene	0.000		0	N.D.		

Quantitation Report (Not Reviewed)

InstName : VOA-GCMS9

Data Path : C:\msdchem\1\data\2020-11\0K13048\
Data File : VI20111303.D
Acq On : 13 Nov 2020 5:57 pm
Operator : TNL
Sample : 0K13048-TUN1
Misc : A20I023 5mL BFB (IS/SURR)
ALS Vial : 3 Sample Multiplier: 1
DataAcq Meth:VI1611RUN.M

Quant Time: Nov 15 09:39:43 2020
Quant Method : C:\msdchem\1\methods\VI201114W.M
Quant Title : EPA 8260: Volatile Organic Compounds
QLast Update : Sat Nov 14 16:47:50 2020
Response via : Initial Calibration

Compound	R.T.	QIon	Response	Conc	Units		Dev(Min)
26) 2,2-Dichloropropane	0.000		0	N.D.			
27) Bromochloromethane	0.000		0	N.D.			
28) Chloroform	0.000		0	N.D.			
29) Carbon Tetrachloride	0.000		0	N.D.			
30) Tetrahydrofuran	0.000		0	N.D.			
31) 1,1,1-Trichloroethane	0.000		0	N.D.			
33) 1,1-Dichloropropene	0.000		0	N.D.			
34) 2-Butanone (MEK)	0.000		0	N.D.			
35) Benzene	0.000		0	N.D.			
36) tert-Amyl methyl ether...	0.000		0	N.D.			
37) 1,2-Dichloroethane (EDC)	0.000		0	N.D.			
38) iso-Butyl Alcohol	0.000		0	N.D.			
40) Trichloroethene (TCE)	0.000		0	N.D.			
41) Tert-Amyl-Ethyl-Ether ...	0.000		0	N.D.			
42) Dibromomethane	0.000		0	N.D.			
43) 1,2-Dichloropropane	0.000		0	N.D.			
44) Bromodichloromethane	0.000		0	N.D.			
46) 2-Chloroethyl Vinyl Ether	0.000		0	N.D.			
47) c-1,3-Dichloropropene	0.000		0	N.D.			
49) Toluene	0.000		0	N.D.			
50) Tetrachloroethene (PCE)	0.000		0	N.D.			
51) 4-Methyl-2-Pentanone (...	0.000		0	N.D.			
52) t-1,3-Dichloropropene	0.000		0	N.D.			
53) 1,1,2-Trichloroethane	0.000		0	N.D.			
54) Dibromochloromethane	0.000		0	N.D.			
55) 1,3-Dichloropropane	0.000		0	N.D.			
56) 1,2-Dibromoethane (EDB)	0.000		0	N.D.			
57) 2-Hexanone	0.000		0	N.D.			
58) Chlorobenzene	0.000		0	N.D.			
59) Ethylbenzene	9.855	91	361	0.06	ug/L	#	1
60) 1,1,1,2-Tetrachloroethane	0.000		0	N.D.			
61) m,p-Xylenes (2)	0.000		0	N.D.			
62) o-Xylene	0.000		0	N.D.			
63) Styrene	0.000		0	N.D.			
64) Bromoform	0.000		0	N.D.			
65) Isopropylbenzene	0.000		0	N.D.			

Quantitation Report (Not Reviewed)

InstName : VOA-GCMS9

Data Path : C:\msdchem\1\data\2020-11\0K13048\
Data File : VI20111303.D
Acq On : 13 Nov 2020 5:57 pm
Operator : TNL
Sample : 0K13048-TUN1
Misc : A20I023 5mL BFB (IS/SURR)
ALS Vial : 3 Sample Multiplier: 1
DataAcq Meth:VI1611RUN.M

Quant Time: Nov 15 09:39:43 2020
Quant Method : C:\msdchem\1\methods\VI201114W.M
Quant Title : EPA 8260: Volatile Organic Compounds
QLast Update : Sat Nov 14 16:47:50 2020
Response via : Initial Calibration

Compound	R.T.	QIon	Response	Conc	Units	Dev(Min)
68) Bromobenzene	0.000		0	N.D.		
69) n-Propylbenzene	10.919	91	209	0.04	ug/L	58
70) 1,1,2,2-Tetrachloroethane	0.000		0	N.D.		
71) 2-Chlorotoluene	0.000		0	N.D.		
72) 1,3,5-Trimethylbenzene	0.000		0	N.D.		
73) 1,2,3-Trichloropropane	0.000		0	N.D.		
74) t-1,4-Dichloro-2-butene	0.000		0	N.D.		
75) 4-Chlorotoluene	0.000		0	N.D.		
76) tert-Butylbenzene	0.000		0	N.D.		
77) 1,2,4-Trimethylbenzene	0.000		0	N.D.		
78) sec-Butylbenzene	0.000		0	N.D.		
79) 4-Isopropyltoluene	0.000		0	N.D.		
80) 1,3-Dichlorobenzene	0.000		0	N.D.		
81) 1,4-Dichlorobenzene	0.000		0	N.D.		
82) n-Butylbenzene	0.000		0	N.D.		
83) 1,2-Dichlorobenzene	0.000		0	N.D.		
84) 1,2-Dibromo-3-Chloropr...	0.000		0	N.D.		
85) Hexachlorobutadiene	0.000		0	N.D.		
86) 1,2,4-Trichlorobenzene	0.000		0	N.D.		
87) Naphthalene	0.000		0	N.D.		
88) 1,2,3-Trichlorobenzene	0.000		0	N.D.		

(#) = qualifier out of range (m) = manual integration (+) = signals summed

Quantitation Report (Not Reviewed)

InstName : VOA-GCMS9

Data Path : C:\msdchem\1\data\2020-11\0K13048\
Data File : VI20111303.D
Acq On : 13 Nov 2020 5:57 pm
Operator : TNL
Sample : 0K13048-TUN1
Misc : A20I023 5mL BFB (IS/SURR)
ALS Vial : 3 Sample Multiplier: 1
DataAcq Meth:VI1611RUN.M

Quant Time: Nov 15 09:39:43 2020
Quant Method : C:\msdchem\1\methods\VI201114W.M
Quant Title : EPA 8260: Volatile Organic Compounds
QLast Update : Sat Nov 14 16:47:50 2020
Response via : Initial Calibration

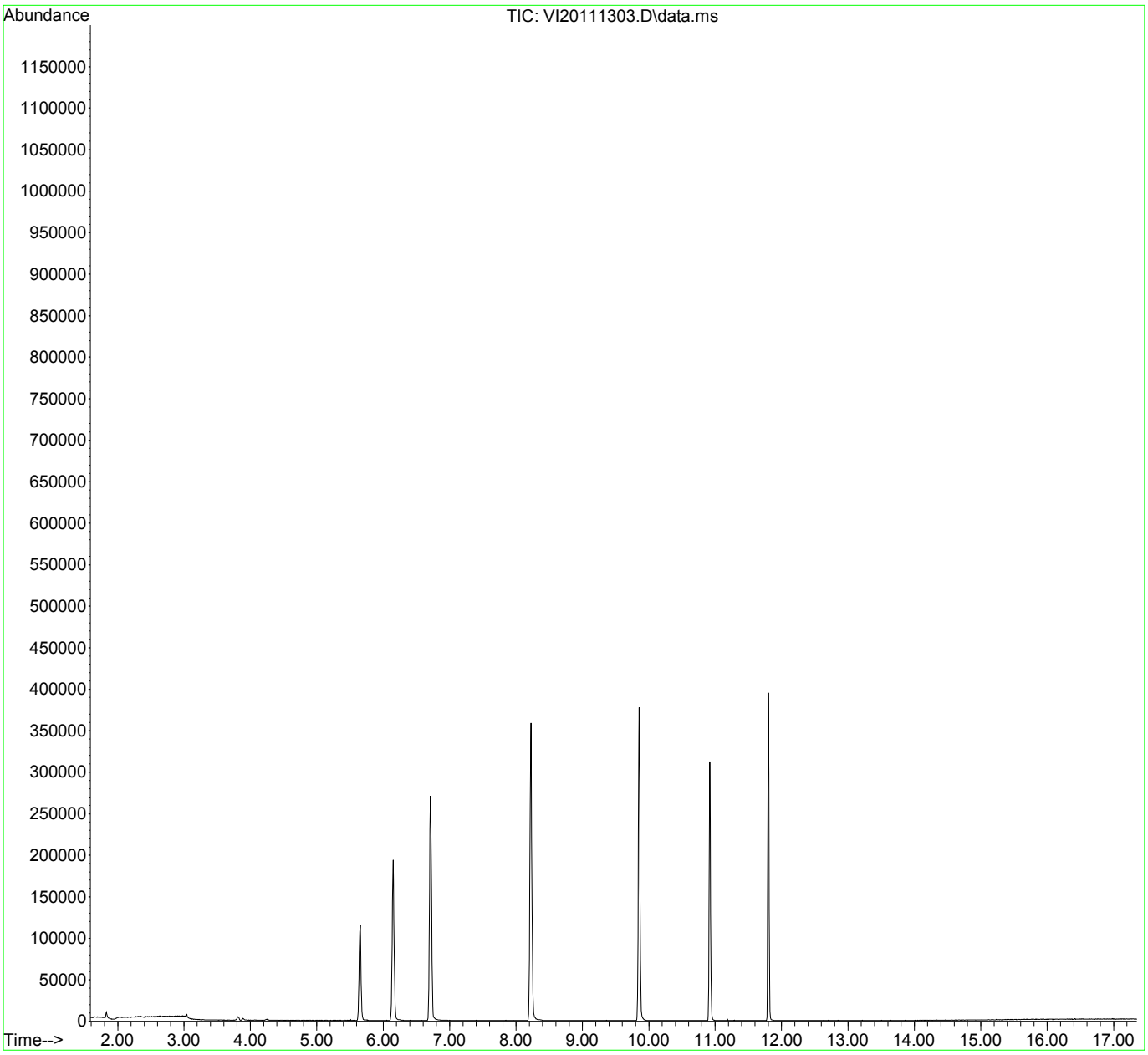

Quantitation Report (Not Reviewed)

InstName : VOA-GCMS9

Data Path : C:\msdchem\1\data\2020-11\0K13048\
Data File : VI20111304.D
Acq On : 13 Nov 2020 6:24 pm
Operator : TNL
Sample : 0K13048-ICB1
Misc : 1X 5mL DI
ALS Vial : 4 Sample Multiplier: 1
DataAcq Meth:VI1611RUN.M

Quant Time: Nov 15 09:39:46 2020
Quant Method : C:\msdchem\1\methods\VI201114W.M
Quant Title : EPA 8260: Volatile Organic Compounds
QLast Update : Sat Nov 14 16:47:50 2020
Response via : Initial Calibration

Compound	R.T.	QIon	Response	Conc	Units	Dev(Min)
Internal Standards						
1) Pentafluorobenzene (I)	6.150	99	86325	50.00	ug/L	# 0.00
45) Chlorobenzene-d5 (I)	9.855	117	223620	50.00	ug/L	0.00
66) 1,4-Dichlorobenzene-d4...	11.802	152	92735	50.00	ug/L	0.00
System Monitoring Compounds						
32) Dibromofluoromethane (S)	5.651	111	80138	48.48	ug/L	0.00
39) 1,4-Difluorobenzene (S)	6.710	114	266633	49.36	ug/L	0.00
48) Toluene-d8 (S)	8.225	98	297959	50.80	ug/L	0.00
67) 4-Bromofluorobenzene (S)	10.920	174	84000	52.52	ug/L	0.00
Target Compounds						Qvalue
2) Dichlorodifluoromethane	0.000		0	N.D.		
3) Chloromethane	1.867	50	124	0.08	ug/L #	47
4) Vinyl Chloride	0.000		0	N.D.		
5) Bromomethane	0.000		0	N.D.		
6) Chloroethane	0.000		0	N.D.		
7) Trichlorofluoromethane	0.000		0	N.D.		
8) Ethanol	0.000		0	N.D.		
9) 1,1-Dichloroethene	0.000		0	N.D.		
10) Carbon Disulfide	0.000		0	N.D.		
11) Freon 113	0.000		0	N.D.		
12) Iodomethane	0.000		0	N.D.		
13) Acrolein	0.000		0	N.D.		
14) Methylene Chloride	3.820	84	642	0.38	ug/L	90
15) Acetone	3.893	43	1412	1.42	ug/L	96
16) t-1,2-Dichloroethene	0.000		0	N.D.		
17) n-Hexane	0.000		0	N.D.		
18) Methyl-tert-butyl-ether	0.000		0	N.D.		
19) tert-Butanol (TBA)	4.246	59	312	0.66	ug/L	46
20) Diisopropyl ether (DIPE)	0.000		0	N.D.		
21) 1,1-Dichloroethane	0.000		0	N.D.		
22) Acrylonitrile	0.000		0	N.D.		
23) Ethyl-tert-butyl ether...	0.000		0	N.D.		
24) Vinyl Acetate	0.000		0	N.D.		
25) c-1,2-Dichloroethene	0.000		0	N.D.		

Quantitation Report (Not Reviewed)

InstName : VOA-GCMS9

Data Path : C:\msdchem\1\data\2020-11\0K13048\
Data File : VI20111304.D
Acq On : 13 Nov 2020 6:24 pm
Operator : TNL
Sample : 0K13048-ICB1
Misc : 1X 5mL DI
ALS Vial : 4 Sample Multiplier: 1
DataAcq Meth:VI1611RUN.M

Quant Time: Nov 15 09:39:46 2020
Quant Method : C:\msdchem\1\methods\VI201114W.M
Quant Title : EPA 8260: Volatile Organic Compounds
QLast Update : Sat Nov 14 16:47:50 2020
Response via : Initial Calibration

Compound	R.T.	QIon	Response	Conc	Units		Dev(Min)
26) 2,2-Dichloropropane	0.000		0	N.D.			
27) Bromochloromethane	0.000		0	N.D.			
28) Chloroform	0.000		0	N.D.			
29) Carbon Tetrachloride	0.000		0	N.D.			
30) Tetrahydrofuran	0.000		0	N.D.			
31) 1,1,1-Trichloroethane	0.000		0	N.D.			
33) 1,1-Dichloropropene	0.000		0	N.D.			
34) 2-Butanone (MEK)	0.000		0	N.D.			
35) Benzene	0.000		0	N.D.			
36) tert-Amyl methyl ether...	0.000		0	N.D.			
37) 1,2-Dichloroethane (EDC)	0.000		0	N.D.			
38) iso-Butyl Alcohol	0.000		0	N.D.			
40) Trichloroethene (TCE)	0.000		0	N.D.			
41) Tert-Amyl-Ethyl-Ether ...	0.000		0	N.D.			
42) Dibromomethane	0.000		0	N.D.			
43) 1,2-Dichloropropane	0.000		0	N.D.			
44) Bromodichloromethane	0.000		0	N.D.			
46) 2-Chloroethyl Vinyl Ether	0.000		0	N.D.			
47) c-1,3-Dichloropropene	0.000		0	N.D.			
49) Toluene	0.000		0	N.D.			
50) Tetrachloroethene (PCE)	0.000		0	N.D.			
51) 4-Methyl-2-Pentanone (...	0.000		0	N.D.			
52) t-1,3-Dichloropropene	0.000		0	N.D.			
53) 1,1,2-Trichloroethane	0.000		0	N.D.			
54) Dibromochloromethane	0.000		0	N.D.			
55) 1,3-Dichloropropane	0.000		0	N.D.			
56) 1,2-Dibromoethane (EDB)	0.000		0	N.D.			
57) 2-Hexanone	0.000		0	N.D.			
58) Chlorobenzene	0.000		0	N.D.			
59) Ethylbenzene	9.849	91	399	0.06	ug/L	#	51
60) 1,1,1,2-Tetrachloroethane	0.000		0	N.D.			
61) m,p-Xylenes (2)	0.000		0	N.D.			
62) o-Xylene	0.000		0	N.D.			
63) Styrene	0.000		0	N.D.			
64) Bromoform	0.000		0	N.D.			
65) Isopropylbenzene	0.000		0	N.D.			

Quantitation Report (Not Reviewed)

InstName : VOA-GCMS9

Data Path : C:\msdchem\1\data\2020-11\0K13048\
Data File : VI20111304.D
Acq On : 13 Nov 2020 6:24 pm
Operator : TNL
Sample : 0K13048-ICB1
Misc : 1X 5mL DI
ALS Vial : 4 Sample Multiplier: 1
DataAcq Meth:VI1611RUN.M

Quant Time: Nov 15 09:39:46 2020
Quant Method : C:\msdchem\1\methods\VI201114W.M
Quant Title : EPA 8260: Volatile Organic Compounds
QLast Update : Sat Nov 14 16:47:50 2020
Response via : Initial Calibration

Compound	R.T.	QIon	Response	Conc	Units	Dev(Min)
68) Bromobenzene	0.000		0	N.D.		
69) n-Propylbenzene	10.920	91	237	0.04	ug/L	58
70) 1,1,2,2-Tetrachloroethane	0.000		0	N.D.		
71) 2-Chlorotoluene	0.000		0	N.D.		
72) 1,3,5-Trimethylbenzene	0.000		0	N.D.		
73) 1,2,3-Trichloropropane	0.000		0	N.D.		
74) t-1,4-Dichloro-2-butene	0.000		0	N.D.		
75) 4-Chlorotoluene	0.000		0	N.D.		
76) tert-Butylbenzene	0.000		0	N.D.		
77) 1,2,4-Trimethylbenzene	0.000		0	N.D.		
78) sec-Butylbenzene	0.000		0	N.D.		
79) 4-Isopropyltoluene	0.000		0	N.D.		
80) 1,3-Dichlorobenzene	0.000		0	N.D.		
81) 1,4-Dichlorobenzene	0.000		0	N.D.		
82) n-Butylbenzene	0.000		0	N.D.		
83) 1,2-Dichlorobenzene	0.000		0	N.D.		
84) 1,2-Dibromo-3-Chloropr...	0.000		0	N.D.		
85) Hexachlorobutadiene	0.000		0	N.D.		
86) 1,2,4-Trichlorobenzene	0.000		0	N.D.		
87) Naphthalene	0.000		0	N.D.		
88) 1,2,3-Trichlorobenzene	0.000		0	N.D.		

(#) = qualifier out of range (m) = manual integration (+) = signals summed

Quantitation Report (Not Reviewed)

InstName : VOA-GCMS9

Data Path : C:\msdchem\1\data\2020-11\0K13048\
Data File : VI20111304.D
Acq On : 13 Nov 2020 6:24 pm
Operator : TNL
Sample : 0K13048-ICB1
Misc : 1X 5mL DI
ALS Vial : 4 Sample Multiplier: 1
DataAcq Meth:VI1611RUN.M

Quant Time: Nov 15 09:39:46 2020
Quant Method : C:\msdchem\1\methods\VI201114W.M
Quant Title : EPA 8260: Volatile Organic Compounds
QLast Update : Sat Nov 14 16:47:50 2020
Response via : Initial Calibration

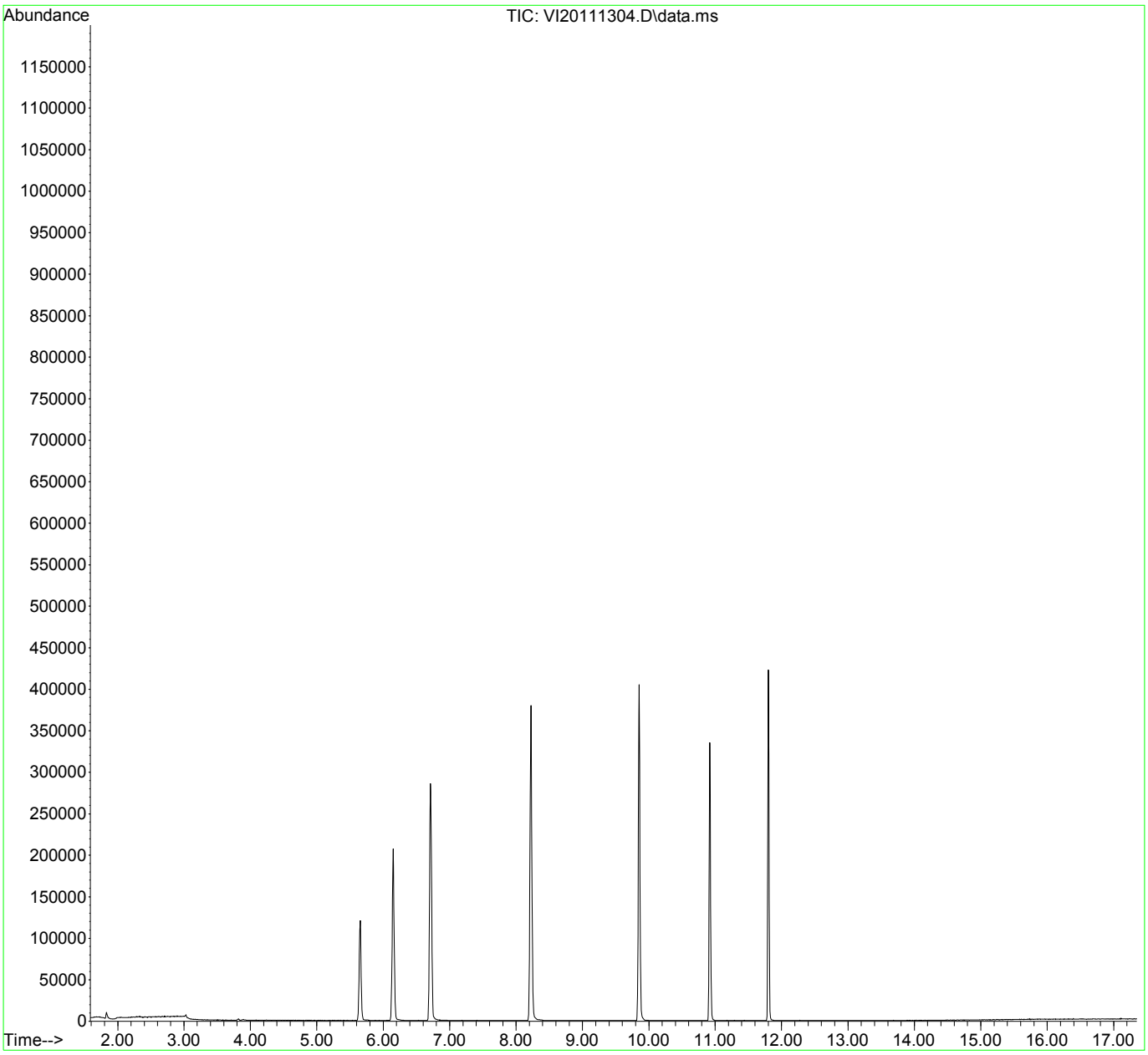

Quantitation Report (Qedit)

InstName : VOA-GCMS9

Data Path : C:\msdchem\1\data\2020-11\0K13048\
Data File : VI20111304.D
Acq On : 13 Nov 2020 6:24 pm
Operator : TNL
Sample : 0K13048-ICB1
Misc : 1X 5mL DI
ALS Vial : 4 Sample Multiplier: 1
DataAcq Meth:VI1611RUN.M

Quant Time: Nov 15 09:39:46 2020
Quant Method : C:\msdchem\1\methods\VI201114W.M
Quant Title : EPA 8260: Volatile Organic Compounds
QLast Update : Sat Nov 14 16:47:50 2020
Response via : Initial Calibration

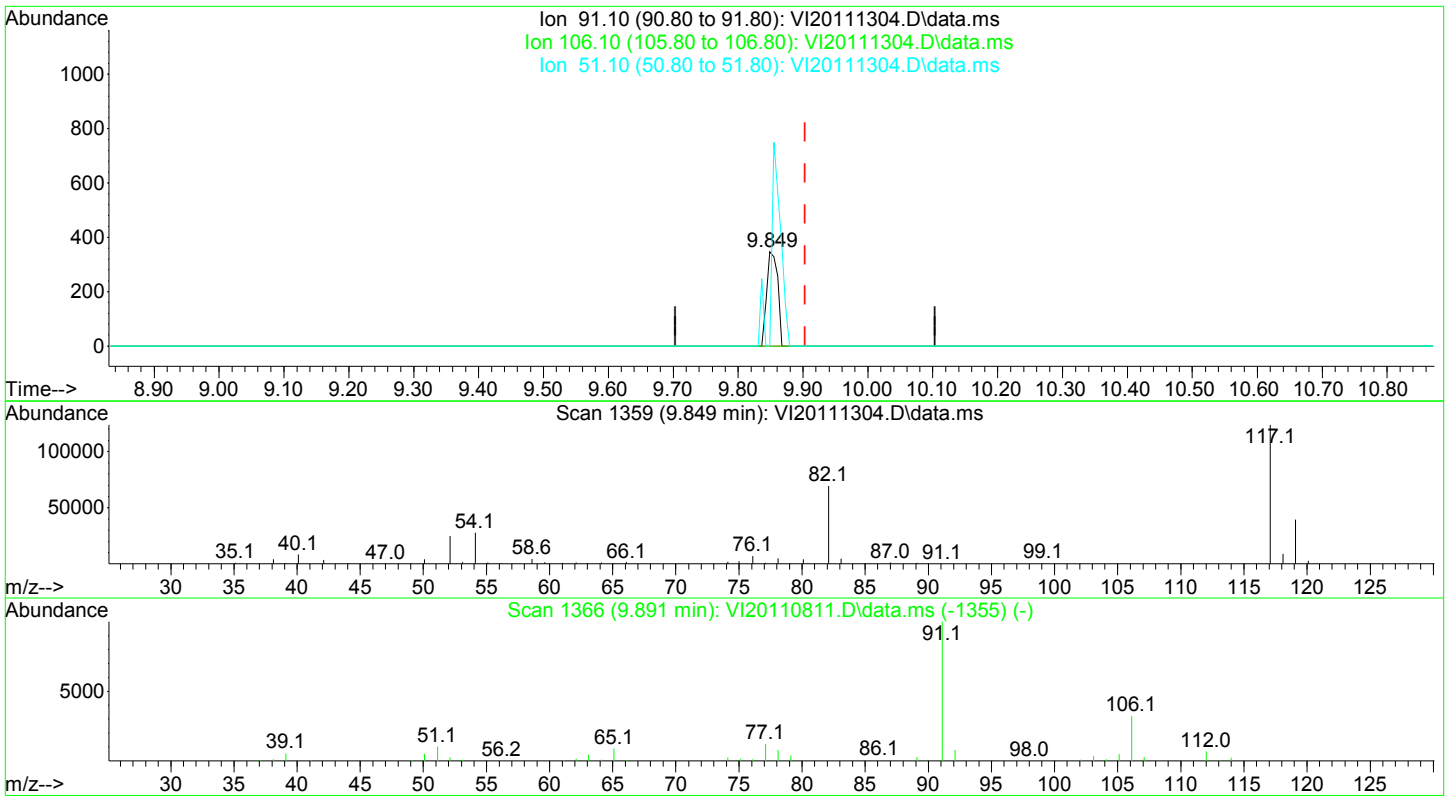

TIC: VI20111304.D\data.ms

(59) Ethylbenzene (C)
9.849min (-0.054) 0.06 ug/L
response 399

Ion	Exp%	Act%
91.10	100.00	100.00
106.10	30.80	0.00#
51.10	10.40	0.00
0.00	0.00	0.00

Quantitation Report (Qedit)

InstName : VOA-GCMS9

Data Path : C:\msdchem\1\data\2020-11\0K13048\
Data File : VI20111304.D
Acq On : 13 Nov 2020 6:24 pm
Operator : TNL
Sample : 0K13048-ICB1
Misc : 1X 5mL DI
ALS Vial : 4 Sample Multiplier: 1
DataAcq Meth:VI1611RUN.M

Quant Time: Nov 15 09:39:46 2020
Quant Method : C:\msdchem\1\methods\VI201114W.M
Quant Title : EPA 8260: Volatile Organic Compounds
QLast Update : Sat Nov 14 16:47:50 2020
Response via : Initial Calibration

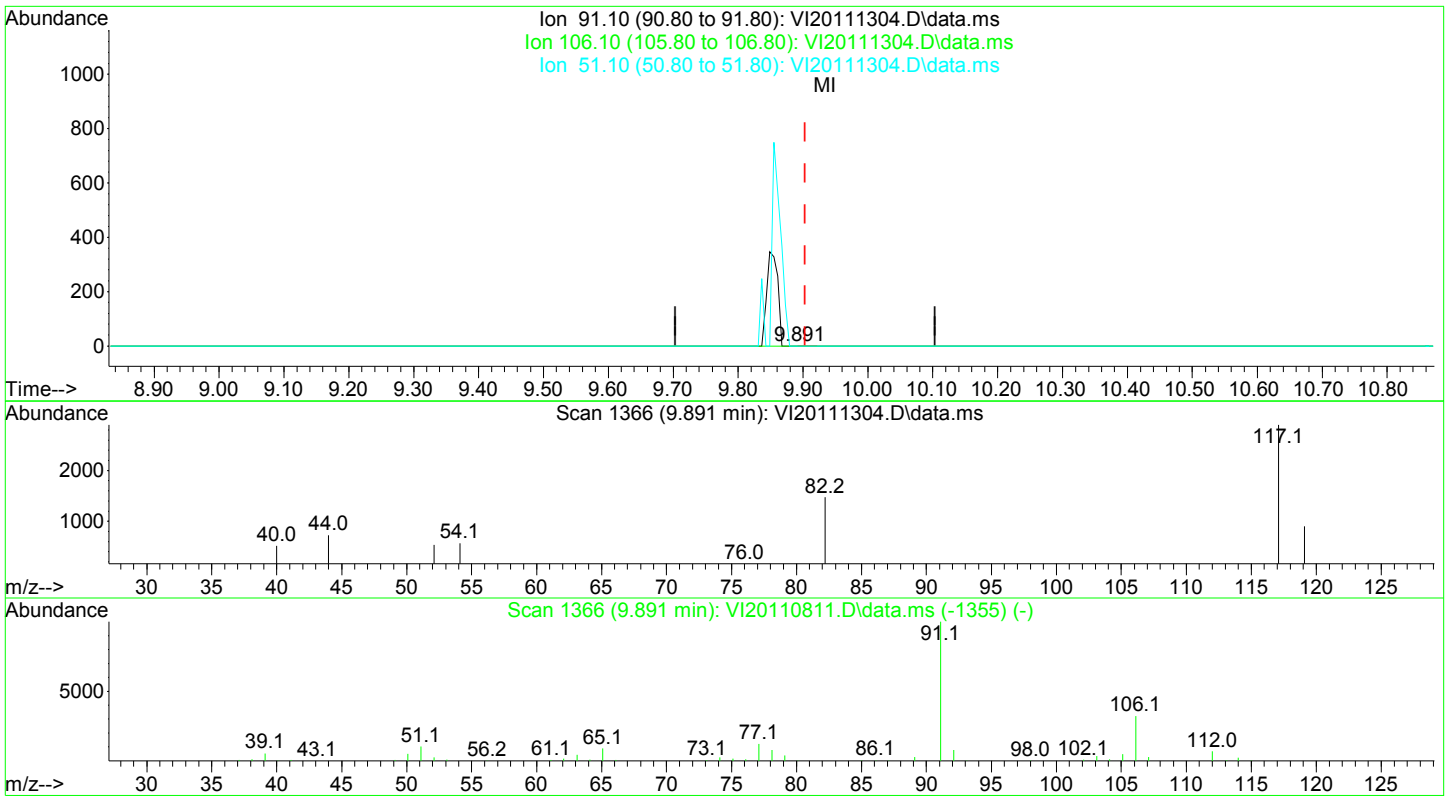

TIC: VI20111304.D\data.ms

(59) Ethylbenzene (C)

9.891min (-0.012) 0.00 ug/L m

response 0

Ion	Exp%	Act%
91.10	100.00	0.00
106.10	30.80	0.00#
51.10	10.40	0.00
0.00	0.00	0.00

Quantitation Report (QT Reviewed)

InstName : VOA-GCMS9

Data Path : C:\msdchem\1\data\2020-11\0K13048\
Data File : VI20111304.D
Acq On : 13 Nov 2020 6:24 pm
Operator : TNL
Sample : 0K13048-ICB1
Misc : 1X 5mL DI
ALS Vial : 4 Sample Multiplier: 1
DataAcq Meth:VI1611RUN.M

11/15/20 TNL

Quant Time: Nov 15 09:40:43 2020
Quant Method : C:\msdchem\1\methods\VI201114W.M
Quant Title : EPA 8260: Volatile Organic Compounds
QLast Update : Sat Nov 14 16:47:50 2020
Response via : Initial Calibration

Compound	R.T.	QIon	Response	Conc	Units	Dev(Min)
Internal Standards						
1) Pentafluorobenzene (I)	6.150	99	86325	50.00	ug/L	# 0.00
45) Chlorobenzene-d5 (I)	9.855	117	223620	50.00	ug/L	0.00
66) 1,4-Dichlorobenzene-d4...	11.802	152	92735	50.00	ug/L	0.00
System Monitoring Compounds						
32) Dibromofluoromethane (S)	5.651	111	80138	48.48	ug/L	0.00
39) 1,4-Difluorobenzene (S)	6.710	114	266633	49.36	ug/L	0.00
48) Toluene-d8 (S)	8.225	98	297959	50.80	ug/L	0.00
67) 4-Bromofluorobenzene (S)	10.920	174	84000	52.52	ug/L	0.00
Target Compounds						Qvalue
2) Dichlorodifluoromethane	0.000		0	N.D.		
3) Chloromethane	0.000		0	N.D.	d	
4) Vinyl Chloride	0.000		0	N.D.		
5) Bromomethane	0.000		0	N.D.		
6) Chloroethane	0.000		0	N.D.		
7) Trichlorofluoromethane	0.000		0	N.D.		
8) Ethanol	0.000		0	N.D.		
9) 1,1-Dichloroethene	0.000		0	N.D.		
10) Carbon Disulfide	0.000		0	N.D.		
11) Freon 113	0.000		0	N.D.		
12) Iodomethane	0.000		0	N.D.		
13) Acrolein	0.000		0	N.D.		
14) Methylene Chloride	3.820	84	642	0.38	ug/L	90
15) Acetone	3.893	43	1412	1.42	ug/L	96
16) t-1,2-Dichloroethene	0.000		0	N.D.		
17) n-Hexane	0.000		0	N.D.		
18) Methyl-tert-butyl-ether	0.000		0	N.D.		
19) tert-Butanol (TBA)	0.000		0	N.D.	d	
20) Diisopropyl ether (DIPE)	0.000		0	N.D.		
21) 1,1-Dichloroethane	0.000		0	N.D.		
22) Acrylonitrile	0.000		0	N.D.		
23) Ethyl-tert-butyl ether...	0.000		0	N.D.		
24) Vinyl Acetate	0.000		0	N.D.		
25) c-1,2-Dichloroethene	0.000		0	N.D.		

Quantitation Report (QT Reviewed)

InstName : VOA-GCMS9

Data Path : C:\msdchem\1\data\2020-11\0K13048\
Data File : VI20111304.D
Acq On : 13 Nov 2020 6:24 pm
Operator : TNL
Sample : 0K13048-ICB1
Misc : 1X 5mL DI
ALS Vial : 4 Sample Multiplier: 1
DataAcq Meth:VI1611RUN.M

Quant Time: Nov 15 09:40:43 2020
Quant Method : C:\msdchem\1\methods\VI201114W.M
Quant Title : EPA 8260: Volatile Organic Compounds
QLast Update : Sat Nov 14 16:47:50 2020
Response via : Initial Calibration

Compound	R.T.	QIon	Response	Conc	Units	Dev(Min)
26) 2,2-Dichloropropane	0.000		0		N.D.	
27) Bromochloromethane	0.000		0		N.D.	
28) Chloroform	0.000		0		N.D.	
29) Carbon Tetrachloride	0.000		0		N.D.	
30) Tetrahydrofuran	0.000		0		N.D.	
31) 1,1,1-Trichloroethane	0.000		0		N.D.	
33) 1,1-Dichloropropene	0.000		0		N.D.	
34) 2-Butanone (MEK)	0.000		0		N.D.	
35) Benzene	0.000		0		N.D.	
36) tert-Amyl methyl ether...	0.000		0		N.D.	
37) 1,2-Dichloroethane (EDC)	0.000		0		N.D.	
38) iso-Butyl Alcohol	0.000		0		N.D.	
40) Trichloroethene (TCE)	0.000		0		N.D.	
41) Tert-Amyl-Ethyl-Ether ...	0.000		0		N.D.	
42) Dibromomethane	0.000		0		N.D.	
43) 1,2-Dichloropropane	0.000		0		N.D.	
44) Bromodichloromethane	0.000		0		N.D.	
46) 2-Chloroethyl Vinyl Ether	0.000		0		N.D.	
47) c-1,3-Dichloropropene	0.000		0		N.D.	
49) Toluene	0.000		0		N.D.	
50) Tetrachloroethene (PCE)	0.000		0		N.D.	
51) 4-Methyl-2-Pentanone (...	0.000		0		N.D.	
52) t-1,3-Dichloropropene	0.000		0		N.D.	
53) 1,1,2-Trichloroethane	0.000		0		N.D.	
54) Dibromochloromethane	0.000		0		N.D.	
55) 1,3-Dichloropropane	0.000		0		N.D.	
56) 1,2-Dibromoethane (EDB)	0.000		0		N.D.	
57) 2-Hexanone	0.000		0		N.D.	
58) Chlorobenzene	0.000		0		N.D.	
59) Ethylbenzene	9.891		0		N.D.	
60) 1,1,1,2-Tetrachloroethane	0.000		0		N.D.	
61) m,p-Xylenes (2)	0.000		0		N.D.	
62) o-Xylene	0.000		0		N.D.	
63) Styrene	0.000		0		N.D.	
64) Bromoform	0.000		0		N.D.	
65) Isopropylbenzene	0.000		0		N.D.	

Quantitation Report (QT Reviewed)

InstName : VOA-GCMS9

Data Path : C:\msdchem\1\data\2020-11\0K13048\
Data File : VI20111304.D
Acq On : 13 Nov 2020 6:24 pm
Operator : TNL
Sample : 0K13048-ICB1
Misc : 1X 5mL DI
ALS Vial : 4 Sample Multiplier: 1
DataAcq Meth:VI1611RUN.M

Quant Time: Nov 15 09:40:43 2020
Quant Method : C:\msdchem\1\methods\VI201114W.M
Quant Title : EPA 8260: Volatile Organic Compounds
QLast Update : Sat Nov 14 16:47:50 2020
Response via : Initial Calibration

Compound	R.T.	QIon	Response	Conc	Units	Dev(Min)
68) Bromobenzene	0.000		0	N.D.		
69) n-Propylbenzene	0.000		0	N.D.	d	
70) 1,1,2,2-Tetrachloroethane	0.000		0	N.D.		
71) 2-Chlorotoluene	0.000		0	N.D.		
72) 1,3,5-Trimethylbenzene	0.000		0	N.D.		
73) 1,2,3-Trichloropropane	0.000		0	N.D.		
74) t-1,4-Dichloro-2-butene	0.000		0	N.D.		
75) 4-Chlorotoluene	0.000		0	N.D.		
76) tert-Butylbenzene	0.000		0	N.D.		
77) 1,2,4-Trimethylbenzene	0.000		0	N.D.		
78) sec-Butylbenzene	0.000		0	N.D.		
79) 4-Isopropyltoluene	0.000		0	N.D.		
80) 1,3-Dichlorobenzene	0.000		0	N.D.		
81) 1,4-Dichlorobenzene	0.000		0	N.D.		
82) n-Butylbenzene	0.000		0	N.D.		
83) 1,2-Dichlorobenzene	0.000		0	N.D.		
84) 1,2-Dibromo-3-Chloropr...	0.000		0	N.D.		
85) Hexachlorobutadiene	0.000		0	N.D.		
86) 1,2,4-Trichlorobenzene	0.000		0	N.D.		
87) Naphthalene	0.000		0	N.D.		
88) 1,2,3-Trichlorobenzene	0.000		0	N.D.		

(#) = qualifier out of range (m) = manual integration (+) = signals summed

Quantitation Report (QT Reviewed)

InstName : VOA-GCMS9

Data Path : C:\msdchem\1\data\2020-11\0K13048\
Data File : VI20111304.D
Acq On : 13 Nov 2020 6:24 pm
Operator : TNL
Sample : 0K13048-ICB1
Misc : 1X 5mL DI
ALS Vial : 4 Sample Multiplier: 1
DataAcq Meth:VI1611RUN.M

Quant Time: Nov 15 09:40:43 2020
Quant Method : C:\msdchem\1\methods\VI201114W.M
Quant Title : EPA 8260: Volatile Organic Compounds
QLast Update : Sat Nov 14 16:47:50 2020
Response via : Initial Calibration

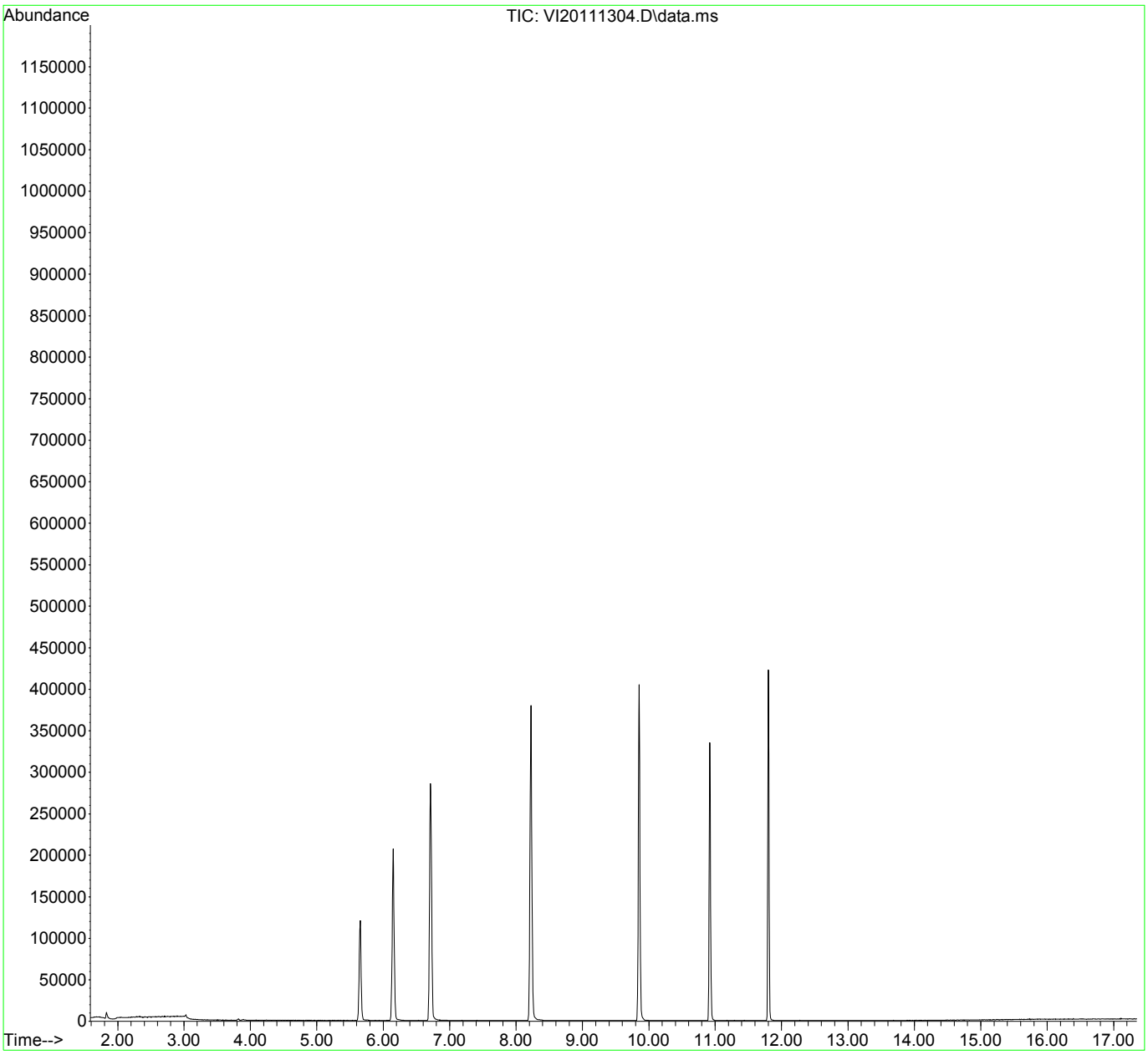

Quantitation Report (Not Reviewed)

InstName : VOA-GCMS9

Data Path : C:\msdchem\1\data\2020-11\0K13048\
Data File : VI20111305.D
Acq On : 13 Nov 2020 6:51 pm
Operator : TNL
Sample : 0K13048-CAL1
Misc : 1X 5mL 0.1 PPB VOCR0
ALS Vial : 5 Sample Multiplier: 1
DataAcq Meth:VI1611RUN.M

11/15/20 TNL

Quant Time: Nov 14 15:17:46 2020
Quant Method : C:\msdchem\1\methods\VI201114W.M
Quant Title : EPA 8260: Volatile Organic Compounds
QLast Update : Tue Nov 10 21:11:09 2020
Response via : Initial Calibration

Compound	R.T.	QIon	Response	Conc	Units	Dev(Min)
Internal Standards						
1) Pentafluorobenzene (I)	6.150	99	90647	50.00	ug/L	# 0.00
45) Chlorobenzene-d5 (I)	9.855	117	234786	50.00	ug/L	0.00
66) 1,4-Dichlorobenzene-d4...	11.802	152	98780	50.00	ug/L	0.00
System Monitoring Compounds						
32) Dibromofluoromethane (S)	5.651	111	84776	48.60	ug/L	0.00
39) 1,4-Difluorobenzene (S)	6.716	114	281413	50.34	ug/L	0.00
48) Toluene-d8 (S)	8.225	98	315124	50.24	ug/L	0.00
67) 4-Bromofluorobenzene (S)	10.920	174	89326	53.95	ug/L	0.00
Target Compounds						Qvalue
2) Dichlorodifluoromethane	0.000		0	N.D.		
3) Chloromethane	1.873	50	342	0.19	ug/L #	47
4) Vinyl Chloride	1.971	62	127	0.07	ug/L #	50
5) Bromomethane	2.330	96	234	0.17	ug/L #	65
6) Chloroethane	0.000		0	N.D.		
7) Trichlorofluoromethane	0.000		0	N.D.		
8) Ethanol	3.199	45	677	16.33	ug/L #	29
9) 1,1-Dichloroethene	0.000		0	N.D.		
10) Carbon Disulfide	3.206	76	427	0.11	ug/L	78
11) Freon 113	0.000		0	N.D.		
12) Iodomethane	0.000		0	N.D.		
13) Acrolein	0.000		0	N.D.		
14) Methylene Chloride	3.820	84	501	0.28	ug/L	80
15) Acetone	3.893	43	1528	1.47	ug/L	88
16) t-1,2-Dichloroethene	0.000		0	N.D.		
17) n-Hexane	0.000		0	N.D.		
18) Methyl-tert-butyl-ether	4.118	73	383	0.09	ug/L	63
19) tert-Butanol (TBA)	4.240	59	4761	18.37	ug/L	94
20) Diisopropyl ether (DIPE)	0.000		0	N.D.		
21) 1,1-Dichloroethane	0.000		0	N.D.		
22) Acrylonitrile	0.000		0	N.D.		
23) Ethyl-tert-butyl ether...	0.000		0	N.D.		
24) Vinyl Acetate	0.000		0	N.D.		
25) c-1,2-Dichloroethene	0.000		0	N.D.		

Quantitation Report (Not Reviewed)

InstName : VOA-GCMS9

Data Path : C:\msdchem\1\data\2020-11\0K13048\
Data File : VI20111305.D
Acq On : 13 Nov 2020 6:51 pm
Operator : TNL
Sample : 0K13048-CAL1
Misc : 1X 5mL 0.1 PPB VOCR0
ALS Vial : 5 Sample Multiplier: 1
DataAcq Meth:VI1611RUN.M

Quant Time: Nov 14 15:17:46 2020
Quant Method : C:\msdchem\1\methods\VI201114W.M
Quant Title : EPA 8260: Volatile Organic Compounds
QLast Update : Tue Nov 10 21:11:09 2020
Response via : Initial Calibration

Compound	R.T.	QIon	Response	Conc	Units		Dev(Min)
26) 2,2-Dichloropropane	0.000		0	N.D.			
27) Bromochloromethane	0.000		0	N.D.			
28) Chloroform	0.000		0	N.D.			
29) Carbon Tetrachloride	0.000		0	N.D.			
30) Tetrahydrofuran	0.000		0	N.D.			
31) 1,1,1-Trichloroethane	0.000		0	N.D.			
33) 1,1-Dichloropropene	0.000		0	N.D.			
34) 2-Butanone (MEK)	5.809	43	123	0.08	ug/L		52
35) Benzene	6.059	78	662	0.10	ug/L		55
36) tert-Amyl methyl ether...	0.000		0	N.D.			
37) 1,2-Dichloroethane (EDC)	0.000		0	N.D.			
38) iso-Butyl Alcohol	6.326	43	605	15.89	ug/L		96
40) Trichloroethene (TCE)	0.000		0	N.D.			
41) Tert-Amyl-Ethyl-Ether ...	0.000		0	N.D.			
42) Dibromomethane	0.000		0	N.D.			
43) 1,2-Dichloropropane	0.000		0	N.D.			
44) Bromodichloromethane	0.000		0	N.D.			
46) 2-Chloroethyl Vinyl Ether	0.000		0	N.D.			
47) c-1,3-Dichloropropene	0.000		0	N.D.			
49) Toluene	8.285	91	742	0.11	ug/L		93
50) Tetrachloroethene (PCE)	0.000		0	N.D.			
51) 4-Methyl-2-Pentanone (...	8.736	43	633	0.25	ug/L	#	43
52) t-1,3-Dichloropropene	0.000		0	N.D.			
53) 1,1,2-Trichloroethane	0.000		0	N.D.			
54) Dibromochloromethane	0.000		0	N.D.			
55) 1,3-Dichloropropane	0.000		0	N.D.			
56) 1,2-Dibromoethane (EDB)	0.000		0	N.D.			
57) 2-Hexanone	9.605	43	455	0.25	ug/L	#	35
58) Chlorobenzene	9.873	112	381	0.09	ug/L	#	22
59) Ethylbenzene	9.904	91	667	0.10	ug/L	#	51
60) 1,1,1,2-Tetrachloroethane	0.000		0	N.D.			
61) m,p-Xylenes (2)	10.031	91	1005	0.20	ug/L		87
62) o-Xylene	10.415	91	530	0.11	ug/L		94
63) Styrene	10.469	104	329	0.08	ug/L	#	42
64) Bromoform	0.000		0	N.D.			
65) Isopropylbenzene	10.682	105	623	0.11	ug/L		54

Quantitation Report (Not Reviewed)

InstName : VOA-GCMS9

Data Path : C:\msdchem\1\data\2020-11\0K13048\
Data File : VI20111305.D
Acq On : 13 Nov 2020 6:51 pm
Operator : TNL
Sample : 0K13048-CAL1
Misc : 1X 5mL 0.1 PPB VOCR0
ALS Vial : 5 Sample Multiplier: 1
DataAcq Meth:VI1611RUN.M

Quant Time: Nov 14 15:17:46 2020
Quant Method : C:\msdchem\1\methods\VI201114W.M
Quant Title : EPA 8260: Volatile Organic Compounds
QLast Update : Tue Nov 10 21:11:09 2020
Response via : Initial Calibration

Compound	R.T.	QIon	Response	Conc	Units	Dev(Min)
68) Bromobenzene	0.000		0	N.D.		
69) n-Propylbenzene	11.023	91	608	0.10	ug/L	58
70) 1,1,2,2-Tetrachloroethane	0.000		0	N.D.		
71) 2-Chlorotoluene	0.000		0	N.D.		
72) 1,3,5-Trimethylbenzene	11.181	105	364	0.09	ug/L	93
73) 1,2,3-Trichloropropane	0.000		0	N.D.		
74) t-1,4-Dichloro-2-butene	0.000		0	N.D.		
75) 4-Chlorotoluene	11.291	91	452	0.12	ug/L #	45
76) tert-Butylbenzene	11.431	91	221	0.10	ug/L #	67
77) 1,2,4-Trimethylbenzene	11.485	105	380	0.09	ug/L #	35
78) sec-Butylbenzene	11.570	105	510	0.10	ug/L	59
79) 4-Isopropyltoluene	11.674	119	397	0.10	ug/L	51
80) 1,3-Dichlorobenzene	11.753	146	302	0.12	ug/L #	25
81) 1,4-Dichlorobenzene	11.814	146	281	0.10	ug/L #	15
82) n-Butylbenzene	12.002	91	221	0.07	ug/L #	31
83) 1,2-Dichlorobenzene	12.136	146	304	0.12	ug/L #	74
84) 1,2-Dibromo-3-Chloropr...	0.000		0	N.D.		
85) Hexachlorobutadiene	0.000		0	N.D.		
86) 1,2,4-Trichlorobenzene	0.000		0	N.D.		
87) Naphthalene	13.566	128	389	0.23	ug/L	81
88) 1,2,3-Trichlorobenzene	0.000		0	N.D.		

(#) = qualifier out of range (m) = manual integration (+) = signals summed

Quantitation Report (Not Reviewed)

InstName : VOA-GCMS9

Data Path : C:\msdchem\1\data\2020-11\0K13048\
Data File : VI20111305.D
Acq On : 13 Nov 2020 6:51 pm
Operator : TNL
Sample : 0K13048-CAL1
Misc : 1X 5mL 0.1 PPB VOCR0
ALS Vial : 5 Sample Multiplier: 1
DataAcq Meth:VI1611RUN.M

Quant Time: Nov 14 15:17:46 2020
Quant Method : C:\msdchem\1\methods\VI201114W.M
Quant Title : EPA 8260: Volatile Organic Compounds
QLast Update : Tue Nov 10 21:11:09 2020
Response via : Initial Calibration

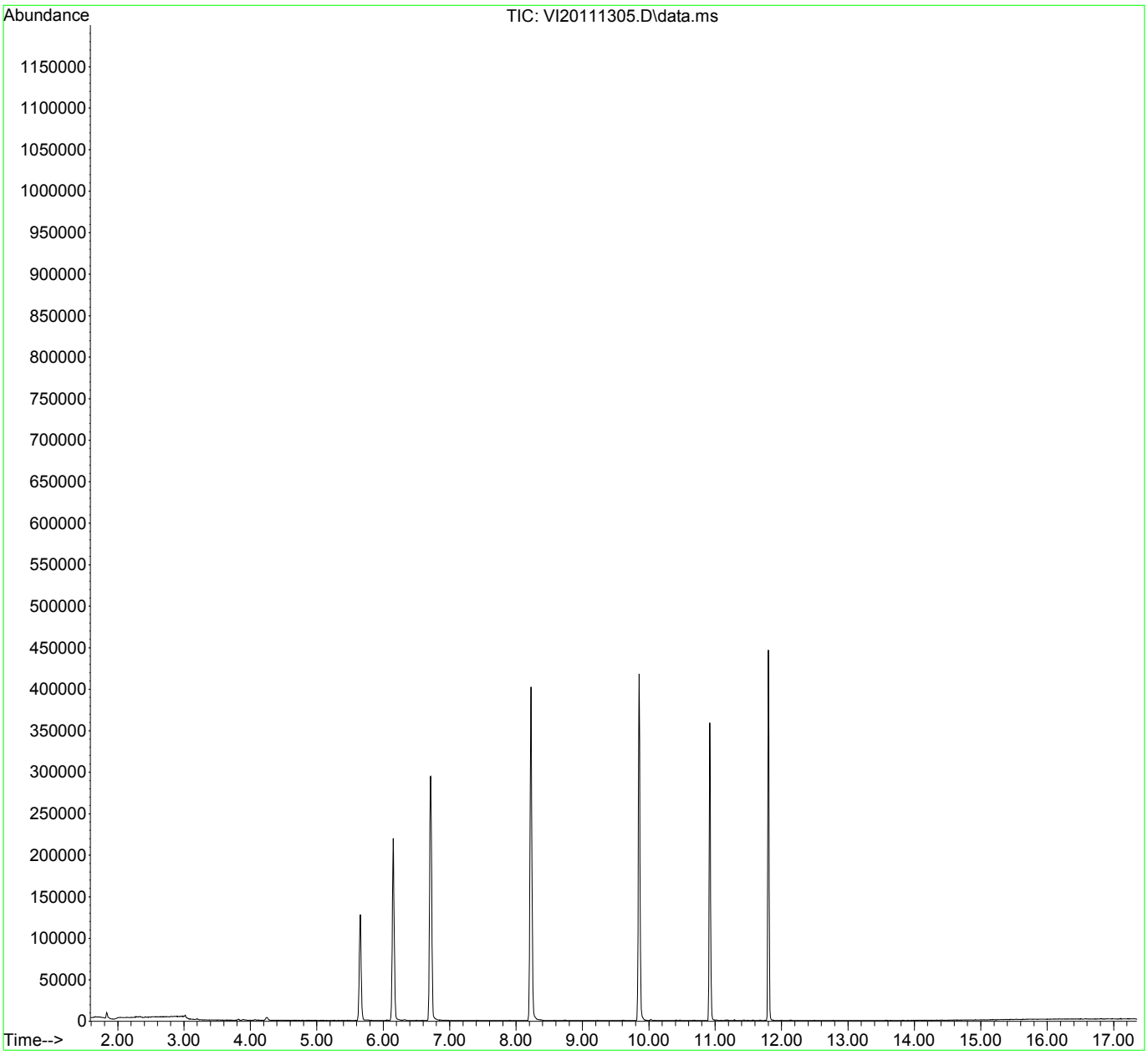

Quantitation Report (QT Reviewed)

InstName : VOA-GCMS9

Data Path : C:\msdchem\1\data\2020-11\0K13048\
Data File : VI20111305.D
Acq On : 13 Nov 2020 6:51 pm
Operator : TNL
Sample : 0K13048-CAL1
Misc : 1X 5mL 0.1 PPB VOCR0
ALS Vial : 5 Sample Multiplier: 1
DataAcq Meth:VI1611RUN.M

11/15/20 TNL

Quant Time: Nov 14 15:19:19 2020
Quant Method : C:\msdchem\1\methods\VI201114W.M
Quant Title : EPA 8260: Volatile Organic Compounds
QLast Update : Tue Nov 10 21:11:09 2020
Response via : Initial Calibration

Compound	R.T.	QIon	Response	Conc	Units	Dev(Min)
Internal Standards						
1) Pentafluorobenzene (I)	6.150	99	90647	50.00	ug/L	# 0.00
45) Chlorobenzene-d5 (I)	9.855	117	234786	50.00	ug/L	0.00
66) 1,4-Dichlorobenzene-d4...	11.802	152	98780	50.00	ug/L	0.00
System Monitoring Compounds						
32) Dibromofluoromethane (S)	5.651	111	84776	48.60	ug/L	0.00
39) 1,4-Difluorobenzene (S)	6.716	114	281413	50.34	ug/L	0.00
48) Toluene-d8 (S)	8.225	98	315124	50.24	ug/L	0.00
67) 4-Bromofluorobenzene (S)	10.920	174	89326	53.95	ug/L	0.00
Target Compounds						Qvalue
2) Dichlorodifluoromethane	0.000		0	N.D.		
3) Chloromethane	0.000		0	N.D.	d	
4) Vinyl Chloride	0.000		0	N.D.	d	
5) Bromomethane	0.000		0	N.D.	d	
6) Chloroethane	0.000		0	N.D.		
7) Trichlorofluoromethane	0.000		0	N.D.		
8) Ethanol	0.000		0	N.D.	d	
9) 1,1-Dichloroethene	0.000		0	N.D.		
10) Carbon Disulfide	0.000		0	N.D.	d	
11) Freon 113	0.000		0	N.D.		
12) Iodomethane	0.000		0	N.D.		
13) Acrolein	0.000		0	N.D.		
14) Methylene Chloride	3.820	84	501	0.28	ug/L	80
15) Acetone	3.893	43	1528	1.47	ug/L	88
16) t-1,2-Dichloroethene	0.000		0	N.D.		
17) n-Hexane	0.000		0	N.D.		
18) Methyl-tert-butyl-ether	0.000		0	N.D.	d	
19) tert-Butanol (TBA)	4.240	59	4761	18.37	ug/L	94
20) Diisopropyl ether (DIPE)	0.000		0	N.D.		
21) 1,1-Dichloroethane	0.000		0	N.D.		
22) Acrylonitrile	0.000		0	N.D.		
23) Ethyl-tert-butyl ether...	0.000		0	N.D.		
24) Vinyl Acetate	0.000		0	N.D.		
25) c-1,2-Dichloroethene	0.000		0	N.D.		

Quantitation Report (QT Reviewed)

InstName : VOA-GCMS9

Data Path : C:\msdchem\1\data\2020-11\0K13048\
Data File : VI20111305.D
Acq On : 13 Nov 2020 6:51 pm
Operator : TNL
Sample : 0K13048-CAL1
Misc : 1X 5mL 0.1 PPB VOCR0
ALS Vial : 5 Sample Multiplier: 1
DataAcq Meth:VI1611RUN.M

Quant Time: Nov 14 15:19:19 2020
Quant Method : C:\msdchem\1\methods\VI201114W.M
Quant Title : EPA 8260: Volatile Organic Compounds
QLast Update : Tue Nov 10 21:11:09 2020
Response via : Initial Calibration

Compound	R.T.	QIon	Response	Conc	Units	Dev(Min)
26) 2,2-Dichloropropane	0.000		0	N.D.		
27) Bromochloromethane	0.000		0	N.D.		
28) Chloroform	0.000		0	N.D.		
29) Carbon Tetrachloride	0.000		0	N.D.		
30) Tetrahydrofuran	0.000		0	N.D.		
31) 1,1,1-Trichloroethane	0.000		0	N.D.		
33) 1,1-Dichloropropene	0.000		0	N.D.		
34) 2-Butanone (MEK)	0.000		0	N.D. d		
35) Benzene	6.059	78	662	0.10	ug/L	55
36) tert-Amyl methyl ether...	0.000		0	N.D.		
37) 1,2-Dichloroethane (EDC)	0.000		0	N.D.		
38) iso-Butyl Alcohol	6.326	43	605	15.89	ug/L	96
40) Trichloroethene (TCE)	0.000		0	N.D.		
41) Tert-Amyl-Ethyl-Ether ...	0.000		0	N.D.		
42) Dibromomethane	0.000		0	N.D.		
43) 1,2-Dichloropropane	0.000		0	N.D.		
44) Bromodichloromethane	0.000		0	N.D.		
46) 2-Chloroethyl Vinyl Ether	0.000		0	N.D.		
47) c-1,3-Dichloropropene	0.000		0	N.D.		
49) Toluene	8.285	91	742	0.11	ug/L	93
50) Tetrachloroethene (PCE)	0.000		0	N.D.		
51) 4-Methyl-2-Pentanone (...	0.000		0	N.D. d		
52) t-1,3-Dichloropropene	0.000		0	N.D.		
53) 1,1,2-Trichloroethane	0.000		0	N.D.		
54) Dibromochloromethane	0.000		0	N.D.		
55) 1,3-Dichloropropane	0.000		0	N.D.		
56) 1,2-Dibromoethane (EDB)	0.000		0	N.D.		
57) 2-Hexanone	0.000		0	N.D. d		
58) Chlorobenzene	9.873	112	381	0.09	ug/L #	22
59) Ethylbenzene	9.904	91	667	0.10	ug/L #	51
60) 1,1,1,2-Tetrachloroethane	0.000		0	N.D.		
61) m,p-Xylenes (2)	10.031	91	1005	0.20	ug/L	87
62) o-Xylene	10.415	91	530	0.11	ug/L	94
63) Styrene	0.000		0	N.D. d		
64) Bromoform	0.000		0	N.D.		
65) Isopropylbenzene	0.000		0	N.D. d		

Quantitation Report (QT Reviewed)

InstName : VOA-GCMS9

Data Path : C:\msdchem\1\data\2020-11\0K13048\
Data File : VI20111305.D
Acq On : 13 Nov 2020 6:51 pm
Operator : TNL
Sample : 0K13048-CAL1
Misc : 1X 5mL 0.1 PPB VOCR0
ALS Vial : 5 Sample Multiplier: 1
DataAcq Meth:VI1611RUN.M

Quant Time: Nov 14 15:19:19 2020
Quant Method : C:\msdchem\1\methods\VI201114W.M
Quant Title : EPA 8260: Volatile Organic Compounds
QLast Update : Tue Nov 10 21:11:09 2020
Response via : Initial Calibration

Compound	R.T.	QIon	Response	Conc	Units	Dev(Min)
68) Bromobenzene	0.000		0	N.D.		
69) n-Propylbenzene	0.000		0	N.D. d		
70) 1,1,2,2-Tetrachloroethane	0.000		0	N.D.		
71) 2-Chlorotoluene	0.000		0	N.D.		
72) 1,3,5-Trimethylbenzene	11.181	105	364	0.09	ug/L	93
73) 1,2,3-Trichloropropane	0.000		0	N.D.		
74) t-1,4-Dichloro-2-butene	0.000		0	N.D.		
75) 4-Chlorotoluene	0.000		0	N.D. d		
76) tert-Butylbenzene	11.431	91	221	0.10	ug/L #	67
77) 1,2,4-Trimethylbenzene	0.000		0	N.D. d		
78) sec-Butylbenzene	0.000		0	N.D. d		
79) 4-Isopropyltoluene	0.000		0	N.D. d		
80) 1,3-Dichlorobenzene	0.000		0	N.D. d		
81) 1,4-Dichlorobenzene	11.814	146	281	0.10	ug/L #	15
82) n-Butylbenzene	12.002	91	221	0.07	ug/L #	31
83) 1,2-Dichlorobenzene	12.136	146	304	0.12	ug/L #	74
84) 1,2-Dibromo-3-Chloropr...	0.000		0	N.D.		
85) Hexachlorobutadiene	0.000		0	N.D.		
86) 1,2,4-Trichlorobenzene	0.000		0	N.D.		
87) Naphthalene	13.566	128	389	0.23	ug/L	81
88) 1,2,3-Trichlorobenzene	0.000		0	N.D.		

(#) = qualifier out of range (m) = manual integration (+) = signals summed

Quantitation Report (QT Reviewed)

InstName : VOA-GCMS9

Data Path : C:\msdchem\1\data\2020-11\0K13048\
Data File : VI20111305.D
Acq On : 13 Nov 2020 6:51 pm
Operator : TNL
Sample : 0K13048-CAL1
Misc : 1X 5mL 0.1 PPB VOCR0
ALS Vial : 5 Sample Multiplier: 1
DataAcq Meth:VI1611RUN.M

Quant Time: Nov 14 15:19:19 2020
Quant Method : C:\msdchem\1\methods\VI201114W.M
Quant Title : EPA 8260: Volatile Organic Compounds
QLast Update : Tue Nov 10 21:11:09 2020
Response via : Initial Calibration

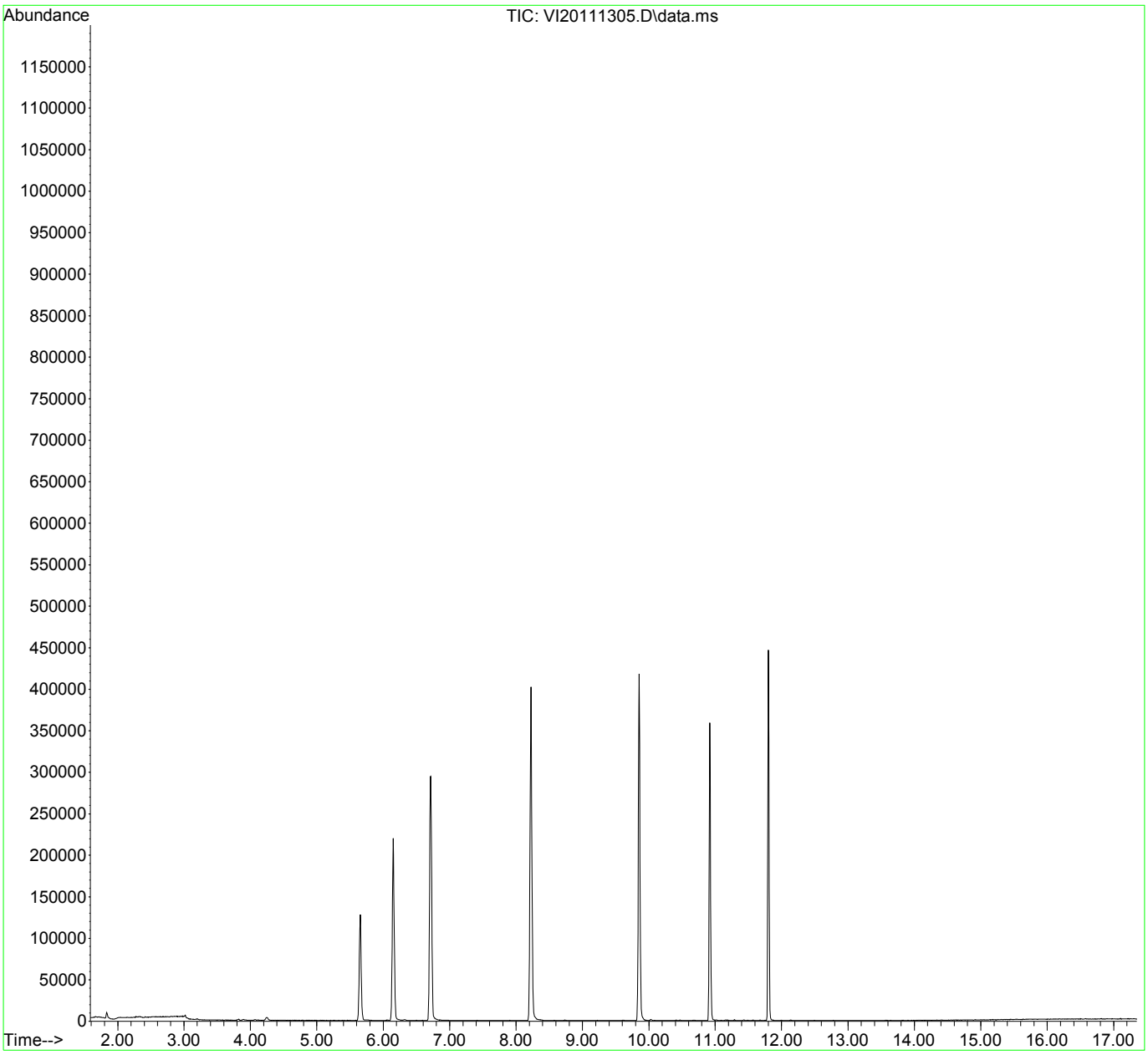

Quantitation Report (Not Reviewed)

InstName : VOA-GCMS9

Data Path : C:\msdchem\1\data\2020-11\0K13048\
Data File : VI20111306.D
Acq On : 13 Nov 2020 7:18 pm
Operator : TNL
Sample : 0K13048-CAL2 11/15/20 TNL
Misc : 1X 5mL 0.2 PPB VOCR0
ALS Vial : 6 Sample Multiplier: 1
DataAcq Meth:VI1611RUN.M

Quant Time: Nov 14 15:19:46 2020
Quant Method : C:\msdchem\1\methods\VI201114W.M
Quant Title : EPA 8260: Volatile Organic Compounds
QLast Update : Tue Nov 10 21:11:09 2020
Response via : Initial Calibration

Compound	R.T.	QIon	Response	Conc	Units		Dev(Min)
Internal Standards							
1) Pentafluorobenzene (I)	6.150	99	87220	50.00	ug/L		0.00
45) Chlorobenzene-d5 (I)	9.855	117	225094	50.00	ug/L		0.00
66) 1,4-Dichlorobenzene-d4...	11.802	152	93815	50.00	ug/L		0.00
System Monitoring Compounds							
32) Dibromofluoromethane (S)	5.651	111	81107	48.33	ug/L		0.00
39) 1,4-Difluorobenzene (S)	6.716	114	267089	49.65	ug/L		0.00
48) Toluene-d8 (S)	8.224	98	301593	50.15	ug/L		0.00
67) 4-Bromofluorobenzene (S)	10.919	174	85520	54.38	ug/L		0.00
Target Compounds							Qvalue
2) Dichlorodifluoromethane	1.660	85	226	0.14	ug/L	#	49
3) Chloromethane	1.873	50	519	0.30	ug/L	#	47
4) Vinyl Chloride	1.977	62	314	0.17	ug/L		62
5) Bromomethane	2.329	96	365	0.28	ug/L	#	51
6) Chloroethane	2.475	64	198	Below Cal		#	36
7) Trichlorofluoromethane	2.634	101	214	0.10	ug/L		81
8) Ethanol	3.193	45	775	19.43	ug/L		91
9) 1,1-Dichloroethene	3.193	61	329	0.16	ug/L	#	71
10) Carbon Disulfide	3.212	76	739	0.19	ug/L		78
11) Freon 113	0.000		0	N.D.			
12) Iodomethane	0.000		0	N.D.			
13) Acrolein	0.000		0	N.D.			
14) Methylene Chloride	3.820	84	689	0.40	ug/L		89
15) Acetone	3.899	43	1525	1.53	ug/L	#	44
16) t-1,2-Dichloroethene	3.990	61	319	0.16	ug/L	#	68
17) n-Hexane	0.000		0	N.D.			
18) Methyl-tert-butyl-ether	4.118	73	756	0.18	ug/L		63
19) tert-Butanol (TBA)	4.246	59	6087	22.66	ug/L		92
20) Diisopropyl ether (DIPE)	0.000		0	N.D.			
21) 1,1-Dichloroethane	4.623	63	465	0.17	ug/L	#	48
22) Acrylonitrile	0.000		0	N.D.			
23) Ethyl-tert-butyl ether...	0.000		0	N.D.			
24) Vinyl Acetate	4.915	43	404	0.15	ug/L		74
25) c-1,2-Dichloroethene	5.183	61	222	0.11	ug/L	#	69

Quantitation Report (Not Reviewed)

InstName : VOA-GCMS9

Data Path : C:\msdchem\1\data\2020-11\0K13048\
Data File : VI20111306.D
Acq On : 13 Nov 2020 7:18 pm
Operator : TNL
Sample : 0K13048-CAL2
Misc : 1X 5mL 0.2 PPB VOCR0
ALS Vial : 6 Sample Multiplier: 1
DataAcq Meth:VI1611RUN.M

Quant Time: Nov 14 15:19:46 2020
Quant Method : C:\msdchem\1\methods\VI201114W.M
Quant Title : EPA 8260: Volatile Organic Compounds
QLast Update : Tue Nov 10 21:11:09 2020
Response via : Initial Calibration

Compound	R.T.	QIon	Response	Conc	Units		Dev(Min)
26) 2,2-Dichloropropane	5.286	77	268	0.26	ug/L		70
27) Bromochloromethane	0.000		0	N.D.			
28) Chloroform	5.469	83	446	0.17	ug/L		84
29) Carbon Tetrachloride	0.000		0	N.D.			
30) Tetrahydrofuran	0.000		0	N.D.			
31) 1,1,1-Trichloroethane	5.675	97	281	0.15	ug/L	#	25
33) 1,1-Dichloropropene	5.803	75	145	0.07	ug/L	#	43
34) 2-Butanone (MEK)	5.815	43	422	0.29	ug/L		52
35) Benzene	6.065	78	1307	0.21	ug/L		84
36) tert-Amyl methyl ether...	0.000		0	N.D.			
37) 1,2-Dichloroethane (EDC)	6.278	62	260	0.12	ug/L		54
38) iso-Butyl Alcohol	6.326	43	794	17.35	ug/L		83
40) Trichloroethene (TCE)	6.685	130	115	0.07	ug/L	#	61
41) Tert-Amyl-Ethyl-Ether ...	0.000		0	N.D.			
42) Dibromomethane	0.000		0	N.D.			
43) 1,2-Dichloropropane	7.239	63	121	0.07	ug/L	#	35
44) Bromodichloromethane	0.000		0	N.D.			
46) 2-Chloroethyl Vinyl Ether	0.000		0	N.D.			
47) c-1,3-Dichloropropene	0.000		0	N.D.			
49) Toluene	8.285	91	1261	0.20	ug/L		92
50) Tetrachloroethene (PCE)	8.729	166	260	0.17	ug/L	#	71
51) 4-Methyl-2-Pentanone (...	8.735	43	959	0.40	ug/L	#	43
52) t-1,3-Dichloropropene	0.000		0	N.D.			
53) 1,1,2-Trichloroethane	8.948	97	124	0.09	ug/L	#	10
54) Dibromochloromethane	0.000		0	N.D.			
55) 1,3-Dichloropropane	9.228	76	247	0.10	ug/L	#	68
56) 1,2-Dibromoethane (EDB)	0.000		0	N.D.			
57) 2-Hexanone	9.605	43	516	0.30	ug/L		87
58) Chlorobenzene	9.867	112	756	0.19	ug/L	#	1
59) Ethylbenzene	9.897	91	1333	0.21	ug/L		86
60) 1,1,1,2-Tetrachloroethane	0.000		0	N.D.			
61) m,p-Xylenes (2)	10.031	91	1874	0.38	ug/L		91
62) o-Xylene	10.414	91	843	0.18	ug/L		89
63) Styrene	10.463	104	688	0.18	ug/L		82
64) Bromoform	0.000		0	N.D.			
65) Isopropylbenzene	10.676	105	1067	0.19	ug/L		91

Quantitation Report (Not Reviewed)

InstName : VOA-GCMS9

Data Path : C:\msdchem\1\data\2020-11\0K13048\
Data File : VI20111306.D
Acq On : 13 Nov 2020 7:18 pm
Operator : TNL
Sample : 0K13048-CAL2
Misc : 1X 5mL 0.2 PPB VOCR0
ALS Vial : 6 Sample Multiplier: 1
DataAcq Meth:VI1611RUN.M

Quant Time: Nov 14 15:19:46 2020
Quant Method : C:\msdchem\1\methods\VI201114W.M
Quant Title : EPA 8260: Volatile Organic Compounds
QLast Update : Tue Nov 10 21:11:09 2020
Response via : Initial Calibration

Compound	R.T.	QIon	Response	Conc	Units		Dev(Min)
68) Bromobenzene	11.011	156	234	0.17	ug/L		83
69) n-Propylbenzene	11.029	91	1115	0.19	ug/L		89
70) 1,1,2,2-Tetrachloroethane	11.090	85	138	0.11	ug/L		85
71) 2-Chlorotoluene	11.157	126	124	0.10	ug/L	#	89
72) 1,3,5-Trimethylbenzene	11.181	105	751	0.19	ug/L		85
73) 1,2,3-Trichloropropane	0.000		0	N.D.			
74) t-1,4-Dichloro-2-butene	0.000		0	N.D.			
75) 4-Chlorotoluene	11.291	91	712	0.20	ug/L		86
76) tert-Butylbenzene	11.430	91	406	0.19	ug/L	#	84
77) 1,2,4-Trimethylbenzene	11.485	105	584	0.15	ug/L		94
78) sec-Butylbenzene	11.570	105	982	0.21	ug/L		70
79) 4-Isopropyltoluene	11.680	119	643	0.17	ug/L		72
80) 1,3-Dichlorobenzene	11.753	146	395	0.17	ug/L	#	67
81) 1,4-Dichlorobenzene	11.814	146	468	0.18	ug/L	#	27
82) n-Butylbenzene	11.996	91	427	0.13	ug/L		82
83) 1,2-Dichlorobenzene	12.130	146	382	0.16	ug/L	#	63
84) 1,2-Dibromo-3-Chloropr...	0.000		0	N.D.			
85) Hexachlorobutadiene	0.000		0	N.D.			
86) 1,2,4-Trichlorobenzene	0.000		0	N.D.			
87) Naphthalene	13.566	128	426	0.24	ug/L		81
88) 1,2,3-Trichlorobenzene	0.000		0	N.D.			

(#) = qualifier out of range (m) = manual integration (+) = signals summed

Quantitation Report (Not Reviewed)

InstName : VOA-GCMS9

Data Path : C:\msdchem\1\data\2020-11\0K13048\
Data File : VI20111306.D
Acq On : 13 Nov 2020 7:18 pm
Operator : TNL
Sample : 0K13048-CAL2
Misc : 1X 5mL 0.2 PPB VOCR0
ALS Vial : 6 Sample Multiplier: 1
DataAcq Meth:VI1611RUN.M

Quant Time: Nov 14 15:19:46 2020
Quant Method : C:\msdchem\1\methods\VI201114W.M
Quant Title : EPA 8260: Volatile Organic Compounds
QLast Update : Tue Nov 10 21:11:09 2020
Response via : Initial Calibration

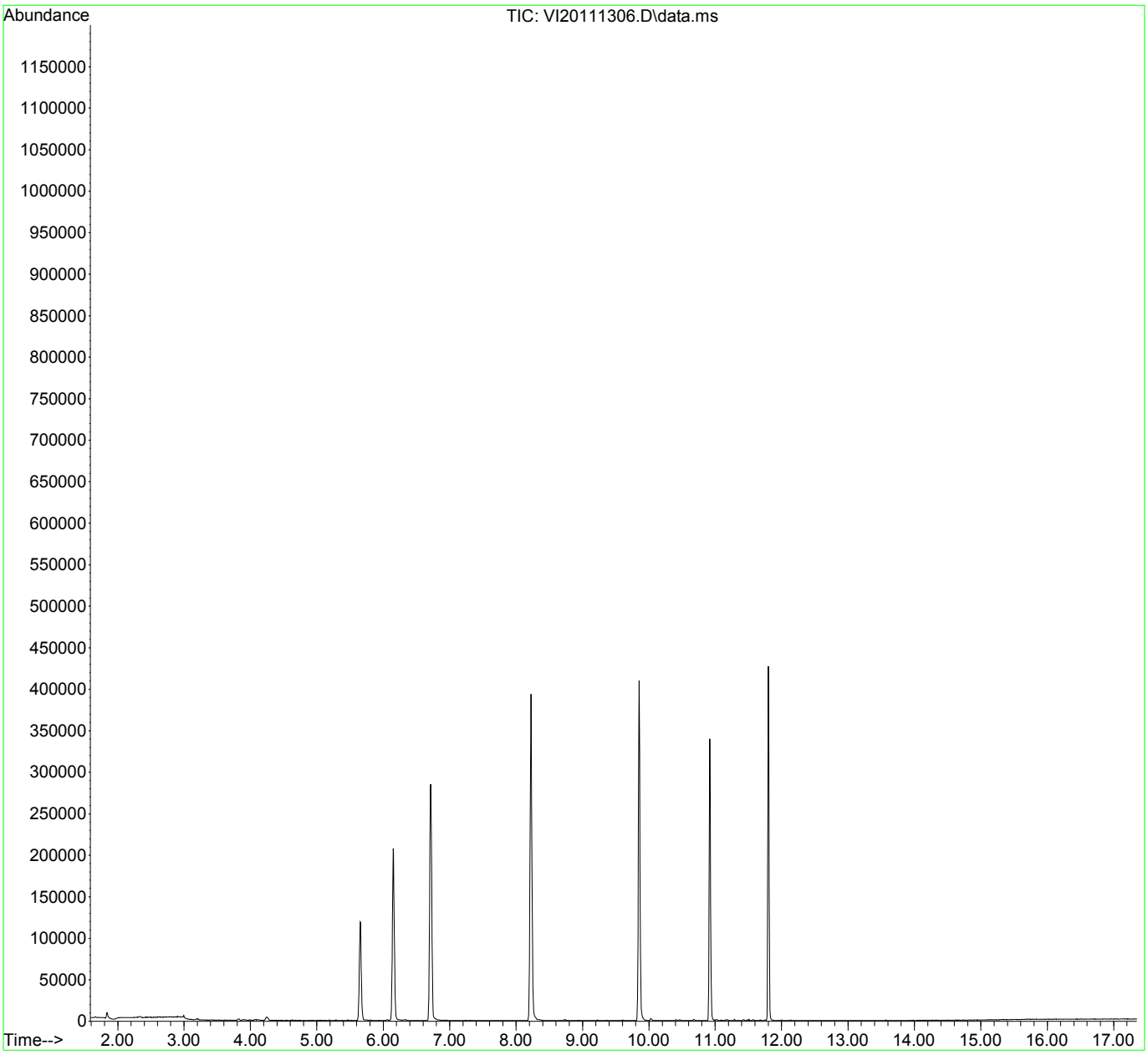

Quantitation Report (QT Reviewed)

InstName : VOA-GCMS9

Data Path : C:\msdchem\1\data\2020-11\0K13048\
Data File : VI20111306.D
Acq On : 13 Nov 2020 7:18 pm
Operator : TNL
Sample : 0K13048-CAL2
Misc : 1X 5mL 0.2 PPB VOCR0
ALS Vial : 6 Sample Multiplier: 1
DataAcq Meth:VI1611RUN.M 11/15/20 TNL

Quant Time: Nov 14 15:22:23 2020
Quant Method : C:\msdchem\1\methods\VI201114W.M
Quant Title : EPA 8260: Volatile Organic Compounds
QLast Update : Sat Nov 14 15:20:14 2020
Response via : Initial Calibration

Compound	R.T.	QIon	Response	Conc	Units		Dev(Min)
Internal Standards							
1) Pentafluorobenzene (I)	6.150	99	87220	50.00	ug/L		0.00
45) Chlorobenzene-d5 (I)	9.855	117	225094	50.00	ug/L		0.00
66) 1,4-Dichlorobenzene-d4...	11.802	152	93815	50.00	ug/L		0.00
System Monitoring Compounds							
32) Dibromofluoromethane (S)	5.651	111	81107	48.33	ug/L		0.00
39) 1,4-Difluorobenzene (S)	6.716	114	267089	49.65	ug/L		0.00
48) Toluene-d8 (S)	8.224	98	301650	50.16	ug/L		0.00
67) 4-Bromofluorobenzene (S)	10.919	174	85520	54.38	ug/L		0.00
Target Compounds							Qvalue
2) Dichlorodifluoromethane	0.000		0	N.D.	d		
3) Chloromethane	0.000		0	N.D.	d		
4) Vinyl Chloride	1.977	62	314	0.17	ug/L		62
5) Bromomethane	2.329	96	365	0.28	ug/L	#	51
6) Chloroethane	0.000		0	N.D.	d		
7) Trichlorofluoromethane	2.634	101	214	0.10	ug/L		81
8) Ethanol	3.193	45	775	19.43	ug/L		91
9) 1,1-Dichloroethene	3.193	61	329	0.16	ug/L	#	71
10) Carbon Disulfide	3.212	76	739m	0.19	ug/L		
11) Freon 113	0.000		0	N.D.			
12) Iodomethane	0.000		0	N.D.			
13) Acrolein	0.000		0	N.D.			
14) Methylene Chloride	3.820	84	689	0.40	ug/L		89
15) Acetone	3.899	43	1525	1.53	ug/L	#	44
16) t-1,2-Dichloroethene	3.990	61	319	0.16	ug/L	#	68
17) n-Hexane	0.000		0	N.D.			
18) Methyl-tert-butyl-ether	4.118	73	756	0.18	ug/L		63
19) tert-Butanol (TBA)	4.246	59	6087	22.66	ug/L		92
20) Diisopropyl ether (DIPE)	0.000		0	N.D.			
21) 1,1-Dichloroethane	0.000		0	N.D.	d		
22) Acrylonitrile	0.000		0	N.D.			
23) Ethyl-tert-butyl ether...	0.000		0	N.D.			
24) Vinyl Acetate	0.000		0	N.D.	d		
25) c-1,2-Dichloroethene	5.183	61	222	0.11	ug/L	#	69

Quantitation Report (QT Reviewed)

InstName : VOA-GCMS9

Data Path : C:\msdchem\1\data\2020-11\0K13048\
Data File : VI20111306.D
Acq On : 13 Nov 2020 7:18 pm
Operator : TNL
Sample : 0K13048-CAL2
Misc : 1X 5mL 0.2 PPB VOCR0
ALS Vial : 6 Sample Multiplier: 1
DataAcq Meth:VI1611RUN.M

Quant Time: Nov 14 15:22:23 2020
Quant Method : C:\msdchem\1\methods\VI201114W.M
Quant Title : EPA 8260: Volatile Organic Compounds
QLast Update : Sat Nov 14 15:20:14 2020
Response via : Initial Calibration

Compound	R.T.	QIon	Response	Conc	Units		Dev(Min)
26) 2,2-Dichloropropane	5.286	77	268	0.26	ug/L		70
27) Bromochloromethane	0.000		0	N.D.			
28) Chloroform	5.469	83	446	0.17	ug/L		84
29) Carbon Tetrachloride	0.000		0	N.D.			
30) Tetrahydrofuran	0.000		0	N.D.			
31) 1,1,1-Trichloroethane	5.675	97	281	0.15	ug/L	#	25
33) 1,1-Dichloropropene	0.000		0	N.D.	d		
34) 2-Butanone (MEK)	0.000		0	N.D.	d		
35) Benzene	6.065	78	1307	0.21	ug/L		84
36) tert-Amyl methyl ether...	0.000		0	N.D.			
37) 1,2-Dichloroethane (EDC)	0.000		0	N.D.	d		
38) iso-Butyl Alcohol	6.326	43	794	17.35	ug/L		83
40) Trichloroethene (TCE)	6.685	130	115	0.07	ug/L	#	61
41) Tert-Amyl-Ethyl-Ether ...	0.000		0	N.D.			
42) Dibromomethane	0.000		0	N.D.			
43) 1,2-Dichloropropane	0.000		0	N.D.	d		
44) Bromodichloromethane	0.000		0	N.D.			
46) 2-Chloroethyl Vinyl Ether	0.000		0	N.D.			
47) c-1,3-Dichloropropene	0.000		0	N.D.			
49) Toluene	8.285	91	1261	0.20	ug/L		92
50) Tetrachloroethene (PCE)	8.729	166	260	0.17	ug/L	#	71
51) 4-Methyl-2-Pentanone (...	8.735	43	959	0.40	ug/L	#	43
52) t-1,3-Dichloropropene	0.000		0	N.D.			
53) 1,1,2-Trichloroethane	0.000		0	N.D.	d		
54) Dibromochloromethane	0.000		0	N.D.			
55) 1,3-Dichloropropane	9.228	76	247	0.10	ug/L	#	68
56) 1,2-Dibromoethane (EDB)	0.000		0	N.D.			
57) 2-Hexanone	9.605	43	516	0.30	ug/L		87
58) Chlorobenzene	9.867	112	756	0.19	ug/L	#	1
59) Ethylbenzene	9.897	91	1333	0.21	ug/L		86
60) 1,1,1,2-Tetrachloroethane	0.000		0	N.D.			
61) m,p-Xylenes (2)	10.031	91	1874	0.38	ug/L		91
62) o-Xylene	10.414	91	843	0.18	ug/L		89
63) Styrene	10.463	104	688	0.18	ug/L		82
64) Bromoform	0.000		0	N.D.			
65) Isopropylbenzene	10.676	105	1067	0.19	ug/L		91

Quantitation Report (QT Reviewed)

InstName : VOA-GCMS9

Data Path : C:\msdchem\1\data\2020-11\0K13048\
Data File : VI20111306.D
Acq On : 13 Nov 2020 7:18 pm
Operator : TNL
Sample : 0K13048-CAL2
Misc : 1X 5mL 0.2 PPB VOCR0
ALS Vial : 6 Sample Multiplier: 1
DataAcq Meth:VI1611RUN.M

Quant Time: Nov 14 15:22:23 2020
Quant Method : C:\msdchem\1\methods\VI201114W.M
Quant Title : EPA 8260: Volatile Organic Compounds
QLast Update : Sat Nov 14 15:20:14 2020
Response via : Initial Calibration

Compound	R.T.	QIon	Response	Conc	Units		Dev(Min)
68) Bromobenzene	11.011	156	234	0.17	ug/L		83
69) n-Propylbenzene	11.029	91	1115	0.19	ug/L		89
70) 1,1,2,2-Tetrachloroethane	11.090	85	138	0.11	ug/L		85
71) 2-Chlorotoluene	11.157	126	124	0.10	ug/L	#	89
72) 1,3,5-Trimethylbenzene	11.181	105	751	0.19	ug/L		85
73) 1,2,3-Trichloropropane	0.000		0	N.D.			
74) t-1,4-Dichloro-2-butene	0.000		0	N.D.			
75) 4-Chlorotoluene	11.291	91	712	0.20	ug/L		86
76) tert-Butylbenzene	11.430	91	406	0.19	ug/L	#	84
77) 1,2,4-Trimethylbenzene	11.485	105	584	0.15	ug/L		94
78) sec-Butylbenzene	11.570	105	982	0.21	ug/L		70
79) 4-Isopropyltoluene	11.680	119	643	0.17	ug/L		72
80) 1,3-Dichlorobenzene	11.753	146	395	0.17	ug/L	#	67
81) 1,4-Dichlorobenzene	11.814	146	468	0.18	ug/L	#	27
82) n-Butylbenzene	11.996	91	427	0.13	ug/L		82
83) 1,2-Dichlorobenzene	12.130	146	382	0.16	ug/L	#	63
84) 1,2-Dibromo-3-Chloropr...	0.000		0	N.D.			
85) Hexachlorobutadiene	0.000		0	N.D.			
86) 1,2,4-Trichlorobenzene	0.000		0	N.D.			
87) Naphthalene	13.566	128	426	0.24	ug/L		81
88) 1,2,3-Trichlorobenzene	0.000		0	N.D.			

(#) = qualifier out of range (m) = manual integration (+) = signals summed

Quantitation Report (QT Reviewed)

InstName : VOA-GCMS9

Data Path : C:\msdchem\1\data\2020-11\0K13048\
Data File : VI20111306.D
Acq On : 13 Nov 2020 7:18 pm
Operator : TNL
Sample : 0K13048-CAL2
Misc : 1X 5mL 0.2 PPB VOCR0
ALS Vial : 6 Sample Multiplier: 1
DataAcq Meth:VI1611RUN.M

Quant Time: Nov 14 15:22:23 2020
Quant Method : C:\msdchem\1\methods\VI201114W.M
Quant Title : EPA 8260: Volatile Organic Compounds
QLast Update : Sat Nov 14 15:20:14 2020
Response via : Initial Calibration

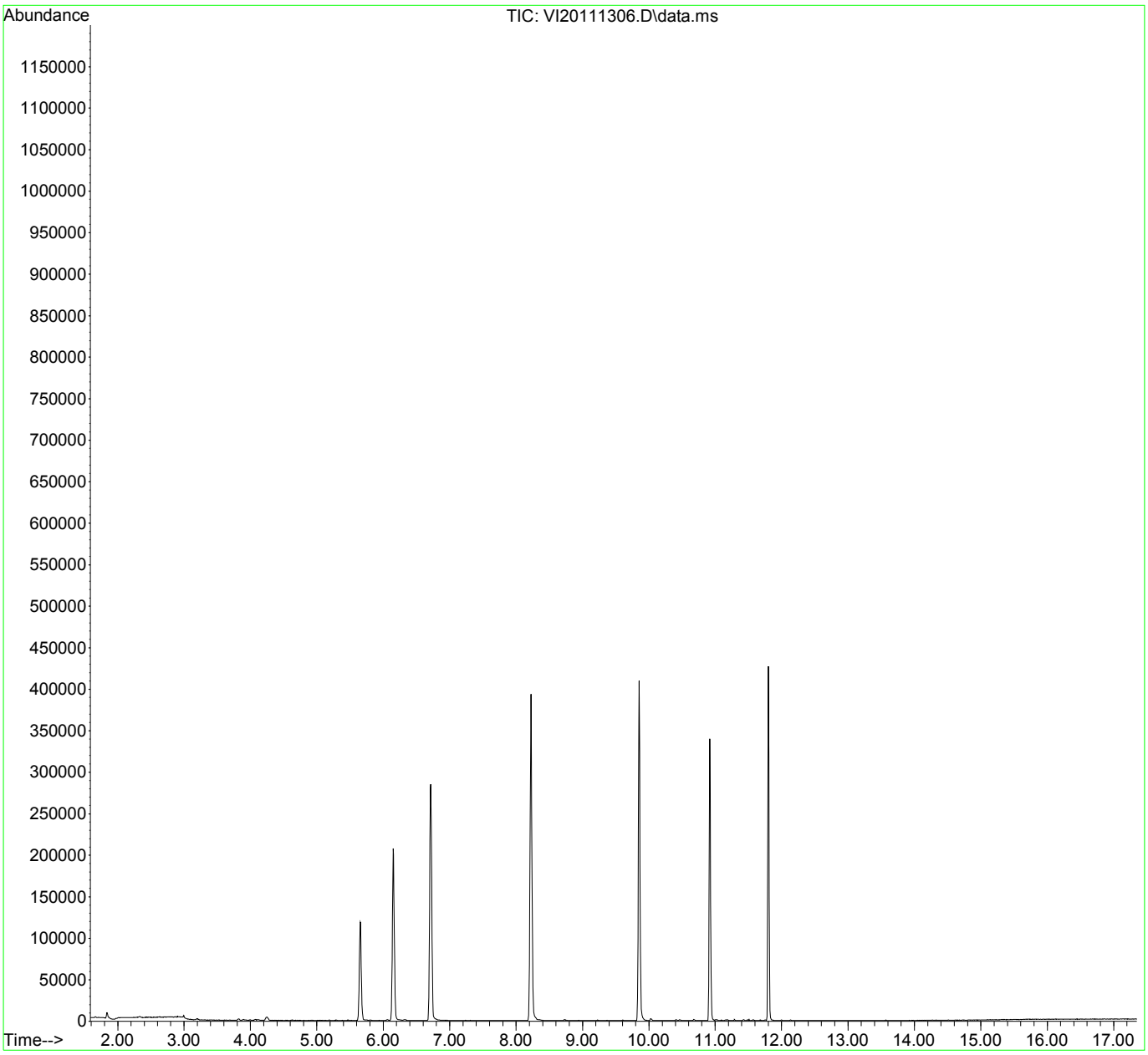

Quantitation Report (Not Reviewed)

InstName : VOA-GCMS9

Data Path : C:\msdchem\1\data\2020-11\0K13048\
Data File : VI20111307.D
Acq On : 13 Nov 2020 9:40 pm
Operator : TNL
Sample : 0K13048-CAL3
Misc : 1X 5mL 0.4 PPB VOCR0
ALS Vial : 7 Sample Multiplier: 1
DataAcq Meth:VI1611RUN.M

11/15/20 TNL

Quant Time: Nov 14 15:23:12 2020
Quant Method : C:\msdchem\1\methods\VI201114W.M
Quant Title : EPA 8260: Volatile Organic Compounds
QLast Update : Sat Nov 14 15:20:14 2020
Response via : Initial Calibration

Compound	R.T.	QIon	Response	Conc	Units		Dev(Min)
Internal Standards							
1) Pentafluorobenzene (I)	6.150	99	83476	50.00	ug/L	#	0.00
45) Chlorobenzene-d5 (I)	9.855	117	220016	50.00	ug/L		0.00
66) 1,4-Dichlorobenzene-d4...	11.802	152	102923	50.00	ug/L		0.00
System Monitoring Compounds							
32) Dibromofluoromethane (S)	5.651	111	83858	52.21	ug/L		0.00
39) 1,4-Difluorobenzene (S)	6.710	114	265490	51.57	ug/L		0.00
48) Toluene-d8 (S)	8.224	98	287550	48.92	ug/L		0.00
67) 4-Bromofluorobenzene (S)	10.919	174	86936	50.39	ug/L		0.00
Target Compounds							Qvalue
2) Dichlorodifluoromethane	1.660	85	526	0.33	ug/L	#	49
3) Chloromethane	1.867	50	1210	0.73	ug/L		90
4) Vinyl Chloride	1.964	62	714	0.40	ug/L		70
5) Bromomethane	2.329	96	954	0.76	ug/L		81
6) Chloroethane	2.475	64	650	Below Cal		#	51
7) Trichlorofluoromethane	2.634	101	674	0.32	ug/L		92
8) Ethanol	3.187	45	1326	34.73	ug/L		87
9) 1,1-Dichloroethene	3.187	61	976	0.49	ug/L		87
10) Carbon Disulfide	3.205	76	1627	0.44	ug/L		78
11) Freon 113	3.242	101	392	0.32	ug/L	#	63
12) Iodomethane	0.000		0	N.D.			
13) Acrolein	0.000		0	N.D.			
14) Methylene Chloride	3.820	84	1056	0.64	ug/L		94
15) Acetone	3.893	43	2058	2.15	ug/L		89
16) t-1,2-Dichloroethene	3.990	61	818	0.42	ug/L		98
17) n-Hexane	0.000		0	N.D.			
18) Methyl-tert-butyl-ether	4.112	73	1918	0.48	ug/L		83
19) tert-Butanol (TBA)	4.240	59	11587	39.78	ug/L		87
20) Diisopropyl ether (DIPE)	4.507	45	349	0.08	ug/L		62
21) 1,1-Dichloroethane	4.623	63	1116	0.42	ug/L		90
22) Acrylonitrile	0.000		0	N.D.			
23) Ethyl-tert-butyl ether...	0.000		0	N.D.			
24) Vinyl Acetate	4.915	43	849	0.33	ug/L		74
25) c-1,2-Dichloroethene	5.183	61	848	0.42	ug/L		84

Quantitation Report (Not Reviewed)

InstName : VOA-GCMS9

Data Path : C:\msdchem\1\data\2020-11\0K13048\
Data File : VI20111307.D
Acq On : 13 Nov 2020 9:40 pm
Operator : TNL
Sample : 0K13048-CAL3
Misc : 1X 5mL 0.4 PPB VOCR0
ALS Vial : 7 Sample Multiplier: 1
DataAcq Meth:VI1611RUN.M

Quant Time: Nov 14 15:23:12 2020
Quant Method : C:\msdchem\1\methods\VI201114W.M
Quant Title : EPA 8260: Volatile Organic Compounds
QLast Update : Sat Nov 14 15:20:14 2020
Response via : Initial Calibration

Compound	R.T.	QIon	Response	Conc	Units		Dev(Min)
26) 2,2-Dichloropropane	5.292	77	794	0.81	ug/L		87
27) Bromochloromethane	5.383	130	358	0.36	ug/L		98
28) Chloroform	5.462	83	1074	0.42	ug/L		89
29) Carbon Tetrachloride	5.590	117	614	0.54	ug/L		80
30) Tetrahydrofuran	5.645	42	347	0.36	ug/L	#	69
31) 1,1,1-Trichloroethane	5.669	97	885	0.48	ug/L		95
33) 1,1-Dichloropropene	5.809	75	763	0.40	ug/L	#	43
34) 2-Butanone (MEK)	5.797	43	1025	0.73	ug/L		52
35) Benzene	6.059	78	2587	0.43	ug/L		97
36) tert-Amyl methyl ether...	6.174	73	280	0.08	ug/L	#	1
37) 1,2-Dichloroethane (EDC)	6.278	62	745	0.36	ug/L		83
38) iso-Butyl Alcohol	6.314	43	1666	23.84	ug/L		92
40) Trichloroethene (TCE)	6.679	130	694	0.45	ug/L		93
41) Tert-Amyl-Ethyl-Ether ...	0.000		0	N.D.			
42) Dibromomethane	7.135	93	287	0.29	ug/L		91
43) 1,2-Dichloropropane	7.239	63	449	0.29	ug/L	#	35
44) Bromodichloromethane	7.312	83	666	0.38	ug/L		88
46) 2-Chloroethyl Vinyl Ether	0.000		0	N.D.			
47) c-1,3-Dichloropropene	8.024	75	702	0.38	ug/L	#	79
49) Toluene	8.285	91	2615	0.42	ug/L		91
50) Tetrachloroethene (PCE)	8.729	166	529	0.35	ug/L	#	68
51) 4-Methyl-2-Pentanone (...	8.735	43	1736	0.74	ug/L		88
52) t-1,3-Dichloropropene	8.778	75	453	0.86	ug/L	#	45
53) 1,1,2-Trichloroethane	8.942	97	441	0.31	ug/L		97
54) Dibromochloromethane	9.125	129	376	0.33	ug/L		85
55) 1,3-Dichloropropane	9.222	76	803	0.34	ug/L	#	65
56) 1,2-Dibromoethane (EDB)	9.362	107	398	0.28	ug/L		92
57) 2-Hexanone	9.599	43	1103	0.66	ug/L		89
58) Chlorobenzene	9.873	112	1541	0.40	ug/L		70
59) Ethylbenzene	9.897	91	2668	0.42	ug/L		98
60) 1,1,1,2-Tetrachloroethane	9.928	131	360	0.67	ug/L	#	70
61) m,p-Xylenes (2)	10.031	91	3762	0.79	ug/L		99
62) o-Xylene	10.414	91	1838	0.39	ug/L		98
63) Styrene	10.463	104	1190	0.32	ug/L		89
64) Bromoform	10.488	173	204	0.97	ug/L	#	36
65) Isopropylbenzene	10.676	105	2190	0.40	ug/L		95

Quantitation Report (Not Reviewed)

InstName : VOA-GCMS9

Data Path : C:\msdchem\1\data\2020-11\0K13048\
Data File : VI20111307.D
Acq On : 13 Nov 2020 9:40 pm
Operator : TNL
Sample : 0K13048-CAL3
Misc : 1X 5mL 0.4 PPB VOCR0
ALS Vial : 7 Sample Multiplier: 1
DataAcq Meth:VI1611RUN.M

Quant Time: Nov 14 15:23:12 2020
Quant Method : C:\msdchem\1\methods\VI201114W.M
Quant Title : EPA 8260: Volatile Organic Compounds
QLast Update : Sat Nov 14 15:20:14 2020
Response via : Initial Calibration

Compound	R.T.	QIon	Response	Conc	Units	Dev(Min)
68) Bromobenzene	11.005	156	556	0.36	ug/L #	67
69) n-Propylbenzene	11.023	91	2565	0.39	ug/L	98
70) 1,1,2,2-Tetrachloroethane	11.090	85	426	0.32	ug/L	93
71) 2-Chlorotoluene	11.157	126	509	0.39	ug/L #	80
72) 1,3,5-Trimethylbenzene	11.175	105	1625	0.38	ug/L	88
73) 1,2,3-Trichloropropane	11.199	110	130	0.19	ug/L	97
74) t-1,4-Dichloro-2-butene	0.000		0	N.D.		
75) 4-Chlorotoluene	11.284	91	1525	0.38	ug/L	92
76) tert-Butylbenzene	11.430	91	1002	0.42	ug/L	90
77) 1,2,4-Trimethylbenzene	11.491	105	1531	0.36	ug/L	86
78) sec-Butylbenzene	11.570	105	2180	0.42	ug/L	97
79) 4-Isopropyltoluene	11.674	119	1687	0.39	ug/L	95
80) 1,3-Dichlorobenzene	11.747	146	1052	0.41	ug/L	99
81) 1,4-Dichlorobenzene	11.814	146	1175	0.40	ug/L #	71
82) n-Butylbenzene	11.996	91	1317	0.37	ug/L	96
83) 1,2-Dichlorobenzene	12.136	146	991	0.39	ug/L	96
84) 1,2-Dibromo-3-Chloropr...	0.000		0	N.D.		
85) Hexachlorobutadiene	0.000		0	N.D.		
86) 1,2,4-Trichlorobenzene	13.292	180	431	0.34	ug/L	89
87) Naphthalene	13.566	128	1202	0.41	ug/L	81
88) 1,2,3-Trichlorobenzene	13.730	180	413	0.31	ug/L	84

(#) = qualifier out of range (m) = manual integration (+) = signals summed

Quantitation Report (Not Reviewed)

InstName : VOA-GCMS9

Data Path : C:\msdchem\1\data\2020-11\0K13048\
Data File : VI20111307.D
Acq On : 13 Nov 2020 9:40 pm
Operator : TNL
Sample : 0K13048-CAL3
Misc : 1X 5mL 0.4 PPB VOCR0
ALS Vial : 7 Sample Multiplier: 1
DataAcq Meth:VI1611RUN.M

Quant Time: Nov 14 15:23:12 2020
Quant Method : C:\msdchem\1\methods\VI201114W.M
Quant Title : EPA 8260: Volatile Organic Compounds
QLast Update : Sat Nov 14 15:20:14 2020
Response via : Initial Calibration

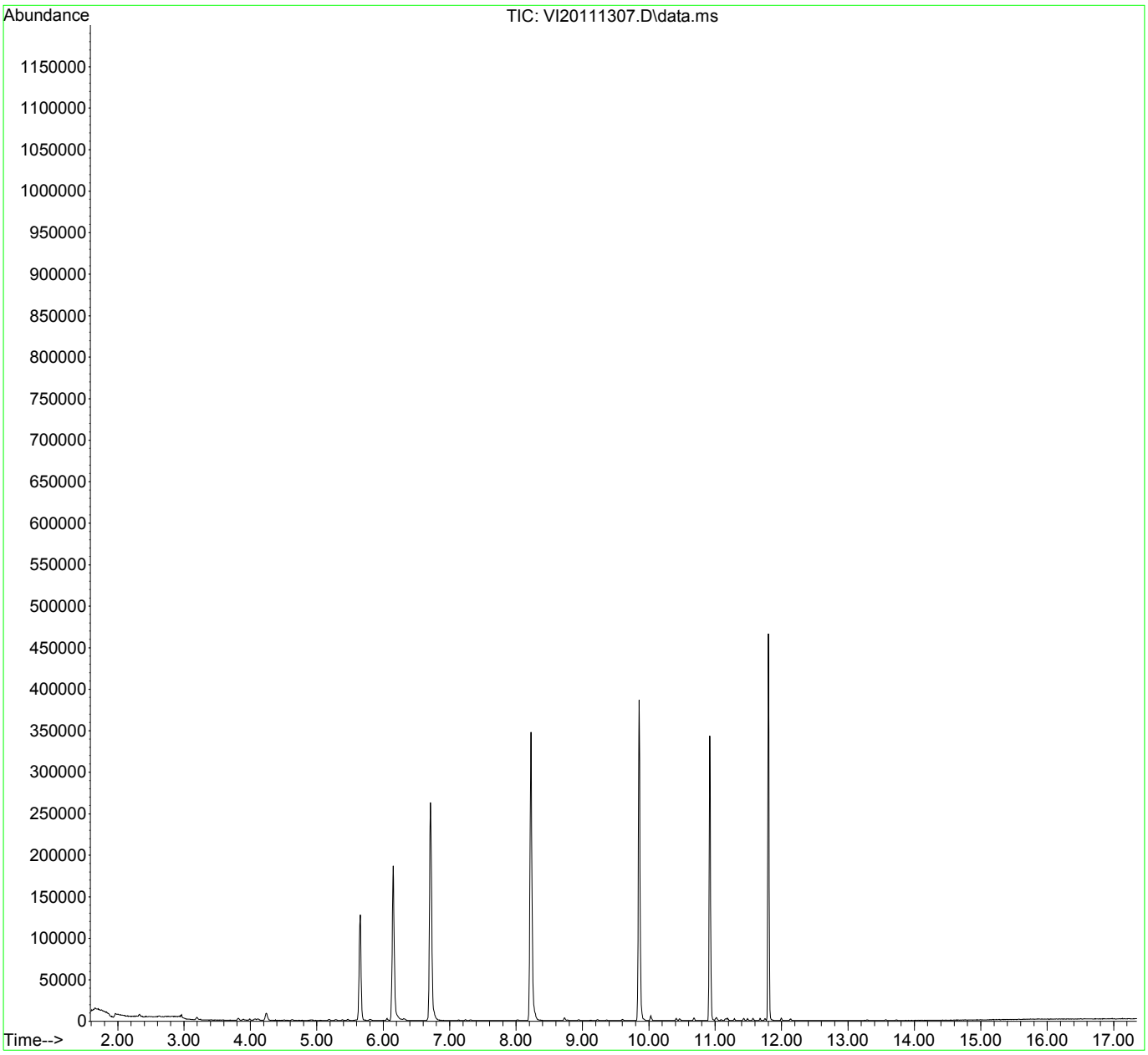

Quantitation Report (QT Reviewed)

InstName : VOA-GCMS9

Data Path : C:\msdchem\1\data\2020-11\0K13048\
Data File : VI20111307.D
Acq On : 13 Nov 2020 9:40 pm
Operator : TNL
Sample : 0K13048-CAL3
Misc : 1X 5mL 0.4 PPB VOCR0
ALS Vial : 7 Sample Multiplier: 1
DataAcq Meth:VI1611RUN.M

11/15/20 TNL

Quant Time: Nov 14 15:24:28 2020
Quant Method : C:\msdchem\1\methods\VI201114W.M
Quant Title : EPA 8260: Volatile Organic Compounds
QLast Update : Sat Nov 14 15:20:14 2020
Response via : Initial Calibration

Compound	R.T.	QIon	Response	Conc	Units		Dev(Min)
Internal Standards							
1) Pentafluorobenzene (I)	6.150	99	83476	50.00	ug/L	#	0.00
45) Chlorobenzene-d5 (I)	9.855	117	220016	50.00	ug/L		0.00
66) 1,4-Dichlorobenzene-d4...	11.802	152	102923	50.00	ug/L		0.00
System Monitoring Compounds							
32) Dibromofluoromethane (S)	5.651	111	83858	52.21	ug/L		0.00
39) 1,4-Difluorobenzene (S)	6.710	114	265490	51.57	ug/L		0.00
48) Toluene-d8 (S)	8.224	98	287550	48.92	ug/L		0.00
67) 4-Bromofluorobenzene (S)	10.919	174	86936	50.39	ug/L		0.00
Target Compounds							Qvalue
2) Dichlorodifluoromethane	1.660	85	526	0.33	ug/L	#	49
3) Chloromethane	1.867	50	1210	0.73	ug/L		90
4) Vinyl Chloride	1.964	62	714	0.40	ug/L		70
5) Bromomethane	2.329	96	954	0.76	ug/L		81
6) Chloroethane	2.475	64	650	Below Cal		#	51
7) Trichlorofluoromethane	2.634	101	674	0.32	ug/L		92
8) Ethanol	3.187	45	1326	34.73	ug/L		87
9) 1,1-Dichloroethene	3.187	61	976	0.49	ug/L		87
10) Carbon Disulfide	3.205	76	1627	0.44	ug/L		78
11) Freon 113	3.242	101	392	0.32	ug/L	#	63
12) Iodomethane	0.000		0	N.D.			
13) Acrolein	0.000		0	N.D.			
14) Methylene Chloride	3.820	84	1056	0.64	ug/L		94
15) Acetone	3.893	43	2058	2.15	ug/L		89
16) t-1,2-Dichloroethene	3.990	61	818	0.42	ug/L		98
17) n-Hexane	0.000		0	N.D.			
18) Methyl-tert-butyl-ether	4.112	73	1918	0.48	ug/L		83
19) tert-Butanol (TBA)	4.240	59	11587	39.78	ug/L		87
20) Diisopropyl ether (DIPE)	4.507	45	349	0.08	ug/L		62
21) 1,1-Dichloroethane	4.623	63	1116	0.42	ug/L		90
22) Acrylonitrile	0.000		0	N.D.			
23) Ethyl-tert-butyl ether...	0.000		0	N.D.			
24) Vinyl Acetate	0.000		0	N.D.	d		
25) c-1,2-Dichloroethene	5.183	61	848	0.42	ug/L		84

Quantitation Report (QT Reviewed)

InstName : VOA-GCMS9

Data Path : C:\msdchem\1\data\2020-11\0K13048\
Data File : VI20111307.D
Acq On : 13 Nov 2020 9:40 pm
Operator : TNL
Sample : 0K13048-CAL3
Misc : 1X 5mL 0.4 PPB VOCR0
ALS Vial : 7 Sample Multiplier: 1
DataAcq Meth:VI1611RUN.M

Quant Time: Nov 14 15:24:28 2020
Quant Method : C:\msdchem\1\methods\VI201114W.M
Quant Title : EPA 8260: Volatile Organic Compounds
QLast Update : Sat Nov 14 15:20:14 2020
Response via : Initial Calibration

Compound	R.T.	QIon	Response	Conc	Units		Dev(Min)
26) 2,2-Dichloropropane	5.292	77	794	0.31	ug/L		87
27) Bromochloromethane	5.383	130	358	0.36	ug/L		98
28) Chloroform	5.462	83	1074	0.42	ug/L		89
29) Carbon Tetrachloride	5.590	117	614	0.54	ug/L		80
30) Tetrahydrofuran	5.645	42	347	0.36	ug/L	#	69
31) 1,1,1-Trichloroethane	5.669	97	885	0.48	ug/L		95
33) 1,1-Dichloropropene	5.809	75	763	0.40	ug/L	#	43
34) 2-Butanone (MEK)	0.000		0	N.D.	d		
35) Benzene	6.059	78	2587	0.43	ug/L		97
36) tert-Amyl methyl ether...	6.174	73	280	0.08	ug/L	#	1
37) 1,2-Dichloroethane (EDC)	6.278	62	745	0.36	ug/L		83
38) iso-Butyl Alcohol	6.314	43	1666	23.84	ug/L		92
40) Trichloroethene (TCE)	6.679	130	694	0.45	ug/L		93
41) Tert-Amyl-Ethyl-Ether ...	0.000		0	N.D.			
42) Dibromomethane	7.135	93	287	0.29	ug/L		91
43) 1,2-Dichloropropane	0.000		0	N.D.	d		
44) Bromodichloromethane	7.312	83	666	0.38	ug/L		88
46) 2-Chloroethyl Vinyl Ether	0.000		0	N.D.			
47) c-1,3-Dichloropropene	8.024	75	702	0.38	ug/L	#	79
49) Toluene	8.285	91	2615	0.42	ug/L		91
50) Tetrachloroethene (PCE)	8.729	166	529	0.35	ug/L	#	68
51) 4-Methyl-2-Pentanone (...	8.735	43	1736	0.74	ug/L		88
52) t-1,3-Dichloropropene	0.000		0	N.D.	d		
53) 1,1,2-Trichloroethane	8.942	97	441	0.31	ug/L		97
54) Dibromochloromethane	9.125	129	376	0.33	ug/L		85
55) 1,3-Dichloropropane	9.222	76	803	0.34	ug/L	#	65
56) 1,2-Dibromoethane (EDB)	9.362	107	398	0.28	ug/L		92
57) 2-Hexanone	9.599	43	1103	0.66	ug/L		89
58) Chlorobenzene	9.873	112	1541	0.40	ug/L		70
59) Ethylbenzene	9.897	91	2668	0.42	ug/L		98
60) 1,1,1,2-Tetrachloroethane	9.928	131	360	0.67	ug/L	#	70
61) m,p-Xylenes (2)	10.031	91	3762	0.79	ug/L		99
62) o-Xylene	10.414	91	1838	0.39	ug/L		98
63) Styrene	10.463	104	1190	0.32	ug/L		89
64) Bromoform	0.000		0	N.D.	d		
65) Isopropylbenzene	10.676	105	2190	0.40	ug/L		95

Quantitation Report (QT Reviewed)

InstName : VOA-GCMS9

Data Path : C:\msdchem\1\data\2020-11\0K13048\
Data File : VI20111307.D
Acq On : 13 Nov 2020 9:40 pm
Operator : TNL
Sample : 0K13048-CAL3
Misc : 1X 5mL 0.4 PPB VOCR0
ALS Vial : 7 Sample Multiplier: 1
DataAcq Meth:VI1611RUN.M

Quant Time: Nov 14 15:24:28 2020
Quant Method : C:\msdchem\1\methods\VI201114W.M
Quant Title : EPA 8260: Volatile Organic Compounds
QLast Update : Sat Nov 14 15:20:14 2020
Response via : Initial Calibration

Compound	R.T.	QIon	Response	Conc Units	Dev(Min)
68) Bromobenzene	11.005	156	556	0.36 ug/L #	67
69) n-Propylbenzene	11.023	91	2565	0.39 ug/L	98
70) 1,1,2,2-Tetrachloroethane	11.090	85	426	0.32 ug/L	93
71) 2-Chlorotoluene	11.157	126	509	0.39 ug/L #	80
72) 1,3,5-Trimethylbenzene	11.175	105	1625	0.38 ug/L	88
73) 1,2,3-Trichloropropane	11.199	110	130	0.19 ug/L	97
74) t-1,4-Dichloro-2-butene	0.000		0	N.D.	
75) 4-Chlorotoluene	11.284	91	1525	0.38 ug/L	92
76) tert-Butylbenzene	11.430	91	1002	0.42 ug/L	90
77) 1,2,4-Trimethylbenzene	11.491	105	1531	0.36 ug/L	86
78) sec-Butylbenzene	11.570	105	2180	0.42 ug/L	97
79) 4-Isopropyltoluene	11.674	119	1687	0.39 ug/L	95
80) 1,3-Dichlorobenzene	11.747	146	1052	0.41 ug/L	99
81) 1,4-Dichlorobenzene	11.814	146	1175	0.40 ug/L #	71
82) n-Butylbenzene	11.996	91	1317	0.37 ug/L	96
83) 1,2-Dichlorobenzene	12.136	146	991	0.39 ug/L	96
84) 1,2-Dibromo-3-Chloropr...	0.000		0	N.D.	
85) Hexachlorobutadiene	0.000		0	N.D.	
86) 1,2,4-Trichlorobenzene	13.292	180	431	0.34 ug/L	89
87) Naphthalene	13.566	128	1202	0.41 ug/L	81
88) 1,2,3-Trichlorobenzene	13.730	180	413	0.31 ug/L	84

(#) = qualifier out of range (m) = manual integration (+) = signals summed

Quantitation Report (QT Reviewed)

InstName : VOA-GCMS9

Data Path : C:\msdchem\1\data\2020-11\0K13048\
Data File : VI20111307.D
Acq On : 13 Nov 2020 9:40 pm
Operator : TNL
Sample : 0K13048-CAL3
Misc : 1X 5mL 0.4 PPB VOCR0
ALS Vial : 7 Sample Multiplier: 1
DataAcq Meth:VI1611RUN.M

Quant Time: Nov 14 15:24:28 2020
Quant Method : C:\msdchem\1\methods\VI201114W.M
Quant Title : EPA 8260: Volatile Organic Compounds
QLast Update : Sat Nov 14 15:20:14 2020
Response via : Initial Calibration

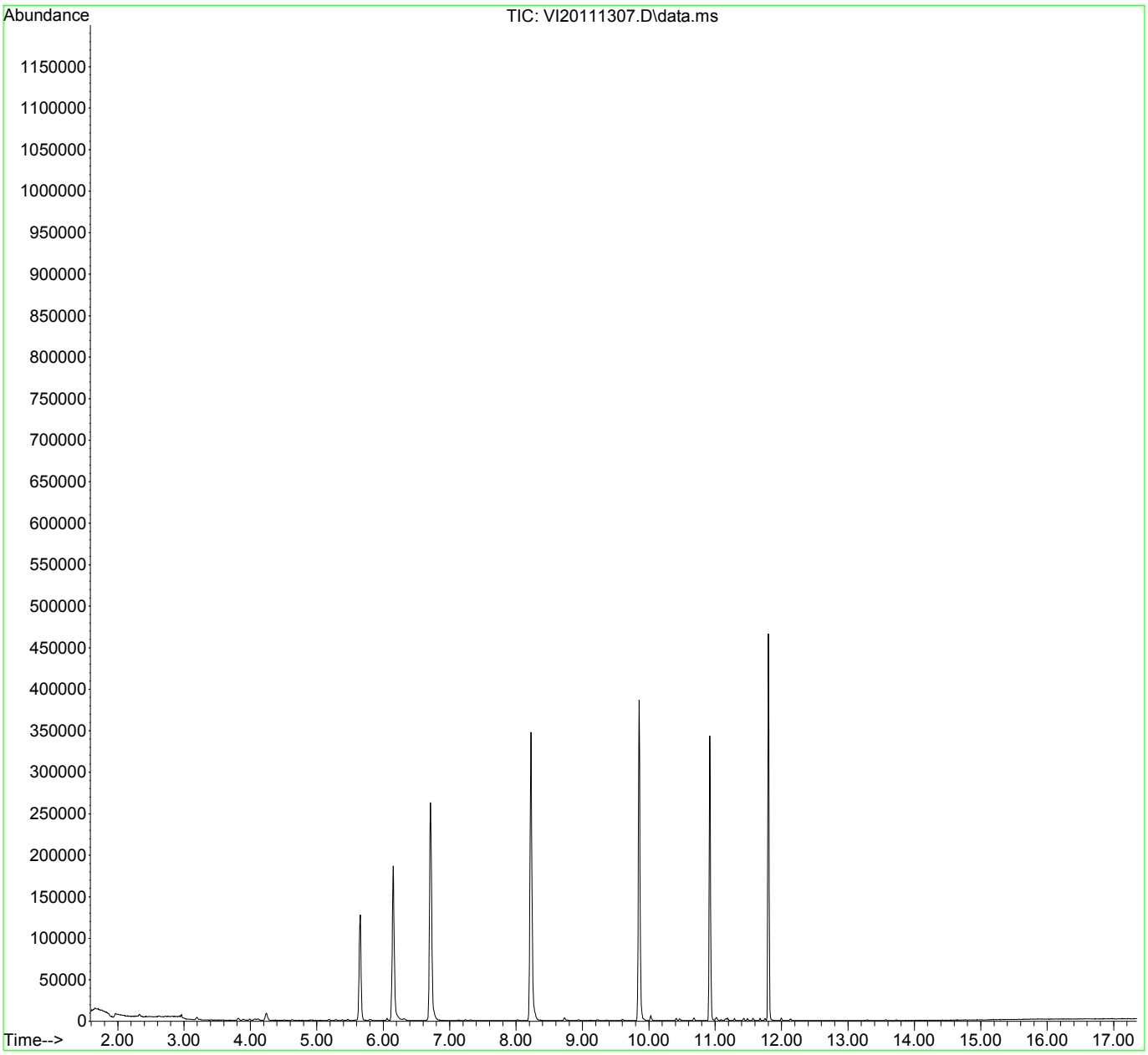

Quantitation Report (Not Reviewed)

InstName : VOA-GCMS9

Data Path : C:\msdchem\1\data\2020-11\0K13048\
Data File : VI20111308.D
Acq On : 13 Nov 2020 10:07 pm
Operator : TNL
Sample : 0K13048-CAL4
Misc : 1X 5mL 1 PPB VOCR0
ALS Vial : 8 Sample Multiplier: 1
DataAcq Meth:VI1611RUN.M

11/15/20 TNL

Quant Time: Nov 14 15:25:04 2020
Quant Method : C:\msdchem\1\methods\VI201114W.M
Quant Title : EPA 8260: Volatile Organic Compounds
QLast Update : Sat Nov 14 15:20:14 2020
Response via : Initial Calibration

Compound	R.T.	QIon	Response	Conc	Units		Dev(Min)
Internal Standards							
1) Pentafluorobenzene (I)	6.150	99	87667	50.00	ug/L	#	0.00
45) Chlorobenzene-d5 (I)	9.855	117	227636	50.00	ug/L		0.00
66) 1,4-Dichlorobenzene-d4...	11.801	152	95986	50.00	ug/L		0.00
System Monitoring Compounds							
32) Dibromofluoromethane (S)	5.651	111	81891	48.54	ug/L		0.00
39) 1,4-Difluorobenzene (S)	6.716	114	270997	50.12	ug/L		0.00
48) Toluene-d8 (S)	8.224	98	304086	50.00	ug/L		0.00
67) 4-Bromofluorobenzene (S)	10.919	174	86991	54.07	ug/L		0.00
Target Compounds							Qvalue
2) Dichlorodifluoromethane	1.660	85	1234	0.74	ug/L		92
3) Chloromethane	1.873	50	1713	0.98	ug/L		93
4) Vinyl Chloride	1.970	62	1783	0.95	ug/L		83
5) Bromomethane	2.329	96	1405	1.07	ug/L		92
6) Chloroethane	2.475	64	898	0.02	ug/L	#	67
7) Trichlorofluoromethane	2.634	101	1643	0.75	ug/L		94
8) Ethanol	3.187	45	2854	71.17	ug/L		88
9) 1,1-Dichloroethene	3.187	61	2244	1.07	ug/L		95
10) Carbon Disulfide	3.211	76	3912	1.02	ug/L		93
11) Freon 113	3.242	101	1263	0.99	ug/L		95
12) Iodomethane	0.000		0	N.D.			
13) Acrolein	3.570	56	291	0.73	ug/L		60
14) Methylene Chloride	3.820	84	2501	1.45	ug/L		95
15) Acetone	3.893	43	2873	2.86	ug/L		100
16) t-1,2-Dichloroethene	3.990	61	2022	1.00	ug/L		99
17) n-Hexane	0.000		0	N.D.			
18) Methyl-tert-butyl-ether	4.118	73	4958	1.18	ug/L		87
19) tert-Butanol (TBA)	4.240	59	27302	82.53	ug/L		85
20) Diisopropyl ether (DIPE)	4.507	45	1099	0.24	ug/L		76
21) 1,1-Dichloroethane	4.629	63	2812	1.01	ug/L		98
22) Acrylonitrile	4.708	53	646	0.67	ug/L		95
23) Ethyl-tert-butyl ether...	4.878	59	918	0.23	ug/L		84
24) Vinyl Acetate	4.909	43	2985	1.12	ug/L		74
25) c-1,2-Dichloroethene	5.183	61	1990	0.95	ug/L		97

Quantitation Report (Not Reviewed)

InstName : VOA-GCMS9

Data Path : C:\msdchem\1\data\2020-11\0K13048\
Data File : VI20111308.D
Acq On : 13 Nov 2020 10:07 pm
Operator : TNL
Sample : 0K13048-CAL4
Misc : 1X 5mL 1 PPB VOCR0
ALS Vial : 8 Sample Multiplier: 1
DataAcq Meth:VI1611RUN.M

Quant Time: Nov 14 15:25:04 2020
Quant Method : C:\msdchem\1\methods\VI201114W.M
Quant Title : EPA 8260: Volatile Organic Compounds
QLast Update : Sat Nov 14 15:20:14 2020
Response via : Initial Calibration

Compound	R.T.	QIon	Response	Conc	Units		Dev(Min)
26) 2,2-Dichloropropane	5.292	77	1833	1.78	ug/L		96
27) Bromochloromethane	5.383	130	865	0.83	ug/L		84
28) Chloroform	5.468	83	2721	1.01	ug/L		98
29) Carbon Tetrachloride	5.602	117	1631	1.38	ug/L		99
30) Tetrahydrofuran	5.645	42	920	0.91	ug/L		94
31) 1,1,1-Trichloroethane	5.669	97	2268	1.17	ug/L		94
33) 1,1-Dichloropropene	5.797	75	1943	0.97	ug/L		97
34) 2-Butanone (MEK)	5.803	43	2625	1.79	ug/L		90
35) Benzene	6.059	78	6244	1.00	ug/L		98
36) tert-Amyl methyl ether...	6.180	73	1107	0.32	ug/L		59
37) 1,2-Dichloroethane (EDC)	6.278	62	2011	0.92	ug/L		79
38) iso-Butyl Alcohol	6.314	43	4126	40.05	ug/L		93
40) Trichloroethene (TCE)	6.679	130	1591	0.97	ug/L		96
41) Tert-Amyl-Ethyl-Ether ...	6.929	59	535	0.27	ug/L	#	52
42) Dibromomethane	7.135	93	894	0.86	ug/L		92
43) 1,2-Dichloropropane	7.245	63	1509	0.93	ug/L		89
44) Bromodichloromethane	7.318	83	1825	0.99	ug/L		94
46) 2-Chloroethyl Vinyl Ether	7.957	63	261	0.33	ug/L		100
47) c-1,3-Dichloropropene	8.024	75	1871	0.97	ug/L		95
49) Toluene	8.285	91	6642	1.04	ug/L		99
50) Tetrachloroethene (PCE)	8.729	166	1611	1.04	ug/L		86
51) 4-Methyl-2-Pentanone (...	8.735	43	4633	1.90	ug/L		97
52) t-1,3-Dichloropropene	8.778	75	1475	1.51	ug/L		95
53) 1,1,2-Trichloroethane	8.942	97	1397	0.95	ug/L		94
54) Dibromochloromethane	9.125	129	1165	0.99	ug/L		98
55) 1,3-Dichloropropane	9.228	76	2336	0.95	ug/L		96
56) 1,2-Dibromoethane (EDB)	9.362	107	1249	0.84	ug/L		89
57) 2-Hexanone	9.599	43	3224	1.86	ug/L		97
58) Chlorobenzene	9.873	112	3994	1.00	ug/L		93
59) Ethylbenzene	9.897	91	6917	1.05	ug/L		97
60) 1,1,1,2-Tetrachloroethane	9.934	131	1061	1.31	ug/L		87
61) m,p-Xylenes (2)	10.031	91	9194	1.86	ug/L		99
62) o-Xylene	10.414	91	4842	0.99	ug/L		96
63) Styrene	10.463	104	3220	0.84	ug/L		91
64) Bromoform	10.487	173	783	1.58	ug/L		81
65) Isopropylbenzene	10.676	105	5494	0.97	ug/L		97

Quantitation Report (Not Reviewed)

InstName : VOA-GCMS9

Data Path : C:\msdchem\1\data\2020-11\0K13048\
Data File : VI20111308.D
Acq On : 13 Nov 2020 10:07 pm
Operator : TNL
Sample : 0K13048-CAL4
Misc : 1X 5mL 1 PPB VOCR0
ALS Vial : 8 Sample Multiplier: 1
DataAcq Meth:VI1611RUN.M

Quant Time: Nov 14 15:25:04 2020
Quant Method : C:\msdchem\1\methods\VI201114W.M
Quant Title : EPA 8260: Volatile Organic Compounds
QLast Update : Sat Nov 14 15:20:14 2020
Response via : Initial Calibration

Compound	R.T.	QIon	Response	Conc	Units		Dev(Min)
68) Bromobenzene	11.005	156	1486	1.03	ug/L		82
69) n-Propylbenzene	11.023	91	5883	0.96	ug/L		99
70) 1,1,2,2-Tetrachloroethane	11.090	85	1210	0.98	ug/L		90
71) 2-Chlorotoluene	11.157	126	1266	1.04	ug/L		97
72) 1,3,5-Trimethylbenzene	11.175	105	3826	0.95	ug/L		93
73) 1,2,3-Trichloropropane	11.199	110	604	0.95	ug/L		94
74) t-1,4-Dichloro-2-butene	11.236	53	269	0.74	ug/L	#	33
75) 4-Chlorotoluene	11.290	91	3810	1.03	ug/L		99
76) tert-Butylbenzene	11.430	91	2356	1.05	ug/L		94
77) 1,2,4-Trimethylbenzene	11.485	105	3690	0.93	ug/L		98
78) sec-Butylbenzene	11.570	105	4676	0.96	ug/L		98
79) 4-Isopropyltoluene	11.674	119	3584	0.90	ug/L		98
80) 1,3-Dichlorobenzene	11.747	146	2333	0.96	ug/L		95
81) 1,4-Dichlorobenzene	11.814	146	2657	0.97	ug/L		81
82) n-Butylbenzene	11.996	91	2668	0.81	ug/L		95
83) 1,2-Dichlorobenzene	12.130	146	2238	0.94	ug/L		97
84) 1,2-Dibromo-3-Chloropr...	12.744	157	289	1.52	ug/L	#	66
85) Hexachlorobutadiene	13.243	223	197	0.56	ug/L	#	75
86) 1,2,4-Trichlorobenzene	13.286	180	837	0.71	ug/L		92
87) Naphthalene	13.566	128	2796	0.81	ug/L		81
88) 1,2,3-Trichlorobenzene	13.724	180	898	0.73	ug/L		97

(#) = qualifier out of range (m) = manual integration (+) = signals summed

Quantitation Report (Not Reviewed)

InstName : VOA-GCMS9

Data Path : C:\msdchem\1\data\2020-11\0K13048\
Data File : VI20111308.D
Acq On : 13 Nov 2020 10:07 pm
Operator : TNL
Sample : 0K13048-CAL4
Misc : 1X 5mL 1 PPB VOCR0
ALS Vial : 8 Sample Multiplier: 1
DataAcq Meth:VI1611RUN.M

Quant Time: Nov 14 15:25:04 2020
Quant Method : C:\msdchem\1\methods\VI201114W.M
Quant Title : EPA 8260: Volatile Organic Compounds
QLast Update : Sat Nov 14 15:20:14 2020
Response via : Initial Calibration

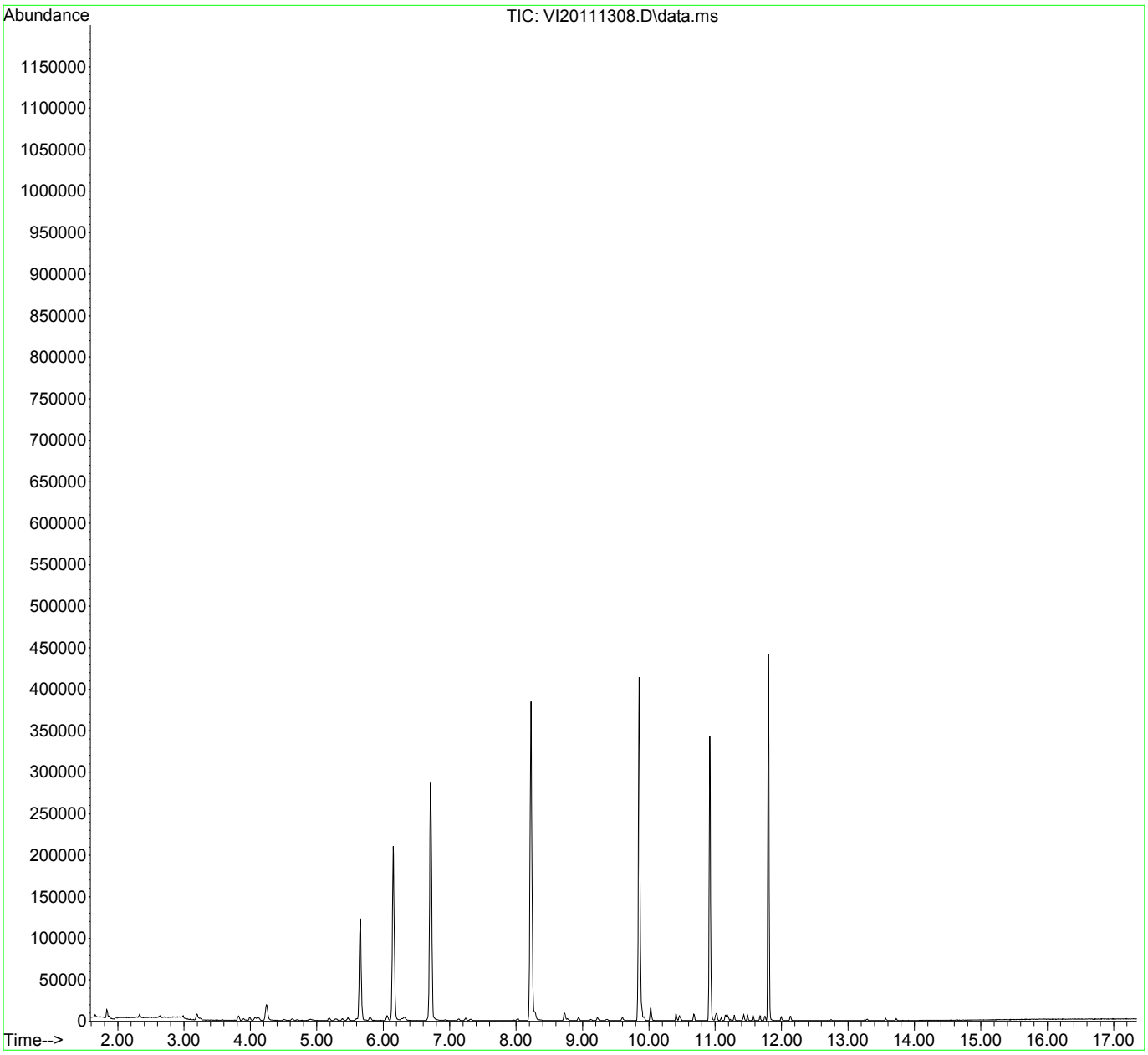

Quantitation Report (QT Reviewed)

InstName : VOA-GCMS9

Data Path : C:\msdchem\1\data\2020-11\0K13048\
Data File : VI20111308.D
Acq On : 13 Nov 2020 10:07 pm
Operator : TNL
Sample : 0K13048-CAL4 11/15/20 TNL
Misc : 1X 5mL 1 PPB VOCR0
ALS Vial : 8 Sample Multiplier: 1
DataAcq Meth:VI1611RUN.M

Quant Time: Nov 14 15:25:31 2020
Quant Method : C:\msdchem\1\methods\VI201114W.M
Quant Title : EPA 8260: Volatile Organic Compounds
QLast Update : Sat Nov 14 15:20:14 2020
Response via : Initial Calibration

Compound	R.T.	QIon	Response	Conc	Units		Dev(Min)
Internal Standards							
1) Pentafluorobenzene (I)	6.150	99	87667	50.00	ug/L	#	0.00
45) Chlorobenzene-d5 (I)	9.855	117	227636	50.00	ug/L		0.00
66) 1,4-Dichlorobenzene-d4...	11.801	152	95986	50.00	ug/L		0.00
System Monitoring Compounds							
32) Dibromofluoromethane (S)	5.651	111	81891	48.54	ug/L		0.00
39) 1,4-Difluorobenzene (S)	6.716	114	270997	50.12	ug/L		0.00
48) Toluene-d8 (S)	8.224	98	304086	50.00	ug/L		0.00
67) 4-Bromofluorobenzene (S)	10.919	174	86991	54.07	ug/L		0.00
Target Compounds							Qvalue
2) Dichlorodifluoromethane	1.660	85	1234	0.74	ug/L		92
3) Chloromethane	1.873	50	1713	0.98	ug/L		93
4) Vinyl Chloride	1.970	62	1783	0.95	ug/L		83
5) Bromomethane	2.329	96	1405	1.07	ug/L		92
6) Chloroethane	2.475	64	898	0.02	ug/L	#	67
7) Trichlorofluoromethane	2.634	101	1643	0.75	ug/L		94
8) Ethanol	3.187	45	2854	71.17	ug/L		88
9) 1,1-Dichloroethene	3.187	61	2244	1.07	ug/L		95
10) Carbon Disulfide	3.211	76	3912	1.02	ug/L		93
11) Freon 113	3.242	101	1263	0.99	ug/L		95
12) Iodomethane	0.000		0	N.D.			
13) Acrolein	3.570	56	291	0.73	ug/L		60
14) Methylene Chloride	3.820	84	2501	1.45	ug/L		95
15) Acetone	3.893	43	2873	2.86	ug/L		100
16) t-1,2-Dichloroethene	3.990	61	2022	1.00	ug/L		99
17) n-Hexane	4.075		0	N.D.			
18) Methyl-tert-butyl-ether	4.118	73	4958	1.18	ug/L		87
19) tert-Butanol (TBA)	4.240	59	27302	82.53	ug/L		85
20) Diisopropyl ether (DIPE)	4.507	45	1099	0.24	ug/L		76
21) 1,1-Dichloroethane	4.629	63	2812	1.01	ug/L		98
22) Acrylonitrile	4.708	53	646	0.67	ug/L		95
23) Ethyl-tert-butyl ether...	4.878	59	918	0.23	ug/L		84
24) Vinyl Acetate	4.909	43	2985	1.12	ug/L		74
25) c-1,2-Dichloroethene	5.183	61	1990	0.95	ug/L		97

Quantitation Report (QT Reviewed)

InstName : VOA-GCMS9

Data Path : C:\msdchem\1\data\2020-11\0K13048\
Data File : VI20111308.D
Acq On : 13 Nov 2020 10:07 pm
Operator : TNL
Sample : 0K13048-CAL4
Misc : 1X 5mL 1 PPB VOCR0
ALS Vial : 8 Sample Multiplier: 1
DataAcq Meth:VI1611RUN.M

Quant Time: Nov 14 15:25:31 2020
Quant Method : C:\msdchem\1\methods\VI201114W.M
Quant Title : EPA 8260: Volatile Organic Compounds
QLast Update : Sat Nov 14 15:20:14 2020
Response via : Initial Calibration

Compound	R.T.	QIon	Response	Conc	Units		Dev(Min)
26) 2,2-Dichloropropane	5.292	77	1833	1.78	ug/L		96
27) Bromochloromethane	5.383	130	865	0.83	ug/L		84
28) Chloroform	5.468	83	2721	1.01	ug/L		98
29) Carbon Tetrachloride	5.602	117	1631	1.38	ug/L		99
30) Tetrahydrofuran	5.645	42	920	0.91	ug/L		94
31) 1,1,1-Trichloroethane	5.669	97	2268	1.17	ug/L		94
33) 1,1-Dichloropropene	5.797	75	1943	0.97	ug/L		97
34) 2-Butanone (MEK)	5.803	43	2625	1.79	ug/L		90
35) Benzene	6.059	78	6244	1.00	ug/L		98
36) tert-Amyl methyl ether...	6.180	73	1107	0.32	ug/L		59
37) 1,2-Dichloroethane (EDC)	6.278	62	2011	0.92	ug/L		79
38) iso-Butyl Alcohol	6.314	43	4126	40.05	ug/L		93
40) Trichloroethene (TCE)	6.679	130	1591	0.97	ug/L		96
41) Tert-Amyl-Ethyl-Ether ...	6.929	59	535	0.27	ug/L	#	52
42) Dibromomethane	7.135	93	894	0.86	ug/L		92
43) 1,2-Dichloropropane	7.245	63	1509	0.93	ug/L		89
44) Bromodichloromethane	7.318	83	1825	0.99	ug/L		94
46) 2-Chloroethyl Vinyl Ether	7.957	63	261	0.33	ug/L		100
47) c-1,3-Dichloropropene	8.024	75	1871	0.97	ug/L		95
49) Toluene	8.285	91	6642	1.04	ug/L		99
50) Tetrachloroethene (PCE)	8.729	166	1611	1.04	ug/L		86
51) 4-Methyl-2-Pentanone (...	8.735	43	4633	1.90	ug/L		97
52) t-1,3-Dichloropropene	8.778	75	1475	1.51	ug/L		95
53) 1,1,2-Trichloroethane	8.942	97	1397	0.95	ug/L		94
54) Dibromochloromethane	9.125	129	1165	0.99	ug/L		98
55) 1,3-Dichloropropane	9.228	76	2336	0.95	ug/L		96
56) 1,2-Dibromoethane (EDB)	9.362	107	1249	0.84	ug/L		89
57) 2-Hexanone	9.599	43	3224	1.86	ug/L		97
58) Chlorobenzene	9.873	112	3994	1.00	ug/L		93
59) Ethylbenzene	9.897	91	6917	1.05	ug/L		97
60) 1,1,1,2-Tetrachloroethane	9.934	131	1061	1.31	ug/L		87
61) m,p-Xylenes (2)	10.031	91	9194	1.86	ug/L		99
62) o-Xylene	10.414	91	4842	0.99	ug/L		96
63) Styrene	10.463	104	3220	0.84	ug/L		91
64) Bromoform	10.487	173	783	1.58	ug/L		81
65) Isopropylbenzene	10.676	105	5494	0.97	ug/L		97

Quantitation Report (QT Reviewed)

InstName : VOA-GCMS9

Data Path : C:\msdchem\1\data\2020-11\0K13048\
Data File : VI20111308.D
Acq On : 13 Nov 2020 10:07 pm
Operator : TNL
Sample : 0K13048-CAL4
Misc : 1X 5mL 1 PPB VOCR0
ALS Vial : 8 Sample Multiplier: 1
DataAcq Meth:VI1611RUN.M

Quant Time: Nov 14 15:25:31 2020
Quant Method : C:\msdchem\1\methods\VI201114W.M
Quant Title : EPA 8260: Volatile Organic Compounds
QLast Update : Sat Nov 14 15:20:14 2020
Response via : Initial Calibration

Compound	R.T.	QIon	Response	Conc	Units		Dev(Min)
68) Bromobenzene	11.005	156	1486	1.03	ug/L		82
69) n-Propylbenzene	11.023	91	5883	0.96	ug/L		99
70) 1,1,2,2-Tetrachloroethane	11.090	85	1210	0.98	ug/L		90
71) 2-Chlorotoluene	11.157	126	1266	1.04	ug/L		97
72) 1,3,5-Trimethylbenzene	11.175	105	3826	0.95	ug/L		93
73) 1,2,3-Trichloropropane	11.199	110	604	0.95	ug/L		94
74) t-1,4-Dichloro-2-butene	11.236	53	269	0.74	ug/L	#	33
75) 4-Chlorotoluene	11.290	91	3810	1.03	ug/L		99
76) tert-Butylbenzene	11.430	91	2356	1.05	ug/L		94
77) 1,2,4-Trimethylbenzene	11.485	105	3690	0.93	ug/L		98
78) sec-Butylbenzene	11.570	105	4676	0.96	ug/L		98
79) 4-Isopropyltoluene	11.674	119	3584	0.90	ug/L		98
80) 1,3-Dichlorobenzene	11.747	146	2333	0.96	ug/L		95
81) 1,4-Dichlorobenzene	11.814	146	2657	0.97	ug/L		81
82) n-Butylbenzene	11.996	91	2668	0.81	ug/L		95
83) 1,2-Dichlorobenzene	12.130	146	2238	0.94	ug/L		97
84) 1,2-Dibromo-3-Chloropr...	12.744	157	289	1.52	ug/L	#	66
85) Hexachlorobutadiene	13.243	223	197	0.56	ug/L	#	75
86) 1,2,4-Trichlorobenzene	13.286	180	837	0.71	ug/L		92
87) Naphthalene	13.566	128	2796	0.81	ug/L		81
88) 1,2,3-Trichlorobenzene	13.724	180	898	0.73	ug/L		97

(#) = qualifier out of range (m) = manual integration (+) = signals summed

Quantitation Report (QT Reviewed)

InstName : VOA-GCMS9

Data Path : C:\msdchem\1\data\2020-11\0K13048\
Data File : VI20111308.D
Acq On : 13 Nov 2020 10:07 pm
Operator : TNL
Sample : 0K13048-CAL4
Misc : 1X 5mL 1 PPB VOCR0
ALS Vial : 8 Sample Multiplier: 1
DataAcq Meth:VI1611RUN.M

Quant Time: Nov 14 15:25:31 2020
Quant Method : C:\msdchem\1\methods\VI201114W.M
Quant Title : EPA 8260: Volatile Organic Compounds
QLast Update : Sat Nov 14 15:20:14 2020
Response via : Initial Calibration

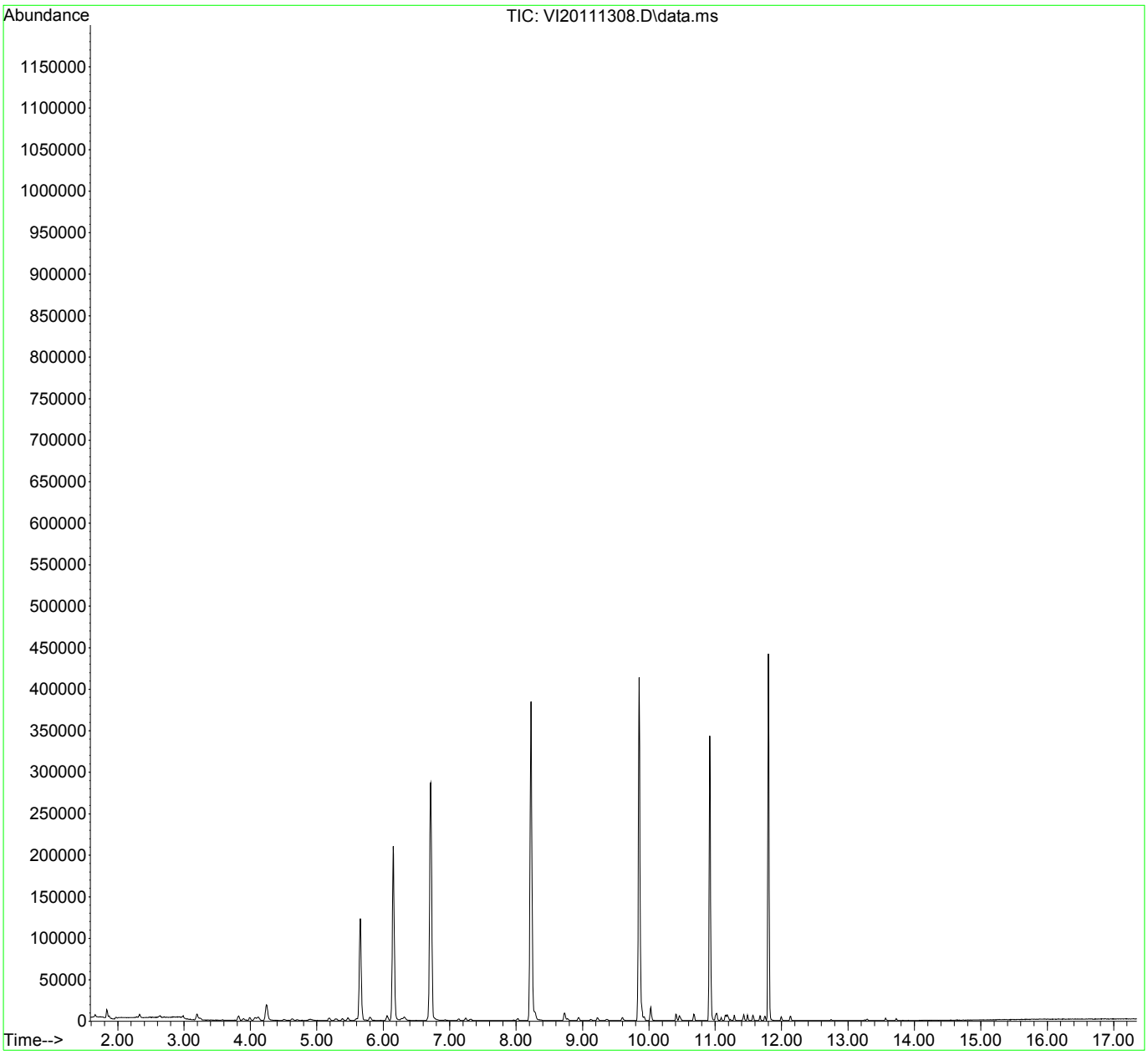

Quantitation Report (Not Reviewed)

InstName : VOA-GCMS9

Data Path : C:\msdchem\1\data\2020-11\0K13048\
Data File : VI20111309.D
Acq On : 13 Nov 2020 10:34 pm
Operator : TNL
Sample : 0K13048-CAL5
Misc : 1X 5mL 2 PPB VOCR0
ALS Vial : 9 Sample Multiplier: 1
DataAcq Meth:VI1611RUN.M

11/15/20 TNL

Quant Time: Nov 14 15:29:11 2020
Quant Method : C:\msdchem\1\methods\VI201114W.M
Quant Title : EPA 8260: Volatile Organic Compounds
QLast Update : Sat Nov 14 15:20:14 2020
Response via : Initial Calibration

Compound	R.T.	QIon	Response	Conc	Units	Dev(Min)
Internal Standards						
1) Pentafluorobenzene (I)	6.150	99	87949	50.00	ug/L	# 0.00
45) Chlorobenzene-d5 (I)	9.855	117	231620	50.00	ug/L	0.00
66) 1,4-Dichlorobenzene-d4...	11.802	152	100182	50.00	ug/L	0.00
System Monitoring Compounds						
32) Dibromofluoromethane (S)	5.651	111	83319	49.23	ug/L	0.00
39) 1,4-Difluorobenzene (S)	6.710	114	275806	50.85	ug/L	0.00
48) Toluene-d8 (S)	8.225	98	308715	49.89	ug/L	0.00
67) 4-Bromofluorobenzene (S)	10.920	174	90440	53.86	ug/L	0.00
Target Compounds						Qvalue
2) Dichlorodifluoromethane	1.654	85	2539	1.52	ug/L	98
3) Chloromethane	1.867	50	3370	1.93	ug/L	97
4) Vinyl Chloride	1.971	62	3615	1.93	ug/L	92
5) Bromomethane	2.323	96	2794	2.13	ug/L	98
6) Chloroethane	2.476	64	1704	1.38	ug/L	83
7) Trichlorofluoromethane	2.628	101	3566	1.62	ug/L	97
8) Ethanol	3.187	45	6121	152.15	ug/L	87
9) 1,1-Dichloroethene	3.187	61	4553	2.16	ug/L	96
10) Carbon Disulfide	3.206	76	8210	2.13	ug/L	98
11) Freon 113	3.242	101	2770	2.16	ug/L	99
12) Iodomethane	0.000		0	N.D.		
13) Acrolein	3.577	56	811	2.03	ug/L	69
14) Methylene Chloride	3.820	84	4055	2.35	ug/L	97
15) Acetone	3.887	43	4855	4.82	ug/L	94
16) t-1,2-Dichloroethene	3.984	61	4354	2.14	ug/L	94
17) n-Hexane	4.063	86	441	1.65	ug/L	89
18) Methyl-tert-butyl-ether	4.112	73	10425	2.47	ug/L	95
19) tert-Butanol (TBA)	4.240	59	59784	173.38	ug/L	84
20) Diisopropyl ether (DIPE)	4.507	45	2446	0.52	ug/L	88
21) 1,1-Dichloroethane	4.623	63	6046	2.17	ug/L	94
22) Acrylonitrile	4.696	53	1564	1.61	ug/L	95
23) Ethyl-tert-butyl ether...	4.879	59	2333	0.58	ug/L	87
24) Vinyl Acetate	4.903	43	7013	2.61	ug/L	97
25) c-1,2-Dichloroethene	5.183	61	4381	2.08	ug/L	96

Quantitation Report (Not Reviewed)

InstName : VOA-GCMS9

Data Path : C:\msdchem\1\data\2020-11\0K13048\
Data File : VI20111309.D
Acq On : 13 Nov 2020 10:34 pm
Operator : TNL
Sample : 0K13048-CAL5
Misc : 1X 5mL 2 PPB VOCR0
ALS Vial : 9 Sample Multiplier: 1
DataAcq Meth:VI1611RUN.M

Quant Time: Nov 14 15:29:11 2020
Quant Method : C:\msdchem\1\methods\VI201114W.M
Quant Title : EPA 8260: Volatile Organic Compounds
QLast Update : Sat Nov 14 15:20:14 2020
Response via : Initial Calibration

Compound	R.T.	QIon	Response	Conc	Units		Dev(Min)
26) 2,2-Dichloropropane	5.292	77	3769	3.64	ug/L		91
27) Bromochloromethane	5.383	130	2106	2.02	ug/L		97
28) Chloroform	5.469	83	5873	2.17	ug/L		96
29) Carbon Tetrachloride	5.596	117	3511	2.95	ug/L		99
30) Tetrahydrofuran	5.645	42	1937	1.91	ug/L		90
31) 1,1,1-Trichloroethane	5.669	97	4853	2.51	ug/L		97
33) 1,1-Dichloropropene	5.803	75	4288	2.13	ug/L		96
34) 2-Butanone (MEK)	5.797	43	5611	3.81	ug/L		97
35) Benzene	6.059	78	13329	2.12	ug/L		98
36) tert-Amyl methyl ether...	6.180	73	2323	0.67	ug/L		83
37) 1,2-Dichloroethane (EDC)	6.272	62	4465	2.03	ug/L		94
38) iso-Butyl Alcohol	6.314	43	8774	71.49	ug/L		95
40) Trichloroethene (TCE)	6.679	130	3497	2.13	ug/L		94
41) Tert-Amyl-Ethyl-Ether ...	6.929	59	1423	0.72	ug/L		90
42) Dibromomethane	7.136	93	2102	2.02	ug/L		98
43) 1,2-Dichloropropane	7.239	63	3271	2.01	ug/L		95
44) Bromodichloromethane	7.312	83	4019	2.17	ug/L		95
46) 2-Chloroethyl Vinyl Ether	7.957	63	898	1.12	ug/L	#	100
47) c-1,3-Dichloropropene	8.018	75	4019	2.04	ug/L		95
49) Toluene	8.285	91	13315	2.05	ug/L		99
50) Tetrachloroethene (PCE)	8.723	166	3429	2.17	ug/L		94
51) 4-Methyl-2-Pentanone (...	8.729	43	10227	4.12	ug/L		98
52) t-1,3-Dichloropropene	8.772	75	3290	2.63	ug/L		96
53) 1,1,2-Trichloroethane	8.942	97	2989	2.00	ug/L		91
54) Dibromochloromethane	9.125	129	2625	2.19	ug/L		98
55) 1,3-Dichloropropane	9.222	76	5056	2.03	ug/L		100
56) 1,2-Dibromoethane (EDB)	9.368	107	2931	1.93	ug/L		96
57) 2-Hexanone	9.593	43	6945	3.93	ug/L		93
58) Chlorobenzene	9.867	112	8553	2.11	ug/L		89
59) Ethylbenzene	9.891	91	14343	2.14	ug/L		99
60) 1,1,1,2-Tetrachloroethane	9.928	131	2512	2.63	ug/L		90
61) m,p-Xylenes (2)	10.031	91	19803	3.95	ug/L		97
62) o-Xylene	10.409	91	10042	2.03	ug/L		98
63) Styrene	10.457	104	7333	1.88	ug/L		96
64) Bromoform	10.482	173	1672	2.51	ug/L		92
65) Isopropylbenzene	10.676	105	11977	2.08	ug/L		99

Quantitation Report (Not Reviewed)

InstName : VOA-GCMS9

Data Path : C:\msdchem\1\data\2020-11\0K13048\
Data File : VI20111309.D
Acq On : 13 Nov 2020 10:34 pm
Operator : TNL
Sample : 0K13048-CAL5
Misc : 1X 5mL 2 PPB VOCR0
ALS Vial : 9 Sample Multiplier: 1
DataAcq Meth:VI1611RUN.M

Quant Time: Nov 14 15:29:11 2020
Quant Method : C:\msdchem\1\methods\VI201114W.M
Quant Title : EPA 8260: Volatile Organic Compounds
QLast Update : Sat Nov 14 15:20:14 2020
Response via : Initial Calibration

Compound	R.T.	QIon	Response	Conc	Units		Dev(Min)
68) Bromobenzene	11.005	156	3399	2.26	ug/L		92
69) n-Propylbenzene	11.023	91	12953	2.03	ug/L		99
70) 1,1,2,2-Tetrachloroethane	11.090	85	2677	2.08	ug/L		89
71) 2-Chlorotoluene	11.151	126	2789	2.20	ug/L		95
72) 1,3,5-Trimethylbenzene	11.175	105	8607	2.06	ug/L		96
73) 1,2,3-Trichloropropane	11.199	110	1363	2.06	ug/L		88
74) t-1,4-Dichloro-2-butene	11.230	53	758	1.99	ug/L	#	59
75) 4-Chlorotoluene	11.285	91	8140	2.10	ug/L		93
76) tert-Butylbenzene	11.431	91	5223	2.23	ug/L		92
77) 1,2,4-Trimethylbenzene	11.485	105	8025	1.94	ug/L		92
78) sec-Butylbenzene	11.570	105	10535	2.07	ug/L		98
79) 4-Isopropyltoluene	11.674	119	8044	1.93	ug/L		97
80) 1,3-Dichlorobenzene	11.747	146	5318	2.11	ug/L		99
81) 1,4-Dichlorobenzene	11.814	146	5480	1.93	ug/L		92
82) n-Butylbenzene	11.996	91	6343	1.84	ug/L		98
83) 1,2-Dichlorobenzene	12.130	146	5029	2.02	ug/L		94
84) 1,2-Dibromo-3-Chloropr...	12.745	157	761	2.61	ug/L		83
85) Hexachlorobutadiene	13.243	223	560	1.52	ug/L		95
86) 1,2,4-Trichlorobenzene	13.286	180	2044	1.66	ug/L		95
87) Naphthalene	13.566	128	6236	1.58	ug/L		97
88) 1,2,3-Trichlorobenzene	13.724	180	1910	1.49	ug/L		91

(#) = qualifier out of range (m) = manual integration (+) = signals summed

Quantitation Report (Not Reviewed)

InstName : VOA-GCMS9

Data Path : C:\msdchem\1\data\2020-11\0K13048\
Data File : VI20111309.D
Acq On : 13 Nov 2020 10:34 pm
Operator : TNL
Sample : 0K13048-CAL5
Misc : 1X 5mL 2 PPB VOCR0
ALS Vial : 9 Sample Multiplier: 1
DataAcq Meth:VI1611RUN.M

Quant Time: Nov 14 15:29:11 2020
Quant Method : C:\msdchem\1\methods\VI201114W.M
Quant Title : EPA 8260: Volatile Organic Compounds
QLast Update : Sat Nov 14 15:20:14 2020
Response via : Initial Calibration

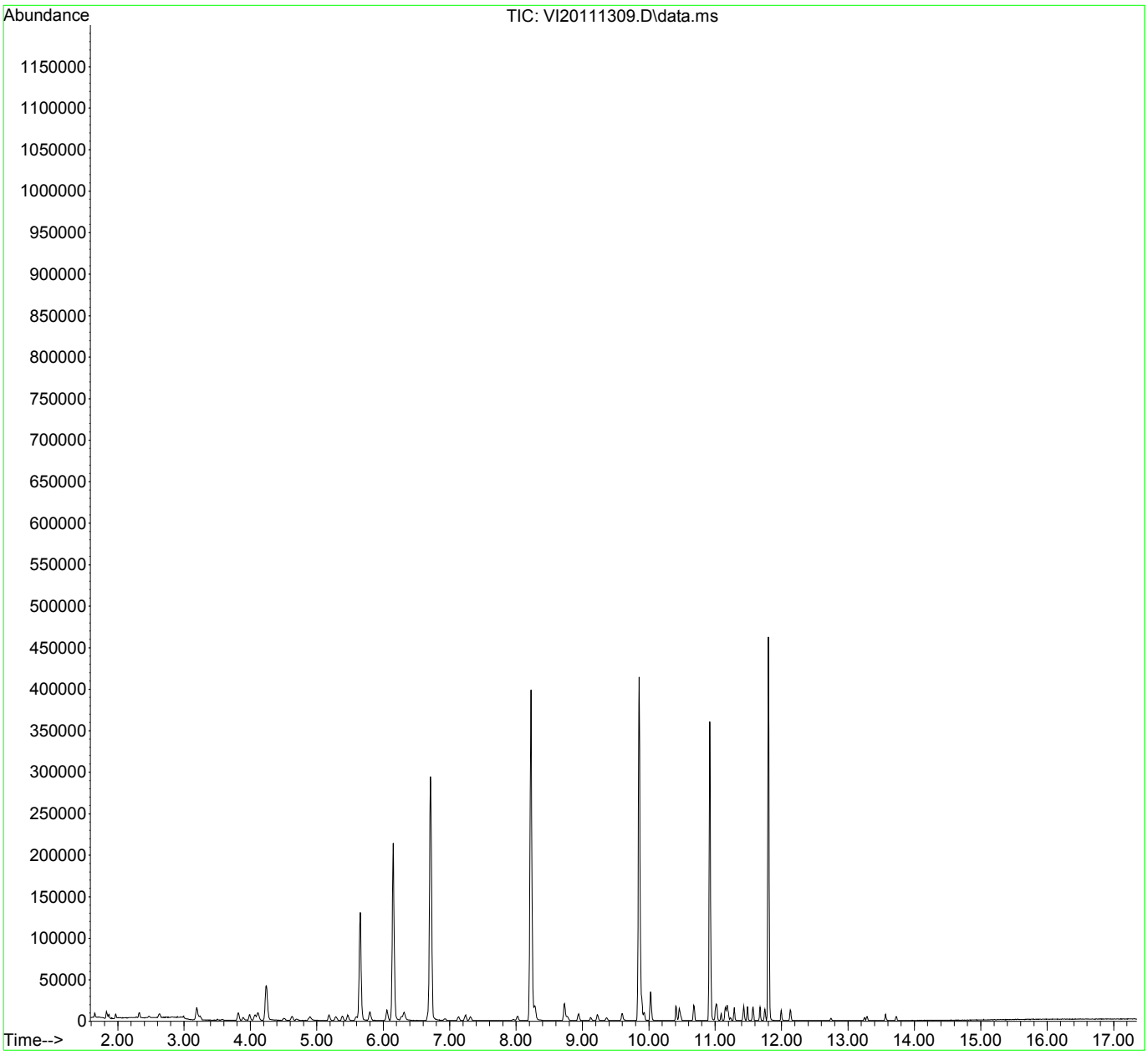

Quantitation Report (QT Reviewed)

InstName : VOA-GCMS9

Data Path : C:\msdchem\1\data\2020-11\0K13048\
Data File : VI20111309.D
Acq On : 13 Nov 2020 10:34 pm
Operator : TNL
Sample : 0K13048-CAL5
Misc : 1X 5mL 2 PPB VOCR0
ALS Vial : 9 Sample Multiplier: 1
DataAcq Meth:VI1611RUN.M 11/15/20 TNL

Quant Time: Nov 14 15:29:11 2020
Quant Method : C:\msdchem\1\methods\VI201114W.M
Quant Title : EPA 8260: Volatile Organic Compounds
QLast Update : Sat Nov 14 15:20:14 2020
Response via : Initial Calibration

Compound	R.T.	QIon	Response	Conc	Units	Dev(Min)
Internal Standards						
1) Pentafluorobenzene (I)	6.150	99	87949	50.00	ug/L	# 0.00
45) Chlorobenzene-d5 (I)	9.855	117	231620	50.00	ug/L	0.00
66) 1,4-Dichlorobenzene-d4...	11.802	152	100182	50.00	ug/L	0.00
System Monitoring Compounds						
32) Dibromofluoromethane (S)	5.651	111	83319	49.23	ug/L	0.00
39) 1,4-Difluorobenzene (S)	6.710	114	275806	50.85	ug/L	0.00
48) Toluene-d8 (S)	8.225	98	308715	49.89	ug/L	0.00
67) 4-Bromofluorobenzene (S)	10.920	174	90440	53.86	ug/L	0.00
Target Compounds						Qvalue
2) Dichlorodifluoromethane	1.654	85	2539	1.52	ug/L	98
3) Chloromethane	1.867	50	3370	1.93	ug/L	97
4) Vinyl Chloride	1.971	62	3615	1.93	ug/L	92
5) Bromomethane	2.323	96	2794	2.13	ug/L	98
6) Chloroethane	2.476	64	1704	1.38	ug/L	83
7) Trichlorofluoromethane	2.628	101	3566	1.62	ug/L	97
8) Ethanol	3.187	45	6121	152.15	ug/L	87
9) 1,1-Dichloroethene	3.187	61	4553	2.16	ug/L	96
10) Carbon Disulfide	3.206	76	8210	2.13	ug/L	98
11) Freon 113	3.242	101	2770	2.16	ug/L	99
12) Iodomethane	0.000		0	N.D.		
13) Acrolein	3.577	56	811	2.03	ug/L	69
14) Methylene Chloride	3.820	84	4055	2.35	ug/L	97
15) Acetone	3.887	43	4855	4.82	ug/L	94
16) t-1,2-Dichloroethene	3.984	61	4354	2.14	ug/L	94
17) n-Hexane	4.063	86	441	1.65	ug/L	89
18) Methyl-tert-butyl-ether	4.112	73	10425	2.47	ug/L	95
19) tert-Butanol (TBA)	4.240	59	59784	173.38	ug/L	84
20) Diisopropyl ether (DIPE)	4.507	45	2446	0.52	ug/L	88
21) 1,1-Dichloroethane	4.623	63	6046	2.17	ug/L	94
22) Acrylonitrile	4.696	53	1564	1.61	ug/L	95
23) Ethyl-tert-butyl ether...	4.879	59	2333	0.58	ug/L	87
24) Vinyl Acetate	4.903	43	7013	2.61	ug/L	97
25) c-1,2-Dichloroethene	5.183	61	4381	2.08	ug/L	96

Quantitation Report (QT Reviewed)

InstName : VOA-GCMS9

Data Path : C:\msdchem\1\data\2020-11\0K13048\
Data File : VI20111309.D
Acq On : 13 Nov 2020 10:34 pm
Operator : TNL
Sample : 0K13048-CAL5
Misc : 1X 5mL 2 PPB VOCR0
ALS Vial : 9 Sample Multiplier: 1
DataAcq Meth:VI1611RUN.M

Quant Time: Nov 14 15:29:11 2020
Quant Method : C:\msdchem\1\methods\VI201114W.M
Quant Title : EPA 8260: Volatile Organic Compounds
QLast Update : Sat Nov 14 15:20:14 2020
Response via : Initial Calibration

Compound	R.T.	QIon	Response	Conc	Units		Dev(Min)
26) 2,2-Dichloropropane	5.292	77	3769	3.64	ug/L		91
27) Bromochloromethane	5.383	130	2106	2.02	ug/L		97
28) Chloroform	5.469	83	5873	2.17	ug/L		96
29) Carbon Tetrachloride	5.596	117	3511	2.95	ug/L		99
30) Tetrahydrofuran	5.645	42	1937	1.91	ug/L		90
31) 1,1,1-Trichloroethane	5.669	97	4853	2.51	ug/L		97
33) 1,1-Dichloropropene	5.803	75	4288	2.13	ug/L		96
34) 2-Butanone (MEK)	5.797	43	5611	3.81	ug/L		97
35) Benzene	6.059	78	13329	2.12	ug/L		98
36) tert-Amyl methyl ether...	6.180	73	2323	0.67	ug/L		83
37) 1,2-Dichloroethane (EDC)	6.272	62	4465	2.03	ug/L		94
38) iso-Butyl Alcohol	6.314	43	8774	71.49	ug/L		95
40) Trichloroethene (TCE)	6.679	130	3497	2.13	ug/L		94
41) Tert-Amyl-Ethyl-Ether ...	6.929	59	1423	0.72	ug/L		90
42) Dibromomethane	7.136	93	2102	2.02	ug/L		98
43) 1,2-Dichloropropane	7.239	63	3271	2.01	ug/L		95
44) Bromodichloromethane	7.312	83	4019	2.17	ug/L		95
46) 2-Chloroethyl Vinyl Ether	7.957	63	898	1.12	ug/L	#	100
47) c-1,3-Dichloropropene	8.018	75	4019	2.04	ug/L		95
49) Toluene	8.285	91	13315	2.05	ug/L		99
50) Tetrachloroethene (PCE)	8.723	166	3429	2.17	ug/L		94
51) 4-Methyl-2-Pentanone (...	8.729	43	10227	4.12	ug/L		98
52) t-1,3-Dichloropropene	8.772	75	3290	2.63	ug/L		96
53) 1,1,2-Trichloroethane	8.942	97	2989	2.00	ug/L		91
54) Dibromochloromethane	9.125	129	2625	2.19	ug/L		98
55) 1,3-Dichloropropane	9.222	76	5056	2.03	ug/L		100
56) 1,2-Dibromoethane (EDB)	9.368	107	2931	1.93	ug/L		96
57) 2-Hexanone	9.593	43	6945	3.93	ug/L		93
58) Chlorobenzene	9.867	112	8553	2.11	ug/L		89
59) Ethylbenzene	9.891	91	14343	2.14	ug/L		99
60) 1,1,1,2-Tetrachloroethane	9.928	131	2512	2.63	ug/L		90
61) m,p-Xylenes (2)	10.031	91	19803	3.95	ug/L		97
62) o-Xylene	10.409	91	10042	2.03	ug/L		98
63) Styrene	10.457	104	7333	1.88	ug/L		96
64) Bromoform	10.482	173	1672	2.51	ug/L		92
65) Isopropylbenzene	10.676	105	11977	2.08	ug/L		99

Quantitation Report (QT Reviewed)

InstName : VOA-GCMS9

Data Path : C:\msdchem\1\data\2020-11\0K13048\
Data File : VI20111309.D
Acq On : 13 Nov 2020 10:34 pm
Operator : TNL
Sample : 0K13048-CAL5
Misc : 1X 5mL 2 PPB VOCR0
ALS Vial : 9 Sample Multiplier: 1
DataAcq Meth:VI1611RUN.M

Quant Time: Nov 14 15:29:11 2020
Quant Method : C:\msdchem\1\methods\VI201114W.M
Quant Title : EPA 8260: Volatile Organic Compounds
QLast Update : Sat Nov 14 15:20:14 2020
Response via : Initial Calibration

Compound	R.T.	QIon	Response	Conc	Units		Dev(Min)
68) Bromobenzene	11.005	156	3399	2.26	ug/L		92
69) n-Propylbenzene	11.023	91	12953	2.03	ug/L		99
70) 1,1,2,2-Tetrachloroethane	11.090	85	2677	2.08	ug/L		89
71) 2-Chlorotoluene	11.151	126	2789	2.20	ug/L		95
72) 1,3,5-Trimethylbenzene	11.175	105	8607	2.06	ug/L		96
73) 1,2,3-Trichloropropane	11.199	110	1363	2.06	ug/L		88
74) t-1,4-Dichloro-2-butene	11.230	53	758	1.99	ug/L	#	59
75) 4-Chlorotoluene	11.285	91	8140	2.10	ug/L		93
76) tert-Butylbenzene	11.431	91	5223	2.23	ug/L		92
77) 1,2,4-Trimethylbenzene	11.485	105	8025	1.94	ug/L		92
78) sec-Butylbenzene	11.570	105	10535	2.07	ug/L		98
79) 4-Isopropyltoluene	11.674	119	8044	1.93	ug/L		97
80) 1,3-Dichlorobenzene	11.747	146	5318	2.11	ug/L		99
81) 1,4-Dichlorobenzene	11.814	146	5480	1.93	ug/L		92
82) n-Butylbenzene	11.996	91	6343	1.84	ug/L		98
83) 1,2-Dichlorobenzene	12.130	146	5029	2.02	ug/L		94
84) 1,2-Dibromo-3-Chloropr...	12.745	157	761	2.61	ug/L		83
85) Hexachlorobutadiene	13.243	223	560	1.52	ug/L		95
86) 1,2,4-Trichlorobenzene	13.286	180	2044	1.66	ug/L		95
87) Naphthalene	13.566	128	6236	1.58	ug/L		97
88) 1,2,3-Trichlorobenzene	13.724	180	1910	1.49	ug/L		91

(#) = qualifier out of range (m) = manual integration (+) = signals summed

Quantitation Report (QT Reviewed)

InstName : VOA-GCMS9

Data Path : C:\msdchem\1\data\2020-11\0K13048\
Data File : VI20111309.D
Acq On : 13 Nov 2020 10:34 pm
Operator : TNL
Sample : 0K13048-CAL5
Misc : 1X 5mL 2 PPB VOCR0
ALS Vial : 9 Sample Multiplier: 1
DataAcq Meth:VI1611RUN.M

Quant Time: Nov 14 15:29:11 2020
Quant Method : C:\msdchem\1\methods\VI201114W.M
Quant Title : EPA 8260: Volatile Organic Compounds
QLast Update : Sat Nov 14 15:20:14 2020
Response via : Initial Calibration

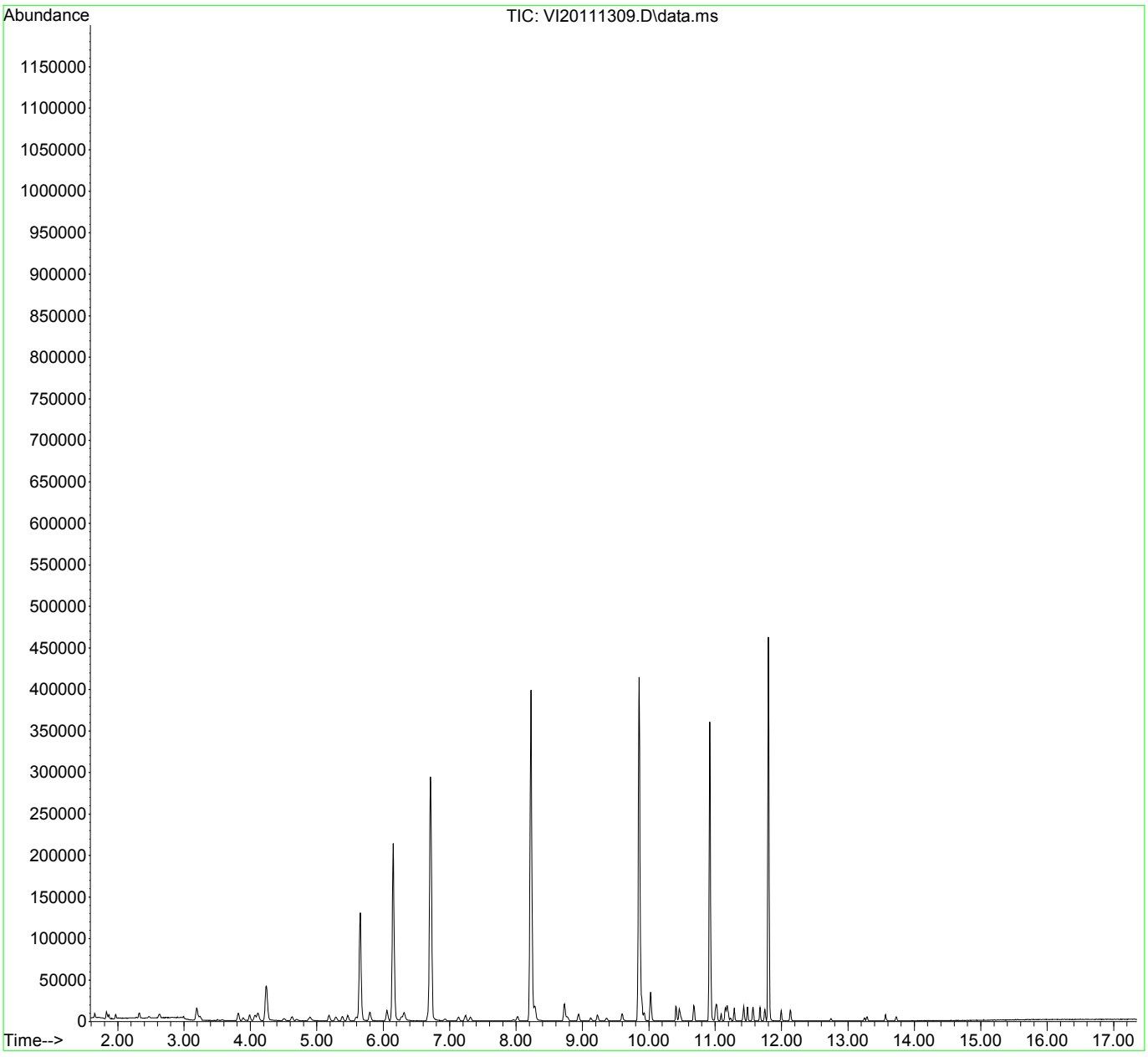

Quantitation Report (Not Reviewed)

InstName : VOA-GCMS9

Data Path : C:\msdchem\1\data\2020-11\0K13048\
Data File : VI20111310.D
Acq On : 13 Nov 2020 11:01 pm
Operator : TNL
Sample : 0K13048-CAL6 11/15/20 TNL
Misc : 1X 5mL 5 PPB VOCR0
ALS Vial : 10 Sample Multiplier: 1
DataAcq Meth:VI1611RUN.M

Quant Time: Nov 14 15:31:13 2020
Quant Method : C:\msdchem\1\methods\VI201114W.M
Quant Title : EPA 8260: Volatile Organic Compounds
QLast Update : Sat Nov 14 15:20:14 2020
Response via : Initial Calibration

Compound	R.T.	QIon	Response	Conc	Units		Dev(Min)
Internal Standards							
1) Pentafluorobenzene (I)	6.150	99	89263	50.00	ug/L	#	0.00
45) Chlorobenzene-d5 (I)	9.855	117	235991	50.00	ug/L		0.00
66) 1,4-Dichlorobenzene-d4...	11.802	152	105584	50.00	ug/L		0.00
System Monitoring Compounds							
32) Dibromofluoromethane (S)	5.651	111	84022	48.92	ug/L		0.00
39) 1,4-Difluorobenzene (S)	6.716	114	277886	50.48	ug/L		0.00
48) Toluene-d8 (S)	8.224	98	311216	49.36	ug/L		0.00
67) 4-Bromofluorobenzene (S)	10.919	174	93222	52.67	ug/L		0.00
Target Compounds							Qvalue
2) Dichlorodifluoromethane	1.660	85	6483	3.83	ug/L		99
3) Chloromethane	1.873	50	8068	4.55	ug/L		93
4) Vinyl Chloride	1.971	62	9128	4.80	ug/L		94
5) Bromomethane	2.329	96	6238	4.68	ug/L		97
6) Chloroethane	2.475	64	3690	4.60	ug/L		85
7) Trichlorofluoromethane	2.634	101	8839	3.94	ug/L		97
8) Ethanol	3.187	45	15191	372.04	ug/L		88
9) 1,1-Dichloroethene	3.187	61	11630	5.44	ug/L		95
10) Carbon Disulfide	3.206	76	20113	5.14	ug/L		97
11) Freon 113	3.248	101	7125	5.48	ug/L		92
12) Iodomethane	3.345	142	357	6.50	ug/L	#	47
13) Acrolein	3.571	56	2131	5.27	ug/L		81
14) Methylene Chloride	3.820	84	9108	5.19	ug/L		92
15) Acetone	3.893	43	10830	10.59	ug/L		98
16) t-1,2-Dichloroethene	3.990	61	10982	5.32	ug/L		92
17) n-Hexane	4.069	86	1315	4.84	ug/L		97
18) Methyl-tert-butyl-ether	4.112	73	26026	6.07	ug/L		92
19) tert-Butanol (TBA)	4.240	59	150471	418.96	ug/L		83
20) Diisopropyl ether (DIPE)	4.507	45	6085	1.29	ug/L		94
21) 1,1-Dichloroethane	4.629	63	14688	5.19	ug/L		98
22) Acrylonitrile	4.696	53	4474	4.55	ug/L		97
23) Ethyl-tert-butyl ether...	4.878	59	5913	1.44	ug/L		97
24) Vinyl Acetate	4.903	43	18548	6.81	ug/L		100
25) c-1,2-Dichloroethene	5.183	61	11102	5.19	ug/L		97

Quantitation Report (Not Reviewed)

InstName : VOA-GCMS9

Data Path : C:\msdchem\1\data\2020-11\0K13048\
Data File : VI20111310.D
Acq On : 13 Nov 2020 11:01 pm
Operator : TNL
Sample : 0K13048-CAL6
Misc : 1X 5mL 5 PPB VOCR0
ALS Vial : 10 Sample Multiplier: 1
DataAcq Meth:VI1611RUN.M

Quant Time: Nov 14 15:31:13 2020
Quant Method : C:\msdchem\1\methods\VI201114W.M
Quant Title : EPA 8260: Volatile Organic Compounds
QLast Update : Sat Nov 14 15:20:14 2020
Response via : Initial Calibration

Compound	R.T.	QIon	Response	Conc	Units		Dev(Min)
26) 2,2-Dichloropropane	5.286	77	9625	9.15	ug/L		97
27) Bromochloromethane	5.390	130	5544	5.25	ug/L		97
28) Chloroform	5.469	83	14651	5.33	ug/L		95
29) Carbon Tetrachloride	5.602	117	9030	7.49	ug/L		98
30) Tetrahydrofuran	5.639	42	5049	4.92	ug/L		89
31) 1,1,1-Trichloroethane	5.669	97	12609	6.42	ug/L		95
33) 1,1-Dichloropropene	5.797	75	10942	5.35	ug/L		96
34) 2-Butanone (MEK)	5.791	43	14761	9.86	ug/L		96
35) Benzene	6.059	78	33413	5.25	ug/L		99
36) tert-Amyl methyl ether...	6.180	73	5871	1.66	ug/L		99
37) 1,2-Dichloroethane (EDC)	6.272	62	11651	5.22	ug/L		94
38) iso-Butyl Alcohol	6.308	43	22217	160.05	ug/L		95
40) Trichloroethene (TCE)	6.679	130	9124	5.48	ug/L		97
41) Tert-Amyl-Ethyl-Ether ...	6.923	59	3580	1.79	ug/L		87
42) Dibromomethane	7.129	93	5548	5.25	ug/L		92
43) 1,2-Dichloropropane	7.239	63	8391	5.07	ug/L		93
44) Bromodichloromethane	7.312	83	10084	5.38	ug/L		94
46) 2-Chloroethyl Vinyl Ether	7.957	63	2727	3.35	ug/L	#	100
47) c-1,3-Dichloropropene	8.018	75	11203	5.59	ug/L		97
49) Toluene	8.285	91	34091	5.15	ug/L		99
50) Tetrachloroethene (PCE)	8.729	166	8548	5.32	ug/L		94
51) 4-Methyl-2-Pentanone (...	8.729	43	25567	10.12	ug/L		99
52) t-1,3-Dichloropropene	8.772	75	9371	6.30	ug/L		97
53) 1,1,2-Trichloroethane	8.942	97	7896	5.19	ug/L		92
54) Dibromochloromethane	9.125	129	6748	5.52	ug/L		99
55) 1,3-Dichloropropane	9.228	76	13284	5.23	ug/L		97
56) 1,2-Dibromoethane (EDB)	9.362	107	7927	5.13	ug/L		93
57) 2-Hexanone	9.593	43	18158	10.08	ug/L		95
58) Chlorobenzene	9.867	112	21700	5.26	ug/L		95
59) Ethylbenzene	9.891	91	36021	5.29	ug/L		98
60) 1,1,1,2-Tetrachloroethane	9.928	131	6507	6.18	ug/L		95
61) m,p-Xylenes (2)	10.025	91	52058	10.18	ug/L		97
62) o-Xylene	10.408	91	26395	5.23	ug/L		97
63) Styrene	10.457	104	19521	4.90	ug/L		94
64) Bromoform	10.481	173	4679	5.57	ug/L		98
65) Isopropylbenzene	10.676	105	31317	5.33	ug/L		100

Quantitation Report (Not Reviewed)

InstName : VOA-GCMS9

Data Path : C:\msdchem\1\data\2020-11\0K13048\
Data File : VI20111310.D
Acq On : 13 Nov 2020 11:01 pm
Operator : TNL
Sample : 0K13048-CAL6
Misc : 1X 5mL 5 PPB VOCR0
ALS Vial : 10 Sample Multiplier: 1
DataAcq Meth:VI1611RUN.M

Quant Time: Nov 14 15:31:13 2020
Quant Method : C:\msdchem\1\methods\VI201114W.M
Quant Title : EPA 8260: Volatile Organic Compounds
QLast Update : Sat Nov 14 15:20:14 2020
Response via : Initial Calibration

Compound	R.T.	QIon	Response	Conc	Units		Dev(Min)
68) Bromobenzene	11.005	156	8609	5.44	ug/L		84
69) n-Propylbenzene	11.023	91	35045	5.21	ug/L		99
70) 1,1,2,2-Tetrachloroethane	11.090	85	7167	5.27	ug/L		96
71) 2-Chlorotoluene	11.151	126	7430	5.57	ug/L		98
72) 1,3,5-Trimethylbenzene	11.175	105	23394	5.30	ug/L		95
73) 1,2,3-Trichloropropane	11.199	110	3782	5.43	ug/L		87
74) t-1,4-Dichloro-2-butene	11.230	53	2217	5.53	ug/L	#	71
75) 4-Chlorotoluene	11.285	91	21835	5.36	ug/L		96
76) tert-Butylbenzene	11.431	91	13959	5.65	ug/L		95
77) 1,2,4-Trimethylbenzene	11.485	105	23004	5.27	ug/L		95
78) sec-Butylbenzene	11.564	105	29128	5.43	ug/L		99
79) 4-Isopropyltoluene	11.674	119	22473	5.13	ug/L		98
80) 1,3-Dichlorobenzene	11.747	146	14005	5.26	ug/L		99
81) 1,4-Dichlorobenzene	11.814	146	14361	4.79	ug/L		94
82) n-Butylbenzene	11.996	91	18808	5.19	ug/L		99
83) 1,2-Dichlorobenzene	12.130	146	13392	5.09	ug/L		98
84) 1,2-Dibromo-3-Chloropr...	12.745	157	2294	5.95	ug/L		87
85) Hexachlorobutadiene	13.243	223	1830	4.72	ug/L		91
86) 1,2,4-Trichlorobenzene	13.286	180	5768	4.44	ug/L		98
87) Naphthalene	13.566	128	17295	3.92	ug/L		98
88) 1,2,3-Trichlorobenzene	13.724	180	5573	4.14	ug/L		92

(#) = qualifier out of range (m) = manual integration (+) = signals summed

Quantitation Report (Not Reviewed)

InstName : VOA-GCMS9

Data Path : C:\msdchem\1\data\2020-11\0K13048\
Data File : VI20111310.D
Acq On : 13 Nov 2020 11:01 pm
Operator : TNL
Sample : 0K13048-CAL6
Misc : 1X 5mL 5 PPB VOCR0
ALS Vial : 10 Sample Multiplier: 1
DataAcq Meth:VI1611RUN.M

Quant Time: Nov 14 15:31:13 2020
Quant Method : C:\msdchem\1\methods\VI201114W.M
Quant Title : EPA 8260: Volatile Organic Compounds
QLast Update : Sat Nov 14 15:20:14 2020
Response via : Initial Calibration

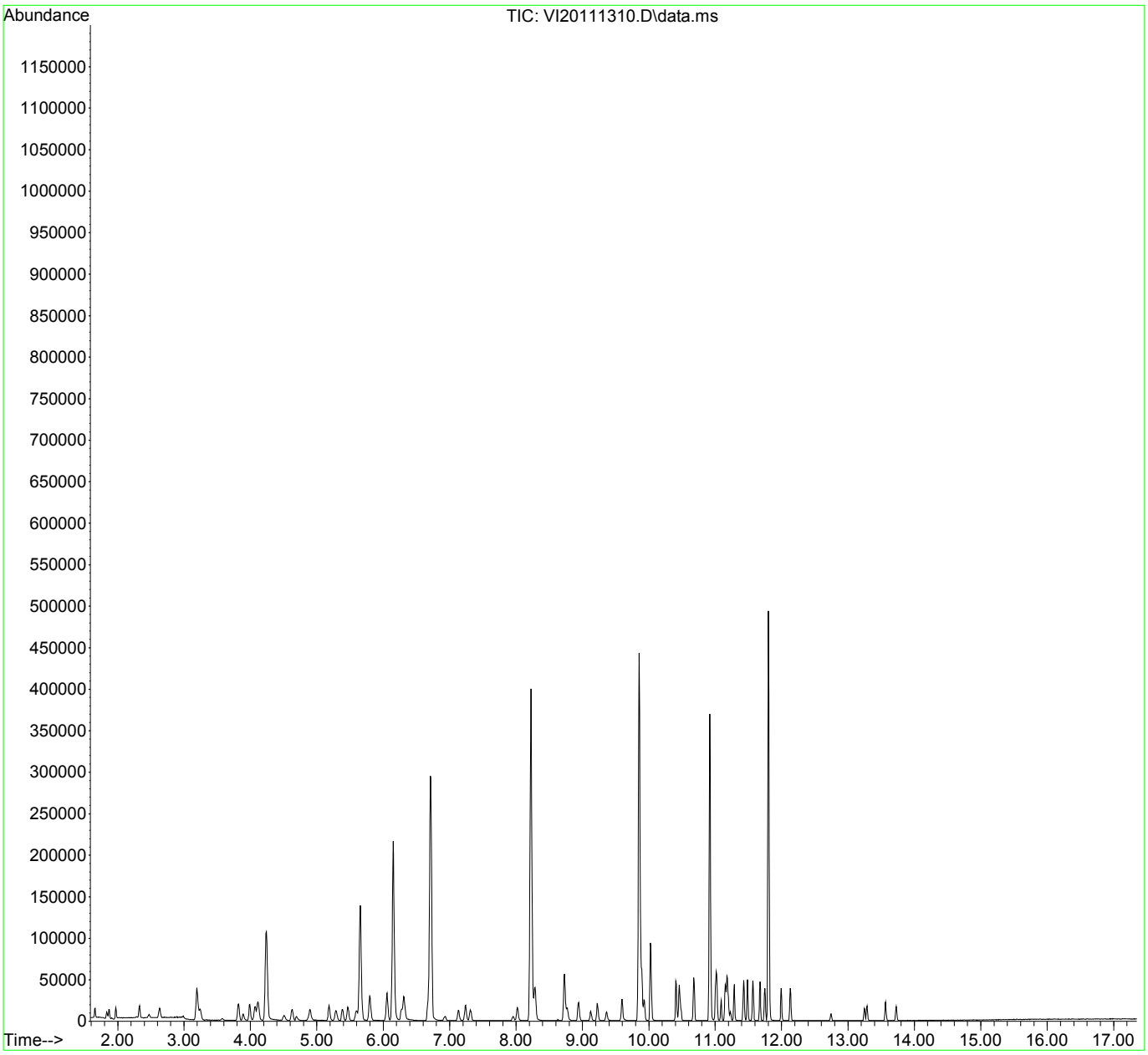

Quantitation Report (QT Reviewed)

InstName : VOA-GCMS9

Data Path : C:\msdchem\1\data\2020-11\0K13048\
Data File : VI20111310.D
Acq On : 13 Nov 2020 11:01 pm
Operator : TNL
Sample : 0K13048-CAL6
Misc : 1X 5mL 5 PPB VOCR0
ALS Vial : 10 Sample Multiplier: 1
DataAcq Meth:VI1611RUN.M

11/15/20 TNL

Quant Time: Nov 14 15:31:47 2020
Quant Method : C:\msdchem\1\methods\VI201114W.M
Quant Title : EPA 8260: Volatile Organic Compounds
QLast Update : Sat Nov 14 15:20:14 2020
Response via : Initial Calibration

Compound	R.T.	QIon	Response	Conc	Units	Dev(Min)
Internal Standards						
1) Pentafluorobenzene (I)	6.150	99	89263	50.00	ug/L	# 0.00
45) Chlorobenzene-d5 (I)	9.855	117	235991	50.00	ug/L	0.00
66) 1,4-Dichlorobenzene-d4...	11.802	152	105584	50.00	ug/L	0.00
System Monitoring Compounds						
32) Dibromofluoromethane (S)	5.651	111	84022	48.92	ug/L	0.00
39) 1,4-Difluorobenzene (S)	6.716	114	277886	50.48	ug/L	0.00
48) Toluene-d8 (S)	8.224	98	311216	49.36	ug/L	0.00
67) 4-Bromofluorobenzene (S)	10.919	174	93222	52.67	ug/L	0.00
Target Compounds						Qvalue
2) Dichlorodifluoromethane	1.660	85	6483	3.83	ug/L	99
3) Chloromethane	1.873	50	8068	4.55	ug/L	93
4) Vinyl Chloride	1.971	62	9128	4.80	ug/L	94
5) Bromomethane	2.329	96	6238	4.68	ug/L	97
6) Chloroethane	2.475	64	3690	4.60	ug/L	85
7) Trichlorofluoromethane	2.634	101	8839	3.94	ug/L	97
8) Ethanol	3.187	45	15191	372.04	ug/L	88
9) 1,1-Dichloroethene	3.187	61	11630	5.44	ug/L	95
10) Carbon Disulfide	3.206	76	20113	5.14	ug/L	97
11) Freon 113	3.248	101	7125	5.48	ug/L	92
12) Iodomethane	0.000		0	N.D.	d	
13) Acrolein	3.571	56	2131	5.27	ug/L	81
14) Methylene Chloride	3.820	84	9108	5.19	ug/L	92
15) Acetone	3.893	43	10830	10.59	ug/L	98
16) t-1,2-Dichloroethene	3.990	61	10982	5.32	ug/L	92
17) n-Hexane	4.069	86	1315	4.84	ug/L	97
18) Methyl-tert-butyl-ether	4.112	73	26026	6.07	ug/L	92
19) tert-Butanol (TBA)	4.240	59	150471	418.96	ug/L	83
20) Diisopropyl ether (DIPE)	4.507	45	6085	1.29	ug/L	94
21) 1,1-Dichloroethane	4.629	63	14688	5.19	ug/L	98
22) Acrylonitrile	4.696	53	4474	4.55	ug/L	97
23) Ethyl-tert-butyl ether...	4.878	59	5913	1.44	ug/L	97
24) Vinyl Acetate	4.903	43	18548	6.81	ug/L	100
25) c-1,2-Dichloroethene	5.183	61	11102	5.19	ug/L	97

Quantitation Report (QT Reviewed)

InstName : VOA-GCMS9

Data Path : C:\msdchem\1\data\2020-11\0K13048\
Data File : VI20111310.D
Acq On : 13 Nov 2020 11:01 pm
Operator : TNL
Sample : 0K13048-CAL6
Misc : 1X 5mL 5 PPB VOCR0
ALS Vial : 10 Sample Multiplier: 1
DataAcq Meth:VI1611RUN.M

Quant Time: Nov 14 15:31:47 2020
Quant Method : C:\msdchem\1\methods\VI201114W.M
Quant Title : EPA 8260: Volatile Organic Compounds
QLast Update : Sat Nov 14 15:20:14 2020
Response via : Initial Calibration

Compound	R.T.	QIon	Response	Conc	Units		Dev(Min)
26) 2,2-Dichloropropane	5.286	77	9625	9.15	ug/L		97
27) Bromochloromethane	5.390	130	5544	5.25	ug/L		97
28) Chloroform	5.469	83	14651	5.33	ug/L		95
29) Carbon Tetrachloride	5.602	117	9030	7.49	ug/L		98
30) Tetrahydrofuran	5.639	42	5049	4.92	ug/L		89
31) 1,1,1-Trichloroethane	5.669	97	12609	6.42	ug/L		95
33) 1,1-Dichloropropene	5.797	75	10942	5.35	ug/L		96
34) 2-Butanone (MEK)	5.791	43	14761	9.86	ug/L		96
35) Benzene	6.059	78	33413	5.25	ug/L		99
36) tert-Amyl methyl ether...	6.180	73	5871	1.66	ug/L		99
37) 1,2-Dichloroethane (EDC)	6.272	62	11651	5.22	ug/L		94
38) iso-Butyl Alcohol	6.308	43	22217	160.05	ug/L		95
40) Trichloroethene (TCE)	6.679	130	9124	5.48	ug/L		97
41) Tert-Amyl-Ethyl-Ether ...	6.923	59	3580	1.79	ug/L		87
42) Dibromomethane	7.129	93	5548	5.25	ug/L		92
43) 1,2-Dichloropropane	7.239	63	8391	5.07	ug/L		93
44) Bromodichloromethane	7.312	83	10084	5.38	ug/L		94
46) 2-Chloroethyl Vinyl Ether	7.957	63	2727	3.35	ug/L	#	100
47) c-1,3-Dichloropropene	8.018	75	11203	5.59	ug/L		97
49) Toluene	8.285	91	34091	5.15	ug/L		99
50) Tetrachloroethene (PCE)	8.729	166	8548	5.32	ug/L		94
51) 4-Methyl-2-Pentanone (...	8.729	43	25567	10.12	ug/L		99
52) t-1,3-Dichloropropene	8.772	75	9371	6.30	ug/L		97
53) 1,1,2-Trichloroethane	8.942	97	7896	5.19	ug/L		92
54) Dibromochloromethane	9.125	129	6748	5.52	ug/L		99
55) 1,3-Dichloropropane	9.228	76	13284	5.23	ug/L		97
56) 1,2-Dibromoethane (EDB)	9.362	107	7927	5.13	ug/L		93
57) 2-Hexanone	9.593	43	18158	10.08	ug/L		95
58) Chlorobenzene	9.867	112	21700	5.26	ug/L		95
59) Ethylbenzene	9.891	91	36021	5.29	ug/L		98
60) 1,1,1,2-Tetrachloroethane	9.928	131	6507	6.18	ug/L		95
61) m,p-Xylenes (2)	10.025	91	52058	10.18	ug/L		97
62) o-Xylene	10.408	91	26395	5.23	ug/L		97
63) Styrene	10.457	104	19521	4.90	ug/L		94
64) Bromoform	10.481	173	4679	5.57	ug/L		98
65) Isopropylbenzene	10.676	105	31317	5.33	ug/L		100

Quantitation Report (QT Reviewed)

InstName : VOA-GCMS9

Data Path : C:\msdchem\1\data\2020-11\0K13048\
Data File : VI20111310.D
Acq On : 13 Nov 2020 11:01 pm
Operator : TNL
Sample : 0K13048-CAL6
Misc : 1X 5mL 5 PPB VOCR0
ALS Vial : 10 Sample Multiplier: 1
DataAcq Meth:VI1611RUN.M

Quant Time: Nov 14 15:31:47 2020
Quant Method : C:\msdchem\1\methods\VI201114W.M
Quant Title : EPA 8260: Volatile Organic Compounds
QLast Update : Sat Nov 14 15:20:14 2020
Response via : Initial Calibration

Compound	R.T.	QIon	Response	Conc	Units		Dev(Min)
68) Bromobenzene	11.005	156	8609	5.44	ug/L		84
69) n-Propylbenzene	11.023	91	35045	5.21	ug/L		99
70) 1,1,2,2-Tetrachloroethane	11.090	85	7167	5.27	ug/L		96
71) 2-Chlorotoluene	11.151	126	7430	5.57	ug/L		98
72) 1,3,5-Trimethylbenzene	11.175	105	23394	5.30	ug/L		95
73) 1,2,3-Trichloropropane	11.199	110	3782	5.43	ug/L		87
74) t-1,4-Dichloro-2-butene	11.230	53	2217	5.53	ug/L	#	71
75) 4-Chlorotoluene	11.285	91	21835	5.36	ug/L		96
76) tert-Butylbenzene	11.431	91	13959	5.65	ug/L		95
77) 1,2,4-Trimethylbenzene	11.485	105	23004	5.27	ug/L		95
78) sec-Butylbenzene	11.564	105	29128	5.43	ug/L		99
79) 4-Isopropyltoluene	11.674	119	22473	5.13	ug/L		98
80) 1,3-Dichlorobenzene	11.747	146	14005	5.26	ug/L		99
81) 1,4-Dichlorobenzene	11.814	146	14361	4.79	ug/L		94
82) n-Butylbenzene	11.996	91	18808	5.19	ug/L		99
83) 1,2-Dichlorobenzene	12.130	146	13392	5.09	ug/L		98
84) 1,2-Dibromo-3-Chloropr...	12.745	157	2294	5.95	ug/L		87
85) Hexachlorobutadiene	13.243	223	1830	4.72	ug/L		91
86) 1,2,4-Trichlorobenzene	13.286	180	5768	4.44	ug/L		98
87) Naphthalene	13.566	128	17295	3.92	ug/L		98
88) 1,2,3-Trichlorobenzene	13.724	180	5573	4.14	ug/L		92

(#) = qualifier out of range (m) = manual integration (+) = signals summed

Quantitation Report (QT Reviewed)

InstName : VOA-GCMS9

Data Path : C:\msdchem\1\data\2020-11\0K13048\
Data File : VI20111310.D
Acq On : 13 Nov 2020 11:01 pm
Operator : TNL
Sample : 0K13048-CAL6
Misc : 1X 5mL 5 PPB VOCR0
ALS Vial : 10 Sample Multiplier: 1
DataAcq Meth:VI1611RUN.M

Quant Time: Nov 14 15:31:47 2020
Quant Method : C:\msdchem\1\methods\VI201114W.M
Quant Title : EPA 8260: Volatile Organic Compounds
QLast Update : Sat Nov 14 15:20:14 2020
Response via : Initial Calibration

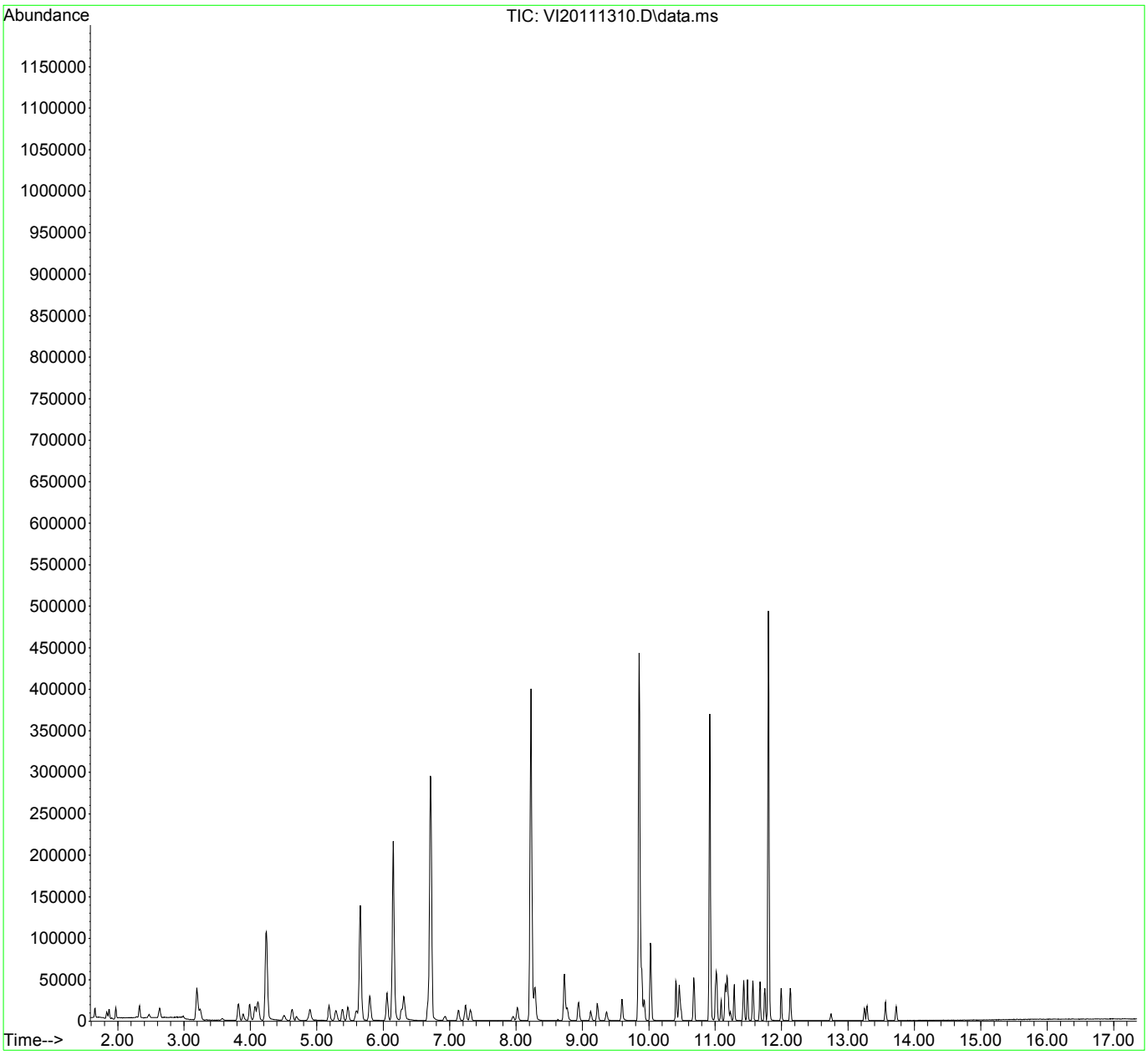

Quantitation Report (Not Reviewed)

InstName : VOA-GCMS9

Data Path : C:\msdchem\1\data\2020-11\0K13048\
Data File : VI20111311.D
Acq On : 13 Nov 2020 11:28 pm
Operator : TNL
Sample : 0K13048-CAL7
Misc : 1X 5mL 10 PPB VOCR0
ALS Vial : 11 Sample Multiplier: 1
DataAcq Meth:VI1611RUN.M

11/15/20 TNL

Quant Time: Nov 14 15:33:25 2020
Quant Method : C:\msdchem\1\methods\VI201114W.M
Quant Title : EPA 8260: Volatile Organic Compounds
QLast Update : Sat Nov 14 15:20:14 2020
Response via : Initial Calibration

Compound	R.T.	QIon	Response	Conc	Units		Dev(Min)
Internal Standards							
1) Pentafluorobenzene (I)	6.150	99	89742	50.00	ug/L		# 0.00
45) Chlorobenzene-d5 (I)	9.855	117	241830	50.00	ug/L		0.00
66) 1,4-Dichlorobenzene-d4...	11.802	152	110303	50.00	ug/L		0.00
System Monitoring Compounds							
32) Dibromofluoromethane (S)	5.651	111	85084	49.27	ug/L		0.00
39) 1,4-Difluorobenzene (S)	6.710	114	278968	50.41	ug/L		0.00
48) Toluene-d8 (S)	8.225	98	317300	49.11	ug/L		0.00
67) 4-Bromofluorobenzene (S)	10.920	174	95379	51.59	ug/L		0.00
Target Compounds							Qvalue
2) Dichlorodifluoromethane	1.654	85	12256	7.21	ug/L		98
3) Chloromethane	1.867	50	15923	8.93	ug/L		95
4) Vinyl Chloride	1.965	62	17698	9.26	ug/L		96
5) Bromomethane	2.323	96	11957	8.92	ug/L		98
6) Chloroethane	2.463	64	6732	9.40	ug/L		84
7) Trichlorofluoromethane	2.622	101	16973	7.53	ug/L		98
8) Ethanol	3.181	45	31013	755.49	ug/L		86
9) 1,1-Dichloroethene	3.181	61	22717	10.58	ug/L		99
10) Carbon Disulfide	3.199	76	39119	9.95	ug/L		99
11) Freon 113	3.236	101	13638	10.43	ug/L		93
12) Iodomethane	3.333	142	1475	7.74	ug/L	#	85
13) Acrolein	3.571	56	4460	10.96	ug/L		75
14) Methylene Chloride	3.820	84	17580	9.97	ug/L		90
15) Acetone	3.887	43	20301	19.74	ug/L		99
16) t-1,2-Dichloroethene	3.984	61	22041	10.62	ug/L		92
17) n-Hexane	4.069	86	2630	9.62	ug/L	#	95
18) Methyl-tert-butyl-ether	4.106	73	52418	12.17	ug/L		93
19) tert-Butanol (TBA)	4.234	59	308941	839.41	ug/L		83
20) Diisopropyl ether (DIPE)	4.507	45	11990	2.52	ug/L		95
21) 1,1-Dichloroethane	4.623	63	29833	10.48	ug/L		95
22) Acrylonitrile	4.690	53	9810	9.92	ug/L		95
23) Ethyl-tert-butyl ether...	4.872	59	11935	2.89	ug/L		96
24) Vinyl Acetate	4.897	43	39428	14.40	ug/L		97
25) c-1,2-Dichloroethene	5.183	61	22163	10.30	ug/L		90

Quantitation Report (Not Reviewed)

InstName : VOA-GCMS9

Data Path : C:\msdchem\1\data\2020-11\0K13048\
Data File : VI20111311.D
Acq On : 13 Nov 2020 11:28 pm
Operator : TNL
Sample : 0K13048-CAL7
Misc : 1X 5mL 10 PPB VOCR0
ALS Vial : 11 Sample Multiplier: 1
DataAcq Meth:VI1611RUN.M

Quant Time: Nov 14 15:33:25 2020
Quant Method : C:\msdchem\1\methods\VI201114W.M
Quant Title : EPA 8260: Volatile Organic Compounds
QLast Update : Sat Nov 14 15:20:14 2020
Response via : Initial Calibration

Compound	R.T.	QIon	Response	Conc	Units		Dev(Min)
26) 2,2-Dichloropropane	5.286	77	19075	18.05	ug/L		94
27) Bromochloromethane	5.383	130	11352	10.69	ug/L		97
28) Chloroform	5.463	83	29577	10.71	ug/L		98
29) Carbon Tetrachloride	5.596	117	18220	15.03	ug/L		94
30) Tetrahydrofuran	5.639	42	10031	9.71	ug/L		89
31) 1,1,1-Trichloroethane	5.669	97	24668	12.48	ug/L		96
33) 1,1-Dichloropropene	5.797	75	21494	10.46	ug/L		94
34) 2-Butanone (MEK)	5.791	43	30367	20.18	ug/L		98
35) Benzene	6.053	78	66637	10.41	ug/L		98
36) tert-Amyl methyl ether...	6.180	73	11460	3.22	ug/L		96
37) 1,2-Dichloroethane (EDC)	6.272	62	23694	10.56	ug/L		92
38) iso-Butyl Alcohol	6.308	43	46025	315.30	ug/L		96
40) Trichloroethene (TCE)	6.673	130	17684	10.57	ug/L		94
41) Tert-Amyl-Ethyl-Ether ...	6.929	59	7422	3.70	ug/L		89
42) Dibromomethane	7.129	93	11190	10.53	ug/L		97
43) 1,2-Dichloropropane	7.233	63	16855	10.13	ug/L		95
44) Bromodichloromethane	7.312	83	20770	11.01	ug/L		95
46) 2-Chloroethyl Vinyl Ether	7.951	63	6438	7.72	ug/L	#	100
47) c-1,3-Dichloropropene	8.018	75	23724	11.55	ug/L		92
49) Toluene	8.285	91	67328	9.92	ug/L		99
50) Tetrachloroethene (PCE)	8.729	166	16554	10.05	ug/L		95
51) 4-Methyl-2-Pentanone (...	8.729	43	53426	20.64	ug/L		98
52) t-1,3-Dichloropropene	8.772	75	20231	12.53	ug/L		97
53) 1,1,2-Trichloroethane	8.942	97	16169	10.37	ug/L		95
54) Dibromochloromethane	9.125	129	14229	11.35	ug/L		98
55) 1,3-Dichloropropane	9.222	76	26929	10.34	ug/L		97
56) 1,2-Dibromoethane (EDB)	9.362	107	16672	10.52	ug/L		95
57) 2-Hexanone	9.593	43	38843	21.04	ug/L		94
58) Chlorobenzene	9.867	112	43452	10.27	ug/L		96
59) Ethylbenzene	9.891	91	72009	10.31	ug/L		99
60) 1,1,1,2-Tetrachloroethane	9.928	131	13632	12.20	ug/L		96
61) m,p-Xylenes (2)	10.025	91	105303	20.09	ug/L		98
62) o-Xylene	10.409	91	53858	10.41	ug/L		99
63) Styrene	10.457	104	41533	10.17	ug/L		97
64) Bromoform	10.482	173	9970	10.70	ug/L		97
65) Isopropylbenzene	10.676	105	63893	10.61	ug/L		99

Quantitation Report (Not Reviewed)

InstName : VOA-GCMS9

Data Path : C:\msdchem\1\data\2020-11\0K13048\
Data File : VI20111311.D
Acq On : 13 Nov 2020 11:28 pm
Operator : TNL
Sample : 0K13048-CAL7
Misc : 1X 5mL 10 PPB VOCR0
ALS Vial : 11 Sample Multiplier: 1
DataAcq Meth:VI1611RUN.M

Quant Time: Nov 14 15:33:25 2020
Quant Method : C:\msdchem\1\methods\VI201114W.M
Quant Title : EPA 8260: Volatile Organic Compounds
QLast Update : Sat Nov 14 15:20:14 2020
Response via : Initial Calibration

Compound	R.T.	QIon	Response	Conc	Units		Dev(Min)
68) Bromobenzene	11.005	156	17497	10.59	ug/L		86
69) n-Propylbenzene	11.017	91	72033	10.26	ug/L		97
70) 1,1,2,2-Tetrachloroethane	11.090	85	14772	10.40	ug/L		94
71) 2-Chlorotoluene	11.151	126	15290	10.97	ug/L		94
72) 1,3,5-Trimethylbenzene	11.175	105	49555	10.75	ug/L		98
73) 1,2,3-Trichloropropane	11.199	110	7800	10.71	ug/L		90
74) t-1,4-Dichloro-2-butene	11.230	53	4653	11.11	ug/L	#	73
75) 4-Chlorotoluene	11.285	91	45388	10.66	ug/L		95
76) tert-Butylbenzene	11.431	91	28884	11.20	ug/L		93
77) 1,2,4-Trimethylbenzene	11.485	105	48901	10.72	ug/L		97
78) sec-Butylbenzene	11.564	105	59481	10.62	ug/L		100
79) 4-Isopropyltoluene	11.674	119	48577	10.60	ug/L		99
80) 1,3-Dichlorobenzene	11.747	146	29374	10.57	ug/L		99
81) 1,4-Dichlorobenzene	11.814	146	30242	9.65	ug/L		96
82) n-Butylbenzene	11.996	91	40346	10.65	ug/L		97
83) 1,2-Dichlorobenzene	12.130	146	28364	10.33	ug/L		98
84) 1,2-Dibromo-3-Chloropr...	12.745	157	5159	11.79	ug/L		83
85) Hexachlorobutadiene	13.243	223	4106	10.14	ug/L		87
86) 1,2,4-Trichlorobenzene	13.286	180	13268	9.79	ug/L		96
87) Naphthalene	13.566	128	40566	8.57	ug/L		98
88) 1,2,3-Trichlorobenzene	13.724	180	12481	8.87	ug/L		94

(#) = qualifier out of range (m) = manual integration (+) = signals summed

Quantitation Report (Not Reviewed)

InstName : VOA-GCMS9

Data Path : C:\msdchem\1\data\2020-11\0K13048\
Data File : VI20111311.D
Acq On : 13 Nov 2020 11:28 pm
Operator : TNL
Sample : 0K13048-CAL7
Misc : 1X 5mL 10 PPB VOCR0
ALS Vial : 11 Sample Multiplier: 1
DataAcq Meth:VI1611RUN.M

Quant Time: Nov 14 15:33:25 2020
Quant Method : C:\msdchem\1\methods\VI201114W.M
Quant Title : EPA 8260: Volatile Organic Compounds
QLast Update : Sat Nov 14 15:20:14 2020
Response via : Initial Calibration

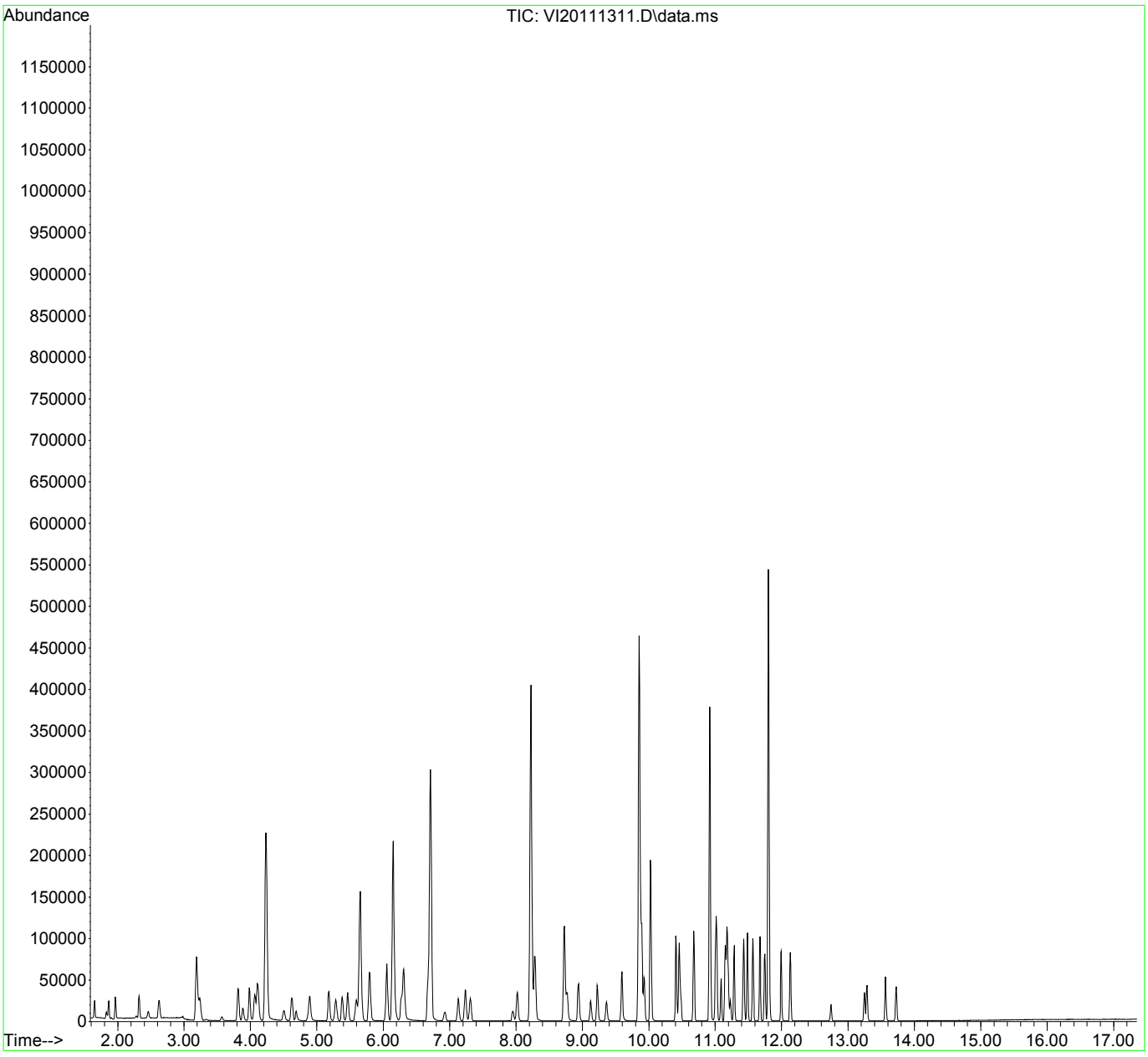

Quantitation Report (QT Reviewed)

InstName : VOA-GCMS9

Data Path : C:\msdchem\1\data\2020-11\0K13048\
Data File : VI20111311.D
Acq On : 13 Nov 2020 11:28 pm
Operator : TNL
Sample : 0K13048-CAL7
Misc : 1X 5mL 10 PPB VOCR0 11/15/20 TNL
ALS Vial : 11 Sample Multiplier: 1
DataAcq Meth:VI1611RUN.M

Quant Time: Nov 14 15:33:25 2020
Quant Method : C:\msdchem\1\methods\VI201114W.M
Quant Title : EPA 8260: Volatile Organic Compounds
QLast Update : Sat Nov 14 15:20:14 2020
Response via : Initial Calibration

Compound	R.T.	QIon	Response	Conc	Units		Dev(Min)
Internal Standards							
1) Pentafluorobenzene (I)	6.150	99	89742	50.00	ug/L	#	0.00
45) Chlorobenzene-d5 (I)	9.855	117	241830	50.00	ug/L		0.00
66) 1,4-Dichlorobenzene-d4...	11.802	152	110303	50.00	ug/L		0.00
System Monitoring Compounds							
32) Dibromofluoromethane (S)	5.651	111	85084	49.27	ug/L		0.00
39) 1,4-Difluorobenzene (S)	6.710	114	278968	50.41	ug/L		0.00
48) Toluene-d8 (S)	8.225	98	317300	49.11	ug/L		0.00
67) 4-Bromofluorobenzene (S)	10.920	174	95379	51.59	ug/L		0.00
Target Compounds							Qvalue
2) Dichlorodifluoromethane	1.654	85	12256	7.21	ug/L		98
3) Chloromethane	1.867	50	15923	8.93	ug/L		95
4) Vinyl Chloride	1.965	62	17698	9.26	ug/L		96
5) Bromomethane	2.323	96	11957	8.92	ug/L		98
6) Chloroethane	2.463	64	6732	9.40	ug/L		84
7) Trichlorofluoromethane	2.622	101	16973	7.53	ug/L		98
8) Ethanol	3.181	45	31013	755.49	ug/L		86
9) 1,1-Dichloroethene	3.181	61	22717	10.58	ug/L		99
10) Carbon Disulfide	3.199	76	39119	9.95	ug/L		99
11) Freon 113	3.236	101	13638	10.43	ug/L		93
12) Iodomethane	3.333	142	1475	7.74	ug/L	#	85
13) Acrolein	3.571	56	4460	10.96	ug/L		75
14) Methylene Chloride	3.820	84	17580	9.97	ug/L		90
15) Acetone	3.887	43	20301	19.74	ug/L		99
16) t-1,2-Dichloroethene	3.984	61	22041	10.62	ug/L		92
17) n-Hexane	4.069	86	2630	9.62	ug/L	#	95
18) Methyl-tert-butyl-ether	4.106	73	52418	12.17	ug/L		93
19) tert-Butanol (TBA)	4.234	59	308941	839.41	ug/L		83
20) Diisopropyl ether (DIPE)	4.507	45	11990	2.52	ug/L		95
21) 1,1-Dichloroethane	4.623	63	29833	10.48	ug/L		95
22) Acrylonitrile	4.690	53	9810	9.92	ug/L		95
23) Ethyl-tert-butyl ether...	4.872	59	11935	2.89	ug/L		96
24) Vinyl Acetate	4.897	43	39428	14.40	ug/L		97
25) c-1,2-Dichloroethene	5.183	61	22163	10.30	ug/L		90

Quantitation Report (QT Reviewed)

InstName : VOA-GCMS9

Data Path : C:\msdchem\1\data\2020-11\0K13048\
Data File : VI20111311.D
Acq On : 13 Nov 2020 11:28 pm
Operator : TNL
Sample : 0K13048-CAL7
Misc : 1X 5mL 10 PPB VOCR0
ALS Vial : 11 Sample Multiplier: 1
DataAcq Meth:VI1611RUN.M

Quant Time: Nov 14 15:33:25 2020
Quant Method : C:\msdchem\1\methods\VI201114W.M
Quant Title : EPA 8260: Volatile Organic Compounds
QLast Update : Sat Nov 14 15:20:14 2020
Response via : Initial Calibration

Compound	R.T.	QIon	Response	Conc	Units		Dev(Min)
26) 2,2-Dichloropropane	5.286	77	19075	18.05	ug/L		94
27) Bromochloromethane	5.383	130	11352	10.69	ug/L		97
28) Chloroform	5.463	83	29577	10.71	ug/L		98
29) Carbon Tetrachloride	5.596	117	18220	15.03	ug/L		94
30) Tetrahydrofuran	5.639	42	10031	9.71	ug/L		89
31) 1,1,1-Trichloroethane	5.669	97	24668	12.48	ug/L		96
33) 1,1-Dichloropropene	5.797	75	21494	10.46	ug/L		94
34) 2-Butanone (MEK)	5.791	43	30367	20.18	ug/L		98
35) Benzene	6.053	78	66637	10.41	ug/L		98
36) tert-Amyl methyl ether...	6.180	73	11460	3.22	ug/L		96
37) 1,2-Dichloroethane (EDC)	6.272	62	23694	10.56	ug/L		92
38) iso-Butyl Alcohol	6.308	43	46025	315.30	ug/L		96
40) Trichloroethene (TCE)	6.673	130	17684	10.57	ug/L		94
41) Tert-Amyl-Ethyl-Ether ...	6.929	59	7422	3.70	ug/L		89
42) Dibromomethane	7.129	93	11190	10.53	ug/L		97
43) 1,2-Dichloropropane	7.233	63	16855	10.13	ug/L		95
44) Bromodichloromethane	7.312	83	20770	11.01	ug/L		95
46) 2-Chloroethyl Vinyl Ether	7.951	63	6438	7.72	ug/L	#	100
47) c-1,3-Dichloropropene	8.018	75	23724	11.55	ug/L		92
49) Toluene	8.285	91	67328	9.92	ug/L		99
50) Tetrachloroethene (PCE)	8.729	166	16554	10.05	ug/L		95
51) 4-Methyl-2-Pentanone (...	8.729	43	53426	20.64	ug/L		98
52) t-1,3-Dichloropropene	8.772	75	20231	12.53	ug/L		97
53) 1,1,2-Trichloroethane	8.942	97	16169	10.37	ug/L		95
54) Dibromochloromethane	9.125	129	14229	11.35	ug/L		98
55) 1,3-Dichloropropane	9.222	76	26929	10.34	ug/L		97
56) 1,2-Dibromoethane (EDB)	9.362	107	16672	10.52	ug/L		95
57) 2-Hexanone	9.593	43	38843	21.04	ug/L		94
58) Chlorobenzene	9.867	112	43452	10.27	ug/L		96
59) Ethylbenzene	9.891	91	72009	10.31	ug/L		99
60) 1,1,1,2-Tetrachloroethane	9.928	131	13632	12.20	ug/L		96
61) m,p-Xylenes (2)	10.025	91	105303	20.09	ug/L		98
62) o-Xylene	10.409	91	53858	10.41	ug/L		99
63) Styrene	10.457	104	41533	10.17	ug/L		97
64) Bromoform	10.482	173	9970	10.70	ug/L		97
65) Isopropylbenzene	10.676	105	63893	10.61	ug/L		99

Quantitation Report (QT Reviewed)

InstName : VOA-GCMS9

Data Path : C:\msdchem\1\data\2020-11\0K13048\
Data File : VI20111311.D
Acq On : 13 Nov 2020 11:28 pm
Operator : TNL
Sample : 0K13048-CAL7
Misc : 1X 5mL 10 PPB VOCR0
ALS Vial : 11 Sample Multiplier: 1
DataAcq Meth:VI1611RUN.M

Quant Time: Nov 14 15:33:25 2020
Quant Method : C:\msdchem\1\methods\VI201114W.M
Quant Title : EPA 8260: Volatile Organic Compounds
QLast Update : Sat Nov 14 15:20:14 2020
Response via : Initial Calibration

Compound	R.T.	QIon	Response	Conc	Units		Dev(Min)
68) Bromobenzene	11.005	156	17497	10.59	ug/L		86
69) n-Propylbenzene	11.017	91	72033	10.26	ug/L		97
70) 1,1,2,2-Tetrachloroethane	11.090	85	14772	10.40	ug/L		94
71) 2-Chlorotoluene	11.151	126	15290	10.97	ug/L		94
72) 1,3,5-Trimethylbenzene	11.175	105	49555	10.75	ug/L		98
73) 1,2,3-Trichloropropane	11.199	110	7800	10.71	ug/L		90
74) t-1,4-Dichloro-2-butene	11.230	53	4653	11.11	ug/L	#	73
75) 4-Chlorotoluene	11.285	91	45388	10.66	ug/L		95
76) tert-Butylbenzene	11.431	91	28884	11.20	ug/L		93
77) 1,2,4-Trimethylbenzene	11.485	105	48901	10.72	ug/L		97
78) sec-Butylbenzene	11.564	105	59481	10.62	ug/L		100
79) 4-Isopropyltoluene	11.674	119	48577	10.60	ug/L		99
80) 1,3-Dichlorobenzene	11.747	146	29374	10.57	ug/L		99
81) 1,4-Dichlorobenzene	11.814	146	30242	9.65	ug/L		96
82) n-Butylbenzene	11.996	91	40346	10.65	ug/L		97
83) 1,2-Dichlorobenzene	12.130	146	28364	10.33	ug/L		98
84) 1,2-Dibromo-3-Chloropr...	12.745	157	5159	11.79	ug/L		83
85) Hexachlorobutadiene	13.243	223	4106	10.14	ug/L		87
86) 1,2,4-Trichlorobenzene	13.286	180	13268	9.79	ug/L		96
87) Naphthalene	13.566	128	40566	8.57	ug/L		98
88) 1,2,3-Trichlorobenzene	13.724	180	12481	8.87	ug/L		94

(#) = qualifier out of range (m) = manual integration (+) = signals summed

Quantitation Report (QT Reviewed)

InstName : VOA-GCMS9

Data Path : C:\msdchem\1\data\2020-11\0K13048\
Data File : VI20111311.D
Acq On : 13 Nov 2020 11:28 pm
Operator : TNL
Sample : 0K13048-CAL7
Misc : 1X 5mL 10 PPB VOCR0
ALS Vial : 11 Sample Multiplier: 1
DataAcq Meth:VI1611RUN.M

Quant Time: Nov 14 15:33:25 2020
Quant Method : C:\msdchem\1\methods\VI201114W.M
Quant Title : EPA 8260: Volatile Organic Compounds
QLast Update : Sat Nov 14 15:20:14 2020
Response via : Initial Calibration

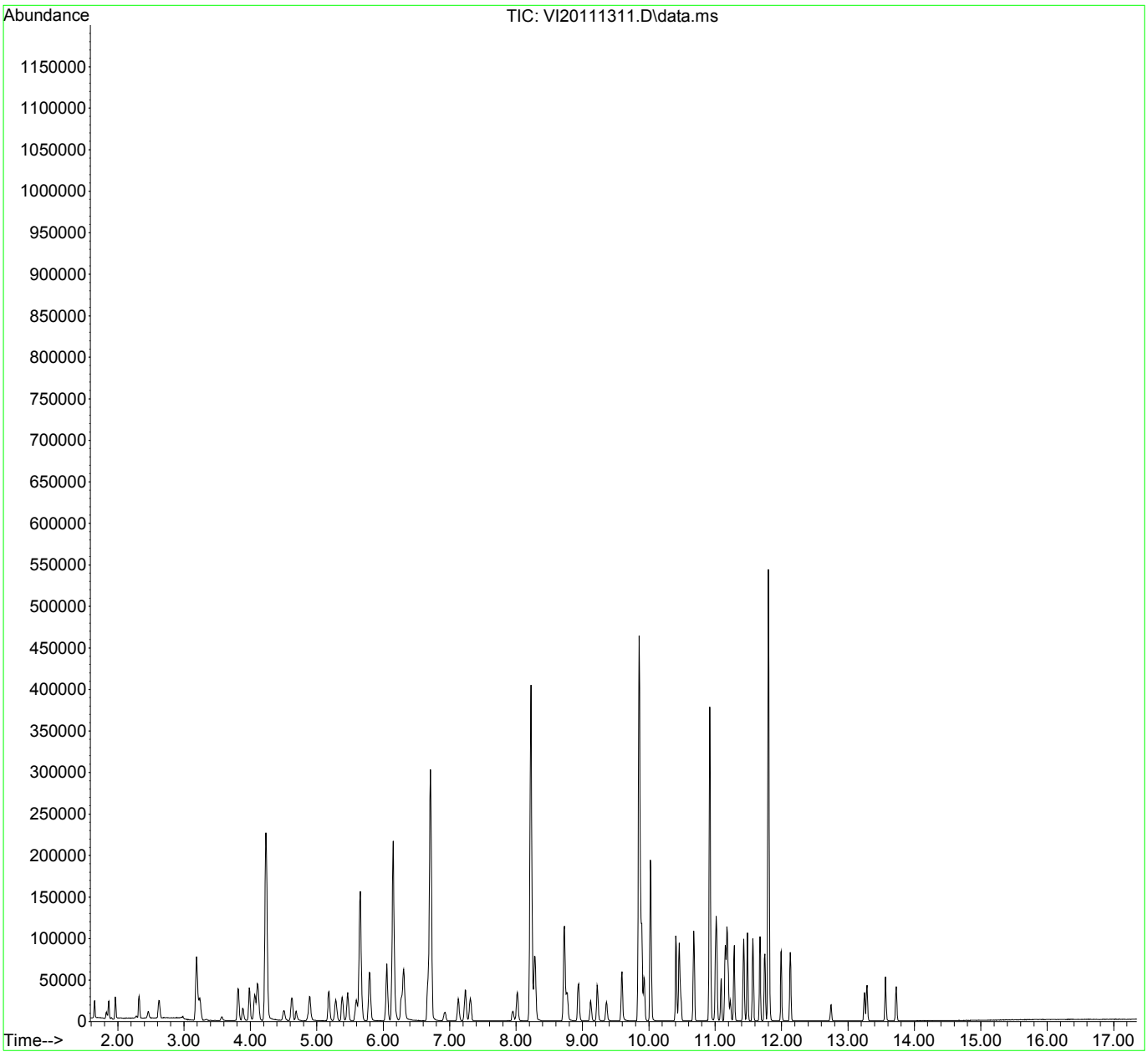

Quantitation Report (Not Reviewed)

InstName : VOA-GCMS9

Data Path : C:\msdchem\1\data\2020-11\0K13048\
Data File : VI20111312.D
Acq On : 13 Nov 2020 11:56 pm
Operator : TNL
Sample : 0K13048-CAL8
Misc : 1X 5mL 20 PPB VOCR0
ALS Vial : 12 Sample Multiplier: 1
DataAcq Meth:VI1611RUN.M

11/15/20 TNL

Quant Time: Nov 14 15:35:18 2020
Quant Method : C:\msdchem\1\methods\VI201114W.M
Quant Title : EPA 8260: Volatile Organic Compounds
QLast Update : Sat Nov 14 15:20:14 2020
Response via : Initial Calibration

Compound	R.T.	QIon	Response	Conc	Units		Dev(Min)
Internal Standards							
1) Pentafluorobenzene (I)	6.150	99	89364	50.00	ug/L	#	0.00
45) Chlorobenzene-d5 (I)	9.855	117	243291	50.00	ug/L		0.00
66) 1,4-Dichlorobenzene-d4...	11.802	152	114124	50.00	ug/L		0.00
System Monitoring Compounds							
32) Dibromofluoromethane (S)	5.651	111	84266	49.00	ug/L		0.00
39) 1,4-Difluorobenzene (S)	6.710	114	279513	50.72	ug/L		0.00
48) Toluene-d8 (S)	8.224	98	315549	48.55	ug/L		0.00
67) 4-Bromofluorobenzene (S)	10.919	174	97178	50.80	ug/L		0.00
Target Compounds							Qvalue
2) Dichlorodifluoromethane	1.654	85	25418	15.01	ug/L		99
3) Chloromethane	1.867	50	31975	18.00	ug/L		96
4) Vinyl Chloride	1.970	62	35859	18.84	ug/L		95
5) Bromomethane	2.329	96	22109	16.56	ug/L		97
6) Chloroethane	2.457	64	10347	15.03	ug/L		86
7) Trichlorofluoromethane	2.621	101	34357	15.31	ug/L		98
8) Ethanol	3.187	45	62311	1524.34	ug/L		87
9) 1,1-Dichloroethene	3.187	61	46239	21.62	ug/L		95
10) Carbon Disulfide	3.205	76	80040	20.44	ug/L		99
11) Freon 113	3.236	101	28163	21.62	ug/L		98
12) Iodomethane	3.339	142	6178	12.86	ug/L		92
13) Acrolein	3.570	56	9379	23.15	ug/L		75
14) Methylene Chloride	3.820	84	33962	19.35	ug/L		93
15) Acetone	3.887	43	39831	38.90	ug/L		97
16) t-1,2-Dichloroethene	3.984	61	44691	21.63	ug/L		96
17) n-Hexane	4.069	86	5410	19.87	ug/L	#	94
18) Methyl-tert-butyl-ether	4.112	73	105671	24.63	ug/L		94
19) tert-Butanol (TBA)	4.234	59	618225	1642.07	ug/L		83
20) Diisopropyl ether (DIPE)	4.507	45	24319	5.13	ug/L		94
21) 1,1-Dichloroethane	4.629	63	59877	21.12	ug/L		96
22) Acrylonitrile	4.690	53	20267	20.58	ug/L		99
23) Ethyl-tert-butyl ether...	4.878	59	23886	5.81	ug/L		96
24) Vinyl Acetate	4.897	43	81004	29.70	ug/L		98
25) c-1,2-Dichloroethene	5.183	61	45441	21.20	ug/L		95

Quantitation Report (Not Reviewed)

InstName : VOA-GCMS9

Data Path : C:\msdchem\1\data\2020-11\0K13048\
Data File : VI20111312.D
Acq On : 13 Nov 2020 11:56 pm
Operator : TNL
Sample : 0K13048-CAL8
Misc : 1X 5mL 20 PPB VOCR0
ALS Vial : 12 Sample Multiplier: 1
DataAcq Meth:VI1611RUN.M

Quant Time: Nov 14 15:35:18 2020
Quant Method : C:\msdchem\1\methods\VI201114W.M
Quant Title : EPA 8260: Volatile Organic Compounds
QLast Update : Sat Nov 14 15:20:14 2020
Response via : Initial Calibration

Compound	R.T.	QIon	Response	Conc	Units		Dev(Min)
26) 2,2-Dichloropropane	5.286	77	38171	36.26	ug/L		95
27) Bromochloromethane	5.383	130	23157	21.91	ug/L		95
28) Chloroform	5.462	83	59335	21.57	ug/L		98
29) Carbon Tetrachloride	5.596	117	37937	31.42	ug/L		93
30) Tetrahydrofuran	5.633	42	20705	20.13	ug/L		91
31) 1,1,1-Trichloroethane	5.669	97	50616	25.72	ug/L		97
33) 1,1-Dichloropropene	5.797	75	44301	21.64	ug/L		97
34) 2-Butanone (MEK)	5.791	43	61024	40.73	ug/L		99
35) Benzene	6.053	78	134400	21.08	ug/L		97
36) tert-Amyl methyl ether...	6.180	73	23197	6.56	ug/L		92
37) 1,2-Dichloroethane (EDC)	6.272	62	48199	21.58	ug/L		96
38) iso-Butyl Alcohol	6.308	43	94553	630.19	ug/L		94
40) Trichloroethene (TCE)	6.673	130	36762	22.07	ug/L		98
41) Tert-Amyl-Ethyl-Ether ...	6.929	59	15042	7.52	ug/L		84
42) Dibromomethane	7.129	93	23028	21.76	ug/L		96
43) 1,2-Dichloropropane	7.239	63	34397	20.77	ug/L		95
44) Bromodichloromethane	7.312	83	42841	22.81	ug/L		93
46) 2-Chloroethyl Vinyl Ether	7.951	63	14588	17.40	ug/L	#	100
47) c-1,3-Dichloropropene	8.018	75	49749	24.07	ug/L		93
49) Toluene	8.285	91	136982	20.07	ug/L		98
50) Tetrachloroethene (PCE)	8.729	166	34263	20.67	ug/L		93
51) 4-Methyl-2-Pentanone (...	8.729	43	110026	42.24	ug/L		96
52) t-1,3-Dichloropropene	8.766	75	43342	25.54	ug/L		97
53) 1,1,2-Trichloroethane	8.942	97	33033	21.06	ug/L		96
54) Dibromochloromethane	9.125	129	31273	24.79	ug/L		99
55) 1,3-Dichloropropane	9.222	76	55738	21.28	ug/L		95
56) 1,2-Dibromoethane (EDB)	9.362	107	34993	21.96	ug/L		96
57) 2-Hexanone	9.593	43	81022	43.62	ug/L		94
58) Chlorobenzene	9.867	112	88935	20.90	ug/L		96
59) Ethylbenzene	9.891	91	146185	20.81	ug/L		99
60) 1,1,1,2-Tetrachloroethane	9.928	131	28373	24.46	ug/L		97
61) m,p-Xylenes (2)	10.025	91	217739	41.30	ug/L		98
62) o-Xylene	10.408	91	111706	21.46	ug/L		98
63) Styrene	10.457	104	88327	21.51	ug/L		95
64) Bromoform	10.481	173	22022	22.18	ug/L		99
65) Isopropylbenzene	10.676	105	133760	22.08	ug/L		99

Quantitation Report (Not Reviewed)

InstName : VOA-GCMS9

Data Path : C:\msdchem\1\data\2020-11\0K13048\
Data File : VI20111312.D
Acq On : 13 Nov 2020 11:56 pm
Operator : TNL
Sample : 0K13048-CAL8
Misc : 1X 5mL 20 PPB VOCR0
ALS Vial : 12 Sample Multiplier: 1
DataAcq Meth:VI1611RUN.M

Quant Time: Nov 14 15:35:18 2020
Quant Method : C:\msdchem\1\methods\VI201114W.M
Quant Title : EPA 8260: Volatile Organic Compounds
QLast Update : Sat Nov 14 15:20:14 2020
Response via : Initial Calibration

Compound	R.T.	QIon	Response	Conc	Units	Dev(Min)
68) Bromobenzene	11.005	156	36574	21.39	ug/L	88
69) n-Propylbenzene	11.023	91	154056	21.21	ug/L	100
70) 1,1,2,2-Tetrachloroethane	11.090	85	30242	20.59	ug/L	94
71) 2-Chlorotoluene	11.151	126	32294	22.40	ug/L	97
72) 1,3,5-Trimethylbenzene	11.175	105	105694	22.17	ug/L	97
73) 1,2,3-Trichloropropane	11.193	110	15407	20.45	ug/L	99
74) t-1,4-Dichloro-2-butene	11.230	53	10065	23.22	ug/L	81
75) 4-Chlorotoluene	11.284	91	95394	21.65	ug/L	96
76) tert-Butylbenzene	11.430	91	60490	22.66	ug/L	94
77) 1,2,4-Trimethylbenzene	11.485	105	104778	22.21	ug/L	96
78) sec-Butylbenzene	11.564	105	128070	22.11	ug/L	99
79) 4-Isopropyltoluene	11.674	119	105216	22.20	ug/L	99
80) 1,3-Dichlorobenzene	11.747	146	61667	21.44	ug/L	100
81) 1,4-Dichlorobenzene	11.814	146	63508	19.58	ug/L	97
82) n-Butylbenzene	11.996	91	88657	22.63	ug/L	97
83) 1,2-Dichlorobenzene	12.130	146	59641	20.99	ug/L	98
84) 1,2-Dibromo-3-Chloropr...	12.744	157	11148	23.43	ug/L	88
85) Hexachlorobutadiene	13.249	223	9202	21.96	ug/L	95
86) 1,2,4-Trichlorobenzene	13.286	180	31129	22.19	ug/L	96
87) Naphthalene	13.566	128	98380	19.56	ug/L	99
88) 1,2,3-Trichlorobenzene	13.724	180	29513	20.26	ug/L	98

(#) = qualifier out of range (m) = manual integration (+) = signals summed

Quantitation Report (Not Reviewed)

InstName : VOA-GCMS9

Data Path : C:\msdchem\1\data\2020-11\0K13048\
Data File : VI20111312.D
Acq On : 13 Nov 2020 11:56 pm
Operator : TNL
Sample : 0K13048-CAL8
Misc : 1X 5mL 20 PPB VOCR0
ALS Vial : 12 Sample Multiplier: 1
DataAcq Meth:VI1611RUN.M

Quant Time: Nov 14 15:35:18 2020
Quant Method : C:\msdchem\1\methods\VI201114W.M
Quant Title : EPA 8260: Volatile Organic Compounds
QLast Update : Sat Nov 14 15:20:14 2020
Response via : Initial Calibration

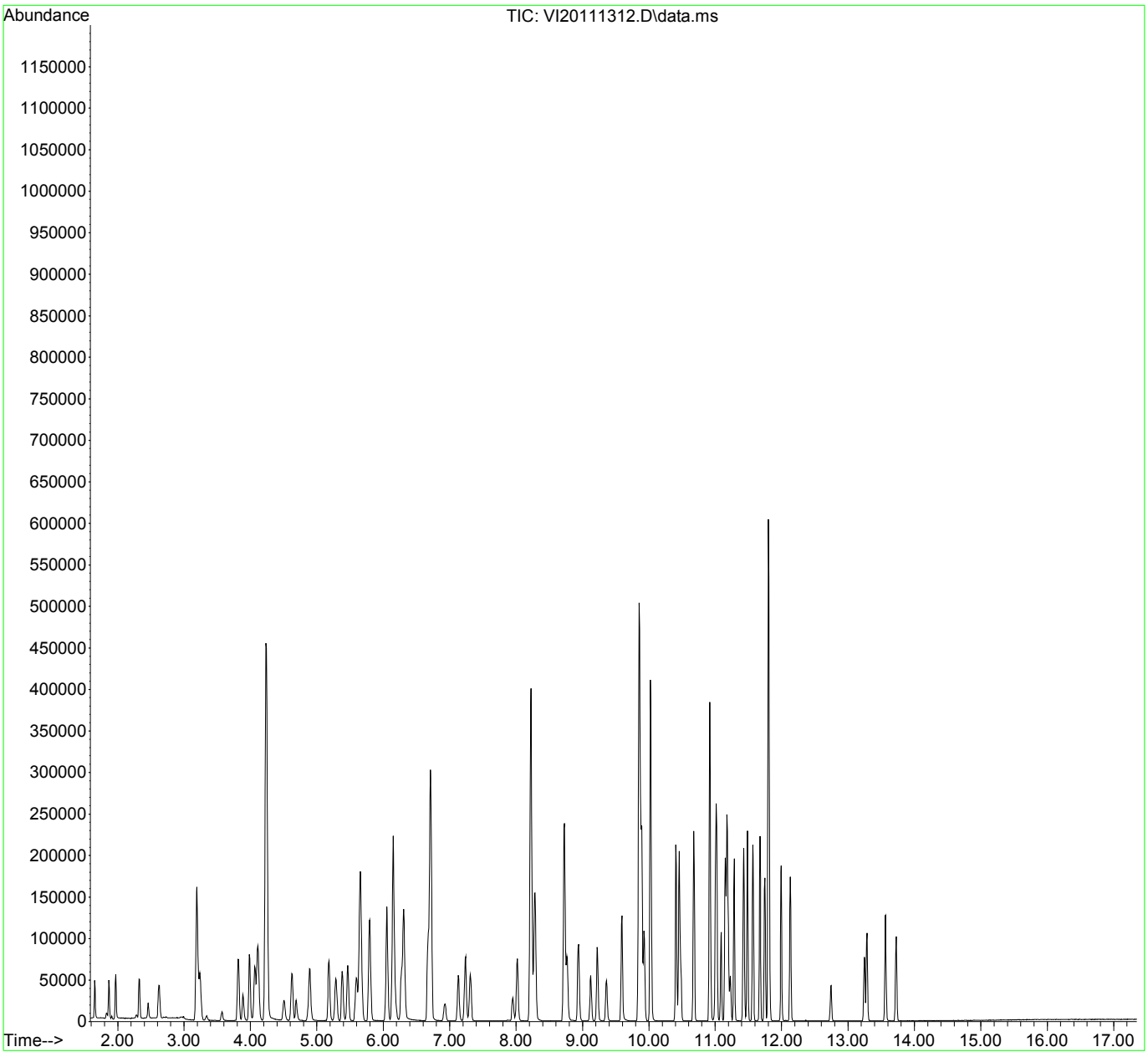

Quantitation Report (QT Reviewed)

InstName : VOA-GCMS9

Data Path : C:\msdchem\1\data\2020-11\0K13048\
Data File : VI20111312.D
Acq On : 13 Nov 2020 11:56 pm
Operator : TNL
Sample : 0K13048-CAL8
Misc : 1X 5mL 20 PPB VOCR0
ALS Vial : 12 Sample Multiplier: 1
DataAcq Meth:VI1611RUN.M

11/15/20 TNL

Quant Time: Nov 14 15:35:18 2020
Quant Method : C:\msdchem\1\methods\VI201114W.M
Quant Title : EPA 8260: Volatile Organic Compounds
QLast Update : Sat Nov 14 15:20:14 2020
Response via : Initial Calibration

Compound	R.T.	QIon	Response	Conc	Units		Dev(Min)
Internal Standards							
1) Pentafluorobenzene (I)	6.150	99	89364	50.00	ug/L	#	0.00
45) Chlorobenzene-d5 (I)	9.855	117	243291	50.00	ug/L		0.00
66) 1,4-Dichlorobenzene-d4...	11.802	152	114124	50.00	ug/L		0.00
System Monitoring Compounds							
32) Dibromofluoromethane (S)	5.651	111	84266	49.00	ug/L		0.00
39) 1,4-Difluorobenzene (S)	6.710	114	279513	50.72	ug/L		0.00
48) Toluene-d8 (S)	8.224	98	315549	48.55	ug/L		0.00
67) 4-Bromofluorobenzene (S)	10.919	174	97178	50.80	ug/L		0.00
Target Compounds							Qvalue
2) Dichlorodifluoromethane	1.654	85	25418	15.01	ug/L		99
3) Chloromethane	1.867	50	31975	18.00	ug/L		96
4) Vinyl Chloride	1.970	62	35859	18.84	ug/L		95
5) Bromomethane	2.329	96	22109	16.56	ug/L		97
6) Chloroethane	2.457	64	10347	15.03	ug/L		86
7) Trichlorofluoromethane	2.621	101	34357	15.31	ug/L		98
8) Ethanol	3.187	45	62311	1524.34	ug/L		87
9) 1,1-Dichloroethene	3.187	61	46239	21.62	ug/L		95
10) Carbon Disulfide	3.205	76	80040	20.44	ug/L		99
11) Freon 113	3.236	101	28163	21.62	ug/L		98
12) Iodomethane	3.339	142	6178	12.86	ug/L		92
13) Acrolein	3.570	56	9379	23.15	ug/L		75
14) Methylene Chloride	3.820	84	33962	19.35	ug/L		93
15) Acetone	3.887	43	39831	38.90	ug/L		97
16) t-1,2-Dichloroethene	3.984	61	44691	21.63	ug/L		96
17) n-Hexane	4.069	86	5410	19.87	ug/L	#	94
18) Methyl-tert-butyl-ether	4.112	73	105671	24.63	ug/L		94
19) tert-Butanol (TBA)	4.234	59	618225	1642.07	ug/L		83
20) Diisopropyl ether (DIPE)	4.507	45	24319	5.13	ug/L		94
21) 1,1-Dichloroethane	4.629	63	59877	21.12	ug/L		96
22) Acrylonitrile	4.690	53	20267	20.58	ug/L		99
23) Ethyl-tert-butyl ether...	4.878	59	23886	5.81	ug/L		96
24) Vinyl Acetate	4.897	43	81004	29.70	ug/L		98
25) c-1,2-Dichloroethene	5.183	61	45441	21.20	ug/L		95

Quantitation Report (QT Reviewed)

InstName : VOA-GCMS9

Data Path : C:\msdchem\1\data\2020-11\0K13048\
Data File : VI20111312.D
Acq On : 13 Nov 2020 11:56 pm
Operator : TNL
Sample : 0K13048-CAL8
Misc : 1X 5mL 20 PPB VOCR0
ALS Vial : 12 Sample Multiplier: 1
DataAcq Meth:VI1611RUN.M

Quant Time: Nov 14 15:35:18 2020
Quant Method : C:\msdchem\1\methods\VI201114W.M
Quant Title : EPA 8260: Volatile Organic Compounds
QLast Update : Sat Nov 14 15:20:14 2020
Response via : Initial Calibration

Compound	R.T.	QIon	Response	Conc	Units		Dev(Min)
26) 2,2-Dichloropropane	5.286	77	38171	36.26	ug/L		95
27) Bromochloromethane	5.383	130	23157	21.91	ug/L		95
28) Chloroform	5.462	83	59335	21.57	ug/L		98
29) Carbon Tetrachloride	5.596	117	37937	31.42	ug/L		93
30) Tetrahydrofuran	5.633	42	20705	20.13	ug/L		91
31) 1,1,1-Trichloroethane	5.669	97	50616	25.72	ug/L		97
33) 1,1-Dichloropropene	5.797	75	44301	21.64	ug/L		97
34) 2-Butanone (MEK)	5.791	43	61024	40.73	ug/L		99
35) Benzene	6.053	78	134400	21.08	ug/L		97
36) tert-Amyl methyl ether...	6.180	73	23197	6.56	ug/L		92
37) 1,2-Dichloroethane (EDC)	6.272	62	48199	21.58	ug/L		96
38) iso-Butyl Alcohol	6.308	43	94553	630.19	ug/L		94
40) Trichloroethene (TCE)	6.673	130	36762	22.07	ug/L		98
41) Tert-Amyl-Ethyl-Ether ...	6.929	59	15042	7.52	ug/L		84
42) Dibromomethane	7.129	93	23028	21.76	ug/L		96
43) 1,2-Dichloropropane	7.239	63	34397	20.77	ug/L		95
44) Bromodichloromethane	7.312	83	42841	22.81	ug/L		93
46) 2-Chloroethyl Vinyl Ether	7.951	63	14588	17.40	ug/L	#	100
47) c-1,3-Dichloropropene	8.018	75	49749	24.07	ug/L		93
49) Toluene	8.285	91	136982	20.07	ug/L		98
50) Tetrachloroethene (PCE)	8.729	166	34263	20.67	ug/L		93
51) 4-Methyl-2-Pentanone (...	8.729	43	110026	42.24	ug/L		96
52) t-1,3-Dichloropropene	8.766	75	43342	25.54	ug/L		97
53) 1,1,2-Trichloroethane	8.942	97	33033	21.06	ug/L		96
54) Dibromochloromethane	9.125	129	31273	24.79	ug/L		99
55) 1,3-Dichloropropane	9.222	76	55738	21.28	ug/L		95
56) 1,2-Dibromoethane (EDB)	9.362	107	34993	21.96	ug/L		96
57) 2-Hexanone	9.593	43	81022	43.62	ug/L		94
58) Chlorobenzene	9.867	112	88935	20.90	ug/L		96
59) Ethylbenzene	9.891	91	146185	20.81	ug/L		99
60) 1,1,1,2-Tetrachloroethane	9.928	131	28373	24.46	ug/L		97
61) m,p-Xylenes (2)	10.025	91	217739	41.30	ug/L		98
62) o-Xylene	10.408	91	111706	21.46	ug/L		98
63) Styrene	10.457	104	88327	21.51	ug/L		95
64) Bromoform	10.481	173	22022	22.18	ug/L		99
65) Isopropylbenzene	10.676	105	133760	22.08	ug/L		99

Quantitation Report (QT Reviewed)

InstName : VOA-GCMS9

Data Path : C:\msdchem\1\data\2020-11\0K13048\
Data File : VI20111312.D
Acq On : 13 Nov 2020 11:56 pm
Operator : TNL
Sample : 0K13048-CAL8
Misc : 1X 5mL 20 PPB VOCR0
ALS Vial : 12 Sample Multiplier: 1
DataAcq Meth:VI1611RUN.M

Quant Time: Nov 14 15:35:18 2020
Quant Method : C:\msdchem\1\methods\VI201114W.M
Quant Title : EPA 8260: Volatile Organic Compounds
QLast Update : Sat Nov 14 15:20:14 2020
Response via : Initial Calibration

Compound	R.T.	QIon	Response	Conc	Units	Dev(Min)
68) Bromobenzene	11.005	156	36574	21.39	ug/L	88
69) n-Propylbenzene	11.023	91	154056	21.21	ug/L	100
70) 1,1,2,2-Tetrachloroethane	11.090	85	30242	20.59	ug/L	94
71) 2-Chlorotoluene	11.151	126	32294	22.40	ug/L	97
72) 1,3,5-Trimethylbenzene	11.175	105	105694	22.17	ug/L	97
73) 1,2,3-Trichloropropane	11.193	110	15407	20.45	ug/L	99
74) t-1,4-Dichloro-2-butene	11.230	53	10065	23.22	ug/L	81
75) 4-Chlorotoluene	11.284	91	95394	21.65	ug/L	96
76) tert-Butylbenzene	11.430	91	60490	22.66	ug/L	94
77) 1,2,4-Trimethylbenzene	11.485	105	104778	22.21	ug/L	96
78) sec-Butylbenzene	11.564	105	128070	22.11	ug/L	99
79) 4-Isopropyltoluene	11.674	119	105216	22.20	ug/L	99
80) 1,3-Dichlorobenzene	11.747	146	61667	21.44	ug/L	100
81) 1,4-Dichlorobenzene	11.814	146	63508	19.58	ug/L	97
82) n-Butylbenzene	11.996	91	88657	22.63	ug/L	97
83) 1,2-Dichlorobenzene	12.130	146	59641	20.99	ug/L	98
84) 1,2-Dibromo-3-Chloropr...	12.744	157	11148	23.43	ug/L	88
85) Hexachlorobutadiene	13.249	223	9202	21.96	ug/L	95
86) 1,2,4-Trichlorobenzene	13.286	180	31129	22.19	ug/L	96
87) Naphthalene	13.566	128	98380	19.56	ug/L	99
88) 1,2,3-Trichlorobenzene	13.724	180	29513	20.26	ug/L	98

(#) = qualifier out of range (m) = manual integration (+) = signals summed

Quantitation Report (QT Reviewed)

InstName : VOA-GCMS9

Data Path : C:\msdchem\1\data\2020-11\0K13048\
Data File : VI20111312.D
Acq On : 13 Nov 2020 11:56 pm
Operator : TNL
Sample : 0K13048-CAL8
Misc : 1X 5mL 20 PPB VOCR0
ALS Vial : 12 Sample Multiplier: 1
DataAcq Meth:VI1611RUN.M

Quant Time: Nov 14 15:35:18 2020
Quant Method : C:\msdchem\1\methods\VI201114W.M
Quant Title : EPA 8260: Volatile Organic Compounds
QLast Update : Sat Nov 14 15:20:14 2020
Response via : Initial Calibration

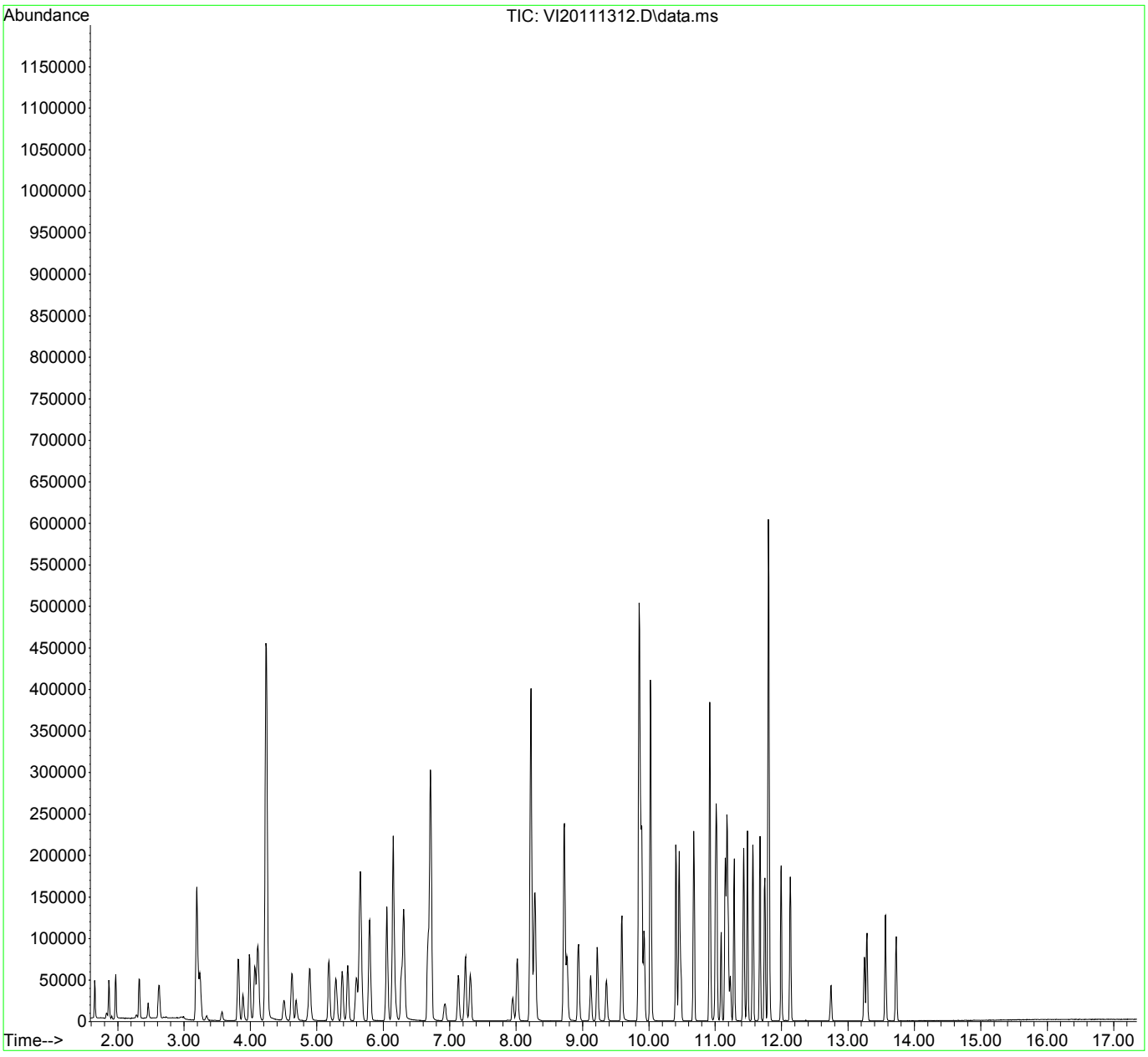

Quantitation Report (Not Reviewed)

InstName : VOA-GCMS9

Data Path : C:\msdchem\1\data\2020-11\0K13048\
Data File : VI20111313.D
Acq On : 14 Nov 2020 12:23 am
Operator : TNL
Sample : 0K13048-CAL9
Misc : 1X 5mL 50 PPB VOCR0
ALS Vial : 13 Sample Multiplier: 1 11/15/20 TNL
DataAcq Meth:VI1611RUN.M

Quant Time: Nov 14 15:37:15 2020
Quant Method : C:\msdchem\1\methods\VI201114W.M
Quant Title : EPA 8260: Volatile Organic Compounds
QLast Update : Sat Nov 14 15:20:14 2020
Response via : Initial Calibration

Compound	R.T.	QIon	Response	Conc	Units	Dev(Min)
Internal Standards						
1) Pentafluorobenzene (I)	6.150	99	88120	50.00	ug/L	# 0.00
45) Chlorobenzene-d5 (I)	9.855	117	240956	50.00	ug/L	0.00
66) 1,4-Dichlorobenzene-d4...	11.802	152	118220	50.00	ug/L	0.00
System Monitoring Compounds						
32) Dibromofluoromethane (S)	5.651	111	86213	50.84	ug/L	0.00
39) 1,4-Difluorobenzene (S)	6.710	114	279525	51.44	ug/L	0.00
48) Toluene-d8 (S)	8.225	98	312749	48.58	ug/L	0.00
67) 4-Bromofluorobenzene (S)	10.920	174	97925	49.42	ug/L	0.00
Target Compounds						Qvalue
2) Dichlorodifluoromethane	1.648	85	88888	53.25	ug/L	99
3) Chloromethane	1.861	50	88996	50.81	ug/L	95
4) Vinyl Chloride	1.965	62	101412	54.02	ug/L	97
5) Bromomethane	2.324	96	52427	39.82	ug/L	97
6) Chloroethane	2.457	64	32311	46.01	ug/L	84
7) Trichlorofluoromethane	2.622	101	89630	40.51	ug/L	96
8) Ethanol	3.187	45	120573	2991.27	ug/L	88
9) 1,1-Dichloroethene	3.181	61	118327	56.11	ug/L	98
10) Carbon Disulfide	3.200	76	210364	54.47	ug/L	99
11) Freon 113	3.236	101	71945	56.02	ug/L	96
12) Iodomethane	3.333	142	43280	48.12	ug/L	93
13) Acrolein	3.565	56	24795	62.07	ug/L	72
14) Methylene Chloride	3.814	84	83401	48.18	ug/L	94
15) Acetone	3.881	43	96291	95.36	ug/L	97
16) t-1,2-Dichloroethene	3.984	61	113877	55.89	ug/L	95
17) n-Hexane	4.063	86	14715	54.81	ug/L	93
18) Methyl-tert-butyl-ether	4.106	73	266647	63.04	ug/L	95
19) tert-Butanol (TBA)	4.234	59	1217666	3137.42	ug/L	82
20) Diisopropyl ether (DIPE)	4.501	45	47934	10.26	ug/L	94
21) 1,1-Dichloroethane	4.623	63	149749	53.56	ug/L	96
22) Acrylonitrile	4.684	53	51964	53.51	ug/L	100
23) Ethyl-tert-butyl ether...	4.879	59	47620	11.75	ug/L	98
24) Vinyl Acetate	4.891	43	209953	78.07	ug/L	98
25) c-1,2-Dichloroethene	5.177	61	114421	54.13	ug/L	97

Quantitation Report (Not Reviewed)

InstName : VOA-GCMS9

Data Path : C:\msdchem\1\data\2020-11\0K13048\
Data File : VI20111313.D
Acq On : 14 Nov 2020 12:23 am
Operator : TNL
Sample : 0K13048-CAL9
Misc : 1X 5mL 50 PPB VOCR0
ALS Vial : 13 Sample Multiplier: 1
DataAcq Meth:VI1611RUN.M

Quant Time: Nov 14 15:37:15 2020
Quant Method : C:\msdchem\1\methods\VI201114W.M
Quant Title : EPA 8260: Volatile Organic Compounds
QLast Update : Sat Nov 14 15:20:14 2020
Response via : Initial Calibration

Compound	R.T.	QIon	Response	Conc	Units		Dev(Min)
26) 2,2-Dichloropropane	5.286	77	94011	90.57	ug/L		94
27) Bromochloromethane	5.384	130	58111	55.75	ug/L		96
28) Chloroform	5.463	83	148631	54.79	ug/L		97
29) Carbon Tetrachloride	5.596	117	97361	81.78	ug/L		95
30) Tetrahydrofuran	5.633	42	51858	51.14	ug/L		88
31) 1,1,1-Trichloroethane	5.669	97	126609	65.25	ug/L		96
33) 1,1-Dichloropropene	5.797	75	110980	54.98	ug/L		95
34) 2-Butanone (MEK)	5.785	43	152793	103.42	ug/L		99
35) Benzene	6.053	78	336336	53.51	ug/L		98
36) tert-Amyl methyl ether...	6.174	73	45262	12.97	ug/L		93
37) 1,2-Dichloroethane (EDC)	6.272	62	119844	54.42	ug/L		92
38) iso-Butyl Alcohol	6.302	43	244161	1573.79	ug/L		93
40) Trichloroethene (TCE)	6.673	130	91434	55.66	ug/L		97
41) Tert-Amyl-Ethyl-Ether ...	6.923	59	27468	13.93	ug/L		87
42) Dibromomethane	7.130	93	58046	55.62	ug/L		97
43) 1,2-Dichloropropane	7.239	63	86368	52.89	ug/L		92
44) Bromodichloromethane	7.312	83	110686	59.77	ug/L		93
46) 2-Chloroethyl Vinyl Ether	7.951	63	38742	46.65	ug/L	#	100
47) c-1,3-Dichloropropene	8.018	75	129364	63.20	ug/L		92
49) Toluene	8.279	91	338804	50.12	ug/L		98
50) Tetrachloroethene (PCE)	8.723	166	84912	51.72	ug/L		89
51) 4-Methyl-2-Pentanone (...	8.723	43	275151	106.66	ug/L		98
52) t-1,3-Dichloropropene	8.766	75	116190	64.37	ug/L		97
53) 1,1,2-Trichloroethane	8.936	97	82459	53.09	ug/L		95
54) Dibromochloromethane	9.125	129	82823	66.30	ug/L		97
55) 1,3-Dichloropropane	9.222	76	138414	53.36	ug/L		96
56) 1,2-Dibromoethane (EDB)	9.362	107	88513	56.08	ug/L		95
57) 2-Hexanone	9.593	43	204160	110.99	ug/L		93
58) Chlorobenzene	9.867	112	217893	51.69	ug/L		97
59) Ethylbenzene	9.891	91	362631	52.12	ug/L		99
60) 1,1,1,2-Tetrachloroethane	9.928	131	74001	60.74	ug/L		97
61) m,p-Xylenes (2)	10.025	91	544810	104.34	ug/L		98
62) o-Xylene	10.409	91	277647	53.86	ug/L		99
63) Styrene	10.457	104	225096	55.34	ug/L		96
64) Bromoform	10.482	173	62340	58.39	ug/L		98
65) Isopropylbenzene	10.676	105	328660	54.77	ug/L		99

Quantitation Report (Not Reviewed)

InstName : VOA-GCMS9

Data Path : C:\msdchem\1\data\2020-11\0K13048\
Data File : VI20111313.D
Acq On : 14 Nov 2020 12:23 am
Operator : TNL
Sample : 0K13048-CAL9
Misc : 1X 5mL 50 PPB VOCR0
ALS Vial : 13 Sample Multiplier: 1
DataAcq Meth:VI1611RUN.M

Quant Time: Nov 14 15:37:15 2020
Quant Method : C:\msdchem\1\methods\VI201114W.M
Quant Title : EPA 8260: Volatile Organic Compounds
QLast Update : Sat Nov 14 15:20:14 2020
Response via : Initial Calibration

Compound	R.T.	QIon	Response	Conc	Units	Dev(Min)
68) Bromobenzene	11.005	156	92498	52.22	ug/L	86
69) n-Propylbenzene	11.023	91	381343	50.67	ug/L	99
70) 1,1,2,2-Tetrachloroethane	11.090	85	76960	50.58	ug/L	95
71) 2-Chlorotoluene	11.151	126	80756	54.08	ug/L	100
72) 1,3,5-Trimethylbenzene	11.175	105	263164	53.28	ug/L	98
73) 1,2,3-Trichloropropane	11.193	110	39064	50.05	ug/L	96
74) t-1,4-Dichloro-2-butene	11.224	53	25316	56.38	ug/L	82
75) 4-Chlorotoluene	11.285	91	237730	52.08	ug/L	98
76) tert-Butylbenzene	11.431	91	148163	53.59	ug/L	96
77) 1,2,4-Trimethylbenzene	11.485	105	264544	54.12	ug/L	97
78) sec-Butylbenzene	11.564	105	317521	52.91	ug/L	99
79) 4-Isopropyltoluene	11.674	119	262673	53.50	ug/L	99
80) 1,3-Dichlorobenzene	11.747	146	156685	52.59	ug/L	99
81) 1,4-Dichlorobenzene	11.814	146	160797	47.87	ug/L	98
82) n-Butylbenzene	11.996	91	224446	55.30	ug/L	99
83) 1,2-Dichlorobenzene	12.130	146	151239	51.38	ug/L	99
84) 1,2-Dibromo-3-Chloropr...	12.745	157	31025	59.02	ug/L	95
85) Hexachlorobutadiene	13.243	223	22461	51.75	ug/L	96
86) 1,2,4-Trichlorobenzene	13.286	180	82615	56.86	ug/L	97
87) Naphthalene	13.566	128	266831	48.70	ug/L	98
88) 1,2,3-Trichlorobenzene	13.724	180	76998	51.03	ug/L	97

(#) = qualifier out of range (m) = manual integration (+) = signals summed

Quantitation Report (Not Reviewed)

InstName : VOA-GCMS9

Data Path : C:\msdchem\1\data\2020-11\0K13048\
Data File : VI20111313.D
Acq On : 14 Nov 2020 12:23 am
Operator : TNL
Sample : 0K13048-CAL9
Misc : 1X 5mL 50 PPB VOCR0
ALS Vial : 13 Sample Multiplier: 1
DataAcq Meth:VI1611RUN.M

Quant Time: Nov 14 15:37:15 2020
Quant Method : C:\msdchem\1\methods\VI201114W.M
Quant Title : EPA 8260: Volatile Organic Compounds
QLast Update : Sat Nov 14 15:20:14 2020
Response via : Initial Calibration

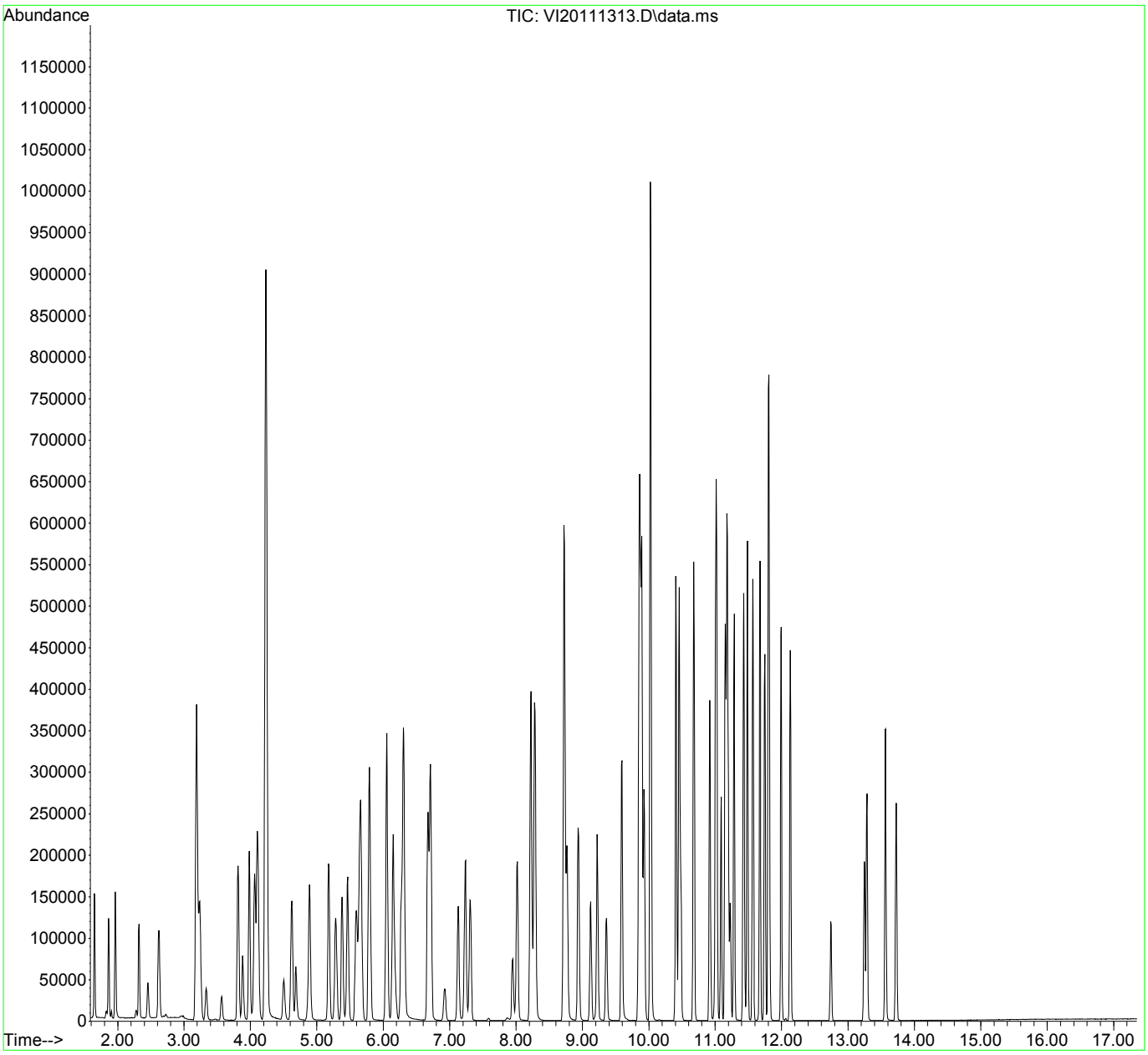

Quantitation Report (QT Reviewed)

InstName : VOA-GCMS9

Data Path : C:\msdchem\1\data\2020-11\0K13048\
Data File : VI20111313.D
Acq On : 14 Nov 2020 12:23 am
Operator : TNL
Sample : 0K13048-CAL9
Misc : 1X 5mL 50 PPB VOCR0
ALS Vial : 13 Sample Multiplier: 1
DataAcq Meth:VI1611RUN.M

11/15/20 TNL

Quant Time: Nov 14 15:37:15 2020
Quant Method : C:\msdchem\1\methods\VI201114W.M
Quant Title : EPA 8260: Volatile Organic Compounds
QLast Update : Sat Nov 14 15:20:14 2020
Response via : Initial Calibration

Compound	R.T.	QIon	Response	Conc	Units	Dev(Min)
Internal Standards						
1) Pentafluorobenzene (I)	6.150	99	88120	50.00	ug/L	# 0.00
45) Chlorobenzene-d5 (I)	9.855	117	240956	50.00	ug/L	0.00
66) 1,4-Dichlorobenzene-d4...	11.802	152	118220	50.00	ug/L	0.00
System Monitoring Compounds						
32) Dibromofluoromethane (S)	5.651	111	86213	50.84	ug/L	0.00
39) 1,4-Difluorobenzene (S)	6.710	114	279525	51.44	ug/L	0.00
48) Toluene-d8 (S)	8.225	98	312749	48.58	ug/L	0.00
67) 4-Bromofluorobenzene (S)	10.920	174	97925	49.42	ug/L	0.00
Target Compounds						Qvalue
2) Dichlorodifluoromethane	1.648	85	88888	53.25	ug/L	99
3) Chloromethane	1.861	50	88996	50.81	ug/L	95
4) Vinyl Chloride	1.965	62	101412	54.02	ug/L	97
5) Bromomethane	2.324	96	52427	39.82	ug/L	97
6) Chloroethane	2.457	64	32311	46.01	ug/L	84
7) Trichlorofluoromethane	2.622	101	89630	40.51	ug/L	96
8) Ethanol	3.187	45	120573	2991.27	ug/L	88
9) 1,1-Dichloroethene	3.181	61	118327	56.11	ug/L	98
10) Carbon Disulfide	3.200	76	210364	54.47	ug/L	99
11) Freon 113	3.236	101	71945	56.02	ug/L	96
12) Iodomethane	3.333	142	43280	48.12	ug/L	93
13) Acrolein	3.565	56	24795	62.07	ug/L	72
14) Methylene Chloride	3.814	84	83401	48.18	ug/L	94
15) Acetone	3.881	43	96291	95.36	ug/L	97
16) t-1,2-Dichloroethene	3.984	61	113877	55.89	ug/L	95
17) n-Hexane	4.063	86	14715	54.81	ug/L	93
18) Methyl-tert-butyl-ether	4.106	73	266647	63.04	ug/L	95
19) tert-Butanol (TBA)	4.234	59	1217666	3137.42	ug/L	82
20) Diisopropyl ether (DIPE)	4.501	45	47934	10.26	ug/L	94
21) 1,1-Dichloroethane	4.623	63	149749	53.56	ug/L	96
22) Acrylonitrile	4.684	53	51964	53.51	ug/L	100
23) Ethyl-tert-butyl ether...	4.879	59	47620	11.75	ug/L	98
24) Vinyl Acetate	4.891	43	209953	78.07	ug/L	98
25) c-1,2-Dichloroethene	5.177	61	114421	54.13	ug/L	97

Quantitation Report (QT Reviewed)

InstName : VOA-GCMS9

Data Path : C:\msdchem\1\data\2020-11\0K13048\
Data File : VI20111313.D
Acq On : 14 Nov 2020 12:23 am
Operator : TNL
Sample : 0K13048-CAL9
Misc : 1X 5mL 50 PPB VOCR0
ALS Vial : 13 Sample Multiplier: 1
DataAcq Meth:VI1611RUN.M

Quant Time: Nov 14 15:37:15 2020
Quant Method : C:\msdchem\1\methods\VI201114W.M
Quant Title : EPA 8260: Volatile Organic Compounds
QLast Update : Sat Nov 14 15:20:14 2020
Response via : Initial Calibration

Compound	R.T.	QIon	Response	Conc	Units		Dev(Min)
26) 2,2-Dichloropropane	5.286	77	94011	90.57	ug/L		94
27) Bromochloromethane	5.384	130	58111	55.75	ug/L		96
28) Chloroform	5.463	83	148631	54.79	ug/L		97
29) Carbon Tetrachloride	5.596	117	97361	81.78	ug/L		95
30) Tetrahydrofuran	5.633	42	51858	51.14	ug/L		88
31) 1,1,1-Trichloroethane	5.669	97	126609	65.25	ug/L		96
33) 1,1-Dichloropropene	5.797	75	110980	54.98	ug/L		95
34) 2-Butanone (MEK)	5.785	43	152793	103.42	ug/L		99
35) Benzene	6.053	78	336336	53.51	ug/L		98
36) tert-Amyl methyl ether...	6.174	73	45262	12.97	ug/L		93
37) 1,2-Dichloroethane (EDC)	6.272	62	119844	54.42	ug/L		92
38) iso-Butyl Alcohol	6.302	43	244161	1573.79	ug/L		93
40) Trichloroethene (TCE)	6.673	130	91434	55.66	ug/L		97
41) Tert-Amyl-Ethyl-Ether ...	6.923	59	27468	13.93	ug/L		87
42) Dibromomethane	7.130	93	58046	55.62	ug/L		97
43) 1,2-Dichloropropane	7.239	63	86368	52.89	ug/L		92
44) Bromodichloromethane	7.312	83	110686	59.77	ug/L		93
46) 2-Chloroethyl Vinyl Ether	7.951	63	38742	46.65	ug/L	#	100
47) c-1,3-Dichloropropene	8.018	75	129364	63.20	ug/L		92
49) Toluene	8.279	91	338804	50.12	ug/L		98
50) Tetrachloroethene (PCE)	8.723	166	84912	51.72	ug/L		89
51) 4-Methyl-2-Pentanone (...	8.723	43	275151	106.66	ug/L		98
52) t-1,3-Dichloropropene	8.766	75	116190	64.37	ug/L		97
53) 1,1,2-Trichloroethane	8.936	97	82459	53.09	ug/L		95
54) Dibromochloromethane	9.125	129	82823	66.30	ug/L		97
55) 1,3-Dichloropropane	9.222	76	138414	53.36	ug/L		96
56) 1,2-Dibromoethane (EDB)	9.362	107	88513	56.08	ug/L		95
57) 2-Hexanone	9.593	43	204160	110.99	ug/L		93
58) Chlorobenzene	9.867	112	217893	51.69	ug/L		97
59) Ethylbenzene	9.891	91	362631	52.12	ug/L		99
60) 1,1,1,2-Tetrachloroethane	9.928	131	74001	60.74	ug/L		97
61) m,p-Xylenes (2)	10.025	91	544810	104.34	ug/L		98
62) o-Xylene	10.409	91	277647	53.86	ug/L		99
63) Styrene	10.457	104	225096	55.34	ug/L		96
64) Bromoform	10.482	173	62340	58.39	ug/L		98
65) Isopropylbenzene	10.676	105	328660	54.77	ug/L		99

Quantitation Report (QT Reviewed)

InstName : VOA-GCMS9

Data Path : C:\msdchem\1\data\2020-11\0K13048\
Data File : VI20111313.D
Acq On : 14 Nov 2020 12:23 am
Operator : TNL
Sample : 0K13048-CAL9
Misc : 1X 5mL 50 PPB VOCR0
ALS Vial : 13 Sample Multiplier: 1
DataAcq Meth:VI1611RUN.M

Quant Time: Nov 14 15:37:15 2020
Quant Method : C:\msdchem\1\methods\VI201114W.M
Quant Title : EPA 8260: Volatile Organic Compounds
QLast Update : Sat Nov 14 15:20:14 2020
Response via : Initial Calibration

Compound	R.T.	QIon	Response	Conc	Units	Dev(Min)
68) Bromobenzene	11.005	156	92498	52.22	ug/L	86
69) n-Propylbenzene	11.023	91	381343	50.67	ug/L	99
70) 1,1,2,2-Tetrachloroethane	11.090	85	76960	50.58	ug/L	95
71) 2-Chlorotoluene	11.151	126	80756	54.08	ug/L	100
72) 1,3,5-Trimethylbenzene	11.175	105	263164	53.28	ug/L	98
73) 1,2,3-Trichloropropane	11.193	110	39064	50.05	ug/L	96
74) t-1,4-Dichloro-2-butene	11.224	53	25316	56.38	ug/L	82
75) 4-Chlorotoluene	11.285	91	237730	52.08	ug/L	98
76) tert-Butylbenzene	11.431	91	148163	53.59	ug/L	96
77) 1,2,4-Trimethylbenzene	11.485	105	264544	54.12	ug/L	97
78) sec-Butylbenzene	11.564	105	317521	52.91	ug/L	99
79) 4-Isopropyltoluene	11.674	119	262673	53.50	ug/L	99
80) 1,3-Dichlorobenzene	11.747	146	156685	52.59	ug/L	99
81) 1,4-Dichlorobenzene	11.814	146	160797	47.87	ug/L	98
82) n-Butylbenzene	11.996	91	224446	55.30	ug/L	99
83) 1,2-Dichlorobenzene	12.130	146	151239	51.38	ug/L	99
84) 1,2-Dibromo-3-Chloropr...	12.745	157	31025	59.02	ug/L	95
85) Hexachlorobutadiene	13.243	223	22461	51.75	ug/L	96
86) 1,2,4-Trichlorobenzene	13.286	180	82615	56.86	ug/L	97
87) Naphthalene	13.566	128	266831	48.70	ug/L	98
88) 1,2,3-Trichlorobenzene	13.724	180	76998	51.03	ug/L	97

(#) = qualifier out of range (m) = manual integration (+) = signals summed

Quantitation Report (QT Reviewed)

InstName : VOA-GCMS9

Data Path : C:\msdchem\1\data\2020-11\0K13048\
Data File : VI20111313.D
Acq On : 14 Nov 2020 12:23 am
Operator : TNL
Sample : 0K13048-CAL9
Misc : 1X 5mL 50 PPB VOCR0
ALS Vial : 13 Sample Multiplier: 1
DataAcq Meth:VI1611RUN.M

Quant Time: Nov 14 15:37:15 2020
Quant Method : C:\msdchem\1\methods\VI201114W.M
Quant Title : EPA 8260: Volatile Organic Compounds
QLast Update : Sat Nov 14 15:20:14 2020
Response via : Initial Calibration

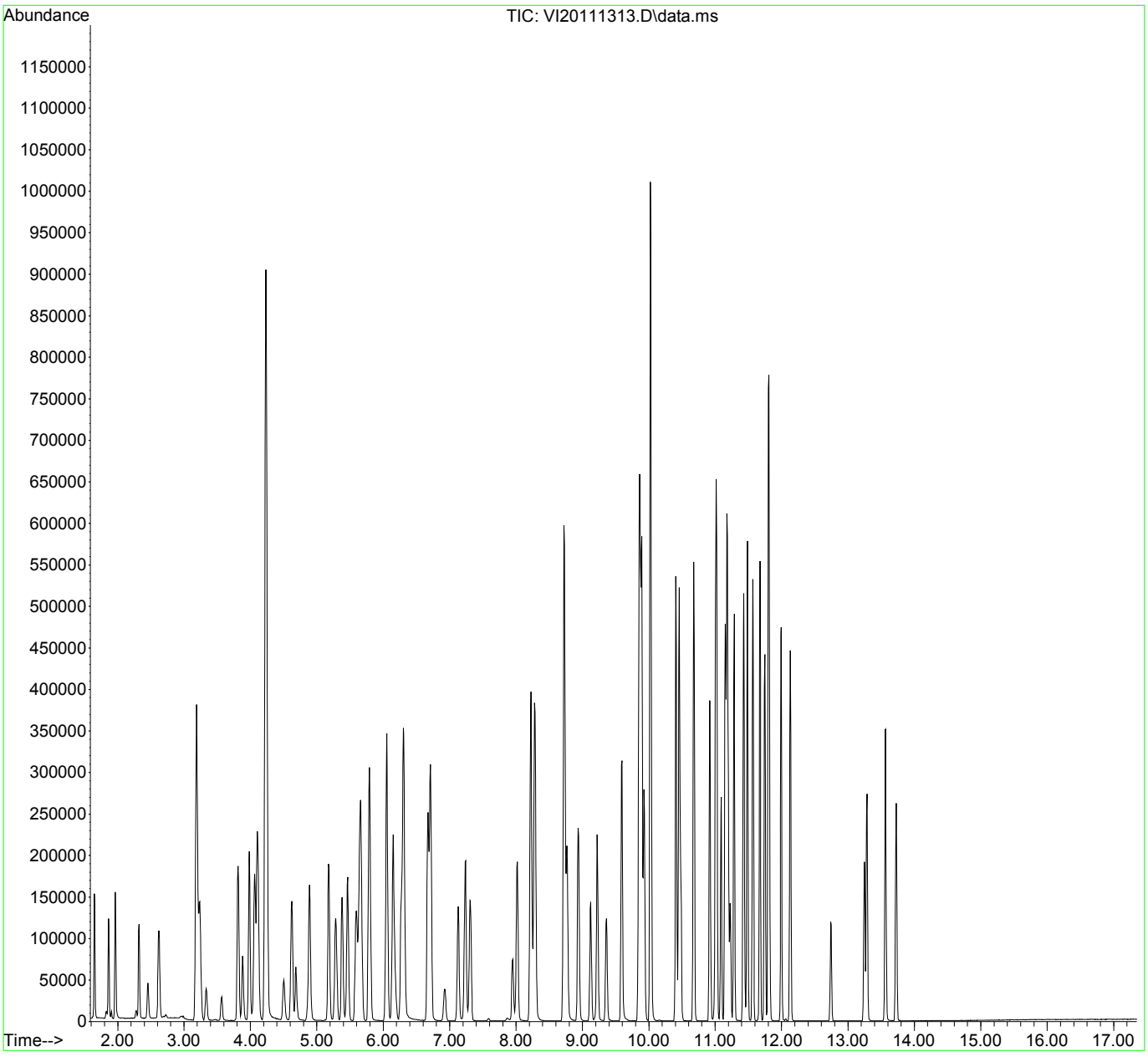

Quantitation Report (Not Reviewed)

InstName : VOA-GCMS9

Data Path : C:\msdchem\1\data\2020-11\0K13048\
Data File : VI20111314.D
Acq On : 14 Nov 2020 12:50 am
Operator : TNL 11/15/20 TNL
Sample : 0K13048-IBL2
Misc : 1X 5mL DI
ALS Vial : 14 Sample Multiplier: 1
DataAcq Meth:VI1611RUN.M

Quant Time: Nov 15 09:41:49 2020
Quant Method : C:\msdchem\1\methods\VI201114W.M
Quant Title : EPA 8260: Volatile Organic Compounds
QLast Update : Sat Nov 14 16:47:50 2020
Response via : Initial Calibration

Compound	R.T.	QIon	Response	Conc	Units		Dev(Min)
Internal Standards							
1) Pentafluorobenzene (I)	6.150	99	85635	50.00	ug/L	#	0.00
45) Chlorobenzene-d5 (I)	9.855	117	221677	50.00	ug/L		0.00
66) 1,4-Dichlorobenzene-d4...	11.802	152	92073	50.00	ug/L		0.00
System Monitoring Compounds							
32) Dibromofluoromethane (S)	5.651	111	80544	49.12	ug/L		0.00
39) 1,4-Difluorobenzene (S)	6.710	114	265711	49.58	ug/L		0.00
48) Toluene-d8 (S)	8.225	98	296028	50.91	ug/L		0.00
67) 4-Bromofluorobenzene (S)	10.920	174	82889	52.20	ug/L		0.00
Target Compounds							Qvalue
2) Dichlorodifluoromethane	1.654	85	168	0.34	ug/L	#	49
3) Chloromethane	1.861	50	239	0.15	ug/L	#	47
5) Bromomethane	2.330	96	211	0.19	ug/L	#	62
10) Carbon Disulfide	3.206	76	1513	0.38	ug/L		78
14) Methylene Chloride	3.820	84	472	0.28	ug/L		90
15) Acetone	3.887	43	1447	1.47	ug/L	#	44
19) tert-Butanol (TBA)	4.240	59	276	0.59	ug/L		46
50) Tetrachloroethene (PCE)	8.729	166	176	0.12	ug/L	#	25
61) m,p-Xylenes (2)	10.031	91	825	0.17	ug/L		84
69) n-Propylbenzene	11.023	91	937	0.16	ug/L		58
72) 1,3,5-Trimethylbenzene	11.181	105	430	0.11	ug/L		93
75) 4-Chlorotoluene	11.285	91	555	0.15	ug/L	#	45
76) tert-Butylbenzene	11.431	91	357	0.16	ug/L	#	83
77) 1,2,4-Trimethylbenzene	11.485	105	470	0.12	ug/L		91
78) sec-Butylbenzene	11.564	105	950	0.19	ug/L		59
79) 4-Isopropyltoluene	11.680	119	789	0.20	ug/L		90
80) 1,3-Dichlorobenzene	11.747	146	376	0.16	ug/L	#	72
81) 1,4-Dichlorobenzene	11.814	146	602	0.24	ug/L	#	54
82) n-Butylbenzene	11.996	91	921	0.28	ug/L		99
83) 1,2-Dichlorobenzene	12.130	146	268	0.12	ug/L	#	69
86) 1,2,4-Trichlorobenzene	13.292	180	688	0.61	ug/L		84
87) Naphthalene	13.566	128	2791	1.01	ug/L		81
88) 1,2,3-Trichlorobenzene	13.724	180	658	0.65	ug/L		84

Quantitation Report (Not Reviewed)

InstName : VOA-GCMS9

Data Path : C:\msdchem\1\data\2020-11\0K13048\
Data File : VI20111314.D
Acq On : 14 Nov 2020 12:50 am
Operator : TNL
Sample : 0K13048-IBL2
Misc : 1X 5mL DI
ALS Vial : 14 Sample Multiplier: 1
DataAcq Meth:VI1611RUN.M

Quant Time: Nov 15 09:41:49 2020
Quant Method : C:\msdchem\1\methods\VI201114W.M
Quant Title : EPA 8260: Volatile Organic Compounds
QLast Update : Sat Nov 14 16:47:50 2020
Response via : Initial Calibration

Compound	R.T.	QIon	Response	Conc	Units	Dev(Min)

(#) = qualifier out of range (m) = manual integration (+) = signals summed

Quantitation Report (Not Reviewed)

InstName : VOA-GCMS9

Data Path : C:\msdchem\1\data\2020-11\0K13048\
Data File : VI20111314.D
Acq On : 14 Nov 2020 12:50 am
Operator : TNL
Sample : 0K13048-IBL2
Misc : 1X 5mL DI
ALS Vial : 14 Sample Multiplier: 1
DataAcq Meth:VI1611RUN.M

Quant Time: Nov 15 09:41:49 2020
Quant Method : C:\msdchem\1\methods\VI201114W.M
Quant Title : EPA 8260: Volatile Organic Compounds
QLast Update : Sat Nov 14 16:47:50 2020
Response via : Initial Calibration

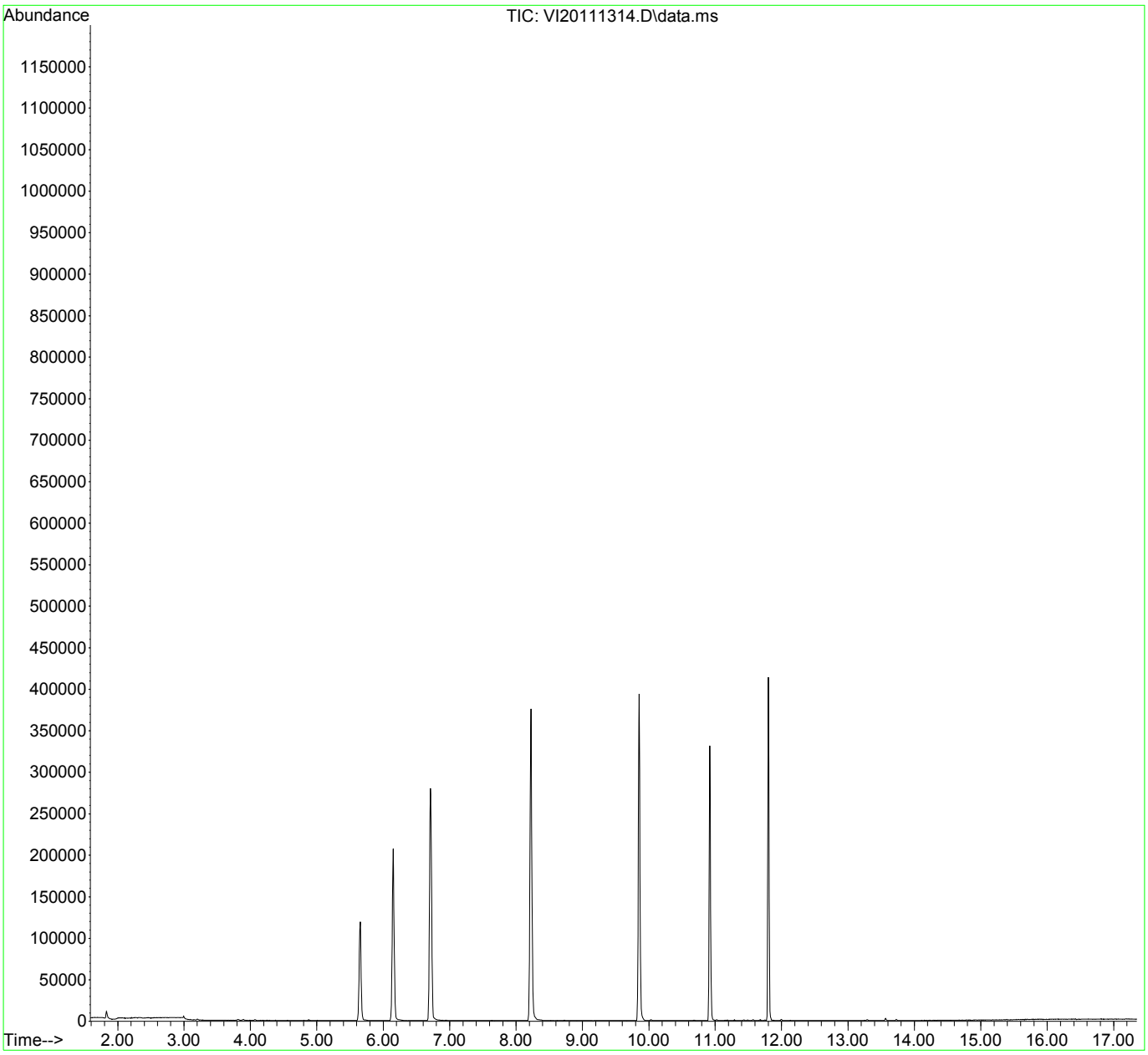

Quantitation Report (Not Reviewed)

InstName : VOA-GCMS9

Data Path : C:\msdchem\1\data\2020-11\0K13048\
Data File : VI20111315.D
Acq On : 14 Nov 2020 1:17 am
Operator : TNL
Sample : 0K13048-CALA 11/15/20 TNL
Misc : 1X 5mL 100 PPB VOCR0
ALS Vial : 15 Sample Multiplier: 1
DataAcq Meth:VI1611RUN.M

Quant Time: Nov 14 15:41:43 2020
Quant Method : C:\msdchem\1\methods\VI201114W.M
Quant Title : EPA 8260: Volatile Organic Compounds
QLast Update : Sat Nov 14 15:20:14 2020
Response via : Initial Calibration

Compound	R.T.	QIon	Response	Conc	Units		Dev(Min)
Internal Standards							
1) Pentafluorobenzene (I)	6.150	99	88064	50.00	ug/L	#	0.00
45) Chlorobenzene-d5 (I)	9.855	117	245190	50.00	ug/L		0.00
66) 1,4-Dichlorobenzene-d4...	11.802	152	123086	50.00	ug/L		0.00
System Monitoring Compounds							
32) Dibromofluoromethane (S)	5.651	111	86300	50.93	ug/L		0.00
39) 1,4-Difluorobenzene (S)	6.716	114	277255	51.05	ug/L		0.00
48) Toluene-d8 (S)	8.225	98	312178	47.66	ug/L		0.00
67) 4-Bromofluorobenzene (S)	10.920	174	98220	47.61	ug/L		0.00
Target Compounds							Qvalue
2) Dichlorodifluoromethane	1.654	85	172346	103.31	ug/L		100
3) Chloromethane	1.867	50	172986	98.83	ug/L		96
4) Vinyl Chloride	1.971	62	200141	106.68	ug/L		97
5) Bromomethane	2.330	96	95638	72.69	ug/L		97
6) Chloroethane	2.457	64	28662	41.28	ug/L		88
7) Trichlorofluoromethane	2.622	101	174582	78.97	ug/L		98
8) Ethanol	3.193	45	248506	6169.05	ug/L		88
9) 1,1-Dichloroethene	3.187	61	232585	110.35	ug/L		94
10) Carbon Disulfide	3.199	76	417677	108.21	ug/L		98
11) Freon 113	3.236	101	139433	108.64	ug/L		96
12) Iodomethane	3.339	142	126398	107.48	ug/L		93
13) Acrolein	3.571	56	51368	128.68	ug/L		74
14) Methylene Chloride	3.820	84	164010	94.81	ug/L		93
15) Acetone	3.887	43	189253	187.55	ug/L		98
16) t-1,2-Dichloroethene	3.984	61	228499	112.23	ug/L		97
17) n-Hexane	4.063	86	28218	105.17	ug/L	#	84
18) Methyl-tert-butyl-ether	4.112	73	532019	125.85	ug/L		94
19) tert-Butanol (TBA)	4.240	59	2448970	5861.07	ug/L		82
20) Diisopropyl ether (DIPE)	4.507	45	99898	21.40	ug/L		93
21) 1,1-Dichloroethane	4.623	63	299961	107.36	ug/L		97
22) Acrylonitrile	4.690	53	103530	106.68	ug/L		96
23) Ethyl-tert-butyl ether...	4.879	59	98327	24.28	ug/L		97
24) Vinyl Acetate	4.897	43	424872	158.09	ug/L		97
25) c-1,2-Dichloroethene	5.183	61	228210	108.04	ug/L		94

Quantitation Report (Not Reviewed)

InstName : VOA-GCMS9

Data Path : C:\msdchem\1\data\2020-11\0K13048\
Data File : VI20111315.D
Acq On : 14 Nov 2020 1:17 am
Operator : TNL
Sample : 0K13048-CALA
Misc : 1X 5mL 100 PPB VOCR0
ALS Vial : 15 Sample Multiplier: 1
DataAcq Meth:VI1611RUN.M

Quant Time: Nov 14 15:41:43 2020
Quant Method : C:\msdchem\1\methods\VI201114W.M
Quant Title : EPA 8260: Volatile Organic Compounds
QLast Update : Sat Nov 14 15:20:14 2020
Response via : Initial Calibration

Compound	R.T.	QIon	Response	Conc	Units		Dev(Min)
26) 2,2-Dichloropropane	5.286	77	187276	180.54	ug/L		94
27) Bromochloromethane	5.383	130	112906	108.40	ug/L		95
28) Chloroform	5.463	83	296707	109.45	ug/L		97
29) Carbon Tetrachloride	5.596	117	196709	165.33	ug/L		95
30) Tetrahydrofuran	5.633	42	103090	101.72	ug/L		89
31) 1,1,1-Trichloroethane	5.669	97	252188	130.06	ug/L		96
33) 1,1-Dichloropropene	5.797	75	220778	109.44	ug/L		96
34) 2-Butanone (MEK)	5.785	43	310996	210.64	ug/L		97
35) Benzene	6.053	78	668370	106.40	ug/L		98
36) tert-Amyl methyl ether...	6.180	73	93921	26.93	ug/L		92
37) 1,2-Dichloroethane (EDC)	6.272	62	239958	109.03	ug/L		92
38) iso-Butyl Alcohol	6.308	43	481581	2944.00	ug/L		92
40) Trichloroethene (TCE)	6.673	130	181229	110.39	ug/L		97
41) Tert-Amyl-Ethyl-Ether ...	6.929	59	56464	28.66	ug/L		87
42) Dibromomethane	7.129	93	116510	111.72	ug/L		98
43) 1,2-Dichloropropane	7.239	63	172626	105.78	ug/L		93
44) Bromodichloromethane	7.312	83	226288	122.28	ug/L		95
46) 2-Chloroethyl Vinyl Ether	7.951	63	82059	97.10	ug/L	#	100
47) c-1,3-Dichloropropene	8.018	75	260834	125.22	ug/L		92
49) Toluene	8.285	91	683403	99.35	ug/L		99
50) Tetrachloroethene (PCE)	8.729	166	172050	102.98	ug/L		95
51) 4-Methyl-2-Pentanone (...	8.729	43	554729	211.33	ug/L		97
52) t-1,3-Dichloropropene	8.766	75	237738	119.39	ug/L		97
53) 1,1,2-Trichloroethane	8.942	97	164943	104.35	ug/L		95
54) Dibromochloromethane	9.125	129	170999	134.52	ug/L		99
55) 1,3-Dichloropropane	9.222	76	278910	105.66	ug/L		96
56) 1,2-Dibromoethane (EDB)	9.362	107	179841	111.97	ug/L		95
57) 2-Hexanone	9.587	43	410486	219.30	ug/L		93
58) Chlorobenzene	9.867	112	444921	103.73	ug/L		97
59) Ethylbenzene	9.891	91	740065	104.52	ug/L		99
60) 1,1,1,2-Tetrachloroethane	9.928	131	155809	116.49	ug/L		97
61) m,p-Xylenes (2)	10.025	91	1125177	211.76	ug/L		98
62) o-Xylene	10.409	91	568355	108.35	ug/L		98
63) Styrene	10.457	104	466046	112.59	ug/L		95
64) Bromoform	10.482	173	135667	113.79	ug/L		99
65) Isopropylbenzene	10.676	105	668797	109.53	ug/L		99

Quantitation Report (Not Reviewed)

InstName : VOA-GCMS9

Data Path : C:\msdchem\1\data\2020-11\0K13048\
Data File : VI20111315.D
Acq On : 14 Nov 2020 1:17 am
Operator : TNL
Sample : 0K13048-CALA
Misc : 1X 5mL 100 PPB VOCR0
ALS Vial : 15 Sample Multiplier: 1
DataAcq Meth:VI1611RUN.M

Quant Time: Nov 14 15:41:43 2020
Quant Method : C:\msdchem\1\methods\VI201114W.M
Quant Title : EPA 8260: Volatile Organic Compounds
QLast Update : Sat Nov 14 15:20:14 2020
Response via : Initial Calibration

Compound	R.T.	QIon	Response	Conc	Units	Dev(Min)
68) Bromobenzene	11.005	156	189898	102.98	ug/L	89
69) n-Propylbenzene	11.017	91	784675	100.15	ug/L	98
70) 1,1,2,2-Tetrachloroethane	11.090	85	155166	97.94	ug/L	94
71) 2-Chlorotoluene	11.151	126	165818	106.66	ug/L	97
72) 1,3,5-Trimethylbenzene	11.175	105	550786	107.11	ug/L	98
73) 1,2,3-Trichloropropane	11.193	110	78851	97.02	ug/L	95
74) t-1,4-Dichloro-2-butene	11.230	53	50928	108.93	ug/L	89
75) 4-Chlorotoluene	11.285	91	492489	103.62	ug/L	97
76) tert-Butylbenzene	11.431	91	301162	104.62	ug/L	96
77) 1,2,4-Trimethylbenzene	11.485	105	550246	108.13	ug/L	97
78) sec-Butylbenzene	11.564	105	646461	103.46	ug/L	100
79) 4-Isopropyltoluene	11.674	119	544580	106.53	ug/L	98
80) 1,3-Dichlorobenzene	11.747	146	324689	104.66	ug/L	99
81) 1,4-Dichlorobenzene	11.814	146	331071	94.66	ug/L	97
82) n-Butylbenzene	11.996	91	467121	110.54	ug/L	99
83) 1,2-Dichlorobenzene	12.130	146	311049	101.49	ug/L	98
84) 1,2-Dibromo-3-Chloropr...	12.745	157	66001	112.62	ug/L	95
85) Hexachlorobutadiene	13.243	223	45767	101.28	ug/L	93
86) 1,2,4-Trichlorobenzene	13.286	180	188607	124.67	ug/L	97
87) Naphthalene	13.560	128	631788	102.14	ug/L	97
88) 1,2,3-Trichlorobenzene	13.724	180	182309	116.06	ug/L	97

(#) = qualifier out of range (m) = manual integration (+) = signals summed

Quantitation Report (Not Reviewed)

InstName : VOA-GCMS9

Data Path : C:\msdchem\1\data\2020-11\0K13048\
Data File : VI20111315.D
Acq On : 14 Nov 2020 1:17 am
Operator : TNL
Sample : 0K13048-CALA
Misc : 1X 5mL 100 PPB VOCR0
ALS Vial : 15 Sample Multiplier: 1
DataAcq Meth:VI1611RUN.M

Quant Time: Nov 14 15:41:43 2020
Quant Method : C:\msdchem\1\methods\VI201114W.M
Quant Title : EPA 8260: Volatile Organic Compounds
QLast Update : Sat Nov 14 15:20:14 2020
Response via : Initial Calibration

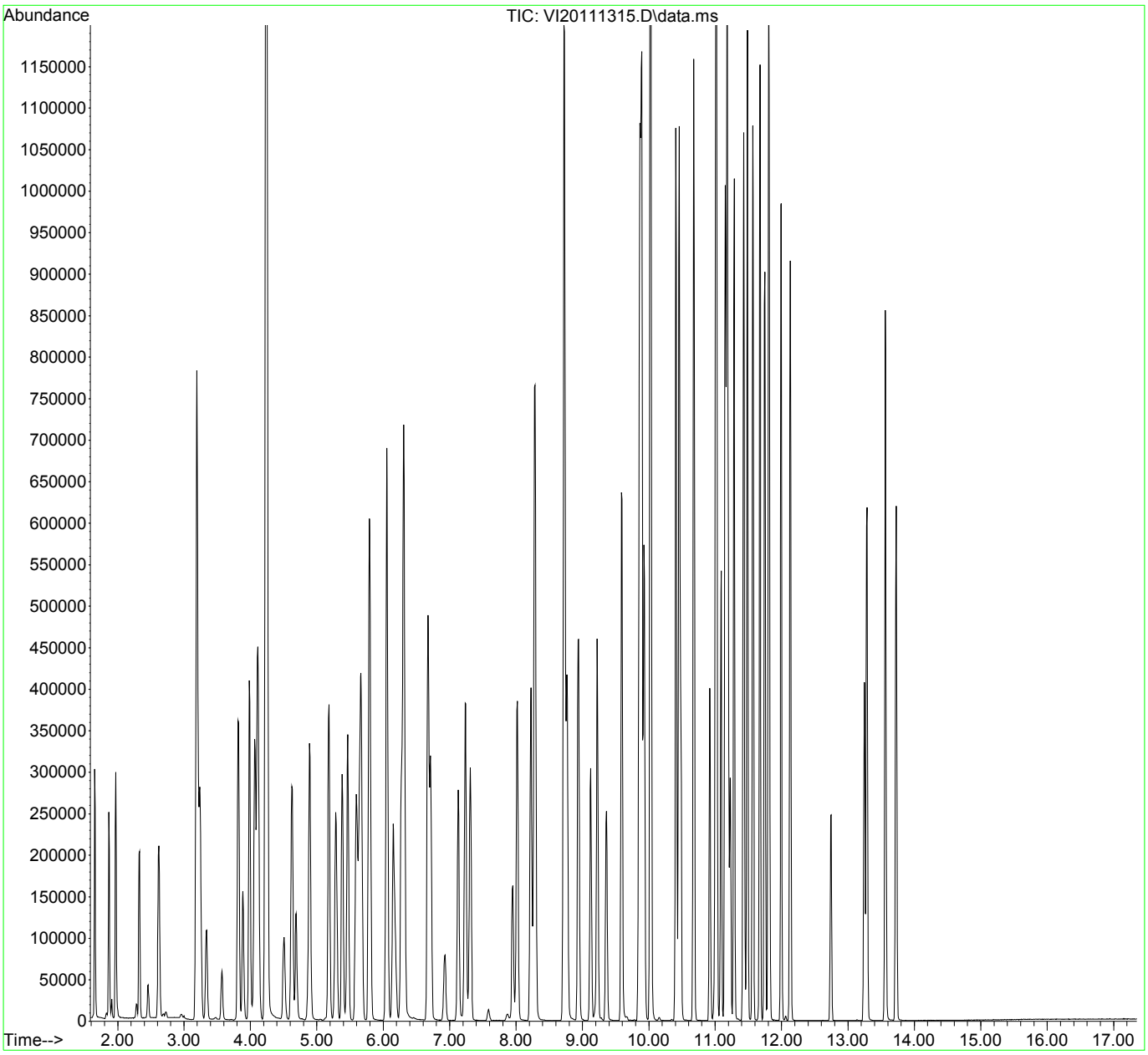

Quantitation Report (QT Reviewed)

InstName : VOA-GCMS9

Data Path : C:\msdchem\1\data\2020-11\0K13048\
Data File : VI20111315.D
Acq On : 14 Nov 2020 1:17 am
Operator : TNL
Sample : 0K13048-CALA
Misc : 1X 5mL 100 PPB VOCR0
ALS Vial : 15 Sample Multiplier: 1 11/15/20 TNL
DataAcq Meth:VI1611RUN.M

Quant Time: Nov 14 15:41:43 2020
Quant Method : C:\msdchem\1\methods\VI201114W.M
Quant Title : EPA 8260: Volatile Organic Compounds
QLast Update : Sat Nov 14 15:20:14 2020
Response via : Initial Calibration

Compound	R.T.	QIon	Response	Conc	Units		Dev(Min)
Internal Standards							
1) Pentafluorobenzene (I)	6.150	99	88064	50.00	ug/L	#	0.00
45) Chlorobenzene-d5 (I)	9.855	117	245190	50.00	ug/L		0.00
66) 1,4-Dichlorobenzene-d4...	11.802	152	123086	50.00	ug/L		0.00
System Monitoring Compounds							
32) Dibromofluoromethane (S)	5.651	111	86300	50.93	ug/L		0.00
39) 1,4-Difluorobenzene (S)	6.716	114	277255	51.05	ug/L		0.00
48) Toluene-d8 (S)	8.225	98	312178	47.66	ug/L		0.00
67) 4-Bromofluorobenzene (S)	10.920	174	98220	47.61	ug/L		0.00
Target Compounds							Qvalue
2) Dichlorodifluoromethane	1.654	85	172346	103.31	ug/L		100
3) Chloromethane	1.867	50	172986	98.83	ug/L		96
4) Vinyl Chloride	1.971	62	200141	106.68	ug/L		97
5) Bromomethane	2.330	96	95638	72.69	ug/L		97
6) Chloroethane	2.457	64	28662	41.28	ug/L		88
7) Trichlorofluoromethane	2.622	101	174582	78.97	ug/L		98
8) Ethanol	3.193	45	248506	6169.05	ug/L		88
9) 1,1-Dichloroethene	3.187	61	232585	110.35	ug/L		94
10) Carbon Disulfide	3.199	76	417677	108.21	ug/L		98
11) Freon 113	3.236	101	139433	108.64	ug/L		96
12) Iodomethane	3.339	142	126398	107.48	ug/L		93
13) Acrolein	3.571	56	51368	128.68	ug/L		74
14) Methylene Chloride	3.820	84	164010	94.81	ug/L		93
15) Acetone	3.887	43	189253	187.55	ug/L		98
16) t-1,2-Dichloroethene	3.984	61	228499	112.23	ug/L		97
17) n-Hexane	4.063	86	28218	105.17	ug/L	#	84
18) Methyl-tert-butyl-ether	4.112	73	532019	125.85	ug/L		94
19) tert-Butanol (TBA)	4.240	59	2448970	5861.07	ug/L		82
20) Diisopropyl ether (DIPE)	4.507	45	99898	21.40	ug/L		93
21) 1,1-Dichloroethane	4.623	63	299961	107.36	ug/L		97
22) Acrylonitrile	4.690	53	103530	106.68	ug/L		96
23) Ethyl-tert-butyl ether...	4.879	59	98327	24.28	ug/L		97
24) Vinyl Acetate	4.897	43	424872	158.09	ug/L		97
25) c-1,2-Dichloroethene	5.183	61	228210	108.04	ug/L		94

Quantitation Report (QT Reviewed)

InstName : VOA-GCMS9

Data Path : C:\msdchem\1\data\2020-11\0K13048\
Data File : VI20111315.D
Acq On : 14 Nov 2020 1:17 am
Operator : TNL
Sample : 0K13048-CALA
Misc : 1X 5mL 100 PPB VOCR0
ALS Vial : 15 Sample Multiplier: 1
DataAcq Meth:VI1611RUN.M

Quant Time: Nov 14 15:41:43 2020
Quant Method : C:\msdchem\1\methods\VI201114W.M
Quant Title : EPA 8260: Volatile Organic Compounds
QLast Update : Sat Nov 14 15:20:14 2020
Response via : Initial Calibration

Compound	R.T.	QIon	Response	Conc	Units		Dev(Min)
26) 2,2-Dichloropropane	5.286	77	187276	180.54	ug/L		94
27) Bromochloromethane	5.383	130	112906	108.40	ug/L		95
28) Chloroform	5.463	83	296707	109.45	ug/L		97
29) Carbon Tetrachloride	5.596	117	196709	165.33	ug/L		95
30) Tetrahydrofuran	5.633	42	103090	101.72	ug/L		89
31) 1,1,1-Trichloroethane	5.669	97	252188	130.06	ug/L		96
33) 1,1-Dichloropropene	5.797	75	220778	109.44	ug/L		96
34) 2-Butanone (MEK)	5.785	43	310996	210.64	ug/L		97
35) Benzene	6.053	78	668370	106.40	ug/L		98
36) tert-Amyl methyl ether...	6.180	73	93921	26.93	ug/L		92
37) 1,2-Dichloroethane (EDC)	6.272	62	239958	109.03	ug/L		92
38) iso-Butyl Alcohol	6.308	43	481581	2944.00	ug/L		92
40) Trichloroethene (TCE)	6.673	130	181229	110.39	ug/L		97
41) Tert-Amyl-Ethyl-Ether ...	6.929	59	56464	28.66	ug/L		87
42) Dibromomethane	7.129	93	116510	111.72	ug/L		98
43) 1,2-Dichloropropane	7.239	63	172626	105.78	ug/L		93
44) Bromodichloromethane	7.312	83	226288	122.28	ug/L		95
46) 2-Chloroethyl Vinyl Ether	7.951	63	82059	97.10	ug/L	#	100
47) c-1,3-Dichloropropene	8.018	75	260834	125.22	ug/L		92
49) Toluene	8.285	91	683403	99.35	ug/L		99
50) Tetrachloroethene (PCE)	8.729	166	172050	102.98	ug/L		95
51) 4-Methyl-2-Pentanone (...	8.729	43	554729	211.33	ug/L		97
52) t-1,3-Dichloropropene	8.766	75	237738	119.39	ug/L		97
53) 1,1,2-Trichloroethane	8.942	97	164943	104.35	ug/L		95
54) Dibromochloromethane	9.125	129	170999	134.52	ug/L		99
55) 1,3-Dichloropropane	9.222	76	278910	105.66	ug/L		96
56) 1,2-Dibromoethane (EDB)	9.362	107	179841	111.97	ug/L		95
57) 2-Hexanone	9.587	43	410486	219.30	ug/L		93
58) Chlorobenzene	9.867	112	444921	103.73	ug/L		97
59) Ethylbenzene	9.891	91	740065	104.52	ug/L		99
60) 1,1,1,2-Tetrachloroethane	9.928	131	155809	116.49	ug/L		97
61) m,p-Xylenes (2)	10.025	91	1125177	211.76	ug/L		98
62) o-Xylene	10.409	91	568355	108.35	ug/L		98
63) Styrene	10.457	104	466046	112.59	ug/L		95
64) Bromoform	10.482	173	135667	113.79	ug/L		99
65) Isopropylbenzene	10.676	105	668797	109.53	ug/L		99

Quantitation Report (QT Reviewed)

InstName : VOA-GCMS9

Data Path : C:\msdchem\1\data\2020-11\0K13048\
Data File : VI20111315.D
Acq On : 14 Nov 2020 1:17 am
Operator : TNL
Sample : 0K13048-CALA
Misc : 1X 5mL 100 PPB VOCR0
ALS Vial : 15 Sample Multiplier: 1
DataAcq Meth:VI1611RUN.M

Quant Time: Nov 14 15:41:43 2020
Quant Method : C:\msdchem\1\methods\VI201114W.M
Quant Title : EPA 8260: Volatile Organic Compounds
QLast Update : Sat Nov 14 15:20:14 2020
Response via : Initial Calibration

Compound	R.T.	QIon	Response	Conc	Units	Dev(Min)
68) Bromobenzene	11.005	156	189898	102.98	ug/L	89
69) n-Propylbenzene	11.017	91	784675	100.15	ug/L	98
70) 1,1,2,2-Tetrachloroethane	11.090	85	155166	97.94	ug/L	94
71) 2-Chlorotoluene	11.151	126	165818	106.66	ug/L	97
72) 1,3,5-Trimethylbenzene	11.175	105	550786	107.11	ug/L	98
73) 1,2,3-Trichloropropane	11.193	110	78851	97.02	ug/L	95
74) t-1,4-Dichloro-2-butene	11.230	53	50928	108.93	ug/L	89
75) 4-Chlorotoluene	11.285	91	492489	103.62	ug/L	97
76) tert-Butylbenzene	11.431	91	301162	104.62	ug/L	96
77) 1,2,4-Trimethylbenzene	11.485	105	550246	108.13	ug/L	97
78) sec-Butylbenzene	11.564	105	646461	103.46	ug/L	100
79) 4-Isopropyltoluene	11.674	119	544580	106.53	ug/L	98
80) 1,3-Dichlorobenzene	11.747	146	324689	104.66	ug/L	99
81) 1,4-Dichlorobenzene	11.814	146	331071	94.66	ug/L	97
82) n-Butylbenzene	11.996	91	467121	110.54	ug/L	99
83) 1,2-Dichlorobenzene	12.130	146	311049	101.49	ug/L	98
84) 1,2-Dibromo-3-Chloropr...	12.745	157	66001	112.62	ug/L	95
85) Hexachlorobutadiene	13.243	223	45767	101.28	ug/L	93
86) 1,2,4-Trichlorobenzene	13.286	180	188607	124.67	ug/L	97
87) Naphthalene	13.560	128	631788	102.14	ug/L	97
88) 1,2,3-Trichlorobenzene	13.724	180	182309	116.06	ug/L	97

(#) = qualifier out of range (m) = manual integration (+) = signals summed

Quantitation Report (QT Reviewed)

InstName : VOA-GCMS9

Data Path : C:\msdchem\1\data\2020-11\0K13048\
Data File : VI20111315.D
Acq On : 14 Nov 2020 1:17 am
Operator : TNL
Sample : 0K13048-CALA
Misc : 1X 5mL 100 PPB VOCR0
ALS Vial : 15 Sample Multiplier: 1
DataAcq Meth:VI1611RUN.M

Quant Time: Nov 14 15:41:43 2020
Quant Method : C:\msdchem\1\methods\VI201114W.M
Quant Title : EPA 8260: Volatile Organic Compounds
QLast Update : Sat Nov 14 15:20:14 2020
Response via : Initial Calibration

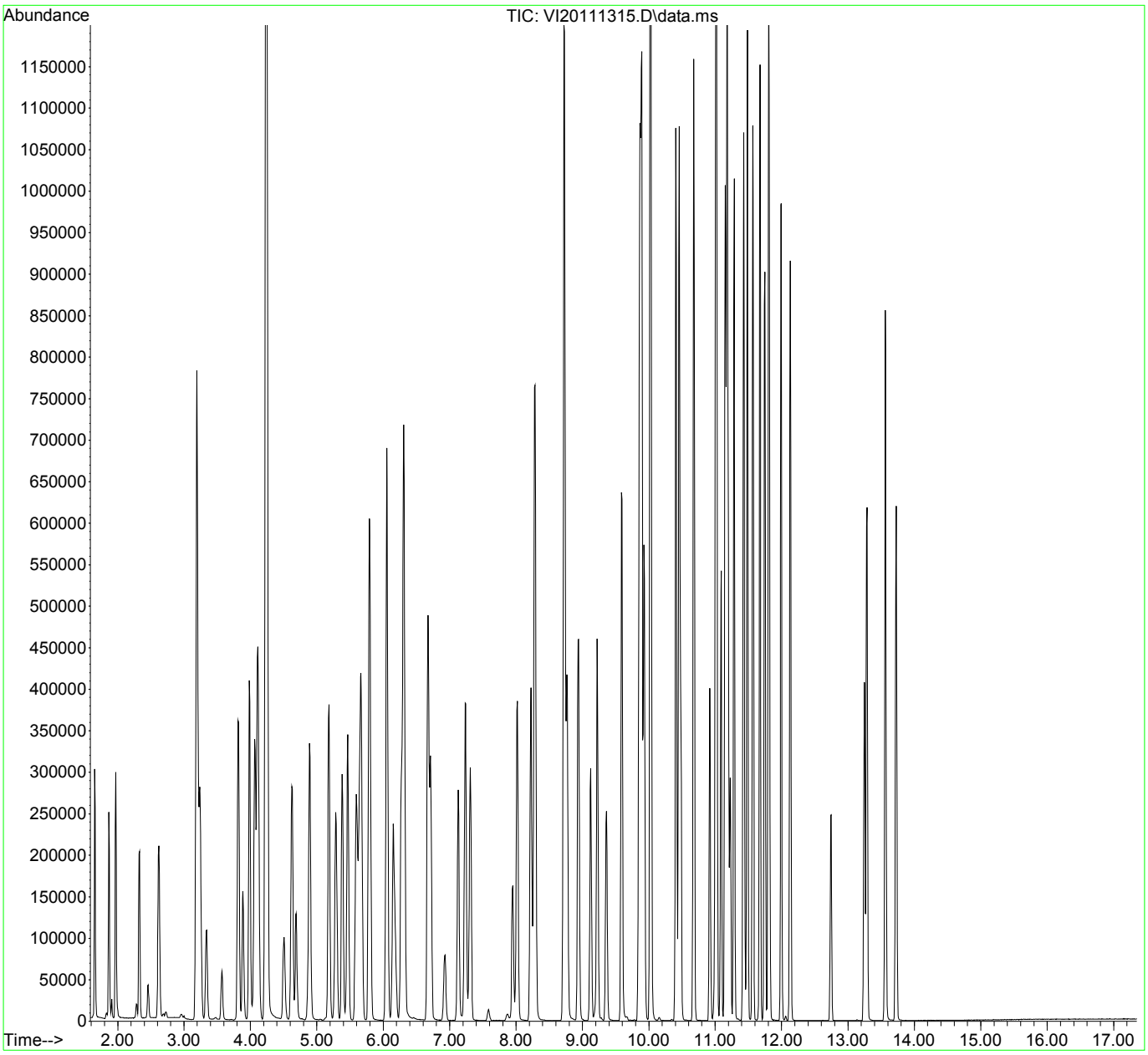

Quantitation Report (Not Reviewed)

InstName : VOA-GCMS9

Data Path : C:\msdchem\1\data\2020-11\0K13048\
Data File : VI20111316.D
Acq On : 14 Nov 2020 1:44 am
Operator : TNL
Sample : 0K13048-IBL3 11/15/20 TNL
Misc : 1X 5mL DI
ALS Vial : 16 Sample Multiplier: 1
DataAcq Meth:VI1611RUN.M

Quant Time: Nov 15 09:42:25 2020
Quant Method : C:\msdchem\1\methods\VI201114W.M
Quant Title : EPA 8260: Volatile Organic Compounds
QLast Update : Sat Nov 14 16:47:50 2020
Response via : Initial Calibration

Compound	R.T.	QIon	Response	Conc	Units		Dev(Min)
Internal Standards							
1) Pentafluorobenzene (I)	6.150	99	86271	50.00	ug/L	#	0.00
45) Chlorobenzene-d5 (I)	9.855	117	219792	50.00	ug/L		0.00
66) 1,4-Dichlorobenzene-d4...	11.802	152	91680	50.00	ug/L		0.00
System Monitoring Compounds							
32) Dibromofluoromethane (S)	5.651	111	81338	49.24	ug/L		0.00
39) 1,4-Difluorobenzene (S)	6.710	114	266062	49.28	ug/L		0.00
48) Toluene-d8 (S)	8.224	98	297839	51.66	ug/L		0.00
67) 4-Bromofluorobenzene (S)	10.919	174	83335	52.70	ug/L		0.00
Target Compounds							Qvalue
2) Dichlorodifluoromethane	1.654	85	361	0.47	ug/L		88
3) Chloromethane	1.867	50	348	0.21	ug/L	#	47
5) Bromomethane	2.329	96	285	0.26	ug/L	#	57
7) Trichlorofluoromethane	2.628	101	182	0.11	ug/L	#	27
8) Ethanol	3.199	45	181	3.64	ug/L	#	29
9) 1,1-Dichloroethene	3.181	61	219	0.10	ug/L	#	28
10) Carbon Disulfide	3.205	76	2725	0.69	ug/L		95
11) Freon 113	3.236	101	214	0.16	ug/L	#	19
14) Methylene Chloride	3.820	84	1739	1.02	ug/L		90
15) Acetone	3.893	43	2365	2.38	ug/L		94
16) t-1,2-Dichloroethene	3.990	61	478	0.23	ug/L	#	71
19) tert-Butanol (TBA)	4.240	59	1132	2.41	ug/L		97
33) 1,1-Dichloropropene	5.797	75	269	0.13	ug/L	#	43
49) Toluene	8.285	91	631	0.10	ug/L		92
50) Tetrachloroethene (PCE)	8.735	166	406	0.27	ug/L	#	76
58) Chlorobenzene	9.873	112	590	0.15	ug/L	#	32
59) Ethylbenzene	9.891	91	887	0.13	ug/L		88
61) m,p-Xylenes (2)	10.031	91	1586	0.33	ug/L		95
65) Isopropylbenzene	10.682	105	986	0.17	ug/L		82
69) n-Propylbenzene	11.023	91	1764	0.30	ug/L		93
71) 2-Chlorotoluene	11.157	126	125	0.10	ug/L	#	82
72) 1,3,5-Trimethylbenzene	11.181	105	893	0.22	ug/L		84
75) 4-Chlorotoluene	11.291	91	1090	0.30	ug/L		90
76) tert-Butylbenzene	11.430	91	644	0.28	ug/L		99

Quantitation Report (Not Reviewed)

InstName : VOA-GCMS9

Data Path : C:\msdchem\1\data\2020-11\0K13048\
Data File : VI20111316.D
Acq On : 14 Nov 2020 1:44 am
Operator : TNL
Sample : 0K13048-IBL3
Misc : 1X 5mL DI
ALS Vial : 16 Sample Multiplier: 1
DataAcq Meth:VI1611RUN.M

Quant Time: Nov 15 09:42:25 2020
Quant Method : C:\msdchem\1\methods\VI201114W.M
Quant Title : EPA 8260: Volatile Organic Compounds
QLast Update : Sat Nov 14 16:47:50 2020
Response via : Initial Calibration

Compound	R.T.	QIon	Response	Conc	Units		Dev(Min)
77) 1,2,4-Trimethylbenzene	11.491	105	828	0.22	ug/L		91
78) sec-Butylbenzene	11.570	105	1551	0.32	ug/L		95
79) 4-Isopropyltoluene	11.674	119	1296	0.34	ug/L		95
80) 1,3-Dichlorobenzene	11.747	146	846	0.36	ug/L		88
81) 1,4-Dichlorobenzene	11.814	146	980	0.39	ug/L	#	59
82) n-Butylbenzene	11.996	91	1501	0.46	ug/L		94
83) 1,2-Dichlorobenzene	12.136	146	528	0.23	ug/L	#	67
85) Hexachlorobutadiene	13.249	223	214	0.64	ug/L		91
86) 1,2,4-Trichlorobenzene	13.292	180	979	0.88	ug/L		90
87) Naphthalene	13.566	128	4093	1.34	ug/L		94
88) 1,2,3-Trichlorobenzene	13.724	180	1002	1.00	ug/L		92

(#) = qualifier out of range (m) = manual integration (+) = signals summed

Quantitation Report (Not Reviewed)

InstName : VOA-GCMS9

Data Path : C:\msdchem\1\data\2020-11\0K13048\
Data File : VI20111316.D
Acq On : 14 Nov 2020 1:44 am
Operator : TNL
Sample : 0K13048-IBL3
Misc : 1X 5mL DI
ALS Vial : 16 Sample Multiplier: 1
DataAcq Meth:VI1611RUN.M

Quant Time: Nov 15 09:42:25 2020
Quant Method : C:\msdchem\1\methods\VI201114W.M
Quant Title : EPA 8260: Volatile Organic Compounds
QLast Update : Sat Nov 14 16:47:50 2020
Response via : Initial Calibration

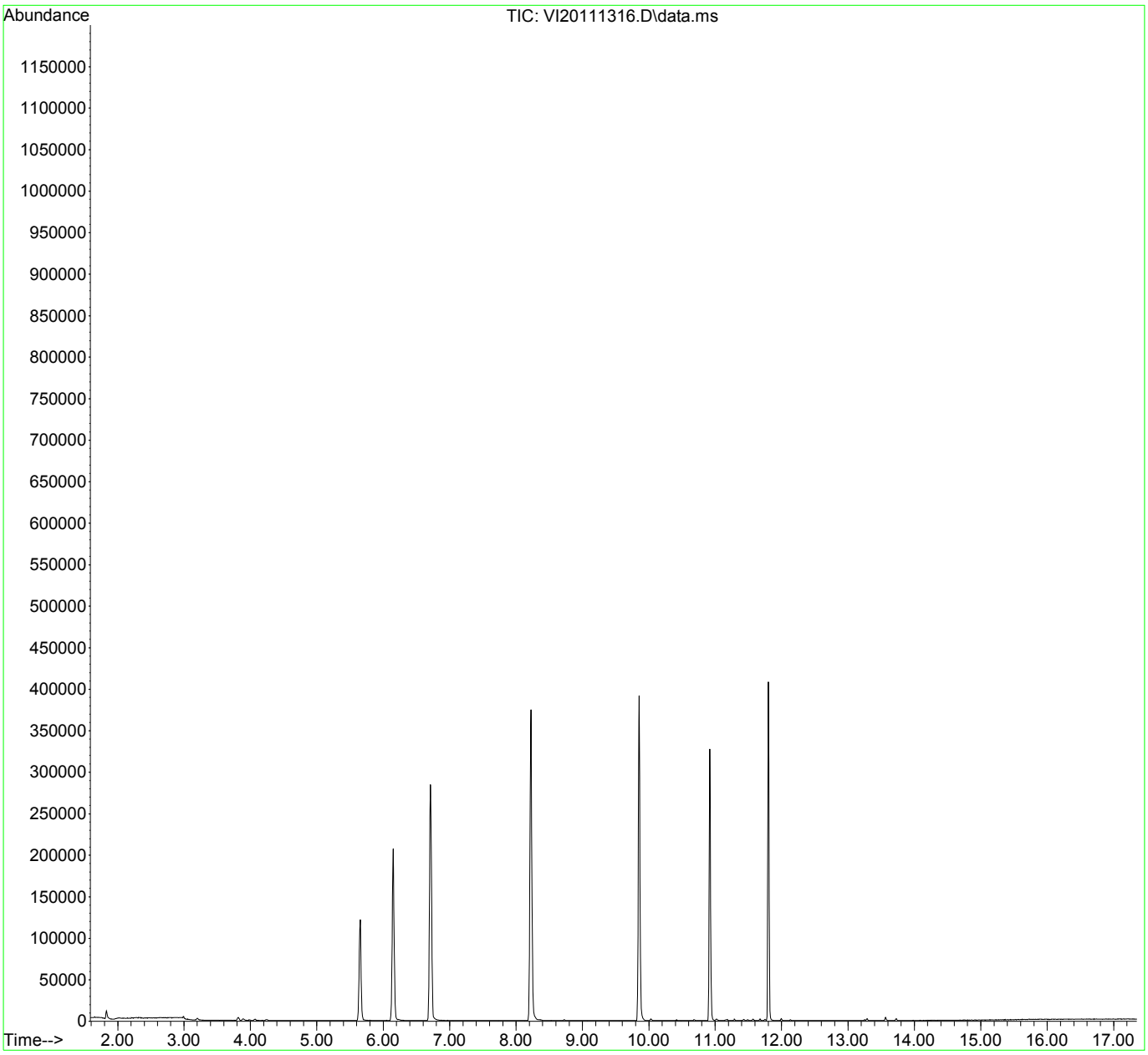

Quantitation Report (Not Reviewed)

InstName : VOA-GCMS9

Data Path : C:\msdchem\1\data\2020-11\0K13048\
Data File : VI20111317.D
Acq On : 14 Nov 2020 2:11 am
Operator : TNL
Sample : 0K13048-CALB
Misc : 1X 5mL 200 PPB VOCR0
ALS Vial : 17 Sample Multiplier: 1 11/15/20 TNL
DataAcq Meth:VI1611RUN.M

Quant Time: Nov 14 15:44:19 2020
Quant Method : C:\msdchem\1\methods\VI201114W.M
Quant Title : EPA 8260: Volatile Organic Compounds
QLast Update : Sat Nov 14 15:20:14 2020
Response via : Initial Calibration

Compound	R.T.	QIon	Response	Conc	Units		Dev(Min)
Internal Standards							
1) Pentafluorobenzene (I)	6.144	99	90807	50.00	ug/L	#	0.00
45) Chlorobenzene-d5 (I)	9.855	117	254045	50.00	ug/L		0.00
66) 1,4-Dichlorobenzene-d4...	11.802	152	128906	50.00	ug/L		0.00
System Monitoring Compounds							
32) Dibromofluoromethane (S)	5.645	111	89821	51.40	ug/L		0.00
39) 1,4-Difluorobenzene (S)	6.710	114	288330	51.49	ug/L		0.00
48) Toluene-d8 (S)	8.224	98	322603	47.53	ug/L		0.00
67) 4-Bromofluorobenzene (S)	10.919	174	101920	47.17	ug/L		0.00
Target Compounds							Qvalue
2) Dichlorodifluoromethane	1.648	85	357472	207.80	ug/L		99
3) Chloromethane	1.861	50	362722	200.96	ug/L		96
4) Vinyl Chloride	1.958	62	409456	211.65	ug/L		97
5) Bromomethane	2.317	96	190882	140.70	ug/L		97
6) Chloroethane	2.445	64	46359	61.69	ug/L		86
7) Trichlorofluoromethane	2.603	101	357762	156.93	ug/L		97
8) Ethanol	3.193	45	2737	65.89	ug/L	#	1
9) 1,1-Dichloroethene	3.175	61	487581	224.35	ug/L		95
10) Carbon Disulfide	3.193	76	880325	221.19	ug/L		98
11) Freon 113	3.230	101	303596	229.41	ug/L		94
12) Iodomethane	3.327	142	310593	197.24	ug/L		93
13) Acrolein	3.558	56	105518	256.35	ug/L		72
14) Methylene Chloride	3.808	84	336542	188.67	ug/L		93
15) Acetone	3.881	43	385405	370.40	ug/L		97
16) t-1,2-Dichloroethene	3.978	61	474794	226.15	ug/L		95
17) n-Hexane	4.057	86	62377	225.47	ug/L	#	90
18) Methyl-tert-butyl-ether	4.106	73	1111301	254.94	ug/L		95
19) tert-Butanol (TBA)	4.246	59	1554	9.58	ug/L		78
20) Diisopropyl ether (DIPE)	0.000		0	N.D.			
21) 1,1-Dichloroethane	4.617	63	619587	215.05	ug/L		96
22) Acrylonitrile	4.684	53	214475	214.33	ug/L		97
23) Ethyl-tert-butyl ether...	4.769	59	1816	0.43	ug/L	#	38
24) Vinyl Acetate	4.891	43	839448	302.92	ug/L		97
25) c-1,2-Dichloroethene	5.176	61	471961	216.69	ug/L		93

Quantitation Report (Not Reviewed)

InstName : VOA-GCMS9

Data Path : C:\msdchem\1\data\2020-11\0K13048\
Data File : VI20111317.D
Acq On : 14 Nov 2020 2:11 am
Operator : TNL
Sample : 0K13048-CALB
Misc : 1X 5mL 200 PPB VOCR0
ALS Vial : 17 Sample Multiplier: 1
DataAcq Meth:VI1611RUN.M

Quant Time: Nov 14 15:44:19 2020
Quant Method : C:\msdchem\1\methods\VI201114W.M
Quant Title : EPA 8260: Volatile Organic Compounds
QLast Update : Sat Nov 14 15:20:14 2020
Response via : Initial Calibration

Compound	R.T.	QIon	Response	Conc	Units	Dev(Min)
26) 2,2-Dichloropropane	5.280	77	395966	370.20	ug/L	93
27) Bromochloromethane	5.377	130	227943	212.23	ug/L	95
28) Chloroform	5.462	83	616521	220.55	ug/L	97
29) Carbon Tetrachloride	5.590	117	434628	354.27	ug/L	96
30) Tetrahydrofuran	5.627	42	212266	203.12	ug/L	89
31) 1,1,1-Trichloroethane	5.663	97	541340	270.75	ug/L	97
33) 1,1-Dichloropropene	5.791	75	469067	225.50	ug/L	96
34) 2-Butanone (MEK)	5.779	43	625547	410.89	ug/L	98
35) Benzene	6.053	78	1396654	215.62	ug/L	98
36) tert-Amyl methyl ether...	6.053	73	22960	6.39	ug/L #	46
37) 1,2-Dichloroethane (EDC)	6.265	62	490343	216.07	ug/L	93
38) iso-Butyl Alcohol	6.308	43	926503	5093.31	ug/L	92
40) Trichloroethene (TCE)	6.673	130	382974	226.24	ug/L	96
41) Tert-Amyl-Ethyl-Ether ...	0.000		0	N.D.		
42) Dibromomethane	7.123	93	244109	227.00	ug/L	98
43) 1,2-Dichloropropane	7.233	63	360313	214.11	ug/L	93
44) Bromodichloromethane	7.306	83	475198	249.03	ug/L	95
46) 2-Chloroethyl Vinyl Ether	7.951	63	174439	199.21	ug/L #	100
47) c-1,3-Dichloropropene	8.018	75	560819	259.86	ug/L	90
49) Toluene	8.279	91	1433017	201.05	ug/L	99
50) Tetrachloroethene (PCE)	8.723	166	377192	217.90	ug/L	94
51) 4-Methyl-2-Pentanone (...	8.723	43	1080260	397.19	ug/L	95
52) t-1,3-Dichloropropene	8.766	75	497926	213.75	ug/L	98
53) 1,1,2-Trichloroethane	8.936	97	342523	209.15	ug/L	95
54) Dibromochloromethane	9.125	129	363766	276.19	ug/L	98
55) 1,3-Dichloropropane	9.222	76	573184	209.57	ug/L	95
56) 1,2-Dibromoethane (EDB)	9.356	107	373274	224.31	ug/L	97
57) 2-Hexanone	9.587	43	804833	414.98	ug/L	93
58) Chlorobenzene	9.867	112	930648	209.42	ug/L	97
59) Ethylbenzene	9.891	91	1575922	214.82	ug/L	98
60) 1,1,1,2-Tetrachloroethane	9.928	131	336229	215.29	ug/L	96
61) m,p-Xylenes (2)	10.025	91	2418364	439.28	ug/L	99
62) o-Xylene	10.408	91	1215418	223.62	ug/L	99
63) Styrene	10.457	104	995765	232.18	ug/L	97
64) Bromoform	10.481	173	298528	210.43	ug/L	99
65) Isopropylbenzene	10.676	105	1442998	228.08	ug/L	99

Quantitation Report (Not Reviewed)

InstName : VOA-GCMS9

Data Path : C:\msdchem\1\data\2020-11\0K13048\
Data File : VI20111317.D
Acq On : 14 Nov 2020 2:11 am
Operator : TNL
Sample : 0K13048-CALB
Misc : 1X 5mL 200 PPB VOCR0
ALS Vial : 17 Sample Multiplier: 1
DataAcq Meth:VI1611RUN.M

Quant Time: Nov 14 15:44:19 2020
Quant Method : C:\msdchem\1\methods\VI201114W.M
Quant Title : EPA 8260: Volatile Organic Compounds
QLast Update : Sat Nov 14 15:20:14 2020
Response via : Initial Calibration

Compound	R.T.	QIon	Response	Conc	Units	Dev(Min)
68) Bromobenzene	11.005	156	398319	206.25	ug/L	90
69) n-Propylbenzene	11.017	91	1682300	205.01	ug/L	98
70) 1,1,2,2-Tetrachloroethane	11.090	85	316023	190.46	ug/L	94
71) 2-Chlorotoluene	11.151	126	355566	218.38	ug/L	98
72) 1,3,5-Trimethylbenzene	11.175	105	1197024	222.28	ug/L	98
73) 1,2,3-Trichloropropane	11.193	110	162615	191.06	ug/L	93
74) t-1,4-Dichloro-2-butene	11.224	53	105075	214.60	ug/L	89
75) 4-Chlorotoluene	11.284	91	1036721	208.28	ug/L	98
76) tert-Butylbenzene	11.430	91	649493	215.43	ug/L	96
77) 1,2,4-Trimethylbenzene	11.485	105	1186152	222.56	ug/L	98
78) sec-Butylbenzene	11.564	105	1413009	215.93	ug/L	99
79) 4-Isopropyltoluene	11.674	119	1194135	223.06	ug/L	98
80) 1,3-Dichlorobenzene	11.747	146	692225	213.06	ug/L	99
81) 1,4-Dichlorobenzene	11.814	146	701734	191.59	ug/L	97
82) n-Butylbenzene	11.990	91	1018522	230.15	ug/L	98
83) 1,2-Dichlorobenzene	12.130	146	657903	204.97	ug/L	98
84) 1,2-Dibromo-3-Chloropr...	12.744	157	140963	207.06	ug/L	94
85) Hexachlorobutadiene	13.243	223	101942	215.41	ug/L	95
86) 1,2,4-Trichlorobenzene	13.286	180	425340	268.46	ug/L	98
87) Naphthalene	13.560	128	1402207	191.75	ug/L	97
88) 1,2,3-Trichlorobenzene	13.724	180	414214	251.78	ug/L	98

(#) = qualifier out of range (m) = manual integration (+) = signals summed

Quantitation Report (Not Reviewed)

InstName : VOA-GCMS9

Data Path : C:\msdchem\1\data\2020-11\0K13048\
Data File : VI20111317.D
Acq On : 14 Nov 2020 2:11 am
Operator : TNL
Sample : 0K13048-CALB
Misc : 1X 5mL 200 PPB VOCR0
ALS Vial : 17 Sample Multiplier: 1
DataAcq Meth:VI1611RUN.M

Quant Time: Nov 14 15:44:19 2020
Quant Method : C:\msdchem\1\methods\VI201114W.M
Quant Title : EPA 8260: Volatile Organic Compounds
QLast Update : Sat Nov 14 15:20:14 2020
Response via : Initial Calibration

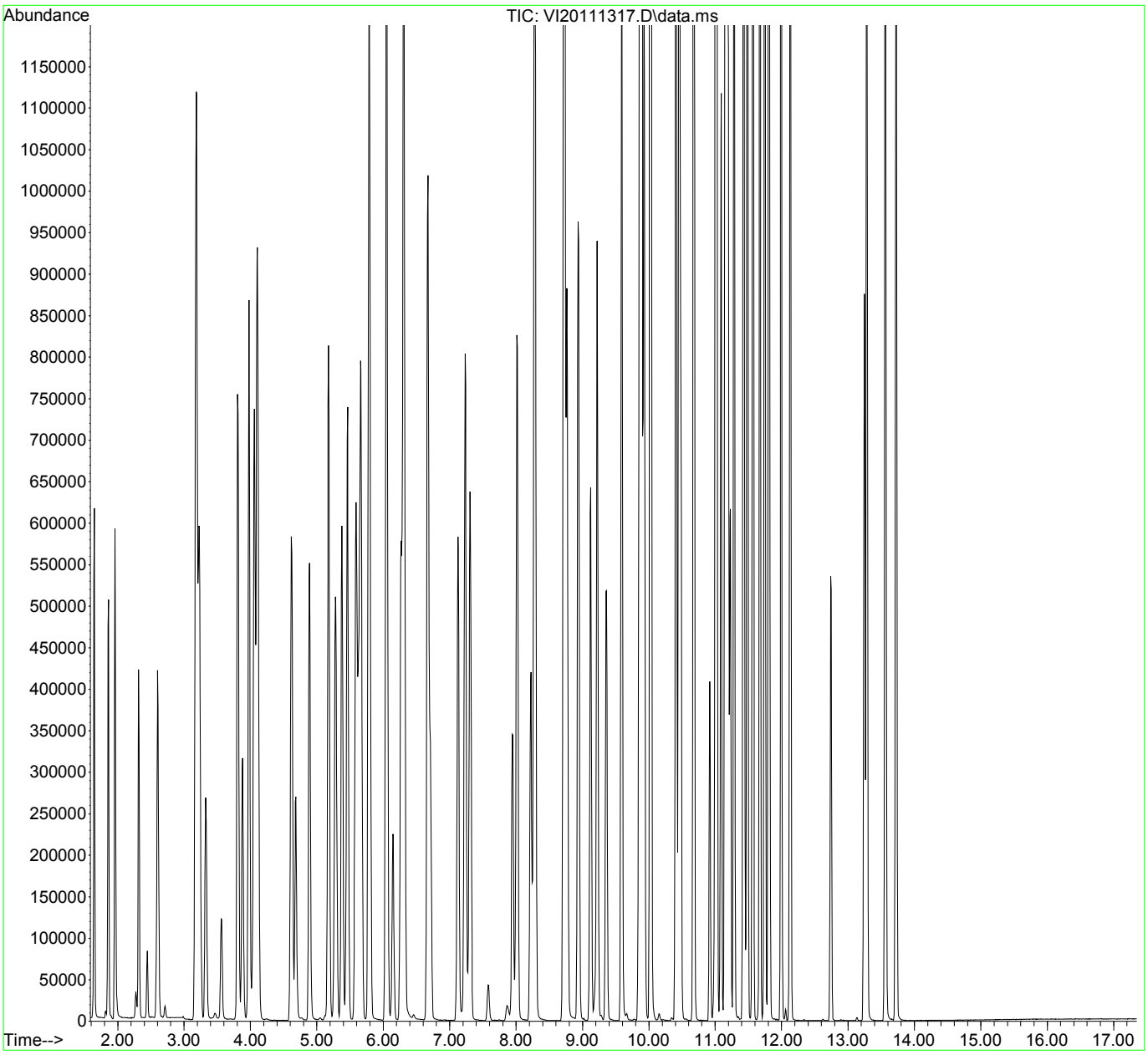

Quantitation Report (QT Reviewed)

InstName : VOA-GCMS9

Data Path : C:\msdchem\1\data\2020-11\0K13048\
Data File : VI20111317.D
Acq On : 14 Nov 2020 2:11 am
Operator : TNL
Sample : 0K13048-CALB
Misc : 1X 5mL 200 PPB VOCR0
ALS Vial : 17 Sample Multiplier: 1
DataAcq Meth:VI1611RUN.M

11/15/20 TNL

Quant Time: Nov 14 15:46:07 2020
Quant Method : C:\msdchem\1\methods\VI201114W.M
Quant Title : EPA 8260: Volatile Organic Compounds
QLast Update : Sat Nov 14 15:44:58 2020
Response via : Initial Calibration

Compound	R.T.	QIon	Response	Conc	Units		Dev(Min)
Internal Standards							
1) Pentafluorobenzene (I)	6.144	99	90807	50.00	ug/L	#	0.00
45) Chlorobenzene-d5 (I)	9.855	117	254045	50.00	ug/L		0.00
66) 1,4-Dichlorobenzene-d4...	11.802	152	128906	50.00	ug/L		0.00
System Monitoring Compounds							
32) Dibromofluoromethane (S)	5.645	111	89821	51.40	ug/L		0.00
39) 1,4-Difluorobenzene (S)	6.710	114	288330	51.49	ug/L		0.00
48) Toluene-d8 (S)	8.224	98	322603	47.53	ug/L		0.00
67) 4-Bromofluorobenzene (S)	10.919	174	101920	47.17	ug/L		0.00
Target Compounds							Qvalue
2) Dichlorodifluoromethane	1.648	85	357472	207.80	ug/L		99
3) Chloromethane	1.861	50	362722	200.96	ug/L		96
4) Vinyl Chloride	1.958	62	409456	211.65	ug/L		97
5) Bromomethane	2.317	96	190882	140.70	ug/L		97
6) Chloroethane	2.445	64	46359	61.69	ug/L		86
7) Trichlorofluoromethane	2.603	101	357762	156.93	ug/L		97
8) Ethanol	3.193	45	2737	65.89	ug/L	#	1
9) 1,1-Dichloroethene	3.175	61	487582	224.35	ug/L		95
10) Carbon Disulfide	3.193	76	880325	221.19	ug/L		98
11) Freon 113	3.230	101	303596	229.41	ug/L		94
12) Iodomethane	3.327	142	310593	197.24	ug/L		93
13) Acrolein	3.558	56	105518	256.35	ug/L		72
14) Methylene Chloride	3.808	84	336542	188.67	ug/L		93
15) Acetone	3.881	43	385666	370.65	ug/L		97
16) t-1,2-Dichloroethene	3.978	61	474794	226.15	ug/L		95
17) n-Hexane	4.057	86	62377	225.47	ug/L	#	90
18) Methyl-tert-butyl-ether	4.106	73	1111301	254.94	ug/L		95
19) tert-Butanol (TBA)	0.000		0	N.D.	d		
20) Diisopropyl ether (DIPE)	0.000		0	N.D.			
21) 1,1-Dichloroethane	4.617	63	619587	215.05	ug/L		96
22) Acrylonitrile	4.684	53	214475	214.33	ug/L		97
23) Ethyl-tert-butyl ether...	0.000		0	N.D.	d		
24) Vinyl Acetate	4.891	43	838927	302.73	ug/L		97
25) c-1,2-Dichloroethene	5.176	61	471961	216.69	ug/L		93

Quantitation Report (QT Reviewed)

InstName : VOA-GCMS9

Data Path : C:\msdchem\1\data\2020-11\0K13048\
Data File : VI20111317.D
Acq On : 14 Nov 2020 2:11 am
Operator : TNL
Sample : 0K13048-CALB
Misc : 1X 5mL 200 PPB VOCR0
ALS Vial : 17 Sample Multiplier: 1
DataAcq Meth:VI1611RUN.M

Quant Time: Nov 14 15:46:07 2020
Quant Method : C:\msdchem\1\methods\VI201114W.M
Quant Title : EPA 8260: Volatile Organic Compounds
QLast Update : Sat Nov 14 15:44:58 2020
Response via : Initial Calibration

Compound	R.T.	QIon	Response	Conc	Units		Dev(Min)
26) 2,2-Dichloropropane	5.280	77	395966	370.20	ug/L		93
27) Bromochloromethane	5.377	130	227943	212.23	ug/L		95
28) Chloroform	5.462	83	616521	220.55	ug/L		97
29) Carbon Tetrachloride	5.590	117	434628	354.27	ug/L		96
30) Tetrahydrofuran	5.627	42	212266	203.12	ug/L		89
31) 1,1,1-Trichloroethane	5.663	97	541340	270.75	ug/L		97
33) 1,1-Dichloropropene	5.791	75	469067	225.50	ug/L		96
34) 2-Butanone (MEK)	5.779	43	625015	410.54	ug/L		98
35) Benzene	6.053	78	1396547	215.60	ug/L		98
36) tert-Amyl methyl ether...	0.000		0	N.D.	d		
37) 1,2-Dichloroethane (EDC)	6.265	62	490114	215.97	ug/L		93
38) iso-Butyl Alcohol	6.308	43	925976	5090.84	ug/L		92
40) Trichloroethene (TCE)	6.673	130	382974	226.24	ug/L		96
41) Tert-Amyl-Ethyl-Ether ...	0.000		0	N.D.			
42) Dibromomethane	7.123	93	244109	227.00	ug/L		98
43) 1,2-Dichloropropane	7.233	63	360313	214.11	ug/L		93
44) Bromodichloromethane	7.306	83	475169	249.02	ug/L		95
46) 2-Chloroethyl Vinyl Ether	7.951	63	174439	199.21	ug/L	#	100
47) c-1,3-Dichloropropene	8.018	75	560875	259.88	ug/L		90
49) Toluene	8.279	91	1432944	201.04	ug/L		99
50) Tetrachloroethene (PCE)	8.723	166	377192	217.90	ug/L		94
51) 4-Methyl-2-Pentanone (...	8.723	43	1080260	397.19	ug/L		95
52) t-1,3-Dichloropropene	8.766	75	497926	213.75	ug/L		98
53) 1,1,2-Trichloroethane	8.936	97	342523	209.15	ug/L		95
54) Dibromochloromethane	9.125	129	363766	276.19	ug/L		98
55) 1,3-Dichloropropane	9.222	76	573184	209.57	ug/L		95
56) 1,2-Dibromoethane (EDB)	9.356	107	373274	224.31	ug/L		97
57) 2-Hexanone	9.587	43	804833	414.98	ug/L		93
58) Chlorobenzene	9.867	112	930648	209.42	ug/L		97
59) Ethylbenzene	9.891	91	1575922	214.82	ug/L		98
60) 1,1,1,2-Tetrachloroethane	9.928	131	336229	215.29	ug/L		96
61) m,p-Xylenes (2)	10.025	91	2419225	439.43	ug/L		99
62) o-Xylene	10.408	91	1215418	223.62	ug/L		99
63) Styrene	10.457	104	995765	232.18	ug/L		97
64) Bromoform	10.481	173	298528	210.43	ug/L		99
65) Isopropylbenzene	10.676	105	1442998	228.08	ug/L		99

Quantitation Report (QT Reviewed)

InstName : VOA-GCMS9

Data Path : C:\msdchem\1\data\2020-11\0K13048\
Data File : VI20111317.D
Acq On : 14 Nov 2020 2:11 am
Operator : TNL
Sample : 0K13048-CALB
Misc : 1X 5mL 200 PPB VOCR0
ALS Vial : 17 Sample Multiplier: 1
DataAcq Meth:VI1611RUN.M

Quant Time: Nov 14 15:46:07 2020
Quant Method : C:\msdchem\1\methods\VI201114W.M
Quant Title : EPA 8260: Volatile Organic Compounds
QLast Update : Sat Nov 14 15:44:58 2020
Response via : Initial Calibration

Compound	R.T.	QIon	Response	Conc	Units	Dev(Min)
68) Bromobenzene	11.005	156	398319	206.25	ug/L	90
69) n-Propylbenzene	11.017	91	1682300	205.01	ug/L	98
70) 1,1,2,2-Tetrachloroethane	11.090	85	316023	190.46	ug/L	94
71) 2-Chlorotoluene	11.151	126	355566	218.38	ug/L	98
72) 1,3,5-Trimethylbenzene	11.175	105	1197024	222.28	ug/L	98
73) 1,2,3-Trichloropropane	11.193	110	162615	191.06	ug/L	93
74) t-1,4-Dichloro-2-butene	11.224	53	105075	214.60	ug/L	89
75) 4-Chlorotoluene	11.284	91	1036721	208.28	ug/L	98
76) tert-Butylbenzene	11.430	91	649493	215.43	ug/L	96
77) 1,2,4-Trimethylbenzene	11.485	105	1186152	222.56	ug/L	98
78) sec-Butylbenzene	11.564	105	1413009	215.93	ug/L	99
79) 4-Isopropyltoluene	11.674	119	1194135	223.06	ug/L	98
80) 1,3-Dichlorobenzene	11.747	146	692225	213.06	ug/L	99
81) 1,4-Dichlorobenzene	11.814	146	701734	191.59	ug/L	97
82) n-Butylbenzene	11.990	91	1018522	230.15	ug/L	98
83) 1,2-Dichlorobenzene	12.130	146	657903	204.97	ug/L	98
84) 1,2-Dibromo-3-Chloropr...	12.744	157	140963	207.06	ug/L	94
85) Hexachlorobutadiene	13.243	223	101942	215.41	ug/L	95
86) 1,2,4-Trichlorobenzene	13.286	180	425340	268.46	ug/L	98
87) Naphthalene	13.560	128	1402207	191.75	ug/L	97
88) 1,2,3-Trichlorobenzene	13.724	180	414214	251.78	ug/L	98

(#) = qualifier out of range (m) = manual integration (+) = signals summed

Quantitation Report (QT Reviewed)

InstName : VOA-GCMS9

Data Path : C:\msdchem\1\data\2020-11\0K13048\
Data File : VI20111317.D
Acq On : 14 Nov 2020 2:11 am
Operator : TNL
Sample : 0K13048-CALB
Misc : 1X 5mL 200 PPB VOCR0
ALS Vial : 17 Sample Multiplier: 1
DataAcq Meth:VI1611RUN.M

Quant Time: Nov 14 15:46:07 2020
Quant Method : C:\msdchem\1\methods\VI201114W.M
Quant Title : EPA 8260: Volatile Organic Compounds
QLast Update : Sat Nov 14 15:44:58 2020
Response via : Initial Calibration

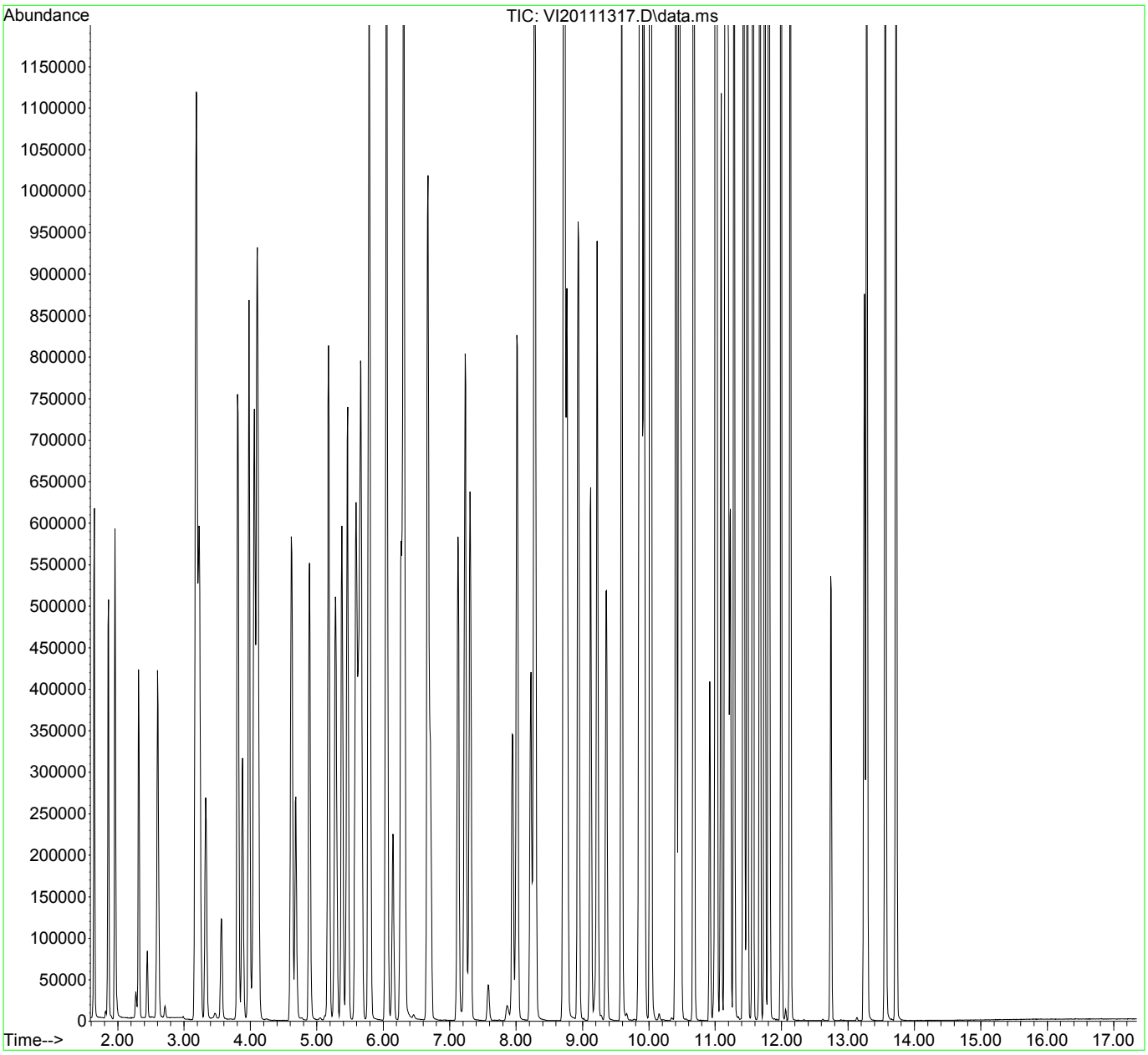

Quantitation Report (Not Reviewed)

InstName : VOA-GCMS9

Data Path : C:\msdchem\1\data\2020-11\0K13048\
Data File : VI20111318.D
Acq On : 14 Nov 2020 2:38 am
Operator : TNL
Sample : 0K13048-IBL4 11/15/20 TNL
Misc : 1X 5mL DI
ALS Vial : 18 Sample Multiplier: 1
DataAcq Meth:VI1611RUN.M

Quant Time: Nov 15 09:43:15 2020
Quant Method : C:\msdchem\1\methods\VI201114W.M
Quant Title : EPA 8260: Volatile Organic Compounds
QLast Update : Sat Nov 14 16:47:50 2020
Response via : Initial Calibration

Compound	R.T.	QIon	Response	Conc	Units		Dev(Min)
Internal Standards							
1) Pentafluorobenzene (I)	6.150	99	88722	50.00	ug/L	#	0.00
45) Chlorobenzene-d5 (I)	9.855	117	232090	50.00	ug/L		0.00
66) 1,4-Dichlorobenzene-d4...	11.802	152	99115	50.00	ug/L		0.00
System Monitoring Compounds							
32) Dibromofluoromethane (S)	5.651	111	84238	49.59	ug/L		0.00
39) 1,4-Difluorobenzene (S)	6.710	114	277465	49.97	ug/L		0.00
48) Toluene-d8 (S)	8.225	98	308693	50.71	ug/L		0.00
67) 4-Bromofluorobenzene (S)	10.920	174	88683	51.88	ug/L		0.00
Target Compounds							Qvalue
2) Dichlorodifluoromethane	1.648	85	827	0.76	ug/L		89
3) Chloromethane	1.861	50	513	0.30	ug/L		84
4) Vinyl Chloride	1.965	62	388	0.21	ug/L		67
5) Bromomethane	2.323	96	310	0.28	ug/L		79
7) Trichlorofluoromethane	2.628	101	465	0.28	ug/L		85
9) 1,1-Dichloroethene	3.187	61	627	0.28	ug/L		86
10) Carbon Disulfide	3.200	76	5672	1.39	ug/L		96
11) Freon 113	3.236	101	763	0.56	ug/L		93
14) Methylene Chloride	3.814	84	2264	1.29	ug/L		91
15) Acetone	3.887	43	2419	2.37	ug/L		93
16) t-1,2-Dichloroethene	3.984	61	1092	0.51	ug/L		98
19) tert-Butanol (TBA)	4.246	59	1141	2.36	ug/L		96
25) c-1,2-Dichloroethene	5.189	61	381	0.17	ug/L	#	62
33) 1,1-Dichloropropene	5.803	75	771	0.36	ug/L		68
35) Benzene	6.059	78	841	0.13	ug/L		55
40) Trichloroethene (TCE)	6.673	130	477	0.27	ug/L		91
49) Toluene	8.285	91	1363	0.20	ug/L		94
50) Tetrachloroethene (PCE)	8.729	166	942	0.59	ug/L		94
57) 2-Hexanone	9.606	43	359	0.21	ug/L	#	35
58) Chlorobenzene	9.867	112	996	0.24	ug/L	#	30
59) Ethylbenzene	9.898	91	1879	0.27	ug/L		92
61) m,p-Xylenes (2)	10.025	91	3273	0.64	ug/L		94
62) o-Xylene	10.415	91	977	0.19	ug/L		91
63) Styrene	10.463	104	743	0.19	ug/L		83

Quantitation Report (Not Reviewed)

InstName : VOA-GCMS9

Data Path : C:\msdchem\1\data\2020-11\0K13048\
Data File : VI20111318.D
Acq On : 14 Nov 2020 2:38 am
Operator : TNL
Sample : 0K13048-IBL4
Misc : 1X 5mL DI
ALS Vial : 18 Sample Multiplier: 1
DataAcq Meth:VI1611RUN.M

Quant Time: Nov 15 09:43:15 2020
Quant Method : C:\msdchem\1\methods\VI201114W.M
Quant Title : EPA 8260: Volatile Organic Compounds
QLast Update : Sat Nov 14 16:47:50 2020
Response via : Initial Calibration

Compound	R.T.	QIon	Response	Conc	Units		Dev(Min)
65) Isopropylbenzene	10.676	105	1836	0.30	ug/L		100
68) Bromobenzene	11.011	156	421	0.28	ug/L		87
69) n-Propylbenzene	11.023	91	3365	0.53	ug/L		98
71) 2-Chlorotoluene	11.151	126	450	0.33	ug/L	#	90
72) 1,3,5-Trimethylbenzene	11.181	105	1726	0.40	ug/L		96
75) 4-Chlorotoluene	11.291	91	2019	0.51	ug/L		97
76) tert-Butylbenzene	11.431	91	1217	0.50	ug/L		95
77) 1,2,4-Trimethylbenzene	11.485	105	1770	0.43	ug/L		93
78) sec-Butylbenzene	11.570	105	3277	0.62	ug/L		97
79) 4-Isopropyltoluene	11.674	119	2601	0.62	ug/L		94
80) 1,3-Dichlorobenzene	11.747	146	1641	0.64	ug/L		95
81) 1,4-Dichlorobenzene	11.814	146	1875	0.69	ug/L		72
82) n-Butylbenzene	11.996	91	3061	0.87	ug/L		98
83) 1,2-Dichlorobenzene	12.136	146	1114	0.46	ug/L		96
85) Hexachlorobutadiene	13.250	223	538	1.49	ug/L		96
86) 1,2,4-Trichlorobenzene	13.286	180	1713	1.42	ug/L		98
87) Naphthalene	13.566	128	6283	1.77	ug/L		96
88) 1,2,3-Trichlorobenzene	13.724	180	1723	1.59	ug/L		95

(#) = qualifier out of range (m) = manual integration (+) = signals summed

Quantitation Report (Not Reviewed)

InstName : VOA-GCMS9

Data Path : C:\msdchem\1\data\2020-11\0K13048\
Data File : VI20111318.D
Acq On : 14 Nov 2020 2:38 am
Operator : TNL
Sample : 0K13048-IBL4
Misc : 1X 5mL DI
ALS Vial : 18 Sample Multiplier: 1
DataAcq Meth:VI1611RUN.M

Quant Time: Nov 15 09:43:15 2020
Quant Method : C:\msdchem\1\methods\VI201114W.M
Quant Title : EPA 8260: Volatile Organic Compounds
QLast Update : Sat Nov 14 16:47:50 2020
Response via : Initial Calibration

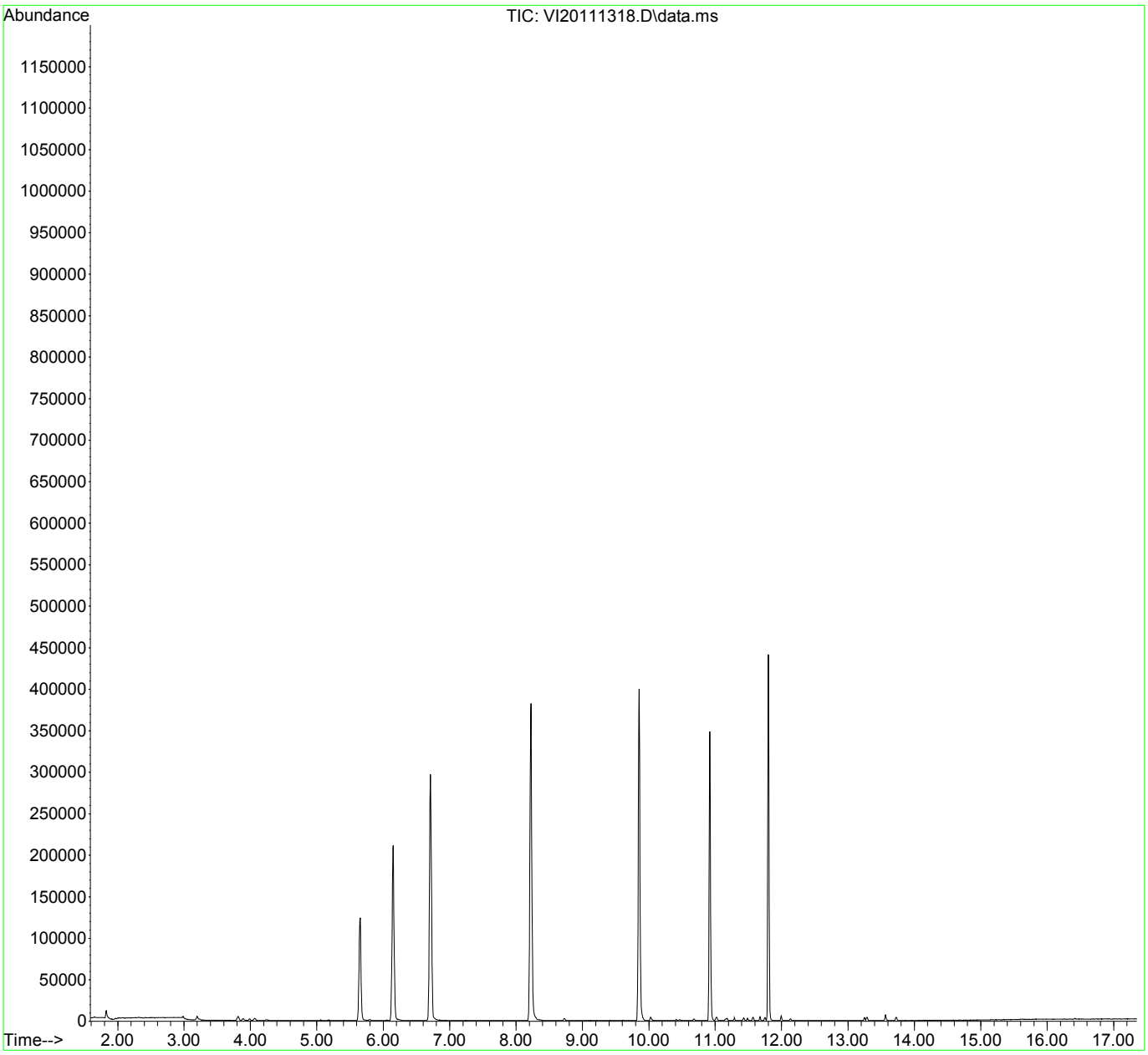

Quantitation Report (Not Reviewed)

InstName : VOA-GCMS9

Data Path : C:\msdchem\1\data\2020-11\0K13048\
Data File : VI20111319.D
Acq On : 14 Nov 2020 3:05 am
Operator : TNL
Sample : 0K13048-IBL5
Misc : 1X 5mL DI 11/15/20 TNL
ALS Vial : 19 Sample Multiplier: 1
DataAcq Meth:VI1611RUN.M

Quant Time: Nov 15 09:43:18 2020
Quant Method : C:\msdchem\1\methods\VI201114W.M
Quant Title : EPA 8260: Volatile Organic Compounds
QLast Update : Sat Nov 14 16:47:50 2020
Response via : Initial Calibration

Compound	R.T.	QIon	Response	Conc	Units		Dev(Min)
Internal Standards							
1) Pentafluorobenzene (I)	6.150	99	87923	50.00	ug/L	#	0.00
45) Chlorobenzene-d5 (I)	9.855	117	227832	50.00	ug/L		0.00
66) 1,4-Dichlorobenzene-d4...	11.801	152	97363	50.00	ug/L		0.00
System Monitoring Compounds							
32) Dibromofluoromethane (S)	5.651	111	82704	49.13	ug/L		0.00
39) 1,4-Difluorobenzene (S)	6.710	114	273177	49.65	ug/L		0.00
48) Toluene-d8 (S)	8.224	98	303791	50.83	ug/L		0.00
67) 4-Bromofluorobenzene (S)	10.919	174	87323	52.00	ug/L		0.00
Target Compounds							Qvalue
2) Dichlorodifluoromethane	1.654	85	314	0.43	ug/L	#	49
3) Chloromethane	1.867	50	268	0.16	ug/L	#	47
5) Bromomethane	2.323	96	261	0.23	ug/L	#	45
10) Carbon Disulfide	3.205	76	2241	0.55	ug/L		92
11) Freon 113	3.242	101	194	0.14	ug/L	#	19
14) Methylene Chloride	3.814	84	1705	0.98	ug/L		99
15) Acetone	3.893	43	1706	1.68	ug/L		99
16) t-1,2-Dichloroethene	3.990	61	291	0.14	ug/L	#	70
19) tert-Butanol (TBA)	4.252	59	508	1.06	ug/L		46
33) 1,1-Dichloropropene	5.797	75	258	0.12	ug/L	#	43
50) Tetrachloroethene (PCE)	8.723	166	406	0.26	ug/L	#	76
59) Ethylbenzene	9.891	91	673	0.10	ug/L		82
61) m,p-Xylenes (2)	10.031	91	1181	0.24	ug/L		91
69) n-Propylbenzene	11.023	91	1209	0.19	ug/L		91
72) 1,3,5-Trimethylbenzene	11.181	105	580	0.14	ug/L		94
75) 4-Chlorotoluene	11.290	91	701	0.18	ug/L		90
76) tert-Butylbenzene	11.430	91	314	0.13	ug/L	#	69
77) 1,2,4-Trimethylbenzene	11.485	105	565	0.14	ug/L		91
78) sec-Butylbenzene	11.570	105	1035	0.20	ug/L		81
79) 4-Isopropyltoluene	11.674	119	864	0.21	ug/L		86
80) 1,3-Dichlorobenzene	11.747	146	529	0.21	ug/L		89
81) 1,4-Dichlorobenzene	11.814	146	717	0.27	ug/L	#	44
82) n-Butylbenzene	11.996	91	1141	0.33	ug/L		91
83) 1,2-Dichlorobenzene	12.136	146	299	0.12	ug/L	#	70

Quantitation Report (Not Reviewed)

InstName : VOA-GCMS9

Data Path : C:\msdchem\1\data\2020-11\0K13048\
Data File : VI20111319.D
Acq On : 14 Nov 2020 3:05 am
Operator : TNL
Sample : 0K13048-IBL5
Misc : 1X 5mL DI
ALS Vial : 19 Sample Multiplier: 1
DataAcq Meth:VI1611RUN.M

Quant Time: Nov 15 09:43:18 2020
Quant Method : C:\msdchem\1\methods\VI201114W.M
Quant Title : EPA 8260: Volatile Organic Compounds
QLast Update : Sat Nov 14 16:47:50 2020
Response via : Initial Calibration

Compound	R.T.	QIon	Response	Conc	Units	Dev(Min)
86) 1,2,4-Trichlorobenzene	13.292	180	534	0.45	ug/L	88
87) Naphthalene	13.572	128	1479	0.66	ug/L	81
88) 1,2,3-Trichlorobenzene	13.724	180	400	0.37	ug/L	79

(#) = qualifier out of range (m) = manual integration (+) = signals summed

Quantitation Report (Not Reviewed)

InstName : VOA-GCMS9

Data Path : C:\msdchem\1\data\2020-11\0K13048\
Data File : VI20111319.D
Acq On : 14 Nov 2020 3:05 am
Operator : TNL
Sample : 0K13048-IBL5
Misc : 1X 5mL DI
ALS Vial : 19 Sample Multiplier: 1
DataAcq Meth:VI1611RUN.M

Quant Time: Nov 15 09:43:18 2020
Quant Method : C:\msdchem\1\methods\VI201114W.M
Quant Title : EPA 8260: Volatile Organic Compounds
QLast Update : Sat Nov 14 16:47:50 2020
Response via : Initial Calibration

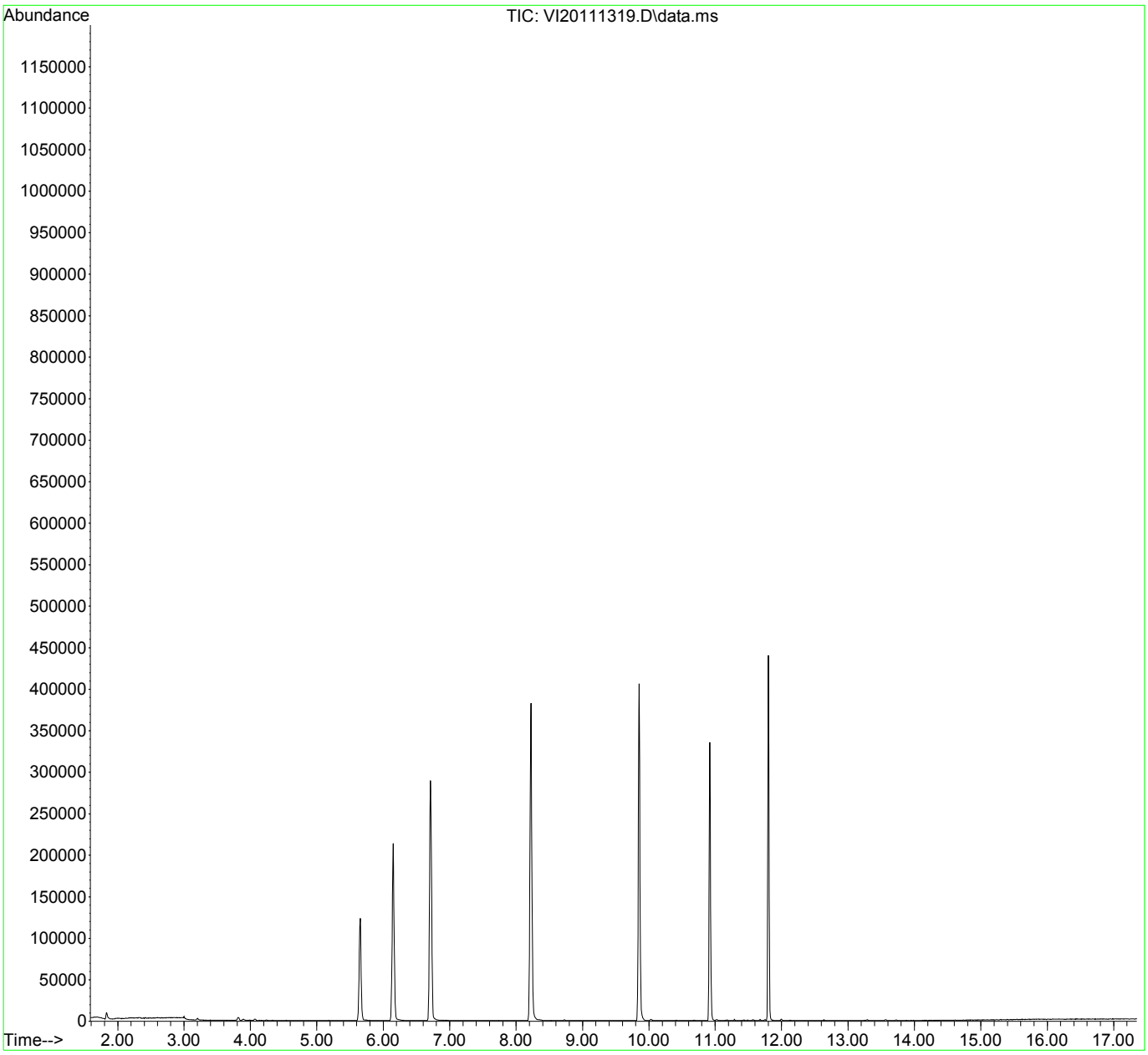

Quantitation Report (Not Reviewed)

InstName : VOA-GCMS9

Data Path : C:\msdchem\1\data\2020-11\0K13048\
Data File : VI20111320.D
Acq On : 14 Nov 2020 3:32 am
Operator : TNL
Sample : 0K13048-ICV1
Misc : 1X 5mL 20/40PPB VOCRO
ALS Vial : 20 Sample Multiplier: 1 11/15/20 TNL
DataAcq Meth:VI1611RUN.M

Quant Time: Nov 15 09:43:21 2020
Quant Method : C:\msdchem\1\methods\VI201114W.M
Quant Title : EPA 8260: Volatile Organic Compounds
QLast Update : Sat Nov 14 16:47:50 2020
Response via : Initial Calibration

Compound	R.T.	QIon	Response	Conc	Units		Dev(Min)
Internal Standards							
1) Pentafluorobenzene (I)	6.144	99	88607	50.00	ug/L		0.00
45) Chlorobenzene-d5 (I)	9.855	117	238482	50.00	ug/L		0.00
66) 1,4-Dichlorobenzene-d4...	11.802	152	113137	50.00	ug/L		0.00
System Monitoring Compounds							
32) Dibromofluoromethane (S)	5.645	111	85322	50.29	ug/L		0.00
39) 1,4-Difluorobenzene (S)	6.710	114	277697	50.08	ug/L		0.00
48) Toluene-d8 (S)	8.224	98	311420	49.78	ug/L		0.00
67) 4-Bromofluorobenzene (S)	10.919	174	95011	48.69	ug/L		0.00
Target Compounds							Qvalue
2) Dichlorodifluoromethane	1.648	85	40848	25.79	ug/L		98
3) Chloromethane	1.861	50	39450	23.40	ug/L		96
4) Vinyl Chloride	1.964	62	41884	22.64	ug/L		97
5) Bromomethane	2.323	96	21334	18.97	ug/L		99
6) Chloroethane	2.457	64	12833	21.65	ug/L		83
7) Trichlorofluoromethane	2.622	101	37131	22.14	ug/L		97
8) Ethanol	3.181	45	61039	1194.17	ug/L		86
9) 1,1-Dichloroethene	3.181	61	47810	21.00	ug/L		98
10) Carbon Disulfide	3.199	76	87402	21.47	ug/L		99
11) Freon 113	3.236	101	29599	21.83	ug/L		95
13) Acrolein	3.564	56	9654	20.68	ug/L		69
14) Methylene Chloride	3.814	84	34252	19.59	ug/L		92
15) Acetone	3.881	43	39928	39.10	ug/L		98
16) t-1,2-Dichloroethene	3.984	61	45734	21.27	ug/L		95
17) n-Hexane	4.063	86	5749	21.23	ug/L	#	90
18) Methyl-tert-butyl-ether	4.106	73	106089	20.84	ug/L		94
19) tert-Butanol (TBA)	4.234	59	613412	1269.19	ug/L		83
20) Diisopropyl ether (DIPE)	4.501	45	24864	5.18	ug/L		95
21) 1,1-Dichloroethane	4.623	63	59948	20.18	ug/L		96
22) Acrylonitrile	4.684	53	20204	20.85	ug/L		99
23) Ethyl-tert-butyl ether...	4.879	59	24420	5.29	ug/L		98
24) Vinyl Acetate	4.891	43	82639	21.51	ug/L		98
25) c-1,2-Dichloroethene	5.177	61	45354	20.40	ug/L		95
26) 2,2-Dichloropropane	5.286	77	37886	20.35	ug/L		96

Quantitation Report (Not Reviewed)

InstName : VOA-GCMS9

Data Path : C:\msdchem\1\data\2020-11\0K13048\
Data File : VI20111320.D
Acq On : 14 Nov 2020 3:32 am
Operator : TNL
Sample : 0K13048-ICV1
Misc : 1X 5mL 20/40PPB VOCRO
ALS Vial : 20 Sample Multiplier: 1
DataAcq Meth:VI1611RUN.M

Quant Time: Nov 15 09:43:21 2020
Quant Method : C:\msdchem\1\methods\VI201114W.M
Quant Title : EPA 8260: Volatile Organic Compounds
QLast Update : Sat Nov 14 16:47:50 2020
Response via : Initial Calibration

Compound	R.T.	QIon	Response	Conc	Units		Dev(Min)
27) Bromochloromethane	5.383	130	23181	21.57	ug/L		95
28) Chloroform	5.463	83	59107	20.68	ug/L		98
29) Carbon Tetrachloride	5.590	117	38399	20.85	ug/L		96
30) Tetrahydrofuran	5.633	42	20684	20.77	ug/L		90
31) 1,1,1-Trichloroethane	5.663	97	50631	20.47	ug/L		98
33) 1,1-Dichloropropene	5.797	75	45833	21.28	ug/L		96
34) 2-Butanone (MEK)	5.785	43	60656	40.98	ug/L		98
35) Benzene	6.053	78	135700	20.40	ug/L		99
36) tert-Amyl methyl ether...	6.053	73	2063	0.45	ug/L	#	46
37) 1,2-Dichloroethane (EDC)	6.272	62	46604	20.44	ug/L		91
38) iso-Butyl Alcohol	6.308	43	95337	530.12	ug/L		95
40) Trichloroethene (TCE)	6.673	130	36418	20.33	ug/L		93
41) Tert-Amyl-Ethyl-Ether ...	6.929	59	15456	5.58	ug/L		88
42) Dibromomethane	7.129	93	22602	21.18	ug/L		96
43) 1,2-Dichloropropane	7.239	63	34108	20.30	ug/L		94
44) Bromodichloromethane	7.312	83	42355	20.46	ug/L		93
46) 2-Chloroethyl Vinyl Ether	7.951	63	14467	20.26	ug/L	#	100
47) c-1,3-Dichloropropene	8.018	75	48419	21.05	ug/L		93
49) Toluene	8.279	91	136317	19.88	ug/L		99
50) Tetrachloroethene (PCE)	8.723	166	33571	20.44	ug/L		89
51) 4-Methyl-2-Pentanone (...	8.723	43	107173	41.50	ug/L		98
52) t-1,3-Dichloropropene	8.766	75	42838	21.15	ug/L		97
53) 1,1,2-Trichloroethane	8.942	97	32057	20.83	ug/L		93
54) Dibromochloromethane	9.125	129	30234	20.36	ug/L		98
55) 1,3-Dichloropropane	9.222	76	54617	20.97	ug/L		98
56) 1,2-Dibromoethane (EDB)	9.362	107	34195	19.88	ug/L		95
57) 2-Hexanone	9.593	43	78813	43.84	ug/L		92
58) Chlorobenzene	9.867	112	86355	20.35	ug/L		97
59) Ethylbenzene	9.891	91	142853	19.89	ug/L		99
60) 1,1,1,2-Tetrachloroethane	9.928	131	28165	21.14	ug/L		96
61) m,p-Xylenes (2)	10.025	91	214550	41.11	ug/L		98
62) o-Xylene	10.408	91	110468	20.98	ug/L		97
63) Styrene	10.457	104	85548	21.36	ug/L		96
64) Bromoform	10.481	173	21749	18.89	ug/L		98
65) Isopropylbenzene	10.676	105	132569	21.22	ug/L		100
68) Bromobenzene	11.005	156	36583	21.11	ug/L		89

Quantitation Report (Not Reviewed)

InstName : VOA-GCMS9

Data Path : C:\msdchem\1\data\2020-11\0K13048\
Data File : VI20111320.D
Acq On : 14 Nov 2020 3:32 am
Operator : TNL
Sample : 0K13048-ICV1
Misc : 1X 5mL 20/40PPB VOCRO
ALS Vial : 20 Sample Multiplier: 1
DataAcq Meth:VI1611RUN.M

Quant Time: Nov 15 09:43:21 2020
Quant Method : C:\msdchem\1\methods\VI201114W.M
Quant Title : EPA 8260: Volatile Organic Compounds
QLast Update : Sat Nov 14 16:47:50 2020
Response via : Initial Calibration

Compound	R.T.	QIon	Response	Conc	Units	Dev(Min)
69) n-Propylbenzene	11.017	91	150068	20.71	ug/L	98
70) 1,1,2,2-Tetrachloroethane	11.090	85	29864	20.76	ug/L	96
71) 2-Chlorotoluene	11.151	126	31875	20.70	ug/L	98
72) 1,3,5-Trimethylbenzene	11.175	105	103426	21.09	ug/L	98
73) 1,2,3-Trichloropropane	11.193	110	15361	20.34	ug/L	95
74) t-1,4-Dichloro-2-butene	11.230	53	9375	20.77	ug/L	80
75) 4-Chlorotoluene	11.285	91	91932	20.31	ug/L	97
76) tert-Butylbenzene	11.431	91	58854	20.97	ug/L	97
77) 1,2,4-Trimethylbenzene	11.485	105	102533	21.78	ug/L	97
78) sec-Butylbenzene	11.564	105	126152	20.93	ug/L	99
79) 4-Isopropyltoluene	11.674	119	102657	21.58	ug/L	99
80) 1,3-Dichlorobenzene	11.747	146	60129	20.65	ug/L	100
81) 1,4-Dichlorobenzene	11.814	146	62093	20.08	ug/L	97
82) n-Butylbenzene	11.990	91	86307	21.60	ug/L	97
83) 1,2-Dichlorobenzene	12.130	146	58856	21.11	ug/L	98
84) 1,2-Dibromo-3-Chloropr...	12.745	157	10829	19.83	ug/L	94
85) Hexachlorobutadiene	13.250	223	9017	21.89	ug/L	99
86) 1,2,4-Trichlorobenzene	13.286	180	30400	22.11	ug/L	95
87) Naphthalene	13.560	128	91525	18.65	ug/L	96
88) 1,2,3-Trichlorobenzene	13.724	180	27951	22.53	ug/L	98

(#) = qualifier out of range (m) = manual integration (+) = signals summed

Quantitation Report (Not Reviewed)

InstName : VOA-GCMS9

Data Path : C:\msdchem\1\data\2020-11\0K13048\
Data File : VI20111320.D
Acq On : 14 Nov 2020 3:32 am
Operator : TNL
Sample : 0K13048-ICV1
Misc : 1X 5mL 20/40PPB VOCRO
ALS Vial : 20 Sample Multiplier: 1
DataAcq Meth:VI1611RUN.M

Quant Time: Nov 15 09:43:21 2020
Quant Method : C:\msdchem\1\methods\VI201114W.M
Quant Title : EPA 8260: Volatile Organic Compounds
QLast Update : Sat Nov 14 16:47:50 2020
Response via : Initial Calibration

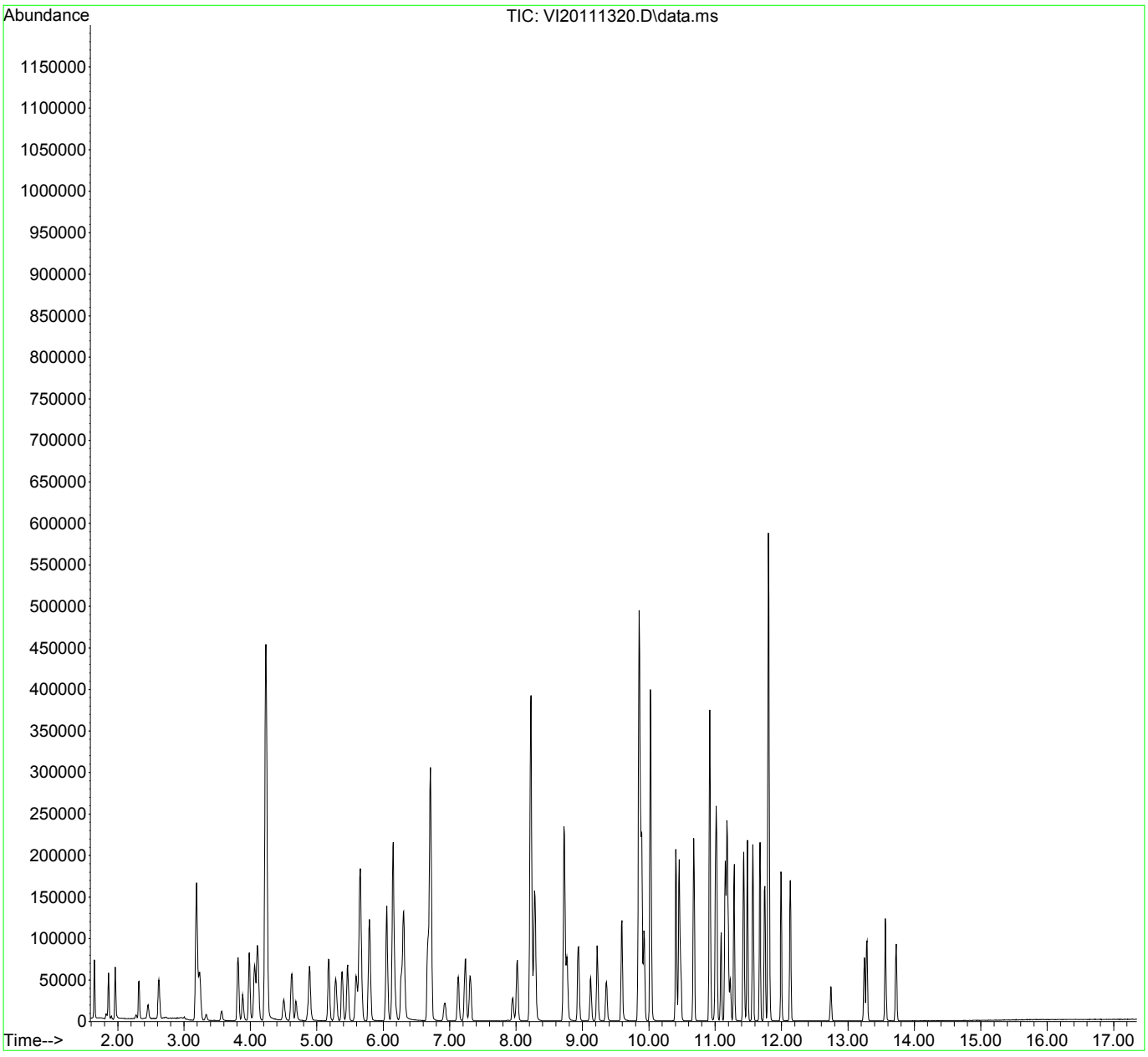

Quantitation Report (Qedit)

InstName : VOA-GCMS9

Data Path : C:\msdchem\1\data\2020-11\0K13048\
Data File : VI20111320.D
Acq On : 14 Nov 2020 3:32 am
Operator : TNL
Sample : 0K13048-ICV1
Misc : 1X 5mL 20/40PPB VOCRO
ALS Vial : 20 Sample Multiplier: 1
DataAcq Meth:VI1611RUN.M

Quant Time: Nov 15 09:43:21 2020
Quant Method : C:\msdchem\1\methods\VI201114W.M
Quant Title : EPA 8260: Volatile Organic Compounds
QLast Update : Sat Nov 14 16:47:50 2020
Response via : Initial Calibration

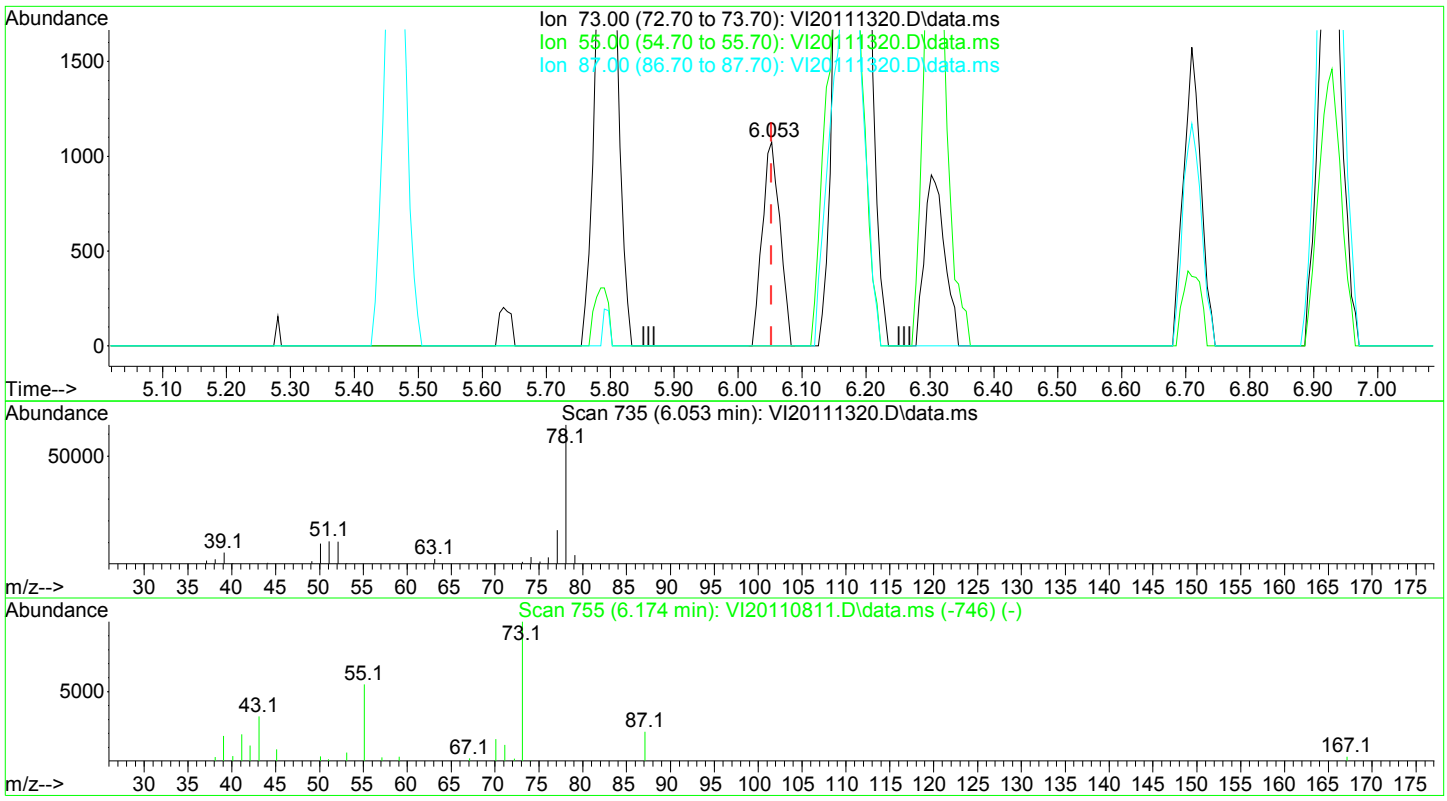

TIC: VI20111320.D\data.ms

(36) tert-Amyl methyl ether (TAME)

6.053min (+ 0.001) 0.45 ug/L

response 2063

Ion	Exp%	Act%
73.00	100.00	100.00
55.00	32.20	0.00#
87.00	24.60	0.00
0.00	0.00	0.00

Quantitation Report (QT Reviewed)

InstName : VOA-GCMS9

Data Path : C:\msdchem\1\data\2020-11\0K13048\
Data File : VI20111320.D
Acq On : 14 Nov 2020 3:32 am
Operator : TNL
Sample : 0K13048-ICV1
Misc : 1X 5mL 20/40PPB VOCRO
ALS Vial : 20 Sample Multiplier: 1
DataAcq Meth:VI1611RUN.M

11/15/20 TNL

Quant Time: Nov 15 09:45:03 2020
Quant Method : C:\msdchem\1\methods\VI201114W.M
Quant Title : EPA 8260: Volatile Organic Compounds
QLast Update : Sun Nov 15 09:44:54 2020
Response via : Initial Calibration

Compound	R.T.	QIon	Response	Conc	Units		Dev(Min)
Internal Standards							
1) Pentafluorobenzene (I)	6.144	99	88607	50.00	ug/L		0.00
45) Chlorobenzene-d5 (I)	9.855	117	238482	50.00	ug/L		0.00
66) 1,4-Dichlorobenzene-d4...	11.802	152	113137	50.00	ug/L		0.00
System Monitoring Compounds							
32) Dibromofluoromethane (S)	5.645	111	85322	50.29	ug/L		0.00
39) 1,4-Difluorobenzene (S)	6.710	114	277697	50.08	ug/L		0.00
48) Toluene-d8 (S)	8.224	98	311420	49.78	ug/L		0.00
67) 4-Bromofluorobenzene (S)	10.919	174	95011	48.69	ug/L		0.00
Target Compounds							Qvalue
2) Dichlorodifluoromethane	1.648	85	40848	25.79	ug/L		98
3) Chloromethane	1.861	50	39450	23.40	ug/L		96
4) Vinyl Chloride	1.964	62	41884	22.64	ug/L		97
5) Bromomethane	2.323	96	21334	18.97	ug/L		99
6) Chloroethane	2.457	64	12833	21.65	ug/L		83
7) Trichlorofluoromethane	2.622	101	37131	22.14	ug/L		97
8) Ethanol	3.181	45	61039	1194.17	ug/L		86
9) 1,1-Dichloroethene	3.181	61	47810	21.00	ug/L		98
10) Carbon Disulfide	3.199	76	87402	21.47	ug/L		99
11) Freon 113	3.236	101	29599	21.83	ug/L		95
13) Acrolein	3.564	56	9654	20.68	ug/L		69
14) Methylene Chloride	3.814	84	34252	19.59	ug/L		92
15) Acetone	3.881	43	39928	39.10	ug/L		98
16) t-1,2-Dichloroethene	3.984	61	45734	21.27	ug/L		95
17) n-Hexane	4.063	86	5749	21.23	ug/L	#	90
18) Methyl-tert-butyl-ether	4.106	73	106089	20.84	ug/L		94
19) tert-Butanol (TBA)	4.234	59	613412	1269.19	ug/L		83
20) Diisopropyl ether (DIPE)	4.501	45	24864	5.18	ug/L		95
21) 1,1-Dichloroethane	4.623	63	59948	20.18	ug/L		96
22) Acrylonitrile	4.684	53	20204	20.85	ug/L		99
23) Ethyl-tert-butyl ether...	4.879	59	24420	5.29	ug/L		98
24) Vinyl Acetate	4.891	43	82639	21.51	ug/L		98
25) c-1,2-Dichloroethene	5.177	61	45354	20.40	ug/L		95
26) 2,2-Dichloropropane	5.286	77	37886	20.35	ug/L		96

Quantitation Report (QT Reviewed)

InstName : VOA-GCMS9

Data Path : C:\msdchem\1\data\2020-11\0K13048\
Data File : VI20111320.D
Acq On : 14 Nov 2020 3:32 am
Operator : TNL
Sample : 0K13048-ICV1
Misc : 1X 5mL 20/40PPB VOCRO
ALS Vial : 20 Sample Multiplier: 1
DataAcq Meth:VI1611RUN.M

Quant Time: Nov 15 09:45:03 2020
Quant Method : C:\msdchem\1\methods\VI201114W.M
Quant Title : EPA 8260: Volatile Organic Compounds
QLast Update : Sun Nov 15 09:44:54 2020
Response via : Initial Calibration

Compound	R.T.	QIon	Response	Conc	Units		Dev(Min)
27) Bromochloromethane	5.383	130	23181	21.57	ug/L		95
28) Chloroform	5.463	83	59107	20.68	ug/L		98
29) Carbon Tetrachloride	5.590	117	38399	20.85	ug/L		96
30) Tetrahydrofuran	5.633	42	20684	20.77	ug/L		90
31) 1,1,1-Trichloroethane	5.663	97	50631	20.47	ug/L		98
33) 1,1-Dichloropropene	5.797	75	45833	21.28	ug/L		96
34) 2-Butanone (MEK)	5.785	43	60775	41.06	ug/L		98
35) Benzene	6.053	78	135700	20.40	ug/L		99
36) tert-Amyl methyl ether...	6.180	73	22474	4.88	ug/L		94
37) 1,2-Dichloroethane (EDC)	6.272	62	46604	20.44	ug/L		91
38) iso-Butyl Alcohol	6.308	43	94975	528.11	ug/L		95
40) Trichloroethene (TCE)	6.673	130	36418	20.33	ug/L		93
41) Tert-Amyl-Ethyl-Ether ...	6.929	59	15456	5.58	ug/L		88
42) Dibromomethane	7.129	93	22602	21.18	ug/L		96
43) 1,2-Dichloropropane	7.239	63	34108	20.30	ug/L		94
44) Bromodichloromethane	7.312	83	42355	20.46	ug/L		93
46) 2-Chloroethyl Vinyl Ether	7.951	63	14467	20.26	ug/L	#	100
47) c-1,3-Dichloropropene	8.018	75	48419	21.05	ug/L		93
49) Toluene	8.279	91	136317	19.88	ug/L		99
50) Tetrachloroethene (PCE)	8.723	166	33571	20.44	ug/L		89
51) 4-Methyl-2-Pentanone (...	8.723	43	107173	41.50	ug/L		98
52) t-1,3-Dichloropropene	8.766	75	42838	21.15	ug/L		97
53) 1,1,2-Trichloroethane	8.942	97	32057	20.83	ug/L		93
54) Dibromochloromethane	9.125	129	30234	20.36	ug/L		98
55) 1,3-Dichloropropane	9.222	76	54617	20.97	ug/L		98
56) 1,2-Dibromoethane (EDB)	9.362	107	34195	19.88	ug/L		95
57) 2-Hexanone	9.593	43	78813	43.84	ug/L		92
58) Chlorobenzene	9.867	112	86355	20.35	ug/L		97
59) Ethylbenzene	9.891	91	142853	19.89	ug/L		99
60) 1,1,1,2-Tetrachloroethane	9.928	131	28165	21.14	ug/L		96
61) m,p-Xylenes (2)	10.025	91	214550	41.11	ug/L		98
62) o-Xylene	10.408	91	110468	20.98	ug/L		97
63) Styrene	10.457	104	85548	21.36	ug/L		96
64) Bromoform	10.481	173	21749	18.89	ug/L		98
65) Isopropylbenzene	10.676	105	132569	21.22	ug/L		100
68) Bromobenzene	11.005	156	36583	21.11	ug/L		89

Quantitation Report (QT Reviewed)

InstName : VOA-GCMS9

Data Path : C:\msdchem\1\data\2020-11\0K13048\
Data File : VI20111320.D
Acq On : 14 Nov 2020 3:32 am
Operator : TNL
Sample : 0K13048-ICV1
Misc : 1X 5mL 20/40PPB VOCRO
ALS Vial : 20 Sample Multiplier: 1
DataAcq Meth:VI1611RUN.M

Quant Time: Nov 15 09:45:03 2020
Quant Method : C:\msdchem\1\methods\VI201114W.M
Quant Title : EPA 8260: Volatile Organic Compounds
QLast Update : Sun Nov 15 09:44:54 2020
Response via : Initial Calibration

Compound	R.T.	QIon	Response	Conc	Units	Dev(Min)
69) n-Propylbenzene	11.017	91	150068	20.71	ug/L	98
70) 1,1,2,2-Tetrachloroethane	11.090	85	29864	20.76	ug/L	96
71) 2-Chlorotoluene	11.151	126	31875	20.70	ug/L	98
72) 1,3,5-Trimethylbenzene	11.175	105	103426	21.09	ug/L	98
73) 1,2,3-Trichloropropane	11.193	110	15361	20.34	ug/L	95
74) t-1,4-Dichloro-2-butene	11.230	53	9375	20.77	ug/L	80
75) 4-Chlorotoluene	11.285	91	91932	20.31	ug/L	97
76) tert-Butylbenzene	11.431	91	58854	20.97	ug/L	97
77) 1,2,4-Trimethylbenzene	11.485	105	102533	21.78	ug/L	97
78) sec-Butylbenzene	11.564	105	126152	20.93	ug/L	99
79) 4-Isopropyltoluene	11.674	119	102657	21.58	ug/L	99
80) 1,3-Dichlorobenzene	11.747	146	60129	20.65	ug/L	100
81) 1,4-Dichlorobenzene	11.814	146	62093	20.08	ug/L	97
82) n-Butylbenzene	11.990	91	86307	21.60	ug/L	97
83) 1,2-Dichlorobenzene	12.130	146	58856	21.11	ug/L	98
84) 1,2-Dibromo-3-Chloropr...	12.745	157	10829	19.83	ug/L	94
85) Hexachlorobutadiene	13.250	223	9017	21.89	ug/L	99
86) 1,2,4-Trichlorobenzene	13.286	180	30400	22.11	ug/L	95
87) Naphthalene	13.560	128	91525	18.65	ug/L	96
88) 1,2,3-Trichlorobenzene	13.724	180	27951	22.53	ug/L	98

(#) = qualifier out of range (m) = manual integration (+) = signals summed

Quantitation Report (QT Reviewed)

InstName : VOA-GCMS9

Data Path : C:\msdchem\1\data\2020-11\0K13048\
Data File : VI20111320.D
Acq On : 14 Nov 2020 3:32 am
Operator : TNL
Sample : 0K13048-ICV1
Misc : 1X 5mL 20/40PPB VOCRO
ALS Vial : 20 Sample Multiplier: 1
DataAcq Meth:VI1611RUN.M

Quant Time: Nov 15 09:45:03 2020
Quant Method : C:\msdchem\1\methods\VI201114W.M
Quant Title : EPA 8260: Volatile Organic Compounds
QLast Update : Sun Nov 15 09:44:54 2020
Response via : Initial Calibration

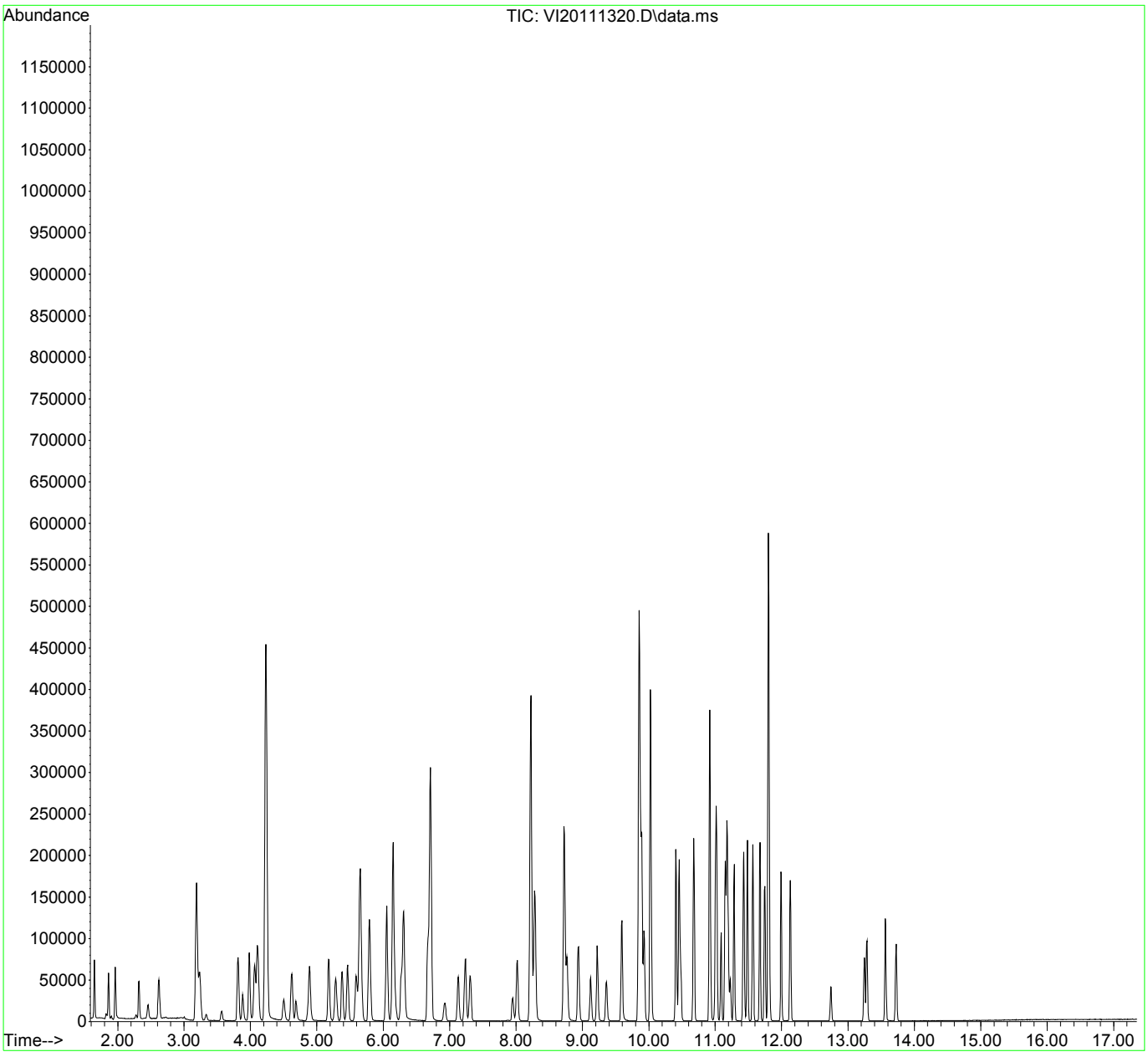

Quantitation Report (Not Reviewed)

InstName : VOA-GCMS9

Data Path : C:\msdchem\1\data\2020-11\0K13048\
Data File : VI20111321.D
Acq On : 14 Nov 2020 4:00 am
Operator : TNL
Sample : 0K13048-IBL6
Misc : 1X 5mL DI
ALS Vial : 21 Sample Multiplier: 1
DataAcq Meth:VI1611RUN.M

11/15/20 TNL

Quant Time: Nov 15 09:43:24 2020
Quant Method : C:\msdchem\1\methods\VI201114W.M
Quant Title : EPA 8260: Volatile Organic Compounds
QLast Update : Sat Nov 14 16:47:50 2020
Response via : Initial Calibration

Compound	R.T.	QIon	Response	Conc	Units		Dev(Min)
Internal Standards							
1) Pentafluorobenzene (I)	6.150	99	84771	50.00	ug/L	#	0.00
45) Chlorobenzene-d5 (I)	9.855	117	218733	50.00	ug/L		0.00
66) 1,4-Dichlorobenzene-d4...	11.802	152	92910	50.00	ug/L		0.00
System Monitoring Compounds							
32) Dibromofluoromethane (S)	5.651	111	80111	49.36	ug/L		0.00
39) 1,4-Difluorobenzene (S)	6.716	114	265847	50.11	ug/L		0.00
48) Toluene-d8 (S)	8.224	98	293285	51.12	ug/L		0.00
67) 4-Bromofluorobenzene (S)	10.919	174	83484	52.10	ug/L		0.00
Target Compounds							Qvalue
2) Dichlorodifluoromethane	1.660	85	148	0.33	ug/L	#	49
3) Chloromethane	1.873	50	249	0.15	ug/L	#	47
10) Carbon Disulfide	3.212	76	1456	0.37	ug/L		78
14) Methylene Chloride	3.826	84	3236	1.93	ug/L		89
15) Acetone	3.893	43	2982	3.05	ug/L		95
19) tert-Butanol (TBA)	4.252	59	1024	2.21	ug/L		82
61) m,p-Xylenes (2)	10.037	91	756	0.16	ug/L		90
69) n-Propylbenzene	11.029	91	817	0.14	ug/L		58
72) 1,3,5-Trimethylbenzene	11.175	105	415	0.10	ug/L	#	35
75) 4-Chlorotoluene	11.291	91	500	0.13	ug/L	#	45
77) 1,2,4-Trimethylbenzene	11.485	105	380	0.10	ug/L		93
78) sec-Butylbenzene	11.570	105	706	0.14	ug/L		59
79) 4-Isopropyltoluene	11.674	119	699	0.18	ug/L		70
80) 1,3-Dichlorobenzene	11.753	146	320	0.13	ug/L	#	75
81) 1,4-Dichlorobenzene	11.814	146	537	0.21	ug/L	#	49
82) n-Butylbenzene	11.996	91	749	0.23	ug/L		95
86) 1,2,4-Trichlorobenzene	13.286	180	412	0.36	ug/L		88
87) Naphthalene	13.572	128	1686	0.72	ug/L		81
88) 1,2,3-Trichlorobenzene	13.724	180	416	0.41	ug/L		87

(#) = qualifier out of range (m) = manual integration (+) = signals summed

Quantitation Report (Not Reviewed)

InstName : VOA-GCMS9

Data Path : C:\msdchem\1\data\2020-11\0K13048\
Data File : VI20111321.D
Acq On : 14 Nov 2020 4:00 am
Operator : TNL
Sample : 0K13048-IBL6
Misc : 1X 5mL DI
ALS Vial : 21 Sample Multiplier: 1
DataAcq Meth:VI1611RUN.M

Quant Time: Nov 15 09:43:24 2020
Quant Method : C:\msdchem\1\methods\VI201114W.M
Quant Title : EPA 8260: Volatile Organic Compounds
QLast Update : Sat Nov 14 16:47:50 2020
Response via : Initial Calibration

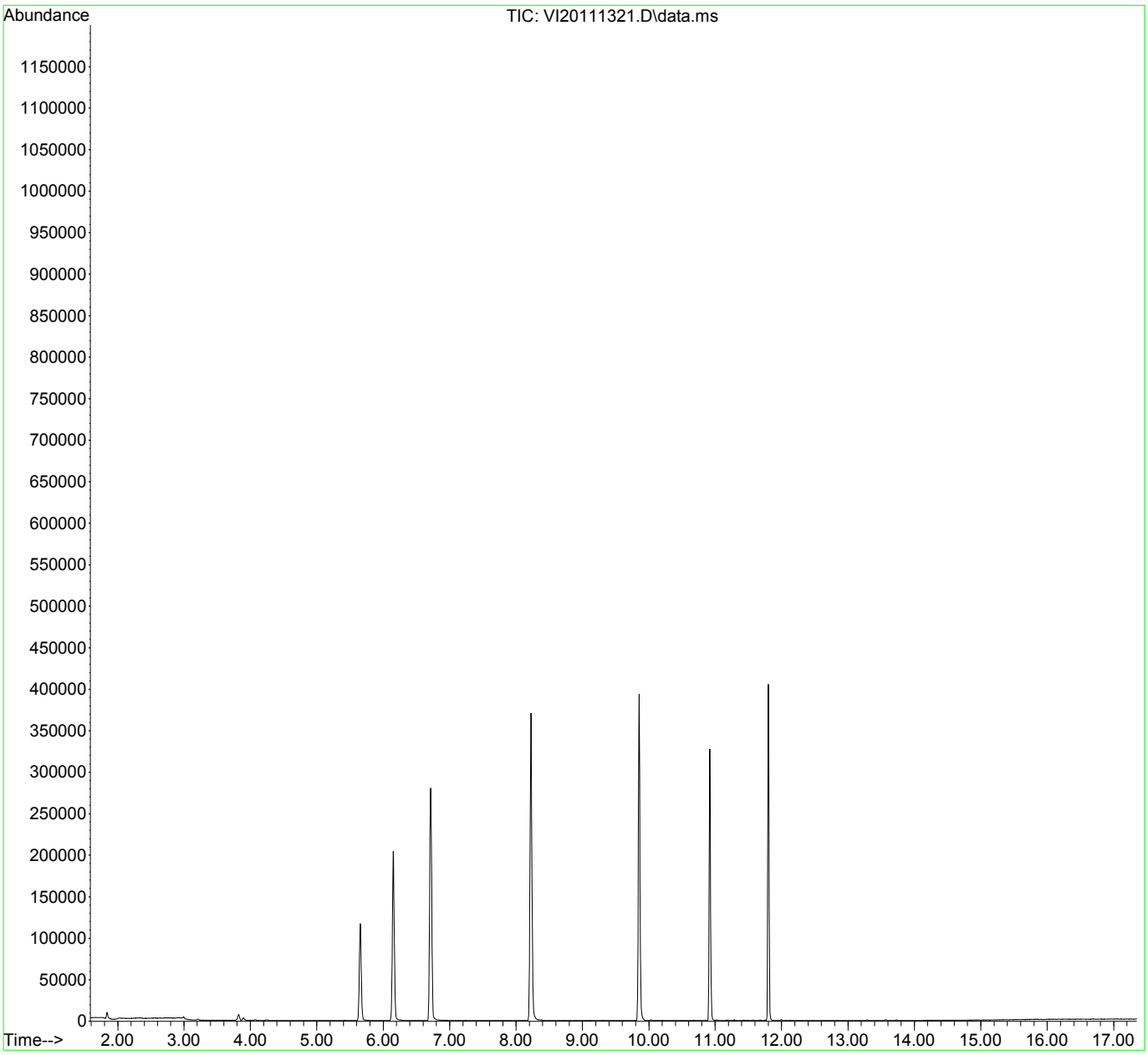

Data Path : C:\msdchem\1\data\2020-11\0K13048\
Data File : VI20111322.D
Acq On : 14 Nov 2020 4:27 am
Operator : TNL
Sample : 0K13048-TUN2
Misc : A20I023 5mL BFB (IS/SURR)
ALS Vial : 22 Sample Multiplier: 1

11/15/20 TNL

Integration File: RTEINT.P

Method : C:\msdchem\1\methods\VI201114W.M
Title : EPA 8260: Volatile Organic Compounds
Last Update : Sun Nov 15 09:44:54 2020

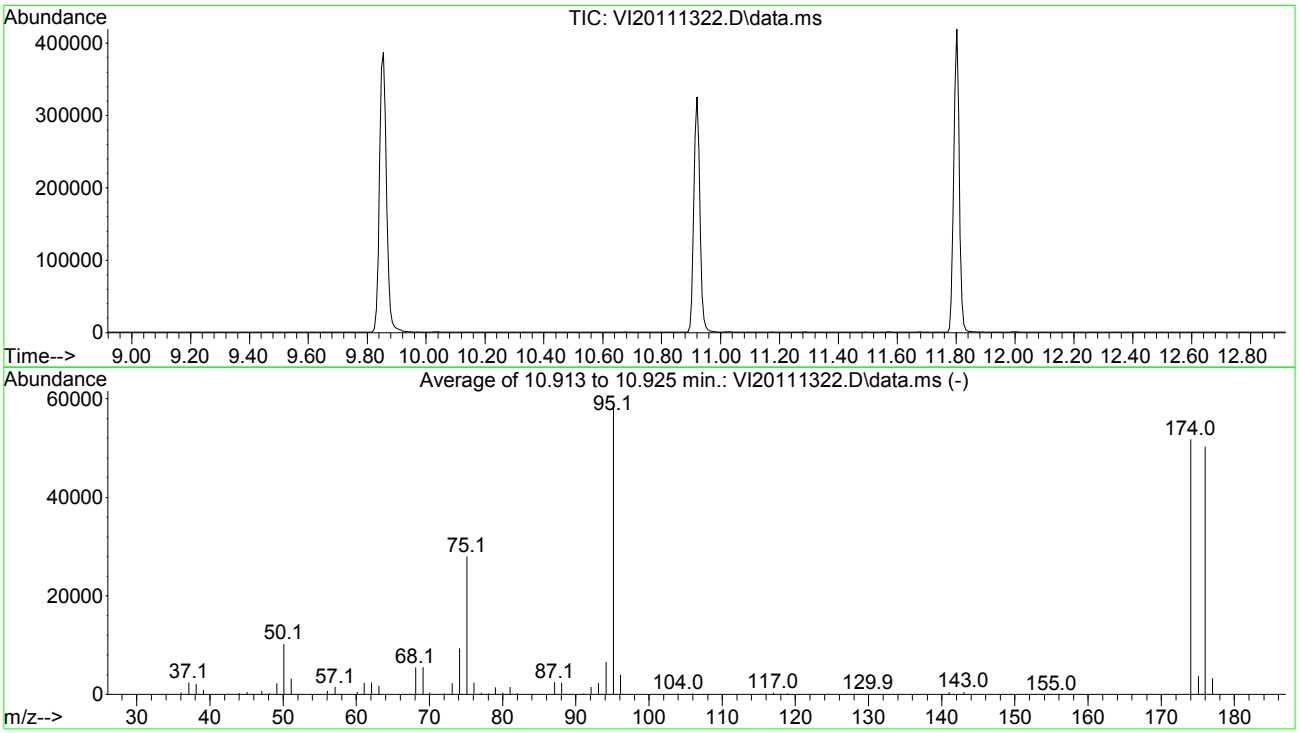

AutoFind: Scans 1534, 1535, 1536; Background Corrected with Scan 1527

Target Mass	Rel. to Mass	Lower Limit%	Upper Limit%	Rel. Abn%	Raw Abn	Result Pass/Fail
95	174	50	200	113.3	58611	PASS
96	95	5	9	6.9	4015	PASS
173	174	0.00	2	0.0	0	PASS
174	95	50	200	88.3	51747	PASS
175	174	5	9	7.2	3747	PASS
176	174	95	105	97.2	50285	PASS
177	176	5	10	6.6	3304	PASS

Quantitation Report (Not Reviewed)

InstName : VOA-GCMS9

Data Path : C:\msdchem\1\data\2020-11\0K13048\
Data File : VI20111322.D
Acq On : 14 Nov 2020 4:27 am
Operator : TNL
Sample : 0K13048-TUN2
Misc : A20I023 5mL BFB (IS/SURR)
ALS Vial : 22 Sample Multiplier: 1 11/15/20 TNL
DataAcq Meth:VI1611RUN.M

Quant Time: Nov 15 09:43:28 2020
Quant Method : C:\msdchem\1\methods\VI201114W.M
Quant Title : EPA 8260: Volatile Organic Compounds
QLast Update : Sat Nov 14 16:47:50 2020
Response via : Initial Calibration

Compound	R.T.	QIon	Response	Conc	Units		Dev(Min)
Internal Standards							
1) Pentafluorobenzene (I)	6.144	99	86000	50.00	ug/L	#	0.00
45) Chlorobenzene-d5 (I)	9.855	117	221094	50.00	ug/L		0.00
66) 1,4-Dichlorobenzene-d4...	11.802	152	92224	50.00	ug/L		0.00
System Monitoring Compounds							
32) Dibromofluoromethane (S)	5.651	111	81275	49.36	ug/L		0.00
39) 1,4-Difluorobenzene (S)	6.710	114	267633	49.73	ug/L		0.00
48) Toluene-d8 (S)	8.224	98	297725	51.34	ug/L		0.00
67) 4-Bromofluorobenzene (S)	10.919	174	84031	52.83	ug/L		0.00
Target Compounds							Qvalue
3) Chloromethane	1.861	50	219	0.13	ug/L	#	47
5) Bromomethane	2.323	96	159	0.15	ug/L		86
10) Carbon Disulfide	3.199	76	806	0.20	ug/L		78
14) Methylene Chloride	3.814	84	1982	1.17	ug/L		95
15) Acetone	3.887	43	1917	1.93	ug/L		92
19) tert-Butanol (TBA)	4.246	59	694	1.48	ug/L		46
80) 1,3-Dichlorobenzene	11.814	146	227	0.10	ug/L	#	9
81) 1,4-Dichlorobenzene	11.814	146	227	0.09	ug/L	#	4
82) n-Butylbenzene	11.996	91	355	0.11	ug/L		77
87) Naphthalene	13.566	128	529	0.44	ug/L		81

(#) = qualifier out of range (m) = manual integration (+) = signals summed

Quantitation Report (Not Reviewed)

InstName : VOA-GCMS9

Data Path : C:\msdchem\1\data\2020-11\0K13048\
Data File : VI20111322.D
Acq On : 14 Nov 2020 4:27 am
Operator : TNL
Sample : 0K13048-TUN2
Misc : A20I023 5mL BFB (IS/SURR)
ALS Vial : 22 Sample Multiplier: 1
DataAcq Meth:VI1611RUN.M

Quant Time: Nov 15 09:43:28 2020
Quant Method : C:\msdchem\1\methods\VI201114W.M
Quant Title : EPA 8260: Volatile Organic Compounds
QLast Update : Sat Nov 14 16:47:50 2020
Response via : Initial Calibration

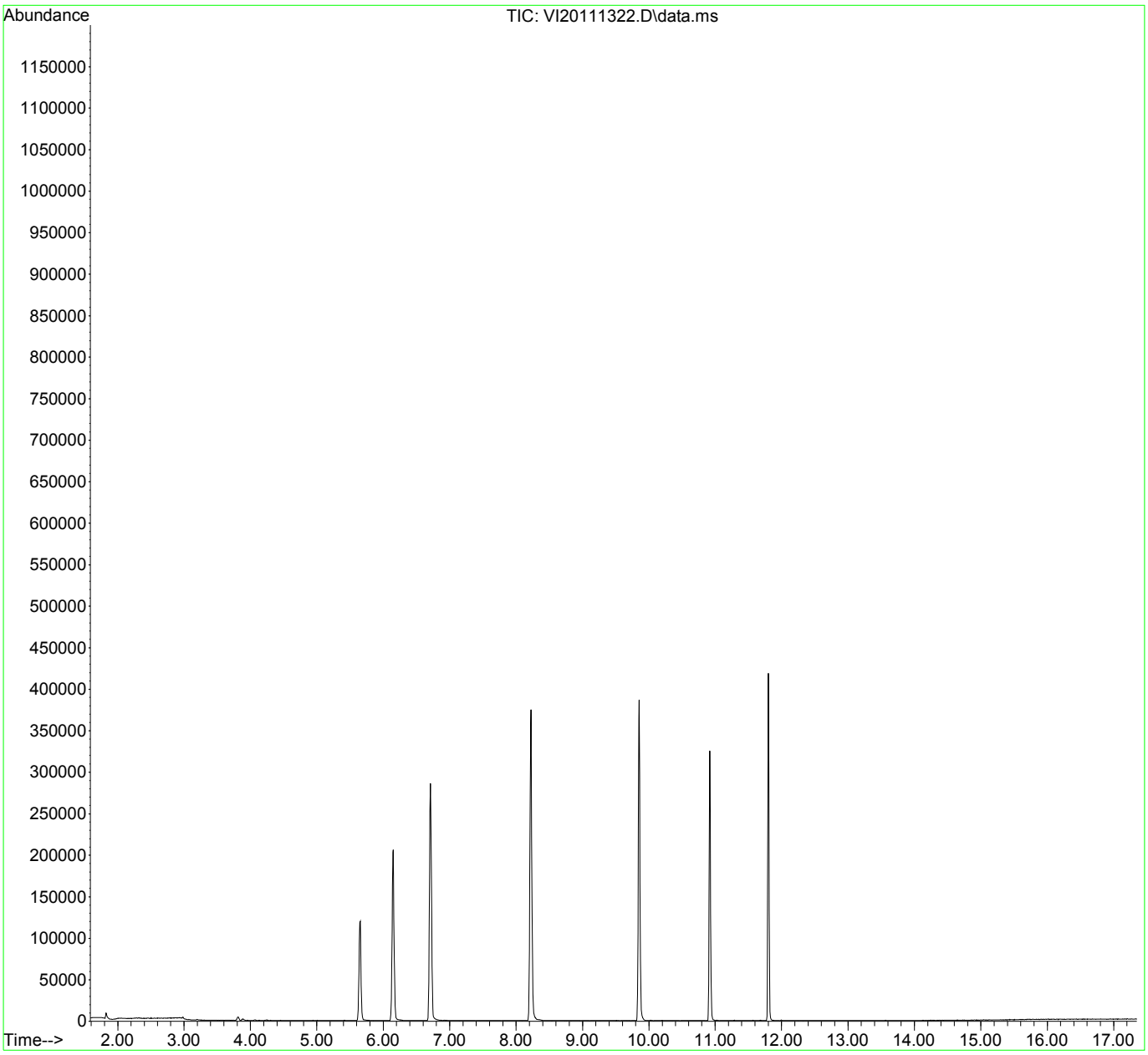

Quantitation Report (Not Reviewed)

InstName : VOA-GCMS9

Data Path : C:\msdchem\1\data\2020-11\0K13048\
Data File : VI20111323.D
Acq On : 14 Nov 2020 4:54 am
Operator : TNL
Sample : 0K13048-ICB2
Misc : 1X 5mL DI
ALS Vial : 23 Sample Multiplier: 1
DataAcq Meth:VI1611RUN.M

11/15/20 TNL

Quant Time: Nov 15 09:46:15 2020
Quant Method : C:\msdchem\1\methods\VI201114G.M
Quant Title : NWTPH-Gx by GC/MS
QLast Update : Sat Nov 14 17:27:50 2020
Response via : Initial Calibration

Compound	R.T.	QIon	Response	Conc	Units	Dev(Min)
Internal Standards						
1) Pentafluorobenzene (IS)	6.150	168	173881	50.00	ug/L	0.00
System Monitoring Compounds						
2) 1,4-Difluorobenzene (Sur)	6.710	114	274971	49.31	ug/L	0.00
3) 4-Bromofluorobenzene (...	10.919	174	86516	46.80	ug/L	0.00
9) Toluene-d8 (NR)	8.224	98	306222	0.00	ug/L	0.00
11) Chlorobenzene-d5 (NR)	9.855	117	226696	0.00	ug/L	0.00
12) 1,4-Dichlorobenzene-d4...	11.801	150	149480	0.00	ug/L	0.00
Target Compounds						Qvalue
4) NWTPH-Gx (TPH)	9.890	TIC	-24050m	23.75	ug/L	
5) TPHg (C5-C9)	9.890	TIC	-214376m	32.47	ug/L	
6) TPHg (C6-C10)	9.890	TIC	-233834m	45.49	ug/L	
7) CA-LUFT (C5-C12)	9.890	TIC	254562m	36.23	ug/L	

(#) = qualifier out of range (m) = manual integration (+) = signals summed

Quantitation Report (Not Reviewed)

InstName : VOA-GCMS9

Data Path : C:\msdchem\1\data\2020-11\0K13048\
Data File : VI20111323.D
Acq On : 14 Nov 2020 4:54 am
Operator : TNL
Sample : 0K13048-ICB2
Misc : 1X 5mL DI
ALS Vial : 23 Sample Multiplier: 1
DataAcq Meth:VI1611RUN.M

Quant Time: Nov 15 09:46:15 2020
Quant Method : C:\msdchem\1\methods\VI201114G.M
Quant Title : NWTPH-Gx by GC/MS
QLast Update : Sat Nov 14 17:27:50 2020
Response via : Initial Calibration

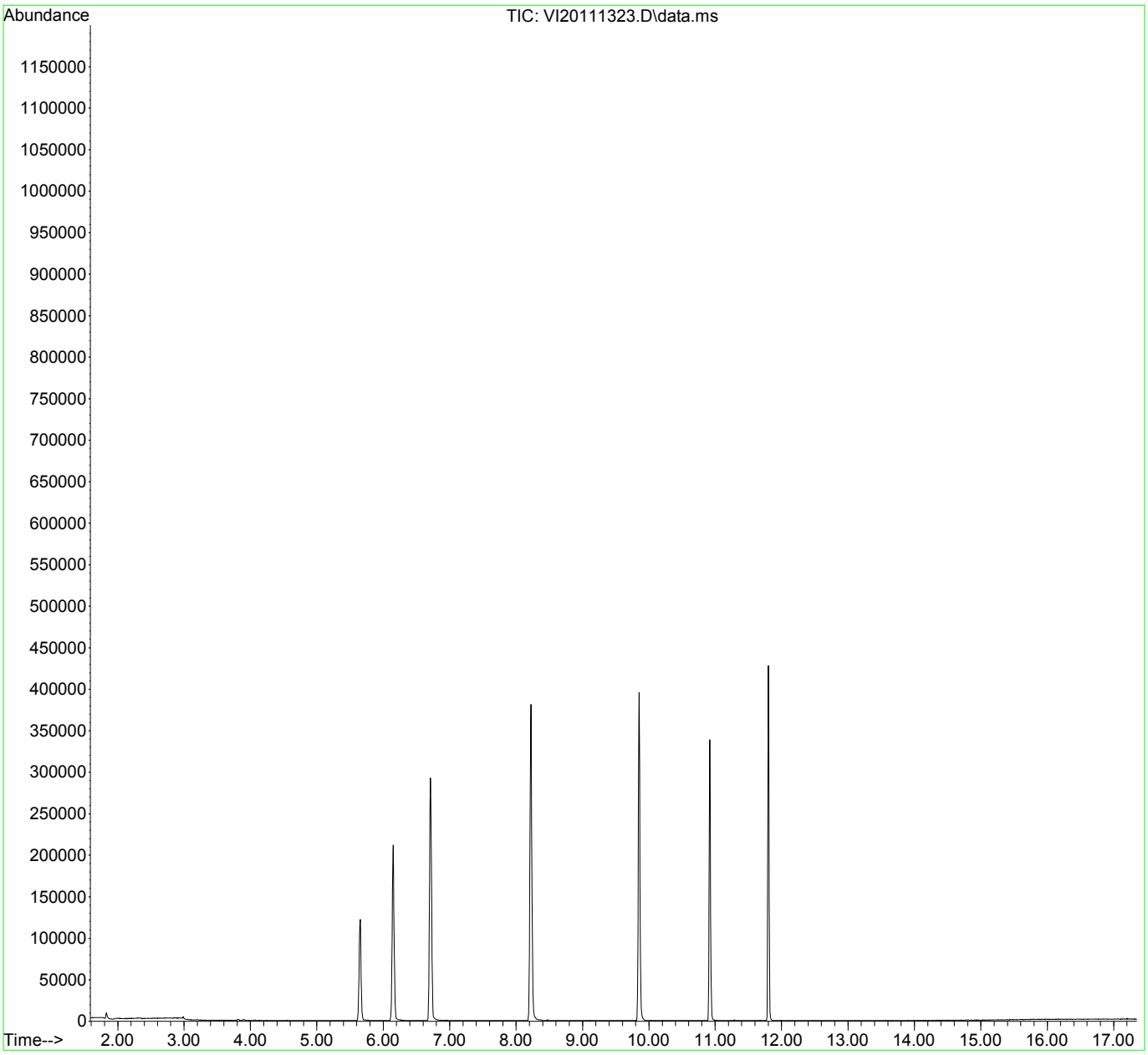

Quantitation Report (Not Reviewed)

InstName : VOA-GCMS9

Data Path : C:\msdchem\1\data\2020-11\0K13048\
Data File : VI20111324.D
Acq On : 14 Nov 2020 5:21 am
Operator : TNL 11/15/20 TNL
Sample : 0K13048-RT1
Misc : 1X 5mL A20I121
ALS Vial : 24 Sample Multiplier: 1
DataAcq Meth:VI1611RUN.M

Quant Time: Nov 15 09:46:18 2020
Quant Method : C:\msdchem\1\methods\VI201114G.M
Quant Title : NWTPH-Gx by GC/MS
QLast Update : Sat Nov 14 17:27:50 2020
Response via : Initial Calibration

Compound	R.T.	QIon	Response	Conc	Units	Dev(Min)
Internal Standards						
1) Pentafluorobenzene (IS)	6.150	168	174028	50.00	ug/L	0.00
System Monitoring Compounds						
2) 1,4-Difluorobenzene (Sur)	6.710	114	276496	49.54	ug/L	0.00
3) 4-Bromofluorobenzene (...	10.920	174	91935	49.69	ug/L	0.00
9) Toluene-d8 (NR)	8.218	98	312162	0.00	ug/L	0.00
11) Chlorobenzene-d5 (NR)	9.855	117	235134	0.00	ug/L	0.00
12) 1,4-Dichlorobenzene-d4...	11.802	150	167732	0.00	ug/L	0.00
Target Compounds						Qvalue
4) NWTPH-Gx (TPH)	9.890	TIC	1809593m	389.20	ug/L	
5) TPHg (C5-C9)	9.890	TIC	887192m	203.71	ug/L	
6) TPHg (C6-C10)	9.890	TIC	741480m	216.75	ug/L	
7) CA-LUFT (C5-C12)	9.890	TIC	2090637m	272.71	ug/L	

(#) = qualifier out of range (m) = manual integration (+) = signals summed

Quantitation Report (Not Reviewed)

InstName : VOA-GCMS9

Data Path : C:\msdchem\1\data\2020-11\0K13048\
Data File : VI20111324.D
Acq On : 14 Nov 2020 5:21 am
Operator : TNL
Sample : 0K13048-RT1
Misc : 1X 5mL A20I121
ALS Vial : 24 Sample Multiplier: 1
DataAcq Meth:VI1611RUN.M

Quant Time: Nov 15 09:46:18 2020
Quant Method : C:\msdchem\1\methods\VI201114G.M
Quant Title : NWTPH-Gx by GC/MS
QLast Update : Sat Nov 14 17:27:50 2020
Response via : Initial Calibration

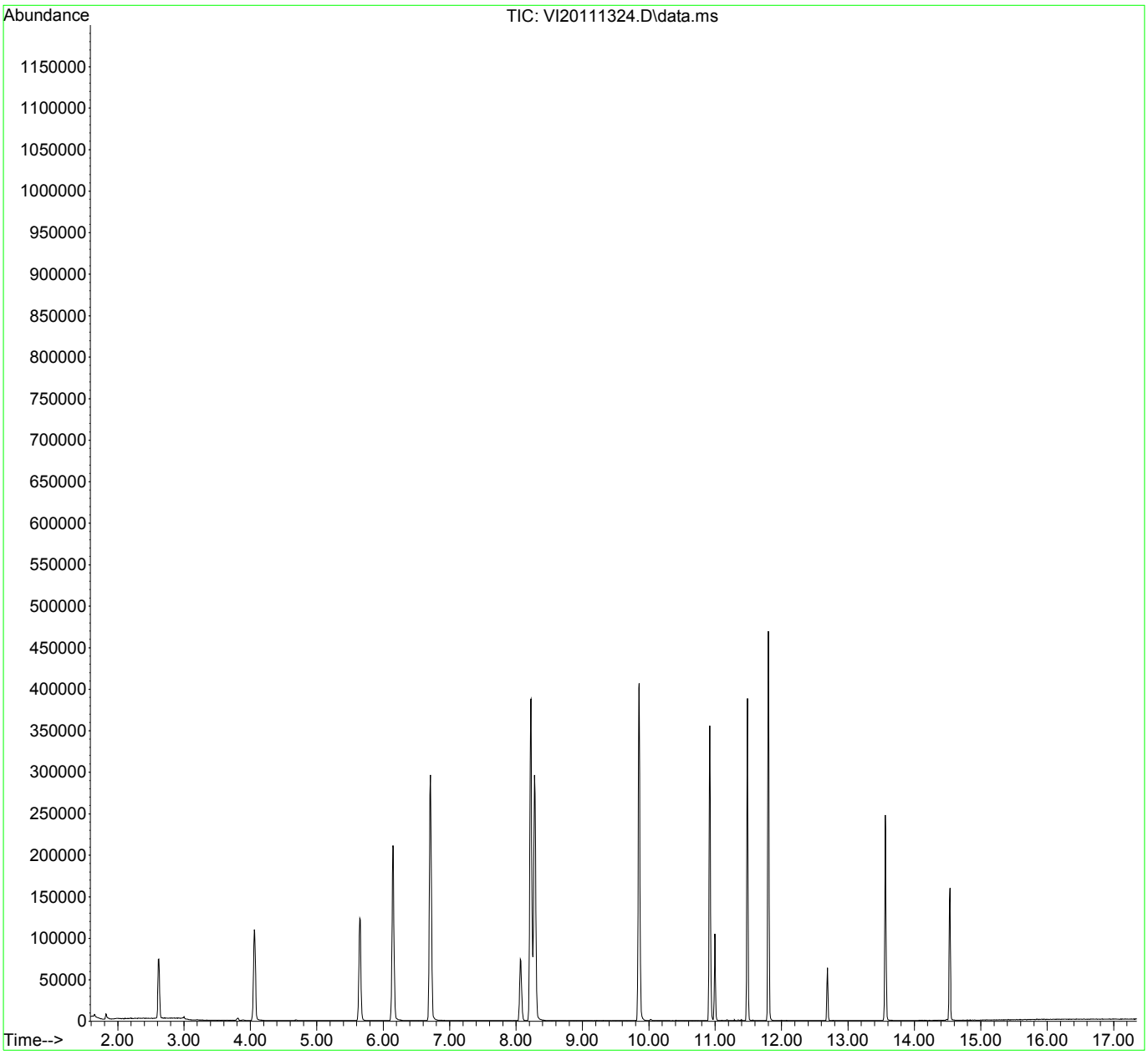

Quantitation Report (Qedit)

InstName : VOA-GCMS9

Data Path : C:\msdchem\1\data\2020-11\0K13048\
Data File : VI20111324.D
Acq On : 14 Nov 2020 5:21 am
Operator : TNL
Sample : 0K13048-RT1
Misc : 1X 5mL A20I121
ALS Vial : 24 Sample Multiplier: 1
DataAcq Meth:VI1611RUN.M

Quant Time: Nov 15 09:46:18 2020
Quant Method : C:\msdchem\1\methods\VI201114G.M
Quant Title : NWTPH-Gx by GC/MS
QLast Update : Sat Nov 14 17:27:50 2020
Response via : Initial Calibration

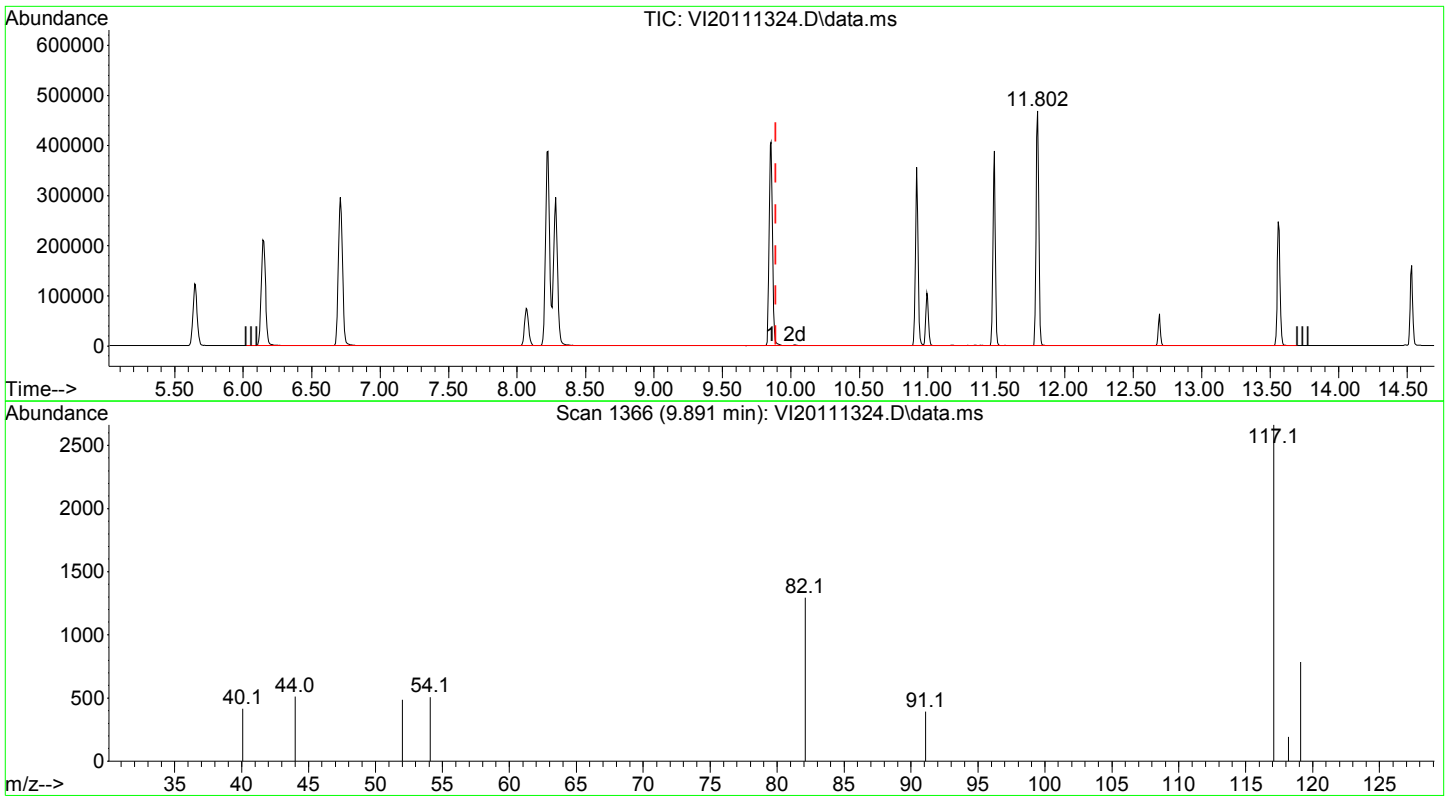

TIC: VI20111324.D\data.ms

(4) NWTPH-Gx (TPH) (H)
9.890min (0.000) 389.20 ug/L m
response 1809593

Signal	Exp%	Act%
TIC	100.00	100.00
0.00	0.00	0.82#
0.00	0.00	0.58#
0.00	0.00	0.00

Quantitation Report (Qedit)

InstName : VOA-GCMS9

Data Path : C:\msdchem\1\data\2020-11\0K13048\
Data File : VI20111324.D
Acq On : 14 Nov 2020 5:21 am
Operator : TNL
Sample : 0K13048-RT1
Misc : 1X 5mL A20I121
ALS Vial : 24 Sample Multiplier: 1
DataAcq Meth:VI1611RUN.M

Quant Time: Nov 15 09:46:18 2020
Quant Method : C:\msdchem\1\methods\VI201114G.M
Quant Title : NWTPH-Gx by GC/MS
QLast Update : Sat Nov 14 17:27:50 2020
Response via : Initial Calibration

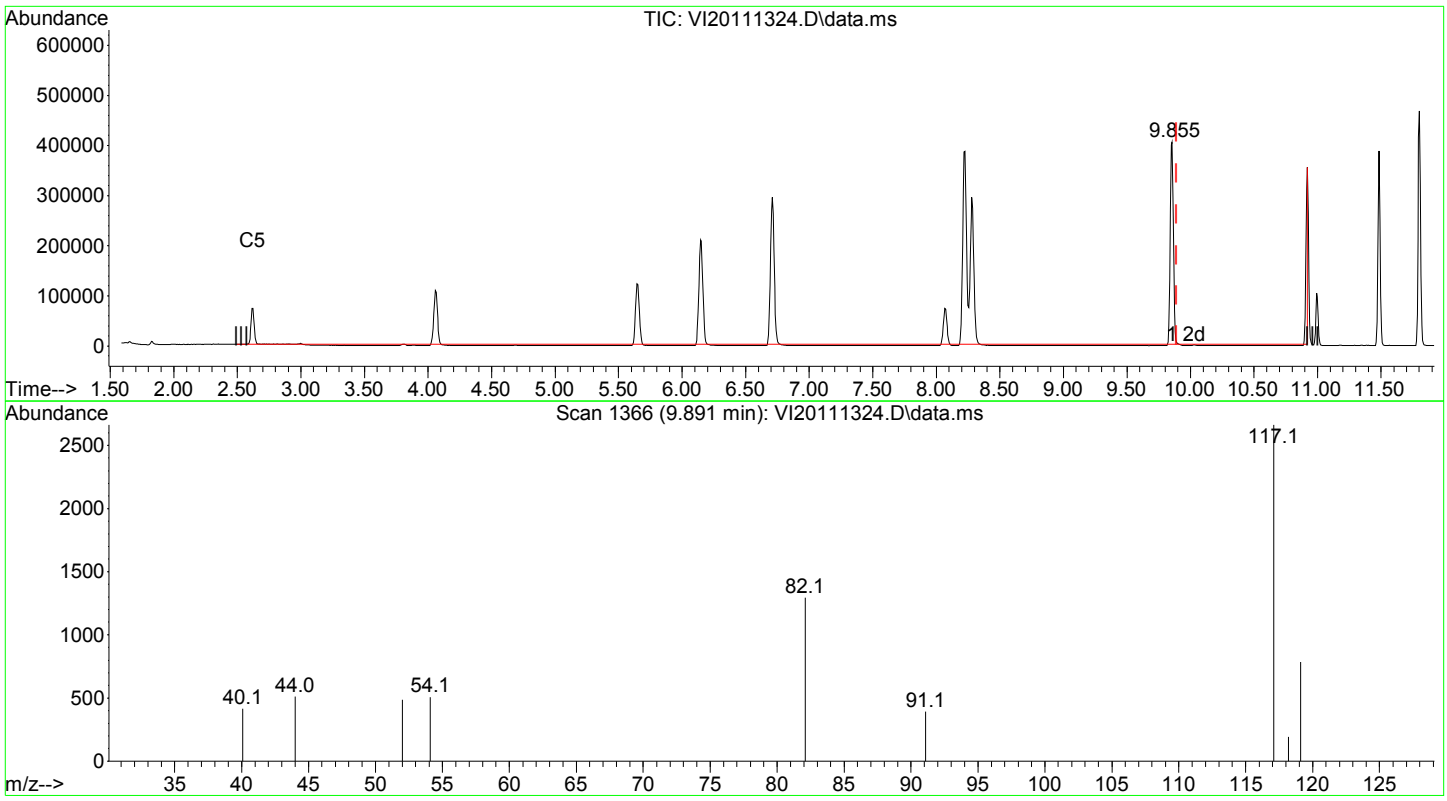

TIC: VI20111324.D\data.ms

(5) TPHg (C5-C9) (H)
9.890min (0.000) 203.71 ug/L m
response 887192

Signal	Exp%	Act%
TIC	100.00	100.00
0.00	0.00	1.67#
0.00	0.00	1.19#
0.00	0.00	0.00

rt window wrong
mm

Quantitation Report (Qedit)

InstName : VOA-GCMS9

Data Path : C:\msdchem\1\data\2020-11\0K13048\
Data File : VI20111324.D
Acq On : 14 Nov 2020 5:21 am
Operator : TNL
Sample : 0K13048-RT1
Misc : 1X 5mL A20I121
ALS Vial : 24 Sample Multiplier: 1
DataAcq Meth:VI1611RUN.M

Quant Time: Nov 15 09:49:33 2020
Quant Method : C:\msdchem\1\methods\VI201114G.M
Quant Title : NWTPH-Gx by GC/MS
QLast Update : Sat Nov 14 17:27:50 2020
Response via : Initial Calibration

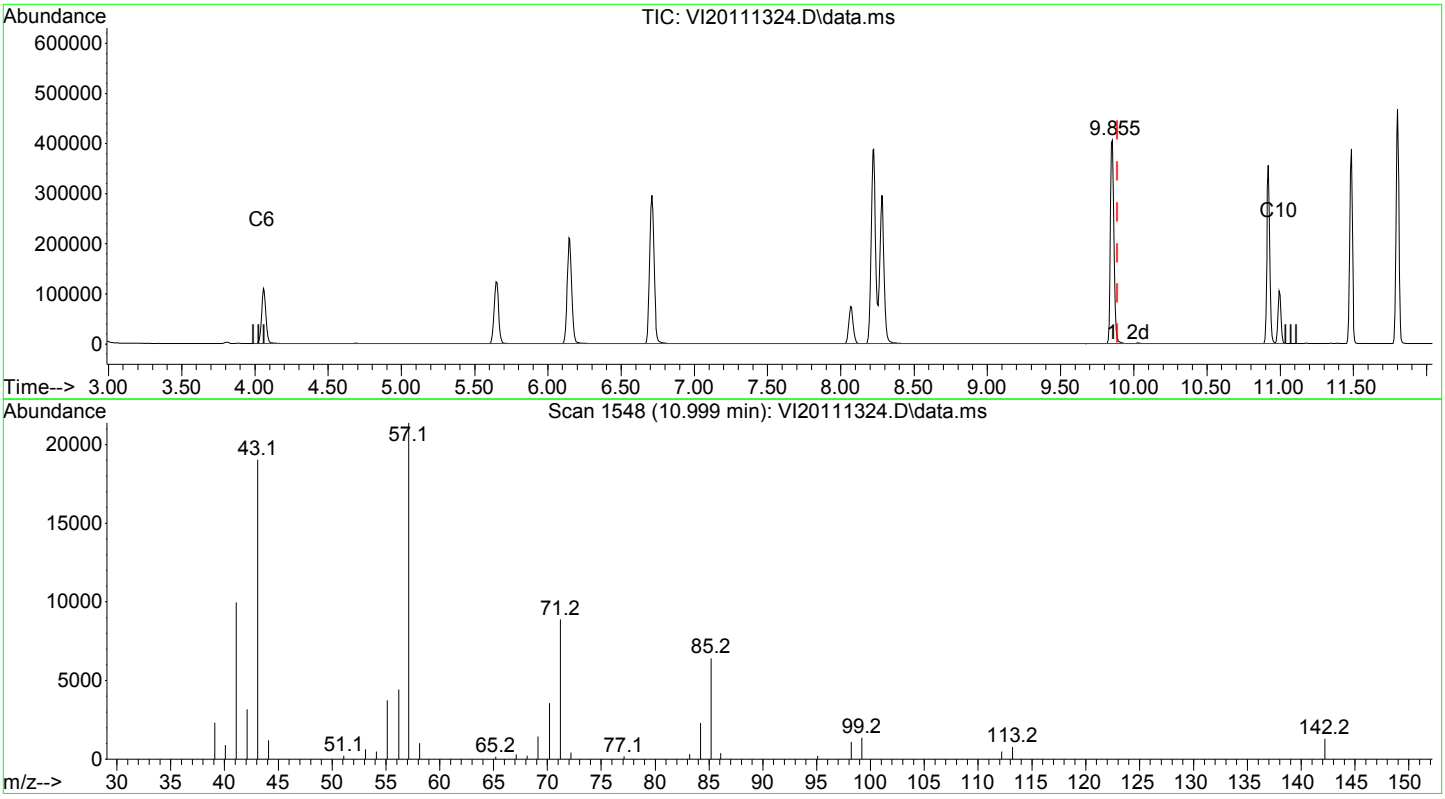

TIC: VI20111324.D\data.ms

(6) TPHg (C6-C10) (H)
9.890min (0.000) 326.98 ug/L m
response 1372599

Signal	Exp%	Act%
TIC	100.00	100.00
0.00	0.00	1.08#
0.00	0.00	0.77#
0.00	0.00	0.00

wrong rt window
mm

Quantitation Report (Qedit)

InstName : VOA-GCMS9

Data Path : C:\msdchem\1\data\2020-11\0K13048\
Data File : VI20111324.D
Acq On : 14 Nov 2020 5:21 am
Operator : TNL
Sample : 0K13048-RT1
Misc : 1X 5mL A20I121
ALS Vial : 24 Sample Multiplier: 1
DataAcq Meth:VI1611RUN.M

Quant Time: Nov 15 09:49:33 2020
Quant Method : C:\msdchem\1\methods\VI201114G.M
Quant Title : NWTPH-Gx by GC/MS
QLast Update : Sat Nov 14 17:27:50 2020
Response via : Initial Calibration

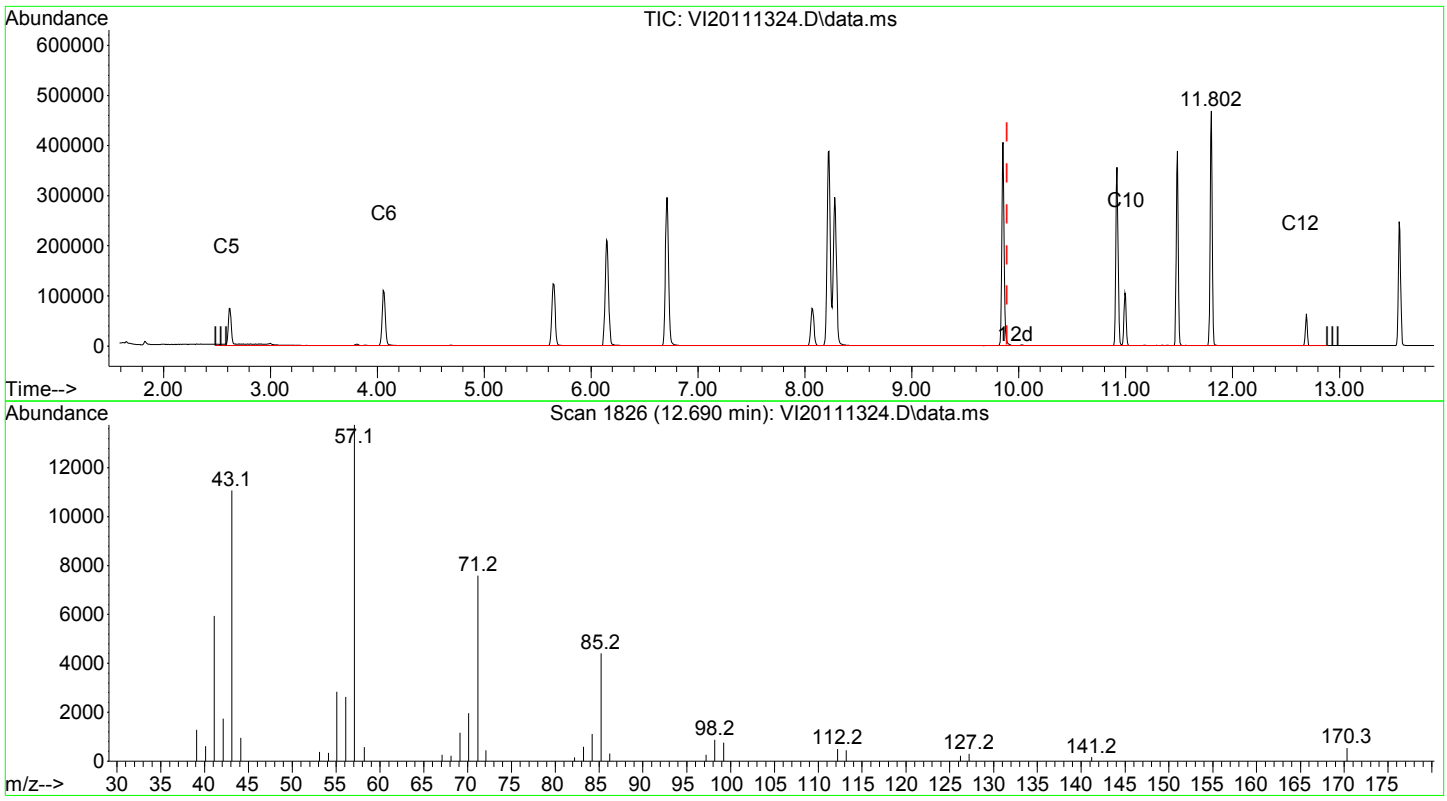

TIC: VI20111324.D\data.ms

(7) CA-LUFT (C5-C12) (H)
9.890min (0.000) 272.71 ug/L m
response 2090637

Signal	Exp%	Act%
TIC	100.00	100.00
0.00	0.00	0.71#
0.00	0.00	0.51#
0.00	0.00	0.00

Quantitation Report (Not Reviewed)

InstName : VOA-GCMS9

Data Path : C:\msdchem\1\data\2020-11\0K13048\
Data File : VI20111325.D
Acq On : 14 Nov 2020 5:48 am
Operator : TNL
Sample : 0K13048-IBL7
Misc : 1X 5mL DI
ALS Vial : 25 Sample Multiplier: 1
DataAcq Meth:VI1611RUN.M

11/15/20 TNL

Quant Time: Nov 15 09:46:21 2020
Quant Method : C:\msdchem\1\methods\VI201114G.M
Quant Title : NWTPH-Gx by GC/MS
QLast Update : Sat Nov 14 17:27:50 2020
Response via : Initial Calibration

Compound	R.T.	QIon	Response	Conc	Units	Dev(Min)
Internal Standards						
1) Pentafluorobenzene (IS)	6.150	168	162537	50.00	ug/L	0.00
System Monitoring Compounds						
2) 1,4-Difluorobenzene (Sur)	6.716	114	258138	49.53	ug/L	0.00
3) 4-Bromofluorobenzene (...	10.919	174	79655	46.09	ug/L	0.00
9) Toluene-d8 (NR)	8.224	98	291068	0.00	ug/L	0.00
11) Chlorobenzene-d5 (NR)	9.855	117	214634	0.00	ug/L	0.00
12) 1,4-Dichlorobenzene-d4...	11.802	150	138506	0.00	ug/L	0.00
Target Compounds						Qvalue
4) NWTPH-Gx (TPH)	9.890	TIC	-24626m	23.28	ug/L	
5) TPHg (C5-C9)	9.890	TIC	-198052m	32.86	ug/L	
6) TPHg (C6-C10)	9.890	TIC	-220902m	45.05	ug/L	
7) CA-LUFT (C5-C12)	9.890	TIC	242210m	36.83	ug/L	

(#) = qualifier out of range (m) = manual integration (+) = signals summed

Quantitation Report (Not Reviewed)

InstName : VOA-GCMS9

Data Path : C:\msdchem\1\data\2020-11\0K13048\
Data File : VI20111325.D
Acq On : 14 Nov 2020 5:48 am
Operator : TNL
Sample : 0K13048-IBL7
Misc : 1X 5mL DI
ALS Vial : 25 Sample Multiplier: 1
DataAcq Meth:VI1611RUN.M

Quant Time: Nov 15 09:46:21 2020
Quant Method : C:\msdchem\1\methods\VI201114G.M
Quant Title : NWTPH-Gx by GC/MS
QLast Update : Sat Nov 14 17:27:50 2020
Response via : Initial Calibration

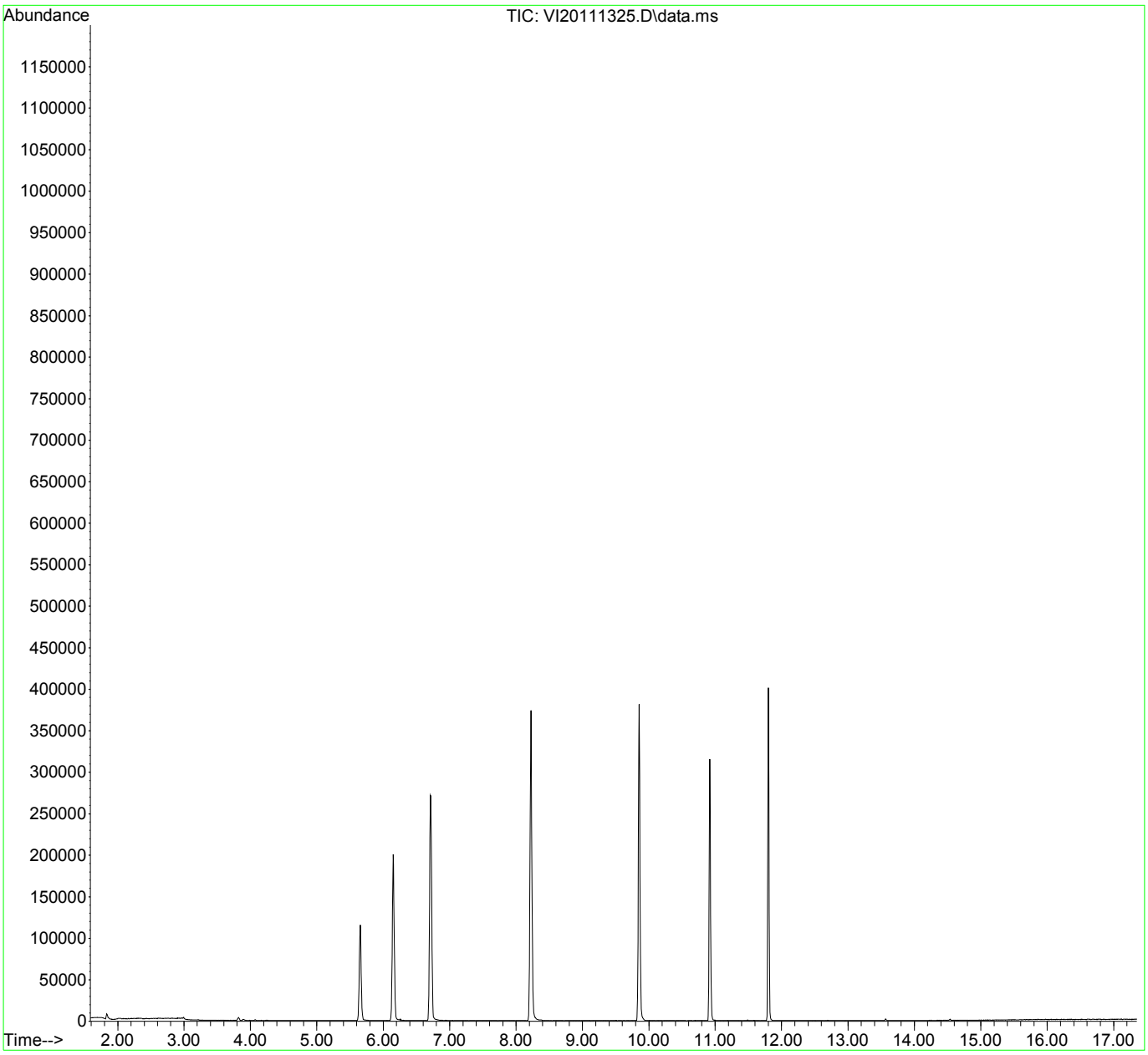

Quantitation Report (Not Reviewed)

InstName : VOA-GCMS9

Data Path : C:\msdchem\1\data\2020-11\0K13048\
Data File : VI20111326.D
Acq On : 14 Nov 2020 6:15 am
Operator : TNL
Sample : 0K13048-CALC
Misc : 1X 5mL 50 PPB GX
ALS Vial : 26 Sample Multiplier: 1
DataAcq Meth:VI1611RUN.M

11/15/20 TNL

Quant Time: Nov 14 17:20:17 2020
Quant Method : C:\msdchem\1\methods\VI201114G.M
Quant Title : NWTPH-Gx by GC/MS
QLast Update : Sat Nov 14 17:20:04 2020
Response via : Initial Calibration

Compound	R.T.	QIon	Response	Conc	Units	Dev(Min)
Internal Standards						
1) Pentafluorobenzene (IS)	6.150	168	165118	50.00	ug/L	0.00
System Monitoring Compounds						
2) 1,4-Difluorobenzene (Sur)	6.710	114	260922	49.76	ug/L	0.00
3) 4-Bromofluorobenzene (...	10.919	174	82875	48.92	ug/L	0.00
9) Toluene-d8 (NR)	8.224	98	293677	0.00	ug/L	0.00
11) Chlorobenzene-d5 (NR)	9.855	117	217765	0.00	ug/L	0.00
12) 1,4-Dichlorobenzene-d4...	11.802	150	146223	0.00	ug/L	0.00
Target Compounds						Qvalue
4) NWTPH-Gx (TPH)	9.890	TIC	140256m	59.27	ug/L	
5) TPHg (C5-C9)	9.890	TIC	48036m	Below	Cal	
6) TPHg (C6-C10)	9.890	TIC	-38688m	Below	Cal	
7) CA-LUFT (C5-C12)	9.890	TIC	529946m	60.46	ug/L	

(#) = qualifier out of range (m) = manual integration (+) = signals summed

Quantitation Report (Not Reviewed)

InstName : VOA-GCMS9

Data Path : C:\msdchem\1\data\2020-11\0K13048\
Data File : VI20111326.D
Acq On : 14 Nov 2020 6:15 am
Operator : TNL
Sample : 0K13048-CALC
Misc : 1X 5mL 50 PPB GX
ALS Vial : 26 Sample Multiplier: 1
DataAcq Meth:VI1611RUN.M

Quant Time: Nov 14 17:20:17 2020
Quant Method : C:\msdchem\1\methods\VI201114G.M
Quant Title : NWTPH-Gx by GC/MS
QLast Update : Sat Nov 14 17:20:04 2020
Response via : Initial Calibration

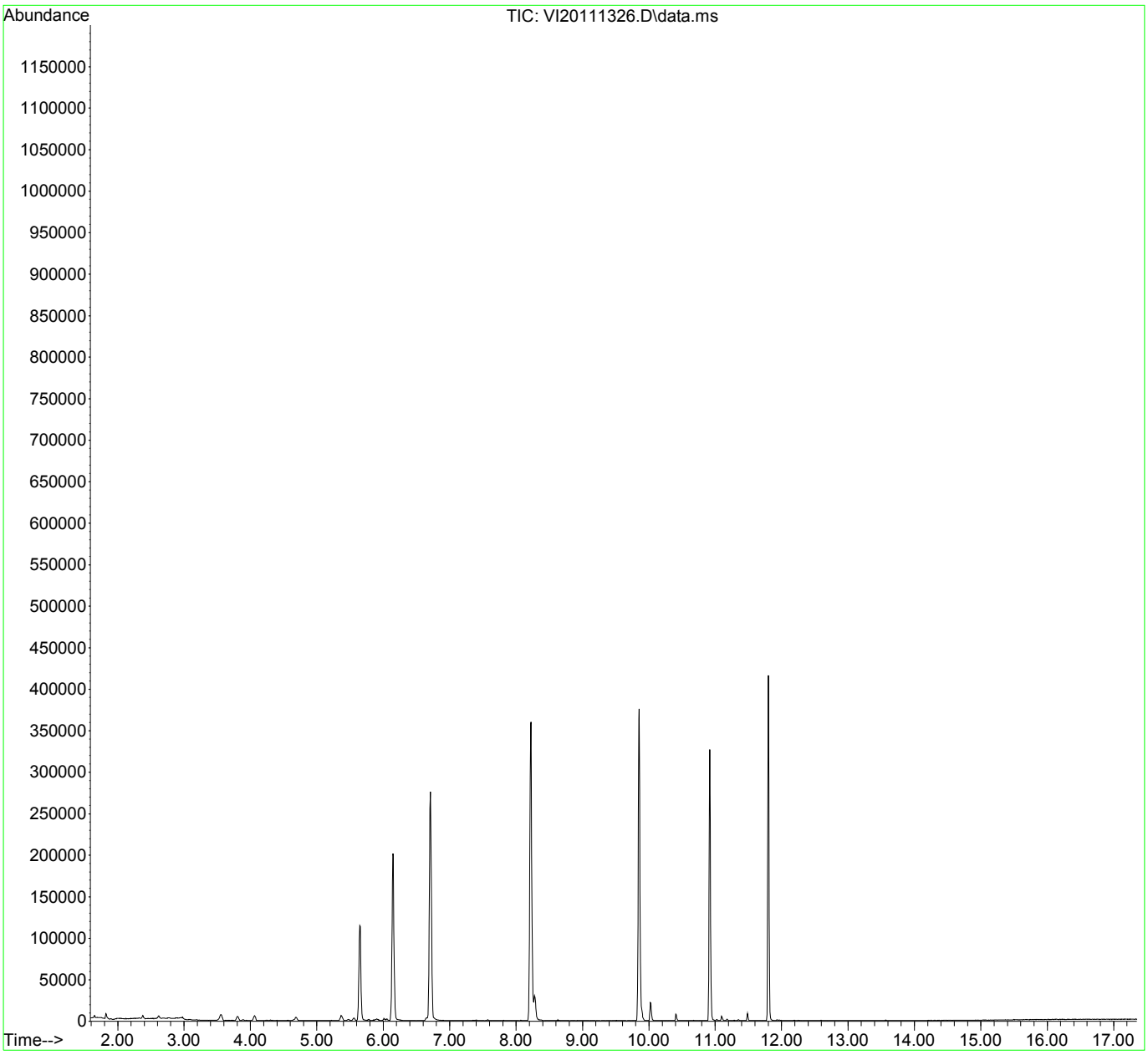

Quantitation Report (Qedit)

InstName : VOA-GCMS9

Data Path : C:\msdchem\1\data\2020-11\0K13048\
Data File : VI20111326.D
Acq On : 14 Nov 2020 6:15 am
Operator : TNL
Sample : 0K13048-CALC
Misc : 1X 5mL 50 PPB GX
ALS Vial : 26 Sample Multiplier: 1
DataAcq Meth:VI1611RUN.M

Quant Time: Nov 14 17:20:17 2020
Quant Method : C:\msdchem\1\methods\VI201114G.M
Quant Title : NWTPH-Gx by GC/MS
QLast Update : Sat Nov 14 17:20:04 2020
Response via : Initial Calibration

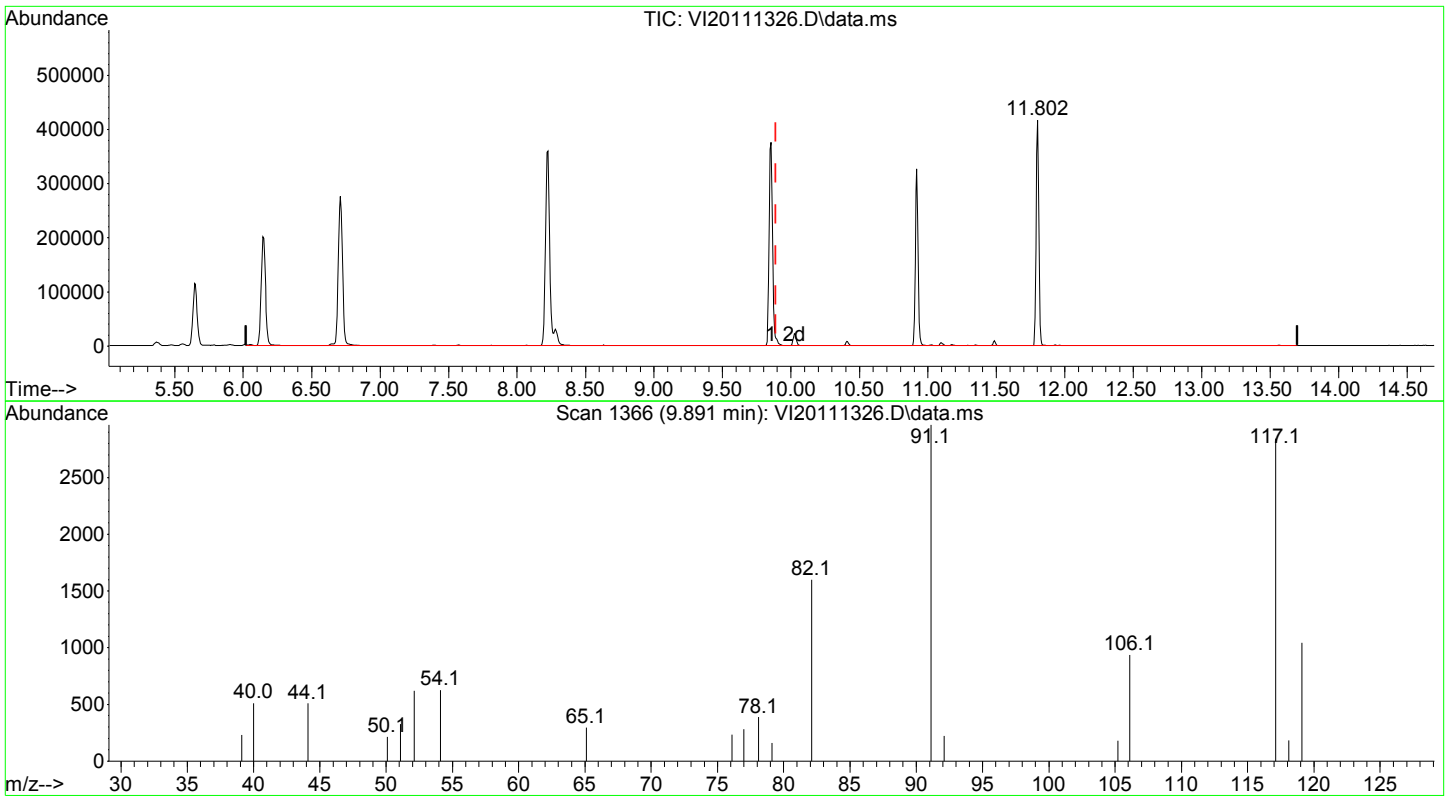

TIC: VI20111326.D\data.ms

(4) NWTPH-Gx (TPH) (H)

9.890min (0.000) 59.27 ug/L m

response 140256

Signal	Exp%	Act%
TIC	100.00	100.00
0.00	0.00	0.00
0.00	0.00	0.00
0.00	0.00	0.00

Quantitation Report (Qedit)

InstName : VOA-GCMS9

Data Path : C:\msdchem\1\data\2020-11\0K13048\
Data File : VI20111326.D
Acq On : 14 Nov 2020 6:15 am
Operator : TNL
Sample : 0K13048-CALC
Misc : 1X 5mL 50 PPB GX
ALS Vial : 26 Sample Multiplier: 1
DataAcq Meth:VI1611RUN.M

Quant Time: Nov 14 17:20:17 2020
Quant Method : C:\msdchem\1\methods\VI201114G.M
Quant Title : NWTPH-Gx by GC/MS
QLast Update : Sat Nov 14 17:20:04 2020
Response via : Initial Calibration

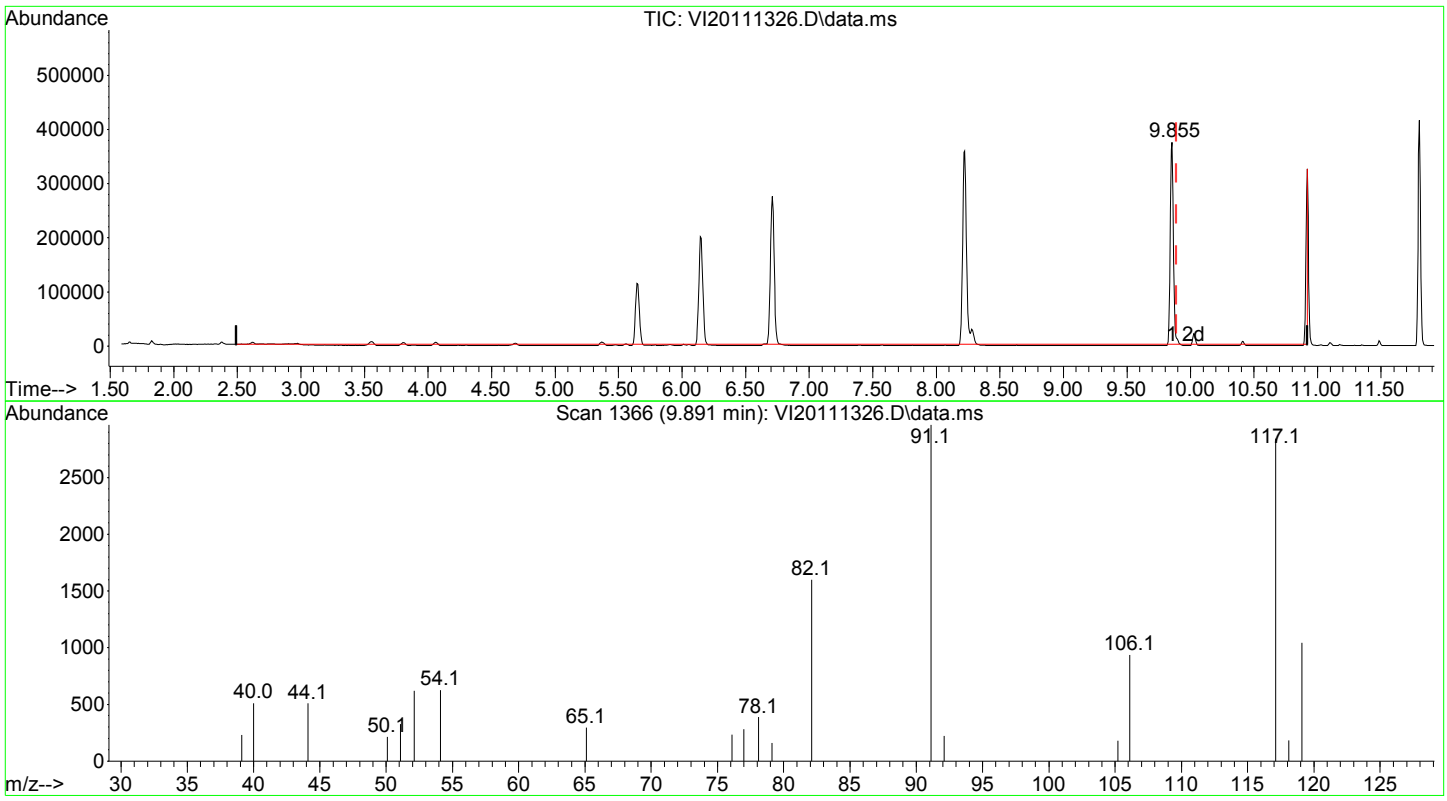

TIC: VI20111326.D\data.ms

(5) TPHg (C5-C9) (H)

9.890min (0.000) -1.00 ug/L m

response 48036

Signal	Exp%	Act%
TIC	100.00	100.00
0.00	0.00	0.00
0.00	0.00	0.00
0.00	0.00	0.00

Quantitation Report (Qedit)

InstName : VOA-GCMS9

Data Path : C:\msdchem\1\data\2020-11\0K13048\
Data File : VI20111326.D
Acq On : 14 Nov 2020 6:15 am
Operator : TNL
Sample : 0K13048-CALC
Misc : 1X 5mL 50 PPB GX
ALS Vial : 26 Sample Multiplier: 1
DataAcq Meth:VI1611RUN.M

Quant Time: Nov 14 17:20:17 2020
Quant Method : C:\msdchem\1\methods\VI201114G.M
Quant Title : NWTPH-Gx by GC/MS
QLast Update : Sat Nov 14 17:20:04 2020
Response via : Initial Calibration

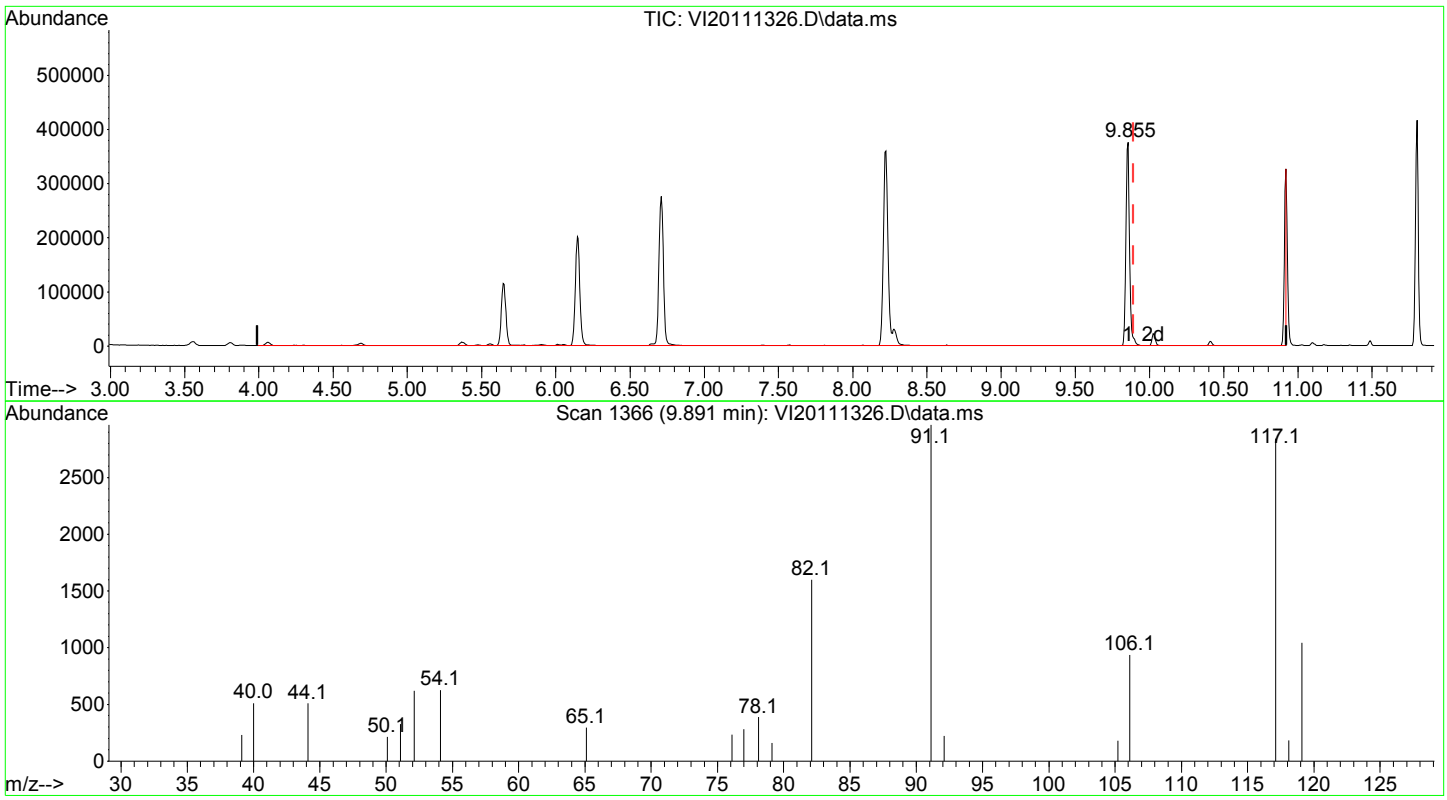

TIC: VI20111326.D\data.ms

(6) TPHg (C6-C10) (H)
9.890min (0.000) -1.00 ug/L m
response -38688

Signal	Exp%	Act%
TIC	100.00	100.00
0.00	0.00	-0.00
0.00	0.00	-0.00
0.00	0.00	-0.00

Quantitation Report (Qedit)

InstName : VOA-GCMS9

Data Path : C:\msdchem\1\data\2020-11\0K13048\
Data File : VI20111326.D
Acq On : 14 Nov 2020 6:15 am
Operator : TNL
Sample : 0K13048-CALC
Misc : 1X 5mL 50 PPB GX
ALS Vial : 26 Sample Multiplier: 1
DataAcq Meth:VI1611RUN.M

Quant Time: Nov 14 17:20:17 2020
Quant Method : C:\msdchem\1\methods\VI201114G.M
Quant Title : NWTPH-Gx by GC/MS
QLast Update : Sat Nov 14 17:20:04 2020
Response via : Initial Calibration

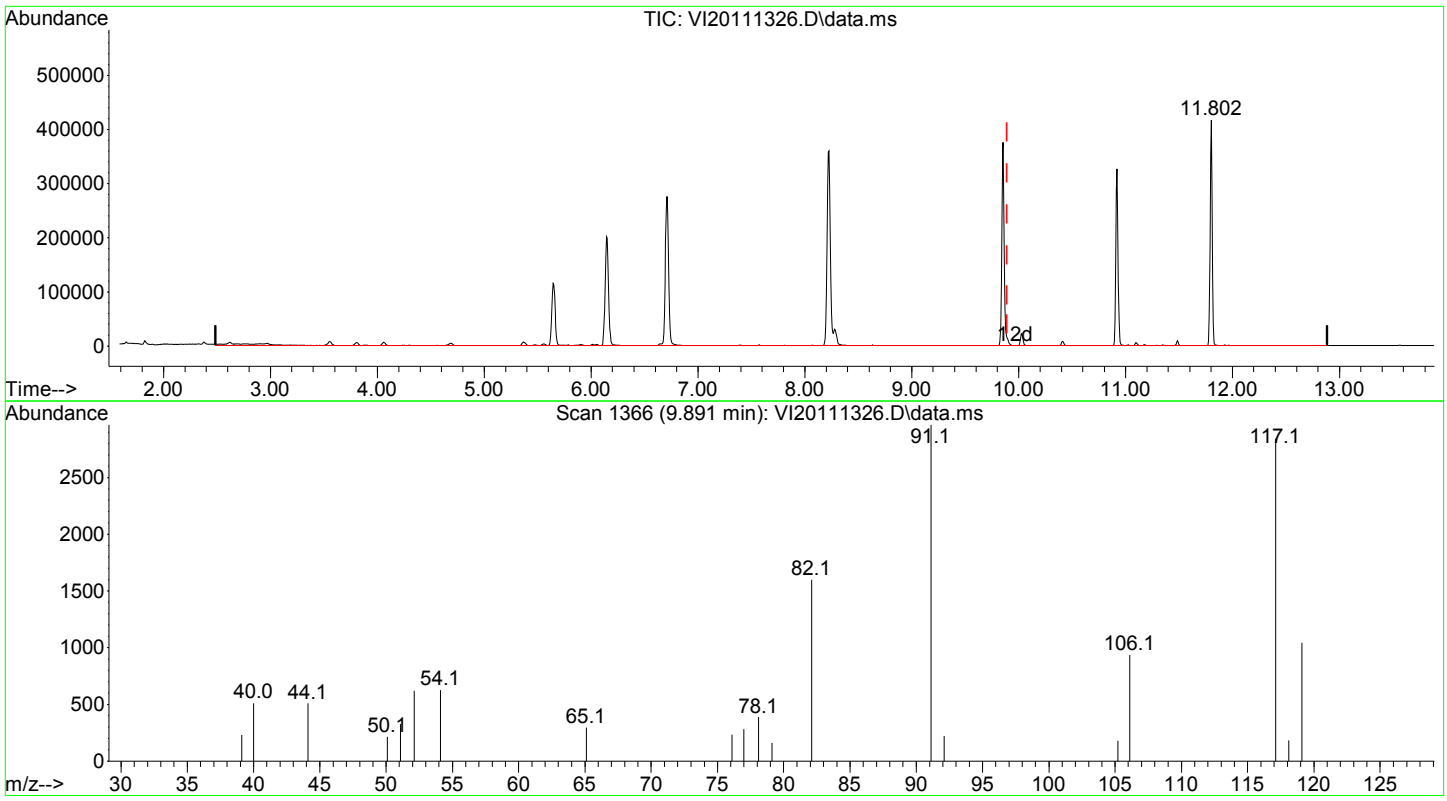

TIC: VI20111326.D\data.ms

(7) CA-LUFT (C5-C12) (H)
9.890min (0.000) 60.46 ug/L m
response 529946

Signal	Exp%	Act%
TIC	100.00	100.00
0.00	0.00	0.00
0.00	0.00	0.00
0.00	0.00	0.00

Quantitation Report (QT Reviewed)

InstName : VOA-GCMS9

Data Path : C:\msdchem\1\data\2020-11\0K13048\
Data File : VI20111326.D
Acq On : 14 Nov 2020 6:15 am
Operator : TNL
Sample : 0K13048-CALC
Misc : 1X 5mL 50 PPB GX
ALS Vial : 26 Sample Multiplier: 1
DataAcq Meth:VI1611RUN.M

11/15/20 TNL

Quant Time: Nov 14 17:20:17 2020
Quant Method : C:\msdchem\1\methods\VI201114G.M
Quant Title : NWTPH-Gx by GC/MS
QLast Update : Sat Nov 14 17:20:04 2020
Response via : Initial Calibration

Compound	R.T.	QIon	Response	Conc	Units	Dev(Min)
Internal Standards						
1) Pentafluorobenzene (IS)	6.150	168	165118	50.00	ug/L	0.00
System Monitoring Compounds						
2) 1,4-Difluorobenzene (Sur)	6.710	114	260922	49.76	ug/L	0.00
3) 4-Bromofluorobenzene (...	10.919	174	82875	48.92	ug/L	0.00
9) Toluene-d8 (NR)	8.224	98	293677	0.00	ug/L	0.00
11) Chlorobenzene-d5 (NR)	9.855	117	217765	0.00	ug/L	0.00
12) 1,4-Dichlorobenzene-d4...	11.802	150	146223	0.00	ug/L	0.00
Target Compounds						Qvalue
4) NWTPH-Gx (TPH)	9.890	TIC	140256m	59.27	ug/L	
5) TPHg (C5-C9)	9.890	TIC	48036m	Below Cal		
6) TPHg (C6-C10)	9.890	TIC	-38688m	Below Cal		
7) CA-LUFT (C5-C12)	9.890	TIC	529946m	60.46	ug/L	

(#) = qualifier out of range (m) = manual integration (+) = signals summed

Quantitation Report (QT Reviewed)

InstName : VOA-GCMS9

Data Path : C:\msdchem\1\data\2020-11\0K13048\
Data File : VI20111326.D
Acq On : 14 Nov 2020 6:15 am
Operator : TNL
Sample : 0K13048-CALC
Misc : 1X 5mL 50 PPB GX
ALS Vial : 26 Sample Multiplier: 1
DataAcq Meth:VI1611RUN.M

Quant Time: Nov 14 17:20:17 2020
Quant Method : C:\msdchem\1\methods\VI201114G.M
Quant Title : NWTPH-Gx by GC/MS
QLast Update : Sat Nov 14 17:20:04 2020
Response via : Initial Calibration

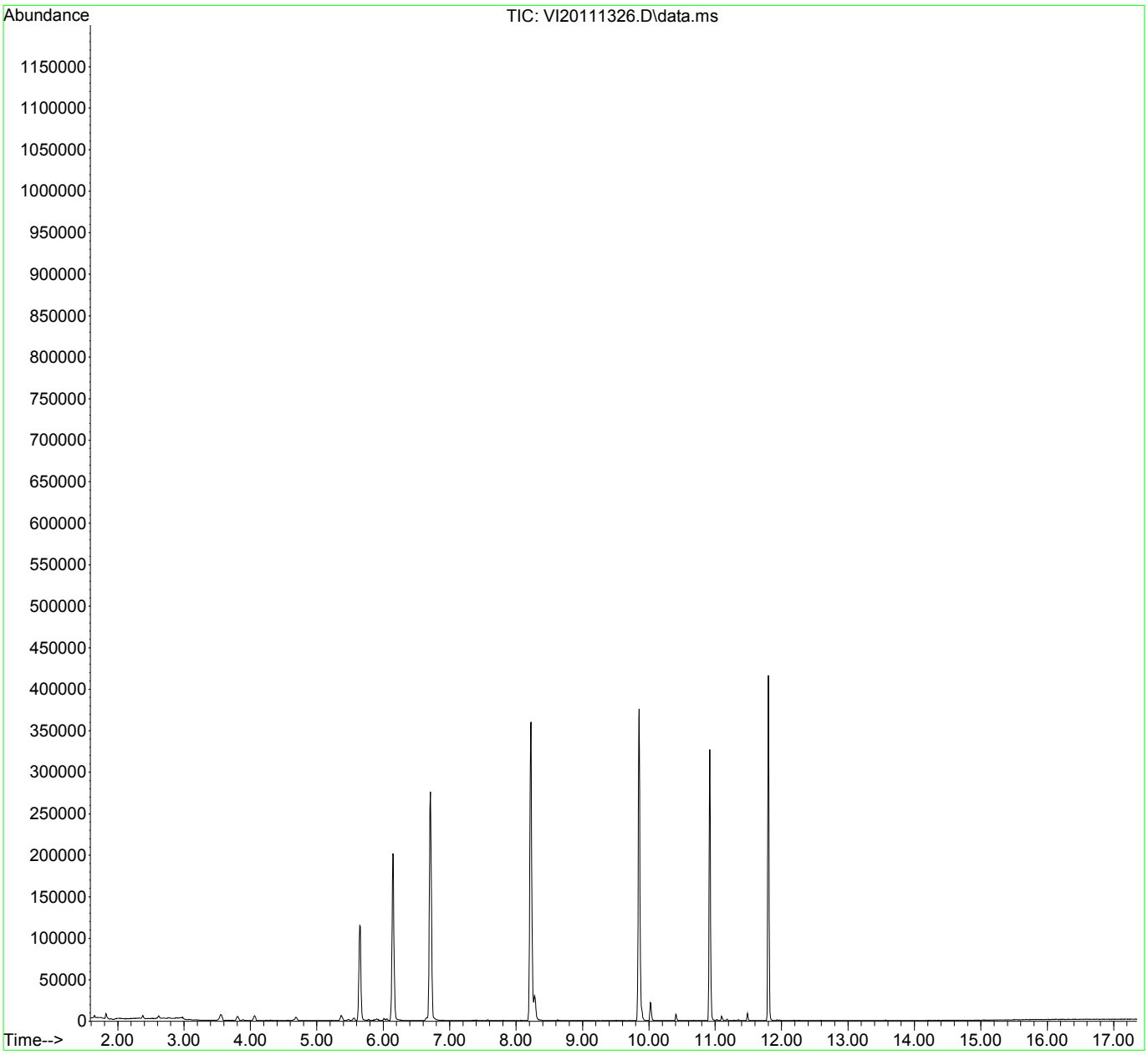

Quantitation Report (Not Reviewed)

InstName : VOA-GCMS9

Data Path : C:\msdchem\1\data\2020-11\0K13048\
Data File : VI20111327.D
Acq On : 14 Nov 2020 6:42 am
Operator : TNL
Sample : 0K13048-CALD 11/15/20 TNL
Misc : 1X 5mL 100 PPB GX
ALS Vial : 27 Sample Multiplier: 1
DataAcq Meth:VI1611RUN.M

Quant Time: Nov 14 17:21:07 2020
Quant Method : C:\msdchem\1\methods\VI201114G.M
Quant Title : NWTPH-Gx by GC/MS
QLast Update : Sat Nov 14 17:20:04 2020
Response via : Initial Calibration

Compound	R.T.	QIon	Response	Conc	Units	Dev(Min)
Internal Standards						
1) Pentafluorobenzene (IS)	6.150	168	167859	50.00	ug/L	0.00
System Monitoring Compounds						
2) 1,4-Difluorobenzene (Sur)	6.710	114	266617	50.01	ug/L	0.00
3) 4-Bromofluorobenzene (...	10.920	174	83882	48.70	ug/L	0.00
9) Toluene-d8 (NR)	8.225	98	296620	0.00	ug/L	0.00
11) Chlorobenzene-d5 (NR)	9.855	117	219889	0.00	ug/L	0.00
12) 1,4-Dichlorobenzene-d4...	11.802	150	149498	0.00	ug/L	0.00
Target Compounds						Qvalue
4) NWTPH-Gx (TPH)	9.890	TIC	315665m	91.03	ug/L	
5) TPHg (C5-C9)	9.890	TIC	255481m	24.67	ug/L	
6) TPHg (C6-C10)	9.890	TIC	173984m	16.66	ug/L	
7) CA-LUFT (C5-C12)	9.890	TIC	781522m	89.79	ug/L	

(#) = qualifier out of range (m) = manual integration (+) = signals summed

Quantitation Report (Not Reviewed)

InstName : VOA-GCMS9

Data Path : C:\msdchem\1\data\2020-11\0K13048\
Data File : VI20111327.D
Acq On : 14 Nov 2020 6:42 am
Operator : TNL
Sample : 0K13048-CALD
Misc : 1X 5mL 100 PPB GX
ALS Vial : 27 Sample Multiplier: 1
DataAcq Meth:VI1611RUN.M

Quant Time: Nov 14 17:21:07 2020
Quant Method : C:\msdchem\1\methods\VI201114G.M
Quant Title : NWTPH-Gx by GC/MS
QLast Update : Sat Nov 14 17:20:04 2020
Response via : Initial Calibration

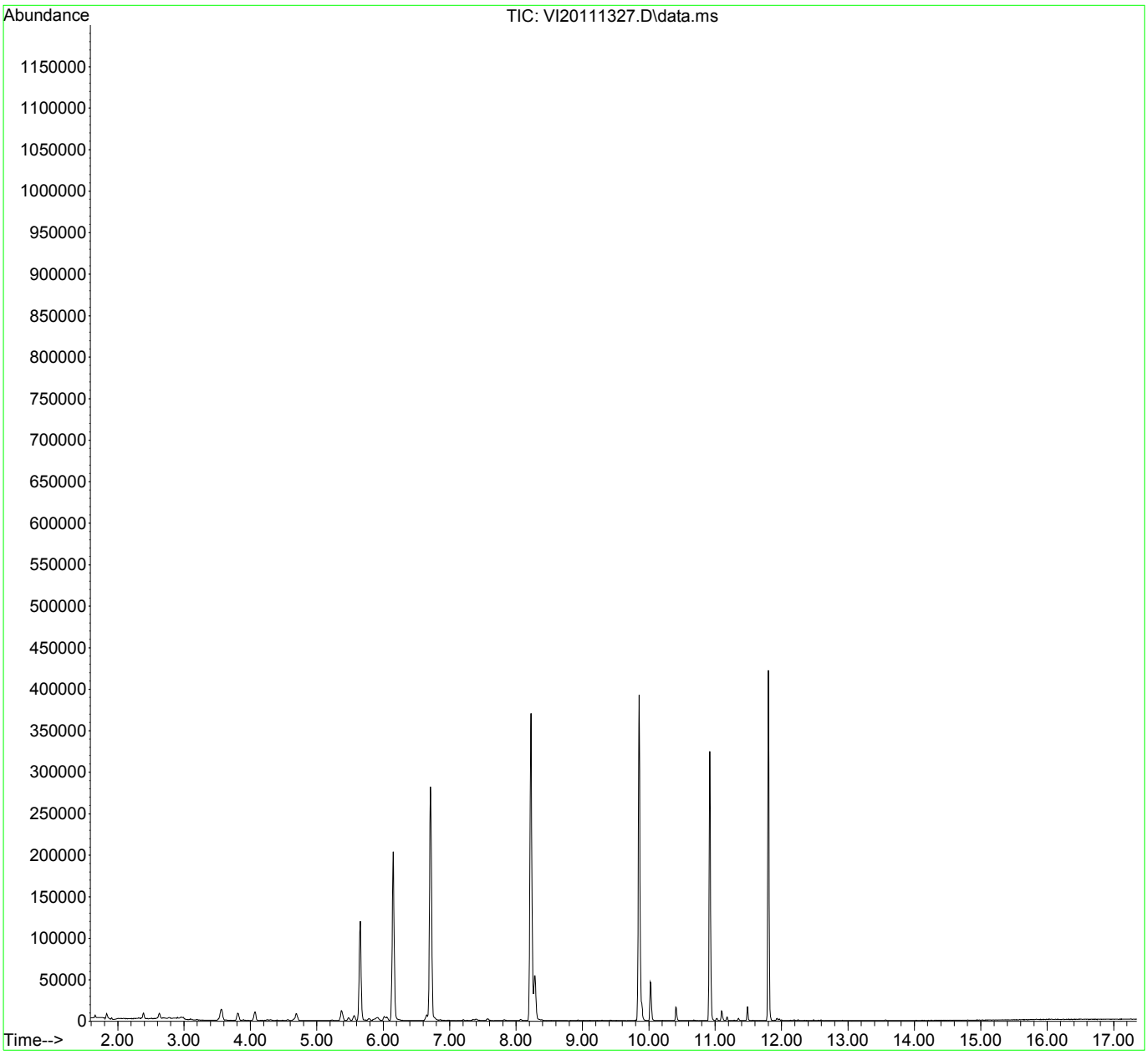

Quantitation Report (Qedit)

InstName : VOA-GCMS9

Data Path : C:\msdchem\1\data\2020-11\0K13048\
Data File : VI20111327.D
Acq On : 14 Nov 2020 6:42 am
Operator : TNL
Sample : 0K13048-CALD
Misc : 1X 5mL 100 PPB GX
ALS Vial : 27 Sample Multiplier: 1
DataAcq Meth:VI1611RUN.M

Quant Time: Nov 14 17:21:07 2020
Quant Method : C:\msdchem\1\methods\VI201114G.M
Quant Title : NWTPH-Gx by GC/MS
QLast Update : Sat Nov 14 17:20:04 2020
Response via : Initial Calibration

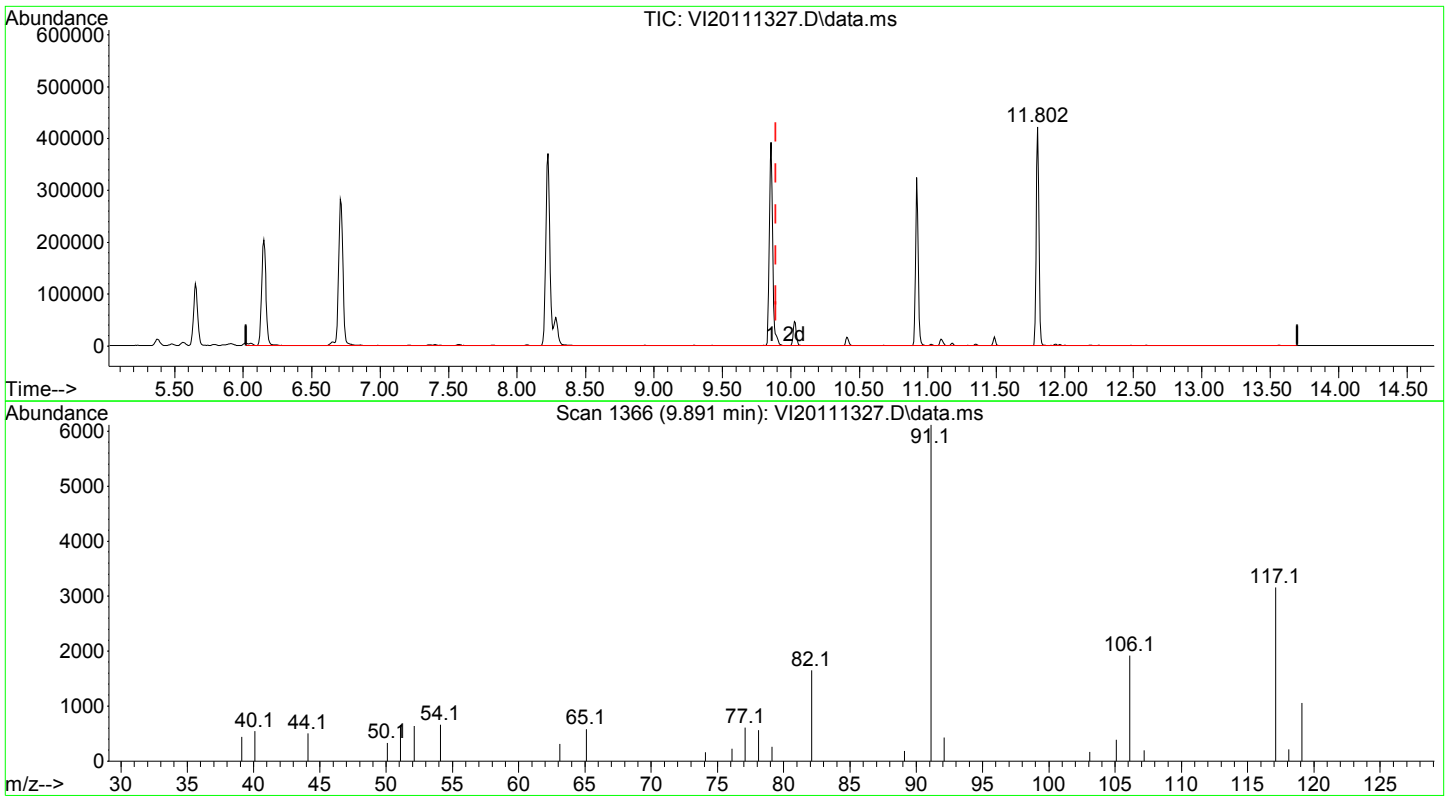

TIC: VI20111327.D\data.ms

(4) NWTPH-Gx (TPH) (H)

9.890min (0.000) 91.03 ug/L m

response 315665

Signal	Exp%	Act%
TIC	100.00	100.00
0.00	0.00	0.00
0.00	0.00	0.00
0.00	0.00	0.00

Quantitation Report (Qedit)

InstName : VOA-GCMS9

Data Path : C:\msdchem\1\data\2020-11\0K13048\
Data File : VI20111327.D
Acq On : 14 Nov 2020 6:42 am
Operator : TNL
Sample : 0K13048-CALD
Misc : 1X 5mL 100 PPB GX
ALS Vial : 27 Sample Multiplier: 1
DataAcq Meth:VI1611RUN.M

Quant Time: Nov 14 17:21:07 2020
Quant Method : C:\msdchem\1\methods\VI201114G.M
Quant Title : NWTPH-Gx by GC/MS
QLast Update : Sat Nov 14 17:20:04 2020
Response via : Initial Calibration

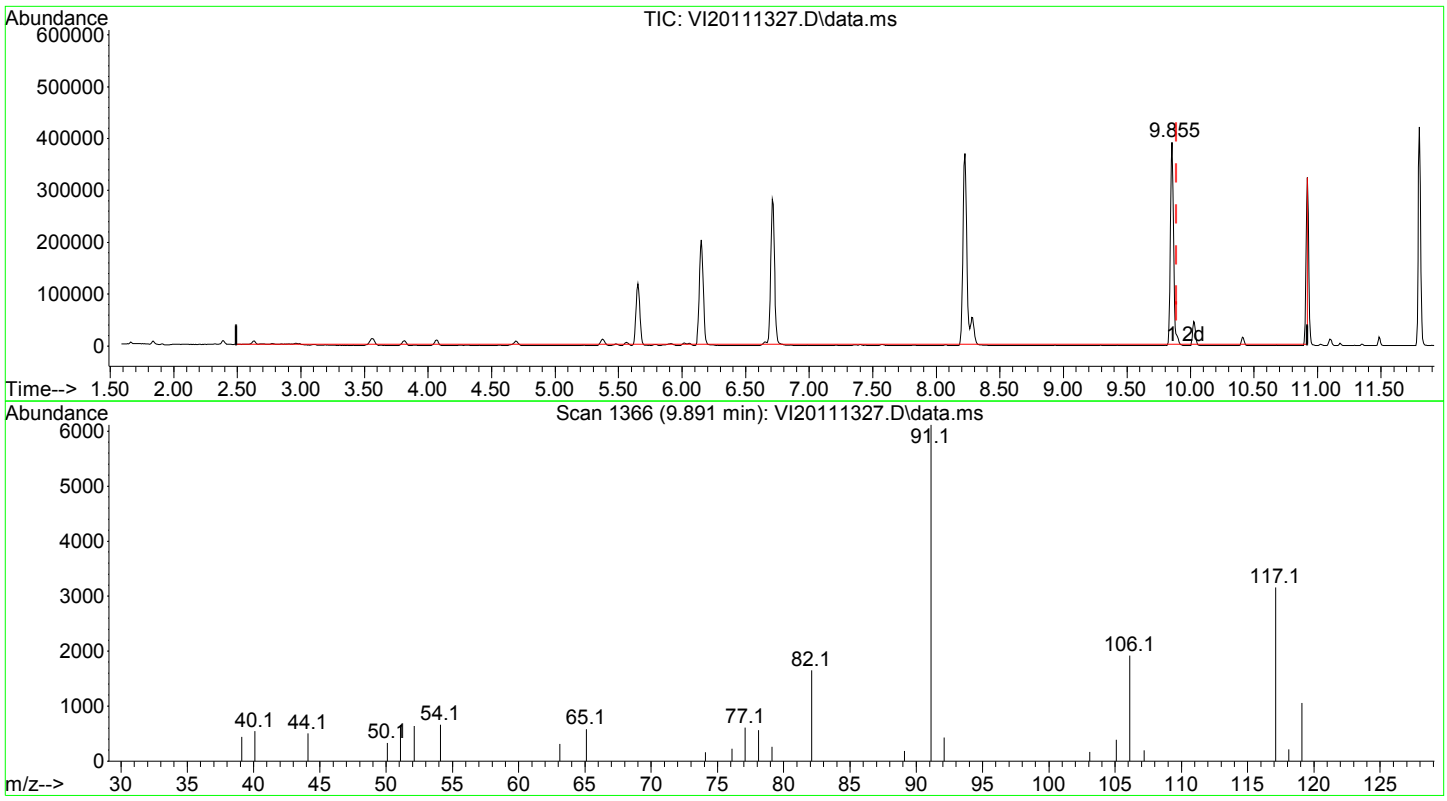

TIC: VI20111327.D\data.ms

(5) TPHg (C5-C9) (H)

9.890min (0.000) 24.67 ug/L m

response 255481

Signal	Exp%	Act%
TIC	100.00	100.00
0.00	0.00	0.00
0.00	0.00	0.00
0.00	0.00	0.00

Quantitation Report (Qedit)

InstName : VOA-GCMS9

Data Path : C:\msdchem\1\data\2020-11\0K13048\
Data File : VI20111327.D
Acq On : 14 Nov 2020 6:42 am
Operator : TNL
Sample : 0K13048-CALD
Misc : 1X 5mL 100 PPB GX
ALS Vial : 27 Sample Multiplier: 1
DataAcq Meth:VI1611RUN.M

Quant Time: Nov 14 17:21:07 2020
Quant Method : C:\msdchem\1\methods\VI201114G.M
Quant Title : NWTPH-Gx by GC/MS
QLast Update : Sat Nov 14 17:20:04 2020
Response via : Initial Calibration

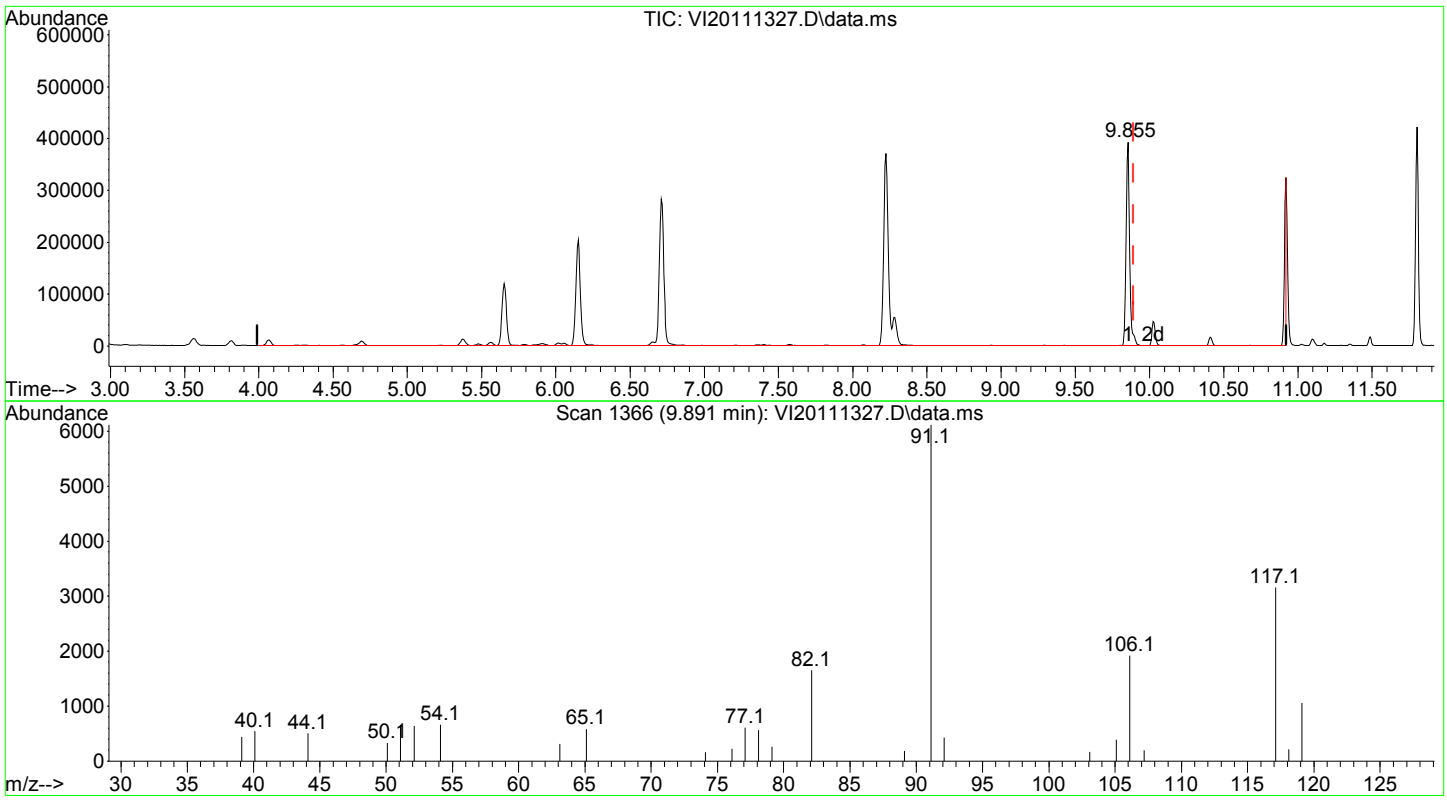

TIC: VI20111327.D\data.ms

(6) TPHg (C6-C10) (H)

9.890min (0.000) 16.66 ug/L m

response 173984

Signal	Exp%	Act%
TIC	100.00	100.00
0.00	0.00	0.00
0.00	0.00	0.00
0.00	0.00	0.00

Quantitation Report (Qedit)

InstName : VOA-GCMS9

Data Path : C:\msdchem\1\data\2020-11\0K13048\
Data File : VI20111327.D
Acq On : 14 Nov 2020 6:42 am
Operator : TNL
Sample : 0K13048-CALD
Misc : 1X 5mL 100 PPB GX
ALS Vial : 27 Sample Multiplier: 1
DataAcq Meth:VI1611RUN.M

Quant Time: Nov 14 17:21:07 2020
Quant Method : C:\msdchem\1\methods\VI201114G.M
Quant Title : NWTPH-Gx by GC/MS
QLast Update : Sat Nov 14 17:20:04 2020
Response via : Initial Calibration

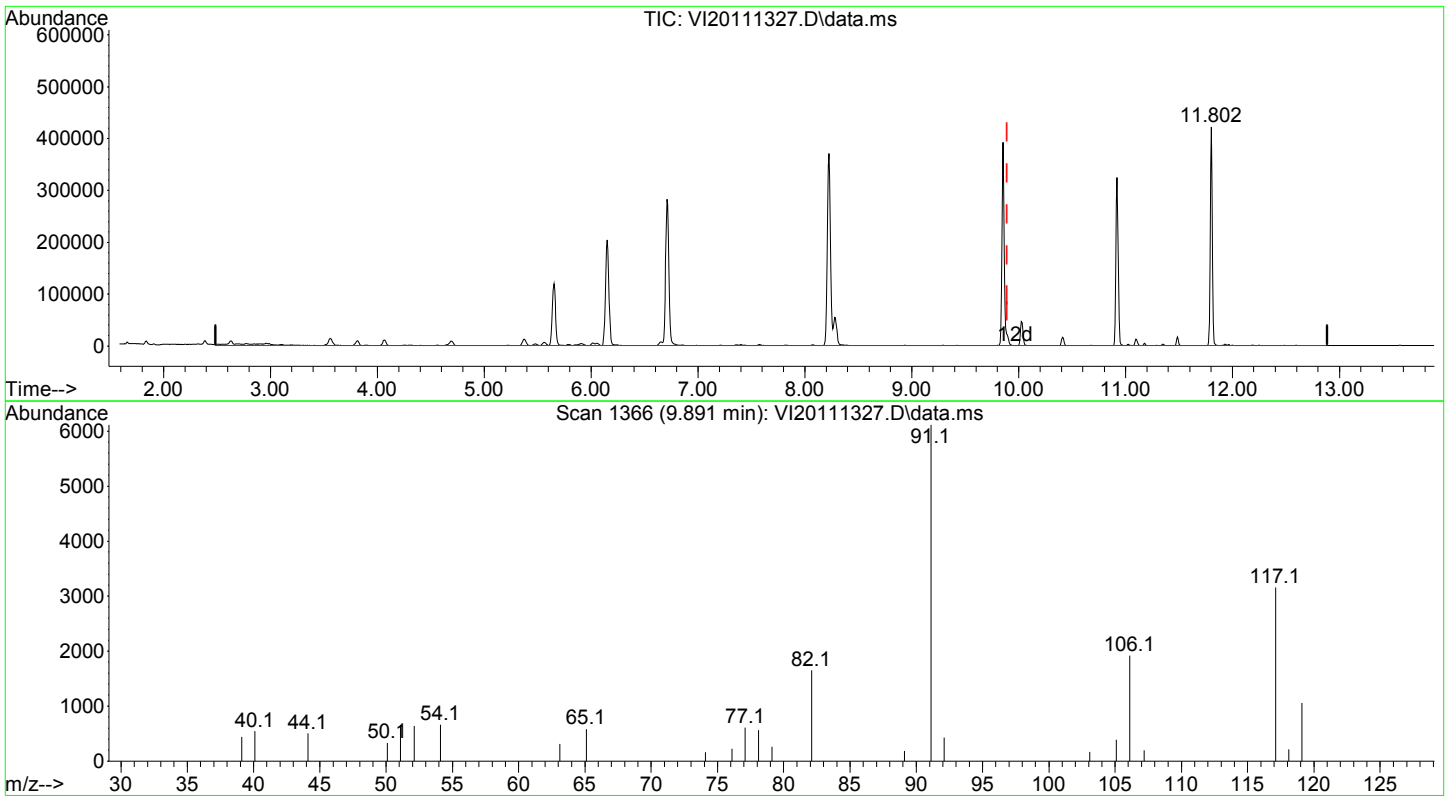

TIC: VI20111327.D\data.ms

(7) CA-LUFT (C5-C12) (H)

9.890min (0.000) 89.79 ug/L m

response 781522

Signal	Exp%	Act%
TIC	100.00	100.00
0.00	0.00	0.00
0.00	0.00	0.00
0.00	0.00	0.00

Quantitation Report (QT Reviewed)

InstName : VOA-GCMS9

Data Path : C:\msdchem\1\data\2020-11\0K13048\
Data File : VI20111327.D
Acq On : 14 Nov 2020 6:42 am
Operator : TNL
Sample : 0K13048-CALD
Misc : 1X 5mL 100 PPB GX
ALS Vial : 27 Sample Multiplier: 1 11/15/20 TNL
DataAcq Meth:VI1611RUN.M

Quant Time: Nov 14 17:21:07 2020
Quant Method : C:\msdchem\1\methods\VI201114G.M
Quant Title : NWTPH-Gx by GC/MS
QLast Update : Sat Nov 14 17:20:04 2020
Response via : Initial Calibration

Compound	R.T.	QIon	Response	Conc	Units	Dev(Min)
Internal Standards						
1) Pentafluorobenzene (IS)	6.150	168	167859	50.00	ug/L	0.00
System Monitoring Compounds						
2) 1,4-Difluorobenzene (Sur)	6.710	114	266617	50.01	ug/L	0.00
3) 4-Bromofluorobenzene (...	10.920	174	83882	48.70	ug/L	0.00
9) Toluene-d8 (NR)	8.225	98	296620	0.00	ug/L	0.00
11) Chlorobenzene-d5 (NR)	9.855	117	219889	0.00	ug/L	0.00
12) 1,4-Dichlorobenzene-d4...	11.802	150	149498	0.00	ug/L	0.00
Target Compounds						Qvalue
4) NWTPH-Gx (TPH)	9.890	TIC	315665m	91.03	ug/L	
5) TPHg (C5-C9)	9.890	TIC	255481m	24.67	ug/L	
6) TPHg (C6-C10)	9.890	TIC	173984m	16.66	ug/L	
7) CA-LUFT (C5-C12)	9.890	TIC	781522m	89.79	ug/L	

(#) = qualifier out of range (m) = manual integration (+) = signals summed

Quantitation Report (QT Reviewed)

InstName : VOA-GCMS9

Data Path : C:\msdchem\1\data\2020-11\0K13048\
Data File : VI20111327.D
Acq On : 14 Nov 2020 6:42 am
Operator : TNL
Sample : 0K13048-CALD
Misc : 1X 5mL 100 PPB GX
ALS Vial : 27 Sample Multiplier: 1
DataAcq Meth:VI1611RUN.M

Quant Time: Nov 14 17:21:07 2020
Quant Method : C:\msdchem\1\methods\VI201114G.M
Quant Title : NWTPH-Gx by GC/MS
QLast Update : Sat Nov 14 17:20:04 2020
Response via : Initial Calibration

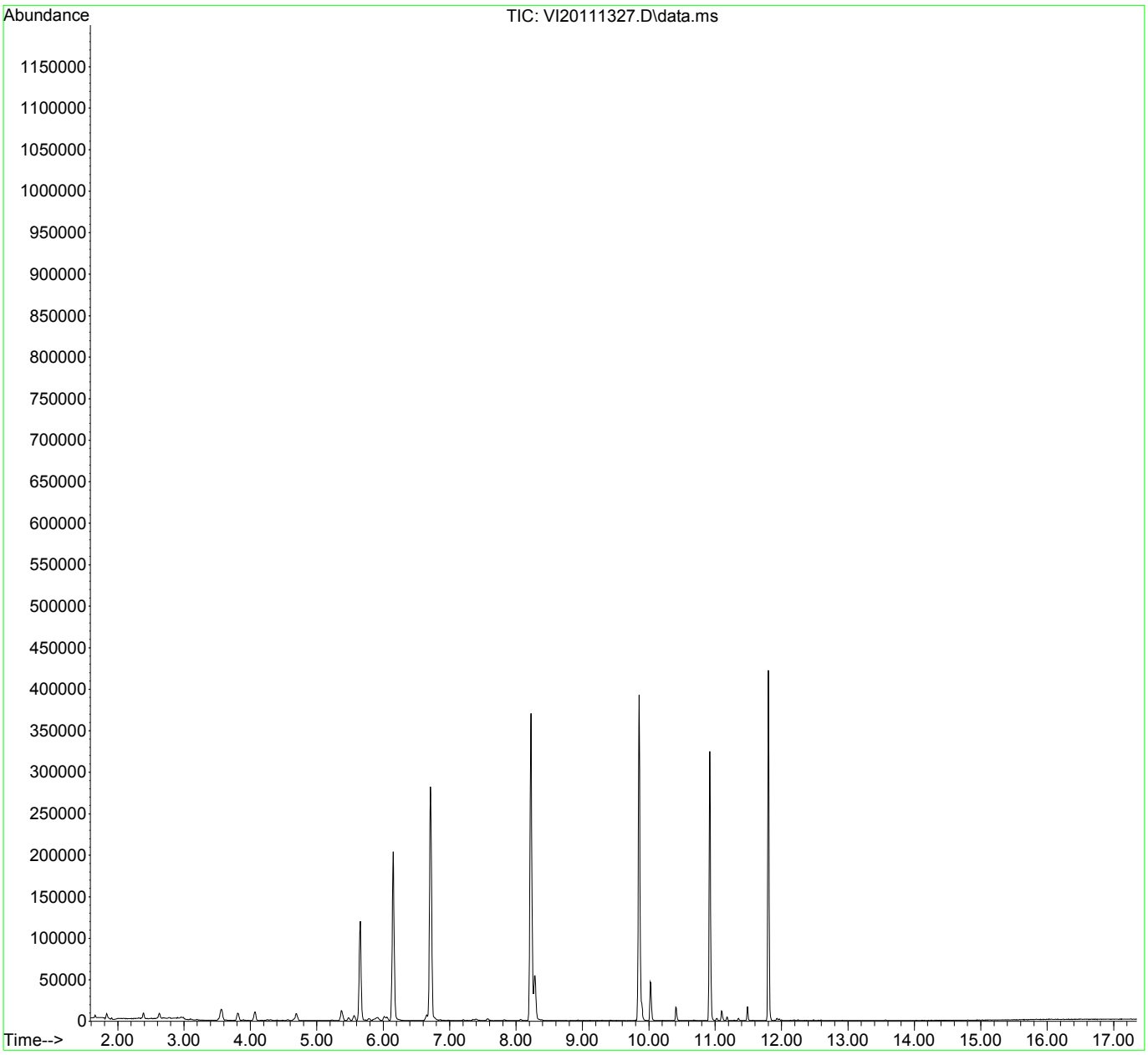

Quantitation Report (Not Reviewed)

InstName : VOA-GCMS9

Data Path : C:\msdchem\1\data\2020-11\0K13048\
Data File : VI20111328.D
Acq On : 14 Nov 2020 7:09 am
Operator : TNL
Sample : 0K13048-CALE
Misc : 1X 5mL 250 PPB GX
ALS Vial : 28 Sample Multiplier: 1
DataAcq Meth:VI1611RUN.M

11/15/20 TNL

Quant Time: Nov 14 17:21:42 2020
Quant Method : C:\msdchem\1\methods\~~VI201114G.M~~
Quant Title : NWTPH-Gx by GC/MS
QLast Update : Sat Nov 14 17:20:04 2020
Response via : Initial Calibration

Compound	R.T.	QIon	Response	Conc	Units	Dev(Min)
Internal Standards						
1) Pentafluorobenzene (IS)	6.150	168	165904	50.00	ug/L	0.00
System Monitoring Compounds						
2) 1,4-Difluorobenzene (Sur)	6.710	114	263048	49.92	ug/L	0.00
3) 4-Bromofluorobenzene (...	10.919	174	84066	49.38	ug/L	0.00
9) Toluene-d8 (NR)	8.224	98	295312	0.00	ug/L	0.00
11) Chlorobenzene-d5 (NR)	9.855	117	220398	0.00	ug/L	0.00
12) 1,4-Dichlorobenzene-d4...	11.802	150	152225	0.00	ug/L	0.00
Target Compounds						Qvalue
4) NWTPH-Gx (TPH)	9.890	TIC	935238m	206.63	ug/L	
5) TPHg (C5-C9)	9.890	TIC	1053719m	143.06	ug/L	
6) TPHg (C6-C10)	9.890	TIC	866533m	135.11	ug/L	
7) CA-LUFT (C5-C12)	9.890	TIC	1719677m	205.55	ug/L	

(#) = qualifier out of range (m) = manual integration (+) = signals summed

Quantitation Report (Not Reviewed)

InstName : VOA-GCMS9

Data Path : C:\msdchem\1\data\2020-11\0K13048\
Data File : VI20111328.D
Acq On : 14 Nov 2020 7:09 am
Operator : TNL
Sample : 0K13048-CALE
Misc : 1X 5mL 250 PPB GX
ALS Vial : 28 Sample Multiplier: 1
DataAcq Meth:VI1611RUN.M

Quant Time: Nov 14 17:21:42 2020
Quant Method : C:\msdchem\1\methods\VI201114G.M
Quant Title : NWTPH-Gx by GC/MS
QLast Update : Sat Nov 14 17:20:04 2020
Response via : Initial Calibration

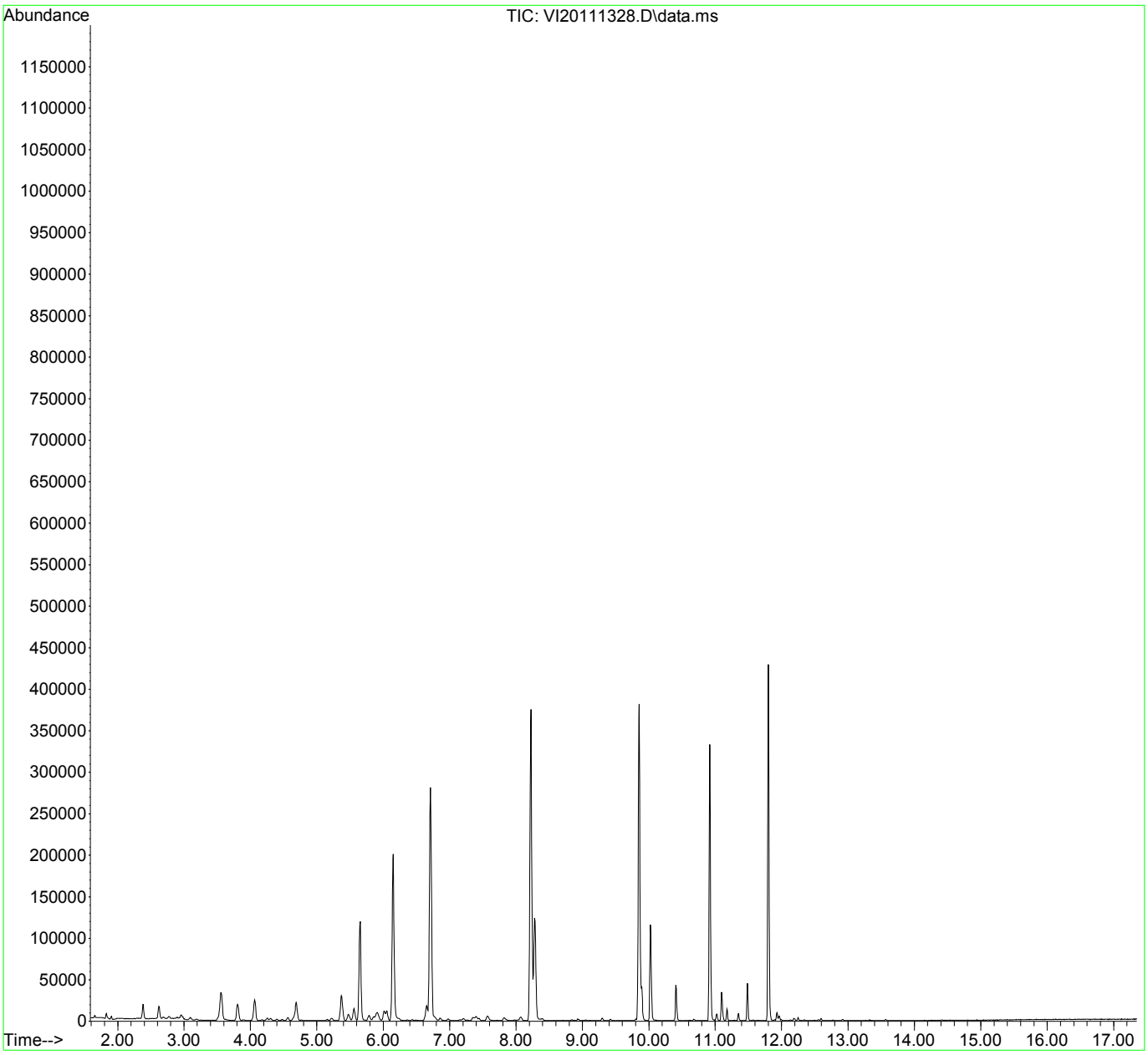

Quantitation Report (Qedit)

InstName : VOA-GCMS9

Data Path : C:\msdchem\1\data\2020-11\0K13048\
Data File : VI20111328.D
Acq On : 14 Nov 2020 7:09 am
Operator : TNL
Sample : 0K13048-CALE
Misc : 1X 5mL 250 PPB GX
ALS Vial : 28 Sample Multiplier: 1
DataAcq Meth:VI1611RUN.M

Quant Time: Nov 14 17:21:42 2020
Quant Method : C:\msdchem\1\methods\VI201114G.M
Quant Title : NWTPH-Gx by GC/MS
QLast Update : Sat Nov 14 17:20:04 2020
Response via : Initial Calibration

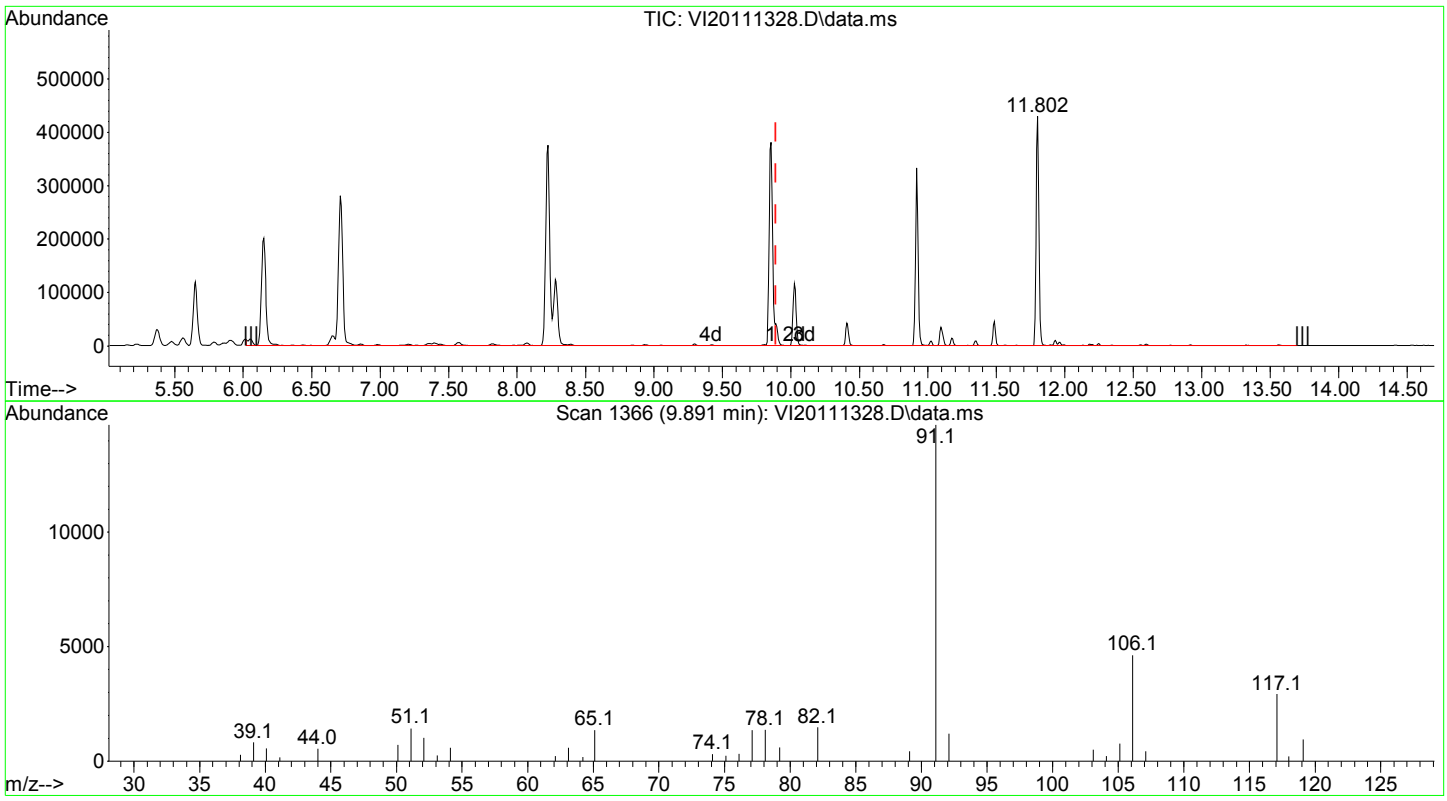

TIC: VI20111328.D\data.ms

(4) NWTPH-Gx (TPH) (H)

9.890min (0.000) 206.63 ug/L m

response 935238

Signal	Exp%	Act%
TIC	100.00	100.00
0.00	0.00	0.00
0.00	0.00	0.00
0.00	0.00	0.00

Quantitation Report (Qedit)

InstName : VOA-GCMS9

Data Path : C:\msdchem\1\data\2020-11\0K13048\
Data File : VI20111328.D
Acq On : 14 Nov 2020 7:09 am
Operator : TNL
Sample : 0K13048-CALE
Misc : 1X 5mL 250 PPB GX
ALS Vial : 28 Sample Multiplier: 1
DataAcq Meth:VI1611RUN.M

Quant Time: Nov 14 17:21:42 2020
Quant Method : C:\msdchem\1\methods\VI201114G.M
Quant Title : NWTPH-Gx by GC/MS
QLast Update : Sat Nov 14 17:20:04 2020
Response via : Initial Calibration

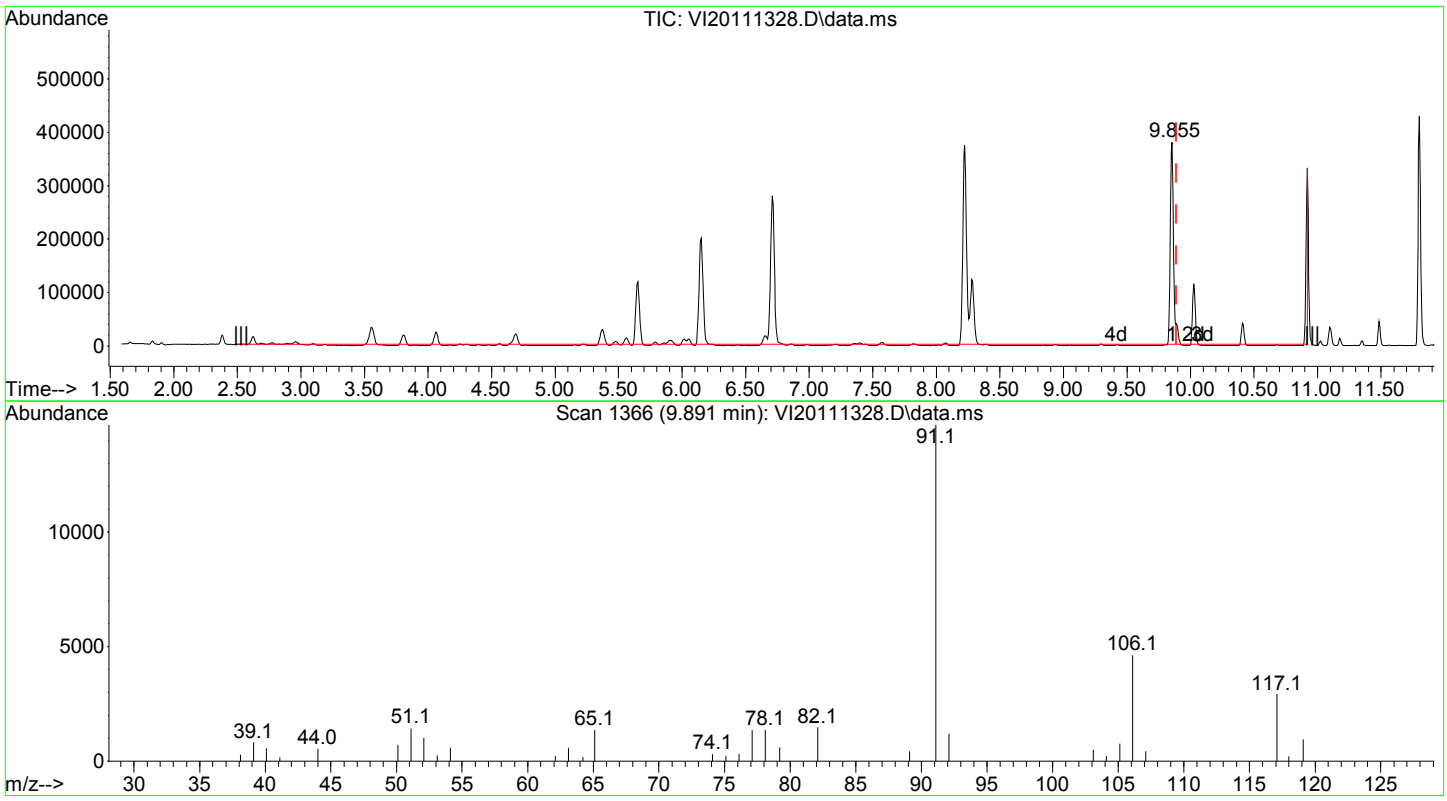

TIC: VI20111328.D\data.ms

(5) TPHg (C5-C9) (H)

9.890min (0.000) 143.06 ug/L m

response 1053719

Signal	Exp%	Act%
TIC	100.00	100.00
0.00	0.00	0.00
0.00	0.00	0.00
0.00	0.00	0.00

Quantitation Report (Qedit)

InstName : VOA-GCMS9

Data Path : C:\msdchem\1\data\2020-11\0K13048\
Data File : VI20111328.D
Acq On : 14 Nov 2020 7:09 am
Operator : TNL
Sample : 0K13048-CALE
Misc : 1X 5mL 250 PPB GX
ALS Vial : 28 Sample Multiplier: 1
DataAcq Meth:VI1611RUN.M

Quant Time: Nov 14 17:21:42 2020
Quant Method : C:\msdchem\1\methods\VI201114G.M
Quant Title : NWTPH-Gx by GC/MS
QLast Update : Sat Nov 14 17:20:04 2020
Response via : Initial Calibration

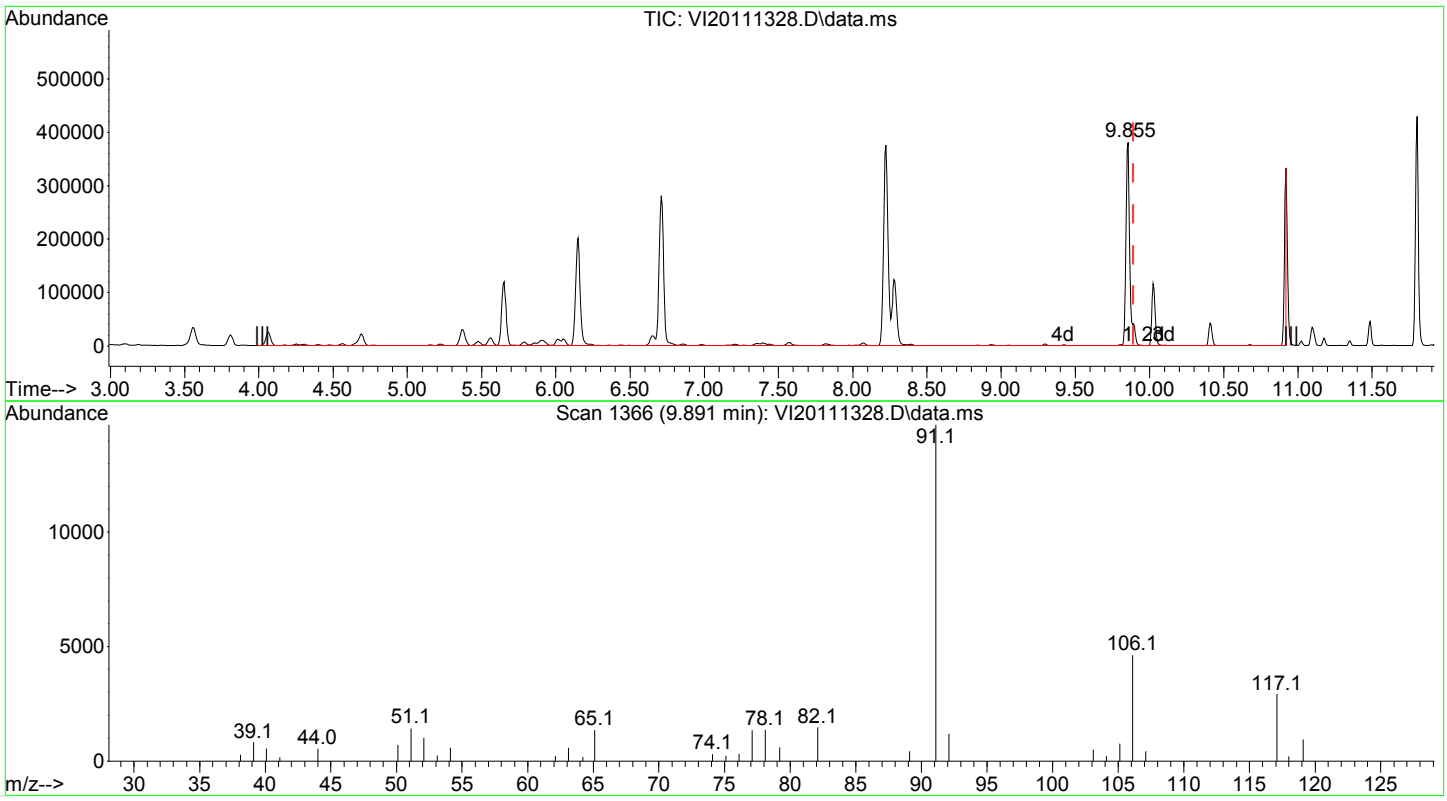

TIC: VI20111328.D\data.ms

(6) TPHg (C6-C10) (H)

9.890min (0.000) 135.11 ug/L m

response 866533

Signal	Exp%	Act%
TIC	100.00	100.00
0.00	0.00	0.00
0.00	0.00	0.00
0.00	0.00	0.00

Quantitation Report (Qedit)

InstName : VOA-GCMS9

Data Path : C:\msdchem\1\data\2020-11\0K13048\
Data File : VI20111328.D
Acq On : 14 Nov 2020 7:09 am
Operator : TNL
Sample : 0K13048-CALE
Misc : 1X 5mL 250 PPB GX
ALS Vial : 28 Sample Multiplier: 1
DataAcq Meth:VI1611RUN.M

Quant Time: Nov 14 17:21:42 2020
Quant Method : C:\msdchem\1\methods\VI201114G.M
Quant Title : NWTPH-Gx by GC/MS
QLast Update : Sat Nov 14 17:20:04 2020
Response via : Initial Calibration

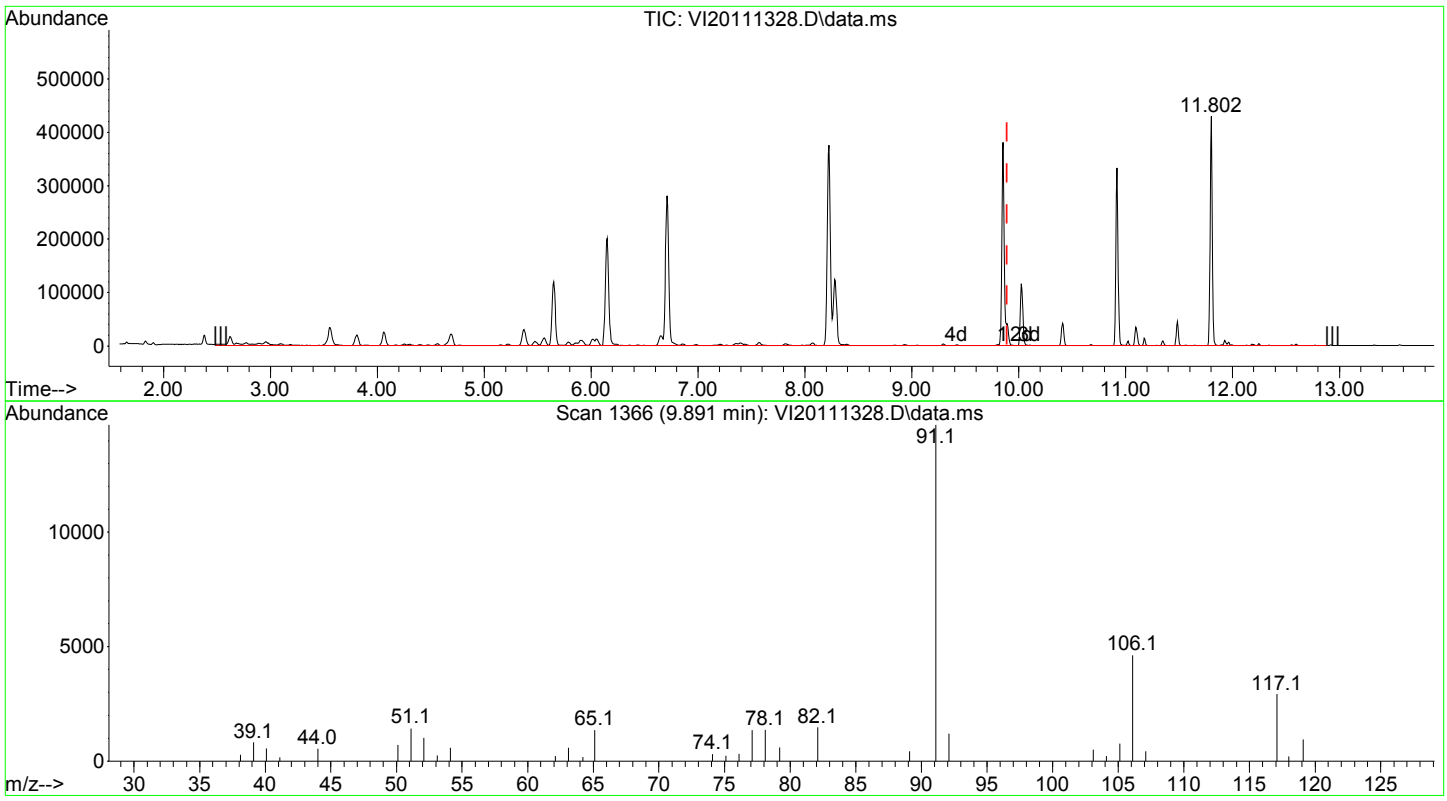

TIC: VI20111328.D\data.ms

(7) CA-LUFT (C5-C12) (H)
9.890min (0.000) 205.55 ug/L m
response 1719677

Signal	Exp%	Act%
TIC	100.00	100.00
0.00	0.00	0.00
0.00	0.00	0.00
0.00	0.00	0.00

Quantitation Report (QT Reviewed)

InstName : VOA-GCMS9

Data Path : C:\msdchem\1\data\2020-11\0K13048\
Data File : VI20111328.D
Acq On : 14 Nov 2020 7:09 am
Operator : TNL
Sample : 0K13048-CALE
Misc : 1X 5mL 250 PPB GX
ALS Vial : 28 Sample Multiplier: 1
DataAcq Meth:VI1611RUN.M

11/15/20 TNL

Quant Time: Nov 14 17:21:42 2020
Quant Method : C:\msdchem\1\methods\~~VI201114G.M~~
Quant Title : NWTPH-Gx by GC/MS
QLast Update : Sat Nov 14 17:20:04 2020
Response via : Initial Calibration

Compound	R.T.	QIon	Response	Conc	Units	Dev(Min)
Internal Standards						
1) Pentafluorobenzene (IS)	6.150	168	165904	50.00	ug/L	0.00
System Monitoring Compounds						
2) 1,4-Difluorobenzene (Sur)	6.710	114	263048	49.92	ug/L	0.00
3) 4-Bromofluorobenzene (...	10.919	174	84066	49.38	ug/L	0.00
9) Toluene-d8 (NR)	8.224	98	295312	0.00	ug/L	0.00
11) Chlorobenzene-d5 (NR)	9.855	117	220398	0.00	ug/L	0.00
12) 1,4-Dichlorobenzene-d4...	11.802	150	152225	0.00	ug/L	0.00
Target Compounds						Qvalue
4) NWTPH-Gx (TPH)	9.890	TIC	935238m	206.63	ug/L	
5) TPHg (C5-C9)	9.890	TIC	1053719m	143.06	ug/L	
6) TPHg (C6-C10)	9.890	TIC	866533m	135.11	ug/L	
7) CA-LUFT (C5-C12)	9.890	TIC	1719677m	205.55	ug/L	

(#) = qualifier out of range (m) = manual integration (+) = signals summed

Quantitation Report (QT Reviewed)

InstName : VOA-GCMS9

Data Path : C:\msdchem\1\data\2020-11\0K13048\
Data File : VI20111328.D
Acq On : 14 Nov 2020 7:09 am
Operator : TNL
Sample : 0K13048-CALE
Misc : 1X 5mL 250 PPB GX
ALS Vial : 28 Sample Multiplier: 1
DataAcq Meth:VI1611RUN.M

Quant Time: Nov 14 17:21:42 2020
Quant Method : C:\msdchem\1\methods\VI201114G.M
Quant Title : NWTPH-Gx by GC/MS
QLast Update : Sat Nov 14 17:20:04 2020
Response via : Initial Calibration

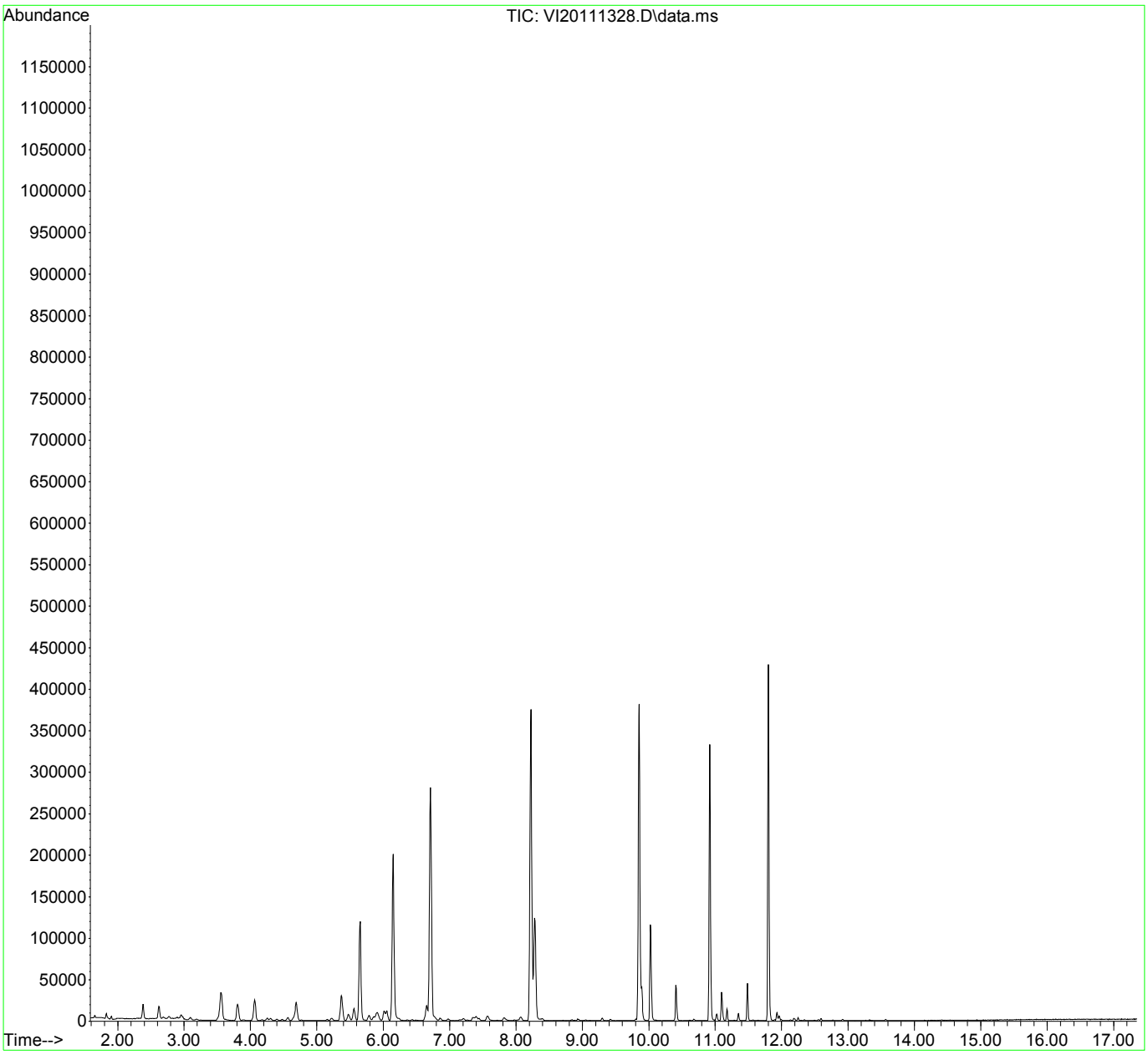

Quantitation Report (Not Reviewed)

InstName : VOA-GCMS9

Data Path : C:\msdchem\1\data\2020-11\0K13048\
Data File : VI20111329.D
Acq On : 14 Nov 2020 7:36 am
Operator : TNL
Sample : 0K13048-CALF
Misc : 1X 5mL 500 PPB GX
ALS Vial : 29 Sample Multiplier: 1
DataAcq Meth:VI1611RUN.M

11/15/20 TNL

Quant Time: Nov 14 17:22:23 2020
Quant Method : C:\msdchem\1\methods\~~VI201114G.M~~
Quant Title : NWTPH-Gx by GC/MS
QLast Update : Sat Nov 14 17:20:04 2020
Response via : Initial Calibration

Compound	R.T.	QIon	Response	Conc	Units	Dev(Min)
Internal Standards						
1) Pentafluorobenzene (IS)	6.150	168	167182	50.00	ug/L	0.00
System Monitoring Compounds						
2) 1,4-Difluorobenzene (Sur)	6.710	114	266578	50.21	ug/L	0.00
3) 4-Bromofluorobenzene (...	10.920	174	85605	49.90	ug/L	0.00
9) Toluene-d8 (NR)	8.225	98	300104	0.00	ug/L	0.00
11) Chlorobenzene-d5 (NR)	9.855	117	223665	0.00	ug/L	0.00
12) 1,4-Dichlorobenzene-d4...	11.802	150	151928	0.00	ug/L	0.00
Target Compounds						Qvalue
4) NWTPH-Gx (TPH)	9.890	TIC	2158738m	430.03	ug/L	
5) TPHg (C5-C9)	9.890	TIC	2581847m	366.18	ug/L	
6) TPHg (C6-C10)	9.890	TIC	2204160m	360.44	ug/L	
7) CA-LUFT (C5-C12)	9.890	TIC	3553565m	426.34	ug/L	

(#) = qualifier out of range (m) = manual integration (+) = signals summed

Quantitation Report (Not Reviewed)

InstName : VOA-GCMS9

Data Path : C:\msdchem\1\data\2020-11\0K13048\
Data File : VI20111329.D
Acq On : 14 Nov 2020 7:36 am
Operator : TNL
Sample : 0K13048-CALF
Misc : 1X 5mL 500 PPB GX
ALS Vial : 29 Sample Multiplier: 1
DataAcq Meth:VI1611RUN.M

Quant Time: Nov 14 17:22:23 2020
Quant Method : C:\msdchem\1\methods\VI201114G.M
Quant Title : NWTPH-Gx by GC/MS
QLast Update : Sat Nov 14 17:20:04 2020
Response via : Initial Calibration

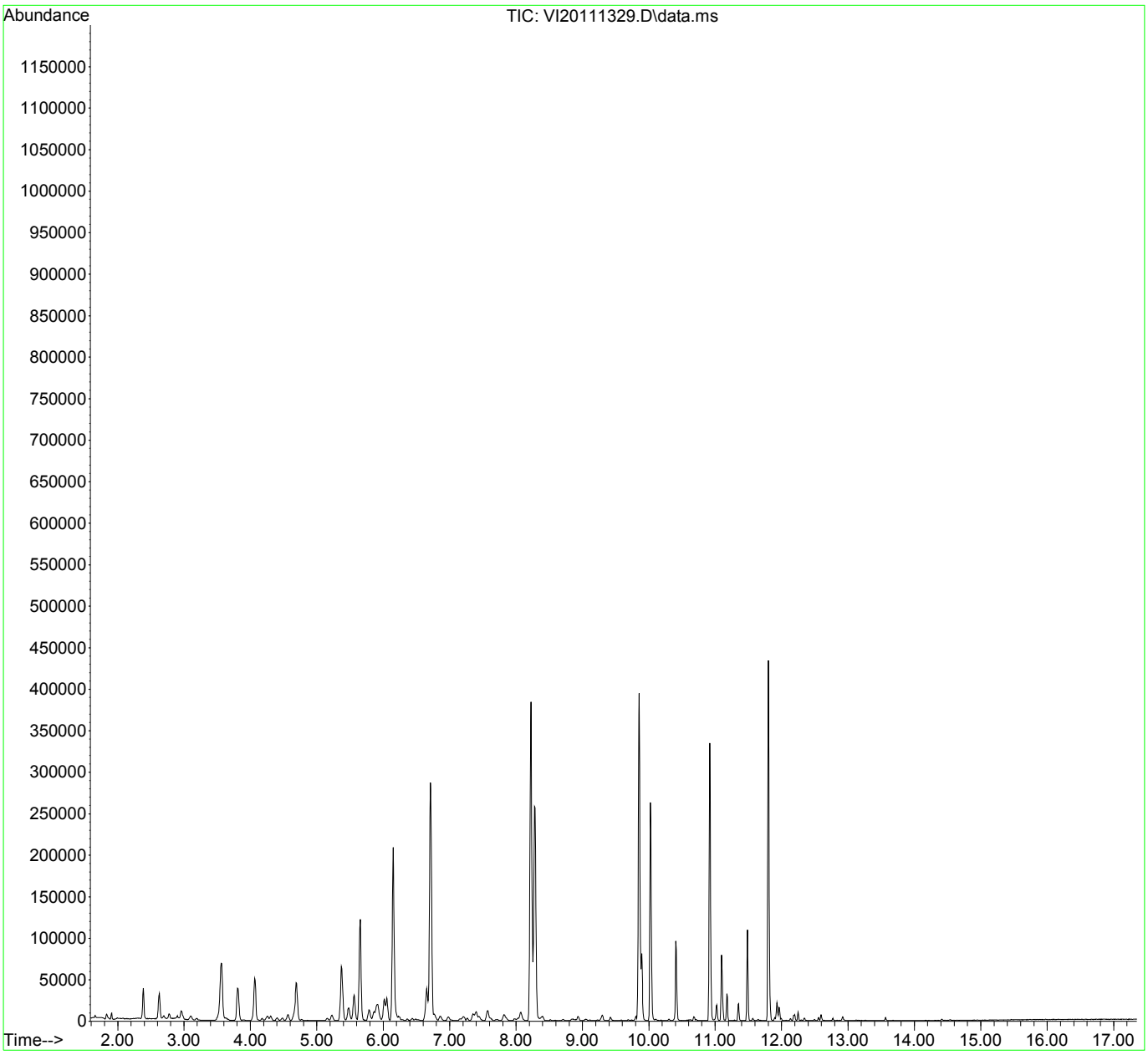

Quantitation Report (Qedit)

InstName : VOA-GCMS9

Data Path : C:\msdchem\1\data\2020-11\0K13048\
Data File : VI20111329.D
Acq On : 14 Nov 2020 7:36 am
Operator : TNL
Sample : 0K13048-CALF
Misc : 1X 5mL 500 PPB GX
ALS Vial : 29 Sample Multiplier: 1
DataAcq Meth:VI1611RUN.M

Quant Time: Nov 14 17:22:23 2020
Quant Method : C:\msdchem\1\methods\VI201114G.M
Quant Title : NWTPH-Gx by GC/MS
QLast Update : Sat Nov 14 17:20:04 2020
Response via : Initial Calibration

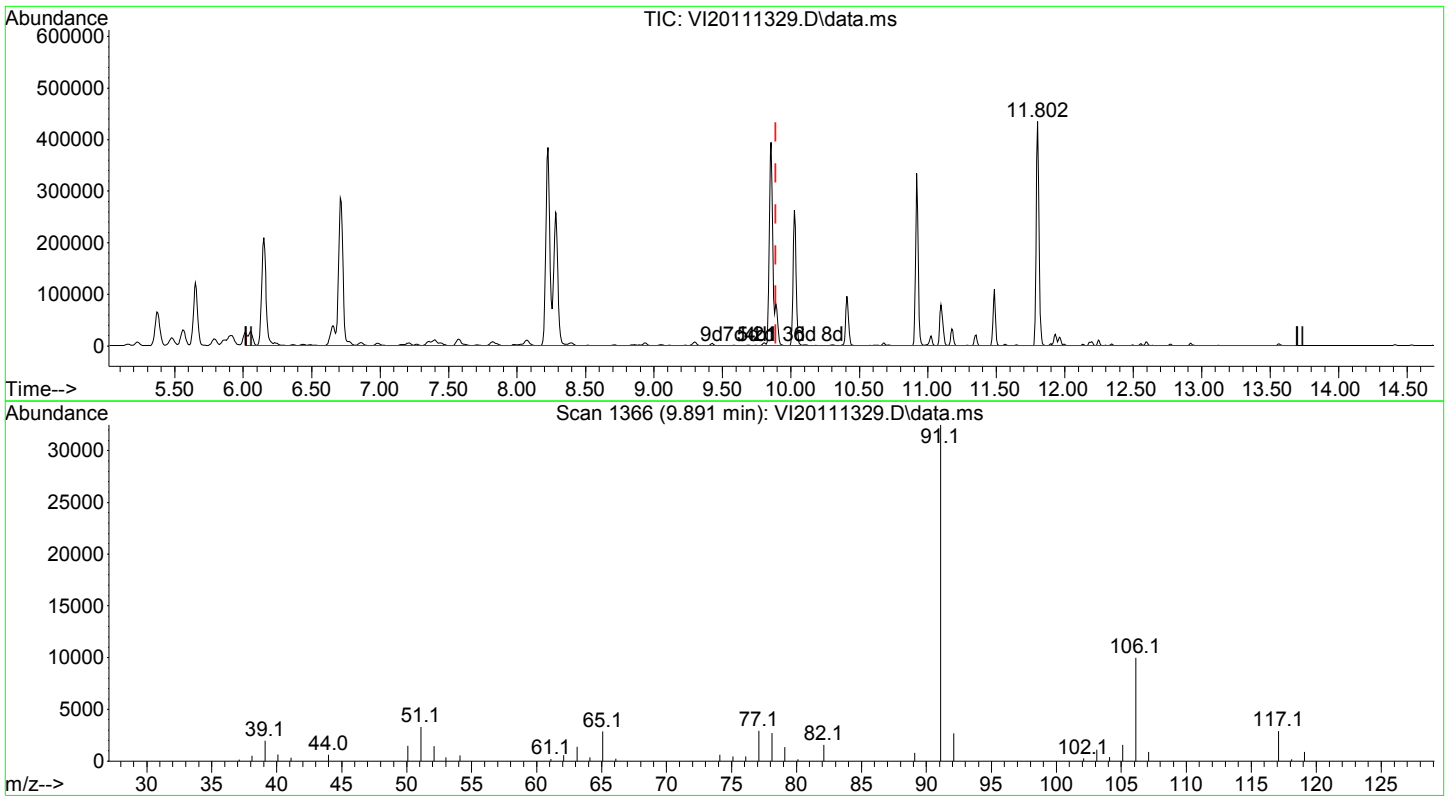

TIC: VI20111329.D\data.ms

(4) NWTPH-Gx (TPH) (H)
9.890min (0.000) 430.03 ug/L m
response 2158738

Signal	Exp%	Act%
TIC	100.00	100.00
0.00	0.00	0.01#
0.00	0.00	0.01#
0.00	0.00	0.00

Quantitation Report (Qedit)

InstName : VOA-GCMS9

Data Path : C:\msdchem\1\data\2020-11\0K13048\
Data File : VI20111329.D
Acq On : 14 Nov 2020 7:36 am
Operator : TNL
Sample : 0K13048-CALF
Misc : 1X 5mL 500 PPB GX
ALS Vial : 29 Sample Multiplier: 1
DataAcq Meth:VI1611RUN.M

Quant Time: Nov 14 17:22:23 2020
Quant Method : C:\msdchem\1\methods\VI201114G.M
Quant Title : NWTPH-Gx by GC/MS
QLast Update : Sat Nov 14 17:20:04 2020
Response via : Initial Calibration

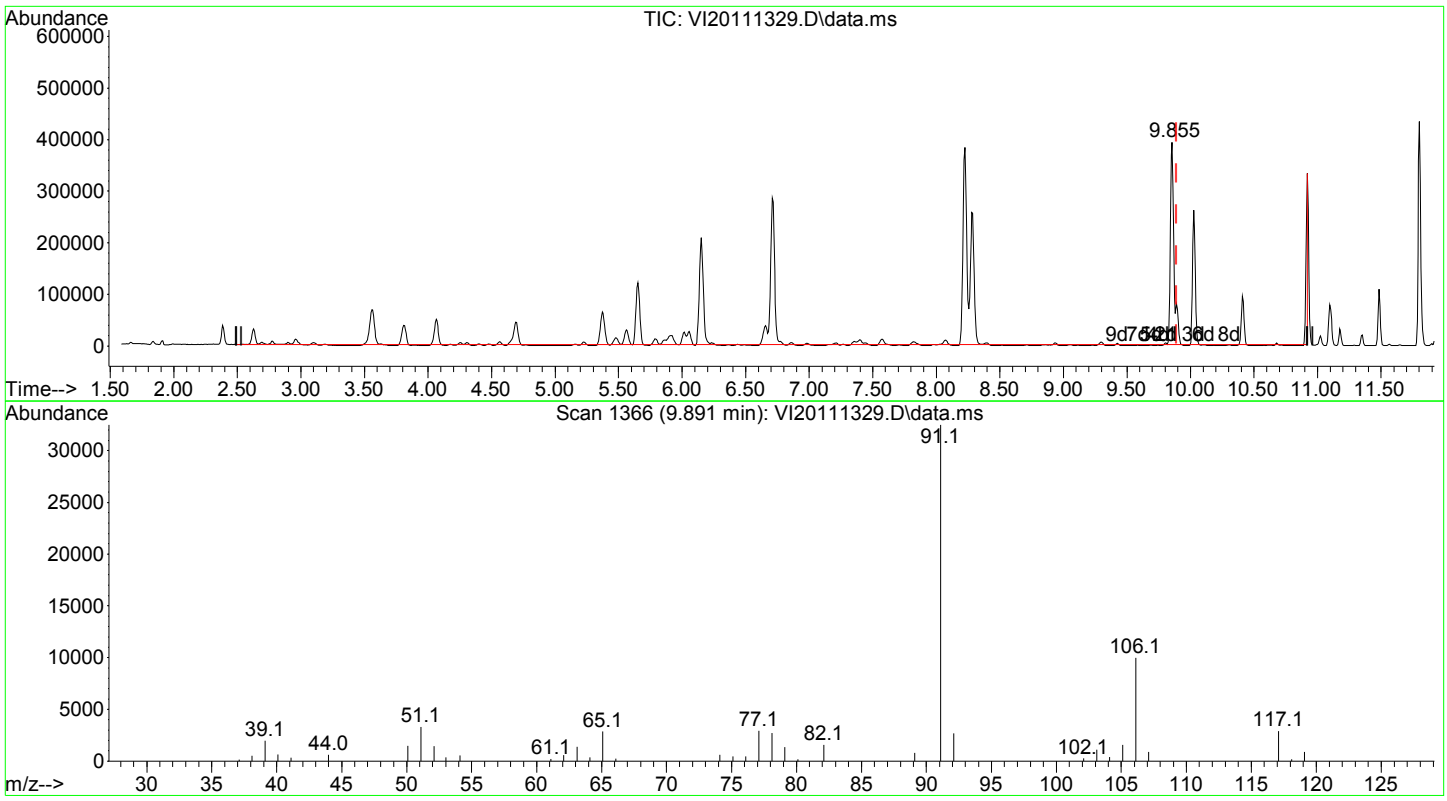

TIC: VI20111329.D\data.ms

(5) TPHg (C5-C9) (H)
9.890min (0.000) 366.18 ug/L m
response 2581847

Signal	Exp%	Act%
TIC	100.00	100.00
0.00	0.00	0.01#
0.00	0.00	0.00#
0.00	0.00	0.00

Quantitation Report (Qedit)

InstName : VOA-GCMS9

Data Path : C:\msdchem\1\data\2020-11\0K13048\
Data File : VI20111329.D
Acq On : 14 Nov 2020 7:36 am
Operator : TNL
Sample : 0K13048-CALF
Misc : 1X 5mL 500 PPB GX
ALS Vial : 29 Sample Multiplier: 1
DataAcq Meth:VI1611RUN.M

Quant Time: Nov 14 17:22:23 2020
Quant Method : C:\msdchem\1\methods\VI201114G.M
Quant Title : NWTPH-Gx by GC/MS
QLast Update : Sat Nov 14 17:20:04 2020
Response via : Initial Calibration

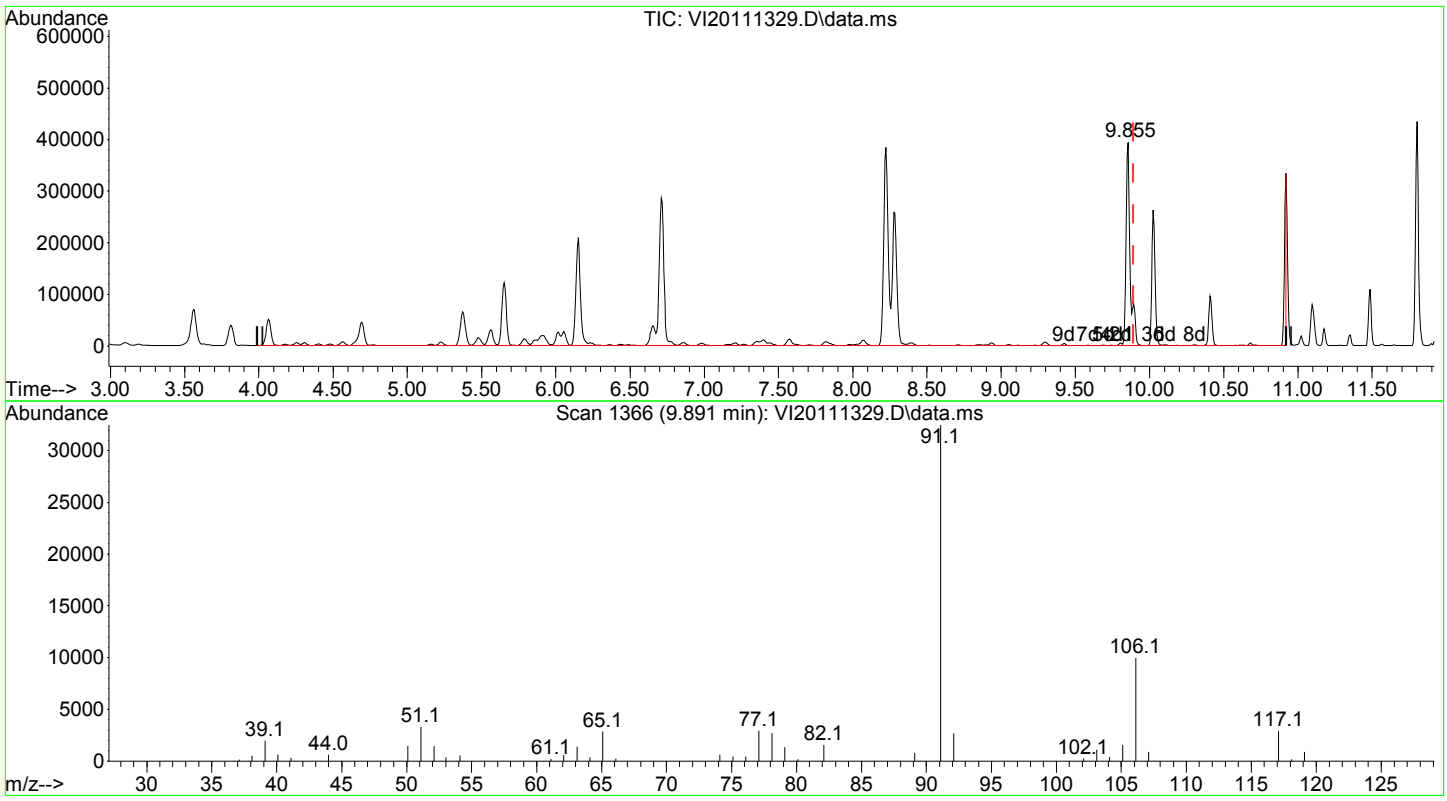

TIC: VI20111329.D\data.ms

(6) TPHg (C6-C10) (H)
9.890min (0.000) 360.44 ug/L m
response 2204160

Signal	Exp%	Act%
TIC	100.00	100.00
0.00	0.00	0.01#
0.00	0.00	0.01#
0.00	0.00	0.00

Quantitation Report (Qedit)

InstName : VOA-GCMS9

Data Path : C:\msdchem\1\data\2020-11\0K13048\
Data File : VI20111329.D
Acq On : 14 Nov 2020 7:36 am
Operator : TNL
Sample : 0K13048-CALF
Misc : 1X 5mL 500 PPB GX
ALS Vial : 29 Sample Multiplier: 1
DataAcq Meth:VI1611RUN.M

Quant Time: Nov 14 17:22:23 2020
Quant Method : C:\msdchem\1\methods\VI201114G.M
Quant Title : NWTPH-Gx by GC/MS
QLast Update : Sat Nov 14 17:20:04 2020
Response via : Initial Calibration

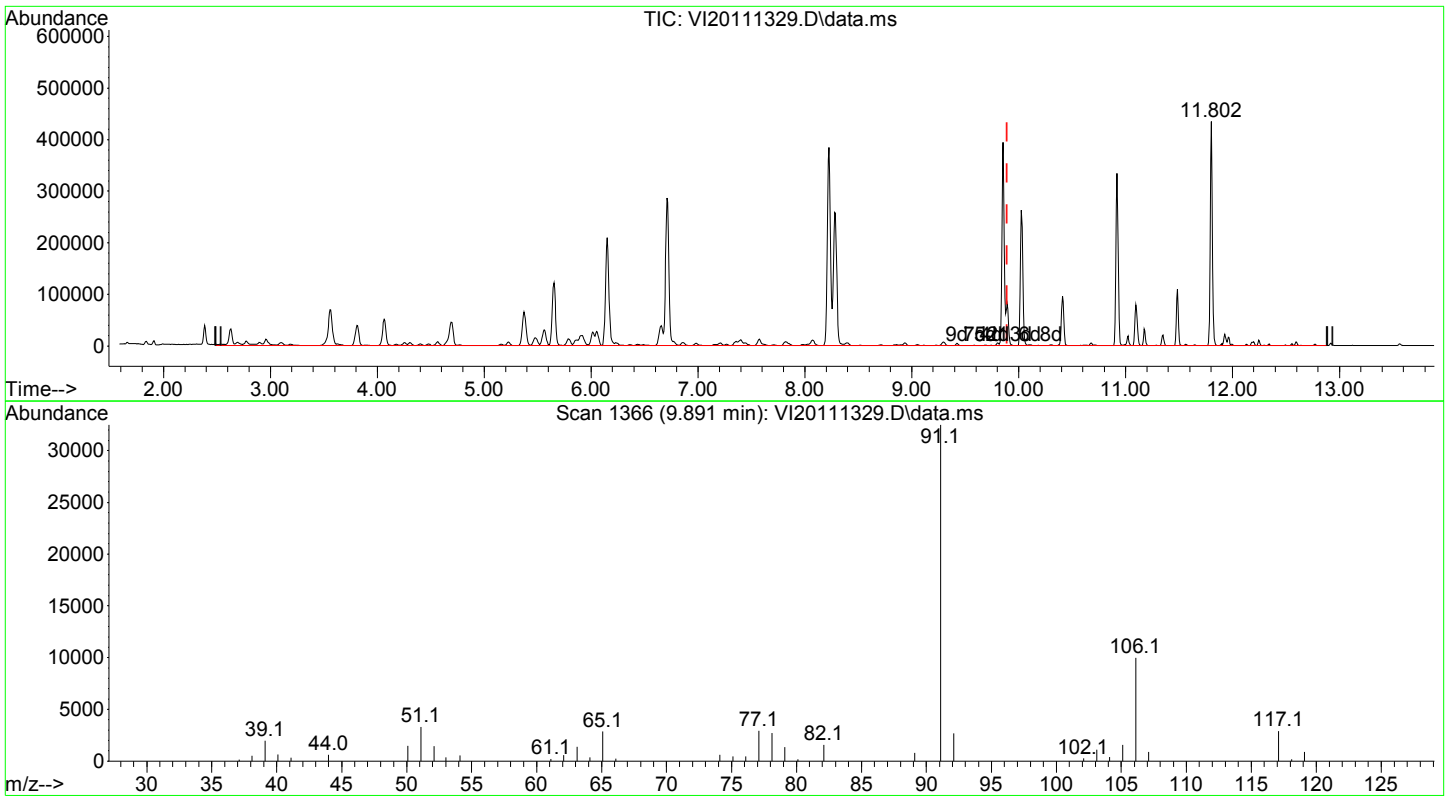

TIC: VI20111329.D\data.ms

(7) CA-LUFT (C5-C12) (H)
9.890min (0.000) 426.34 ug/L m
response 3553565

Signal	Exp%	Act%
TIC	100.00	100.00
0.00	0.00	0.00#
0.00	0.00	0.00#
0.00	0.00	0.00

Quantitation Report (QT Reviewed)

InstName : VOA-GCMS9

Data Path : C:\msdchem\1\data\2020-11\0K13048\
Data File : VI20111329.D
Acq On : 14 Nov 2020 7:36 am
Operator : TNL
Sample : 0K13048-CALF
Misc : 1X 5mL 500 PPB GX
ALS Vial : 29 Sample Multiplier: 1
DataAcq Meth:VI1611RUN.M

11/15/20 TNL

Quant Time: Nov 14 17:22:23 2020
Quant Method : C:\msdchem\1\methods\VI201114G.M
Quant Title : NWTPH-Gx by GC/MS
QLast Update : Sat Nov 14 17:20:04 2020
Response via : Initial Calibration

Compound	R.T.	QIon	Response	Conc	Units	Dev(Min)
Internal Standards						
1) Pentafluorobenzene (IS)	6.150	168	167182	50.00	ug/L	0.00
System Monitoring Compounds						
2) 1,4-Difluorobenzene (Sur)	6.710	114	266578	50.21	ug/L	0.00
3) 4-Bromofluorobenzene (...	10.920	174	85605	49.90	ug/L	0.00
9) Toluene-d8 (NR)	8.225	98	300104	0.00	ug/L	0.00
11) Chlorobenzene-d5 (NR)	9.855	117	223665	0.00	ug/L	0.00
12) 1,4-Dichlorobenzene-d4...	11.802	150	151928	0.00	ug/L	0.00
Target Compounds						Qvalue
4) NWTPH-Gx (TPH)	9.890	TIC	2158738m	430.03	ug/L	
5) TPHg (C5-C9)	9.890	TIC	2581847m	366.18	ug/L	
6) TPHg (C6-C10)	9.890	TIC	2204160m	360.44	ug/L	
7) CA-LUFT (C5-C12)	9.890	TIC	3553565m	426.34	ug/L	

(#) = qualifier out of range (m) = manual integration (+) = signals summed

Quantitation Report (QT Reviewed)

InstName : VOA-GCMS9

Data Path : C:\msdchem\1\data\2020-11\0K13048\
Data File : VI20111329.D
Acq On : 14 Nov 2020 7:36 am
Operator : TNL
Sample : 0K13048-CALF
Misc : 1X 5mL 500 PPB GX
ALS Vial : 29 Sample Multiplier: 1
DataAcq Meth:VI1611RUN.M

Quant Time: Nov 14 17:22:23 2020
Quant Method : C:\msdchem\1\methods\VI201114G.M
Quant Title : NWTPH-Gx by GC/MS
QLast Update : Sat Nov 14 17:20:04 2020
Response via : Initial Calibration

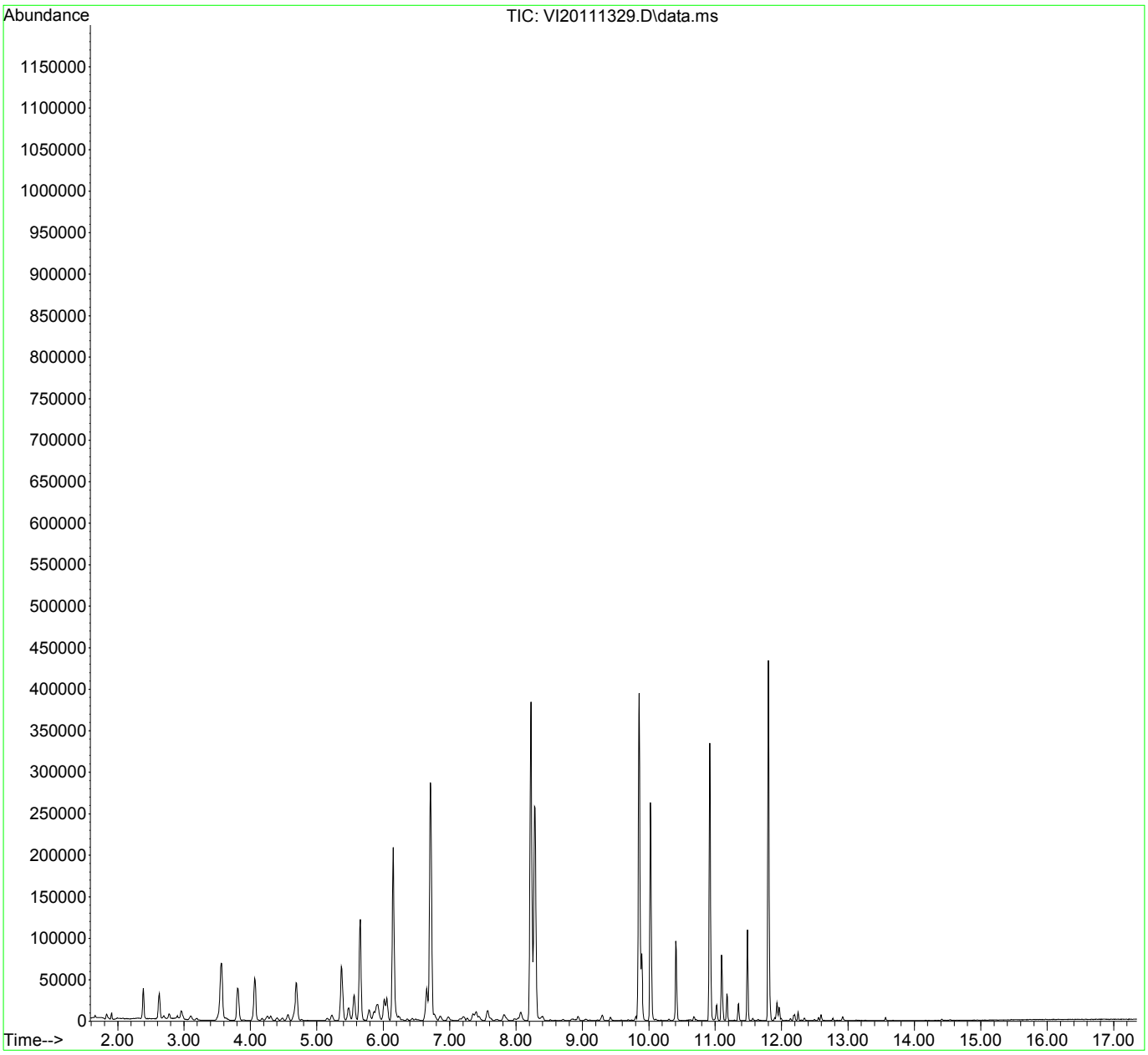

Quantitation Report (Not Reviewed)

InstName : VOA-GCMS9

Data Path : C:\msdchem\1\data\2020-11\0K13048\
Data File : VI20111330.D
Acq On : 14 Nov 2020 9:27 am
Operator : TNL
Sample : 0K13048-CALG
Misc : 1X 5mL 1000 PPB GX 11/15/20 TNL
ALS Vial : 30 Sample Multiplier: 1
DataAcq Meth:VI1611RUN.M

Quant Time: Nov 14 17:22:56 2020
Quant Method : C:\msdchem\1\methods\VI201114G.M
Quant Title : NWTPH-Gx by GC/MS
QLast Update : Sat Nov 14 17:20:04 2020
Response via : Initial Calibration

Compound	R.T.	QIon	Response	Conc	Units	Dev(Min)
Internal Standards						
1) Pentafluorobenzene (IS)	6.150	168	163081	50.00	ug/L	0.00
System Monitoring Compounds						
2) 1,4-Difluorobenzene (Sur)	6.716	114	267084	51.57	ug/L	0.00
3) 4-Bromofluorobenzene (...	10.919	174	89168	53.29	ug/L	0.00
9) Toluene-d8 (NR)	8.224	98	290625	0.00	ug/L	0.00
11) Chlorobenzene-d5 (NR)	9.855	117	220992	0.00	ug/L	0.00
12) 1,4-Dichlorobenzene-d4...	11.802	150	166007	0.00	ug/L	0.00
Target Compounds						Qvalue
4) NWTPH-Gx (TPH)	9.890	TIC	4760462m	927.67	ug/L	
5) TPHg (C5-C9)	9.890	TIC	5662120m	840.21	ug/L	
6) TPHg (C6-C10)	9.890	TIC	4898826m	837.96	ug/L	
7) CA-LUFT (C5-C12)	9.890	TIC	7366907m	911.22	ug/L	

(#) = qualifier out of range (m) = manual integration (+) = signals summed

Quantitation Report (Not Reviewed)

InstName : VOA-GCMS9

Data Path : C:\msdchem\1\data\2020-11\0K13048\
Data File : VI20111330.D
Acq On : 14 Nov 2020 9:27 am
Operator : TNL
Sample : 0K13048-CALG
Misc : 1X 5mL 1000 PPB GX
ALS Vial : 30 Sample Multiplier: 1
DataAcq Meth:VI1611RUN.M

Quant Time: Nov 14 17:22:56 2020
Quant Method : C:\msdchem\1\methods\VI201114G.M
Quant Title : NWTPH-Gx by GC/MS
QLast Update : Sat Nov 14 17:20:04 2020
Response via : Initial Calibration

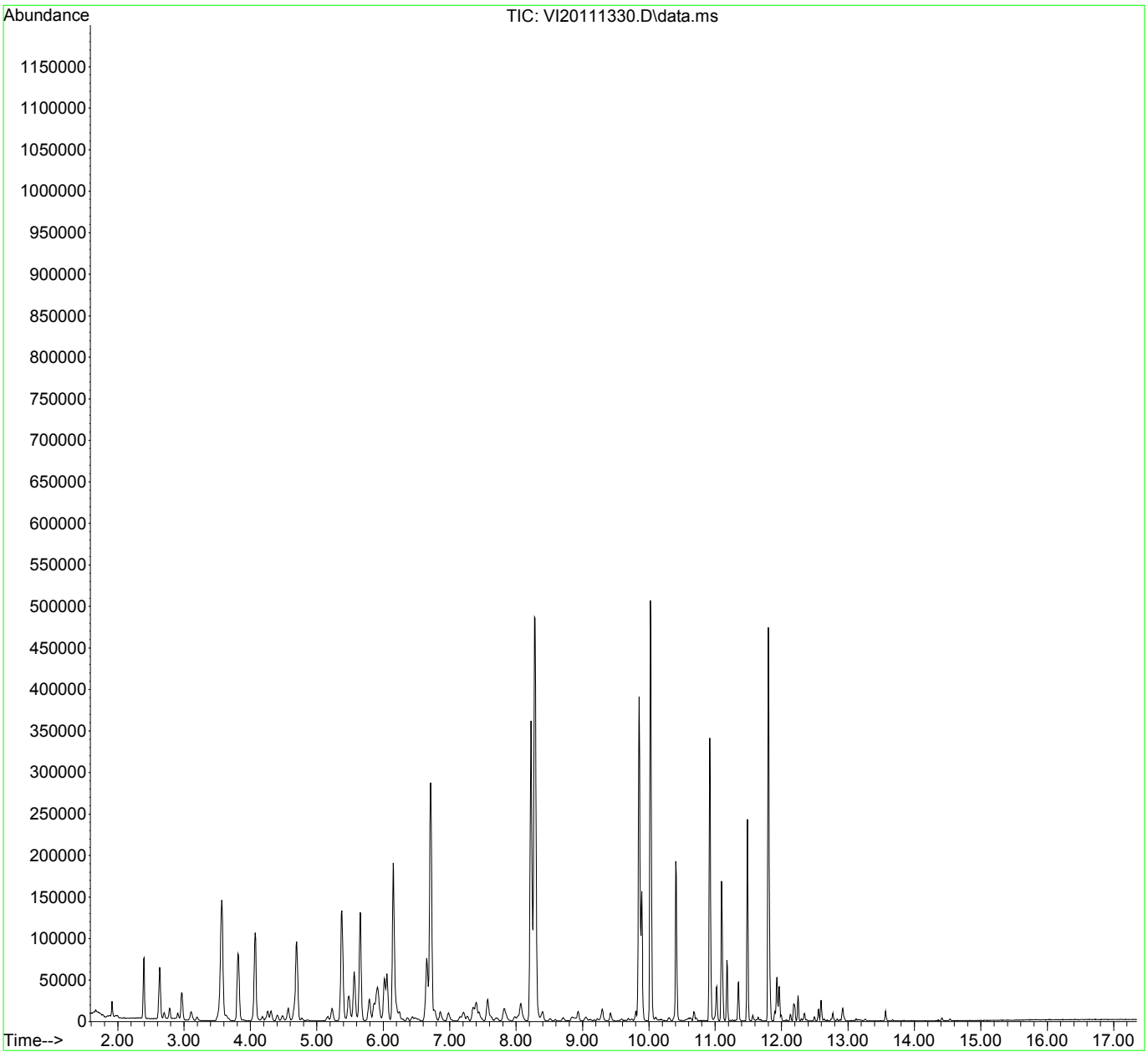

Quantitation Report (Qedit)

InstName : VOA-GCMS9

Data Path : C:\msdchem\1\data\2020-11\0K13048\
Data File : VI20111330.D
Acq On : 14 Nov 2020 9:27 am
Operator : TNL
Sample : 0K13048-CALG
Misc : 1X 5mL 1000 PPB GX
ALS Vial : 30 Sample Multiplier: 1
DataAcq Meth:VI1611RUN.M

Quant Time: Nov 14 17:22:56 2020
Quant Method : C:\msdchem\1\methods\VI201114G.M
Quant Title : NWTPH-Gx by GC/MS
QLast Update : Sat Nov 14 17:20:04 2020
Response via : Initial Calibration

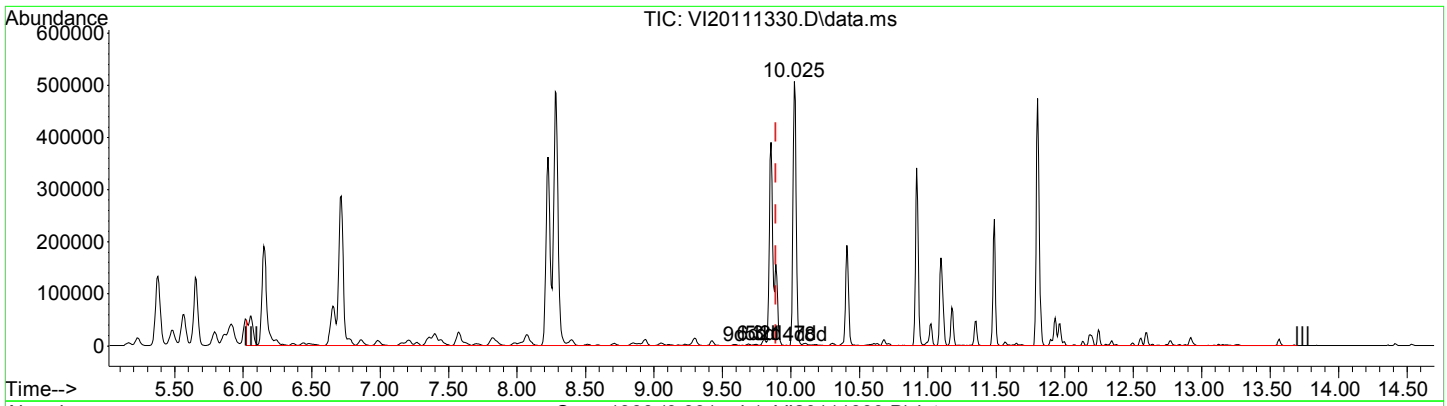

TIC: VI20111330.D\data.ms

(4) NWTPH-Gx (TPH) (H)

9.890min (0.000) 927.67 ug/L m

response 4760462

Signal	Exp%	Act%
TIC	100.00	100.00
0.00	0.00	0.01#
0.00	0.00	0.01#
0.00	0.00	0.00

Quantitation Report (Qedit)

InstName : VOA-GCMS9

Data Path : C:\msdchem\1\data\2020-11\0K13048\
Data File : VI20111330.D
Acq On : 14 Nov 2020 9:27 am
Operator : TNL
Sample : 0K13048-CALG
Misc : 1X 5mL 1000 PPB GX
ALS Vial : 30 Sample Multiplier: 1
DataAcq Meth:VI1611RUN.M

Quant Time: Nov 14 17:22:56 2020
Quant Method : C:\msdchem\1\methods\VI201114G.M
Quant Title : NWTPH-Gx by GC/MS
QLast Update : Sat Nov 14 17:20:04 2020
Response via : Initial Calibration

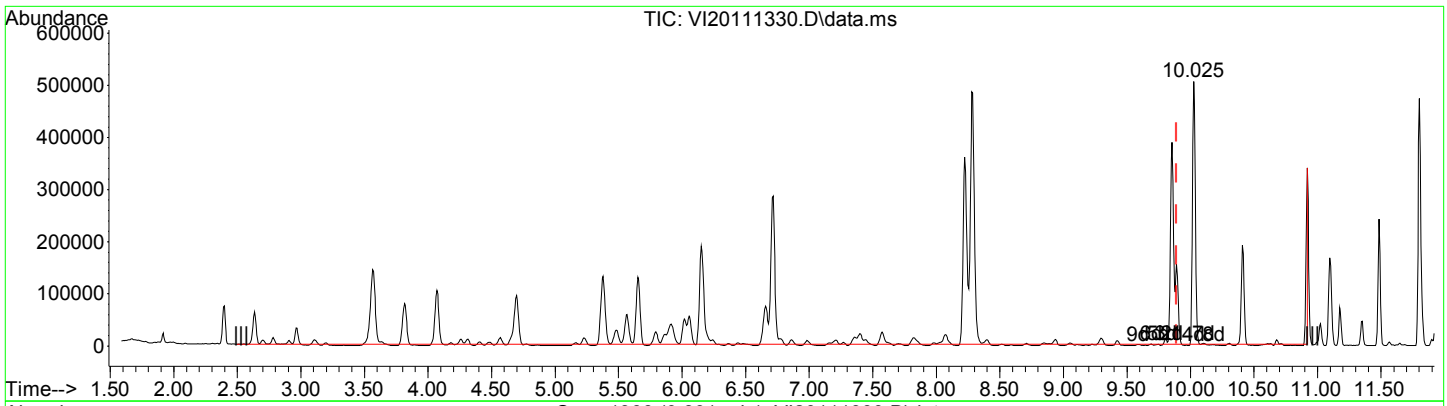

TIC: VI20111330.D\data.ms

(5) TPHg (C5-C9) (H)
9.890min (0.000) 840.21 ug/L m
response 5662120

Signal	Exp%	Act%
TIC	100.00	100.00
0.00	0.00	0.01#
0.00	0.00	0.01#
0.00	0.00	0.00

Quantitation Report (Qedit)

InstName : VOA-GCMS9

Data Path : C:\msdchem\1\data\2020-11\0K13048\
Data File : VI20111330.D
Acq On : 14 Nov 2020 9:27 am
Operator : TNL
Sample : 0K13048-CALG
Misc : 1X 5mL 1000 PPB GX
ALS Vial : 30 Sample Multiplier: 1
DataAcq Meth:VI1611RUN.M

Quant Time: Nov 14 17:22:56 2020
Quant Method : C:\msdchem\1\methods\VI201114G.M
Quant Title : NWTPH-Gx by GC/MS
QLast Update : Sat Nov 14 17:20:04 2020
Response via : Initial Calibration

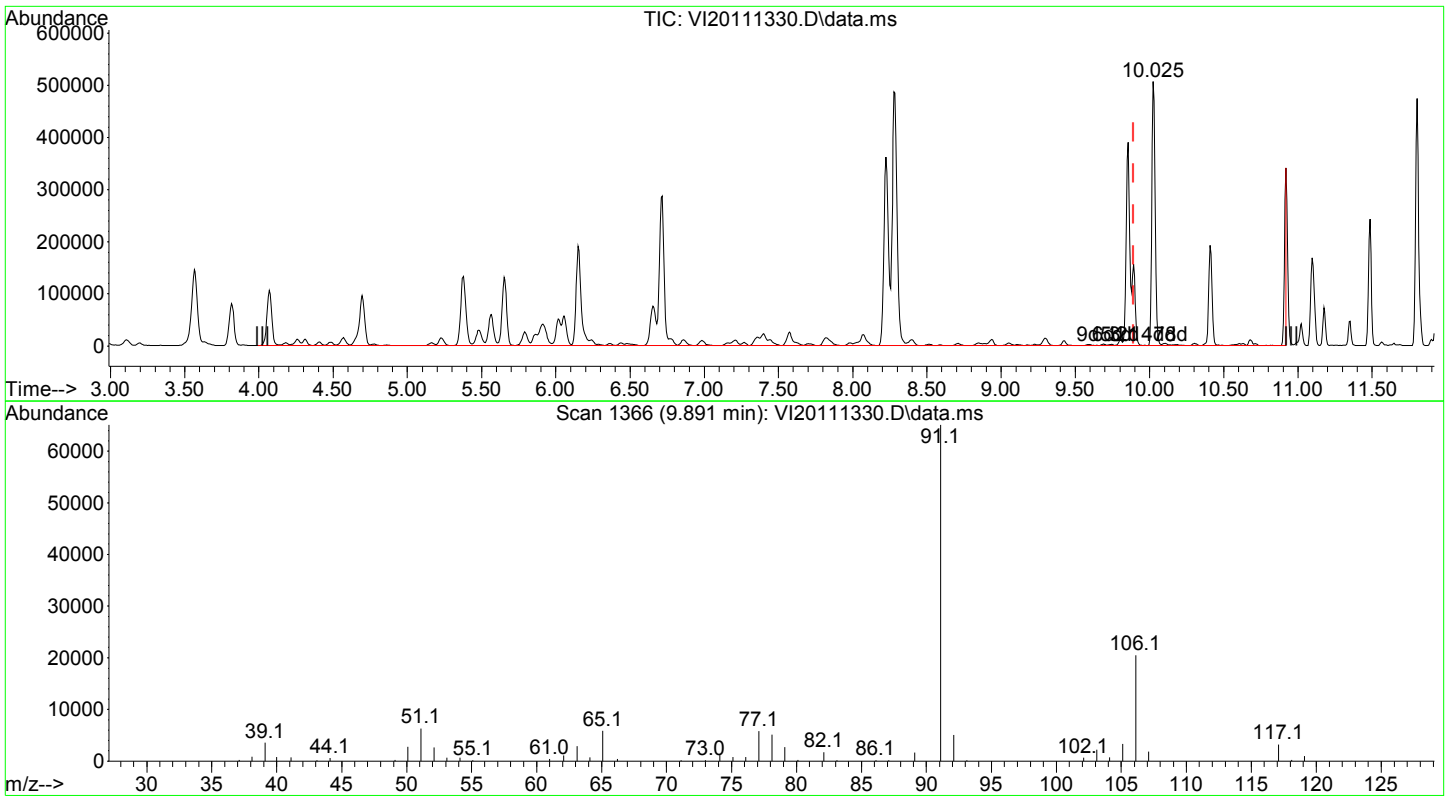

TIC: VI20111330.D\data.ms

(6) TPHg (C6-C10) (H)

9.890min (0.000) 837.96 ug/L m

response 4898826

Signal	Exp%	Act%
TIC	100.00	100.00
0.00	0.00	0.01#
0.00	0.00	0.01#
0.00	0.00	0.00

Quantitation Report (Qedit)

InstName : VOA-GCMS9

Data Path : C:\msdchem\1\data\2020-11\0K13048\
Data File : VI20111330.D
Acq On : 14 Nov 2020 9:27 am
Operator : TNL
Sample : 0K13048-CALG
Misc : 1X 5mL 1000 PPB GX
ALS Vial : 30 Sample Multiplier: 1
DataAcq Meth:VI1611RUN.M

Quant Time: Nov 14 17:22:56 2020
Quant Method : C:\msdchem\1\methods\VI201114G.M
Quant Title : NWTPH-Gx by GC/MS
QLast Update : Sat Nov 14 17:20:04 2020
Response via : Initial Calibration

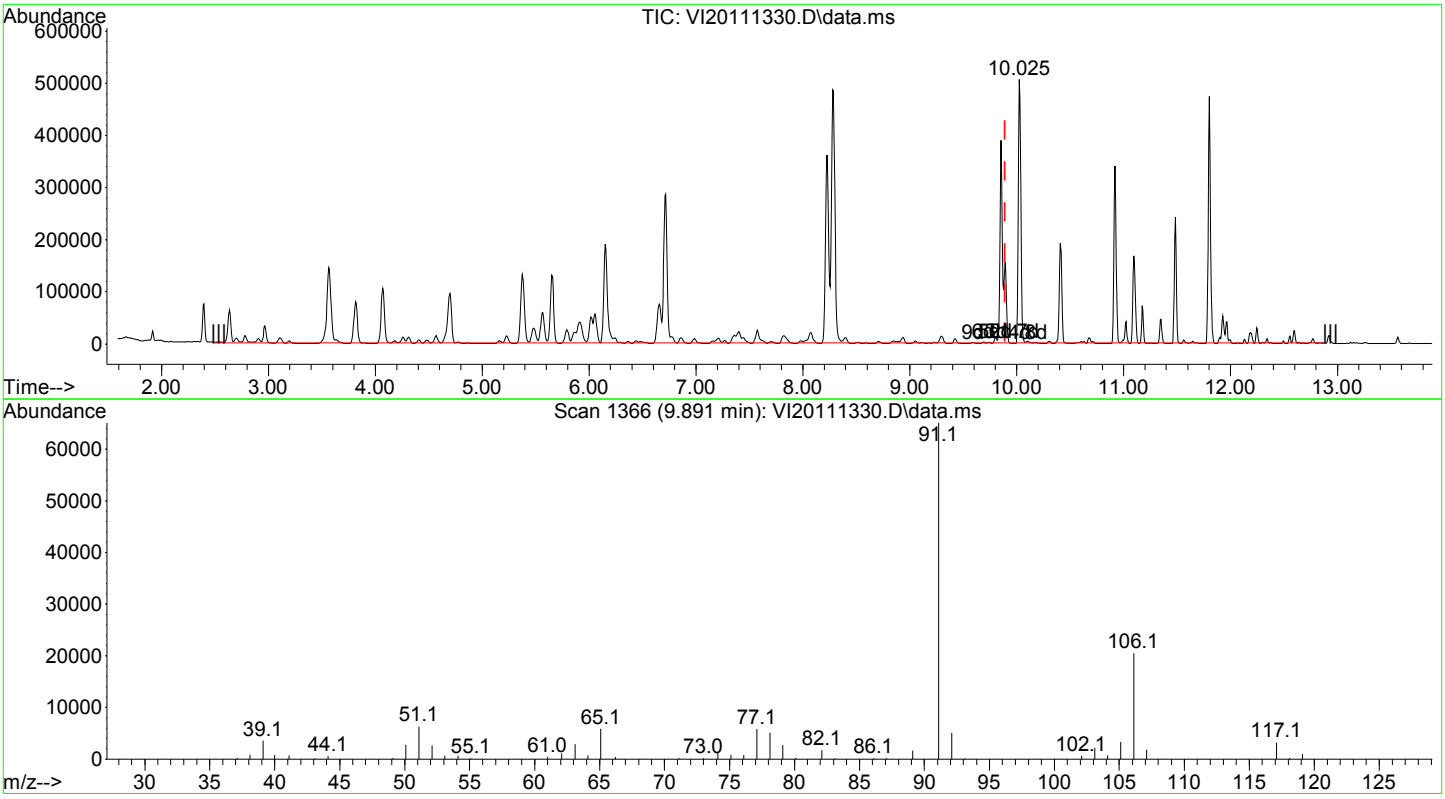

TIC: VI20111330.D\data.ms

(7) CA-LUFT (C5-C12) (H)
9.890min (0.000) 911.22 ug/L m
response 7366907

Signal	Exp%	Act%
TIC	100.00	100.00
0.00	0.00	0.01#
0.00	0.00	0.01#
0.00	0.00	0.00

Quantitation Report (QT Reviewed)

InstName : VOA-GCMS9

Data Path : C:\msdchem\1\data\2020-11\0K13048\
Data File : VI20111330.D
Acq On : 14 Nov 2020 9:27 am
Operator : TNL
Sample : 0K13048-CALG
Misc : 1X 5mL 1000 PPB GX
ALS Vial : 30 Sample Multiplier: 1
DataAcq Meth:VI1611RUN.M

11/15/20 TNL

Quant Time: Nov 14 17:22:56 2020
Quant Method : C:\msdchem\1\methods\VI201114G.M
Quant Title : NWTPH-Gx by GC/MS
QLast Update : Sat Nov 14 17:20:04 2020
Response via : Initial Calibration

Compound	R.T.	QIon	Response	Conc	Units	Dev(Min)
Internal Standards						
1) Pentafluorobenzene (IS)	6.150	168	163081	50.00	ug/L	0.00
System Monitoring Compounds						
2) 1,4-Difluorobenzene (Sur)	6.716	114	267084	51.57	ug/L	0.00
3) 4-Bromofluorobenzene (...	10.919	174	89168	53.29	ug/L	0.00
9) Toluene-d8 (NR)	8.224	98	290625	0.00	ug/L	0.00
11) Chlorobenzene-d5 (NR)	9.855	117	220992	0.00	ug/L	0.00
12) 1,4-Dichlorobenzene-d4...	11.802	150	166007	0.00	ug/L	0.00
Target Compounds						Qvalue
4) NWTPH-Gx (TPH)	9.890	TIC	4760462m	927.67	ug/L	
5) TPHg (C5-C9)	9.890	TIC	5662120m	840.21	ug/L	
6) TPHg (C6-C10)	9.890	TIC	4898826m	837.96	ug/L	
7) CA-LUFT (C5-C12)	9.890	TIC	7366907m	911.22	ug/L	

(#) = qualifier out of range (m) = manual integration (+) = signals summed

Quantitation Report (QT Reviewed)

InstName : VOA-GCMS9

Data Path : C:\msdchem\1\data\2020-11\0K13048\
Data File : VI20111330.D
Acq On : 14 Nov 2020 9:27 am
Operator : TNL
Sample : 0K13048-CALG
Misc : 1X 5mL 1000 PPB GX
ALS Vial : 30 Sample Multiplier: 1
DataAcq Meth:VI1611RUN.M

Quant Time: Nov 14 17:22:56 2020
Quant Method : C:\msdchem\1\methods\VI201114G.M
Quant Title : NWTPH-Gx by GC/MS
QLast Update : Sat Nov 14 17:20:04 2020
Response via : Initial Calibration

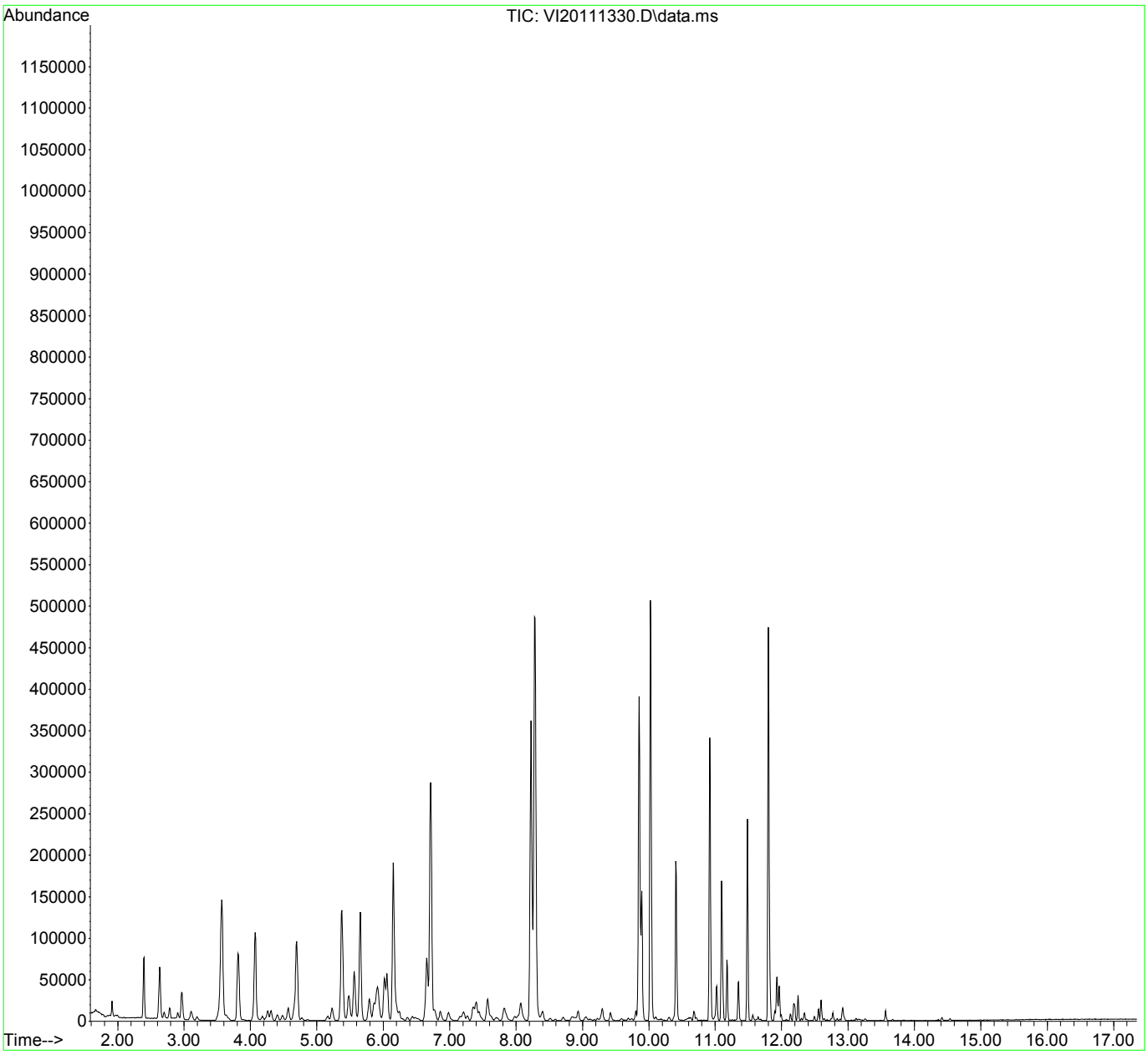

Quantitation Report (Not Reviewed)

InstName : VOA-GCMS9

Data Path : C:\msdchem\1\data\2020-11\0K13048\
Data File : VI20111331.D
Acq On : 14 Nov 2020 9:54 am
Operator : TNL
Sample : 0K13048-CALH
Misc : 1X 5mL 2500 PPB GX
ALS Vial : 31 Sample Multiplier: 1
DataAcq Meth:VI1611RUN.M

11/15/20 TNL

Quant Time: Nov 14 17:24:07 2020
Quant Method : C:\msdchem\1\methods\~~VI201114G.M~~
Quant Title : NWTPH-Gx by GC/MS
QLast Update : Sat Nov 14 17:20:04 2020
Response via : Initial Calibration

Compound	R.T.	QIon	Response	Conc	Units	Dev(Min)
Internal Standards						
1) Pentafluorobenzene (IS)	6.150	168	171282	50.00	ug/L	-0.04
System Monitoring Compounds						
2) 1,4-Difluorobenzene (Sur)	6.716	114	275891	50.72	ug/L	-0.03
3) 4-Bromofluorobenzene (...	10.919	174	93221	53.04	ug/L	-0.03
9) Toluene-d8 (NR)	8.224	98	308585	0.00	ug/L	-0.04
11) Chlorobenzene-d5 (NR)	9.855	117	232684	0.00	ug/L	-0.03
12) 1,4-Dichlorobenzene-d4...	11.801	150	171288	0.00	ug/L	-0.03
Target Compounds						Qvalue
4) NWTPH-Gx (TPH)	9.890	TIC	13825269m	2483.07	ug/L	
5) TPHg (C5-C9)	9.890	TIC	16232364m	2325.67	ug/L	
6) TPHg (C6-C10)	9.890	TIC	14164905m	2333.82	ug/L	
7) CA-LUFT (C5-C12)	9.890	TIC	20562432m	2428.88	ug/L	

(#) = qualifier out of range (m) = manual integration (+) = signals summed

Quantitation Report (Not Reviewed)

InstName : VOA-GCMS9

Data Path : C:\msdchem\1\data\2020-11\0K13048\
Data File : VI20111331.D
Acq On : 14 Nov 2020 9:54 am
Operator : TNL
Sample : 0K13048-CALH
Misc : 1X 5mL 2500 PPB GX
ALS Vial : 31 Sample Multiplier: 1
DataAcq Meth:VI1611RUN.M

Quant Time: Nov 14 17:24:07 2020
Quant Method : C:\msdchem\1\methods\VI201114G.M
Quant Title : NWTPH-Gx by GC/MS
QLast Update : Sat Nov 14 17:20:04 2020
Response via : Initial Calibration

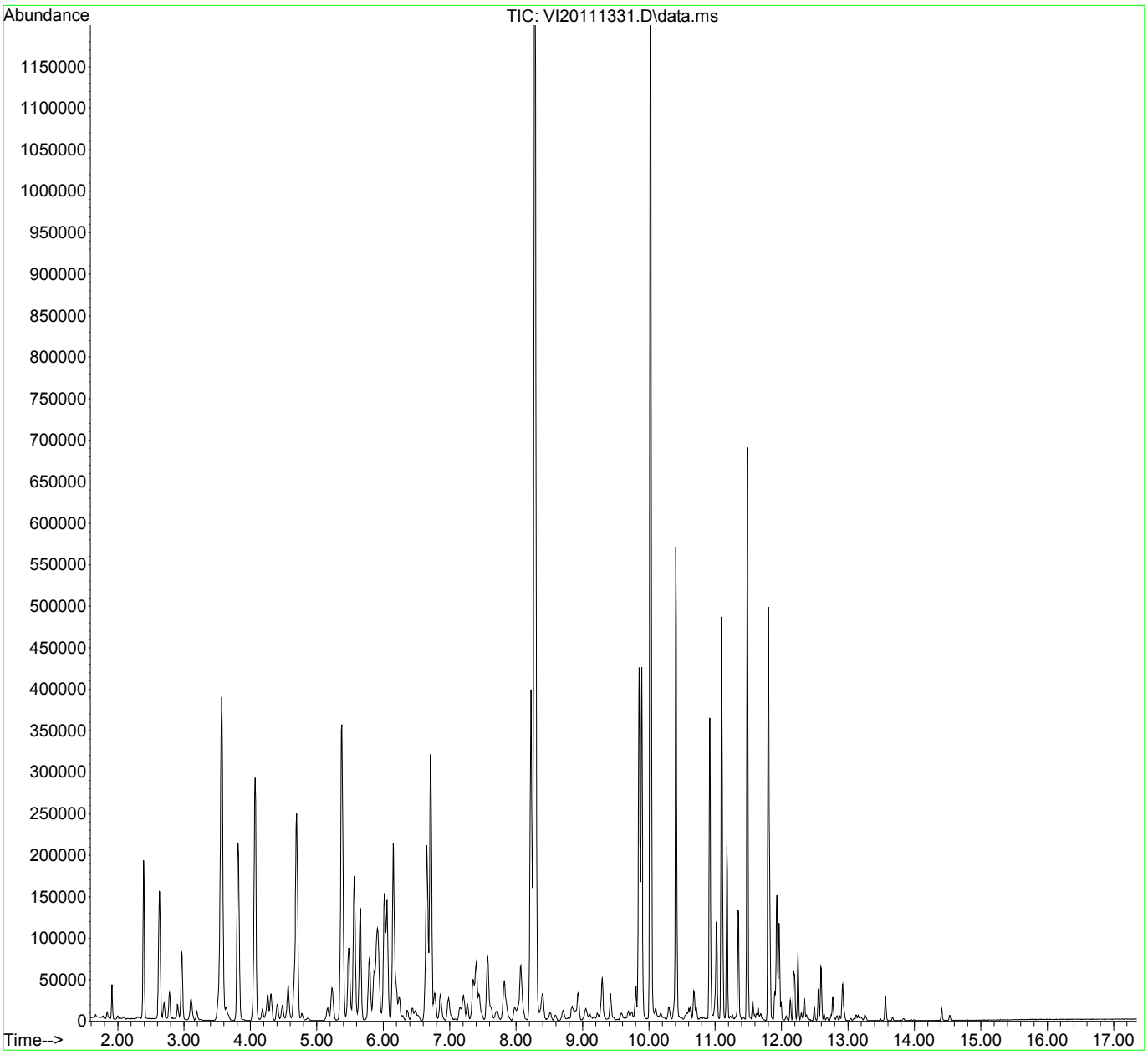

Quantitation Report (Qedit)

InstName : VOA-GCMS9

Data Path : C:\msdchem\1\data\2020-11\0K13048\
Data File : VI20111331.D
Acq On : 14 Nov 2020 9:54 am
Operator : TNL
Sample : 0K13048-CALH
Misc : 1X 5mL 2500 PPB GX
ALS Vial : 31 Sample Multiplier: 1
DataAcq Meth:VI1611RUN.M

Quant Time: Nov 14 17:24:35 2020
Quant Method : C:\msdchem\1\methods\VI201114G.M
Quant Title : NWTPH-Gx by GC/MS
QLast Update : Sat Nov 14 17:24:25 2020
Response via : Initial Calibration

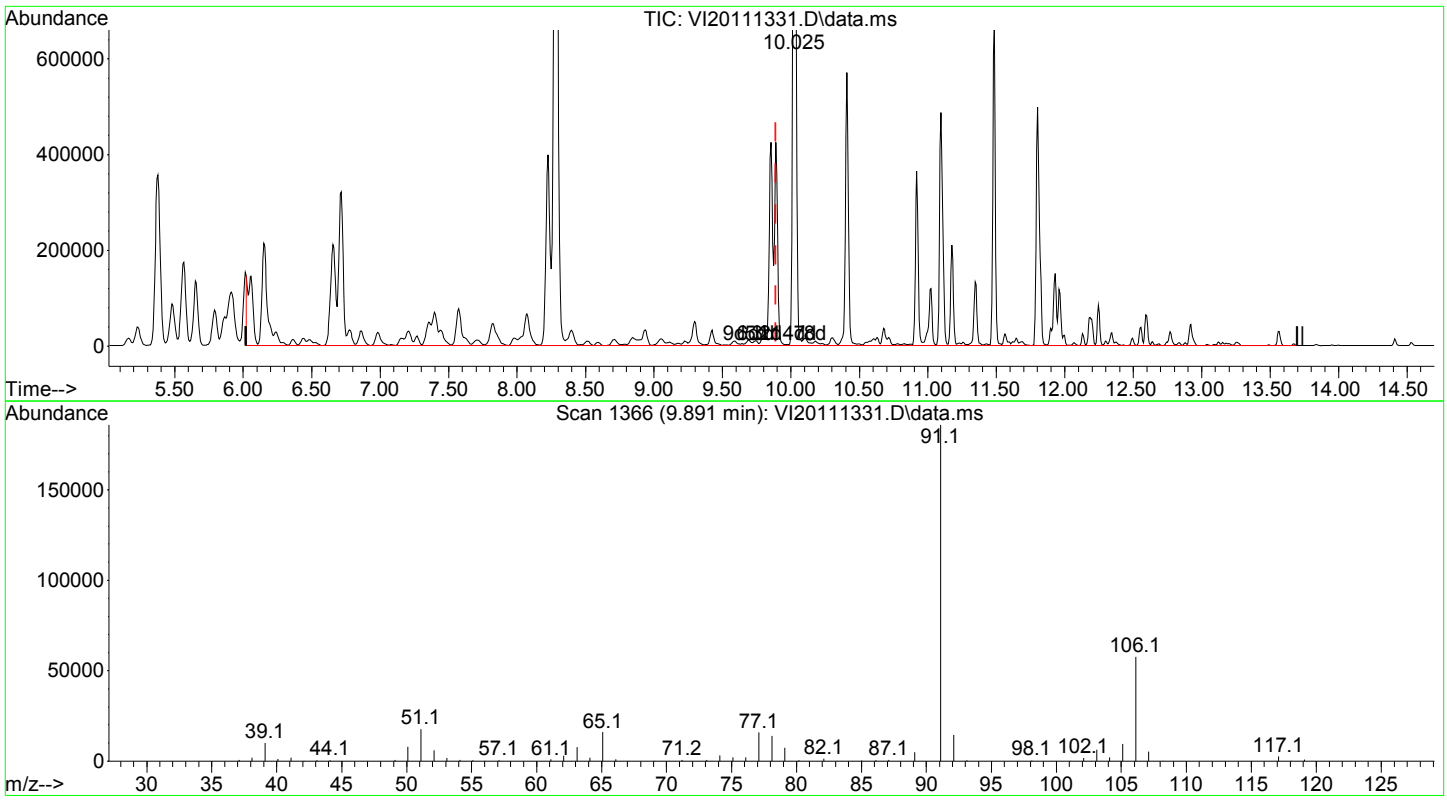

TIC: VI20111331.D\data.ms

(4) NWTPH-Gx (TPH) (H)
9.890min (0.000) 2483.07 ug/L m
response 13825269

Signal	Exp%	Act%
TIC	100.00	100.00
0.00	0.00	0.01#
0.00	0.00	0.01#
0.00	0.00	0.00

Quantitation Report (Qedit)

InstName : VOA-GCMS9

Data Path : C:\msdchem\1\data\2020-11\0K13048\
Data File : VI20111331.D
Acq On : 14 Nov 2020 9:54 am
Operator : TNL
Sample : 0K13048-CALH
Misc : 1X 5mL 2500 PPB GX
ALS Vial : 31 Sample Multiplier: 1
DataAcq Meth:VI1611RUN.M

Quant Time: Nov 14 17:24:35 2020
Quant Method : C:\msdchem\1\methods\VI201114G.M
Quant Title : NWTPH-Gx by GC/MS
QLast Update : Sat Nov 14 17:24:25 2020
Response via : Initial Calibration

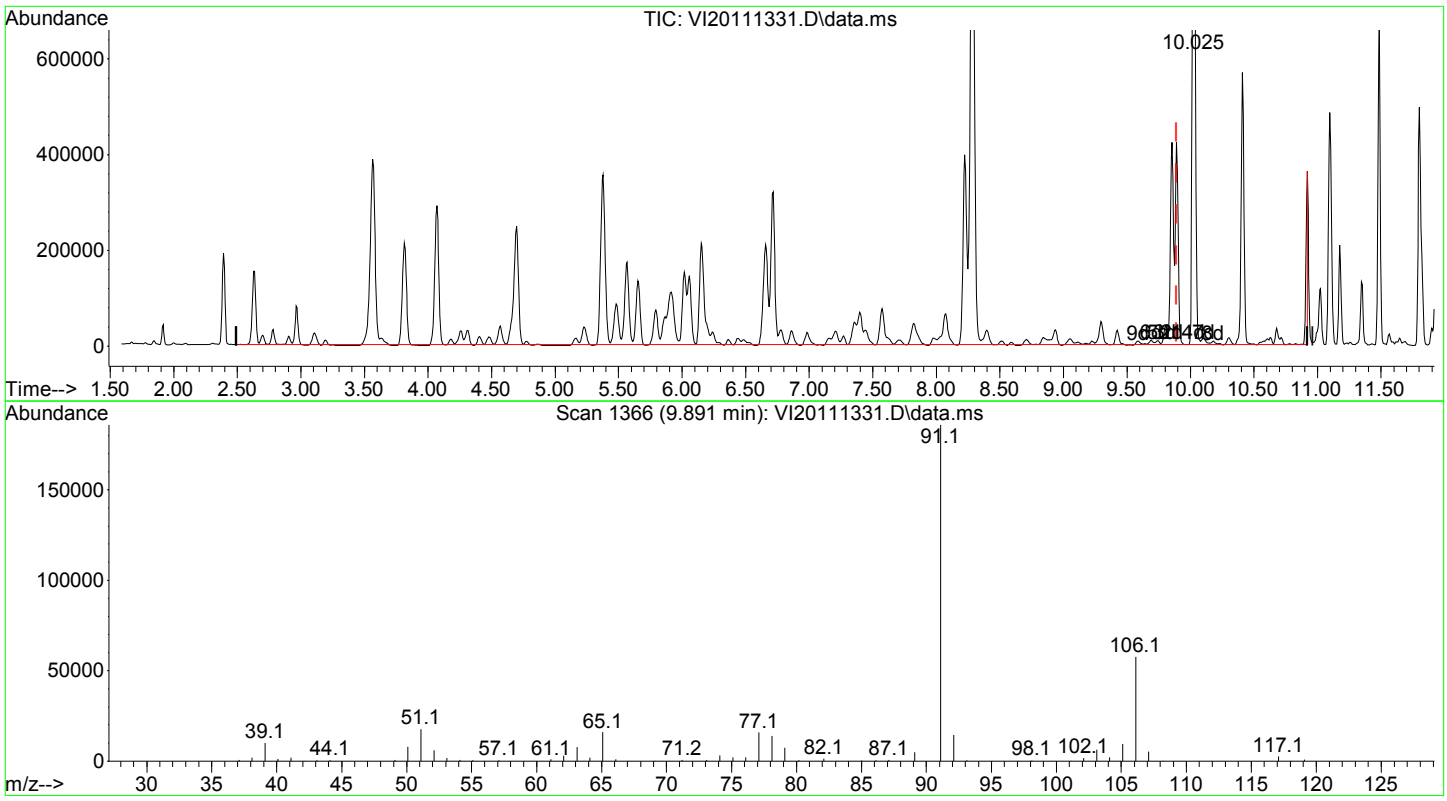

TIC: VI20111331.D\data.ms

(5) TPHg (C5-C9) (H)

9.890min (0.000) 2325.67 ug/L m

response 16232364

Signal	Exp%	Act%
TIC	100.00	100.00
0.00	0.00	0.01#
0.00	0.00	0.01#
0.00	0.00	0.00

Quantitation Report (Qedit)

InstName : VOA-GCMS9

Data Path : C:\msdchem\1\data\2020-11\0K13048\
Data File : VI20111331.D
Acq On : 14 Nov 2020 9:54 am
Operator : TNL
Sample : 0K13048-CALH
Misc : 1X 5mL 2500 PPB GX
ALS Vial : 31 Sample Multiplier: 1
DataAcq Meth:VI1611RUN.M

Quant Time: Nov 14 17:24:35 2020
Quant Method : C:\msdchem\1\methods\VI201114G.M
Quant Title : NWTPH-Gx by GC/MS
QLast Update : Sat Nov 14 17:24:25 2020
Response via : Initial Calibration

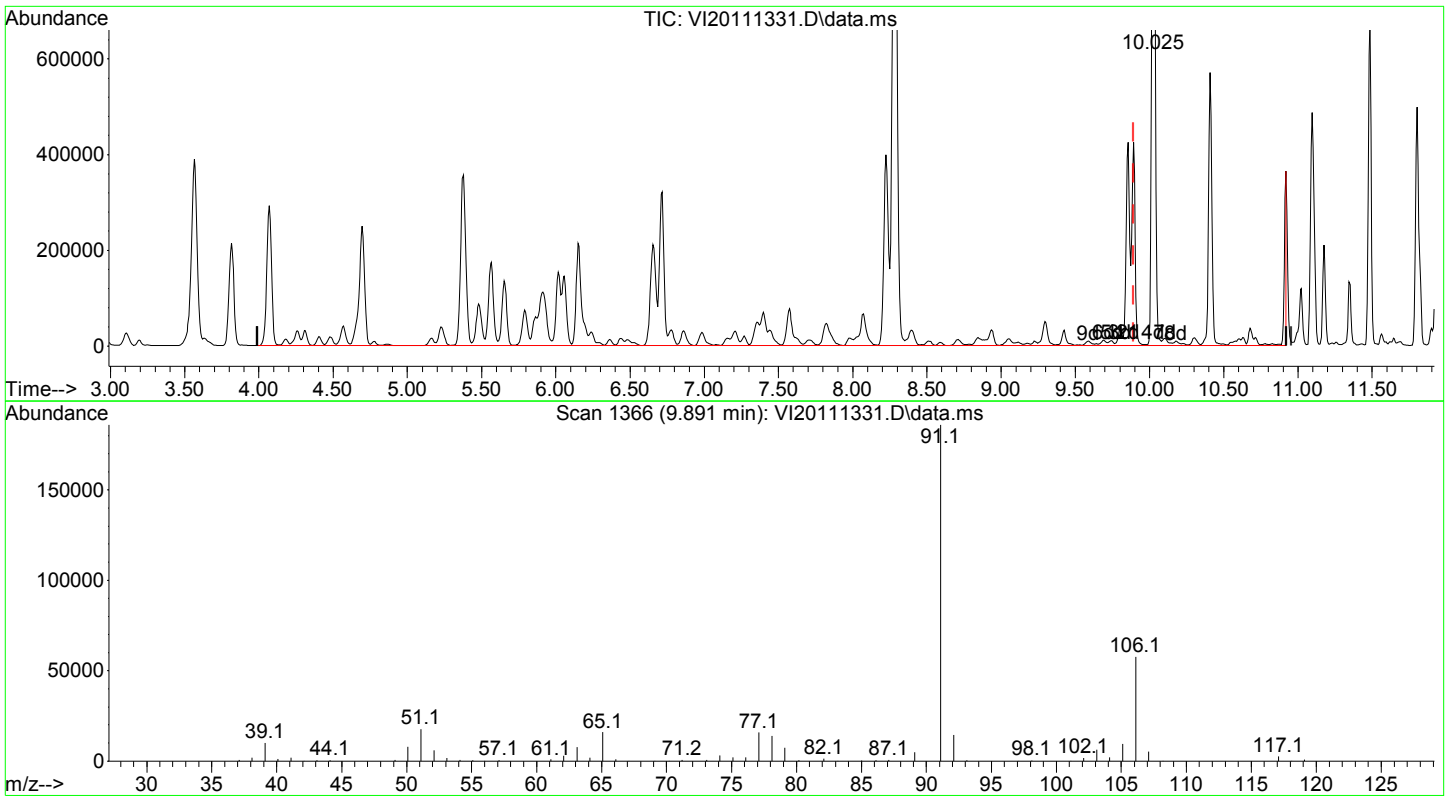

TIC: VI20111331.D\data.ms

(6) TPHg (C6-C10) (H)
9.890min (0.000) 2333.82 ug/L m
response 14164905

Signal	Exp%	Act%
TIC	100.00	100.00
0.00	0.00	0.01#
0.00	0.00	0.01#
0.00	0.00	0.00

Quantitation Report (Qedit)

InstName : VOA-GCMS9

Data Path : C:\msdchem\1\data\2020-11\0K13048\
Data File : VI20111331.D
Acq On : 14 Nov 2020 9:54 am
Operator : TNL
Sample : 0K13048-CALH
Misc : 1X 5mL 2500 PPB GX
ALS Vial : 31 Sample Multiplier: 1
DataAcq Meth:VI1611RUN.M

Quant Time: Nov 14 17:24:35 2020
Quant Method : C:\msdchem\1\methods\VI201114G.M
Quant Title : NWTPH-Gx by GC/MS
QLast Update : Sat Nov 14 17:24:25 2020
Response via : Initial Calibration

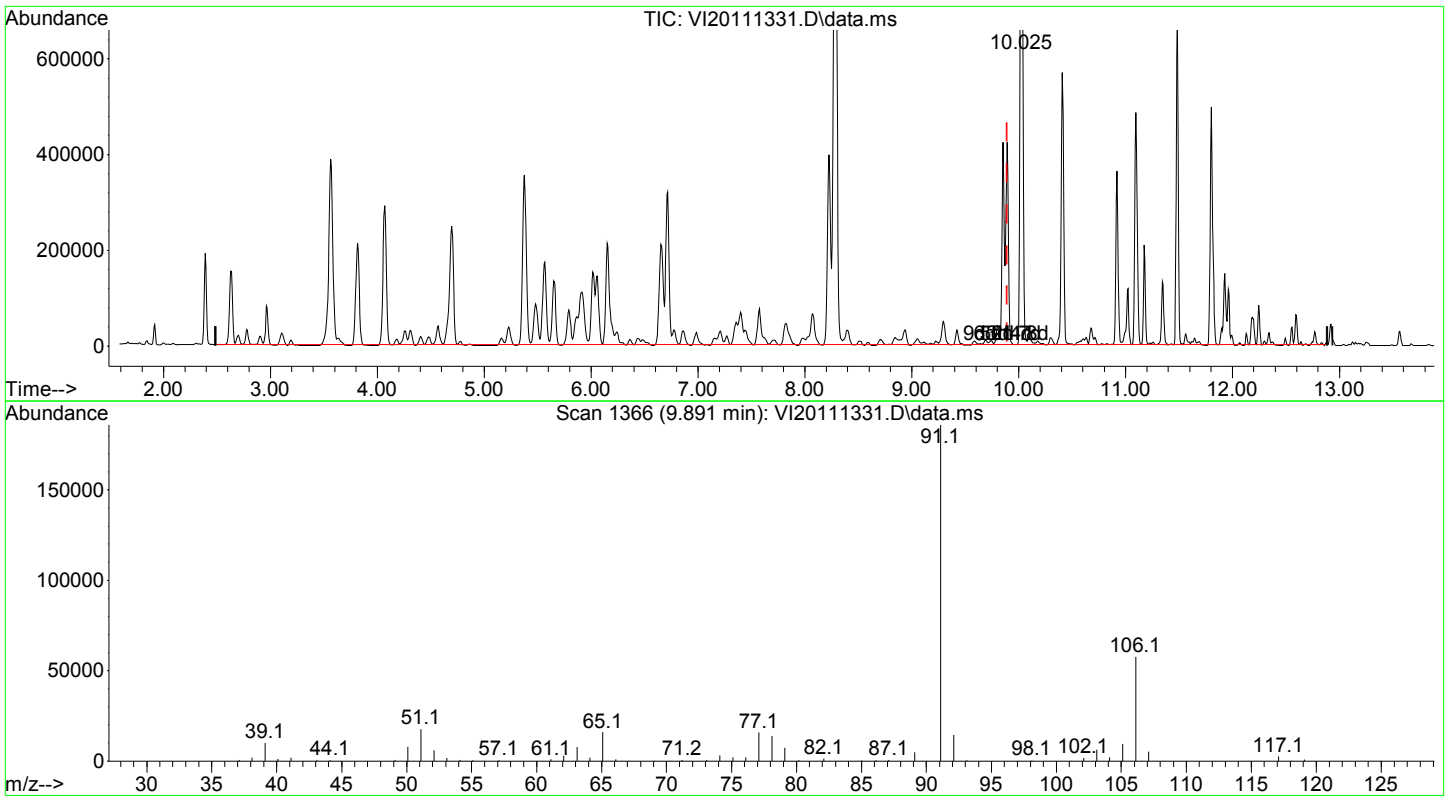

TIC: VI20111331.D\data.ms

(7) CA-LUFT (C5-C12) (H)
9.890min (0.000) 2428.88 ug/L m
response 20562432

Signal	Exp%	Act%
TIC	100.00	100.00
0.00	0.00	0.01#
0.00	0.00	0.01#
0.00	0.00	0.00

Quantitation Report (Not Reviewed)

InstName : VOA-GCMS9

Data Path : C:\msdchem\1\data\2020-11\0K13048\
Data File : VI20111332.D
Acq On : 14 Nov 2020 10:21 am
Operator : TNL
Sample : 0K13048-CALI
Misc : 1X 5mL 5000 PPB GX
ALS Vial : 32 Sample Multiplier: 1
DataAcq Meth:VI1611RUN.M

11/15/20 TNL

Quant Time: Nov 14 17:25:12 2020
Quant Method : C:\msdchem\1\methods\~~VI201114G.M~~
Quant Title : NWTPH-Gx by GC/MS
QLast Update : Sat Nov 14 17:24:25 2020
Response via : Initial Calibration

Compound	R.T.	QIon	Response	Conc	Units	Dev(Min)
Internal Standards						
1) Pentafluorobenzene (IS)	6.150	168	164376	50.00	ug/L	0.00
System Monitoring Compounds						
2) 1,4-Difluorobenzene (Sur)	6.710	114	266221	50.99	ug/L	0.00
3) 4-Bromofluorobenzene (...	10.920	174	92954	55.11	ug/L	0.00
9) Toluene-d8 (NR)	8.225	98	299796	0.00	ug/L	0.00
11) Chlorobenzene-d5 (NR)	9.855	117	229258	0.00	ug/L	0.00
12) 1,4-Dichlorobenzene-d4...	11.802	150	173342	0.00	ug/L	0.00
Target Compounds						Qvalue
4) NWTPH-Gx (TPH)	9.890	TIC	28805738m	5262.92	ug/L	
5) TPHg (C5-C9)	9.890	TIC	32894479m	4964.52	ug/L	
6) TPHg (C6-C10)	9.890	TIC	28772366m	4971.48	ug/L	
7) CA-LUFT (C5-C12)	9.890	TIC	42277648m	5207.51	ug/L	

(#) = qualifier out of range (m) = manual integration (+) = signals summed

Quantitation Report (Not Reviewed)

InstName : VOA-GCMS9

Data Path : C:\msdchem\1\data\2020-11\0K13048\
Data File : VI20111332.D
Acq On : 14 Nov 2020 10:21 am
Operator : TNL
Sample : 0K13048-CALI
Misc : 1X 5mL 5000 PPB GX
ALS Vial : 32 Sample Multiplier: 1
DataAcq Meth:VI1611RUN.M

Quant Time: Nov 14 17:25:12 2020
Quant Method : C:\msdchem\1\methods\VI201114G.M
Quant Title : NWTPH-Gx by GC/MS
QLast Update : Sat Nov 14 17:24:25 2020
Response via : Initial Calibration

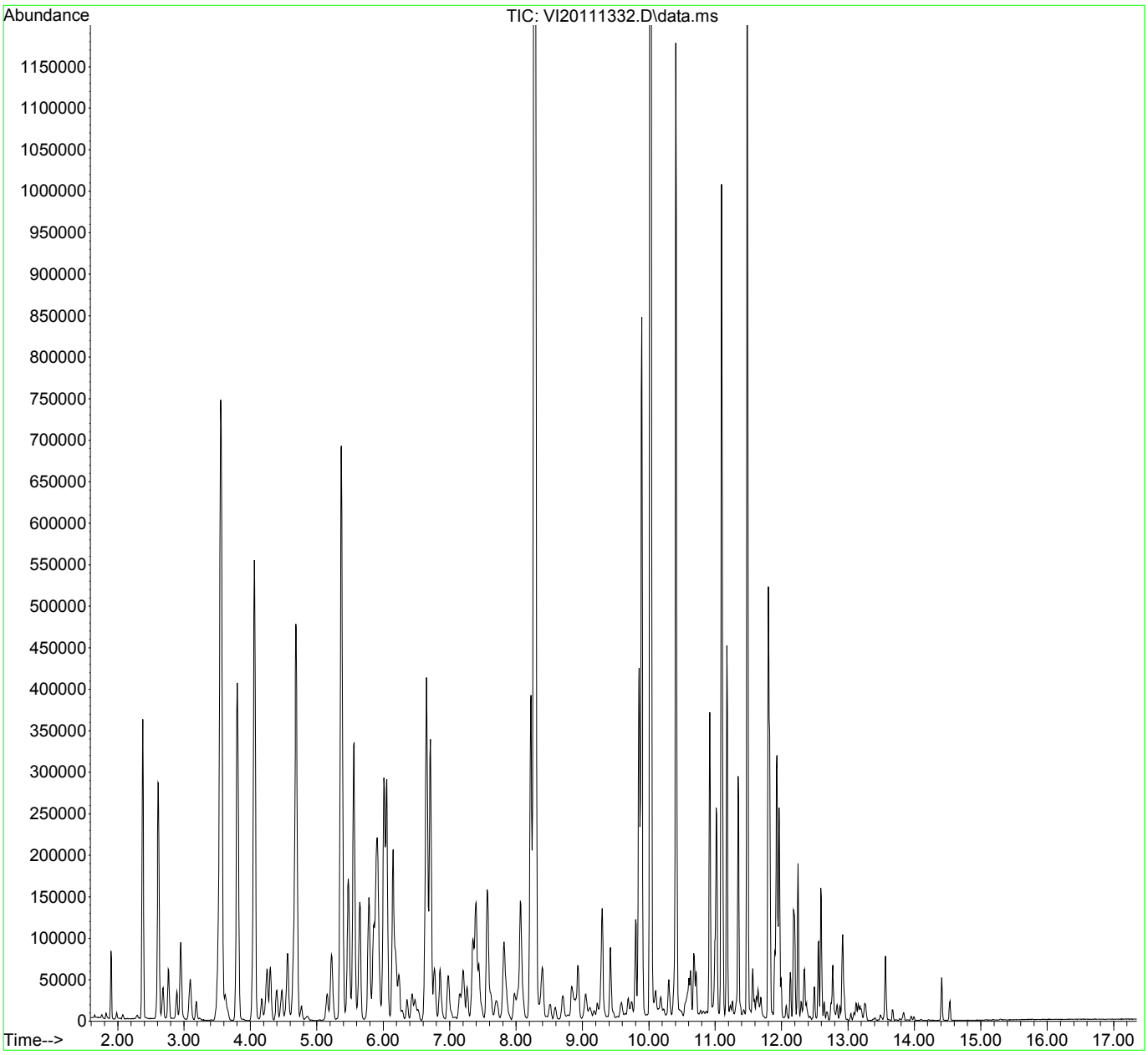

Quantitation Report (Qedit)

InstName : VOA-GCMS9

Data Path : C:\msdchem\1\data\2020-11\0K13048\
Data File : VI20111332.D
Acq On : 14 Nov 2020 10:21 am
Operator : TNL
Sample : 0K13048-CALI
Misc : 1X 5mL 5000 PPB GX
ALS Vial : 32 Sample Multiplier: 1
DataAcq Meth:VI1611RUN.M

Quant Time: Nov 14 17:25:12 2020
Quant Method : C:\msdchem\1\methods\VI201114G.M
Quant Title : NWTPH-Gx by GC/MS
QLast Update : Sat Nov 14 17:24:25 2020
Response via : Initial Calibration

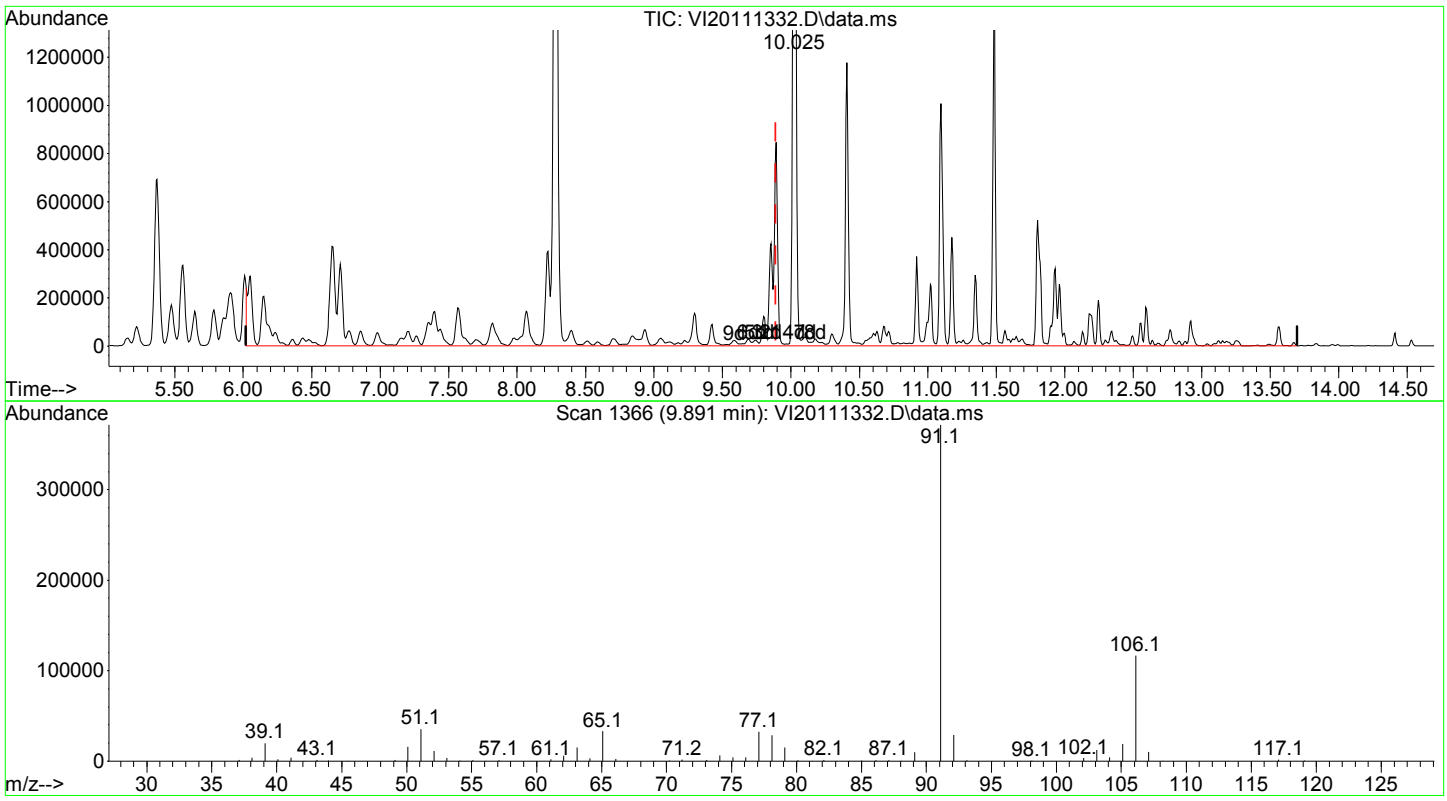

TIC: VI20111332.D\data.ms

(4) NWTPH-Gx (TPH) (H)

9.890min (0.000) 5262.92 ug/L m

response 28805738

Signal	Exp%	Act%
TIC	100.00	100.00
0.00	0.00	0.02#
0.00	0.00	0.01#
0.00	0.00	0.00

Quantitation Report (Qedit)

InstName : VOA-GCMS9

Data Path : C:\msdchem\1\data\2020-11\0K13048\
Data File : VI20111332.D
Acq On : 14 Nov 2020 10:21 am
Operator : TNL
Sample : 0K13048-CALI
Misc : 1X 5mL 5000 PPB GX
ALS Vial : 32 Sample Multiplier: 1
DataAcq Meth:VI1611RUN.M

Quant Time: Nov 14 17:25:12 2020
Quant Method : C:\msdchem\1\methods\VI201114G.M
Quant Title : NWTPH-Gx by GC/MS
QLast Update : Sat Nov 14 17:24:25 2020
Response via : Initial Calibration

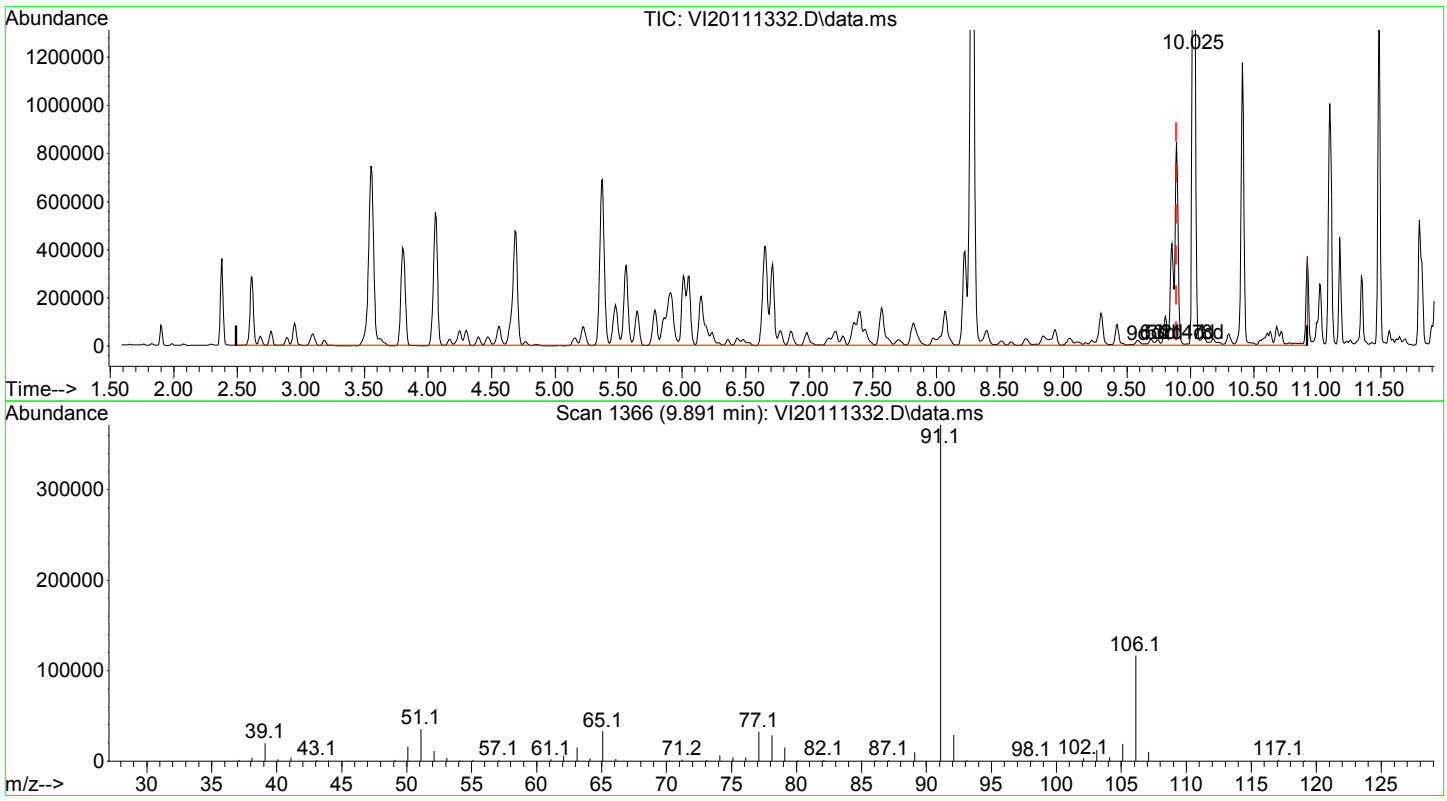

TIC: VI20111332.D\data.ms

(5) TPHg (C5-C9) (H)

9.890min (0.000) 4964.52 ug/L m

response 32894479

Signal	Exp%	Act%
TIC	100.00	100.00
0.00	0.00	0.01#
0.00	0.00	0.01#
0.00	0.00	0.00

Quantitation Report (Qedit)

InstName : VOA-GCMS9

Data Path : C:\msdchem\1\data\2020-11\0K13048\
Data File : VI20111332.D
Acq On : 14 Nov 2020 10:21 am
Operator : TNL
Sample : 0K13048-CALI
Misc : 1X 5mL 5000 PPB GX
ALS Vial : 32 Sample Multiplier: 1
DataAcq Meth:VI1611RUN.M

Quant Time: Nov 14 17:25:12 2020
Quant Method : C:\msdchem\1\methods\VI201114G.M
Quant Title : NWTPH-Gx by GC/MS
QLast Update : Sat Nov 14 17:24:25 2020
Response via : Initial Calibration

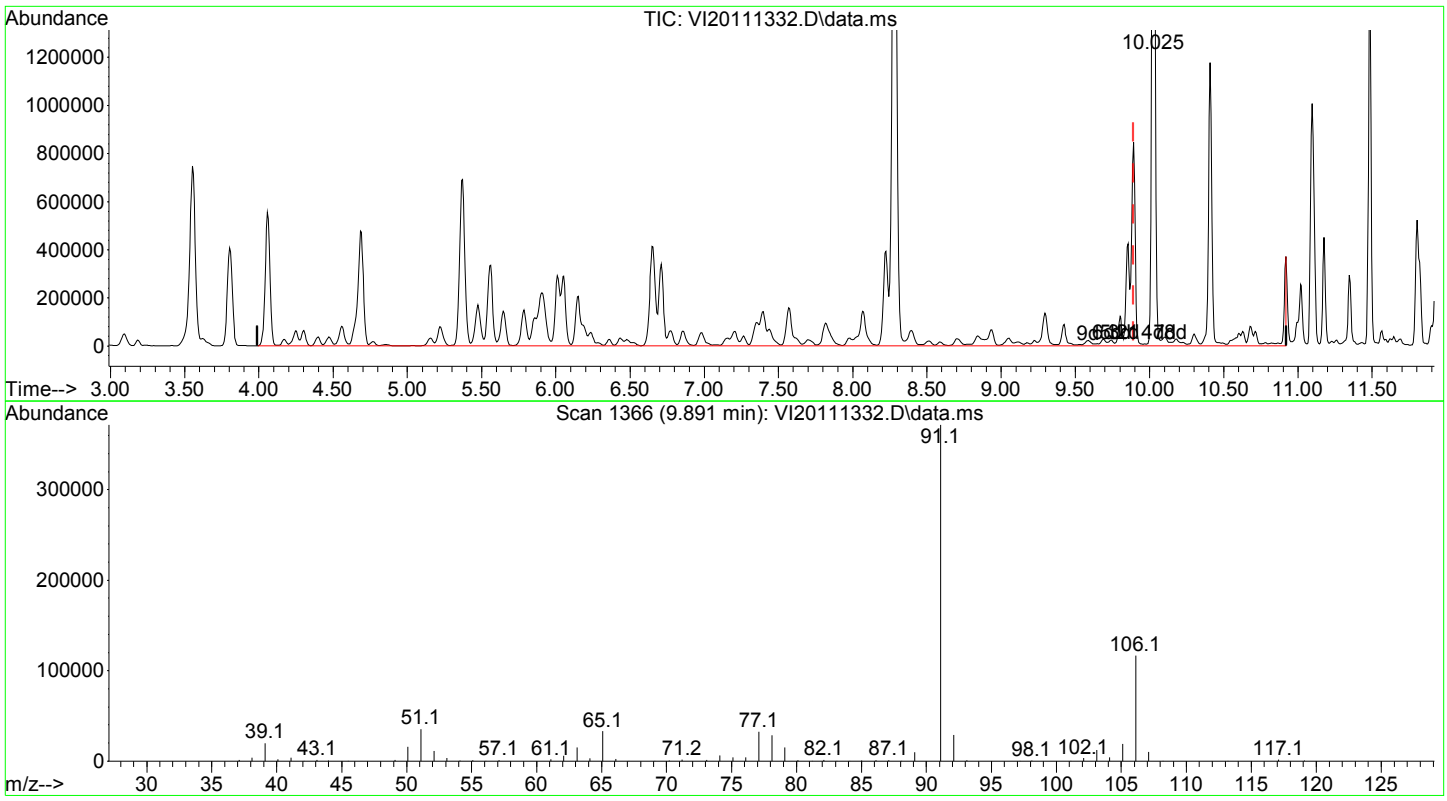

TIC: VI20111332.D\data.ms

(6) TPHg (C6-C10) (H)

9.890min (0.000) 4971.48 ug/L m

response 28772366

Signal	Exp%	Act%
TIC	100.00	100.00
0.00	0.00	0.02#
0.00	0.00	0.01#
0.00	0.00	0.00

Quantitation Report (Qedit)

InstName : VOA-GCMS9

Data Path : C:\msdchem\1\data\2020-11\0K13048\
Data File : VI20111332.D
Acq On : 14 Nov 2020 10:21 am
Operator : TNL
Sample : 0K13048-CALI
Misc : 1X 5mL 5000 PPB GX
ALS Vial : 32 Sample Multiplier: 1
DataAcq Meth:VI1611RUN.M

Quant Time: Nov 14 17:25:12 2020
Quant Method : C:\msdchem\1\methods\VI201114G.M
Quant Title : NWTPH-Gx by GC/MS
QLast Update : Sat Nov 14 17:24:25 2020
Response via : Initial Calibration

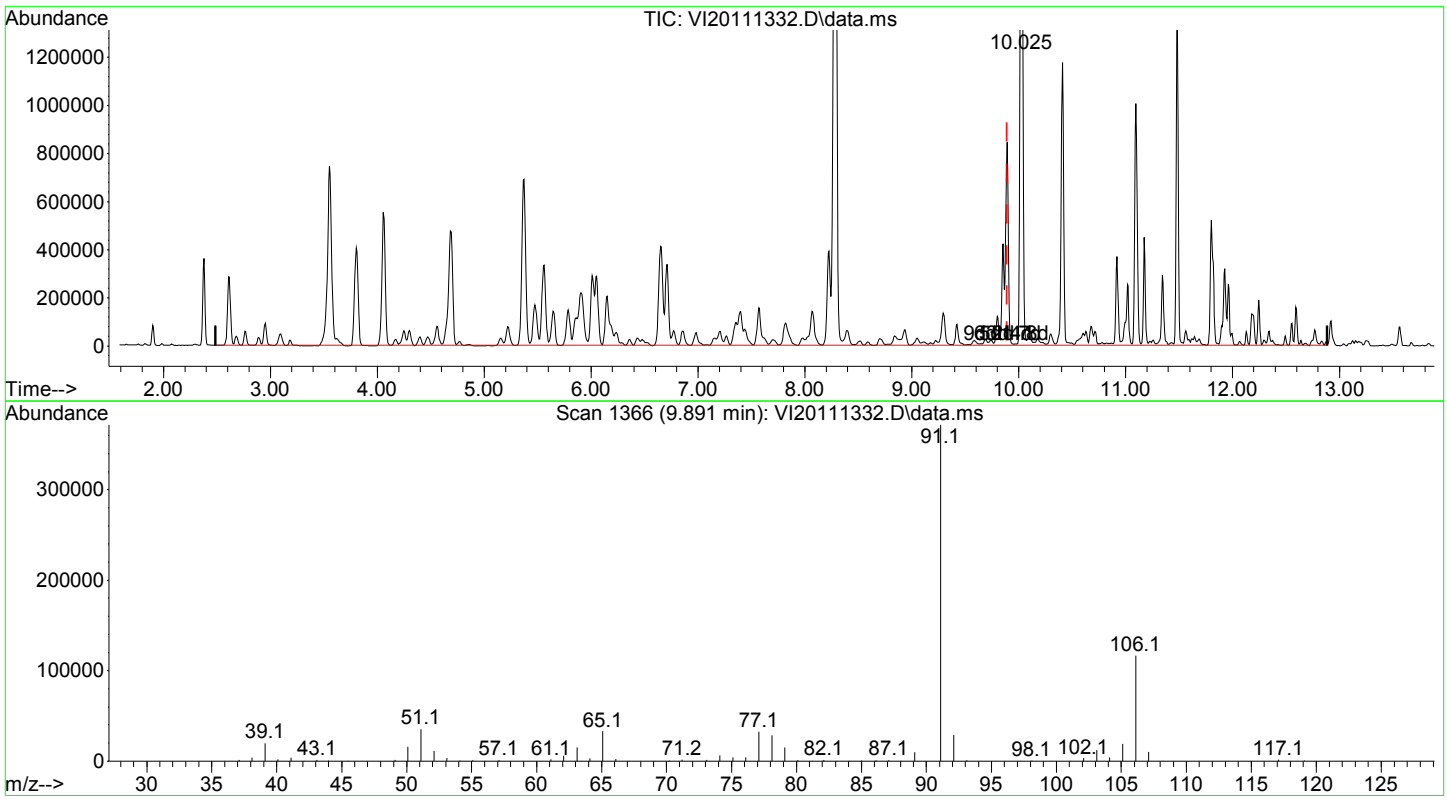

TIC: VI20111332.D\data.ms

(7) CA-LUFT (C5-C12) (H)
9.890min (0.000) 5207.51 ug/L m
response 42277648

Signal	Exp%	Act%
TIC	100.00	100.00
0.00	0.00	0.01#
0.00	0.00	0.01#
0.00	0.00	0.00

Quantitation Report (QT Reviewed)

InstName : VOA-GCMS9

Data Path : C:\msdchem\1\data\2020-11\0K13048\
Data File : VI20111332.D
Acq On : 14 Nov 2020 10:21 am
Operator : TNL
Sample : 0K13048-CALI
Misc : 1X 5mL 5000 PPB GX
ALS Vial : 32 Sample Multiplier: 1
DataAcq Meth:VI1611RUN.M

11/15/20 TNL

Quant Time: Nov 14 17:25:12 2020
Quant Method : C:\msdchem\1\methods\VI201114G.M
Quant Title : NWTPH-Gx by GC/MS
QLast Update : Sat Nov 14 17:24:25 2020
Response via : Initial Calibration

Compound	R.T.	QIon	Response	Conc	Units	Dev(Min)
Internal Standards						
1) Pentafluorobenzene (IS)	6.150	168	164376	50.00	ug/L	0.00
System Monitoring Compounds						
2) 1,4-Difluorobenzene (Sur)	6.710	114	266221	50.99	ug/L	0.00
3) 4-Bromofluorobenzene (...	10.920	174	92954	55.11	ug/L	0.00
9) Toluene-d8 (NR)	8.225	98	299796	0.00	ug/L	0.00
11) Chlorobenzene-d5 (NR)	9.855	117	229258	0.00	ug/L	0.00
12) 1,4-Dichlorobenzene-d4...	11.802	150	173342	0.00	ug/L	0.00
Target Compounds						Qvalue
4) NWTPH-Gx (TPH)	9.890	TIC	28805738m	5262.92	ug/L	
5) TPHg (C5-C9)	9.890	TIC	32894479m	4964.52	ug/L	
6) TPHg (C6-C10)	9.890	TIC	28772366m	4971.48	ug/L	
7) CA-LUFT (C5-C12)	9.890	TIC	42277648m	5207.51	ug/L	

(#) = qualifier out of range (m) = manual integration (+) = signals summed

Quantitation Report (QT Reviewed)

InstName : VOA-GCMS9

Data Path : C:\msdchem\1\data\2020-11\0K13048\
Data File : VI20111332.D
Acq On : 14 Nov 2020 10:21 am
Operator : TNL
Sample : 0K13048-CALI
Misc : 1X 5mL 5000 PPB GX
ALS Vial : 32 Sample Multiplier: 1
DataAcq Meth:VI1611RUN.M

Quant Time: Nov 14 17:25:12 2020
Quant Method : C:\msdchem\1\methods\VI201114G.M
Quant Title : NWTPH-Gx by GC/MS
QLast Update : Sat Nov 14 17:24:25 2020
Response via : Initial Calibration

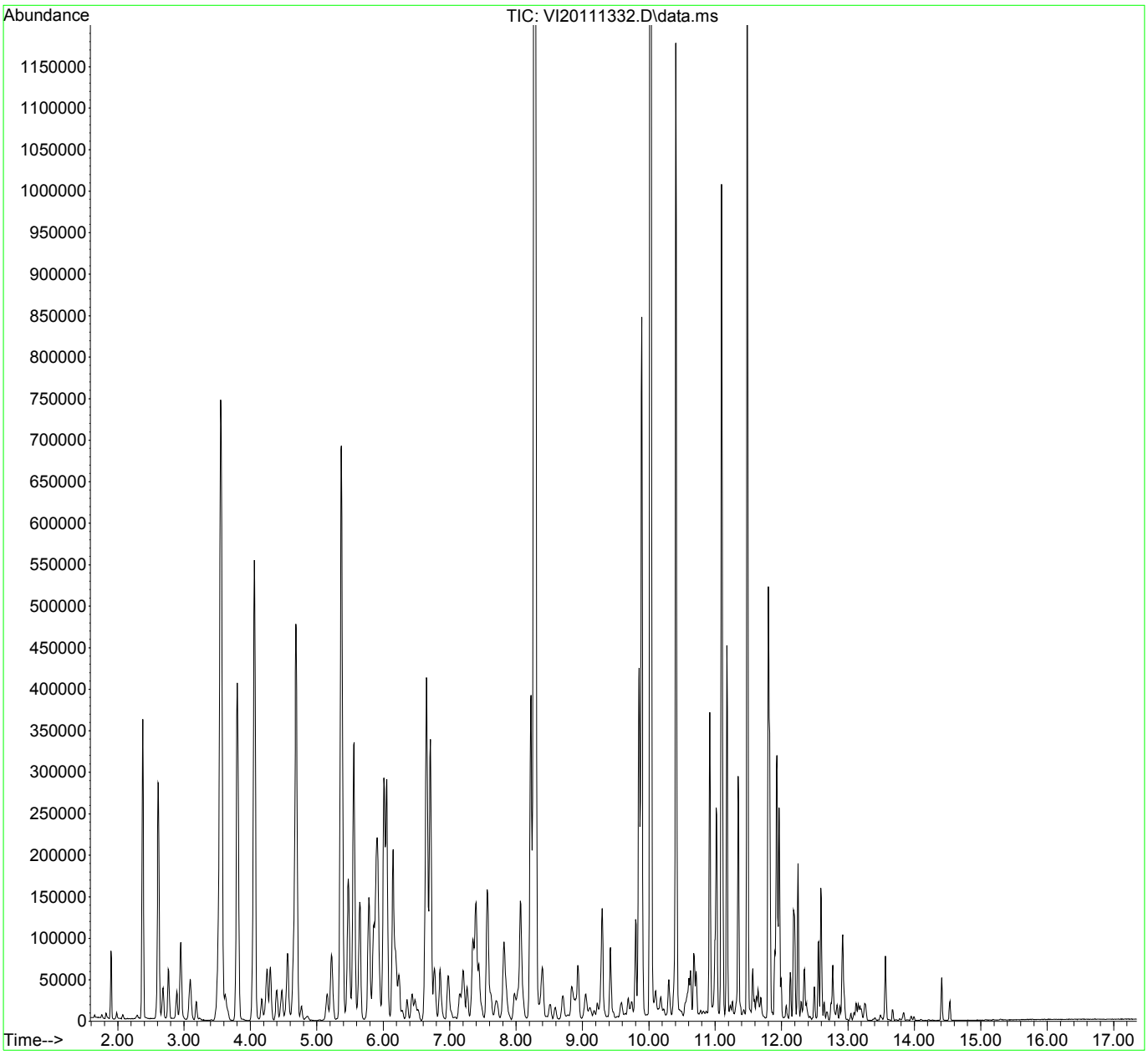

Quantitation Report (Not Reviewed)

InstName : VOA-GCMS9

Data Path : C:\msdchem\1\data\2020-11\0K13048\
Data File : VI20111333.D
Acq On : 14 Nov 2020 10:48 am
Operator : TNL
Sample : 0K13048-CALJ
Misc : 1X 5mL 10000 PPB GX
ALS Vial : 33 Sample Multiplier: 1
DataAcq Meth:VI1611RUN.M

11/15/20 TNL

Quant Time: Nov 14 17:25:44 2020
Quant Method : C:\msdchem\1\methods\VI201114G.M
Quant Title : NWTPH-Gx by GC/MS
QLast Update : Sat Nov 14 17:24:25 2020
Response via : Initial Calibration

Compound	R.T.	QIon	Response	Conc	Units	Dev(Min)
Internal Standards						
1) Pentafluorobenzene (IS)	6.150	168	174056	50.00	ug/L	0.00
System Monitoring Compounds						
2) 1,4-Difluorobenzene (Sur)	6.710	114	280319	50.71	ug/L	0.00
3) 4-Bromofluorobenzene (...	10.919	174	100267	56.14	ug/L	0.00
9) Toluene-d8 (NR)	8.224	98	316886	0.00	ug/L	0.00
11) Chlorobenzene-d5 (NR)	9.855	117	243102	0.00	ug/L	0.00
12) 1,4-Dichlorobenzene-d4...	11.802	150	186745	0.00	ug/L	0.00
Target Compounds						Qvalue
4) NWTPH-Gx (TPH)	9.890	TIC	53398634m	8987.32	ug/L	
5) TPHg (C5-C9)	9.890	TIC	54616280m	7860.85	ug/L	
6) TPHg (C6-C10)	9.890	TIC	48761155m	7996.90	ug/L	
7) CA-LUFT (C5-C12)	9.890	TIC	71280172m	8291.66	ug/L	

(#) = qualifier out of range (m) = manual integration (+) = signals summed

Quantitation Report (Not Reviewed)

InstName : VOA-GCMS9

Data Path : C:\msdchem\1\data\2020-11\0K13048\
Data File : VI20111333.D
Acq On : 14 Nov 2020 10:48 am
Operator : TNL
Sample : 0K13048-CALJ
Misc : 1X 5mL 10000 PPB GX
ALS Vial : 33 Sample Multiplier: 1
DataAcq Meth:VI1611RUN.M

Quant Time: Nov 14 17:25:44 2020
Quant Method : C:\msdchem\1\methods\VI201114G.M
Quant Title : NWTPH-Gx by GC/MS
QLast Update : Sat Nov 14 17:24:25 2020
Response via : Initial Calibration

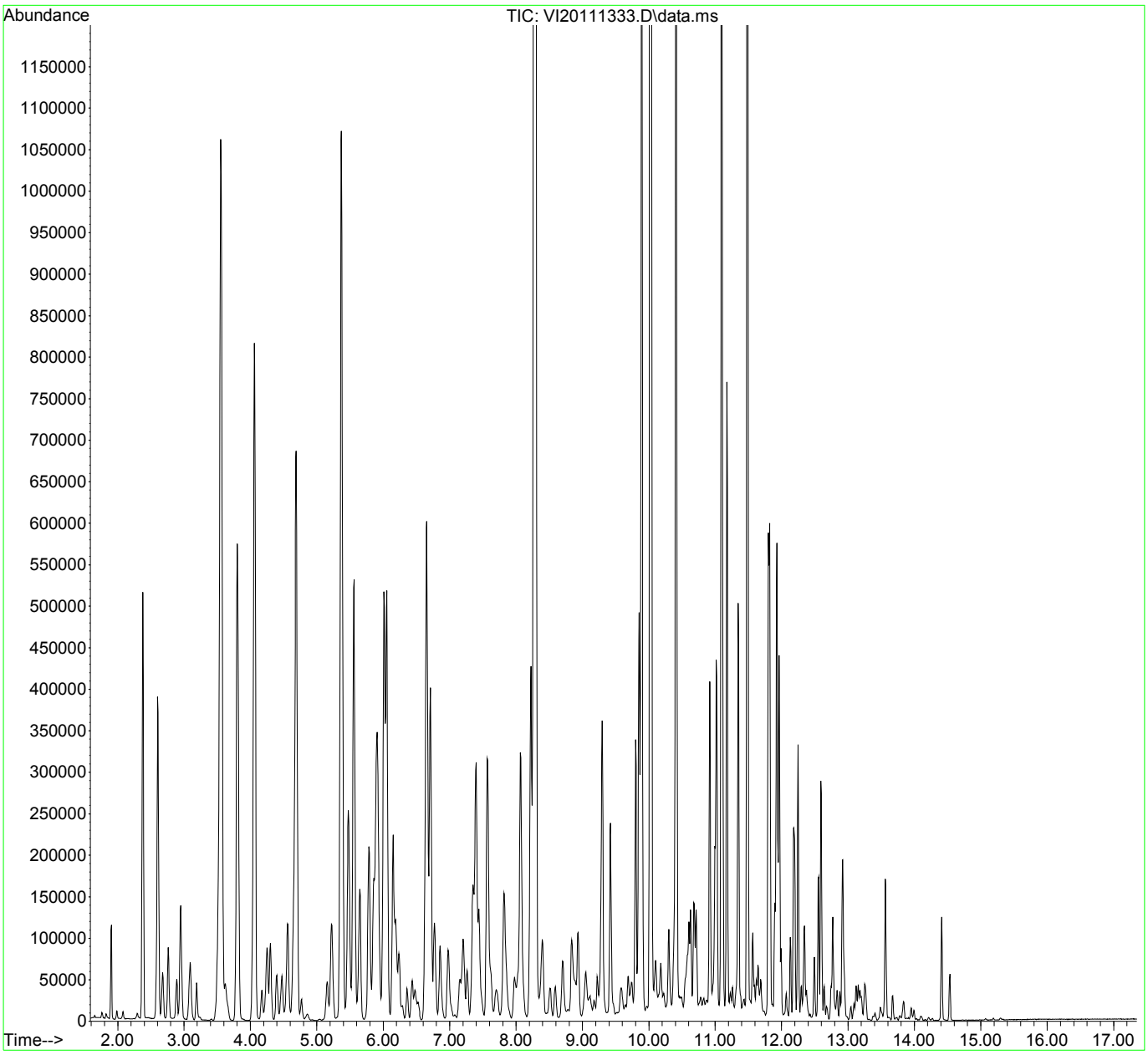

Quantitation Report (Qedit)

InstName : VOA-GCMS9

Data Path : C:\msdchem\1\data\2020-11\0K13048\
Data File : VI20111333.D
Acq On : 14 Nov 2020 10:48 am
Operator : TNL
Sample : 0K13048-CALJ
Misc : 1X 5mL 10000 PPB GX
ALS Vial : 33 Sample Multiplier: 1
DataAcq Meth:VI1611RUN.M

Quant Time: Nov 14 17:25:44 2020
Quant Method : C:\msdchem\1\methods\VI201114G.M
Quant Title : NWTPH-Gx by GC/MS
QLast Update : Sat Nov 14 17:24:25 2020
Response via : Initial Calibration

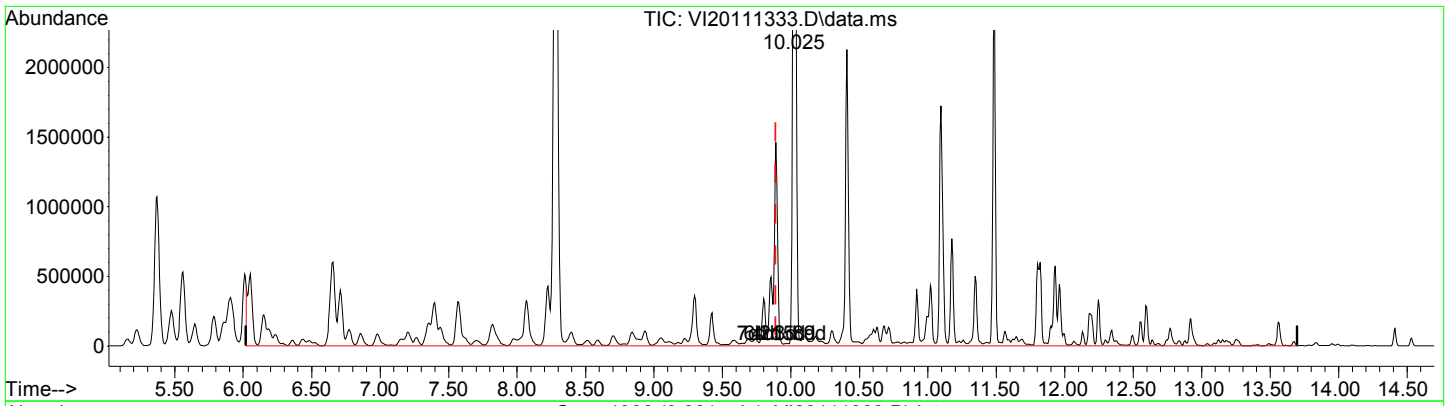

TIC: VI20111333.D\data.ms

(4) NWTPH-Gx (TPH) (H)

9.890min (0.000) 8987.32 ug/L m

response 53398634

Signal	Exp%	Act%
TIC	100.00	100.00
0.00	0.00	0.02#
0.00	0.00	0.01#
0.00	0.00	0.00

Quantitation Report (Qedit)

InstName : VOA-GCMS9

Data Path : C:\msdchem\1\data\2020-11\0K13048\
Data File : VI20111333.D
Acq On : 14 Nov 2020 10:48 am
Operator : TNL
Sample : 0K13048-CALJ
Misc : 1X 5mL 10000 PPB GX
ALS Vial : 33 Sample Multiplier: 1
DataAcq Meth:VI1611RUN.M

Quant Time: Nov 14 17:25:44 2020
Quant Method : C:\msdchem\1\methods\VI201114G.M
Quant Title : NWTPH-Gx by GC/MS
QLast Update : Sat Nov 14 17:24:25 2020
Response via : Initial Calibration

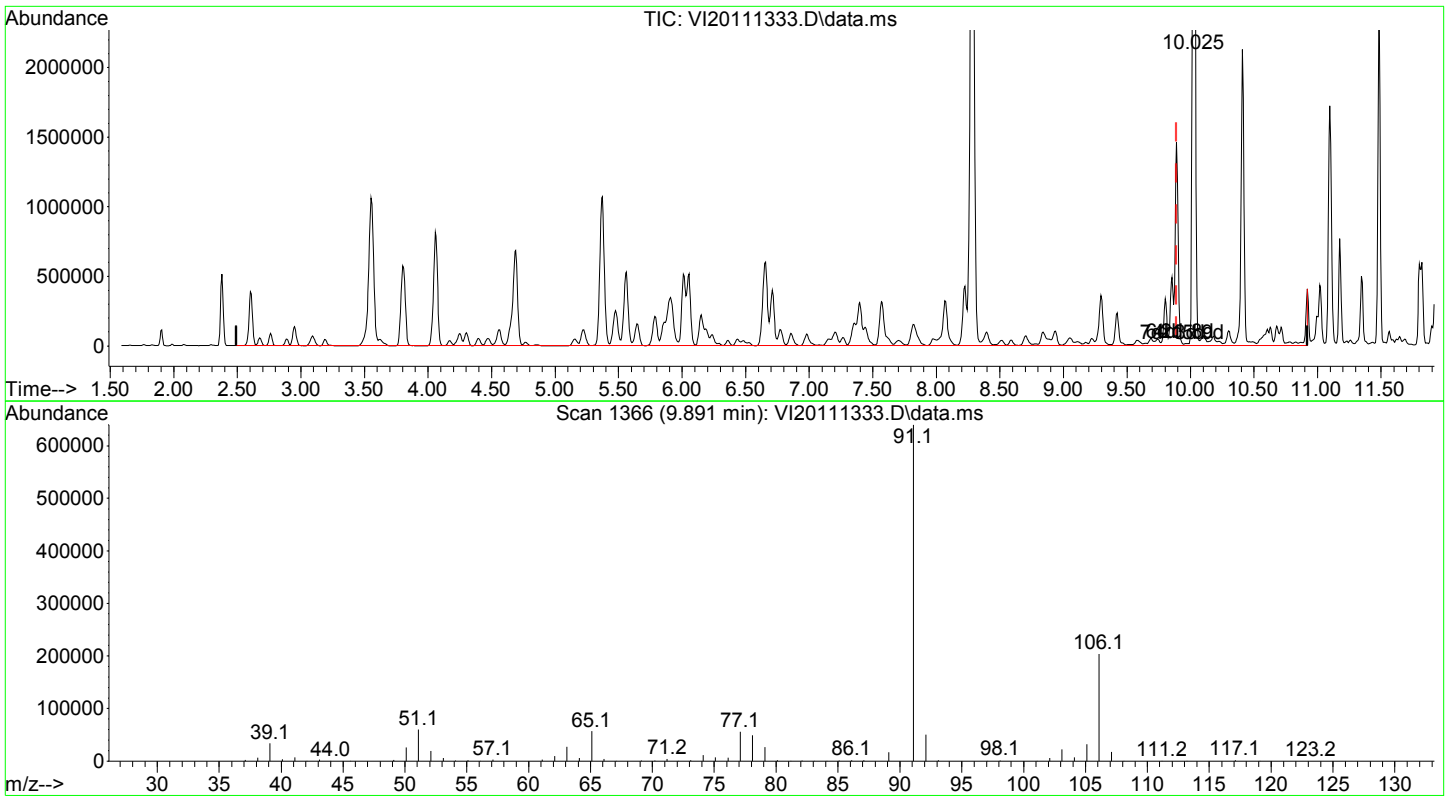

TIC: VI20111333.D\data.ms

(5) TPHg (C5-C9) (H)

9.890min (0.000) 7860.85 ug/L m

response 54616280

Signal	Exp%	Act%
TIC	100.00	100.00
0.00	0.00	0.02#
0.00	0.00	0.01#
0.00	0.00	0.00

Quantitation Report (Qedit)

InstName : VOA-GCMS9

Data Path : C:\msdchem\1\data\2020-11\0K13048\
Data File : VI20111333.D
Acq On : 14 Nov 2020 10:48 am
Operator : TNL
Sample : 0K13048-CALJ
Misc : 1X 5mL 10000 PPB GX
ALS Vial : 33 Sample Multiplier: 1
DataAcq Meth:VI1611RUN.M

Quant Time: Nov 14 17:25:44 2020
Quant Method : C:\msdchem\1\methods\VI201114G.M
Quant Title : NWTPH-Gx by GC/MS
QLast Update : Sat Nov 14 17:24:25 2020
Response via : Initial Calibration

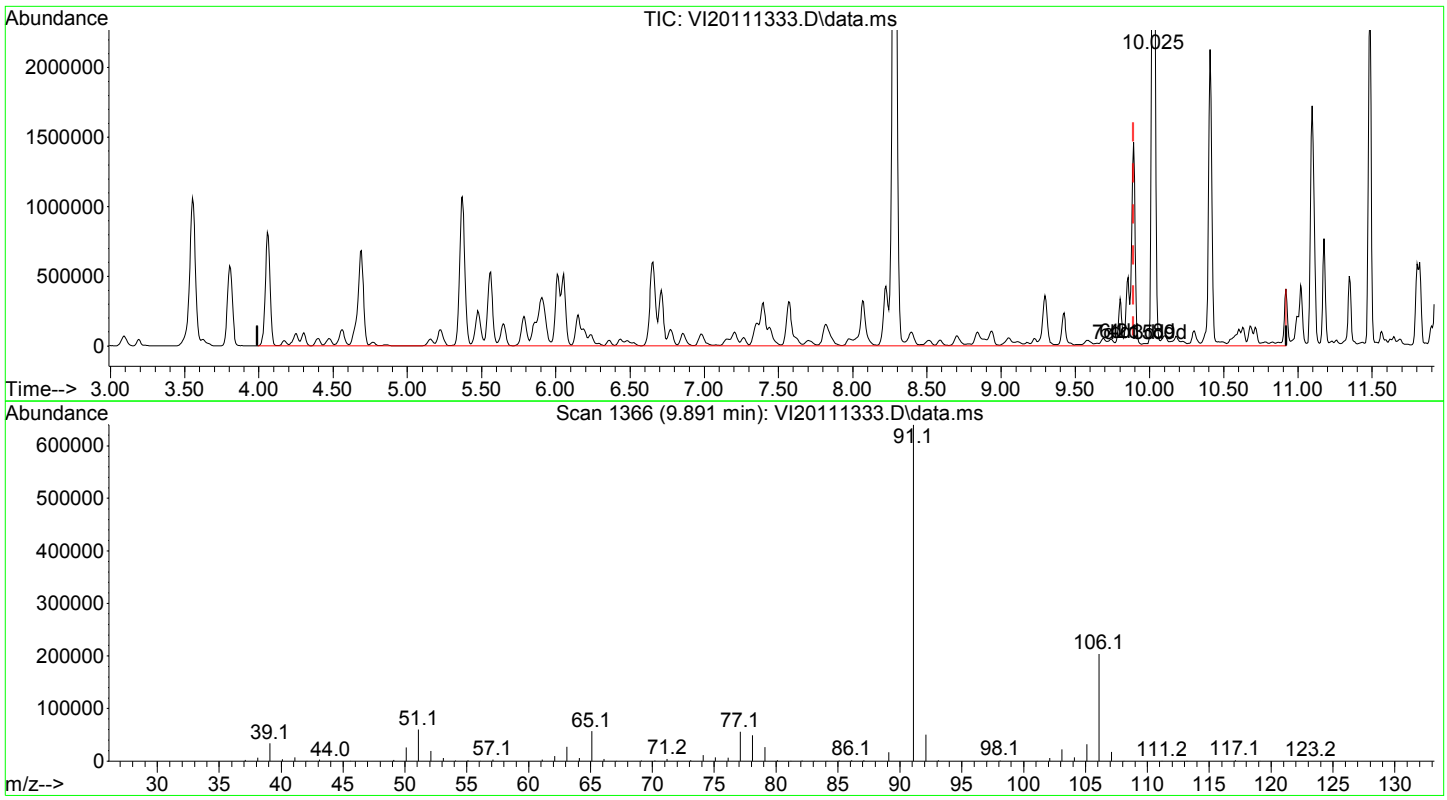

TIC: VI20111333.D\data.ms

(6) TPHg (C6-C10) (H)

9.890min (0.000) 7996.90 ug/L m

response 48761155

Signal	Exp%	Act%
TIC	100.00	100.00
0.00	0.00	0.02#
0.00	0.00	0.02#
0.00	0.00	0.00

Quantitation Report (Qedit)

InstName : VOA-GCMS9

Data Path : C:\msdchem\1\data\2020-11\0K13048\
Data File : VI20111333.D
Acq On : 14 Nov 2020 10:48 am
Operator : TNL
Sample : 0K13048-CALJ
Misc : 1X 5mL 10000 PPB GX
ALS Vial : 33 Sample Multiplier: 1
DataAcq Meth:VI1611RUN.M

Quant Time: Nov 14 17:25:44 2020
Quant Method : C:\msdchem\1\methods\VI201114G.M
Quant Title : NWTPH-Gx by GC/MS
QLast Update : Sat Nov 14 17:24:25 2020
Response via : Initial Calibration

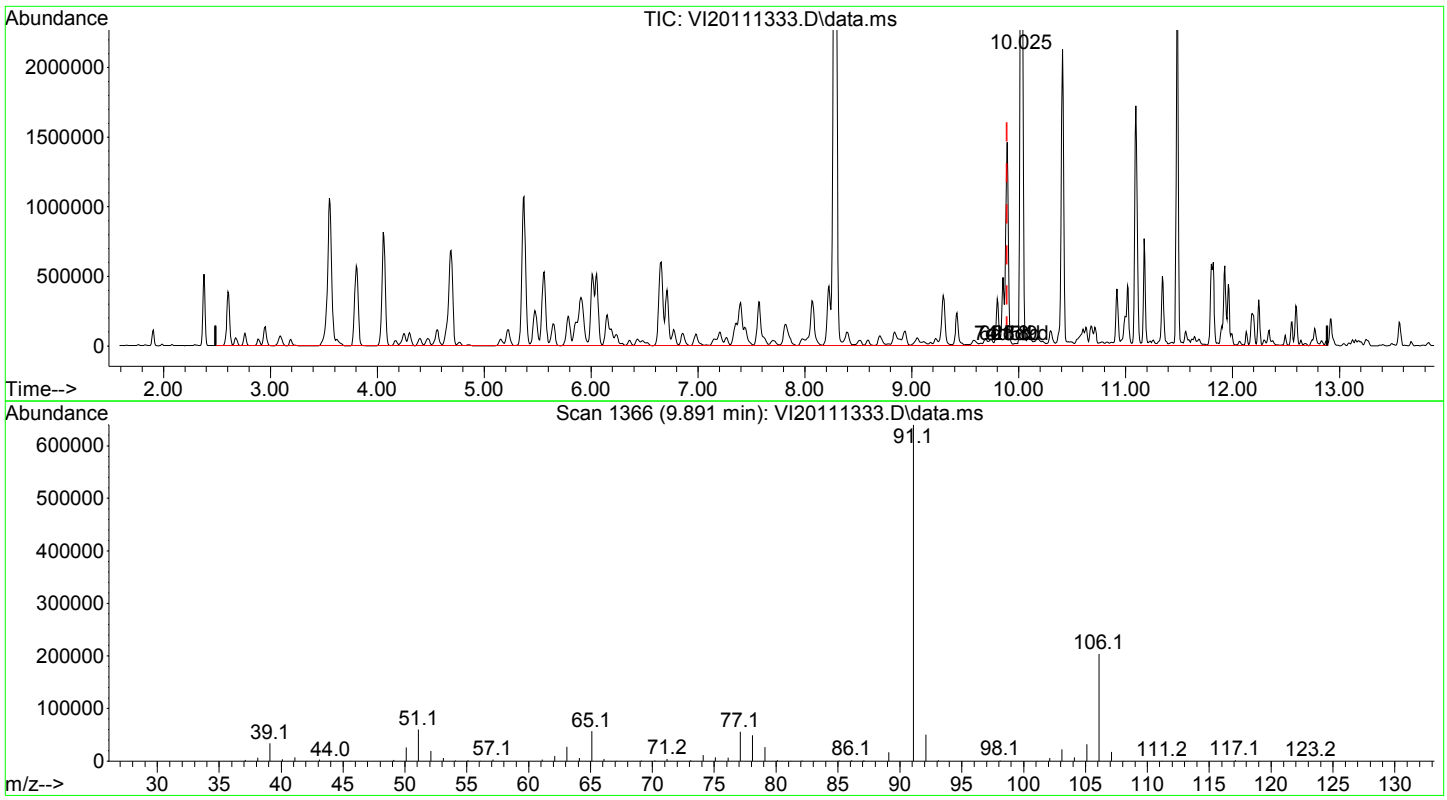

TIC: VI20111333.D\data.ms

(7) CA-LUFT (C5-C12) (H)
9.890min (0.000) 8291.66 ug/L m
response 71280172

Signal	Exp%	Act%
TIC	100.00	100.00
0.00	0.00	0.01#
0.00	0.00	0.01#
0.00	0.00	0.00

Quantitation Report (QT Reviewed)

InstName : VOA-GCMS9

Data Path : C:\msdchem\1\data\2020-11\0K13048\
Data File : VI20111333.D
Acq On : 14 Nov 2020 10:48 am
Operator : TNL
Sample : 0K13048-CALJ
Misc : 1X 5mL 10000 PPB GX
ALS Vial : 33 Sample Multiplier: 1
DataAcq Meth:VI1611RUN.M

11/15/20 TNL

Quant Time: Nov 14 17:25:44 2020
Quant Method : C:\msdchem\1\methods\VI201114G.M
Quant Title : NWTPH-Gx by GC/MS
QLast Update : Sat Nov 14 17:24:25 2020
Response via : Initial Calibration

Compound	R.T.	QIon	Response	Conc	Units	Dev(Min)
Internal Standards						
1) Pentafluorobenzene (IS)	6.150	168	174056	50.00	ug/L	0.00
System Monitoring Compounds						
2) 1,4-Difluorobenzene (Sur)	6.710	114	280319	50.71	ug/L	0.00
3) 4-Bromofluorobenzene (...	10.919	174	100267	56.14	ug/L	0.00
9) Toluene-d8 (NR)	8.224	98	316886	0.00	ug/L	0.00
11) Chlorobenzene-d5 (NR)	9.855	117	243102	0.00	ug/L	0.00
12) 1,4-Dichlorobenzene-d4...	11.802	150	186745	0.00	ug/L	0.00
Target Compounds						Qvalue
4) NWTPH-Gx (TPH)	9.890	TIC	53398634m	8987.32	ug/L	
5) TPHg (C5-C9)	9.890	TIC	54616280m	7860.85	ug/L	
6) TPHg (C6-C10)	9.890	TIC	48761155m	7996.90	ug/L	
7) CA-LUFT (C5-C12)	9.890	TIC	71280172m	8291.66	ug/L	

(#) = qualifier out of range (m) = manual integration (+) = signals summed

Quantitation Report (QT Reviewed)

InstName : VOA-GCMS9

Data Path : C:\msdchem\1\data\2020-11\0K13048\
Data File : VI20111333.D
Acq On : 14 Nov 2020 10:48 am
Operator : TNL
Sample : 0K13048-CALJ
Misc : 1X 5mL 10000 PPB GX
ALS Vial : 33 Sample Multiplier: 1
DataAcq Meth:VI1611RUN.M

Quant Time: Nov 14 17:25:44 2020
Quant Method : C:\msdchem\1\methods\VI201114G.M
Quant Title : NWTPH-Gx by GC/MS
QLast Update : Sat Nov 14 17:24:25 2020
Response via : Initial Calibration

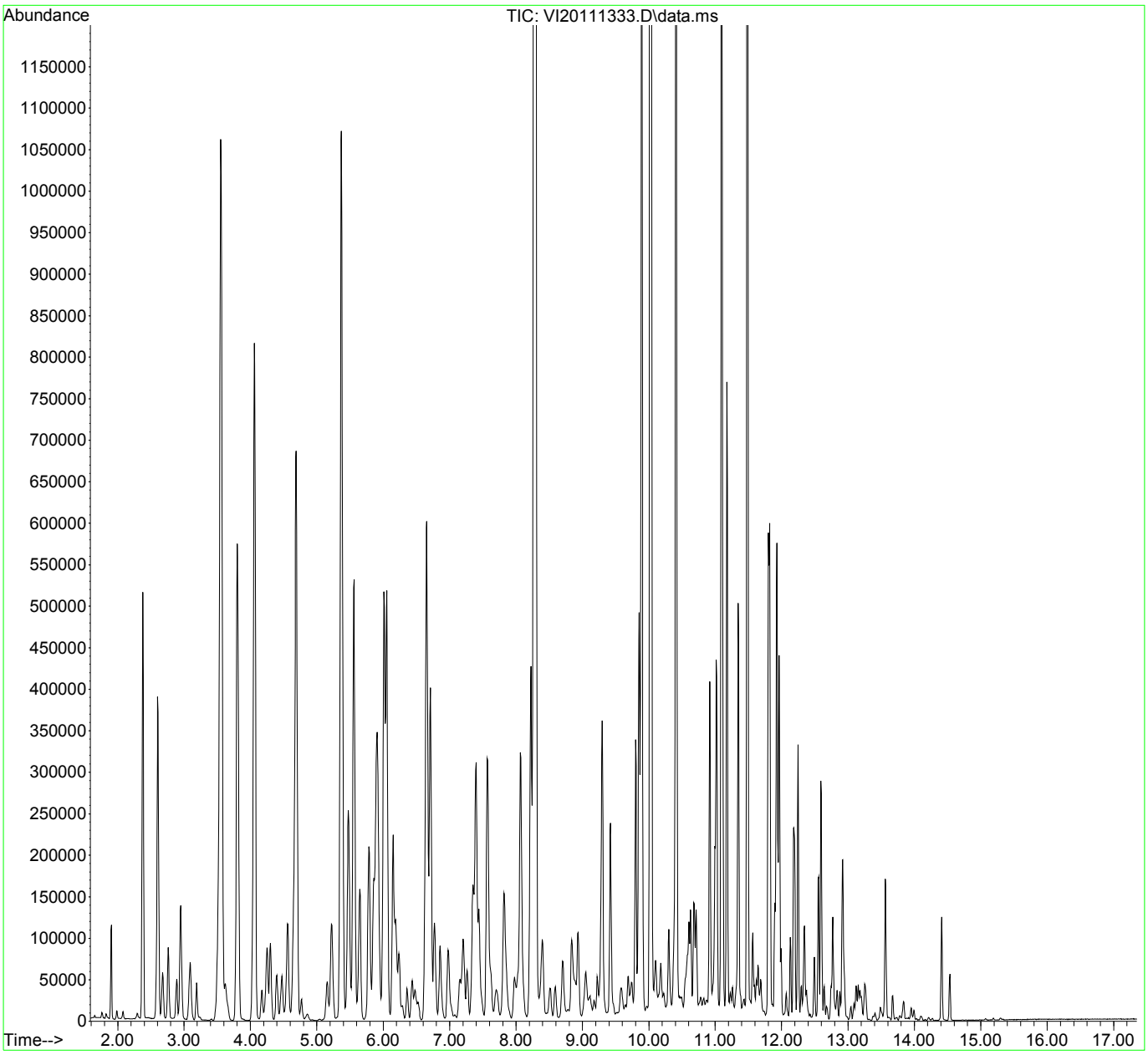

Quantitation Report (Not Reviewed)

InstName : VOA-GCMS9

Data Path : C:\msdchem\1\data\2020-11\0K13048\
Data File : VI20111334.D
Acq On : 14 Nov 2020 11:16 am
Operator : TNL
Sample : 0K13048-IBL8 11/15/20 TNL
Misc : 1X 5mL DI
ALS Vial : 34 Sample Multiplier: 1
DataAcq Meth:VI1611RUN.M

Quant Time: Nov 15 10:23:15 2020
Quant Method : C:\msdchem\1\methods\VI201114G.M
Quant Title : NWTPH-Gx by GC/MS
QLast Update : Sat Nov 14 17:27:50 2020
Response via : Initial Calibration

Compound	R.T.	QIon	Response	Conc	Units	Dev(Min)
Internal Standards						
1) Pentafluorobenzene (IS)	6.150	168	169436	50.00	ug/L	0.00
System Monitoring Compounds						
2) 1,4-Difluorobenzene (Sur)	6.710	114	266696	49.08	ug/L	0.00
3) 4-Bromofluorobenzene (...	10.919	174	86332	47.92	ug/L	0.00
9) Toluene-d8 (NR)	8.224	98	297706	0.00	ug/L	0.00
11) Chlorobenzene-d5 (NR)	9.855	117	222850	0.00	ug/L	0.00
12) 1,4-Dichlorobenzene-d4...	11.802	150	151555	0.00	ug/L	0.00
Target Compounds						Qvalue
4) NWTPH-Gx (TPH)	9.890	TIC	7999m	30.30	ug/L	
5) TPHg (C5-C9)	9.890	TIC	-147417m	42.32	ug/L	
6) TPHg (C6-C10)	9.890	TIC	-197225m	51.03	ug/L	
7) CA-LUFT (C5-C12)	9.890	TIC	325929m	46.61	ug/L	

(#) = qualifier out of range (m) = manual integration (+) = signals summed

Quantitation Report (Not Reviewed)

InstName : VOA-GCMS9

Data Path : C:\msdchem\1\data\2020-11\0K13048\
Data File : VI20111334.D
Acq On : 14 Nov 2020 11:16 am
Operator : TNL
Sample : 0K13048-IBL8
Misc : 1X 5mL DI
ALS Vial : 34 Sample Multiplier: 1
DataAcq Meth:VI1611RUN.M

Quant Time: Nov 15 10:23:15 2020
Quant Method : C:\msdchem\1\methods\VI201114G.M
Quant Title : NWTPH-Gx by GC/MS
QLast Update : Sat Nov 14 17:27:50 2020
Response via : Initial Calibration

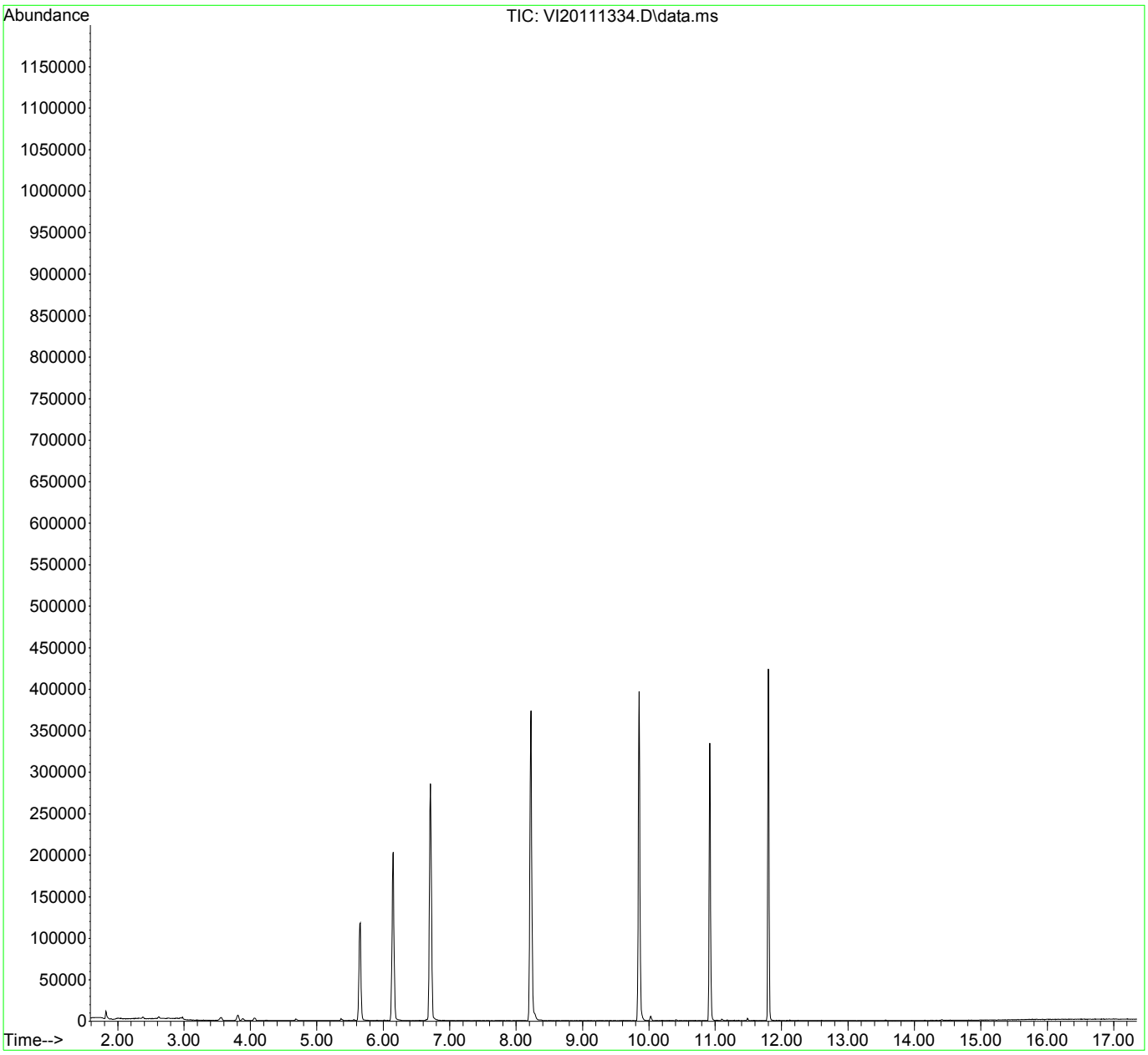

Quantitation Report (Not Reviewed)

InstName : VOA-GCMS9

Data Path : C:\msdchem\1\data\2020-11\0K13048\
Data File : VI20111335.D
Acq On : 14 Nov 2020 11:43 am
Operator : TNL
Sample : 0K13048-IBL9
Misc : 1X 5mL DI 11/15/20 TNL
ALS Vial : 35 Sample Multiplier: 1
DataAcq Meth:VI1611RUN.M

Quant Time: Nov 15 10:23:18 2020
Quant Method : C:\msdchem\1\methods\VI201114G.M
Quant Title : NWTPH-Gx by GC/MS
QLast Update : Sat Nov 14 17:27:50 2020
Response via : Initial Calibration

Compound	R.T.	QIon	Response	Conc	Units	Dev(Min)
Internal Standards						
1) Pentafluorobenzene (IS)	6.150	168	166684	50.00	ug/L	0.00
System Monitoring Compounds						
2) 1,4-Difluorobenzene (Sur)	6.716	114	264762	49.53	ug/L	0.00
3) 4-Bromofluorobenzene (...	10.919	174	82259	46.41	ug/L	0.00
9) Toluene-d8 (NR)	8.224	98	291900	0.00	ug/L	0.00
11) Chlorobenzene-d5 (NR)	9.855	117	216919	0.00	ug/L	0.00
12) 1,4-Dichlorobenzene-d4...	11.802	150	141775	0.00	ug/L	0.00
Target Compounds						Qvalue
4) NWTPH-Gx (TPH)	9.890	TIC	-23069m	23.74	ug/L	
5) TPHg (C5-C9)	9.890	TIC	-184786m	35.85	ug/L	
6) TPHg (C6-C10)	9.890	TIC	-216345m	46.92	ug/L	
7) CA-LUFT (C5-C12)	9.890	TIC	261006m	38.54	ug/L	

(#) = qualifier out of range (m) = manual integration (+) = signals summed

Quantitation Report (Not Reviewed)

InstName : VOA-GCMS9

Data Path : C:\msdchem\1\data\2020-11\0K13048\
Data File : VI20111335.D
Acq On : 14 Nov 2020 11:43 am
Operator : TNL
Sample : 0K13048-IBL9
Misc : 1X 5mL DI
ALS Vial : 35 Sample Multiplier: 1
DataAcq Meth:VI1611RUN.M

Quant Time: Nov 15 10:23:18 2020
Quant Method : C:\msdchem\1\methods\VI201114G.M
Quant Title : NWTPH-Gx by GC/MS
QLast Update : Sat Nov 14 17:27:50 2020
Response via : Initial Calibration

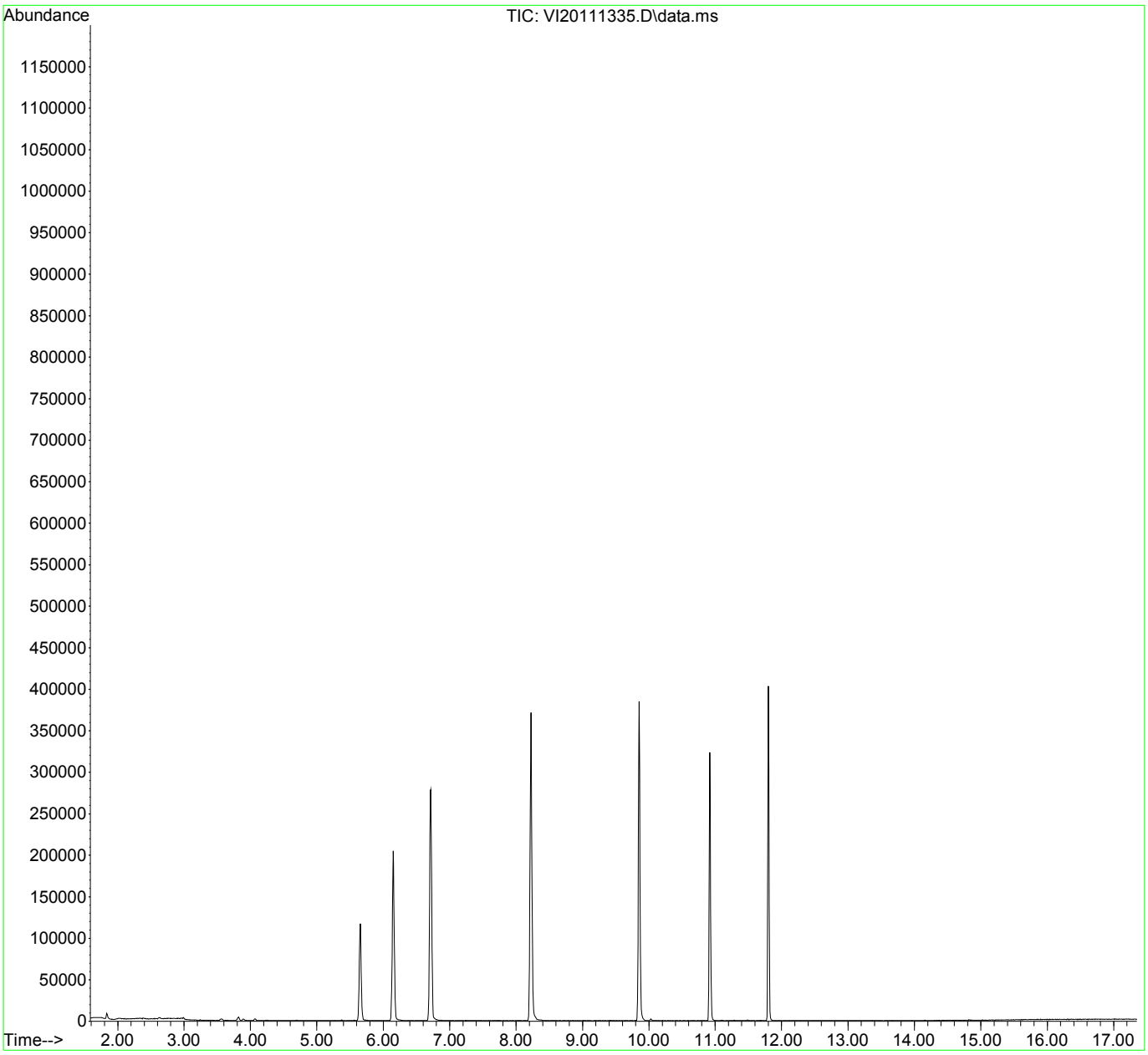

Quantitation Report (Not Reviewed)

InstName : VOA-GCMS9

Data Path : C:\msdchem\1\data\2020-11\0K13048\
Data File : VI20111336.D
Acq On : 14 Nov 2020 12:10 pm
Operator : TNL
Sample : 0K13048-ICV2
Misc : 1X 5mL 500PPB GX
ALS Vial : 36 Sample Multiplier: 1
DataAcq Meth:VI1611RUN.M

11/15/20 TNL

Quant Time: Nov 15 10:23:20 2020
Quant Method : C:\msdchem\1\methods\VI201114G.M
Quant Title : NWTPH-Gx by GC/MS
QLast Update : Sat Nov 14 17:27:50 2020
Response via : Initial Calibration

Compound	R.T.	QIon	Response	Conc	Units	Dev(Min)
Internal Standards						
1) Pentafluorobenzene (IS)	6.150	168	171560	50.00	ug/L	0.00
System Monitoring Compounds						
2) 1,4-Difluorobenzene (Sur)	6.716	114	273879	49.78	ug/L	0.00
3) 4-Bromofluorobenzene (...	10.920	174	92671	50.80	ug/L	0.00
9) Toluene-d8 (NR)	8.225	98	313108	0.00	ug/L	0.00
11) Chlorobenzene-d5 (NR)	9.855	117	237709	0.00	ug/L	0.00
12) 1,4-Dichlorobenzene-d4...	11.802	150	168607	0.00	ug/L	0.00
Target Compounds						Qvalue
4) NWTPH-Gx (TPH)	9.890	TIC	2219851m	475.40	ug/L	
5) TPHg (C5-C9)	9.890	TIC	2526235m	461.87	ug/L	
6) TPHg (C6-C10)	9.890	TIC	2113994m	461.18	ug/L	
7) CA-LUFT (C5-C12)	9.890	TIC	3615067m	472.89	ug/L	

(#) = qualifier out of range (m) = manual integration (+) = signals summed

Quantitation Report (Not Reviewed)

InstName : VOA-GCMS9

Data Path : C:\msdchem\1\data\2020-11\0K13048\
Data File : VI20111336.D
Acq On : 14 Nov 2020 12:10 pm
Operator : TNL
Sample : 0K13048-ICV2
Misc : 1X 5mL 500PPB GX
ALS Vial : 36 Sample Multiplier: 1
DataAcq Meth:VI1611RUN.M

Quant Time: Nov 15 10:23:20 2020
Quant Method : C:\msdchem\1\methods\VI201114G.M
Quant Title : NWTPH-Gx by GC/MS
QLast Update : Sat Nov 14 17:27:50 2020
Response via : Initial Calibration

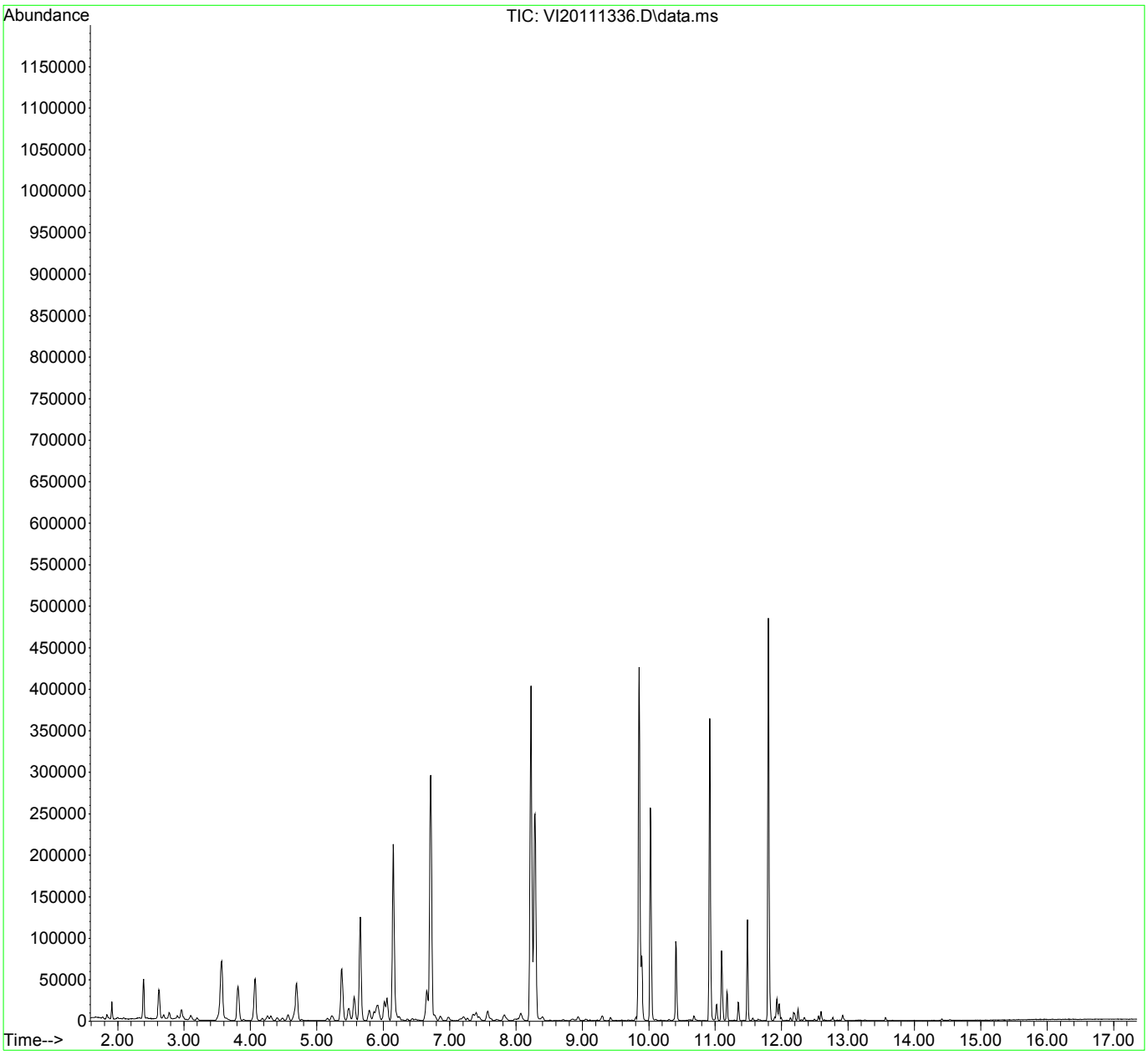

Quantitation Report (Qedit)

InstName : VOA-GCMS9

Data Path : C:\msdchem\1\data\2020-11\0K13048\
Data File : VI20111336.D
Acq On : 14 Nov 2020 12:10 pm
Operator : TNL
Sample : 0K13048-ICV2
Misc : 1X 5mL 500PPB GX
ALS Vial : 36 Sample Multiplier: 1
DataAcq Meth:VI1611RUN.M

Quant Time: Nov 15 10:23:20 2020
Quant Method : C:\msdchem\1\methods\VI201114G.M
Quant Title : NWTPH-Gx by GC/MS
QLast Update : Sat Nov 14 17:27:50 2020
Response via : Initial Calibration

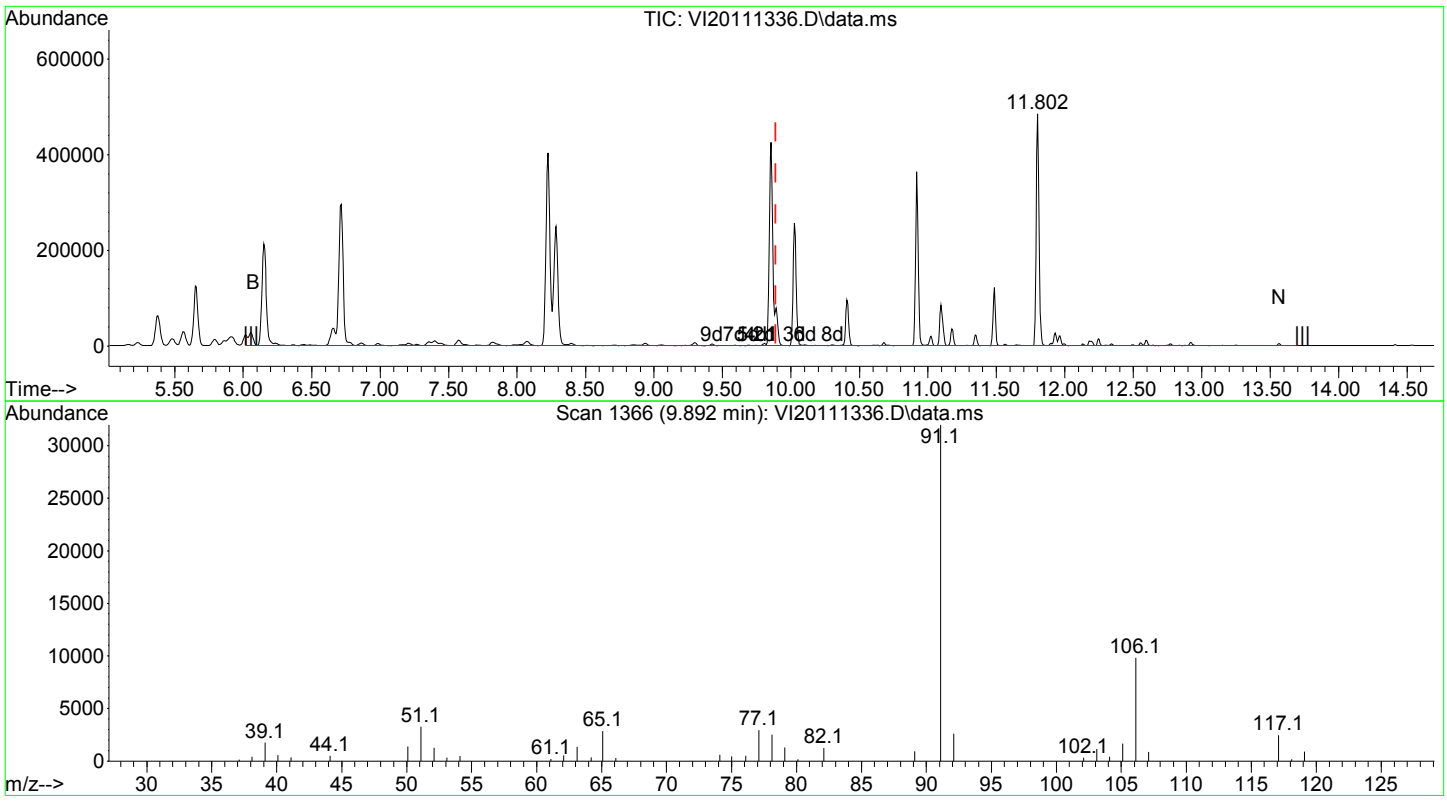

TIC: VI20111336.D\data.ms

(4) NWTPH-Gx (TPH) (H)
9.890min (0.000) 475.40 ug/L m
response 2219851

Signal	Exp%	Act%
TIC	100.00	100.00
0.00	0.00	0.01#
0.00	0.00	0.00
0.00	0.00	0.00

Quantitation Report (Qedit)

InstName : VOA-GCMS9

Data Path : C:\msdchem\1\data\2020-11\0K13048\
Data File : VI20111336.D
Acq On : 14 Nov 2020 12:10 pm
Operator : TNL
Sample : 0K13048-ICV2
Misc : 1X 5mL 500PPB GX
ALS Vial : 36 Sample Multiplier: 1
DataAcq Meth:VI1611RUN.M

Quant Time: Nov 15 10:23:20 2020
Quant Method : C:\msdchem\1\methods\VI201114G.M
Quant Title : NWTPH-Gx by GC/MS
QLast Update : Sat Nov 14 17:27:50 2020
Response via : Initial Calibration

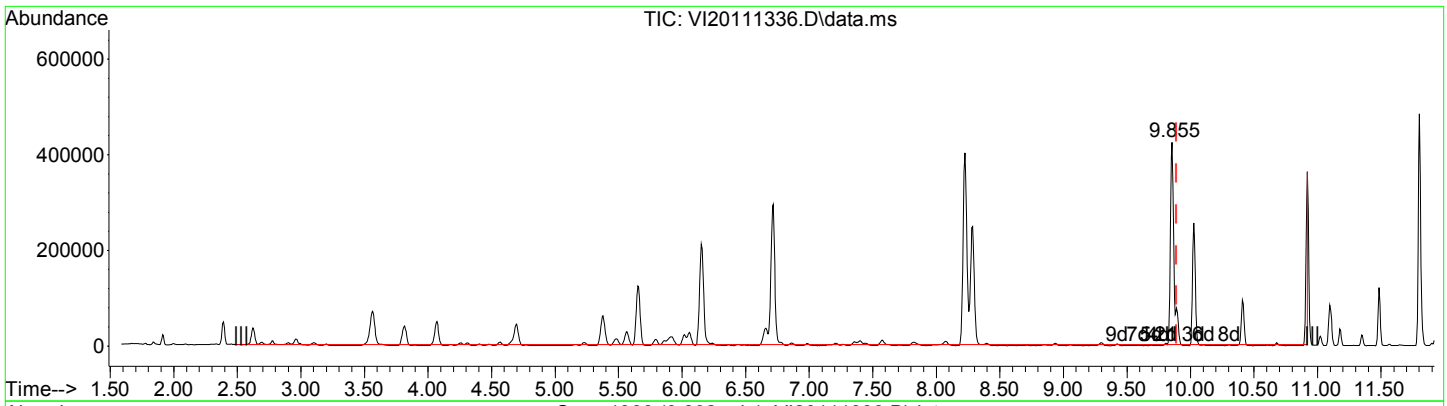

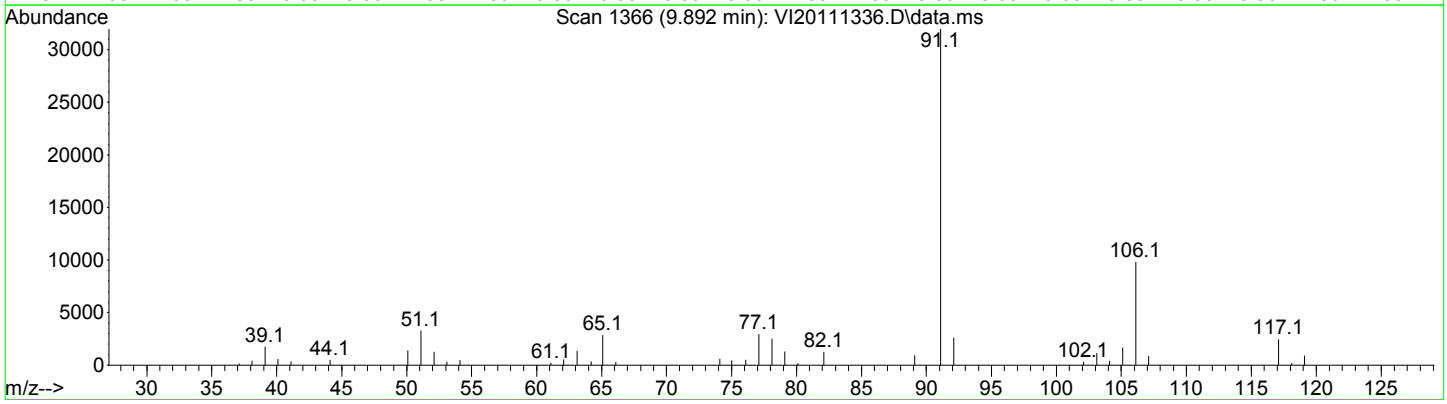

TIC: VI20111336.D\data.ms

(5) TPHg (C5-C9) (H)
9.890min (0.000) 461.87 ug/L m
response 2526235

Signal	Exp%	Act%
TIC	100.00	100.00
0.00	0.00	0.01#
0.00	0.00	0.00
0.00	0.00	0.00

Quantitation Report (Qedit)

InstName : VOA-GCMS9

Data Path : C:\msdchem\1\data\2020-11\0K13048\
Data File : VI20111336.D
Acq On : 14 Nov 2020 12:10 pm
Operator : TNL
Sample : 0K13048-ICV2
Misc : 1X 5mL 500PPB GX
ALS Vial : 36 Sample Multiplier: 1
DataAcq Meth:VI1611RUN.M

Quant Time: Nov 15 10:23:20 2020
Quant Method : C:\msdchem\1\methods\VI201114G.M
Quant Title : NWTPH-Gx by GC/MS
QLast Update : Sat Nov 14 17:27:50 2020
Response via : Initial Calibration

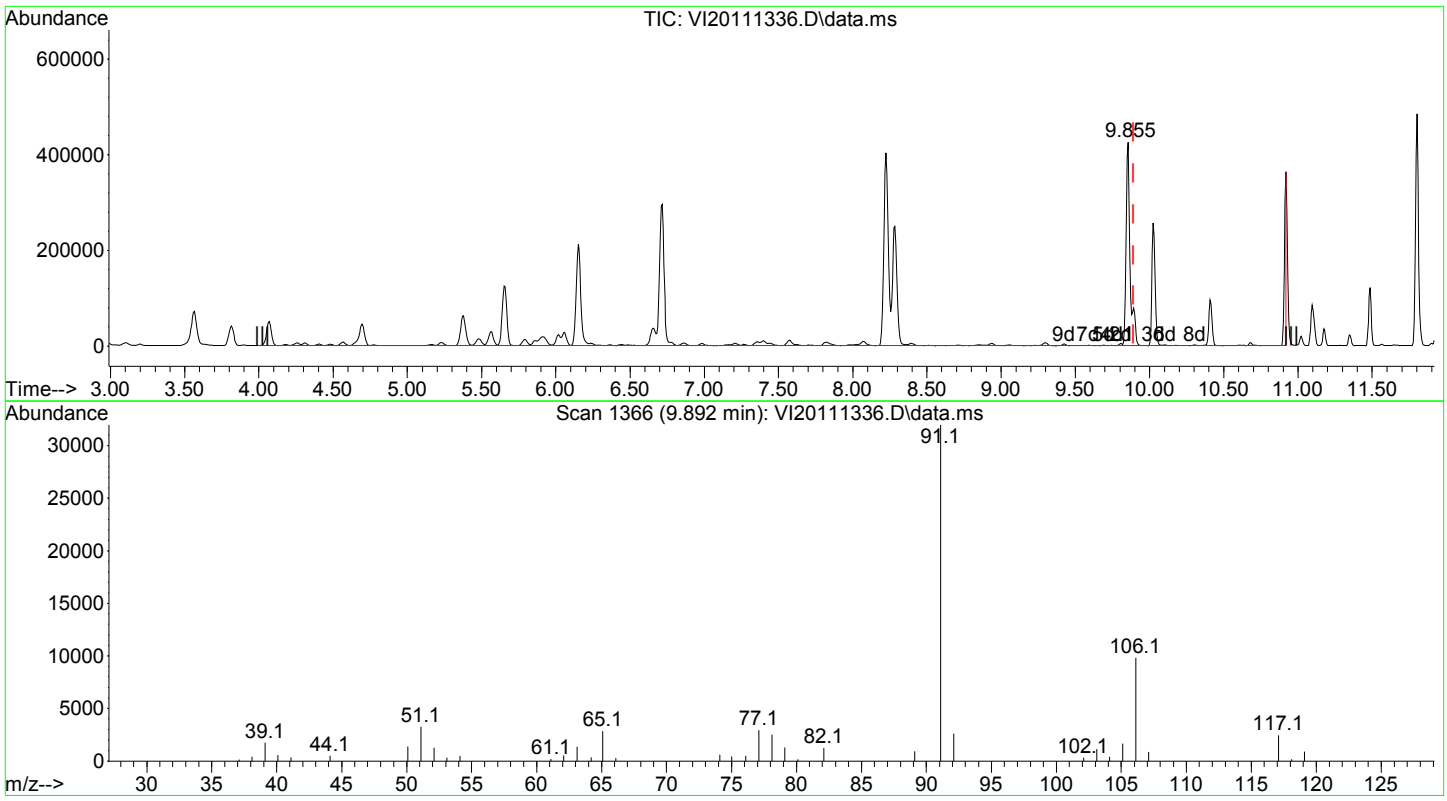

TIC: VI20111336.D\data.ms

(6) TPHg (C6-C10) (H)

9.890min (0.000) 461.18 ug/L m

response 2113994

Signal	Exp%	Act%
TIC	100.00	100.00
0.00	0.00	0.01#
0.00	0.00	0.00
0.00	0.00	0.00

Quantitation Report (Qedit)

InstName : VOA-GCMS9

Data Path : C:\msdchem\1\data\2020-11\0K13048\
Data File : VI20111336.D
Acq On : 14 Nov 2020 12:10 pm
Operator : TNL
Sample : 0K13048-ICV2
Misc : 1X 5mL 500PPB GX
ALS Vial : 36 Sample Multiplier: 1
DataAcq Meth:VI1611RUN.M

Quant Time: Nov 15 10:23:20 2020
Quant Method : C:\msdchem\1\methods\VI201114G.M
Quant Title : NWTPH-Gx by GC/MS
QLast Update : Sat Nov 14 17:27:50 2020
Response via : Initial Calibration

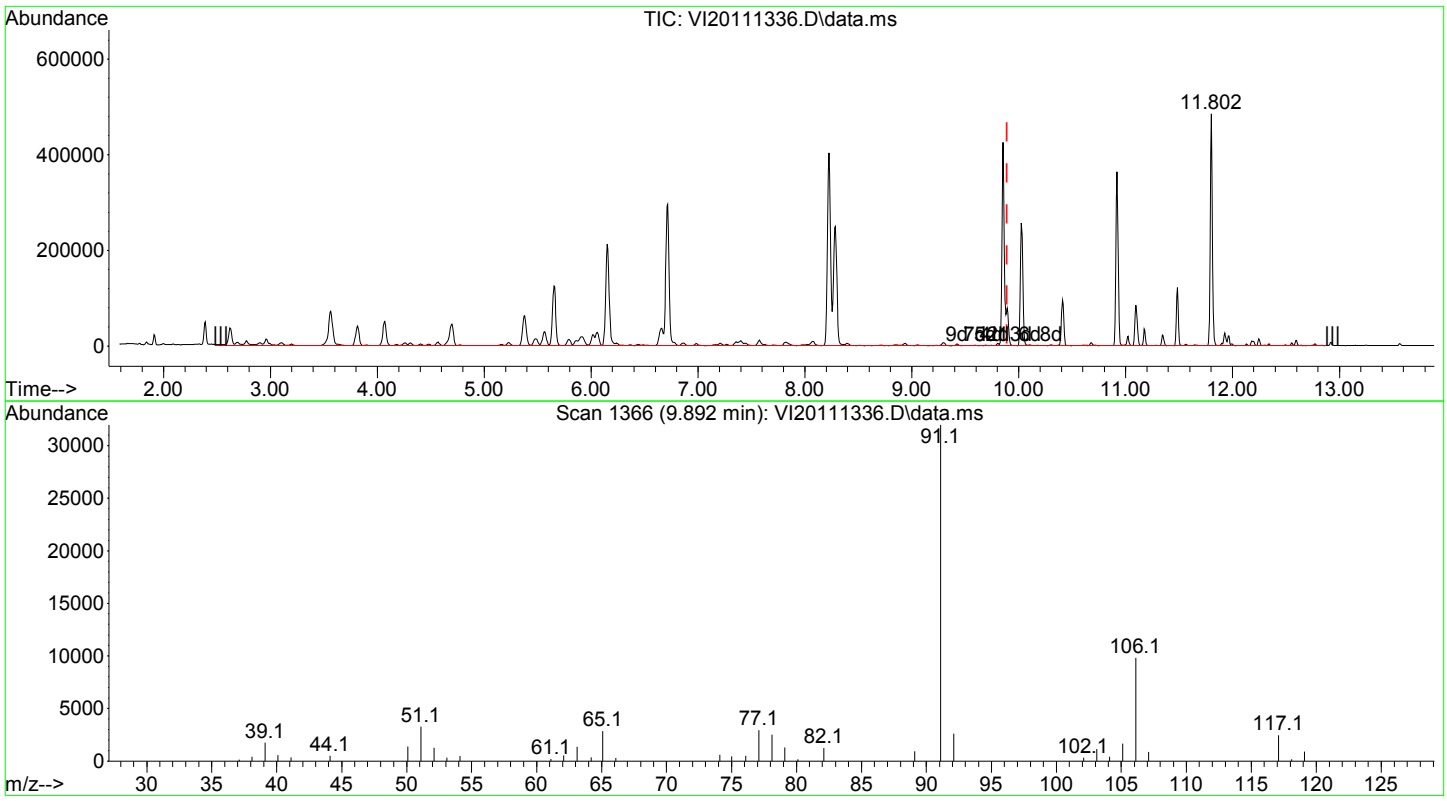

TIC: VI20111336.D\data.ms

(7) CA-LUFT (C5-C12) (H)
9.890min (0.000) 472.89 ug/L m
response 3615067

Signal	Exp%	Act%
TIC	100.00	100.00
0.00	0.00	0.00#
0.00	0.00	0.00
0.00	0.00	0.00

Quantitation Report (Not Reviewed)

InstName : VOA-GCMS9

Data Path : C:\msdchem\1\data\2020-11\0K13048\
Data File : VI20111337.D
Acq On : 14 Nov 2020 12:37 pm
Operator : TNL
Sample : 0K13048-IBLA 11/15/20 TNL
Misc : 1X 5mL DI
ALS Vial : 37 Sample Multiplier: 1
DataAcq Meth:VI1611RUN.M

Quant Time: Nov 15 10:23:23 2020
Quant Method : C:\msdchem\1\methods\VI201114G.M
Quant Title : NWTPH-Gx by GC/MS
QLast Update : Sat Nov 14 17:27:50 2020
Response via : Initial Calibration

Compound	R.T.	QIon	Response	Conc	Units	Dev(Min)
Internal Standards						
1) Pentafluorobenzene (IS)	6.150	168	159276	50.00	ug/L	0.00
System Monitoring Compounds						
2) 1,4-Difluorobenzene (Sur)	6.710	114	254899	49.91	ug/L	0.00
3) 4-Bromofluorobenzene (...	10.919	174	80039	47.26	ug/L	0.00
9) Toluene-d8 (NR)	8.224	98	285382	0.00	ug/L	0.00
11) Chlorobenzene-d5 (NR)	9.855	117	211116	0.00	ug/L	0.00
12) 1,4-Dichlorobenzene-d4...	11.801	150	141510	0.00	ug/L	0.00
Target Compounds						Qvalue
4) NWTPH-Gx (TPH)	9.890	TIC	-23289m	23.47	ug/L	
5) TPHg (C5-C9)	9.890	TIC	-180159m	35.23	ug/L	
6) TPHg (C6-C10)	9.890	TIC	-213003m	45.72	ug/L	
7) CA-LUFT (C5-C12)	9.890	TIC	252444m	38.97	ug/L	

(#) = qualifier out of range (m) = manual integration (+) = signals summed

Quantitation Report (Not Reviewed)

InstName : VOA-GCMS9

Data Path : C:\msdchem\1\data\2020-11\0K13048\
Data File : VI20111337.D
Acq On : 14 Nov 2020 12:37 pm
Operator : TNL
Sample : 0K13048-IBLA
Misc : 1X 5mL DI
ALS Vial : 37 Sample Multiplier: 1
DataAcq Meth:VI1611RUN.M

Quant Time: Nov 15 10:23:23 2020
Quant Method : C:\msdchem\1\methods\VI201114G.M
Quant Title : NWTPH-Gx by GC/MS
QLast Update : Sat Nov 14 17:27:50 2020
Response via : Initial Calibration

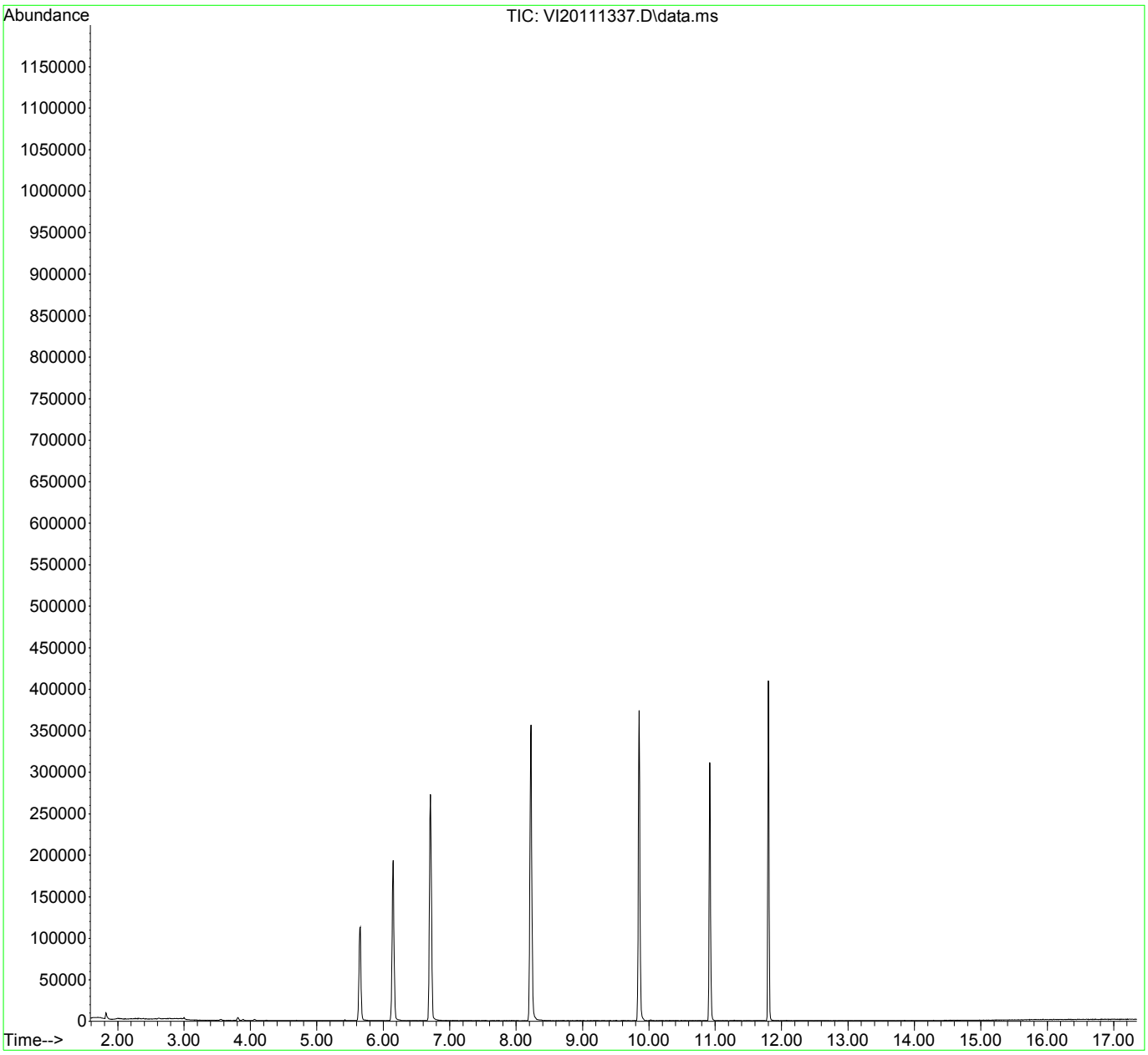

APEX LABORATORIES, LLC
6700 SW Sandburg St. Tigard OR 97223 phone 503-718-2323

Gasoline Range Hydrocarbons (Benzene through Naphthalene) by NWTPH-Gx
Calibration Data

Sequence 0K18062 (Cal ID A0K1904) VOA-GCMS6

ELEMENT SEQUENCE LOG

Apex Laboratories

Sequence: **0K18062** Instrument: **VOA-GCMS6**

Date: **11/18/20 16:30** Calibration: **A0K1904**

#	Lab Number	Matrix	Analysis	Client	Due	Batch	ISTD ID	STD ID
1	0K18062-IBL1	Soil	QC	QC			A20G347	
2	0K18062-IBL2	Soil	QC	QC			A20G347	
3	0K18062-IBL3	Soil	QC	QC			A20G347	
4	0K18062-TUN1	Soil	QC	QC			A20G347	
5	0K18062-ICB1	Soil	QC	QC			A20G347	
6	0K18062-CAL1	Soil	QC	QC			A20G347	A20K242
7	0K18062-CAL2	Soil	QC	QC			A20G347	A20K243
8	0K18062-CAL3	Soil	QC	QC			A20G347	A20K244
9	0K18062-CAL4	Soil	QC	QC			A20G347	A20K245
10	0K18062-CAL5	Soil	QC	QC			A20G347	A20K246
11	0K18062-CAL6	Soil	QC	QC			A20G347	A20K247
12	0K18062-CAL7	Soil	QC	QC			A20G347	A20K248
13	0K18062-CAL8	Soil	QC	QC			A20G347	A20K249
14	0K18062-CAL9	Soil	QC	QC			A20G347	A20K162
15	0K18062-IBL4	Soil	QC	QC			A20G347	
16	0K18062-CALA	Soil	QC	QC			A20G347	A20K163
17	0K18062-IBL5	Soil	QC	QC			A20G347	
18	0K18062-CALB	Soil	QC	QC			A20G347	A20K164
19	0K18062-IBL6	Soil	QC	QC			A20G347	
20	0K18062-IBL7	Soil	QC	QC			A20G347	
21	0K18062-ICV1	Soil	QC	QC			A20G347	A20K165
22	0K18062-IBL8	Soil	QC	QC			A20G347	
23	0K18062-TUN2	Soil	QC	QC			A20G347	
24	0K18062-ICB2	Soil	QC	QC			A20G347	
25	0K18062-RES1	Soil	QC	QC			A20G347	A20I121
26	0K18062-IBL9	Soil	QC	QC			A20G347	
27	0K18062-CALC	Soil	QC	QC			A20G347	A20K166
28	0K18062-CALD	Soil	QC	QC			A20G347	A20K167
29	0K18062-CALE	Soil	QC	QC			A20G347	A20K168
30	0K18062-CALF	Soil	QC	QC			A20G347	A20K169
31	0K18062-CALG	Soil	QC	QC			A20G347	A20J323
32	0K18062-CALH	Soil	QC	QC			A20G347	A20J324
33	0K18062-CALJ	Soil	QC	QC			A20G347	A20J326
34	0K18062-CALI	Soil	QC	QC			A20G347	A20J325
35	0K18062-IBLA	Soil	QC	QC			A20G347	
36	0K18062-IBLB	Soil	QC	QC			A20G347	
37	0K18062-ICV2	Soil	QC	QC			A20G347	A20J406
38	0K18062-IBLC	Soil	QC	QC			A20G347	

Comments:
1,1,1,2-tetra MDL/MRL 0.5PPB/1PPB
t-1,3DCP MDL/MRL 1PPB/2PPB
Acrylonitrile MDL=MRL @5PPB
CCl2F2 E-05
CCl3F EST

Data Entered By/Date: 11/20/20 TNL

Data Reviewed By/Date: dgj 11/30/20

11/19/2020 6:21:28PM

Calibration Status Report VOA-GCMS6

Method Path : Y:\METHODS\
Method File : VF201119S.M
Title : EPA 8260: Volatile Organic Compounds
Last Update : Thu Nov 19 16:36:27 2020
Response Via : Initial Calibration

11/20/20 TNL

#	ID	Conc	ISTD Conc	Path\File
1	1	-1	50	Y:\DATA\2020-11\0K18062\VF20111806.D
2	2	0	50	Y:\DATA\2020-11\0K18062\VF20111807.D
3	3	0	50	Y:\DATA\2020-11\0K18062\VF20111808.D
4	4	1	50	Y:\DATA\2020-11\0K18062\VF20111809.D
5	5	2	50	Y:\DATA\2020-11\0K18062\VF20111810.D
6	6	5	50	Y:\DATA\2020-11\0K18062\VF20111811.D
7	7	10	50	Y:\DATA\2020-11\0K18062\VF20111812.D
8	8	20	50	Y:\DATA\2020-11\0K18062\VF20111813.D
9	9	50	50	Y:\DATA\2020-11\0K18062\VF20111814.D
10	10	100	50	Y:\DATA\2020-11\0K18062\VF20111816.D
11	11	200	50	Y:\DATA\2020-11\0K18062\VF20111818.D

#	ID	Update Time	Quant Time	Acquisition Time
1	1	Nov 19 16:36 2020	Nov 19 13:12 2020	18 Nov 2020 7:26 pm
2	2	Nov 19 16:36 2020	Nov 19 13:13 2020	18 Nov 2020 7:54 pm
3	3	Nov 19 16:36 2020	Nov 19 13:17 2020	18 Nov 2020 8:21 pm
4	4	Nov 19 16:36 2020	Nov 19 13:20 2020	18 Nov 2020 8:48 pm
5	5	Nov 19 16:36 2020	Nov 19 13:23 2020	18 Nov 2020 9:15 pm
6	6	Nov 19 16:36 2020	Nov 19 13:25 2020	18 Nov 2020 9:42 pm
7	7	Nov 19 16:36 2020	Nov 19 13:30 2020	18 Nov 2020 10:10 pm
8	8	Nov 19 16:36 2020	Nov 19 13:34 2020	18 Nov 2020 10:37 pm
9	9	Nov 19 16:36 2020	Nov 19 13:37 2020	18 Nov 2020 11:04 pm
10	10	Nov 19 16:36 2020	Nov 19 13:43 2020	18 Nov 2020 11:58 pm
11	11	Nov 19 16:36 2020	Nov 19 13:46 2020	19 Nov 2020 12:52 am

VF201119S.M Thu Nov 19 16:51:32 2020

Response Factor Report VOA-GCMS6

Method Path : Y:\METHODS\
Method File : VF201119S.M
Title : EPA 8260: Volatile Organic Compounds
Last Update : Thu Nov 19 16:36:27 2020
Response Via : Initial Calibration

Calibration Files
1 =VF20111806.D 2 =VF20111807.D 3 =VF20111808.D 4 =VF20111809.D 5 =VF20111810.D
6 =VF20111811.D 7 =VF20111812.D 8 =VF20111813.D 9 =VF20111814.D 10 =VF20111816.D
11 =VF20111818.D

		Compound	1	2	3	4	5	6	7	8	9	10	11	Avg	%RSD
1)	I	Pentafluorobenzene...	----------ISTD----------												
2)		Dichlorodifluo...		0.602	0.725	0.803	0.775	0.756	0.731	0.937	0.827	0.815	0.775		11.75
3)	P	Chloromethane	1.249	1.110	1.097	1.033	0.922	0.967	0.893	1.022	0.951	0.943	1.019		10.66
4)	C	Vinyl Chloride		0.631	0.713	0.691	0.686	0.688	0.665	0.706	0.668	0.664	0.679		3.70
5)		Bromomethane				0.726	0.663	0.633	0.558	0.507			0.617		14.00
6)		Chloroethane			0.206	0.278	0.286	0.252	0.234	0.270	0.233	0.273	0.254		10.94
7)		Trichlorofluor...					0.530	0.662	0.398	0.349	0.368	0.380	0.448		27.55
8)		Ethanol			0.011	0.013	0.012	0.010	0.012	0.014	0.012		0.012		10.52
9)	C	1,1-Dichloroet...	1.217	1.127	1.241	1.249	1.257	1.252	1.239	1.215	1.272	1.278	1.235		3.49
10)		Carbon Disulfide	1.345	1.411	1.486	1.450	1.491	1.562	1.623	1.794	2.033		1.577		13.65
11)		Freon 113	0.572	0.657	0.853	0.883	0.830	0.829	0.833	0.780	0.823	0.866	0.793		12.59
12)		Iodomethane					0.185	0.267	0.391	0.525	0.651	0.709	0.455		46.14
13)		Methylene Chlo...				1.256	1.044	0.975	0.920	0.878	0.903	0.907	0.983		13.48

Method Path : Y:\METHODS\
Method File : VF201119S.M
Title : EPA 8260: Volatile Organic Compounds
Last Update : Thu Nov 19 16:36:27 2020

14)		Acetone			0.363	0.372	0.324	0.253	0.267	0.321	0.260	0.307	0.309	14.80
15)		t-1,2-Dichloro...	1.154	1.223	1.371	1.327	1.323	1.360	1.363	1.369	1.408	1.457	1.335	6.58
16)		n-Hexane				0.168	0.168	0.188	0.191	0.191	0.193	0.212	0.187	8.14
17)		Methyl-tert-bu...	2.627	2.855	2.977	2.996	2.938	2.999	3.073	3.216	3.161	3.348	3.019	6.62
18)		tert-Butanol (...		0.098	0.120	0.118	0.115	0.127	0.140	0.145	0.142		0.126	12.80
19)		Diisopropyl et...		2.367	3.007	3.016	2.939	3.062	3.012	2.982	3.049		2.929	7.86
20)	P	1,1-Dichloroet...	1.572	1.772	1.945	1.832	1.787	1.837	1.856	1.799	1.839	1.688	1.793	5.68
21)		Acrylonitrile					0.363	0.447	0.474	0.478	0.395	0.471	0.438	11.00
22)		Ethyl-tert-but...			2.832	2.905	2.770	2.936	3.050	2.966	2.992		2.922	3.27
23)		c-1,2-Dichloro...	0.924	1.055	1.301	1.341	1.347	1.399	1.379	1.411	1.415	1.393	1.297	12.99
24)		2,2-Dichloropr...			0.776	0.759	0.768	0.830	0.871	0.918	0.985	1.045	0.869	12.26
25)		Bromochloromet...		0.655	0.678	0.717	0.714	0.721	0.699	0.702	0.684	0.684	0.695	3.10
26)	C	Chloroform	1.687	1.632	1.764	1.778	1.701	1.789	1.775	1.776	1.810	1.838	1.755	3.56
27)		Carbon Tetrach...			0.780	0.784	0.853	0.909	0.973	1.017	1.136		0.922	14.12
28)		Tetrahydrofuran				0.365	0.397	0.422	0.443	0.448	0.445	0.421	0.420	7.17
29)		1,1,1-Trichlor...	1.042	1.120	1.277	1.270	1.300	1.378	1.423	1.424	1.509	1.577	1.332	12.43
30)	S	Dibromofluorom...	0.829	0.841	0.827	0.850	0.838	0.857	0.875	0.890	0.915	0.911	0.903	0.867	3.85
31)		1,1-Dichloropr...		1.206	1.320	1.319	1.316	1.372	1.399	1.368	1.430	1.477	1.356	5.76

Method Path : Y:\METHODS\
Method File : VF201119S.M
Title : EPA 8260: Volatile Organic Compounds
Last Update : Thu Nov 19 16:36:27 2020

32)		2-Butanone (MEK)				0.471	0.485	0.514	0.606	0.610	0.618	0.621	0.567	0.561	11.12
33)		Benzene	4.491	4.620	4.276	4.783	4.730	4.605	4.692	4.633	4.526	4.583	4.644	4.598	2.96
34)		tert-Amyl meth...			1.977	2.662	2.742	2.522	2.777	2.768	2.769	2.842		2.632	10.71
35)		1,2-Dichloroet...			1.263	1.442	1.504	1.421	1.455	1.459	1.473	1.457	1.454	1.437	4.78
36)		iso-Butyl Alcohol					0.044	0.046	0.050	0.056	0.062	0.062	0.062	0.055	14.24
37)	S	1,4-Difluorobe...	3.120	3.110	3.093	3.113	3.067	3.030	3.090	3.071	3.089	3.057	3.104	3.086	0.88
38)		Trichloroethen...		0.970	0.870	1.040	1.048	1.035	1.098	1.099	1.080	1.133	1.185	1.056	8.32
39)		tert-Amyl ethy...				1.577	1.816	1.773	1.875	1.934	1.964	2.061		1.857	8.41
40)		Dibromomethane				0.546	0.577	0.577	0.616	0.620	0.652	0.665	0.690	0.618	7.98
41)	C	1,2-Dichloropr...			0.902	1.109	1.083	1.093	1.131	1.109	1.135	1.139	1.153	1.095	6.92
42)		Bromodichlorom...				0.844	0.933	0.928	1.027	1.098	1.228			1.010	13.70
43)		Chlorobenzene-d5 (I)	----------	----------	ISTD	----------	----------	----------	----------	----------	----------	----------	----------	----------	
44)		c-1,3-Dichloro...			0.273	0.357	0.371	0.404	0.464	0.505	0.561	0.593	0.631	0.462	26.06
45)	S	Toluene-d8 (S)	1.456	1.450	1.454	1.451	1.450	1.435	1.447	1.425	1.419	1.391	1.414	1.436	1.46
46)	C	Toluene	2.205	1.910	1.847	1.822	1.765	1.761	1.750	1.739	1.668	1.692	1.726	1.808	8.24
47)		Tetrachloroeth...			0.310	0.338	0.369	0.364	0.360	0.367	0.345	0.366	0.386	0.356	6.21
48)		4-Methyl-2-Pen...			0.309	0.374	0.379	0.391	0.425	0.441	0.451	0.441	0.406	0.402	11.18
49)		t-1,3-Dichloro...				0.255	0.288	0.340	0.391	0.454	0.512	0.545	0.579	0.420	28.78

Method Path : Y:\METHODS\
Method File : VF201119S.M
Title : EPA 8260: Volatile Organic Compounds
Last Update : Thu Nov 19 16:36:27 2020

50)		1,1,2-Trichlor...			0.313	0.357	0.372	0.355	0.371	0.374	0.373	0.370	0.380	0.363	5.62
51)		Dibromochlorom...			0.130	0.186	0.206	0.224	0.258	0.279	0.325	0.350	0.381	0.260	31.59
52)		1,3-Dichloropr...		0.650	0.589	0.643	0.652	0.651	0.687	0.685	0.682	0.676	0.685	0.660	4.60
53)		1,2-Dibromoeth...				0.297	0.310	0.323	0.357	0.365	0.381	0.386	0.399	0.352	10.77
54)		2-Hexanone					0.211	0.228	0.271	0.289	0.300	0.306	0.297	0.272	13.93
55)	P	Chlorobenzene	1.024	1.134	1.108	1.106	1.122	1.062	1.078	1.067	1.050	1.072	1.089	1.083	3.01
56)	C	Ethylbenzene	1.377	1.414	1.518	1.724	1.744	1.718	1.765	1.769	1.725	1.766	1.801	1.665	9.17
57)		1,1,1,2-Tetrac...			0.183	0.248	0.258	0.261	0.288	0.309	0.336	0.350	0.370	0.289	20.28
58)		m,p-Xylenes (2)	1.013	1.137	1.044	1.210	1.211	1.246	1.293	1.300	1.277	1.311	1.323	1.215	8.83
59)		o-Xylene	0.852	1.010	1.055	1.138	1.180	1.206	1.283	1.301	1.302	1.356	1.376	1.187	13.67
60)		Styrene				0.722	0.773	0.873	0.942	0.984	1.043	1.087		0.918	14.77
61)	P	Bromoform				0.130	0.132	0.137	0.155	0.182	0.218	0.243	0.254	0.181	28.14
62)		Isopropylbenzene		1.105	1.062	1.260	1.303	1.392	1.471	1.501	1.482	1.568	1.603	1.375	13.62
63)	I	1,4-Dichlorobenzen...	----------					ISTD							
64)	S	4-Bromofluorob...	0.871	0.865	0.885	0.878	0.879	0.870	0.865	0.867	0.862	0.859	0.868	0.870	0.90
65)		Bromobenzene		0.629	0.785	0.854	0.866	0.850	0.880	0.873	0.848	0.866	0.900	0.835	9.38
66)		n-Propylbenzene		3.170	3.171	3.393	3.769	3.510	3.648	3.740	3.603	3.791	3.917	3.571	7.22
67)	P	1,1,2,2-Tetrac...		1.014	0.906	1.027	1.059	0.997	1.039	1.056	1.047	1.015	1.017	1.018	4.33

Method Path : Y:\METHODS\
Method File : VF201119S.M
Title : EPA 8260: Volatile Organic Compounds
Last Update : Thu Nov 19 16:36:27 2020

68)	2-Chlorotoluene		0.515	0.638	0.725	0.723	0.728	0.758	0.753	0.745	0.780	0.817	0.718	11.83
69)	1,3,5-Trimethy...	1.753	1.993	1.998	2.104	2.296	2.273	2.463	2.522	2.454	2.592	2.684	2.285	12.79
70)	1,2,3-Trichlor...			0.275	0.363	0.426	0.354	0.361	0.364	0.349	0.339	0.335	0.352	11.08
71)	t-1,4-Dichloro...					0.036	0.071	0.077	0.094	0.117	0.125	0.137	0.094	37.93
72)	4-Chlorotoluene	1.569	1.660	1.943	2.169	2.230	2.228	2.345	2.406	2.296	2.365	2.404	2.147	13.73
73)	tert-Butylbenzene		1.006	1.177	1.303	1.262	1.272	1.339	1.352	1.315	1.364	1.431	1.282	9.24
74)	1,2,4-Trimethy...		2.034	1.940	2.038	2.298	2.320	2.467	2.548	2.500	2.613	2.700	2.346	11.33
75)	sec-Butylbenzene		2.145	2.346	2.463	2.728	2.724	2.883	2.926	2.856	2.986	3.131	2.719	11.39
76)	4-Isopropyltol...			1.698	1.920	2.111	2.136	2.329	2.429	2.378	2.522	2.655	2.242	13.55
77)	1,3-Dichlorobe...	1.120	0.925	1.214	1.351	1.542	1.389	1.388	1.410	1.400	1.428	1.453	1.329	13.25
78)	1,4-Dichlorobe...	1.526	1.391	1.570	1.508	1.713	1.449	1.436	1.452	1.410	1.439	1.458	1.487	6.13
79)	n-Butylbenzene		1.489	1.651	1.730	1.814	1.856	1.937	2.037	2.023	2.068	2.149	1.875	11.08
80)	1,2-Dichlorobe...	0.963	1.074	1.232	1.238	1.536	1.294	1.315	1.331	1.286	1.301	1.342	1.265	11.68
81)	1,2-Dibromo-3-...				0.105	0.144	0.113	0.148	0.171	0.192	0.223	0.256	0.169	31.10
82)	Hexachlorobuta...				0.152	0.173	0.174	0.182	0.178	0.175	0.170	0.182	0.173	5.51
83)	1,2,4-Trichlor...				0.515	0.765	0.603	0.624	0.666	0.701	0.707	0.778	0.670	13.08
84)	Naphthalene		1.031	1.081	1.275	2.089	1.667	1.919	2.245	2.453	2.660	2.899	1.932	34.07
85)	1,2,3-Trichlor...				0.520	0.561	0.583	0.597	0.650	0.651	0.678	0.740	0.623	11.37

Method Path : Y:\METHODS\
Method File : VF201119S.M
Title : EPA 8260: Volatile Organic Compounds
Last Update : Thu Nov 19 16:36:27 2020

(#) = Out of Range

Element Calibration Review Sheet

Calibration ID: **A0K1904** Instrument: **VOA-GCMS6** Calibration Date: **11/19/2020**

Analysis: **8260D Oxygenates** Instrument Cal ID: **VF201119G.M/VF201119S.M**

Ethanol

Curve Fit: **AVERAGE RF**

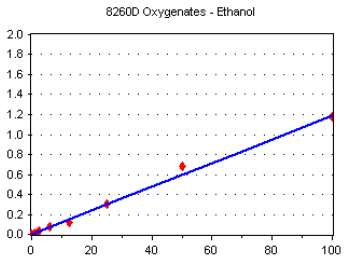

Standard	Concentration	Response	Response Factor	RT
~~0K18062-CAL1~~	~~6.25~~	~~0~~	~~0.000~~	~~0.00~~
~~0K18062-CAL2~~	~~12.5~~	~~0~~	~~0.000~~	~~0.00~~
~~0K18062-CAL3~~	~~25~~	~~0~~	~~0.000~~	~~0.00~~
0K18062-CAL4	62.5	969	1.080	3.16
0K18062-CAL5	125	2246	1.264	3.25
0K18062-CAL6	312	5468	1.219	3.20
0K18062-CAL7	625	8654	9.867	3.17
0K18062-CAL8	1250	20906	1.209	3.19
0K18062-CAL9	2500	48562	1.373	0.00
0K18062-CALA	5000	86513	1.174	0.00

AVE RF **1.187** RF RSD **10.52** AVE RT **2.28**

Diisopropyl ether (DIPE)

Curve Fit: **AVERAGE RF**

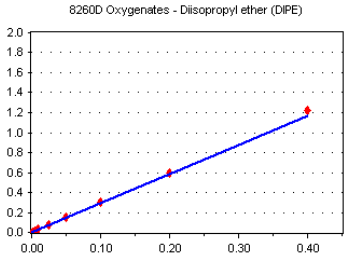

Standard	Concentration	Response	Response Factor	RT
~~0K18062-CAL1~~	~~0.025~~	~~0~~	~~0.000~~	~~0.00~~
~~0K18062-CAL2~~	~~0.05~~	~~0~~	~~0.000~~	~~0.00~~
0K18062-CAL3	0.1	364	2.367	0.00
0K18062-CAL4	0.25	1079	3.007	4.40
0K18062-CAL5	0.5	2144	3.016	4.40
0K18062-CAL6	1.25	5283	2.939	4.40
0K18062-CAL7	2.5	10744	3.062	4.41
0K18062-CAL8	5	20831	3.012	4.40
0K18062-CAL9	10	42203	2.982	4.40
0K18062-CALA	20	89840	3.049	4.41

AVE RF **2.929** RF RSD **7.86** AVE RT **3.85**

Methyl tert-butyl ether (MTBE)

Curve Fit: **AVERAGE RF**

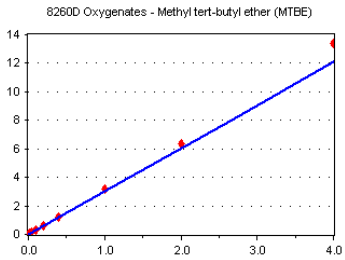

Standard	Concentration	Response	Response Factor	RT
~~0K18062-CAL1~~	~~0.1~~	~~0~~	~~0.000~~	~~0.00~~
0K18062-CAL2	0.2	799	2.627	4.02
0K18062-CAL3	0.4	1756	2.855	4.02
0K18062-CAL4	1	4272	2.977	4.01
0K18062-CAL5	2	8518	2.996	4.02
0K18062-CAL6	5	21125	2.938	4.01
0K18062-CAL7	10	42091	2.999	4.02
0K18062-CAL8	20	85014	3.073	4.01
0K18062-CAL9	50	227524	3.216	4.01
0K18062-CALA	100	465798	3.161	4.01
0K18062-CALB	200	1002181	3.348	4.01

AVE RF **3.019** RF RSD **6.62** AVE RT **4.01**

tert-Butanol (TBA)

Curve Fit: **AVERAGE RF**

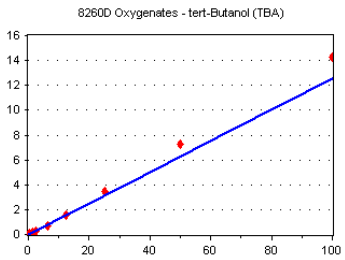

Standard	Concentration	Response	Response Factor	RT
~~0K18062-CAL1~~	~~6.25~~	~~0~~	~~0.000~~	~~0.00~~
~~0K18062-CAL2~~	~~12.5~~	~~0~~	~~0.000~~	~~0.00~~
0K18062-CAL3	25	3777	9.825	4.22
0K18062-CAL4	62.5	10752	0.120	4.16
0K18062-CAL5	125	20967	0.118	4.20
0K18062-CAL6	312	51616	0.115	4.22
0K18062-CAL7	625	111700	0.127	4.18
0K18062-CAL8	1250	241574	0.140	4.18
0K18062-CAL9	2500	512986	0.145	4.21
0K18062-CALA	5000	1049201	0.142	4.18

AVE RF **0.126** RF RSD **12.80** AVE RT **4.19**

Element Calibration Review Sheet

Calibration ID: **A0K1904** Instrument: **VOA-GCMS6** Calibration Date: **11/19/2020**

Analysis: **8260D Oxygenates** Instrument Cal ID: **VF201119G.M/VF201119S.M**

Ethyl-tert-butyl ether (ETBE)

Curve Fit: **AVERAGE RF**

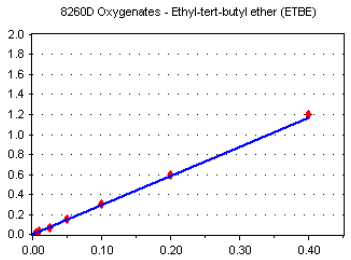

Standard	Concentration	Response	Response Factor	RT
~~0K18062-CAL1~~	~~0.025~~	~~0~~	~~0.000~~	~~0.00~~
~~0K18062-CAL2~~	~~0.05~~	~~0~~	~~0.000~~	~~0.00~~
~~0K18062-CAL3~~	~~0.1~~	~~0~~	~~0.000~~	~~0.00~~
0K18062-CAL4	0.25	1016	2.832	4.76
0K18062-CAL5	0.5	2065	2.905	4.78
0K18062-CAL6	1.25	4979	2.770	4.77
0K18062-CAL7	2.5	10299	2.936	4.78
0K18062-CAL8	5	21089	3.050	4.77
0K18062-CAL9	10	41978	2.966	4.77
0K18062-CALA	20	88184	2.992	4.77

AVE RF **2.922** RF RSD **3.27** AVE RT **4.77**

tert-Amyl methyl ether (TAME)

Curve Fit: **AVERAGE RF**

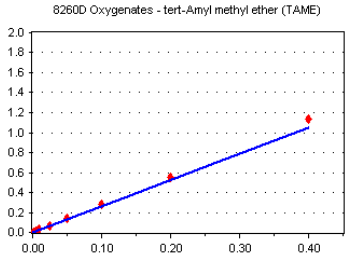

Standard	Concentration	Response	Response Factor	RT
~~0K18062-CAL1~~	~~0.025~~	~~0~~	~~0.000~~	~~0.00~~
~~0K18062-CAL2~~	~~0.05~~	~~0~~	~~0.000~~	~~0.00~~
0K18062-CAL3	0.1	304	1.977	0.00
0K18062-CAL4	0.25	955	2.662	6.06
0K18062-CAL5	0.5	1949	2.742	6.06
0K18062-CAL6	1.25	4533	2.522	6.06
0K18062-CAL7	2.5	9743	2.777	6.06
0K18062-CAL8	5	19144	2.768	6.06
0K18062-CAL9	10	39182	2.769	6.05
0K18062-CALA	20	83767	2.842	6.06

AVE RF **2.632** RF RSD **10.71** AVE RT **5.30**

Pentafluorobenzene (ISTD)

Curve Fit: **AVERAGE RF**

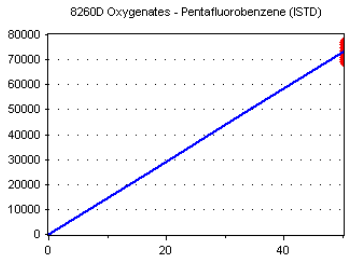

Standard	Concentration	Response	Response Factor	RT
0K18062-CAL1	50	77158	1543.160	6.02
0K18062-CAL2	50	76032	1520.640	6.02
0K18062-CAL3	50	76882	1537.640	6.02
0K18062-CAL4	50	71760	1435.200	6.02
0K18062-CAL5	50	71083	1421.660	6.02
0K18062-CAL6	50	71892	1437.840	6.02
0K18062-CAL7	50	70167	1403.340	6.02
0K18062-CAL8	50	69152	1383.040	6.02
0K18062-CAL9	50	70758	1415.160	6.02
0K18062-CALA	50	73674	1473.480	6.02
0K18062-CALB	50	74842	1496.840	6.02

AVE RF **1460.727** RF RSD **3.86** AVE RT **6.02**

1,2-Dichloroethane (EDC)

Curve Fit: **AVERAGE RF**

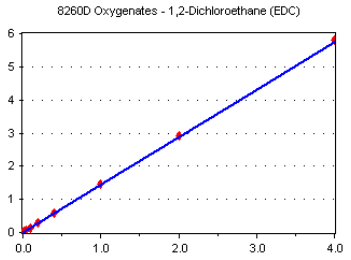

Standard	Concentration	Response	Response Factor	RT
~~0K18062-CAL1~~	~~0.1~~	~~0~~	~~0.000~~	~~0.00~~
~~0K18062-CAL2~~	~~0.2~~	~~0~~	~~0.000~~	~~0.00~~
0K18062-CAL3	0.4	777	1.263	6.15
0K18062-CAL4	1	2070	1.442	6.14
0K18062-CAL5	2	4276	1.504	6.15
0K18062-CAL6	5	10219	1.421	6.15
0K18062-CAL7	10	20415	1.455	6.15
0K18062-CAL8	20	40368	1.459	6.14
0K18062-CAL9	50	104207	1.473	6.15
0K18062-CALA	100	214732	1.457	6.15
0K18062-CALB	200	435304	1.454	6.15

AVE RF **1.437** RF RSD **4.78** AVE RT **6.15**

Element Calibration Review Sheet

Calibration ID: **A0K1904** Instrument: **VOA-GCMS6** Calibration Date: **11/19/2020**

Analysis: **8260D Oxygenates** Instrument Cal ID: **VF201119G.M/VF201119S.M**

1,4-Difluorobenzene (Surr)

Curve Fit: **AVERAGE RF**

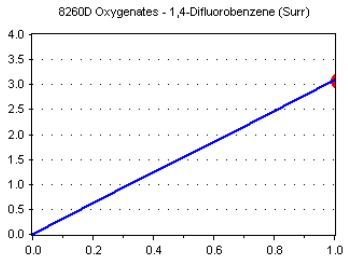

Standard	Concentration	Response	Response Factor	RT
0K18062-CAL1	50	240769	3.120	6.58
0K18062-CAL2	50	236428	3.110	6.58
0K18062-CAL3	50	237778	3.093	6.58
0K18062-CAL4	50	223356	3.113	6.58
0K18062-CAL5	50	218040	3.067	6.59
0K18062-CAL6	50	217863	3.030	6.58
0K18062-CAL7	50	216832	3.090	6.58
0K18062-CAL8	50	212389	3.071	6.58
0K18062-CAL9	50	218582	3.089	6.58
0K18062-CALA	50	225226	3.057	6.58
0K18062-CALB	50	232298	3.104	6.58

AVE RF **3.086** RF RSD **0.88** AVE RT **6.58**

tert-Amyl ethyl ether (TAEE)

Curve Fit: **AVERAGE RF**

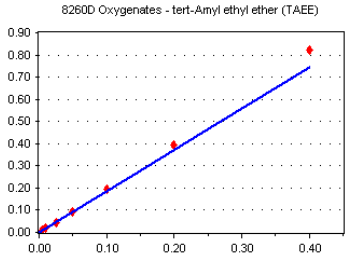

Standard	Concentration	Response	Response Factor	RT
~~0K18062-CAL1~~	~~0.025~~	~~0~~	~~0.000~~	~~0.00~~
~~0K18062-CAL2~~	~~0.05~~	~~0~~	~~0.000~~	~~0.00~~
~~0K18062-CAL3~~	~~0.1~~	~~0~~	~~0.000~~	~~0.00~~
0K18062-CAL4	0.25	566	1.577	6.80
0K18062-CAL5	0.5	1291	1.816	6.80
0K18062-CAL6	1.25	3187	1.773	6.80
0K18062-CAL7	2.5	6578	1.875	6.80
0K18062-CAL8	5	13375	1.934	6.80
0K18062-CAL9	10	27794	1.964	6.80
0K18062-CALA	20	60750	2.061	6.80

AVE RF **1.857** RF RSD **8.41** AVE RT **6.80**

Toluene-d8 (Surr)

Curve Fit: **AVERAGE RF**

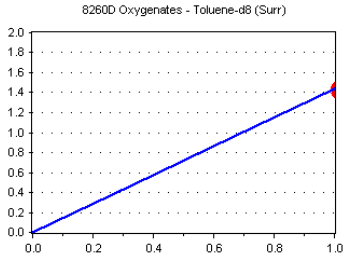

Standard	Concentration	Response	Response Factor	RT
0K18062-CAL1	50	309383	1.456	8.09
0K18062-CAL2	50	303923	1.450	8.09
0K18062-CAL3	50	303847	1.454	8.09
0K18062-CAL4	50	284112	1.451	8.08
0K18062-CAL5	50	279194	1.450	8.09
0K18062-CAL6	50	278590	1.435	8.09
0K18062-CAL7	50	276445	1.447	8.09
0K18062-CAL8	50	271584	1.425	8.09
0K18062-CAL9	50	282041	1.419	8.09
0K18062-CALA	50	288736	1.391	8.09
0K18062-CALB	50	297673	1.414	8.09

AVE RF **1.436** RF RSD **1.46** AVE RT **8.09**

1,2-Dibromoethane (EDB)

Curve Fit: **AVERAGE RF**

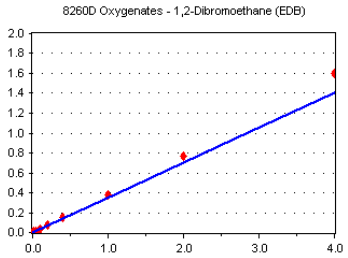

Standard	Concentration	Response	Response Factor	RT
~~0K18062-CAL1~~	~~0.1~~	~~0~~	~~0.000~~	~~0.00~~
~~0K18062-CAL2~~	~~0.2~~	~~0~~	~~0.000~~	~~0.00~~
~~0K18062-CAL3~~	~~0.4~~	~~346~~	~~0.207~~	~~9.25~~
0K18062-CAL4	1	1161	0.297	9.25
0K18062-CAL5	2	2385	0.310	9.25
0K18062-CAL6	5	6279	0.323	9.24
0K18062-CAL7	10	13626	0.357	9.24
0K18062-CAL8	20	27857	0.365	9.24
0K18062-CAL9	50	75650	0.381	9.24
0K18062-CALA	100	160072	0.386	9.24
0K18062-CALB	200	336119	0.399	9.24

AVE RF **0.352** RF RSD **10.77** AVE RT **9.24**

Element Calibration Review Sheet

Calibration ID: **A0K1904** Instrument: **VOA-GCMS6** Calibration Date: **11/19/2020**

Analysis: **8260D Oxygenates** Instrument Cal ID: **VF201119G.M/VF201119S.M**

Chlorobenzene-d5 (ISTD)

Curve Fit: **AVERAGE RF**

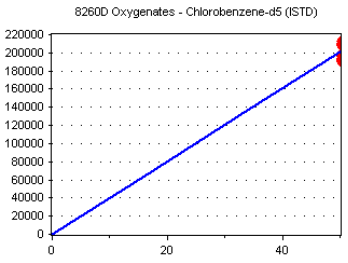

Standard	Concentration	Response	Response Factor	RT
0K18062-CAL1	50	212427	4248.540	9.74
0K18062-CAL2	50	209658	4193.160	9.74
0K18062-CAL3	50	208976	4179.520	9.74
0K18062-CAL4	50	195748	3914.960	9.74
0K18062-CAL5	50	192510	3850.200	9.74
0K18062-CAL6	50	194196	3883.920	9.74
0K18062-CAL7	50	191092	3821.840	9.74
0K18062-CAL8	50	190541	3810.820	9.74
0K18062-CAL9	50	198760	3975.200	9.74
0K18062-CALA	50	207591	4151.820	9.74
0K18062-CALB	50	210488	4209.760	9.74

AVE RF **4021.795** RF RSD **4.34** AVE RT **9.74**

4-Bromofluorobenzene (Surr)

Curve Fit: **AVERAGE RF**

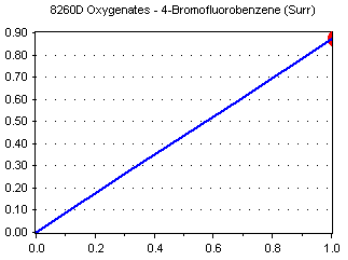

Standard	Concentration	Response	Response Factor	RT
0K18062-CAL1	50	80532	0.871	10.81
0K18062-CAL2	50	79731	0.865	10.81
0K18062-CAL3	50	80354	0.885	10.81
0K18062-CAL4	50	77029	0.878	10.81
0K18062-CAL5	50	75454	0.879	10.81
0K18062-CAL6	50	76960	0.870	10.81
0K18062-CAL7	50	75647	0.865	10.81
0K18062-CAL8	50	76417	0.867	10.81
0K18062-CAL9	50	80402	0.862	10.81
0K18062-CALA	50	82408	0.859	10.81
0K18062-CALB	50	82106	0.868	10.81

AVE RF **0.870** RF RSD **0.90** AVE RT **10.81**

1,4-Dichlorobenzene-d4 (ISTD)

Curve Fit: **AVERAGE RF**

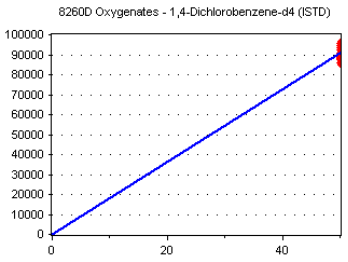

Standard	Concentration	Response	Response Factor	RT
0K18062-CAL1	50	92426	1848.520	11.69
0K18062-CAL2	50	92179	1843.580	11.69
0K18062-CAL3	50	90784	1815.680	11.69
0K18062-CAL4	50	87778	1755.560	11.70
0K18062-CAL5	50	85828	1716.560	11.69
0K18062-CAL6	50	88453	1769.060	11.69
0K18062-CAL7	50	87428	1748.560	11.69
0K18062-CAL8	50	88102	1762.040	11.69
0K18062-CAL9	50	93317	1866.340	11.69
0K18062-CALA	50	95925	1918.500	11.69
0K18062-CALB	50	94597	1891.940	11.69

AVE RF **1812.395** RF RSD **3.65** AVE RT **11.69**

Element Calibration Review Sheet

Calibration ID: **A0K1904** Instrument: **VOA-GCMS6** Calibration Date: **11/19/2020**

Analysis: **QC - 624x/8260x All Cpds fo** Instrument Cal ID: **VF201119G.M/VF201119S.M**

Dichlorodifluoromethane

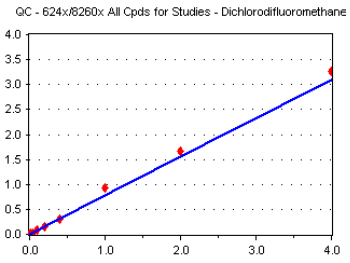

Curve Fit: **AVERAGE RF**

Standard	Concentration	Response	Response Factor	RT
~~0K18062-CAL1~~	~~0.1~~	~~0~~	~~0.000~~	~~0.00~~
~~0K18062-CAL2~~	~~0.2~~	~~0~~	~~0.000~~	~~0.00~~
0K18062-CAL3	0.4	370	0.602	1.61
0K18062-CAL4	1	1041	0.725	1.60
0K18062-CAL5	2	2283	0.803	1.61
0K18062-CAL6	5	5571	0.775	1.60
0K18062-CAL7	10	10611	0.756	1.61
0K18062-CAL8	20	20219	0.731	1.60
0K18062-CAL9	50	66328	0.937	1.60
0K18062-CALA	100	121868	0.827	1.61
0K18062-CALB	200	243838	0.815	1.61

AVE RF **0.775** RF RSD **11.75** AVE RT **1.60**

Chloromethane

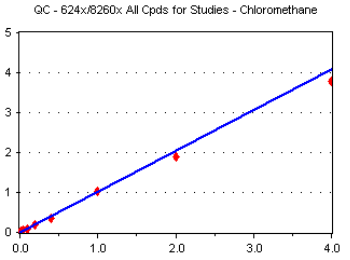

Curve Fit: **AVERAGE RF**

Standard	Concentration	Response	Response Factor	RT
~~0K18062-CAL1~~	~~0.1~~	~~0~~	~~0.000~~	~~0.00~~
0K18062-CAL2	0.2	380	1.249	1.82
0K18062-CAL3	0.4	683	1.110	1.82
0K18062-CAL4	1	1575	1.097	1.80
0K18062-CAL5	2	2938	1.033	1.82
0K18062-CAL6	5	6629	0.922	1.80
0K18062-CAL7	10	13576	0.967	1.82
0K18062-CAL8	20	24696	0.893	1.81
0K18062-CAL9	50	72281	1.022	1.81
0K18062-CALA	100	140151	0.951	1.82
0K18062-CALB	200	282362	0.943	1.82

AVE RF **1.019** RF RSD **10.66** AVE RT **1.81**

Vinyl chloride

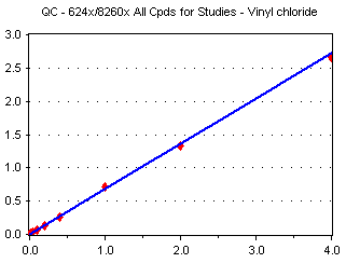

Curve Fit: **AVERAGE RF**

Standard	Concentration	Response	Response Factor	RT
~~0K18062-CAL1~~	~~0.1~~	~~0~~	~~0.000~~	~~0.00~~
~~0K18062-CAL2~~	~~0.2~~	~~0~~	~~0.000~~	~~0.00~~
0K18062-CAL3	0.4	388	0.631	1.90
0K18062-CAL4	1	1023	0.713	1.89
0K18062-CAL5	2	1966	0.691	1.90
0K18062-CAL6	5	4934	0.686	1.89
0K18062-CAL7	10	9660	0.688	1.90
0K18062-CAL8	20	18382	0.665	1.89
0K18062-CAL9	50	49966	0.706	1.90
0K18062-CALA	100	98440	0.668	1.90
0K18062-CALB	200	198758	0.664	1.90

AVE RF **0.679** RF RSD **3.70** AVE RT **1.90**

Bromomethane

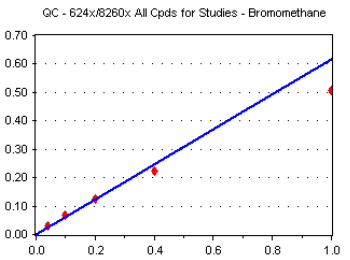

Curve Fit: **AVERAGE RF**

Standard	Concentration	Response	Response Factor	RT
~~0K18062-CAL1~~	~~0.1~~	~~244~~	~~1.581~~	~~2.25~~
~~0K18062-CAL2~~	~~0.2~~	~~391~~	~~1.286~~	~~2.25~~
~~0K18062-CAL3~~	~~0.4~~	~~675~~	~~1.097~~	~~2.26~~
~~0K18062-CAL4~~	~~1~~	~~1266~~	~~0.882~~	~~2.25~~
0K18062-CAL5	2	2063	0.726	2.26
0K18062-CAL6	5	4770	0.663	2.25
0K18062-CAL7	10	8889	0.633	2.26
0K18062-CAL8	20	15438	0.558	2.25
0K18062-CAL9	50	35846	0.507	2.25
~~0K18062-CALA~~	~~100~~	~~69119~~	~~0.469~~	~~2.26~~
~~0K18062-CALB~~	~~200~~	~~138111~~	~~0.461~~	~~2.26~~

AVE RF **0.617** RF RSD **14.00** AVE RT **2.25**

Element Calibration Review Sheet

Calibration ID: **A0K1904** Instrument: **VOA-GCMS6** Calibration Date: **11/19/2020**

Analysis: **QC - 624x/8260x All Cpds fo** Instrument Cal ID: **VF201119G.M/VF201119S.M**

Chloroethane

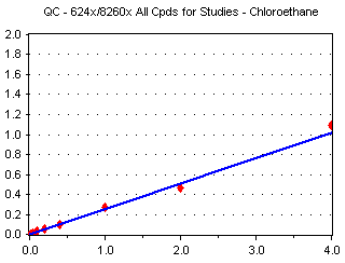

Curve Fit: **AVERAGE RF**

Standard	Concentration	Response	Response Factor	RT
~~0K18062-CAL1~~	~~0.1~~	~~0~~	~~0.000~~	~~0.00~~
~~0K18062-CAL2~~	~~0.2~~	~~0~~	~~0.000~~	~~0.00~~
~~0K18062-CAL3~~	~~0.4~~	~~0~~	~~0.000~~	~~0.00~~
0K18062-CAL4	1	295	0.206	2.38
0K18062-CAL5	2	791	0.278	2.40
0K18062-CAL6	5	2053	0.286	2.39
0K18062-CAL7	10	3542	0.252	2.39
0K18062-CAL8	20	6481	0.234	2.38
0K18062-CAL9	50	19104	0.270	2.39
0K18062-CALA	100	34284	0.233	2.39
0K18062-CALB	200	81837	0.273	2.40

AVE RF **0.254** RF RSD **10.94** AVE RT **2.39**

Trichlorofluoromethane

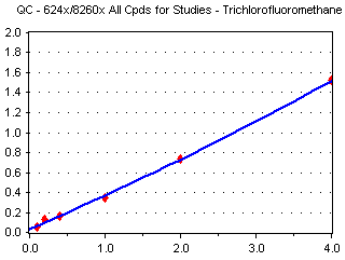

Curve Fit: **QUADRATIC: Weighting: (1/a), Origin: Ignore**

Standard	Concentration	Response	Response Factor	RT
~~0K18062-CAL1~~	~~0.1~~	~~0~~	~~0.000~~	~~0.00~~
~~0K18062-CAL2~~	~~0.2~~	~~0~~	~~0.000~~	~~0.00~~
~~0K18062-CAL3~~	~~0.4~~	~~199~~	~~0.324~~	~~2.54~~
~~0K18062-CAL4~~	~~1~~	~~1252~~	~~0.872~~	~~2.51~~
~~0K18062-CAL5~~	~~2~~	~~1169~~	~~0.411~~	~~2.53~~
0K18062-CAL6	5	3808	0.530	2.52
0K18062-CAL7	10	9292	0.662	2.52
0K18062-CAL8	20	11000	0.398	2.51
0K18062-CAL9	50	24668	0.349	2.52
0K18062-CALA	100	54173	0.368	2.52
0K18062-CALB	200	113686	0.380	2.53

AVE RF **0.448** RF RSD **27.55** AVE RT **2.52**

1,1-Dichloroethene

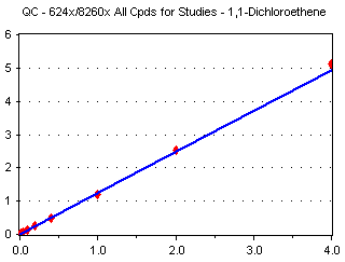

Curve Fit: **AVERAGE RF**

Standard	Concentration	Response	Response Factor	RT
~~0K18062-CAL1~~	~~0.1~~	~~0~~	~~0.000~~	~~0.00~~
0K18062-CAL2	0.2	370	1.217	3.09
0K18062-CAL3	0.4	693	1.127	3.08
0K18062-CAL4	1	1781	1.241	3.08
0K18062-CAL5	2	3550	1.249	3.09
0K18062-CAL6	5	9036	1.257	3.08
0K18062-CAL7	10	17569	1.252	3.09
0K18062-CAL8	20	34267	1.239	3.08
0K18062-CAL9	50	85967	1.215	3.08
0K18062-CALA	100	187499	1.272	3.09
0K18062-CALB	200	382715	1.278	3.09

AVE RF **1.235** RF RSD **3.49** AVE RT **3.08**

Carbon disulfide

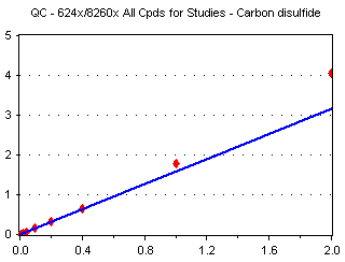

Curve Fit: **AVERAGE RF**

Standard	Concentration	Response	Response Factor	RT
~~0K18062-CAL1~~	~~0.1~~	~~0~~	~~0.000~~	~~0.00~~
0K18062-CAL2	0.2	409	1.345	3.11
0K18062-CAL3	0.4	868	1.411	3.11
0K18062-CAL4	1	2132	1.486	3.10
0K18062-CAL5	2	4123	1.450	3.11
0K18062-CAL6	5	10717	1.491	3.09
0K18062-CAL7	10	21924	1.562	3.11
0K18062-CAL8	20	44882	1.623	3.09
0K18062-CAL9	50	126921	1.794	3.09
0K18062-CALA	100	299568	2.033	3.10
~~0K18062-CALB~~	~~200~~	~~654354~~	~~2.186~~	~~3.10~~

AVE RF **1.577** RF RSD **13.65** AVE RT **3.10**

Element Calibration Review Sheet

Calibration ID: **A0K1904** Instrument: **VOA-GCMS6** Calibration Date: **11/19/2020**

Analysis: **QC - 624x/8260x All Cpds fo** Instrument Cal ID: **VF201119G.M/VF201119S.M**

1,1,2-Trichloro-1,2,2-trifluoroetha

Curve Fit: **AVERAGE RF**

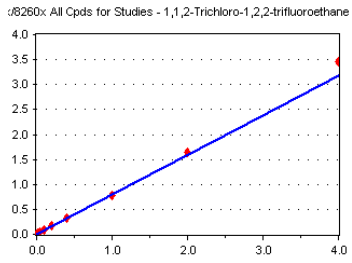

Standard	Concentration	Response	Response Factor	RT
~~0K18062-CAL1~~	~~0.1~~	~~0~~	~~0.000~~	~~0.00~~
0K18062-CAL2	0.2	174	0.572	3.14
0K18062-CAL3	0.4	404	0.657	3.14
0K18062-CAL4	1	1224	0.853	3.13
0K18062-CAL5	2	2512	0.883	3.14
0K18062-CAL6	5	5967	0.830	3.12
0K18062-CAL7	10	11635	0.829	3.14
0K18062-CAL8	20	23038	0.833	3.12
0K18062-CAL9	50	55209	0.780	3.13
0K18062-CALA	100	121211	0.823	3.14
0K18062-CALB	200	259159	0.866	3.14

AVE RF **0.793** RF RSD **12.59** AVE RT **3.13**

Iodomethane

Curve Fit: **QUADRATIC: Weighting: (1/a), Origin: Ignore**

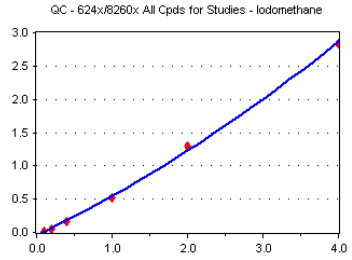

Standard	Concentration	Response	Response Factor	RT
~~0K18062-CAL1~~	~~0.1~~	~~0~~	~~0.000~~	~~0.00~~
~~0K18062-CAL2~~	~~0.2~~	~~0~~	~~0.000~~	~~0.00~~
~~0K18062-CAL3~~	~~0.4~~	~~0~~	~~0.000~~	~~0.00~~
~~0K18062-CAL4~~	~~1~~	~~0~~	~~0.000~~	~~0.00~~
~~0K18062-CAL5~~	~~2~~	~~335~~	~~0.118~~	~~3.25~~
0K18062-CAL6	5	1330	0.185	3.24
0K18062-CAL7	10	3750	0.267	3.25
0K18062-CAL8	20	10817	0.391	3.23
0K18062-CAL9	50	37147	0.525	3.23
0K18062-CALA	100	95947	0.651	3.24
0K18062-CALB	200	212204	0.709	3.24

AVE RF **0.455** RF RSD **46.14** AVE RT **3.24**

Methylene chloride

Curve Fit: **AVERAGE RF**

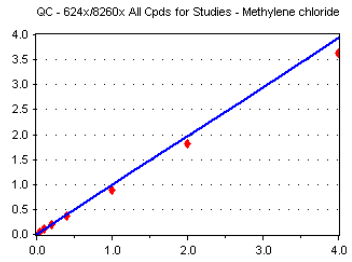

Standard	Concentration	Response	Response Factor	RT
~~0K18062-CAL1~~	~~0.1~~	~~1023~~	~~6.629~~	~~3.71~~
~~0K18062-CAL2~~	~~0.2~~	~~1132~~	~~3.722~~	~~3.72~~
~~0K18062-CAL3~~	~~0.4~~	~~1463~~	~~2.379~~	~~3.72~~
~~0K18062-CAL4~~	~~1~~	~~2295~~	~~1.599~~	~~3.71~~
0K18062-CAL5	2	3571	1.256	3.72
0K18062-CAL6	5	7506	1.044	3.71
0K18062-CAL7	10	13681	0.975	3.72
0K18062-CAL8	20	25454	0.920	3.71
0K18062-CAL9	50	62105	0.878	3.71
0K18062-CALA	100	133106	0.903	3.72
0K18062-CALB	200	271492	0.907	3.72

AVE RF **0.983** RF RSD **13.48** AVE RT **3.72**

Acetone

Curve Fit: **AVERAGE RF**

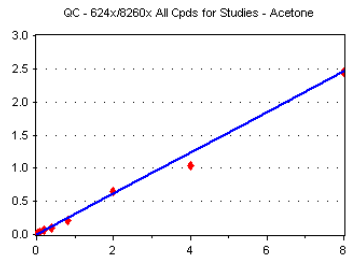

Standard	Concentration	Response	Response Factor	RT
~~0K18062-CAL1~~	~~0.2~~	~~0~~	~~0.000~~	~~0.00~~
~~0K18062-CAL2~~	~~0.4~~	~~0~~	~~0.000~~	~~0.00~~
~~0K18062-CAL3~~	~~0.8~~	~~0~~	~~0.000~~	~~0.00~~
0K18062-CAL4	2	1043	0.363	3.80
0K18062-CAL5	4	2117	0.372	3.82
0K18062-CAL6	10	4663	0.324	3.81
0K18062-CAL7	20	7112	0.253	3.80
0K18062-CAL8	40	14756	0.267	3.79
0K18062-CAL9	100	45486	0.321	3.80
0K18062-CALA	200	76726	0.260	3.80
0K18062-CALB	400	183564	0.307	3.80

AVE RF **0.309** RF RSD **14.80** AVE RT **3.80**

Element Calibration Review Sheet

Calibration ID: **A0K1904** Instrument: **VOA-GCMS6** Calibration Date: **11/19/2020**

Analysis: **QC - 624x/8260x All Cpds fo** Instrument Cal ID: **VF201119G.M/VF201119S.M**

trans-1,2-Dichloroethene

Curve Fit: **AVERAGE RF**

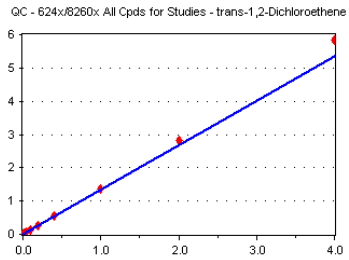

Standard	Concentration	Response	Response Factor	RT
~~0K18062-CAL1~~	~~0.1~~	~~0~~	~~0.000~~	~~0.00~~
0K18062-CAL2	0.2	351	1.154	3.88
0K18062-CAL3	0.4	752	1.223	3.89
0K18062-CAL4	1	1967	1.371	3.87
0K18062-CAL5	2	3772	1.327	3.89
0K18062-CAL6	5	9514	1.323	3.88
0K18062-CAL7	10	19090	1.360	3.88
0K18062-CAL8	20	37713	1.363	3.87
0K18062-CAL9	50	96837	1.369	3.88
0K18062-CALA	100	207514	1.408	3.88
0K18062-CALB	200	436083	1.457	3.88

AVE RF **1.335** RF RSD **6.58** AVE RT **3.88**

n-Hexane

Curve Fit: **AVERAGE RF**

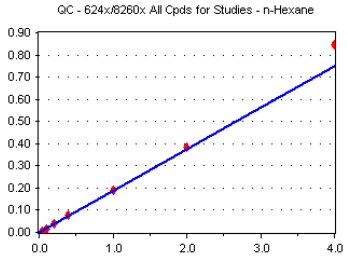

Standard	Concentration	Response	Response Factor	RT
~~0K18062-CAL1~~	~~0.1~~	~~0~~	~~0.000~~	~~0.00~~
~~0K18062-CAL2~~	~~0.2~~	~~0~~	~~0.000~~	~~0.00~~
~~0K18062-CAL3~~	~~0.4~~	~~0~~	~~0.000~~	~~0.00~~
~~0K18062-CAL4~~	~~1~~	~~142~~	~~0.894~~	~~3.95~~
0K18062-CAL5	2	478	0.168	3.96
0K18062-CAL6	5	1210	0.168	3.96
0K18062-CAL7	10	2632	0.188	3.96
0K18062-CAL8	20	5290	0.191	3.95
0K18062-CAL9	50	13521	0.191	3.96
0K18062-CALA	100	28425	0.193	3.96
0K18062-CALB	200	63421	0.212	3.96

AVE RF **0.187** RF RSD **8.14** AVE RT **3.96**

Methyl tert-butyl ether (MTBE)

Curve Fit: **AVERAGE RF**

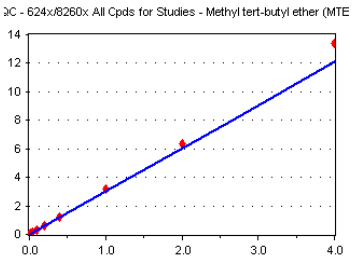

Standard	Concentration	Response	Response Factor	RT
~~0K18062-CAL1~~	~~0.1~~	~~0~~	~~0.000~~	~~0.00~~
0K18062-CAL2	0.2	799	2.627	4.02
0K18062-CAL3	0.4	1756	2.855	4.02
0K18062-CAL4	1	4272	2.977	4.01
0K18062-CAL5	2	8518	2.996	4.02
0K18062-CAL6	5	21125	2.938	4.01
0K18062-CAL7	10	42091	2.999	4.02
0K18062-CAL8	20	85014	3.073	4.01
0K18062-CAL9	50	227524	3.216	4.01
0K18062-CALA	100	465798	3.161	4.01
0K18062-CALB	200	1002181	3.348	4.01

AVE RF **3.019** RF RSD **6.62** AVE RT **4.01**

1,1-Dichloroethane

Curve Fit: **AVERAGE RF**

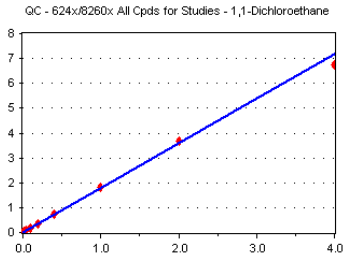

Standard	Concentration	Response	Response Factor	RT
~~0K18062-CAL1~~	~~0.1~~	~~0~~	~~0.000~~	~~0.00~~
0K18062-CAL2	0.2	478	1.572	4.50
0K18062-CAL3	0.4	1090	1.772	4.52
0K18062-CAL4	1	2792	1.945	4.51
0K18062-CAL5	2	5209	1.832	4.51
0K18062-CAL6	5	12847	1.787	4.50
0K18062-CAL7	10	25775	1.837	4.52
0K18062-CAL8	20	51342	1.856	4.51
0K18062-CAL9	50	127265	1.799	4.51
0K18062-CALA	100	271036	1.839	4.51
0K18062-CALB	200	505398	1.688	4.52

AVE RF **1.793** RF RSD **5.68** AVE RT **4.51**

Element Calibration Review Sheet

Calibration ID: **A0K1904** Instrument: **VOA-GCMS6** Calibration Date: **11/19/2020**

Analysis: **QC - 624x/8260x All Cpds fo** Instrument Cal ID: **VF201119G.M/VF201119S.M**

Acrylonitrile

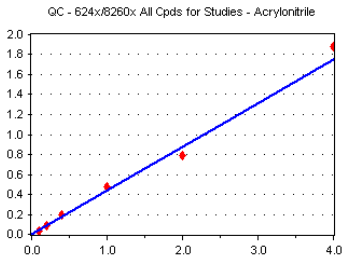

Curve Fit: **AVERAGE RF**

Standard	Concentration	Response	Response Factor	RT
~~0K18062-CAL1~~	~~0.1~~	~~0~~	~~0.000~~	~~0.00~~
~~0K18062-CAL2~~	~~0.2~~	~~0~~	~~0.000~~	~~0.00~~
~~0K18062-CAL3~~	~~0.4~~	~~0~~	~~0.000~~	~~0.00~~
~~0K18062-CAL4~~	~~1~~	~~0~~	~~0.000~~	~~0.00~~
~~0K18062-CAL5~~	~~2~~	~~803~~	~~0.282~~	~~4.60~~
0K18062-CAL6	5	2610	0.363	4.59
0K18062-CAL7	10	6267	0.447	4.59
0K18062-CAL8	20	13119	0.474	4.58
0K18062-CAL9	50	33845	0.478	4.58
0K18062-CALA	100	58141	0.395	4.58
0K18062-CALB	200	140934	0.471	4.58

AVE RF **0.438** RF RSD **11.00** AVE RT **4.58**

cis-1,2-Dichloroethene

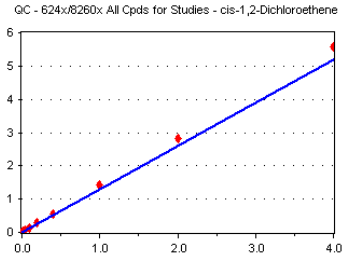

Curve Fit: **AVERAGE RF**

Standard	Concentration	Response	Response Factor	RT
~~0K18062-CAL1~~	~~0.1~~	~~0~~	~~0.000~~	~~0.00~~
0K18062-CAL2	0.2	281	0.924	5.08
0K18062-CAL3	0.4	649	1.055	5.08
0K18062-CAL4	1	1867	1.301	5.07
0K18062-CAL5	2	3814	1.341	5.07
0K18062-CAL6	5	9683	1.347	5.06
0K18062-CAL7	10	19629	1.399	5.07
0K18062-CAL8	20	38139	1.379	5.06
0K18062-CAL9	50	99855	1.411	5.06
0K18062-CALA	100	208565	1.415	5.06
0K18062-CALB	200	416968	1.393	5.06

AVE RF **1.297** RF RSD **12.99** AVE RT **5.07**

2,2-Dichloropropane

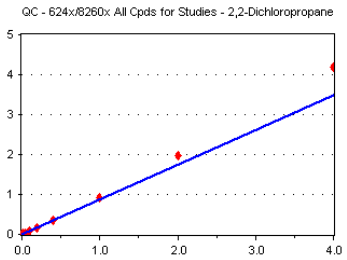

Curve Fit: **AVERAGE RF**

Standard	Concentration	Response	Response Factor	RT
~~0K18062-CAL1~~	~~0.1~~	~~0~~	~~0.000~~	~~0.00~~
~~0K18062-CAL2~~	~~0.2~~	~~0~~	~~0.000~~	~~0.00~~
~~0K18062-CAL3~~	~~0.4~~	~~367~~	~~0.597~~	~~5.17~~
0K18062-CAL4	1	1113	0.776	5.16
0K18062-CAL5	2	2157	0.759	5.17
0K18062-CAL6	5	5522	0.768	5.16
0K18062-CAL7	10	11649	0.830	5.17
0K18062-CAL8	20	24093	0.871	5.17
0K18062-CAL9	50	64990	0.918	5.17
0K18062-CALA	100	145096	0.985	5.17
0K18062-CALB	200	312875	1.045	5.17

AVE RF **0.869** RF RSD **12.26** AVE RT **5.17**

Bromochloromethane

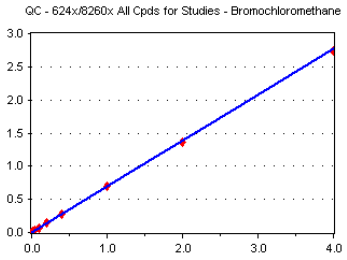

Curve Fit: **AVERAGE RF**

Standard	Concentration	Response	Response Factor	RT
~~0K18062-CAL1~~	~~0.1~~	~~0~~	~~0.000~~	~~0.00~~
~~0K18062-CAL2~~	~~0.2~~	~~0~~	~~0.000~~	~~0.00~~
0K18062-CAL3	0.4	403	0.655	5.28
0K18062-CAL4	1	973	0.678	5.27
0K18062-CAL5	2	2040	0.717	5.27
0K18062-CAL6	5	5132	0.714	5.26
0K18062-CAL7	10	10113	0.721	5.27
0K18062-CAL8	20	19335	0.699	5.26
0K18062-CAL9	50	49698	0.702	5.26
0K18062-CALA	100	100769	0.684	5.26
0K18062-CALB	200	204676	0.684	5.26

AVE RF **0.695** RF RSD **3.10** AVE RT **5.27**

Element Calibration Review Sheet

Calibration ID: **A0K1904** Instrument: **VOA-GCMS6** Calibration Date: **11/19/2020**

Analysis: **QC - 624x/8260x All Cpds fo** Instrument Cal ID: **VF201119G.M/VF201119S.M**

Chloroform

Curve Fit: **AVERAGE RF**

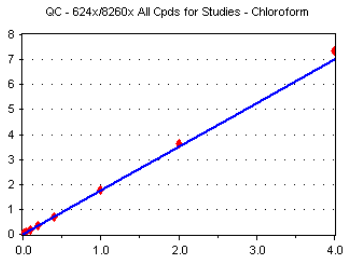

Standard	Concentration	Response	Response Factor	RT
~~0K18062-CAL1~~	~~0.1~~	~~0~~	~~0.000~~	~~0.00~~
0K18062-CAL2	0.2	513	1.687	5.36
0K18062-CAL3	0.4	1004	1.632	5.35
0K18062-CAL4	1	2532	1.764	5.35
0K18062-CAL5	2	5055	1.778	5.35
0K18062-CAL6	5	12227	1.701	5.34
0K18062-CAL7	10	25110	1.789	5.35
0K18062-CAL8	20	49103	1.775	5.34
0K18062-CAL9	50	125687	1.776	5.35
0K18062-CALA	100	266719	1.810	5.35
0K18062-CALB	200	550252	1.838	5.35

AVE RF **1.755** RF RSD **3.56** AVE RT **5.35**

Carbon tetrachloride

Curve Fit: **AVERAGE RF**

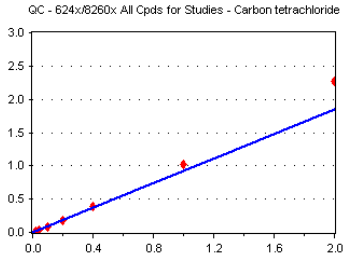

Standard	Concentration	Response	Response Factor	RT
~~0K18062-CAL1~~	~~0.1~~	~~0~~	~~0.000~~	~~0.00~~
~~0K18062-CAL2~~	~~0.2~~	~~0~~	~~0.000~~	~~0.00~~
~~0K18062-CAL3~~	~~0.4~~	~~413~~	~~0.671~~	~~5.48~~
0K18062-CAL4	1	1120	0.780	5.47
0K18062-CAL5	2	2228	0.784	5.48
0K18062-CAL6	5	6132	0.853	5.47
0K18062-CAL7	10	12760	0.909	5.48
0K18062-CAL8	20	26912	0.973	5.48
0K18062-CAL9	50	71948	1.017	5.48
0K18062-CALA	100	167408	1.136	5.48
~~0K18062-CALB~~	~~200~~	~~371319~~	~~1.240~~	~~5.48~~

AVE RF **0.922** RF RSD **14.12** AVE RT **5.48**

Tetrahydrofuran

Curve Fit: **AVERAGE RF**

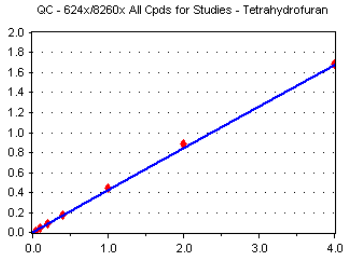

Standard	Concentration	Response	Response Factor	RT
~~0K18062-CAL1~~	~~0.1~~	~~0~~	~~0.000~~	~~0.00~~
~~0K18062-CAL2~~	~~0.2~~	~~0~~	~~0.000~~	~~0.00~~
~~0K18062-CAL3~~	~~0.4~~	~~0~~	~~0.000~~	~~0.00~~
~~0K18062-CAL4~~	~~1~~	~~391~~	~~0.272~~	~~5.53~~
0K18062-CAL5	2	1039	0.365	5.53
0K18062-CAL6	5	2855	0.397	5.53
0K18062-CAL7	10	5923	0.422	5.52
0K18062-CAL8	20	12253	0.443	5.51
0K18062-CAL9	50	31710	0.448	5.52
0K18062-CALA	100	65563	0.445	5.51
0K18062-CALB	200	126023	0.421	5.52

AVE RF **0.420** RF RSD **7.17** AVE RT **5.52**

1,1,1-Trichloroethane

Curve Fit: **AVERAGE RF**

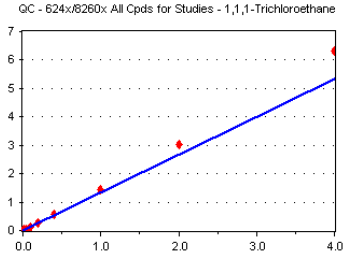

Standard	Concentration	Response	Response Factor	RT
~~0K18062-CAL1~~	~~0.1~~	~~0~~	~~0.000~~	~~0.00~~
0K18062-CAL2	0.2	317	1.042	5.55
0K18062-CAL3	0.4	689	1.120	5.56
0K18062-CAL4	1	1833	1.277	5.54
0K18062-CAL5	2	3610	1.270	5.55
0K18062-CAL6	5	9345	1.300	5.54
0K18062-CAL7	10	19337	1.378	5.54
0K18062-CAL8	20	39360	1.423	5.54
0K18062-CAL9	50	100737	1.424	5.54
0K18062-CALA	100	222275	1.509	5.54
0K18062-CALB	200	472026	1.577	5.54

AVE RF **1.332** RF RSD **12.43** AVE RT **5.55**

Element Calibration Review Sheet

Calibration ID: **A0K1904** Instrument: **VOA-GCMS6** Calibration Date: **11/19/2020**

Analysis: **QC - 624x/8260x All Cpds fo** Instrument Cal ID: **VF201119G.M/VF201119S.M**

2-Butanone (MEK)

Curve Fit: **AVERAGE RF**

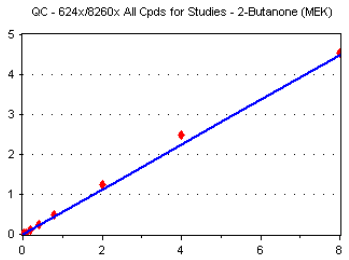

Standard	Concentration	Response	Response Factor	RT
~~0K18062-CAL1~~	~~0.2~~	~~0~~	~~0.000~~	~~0.00~~
~~0K18062-CAL2~~	~~0.4~~	~~0~~	~~0.000~~	~~0.00~~
~~0K18062-CAL3~~	~~0.8~~	~~0~~	~~0.000~~	~~0.00~~
0K18062-CAL4	2	1353	0.471	5.69
0K18062-CAL5	4	2758	0.485	5.69
0K18062-CAL6	10	7390	0.514	5.68
0K18062-CAL7	20	17004	0.606	5.67
0K18062-CAL8	40	33719	0.610	5.67
0K18062-CAL9	100	87478	0.618	5.67
0K18062-CALA	200	182941	0.621	5.67
0K18062-CALB	400	339543	0.567	5.67

AVE RF **0.561** RF RSD **11.12** AVE RT **5.67**

1,1-Dichloropropene

Curve Fit: **AVERAGE RF**

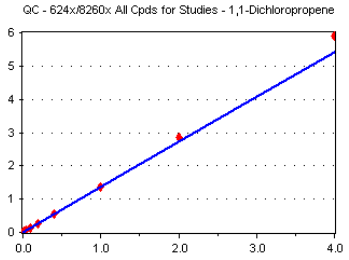

Standard	Concentration	Response	Response Factor	RT
~~0K18062-CAL1~~	~~0.1~~	~~0~~	~~0.000~~	~~0.00~~
~~0K18062-CAL2~~	~~0.2~~	~~0~~	~~0.000~~	~~0.00~~
0K18062-CAL3	0.4	742	1.206	5.68
0K18062-CAL4	1	1895	1.320	5.67
0K18062-CAL5	2	3749	1.319	5.68
0K18062-CAL6	5	9464	1.316	5.67
0K18062-CAL7	10	19258	1.372	5.68
0K18062-CAL8	20	38693	1.399	5.67
0K18062-CAL9	50	96786	1.368	5.67
0K18062-CALA	100	210684	1.430	5.68
0K18062-CALB	200	442079	1.477	5.67

AVE RF **1.356** RF RSD **5.76** AVE RT **5.68**

Benzene

Curve Fit: **AVERAGE RF**

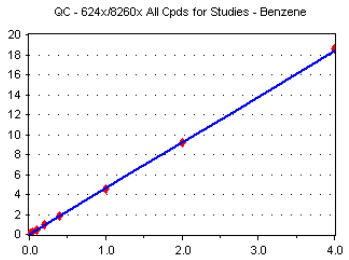

Standard	Concentration	Response	Response Factor	RT
0K18062-CAL1	0.1	693	4.491	5.94
0K18062-CAL2	0.2	1405	4.620	5.93
0K18062-CAL3	0.4	2630	4.276	5.93
0K18062-CAL4	1	6864	4.783	5.93
0K18062-CAL5	2	13448	4.730	5.93
0K18062-CAL6	5	33106	4.605	5.93
0K18062-CAL7	10	65847	4.692	5.93
0K18062-CAL8	20	128160	4.633	5.93
0K18062-CAL9	50	320261	4.526	5.93
0K18062-CALA	100	675364	4.583	5.93
0K18062-CALB	200	1390229	4.644	5.93

AVE RF **4.598** RF RSD **2.96** AVE RT **5.93**

Pentafluorobenzene (ISTD)

Curve Fit: **AVERAGE RF**

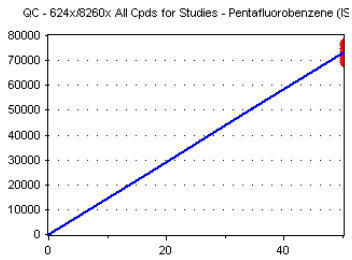

Standard	Concentration	Response	Response Factor	RT
0K18062-CAL1	50	77158	1543.160	6.02
0K18062-CAL2	50	76032	1520.640	6.02
0K18062-CAL3	50	76882	1537.640	6.02
0K18062-CAL4	50	71760	1435.200	6.02
0K18062-CAL5	50	71083	1421.660	6.02
0K18062-CAL6	50	71892	1437.840	6.02
0K18062-CAL7	50	70167	1403.340	6.02
0K18062-CAL8	50	69152	1383.040	6.02
0K18062-CAL9	50	70758	1415.160	6.02
0K18062-CALA	50	73674	1473.480	6.02
0K18062-CALB	50	74842	1496.840	6.02

AVE RF **1460.727** RF RSD **3.86** AVE RT **6.02**

Element Calibration Review Sheet

Calibration ID: **A0K1904** Instrument: **VOA-GCMS6** Calibration Date: **11/19/2020**

Analysis: **QC - 624x/8260x All Cpds fo** Instrument Cal ID: **VF201119G.M/VF201119S.M**

1,2-Dichloroethane (EDC)

Curve Fit: **AVERAGE RF**

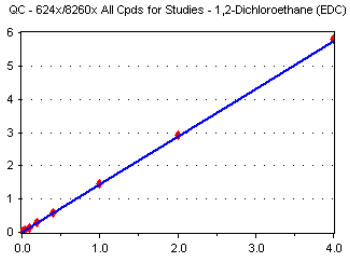

Standard	Concentration	Response	Response Factor	RT
~~0K18062-CAL1~~	~~0.1~~	~~0~~	~~0.000~~	~~0.00~~
~~0K18062-CAL2~~	~~0.2~~	~~0~~	~~0.000~~	~~0.00~~
0K18062-CAL3	0.4	777	1.263	6.15
0K18062-CAL4	1	2070	1.442	6.14
0K18062-CAL5	2	4276	1.504	6.15
0K18062-CAL6	5	10219	1.421	6.15
0K18062-CAL7	10	20415	1.455	6.15
0K18062-CAL8	20	40368	1.459	6.14
0K18062-CAL9	50	104207	1.473	6.15
0K18062-CALA	100	214732	1.457	6.15
0K18062-CALB	200	435304	1.454	6.15

AVE RF **1.437** RF RSD **4.78** AVE RT **6.15**

Isobutyl alcohol

Curve Fit: **AVERAGE RF**

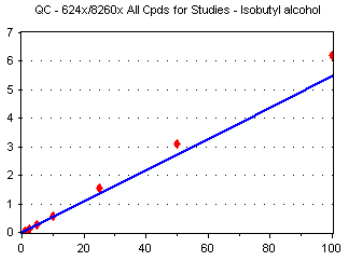

Standard	Concentration	Response	Response Factor	RT
~~0K18062-CAL1~~	~~2.5~~	~~0~~	~~0.000~~	~~0.00~~
~~0K18062-CAL2~~	~~5~~	~~0~~	~~0.000~~	~~0.00~~
~~0K18062-CAL3~~	~~10~~	~~387~~	~~2.517~~	~~6.24~~
~~0K18062-CAL4~~	~~25~~	~~1480~~	~~4.125~~	~~6.20~~
0K18062-CAL5	50	3125	4.396	6.23
0K18062-CAL6	125	8339	4.640	6.23
0K18062-CAL7	250	17656	5.033	6.21
0K18062-CAL8	500	38918	5.628	6.22
0K18062-CAL9	1250	109408	6.185	6.23
0K18062-CALA	2500	228123	6.193	6.21
0K18062-CALB	5000	464752	6.210	6.23

AVE RF **5.469** RF RSD **14.24** AVE RT **6.22**

Trichloroethene (TCE)

Curve Fit: **AVERAGE RF**

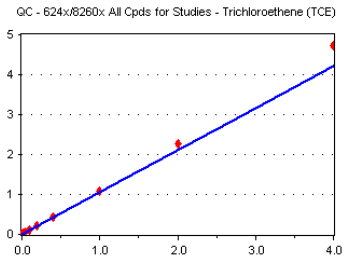

Standard	Concentration	Response	Response Factor	RT
~~0K18062-CAL1~~	~~0.1~~	~~0~~	~~0.000~~	~~0.00~~
0K18062-CAL2	0.2	295	0.970	6.55
0K18062-CAL3	0.4	535	0.870	6.56
0K18062-CAL4	1	1493	1.040	6.54
0K18062-CAL5	2	2979	1.048	6.55
0K18062-CAL6	5	7443	1.035	6.55
0K18062-CAL7	10	15404	1.098	6.55
0K18062-CAL8	20	30393	1.099	6.55
0K18062-CAL9	50	76409	1.080	6.55
0K18062-CALA	100	166872	1.133	6.55
0K18062-CALB	200	354848	1.185	6.55

AVE RF **1.056** RF RSD **8.32** AVE RT **6.55**

1,4-Difluorobenzene (Surr)

Curve Fit: **AVERAGE RF**

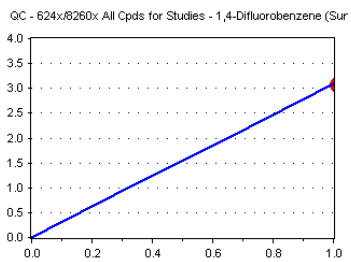

Standard	Concentration	Response	Response Factor	RT
0K18062-CAL1	50	240769	3.120	6.58
0K18062-CAL2	50	236428	3.110	6.58
0K18062-CAL3	50	237778	3.093	6.58
0K18062-CAL4	50	223356	3.113	6.58
0K18062-CAL5	50	218040	3.067	6.59
0K18062-CAL6	50	217863	3.030	6.58
0K18062-CAL7	50	216832	3.090	6.58
0K18062-CAL8	50	212389	3.071	6.58
0K18062-CAL9	50	218582	3.089	6.58
0K18062-CALA	50	225226	3.057	6.58
0K18062-CALB	50	232298	3.104	6.58

AVE RF **3.086** RF RSD **0.88** AVE RT **6.58**

Element Calibration Review Sheet

Calibration ID: **A0K1904** Instrument: **VOA-GCMS6** Calibration Date: **11/19/2020**

Analysis: **QC - 624x/8260x All Cpds fo** Instrument Cal ID: **VF201119G.M/VF201119S.M**

Dibromomethane

Curve Fit: **AVERAGE RF**

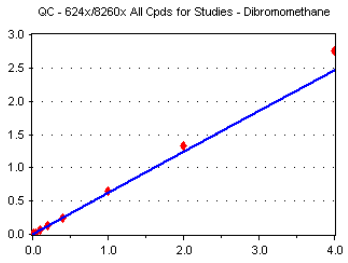

Standard	Concentration	Response	Response Factor	RT
~~0K18062-CAL1~~	~~0.1~~	~~0~~	~~0.000~~	~~0.00~~
~~0K18062-CAL2~~	~~0.2~~	~~0~~	~~0.000~~	~~0.00~~
~~0K18062-CAL3~~	~~0.4~~	~~231~~	~~0.376~~	~~7.02~~
0K18062-CAL4	1	784	0.546	7.00
0K18062-CAL5	2	1641	0.577	7.00
0K18062-CAL6	5	4145	0.577	7.00
0K18062-CAL7	10	8640	0.616	7.00
0K18062-CAL8	20	17151	0.620	7.00
0K18062-CAL9	50	46102	0.652	7.00
0K18062-CALA	100	98019	0.665	7.00
0K18062-CALB	200	206460	0.690	7.00

AVE RF **0.618** RF RSD **7.98** AVE RT **7.00**

1,2-Dichloropropane

Curve Fit: **AVERAGE RF**

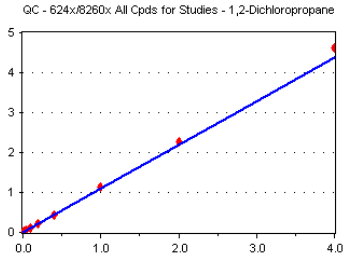

Standard	Concentration	Response	Response Factor	RT
~~0K18062-CAL1~~	~~0.1~~	~~0~~	~~0.000~~	~~0.00~~
~~0K18062-CAL2~~	~~0.2~~	~~0~~	~~0.000~~	~~0.00~~
0K18062-CAL3	0.4	555	0.902	7.11
0K18062-CAL4	1	1591	1.109	7.11
0K18062-CAL5	2	3078	1.083	7.11
0K18062-CAL6	5	7858	1.093	7.11
0K18062-CAL7	10	15874	1.131	7.11
0K18062-CAL8	20	30689	1.109	7.10
0K18062-CAL9	50	80324	1.135	7.10
0K18062-CALA	100	167903	1.140	7.10
0K18062-CALB	200	345310	1.153	7.10

AVE RF **1.095** RF RSD **6.92** AVE RT **7.10**

Bromodichloromethane

Curve Fit: **AVERAGE RF**

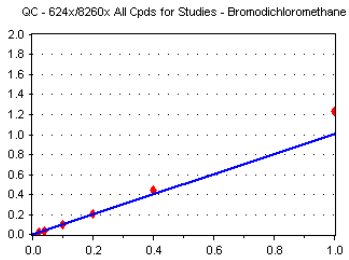

Standard	Concentration	Response	Response Factor	RT
~~0K18062-CAL1~~	~~0.1~~	~~0~~	~~0.000~~	~~0.00~~
~~0K18062-CAL2~~	~~0.2~~	~~0~~	~~0.000~~	~~0.00~~
~~0K18062-CAL3~~	~~0.4~~	~~451~~	~~0.733~~	~~7.19~~
0K18062-CAL4	1	1211	0.844	7.19
0K18062-CAL5	2	2653	0.933	7.18
0K18062-CAL6	5	6670	0.928	7.18
0K18062-CAL7	10	14414	1.027	7.19
0K18062-CAL8	20	30371	1.098	7.18
0K18062-CAL9	50	86862	1.228	7.18
~~0K18062-CALA~~	~~100~~	~~191990~~	~~1.303~~	~~7.18~~
~~0K18062-CALB~~	~~200~~	~~414440~~	~~1.384~~	~~7.18~~

AVE RF **1.010** RF RSD **13.70** AVE RT **7.18**

cis-1,3-Dichloropropene

Curve Fit: **QUADRATIC: Weighting: (1/a), Origin: Ignore**

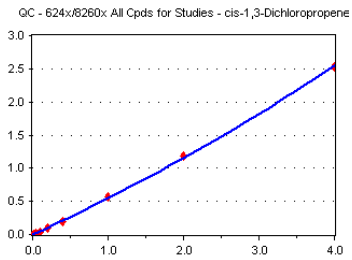

Standard	Concentration	Response	Response Factor	RT
~~0K18062-CAL1~~	~~0.1~~	~~0~~	~~0.000~~	~~0.00~~
~~0K18062-CAL2~~	~~0.2~~	~~0~~	~~0.000~~	~~0.00~~
0K18062-CAL3	0.4	456	0.273	7.89
0K18062-CAL4	1	1397	0.357	7.88
0K18062-CAL5	2	2854	0.371	7.89
0K18062-CAL6	5	7840	0.404	7.88
0K18062-CAL7	10	17724	0.464	7.88
0K18062-CAL8	20	38461	0.505	7.88
0K18062-CAL9	50	111434	0.561	7.88
0K18062-CALA	100	246031	0.593	7.88
0K18062-CALB	200	531463	0.631	7.88

AVE RF **0.462** RF RSD **26.06** AVE RT **7.88**

Element Calibration Review Sheet

Calibration ID: **A0K1904** Instrument: **VOA-GCMS6** Calibration Date: **11/19/2020**

Analysis: **QC - 624x/8260x All Cpds fo** Instrument Cal ID: **VF201119G.M/VF201119S.M**

Toluene-d8 (Surr)

Curve Fit: **AVERAGE RF**

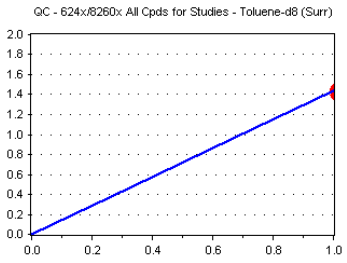

Standard	Concentration	Response	Response Factor	RT
0K18062-CAL1	50	309383	1.456	8.09
0K18062-CAL2	50	303923	1.450	8.09
0K18062-CAL3	50	303847	1.454	8.09
0K18062-CAL4	50	284112	1.451	8.08
0K18062-CAL5	50	279194	1.450	8.09
0K18062-CAL6	50	278590	1.435	8.09
0K18062-CAL7	50	276445	1.447	8.09
0K18062-CAL8	50	271584	1.425	8.09
0K18062-CAL9	50	282041	1.419	8.09
0K18062-CALA	50	288736	1.391	8.09
0K18062-CALB	50	297673	1.414	8.09

AVE RF **1.436** RF RSD **1.46** AVE RT **8.09**

Toluene

Curve Fit: **AVERAGE RF**

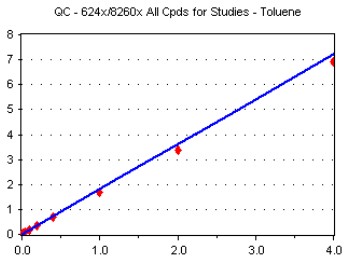

Standard	Concentration	Response	Response Factor	RT
0K18062-CAL1	0.1	937	2.205	8.15
0K18062-CAL2	0.2	1602	1.910	8.15
0K18062-CAL3	0.4	3088	1.847	8.15
0K18062-CAL4	1	7133	1.822	8.14
0K18062-CAL5	2	13595	1.765	8.15
0K18062-CAL6	5	34200	1.761	8.14
0K18062-CAL7	10	66875	1.750	8.15
0K18062-CAL8	20	132554	1.739	8.14
0K18062-CAL9	50	331469	1.668	8.14
0K18062-CALA	100	702637	1.692	8.14
0K18062-CALB	200	1452821	1.726	8.14

AVE RF **1.808** RF RSD **8.24** AVE RT **8.14**

Tetrachloroethene (PCE)

Curve Fit: **AVERAGE RF**

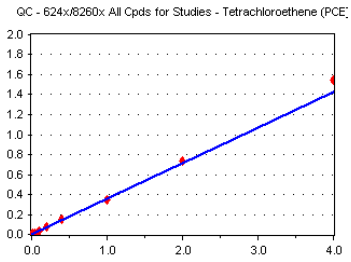

Standard	Concentration	Response	Response Factor	RT
~~0K18062-CAL1~~	~~0.1~~	~~0~~	~~0.000~~	~~0.00~~
~~0K18062-CAL2~~	~~0.2~~	~~162~~	~~0.193~~	~~8.60~~
0K18062-CAL3	0.4	519	0.310	8.60
0K18062-CAL4	1	1325	0.338	8.60
0K18062-CAL5	2	2844	0.369	8.60
0K18062-CAL6	5	7070	0.364	8.59
0K18062-CAL7	10	13764	0.360	8.59
0K18062-CAL8	20	27983	0.367	8.59
0K18062-CAL9	50	68570	0.345	8.59
0K18062-CALA	100	152088	0.366	8.59
0K18062-CALB	200	325389	0.386	8.59

AVE RF **0.356** RF RSD **6.21** AVE RT **8.59**

4-Methyl-2-pentanone (MiBK)

Curve Fit: **AVERAGE RF**

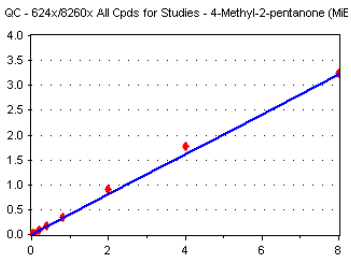

Standard	Concentration	Response	Response Factor	RT
~~0K18062-CAL1~~	~~0.2~~	~~0~~	~~0.000~~	~~0.00~~
~~0K18062-CAL2~~	~~0.4~~	~~0~~	~~0.000~~	~~0.00~~
0K18062-CAL3	0.8	1032	0.309	8.60
0K18062-CAL4	2	2927	0.374	8.60
0K18062-CAL5	4	5832	0.379	8.60
0K18062-CAL6	10	15199	0.391	8.59
0K18062-CAL7	20	32519	0.425	8.60
0K18062-CAL8	40	67256	0.441	8.59
0K18062-CAL9	100	179119	0.451	8.59
0K18062-CALA	200	366059	0.441	8.59
0K18062-CALB	400	682968	0.406	8.59

AVE RF **0.402** RF RSD **11.18** AVE RT **8.59**

Element Calibration Review Sheet

Calibration ID: **A0K1904** Instrument: **VOA-GCMS6** Calibration Date: **11/19/2020**

Analysis: **QC - 624x/8260x All Cpds fo** Instrument Cal ID: **VF201119G.M/VF201119S.M**

trans-1,3-Dichloropropene

Curve Fit: **QUADRATIC: Weighting: (1/a), Origin: Ignore**

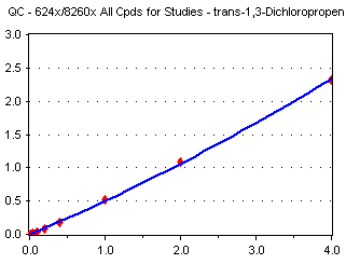

Standard	Concentration	Response	Response Factor	RT
~~0K18062-CAL1~~	~~0.1~~	~~0~~	~~0.000~~	~~0.00~~
~~0K18062-CAL2~~	~~0.2~~	~~0~~	~~0.000~~	~~0.00~~
~~0K18062-CAL3~~	~~0.4~~	~~0~~	~~0.000~~	~~0.00~~
0K18062-CAL4	1	999	0.255	8.64
0K18062-CAL5	2	2216	0.288	8.65
0K18062-CAL6	5	6596	0.340	8.64
0K18062-CAL7	10	14930	0.391	8.64
0K18062-CAL8	20	34568	0.454	8.63
0K18062-CAL9	50	101667	0.512	8.63
0K18062-CALA	100	226179	0.545	8.63
0K18062-CALB	200	487888	0.579	8.63

AVE RF **0.420** RF RSD **28.78** AVE RT **8.64**

1,1,2-Trichloroethane

Curve Fit: **AVERAGE RF**

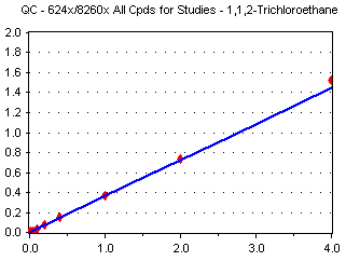

Standard	Concentration	Response	Response Factor	RT
~~0K18062-CAL1~~	~~0.1~~	~~0~~	~~0.000~~	~~0.00~~
~~0K18062-CAL2~~	~~0.2~~	~~0~~	~~0.000~~	~~0.00~~
0K18062-CAL3	0.4	523	0.313	8.81
0K18062-CAL4	1	1397	0.357	8.81
0K18062-CAL5	2	2867	0.372	8.81
0K18062-CAL6	5	6888	0.355	8.81
0K18062-CAL7	10	14181	0.371	8.82
0K18062-CAL8	20	28490	0.374	8.81
0K18062-CAL9	50	74040	0.373	8.81
0K18062-CALA	100	153715	0.370	8.81
0K18062-CALB	200	319965	0.380	8.81

AVE RF **0.363** RF RSD **5.62** AVE RT **8.81**

Ethylbenzene

Curve Fit: **AVERAGE RF**

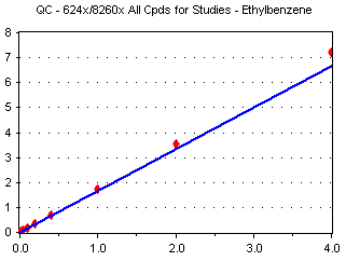

Standard	Concentration	Response	Response Factor	RT
0K18062-CAL1	0.1	585	1.377	0.00
0K18062-CAL2	0.2	1186	1.414	9.79
0K18062-CAL3	0.4	2537	1.518	9.78
0K18062-CAL4	1	6748	1.724	9.79
0K18062-CAL5	2	13427	1.744	9.78
0K18062-CAL6	5	33358	1.718	9.78
0K18062-CAL7	10	67463	1.765	9.78
0K18062-CAL8	20	134826	1.769	9.78
0K18062-CAL9	50	342923	1.725	9.78
0K18062-CALA	100	733179	1.766	9.78
0K18062-CALB	200	1516093	1.801	9.78

AVE RF **1.665** RF RSD **9.17** AVE RT **8.89**

Dibromochloromethane

Curve Fit: **QUADRATIC: Weighting: (1/a), Origin: Ignore**

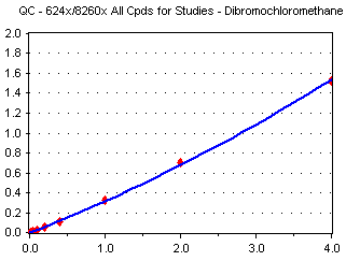

Standard	Concentration	Response	Response Factor	RT
~~0K18062-CAL1~~	~~0.1~~	~~0~~	~~0.000~~	~~0.00~~
~~0K18062-CAL2~~	~~0.2~~	~~0~~	~~0.000~~	~~0.00~~
0K18062-CAL3	0.4	217	0.130	9.01
0K18062-CAL4	1	729	0.186	9.00
0K18062-CAL5	2	1583	0.206	9.01
0K18062-CAL6	5	4359	0.224	9.00
0K18062-CAL7	10	9855	0.258	9.00
0K18062-CAL8	20	21292	0.279	9.00
0K18062-CAL9	50	64560	0.325	9.00
0K18062-CALA	100	145478	0.350	9.00
0K18062-CALB	200	320426	0.381	9.00

AVE RF **0.260** RF RSD **31.59** AVE RT **9.00**

Element Calibration Review Sheet

Calibration ID: **A0K1904** Instrument: **VOA-GCMS6** Calibration Date: **11/19/2020**

Analysis: **QC - 624x/8260x All Cpds fo** Instrument Cal ID: **VF201119G.M/VF201119S.M**

1,3-Dichloropropane

Curve Fit: **AVERAGE RF**

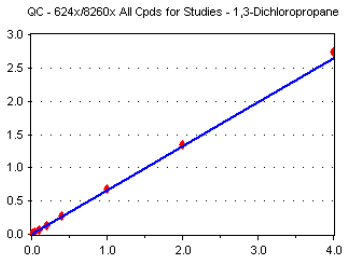

Standard	Concentration	Response	Response Factor	RT
~~0K18062-CAL1~~	~~0.1~~	~~0~~	~~0.000~~	~~0.00~~
0K18062-CAL2	0.2	545	0.650	9.11
0K18062-CAL3	0.4	985	0.589	9.11
0K18062-CAL4	1	2517	0.643	9.10
0K18062-CAL5	2	5021	0.652	9.10
0K18062-CAL6	5	12650	0.651	9.10
0K18062-CAL7	10	26263	0.687	9.10
0K18062-CAL8	20	52245	0.685	9.10
0K18062-CAL9	50	135619	0.682	9.10
0K18062-CALA	100	280859	0.676	9.10
0K18062-CALB	200	576443	0.685	9.10

AVE RF **0.660** RF RSD **4.60** AVE RT **9.10**

1,2-Dibromoethane (EDB)

Curve Fit: **AVERAGE RF**

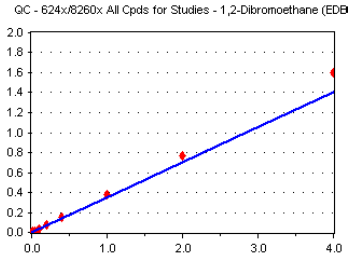

Standard	Concentration	Response	Response Factor	RT
~~0K18062-CAL1~~	~~0.1~~	~~0~~	~~0.000~~	~~0.00~~
~~0K18062-CAL2~~	~~0.2~~	~~0~~	~~0.000~~	~~0.00~~
~~0K18062-CAL3~~	~~0.4~~	~~346~~	~~0.207~~	~~9.25~~
0K18062-CAL4	1	1161	0.297	9.25
0K18062-CAL5	2	2385	0.310	9.25
0K18062-CAL6	5	6279	0.323	9.24
0K18062-CAL7	10	13626	0.357	9.24
0K18062-CAL8	20	27857	0.365	9.24
0K18062-CAL9	50	75650	0.381	9.24
0K18062-CALA	100	160072	0.386	9.24
0K18062-CALB	200	336119	0.399	9.24

AVE RF **0.352** RF RSD **10.77** AVE RT **9.24**

o-Xylene

Curve Fit: **AVERAGE RF**

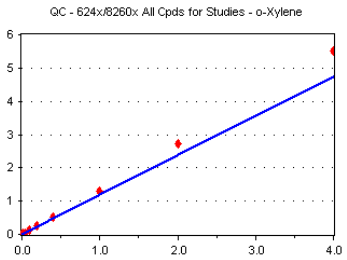

Standard	Concentration	Response	Response Factor	RT
0K18062-CAL1	0.1	362	0.852	0.00
0K18062-CAL2	0.2	847	1.010	10.31
0K18062-CAL3	0.4	1764	1.055	10.31
0K18062-CAL4	1	4455	1.138	10.30
0K18062-CAL5	2	9087	1.180	10.30
0K18062-CAL6	5	23413	1.206	10.30
0K18062-CAL7	10	49030	1.283	10.30
0K18062-CAL8	20	99147	1.301	10.30
0K18062-CAL9	50	258736	1.302	10.30
0K18062-CALA	100	563131	1.356	10.30
0K18062-CALB	200	1158422	1.376	10.30

AVE RF **1.187** RF RSD **13.67** AVE RT **9.36**

2-Hexanone

Curve Fit: **AVERAGE RF**

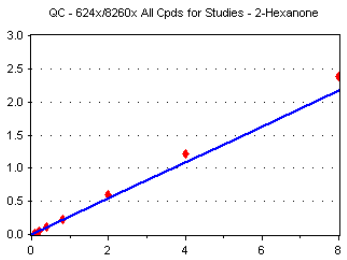

Standard	Concentration	Response	Response Factor	RT
~~0K18062-CAL1~~	~~0.2~~	~~0~~	~~0.000~~	~~0.00~~
~~0K18062-CAL2~~	~~0.4~~	~~0~~	~~0.000~~	~~0.00~~
~~0K18062-CAL3~~	~~0.8~~	~~341~~	~~0.102~~	~~9.50~~
~~0K18062-CAL4~~	~~2~~	~~1554~~	~~0.198~~	~~9.49~~
0K18062-CAL5	4	3243	0.211	9.49
0K18062-CAL6	10	8859	0.228	9.48
0K18062-CAL7	20	20720	0.271	9.48
0K18062-CAL8	40	44118	0.289	9.47
0K18062-CAL9	100	119430	0.300	9.47
0K18062-CALA	200	254094	0.306	9.47
0K18062-CALB	400	500391	0.297	9.47

AVE RF **0.272** RF RSD **13.93** AVE RT **9.48**

Element Calibration Review Sheet

Calibration ID: **A0K1904** Instrument: **VOA-GCMS6** Calibration Date: **11/19/2020**

Analysis: **QC - 624x/8260x All Cpds fo** Instrument Cal ID: **VF201119G.M/VF201119S.M**

Chlorobenzene-d5 (ISTD)

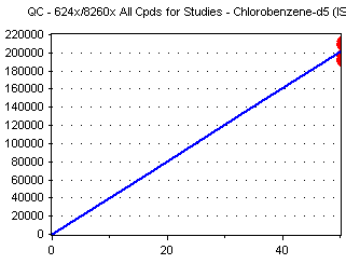

Curve Fit: **AVERAGE RF**

Standard	Concentration	Response	Response Factor	RT
0K18062-CAL1	50	212427	4248.540	9.74
0K18062-CAL2	50	209658	4193.160	9.74
0K18062-CAL3	50	208976	4179.520	9.74
0K18062-CAL4	50	195748	3914.960	9.74
0K18062-CAL5	50	192510	3850.200	9.74
0K18062-CAL6	50	194196	3883.920	9.74
0K18062-CAL7	50	191092	3821.840	9.74
0K18062-CAL8	50	190541	3810.820	9.74
0K18062-CAL9	50	198760	3975.200	9.74
0K18062-CALA	50	207591	4151.820	9.74
0K18062-CALB	50	210488	4209.760	9.74

AVE RF **4021.795** RF RSD **4.34** AVE RT **9.74**

Chlorobenzene

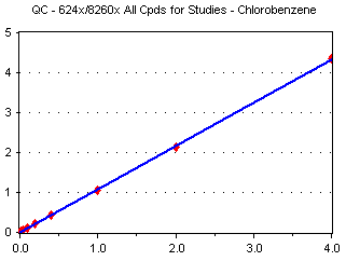

Curve Fit: **AVERAGE RF**

Standard	Concentration	Response	Response Factor	RT
0K18062-CAL1	0.1	435	1.024	9.75
0K18062-CAL2	0.2	951	1.134	9.75
0K18062-CAL3	0.4	1852	1.108	9.75
0K18062-CAL4	1	4328	1.106	9.76
0K18062-CAL5	2	8636	1.122	9.75
0K18062-CAL6	5	20627	1.062	9.75
0K18062-CAL7	10	41217	1.078	9.75
0K18062-CAL8	20	81288	1.067	9.75
0K18062-CAL9	50	208768	1.050	9.75
0K18062-CALA	100	445149	1.072	9.75
0K18062-CALB	200	916928	1.089	9.75

AVE RF **1.083** RF RSD **3.01** AVE RT **9.75**

1,1,1,2-Tetrachloroethane

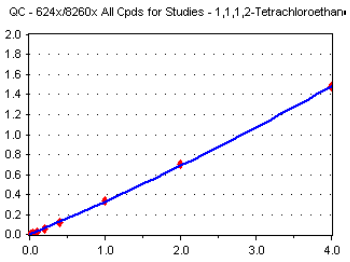

Curve Fit: **QUADRATIC: Weighting: (1/a), Origin: Ignore**

Standard	Concentration	Response	Response Factor	RT
~~0K18062-CAL1~~	~~0.1~~	~~0~~	~~0.000~~	~~0.00~~
~~0K18062-CAL2~~	~~0.2~~	~~0~~	~~0.000~~	~~0.00~~
0K18062-CAL3	0.4	306	0.183	9.83
0K18062-CAL4	1	970	0.248	9.82
0K18062-CAL5	2	1984	0.258	9.81
0K18062-CAL6	5	5071	0.261	9.82
0K18062-CAL7	10	10995	0.288	9.81
0K18062-CAL8	20	23556	0.309	9.82
0K18062-CAL9	50	66693	0.336	9.82
0K18062-CALA	100	145309	0.350	9.82
0K18062-CALB	200	311205	0.370	9.82

AVE RF **0.289** RF RSD **20.28** AVE RT **9.82**

m,p-Xylene

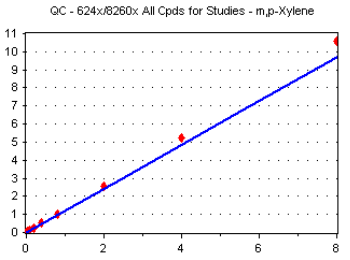

Curve Fit: **AVERAGE RF**

Standard	Concentration	Response	Response Factor	RT
0K18062-CAL1	0.2	861	1.013	9.92
0K18062-CAL2	0.4	1907	1.137	9.92
0K18062-CAL3	0.8	3490	1.044	9.92
0K18062-CAL4	2	9478	1.210	9.92
0K18062-CAL5	4	18646	1.211	9.92
0K18062-CAL6	10	48405	1.246	9.92
0K18062-CAL7	20	98854	1.293	9.92
0K18062-CAL8	40	198165	1.300	9.92
0K18062-CAL9	100	507696	1.277	9.92
0K18062-CALA	200	1088905	1.311	9.92
0K18062-CALB	400	2227333	1.323	9.92

AVE RF **1.215** RF RSD **8.83** AVE RT **9.92**

Element Calibration Review Sheet

Calibration ID: **A0K1904** Instrument: **VOA-GCMS6** Calibration Date: **11/19/2020**

Analysis: **QC - 624x/8260x All Cpds fo** Instrument Cal ID: **VF201119G.M/VF201119S.M**

1,3,5-Trimethylbenzene

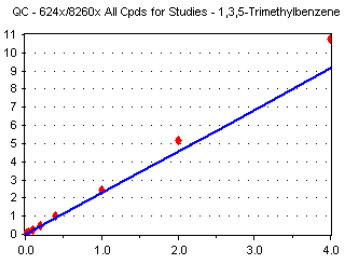

Curve Fit: **AVERAGE RF**

Standard	Concentration	Response	Response Factor	RT
0K18062-CAL1	0.1	324	1.753	0.00
0K18062-CAL2	0.2	735	1.993	11.07
0K18062-CAL3	0.4	1451	1.998	11.07
0K18062-CAL4	1	3693	2.104	11.08
0K18062-CAL5	2	7883	2.296	11.07
0K18062-CAL6	5	20107	2.273	11.07
0K18062-CAL7	10	43073	2.463	11.07
0K18062-CAL8	20	88872	2.522	11.07
0K18062-CAL9	50	228986	2.454	11.07
0K18062-CALA	100	497249	2.592	11.07
0K18062-CALB	200	1015537	2.684	11.07

AVE RF **2.285** RF RSD **12.79** AVE RT **10.07**

4-Chlorotoluene

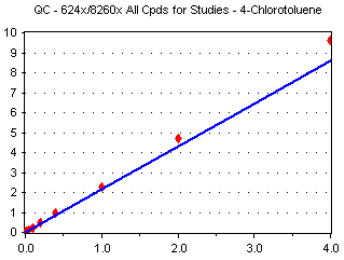

Curve Fit: **AVERAGE RF**

Standard	Concentration	Response	Response Factor	RT
0K18062-CAL1	0.1	290	1.569	0.00
0K18062-CAL2	0.2	612	1.660	11.19
0K18062-CAL3	0.4	1411	1.943	11.18
0K18062-CAL4	1	3808	2.169	11.18
0K18062-CAL5	2	7656	2.230	11.18
0K18062-CAL6	5	19711	2.228	11.18
0K18062-CAL7	10	41003	2.345	11.18
0K18062-CAL8	20	84787	2.406	11.18
0K18062-CAL9	50	214235	2.296	11.18
0K18062-CALA	100	453696	2.365	11.18
0K18062-CALB	200	909702	2.404	11.18

AVE RF **2.147** RF RSD **13.73** AVE RT **10.16**

Xylenes, total

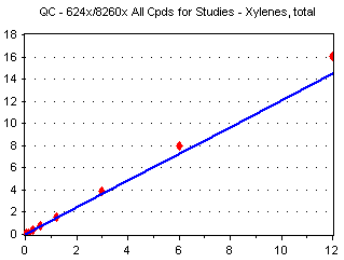

Curve Fit: **AVERAGE RF**

Standard	Concentration	Response	Response Factor	RT
0K18062-CAL1	0.3	1223	0.960	9.92
0K18062-CAL2	0.6	2754	1.095	10.31
0K18062-CAL3	1.2	5254	1.048	10.31
0K18062-CAL4	3	13933	1.186	10.30
0K18062-CAL5	6	27733	1.200	10.30
0K18062-CAL6	15	71818	1.233	10.30
0K18062-CAL7	30	147884	1.290	10.30
0K18062-CAL8	60	297312	1.300	10.30
0K18062-CAL9	150	766432	1.285	10.30
0K18062-CALA	300	1652036	1.326	10.30
0K18062-CALB	600	3385755	1.340	10.30

AVE RF **1.206** RF RSD **10.30** AVE RT **10.27**

Styrene

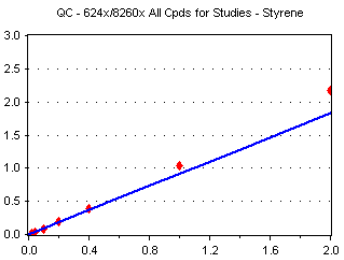

Curve Fit: **AVERAGE RF**

Standard	Concentration	Response	Response Factor	RT
~~0K18062-CAL1~~	~~0.1~~	~~0~~	~~0.000~~	~~0.00~~
~~0K18062-CAL2~~	~~0.2~~	~~448~~	~~0.534~~	~~10.37~~
~~0K18062-CAL3~~	~~0.4~~	~~981~~	~~0.587~~	~~10.36~~
0K18062-CAL4	1	2828	0.722	10.36
0K18062-CAL5	2	5953	0.773	10.35
0K18062-CAL6	5	16959	0.873	10.35
0K18062-CAL7	10	36006	0.942	10.35
0K18062-CAL8	20	74971	0.984	10.35
0K18062-CAL9	50	207212	1.043	10.35
0K18062-CALA	100	451210	1.087	10.35
~~0K18062-CALB~~	~~200~~	~~935702~~	~~1.111~~	~~10.35~~

AVE RF **0.918** RF RSD **14.77** AVE RT **10.35**

Element Calibration Review Sheet

Calibration ID: **A0K1904** Instrument: **VOA-GCMS6** Calibration Date: **11/19/2020**

Analysis: **QC - 624x/8260x All Cpds fo** Instrument Cal ID: **VF201119G.M/VF201119S.M**

Bromoform

Curve Fit: **QUADRATIC: Weighting: (1/a), Origin: Ignore**

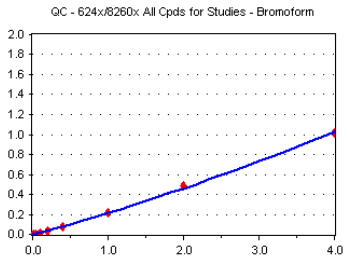

Standard	Concentration	Response	Response Factor	RT
~~0K18062-CAL1~~	~~0.1~~	~~0~~	~~0.000~~	~~0.00~~
~~0K18062-CAL2~~	~~0.2~~	~~0~~	~~0.000~~	~~0.00~~
~~0K18062-CAL3~~	~~0.4~~	~~0~~	~~0.000~~	~~0.00~~
0K18062-CAL4	1	507	0.130	10.38
0K18062-CAL5	2	1019	0.132	10.37
0K18062-CAL6	5	2653	0.137	10.37
0K18062-CAL7	10	5925	0.155	10.37
0K18062-CAL8	20	13884	0.182	10.37
0K18062-CAL9	50	43395	0.218	10.37
0K18062-CALA	100	100985	0.243	10.37
0K18062-CALB	200	213718	0.254	10.37

AVE RF **0.181** RF RSD **28.14** AVE RT **10.37**

Isopropylbenzene

Curve Fit: **AVERAGE RF**

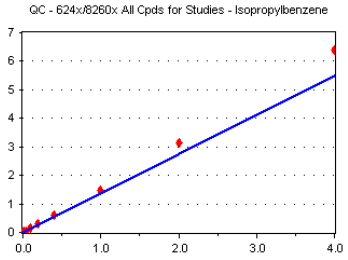

Standard	Concentration	Response	Response Factor	RT
~~0K18062-CAL1~~	~~0.1~~	~~0~~	~~0.000~~	~~0.00~~
0K18062-CAL2	0.2	927	1.105	10.58
0K18062-CAL3	0.4	1775	1.062	10.57
0K18062-CAL4	1	4934	1.260	10.57
0K18062-CAL5	2	10034	1.303	10.57
0K18062-CAL6	5	27032	1.392	10.57
0K18062-CAL7	10	56235	1.471	10.57
0K18062-CAL8	20	114383	1.501	10.57
0K18062-CAL9	50	294644	1.482	10.57
0K18062-CALA	100	650944	1.568	10.57
0K18062-CALB	200	1349789	1.603	10.57

AVE RF **1.375** RF RSD **13.62** AVE RT **10.57**

4-Bromofluorobenzene (Surr)

Curve Fit: **AVERAGE RF**

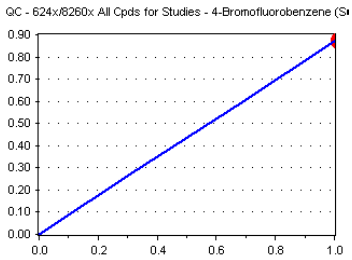

Standard	Concentration	Response	Response Factor	RT
0K18062-CAL1	50	80532	0.871	10.81
0K18062-CAL2	50	79731	0.865	10.81
0K18062-CAL3	50	80354	0.885	10.81
0K18062-CAL4	50	77029	0.878	10.81
0K18062-CAL5	50	75454	0.879	10.81
0K18062-CAL6	50	76960	0.870	10.81
0K18062-CAL7	50	75647	0.865	10.81
0K18062-CAL8	50	76417	0.867	10.81
0K18062-CAL9	50	80402	0.862	10.81
0K18062-CALA	50	82408	0.859	10.81
0K18062-CALB	50	82106	0.868	10.81

AVE RF **0.870** RF RSD **0.90** AVE RT **10.81**

Bromobenzene

Curve Fit: **AVERAGE RF**

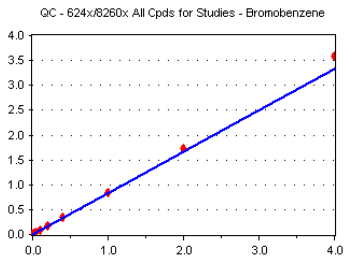

Standard	Concentration	Response	Response Factor	RT
~~0K18062-CAL1~~	~~0.1~~	~~0~~	~~0.000~~	~~0.00~~
0K18062-CAL2	0.2	232	0.629	10.90
0K18062-CAL3	0.4	570	0.785	10.90
0K18062-CAL4	1	1499	0.854	10.90
0K18062-CAL5	2	2974	0.866	10.90
0K18062-CAL6	5	7519	0.850	10.90
0K18062-CAL7	10	15392	0.880	10.90
0K18062-CAL8	20	30769	0.873	10.90
0K18062-CAL9	50	79108	0.848	10.90
0K18062-CALA	100	166055	0.866	10.90
0K18062-CALB	200	340501	0.900	10.90

AVE RF **0.835** RF RSD **9.38** AVE RT **10.90**

Element Calibration Review Sheet

Calibration ID: **A0K1904** Instrument: **VOA-GCMS6** Calibration Date: **11/19/2020**

Analysis: **QC - 624x/8260x All Cpds fo** Instrument Cal ID: **VF201119G.M/VF201119S.M**

n-Propylbenzene

Curve Fit: **AVERAGE RF**

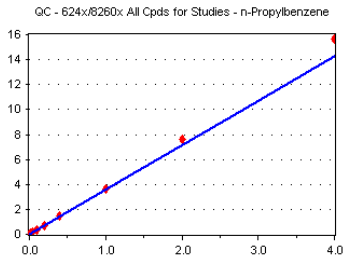

Standard	Concentration	Response	Response Factor	RT
~~0K18062-CAL1~~	~~0.1~~	~~0~~	~~0.000~~	~~0.00~~
0K18062-CAL2	0.2	1169	3.170	10.93
0K18062-CAL3	0.4	2303	3.171	10.92
0K18062-CAL4	1	5956	3.393	10.92
0K18062-CAL5	2	12939	3.769	10.92
0K18062-CAL6	5	31048	3.510	10.91
0K18062-CAL7	10	63785	3.648	10.91
0K18062-CAL8	20	131803	3.740	10.91
0K18062-CAL9	50	336256	3.603	10.91
0K18062-CALA	100	727397	3.791	10.91
0K18062-CALB	200	1482115	3.917	10.91

AVE RF **3.571** RF RSD **7.22** AVE RT **10.92**

1,2-Dichlorobenzene

Curve Fit: **AVERAGE RF**

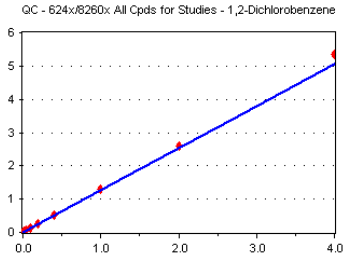

Standard	Concentration	Response	Response Factor	RT
0K18062-CAL1	0.1	178	0.963	0.00
0K18062-CAL2	0.2	396	1.074	12.03
0K18062-CAL3	0.4	895	1.232	12.03
0K18062-CAL4	1	2173	1.238	12.02
0K18062-CAL5	2	5274	1.536	12.02
0K18062-CAL6	5	11449	1.294	12.02
0K18062-CAL7	10	22996	1.315	12.02
0K18062-CAL8	20	46891	1.331	12.02
0K18062-CAL9	50	119989	1.286	12.02
0K18062-CALA	100	249575	1.301	12.02
0K18062-CALB	200	507628	1.342	12.02

AVE RF **1.265** RF RSD **11.68** AVE RT **10.93**

1,1,2,2-Tetrachloroethane

Curve Fit: **AVERAGE RF**

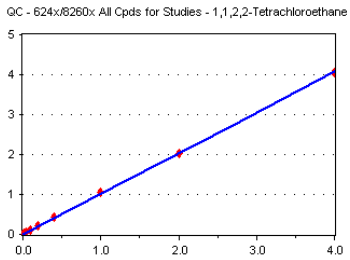

Standard	Concentration	Response	Response Factor	RT
~~0K18062-CAL1~~	~~0.1~~	~~0~~	~~0.000~~	~~0.00~~
0K18062-CAL2	0.2	374	1.014	10.99
0K18062-CAL3	0.4	658	0.906	10.99
0K18062-CAL4	1	1803	1.027	10.98
0K18062-CAL5	2	3634	1.059	10.98
0K18062-CAL6	5	8815	0.997	10.98
0K18062-CAL7	10	18165	1.039	10.98
0K18062-CAL8	20	37215	1.056	10.98
0K18062-CAL9	50	97676	1.047	10.98
0K18062-CALA	100	194784	1.015	10.98
0K18062-CALB	200	384698	1.017	10.98

AVE RF **1.018** RF RSD **4.33** AVE RT **10.98**

2-Chlorotoluene

Curve Fit: **AVERAGE RF**

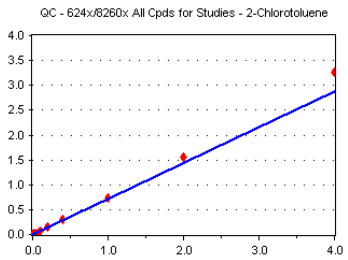

Standard	Concentration	Response	Response Factor	RT
~~0K18062-CAL1~~	~~0.1~~	~~0~~	~~0.000~~	~~0.00~~
0K18062-CAL2	0.2	190	0.515	11.05
0K18062-CAL3	0.4	463	0.638	11.05
0K18062-CAL4	1	1272	0.725	11.04
0K18062-CAL5	2	2481	0.723	11.05
0K18062-CAL6	5	6440	0.728	11.04
0K18062-CAL7	10	13251	0.758	11.05
0K18062-CAL8	20	26541	0.753	11.04
0K18062-CAL9	50	69560	0.745	11.04
0K18062-CALA	100	149732	0.780	11.04
0K18062-CALB	200	309114	0.817	11.05

AVE RF **0.718** RF RSD **11.83** AVE RT **11.04**

Element Calibration Review Sheet

Calibration ID: **A0K1904** Instrument: **VOA-GCMS6** Calibration Date: **11/19/2020**

Analysis: **QC - 624x/8260x All Cpds fo** Instrument Cal ID: **VF201119G.M/VF201119S.M**

1,2,3-Trichloropropane

Curve Fit: **AVERAGE RF**

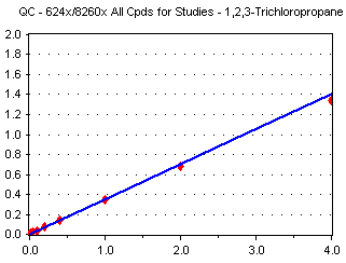

Standard	Concentration	Response	Response Factor	RT
~~0K18062-CAL1~~	~~0.1~~	~~0~~	~~0.000~~	~~0.00~~
~~0K18062-CAL2~~	~~0.2~~	~~0~~	~~0.000~~	~~0.00~~
0K18062-CAL3	0.4	200	0.275	11.09
0K18062-CAL4	1	638	0.363	11.09
0K18062-CAL5	2	1463	0.426	11.09
0K18062-CAL6	5	3134	0.354	11.09
0K18062-CAL7	10	6321	0.361	11.09
0K18062-CAL8	20	12837	0.364	11.09
0K18062-CAL9	50	32566	0.349	11.09
0K18062-CALA	100	65119	0.339	11.09
0K18062-CALB	200	126923	0.335	11.09

AVE RF **0.352** RF RSD **11.08** AVE RT **11.09**

trans-1,4-Dichloro-2-butene

Curve Fit: **QUADRATIC: Weighting: (1/a), Origin: Ignore**

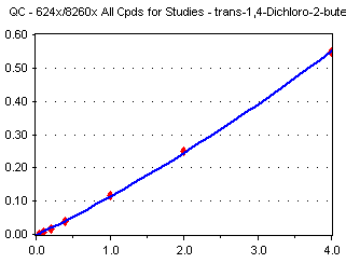

Standard	Concentration	Response	Response Factor	RT
~~0K18062-CAL1~~	~~0.1~~	~~0~~	~~0.000~~	~~0.00~~
~~0K18062-CAL2~~	~~0.2~~	~~0~~	~~0.000~~	~~0.00~~
~~0K18062-CAL3~~	~~0.4~~	~~0~~	~~0.000~~	~~0.00~~
~~0K18062-CAL4~~	~~1~~	~~0~~	~~0.000~~	~~0.00~~
0K18062-CAL5	2	122	3.554	11.13
0K18062-CAL6	5	627	0.071	11.12
0K18062-CAL7	10	1344	7.686	11.12
0K18062-CAL8	20	3300	9.364	11.12
0K18062-CAL9	50	10961	0.117	11.12
0K18062-CALA	100	23913	0.125	11.12
0K18062-CALB	200	51831	0.137	11.12

AVE RF **0.094** RF RSD **37.93** AVE RT **11.12**

tert-Butylbenzene

Curve Fit: **AVERAGE RF**

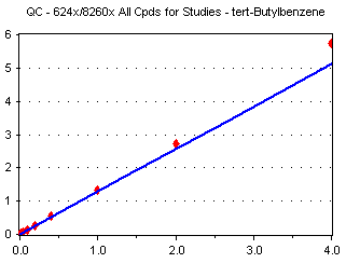

Standard	Concentration	Response	Response Factor	RT
~~0K18062-CAL1~~	~~0.1~~	~~133~~	~~0.719~~	~~0.00~~
0K18062-CAL2	0.2	371	1.006	11.33
0K18062-CAL3	0.4	855	1.177	11.33
0K18062-CAL4	1	2288	1.303	11.32
0K18062-CAL5	2	4333	1.262	11.32
0K18062-CAL6	5	11254	1.272	11.32
0K18062-CAL7	10	23418	1.339	11.33
0K18062-CAL8	20	47652	1.352	11.32
0K18062-CAL9	50	122715	1.315	11.32
0K18062-CALA	100	261615	1.364	11.32
0K18062-CALB	200	541633	1.431	11.32

AVE RF **1.282** RF RSD **9.24** AVE RT **11.32**

1,2,4-Trimethylbenzene

Curve Fit: **AVERAGE RF**

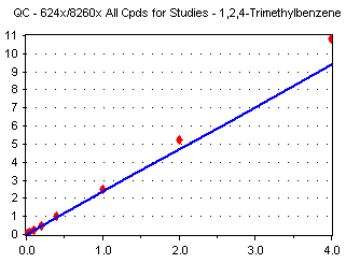

Standard	Concentration	Response	Response Factor	RT
~~0K18062-CAL1~~	~~0.1~~	~~295~~	~~1.596~~	~~0.00~~
0K18062-CAL2	0.2	750	2.034	11.39
0K18062-CAL3	0.4	1409	1.940	11.39
0K18062-CAL4	1	3578	2.038	11.38
0K18062-CAL5	2	7889	2.298	11.38
0K18062-CAL6	5	20523	2.320	11.38
0K18062-CAL7	10	43143	2.467	11.38
0K18062-CAL8	20	89795	2.548	11.38
0K18062-CAL9	50	233261	2.500	11.38
0K18062-CALA	100	501319	2.613	11.38
0K18062-CALB	200	1021644	2.700	11.38

AVE RF **2.346** RF RSD **11.33** AVE RT **11.38**

Element Calibration Review Sheet

Calibration ID: **A0K1904** Instrument: **VOA-GCMS6** Calibration Date: **11/19/2020**

Analysis: **QC - 624x/8260x All Cpds fo** Instrument Cal ID: **VF201119G.M/VF201119S.M**

sec-Butylbenzene

Curve Fit: **AVERAGE RF**

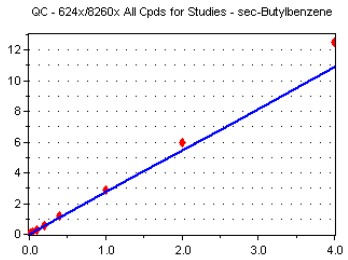

Standard	Concentration	Response	Response Factor	RT
~~0K18062-CAL1~~	~~0.1~~	~~0~~	~~0.000~~	~~0.00~~
0K18062-CAL2	0.2	791	2.145	11.47
0K18062-CAL3	0.4	1704	2.346	11.47
0K18062-CAL4	1	4324	2.463	11.46
0K18062-CAL5	2	9366	2.728	11.46
0K18062-CAL6	5	24098	2.724	11.46
0K18062-CAL7	10	50407	2.883	11.46
0K18062-CAL8	20	103102	2.926	11.46
0K18062-CAL9	50	266467	2.856	11.46
0K18062-CALA	100	572917	2.986	11.46
0K18062-CALB	200	1184770	3.131	11.46

AVE RF **2.719** RF RSD **11.39** AVE RT **11.46**

4-Isopropyltoluene

Curve Fit: **AVERAGE RF**

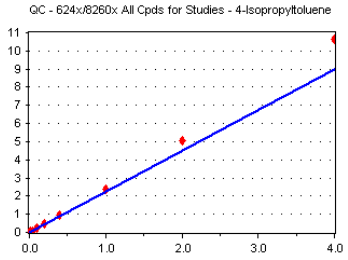

Standard	Concentration	Response	Response Factor	RT
~~0K18062-CAL1~~	~~0.1~~	~~0~~	~~0.000~~	~~0.00~~
~~0K18062-CAL2~~	~~0.2~~	~~617~~	~~1.673~~	~~11.57~~
0K18062-CAL3	0.4	1233	1.698	11.57
0K18062-CAL4	1	3371	1.920	11.57
0K18062-CAL5	2	7247	2.111	11.57
0K18062-CAL6	5	18890	2.136	11.57
0K18062-CAL7	10	40720	2.329	11.57
0K18062-CAL8	20	85613	2.429	11.57
0K18062-CAL9	50	221864	2.378	11.57
0K18062-CALA	100	483810	2.522	11.57
0K18062-CALB	200	1004664	2.655	11.57

AVE RF **2.242** RF RSD **13.55** AVE RT **11.57**

1,3-Dichlorobenzene

Curve Fit: **AVERAGE RF**

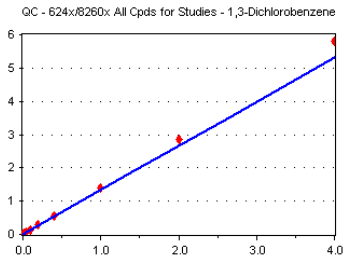

Standard	Concentration	Response	Response Factor	RT
0K18062-CAL1	0.1	207	1.120	11.65
0K18062-CAL2	0.2	341	0.925	11.64
0K18062-CAL3	0.4	882	1.214	11.64
0K18062-CAL4	1	2372	1.351	11.64
0K18062-CAL5	2	5293	1.542	11.64
0K18062-CAL6	5	12282	1.389	11.64
0K18062-CAL7	10	24274	1.388	11.64
0K18062-CAL8	20	49675	1.410	11.64
0K18062-CAL9	50	130673	1.400	11.64
0K18062-CALA	100	273981	1.428	11.64
0K18062-CALB	200	549931	1.453	11.64

AVE RF **1.329** RF RSD **13.25** AVE RT **11.64**

1,4-Dichlorobenzene-d4 (ISTD)

Curve Fit: **AVERAGE RF**

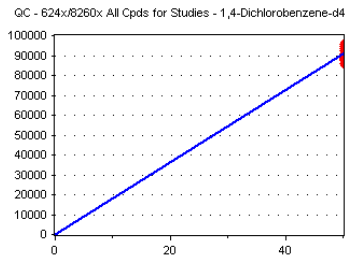

Standard	Concentration	Response	Response Factor	RT
0K18062-CAL1	50	92426	1848.520	11.69
0K18062-CAL2	50	92179	1843.580	11.69
0K18062-CAL3	50	90784	1815.680	11.69
0K18062-CAL4	50	87778	1755.560	11.70
0K18062-CAL5	50	85828	1716.560	11.69
0K18062-CAL6	50	88453	1769.060	11.69
0K18062-CAL7	50	87428	1748.560	11.69
0K18062-CAL8	50	88102	1762.040	11.69
0K18062-CAL9	50	93317	1866.340	11.69
0K18062-CALA	50	95925	1918.500	11.69
0K18062-CALB	50	94597	1891.940	11.69

AVE RF **1812.395** RF RSD **3.65** AVE RT **11.69**

Element Calibration Review Sheet

Calibration ID: **A0K1904** Instrument: **VOA-GCMS6** Calibration Date: **11/19/2020**

Analysis: **QC - 624x/8260x All Cpds fo** Instrument Cal ID: **VF201119G.M/VF201119S.M**

1,4-Dichlorobenzene

Curve Fit: **AVERAGE RF**

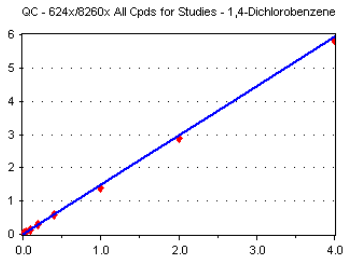

Standard	Concentration	Response	Response Factor	RT
0K18062-CAL1	0.1	282	1.526	11.71
0K18062-CAL2	0.2	513	1.391	11.70
0K18062-CAL3	0.4	1140	1.570	11.71
0K18062-CAL4	1	2648	1.508	11.71
0K18062-CAL5	2	5880	1.713	11.71
0K18062-CAL6	5	12817	1.449	11.70
0K18062-CAL7	10	25110	1.436	11.70
0K18062-CAL8	20	51178	1.452	11.70
0K18062-CAL9	50	131614	1.410	11.70
0K18062-CALA	100	276048	1.439	11.70
0K18062-CALB	200	551839	1.458	11.70

AVE RF **1.487** RF RSD **6.13** AVE RT **11.71**

n-Butylbenzene

Curve Fit: **AVERAGE RF**

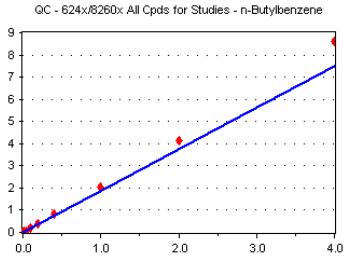

Standard	Concentration	Response	Response Factor	RT
~~0K18062-CAL1~~	~~0.1~~	~~235~~	~~1.271~~	~~0.00~~
0K18062-CAL2	0.2	549	1.489	11.89
0K18062-CAL3	0.4	1199	1.651	11.89
0K18062-CAL4	1	3037	1.730	11.89
0K18062-CAL5	2	6228	1.814	11.89
0K18062-CAL6	5	16418	1.856	11.89
0K18062-CAL7	10	33878	1.937	11.89
0K18062-CAL8	20	71795	2.037	11.89
0K18062-CAL9	50	188741	2.023	11.89
0K18062-CALA	100	396720	2.068	11.89
0K18062-CALB	200	813005	2.149	11.89

AVE RF **1.875** RF RSD **11.08** AVE RT **11.89**

1,2-Dibromo-3-chloropropane

Curve Fit: **QUADRATIC: Weighting: (1/a), Origin: Ignore**

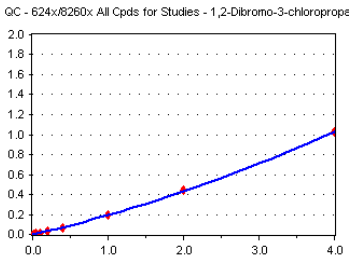

Standard	Concentration	Response	Response Factor	RT
~~0K18062-CAL1~~	~~0.1~~	~~0~~	~~0.000~~	~~0.00~~
~~0K18062-CAL2~~	~~0.2~~	~~0~~	~~0.000~~	~~0.00~~
~~0K18062-CAL3~~	~~0.4~~	~~0~~	~~0.000~~	~~0.00~~
0K18062-CAL4	1	184	0.105	12.63
0K18062-CAL5	2	494	0.144	12.63
0K18062-CAL6	5	996	0.113	12.62
0K18062-CAL7	10	2595	0.148	12.62
0K18062-CAL8	20	6040	0.171	12.62
0K18062-CAL9	50	17952	0.192	12.63
0K18062-CALA	100	42754	0.223	12.63
0K18062-CALB	200	96798	0.256	12.62

AVE RF **0.169** RF RSD **31.10** AVE RT **12.63**

Hexachlorobutadiene

Curve Fit: **AVERAGE RF**

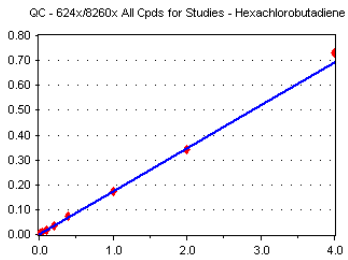

Standard	Concentration	Response	Response Factor	RT
~~0K18062-CAL1~~	~~0.1~~	~~0~~	~~0.000~~	~~0.00~~
~~0K18062-CAL2~~	~~0.2~~	~~0~~	~~0.000~~	~~0.00~~
~~0K18062-CAL3~~	~~0.4~~	~~0~~	~~0.000~~	~~0.00~~
0K18062-CAL4	1	267	0.152	13.12
0K18062-CAL5	2	594	0.173	13.12
0K18062-CAL6	5	1541	0.174	13.12
0K18062-CAL7	10	3177	0.182	13.12
0K18062-CAL8	20	6288	0.178	13.13
0K18062-CAL9	50	16285	0.175	13.13
0K18062-CALA	100	32697	0.170	13.13
0K18062-CALB	200	68967	0.182	13.13

AVE RF **0.173** RF RSD **5.51** AVE RT **13.12**

Element Calibration Review Sheet

Calibration ID: **A0K1904** Instrument: **VOA-GCMS6** Calibration Date: **11/19/2020**

Analysis: **QC - 624x/8260x All Cpds fo** Instrument Cal ID: **VF201119G.M/VF201119S.M**

1,2,4-Trichlorobenzene

Curve Fit: **AVERAGE RF**

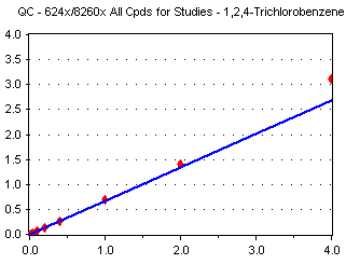

Standard	Concentration	Response	Response Factor	RT
~~0K18062-CAL1~~	~~0.1~~	~~0~~	~~0.000~~	~~0.00~~
~~0K18062-CAL2~~	~~0.2~~	~~0~~	~~0.000~~	~~0.00~~
~~0K18062-CAL3~~	~~0.4~~	~~261~~	~~0.359~~	~~13.16~~
0K18062-CAL4	1	904	0.515	13.16
0K18062-CAL5	2	2628	0.765	13.17
0K18062-CAL6	5	5332	0.603	13.16
0K18062-CAL7	10	10911	0.624	13.16
0K18062-CAL8	20	23472	0.666	13.16
0K18062-CAL9	50	65421	0.701	13.16
0K18062-CALA	100	135613	0.707	13.16
0K18062-CALB	200	294309	0.778	13.16

AVE RF **0.670** RF RSD **13.08** AVE RT **13.16**

Naphthalene

Curve Fit: **QUADRATIC: Weighting: (1/a), Origin: Ignore**

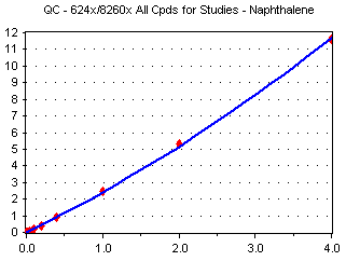

Standard	Concentration	Response	Response Factor	RT
~~0K18062-CAL1~~	~~0.1~~	~~0~~	~~0.000~~	~~0.00~~
0K18062-CAL2	0.2	380	1.031	13.44
0K18062-CAL3	0.4	785	1.081	13.44
0K18062-CAL4	1	2238	1.275	13.43
0K18062-CAL5	2	7173	2.089	13.43
0K18062-CAL6	5	14748	1.667	13.43
0K18062-CAL7	10	33557	1.919	13.44
0K18062-CAL8	20	79109	2.245	13.43
0K18062-CAL9	50	228943	2.453	13.43
0K18062-CALA	100	510374	2.660	13.43
0K18062-CALB	200	1097032	2.899	13.43

AVE RF **1.932** RF RSD **34.07** AVE RT **13.43**

1,2,3-Trichlorobenzene

Curve Fit: **AVERAGE RF**

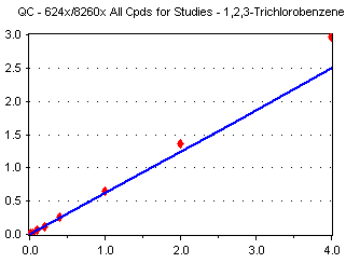

Standard	Concentration	Response	Response Factor	RT
~~0K18062-CAL1~~	~~0.1~~	~~0~~	~~0.000~~	~~0.00~~
~~0K18062-CAL2~~	~~0.2~~	~~139~~	~~0.377~~	~~13.60~~
~~0K18062-CAL3~~	~~0.4~~	~~269~~	~~0.370~~	~~13.60~~
0K18062-CAL4	1	913	0.520	13.59
0K18062-CAL5	2	1926	0.561	13.60
0K18062-CAL6	5	5158	0.583	13.60
0K18062-CAL7	10	10431	0.597	13.60
0K18062-CAL8	20	22900	0.650	13.60
0K18062-CAL9	50	60794	0.651	13.60
0K18062-CALA	100	130085	0.678	13.60
0K18062-CALB	200	280192	0.740	13.60

AVE RF **0.623** RF RSD **11.37** AVE RT **13.60**

Compound List Report VOA-GCMS6

Method Path : Y:\METHODS\
Method File : VF201119S.M
Title : EPA 8260: Volatile Organic Compounds
Last Update : Thu Nov 19 16:36:27 2020
Response Via : Initial Calibration

Total Cpnds : 85

PK#		Compound Name	QIon	Exp_RT	Rel_RT	Cal	#Qual	A/H	ID
1	I	Pentafluorobenzene (I)	99	6.019	1.000	A	2	A	R
2		Dichlorodifluoromethane	85	1.609	0.267	A	2	A	R
3	P	Chloromethane	50	1.815	0.302	A	2	A	R
4	C	Vinyl Chloride	62	1.901	0.316	A	2	A	R
5		Bromomethane	96	2.248	0.373	A	2	A	R
6		Chloroethane	64	2.387	0.397	A	2	A	R
7		Trichlorofluoromethane	101	2.514	0.418	Q	2	A	R
8		Ethanol	45	3.196	0.531	A	1	A	R
9	C	1,1-Dichloroethene	61	3.087	0.513	A	2	A	R
10		Carbon Disulfide	76	3.098	0.515	A	2	A	R
11		Freon 113	101	3.135	0.521	A	2	A	R
12		Iodomethane	142	3.238	0.538	Q	2	A	R
13		Methylene Chloride	84	3.707	0.616	A	2	A	R
14		Acetone	43	3.798	0.631	A	1	A	R
15		t-1,2-Dichloroethene	61	3.883	0.645	A	2	A	R
16		n-Hexane	86	3.962	0.658	A	3	A	R
17		Methyl-tert-butyl-ether	73	4.011	0.666	A	3	A	R
18		tert-Butanol (TBA)	59	4.181	0.695	A	1	A	B
19		Diisopropyl ether (DIPE)	45	4.406	0.732	A	2	A	R
20	P	1,1-Dichloroethane	63	4.510	0.749	A	2	A	R
21		Acrylonitrile	53	4.576	0.760	A	2	A	R
22		Ethyl-tert-butyl ether (ETBE)	59	4.771	0.793	A	2	A	R
23		c-1,2-Dichloroethene	61	5.063	0.841	A	2	A	R
24		2,2-Dichloropropane	77	5.166	0.858	A	2	A	R
25		Bromochloromethane	49	5.264	0.875	A	2	A	R
26	C	Chloroform	83	5.349	0.889	A	2	A	R
27		Carbon Tetrachloride	117	5.476	0.910	A	2	A	R
28		Tetrahydrofuran	42	5.512	0.916	A	2	A	R
29		1,1,1-Trichloroethane	97	5.543	0.921	A	2	A	R
30	S	Dibromofluoromethane (S)	111	5.532	0.919	A	2	A	R
31		1,1-Dichloropropene	75	5.677	0.943	A	2	A	R
32		2-Butanone (MEK)	43	5.665	0.941	A	2	A	R
33		Benzene	78	5.940	0.987	A	2	A	R
34		tert-Amyl methyl ether (TAME)	73	6.060	1.007	A	2	A	R
35		1,2-Dichloroethane (EDC)	62	6.145	1.021	A	2	A	R
36		iso-Butyl Alcohol	43	6.212	1.032	A	2	A	R
37	S	1,4-Difluorobenzene (S)	114	6.578	1.093	A	2	A	R
38		Trichloroethene (TCE)	130	6.547	1.088	A	2	A	R
39		tert-Amyl ethyl ether (TAEE)	59	6.802	1.130	A	2	A	R
40		Dibromomethane	93	6.996	1.162	A	2	A	R
41	C	1,2-Dichloropropane	63	7.100	1.180	A	2	A	R
42		Bromodichloromethane	83	7.179	1.193	A	2	A	R
43	I	Chlorobenzene-d5 (I)	117	9.735	1.000	A	2	A	R
44		c-1,3-Dichloropropene	75	7.878	0.809	Q	2	A	R
45	S	Toluene-d8 (S)	98	8.087	0.831	A	2	A	R
46	C	Toluene	91	8.147	0.837	A	2	A	R
47		Tetrachloroethene (PCE)	166	8.590	0.882	A	2	A	R
48		4-Methyl-2-Pentanone (MIBK)	43	8.590	0.882	A	2	A	R
49		t-1,3-Dichloropropene	75	8.633	0.887	Q	2	A	R
50		1,1,2-Trichloroethane	97	8.809	0.905	A	2	A	R
51		Dibromochloromethane	129	9.003	0.925	Q	2	A	R
52		1,3-Dichloropropane	76	9.101	0.935	A	2	A	R
53		1,2-Dibromoethane (EDB)	107	9.234	0.949	A	2	A	R
54		2-Hexanone	43	9.471	0.973	A	2	A	R

55	P	Chlorobenzene	112	9.753	1.002	A		2	A	R
56	C	Ethylbenzene	91	9.789	1.006	A		2	A	R
57		1,1,1,2-Tetrachloroethane	131	9.819	1.009	Q		2	A	R
58		m,p-Xylenes (2)	91	9.923	1.019	A		2	A	R
59		o-Xylene	91	10.306	1.059	A		2	A	R
60		Styrene	104	10.347	1.063	A		2	A	R
61	P	Bromoform	173	10.372	1.065	Q		2	A	R
62		Isopropylbenzene	105	10.567	1.085	A		2	A	R
63	I	1,4-Dichlorobenzene-d4 (I)	152	11.693	1.000	A		2	A	R
64	S	4-Bromofluorobenzene (S)	174	10.811	0.925	A		2	A	R
65		Bromobenzene	156	10.895	0.932	A		2	A	R
66		n-Propylbenzene	91	10.913	0.933	A		2	A	R
67	P	1,1,2,2-Tetrachloroethane	83	10.980	0.939	A		2	A	R
68		2-Chlorotoluene	126	11.041	0.944	A		2	A	R
69		1,3,5-Trimethylbenzene	105	11.079	0.947	A		2	A	R
70		1,2,3-Trichloropropane	110	11.090	0.948	A		2	A	R
71		t-1,4-Dichloro-2-butene	88	11.119	0.951	Q		3	A	R
72		4-Chlorotoluene	91	11.188	0.957	A		2	A	R
73		tert-Butylbenzene	91	11.333	0.969	A		2	A	R
74		1,2,4-Trimethylbenzene	105	11.388	0.974	A		2	A	R
75		sec-Butylbenzene	105	11.461	0.980	A		2	A	R
76		4-Isopropyltoluene	119	11.569	0.989	A		2	A	R
77		1,3-Dichlorobenzene	146	11.650	0.996	A		2	A	R
78		1,4-Dichlorobenzene	146	11.705	1.001	A		2	A	R
79		n-Butylbenzene	91	11.899	1.018	A		2	A	R
80		1,2-Dichlorobenzene	146	12.027	1.029	A		2	A	R
81		1,2-Dibromo-3-Chloropropane	157	12.628	1.080	Q		2	A	R
82		Hexachlorobutadiene	223	13.127	1.123	A		3	A	R
83		1,2,4-Trichlorobenzene	180	13.157	1.125	A		2	A	R
84		Naphthalene	128	13.430	1.149	Q		2	A	R
85		1,2,3-Trichlorobenzene	180	13.595	1.163	A		2	A	R

Cal A = Average L = Linear LO = Linear w/origin Q = Quad QO = Quad w/origin
#Qual = number of qualifiers
A/H = Area or Height
ID R = R.T. B = R.T. & Q Q = Qvalue L = Largest A = All

VF201119S.M Thu Nov 19 16:52:17 2020

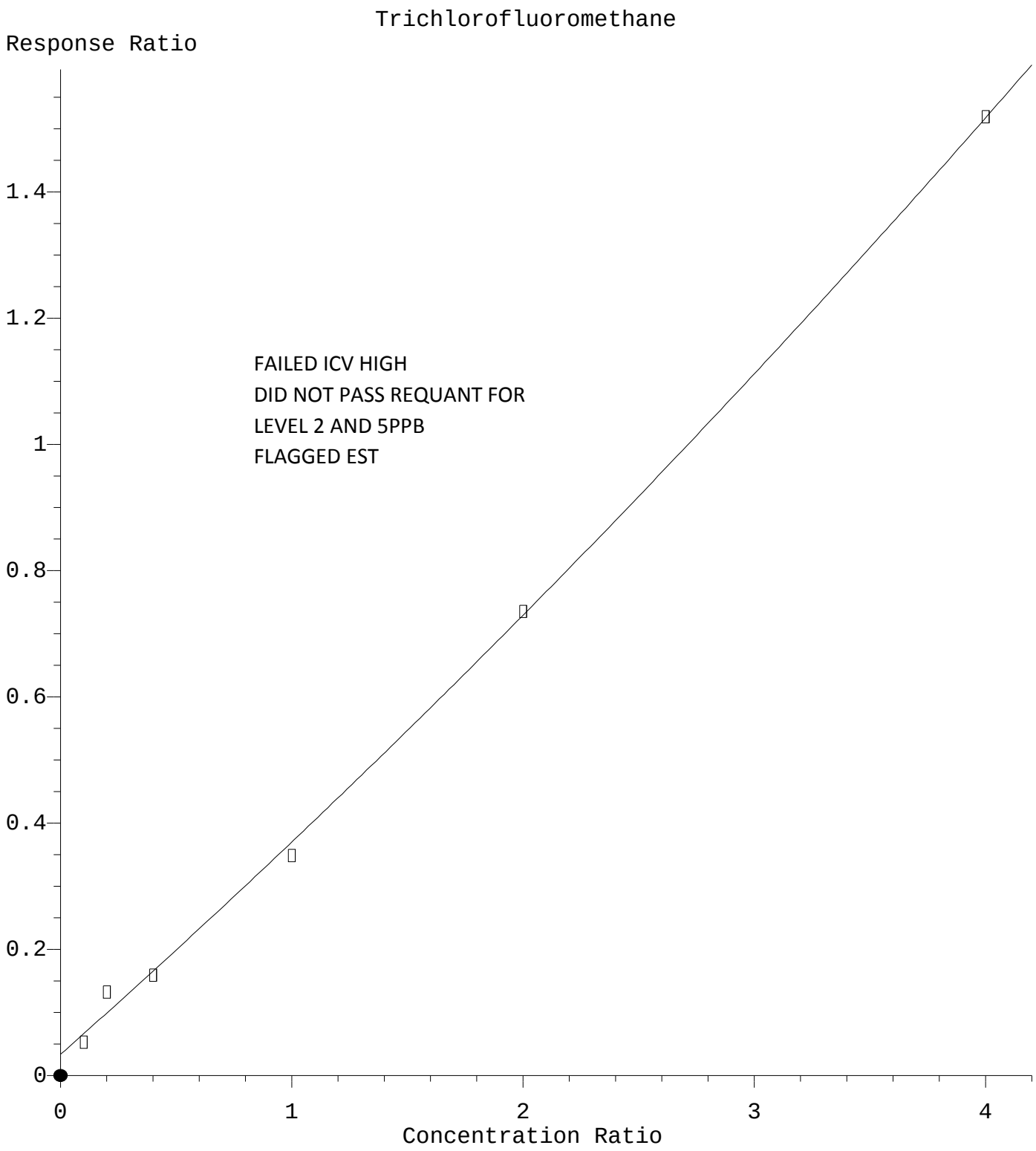

R = 1.15e-002 A*A + 3.25e-001 A + 3.37e-002
Coef of Det (r^2) = 0.990 Curve Fit: Quadratic w(1/a)
Method Name: Y:\METHODS\VF201119S.M
Calibration Table Last Updated: Thu Nov 19 16:49:05 2020

Quantitation Report (Qedit)

Data Path : Y:\DATA\2020-11\0K18062\REQUANT\
Data File : VF20111811.D
Acq On : 18 Nov 2020 9:42 pm
Operator : TNL
Sample : 0k18062-CAL6
Misc : 1X 5mL 5ppb DI+MeOH
ALS Vial : 11 Sample Multiplier: 1

Quant Time: Nov 19 16:30:04 2020
Quant Method : Y:\METHODS\VF201119S.M
Quant Title : EPA 8260: Volatile Organic Compounds
QLast Update : Thu Nov 19 16:15:03 2020
Response via : Initial Calibration

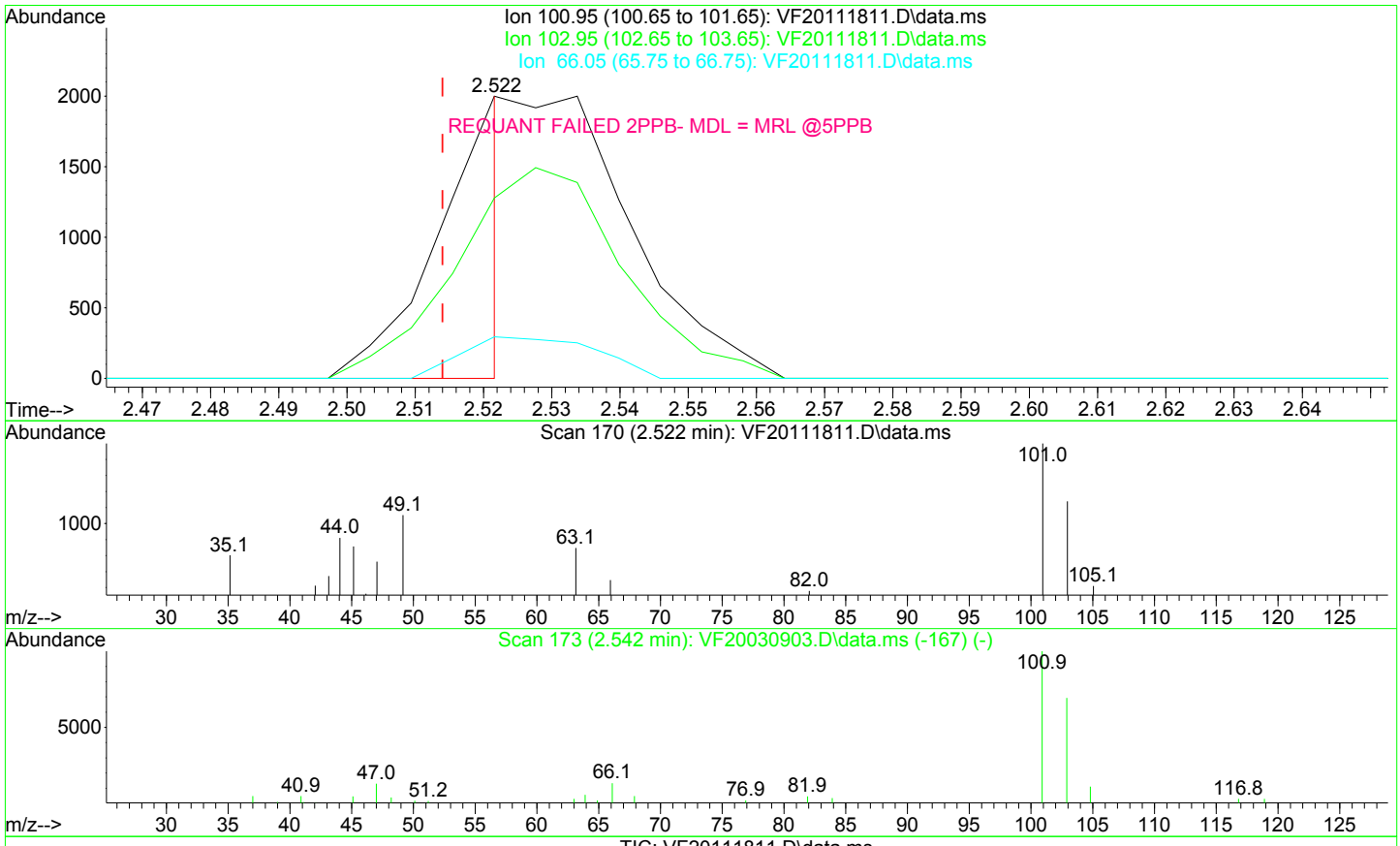

TIC: VF20111811.D\data.ms

(7) Trichlorofluoromethane

2.522min (+ 0.008) 1.30 ug/L m

response 1476

Ion	Exp%	Act%
100.95	100.00	100.00
102.95	65.40	63.93
66.05	11.10	14.71
0.00	0.00	0.00

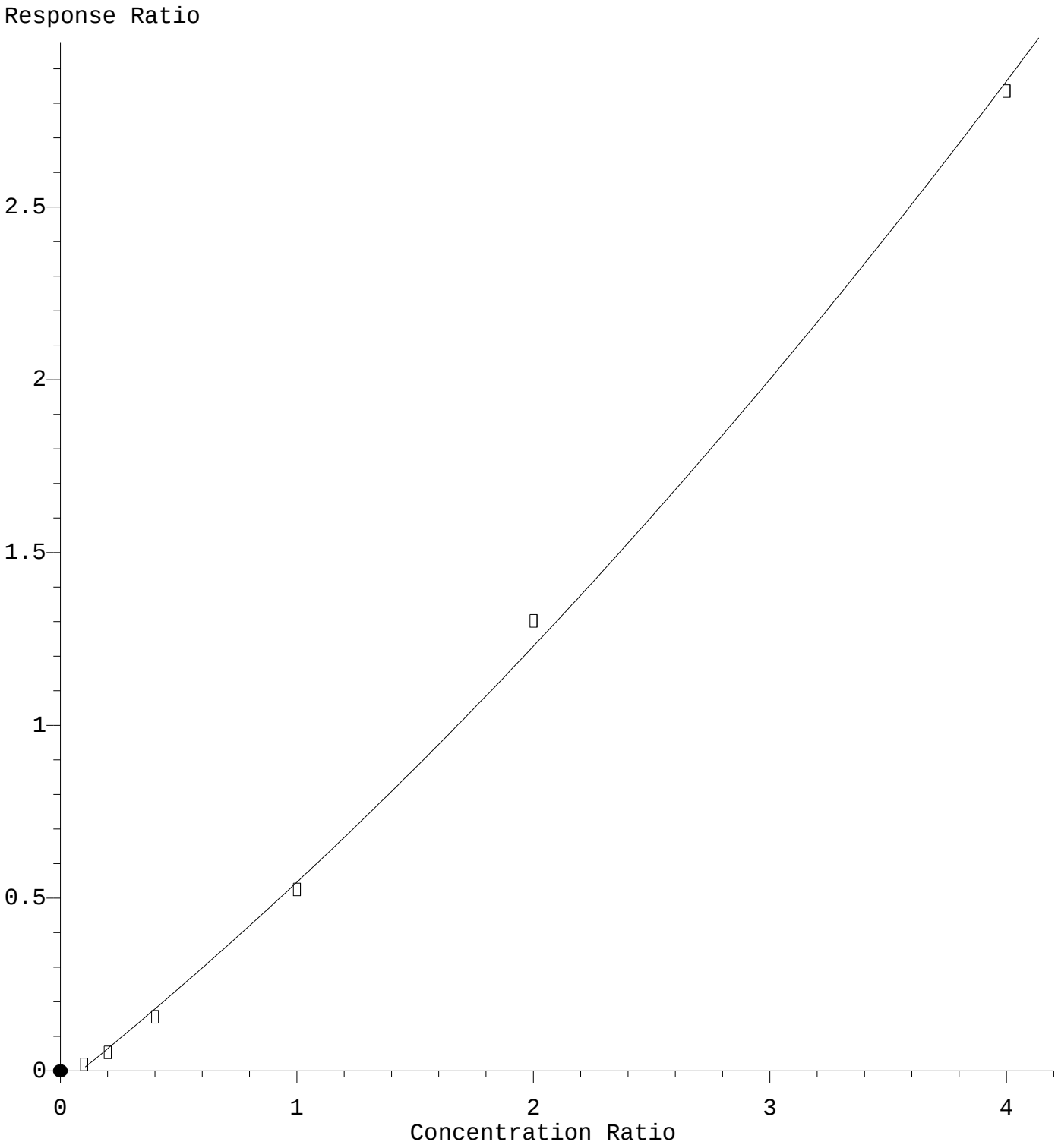

R = 4.49e-002 A*A + 5.48e-001 A - 4.71e-002
Coef of Det (r^2) = 0.998 Curve Fit: Quadratic w(1/a)
Method Name: Y:\METHODS\VF201119S.M
Calibration Table Last Updated: Thu Nov 19 16:49:05 2020

Quantitation Report (Qedit)

Data Path : Y:\DATA\2020-11\0K18062\REQUANT\
Data File : VF20111811.D
Acq On : 18 Nov 2020 9:42 pm
Operator : TNL
Sample : 0k18062-CAL6
Misc : 1X 5mL 5ppb DI+MeOH
ALS Vial : 11 Sample Multiplier: 1

Quant Time: Nov 19 16:30:04 2020
Quant Method : Y:\METHODS\VF201119S.M
Quant Title : EPA 8260: Volatile Organic Compounds
QLast Update : Thu Nov 19 16:15:03 2020
Response via : Initial Calibration

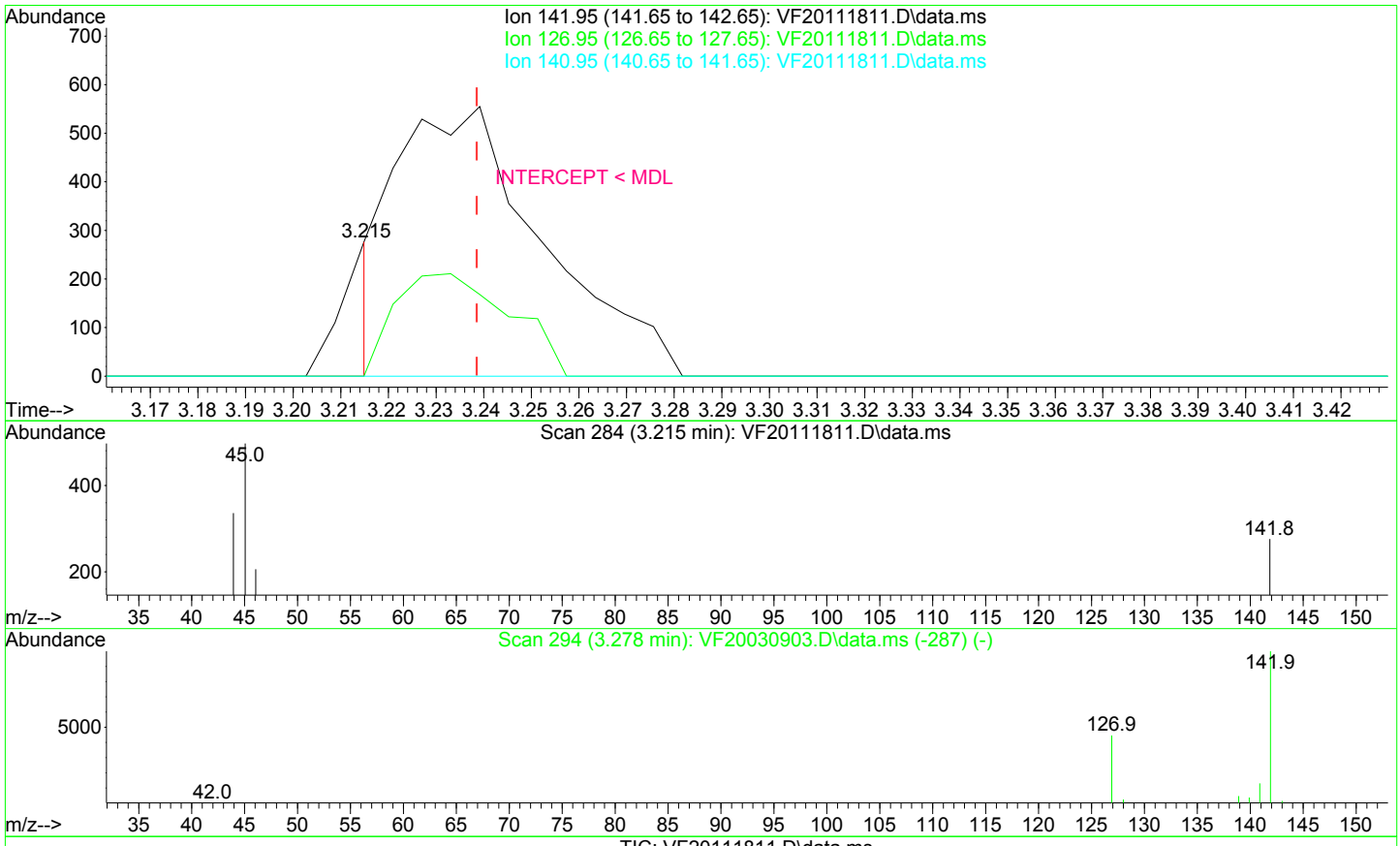

TIC: VF20111811.D\data.ms

(12) Iodomethane

3.215min (-0.024) 4.44 ug/L m

response 141

Ion	Exp%	Act%
141.95	100.00	100.00
126.95	35.00	0.00#
140.95	15.00	0.00#
0.00	0.00	0.00

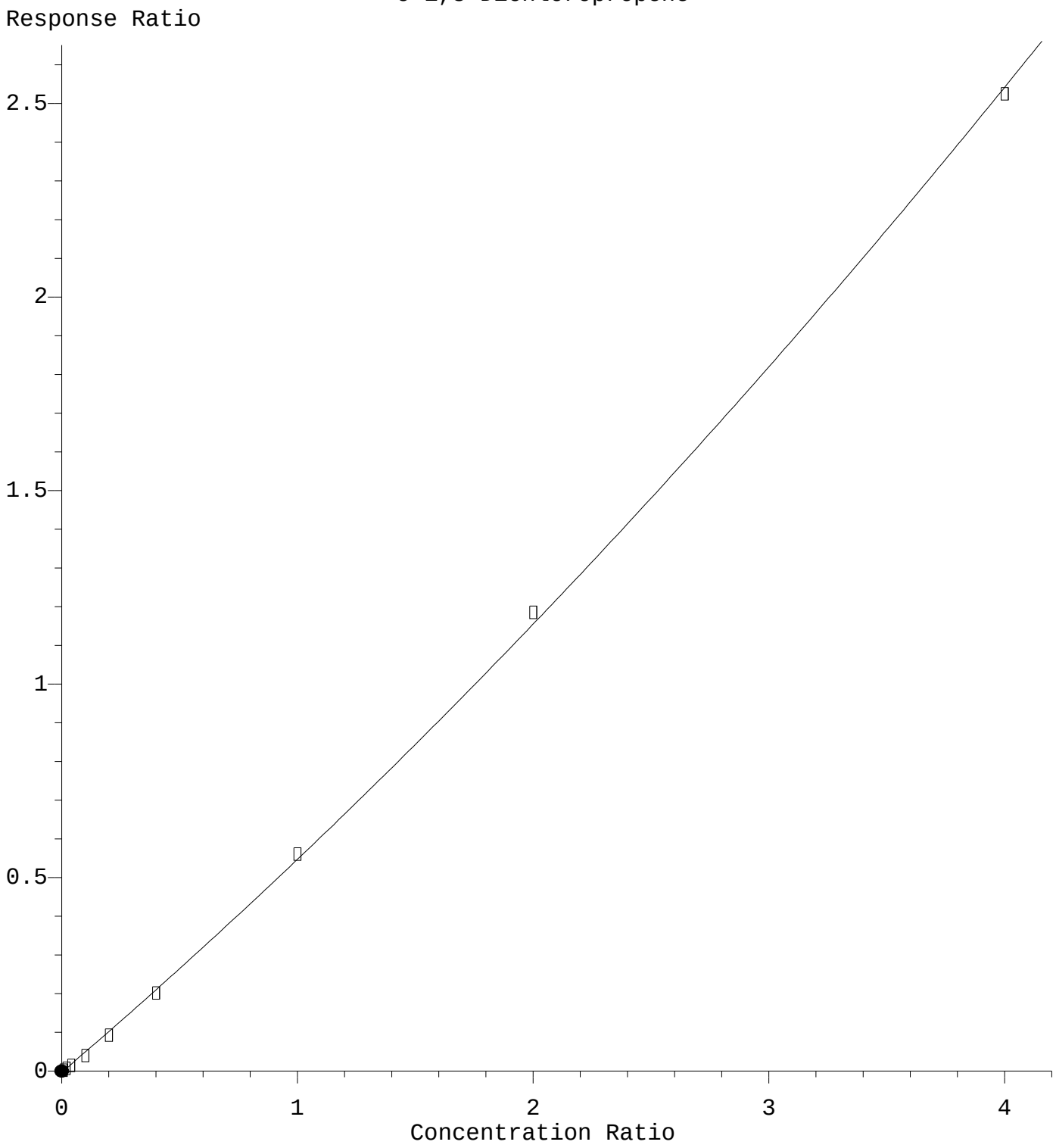

R = 2.86e-002 A*A + 5.22e-001 A - 3.48e-003
Coef of Det (r^2) = 0.999 Curve Fit: Quadratic w(1/a)
Method Name: Y:\METHODS\VF201119S.M
Calibration Table Last Updated: Thu Nov 19 16:49:05 2020

Quantitation Report (Qedit)

Data Path : Y:\DATA\2020-11\0K18062\REQUANT\
Data File : VF20111811.D
Acq On : 18 Nov 2020 9:42 pm
Operator : TNL
Sample : 0k18062-CAL6
Misc : 1X 5mL 5ppb DI+MeOH
ALS Vial : 11 Sample Multiplier: 1

Quant Time: Nov 19 16:30:04 2020
Quant Method : Y:\METHODS\VF201119S.M
Quant Title : EPA 8260: Volatile Organic Compounds
QLast Update : Thu Nov 19 16:15:03 2020
Response via : Initial Calibration

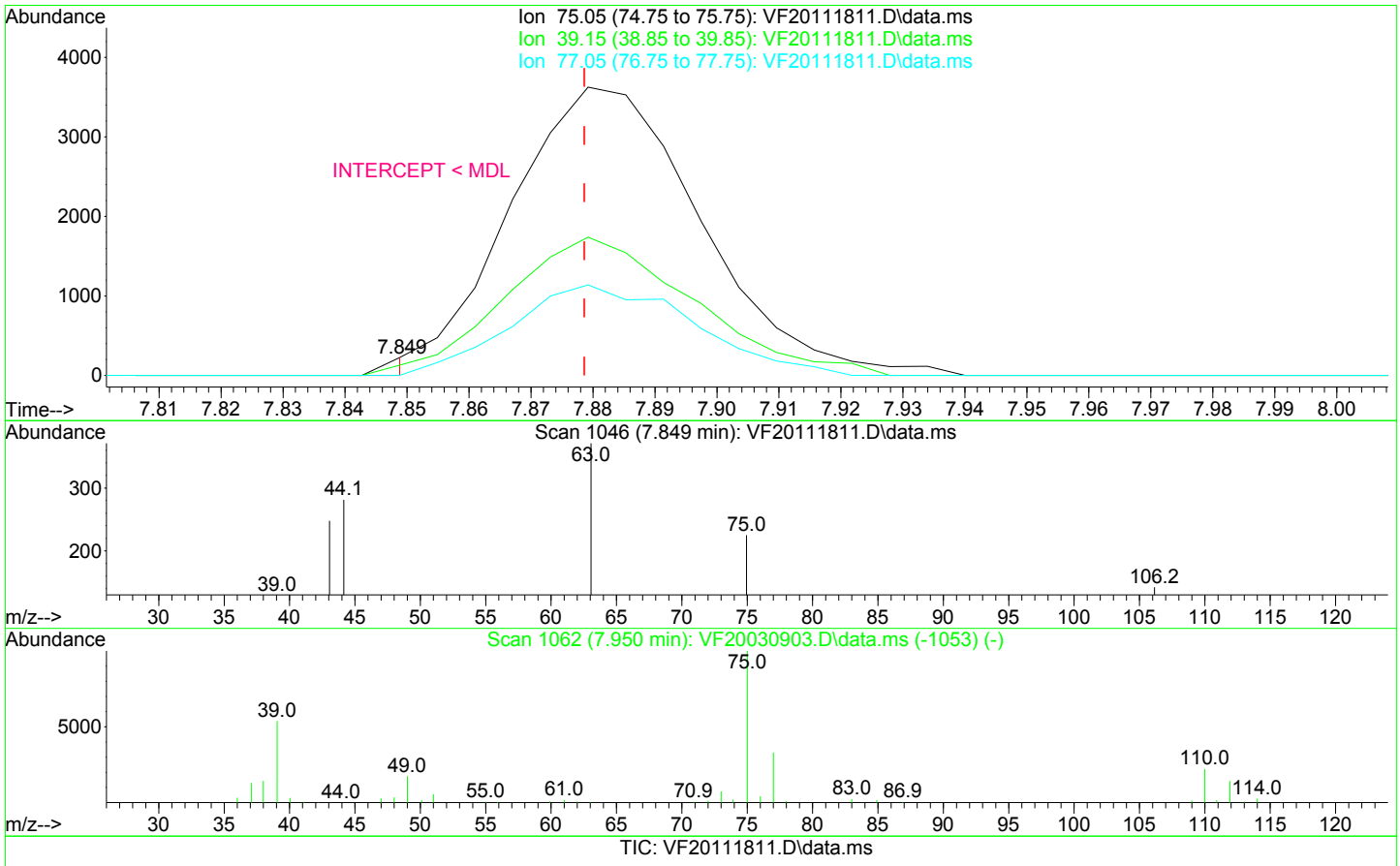

TIC: VF20111811.D\data.ms

(44) c-1,3-Dichloropropene

7.849min (-0.030) 0.37 ug/L m

response 82

Ion	Exp%	Act%
75.05	100.00	100.00
39.15	46.20	57.78
77.05	33.30	0.00#
0.00	0.00	0.00

t-1,3-Dichloropropene

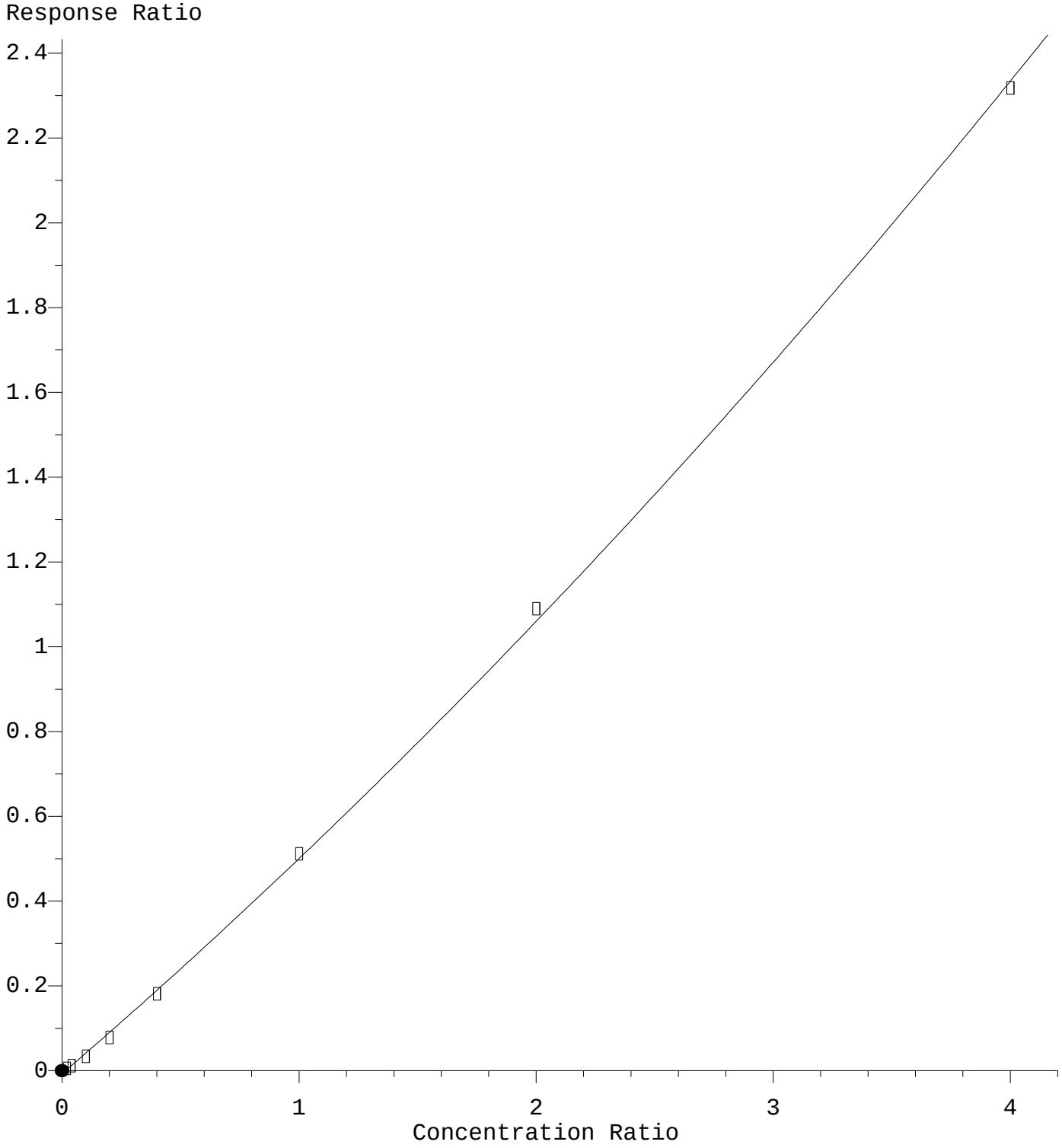

R = 2.59e-002 A*A + 4.82e-001 A - 7.35e-003
Coef of Det (r^2) = 0.999 Curve Fit: Quadratic w(1/a)
Method Name: Y:\METHODS\VF201119S.M
Calibration Table Last Updated: Thu Nov 19 16:49:05 2020

Quantitation Report (Qedit)

Data Path : Y:\DATA\2020-11\0K18062\REQUANT\
Data File : VF20111811.D
Acq On : 18 Nov 2020 9:42 pm
Operator : TNL
Sample : 0k18062-CAL6
Misc : 1X 5mL 5ppb DI+MeOH
ALS Vial : 11 Sample Multiplier: 1

Quant Time: Nov 19 16:30:04 2020
Quant Method : Y:\METHODS\VF201119S.M
Quant Title : EPA 8260: Volatile Organic Compounds
QLast Update : Thu Nov 19 16:15:03 2020
Response via : Initial Calibration

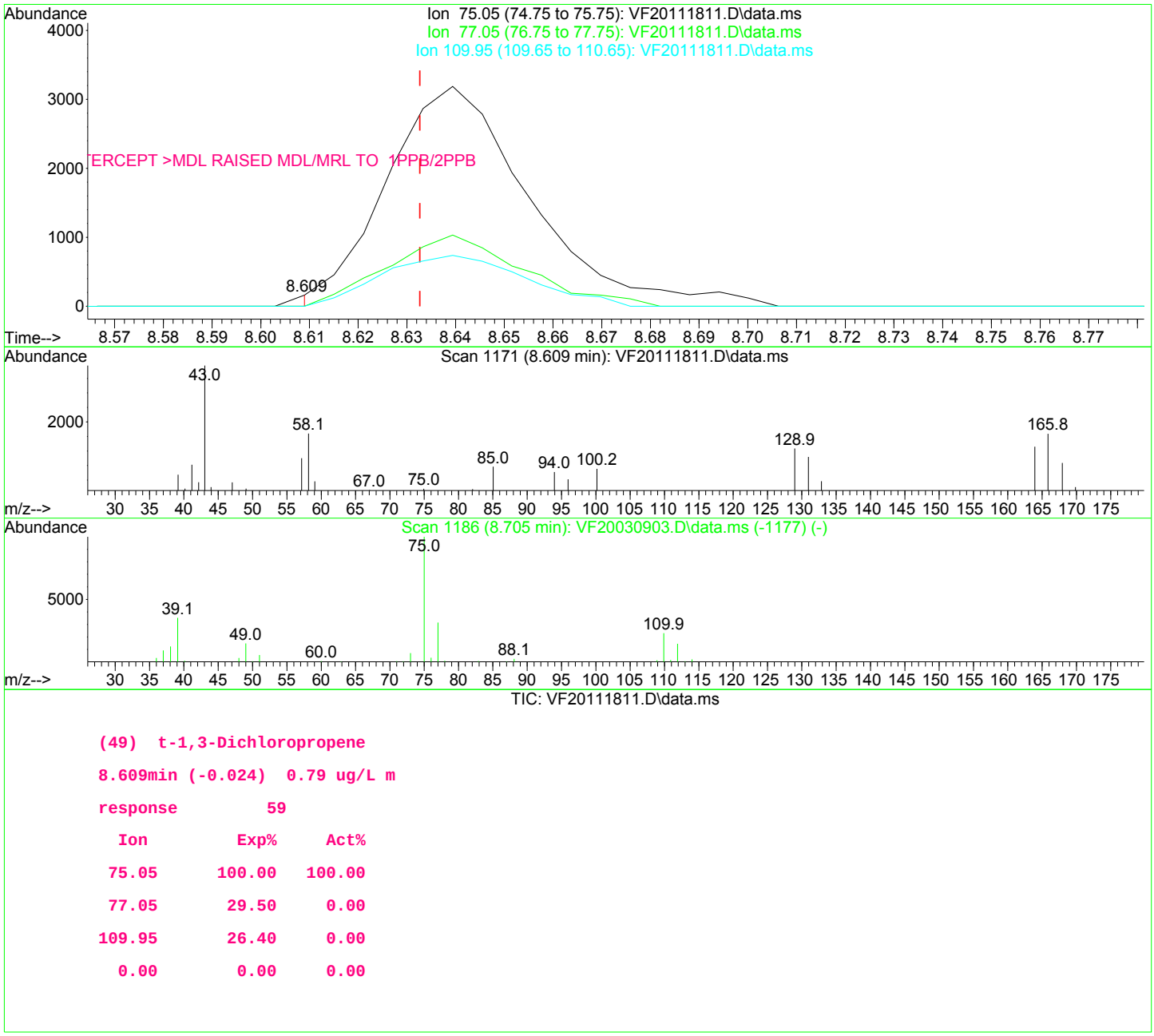

TIC: VF20111811.D\data.ms

(49) t-1,3-Dichloropropene

8.609min (-0.024) 0.79 ug/L m

response 59

Ion	Exp%	Act%
75.05	100.00	100.00
77.05	29.50	0.00
109.95	26.40	0.00
0.00	0.00	0.00

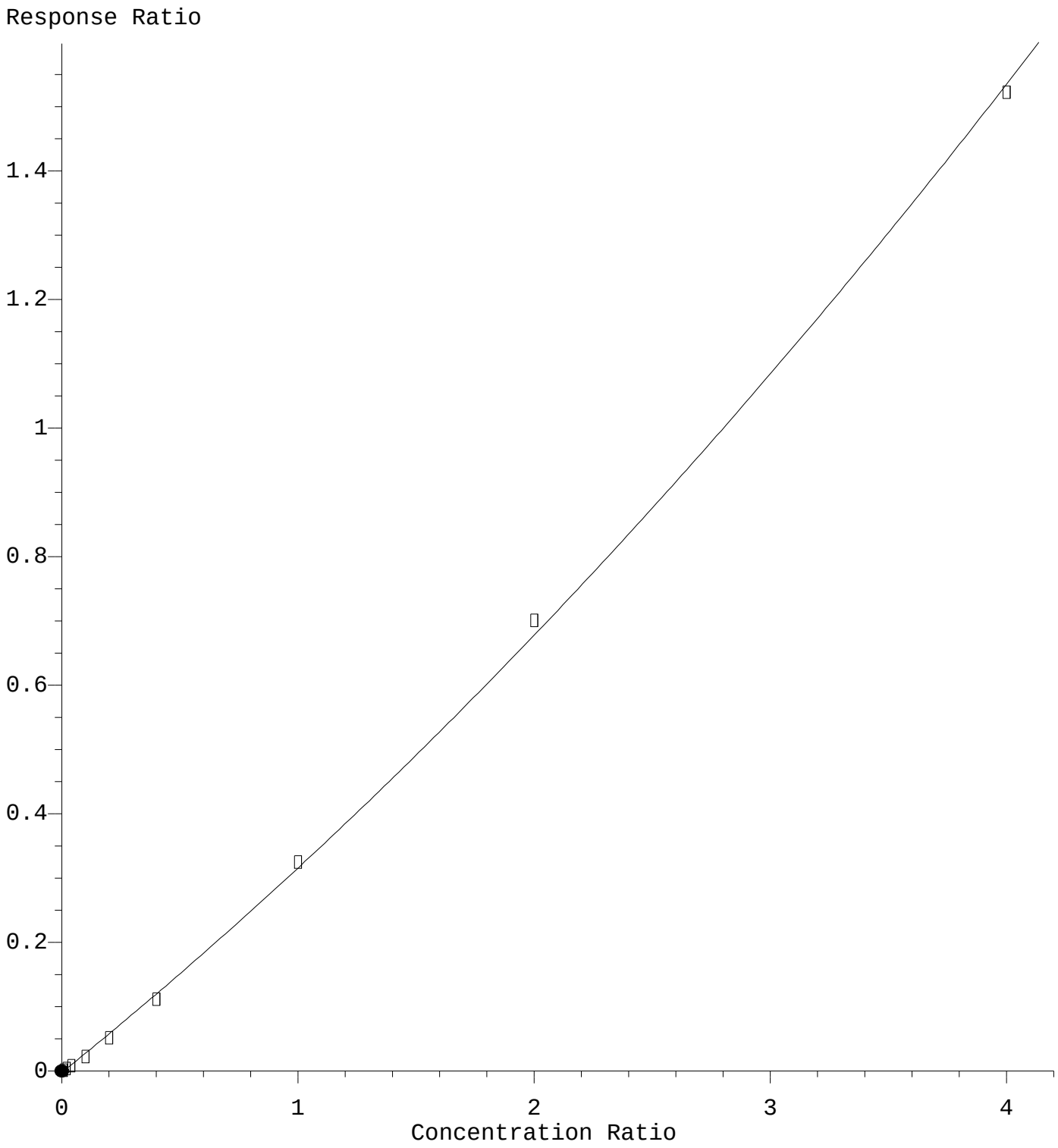

R = 2.21e-002 A*A + 2.96e-001 A - 2.26e-003
Coef of Det (r^2) = 0.999 Curve Fit: Quadratic w(1/a)
Method Name: Y:\METHODS\VF201119S.M
Calibration Table Last Updated: Thu Nov 19 16:49:05 2020

Quantitation Report (Qedit)

Data Path : Y:\DATA\2020-11\0K18062\REQUANT\
Data File : VF20111811.D
Acq On : 18 Nov 2020 9:42 pm
Operator : TNL
Sample : 0k18062-CAL6
Misc : 1X 5mL 5ppb DI+MeOH
ALS Vial : 11 Sample Multiplier: 1

Quant Time: Nov 19 16:30:04 2020
Quant Method : Y:\METHODS\VF201119S.M
Quant Title : EPA 8260: Volatile Organic Compounds
QLast Update : Thu Nov 19 16:15:03 2020
Response via : Initial Calibration

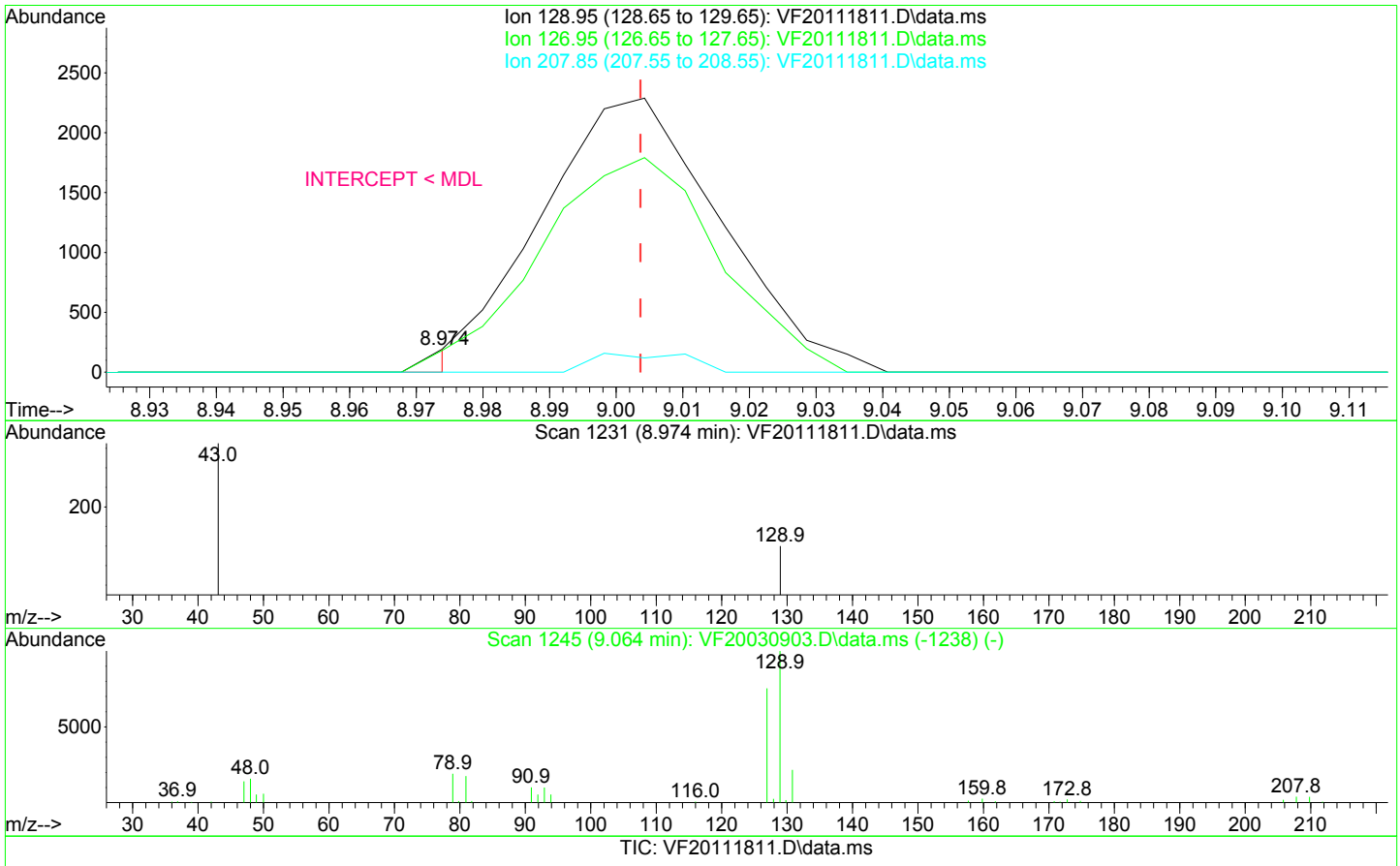

TIC: VF20111811.D\data.ms

(51) Dibromochloromethane

8.974min (-0.030) 0.69 ug/L m

response 70

Ion	Exp%	Act%
128.95	100.00	100.00
126.95	81.20	94.79
207.85	7.40	0.00
0.00	0.00	0.00

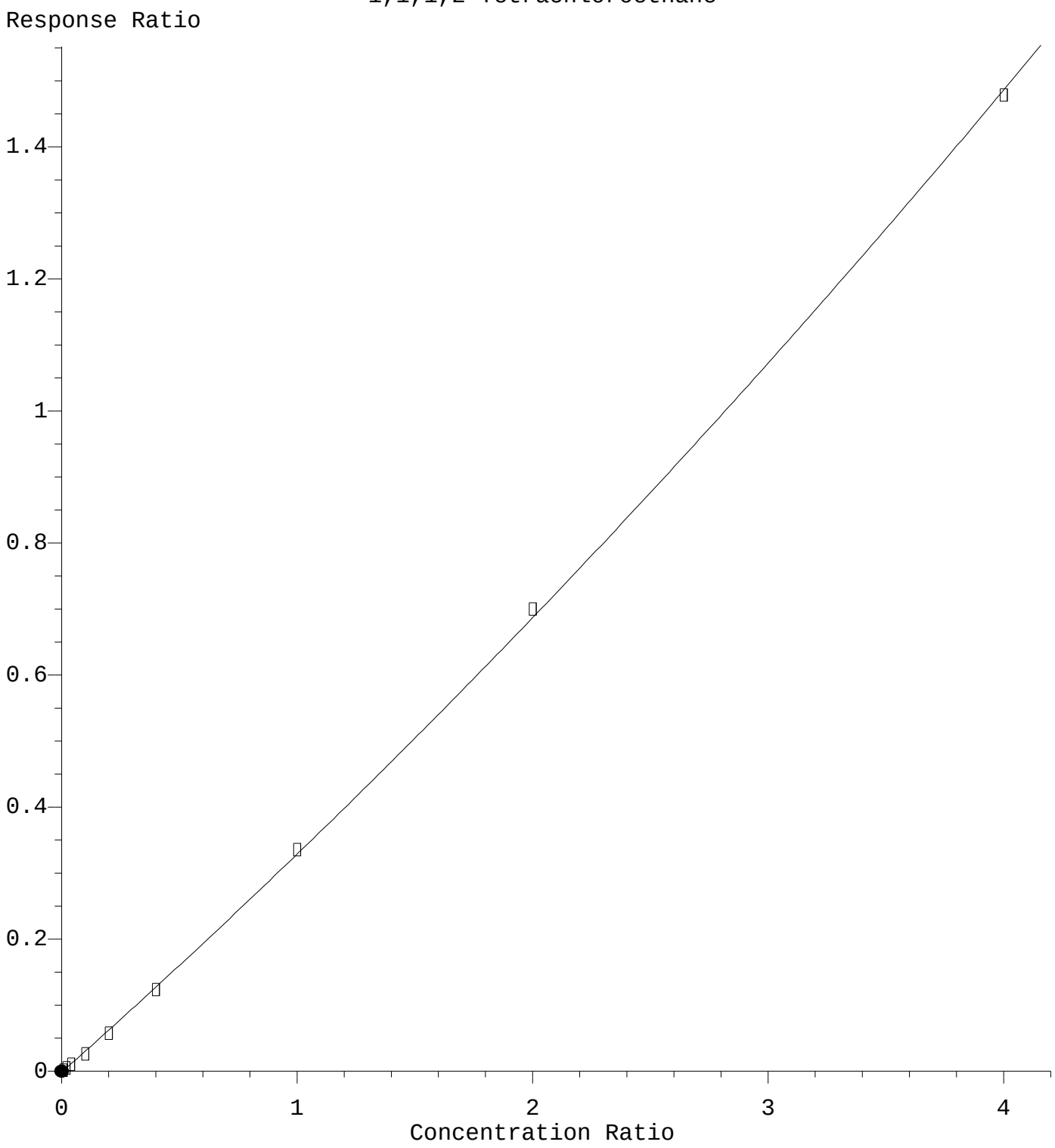

R = 1.38e-002 A*A + 3.17e-001 A - 1.62e-003
Coef of Det (r^2) = 0.999 Curve Fit: Quadratic w(1/a)
Method Name: Y:\METHODS\VF201119S.M
Calibration Table Last Updated: Thu Nov 19 16:49:05 2020

Quantitation Report (Qedit)

Data Path : Y:\DATA\2020-11\0K18062\REQUANT\
Data File : VF20111811.D
Acq On : 18 Nov 2020 9:42 pm
Operator : TNL
Sample : 0k18062-CAL6
Misc : 1X 5mL 5ppb DI+MeOH
ALS Vial : 11 Sample Multiplier: 1

Quant Time: Nov 19 16:30:04 2020
Quant Method : Y:\METHODS\VF201119S.M
Quant Title : EPA 8260: Volatile Organic Compounds
QLast Update : Thu Nov 19 16:15:03 2020
Response via : Initial Calibration

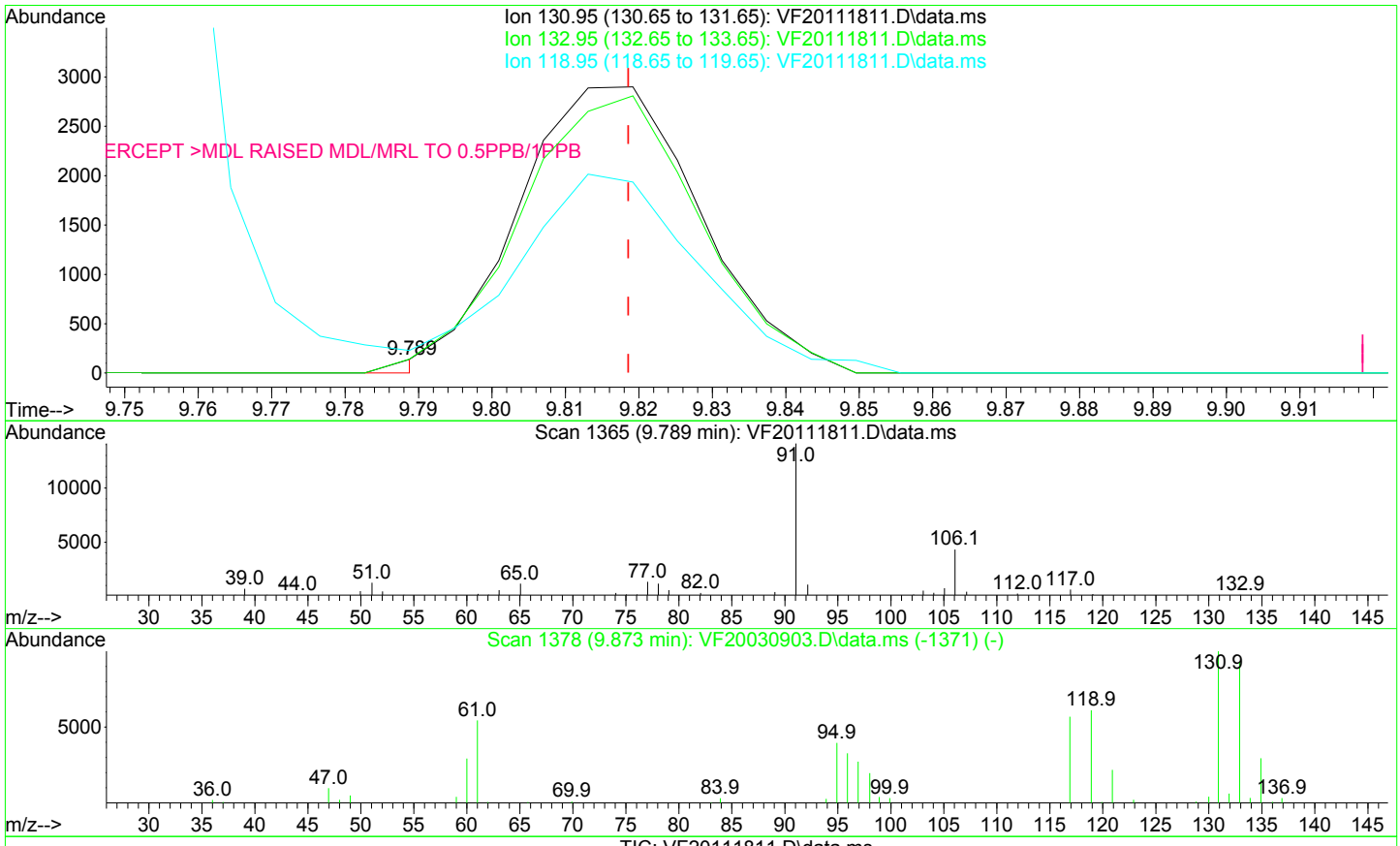

TIC: VF20111811.D\data.ms

(57) 1,1,1,2-Tetrachloroethane

9.789min (-0.030) 0.30 ug/L m

response 50

Ion	Exp%	Act%
130.95	100.00	100.00
132.95	95.60	102.17
118.95	62.00	165.94#
0.00	0.00	0.00

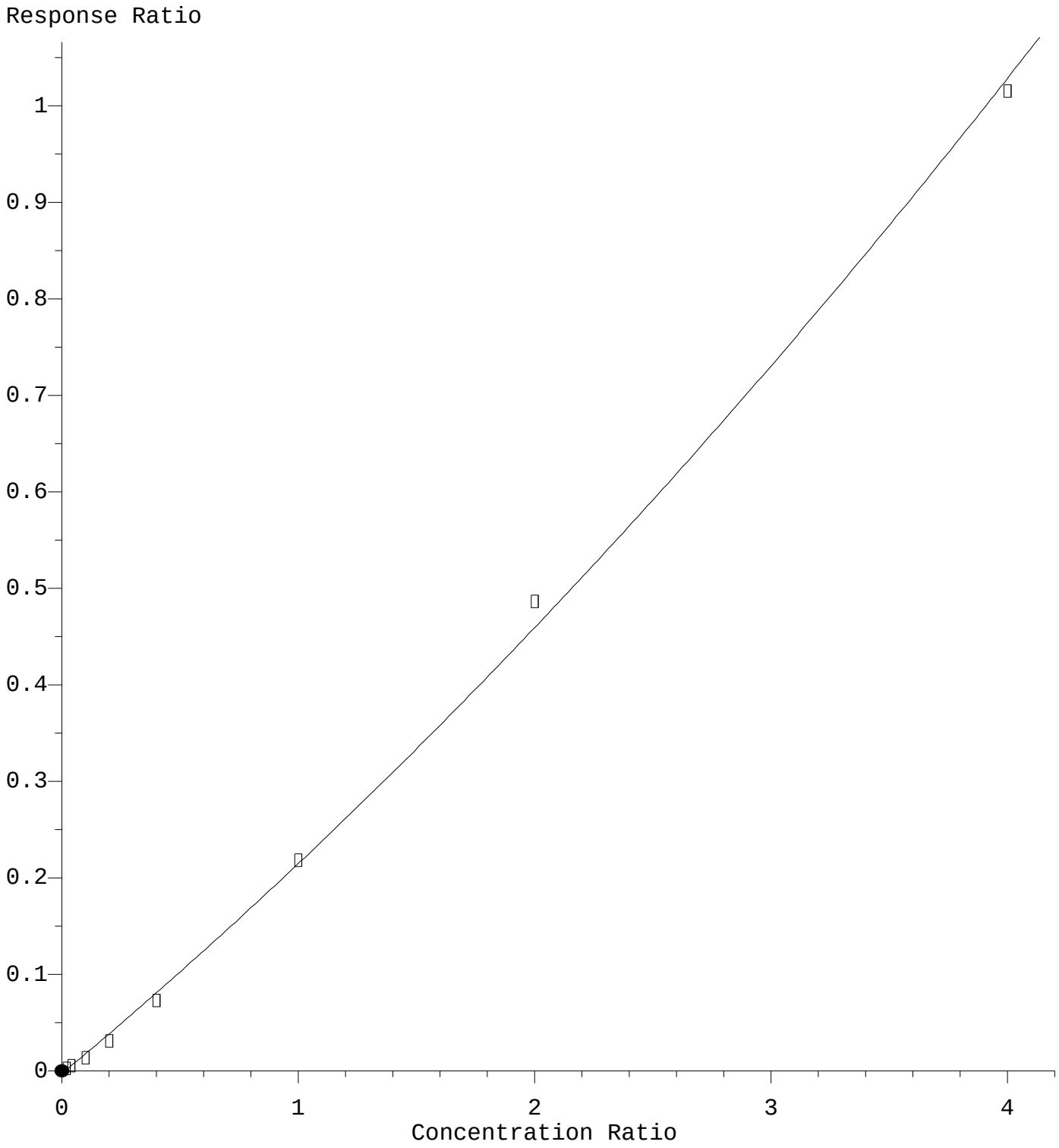

R = 1.34e-002 A*A + 2.04e-001 A - 3.06e-003
Coef of Det (r^2) = 0.997 Curve Fit: Quadratic w(1/a)
Method Name: Y:\METHODS\VF201119S.M
Calibration Table Last Updated: Thu Nov 19 16:49:05 2020

Quantitation Report (Qedit)

Data Path : Y:\DATA\2020-11\0K18062\REQUANT\
Data File : VF20111811.D
Acq On : 18 Nov 2020 9:42 pm
Operator : TNL
Sample : 0k18062-CAL6
Misc : 1X 5mL 5ppb DI+MeOH
ALS Vial : 11 Sample Multiplier: 1

Quant Time: Nov 19 16:30:04 2020
Quant Method : Y:\METHODS\VF201119S.M
Quant Title : EPA 8260: Volatile Organic Compounds
QLast Update : Thu Nov 19 16:15:03 2020
Response via : Initial Calibration

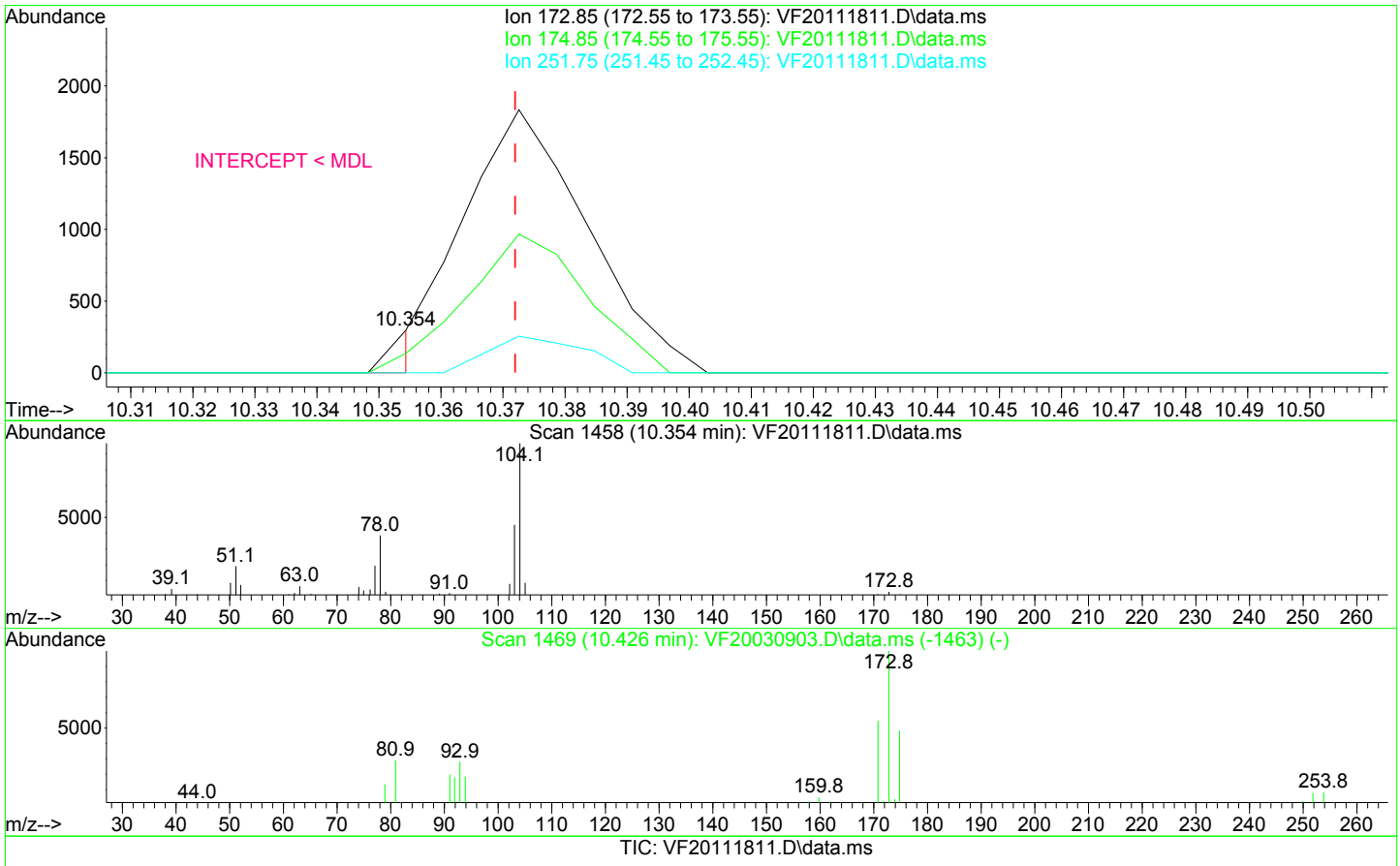

TIC: VF20111811.D\data.ms

(61) Bromoform (P)

10.354min (-0.018) 0.88 ug/L m

response 108

Ion	Exp%	Act%
172.85	100.00	100.00
174.85	49.10	45.79
251.75	12.50	0.00
0.00	0.00	0.00

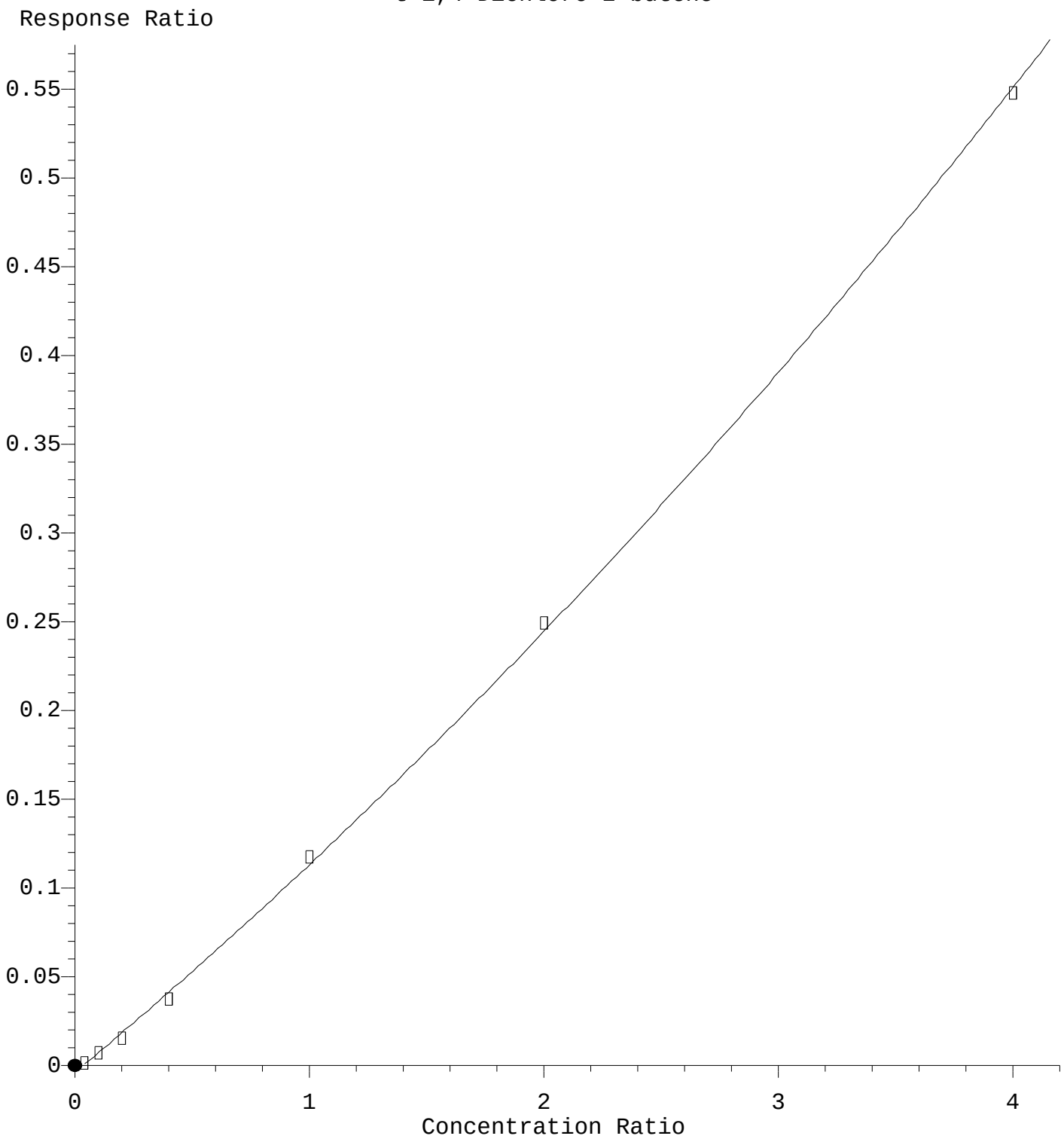

R = 7.26e-003 A*A + 1.10e-001 A - 3.79e-003
Coef of Det (r^2) = 0.999 Curve Fit: Quadratic w(1/a)
Method Name: Y:\METHODS\VF201119S.M
Calibration Table Last Updated: Thu Nov 19 16:49:05 2020

Quantitation Report (Qedit)

Data Path : Y:\DATA\2020-11\0K18062\REQUANT\
Data File : VF20111811.D
Acq On : 18 Nov 2020 9:42 pm
Operator : TNL
Sample : 0k18062-CAL6
Misc : 1X 5mL 5ppb DI+MeOH
ALS Vial : 11 Sample Multiplier: 1

Quant Time: Nov 19 16:30:04 2020
Quant Method : Y:\METHODS\VF201119S.M
Quant Title : EPA 8260: Volatile Organic Compounds
QLast Update : Thu Nov 19 16:15:03 2020
Response via : Initial Calibration

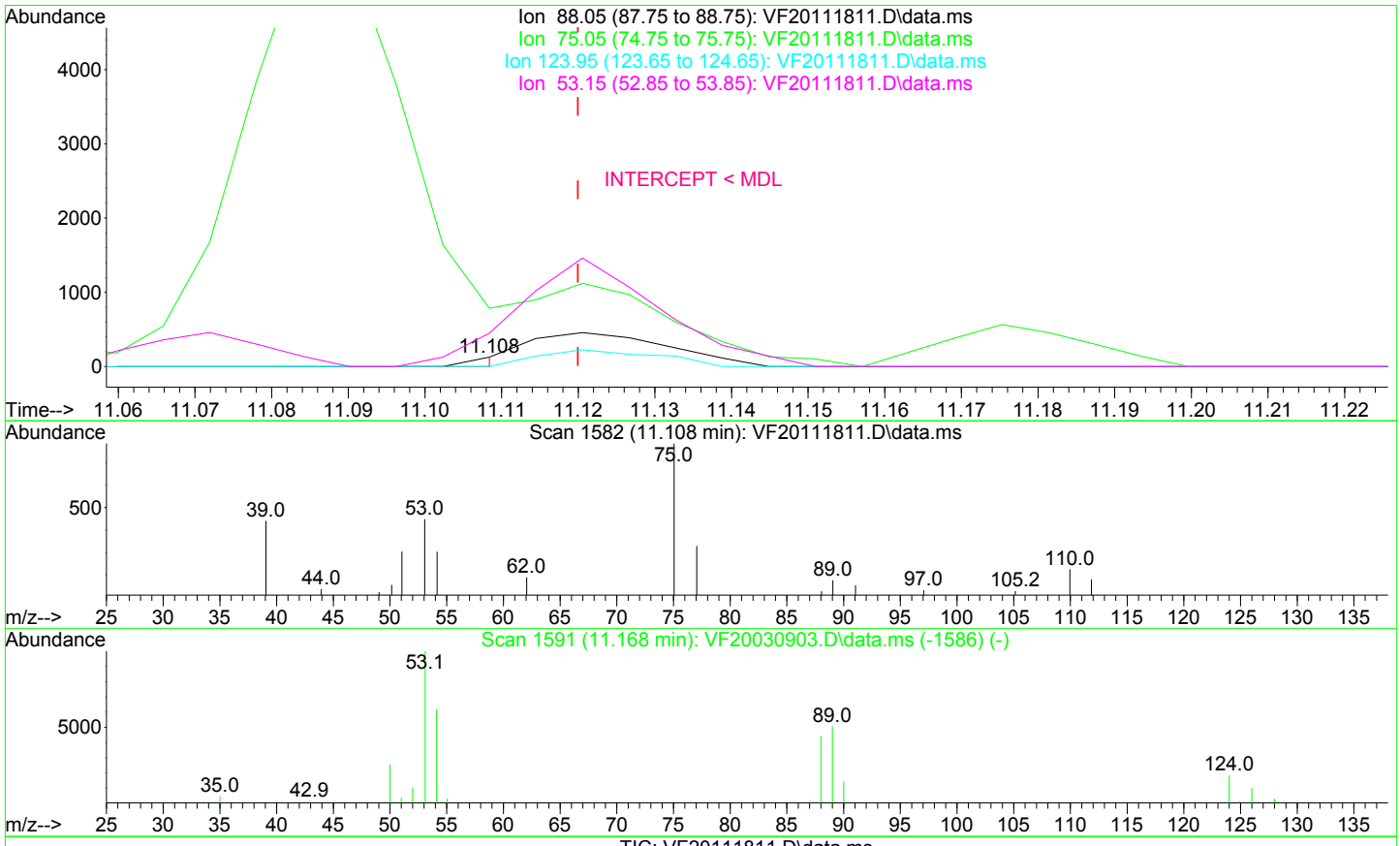

TIC: VF20111811.D\data.ms

(71) t-1,4-Dichloro-2-butene

11.108min (-0.012) 1.96 ug/L m

response 46

Ion	Exp%	Act%
88.05	100.00	100.00
75.05	240.20	618.11#
123.95	48.30	0.00#
53.15	249.20	352.76#

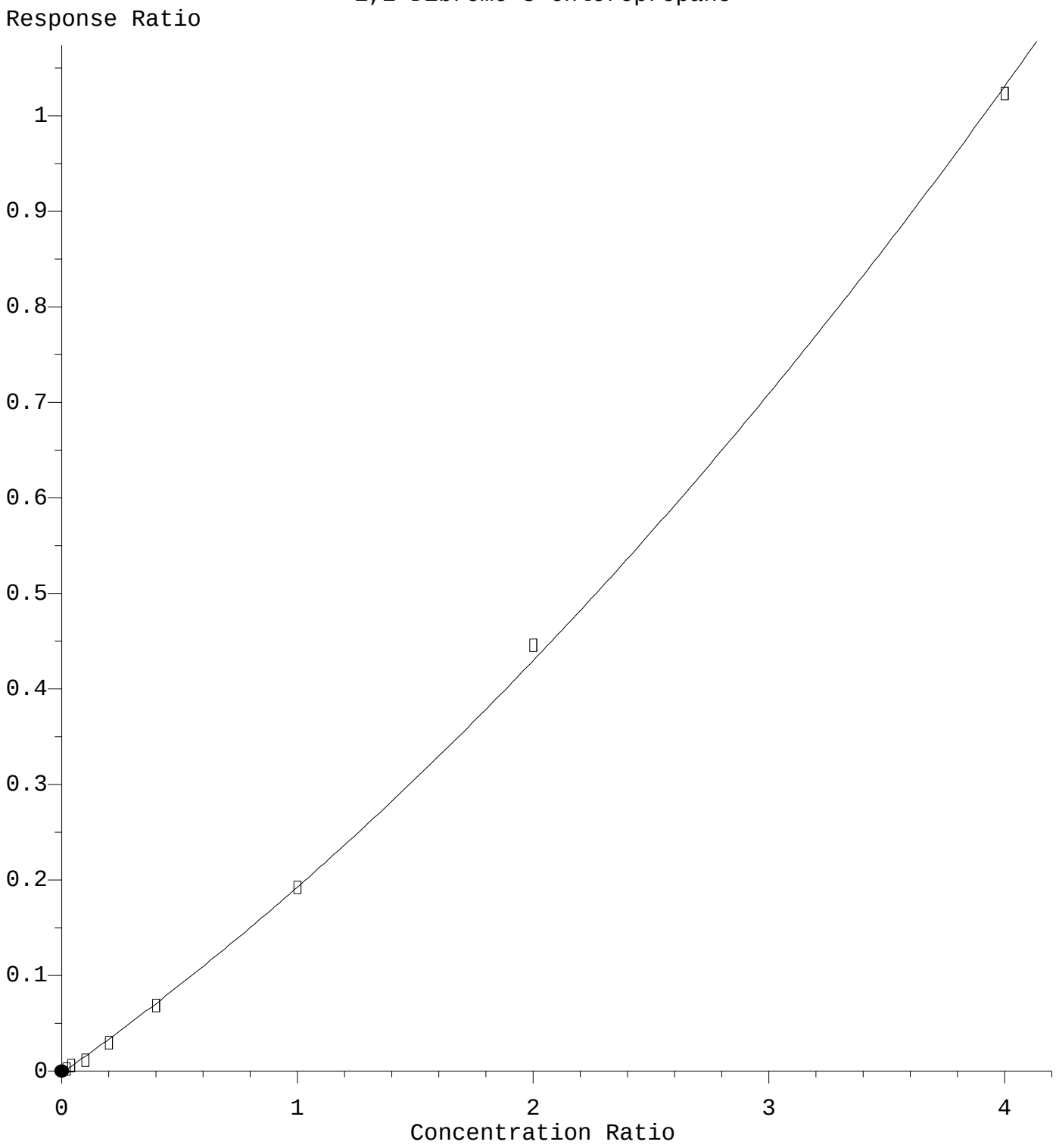

R = 2.12e-002 A*A + 1.74e-001 A - 2.13e-003
Coef of Det (r^2) = 0.999 Curve Fit: Quadratic w(1/a)
Method Name: Y:\METHODS\VF201119S.M
Calibration Table Last Updated: Thu Nov 19 16:49:05 2020

Quantitation Report (Qedit)

Data Path : Y:\DATA\2020-11\0K18062\REQUANT\
Data File : VF20111811.D
Acq On : 18 Nov 2020 9:42 pm
Operator : TNL
Sample : 0k18062-CAL6
Misc : 1X 5mL 5ppb DI+MeOH
ALS Vial : 11 Sample Multiplier: 1

Quant Time: Nov 19 16:30:04 2020
Quant Method : Y:\METHODS\VF201119S.M
Quant Title : EPA 8260: Volatile Organic Compounds
QLast Update : Thu Nov 19 16:15:03 2020
Response via : Initial Calibration

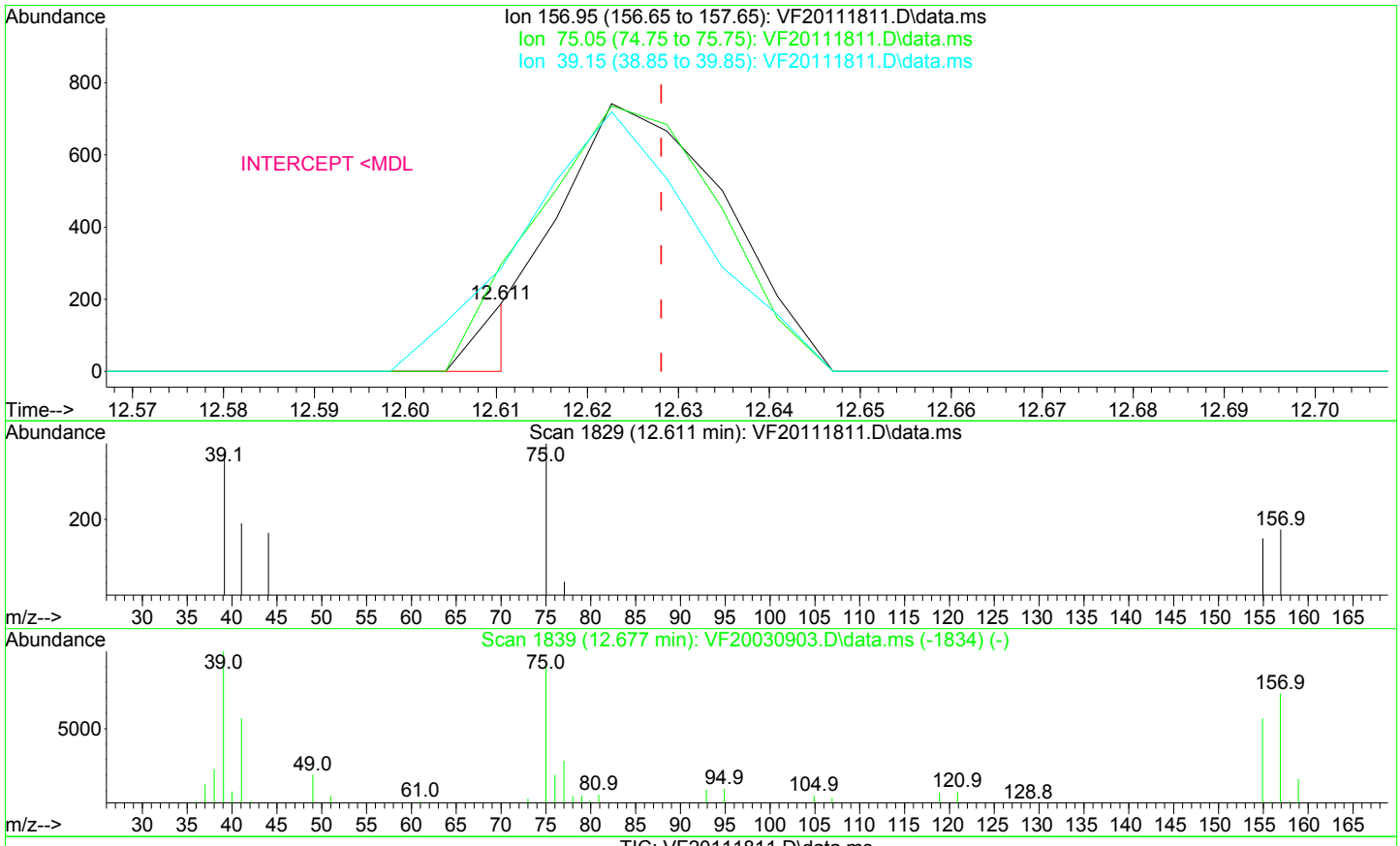

TIC: VF20111811.D\data.ms

(81) 1,2-Dibromo-3-Chloropropane

12.611min (-0.018) 0.83 ug/L m

response 68

Ion	Exp%	Act%
156.95	100.00	100.00
75.05	79.00	158.29#
39.15	63.10	152.41#
0.00	0.00	0.00

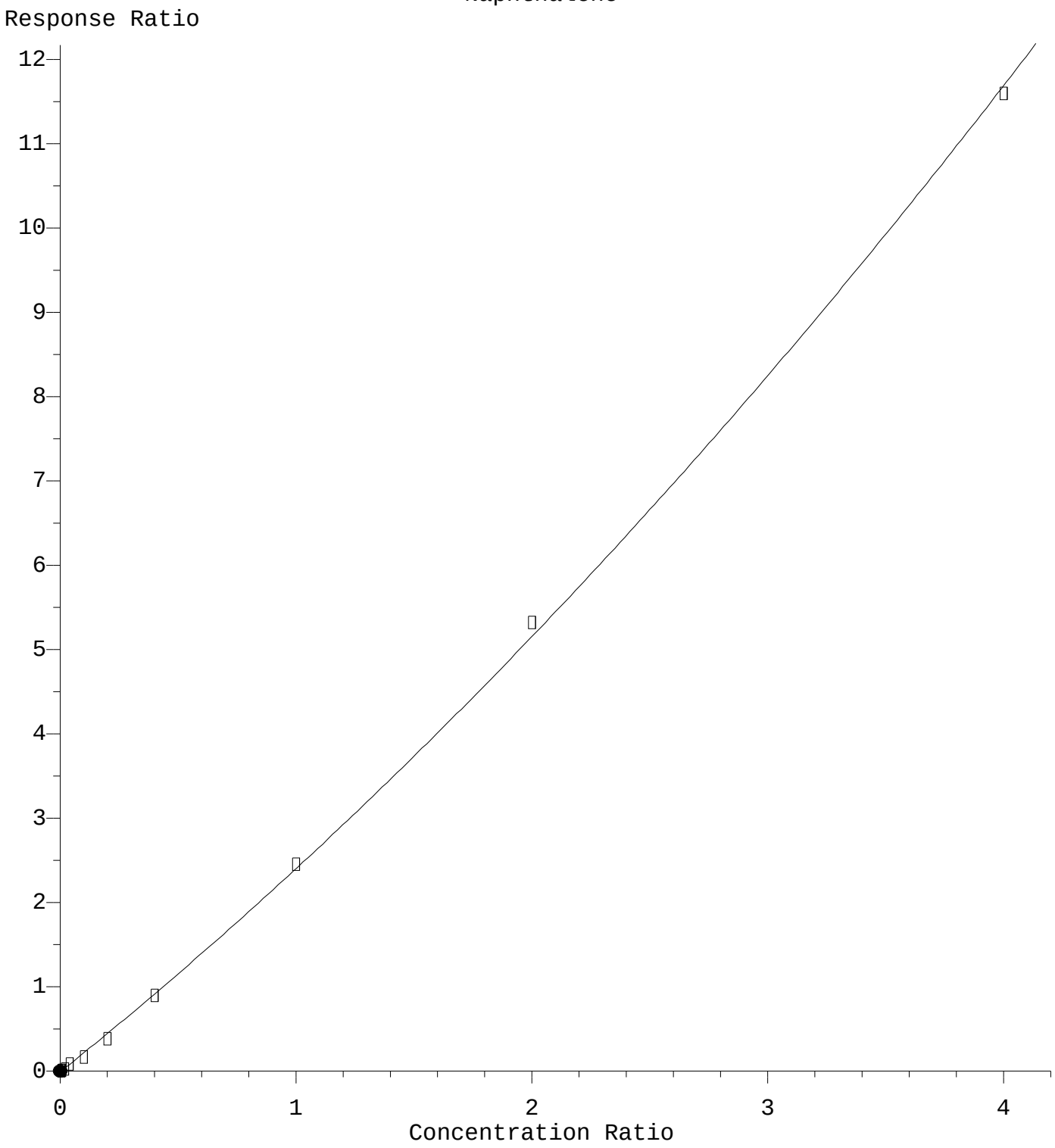

R = 1.71e-001 A*A + 2.24e+000 A - 9.38e-003
Coef of Det (r^2) = 0.999 Curve Fit: Quadratic w(1/a)
Method Name: Y:\METHODS\VF201119S.M
Calibration Table Last Updated: Thu Nov 19 16:49:05 2020

Quantitation Report (Qedit)

Data Path : Y:\DATA\2020-11\0K18062\REQUANT\
Data File : VF20111811.D
Acq On : 18 Nov 2020 9:42 pm
Operator : TNL
Sample : 0k18062-CAL6
Misc : 1X 5mL 5ppb DI+MeOH
ALS Vial : 11 Sample Multiplier: 1

Quant Time: Nov 19 16:30:04 2020
Quant Method : Y:\METHODS\VF201119S.M
Quant Title : EPA 8260: Volatile Organic Compounds
QLast Update : Thu Nov 19 16:15:03 2020
Response via : Initial Calibration

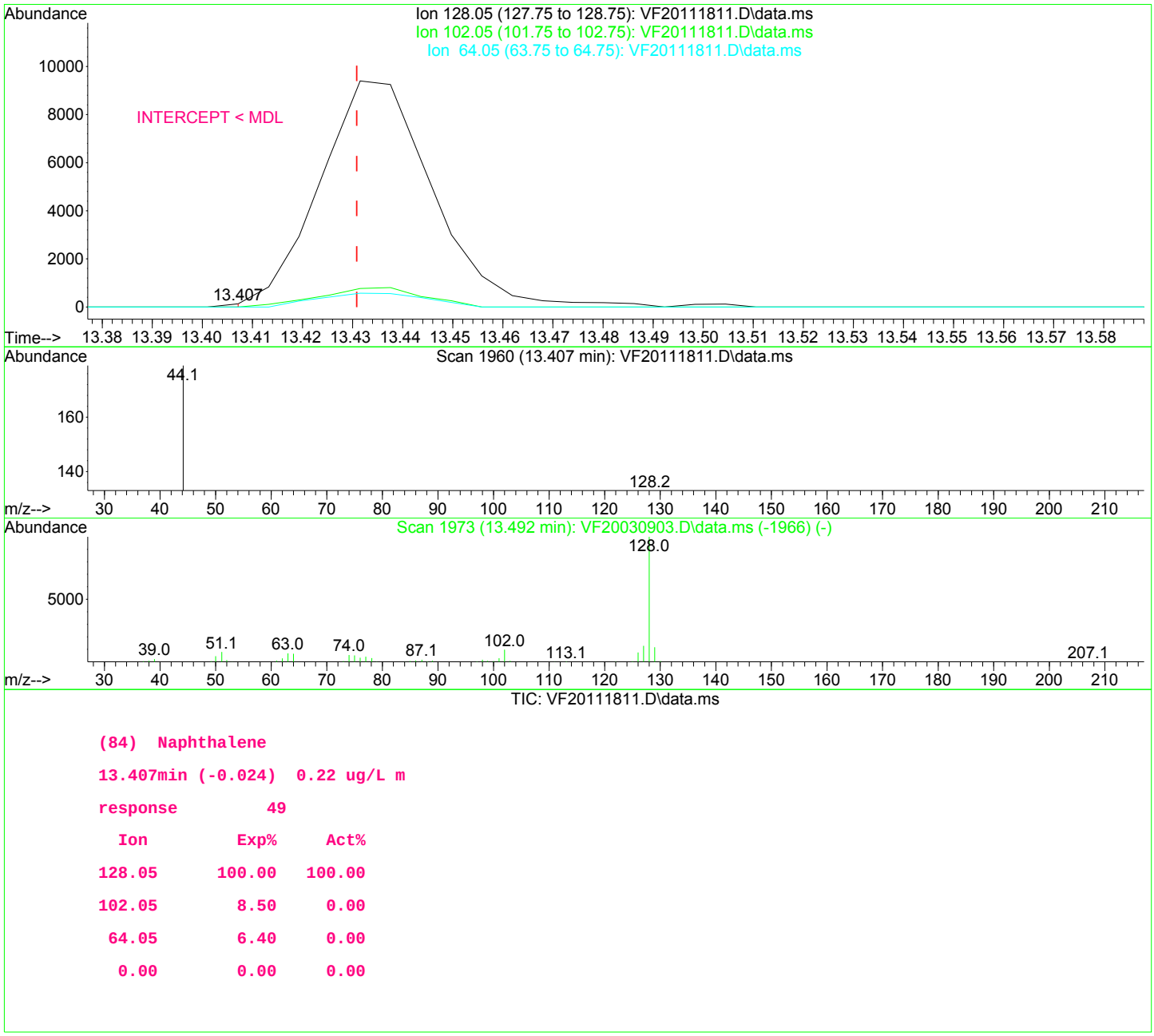

TIC: VF20111811.D\data.ms

(84) Naphthalene

13.407min (-0.024) 0.22 ug/L m

response 49

Ion	Exp%	Act%
128.05	100.00	100.00
102.05	8.50	0.00
64.05	6.40	0.00
0.00	0.00	0.00

CALIBRATION SEQUENCE REVIEW SHEET

SEQUENCE: 0K18062

Analysis Included
8260D Oxygenates
QC - 624x/8260x All Cpds for Studies

11/20/20 TNL

INSTRUMENT SEQUENCE LOG

SampleID	SampleName	Matrix	STDID	ISTD_ID	Analyzed
0K18062-TUN1	MS Tune	Soil		A20G347	11/18/2020 6:32:00PM
0K18062-ICB1	Initial Cal Blank	Soil		A20G347	11/18/2020 6:59:00PM
0K18062-CAL1	Cal Standard	Soil	A20K242	"	11/18/2020 7:26:00PM
0K18062-CAL2	Cal Standard	Soil	A20K243	"	11/18/2020 7:54:00PM
0K18062-CAL3	Cal Standard	Soil	A20K244	"	11/18/2020 8:21:00PM
0K18062-CAL4	Cal Standard	Soil	A20K245	"	11/18/2020 8:48:00PM
0K18062-CAL5	Cal Standard	Soil	A20K246	"	11/18/2020 9:15:00PM
0K18062-CAL6	Cal Standard	Soil	A20K247	"	11/18/2020 9:42:00PM
0K18062-CAL7	Cal Standard	Soil	A20K248	"	11/18/2020 10:10:00PM
0K18062-CAL8	Cal Standard	Soil	A20K249	"	11/18/2020 10:37:00PM
0K18062-CAL9	Cal Standard	Soil	A20K162	"	11/18/2020 11:04:00PM
0K18062-CALA	Cal Standard	Soil	A20K163	"	11/18/2020 11:58:00PM
0K18062-CALB	Cal Standard	Soil	A20K164	"	11/19/2020 12:52:00AM
0K18062-ICV1	Initial Cal Check	Soil	A20K165	"	11/19/2020 2:14:00AM

CALIBRATION STANDARD RECOVERIES

Calibration: **A0K1904** Instrument: **VOA-GCMS6**

8260D Oxygenates Sequence: **0K18062** Matrix: **Soil**

		Inst. MRL	Recalc Res.	Cal Level	%Rec.	Qual
0K18062-CAL1						
0K18062-CAL2						
0K18062-CAL3						
0K18062-CAL4						
0K18062-CAL5						
Acrylonitrile	ACRYLONITRILE LOW POINT IS 5PPB	2.0000	1.29	2.00	64	
Trichlorofluoromethane		2.0000	0.00	2.00	0	
0K18062-CAL6						
Trichlorofluoromethane	CCl3F EST CAN'T PASS CAL CRITERIA	2.0000	2.96	5.00	59	
0K18062-CAL7						
Trichlorofluoromethane		2.0000	15.04	10.0	150	
0K18062-CAL8						
0K18062-CAL9						
0K18062-CALA						

CALIBRATION SEQUENCE REVIEW SHEET

SEQUENCE: 0K18062

0K18062-CALB	Inst. MRL	Recalc Res.	Cal Level	%Rec.	Qual

Compounds listed above have recalculated recoveries outside 70-130% of the true values, and the calibration levels are above the reporting level. If no compounds are listed, all are OK. Please see the next section for quadatic fit compounds.

Analytes With Quadratic Curve Fits

t-1,3DCP MDL/MRL 0.5PPB/1PPB INTERCEPT
1,1,1,2-tetra MDL/MRL 0.5PPB/1PPB INTERCEPT

Qualifier	iMDL	iMRL	Spike Amt	%Difference	OK?	Raise MRL to ?
					☐	☐ X

Analytes listed above have quadratic curve fits. If they are using a weighting otpion, they must be checked against the requanted curve points to determine if the recalculated results are within limits (70-130 or as specified).

ICV RECOVERIES

Calibration: **A0K1904** Instrument: **VOA-GCMS6**

QC - 624x/8260x All Cpds for Sequence: **0K18062** Matrix: **Soil**

0K18062-ICV1	Inst. MRL	ICV Level	Result	%Rec.	Qual
Dichlorodifluoromethane	2	20.0	**26.62**	133	E-05
Trichlorofluoromethane	2	20.0	**32.41**	162	EST

Compounds listed above have Initial Calibration Verification standard recoveries outside 70-130% of the true values. If no compounds are listed, all have passing recoveries.

Evaluate Continuing Calibration Report

Data Path : Y:\DATA\2020-11\0K18062\
Data File : VF20111821.D
Acq On : 19 Nov 2020 2:14 am
Operator : TNL
Sample : 0k18062-ICV1 11/20/20 TNL
Misc : 1X 5mL 20ppb DI+MeOH
ALS Vial : 21 Sample Multiplier: 1

Quant Time: Nov 19 17:17:05 2020
Quant Method : Y:\METHODS\VF201119S.M
Quant Title : EPA 8260: Volatile Organic Compounds
QLast Update : Thu Nov 19 16:36:27 2020
Response via : Initial Calibration

Min. RRF : 0.000 Min. Rel. Area : 50% Max. R.T. Dev 0.50min
Max. RRF Dev : 20% Max. Rel. Area : 200%

		Compound	Amount	Calc.	%Dev	Area%	Dev(min)	
1	I	Pentafluorobenzene (I)	50.000	50.000	0.0	106	0.00	
2		Dichlorodifluoromethane	20.000	26.616	-33.1#	150	0.00	E-05
3	P	Chloromethane	20.000	20.462	-2.3	124	0.00	
4	C	Vinyl Chloride	20.000	21.043	-5.2	115	0.00	
5		Bromomethane	20.000	15.754	21.2#	93	0.00	
6		Chloroethane	20.000	19.311	3.4	111	0.00	
7		Trichlorofluoromethane	20.000	32.412	-62.1#	167	0.00	EST
8		Ethanol	1250.000	1127.377	9.8	94	-0.02	
9	C	1,1-Dichloroethene	20.000	19.175	4.1	102	0.00	
10		Carbon Disulfide	20.000	21.787	-8.9	113	0.00	
11		Freon 113	20.000	21.131	-5.7	107	0.00	
12		Iodomethane	20.000	16.929	15.4	98	0.00	
13		Methylene Chloride	20.000	18.640	6.8	106	0.00	
14		Acetone	40.000	28.823	27.9#	89	0.00	
15		t-1,2-Dichloroethene	20.000	19.637	1.8	102	0.00	
16		n-Hexane	20.000	20.494	-2.5	107	0.00	
17		Methyl-tert-butyl-ether	20.000	19.812	0.9	104	0.00	
18		tert-Butanol (TBA)	1250.000	1216.297	2.7	93	-0.01	
19		Diisopropyl ether (DIPE)	5.000	4.660	6.8	97	0.00	
20	P	1,1-Dichloroethane	20.000	19.654	1.7	101	0.00	
21		Acrylonitrile	20.000	20.645	-3.2	101	0.00	
22		Ethyl-tert-butyl ether (ETB	5.000	4.811	3.8	98	0.00	
23		c-1,2-Dichloroethene	20.000	20.671	-3.4	103	0.00	
24		2,2-Dichloropropane	20.000	19.068	4.7	101	0.00	
25		Bromochloromethane	20.000	19.116	4.4	101	0.00	
26	C	Chloroform	20.000	19.868	0.7	105	0.00	
27		Carbon Tetrachloride	20.000	20.839	-4.2	105	0.00	
28		Tetrahydrofuran	20.000	18.502	7.5	93	0.00	
29		1,1,1-Trichloroethane	20.000	20.872	-4.4	104	0.00	
30	S	Dibromofluoromethane (S)	50.000	51.492	-3.0	107	0.00	
31		1,1-Dichloropropene	20.000	20.160	-0.8	104	0.00	
32		2-Butanone (MEK)	40.000	40.298	-0.7	99	0.00	
33		Benzene	20.000	19.599	2.0	104	-0.01	
34		tert-Amyl methyl ether (TAM	5.000	4.744	5.1	96	0.00	

Data Path : Y:\DATA\2020-11\0K18062\
Data File : VF20111821.D
Acq On : 19 Nov 2020 2:14 am
Operator : TNL
Sample : 0k18062-ICV1
Misc : 1X 5mL 20ppb DI+MeOH
ALS Vial : 21 Sample Multiplier: 1

Quant Time: Nov 19 17:17:05 2020
Quant Method : Y:\METHODS\VF201119S.M
Quant Title : EPA 8260: Volatile Organic Compounds
QLast Update : Thu Nov 19 16:36:27 2020
Response via : Initial Calibration

Min. RRF : 0.000 Min. Rel. Area : 50% Max. R.T. Dev 0.50min
Max. RRF Dev : 20% Max. Rel. Area : 200%

		Compound	Amount	Calc.	%Dev	Area%	Dev(min)
35		1,2-Dichloroethane (EDC)	20.000	19.212	3.9	101	0.00
36		iso-Butyl Alcohol	500.000	473.189	5.4	98	0.00
37	S	1,4-Difluorobenzene (S)	50.000	50.038	-0.1	107	0.00
38		Trichloroethene (TCE)	20.000	20.910	-4.6	107	0.00
39		tert-Amyl ethyl ether (TAEE	5.000	5.124	-2.5	105	0.00
40		Dibromomethane	20.000	19.628	1.9	104	0.00
41	C	1,2-Dichloropropane	20.000	19.832	0.8	104	0.00
42		Bromodichloromethane	20.000	21.711	-8.6	106	0.00
43		Chlorobenzene-d5 (I)	50.000	50.000	0.0	106	0.00
44		c-1,3-Dichloropropene	20.000	19.249	3.8	106	0.00
45	S	Toluene-d8 (S)	50.000	49.844	0.3	107	0.00
46	C	Toluene	20.000	19.007	5.0	105	0.00
47		Tetrachloroethene (PCE)	20.000	20.926	-4.6	108	0.00
48		4-Methyl-2-Pentanone (MIBK)	40.000	40.382	-1.0	98	0.00
49		t-1,3-Dichloropropene	20.000	19.023	4.9	105	0.00
50		1,1,2-Trichloroethane	20.000	20.422	-2.1	105	0.00
51		Dibromochloromethane	20.000	19.263	3.7	109	0.00
52		1,3-Dichloropropane	20.000	20.174	-0.9	103	0.00
53		1,2-Dibromoethane (EDB)	20.000	20.867	-4.3	107	0.00
54		2-Hexanone	40.000	38.802	3.0	97	0.00
55	P	Chlorobenzene	20.000	19.809	1.0	107	0.00
56	C	Ethylbenzene	20.000	21.101	-5.5	105	-0.01
57		1,1,1,2-Tetrachloroethane	20.000	20.036	-0.2	109	0.00
58		m,p-Xylenes (2)	40.000	42.521	-6.3	106	0.00
59		o-Xylene	20.000	21.777	-8.9	106	0.00
60		Styrene	20.000	22.044	-10.2	109	0.00
61	P	Bromoform	20.000	18.700	6.5	110	0.00
62		Isopropylbenzene	20.000	22.070	-10.4	107	0.00
63	I	1,4-Dichlorobenzene-d4 (I)	50.000	50.000	0.0	106	0.00
64	S	4-Bromofluorobenzene (S)	50.000	50.557	-1.1	108	0.00
65		Bromobenzene	20.000	21.025	-5.1	107	0.00
66		n-Propylbenzene	20.000	20.662	-3.3	105	0.00

Data Path : Y:\DATA\2020-11\0K18062\
Data File : VF20111821.D
Acq On : 19 Nov 2020 2:14 am
Operator : TNL
Sample : 0k18062-ICV1
Misc : 1X 5mL 20ppb DI+MeOH
ALS Vial : 21 Sample Multiplier: 1

Quant Time: Nov 19 17:17:05 2020
Quant Method : Y:\METHODS\VF201119S.M
Quant Title : EPA 8260: Volatile Organic Compounds
QLast Update : Thu Nov 19 16:36:27 2020
Response via : Initial Calibration

Min. RRF : 0.000 Min. Rel. Area : 50% Max. R.T. Dev 0.50min
Max. RRF Dev : 20% Max. Rel. Area : 200%

	Compound	Amount	Calc.	%Dev	Area%	Dev(min)
67 P	1,1,2,2-Tetrachloroethane	20.000	19.984	0.1	102	0.00
68	2-Chlorotoluene	20.000	21.451	-7.3	109	0.00
69	1,3,5-Trimethylbenzene	20.000	22.258	-11.3	107	0.00
70	1,2,3-Trichloropropane	20.000	20.171	-0.9	104	0.00
71	t-1,4-Dichloro-2-butene	20.000	18.642	6.8	108	0.00
72	4-Chlorotoluene	20.000	21.319	-6.6	101	-0.01
73	tert-Butylbenzene	20.000	21.366	-6.8	108	-0.01
74	1,2,4-Trimethylbenzene	20.000	21.898	-9.5	107	-0.01
75	sec-Butylbenzene	20.000	21.902	-9.5	108	0.00
76	4-Isopropyltoluene	20.000	22.021	-10.1	108	0.00
77	1,3-Dichlorobenzene	20.000	21.856	-9.3	109	-0.01
78	1,4-Dichlorobenzene	20.000	19.983	0.1	109	0.00
79	n-Butylbenzene	20.000	21.905	-9.5	107	-0.01
80	1,2-Dichlorobenzene	20.000	20.946	-4.7	106	0.00
81	1,2-Dibromo-3-Chloropropane	20.000	19.825	0.9	109	0.00
82	Hexachlorobutadiene	20.000	22.322	-11.6	115	0.00
83	1,2,4-Trichlorobenzene	20.000	21.021	-5.1	112	0.00
84	Naphthalene	20.000	19.966	0.2	108	0.00
85	1,2,3-Trichlorobenzene	20.000	21.573	-7.9	110	0.00

(#) = Out of Range SPCC's out = 0 CCC's out = 0

Calibration Status Report VOA-GCMS6

Method Path : Y:\METHODS\
Method File : VF201119G.M
Title : NWTPH-Gx by GC/MS
Last Update : Thu Nov 19 14:37:04 2020
Response Via : Initial Calibration

11/20/20 TNL

#	ID	Conc	ISTD Conc	Path\File
1	1	50	50	Y:\DATA\2020-11\0K18062\VF20111827.D
2	2	100	50	Y:\DATA\2020-11\0K18062\VF20111828.D
3	3	250	50	Y:\DATA\2020-11\0K18062\VF20111829.D
4	4	500	50	Y:\DATA\2020-11\0K18062\VF20111830.D
5	5	1000	50	Y:\DATA\2020-11\0K18062\VF20111831.D
6	6	2500	50	Y:\DATA\2020-11\0K18062\VF20111832.D
7	7	5000	50	Y:\DATA\2020-11\0K18062\VF20111833.D
8	8	10000	50	Y:\DATA\2020-11\0K18062\VF20111834.D

#	ID	Update Time	Quant Time	Acquisition Time
1	1	Nov 19 14:37 2020	Nov 19 14:28 2020	19 Nov 2020 4:56 am
2	2	Nov 19 14:37 2020	Nov 19 14:30 2020	19 Nov 2020 5:23 am
3	3	Nov 19 14:37 2020	Nov 19 14:31 2020	19 Nov 2020 5:50 am
4	4	Nov 19 14:37 2020	Nov 19 14:32 2020	19 Nov 2020 6:18 am
5	5	Nov 19 14:37 2020	Nov 19 14:33 2020	19 Nov 2020 6:45 am
6	6	Nov 19 14:37 2020	Nov 19 14:33 2020	19 Nov 2020 7:12 am
7	7	Nov 19 14:37 2020	Nov 19 14:34 2020	19 Nov 2020 7:39 am
8	8	Nov 19 14:37 2020	Nov 19 14:35 2020	19 Nov 2020 8:06 am

VF201119G.M Thu Nov 19 17:04:46 2020

Response Factor Report VOA-GCMS6

Method Path : Y:\METHODS\
Method File : VF201119G.M
Title : NWTPH-Gx by GC/MS
Last Update : Thu Nov 19 14:37:04 2020
Response Via : Initial Calibration

Calibration Files
1 =VF20111827.D 2 =VF20111828.D 3 =VF20111829.D 4 =VF20111830.D 5 =VF20111831.D
6 =VF20111832.D 7 =VF20111833.D 8 =VF20111834.D

		Compound	1	2	3	4	5	6	7	8	Avg	%RSD
1)	I	Pentafluorobenzene...	----------ISTD----------									
2)	S	1,4-Difluorobe...	3.479	3.599	3.545	3.593	3.641	3.682	4.034		3.653	4.93
3)	S	4-Bromofluorob...	2.991	2.989	3.001	3.074	3.110	3.205	3.133	2.897	3.050	3.23
4)	S	Chlorobenzene-...									0.000	-1.00
5)	H	NWTPH-Gx	1.162	0.926	1.278	1.479	1.577	1.709	1.788	1.862	1.473	22.24
6)	H	TPHg (C5-C9)	3.111	2.034	1.862	1.871	1.913	1.922	1.969	2.039	2.090	20.00
7)	H	TPHg (C6-C10)	2.522	1.707	1.610	1.621	1.666	1.692	1.748	1.819	1.798	16.69
8)	H	CA-LUFT (C5-C12)	3.286	2.212	2.160	2.220	2.313	2.387	2.506	2.619	2.463	14.93
9)		Benzene (NR)									0.000	-1.00
10)	S	Toluene-d8 (NR)									0.000	-1.00
11)	C	Toluene (NR)									0.000	-1.00
12)	S	1,4-Dichlorobe...									0.000	-1.00
13)		Naphthalene (NR)									0.000	-1.00

(#) = Out of Range

Element Calibration Review Sheet

Calibration ID: **A0K1904** Instrument: **VOA-GCMS6** Calibration Date: **11/19/2020**

Analysis: **8015M Gasoline (C6-C10) by** Instrument Cal ID: **VF201119G.M/VF201119S.M**

Pentafluorobenzene (IS)

Curve Fit: **AVERAGE RF**

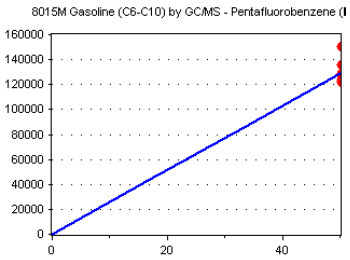

Standard	Concentration	Response	Response Factor	RT
0K18062-CALC	50	121907	2438.140	6.02
0K18062-CALD	50	122269	2445.380	6.02
0K18062-CALE	50	122137	2442.740	6.02
0K18062-CALF	50	123418	2468.360	6.02
0K18062-CALG	50	127015	2540.300	6.02
0K18062-CALH	50	128783	2575.660	6.02
0K18062-CALI	50	136091	2721.820	6.02
0K18062-CALJ	50	150388	3007.760	6.02

AVE RF **2580.020** RF RSD **7.67** AVE RT **6.02**

1,4-Difluorobenzene (Sur)

Curve Fit: **AVERAGE RF**

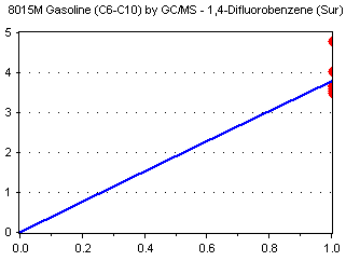

Standard	Concentration	Response	Response Factor	RT
0K18062-CALC	50	424132	3.479	6.58
0K18062-CALD	50	440029	3.599	6.58
0K18062-CALE	50	432953	3.545	6.58
0K18062-CALF	50	443498	3.593	6.58
0K18062-CALG	50	462484	3.641	6.58
0K18062-CALH	50	474171	3.682	6.58
0K18062-CALI	50	549051	4.034	6.58
0K18062-CALJ	50	720741	4.793	6.58

AVE RF **3.796** RF RSD **11.48** AVE RT **6.58**

TPHg (C6-C10)

Curve Fit: **QUADRATIC: Weighting: (1/a), Origin: Ignore**

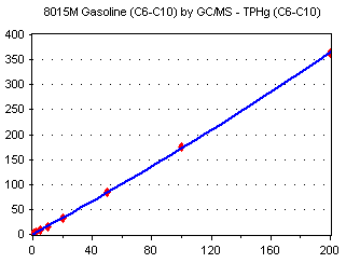

Standard	Concentration	Response	Response Factor	RT
0K18062-CALC	50	307399	2.522	9.75
0K18062-CALD	100	417517	1.707	9.75
0K18062-CALE	250	982914	1.610	9.75
0K18062-CALF	500	2000281	1.621	9.75
0K18062-CALG	1000	4232554	1.666	9.75
0K18062-CALH	2500	1.089213E+07	1.692	9.75
0K18062-CALI	5000	2.378809E+07	1.748	9.75
0K18062-CALJ	10000	5.470972E+07	1.819	9.75

AVE RF **1.798** RF RSD **16.69** AVE RT **9.75**

4-Bromofluorobenzene (Sur)

Curve Fit: **AVERAGE RF**

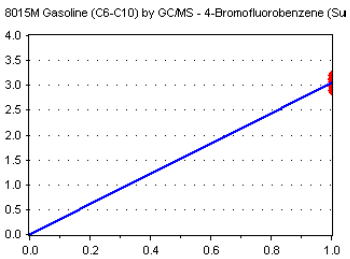

Standard	Concentration	Response	Response Factor	RT
0K18062-CALC	50	364598	2.991	10.81
0K18062-CALD	50	365495	2.989	10.81
0K18062-CALE	50	366582	3.001	10.81
0K18062-CALF	50	379419	3.074	10.81
0K18062-CALG	50	395002	3.110	10.81
0K18062-CALH	50	412745	3.205	10.81
0K18062-CALI	50	426374	3.133	10.81
0K18062-CALJ	50	435711	2.897	10.81

AVE RF **3.050** RF RSD **3.23** AVE RT **10.81**

Element Calibration Review Sheet

Calibration ID: **A0K1904** Instrument: **VOA-GCMS6** Calibration Date: **11/19/2020**

Analysis: **CA LUFT GRO** Instrument Cal ID: **VF201119G.M/VF201119S.M**

Pentafluorobenzene (IS)

Curve Fit: **AVERAGE RF**

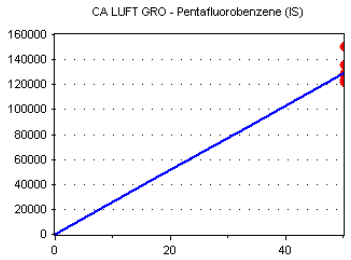

Standard	Concentration	Response	Response Factor	RT
0K18062-CALC	50	121907	2438.140	6.02
0K18062-CALD	50	122269	2445.380	6.02
0K18062-CALE	50	122137	2442.740	6.02
0K18062-CALF	50	123418	2468.360	6.02
0K18062-CALG	50	127015	2540.300	6.02
0K18062-CALH	50	128783	2575.660	6.02
0K18062-CALI	50	136091	2721.820	6.02
0K18062-CALJ	50	150388	3007.760	6.02

AVE RF **2580.020** RF RSD **7.67** AVE RT **6.02**

1,4-Difluorobenzene (Sur)

Curve Fit: **AVERAGE RF**

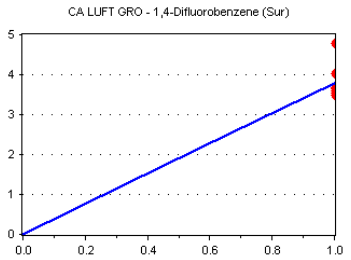

Standard	Concentration	Response	Response Factor	RT
0K18062-CALC	50	424132	3.479	6.58
0K18062-CALD	50	440029	3.599	6.58
0K18062-CALE	50	432953	3.545	6.58
0K18062-CALF	50	443498	3.593	6.58
0K18062-CALG	50	462484	3.641	6.58
0K18062-CALH	50	474171	3.682	6.58
0K18062-CALI	50	549051	4.034	6.58
0K18062-CALJ	50	720741	4.793	6.58

AVE RF **3.796** RF RSD **11.48** AVE RT **6.58**

CA LUFT GRO (C5-C12)

Curve Fit: **QUADRATIC: Weighting: (1/a), Origin: Ignore**

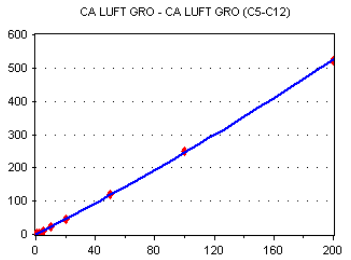

Standard	Concentration	Response	Response Factor	RT
0K18062-CALC	50	400645	3.286	9.75
0K18062-CALD	100	541031	2.212	9.75
0K18062-CALE	250	1319194	2.160	9.75
0K18062-CALF	500	2739362	2.220	9.75
0K18062-CALG	1000	5875079	2.313	9.75
0K18062-CALH	2500	1.536937E+07	2.387	9.75
0K18062-CALI	5000	3.410779E+07	2.506	9.75
0K18062-CALJ	10000	7.877069E+07	2.619	9.75

AVE RF **2.463** RF RSD **14.93** AVE RT **9.75**

4-Bromofluorobenzene (Sur)

Curve Fit: **AVERAGE RF**

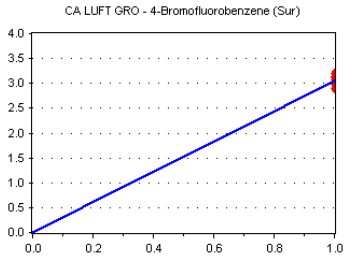

Standard	Concentration	Response	Response Factor	RT
0K18062-CALC	50	364598	2.991	10.81
0K18062-CALD	50	365495	2.989	10.81
0K18062-CALE	50	366582	3.001	10.81
0K18062-CALF	50	379419	3.074	10.81
0K18062-CALG	50	395002	3.110	10.81
0K18062-CALH	50	412745	3.205	10.81
0K18062-CALI	50	426374	3.133	10.81
0K18062-CALJ	50	435711	2.897	10.81

AVE RF **3.050** RF RSD **3.23** AVE RT **10.81**

Element Calibration Review Sheet

Calibration ID: **A0K1904** Instrument: **VOA-GCMS6** Calibration Date: **11/19/2020**

Analysis: **NWTPH-Gx** Instrument Cal ID: **VF201119G.M/VF201119S.M**

Pentafluorobenzene (IS)

Curve Fit: **AVERAGE RF**

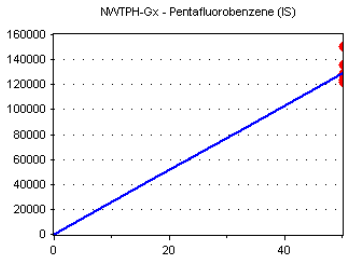

Standard	Concentration	Response	Response Factor	RT
0K18062-CALC	50	121907	2438.140	6.02
0K18062-CALD	50	122269	2445.380	6.02
0K18062-CALE	50	122137	2442.740	6.02
0K18062-CALF	50	123418	2468.360	6.02
0K18062-CALG	50	127015	2540.300	6.02
0K18062-CALH	50	128783	2575.660	6.02
0K18062-CALI	50	136091	2721.820	6.02
0K18062-CALJ	50	150388	3007.760	6.02

AVE RF **2580.020** RF RSD **7.67** AVE RT **6.02**

1,4-Difluorobenzene (Sur)

Curve Fit: **AVERAGE RF**

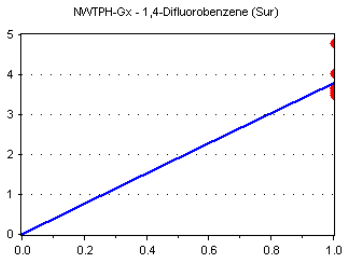

Standard	Concentration	Response	Response Factor	RT
0K18062-CALC	50	424132	3.479	6.58
0K18062-CALD	50	440029	3.599	6.58
0K18062-CALE	50	432953	3.545	6.58
0K18062-CALF	50	443498	3.593	6.58
0K18062-CALG	50	462484	3.641	6.58
0K18062-CALH	50	474171	3.682	6.58
0K18062-CALI	50	549051	4.034	6.58
0K18062-CALJ	50	720741	4.793	6.58

AVE RF **3.796** RF RSD **11.48** AVE RT **6.58**

Gasoline Range Organics

Curve Fit: **QUADRATIC: Weighting: (1/a), Origin: Ignore**

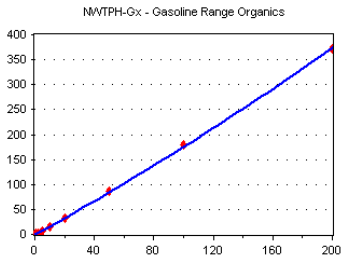

Standard	Concentration	Response	Response Factor	RT
0K18062-CALC	50	141613	1.162	9.75
0K18062-CALD	100	226544	0.926	9.75
0K18062-CALE	250	780509	1.278	9.75
0K18062-CALF	500	1824766	1.479	9.75
0K18062-CALG	1000	4007064	1.577	9.75
0K18062-CALH	2500	1.100501E+07	1.709	9.75
0K18062-CALI	5000	2.433602E+07	1.788	9.75
0K18062-CALJ	10000	5.599926E+07	1.862	9.75

AVE RF **1.473** RF RSD **22.24** AVE RT **9.75**

4-Bromofluorobenzene (Sur)

Curve Fit: **AVERAGE RF**

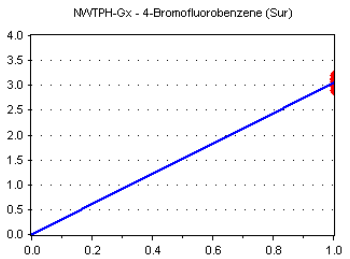

Standard	Concentration	Response	Response Factor	RT
0K18062-CALC	50	364598	2.991	10.81
0K18062-CALD	50	365495	2.989	10.81
0K18062-CALE	50	366582	3.001	10.81
0K18062-CALF	50	379419	3.074	10.81
0K18062-CALG	50	395002	3.110	10.81
0K18062-CALH	50	412745	3.205	10.81
0K18062-CALI	50	426374	3.133	10.81
0K18062-CALJ	50	435711	2.897	10.81

AVE RF **3.050** RF RSD **3.23** AVE RT **10.81**

CALIBRATION SEQUENCE REVIEW SHEET

SEQUENCE: 0K18062 **Seq. Date: 11/19/2020**

SEQUENCE LOG

11/20/20 TNL

SampleID	Analysis	Matrix	STDID	Analyzed
0K18062-TUN2	8015M Gasoline (C6-C10) by GC/	Soil		11/19/2020 3:08:00AM
"	+CA LUFT GRO	"		"
"	+NWTPH-Gx	"		"
0K18062-ICB2	8015M Gasoline (C6-C10) by GC/	Soil		11/19/2020 3:35:00AM
"	+CA LUFT GRO	"		"
"	+NWTPH-Gx	"		"
0K18062-CALC	8015M Gasoline (C6-C10) by GC/	Soil	A20K166	11/19/2020 4:56:00AM
"	+CA LUFT GRO	"	A20K166	"
"	+NWTPH-Gx	"	A20K166	"
0K18062-CALD	8015M Gasoline (C6-C10) by GC/	Soil	A20K167	11/19/2020 5:23:00AM
"	+CA LUFT GRO	"	A20K167	"
"	+NWTPH-Gx	"	A20K167	"
0K18062-CALE	8015M Gasoline (C6-C10) by GC/	Soil	A20K168	11/19/2020 5:50:00AM
"	+CA LUFT GRO	"	A20K168	"
"	+NWTPH-Gx	"	A20K168	"
0K18062-CALF	8015M Gasoline (C6-C10) by GC/	Soil	A20K169	11/19/2020 6:18:00AM
"	+CA LUFT GRO	"	A20K169	"
"	+NWTPH-Gx	"	A20K169	"
0K18062-CALG	8015M Gasoline (C6-C10) by GC/	Soil	A20J323	11/19/2020 6:45:00AM
"	+CA LUFT GRO	"	A20J323	"
"	+NWTPH-Gx	"	A20J323	"
0K18062-CALH	8015M Gasoline (C6-C10) by GC/	Soil	A20J324	11/19/2020 7:12:00AM
"	+CA LUFT GRO	"	A20J324	"
"	+NWTPH-Gx	"	A20J324	"
0K18062-CALJ	8015M Gasoline (C6-C10) by GC/	Soil	A20J326	11/19/2020 8:06:00AM
"	+CA LUFT GRO	"	A20J326	"
"	+NWTPH-Gx	"	A20J326	"
0K18062-CALI	8015M Gasoline (C6-C10) by GC/	Soil	A20J325	11/19/2020 7:39:00AM
"	+CA LUFT GRO	"	A20J325	"
"	+NWTPH-Gx	"	A20J325	"
0K18062-ICV2	8015M Gasoline (C6-C10) by GC/	Soil	A20J406	11/19/2020 9:27:00AM
"	+CA LUFT GRO	"	A20J406	"
"	+NWTPH-Gx	"	A20J406	"

CALIBRATION STANDARD RECOVERIES

Calibration: **A0K1904** Instrument: **VOA-GCMS6**

8015M Gasoline (C6-C10) by Sequence: **0K18062** Matrix: **Soil**

0K18062-CALC	**Inst. MRL**	**Recalc Res.**	**Cal Level**	**%Rec.**	**Qual**
0K18062-CALD	**Inst. MRL**	**Recalc Res.**	**Cal Level**	**%Rec.**	**Qual**
0K18062-CALE	**Inst. MRL**	**Recalc Res.**	**Cal Level**	**%Rec.**	**Qual**
0K18062-CALF	**Inst. MRL**	**Recalc Res.**	**Cal Level**	**%Rec.**	**Qual**

CALIBRATION SEQUENCE REVIEW SHEET

SEQUENCE: 0K18062 **Seq. Date: 11/19/2020**

0K18062-CALG	**Inst. MRL**	**Recalc Res.**	**Cal Level**	**%Rec.**	**Qual**
0K18062-CALH	**Inst. MRL**	**Recalc Res.**	**Cal Level**	**%Rec.**	**Qual**
0K18062-CALI	**Inst. MRL**	**Recalc Res.**	**Cal Level**	**%Rec.**	**Qual**
0K18062-CALJ	**Inst. MRL**	**Recalc Res.**	**Cal Level**	**%Rec.**	**Qual**

Compounds listed above have recalculated recoveries outside 85-115% of the true values, and the calibration levels are above the reporting level. If no compounds are listed, all are OK. Please see the next section for quadatic fit compounds.

Analytes With Quadratic Curve Fits

Qualifier	MRL	Recalc Value	OK?	Raise MRL to ?
		_____	☐	☐ _____

Analytes listed above have quadratic curve fits. If they are using a weighting otpion, they must be checked against the requanted curve points to determine if the recalculated results are within limits (85-115 or as specified).

ICV RECOVERIES

Calibration: **A0K1904** Instrument: **VOA-GCMS6**

NWTPH-Gx Sequence: **0K18062** Matrix: **Soil**

0K18062-ICV2	**Inst. MRL**	**ICV Level**	**Result**	**%Rec.**	**Qual**

Compounds listed above have Initial Calibration Verification standard recoveries outside 70-130% of the true values. If no compounds are listed, all have passing recoveries.

Evaluate Continuing Calibration Report

Data Path : Y:\DATA\2020-11\0K18062\
Data File : VF20111837.D
Acq On : 19 Nov 2020 9:27 am
Operator : TNL
Sample : 0k18062-ICV2
Misc : 1X 5mL 500ppb GX DI+MeOH
ALS Vial : 37 Sample Multiplier: 1

11/20/20 TNL

Quant Time: Nov 19 17:21:29 2020
Quant Method : Y:\METHODS\VF201119G.M
Quant Title : NWTPH-Gx by GC/MS
QLast Update : Thu Nov 19 14:37:04 2020
Response via : Initial Calibration

Min. RRF : 0.000 Min. Rel. Area : 50% Max. R.T. Dev 0.50min
Max. RRF Dev : 30% Max. Rel. Area : 200%

		Compound	Amount	Calc.	%Dev	Area%	Dev(min)
1	I	Pentafluorobenzene (IS)	50.000	50.000	0.0	119	0.00
2	S	1,4-Difluorobenzene (Sur)	50.000	48.673	2.7	118	0.00
3	S	4-Bromofluorobenzene (Sur)	50.000	49.147	1.7	116	0.00
4	S	Chlorobenzene-d5 (NR)	-1.000	0.000	0.0	118	0.00
5	H	NWTPH-Gx	500.000	459.781	8.0	115	0.00
6	H	TPHg (C5-C9)	500.000	472.559	5.5	117	0.00
7	H	TPHg (C6-C10)	500.000	461.642	7.7	115	0.00
8	H	CA-LUFT (C5-C12)	500.000	465.473	6.9	117	0.00
9		Benzene (NR)	-1.000	0.000	0.0	123	0.00
10	S	Toluene-d8 (NR)	-1.000	0.000	0.0	123	0.00
11	C	Toluene (NR)	-1.000	0.000	0.0	113	0.00
12	S	1,4-Dichlorobenzene-d4 (NR)	-1.000	0.000	0.0	115	0.00
13		Naphthalene (NR)	-1.000	0.000	0.0	0	-13.44#

(#) = Out of Range SPCC's out = 0 CCC's out = 0

Injection Log

Data Directory: Y:\DATA\2020-11\0K18062\

File ID	SampleName	MiscInfo	Vial	Dil.	Injection Time
VF20111801.D	0k18062-IBL1	1X 5mL DI+MeOH	1	1	18 Nov 2020 5:10 pm
VF20111802.D	0k18062-IBL2	1X 5mL DI+MeOH	2	1	18 Nov 2020 5:38 pm
VF20111803.D	0k18062-IBL3	1X 5mL DI+MeOH	3	1	18 Nov 2020 6:05 pm
VF20111804.D	0k18062-TUN1	A20G253 IS/SURR DI	4	1	18 Nov 2020 6:32 pm
VF20111805.D	0k18062-ICB1	1X 5mL DI+MeOH	5	1	18 Nov 2020 6:59 pm
VF20111806.D	0k18062-CAL1	1X 5mL 0.1ppb DI+MeO	6	1	18 Nov 2020 7:26 pm
VF20111807.D	0k18062-CAL2	1X 5mL 0.2ppb DI+MeO	7	1	18 Nov 2020 7:54 pm
VF20111808.D	0k18062-CAL3	1X 5mL 0.4ppb DI+MeO	8	1	18 Nov 2020 8:21 pm
VF20111809.D	0k18062-CAL4	1X 5mL 1ppb DI+MeOH	9	1	18 Nov 2020 8:48 pm
VF20111810.D	0k18062-CAL5	1X 5mL 2ppb DI+MeOH	10	1	18 Nov 2020 9:15 pm
VF20111811.D	0k18062-CAL6	1X 5mL 5ppb DI+MeOH	11	1	18 Nov 2020 9:42 pm
VF20111812.D	0k18062-CAL7	1X 5mL 10ppb DI+MeOH	12	1	18 Nov 2020 10:10 pm
VF20111813.D	0k18062-CAL8	1X 5mL 20ppb DI+MeOH	13	1	18 Nov 2020 10:37 pm
VF20111814.D	0k18062-CAL9	1X 5mL 50ppb DI+MeOH	14	1	18 Nov 2020 11:04 pm
VF20111815.D	0k18062-IBL4	1X 5mL DI+MeOH	15	1	18 Nov 2020 11:31 pm
VF20111816.D	0k18062-CALA	1X 5mL 100ppb DI+MeO	16	1	18 Nov 2020 11:58 pm
VF20111817.D	0k18062-IBL5	1X 5mL DI+MeOH	17	1	19 Nov 2020 12:25 am
VF20111818.D	0k18062-CALB	1X 5mL 200ppb DI+MeO	18	1	19 Nov 2020 12:52 am
VF20111819.D	0k18062-IBL6	1X 5mL DI+MeOH	19	1	19 Nov 2020 1:20 am
VF20111820.D	0k18062-IBL7	1X 5mL DI+MeOH	20	1	19 Nov 2020 1:47 am
VF20111821.D	0k18062-ICV1	1X 5mL 20ppb DI+MeOH	21	1	19 Nov 2020 2:14 am
VF20111822.D	0k18062-IBL8	1X 5mL DI+MeOH	22	1	19 Nov 2020 2:41 am
VF20111823.D	0k18062-TUN2	A20G253 IS/SURR DI	23	1	19 Nov 2020 3:08 am
VF20111824.D	0k18062-ICB2	1X 5mL DI+MeOH	24	1	19 Nov 2020 3:35 am
VF20111825.D	0k18062-RT1	1X 5mL A20I121 DI+M	25	1	19 Nov 2020 4:02 am
VF20111826.D	0k18062-IBL9	1X 5mL DI+MeOH	26	1	19 Nov 2020 4:29 am
VF20111827.D	0k18062-CALC	1X 5mL 50ppb GX DI+M	27	1	19 Nov 2020 4:56 am
VF20111828.D	0k18062-CALD	1X 5mL 100ppb GX DI+	28	1	19 Nov 2020 5:23 am
VF20111829.D	0k18062-CALE	1X 5mL 250ppb GX DI+	29	1	19 Nov 2020 5:50 am
VF20111830.D	0k18062-CALF	1X 5mL 500ppb GX DI+	30	1	19 Nov 2020 6:18 am
VF20111831.D	0k18062-CALG	1X 5mL 1000ppb GX DI	31	1	19 Nov 2020 6:45 am
VF20111832.D	0k18062-CALH	1X 5mL 2500ppb GX DI	32	1	19 Nov 2020 7:12 am
VF20111833.D	0k18062-CALI	1X 5mL 5000ppb GX DI	33	1	19 Nov 2020 7:39 am
VF20111834.D	0k18062-CALJ	1X 5mL 10000ppb GX D	34	1	19 Nov 2020 8:06 am
VF20111835.D	0k18062-IBLA	1X 5mL DI+MeOH	35	1	19 Nov 2020 8:33 am
VF20111836.D	0k18062-IBLB	1X 5mL DI+MeOH	36	1	19 Nov 2020 9:00 am
VF20111837.D	0k18062-ICV2	1X 5mL 500ppb GX DI+	37	1	19 Nov 2020 9:27 am
VF20111838.D	0k18062-IBLC	1X 5mL DI+MeOH	38	1	19 Nov 2020 9:54 am

Quantitation Report (Not Reviewed)

Data Path : Y:\DATA\2020-11\0K18062\
Data File : VF20111801.D
Acq On : 18 Nov 2020 5:10 pm
Operator : TNL
Sample : 0k18062-IBL1
Misc : 1X 5mL DI+MeOH
ALS Vial : 1 Sample Multiplier: 1

11/20/20 TNL

Quant Time: Nov 19 17:07:41 2020
Quant Method : Y:\METHODS\VF201119S.M
Quant Title : EPA 8260: Volatile Organic Compounds
QLast Update : Thu Nov 19 16:36:27 2020
Response via : Initial Calibration

Compound	R.T.	QIon	Response	Conc	Units		Dev(Min)
Internal Standards							
1) Pentafluorobenzene (I)	6.018	99	94452	50.00	ug/L		0.00
43) Chlorobenzene-d5 (I)	9.740	117	260083	50.00	ug/L		0.00
63) 1,4-Dichlorobenzene-d4...	11.692	152	108424	50.00	ug/L		0.00
System Monitoring Compounds							
30) Dibromofluoromethane (S)	5.532	111	80714	49.29	ug/L		0.00
37) 1,4-Difluorobenzene (S)	6.578	114	297157	50.98	ug/L		0.00
45) Toluene-d8 (S)	8.086	98	384617	51.50	ug/L		0.00
64) 4-Bromofluorobenzene (S)	10.810	174	96822	51.32	ug/L		0.00
Target Compounds							Qvalue
2) Dichlorodifluoromethane	0.000		0	N.D.			
3) Chloromethane	0.000		0	N.D.			
4) Vinyl Chloride	0.000		0	N.D.			
5) Bromomethane	2.260	96	277	0.24	ug/L		92
6) Chloroethane	0.000		0	N.D.			
7) Trichlorofluoromethane	0.000		0	N.D.			
8) Ethanol	3.184	45	127	5.67	ug/L	#	29
9) 1,1-Dichloroethene	0.000		0	N.D.			
10) Carbon Disulfide	0.000		0	N.D.			
11) Freon 113	0.000		0	N.D.			
12) Iodomethane	0.000		0	N.D.			
13) Methylene Chloride	3.713	84	1902	1.02	ug/L		92
14) Acetone	3.799	43	1494	2.56	ug/L		93
15) t-1,2-Dichloroethene	0.000		0	N.D.			
16) n-Hexane	0.000		0	N.D.			
17) Methyl-tert-butyl-ether	0.000		0	N.D.			
18) tert-Butanol (TBA)	4.194	59	271	1.14	ug/L	#	46
19) Diisopropyl ether (DIPE)	0.000		0	N.D.			
20) 1,1-Dichloroethane	0.000		0	N.D.			
21) Acrylonitrile	0.000		0	N.D.			
22) Ethyl-tert-butyl ether...	0.000		0	N.D.			
23) c-1,2-Dichloroethene	0.000		0	N.D.			
24) 2,2-Dichloropropane	0.000		0	N.D.			
25) Bromochloromethane	0.000		0	N.D.			
26) Chloroform	0.000		0	N.D.			
27) Carbon Tetrachloride	0.000		0	N.D.			

Quantitation Report (Not Reviewed)

Data Path : Y:\DATA\2020-11\0K18062\
Data File : VF20111801.D
Acq On : 18 Nov 2020 5:10 pm
Operator : TNL
Sample : 0k18062-IBL1
Misc : 1X 5mL DI+MeOH
ALS Vial : 1 Sample Multiplier: 1

Quant Time: Nov 19 17:07:41 2020
Quant Method : Y:\METHODS\VF201119S.M
Quant Title : EPA 8260: Volatile Organic Compounds
QLast Update : Thu Nov 19 16:36:27 2020
Response via : Initial Calibration

Compound	R.T.	QIon	Response	Conc	Units		Dev(Min)
28) Tetrahydrofuran	0.000		0	N.D.			
29) 1,1,1-Trichloroethane	0.000		0	N.D.			
31) 1,1-Dichloropropene	0.000		0	N.D.			
32) 2-Butanone (MEK)	0.000		0	N.D.			
33) Benzene	0.000		0	N.D.			
34) tert-Amyl methyl ether...	0.000		0	N.D.			
35) 1,2-Dichloroethane (EDC)	0.000		0	N.D.			
36) iso-Butyl Alcohol	0.000		0	N.D.			
38) Trichloroethene (TCE)	0.000		0	N.D.			
39) tert-Amyl ethyl ether ...	0.000		0	N.D.			
40) Dibromomethane	0.000		0	N.D.			
41) 1,2-Dichloropropane	0.000		0	N.D.			
42) Bromodichloromethane	0.000		0	N.D.			
44) c-1,3-Dichloropropene	0.000		0	N.D.			
46) Toluene	0.000		0	N.D.			
47) Tetrachloroethene (PCE)	0.000		0	N.D.			
48) 4-Methyl-2-Pentanone (...	0.000		0	N.D.			
49) t-1,3-Dichloropropene	0.000		0	N.D.			
50) 1,1,2-Trichloroethane	0.000		0	N.D.			
51) Dibromochloromethane	0.000		0	N.D.			
52) 1,3-Dichloropropane	0.000		0	N.D.			
53) 1,2-Dibromoethane (EDB)	0.000		0	N.D.			
54) 2-Hexanone	0.000		0	N.D.			
55) Chlorobenzene	0.000		0	N.D.			
56) Ethylbenzene	9.734	91	500	0.06	ug/L	#	1
57) 1,1,1,2-Tetrachloroethane	0.000		0	N.D.			
58) m,p-Xylenes (2)	0.000		0	N.D.			
59) o-Xylene	0.000		0	N.D.			
60) Styrene	0.000		0	N.D.			
61) Bromoform	0.000		0	N.D.			
62) Isopropylbenzene	0.000		0	N.D.			
65) Bromobenzene	0.000		0	N.D.			
66) n-Propylbenzene	10.810	91	206	0.03	ug/L		56
67) 1,1,2,2-Tetrachloroethane	0.000		0	N.D.			
68) 2-Chlorotoluene	0.000		0	N.D.			
69) 1,3,5-Trimethylbenzene	0.000		0	N.D.			
70) 1,2,3-Trichloropropane	0.000		0	N.D.			
71) t-1,4-Dichloro-2-butene	0.000		0	N.D.			

Data Path : Y:\DATA\2020-11\0K18062\
Data File : VF20111801.D
Acq On : 18 Nov 2020 5:10 pm
Operator : TNL
Sample : 0k18062-IBL1
Misc : 1X 5mL DI+MeOH
ALS Vial : 1 Sample Multiplier: 1

Quant Time: Nov 19 17:07:41 2020
Quant Method : Y:\METHODS\VF201119S.M
Quant Title : EPA 8260: Volatile Organic Compounds
QLast Update : Thu Nov 19 16:36:27 2020
Response via : Initial Calibration

Compound	R.T.	QIon	Response	Conc	Units	Dev(Min)
72) 4-Chlorotoluene	0.000		0	N.D.		
73) tert-Butylbenzene	0.000		0	N.D.		
74) 1,2,4-Trimethylbenzene	0.000		0	N.D.		
75) sec-Butylbenzene	0.000		0	N.D.		
76) 4-Isopropyltoluene	0.000		0	N.D.		
77) 1,3-Dichlorobenzene	0.000		0	N.D.		
78) 1,4-Dichlorobenzene	0.000		0	N.D.		
79) n-Butylbenzene	0.000		0	N.D.		
80) 1,2-Dichlorobenzene	0.000		0	N.D.		
81) 1,2-Dibromo-3-Chloropr...	0.000		0	N.D.		
82) Hexachlorobutadiene	0.000		0	N.D.		
83) 1,2,4-Trichlorobenzene	0.000		0	N.D.		
84) Naphthalene	0.000		0	N.D.		
85) 1,2,3-Trichlorobenzene	0.000		0	N.D.		

(#) = qualifier out of range (m) = manual integration (+) = signals summed

Quantitation Report (Not Reviewed)

Data Path : Y:\DATA\2020-11\0K18062\
Data File : VF20111801.D
Acq On : 18 Nov 2020 5:10 pm
Operator : TNL
Sample : 0k18062-IBL1
Misc : 1X 5mL DI+MeOH
ALS Vial : 1 Sample Multiplier: 1

Quant Time: Nov 19 17:07:41 2020
Quant Method : Y:\METHODS\VF201119S.M
Quant Title : EPA 8260: Volatile Organic Compounds
QLast Update : Thu Nov 19 16:36:27 2020
Response via : Initial Calibration

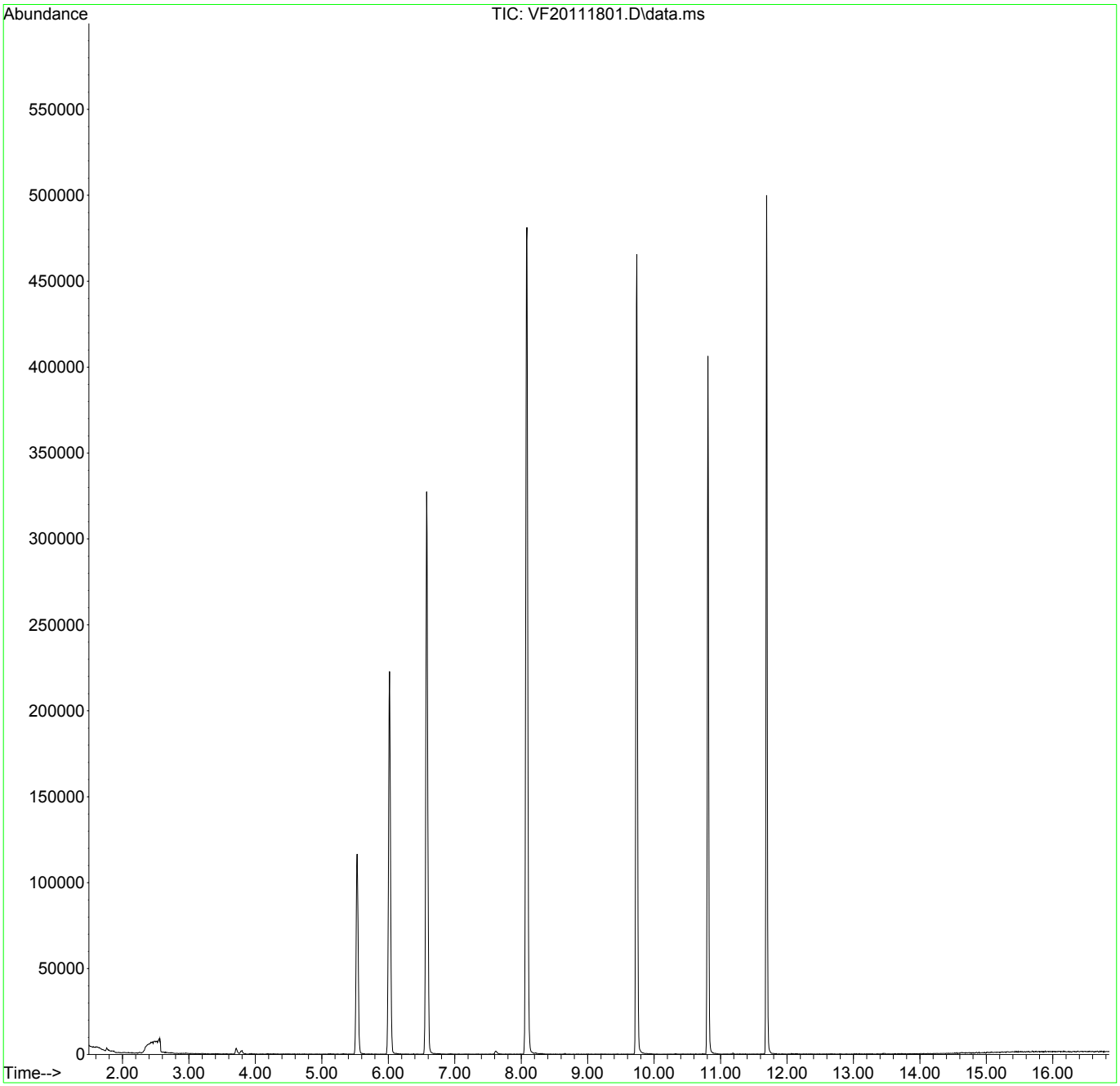

Quantitation Report (Not Reviewed)

Data Path : Y:\DATA\2020-11\0K18062\
Data File : VF20111802.D
Acq On : 18 Nov 2020 5:38 pm
Operator : TNL
Sample : 0k18062-IBL2
Misc : 1X 5mL DI+MeOH
ALS Vial : 2 Sample Multiplier: 1

11/20/20 TNL

Quant Time: Nov 19 17:07:47 2020
Quant Method : Y:\METHODS\VF201119S.M
Quant Title : EPA 8260: Volatile Organic Compounds
QLast Update : Thu Nov 19 16:36:27 2020
Response via : Initial Calibration

Compound	R.T.	QIon	Response	Conc	Units	Dev(Min)
Internal Standards						
1) Pentafluorobenzene (I)	6.020	99	90657	50.00	ug/L	0.00
43) Chlorobenzene-d5 (I)	9.736	117	249747	50.00	ug/L	0.00
63) 1,4-Dichlorobenzene-d4...	11.694	152	107023	50.00	ug/L	0.00
System Monitoring Compounds						
30) Dibromofluoromethane (S)	5.534	111	76148	48.44	ug/L	0.00
37) 1,4-Difluorobenzene (S)	6.580	114	287778	51.43	ug/L	0.00
45) Toluene-d8 (S)	8.082	98	368240	51.35	ug/L	0.00
64) 4-Bromofluorobenzene (S)	10.812	174	92934	49.91	ug/L	0.00
Target Compounds						Qvalue
2) Dichlorodifluoromethane	0.000		0	N.D.		
3) Chloromethane	0.000		0	N.D.		
4) Vinyl Chloride	0.000		0	N.D.		
5) Bromomethane	2.256	96	223	0.20	ug/L	91
6) Chloroethane	0.000		0	N.D.		
7) Trichlorofluoromethane	0.000		0	N.D.		
8) Ethanol	0.000		0	N.D.		
9) 1,1-Dichloroethene	0.000		0	N.D.		
10) Carbon Disulfide	0.000		0	N.D.		
11) Freon 113	0.000		0	N.D.		
12) Iodomethane	0.000		0	N.D.		
13) Methylene Chloride	3.716	84	2067	1.16	ug/L	93
14) Acetone	3.807	43	1150	2.06	ug/L	95
15) t-1,2-Dichloroethene	0.000		0	N.D.		
16) n-Hexane	0.000		0	N.D.		
17) Methyl-tert-butyl-ether	0.000		0	N.D.		
18) tert-Butanol (TBA)	0.000		0	N.D.		
19) Diisopropyl ether (DIPE)	0.000		0	N.D.		
20) 1,1-Dichloroethane	0.000		0	N.D.		
21) Acrylonitrile	0.000		0	N.D.		
22) Ethyl-tert-butyl ether...	0.000		0	N.D.		
23) c-1,2-Dichloroethene	0.000		0	N.D.		
24) 2,2-Dichloropropane	0.000		0	N.D.		
25) Bromochloromethane	0.000		0	N.D.		
26) Chloroform	0.000		0	N.D.		
27) Carbon Tetrachloride	0.000		0	N.D.		

Data Path : Y:\DATA\2020-11\0K18062\
Data File : VF20111802.D
Acq On : 18 Nov 2020 5:38 pm
Operator : TNL
Sample : 0k18062-IBL2
Misc : 1X 5mL DI+MeOH
ALS Vial : 2 Sample Multiplier: 1

Quant Time: Nov 19 17:07:47 2020
Quant Method : Y:\METHODS\VF201119S.M
Quant Title : EPA 8260: Volatile Organic Compounds
QLast Update : Thu Nov 19 16:36:27 2020
Response via : Initial Calibration

Compound	R.T.	QIon	Response	Conc	Units		Dev(Min)
28) Tetrahydrofuran	0.000		0	N.D.			
29) 1,1,1-Trichloroethane	0.000		0	N.D.			
31) 1,1-Dichloropropene	0.000		0	N.D.			
32) 2-Butanone (MEK)	0.000		0	N.D.			
33) Benzene	0.000		0	N.D.			
34) tert-Amyl methyl ether...	0.000		0	N.D.			
35) 1,2-Dichloroethane (EDC)	0.000		0	N.D.			
36) iso-Butyl Alcohol	0.000		0	N.D.			
38) Trichloroethene (TCE)	0.000		0	N.D.			
39) tert-Amyl ethyl ether ...	0.000		0	N.D.			
40) Dibromomethane	0.000		0	N.D.			
41) 1,2-Dichloropropane	0.000		0	N.D.			
42) Bromodichloromethane	0.000		0	N.D.			
44) c-1,3-Dichloropropene	0.000		0	N.D.			
46) Toluene	0.000		0	N.D.			
47) Tetrachloroethene (PCE)	0.000		0	N.D.			
48) 4-Methyl-2-Pentanone (...	0.000		0	N.D.			
49) t-1,3-Dichloropropene	0.000		0	N.D.			
50) 1,1,2-Trichloroethane	0.000		0	N.D.			
51) Dibromochloromethane	0.000		0	N.D.			
52) 1,3-Dichloropropane	0.000		0	N.D.			
53) 1,2-Dibromoethane (EDB)	0.000		0	N.D.			
54) 2-Hexanone	0.000		0	N.D.			
55) Chlorobenzene	0.000		0	N.D.			
56) Ethylbenzene	9.742	91	463	0.06	ug/L	#	1
57) 1,1,1,2-Tetrachloroethane	0.000		0	N.D.			
58) m,p-Xylenes (2)	0.000		0	N.D.			
59) o-Xylene	0.000		0	N.D.			
60) Styrene	0.000		0	N.D.			
61) Bromoform	0.000		0	N.D.			
62) Isopropylbenzene	0.000		0	N.D.			
65) Bromobenzene	0.000		0	N.D.			
66) n-Propylbenzene	10.806	91	293	0.04	ug/L		56
67) 1,1,2,2-Tetrachloroethane	0.000		0	N.D.			
68) 2-Chlorotoluene	0.000		0	N.D.			
69) 1,3,5-Trimethylbenzene	0.000		0	N.D.			
70) 1,2,3-Trichloropropane	0.000		0	N.D.			
71) t-1,4-Dichloro-2-butene	0.000		0	N.D.			

Data Path : Y:\DATA\2020-11\0K18062\
Data File : VF20111802.D
Acq On : 18 Nov 2020 5:38 pm
Operator : TNL
Sample : 0k18062-IBL2
Misc : 1X 5mL DI+MeOH
ALS Vial : 2 Sample Multiplier: 1

Quant Time: Nov 19 17:07:47 2020
Quant Method : Y:\METHODS\VF201119S.M
Quant Title : EPA 8260: Volatile Organic Compounds
QLast Update : Thu Nov 19 16:36:27 2020
Response via : Initial Calibration

Compound	R.T.	QIon	Response	Conc	Units	Dev(Min)
72) 4-Chlorotoluene	0.000		0	N.D.		
73) tert-Butylbenzene	0.000		0	N.D.		
74) 1,2,4-Trimethylbenzene	0.000		0	N.D.		
75) sec-Butylbenzene	0.000		0	N.D.		
76) 4-Isopropyltoluene	0.000		0	N.D.		
77) 1,3-Dichlorobenzene	0.000		0	N.D.		
78) 1,4-Dichlorobenzene	0.000		0	N.D.		
79) n-Butylbenzene	0.000		0	N.D.		
80) 1,2-Dichlorobenzene	0.000		0	N.D.		
81) 1,2-Dibromo-3-Chloropr...	0.000		0	N.D.		
82) Hexachlorobutadiene	0.000		0	N.D.		
83) 1,2,4-Trichlorobenzene	0.000		0	N.D.		
84) Naphthalene	0.000		0	N.D.		
85) 1,2,3-Trichlorobenzene	0.000		0	N.D.		

(#) = qualifier out of range (m) = manual integration (+) = signals summed

Quantitation Report (Not Reviewed)

Data Path : Y:\DATA\2020-11\0K18062\
Data File : VF20111802.D
Acq On : 18 Nov 2020 5:38 pm
Operator : TNL
Sample : 0k18062-IBL2
Misc : 1X 5mL DI+MeOH
ALS Vial : 2 Sample Multiplier: 1

Quant Time: Nov 19 17:07:47 2020
Quant Method : Y:\METHODS\VF201119S.M
Quant Title : EPA 8260: Volatile Organic Compounds
QLast Update : Thu Nov 19 16:36:27 2020
Response via : Initial Calibration

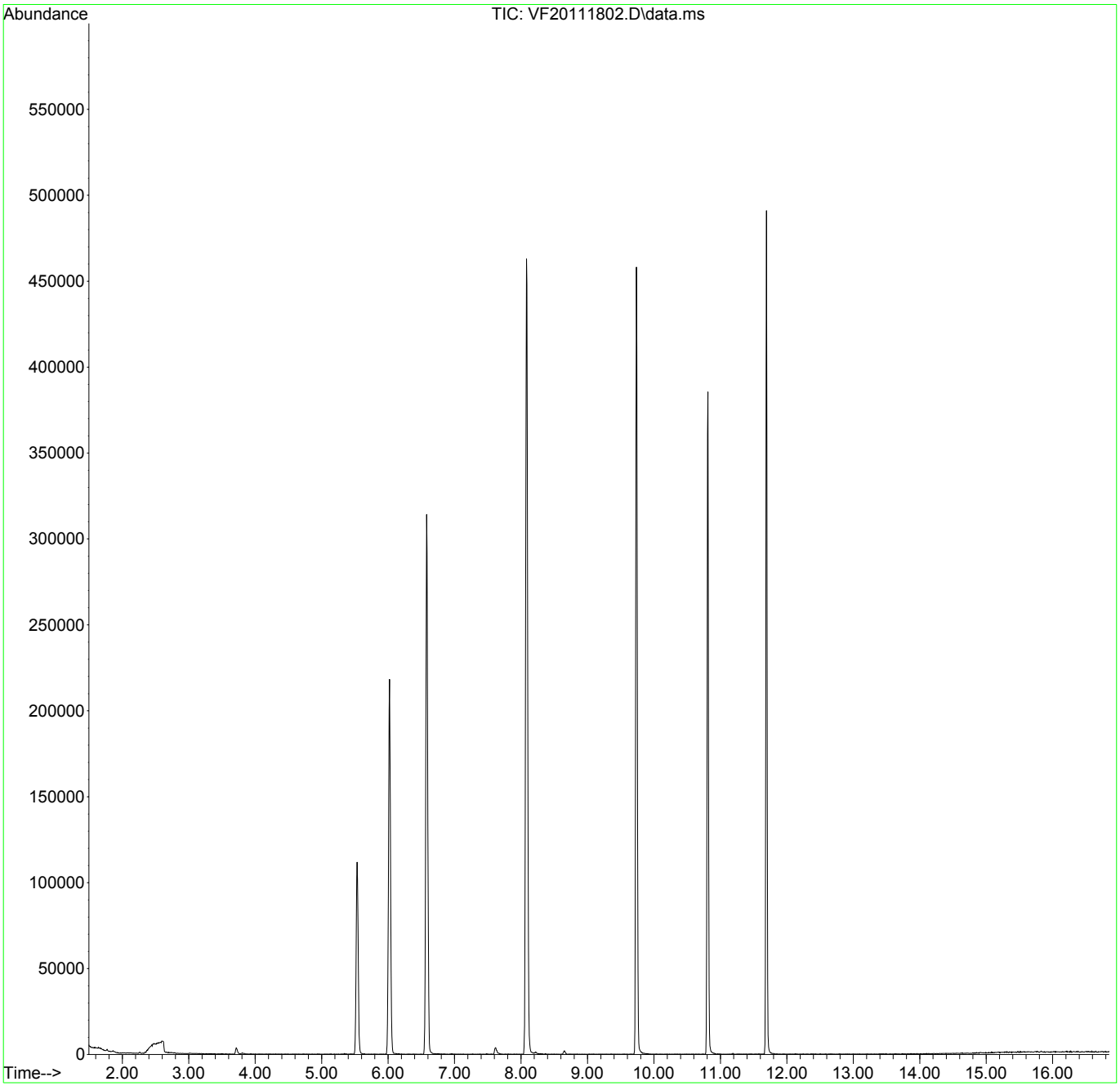

Quantitation Report (Not Reviewed)

Data Path : Y:\DATA\2020-11\0K18062\
Data File : VF20111803.D
Acq On : 18 Nov 2020 6:05 pm
Operator : TNL
Sample : 0k18062-IBL3 11/20/20 TNL
Misc : 1X 5mL DI+MeOH
ALS Vial : 3 Sample Multiplier: 1

Quant Time: Nov 19 17:07:53 2020
Quant Method : Y:\METHODS\VF201119S.M
Quant Title : EPA 8260: Volatile Organic Compounds
QLast Update : Thu Nov 19 16:36:27 2020
Response via : Initial Calibration

Compound	R.T.	QIon	Response	Conc	Units	Dev(Min)
Internal Standards						
1) Pentafluorobenzene (I)	6.025	99	86139	50.00	ug/L	0.00
43) Chlorobenzene-d5 (I)	9.740	117	235910	50.00	ug/L	0.00
63) 1,4-Dichlorobenzene-d4...	11.692	152	98316	50.00	ug/L	0.00
System Monitoring Compounds						
30) Dibromofluoromethane (S)	5.538	111	71989	48.20	ug/L	0.00
37) 1,4-Difluorobenzene (S)	6.584	114	272597	51.28	ug/L	0.00
45) Toluene-d8 (S)	8.086	98	346319	51.13	ug/L	0.00
64) 4-Bromofluorobenzene (S)	10.811	174	87104	50.92	ug/L	0.00
Target Compounds						Qvalue
2) Dichlorodifluoromethane	0.000		0	N.D.		
3) Chloromethane	0.000		0	N.D.		
4) Vinyl Chloride	0.000		0	N.D.		
5) Bromomethane	2.260	96	171	0.16	ug/L	86
6) Chloroethane	0.000		0	N.D.		
7) Trichlorofluoromethane	0.000		0	N.D.		
8) Ethanol	0.000		0	N.D.		
9) 1,1-Dichloroethene	0.000		0	N.D.		
10) Carbon Disulfide	0.000		0	N.D.		
11) Freon 113	0.000		0	N.D.		
12) Iodomethane	0.000		0	N.D.		
13) Methylene Chloride	3.720	84	1822	1.08	ug/L	92
14) Acetone	3.805	43	1337	2.52	ug/L	97
15) t-1,2-Dichloroethene	0.000		0	N.D.		
16) n-Hexane	0.000		0	N.D.		
17) Methyl-tert-butyl-ether	0.000		0	N.D.		
18) tert-Butanol (TBA)	0.000		0	N.D.		
19) Diisopropyl ether (DIPE)	0.000		0	N.D.		
20) 1,1-Dichloroethane	0.000		0	N.D.		
21) Acrylonitrile	0.000		0	N.D.		
22) Ethyl-tert-butyl ether...	0.000		0	N.D.		
23) c-1,2-Dichloroethene	0.000		0	N.D.		
24) 2,2-Dichloropropane	0.000		0	N.D.		
25) Bromochloromethane	0.000		0	N.D.		
26) Chloroform	0.000		0	N.D.		
27) Carbon Tetrachloride	0.000		0	N.D.		

Quantitation Report (Not Reviewed)

Data Path : Y:\DATA\2020-11\0K18062\
Data File : VF20111803.D
Acq On : 18 Nov 2020 6:05 pm
Operator : TNL
Sample : 0k18062-IBL3
Misc : 1X 5mL DI+MeOH
ALS Vial : 3 Sample Multiplier: 1

Quant Time: Nov 19 17:07:53 2020
Quant Method : Y:\METHODS\VF201119S.M
Quant Title : EPA 8260: Volatile Organic Compounds
QLast Update : Thu Nov 19 16:36:27 2020
Response via : Initial Calibration

Compound	R.T.	QIon	Response	Conc	Units		Dev(Min)
28) Tetrahydrofuran	0.000		0	N.D.			
29) 1,1,1-Trichloroethane	0.000		0	N.D.			
31) 1,1-Dichloropropene	0.000		0	N.D.			
32) 2-Butanone (MEK)	0.000		0	N.D.			
33) Benzene	0.000		0	N.D.			
34) tert-Amyl methyl ether...	0.000		0	N.D.			
35) 1,2-Dichloroethane (EDC)	0.000		0	N.D.			
36) iso-Butyl Alcohol	0.000		0	N.D.			
38) Trichloroethene (TCE)	0.000		0	N.D.			
39) tert-Amyl ethyl ether ...	0.000		0	N.D.			
40) Dibromomethane	0.000		0	N.D.			
41) 1,2-Dichloropropane	0.000		0	N.D.			
42) Bromodichloromethane	0.000		0	N.D.			
44) c-1,3-Dichloropropene	0.000		0	N.D.			
46) Toluene	0.000		0	N.D.			
47) Tetrachloroethene (PCE)	0.000		0	N.D.			
48) 4-Methyl-2-Pentanone (...	0.000		0	N.D.			
49) t-1,3-Dichloropropene	0.000		0	N.D.			
50) 1,1,2-Trichloroethane	0.000		0	N.D.			
51) Dibromochloromethane	0.000		0	N.D.			
52) 1,3-Dichloropropane	0.000		0	N.D.			
53) 1,2-Dibromoethane (EDB)	0.000		0	N.D.			
54) 2-Hexanone	0.000		0	N.D.			
55) Chlorobenzene	0.000		0	N.D.			
56) Ethylbenzene	9.734	91	400	0.05	ug/L	#	1
57) 1,1,1,2-Tetrachloroethane	0.000		0	N.D.			
58) m,p-Xylenes (2)	0.000		0	N.D.			
59) o-Xylene	0.000		0	N.D.			
60) Styrene	0.000		0	N.D.			
61) Bromoform	0.000		0	N.D.			
62) Isopropylbenzene	0.000		0	N.D.			
65) Bromobenzene	0.000		0	N.D.			
66) n-Propylbenzene	10.804	91	201	0.03	ug/L	#	28
67) 1,1,2,2-Tetrachloroethane	0.000		0	N.D.			
68) 2-Chlorotoluene	0.000		0	N.D.			
69) 1,3,5-Trimethylbenzene	0.000		0	N.D.			
70) 1,2,3-Trichloropropane	0.000		0	N.D.			
71) t-1,4-Dichloro-2-butene	0.000		0	N.D.			

Data Path : Y:\DATA\2020-11\0K18062\
Data File : VF20111803.D
Acq On : 18 Nov 2020 6:05 pm
Operator : TNL
Sample : 0k18062-IBL3
Misc : 1X 5mL DI+MeOH
ALS Vial : 3 Sample Multiplier: 1

Quant Time: Nov 19 17:07:53 2020
Quant Method : Y:\METHODS\VF201119S.M
Quant Title : EPA 8260: Volatile Organic Compounds
QLast Update : Thu Nov 19 16:36:27 2020
Response via : Initial Calibration

Compound	R.T.	QIon	Response	Conc	Units	Dev(Min)
72) 4-Chlorotoluene	0.000		0	N.D.		
73) tert-Butylbenzene	0.000		0	N.D.		
74) 1,2,4-Trimethylbenzene	0.000		0	N.D.		
75) sec-Butylbenzene	0.000		0	N.D.		
76) 4-Isopropyltoluene	0.000		0	N.D.		
77) 1,3-Dichlorobenzene	0.000		0	N.D.		
78) 1,4-Dichlorobenzene	0.000		0	N.D.		
79) n-Butylbenzene	0.000		0	N.D.		
80) 1,2-Dichlorobenzene	0.000		0	N.D.		
81) 1,2-Dibromo-3-Chloropr...	0.000		0	N.D.		
82) Hexachlorobutadiene	0.000		0	N.D.		
83) 1,2,4-Trichlorobenzene	0.000		0	N.D.		
84) Naphthalene	0.000		0	N.D.		
85) 1,2,3-Trichlorobenzene	0.000		0	N.D.		

(#) = qualifier out of range (m) = manual integration (+) = signals summed

Quantitation Report (Not Reviewed)

Data Path : Y:\DATA\2020-11\0K18062\
Data File : VF20111803.D
Acq On : 18 Nov 2020 6:05 pm
Operator : TNL
Sample : 0k18062-IBL3
Misc : 1X 5mL DI+MeOH
ALS Vial : 3 Sample Multiplier: 1

Quant Time: Nov 19 17:07:53 2020
Quant Method : Y:\METHODS\VF201119S.M
Quant Title : EPA 8260: Volatile Organic Compounds
QLast Update : Thu Nov 19 16:36:27 2020
Response via : Initial Calibration

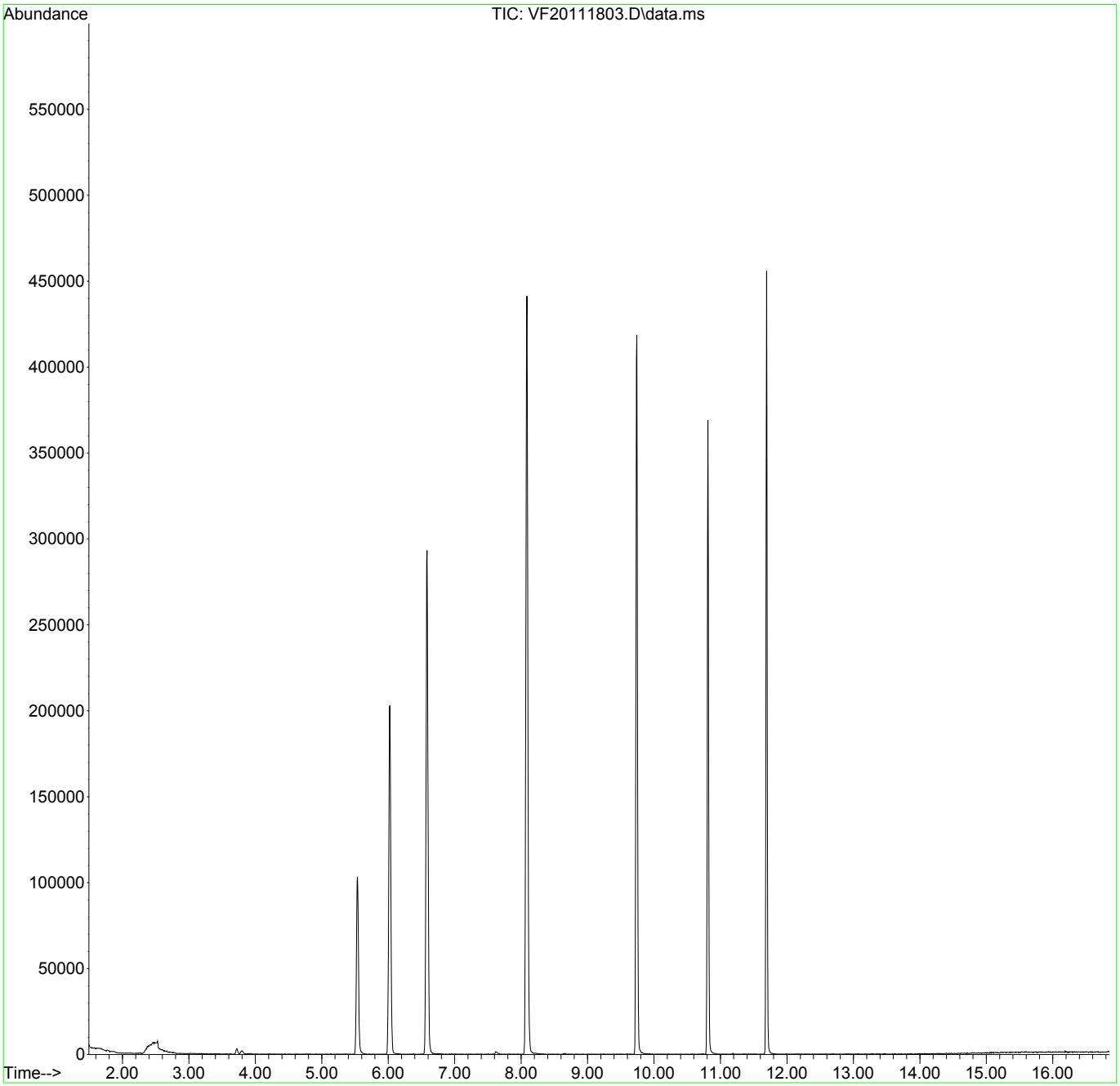

Data Path : Y:\DATA\2020-11\0K18062\
Data File : VF20111804.D
Acq On : 18 Nov 2020 6:32 pm
Operator : TNL
Sample : 0k18062-TUN1 11/20/20 TNL
Misc : A20G253 IS/SURR DI+MeOH
ALS Vial : 4 Sample Multiplier: 1

Integration File: RTEINT.P

Method : Y:\METHODS\VF201119S.M
Title : EPA 8260: Volatile Organic Compounds
Last Update : Thu Nov 19 16:36:27 2020

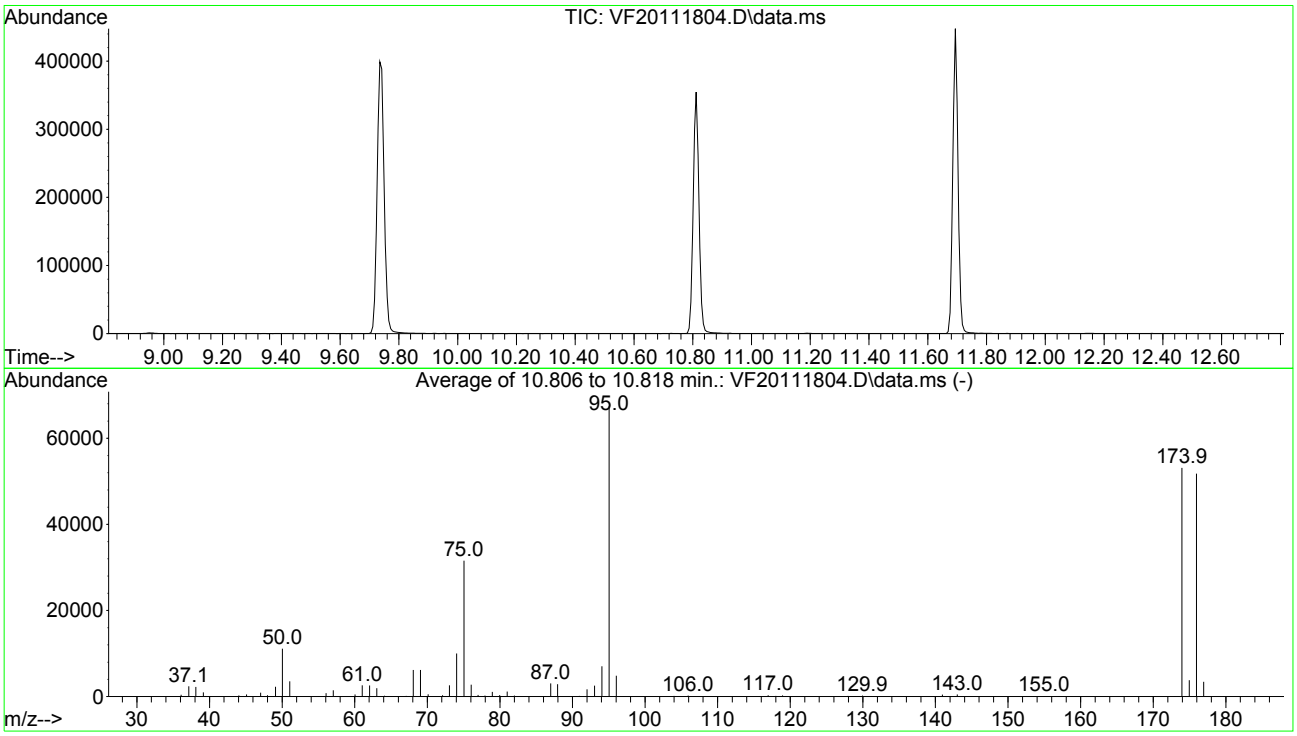

AutoFind: Scans 1532, 1533, 1534; Background Corrected with Scan 1525

Target Mass	Rel. to Mass	Lower Limit%	Upper Limit%	Rel. Abn%	Raw Abn	Result Pass/Fail
95	174	50	200	127.0	67459	PASS
96	95	5	9	7.2	4842	PASS
173	174	0.00	2	0.3	141	PASS
174	95	50	200	78.7	53101	PASS
175	174	5	9	7.2	3819	PASS
176	174	95	105	97.5	51781	PASS
177	176	5	10	6.6	3426	PASS

Quantitation Report (Not Reviewed)

Data Path : Y:\DATA\2020-11\0K18062\
Data File : VF20111804.D
Acq On : 18 Nov 2020 6:32 pm
Operator : TNL
Sample : 0k18062-TUN1
Misc : A20G253 IS/SURR DI+MeOH
ALS Vial : 4 Sample Multiplier: 1 11/20/20 TNL

Quant Time: Nov 19 17:07:59 2020
Quant Method : Y:\METHODS\VF201119S.M
Quant Title : EPA 8260: Volatile Organic Compounds
QLast Update : Thu Nov 19 16:36:27 2020
Response via : Initial Calibration

Compound	R.T.	QIon	Response	Conc	Units		Dev(Min)
Internal Standards							
1) Pentafluorobenzene (I)	6.020	99	85459	50.00	ug/L		0.00
43) Chlorobenzene-d5 (I)	9.742	117	228410	50.00	ug/L		0.00
63) 1,4-Dichlorobenzene-d4...	11.694	152	93615	50.00	ug/L		0.00
System Monitoring Compounds							
30) Dibromofluoromethane (S)	5.533	111	69150	46.67	ug/L		0.00
37) 1,4-Difluorobenzene (S)	6.579	114	264606	50.17	ug/L		0.00
45) Toluene-d8 (S)	8.081	98	339404	51.75	ug/L		0.00
64) 4-Bromofluorobenzene (S)	10.812	174	84132	51.65	ug/L		0.00
Target Compounds							Qvalue
2) Dichlorodifluoromethane	0.000		0	N.D.			
3) Chloromethane	0.000		0	N.D.			
4) Vinyl Chloride	0.000		0	N.D.			
5) Bromomethane	2.262	96	211	0.20	ug/L		83
6) Chloroethane	0.000		0	N.D.			
7) Trichlorofluoromethane	0.000		0	N.D.			
8) Ethanol	0.000		0	N.D.			
9) 1,1-Dichloroethene	0.000		0	N.D.			
10) Carbon Disulfide	0.000		0	N.D.			
11) Freon 113	0.000		0	N.D.			
12) Iodomethane	0.000		0	N.D.			
13) Methylene Chloride	3.715	84	1049	0.62	ug/L		93
14) Acetone	3.788	43	126	0.24	ug/L	#	42
15) t-1,2-Dichloroethene	0.000		0	N.D.			
16) n-Hexane	0.000		0	N.D.			
17) Methyl-tert-butyl-ether	0.000		0	N.D.			
18) tert-Butanol (TBA)	0.000		0	N.D.			
19) Diisopropyl ether (DIPE)	0.000		0	N.D.			
20) 1,1-Dichloroethane	0.000		0	N.D.			
21) Acrylonitrile	0.000		0	N.D.			
22) Ethyl-tert-butyl ether...	0.000		0	N.D.			
23) c-1,2-Dichloroethene	0.000		0	N.D.			
24) 2,2-Dichloropropane	0.000		0	N.D.			
25) Bromochloromethane	0.000		0	N.D.			
26) Chloroform	0.000		0	N.D.			
27) Carbon Tetrachloride	0.000		0	N.D.			

Data Path : Y:\DATA\2020-11\0K18062\
Data File : VF20111804.D
Acq On : 18 Nov 2020 6:32 pm
Operator : TNL
Sample : 0k18062-TUN1
Misc : A20G253 IS/SURR DI+MeOH
ALS Vial : 4 Sample Multiplier: 1

Quant Time: Nov 19 17:07:59 2020
Quant Method : Y:\METHODS\VF201119S.M
Quant Title : EPA 8260: Volatile Organic Compounds
QLast Update : Thu Nov 19 16:36:27 2020
Response via : Initial Calibration

Compound	R.T.	QIon	Response	Conc Units	Dev(Min)
28) Tetrahydrofuran	0.000		0	N.D.	
29) 1,1,1-Trichloroethane	0.000		0	N.D.	
31) 1,1-Dichloropropene	0.000		0	N.D.	
32) 2-Butanone (MEK)	0.000		0	N.D.	
33) Benzene	0.000		0	N.D.	
34) tert-Amyl methyl ether...	0.000		0	N.D.	
35) 1,2-Dichloroethane (EDC)	0.000		0	N.D.	
36) iso-Butyl Alcohol	0.000		0	N.D.	
38) Trichloroethene (TCE)	0.000		0	N.D.	
39) tert-Amyl ethyl ether ...	0.000		0	N.D.	
40) Dibromomethane	0.000		0	N.D.	
41) 1,2-Dichloropropane	0.000		0	N.D.	
42) Bromodichloromethane	0.000		0	N.D.	
44) c-1,3-Dichloropropene	0.000		0	N.D.	
46) Toluene	8.136	91	177	0.02 ug/L #	29
47) Tetrachloroethene (PCE)	0.000		0	N.D.	
48) 4-Methyl-2-Pentanone (...	0.000		0	N.D.	
49) t-1,3-Dichloropropene	0.000		0	N.D.	
50) 1,1,2-Trichloroethane	0.000		0	N.D.	
51) Dibromochloromethane	0.000		0	N.D.	
52) 1,3-Dichloropropane	0.000		0	N.D.	
53) 1,2-Dibromoethane (EDB)	0.000		0	N.D.	
54) 2-Hexanone	0.000		0	N.D.	
55) Chlorobenzene	0.000		0	N.D.	
56) Ethylbenzene	9.742	91	405	0.05 ug/L #	1
57) 1,1,1,2-Tetrachloroethane	0.000		0	N.D.	
58) m,p-Xylenes (2)	0.000		0	N.D.	
59) o-Xylene	0.000		0	N.D.	
60) Styrene	0.000		0	N.D.	
61) Bromoform	0.000		0	N.D.	
62) Isopropylbenzene	0.000		0	N.D.	
65) Bromobenzene	0.000		0	N.D.	
66) n-Propylbenzene	10.812	91	236	0.04 ug/L #	34
67) 1,1,2,2-Tetrachloroethane	0.000		0	N.D.	
68) 2-Chlorotoluene	0.000		0	N.D.	
69) 1,3,5-Trimethylbenzene	0.000		0	N.D.	
70) 1,2,3-Trichloropropane	0.000		0	N.D.	
71) t-1,4-Dichloro-2-butene	0.000		0	N.D.	

Data Path : Y:\DATA\2020-11\0K18062\
Data File : VF20111804.D
Acq On : 18 Nov 2020 6:32 pm
Operator : TNL
Sample : 0k18062-TUN1
Misc : A20G253 IS/SURR DI+MeOH
ALS Vial : 4 Sample Multiplier: 1

Quant Time: Nov 19 17:07:59 2020
Quant Method : Y:\METHODS\VF201119S.M
Quant Title : EPA 8260: Volatile Organic Compounds
QLast Update : Thu Nov 19 16:36:27 2020
Response via : Initial Calibration

Compound	R.T.	QIon	Response	Conc	Units	Dev(Min)
72) 4-Chlorotoluene	0.000		0	N.D.		
73) tert-Butylbenzene	0.000		0	N.D.		
74) 1,2,4-Trimethylbenzene	0.000		0	N.D.		
75) sec-Butylbenzene	0.000		0	N.D.		
76) 4-Isopropyltoluene	0.000		0	N.D.		
77) 1,3-Dichlorobenzene	0.000		0	N.D.		
78) 1,4-Dichlorobenzene	0.000		0	N.D.		
79) n-Butylbenzene	0.000		0	N.D.		
80) 1,2-Dichlorobenzene	0.000		0	N.D.		
81) 1,2-Dibromo-3-Chloropr...	0.000		0	N.D.		
82) Hexachlorobutadiene	0.000		0	N.D.		
83) 1,2,4-Trichlorobenzene	0.000		0	N.D.		
84) Naphthalene	0.000		0	N.D.		
85) 1,2,3-Trichlorobenzene	0.000		0	N.D.		

(#) = qualifier out of range (m) = manual integration (+) = signals summed

Quantitation Report (Not Reviewed)

Data Path : Y:\DATA\2020-11\0K18062\
Data File : VF20111804.D
Acq On : 18 Nov 2020 6:32 pm
Operator : TNL
Sample : 0k18062-TUN1
Misc : A20G253 IS/SURR DI+MeOH
ALS Vial : 4 Sample Multiplier: 1

Quant Time: Nov 19 17:07:59 2020
Quant Method : Y:\METHODS\VF201119S.M
Quant Title : EPA 8260: Volatile Organic Compounds
QLast Update : Thu Nov 19 16:36:27 2020
Response via : Initial Calibration

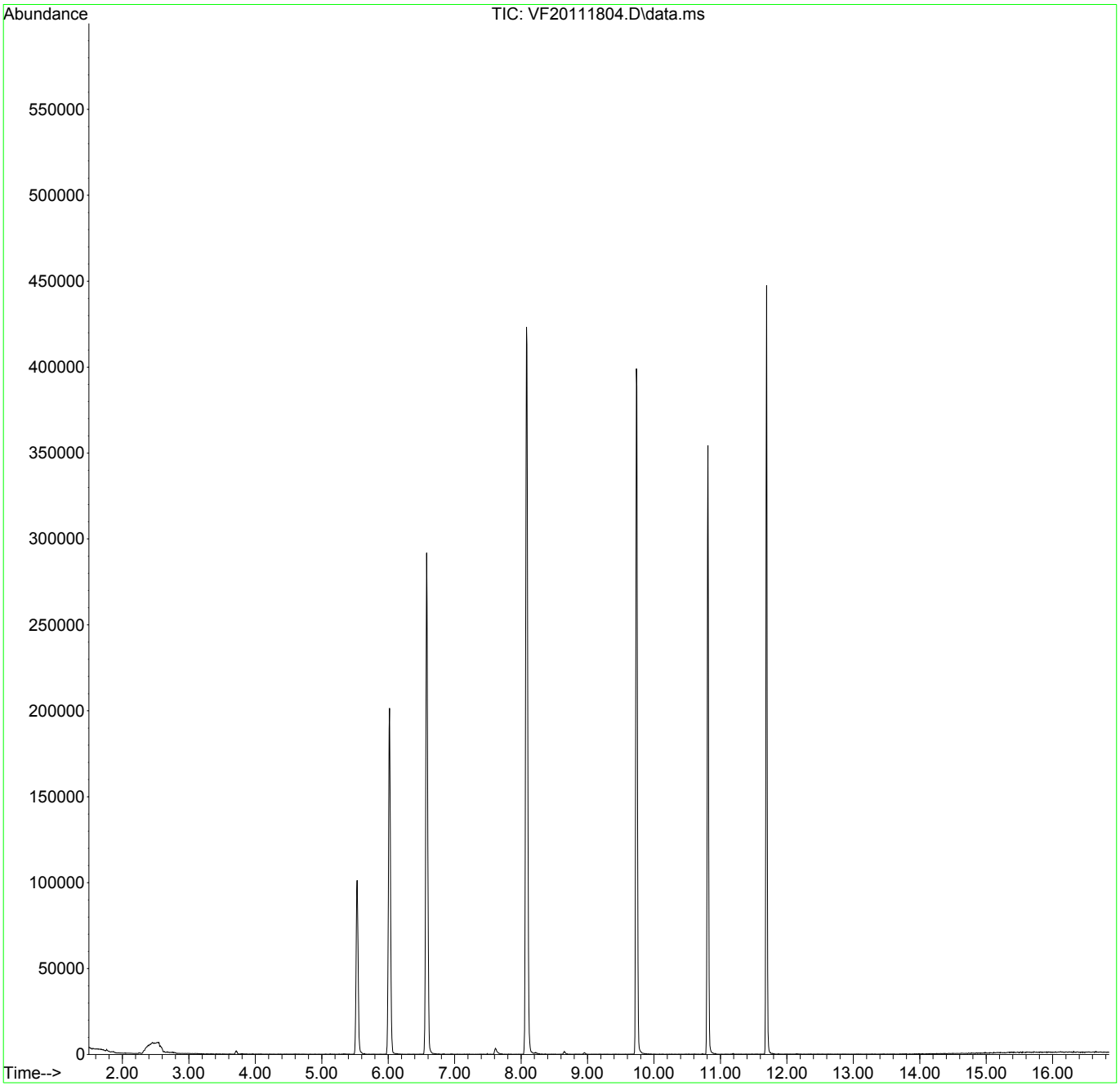

Quantitation Report (Not Reviewed)

Data Path : Y:\DATA\2020-11\0K18062\
Data File : VF20111805.D
Acq On : 18 Nov 2020 6:59 pm
Operator : TNL
Sample : 0k18062-ICB1
Misc : 1X 5mL DI+MeOH
ALS Vial : 5 Sample Multiplier: 1

Quant Time: Nov 19 17:08:05 2020
Quant Method : Y:\METHODS\VF201119S.M
Quant Title : EPA 8260: Volatile Organic Compounds
QLast Update : Thu Nov 19 16:36:27 2020
Response via : Initial Calibration

Compound	R.T.	QIon	Response	Conc	Units	Dev(Min)
Internal Standards						
1) Pentafluorobenzene (I)	6.020	99	81438	50.00	ug/L	0.00
43) Chlorobenzene-d5 (I)	9.736	117	222265	50.00	ug/L	0.00
63) 1,4-Dichlorobenzene-d4...	11.694	152	94376	50.00	ug/L	0.00
System Monitoring Compounds						
30) Dibromofluoromethane (S)	5.534	111	67788	48.01	ug/L	0.00
37) 1,4-Difluorobenzene (S)	6.580	114	257511	51.23	ug/L	0.00
45) Toluene-d8 (S)	8.088	98	329969	51.70	ug/L	0.00
64) 4-Bromofluorobenzene (S)	10.812	174	83034	50.57	ug/L	0.00
Target Compounds						Qvalue
2) Dichlorodifluoromethane	0.000		0	N.D.		
3) Chloromethane	0.000		0	N.D.		
4) Vinyl Chloride	0.000		0	N.D.		
5) Bromomethane	2.262	96	236	0.23	ug/L	91
6) Chloroethane	0.000		0	N.D.		
7) Trichlorofluoromethane	0.000		0	N.D.		
8) Ethanol	0.000		0	N.D.		
9) 1,1-Dichloroethene	0.000		0	N.D.		
10) Carbon Disulfide	0.000		0	N.D.		
11) Freon 113	0.000		0	N.D.		
12) Iodomethane	0.000		0	N.D.		
13) Methylene Chloride	3.721	84	1094	0.68	ug/L	90
14) Acetone	3.819	43	120	0.24	ug/L #	42
15) t-1,2-Dichloroethene	0.000		0	N.D.		
16) n-Hexane	0.000		0	N.D.		
17) Methyl-tert-butyl-ether	0.000		0	N.D.		
18) tert-Butanol (TBA)	0.000		0	N.D.		
19) Diisopropyl ether (DIPE)	0.000		0	N.D.		
20) 1,1-Dichloroethane	0.000		0	N.D.		
21) Acrylonitrile	0.000		0	N.D.		
22) Ethyl-tert-butyl ether...	0.000		0	N.D.		
23) c-1,2-Dichloroethene	0.000		0	N.D.		
24) 2,2-Dichloropropane	0.000		0	N.D.		
25) Bromochloromethane	0.000		0	N.D.		
26) Chloroform	0.000		0	N.D.		
27) Carbon Tetrachloride	0.000		0	N.D.		

Quantitation Report (Not Reviewed)

Data Path : Y:\DATA\2020-11\0K18062\
Data File : VF20111805.D
Acq On : 18 Nov 2020 6:59 pm
Operator : TNL
Sample : 0k18062-ICB1
Misc : 1X 5mL DI+MeOH
ALS Vial : 5 Sample Multiplier: 1

Quant Time: Nov 19 17:08:05 2020
Quant Method : Y:\METHODS\VF201119S.M
Quant Title : EPA 8260: Volatile Organic Compounds
QLast Update : Thu Nov 19 16:36:27 2020
Response via : Initial Calibration

Compound	R.T.	QIon	Response	Conc Units	Dev(Min)
28) Tetrahydrofuran	0.000		0	N.D.	
29) 1,1,1-Trichloroethane	0.000		0	N.D.	
31) 1,1-Dichloropropene	0.000		0	N.D.	
32) 2-Butanone (MEK)	0.000		0	N.D.	
33) Benzene	0.000		0	N.D.	
34) tert-Amyl methyl ether...	0.000		0	N.D.	
35) 1,2-Dichloroethane (EDC)	0.000		0	N.D.	
36) iso-Butyl Alcohol	0.000		0	N.D.	
38) Trichloroethene (TCE)	0.000		0	N.D.	
39) tert-Amyl ethyl ether ...	0.000		0	N.D.	
40) Dibromomethane	0.000		0	N.D.	
41) 1,2-Dichloropropane	0.000		0	N.D.	
42) Bromodichloromethane	0.000		0	N.D.	
44) c-1,3-Dichloropropene	0.000		0	N.D.	
46) Toluene	8.155	91	232	0.03 ug/L #	29
47) Tetrachloroethene (PCE)	0.000		0	N.D.	
48) 4-Methyl-2-Pentanone (...	0.000		0	N.D.	
49) t-1,3-Dichloropropene	0.000		0	N.D.	
50) 1,1,2-Trichloroethane	0.000		0	N.D.	
51) Dibromochloromethane	0.000		0	N.D.	
52) 1,3-Dichloropropane	0.000		0	N.D.	
53) 1,2-Dibromoethane (EDB)	0.000		0	N.D.	
54) 2-Hexanone	0.000		0	N.D.	
55) Chlorobenzene	0.000		0	N.D.	
56) Ethylbenzene	9.736	91	418	0.06 ug/L #	1
57) 1,1,1,2-Tetrachloroethane	0.000		0	N.D.	
58) m,p-Xylenes (2)	0.000		0	N.D.	
59) o-Xylene	0.000		0	N.D.	
60) Styrene	0.000		0	N.D.	
61) Bromoform	0.000		0	N.D.	
62) Isopropylbenzene	0.000		0	N.D.	
65) Bromobenzene	0.000		0	N.D.	
66) n-Propylbenzene	10.812	91	239	0.04 ug/L	56
67) 1,1,2,2-Tetrachloroethane	0.000		0	N.D.	
68) 2-Chlorotoluene	0.000		0	N.D.	
69) 1,3,5-Trimethylbenzene	0.000		0	N.D.	
70) 1,2,3-Trichloropropane	0.000		0	N.D.	
71) t-1,4-Dichloro-2-butene	0.000		0	N.D.	

Data Path : Y:\DATA\2020-11\0K18062\
Data File : VF20111805.D
Acq On : 18 Nov 2020 6:59 pm
Operator : TNL
Sample : 0k18062-ICB1
Misc : 1X 5mL DI+MeOH
ALS Vial : 5 Sample Multiplier: 1

Quant Time: Nov 19 17:08:05 2020
Quant Method : Y:\METHODS\VF201119S.M
Quant Title : EPA 8260: Volatile Organic Compounds
QLast Update : Thu Nov 19 16:36:27 2020
Response via : Initial Calibration

Compound	R.T.	QIon	Response	Conc	Units	Dev(Min)
72) 4-Chlorotoluene	0.000		0	N.D.		
73) tert-Butylbenzene	0.000		0	N.D.		
74) 1,2,4-Trimethylbenzene	0.000		0	N.D.		
75) sec-Butylbenzene	0.000		0	N.D.		
76) 4-Isopropyltoluene	0.000		0	N.D.		
77) 1,3-Dichlorobenzene	0.000		0	N.D.		
78) 1,4-Dichlorobenzene	0.000		0	N.D.		
79) n-Butylbenzene	0.000		0	N.D.		
80) 1,2-Dichlorobenzene	0.000		0	N.D.		
81) 1,2-Dibromo-3-Chloropr...	0.000		0	N.D.		
82) Hexachlorobutadiene	0.000		0	N.D.		
83) 1,2,4-Trichlorobenzene	0.000		0	N.D.		
84) Naphthalene	0.000		0	N.D.		
85) 1,2,3-Trichlorobenzene	0.000		0	N.D.		

(#) = qualifier out of range (m) = manual integration (+) = signals summed

Quantitation Report (Not Reviewed)

Data Path : Y:\DATA\2020-11\0K18062\
Data File : VF20111805.D
Acq On : 18 Nov 2020 6:59 pm
Operator : TNL
Sample : 0k18062-ICB1
Misc : 1X 5mL DI+MeOH
ALS Vial : 5 Sample Multiplier: 1

Quant Time: Nov 19 17:08:05 2020
Quant Method : Y:\METHODS\VF201119S.M
Quant Title : EPA 8260: Volatile Organic Compounds
QLast Update : Thu Nov 19 16:36:27 2020
Response via : Initial Calibration

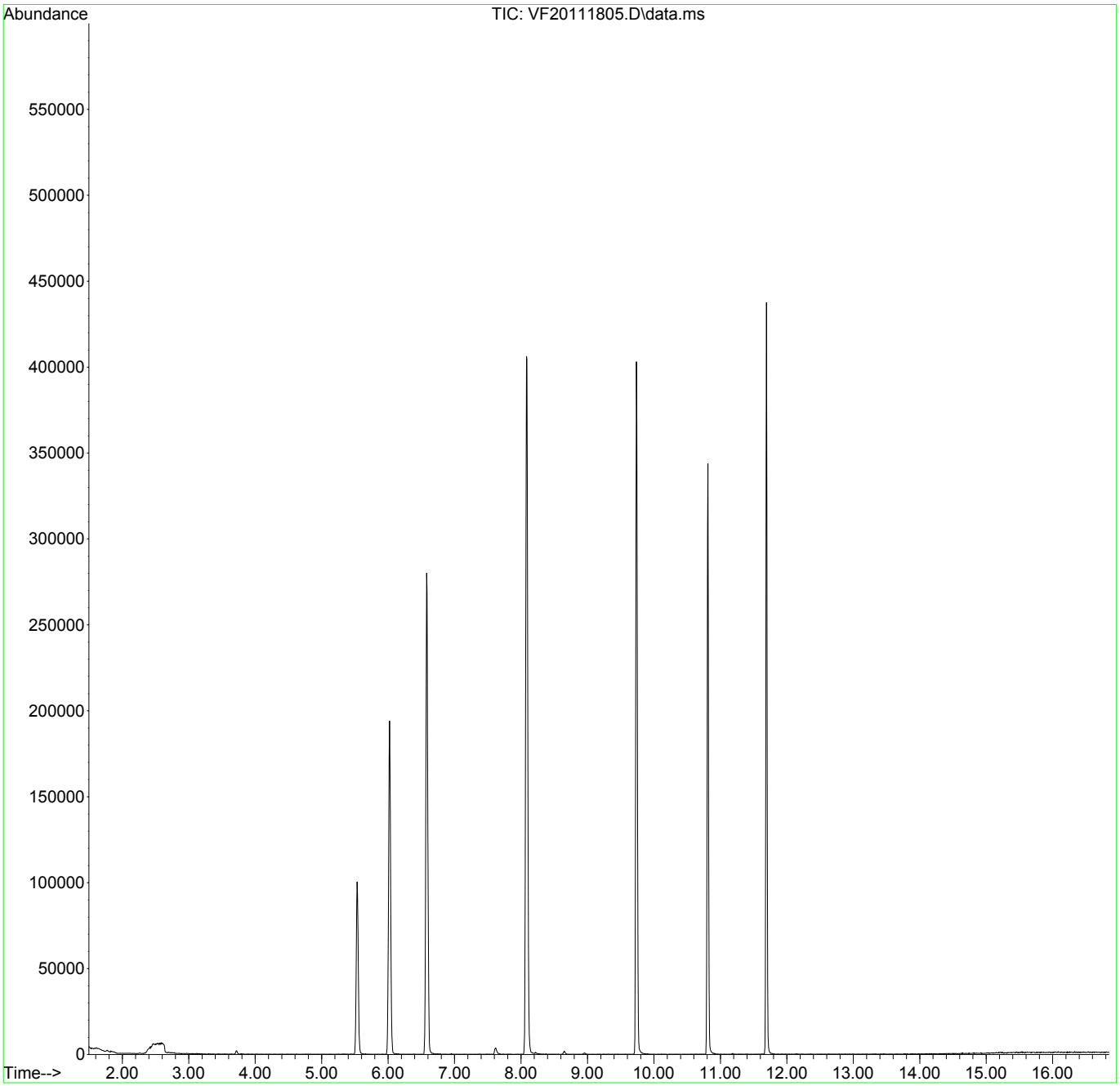

Quantitation Report (QT Reviewed)

Data Path : Y:\DATA\2020-11\0K18062\
Data File : VF20111805.D
Acq On : 18 Nov 2020 6:59 pm
Operator : TNL
Sample : 0k18062-ICB1
Misc : 1X 5mL DI+MeOH
ALS Vial : 5 Sample Multiplier: 1

11/20/20 TNL

Quant Time: Nov 19 17:08:54 2020
Quant Method : Y:\METHODS\VF201119S.M
Quant Title : EPA 8260: Volatile Organic Compounds
QLast Update : Thu Nov 19 16:36:27 2020
Response via : Initial Calibration

Compound	R.T.	QIon	Response	Conc	Units	Dev(Min)
Internal Standards						
1) Pentafluorobenzene (I)	6.020	99	81438	50.00	ug/L	0.00
43) Chlorobenzene-d5 (I)	9.736	117	222265	50.00	ug/L	0.00
63) 1,4-Dichlorobenzene-d4...	11.694	152	94376	50.00	ug/L	0.00
System Monitoring Compounds						
30) Dibromofluoromethane (S)	5.534	111	67788	48.01	ug/L	0.00
37) 1,4-Difluorobenzene (S)	6.580	114	257511	51.23	ug/L	0.00
45) Toluene-d8 (S)	8.088	98	329969	51.70	ug/L	0.00
64) 4-Bromofluorobenzene (S)	10.812	174	83034	50.57	ug/L	0.00
Target Compounds						Qvalue
5) Bromomethane	2.262	96	236	0.23	ug/L	91
13) Methylene Chloride	3.721	84	1094	0.68	ug/L	90

(#) = qualifier out of range (m) = manual integration (+) = signals summed

Quantitation Report (QT Reviewed)

Data Path : Y:\DATA\2020-11\0K18062\
Data File : VF20111805.D
Acq On : 18 Nov 2020 6:59 pm
Operator : TNL
Sample : 0k18062-ICB1
Misc : 1X 5mL DI+MeOH
ALS Vial : 5 Sample Multiplier: 1

Quant Time: Nov 19 17:08:54 2020
Quant Method : Y:\METHODS\VF201119S.M
Quant Title : EPA 8260: Volatile Organic Compounds
QLast Update : Thu Nov 19 16:36:27 2020
Response via : Initial Calibration

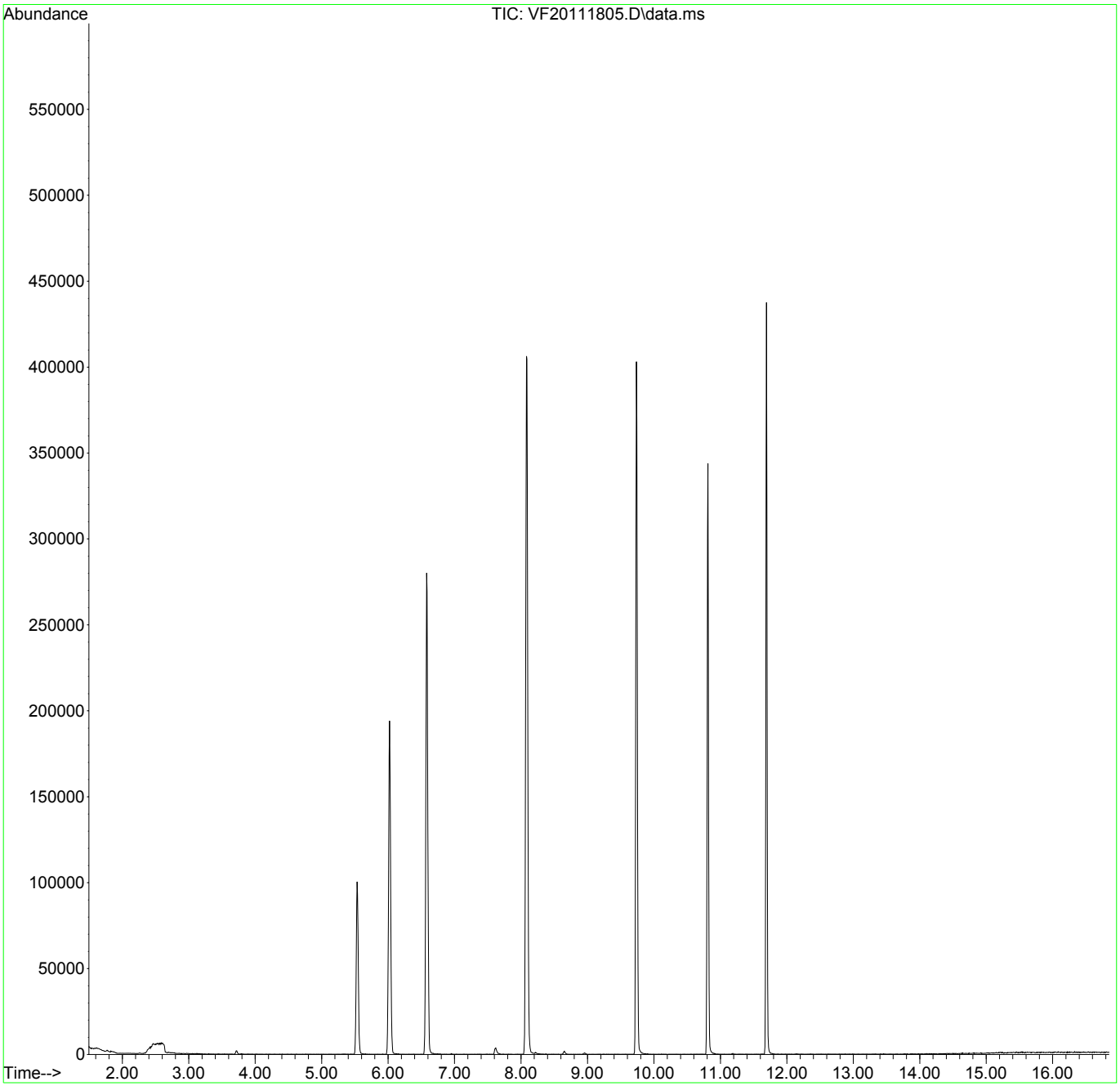

Quantitation Report (Not Reviewed)

Data Path : Y:\DATA\2020-11\0K18062\
Data File : VF20111806.D
Acq On : 18 Nov 2020 7:26 pm
Operator : TNL
Sample : 0k18062-CAL1
Misc : 1X 5mL 0.1ppb DI+MeOH 11/20/20 TNL
ALS Vial : 6 Sample Multiplier: 1

Quant Time: Nov 19 13:10:06 2020
Quant Method : Y:\METHODS\VF201119S.M
Quant Title : EPA 8260: Volatile Organic Compounds
QLast Update : Thu Aug 13 21:24:28 2020
Response via : Initial Calibration

Compound	R.T.	QIon	Response	Conc	Units		Dev(Min)
Internal Standards							
1) Pentafluorobenzene (I)	6.019	99	77158	50.00	ug/L		0.00
43) Chlorobenzene-d5 (I)	9.735	117	212427	50.00	ug/L		0.00
63) 1,4-Dichlorobenzene-d4...	11.693	152	92426	50.00	ug/L		0.00
System Monitoring Compounds							
30) Dibromofluoromethane (S)	5.532	111	63952	49.61	ug/L		0.00
37) 1,4-Difluorobenzene (S)	6.578	114	240769	53.07	ug/L		0.00
45) Toluene-d8 (S)	8.087	98	309383	49.04	ug/L		0.00
64) 4-Bromofluorobenzene (S)	10.811	174	80532	51.14	ug/L		0.00
Target Compounds							Qvalue
2) Dichlorodifluoromethane	0.000		0	N.D.			
3) Chloromethane	1.811	50	203	0.09	ug/L	#	48
4) Vinyl Chloride	0.000		0	N.D.			
5) Bromomethane	2.248	96	244	0.19	ug/L	#	60
6) Chloroethane	0.000		0	N.D.			
7) Trichlorofluoromethane	0.000		0	N.D.			
8) Ethanol	0.000		0	N.D.			
9) 1,1-Dichloroethene	3.082	61	117	0.05	ug/L	#	18
10) Carbon Disulfide	3.094	76	213	0.07	ug/L		77
11) Freon 113	0.000		0	N.D.			
12) Iodomethane	0.000		0	N.D.			
13) Methylene Chloride	3.708	84	1023	0.63	ug/L		98
14) Acetone	3.787	43	144	0.21	ug/L	#	42
15) t-1,2-Dichloroethene	3.884	61	136	0.06	ug/L	#	22
16) n-Hexane	0.000		0	N.D.			
17) Methyl-tert-butyl-ether	4.024	73	424	0.09	ug/L		60
18) tert-Butanol (TBA)	4.231	59	161	0.85	ug/L	#	46
19) Diisopropyl ether (DIPE)	0.000		0	N.D.			
20) 1,1-Dichloroethane	4.517	63	139	0.05	ug/L	#	49
21) Acrylonitrile	0.000		0	N.D.			
22) Ethyl-tert-butyl ether...	0.000		0	N.D.			
23) c-1,2-Dichloroethene	0.000		0	N.D.			
24) 2,2-Dichloropropane	0.000		0	N.D.			
25) Bromochloromethane	0.000		0	N.D.			
26) Chloroform	5.350	83	252	0.10	ug/L	#	28
27) Carbon Tetrachloride	0.000		0	N.D.			

Quantitation Report (Not Reviewed)

Data Path : Y:\DATA\2020-11\0K18062\
Data File : VF20111806.D
Acq On : 18 Nov 2020 7:26 pm
Operator : TNL
Sample : 0k18062-CAL1
Misc : 1X 5mL 0.1ppb DI+MeOH
ALS Vial : 6 Sample Multiplier: 1

Quant Time: Nov 19 13:10:06 2020
Quant Method : Y:\METHODS\VF201119S.M
Quant Title : EPA 8260: Volatile Organic Compounds
QLast Update : Thu Aug 13 21:24:28 2020
Response via : Initial Calibration

Compound	R.T.	QIon	Response	Conc	Units		Dev(Min)
28) Tetrahydrofuran	0.000		0	N.D.			
29) 1,1,1-Trichloroethane	0.000		0	N.D.			
31) 1,1-Dichloropropene	0.000		0	N.D.			
32) 2-Butanone (MEK)	0.000		0	N.D.			
33) Benzene	5.940	78	693	0.10	ug/L		57
34) tert-Amyl methyl ether...	0.000		0	N.D.			
35) 1,2-Dichloroethane (EDC)	0.000		0	N.D.			
36) iso-Butyl Alcohol	0.000		0	N.D.			
38) Trichloroethene (TCE)	0.000		0	N.D.			
39) tert-Amyl ethyl ether ...	0.000		0	N.D.			
40) Dibromomethane	0.000		0	N.D.			
41) 1,2-Dichloropropane	0.000		0	N.D.			
42) Bromodichloromethane	0.000		0	N.D.			
44) c-1,3-Dichloropropene	0.000		0	N.D.			
46) Toluene	8.147	91	937	0.12	ug/L		95
47) Tetrachloroethene (PCE)	8.603	166	123	0.08	ug/L	#	24
48) 4-Methyl-2-Pentanone (...	0.000		0	N.D.			
49) t-1,3-Dichloropropene	0.000		0	N.D.			
50) 1,1,2-Trichloroethane	0.000		0	N.D.			
51) Dibromochloromethane	0.000		0	N.D.			
52) 1,3-Dichloropropane	9.108	76	167	0.06	ug/L	#	29
53) 1,2-Dibromoethane (EDB)	0.000		0	N.D.			
54) 2-Hexanone	0.000		0	N.D.			
55) Chlorobenzene	9.753	112	435	0.09	ug/L	#	1
56) Ethylbenzene	9.789	91	585	0.08	ug/L		88
57) 1,1,1,2-Tetrachloroethane	0.000		0	N.D.			
58) m,p-Xylenes (2)	9.923	91	861	0.16	ug/L		95
59) o-Xylene	10.306	91	362	0.07	ug/L		82
60) Styrene	0.000		0	N.D.			
61) Bromoform	0.000		0	N.D.			
62) Isopropylbenzene	10.574	105	449	0.07	ug/L		52
65) Bromobenzene	0.000		0	N.D.			
66) n-Propylbenzene	10.920	91	537	0.07	ug/L		56
67) 1,1,2,2-Tetrachloroethane	10.981	83	165	0.09	ug/L	#	25
68) 2-Chlorotoluene	0.000		0	N.D.			
69) 1,3,5-Trimethylbenzene	11.079	105	324	0.07	ug/L		90
70) 1,2,3-Trichloropropane	0.000		0	N.D.			
71) t-1,4-Dichloro-2-butene	0.000		0	N.D.			

Quantitation Report (Not Reviewed)

Data Path : Y:\DATA\2020-11\0K18062\
Data File : VF20111806.D
Acq On : 18 Nov 2020 7:26 pm
Operator : TNL
Sample : 0k18062-CAL1
Misc : 1X 5mL 0.1ppb DI+MeOH
ALS Vial : 6 Sample Multiplier: 1

Quant Time: Nov 19 13:10:06 2020
Quant Method : Y:\METHODS\VF201119S.M
Quant Title : EPA 8260: Volatile Organic Compounds
QLast Update : Thu Aug 13 21:24:28 2020
Response via : Initial Calibration

Compound	R.T.	QIon	Response	Conc	Units		Dev(Min)
72) 4-Chlorotoluene	11.188	91	290	0.07	ug/L		79
73) tert-Butylbenzene	11.334	91	133	0.05	ug/L	#	56
74) 1,2,4-Trimethylbenzene	11.389	105	295	0.06	ug/L		88
75) sec-Butylbenzene	11.462	105	426	0.08	ug/L		57
76) 4-Isopropyltoluene	11.571	119	265	0.06	ug/L		49
77) 1,3-Dichlorobenzene	11.650	146	207	0.08	ug/L	#	72
78) 1,4-Dichlorobenzene	11.705	146	282	0.10	ug/L	#	7
79) n-Butylbenzene	11.900	91	235	0.06	ug/L		77
80) 1,2-Dichlorobenzene	12.027	146	178	0.07	ug/L	#	68
81) 1,2-Dibromo-3-Chloropr...	0.000		0	N.D.			
82) Hexachlorobutadiene	0.000		0	N.D.			
83) 1,2,4-Trichlorobenzene	0.000		0	N.D.			
84) Naphthalene	13.438	128	136	0.26	ug/L		78
85) 1,2,3-Trichlorobenzene	0.000		0	N.D.			

(#) = qualifier out of range (m) = manual integration (+) = signals summed

Quantitation Report (Not Reviewed)

Data Path : Y:\DATA\2020-11\0K18062\
Data File : VF20111806.D
Acq On : 18 Nov 2020 7:26 pm
Operator : TNL
Sample : 0k18062-CAL1
Misc : 1X 5mL 0.1ppb DI+MeOH
ALS Vial : 6 Sample Multiplier: 1

Quant Time: Nov 19 13:10:06 2020
Quant Method : Y:\METHODS\VF201119S.M
Quant Title : EPA 8260: Volatile Organic Compounds
QLast Update : Thu Aug 13 21:24:28 2020
Response via : Initial Calibration

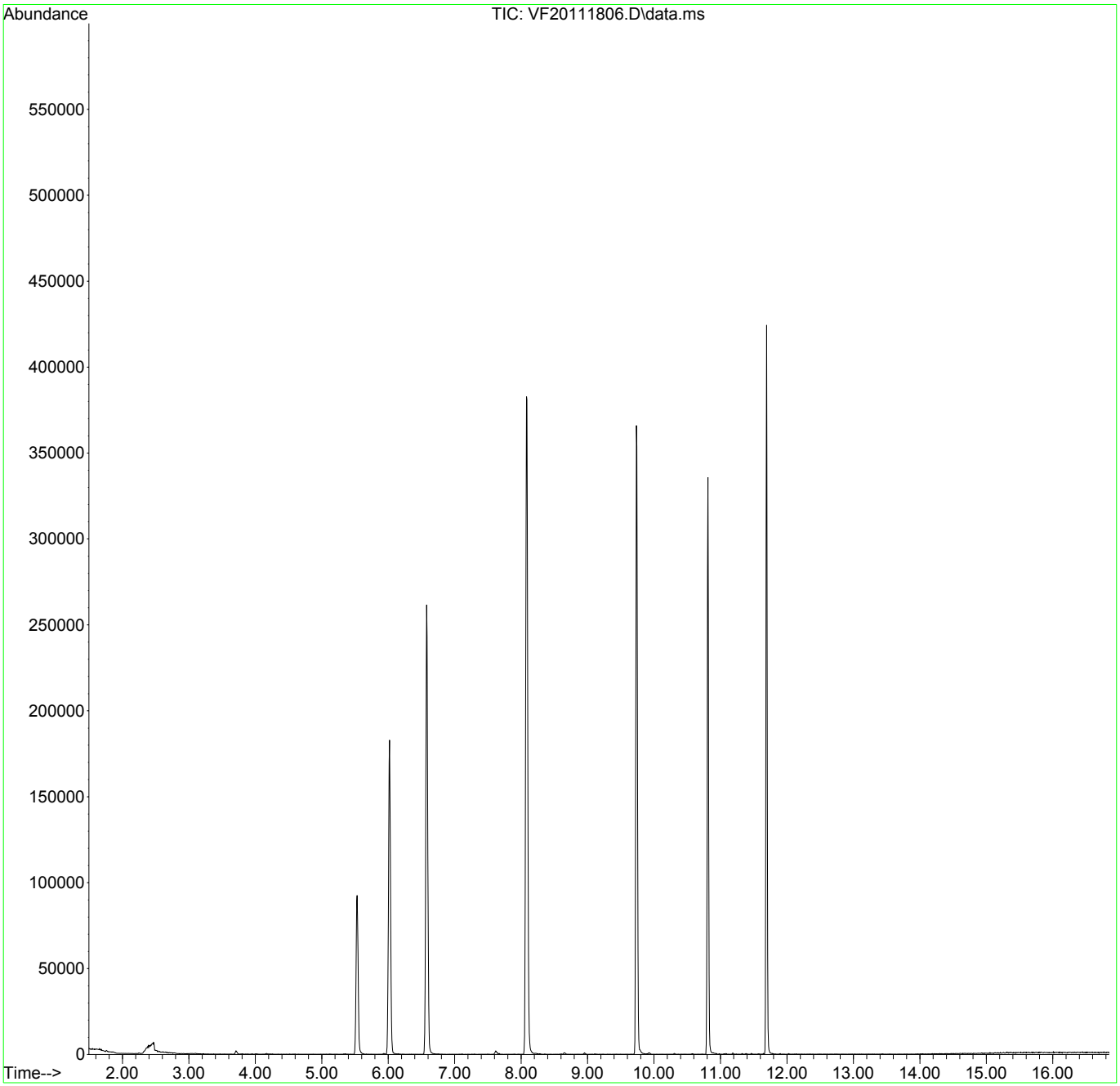

Quantitation Report (QT Reviewed)

Data Path : Y:\DATA\2020-11\0K18062\
Data File : VF20111806.D
Acq On : 18 Nov 2020 7:26 pm
Operator : TNL
Sample : 0k18062-CAL1
Misc : 1X 5mL 0.1ppb DI+MeOH
ALS Vial : 6 Sample Multiplier: 1

11/20/20 TNL

Quant Time: Nov 19 13:12:10 2020
Quant Method : Y:\METHODS\~~VF201119S.M~~
Quant Title : EPA 8260: Volatile Organic Compounds
QLast Update : Thu Aug 13 21:24:28 2020
Response via : Initial Calibration

Compound	R.T.	QIon	Response	Conc	Units		Dev(Min)
Internal Standards							
1) Pentafluorobenzene (I)	6.019	99	77158	50.00	ug/L		0.00
43) Chlorobenzene-d5 (I)	9.735	117	212427	50.00	ug/L		0.00
63) 1,4-Dichlorobenzene-d4...	11.693	152	92426	50.00	ug/L		0.00
System Monitoring Compounds							
30) Dibromofluoromethane (S)	5.532	111	63952	49.61	ug/L		0.00
37) 1,4-Difluorobenzene (S)	6.578	114	240769	53.07	ug/L		0.00
45) Toluene-d8 (S)	8.087	98	309383	49.04	ug/L		0.00
64) 4-Bromofluorobenzene (S)	10.811	174	80532	51.14	ug/L		0.00
Target Compounds							Qvalue
2) Dichlorodifluoromethane	0.000		0	N.D.			
3) Chloromethane	0.000		0	N.D.	d		
4) Vinyl Chloride	0.000		0	N.D.			
5) Bromomethane	2.248	96	244	0.19	ug/L	#	60
6) Chloroethane	0.000		0	N.D.			
7) Trichlorofluoromethane	0.000		0	N.D.			
8) Ethanol	0.000		0	N.D.			
9) 1,1-Dichloroethene	0.000		0	N.D.	d		
10) Carbon Disulfide	0.000		0	N.D.	d		
11) Freon 113	0.000		0	N.D.			
12) Iodomethane	0.000		0	N.D.			
13) Methylene Chloride	3.708	84	1023	0.63	ug/L		98
14) Acetone	0.000		0	N.D.	d		
15) t-1,2-Dichloroethene	0.000		0	N.D.	d		
16) n-Hexane	0.000		0	N.D.			
17) Methyl-tert-butyl-ether	0.000		0	N.D.	d		
18) tert-Butanol (TBA)	0.000		0	N.D.	d		
19) Diisopropyl ether (DIPE)	0.000		0	N.D.			
20) 1,1-Dichloroethane	0.000		0	N.D.	d		
21) Acrylonitrile	0.000		0	N.D.			
22) Ethyl-tert-butyl ether...	0.000		0	N.D.			
23) c-1,2-Dichloroethene	0.000		0	N.D.			
24) 2,2-Dichloropropane	0.000		0	N.D.			
25) Bromochloromethane	0.000		0	N.D.			
26) Chloroform	0.000		0	N.D.	d		
27) Carbon Tetrachloride	0.000		0	N.D.			

Quantitation Report (QT Reviewed)

Data Path : Y:\DATA\2020-11\0K18062\
Data File : VF20111806.D
Acq On : 18 Nov 2020 7:26 pm
Operator : TNL
Sample : 0k18062-CAL1
Misc : 1X 5mL 0.1ppb DI+MeOH
ALS Vial : 6 Sample Multiplier: 1

Quant Time: Nov 19 13:12:10 2020
Quant Method : Y:\METHODS\VF201119S.M
Quant Title : EPA 8260: Volatile Organic Compounds
QLast Update : Thu Aug 13 21:24:28 2020
Response via : Initial Calibration

Compound	R.T.	QIon	Response	Conc	Units		Dev(Min)
28) Tetrahydrofuran	0.000		0	N.D.			
29) 1,1,1-Trichloroethane	0.000		0	N.D.			
31) 1,1-Dichloropropene	0.000		0	N.D.			
32) 2-Butanone (MEK)	0.000		0	N.D.			
33) Benzene	5.940	78	693	0.10	ug/L		57
34) tert-Amyl methyl ether...	0.000		0	N.D.			
35) 1,2-Dichloroethane (EDC)	0.000		0	N.D.			
36) iso-Butyl Alcohol	0.000		0	N.D.			
38) Trichloroethene (TCE)	0.000		0	N.D.			
39) tert-Amyl ethyl ether ...	0.000		0	N.D.			
40) Dibromomethane	0.000		0	N.D.			
41) 1,2-Dichloropropane	0.000		0	N.D.			
42) Bromodichloromethane	0.000		0	N.D.			
44) c-1,3-Dichloropropene	0.000		0	N.D.			
46) Toluene	8.147	91	937	0.12	ug/L		95
47) Tetrachloroethene (PCE)	0.000		0	N.D.	d		
48) 4-Methyl-2-Pentanone (...	0.000		0	N.D.			
49) t-1,3-Dichloropropene	0.000		0	N.D.			
50) 1,1,2-Trichloroethane	0.000		0	N.D.			
51) Dibromochloromethane	0.000		0	N.D.			
52) 1,3-Dichloropropane	0.000		0	N.D.	d		
53) 1,2-Dibromoethane (EDB)	0.000		0	N.D.			
54) 2-Hexanone	0.000		0	N.D.			
55) Chlorobenzene	9.753	112	435	0.09	ug/L	#	1
56) Ethylbenzene	9.789	91	585	0.08	ug/L		88
57) 1,1,1,2-Tetrachloroethane	0.000		0	N.D.			
58) m,p-Xylenes (2)	9.923	91	861	0.16	ug/L		95
59) o-Xylene	10.306	91	362	0.07	ug/L		82
60) Styrene	0.000		0	N.D.			
61) Bromoform	0.000		0	N.D.			
62) Isopropylbenzene	0.000		0	N.D.	d		
65) Bromobenzene	0.000		0	N.D.			
66) n-Propylbenzene	0.000		0	N.D.	d		
67) 1,1,2,2-Tetrachloroethane	0.000		0	N.D.	d		
68) 2-Chlorotoluene	0.000		0	N.D.			
69) 1,3,5-Trimethylbenzene	11.079	105	324	0.07	ug/L		90
70) 1,2,3-Trichloropropane	0.000		0	N.D.			
71) t-1,4-Dichloro-2-butene	0.000		0	N.D.			

Quantitation Report (QT Reviewed)

Data Path : Y:\DATA\2020-11\0K18062\
Data File : VF20111806.D
Acq On : 18 Nov 2020 7:26 pm
Operator : TNL
Sample : 0k18062-CAL1
Misc : 1X 5mL 0.1ppb DI+MeOH
ALS Vial : 6 Sample Multiplier: 1

Quant Time: Nov 19 13:12:10 2020
Quant Method : Y:\METHODS\VF201119S.M
Quant Title : EPA 8260: Volatile Organic Compounds
QLast Update : Thu Aug 13 21:24:28 2020
Response via : Initial Calibration

Compound	R.T.	QIon	Response	Conc	Units		Dev(Min)
72) 4-Chlorotoluene	11.188	91	290	0.07	ug/L		79
73) tert-Butylbenzene	11.334	91	133	0.05	ug/L	#	56
74) 1,2,4-Trimethylbenzene	11.389	105	295	0.06	ug/L		88
75) sec-Butylbenzene	0.000		0	N.D.	d		
76) 4-Isopropyltoluene	0.000		0	N.D.	d		
77) 1,3-Dichlorobenzene	11.650	146	207	0.08	ug/L	#	72
78) 1,4-Dichlorobenzene	11.705	146	282	0.10	ug/L	#	7
79) n-Butylbenzene	11.900	91	235	0.06	ug/L		77
80) 1,2-Dichlorobenzene	12.027	146	178	0.07	ug/L	#	68
81) 1,2-Dibromo-3-Chloropr...	0.000		0	N.D.			
82) Hexachlorobutadiene	0.000		0	N.D.			
83) 1,2,4-Trichlorobenzene	0.000		0	N.D.			
84) Naphthalene	0.000		0	N.D.	d		
85) 1,2,3-Trichlorobenzene	0.000		0	N.D.			

(#) = qualifier out of range (m) = manual integration (+) = signals summed

Quantitation Report (QT Reviewed)

Data Path : Y:\DATA\2020-11\0K18062\
Data File : VF20111806.D
Acq On : 18 Nov 2020 7:26 pm
Operator : TNL
Sample : 0k18062-CAL1
Misc : 1X 5mL 0.1ppb DI+MeOH
ALS Vial : 6 Sample Multiplier: 1

Quant Time: Nov 19 13:12:10 2020
Quant Method : Y:\METHODS\VF201119S.M
Quant Title : EPA 8260: Volatile Organic Compounds
QLast Update : Thu Aug 13 21:24:28 2020
Response via : Initial Calibration

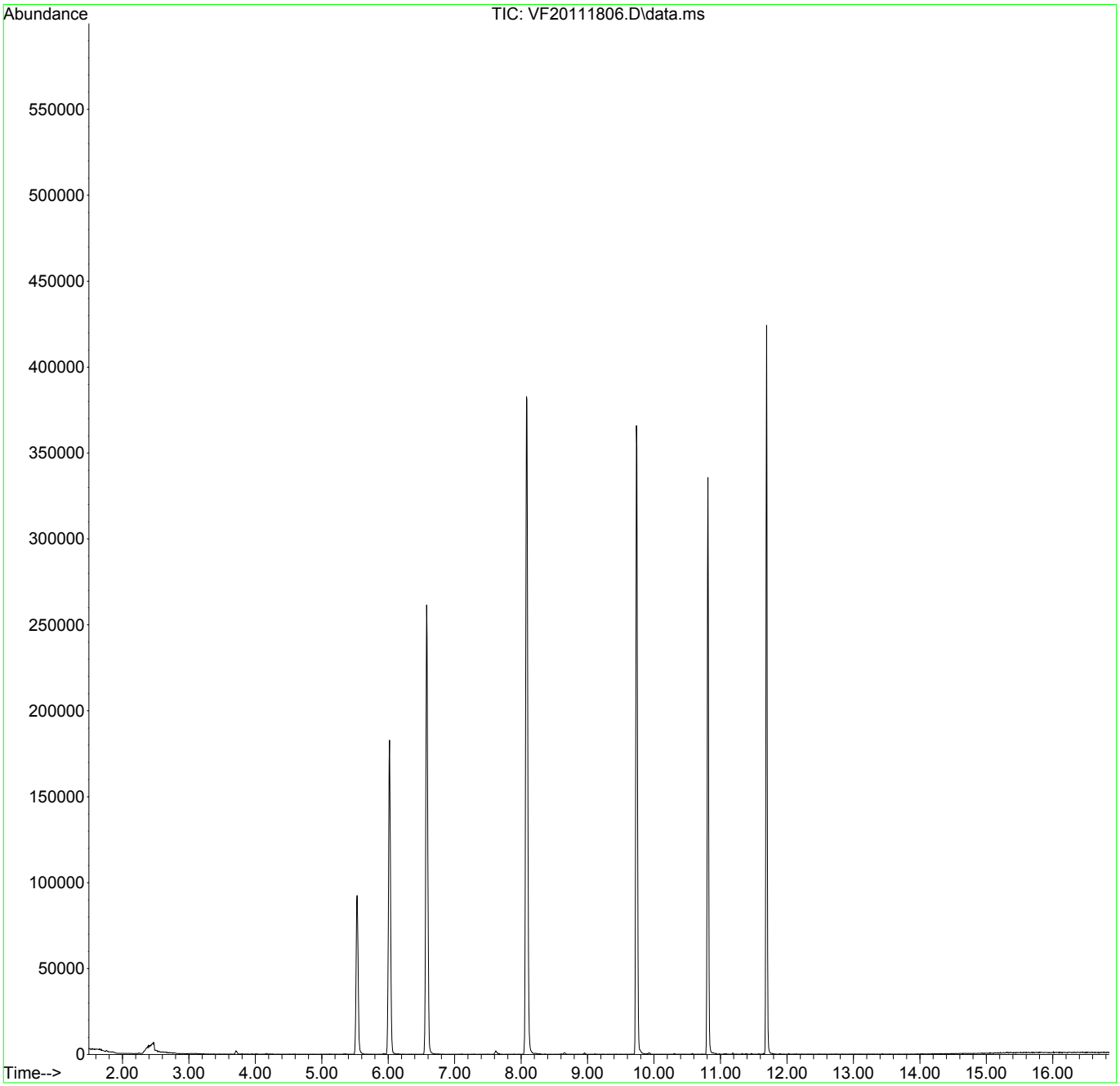

Quantitation Report (Not Reviewed)

Data Path : Y:\DATA\2020-11\0K18062\
Data File : VF20111807.D
Acq On : 18 Nov 2020 7:54 pm
Operator : TNL
Sample : 0k18062-CAL2
Misc : 1X 5mL 0.2ppb DI+MeOH
ALS Vial : 7 Sample Multiplier: 1

11/20/20 TNL

Quant Time: Nov 19 13:12:36 2020
Quant Method : Y:\METHODS\VF201119S.M
Quant Title : EPA 8260: Volatile Organic Compounds
QLast Update : Thu Aug 13 21:24:28 2020
Response via : Initial Calibration

Compound	R.T.	QIon	Response	Conc	Units		Dev(Min)
Internal Standards							
1) Pentafluorobenzene (I)	6.024	99	76032	50.00	ug/L		0.00
43) Chlorobenzene-d5 (I)	9.740	117	209658	50.00	ug/L		0.00
63) 1,4-Dichlorobenzene-d4...	11.692	152	92179	50.00	ug/L		0.00
System Monitoring Compounds							
30) Dibromofluoromethane (S)	5.538	111	63945	50.34	ug/L		0.00
37) 1,4-Difluorobenzene (S)	6.584	114	236428	52.89	ug/L		0.00
45) Toluene-d8 (S)	8.086	98	303923	48.81	ug/L		0.00
64) 4-Bromofluorobenzene (S)	10.810	174	79731	50.77	ug/L		0.00
Target Compounds							Qvalue
2) Dichlorodifluoromethane	1.603	85	202	0.13	ug/L	#	50
3) Chloromethane	1.816	50	380	0.18	ug/L	#	48
4) Vinyl Chloride	1.895	62	187	0.10	ug/L	#	48
5) Bromomethane	2.254	96	391	0.32	ug/L		81
6) Chloroethane	0.000		0	N.D.			
7) Trichlorofluoromethane	2.527	101	140	0.12	ug/L		79
8) Ethanol	0.000		0	N.D.			
9) 1,1-Dichloroethene	3.087	61	370	0.15	ug/L		82
10) Carbon Disulfide	3.105	76	409	0.14	ug/L		77
11) Freon 113	3.135	101	174	0.14	ug/L	#	66
12) Iodomethane	0.000		0	N.D.			
13) Methylene Chloride	3.719	84	1132	0.71	ug/L		83
14) Acetone	3.798	43	347	0.52	ug/L	#	42
15) t-1,2-Dichloroethene	3.877	61	351	0.15	ug/L	#	65
16) n-Hexane	0.000		0	N.D.			
17) Methyl-tert-butyl-ether	4.017	73	799	0.17	ug/L		60
18) tert-Butanol (TBA)	4.248	59	297	1.58	ug/L	#	46
19) Diisopropyl ether (DIPE)	0.000		0	N.D.			
20) 1,1-Dichloroethane	4.504	63	478	0.16	ug/L		86
21) Acrylonitrile	0.000		0	N.D.			
22) Ethyl-tert-butyl ether...	0.000		0	N.D.			
23) c-1,2-Dichloroethene	5.081	61	281	0.12	ug/L	#	60
24) 2,2-Dichloropropane	0.000		0	N.D.			
25) Bromochloromethane	0.000		0	N.D.			
26) Chloroform	5.355	83	513	0.20	ug/L		82
27) Carbon Tetrachloride	0.000		0	N.D.			

Quantitation Report (Not Reviewed)

Data Path : Y:\DATA\2020-11\0K18062\
Data File : VF20111807.D
Acq On : 18 Nov 2020 7:54 pm
Operator : TNL
Sample : 0k18062-CAL2
Misc : 1X 5mL 0.2ppb DI+MeOH
ALS Vial : 7 Sample Multiplier: 1

Quant Time: Nov 19 13:12:36 2020
Quant Method : Y:\METHODS\VF201119S.M
Quant Title : EPA 8260: Volatile Organic Compounds
QLast Update : Thu Aug 13 21:24:28 2020
Response via : Initial Calibration

Compound	R.T.	QIon	Response	Conc	Units		Dev(Min)
28) Tetrahydrofuran	0.000		0	N.D.			
29) 1,1,1-Trichloroethane	5.550	97	317	0.15	ug/L	#	24
31) 1,1-Dichloropropene	5.690	75	294	0.14	ug/L	#	41
32) 2-Butanone (MEK)	0.000		0	N.D.			
33) Benzene	5.933	78	1405	0.20	ug/L		85
34) tert-Amyl methyl ether...	0.000		0	N.D.			
35) 1,2-Dichloroethane (EDC)	6.158	62	287	0.12	ug/L	#	50
36) iso-Butyl Alcohol	0.000		0	N.D.			
38) Trichloroethene (TCE)	6.553	130	295	0.19	ug/L		88
39) tert-Amyl ethyl ether ...	0.000		0	N.D.			
40) Dibromomethane	0.000		0	N.D.			
41) 1,2-Dichloropropane	7.119	63	185	0.10	ug/L	#	37
42) Bromodichloromethane	0.000		0	N.D.			
44) c-1,3-Dichloropropene	7.891	75	161	0.27	ug/L	#	35
46) Toluene	8.153	91	1602	0.20	ug/L		88
47) Tetrachloroethene (PCE)	8.597	166	162	0.10	ug/L	#	75
48) 4-Methyl-2-Pentanone (...	8.609	43	473	0.19	ug/L	#	41
49) t-1,3-Dichloropropene	0.000		0	N.D.			
50) 1,1,2-Trichloroethane	0.000		0	N.D.			
51) Dibromochloromethane	0.000		0	N.D.			
52) 1,3-Dichloropropane	9.107	76	545	0.18	ug/L	#	72
53) 1,2-Dibromoethane (EDB)	0.000		0	N.D.			
54) 2-Hexanone	0.000		0	N.D.			
55) Chlorobenzene	9.752	112	951	0.21	ug/L	#	40
56) Ethylbenzene	9.788	91	1186	0.16	ug/L		84
57) 1,1,1,2-Tetrachloroethane	0.000		0	N.D.			
58) m,p-Xylenes (2)	9.922	91	1907	0.35	ug/L		90
59) o-Xylene	10.305	91	847	0.15	ug/L		83
60) Styrene	10.366	104	448	0.28	ug/L		88
61) Bromoform	0.000		0	N.D.			
62) Isopropylbenzene	10.579	105	927	0.15	ug/L		98
65) Bromobenzene	10.901	156	232	0.15	ug/L	#	72
66) n-Propylbenzene	10.926	91	1169	0.16	ug/L		89
67) 1,1,2,2-Tetrachloroethane	10.986	83	374	0.20	ug/L		66
68) 2-Chlorotoluene	11.047	126	190	0.14	ug/L	#	49
69) 1,3,5-Trimethylbenzene	11.072	105	735	0.16	ug/L		87
70) 1,2,3-Trichloropropane	0.000		0	N.D.			
71) t-1,4-Dichloro-2-butene	0.000		0	N.D.			

Quantitation Report (Not Reviewed)

Data Path : Y:\DATA\2020-11\0K18062\
Data File : VF20111807.D
Acq On : 18 Nov 2020 7:54 pm
Operator : TNL
Sample : 0k18062-CAL2
Misc : 1X 5mL 0.2ppb DI+MeOH
ALS Vial : 7 Sample Multiplier: 1

Quant Time: Nov 19 13:12:36 2020
Quant Method : Y:\METHODS\VF201119S.M
Quant Title : EPA 8260: Volatile Organic Compounds
QLast Update : Thu Aug 13 21:24:28 2020
Response via : Initial Calibration

Compound	R.T.	QIon	Response	Conc	Units		Dev(Min)
72) 4-Chlorotoluene	11.187	91	612	0.14	ug/L		87
73) tert-Butylbenzene	11.327	91	371	0.15	ug/L	#	83
74) 1,2,4-Trimethylbenzene	11.388	105	750	0.16	ug/L		77
75) sec-Butylbenzene	11.467	105	791	0.14	ug/L		81
76) 4-Isopropyltoluene	11.570	119	617	0.14	ug/L		97
77) 1,3-Dichlorobenzene	11.643	146	341	0.13	ug/L		93
78) 1,4-Dichlorobenzene	11.704	146	513	0.18	ug/L	#	7
79) n-Butylbenzene	11.893	91	549	0.14	ug/L		70
80) 1,2-Dichlorobenzene	12.026	146	396	0.16	ug/L		94
81) 1,2-Dibromo-3-Chloropr...	0.000		0	N.D.			
82) Hexachlorobutadiene	0.000		0	N.D.			
83) 1,2,4-Trichlorobenzene	0.000		0	N.D.			
84) Naphthalene	13.443	128	380	0.31	ug/L		78
85) 1,2,3-Trichlorobenzene	13.601	180	139	0.11	ug/L		72

(#) = qualifier out of range (m) = manual integration (+) = signals summed

Quantitation Report (Not Reviewed)

Data Path : Y:\DATA\2020-11\0K18062\
Data File : VF20111807.D
Acq On : 18 Nov 2020 7:54 pm
Operator : TNL
Sample : 0k18062-CAL2
Misc : 1X 5mL 0.2ppb DI+MeOH
ALS Vial : 7 Sample Multiplier: 1

Quant Time: Nov 19 13:12:36 2020
Quant Method : Y:\METHODS\VF201119S.M
Quant Title : EPA 8260: Volatile Organic Compounds
QLast Update : Thu Aug 13 21:24:28 2020
Response via : Initial Calibration

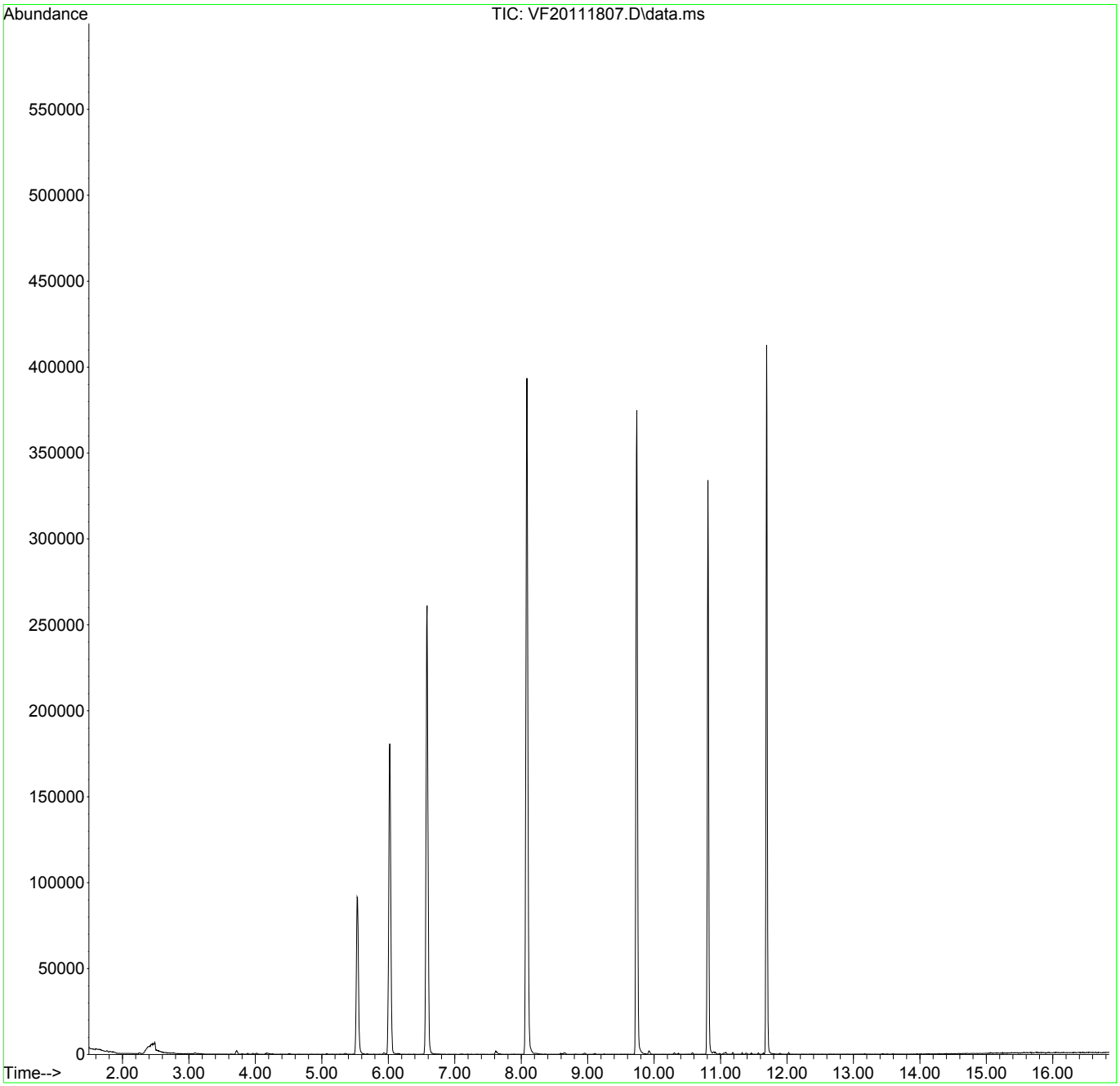

Quantitation Report (QT Reviewed)

Data Path : Y:\DATA\2020-11\0K18062\
Data File : VF20111807.D
Acq On : 18 Nov 2020 7:54 pm
Operator : TNL
Sample : 0k18062-CAL2
Misc : 1X 5mL 0.2ppb DI+MeOH
ALS Vial : 7 Sample Multiplier: 1

11/20/20 TNL

Quant Time: Nov 19 13:13:59 2020
Quant Method : Y:\METHODS\VF201119S.M
Quant Title : EPA 8260: Volatile Organic Compounds
QLast Update : Thu Aug 13 21:24:28 2020
Response via : Initial Calibration

Compound	R.T.	QIon	Response	Conc	Units		Dev(Min)
Internal Standards							
1) Pentafluorobenzene (I)	6.024	99	76032	50.00	ug/L		0.00
43) Chlorobenzene-d5 (I)	9.740	117	209658	50.00	ug/L		0.00
63) 1,4-Dichlorobenzene-d4...	11.692	152	92179	50.00	ug/L		0.00
System Monitoring Compounds							
30) Dibromofluoromethane (S)	5.538	111	63945	50.34	ug/L		0.00
37) 1,4-Difluorobenzene (S)	6.584	114	236428	52.89	ug/L		0.00
45) Toluene-d8 (S)	8.086	98	303923	48.81	ug/L		0.00
64) 4-Bromofluorobenzene (S)	10.810	174	79731	50.77	ug/L		0.00
Target Compounds							Qvalue
2) Dichlorodifluoromethane	0.000		0	N.D.	d		
3) Chloromethane	1.816	50	380	0.18	ug/L	#	48
4) Vinyl Chloride	0.000		0	N.D.	d		
5) Bromomethane	2.254	96	391	0.32	ug/L		81
6) Chloroethane	0.000		0	N.D.			
7) Trichlorofluoromethane	0.000		0	N.D.	d		
8) Ethanol	0.000		0	N.D.			
9) 1,1-Dichloroethene	3.087	61	370	0.15	ug/L		82
10) Carbon Disulfide	3.105	76	409	0.14	ug/L		77
11) Freon 113	3.135	101	174	0.14	ug/L	#	66
12) Iodomethane	0.000		0	N.D.			
13) Methylene Chloride	3.719	84	1132	0.71	ug/L		83
14) Acetone	0.000		0	N.D.	d		
15) t-1,2-Dichloroethene	3.877	61	351	0.15	ug/L	#	65
16) n-Hexane	0.000		0	N.D.			
17) Methyl-tert-butyl-ether	4.017	73	799	0.17	ug/L		60
18) tert-Butanol (TBA)	0.000		0	N.D.	d		
19) Diisopropyl ether (DIPE)	0.000		0	N.D.			
20) 1,1-Dichloroethane	4.504	63	478	0.16	ug/L		86
21) Acrylonitrile	0.000		0	N.D.			
22) Ethyl-tert-butyl ether...	0.000		0	N.D.			
23) c-1,2-Dichloroethene	5.081	61	281	0.12	ug/L	#	60
24) 2,2-Dichloropropane	0.000		0	N.D.			
25) Bromochloromethane	0.000		0	N.D.			
26) Chloroform	5.355	83	513	0.20	ug/L		82
27) Carbon Tetrachloride	0.000		0	N.D.			

Quantitation Report (QT Reviewed)

Data Path : Y:\DATA\2020-11\0K18062\
Data File : VF20111807.D
Acq On : 18 Nov 2020 7:54 pm
Operator : TNL
Sample : 0k18062-CAL2
Misc : 1X 5mL 0.2ppb DI+MeOH
ALS Vial : 7 Sample Multiplier: 1

Quant Time: Nov 19 13:13:59 2020
Quant Method : Y:\METHODS\VF201119S.M
Quant Title : EPA 8260: Volatile Organic Compounds
QLast Update : Thu Aug 13 21:24:28 2020
Response via : Initial Calibration

Compound	R.T.	QIon	Response	Conc	Units		Dev(Min)
28) Tetrahydrofuran	0.000		0	N.D.			
29) 1,1,1-Trichloroethane	5.550	97	317	0.15	ug/L	#	24
31) 1,1-Dichloropropene	0.000		0	N.D.		d	
32) 2-Butanone (MEK)	0.000		0	N.D.			
33) Benzene	5.933	78	1405	0.20	ug/L		85
34) tert-Amyl methyl ether...	0.000		0	N.D.			
35) 1,2-Dichloroethane (EDC)	0.000		0	N.D.		d	
36) iso-Butyl Alcohol	0.000		0	N.D.			
38) Trichloroethene (TCE)	6.553	130	295	0.19	ug/L		88
39) tert-Amyl ethyl ether ...	0.000		0	N.D.			
40) Dibromomethane	0.000		0	N.D.			
41) 1,2-Dichloropropane	0.000		0	N.D.		d	
42) Bromodichloromethane	0.000		0	N.D.			
44) c-1,3-Dichloropropene	0.000		0	N.D.		d	
46) Toluene	8.153	91	1602	0.20	ug/L		88
47) Tetrachloroethene (PCE)	8.597	166	162	0.10	ug/L	#	75
48) 4-Methyl-2-Pentanone (...	0.000		0	N.D.		d	
49) t-1,3-Dichloropropene	0.000		0	N.D.			
50) 1,1,2-Trichloroethane	0.000		0	N.D.			
51) Dibromochloromethane	0.000		0	N.D.			
52) 1,3-Dichloropropane	9.107	76	545	0.18	ug/L	#	72
53) 1,2-Dibromoethane (EDB)	0.000		0	N.D.			
54) 2-Hexanone	0.000		0	N.D.			
55) Chlorobenzene	9.752	112	951	0.21	ug/L	#	40
56) Ethylbenzene	9.788	91	1186	0.16	ug/L		84
57) 1,1,1,2-Tetrachloroethane	0.000		0	N.D.			
58) m,p-Xylenes (2)	9.922	91	1907	0.35	ug/L		90
59) o-Xylene	10.305	91	847	0.15	ug/L		83
60) Styrene	10.366	104	448	0.28	ug/L		88
61) Bromoform	0.000		0	N.D.			
62) Isopropylbenzene	10.579	105	927	0.15	ug/L		98
65) Bromobenzene	10.901	156	232	0.15	ug/L	#	72
66) n-Propylbenzene	10.926	91	1169	0.16	ug/L		89
67) 1,1,2,2-Tetrachloroethane	10.986	83	374	0.20	ug/L		66
68) 2-Chlorotoluene	11.047	126	190	0.14	ug/L	#	49
69) 1,3,5-Trimethylbenzene	11.072	105	735	0.16	ug/L		87
70) 1,2,3-Trichloropropane	0.000		0	N.D.			
71) t-1,4-Dichloro-2-butene	0.000		0	N.D.			

Quantitation Report (QT Reviewed)

Data Path : Y:\DATA\2020-11\0K18062\
Data File : VF20111807.D
Acq On : 18 Nov 2020 7:54 pm
Operator : TNL
Sample : 0k18062-CAL2
Misc : 1X 5mL 0.2ppb DI+MeOH
ALS Vial : 7 Sample Multiplier: 1

Quant Time: Nov 19 13:13:59 2020
Quant Method : Y:\METHODS\VF201119S.M
Quant Title : EPA 8260: Volatile Organic Compounds
QLast Update : Thu Aug 13 21:24:28 2020
Response via : Initial Calibration

Compound	R.T.	QIon	Response	Conc	Units		Dev(Min)
72) 4-Chlorotoluene	11.187	91	612	0.14	ug/L		87
73) tert-Butylbenzene	11.327	91	371	0.15	ug/L	#	83
74) 1,2,4-Trimethylbenzene	11.388	105	750	0.16	ug/L		77
75) sec-Butylbenzene	11.467	105	791	0.14	ug/L		81
76) 4-Isopropyltoluene	11.570	119	617	0.14	ug/L		97
77) 1,3-Dichlorobenzene	11.643	146	341	0.13	ug/L		93
78) 1,4-Dichlorobenzene	11.704	146	513	0.18	ug/L	#	7
79) n-Butylbenzene	11.893	91	549	0.14	ug/L		70
80) 1,2-Dichlorobenzene	12.026	146	396	0.16	ug/L		94
81) 1,2-Dibromo-3-Chloropr...	0.000		0	N.D.			
82) Hexachlorobutadiene	0.000		0	N.D.			
83) 1,2,4-Trichlorobenzene	0.000		0	N.D.			
84) Naphthalene	13.443	128	380	0.31	ug/L		78
85) 1,2,3-Trichlorobenzene	13.601	180	139	0.11	ug/L		72

(#) = qualifier out of range (m) = manual integration (+) = signals summed

Quantitation Report (QT Reviewed)

Data Path : Y:\DATA\2020-11\0K18062\
Data File : VF20111807.D
Acq On : 18 Nov 2020 7:54 pm
Operator : TNL
Sample : 0k18062-CAL2
Misc : 1X 5mL 0.2ppb DI+MeOH
ALS Vial : 7 Sample Multiplier: 1

Quant Time: Nov 19 13:13:59 2020
Quant Method : Y:\METHODS\VF201119S.M
Quant Title : EPA 8260: Volatile Organic Compounds
QLast Update : Thu Aug 13 21:24:28 2020
Response via : Initial Calibration

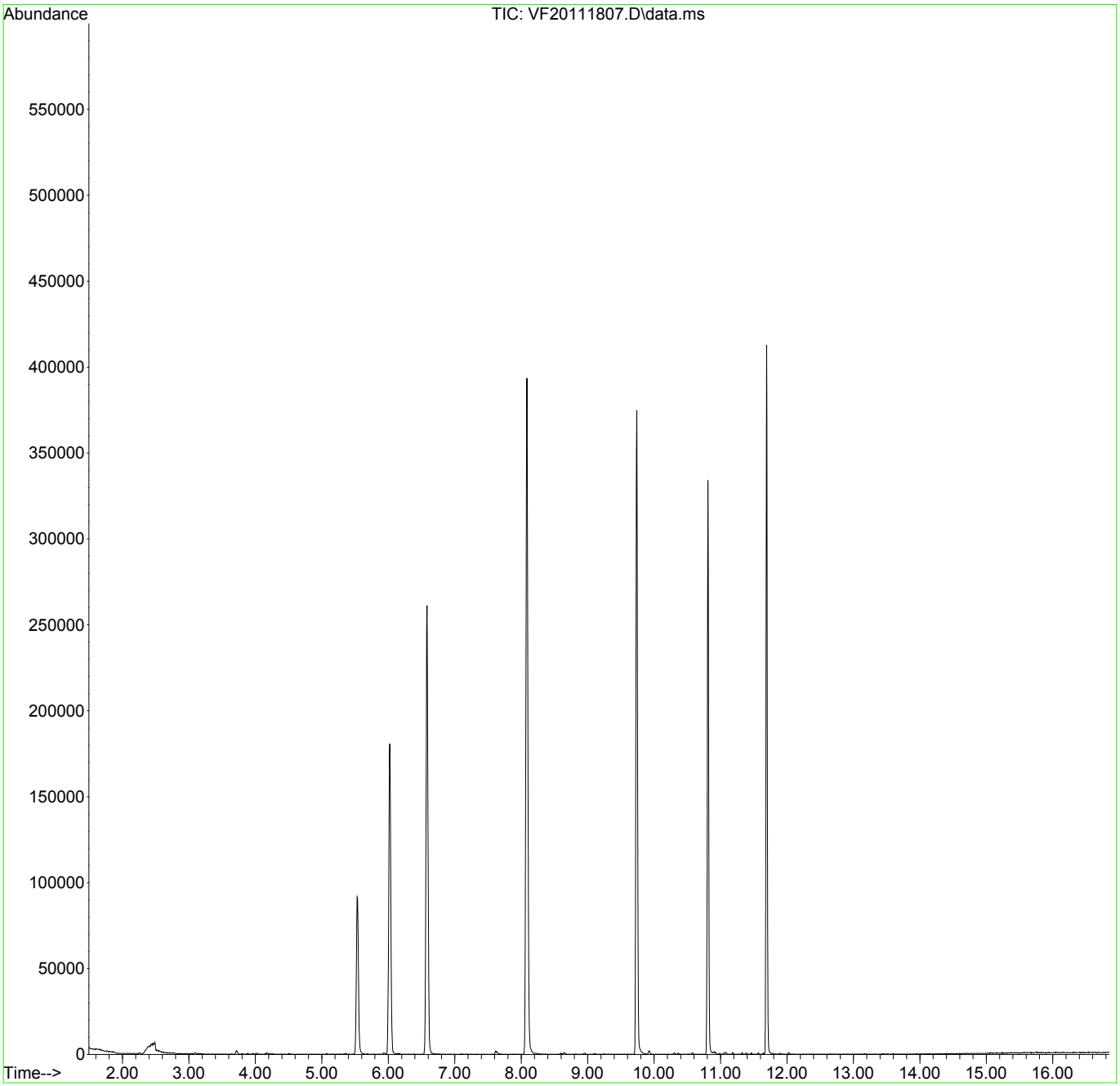

Quantitation Report (Not Reviewed)

Data Path : Y:\DATA\2020-11\0K18062\
Data File : VF20111808.D
Acq On : 18 Nov 2020 8:21 pm
Operator : TNL
Sample : 0k18062-CAL3
Misc : 1X 5mL 0.4ppb DI+MeOH 11/20/20 TNL
ALS Vial : 8 Sample Multiplier: 1

Quant Time: Nov 19 13:15:21 2020
Quant Method : Y:\METHODS\VF201119S.M
Quant Title : EPA 8260: Volatile Organic Compounds
QLast Update : Thu Aug 13 21:24:28 2020
Response via : Initial Calibration

Compound	R.T.	QIon	Response	Conc	Units		Dev(Min)
Internal Standards							
1) Pentafluorobenzene (I)	6.019	99	76882	50.00	ug/L		0.00
43) Chlorobenzene-d5 (I)	9.741	117	208976	50.00	ug/L		0.00
63) 1,4-Dichlorobenzene-d4...	11.693	152	90784	50.00	ug/L		0.00
System Monitoring Compounds							
30) Dibromofluoromethane (S)	5.532	111	63552	49.48	ug/L		0.00
37) 1,4-Difluorobenzene (S)	6.584	114	237778	52.60	ug/L		0.00
45) Toluene-d8 (S)	8.086	98	303847	48.96	ug/L		0.00
64) 4-Bromofluorobenzene (S)	10.811	174	80354	51.95	ug/L		0.00
Target Compounds							Qvalue
2) Dichlorodifluoromethane	1.610	85	370	0.23	ug/L		87
3) Chloromethane	1.817	50	683	0.31	ug/L		85
4) Vinyl Chloride	1.902	62	388	0.20	ug/L		93
5) Bromomethane	2.261	96	675	0.54	ug/L		82
6) Chloroethane	2.394	64	135	0.25	ug/L	#	1
7) Trichlorofluoromethane	2.540	101	199	0.17	ug/L		76
8) Ethanol	0.000		0	N.D.			
9) 1,1-Dichloroethene	3.082	61	693	0.29	ug/L		79
10) Carbon Disulfide	3.106	76	868	0.30	ug/L		77
11) Freon 113	3.136	101	404	0.32	ug/L	#	60
12) Iodomethane	0.000		0	N.D.			
13) Methylene Chloride	3.720	84	1463	0.91	ug/L		94
14) Acetone	3.805	43	600	0.88	ug/L	#	42
15) t-1,2-Dichloroethene	3.890	61	752	0.33	ug/L		95
16) n-Hexane	0.000		0	N.D.			
17) Methyl-tert-butyl-ether	4.018	73	1756	0.36	ug/L		96
18) tert-Butanol (TBA)	4.219	59	2088	11.02	ug/L	#	93
19) Diisopropyl ether (DIPE)	4.419	45	364	0.06	ug/L	#	33
20) 1,1-Dichloroethane	4.517	63	1090	0.36	ug/L		83
21) Acrylonitrile	0.000		0	N.D.			
22) Ethyl-tert-butyl ether...	4.778	59	317	0.07	ug/L	#	38
23) c-1,2-Dichloroethene	5.076	61	649	0.28	ug/L		91
24) 2,2-Dichloropropane	5.167	77	367	0.22	ug/L		75
25) Bromochloromethane	5.283	49	403	0.26	ug/L		79
26) Chloroform	5.350	83	1004	0.39	ug/L		97
27) Carbon Tetrachloride	5.478	117	413	0.48	ug/L		74

Quantitation Report (Not Reviewed)

Data Path : Y:\DATA\2020-11\0K18062\
Data File : VF20111808.D
Acq On : 18 Nov 2020 8:21 pm
Operator : TNL
Sample : 0k18062-CAL3
Misc : 1X 5mL 0.4ppb DI+MeOH
ALS Vial : 8 Sample Multiplier: 1

Quant Time: Nov 19 13:15:21 2020
Quant Method : Y:\METHODS\VF201119S.M
Quant Title : EPA 8260: Volatile Organic Compounds
QLast Update : Thu Aug 13 21:24:28 2020
Response via : Initial Calibration

Compound	R.T.	QIon	Response	Conc	Units		Dev(Min)
28) Tetrahydrofuran	0.000		0	N.D.			
29) 1,1,1-Trichloroethane	5.557	97	689	0.33	ug/L		94
31) 1,1-Dichloropropene	5.684	75	742	0.35	ug/L		89
32) 2-Butanone (MEK)	5.696	43	292	0.25	ug/L		54
33) Benzene	5.934	78	2630	0.38	ug/L		94
34) tert-Amyl methyl ether...	6.061	73	304	0.07	ug/L		50
35) 1,2-Dichloroethane (EDC)	6.153	62	777	0.33	ug/L		88
36) iso-Butyl Alcohol	6.244	43	387	4.26	ug/L		96
38) Trichloroethene (TCE)	6.560	130	535	0.34	ug/L	#	78
39) tert-Amyl ethyl ether ...	6.803	59	131	0.04	ug/L	#	21
40) Dibromomethane	7.016	93	231	0.24	ug/L	#	47
41) 1,2-Dichloropropane	7.107	63	555	0.30	ug/L		91
42) Bromodichloromethane	7.186	83	451	0.46	ug/L		93
44) c-1,3-Dichloropropene	7.886	75	456	0.39	ug/L	#	61
46) Toluene	8.147	91	3088	0.39	ug/L		91
47) Tetrachloroethene (PCE)	8.603	166	519	0.34	ug/L		96
48) 4-Methyl-2-Pentanone (...	8.603	43	1032	0.41	ug/L		83
49) t-1,3-Dichloropropene	8.646	75	319	0.91	ug/L		47
50) 1,1,2-Trichloroethane	8.810	97	523	0.33	ug/L		81
51) Dibromochloromethane	9.011	129	217	0.93	ug/L		89
52) 1,3-Dichloropropane	9.108	76	985	0.33	ug/L		85
53) 1,2-Dibromoethane (EDB)	9.254	107	346	0.23	ug/L		72
54) 2-Hexanone	9.503	43	341	0.66	ug/L		86
55) Chlorobenzene	9.753	112	1852	0.41	ug/L		79
56) Ethylbenzene	9.783	91	2537	0.34	ug/L		96
57) 1,1,1,2-Tetrachloroethane	9.826	131	306	0.54	ug/L	#	70
58) m,p-Xylenes (2)	9.923	91	3490	0.64	ug/L		97
59) o-Xylene	10.306	91	1764	0.32	ug/L		92
60) Styrene	10.361	104	981	0.40	ug/L		97
61) Bromoform	10.379	173	144	1.12	ug/L	#	36
62) Isopropylbenzene	10.574	105	1775	0.28	ug/L		93
65) Bromobenzene	10.902	156	570	0.38	ug/L		92
66) n-Propylbenzene	10.920	91	2303	0.33	ug/L		95
67) 1,1,2,2-Tetrachloroethane	10.987	83	658	0.36	ug/L		86
68) 2-Chlorotoluene	11.048	126	463	0.34	ug/L		90
69) 1,3,5-Trimethylbenzene	11.072	105	1451	0.32	ug/L		83
70) 1,2,3-Trichloropropane	11.091	110	200	0.29	ug/L	#	33
71) t-1,4-Dichloro-2-butene	0.000		0	N.D.			

Quantitation Report (Not Reviewed)

Data Path : Y:\DATA\2020-11\0K18062\
Data File : VF20111808.D
Acq On : 18 Nov 2020 8:21 pm
Operator : TNL
Sample : 0k18062-CAL3
Misc : 1X 5mL 0.4ppb DI+MeOH
ALS Vial : 8 Sample Multiplier: 1

Quant Time: Nov 19 13:15:21 2020
Quant Method : Y:\METHODS\VF201119S.M
Quant Title : EPA 8260: Volatile Organic Compounds
QLast Update : Thu Aug 13 21:24:28 2020
Response via : Initial Calibration

Compound	R.T.	QIon	Response	Conc	Units	Dev(Min)
72) 4-Chlorotoluene	11.182	91	1411	0.33	ug/L	97
73) tert-Butylbenzene	11.328	91	855	0.34	ug/L	92
74) 1,2,4-Trimethylbenzene	11.389	105	1409	0.31	ug/L	88
75) sec-Butylbenzene	11.468	105	1704	0.32	ug/L	95
76) 4-Isopropyltoluene	11.571	119	1233	0.29	ug/L	95
77) 1,3-Dichlorobenzene	11.644	146	882	0.35	ug/L	97
78) 1,4-Dichlorobenzene	11.711	146	1140	0.41	ug/L	94
79) n-Butylbenzene	11.893	91	1199	0.31	ug/L	95
80) 1,2-Dichlorobenzene	12.027	146	895	0.38	ug/L	95
81) 1,2-Dibromo-3-Chloropr...	0.000		0	N.D.		
82) Hexachlorobutadiene	0.000		0	N.D.		
83) 1,2,4-Trichlorobenzene	13.164	180	261	0.21	ug/L	69
84) Naphthalene	13.444	128	785	0.40	ug/L	78
85) 1,2,3-Trichlorobenzene	13.602	180	269	0.23	ug/L	75

(#) = qualifier out of range (m) = manual integration (+) = signals summed

Quantitation Report (Not Reviewed)

Data Path : Y:\DATA\2020-11\0K18062\
Data File : VF20111808.D
Acq On : 18 Nov 2020 8:21 pm
Operator : TNL
Sample : 0k18062-CAL3
Misc : 1X 5mL 0.4ppb DI+MeOH
ALS Vial : 8 Sample Multiplier: 1

Quant Time: Nov 19 13:15:21 2020
Quant Method : Y:\METHODS\VF201119S.M
Quant Title : EPA 8260: Volatile Organic Compounds
QLast Update : Thu Aug 13 21:24:28 2020
Response via : Initial Calibration

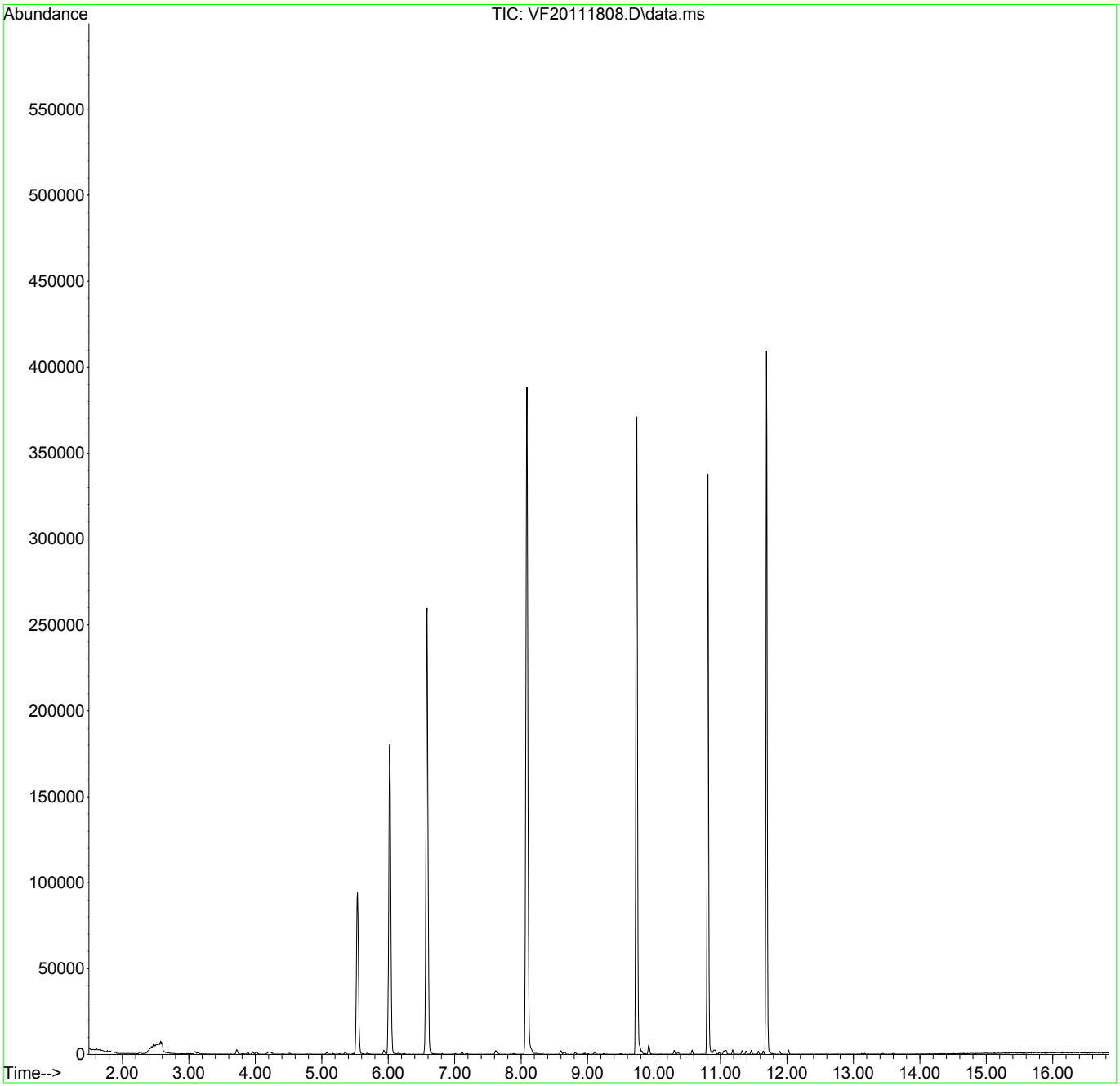

Quantitation Report (Qedit)

Data Path : Y:\DATA\2020-11\0K18062\
Data File : VF20111808.D
Acq On : 18 Nov 2020 8:21 pm
Operator : TNL
Sample : 0k18062-CAL3
Misc : 1X 5mL 0.4ppb DI+MeOH
ALS Vial : 8 Sample Multiplier: 1

Quant Time: Nov 19 13:16:05 2020
Quant Method : Y:\METHODS\VF201119S.M
Quant Title : EPA 8260: Volatile Organic Compounds
QLast Update : Thu Nov 19 13:15:50 2020
Response via : Initial Calibration

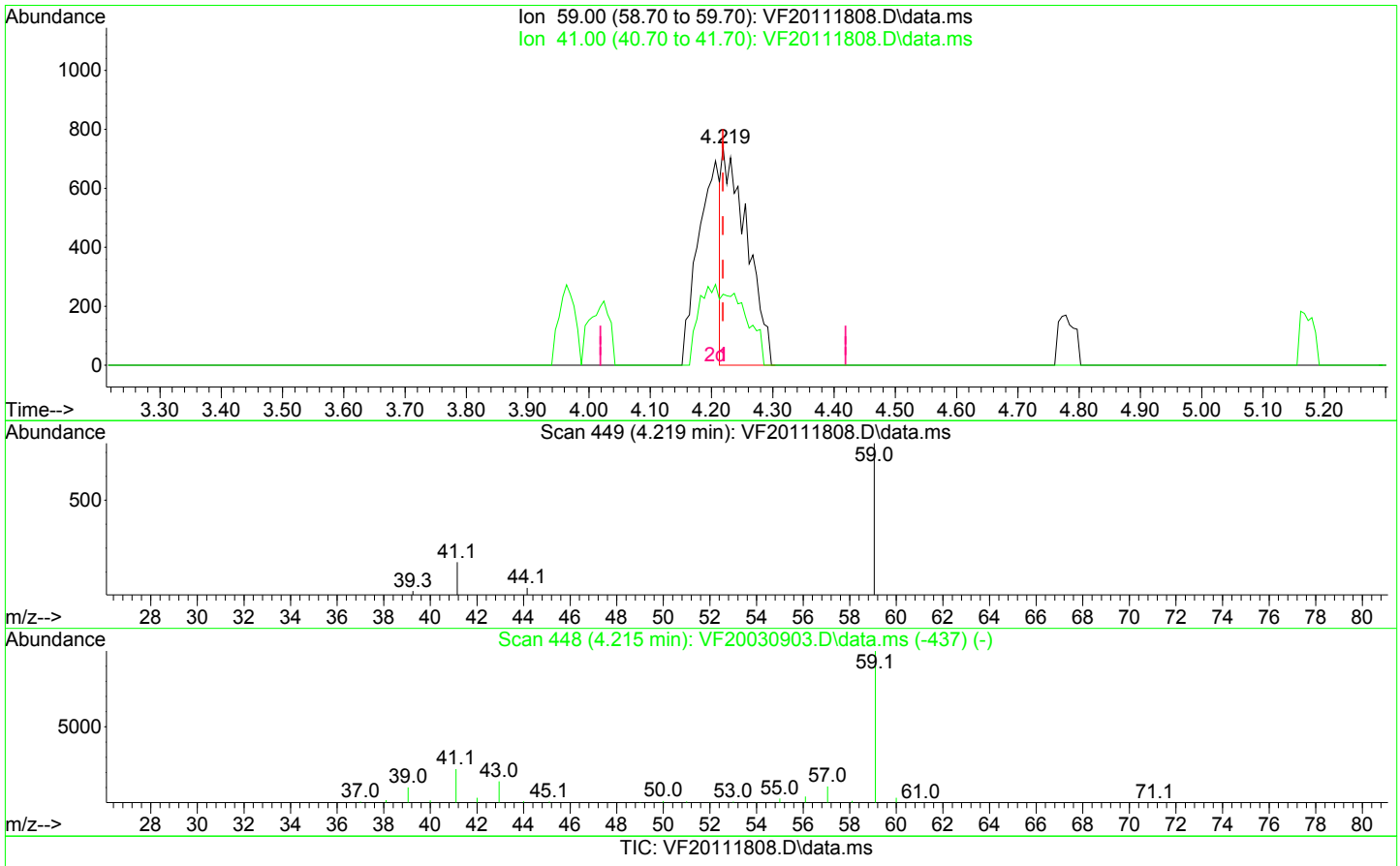

TIC: VF20111808.D\data.ms

(18) tert-Butanol (TBA)

4.219min (0.000) 11.02 ug/L

response 2088

Ion	Exp%	Act%
59.00	100.00	100.00
41.00	28.80	32.66#
0.00	0.00	0.00
0.00	0.00	0.00

Quantitation Report (Qedit)

Data Path : Y:\DATA\2020-11\0K18062\
Data File : VF20111808.D
Acq On : 18 Nov 2020 8:21 pm
Operator : TNL
Sample : 0k18062-CAL3
Misc : 1X 5mL 0.4ppb DI+MeOH
ALS Vial : 8 Sample Multiplier: 1

Quant Time: Nov 19 13:16:05 2020
Quant Method : Y:\METHODS\VF201119S.M
Quant Title : EPA 8260: Volatile Organic Compounds
QLast Update : Thu Nov 19 13:15:50 2020
Response via : Initial Calibration

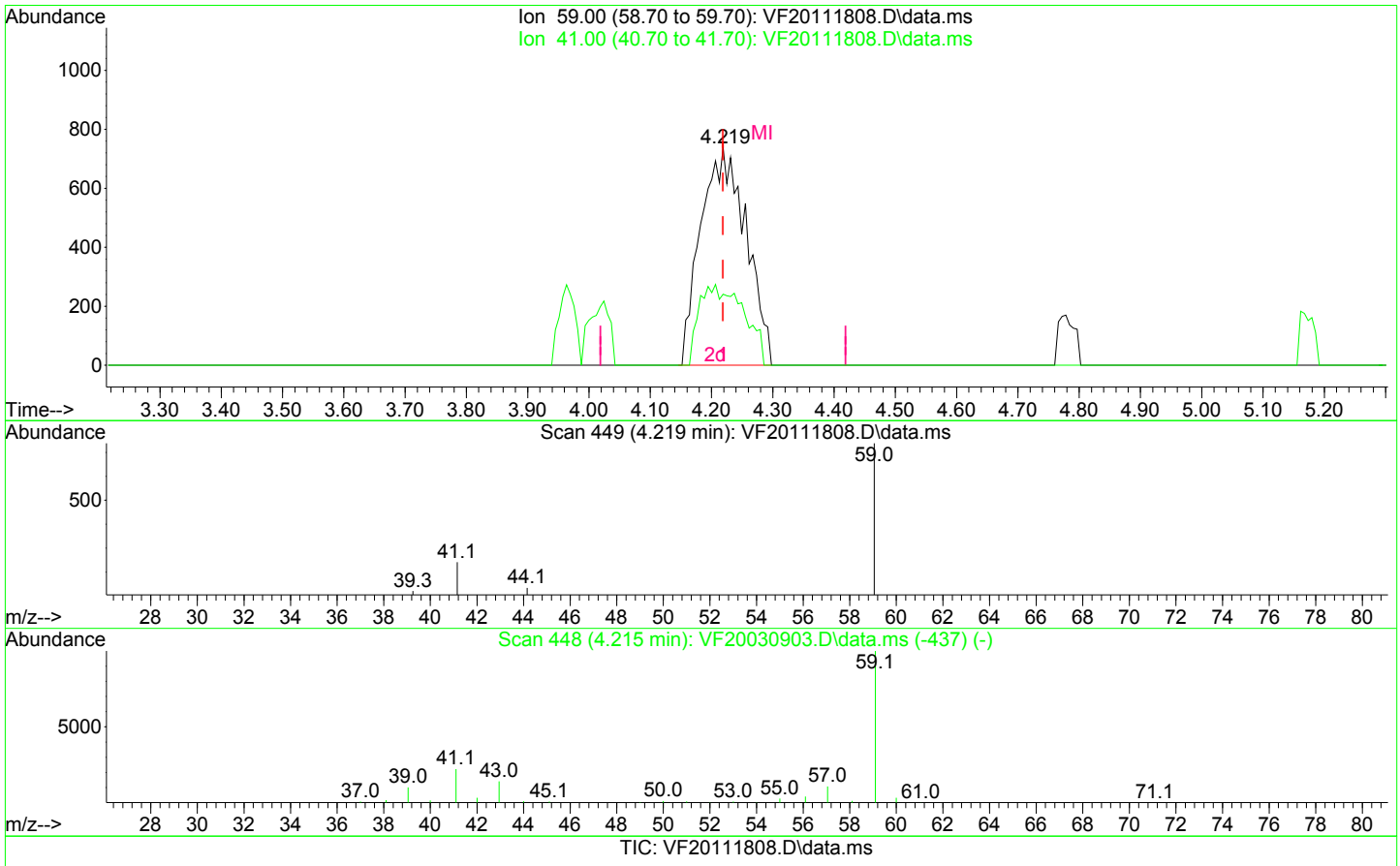

TIC: VF20111808.D\data.ms

(18) tert-Butanol (TBA)

4.219min (0.000) 19.93 ug/L m

response 3777

Ion	Exp%	Act%
59.00	100.00	100.00
41.00	28.80	32.66#
0.00	0.00	0.00
0.00	0.00	0.00

Quantitation Report (QT Reviewed)

Data Path : Y:\DATA\2020-11\0K18062\
Data File : VF20111808.D
Acq On : 18 Nov 2020 8:21 pm
Operator : TNL
Sample : 0k18062-CAL3 11/20/20 TNL
Misc : 1X 5mL 0.4ppb DI+MeOH
ALS Vial : 8 Sample Multiplier: 1

Quant Time: Nov 19 13:17:33 2020
Quant Method : Y:\METHODS\VF201119S.M
Quant Title : EPA 8260: Volatile Organic Compounds
QLast Update : Thu Nov 19 13:15:50 2020
Response via : Initial Calibration

Compound	R.T.	QIon	Response	Conc	Units		Dev(Min)
Internal Standards							
1) Pentafluorobenzene (I)	6.019	99	76882	50.00	ug/L		0.00
43) Chlorobenzene-d5 (I)	9.741	117	208976	50.00	ug/L		0.00
63) 1,4-Dichlorobenzene-d4...	11.693	152	90784	50.00	ug/L		0.00
System Monitoring Compounds							
30) Dibromofluoromethane (S)	5.532	111	63552	49.48	ug/L		0.00
37) 1,4-Difluorobenzene (S)	6.584	114	237778	52.60	ug/L		0.00
45) Toluene-d8 (S)	8.086	98	303847	48.96	ug/L		0.00
64) 4-Bromofluorobenzene (S)	10.811	174	80354	51.95	ug/L		0.00
Target Compounds							Qvalue
2) Dichlorodifluoromethane	1.610	85	370	0.23	ug/L		87
3) Chloromethane	1.817	50	683	0.31	ug/L		85
4) Vinyl Chloride	1.902	62	388	0.20	ug/L		93
5) Bromomethane	2.261	96	675	0.54	ug/L		82
6) Chloroethane	0.000		0	N.D.	d		
7) Trichlorofluoromethane	2.540	101	199	0.17	ug/L		76
8) Ethanol	0.000		0	N.D.			
9) 1,1-Dichloroethene	3.082	61	693	0.29	ug/L		79
10) Carbon Disulfide	3.106	76	868	0.30	ug/L		77
11) Freon 113	3.136	101	404	0.32	ug/L	#	60
12) Iodomethane	0.000		0	N.D.			
13) Methylene Chloride	3.720	84	1463	0.91	ug/L		94
14) Acetone	0.000		0	N.D.	d		
15) t-1,2-Dichloroethene	3.890	61	752	0.33	ug/L		95
16) n-Hexane	0.000		0	N.D.			
17) Methyl-tert-butyl-ether	4.018	73	1756	0.36	ug/L		96
18) tert-Butanol (TBA)	4.219	59	3777m	19.93	ug/L		
19) Diisopropyl ether (DIPE)	4.419	45	364	0.06	ug/L	#	33
20) 1,1-Dichloroethane	4.517	63	1090	0.36	ug/L		83
21) Acrylonitrile	0.000		0	N.D.			
22) Ethyl-tert-butyl ether...	0.000		0	N.D.	d		
23) c-1,2-Dichloroethene	5.076	61	649	0.28	ug/L		91
24) 2,2-Dichloropropane	5.167	77	367	0.22	ug/L		75
25) Bromochloromethane	5.283	49	403	0.26	ug/L		79
26) Chloroform	5.350	83	1004	0.39	ug/L		97
27) Carbon Tetrachloride	5.478	117	413	0.48	ug/L		74

Quantitation Report (QT Reviewed)

Data Path : Y:\DATA\2020-11\0K18062\
Data File : VF20111808.D
Acq On : 18 Nov 2020 8:21 pm
Operator : TNL
Sample : 0k18062-CAL3
Misc : 1X 5mL 0.4ppb DI+MeOH
ALS Vial : 8 Sample Multiplier: 1

Quant Time: Nov 19 13:17:33 2020
Quant Method : Y:\METHODS\VF201119S.M
Quant Title : EPA 8260: Volatile Organic Compounds
QLast Update : Thu Nov 19 13:15:50 2020
Response via : Initial Calibration

Compound	R.T.	QIon	Response	Conc	Units		Dev(Min)
28) Tetrahydrofuran	0.000		0	N.D.			
29) 1,1,1-Trichloroethane	5.557	97	689	0.33	ug/L		94
31) 1,1-Dichloropropene	5.684	75	742	0.35	ug/L		89
32) 2-Butanone (MEK)	0.000		0	N.D.	d		
33) Benzene	5.934	78	2630	0.38	ug/L		94
34) tert-Amyl methyl ether...	6.061	73	304	0.07	ug/L		50
35) 1,2-Dichloroethane (EDC)	6.153	62	777	0.33	ug/L		88
36) iso-Butyl Alcohol	6.244	43	387	4.26	ug/L		96
38) Trichloroethene (TCE)	6.560	130	535	0.34	ug/L	#	78
39) tert-Amyl ethyl ether ...	0.000		0	N.D.	d		
40) Dibromomethane	7.016	93	231	0.24	ug/L	#	47
41) 1,2-Dichloropropane	7.107	63	555	0.30	ug/L		91
42) Bromodichloromethane	7.186	83	451	0.46	ug/L		93
44) c-1,3-Dichloropropene	7.886	75	456	0.39	ug/L	#	61
46) Toluene	8.147	91	3088	0.39	ug/L		91
47) Tetrachloroethene (PCE)	8.603	166	519	0.34	ug/L		96
48) 4-Methyl-2-Pentanone (...	8.603	43	1032	0.41	ug/L		83
49) t-1,3-Dichloropropene	0.000		0	N.D.	d		
50) 1,1,2-Trichloroethane	8.810	97	523	0.33	ug/L		81
51) Dibromochloromethane	9.011	129	217	0.93	ug/L		89
52) 1,3-Dichloropropane	9.108	76	985	0.33	ug/L		85
53) 1,2-Dibromoethane (EDB)	9.254	107	346	0.23	ug/L		72
54) 2-Hexanone	9.503	43	341	0.66	ug/L		86
55) Chlorobenzene	9.753	112	1852	0.41	ug/L		79
56) Ethylbenzene	9.783	91	2537	0.34	ug/L		96
57) 1,1,1,2-Tetrachloroethane	9.826	131	306	0.54	ug/L	#	70
58) m,p-Xylenes (2)	9.923	91	3490	0.64	ug/L		97
59) o-Xylene	10.306	91	1764	0.32	ug/L		92
60) Styrene	10.361	104	981	0.40	ug/L		97
61) Bromoform	0.000		0	N.D.	d		
62) Isopropylbenzene	10.574	105	1775	0.28	ug/L		93
65) Bromobenzene	10.902	156	570	0.38	ug/L		92
66) n-Propylbenzene	10.920	91	2303	0.33	ug/L		95
67) 1,1,2,2-Tetrachloroethane	10.987	83	658	0.36	ug/L		86
68) 2-Chlorotoluene	11.048	126	463	0.34	ug/L		90
69) 1,3,5-Trimethylbenzene	11.072	105	1451	0.32	ug/L		83
70) 1,2,3-Trichloropropane	11.091	110	200	0.29	ug/L	#	33
71) t-1,4-Dichloro-2-butene	0.000		0	N.D.			

Data Path : Y:\DATA\2020-11\0K18062\
Data File : VF20111808.D
Acq On : 18 Nov 2020 8:21 pm
Operator : TNL
Sample : 0k18062-CAL3
Misc : 1X 5mL 0.4ppb DI+MeOH
ALS Vial : 8 Sample Multiplier: 1

Quant Time: Nov 19 13:17:33 2020
Quant Method : Y:\METHODS\VF201119S.M
Quant Title : EPA 8260: Volatile Organic Compounds
QLast Update : Thu Nov 19 13:15:50 2020
Response via : Initial Calibration

Compound	R.T.	QIon	Response	Conc	Units	Dev(Min)
72) 4-Chlorotoluene	11.182	91	1411	0.33	ug/L	97
73) tert-Butylbenzene	11.328	91	855	0.34	ug/L	92
74) 1,2,4-Trimethylbenzene	11.389	105	1409	0.31	ug/L	88
75) sec-Butylbenzene	11.468	105	1704	0.32	ug/L	95
76) 4-Isopropyltoluene	11.571	119	1233	0.29	ug/L	95
77) 1,3-Dichlorobenzene	11.644	146	882	0.35	ug/L	97
78) 1,4-Dichlorobenzene	11.711	146	1140	0.41	ug/L	94
79) n-Butylbenzene	11.893	91	1199	0.31	ug/L	95
80) 1,2-Dichlorobenzene	12.027	146	895	0.38	ug/L	95
81) 1,2-Dibromo-3-Chloropr...	0.000		0	N.D.		
82) Hexachlorobutadiene	0.000		0	N.D.		
83) 1,2,4-Trichlorobenzene	13.164	180	261	0.21	ug/L	69
84) Naphthalene	13.444	128	785	0.40	ug/L	78
85) 1,2,3-Trichlorobenzene	13.602	180	269	0.23	ug/L	75

(#) = qualifier out of range (m) = manual integration (+) = signals summed

Quantitation Report (QT Reviewed)

Data Path : Y:\DATA\2020-11\0K18062\
Data File : VF20111808.D
Acq On : 18 Nov 2020 8:21 pm
Operator : TNL
Sample : 0k18062-CAL3
Misc : 1X 5mL 0.4ppb DI+MeOH
ALS Vial : 8 Sample Multiplier: 1

Quant Time: Nov 19 13:17:33 2020
Quant Method : Y:\METHODS\VF201119S.M
Quant Title : EPA 8260: Volatile Organic Compounds
QLast Update : Thu Nov 19 13:15:50 2020
Response via : Initial Calibration

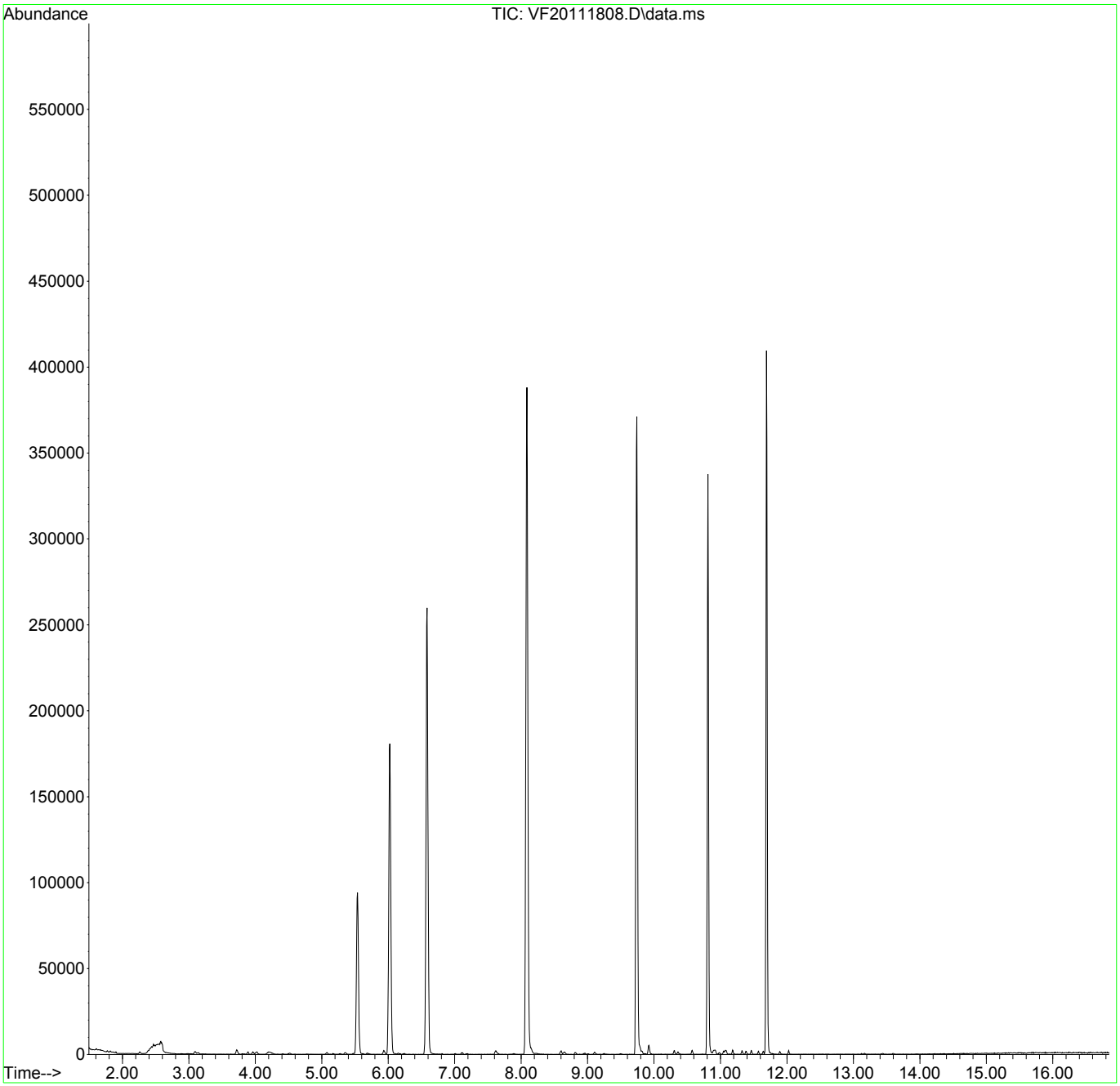

Quantitation Report (Not Reviewed)

Data Path : Y:\DATA\2020-11\0K18062\
Data File : VF20111809.D
Acq On : 18 Nov 2020 8:48 pm
Operator : TNL
Sample : 0k18062-CAL4
Misc : 1X 5mL 1ppb DI+MeOH
ALS Vial : 9 Sample Multiplier: 1

11/20/20 TNL

Quant Time: Nov 19 13:18:23 2020
Quant Method : Y:\METHODS\~~VF201119S.M~~
Quant Title : EPA 8260: Volatile Organic Compounds
QLast Update : Thu Nov 19 13:15:50 2020
Response via : Initial Calibration

Compound	R.T.	QIon	Response	Conc	Units		Dev(Min)
Internal Standards							
1) Pentafluorobenzene (I)	6.015	99	71760	50.00	ug/L		0.00
43) Chlorobenzene-d5 (I)	9.737	117	195748	50.00	ug/L		0.00
63) 1,4-Dichlorobenzene-d4...	11.695	152	87778	50.00	ug/L		0.00
System Monitoring Compounds							
30) Dibromofluoromethane (S)	5.528	111	61014	50.89	ug/L		0.00
37) 1,4-Difluorobenzene (S)	6.581	114	223356	52.94	ug/L		0.00
45) Toluene-d8 (S)	8.083	98	284112	48.87	ug/L		0.00
64) 4-Bromofluorobenzene (S)	10.813	174	77029	51.51	ug/L		0.00
Target Compounds							Qvalue
2) Dichlorodifluoromethane	1.600	85	1041	0.68	ug/L		95
3) Chloromethane	1.801	50	1575	0.77	ug/L		86
4) Vinyl Chloride	1.886	62	1023	0.57	ug/L		93
5) Bromomethane	2.251	96	1266	1.09	ug/L		98
6) Chloroethane	2.378	64	295	0.58	ug/L	#	1
7) Trichlorofluoromethane	2.512	101	1252	1.18	ug/L		98
8) Ethanol	3.157	45	969	64.56	ug/L		82
9) 1,1-Dichloroethene	3.078	61	1781	0.79	ug/L		87
10) Carbon Disulfide	3.096	76	2132	0.79	ug/L		99
11) Freon 113	3.126	101	1224	1.03	ug/L		77
12) Iodomethane	0.000		0	N.D.			
13) Methylene Chloride	3.710	84	2295	1.53	ug/L		97
14) Acetone	3.795	43	1043	1.64	ug/L		85
15) t-1,2-Dichloroethene	3.874	61	1967	0.92	ug/L		92
16) n-Hexane	3.953	86	142	0.54	ug/L	#	91
17) Methyl-tert-butyl-ether	4.008	73	4272	0.95	ug/L		92
18) tert-Butanol (TBA)	4.160	59	10752	60.77	ug/L	#	88
19) Diisopropyl ether (DIPE)	4.403	45	1079	0.20	ug/L		93
20) 1,1-Dichloroethane	4.507	63	2792	0.98	ug/L		93
21) Acrylonitrile	4.604	53	165	0.22	ug/L	#	14
22) Ethyl-tert-butyl ether...	4.762	59	1016	0.24	ug/L		96
23) c-1,2-Dichloroethene	5.066	61	1867	0.87	ug/L		92
24) 2,2-Dichloropropane	5.164	77	1113	0.73	ug/L		78
25) Bromochloromethane	5.267	49	973	0.68	ug/L		90
26) Chloroform	5.346	83	2532	1.04	ug/L		96
27) Carbon Tetrachloride	5.468	117	1120	1.07	ug/L		81

Quantitation Report (Not Reviewed)

Data Path : Y:\DATA\2020-11\0K18062\
Data File : VF20111809.D
Acq On : 18 Nov 2020 8:48 pm
Operator : TNL
Sample : 0k18062-CAL4
Misc : 1X 5mL 1ppb DI+MeOH
ALS Vial : 9 Sample Multiplier: 1

Quant Time: Nov 19 13:18:23 2020
Quant Method : Y:\METHODS\VF201119S.M
Quant Title : EPA 8260: Volatile Organic Compounds
QLast Update : Thu Nov 19 13:15:50 2020
Response via : Initial Calibration

Compound	R.T.	QIon	Response	Conc	Units		Dev(Min)
28) Tetrahydrofuran	5.528	42	391	0.50	ug/L		92
29) 1,1,1-Trichloroethane	5.541	97	1833	0.95	ug/L		95
31) 1,1-Dichloropropene	5.674	75	1895	0.95	ug/L		96
32) 2-Butanone (MEK)	5.687	43	1005	0.93	ug/L		85
33) Benzene	5.930	78	6864	1.05	ug/L		97
34) tert-Amyl methyl ether...	6.064	73	955	0.24	ug/L		74
35) 1,2-Dichloroethane (EDC)	6.143	62	2070	0.95	ug/L		89
36) iso-Butyl Alcohol	6.264	43	269	3.18	ug/L		95
38) Trichloroethene (TCE)	6.544	130	1493	1.03	ug/L		93
39) tert-Amyl ethyl ether ...	6.799	59	566	0.19	ug/L	#	62
40) Dibromomethane	7.000	93	784	0.89	ug/L		87
41) 1,2-Dichloropropane	7.110	63	1591	0.92	ug/L		94
42) Bromodichloromethane	7.189	83	1211	1.01	ug/L		92
44) c-1,3-Dichloropropene	7.882	75	1397	0.81	ug/L		99
46) Toluene	8.143	91	7133	0.96	ug/L		93
47) Tetrachloroethene (PCE)	8.600	166	1325	0.91	ug/L		99
48) 4-Methyl-2-Pentanone (...	8.600	43	2927	1.23	ug/L		97
49) t-1,3-Dichloropropene	8.642	75	999	1.22	ug/L		84
50) 1,1,2-Trichloroethane	8.812	97	1397	0.93	ug/L		86
51) Dibromochloromethane	9.001	129	729	1.39	ug/L		90
52) 1,3-Dichloropropane	9.104	76	2517	0.90	ug/L		98
53) 1,2-Dibromoethane (EDB)	9.250	107	1161	0.81	ug/L		89
54) 2-Hexanone	9.487	43	1554	1.38	ug/L		91
55) Chlorobenzene	9.755	112	4328	1.02	ug/L		94
56) Ethylbenzene	9.785	91	6748	0.95	ug/L		97
57) 1,1,1,2-Tetrachloroethane	9.816	131	970	1.08	ug/L		94
58) m,p-Xylenes (2)	9.919	91	9478	1.87	ug/L		94
59) o-Xylene	10.302	91	4455	0.87	ug/L		95
60) Styrene	10.357	104	2828	0.86	ug/L		94
61) Bromoform	10.381	173	507	1.62	ug/L		77
62) Isopropylbenzene	10.570	105	4934	0.84	ug/L		96
65) Bromobenzene	10.898	156	1499	1.02	ug/L	#	78
66) n-Propylbenzene	10.917	91	5956	0.87	ug/L		99
67) 1,1,2,2-Tetrachloroethane	10.983	83	1803	1.01	ug/L		98
68) 2-Chlorotoluene	11.044	126	1272	0.96	ug/L	#	83
69) 1,3,5-Trimethylbenzene	11.075	105	3693	0.85	ug/L		98
70) 1,2,3-Trichloropropane	11.087	110	638	0.97	ug/L	#	77
71) t-1,4-Dichloro-2-butene	0.000		0	N.D.			

Quantitation Report (Not Reviewed)

Data Path : Y:\DATA\2020-11\0K18062\
Data File : VF20111809.D
Acq On : 18 Nov 2020 8:48 pm
Operator : TNL
Sample : 0k18062-CAL4
Misc : 1X 5mL 1ppb DI+MeOH
ALS Vial : 9 Sample Multiplier: 1

Quant Time: Nov 19 13:18:23 2020
Quant Method : Y:\METHODS\VF201119S.M
Quant Title : EPA 8260: Volatile Organic Compounds
QLast Update : Thu Nov 19 13:15:50 2020
Response via : Initial Calibration

Compound	R.T.	QIon	Response	Conc	Units		Dev(Min)
72) 4-Chlorotoluene	11.178	91	3808	0.93	ug/L		98
73) tert-Butylbenzene	11.324	91	2288	0.94	ug/L		82
74) 1,2,4-Trimethylbenzene	11.379	105	3578	0.82	ug/L		93
75) sec-Butylbenzene	11.464	105	4324	0.83	ug/L		98
76) 4-Isopropyltoluene	11.573	119	3371	0.81	ug/L		94
77) 1,3-Dichlorobenzene	11.640	146	2372	0.97	ug/L		96
78) 1,4-Dichlorobenzene	11.707	146	2648	0.97	ug/L		92
79) n-Butylbenzene	11.890	91	3037	0.82	ug/L		91
80) 1,2-Dichlorobenzene	12.023	146	2173	0.95	ug/L		96
81) 1,2-Dibromo-3-Chloropr...	12.631	157	184	2.02	ug/L	#	63
82) Hexachlorobutadiene	13.124	223	267	0.83	ug/L		90
83) 1,2,4-Trichlorobenzene	13.161	180	904	0.75	ug/L		87
84) Naphthalene	13.434	128	2238	0.73	ug/L		97
85) 1,2,3-Trichlorobenzene	13.592	180	913	0.79	ug/L		93

(#) = qualifier out of range (m) = manual integration (+) = signals summed

Quantitation Report (Not Reviewed)

Data Path : Y:\DATA\2020-11\0K18062\
Data File : VF20111809.D
Acq On : 18 Nov 2020 8:48 pm
Operator : TNL
Sample : 0k18062-CAL4
Misc : 1X 5mL 1ppb DI+MeOH
ALS Vial : 9 Sample Multiplier: 1

Quant Time: Nov 19 13:18:23 2020
Quant Method : Y:\METHODS\VF201119S.M
Quant Title : EPA 8260: Volatile Organic Compounds
QLast Update : Thu Nov 19 13:15:50 2020
Response via : Initial Calibration

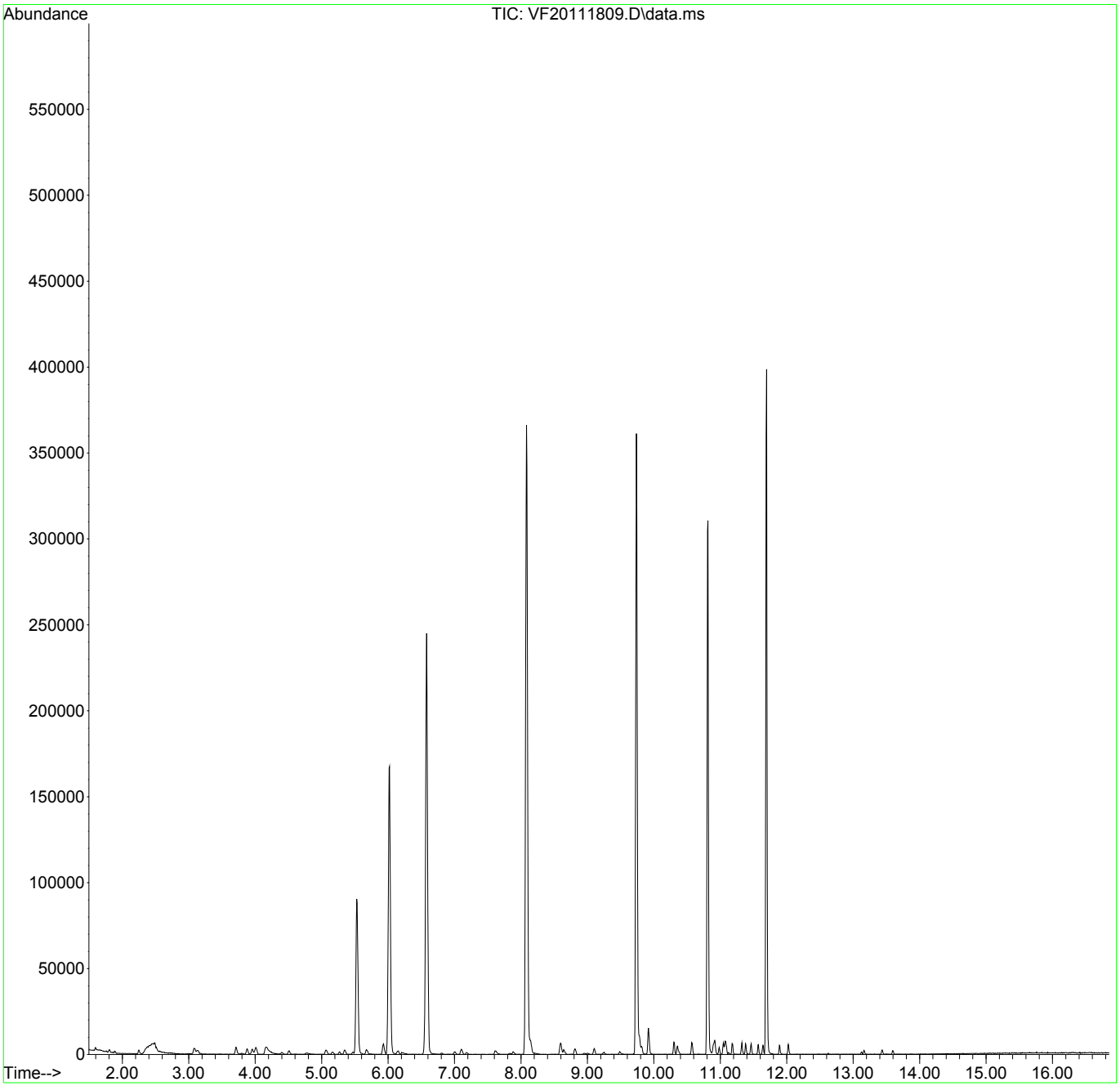

Quantitation Report (Qedit)

Data Path : Y:\DATA\2020-11\0K18062\
Data File : VF20111809.D
Acq On : 18 Nov 2020 8:48 pm
Operator : TNL
Sample : 0k18062-CAL4
Misc : 1X 5mL 1ppb DI+MeOH
ALS Vial : 9 Sample Multiplier: 1

Quant Time: Nov 19 13:18:58 2020
Quant Method : Y:\METHODS\VF201119S.M
Quant Title : EPA 8260: Volatile Organic Compounds
QLast Update : Thu Nov 19 13:18:47 2020
Response via : Initial Calibration

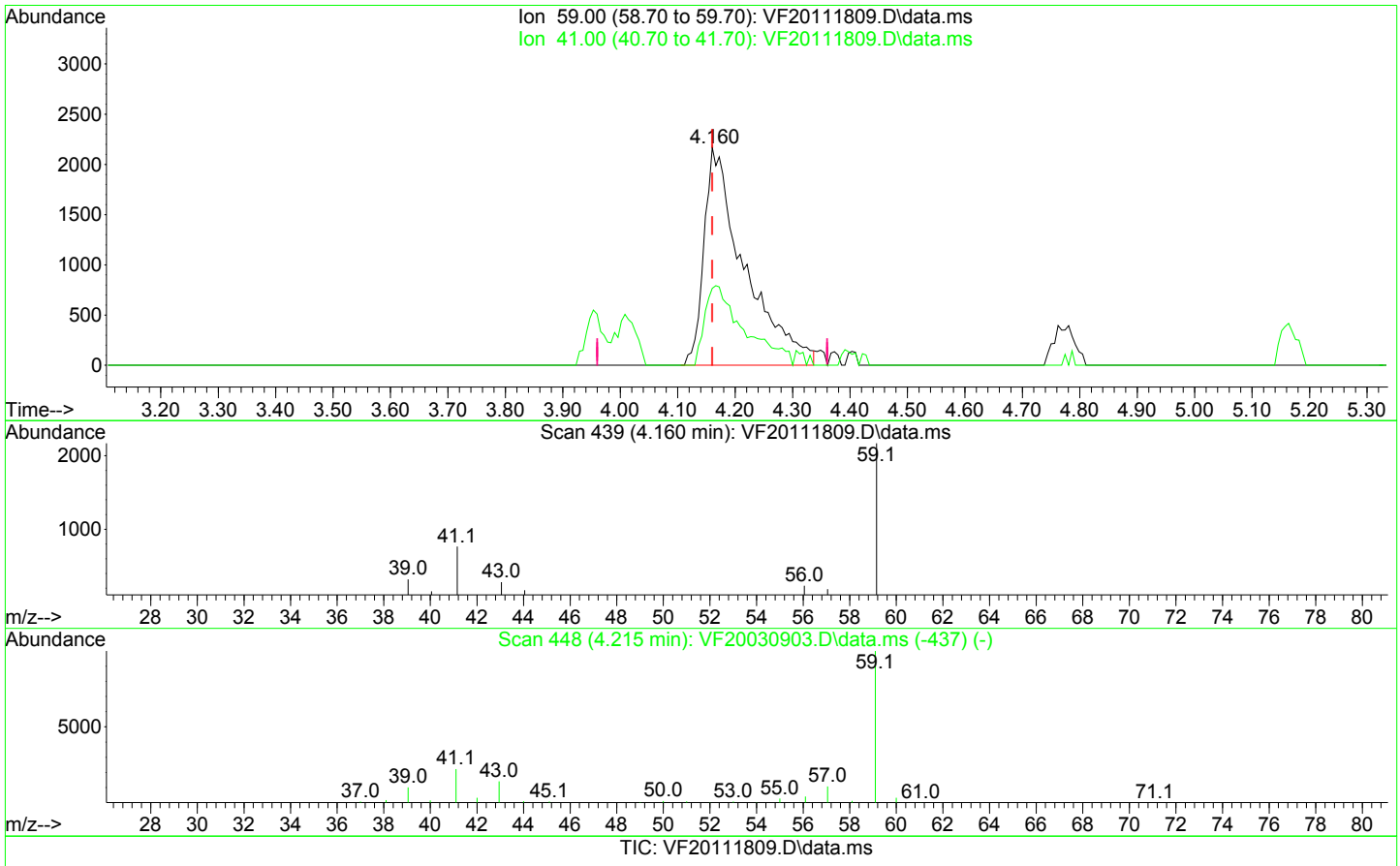

TIC: VF20111809.D\data.ms

(18) tert-Butanol (TBA)

4.160min (0.000) 59.91 ug/L

response 10600

Ion	Exp%	Act%
59.00	100.00	100.00
41.00	28.80	35.38#
0.00	0.00	0.00
0.00	0.00	0.00

Quantitation Report (Qedit)

Data Path : Y:\DATA\2020-11\0K18062\
Data File : VF20111809.D
Acq On : 18 Nov 2020 8:48 pm
Operator : TNL
Sample : 0k18062-CAL4
Misc : 1X 5mL 1ppb DI+MeOH
ALS Vial : 9 Sample Multiplier: 1

Quant Time: Nov 19 13:18:58 2020
Quant Method : Y:\METHODS\VF201119S.M
Quant Title : EPA 8260: Volatile Organic Compounds
QLast Update : Thu Nov 19 13:18:47 2020
Response via : Initial Calibration

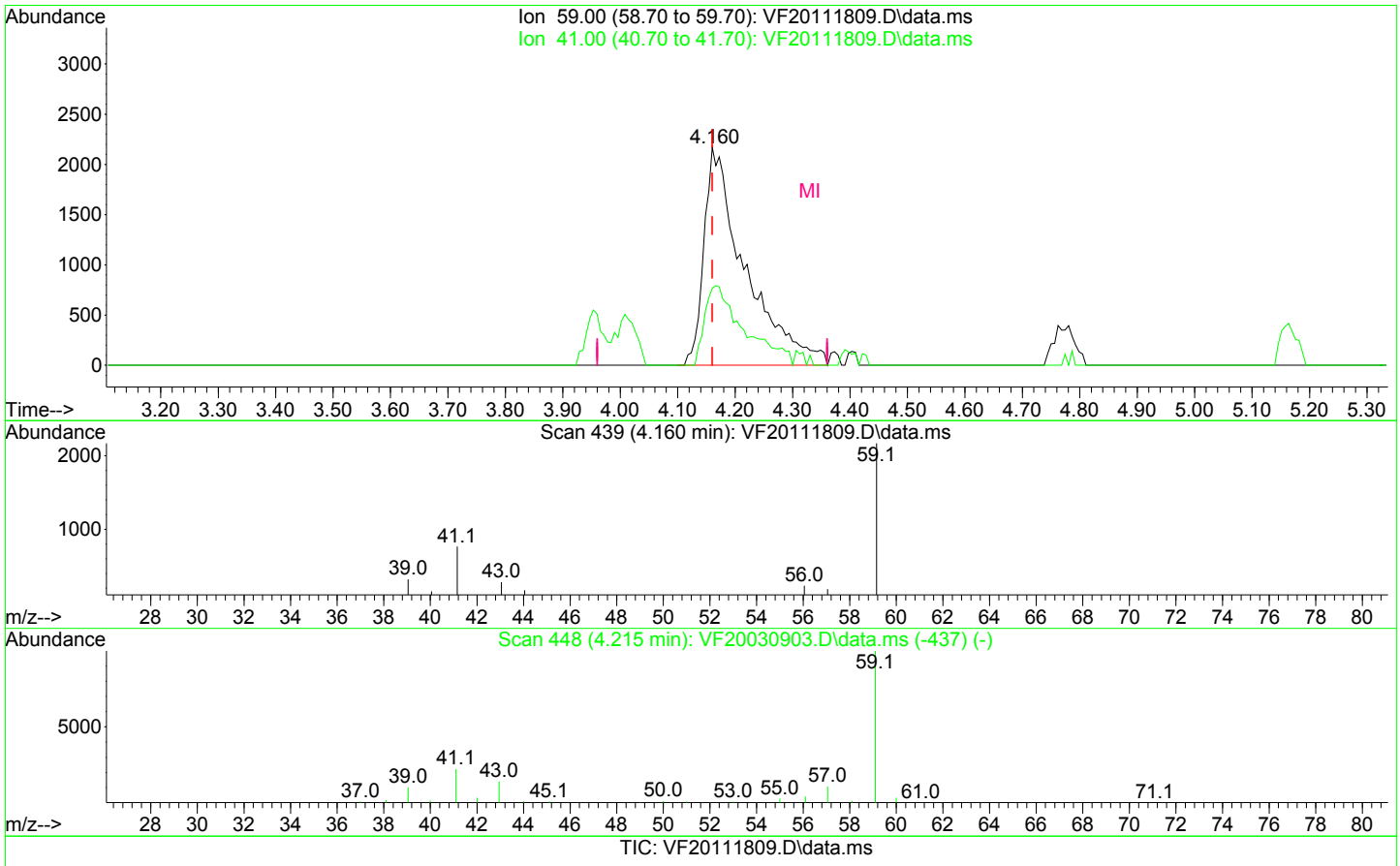

TIC: VF20111809.D\data.ms

(18) tert-Butanol (TBA)

4.160min (0.000) 60.77 ug/L m

response 10752

Ion	Exp%	Act%
59.00	100.00	100.00
41.00	28.80	35.38#
0.00	0.00	0.00
0.00	0.00	0.00

Quantitation Report (Qedit)

Data Path : Y:\DATA\2020-11\0K18062\
Data File : VF20111809.D
Acq On : 18 Nov 2020 8:48 pm
Operator : TNL
Sample : 0k18062-CAL4
Misc : 1X 5mL 1ppb DI+MeOH
ALS Vial : 9 Sample Multiplier: 1

Quant Time: Nov 19 13:18:58 2020
Quant Method : Y:\METHODS\VF201119S.M
Quant Title : EPA 8260: Volatile Organic Compounds
QLast Update : Thu Nov 19 13:18:47 2020
Response via : Initial Calibration

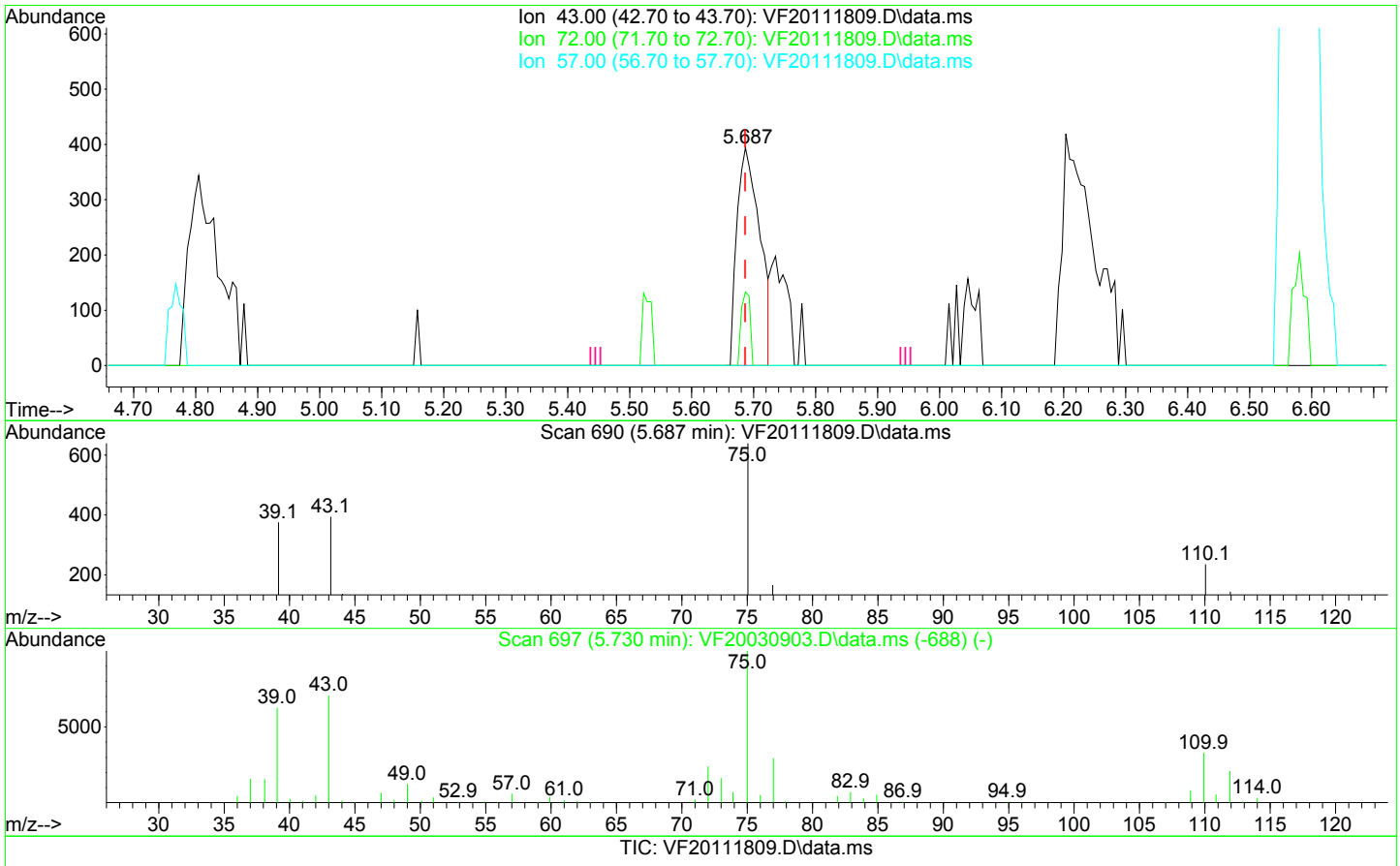

TIC: VF20111809.D\data.ms

(32) 2-Butanone (MEK)

5.687min (0.000) 0.93 ug/L

response 1005

Ion	Exp%	Act%
43.00	100.00	100.00
72.00	27.60	33.76
57.00	8.60	0.00
0.00	0.00	0.00

Quantitation Report (Qedit)

Data Path : Y:\DATA\2020-11\0K18062\
Data File : VF20111809.D
Acq On : 18 Nov 2020 8:48 pm
Operator : TNL
Sample : 0k18062-CAL4
Misc : 1X 5mL 1ppb DI+MeOH
ALS Vial : 9 Sample Multiplier: 1

Quant Time: Nov 19 13:18:58 2020
Quant Method : Y:\METHODS\VF201119S.M
Quant Title : EPA 8260: Volatile Organic Compounds
QLast Update : Thu Nov 19 13:18:47 2020
Response via : Initial Calibration

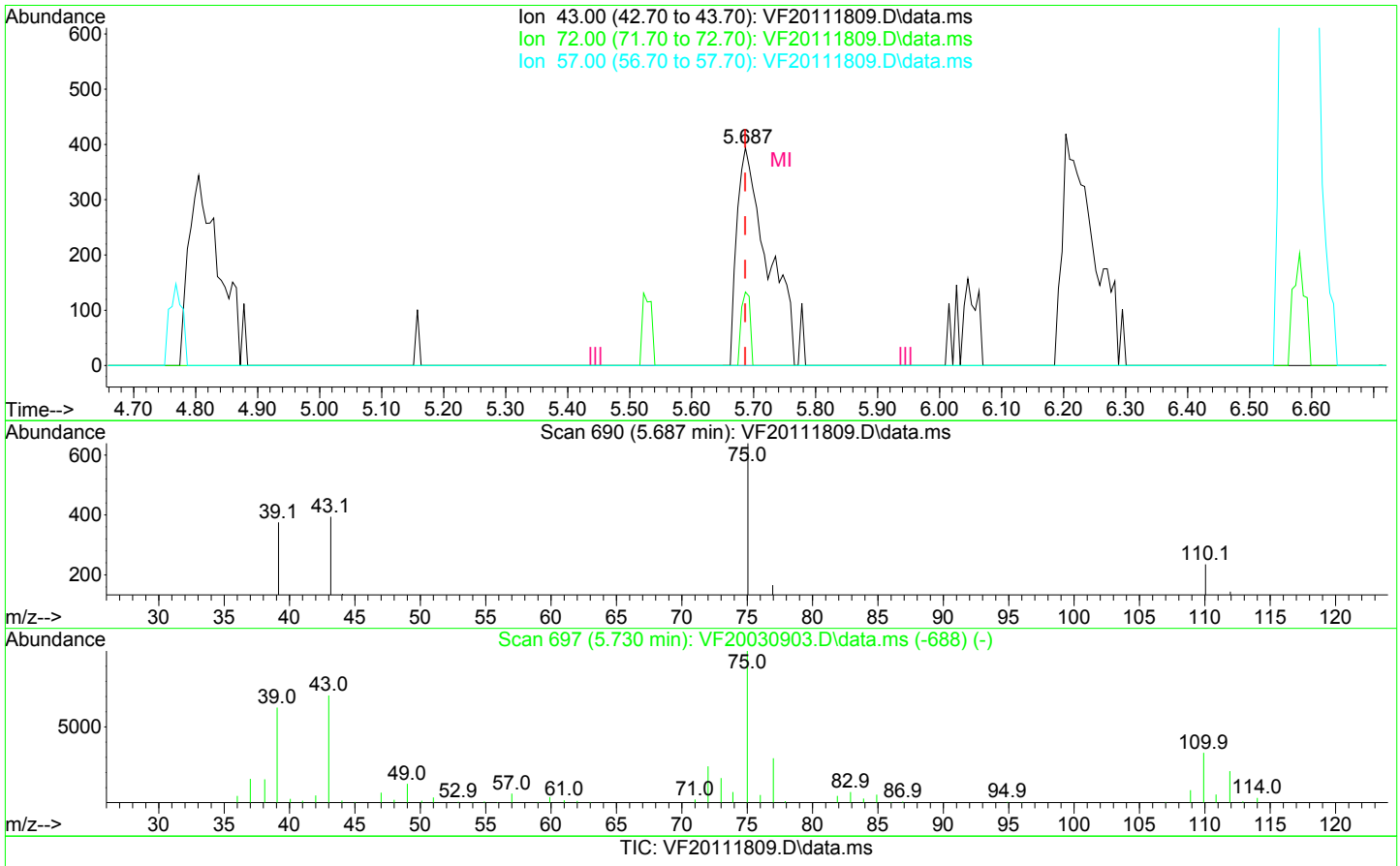

TIC: VF20111809.D\data.ms

(32) 2-Butanone (MEK)

5.687min (0.000) 1.25 ug/L m

response 1353

Ion	Exp%	Act%
43.00	100.00	100.00
72.00	27.60	33.76
57.00	8.60	0.00
0.00	0.00	0.00

Quantitation Report (Qedit)

Data Path : Y:\DATA\2020-11\0K18062\
Data File : VF20111809.D
Acq On : 18 Nov 2020 8:48 pm
Operator : TNL
Sample : 0k18062-CAL4
Misc : 1X 5mL 1ppb DI+MeOH
ALS Vial : 9 Sample Multiplier: 1

Quant Time: Nov 19 13:18:58 2020
Quant Method : Y:\METHODS\VF201119S.M
Quant Title : EPA 8260: Volatile Organic Compounds
QLast Update : Thu Nov 19 13:18:47 2020
Response via : Initial Calibration

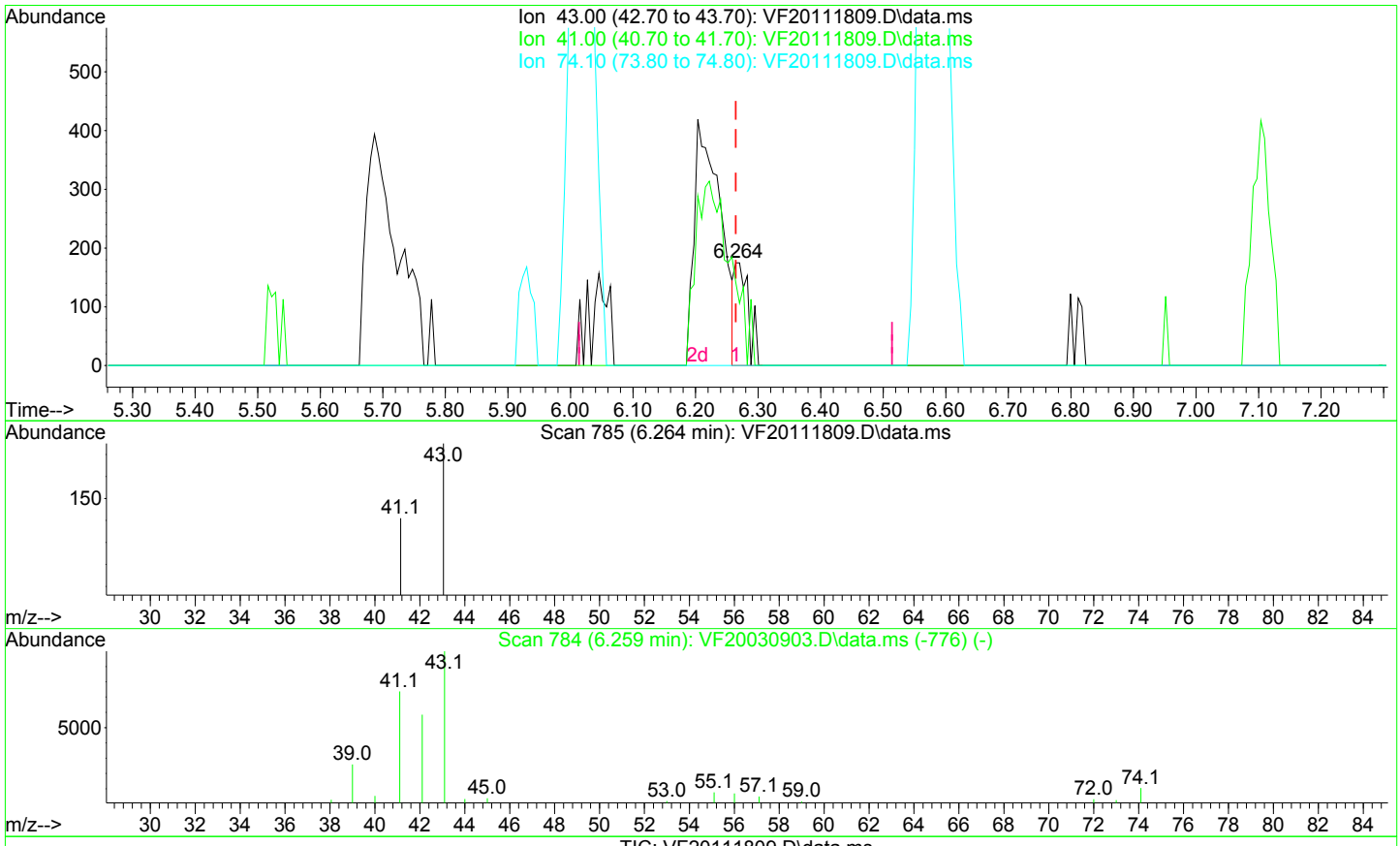

TIC: VF20111809.D\data.ms

(36) iso-Butyl Alcohol

6.264min (0.000) 3.18 ug/L

response 269

Ion	Exp%	Act%
43.00	100.00	100.00
41.00	78.40	80.57
74.10	9.40	0.00
0.00	0.00	0.00

Quantitation Report (Qedit)

Data Path : Y:\DATA\2020-11\0K18062\
Data File : VF20111809.D
Acq On : 18 Nov 2020 8:48 pm
Operator : TNL
Sample : 0k18062-CAL4
Misc : 1X 5mL 1ppb DI+MeOH
ALS Vial : 9 Sample Multiplier: 1

Quant Time: Nov 19 13:18:58 2020
Quant Method : Y:\METHODS\VF201119S.M
Quant Title : EPA 8260: Volatile Organic Compounds
QLast Update : Thu Nov 19 13:18:47 2020
Response via : Initial Calibration

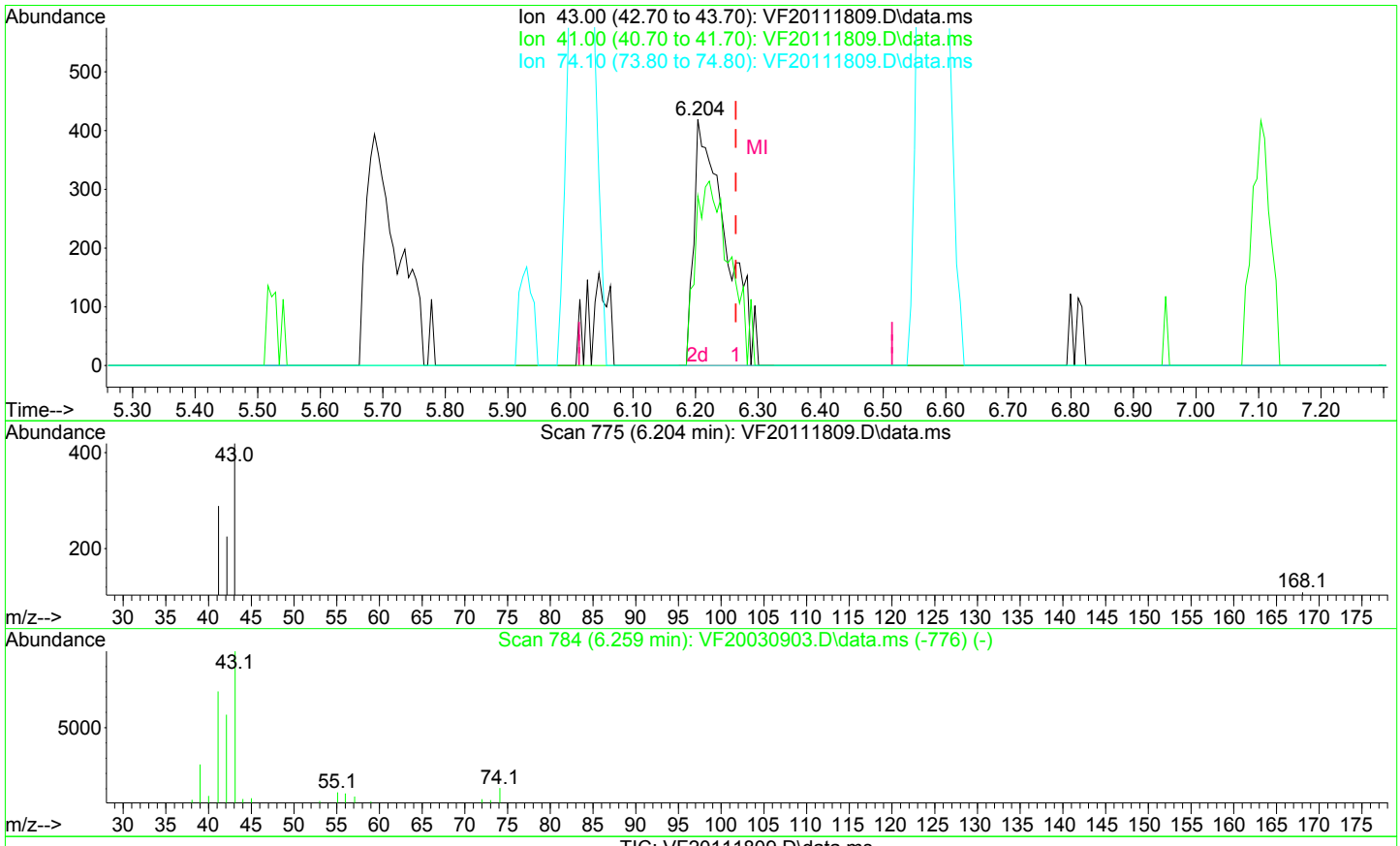

TIC: VF20111809.D\data.ms

(36) iso-Butyl Alcohol

6.204min (-0.061) 17.47 ug/L m

response 1480

Ion	Exp%	Act%
43.00	100.00	100.00
41.00	78.40	68.97
74.10	9.40	0.00
0.00	0.00	0.00

Quantitation Report (QT Reviewed)

Data Path : Y:\DATA\2020-11\0K18062\
Data File : VF20111809.D
Acq On : 18 Nov 2020 8:48 pm
Operator : TNL
Sample : 0k18062-CAL4
Misc : 1X 5mL 1ppb DI+MeOH
ALS Vial : 9 Sample Multiplier: 1

11/20/20 TNL

Quant Time: Nov 19 13:20:38 2020
Quant Method : Y:\METHODS\VF201119S.M
Quant Title : EPA 8260: Volatile Organic Compounds
QLast Update : Thu Nov 19 13:18:47 2020
Response via : Initial Calibration

Compound	R.T.	QIon	Response	Conc	Units		Dev(Min)
Internal Standards							
1) Pentafluorobenzene (I)	6.015	99	71760	50.00	ug/L		0.00
43) Chlorobenzene-d5 (I)	9.737	117	195748	50.00	ug/L		0.00
63) 1,4-Dichlorobenzene-d4...	11.695	152	87778	50.00	ug/L		0.00
System Monitoring Compounds							
30) Dibromofluoromethane (S)	5.528	111	61014	50.89	ug/L		0.00
37) 1,4-Difluorobenzene (S)	6.581	114	223356	52.94	ug/L		0.00
45) Toluene-d8 (S)	8.083	98	284112	48.87	ug/L		0.00
64) 4-Bromofluorobenzene (S)	10.813	174	77029	51.51	ug/L		0.00
Target Compounds							Qvalue
2) Dichlorodifluoromethane	1.600	85	1041	0.68	ug/L		95
3) Chloromethane	1.801	50	1575	0.77	ug/L		86
4) Vinyl Chloride	1.886	62	1023	0.57	ug/L		93
5) Bromomethane	2.251	96	1266	1.09	ug/L		98
6) Chloroethane	2.378	64	295	0.58	ug/L	#	1
7) Trichlorofluoromethane	2.512	101	1252	1.18	ug/L		98
8) Ethanol	3.157	45	969	64.56	ug/L		82
9) 1,1-Dichloroethene	3.078	61	1781	0.79	ug/L		87
10) Carbon Disulfide	3.096	76	2132	0.79	ug/L		99
11) Freon 113	3.126	101	1224	1.03	ug/L		77
12) Iodomethane	0.000		0	N.D.			
13) Methylene Chloride	3.710	84	2295	1.53	ug/L		97
14) Acetone	3.795	43	1043	1.64	ug/L		85
15) t-1,2-Dichloroethene	3.874	61	1967	0.92	ug/L		92
16) n-Hexane	3.953	86	142	0.54	ug/L	#	91
17) Methyl-tert-butyl-ether	4.008	73	4272	0.95	ug/L		92
18) tert-Butanol (TBA)	4.160	59	10752m	60.77	ug/L		
19) Diisopropyl ether (DIPE)	4.403	45	1079	0.20	ug/L		93
20) 1,1-Dichloroethane	4.507	63	2792	0.98	ug/L		93
21) Acrylonitrile	0.000		0	N.D.	d		
22) Ethyl-tert-butyl ether...	4.762	59	1016	0.24	ug/L		96
23) c-1,2-Dichloroethene	5.066	61	1867	0.87	ug/L		92
24) 2,2-Dichloropropane	5.164	77	1113	0.73	ug/L		78
25) Bromochloromethane	5.267	49	973	0.68	ug/L		90
26) Chloroform	5.346	83	2532	1.04	ug/L		96
27) Carbon Tetrachloride	5.468	117	1120	1.07	ug/L		81

Quantitation Report (QT Reviewed)

Data Path : Y:\DATA\2020-11\0K18062\
Data File : VF20111809.D
Acq On : 18 Nov 2020 8:48 pm
Operator : TNL
Sample : 0k18062-CAL4
Misc : 1X 5mL 1ppb DI+MeOH
ALS Vial : 9 Sample Multiplier: 1

Quant Time: Nov 19 13:20:38 2020
Quant Method : Y:\METHODS\VF201119S.M
Quant Title : EPA 8260: Volatile Organic Compounds
QLast Update : Thu Nov 19 13:18:47 2020
Response via : Initial Calibration

Compound	R.T.	QIon	Response	Conc	Units		Dev(Min)
28) Tetrahydrofuran	5.528	42	391	0.50	ug/L		92
29) 1,1,1-Trichloroethane	5.541	97	1833	0.95	ug/L		95
31) 1,1-Dichloropropene	5.674	75	1895	0.95	ug/L		96
32) 2-Butanone (MEK)	5.687	43	1353m	1.25	ug/L		
33) Benzene	5.930	78	6864	1.05	ug/L		97
34) tert-Amyl methyl ether...	6.064	73	955	0.24	ug/L		74
35) 1,2-Dichloroethane (EDC)	6.143	62	2070	0.95	ug/L		89
36) iso-Butyl Alcohol	6.204	43	1480m	17.47	ug/L		
38) Trichloroethene (TCE)	6.544	130	1493	1.03	ug/L		93
39) tert-Amyl ethyl ether ...	6.799	59	566	0.19	ug/L	#	62
40) Dibromomethane	7.000	93	784	0.89	ug/L		87
41) 1,2-Dichloropropane	7.110	63	1591	0.92	ug/L		94
42) Bromodichloromethane	7.189	83	1211	1.01	ug/L		92
44) c-1,3-Dichloropropene	7.882	75	1397	0.81	ug/L		99
46) Toluene	8.143	91	7133	0.96	ug/L		93
47) Tetrachloroethene (PCE)	8.600	166	1325	0.91	ug/L		99
48) 4-Methyl-2-Pentanone (...	8.600	43	2927	1.23	ug/L		97
49) t-1,3-Dichloropropene	8.642	75	999	1.22	ug/L		84
50) 1,1,2-Trichloroethane	8.812	97	1397	0.93	ug/L		86
51) Dibromochloromethane	9.001	129	729	1.39	ug/L		90
52) 1,3-Dichloropropane	9.104	76	2517	0.90	ug/L		98
53) 1,2-Dibromoethane (EDB)	9.250	107	1161	0.81	ug/L		89
54) 2-Hexanone	9.487	43	1554	1.38	ug/L		91
55) Chlorobenzene	9.755	112	4328	1.02	ug/L		94
56) Ethylbenzene	9.785	91	6748	0.95	ug/L		97
57) 1,1,1,2-Tetrachloroethane	9.816	131	970	1.08	ug/L		94
58) m,p-Xylenes (2)	9.919	91	9478	1.87	ug/L		94
59) o-Xylene	10.302	91	4455	0.87	ug/L		95
60) Styrene	10.357	104	2828	0.86	ug/L		94
61) Bromoform	10.381	173	507	1.62	ug/L		77
62) Isopropylbenzene	10.570	105	4934	0.84	ug/L		96
65) Bromobenzene	10.898	156	1499	1.02	ug/L	#	78
66) n-Propylbenzene	10.917	91	5956	0.87	ug/L		99
67) 1,1,2,2-Tetrachloroethane	10.983	83	1803	1.01	ug/L		98
68) 2-Chlorotoluene	11.044	126	1272	0.96	ug/L	#	83
69) 1,3,5-Trimethylbenzene	11.075	105	3693	0.85	ug/L		98
70) 1,2,3-Trichloropropane	11.087	110	638	0.97	ug/L	#	77
71) t-1,4-Dichloro-2-butene	0.000		0	N.D.			

Quantitation Report (QT Reviewed)

Data Path : Y:\DATA\2020-11\0K18062\
Data File : VF20111809.D
Acq On : 18 Nov 2020 8:48 pm
Operator : TNL
Sample : 0k18062-CAL4
Misc : 1X 5mL 1ppb DI+MeOH
ALS Vial : 9 Sample Multiplier: 1

Quant Time: Nov 19 13:20:38 2020
Quant Method : Y:\METHODS\VF201119S.M
Quant Title : EPA 8260: Volatile Organic Compounds
QLast Update : Thu Nov 19 13:18:47 2020
Response via : Initial Calibration

Compound	R.T.	QIon	Response	Conc	Units		Dev(Min)
72) 4-Chlorotoluene	11.178	91	3808	0.93	ug/L		98
73) tert-Butylbenzene	11.324	91	2288	0.94	ug/L		82
74) 1,2,4-Trimethylbenzene	11.379	105	3578	0.82	ug/L		93
75) sec-Butylbenzene	11.464	105	4324	0.83	ug/L		98
76) 4-Isopropyltoluene	11.573	119	3371	0.81	ug/L		94
77) 1,3-Dichlorobenzene	11.640	146	2372	0.97	ug/L		96
78) 1,4-Dichlorobenzene	11.707	146	2648	0.97	ug/L		92
79) n-Butylbenzene	11.890	91	3037	0.82	ug/L		91
80) 1,2-Dichlorobenzene	12.023	146	2173	0.95	ug/L		96
81) 1,2-Dibromo-3-Chloropr...	12.631	157	184	2.02	ug/L	#	63
82) Hexachlorobutadiene	13.124	223	267	0.83	ug/L		90
83) 1,2,4-Trichlorobenzene	13.161	180	904	0.75	ug/L		87
84) Naphthalene	13.434	128	2238	0.73	ug/L		97
85) 1,2,3-Trichlorobenzene	13.592	180	913	0.79	ug/L		93

(#) = qualifier out of range (m) = manual integration (+) = signals summed

Quantitation Report (QT Reviewed)

Data Path : Y:\DATA\2020-11\0K18062\
Data File : VF20111809.D
Acq On : 18 Nov 2020 8:48 pm
Operator : TNL
Sample : 0k18062-CAL4
Misc : 1X 5mL 1ppb DI+MeOH
ALS Vial : 9 Sample Multiplier: 1

Quant Time: Nov 19 13:20:38 2020
Quant Method : Y:\METHODS\VF201119S.M
Quant Title : EPA 8260: Volatile Organic Compounds
QLast Update : Thu Nov 19 13:18:47 2020
Response via : Initial Calibration

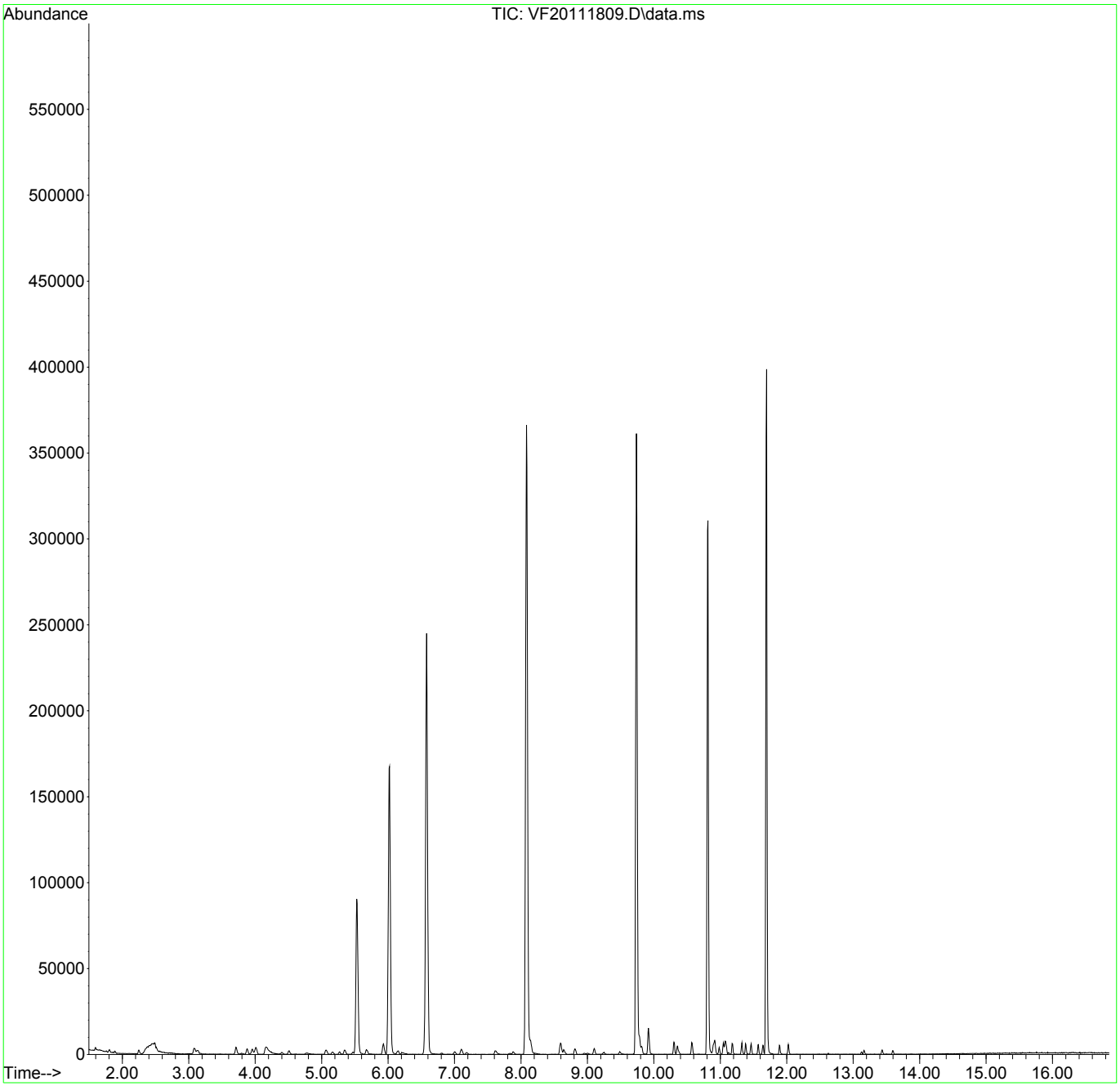

Quantitation Report (Not Reviewed)

Data Path : Y:\DATA\2020-11\0K18062\
Data File : VF20111810.D
Acq On : 18 Nov 2020 9:15 pm
Operator : TNL
Sample : 0k18062-CAL5
Misc : 1X 5mL 2ppb DI+MeOH
ALS Vial : 10 Sample Multiplier: 1

11/20/20 TNL

Quant Time: Nov 19 13:21:50 2020
Quant Method : Y:\METHODS\VF201119S.M
Quant Title : EPA 8260: Volatile Organic Compounds
QLast Update : Thu Nov 19 13:18:47 2020
Response via : Initial Calibration

Compound	R.T.	QIon	Response	Conc	Units		Dev(Min)
Internal Standards							
1) Pentafluorobenzene (I)	6.019	99	71083	50.00	ug/L		0.00
43) Chlorobenzene-d5 (I)	9.741	117	192510	50.00	ug/L		0.00
63) 1,4-Dichlorobenzene-d4...	11.693	152	85828	50.00	ug/L		0.00
System Monitoring Compounds							
30) Dibromofluoromethane (S)	5.533	111	59586	50.17	ug/L		0.00
37) 1,4-Difluorobenzene (S)	6.585	114	218040	52.17	ug/L		0.00
45) Toluene-d8 (S)	8.087	98	279194	48.83	ug/L		0.00
64) 4-Bromofluorobenzene (S)	10.811	174	75454	51.60	ug/L		0.00
Target Compounds							Qvalue
2) Dichlorodifluoromethane	1.610	85	2283	1.51	ug/L		94
3) Chloromethane	1.817	50	2938	1.45	ug/L		96
4) Vinyl Chloride	1.902	62	1966	1.11	ug/L		99
5) Bromomethane	2.261	96	2063	1.79	ug/L		97
6) Chloroethane	2.395	64	791	1.58	ug/L	#	1
7) Trichlorofluoromethane	2.529	101	1169	1.11	ug/L		85
8) Ethanol	3.204	45	665	52.60	ug/L		80
9) 1,1-Dichloroethene	3.088	61	3550	1.59	ug/L		90
10) Carbon Disulfide	3.106	76	4123	1.54	ug/L		98
11) Freon 113	3.137	101	2512	2.14	ug/L		79
12) Iodomethane	3.246	142	335	5.67	ug/L	#	47
13) Methylene Chloride	3.720	84	3571	2.40	ug/L		97
14) Acetone	3.818	43	2117	3.37	ug/L		97
15) t-1,2-Dichloroethene	3.885	61	3772	1.78	ug/L		96
16) n-Hexane	3.964	86	478	1.83	ug/L		93
17) Methyl-tert-butyl-ether	4.018	73	8518	1.90	ug/L		95
18) tert-Butanol (TBA)	4.201	59	20837	118.89	ug/L	#	90
19) Diisopropyl ether (DIPE)	4.402	45	2144	0.41	ug/L		96
20) 1,1-Dichloroethane	4.511	63	5209	1.85	ug/L		96
21) Acrylonitrile	4.602	53	803	1.09	ug/L		96
22) Ethyl-tert-butyl ether...	4.779	59	2065	0.49	ug/L		95
23) c-1,2-Dichloroethene	5.071	61	3814	1.79	ug/L		90
24) 2,2-Dichloropropane	5.168	77	2157	1.42	ug/L		89
25) Bromochloromethane	5.271	49	2040	1.44	ug/L		98
26) Chloroform	5.350	83	5055	2.10	ug/L		96
27) Carbon Tetrachloride	5.484	117	2228	1.99	ug/L		97

Quantitation Report (Not Reviewed)

Data Path : Y:\DATA\2020-11\0K18062\
Data File : VF20111810.D
Acq On : 18 Nov 2020 9:15 pm
Operator : TNL
Sample : 0k18062-CAL5
Misc : 1X 5mL 2ppb DI+MeOH
ALS Vial : 10 Sample Multiplier: 1

Quant Time: Nov 19 13:21:50 2020
Quant Method : Y:\METHODS\VF201119S.M
Quant Title : EPA 8260: Volatile Organic Compounds
QLast Update : Thu Nov 19 13:18:47 2020
Response via : Initial Calibration

Compound	R.T.	QIon	Response	Conc	Units		Dev(Min)
28) Tetrahydrofuran	5.527	42	1039	1.35	ug/L		89
29) 1,1,1-Trichloroethane	5.551	97	3610	1.89	ug/L		97
31) 1,1-Dichloropropene	5.679	75	3749	1.89	ug/L		99
32) 2-Butanone (MEK)	5.691	43	2758	2.57	ug/L		88
33) Benzene	5.928	78	13448	2.08	ug/L		99
34) tert-Amyl methyl ether...	6.062	73	1949	0.49	ug/L		90
35) 1,2-Dichloroethane (EDC)	6.153	62	4276	1.97	ug/L		94
36) iso-Butyl Alcohol	6.232	43	3125	37.25	ug/L		97
38) Trichloroethene (TCE)	6.554	130	2979	2.07	ug/L		93
39) tert-Amyl ethyl ether ...	6.804	59	1291	0.44	ug/L		96
40) Dibromomethane	7.004	93	1641	1.88	ug/L		87
41) 1,2-Dichloropropane	7.108	63	3078	1.80	ug/L		90
42) Bromodichloromethane	7.181	83	2653	2.03	ug/L		91
44) c-1,3-Dichloropropene	7.886	75	2854	1.45	ug/L		97
46) Toluene	8.148	91	13595	1.86	ug/L		99
47) Tetrachloroethene (PCE)	8.598	166	2844	2.00	ug/L		95
48) 4-Methyl-2-Pentanone (...	8.598	43	5832	2.49	ug/L		97
49) t-1,3-Dichloropropene	8.646	75	2216	1.77	ug/L		98
50) 1,1,2-Trichloroethane	8.811	97	2867	1.95	ug/L		95
51) Dibromochloromethane	9.005	129	1583	2.15	ug/L		91
52) 1,3-Dichloropropane	9.102	76	5021	1.83	ug/L		96
53) 1,2-Dibromoethane (EDB)	9.248	107	2385	1.70	ug/L		97
54) 2-Hexanone	9.486	43	3243	2.39	ug/L		97
55) Chlorobenzene	9.753	112	8636	2.07	ug/L		95
56) Ethylbenzene	9.784	91	13427	1.93	ug/L		94
57) 1,1,1,2-Tetrachloroethane	9.814	131	1984	1.90	ug/L		94
58) m,p-Xylenes (2)	9.917	91	18646	3.73	ug/L		95
59) o-Xylene	10.300	91	9087	1.81	ug/L		96
60) Styrene	10.349	104	5953	1.63	ug/L		95
61) Bromoform	10.373	173	1019	2.33	ug/L		82
62) Isopropylbenzene	10.574	105	10034	1.74	ug/L		98
65) Bromobenzene	10.896	156	2974	2.07	ug/L	#	80
66) n-Propylbenzene	10.915	91	12939	1.94	ug/L		94
67) 1,1,2,2-Tetrachloroethane	10.982	83	3634	2.09	ug/L		97
68) 2-Chlorotoluene	11.048	126	2481	1.92	ug/L	#	84
69) 1,3,5-Trimethylbenzene	11.073	105	7883	1.85	ug/L		96
70) 1,2,3-Trichloropropane	11.091	110	1463	2.27	ug/L		84
71) t-1,4-Dichloro-2-butene	11.128	88	122	2.23	ug/L	#	84

Quantitation Report (Not Reviewed)

Data Path : Y:\DATA\2020-11\0K18062\
Data File : VF20111810.D
Acq On : 18 Nov 2020 9:15 pm
Operator : TNL
Sample : 0k18062-CAL5
Misc : 1X 5mL 2ppb DI+MeOH
ALS Vial : 10 Sample Multiplier: 1

Quant Time: Nov 19 13:21:50 2020
Quant Method : Y:\METHODS\VF201119S.M
Quant Title : EPA 8260: Volatile Organic Compounds
QLast Update : Thu Nov 19 13:18:47 2020
Response via : Initial Calibration

Compound	R.T.	QIon	Response	Conc	Units	Dev(Min)
72) 4-Chlorotoluene	11.182	91	7656	1.92	ug/L	99
73) tert-Butylbenzene	11.322	91	4333	1.82	ug/L	95
74) 1,2,4-Trimethylbenzene	11.383	105	7889	1.84	ug/L	98
75) sec-Butylbenzene	11.462	105	9366	1.84	ug/L	99
76) 4-Isopropyltoluene	11.571	119	7247	1.78	ug/L	93
77) 1,3-Dichlorobenzene	11.638	146	5293	2.22	ug/L	97
78) 1,4-Dichlorobenzene	11.705	146	5880	2.21	ug/L	89
79) n-Butylbenzene	11.888	91	6228	1.73	ug/L	95
80) 1,2-Dichlorobenzene	12.021	146	5274	2.36	ug/L	96
81) 1,2-Dibromo-3-Chloropr...	12.630	157	494	3.00	ug/L	87
82) Hexachlorobutadiene	13.122	223	594	1.90	ug/L	88
83) 1,2,4-Trichlorobenzene	13.165	180	2628	2.24	ug/L	96
84) Naphthalene	13.432	128	7173	1.87	ug/L	99
85) 1,2,3-Trichlorobenzene	13.597	180	1926	1.71	ug/L	99

(#) = qualifier out of range (m) = manual integration (+) = signals summed

Quantitation Report (Not Reviewed)

Data Path : Y:\DATA\2020-11\0K18062\
Data File : VF20111810.D
Acq On : 18 Nov 2020 9:15 pm
Operator : TNL
Sample : 0k18062-CAL5
Misc : 1X 5mL 2ppb DI+MeOH
ALS Vial : 10 Sample Multiplier: 1

Quant Time: Nov 19 13:21:50 2020
Quant Method : Y:\METHODS\VF201119S.M
Quant Title : EPA 8260: Volatile Organic Compounds
QLast Update : Thu Nov 19 13:18:47 2020
Response via : Initial Calibration

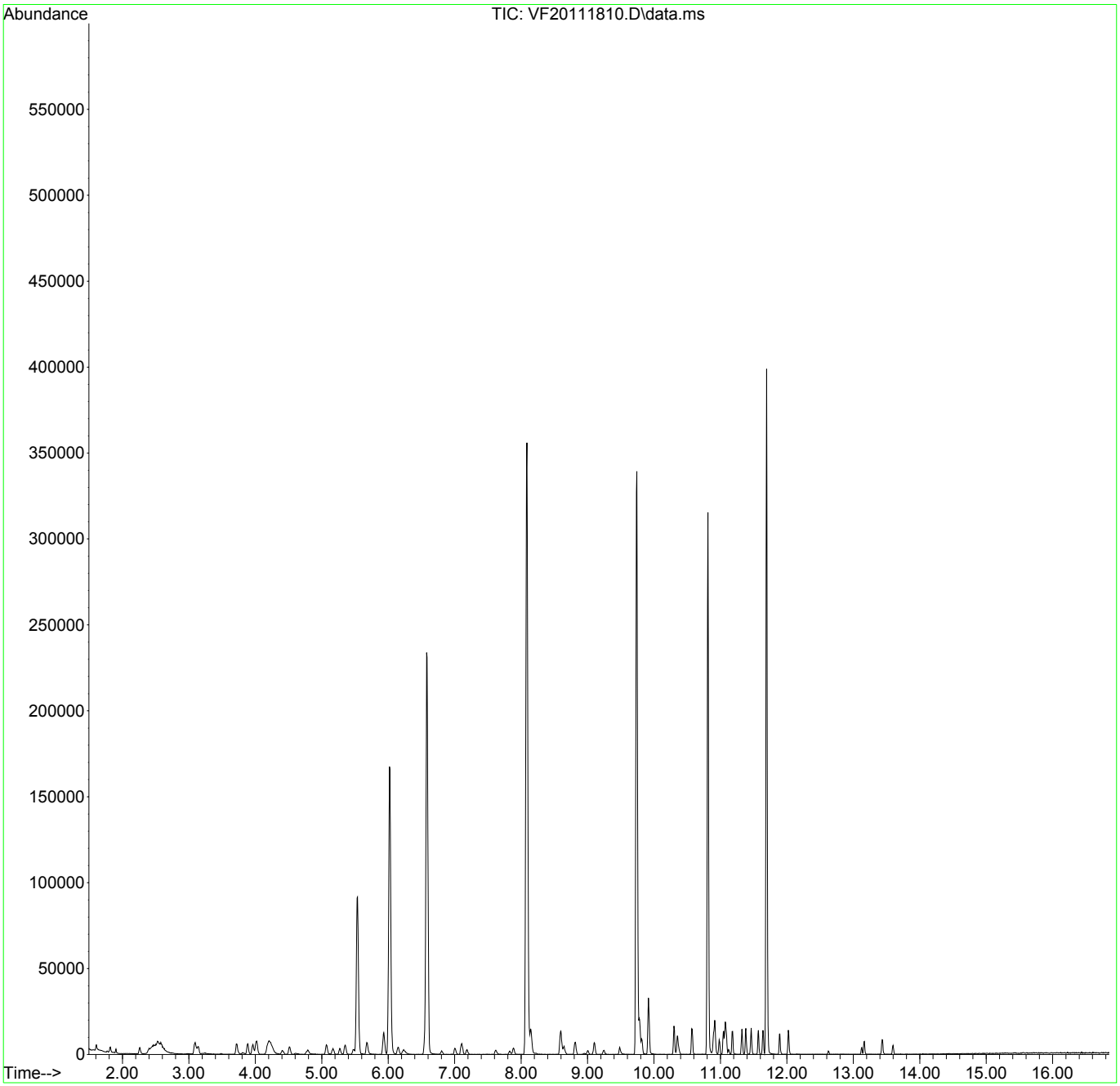

Quantitation Report (Qedit)

Data Path : Y:\DATA\2020-11\0K18062\
Data File : VF20111810.D
Acq On : 18 Nov 2020 9:15 pm
Operator : TNL
Sample : 0k18062-CAL5
Misc : 1X 5mL 2ppb DI+MeOH
ALS Vial : 10 Sample Multiplier: 1

Quant Time: Nov 19 13:23:39 2020
Quant Method : Y:\METHODS\VF201119S.M
Quant Title : EPA 8260: Volatile Organic Compounds
QLast Update : Thu Nov 19 13:22:36 2020
Response via : Initial Calibration

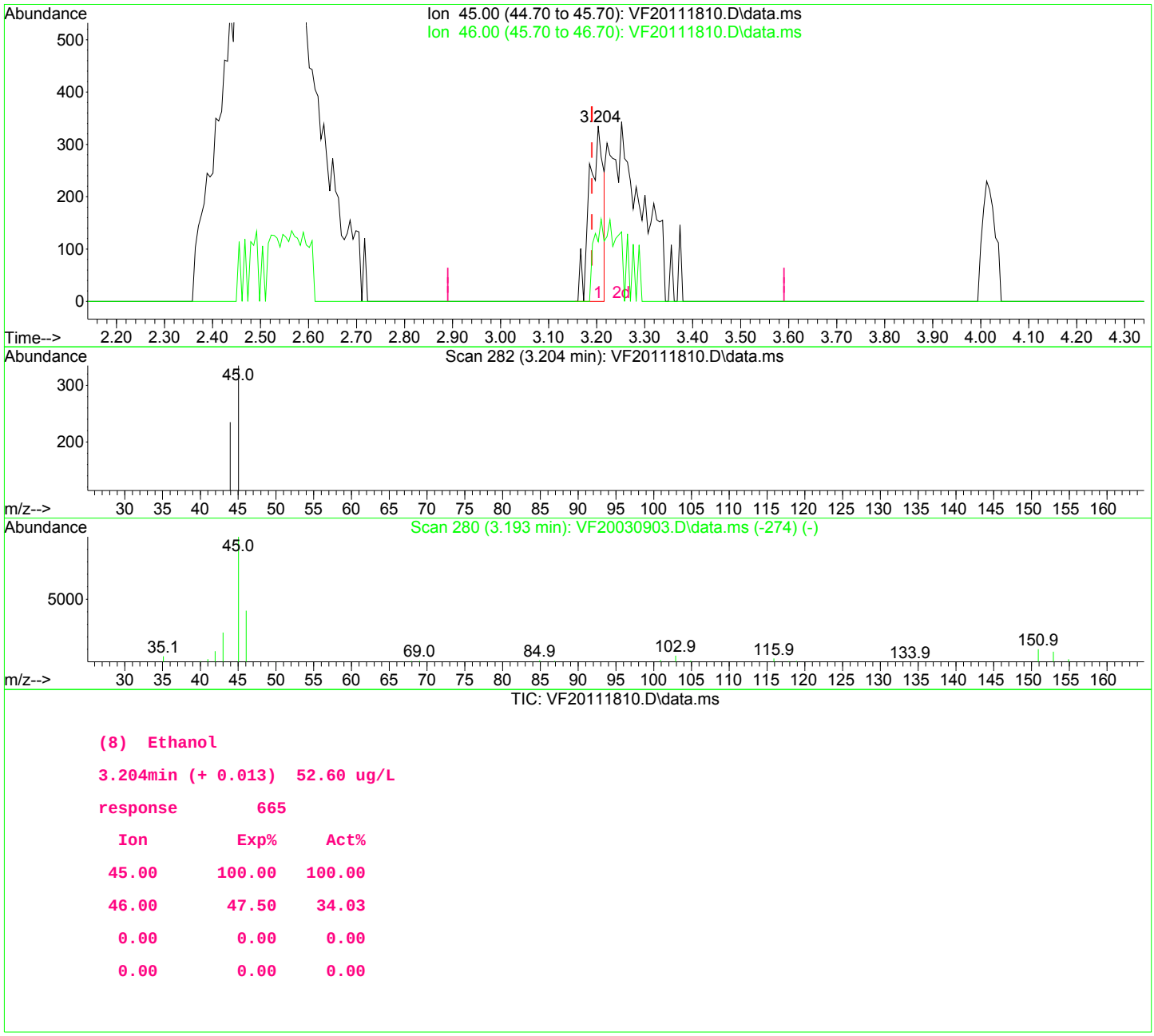

TIC: VF20111810.D\data.ms

(8) Ethanol

3.204min (+ 0.013) 52.60 ug/L

response 665

Ion	Exp%	Act%
45.00	100.00	100.00
46.00	47.50	34.03
0.00	0.00	0.00
0.00	0.00	0.00

Quantitation Report (Qedit)

Data Path : Y:\DATA\2020-11\0K18062\
Data File : VF20111810.D
Acq On : 18 Nov 2020 9:15 pm
Operator : TNL
Sample : 0k18062-CAL5
Misc : 1X 5mL 2ppb DI+MeOH
ALS Vial : 10 Sample Multiplier: 1

Quant Time: Nov 19 13:23:39 2020
Quant Method : Y:\METHODS\VF201119S.M
Quant Title : EPA 8260: Volatile Organic Compounds
QLast Update : Thu Nov 19 13:22:36 2020
Response via : Initial Calibration

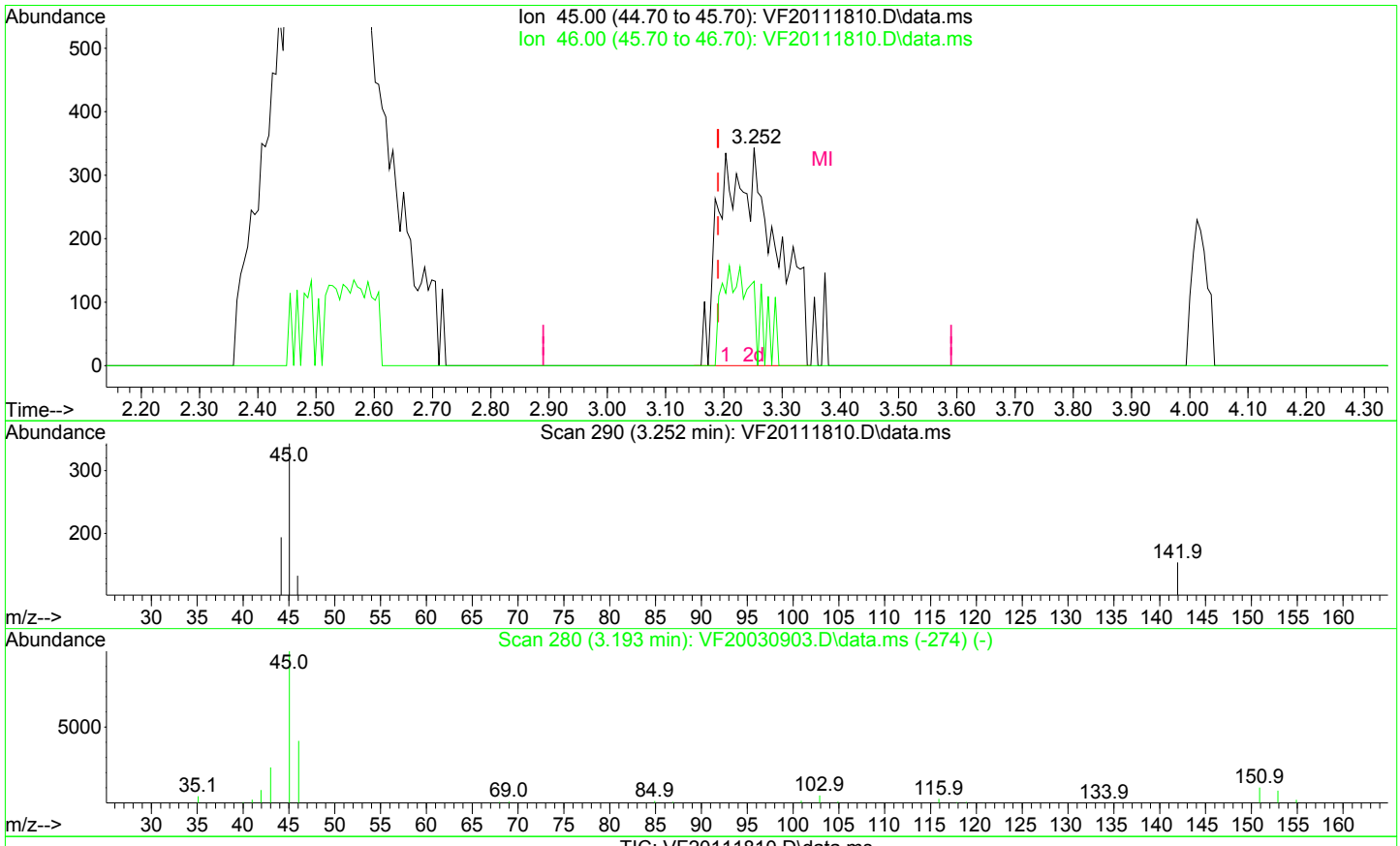

TIC: VF20111810.D\data.ms

(8) Ethanol

3.252min (+ 0.062) 117.23 ug/L m

response 2246

Ion	Exp%	Act%
45.00	100.00	100.00
46.00	47.50	38.78
0.00	0.00	0.00
0.00	0.00	0.00

Quantitation Report (QT Reviewed)

Data Path : Y:\DATA\2020-11\0K18062\
Data File : VF20111810.D
Acq On : 18 Nov 2020 9:15 pm
Operator : TNL
Sample : 0k18062-CAL5
Misc : 1X 5mL 2ppb DI+MeOH
ALS Vial : 10 Sample Multiplier: 1

11/20/20 TNL

Quant Time: Nov 19 13:23:54 2020
Quant Method : Y:\METHODS\~~VF201119S.M~~
Quant Title : EPA 8260: Volatile Organic Compounds
QLast Update : Thu Nov 19 13:22:36 2020
Response via : Initial Calibration

Compound	R.T.	QIon	Response	Conc	Units		Dev(Min)
Internal Standards							
1) Pentafluorobenzene (I)	6.019	99	71083	50.00	ug/L		0.00
43) Chlorobenzene-d5 (I)	9.741	117	192510	50.00	ug/L		0.00
63) 1,4-Dichlorobenzene-d4...	11.693	152	85828	50.00	ug/L		0.00
System Monitoring Compounds							
30) Dibromofluoromethane (S)	5.533	111	59586	50.17	ug/L		0.00
37) 1,4-Difluorobenzene (S)	6.585	114	218040	52.17	ug/L		0.00
45) Toluene-d8 (S)	8.087	98	279194	48.83	ug/L		0.00
64) 4-Bromofluorobenzene (S)	10.811	174	75454	51.60	ug/L		0.00
Target Compounds							Qvalue
2) Dichlorodifluoromethane	1.610	85	2283	1.51	ug/L		94
3) Chloromethane	1.817	50	2938	1.45	ug/L		96
4) Vinyl Chloride	1.902	62	1966	1.11	ug/L		99
5) Bromomethane	2.261	96	2063	1.79	ug/L		97
6) Chloroethane	2.395	64	791	1.58	ug/L	#	1
7) Trichlorofluoromethane	2.529	101	1169	1.11	ug/L		85
8) Ethanol	3.252	45	2246m	117.23	ug/L		
9) 1,1-Dichloroethene	3.088	61	3550	1.59	ug/L		90
10) Carbon Disulfide	3.106	76	4123	1.54	ug/L		98
11) Freon 113	3.137	101	2512	2.14	ug/L		79
12) Iodomethane	3.246	142	335	5.67	ug/L	#	47
13) Methylene Chloride	3.720	84	3571	2.40	ug/L		97
14) Acetone	3.818	43	2117	3.37	ug/L		97
15) t-1,2-Dichloroethene	3.885	61	3772	1.78	ug/L		96
16) n-Hexane	3.964	86	478	1.83	ug/L		93
17) Methyl-tert-butyl-ether	4.018	73	8518	1.90	ug/L		95
18) tert-Butanol (TBA)	4.201	59	20967	119.64	ug/L	#	90
19) Diisopropyl ether (DIPE)	4.402	45	2144	0.41	ug/L		96
20) 1,1-Dichloroethane	4.511	63	5209	1.85	ug/L		96
21) Acrylonitrile	4.602	53	803	1.09	ug/L		96
22) Ethyl-tert-butyl ether...	4.779	59	2065	0.49	ug/L		95
23) c-1,2-Dichloroethene	5.071	61	3814	1.79	ug/L		90
24) 2,2-Dichloropropane	5.168	77	2157	1.42	ug/L		89
25) Bromochloromethane	5.271	49	2040	1.44	ug/L		98
26) Chloroform	5.350	83	5055	2.10	ug/L		96
27) Carbon Tetrachloride	5.484	117	2228	1.99	ug/L		97

Quantitation Report (QT Reviewed)

Data Path : Y:\DATA\2020-11\0K18062\
Data File : VF20111810.D
Acq On : 18 Nov 2020 9:15 pm
Operator : TNL
Sample : 0k18062-CAL5
Misc : 1X 5mL 2ppb DI+MeOH
ALS Vial : 10 Sample Multiplier: 1

Quant Time: Nov 19 13:23:54 2020
Quant Method : Y:\METHODS\VF201119S.M
Quant Title : EPA 8260: Volatile Organic Compounds
QLast Update : Thu Nov 19 13:22:36 2020
Response via : Initial Calibration

Compound	R.T.	QIon	Response	Conc	Units		Dev(Min)
28) Tetrahydrofuran	5.527	42	1039	1.35	ug/L		89
29) 1,1,1-Trichloroethane	5.551	97	3610	1.89	ug/L		97
31) 1,1-Dichloropropene	5.679	75	3749	1.89	ug/L		99
32) 2-Butanone (MEK)	5.691	43	2758	2.57	ug/L		88
33) Benzene	5.928	78	13448	2.08	ug/L		99
34) tert-Amyl methyl ether...	6.062	73	1949	0.49	ug/L		90
35) 1,2-Dichloroethane (EDC)	6.153	62	4276	1.97	ug/L		94
36) iso-Butyl Alcohol	6.232	43	3125	37.25	ug/L		97
38) Trichloroethene (TCE)	6.554	130	2979	2.07	ug/L		93
39) tert-Amyl ethyl ether ...	6.804	59	1291	0.44	ug/L		96
40) Dibromomethane	7.004	93	1641	1.88	ug/L		87
41) 1,2-Dichloropropane	7.108	63	3078	1.80	ug/L		90
42) Bromodichloromethane	7.181	83	2653	2.03	ug/L		91
44) c-1,3-Dichloropropene	7.886	75	2854	1.45	ug/L		97
46) Toluene	8.148	91	13595	1.86	ug/L		99
47) Tetrachloroethene (PCE)	8.598	166	2844	2.00	ug/L		95
48) 4-Methyl-2-Pentanone (...	8.598	43	5832	2.49	ug/L		97
49) t-1,3-Dichloropropene	8.646	75	2216	1.77	ug/L		98
50) 1,1,2-Trichloroethane	8.811	97	2867	1.95	ug/L		95
51) Dibromochloromethane	9.005	129	1583	2.15	ug/L		91
52) 1,3-Dichloropropane	9.102	76	5021	1.83	ug/L		96
53) 1,2-Dibromoethane (EDB)	9.248	107	2385	1.70	ug/L		97
54) 2-Hexanone	9.486	43	3243	2.39	ug/L		97
55) Chlorobenzene	9.753	112	8636	2.07	ug/L		95
56) Ethylbenzene	9.784	91	13427	1.93	ug/L		94
57) 1,1,1,2-Tetrachloroethane	9.814	131	1984	1.90	ug/L		94
58) m,p-Xylenes (2)	9.917	91	18646	3.73	ug/L		95
59) o-Xylene	10.300	91	9087	1.81	ug/L		96
60) Styrene	10.349	104	5953	1.63	ug/L		95
61) Bromoform	10.373	173	1019	2.33	ug/L		82
62) Isopropylbenzene	10.574	105	10034	1.74	ug/L		98
65) Bromobenzene	10.896	156	2974	2.07	ug/L	#	80
66) n-Propylbenzene	10.915	91	12939	1.94	ug/L		94
67) 1,1,2,2-Tetrachloroethane	10.982	83	3634	2.09	ug/L		97
68) 2-Chlorotoluene	11.048	126	2481	1.92	ug/L	#	84
69) 1,3,5-Trimethylbenzene	11.073	105	7883	1.85	ug/L		96
70) 1,2,3-Trichloropropane	11.091	110	1463	2.27	ug/L		84
71) t-1,4-Dichloro-2-butene	11.128	88	122	2.23	ug/L	#	84

Quantitation Report (QT Reviewed)

Data Path : Y:\DATA\2020-11\0K18062\
Data File : VF20111810.D
Acq On : 18 Nov 2020 9:15 pm
Operator : TNL
Sample : 0k18062-CAL5
Misc : 1X 5mL 2ppb DI+MeOH
ALS Vial : 10 Sample Multiplier: 1

Quant Time: Nov 19 13:23:54 2020
Quant Method : Y:\METHODS\VF201119S.M
Quant Title : EPA 8260: Volatile Organic Compounds
QLast Update : Thu Nov 19 13:22:36 2020
Response via : Initial Calibration

Compound	R.T.	QIon	Response	Conc	Units	Dev(Min)
72) 4-Chlorotoluene	11.182	91	7656	1.92	ug/L	99
73) tert-Butylbenzene	11.322	91	4333	1.82	ug/L	95
74) 1,2,4-Trimethylbenzene	11.383	105	7889	1.84	ug/L	98
75) sec-Butylbenzene	11.462	105	9366	1.84	ug/L	99
76) 4-Isopropyltoluene	11.571	119	7247	1.78	ug/L	93
77) 1,3-Dichlorobenzene	11.638	146	5293	2.22	ug/L	97
78) 1,4-Dichlorobenzene	11.705	146	5880	2.21	ug/L	89
79) n-Butylbenzene	11.888	91	6228	1.73	ug/L	95
80) 1,2-Dichlorobenzene	12.021	146	5274	2.36	ug/L	96
81) 1,2-Dibromo-3-Chloropr...	12.630	157	494	3.00	ug/L	87
82) Hexachlorobutadiene	13.122	223	594	1.90	ug/L	88
83) 1,2,4-Trichlorobenzene	13.165	180	2628	2.24	ug/L	96
84) Naphthalene	13.432	128	7173	1.87	ug/L	99
85) 1,2,3-Trichlorobenzene	13.597	180	1926	1.71	ug/L	99

(#) = qualifier out of range (m) = manual integration (+) = signals summed

Quantitation Report (QT Reviewed)

Data Path : Y:\DATA\2020-11\0K18062\
Data File : VF20111810.D
Acq On : 18 Nov 2020 9:15 pm
Operator : TNL
Sample : 0k18062-CAL5
Misc : 1X 5mL 2ppb DI+MeOH
ALS Vial : 10 Sample Multiplier: 1

Quant Time: Nov 19 13:23:54 2020
Quant Method : Y:\METHODS\VF201119S.M
Quant Title : EPA 8260: Volatile Organic Compounds
QLast Update : Thu Nov 19 13:22:36 2020
Response via : Initial Calibration

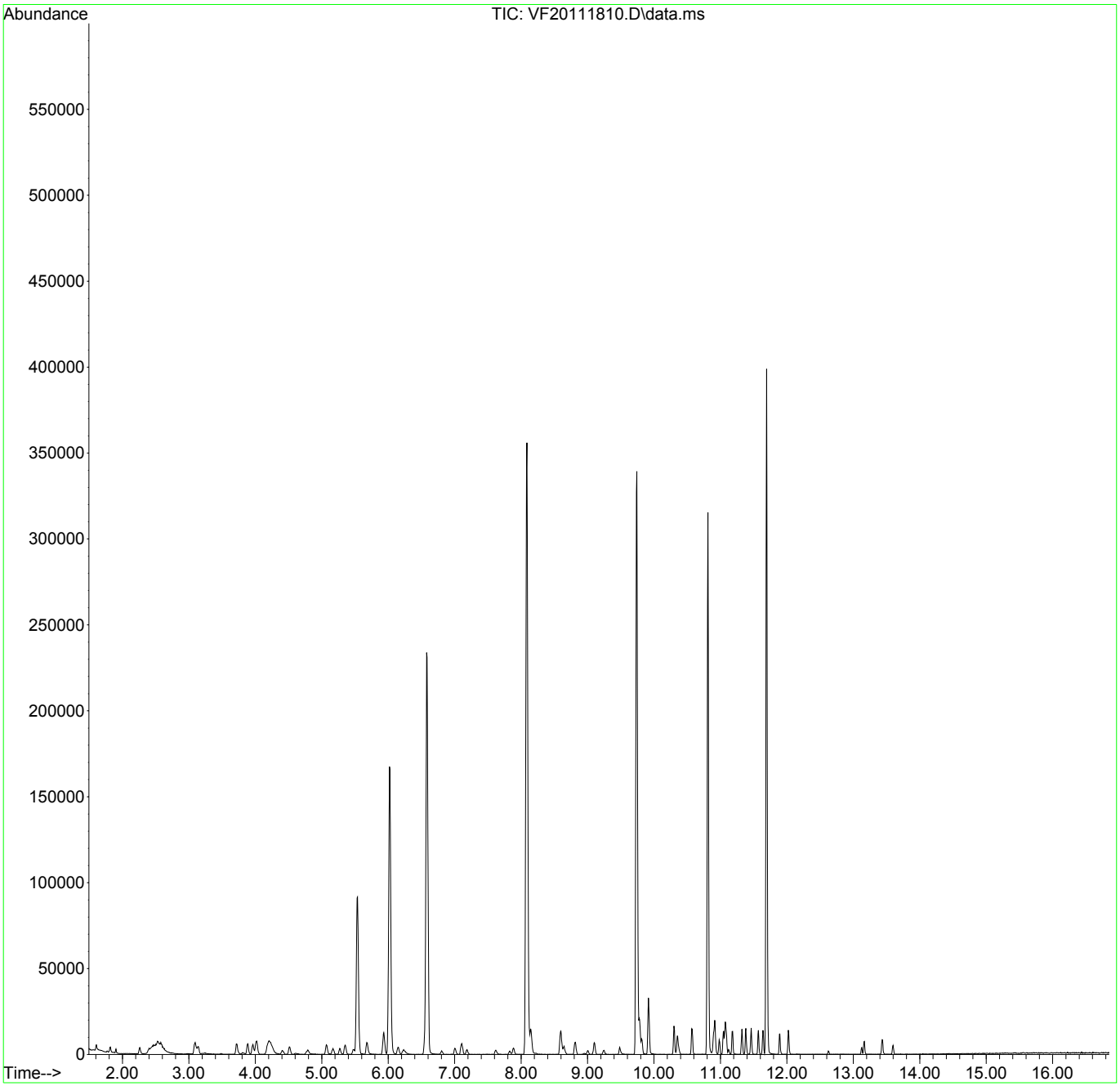

Quantitation Report (Not Reviewed)

Data Path : Y:\DATA\2020-11\0K18062\
Data File : VF20111811.D
Acq On : 18 Nov 2020 9:42 pm
Operator : TNL
Sample : 0k18062-CAL6
Misc : 1X 5mL 5ppb DI+MeOH
ALS Vial : 11 Sample Multiplier: 1

11/20/20 TNL

Quant Time: Nov 19 13:25:19 2020
Quant Method : Y:\METHODS\VF201119S.M
Quant Title : EPA 8260: Volatile Organic Compounds
QLast Update : Thu Nov 19 13:22:36 2020
Response via : Initial Calibration

Compound	R.T.	QIon	Response	Conc	Units		Dev(Min)
Internal Standards							
1) Pentafluorobenzene (I)	6.018	99	71892	50.00	ug/L		0.00
43) Chlorobenzene-d5 (I)	9.740	117	194196	50.00	ug/L		0.00
63) 1,4-Dichlorobenzene-d4...	11.692	152	88453	50.00	ug/L		0.00
System Monitoring Compounds							
30) Dibromofluoromethane (S)	5.532	111	61619	51.30	ug/L		0.00
37) 1,4-Difluorobenzene (S)	6.578	114	217863	51.54	ug/L		0.00
45) Toluene-d8 (S)	8.086	98	278590	48.31	ug/L		0.00
64) 4-Bromofluorobenzene (S)	10.810	174	76960	51.07	ug/L		0.00
Target Compounds							Qvalue
2) Dichlorodifluoromethane	1.597	85	5571	3.65	ug/L		96
3) Chloromethane	1.804	50	6629	3.24	ug/L		99
4) Vinyl Chloride	1.889	62	4934	2.75	ug/L		99
5) Bromomethane	2.248	96	4770	4.09	ug/L		96
6) Chloroethane	2.388	64	2053	4.05	ug/L	#	50
7) Trichlorofluoromethane	2.522	101	3808	3.58	ug/L		97
8) Ethanol	3.203	45	1456	84.12	ug/L	#	73
9) 1,1-Dichloroethene	3.075	61	9036	3.99	ug/L		82
10) Carbon Disulfide	3.093	76	10717	3.96	ug/L		99
11) Freon 113	3.124	101	5967	5.03	ug/L		79
12) Iodomethane	3.239	142	1330	7.10	ug/L	#	83
13) Methylene Chloride	3.713	84	7506	4.99	ug/L		96
14) Acetone	3.811	43	4314	6.79	ug/L		94
15) t-1,2-Dichloroethene	3.878	61	9514	4.43	ug/L		96
16) n-Hexane	3.957	86	1210	4.59	ug/L	#	90
17) Methyl-tert-butyl-ether	4.005	73	21125	4.67	ug/L		99
18) tert-Butanol (TBA)	4.224	59	51616	291.20	ug/L	#	93
19) Diisopropyl ether (DIPE)	4.401	45	5283	0.99	ug/L		94
20) 1,1-Dichloroethane	4.504	63	12847	4.51	ug/L		96
21) Acrylonitrile	4.589	53	2610	3.52	ug/L		89
22) Ethyl-tert-butyl ether...	4.772	59	4979	1.16	ug/L		96
23) c-1,2-Dichloroethene	5.064	61	9683	4.49	ug/L		95
24) 2,2-Dichloropropane	5.161	77	5522	3.61	ug/L		88
25) Bromochloromethane	5.264	49	5132	3.58	ug/L		98
26) Chloroform	5.343	83	12227	5.02	ug/L		95
27) Carbon Tetrachloride	5.471	117	6132	5.11	ug/L		95

Quantitation Report (Not Reviewed)

Data Path : Y:\DATA\2020-11\0K18062\
Data File : VF20111811.D
Acq On : 18 Nov 2020 9:42 pm
Operator : TNL
Sample : 0k18062-CAL6
Misc : 1X 5mL 5ppb DI+MeOH
ALS Vial : 11 Sample Multiplier: 1

Quant Time: Nov 19 13:25:19 2020
Quant Method : Y:\METHODS\VF201119S.M
Quant Title : EPA 8260: Volatile Organic Compounds
QLast Update : Thu Nov 19 13:22:36 2020
Response via : Initial Calibration

Compound	R.T.	QIon	Response	Conc	Units		Dev(Min)
28) Tetrahydrofuran	5.526	42	2855	3.67	ug/L		85
29) 1,1,1-Trichloroethane	5.544	97	9345	4.83	ug/L		93
31) 1,1-Dichloropropene	5.672	75	9464	4.71	ug/L		93
32) 2-Butanone (MEK)	5.678	43	7390	6.82	ug/L		85
33) Benzene	5.927	78	33106	5.05	ug/L		99
34) tert-Amyl methyl ether...	6.055	73	4533	1.13	ug/L		82
35) 1,2-Dichloroethane (EDC)	6.146	62	10219	4.66	ug/L		99
36) iso-Butyl Alcohol	6.225	43	8339	98.28	ug/L		93
38) Trichloroethene (TCE)	6.547	130	7443	5.11	ug/L		99
39) tert-Amyl ethyl ether ...	6.803	59	3187	1.08	ug/L		94
40) Dibromomethane	6.997	93	4145	4.70	ug/L	#	80
41) 1,2-Dichloropropane	7.107	63	7858	4.55	ug/L		92
42) Bromodichloromethane	7.180	83	6670	4.76	ug/L		99
44) c-1,3-Dichloropropene	7.879	75	7840	3.59	ug/L		97
46) Toluene	8.141	91	34200	4.64	ug/L		99
47) Tetrachloroethene (PCE)	8.591	166	7070	4.92	ug/L		92
48) 4-Methyl-2-Pentanone (...	8.591	43	15199	6.43	ug/L		98
49) t-1,3-Dichloropropene	8.639	75	6596	3.70	ug/L		94
50) 1,1,2-Trichloroethane	8.810	97	6888	4.64	ug/L		91
51) Dibromochloromethane	9.004	129	4359	4.56	ug/L		96
52) 1,3-Dichloropropane	9.102	76	12650	4.57	ug/L		96
53) 1,2-Dibromoethane (EDB)	9.241	107	6279	4.43	ug/L		96
54) 2-Hexanone	9.479	43	8859	5.67	ug/L		98
55) Chlorobenzene	9.752	112	20627	4.90	ug/L		92
56) Ethylbenzene	9.777	91	33358	4.74	ug/L		99
57) 1,1,1,2-Tetrachloroethane	9.819	131	5071	4.32	ug/L		97
58) m,p-Xylenes (2)	9.916	91	48405	9.61	ug/L		97
59) o-Xylene	10.300	91	23413	4.61	ug/L		96
60) Styrene	10.348	104	16959	4.26	ug/L		98
61) Bromoform	10.373	173	2653	4.52	ug/L		95
62) Isopropylbenzene	10.567	105	27032	4.64	ug/L		96
65) Bromobenzene	10.896	156	7519	5.09	ug/L		88
66) n-Propylbenzene	10.914	91	31048	4.51	ug/L		96
67) 1,1,2,2-Tetrachloroethane	10.981	83	8815	4.92	ug/L		97
68) 2-Chlorotoluene	11.042	126	6440	4.83	ug/L	#	81
69) 1,3,5-Trimethylbenzene	11.072	105	20107	4.57	ug/L		99
70) 1,2,3-Trichloropropane	11.090	110	3134	4.71	ug/L		95
71) t-1,4-Dichloro-2-butene	11.121	88	627	4.30	ug/L	#	80

Quantitation Report (Not Reviewed)

Data Path : Y:\DATA\2020-11\0K18062\
Data File : VF20111811.D
Acq On : 18 Nov 2020 9:42 pm
Operator : TNL
Sample : 0k18062-CAL6
Misc : 1X 5mL 5ppb DI+MeOH
ALS Vial : 11 Sample Multiplier: 1

Quant Time: Nov 19 13:25:19 2020
Quant Method : Y:\METHODS\VF201119S.M
Quant Title : EPA 8260: Volatile Organic Compounds
QLast Update : Thu Nov 19 13:22:36 2020
Response via : Initial Calibration

Compound	R.T.	QIon	Response	Conc	Units		Dev(Min)
72) 4-Chlorotoluene	11.175	91	19711	4.79	ug/L		96
73) tert-Butylbenzene	11.321	91	11254	4.59	ug/L		87
74) 1,2,4-Trimethylbenzene	11.382	105	20523	4.64	ug/L		100
75) sec-Butylbenzene	11.461	105	24098	4.60	ug/L		98
76) 4-Isopropyltoluene	11.571	119	18890	4.51	ug/L		96
77) 1,3-Dichlorobenzene	11.637	146	12282	5.00	ug/L		98
78) 1,4-Dichlorobenzene	11.704	146	12817	4.68	ug/L		97
79) n-Butylbenzene	11.887	91	16418	4.41	ug/L		92
80) 1,2-Dichlorobenzene	12.021	146	11449	4.97	ug/L		98
81) 1,2-Dibromo-3-Chloropr...	12.623	157	996	4.46	ug/L	#	68
82) Hexachlorobutadiene	13.121	223	1541	4.77	ug/L		94
83) 1,2,4-Trichlorobenzene	13.158	180	5332	4.40	ug/L		91
84) Naphthalene	13.431	128	14748	3.50	ug/L		99
85) 1,2,3-Trichlorobenzene	13.596	180	5158	4.44	ug/L		89

(#) = qualifier out of range (m) = manual integration (+) = signals summed

Quantitation Report (Not Reviewed)

Data Path : Y:\DATA\2020-11\0K18062\
Data File : VF20111811.D
Acq On : 18 Nov 2020 9:42 pm
Operator : TNL
Sample : 0k18062-CAL6
Misc : 1X 5mL 5ppb DI+MeOH
ALS Vial : 11 Sample Multiplier: 1

Quant Time: Nov 19 13:25:19 2020
Quant Method : Y:\METHODS\VF201119S.M
Quant Title : EPA 8260: Volatile Organic Compounds
QLast Update : Thu Nov 19 13:22:36 2020
Response via : Initial Calibration

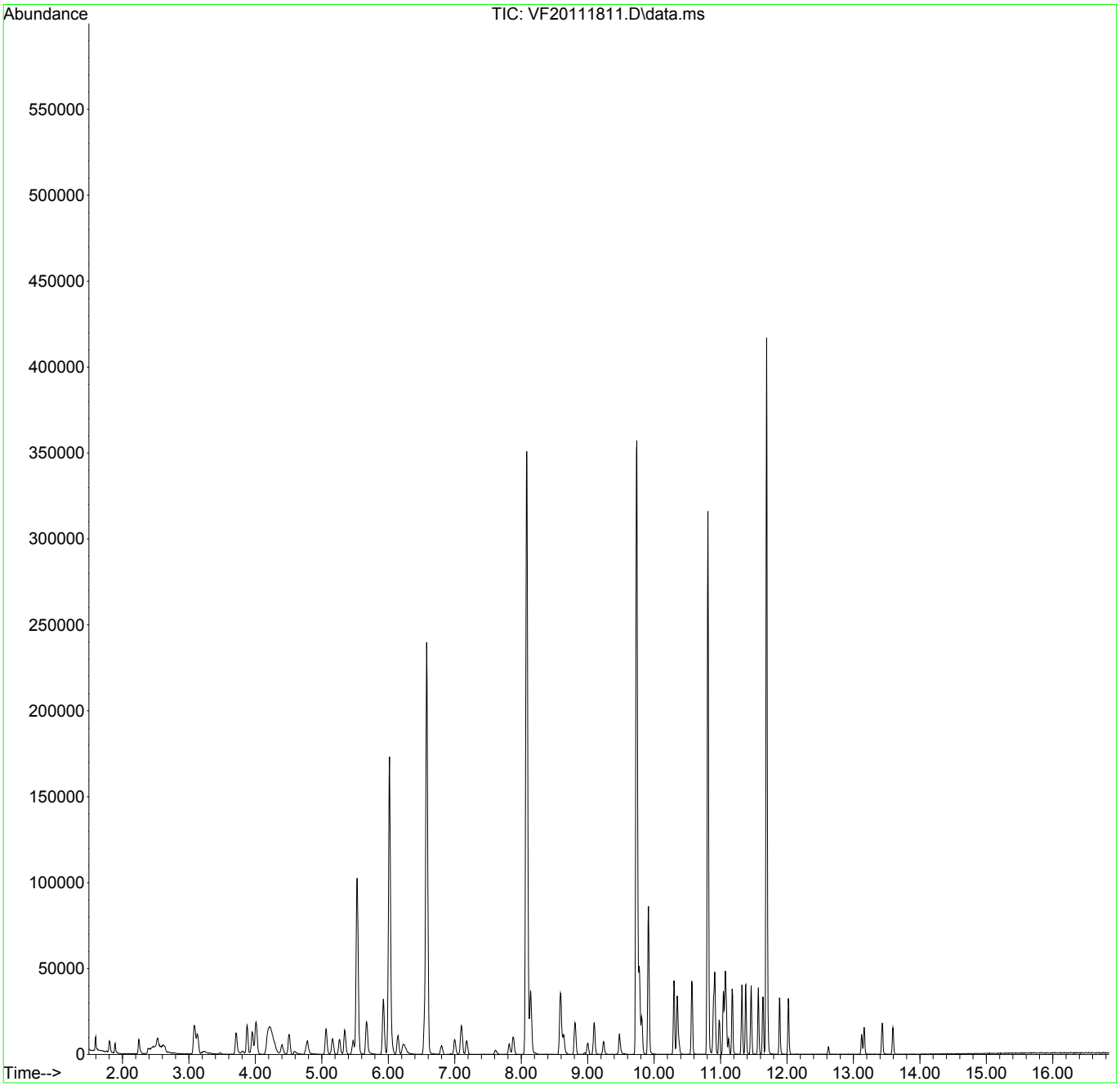

Quantitation Report (Qedit)

Data Path : Y:\DATA\2020-11\0K18062\
Data File : VF20111811.D
Acq On : 18 Nov 2020 9:42 pm
Operator : TNL
Sample : 0k18062-CAL6
Misc : 1X 5mL 5ppb DI+MeOH
ALS Vial : 11 Sample Multiplier: 1

Quant Time: Nov 19 13:25:19 2020
Quant Method : Y:\METHODS\VF201119S.M
Quant Title : EPA 8260: Volatile Organic Compounds
QLast Update : Thu Nov 19 13:22:36 2020
Response via : Initial Calibration

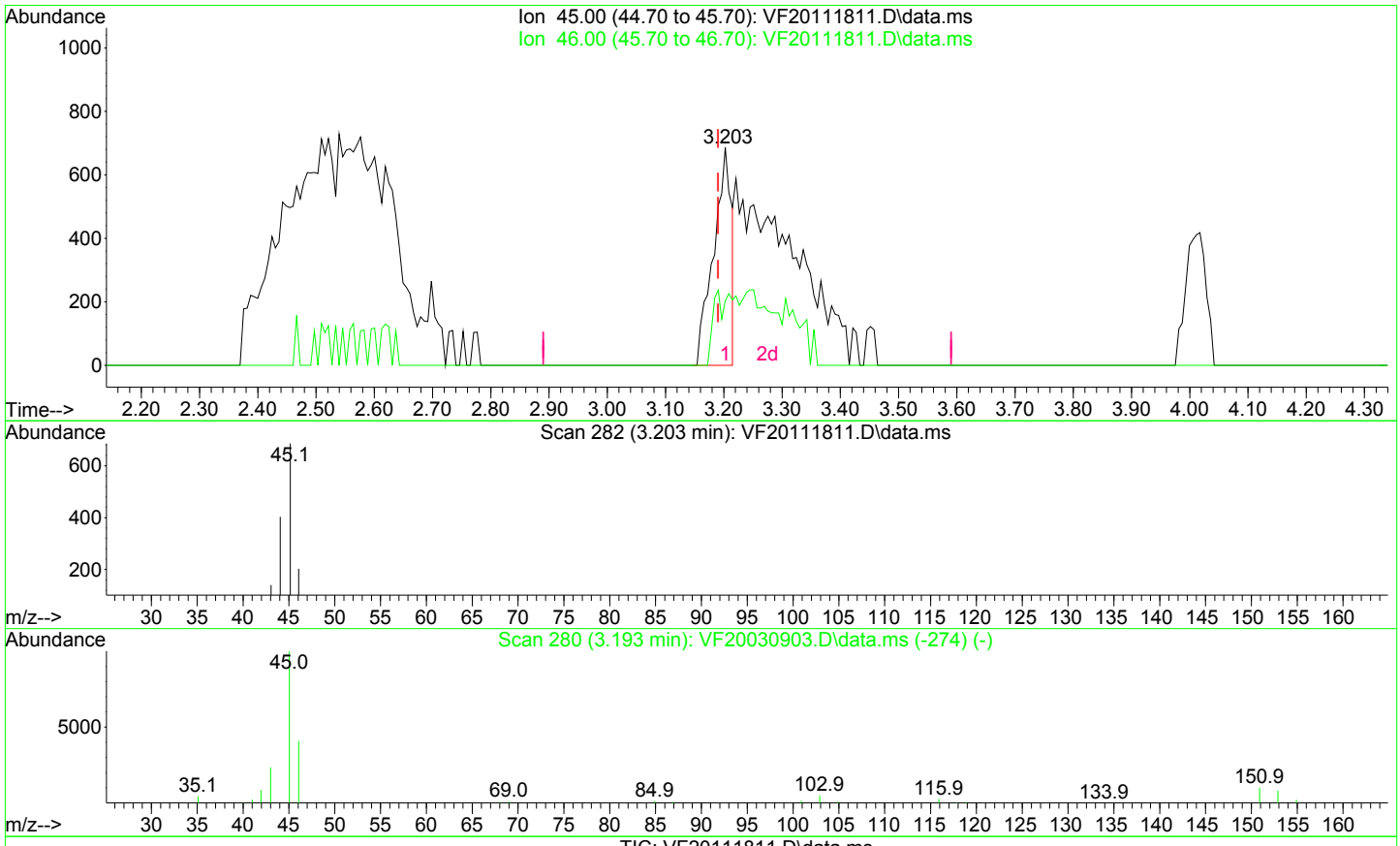

TIC: VF20111811.D\data.ms

(8) Ethanol

3.203min (+ 0.012) 84.12 ug/L

response 1456

Ion	Exp%	Act%
45.00	100.00	100.00
46.00	47.50	29.59#
0.00	0.00	0.00
0.00	0.00	0.00

Quantitation Report (Qedit)

Data Path : Y:\DATA\2020-11\0K18062\
Data File : VF20111811.D
Acq On : 18 Nov 2020 9:42 pm
Operator : TNL
Sample : 0k18062-CAL6
Misc : 1X 5mL 5ppb DI+MeOH
ALS Vial : 11 Sample Multiplier: 1

Quant Time: Nov 19 13:25:19 2020
Quant Method : Y:\METHODS\VF201119S.M
Quant Title : EPA 8260: Volatile Organic Compounds
QLast Update : Thu Nov 19 13:22:36 2020
Response via : Initial Calibration

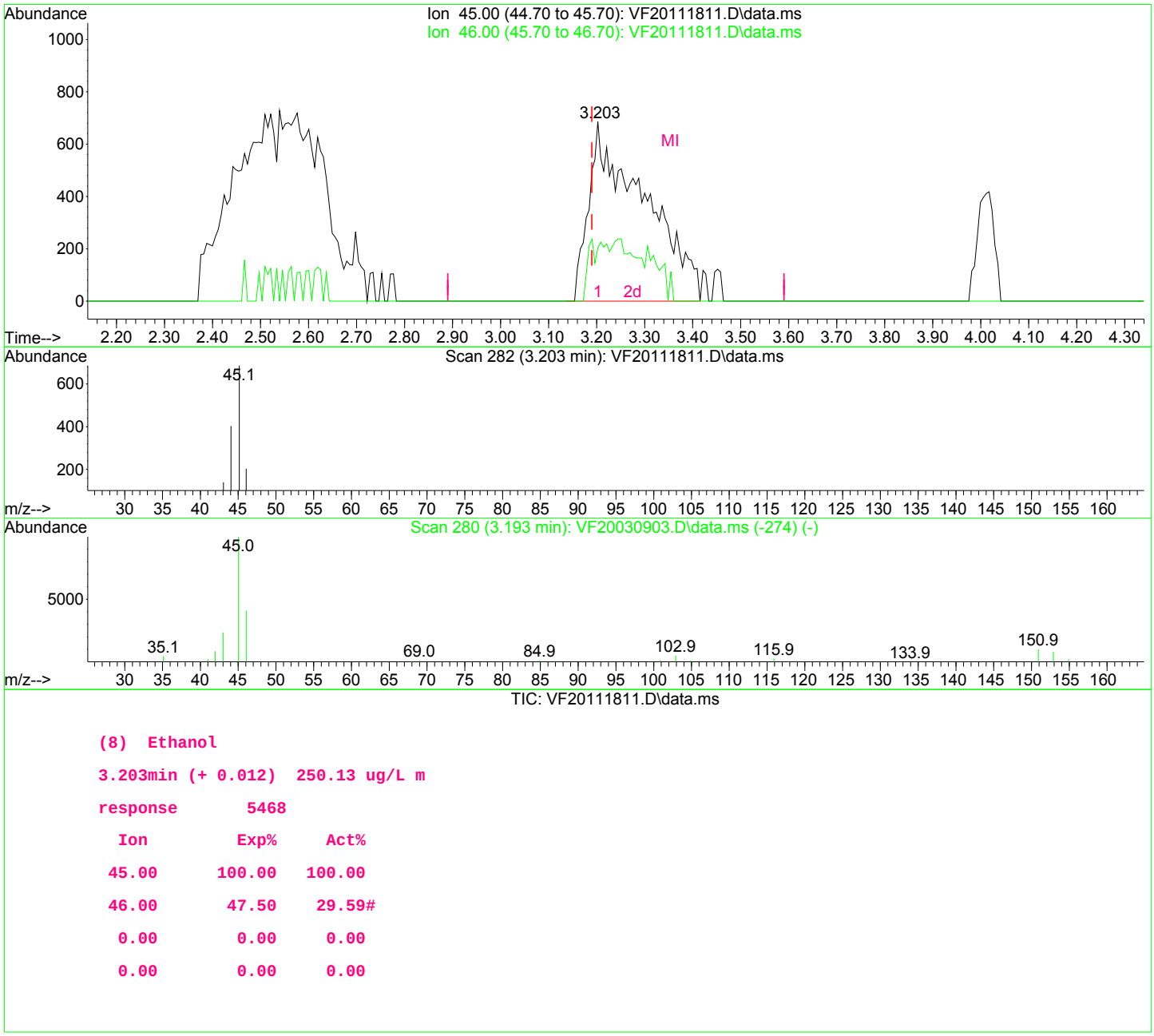

TIC: VF20111811.D\data.ms

(8) Ethanol

3.203min (+ 0.012) 250.13 ug/L m

response 5468

Ion	Exp%	Act%
45.00	100.00	100.00
46.00	47.50	29.59#
0.00	0.00	0.00
0.00	0.00	0.00

Quantitation Report (Qedit)

Data Path : Y:\DATA\2020-11\0K18062\
Data File : VF20111811.D
Acq On : 18 Nov 2020 9:42 pm
Operator : TNL
Sample : 0k18062-CAL6
Misc : 1X 5mL 5ppb DI+MeOH
ALS Vial : 11 Sample Multiplier: 1

Quant Time: Nov 19 13:25:19 2020
Quant Method : Y:\METHODS\VF201119S.M
Quant Title : EPA 8260: Volatile Organic Compounds
QLast Update : Thu Nov 19 13:22:36 2020
Response via : Initial Calibration

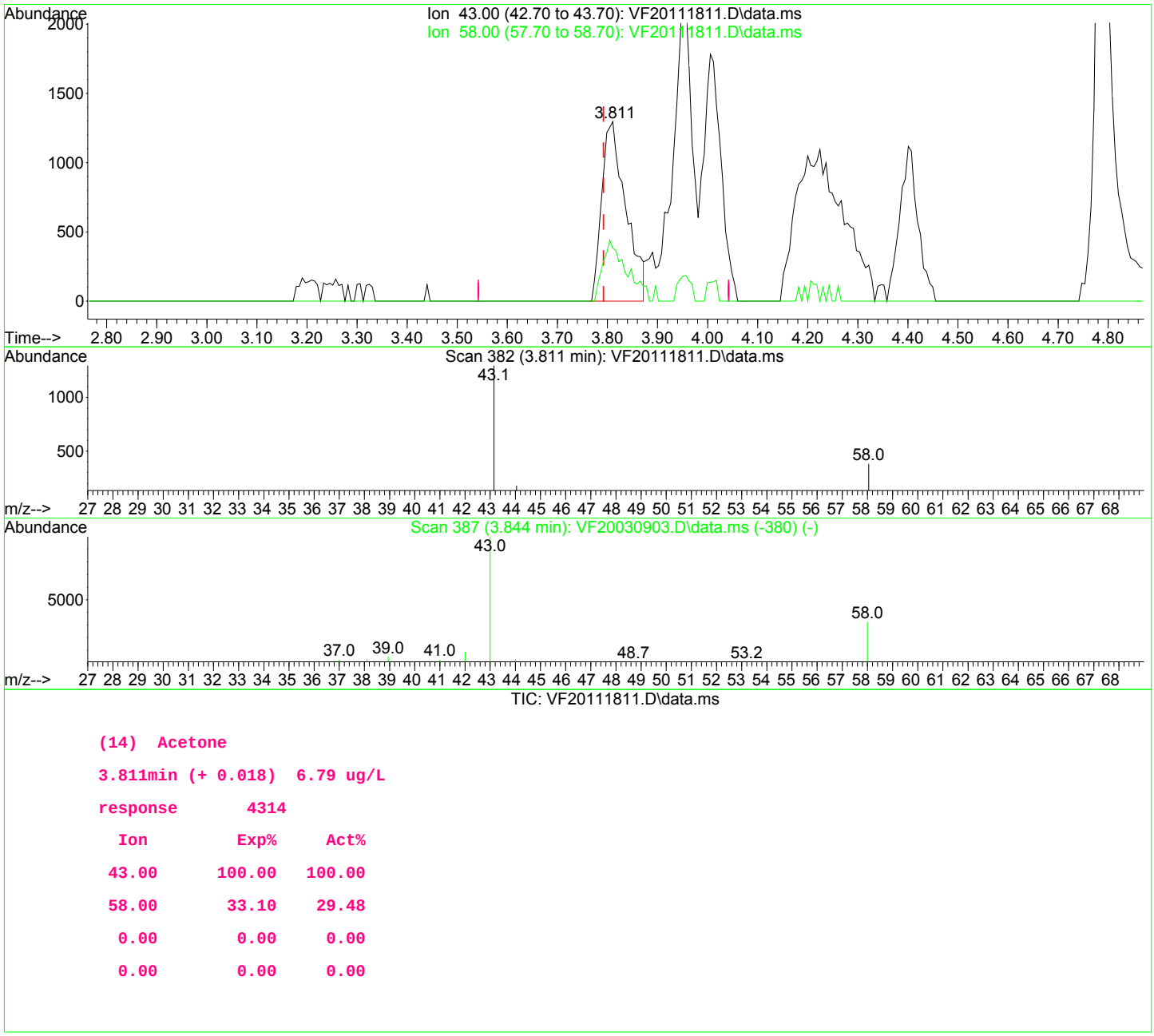

TIC: VF20111811.D\data.ms

(14) Acetone

3.811min (+ 0.018) 6.79 ug/L

response 4314

Ion	Exp%	Act%
43.00	100.00	100.00
58.00	33.10	29.48
0.00	0.00	0.00
0.00	0.00	0.00

Quantitation Report (Qedit)

Data Path : Y:\DATA\2020-11\0K18062\
Data File : VF20111811.D
Acq On : 18 Nov 2020 9:42 pm
Operator : TNL
Sample : 0k18062-CAL6
Misc : 1X 5mL 5ppb DI+MeOH
ALS Vial : 11 Sample Multiplier: 1

Quant Time: Nov 19 13:25:19 2020
Quant Method : Y:\METHODS\VF201119S.M
Quant Title : EPA 8260: Volatile Organic Compounds
QLast Update : Thu Nov 19 13:22:36 2020
Response via : Initial Calibration

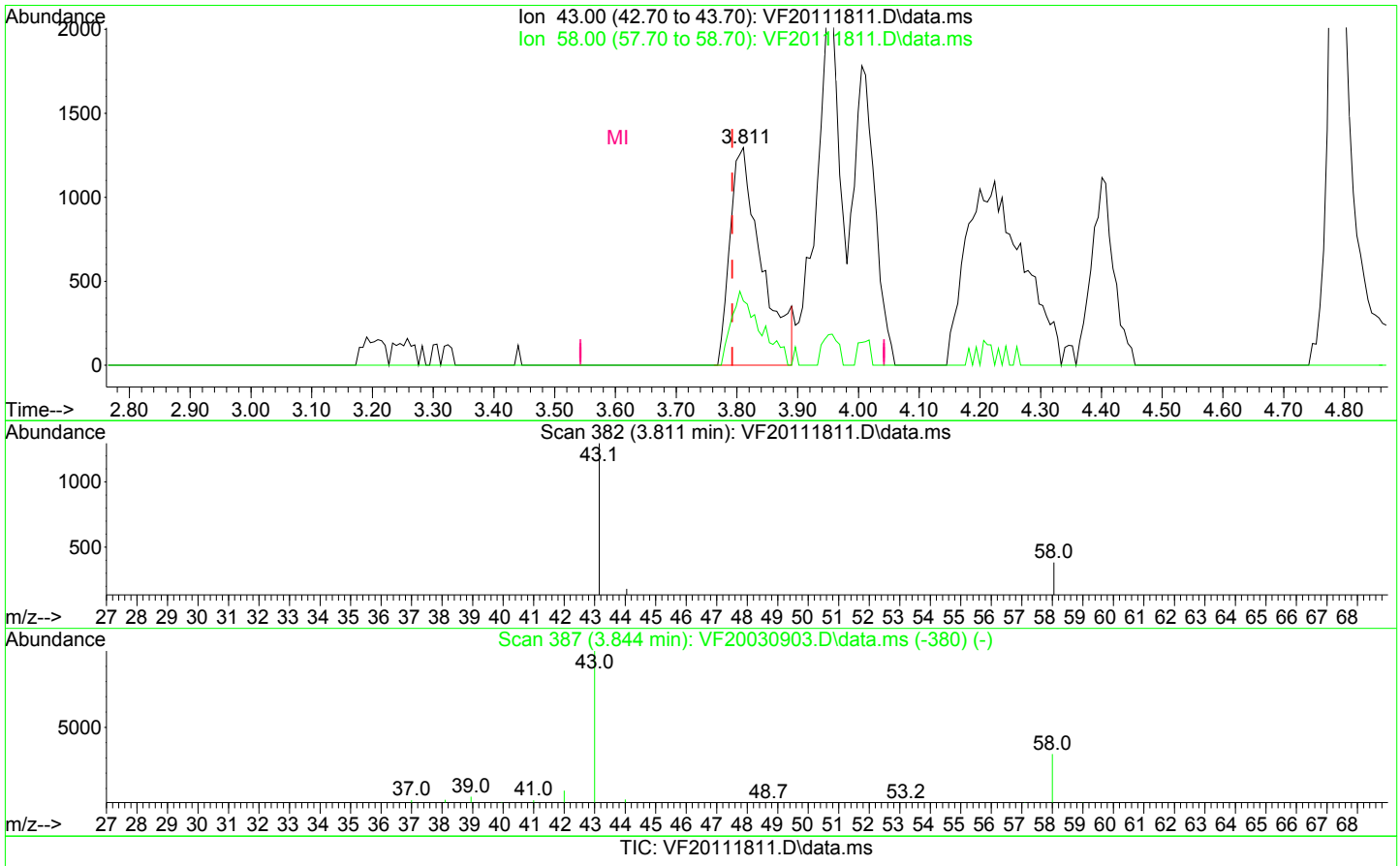

TIC: VF20111811.D\data.ms

(14) Acetone

3.811min (+ 0.018) 7.34 ug/L m

response 4663

Ion	Exp%	Act%
43.00	100.00	100.00
58.00	33.10	29.48
0.00	0.00	0.00
0.00	0.00	0.00

Quantitation Report (QT Reviewed)

Data Path : Y:\DATA\2020-11\0K18062\
Data File : VF20111811.D
Acq On : 18 Nov 2020 9:42 pm
Operator : TNL
Sample : 0k18062-CAL6 11/20/20 TNL
Misc : 1X 5mL 5ppb DI+MeOH
ALS Vial : 11 Sample Multiplier: 1

Quant Time: Nov 19 13:25:57 2020
Quant Method : Y:\METHODS\VF201119S.M
Quant Title : EPA 8260: Volatile Organic Compounds
QLast Update : Thu Nov 19 13:22:36 2020
Response via : Initial Calibration

Compound	R.T.	QIon	Response	Conc	Units		Dev(Min)
Internal Standards							
1) Pentafluorobenzene (I)	6.018	99	71892	50.00	ug/L		0.00
43) Chlorobenzene-d5 (I)	9.740	117	194196	50.00	ug/L		0.00
63) 1,4-Dichlorobenzene-d4...	11.692	152	88453	50.00	ug/L		0.00
System Monitoring Compounds							
30) Dibromofluoromethane (S)	5.532	111	61619	51.30	ug/L		0.00
37) 1,4-Difluorobenzene (S)	6.578	114	217863	51.54	ug/L		0.00
45) Toluene-d8 (S)	8.086	98	278590	48.31	ug/L		0.00
64) 4-Bromofluorobenzene (S)	10.810	174	76960	51.07	ug/L		0.00
Target Compounds							Qvalue
2) Dichlorodifluoromethane	1.597	85	5571	3.65	ug/L		96
3) Chloromethane	1.804	50	6629	3.24	ug/L		99
4) Vinyl Chloride	1.889	62	4934	2.75	ug/L		99
5) Bromomethane	2.248	96	4770	4.09	ug/L		96
6) Chloroethane	2.388	64	2053	4.05	ug/L	#	50
7) Trichlorofluoromethane	2.522	101	3808	3.58	ug/L		97
8) Ethanol	3.203	45	5468m	250.13	ug/L		
9) 1,1-Dichloroethene	3.075	61	9036	3.99	ug/L		82
10) Carbon Disulfide	3.093	76	10717	3.96	ug/L		99
11) Freon 113	3.124	101	5967	5.03	ug/L		79
12) Iodomethane	3.239	142	1330	7.10	ug/L	#	83
13) Methylene Chloride	3.713	84	7506	4.99	ug/L		96
14) Acetone	3.811	43	4663m	7.34	ug/L		
15) t-1,2-Dichloroethene	3.878	61	9514	4.43	ug/L		96
16) n-Hexane	3.957	86	1210	4.59	ug/L	#	90
17) Methyl-tert-butyl-ether	4.005	73	21125	4.67	ug/L		99
18) tert-Butanol (TBA)	4.224	59	51616	291.20	ug/L	#	93
19) Diisopropyl ether (DIPE)	4.401	45	5283	0.99	ug/L		94
20) 1,1-Dichloroethane	4.504	63	12847	4.51	ug/L		96
21) Acrylonitrile	4.589	53	2610	3.52	ug/L		89
22) Ethyl-tert-butyl ether...	4.772	59	4979	1.16	ug/L		96
23) c-1,2-Dichloroethene	5.064	61	9683	4.49	ug/L		95
24) 2,2-Dichloropropane	5.161	77	5522	3.61	ug/L		88
25) Bromochloromethane	5.264	49	5132	3.58	ug/L		98
26) Chloroform	5.343	83	12227	5.02	ug/L		95
27) Carbon Tetrachloride	5.471	117	6132	5.11	ug/L		95

Quantitation Report (QT Reviewed)

Data Path : Y:\DATA\2020-11\0K18062\
Data File : VF20111811.D
Acq On : 18 Nov 2020 9:42 pm
Operator : TNL
Sample : 0k18062-CAL6
Misc : 1X 5mL 5ppb DI+MeOH
ALS Vial : 11 Sample Multiplier: 1

Quant Time: Nov 19 13:25:57 2020
Quant Method : Y:\METHODS\VF201119S.M
Quant Title : EPA 8260: Volatile Organic Compounds
QLast Update : Thu Nov 19 13:22:36 2020
Response via : Initial Calibration

Compound	R.T.	QIon	Response	Conc	Units		Dev(Min)
28) Tetrahydrofuran	5.526	42	2855	3.67	ug/L		85
29) 1,1,1-Trichloroethane	5.544	97	9345	4.83	ug/L		93
31) 1,1-Dichloropropene	5.672	75	9464	4.71	ug/L		93
32) 2-Butanone (MEK)	5.678	43	7390	6.82	ug/L		85
33) Benzene	5.927	78	33106	5.05	ug/L		99
34) tert-Amyl methyl ether...	6.055	73	4533	1.13	ug/L		82
35) 1,2-Dichloroethane (EDC)	6.146	62	10219	4.66	ug/L		99
36) iso-Butyl Alcohol	6.225	43	8339	98.28	ug/L		93
38) Trichloroethene (TCE)	6.547	130	7443	5.11	ug/L		99
39) tert-Amyl ethyl ether ...	6.803	59	3187	1.08	ug/L		94
40) Dibromomethane	6.997	93	4145	4.70	ug/L	#	80
41) 1,2-Dichloropropane	7.107	63	7858	4.55	ug/L		92
42) Bromodichloromethane	7.180	83	6670	4.76	ug/L		99
44) c-1,3-Dichloropropene	7.879	75	7840	3.59	ug/L		97
46) Toluene	8.141	91	34200	4.64	ug/L		99
47) Tetrachloroethene (PCE)	8.591	166	7070	4.92	ug/L		92
48) 4-Methyl-2-Pentanone (...	8.591	43	15199	6.43	ug/L		98
49) t-1,3-Dichloropropene	8.639	75	6596	3.70	ug/L		94
50) 1,1,2-Trichloroethane	8.810	97	6888	4.64	ug/L		91
51) Dibromochloromethane	9.004	129	4359	4.56	ug/L		96
52) 1,3-Dichloropropane	9.102	76	12650	4.57	ug/L		96
53) 1,2-Dibromoethane (EDB)	9.241	107	6279	4.43	ug/L		96
54) 2-Hexanone	9.479	43	8859	5.67	ug/L		98
55) Chlorobenzene	9.752	112	20627	4.90	ug/L		92
56) Ethylbenzene	9.777	91	33358	4.74	ug/L		99
57) 1,1,1,2-Tetrachloroethane	9.819	131	5071	4.32	ug/L		97
58) m,p-Xylenes (2)	9.916	91	48405	9.61	ug/L		97
59) o-Xylene	10.300	91	23413	4.61	ug/L		96
60) Styrene	10.348	104	16959	4.26	ug/L		98
61) Bromoform	10.373	173	2653	4.52	ug/L		95
62) Isopropylbenzene	10.567	105	27032	4.64	ug/L		96
65) Bromobenzene	10.896	156	7519	5.09	ug/L		88
66) n-Propylbenzene	10.914	91	31048	4.51	ug/L		96
67) 1,1,2,2-Tetrachloroethane	10.981	83	8815	4.92	ug/L		97
68) 2-Chlorotoluene	11.042	126	6440	4.83	ug/L	#	81
69) 1,3,5-Trimethylbenzene	11.072	105	20107	4.57	ug/L		99
70) 1,2,3-Trichloropropane	11.090	110	3134	4.71	ug/L		95
71) t-1,4-Dichloro-2-butene	11.121	88	627	4.30	ug/L	#	80

Data Path : Y:\DATA\2020-11\0K18062\
Data File : VF20111811.D
Acq On : 18 Nov 2020 9:42 pm
Operator : TNL
Sample : 0k18062-CAL6
Misc : 1X 5mL 5ppb DI+MeOH
ALS Vial : 11 Sample Multiplier: 1

Quant Time: Nov 19 13:25:57 2020
Quant Method : Y:\METHODS\VF201119S.M
Quant Title : EPA 8260: Volatile Organic Compounds
QLast Update : Thu Nov 19 13:22:36 2020
Response via : Initial Calibration

Compound	R.T.	QIon	Response	Conc	Units		Dev(Min)
72) 4-Chlorotoluene	11.175	91	19711	4.79	ug/L		96
73) tert-Butylbenzene	11.321	91	11254	4.59	ug/L		87
74) 1,2,4-Trimethylbenzene	11.382	105	20523	4.64	ug/L		100
75) sec-Butylbenzene	11.461	105	24098	4.60	ug/L		98
76) 4-Isopropyltoluene	11.571	119	18890	4.51	ug/L		96
77) 1,3-Dichlorobenzene	11.637	146	12282	5.00	ug/L		98
78) 1,4-Dichlorobenzene	11.704	146	12817	4.68	ug/L		97
79) n-Butylbenzene	11.887	91	16418	4.41	ug/L		92
80) 1,2-Dichlorobenzene	12.021	146	11449	4.97	ug/L		98
81) 1,2-Dibromo-3-Chloropr...	12.623	157	996	4.46	ug/L	#	68
82) Hexachlorobutadiene	13.121	223	1541	4.77	ug/L		94
83) 1,2,4-Trichlorobenzene	13.158	180	5332	4.40	ug/L		91
84) Naphthalene	13.431	128	14748	3.50	ug/L		99
85) 1,2,3-Trichlorobenzene	13.596	180	5158	4.44	ug/L		89

(#) = qualifier out of range (m) = manual integration (+) = signals summed

Quantitation Report (QT Reviewed)

Data Path : Y:\DATA\2020-11\0K18062\
Data File : VF20111811.D
Acq On : 18 Nov 2020 9:42 pm
Operator : TNL
Sample : 0k18062-CAL6
Misc : 1X 5mL 5ppb DI+MeOH
ALS Vial : 11 Sample Multiplier: 1

Quant Time: Nov 19 13:25:57 2020
Quant Method : Y:\METHODS\VF201119S.M
Quant Title : EPA 8260: Volatile Organic Compounds
QLast Update : Thu Nov 19 13:22:36 2020
Response via : Initial Calibration

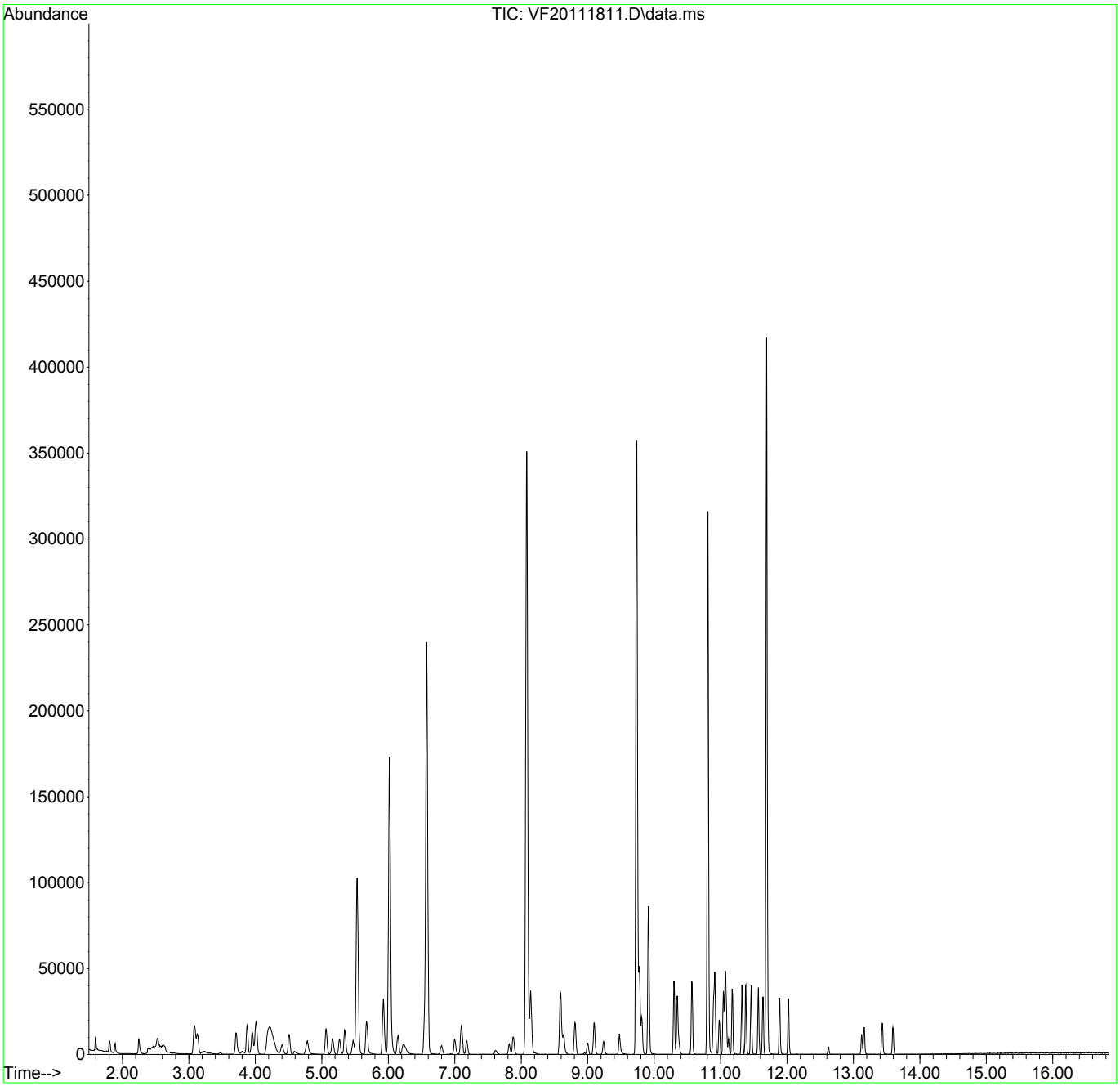

Quantitation Report (Not Reviewed)

Data Path : Y:\DATA\2020-11\0K18062\
Data File : VF20111812.D
Acq On : 18 Nov 2020 10:10 pm
Operator : TNL 11/20/20 TNL
Sample : 0k18062-CAL7
Misc : 1X 5mL 10ppb DI+MeOH
ALS Vial : 12 Sample Multiplier: 1

Quant Time: Nov 19 13:27:33 2020
Quant Method : Y:\METHODS\VF201119S.M
Quant Title : EPA 8260: Volatile Organic Compounds
QLast Update : Thu Nov 19 13:22:36 2020
Response via : Initial Calibration

Compound	R.T.	QIon	Response	Conc	Units		Dev(Min)
Internal Standards							
1) Pentafluorobenzene (I)	6.018	99	70167	50.00	ug/L		0.00
43) Chlorobenzene-d5 (I)	9.740	117	191092	50.00	ug/L		0.00
63) 1,4-Dichlorobenzene-d4...	11.692	152	87428	50.00	ug/L		0.00
System Monitoring Compounds							
30) Dibromofluoromethane (S)	5.531	111	61405	52.38	ug/L		0.00
37) 1,4-Difluorobenzene (S)	6.583	114	216832	52.56	ug/L		0.00
45) Toluene-d8 (S)	8.085	98	276445	48.71	ug/L		0.00
64) 4-Bromofluorobenzene (S)	10.810	174	75647	50.78	ug/L		0.00
Target Compounds							Qvalue
2) Dichlorodifluoromethane	1.609	85	10611	7.12	ug/L		96
3) Chloromethane	1.816	50	13576	6.79	ug/L		96
4) Vinyl Chloride	1.901	62	9660	5.52	ug/L		96
5) Bromomethane	2.260	96	8889	7.81	ug/L		95
6) Chloroethane	2.387	64	3542	7.16	ug/L	#	52
7) Trichlorofluoromethane	2.521	101	9292	8.94	ug/L		99
8) Ethanol	3.166	45	8654	397.40	ug/L		82
9) 1,1-Dichloroethene	3.087	61	17569	7.96	ug/L		91
10) Carbon Disulfide	3.105	76	21924	8.31	ug/L		99
11) Freon 113	3.135	101	11635	10.05	ug/L		86
12) Iodomethane	3.245	142	3750	10.69	ug/L		93
13) Methylene Chloride	3.719	84	13681	9.32	ug/L		94
14) Acetone	3.798	43	7112	11.47	ug/L		100
15) t-1,2-Dichloroethene	3.883	61	19090	9.12	ug/L		94
16) n-Hexane	3.956	86	2632	10.23	ug/L		94
17) Methyl-tert-butyl-ether	4.017	73	42091	9.53	ug/L		97
18) tert-Butanol (TBA)	4.175	59	111700	645.67	ug/L	#	98
19) Diisopropyl ether (DIPE)	4.406	45	10744	2.07	ug/L		97
20) 1,1-Dichloroethane	4.516	63	25775	9.27	ug/L		98
21) Acrylonitrile	4.589	53	4422	6.10	ug/L		99
22) Ethyl-tert-butyl ether...	4.777	59	10299	2.45	ug/L		97
23) c-1,2-Dichloroethene	5.069	61	19629	9.32	ug/L		95
24) 2,2-Dichloropropane	5.166	77	11649	7.80	ug/L		96
25) Bromochloromethane	5.270	49	10113	7.23	ug/L		96
26) Chloroform	5.349	83	25110	10.56	ug/L		99
27) Carbon Tetrachloride	5.477	117	12760	10.57	ug/L		100

Quantitation Report (Not Reviewed)

Data Path : Y:\DATA\2020-11\0K18062\
Data File : VF20111812.D
Acq On : 18 Nov 2020 10:10 pm
Operator : TNL
Sample : 0k18062-CAL7
Misc : 1X 5mL 10ppb DI+MeOH
ALS Vial : 12 Sample Multiplier: 1

Quant Time: Nov 19 13:27:33 2020
Quant Method : Y:\METHODS\VF201119S.M
Quant Title : EPA 8260: Volatile Organic Compounds
QLast Update : Thu Nov 19 13:22:36 2020
Response via : Initial Calibration

Compound	R.T.	QIon	Response	Conc	Units		Dev(Min)
28) Tetrahydrofuran	5.519	42	4597	6.06	ug/L		96
29) 1,1,1-Trichloroethane	5.543	97	19337	10.24	ug/L		95
31) 1,1-Dichloropropene	5.677	75	19258	9.83	ug/L		98
32) 2-Butanone (MEK)	5.671	43	11987	11.33	ug/L		91
33) Benzene	5.933	78	65847	10.30	ug/L		98
34) tert-Amyl methyl ether...	6.060	73	9743	2.48	ug/L		95
35) 1,2-Dichloroethane (EDC)	6.146	62	20415	9.54	ug/L		98
36) iso-Butyl Alcohol	6.212	43	17656	213.20	ug/L		96
38) Trichloroethene (TCE)	6.547	130	15404	10.85	ug/L		93
39) tert-Amyl ethyl ether ...	6.802	59	6578	2.29	ug/L		92
40) Dibromomethane	6.997	93	8640	10.04	ug/L		85
41) 1,2-Dichloropropane	7.106	63	15874	9.42	ug/L		99
42) Bromodichloromethane	7.185	83	14414	10.22	ug/L		98
44) c-1,3-Dichloropropene	7.879	75	17724	7.95	ug/L		98
46) Toluene	8.146	91	66875	9.22	ug/L		99
47) Tetrachloroethene (PCE)	8.590	166	13764	9.73	ug/L		93
48) 4-Methyl-2-Pentanone (...	8.596	43	32519	13.97	ug/L		95
49) t-1,3-Dichloropropene	8.639	75	14930	7.47	ug/L		98
50) 1,1,2-Trichloroethane	8.815	97	14181	9.71	ug/L		98
51) Dibromochloromethane	9.004	129	9855	9.44	ug/L		94
52) 1,3-Dichloropropane	9.101	76	26263	9.63	ug/L		95
53) 1,2-Dibromoethane (EDB)	9.241	107	13626	9.78	ug/L		97
54) 2-Hexanone	9.478	43	20720	12.81	ug/L		96
55) Chlorobenzene	9.752	112	41217	9.96	ug/L		95
56) Ethylbenzene	9.782	91	67463	9.75	ug/L		99
57) 1,1,1,2-Tetrachloroethane	9.813	131	10995	9.09	ug/L		99
58) m,p-Xylenes (2)	9.916	91	98854	19.94	ug/L		96
59) o-Xylene	10.299	91	49030	9.82	ug/L		95
60) Styrene	10.348	104	36006	8.94	ug/L		99
61) Bromoform	10.372	173	5925	9.00	ug/L		95
62) Isopropylbenzene	10.573	105	56235	9.82	ug/L		96
65) Bromobenzene	10.895	156	15392	10.53	ug/L		91
66) n-Propylbenzene	10.913	91	63785	9.38	ug/L		96
67) 1,1,2,2-Tetrachloroethane	10.980	83	18165	10.26	ug/L		97
68) 2-Chlorotoluene	11.047	126	13251	10.06	ug/L	#	83
69) 1,3,5-Trimethylbenzene	11.071	105	43073	9.90	ug/L		97
70) 1,2,3-Trichloropropane	11.090	110	6321	9.61	ug/L	#	82
71) t-1,4-Dichloro-2-butene	11.120	88	1344	7.31	ug/L	#	88

Quantitation Report (Not Reviewed)

Data Path : Y:\DATA\2020-11\0K18062\
Data File : VF20111812.D
Acq On : 18 Nov 2020 10:10 pm
Operator : TNL
Sample : 0k18062-CAL7
Misc : 1X 5mL 10ppb DI+MeOH
ALS Vial : 12 Sample Multiplier: 1

Quant Time: Nov 19 13:27:33 2020
Quant Method : Y:\METHODS\VF201119S.M
Quant Title : EPA 8260: Volatile Organic Compounds
QLast Update : Thu Nov 19 13:22:36 2020
Response via : Initial Calibration

Compound	R.T.	QIon	Response	Conc	Units	Dev(Min)
72) 4-Chlorotoluene	11.175	91	41003	10.07	ug/L	96
73) tert-Butylbenzene	11.327	91	23418	9.66	ug/L	92
74) 1,2,4-Trimethylbenzene	11.382	105	43143	9.87	ug/L	99
75) sec-Butylbenzene	11.461	105	50407	9.74	ug/L	97
76) 4-Isopropyltoluene	11.570	119	40720	9.83	ug/L	97
77) 1,3-Dichlorobenzene	11.637	146	24274	10.00	ug/L	96
78) 1,4-Dichlorobenzene	11.704	146	25110	9.28	ug/L	97
79) n-Butylbenzene	11.892	91	33878	9.22	ug/L	96
80) 1,2-Dichlorobenzene	12.020	146	22996	10.10	ug/L	98
81) 1,2-Dibromo-3-Chloropr...	12.622	157	2595	9.29	ug/L	84
82) Hexachlorobutadiene	13.121	223	3177	9.96	ug/L	90
83) 1,2,4-Trichlorobenzene	13.163	180	10911	9.12	ug/L	98
84) Naphthalene	13.437	128	33557	7.72	ug/L	96
85) 1,2,3-Trichlorobenzene	13.595	180	10431	9.07	ug/L	96

(#) = qualifier out of range (m) = manual integration (+) = signals summed

Quantitation Report (Not Reviewed)

Data Path : Y:\DATA\2020-11\0K18062\
Data File : VF20111812.D
Acq On : 18 Nov 2020 10:10 pm
Operator : TNL
Sample : 0k18062-CAL7
Misc : 1X 5mL 10ppb DI+MeOH
ALS Vial : 12 Sample Multiplier: 1

Quant Time: Nov 19 13:27:33 2020
Quant Method : Y:\METHODS\VF201119S.M
Quant Title : EPA 8260: Volatile Organic Compounds
QLast Update : Thu Nov 19 13:22:36 2020
Response via : Initial Calibration

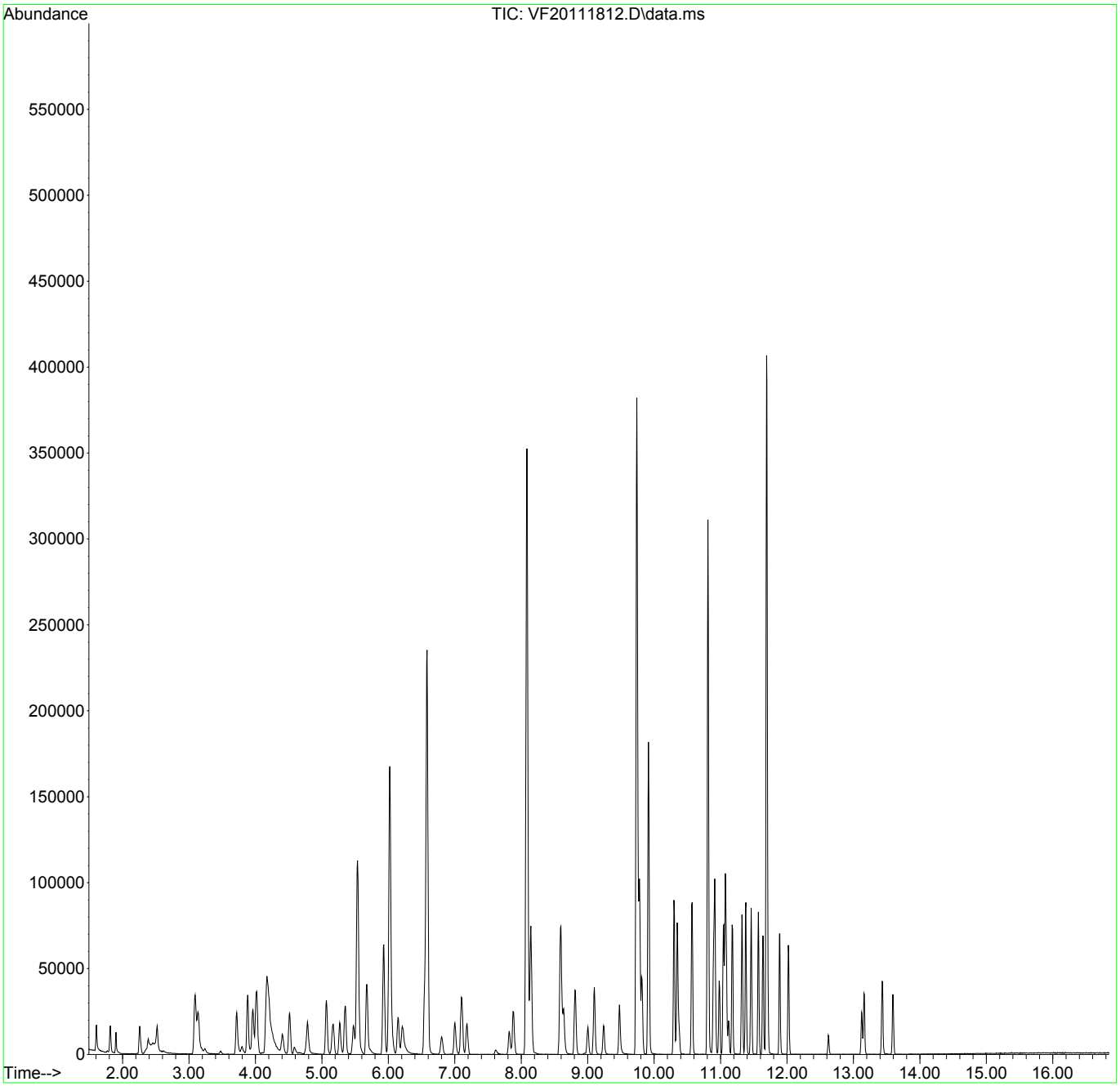

Quantitation Report (Qedit)

Data Path : Y:\DATA\2020-11\0K18062\
Data File : VF20111812.D
Acq On : 18 Nov 2020 10:10 pm
Operator : TNL
Sample : 0k18062-CAL7
Misc : 1X 5mL 10ppb DI+MeOH
ALS Vial : 12 Sample Multiplier: 1

Quant Time: Nov 19 13:27:33 2020
Quant Method : Y:\METHODS\VF201119S.M
Quant Title : EPA 8260: Volatile Organic Compounds
QLast Update : Thu Nov 19 13:22:36 2020
Response via : Initial Calibration

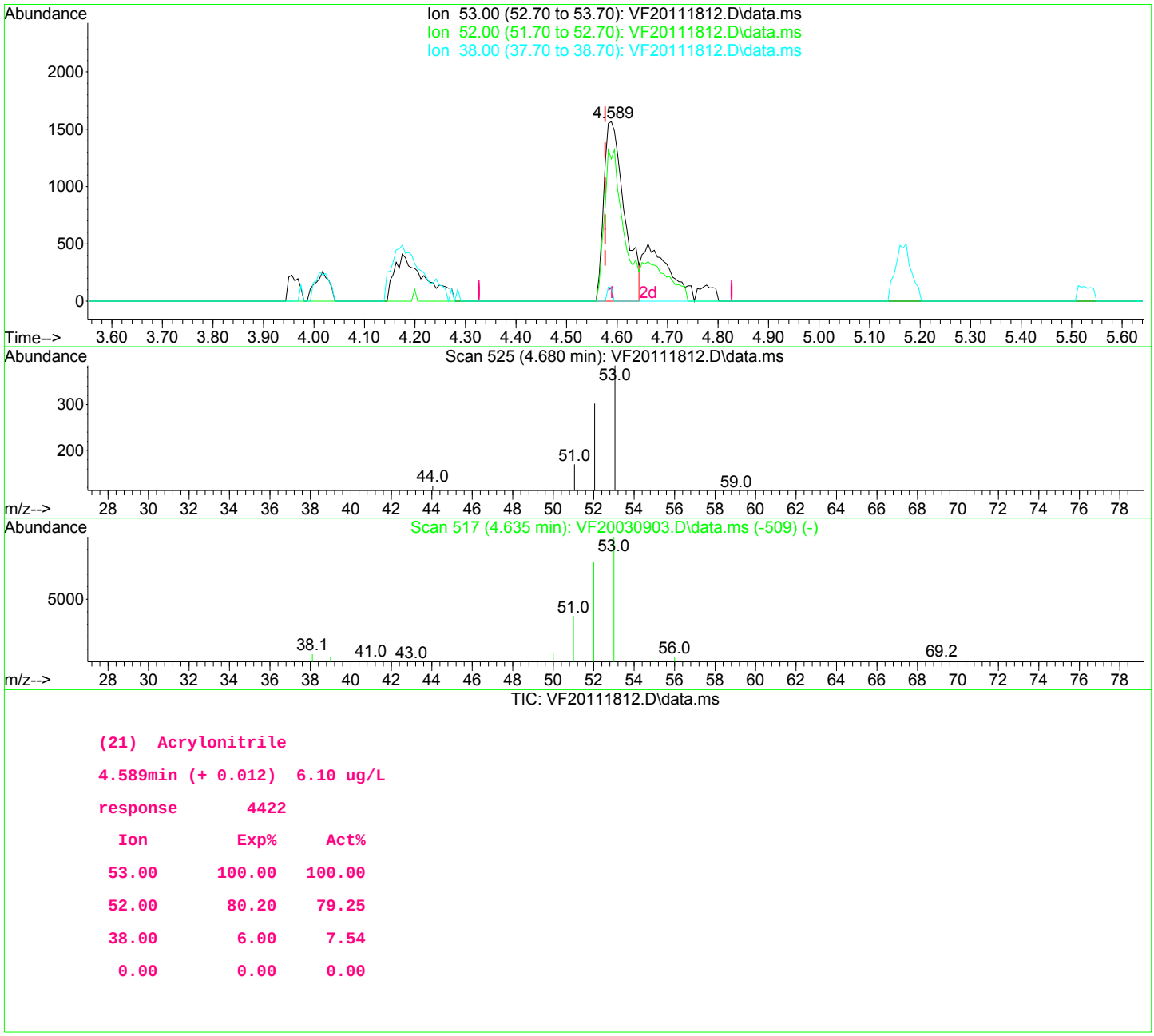

TIC: VF20111812.D\data.ms

(21) Acrylonitrile

4.589min (+ 0.012) 6.10 ug/L

response 4422

Ion	Exp%	Act%
53.00	100.00	100.00
52.00	80.20	79.25
38.00	6.00	7.54
0.00	0.00	0.00

Quantitation Report (Qedit)

Data Path : Y:\DATA\2020-11\0K18062\
Data File : VF20111812.D
Acq On : 18 Nov 2020 10:10 pm
Operator : TNL
Sample : 0k18062-CAL7
Misc : 1X 5mL 10ppb DI+MeOH
ALS Vial : 12 Sample Multiplier: 1

Quant Time: Nov 19 13:27:33 2020
Quant Method : Y:\METHODS\VF201119S.M
Quant Title : EPA 8260: Volatile Organic Compounds
QLast Update : Thu Nov 19 13:22:36 2020
Response via : Initial Calibration

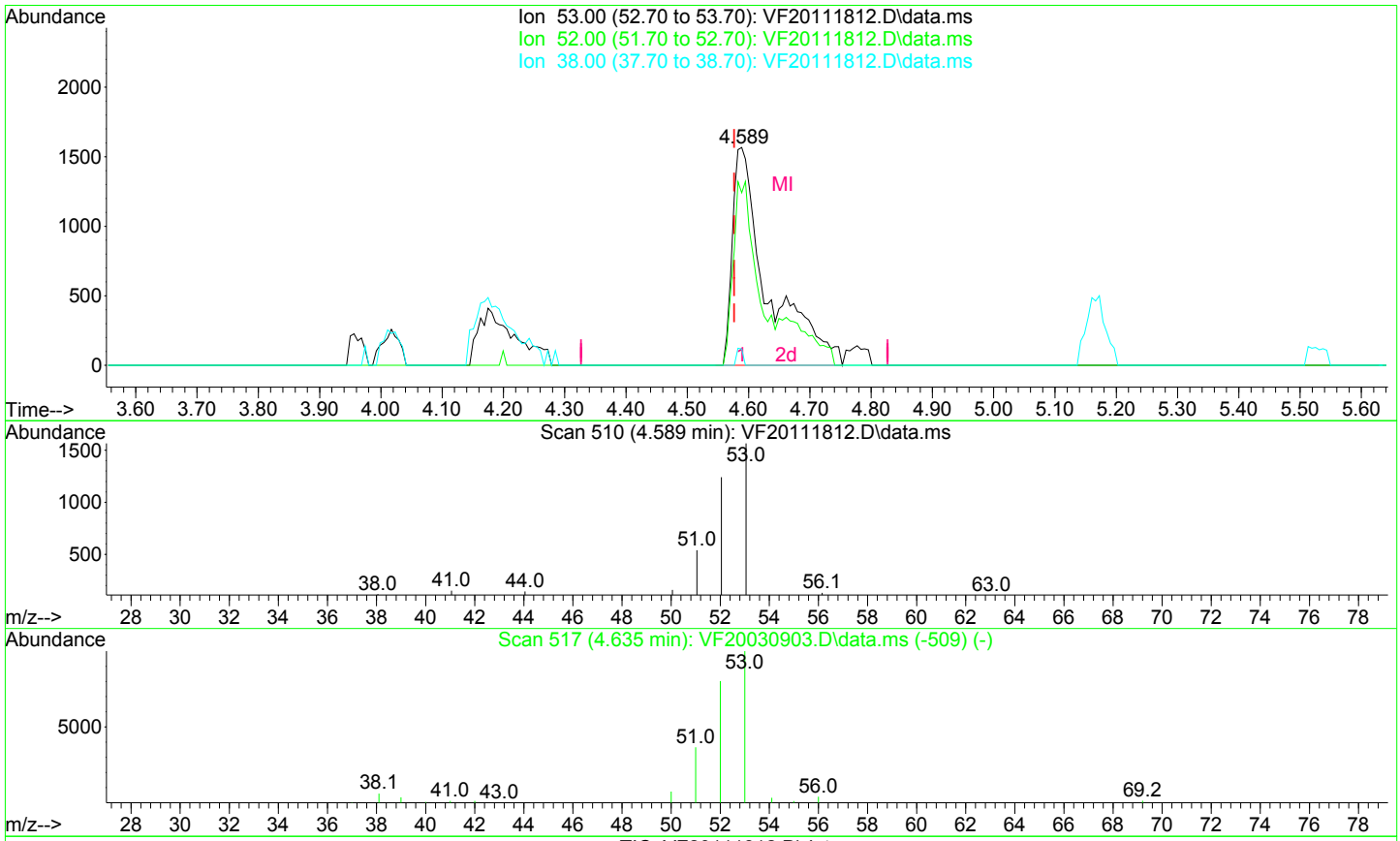

TIC: VF20111812.D\data.ms

(21) Acrylonitrile

4.589min (+ 0.012) 8.65 ug/L m

response 6267

Ion	Exp%	Act%
53.00	100.00	100.00
52.00	80.20	79.25
38.00	6.00	7.54
0.00	0.00	0.00

Quantitation Report (Qedit)

Data Path : Y:\DATA\2020-11\0K18062\
Data File : VF20111812.D
Acq On : 18 Nov 2020 10:10 pm
Operator : TNL
Sample : 0k18062-CAL7
Misc : 1X 5mL 10ppb DI+MeOH
ALS Vial : 12 Sample Multiplier: 1

Quant Time: Nov 19 13:27:33 2020
Quant Method : Y:\METHODS\VF201119S.M
Quant Title : EPA 8260: Volatile Organic Compounds
QLast Update : Thu Nov 19 13:22:36 2020
Response via : Initial Calibration

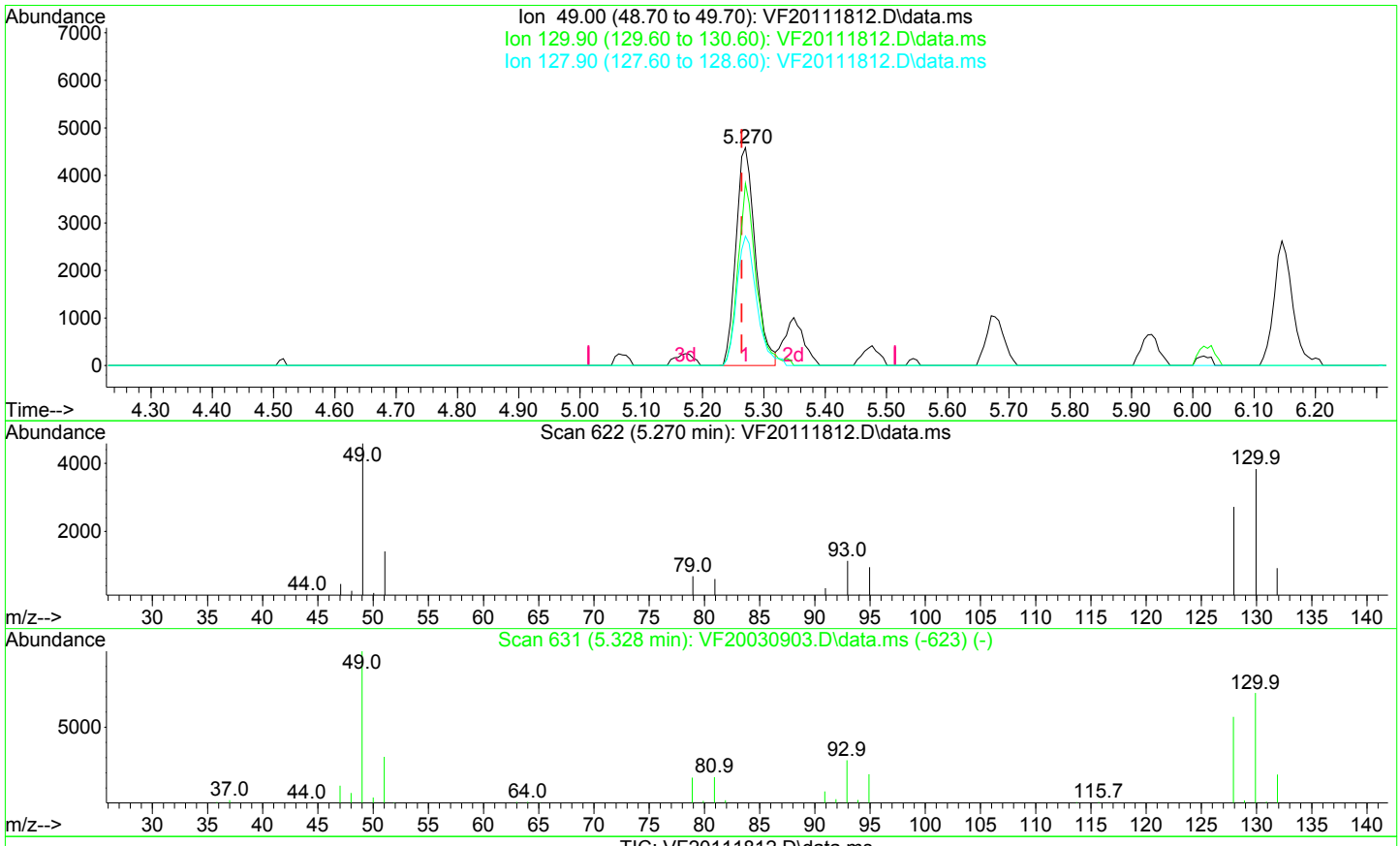

TIC: VF20111812.D\data.ms

(25) Bromochloromethane

5.270min (+ 0.006) 7.23 ug/L

response 10113

Ion	Exp%	Act%
49.00	100.00	100.00
129.90	77.90	83.57
127.90	59.80	59.37
0.00	0.00	0.00

Quantitation Report (Qedit)

Data Path : Y:\DATA\2020-11\0K18062\
Data File : VF20111812.D
Acq On : 18 Nov 2020 10:10 pm
Operator : TNL
Sample : 0k18062-CAL7
Misc : 1X 5mL 10ppb DI+MeOH
ALS Vial : 12 Sample Multiplier: 1

Quant Time: Nov 19 13:29:20 2020
Quant Method : Y:\METHODS\VF201119S.M
Quant Title : EPA 8260: Volatile Organic Compounds
QLast Update : Thu Nov 19 13:22:36 2020
Response via : Initial Calibration

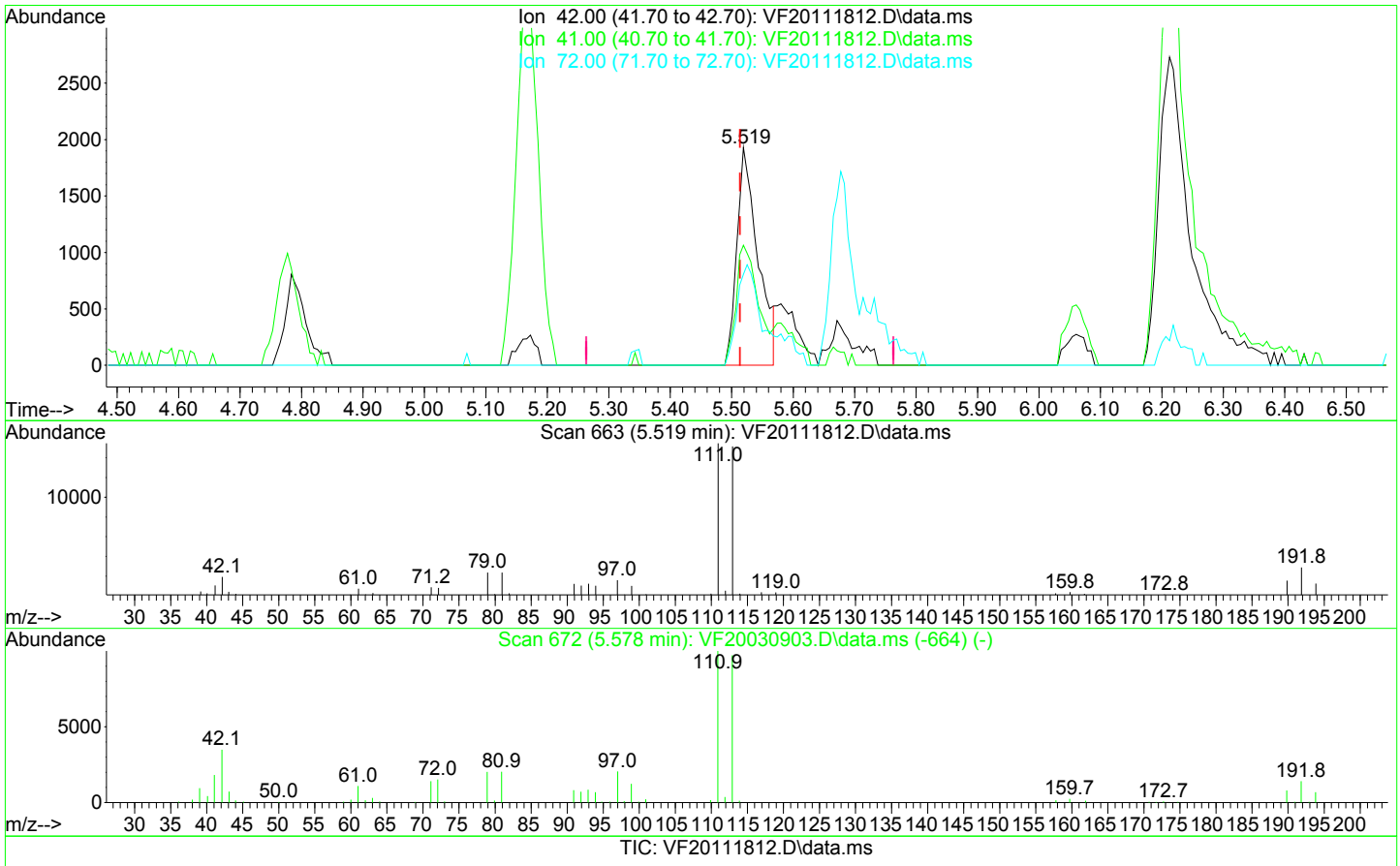

TIC: VF20111812.D\data.ms

(28) Tetrahydrofuran

5.519min (+ 0.006) 6.06 ug/L

response 4597

Ion	Exp%	Act%
42.00	100.00	100.00
41.00	59.60	55.16
72.00	42.90	41.78
0.00	0.00	0.00

Quantitation Report (Qedit)

Data Path : Y:\DATA\2020-11\0K18062\
Data File : VF20111812.D
Acq On : 18 Nov 2020 10:10 pm
Operator : TNL
Sample : 0k18062-CAL7
Misc : 1X 5mL 10ppb DI+MeOH
ALS Vial : 12 Sample Multiplier: 1

Quant Time: Nov 19 13:29:20 2020
Quant Method : Y:\METHODS\VF201119S.M
Quant Title : EPA 8260: Volatile Organic Compounds
QLast Update : Thu Nov 19 13:22:36 2020
Response via : Initial Calibration

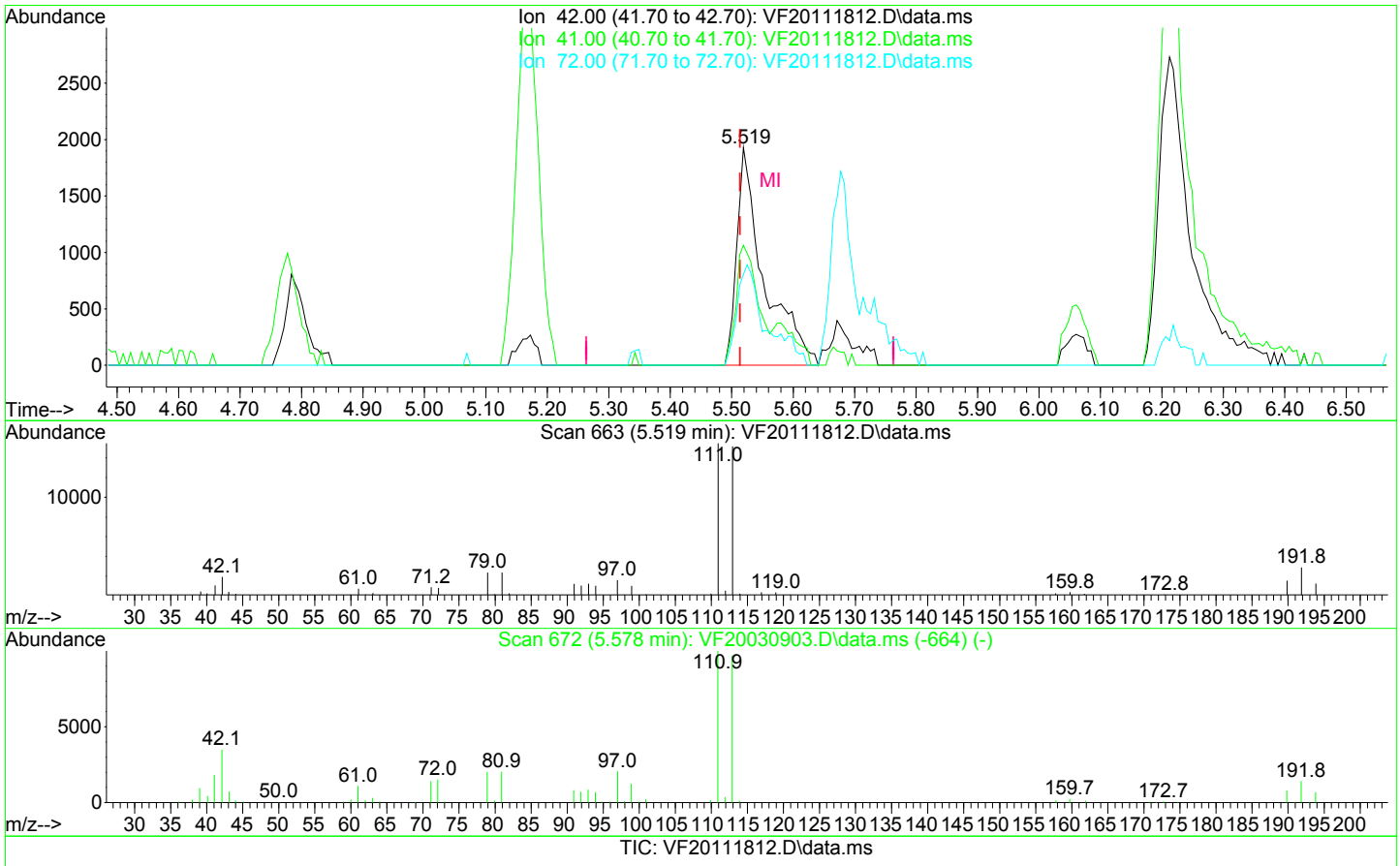

TIC: VF20111812.D\data.ms

(28) Tetrahydrofuran

5.519min (+ 0.006) 7.80 ug/L m

response 5923

Ion	Exp%	Act%
42.00	100.00	100.00
41.00	59.60	55.16
72.00	42.90	41.78
0.00	0.00	0.00

Quantitation Report (Qedit)

Data Path : Y:\DATA\2020-11\0K18062\
Data File : VF20111812.D
Acq On : 18 Nov 2020 10:10 pm
Operator : TNL
Sample : 0k18062-CAL7
Misc : 1X 5mL 10ppb DI+MeOH
ALS Vial : 12 Sample Multiplier: 1

Quant Time: Nov 19 13:29:20 2020
Quant Method : Y:\METHODS\VF201119S.M
Quant Title : EPA 8260: Volatile Organic Compounds
QLast Update : Thu Nov 19 13:22:36 2020
Response via : Initial Calibration

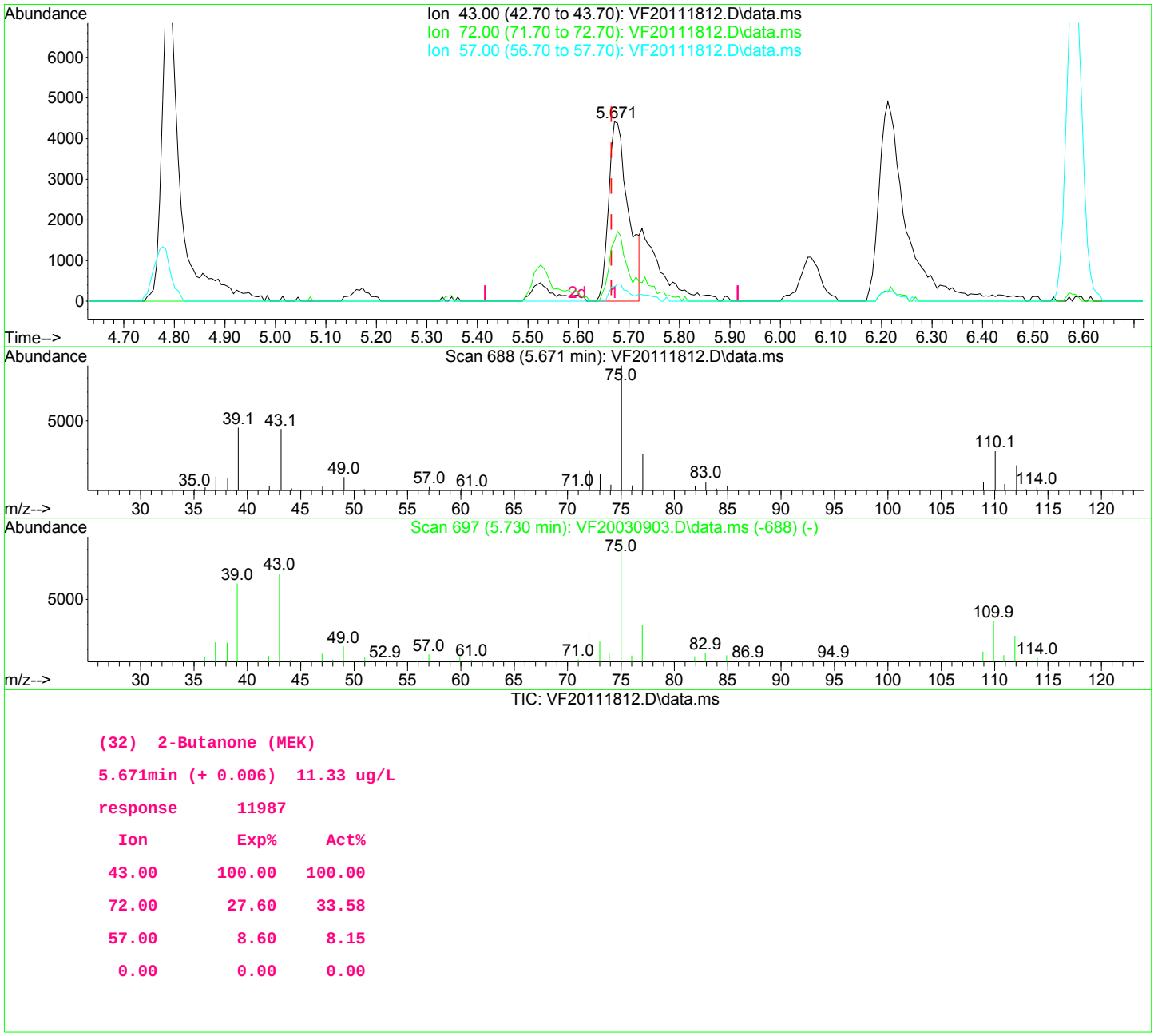

TIC: VF20111812.D\data.ms

(32) 2-Butanone (MEK)

5.671min (+ 0.006) 11.33 ug/L

response 11987

Ion	Exp%	Act%
43.00	100.00	100.00
72.00	27.60	33.58
57.00	8.60	8.15
0.00	0.00	0.00

Quantitation Report (Qedit)

Data Path : Y:\DATA\2020-11\0K18062\
Data File : VF20111812.D
Acq On : 18 Nov 2020 10:10 pm
Operator : TNL
Sample : 0k18062-CAL7
Misc : 1X 5mL 10ppb DI+MeOH
ALS Vial : 12 Sample Multiplier: 1

Quant Time: Nov 19 13:29:20 2020
Quant Method : Y:\METHODS\VF201119S.M
Quant Title : EPA 8260: Volatile Organic Compounds
QLast Update : Thu Nov 19 13:22:36 2020
Response via : Initial Calibration

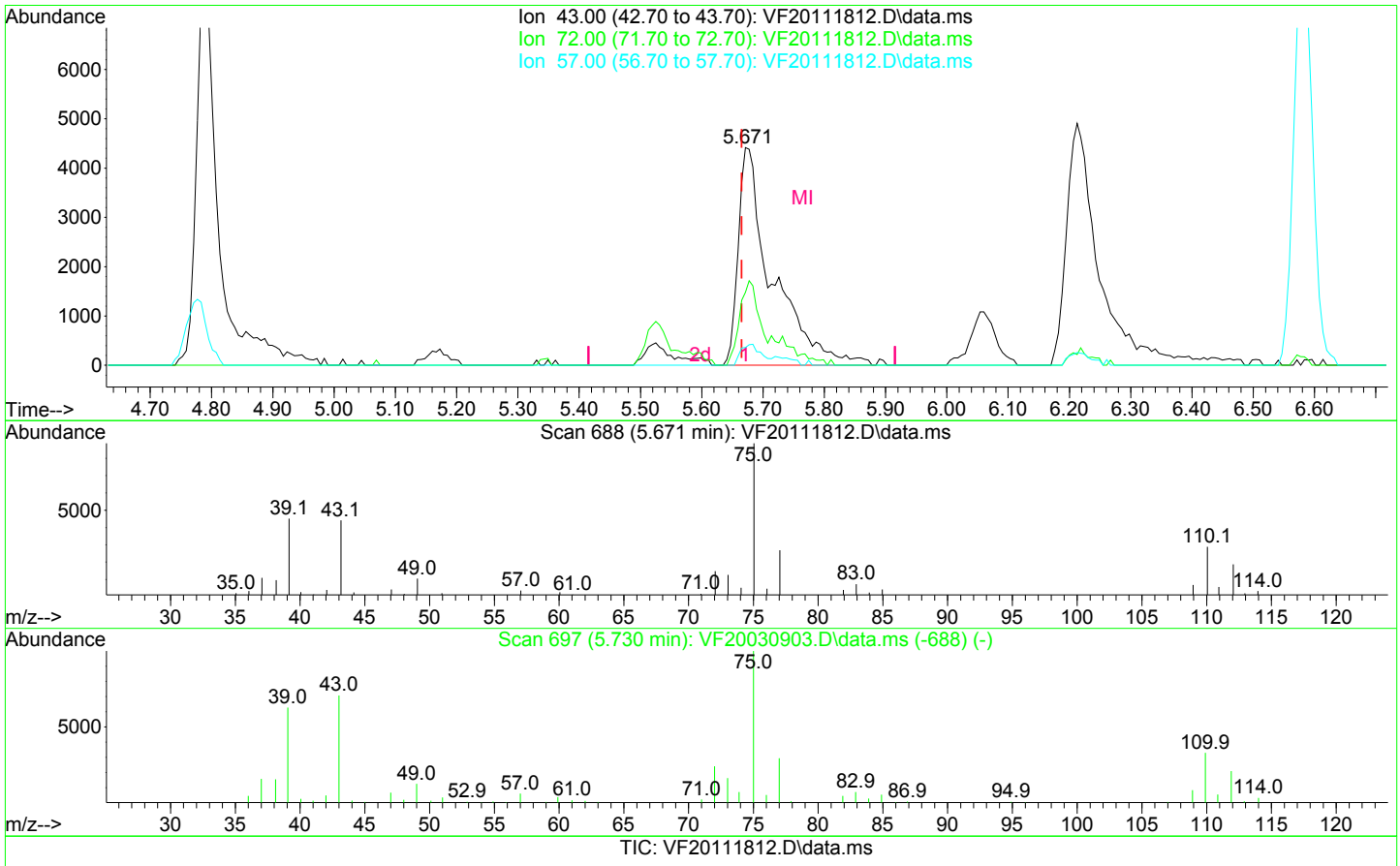

TIC: VF20111812.D\data.ms

(32) 2-Butanone (MEK)

5.671min (+ 0.006) 16.07 ug/L m

response 17004

Ion	Exp%	Act%
43.00	100.00	100.00
72.00	27.60	33.58
57.00	8.60	8.15
0.00	0.00	0.00

Quantitation Report (QT Reviewed)

Data Path : Y:\DATA\2020-11\0K18062\
Data File : VF20111812.D
Acq On : 18 Nov 2020 10:10 pm
Operator : TNL
Sample : 0k18062-CAL7
Misc : 1X 5mL 10ppb DI+MeOH
ALS Vial : 12 Sample Multiplier: 1

11/20/20 TNL

Quant Time: Nov 19 13:30:32 2020
Quant Method : Y:\METHODS\VF201119S.M
Quant Title : EPA 8260: Volatile Organic Compounds
QLast Update : Thu Nov 19 13:22:36 2020
Response via : Initial Calibration

Compound	R.T.	QIon	Response	Conc	Units		Dev(Min)
Internal Standards							
1) Pentafluorobenzene (I)	6.018	99	70167	50.00	ug/L		0.00
43) Chlorobenzene-d5 (I)	9.740	117	191092	50.00	ug/L		0.00
63) 1,4-Dichlorobenzene-d4...	11.692	152	87428	50.00	ug/L		0.00
System Monitoring Compounds							
30) Dibromofluoromethane (S)	5.531	111	61405	52.38	ug/L		0.00
37) 1,4-Difluorobenzene (S)	6.583	114	216832	52.56	ug/L		0.00
45) Toluene-d8 (S)	8.085	98	276445	48.71	ug/L		0.00
64) 4-Bromofluorobenzene (S)	10.810	174	75647	50.78	ug/L		0.00
Target Compounds							Qvalue
2) Dichlorodifluoromethane	1.609	85	10611	7.12	ug/L		96
3) Chloromethane	1.816	50	13576	6.79	ug/L		96
4) Vinyl Chloride	1.901	62	9660	5.52	ug/L		96
5) Bromomethane	2.260	96	8889	7.81	ug/L		95
6) Chloroethane	2.387	64	3542	7.16	ug/L	#	52
7) Trichlorofluoromethane	2.521	101	9292	8.94	ug/L		99
8) Ethanol	3.166	45	8654	397.40	ug/L		82
9) 1,1-Dichloroethene	3.087	61	17569	7.96	ug/L		91
10) Carbon Disulfide	3.105	76	21924	8.31	ug/L		99
11) Freon 113	3.135	101	11635	10.05	ug/L		86
12) Iodomethane	3.245	142	3750	10.69	ug/L		93
13) Methylene Chloride	3.719	84	13681	9.32	ug/L		94
14) Acetone	3.798	43	7112	11.47	ug/L		100
15) t-1,2-Dichloroethene	3.883	61	19090	9.12	ug/L		94
16) n-Hexane	3.956	86	2632	10.23	ug/L		94
17) Methyl-tert-butyl-ether	4.017	73	42091	9.53	ug/L		97
18) tert-Butanol (TBA)	4.175	59	111700	645.67	ug/L	#	98
19) Diisopropyl ether (DIPE)	4.406	45	10744	2.07	ug/L		97
20) 1,1-Dichloroethane	4.516	63	25775	9.27	ug/L		98
21) Acrylonitrile	4.589	53	6267m	8.65	ug/L		
22) Ethyl-tert-butyl ether...	4.777	59	10299	2.45	ug/L		97
23) c-1,2-Dichloroethene	5.069	61	19629	9.32	ug/L		95
24) 2,2-Dichloropropane	5.166	77	11649	7.80	ug/L		96
25) Bromochloromethane	5.270	49	10113	7.23	ug/L		96
26) Chloroform	5.349	83	25110	10.56	ug/L		99
27) Carbon Tetrachloride	5.477	117	12760	10.57	ug/L		100

Quantitation Report (QT Reviewed)

Data Path : Y:\DATA\2020-11\0K18062\
Data File : VF20111812.D
Acq On : 18 Nov 2020 10:10 pm
Operator : TNL
Sample : 0k18062-CAL7
Misc : 1X 5mL 10ppb DI+MeOH
ALS Vial : 12 Sample Multiplier: 1

Quant Time: Nov 19 13:30:32 2020
Quant Method : Y:\METHODS\VF201119S.M
Quant Title : EPA 8260: Volatile Organic Compounds
QLast Update : Thu Nov 19 13:22:36 2020
Response via : Initial Calibration

Compound	R.T.	QIon	Response	Conc	Units		Dev(Min)
28) Tetrahydrofuran	5.519	42	5923m	7.80	ug/L		
29) 1,1,1-Trichloroethane	5.543	97	19337	10.24	ug/L		95
31) 1,1-Dichloropropene	5.677	75	19258	9.83	ug/L		98
32) 2-Butanone (MEK)	5.671	43	17004m	16.07	ug/L		
33) Benzene	5.933	78	65847	10.30	ug/L		98
34) tert-Amyl methyl ether...	6.060	73	9743	2.48	ug/L		95
35) 1,2-Dichloroethane (EDC)	6.146	62	20415	9.54	ug/L		98
36) iso-Butyl Alcohol	6.212	43	17656	213.20	ug/L		96
38) Trichloroethene (TCE)	6.547	130	15404	10.85	ug/L		93
39) tert-Amyl ethyl ether ...	6.802	59	6578	2.29	ug/L		92
40) Dibromomethane	6.997	93	8640	10.04	ug/L		85
41) 1,2-Dichloropropane	7.106	63	15874	9.42	ug/L		99
42) Bromodichloromethane	7.185	83	14414	10.22	ug/L		98
44) c-1,3-Dichloropropene	7.879	75	17724	7.95	ug/L		98
46) Toluene	8.146	91	66875	9.22	ug/L		99
47) Tetrachloroethene (PCE)	8.590	166	13764	9.73	ug/L		93
48) 4-Methyl-2-Pentanone (...	8.596	43	32519	13.97	ug/L		95
49) t-1,3-Dichloropropene	8.639	75	14930	7.47	ug/L		98
50) 1,1,2-Trichloroethane	8.815	97	14181	9.71	ug/L		98
51) Dibromochloromethane	9.004	129	9855	9.44	ug/L		94
52) 1,3-Dichloropropane	9.101	76	26263	9.63	ug/L		95
53) 1,2-Dibromoethane (EDB)	9.241	107	13626	9.78	ug/L		97
54) 2-Hexanone	9.478	43	20720	12.81	ug/L		96
55) Chlorobenzene	9.752	112	41217	9.96	ug/L		95
56) Ethylbenzene	9.782	91	67463	9.75	ug/L		99
57) 1,1,1,2-Tetrachloroethane	9.813	131	10995	9.09	ug/L		99
58) m,p-Xylenes (2)	9.916	91	98854	19.94	ug/L		96
59) o-Xylene	10.299	91	49030	9.82	ug/L		95
60) Styrene	10.348	104	36006	8.94	ug/L		99
61) Bromoform	10.372	173	5925	9.00	ug/L		95
62) Isopropylbenzene	10.573	105	56235	9.82	ug/L		96
65) Bromobenzene	10.895	156	15392	10.53	ug/L		91
66) n-Propylbenzene	10.913	91	63785	9.38	ug/L		96
67) 1,1,2,2-Tetrachloroethane	10.980	83	18165	10.26	ug/L		97
68) 2-Chlorotoluene	11.047	126	13251	10.06	ug/L	#	83
69) 1,3,5-Trimethylbenzene	11.071	105	43073	9.90	ug/L		97
70) 1,2,3-Trichloropropane	11.090	110	6321	9.61	ug/L	#	82
71) t-1,4-Dichloro-2-butene	11.120	88	1344	7.31	ug/L	#	88

Data Path : Y:\DATA\2020-11\0K18062\
Data File : VF20111812.D
Acq On : 18 Nov 2020 10:10 pm
Operator : TNL
Sample : 0k18062-CAL7
Misc : 1X 5mL 10ppb DI+MeOH
ALS Vial : 12 Sample Multiplier: 1

Quant Time: Nov 19 13:30:32 2020
Quant Method : Y:\METHODS\VF201119S.M
Quant Title : EPA 8260: Volatile Organic Compounds
QLast Update : Thu Nov 19 13:22:36 2020
Response via : Initial Calibration

Compound	R.T.	QIon	Response	Conc	Units	Dev(Min)
72) 4-Chlorotoluene	11.175	91	41003	10.07	ug/L	96
73) tert-Butylbenzene	11.327	91	23418	9.66	ug/L	92
74) 1,2,4-Trimethylbenzene	11.382	105	43143	9.87	ug/L	99
75) sec-Butylbenzene	11.461	105	50407	9.74	ug/L	97
76) 4-Isopropyltoluene	11.570	119	40720	9.83	ug/L	97
77) 1,3-Dichlorobenzene	11.637	146	24274	10.00	ug/L	96
78) 1,4-Dichlorobenzene	11.704	146	25110	9.28	ug/L	97
79) n-Butylbenzene	11.892	91	33878	9.22	ug/L	96
80) 1,2-Dichlorobenzene	12.020	146	22996	10.10	ug/L	98
81) 1,2-Dibromo-3-Chloropr...	12.622	157	2595	9.29	ug/L	84
82) Hexachlorobutadiene	13.121	223	3177	9.96	ug/L	90
83) 1,2,4-Trichlorobenzene	13.163	180	10911	9.12	ug/L	98
84) Naphthalene	13.437	128	33557	7.72	ug/L	96
85) 1,2,3-Trichlorobenzene	13.595	180	10431	9.07	ug/L	96

(#) = qualifier out of range (m) = manual integration (+) = signals summed

Quantitation Report (QT Reviewed)

Data Path : Y:\DATA\2020-11\0K18062\
Data File : VF20111812.D
Acq On : 18 Nov 2020 10:10 pm
Operator : TNL
Sample : 0k18062-CAL7
Misc : 1X 5mL 10ppb DI+MeOH
ALS Vial : 12 Sample Multiplier: 1

Quant Time: Nov 19 13:30:32 2020
Quant Method : Y:\METHODS\VF201119S.M
Quant Title : EPA 8260: Volatile Organic Compounds
QLast Update : Thu Nov 19 13:22:36 2020
Response via : Initial Calibration

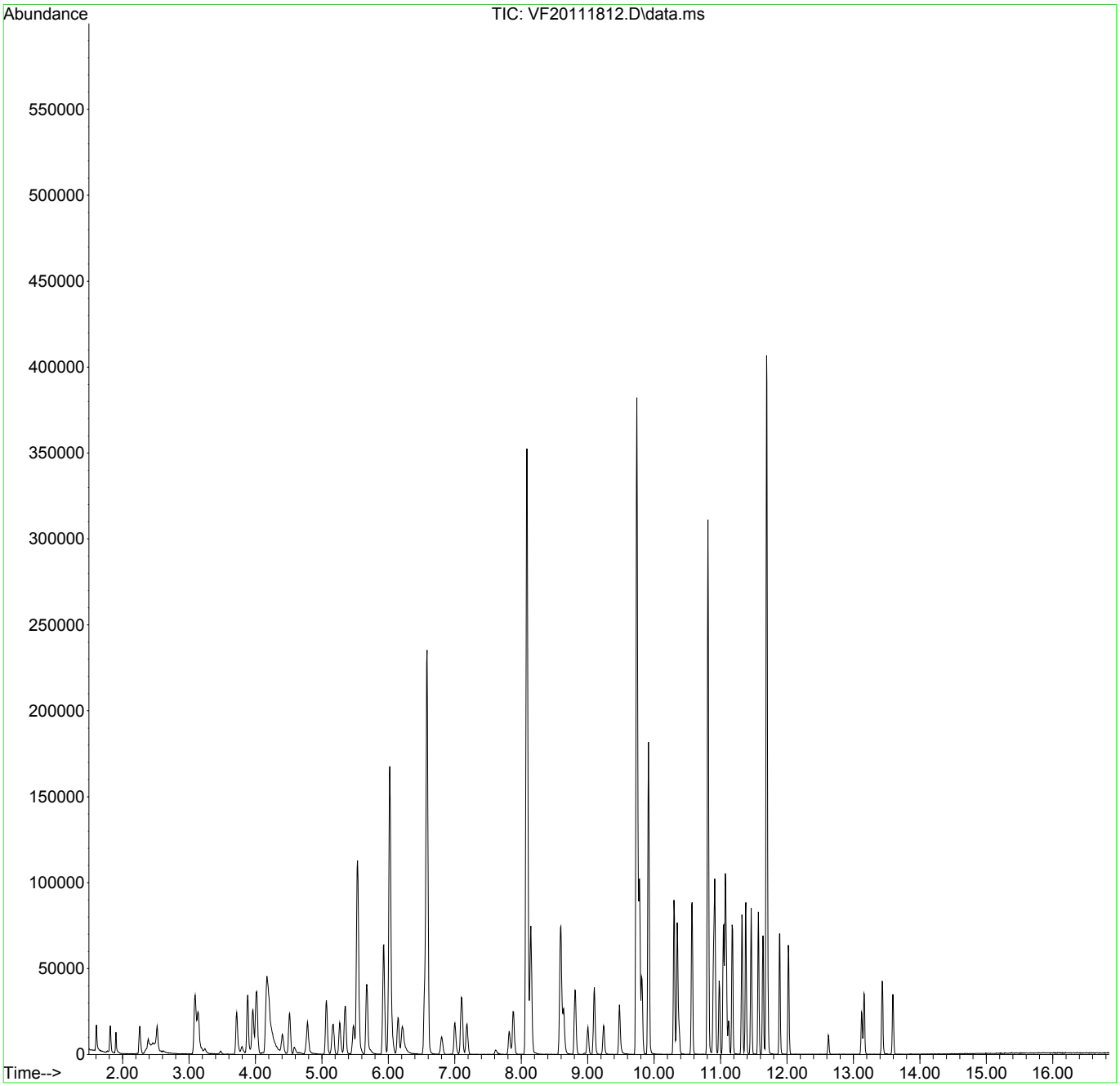

Quantitation Report (Not Reviewed)

Data Path : Y:\DATA\2020-11\0K18062\
Data File : VF20111813.D
Acq On : 18 Nov 2020 10:37 pm
Operator : TNL
Sample : 0k18062-CAL8
Misc : 1X 5mL 20ppb DI+MeOH
ALS Vial : 13 Sample Multiplier: 1 11/20/20 TNL

Quant Time: Nov 19 13:33:23 2020
Quant Method : Y:\METHODS\VF201119S.M
Quant Title : EPA 8260: Volatile Organic Compounds
QLast Update : Thu Nov 19 13:22:36 2020
Response via : Initial Calibration

Compound	R.T.	QIon	Response	Conc	Units		Dev(Min)
Internal Standards							
1) Pentafluorobenzene (I)	6.018	99	69152	50.00	ug/L		0.00
43) Chlorobenzene-d5 (I)	9.740	117	190541	50.00	ug/L		0.00
63) 1,4-Dichlorobenzene-d4...	11.692	152	88102	50.00	ug/L		0.00
System Monitoring Compounds							
30) Dibromofluoromethane (S)	5.525	111	61514	53.24	ug/L		0.00
37) 1,4-Difluorobenzene (S)	6.578	114	212389	52.24	ug/L		0.00
45) Toluene-d8 (S)	8.086	98	271584	47.99	ug/L		0.00
64) 4-Bromofluorobenzene (S)	10.810	174	76417	50.91	ug/L		0.00
Target Compounds							Qvalue
2) Dichlorodifluoromethane	1.597	85	20219	13.77	ug/L		98
3) Chloromethane	1.810	50	24696	12.53	ug/L		98
4) Vinyl Chloride	1.889	62	18382	10.67	ug/L		94
5) Bromomethane	2.248	96	15438	13.76	ug/L		97
6) Chloroethane	2.375	64	6481	13.29	ug/L		76
7) Trichlorofluoromethane	2.509	101	11000	10.74	ug/L		97
8) Ethanol	3.190	45	20906	1029.18	ug/L		89
9) 1,1-Dichloroethene	3.075	61	34267	15.75	ug/L		87
10) Carbon Disulfide	3.093	76	44882	17.26	ug/L		98
11) Freon 113	3.123	101	23038	20.19	ug/L		84
12) Iodomethane	3.227	142	10817	20.89	ug/L		98
13) Methylene Chloride	3.707	84	25454	17.59	ug/L		96
14) Acetone	3.792	43	14756	24.14	ug/L		98
15) t-1,2-Dichloroethene	3.871	61	37713	18.27	ug/L		98
16) n-Hexane	3.950	86	5290	20.87	ug/L		98
17) Methyl-tert-butyl-ether	4.011	73	85014	19.54	ug/L		98
18) tert-Butanol (TBA)	4.175	59	241574	1416.90	ug/L	#	98
19) Diisopropyl ether (DIPE)	4.400	45	20831	4.08	ug/L		98
20) 1,1-Dichloroethane	4.510	63	51342	18.73	ug/L		98
21) Acrylonitrile	4.577	53	9736	13.63	ug/L		100
22) Ethyl-tert-butyl ether...	4.771	59	21089	5.10	ug/L		99
23) c-1,2-Dichloroethene	5.063	61	38139	18.37	ug/L		97
24) 2,2-Dichloropropane	5.167	77	24093	16.36	ug/L		98
25) Bromochloromethane	5.264	49	19335	14.02	ug/L		99
26) Chloroform	5.343	83	49103	20.95	ug/L		97
27) Carbon Tetrachloride	5.477	117	26912	21.87	ug/L		98

Quantitation Report (Not Reviewed)

Data Path : Y:\DATA\2020-11\0K18062\
Data File : VF20111813.D
Acq On : 18 Nov 2020 10:37 pm
Operator : TNL
Sample : 0k18062-CAL8
Misc : 1X 5mL 20ppb DI+MeOH
ALS Vial : 13 Sample Multiplier: 1

Quant Time: Nov 19 13:33:23 2020
Quant Method : Y:\METHODS\VF201119S.M
Quant Title : EPA 8260: Volatile Organic Compounds
QLast Update : Thu Nov 19 13:22:36 2020
Response via : Initial Calibration

Compound	R.T.	QIon	Response	Conc	Units		Dev(Min)
28) Tetrahydrofuran	5.513	42	9228	12.33	ug/L		94
29) 1,1,1-Trichloroethane	5.538	97	39360	21.15	ug/L		95
31) 1,1-Dichloropropene	5.671	75	38693	20.03	ug/L		96
32) 2-Butanone (MEK)	5.665	43	33719	32.34	ug/L		85
33) Benzene	5.927	78	128160	20.33	ug/L		99
34) tert-Amyl methyl ether...	6.055	73	19144	4.95	ug/L		92
35) 1,2-Dichloroethane (EDC)	6.140	62	40368	19.14	ug/L		99
36) iso-Butyl Alcohol	6.219	43	38918	476.83	ug/L		92
38) Trichloroethene (TCE)	6.547	130	30393	21.71	ug/L		98
39) tert-Amyl ethyl ether ...	6.803	59	13375	4.72	ug/L		90
40) Dibromomethane	6.997	93	17151	20.22	ug/L		87
41) 1,2-Dichloropropane	7.101	63	30689	18.49	ug/L		99
42) Bromodichloromethane	7.180	83	30371	21.12	ug/L		97
44) c-1,3-Dichloropropene	7.879	75	38461	16.94	ug/L		96
46) Toluene	8.140	91	132554	18.33	ug/L		98
47) Tetrachloroethene (PCE)	8.590	166	27983	19.85	ug/L		94
48) 4-Methyl-2-Pentanone (...	8.590	43	67256	28.99	ug/L		96
49) t-1,3-Dichloropropene	8.633	75	34568	16.19	ug/L		95
50) 1,1,2-Trichloroethane	8.809	97	28490	19.56	ug/L		98
51) Dibromochloromethane	8.998	129	21292	19.28	ug/L		93
52) 1,3-Dichloropropane	9.101	76	52245	19.22	ug/L		93
53) 1,2-Dibromoethane (EDB)	9.235	107	27857	20.05	ug/L		98
54) 2-Hexanone	9.472	43	44118	26.77	ug/L		97
55) Chlorobenzene	9.752	112	81288	19.70	ug/L		95
56) Ethylbenzene	9.776	91	134826	19.55	ug/L		97
57) 1,1,1,2-Tetrachloroethane	9.819	131	23556	18.99	ug/L		98
58) m,p-Xylenes (2)	9.916	91	198165	40.10	ug/L		97
59) o-Xylene	10.299	91	99147	19.91	ug/L		96
60) Styrene	10.348	104	74971	18.32	ug/L		98
61) Bromoform	10.372	173	13884	19.45	ug/L		98
62) Isopropylbenzene	10.567	105	114383	20.03	ug/L		97
65) Bromobenzene	10.895	156	30769	20.89	ug/L		91
66) n-Propylbenzene	10.914	91	131803	19.23	ug/L		97
67) 1,1,2,2-Tetrachloroethane	10.980	83	37215	20.86	ug/L		97
68) 2-Chlorotoluene	11.041	126	26541	20.00	ug/L	#	79
69) 1,3,5-Trimethylbenzene	11.072	105	88872	20.27	ug/L		96
70) 1,2,3-Trichloropropane	11.090	110	12837	19.36	ug/L		83
71) t-1,4-Dichloro-2-butene	11.120	88	3300	15.24	ug/L		95

Quantitation Report (Not Reviewed)

Data Path : Y:\DATA\2020-11\0K18062\
Data File : VF20111813.D
Acq On : 18 Nov 2020 10:37 pm
Operator : TNL
Sample : 0k18062-CAL8
Misc : 1X 5mL 20ppb DI+MeOH
ALS Vial : 13 Sample Multiplier: 1

Quant Time: Nov 19 13:33:23 2020
Quant Method : Y:\METHODS\VF201119S.M
Quant Title : EPA 8260: Volatile Organic Compounds
QLast Update : Thu Nov 19 13:22:36 2020
Response via : Initial Calibration

Compound	R.T.	QIon	Response	Conc	Units	Dev(Min)
72) 4-Chlorotoluene	11.175	91	84787	20.67	ug/L	97
73) tert-Butylbenzene	11.321	91	47652	19.51	ug/L	89
74) 1,2,4-Trimethylbenzene	11.382	105	89795	20.39	ug/L	100
75) sec-Butylbenzene	11.461	105	103102	19.77	ug/L	97
76) 4-Isopropyltoluene	11.570	119	85613	20.52	ug/L	97
77) 1,3-Dichlorobenzene	11.637	146	49675	20.31	ug/L	98
78) 1,4-Dichlorobenzene	11.704	146	51178	18.76	ug/L	97
79) n-Butylbenzene	11.887	91	71795	19.38	ug/L	96
80) 1,2-Dichlorobenzene	12.020	146	46891	20.43	ug/L	98
81) 1,2-Dibromo-3-Chloropr...	12.622	157	6040	19.30	ug/L	95
82) Hexachlorobutadiene	13.127	223	6288	19.56	ug/L	98
83) 1,2,4-Trichlorobenzene	13.158	180	23472	19.46	ug/L	96
84) Naphthalene	13.431	128	79109	17.63	ug/L	99
85) 1,2,3-Trichlorobenzene	13.595	180	22900	19.77	ug/L	96

(#) = qualifier out of range (m) = manual integration (+) = signals summed

Quantitation Report (Not Reviewed)

Data Path : Y:\DATA\2020-11\0K18062\
Data File : VF20111813.D
Acq On : 18 Nov 2020 10:37 pm
Operator : TNL
Sample : 0k18062-CAL8
Misc : 1X 5mL 20ppb DI+MeOH
ALS Vial : 13 Sample Multiplier: 1

Quant Time: Nov 19 13:33:23 2020
Quant Method : Y:\METHODS\VF201119S.M
Quant Title : EPA 8260: Volatile Organic Compounds
QLast Update : Thu Nov 19 13:22:36 2020
Response via : Initial Calibration

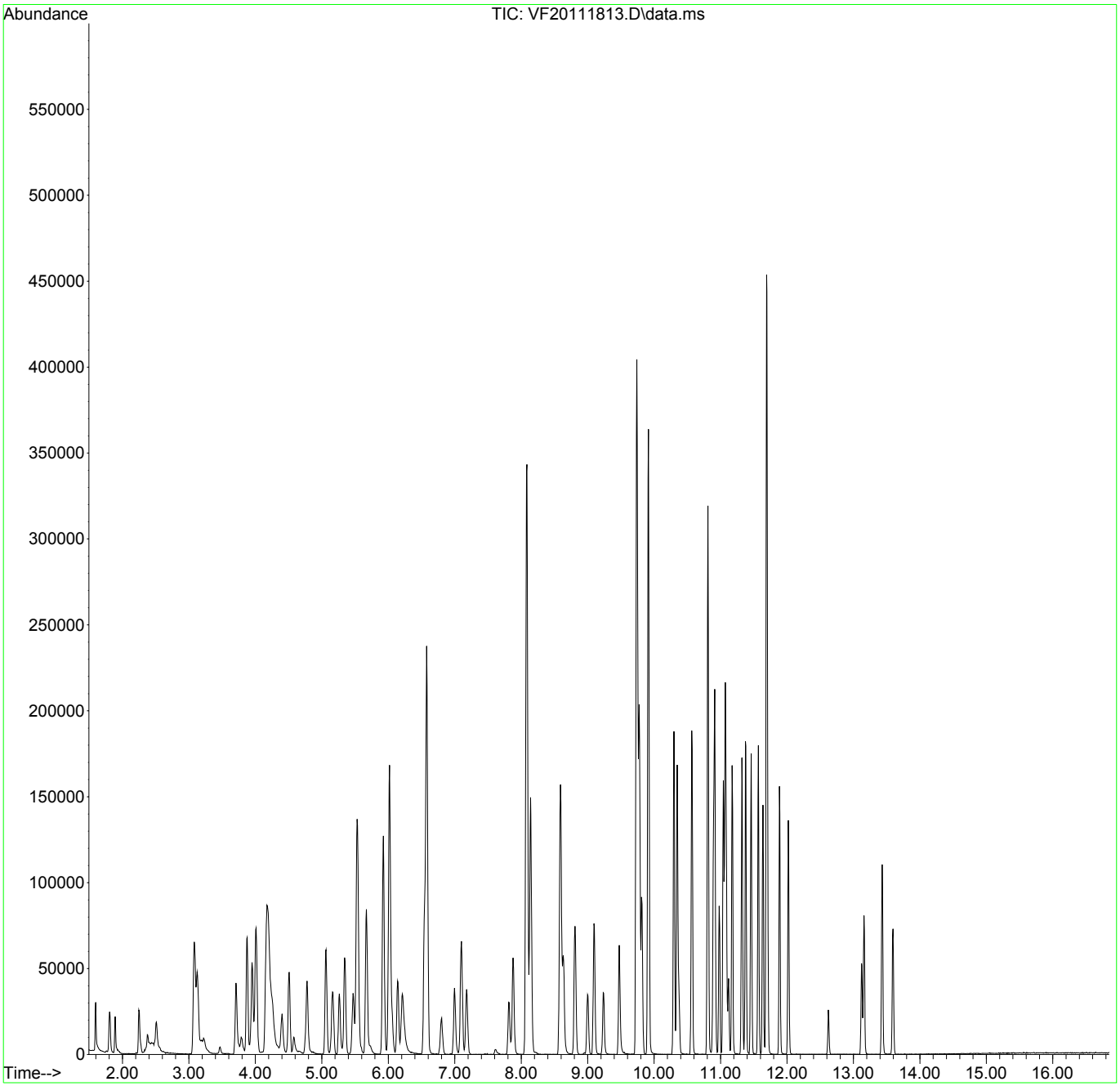

Quantitation Report (Qedit)

Data Path : Y:\DATA\2020-11\0K18062\
Data File : VF20111813.D
Acq On : 18 Nov 2020 10:37 pm
Operator : TNL
Sample : 0k18062-CAL8
Misc : 1X 5mL 20ppb DI+MeOH
ALS Vial : 13 Sample Multiplier: 1

Quant Time: Nov 19 13:33:23 2020
Quant Method : Y:\METHODS\VF201119S.M
Quant Title : EPA 8260: Volatile Organic Compounds
QLast Update : Thu Nov 19 13:22:36 2020
Response via : Initial Calibration

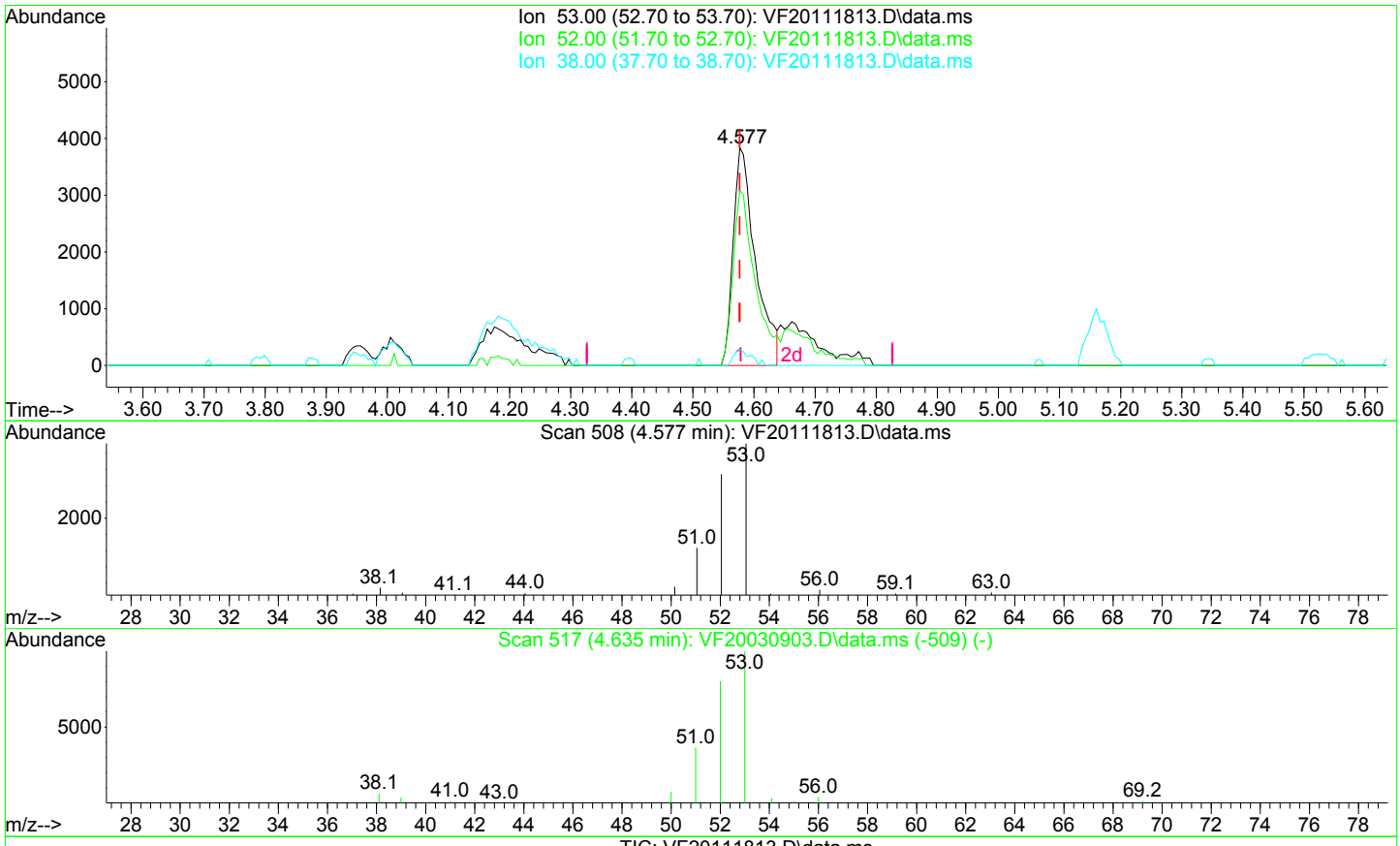

TIC: VF20111813.D\data.ms

(21) Acrylonitrile

4.577min (0.000) 13.63 ug/L

response 9736

Ion	Exp%	Act%
53.00	100.00	100.00
52.00	80.20	80.31
38.00	6.00	7.48
0.00	0.00	0.00

Quantitation Report (Qedit)

Data Path : Y:\DATA\2020-11\0K18062\
Data File : VF20111813.D
Acq On : 18 Nov 2020 10:37 pm
Operator : TNL
Sample : 0k18062-CAL8
Misc : 1X 5mL 20ppb DI+MeOH
ALS Vial : 13 Sample Multiplier: 1

Quant Time: Nov 19 13:33:23 2020
Quant Method : Y:\METHODS\VF201119S.M
Quant Title : EPA 8260: Volatile Organic Compounds
QLast Update : Thu Nov 19 13:22:36 2020
Response via : Initial Calibration

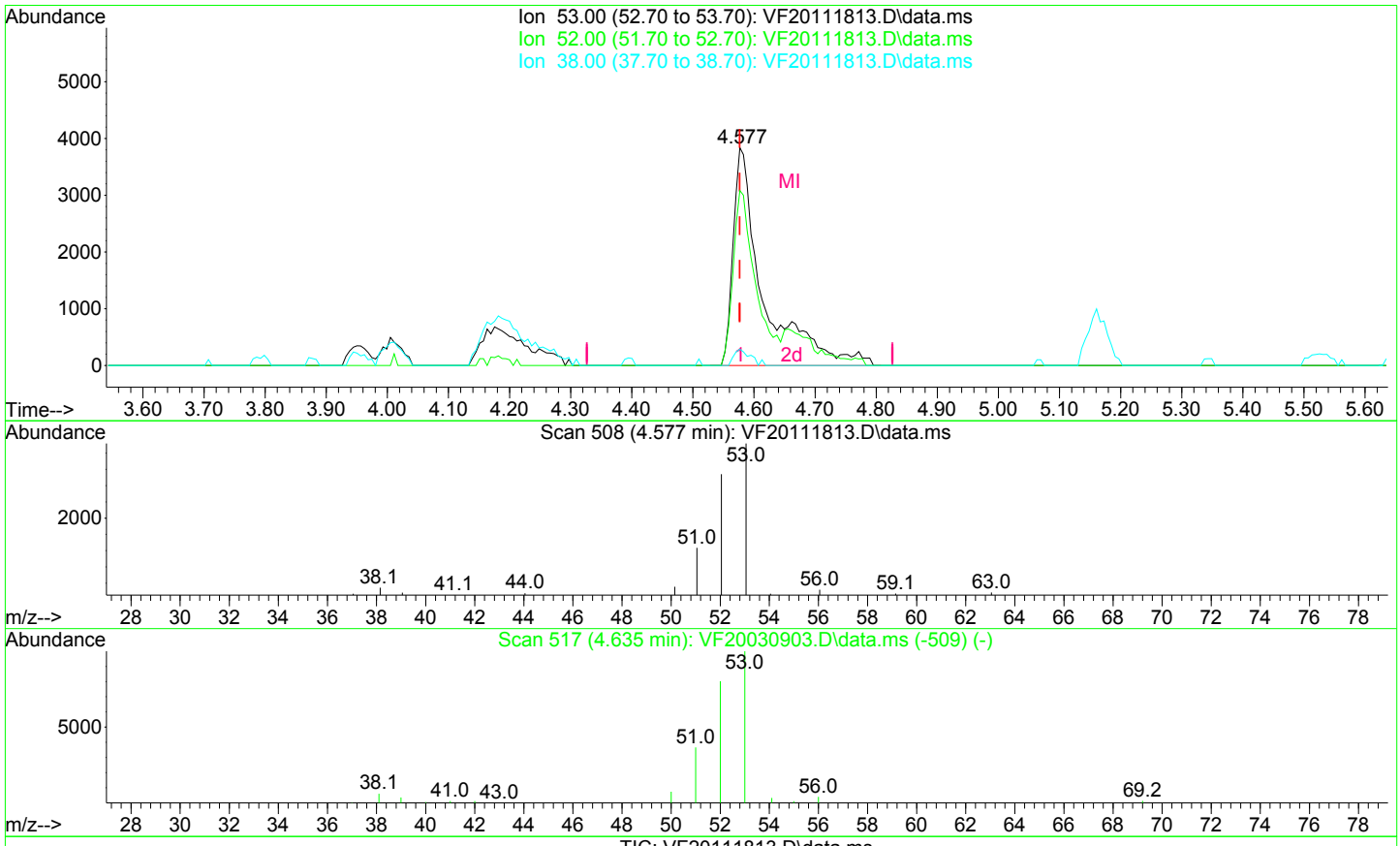

TIC: VF20111813.D\data.ms

(21) Acrylonitrile

4.577min (0.000) 18.37 ug/L m

response 13119

Ion	Exp%	Act%
53.00	100.00	100.00
52.00	80.20	80.31
38.00	6.00	7.48
0.00	0.00	0.00

Quantitation Report (Qedit)

Data Path : Y:\DATA\2020-11\0K18062\
Data File : VF20111813.D
Acq On : 18 Nov 2020 10:37 pm
Operator : TNL
Sample : 0k18062-CAL8
Misc : 1X 5mL 20ppb DI+MeOH
ALS Vial : 13 Sample Multiplier: 1

Quant Time: Nov 19 13:33:23 2020
Quant Method : Y:\METHODS\VF201119S.M
Quant Title : EPA 8260: Volatile Organic Compounds
QLast Update : Thu Nov 19 13:22:36 2020
Response via : Initial Calibration

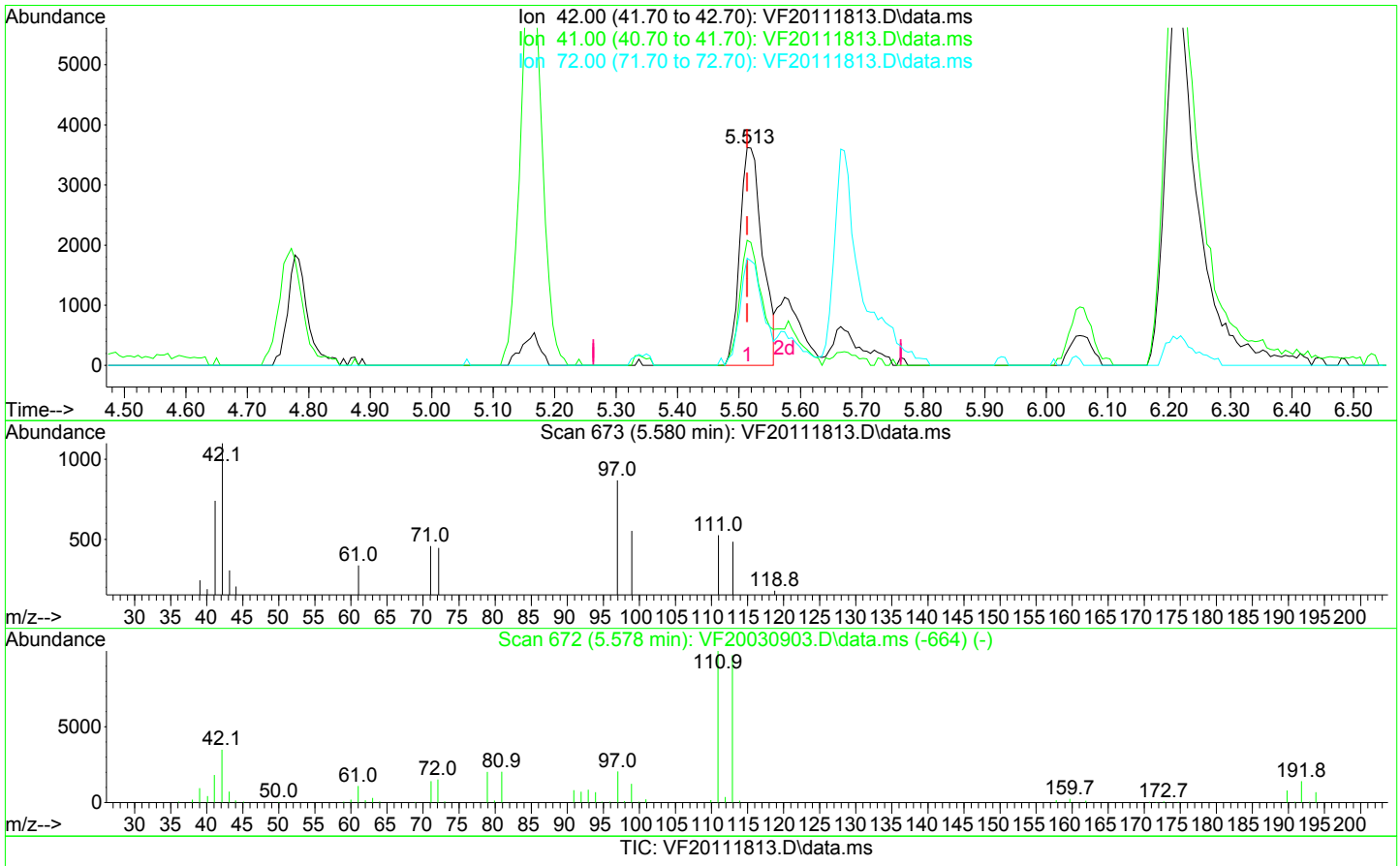

TIC: VF20111813.D\data.ms

(28) Tetrahydrofuran

5.513min (0.000) 12.33 ug/L

response 9228

Ion	Exp%	Act%
42.00	100.00	100.00
41.00	59.60	57.47
72.00	42.90	49.19
0.00	0.00	0.00

Quantitation Report (Qedit)

Data Path : Y:\DATA\2020-11\0K18062\
Data File : VF20111813.D
Acq On : 18 Nov 2020 10:37 pm
Operator : TNL
Sample : 0k18062-CAL8
Misc : 1X 5mL 20ppb DI+MeOH
ALS Vial : 13 Sample Multiplier: 1

Quant Time: Nov 19 13:33:23 2020
Quant Method : Y:\METHODS\VF201119S.M
Quant Title : EPA 8260: Volatile Organic Compounds
QLast Update : Thu Nov 19 13:22:36 2020
Response via : Initial Calibration

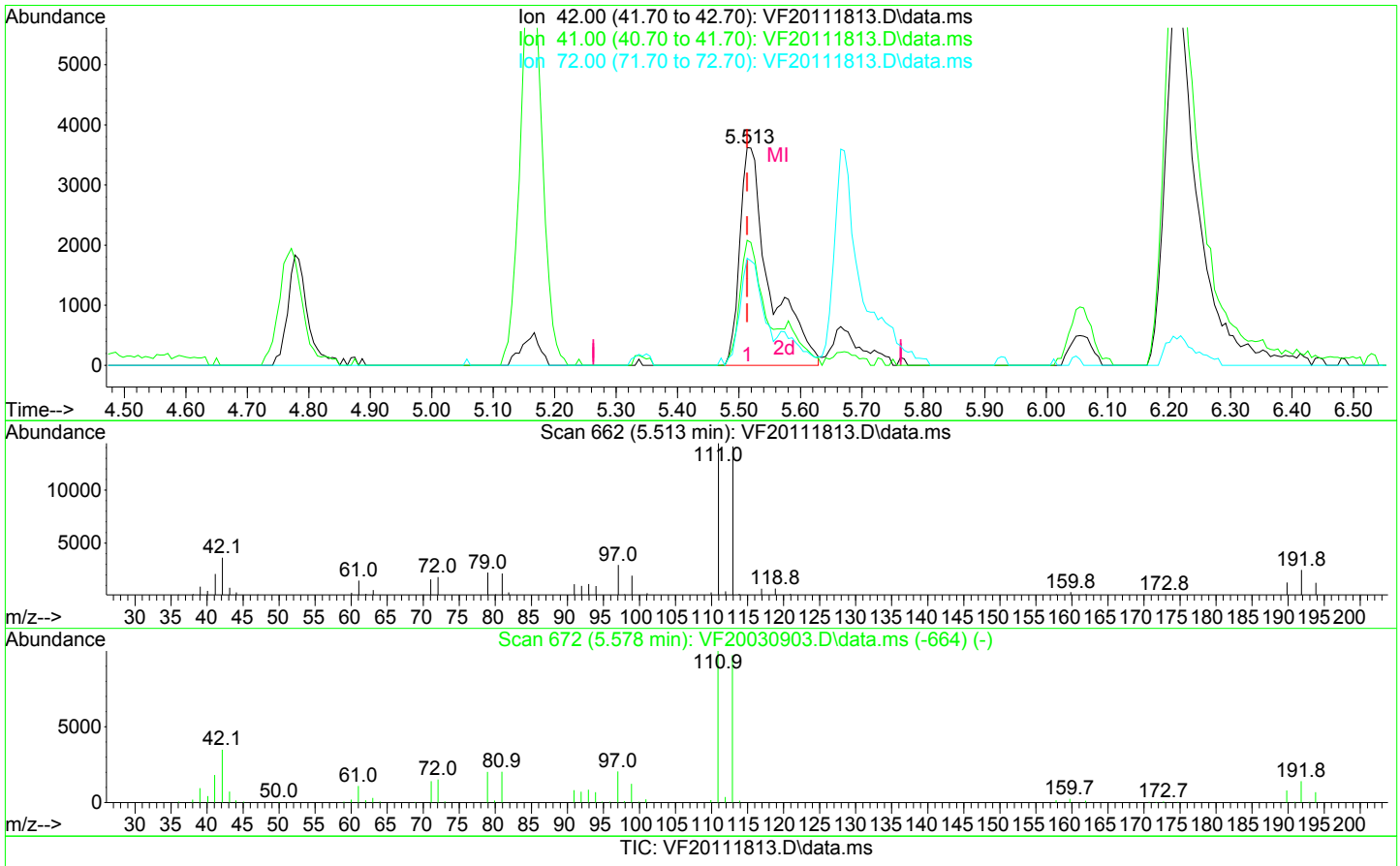

TIC: VF20111813.D\data.ms

(28) Tetrahydrofuran

5.513min (0.000) 16.38 ug/L m

response 12253

Ion	Exp%	Act%
42.00	100.00	100.00
41.00	59.60	57.47
72.00	42.90	49.19
0.00	0.00	0.00

Quantitation Report (QT Reviewed)

Data Path : Y:\DATA\2020-11\0K18062\
Data File : VF20111813.D
Acq On : 18 Nov 2020 10:37 pm
Operator : TNL
Sample : 0k18062-CAL8
Misc : 1X 5mL 20ppb DI+MeOH
ALS Vial : 13 Sample Multiplier: 1

11/20/20 TNL

Quant Time: Nov 19 13:34:35 2020
Quant Method : Y:\METHODS\VF201119S.M
Quant Title : EPA 8260: Volatile Organic Compounds
QLast Update : Thu Nov 19 13:22:36 2020
Response via : Initial Calibration

Compound	R.T.	QIon	Response	Conc	Units		Dev(Min)
Internal Standards							
1) Pentafluorobenzene (I)	6.018	99	69152	50.00	ug/L		0.00
43) Chlorobenzene-d5 (I)	9.740	117	190541	50.00	ug/L		0.00
63) 1,4-Dichlorobenzene-d4...	11.692	152	88102	50.00	ug/L		0.00
System Monitoring Compounds							
30) Dibromofluoromethane (S)	5.525	111	61514	53.24	ug/L		0.00
37) 1,4-Difluorobenzene (S)	6.578	114	212389	52.24	ug/L		0.00
45) Toluene-d8 (S)	8.086	98	271584	47.99	ug/L		0.00
64) 4-Bromofluorobenzene (S)	10.810	174	76417	50.91	ug/L		0.00
Target Compounds							Qvalue
2) Dichlorodifluoromethane	1.597	85	20219	13.77	ug/L		98
3) Chloromethane	1.810	50	24696	12.53	ug/L		98
4) Vinyl Chloride	1.889	62	18382	10.67	ug/L		94
5) Bromomethane	2.248	96	15438	13.76	ug/L		97
6) Chloroethane	2.375	64	6481	13.29	ug/L		76
7) Trichlorofluoromethane	2.509	101	11000	10.74	ug/L		97
8) Ethanol	3.190	45	20906	1029.18	ug/L		89
9) 1,1-Dichloroethene	3.075	61	34267	15.75	ug/L		87
10) Carbon Disulfide	3.093	76	44882	17.26	ug/L		98
11) Freon 113	3.123	101	23038	20.19	ug/L		84
12) Iodomethane	3.227	142	10817	20.89	ug/L		98
13) Methylene Chloride	3.707	84	25454	17.59	ug/L		96
14) Acetone	3.792	43	14756	24.14	ug/L		98
15) t-1,2-Dichloroethene	3.871	61	37713	18.27	ug/L		98
16) n-Hexane	3.950	86	5290	20.87	ug/L		98
17) Methyl-tert-butyl-ether	4.011	73	85014	19.54	ug/L		98
18) tert-Butanol (TBA)	4.175	59	241574	1416.90	ug/L	#	98
19) Diisopropyl ether (DIPE)	4.400	45	20831	4.08	ug/L		98
20) 1,1-Dichloroethane	4.510	63	51342	18.73	ug/L		98
21) Acrylonitrile	4.577	53	13119m	18.37	ug/L		
22) Ethyl-tert-butyl ether...	4.771	59	21089	5.10	ug/L		99
23) c-1,2-Dichloroethene	5.063	61	38139	18.37	ug/L		97
24) 2,2-Dichloropropane	5.167	77	24093	16.36	ug/L		98
25) Bromochloromethane	5.264	49	19335	14.02	ug/L		99
26) Chloroform	5.343	83	49103	20.95	ug/L		97
27) Carbon Tetrachloride	5.477	117	26912	21.87	ug/L		98

Quantitation Report (QT Reviewed)

Data Path : Y:\DATA\2020-11\0K18062\
Data File : VF20111813.D
Acq On : 18 Nov 2020 10:37 pm
Operator : TNL
Sample : 0k18062-CAL8
Misc : 1X 5mL 20ppb DI+MeOH
ALS Vial : 13 Sample Multiplier: 1

Quant Time: Nov 19 13:34:35 2020
Quant Method : Y:\METHODS\VF201119S.M
Quant Title : EPA 8260: Volatile Organic Compounds
QLast Update : Thu Nov 19 13:22:36 2020
Response via : Initial Calibration

Compound	R.T.	QIon	Response	Conc	Units		Dev(Min)
28) Tetrahydrofuran	5.513	42	12253m	16.38	ug/L		
29) 1,1,1-Trichloroethane	5.538	97	39360	21.15	ug/L		95
31) 1,1-Dichloropropene	5.671	75	38693	20.03	ug/L		96
32) 2-Butanone (MEK)	5.665	43	33719	32.34	ug/L		85
33) Benzene	5.927	78	128160	20.33	ug/L		99
34) tert-Amyl methyl ether...	6.055	73	19144	4.95	ug/L		92
35) 1,2-Dichloroethane (EDC)	6.140	62	40368	19.14	ug/L		99
36) iso-Butyl Alcohol	6.219	43	38918	476.83	ug/L		92
38) Trichloroethene (TCE)	6.547	130	30393	21.71	ug/L		98
39) tert-Amyl ethyl ether ...	6.803	59	13375	4.72	ug/L		90
40) Dibromomethane	6.997	93	17151	20.22	ug/L		87
41) 1,2-Dichloropropane	7.101	63	30689	18.49	ug/L		99
42) Bromodichloromethane	7.180	83	30371	21.12	ug/L		97
44) c-1,3-Dichloropropene	7.879	75	38461	16.94	ug/L		96
46) Toluene	8.140	91	132554	18.33	ug/L		98
47) Tetrachloroethene (PCE)	8.590	166	27983	19.85	ug/L		94
48) 4-Methyl-2-Pentanone (...	8.590	43	67256	28.99	ug/L		96
49) t-1,3-Dichloropropene	8.633	75	34568	16.19	ug/L		95
50) 1,1,2-Trichloroethane	8.809	97	28490	19.56	ug/L		98
51) Dibromochloromethane	8.998	129	21292	19.28	ug/L		93
52) 1,3-Dichloropropane	9.101	76	52245	19.22	ug/L		93
53) 1,2-Dibromoethane (EDB)	9.235	107	27857	20.05	ug/L		98
54) 2-Hexanone	9.472	43	44118	26.77	ug/L		97
55) Chlorobenzene	9.752	112	81288	19.70	ug/L		95
56) Ethylbenzene	9.776	91	134826	19.55	ug/L		97
57) 1,1,1,2-Tetrachloroethane	9.819	131	23556	18.99	ug/L		98
58) m,p-Xylenes (2)	9.916	91	198165	40.10	ug/L		97
59) o-Xylene	10.299	91	99147	19.91	ug/L		96
60) Styrene	10.348	104	74971	18.32	ug/L		98
61) Bromoform	10.372	173	13884	19.45	ug/L		98
62) Isopropylbenzene	10.567	105	114383	20.03	ug/L		97
65) Bromobenzene	10.895	156	30769	20.89	ug/L		91
66) n-Propylbenzene	10.914	91	131803	19.23	ug/L		97
67) 1,1,2,2-Tetrachloroethane	10.980	83	37215	20.86	ug/L		97
68) 2-Chlorotoluene	11.041	126	26541	20.00	ug/L	#	79
69) 1,3,5-Trimethylbenzene	11.072	105	88872	20.27	ug/L		96
70) 1,2,3-Trichloropropane	11.090	110	12837	19.36	ug/L		83
71) t-1,4-Dichloro-2-butene	11.120	88	3300	15.24	ug/L		95

Quantitation Report (QT Reviewed)

Data Path : Y:\DATA\2020-11\0K18062\
Data File : VF20111813.D
Acq On : 18 Nov 2020 10:37 pm
Operator : TNL
Sample : 0k18062-CAL8
Misc : 1X 5mL 20ppb DI+MeOH
ALS Vial : 13 Sample Multiplier: 1

Quant Time: Nov 19 13:34:35 2020
Quant Method : Y:\METHODS\VF201119S.M
Quant Title : EPA 8260: Volatile Organic Compounds
QLast Update : Thu Nov 19 13:22:36 2020
Response via : Initial Calibration

Compound	R.T.	QIon	Response	Conc	Units	Dev(Min)
72) 4-Chlorotoluene	11.175	91	84787	20.67	ug/L	97
73) tert-Butylbenzene	11.321	91	47652	19.51	ug/L	89
74) 1,2,4-Trimethylbenzene	11.382	105	89795	20.39	ug/L	100
75) sec-Butylbenzene	11.461	105	103102	19.77	ug/L	97
76) 4-Isopropyltoluene	11.570	119	85613	20.52	ug/L	97
77) 1,3-Dichlorobenzene	11.637	146	49675	20.31	ug/L	98
78) 1,4-Dichlorobenzene	11.704	146	51178	18.76	ug/L	97
79) n-Butylbenzene	11.887	91	71795	19.38	ug/L	96
80) 1,2-Dichlorobenzene	12.020	146	46891	20.43	ug/L	98
81) 1,2-Dibromo-3-Chloropr...	12.622	157	6040	19.30	ug/L	95
82) Hexachlorobutadiene	13.127	223	6288	19.56	ug/L	98
83) 1,2,4-Trichlorobenzene	13.158	180	23472	19.46	ug/L	96
84) Naphthalene	13.431	128	79109	17.63	ug/L	99
85) 1,2,3-Trichlorobenzene	13.595	180	22900	19.77	ug/L	96

(#) = qualifier out of range (m) = manual integration (+) = signals summed

Quantitation Report (QT Reviewed)

Data Path : Y:\DATA\2020-11\0K18062\
Data File : VF20111813.D
Acq On : 18 Nov 2020 10:37 pm
Operator : TNL
Sample : 0k18062-CAL8
Misc : 1X 5mL 20ppb DI+MeOH
ALS Vial : 13 Sample Multiplier: 1

Quant Time: Nov 19 13:34:35 2020
Quant Method : Y:\METHODS\VF201119S.M
Quant Title : EPA 8260: Volatile Organic Compounds
QLast Update : Thu Nov 19 13:22:36 2020
Response via : Initial Calibration

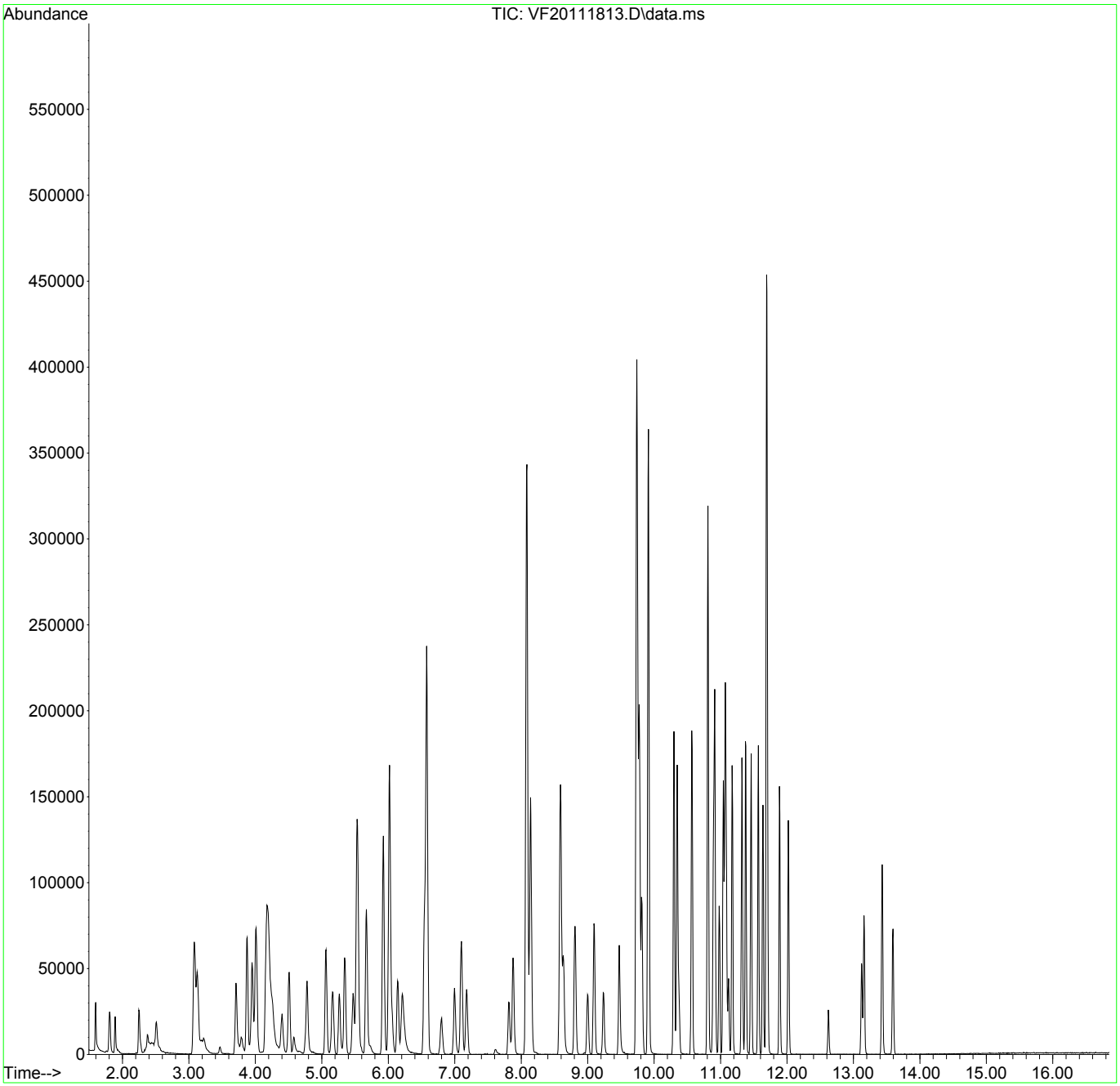

Quantitation Report (Not Reviewed)

Data Path : Y:\DATA\2020-11\0K18062\
Data File : VF20111814.D
Acq On : 18 Nov 2020 11:04 pm
Operator : TNL
Sample : 0k18062-CAL9 11/20/20 TNL
Misc : 1X 5mL 50ppb DI+MeOH
ALS Vial : 14 Sample Multiplier: 1

Quant Time: Nov 19 13:36:12 2020
Quant Method : Y:\METHODS\VF201119S.M
Quant Title : EPA 8260: Volatile Organic Compounds
QLast Update : Thu Nov 19 13:22:36 2020
Response via : Initial Calibration

Compound	R.T.	QIon	Response	Conc	Units		Dev(Min)
Internal Standards							
1) Pentafluorobenzene (I)	6.018	99	70758	50.00	ug/L		0.00
43) Chlorobenzene-d5 (I)	9.740	117	198760	50.00	ug/L		0.00
63) 1,4-Dichlorobenzene-d4...	11.692	152	93317	50.00	ug/L		0.00
System Monitoring Compounds							
30) Dibromofluoromethane (S)	5.531	111	64757	54.78	ug/L		0.00
37) 1,4-Difluorobenzene (S)	6.577	114	218582	52.54	ug/L		0.00
45) Toluene-d8 (S)	8.085	98	282041	47.78	ug/L		0.00
64) 4-Bromofluorobenzene (S)	10.810	174	80402	50.57	ug/L		0.00
Target Compounds							Qvalue
2) Dichlorodifluoromethane	1.603	85	66328	44.16	ug/L		100
3) Chloromethane	1.810	50	72281	35.85	ug/L		97
4) Vinyl Chloride	1.895	62	49966	28.34	ug/L		98
5) Bromomethane	2.253	96	35846	31.23	ug/L		97
6) Chloroethane	2.393	64	18409	36.90	ug/L		94
7) Trichlorofluoromethane	2.521	101	24668	23.54	ug/L		97
8) Ethanol	3.227	45	48562	Below Cal			89
9) 1,1-Dichloroethene	3.081	61	85967	38.61	ug/L		87
10) Carbon Disulfide	3.093	76	126921	47.70	ug/L		99
11) Freon 113	3.129	101	55209	47.29	ug/L		84
12) Iodomethane	3.233	142	37147	53.78	ug/L		95
13) Methylene Chloride	3.713	84	62105	41.95	ug/L		96
14) Acetone	3.798	43	45486	72.73	ug/L		98
15) t-1,2-Dichloroethene	3.877	61	96837	45.86	ug/L		97
16) n-Hexane	3.956	86	13521	52.13	ug/L		99
17) Methyl-tert-butyl-ether	4.011	73	227524	51.11	ug/L		99
18) tert-Butanol (TBA)	4.212	59	512986	2940.51	ug/L	#	93
19) Diisopropyl ether (DIPE)	4.400	45	42203	8.07	ug/L		96
20) 1,1-Dichloroethane	4.510	63	127265	45.38	ug/L		96
21) Acrylonitrile	4.577	53	33845	46.32	ug/L		98
22) Ethyl-tert-butyl ether...	4.771	59	41978	9.91	ug/L		96
23) c-1,2-Dichloroethene	5.063	61	99855	47.00	ug/L		97
24) 2,2-Dichloropropane	5.166	77	64990	43.13	ug/L		96
25) Bromochloromethane	5.264	49	49698	35.22	ug/L		97
26) Chloroform	5.349	83	125687	52.41	ug/L		99
27) Carbon Tetrachloride	5.477	117	71948	53.10	ug/L		97

Quantitation Report (Not Reviewed)

Data Path : Y:\DATA\2020-11\0K18062\
Data File : VF20111814.D
Acq On : 18 Nov 2020 11:04 pm
Operator : TNL
Sample : 0k18062-CAL9
Misc : 1X 5mL 50ppb DI+MeOH
ALS Vial : 14 Sample Multiplier: 1

Quant Time: Nov 19 13:36:12 2020
Quant Method : Y:\METHODS\VF201119S.M
Quant Title : EPA 8260: Volatile Organic Compounds
QLast Update : Thu Nov 19 13:22:36 2020
Response via : Initial Calibration

Compound	R.T.	QIon	Response	Conc	Units		Dev(Min)
28) Tetrahydrofuran	5.519	42	31710	41.42	ug/L		95
29) 1,1,1-Trichloroethane	5.543	97	100737	52.90	ug/L		99
31) 1,1-Dichloropropene	5.671	75	96786	48.97	ug/L		97
32) 2-Butanone (MEK)	5.671	43	87478	81.99	ug/L		88
33) Benzene	5.927	78	320261	49.66	ug/L		100
34) tert-Amyl methyl ether...	6.054	73	39182	9.91	ug/L		94
35) 1,2-Dichloroethane (EDC)	6.146	62	104207	48.30	ug/L		99
36) iso-Butyl Alcohol	6.225	43	109408	1310.06	ug/L		92
38) Trichloroethene (TCE)	6.547	130	76409	53.35	ug/L		98
39) tert-Amyl ethyl ether ...	6.802	59	27794	9.60	ug/L		92
40) Dibromomethane	6.997	93	46102	53.12	ug/L		88
41) 1,2-Dichloropropane	7.100	63	80324	47.29	ug/L		98
42) Bromodichloromethane	7.179	83	86862	54.63	ug/L		99
44) c-1,3-Dichloropropene	7.879	75	111434	45.60	ug/L		96
46) Toluene	8.140	91	331469	43.95	ug/L		99
47) Tetrachloroethene (PCE)	8.590	166	68570	46.62	ug/L		93
48) 4-Methyl-2-Pentanone (...	8.590	43	179119	74.01	ug/L		96
49) t-1,3-Dichloropropene	8.633	75	101667	43.22	ug/L		96
50) 1,1,2-Trichloroethane	8.809	97	74040	48.73	ug/L		96
51) Dibromochloromethane	8.998	129	64560	52.01	ug/L		94
52) 1,3-Dichloropropane	9.101	76	135619	47.83	ug/L		93
53) 1,2-Dibromoethane (EDB)	9.235	107	75650	52.20	ug/L		98
54) 2-Hexanone	9.472	43	119430	68.44	ug/L		97
55) Chlorobenzene	9.752	112	208768	48.49	ug/L		97
56) Ethylbenzene	9.776	91	342923	47.66	ug/L		97
57) 1,1,1,2-Tetrachloroethane	9.819	131	66693	49.49	ug/L		98
58) m,p-Xylenes (2)	9.916	91	507696	98.48	ug/L		96
59) o-Xylene	10.299	91	258736	49.82	ug/L		97
60) Styrene	10.348	104	207212	47.16	ug/L		98
61) Bromoform	10.372	173	43395	52.73	ug/L		100
62) Isopropylbenzene	10.567	105	294644	49.46	ug/L		98
65) Bromobenzene	10.895	156	79108	50.72	ug/L		89
66) n-Propylbenzene	10.913	91	336256	46.31	ug/L		97
67) 1,1,2,2-Tetrachloroethane	10.980	83	97676	51.70	ug/L		98
68) 2-Chlorotoluene	11.041	126	69560	49.48	ug/L	#	76
69) 1,3,5-Trimethylbenzene	11.071	105	228986	49.32	ug/L		98
70) 1,2,3-Trichloropropane	11.090	110	32566	46.37	ug/L	#	79
71) t-1,4-Dichloro-2-butene	11.120	88	10961	42.94	ug/L	#	87

Quantitation Report (Not Reviewed)

Data Path : Y:\DATA\2020-11\0K18062\
Data File : VF20111814.D
Acq On : 18 Nov 2020 11:04 pm
Operator : TNL
Sample : 0k18062-CAL9
Misc : 1X 5mL 50ppb DI+MeOH
ALS Vial : 14 Sample Multiplier: 1

Quant Time: Nov 19 13:36:12 2020
Quant Method : Y:\METHODS\VF201119S.M
Quant Title : EPA 8260: Volatile Organic Compounds
QLast Update : Thu Nov 19 13:22:36 2020
Response via : Initial Calibration

Compound	R.T.	QIon	Response	Conc	Units	Dev(Min)
72) 4-Chlorotoluene	11.175	91	214235	49.30	ug/L	97
73) tert-Butylbenzene	11.321	91	122715	47.43	ug/L	90
74) 1,2,4-Trimethylbenzene	11.376	105	233261	50.00	ug/L	98
75) sec-Butylbenzene	11.461	105	266467	48.24	ug/L	97
76) 4-Isopropyltoluene	11.570	119	221864	50.20	ug/L	97
77) 1,3-Dichlorobenzene	11.637	146	130673	50.43	ug/L	98
78) 1,4-Dichlorobenzene	11.704	146	131614	45.55	ug/L	97
79) n-Butylbenzene	11.886	91	188741	48.10	ug/L	96
80) 1,2-Dichlorobenzene	12.020	146	119989	49.36	ug/L	97
81) 1,2-Dibromo-3-Chloropr...	12.628	157	17952	49.46	ug/L	91
82) Hexachlorobutadiene	13.127	223	16285	47.82	ug/L	98
83) 1,2,4-Trichlorobenzene	13.157	180	65421	51.22	ug/L	98
84) Naphthalene	13.431	128	228943	46.77	ug/L	100
85) 1,2,3-Trichlorobenzene	13.595	180	60794	49.55	ug/L	96

(#) = qualifier out of range (m) = manual integration (+) = signals summed

Quantitation Report (Not Reviewed)

Data Path : Y:\DATA\2020-11\0K18062\
Data File : VF20111814.D
Acq On : 18 Nov 2020 11:04 pm
Operator : TNL
Sample : 0k18062-CAL9
Misc : 1X 5mL 50ppb DI+MeOH
ALS Vial : 14 Sample Multiplier: 1

Quant Time: Nov 19 13:36:12 2020
Quant Method : Y:\METHODS\VF201119S.M
Quant Title : EPA 8260: Volatile Organic Compounds
QLast Update : Thu Nov 19 13:22:36 2020
Response via : Initial Calibration

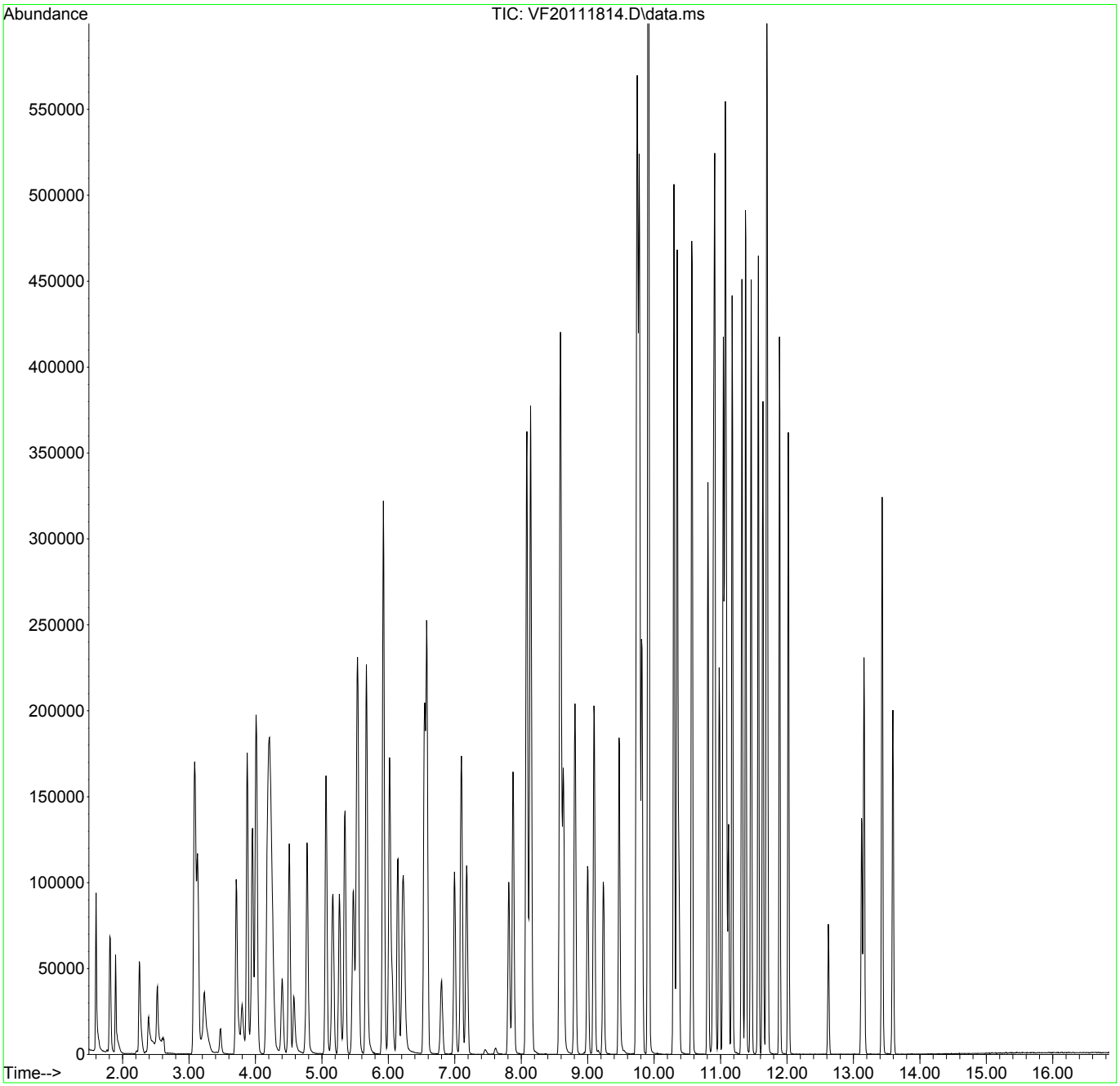

Quantitation Report (Qedit)

Data Path : Y:\DATA\2020-11\0K18062\
Data File : VF20111814.D
Acq On : 18 Nov 2020 11:04 pm
Operator : TNL
Sample : 0k18062-CAL9
Misc : 1X 5mL 50ppb DI+MeOH
ALS Vial : 14 Sample Multiplier: 1

Quant Time: Nov 19 13:36:12 2020
Quant Method : Y:\METHODS\VF201119S.M
Quant Title : EPA 8260: Volatile Organic Compounds
QLast Update : Thu Nov 19 13:22:36 2020
Response via : Initial Calibration

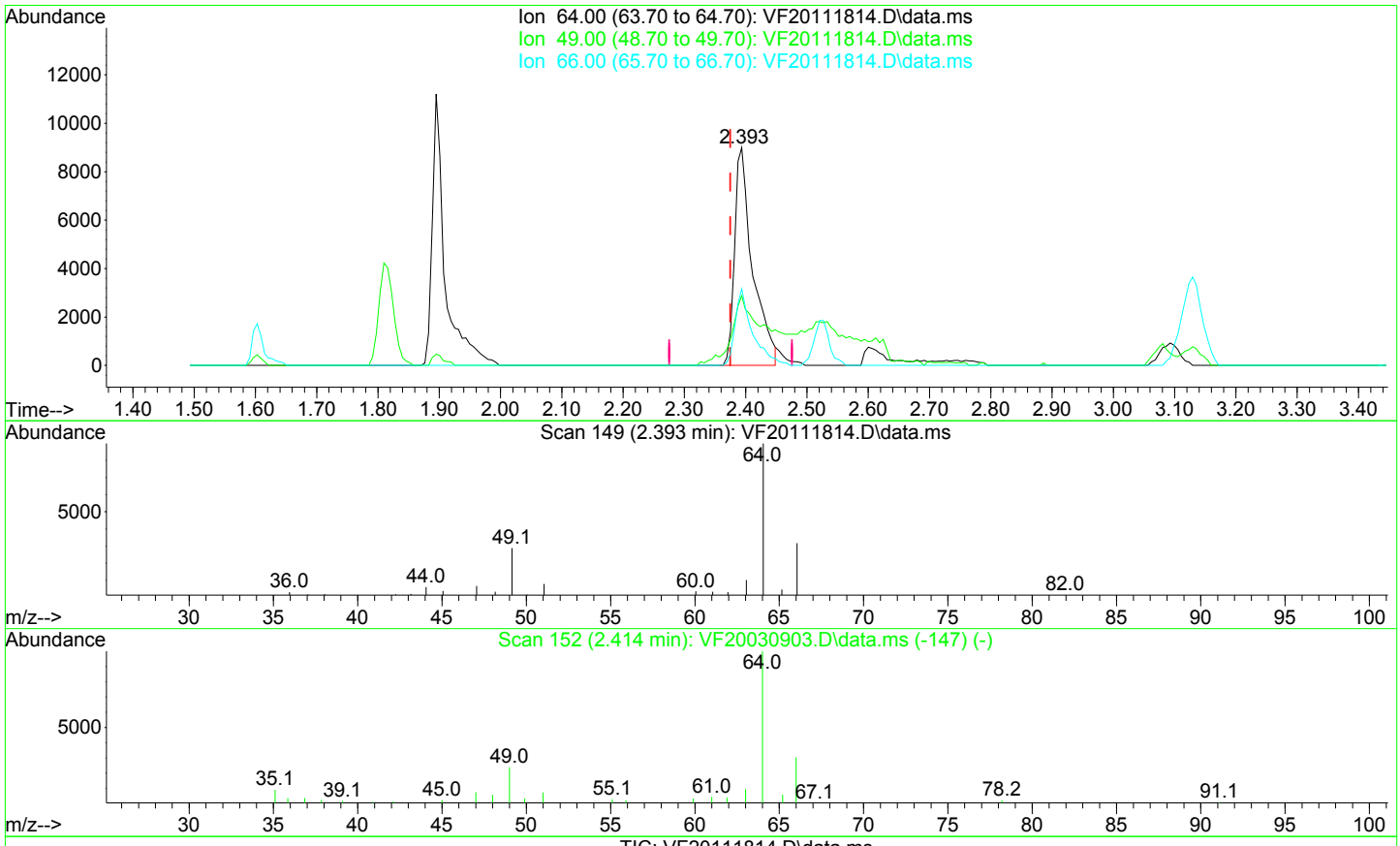

TIC: VF20111814.D\data.ms

(6) Chloroethane

2.393min (+ 0.018) 36.90 ug/L

response 18409

Ion	Exp%	Act%
64.00	100.00	100.00
49.00	25.70	31.98
66.00	34.50	35.21
0.00	0.00	0.00

Quantitation Report (Qedit)

Data Path : Y:\DATA\2020-11\0K18062\
Data File : VF20111814.D
Acq On : 18 Nov 2020 11:04 pm
Operator : TNL
Sample : 0k18062-CAL9
Misc : 1X 5mL 50ppb DI+MeOH
ALS Vial : 14 Sample Multiplier: 1

Quant Time: Nov 19 13:36:12 2020
Quant Method : Y:\METHODS\VF201119S.M
Quant Title : EPA 8260: Volatile Organic Compounds
QLast Update : Thu Nov 19 13:22:36 2020
Response via : Initial Calibration

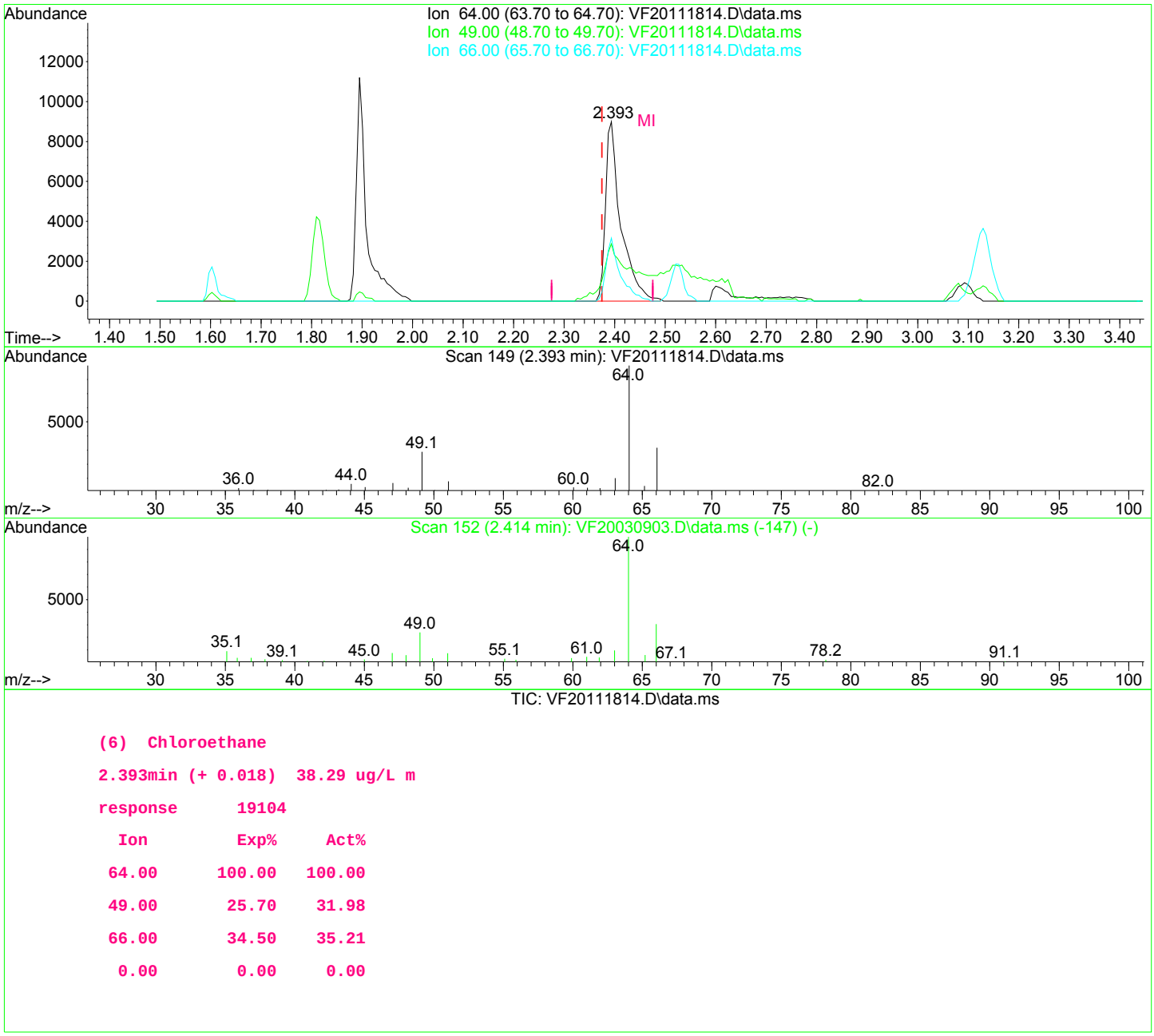

TIC: VF20111814.D\data.ms

(6) Chloroethane

2.393min (+ 0.018) 38.29 ug/L m

response 19104

Ion	Exp%	Act%
64.00	100.00	100.00
49.00	25.70	31.98
66.00	34.50	35.21
0.00	0.00	0.00

Quantitation Report (QT Reviewed)

Data Path : Y:\DATA\2020-11\0K18062\
Data File : VF20111814.D
Acq On : 18 Nov 2020 11:04 pm
Operator : TNL 11/20/20 TNL
Sample : 0k18062-CAL9
Misc : 1X 5mL 50ppb DI+MeOH
ALS Vial : 14 Sample Multiplier: 1

Quant Time: Nov 19 13:37:54 2020
Quant Method : Y:\METHODS\~~VF201119S.M~~
Quant Title : EPA 8260: Volatile Organic Compounds
QLast Update : Thu Nov 19 13:22:36 2020
Response via : Initial Calibration

Compound	R.T.	QIon	Response	Conc	Units		Dev(Min)
Internal Standards							
1) Pentafluorobenzene (I)	6.018	99	70758	50.00	ug/L		0.00
43) Chlorobenzene-d5 (I)	9.740	117	198760	50.00	ug/L		0.00
63) 1,4-Dichlorobenzene-d4...	11.692	152	93317	50.00	ug/L		0.00
System Monitoring Compounds							
30) Dibromofluoromethane (S)	5.531	111	64757	54.78	ug/L		0.00
37) 1,4-Difluorobenzene (S)	6.577	114	218582	52.54	ug/L		0.00
45) Toluene-d8 (S)	8.085	98	282041	47.78	ug/L		0.00
64) 4-Bromofluorobenzene (S)	10.810	174	80402	50.57	ug/L		0.00
Target Compounds							Qvalue
2) Dichlorodifluoromethane	1.603	85	66328	44.16	ug/L		100
3) Chloromethane	1.810	50	72281	35.85	ug/L		97
4) Vinyl Chloride	1.895	62	49966	28.34	ug/L		98
5) Bromomethane	2.253	96	35846	31.23	ug/L		97
6) Chloroethane	2.393	64	19104m	38.29	ug/L		
7) Trichlorofluoromethane	2.521	101	24668	23.54	ug/L		97
8) Ethanol	3.227	45	48562	Below Cal			89
9) 1,1-Dichloroethene	3.081	61	85967	38.61	ug/L		87
10) Carbon Disulfide	3.093	76	126921	47.70	ug/L		99
11) Freon 113	3.129	101	55209	47.29	ug/L		84
12) Iodomethane	3.233	142	37147	53.78	ug/L		95
13) Methylene Chloride	3.713	84	62105	41.95	ug/L		96
14) Acetone	3.798	43	45486	72.73	ug/L		98
15) t-1,2-Dichloroethene	3.877	61	96837	45.86	ug/L		97
16) n-Hexane	3.956	86	13521	52.13	ug/L		99
17) Methyl-tert-butyl-ether	4.011	73	227524	51.11	ug/L		99
18) tert-Butanol (TBA)	4.212	59	512986	2940.51	ug/L	#	93
19) Diisopropyl ether (DIPE)	4.400	45	42203	8.07	ug/L		96
20) 1,1-Dichloroethane	4.510	63	127265	45.38	ug/L		96
21) Acrylonitrile	4.577	53	33845	46.32	ug/L		98
22) Ethyl-tert-butyl ether...	4.771	59	41978	9.91	ug/L		96
23) c-1,2-Dichloroethene	5.063	61	99855	47.00	ug/L		97
24) 2,2-Dichloropropane	5.166	77	64990	43.13	ug/L		96
25) Bromochloromethane	5.264	49	49698	35.22	ug/L		97
26) Chloroform	5.349	83	125687	52.41	ug/L		99
27) Carbon Tetrachloride	5.477	117	71948	53.10	ug/L		97

Quantitation Report (QT Reviewed)

Data Path : Y:\DATA\2020-11\0K18062\
Data File : VF20111814.D
Acq On : 18 Nov 2020 11:04 pm
Operator : TNL
Sample : 0k18062-CAL9
Misc : 1X 5mL 50ppb DI+MeOH
ALS Vial : 14 Sample Multiplier: 1

Quant Time: Nov 19 13:37:54 2020
Quant Method : Y:\METHODS\VF201119S.M
Quant Title : EPA 8260: Volatile Organic Compounds
QLast Update : Thu Nov 19 13:22:36 2020
Response via : Initial Calibration

Compound	R.T.	QIon	Response	Conc	Units		Dev(Min)
28) Tetrahydrofuran	5.519	42	31710	41.42	ug/L		95
29) 1,1,1-Trichloroethane	5.543	97	100737	52.90	ug/L		99
31) 1,1-Dichloropropene	5.671	75	96786	48.97	ug/L		97
32) 2-Butanone (MEK)	5.671	43	87478	81.99	ug/L		88
33) Benzene	5.927	78	320261	49.66	ug/L		100
34) tert-Amyl methyl ether...	6.054	73	39182	9.91	ug/L		94
35) 1,2-Dichloroethane (EDC)	6.146	62	104207	48.30	ug/L		99
36) iso-Butyl Alcohol	6.225	43	109408	1310.06	ug/L		92
38) Trichloroethene (TCE)	6.547	130	76409	53.35	ug/L		98
39) tert-Amyl ethyl ether ...	6.802	59	27794	9.60	ug/L		92
40) Dibromomethane	6.997	93	46102	53.12	ug/L		88
41) 1,2-Dichloropropane	7.100	63	80324	47.29	ug/L		98
42) Bromodichloromethane	7.179	83	86862	54.63	ug/L		99
44) c-1,3-Dichloropropene	7.879	75	111434	45.60	ug/L		96
46) Toluene	8.140	91	331469	43.95	ug/L		99
47) Tetrachloroethene (PCE)	8.590	166	68570	46.62	ug/L		93
48) 4-Methyl-2-Pentanone (...	8.590	43	179119	74.01	ug/L		96
49) t-1,3-Dichloropropene	8.633	75	101667	43.22	ug/L		96
50) 1,1,2-Trichloroethane	8.809	97	74040	48.73	ug/L		96
51) Dibromochloromethane	8.998	129	64560	52.01	ug/L		94
52) 1,3-Dichloropropane	9.101	76	135619	47.83	ug/L		93
53) 1,2-Dibromoethane (EDB)	9.235	107	75650	52.20	ug/L		98
54) 2-Hexanone	9.472	43	119430	68.44	ug/L		97
55) Chlorobenzene	9.752	112	208768	48.49	ug/L		97
56) Ethylbenzene	9.776	91	342923	47.66	ug/L		97
57) 1,1,1,2-Tetrachloroethane	9.819	131	66693	49.49	ug/L		98
58) m,p-Xylenes (2)	9.916	91	507696	98.48	ug/L		96
59) o-Xylene	10.299	91	258736	49.82	ug/L		97
60) Styrene	10.348	104	207212	47.16	ug/L		98
61) Bromoform	10.372	173	43395	52.73	ug/L		100
62) Isopropylbenzene	10.567	105	294644	49.46	ug/L		98
65) Bromobenzene	10.895	156	79108	50.72	ug/L		89
66) n-Propylbenzene	10.913	91	336256	46.31	ug/L		97
67) 1,1,2,2-Tetrachloroethane	10.980	83	97676	51.70	ug/L		98
68) 2-Chlorotoluene	11.041	126	69560	49.48	ug/L	#	76
69) 1,3,5-Trimethylbenzene	11.071	105	228986	49.32	ug/L		98
70) 1,2,3-Trichloropropane	11.090	110	32566	46.37	ug/L	#	79
71) t-1,4-Dichloro-2-butene	11.120	88	10961	42.94	ug/L	#	87

Quantitation Report (QT Reviewed)

Data Path : Y:\DATA\2020-11\0K18062\
Data File : VF20111814.D
Acq On : 18 Nov 2020 11:04 pm
Operator : TNL
Sample : 0k18062-CAL9
Misc : 1X 5mL 50ppb DI+MeOH
ALS Vial : 14 Sample Multiplier: 1

Quant Time: Nov 19 13:37:54 2020
Quant Method : Y:\METHODS\VF201119S.M
Quant Title : EPA 8260: Volatile Organic Compounds
QLast Update : Thu Nov 19 13:22:36 2020
Response via : Initial Calibration

Compound	R.T.	QIon	Response	Conc	Units	Dev(Min)
72) 4-Chlorotoluene	11.175	91	214235	49.30	ug/L	97
73) tert-Butylbenzene	11.321	91	122715	47.43	ug/L	90
74) 1,2,4-Trimethylbenzene	11.376	105	233261	50.00	ug/L	98
75) sec-Butylbenzene	11.461	105	266467	48.24	ug/L	97
76) 4-Isopropyltoluene	11.570	119	221864	50.20	ug/L	97
77) 1,3-Dichlorobenzene	11.637	146	130673	50.43	ug/L	98
78) 1,4-Dichlorobenzene	11.704	146	131614	45.55	ug/L	97
79) n-Butylbenzene	11.886	91	188741	48.10	ug/L	96
80) 1,2-Dichlorobenzene	12.020	146	119989	49.36	ug/L	97
81) 1,2-Dibromo-3-Chloropr...	12.628	157	17952	49.46	ug/L	91
82) Hexachlorobutadiene	13.127	223	16285	47.82	ug/L	98
83) 1,2,4-Trichlorobenzene	13.157	180	65421	51.22	ug/L	98
84) Naphthalene	13.431	128	228943	46.77	ug/L	100
85) 1,2,3-Trichlorobenzene	13.595	180	60794	49.55	ug/L	96

(#) = qualifier out of range (m) = manual integration (+) = signals summed

Quantitation Report (QT Reviewed)

Data Path : Y:\DATA\2020-11\0K18062\
Data File : VF20111814.D
Acq On : 18 Nov 2020 11:04 pm
Operator : TNL
Sample : 0k18062-CAL9
Misc : 1X 5mL 50ppb DI+MeOH
ALS Vial : 14 Sample Multiplier: 1

Quant Time: Nov 19 13:37:54 2020
Quant Method : Y:\METHODS\VF201119S.M
Quant Title : EPA 8260: Volatile Organic Compounds
QLast Update : Thu Nov 19 13:22:36 2020
Response via : Initial Calibration

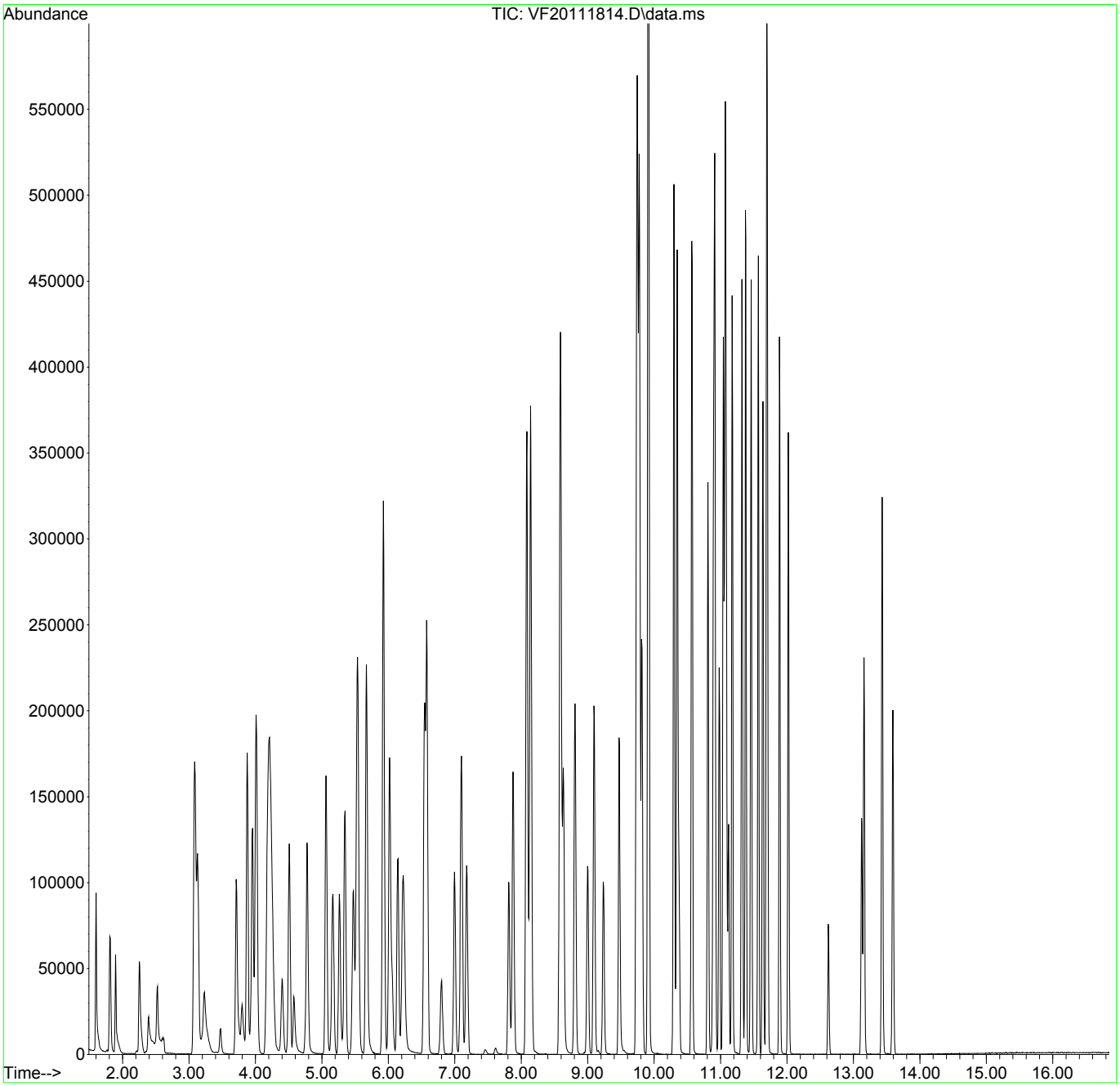

Quantitation Report (Not Reviewed)

Data Path : Y:\DATA\2020-11\0K18062\
Data File : VF20111815.D
Acq On : 18 Nov 2020 11:31 pm
Operator : TNL 11/20/20 TNL
Sample : 0k18062-IBL4
Misc : 1X 5mL DI+MeOH
ALS Vial : 15 Sample Multiplier: 1

Quant Time: Nov 19 17:09:46 2020
Quant Method : Y:\METHODS\VF201119S.M
Quant Title : EPA 8260: Volatile Organic Compounds
QLast Update : Thu Nov 19 16:36:27 2020
Response via : Initial Calibration

Compound	R.T.	QIon	Response	Conc	Units		Dev(Min)
Internal Standards							
1) Pentafluorobenzene (I)	6.024	99	70785	50.00	ug/L		0.00
43) Chlorobenzene-d5 (I)	9.740	117	191822	50.00	ug/L		0.00
63) 1,4-Dichlorobenzene-d4...	11.692	152	83780	50.00	ug/L		0.00
System Monitoring Compounds							
30) Dibromofluoromethane (S)	5.538	111	59274	48.30	ug/L		0.00
37) 1,4-Difluorobenzene (S)	6.584	114	217568	49.80	ug/L		0.00
45) Toluene-d8 (S)	8.086	98	277962	50.47	ug/L		0.00
64) 4-Bromofluorobenzene (S)	10.810	174	74119	50.85	ug/L		0.00
Target Compounds							Qvalue
2) Dichlorodifluoromethane	1.609	85	111	0.10	ug/L	#	50
3) Chloromethane	1.816	50	218	0.15	ug/L	#	48
5) Bromomethane	2.266	96	303	0.35	ug/L		86
10) Carbon Disulfide	3.105	76	697	0.31	ug/L		77
11) Freon 113	3.136	101	168	0.15	ug/L	#	8
12) Iodomethane	3.239	142	196	4.52	ug/L	#	47
13) Methylene Chloride	3.720	84	1056	0.76	ug/L		93
14) Acetone	3.811	43	239	0.55	ug/L	#	42
16) n-Hexane	3.969	86	1379	5.20	ug/L	#	79
38) Trichloroethene (TCE)	6.547	130	120	0.08	ug/L	#	11
46) Toluene	8.147	91	973	0.14	ug/L		77
47) Tetrachloroethene (PCE)	8.603	166	371	0.27	ug/L	#	73
55) Chlorobenzene	9.752	112	806	0.19	ug/L	#	33
56) Ethylbenzene	9.789	91	1307	0.20	ug/L		93
58) m,p-Xylenes (2)	9.923	91	2016	0.43	ug/L		96
59) o-Xylene	10.306	91	802	0.18	ug/L		70
60) Styrene	10.360	104	407	0.12	ug/L		74
62) Isopropylbenzene	10.573	105	1553	0.29	ug/L		89
65) Bromobenzene	10.902	156	276	0.20	ug/L		91
66) n-Propylbenzene	10.920	91	2500	0.42	ug/L		94
68) 2-Chlorotoluene	11.048	126	353	0.29	ug/L	#	81
69) 1,3,5-Trimethylbenzene	11.072	105	1513	0.40	ug/L		99
72) 4-Chlorotoluene	11.181	91	1283	0.36	ug/L		98
73) tert-Butylbenzene	11.321	91	1194	0.56	ug/L		90
74) 1,2,4-Trimethylbenzene	11.382	105	1575	0.40	ug/L		96
75) sec-Butylbenzene	11.461	105	3174	0.70	ug/L		97

Data Path : Y:\DATA\2020-11\0K18062\
Data File : VF20111815.D
Acq On : 18 Nov 2020 11:31 pm
Operator : TNL
Sample : 0k18062-IBL4
Misc : 1X 5mL DI+MeOH
ALS Vial : 15 Sample Multiplier: 1

Quant Time: Nov 19 17:09:46 2020
Quant Method : Y:\METHODS\VF201119S.M
Quant Title : EPA 8260: Volatile Organic Compounds
QLast Update : Thu Nov 19 16:36:27 2020
Response via : Initial Calibration

Compound	R.T.	QIon	Response	Conc	Units		Dev(Min)
76) 4-Isopropyltoluene	11.571	119	2491	0.66	ug/L		92
77) 1,3-Dichlorobenzene	11.650	146	1230	0.55	ug/L		79
78) 1,4-Dichlorobenzene	11.704	146	1328	0.53	ug/L	#	76
79) n-Butylbenzene	11.893	91	2855	0.91	ug/L		93
80) 1,2-Dichlorobenzene	12.027	146	822	0.39	ug/L		93
82) Hexachlorobutadiene	13.121	223	416	1.43	ug/L		84
83) 1,2,4-Trichlorobenzene	13.164	180	1040	0.93	ug/L		83
84) Naphthalene	13.438	128	1317	0.56	ug/L		78
85) 1,2,3-Trichlorobenzene	13.596	180	993	0.95	ug/L		93

(#) = qualifier out of range (m) = manual integration (+) = signals summed

Quantitation Report (Not Reviewed)

Data Path : Y:\DATA\2020-11\0K18062\
Data File : VF20111815.D
Acq On : 18 Nov 2020 11:31 pm
Operator : TNL
Sample : 0k18062-IBL4
Misc : 1X 5mL DI+MeOH
ALS Vial : 15 Sample Multiplier: 1

Quant Time: Nov 19 17:09:46 2020
Quant Method : Y:\METHODS\VF201119S.M
Quant Title : EPA 8260: Volatile Organic Compounds
QLast Update : Thu Nov 19 16:36:27 2020
Response via : Initial Calibration

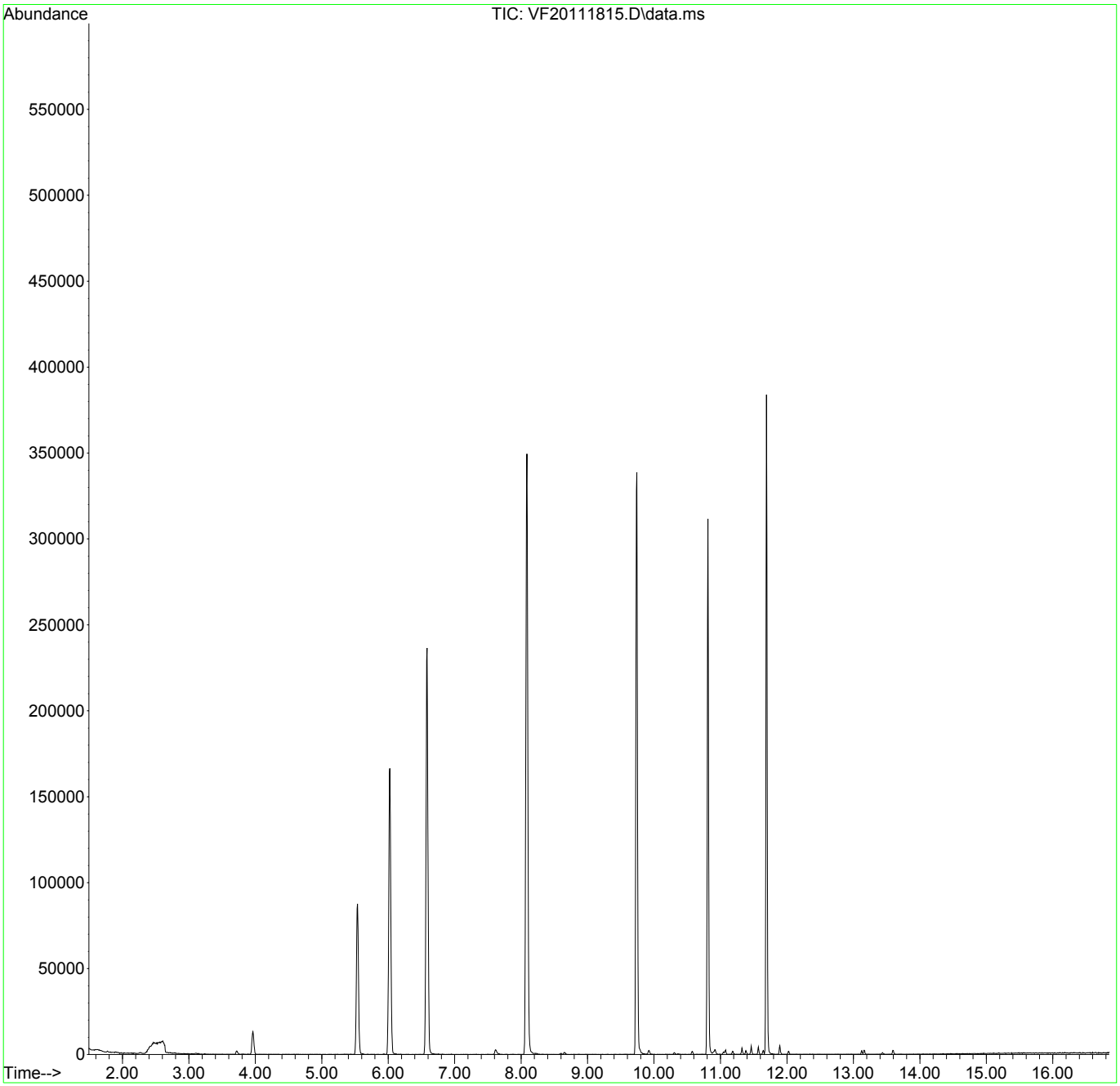

Quantitation Report (Not Reviewed)

Data Path : Y:\DATA\2020-11\0K18062\
Data File : VF20111816.D
Acq On : 18 Nov 2020 11:58 pm
Operator : TNL
Sample : 0k18062-CALA
Misc : 1X 5mL 100ppb DI+MeOH
ALS Vial : 16 Sample Multiplier: 1

11/20/20 TNL

Quant Time: Nov 19 13:41:52 2020
Quant Method : Y:\METHODS\~~VF201119S.M~~
Quant Title : EPA 8260: Volatile Organic Compounds
QLast Update : Thu Nov 19 13:22:36 2020
Response via : Initial Calibration

Compound	R.T.	QIon	Response	Conc	Units		Dev(Min)
Internal Standards							
1) Pentafluorobenzene (I)	6.024	99	73674	50.00	ug/L		0.00
43) Chlorobenzene-d5 (I)	9.739	117	207591	50.00	ug/L		0.00
63) 1,4-Dichlorobenzene-d4...	11.692	152	95925	50.00	ug/L		0.00
System Monitoring Compounds							
30) Dibromofluoromethane (S)	5.531	111	67137	54.54	ug/L		0.00
37) 1,4-Difluorobenzene (S)	6.583	114	225226	52.00	ug/L		0.00
45) Toluene-d8 (S)	8.085	98	288736	46.83	ug/L		0.00
64) 4-Bromofluorobenzene (S)	10.810	174	82408	50.42	ug/L		0.00
Target Compounds							Qvalue
2) Dichlorodifluoromethane	1.609	85	121868	77.92	ug/L		100
3) Chloromethane	1.815	50	140151	66.76	ug/L		99
4) Vinyl Chloride	1.901	62	98440	53.62	ug/L		97
5) Bromomethane	2.259	96	69119	57.83	ug/L		94
6) Chloroethane	2.387	64	34284	65.99	ug/L		95
7) Trichlorofluoromethane	2.515	101	54173	49.65	ug/L		98
8) Ethanol	3.196	45	86513	Below Cal			92
9) 1,1-Dichloroethene	3.087	61	187499	80.88	ug/L		87
10) Carbon Disulfide	3.099	76	299568	108.12	ug/L		99
11) Freon 113	3.135	101	121211	99.73	ug/L		86
12) Iodomethane	3.239	142	95947	111.26	ug/L		96
13) Methylene Chloride	3.719	84	133106	86.35	ug/L		93
14) Acetone	3.798	43	76726	117.83	ug/L		96
15) t-1,2-Dichloroethene	3.883	61	207514	94.38	ug/L		95
16) n-Hexane	3.962	86	28425	105.25	ug/L		99
17) Methyl-tert-butyl-ether	4.011	73	465798	100.49	ug/L		99
18) tert-Butanol (TBA)	4.181	59	1049201	5776.13	ug/L	#	92
19) Diisopropyl ether (DIPE)	4.406	45	89840	16.50	ug/L		95
20) 1,1-Dichloroethane	4.510	63	271036	92.82	ug/L		97
21) Acrylonitrile	4.576	53	58141	76.42	ug/L		100
22) Ethyl-tert-butyl ether...	4.771	59	88184	20.00	ug/L		96
23) c-1,2-Dichloroethene	5.063	61	208565	94.28	ug/L		98
24) 2,2-Dichloropropane	5.166	77	145096	92.48	ug/L		93
25) Bromochloromethane	5.264	49	100769	68.59	ug/L		99
26) Chloroform	5.349	83	266719	106.81	ug/L		98
27) Carbon Tetrachloride	5.476	117	167408	106.40	ug/L		98

Quantitation Report (Not Reviewed)

Data Path : Y:\DATA\2020-11\0K18062\
Data File : VF20111816.D
Acq On : 18 Nov 2020 11:58 pm
Operator : TNL
Sample : 0k18062-CALA
Misc : 1X 5mL 100ppb DI+MeOH
ALS Vial : 16 Sample Multiplier: 1

Quant Time: Nov 19 13:41:52 2020
Quant Method : Y:\METHODS\VF201119S.M
Quant Title : EPA 8260: Volatile Organic Compounds
QLast Update : Thu Nov 19 13:22:36 2020
Response via : Initial Calibration

Compound	R.T.	QIon	Response	Conc	Units		Dev(Min)
28) Tetrahydrofuran	5.513	42	51500	64.61	ug/L		92
29) 1,1,1-Trichloroethane	5.543	97	222275	112.09	ug/L		99
31) 1,1-Dichloropropene	5.677	75	210684	102.37	ug/L		100
32) 2-Butanone (MEK)	5.665	43	142316	128.10	ug/L		88
33) Benzene	5.926	78	675364	100.58	ug/L		99
34) tert-Amyl methyl ether...	6.060	73	83767	20.34	ug/L		99
35) 1,2-Dichloroethane (EDC)	6.145	62	214732	95.59	ug/L		99
36) iso-Butyl Alcohol	6.212	43	228123	2623.45	ug/L		91
38) Trichloroethene (TCE)	6.547	130	166872	111.89	ug/L		98
39) tert-Amyl ethyl ether ...	6.802	59	60750	20.14	ug/L		94
40) Dibromomethane	6.997	93	98019	108.47	ug/L		88
41) 1,2-Dichloropropane	7.100	63	167903	94.94	ug/L		97
42) Bromodichloromethane	7.179	83	191990	104.80	ug/L		99
44) c-1,3-Dichloropropene	7.879	75	246031	92.61	ug/L		95
46) Toluene	8.140	91	702637	89.19	ug/L		99
47) Tetrachloroethene (PCE)	8.590	166	152088	99.00	ug/L		94
48) 4-Methyl-2-Pentanone (...	8.590	43	366059	144.81	ug/L		95
49) t-1,3-Dichloropropene	8.633	75	226179	87.81	ug/L		96
50) 1,1,2-Trichloroethane	8.809	97	153715	96.87	ug/L		96
51) Dibromochloromethane	9.004	129	145478	103.53	ug/L		95
52) 1,3-Dichloropropane	9.101	76	280859	94.84	ug/L		94
53) 1,2-Dibromoethane (EDB)	9.235	107	160072	105.76	ug/L		99
54) 2-Hexanone	9.472	43	254094	138.00	ug/L		94
55) Chlorobenzene	9.752	112	445149	99.00	ug/L		98
56) Ethylbenzene	9.776	91	733179	97.56	ug/L		97
57) 1,1,1,2-Tetrachloroethane	9.819	131	145309	98.25	ug/L		97
58) m,p-Xylenes (2)	9.916	91	1088905	202.23	ug/L		97
59) o-Xylene	10.299	91	563131	103.81	ug/L		97
60) Styrene	10.348	104	451210	94.62	ug/L		99
61) Bromoform	10.372	173	100985	105.38	ug/L		98
62) Isopropylbenzene	10.567	105	650944	104.63	ug/L		98
65) Bromobenzene	10.895	156	166055	103.57	ug/L		90
66) n-Propylbenzene	10.913	91	727397	97.45	ug/L		96
67) 1,1,2,2-Tetrachloroethane	10.980	83	194784	100.29	ug/L		97
68) 2-Chlorotoluene	11.041	126	149732	103.61	ug/L	#	80
69) 1,3,5-Trimethylbenzene	11.071	105	497249	104.19	ug/L		97
70) 1,2,3-Trichloropropane	11.090	110	65119	90.20	ug/L		84
71) t-1,4-Dichloro-2-butene	11.120	88	23913	85.56	ug/L	#	79

Quantitation Report (Not Reviewed)

Data Path : Y:\DATA\2020-11\0K18062\
Data File : VF20111816.D
Acq On : 18 Nov 2020 11:58 pm
Operator : TNL
Sample : 0k18062-CALA
Misc : 1X 5mL 100ppb DI+MeOH
ALS Vial : 16 Sample Multiplier: 1

Quant Time: Nov 19 13:41:52 2020
Quant Method : Y:\METHODS\VF201119S.M
Quant Title : EPA 8260: Volatile Organic Compounds
QLast Update : Thu Nov 19 13:22:36 2020
Response via : Initial Calibration

Compound	R.T.	QIon	Response	Conc	Units	Dev(Min)
72) 4-Chlorotoluene	11.175	91	453696	101.56	ug/L	98
73) tert-Butylbenzene	11.321	91	261615	98.37	ug/L	92
74) 1,2,4-Trimethylbenzene	11.375	105	501319	104.53	ug/L	98
75) sec-Butylbenzene	11.461	105	572917	100.90	ug/L	97
76) 4-Isopropyltoluene	11.570	119	483810	106.49	ug/L	98
77) 1,3-Dichlorobenzene	11.637	146	273981	102.87	ug/L	97
78) 1,4-Dichlorobenzene	11.704	146	276048	92.95	ug/L	97
79) n-Butylbenzene	11.886	91	396720	98.36	ug/L	96
80) 1,2-Dichlorobenzene	12.020	146	249575	99.87	ug/L	99
81) 1,2-Dibromo-3-Chloropr...	12.628	157	42754	104.91	ug/L	89
82) Hexachlorobutadiene	13.127	223	32697	93.41	ug/L	98
83) 1,2,4-Trichlorobenzene	13.157	180	135613	103.28	ug/L	97
84) Naphthalene	13.431	128	510374	97.65	ug/L	99
85) 1,2,3-Trichlorobenzene	13.595	180	130085	103.14	ug/L	98

(#) = qualifier out of range (m) = manual integration (+) = signals summed

Quantitation Report (Not Reviewed)

Data Path : Y:\DATA\2020-11\0K18062\
Data File : VF20111816.D
Acq On : 18 Nov 2020 11:58 pm
Operator : TNL
Sample : 0k18062-CALA
Misc : 1X 5mL 100ppb DI+MeOH
ALS Vial : 16 Sample Multiplier: 1

Quant Time: Nov 19 13:41:52 2020
Quant Method : Y:\METHODS\VF201119S.M
Quant Title : EPA 8260: Volatile Organic Compounds
QLast Update : Thu Nov 19 13:22:36 2020
Response via : Initial Calibration

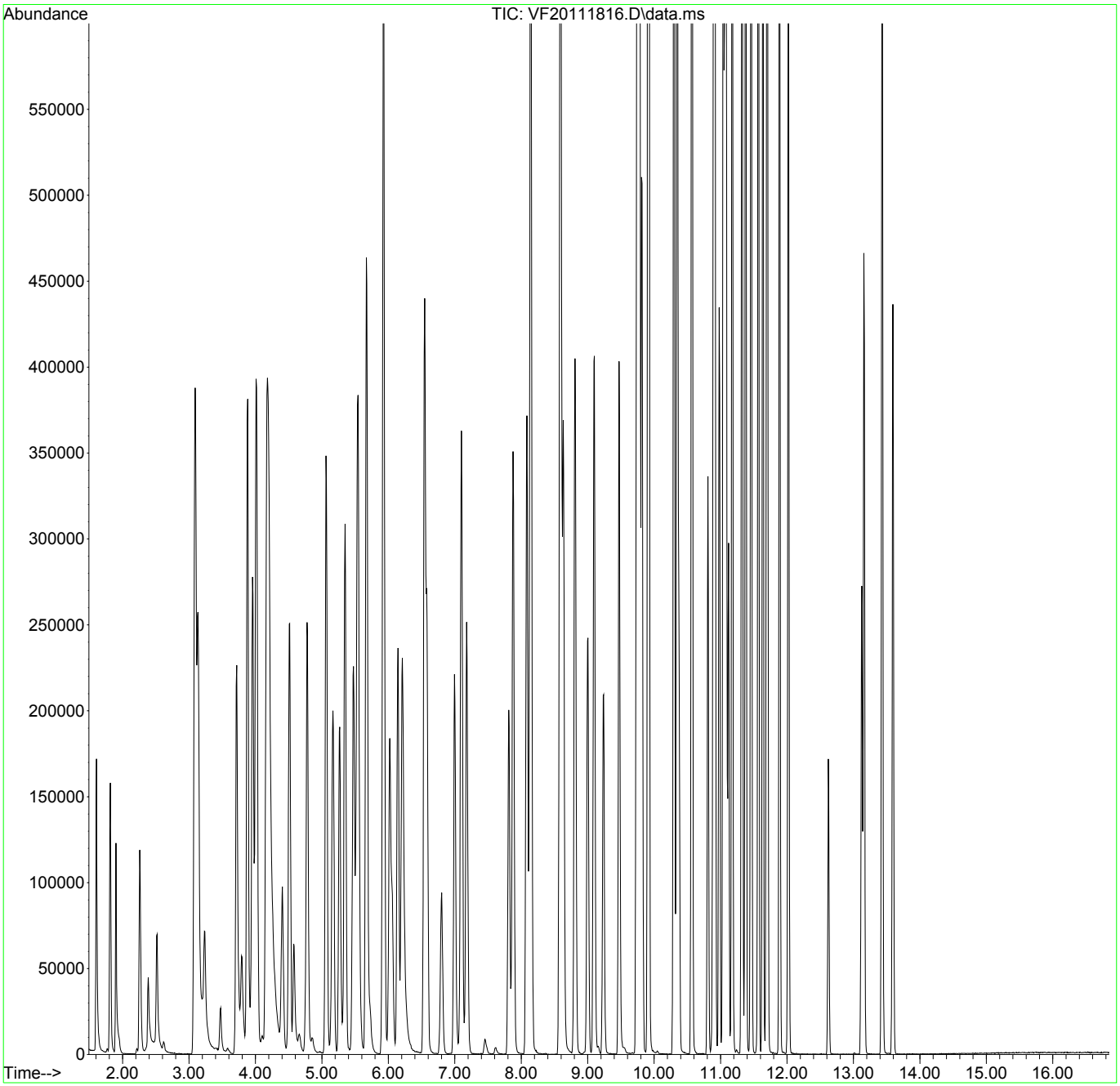

Quantitation Report (Qedit)

Data Path : Y:\DATA\2020-11\0K18062\
Data File : VF20111816.D
Acq On : 18 Nov 2020 11:58 pm
Operator : TNL
Sample : 0k18062-CALA
Misc : 1X 5mL 100ppb DI+MeOH
ALS Vial : 16 Sample Multiplier: 1

Quant Time: Nov 19 13:41:52 2020
Quant Method : Y:\METHODS\VF201119S.M
Quant Title : EPA 8260: Volatile Organic Compounds
QLast Update : Thu Nov 19 13:22:36 2020
Response via : Initial Calibration

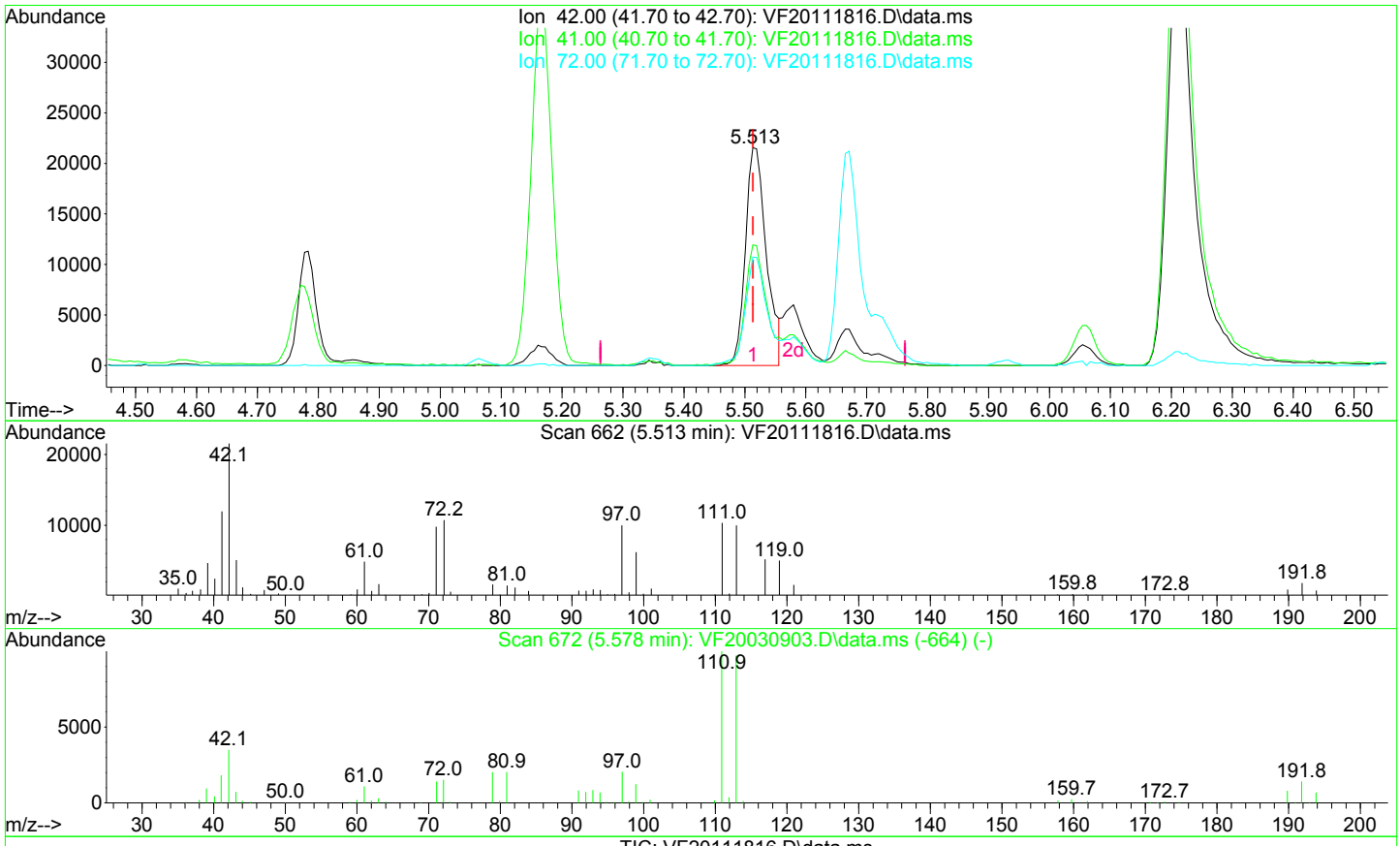

TIC: VF20111816.D\data.ms

(28) Tetrahydrofuran

5.513min (-0.000) 64.61 ug/L

response 51500

Ion	Exp%	Act%
42.00	100.00	100.00
41.00	59.60	55.38
72.00	42.90	49.72
0.00	0.00	0.00

Quantitation Report (Qedit)

Data Path : Y:\DATA\2020-11\0K18062\
Data File : VF20111816.D
Acq On : 18 Nov 2020 11:58 pm
Operator : TNL
Sample : 0k18062-CALA
Misc : 1X 5mL 100ppb DI+MeOH
ALS Vial : 16 Sample Multiplier: 1

Quant Time: Nov 19 13:41:52 2020
Quant Method : Y:\METHODS\VF201119S.M
Quant Title : EPA 8260: Volatile Organic Compounds
QLast Update : Thu Nov 19 13:22:36 2020
Response via : Initial Calibration

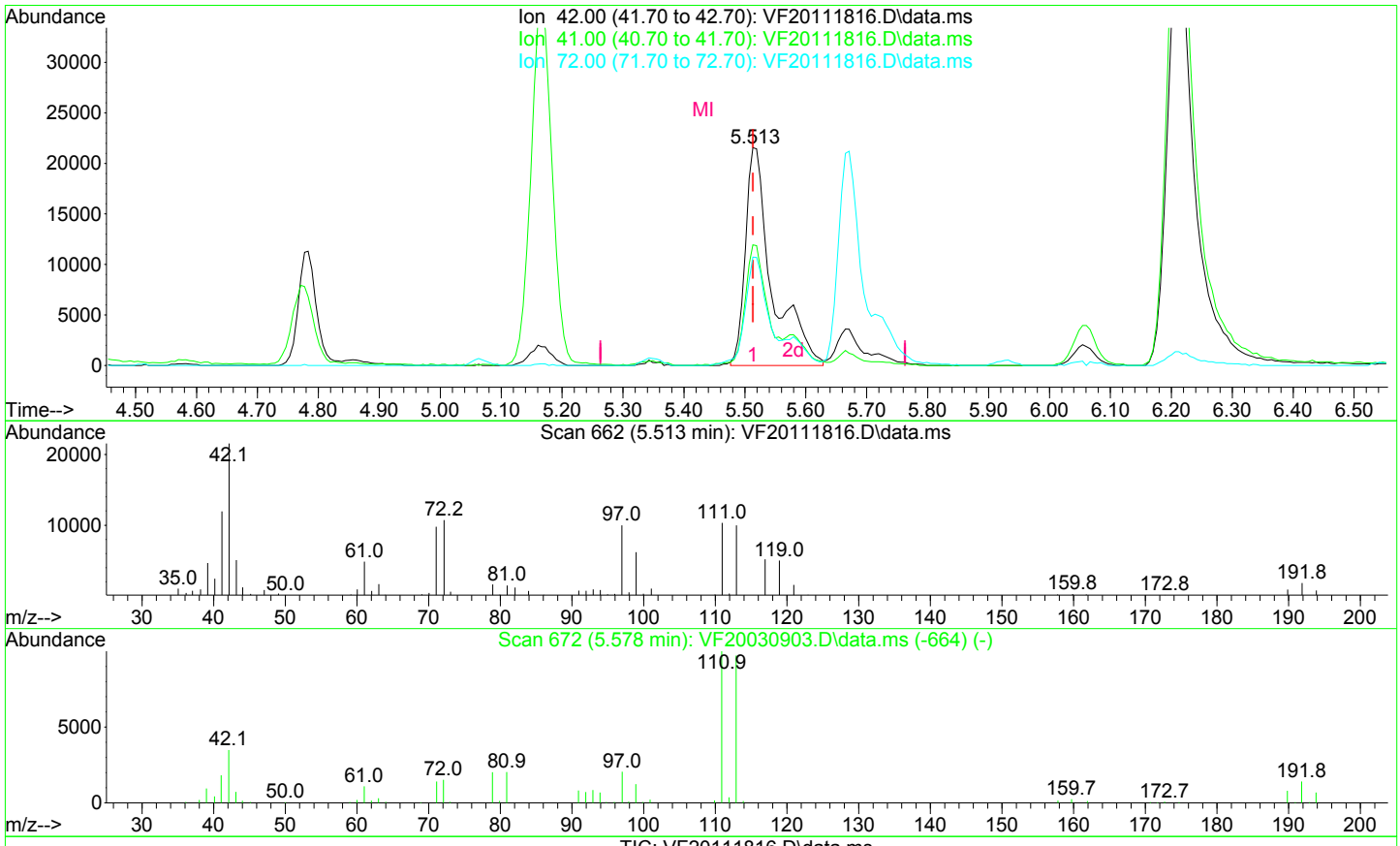

TIC: VF20111816.D\data.ms

(28) Tetrahydrofuran

5.513min (-0.000) 82.25 ug/L m

response 65563

Ion	Exp%	Act%
42.00	100.00	100.00
41.00	59.60	55.38
72.00	42.90	49.72
0.00	0.00	0.00

Quantitation Report (Qedit)

Data Path : Y:\DATA\2020-11\0K18062\
Data File : VF20111816.D
Acq On : 18 Nov 2020 11:58 pm
Operator : TNL
Sample : 0k18062-CALA
Misc : 1X 5mL 100ppb DI+MeOH
ALS Vial : 16 Sample Multiplier: 1

Quant Time: Nov 19 13:41:52 2020
Quant Method : Y:\METHODS\VF201119S.M
Quant Title : EPA 8260: Volatile Organic Compounds
QLast Update : Thu Nov 19 13:22:36 2020
Response via : Initial Calibration

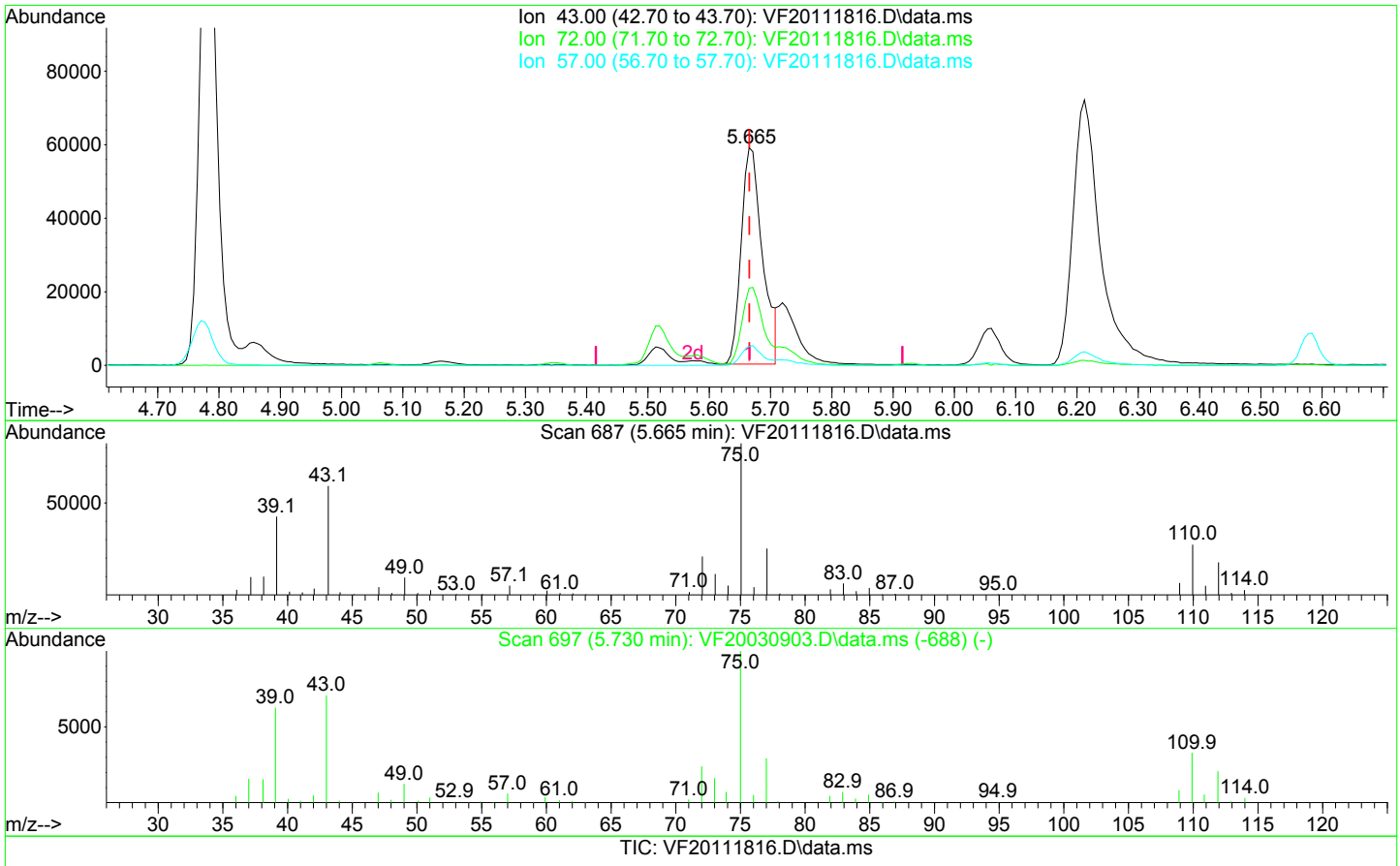

TIC: VF20111816.D\data.ms

(32) 2-Butanone (MEK)

5.665min (-0.000) 128.10 ug/L

response 142316

Ion	Exp%	Act%
43.00	100.00	100.00
72.00	27.60	35.44
57.00	8.60	8.79
0.00	0.00	0.00

Quantitation Report (Qedit)

Data Path : Y:\DATA\2020-11\0K18062\
Data File : VF20111816.D
Acq On : 18 Nov 2020 11:58 pm
Operator : TNL
Sample : 0k18062-CALA
Misc : 1X 5mL 100ppb DI+MeOH
ALS Vial : 16 Sample Multiplier: 1

Quant Time: Nov 19 13:41:52 2020
Quant Method : Y:\METHODS\VF201119S.M
Quant Title : EPA 8260: Volatile Organic Compounds
QLast Update : Thu Nov 19 13:22:36 2020
Response via : Initial Calibration

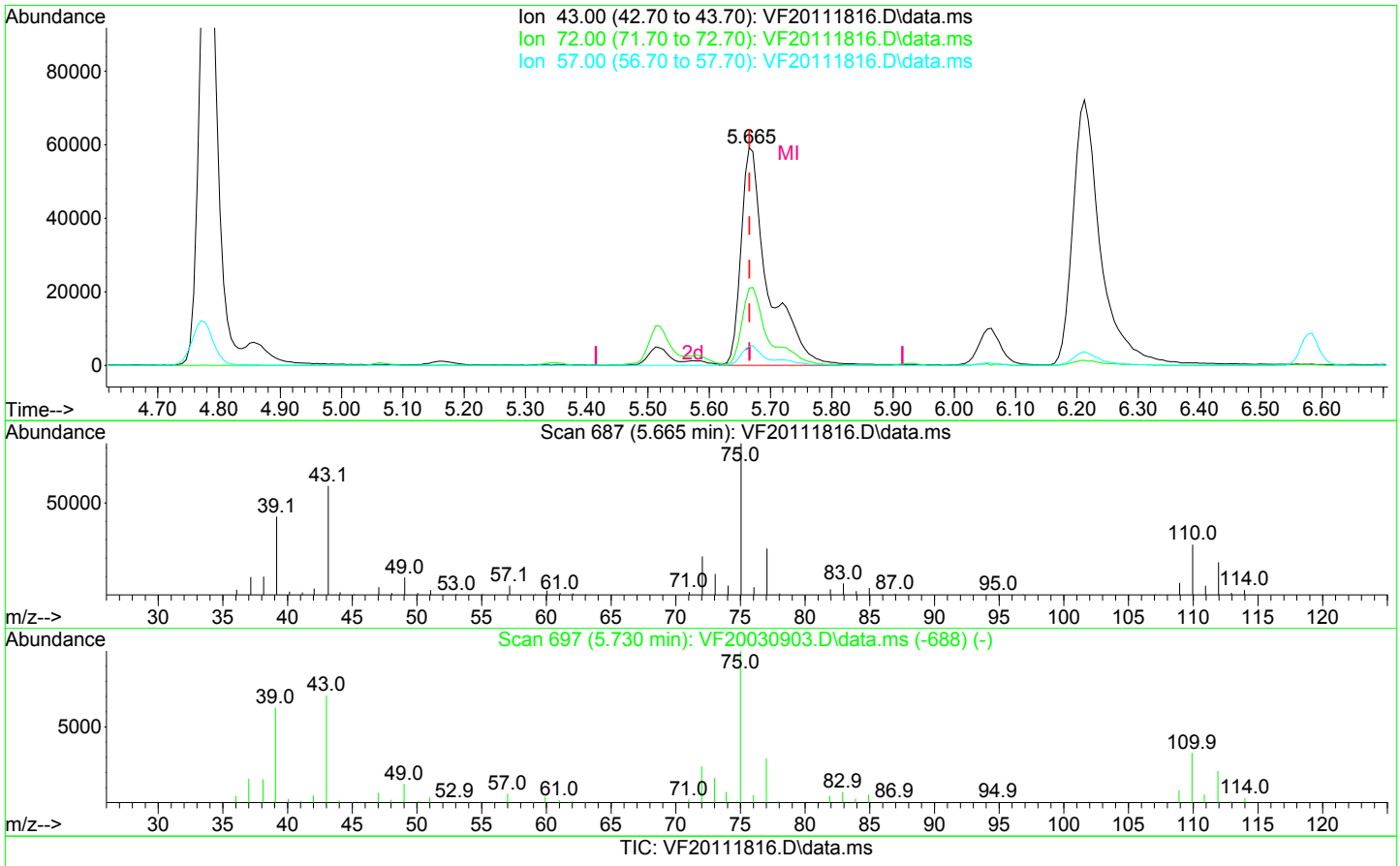

TIC: VF20111816.D\data.ms

(32) 2-Butanone (MEK)

5.665min (-0.000) 164.67 ug/L m

response 182941

Ion	Exp%	Act%
43.00	100.00	100.00
72.00	27.60	35.44
57.00	8.60	8.79
0.00	0.00	0.00

Quantitation Report (QT Reviewed)

Data Path : Y:\DATA\2020-11\0K18062\
Data File : VF20111816.D
Acq On : 18 Nov 2020 11:58 pm
Operator : TNL
Sample : 0k18062-CALA
Misc : 1X 5mL 100ppb DI+MeOH
ALS Vial : 16 Sample Multiplier: 1

11/20/20 TNL

Quant Time: Nov 19 13:43:10 2020
Quant Method : Y:\METHODS\VF201119S.M
Quant Title : EPA 8260: Volatile Organic Compounds
QLast Update : Thu Nov 19 13:22:36 2020
Response via : Initial Calibration

Compound	R.T.	QIon	Response	Conc	Units		Dev(Min)
Internal Standards							
1) Pentafluorobenzene (I)	6.024	99	73674	50.00	ug/L		0.00
43) Chlorobenzene-d5 (I)	9.739	117	207591	50.00	ug/L		0.00
63) 1,4-Dichlorobenzene-d4...	11.692	152	95925	50.00	ug/L		0.00
System Monitoring Compounds							
30) Dibromofluoromethane (S)	5.531	111	67137	54.54	ug/L		0.00
37) 1,4-Difluorobenzene (S)	6.583	114	225226	52.00	ug/L		0.00
45) Toluene-d8 (S)	8.085	98	288736	46.83	ug/L		0.00
64) 4-Bromofluorobenzene (S)	10.810	174	82408	50.42	ug/L		0.00
Target Compounds							Qvalue
2) Dichlorodifluoromethane	1.609	85	121868	77.92	ug/L		100
3) Chloromethane	1.815	50	140151	66.76	ug/L		99
4) Vinyl Chloride	1.901	62	98440	53.62	ug/L		97
5) Bromomethane	2.259	96	69119	57.83	ug/L		94
6) Chloroethane	2.387	64	34284	65.99	ug/L		95
7) Trichlorofluoromethane	2.515	101	54173	49.65	ug/L		98
8) Ethanol	3.196	45	86513	Below Cal			92
9) 1,1-Dichloroethene	3.087	61	187499	80.88	ug/L		87
10) Carbon Disulfide	3.099	76	299568	108.12	ug/L		99
11) Freon 113	3.135	101	121211	99.73	ug/L		86
12) Iodomethane	3.239	142	95947	111.26	ug/L		96
13) Methylene Chloride	3.719	84	133106	86.35	ug/L		93
14) Acetone	3.798	43	76726	117.83	ug/L		96
15) t-1,2-Dichloroethene	3.883	61	207514	94.38	ug/L		95
16) n-Hexane	3.962	86	28425	105.25	ug/L		99
17) Methyl-tert-butyl-ether	4.011	73	465798	100.49	ug/L		99
18) tert-Butanol (TBA)	4.181	59	1049201	5776.13	ug/L	#	92
19) Diisopropyl ether (DIPE)	4.406	45	89840	16.50	ug/L		95
20) 1,1-Dichloroethane	4.510	63	271036	92.82	ug/L		97
21) Acrylonitrile	4.576	53	58141	76.42	ug/L		100
22) Ethyl-tert-butyl ether...	4.771	59	88184	20.00	ug/L		96
23) c-1,2-Dichloroethene	5.063	61	208565	94.28	ug/L		98
24) 2,2-Dichloropropane	5.166	77	145096	92.48	ug/L		93
25) Bromochloromethane	5.264	49	100769	68.59	ug/L		99
26) Chloroform	5.349	83	266719	106.81	ug/L		98
27) Carbon Tetrachloride	5.476	117	167408	106.40	ug/L		98

Quantitation Report (QT Reviewed)

Data Path : Y:\DATA\2020-11\0K18062\
Data File : VF20111816.D
Acq On : 18 Nov 2020 11:58 pm
Operator : TNL
Sample : 0k18062-CALA
Misc : 1X 5mL 100ppb DI+MeOH
ALS Vial : 16 Sample Multiplier: 1

Quant Time: Nov 19 13:43:10 2020
Quant Method : Y:\METHODS\VF201119S.M
Quant Title : EPA 8260: Volatile Organic Compounds
QLast Update : Thu Nov 19 13:22:36 2020
Response via : Initial Calibration

Compound	R.T.	QIon	Response	Conc	Units		Dev(Min)
28) Tetrahydrofuran	5.513	42	65563m	82.25	ug/L		
29) 1,1,1-Trichloroethane	5.543	97	222275	112.09	ug/L		99
31) 1,1-Dichloropropene	5.677	75	210684	102.37	ug/L		100
32) 2-Butanone (MEK)	5.665	43	182941m	164.67	ug/L		
33) Benzene	5.926	78	675364	100.58	ug/L		99
34) tert-Amyl methyl ether...	6.060	73	83767	20.34	ug/L		99
35) 1,2-Dichloroethane (EDC)	6.145	62	214732	95.59	ug/L		99
36) iso-Butyl Alcohol	6.212	43	228123	2623.45	ug/L		91
38) Trichloroethene (TCE)	6.547	130	166872	111.89	ug/L		98
39) tert-Amyl ethyl ether ...	6.802	59	60750	20.14	ug/L		94
40) Dibromomethane	6.997	93	98019	108.47	ug/L		88
41) 1,2-Dichloropropane	7.100	63	167903	94.94	ug/L		97
42) Bromodichloromethane	7.179	83	191990	104.80	ug/L		99
44) c-1,3-Dichloropropene	7.879	75	246031	92.61	ug/L		95
46) Toluene	8.140	91	702637	89.19	ug/L		99
47) Tetrachloroethene (PCE)	8.590	166	152088	99.00	ug/L		94
48) 4-Methyl-2-Pentanone (...	8.590	43	366059	144.81	ug/L		95
49) t-1,3-Dichloropropene	8.633	75	226179	87.81	ug/L		96
50) 1,1,2-Trichloroethane	8.809	97	153715	96.87	ug/L		96
51) Dibromochloromethane	9.004	129	145478	103.53	ug/L		95
52) 1,3-Dichloropropane	9.101	76	280859	94.84	ug/L		94
53) 1,2-Dibromoethane (EDB)	9.235	107	160072	105.76	ug/L		99
54) 2-Hexanone	9.472	43	254094	138.00	ug/L		94
55) Chlorobenzene	9.752	112	445149	99.00	ug/L		98
56) Ethylbenzene	9.776	91	733179	97.56	ug/L		97
57) 1,1,1,2-Tetrachloroethane	9.819	131	145309	98.25	ug/L		97
58) m,p-Xylenes (2)	9.916	91	1088905	202.23	ug/L		97
59) o-Xylene	10.299	91	563131	103.81	ug/L		97
60) Styrene	10.348	104	451210	94.62	ug/L		99
61) Bromoform	10.372	173	100985	105.38	ug/L		98
62) Isopropylbenzene	10.567	105	650944	104.63	ug/L		98
65) Bromobenzene	10.895	156	166055	103.57	ug/L		90
66) n-Propylbenzene	10.913	91	727397	97.45	ug/L		96
67) 1,1,2,2-Tetrachloroethane	10.980	83	194784	100.29	ug/L		97
68) 2-Chlorotoluene	11.041	126	149732	103.61	ug/L	#	80
69) 1,3,5-Trimethylbenzene	11.071	105	497249	104.19	ug/L		97
70) 1,2,3-Trichloropropane	11.090	110	65119	90.20	ug/L		84
71) t-1,4-Dichloro-2-butene	11.120	88	23913	85.56	ug/L	#	79

Quantitation Report (QT Reviewed)

Data Path : Y:\DATA\2020-11\0K18062\
Data File : VF20111816.D
Acq On : 18 Nov 2020 11:58 pm
Operator : TNL
Sample : 0k18062-CALA
Misc : 1X 5mL 100ppb DI+MeOH
ALS Vial : 16 Sample Multiplier: 1

Quant Time: Nov 19 13:43:10 2020
Quant Method : Y:\METHODS\VF201119S.M
Quant Title : EPA 8260: Volatile Organic Compounds
QLast Update : Thu Nov 19 13:22:36 2020
Response via : Initial Calibration

Compound	R.T.	QIon	Response	Conc	Units	Dev(Min)
72) 4-Chlorotoluene	11.175	91	453696	101.56	ug/L	98
73) tert-Butylbenzene	11.321	91	261615	98.37	ug/L	92
74) 1,2,4-Trimethylbenzene	11.375	105	501319	104.53	ug/L	98
75) sec-Butylbenzene	11.461	105	572917	100.90	ug/L	97
76) 4-Isopropyltoluene	11.570	119	483810	106.49	ug/L	98
77) 1,3-Dichlorobenzene	11.637	146	273981	102.87	ug/L	97
78) 1,4-Dichlorobenzene	11.704	146	276048	92.95	ug/L	97
79) n-Butylbenzene	11.886	91	396720	98.36	ug/L	96
80) 1,2-Dichlorobenzene	12.020	146	249575	99.87	ug/L	99
81) 1,2-Dibromo-3-Chloropr...	12.628	157	42754	104.91	ug/L	89
82) Hexachlorobutadiene	13.127	223	32697	93.41	ug/L	98
83) 1,2,4-Trichlorobenzene	13.157	180	135613	103.28	ug/L	97
84) Naphthalene	13.431	128	510374	97.65	ug/L	99
85) 1,2,3-Trichlorobenzene	13.595	180	130085	103.14	ug/L	98

(#) = qualifier out of range (m) = manual integration (+) = signals summed

Quantitation Report (QT Reviewed)

Data Path : Y:\DATA\2020-11\0K18062\
Data File : VF20111816.D
Acq On : 18 Nov 2020 11:58 pm
Operator : TNL
Sample : 0k18062-CALA
Misc : 1X 5mL 100ppb DI+MeOH
ALS Vial : 16 Sample Multiplier: 1

Quant Time: Nov 19 13:43:10 2020
Quant Method : Y:\METHODS\VF201119S.M
Quant Title : EPA 8260: Volatile Organic Compounds
QLast Update : Thu Nov 19 13:22:36 2020
Response via : Initial Calibration

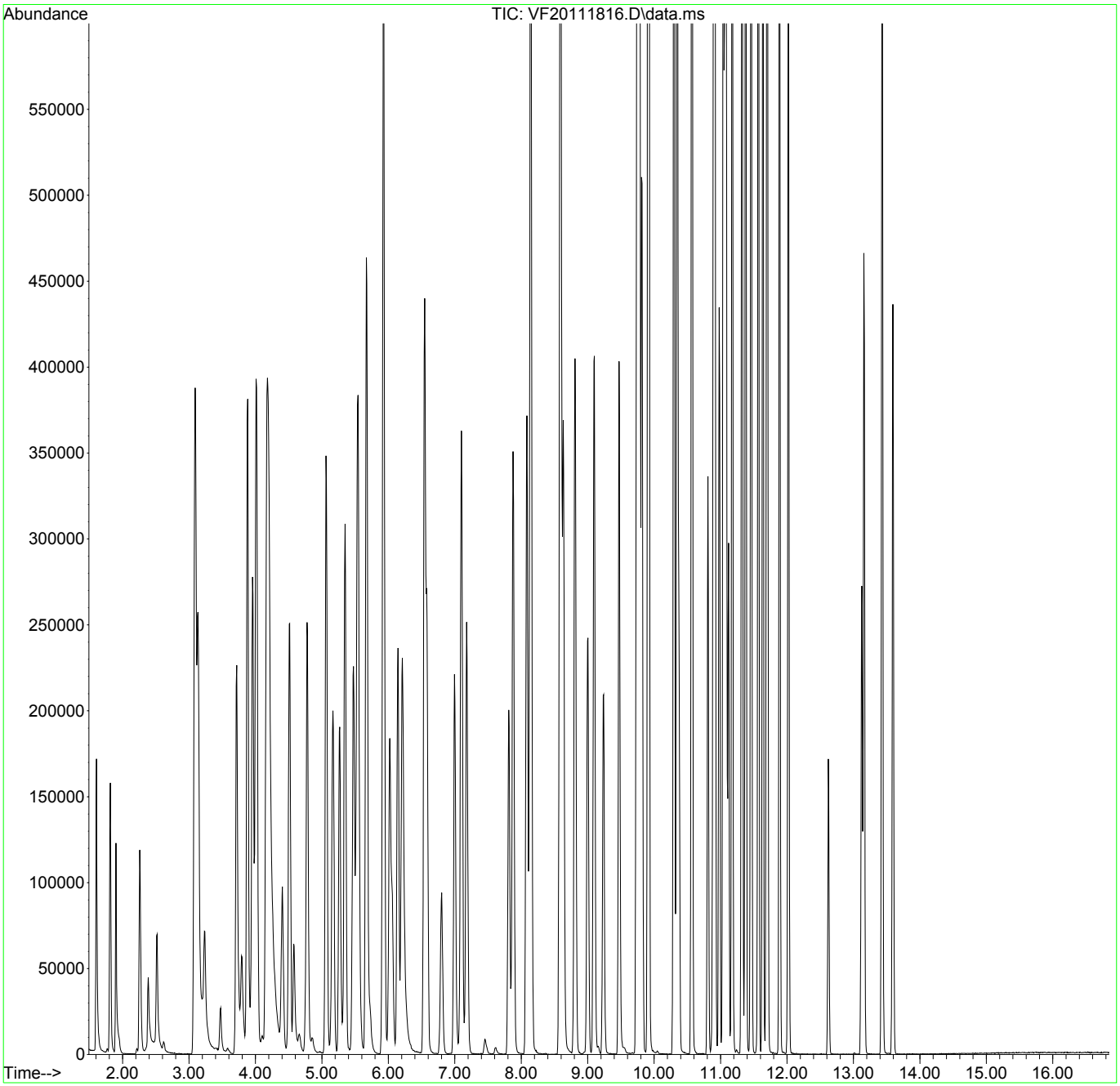

Quantitation Report (Not Reviewed)

Data Path : Y:\DATA\2020-11\0K18062\
Data File : VF20111817.D
Acq On : 19 Nov 2020 12:25 am
Operator : TNL
Sample : 0k18062-IBL5
Misc : 1X 5mL DI+MeOH
ALS Vial : 17 Sample Multiplier: 1

11/20/20 TNL

Quant Time: Nov 19 17:10:23 2020
Quant Method : Y:\METHODS\VF201119S.M
Quant Title : EPA 8260: Volatile Organic Compounds
QLast Update : Thu Nov 19 16:36:27 2020
Response via : Initial Calibration

Compound	R.T.	QIon	Response	Conc	Units		Dev(Min)
Internal Standards							
1) Pentafluorobenzene (I)	6.016	99	73113	50.00	ug/L		0.00
43) Chlorobenzene-d5 (I)	9.737	117	199437	50.00	ug/L		0.00
63) 1,4-Dichlorobenzene-d4...	11.696	152	88554	50.00	ug/L		0.00
System Monitoring Compounds							
30) Dibromofluoromethane (S)	5.535	111	61941	48.86	ug/L		0.00
37) 1,4-Difluorobenzene (S)	6.581	114	228216	50.58	ug/L		0.00
45) Toluene-d8 (S)	8.083	98	288441	50.37	ug/L		0.00
64) 4-Bromofluorobenzene (S)	10.814	174	79189	51.40	ug/L		0.00
Target Compounds							Qvalue
2) Dichlorodifluoromethane	1.601	85	354	0.31	ug/L		81
3) Chloromethane	1.807	50	288	0.19	ug/L	#	48
5) Bromomethane	2.257	96	414	0.46	ug/L		90
9) 1,1-Dichloroethene	3.078	61	231	0.13	ug/L	#	66
10) Carbon Disulfide	3.097	76	1513	0.66	ug/L		77
11) Freon 113	3.139	101	451	0.39	ug/L	#	58
12) Iodomethane	3.243	142	292	4.63	ug/L	#	47
13) Methylene Chloride	3.717	84	1681	1.17	ug/L		88
14) Acetone	3.814	43	627	1.39	ug/L	#	42
15) t-1,2-Dichloroethene	3.881	61	438	0.22	ug/L		97
18) tert-Butanol (TBA)	4.234	59	174	0.95	ug/L	#	46
27) Carbon Tetrachloride	5.474	117	127	0.09	ug/L		82
31) 1,1-Dichloropropene	5.675	75	517	0.26	ug/L	#	41
33) Benzene	5.937	78	754	0.11	ug/L		72
38) Trichloroethene (TCE)	6.557	130	450	0.29	ug/L	#	68
46) Toluene	8.150	91	1606	0.22	ug/L		95
47) Tetrachloroethene (PCE)	8.600	166	747	0.53	ug/L		94
55) Chlorobenzene	9.756	112	1588	0.37	ug/L		92
56) Ethylbenzene	9.786	91	2729	0.41	ug/L		95
57) 1,1,1,2-Tetrachloroethane	9.823	131	150	0.37	ug/L	#	52
58) m,p-Xylenes (2)	9.920	91	4074	0.84	ug/L		94
59) o-Xylene	10.303	91	1730	0.37	ug/L		93
60) Styrene	10.358	104	1054	0.29	ug/L		89
62) Isopropylbenzene	10.571	105	3461	0.63	ug/L		97
65) Bromobenzene	10.899	156	710	0.48	ug/L		89
66) n-Propylbenzene	10.917	91	5568	0.88	ug/L		92

Quantitation Report (Not Reviewed)

Data Path : Y:\DATA\2020-11\0K18062\
Data File : VF20111817.D
Acq On : 19 Nov 2020 12:25 am
Operator : TNL
Sample : 0k18062-IBL5
Misc : 1X 5mL DI+MeOH
ALS Vial : 17 Sample Multiplier: 1

Quant Time: Nov 19 17:10:23 2020
Quant Method : Y:\METHODS\VF201119S.M
Quant Title : EPA 8260: Volatile Organic Compounds
QLast Update : Thu Nov 19 16:36:27 2020
Response via : Initial Calibration

Compound	R.T.	QIon	Response	Conc	Units		Dev(Min)
67) 1,1,2,2-Tetrachloroethane	10.984	83	353	0.20	ug/L		82
68) 2-Chlorotoluene	11.045	126	824	0.65	ug/L	#	83
69) 1,3,5-Trimethylbenzene	11.075	105	3413	0.84	ug/L		97
72) 4-Chlorotoluene	11.185	91	2631	0.69	ug/L		95
73) tert-Butylbenzene	11.325	91	2747	1.21	ug/L		95
74) 1,2,4-Trimethylbenzene	11.379	105	3456	0.83	ug/L		92
75) sec-Butylbenzene	11.465	105	6646	1.38	ug/L		96
76) 4-Isopropyltoluene	11.568	119	5741	1.45	ug/L		96
77) 1,3-Dichlorobenzene	11.641	146	2139	0.91	ug/L		92
78) 1,4-Dichlorobenzene	11.702	146	2538	0.96	ug/L		84
79) n-Butylbenzene	11.890	91	5838	1.76	ug/L		98
80) 1,2-Dichlorobenzene	12.024	146	2013	0.90	ug/L		94
82) Hexachlorobutadiene	13.125	223	713	2.32	ug/L		93
83) 1,2,4-Trichlorobenzene	13.161	180	2164	1.82	ug/L		98
84) Naphthalene	13.435	128	2894	0.94	ug/L		95
85) 1,2,3-Trichlorobenzene	13.593	180	2107	1.91	ug/L		89

(#) = qualifier out of range (m) = manual integration (+) = signals summed

Quantitation Report (Not Reviewed)

Data Path : Y:\DATA\2020-11\0K18062\
Data File : VF20111817.D
Acq On : 19 Nov 2020 12:25 am
Operator : TNL
Sample : 0k18062-IBL5
Misc : 1X 5mL DI+MeOH
ALS Vial : 17 Sample Multiplier: 1

Quant Time: Nov 19 17:10:23 2020
Quant Method : Y:\METHODS\VF201119S.M
Quant Title : EPA 8260: Volatile Organic Compounds
QLast Update : Thu Nov 19 16:36:27 2020
Response via : Initial Calibration

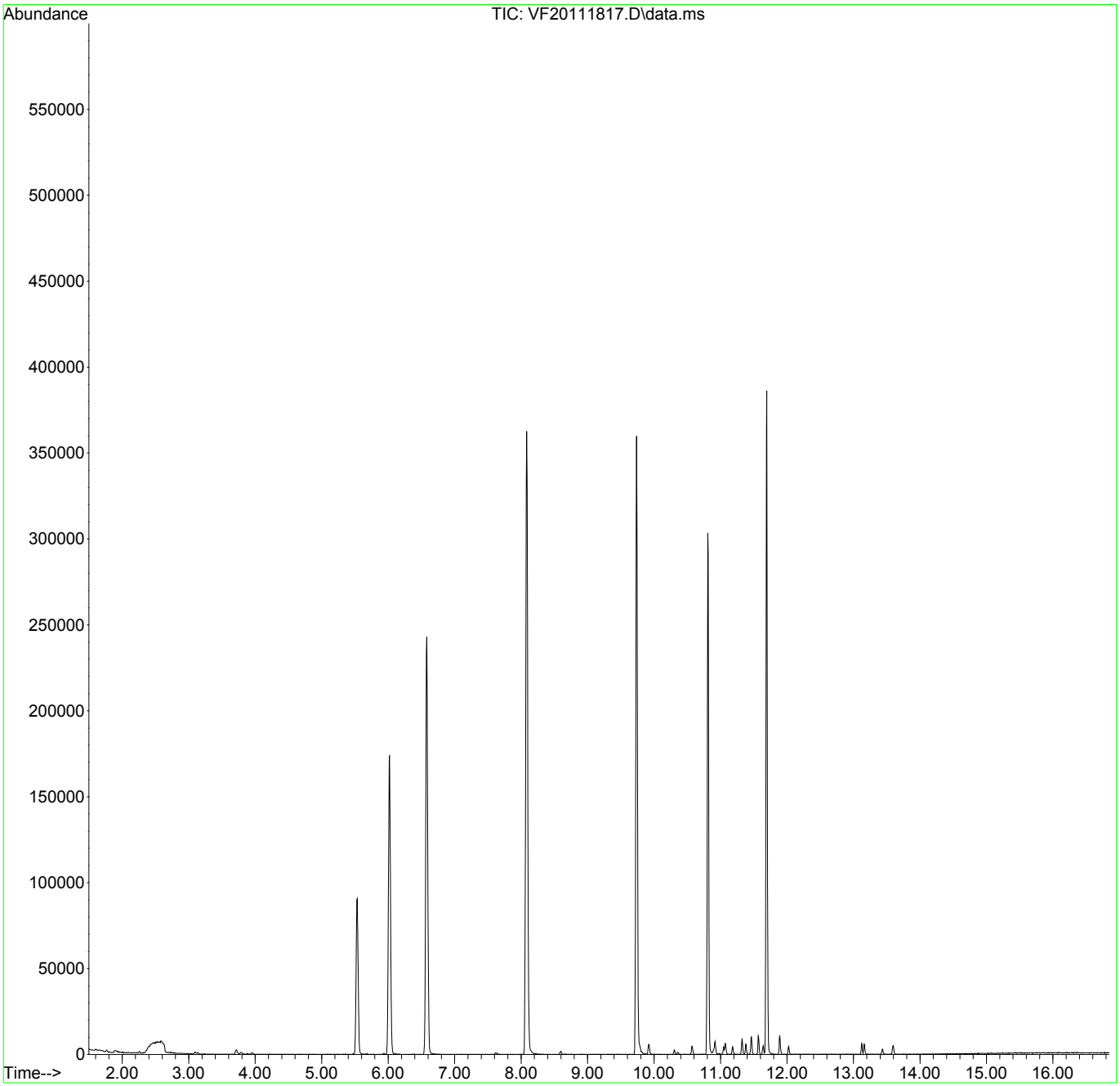

Quantitation Report (Not Reviewed)

Data Path : Y:\DATA\2020-11\0K18062\
Data File : VF20111818.D
Acq On : 19 Nov 2020 12:52 am
Operator : TNL
Sample : 0k18062-CALB
Misc : 1X 5mL 200ppb DI+MeOH
ALS Vial : 18 Sample Multiplier: 1

11/20/20 TNL

Quant Time: Nov 19 13:45:18 2020
Quant Method : Y:\METHODS\VF201119S.M
Quant Title : EPA 8260: Volatile Organic Compounds
QLast Update : Thu Nov 19 13:22:36 2020
Response via : Initial Calibration

Compound	R.T.	QIon	Response	Conc	Units		Dev(Min)
Internal Standards							
1) Pentafluorobenzene (I)	6.018	99	74842	50.00	ug/L		0.00
43) Chlorobenzene-d5 (I)	9.740	117	210488	50.00	ug/L		0.00
63) 1,4-Dichlorobenzene-d4...	11.692	152	94597	50.00	ug/L		0.00
System Monitoring Compounds							
30) Dibromofluoromethane (S)	5.531	111	67584	54.05	ug/L		0.00
37) 1,4-Difluorobenzene (S)	6.583	114	232298	52.79	ug/L		0.00
45) Toluene-d8 (S)	8.085	98	297673	47.62	ug/L		0.00
64) 4-Bromofluorobenzene (S)	10.810	174	82106	50.94	ug/L		0.00
Target Compounds							Qvalue
2) Dichlorodifluoromethane	1.609	85	243838	153.48	ug/L		99
3) Chloromethane	1.816	50	282362	132.39	ug/L		99
4) Vinyl Chloride	1.901	62	198756	106.57	ug/L		97
5) Bromomethane	2.260	96	138111	113.76	ug/L		98
6) Chloroethane	2.399	64	75523	143.10	ug/L		97
7) Trichlorofluoromethane	2.533	101	113686	102.57	ug/L		96
8) Ethanol	3.099	45	1343	77.42	ug/L	#	1
9) 1,1-Dichloroethene	3.087	61	382447	162.41	ug/L		88
10) Carbon Disulfide	3.099	76	654291	232.46	ug/L		99
11) Freon 113	3.135	101	259159	209.89	ug/L		86
12) Iodomethane	3.239	142	212204	199.99	ug/L		97
13) Methylene Chloride	3.719	84	271492	173.39	ug/L		92
14) Acetone	3.804	43	183564	277.50	ug/L		94
15) t-1,2-Dichloroethene	3.883	61	436083	195.24	ug/L		93
16) n-Hexane	3.962	86	63421	231.18	ug/L	#	90
17) Methyl-tert-butyl-ether	4.011	73	1002181	212.83	ug/L		99
18) tert-Butanol (TBA)	0.000		0	N.D.			
19) Diisopropyl ether (DIPE)	0.000		0	N.D.			
20) 1,1-Dichloroethane	4.516	63	505398	170.39	ug/L		98
21) Acrylonitrile	4.583	53	140934	182.36	ug/L		99
22) Ethyl-tert-butyl ether...	4.680	59	1154	0.26	ug/L	#	38
23) c-1,2-Dichloroethene	5.063	61	416968	185.54	ug/L		98
24) 2,2-Dichloropropane	5.166	77	312875	196.31	ug/L		90
25) Bromochloromethane	5.264	49	204676	137.14	ug/L		96
26) Chloroform	5.349	83	550252	216.92	ug/L		98
27) Carbon Tetrachloride	5.477	117	371319	197.62	ug/L		97

Quantitation Report (Not Reviewed)

Data Path : Y:\DATA\2020-11\0K18062\
Data File : VF20111818.D
Acq On : 19 Nov 2020 12:52 am
Operator : TNL
Sample : 0k18062-CALB
Misc : 1X 5mL 200ppb DI+MeOH
ALS Vial : 18 Sample Multiplier: 1

Quant Time: Nov 19 13:45:18 2020
Quant Method : Y:\METHODS\VF201119S.M
Quant Title : EPA 8260: Volatile Organic Compounds
QLast Update : Thu Nov 19 13:22:36 2020
Response via : Initial Calibration

Compound	R.T.	QIon	Response	Conc	Units		Dev(Min)
28) Tetrahydrofuran	5.519	42	126023	155.63	ug/L		90
29) 1,1,1-Trichloroethane	5.544	97	472026	234.33	ug/L		99
31) 1,1-Dichloropropene	5.671	75	442079	211.46	ug/L		99
32) 2-Butanone (MEK)	5.671	43	339543	300.86	ug/L		85
33) Benzene	5.927	78	1390229	203.80	ug/L		99
34) tert-Amyl methyl ether...	0.000		0	N.D.			
35) 1,2-Dichloroethane (EDC)	6.146	62	435089	190.66	ug/L		99
36) iso-Butyl Alcohol	6.231	43	464565	5259.20	ug/L		91
38) Trichloroethene (TCE)	6.547	130	354848	234.22	ug/L		99
39) tert-Amyl ethyl ether ...	0.000		0	N.D.			
40) Dibromomethane	6.997	93	206460	224.91	ug/L		89
41) 1,2-Dichloropropane	7.100	63	345310	192.20	ug/L		97
42) Bromodichloromethane	7.179	83	414440	191.27	ug/L		97
44) c-1,3-Dichloropropene	7.879	75	531463	183.88	ug/L		94
46) Toluene	8.140	91	1452821	181.89	ug/L		99
47) Tetrachloroethene (PCE)	8.590	166	325389	208.90	ug/L		94
48) 4-Methyl-2-Pentanone (...	8.590	43	682968	266.46	ug/L		93
49) t-1,3-Dichloropropene	8.633	75	487888	173.58	ug/L		97
50) 1,1,2-Trichloroethane	8.809	97	319965	198.86	ug/L		95
51) Dibromochloromethane	9.004	129	320426	198.35	ug/L		97
52) 1,3-Dichloropropane	9.101	76	576443	191.97	ug/L		92
53) 1,2-Dibromoethane (EDB)	9.235	107	336119	219.02	ug/L		100
54) 2-Hexanone	9.472	43	500391	264.36	ug/L		94
55) Chlorobenzene	9.752	112	916928	201.11	ug/L		99
56) Ethylbenzene	9.776	91	1516093	198.96	ug/L		98
57) 1,1,1,2-Tetrachloroethane	9.819	131	311205	190.76	ug/L		99
58) m,p-Xylenes (2)	9.916	91	2227333	407.97	ug/L		98
59) o-Xylene	10.299	91	1158422	210.61	ug/L		98
60) Styrene	10.348	104	935702	181.47	ug/L		99
61) Bromoform	10.372	173	213718	190.06	ug/L		98
62) Isopropylbenzene	10.567	105	1349789	213.97	ug/L		98
65) Bromobenzene	10.895	156	340501	215.35	ug/L		91
66) n-Propylbenzene	10.913	91	1482115	201.35	ug/L		98
67) 1,1,2,2-Tetrachloroethane	10.980	83	384698	200.86	ug/L		97
68) 2-Chlorotoluene	11.047	126	309114	216.91	ug/L		94
69) 1,3,5-Trimethylbenzene	11.071	105	1015537	215.77	ug/L		98
70) 1,2,3-Trichloropropane	11.090	110	126923	178.29	ug/L	#	83
71) t-1,4-Dichloro-2-butene	11.120	88	51831	171.63	ug/L	#	76

Quantitation Report (Not Reviewed)

Data Path : Y:\DATA\2020-11\0K18062\
Data File : VF20111818.D
Acq On : 19 Nov 2020 12:52 am
Operator : TNL
Sample : 0k18062-CALB
Misc : 1X 5mL 200ppb DI+MeOH
ALS Vial : 18 Sample Multiplier: 1

Quant Time: Nov 19 13:45:18 2020
Quant Method : Y:\METHODS\VF201119S.M
Quant Title : EPA 8260: Volatile Organic Compounds
QLast Update : Thu Nov 19 13:22:36 2020
Response via : Initial Calibration

Compound	R.T.	QIon	Response	Conc	Units	Dev(Min)
72) 4-Chlorotoluene	11.175	91	909702	206.50	ug/L	98
73) tert-Butylbenzene	11.321	91	541633	206.52	ug/L	94
74) 1,2,4-Trimethylbenzene	11.382	105	1021644	216.02	ug/L	99
75) sec-Butylbenzene	11.461	105	1184770	211.58	ug/L	97
76) 4-Isopropyltoluene	11.570	119	1004664	224.24	ug/L	98
77) 1,3-Dichlorobenzene	11.637	146	549931	209.37	ug/L	98
78) 1,4-Dichlorobenzene	11.704	146	551839	188.42	ug/L	97
79) n-Butylbenzene	11.886	91	813005	204.39	ug/L	98
80) 1,2-Dichlorobenzene	12.020	146	507628	205.99	ug/L	98
81) 1,2-Dibromo-3-Chloropr...	12.622	157	96798	211.02	ug/L	87
82) Hexachlorobutadiene	13.127	223	68967	199.79	ug/L	98
83) 1,2,4-Trichlorobenzene	13.157	180	294309	227.29	ug/L	97
84) Naphthalene	13.431	128	1097032	198.84	ug/L	99
85) 1,2,3-Trichlorobenzene	13.595	180	280192	225.27	ug/L	99

(#) = qualifier out of range (m) = manual integration (+) = signals summed

Quantitation Report (Not Reviewed)

Data Path : Y:\DATA\2020-11\0K18062\
Data File : VF20111818.D
Acq On : 19 Nov 2020 12:52 am
Operator : TNL
Sample : 0k18062-CALB
Misc : 1X 5mL 200ppb DI+MeOH
ALS Vial : 18 Sample Multiplier: 1

Quant Time: Nov 19 13:45:18 2020
Quant Method : Y:\METHODS\VF201119S.M
Quant Title : EPA 8260: Volatile Organic Compounds
QLast Update : Thu Nov 19 13:22:36 2020
Response via : Initial Calibration

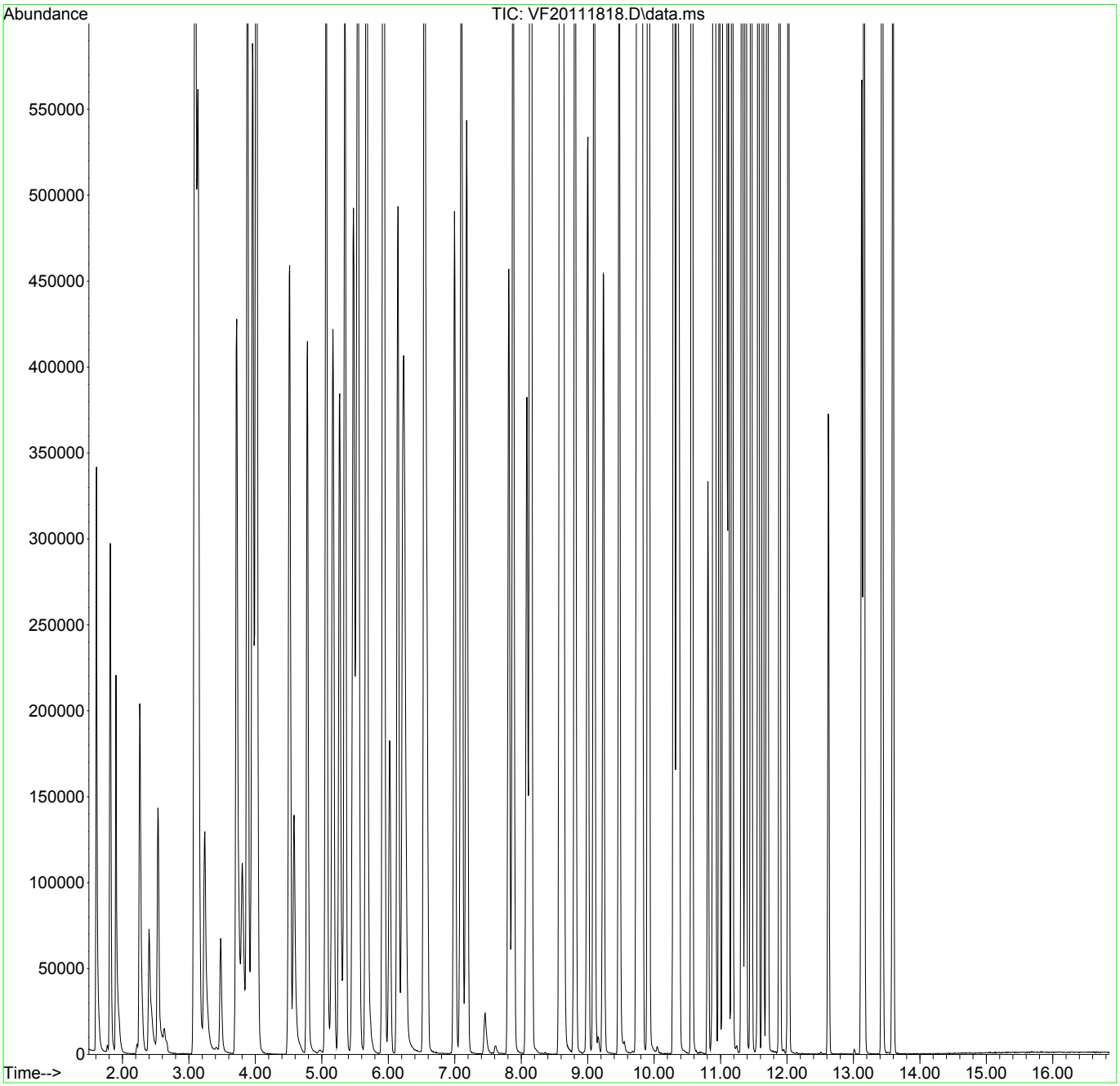

Quantitation Report (Qedit)

Data Path : Y:\DATA\2020-11\0K18062\
Data File : VF20111818.D
Acq On : 19 Nov 2020 12:52 am
Operator : TNL
Sample : 0k18062-CALB
Misc : 1X 5mL 200ppb DI+MeOH
ALS Vial : 18 Sample Multiplier: 1

Quant Time: Nov 19 13:45:18 2020
Quant Method : Y:\METHODS\VF201119S.M
Quant Title : EPA 8260: Volatile Organic Compounds
QLast Update : Thu Nov 19 13:22:36 2020
Response via : Initial Calibration

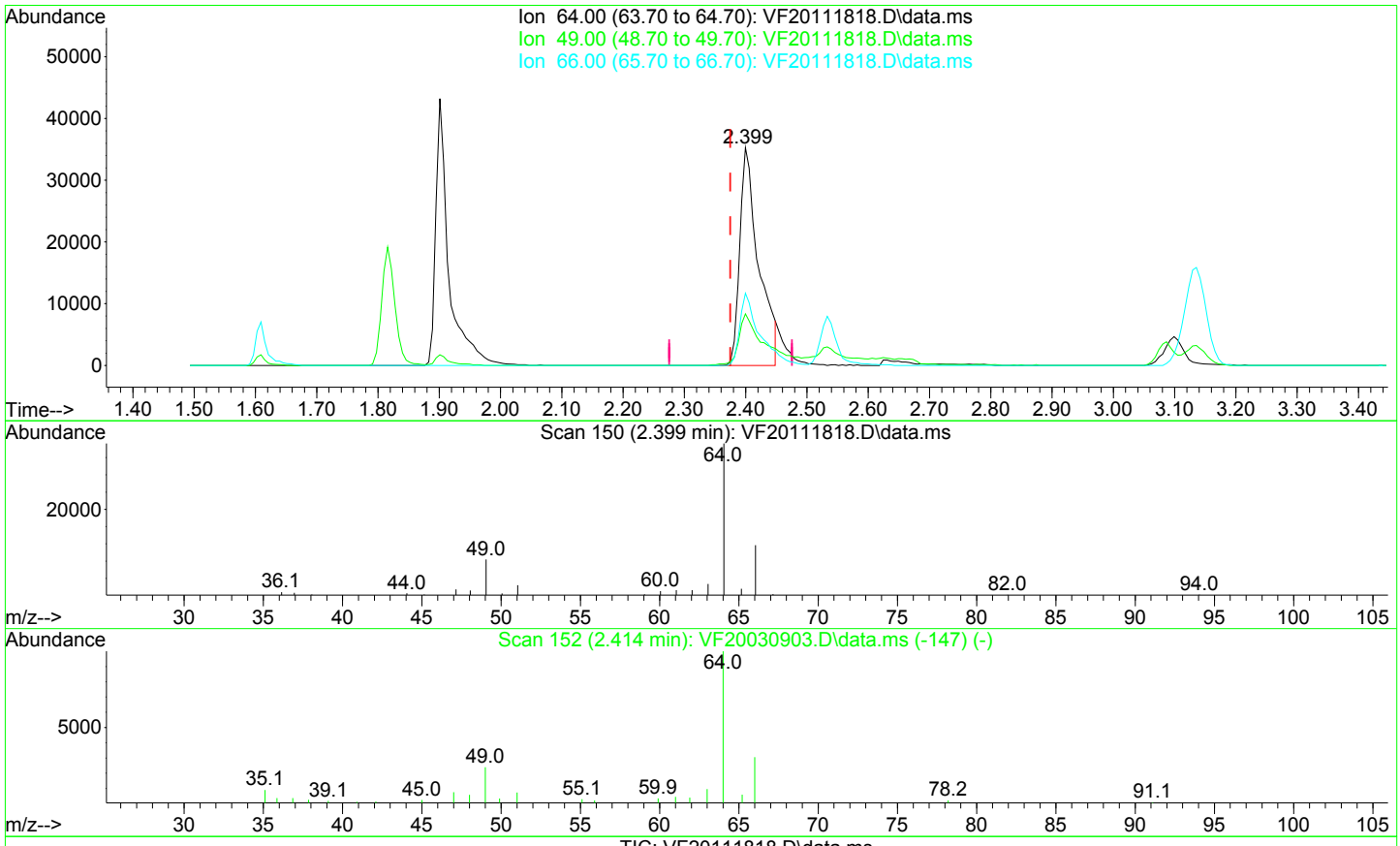

TIC: VF20111818.D\data.ms

(6) Chloroethane

2.399min (+ 0.024) 143.10 ug/L

response 75523

Ion	Exp%	Act%
64.00	100.00	100.00
49.00	25.70	23.73
66.00	34.50	33.12
0.00	0.00	0.00

Quantitation Report (Qedit)

Data Path : Y:\DATA\2020-11\0K18062\
Data File : VF20111818.D
Acq On : 19 Nov 2020 12:52 am
Operator : TNL
Sample : 0k18062-CALB
Misc : 1X 5mL 200ppb DI+MeOH
ALS Vial : 18 Sample Multiplier: 1

Quant Time: Nov 19 13:46:04 2020
Quant Method : Y:\METHODS\VF201119S.M
Quant Title : EPA 8260: Volatile Organic Compounds
QLast Update : Thu Nov 19 13:45:52 2020
Response via : Initial Calibration

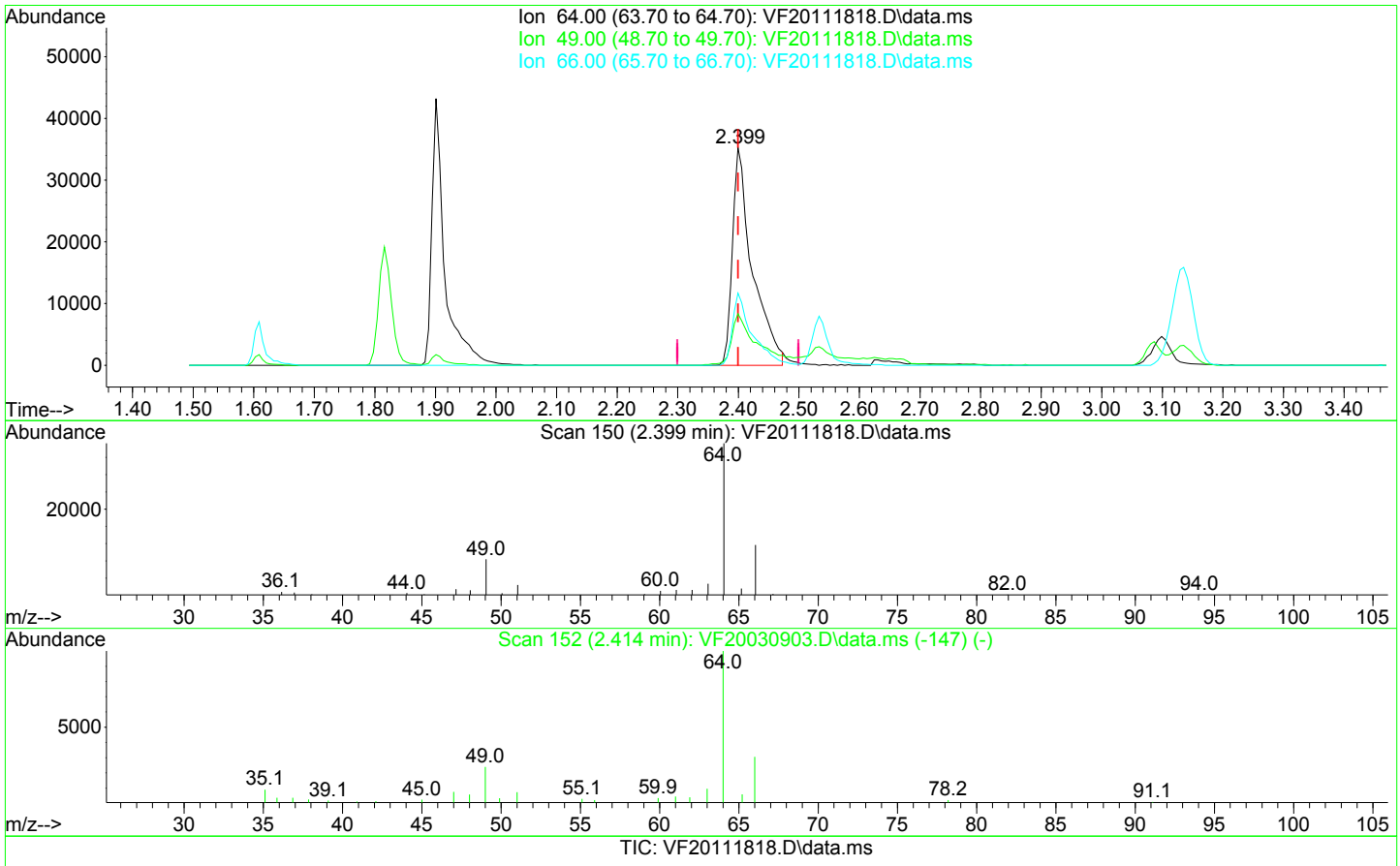

TIC: VF20111818.D\data.ms

(6) Chloroethane

2.399min (0.000) 152.95 ug/L

response 80718

Ion	Exp%	Act%
64.00	100.00	100.00
49.00	25.70	23.73
66.00	34.50	33.12
0.00	0.00	0.00

Quantitation Report (Qedit)

Data Path : Y:\DATA\2020-11\0K18062\
Data File : VF20111818.D
Acq On : 19 Nov 2020 12:52 am
Operator : TNL
Sample : 0k18062-CALB
Misc : 1X 5mL 200ppb DI+MeOH
ALS Vial : 18 Sample Multiplier: 1

Quant Time: Nov 19 13:46:04 2020
Quant Method : Y:\METHODS\VF201119S.M
Quant Title : EPA 8260: Volatile Organic Compounds
QLast Update : Thu Nov 19 13:45:52 2020
Response via : Initial Calibration

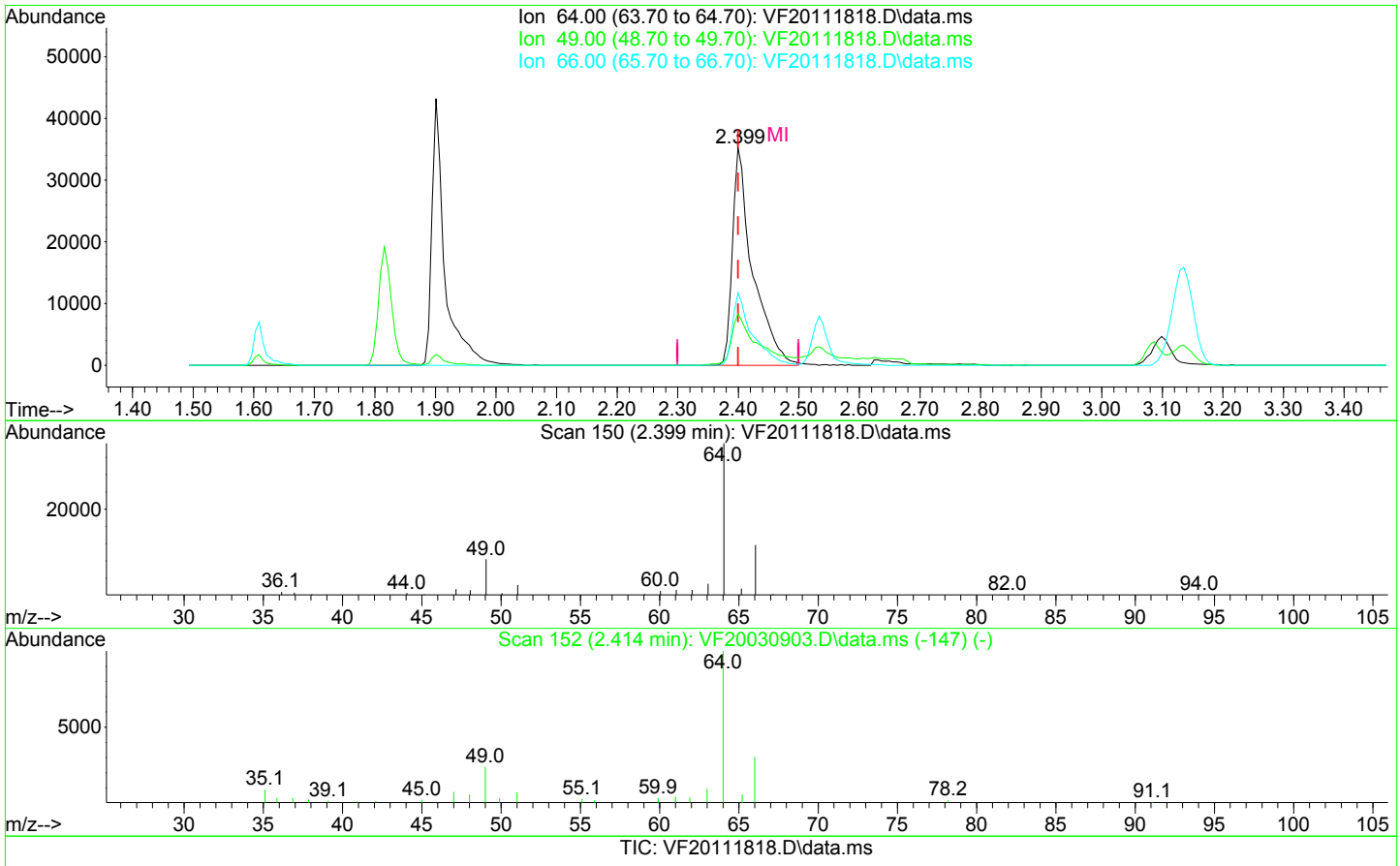

TIC: VF20111818.D\data.ms

(6) Chloroethane

2.399min (0.000) 155.07 ug/L m

response 81837

Ion	Exp%	Act%
64.00	100.00	100.00
49.00	25.70	23.73
66.00	34.50	33.12
0.00	0.00	0.00

Quantitation Report (QT Reviewed)

Data Path : Y:\DATA\2020-11\0K18062\
Data File : VF20111818.D
Acq On : 19 Nov 2020 12:52 am
Operator : TNL
Sample : 0k18062-CALB
Misc : 1X 5mL 200ppb DI+MeOH
ALS Vial : 18 Sample Multiplier: 1

11/20/20 TNL

Quant Time: Nov 19 13:46:44 2020
Quant Method : Y:\METHODS\VF201119S.M
Quant Title : EPA 8260: Volatile Organic Compounds
QLast Update : Thu Nov 19 13:45:52 2020
Response via : Initial Calibration

Compound	R.T.	QIon	Response	Conc	Units		Dev(Min)
Internal Standards							
1) Pentafluorobenzene (I)	6.018	99	74842	50.00	ug/L		0.00
43) Chlorobenzene-d5 (I)	9.740	117	210488	50.00	ug/L		0.00
63) 1,4-Dichlorobenzene-d4...	11.692	152	94597	50.00	ug/L		0.00
System Monitoring Compounds							
30) Dibromofluoromethane (S)	5.531	111	67584	54.05	ug/L		0.00
37) 1,4-Difluorobenzene (S)	6.583	114	232298	52.79	ug/L		0.00
45) Toluene-d8 (S)	8.085	98	297673	47.62	ug/L		0.00
64) 4-Bromofluorobenzene (S)	10.810	174	82106	50.94	ug/L		0.00
Target Compounds							Qvalue
2) Dichlorodifluoromethane	1.609	85	243838	153.48	ug/L		99
3) Chloromethane	1.816	50	282362	132.39	ug/L		99
4) Vinyl Chloride	1.901	62	198758	106.57	ug/L		97
5) Bromomethane	2.260	96	138111	113.76	ug/L		98
6) Chloroethane	2.399	64	81837m	155.07	ug/L		
7) Trichlorofluoromethane	2.533	101	113686	102.57	ug/L		96
8) Ethanol	0.000		0	N.D.	d		
9) 1,1-Dichloroethene	3.087	61	382715	162.52	ug/L		88
10) Carbon Disulfide	3.099	76	654354	232.48	ug/L		99
11) Freon 113	3.135	101	259159	209.89	ug/L		86
12) Iodomethane	3.239	142	212204	199.99	ug/L		97
13) Methylene Chloride	3.719	84	271492	173.39	ug/L		92
14) Acetone	3.804	43	183564	277.50	ug/L		94
15) t-1,2-Dichloroethene	3.883	61	436083	195.24	ug/L		93
16) n-Hexane	3.962	86	63421	231.18	ug/L	#	90
17) Methyl-tert-butyl-ether	4.011	73	1002181	212.83	ug/L		99
18) tert-Butanol (TBA)	0.000		0	N.D.			
19) Diisopropyl ether (DIPE)	0.000		0	N.D.			
20) 1,1-Dichloroethane	4.516	63	505398	170.39	ug/L		98
21) Acrylonitrile	4.583	53	140934	182.36	ug/L		99
22) Ethyl-tert-butyl ether...	0.000		0	N.D.	d		
23) c-1,2-Dichloroethene	5.063	61	416968	185.54	ug/L		98
24) 2,2-Dichloropropane	5.166	77	312875	196.31	ug/L		90
25) Bromochloromethane	5.264	49	204676	137.14	ug/L		96
26) Chloroform	5.349	83	550252	216.92	ug/L		98
27) Carbon Tetrachloride	5.477	117	371319	197.62	ug/L		97

Quantitation Report (QT Reviewed)

Data Path : Y:\DATA\2020-11\0K18062\
Data File : VF20111818.D
Acq On : 19 Nov 2020 12:52 am
Operator : TNL
Sample : 0k18062-CALB
Misc : 1X 5mL 200ppb DI+MeOH
ALS Vial : 18 Sample Multiplier: 1

Quant Time: Nov 19 13:46:44 2020
Quant Method : Y:\METHODS\VF201119S.M
Quant Title : EPA 8260: Volatile Organic Compounds
QLast Update : Thu Nov 19 13:45:52 2020
Response via : Initial Calibration

Compound	R.T.	QIon	Response	Conc	Units		Dev(Min)
28) Tetrahydrofuran	5.519	42	126023	155.63	ug/L		90
29) 1,1,1-Trichloroethane	5.544	97	472026	234.33	ug/L		99
31) 1,1-Dichloropropene	5.671	75	442079	211.46	ug/L		99
32) 2-Butanone (MEK)	5.671	43	339543	300.86	ug/L		85
33) Benzene	5.927	78	1390229	203.89	ug/L		99
34) tert-Amyl methyl ether...	0.000		0	N.D.			
35) 1,2-Dichloroethane (EDC)	6.146	62	435304	190.75	ug/L		99
36) iso-Butyl Alcohol	6.231	43	464752	5261.32	ug/L		91
38) Trichloroethene (TCE)	6.547	130	354848	234.22	ug/L		99
39) tert-Amyl ethyl ether ...	0.000		0	N.D.			
40) Dibromomethane	6.997	93	206460	224.91	ug/L		89
41) 1,2-Dichloropropane	7.100	63	345310	192.20	ug/L		97
42) Bromodichloromethane	7.179	83	414440	191.27	ug/L		97
44) c-1,3-Dichloropropene	7.879	75	531463	183.88	ug/L		94
46) Toluene	8.140	91	1452821	181.89	ug/L		99
47) Tetrachloroethene (PCE)	8.590	166	325389	208.90	ug/L		94
48) 4-Methyl-2-Pentanone (...	8.590	43	682968	266.46	ug/L		93
49) t-1,3-Dichloropropene	8.633	75	487888	173.58	ug/L		97
50) 1,1,2-Trichloroethane	8.809	97	319965	198.86	ug/L		95
51) Dibromochloromethane	9.004	129	320426	198.35	ug/L		97
52) 1,3-Dichloropropane	9.101	76	576443	191.97	ug/L		92
53) 1,2-Dibromoethane (EDB)	9.235	107	336119	219.02	ug/L		100
54) 2-Hexanone	9.472	43	500391	264.36	ug/L		94
55) Chlorobenzene	9.752	112	916928	201.11	ug/L		99
56) Ethylbenzene	9.776	91	1516093	198.96	ug/L		98
57) 1,1,1,2-Tetrachloroethane	9.819	131	311205	190.76	ug/L		99
58) m,p-Xylenes (2)	9.916	91	2227333	407.97	ug/L		98
59) o-Xylene	10.299	91	1158422	210.61	ug/L		98
60) Styrene	10.348	104	935702	181.47	ug/L		99
61) Bromoform	10.372	173	213718	190.06	ug/L		98
62) Isopropylbenzene	10.567	105	1349789	213.97	ug/L		98
65) Bromobenzene	10.895	156	340501	215.35	ug/L		91
66) n-Propylbenzene	10.913	91	1482115	201.35	ug/L		98
67) 1,1,2,2-Tetrachloroethane	10.980	83	384698	200.86	ug/L		97
68) 2-Chlorotoluene	11.047	126	309114	216.91	ug/L		94
69) 1,3,5-Trimethylbenzene	11.071	105	1015537	215.77	ug/L		98
70) 1,2,3-Trichloropropane	11.090	110	126923	178.29	ug/L	#	83
71) t-1,4-Dichloro-2-butene	11.120	88	51831	171.63	ug/L	#	76

Quantitation Report (QT Reviewed)

Data Path : Y:\DATA\2020-11\0K18062\
Data File : VF20111818.D
Acq On : 19 Nov 2020 12:52 am
Operator : TNL
Sample : 0k18062-CALB
Misc : 1X 5mL 200ppb DI+MeOH
ALS Vial : 18 Sample Multiplier: 1

Quant Time: Nov 19 13:46:44 2020
Quant Method : Y:\METHODS\VF201119S.M
Quant Title : EPA 8260: Volatile Organic Compounds
QLast Update : Thu Nov 19 13:45:52 2020
Response via : Initial Calibration

Compound	R.T.	QIon	Response	Conc	Units	Dev(Min)
72) 4-Chlorotoluene	11.175	91	909702	206.50	ug/L	98
73) tert-Butylbenzene	11.321	91	541633	206.52	ug/L	94
74) 1,2,4-Trimethylbenzene	11.382	105	1021644	216.02	ug/L	99
75) sec-Butylbenzene	11.461	105	1184770	211.58	ug/L	97
76) 4-Isopropyltoluene	11.570	119	1004664	224.24	ug/L	98
77) 1,3-Dichlorobenzene	11.637	146	549931	209.37	ug/L	98
78) 1,4-Dichlorobenzene	11.704	146	551839	188.42	ug/L	97
79) n-Butylbenzene	11.886	91	813005	204.39	ug/L	98
80) 1,2-Dichlorobenzene	12.020	146	507628	205.99	ug/L	98
81) 1,2-Dibromo-3-Chloropr...	12.622	157	96798	211.02	ug/L	87
82) Hexachlorobutadiene	13.127	223	68967	199.79	ug/L	98
83) 1,2,4-Trichlorobenzene	13.157	180	294309	227.29	ug/L	97
84) Naphthalene	13.431	128	1097032	198.84	ug/L	99
85) 1,2,3-Trichlorobenzene	13.595	180	280192	225.27	ug/L	99

(#) = qualifier out of range (m) = manual integration (+) = signals summed

Quantitation Report (QT Reviewed)

Data Path : Y:\DATA\2020-11\0K18062\
Data File : VF20111818.D
Acq On : 19 Nov 2020 12:52 am
Operator : TNL
Sample : 0k18062-CALB
Misc : 1X 5mL 200ppb DI+MeOH
ALS Vial : 18 Sample Multiplier: 1

Quant Time: Nov 19 13:46:44 2020
Quant Method : Y:\METHODS\VF201119S.M
Quant Title : EPA 8260: Volatile Organic Compounds
QLast Update : Thu Nov 19 13:45:52 2020
Response via : Initial Calibration

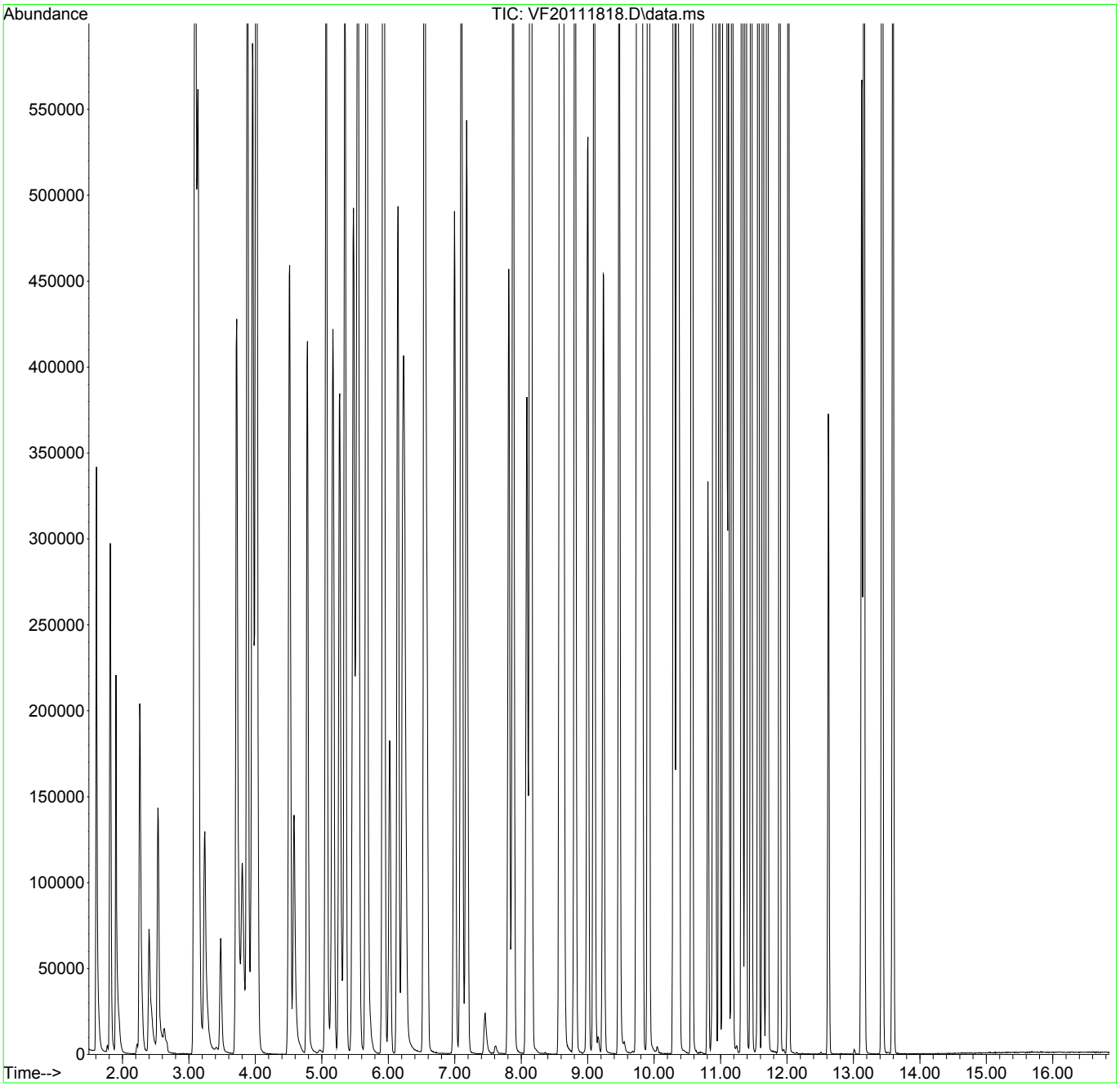

Quantitation Report (Not Reviewed)

Data Path : Y:\DATA\2020-11\0K18062\
Data File : VF20111819.D
Acq On : 19 Nov 2020 1:20 am
Operator : TNL
Sample : 0k18062-IBL6
Misc : 1X 5mL DI+MeOH
ALS Vial : 19 Sample Multiplier: 1

11/20/20 TNL

Quant Time: Nov 19 17:11:06 2020
Quant Method : Y:\METHODS\VF201119S.M
Quant Title : EPA 8260: Volatile Organic Compounds
QLast Update : Thu Nov 19 16:36:27 2020
Response via : Initial Calibration

Compound	R.T.	QIon	Response	Conc	Units		Dev(Min)
Internal Standards							
1) Pentafluorobenzene (I)	6.017	99	72591	50.00	ug/L		0.00
43) Chlorobenzene-d5 (I)	9.739	117	201830	50.00	ug/L		0.00
63) 1,4-Dichlorobenzene-d4...	11.691	152	89290	50.00	ug/L		0.00
System Monitoring Compounds							
30) Dibromofluoromethane (S)	5.531	111	63966	50.82	ug/L		0.00
37) 1,4-Difluorobenzene (S)	6.577	114	230385	51.42	ug/L		0.00
45) Toluene-d8 (S)	8.085	98	290252	50.08	ug/L		0.00
64) 4-Bromofluorobenzene (S)	10.810	174	79770	51.35	ug/L		0.00
Target Compounds							Qvalue
2) Dichlorodifluoromethane	1.596	85	785	0.70	ug/L		89
3) Chloromethane	1.797	50	467	0.32	ug/L	#	48
4) Vinyl Chloride	1.888	62	183	0.19	ug/L	#	48
5) Bromomethane	2.247	96	641	0.72	ug/L		75
7) Trichlorofluoromethane	2.509	101	186	Below Cal		#	25
9) 1,1-Dichloroethene	3.074	61	528	0.29	ug/L		90
10) Carbon Disulfide	3.092	76	3034	1.33	ug/L		97
11) Freon 113	3.129	101	1139	0.99	ug/L		89
12) Iodomethane	3.238	142	416	4.78	ug/L	#	47
13) Methylene Chloride	3.713	84	1494	1.05	ug/L	#	73
14) Acetone	3.798	43	454	1.01	ug/L	#	42
15) t-1,2-Dichloroethene	3.883	61	894	0.46	ug/L		92
16) n-Hexane	3.956	86	100	0.37	ug/L	#	65
23) c-1,2-Dichloroethene	5.069	61	297	0.16	ug/L	#	56
26) Chloroform	5.349	83	275	0.11	ug/L	#	28
27) Carbon Tetrachloride	5.464	117	479	0.36	ug/L		82
29) 1,1,1-Trichloroethane	5.531	97	373	0.19	ug/L	#	59
31) 1,1-Dichloropropene	5.677	75	1095	0.56	ug/L		97
33) Benzene	5.932	78	1263	0.19	ug/L		85
38) Trichloroethene (TCE)	6.553	130	757	0.49	ug/L	#	78
46) Toluene	8.146	91	3019	0.41	ug/L		91
47) Tetrachloroethene (PCE)	8.596	166	1412	0.98	ug/L		96
55) Chlorobenzene	9.751	112	3006	0.69	ug/L		86
56) Ethylbenzene	9.782	91	5631	0.84	ug/L		97
57) 1,1,1,2-Tetrachloroethane	9.818	131	413	0.58	ug/L	#	64
58) m,p-Xylenes (2)	9.922	91	8447	1.72	ug/L		97

Data Path : Y:\DATA\2020-11\0K18062\
Data File : VF20111819.D
Acq On : 19 Nov 2020 1:20 am
Operator : TNL
Sample : 0k18062-IBL6
Misc : 1X 5mL DI+MeOH
ALS Vial : 19 Sample Multiplier: 1

Quant Time: Nov 19 17:11:06 2020
Quant Method : Y:\METHODS\VF201119S.M
Quant Title : EPA 8260: Volatile Organic Compounds
QLast Update : Thu Nov 19 16:36:27 2020
Response via : Initial Calibration

Compound	R.T.	QIon	Response	Conc	Units	Dev(Min)
59) o-Xylene	10.299	91	3675	0.77	ug/L	97
60) Styrene	10.353	104	2137	0.58	ug/L	96
62) Isopropylbenzene	10.572	105	7085	1.28	ug/L	97
65) Bromobenzene	10.895	156	1404	0.94	ug/L	80
66) n-Propylbenzene	10.919	91	10997	1.72	ug/L	96
67) 1,1,2,2-Tetrachloroethane	10.986	83	700	0.39	ug/L	91
68) 2-Chlorotoluene	11.047	126	1716	1.34	ug/L	95
69) 1,3,5-Trimethylbenzene	11.071	105	7380	1.81	ug/L	96
72) 4-Chlorotoluene	11.181	91	5551	1.45	ug/L	99
73) tert-Butylbenzene	11.320	91	5274	2.30	ug/L	95
74) 1,2,4-Trimethylbenzene	11.381	105	7151	1.71	ug/L	93
75) sec-Butylbenzene	11.460	105	14880	3.06	ug/L	95
76) 4-Isopropyltoluene	11.570	119	11669	2.91	ug/L	98
77) 1,3-Dichlorobenzene	11.643	146	4464	1.88	ug/L	97
78) 1,4-Dichlorobenzene	11.704	146	4788	1.80	ug/L	88
79) n-Butylbenzene	11.892	91	12595	3.76	ug/L	95
80) 1,2-Dichlorobenzene	12.026	146	3756	1.66	ug/L	94
82) Hexachlorobutadiene	13.127	223	1579	5.10	ug/L	87
83) 1,2,4-Trichlorobenzene	13.163	180	4574	3.82	ug/L	96
84) Naphthalene	13.437	128	6276	1.77	ug/L	98
85) 1,2,3-Trichlorobenzene	13.595	180	4598	4.14	ug/L	95

(#) = qualifier out of range (m) = manual integration (+) = signals summed

Quantitation Report (Not Reviewed)

Data Path : Y:\DATA\2020-11\0K18062\
Data File : VF20111819.D
Acq On : 19 Nov 2020 1:20 am
Operator : TNL
Sample : 0k18062-IBL6
Misc : 1X 5mL DI+MeOH
ALS Vial : 19 Sample Multiplier: 1

Quant Time: Nov 19 17:11:06 2020
Quant Method : Y:\METHODS\VF201119S.M
Quant Title : EPA 8260: Volatile Organic Compounds
QLast Update : Thu Nov 19 16:36:27 2020
Response via : Initial Calibration

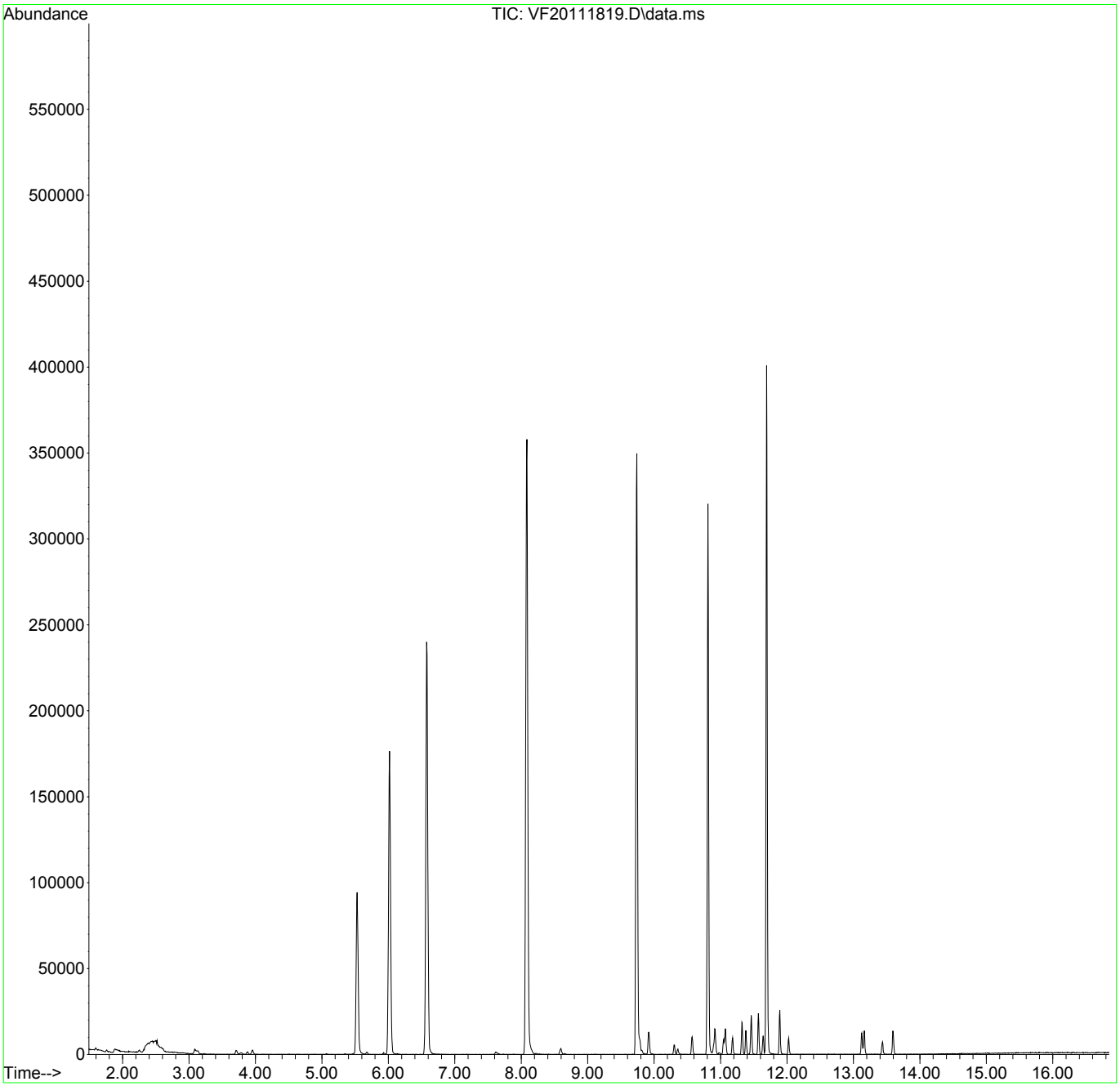

Quantitation Report (Not Reviewed)

Data Path : Y:\DATA\2020-11\0K18062\
Data File : VF20111820.D
Acq On : 19 Nov 2020 1:47 am
Operator : TNL
Sample : 0k18062-IBL7
Misc : 1X 5mL DI+MeOH 11/20/20 TNL
ALS Vial : 20 Sample Multiplier: 1

Quant Time: Nov 19 17:11:13 2020
Quant Method : Y:\METHODS\VF201119S.M
Quant Title : EPA 8260: Volatile Organic Compounds
QLast Update : Thu Nov 19 16:36:27 2020
Response via : Initial Calibration

Compound	R.T.	QIon	Response	Conc	Units		Dev(Min)
Internal Standards							
1) Pentafluorobenzene (I)	6.020	99	70412	50.00	ug/L		0.00
43) Chlorobenzene-d5 (I)	9.736	117	191884	50.00	ug/L		0.00
63) 1,4-Dichlorobenzene-d4...	11.694	152	84467	50.00	ug/L		0.00
System Monitoring Compounds							
30) Dibromofluoromethane (S)	5.534	111	59685	48.89	ug/L		0.00
37) 1,4-Difluorobenzene (S)	6.580	114	220334	50.70	ug/L		0.00
45) Toluene-d8 (S)	8.082	98	276020	50.10	ug/L		0.00
64) 4-Bromofluorobenzene (S)	10.812	174	75464	51.35	ug/L		0.00
Target Compounds							Qvalue
2) Dichlorodifluoromethane	1.605	85	246	0.23	ug/L		90
3) Chloromethane	1.812	50	278	0.19	ug/L		81
5) Bromomethane	2.256	96	425	0.49	ug/L		88
10) Carbon Disulfide	3.101	76	1027	0.46	ug/L		77
11) Freon 113	3.131	101	311	0.28	ug/L	#	80
12) Iodomethane	3.235	142	242	4.58	ug/L	#	47
13) Methylene Chloride	3.715	84	1543	1.11	ug/L		90
14) Acetone	3.794	43	516	1.19	ug/L	#	42
15) t-1,2-Dichloroethene	3.879	61	230	0.12	ug/L	#	67
31) 1,1-Dichloropropene	5.679	75	298	0.16	ug/L	#	41
38) Trichloroethene (TCE)	6.555	130	125	0.08	ug/L	#	68
46) Toluene	8.149	91	680	0.10	ug/L		93
47) Tetrachloroethene (PCE)	8.599	166	452	0.33	ug/L		90
55) Chlorobenzene	9.754	112	635	0.15	ug/L	#	56
56) Ethylbenzene	9.784	91	1363	0.21	ug/L		93
58) m,p-Xylenes (2)	9.924	91	2122	0.46	ug/L		91
59) o-Xylene	10.301	91	808	0.18	ug/L		92
60) Styrene	10.362	104	335	0.10	ug/L	#	41
62) Isopropylbenzene	10.575	105	1729	0.33	ug/L		97
65) Bromobenzene	10.897	156	249	0.18	ug/L		92
66) n-Propylbenzene	10.922	91	3023	0.50	ug/L		97
68) 2-Chlorotoluene	11.049	126	435	0.36	ug/L	#	80
69) 1,3,5-Trimethylbenzene	11.074	105	1845	0.48	ug/L		97
72) 4-Chlorotoluene	11.183	91	1676	0.46	ug/L		89
73) tert-Butylbenzene	11.323	91	1364	0.63	ug/L		85
74) 1,2,4-Trimethylbenzene	11.384	105	1707	0.43	ug/L		98

Data Path : Y:\DATA\2020-11\0K18062\
Data File : VF20111820.D
Acq On : 19 Nov 2020 1:47 am
Operator : TNL
Sample : 0k18062-IBL7
Misc : 1X 5mL DI+MeOH
ALS Vial : 20 Sample Multiplier: 1

Quant Time: Nov 19 17:11:13 2020
Quant Method : Y:\METHODS\VF201119S.M
Quant Title : EPA 8260: Volatile Organic Compounds
QLast Update : Thu Nov 19 16:36:27 2020
Response via : Initial Calibration

Compound	R.T.	QIon	Response	Conc	Units	Dev(Min)
75) sec-Butylbenzene	11.463	105	3950	0.86	ug/L	97
76) 4-Isopropyltoluene	11.572	119	3072	0.81	ug/L	96
77) 1,3-Dichlorobenzene	11.639	146	1255	0.56	ug/L	89
78) 1,4-Dichlorobenzene	11.706	146	1504	0.60	ug/L	77
79) n-Butylbenzene	11.889	91	3896	1.23	ug/L	93
80) 1,2-Dichlorobenzene	12.028	146	1075	0.50	ug/L	93
82) Hexachlorobutadiene	13.123	223	764	2.61	ug/L	84
83) 1,2,4-Trichlorobenzene	13.166	180	1350	1.19	ug/L	92
84) Naphthalene	13.433	128	1443	0.59	ug/L	78
85) 1,2,3-Trichlorobenzene	13.597	180	1188	1.13	ug/L	94

(#) = qualifier out of range (m) = manual integration (+) = signals summed

Quantitation Report (Not Reviewed)

Data Path : Y:\DATA\2020-11\0K18062\
Data File : VF20111820.D
Acq On : 19 Nov 2020 1:47 am
Operator : TNL
Sample : 0k18062-IBL7
Misc : 1X 5mL DI+MeOH
ALS Vial : 20 Sample Multiplier: 1

Quant Time: Nov 19 17:11:13 2020
Quant Method : Y:\METHODS\VF201119S.M
Quant Title : EPA 8260: Volatile Organic Compounds
QLast Update : Thu Nov 19 16:36:27 2020
Response via : Initial Calibration

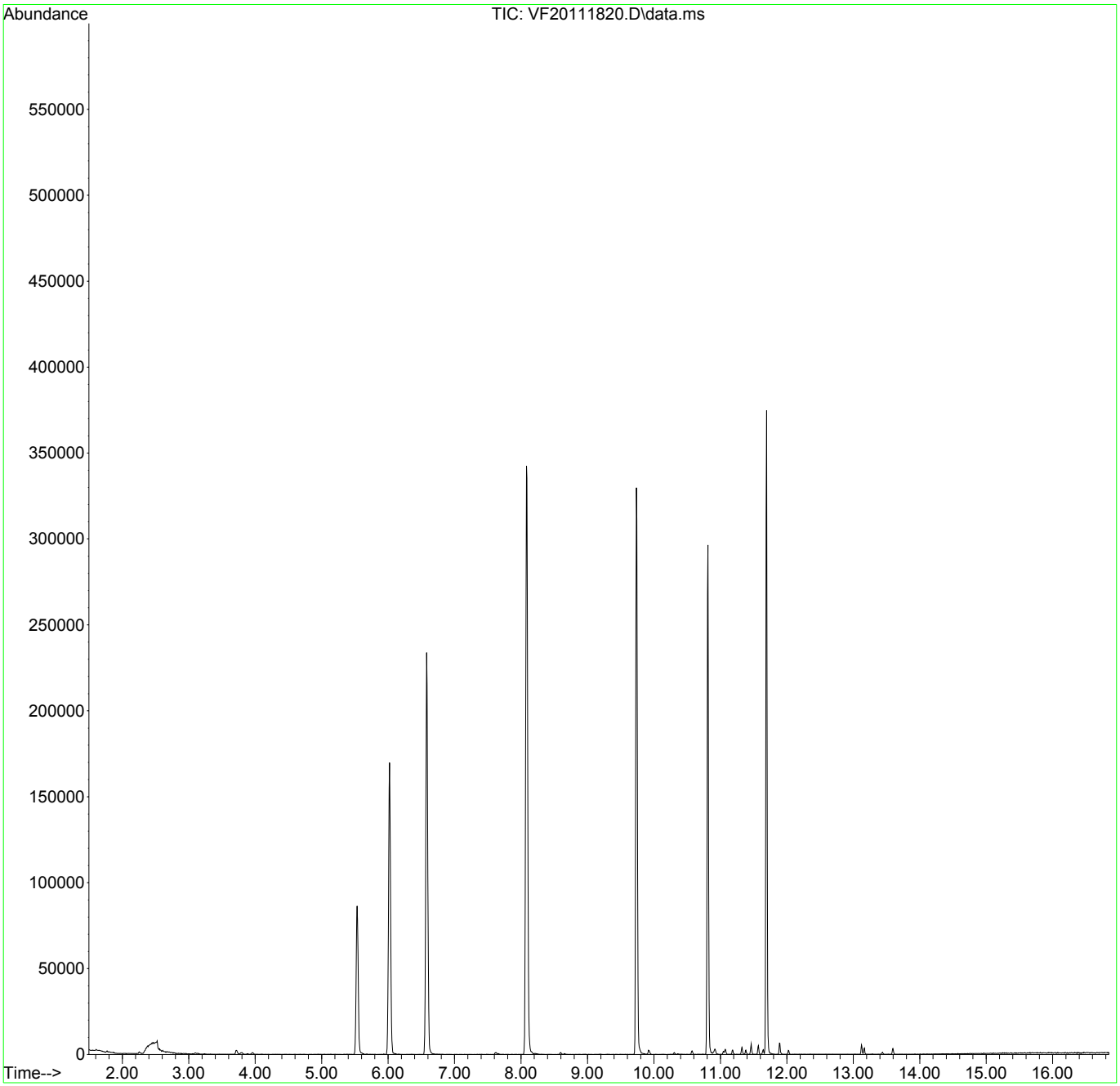

Quantitation Report (Not Reviewed)

Data Path : Y:\DATA\2020-11\0K18062\
Data File : VF20111821.D
Acq On : 19 Nov 2020 2:14 am
Operator : TNL
Sample : 0k18062-ICV1
Misc : 1X 5mL 20ppb DI+MeOH
ALS Vial : 21 Sample Multiplier: 1

11/20/20 TNL

Quant Time: Nov 19 17:11:19 2020
Quant Method : Y:\METHODS\VF201119S.M
Quant Title : EPA 8260: Volatile Organic Compounds
QLast Update : Thu Nov 19 16:36:27 2020
Response via : Initial Calibration

Compound	R.T.	QIon	Response	Conc	Units		Dev(Min)
Internal Standards							
1) Pentafluorobenzene (I)	6.019	99	73638	50.00	ug/L		0.00
43) Chlorobenzene-d5 (I)	9.735	117	202330	50.00	ug/L		0.00
63) 1,4-Dichlorobenzene-d4...	11.693	152	93625	50.00	ug/L		0.00
System Monitoring Compounds							
30) Dibromofluoromethane (S)	5.532	111	65744	51.49	ug/L		0.00
37) 1,4-Difluorobenzene (S)	6.579	114	227412	50.04	ug/L		0.00
45) Toluene-d8 (S)	8.081	98	289572	49.84	ug/L		0.00
64) 4-Bromofluorobenzene (S)	10.811	174	82356	50.56	ug/L		0.00
Target Compounds							Qvalue
2) Dichlorodifluoromethane	1.604	85	30361	26.62	ug/L		98
3) Chloromethane	1.811	50	30704	20.46	ug/L		98
4) Vinyl Chloride	1.896	62	21048	21.04	ug/L		100
5) Bromomethane	2.255	96	14326	15.75	ug/L		95
6) Chloroethane	2.382	64	7224	19.31	ug/L		82
7) Trichlorofluoromethane	2.522	101	18338	32.41	ug/L		99
8) Ethanol	3.173	45	15429	882.91	ug/L		85
9) 1,1-Dichloroethene	3.082	61	34867	19.18	ug/L		88
10) Carbon Disulfide	3.100	76	50605	21.79	ug/L		99
11) Freon 113	3.130	101	24666	21.13	ug/L		84
12) Iodomethane	3.234	142	10579	16.93	ug/L		91
13) Methylene Chloride	3.714	84	26993	18.64	ug/L		93
14) Acetone	3.793	43	13098	28.82	ug/L		96
15) t-1,2-Dichloroethene	3.878	61	38623	19.64	ug/L		96
16) n-Hexane	3.957	86	5653	20.49	ug/L	#	83
17) Methyl-tert-butyl-ether	4.012	73	88091	19.81	ug/L		99
18) tert-Butanol (TBA)	4.170	59	225182	1216.30	ug/L	#	97
19) Diisopropyl ether (DIPE)	4.401	45	20104	4.66	ug/L		96
20) 1,1-Dichloroethane	4.511	63	51892	19.65	ug/L		98
21) Acrylonitrile	4.584	53	9353	14.50	ug/L		98
22) Ethyl-tert-butyl ether...	4.772	59	20700	4.81	ug/L		95
23) c-1,2-Dichloroethene	5.064	61	39470	20.67	ug/L		97
24) 2,2-Dichloropropane	5.168	77	24402	19.07	ug/L		96
25) Bromochloromethane	5.265	49	19564	19.12	ug/L		86
26) Chloroform	5.350	83	51356	19.87	ug/L		98
27) Carbon Tetrachloride	5.472	117	28288	20.84	ug/L		98

Quantitation Report (Not Reviewed)

Data Path : Y:\DATA\2020-11\0K18062\
Data File : VF20111821.D
Acq On : 19 Nov 2020 2:14 am
Operator : TNL
Sample : 0k18062-ICV1
Misc : 1X 5mL 20ppb DI+MeOH
ALS Vial : 21 Sample Multiplier: 1

Quant Time: Nov 19 17:11:19 2020
Quant Method : Y:\METHODS\VF201119S.M
Quant Title : EPA 8260: Volatile Organic Compounds
QLast Update : Thu Nov 19 16:36:27 2020
Response via : Initial Calibration

Compound	R.T.	QIon	Response	Conc	Units		Dev(Min)
28) Tetrahydrofuran	5.520	42	8309	13.43	ug/L		86
29) 1,1,1-Trichloroethane	5.545	97	40942	20.87	ug/L		97
31) 1,1-Dichloropropene	5.672	75	40272	20.16	ug/L		99
32) 2-Butanone (MEK)	5.666	43	22481	27.19	ug/L		88
33) Benzene	5.928	78	132731	19.60	ug/L		99
34) tert-Amyl methyl ether...	6.056	73	18393	4.74	ug/L		96
35) 1,2-Dichloroethane (EDC)	6.141	62	40648	19.21	ug/L		99
36) iso-Butyl Alcohol	6.214	43	38114	473.19	ug/L		94
38) Trichloroethene (TCE)	6.548	130	32512	20.91	ug/L		99
39) tert-Amyl ethyl ether ...	6.797	59	14015	5.12	ug/L		95
40) Dibromomethane	6.998	93	17858	19.63	ug/L		89
41) 1,2-Dichloropropane	7.101	63	31983	19.83	ug/L		95
42) Bromodichloromethane	7.181	83	32281	21.71	ug/L		98
44) c-1,3-Dichloropropene	7.880	75	40807	19.25	ug/L		96
46) Toluene	8.141	91	139049	19.01	ug/L		99
47) Tetrachloroethene (PCE)	8.591	166	30178	20.93	ug/L		98
48) 4-Methyl-2-Pentanone (...	8.591	43	65657	40.38	ug/L		95
49) t-1,3-Dichloropropene	8.634	75	36361	19.02	ug/L		97
50) 1,1,2-Trichloroethane	8.810	97	29974	20.42	ug/L		94
51) Dibromochloromethane	8.999	129	23266	19.26	ug/L		99
52) 1,3-Dichloropropane	9.096	76	53891	20.17	ug/L		96
53) 1,2-Dibromoethane (EDB)	9.236	107	29734	20.87	ug/L		98
54) 2-Hexanone	9.473	43	42681	38.80	ug/L		96
55) Chlorobenzene	9.753	112	86801	19.81	ug/L		99
56) Ethylbenzene	9.777	91	142209	21.10	ug/L		98
57) 1,1,1,2-Tetrachloroethane	9.814	131	25788	20.04	ug/L		96
58) m,p-Xylenes (2)	9.917	91	209075	42.52	ug/L		97
59) o-Xylene	10.300	91	104613	21.78	ug/L		98
60) Styrene	10.349	104	81860	22.04	ug/L		99
61) Bromoform	10.373	173	15231	18.70	ug/L		99
62) Isopropylbenzene	10.568	105	122782	22.07	ug/L		99
65) Bromobenzene	10.896	156	32877	21.03	ug/L		94
66) n-Propylbenzene	10.914	91	138169	20.66	ug/L		97
67) 1,1,2,2-Tetrachloroethane	10.981	83	38079	19.98	ug/L		99
68) 2-Chlorotoluene	11.042	126	28848	21.45	ug/L	#	85
69) 1,3,5-Trimethylbenzene	11.073	105	95224	22.26	ug/L		98
70) 1,2,3-Trichloropropane	11.085	110	13299	20.17	ug/L	#	79
71) t-1,4-Dichloro-2-butene	11.121	88	3567	18.64	ug/L	#	90

Data Path : Y:\DATA\2020-11\0K18062\
Data File : VF20111821.D
Acq On : 19 Nov 2020 2:14 am
Operator : TNL
Sample : 0k18062-ICV1
Misc : 1X 5mL 20ppb DI+MeOH
ALS Vial : 21 Sample Multiplier: 1

Quant Time: Nov 19 17:11:19 2020
Quant Method : Y:\METHODS\VF201119S.M
Quant Title : EPA 8260: Volatile Organic Compounds
QLast Update : Thu Nov 19 16:36:27 2020
Response via : Initial Calibration

Compound	R.T.	QIon	Response	Conc	Units	Dev(Min)
72) 4-Chlorotoluene	11.176	91	85701	21.32	ug/L	99
73) tert-Butylbenzene	11.322	91	51301	21.37	ug/L	94
74) 1,2,4-Trimethylbenzene	11.377	105	96190	21.90	ug/L	99
75) sec-Butylbenzene	11.462	105	111502	21.90	ug/L	97
76) 4-Isopropyltoluene	11.571	119	92442	22.02	ug/L	97
77) 1,3-Dichlorobenzene	11.638	146	54394	21.86	ug/L	99
78) 1,4-Dichlorobenzene	11.705	146	55627	19.98	ug/L	99
79) n-Butylbenzene	11.887	91	76922	21.90	ug/L	97
80) 1,2-Dichlorobenzene	12.021	146	49603	20.95	ug/L	95
81) 1,2-Dibromo-3-Chloropr...	12.629	157	6554	19.82	ug/L	91
82) Hexachlorobutadiene	13.128	223	7245	22.32	ug/L	97
83) 1,2,4-Trichlorobenzene	13.159	180	26368	21.02	ug/L	99
84) Naphthalene	13.432	128	85382	19.97	ug/L	98
85) 1,2,3-Trichlorobenzene	13.596	180	25149	21.57	ug/L	98

(#) = qualifier out of range (m) = manual integration (+) = signals summed

Quantitation Report (Not Reviewed)

Data Path : Y:\DATA\2020-11\0K18062\
Data File : VF20111821.D
Acq On : 19 Nov 2020 2:14 am
Operator : TNL
Sample : 0k18062-ICV1
Misc : 1X 5mL 20ppb DI+MeOH
ALS Vial : 21 Sample Multiplier: 1

Quant Time: Nov 19 17:11:19 2020
Quant Method : Y:\METHODS\VF201119S.M
Quant Title : EPA 8260: Volatile Organic Compounds
QLast Update : Thu Nov 19 16:36:27 2020
Response via : Initial Calibration

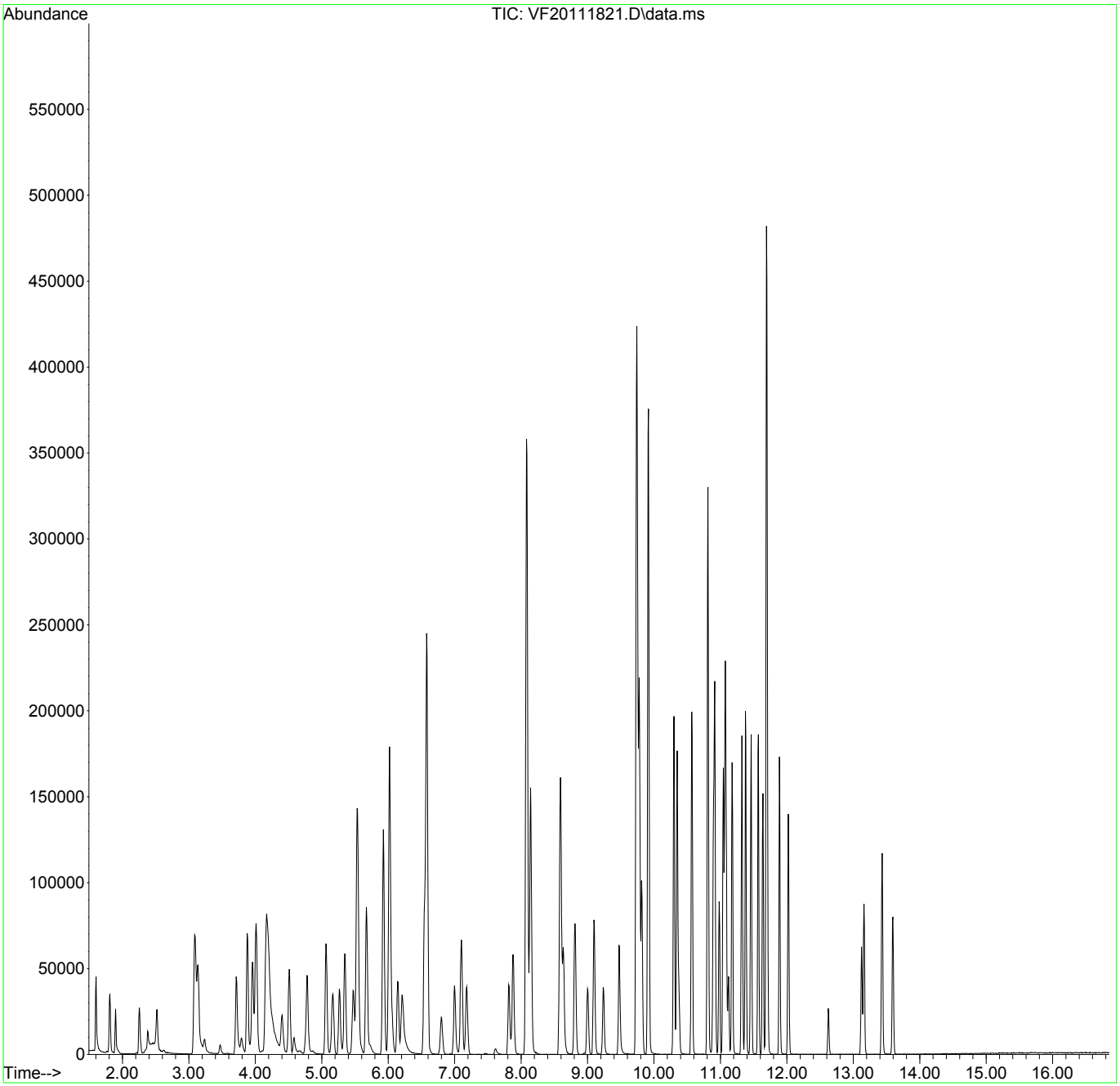

Quantitation Report (Qedit)

Data Path : Y:\DATA\2020-11\0K18062\
Data File : VF20111821.D
Acq On : 19 Nov 2020 2:14 am
Operator : TNL
Sample : 0k18062-ICV1
Misc : 1X 5mL 20ppb DI+MeOH
ALS Vial : 21 Sample Multiplier: 1

Quant Time: Nov 19 17:11:19 2020
Quant Method : Y:\METHODS\VF201119S.M
Quant Title : EPA 8260: Volatile Organic Compounds
QLast Update : Thu Nov 19 16:36:27 2020
Response via : Initial Calibration

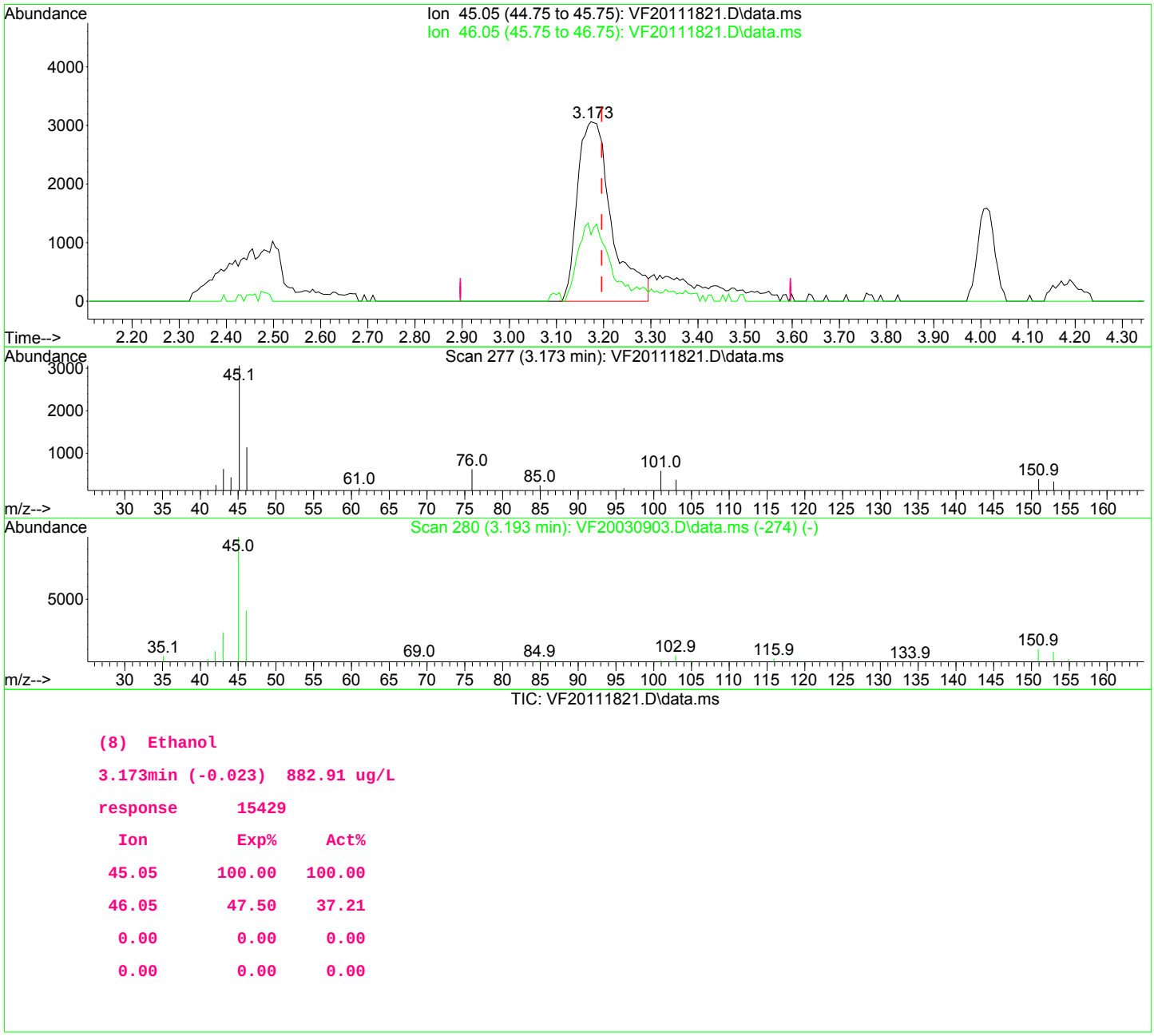

TIC: VF20111821.D\data.ms

(8) Ethanol

3.173min (-0.023) 882.91 ug/L

response 15429

Ion	Exp%	Act%
45.05	100.00	100.00
46.05	47.50	37.21
0.00	0.00	0.00
0.00	0.00	0.00

Quantitation Report (Qedit)

Data Path : Y:\DATA\2020-11\0K18062\
Data File : VF20111821.D
Acq On : 19 Nov 2020 2:14 am
Operator : TNL
Sample : 0k18062-ICV1
Misc : 1X 5mL 20ppb DI+MeOH
ALS Vial : 21 Sample Multiplier: 1

Quant Time: Nov 19 17:11:19 2020
Quant Method : Y:\METHODS\VF201119S.M
Quant Title : EPA 8260: Volatile Organic Compounds
QLast Update : Thu Nov 19 16:36:27 2020
Response via : Initial Calibration

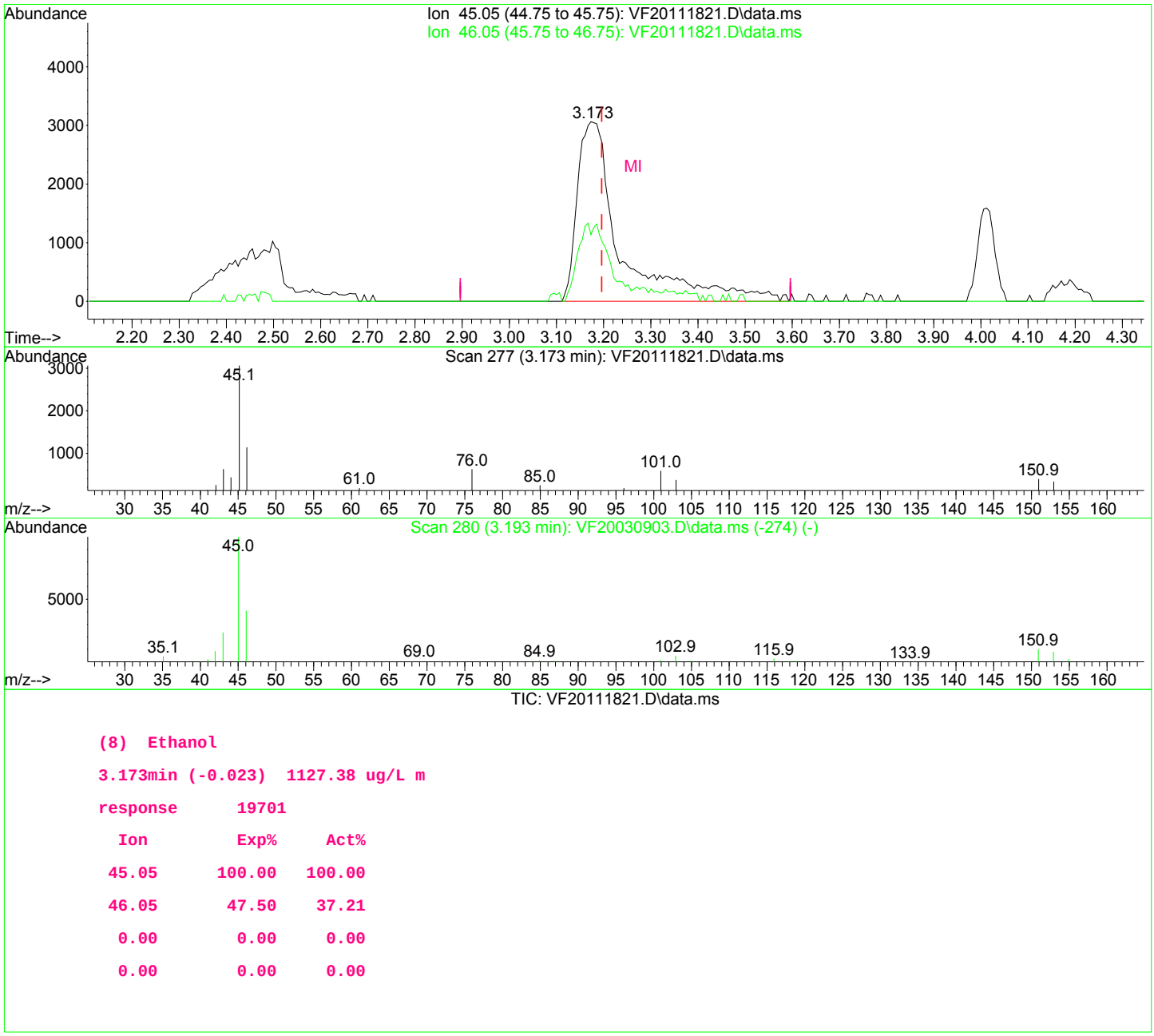

TIC: VF20111821.D\data.ms

(8) Ethanol

3.173min (-0.023) 1127.38 ug/L m

response 19701

Ion	Exp%	Act%
45.05	100.00	100.00
46.05	47.50	37.21
0.00	0.00	0.00
0.00	0.00	0.00

Quantitation Report (Qedit)

Data Path : Y:\DATA\2020-11\0K18062\
Data File : VF20111821.D
Acq On : 19 Nov 2020 2:14 am
Operator : TNL
Sample : 0k18062-ICV1
Misc : 1X 5mL 20ppb DI+MeOH
ALS Vial : 21 Sample Multiplier: 1

Quant Time: Nov 19 17:11:19 2020
Quant Method : Y:\METHODS\VF201119S.M
Quant Title : EPA 8260: Volatile Organic Compounds
QLast Update : Thu Nov 19 16:36:27 2020
Response via : Initial Calibration

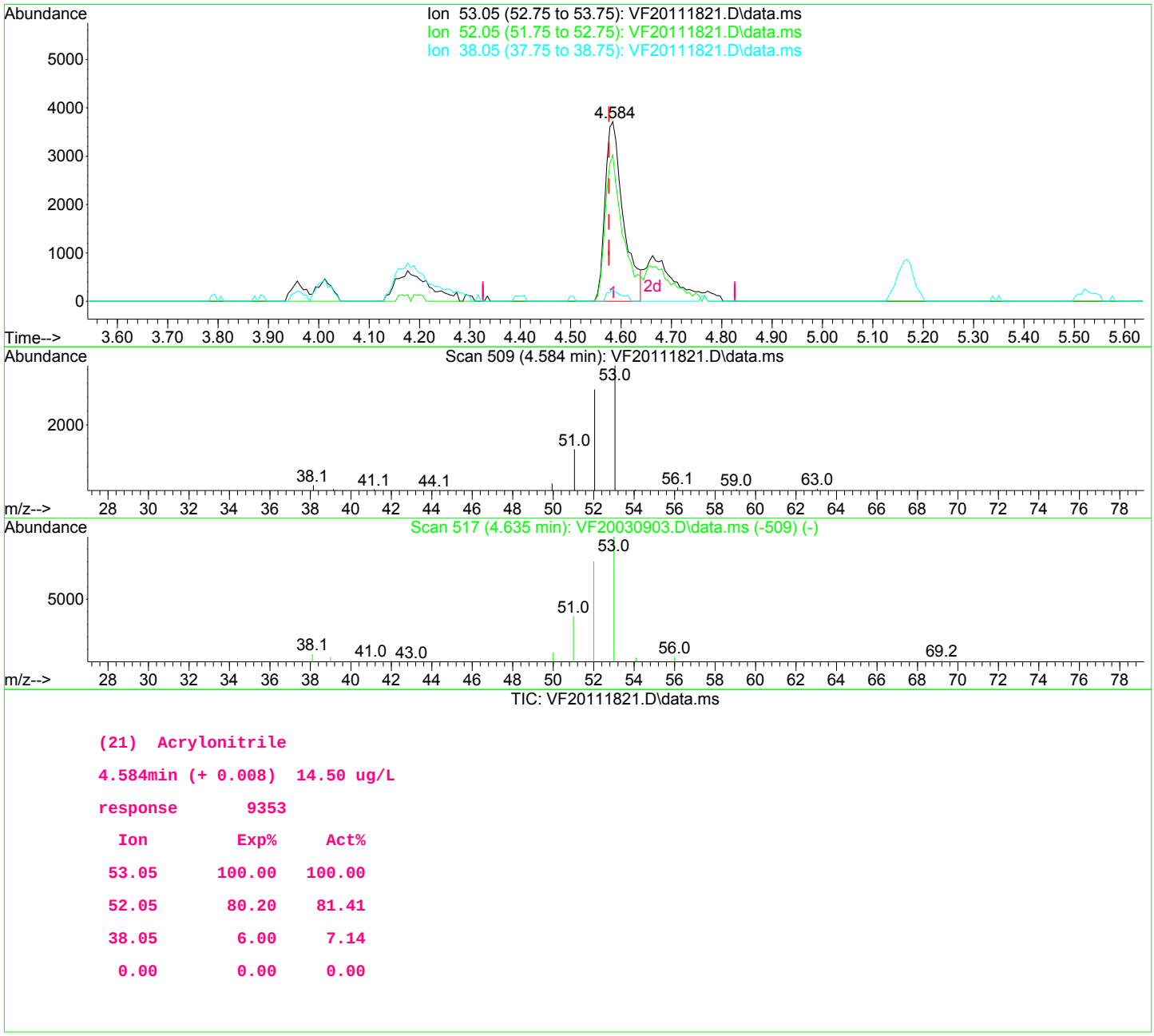

TIC: VF20111821.D\data.ms

(21) Acrylonitrile

4.584min (+ 0.008) 14.50 ug/L

response 9353

Ion	Exp%	Act%
53.05	100.00	100.00
52.05	80.20	81.41
38.05	6.00	7.14
0.00	0.00	0.00

Quantitation Report (Qedit)

Data Path : Y:\DATA\2020-11\0K18062\
Data File : VF20111821.D
Acq On : 19 Nov 2020 2:14 am
Operator : TNL
Sample : 0k18062-ICV1
Misc : 1X 5mL 20ppb DI+MeOH
ALS Vial : 21 Sample Multiplier: 1

Quant Time: Nov 19 17:11:19 2020
Quant Method : Y:\METHODS\VF201119S.M
Quant Title : EPA 8260: Volatile Organic Compounds
QLast Update : Thu Nov 19 16:36:27 2020
Response via : Initial Calibration

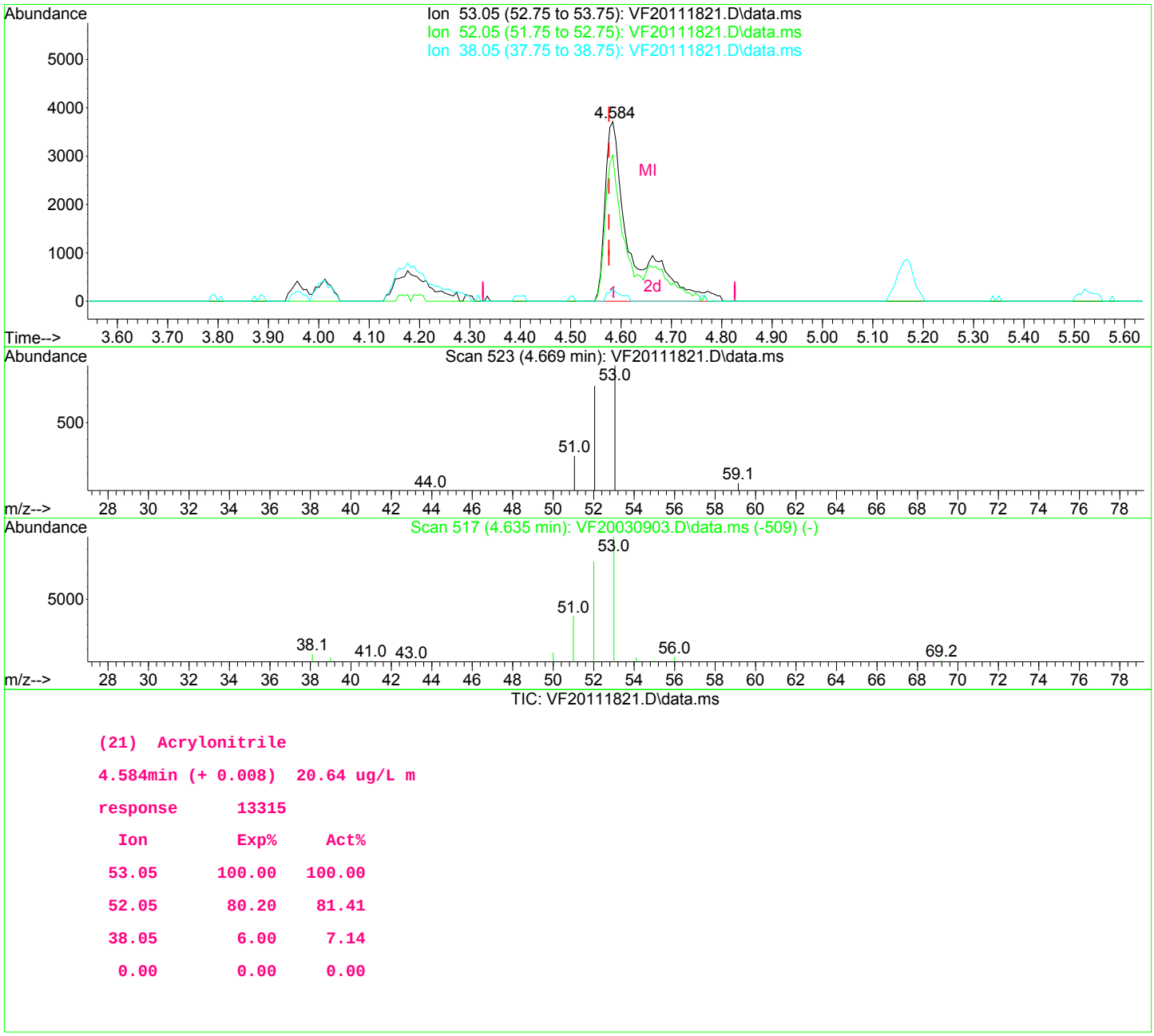

TIC: VF20111821.D\data.ms

(21) Acrylonitrile

4.584min (+ 0.008) 20.64 ug/L m

response 13315

Ion	Exp%	Act%
53.05	100.00	100.00
52.05	80.20	81.41
38.05	6.00	7.14
0.00	0.00	0.00

Quantitation Report (Qedit)

Data Path : Y:\DATA\2020-11\0K18062\
Data File : VF20111821.D
Acq On : 19 Nov 2020 2:14 am
Operator : TNL
Sample : 0k18062-ICV1
Misc : 1X 5mL 20ppb DI+MeOH
ALS Vial : 21 Sample Multiplier: 1

Quant Time: Nov 19 17:11:19 2020
Quant Method : Y:\METHODS\VF201119S.M
Quant Title : EPA 8260: Volatile Organic Compounds
QLast Update : Thu Nov 19 16:36:27 2020
Response via : Initial Calibration

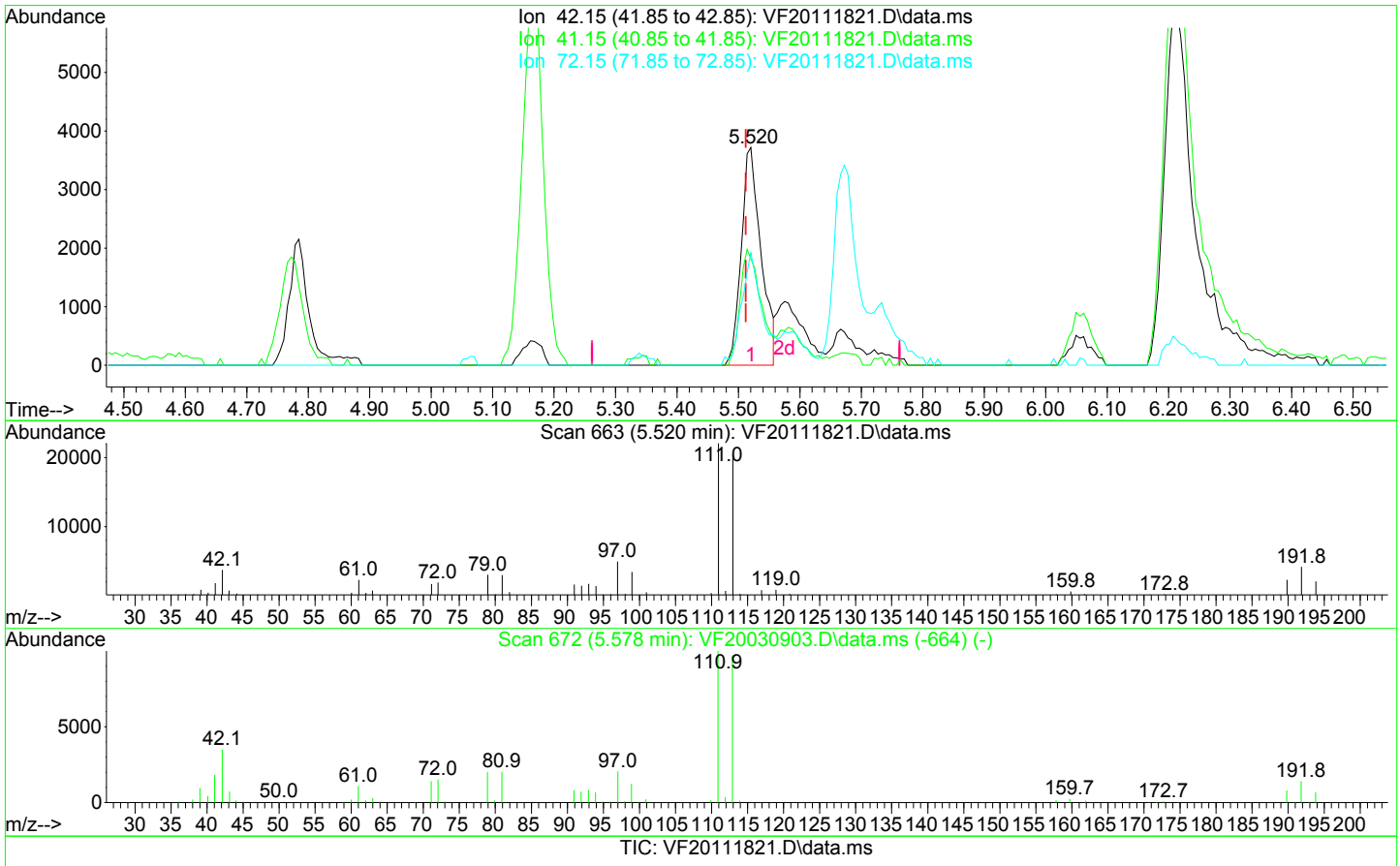

TIC: VF20111821.D\data.ms

(28) Tetrahydrofuran

5.520min (+ 0.008) 13.43 ug/L

response 8309

Ion	Exp%	Act%
42.15	100.00	100.00
41.15	59.60	48.92
72.15	42.90	51.64
0.00	0.00	0.00

Quantitation Report (Qedit)

Data Path : Y:\DATA\2020-11\0K18062\
Data File : VF20111821.D
Acq On : 19 Nov 2020 2:14 am
Operator : TNL
Sample : 0k18062-ICV1
Misc : 1X 5mL 20ppb DI+MeOH
ALS Vial : 21 Sample Multiplier: 1

Quant Time: Nov 19 17:11:19 2020
Quant Method : Y:\METHODS\VF201119S.M
Quant Title : EPA 8260: Volatile Organic Compounds
QLast Update : Thu Nov 19 16:36:27 2020
Response via : Initial Calibration

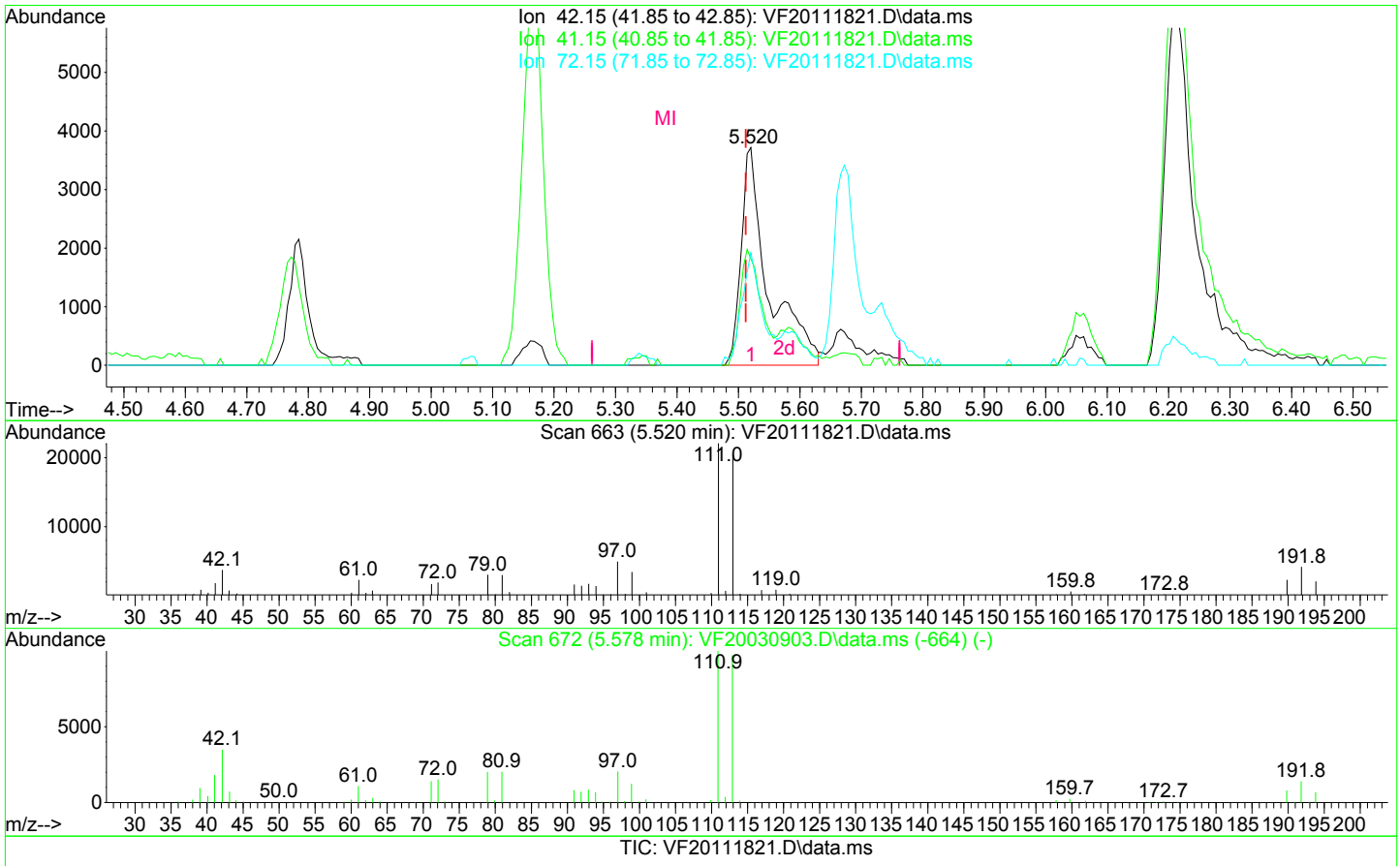

TIC: VF20111821.D\data.ms

(28) Tetrahydrofuran

5.520min (+ 0.008) 18.50 ug/L m

response 11451

Ion	Exp%	Act%
42.15	100.00	100.00
41.15	59.60	48.92
72.15	42.90	51.64
0.00	0.00	0.00

Quantitation Report (Qedit)

Data Path : Y:\DATA\2020-11\0K18062\
Data File : VF20111821.D
Acq On : 19 Nov 2020 2:14 am
Operator : TNL
Sample : 0k18062-ICV1
Misc : 1X 5mL 20ppb DI+MeOH
ALS Vial : 21 Sample Multiplier: 1

Quant Time: Nov 19 17:11:19 2020
Quant Method : Y:\METHODS\VF201119S.M
Quant Title : EPA 8260: Volatile Organic Compounds
QLast Update : Thu Nov 19 16:36:27 2020
Response via : Initial Calibration

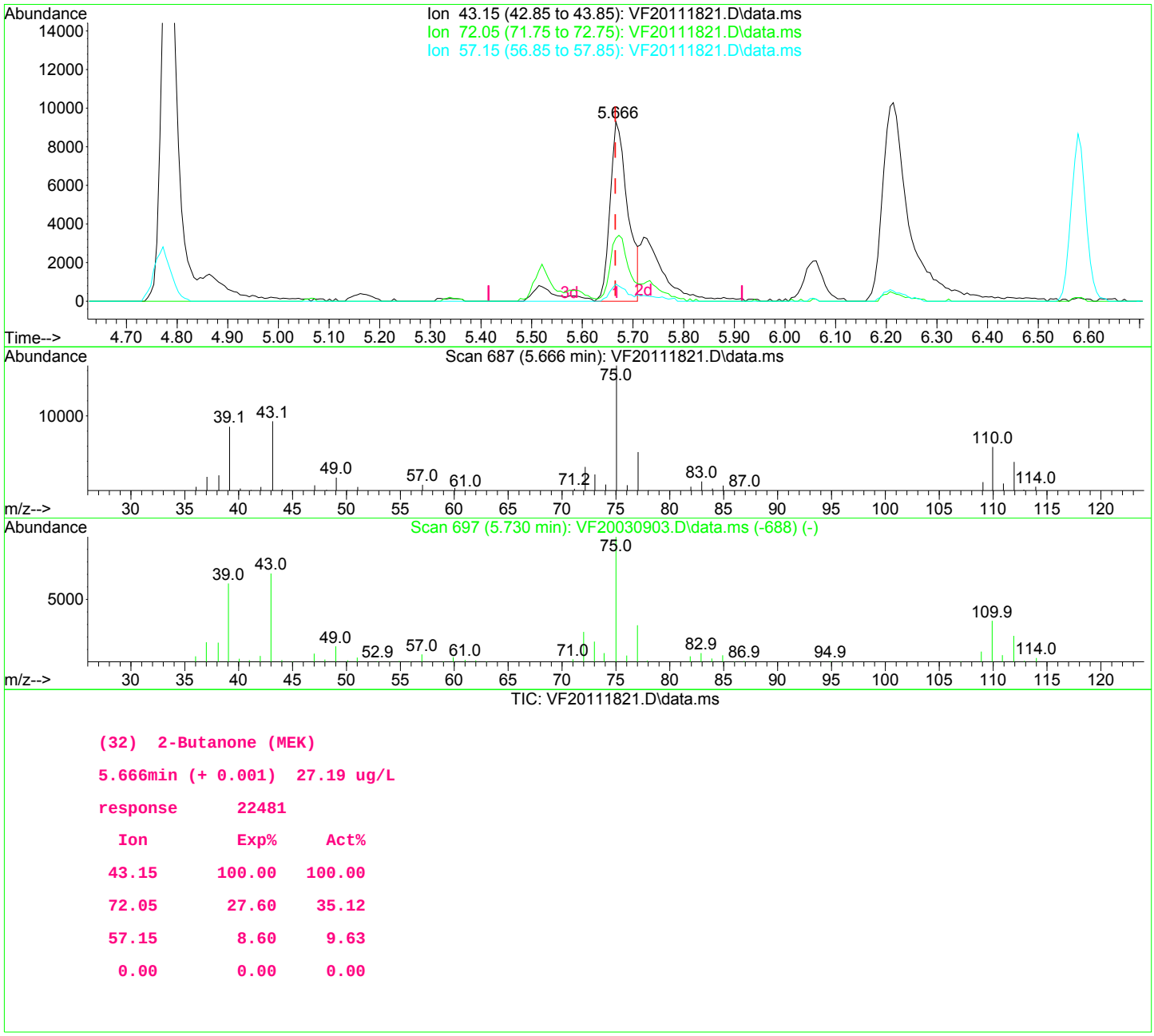

TIC: VF20111821.D\data.ms

(32) 2-Butanone (MEK)

5.666min (+ 0.001) 27.19 ug/L

response 22481

Ion	Exp%	Act%
43.15	100.00	100.00
72.05	27.60	35.12
57.15	8.60	9.63
0.00	0.00	0.00

Quantitation Report (Qedit)

Data Path : Y:\DATA\2020-11\0K18062\
Data File : VF20111821.D
Acq On : 19 Nov 2020 2:14 am
Operator : TNL
Sample : 0k18062-ICV1
Misc : 1X 5mL 20ppb DI+MeOH
ALS Vial : 21 Sample Multiplier: 1

Quant Time: Nov 19 17:11:19 2020
Quant Method : Y:\METHODS\VF201119S.M
Quant Title : EPA 8260: Volatile Organic Compounds
QLast Update : Thu Nov 19 16:36:27 2020
Response via : Initial Calibration

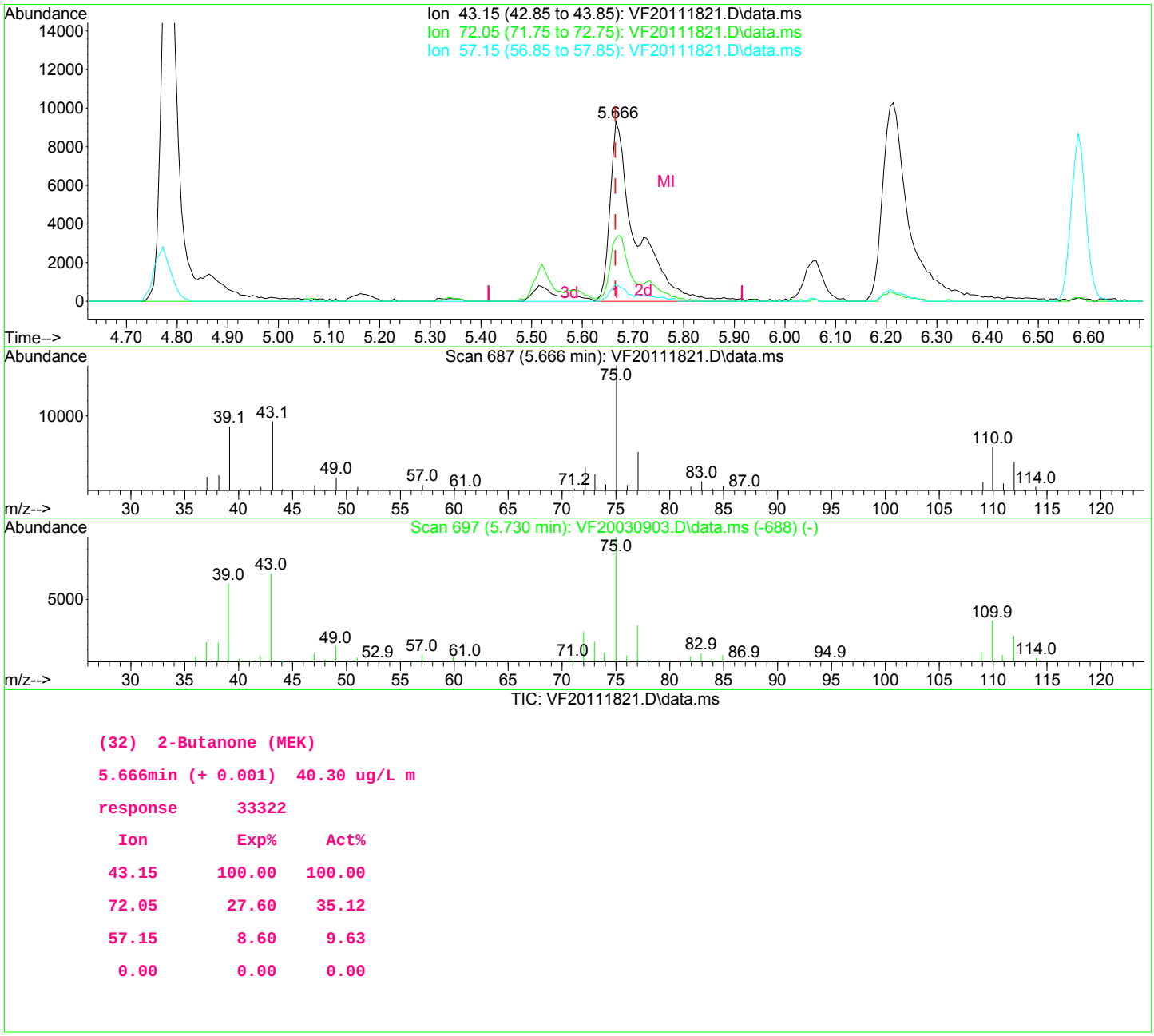

TIC: VF20111821.D\data.ms

(32) 2-Butanone (MEK)

5.666min (+ 0.001) 40.30 ug/L m

response 33322

Ion	Exp%	Act%
43.15	100.00	100.00
72.05	27.60	35.12
57.15	8.60	9.63
0.00	0.00	0.00

Quantitation Report (QT Reviewed)

Data Path : Y:\DATA\2020-11\0K18062\
Data File : VF20111821.D
Acq On : 19 Nov 2020 2:14 am
Operator : TNL
Sample : 0k18062-ICV1 11/20/20 TNL
Misc : 1X 5mL 20ppb DI+MeOH
ALS Vial : 21 Sample Multiplier: 1

Quant Time: Nov 19 17:17:05 2020
Quant Method : Y:\METHODS\VF201119S.M
Quant Title : EPA 8260: Volatile Organic Compounds
QLast Update : Thu Nov 19 16:36:27 2020
Response via : Initial Calibration

Compound	R.T.	QIon	Response	Conc	Units		Dev(Min)
Internal Standards							
1) Pentafluorobenzene (I)	6.019	99	73638	50.00	ug/L		0.00
43) Chlorobenzene-d5 (I)	9.735	117	202330	50.00	ug/L		0.00
63) 1,4-Dichlorobenzene-d4...	11.693	152	93625	50.00	ug/L		0.00
System Monitoring Compounds							
30) Dibromofluoromethane (S)	5.532	111	65744	51.49	ug/L		0.00
37) 1,4-Difluorobenzene (S)	6.579	114	227412	50.04	ug/L		0.00
45) Toluene-d8 (S)	8.081	98	289572	49.84	ug/L		0.00
64) 4-Bromofluorobenzene (S)	10.811	174	82356	50.56	ug/L		0.00
Target Compounds							Qvalue
2) Dichlorodifluoromethane	1.604	85	30361	26.62	ug/L		98
3) Chloromethane	1.811	50	30704	20.46	ug/L		98
4) Vinyl Chloride	1.896	62	21048	21.04	ug/L		100
5) Bromomethane	2.255	96	14326	15.75	ug/L		95
6) Chloroethane	2.382	64	7224	19.31	ug/L		82
7) Trichlorofluoromethane	2.522	101	18338	32.41	ug/L		99
8) Ethanol	3.173	45	19701m	1127.38	ug/L		
9) 1,1-Dichloroethene	3.082	61	34867	19.18	ug/L		88
10) Carbon Disulfide	3.100	76	50605	21.79	ug/L		99
11) Freon 113	3.130	101	24666	21.13	ug/L		84
12) Iodomethane	3.234	142	10579	16.93	ug/L		91
13) Methylene Chloride	3.714	84	26993	18.64	ug/L		93
14) Acetone	3.793	43	13098	28.82	ug/L		96
15) t-1,2-Dichloroethene	3.878	61	38623	19.64	ug/L		96
16) n-Hexane	3.957	86	5653	20.49	ug/L	#	83
17) Methyl-tert-butyl-ether	4.012	73	88091	19.81	ug/L		99
18) tert-Butanol (TBA)	4.170	59	225182	1216.30	ug/L	#	97
19) Diisopropyl ether (DIPE)	4.401	45	20104	4.66	ug/L		96
20) 1,1-Dichloroethane	4.511	63	51892	19.65	ug/L		98
21) Acrylonitrile	4.584	53	13315m	20.64	ug/L		
22) Ethyl-tert-butyl ether...	4.772	59	20700	4.81	ug/L		95
23) c-1,2-Dichloroethene	5.064	61	39470	20.67	ug/L		97
24) 2,2-Dichloropropane	5.168	77	24402	19.07	ug/L		96
25) Bromochloromethane	5.265	49	19564	19.12	ug/L		86
26) Chloroform	5.350	83	51356	19.87	ug/L		98
27) Carbon Tetrachloride	5.472	117	28288	20.84	ug/L		98

Quantitation Report (QT Reviewed)

Data Path : Y:\DATA\2020-11\0K18062\
Data File : VF20111821.D
Acq On : 19 Nov 2020 2:14 am
Operator : TNL
Sample : 0k18062-ICV1
Misc : 1X 5mL 20ppb DI+MeOH
ALS Vial : 21 Sample Multiplier: 1

Quant Time: Nov 19 17:17:05 2020
Quant Method : Y:\METHODS\VF201119S.M
Quant Title : EPA 8260: Volatile Organic Compounds
QLast Update : Thu Nov 19 16:36:27 2020
Response via : Initial Calibration

Compound	R.T.	QIon	Response	Conc	Units		Dev(Min)
28) Tetrahydrofuran	5.520	42	11451m	18.50	ug/L		
29) 1,1,1-Trichloroethane	5.545	97	40942	20.87	ug/L		97
31) 1,1-Dichloropropene	5.672	75	40272	20.16	ug/L		99
32) 2-Butanone (MEK)	5.666	43	33322m	40.30	ug/L		
33) Benzene	5.928	78	132731	19.60	ug/L		99
34) tert-Amyl methyl ether...	6.056	73	18393	4.74	ug/L		96
35) 1,2-Dichloroethane (EDC)	6.141	62	40648	19.21	ug/L		99
36) iso-Butyl Alcohol	6.214	43	38114	473.19	ug/L		94
38) Trichloroethene (TCE)	6.548	130	32512	20.91	ug/L		99
39) tert-Amyl ethyl ether ...	6.797	59	14015	5.12	ug/L		95
40) Dibromomethane	6.998	93	17858	19.63	ug/L		89
41) 1,2-Dichloropropane	7.101	63	31983	19.83	ug/L		95
42) Bromodichloromethane	7.181	83	32281	21.71	ug/L		98
44) c-1,3-Dichloropropene	7.880	75	40807	19.25	ug/L		96
46) Toluene	8.141	91	139049	19.01	ug/L		99
47) Tetrachloroethene (PCE)	8.591	166	30178	20.93	ug/L		98
48) 4-Methyl-2-Pentanone (...	8.591	43	65657	40.38	ug/L		95
49) t-1,3-Dichloropropene	8.634	75	36361	19.02	ug/L		97
50) 1,1,2-Trichloroethane	8.810	97	29974	20.42	ug/L		94
51) Dibromochloromethane	8.999	129	23266	19.26	ug/L		99
52) 1,3-Dichloropropane	9.096	76	53891	20.17	ug/L		96
53) 1,2-Dibromoethane (EDB)	9.236	107	29734	20.87	ug/L		98
54) 2-Hexanone	9.473	43	42681	38.80	ug/L		96
55) Chlorobenzene	9.753	112	86801	19.81	ug/L		99
56) Ethylbenzene	9.777	91	142209	21.10	ug/L		98
57) 1,1,1,2-Tetrachloroethane	9.814	131	25788	20.04	ug/L		96
58) m,p-Xylenes (2)	9.917	91	209075	42.52	ug/L		97
59) o-Xylene	10.300	91	104613	21.78	ug/L		98
60) Styrene	10.349	104	81860	22.04	ug/L		99
61) Bromoform	10.373	173	15231	18.70	ug/L		99
62) Isopropylbenzene	10.568	105	122782	22.07	ug/L		99
65) Bromobenzene	10.896	156	32877	21.03	ug/L		94
66) n-Propylbenzene	10.914	91	138169	20.66	ug/L		97
67) 1,1,2,2-Tetrachloroethane	10.981	83	38079	19.98	ug/L		99
68) 2-Chlorotoluene	11.042	126	28848	21.45	ug/L	#	85
69) 1,3,5-Trimethylbenzene	11.073	105	95224	22.26	ug/L		98
70) 1,2,3-Trichloropropane	11.085	110	13299	20.17	ug/L	#	79
71) t-1,4-Dichloro-2-butene	11.121	88	3567	18.64	ug/L	#	90

Data Path : Y:\DATA\2020-11\0K18062\
Data File : VF20111821.D
Acq On : 19 Nov 2020 2:14 am
Operator : TNL
Sample : 0k18062-ICV1
Misc : 1X 5mL 20ppb DI+MeOH
ALS Vial : 21 Sample Multiplier: 1

Quant Time: Nov 19 17:17:05 2020
Quant Method : Y:\METHODS\VF201119S.M
Quant Title : EPA 8260: Volatile Organic Compounds
QLast Update : Thu Nov 19 16:36:27 2020
Response via : Initial Calibration

Compound	R.T.	QIon	Response	Conc	Units	Dev(Min)
72) 4-Chlorotoluene	11.176	91	85701	21.32	ug/L	99
73) tert-Butylbenzene	11.322	91	51301	21.37	ug/L	94
74) 1,2,4-Trimethylbenzene	11.377	105	96190	21.90	ug/L	99
75) sec-Butylbenzene	11.462	105	111502	21.90	ug/L	97
76) 4-Isopropyltoluene	11.571	119	92442	22.02	ug/L	97
77) 1,3-Dichlorobenzene	11.638	146	54394	21.86	ug/L	99
78) 1,4-Dichlorobenzene	11.705	146	55627	19.98	ug/L	99
79) n-Butylbenzene	11.887	91	76922	21.90	ug/L	97
80) 1,2-Dichlorobenzene	12.021	146	49603	20.95	ug/L	95
81) 1,2-Dibromo-3-Chloropr...	12.629	157	6554	19.82	ug/L	91
82) Hexachlorobutadiene	13.128	223	7245	22.32	ug/L	97
83) 1,2,4-Trichlorobenzene	13.159	180	26368	21.02	ug/L	99
84) Naphthalene	13.432	128	85382	19.97	ug/L	98
85) 1,2,3-Trichlorobenzene	13.596	180	25149	21.57	ug/L	98

(#) = qualifier out of range (m) = manual integration (+) = signals summed

Quantitation Report (QT Reviewed)

Data Path : Y:\DATA\2020-11\0K18062\
Data File : VF20111821.D
Acq On : 19 Nov 2020 2:14 am
Operator : TNL
Sample : 0k18062-ICV1
Misc : 1X 5mL 20ppb DI+MeOH
ALS Vial : 21 Sample Multiplier: 1

Quant Time: Nov 19 17:17:05 2020
Quant Method : Y:\METHODS\VF201119S.M
Quant Title : EPA 8260: Volatile Organic Compounds
QLast Update : Thu Nov 19 16:36:27 2020
Response via : Initial Calibration

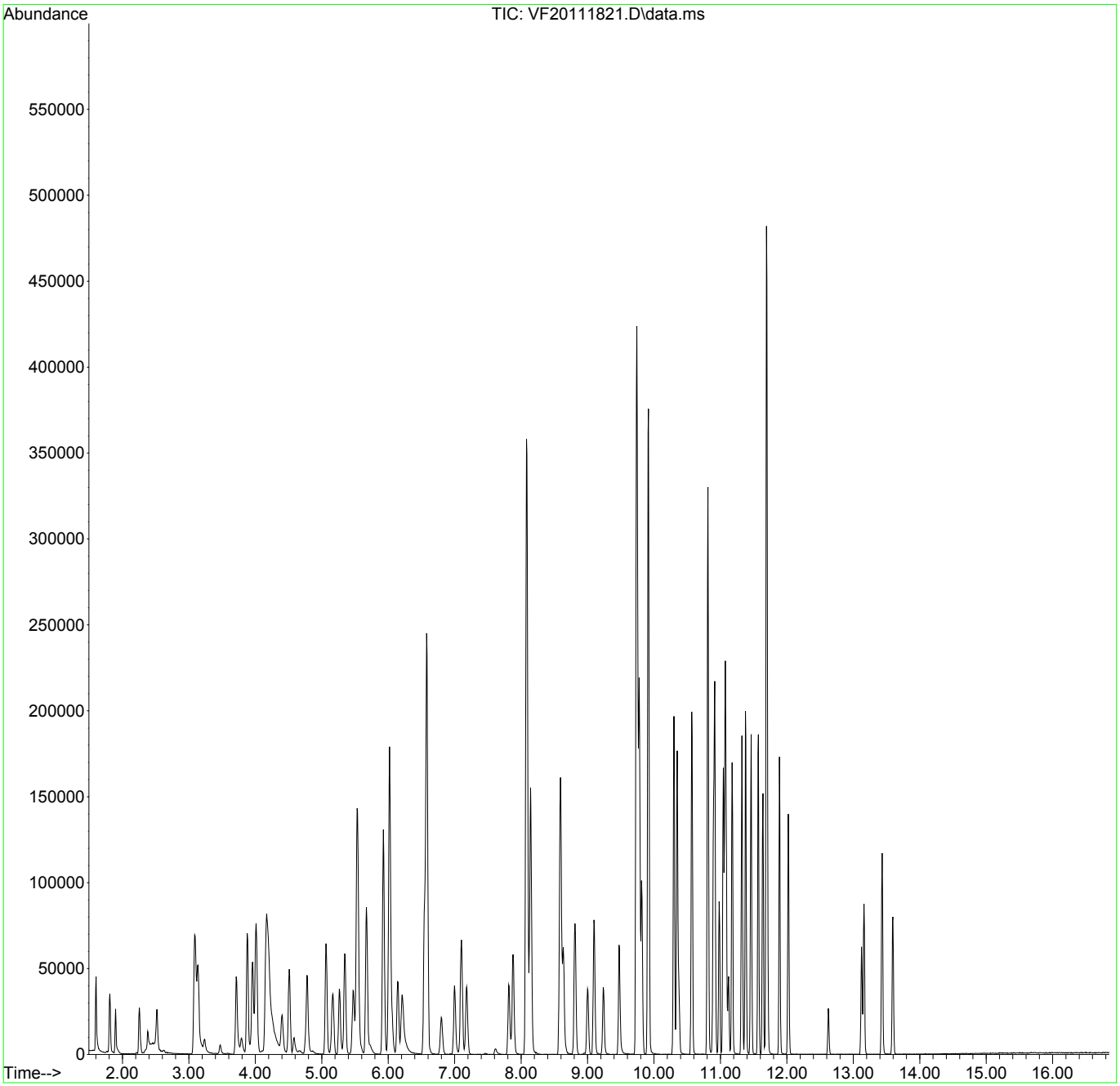

Quantitation Report (Not Reviewed)

Data Path : Y:\DATA\2020-11\0K18062\
Data File : VF20111822.D
Acq On : 19 Nov 2020 2:41 am
Operator : TNL
Sample : 0k18062-IBL8
Misc : 1X 5mL DI+MeOH
ALS Vial : 22 Sample Multiplier: 1

11/20/20 TNL

Quant Time: Nov 19 17:11:25 2020
Quant Method : Y:\METHODS\VF201119S.M
Quant Title : EPA 8260: Volatile Organic Compounds
QLast Update : Thu Nov 19 16:36:27 2020
Response via : Initial Calibration

Compound	R.T.	QIon	Response	Conc	Units		Dev(Min)
Internal Standards							
1) Pentafluorobenzene (I)	6.018	99	67739	50.00	ug/L		0.00
43) Chlorobenzene-d5 (I)	9.740	117	185908	50.00	ug/L		0.00
63) 1,4-Dichlorobenzene-d4...	11.692	152	82001	50.00	ug/L		0.00
System Monitoring Compounds							
30) Dibromofluoromethane (S)	5.537	111	58093	49.46	ug/L		0.00
37) 1,4-Difluorobenzene (S)	6.583	114	212658	50.87	ug/L		0.00
45) Toluene-d8 (S)	8.085	98	267085	50.03	ug/L		0.00
64) 4-Bromofluorobenzene (S)	10.810	174	72790	51.02	ug/L		0.00
Target Compounds							Qvalue
2) Dichlorodifluoromethane	1.603	85	169	0.16	ug/L	#	50
3) Chloromethane	1.810	50	153	0.11	ug/L	#	48
5) Bromomethane	2.266	96	269	0.32	ug/L		83
10) Carbon Disulfide	3.105	76	682	0.32	ug/L		77
11) Freon 113	3.135	101	198	0.18	ug/L	#	9
12) Iodomethane	3.239	142	163	4.48	ug/L	#	47
13) Methylene Chloride	3.719	84	866	0.65	ug/L		96
46) Toluene	8.152	91	757	0.11	ug/L		92
47) Tetrachloroethene (PCE)	8.596	166	250	0.19	ug/L	#	55
55) Chlorobenzene	9.752	112	465	0.12	ug/L	#	1
56) Ethylbenzene	9.788	91	839	0.14	ug/L		94
58) m,p-Xylenes (2)	9.922	91	1404	0.31	ug/L		92
59) o-Xylene	10.305	91	570	0.13	ug/L		89
62) Isopropylbenzene	10.573	105	926	0.18	ug/L		94
65) Bromobenzene	10.901	156	133	0.10	ug/L		88
66) n-Propylbenzene	10.925	91	1795	0.31	ug/L		89
68) 2-Chlorotoluene	11.053	126	247	0.21	ug/L	#	69
69) 1,3,5-Trimethylbenzene	11.071	105	1185	0.32	ug/L		95
72) 4-Chlorotoluene	11.187	91	857	0.24	ug/L		83
73) tert-Butylbenzene	11.327	91	810	0.39	ug/L		83
74) 1,2,4-Trimethylbenzene	11.382	105	1085	0.28	ug/L		89
75) sec-Butylbenzene	11.461	105	2265	0.51	ug/L		96
76) 4-Isopropyltoluene	11.570	119	1806	0.49	ug/L		95
77) 1,3-Dichlorobenzene	11.643	146	775	0.36	ug/L		98
78) 1,4-Dichlorobenzene	11.704	146	914	0.37	ug/L	#	71
79) n-Butylbenzene	11.892	91	2193	0.71	ug/L		93

Data Path : Y:\DATA\2020-11\0K18062\
Data File : VF20111822.D
Acq On : 19 Nov 2020 2:41 am
Operator : TNL
Sample : 0k18062-IBL8
Misc : 1X 5mL DI+MeOH
ALS Vial : 22 Sample Multiplier: 1

Quant Time: Nov 19 17:11:25 2020
Quant Method : Y:\METHODS\VF201119S.M
Quant Title : EPA 8260: Volatile Organic Compounds
QLast Update : Thu Nov 19 16:36:27 2020
Response via : Initial Calibration

Compound	R.T.	QIon	Response	Conc	Units	Dev(Min)
80) 1,2-Dichlorobenzene	12.026	146	560	0.27	ug/L	93
82) Hexachlorobutadiene	13.127	223	363	1.28	ug/L	95
83) 1,2,4-Trichlorobenzene	13.163	180	775	0.71	ug/L	85
84) Naphthalene	13.437	128	828	0.43	ug/L	78
85) 1,2,3-Trichlorobenzene	13.595	180	736	0.72	ug/L	97

(#) = qualifier out of range (m) = manual integration (+) = signals summed

Quantitation Report (Not Reviewed)

Data Path : Y:\DATA\2020-11\0K18062\
Data File : VF20111822.D
Acq On : 19 Nov 2020 2:41 am
Operator : TNL
Sample : 0k18062-IBL8
Misc : 1X 5mL DI+MeOH
ALS Vial : 22 Sample Multiplier: 1

Quant Time: Nov 19 17:11:25 2020
Quant Method : Y:\METHODS\VF201119S.M
Quant Title : EPA 8260: Volatile Organic Compounds
QLast Update : Thu Nov 19 16:36:27 2020
Response via : Initial Calibration

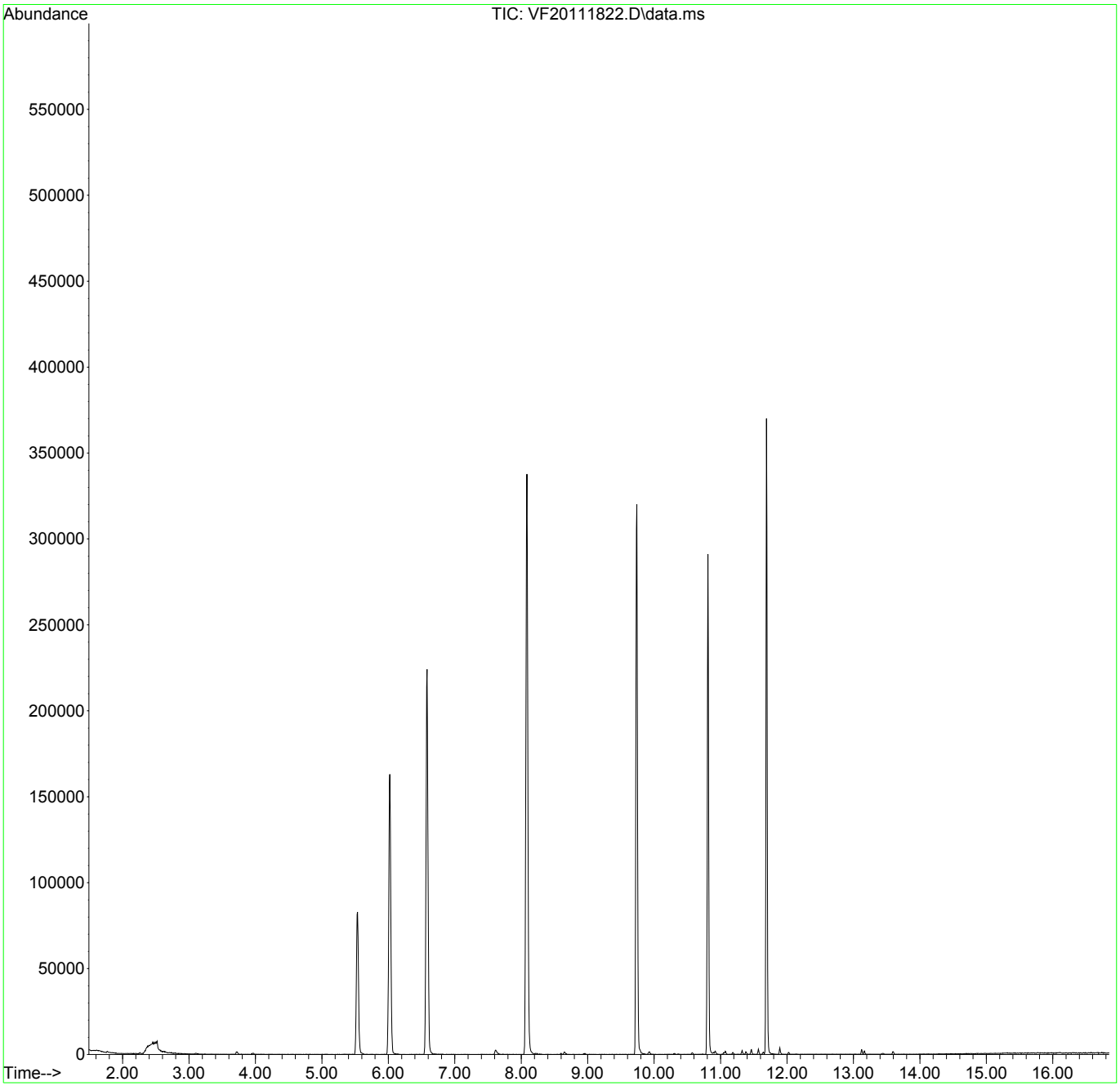

Data Path : Y:\DATA\2020-11\0K18062\
Data File : VF20111823.D
Acq On : 19 Nov 2020 3:08 am
Operator : TNL
Sample : 0k18062-TUN2
Misc : A20G253 IS/SURR DI+MeOH 11/20/20 TNL
ALS Vial : 23 Sample Multiplier: 1

Integration File: RTEINT.P

Method : Y:\METHODS\VF201119S.M
Title : EPA 8260: Volatile Organic Compounds
Last Update : Thu Nov 19 16:36:27 2020

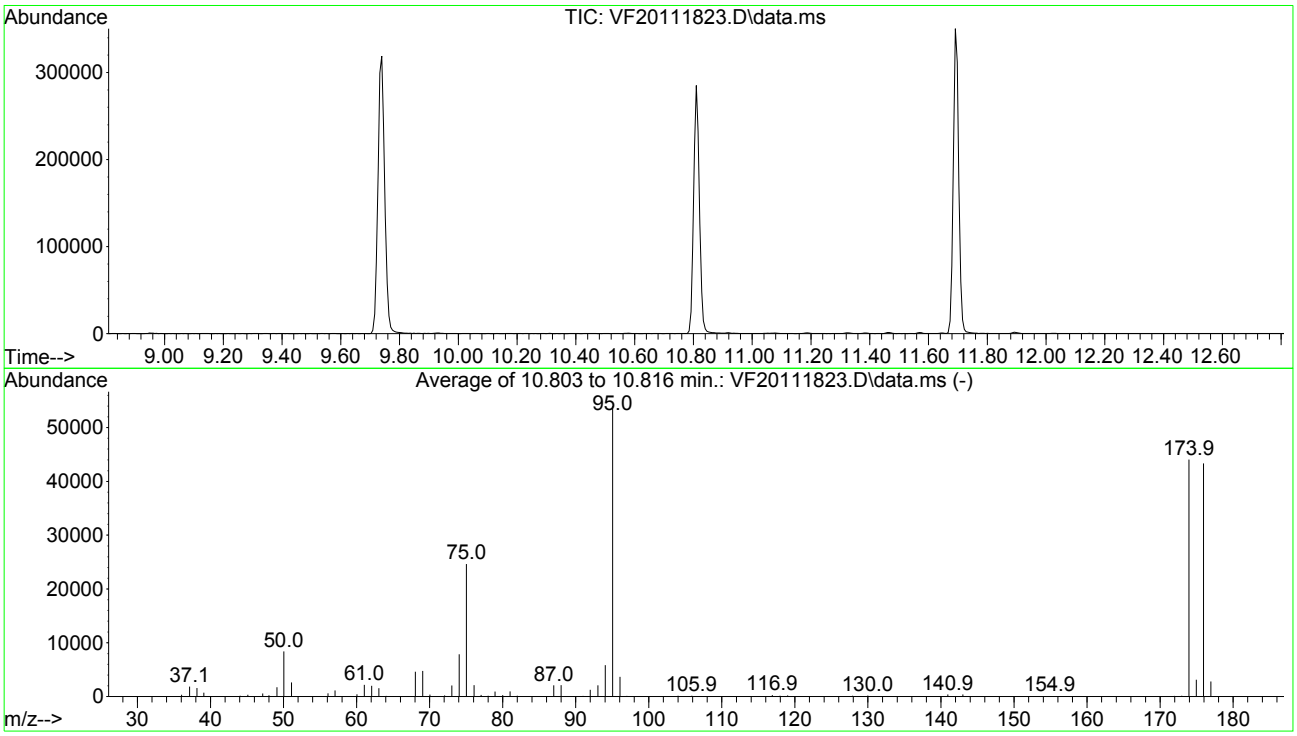

AutoFind: Scans 1532, 1533, 1534; Background Corrected with Scan 1526

Target Mass	Rel. to Mass	Lower Limit%	Upper Limit%	Rel. Abn%	Raw Abn	Result Pass/Fail
95	174	50	200	122.6	53981	PASS
96	95	5	9	6.8	3675	PASS
173	174	0.00	2	0.4	182	PASS
174	95	50	200	81.6	44043	PASS
175	174	5	9	7.1	3145	PASS
176	174	95	105	98.4	43325	PASS
177	176	5	10	6.5	2808	PASS

Quantitation Report (Not Reviewed)

Data Path : Y:\DATA\2020-11\0K18062\
Data File : VF20111823.D
Acq On : 19 Nov 2020 3:08 am
Operator : TNL
Sample : 0k18062-TUN2
Misc : A20G253 IS/SURR DI+MeOH
ALS Vial : 23 Sample Multiplier: 1

11/20/20 TNL

Quant Time: Nov 19 17:11:31 2020
Quant Method : Y:\METHODS\VF201119S.M
Quant Title : EPA 8260: Volatile Organic Compounds
QLast Update : Thu Nov 19 16:36:27 2020
Response via : Initial Calibration

Compound	R.T.	QIon	Response	Conc	Units		Dev(Min)
Internal Standards							
1) Pentafluorobenzene (I)	6.017	99	67622	50.00	ug/L		0.00
43) Chlorobenzene-d5 (I)	9.739	117	181793	50.00	ug/L		0.00
63) 1,4-Dichlorobenzene-d4...	11.691	152	79777	50.00	ug/L		0.00
System Monitoring Compounds							
30) Dibromofluoromethane (S)	5.537	111	55355	47.21	ug/L		0.00
37) 1,4-Difluorobenzene (S)	6.583	114	208332	49.92	ug/L		0.00
45) Toluene-d8 (S)	8.085	98	261771	50.15	ug/L		0.00
64) 4-Bromofluorobenzene (S)	10.810	174	71444	51.47	ug/L		0.00
Target Compounds							Qvalue
3) Chloromethane	1.815	50	208	0.15	ug/L	#	48
5) Bromomethane	2.259	96	331	0.40	ug/L		84
10) Carbon Disulfide	3.098	76	384	0.18	ug/L		77
12) Iodomethane	3.238	142	205	4.54	ug/L	#	47
13) Methylene Chloride	3.725	84	818	0.62	ug/L	#	78
47) Tetrachloroethene (PCE)	8.602	166	135	0.10	ug/L	#	24
58) m,p-Xylenes (2)	9.934	91	658	0.15	ug/L		86
62) Isopropylbenzene	10.578	105	458	0.09	ug/L		79
66) n-Propylbenzene	10.925	91	866	0.15	ug/L		91
69) 1,3,5-Trimethylbenzene	11.077	105	480	0.13	ug/L		91
72) 4-Chlorotoluene	11.181	91	374	0.11	ug/L		76
73) tert-Butylbenzene	11.320	91	335	0.16	ug/L		91
74) 1,2,4-Trimethylbenzene	11.387	105	432	0.12	ug/L		85
75) sec-Butylbenzene	11.466	105	973	0.22	ug/L		92
76) 4-Isopropyltoluene	11.570	119	853	0.24	ug/L		91
77) 1,3-Dichlorobenzene	11.649	146	319	0.15	ug/L		98
78) 1,4-Dichlorobenzene	11.704	146	455	0.19	ug/L	#	43
79) n-Butylbenzene	11.892	91	1095	0.37	ug/L		94
80) 1,2-Dichlorobenzene	12.026	146	203	0.10	ug/L	#	69
82) Hexachlorobutadiene	13.120	223	252	0.91	ug/L		89
83) 1,2,4-Trichlorobenzene	13.163	180	397	0.37	ug/L		77
84) Naphthalene	13.431	128	256	0.28	ug/L		78
85) 1,2,3-Trichlorobenzene	13.589	180	392	0.39	ug/L	#	57

(#) = qualifier out of range (m) = manual integration (+) = signals summed

Quantitation Report (Not Reviewed)

Data Path : Y:\DATA\2020-11\0K18062\
Data File : VF20111823.D
Acq On : 19 Nov 2020 3:08 am
Operator : TNL
Sample : 0k18062-TUN2
Misc : A20G253 IS/SURR DI+MeOH
ALS Vial : 23 Sample Multiplier: 1

Quant Time: Nov 19 17:11:31 2020
Quant Method : Y:\METHODS\VF201119S.M
Quant Title : EPA 8260: Volatile Organic Compounds
QLast Update : Thu Nov 19 16:36:27 2020
Response via : Initial Calibration

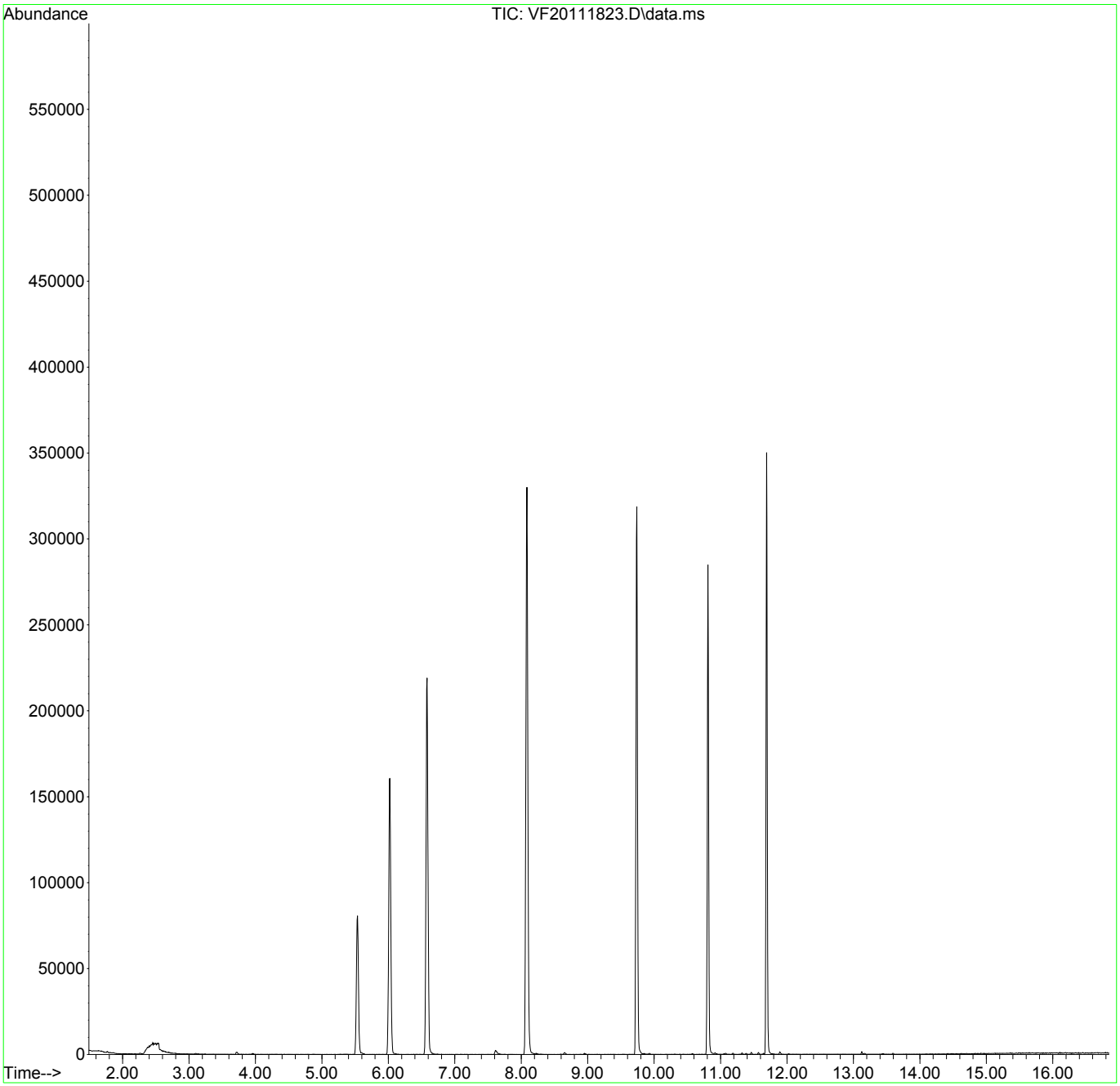

Quantitation Report (Not Reviewed)

Data Path : Y:\DATA\2020-11\0K18062\
Data File : VF20111824.D
Acq On : 19 Nov 2020 3:35 am
Operator : TNL
Sample : 0k18062-ICB2
Misc : 1X 5mL DI+MeOH 11/20/20 TNL
ALS Vial : 24 Sample Multiplier: 1

Quant Time: Nov 19 17:19:21 2020
Quant Method : Y:\METHODS\VF201119G.M
Quant Title : NWTPH-Gx by GC/MS
QLast Update : Thu Nov 19 14:37:04 2020
Response via : Initial Calibration

Compound	R.T.	QIon	Response	Conc	Units	Dev(Min)
Internal Standards						
1) Pentafluorobenzene (IS)	6.021	168	126601	50.00	ug/L	0.00
System Monitoring Compounds						
2) 1,4-Difluorobenzene (Sur)	6.581	TIC	443213	47.91	ug/L	0.00
3) 4-Bromofluorobenzene (...	10.807	TIC	377823	48.92	ug/L	0.00
4) Chlorobenzene-d5 (NR)	9.737	TIC	496862	0.00	ug/L	0.00
10) Toluene-d8 (NR)	8.083	TIC	652639	0.00	ug/L	0.00
12) 1,4-Dichlorobenzene-d4...	11.695	TIC	437151	0.00	ug/L	0.00
Target Compounds						Qvalue
5) NWTPH-Gx	9.745	TIC	7412m	31.75	ug/L	
6) TPHg (C5-C9)	9.745	TIC	197893m	19.59	ug/L	
7) TPHg (C6-C10)	9.745	TIC	174298m	25.82	ug/L	
8) CA-LUFT (C5-C12)	9.745	TIC	199134m	25.56	ug/L	

(#) = qualifier out of range (m) = manual integration (+) = signals summed

Quantitation Report (Not Reviewed)

Data Path : Y:\DATA\2020-11\0K18062\
Data File : VF20111824.D
Acq On : 19 Nov 2020 3:35 am
Operator : TNL
Sample : 0k18062-ICB2
Misc : 1X 5mL DI+MeOH
ALS Vial : 24 Sample Multiplier: 1

Quant Time: Nov 19 17:19:21 2020
Quant Method : Y:\METHODS\VF201119G.M
Quant Title : NWTPH-Gx by GC/MS
QLast Update : Thu Nov 19 14:37:04 2020
Response via : Initial Calibration

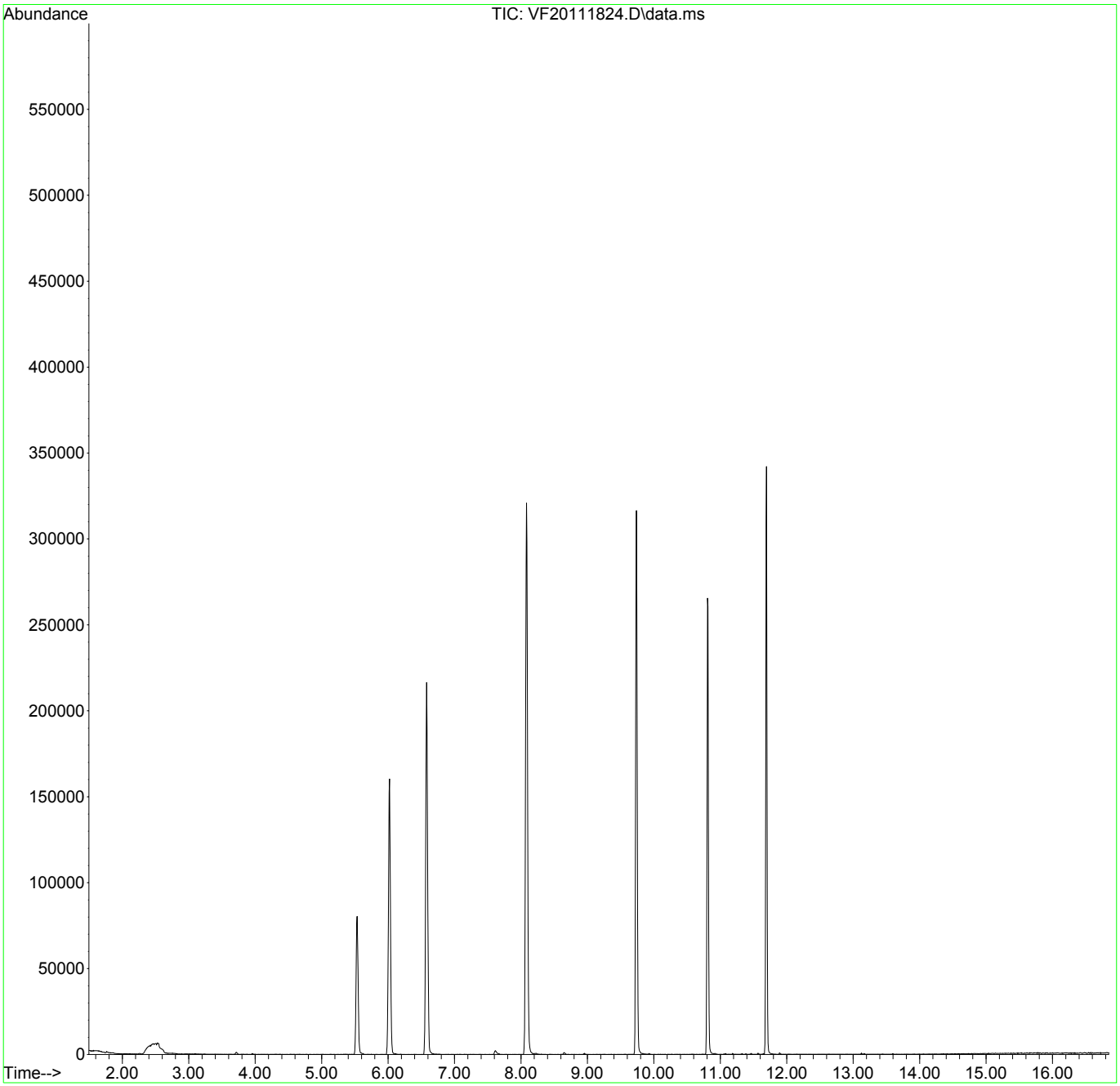

Quantitation Report (Not Reviewed)

Data Path : Y:\DATA\2020-11\0K18062\
Data File : VF20111825.D
Acq On : 19 Nov 2020 4:02 am
Operator : TNL
Sample : 0k18062-RT1
Misc : 1X 5mL A20I121 DI+MeOH 11/20/20 TNL
ALS Vial : 25 Sample Multiplier: 1

Quant Time: Nov 19 17:19:33 2020
Quant Method : Y:\METHODS\VF201119G.M
Quant Title : NWTPH-Gx by GC/MS
QLast Update : Thu Nov 19 14:37:04 2020
Response via : Initial Calibration

Compound	R.T.	QIon	Response	Conc	Units	Dev(Min)
Internal Standards						
1) Pentafluorobenzene (IS)	6.019	168	126669	50.00	ug/L	0.00
System Monitoring Compounds						
2) 1,4-Difluorobenzene (Sur)	6.579	TIC	444312	48.01	ug/L	0.00
3) 4-Bromofluorobenzene (...	10.811	TIC	387015	50.09	ug/L	0.00
4) Chlorobenzene-d5 (NR)	9.735	TIC	504392	0.00	ug/L	0.00
10) Toluene-d8 (NR)	8.081	TIC	667899	0.00	ug/L	0.00
12) 1,4-Dichlorobenzene-d4...	11.693	TIC	459579	0.00	ug/L	0.00
Target Compounds						Qvalue
5) NWTPH-Gx	9.745	TIC	1661164m	424.52	ug/L	
6) TPHg (C5-C9)	9.745	TIC	1140871m	220.80	ug/L	
7) TPHg (C6-C10)	9.745	TIC	1017517m	230.24	ug/L	
8) CA-LUFT (C5-C12)	9.745	TIC	1845091m	308.57	ug/L	

(#) = qualifier out of range (m) = manual integration (+) = signals summed

Quantitation Report (Not Reviewed)

Data Path : Y:\DATA\2020-11\0K18062\
Data File : VF20111825.D
Acq On : 19 Nov 2020 4:02 am
Operator : TNL
Sample : 0k18062-RT1
Misc : 1X 5mL A20I121 DI+MeOH
ALS Vial : 25 Sample Multiplier: 1

Quant Time: Nov 19 17:19:33 2020
Quant Method : Y:\METHODS\VF201119G.M
Quant Title : NWTPH-Gx by GC/MS
QLast Update : Thu Nov 19 14:37:04 2020
Response via : Initial Calibration

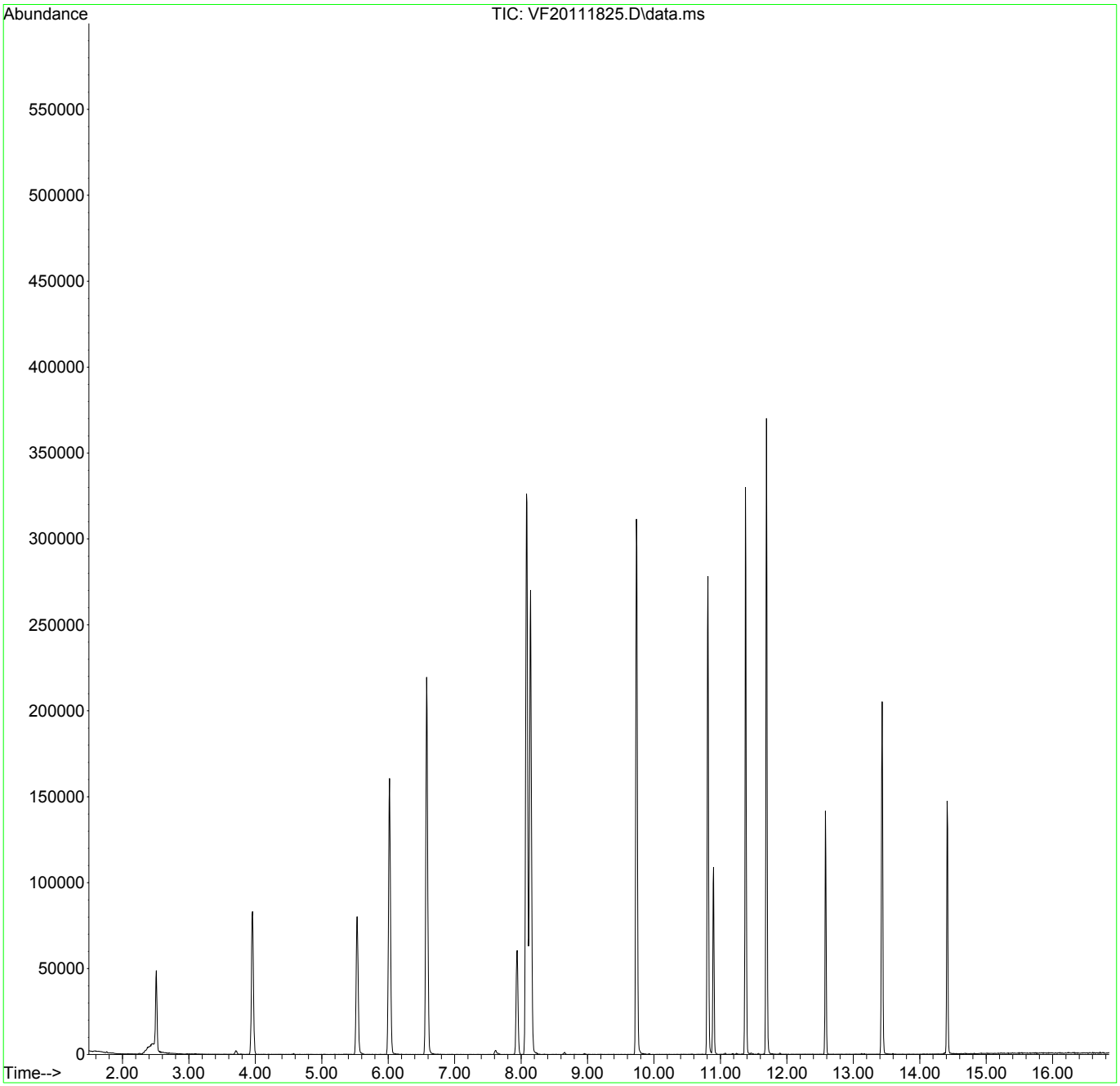

Quantitation Report (Qedit)

Data Path : Y:\DATA\2020-11\0K18062\
Data File : VF20111825.D
Acq On : 19 Nov 2020 4:02 am
Operator : TNL
Sample : 0k18062-RT1
Misc : 1X 5mL A20I121 DI+MeOH
ALS Vial : 25 Sample Multiplier: 1

Quant Time: Nov 19 17:19:33 2020
Quant Method : Y:\METHODS\VF201119G.M
Quant Title : NWTPH-Gx by GC/MS
QLast Update : Thu Nov 19 14:37:04 2020
Response via : Initial Calibration

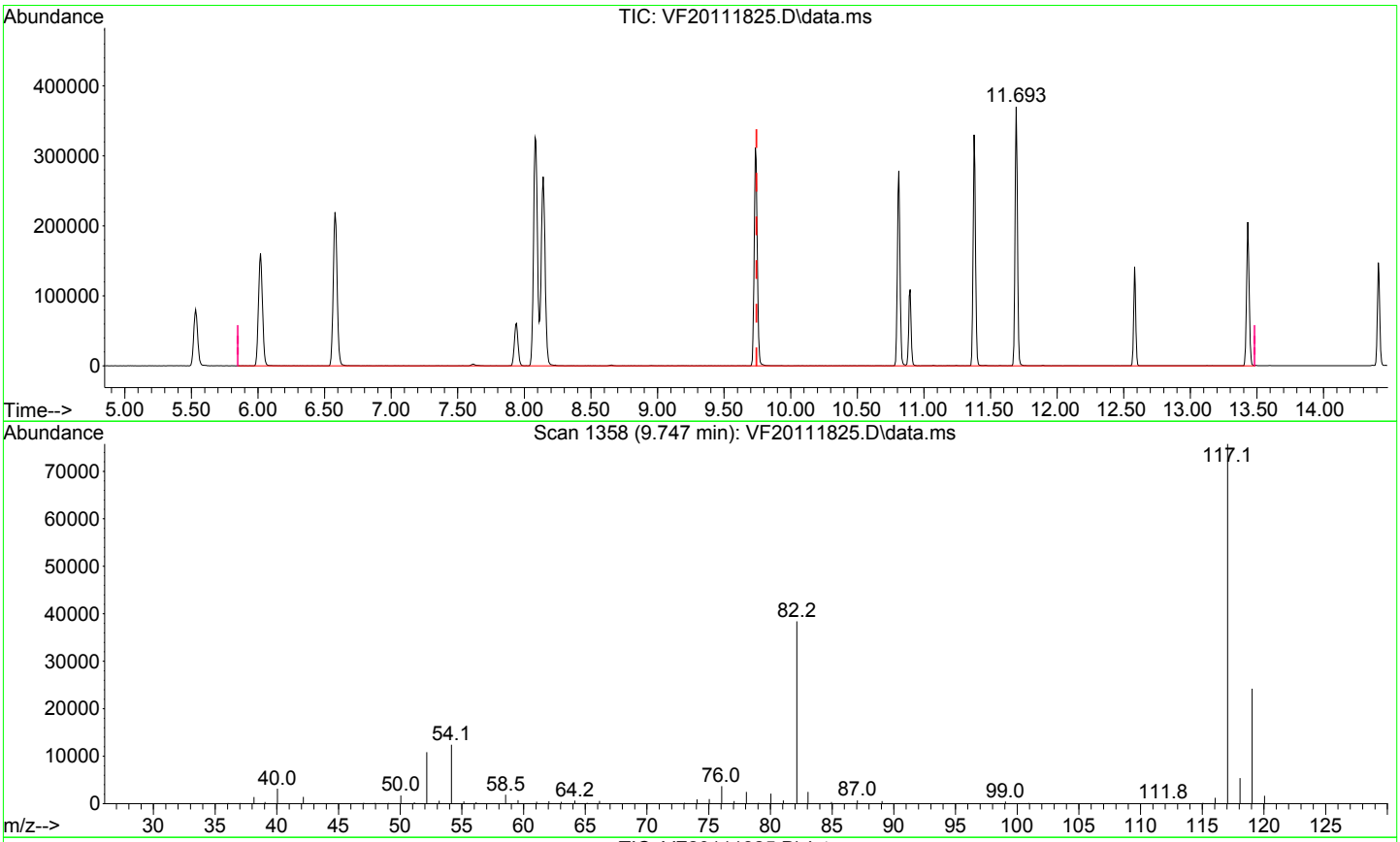

TIC: VF20111825.D\data.ms

(5) NWTPH-Gx (H)

9.745min (0.000) 424.52 ug/L m

response 1661164

Signal	Exp%	Act%
TIC	100.00	100.00
0.00	0.00	0.72#
0.00	0.00	0.49#
0.00	0.00	0.00

Quantitation Report (Qedit)

Data Path : Y:\DATA\2020-11\0K18062\
Data File : VF20111825.D
Acq On : 19 Nov 2020 4:02 am
Operator : TNL
Sample : 0k18062-RT1
Misc : 1X 5mL A20I121 DI+MeOH
ALS Vial : 25 Sample Multiplier: 1

Quant Time: Nov 19 17:19:33 2020
Quant Method : Y:\METHODS\VF201119G.M
Quant Title : NWTPH-Gx by GC/MS
QLast Update : Thu Nov 19 14:37:04 2020
Response via : Initial Calibration

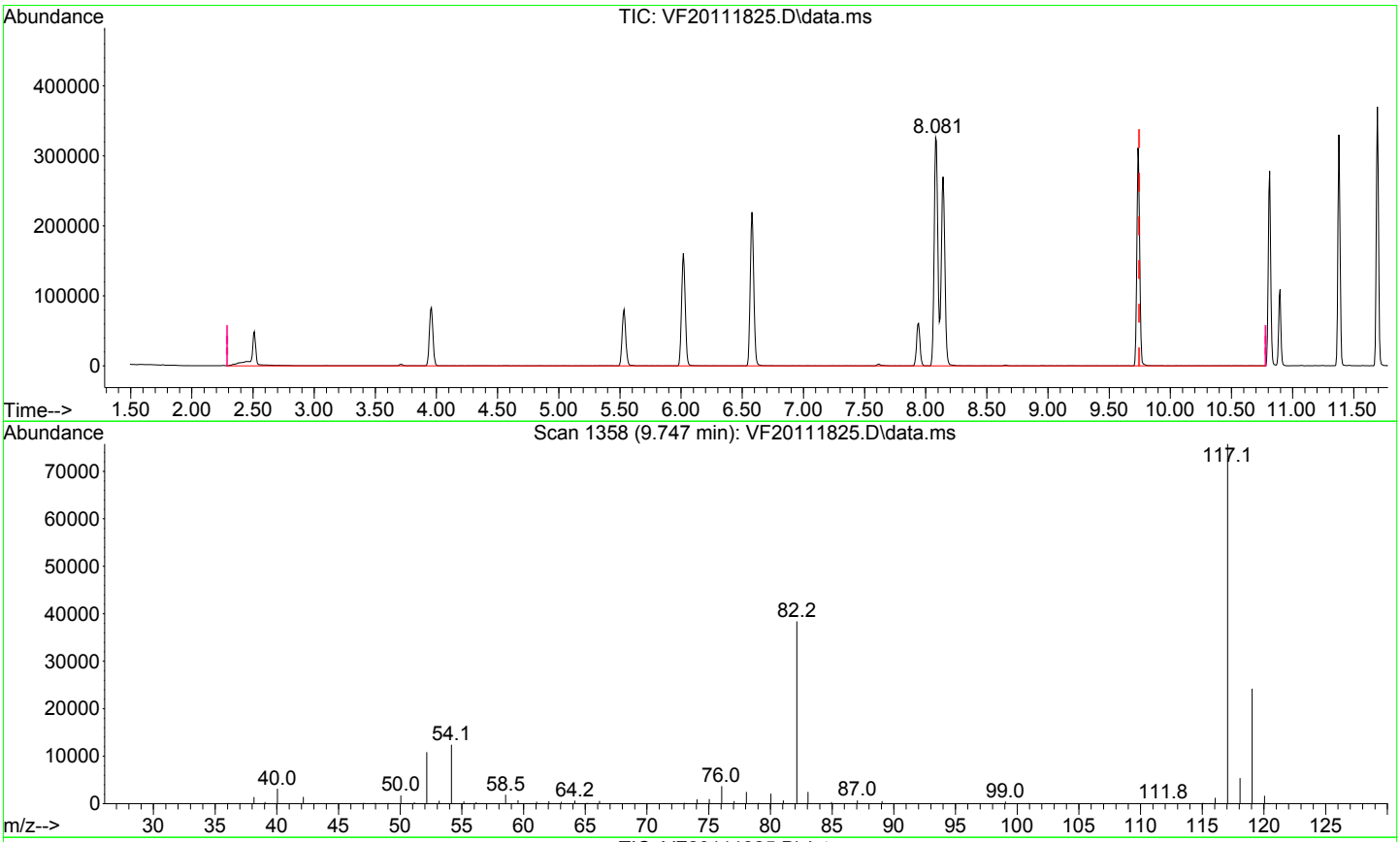

TIC: VF20111825.D\data.ms

(6) TPHg (C5-C9) (H)

9.745min (0.000) 220.80 ug/L m

response 1140871

Signal	Exp%	Act%
TIC	100.00	100.00
0.00	0.00	1.05#
0.00	0.00	0.72#
0.00	0.00	0.00

Quantitation Report (Qedit)

Data Path : Y:\DATA\2020-11\0K18062\
Data File : VF20111825.D
Acq On : 19 Nov 2020 4:02 am
Operator : TNL
Sample : 0k18062-RT1
Misc : 1X 5mL A20I121 DI+MeOH
ALS Vial : 25 Sample Multiplier: 1

Quant Time: Nov 19 17:19:33 2020
Quant Method : Y:\METHODS\VF201119G.M
Quant Title : NWTPH-Gx by GC/MS
QLast Update : Thu Nov 19 14:37:04 2020
Response via : Initial Calibration

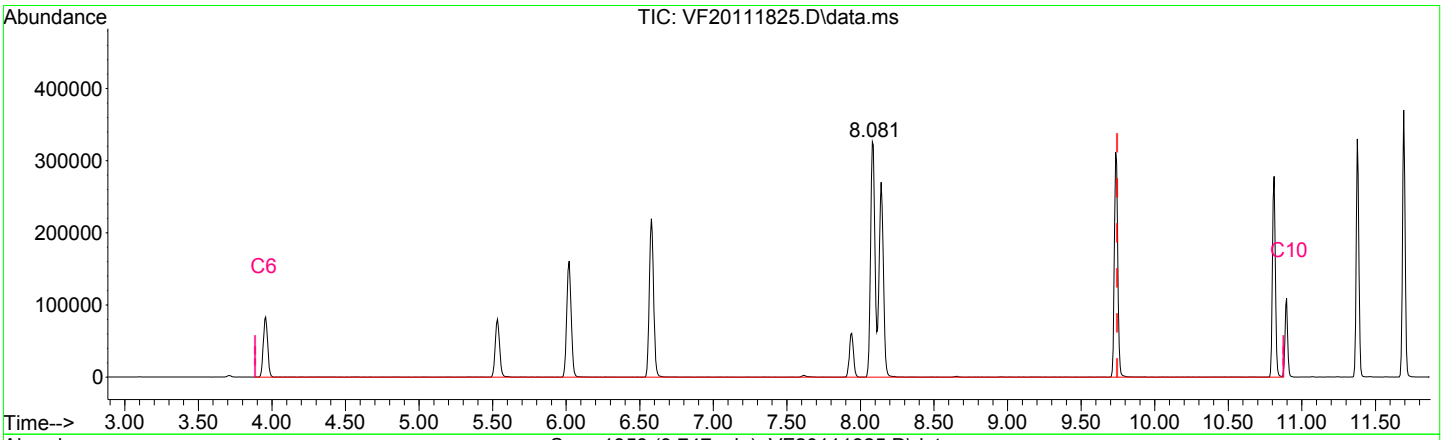

TIC: VF20111825.D\data.ms

(7) TPHg (C6-C10) (H)

9.745min (0.000) 230.24 ug/L m

response 1017517

Signal	Exp%	Act%
TIC	100.00	100.00
0.00	0.00	1.17#
0.00	0.00	0.80#
0.00	0.00	0.00

Quantitation Report (Qedit)

Data Path : Y:\DATA\2020-11\0K18062\
Data File : VF20111825.D
Acq On : 19 Nov 2020 4:02 am
Operator : TNL
Sample : 0k18062-RT1
Misc : 1X 5mL A20I121 DI+MeOH
ALS Vial : 25 Sample Multiplier: 1

Quant Time: Nov 19 17:19:33 2020
Quant Method : Y:\METHODS\VF201119G.M
Quant Title : NWTPH-Gx by GC/MS
QLast Update : Thu Nov 19 14:37:04 2020
Response via : Initial Calibration

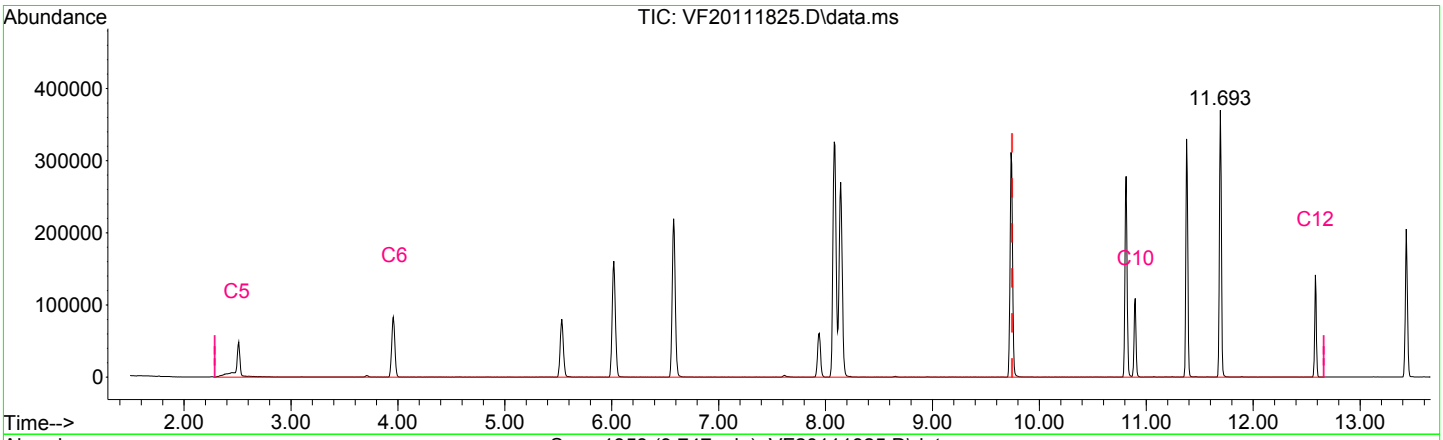

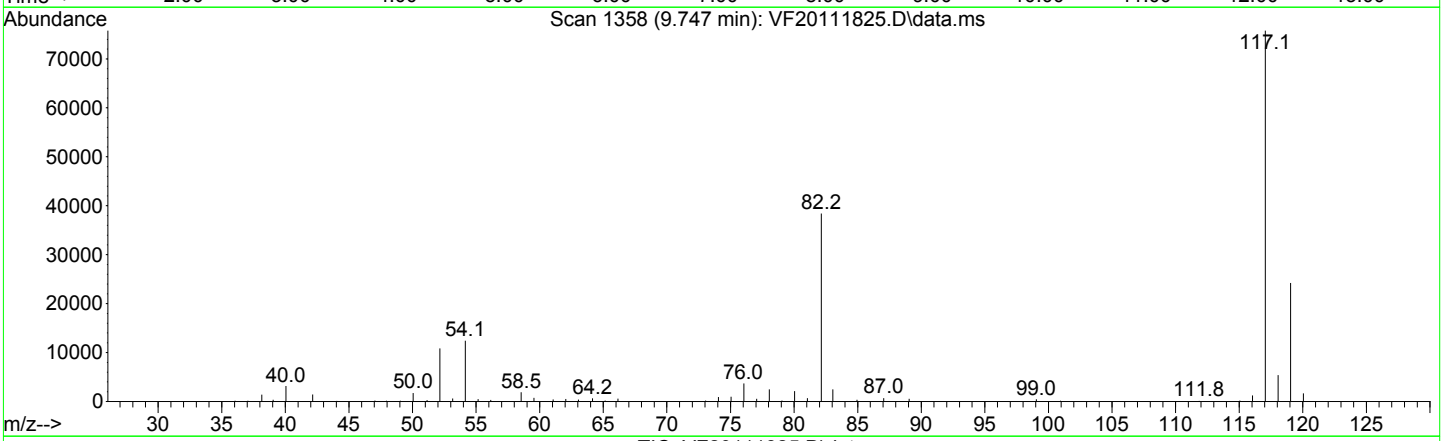

TIC: VF20111825.D\data.ms

(8) CA-LUFT (C5-C12) (H)

9.745min (0.000) 308.57 ug/L m

response 1845091

Signal	Exp%	Act%
TIC	100.00	100.00
0.00	0.00	0.65#
0.00	0.00	0.44#
0.00	0.00	0.00

Quantitation Report (QT Reviewed)

Data Path : Y:\DATA\2020-11\0K18062\
Data File : VF20111825.D
Acq On : 19 Nov 2020 4:02 am
Operator : TNL
Sample : 0k18062-RT1
Misc : 1X 5mL A20I121 DI+MeOH
ALS Vial : 25 Sample Multiplier: 1

11/20/20 TNL

Quant Time: Nov 19 17:19:33 2020
Quant Method : Y:\METHODS\VF201119G.M
Quant Title : NWTPH-Gx by GC/MS
QLast Update : Thu Nov 19 14:37:04 2020
Response via : Initial Calibration

Compound	R.T.	QIon	Response	Conc	Units	Dev(Min)
Internal Standards						
1) Pentafluorobenzene (IS)	6.019	168	126669	50.00	ug/L	0.00
System Monitoring Compounds						
2) 1,4-Difluorobenzene (Sur)	6.579	TIC	444312	48.01	ug/L	0.00
3) 4-Bromofluorobenzene (...	10.811	TIC	387015	50.09	ug/L	0.00
4) Chlorobenzene-d5 (NR)	9.735	TIC	504392	0.00	ug/L	0.00
10) Toluene-d8 (NR)	8.081	TIC	667899	0.00	ug/L	0.00
12) 1,4-Dichlorobenzene-d4...	11.693	TIC	459579	0.00	ug/L	0.00
Target Compounds						Qvalue
5) NWTPH-Gx	9.745	TIC	1661164m	424.52	ug/L	
6) TPHg (C5-C9)	9.745	TIC	1140871m	220.80	ug/L	
7) TPHg (C6-C10)	9.745	TIC	1017517m	230.24	ug/L	
8) CA-LUFT (C5-C12)	9.745	TIC	1845091m	308.57	ug/L	

(#) = qualifier out of range (m) = manual integration (+) = signals summed

Quantitation Report (QT Reviewed)

Data Path : Y:\DATA\2020-11\0K18062\
Data File : VF20111825.D
Acq On : 19 Nov 2020 4:02 am
Operator : TNL
Sample : 0k18062-RT1
Misc : 1X 5mL A20I121 DI+MeOH
ALS Vial : 25 Sample Multiplier: 1

Quant Time: Nov 19 17:19:33 2020
Quant Method : Y:\METHODS\VF201119G.M
Quant Title : NWTPH-Gx by GC/MS
QLast Update : Thu Nov 19 14:37:04 2020
Response via : Initial Calibration

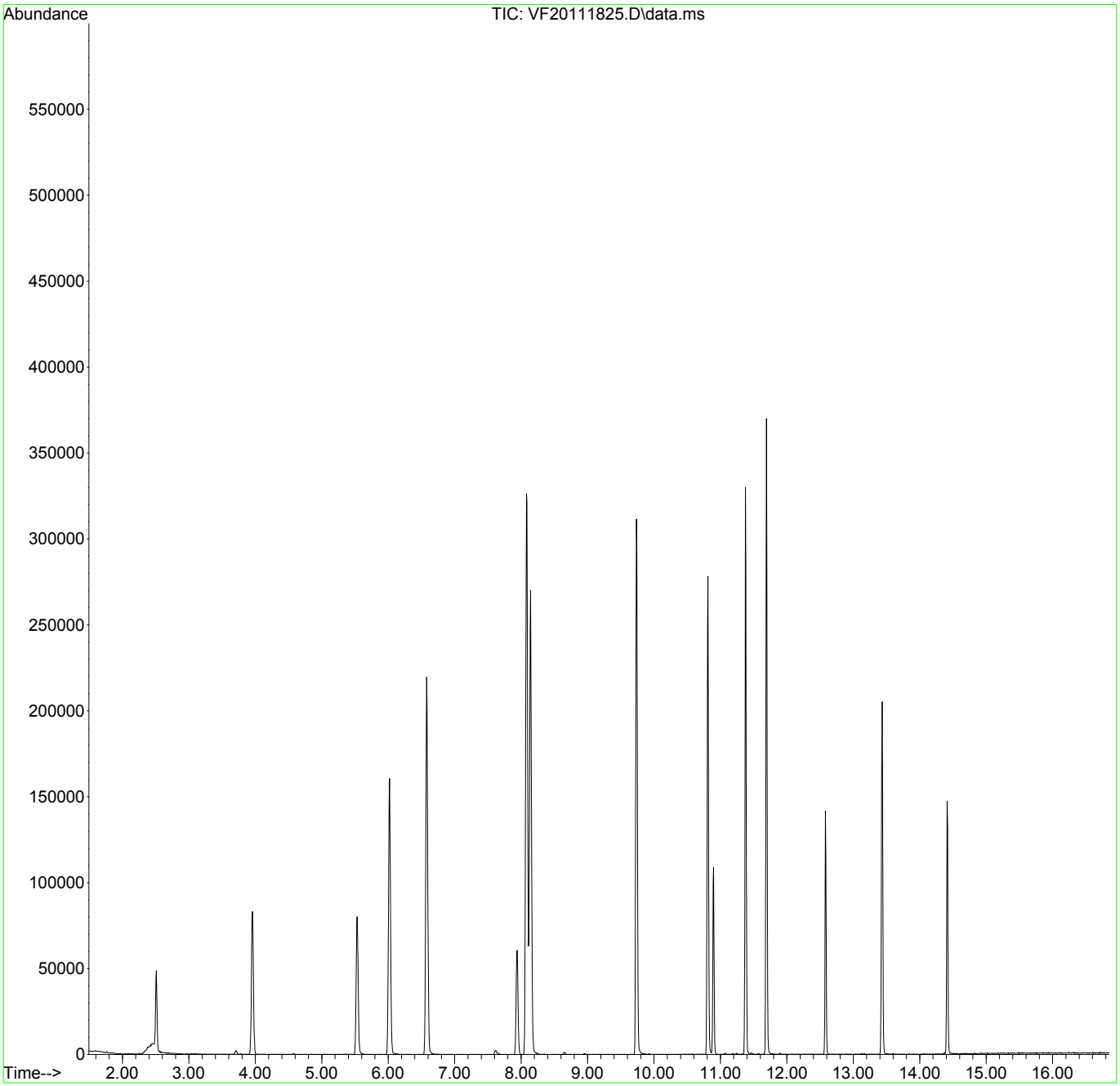

Quantitation Report (Not Reviewed)

Data Path : Y:\DATA\2020-11\0K18062\
Data File : VF20111826.D
Acq On : 19 Nov 2020 4:29 am
Operator : TNL
Sample : 0k18062-IBL9
Misc : 1X 5mL DI+MeOH
ALS Vial : 26 Sample Multiplier: 1

11/20/20 TNL

Quant Time: Nov 19 17:20:33 2020
Quant Method : Y:\METHODS\VF201119G.M
Quant Title : NWTPH-Gx by GC/MS
QLast Update : Thu Nov 19 14:37:04 2020
Response via : Initial Calibration

Compound	R.T.	QIon	Response	Conc	Units	Dev(Min)
Internal Standards						
1) Pentafluorobenzene (IS)	6.018	168	123188	50.00	ug/L	0.00
System Monitoring Compounds						
2) 1,4-Difluorobenzene (Sur)	6.578	TIC	431419	47.93	ug/L	0.00
3) 4-Bromofluorobenzene (...	10.811	TIC	375203	49.93	ug/L	0.00
4) Chlorobenzene-d5 (NR)	9.734	TIC	485816	0.00	ug/L	0.00
10) Toluene-d8 (NR)	8.080	TIC	633460	0.00	ug/L	0.00
12) 1,4-Dichlorobenzene-d4...	11.692	TIC	439964	0.00	ug/L	0.00
Target Compounds						Qvalue
5) NWTPH-Gx	9.745	TIC	7461m	31.81	ug/L	
6) TPHg (C5-C9)	9.745	TIC	207757m	22.93	ug/L	
7) TPHg (C6-C10)	9.745	TIC	168799m	25.62	ug/L	
8) CA-LUFT (C5-C12)	9.745	TIC	207757m	28.04	ug/L	

(#) = qualifier out of range (m) = manual integration (+) = signals summed

Quantitation Report (Not Reviewed)

Data Path : Y:\DATA\2020-11\0K18062\
Data File : VF20111826.D
Acq On : 19 Nov 2020 4:29 am
Operator : TNL
Sample : 0k18062-IBL9
Misc : 1X 5mL DI+MeOH
ALS Vial : 26 Sample Multiplier: 1

Quant Time: Nov 19 17:20:33 2020
Quant Method : Y:\METHODS\VF201119G.M
Quant Title : NWTPH-Gx by GC/MS
QLast Update : Thu Nov 19 14:37:04 2020
Response via : Initial Calibration

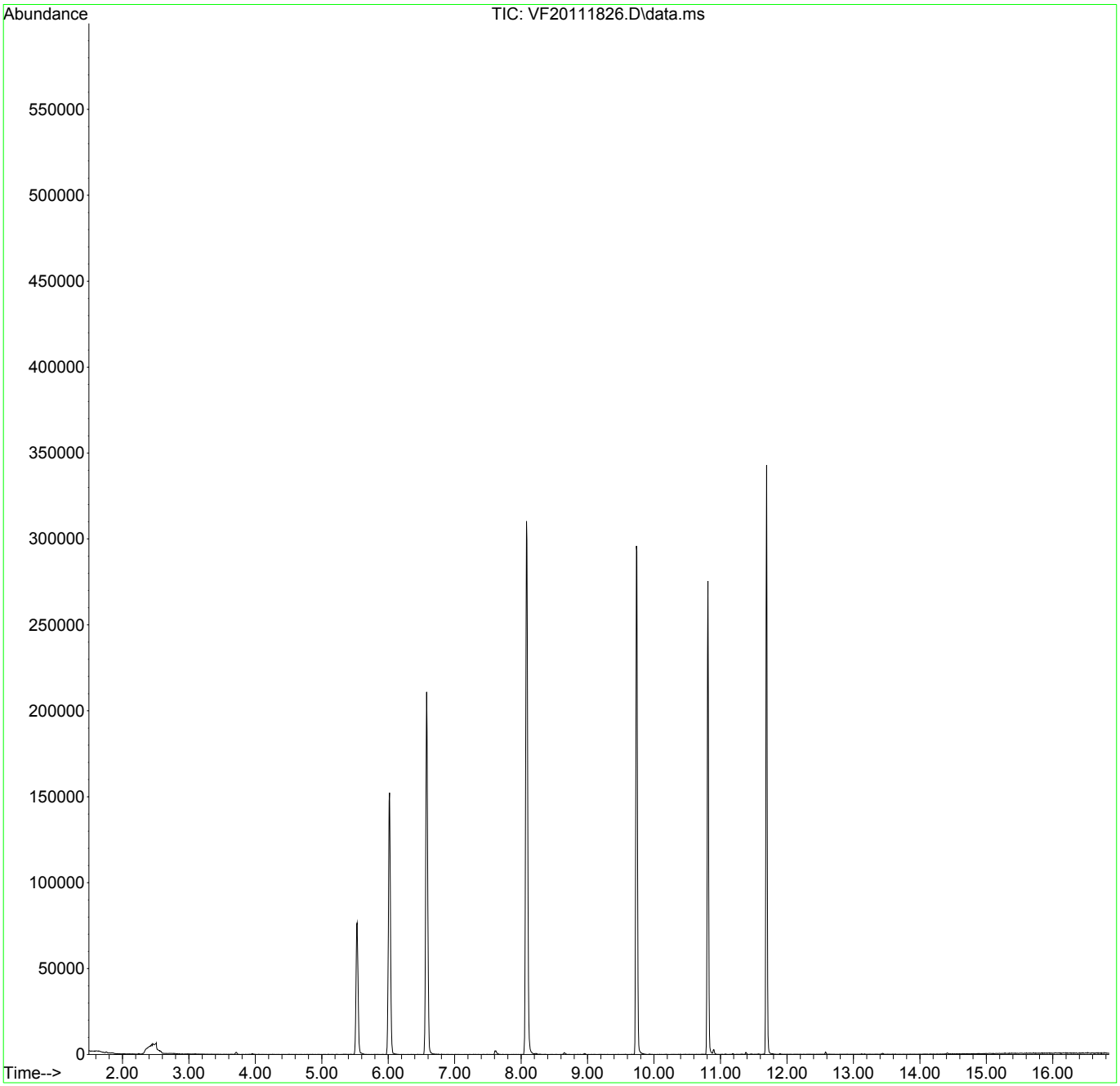

Quantitation Report (Not Reviewed)

Data Path : Y:\DATA\2020-11\0K18062\
Data File : VF20111827.D
Acq On : 19 Nov 2020 4:56 am
Operator : TNL
Sample : 0k18062-CALC
Misc : 1X 5mL 50ppb GX DI+MeOH
ALS Vial : 27 Sample Multiplier: 1

11/20/20 TNL

Quant Time: Nov 19 14:28:44 2020
Quant Method : Y:\METHODS\VF201119G.M
Quant Title : NWTPH-Gx by GC/MS
QLast Update : Thu Aug 13 22:40:04 2020
Response via : Initial Calibration

Compound	R.T.	QIon	Response	Conc	Units	Dev(Min)
Internal Standards						
1) Pentafluorobenzene (IS)	6.020	168	121907	50.00	ug/L	0.00
System Monitoring Compounds						
2) 1,4-Difluorobenzene (Sur)	6.579	TIC	424132	40.35	ug/L	0.00
3) 4-Bromofluorobenzene (...	10.812	TIC	364598	42.91	ug/L	0.00
4) Chlorobenzene-d5 (NR)	9.736	TIC	473074	0.00	ug/L	0.00
10) Toluene-d8 (NR)	8.081	TIC	627579	0.00	ug/L	0.00
12) 1,4-Dichlorobenzene-d4...	11.694	TIC	420422	0.00	ug/L	0.00
Target Compounds						Qvalue
5) NWTPH-Gx	9.745	TIC	141613m	49.27	ug/L	
6) TPHg (C5-C9)	9.745	TIC	379313m	35.70	ug/L	
7) TPHg (C6-C10)	9.745	TIC	307399m	39.04	ug/L	
8) CA-LUFT (C5-C12)	9.745	TIC	400645m	38.75	ug/L	

(#) = qualifier out of range (m) = manual integration (+) = signals summed

Quantitation Report (Not Reviewed)

Data Path : Y:\DATA\2020-11\0K18062\
Data File : VF20111827.D
Acq On : 19 Nov 2020 4:56 am
Operator : TNL
Sample : 0k18062-CALC
Misc : 1X 5mL 50ppb GX DI+MeOH
ALS Vial : 27 Sample Multiplier: 1

Quant Time: Nov 19 14:28:44 2020
Quant Method : Y:\METHODS\VF201119G.M
Quant Title : NWTPH-Gx by GC/MS
QLast Update : Thu Aug 13 22:40:04 2020
Response via : Initial Calibration

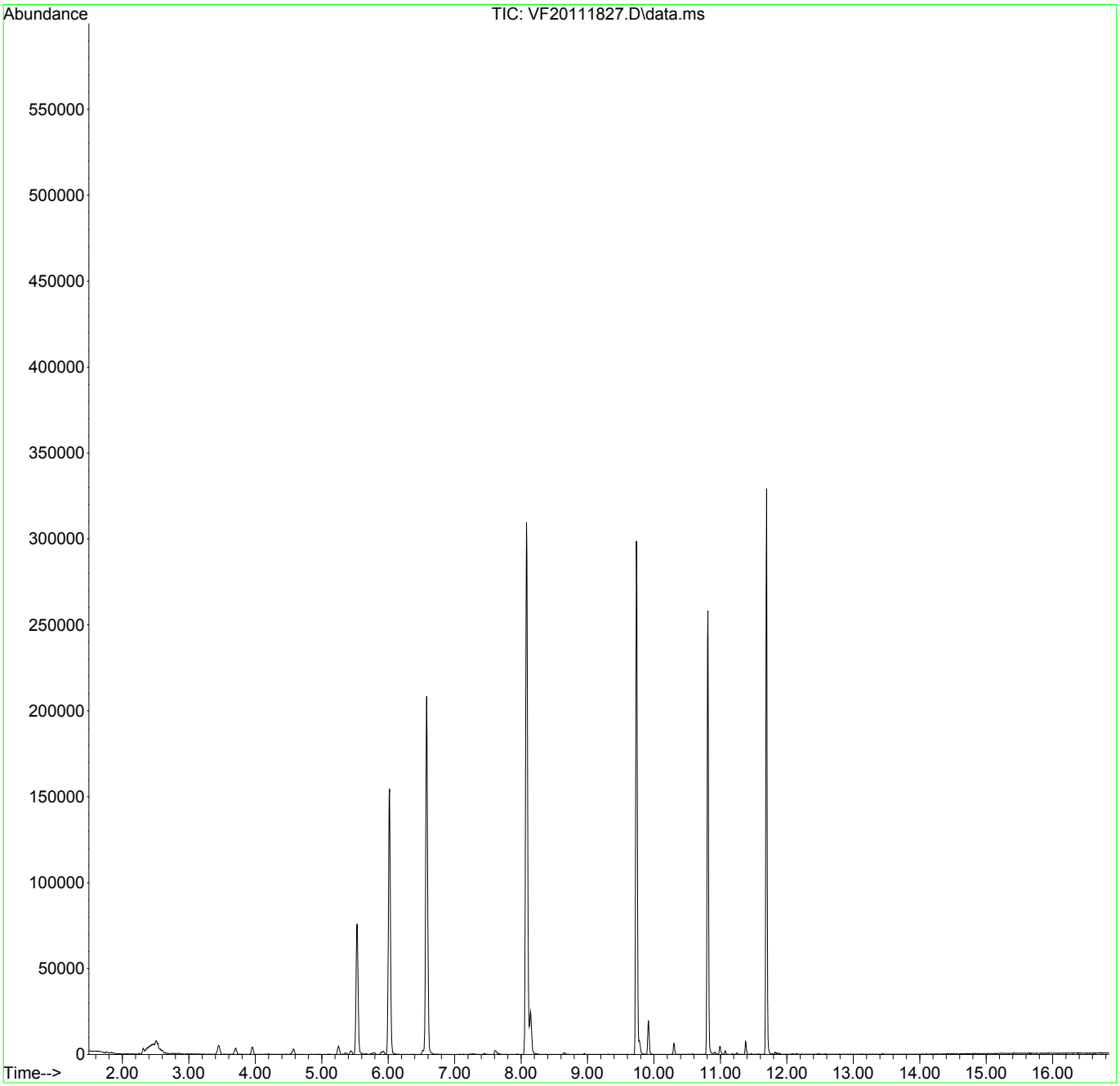

Quantitation Report (Qedit)

Data Path : Y:\DATA\2020-11\0K18062\
Data File : VF20111827.D
Acq On : 19 Nov 2020 4:56 am
Operator : TNL
Sample : 0k18062-CALC
Misc : 1X 5mL 50ppb GX DI+MeOH
ALS Vial : 27 Sample Multiplier: 1

Quant Time: Nov 19 14:28:44 2020
Quant Method : Y:\METHODS\VF201119G.M
Quant Title : NWTPH-Gx by GC/MS
QLast Update : Thu Aug 13 22:40:04 2020
Response via : Initial Calibration

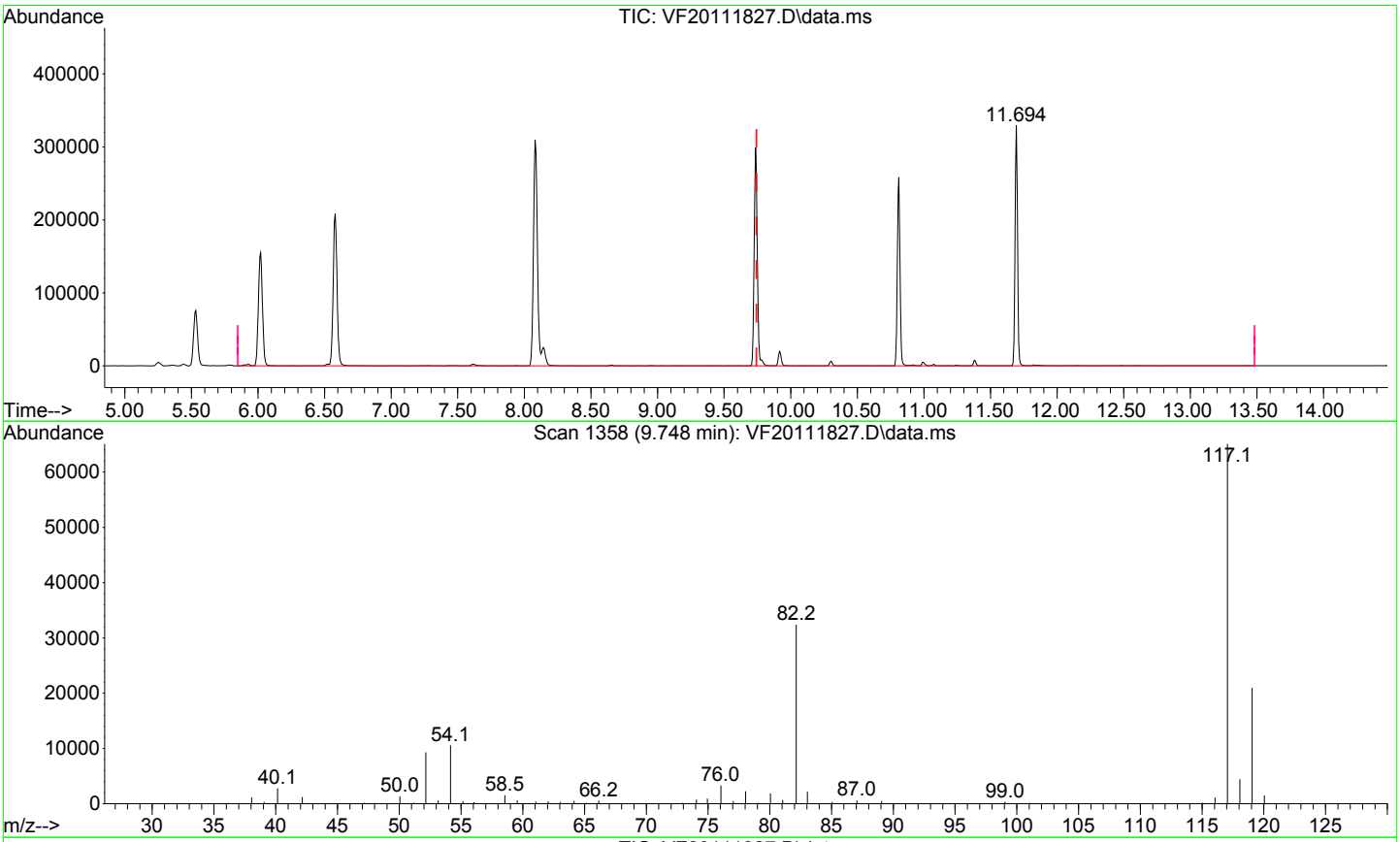

TIC: VF20111827.D\data.ms

(5) NWTPH-Gx (H)

9.745min (0.000) 49.27 ug/L m

response 141613

Signal	Exp%	Act%
TIC	100.00	100.00
0.00	0.00	0.00
0.00	0.00	0.00
0.00	0.00	0.00

Quantitation Report (Qedit)

Data Path : Y:\DATA\2020-11\0K18062\
Data File : VF20111827.D
Acq On : 19 Nov 2020 4:56 am
Operator : TNL
Sample : 0k18062-CALC
Misc : 1X 5mL 50ppb GX DI+MeOH
ALS Vial : 27 Sample Multiplier: 1

Quant Time: Nov 19 14:28:44 2020
Quant Method : Y:\METHODS\VF201119G.M
Quant Title : NWTPH-Gx by GC/MS
QLast Update : Thu Aug 13 22:40:04 2020
Response via : Initial Calibration

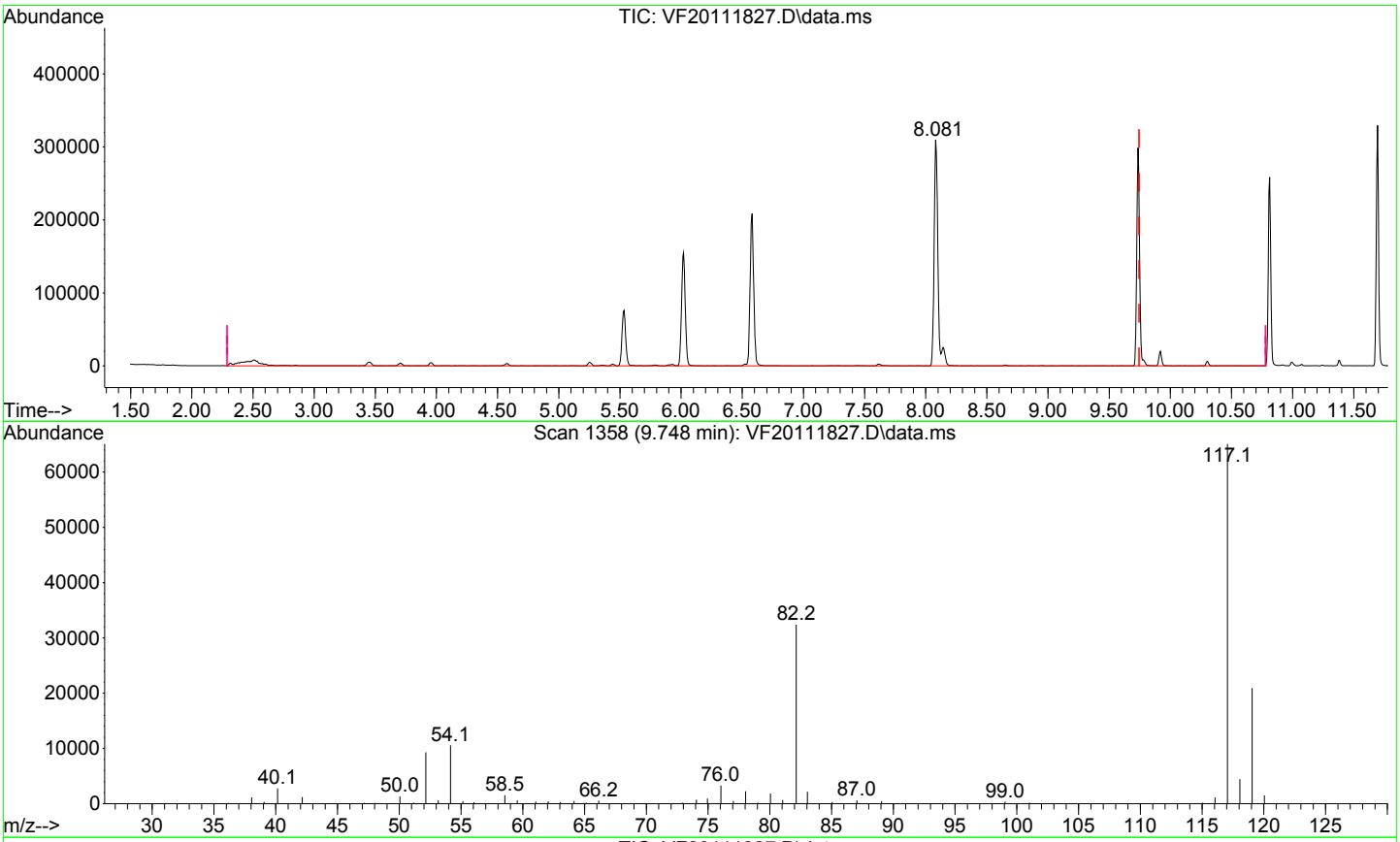

TIC: VF20111827.D\data.ms

(6) TPHg (C5-C9) (H)

9.745min (0.000) 35.70 ug/L m

response 379313

Signal	Exp%	Act%
TIC	100.00	100.00
0.00	0.00	0.00
0.00	0.00	0.00
0.00	0.00	0.00

Quantitation Report (Qedit)

Data Path : Y:\DATA\2020-11\0K18062\
Data File : VF20111827.D
Acq On : 19 Nov 2020 4:56 am
Operator : TNL
Sample : 0k18062-CALC
Misc : 1X 5mL 50ppb GX DI+MeOH
ALS Vial : 27 Sample Multiplier: 1

Quant Time: Nov 19 14:28:44 2020
Quant Method : Y:\METHODS\VF201119G.M
Quant Title : NWTPH-Gx by GC/MS
QLast Update : Thu Aug 13 22:40:04 2020
Response via : Initial Calibration

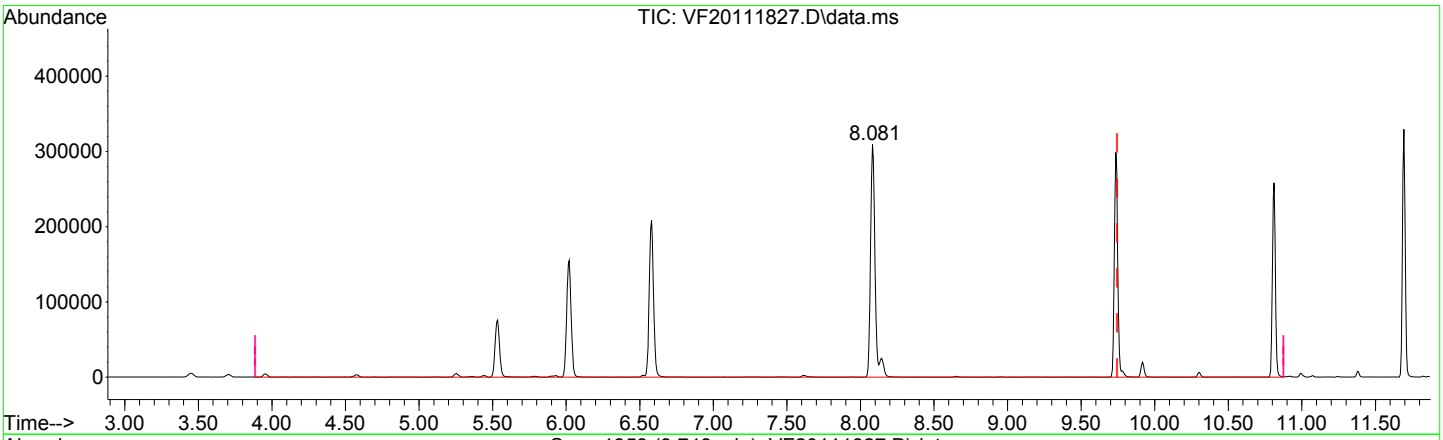

TIC: VF20111827.D\data.ms

(7) TPHg (C6-C10) (H)

9.745min (0.000) 39.04 ug/L m

response 307399

Signal	Exp%	Act%
TIC	100.00	100.00
0.00	0.00	0.00
0.00	0.00	0.00
0.00	0.00	0.00

Quantitation Report (Qedit)

Data Path : Y:\DATA\2020-11\0K18062\
Data File : VF20111827.D
Acq On : 19 Nov 2020 4:56 am
Operator : TNL
Sample : 0k18062-CALC
Misc : 1X 5mL 50ppb GX DI+MeOH
ALS Vial : 27 Sample Multiplier: 1

Quant Time: Nov 19 14:28:44 2020
Quant Method : Y:\METHODS\VF201119G.M
Quant Title : NWTPH-Gx by GC/MS
QLast Update : Thu Aug 13 22:40:04 2020
Response via : Initial Calibration

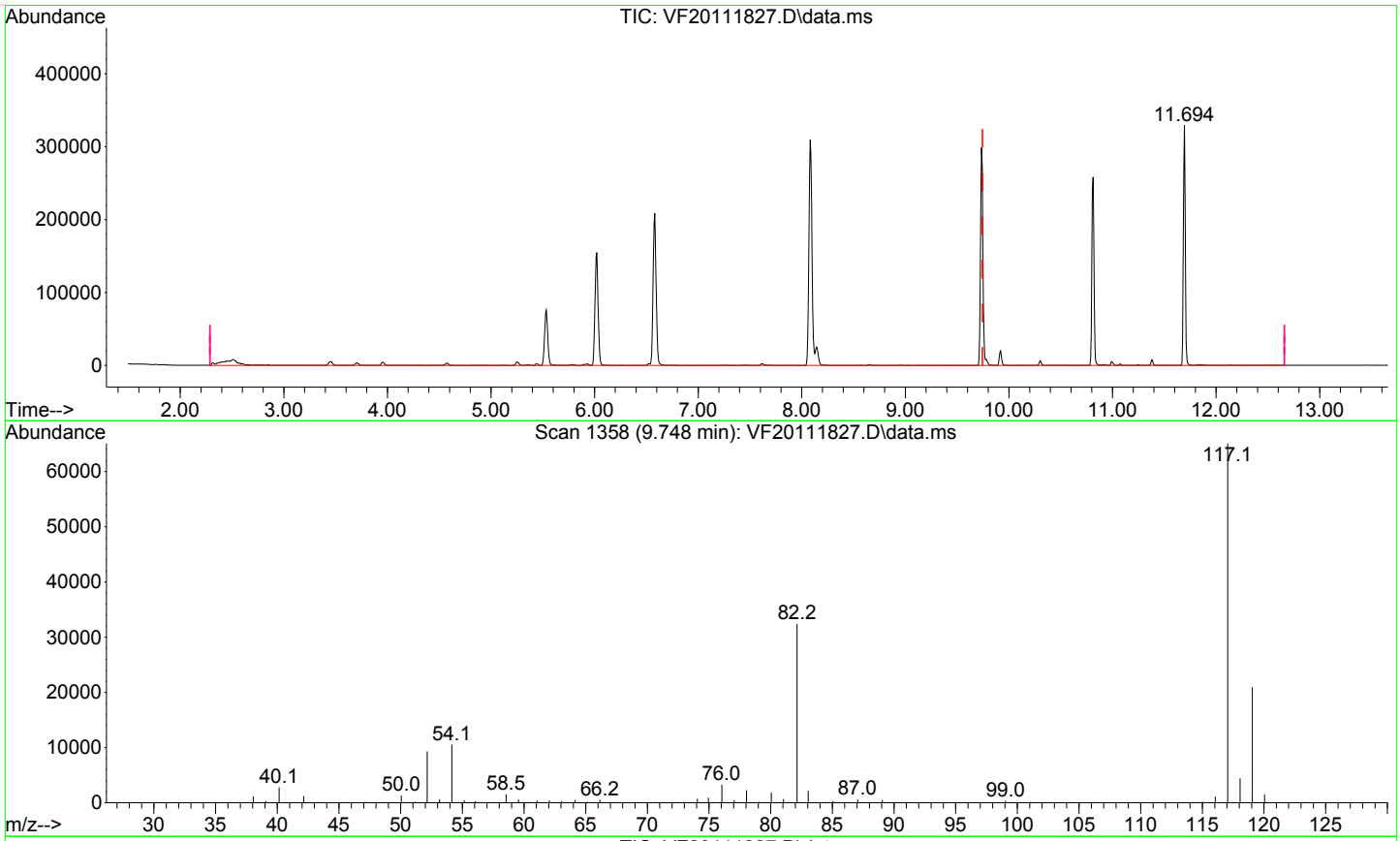

TIC: VF20111827.D\data.ms

(8) CA-LUFT (C5-C12) (H)

9.745min (0.000) 38.75 ug/L m

response 400645

Signal	Exp%	Act%
TIC	100.00	100.00
0.00	0.00	0.00
0.00	0.00	0.00
0.00	0.00	0.00

Quantitation Report (QT Reviewed)

Data Path : Y:\DATA\2020-11\0K18062\
Data File : VF20111827.D
Acq On : 19 Nov 2020 4:56 am
Operator : TNL
Sample : 0k18062-CALC
Misc : 1X 5mL 50ppb GX DI+MeOH
ALS Vial : 27 Sample Multiplier: 1

11/20/20 TNL

Quant Time: Nov 19 14:28:44 2020
Quant Method : Y:\METHODS\VF201119G.M
Quant Title : NWTPH-Gx by GC/MS
QLast Update : Thu Aug 13 22:40:04 2020
Response via : Initial Calibration

Compound	R.T.	QIon	Response	Conc	Units	Dev(Min)
Internal Standards						
1) Pentafluorobenzene (IS)	6.020	168	121907	50.00	ug/L	0.00
System Monitoring Compounds						
2) 1,4-Difluorobenzene (Sur)	6.579	TIC	424132	40.35	ug/L	0.00
3) 4-Bromofluorobenzene (...	10.812	TIC	364598	42.91	ug/L	0.00
4) Chlorobenzene-d5 (NR)	9.736	TIC	473074	0.00	ug/L	0.00
10) Toluene-d8 (NR)	8.081	TIC	627579	0.00	ug/L	0.00
12) 1,4-Dichlorobenzene-d4...	11.694	TIC	420422	0.00	ug/L	0.00
Target Compounds						Qvalue
5) NWTPH-Gx	9.745	TIC	141613m	49.27	ug/L	
6) TPHg (C5-C9)	9.745	TIC	379313m	35.70	ug/L	
7) TPHg (C6-C10)	9.745	TIC	307399m	39.04	ug/L	
8) CA-LUFT (C5-C12)	9.745	TIC	400645m	38.75	ug/L	

(#) = qualifier out of range (m) = manual integration (+) = signals summed

Quantitation Report (QT Reviewed)

Data Path : Y:\DATA\2020-11\0K18062\
Data File : VF20111827.D
Acq On : 19 Nov 2020 4:56 am
Operator : TNL
Sample : 0k18062-CALC
Misc : 1X 5mL 50ppb GX DI+MeOH
ALS Vial : 27 Sample Multiplier: 1

Quant Time: Nov 19 14:28:44 2020
Quant Method : Y:\METHODS\VF201119G.M
Quant Title : NWTPH-Gx by GC/MS
QLast Update : Thu Aug 13 22:40:04 2020
Response via : Initial Calibration

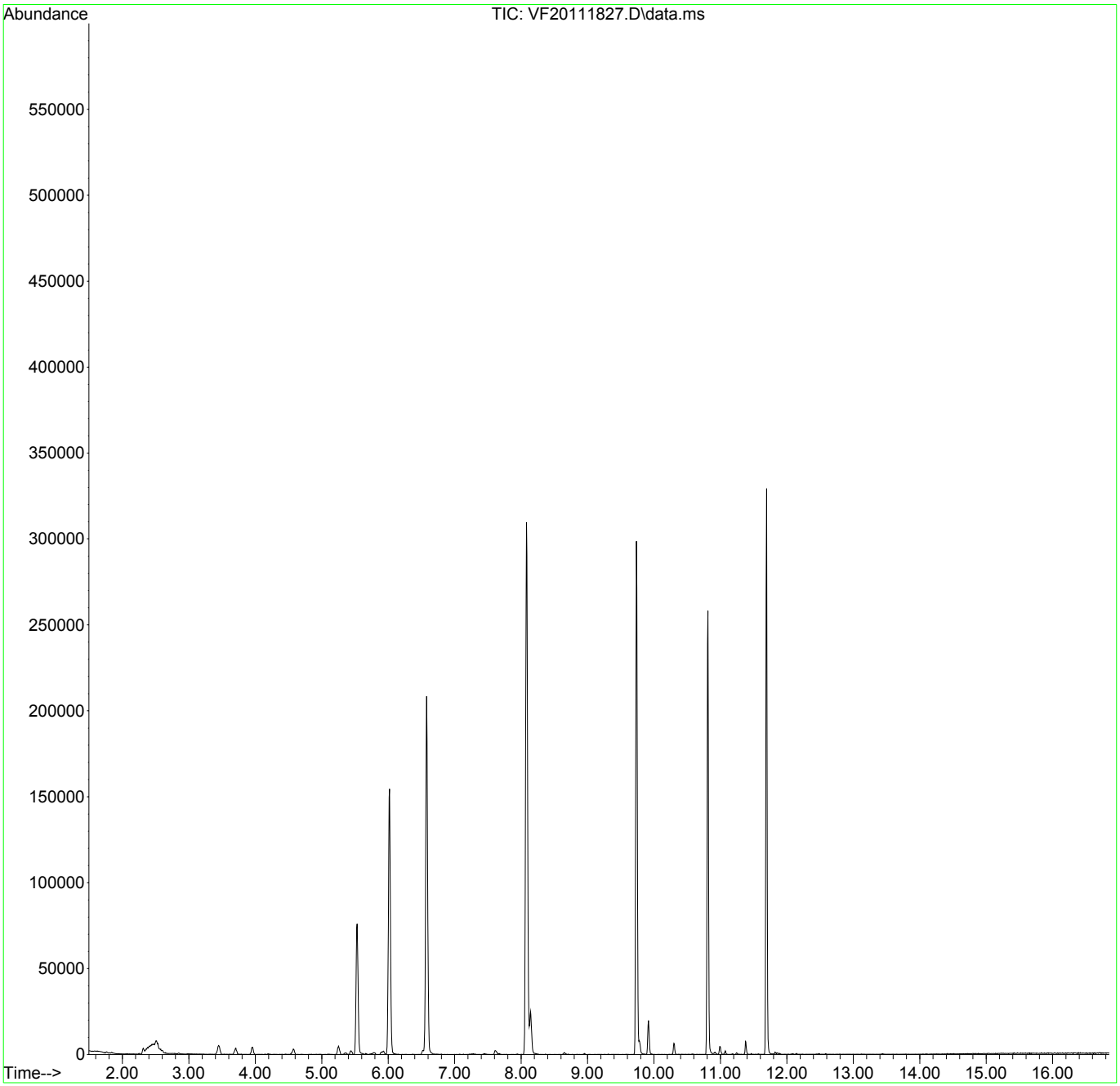

Quantitation Report (Not Reviewed)

Data Path : Y:\DATA\2020-11\0K18062\
Data File : VF20111828.D
Acq On : 19 Nov 2020 5:23 am
Operator : TNL
Sample : 0k18062-CALD
Misc : 1X 5mL 100ppb GX DI+MeOH 11/20/20 TNL
ALS Vial : 28 Sample Multiplier: 1

Quant Time: Nov 19 14:30:09 2020
Quant Method : Y:\METHODS\~~VF201119G.M~~
Quant Title : NWTPH-Gx by GC/MS
QLast Update : Thu Aug 13 22:40:04 2020
Response via : Initial Calibration

Compound	R.T.	QIon	Response	Conc	Units	Dev(Min)
Internal Standards						
1) Pentafluorobenzene (IS)	6.019	168	122269	50.00	ug/L	0.00
System Monitoring Compounds						
2) 1,4-Difluorobenzene (Sur)	6.578	TIC	440029	41.74	ug/L	0.00
3) 4-Bromofluorobenzene (...	10.811	TIC	365495	42.89	ug/L	0.00
4) Chlorobenzene-d5 (NR)	9.735	TIC	499032	0.00	ug/L	0.00
10) Toluene-d8 (NR)	8.080	TIC	636327	0.00	ug/L	0.00
12) 1,4-Dichlorobenzene-d4...	11.693	TIC	428901	0.00	ug/L	0.00
Target Compounds						Qvalue
5) NWTPH-Gx	9.745	TIC	226544m	67.47	ug/L	
6) TPHg (C5-C9)	9.745	TIC	497505m	56.10	ug/L	
7) TPHg (C6-C10)	9.745	TIC	417517m	61.13	ug/L	
8) CA-LUFT (C5-C12)	9.745	TIC	541031m	58.73	ug/L	

(#) = qualifier out of range (m) = manual integration (+) = signals summed

Quantitation Report (Not Reviewed)

Data Path : Y:\DATA\2020-11\0K18062\
Data File : VF20111828.D
Acq On : 19 Nov 2020 5:23 am
Operator : TNL
Sample : 0k18062-CALD
Misc : 1X 5mL 100ppb GX DI+MeOH
ALS Vial : 28 Sample Multiplier: 1

Quant Time: Nov 19 14:30:09 2020
Quant Method : Y:\METHODS\VF201119G.M
Quant Title : NWTPH-Gx by GC/MS
QLast Update : Thu Aug 13 22:40:04 2020
Response via : Initial Calibration

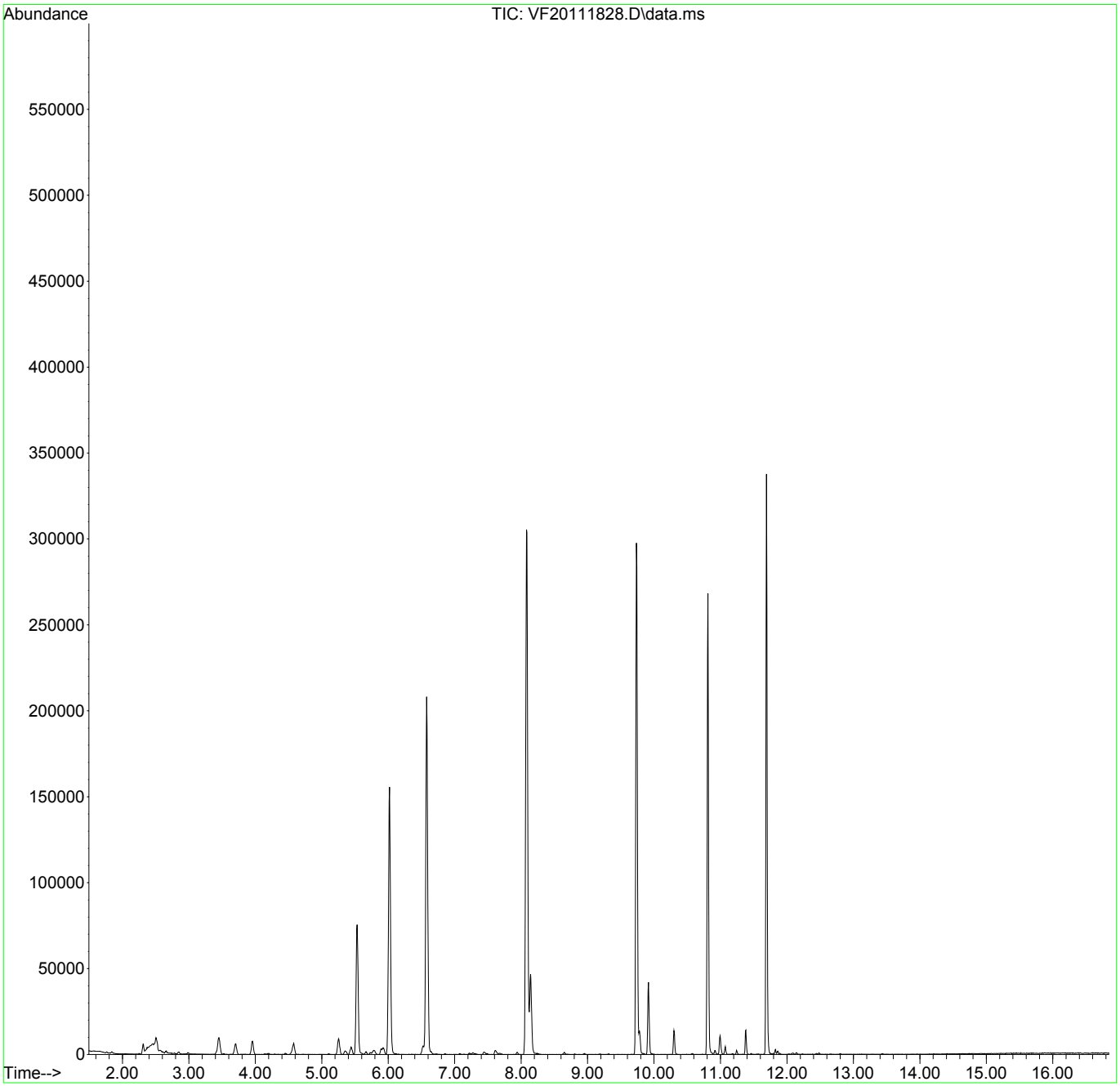

Quantitation Report (Qedit)

Data Path : Y:\DATA\2020-11\0K18062\
Data File : VF20111828.D
Acq On : 19 Nov 2020 5:23 am
Operator : TNL
Sample : 0k18062-CALD
Misc : 1X 5mL 100ppb GX DI+MeOH
ALS Vial : 28 Sample Multiplier: 1

Quant Time: Nov 19 14:30:09 2020
Quant Method : Y:\METHODS\VF201119G.M
Quant Title : NWTPH-Gx by GC/MS
QLast Update : Thu Aug 13 22:40:04 2020
Response via : Initial Calibration

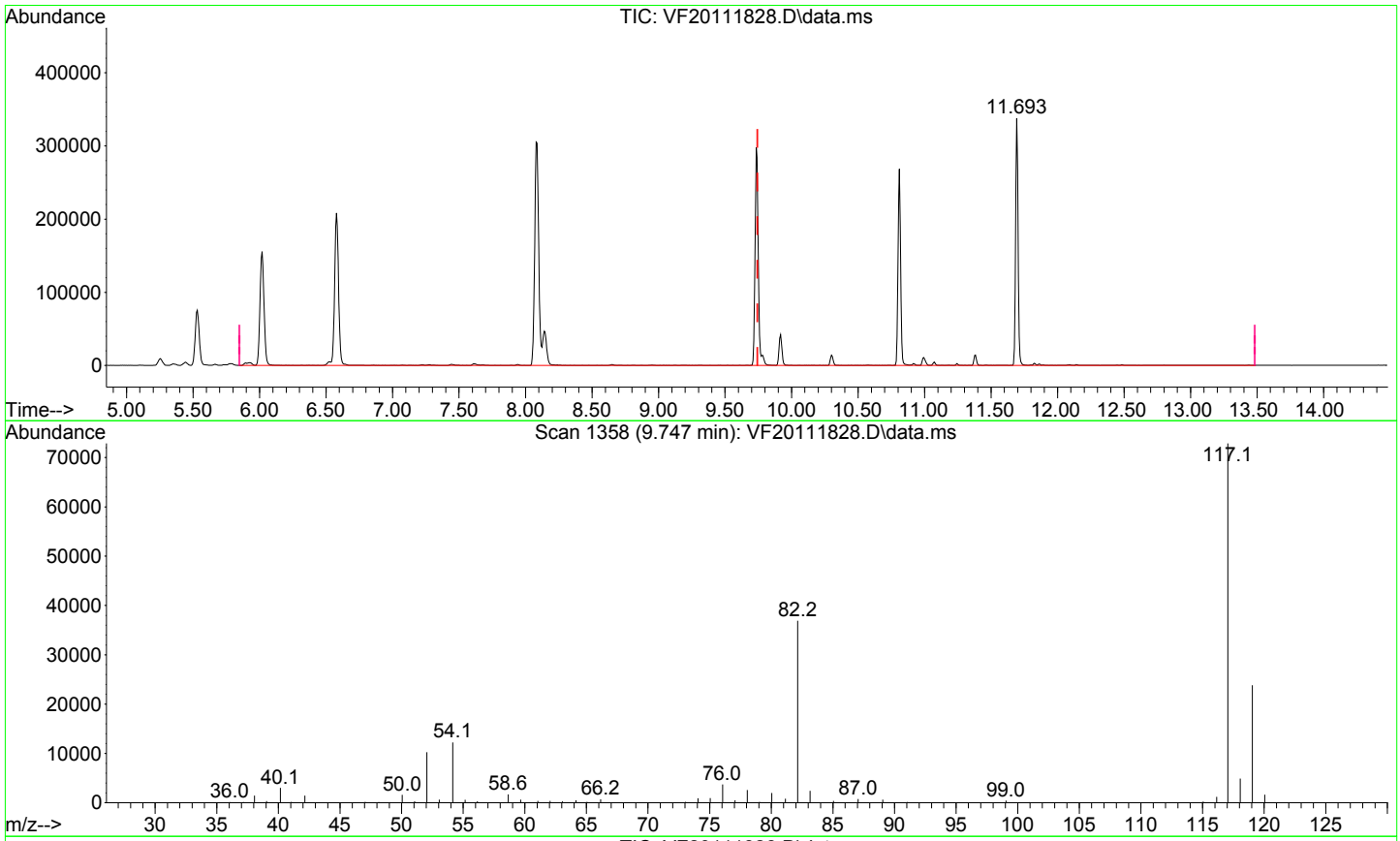

TIC: VF20111828.D\data.ms

(5) NWTPH-Gx (H)

9.745min (0.000) 67.47 ug/L m

response 226544

Signal	Exp%	Act%
TIC	100.00	100.00
0.00	0.00	0.00
0.00	0.00	0.00
0.00	0.00	0.00

Quantitation Report (Qedit)

Data Path : Y:\DATA\2020-11\0K18062\
Data File : VF20111828.D
Acq On : 19 Nov 2020 5:23 am
Operator : TNL
Sample : 0k18062-CALD
Misc : 1X 5mL 100ppb GX DI+MeOH
ALS Vial : 28 Sample Multiplier: 1

Quant Time: Nov 19 14:30:09 2020
Quant Method : Y:\METHODS\VF201119G.M
Quant Title : NWTPH-Gx by GC/MS
QLast Update : Thu Aug 13 22:40:04 2020
Response via : Initial Calibration

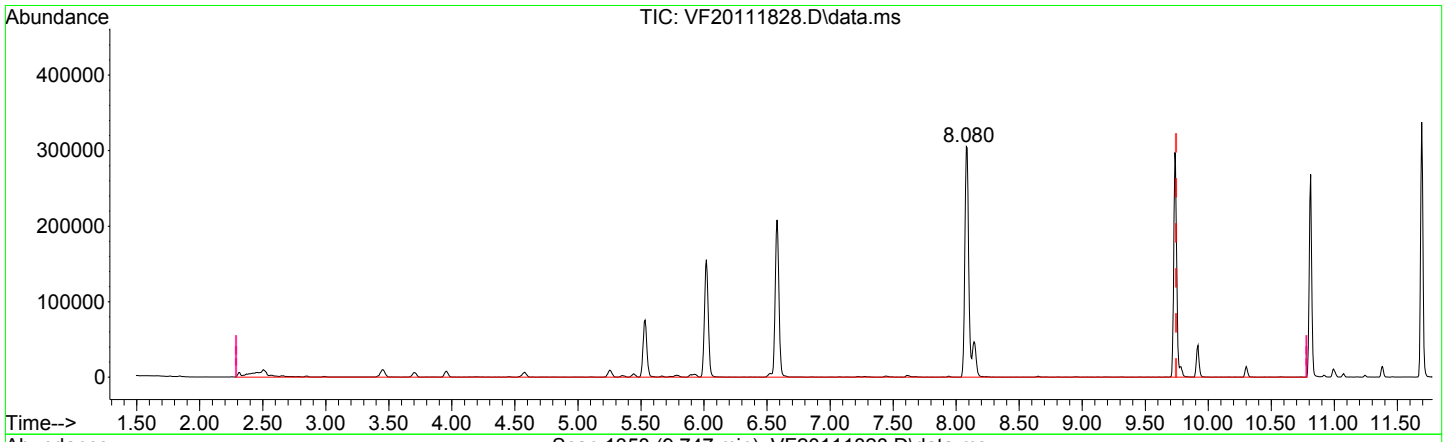

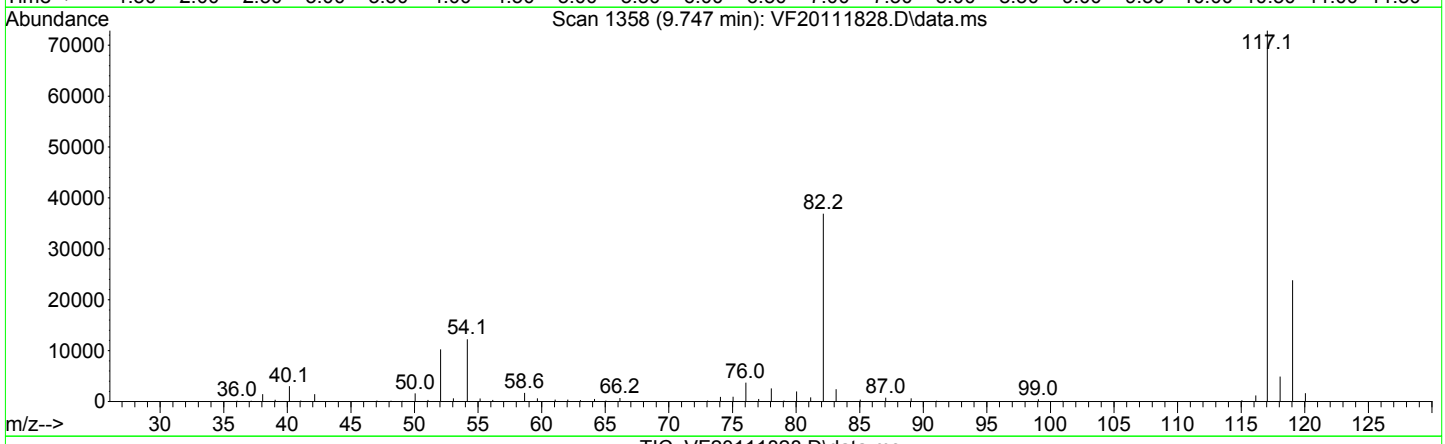

TIC: VF20111828.D\data.ms

(6) TPHg (C5-C9) (H)

9.745min (0.000) 56.10 ug/L m

response 497505

Signal	Exp%	Act%
TIC	100.00	100.00
0.00	0.00	0.00
0.00	0.00	0.00
0.00	0.00	0.00

Quantitation Report (Qedit)

Data Path : Y:\DATA\2020-11\0K18062\
Data File : VF20111828.D
Acq On : 19 Nov 2020 5:23 am
Operator : TNL
Sample : 0k18062-CALD
Misc : 1X 5mL 100ppb GX DI+MeOH
ALS Vial : 28 Sample Multiplier: 1

Quant Time: Nov 19 14:30:09 2020
Quant Method : Y:\METHODS\VF201119G.M
Quant Title : NWTPH-Gx by GC/MS
QLast Update : Thu Aug 13 22:40:04 2020
Response via : Initial Calibration

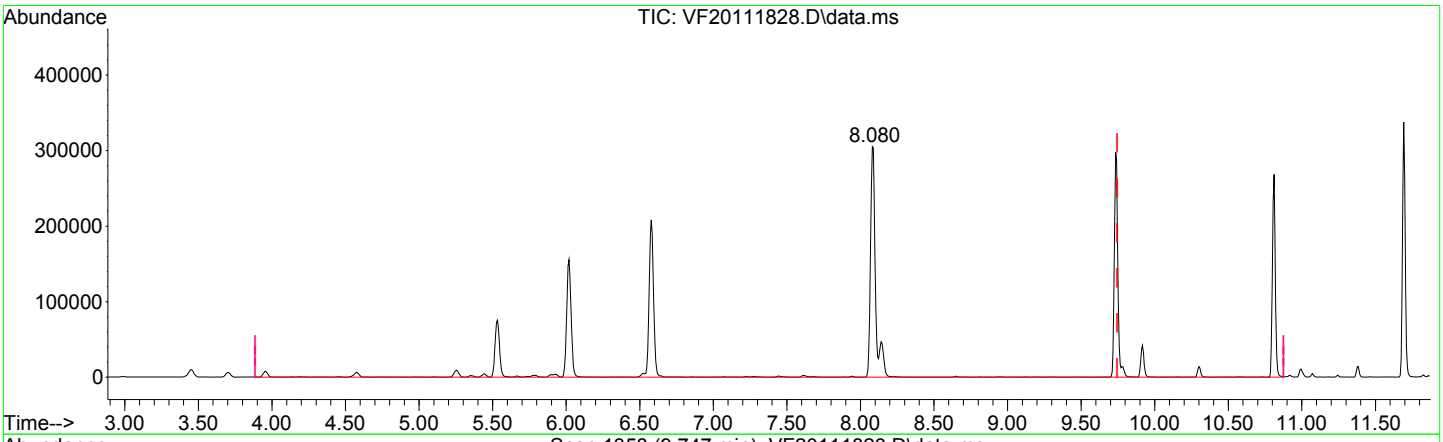

TIC: VF20111828.D\data.ms

(7) TPHg (C6-C10) (H)

9.745min (0.000) 61.13 ug/L m

response 417517

Signal	Exp%	Act%
TIC	100.00	100.00
0.00	0.00	0.00
0.00	0.00	0.00
0.00	0.00	0.00

Quantitation Report (Qedit)

Data Path : Y:\DATA\2020-11\0K18062\
Data File : VF20111828.D
Acq On : 19 Nov 2020 5:23 am
Operator : TNL
Sample : 0k18062-CALD
Misc : 1X 5mL 100ppb GX DI+MeOH
ALS Vial : 28 Sample Multiplier: 1

Quant Time: Nov 19 14:30:09 2020
Quant Method : Y:\METHODS\VF201119G.M
Quant Title : NWTPH-Gx by GC/MS
QLast Update : Thu Aug 13 22:40:04 2020
Response via : Initial Calibration

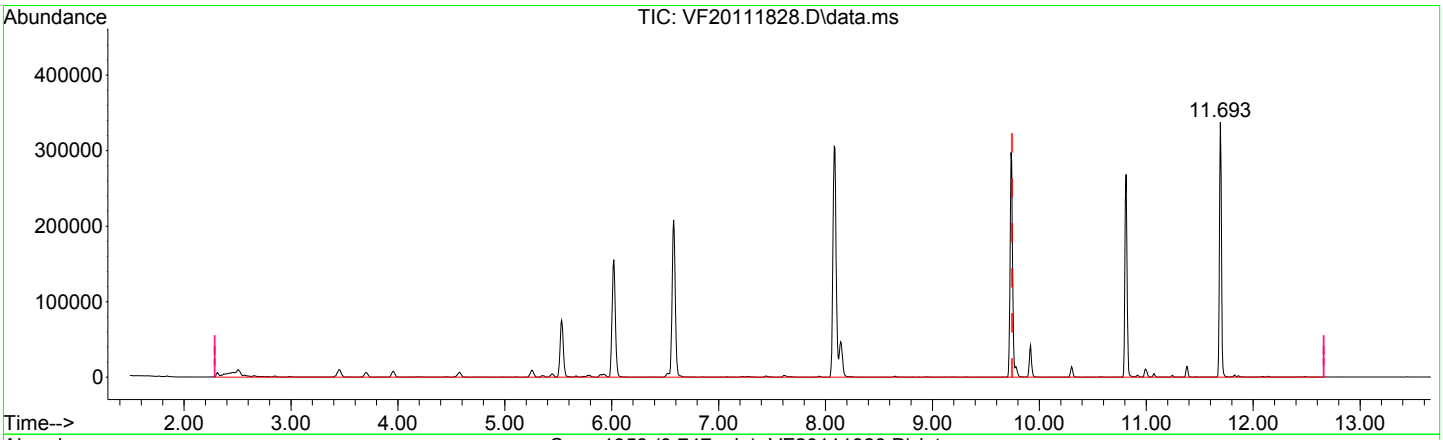

TIC: VF20111828.D\data.ms

(8) CA-LUFT (C5-C12) (H)

9.745min (0.000) 58.73 ug/L m

response 541031

Signal	Exp%	Act%
TIC	100.00	100.00
0.00	0.00	0.00
0.00	0.00	0.00
0.00	0.00	0.00

Quantitation Report (QT Reviewed)

Data Path : Y:\DATA\2020-11\0K18062\
Data File : VF20111828.D
Acq On : 19 Nov 2020 5:23 am
Operator : TNL
Sample : 0k18062-CALD
Misc : 1X 5mL 100ppb GX DI+MeOH
ALS Vial : 28 Sample Multiplier: 1

11/20/20 TNL

Quant Time: Nov 19 14:30:09 2020
Quant Method : Y:\METHODS\~~VF201119G.M~~
Quant Title : NWTPH-Gx by GC/MS
QLast Update : Thu Aug 13 22:40:04 2020
Response via : Initial Calibration

Compound	R.T.	QIon	Response	Conc	Units	Dev(Min)
Internal Standards						
1) Pentafluorobenzene (IS)	6.019	168	122269	50.00	ug/L	0.00
System Monitoring Compounds						
2) 1,4-Difluorobenzene (Sur)	6.578	TIC	440029	41.74	ug/L	0.00
3) 4-Bromofluorobenzene (...	10.811	TIC	365495	42.89	ug/L	0.00
4) Chlorobenzene-d5 (NR)	9.735	TIC	499032	0.00	ug/L	0.00
10) Toluene-d8 (NR)	8.080	TIC	636327	0.00	ug/L	0.00
12) 1,4-Dichlorobenzene-d4...	11.693	TIC	428901	0.00	ug/L	0.00
Target Compounds						Qvalue
5) NWTPH-Gx	9.745	TIC	226544m	67.47	ug/L	
6) TPHg (C5-C9)	9.745	TIC	497505m	56.10	ug/L	
7) TPHg (C6-C10)	9.745	TIC	417517m	61.13	ug/L	
8) CA-LUFT (C5-C12)	9.745	TIC	541031m	58.73	ug/L	

(#) = qualifier out of range (m) = manual integration (+) = signals summed

Quantitation Report (QT Reviewed)

Data Path : Y:\DATA\2020-11\0K18062\
Data File : VF20111828.D
Acq On : 19 Nov 2020 5:23 am
Operator : TNL
Sample : 0k18062-CALD
Misc : 1X 5mL 100ppb GX DI+MeOH
ALS Vial : 28 Sample Multiplier: 1

Quant Time: Nov 19 14:30:09 2020
Quant Method : Y:\METHODS\VF201119G.M
Quant Title : NWTPH-Gx by GC/MS
QLast Update : Thu Aug 13 22:40:04 2020
Response via : Initial Calibration

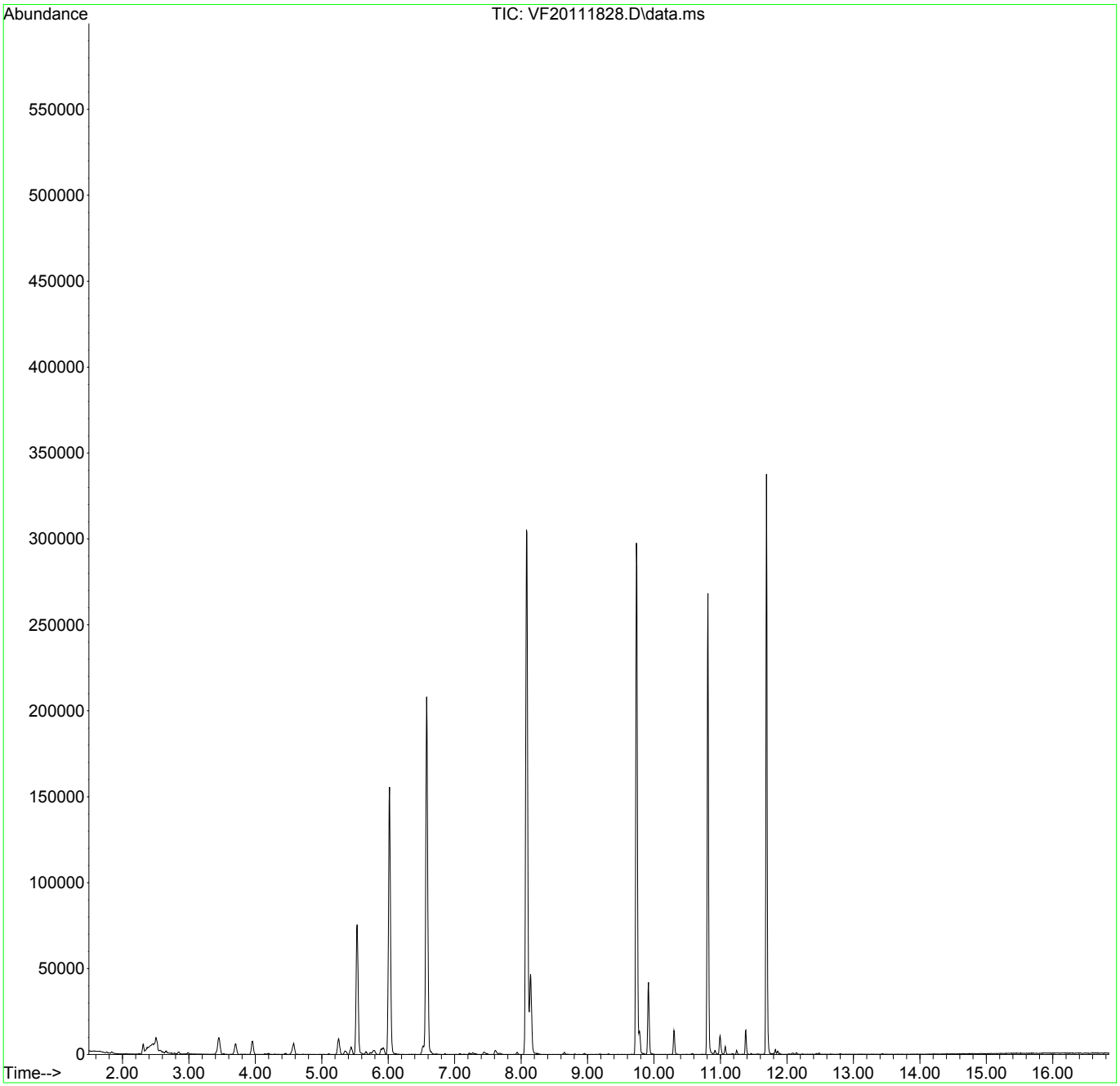

Quantitation Report (Not Reviewed)

Data Path : Y:\DATA\2020-11\0K18062\
Data File : VF20111829.D
Acq On : 19 Nov 2020 5:50 am
Operator : TNL
Sample : 0k18062-CALE
Misc : 1X 5mL 250ppb GX DI+MeOH 11/20/20 TNL
ALS Vial : 29 Sample Multiplier: 1

Quant Time: Nov 19 14:31:47 2020
Quant Method : Y:\METHODS\VF201119G.M
Quant Title : NWTPH-Gx by GC/MS
QLast Update : Thu Aug 13 22:40:04 2020
Response via : Initial Calibration

Compound	R.T.	QIon	Response	Conc	Units	Dev(Min)
Internal Standards						
1) Pentafluorobenzene (IS)	6.020	168	122137	50.00	ug/L	0.00
System Monitoring Compounds						
2) 1,4-Difluorobenzene (Sur)	6.580	TIC	432953	41.11	ug/L	0.00
3) 4-Bromofluorobenzene (...	10.813	TIC	366582	43.07	ug/L	0.00
4) Chlorobenzene-d5 (NR)	9.736	TIC	483824	0.00	ug/L	0.00
10) Toluene-d8 (NR)	8.082	TIC	640437	0.00	ug/L	0.00
12) 1,4-Dichlorobenzene-d4...	11.694	TIC	437508	0.00	ug/L	0.00
Target Compounds						Qvalue
5) NWTPH-Gx	9.745	TIC	780509m	186.47	ug/L	
6) TPHg (C5-C9)	9.745	TIC	1137199m	167.48	ug/L	
7) TPHg (C6-C10)	9.745	TIC	982914m	175.42	ug/L	
8) CA-LUFT (C5-C12)	9.745	TIC	1319194m	170.25	ug/L	

(#) = qualifier out of range (m) = manual integration (+) = signals summed

Quantitation Report (Not Reviewed)

Data Path : Y:\DATA\2020-11\0K18062\
Data File : VF20111829.D
Acq On : 19 Nov 2020 5:50 am
Operator : TNL
Sample : 0k18062-CALE
Misc : 1X 5mL 250ppb GX DI+MeOH
ALS Vial : 29 Sample Multiplier: 1

Quant Time: Nov 19 14:31:47 2020
Quant Method : Y:\METHODS\VF201119G.M
Quant Title : NWTPH-Gx by GC/MS
QLast Update : Thu Aug 13 22:40:04 2020
Response via : Initial Calibration

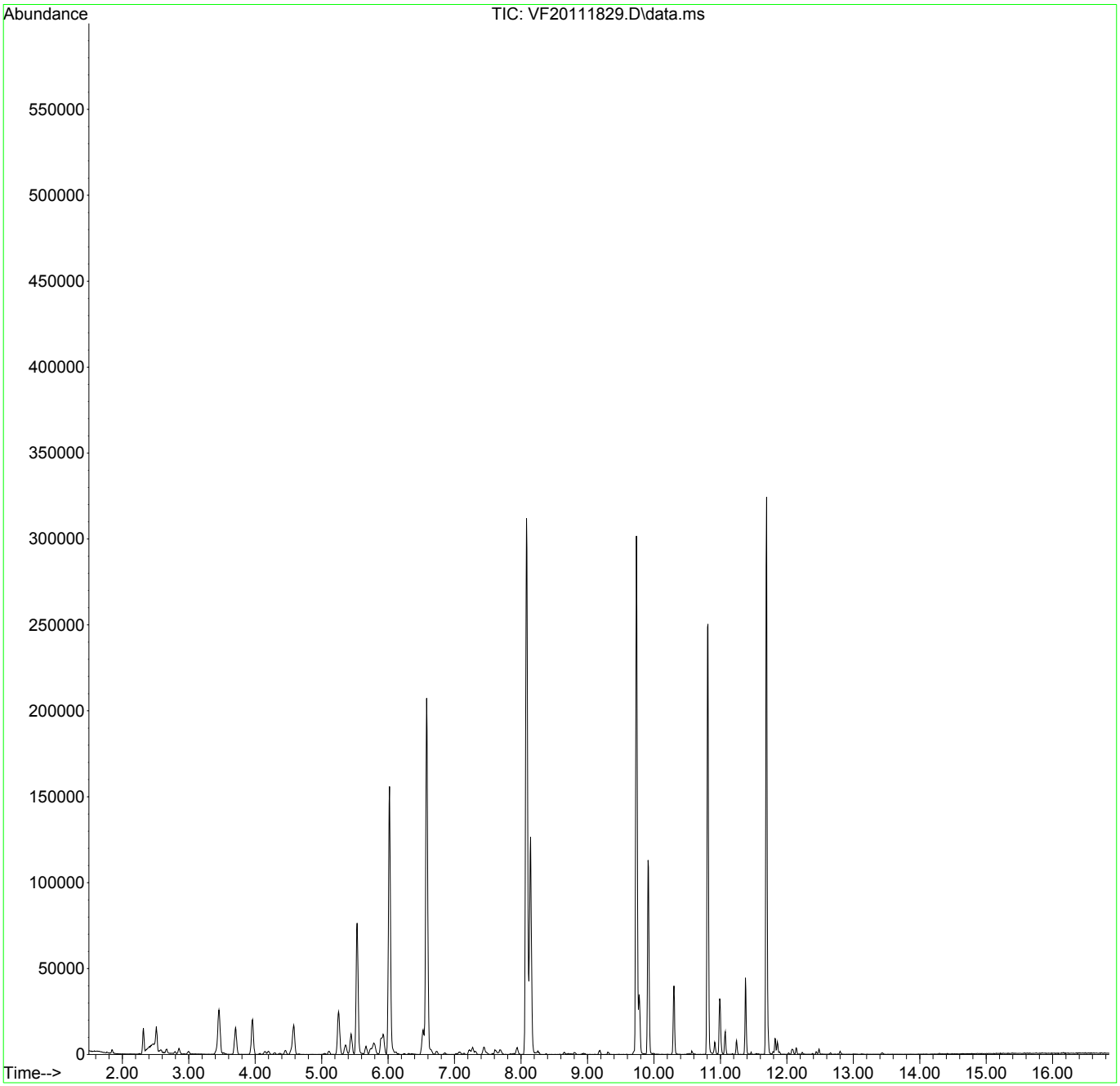

Quantitation Report (Qedit)

Data Path : Y:\DATA\2020-11\0K18062\
Data File : VF20111829.D
Acq On : 19 Nov 2020 5:50 am
Operator : TNL
Sample : 0k18062-CALE
Misc : 1X 5mL 250ppb GX DI+MeOH
ALS Vial : 29 Sample Multiplier: 1

Quant Time: Nov 19 14:31:47 2020
Quant Method : Y:\METHODS\VF201119G.M
Quant Title : NWTPH-Gx by GC/MS
QLast Update : Thu Aug 13 22:40:04 2020
Response via : Initial Calibration

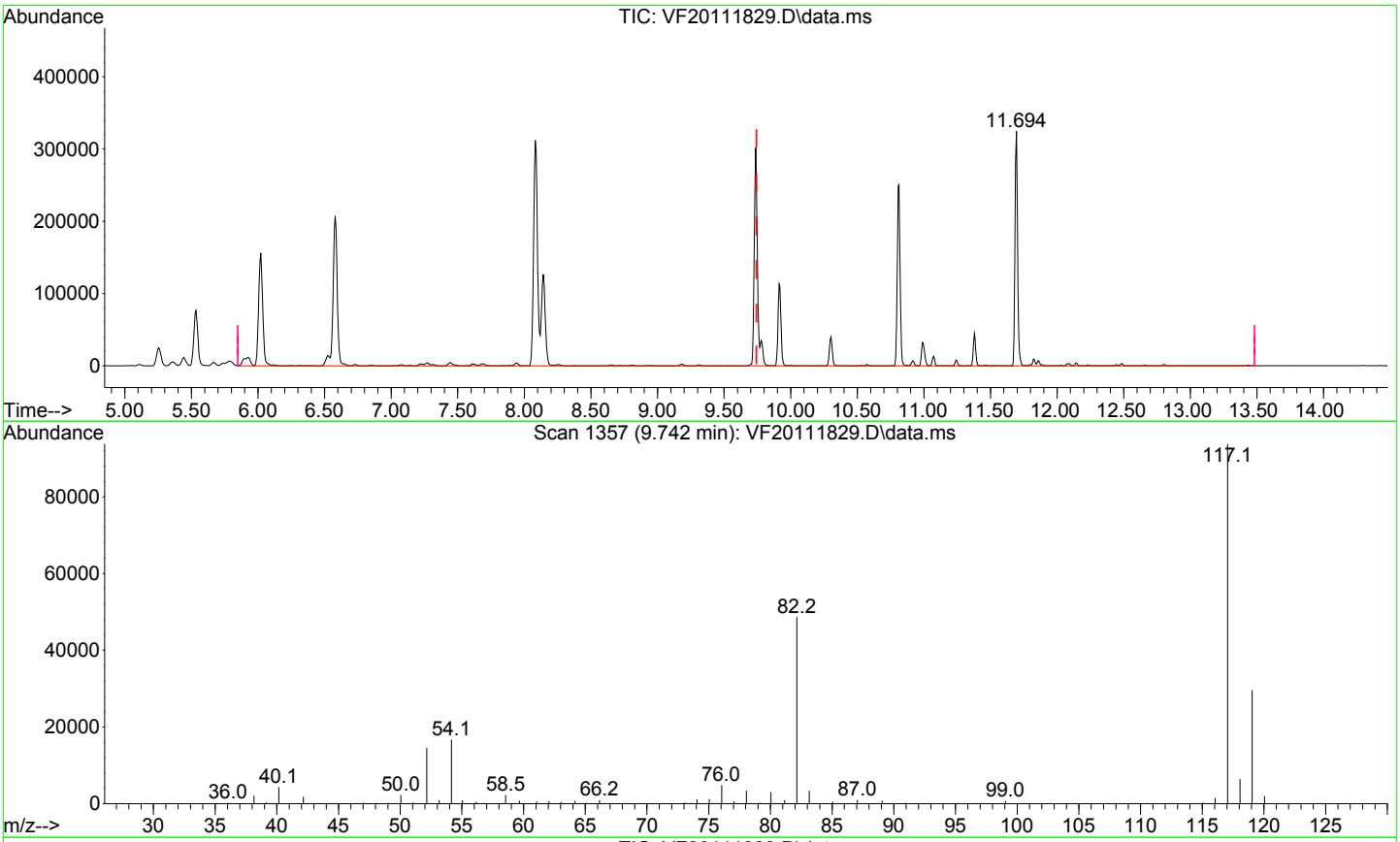

TIC: VF20111829.D\data.ms

(5) NWTPH-Gx (H)

9.745min (0.000) 186.47 ug/L m

response 780509

Signal	Exp%	Act%
TIC	100.00	100.00
0.00	0.00	0.00
0.00	0.00	0.00
0.00	0.00	0.00

Quantitation Report (Qedit)

Data Path : Y:\DATA\2020-11\0K18062\
Data File : VF20111829.D
Acq On : 19 Nov 2020 5:50 am
Operator : TNL
Sample : 0k18062-CALE
Misc : 1X 5mL 250ppb GX DI+MeOH
ALS Vial : 29 Sample Multiplier: 1

Quant Time: Nov 19 14:31:47 2020
Quant Method : Y:\METHODS\VF201119G.M
Quant Title : NWTPH-Gx by GC/MS
QLast Update : Thu Aug 13 22:40:04 2020
Response via : Initial Calibration

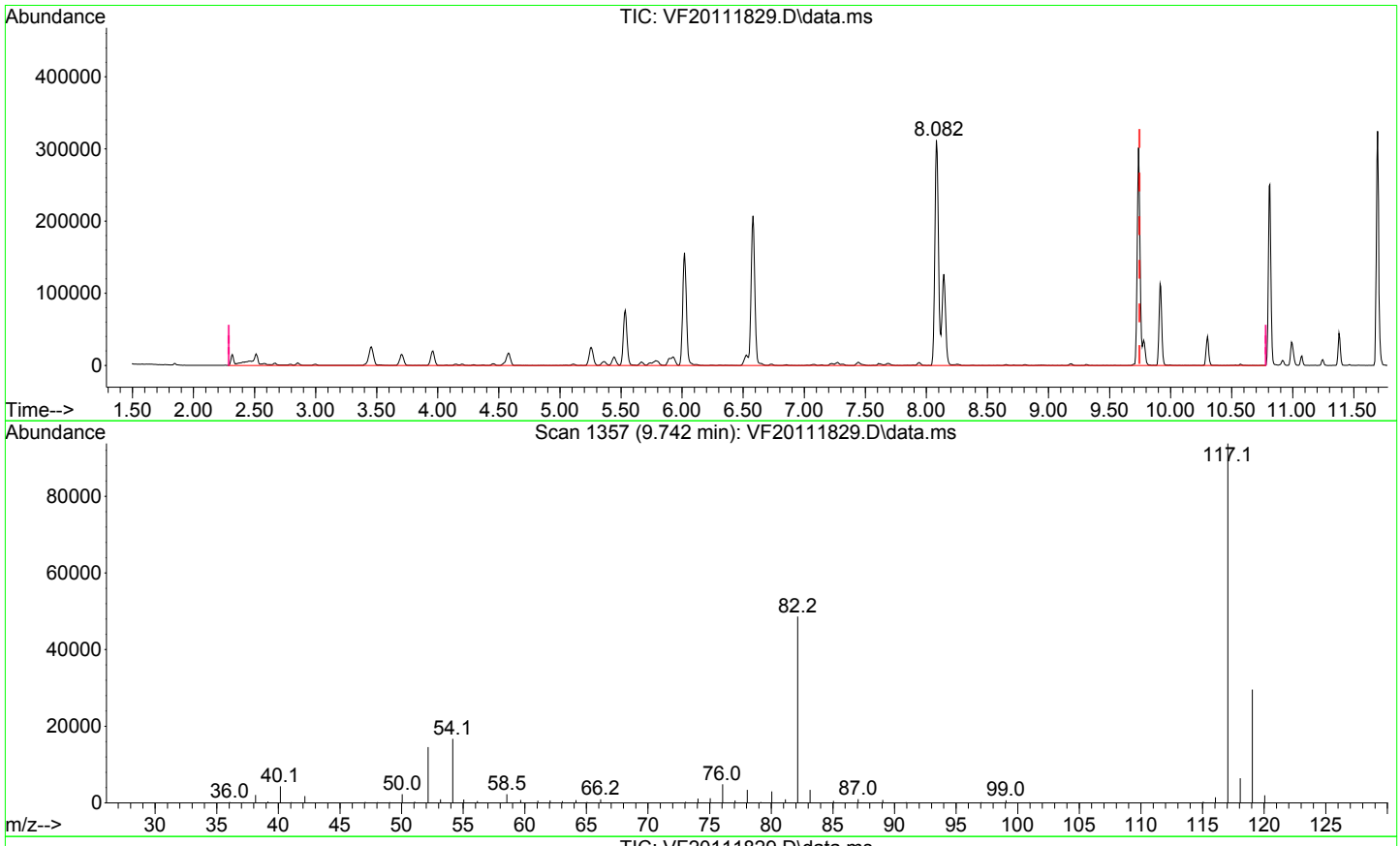

TIC: VF20111829.D\data.ms

(6) TPHg (C5-C9) (H)

9.745min (0.000) 167.48 ug/L m

response 1137199

Signal	Exp%	Act%
TIC	100.00	100.00
0.00	0.00	0.00
0.00	0.00	0.00
0.00	0.00	0.00

Quantitation Report (Qedit)

Data Path : Y:\DATA\2020-11\0K18062\
Data File : VF20111829.D
Acq On : 19 Nov 2020 5:50 am
Operator : TNL
Sample : 0k18062-CALE
Misc : 1X 5mL 250ppb GX DI+MeOH
ALS Vial : 29 Sample Multiplier: 1

Quant Time: Nov 19 14:31:47 2020
Quant Method : Y:\METHODS\VF201119G.M
Quant Title : NWTPH-Gx by GC/MS
QLast Update : Thu Aug 13 22:40:04 2020
Response via : Initial Calibration

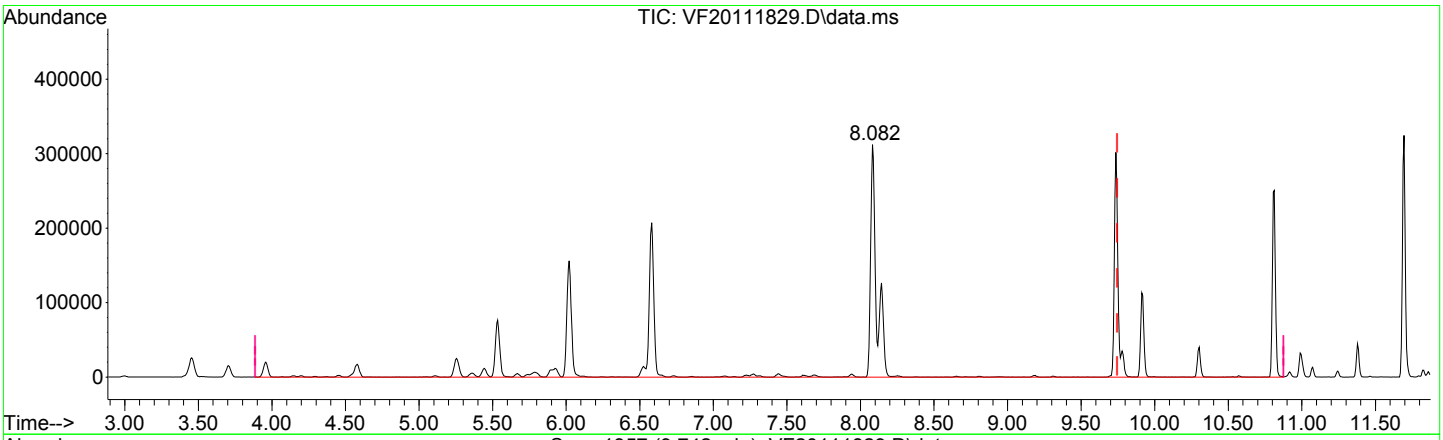

TIC: VF20111829.D\data.ms

(7) TPHg (C6-C10) (H)

9.745min (0.000) 175.42 ug/L m

response 982914

Signal	Exp%	Act%
TIC	100.00	100.00
0.00	0.00	0.00
0.00	0.00	0.00
0.00	0.00	0.00

Quantitation Report (Qedit)

Data Path : Y:\DATA\2020-11\0K18062\
Data File : VF20111829.D
Acq On : 19 Nov 2020 5:50 am
Operator : TNL
Sample : 0k18062-CALE
Misc : 1X 5mL 250ppb GX DI+MeOH
ALS Vial : 29 Sample Multiplier: 1

Quant Time: Nov 19 14:31:47 2020
Quant Method : Y:\METHODS\VF201119G.M
Quant Title : NWTPH-Gx by GC/MS
QLast Update : Thu Aug 13 22:40:04 2020
Response via : Initial Calibration

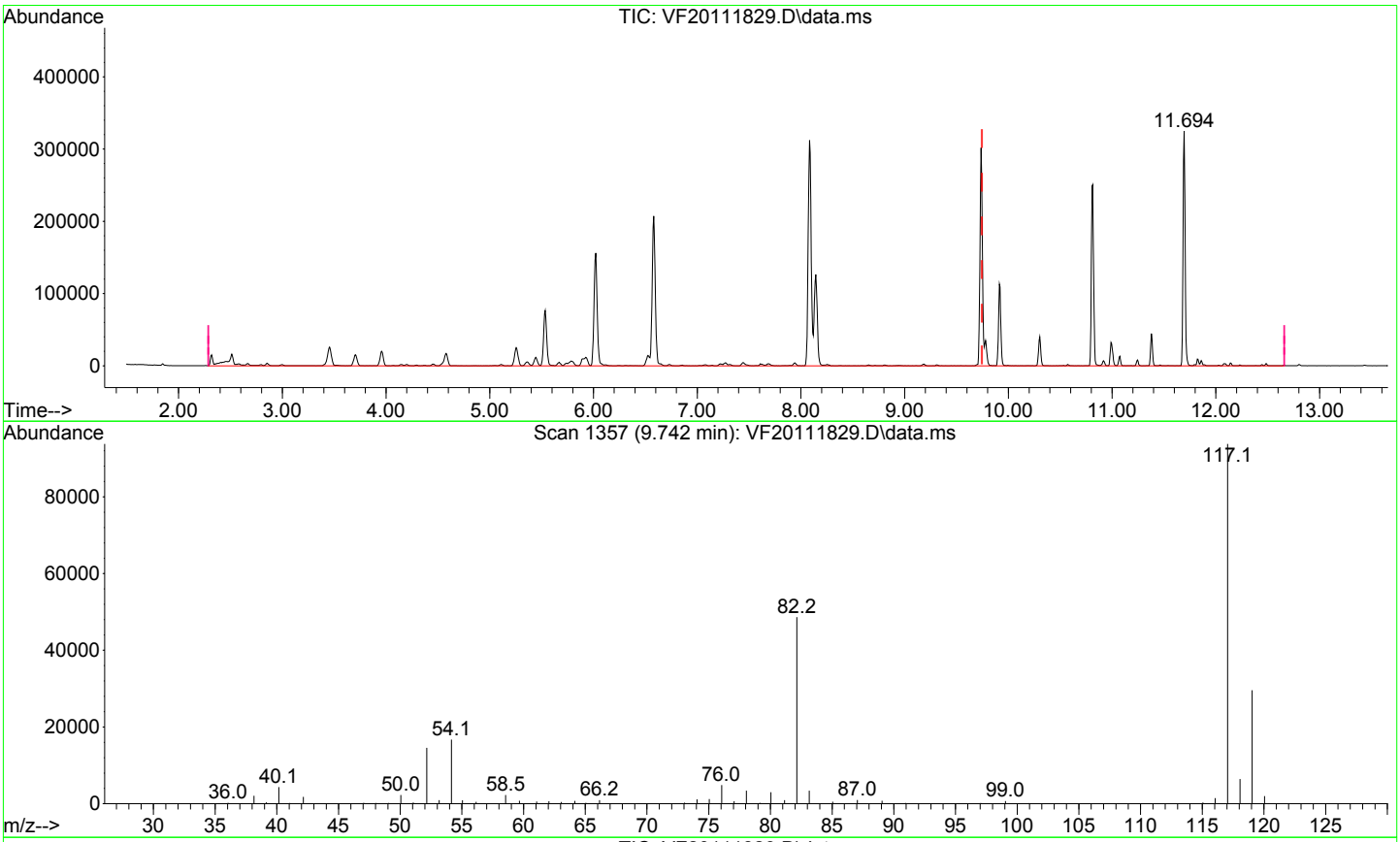

TIC: VF20111829.D\data.ms

(8) CA-LUFT (C5-C12) (H)

9.745min (0.000) 170.25 ug/L m

response 1319194

Signal	Exp%	Act%
TIC	100.00	100.00
0.00	0.00	0.00
0.00	0.00	0.00
0.00	0.00	0.00

Quantitation Report (QT Reviewed)

Data Path : Y:\DATA\2020-11\0K18062\
Data File : VF20111829.D
Acq On : 19 Nov 2020 5:50 am
Operator : TNL
Sample : 0k18062-CALE
Misc : 1X 5mL 250ppb GX DI+MeOH
ALS Vial : 29 Sample Multiplier: 1

11/20/20 TNL

Quant Time: Nov 19 14:31:47 2020
Quant Method : Y:\METHODS\~~VF201119G.M~~
Quant Title : NWTPH-Gx by GC/MS
QLast Update : Thu Aug 13 22:40:04 2020
Response via : Initial Calibration

Compound	R.T.	QIon	Response	Conc	Units	Dev(Min)
Internal Standards						
1) Pentafluorobenzene (IS)	6.020	168	122137	50.00	ug/L	0.00
System Monitoring Compounds						
2) 1,4-Difluorobenzene (Sur)	6.580	TIC	432953	41.11	ug/L	0.00
3) 4-Bromofluorobenzene (...	10.813	TIC	366582	43.07	ug/L	0.00
4) Chlorobenzene-d5 (NR)	9.736	TIC	483824	0.00	ug/L	0.00
10) Toluene-d8 (NR)	8.082	TIC	640437	0.00	ug/L	0.00
12) 1,4-Dichlorobenzene-d4...	11.694	TIC	437508	0.00	ug/L	0.00
Target Compounds						Qvalue
5) NWTPH-Gx	9.745	TIC	780509m	186.47	ug/L	
6) TPHg (C5-C9)	9.745	TIC	1137199m	167.48	ug/L	
7) TPHg (C6-C10)	9.745	TIC	982914m	175.42	ug/L	
8) CA-LUFT (C5-C12)	9.745	TIC	1319194m	170.25	ug/L	

(#) = qualifier out of range (m) = manual integration (+) = signals summed

Quantitation Report (QT Reviewed)

Data Path : Y:\DATA\2020-11\0K18062\
Data File : VF20111829.D
Acq On : 19 Nov 2020 5:50 am
Operator : TNL
Sample : 0k18062-CALE
Misc : 1X 5mL 250ppb GX DI+MeOH
ALS Vial : 29 Sample Multiplier: 1

Quant Time: Nov 19 14:31:47 2020
Quant Method : Y:\METHODS\VF201119G.M
Quant Title : NWTPH-Gx by GC/MS
QLast Update : Thu Aug 13 22:40:04 2020
Response via : Initial Calibration

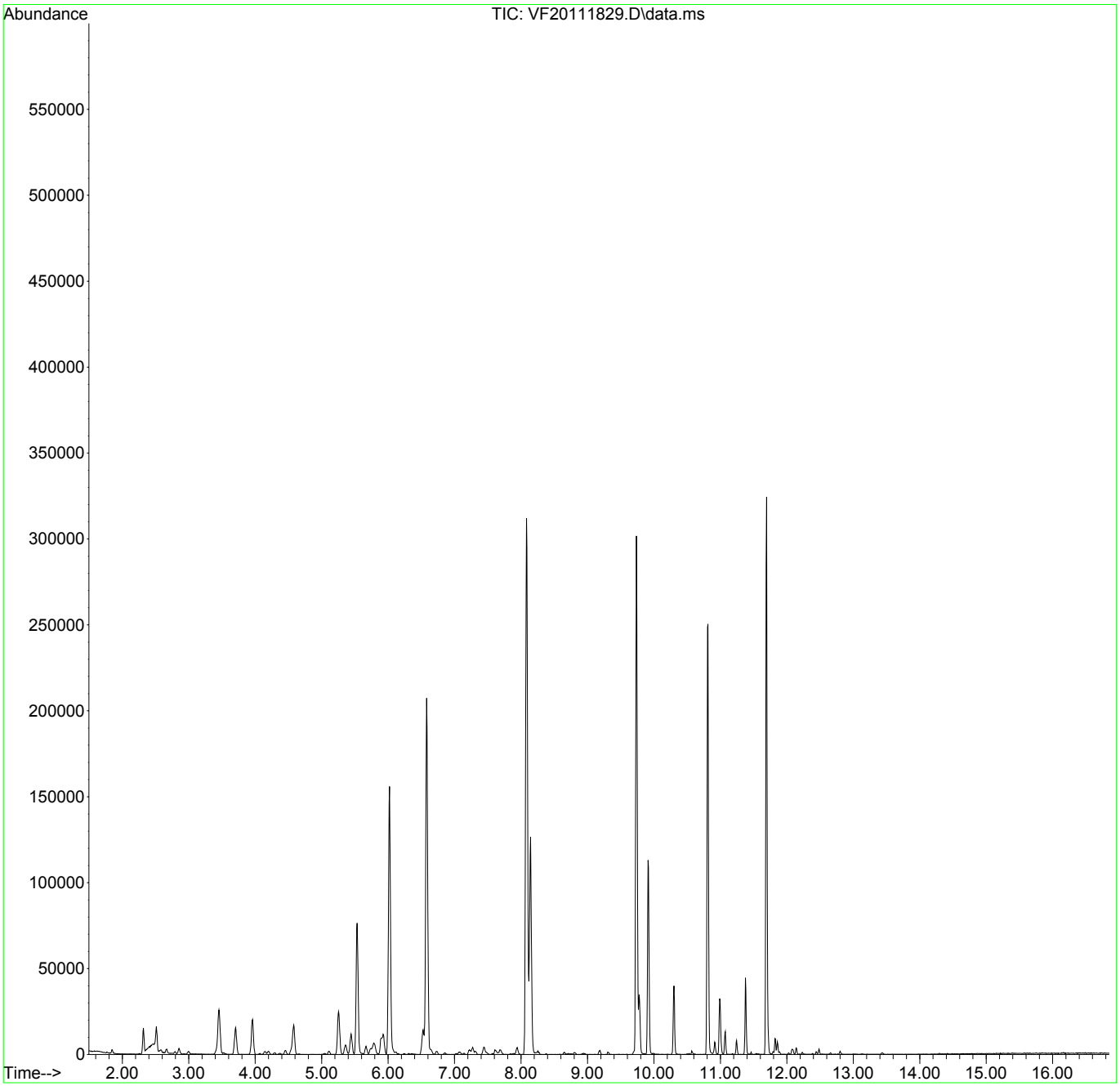

Quantitation Report (Not Reviewed)

Data Path : Y:\DATA\2020-11\0K18062\
Data File : VF20111830.D
Acq On : 19 Nov 2020 6:18 am
Operator : TNL
Sample : 0k18062-CALF
Misc : 1X 5mL 500ppb GX DI+MeOH
ALS Vial : 30 Sample Multiplier: 1

11/20/20 TNL

Quant Time: Nov 19 14:32:27 2020
Quant Method : Y:\METHODS\VF201119G.M
Quant Title : NWTPH-Gx by GC/MS
QLast Update : Thu Aug 13 22:40:04 2020
Response via : Initial Calibration

Compound	R.T.	QIon	Response	Conc	Units	Dev(Min)
Internal Standards						
1) Pentafluorobenzene (IS)	6.019	168	123418	50.00	ug/L	0.00
System Monitoring Compounds						
2) 1,4-Difluorobenzene (Sur)	6.578	TIC	443498	41.68	ug/L	0.00
3) 4-Bromofluorobenzene (...	10.811	TIC	379419	44.11	ug/L	0.00
4) Chlorobenzene-d5 (NR)	9.734	TIC	497269	0.00	ug/L	0.00
10) Toluene-d8 (NR)	8.080	TIC	630111	0.00	ug/L	0.00
12) 1,4-Dichlorobenzene-d4...	11.693	TIC	468478	0.00	ug/L	0.00
Target Compounds						Qvalue
5) NWTPH-Gx	9.745	TIC	1824766m	404.55	ug/L	
6) TPHg (C5-C9)	9.745	TIC	2308980m	366.00	ug/L	
7) TPHg (C6-C10)	9.745	TIC	2000281m	375.38	ug/L	
8) CA-LUFT (C5-C12)	9.745	TIC	2739362m	368.06	ug/L	

(#) = qualifier out of range (m) = manual integration (+) = signals summed

Quantitation Report (Not Reviewed)

Data Path : Y:\DATA\2020-11\0K18062\
Data File : VF20111830.D
Acq On : 19 Nov 2020 6:18 am
Operator : TNL
Sample : 0k18062-CALF
Misc : 1X 5mL 500ppb GX DI+MeOH
ALS Vial : 30 Sample Multiplier: 1

Quant Time: Nov 19 14:32:27 2020
Quant Method : Y:\METHODS\VF201119G.M
Quant Title : NWTPH-Gx by GC/MS
QLast Update : Thu Aug 13 22:40:04 2020
Response via : Initial Calibration

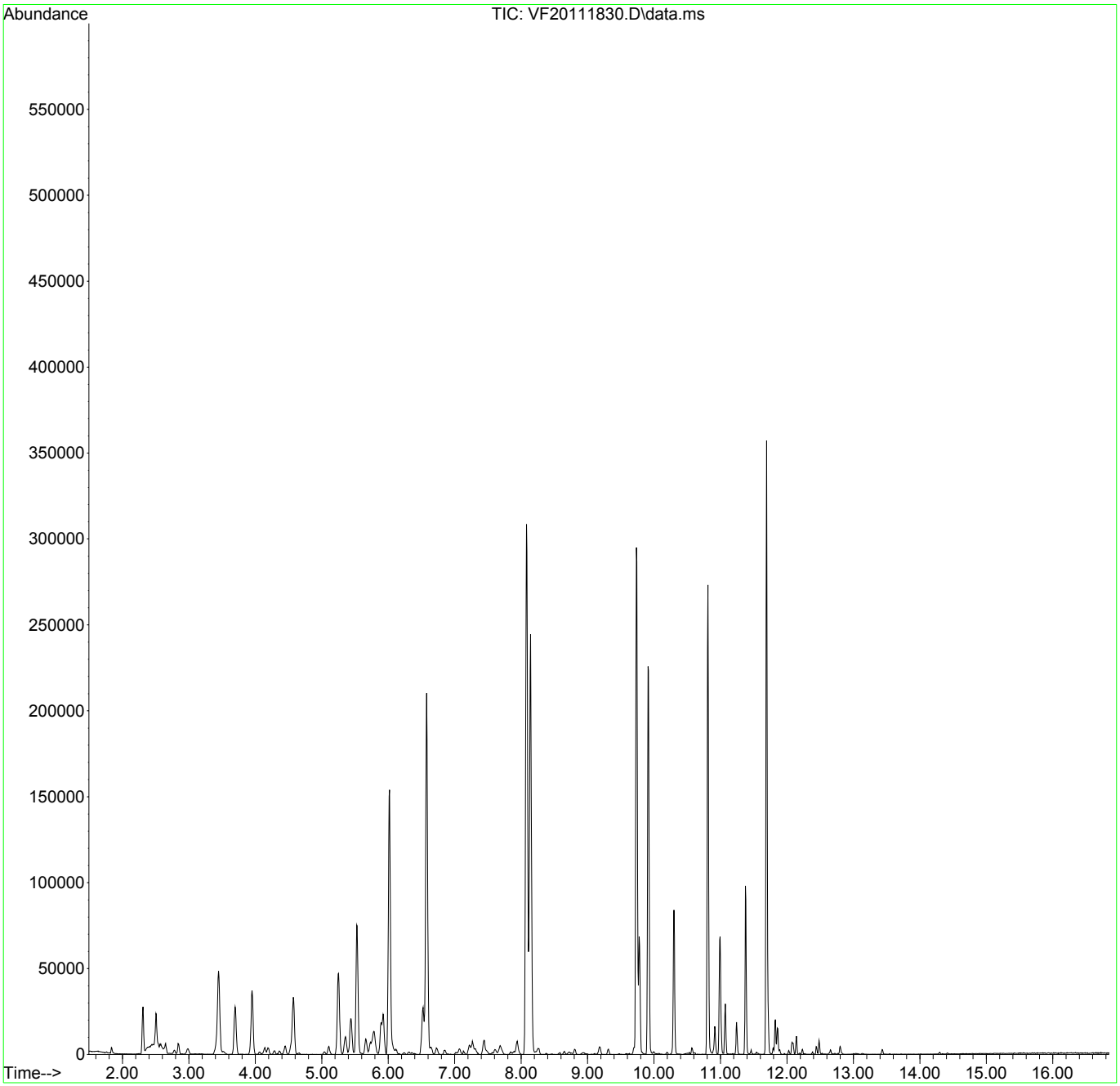

Quantitation Report (Qedit)

Data Path : Y:\DATA\2020-11\0K18062\
Data File : VF20111830.D
Acq On : 19 Nov 2020 6:18 am
Operator : TNL
Sample : 0k18062-CALF
Misc : 1X 5mL 500ppb GX DI+MeOH
ALS Vial : 30 Sample Multiplier: 1

Quant Time: Nov 19 14:32:27 2020
Quant Method : Y:\METHODS\VF201119G.M
Quant Title : NWTPH-Gx by GC/MS
QLast Update : Thu Aug 13 22:40:04 2020
Response via : Initial Calibration

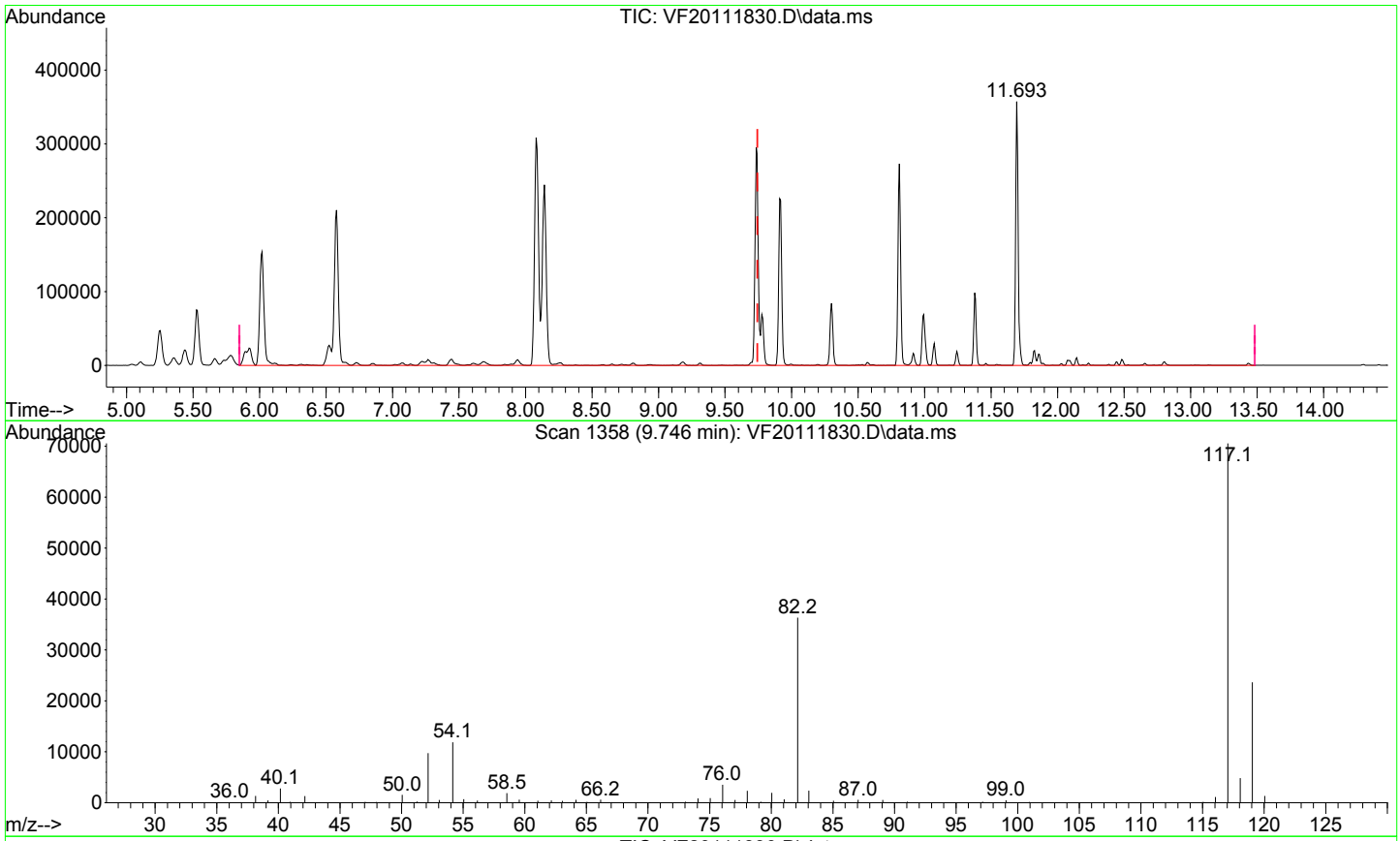

TIC: VF20111830.D\data.ms

(5) NWTPH-Gx (H)

9.745min (0.000) 404.55 ug/L m

response 1824766

Signal	Exp%	Act%
TIC	100.00	100.00
0.00	0.00	0.00
0.00	0.00	0.00
0.00	0.00	0.00

Quantitation Report (Qedit)

Data Path : Y:\DATA\2020-11\0K18062\
Data File : VF20111830.D
Acq On : 19 Nov 2020 6:18 am
Operator : TNL
Sample : 0k18062-CALF
Misc : 1X 5mL 500ppb GX DI+MeOH
ALS Vial : 30 Sample Multiplier: 1

Quant Time: Nov 19 14:32:27 2020
Quant Method : Y:\METHODS\VF201119G.M
Quant Title : NWTPH-Gx by GC/MS
QLast Update : Thu Aug 13 22:40:04 2020
Response via : Initial Calibration

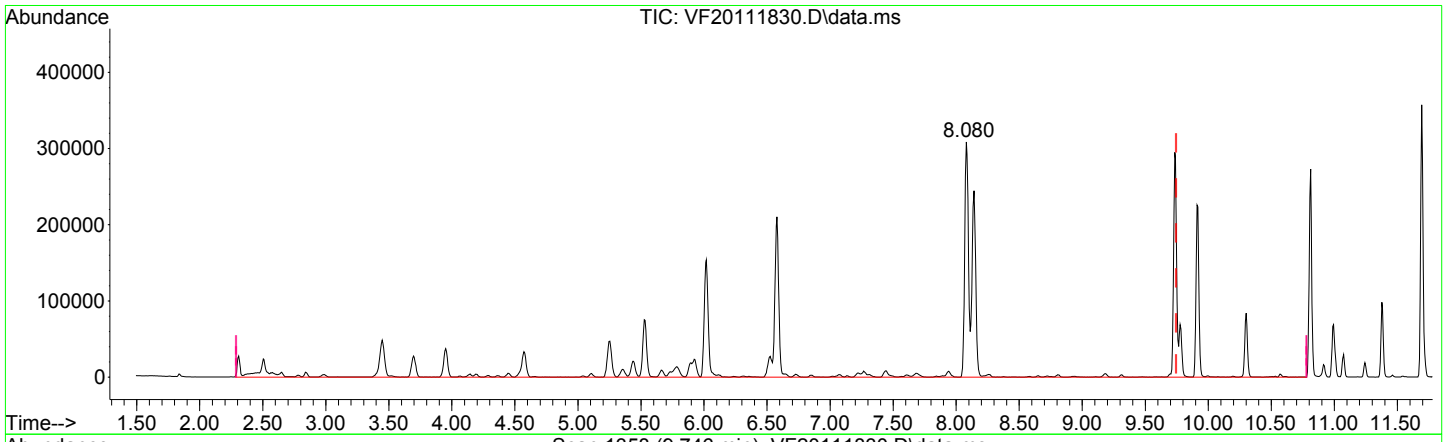

TIC: VF20111830.D\data.ms

(6) TPHg (C5-C9) (H)

9.745min (0.000) 366.00 ug/L m

response 2308980

Signal	Exp%	Act%
TIC	100.00	100.00
0.00	0.00	0.00
0.00	0.00	0.00
0.00	0.00	0.00

Quantitation Report (Qedit)

Data Path : Y:\DATA\2020-11\0K18062\
Data File : VF20111830.D
Acq On : 19 Nov 2020 6:18 am
Operator : TNL
Sample : 0k18062-CALF
Misc : 1X 5mL 500ppb GX DI+MeOH
ALS Vial : 30 Sample Multiplier: 1

Quant Time: Nov 19 14:32:27 2020
Quant Method : Y:\METHODS\VF201119G.M
Quant Title : NWTPH-Gx by GC/MS
QLast Update : Thu Aug 13 22:40:04 2020
Response via : Initial Calibration

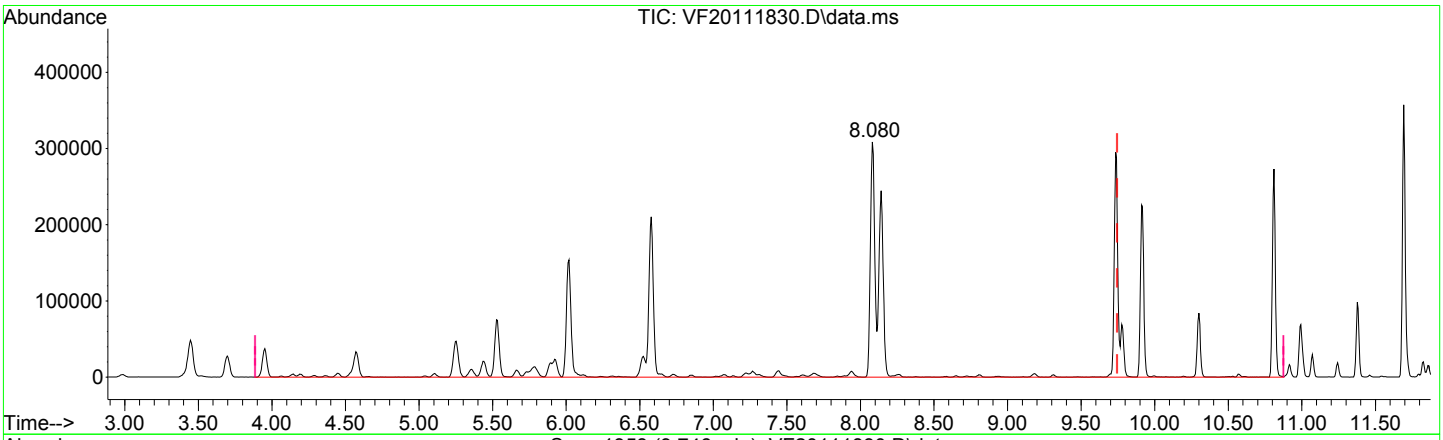

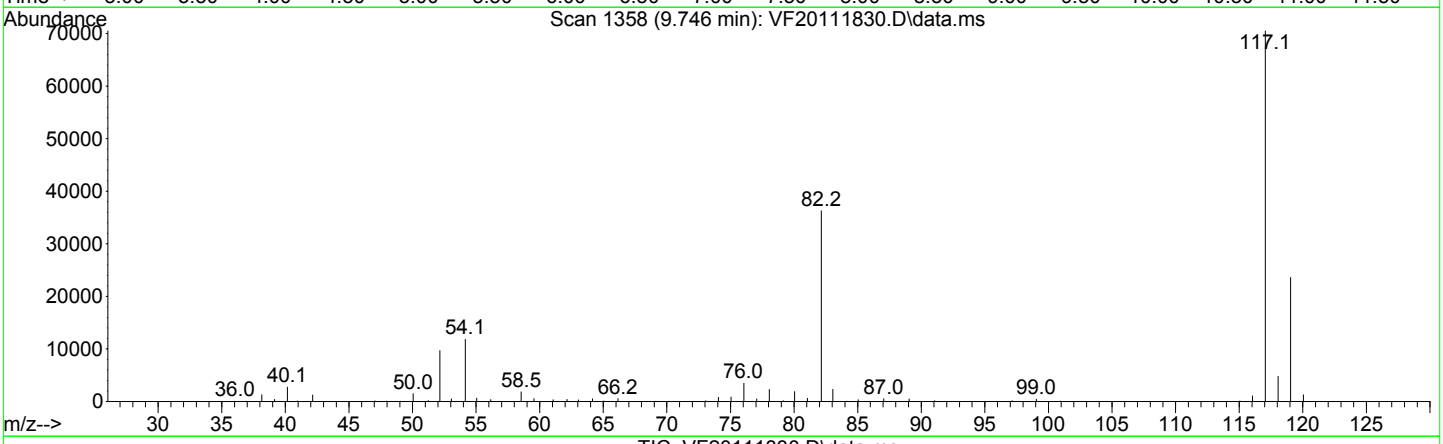

TIC: VF20111830.D\data.ms

(7) TPHg (C6-C10) (H)

9.745min (0.000) 375.38 ug/L m

response 2000281

Signal	Exp%	Act%
TIC	100.00	100.00
0.00	0.00	0.00
0.00	0.00	0.00
0.00	0.00	0.00

Quantitation Report (Qedit)

Data Path : Y:\DATA\2020-11\0K18062\
Data File : VF20111830.D
Acq On : 19 Nov 2020 6:18 am
Operator : TNL
Sample : 0k18062-CALF
Misc : 1X 5mL 500ppb GX DI+MeOH
ALS Vial : 30 Sample Multiplier: 1

Quant Time: Nov 19 14:32:27 2020
Quant Method : Y:\METHODS\VF201119G.M
Quant Title : NWTPH-Gx by GC/MS
QLast Update : Thu Aug 13 22:40:04 2020
Response via : Initial Calibration

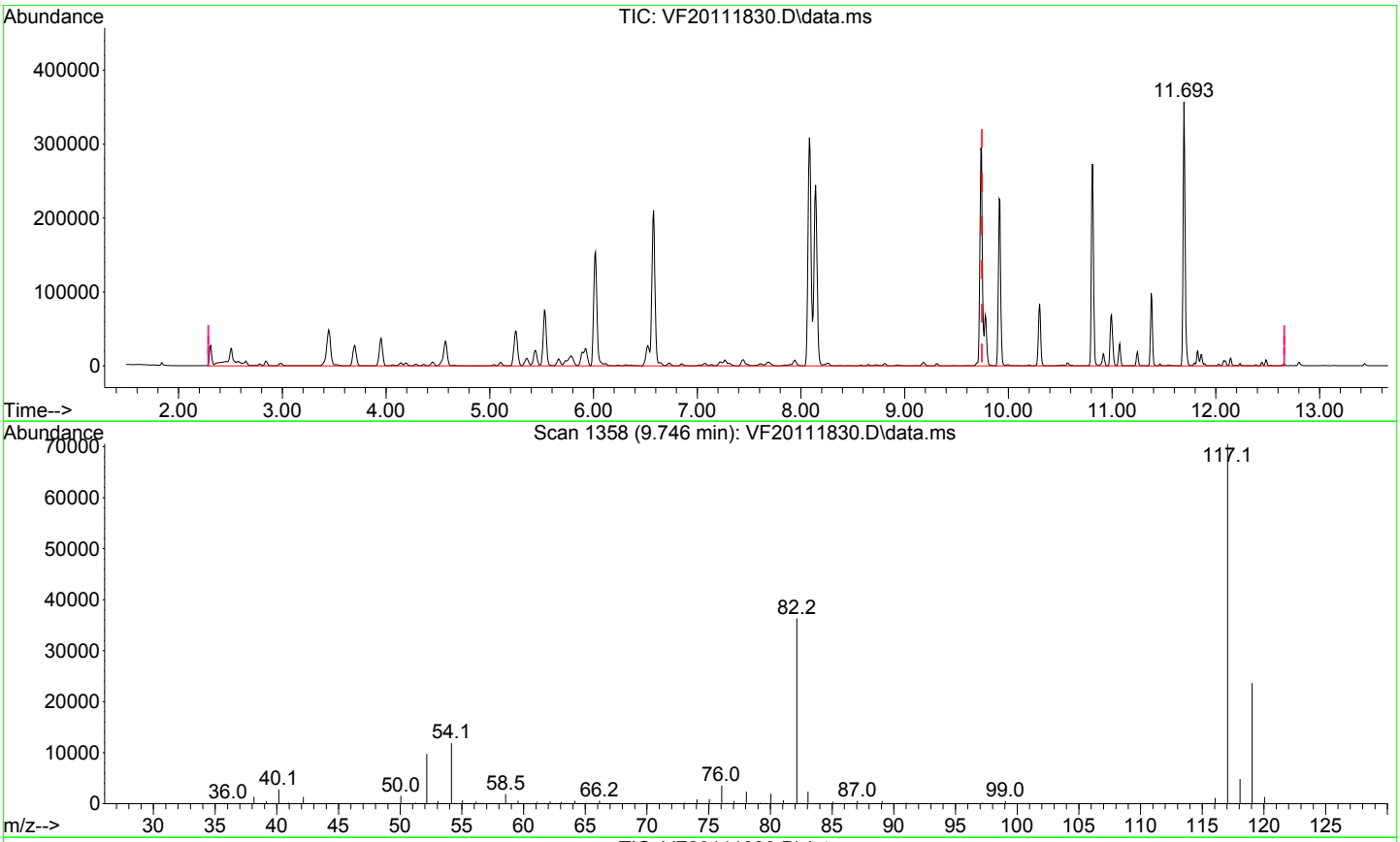

TIC: VF20111830.D\data.ms

(8) CA-LUFT (C5-C12) (H)

9.745min (0.000) 368.06 ug/L m

response 2739362

Signal	Exp%	Act%
TIC	100.00	100.00
0.00	0.00	0.00
0.00	0.00	0.00
0.00	0.00	0.00

Quantitation Report (Not Reviewed)

Data Path : Y:\DATA\2020-11\0K18062\
Data File : VF20111830.D
Acq On : 19 Nov 2020 6:18 am
Operator : TNL
Sample : 0k18062-CALF 11/20/20 TNL
Misc : 1X 5mL 500ppb GX DI+MeOH
ALS Vial : 30 Sample Multiplier: 1

Quant Time: Nov 19 14:32:57 2020
Quant Method : Y:\METHODS\VF201119G.M
Quant Title : NWTPH-Gx by GC/MS
QLast Update : Thu Aug 13 22:40:04 2020
Response via : Initial Calibration

Compound	R.T.	QIon	Response	Conc	Units	Dev(Min)
Internal Standards						
1) Pentafluorobenzene (IS)	6.019	168	123418	50.00	ug/L	0.00
System Monitoring Compounds						
2) 1,4-Difluorobenzene (Sur)	6.578	TIC	443498	41.68	ug/L	0.00
3) 4-Bromofluorobenzene (...	10.811	TIC	379419	44.11	ug/L	0.00
4) Chlorobenzene-d5 (NR)	9.734	TIC	497269	0.00	ug/L	0.00
10) Toluene-d8 (NR)	8.080	TIC	630111	0.00	ug/L	0.00
12) 1,4-Dichlorobenzene-d4...	11.693	TIC	468478	0.00	ug/L	0.00
Target Compounds						Qvalue
5) NWTPH-Gx	9.745	TIC	1824766m	404.55	ug/L	
6) TPHg (C5-C9)	9.745	TIC	2308980m	366.00	ug/L	
7) TPHg (C6-C10)	9.745	TIC	2000281m	375.38	ug/L	
8) CA-LUFT (C5-C12)	9.745	TIC	2739362m	368.06	ug/L	

(#) = qualifier out of range (m) = manual integration (+) = signals summed

Quantitation Report (Not Reviewed)

Data Path : Y:\DATA\2020-11\0K18062\
Data File : VF20111830.D
Acq On : 19 Nov 2020 6:18 am
Operator : TNL
Sample : 0k18062-CALF
Misc : 1X 5mL 500ppb GX DI+MeOH
ALS Vial : 30 Sample Multiplier: 1

Quant Time: Nov 19 14:32:57 2020
Quant Method : Y:\METHODS\VF201119G.M
Quant Title : NWTPH-Gx by GC/MS
QLast Update : Thu Aug 13 22:40:04 2020
Response via : Initial Calibration

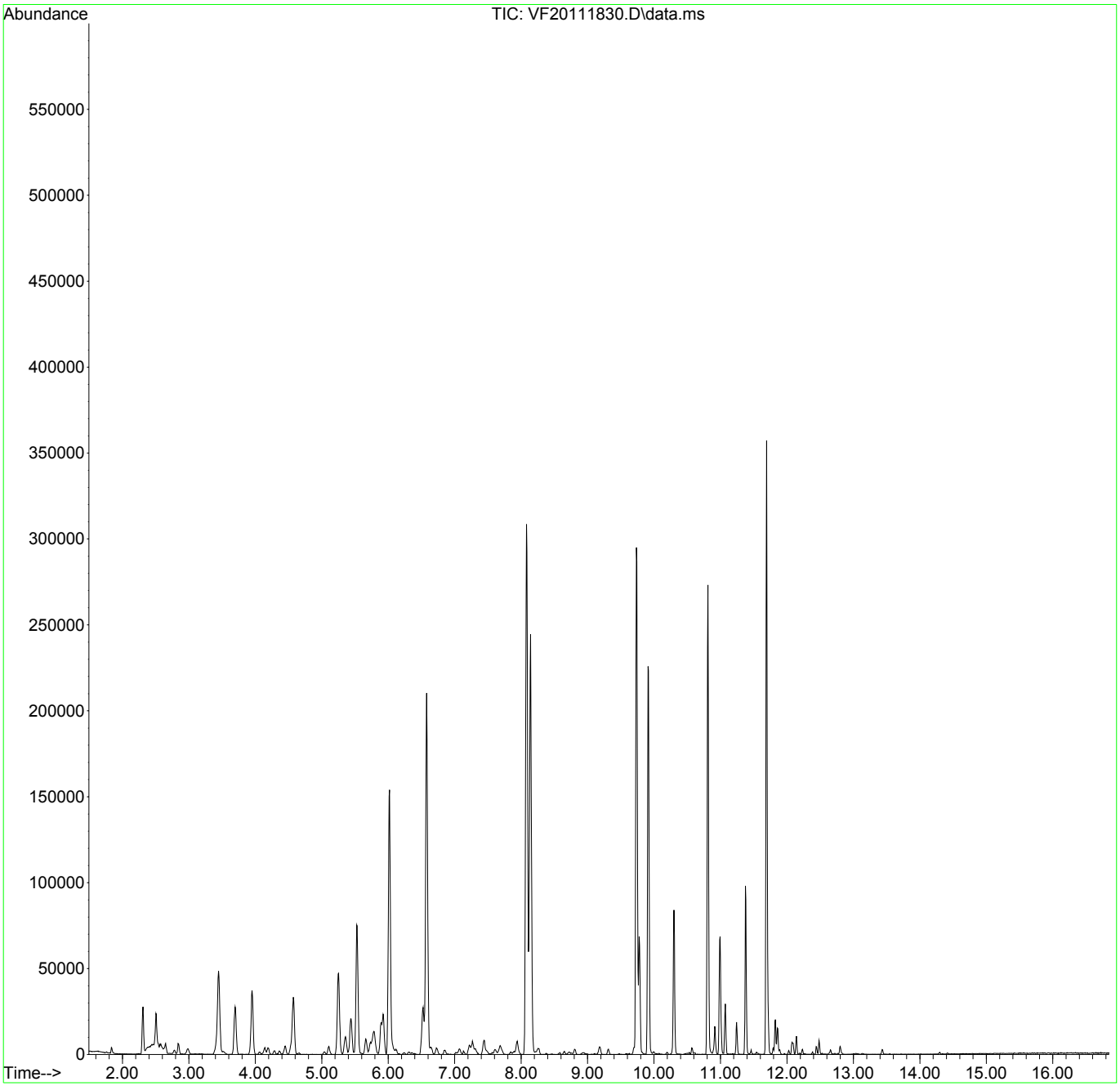

Quantitation Report (Not Reviewed)

Data Path : Y:\DATA\2020-11\0K18062\
Data File : VF20111831.D
Acq On : 19 Nov 2020 6:45 am
Operator : TNL
Sample : 0k18062-CALG
Misc : 1X 5mL 1000ppb GX DI+MeOH
ALS Vial : 31 Sample Multiplier: 1

11/20/20 TNL

Quant Time: Nov 19 14:33:03 2020
Quant Method : Y:\METHODS\~~VF201119G.M~~
Quant Title : NWTPH-Gx by GC/MS
QLast Update : Thu Aug 13 22:40:04 2020
Response via : Initial Calibration

Compound	R.T.	QIon	Response	Conc	Units	Dev(Min)
Internal Standards						
1) Pentafluorobenzene (IS)	6.024	168	127015	50.00	ug/L	0.00
System Monitoring Compounds						
2) 1,4-Difluorobenzene (Sur)	6.584	TIC	462484	42.23	ug/L	0.00
3) 4-Bromofluorobenzene (...	10.810	TIC	395002	44.62	ug/L	0.00
4) Chlorobenzene-d5 (NR)	9.740	TIC	541126	0.00	ug/L	0.00
10) Toluene-d8 (NR)	8.086	TIC	661675	0.00	ug/L	0.00
12) 1,4-Dichlorobenzene-d4...	11.692	TIC	516297	0.00	ug/L	0.00
Target Compounds						Qvalue
5) NWTPH-Gx	9.745	TIC	4007064m	832.26	ug/L	
6) TPHg (C5-C9)	9.745	TIC	4859315m	774.30	ug/L	
7) TPHg (C6-C10)	9.745	TIC	4232554m	789.53	ug/L	
8) CA-LUFT (C5-C12)	9.745	TIC	5875079m	779.70	ug/L	

(#) = qualifier out of range (m) = manual integration (+) = signals summed

Quantitation Report (Not Reviewed)

Data Path : Y:\DATA\2020-11\0K18062\
Data File : VF20111831.D
Acq On : 19 Nov 2020 6:45 am
Operator : TNL
Sample : 0k18062-CALG
Misc : 1X 5mL 1000ppb GX DI+MeOH
ALS Vial : 31 Sample Multiplier: 1

Quant Time: Nov 19 14:33:03 2020
Quant Method : Y:\METHODS\VF201119G.M
Quant Title : NWTPH-Gx by GC/MS
QLast Update : Thu Aug 13 22:40:04 2020
Response via : Initial Calibration

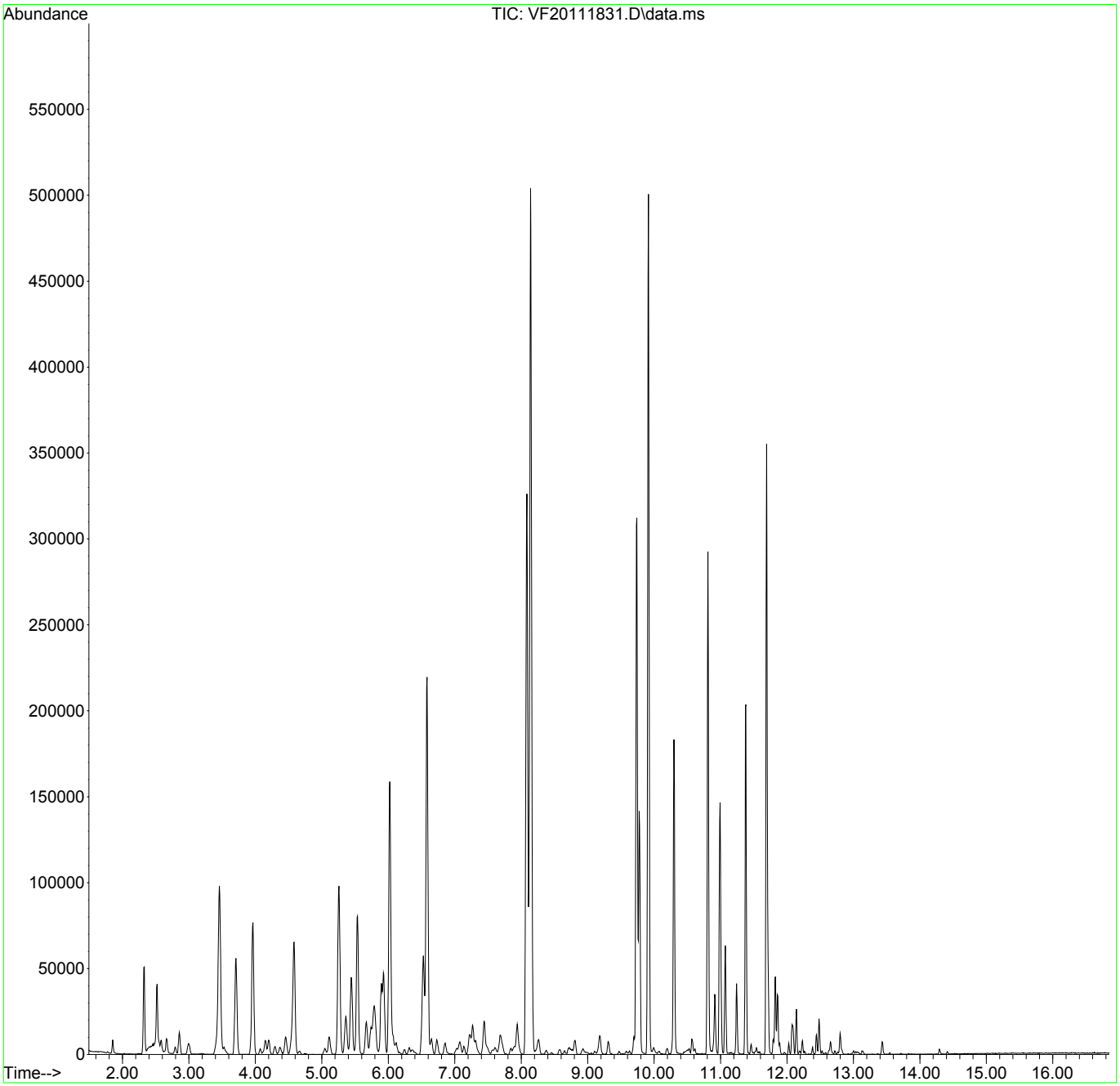

Quantitation Report (Qedit)

Data Path : Y:\DATA\2020-11\0K18062\
Data File : VF20111831.D
Acq On : 19 Nov 2020 6:45 am
Operator : TNL
Sample : 0k18062-CALG
Misc : 1X 5mL 1000ppb GX DI+MeOH
ALS Vial : 31 Sample Multiplier: 1

Quant Time: Nov 19 14:33:03 2020
Quant Method : Y:\METHODS\VF201119G.M
Quant Title : NWTPH-Gx by GC/MS
QLast Update : Thu Aug 13 22:40:04 2020
Response via : Initial Calibration

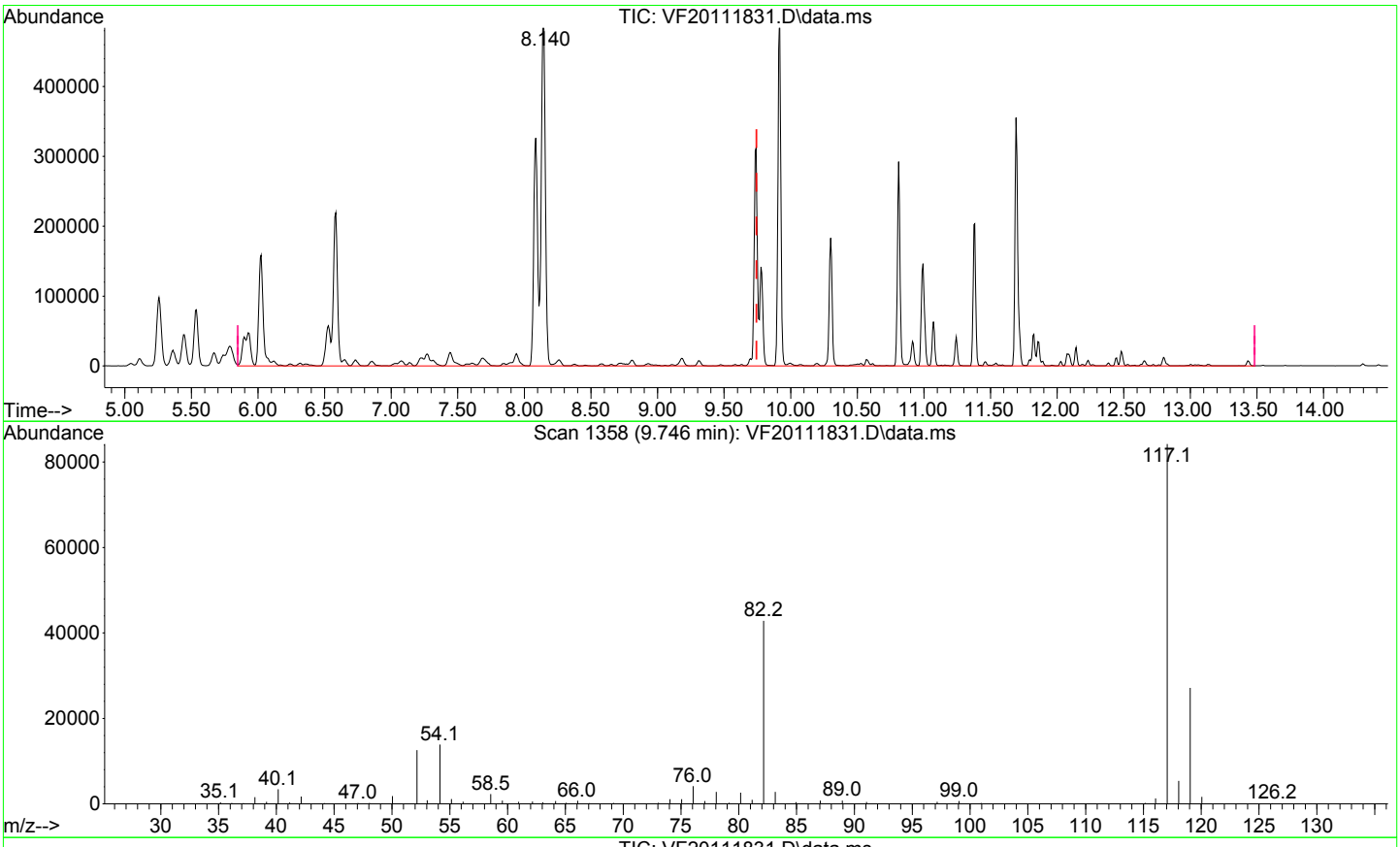

TIC: VF20111831.D\data.ms

(5) NWTPH-Gx (H)

9.745min (0.000) 832.26 ug/L m

response 4007064

Signal	Exp%	Act%
TIC	100.00	100.00
0.00	0.00	0.00
0.00	0.00	0.00
0.00	0.00	0.00

Quantitation Report (Qedit)

Data Path : Y:\DATA\2020-11\0K18062\
Data File : VF20111831.D
Acq On : 19 Nov 2020 6:45 am
Operator : TNL
Sample : 0k18062-CALG
Misc : 1X 5mL 1000ppb GX DI+MeOH
ALS Vial : 31 Sample Multiplier: 1

Quant Time: Nov 19 14:33:03 2020
Quant Method : Y:\METHODS\VF201119G.M
Quant Title : NWTPH-Gx by GC/MS
QLast Update : Thu Aug 13 22:40:04 2020
Response via : Initial Calibration

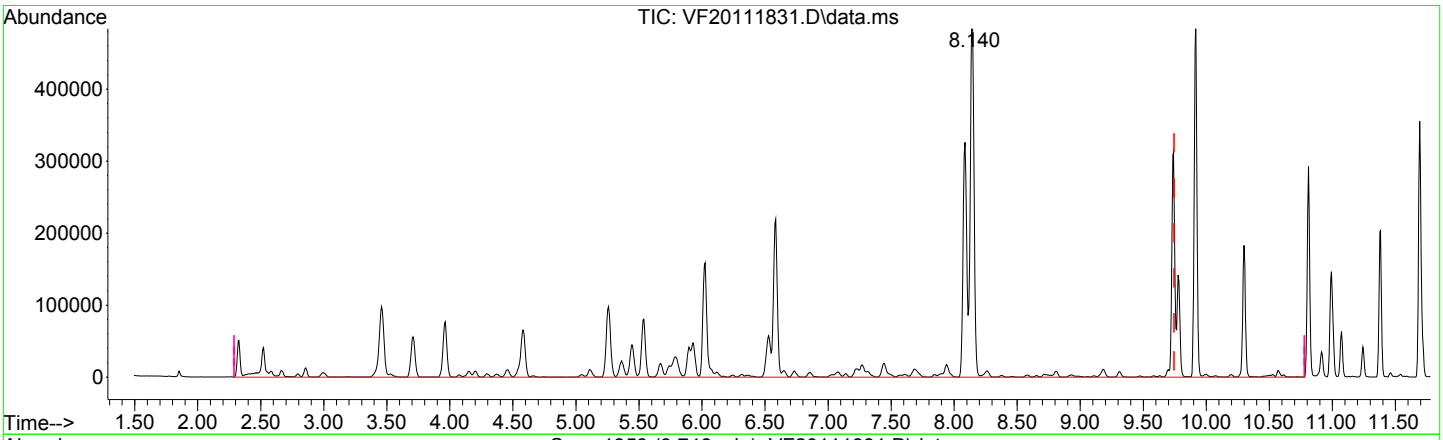

TIC: VF20111831.D\data.ms

(6) TPHg (C5-C9) (H)

9.745min (0.000) 774.30 ug/L m

response 4859315

Signal	Exp%	Act%
TIC	100.00	100.00
0.00	0.00	0.00
0.00	0.00	0.00
0.00	0.00	0.00

Quantitation Report (Qedit)

Data Path : Y:\DATA\2020-11\0K18062\
Data File : VF20111831.D
Acq On : 19 Nov 2020 6:45 am
Operator : TNL
Sample : 0k18062-CALG
Misc : 1X 5mL 1000ppb GX DI+MeOH
ALS Vial : 31 Sample Multiplier: 1

Quant Time: Nov 19 14:33:03 2020
Quant Method : Y:\METHODS\VF201119G.M
Quant Title : NWTPH-Gx by GC/MS
QLast Update : Thu Aug 13 22:40:04 2020
Response via : Initial Calibration

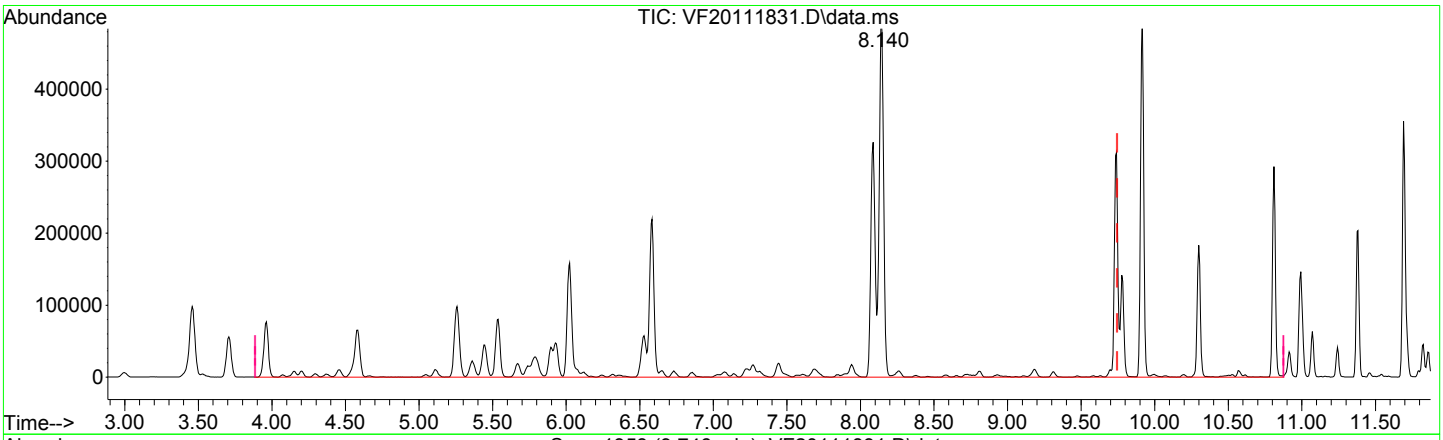

TIC: VF20111831.D\data.ms

(7) TPHg (C6-C10) (H)

9.745min (0.000) 789.53 ug/L m

response 4232554

Signal	Exp%	Act%
TIC	100.00	100.00
0.00	0.00	0.00
0.00	0.00	0.00
0.00	0.00	0.00

Quantitation Report (Qedit)

Data Path : Y:\DATA\2020-11\0K18062\
Data File : VF20111831.D
Acq On : 19 Nov 2020 6:45 am
Operator : TNL
Sample : 0k18062-CALG
Misc : 1X 5mL 1000ppb GX DI+MeOH
ALS Vial : 31 Sample Multiplier: 1

Quant Time: Nov 19 14:33:03 2020
Quant Method : Y:\METHODS\VF201119G.M
Quant Title : NWTPH-Gx by GC/MS
QLast Update : Thu Aug 13 22:40:04 2020
Response via : Initial Calibration

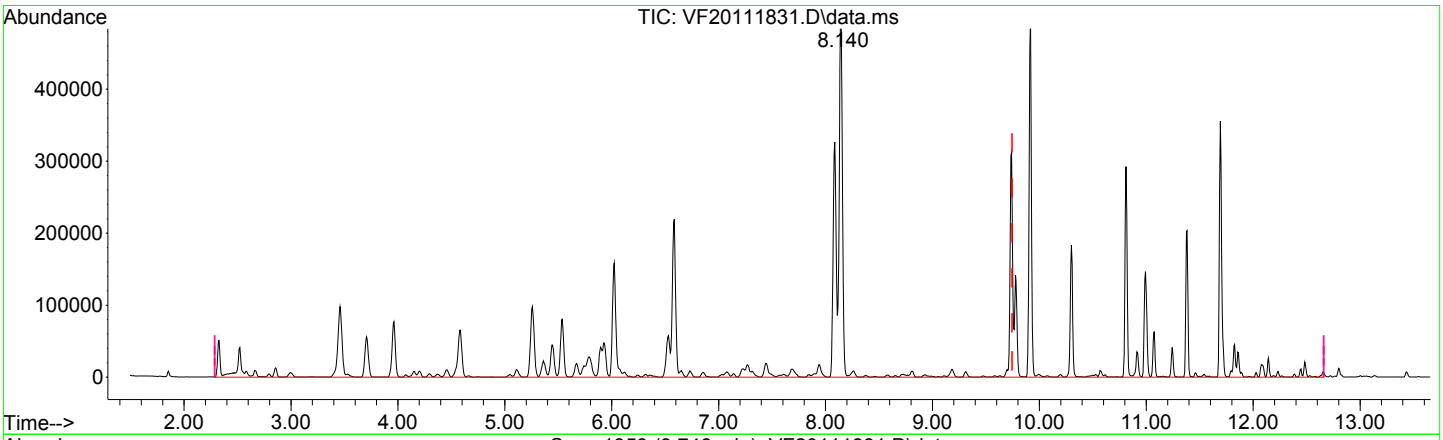

TIC: VF20111831.D\data.ms

(8) CA-LUFT (C5-C12) (H)

9.745min (0.000) 779.70 ug/L m

response 5875079

Signal	Exp%	Act%
TIC	100.00	100.00
0.00	0.00	0.00
0.00	0.00	0.00
0.00	0.00	0.00

Quantitation Report (QT Reviewed)

Data Path : Y:\DATA\2020-11\0K18062\
Data File : VF20111831.D
Acq On : 19 Nov 2020 6:45 am
Operator : TNL
Sample : 0k18062-CALG
Misc : 1X 5mL 1000ppb GX DI+MeOH
ALS Vial : 31 Sample Multiplier: 1

11/20/20 TNL

Quant Time: Nov 19 14:33:03 2020
Quant Method : Y:\METHODS\VF201119G.M
Quant Title : NWTPH-Gx by GC/MS
QLast Update : Thu Aug 13 22:40:04 2020
Response via : Initial Calibration

Compound	R.T.	QIon	Response	Conc	Units	Dev(Min)
Internal Standards						
1) Pentafluorobenzene (IS)	6.024	168	127015	50.00	ug/L	0.00
System Monitoring Compounds						
2) 1,4-Difluorobenzene (Sur)	6.584	TIC	462484	42.23	ug/L	0.00
3) 4-Bromofluorobenzene (...	10.810	TIC	395002	44.62	ug/L	0.00
4) Chlorobenzene-d5 (NR)	9.740	TIC	541126	0.00	ug/L	0.00
10) Toluene-d8 (NR)	8.086	TIC	661675	0.00	ug/L	0.00
12) 1,4-Dichlorobenzene-d4...	11.692	TIC	516297	0.00	ug/L	0.00
Target Compounds						Qvalue
5) NWTPH-Gx	9.745	TIC	4007064m	832.26	ug/L	
6) TPHg (C5-C9)	9.745	TIC	4859315m	774.30	ug/L	
7) TPHg (C6-C10)	9.745	TIC	4232554m	789.53	ug/L	
8) CA-LUFT (C5-C12)	9.745	TIC	5875079m	779.70	ug/L	

(#) = qualifier out of range (m) = manual integration (+) = signals summed

Quantitation Report (QT Reviewed)

Data Path : Y:\DATA\2020-11\0K18062\
Data File : VF20111831.D
Acq On : 19 Nov 2020 6:45 am
Operator : TNL
Sample : 0k18062-CALG
Misc : 1X 5mL 1000ppb GX DI+MeOH
ALS Vial : 31 Sample Multiplier: 1

Quant Time: Nov 19 14:33:03 2020
Quant Method : Y:\METHODS\VF201119G.M
Quant Title : NWTPH-Gx by GC/MS
QLast Update : Thu Aug 13 22:40:04 2020
Response via : Initial Calibration

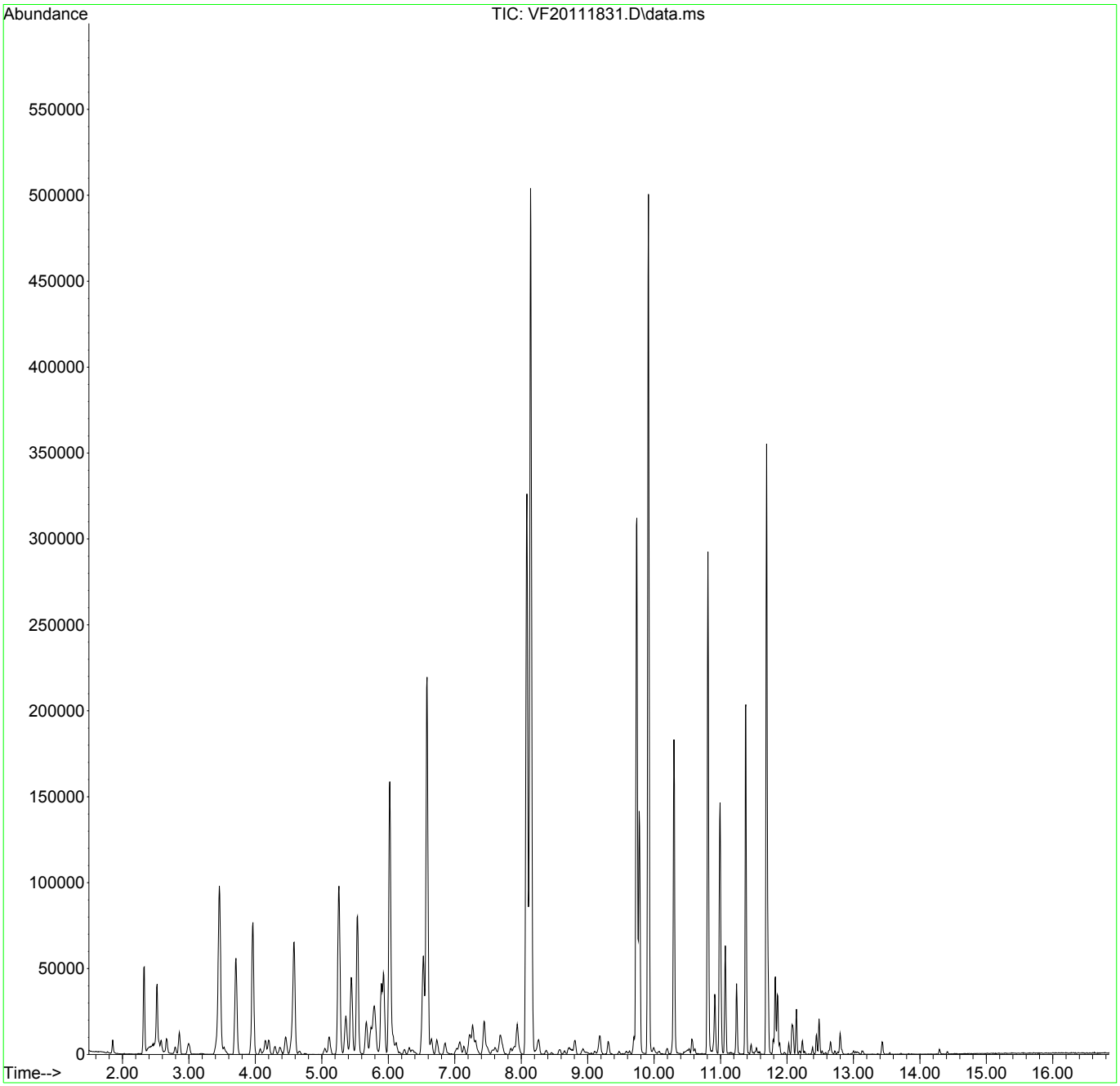

Quantitation Report (Not Reviewed)

Data Path : Y:\DATA\2020-11\0K18062\
Data File : VF20111832.D
Acq On : 19 Nov 2020 7:12 am
Operator : TNL
Sample : 0k18062-CALH
Misc : 1X 5mL 2500ppb GX DI+MeOH
ALS Vial : 32 Sample Multiplier: 1

11/20/20 TNL

Quant Time: Nov 19 14:33:48 2020
Quant Method : Y:\METHODS\VF201119G.M
Quant Title : NWTPH-Gx by GC/MS
QLast Update : Thu Aug 13 22:40:04 2020
Response via : Initial Calibration

Compound	R.T.	QIon	Response	Conc	Units	Dev(Min)
Internal Standards						
1) Pentafluorobenzene (IS)	6.017	168	128783	50.00	ug/L	0.00
System Monitoring Compounds						
2) 1,4-Difluorobenzene (Sur)	6.577	TIC	474171	42.70	ug/L	0.00
3) 4-Bromofluorobenzene (...	10.809	TIC	412745	45.99	ug/L	0.00
4) Chlorobenzene-d5 (NR)	9.739	TIC	528375	0.00	ug/L	0.00
10) Toluene-d8 (NR)	8.085	TIC	717133	0.00	ug/L	0.00
12) 1,4-Dichlorobenzene-d4...	11.691	TIC	649558	0.00	ug/L	0.00
Target Compounds						Qvalue
5) NWTPH-Gx	9.745	TIC	11005006m	2144.75	ug/L	
6) TPHg (C5-C9)	9.745	TIC	12376262m	1947.79	ug/L	
7) TPHg (C6-C10)	9.745	TIC	10892125m	1989.82	ug/L	
8) CA-LUFT (C5-C12)	9.745	TIC	15369366m	1984.07	ug/L	

(#) = qualifier out of range (m) = manual integration (+) = signals summed

Quantitation Report (Not Reviewed)

Data Path : Y:\DATA\2020-11\0K18062\
Data File : VF20111832.D
Acq On : 19 Nov 2020 7:12 am
Operator : TNL
Sample : 0k18062-CALH
Misc : 1X 5mL 2500ppb GX DI+MeOH
ALS Vial : 32 Sample Multiplier: 1

Quant Time: Nov 19 14:33:48 2020
Quant Method : Y:\METHODS\VF201119G.M
Quant Title : NWTPH-Gx by GC/MS
QLast Update : Thu Aug 13 22:40:04 2020
Response via : Initial Calibration

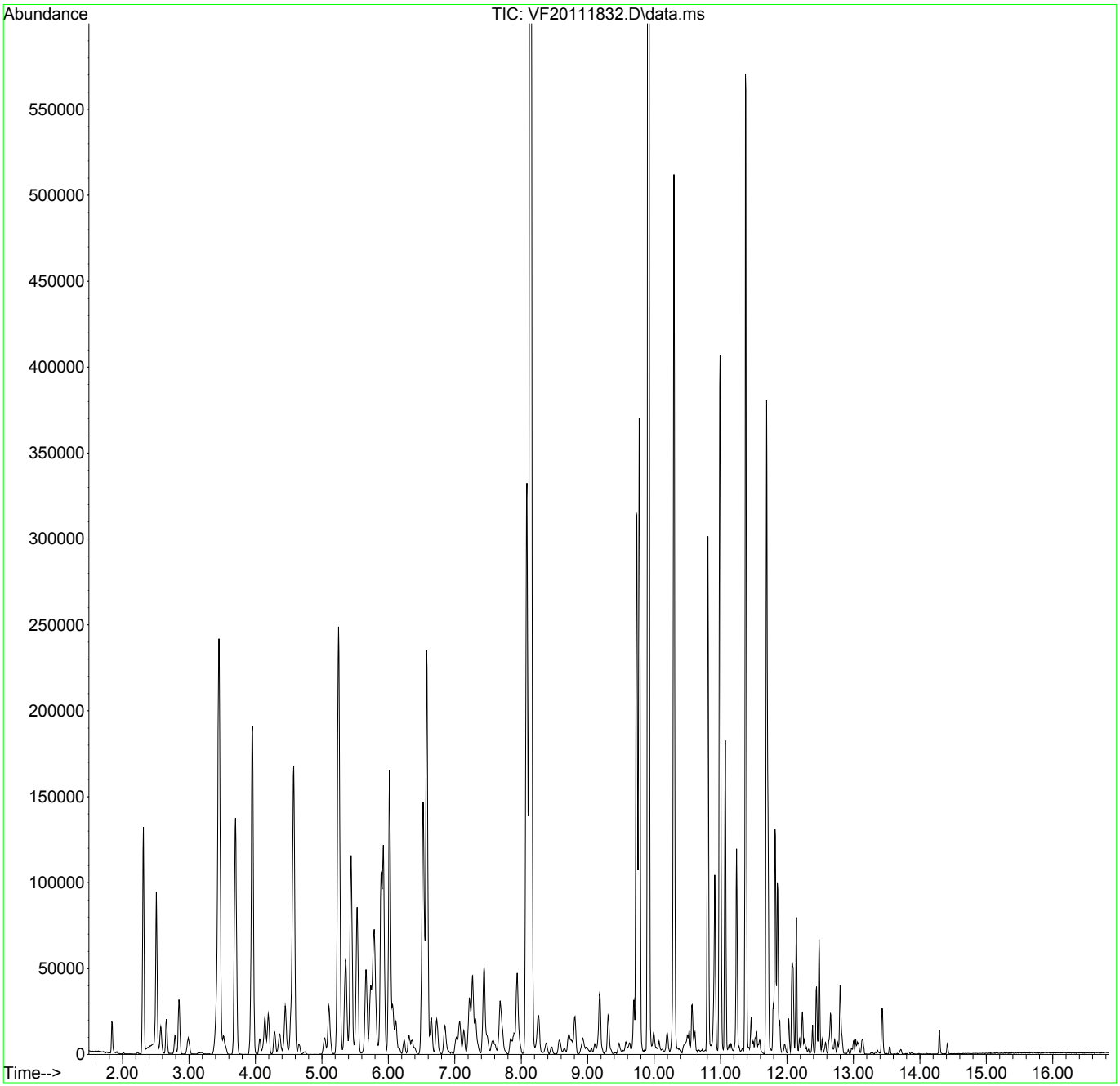

Quantitation Report (Qedit)

Data Path : Y:\DATA\2020-11\0K18062\
Data File : VF20111832.D
Acq On : 19 Nov 2020 7:12 am
Operator : TNL
Sample : 0k18062-CALH
Misc : 1X 5mL 2500ppb GX DI+MeOH
ALS Vial : 32 Sample Multiplier: 1

Quant Time: Nov 19 14:33:48 2020
Quant Method : Y:\METHODS\VF201119G.M
Quant Title : NWTPH-Gx by GC/MS
QLast Update : Thu Aug 13 22:40:04 2020
Response via : Initial Calibration

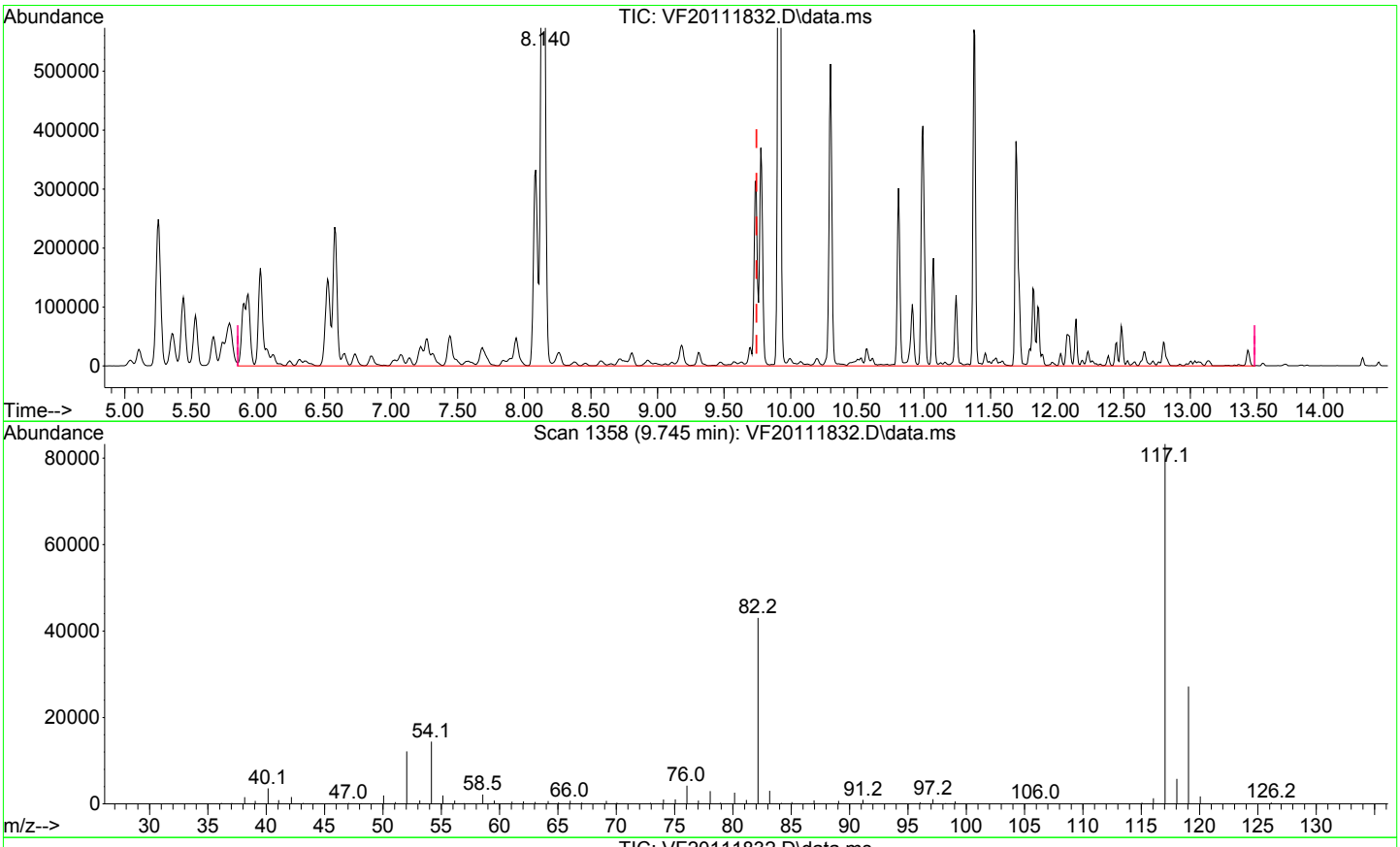

TIC: VF20111832.D\data.ms

(5) NWTPH-Gx (H)

9.745min (0.000) 2144.75 ug/L m

response 11005006

Signal	Exp%	Act%
TIC	100.00	100.00
0.00	0.00	0.00
0.00	0.00	0.00
0.00	0.00	0.00

Quantitation Report (Qedit)

Data Path : Y:\DATA\2020-11\0K18062\
Data File : VF20111832.D
Acq On : 19 Nov 2020 7:12 am
Operator : TNL
Sample : 0k18062-CALH
Misc : 1X 5mL 2500ppb GX DI+MeOH
ALS Vial : 32 Sample Multiplier: 1

Quant Time: Nov 19 14:33:48 2020
Quant Method : Y:\METHODS\VF201119G.M
Quant Title : NWTPH-Gx by GC/MS
QLast Update : Thu Aug 13 22:40:04 2020
Response via : Initial Calibration

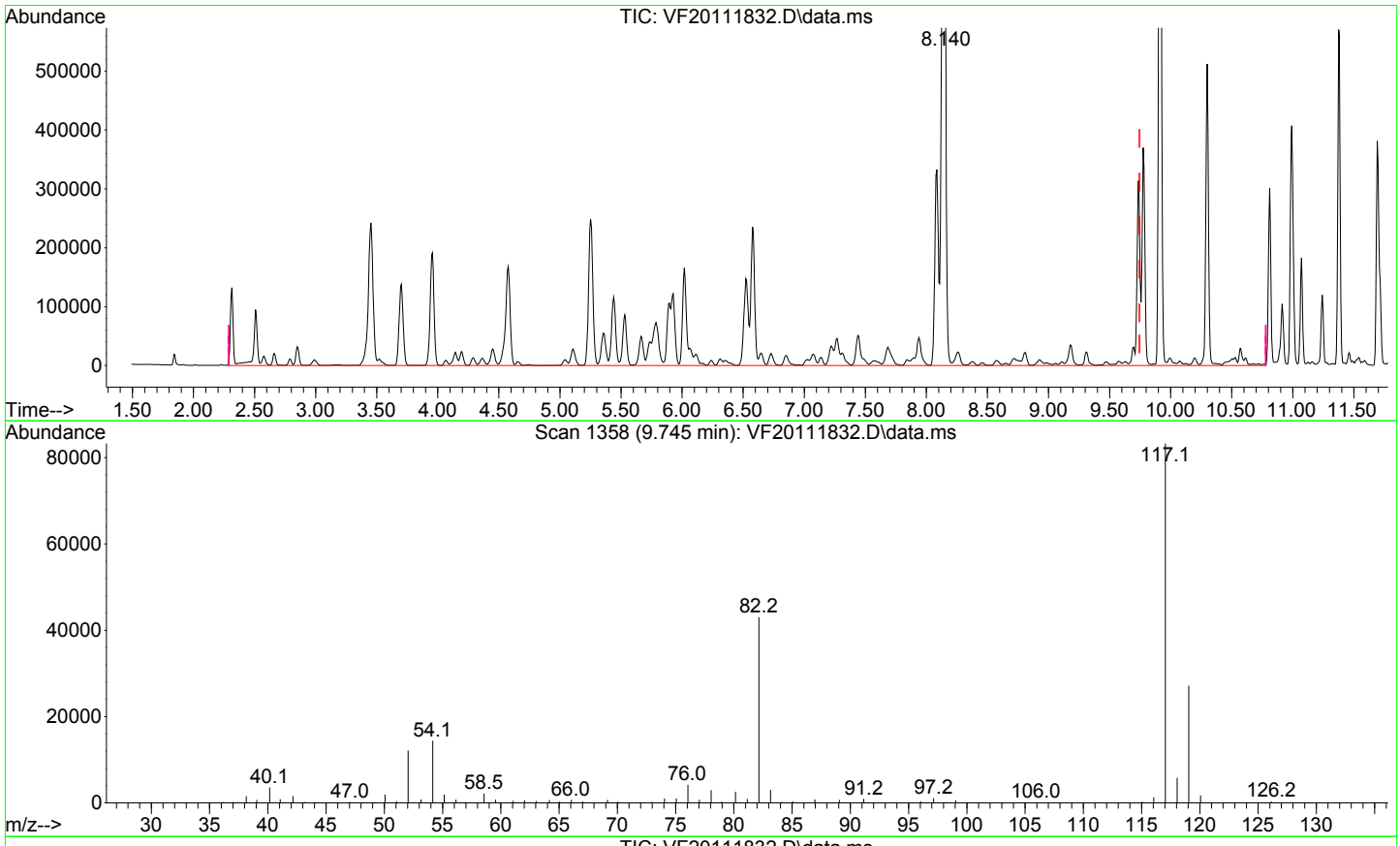

TIC: VF20111832.D\data.ms

(6) TPHg (C5-C9) (H)

9.745min (0.000) 1947.79 ug/L m

response 12376262

Signal	Exp%	Act%
TIC	100.00	100.00
0.00	0.00	0.00
0.00	0.00	0.00
0.00	0.00	0.00

Quantitation Report (Qedit)

Data Path : Y:\DATA\2020-11\0K18062\
Data File : VF20111832.D
Acq On : 19 Nov 2020 7:12 am
Operator : TNL
Sample : 0k18062-CALH
Misc : 1X 5mL 2500ppb GX DI+MeOH
ALS Vial : 32 Sample Multiplier: 1

Quant Time: Nov 19 14:33:48 2020
Quant Method : Y:\METHODS\VF201119G.M
Quant Title : NWTPH-Gx by GC/MS
QLast Update : Thu Aug 13 22:40:04 2020
Response via : Initial Calibration

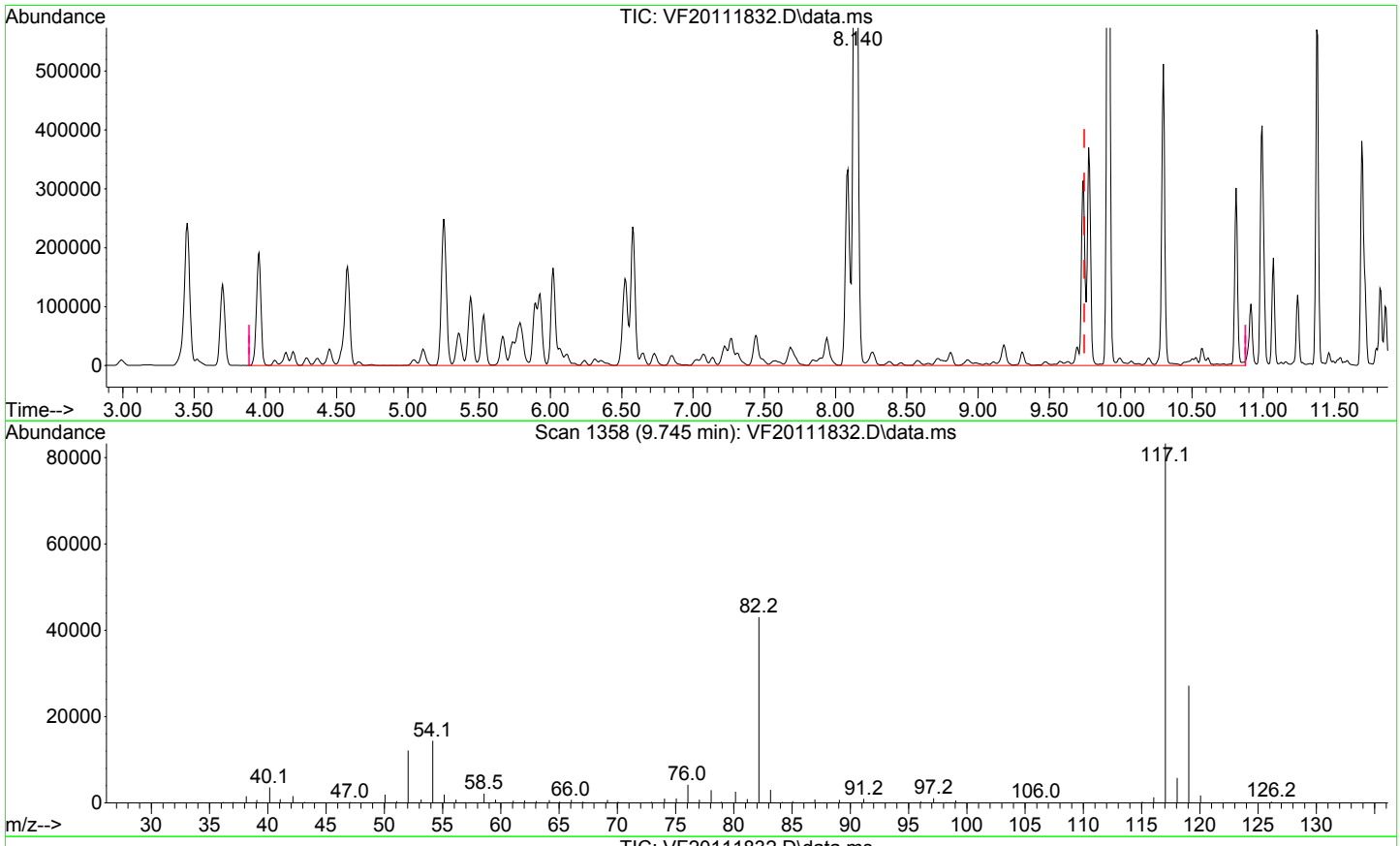

TIC: VF20111832.D\data.ms

(7) TPHg (C6-C10) (H)
9.745min (0.000) 1989.82 ug/L m
response 10892125

Signal	Exp%	Act%
TIC	100.00	100.00
0.00	0.00	0.00
0.00	0.00	0.00
0.00	0.00	0.00

Quantitation Report (Qedit)

Data Path : Y:\DATA\2020-11\0K18062\
Data File : VF20111832.D
Acq On : 19 Nov 2020 7:12 am
Operator : TNL
Sample : 0k18062-CALH
Misc : 1X 5mL 2500ppb GX DI+MeOH
ALS Vial : 32 Sample Multiplier: 1

Quant Time: Nov 19 14:33:48 2020
Quant Method : Y:\METHODS\VF201119G.M
Quant Title : NWTPH-Gx by GC/MS
QLast Update : Thu Aug 13 22:40:04 2020
Response via : Initial Calibration

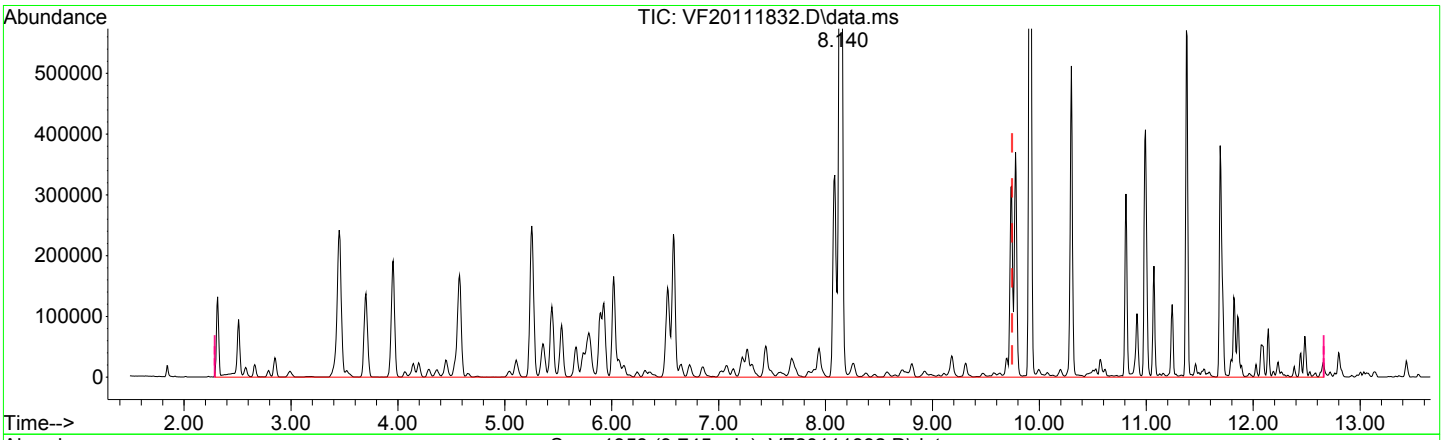

TIC: VF20111832.D\data.ms

(8) CA-LUFT (C5-C12) (H)

9.745min (0.000) 1984.07 ug/L m

response 15369366

Signal	Exp%	Act%
TIC	100.00	100.00
0.00	0.00	0.00
0.00	0.00	0.00
0.00	0.00	0.00

Quantitation Report (QT Reviewed)

Data Path : Y:\DATA\2020-11\0K18062\
Data File : VF20111832.D
Acq On : 19 Nov 2020 7:12 am
Operator : TNL
Sample : 0k18062-CALH
Misc : 1X 5mL 2500ppb GX DI+MeOH
ALS Vial : 32 Sample Multiplier: 1

Quant Time: Nov 19 14:33:48 2020
Quant Method : Y:\METHODS\VF201119G.M 11/20/20 TNL
Quant Title : NWTPH-Gx by GC/MS
QLast Update : Thu Aug 13 22:40:04 2020
Response via : Initial Calibration

Compound	R.T.	QIon	Response	Conc	Units	Dev(Min)
Internal Standards						
1) Pentafluorobenzene (IS)	6.017	168	128783	50.00	ug/L	0.00
System Monitoring Compounds						
2) 1,4-Difluorobenzene (Sur)	6.577	TIC	474171	42.70	ug/L	0.00
3) 4-Bromofluorobenzene (...	10.809	TIC	412745	45.99	ug/L	0.00
4) Chlorobenzene-d5 (NR)	9.739	TIC	528375	0.00	ug/L	0.00
10) Toluene-d8 (NR)	8.085	TIC	717133	0.00	ug/L	0.00
12) 1,4-Dichlorobenzene-d4...	11.691	TIC	649558	0.00	ug/L	0.00
Target Compounds						Qvalue
5) NWTPH-Gx	9.745	TIC	11005006m	2144.75	ug/L	
6) TPHg (C5-C9)	9.745	TIC	12376262m	1947.79	ug/L	
7) TPHg (C6-C10)	9.745	TIC	10892125m	1989.82	ug/L	
8) CA-LUFT (C5-C12)	9.745	TIC	15369366m	1984.07	ug/L	

(#) = qualifier out of range (m) = manual integration (+) = signals summed

Quantitation Report (QT Reviewed)

Data Path : Y:\DATA\2020-11\0K18062\
Data File : VF20111832.D
Acq On : 19 Nov 2020 7:12 am
Operator : TNL
Sample : 0k18062-CALH
Misc : 1X 5mL 2500ppb GX DI+MeOH
ALS Vial : 32 Sample Multiplier: 1

Quant Time: Nov 19 14:33:48 2020
Quant Method : Y:\METHODS\VF201119G.M
Quant Title : NWTPH-Gx by GC/MS
QLast Update : Thu Aug 13 22:40:04 2020
Response via : Initial Calibration

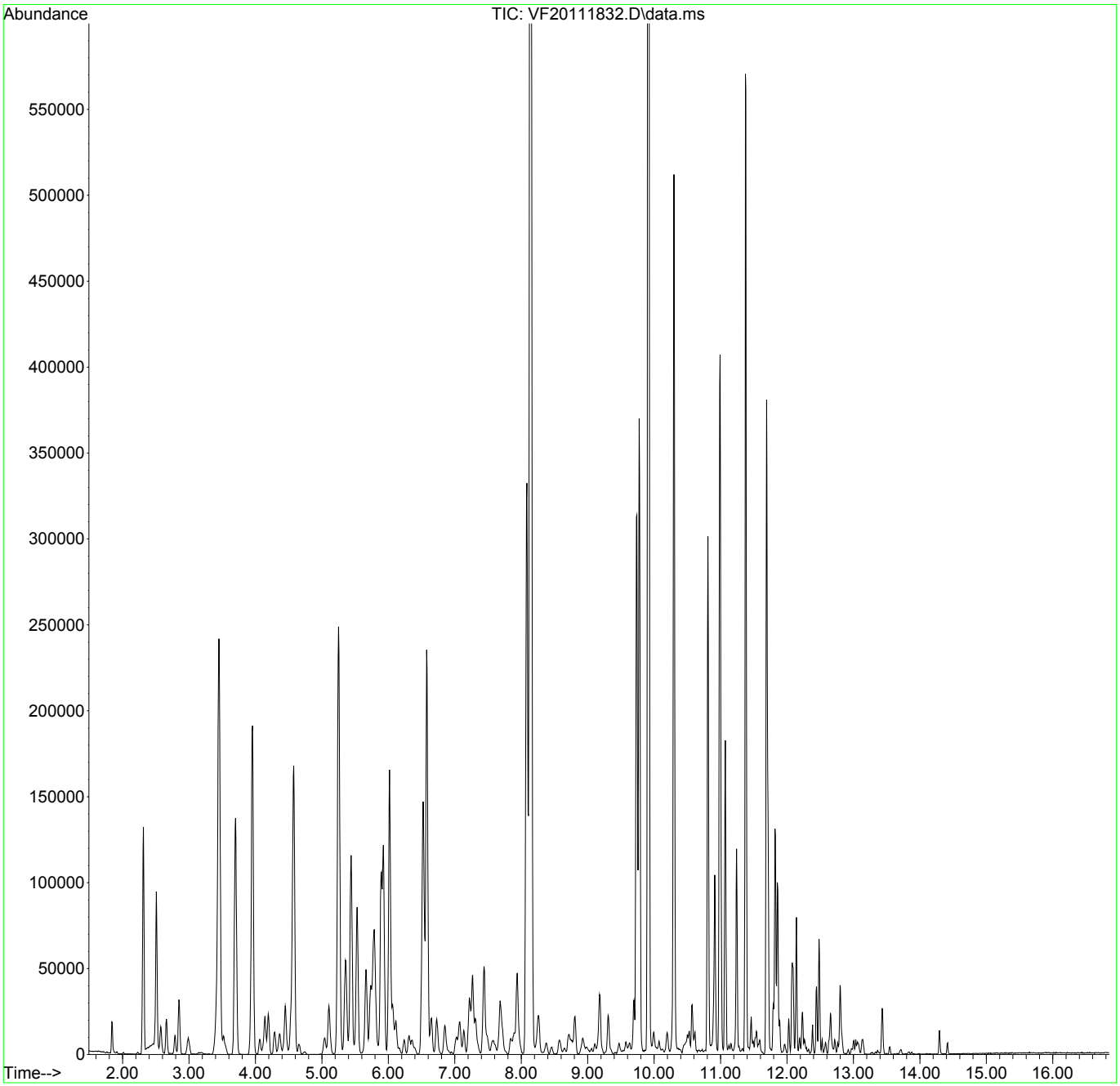

Quantitation Report (Not Reviewed)

Data Path : Y:\DATA\2020-11\0K18062\
Data File : VF20111833.D
Acq On : 19 Nov 2020 7:39 am
Operator : TNL
Sample : 0k18062-CALI
Misc : 1X 5mL 5000ppb GX DI+MeOH 11/20/20 TNL
ALS Vial : 33 Sample Multiplier: 1

Quant Time: Nov 19 14:34:28 2020
Quant Method : Y:\METHODS\~~VF201119G.M~~
Quant Title : NWTPH-Gx by GC/MS
QLast Update : Thu Aug 13 22:40:04 2020
Response via : Initial Calibration

Compound	R.T.	QIon	Response	Conc	Units	Dev(Min)
Internal Standards						
1) Pentafluorobenzene (IS)	6.019	168	136091	50.00	ug/L	0.00
System Monitoring Compounds						
2) 1,4-Difluorobenzene (Sur)	6.578	TIC	549051	46.79	ug/L	0.00
3) 4-Bromofluorobenzene (...	10.811	TIC	426374	44.95	ug/L	0.00
4) Chlorobenzene-d5 (NR)	9.734	TIC	550340	0.00	ug/L	0.00
10) Toluene-d8 (NR)	8.080	TIC	766991	0.00	ug/L	0.00
12) 1,4-Dichlorobenzene-d4...	11.692	TIC	876759	0.00	ug/L	0.00
Target Compounds						Qvalue
5) NWTPH-Gx	9.745	TIC	24336023m	4231.45	ug/L	
6) TPHg (C5-C9)	9.745	TIC	26793723m	3883.35	ug/L	
7) TPHg (C6-C10)	9.745	TIC	23788092m	3976.46	ug/L	
8) CA-LUFT (C5-C12)	9.745	TIC	34107788m	3999.30	ug/L	

(#) = qualifier out of range (m) = manual integration (+) = signals summed

Quantitation Report (Not Reviewed)

Data Path : Y:\DATA\2020-11\0K18062\
Data File : VF20111833.D
Acq On : 19 Nov 2020 7:39 am
Operator : TNL
Sample : 0k18062-CALI
Misc : 1X 5mL 5000ppb GX DI+MeOH
ALS Vial : 33 Sample Multiplier: 1

Quant Time: Nov 19 14:34:28 2020
Quant Method : Y:\METHODS\VF201119G.M
Quant Title : NWTPH-Gx by GC/MS
QLast Update : Thu Aug 13 22:40:04 2020
Response via : Initial Calibration

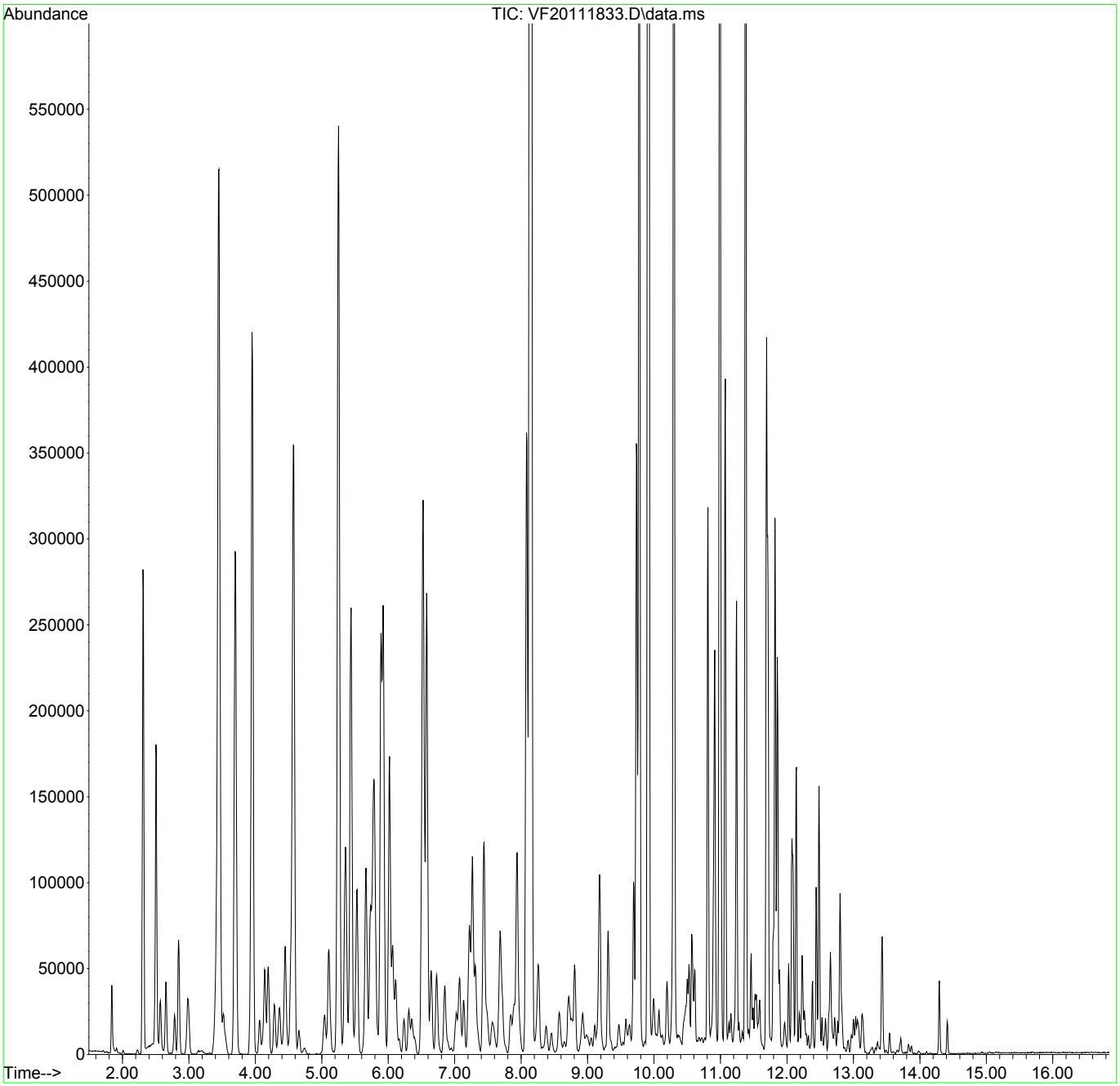

Quantitation Report (Qedit)

Data Path : Y:\DATA\2020-11\0K18062\
Data File : VF20111833.D
Acq On : 19 Nov 2020 7:39 am
Operator : TNL
Sample : 0k18062-CALI
Misc : 1X 5mL 5000ppb GX DI+MeOH
ALS Vial : 33 Sample Multiplier: 1

Quant Time: Nov 19 14:34:28 2020
Quant Method : Y:\METHODS\VF201119G.M
Quant Title : NWTPH-Gx by GC/MS
QLast Update : Thu Aug 13 22:40:04 2020
Response via : Initial Calibration

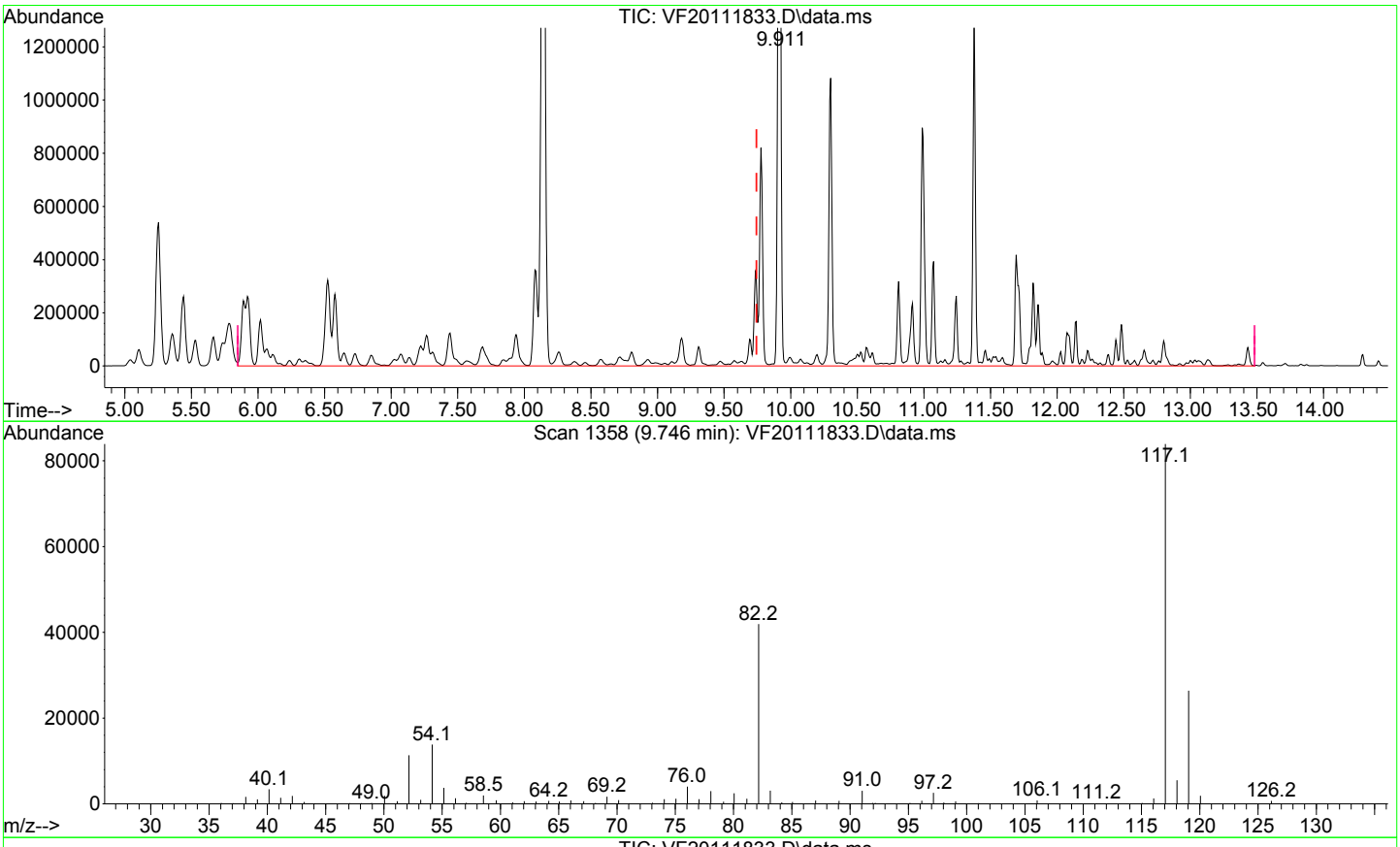

TIC: VF20111833.D\data.ms

(5) NWTPH-Gx (H)

9.745min (0.000) 4231.45 ug/L m

response 24336023

Signal	Exp%	Act%
TIC	100.00	100.00
0.00	0.00	0.00
0.00	0.00	0.00
0.00	0.00	0.00

Quantitation Report (Qedit)

Data Path : Y:\DATA\2020-11\0K18062\
Data File : VF20111833.D
Acq On : 19 Nov 2020 7:39 am
Operator : TNL
Sample : 0k18062-CALI
Misc : 1X 5mL 5000ppb GX DI+MeOH
ALS Vial : 33 Sample Multiplier: 1

Quant Time: Nov 19 14:34:28 2020
Quant Method : Y:\METHODS\VF201119G.M
Quant Title : NWTPH-Gx by GC/MS
QLast Update : Thu Aug 13 22:40:04 2020
Response via : Initial Calibration

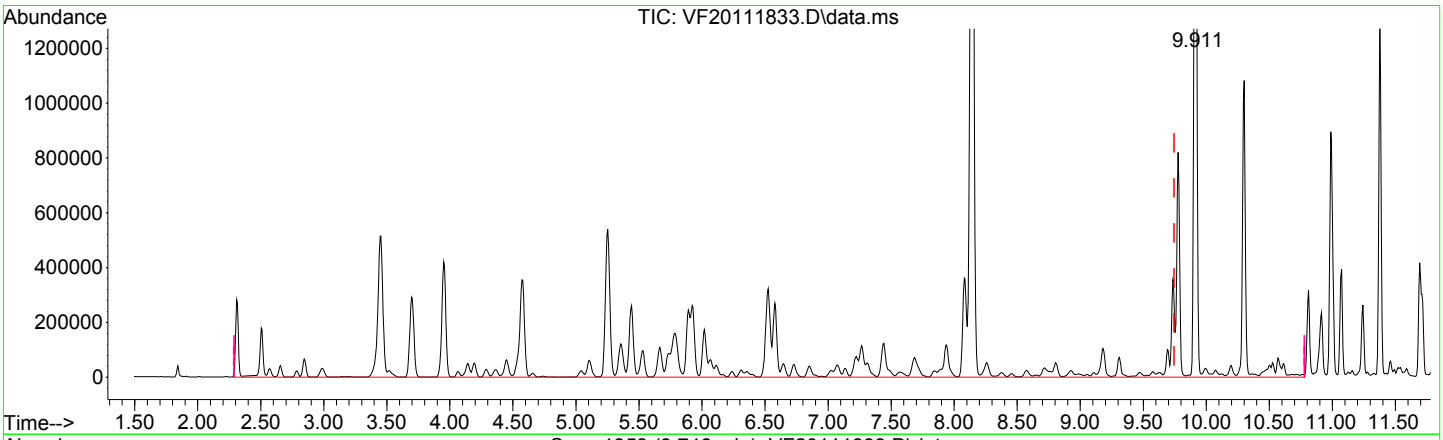

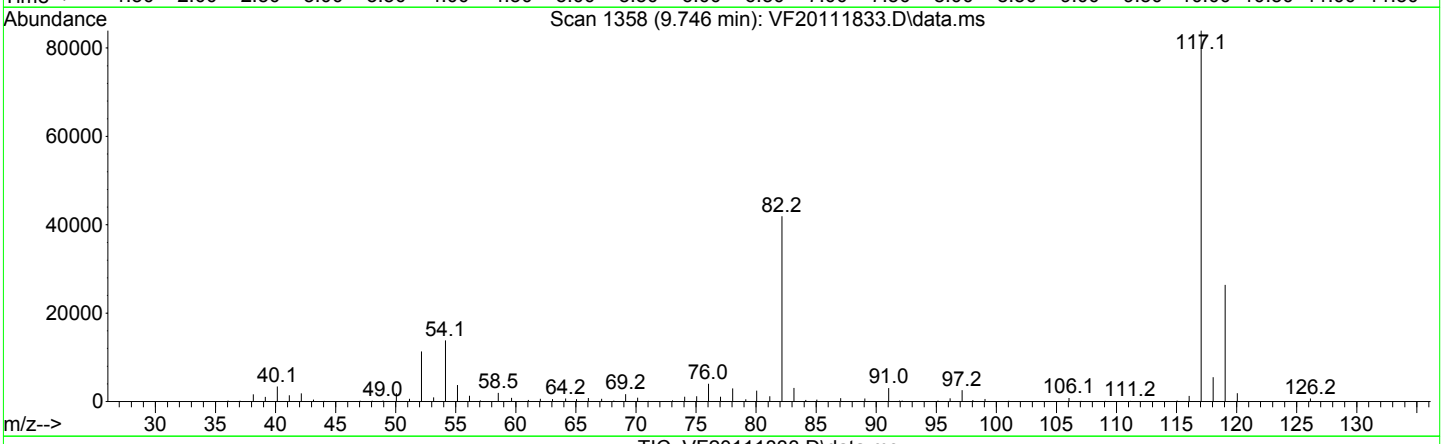

TIC: VF20111833.D\data.ms

(6) TPHg (C5-C9) (H)

9.745min (0.000) 3883.35 ug/L m

response 26793723

Signal	Exp%	Act%
TIC	100.00	100.00
0.00	0.00	0.00
0.00	0.00	0.00
0.00	0.00	0.00

Quantitation Report (Qedit)

Data Path : Y:\DATA\2020-11\0K18062\
Data File : VF20111833.D
Acq On : 19 Nov 2020 7:39 am
Operator : TNL
Sample : 0k18062-CALI
Misc : 1X 5mL 5000ppb GX DI+MeOH
ALS Vial : 33 Sample Multiplier: 1

Quant Time: Nov 19 14:34:28 2020
Quant Method : Y:\METHODS\VF201119G.M
Quant Title : NWTPH-Gx by GC/MS
QLast Update : Thu Aug 13 22:40:04 2020
Response via : Initial Calibration

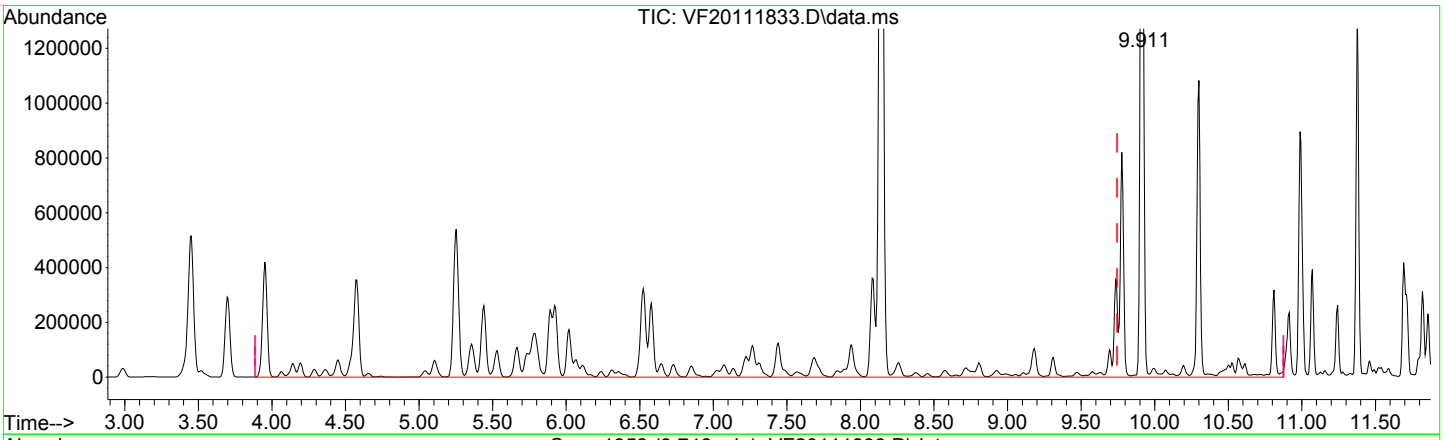

TIC: VF20111833.D\data.ms

(7) TPHg (C6-C10) (H)

9.745min (0.000) 3976.46 ug/L m

response 23788092

Signal	Exp%	Act%
TIC	100.00	100.00
0.00	0.00	0.00
0.00	0.00	0.00
0.00	0.00	0.00

Quantitation Report (Qedit)

Data Path : Y:\DATA\2020-11\0K18062\
Data File : VF20111833.D
Acq On : 19 Nov 2020 7:39 am
Operator : TNL
Sample : 0k18062-CALI
Misc : 1X 5mL 5000ppb GX DI+MeOH
ALS Vial : 33 Sample Multiplier: 1

Quant Time: Nov 19 14:34:28 2020
Quant Method : Y:\METHODS\VF201119G.M
Quant Title : NWTPH-Gx by GC/MS
QLast Update : Thu Aug 13 22:40:04 2020
Response via : Initial Calibration

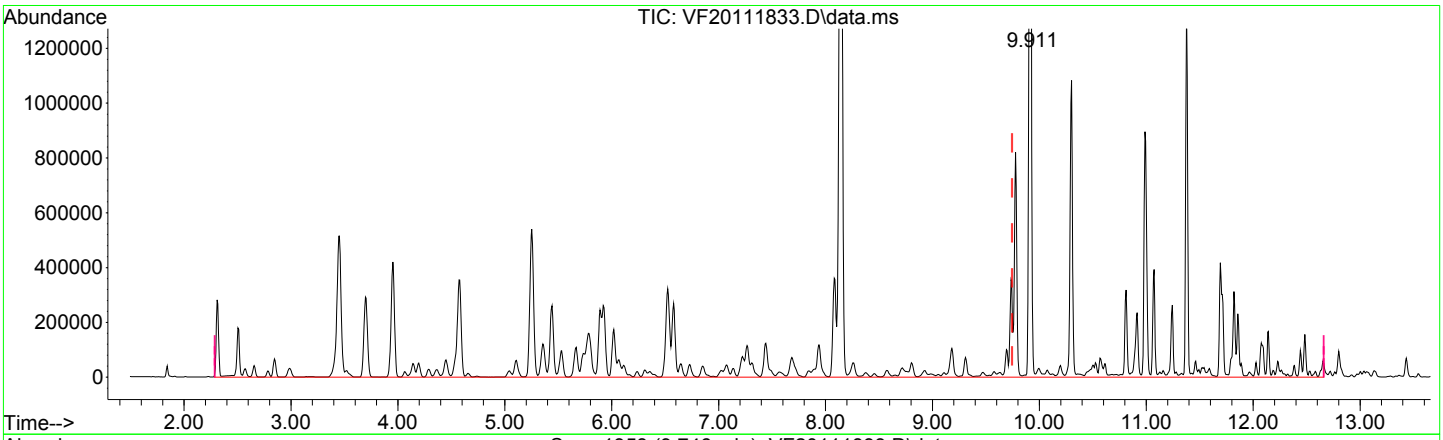

TIC: VF20111833.D\data.ms

(8) CA-LUFT (C5-C12) (H)

9.745min (0.000) 3999.30 ug/L m

response 34107788

Signal	Exp%	Act%
TIC	100.00	100.00
0.00	0.00	0.00
0.00	0.00	0.00
0.00	0.00	0.00

Quantitation Report (QT Reviewed)

Data Path : Y:\DATA\2020-11\0K18062\
Data File : VF20111833.D
Acq On : 19 Nov 2020 7:39 am
Operator : TNL
Sample : 0k18062-CALI
Misc : 1X 5mL 5000ppb GX DI+MeOH
ALS Vial : 33 Sample Multiplier: 1

11/20/20 TNL

Quant Time: Nov 19 14:34:28 2020
Quant Method : Y:\METHODS\VF201119G.M
Quant Title : NWTPH-Gx by GC/MS
QLast Update : Thu Aug 13 22:40:04 2020
Response via : Initial Calibration

Compound	R.T.	QIon	Response	Conc	Units	Dev(Min)
Internal Standards						
1) Pentafluorobenzene (IS)	6.019	168	136091	50.00	ug/L	0.00
System Monitoring Compounds						
2) 1,4-Difluorobenzene (Sur)	6.578	TIC	549051	46.79	ug/L	0.00
3) 4-Bromofluorobenzene (...	10.811	TIC	426374	44.95	ug/L	0.00
4) Chlorobenzene-d5 (NR)	9.734	TIC	550340	0.00	ug/L	0.00
10) Toluene-d8 (NR)	8.080	TIC	766991	0.00	ug/L	0.00
12) 1,4-Dichlorobenzene-d4...	11.692	TIC	876759	0.00	ug/L	0.00
Target Compounds						Qvalue
5) NWTPH-Gx	9.745	TIC	24336023m	4231.45	ug/L	
6) TPHg (C5-C9)	9.745	TIC	26793723m	3883.35	ug/L	
7) TPHg (C6-C10)	9.745	TIC	23788092m	3976.46	ug/L	
8) CA-LUFT (C5-C12)	9.745	TIC	34107788m	3999.30	ug/L	

(#) = qualifier out of range (m) = manual integration (+) = signals summed

Quantitation Report (QT Reviewed)

Data Path : Y:\DATA\2020-11\0K18062\
Data File : VF20111833.D
Acq On : 19 Nov 2020 7:39 am
Operator : TNL
Sample : 0k18062-CALI
Misc : 1X 5mL 5000ppb GX DI+MeOH
ALS Vial : 33 Sample Multiplier: 1

Quant Time: Nov 19 14:34:28 2020
Quant Method : Y:\METHODS\VF201119G.M
Quant Title : NWTPH-Gx by GC/MS
QLast Update : Thu Aug 13 22:40:04 2020
Response via : Initial Calibration

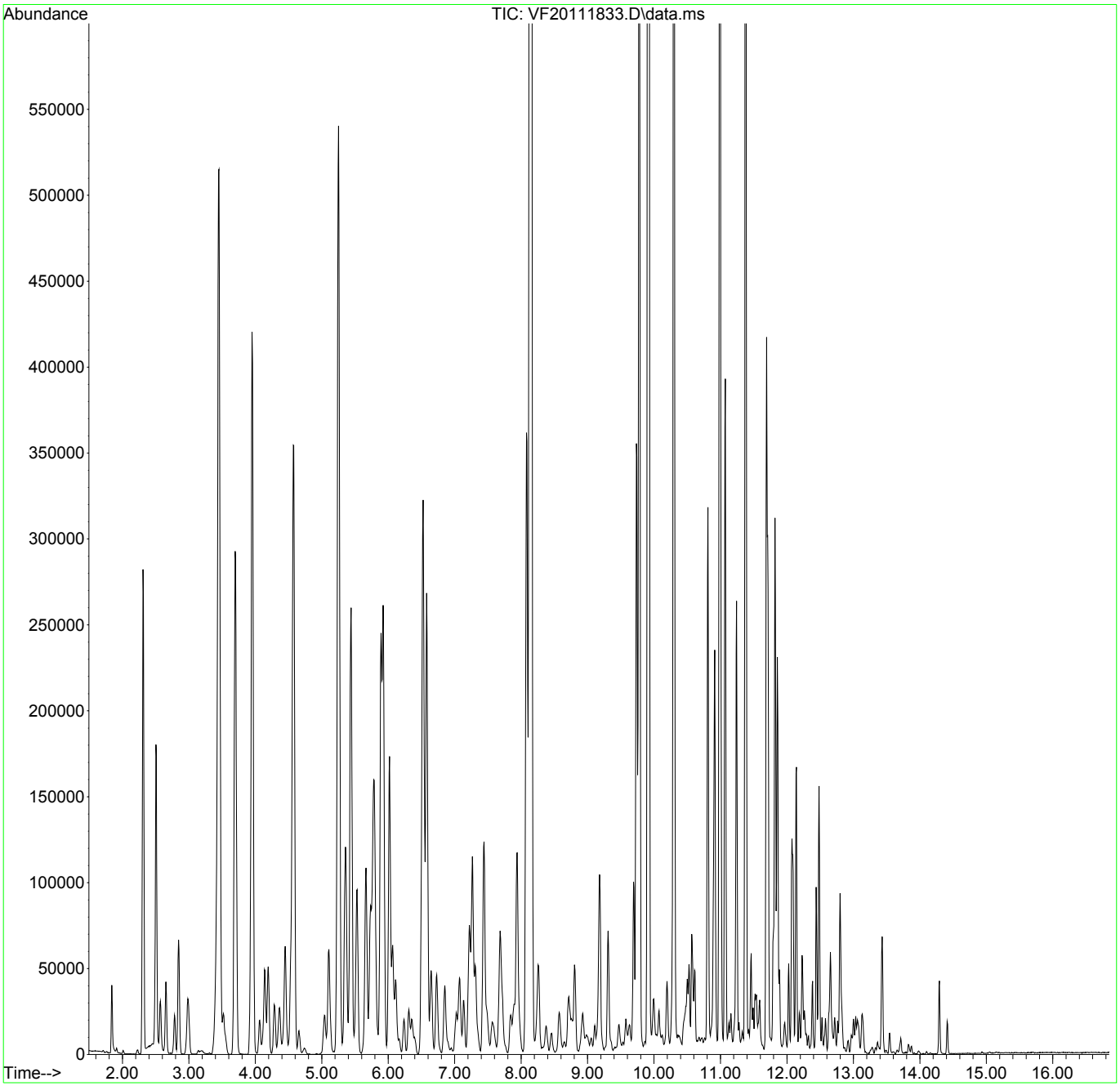

Quantitation Report (Not Reviewed)

Data Path : Y:\DATA\2020-11\0K18062\
Data File : VF20111834.D
Acq On : 19 Nov 2020 8:06 am
Operator : TNL
Sample : 0k18062-CALJ
Misc : 1X 5mL 10000ppb GX DI+MeOH
ALS Vial : 34 Sample Multiplier: 1

11/20/20 TNL

Quant Time: Nov 19 14:35:12 2020
Quant Method : Y:\METHODS\~~VF201119G.M~~
Quant Title : NWTPH-Gx by GC/MS
QLast Update : Thu Aug 13 22:40:04 2020
Response via : Initial Calibration

Compound	R.T.	QIon	Response	Conc	Units	Dev(Min)
Internal Standards						
1) Pentafluorobenzene (IS)	6.024	168	150388	50.00	ug/L	0.00
System Monitoring Compounds						
2) 1,4-Difluorobenzene (Sur)	6.583	TIC	720741	55.58	ug/L	0.00
3) 4-Bromofluorobenzene (...	10.810	TIC	435711	41.57	ug/L	0.00
4) Chlorobenzene-d5 (NR)	9.739	TIC	604399	0.00	ug/L	0.00
10) Toluene-d8 (NR)	8.085	TIC	885616	0.00	ug/L	0.00
12) 1,4-Dichlorobenzene-d4...	11.710	TIC	1307198	0.00	ug/L	0.02
Target Compounds						Qvalue
5) NWTPH-Gx	9.745	TIC	55999266m	8019.63	ug/L	
6) TPHg (C5-C9)	9.745	TIC	61331895m	7578.07	ug/L	
7) TPHg (C6-C10)	9.745	TIC	54709720m	7733.91	ug/L	
8) CA-LUFT (C5-C12)	9.745	TIC	78770685m	7735.49	ug/L	

(#) = qualifier out of range (m) = manual integration (+) = signals summed

Quantitation Report (Not Reviewed)

Data Path : Y:\DATA\2020-11\0K18062\
Data File : VF20111834.D
Acq On : 19 Nov 2020 8:06 am
Operator : TNL
Sample : 0k18062-CALJ
Misc : 1X 5mL 10000ppb GX DI+MeOH
ALS Vial : 34 Sample Multiplier: 1

Quant Time: Nov 19 14:35:12 2020
Quant Method : Y:\METHODS\VF201119G.M
Quant Title : NWTPH-Gx by GC/MS
QLast Update : Thu Aug 13 22:40:04 2020
Response via : Initial Calibration

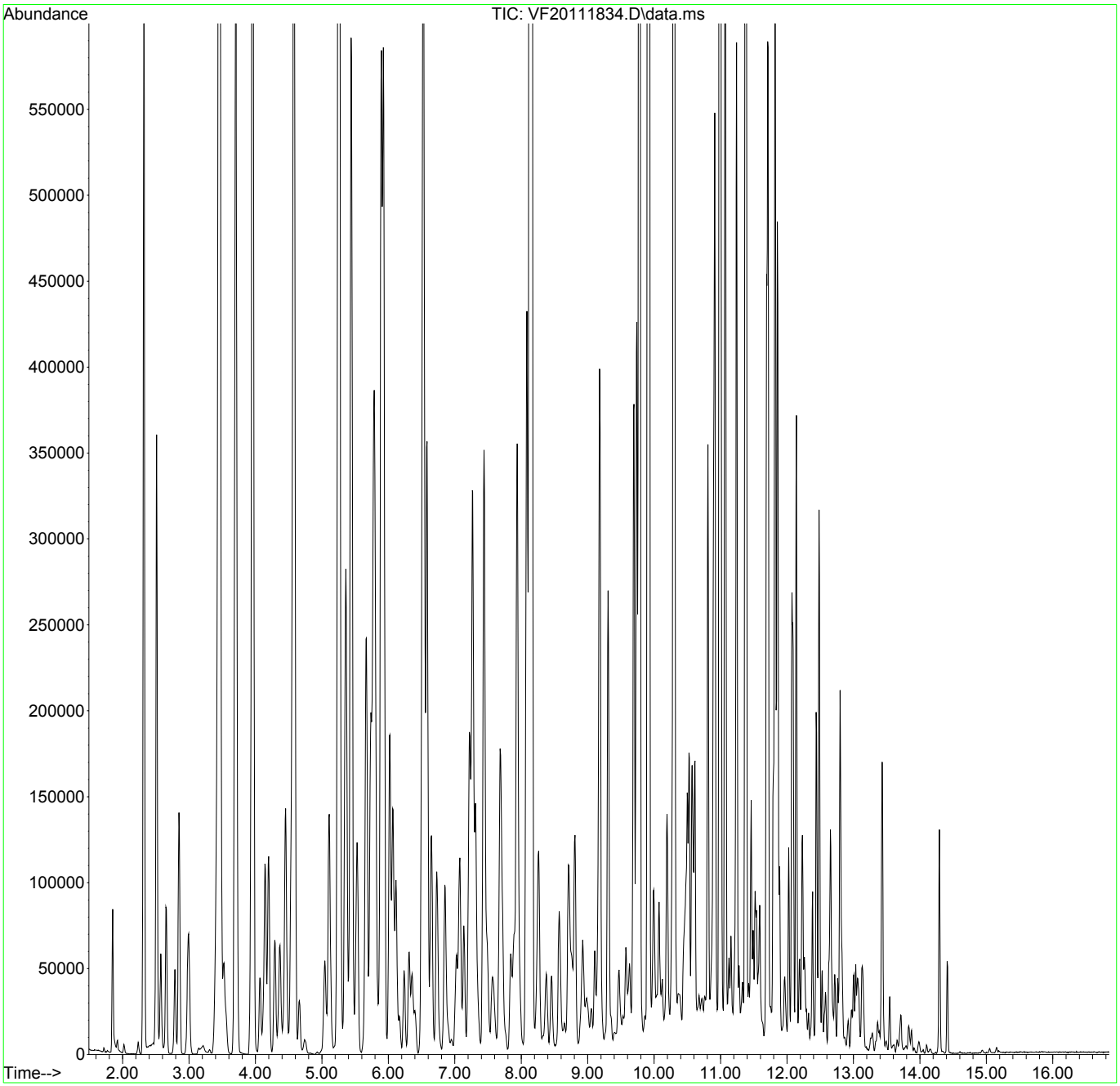

Quantitation Report (Qedit)

Data Path : Y:\DATA\2020-11\0K18062\
Data File : VF20111834.D
Acq On : 19 Nov 2020 8:06 am
Operator : TNL
Sample : 0k18062-CALJ
Misc : 1X 5mL 10000ppb GX DI+MeOH
ALS Vial : 34 Sample Multiplier: 1

Quant Time: Nov 19 14:35:12 2020
Quant Method : Y:\METHODS\VF201119G.M
Quant Title : NWTPH-Gx by GC/MS
QLast Update : Thu Aug 13 22:40:04 2020
Response via : Initial Calibration

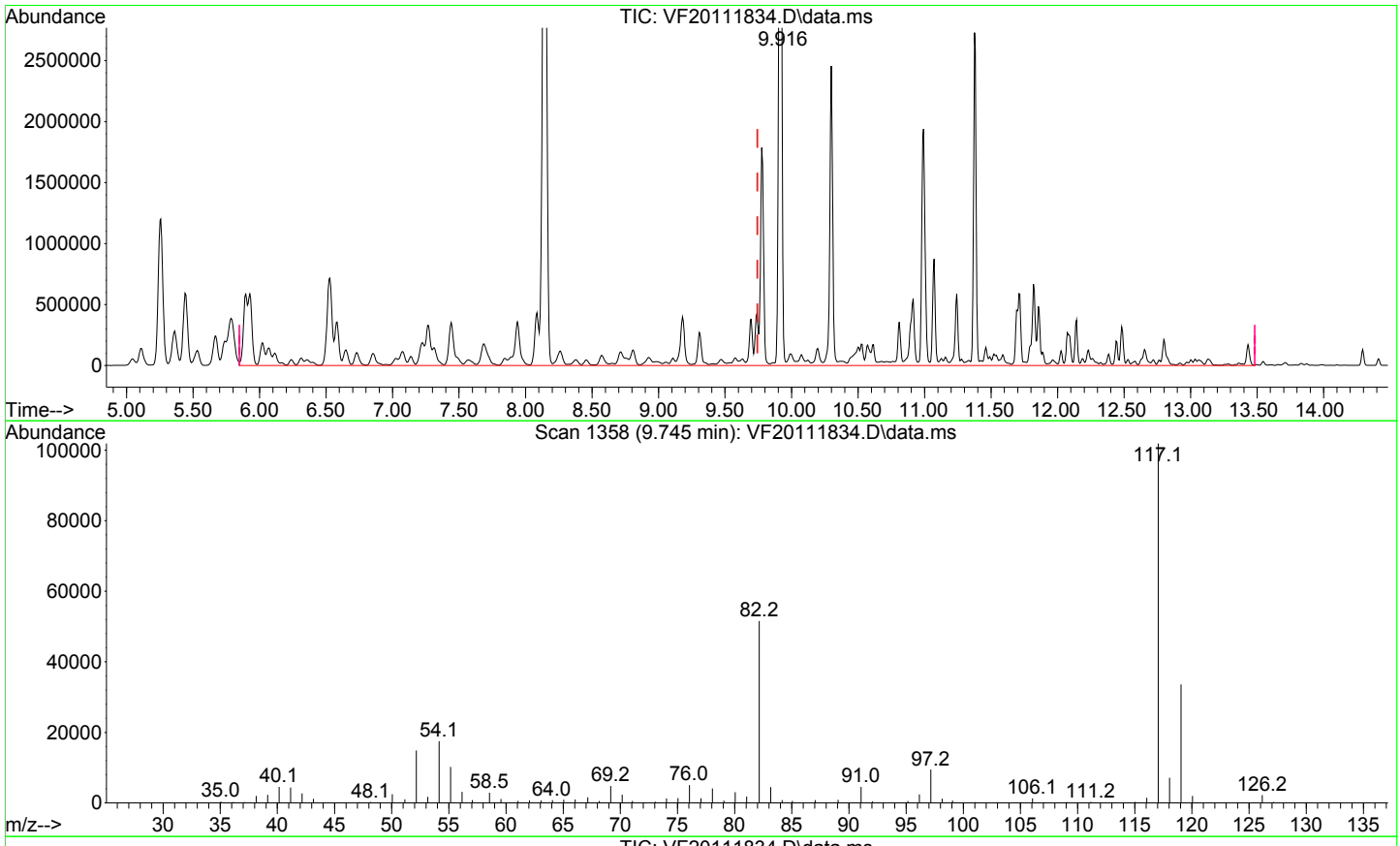

TIC: VF20111834.D\data.ms

(5) NWTPH-Gx (H)

9.745min (0.000) 8019.63 ug/L m

response 55999266

Signal	Exp%	Act%
TIC	100.00	100.00
0.00	0.00	0.02#
0.00	0.00	0.01#
0.00	0.00	0.00

Quantitation Report (Qedit)

Data Path : Y:\DATA\2020-11\0K18062\
Data File : VF20111834.D
Acq On : 19 Nov 2020 8:06 am
Operator : TNL
Sample : 0k18062-CALJ
Misc : 1X 5mL 10000ppb GX DI+MeOH
ALS Vial : 34 Sample Multiplier: 1

Quant Time: Nov 19 14:35:12 2020
Quant Method : Y:\METHODS\VF201119G.M
Quant Title : NWTPH-Gx by GC/MS
QLast Update : Thu Aug 13 22:40:04 2020
Response via : Initial Calibration

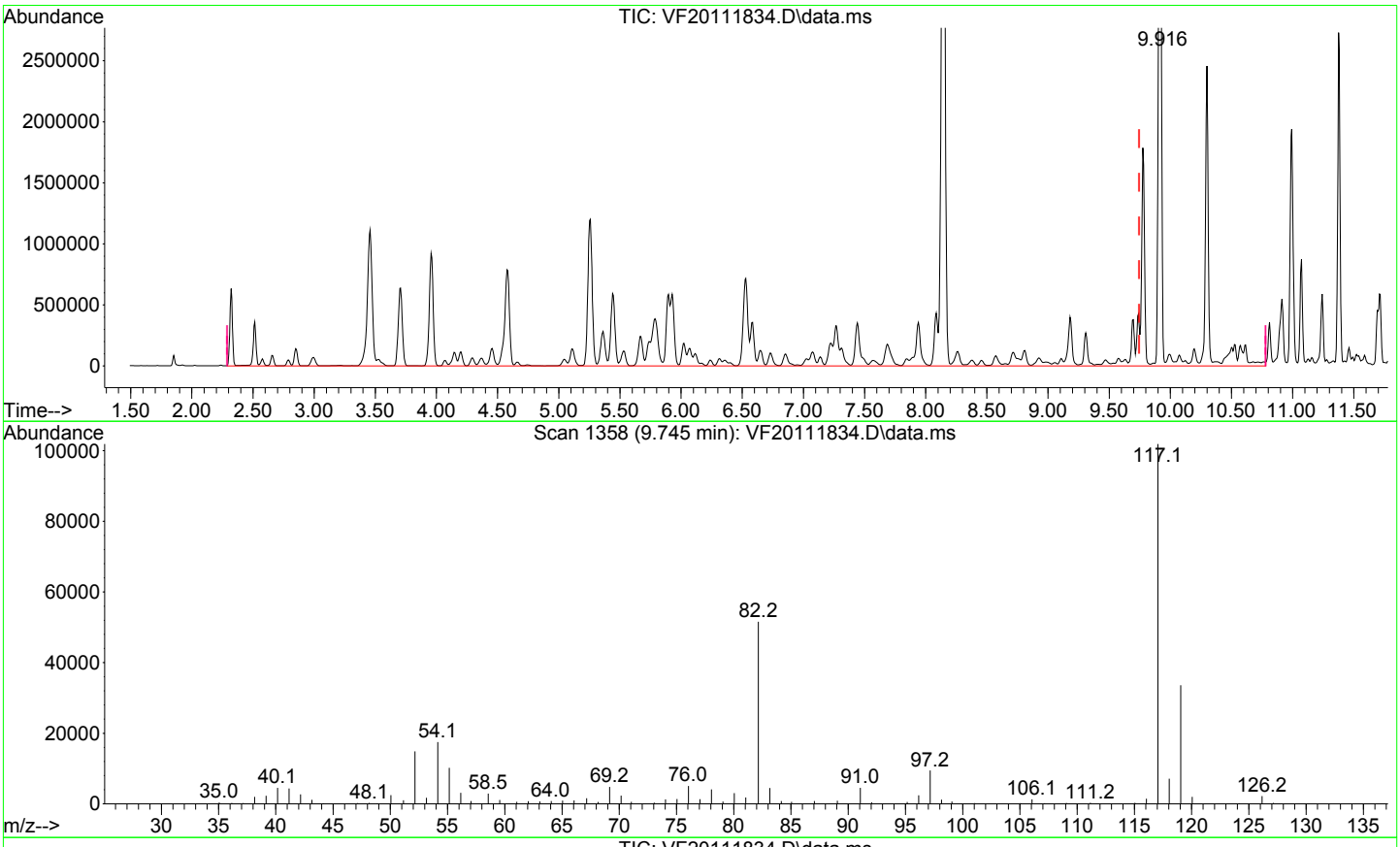

TIC: VF20111834.D\data.ms

(6) TPHg (C5-C9) (H)

9.745min (0.000) 7578.07 ug/L m

response 61331895

Signal	Exp%	Act%
TIC	100.00	100.00
0.00	0.00	0.02#
0.00	0.00	0.01#
0.00	0.00	0.00

Quantitation Report (Qedit)

Data Path : Y:\DATA\2020-11\0K18062\
Data File : VF20111834.D
Acq On : 19 Nov 2020 8:06 am
Operator : TNL
Sample : 0k18062-CALJ
Misc : 1X 5mL 10000ppb GX DI+MeOH
ALS Vial : 34 Sample Multiplier: 1

Quant Time: Nov 19 14:35:12 2020
Quant Method : Y:\METHODS\VF201119G.M
Quant Title : NWTPH-Gx by GC/MS
QLast Update : Thu Aug 13 22:40:04 2020
Response via : Initial Calibration

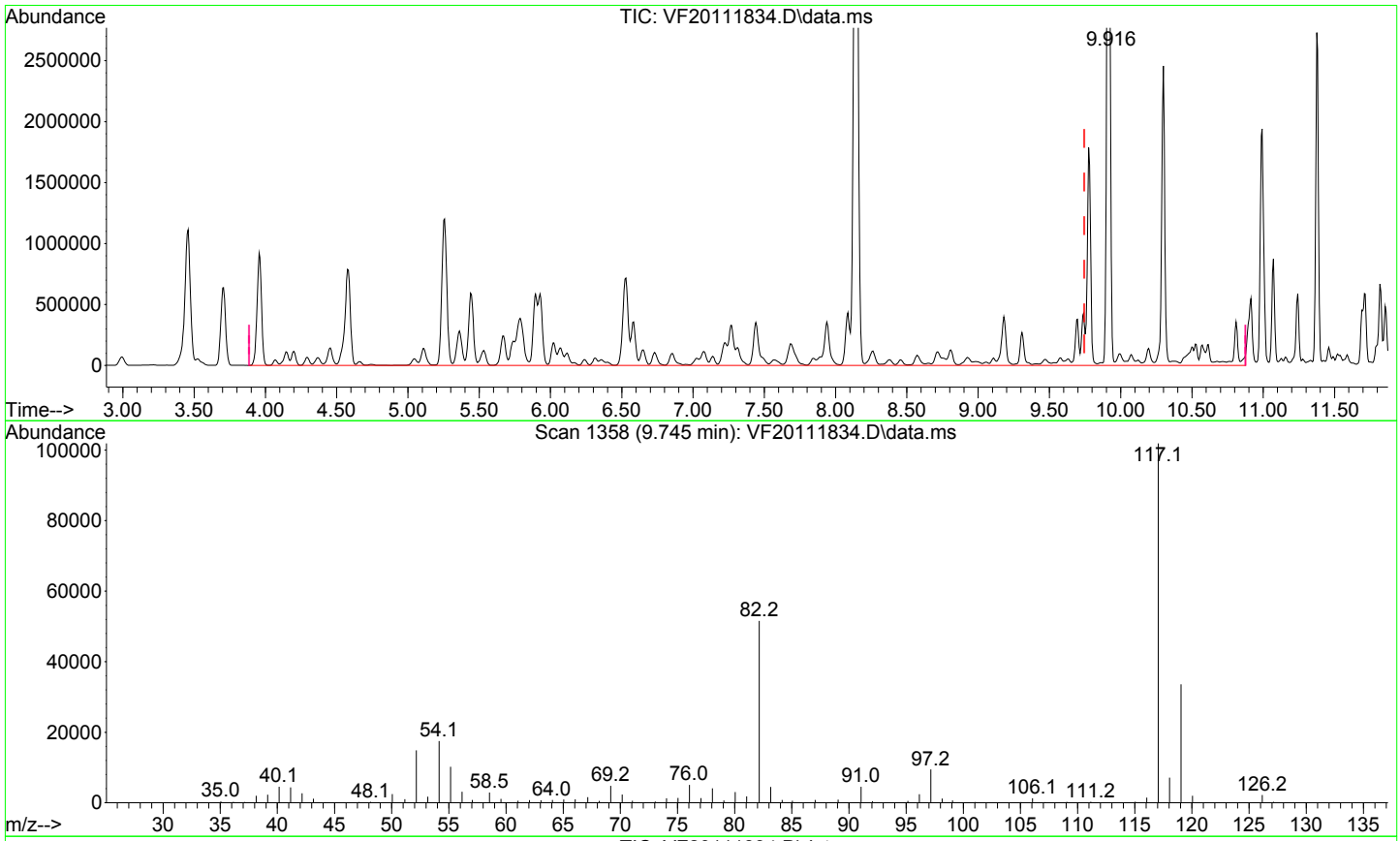

TIC: VF20111834.D\data.ms

(7) TPHg (C6-C10) (H)

9.745min (0.000) 7733.91 ug/L m

response 54709720

Signal	Exp%	Act%
TIC	100.00	100.00
0.00	0.00	0.02#
0.00	0.00	0.01#
0.00	0.00	0.00

Quantitation Report (Qedit)

Data Path : Y:\DATA\2020-11\0K18062\
Data File : VF20111834.D
Acq On : 19 Nov 2020 8:06 am
Operator : TNL
Sample : 0k18062-CALJ
Misc : 1X 5mL 10000ppb GX DI+MeOH
ALS Vial : 34 Sample Multiplier: 1

Quant Time: Nov 19 14:35:12 2020
Quant Method : Y:\METHODS\VF201119G.M
Quant Title : NWTPH-Gx by GC/MS
QLast Update : Thu Aug 13 22:40:04 2020
Response via : Initial Calibration

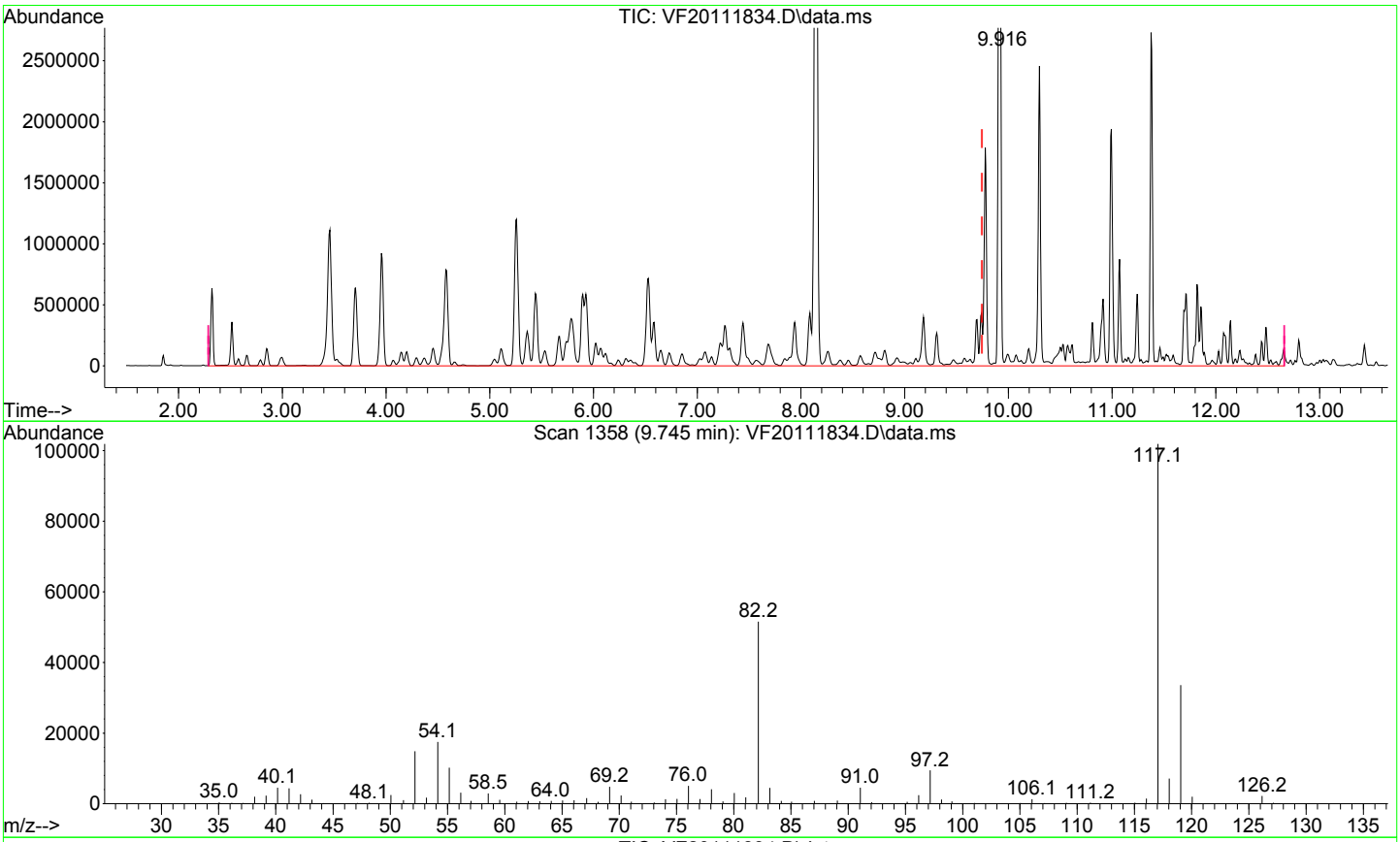

TIC: VF20111834.D\data.ms

(8) CA-LUFT (C5-C12) (H)

9.745min (0.000) 7735.49 ug/L m

response 78770685

Signal	Exp%	Act%
TIC	100.00	100.00
0.00	0.00	0.01#
0.00	0.00	0.01#
0.00	0.00	0.00

Quantitation Report (QT Reviewed)

Data Path : Y:\DATA\2020-11\0K18062\
Data File : VF20111834.D
Acq On : 19 Nov 2020 8:06 am
Operator : TNL
Sample : 0k18062-CALJ
Misc : 1X 5mL 10000ppb GX DI+MeOH
ALS Vial : 34 Sample Multiplier: 1

11/20/20 TNL

Quant Time: Nov 19 14:35:12 2020
Quant Method : Y:\METHODS\VF201119G.M
Quant Title : NWTPH-Gx by GC/MS
QLast Update : Thu Aug 13 22:40:04 2020
Response via : Initial Calibration

Compound	R.T.	QIon	Response	Conc	Units	Dev(Min)
Internal Standards						
1) Pentafluorobenzene (IS)	6.024	168	150388	50.00	ug/L	0.00
System Monitoring Compounds						
2) 1,4-Difluorobenzene (Sur)	6.583	TIC	720741	55.58	ug/L	0.00
3) 4-Bromofluorobenzene (...	10.810	TIC	435711	41.57	ug/L	0.00
4) Chlorobenzene-d5 (NR)	9.739	TIC	604399	0.00	ug/L	0.00
10) Toluene-d8 (NR)	8.085	TIC	885616	0.00	ug/L	0.00
12) 1,4-Dichlorobenzene-d4...	11.710	TIC	1307198	0.00	ug/L	0.02
Target Compounds						Qvalue
5) NWTPH-Gx	9.745	TIC	55999266m	8019.63	ug/L	
6) TPHg (C5-C9)	9.745	TIC	61331895m	7578.07	ug/L	
7) TPHg (C6-C10)	9.745	TIC	54709720m	7733.91	ug/L	
8) CA-LUFT (C5-C12)	9.745	TIC	78770685m	7735.49	ug/L	

(#) = qualifier out of range (m) = manual integration (+) = signals summed

Quantitation Report (QT Reviewed)

Data Path : Y:\DATA\2020-11\0K18062\
Data File : VF20111834.D
Acq On : 19 Nov 2020 8:06 am
Operator : TNL
Sample : 0k18062-CALJ
Misc : 1X 5mL 10000ppb GX DI+MeOH
ALS Vial : 34 Sample Multiplier: 1

Quant Time: Nov 19 14:35:12 2020
Quant Method : Y:\METHODS\VF201119G.M
Quant Title : NWTPH-Gx by GC/MS
QLast Update : Thu Aug 13 22:40:04 2020
Response via : Initial Calibration

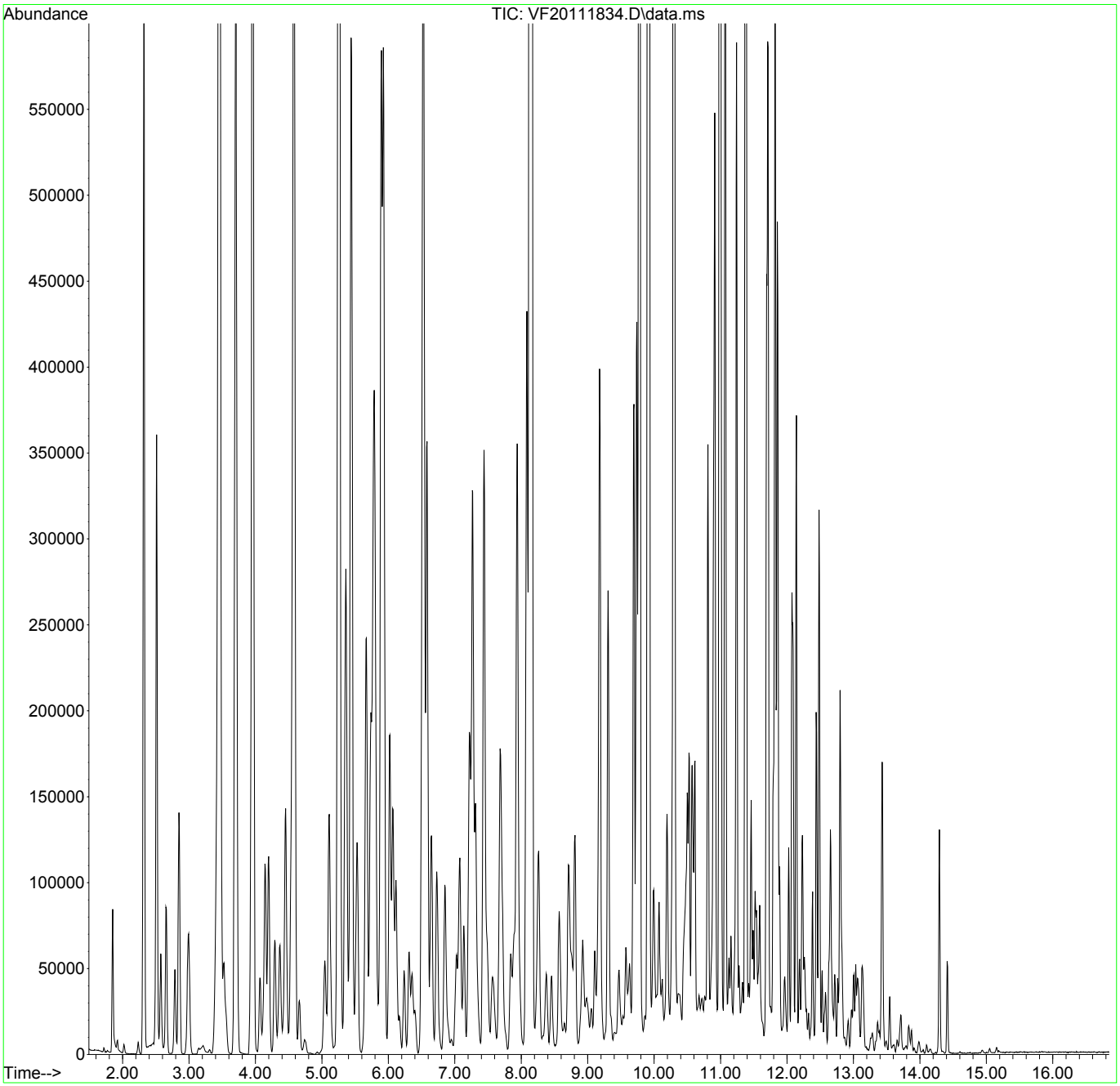

Quantitation Report (Not Reviewed)

Data Path : Y:\DATA\2020-11\0K18062\
Data File : VF20111835.D
Acq On : 19 Nov 2020 8:33 am
Operator : TNL
Sample : 0k18062-IBLA
Misc : 1X 5mL DI+MeOH
ALS Vial : 35 Sample Multiplier: 1

11/20/20 TNL

Quant Time: Nov 19 17:21:21 2020
Quant Method : Y:\METHODS\VF201119G.M
Quant Title : NWTPH-Gx by GC/MS
QLast Update : Thu Nov 19 14:37:04 2020
Response via : Initial Calibration

Compound	R.T.	QIon	Response	Conc	Units	Dev(Min)
Internal Standards						
1) Pentafluorobenzene (IS)	6.021	168	155715	50.00	ug/L	0.00
System Monitoring Compounds						
2) 1,4-Difluorobenzene (Sur)	6.580	TIC	550650	48.40	ug/L	0.00
3) 4-Bromofluorobenzene (...	10.807	TIC	462842	48.73	ug/L	0.00
4) Chlorobenzene-d5 (NR)	9.736	TIC	615816	0.00	ug/L	0.00
10) Toluene-d8 (NR)	8.082	TIC	828304	0.00	ug/L	0.00
12) 1,4-Dichlorobenzene-d4...	11.695	TIC	535772	0.00	ug/L	0.00
Target Compounds						Qvalue
5) NWTPH-Gx	9.745	TIC	147322m	58.59	ug/L	
6) TPHg (C5-C9)	9.745	TIC	330378m	34.72	ug/L	
7) TPHg (C6-C10)	9.745	TIC	302095m	43.16	ug/L	
8) CA-LUFT (C5-C12)	9.745	TIC	411396m	48.94	ug/L	

(#) = qualifier out of range (m) = manual integration (+) = signals summed

Quantitation Report (Not Reviewed)

Data Path : Y:\DATA\2020-11\0K18062\
Data File : VF20111835.D
Acq On : 19 Nov 2020 8:33 am
Operator : TNL
Sample : 0k18062-IBLA
Misc : 1X 5mL DI+MeOH
ALS Vial : 35 Sample Multiplier: 1

Quant Time: Nov 19 17:21:21 2020
Quant Method : Y:\METHODS\VF201119G.M
Quant Title : NWTPH-Gx by GC/MS
QLast Update : Thu Nov 19 14:37:04 2020
Response via : Initial Calibration

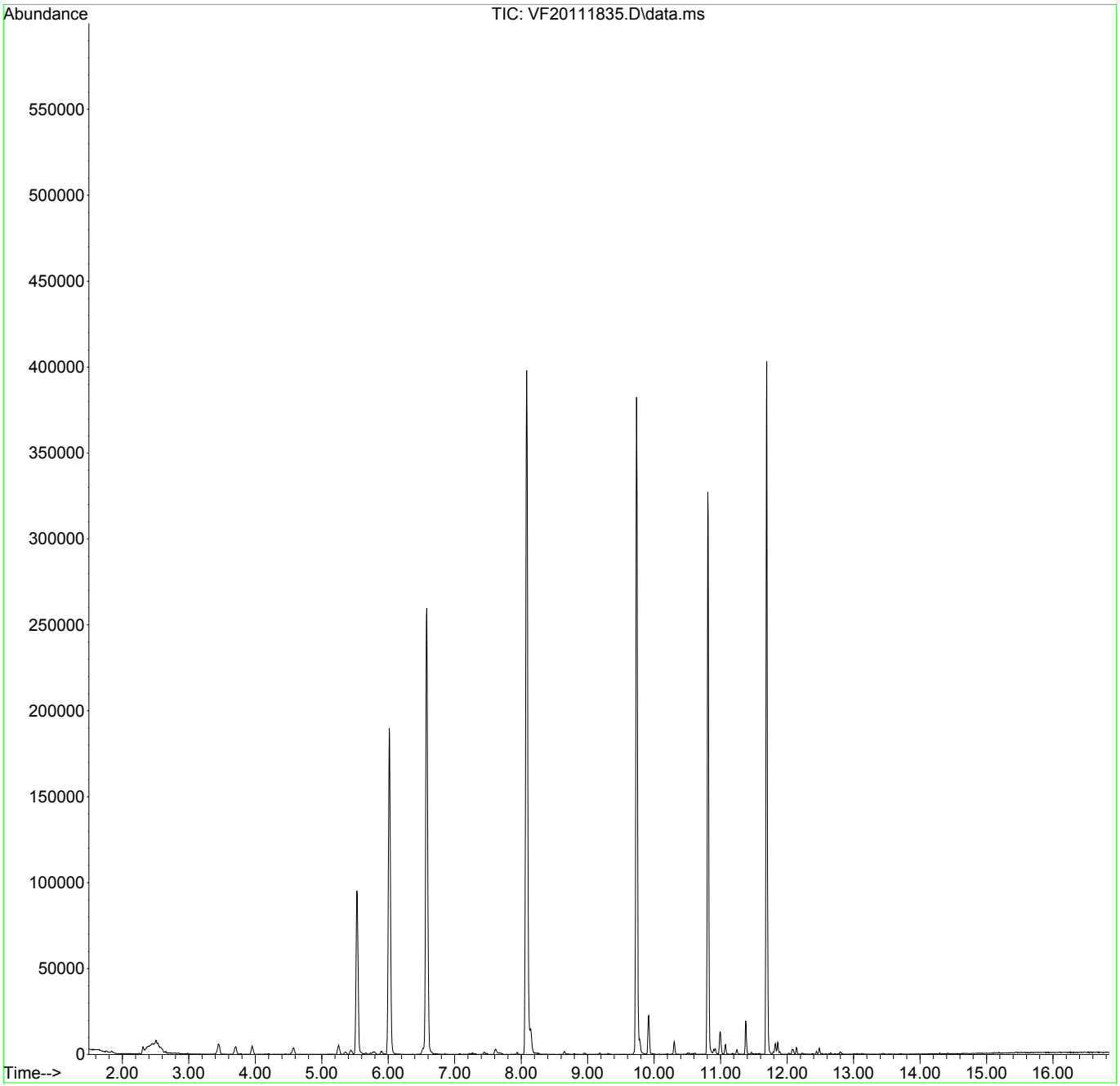

Quantitation Report (Not Reviewed)

Data Path : Y:\DATA\2020-11\0K18062\
Data File : VF20111836.D
Acq On : 19 Nov 2020 9:00 am
Operator : TNL
Sample : 0k18062-IBLB
Misc : 1X 5mL DI+MeOH 11/20/20 TNL
ALS Vial : 36 Sample Multiplier: 1

Quant Time: Nov 19 17:21:26 2020
Quant Method : Y:\METHODS\VF201119G.M
Quant Title : NWTPH-Gx by GC/MS
QLast Update : Thu Nov 19 14:37:04 2020
Response via : Initial Calibration

Compound	R.T.	QIon	Response	Conc	Units	Dev(Min)
Internal Standards						
1) Pentafluorobenzene (IS)	6.019	168	150075	50.00	ug/L	0.00
System Monitoring Compounds						
2) 1,4-Difluorobenzene (Sur)	6.579	TIC	523699	47.76	ug/L	0.00
3) 4-Bromofluorobenzene (...	10.811	TIC	441771	48.26	ug/L	0.00
4) Chlorobenzene-d5 (NR)	9.735	TIC	584569	0.00	ug/L	0.00
10) Toluene-d8 (NR)	8.081	TIC	775010	0.00	ug/L	0.00
12) 1,4-Dichlorobenzene-d4...	11.693	TIC	509744	0.00	ug/L	0.00
Target Compounds						Qvalue
5) NWTPH-Gx	9.745	TIC	18082m	33.62	ug/L	
6) TPHg (C5-C9)	9.745	TIC	244333m	21.35	ug/L	
7) TPHg (C6-C10)	9.745	TIC	212681m	27.07	ug/L	
8) CA-LUFT (C5-C12)	9.745	TIC	250096m	27.61	ug/L	

(#) = qualifier out of range (m) = manual integration (+) = signals summed

Quantitation Report (Not Reviewed)

Data Path : Y:\DATA\2020-11\0K18062\
Data File : VF20111836.D
Acq On : 19 Nov 2020 9:00 am
Operator : TNL
Sample : 0k18062-IBLB
Misc : 1X 5mL DI+MeOH
ALS Vial : 36 Sample Multiplier: 1

Quant Time: Nov 19 17:21:26 2020
Quant Method : Y:\METHODS\VF201119G.M
Quant Title : NWTPH-Gx by GC/MS
QLast Update : Thu Nov 19 14:37:04 2020
Response via : Initial Calibration

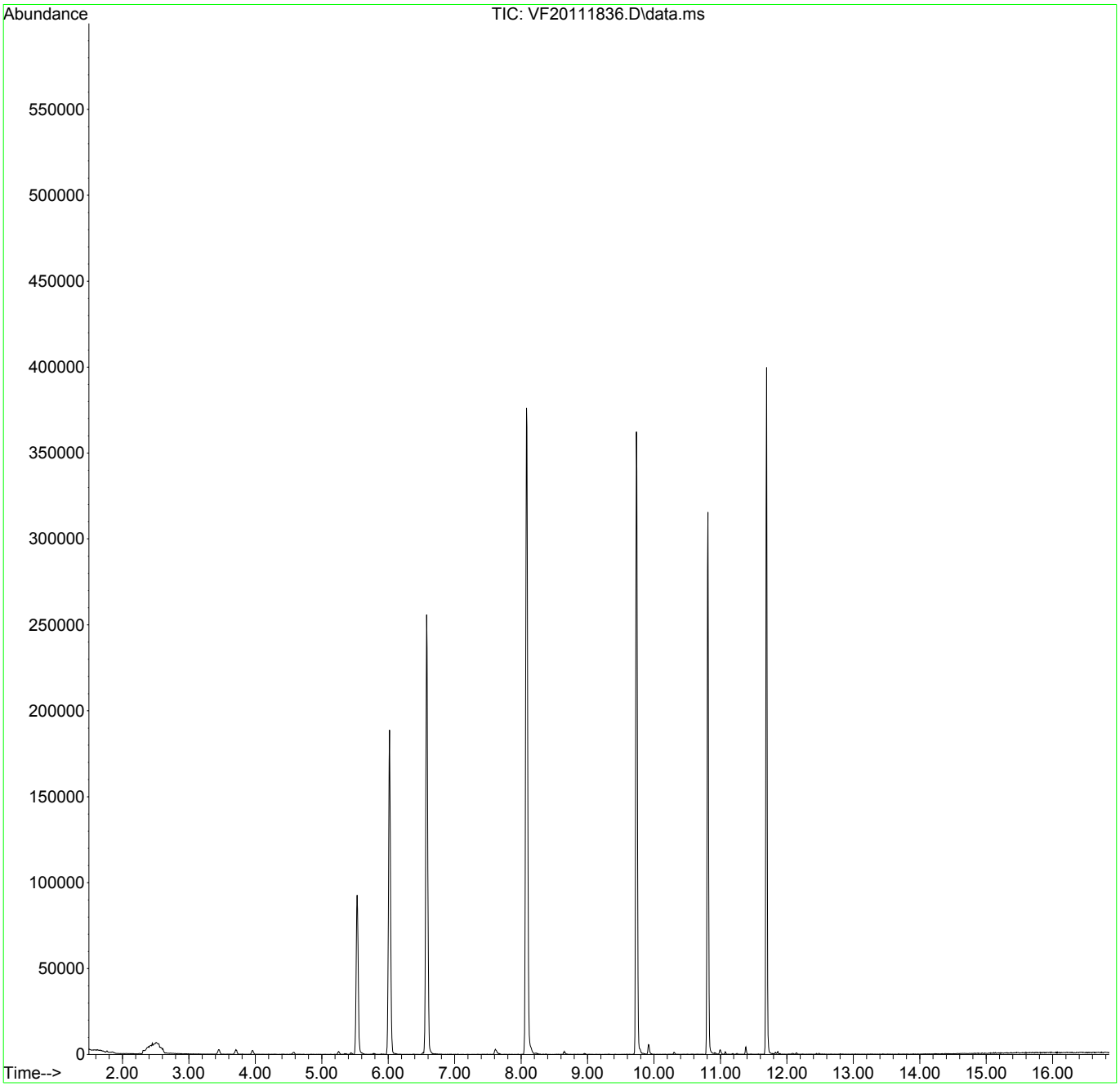

Quantitation Report (Not Reviewed)

Data Path : Y:\DATA\2020-11\0K18062\
Data File : VF20111837.D
Acq On : 19 Nov 2020 9:27 am
Operator : TNL
Sample : 0k18062-ICV2
Misc : 1X 5mL 500ppb GX DI+MeOH
ALS Vial : 37 Sample Multiplier: 1

11/20/20 TNL

Quant Time: Nov 19 17:21:29 2020
Quant Method : Y:\METHODS\VF201119G.M
Quant Title : NWTPH-Gx by GC/MS
QLast Update : Thu Nov 19 14:37:04 2020
Response via : Initial Calibration

Compound	R.T.	QIon	Response	Conc	Units	Dev(Min)
Internal Standards						
1) Pentafluorobenzene (IS)	6.025	168	146963	50.00	ug/L	0.00
System Monitoring Compounds						
2) 1,4-Difluorobenzene (Sur)	6.579	TIC	522668	48.67	ug/L	0.00
3) 4-Bromofluorobenzene (...	10.811	TIC	440602	49.15	ug/L	0.00
4) Chlorobenzene-d5 (NR)	9.735	TIC	588588	0.00	ug/L	0.00
10) Toluene-d8 (NR)	8.087	TIC	777962	0.00	ug/L	0.00
12) 1,4-Dichlorobenzene-d4...	11.693	TIC	541050	0.00	ug/L	0.00
Target Compounds						Qvalue
5) NWTPH-Gx	9.745	TIC	2100534m	459.78	ug/L	
6) TPHg (C5-C9)	9.745	TIC	2698955m	472.56	ug/L	
7) TPHg (C6-C10)	9.745	TIC	2293782m	461.64	ug/L	
8) CA-LUFT (C5-C12)	9.745	TIC	3206380m	465.47	ug/L	

(#) = qualifier out of range (m) = manual integration (+) = signals summed

Quantitation Report (Not Reviewed)

Data Path : Y:\DATA\2020-11\0K18062\
Data File : VF20111837.D
Acq On : 19 Nov 2020 9:27 am
Operator : TNL
Sample : 0k18062-ICV2
Misc : 1X 5mL 500ppb GX DI+MeOH
ALS Vial : 37 Sample Multiplier: 1

Quant Time: Nov 19 17:21:29 2020
Quant Method : Y:\METHODS\VF201119G.M
Quant Title : NWTPH-Gx by GC/MS
QLast Update : Thu Nov 19 14:37:04 2020
Response via : Initial Calibration

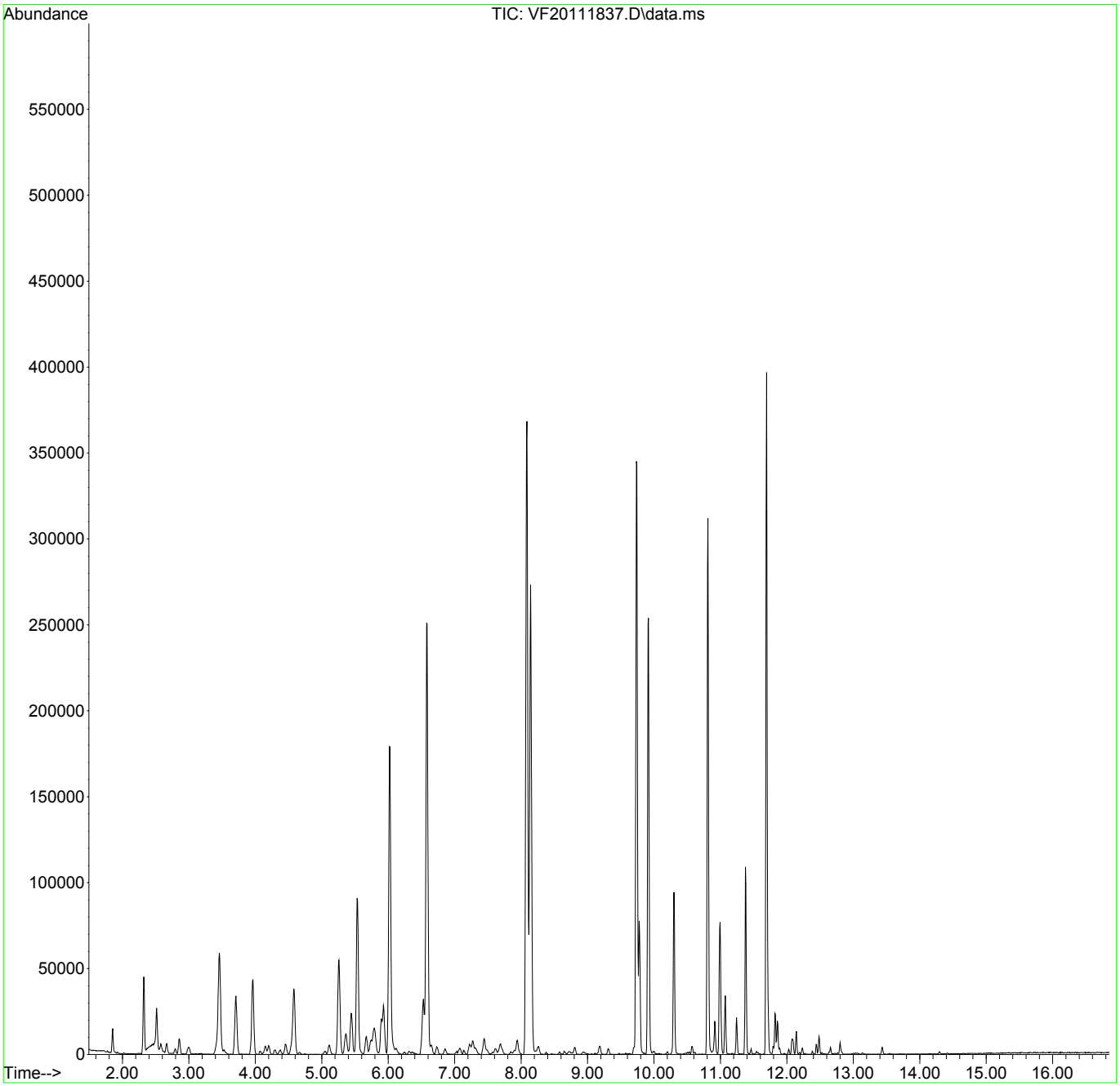

Quantitation Report (Qedit)

Data Path : Y:\DATA\2020-11\0K18062\
Data File : VF20111837.D
Acq On : 19 Nov 2020 9:27 am
Operator : TNL
Sample : 0k18062-ICV2
Misc : 1X 5mL 500ppb GX DI+MeOH
ALS Vial : 37 Sample Multiplier: 1

Quant Time: Nov 19 17:21:29 2020
Quant Method : Y:\METHODS\VF201119G.M
Quant Title : NWTPH-Gx by GC/MS
QLast Update : Thu Nov 19 14:37:04 2020
Response via : Initial Calibration

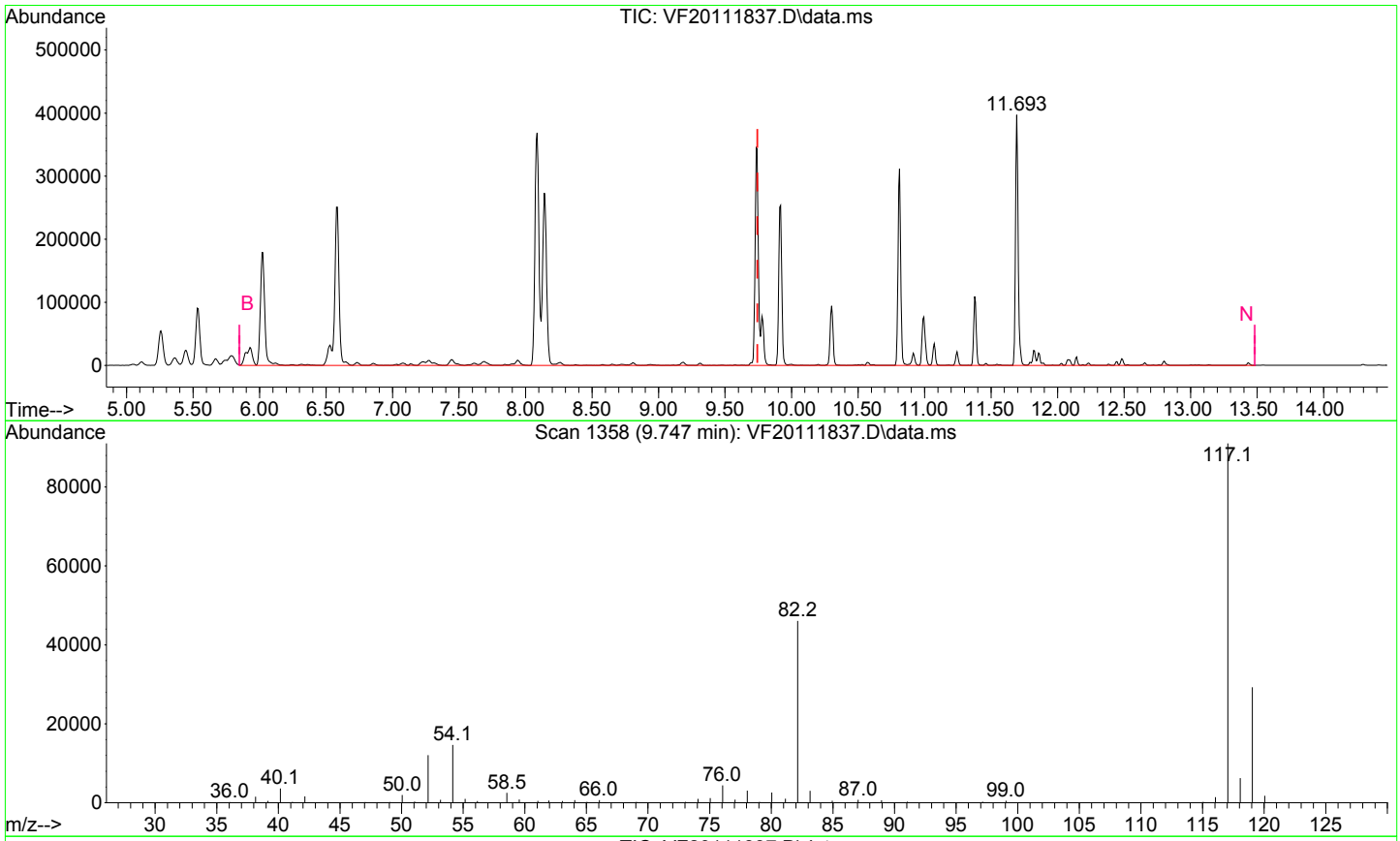

TIC: VF20111837.D\data.ms

(5) NWTPH-Gx (H)

9.745min (0.000) 459.78 ug/L m

response 2100534

Signal	Exp%	Act%
TIC	100.00	100.00
0.00	0.00	0.00
0.00	0.00	0.00
0.00	0.00	0.00

Quantitation Report (Qedit)

Data Path : Y:\DATA\2020-11\0K18062\
Data File : VF20111837.D
Acq On : 19 Nov 2020 9:27 am
Operator : TNL
Sample : 0k18062-ICV2
Misc : 1X 5mL 500ppb GX DI+MeOH
ALS Vial : 37 Sample Multiplier: 1

Quant Time: Nov 19 17:21:29 2020
Quant Method : Y:\METHODS\VF201119G.M
Quant Title : NWTPH-Gx by GC/MS
QLast Update : Thu Nov 19 14:37:04 2020
Response via : Initial Calibration

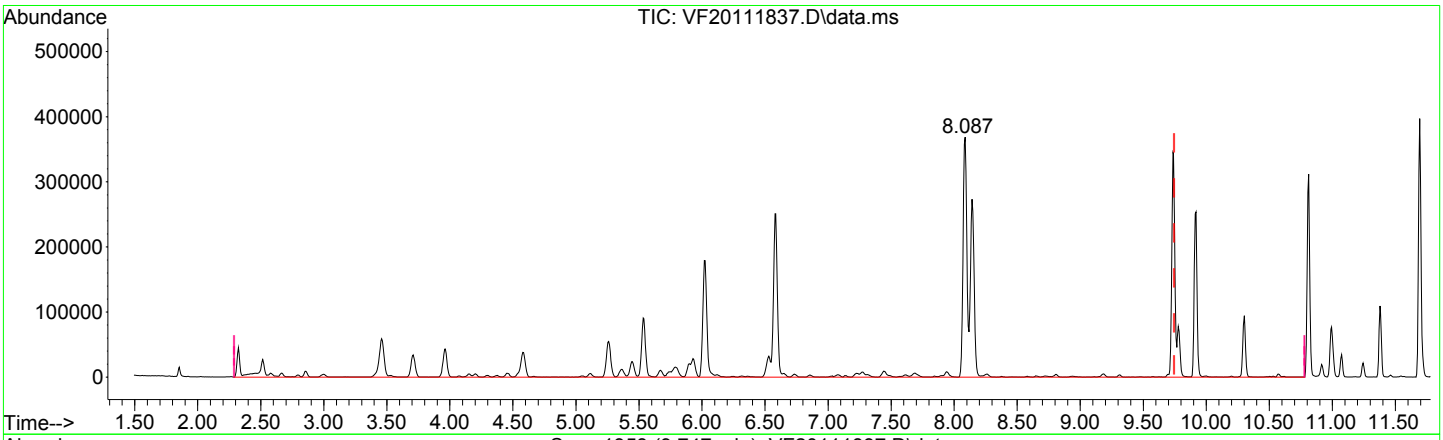

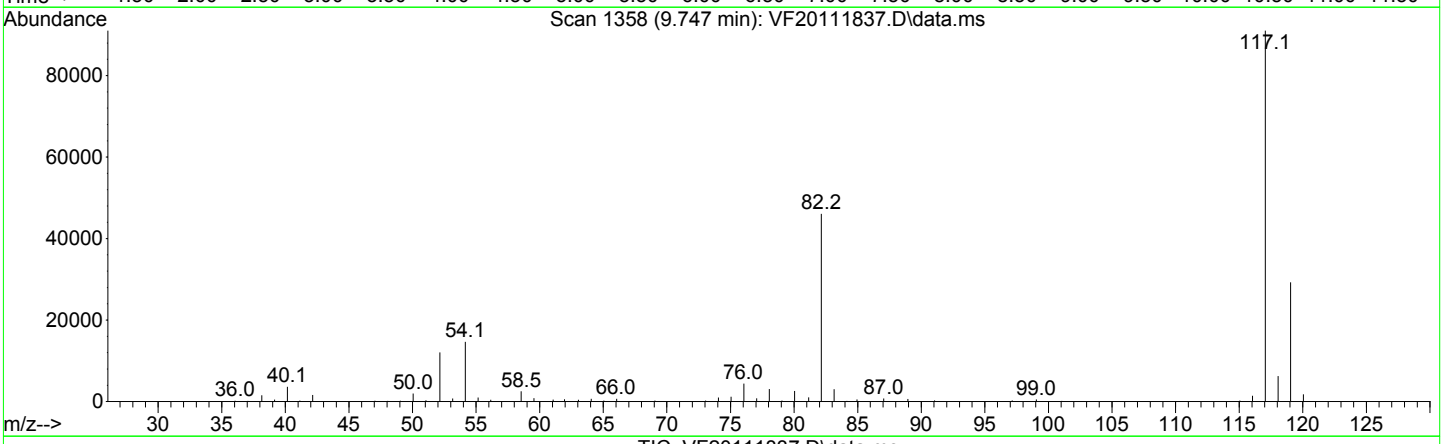

TIC: VF20111837.D\data.ms

(6) TPHg (C5-C9) (H)

9.745min (0.000) 472.56 ug/L m

response 2698955

Signal	Exp%	Act%
TIC	100.00	100.00
0.00	0.00	0.00
0.00	0.00	0.00
0.00	0.00	0.00

Quantitation Report (Qedit)

Data Path : Y:\DATA\2020-11\0K18062\
Data File : VF20111837.D
Acq On : 19 Nov 2020 9:27 am
Operator : TNL
Sample : 0k18062-ICV2
Misc : 1X 5mL 500ppb GX DI+MeOH
ALS Vial : 37 Sample Multiplier: 1

Quant Time: Nov 19 17:21:29 2020
Quant Method : Y:\METHODS\VF201119G.M
Quant Title : NWTPH-Gx by GC/MS
QLast Update : Thu Nov 19 14:37:04 2020
Response via : Initial Calibration

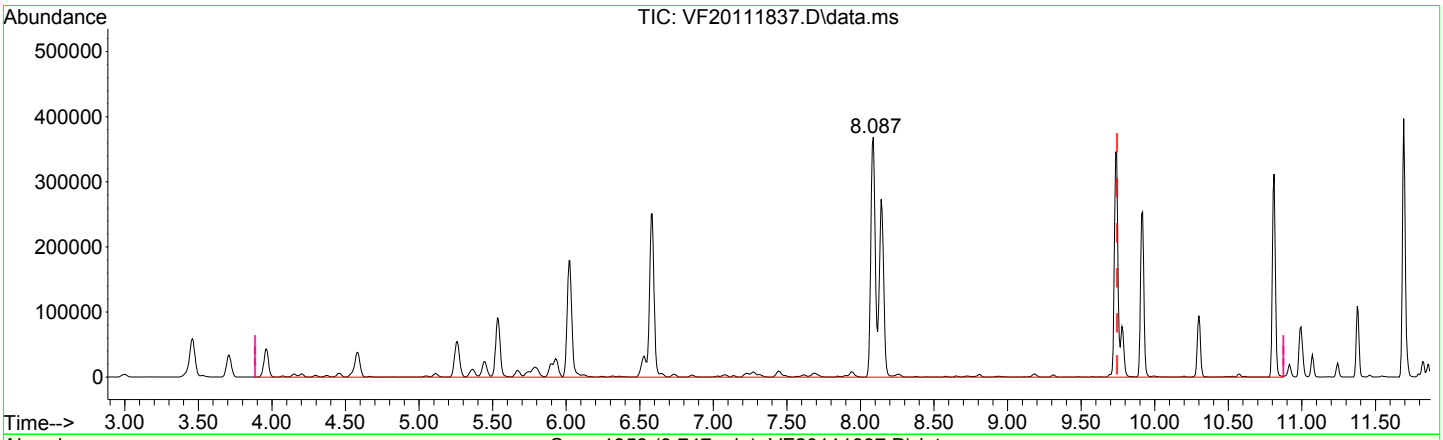

TIC: VF20111837.D\data.ms

(7) TPHg (C6-C10) (H)

9.745min (0.000) 461.64 ug/L m

response 2293782

Signal	Exp%	Act%
TIC	100.00	100.00
0.00	0.00	0.00
0.00	0.00	0.00
0.00	0.00	0.00

Quantitation Report (Qedit)

Data Path : Y:\DATA\2020-11\0K18062\
Data File : VF20111837.D
Acq On : 19 Nov 2020 9:27 am
Operator : TNL
Sample : 0k18062-ICV2
Misc : 1X 5mL 500ppb GX DI+MeOH
ALS Vial : 37 Sample Multiplier: 1

Quant Time: Nov 19 17:21:29 2020
Quant Method : Y:\METHODS\VF201119G.M
Quant Title : NWTPH-Gx by GC/MS
QLast Update : Thu Nov 19 14:37:04 2020
Response via : Initial Calibration

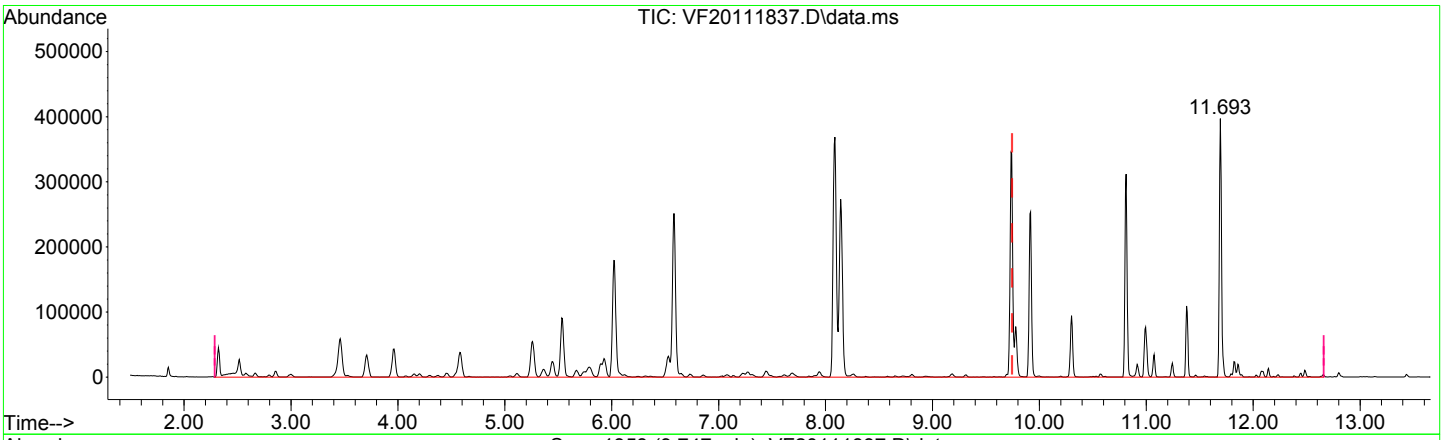

TIC: VF20111837.D\data.ms

(8) CA-LUFT (C5-C12) (H)

9.745min (0.000) 465.47 ug/L m

response 3206380

Signal	Exp%	Act%
TIC	100.00	100.00
0.00	0.00	0.00
0.00	0.00	0.00
0.00	0.00	0.00

Quantitation Report (QT Reviewed)

Data Path : Y:\DATA\2020-11\0K18062\
Data File : VF20111837.D
Acq On : 19 Nov 2020 9:27 am
Operator : TNL
Sample : 0k18062-ICV2
Misc : 1X 5mL 500ppb GX DI+MeOH
ALS Vial : 37 Sample Multiplier: 1

11/20/20 TNL

Quant Time: Nov 19 17:21:29 2020
Quant Method : Y:\METHODS\VF201119G.M
Quant Title : NWTPH-Gx by GC/MS
QLast Update : Thu Nov 19 14:37:04 2020
Response via : Initial Calibration

Compound	R.T.	QIon	Response	Conc	Units	Dev(Min)
Internal Standards						
1) Pentafluorobenzene (IS)	6.025	168	146963	50.00	ug/L	0.00
System Monitoring Compounds						
2) 1,4-Difluorobenzene (Sur)	6.579	TIC	522668	48.67	ug/L	0.00
3) 4-Bromofluorobenzene (...	10.811	TIC	440602	49.15	ug/L	0.00
4) Chlorobenzene-d5 (NR)	9.735	TIC	588588	0.00	ug/L	0.00
10) Toluene-d8 (NR)	8.087	TIC	777962	0.00	ug/L	0.00
12) 1,4-Dichlorobenzene-d4...	11.693	TIC	541050	0.00	ug/L	0.00
Target Compounds						Qvalue
5) NWTPH-Gx	9.745	TIC	2100534m	459.78	ug/L	
6) TPHg (C5-C9)	9.745	TIC	2698955m	472.56	ug/L	
7) TPHg (C6-C10)	9.745	TIC	2293782m	461.64	ug/L	
8) CA-LUFT (C5-C12)	9.745	TIC	3206380m	465.47	ug/L	

(#) = qualifier out of range (m) = manual integration (+) = signals summed

Quantitation Report (QT Reviewed)

Data Path : Y:\DATA\2020-11\0K18062\
Data File : VF20111837.D
Acq On : 19 Nov 2020 9:27 am
Operator : TNL
Sample : 0k18062-ICV2
Misc : 1X 5mL 500ppb GX DI+MeOH
ALS Vial : 37 Sample Multiplier: 1

Quant Time: Nov 19 17:21:29 2020
Quant Method : Y:\METHODS\VF201119G.M
Quant Title : NWTPH-Gx by GC/MS
QLast Update : Thu Nov 19 14:37:04 2020
Response via : Initial Calibration

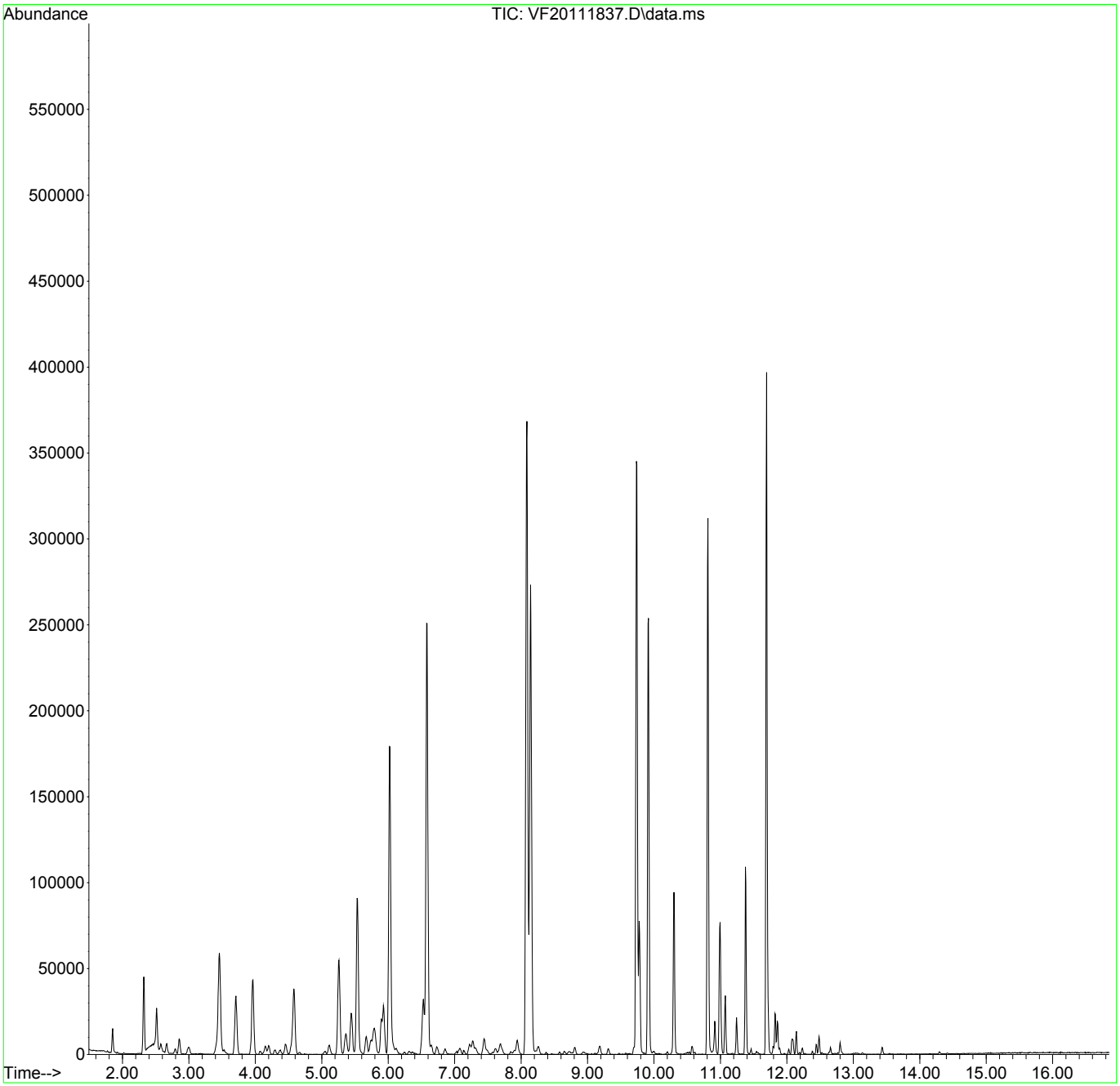

Quantitation Report (Not Reviewed)

Data Path : Y:\DATA\2020-11\0K18062\
Data File : VF20111838.D
Acq On : 19 Nov 2020 9:54 am
Operator : TNL
Sample : 0k18062-IBLC 11/20/20 TNL
Misc : 1X 5mL DI+MeOH
ALS Vial : 38 Sample Multiplier: 1

Quant Time: Nov 19 17:21:33 2020
Quant Method : Y:\METHODS\VF201119G.M
Quant Title : NWTPH-Gx by GC/MS
QLast Update : Thu Nov 19 14:37:04 2020
Response via : Initial Calibration

Compound	R.T.	QIon	Response	Conc	Units	Dev(Min)
Internal Standards						
1) Pentafluorobenzene (IS)	6.019	168	148042	50.00	ug/L	0.00
System Monitoring Compounds						
2) 1,4-Difluorobenzene (Sur)	6.579	TIC	516580	47.76	ug/L	0.00
3) 4-Bromofluorobenzene (...	10.811	TIC	424420	47.00	ug/L	0.00
4) Chlorobenzene-d5 (NR)	9.735	TIC	569961	0.00	ug/L	0.00
10) Toluene-d8 (NR)	8.087	TIC	762955	0.00	ug/L	0.00
12) 1,4-Dichlorobenzene-d4...	11.693	TIC	479843	0.00	ug/L	0.00
Target Compounds						Qvalue
5) NWTPH-Gx	9.745	TIC	2420m	30.47	ug/L	
6) TPHg (C5-C9)	9.745	TIC	220763m	17.64	ug/L	
7) TPHg (C6-C10)	9.745	TIC	198565m	24.73	ug/L	
8) CA-LUFT (C5-C12)	9.745	TIC	220763m	23.77	ug/L	

(#) = qualifier out of range (m) = manual integration (+) = signals summed

Quantitation Report (Not Reviewed)

Data Path : Y:\DATA\2020-11\0K18062\
Data File : VF20111838.D
Acq On : 19 Nov 2020 9:54 am
Operator : TNL
Sample : 0k18062-IBLC
Misc : 1X 5mL DI+MeOH
ALS Vial : 38 Sample Multiplier: 1

Quant Time: Nov 19 17:21:33 2020
Quant Method : Y:\METHODS\VF201119G.M
Quant Title : NWTPH-Gx by GC/MS
QLast Update : Thu Nov 19 14:37:04 2020
Response via : Initial Calibration

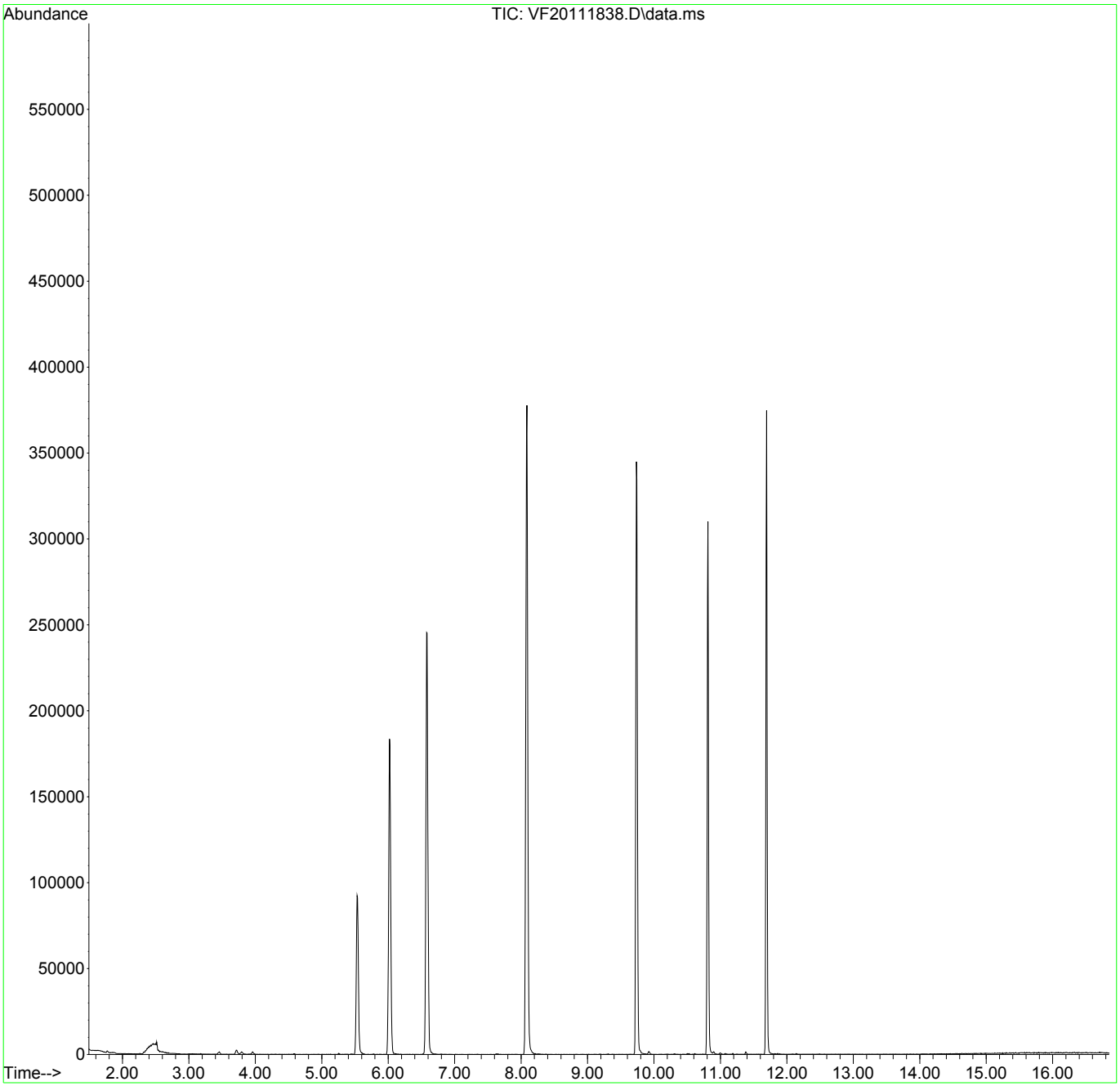

APEX LABORATORIES, LLC
6700 SW Sandburg St. Tigard OR 97223 phone 503-718-2323

Volatile Organic Compounds by EPA 8260D
Benchsheet and Analysis Sequence Data

Batch 0120294
Sequence 0L08057 (A0L0210-01)

PREPARATION BENCH SHEET

BATCH #: 0120294 (Water)

Apex Laboratories

Prep Method: EPA 5030B

Lab Number	Cont.	Analysis	Prepared	Initial (mL)	Final (mL)	Spike ID	Source ID	ul Spike	ul Surr.	ClientID / Sample	Extraction Comments	pH*
0120294-BLK1		QC	12/08/20 14:42	5	5							
0120294-BS1		QC	12/08/20 14:42	5	5	A20L013		5				
0120294-BS2		QC	12/08/20 14:42	5	5	A20J281		0.5				
A0L0192-01	A	8260D Full List	12/08/20 14:42	5	5					2020-DeconH2O-201202	MDL	<2
A0L0192-01	A	NWTPH-Gx	12/08/20 14:42	5	5					2020-DeconH2O-201202	MDL	<2
A0L0192-02	A	8260D Full List	12/08/20 14:42	5	5					DeconH2O-TB-201202	MDL	<2
A0L0192-02	A	NWTPH-Gx	12/08/20 14:42	5	5					DeconH2O-TB-201202	MDL	<2
A0L0194-03RE1	B	8260D RBDM List	12/09/20 08:00	5	5					MW07	1X RR-01	<2
A0L0194-03RE1	B	NWTPH-Gx	12/09/20 08:00	5	5					MW07	1X RR-01	<2
A0L0194-05RE1	B	8260D Full List	12/09/20 08:00	5	5					MW01	Added for BatchQC in: 0120294	<2
A0L0194-05RE1	B	8260D BTEX	12/09/20 08:00	5	5					MW01	Added for BatchQC in: 0120294	<2
A0L0194-05RE1	B	8260D RBDM List	12/09/20 08:00	5	5					MW01	1000X RR-02 Toluene ONLY	<2
A0L0194-05RE1	B	NWTPH-Gx	12/09/20 08:00	5	5					MW01	Added for BatchQC in: 0120294	<2
0120294-MS1		QC	12/09/20 08:00	5	5	A20L013	A0L0194-05RE1	5000			@1000X	<2
A0L0194-08RE1	B	8260D RBDM List	12/09/20 08:00	5	5					DUP-1	500X RR-02 Toluene ONLY	<2
A0L0194-09RE1	B	8260D RBDM List	12/09/20 08:00	5	5					MW14	500X RR-02 Toluene ONLY	<2
A0L0194-12RE2	C	8260D RBDM List	12/09/20 08:00	5	5					MW11	1000X RR-02 T ONLY	<2
A0L0209-02	A	8260D Full List	12/08/20 14:42	5	5					NCPDI-TB-201202		<2
A0L0209-02	A	NWTPH-Gx	12/08/20 14:42	5	5					NCPDI-TB-201202		<2
A0L0210-01	A	8260D Full List	12/08/20 14:42	5	5					USMPDI-TB-201003		<2
A0L0210-01	A	NWTPH-Gx	12/08/20 14:42	5	5					USMPDI-TB-201003		<2
A0L0212-01	A	8260D Full List	12/08/20 14:42	5	5					PGM-LTM-TB-201203		<2

12/09/20 TNL
Prepared By: Date

dgj 12/9/20
Reviewed By: Date

PREPARATION BENCH SHEET

BATCH #: 0120294 (Water)

Apex Laboratories

Prep Method: EPA 5030B

Lab Number	Cont.	Analysis	Prepared	Initial (mL)	Final (mL)	Spike ID	Source ID	ul Spike	ul Surr.	ClientID / Sample	Extraction Comments	pH*
A0L0212-01	A	NWTPH-Gx	12/08/20 14:42	5	5					PGM-LTM-TB-201203		<2
A0L0217-01	A	8260D Full List	12/08/20 14:42	5	5					MCF02-MW-1	Added for BatchQC in: 0120294	<2
A0L0217-01	A	8260D BTEX	12/08/20 14:42	5	5					MCF02-MW-1	Added for BatchQC in: 0120294	<2
A0L0217-01	A	8260D RBDM List	12/08/20 14:42	5	5					MCF02-MW-1		<2
A0L0217-01	A	NWTPH-Gx	12/08/20 14:42	5	5					MCF02-MW-1		<2
0120294-DUP1		QC	12/08/20 14:42	5	5		A0L0217-01					<2
A0L0217-02	A	8260D RBDM List	12/08/20 14:42	5	5					MCF02-MW-2		<2
A0L0217-02	A	NWTPH-Gx	12/08/20 14:42	5	5					MCF02-MW-2		<2
A0L0217-05	A	8260D RBDM List	12/08/20 14:42	5	5					MCF02-MW-5		<2
A0L0217-05	A	NWTPH-Gx	12/08/20 14:42	5	5					MCF02-MW-5		<2
A0L0217-07	A	8260D RBDM List	12/08/20 14:42	5	5					MCF02-MW-7		<2
A0L0217-07	A	NWTPH-Gx	12/08/20 14:42	5	5					MCF02-MW-7		<2
A0L0217-08	A	8260D RBDM List	12/08/20 14:42	5	5					MCF02-MW-8		<2
A0L0217-08	A	NWTPH-Gx	12/08/20 14:42	5	5					MCF02-MW-8		<2
A0L0217-09	A	8260D RBDM List	12/08/20 14:42	5	5					MCF02-MW-9		<2
A0L0217-09	A	NWTPH-Gx	12/08/20 14:42	5	5					MCF02-MW-9		<2
A0L0217-10	A	8260D RBDM List	12/08/20 14:42	5	5					MCF02-MW-10		<2
A0L0217-10	A	NWTPH-Gx	12/08/20 14:42	5	5					MCF02-MW-10		<2
A0L0217-11	A	8260D RBDM List	12/08/20 14:42	5	5					MCF02-MW-11		<2
A0L0217-11	A	NWTPH-Gx	12/08/20 14:42	5	5					MCF02-MW-11		<2
A0L0217-12	A	8260D Full List	12/08/20 14:42	5	5					MCF02-MW-12	Added for BatchQC in: 0120294	<2
A0L0217-12	A	8260D BTEX	12/08/20 14:42	5	5					MCF02-MW-12	Added for BatchQC in: 0120294	<2

dgj 12/9/20

Prepared By: Date

Reviewed By: Date

PREPARATION BENCH SHEET

BATCH #: 0120294 (Water)

Apex Laboratories

Prep Method: EPA 5030B

Lab Number	Cont.	Analysis	Prepared	Initial (mL)	Final (mL)	Spike ID	Source ID	ul Spike	ul Surr.	ClientID / Sample	Extraction Comments	pH*
A0L0217-12	A	8260D RBDM List	12/08/20 14:42	5	5					MCF02-MW-12		<2
A0L0217-12	A	NWTPH-Gx	12/08/20 14:42	5	5					MCF02-MW-12		<2
0120294-DUP2		QC	12/08/20 14:42	5	5		A0L0217-12					<2
A0L0220-13	A	8260D BTEX	12/08/20 14:42	5	5					Trip Blank		<2

*pH <2 verified 12/09/20 TNL

Standards/Reagents

Reagent(s)

Std ID	Exp. Date	Description

Analyte Spike(s)

Std ID	Exp. Date	Description
A20J281	04/14/21	Prime. NWTPH-Gx stock (5000 ug/mL)
A20L013	01/02/21	8260 Cal. Std. B VOCR+OXY Spike (20-40ug/m

Surrogate(s)

Std ID	Exp. Date	Description

GCMS9

Prepared By: Date

dgj 12/9/20

Reviewed By: Date

ELEMENT SEQUENCE LOG

Apex Laboratories

Sequence:	0L08057	Instrument:	VOA-GCMS9
Date:	**12/08/20 13:01**	Calibration:	**A0K1604**

#	Lab Number	Matrix	Analysis	Client	Due	Batch	ISTD ID	STD ID
1	0L08057-IBL1	Water	QC	QC			A20I024	
2	0L08057-TUN1	Water	QC	QC			A20I024	
3	0L08057-CCV1	Water	QC	QC			A20I024	
4	0120294-BS1	Water	QC	QC		0120294	A20I024	
5	0L08057-CCV2	Water	QC	QC			A20I024	
6	0120294-BS2	Water	QC	QC		0120294	A20I024	
7	0120294-BLK1	Water	QC	QC		0120294	A20I024	
8	A0L0220-13	Water	8260D BTEX		12/09/20	0120294	A20I024	
9	A0L0192-02	Water	8260D Full List	Anchor QEA, LLC	12/16/20	0120294	A20I024	
"	"	Water	NWTPH-Gx	"	12/10/20	0120294	A20I024	
10	A0L0209-02	Water	8260D Full List	Anchor QEA, LLC	12/16/20	0120294	A20I024	
"	"	Water	NWTPH-Gx	"	12/10/20	0120294	A20I024	
11	A0L0210-01	Water	8260D Full List	Anchor QEA, LLC	12/16/20	0120294	A20I024	
"	"	Water	NWTPH-Gx	"	12/10/20	0120294	A20I024	
12	A0L0212-01	Water	8260D Full List	Anchor QEA, LLC	12/16/20	0120294	A20I024	
"	"	Water	NWTPH-Gx	"	12/10/20	0120294	A20I024	
13	A0L0192-01	Water	8260D Full List	Anchor QEA, LLC	12/16/20	0120294	A20I024	
"	"	Water	NWTPH-Gx	"	12/10/20	0120294	A20I024	
14	A0L0217-01	Water	8260D RBDM List		12/10/20	0120294	A20I024	
"	"	Water	NWTPH-Gx	"	12/10/20	0120294	A20I024	
"	"	Water	8260D Full List	(QC Source)		0120294	A20I024	
"	"	Water	8260D BTEX	(QC Source)		0120294	A20I024	
15	0120294-DUP1	Water	QC	QC		0120294	A20I024	
16	A0L0217-02	Water	8260D RBDM List		12/10/20	0120294	A20I024	
"	"	Water	NWTPH-Gx		12/10/20	0120294	A20I024	
17	A0L0217-07	Water	8260D RBDM List		12/10/20	0120294	A20I024	
"	"	Water	NWTPH-Gx		12/10/20	0120294	A20I024	
18	A0L0217-08	Water	8260D RBDM List		12/10/20	0120294	A20I024	
"	"	Water	NWTPH-Gx		12/10/20	0120294	A20I024	
19	A0L0217-09	Water	8260D RBDM List		12/10/20	0120294	A20I024	
"	"	Water	NWTPH-Gx		12/10/20	0120294	A20I024	
20	A0L0217-10	Water	8260D RBDM List		12/10/20	0120294	A20I024	
"	"	Water	NWTPH-Gx		12/10/20	0120294	A20I024	
21	A0L0217-11	Water	8260D RBDM List		12/10/20	0120294	A20I024	
"	"	Water	NWTPH-Gx		12/10/20	0120294	A20I024	
22	A0L0217-12	Water	8260D RBDM List		12/10/20	0120294	A20I024	
"	"	Water	NWTPH-Gx	"	12/10/20	0120294	A20I024	
"	"	Water	8260D Full List	(QC Source)		0120294	A20I024	
"	"	Water	8260D BTEX	(QC Source)		0120294	A20I024	
23	0120294-DUP2	Water	QC	QC		0120294	A20I024	
24	A0L0217-05	Water	8260D RBDM List		12/10/20	0120294	A20I024	
"	"	Water	NWTPH-Gx		12/10/20	0120294	A20I024	
25	A0L0194-05RE1	Water	8260D RBDM List		12/09/20	0120294	A20I024	
"	"	Water	8260D Full List	(QC Source)		0120294	A20I024	
"	"	Water	8260D BTEX	(QC Source)		0120294	A20I024	
"	"	Water	NWTPH-Gx	(QC Source)		0120294	A20I024	
26	0120294-MS1	Water	QC	QC		0120294	A20I024	
27	A0L0194-08RE1	Water	8260D RBDM List		12/09/20	0120294	A20I024	
28	A0L0194-09RE1	Water	8260D RBDM List		12/09/20	0120294	A20I024	
29	A0L0194-12RE2	Water	8260D RBDM List		12/09/20	0120294	A20I024	
30	A0L0194-03RE1	Water	8260D RBDM List		12/09/20	0120294	A20I024	

Sequence:	0L08057	Instrument:	VOA-GCMS9
Date:	**12/08/20 13:01**	Calibration:	**A0K1604**

#	Lab Number	Matrix	Analysis	Client	Due	Batch	ISTD ID	STD ID
"	"	Water	NWTPH-Gx	"	12/09/20	0120294	A20I024	

EDB MDL/MRL 0.5PPB/1PPB
CHBr3 MDL/MRL 1PPB/2PPB

Comments:

Data Entered By/Date: 12/09/20 TNL

Data Reviewed By/Date: dgj 12/9/20

Quantitation Report (Not Reviewed)

InstName : VOA-GCMS9

Data Path : C:\msdchem\1\data\2020-12\0L08057\
Data File : VI20120832.D
Acq On : 8 Dec 2020 11:41 pm
Operator : TNL
Sample : 0L08057-TUN1 12/09/20 TNL
Misc : 1X 5mL A20I023 BFB (IS/SURR)
ALS Vial : 32 Sample Multiplier: 1
DataAcq Meth:VI1611RUN.M

Quant Time: Dec 09 12:37:05 2020
Quant Method : C:\msdchem\1\methods\VI201114W.M
Quant Title : EPA 8260: Volatile Organic Compounds
QLast Update : Mon Nov 30 14:52:10 2020
Response via : Initial Calibration

Compound	R.T.	QIon	Response	Conc	Units	Dev(Min)
Internal Standards						
1) Pentafluorobenzene (I)	6.150	99	72240	50.00	ug/L	# 0.00
45) Chlorobenzene-d5 (I)	9.849	117	192009	50.00	ug/L	0.00
66) 1,4-Dichlorobenzene-d4...	11.802	152	79202	50.00	ug/L	0.00
System Monitoring Compounds						
32) Dibromofluoromethane (S)	5.651	111	73584	53.20	ug/L	0.00
39) 1,4-Difluorobenzene (S)	6.710	114	230499	50.99	ug/L	0.00
48) Toluene-d8 (S)	8.225	98	257994	51.22	ug/L	0.00
67) 4-Bromofluorobenzene (S)	10.920	174	69489	50.87	ug/L	0.00
Target Compounds						Qvalue
6) Chloroethane	2.482	64	425	Below Cal	#	36
14) Methylene Chloride	3.820	84	989	0.69	ug/L	84
15) Acetone	3.887	43	2967	3.56	ug/L	97
19) tert-Butanol (TBA)	4.246	59	1016	2.58	ug/L	86
49) Toluene	8.279	91	1139	0.21	ug/L	94
61) m,p-Xylenes (2)	10.031	91	858	0.20	ug/L	81

(#) = qualifier out of range (m) = manual integration (+) = signals summed

Quantitation Report (Not Reviewed)

InstName : VOA-GCMS9

Data Path : C:\msdchem\1\data\2020-12\0L08057\
Data File : VI20120832.D
Acq On : 8 Dec 2020 11:41 pm
Operator : TNL
Sample : 0L08057-TUN1
Misc : 1X 5mL A20I023 BFB (IS/SURR)
ALS Vial : 32 Sample Multiplier: 1
DataAcq Meth:VI1611RUN.M

Quant Time: Dec 09 12:37:05 2020
Quant Method : C:\msdchem\1\methods\VI201114W.M
Quant Title : EPA 8260: Volatile Organic Compounds
QLast Update : Mon Nov 30 14:52:10 2020
Response via : Initial Calibration

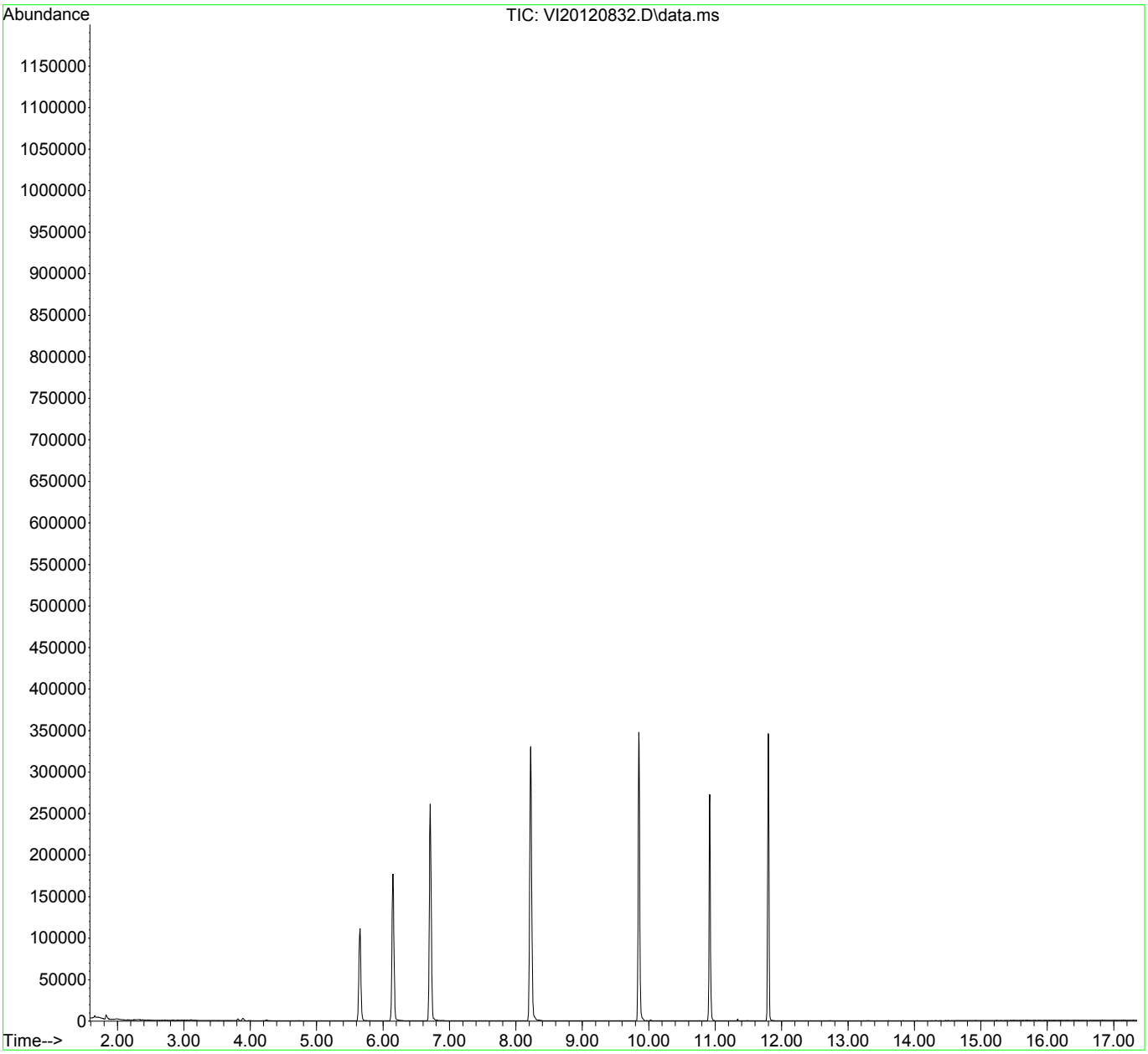

Data Path : C:\msdchem\1\data\2020-12\0L08057\
Data File : VI20120832.D
Acq On : 8 Dec 2020 11:41 pm
Operator : TNL
Sample : 0L08057-TUN1
Misc : 1X 5mL A20I023 BFB (IS/SURR)
ALS Vial : 32 Sample Multiplier: 1

Integration File: RTEINT.P 12/09/20 TNL

Method : C:\msdchem\1\methods\VI201114W.M
Title : EPA 8260: Volatile Organic Compounds
Last Update : Mon Nov 30 14:52:10 2020

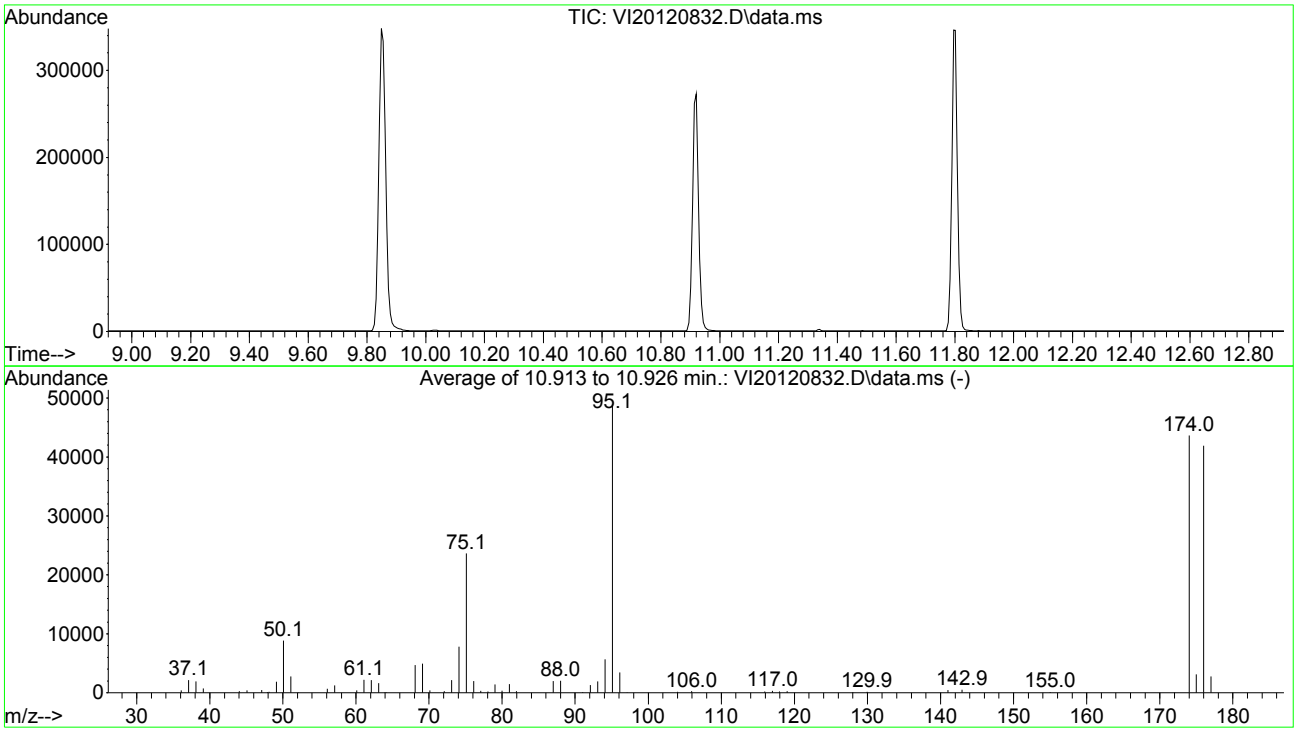

AutoFind: Scans 1534, 1535, 1536; Background Corrected with Scan 1527

Target Mass	Rel. to Mass	Lower Limit%	Upper Limit%	Rel. Abn%	Raw Abn	Result Pass/Fail
95	174	50	200	112.1	48947	PASS
96	95	5	9	7.1	3460	PASS
173	174	0.00	2	0.0	0	PASS
174	95	50	200	89.2	43653	PASS
175	174	5	9	7.2	3122	PASS
176	174	95	105	96.1	41936	PASS
177	176	5	10	6.6	2773	PASS

Evaluate Continuing Calibration Report

InstName : VOA-GCMS9

Data Path : C:\msdchem\1\data\2020-12\0L08057\
Data File : VI20120833.D
Acq On : 9 Dec 2020 12:08 am
Operator : TNL
Sample : 0120294-BS1
Misc : 1X 5mL A20L013 20-40PPB VOCRO 12/09/20 TNL
ALS Vial : 33 Sample Multiplier: 1
DataAcq Meth:VI1611RUN.M

Quant Time: Dec 09 12:37:22 2020
Quant Method : C:\msdchem\1\methods\VI201114W.M
Quant Title : EPA 8260: Volatile Organic Compounds
QLast Update : Mon Nov 30 14:52:10 2020
Response via : Initial Calibration

Min. RRF : 0.000 Min. Rel. Area : 50% Max. R.T. Dev 0.50min
Max. RRF Dev : 20% Max. Rel. Area : 200%

		Compound	Amount	Calc.	%Dev	Area%	Dev(min)
1	I	Pentafluorobenzene (I)	50.000	50.000	0.0	87	0.00
2		Dichlorodifluoromethane	20.000	22.366	-11.8	122	0.00
3	P	Chloromethane	20.000	20.221	-1.1	94	0.00
4	C	Vinyl Chloride	20.000	22.117	-10.6	100	0.00
5		Bromomethane	20.000	23.736	-18.7	106	0.00
6		Chloroethane	20.000	19.630	1.9	98	0.00
7		Trichlorofluoromethane	20.000	27.602	-38.0#	118	0.00
8		Ethanol	1250.000	1183.135	5.3	85	0.00
9	C	1,1-Dichloroethene	20.000	20.758	-3.8	90	0.00
10		Carbon Disulfide	20.000	19.656	1.7	88	0.00
11		Freon 113	20.000	22.017	-10.1	93	0.00
12		Iodomethane	-1.000	0.000	0.0	0	-0.01
13		Acrolein	20.000	18.187	9.1	80	0.00
14		Methylene Chloride	20.000	19.846	0.8	90	0.00
15		Acetone	40.000	38.433	3.9	87	0.00
16		t-1,2-Dichloroethene	20.000	20.911	-4.6	88	0.00
17		n-Hexane	20.000	19.951	0.2	88	0.00
18		Methyl-tert-butyl-ether	20.000	17.342	13.3	73	0.00
19		tert-Butanol (TBA)	1250.000	1058.179	15.3	73	0.00
20		Diisopropyl ether (DIPE)	5.000	4.441	11.2	77	0.00
21	P	1,1-Dichloroethane	20.000	20.449	-2.2	89	0.00
22		Acrylonitrile	20.000	20.400	-2.0	86	0.00
23		Ethyl-tert-butyl ether (ET	5.000	4.251	15.0	72	0.00
24		Vinyl Acetate	20.000	17.576	12.1	73	0.00
25		c-1,2-Dichloroethene	20.000	20.129	-0.6	87	0.00
26		2,2-Dichloropropane	20.000	14.659	26.7#	63	0.00
27		Bromochloromethane	20.000	21.406	-7.0	87	0.00
28	C	Chloroform	20.000	21.284	-6.4	90	0.00
29		Carbon Tetrachloride	20.000	20.813	-4.1	89	0.00
30		Tetrahydrofuran	20.000	18.641	6.8	79	0.00
31		1,1,1-Trichloroethane	20.000	19.646	1.8	84	0.00
32	S	Dibromofluoromethane (S)	50.000	52.425	-4.8	93	0.00

Evaluate Continuing Calibration Report

InstName : VOA-GCMS9

Data Path : C:\msdchem\1\data\2020-12\0L08057\
Data File : VI20120833.D
Acq On : 9 Dec 2020 12:08 am
Operator : TNL
Sample : 0120294-BS1
Misc : 1X 5mL A20L013 20-40PPB VOCRO
ALS Vial : 33 Sample Multiplier: 1
DataAcq Meth:VI1611RUN.M

Quant Time: Dec 09 12:37:22 2020
Quant Method : C:\msdchem\1\methods\VI201114W.M
Quant Title : EPA 8260: Volatile Organic Compounds
QLast Update : Mon Nov 30 14:52:10 2020
Response via : Initial Calibration

Min. RRF : 0.000 Min. Rel. Area : 50% Max. R.T. Dev 0.50min
Max. RRF Dev : 20% Max. Rel. Area : 200%

		Compound	Amount	Calc.	%Dev	Area%	Dev(min)
33		1,1-Dichloropropene	20.000	20.060	-0.3	86	0.00
34		2-Butanone (MEK)	40.000	39.535	1.2	84	0.00
35		Benzene	20.000	20.053	-0.3	87	0.00
36		tert-Amyl methyl ether (TA	5.000	3.998	20.0#	70	0.00
37		1,2-Dichloroethane (EDC)	20.000	21.745	-8.7	90	0.00
38		iso-Butyl Alcohol	500.000	460.222	8.0	77	0.00
39	S	1,4-Difluorobenzene (S)	50.000	49.890	0.2	87	0.00
40		Trichloroethene (TCE)	20.000	19.847	0.8	85	0.00
41		Tert-Amyl-Ethyl-Ether (TAEE	5.000	3.865	22.7#	63	0.00
42		Dibromomethane	20.000	22.306	-11.5	91	0.00
43	C	1,2-Dichloropropane	20.000	20.108	-0.5	86	0.00
44		Bromodichloromethane	20.000	21.191	-6.0	90	0.00
45		Chlorobenzene-d5 (I)	50.000	50.000	0.0	87	0.00
46		2-Chloroethyl Vinyl Ether	20.000	18.060	9.7	78	0.00
47		c-1,3-Dichloropropene	20.000	19.088	4.6	78	0.00
48	S	Toluene-d8 (S)	50.000	49.371	1.3	87	0.00
49	C	Toluene	20.000	19.559	2.2	87	0.00
50		Tetrachloroethene (PCE)	20.000	20.080	-0.4	85	0.00
51		4-Methyl-2-Pentanone (MIBK)	40.000	38.403	4.0	80	0.00
52		t-1,3-Dichloropropene	20.000	18.600	7.0	77	0.00
53		1,1,2-Trichloroethane	20.000	20.864	-4.3	86	0.00
54		Dibromochloromethane	20.000	20.833	-4.2	88	0.00
55		1,3-Dichloropropane	20.000	20.781	-3.9	86	0.00
56		1,2-Dibromoethane (EDB)	20.000	19.345	3.3	84	0.00
57		2-Hexanone	40.000	39.343	1.6	77	0.00
58	P	Chlorobenzene	20.000	20.548	-2.7	87	0.00
59	C	Ethylbenzene	20.000	19.353	3.2	84	0.00
60		1,1,1,2-Tetrachloroethane	20.000	20.919	-4.6	87	0.00
61		m,p-Xylenes (2)	40.000	39.615	1.0	84	0.00
62		o-Xylene	20.000	19.017	4.9	80	0.00
63		Styrene	20.000	19.805	1.0	80	0.00

Evaluate Continuing Calibration Report

InstName : VOA-GCMS9

Data Path : C:\msdchem\1\data\2020-12\0L08057\
Data File : VI20120833.D
Acq On : 9 Dec 2020 12:08 am
Operator : TNL
Sample : 0120294-BS1
Misc : 1X 5mL A20L013 20-40PPB VOCRO
ALS Vial : 33 Sample Multiplier: 1
DataAcq Meth:VI1611RUN.M

Quant Time: Dec 09 12:37:22 2020
Quant Method : C:\msdchem\1\methods\VI201114W.M
Quant Title : EPA 8260: Volatile Organic Compounds
QLast Update : Mon Nov 30 14:52:10 2020
Response via : Initial Calibration

Min. RRF : 0.000 Min. Rel. Area : 50% Max. R.T. Dev 0.50min
Max. RRF Dev : 20% Max. Rel. Area : 200%

		Compound	Amount	Calc.	%Dev	Area%	Dev(min)
64	P	Bromoform	20.000	20.125	-0.6	94	0.00
65		Isopropylbenzene	20.000	19.188	4.1	79	0.00
66	I	1,4-Dichlorobenzene-d4 (I)	50.000	50.000	0.0	88	0.00
67	S	4-Bromofluorobenzene (S)	50.000	47.311	5.4	85	0.00
68		Bromobenzene	20.000	20.135	-0.7	85	0.00
69		n-Propylbenzene	20.000	20.105	-0.5	84	0.00
70	P	1,1,2,2-Tetrachloroethane	20.000	20.834	-4.2	88	0.00
71		2-Chlorotoluene	20.000	19.654	1.7	83	0.00
72		1,3,5-Trimethylbenzene	20.000	20.026	-0.1	83	0.00
73		1,2,3-Trichloropropane	20.000	20.081	-0.4	88	0.00
74		t-1,4-Dichloro-2-butene	20.000	20.780	-3.9	83	0.00
75		4-Chlorotoluene	20.000	19.535	2.3	82	0.00
76		tert-Butylbenzene	20.000	19.396	3.0	80	0.00
77		1,2,4-Trimethylbenzene	20.000	20.711	-3.6	83	0.00
78		sec-Butylbenzene	20.000	19.813	0.9	83	0.00
79		4-Isopropyltoluene	20.000	19.702	1.5	79	0.00
80		1,3-Dichlorobenzene	20.000	20.073	-0.4	84	0.00
81		1,4-Dichlorobenzene	20.000	19.875	0.6	86	0.00
82		n-Butylbenzene	20.000	20.811	-4.1	83	0.00
83		1,2-Dichlorobenzene	20.000	20.279	-1.4	84	0.00
84		1,2-Dibromo-3-Chloropropane	20.000	18.810	6.0	82	0.00
85		Hexachlorobutadiene	20.000	20.235	-1.2	81	0.00
86		1,2,4-Trichlorobenzene	20.000	20.204	-1.0	79	0.00
87		Naphthalene	20.000	16.276	18.6	72	0.00
88		1,2,3-Trichlorobenzene	20.000	21.818	-9.1	82	0.00

(#) = Out of Range SPCC's out = 0 CCC's out = 0

Quantitation Report (Not Reviewed)

InstName : VOA-GCMS9

Data Path : C:\msdchem\1\data\2020-12\0L08057\
Data File : VI20120833.D
Acq On : 9 Dec 2020 12:08 am
Operator : TNL
Sample : 0120294-BS1
Misc : 1X 5mL A20L013 20-40PPB VOCRO
ALS Vial : 33 Sample Multiplier: 1
DataAcq Meth:VI1611RUN.M

12/09/20 TNL

Quant Time: Dec 09 12:37:22 2020
Quant Method : C:\msdchem\1\methods\VI201114W.M
Quant Title : EPA 8260: Volatile Organic Compounds
QLast Update : Mon Nov 30 14:52:10 2020
Response via : Initial Calibration

Compound	R.T.	QIon	Response	Conc	Units		Dev(Min)
Internal Standards							
1) Pentafluorobenzene (I)	6.144	99	77848	50.00	ug/L		0.00
45) Chlorobenzene-d5 (I)	9.849	117	211520	50.00	ug/L		0.00
66) 1,4-Dichlorobenzene-d4...	11.796	152	100694	50.00	ug/L		0.00
System Monitoring Compounds							
32) Dibromofluoromethane (S)	5.645	111	78143	52.42	ug/L		0.00
39) 1,4-Difluorobenzene (S)	6.710	114	243055	49.89	ug/L		0.00
48) Toluene-d8 (S)	8.218	98	273922	49.37	ug/L		0.00
67) 4-Bromofluorobenzene (S)	10.920	174	82162	47.31	ug/L		0.00
Target Compounds							Qvalue
2) Dichlorodifluoromethane	1.648	85	31021	22.37	ug/L		99
3) Chloromethane	1.861	50	29953	20.22	ug/L		95
4) Vinyl Chloride	1.965	62	35951	22.12	ug/L		95
5) Bromomethane	2.317	96	23447	23.74	ug/L		98
6) Chloroethane	2.451	64	10189	19.63	ug/L		88
7) Trichlorofluoromethane	2.615	101	40670	27.60	ug/L		98
8) Ethanol	3.187	45	53132	1183.14	ug/L		86
9) 1,1-Dichloroethene	3.175	61	41519	20.76	ug/L		99
10) Carbon Disulfide	3.193	76	70309	19.66	ug/L		100
11) Freon 113	3.230	101	26222	22.02	ug/L		97
13) Acrolein	3.565	56	7458	18.19	ug/L		70
14) Methylene Chloride	3.814	84	30488	19.85	ug/L		98
15) Acetone	3.881	43	34483	38.43	ug/L		100
16) t-1,2-Dichloroethene	3.978	61	39510	20.91	ug/L		97
17) n-Hexane	4.057	86	4746	19.95	ug/L	#	87
18) Methyl-tert-butyl-ether	4.106	73	77568	17.34	ug/L		93
19) tert-Butanol (TBA)	4.240	59	449329	1058.18	ug/L		99
20) Diisopropyl ether (DIPE)	4.501	45	18734	4.44	ug/L		95
21) 1,1-Dichloroethane	4.617	63	53362	20.45	ug/L		97
22) Acrylonitrile	4.684	53	17366	20.40	ug/L		96
23) Ethyl-tert-butyl ether...	4.879	59	17231	4.25	ug/L		98
24) Vinyl Acetate	4.891	43	59318	17.58	ug/L		99
25) c-1,2-Dichloroethene	5.177	61	39327	20.13	ug/L		97
26) 2,2-Dichloropropane	5.286	77	23972	14.66	ug/L		92

Quantitation Report (Not Reviewed)

InstName : VOA-GCMS9

Data Path : C:\msdchem\1\data\2020-12\0L08057\
Data File : VI20120833.D
Acq On : 9 Dec 2020 12:08 am
Operator : TNL
Sample : 0120294-BS1
Misc : 1X 5mL A20L013 20-40PPB VOCRO
ALS Vial : 33 Sample Multiplier: 1
DataAcq Meth:VI1611RUN.M

Quant Time: Dec 09 12:37:22 2020
Quant Method : C:\msdchem\1\methods\VI201114W.M
Quant Title : EPA 8260: Volatile Organic Compounds
QLast Update : Mon Nov 30 14:52:10 2020
Response via : Initial Calibration

Compound	R.T.	QIon	Response	Conc	Units		Dev(Min)
27) Bromochloromethane	5.377	130	20210	21.41	ug/L		90
28) Chloroform	5.463	83	53437	21.28	ug/L		96
29) Carbon Tetrachloride	5.590	117	33680	20.81	ug/L		93
30) Tetrahydrofuran	5.633	42	16307	18.64	ug/L		93
31) 1,1,1-Trichloroethane	5.663	97	42687	19.65	ug/L		97
33) 1,1-Dichloropropene	5.791	75	37953	20.06	ug/L		98
34) 2-Butanone (MEK)	5.785	43	51418	39.53	ug/L		98
35) Benzene	6.053	78	117209	20.05	ug/L		98
36) tert-Amyl methyl ether...	6.180	73	16169	4.00	ug/L		91
37) 1,2-Dichloroethane (EDC)	6.266	62	43551	21.74	ug/L		94
38) iso-Butyl Alcohol	6.308	43	72717	460.22	ug/L		99
40) Trichloroethene (TCE)	6.673	130	31236	19.85	ug/L		96
41) Tert-Amyl-Ethyl-Ether ...	6.923	59	9407	3.87	ug/L		85
42) Dibromomethane	7.123	93	20910	22.31	ug/L		94
43) 1,2-Dichloropropane	7.233	63	29679	20.11	ug/L		92
44) Bromodichloromethane	7.306	83	38547	21.19	ug/L		96
46) 2-Chloroethyl Vinyl Ether	7.951	63	11439	18.06	ug/L	#	100
47) c-1,3-Dichloropropene	8.012	75	38947	19.09	ug/L		94
49) Toluene	8.279	91	118973	19.56	ug/L		98
50) Tetrachloroethene (PCE)	8.723	166	29258	20.08	ug/L		88
51) 4-Methyl-2-Pentanone (...	8.723	43	87953	38.40	ug/L		100
52) t-1,3-Dichloropropene	8.766	75	33410	18.60	ug/L		96
53) 1,1,2-Trichloroethane	8.936	97	28479	20.86	ug/L		98
54) Dibromochloromethane	9.119	129	27444	20.83	ug/L		99
55) 1,3-Dichloropropane	9.222	76	48007	20.78	ug/L		96
56) 1,2-Dibromoethane (EDB)	9.356	107	29501	19.35	ug/L		99
57) 2-Hexanone	9.593	43	62738	39.34	ug/L		94
58) Chlorobenzene	9.867	112	77336	20.55	ug/L		97
59) Ethylbenzene	9.891	91	123302	19.35	ug/L		99
60) 1,1,1,2-Tetrachloroethane	9.928	131	24716	20.92	ug/L		97
61) m,p-Xylenes (2)	10.025	91	183377	39.62	ug/L		97
62) o-Xylene	10.409	91	88815	19.02	ug/L		97
63) Styrene	10.457	104	70352	19.80	ug/L		95
64) Bromoform	10.482	173	20615	20.12	ug/L		99
65) Isopropylbenzene	10.676	105	106331	19.19	ug/L		98
68) Bromobenzene	10.999	156	31050	20.14	ug/L	#	84

Quantitation Report (Not Reviewed)

InstName : VOA-GCMS9

Data Path : C:\msdchem\1\data\2020-12\0L08057\
Data File : VI20120833.D
Acq On : 9 Dec 2020 12:08 am
Operator : TNL
Sample : 0120294-BS1
Misc : 1X 5mL A20L013 20-40PPB VOCRO
ALS Vial : 33 Sample Multiplier: 1
DataAcq Meth:VI1611RUN.M

Quant Time: Dec 09 12:37:22 2020
Quant Method : C:\msdchem\1\methods\VI201114W.M
Quant Title : EPA 8260: Volatile Organic Compounds
QLast Update : Mon Nov 30 14:52:10 2020
Response via : Initial Calibration

Compound	R.T.	QIon	Response	Conc	Units		Dev(Min)
69) n-Propylbenzene	11.017	91	129637	20.10	ug/L		97
70) 1,1,2,2-Tetrachloroethane	11.084	85	26670	20.83	ug/L		92
71) 2-Chlorotoluene	11.151	126	26933	19.65	ug/L		99
72) 1,3,5-Trimethylbenzene	11.175	105	87425	20.03	ug/L		98
73) 1,2,3-Trichloropropane	11.193	110	13498	20.08	ug/L		97
74) t-1,4-Dichloro-2-butene	11.224	53	8346	20.78	ug/L	#	62
75) 4-Chlorotoluene	11.278	91	78693	19.54	ug/L		94
76) tert-Butylbenzene	11.425	91	48440	19.40	ug/L		90
77) 1,2,4-Trimethylbenzene	11.479	105	86773	20.71	ug/L		96
78) sec-Butylbenzene	11.564	105	106306	19.81	ug/L		100
79) 4-Isopropyltoluene	11.674	119	83409	19.70	ug/L		98
80) 1,3-Dichlorobenzene	11.741	146	52019	20.07	ug/L		98
81) 1,4-Dichlorobenzene	11.808	146	54714	19.88	ug/L		98
82) n-Butylbenzene	11.990	91	74023	20.81	ug/L		97
83) 1,2-Dichlorobenzene	12.130	146	50321	20.28	ug/L		98
84) 1,2-Dibromo-3-Chloropr...	12.739	157	9141	18.81	ug/L		81
85) Hexachlorobutadiene	13.243	223	7419	20.24	ug/L		87
86) 1,2,4-Trichlorobenzene	13.280	180	24727	20.20	ug/L		99
87) Naphthalene	13.560	128	70706	16.28	ug/L		96
88) 1,2,3-Trichlorobenzene	13.718	180	24087	21.82	ug/L		96

(#) = qualifier out of range (m) = manual integration (+) = signals summed

Quantitation Report (Not Reviewed)

InstName : VOA-GCMS9

Data Path : C:\msdchem\1\data\2020-12\0L08057\
Data File : VI20120833.D
Acq On : 9 Dec 2020 12:08 am
Operator : TNL
Sample : 0120294-BS1
Misc : 1X 5mL A20L013 20-40PPB VOCRO
ALS Vial : 33 Sample Multiplier: 1
DataAcq Meth:VI1611RUN.M

Quant Time: Dec 09 12:37:22 2020
Quant Method : C:\msdchem\1\methods\VI201114W.M
Quant Title : EPA 8260: Volatile Organic Compounds
QLast Update : Mon Nov 30 14:52:10 2020
Response via : Initial Calibration

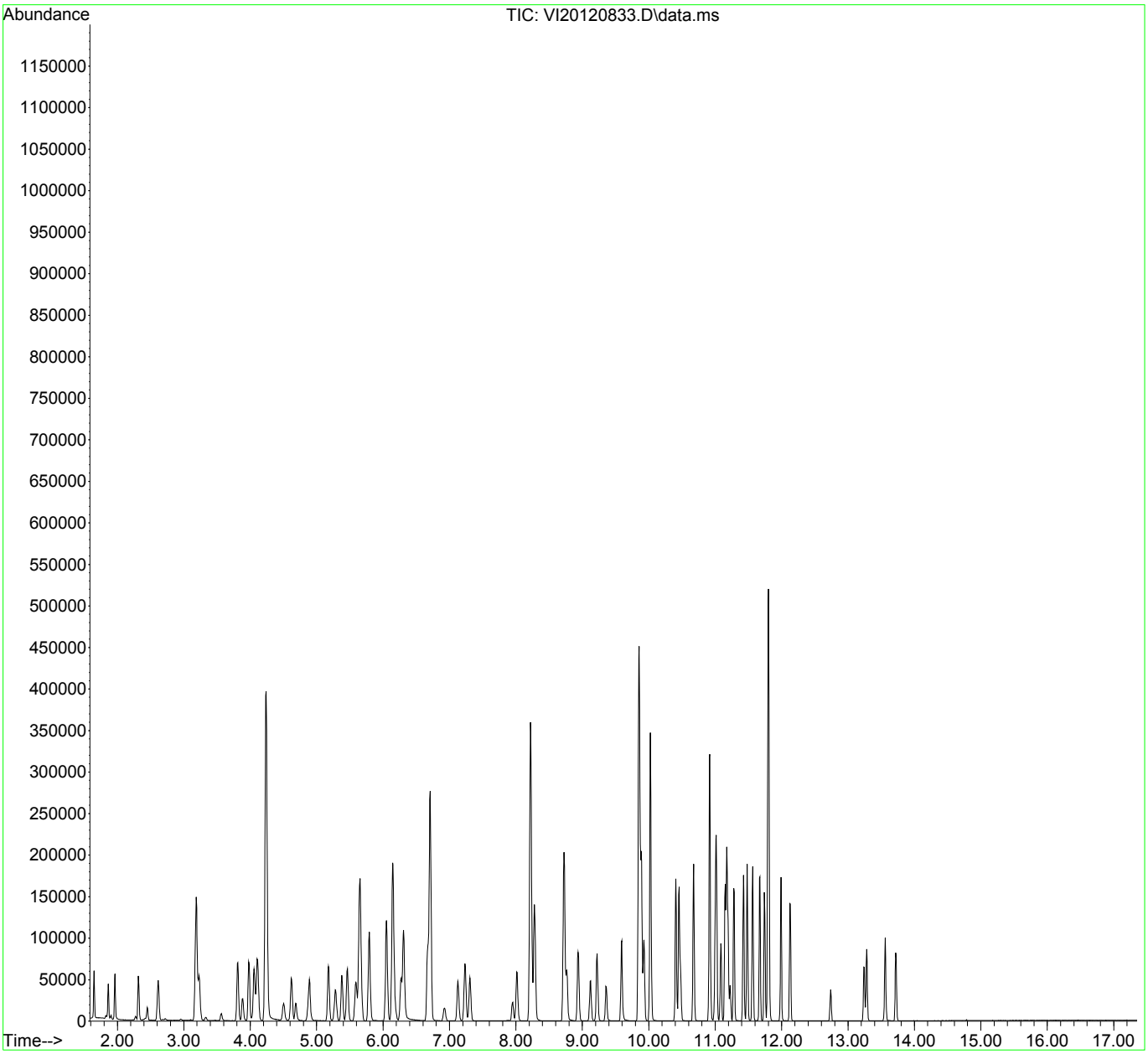

Evaluate Continuing Calibration Report

InstName : VOA-GCMS9

Data Path : C:\msdchem\1\data\2020-12\0L08057\
Data File : VI20120834.D
Acq On : 9 Dec 2020 12:35 am
Operator : TNL
Sample : 0120294-BS2
Misc : 1X 5mL A20J281 500PPB GX
ALS Vial : 34 Sample Multiplier: 1
DataAcq Meth:VI1611RUN.M

12/09/20 TNL

Quant Time: Dec 09 12:37:44 2020
Quant Method : C:\msdchem\1\methods\VI201114G.M
Quant Title : NWTPH-Gx by GC/MS
QLast Update : Tue Nov 17 13:44:13 2020
Response via : Initial Calibration

Min. RRF : 0.000 Min. Rel. Area : 50% Max. R.T. Dev 0.50min
Max. RRF Dev : 20% Max. Rel. Area : 200%

		Compound	Amount	Calc.	%Dev	Area%	Dev(min)
1	I	Pentafluorobenzene (IS)	50.000	50.000	0.0	83	0.00
2	S	1,4-Difluorobenzene (Sur)	50.000	52.637	-5.3	87	0.00
3	S	4-Bromofluorobenzene (Sur)	50.000	48.778	2.4	84	0.00
4	H	NWTPH-Gx (TPH)	500.000	456.440	8.7	79	0.00
5	H	TPHg (C5-C9)	500.000	0.000	100.0#	0	0.00
6	H	TPHg (C6-C10)	500.000	0.000	100.0#	0	0.00
7	H	CA-LUFT (C5-C12)	500.000	467.267	6.5	81	0.00
8		Benzene (NR)	-1.000	0.000	0.0	83	0.00
9	S	Toluene-d8 (NR)	-1.000	0.000	0.0	87	0.00
10		Toluene (NR)	-1.000	0.000	0.0	82	0.00
11	S	Chlorobenzene-d5 (NR)	-1.000	0.000	0.0	87	0.00
12	S	1,4-Dichlorobenzene-d4 (NR)	-1.000	0.000	0.0	86	0.00
13		Naphthalene (NR)	-1.000	0.000	0.0	72	0.00

(#) = Out of Range SPCC's out = 0 CCC's out = 0

Quantitation Report (Not Reviewed)

InstName : VOA-GCMS9

Data Path : C:\msdchem\1\data\2020-12\0L08057\
Data File : VI20120834.D
Acq On : 9 Dec 2020 12:35 am
Operator : TNL
Sample : 0120294-BS2 12/09/20 TNL
Misc : 1X 5mL A20J281 500PPB GX
ALS Vial : 34 Sample Multiplier: 1
DataAcq Meth:VI1611RUN.M

Quant Time: Dec 09 12:37:44 2020
Quant Method : C:\msdchem\1\methods\VI201114G.M
Quant Title : NWTPH-Gx by GC/MS
QLast Update : Tue Nov 17 13:44:13 2020
Response via : Initial Calibration

Compound	R.T.	QIon	Response	Conc	Units	Dev(Min)
Internal Standards						
1) Pentafluorobenzene (IS)	6.150	168	138014	50.00	ug/L	0.00
System Monitoring Compounds						
2) 1,4-Difluorobenzene (Sur)	6.710	114	232964	52.64	ug/L	0.00
3) 4-Bromofluorobenzene (...	10.920	174	71578	48.78	ug/L	0.00
9) Toluene-d8 (NR)	8.218	98	260358	0.00	ug/L	0.00
11) Chlorobenzene-d5 (NR)	9.855	117	195261	0.00	ug/L	0.00
12) 1,4-Dichlorobenzene-d4...	11.802	150	131273	0.00	ug/L	0.00
Target Compounds						Qvalue
4) NWTPH-Gx (TPH)	9.890	TIC	1708398m	456.44	ug/L	
7) CA-LUFT (C5-C12)	9.890	TIC	2872823m	467.27	ug/L	

(#) = qualifier out of range (m) = manual integration (+) = signals summed

Quantitation Report (Not Reviewed)

InstName : VOA-GCMS9

Data Path : C:\msdchem\1\data\2020-12\0L08057\
Data File : VI20120834.D
Acq On : 9 Dec 2020 12:35 am
Operator : TNL
Sample : 0120294-BS2
Misc : 1X 5mL A20J281 500PPB GX
ALS Vial : 34 Sample Multiplier: 1
DataAcq Meth:VI1611RUN.M

Quant Time: Dec 09 12:37:44 2020
Quant Method : C:\msdchem\1\methods\VI201114G.M
Quant Title : NWTPH-Gx by GC/MS
QLast Update : Tue Nov 17 13:44:13 2020
Response via : Initial Calibration

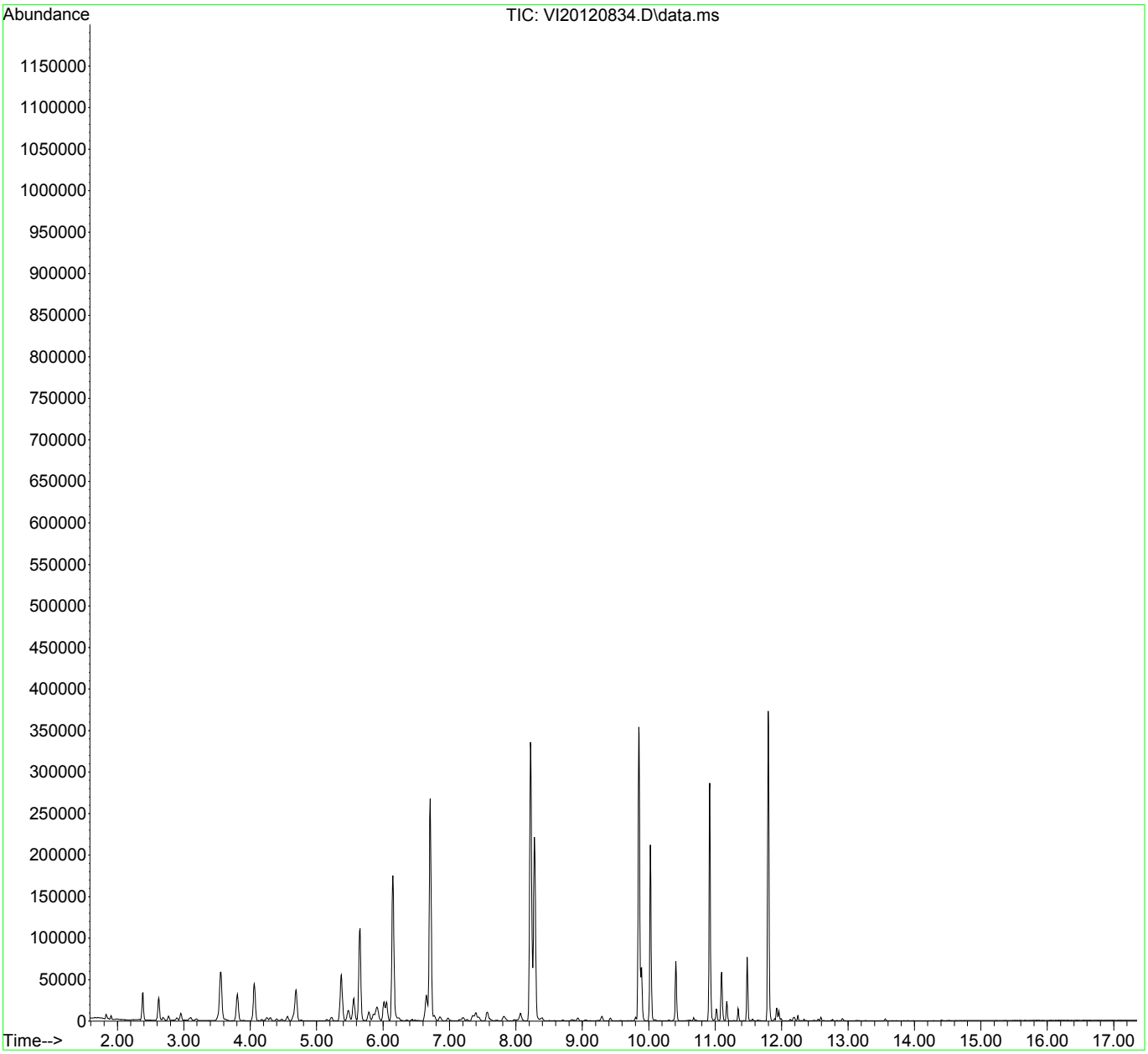

Quantitation Report (Qedit)

InstName : VOA-GCMS9

Data Path : C:\msdchem\1\data\2020-12\0L08057\
Data File : VI20120834.D
Acq On : 9 Dec 2020 12:35 am
Operator : TNL
Sample : 0120294-BS2
Misc : 1X 5mL A20J281 500PPB GX
ALS Vial : 34 Sample Multiplier: 1
DataAcq Meth:VI1611RUN.M

12/09/20 TNL

Quant Time: Dec 09 12:37:44 2020
Quant Method : C:\msdchem\1\methods\VI201114G.M
Quant Title : NWTPH-Gx by GC/MS
QLast Update : Tue Nov 17 13:44:13 2020
Response via : Initial Calibration

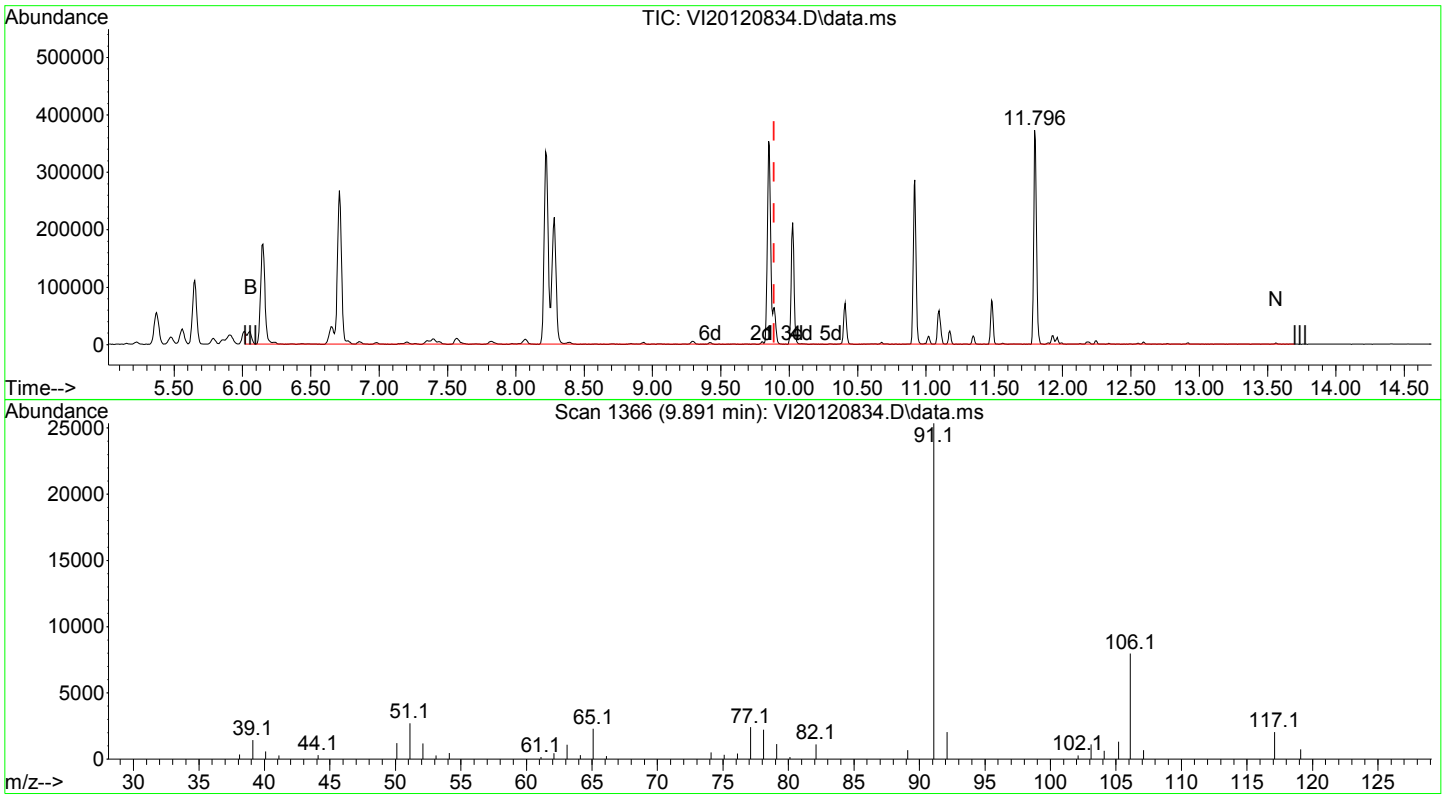

TIC: VI20120834.D\data.ms

(4) NWTPH-Gx (TPH) (H)

9.890min (0.000) 456.44 ug/L m

response 1708398

Signal	Exp%	Act%
TIC	100.00	100.00
0.00	0.00	0.00
0.00	0.00	0.00
0.00	0.00	0.00

Quantitation Report (QT Reviewed)

InstName : VOA-GCMS9

Data Path : C:\msdchem\1\data\2020-12\0L08057\
Data File : VI20120834.D
Acq On : 9 Dec 2020 12:35 am
Operator : TNL
Sample : 0120294-BS2
Misc : 1X 5mL A20J281 500PPB GX
ALS Vial : 34 Sample Multiplier: 1
DataAcq Meth:VI1611RUN.M

Quant Time: Dec 09 12:37:44 2020
Quant Method : C:\msdchem\1\methods\VI201114G.M
Quant Title : NWTPH-Gx by GC/MS
QLast Update : Tue Nov 17 13:44:13 2020
Response via : Initial Calibration

Compound	R.T.	QIon	Response	Conc	Units	Dev(Min)
Internal Standards						
1) Pentafluorobenzene (IS)	6.150	168	138014	50.00	ug/L	0.00
System Monitoring Compounds						
2) 1,4-Difluorobenzene (Sur)	6.710	114	232964	52.64	ug/L	0.00
3) 4-Bromofluorobenzene (...	10.920	174	71578	48.78	ug/L	0.00
9) Toluene-d8 (NR)	8.218	98	260358	0.00	ug/L	0.00
11) Chlorobenzene-d5 (NR)	9.855	117	195261	0.00	ug/L	0.00
12) 1,4-Dichlorobenzene-d4...	11.802	150	131273	0.00	ug/L	0.00
Target Compounds						Qvalue
4) NWTPH-Gx (TPH)	9.890	TIC	1708398m	456.44	ug/L	
7) CA-LUFT (C5-C12)	9.890	TIC	2872823m	467.27	ug/L	

(#) = qualifier out of range (m) = manual integration (+) = signals summed

Quantitation Report (QT Reviewed)

InstName : VOA-GCMS9

Data Path : C:\msdchem\1\data\2020-12\0L08057\
Data File : VI20120834.D
Acq On : 9 Dec 2020 12:35 am
Operator : TNL
Sample : 0120294-BS2
Misc : 1X 5mL A20J281 500PPB GX
ALS Vial : 34 Sample Multiplier: 1
DataAcq Meth:VI1611RUN.M

Quant Time: Dec 09 12:37:44 2020
Quant Method : C:\msdchem\1\methods\VI201114G.M
Quant Title : NWTPH-Gx by GC/MS
QLast Update : Tue Nov 17 13:44:13 2020
Response via : Initial Calibration

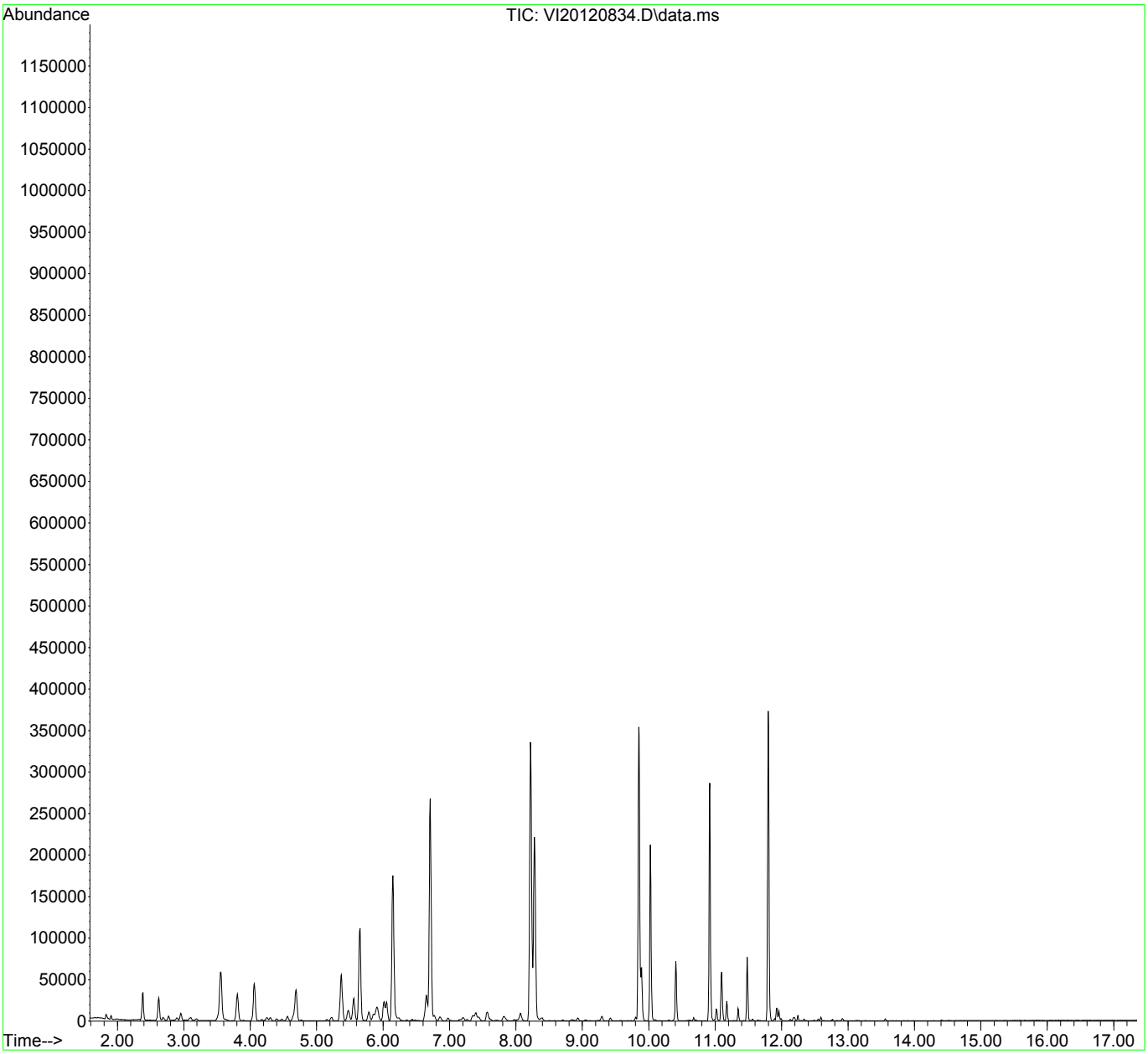

Quantitation Report (Not Reviewed)

InstName : VOA-GCMS9

Data Path : C:\msdchem\1\data\2020-12\0L08057\
Data File : VI20120835.D
Acq On : 9 Dec 2020 1:03 am
Operator : TNL
Sample : 0120294-BLK1 12/09/20 TNL
Misc : 1X 5mL DI
ALS Vial : 35 Sample Multiplier: 1
DataAcq Meth:VI1611RUN.M

Quant Time: Dec 09 12:38:24 2020
Quant Method : C:\msdchem\1\methods\VI201114G.M
Quant Title : NWTPH-Gx by GC/MS
QLast Update : Tue Nov 17 13:44:13 2020
Response via : Initial Calibration

Compound	R.T.	QIon	Response	Conc	Units	Dev(Min)
Internal Standards						
1) Pentafluorobenzene (IS)	6.150	168	126194	50.00	ug/L	0.00
System Monitoring Compounds						
2) 1,4-Difluorobenzene (Sur)	6.710	114	216845	53.58	ug/L	0.00
3) 4-Bromofluorobenzene (...	10.920	174	64212	47.86	ug/L	0.00
9) Toluene-d8 (NR)	8.225	98	244991	0.00	ug/L	0.00
11) Chlorobenzene-d5 (NR)	9.855	117	180307	0.00	ug/L	0.00
12) 1,4-Dichlorobenzene-d4...	11.802	150	114110	0.00	ug/L	0.00
Target Compounds						Qvalue
4) NWTPH-Gx (TPH)	9.890	TIC	2366m	29.29	ug/L	
7) CA-LUFT (C5-C12)	9.890	TIC	231606m	44.62	ug/L	

(#) = qualifier out of range (m) = manual integration (+) = signals summed

Quantitation Report (Not Reviewed)

InstName : VOA-GCMS9

Data Path : C:\msdchem\1\data\2020-12\0L08057\
Data File : VI20120835.D
Acq On : 9 Dec 2020 1:03 am
Operator : TNL
Sample : 0120294-BLK1
Misc : 1X 5mL DI
ALS Vial : 35 Sample Multiplier: 1
DataAcq Meth:VI1611RUN.M

Quant Time: Dec 09 12:38:24 2020
Quant Method : C:\msdchem\1\methods\VI201114G.M
Quant Title : NWTPH-Gx by GC/MS
QLast Update : Tue Nov 17 13:44:13 2020
Response via : Initial Calibration

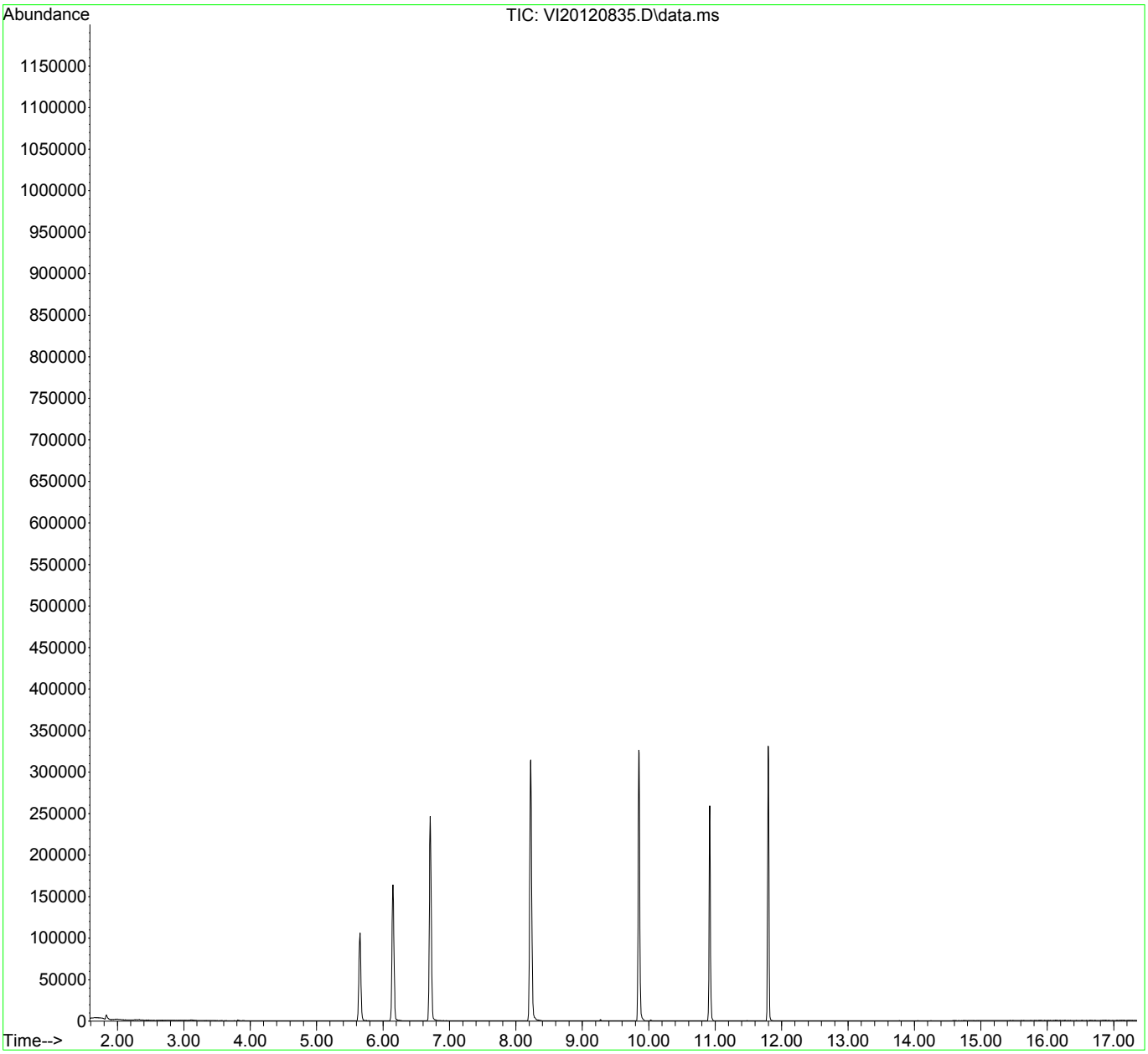

Quantitation Report (Not Reviewed)

InstName : VOA-GCMS9

Data Path : C:\msdchem\1\data\2020-12\0L08057\
Data File : VI20120835.D
Acq On : 9 Dec 2020 1:03 am
Operator : TNL
Sample : 0120294-BLK1
Misc : 1X 5mL DI
ALS Vial : 35 Sample Multiplier: 1
DataAcq Meth:VI1611RUN.M

Quant Time: Dec 09 12:38:33 2020
Quant Method : C:\msdchem\1\methods\VI201114W.M
Quant Title : EPA 8260: Volatile Organic Compounds
QLast Update : Mon Nov 30 14:52:10 2020
Response via : Initial Calibration

Compound	R.T.	QIon	Response	Conc	Units		Dev(Min)
Internal Standards							
1) Pentafluorobenzene (I)	6.150	99	68199	50.00	ug/L		0.00
45) Chlorobenzene-d5 (I)	9.855	117	180307	50.00	ug/L		0.00
66) 1,4-Dichlorobenzene-d4...	11.802	152	72673	50.00	ug/L		0.00
System Monitoring Compounds							
32) Dibromofluoromethane (S)	5.651	111	70091	53.68	ug/L		0.00
39) 1,4-Difluorobenzene (S)	6.710	114	215809	50.57	ug/L		0.00
48) Toluene-d8 (S)	8.225	98	244991	51.80	ug/L		0.00
67) 4-Bromofluorobenzene (S)	10.920	174	64212	51.23	ug/L		0.00
Target Compounds							Qvalue
6) Chloroethane	2.469	64	119	Below Cal		#	36
14) Methylene Chloride	3.814	84	284	0.21	ug/L		91
15) Acetone	3.899	43	514	0.65	ug/L	#	44
49) Toluene	8.285	91	1065	0.21	ug/L		86
61) m,p-Xylenes (2)	10.031	91	738	0.19	ug/L		85

(#) = qualifier out of range (m) = manual integration (+) = signals summed

Quantitation Report (Not Reviewed)

InstName : VOA-GCMS9

Data Path : C:\msdchem\1\data\2020-12\0L08057\
Data File : VI20120835.D
Acq On : 9 Dec 2020 1:03 am
Operator : TNL
Sample : 0120294-BLK1
Misc : 1X 5mL DI
ALS Vial : 35 Sample Multiplier: 1
DataAcq Meth:VI1611RUN.M

Quant Time: Dec 09 12:38:33 2020
Quant Method : C:\msdchem\1\methods\VI201114W.M
Quant Title : EPA 8260: Volatile Organic Compounds
QLast Update : Mon Nov 30 14:52:10 2020
Response via : Initial Calibration

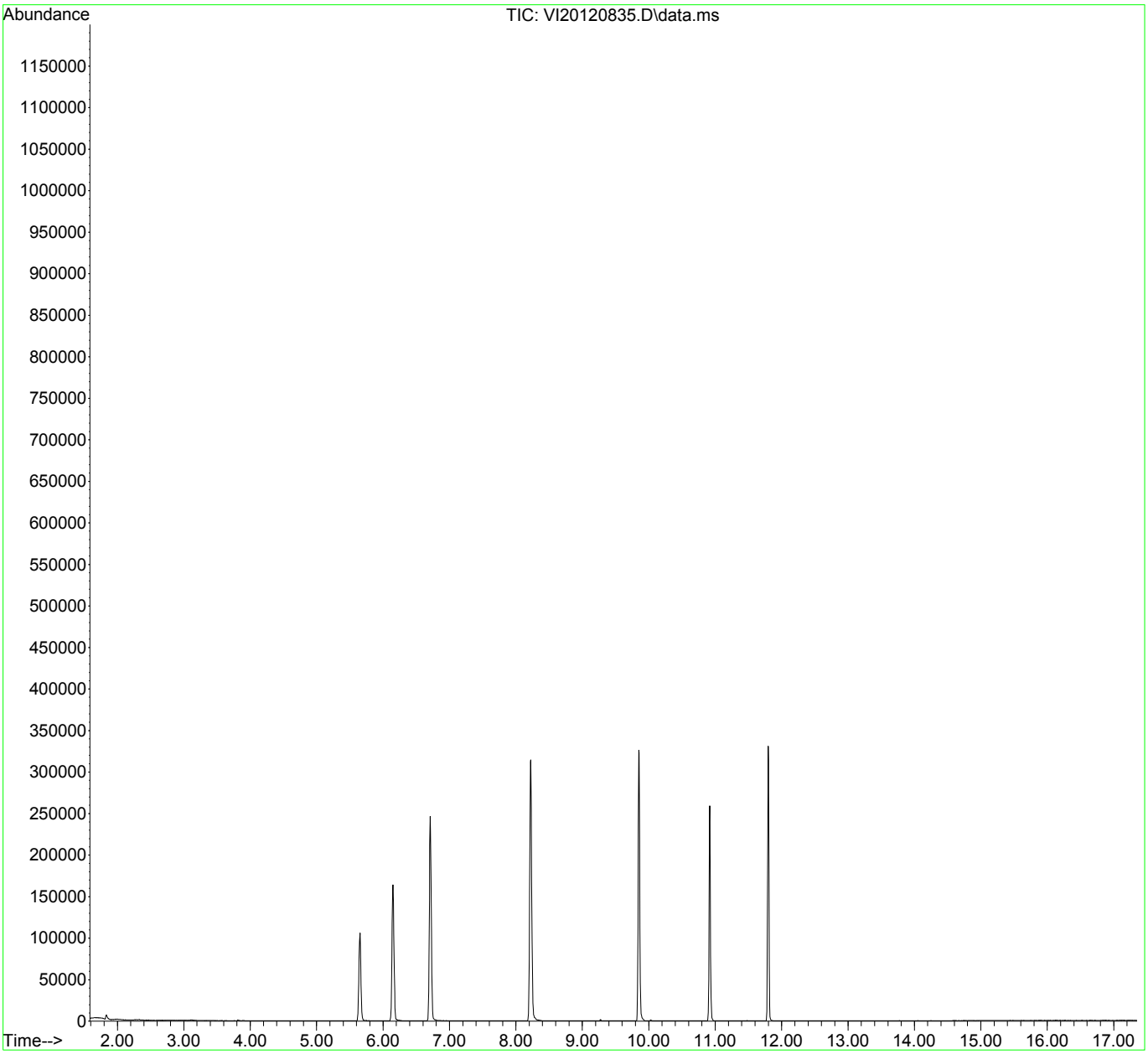

Quantitation Report (QT Reviewed)

InstName : VOA-GCMS9

Data Path : C:\msdchem\1\data\2020-12\0L08057\
Data File : VI20120835.D
Acq On : 9 Dec 2020 1:03 am
Operator : TNL
Sample : 0120294-BLK1
Misc : 1X 5mL DI
ALS Vial : 35 Sample Multiplier: 1
DataAcq Meth:VI1611RUN.M

12/09/20 TNL

Quant Time: Dec 09 12:38:39 2020
Quant Method : C:\msdchem\1\methods\VI201114W.M
Quant Title : EPA 8260: Volatile Organic Compounds
QLast Update : Mon Nov 30 14:52:10 2020
Response via : Initial Calibration

Compound	R.T.	QIon	Response	Conc	Units	Dev(Min)
Internal Standards						
1) Pentafluorobenzene (I)	6.150	99	68199	50.00	ug/L	0.00
45) Chlorobenzene-d5 (I)	9.855	117	180307	50.00	ug/L	0.00
66) 1,4-Dichlorobenzene-d4...	11.802	152	72673	50.00	ug/L	0.00
System Monitoring Compounds						
32) Dibromofluoromethane (S)	5.651	111	70091	53.68	ug/L	0.00
39) 1,4-Difluorobenzene (S)	6.710	114	215809	50.57	ug/L	0.00
48) Toluene-d8 (S)	8.225	98	244991	51.80	ug/L	0.00
67) 4-Bromofluorobenzene (S)	10.920	174	64212	51.23	ug/L	0.00
Target Compounds						Qvalue
6) Chloroethane	2.469	64	119	Below Cal	#	36
14) Methylene Chloride	3.814	84	284	0.21	ug/L	91
49) Toluene	8.285	91	1065	0.21	ug/L	86
61) m,p-Xylenes (2)	10.031	91	738	0.19	ug/L	85

(#) = qualifier out of range (m) = manual integration (+) = signals summed

Quantitation Report (QT Reviewed)

InstName : VOA-GCMS9

Data Path : C:\msdchem\1\data\2020-12\0L08057\
Data File : VI20120835.D
Acq On : 9 Dec 2020 1:03 am
Operator : TNL
Sample : 0120294-BLK1
Misc : 1X 5mL DI
ALS Vial : 35 Sample Multiplier: 1
DataAcq Meth:VI1611RUN.M

Quant Time: Dec 09 12:38:39 2020
Quant Method : C:\msdchem\1\methods\VI201114W.M
Quant Title : EPA 8260: Volatile Organic Compounds
QLast Update : Mon Nov 30 14:52:10 2020
Response via : Initial Calibration

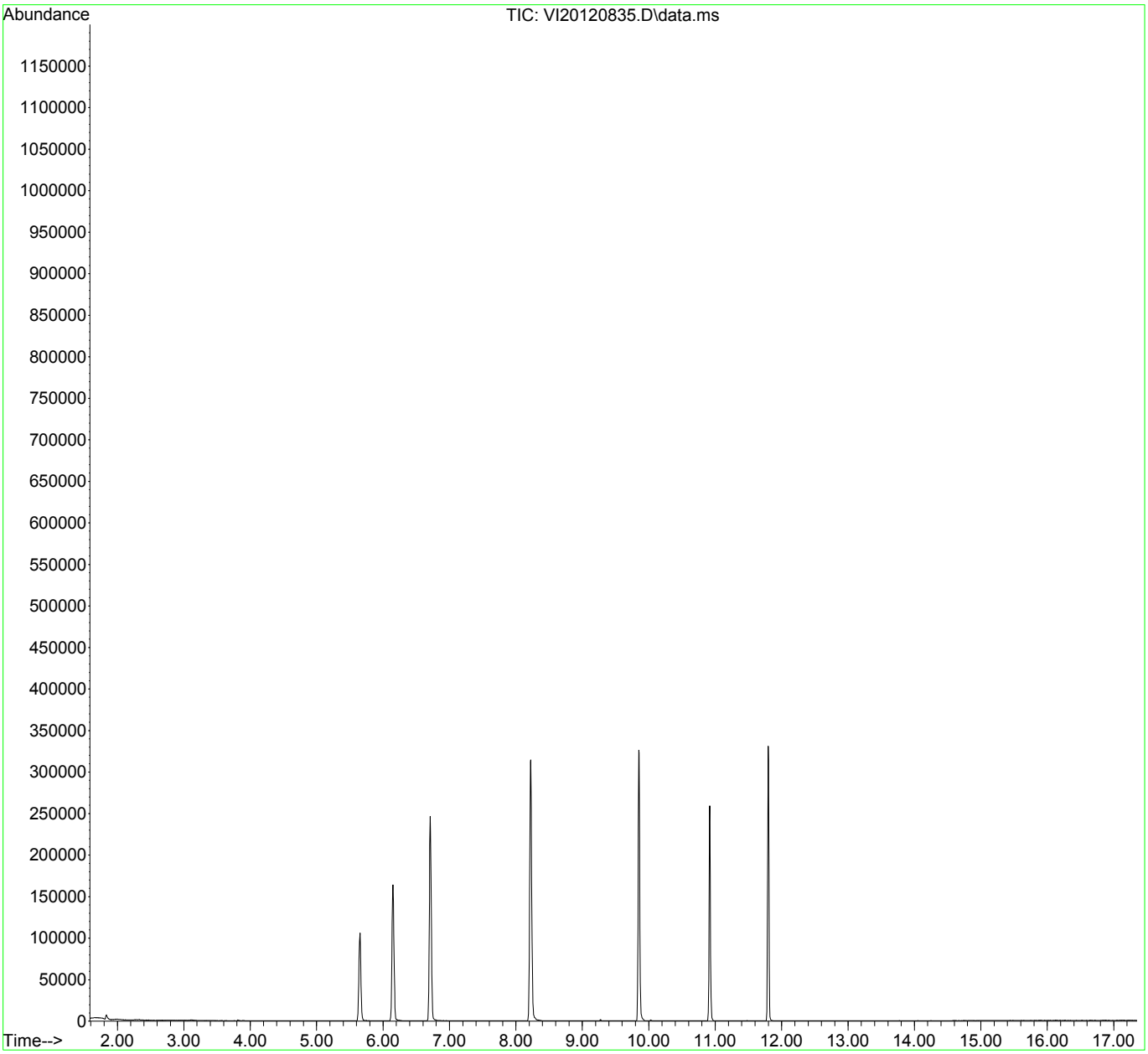

Quantitation Report (Not Reviewed)

InstName : VOA-GCMS9

Data Path : C:\msdchem\1\data\2020-12\0L08057\
Data File : VI20120839.D
Acq On : 9 Dec 2020 2:52 am
Operator : TNL
Sample : A0L0210-01 12/09/20 TNL
Misc : 1X 5mL 8260/GX TB
ALS Vial : 39 Sample Multiplier: 1
DataAcq Meth:VI1611RUN.M

Quant Time: Dec 09 12:41:17 2020
Quant Method : C:\msdchem\1\methods\VI201114G.M
Quant Title : NWTPH-Gx by GC/MS
QLast Update : Tue Nov 17 13:44:13 2020
Response via : Initial Calibration

Compound	R.T.	QIon	Response	Conc	Units	Dev(Min)
Internal Standards						
1) Pentafluorobenzene (IS)	6.150	168	122126	50.00	ug/L	0.00
System Monitoring Compounds						
2) 1,4-Difluorobenzene (Sur)	6.710	114	209872	53.59	ug/L	0.00
3) 4-Bromofluorobenzene (...	10.920	174	62174	47.88	ug/L	0.00
9) Toluene-d8 (NR)	8.224	98	236153	0.00	ug/L	0.00
11) Chlorobenzene-d5 (NR)	9.855	117	173846	0.00	ug/L	0.00
12) 1,4-Dichlorobenzene-d4...	11.802	150	111611	0.00	ug/L	0.00
Target Compounds						Qvalue
4) NWTPH-Gx (TPH)	9.890	TIC	-292m	28.55	ug/L	
7) CA-LUFT (C5-C12)	9.890	TIC	249166m	49.25	ug/L	

(#) = qualifier out of range (m) = manual integration (+) = signals summed

Quantitation Report (Not Reviewed)

InstName : VOA-GCMS9

Data Path : C:\msdchem\1\data\2020-12\0L08057\
Data File : VI20120839.D
Acq On : 9 Dec 2020 2:52 am
Operator : TNL
Sample : A0L0210-01
Misc : 1X 5mL 8260/GX TB
ALS Vial : 39 Sample Multiplier: 1
DataAcq Meth:VI1611RUN.M

Quant Time: Dec 09 12:41:17 2020
Quant Method : C:\msdchem\1\methods\VI201114G.M
Quant Title : NWTPH-Gx by GC/MS
QLast Update : Tue Nov 17 13:44:13 2020
Response via : Initial Calibration

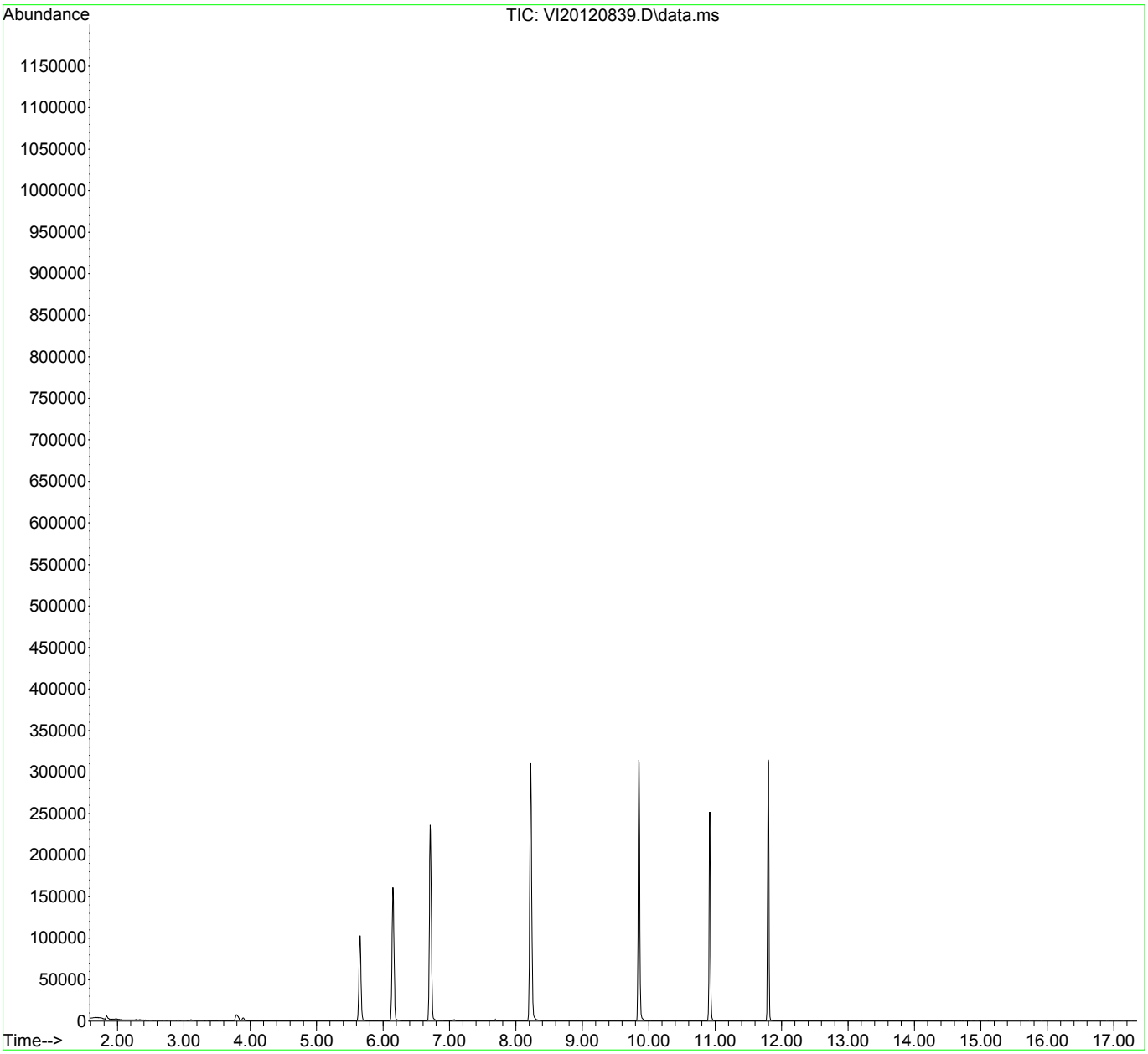

Quantitation Report (Not Reviewed)

InstName : VOA-GCMS9

Data Path : C:\msdchem\1\data\2020-12\0L08057\
Data File : VI20120839.D
Acq On : 9 Dec 2020 2:52 am
Operator : TNL
Sample : A0L0210-01
Misc : 1X 5mL 8260/GX TB
ALS Vial : 39 Sample Multiplier: 1
DataAcq Meth:VI1611RUN.M

Quant Time: Dec 09 12:41:27 2020
Quant Method : C:\msdchem\1\methods\VI201114W.M
Quant Title : EPA 8260: Volatile Organic Compounds
QLast Update : Mon Nov 30 14:52:10 2020
Response via : Initial Calibration

Compound	R.T.	QIon	Response	Conc	Units		Dev(Min)
Internal Standards							
1) Pentafluorobenzene (I)	6.150	99	65439	50.00	ug/L		0.00
45) Chlorobenzene-d5 (I)	9.855	117	173846	50.00	ug/L		0.00
66) 1,4-Dichlorobenzene-d4...	11.802	152	71451	50.00	ug/L		0.00
System Monitoring Compounds							
32) Dibromofluoromethane (S)	5.651	111	68587	54.74	ug/L		0.00
39) 1,4-Difluorobenzene (S)	6.710	114	209497	51.16	ug/L		0.00
48) Toluene-d8 (S)	8.224	98	236153	51.79	ug/L		0.00
67) 4-Bromofluorobenzene (S)	10.920	174	62174	50.45	ug/L		0.00
Target Compounds							Qvalue
3) Chloromethane	1.873	50	169	0.14	ug/L	#	47
6) Chloroethane	2.451	64	116	Below Cal		#	36
14) Methylene Chloride	3.820	84	1624	1.26	ug/L		98
15) Acetone	3.893	43	4857	6.44	ug/L		95
49) Toluene	8.285	91	610	0.12	ug/L		85
61) m,p-Xylenes (2)	10.025	91	353	0.09	ug/L	#	34

(#) = qualifier out of range (m) = manual integration (+) = signals summed

Quantitation Report (Not Reviewed)

InstName : VOA-GCMS9

Data Path : C:\msdchem\1\data\2020-12\0L08057\
Data File : VI20120839.D
Acq On : 9 Dec 2020 2:52 am
Operator : TNL
Sample : A0L0210-01
Misc : 1X 5mL 8260/GX TB
ALS Vial : 39 Sample Multiplier: 1
DataAcq Meth:VI1611RUN.M

Quant Time: Dec 09 12:41:27 2020
Quant Method : C:\msdchem\1\methods\VI201114W.M
Quant Title : EPA 8260: Volatile Organic Compounds
QLast Update : Mon Nov 30 14:52:10 2020
Response via : Initial Calibration

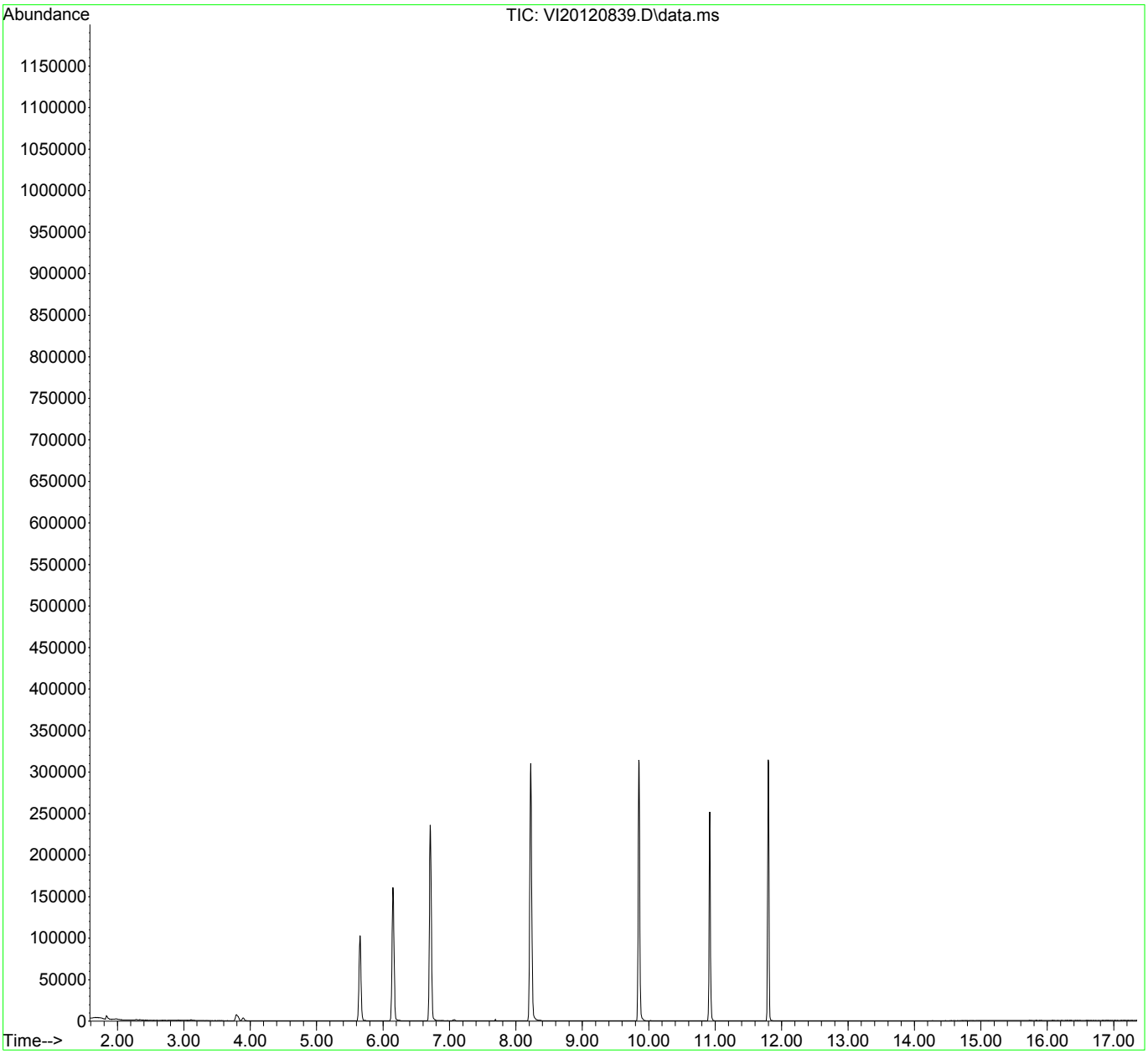

Quantitation Report (QT Reviewed)

InstName : VOA-GCMS9

Data Path : C:\msdchem\1\data\2020-12\0L08057\
Data File : VI20120839.D
Acq On : 9 Dec 2020 2:52 am
Operator : TNL
Sample : A0L0210-01 12/09/20 TNL
Misc : 1X 5mL 8260/GX TB
ALS Vial : 39 Sample Multiplier: 1
DataAcq Meth:VI1611RUN.M

Quant Time: Dec 09 12:41:40 2020
Quant Method : C:\msdchem\1\methods\VI201114W.M
Quant Title : EPA 8260: Volatile Organic Compounds
QLast Update : Mon Nov 30 14:52:10 2020
Response via : Initial Calibration

Compound	R.T.	QIon	Response	Conc	Units	Dev(Min)
Internal Standards						
1) Pentafluorobenzene (I)	6.150	99	65439	50.00	ug/L	0.00
45) Chlorobenzene-d5 (I)	9.855	117	173846	50.00	ug/L	0.00
66) 1,4-Dichlorobenzene-d4...	11.802	152	71451	50.00	ug/L	0.00
System Monitoring Compounds						
32) Dibromofluoromethane (S)	5.651	111	68587	54.74	ug/L	0.00
39) 1,4-Difluorobenzene (S)	6.710	114	209497	51.16	ug/L	0.00
48) Toluene-d8 (S)	8.224	98	236153	51.79	ug/L	0.00
67) 4-Bromofluorobenzene (S)	10.920	174	62174	50.45	ug/L	0.00
Target Compounds						Qvalue
6) Chloroethane	2.451	64	116	Below Cal	#	36
14) Methylene Chloride	3.820	84	1624	1.26	ug/L	98
15) Acetone	3.893	43	4857	6.44	ug/L	95
49) Toluene	8.285	91	610	0.12	ug/L	85

(#) = qualifier out of range (m) = manual integration (+) = signals summed

Quantitation Report (QT Reviewed)

InstName : VOA-GCMS9

Data Path : C:\msdchem\1\data\2020-12\0L08057\
Data File : VI20120839.D
Acq On : 9 Dec 2020 2:52 am
Operator : TNL
Sample : A0L0210-01
Misc : 1X 5mL 8260/GX TB
ALS Vial : 39 Sample Multiplier: 1
DataAcq Meth:VI1611RUN.M

Quant Time: Dec 09 12:41:40 2020
Quant Method : C:\msdchem\1\methods\VI201114W.M
Quant Title : EPA 8260: Volatile Organic Compounds
QLast Update : Mon Nov 30 14:52:10 2020
Response via : Initial Calibration

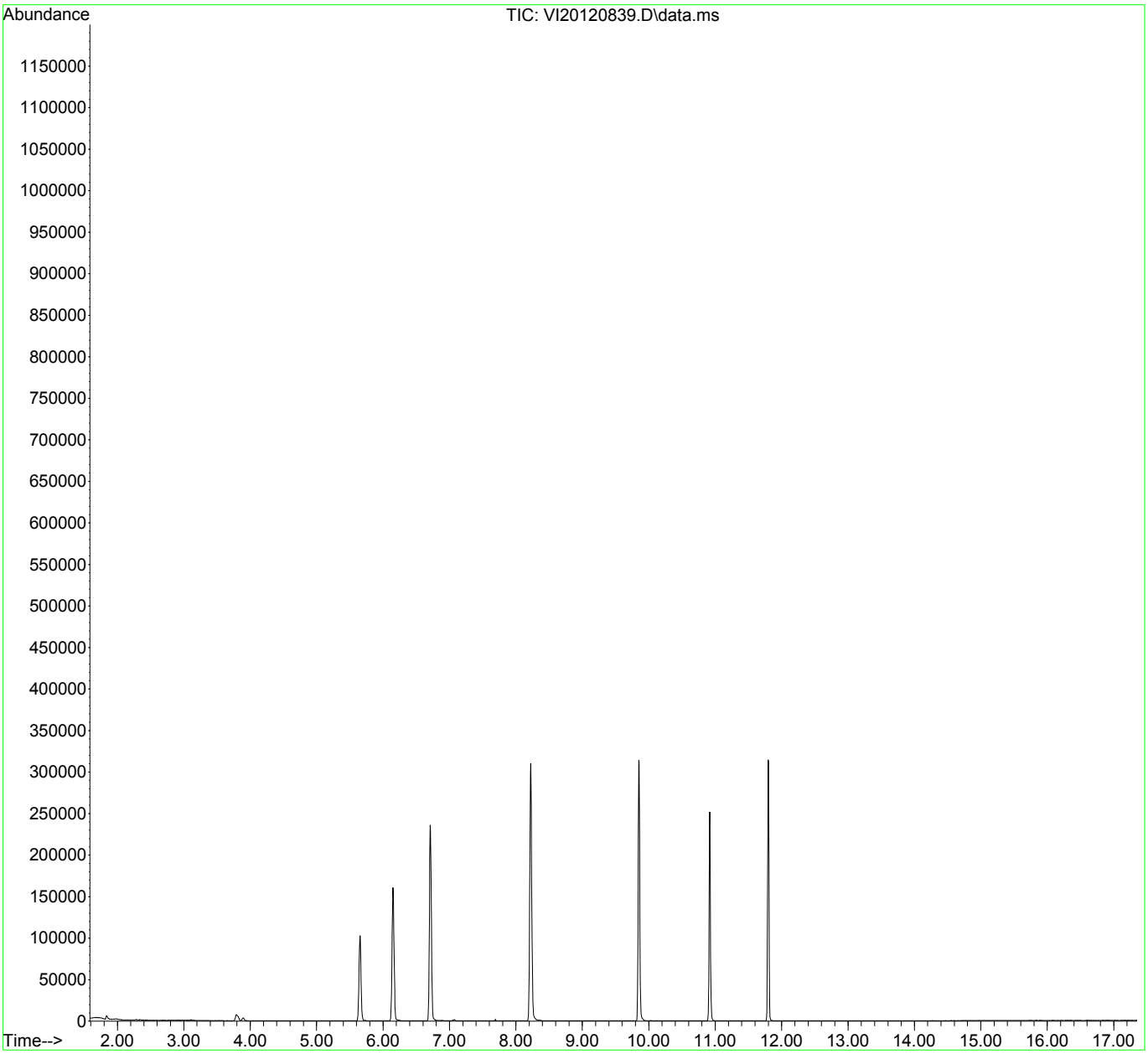

APEX LABORATORIES, LLC
6700 SW Sandburg St. Tigard OR 97223 phone 503-718-2323

Volatile Organic Compounds by EPA 8260D
Benchsheet and Analysis Sequence Data

Batch 0120379
Sequence 0L10042 (A0L0210-02)

PREPARATION BENCH SHEET

BATCH #: 0120379 (Soil)

Apex Laboratories

Prep Method: EPA 5035A

Lab Number	Cont.	Analysis	Prepared	Initial (g)	Final (mL)	Spike ID	Source ID	ul Spike	ul Surr.	ClientID / Sample	Extraction Comments	pH*
0120379-BLK1		QC	12/10/20 09:00	7.5	5							
0120379-BS1		QC	12/10/20 09:00	5	5	A20L156		250				
0120379-BS2		QC	12/10/20 09:00	5	5	A20J281		25				
A0L0076-04RE1	D	NWTPH-Gx	12/08/20 19:24	5	5					04	MOD	
A0L0076-11RE1	D	NWTPH-Gx	12/08/20 19:24	6.48	5					16	MOD	
A0L0076-12RE1	D	NWTPH-Gx	12/08/20 19:24	5.25	5					17	MOD	
A0L0076-14RE1	D	NWTPH-Gx	12/08/20 19:24	6.28	5					19	MOD	
A0L0076-18RE1	D	NWTPH-Gx	12/08/20 19:24	6.06	5					23	MOD	
A0L0167-02	B	8260D Full List	(Date Sampled)	4.62	5					B-2-12	FP	
A0L0181-01	B	8260D Full List	(Date Sampled)	3.71	5					NTE@78"BGS	FP Added for BatchQC in: 0120379	
A0L0181-01	B	8260D BTEX+N	(Date Sampled)	3.71	5					NTE@78"BGS	FP	
A0L0181-01	B	NWTPH-Gx	(Date Sampled)	3.71	5					NTE@78"BGS	FP Added for BatchQC in: 0120379	
0120379-MS1		QC	12/04/20 14:00	3.71	5	A20L156	A0L0181-01	1137			DW = 81.5% @200X	
A0L0191-01	B	8260D Full List	12/04/20 18:55	5.64	5					Composite-01	MOD	
A0L0191-01	B	8260D BTEX+N	12/04/20 18:55	5.64	5					Composite-01	MOD Added for BatchQC in: 0120	
A0L0191-01	B	NWTPH-Gx	12/04/20 18:55	5.64	5					Composite-01	MOD	
0120379-DUP1		QC	12/04/20 18:55	5.64	5		A0L0191-01					
A0L0210-02	C	8260D Full List	(Date Sampled)	6.72	5					USMPDI-IDW-Sed-201203	FP	
A0L0210-02	C	NWTPH-Gx	(Date Sampled)	6.72	5					USMPDI-IDW-Sed-201203	FP	
A0L0212-02	D	8260D Full List	(Date Sampled)	4.27	5					PGM-LTM-IDW-201203	FP	
A0L0212-02	D	NWTPH-Gx	(Date Sampled)	4.27	5					PGM-LTM-IDW-201203	FP	

*pH <2 verified _____

IMA 12/11/20
Prepared By: Date

12/11/20
Reviewed By: Date

Printed: 12/11/2020 11:33:26AM

PREPARATION BENCH SHEET

BATCH #: 0120379 (Soil)

Apex Laboratories

Prep Method: EPA 5035A

Lab Number	Cont.	Analysis	Prepared	Initial (g)	Final (mL)	Spike ID	Source ID	ul Spike	ul Surr.	ClientID / Sample	Extraction Comments	pH*

Standards/Reagents

Reagent(s)

Std ID	Exp. Date	Description
A18J327	11/30/23	Balance s/n 593312
A20I374	03/24/21	Methanol - Fisher (P/T) #198330

Analyte Spike(s)

Std ID	Exp. Date	Description
A20J281	04/14/21	Prime. NWTPH-Gx stock (5000 ug/mL)
A20L156	01/02/21	8260 Cal. Std. B VOCR+OXY Spike (20-40ug/n

Surrogate(s)

Std ID	Exp. Date	Description

SOIL MS6

Prepared By: Date

Reviewed By: Date

Volatile Soils Matrix Spike Volume Calculation (Validated 5/3/2013)
Enter the Spike Amount value into the Bench Sheet to ensure correct MS/MSD recoveries.

Batch: 120379

Matrix Spike

Sample Weight	Final Volume	Dilution	Dry Weight
g	mL		%
3.710	5	200	81.5

Final Spike Level	**Spike Amount**
ug/kg	**ul**
7522.5	**1137**

Assumptions:
Spiking Solution = 20ug/mL
Spike Amount into 50mL = 50ul
Dilution = 1mL of MeOH to 50mL of water
Initial Spike Concentration = 20ug/L

A0L0181-01

IMA
12/11/20

Worksheet

5035 Field Prep Worksheet (Validated 7/11/16)

Sample ID	Container	Container Weight (g)	Tare Weight (g)	Net Sample Weight (g)	Formula Check
A0L0167-02	B	37.99	33.37	4.62	
A0L0181-01	B	37.14	33.43	3.71	
A0L0210-02	C	40.15	33.43	6.72	
A0L0212-02	D	37.7	33.43	4.27	
				0	
				0	
				0	
				0	
				0	
				0	
				0	
				0	
				0	
				0	
				0	
				0	
				0	
				0	
				0	
				0	
				0	
				0	
				0	
				0	
				0	
				0	
				0	

IMA
12/10/20

A0L0191

5035 Container Prep Worksheet
~Soil Jar Extraction~

A0L0191-01		Composite-01						Sampled: 12/03/20 15:00
B Soil	40 mL VOA - In House Prep - 5035 (MeOH)	Container Used: A	Sample Weight (g): 5.64	Volume MeOH (mL): (5) 10 15	Prepared By: AKK @	Prepared date/time: 12/4/20 1855	Within 48 hours? (Y) N	Notes: Mod, rocky DUP
NWTPH-Gx/8260D Full List		Expires: 12/05/20 15:00		Due: 12/15/20 17:00				

A20B329

Methanol Reagent ID: ~~A20G160~~

Balance ID: A18J327~

A0L0167

5035 Container Prep Worksheet
~Field MeOH Preserved~

(Prepared = Sampled Date/Time)

A0L0167-01 — **B-1-12** — Sampled: 12/03/20 14:47

		Container Weight (g)	Tare Weight (g)	Volume MeOH (mL)	Notes:
B Soil	40 mL VOA - 5035 (MeOH)	38.44	33.14	(5) 10 15 Other	
C Soil	40 mL VOA - 5035 (MeOH)	39.42	33.25	(5) 10 15 Other	DUP

8260

Due: TAT:

A0L0167-02 — **B-2-12** — Sampled: 12/03/20 15:16

		Container Weight (g)	Tare Weight (g)	Volume MeOH (mL)	Notes:
B Soil	40 mL VOA - 5035 (MeOH)	37.99	33.37	(5) 10 15 Other	
C Soil	40 mL VOA - 5035 (MeOH)	37.24	32.86	(5) 10 15 Other	

Due: TAT:

A0L0167-03 — **B-3-12** — Sampled: 12/03/20 16:17

		Container Weight (g)	Tare Weight (g)	Volume MeOH (mL)	Notes:
B Soil	40 mL VOA - 5035 (MeOH)	39.21	33.24	(5) 10 15 Other	MS
C Soil	40 mL VOA - 5035 (MeOH)	39.19	33.52	(5) 10 15 Other	

Due: TAT:

Weighed by: JS @ 1545 12/4/20

Methanol Reagent ID: A20G160~ Balance ID: A18J327~

A0L0181

5035 Container Prep Worksheet
~Field MeOH Preserved~

(Prepared = Sampled Date/Time)

A0L0181-01	NTE@78"BGS				Sampled: 12/04/20 14:00
B Soil	40 mL VOA - 5035 (MeOH)	Container Weight (g): 37.14	Tare Weight (g): 33.43	Volume MeOH (mL): (5) 10 15 Other	Notes: Dx@ Dx@22500 MS
BTEX-N		Due:	TAT:		

A0L0181-02	STE@78"BGS				Sampled: 12/04/20 14:15
B Soil	40 mL VOA - 5035 (MeOH)	Container Weight (g): 37.94	Tare Weight (g): 33.36	Volume MeOH (mL): (5) 10 15 Other	Notes:
		Due:	TAT:		

Weighed by: AKF @ 1876 12/4/20

Methanol Reagent ID: A20G160~

Balance ID: A18J327~

Print Date: 12/4/2020 6:13:05PM

A0L0210

5035 Container Prep Worksheet
~Field MeOH Preserved~

(Prepared = Sampled Date/Time)

A0L0210-02	USMPDI-IDW-Sed-201203	Sampled:	12/03/20 11:30

		Container Weight (g)	Tare Weight (g)	Volume MeOH (mL)	Notes:
C Sediment	40 mL VOA - 5035 (MeOH)	12/7/20 40.15	33.43	5 10 15 Other	
D Sediment	40 mL VOA - 5035 (MeOH)	37.34	32.93	5 10 15 Other	
E Sediment	40 mL VOA - 5035 (MeOH)	39.75	33.49	5 10 15 Other	
F Sediment	40 mL VOA - 5035 (MeOH)	39.68	33.49	5 10 15 Other	

Gx/8260 Due: TAT:

Weighed by: AKK @ 1355 12/7/20

Methanol Reagent ID: A20G160~ Balance ID: A18J327~

Print Date: 12/7/2020 1:37:59PM

A0L0212

5035 Container Prep Worksheet
~Field MeOH Preserved~

(Prepared = Sampled Date/Time)

A0L0212-02	PGM-LTM-IDW-201203	Sampled: 12/03/20 09:30

D Sediment	40 mL VOA - 5035 (MeOH)	Container Weight (g): 37.70	Tare Weight (g): 33.43	Volume MeOH (mL): (5) 10 15 Other	Notes:
E Sediment	40 mL VOA - 5035 (MeOH)	Container Weight (g): 39.55	Tare Weight (g): 33.72	Volume MeOH (mL): (5) 10 15 Other	Notes:
F Sediment	40 mL VOA - 5035 (MeOH)	Container Weight (g): 38.84	Tare Weight (g): 33.15	Volume MeOH (mL): (5) 10 15 Other	Notes:
G Sediment	40 mL VOA - 5035 (MeOH)	Container Weight (g): 37.96	Tare Weight (g): 33.26	Volume MeOH (mL): (5) 10 15 Other	Notes:

Gx/8260 Due: TAT:

Weighed by: AKK @ 1355 12/7/20

Methanol Reagent ID: A20G160~ Balance ID: A18J327~

ELEMENT SEQUENCE LOG

Apex Laboratories

Sequence:	0L10042	Instrument:	VOA-GCMS6
Date:	**12/10/20 09:15**	Calibration:	**A0K1904**

#	Lab Number	Matrix	Analysis	Client	Due	Batch	ISTD ID	STD ID
1	0L10042-IBL1	Soil	QC	QC			A20G347	
2	0L10042-TUN1	Soil	QC	QC			A20G347	
3	0L10042-CCV1	Soil	QC	QC			A20G347	
4	0120379-BS1	Soil	QC	QC		0120379	A20G347	
5	0L10042-CCV2	Soil	QC	QC			A20G347	
6	0120379-BS2	Soil	QC	QC		0120379	A20G347	
7	0120379-BLK1	Soil	QC	QC		0120379	A20G347	
8	A0L0212-02	Soil	8260D Full List	Anchor QEA, LLC	12/16/20	0120379	A20G347	
"	"	Soil	NWTPH-Gx	"	12/10/20	0120379	A20G347	
9	A0L0210-02	Soil	8260D Full List	Anchor QEA, LLC	12/16/20	0120379	A20G347	
"	"	Soil	NWTPH-Gx	"	12/10/20	0120379	A20G347	
10	A0L0167-02	Soil	8260D Full List		12/10/20	0120379	A20G347	
11	A0L0076-14RE1	Soil	NWTPH-Gx		12/10/20	0120379	A20G347	
12	A0L0076-04RE1	Soil	NWTPH-Gx		12/10/20	0120379	A20G347	
13	A0L0076-11RE1	Soil	NWTPH-Gx		12/10/20	0120379	A20G347	
14	A0L0076-12RE1	Soil	NWTPH-Gx		12/10/20	0120379	A20G347	
15	A0L0076-18RE1	Soil	NWTPH-Gx		12/10/20	0120379	A20G347	
16	0L10042-IBL2	Soil	QC	QC			A20G347	
17	A0L0191-01	Soil	8260D Full List		12/15/20	0120379	A20G347	
"	"	Soil	NWTPH-Gx	"	12/11/20	0120379	A20G347	
"	"	Soil	8260D BTEX+N	(QC Source)		0120379	A20G347	
18	0120379-DUP1	Soil	QC	QC		0120379	A20G347	
19	A0L0181-01	Soil	8260D BTEX+N		12/11/20	0120379	A20G347	
"	"	Soil	8260D Full List	(QC Source)		0120379	A20G347	
"	"	Soil	NWTPH-Gx	(QC Source)		0120379	A20G347	
20	0120379-MS1	Soil	QC	QC		0120379	A20G347	
21	0L10042-IBL3	Soil	QC	QC			A20G347	

Data Entered By/Date: IMA 12/11/20

Data Reviewed By/Date: dgj 12/11/20

12/11/2020 10:12:39AM

Comments:

^ Acrylonitrile to 5/5 ppb
^ t-1,3-DCP to 1/2 ppb
^ 1,1,1,2-Tetra to 0.5/1 ppb
CCl2F E05
CCl3F EST

BFB

Data Path : L:\DATA\2020-12\0L10042\
Data File : VF20121002.D
Acq On : 10 Dec 2020 10:01 am
Operator : IMA
Sample : 0L10042-TUN1
Misc : A20G253 IS/SURR
ALS Vial : 2 Sample Multiplier: 1

IMA
12/10/20

Integration File: RTEINT.P

Method : L:\METHODS\VF201119S.M
Title : EPA 8260: Volatile Organic Compounds
Last Update : Thu Nov 19 16:36:27 2020

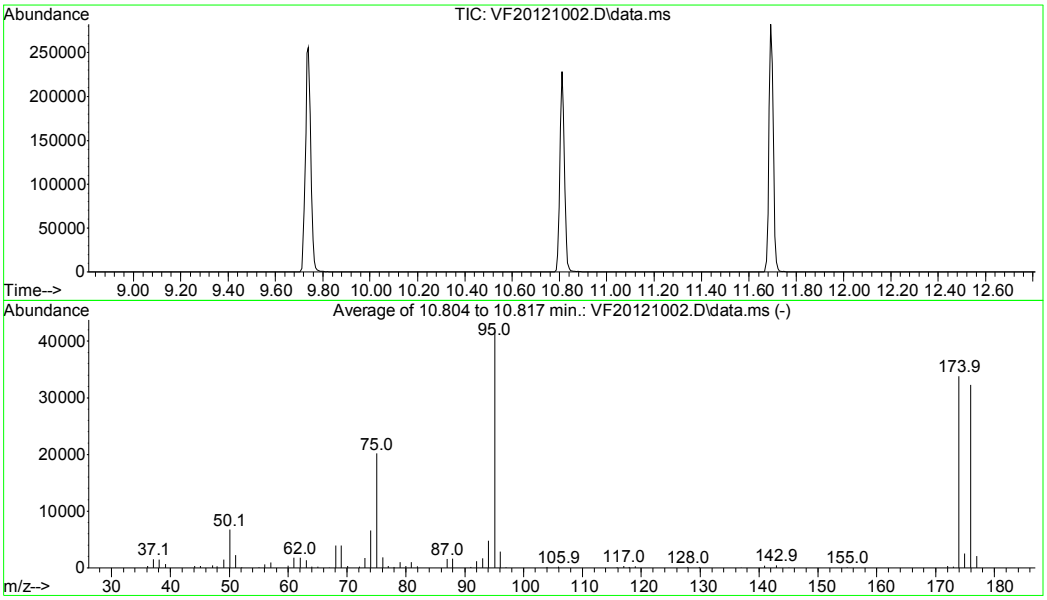

AutoFind: Scans 1532, 1533, 1534; Background Corrected with Scan 1526

Target Mass	Rel. to Mass	Lower Limit%	Upper Limit%	Rel. Abn%	Raw Abn	Result Pass/Fail
95	174	50	200	123.2	41701	PASS
96	95	5	9	6.9	2881	PASS
173	174	0.00	2	0.6	188	PASS
174	95	50	200	81.2	33859	PASS
175	174	5	9	7.4	2497	PASS
176	174	95	105	95.3	32280	PASS
177	176	5	10	6.4	2073	PASS

Quantitation Report (Not Reviewed)

Data Path : L:\DATA\2020-12\0L10042\
Data File : VF20121002.D
Acq On : 10 Dec 2020 10:01 am
Operator : IMA
Sample : 0L10042-TUN1
Misc : A20G253 IS/SURR
ALS Vial : 2 Sample Multiplier: 1

Quant Time: Dec 10 13:45:14 2020
Quant Method : L:\METHODS\VF201119S.M
Quant Title : EPA 8260: Volatile Organic Compounds
QLast Update : Thu Nov 19 16:36:27 2020
Response via : Initial Calibration

Compound	R.T.	QIon	Response	Conc	Units	Dev(Min)
Internal Standards						
1) Pentafluorobenzene (I)	6.018	99	52997	50.00	ug/L	0.00
43) Chlorobenzene-d5 (I)	9.740	117	140361	50.00	ug/L	0.00
63) 1,4-Dichlorobenzene-d4...	11.692	152	61917	50.00	ug/L	0.00
System Monitoring Compounds						
30) Dibromofluoromethane (S)	5.526	111	47684	51.89	ug/L	0.00
37) 1,4-Difluorobenzene (S)	6.578	114	158409	48.43	ug/L	0.00
45) Toluene-d8 (S)	8.086	98	203923	50.60	ug/L	0.00
64) 4-Bromofluorobenzene (S)	10.810	174	53782	49.92	ug/L	0.00
Target Compounds						Qvalue
13) Methylene Chloride	3.707	84	347	0.33	ug/L	96
14) Acetone	3.793	43	973	2.98	ug/L	93

(#) = qualifier out of range (m) = manual integration (+) = signals summed

Quantitation Report (Not Reviewed)

Data Path : L:\DATA\2020-12\0L10042\
Data File : VF20121002.D
Acq On : 10 Dec 2020 10:01 am
Operator : IMA
Sample : 0L10042-TUN1
Misc : A20G253 IS/SURR
ALS Vial : 2 Sample Multiplier: 1

Quant Time: Dec 10 13:45:14 2020
Quant Method : L:\METHODS\VF201119S.M
Quant Title : EPA 8260: Volatile Organic Compounds
QLast Update : Thu Nov 19 16:36:27 2020
Response via : Initial Calibration

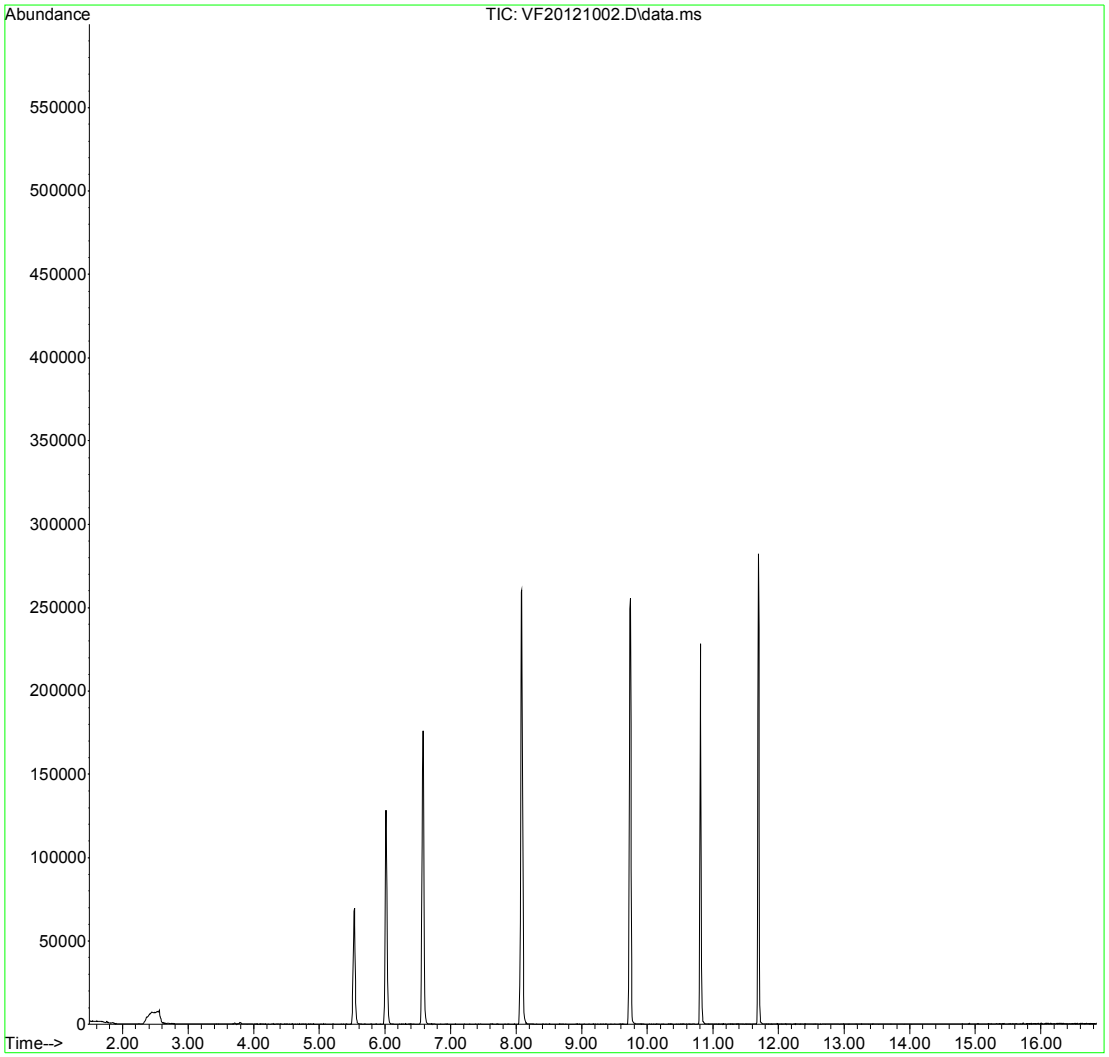

Evaluate Continuing Calibration Report

Data Path : L:\DATA\2020-12\0L10042\
Data File : VF20121003.D
Acq On : 10 Dec 2020 10:28 am
Operator : IMA
Sample : 0120379-BS1
Misc : 50X 5g/5mL 1000uL/50mL VOCR+MeOH A20L179
ALS Vial : 3 Sample Multiplier: 1

IMA
12/10/20

Quant Time: Dec 10 13:45:33 2020
Quant Method : L:\METHODS\VF201119S.M
Quant Title : EPA 8260: Volatile Organic Compounds
QLast Update : Thu Nov 19 16:36:27 2020
Response via : Initial Calibration

Min. RRF : 0.000 Min. Rel. Area : 50% Max. R.T. Dev 0.50min
Max. RRF Dev : 20% Max. Rel. Area : 200%

		Compound	Amount	Calc.	%Dev	Area%	Dev(min)
1	I	Pentafluorobenzene (I)	50.000	50.000	0.0	81	0.00
2		Dichlorodifluoromethane	20.000	23.244	-16.2	99	0.00
3	P	Chloromethane	20.000	17.426	12.9	80	0.00
4	C	Vinyl Chloride	20.000	18.158	9.2	75	0.00
5		Bromomethane	20.000	20.371	-1.9	91	0.01
6		Chloroethane	20.000	23.756	-18.8	104	0.00
7		Trichlorofluoromethane	20.000	23.308	-16.5	95	0.00
8		Ethanol	1250.000	1297.978	-3.8	82	0.01
9	C	1,1-Dichloroethene	20.000	20.114	-0.6	81	0.00
10		Carbon Disulfide	20.000	22.691	-13.5	89	0.00
11		Freon 113	20.000	22.646	-13.2	87	0.00
12		Iodomethane	20.000	15.987	20.1#	68	0.00
13		Methylene Chloride	20.000	17.153	14.2	74	0.01
14		Acetone	40.000	32.244	19.4	75	0.00
15		t-1,2-Dichloroethene	20.000	20.049	-0.2	79	0.00
16		n-Hexane	20.000	19.944	0.3	79	0.00
17		Methyl-tert-butyl-ether	20.000	19.203	4.0	76	0.00
18		tert-Butanol (TBA)	1250.000	1376.996	-10.2	80	0.02
19		Diisopropyl ether (DIPE)	5.000	4.383	12.3	69	0.00
20	P	1,1-Dichloroethane	20.000	19.578	2.1	76	0.00
21		Acrylonitrile	20.000	14.334	28.3#	53	0.00
22		Ethyl-tert-butyl ether (ETB	5.000	4.513	9.7	70	0.00
23		c-1,2-Dichloroethene	20.000	20.487	-2.4	78	0.00
24		2,2-Dichloropropane	20.000	31.583	-57.9#	127	0.00
25		Bromochloromethane	20.000	19.782	1.1	79	0.00
26	C	Chloroform	20.000	21.645	-8.2	86	0.00
27		Carbon Tetrachloride	20.000	25.875	-29.4#	99	0.00
28		Tetrahydrofuran	20.000	17.085	14.6	65	0.00
29		1,1,1-Trichloroethane	20.000	24.778	-23.9#	93	0.00
30	S	Dibromofluoromethane (S)	50.000	53.148	-6.3	83	0.00
31		1,1-Dichloropropene	20.000	20.091	-0.5	78	0.00
32		2-Butanone (MEK)	40.000	38.608	3.5	72	0.01
33		Benzene	20.000	19.372	3.1	77	-0.01

Evaluate Continuing Calibration Report

Data Path : L:\DATA\2020-12\0L10042\
Data File : VF20121003.D
Acq On : 10 Dec 2020 10:28 am
Operator : IMA
Sample : 0120379-BS1
Misc : 50X 5g/5mL 1000uL/50mL VOCR+MeOH A20L179
ALS Vial : 3 Sample Multiplier: 1

Quant Time: Dec 10 13:45:33 2020
Quant Method : L:\METHODS\VF201119S.M
Quant Title : EPA 8260: Volatile Organic Compounds
QLast Update : Thu Nov 19 16:36:27 2020
Response via : Initial Calibration

Min. RRF : 0.000 Min. Rel. Area : 50% Max. R.T. Dev 0.50min
Max. RRF Dev : 20% Max. Rel. Area : 200%

		Compound	Amount	Calc.	%Dev	Area%	Dev(min)
34		tert-Amyl methyl ether (TAM	5.000	4.878	2.4	75	0.00
35		1,2-Dichloroethane (EDC)	20.000	21.895	-9.5	87	0.00
36		iso-Butyl Alcohol	500.000	451.381	9.7	71	0.00
37	S	1,4-Difluorobenzene (S)	50.000	47.865	4.3	77	0.00
38		Trichloroethene (TCE)	20.000	20.728	-3.6	80	0.00
39		tert-Amyl ethyl ether (TAEE	5.000	4.625	7.5	72	0.00
40		Dibromomethane	20.000	21.697	-8.5	87	0.00
41	C	1,2-Dichloropropane	20.000	19.222	3.9	76	0.00
42		Bromodichloromethane	20.000	24.911	-24.6#	92	0.00
43		Chlorobenzene-d5 (I)	50.000	50.000	0.0	80	0.00
44		c-1,3-Dichloropropene	20.000	21.274	-6.4	89	0.00
45	S	Toluene-d8 (S)	50.000	48.972	2.1	79	0.00
46	C	Toluene	20.000	19.519	2.4	81	0.00
47		Tetrachloroethene (PCE)	20.000	21.964	-9.8	85	0.00
48		4-Methyl-2-Pentanone (MIBK)	40.000	38.106	4.7	69	0.00
49		t-1,3-Dichloropropene	20.000	21.888	-9.4	92	0.00
50		1,1,2-Trichloroethane	20.000	21.075	-5.4	82	0.00
51		Dibromochloromethane	20.000	21.466	-7.3	92	0.00
52		1,3-Dichloropropane	20.000	20.372	-1.9	79	0.00
53		1,2-Dibromoethane (EDB)	20.000	21.331	-6.7	82	0.00
54		2-Hexanone	40.000	35.164	12.1	66	0.00
55	P	Chlorobenzene	20.000	20.555	-2.8	84	0.00
56	C	Ethylbenzene	20.000	21.962	-9.8	83	-0.01
57		1,1,1,2-Tetrachloroethane	20.000	22.960	-14.8	95	0.00
58		m,p-Xylenes (2)	40.000	44.292	-10.7	83	0.00
59		o-Xylene	20.000	21.530	-7.7	79	0.00
60		Styrene	20.000	21.388	-6.9	80	0.00
61	P	Bromoform	20.000	21.702	-8.5	97	0.00
62		Isopropylbenzene	20.000	22.058	-10.3	81	0.00
63	I	1,4-Dichlorobenzene-d4 (I)	50.000	50.000	0.0	83	0.00
64	S	4-Bromofluorobenzene (S)	50.000	47.578	4.8	80	0.00

Evaluate Continuing Calibration Report

Data Path : L:\DATA\2020-12\0L10042\
Data File : VF20121003.D
Acq On : 10 Dec 2020 10:28 am
Operator : IMA
Sample : 0120379-BS1
Misc : 50X 5g/5mL 1000uL/50mL VOCR+MeOH A20L179
ALS Vial : 3 Sample Multiplier: 1

Quant Time: Dec 10 13:45:33 2020
Quant Method : L:\METHODS\VF201119S.M
Quant Title : EPA 8260: Volatile Organic Compounds
QLast Update : Thu Nov 19 16:36:27 2020
Response via : Initial Calibration

Min. RRF : 0.000 Min. Rel. Area : 50% Max. R.T. Dev 0.50min
Max. RRF Dev : 20% Max. Rel. Area : 200%

	Compound	Amount	Calc.	%Dev	Area%	Dev(min)
65	Bromobenzene	20.000	21.079	-5.4	84	0.00
66	n-Propylbenzene	20.000	20.609	-3.0	82	0.00
67 P	1,1,2,2-Tetrachloroethane	20.000	19.724	1.4	79	0.00
68	2-Chlorotoluene	20.000	20.888	-4.4	83	0.00
69	1,3,5-Trimethylbenzene	20.000	22.194	-11.0	84	0.00
70	1,2,3-Trichloropropane	20.000	20.602	-3.0	83	0.00
71	t-1,4-Dichloro-2-butene	20.000	24.579	-22.9#	116	0.00
72	4-Chlorotoluene	20.000	21.733	-8.7	81	-0.01
73	tert-Butylbenzene	20.000	21.306	-6.5	84	-0.01
74	1,2,4-Trimethylbenzene	20.000	21.904	-9.5	84	-0.01
75	sec-Butylbenzene	20.000	21.875	-9.4	85	0.00
76	4-Isopropyltoluene	20.000	21.426	-7.1	83	0.00
77	1,3-Dichlorobenzene	20.000	21.885	-9.4	86	-0.01
78	1,4-Dichlorobenzene	20.000	19.909	0.5	85	0.00
79	n-Butylbenzene	20.000	21.425	-7.1	82	-0.01
80	1,2-Dichlorobenzene	20.000	21.271	-6.4	84	0.00
81	1,2-Dibromo-3-Chloropropane	20.000	20.214	-1.1	87	0.00
82	Hexachlorobutadiene	20.000	21.507	-7.5	87	0.00
83	1,2,4-Trichlorobenzene	20.000	18.587	7.1	78	0.00
84	Naphthalene	20.000	17.015	14.9	72	0.00
85	1,2,3-Trichlorobenzene	20.000	20.206	-1.0	81	0.00

(#) = Out of Range SPCC's out = 0 CCC's out = 0

Quantitation Report (Not Reviewed)

Data Path : L:\DATA\2020-12\0L10042\
Data File : VF20121003.D
Acq On : 10 Dec 2020 10:28 am
Operator : IMA
Sample : 0120379-BS1
Misc : 50X 5g/5mL 1000uL/50mL VOCR+MeOH A20L179
ALS Vial : 3 Sample Multiplier: 1

Quant Time: Dec 10 13:45:33 2020
Quant Method : L:\METHODS\VF201119S.M
Quant Title : EPA 8260: Volatile Organic Compounds
QLast Update : Thu Nov 19 16:36:27 2020
Response via : Initial Calibration

Compound	R.T.	QIon	Response	Conc	Units		Dev(Min)
Internal Standards							
1) Pentafluorobenzene (I)	6.018	99	55684	50.00	ug/L		0.00
43) Chlorobenzene-d5 (I)	9.740	117	152540	50.00	ug/L		0.00
63) 1,4-Dichlorobenzene-d4...	11.692	152	73540	50.00	ug/L		0.00
System Monitoring Compounds							
30) Dibromofluoromethane (S)	5.532	111	51314	53.15	ug/L		0.00
37) 1,4-Difluorobenzene (S)	6.584	114	164499	47.87	ug/L		0.00
45) Toluene-d8 (S)	8.086	98	214493	48.97	ug/L		0.00
64) 4-Bromofluorobenzene (S)	10.810	174	60877	47.58	ug/L		0.00
Target Compounds							Qvalue
2) Dichlorodifluoromethane	1.609	85	20050	23.24	ug/L		98
3) Chloromethane	1.816	50	19773	17.43	ug/L		98
4) Vinyl Chloride	1.901	62	13734	18.16	ug/L		97
5) Bromomethane	2.260	96	14008	20.37	ug/L		97
6) Chloroethane	2.388	64	6720	23.76	ug/L		78
7) Trichlorofluoromethane	2.515	101	10444	23.31	ug/L		94
8) Ethanol	3.209	45	17152	1297.98	ug/L		91
9) 1,1-Dichloroethene	3.081	61	27656	20.11	ug/L		85
10) Carbon Disulfide	3.093	76	39854	22.69	ug/L		98
11) Freon 113	3.130	101	19989	22.65	ug/L		85
12) Iodomethane	3.233	142	7393	15.99	ug/L	#	86
13) Methylene Chloride	3.720	84	18784	17.15	ug/L		94
14) Acetone	3.799	43	11080	32.24	ug/L		93
15) t-1,2-Dichloroethene	3.878	61	29818	20.05	ug/L		98
16) n-Hexane	3.957	86	4160	19.94	ug/L		96
17) Methyl-tert-butyl-ether	4.018	73	64566	19.20	ug/L		99
18) tert-Butanol (TBA)	4.200	59	192777	1377.00	ug/L	#	96
19) Diisopropyl ether (DIPE)	4.407	45	14300	4.38	ug/L		97
20) 1,1-Dichloroethane	4.510	63	39088	19.58	ug/L		98
21) Acrylonitrile	4.583	53	6991	14.33	ug/L		96
22) Ethyl-tert-butyl ether...	4.778	59	14684	4.51	ug/L		97
23) c-1,2-Dichloroethene	5.064	61	29582	20.49	ug/L		98
24) 2,2-Dichloropropane	5.167	77	30564	31.58	ug/L		90
25) Bromochloromethane	5.264	49	15309	19.78	ug/L		98
26) Chloroform	5.349	83	42307	21.64	ug/L		98

Quantitation Report (Not Reviewed)

Data Path : L:\DATA\2020-12\0L10042\
Data File : VF20121003.D
Acq On : 10 Dec 2020 10:28 am
Operator : IMA
Sample : 0120379-BS1
Misc : 50X 5g/5mL 1000uL/50mL VOCR+MeOH A20L179
ALS Vial : 3 Sample Multiplier: 1

Quant Time: Dec 10 13:45:33 2020
Quant Method : L:\METHODS\VF201119S.M
Quant Title : EPA 8260: Volatile Organic Compounds
QLast Update : Thu Nov 19 16:36:27 2020
Response via : Initial Calibration

Compound	R.T.	QIon	Response	Conc	Units		Dev(Min)
27) Carbon Tetrachloride	5.477	117	26561	25.88	ug/L		98
28) Tetrahydrofuran	5.520	42	7996	17.09	ug/L		94
29) 1,1,1-Trichloroethane	5.544	97	36754	24.78	ug/L		98
31) 1,1-Dichloropropene	5.672	75	30348	20.09	ug/L		98
32) 2-Butanone (MEK)	5.678	43	24141	38.61	ug/L		81
33) Benzene	5.927	78	99210	19.37	ug/L		99
34) tert-Amyl methyl ether...	6.061	73	14300	4.88	ug/L		88
35) 1,2-Dichloroethane (EDC)	6.146	62	35029	21.89	ug/L		97
36) iso-Butyl Alcohol	6.219	43	27493	451.38	ug/L		98
38) Trichloroethene (TCE)	6.547	130	24371	20.73	ug/L		98
39) tert-Amyl ethyl ether ...	6.803	59	9566	4.62	ug/L		95
40) Dibromomethane	6.997	93	14927	21.70	ug/L		86
41) 1,2-Dichloropropane	7.101	63	23441	19.22	ug/L		93
42) Bromodichloromethane	7.180	83	28008	24.91	ug/L		98
44) c-1,3-Dichloropropene	7.879	75	34132	21.27	ug/L		99
46) Toluene	8.141	91	107654	19.52	ug/L		99
47) Tetrachloroethene (PCE)	8.591	166	23880	21.96	ug/L		93
48) 4-Methyl-2-Pentanone (...	8.591	43	46710	38.11	ug/L		99
49) t-1,3-Dichloropropene	8.633	75	31811	21.89	ug/L		95
50) 1,1,2-Trichloroethane	8.810	97	23320	21.07	ug/L		98
51) Dibromochloromethane	9.004	129	19650	21.47	ug/L		98
52) 1,3-Dichloropropane	9.102	76	41030	20.37	ug/L		96
53) 1,2-Dibromoethane (EDB)	9.235	107	22915	21.33	ug/L		95
54) 2-Hexanone	9.479	43	29161	35.16	ug/L		96
55) Chlorobenzene	9.752	112	67905	20.55	ug/L		97
56) Ethylbenzene	9.777	91	111585	21.96	ug/L		97
57) 1,1,1,2-Tetrachloroethane	9.819	131	22372	22.96	ug/L		99
58) m,p-Xylenes (2)	9.916	91	164193	44.29	ug/L		96
59) o-Xylene	10.300	91	77975	21.53	ug/L		96
60) Styrene	10.348	104	59879	21.39	ug/L		99
61) Bromoform	10.373	173	13454	21.70	ug/L		98
62) Isopropylbenzene	10.567	105	92516	22.06	ug/L		97
65) Bromobenzene	10.896	156	25890	21.08	ug/L		94
66) n-Propylbenzene	10.914	91	108254	20.61	ug/L		96
67) 1,1,2,2-Tetrachloroethane	10.981	83	29521	19.72	ug/L		99
68) 2-Chlorotoluene	11.042	126	22064	20.89	ug/L	#	78
69) 1,3,5-Trimethylbenzene	11.072	105	74578	22.19	ug/L		97

Quantitation Report (Not Reviewed)

Data Path : L:\DATA\2020-12\0L10042\
Data File : VF20121003.D
Acq On : 10 Dec 2020 10:28 am
Operator : IMA
Sample : 0120379-BS1
Misc : 50X 5g/5mL 1000uL/50mL VOCR+MeOH A20L179
ALS Vial : 3 Sample Multiplier: 1

Quant Time: Dec 10 13:45:33 2020
Quant Method : L:\METHODS\VF201119S.M
Quant Title : EPA 8260: Volatile Organic Compounds
QLast Update : Thu Nov 19 16:36:27 2020
Response via : Initial Calibration

Compound	R.T.	QIon	Response	Conc Units	Dev(Min)
70) 1,2,3-Trichloropropane	11.084	110	10669	20.60 ug/L #	83
71) t-1,4-Dichloro-2-butene	11.121	88	3814	24.58 ug/L #	85
72) 4-Chlorotoluene	11.175	91	68622	21.73 ug/L	98
73) tert-Butylbenzene	11.321	91	40182	21.31 ug/L	88
74) 1,2,4-Trimethylbenzene	11.376	105	75575	21.90 ug/L	97
75) sec-Butylbenzene	11.461	105	87475	21.87 ug/L	98
76) 4-Isopropyltoluene	11.571	119	70651	21.43 ug/L	97
77) 1,3-Dichlorobenzene	11.637	146	42782	21.89 ug/L	98
78) 1,4-Dichlorobenzene	11.704	146	43531	19.91 ug/L	98
79) n-Butylbenzene	11.887	91	59097	21.43 ug/L	94
80) 1,2-Dichlorobenzene	12.021	146	39567	21.27 ug/L	98
81) 1,2-Dibromo-3-Chloropr...	12.623	157	5257	20.21 ug/L	85
82) Hexachlorobutadiene	13.127	223	5483	21.51 ug/L	96
83) 1,2,4-Trichlorobenzene	13.158	180	18313	18.59 ug/L	96
84) Naphthalene	13.432	128	56797	17.01 ug/L	99
85) 1,2,3-Trichlorobenzene	13.596	180	18502	20.21 ug/L	96

(#) = qualifier out of range (m) = manual integration (+) = signals summed

Quantitation Report (Not Reviewed)

Data Path : L:\DATA\2020-12\0L10042\
Data File : VF20121003.D
Acq On : 10 Dec 2020 10:28 am
Operator : IMA
Sample : 0120379-BS1
Misc : 50X 5g/5mL 1000uL/50mL VOCR+MeOH A20L179
ALS Vial : 3 Sample Multiplier: 1

Quant Time: Dec 10 13:45:33 2020
Quant Method : L:\METHODS\VF201119S.M
Quant Title : EPA 8260: Volatile Organic Compounds
QLast Update : Thu Nov 19 16:36:27 2020
Response via : Initial Calibration

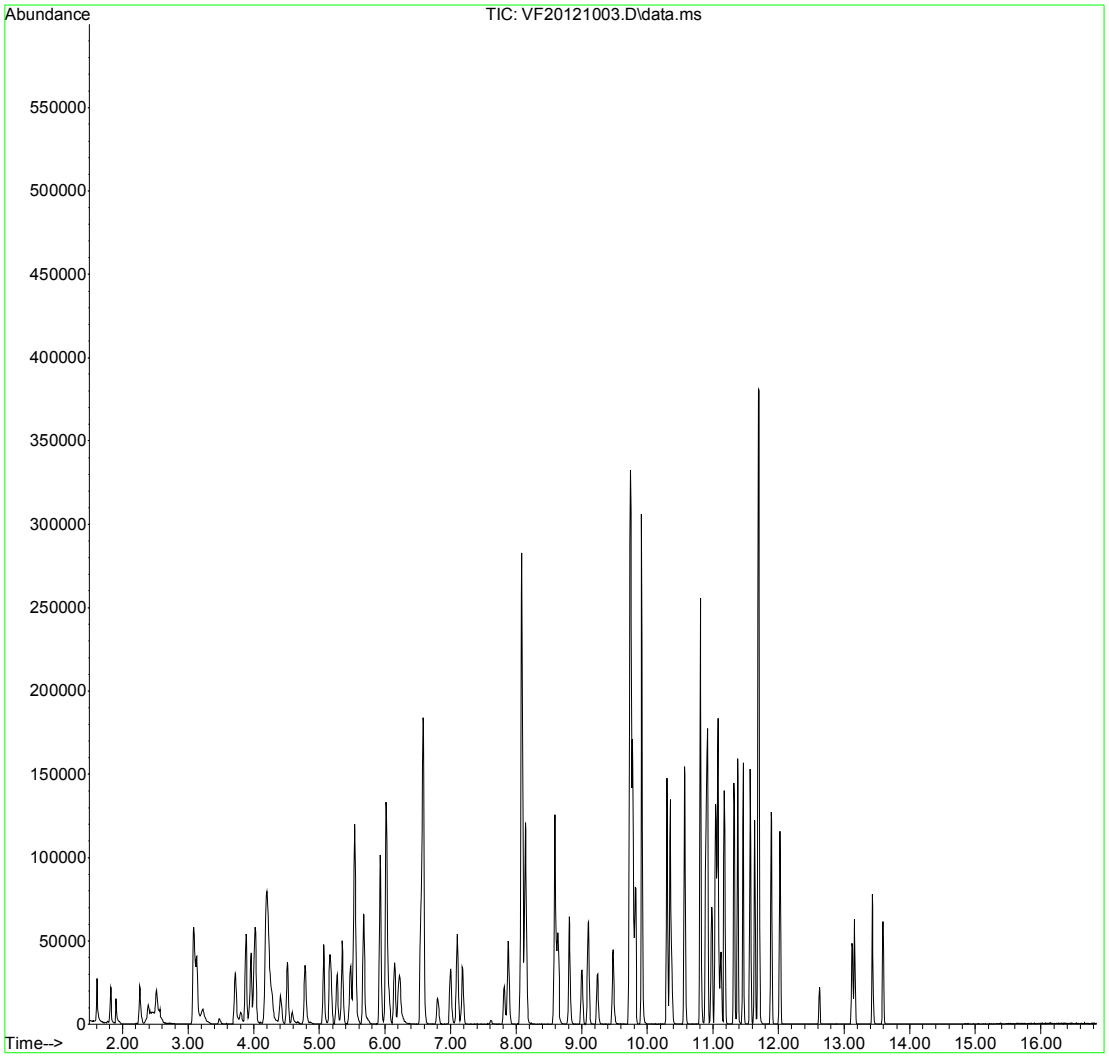

Evaluate Continuing Calibration Report

Data Path : L:\DATA\2020-12\0L10042\
Data File : VF20121004.D
Acq On : 10 Dec 2020 10:56 am
Operator : IMA
Sample : 0120379-BS2
Misc : 50X 5g/5mL 1000uL/50mL GX+MeOH A20J182
ALS Vial : 4 Sample Multiplier: 1

IMA
12/10/20

Quant Time: Dec 10 13:45:52 2020
Quant Method : L:\METHODS\VF201119G.M
Quant Title : NWTPH-Gx by GC/MS
QLast Update : Thu Nov 19 14:37:04 2020
Response via : Initial Calibration

Min. RRF : 0.000 Min. Rel. Area : 50% Max. R.T. Dev 0.50min
Max. RRF Dev : 30% Max. Rel. Area : 200%

		Compound	Amount	Calc.	%Dev	Area%	Dev(min)
1	I	Pentafluorobenzene (IS)	50.000	50.000	0.0	79	0.00
2	S	1,4-Difluorobenzene (Sur)	50.000	51.518	-3.0	82	0.00
3	S	4-Bromofluorobenzene (Sur)	50.000	53.777	-7.6	84	0.00
4	S	Chlorobenzene-d5 (NR)	-1.000	0.000	0.0	82	0.00
5	H	NWTPH-Gx	500.000	478.585	4.3	79	0.00
6	H	TPHg (C5-C9)	500.000	499.052	0.2	81	0.00
7	H	TPHg (C6-C10)	500.000	498.412	0.3	82	0.00
8	H	CA-LUFT (C5-C12)	500.000	484.640	3.1	80	0.00
9		Benzene (NR)	-1.000	0.000	0.0	84	0.00
10	S	Toluene-d8 (NR)	-1.000	0.000	0.0	84	0.00
11	C	Toluene (NR)	-1.000	0.000	0.0	82	0.00
12	S	1,4-Dichlorobenzene-d4 (NR)	-1.000	0.000	0.0	86	0.00
13		Naphthalene (NR)	-1.000	0.000	0.0	0	-13.44#

(#) = Out of Range SPCC's out = 0 CCC's out = 0

Quantitation Report (Not Reviewed)

Data Path : L:\DATA\2020-12\0L10042\
Data File : VF20121004.D
Acq On : 10 Dec 2020 10:56 am
Operator : IMA
Sample : 0120379-BS2
Misc : 50X 5g/5mL 1000uL/50mL GX+MeOH A20J182
ALS Vial : 4 Sample Multiplier: 1

Quant Time: Dec 10 13:45:52 2020
Quant Method : L:\METHODS\VF201119G.M
Quant Title : NWTPH-Gx by GC/MS
QLast Update : Thu Nov 19 14:37:04 2020
Response via : Initial Calibration

Compound	R.T.	QIon	Response	Conc	Units	Dev(Min)
Internal Standards						
1) Pentafluorobenzene (IS)	6.019	168	97041	50.00	ug/L	0.00
System Monitoring Compounds						
2) 1,4-Difluorobenzene (Sur)	6.578	TIC	365292	51.52	ug/L	0.00
3) 4-Bromofluorobenzene (...	10.811	TIC	318341	53.78	ug/L	0.00
4) Chlorobenzene-d5 (NR)	9.735	TIC	410014	0.00	ug/L	0.00
10) Toluene-d8 (NR)	8.087	TIC	529039	0.00	ug/L	0.00
12) 1,4-Dichlorobenzene-d4...	11.693	TIC	401692	0.00	ug/L	0.00
Target Compounds						Qvalue
5) NWTPH-Gx	9.745	TIC	1448051m	478.59	ug/L	
6) TPHg (C5-C9)	9.745	TIC	1877989m	499.05	ug/L	
7) TPHg (C6-C10)	9.745	TIC	1631791m	498.41	ug/L	
8) CA-LUFT (C5-C12)	9.745	TIC	2203385m	484.64	ug/L	

(#) = qualifier out of range (m) = manual integration (+) = signals summed

Quantitation Report (Qedit)

Data Path : L:\DATA\2020-12\0L10042\
Data File : VF20121004.D
Acq On : 10 Dec 2020 10:56 am
Operator : IMA
Sample : 0120379-BS2
Misc : 50X 5g/5mL 1000uL/50mL GX+MeOH A20J182
ALS Vial : 4 Sample Multiplier: 1

Quant Time: Dec 10 13:45:52 2020
Quant Method : L:\METHODS\VF201119G.M
Quant Title : NWTPH-Gx by GC/MS
QLast Update : Thu Nov 19 14:37:04 2020
Response via : Initial Calibration

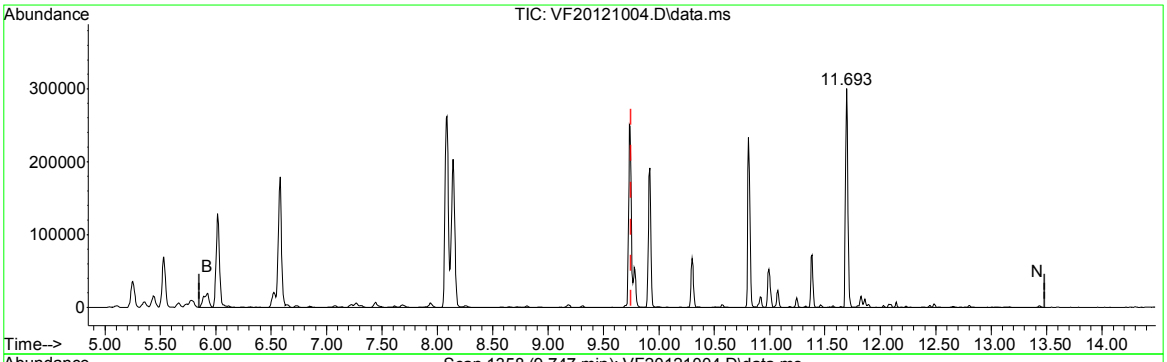

TIC: VF20121004.D\data.ms

(5) NWTPH-Gx (H)

9.745min (0.000) 478.59 ug/L m

response 1448051

Signal	Exp%	Act%
TIC	100.00	100.00
0.00	0.00	0.00
0.00	0.00	0.00
0.00	0.00	0.00

File   :L:\DATA\2020-12\0L10042\VF20121004.D
Operator   : IMA
Acquired   : 10 Dec 2020 10:56 am using AcqMethod VF1906RUN.M
Instrument :   VOA-GCMS6
Sample Name: 0120379-BS2
Misc Info : 50X 5g/5mL 1000uL/50mL GX+MeOH A20J182
Vial Number: 4

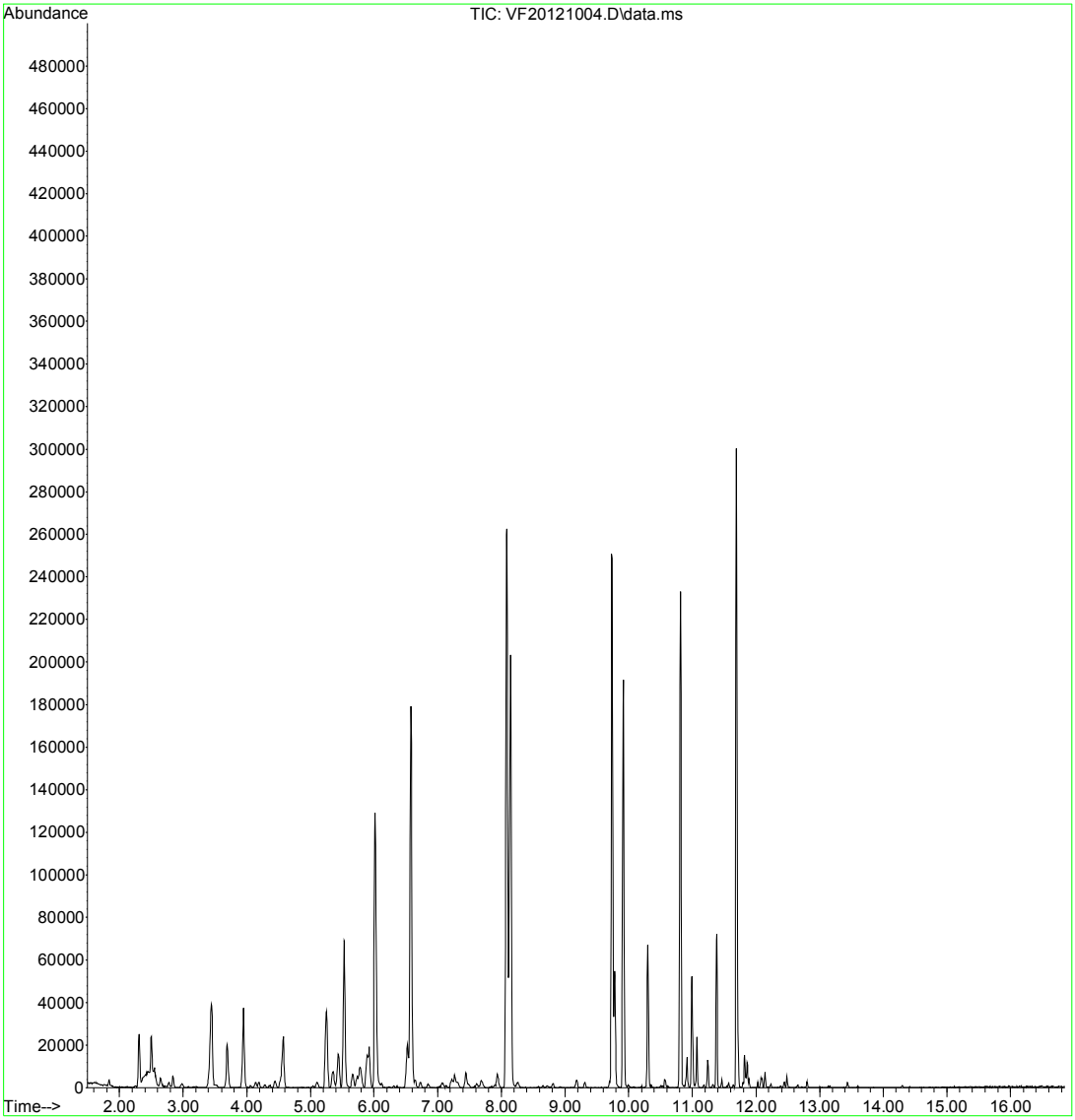

Quantitation Report (Not Reviewed)

Data Path : L:\DATA\2020-12\0L10042\
Data File : VF20121005.D
Acq On : 10 Dec 2020 11:23 am
Operator : IMA
Sample : 0120379-BLK1
Misc : 50X 7.5g/5mL 1000uL/50mL DI+MeOH
ALS Vial : 5 Sample Multiplier: 1

IMA
12/10/20

Quant Time: Dec 10 13:46:17 2020
Quant Method : L:\METHODS\VF201119S.M
Quant Title : EPA 8260: Volatile Organic Compounds
QLast Update : Thu Nov 19 16:36:27 2020
Response via : Initial Calibration

Compound	R.T.	QIon	Response	Conc	Units	Dev(Min)
Internal Standards						
1) Pentafluorobenzene (I)	6.018	99	52296	50.00	ug/L	0.00
43) Chlorobenzene-d5 (I)	9.740	117	139030	50.00	ug/L	0.00
63) 1,4-Dichlorobenzene-d4...	11.692	152	61870	50.00	ug/L	0.00
System Monitoring Compounds						
30) Dibromofluoromethane (S)	5.531	111	47398	52.27	ug/L	0.00
37) 1,4-Difluorobenzene (S)	6.583	114	154535	47.88	ug/L	0.00
45) Toluene-d8 (S)	8.085	98	200261	50.17	ug/L	0.00
64) 4-Bromofluorobenzene (S)	10.810	174	53982	50.15	ug/L	0.00
Target Compounds						Qvalue
5) Bromomethane	2.253	96	192	0.30	ug/L	74
13) Methylene Chloride	3.713	84	283	0.28	ug/L	92
46) Toluene	8.140	91	477	0.09	ug/L	83
58) m,p-Xylenes (2)	9.928	91	372	0.11	ug/L	79

(#) = qualifier out of range (m) = manual integration (+) = signals summed

Quantitation Report (Not Reviewed)

Data Path : L:\DATA\2020-12\0L10042\
Data File : VF20121005.D
Acq On : 10 Dec 2020 11:23 am
Operator : IMA
Sample : 0120379-BLK1
Misc : 50X 7.5g/5mL 1000uL/50mL DI+MeOH
ALS Vial : 5 Sample Multiplier: 1

Quant Time: Dec 10 13:46:22 2020
Quant Method : L:\METHODS\VF201119G.M
Quant Title : NWTPH-Gx by GC/MS
QLast Update : Thu Nov 19 14:37:04 2020
Response via : Initial Calibration

Compound	R.T.	QIon	Response	Conc	Units	Dev(Min)
Internal Standards						
1) Pentafluorobenzene (IS)	6.018	168	92014	50.00	ug/L	0.00
System Monitoring Compounds						
2) 1,4-Difluorobenzene (Sur)	6.577	TIC	347456	51.68	ug/L	0.00
3) 4-Bromofluorobenzene (...	10.810	TIC	301381	53.69	ug/L	0.00
4) Chlorobenzene-d5 (NR)	9.740	TIC	399855	0.00	ug/L	0.00
10) Toluene-d8 (NR)	8.085	TIC	519606	0.00	ug/L	0.00
12) 1,4-Dichlorobenzene-d4...	11.692	TIC	356835	0.00	ug/L	0.00
Target Compounds						Qvalue
5) NWTPH-Gx	9.745	TIC	-508m	29.81	ug/L	
6) TPHg (C5-C9)	9.745	TIC	194442m	34.49	ug/L	
7) TPHg (C6-C10)	9.745	TIC	144076m	31.64	ug/L	
8) CA-LUFT (C5-C12)	9.745	TIC	196561m	37.88	ug/L	

(#) = qualifier out of range (m) = manual integration (+) = signals summed

Quantitation Report (Not Reviewed)

Data Path : L:\DATA\2020-12\0L10042\
Data File : VF20121005.D
Acq On : 10 Dec 2020 11:23 am
Operator : IMA
Sample : 0120379-BLK1
Misc : 50X 7.5g/5mL 1000uL/50mL DI+MeOH
ALS Vial : 5 Sample Multiplier: 1

Quant Time: Dec 10 13:46:17 2020
Quant Method : L:\METHODS\VF201119S.M
Quant Title : EPA 8260: Volatile Organic Compounds
QLast Update : Thu Nov 19 16:36:27 2020
Response via : Initial Calibration

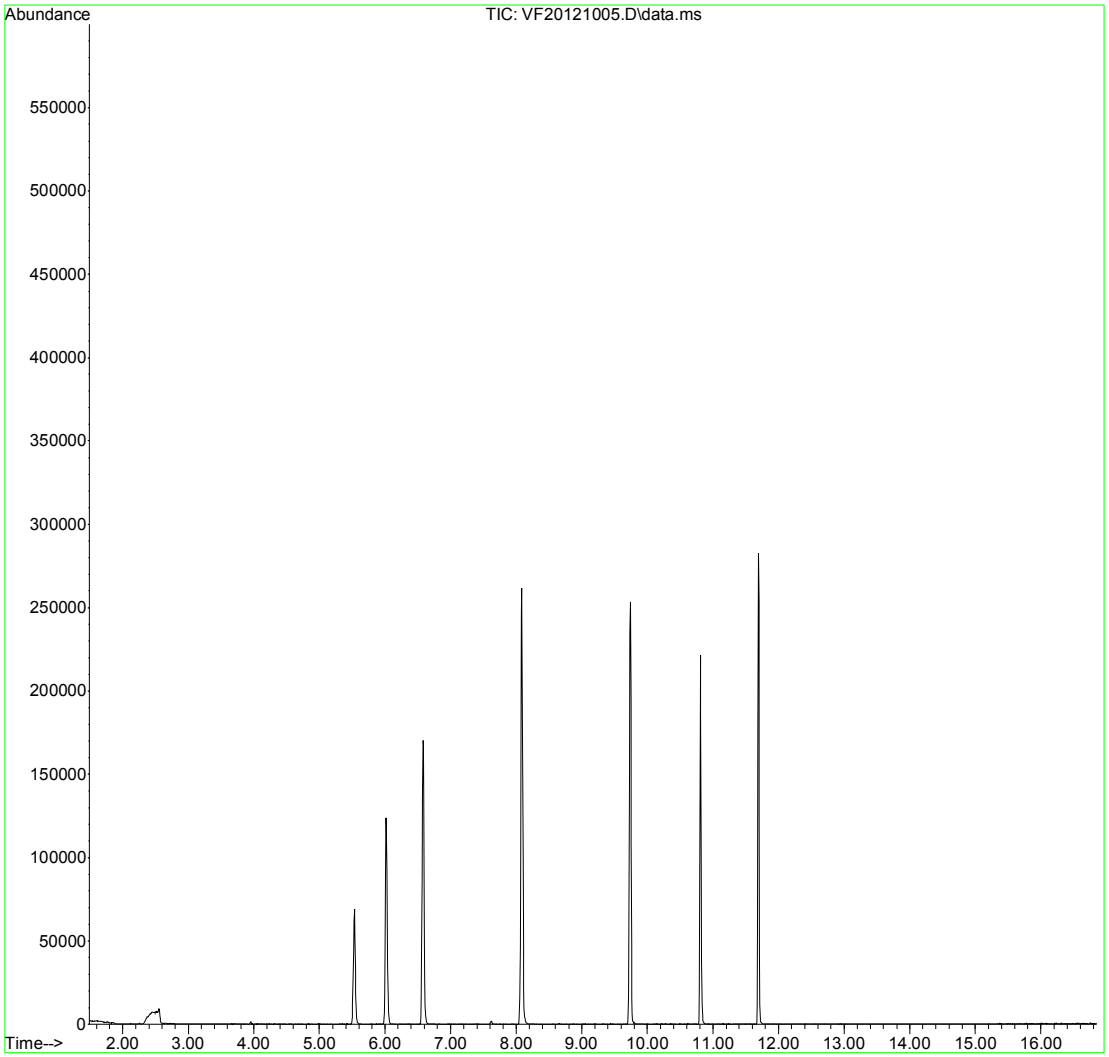

Quantitation Report (Not Reviewed)

Data Path : L:\DATA\2020-12\0L10042\
Data File : VF20121007.D
Acq On : 10 Dec 2020 12:18 pm
Operator : IMA
Sample : A0L0210-02
Misc : 50X 5g/5mL 1000uL/50mL GX/8260
ALS Vial : 7 Sample Multiplier: 1

IMA
12/10/20

Quant Time: Dec 10 13:46:53 2020
Quant Method : L:\METHODS\VF201119S.M
Quant Title : EPA 8260: Volatile Organic Compounds
QLast Update : Thu Nov 19 16:36:27 2020
Response via : Initial Calibration

Compound	R.T.	QIon	Response	Conc	Units	Dev(Min)
Internal Standards						
1) Pentafluorobenzene (I)	6.025	99	52088	50.00	ug/L	0.00
43) Chlorobenzene-d5 (I)	9.740	117	141934	50.00	ug/L	0.00
63) 1,4-Dichlorobenzene-d4...	11.692	152	67816	50.00	ug/L	0.00
System Monitoring Compounds						
30) Dibromofluoromethane (S)	5.538	111	48471	53.67	ug/L	0.00
37) 1,4-Difluorobenzene (S)	6.584	114	154436	48.04	ug/L	0.00
45) Toluene-d8 (S)	8.086	98	202274	49.63	ug/L	0.00
64) 4-Bromofluorobenzene (S)	10.811	174	57708	48.91	ug/L	0.00
Target Compounds						Qvalue
14) Acetone	3.817	43	376	1.17	ug/L #	42
46) Toluene	8.147	91	482	0.09	ug/L	91
84) Naphthalene	13.444	128	754	0.46	ug/L	78

(#) = qualifier out of range (m) = manual integration (+) = signals summed

Quantitation Report (Not Reviewed)

Data Path : L:\DATA\2020-12\0L10042\
Data File : VF20121007.D
Acq On : 10 Dec 2020 12:18 pm
Operator : IMA
Sample : A0L0210-02
Misc : 50X 5g/5mL 1000uL/50mL GX/8260
ALS Vial : 7 Sample Multiplier: 1

Quant Time: Dec 10 13:47:00 2020
Quant Method : L:\METHODS\VF201119G.M
Quant Title : NWTPH-Gx by GC/MS
QLast Update : Thu Nov 19 14:37:04 2020
Response via : Initial Calibration

Compound	R.T.	QIon	Response	Conc	Units	Dev(Min)
Internal Standards						
1) Pentafluorobenzene (IS)	6.025	168	91407	50.00	ug/L	0.00
System Monitoring Compounds						
2) 1,4-Difluorobenzene (Sur)	6.584	TIC	350060	52.41	ug/L	0.00
3) 4-Bromofluorobenzene (...	10.811	TIC	326130	58.49	ug/L	0.00
4) Chlorobenzene-d5 (NR)	9.740	TIC	411338	0.00	ug/L	0.00
10) Toluene-d8 (NR)	8.086	TIC	525221	0.00	ug/L	0.00
12) 1,4-Dichlorobenzene-d4...	11.692	TIC	393800	0.00	ug/L	0.00
Target Compounds						Qvalue
5) NWTPH-Gx	9.745	TIC	13240m	34.36	ug/L	
6) TPHg (C5-C9)	9.745	TIC	199951m	36.50	ug/L	
7) TPHg (C6-C10)	9.745	TIC	150140m	34.01	ug/L	
8) CA-LUFT (C5-C12)	9.745	TIC	202710m	39.66	ug/L	

(#) = qualifier out of range (m) = manual integration (+) = signals summed

Quantitation Report (Not Reviewed)

Data Path : L:\DATA\2020-12\0L10042\
Data File : VF20121007.D
Acq On : 10 Dec 2020 12:18 pm
Operator : IMA
Sample : A0L0210-02
Misc : 50X 5g/5mL 1000uL/50mL GX/8260
ALS Vial : 7 Sample Multiplier: 1

Quant Time: Dec 10 13:46:53 2020
Quant Method : L:\METHODS\VF201119S.M
Quant Title : EPA 8260: Volatile Organic Compounds
QLast Update : Thu Nov 19 16:36:27 2020
Response via : Initial Calibration

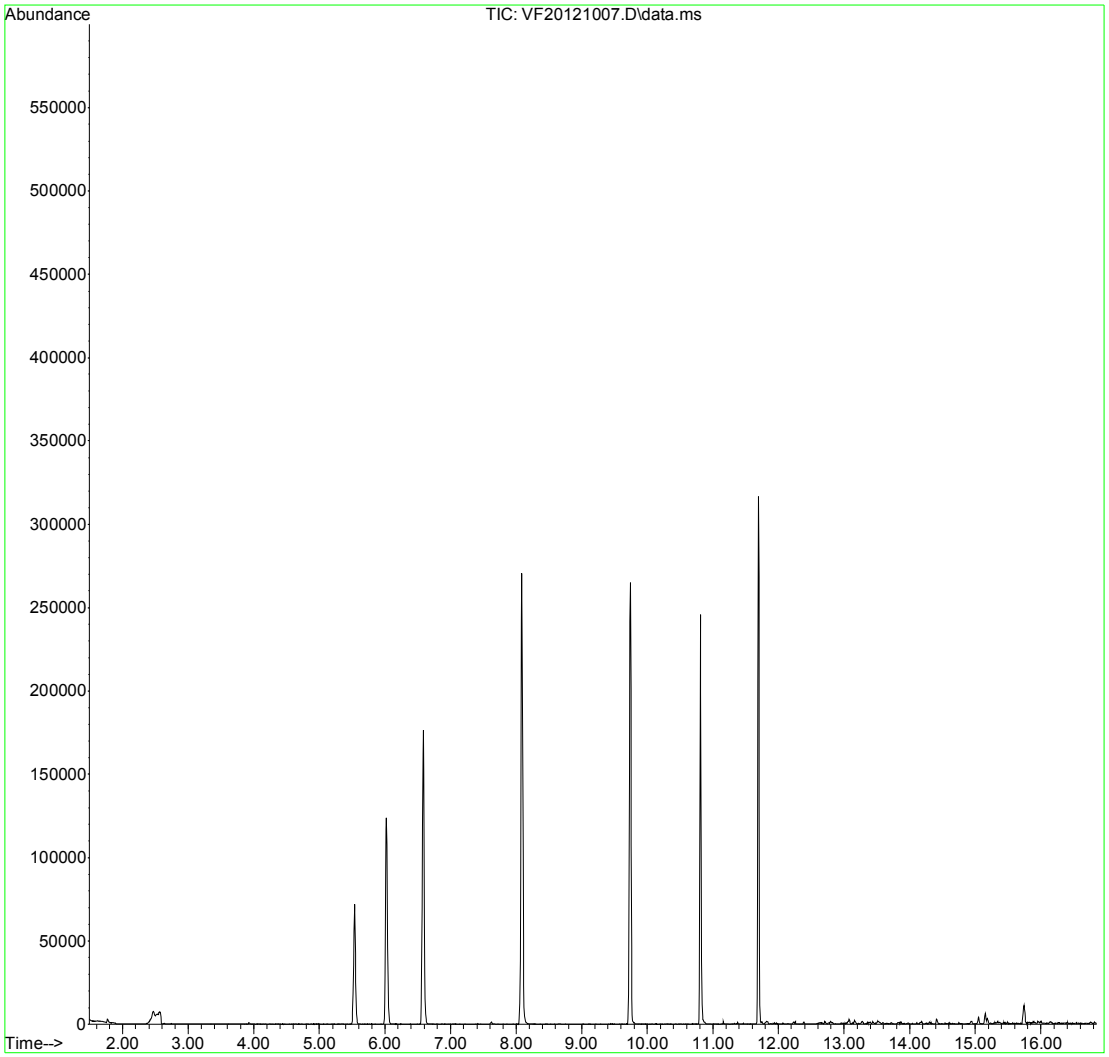

APEX LABORATORIES, LLC
6700 SW Sandburg St. Tigard OR 97223 phone 503-718-2323

Volatile Organic Compounds by EPA 8260D
Calibration Data

Sequence 0K13048 (Cal ID A0K1604) VOA-GCMS9

ELEMENT SEQUENCE LOG

Apex Laboratories

Sequence:	0K13048	Instrument:	VOA-GCMS9
Date:	**11/13/20 16:36**	Calibration:	**A0K1604**

#	Lab Number	Matrix	Analysis	Client	Due	Batch	ISTD ID	STD ID
1	0K13048-IBL1	Water	QC	QC			A20I024	
2	0K13048-IBL2	Water	QC	QC			A20I024	
3	0K13048-TUN1	Water	QC	QC			A20I024	
4	0K13048-ICB1	Water	QC	QC			A20I024	
5	0K13048-CAL1	Water	QC	QC			A20I024	A20K242
6	0K13048-CAL2	Water	QC	QC			A20I024	A20K243
7	0K13048-CAL3	Water	QC	QC			A20I024	A20K244
8	0K13048-CAL4	Water	QC	QC			A20I024	A20K245
9	0K13048-CAL5	Water	QC	QC			A20I024	A20K246
10	0K13048-CAL6	Water	QC	QC			A20I024	A20K247
11	0K13048-CAL7	Water	QC	QC			A20I024	A20K248
12	0K13048-CAL8	Water	QC	QC			A20I024	A20K249
13	0K13048-CAL9	Water	QC	QC			A20I024	A20K162
14	0K13048-IBL3	Water	QC	QC			A20I024	
15	0K13048-CALA	Water	QC	QC			A20I024	A20K163
16	0K13048-IBL4	Water	QC	QC			A20I024	
17	0K13048-CALB	Water	QC	QC			A20I024	A20K164
18	0K13048-IBL5	Water	QC	QC			A20I024	
19	0K13048-IBL6	Water	QC	QC			A20I024	
20	0K13048-ICV1	Water	QC	QC			A20I024	A20K165
21	0K13048-IBL7	Water	QC	QC			A20I024	
22	0K13048-TUN2	Water	QC	QC			A20I024	
23	0K13048-ICB2	Water	QC	QC			A20I024	
24	0K13048-RES1	Water	QC	QC			A20I024	A20I121
25	0K13048-IBL8	Water	QC	QC			A20I024	
26	0K13048-CALC	Water	QC	QC			A20I024	A20K166
27	0K13048-CALD	Water	QC	QC			A20I024	A20K167
28	0K13048-CALE	Water	QC	QC			A20I024	A20K168
29	0K13048-CALF	Water	QC	QC			A20I024	A20K169
30	0K13048-CALG	Water	QC	QC			A20I024	A20J323
31	0K13048-CALH	Water	QC	QC			A20I024	A20J324
32	0K13048-CALI	Water	QC	QC			A20I024	A20J325
33	0K13048-CALJ	Water	QC	QC			A20I024	A20J326
34	0K13048-IBL9	Water	QC	QC			A20I024	
35	0K13048-IBLA	Water	QC	QC			A20I024	
36	0K13048-ICV2	Water	QC	QC			A20I024	A20J406
37	0K13048-IBLB	Water	QC	QC			A20I024	

bromoform 1/2ppb due to intercept
TPHgC5-C9 & TPHgC6-C10 NR due to integration window -mm

Comments:

NO IDOMETHANE FOR THIS CAL CURVE
EDB (MDL/MRL 0.5PPB/1PPB
~~BROMOMETHANE~~ (MDL/MRL 1PPB/2PPB)
GX CURVE HIGH POINT IS UP TO 5000PPB

Data Entered By/Date: 11/15/20 TNL

Data Reviewed By/Date: mm 11/17/20

Calibration Status Report VOA-GCMS9

Method Path : C:\msdchem\1\methods\
Method File : VI201114W.M
Title : EPA 8260: Volatile Organic Compounds
Last Update : Sat Nov 14 15:49:22 2020
Response Via : Initial Calibration

11/15/20 TNL

#	ID	Conc	ISTD Conc	Path\File
1	0.1	-1	50	C:\msdchem\1\data\2020-11\0K13048\VI20111305.D
2	0.2	0	50	C:\msdchem\1\data\2020-11\0K13048\VI20111306.D
3	0.5	0	50	C:\msdchem\1\data\2020-11\0K13048\VI20111307.D
4	1	1	50	C:\msdchem\1\data\2020-11\0K13048\VI20111308.D
5	2	2	50	C:\msdchem\1\data\2020-11\0K13048\VI20111309.D
6	5	5	50	C:\msdchem\1\data\2020-11\0K13048\VI20111310.D
7	10	10	50	C:\msdchem\1\data\2020-11\0K13048\VI20111311.D
8	20	20	50	C:\msdchem\1\data\2020-11\0K13048\VI20111312.D
9	50	50	50	C:\msdchem\1\data\2020-11\0K13048\VI20111313.D
10	100	100	50	C:\msdchem\1\data\2020-11\0K13048\VI20111315.D
11	200	200	50	C:\msdchem\1\data\2020-11\0K13048\VI20111317.D

#	ID	Update Time	Quant Time	Acquisition Time
1	0.1	Nov 14 15:49 2020	Nov 14 15:19 2020	13 Nov 2020 6:51 pm
2	0.2	Nov 14 15:49 2020	Nov 14 15:22 2020	13 Nov 2020 7:18 pm
3	0.5	Nov 14 15:49 2020	Nov 14 15:24 2020	13 Nov 2020 9:40 pm
4	1	Nov 14 15:49 2020	Nov 14 15:25 2020	13 Nov 2020 10:07 pm
5	2	Nov 14 15:49 2020	Nov 14 15:29 2020	13 Nov 2020 10:34 pm
6	5	Nov 14 15:49 2020	Nov 14 15:31 2020	13 Nov 2020 11:01 pm
7	10	Nov 14 15:49 2020	Nov 14 15:33 2020	13 Nov 2020 11:28 pm
8	20	Nov 14 15:49 2020	Nov 14 15:35 2020	13 Nov 2020 11:56 pm
9	50	Nov 14 15:49 2020	Nov 14 15:37 2020	14 Nov 2020 12:23 am
10	100	Nov 14 15:49 2020	Nov 14 15:41 2020	14 Nov 2020 1:17 am
11	200	Nov 14 15:49 2020	Nov 14 15:46 2020	14 Nov 2020 2:11 am

VI201114W.M Sat Nov 14 16:42:37 2020

Response Factor Report VOA-GCMS9

Method Path : C:\msdchem\1\methods\
Method File : VI201114W.M
Title : EPA 8260: Volatile Organic Compounds
Last Update : Sat Nov 14 15:49:22 2020
Response Via : Initial Calibration

Calibration Files
0.1 =VI20111305.D 0.2 =VI20111306.D 0.5 =VI20111307.D 1 =VI20111308.D 2 =VI20111309.D
5 =VI20111310.D 10 =VI20111311.D 20 =VI20111312.D 50 =VI20111313.D 100 =VI20111315.D
200 =VI20111317.D

		Compound	0.1	0.2	0.5	1	2	5	10	20	50	100	200	Avg	%RSD
1)	I	Pentafluorobenzene...	ISTD												
2)		Dichlorodifluo...			0.788	0.704	0.722	0.726	0.683	0.711	1.009	0.979	0.984	0.812	16.91
3)	P	Chloromethane				0.977	0.958	0.904	0.887	0.895	1.010	0.982	0.999	0.951	5.17
4)	C	Vinyl Chloride		0.900	1.069	1.017	1.028	1.023	0.986	1.003	1.151	1.136	1.127	1.044	7.47
5)		Bromomethane					0.794	0.699	0.666	0.619	0.595	0.543	0.526	0.634	14.77
6)		Chloroethane				0.512	0.484	0.413	0.375	0.289	0.367			0.407	20.13
7)		Trichlorofluor...		0.613	1.009	0.937	1.014	0.990	0.946	0.961	1.017	0.991	0.985	0.946	12.70
8)		Ethanol		0.036	0.032	0.026	0.028	0.027	0.028	0.028	0.027	0.028		0.029	10.23
9)	C	1,1-Dichloroet...		0.943	1.461	1.280	1.294	1.303	1.266	1.294	1.343	1.321	1.342	1.285	10.28
10)		Carbon Disulfide		2.118	2.436	2.231	2.334	2.253	2.180	2.239	2.387	2.371	2.424	2.297	4.72
11)		Freon 113				0.587	0.720	0.787	0.798	0.760	0.788	0.816	0.792	0.836	0.765	9.72
12)		Iodomethane												0.000	-1.00
13)		Acrolein						0.231	0.239	0.248	0.262	0.281	0.292	0.291	0.263	9.51

Method Path : C:\msdchem\1\methods\
Method File : VI201114W.M
Title : EPA 8260: Volatile Organic Compounds
Last Update : Sat Nov 14 15:49:22 2020

14)		Methylene Chlo...			1.153	1.020	0.979	0.950	0.946	0.931	0.927	0.987	8.11
15)		Acetone			0.690	0.607	0.566	0.557	0.546	0.537	0.531	0.576	9.72
16)		t-1,2-Dichloro...	0.914	1.225	1.153	1.238	1.230	1.228	1.250	1.292	1.297	1.307	1.214	9.42
17)		n-Hexane			0.125	0.147	0.147	0.151	0.167	0.160	0.172	0.153	10.14
18)		Methyl-tert-bu...	2.167	2.872	2.828	2.963	2.916	2.920	2.956	3.026	3.021	3.060	2.873	8.99
19)		tert-Butanol ...	0.279	0.278	0.249	0.272	0.270	0.275	0.277	0.276	0.278		0.273	3.41
20)		Diisopropyl et...			2.507	2.781	2.727	2.672	2.721	2.720	2.836		2.709	3.81
21)	P	1,1-Dichloroet...		1.671	1.604	1.719	1.645	1.662	1.675	1.699	1.703	1.706	1.676	2.15
22)		Acrylonitrile				0.445	0.501	0.547	0.567	0.590	0.588	0.590	0.547	10.12
23)		Ethyl-tert-but...			2.094	2.653	2.650	2.660	2.673	2.702	2.791		2.603	8.83
24)		Vinyl Acetate			1.702	1.993	2.078	2.197	2.266	2.383	2.412	2.310	2.168	10.91
25)		c-1,2-Dichloro...		1.270	1.135	1.245	1.244	1.235	1.271	1.298	1.296	1.299	1.255	4.09
26)		2,2-Dichloropr...	0.768	1.189	1.045	1.071	1.078	1.063	1.068	1.067	1.063	1.090	1.050	10.16
27)		Bromochloromet...		0.536	0.493	0.599	0.621	0.632	0.648	0.659	0.641	0.628	0.606	9.19
28)	C	Chloroform	1.278	1.608	1.552	1.669	1.641	1.648	1.660	1.687	1.685	1.697	1.613	7.76
29)		Carbon Tetrach...		0.919	0.930	0.998	1.012	1.015	1.061	1.105	1.117	1.197	1.039	8.66
30)		Tetrahydrofuran		0.520	0.525	0.551	0.566	0.559	0.579	0.588	0.585	0.584	0.562	4.62
31)		1,1,1-Trichlor...		1.325	1.294	1.379	1.413	1.374	1.416	1.437	1.432	1.490	1.396	4.30

Method Path : C:\msdchem\1\methods\
Method File : VI201114W.M
Title : EPA 8260: Volatile Organic Compounds
Last Update : Sat Nov 14 15:49:22 2020

32)	S	Dibromofluorom...	0.935	0.930	1.005	0.934	0.947	0.941	0.948	0.943	0.978	0.980	0.989	0.957	2.69
33)		1,1-Dichloropr...			1.143	1.108	1.219	1.226	1.198	1.239	1.259	1.254	1.291	1.215	4.78
34)		2-Butanone (MEK)				0.749	0.797	0.827	0.846	0.854	0.867	0.883	0.860	0.835	5.23
35)		Benzene	3.652	3.746	3.874	3.561	3.789	3.743	3.713	3.760	3.817	3.795	3.845	3.754	2.37
36)		tert-Amyl meth...				2.525	2.641	2.631	2.554	2.596	2.568	2.666		2.597	1.97
37)		1,2-Dichloroet...			1.116	1.147	1.269	1.305	1.320	1.348	1.360	1.362	1.349	1.286	7.24
38)		iso-Butyl Alcohol		0.091	0.100	0.094	0.100	0.100	0.103	0.106	0.111	0.109	0.102	0.101	6.08
39)	S	1,4-Difluorobe...	3.104	3.062	3.180	3.091	3.136	3.113	3.109	3.128	3.172	3.148	3.175	3.129	1.20
40)		Trichloroethen...			1.039	0.907	0.994	1.022	0.985	1.028	1.038	1.029	1.054	1.011	4.40
41)		Tert-Amyl-Ethy...				1.221	1.618	1.604	1.654	1.683	1.559	1.603		1.563	9.99
42)		Dibromomethane			0.430	0.510	0.598	0.622	0.623	0.644	0.659	0.662	0.672	0.602	13.45
43)	C	1,2-Dichloropr...				0.861	0.930	0.940	0.939	0.962	0.980	0.980	0.992	0.948	4.42
44)		Bromodichlorom...			0.997	1.041	1.142	1.130	1.157	1.198	1.256	1.285	1.308	1.168	9.05
45)		Chlorobenzene-d5 (I)	----------ISTD----------												
46)		2-Chloroethyl ...						0.116	0.133	0.150	0.161	0.167	0.172	0.150	14.50
47)		c-1,3-Dichloro...			0.399	0.411	0.434	0.475	0.491	0.511	0.537	0.532	0.552	0.482	11.74
48)	S	Toluene-d8 (S)	1.342	1.340	1.307	1.336	1.333	1.319	1.312	1.297	1.298	1.273	1.270	1.312	1.94
49)	C	Toluene	1.580	1.401	1.486	1.459	1.437	1.445	1.392	1.408	1.406	1.394	1.410	1.438	3.88

Method Path : C:\msdchem\1\methods\
Method File : VI201114W.M
Title : EPA 8260: Volatile Organic Compounds
Last Update : Sat Nov 14 15:49:22 2020

50)		Tetrachloroeth...		0.289	0.301	0.354	0.370	0.362	0.342	0.352	0.352	0.351	0.371	0.344	8.08
51)		4-Methyl-2-Pen...		0.533	0.493	0.509	0.552	0.542	0.552	0.565	0.571	0.566	0.532	0.541	4.70
52)		t-1,3-Dichloro...				0.324	0.355	0.397	0.418	0.445	0.482	0.485	0.490	0.425	14.73
53)		1,1,2-Trichlor...			0.251	0.307	0.323	0.335	0.334	0.339	0.342	0.336	0.337	0.323	9.03
54)		Dibromochlorom...				0.256	0.283	0.286	0.294	0.321	0.344	0.349	0.358	0.311	11.84
55)		1,3-Dichloropr...			0.456	0.513	0.546	0.563	0.557	0.573	0.574	0.569	0.564	0.546	7.07
56)		1,2-Dibromoeth...			0.226	0.274	0.316	0.336	0.345	0.360	0.367	0.367	0.367	0.329	14.95
57)		2-Hexanone		0.287	0.313	0.354	0.375	0.385	0.402	0.416	0.424	0.419	0.396	0.377	12.26
58)	P	Chlorobenzene	0.811	0.840	0.876	0.877	0.923	0.920	0.898	0.914	0.904	0.907	0.916	0.890	4.03
59)	C	Ethylbenzene	1.420	1.480	1.516	1.519	1.548	1.526	1.489	1.502	1.505	1.509	1.551	1.506	2.37
60)		1,1,1,2-Tetrac...			0.205	0.233	0.271	0.276	0.282	0.292	0.307	0.318	0.331	0.279	14.36
61)		m,p-Xylenes (2)	1.070	1.041	1.069	1.010	1.069	1.103	1.089	1.119	1.131	1.147	1.190	1.094	4.66
62)		o-Xylene	1.129	0.936	1.044	1.064	1.084	1.118	1.114	1.148	1.152	1.159	1.196	1.104	6.43
63)		Styrene		0.764	0.676	0.707	0.791	0.827	0.859	0.908	0.934	0.950	0.980	0.840	12.45
64)	P	Bromoform				0.172	0.180	0.198	0.206	0.226	0.259	0.277	0.294	0.227	20.01
65)		Isopropylbenzene		1.185	1.244	1.207	1.293	1.327	1.321	1.374	1.364	1.364	1.420	1.310	5.88
66)	I	1,4-Dichlorobenzen...	----------ISTD----------												
67)	S	4-Bromofluorob...	0.904	0.912	0.845	0.906	0.903	0.883	0.865	0.852	0.828	0.798	0.791	0.862	5.06

Method Path : C:\msdchem\1\methods\
Method File : VI201114W.M
Title : EPA 8260: Volatile Organic Compounds
Last Update : Sat Nov 14 15:49:22 2020

68)		Bromobenzene	0.624	0.675	0.774	0.848	0.815	0.793	0.801	0.782	0.771	0.772	0.766	8.72
69)		n-Propylbenzene	2.971	3.115	3.065	3.232	3.319	3.265	3.375	3.226	3.188	3.263	3.202	3.79
70)	P	1,1,2,2-Tetrac...		0.517	0.630	0.668	0.679	0.670	0.662	0.651	0.630	0.613	0.636	7.78
71)		2-Chlorotoluene		0.618	0.659	0.696	0.704	0.693	0.707	0.683	0.674	0.690	0.680	4.07
72)		1,3,5-Trimethy...	2.001	1.974	1.993	2.148	2.216	2.246	2.315	2.226	2.237	2.322	2.168	6.12
73)		1,2,3-Trichlor...			0.315	0.340	0.358	0.354	0.338	0.330	0.320	0.315	0.334	4.99
74)		t-1,4-Dichloro...			0.140	0.189	0.210	0.211	0.220	0.214	0.207	0.204	0.199	12.85
75)		4-Chlorotoluene	1.897	1.852	1.985	2.031	2.068	2.057	2.090	2.011	2.001	2.011	2.000	3.72
76)		tert-Butylbenzene	1.119	1.082	1.217	1.227	1.303	1.322	1.309	1.325	1.253	1.223	1.260	1.240	6.45
77)		1,2,4-Trimethy...	1.556	1.859	1.922	2.003	2.179	2.217	2.295	2.238	2.235	2.300	2.080	11.62
78)		sec-Butylbenzene	2.617	2.648	2.436	2.629	2.759	2.696	2.806	2.686	2.626	2.740	2.664	3.83
79)		4-Isopropyltol...	1.713	2.049	1.867	2.007	2.128	2.202	2.305	2.222	2.212	2.316	2.102	9.27
80)		1,3-Dichlorobe...	1.053	1.278	1.215	1.327	1.326	1.332	1.351	1.325	1.319	1.342	1.287	7.09
81)		1,4-Dichlorobe...	1.422	1.247	1.427	1.384	1.368	1.360	1.371	1.391	1.360	1.345	1.361	1.367	3.47
82)		n-Butylbenzene		1.599	1.390	1.583	1.781	1.829	1.942	1.899	1.898	1.975	1.766	11.26
83)		1,2-Dichlorobe...	1.018	1.204	1.166	1.255	1.268	1.286	1.306	1.279	1.264	1.276	1.232	6.97
84)		1,2-Dibromo-3-...				0.190	0.217	0.234	0.244	0.262	0.268	0.273	0.241	12.52
85)		Hexachlorobuta...				0.140	0.173	0.186	0.202	0.190	0.186	0.198	0.182	11.41

Method Path : C:\msdchem\1\methods\
Method File : VI201114W.M
Title : EPA 8260: Volatile Organic Compounds
Last Update : Sat Nov 14 15:49:22 2020

86)	1,2,4-Trichlor...			0.510	0.546	0.601	0.682	0.699		0.608	13.56	
87)	Naphthalene	1.460	1.456	1.556	1.638	1.839	2.155	2.257	2.566	2.719	1.961	24.56
88)	1,2,3-Trichlor...	0.502	0.468	0.477	0.528	0.566	0.647	0.651		0.548	13.89	

(#) = Out of Range

Element Calibration Review Sheet

Calibration ID: **A0K1604** Instrument: **VOA-GCMS9** Calibration Date: **11/16/2020**

Analysis: **8260D Oxygenates** Instrument Cal ID: **VI201114W.M/VI201114G.M**

Ethanol

Curve Fit: **AVERAGE RF**

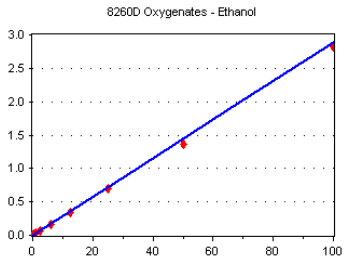

Standard	Concentration	Response	Response Factor	RT
~~0K13048-CAL1~~	~~6.25~~	~~0~~	~~0.000~~	~~0.00~~
0K13048-CAL2	12.5	775	3.554	3.19
0K13048-CAL3	25	1326	3.177	3.19
0K13048-CAL4	62.5	2854	2.604	3.19
0K13048-CAL5	125	6121	2.784	3.19
0K13048-CAL6	312	15191	2.727	3.19
0K13048-CAL7	625	31013	2.765	3.18
0K13048-CAL8	1250	62311	2.789	3.19
0K13048-CAL9	2500	120573	2.737	3.19
0K13048-CALA	5000	248506	0.028	3.19

AVE RF **2.884** RF RSD **10.23** AVE RT **3.19**

Methyl tert-butyl ether (MTBE)

Curve Fit: **AVERAGE RF**

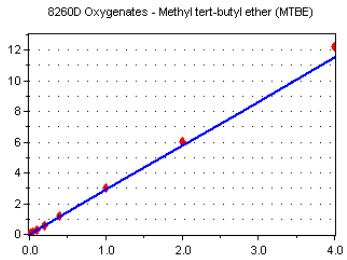

Standard	Concentration	Response	Response Factor	RT
~~0K13048-CAL1~~	~~0.1~~	~~0~~	~~0.000~~	~~0.00~~
0K13048-CAL2	0.2	756	2.167	4.12
0K13048-CAL3	0.4	1918	2.872	4.11
0K13048-CAL4	1	4958	2.828	4.12
0K13048-CAL5	2	10425	2.963	4.11
0K13048-CAL6	5	26026	2.916	4.11
0K13048-CAL7	10	52418	2.920	4.11
0K13048-CAL8	20	105671	2.956	4.11
0K13048-CAL9	50	266647	3.026	4.11
0K13048-CALA	100	532019	3.021	4.11
0K13048-CALB	200	1111301	3.060	4.11

AVE RF **2.873** RF RSD **8.99** AVE RT **4.11**

tert-Butanol (TBA)

Curve Fit: **AVERAGE RF**

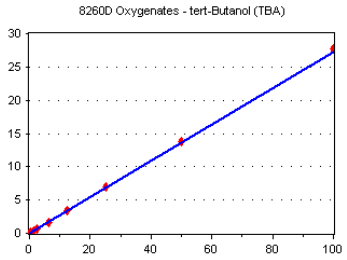

Standard	Concentration	Response	Response Factor	RT
~~0K13048-CAL1~~	~~6.25~~	~~4761~~	~~0.420~~	~~4.24~~
0K13048-CAL2	12.5	6087	0.279	4.25
0K13048-CAL3	25	11587	0.278	4.24
0K13048-CAL4	62.5	27302	0.249	4.24
0K13048-CAL5	125	59784	0.272	4.24
0K13048-CAL6	312	150471	0.270	4.24
0K13048-CAL7	625	308941	0.275	4.23
0K13048-CAL8	1250	618225	0.277	4.23
0K13048-CAL9	2500	1217666	0.276	4.23
0K13048-CALA	5000	2448970	0.278	4.24

AVE RF **0.273** RF RSD **3.41** AVE RT **4.24**

Diisopropyl ether (DIPE)

Curve Fit: **AVERAGE RF**

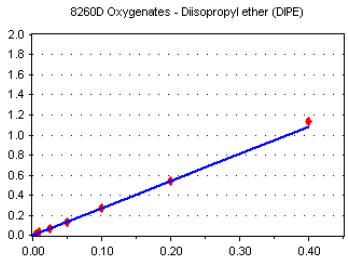

Standard	Concentration	Response	Response Factor	RT
~~0K13048-CAL1~~	~~0.025~~	~~0~~	~~0.000~~	~~0.00~~
~~0K13048-CAL2~~	~~0.05~~	~~0~~	~~0.000~~	~~0.00~~
~~0K13048-CAL3~~	~~0.1~~	~~349~~	~~2.090~~	~~0.00~~
0K13048-CAL4	0.25	1099	2.507	4.51
0K13048-CAL5	0.5	2446	2.781	4.51
0K13048-CAL6	1.25	6085	2.727	4.51
0K13048-CAL7	2.5	11990	2.672	4.51
0K13048-CAL8	5	24319	2.721	4.51
0K13048-CAL9	10	47934	2.720	4.50
0K13048-CALA	20	99898	2.836	4.51

AVE RF **2.709** RF RSD **3.81** AVE RT **4.51**

Element Calibration Review Sheet

Calibration ID: **A0K1604** Instrument: **VOA-GCMS9** Calibration Date: **11/16/2020**

Analysis: **8260D Oxygenates** Instrument Cal ID: **VI201114W.M/VI201114G.M**

Ethyl-tert-butyl ether (ETBE)

Curve Fit: **AVERAGE RF**

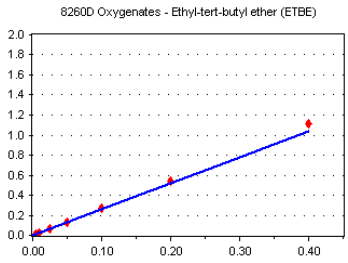

Standard	Concentration	Response	Response Factor	RT
~~0K13048-CAL1~~	~~0.025~~	~~0~~	~~0.000~~	~~0.00~~
~~0K13048-CAL2~~	~~0.05~~	~~0~~	~~0.000~~	~~0.00~~
~~0K13048-CAL3~~	~~0.1~~	~~0~~	~~0.000~~	~~0.00~~
0K13048-CAL4	0.25	918	2.094	4.88
0K13048-CAL5	0.5	2333	2.653	4.88
0K13048-CAL6	1.25	5913	2.650	4.88
0K13048-CAL7	2.5	11935	2.660	4.87
0K13048-CAL8	5	23886	2.673	4.88
0K13048-CAL9	10	47620	2.702	4.88
0K13048-CALA	20	98327	2.791	4.88

AVE RF **2.603** RF RSD **8.83** AVE RT **4.88**

tert-Amyl methyl ether (TAME)

Curve Fit: **AVERAGE RF**

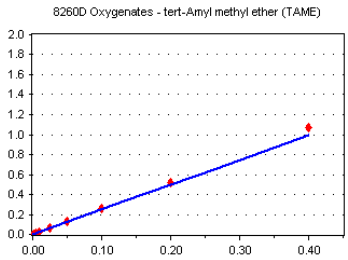

Standard	Concentration	Response	Response Factor	RT
~~0K13048-CAL1~~	~~0.025~~	~~0~~	~~0.000~~	~~0.00~~
~~0K13048-CAL2~~	~~0.05~~	~~0~~	~~0.000~~	~~0.00~~
~~0K13048-CAL3~~	~~0.1~~	~~280~~	~~1.677~~	~~0.00~~
0K13048-CAL4	0.25	1107	2.525	6.18
0K13048-CAL5	0.5	2323	2.641	6.18
0K13048-CAL6	1.25	5871	2.631	6.18
0K13048-CAL7	2.5	11460	2.554	6.18
0K13048-CAL8	5	23197	2.596	6.18
0K13048-CAL9	10	45262	2.568	6.17
0K13048-CALA	20	93921	2.666	6.18

AVE RF **2.482** RF RSD ~~**13.25**~~ AVE RT **5.41**

1.97 mm 11/17/20

Pentafluorobenzene (ISTD)

Curve Fit: **AVERAGE RF**

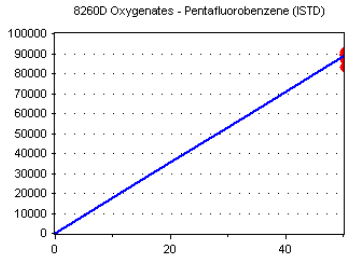

Standard	Concentration	Response	Response Factor	RT
0K13048-CAL1	50	90647	1812.940	6.15
0K13048-CAL2	50	87220	1744.400	6.15
0K13048-CAL3	50	83476	1669.520	6.15
0K13048-CAL4	50	87667	1753.340	6.15
0K13048-CAL5	50	87949	1758.980	6.15
0K13048-CAL6	50	89263	1785.260	6.15
0K13048-CAL7	50	89742	1794.840	6.15
0K13048-CAL8	50	89364	1787.280	6.15
0K13048-CAL9	50	88120	1762.400	6.15
0K13048-CALA	50	88064	1761.280	6.15
0K13048-CALB	50	90807	1816.140	6.14

AVE RF **1767.853** RF RSD **2.29** AVE RT **6.15**

icv checked/passed

1,2-Dichloroethane (EDC)

Curve Fit: **AVERAGE RF**

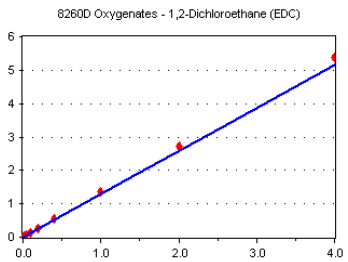

Standard	Concentration	Response	Response Factor	RT
~~0K13048-CAL1~~	~~0.1~~	~~0~~	~~0.000~~	~~0.00~~
~~0K13048-CAL2~~	~~0.2~~	~~0~~	~~0.000~~	~~0.00~~
0K13048-CAL3	0.4	745	1.116	6.28
0K13048-CAL4	1	2011	1.147	6.28
0K13048-CAL5	2	4465	1.269	6.27
0K13048-CAL6	5	11651	1.305	6.27
0K13048-CAL7	10	23694	1.320	6.27
0K13048-CAL8	20	48199	1.348	6.27
0K13048-CAL9	50	119844	1.360	6.27
0K13048-CALA	100	239958	1.362	6.27
0K13048-CALB	200	490114	1.349	6.27

AVE RF **1.286** RF RSD **7.24** AVE RT **6.27**

Element Calibration Review Sheet

Calibration ID: **A0K1604** Instrument: **VOA-GCMS9** Calibration Date: **11/16/2020**

Analysis: **8260D Oxygenates** Instrument Cal ID: **VI201114W.M/VI201114G.M**

1,4-Difluorobenzene (Surr)

Curve Fit: **AVERAGE RF**

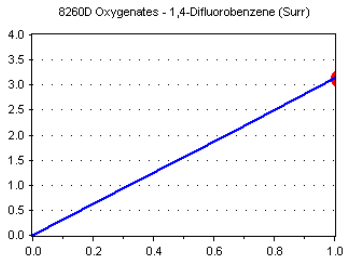

Standard	Concentration	Response	Response Factor	RT
0K13048-CAL1	50	281413	3.104	6.72
0K13048-CAL2	50	267089	3.062	6.72
0K13048-CAL3	50	265490	3.180	6.71
0K13048-CAL4	50	270997	3.091	6.72
0K13048-CAL5	50	275806	3.136	6.71
0K13048-CAL6	50	277886	3.113	6.72
0K13048-CAL7	50	278968	3.109	6.71
0K13048-CAL8	50	279513	3.128	6.71
0K13048-CAL9	50	279525	3.172	6.71
0K13048-CALA	50	277255	3.148	6.72
0K13048-CALB	50	288330	3.175	6.71

AVE RF **3.129** RF RSD **1.20** AVE RT **6.71**

tert-Amyl ethyl ether (TAEE)

Curve Fit: **AVERAGE RF**

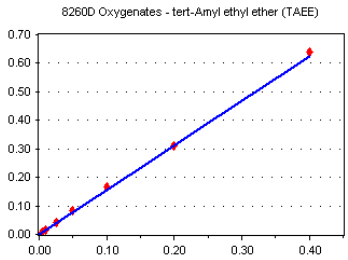

Standard	Concentration	Response	Response Factor	RT
~~0K13048-CAL1~~	~~0.025~~	~~0~~	~~0.000~~	~~0.00~~
~~0K13048-CAL2~~	~~0.05~~	~~0~~	~~0.000~~	~~0.00~~
~~0K13048-CAL3~~	~~0.1~~	~~0~~	~~0.000~~	~~0.00~~
0K13048-CAL4	0.25	535	1.221	6.93
0K13048-CAL5	0.5	1423	1.618	6.93
0K13048-CAL6	1.25	3580	1.604	6.92
0K13048-CAL7	2.5	7422	1.654	6.93
0K13048-CAL8	5	15042	1.683	6.93
0K13048-CAL9	10	27468	1.559	6.92
0K13048-CALA	20	56464	1.603	6.93

AVE RF **1.563** RF RSD **9.99** AVE RT **6.93**

Toluene-d8 (Surr)

Curve Fit: **AVERAGE RF**

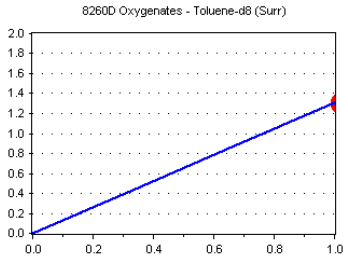

Standard	Concentration	Response	Response Factor	RT
0K13048-CAL1	50	315124	1.342	8.23
0K13048-CAL2	50	301650	1.340	8.22
0K13048-CAL3	50	287550	1.307	8.22
0K13048-CAL4	50	304086	1.336	8.22
0K13048-CAL5	50	308715	1.333	8.23
0K13048-CAL6	50	311216	1.319	8.22
0K13048-CAL7	50	317300	1.312	8.23
0K13048-CAL8	50	315549	1.297	8.22
0K13048-CAL9	50	312749	1.298	8.23
0K13048-CALA	50	312178	1.273	8.23
0K13048-CALB	50	322603	1.270	8.22

AVE RF **1.312** RF RSD **1.94** AVE RT **8.22**

1,2-Dibromoethane (EDB)

Curve Fit: **AVERAGE RF**

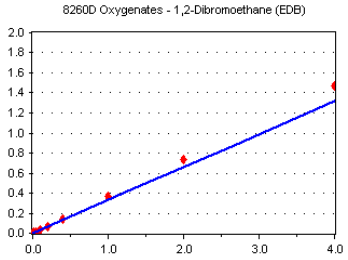

Standard	Concentration	Response	Response Factor	RT
~~0K13048-CAL1~~	~~0.1~~	~~0~~	~~0.000~~	~~0.00~~
~~0K13048-CAL2~~	~~0.2~~	~~0~~	~~0.000~~	~~0.00~~
0K13048-CAL3	0.4	398	0.226	9.36
0K13048-CAL4	1	1249	0.274	9.36
0K13048-CAL5	2	2931	0.316	9.37
0K13048-CAL6	5	7927	0.336	9.36
0K13048-CAL7	10	16672	0.345	9.36
0K13048-CAL8	20	34993	0.360	9.36
0K13048-CAL9	50	88513	0.367	9.36
0K13048-CALA	100	179841	0.367	9.36
0K13048-CALB	200	373274	0.367	9.36

AVE RF **0.329** RF RSD **14.95** AVE RT **9.36**

Element Calibration Review Sheet

Calibration ID: **A0K1604** Instrument: **VOA-GCMS9** Calibration Date: **11/16/2020**

Analysis: **8260D Oxygenates** Instrument Cal ID: **VI201114W.M/VI201114G.M**

Chlorobenzene-d5 (ISTD)

Curve Fit: **AVERAGE RF**

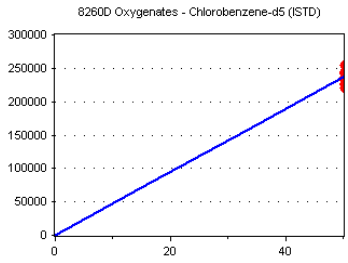

Standard	Concentration	Response	Response Factor	RT
0K13048-CAL1	50	234786	4695.720	9.86
0K13048-CAL2	50	225094	4501.880	9.86
0K13048-CAL3	50	220016	4400.320	9.86
0K13048-CAL4	50	227636	4552.720	9.86
0K13048-CAL5	50	231620	4632.400	9.86
0K13048-CAL6	50	235991	4719.820	9.86
0K13048-CAL7	50	241830	4836.600	9.86
0K13048-CAL8	50	243291	4865.820	9.86
0K13048-CAL9	50	240956	4819.120	9.86
0K13048-CALA	50	245190	4903.800	9.86
0K13048-CALB	50	254045	5080.900	9.86

AVE RF **4728.100** RF RSD **4.20** AVE RT **9.86**

4-Bromofluorobenzene (Surr)

Curve Fit: **AVERAGE RF**

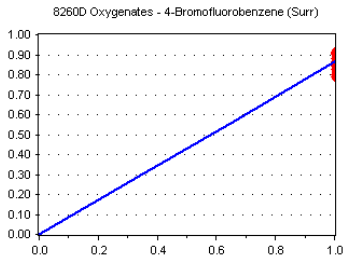

Standard	Concentration	Response	Response Factor	RT
0K13048-CAL1	50	89326	0.904	10.92
0K13048-CAL2	50	85520	0.912	10.92
0K13048-CAL3	50	86936	0.845	10.92
0K13048-CAL4	50	86991	0.906	10.92
0K13048-CAL5	50	90440	0.903	10.92
0K13048-CAL6	50	93222	0.883	10.92
0K13048-CAL7	50	95379	0.865	10.92
0K13048-CAL8	50	97178	0.852	10.92
0K13048-CAL9	50	97925	0.828	10.92
0K13048-CALA	50	98220	0.798	10.92
0K13048-CALB	50	101920	0.791	10.92

AVE RF **0.862** RF RSD **5.06** AVE RT **10.92**

1,4-Dichlorobenzene-d4 (ISTD)

Curve Fit: **AVERAGE RF**

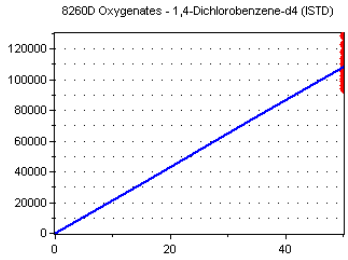

Standard	Concentration	Response	Response Factor	RT
0K13048-CAL1	50	98780	1975.600	11.80
0K13048-CAL2	50	93815	1876.300	11.80
0K13048-CAL3	50	102923	2058.460	11.80
0K13048-CAL4	50	95986	1919.720	11.80
0K13048-CAL5	50	100182	2003.640	11.80
0K13048-CAL6	50	105584	2111.680	11.80
0K13048-CAL7	50	110303	2206.060	11.80
0K13048-CAL8	50	114124	2282.480	11.80
0K13048-CAL9	50	118220	2364.400	11.80
0K13048-CALA	50	123086	2461.720	11.80
0K13048-CALB	50	128906	2578.120	11.80

AVE RF **2167.107** RF RSD **10.66** AVE RT **11.80**

Element Calibration Review Sheet

Calibration ID: **A0K1604** Instrument: **VOA-GCMS9** Calibration Date: **11/16/2020**

Analysis: **QC - 624x/8260x All Cpds fo** Instrument Cal ID: **VI201114W.M/VI201114G.M**

Iodomethane

Curve Fit: **AVERAGE RF**

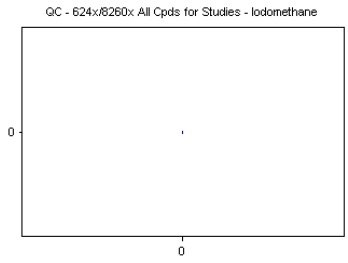

Standard	Concentration	Response	Response Factor	RT
~~0K13048-CAL1~~	~~0.1~~	~~0~~	~~0.000~~	~~0.00~~
~~0K13048-CAL2~~	~~0.2~~	~~0~~	~~0.000~~	~~0.00~~
~~0K13048-CAL3~~	~~0.4~~	~~0~~	~~0.000~~	~~0.00~~
~~0K13048-CAL4~~	~~1~~	~~0~~	~~0.000~~	~~0.00~~
~~0K13048-CAL5~~	~~2~~	~~0~~	~~0.000~~	~~0.00~~
~~0K13048-CAL6~~	~~5~~	~~0~~	~~0.000~~	~~0.00~~
~~0K13048-CAL7~~	~~10~~	~~1475~~	~~8.218~~	~~3.33~~
~~0K13048-CAL8~~	~~20~~	~~6178~~	~~0.173~~	~~3.34~~
~~0K13048-CAL9~~	~~50~~	~~43280~~	~~0.491~~	~~3.33~~
~~0K13048-CALA~~	~~100~~	~~126398~~	~~0.718~~	~~3.34~~
~~0K13048-CALB~~	~~200~~	~~310593~~	~~0.855~~	~~3.33~~

AVE RF **0.000** RF RSD **0.00** AVE RT **0.00**

Dichlorodifluoromethane

Curve Fit: **QUADRATIC: Weighting: (1/a), Origin: Ignore**

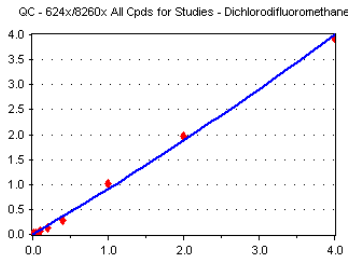

Standard	Concentration	Response	Response Factor	RT
~~0K13048-CAL1~~	~~0.1~~	~~0~~	~~0.000~~	~~0.00~~
~~0K13048-CAL2~~	~~0.2~~	~~0~~	~~0.000~~	~~0.00~~
0K13048-CAL3	0.4	526	0.788	1.66
0K13048-CAL4	1	1234	0.704	1.66
0K13048-CAL5	2	2539	0.722	1.65
0K13048-CAL6	5	6483	0.726	1.66
0K13048-CAL7	10	12256	0.683	1.65
0K13048-CAL8	20	25418	0.711	1.65
0K13048-CAL9	50	88888	1.009	1.65
0K13048-CALA	100	172346	0.979	1.65
0K13048-CALB	200	357472	0.984	1.65

AVE RF **0.812** RF RSD **16.91** AVE RT **1.65**

Chloromethane

Curve Fit: **AVERAGE RF**

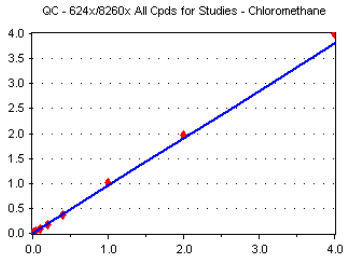

Standard	Concentration	Response	Response Factor	RT
~~0K13048-CAL1~~	~~0.1~~	~~0~~	~~0.000~~	~~0.00~~
~~0K13048-CAL2~~	~~0.2~~	0	~~0.000~~	~~0.00~~
~~0K13048-CAL3~~	~~0.4~~	~~1210~~	~~1.812~~	~~1.87~~
0K13048-CAL4	1	1713	0.977	1.87
0K13048-CAL5	2	3370	0.958	1.87
0K13048-CAL6	5	8068	0.904	1.87
0K13048-CAL7	10	15923	0.887	1.87
0K13048-CAL8	20	31975	0.895	1.87
0K13048-CAL9	50	88996	1.010	1.86
0K13048-CALA	100	172986	0.982	1.87
0K13048-CALB	200	362722	0.999	1.86

AVE RF **0.951** RF RSD **5.17** AVE RT **1.87**

Vinyl chloride

Curve Fit: **AVERAGE RF**

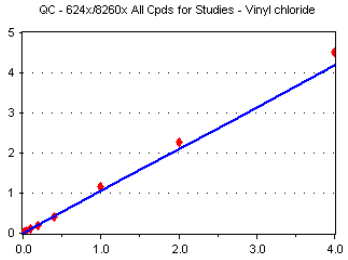

Standard	Concentration	Response	Response Factor	RT
~~0K13048-CAL1~~	~~0.1~~	~~0~~	~~0.000~~	~~0.00~~
0K13048-CAL2	0.2	314	0.900	1.98
0K13048-CAL3	0.4	714	1.069	1.96
0K13048-CAL4	1	1783	1.017	1.97
0K13048-CAL5	2	3615	1.028	1.97
0K13048-CAL6	5	9128	1.023	1.97
0K13048-CAL7	10	17698	0.986	1.97
0K13048-CAL8	20	35859	1.003	1.97
0K13048-CAL9	50	101412	1.151	1.97
0K13048-CALA	100	200141	1.136	1.97
0K13048-CALB	200	409456	1.127	1.96

AVE RF **1.044** RF RSD **7.47** AVE RT **1.97**

Element Calibration Review Sheet

Calibration ID: **A0K1604** Instrument: **VOA-GCMS9** Calibration Date: **11/16/2020**

Analysis: **QC - 624x/8260x All Cpds fo** Instrument Cal ID: **VI201114W.M/VI201114G.M**

Chloroethane

Curve Fit: **QUADRATIC: Weighting: (1/a), Origin: Ignore**

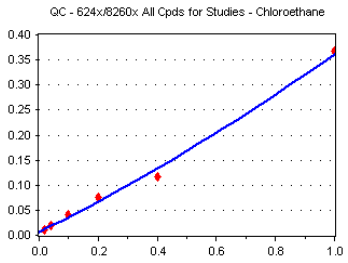

Standard	Concentration	Response	Response Factor	RT
~~0K13048-CAL1~~	~~0.1~~	~~0~~	~~0.000~~	~~0.00~~
~~0K13048-CAL2~~	~~0.2~~	~~0~~	~~0.000~~	~~0.00~~
~~0K13048-CAL3~~	~~0.4~~	~~650~~	~~0.973~~	~~0.00~~
0K13048-CAL4	1	898	0.512	0.00
0K13048-CAL5	2	1704	0.484	2.48
0K13048-CAL6	5	3690	0.413	2.48
0K13048-CAL7	10	6732	0.375	2.46
0K13048-CAL8	20	10347	0.289	2.46
0K13048-CAL9	50	32311	0.367	2.46
~~0K13048-CALA~~	~~100~~	~~28662~~	~~0.163~~	~~2.46~~
~~0K13048-CALB~~	~~200~~	~~46359~~	~~0.128~~	~~2.45~~

AVE RF **0.407** RF RSD **20.13** AVE RT **2.05**

Bromomethane

Curve Fit: **QUADRATIC: Weighting: (1/a), Origin: Ignore**

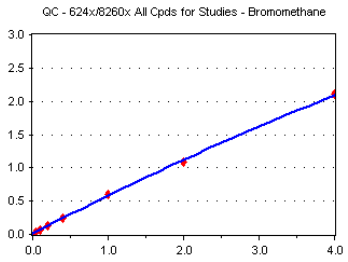

Standard	Concentration	Response	Response Factor	RT
~~0K13048-CAL1~~	~~0.1~~	~~0~~	~~0.000~~	~~0.00~~
~~0K13048-CAL2~~	~~0.2~~	~~365~~	~~1.046~~	~~2.33~~
~~0K13048-CAL3~~	~~0.4~~	~~954~~	~~1.429~~	~~2.33~~
~~0K13048-CAL4~~	~~1~~	~~1405~~	~~0.801~~	~~2.33~~
0K13048-CAL5	2	2794	0.794	2.32
0K13048-CAL6	5	6238	0.699	2.33
0K13048-CAL7	10	11957	0.666	2.32
0K13048-CAL8	20	22109	0.619	2.33
0K13048-CAL9	50	52427	0.595	2.32
0K13048-CALA	100	95638	0.543	2.33
0K13048-CALB	200	190882	0.526	2.32

AVE RF **0.634** RF RSD **14.77** AVE RT **2.33**

Trichlorofluoromethane

Curve Fit: **AVERAGE RF**

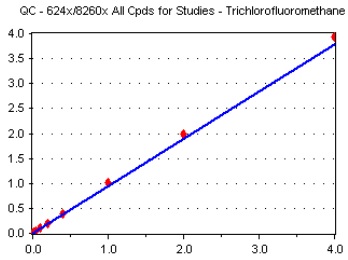

Standard	Concentration	Response	Response Factor	RT
~~0K13048-CAL1~~	~~0.1~~	~~0~~	~~0.000~~	~~0.00~~
0K13048-CAL2	0.2	214	0.613	2.63
0K13048-CAL3	0.4	674	1.009	2.63
0K13048-CAL4	1	1643	0.937	2.63
0K13048-CAL5	2	3566	1.014	2.63
0K13048-CAL6	5	8839	0.990	2.63
0K13048-CAL7	10	16973	0.946	2.62
0K13048-CAL8	20	34357	0.961	2.62
0K13048-CAL9	50	89630	1.017	2.62
0K13048-CALA	100	174582	0.991	2.62
0K13048-CALB	200	357762	0.985	2.60

AVE RF **0.946** RF RSD **12.70** AVE RT **2.63**

1,1-Dichloroethene

Curve Fit: **AVERAGE RF**

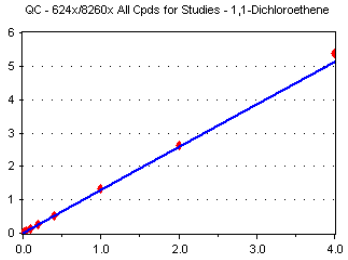

Standard	Concentration	Response	Response Factor	RT
~~0K13048-CAL1~~	~~0.1~~	~~0~~	~~0.000~~	~~0.00~~
0K13048-CAL2	0.2	329	0.943	3.19
0K13048-CAL3	0.4	976	1.461	3.19
0K13048-CAL4	1	2244	1.280	3.19
0K13048-CAL5	2	4553	1.294	3.19
0K13048-CAL6	5	11630	1.303	3.19
0K13048-CAL7	10	22717	1.266	3.18
0K13048-CAL8	20	46239	1.294	3.19
0K13048-CAL9	50	118327	1.343	3.18
0K13048-CALA	100	232585	1.321	3.19
0K13048-CALB	200	487582	1.342	3.18

AVE RF **1.285** RF RSD **10.28** AVE RT **3.19**

Element Calibration Review Sheet

Calibration ID: **A0K1604** Instrument: **VOA-GCMS9** Calibration Date: **11/16/2020**

Analysis: **QC - 624x/8260x All Cpds fo** Instrument Cal ID: **VI201114W.M/VI201114G.M**

Carbon disulfide

Curve Fit: **AVERAGE RF**

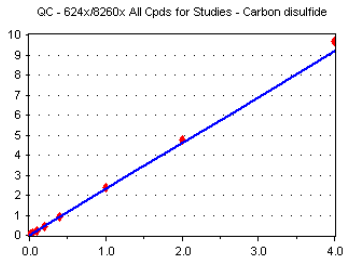

Standard	Concentration	Response	Response Factor	RT
~~0K13048-CAL1~~	~~0.1~~	~~0~~	~~0.000~~	~~0.00~~
0K13048-CAL2	0.2	739	2.118	3.21
0K13048-CAL3	0.4	1627	2.436	3.21
0K13048-CAL4	1	3912	2.231	3.21
0K13048-CAL5	2	8210	2.334	3.21
0K13048-CAL6	5	20113	2.253	3.21
0K13048-CAL7	10	39119	2.180	3.20
0K13048-CAL8	20	80040	2.239	3.21
0K13048-CAL9	50	210364	2.387	3.20
0K13048-CALA	100	417677	2.371	3.20
0K13048-CALB	200	880325	2.424	3.19

AVE RF **2.297** RF RSD **4.72** AVE RT **3.20**

1,1,2-Trichloro-1,2,2-trifluoroetha

Curve Fit: **AVERAGE RF**

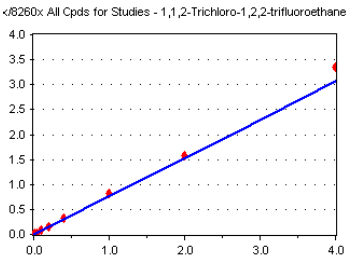

Standard	Concentration	Response	Response Factor	RT
~~0K13048-CAL1~~	~~0.1~~	~~0~~	~~0.000~~	~~0.00~~
~~0K13048-CAL2~~	~~0.2~~	~~0~~	~~0.000~~	~~0.00~~
0K13048-CAL3	0.4	392	0.587	3.24
0K13048-CAL4	1	1263	0.720	3.24
0K13048-CAL5	2	2770	0.787	3.24
0K13048-CAL6	5	7125	0.798	3.25
0K13048-CAL7	10	13638	0.760	3.24
0K13048-CAL8	20	28163	0.788	3.24
0K13048-CAL9	50	71945	0.816	3.24
0K13048-CALA	100	139433	0.792	3.24
0K13048-CALB	200	303596	0.836	3.23

AVE RF **0.765** RF RSD **9.72** AVE RT **3.24**

Acrolein

Curve Fit: **AVERAGE RF**

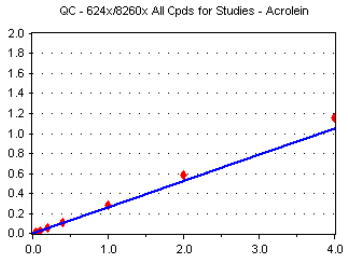

Standard	Concentration	Response	Response Factor	RT
~~0K13048-CAL1~~	~~0.1~~	~~0~~	~~0.000~~	~~0.00~~
~~0K13048-CAL2~~	~~0.2~~	~~0~~	~~0.000~~	~~0.00~~
~~0K13048-CAL3~~	~~0.4~~	~~0~~	~~0.000~~	~~0.00~~
~~0K13048-CAL4~~	~~1~~	~~291~~	~~0.166~~	~~3.57~~
0K13048-CAL5	2	811	0.231	3.58
0K13048-CAL6	5	2131	0.239	3.57
0K13048-CAL7	10	4460	0.248	3.57
0K13048-CAL8	20	9379	0.262	3.57
0K13048-CAL9	50	24795	0.281	3.57
0K13048-CALA	100	51368	0.292	3.57
0K13048-CALB	200	105518	0.291	3.56

AVE RF **0.263** RF RSD **9.51** AVE RT **3.57**

Methylene chloride

Curve Fit: **AVERAGE RF**

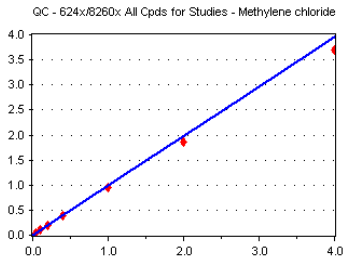

Standard	Concentration	Response	Response Factor	RT
~~0K13048-CAL1~~	~~0.1~~	~~501~~	~~2.763~~	~~3.82~~
~~0K13048-CAL2~~	~~0.2~~	~~689~~	~~1.975~~	~~3.82~~
~~0K13048-CAL3~~	~~0.4~~	~~1056~~	~~1.581~~	~~3.82~~
~~0K13048-CAL4~~	~~1~~	~~2501~~	~~1.426~~	~~3.82~~
0K13048-CAL5	2	4055	1.153	3.82
0K13048-CAL6	5	9108	1.020	3.82
0K13048-CAL7	10	17580	0.979	3.82
0K13048-CAL8	20	33962	0.950	3.82
0K13048-CAL9	50	83401	0.946	3.81
0K13048-CALA	100	164010	0.931	3.82
0K13048-CALB	200	336542	0.927	3.81

AVE RF **0.987** RF RSD **8.11** AVE RT **3.82**

Element Calibration Review Sheet

Calibration ID: **A0K1604** Instrument: **VOA-GCMS9** Calibration Date: **11/16/2020**

Analysis: **QC - 624x/8260x All Cpds fo** Instrument Cal ID: **VI201114W.M/VI201114G.M**

Acetone

Curve Fit: **AVERAGE RF**

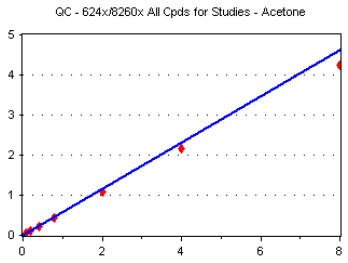

Standard	Concentration	Response	Response Factor	RT
~~0K13048-CAL1~~	~~0.2~~	~~1528~~	~~4.214~~	~~3.89~~
~~0K13048-CAL2~~	~~0.4~~	~~1525~~	~~2.186~~	~~3.90~~
~~0K13048-CAL3~~	~~0.8~~	~~2058~~	~~1.541~~	~~3.89~~
~~0K13048-CAL4~~	~~2~~	~~2873~~	~~0.819~~	~~3.89~~
0K13048-CAL5	4	4855	0.690	3.89
0K13048-CAL6	10	10830	0.607	3.89
0K13048-CAL7	20	20301	0.566	3.89
0K13048-CAL8	40	39831	0.557	3.89
0K13048-CAL9	100	96291	0.546	3.88
0K13048-CALA	200	189253	0.537	3.89
0K13048-CALB	400	385666	0.531	3.88

AVE RF **0.576** RF RSD **9.72** AVE RT **3.89**

trans-1,2-Dichloroethene

Curve Fit: **AVERAGE RF**

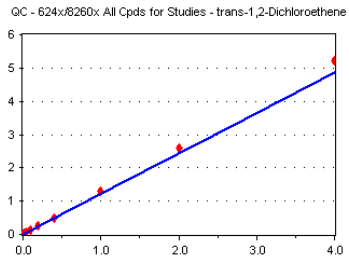

Standard	Concentration	Response	Response Factor	RT
~~0K13048-CAL1~~	~~0.1~~	~~0~~	~~0.000~~	~~0.00~~
0K13048-CAL2	0.2	319	0.914	3.99
0K13048-CAL3	0.4	818	1.225	3.99
0K13048-CAL4	1	2022	1.153	3.99
0K13048-CAL5	2	4354	1.238	3.98
0K13048-CAL6	5	10982	1.230	3.99
0K13048-CAL7	10	22041	1.228	3.98
0K13048-CAL8	20	44691	1.250	3.98
0K13048-CAL9	50	113877	1.292	3.98
0K13048-CALA	100	228499	1.297	3.98
0K13048-CALB	200	474794	1.307	3.98

AVE RF **1.214** RF RSD **9.42** AVE RT **3.99**

n-Hexane

Curve Fit: **AVERAGE RF**

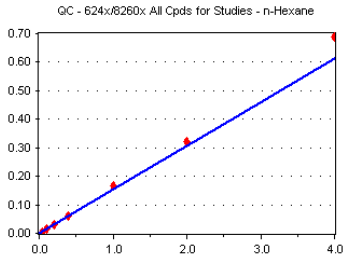

Standard	Concentration	Response	Response Factor	RT
~~0K13048-CAL1~~	~~0.1~~	~~0~~	~~0.000~~	~~0.00~~
~~0K13048-CAL2~~	~~0.2~~	~~0~~	~~0.000~~	~~0.00~~
~~0K13048-CAL3~~	~~0.4~~	~~0~~	~~0.000~~	~~0.00~~
~~0K13048-CAL4~~	~~1~~	~~0~~	~~0.000~~	~~0.00~~
0K13048-CAL5	2	441	0.125	4.06
0K13048-CAL6	5	1315	0.147	4.07
0K13048-CAL7	10	2630	0.147	4.07
0K13048-CAL8	20	5410	0.151	4.07
0K13048-CAL9	50	14715	0.167	4.06
0K13048-CALA	100	28218	0.160	4.06
0K13048-CALB	200	62377	0.172	4.06

AVE RF **0.153** RF RSD **10.14** AVE RT **4.06**

Methyl tert-butyl ether (MTBE)

Curve Fit: **AVERAGE RF**

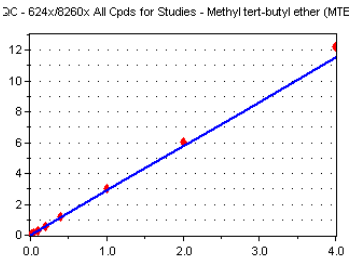

Standard	Concentration	Response	Response Factor	RT
~~0K13048-CAL1~~	~~0.1~~	~~0~~	~~0.000~~	~~0.00~~
0K13048-CAL2	0.2	756	2.167	4.12
0K13048-CAL3	0.4	1918	2.872	4.11
0K13048-CAL4	1	4958	2.828	4.12
0K13048-CAL5	2	10425	2.963	4.11
0K13048-CAL6	5	26026	2.916	4.11
0K13048-CAL7	10	52418	2.920	4.11
0K13048-CAL8	20	105671	2.956	4.11
0K13048-CAL9	50	266647	3.026	4.11
0K13048-CALA	100	532019	3.021	4.11
0K13048-CALB	200	1111301	3.060	4.11

AVE RF **2.873** RF RSD **8.99** AVE RT **4.11**

Element Calibration Review Sheet

Calibration ID: **A0K1604** Instrument: **VOA-GCMS9** Calibration Date: **11/16/2020**

Analysis: **QC - 624x/8260x All Cpds fo** Instrument Cal ID: **VI201114W.M/VI201114G.M**

1,1-Dichloroethane

Curve Fit: **AVERAGE RF**

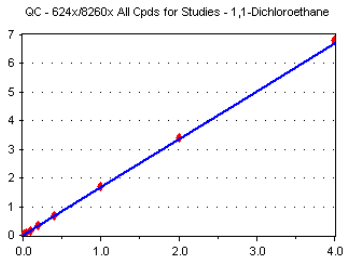

Standard	Concentration	Response	Response Factor	RT
~~0K13048-CAL1~~	~~0.1~~	~~0~~	~~0.000~~	~~0.00~~
~~0K13048-CAL2~~	~~0.2~~	~~0~~	~~0.000~~	~~0.00~~
0K13048-CAL3	0.4	1116	1.671	4.62
0K13048-CAL4	1	2812	1.604	4.63
0K13048-CAL5	2	6046	1.719	4.62
0K13048-CAL6	5	14688	1.645	4.63
0K13048-CAL7	10	29833	1.662	4.62
0K13048-CAL8	20	59877	1.675	4.63
0K13048-CAL9	50	149749	1.699	4.62
0K13048-CALA	100	299961	1.703	4.62
0K13048-CALB	200	619587	1.706	4.62

AVE RF **1.676** RF RSD **2.15** AVE RT **4.62**

Acrylonitrile

Curve Fit: **AVERAGE RF**

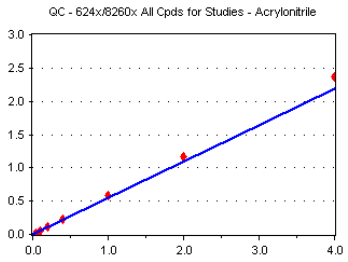

Standard	Concentration	Response	Response Factor	RT
~~0K13048-CAL1~~	~~0.1~~	~~0~~	~~0.000~~	~~0.00~~
~~0K13048-CAL2~~	~~0.2~~	~~0~~	~~0.000~~	~~0.00~~
~~0K13048-CAL3~~	~~0.4~~	~~0~~	~~0.000~~	0.00
~~0K13048-CAL4~~	~~1~~	~~646~~	~~0.368~~	~~4.71~~
0K13048-CAL5	2	1564	0.445	4.70
0K13048-CAL6	5	4474	0.501	4.70
0K13048-CAL7	10	9810	0.547	4.69
0K13048-CAL8	20	20267	0.567	4.69
0K13048-CAL9	50	51964	0.590	4.68
0K13048-CALA	100	103530	0.588	4.69
0K13048-CALB	200	214475	0.590	4.68

AVE RF **0.547** RF RSD **10.12** AVE RT **4.69**

Vinyl acetate

Curve Fit: **AVERAGE RF**

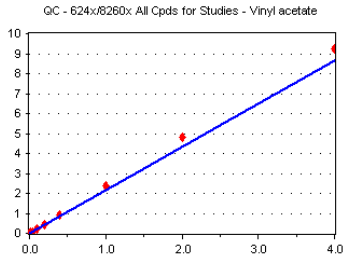

Standard	Concentration	Response	Response Factor	RT
~~0K13048-CAL1~~	~~0.1~~	~~0~~	~~0.000~~	~~0.00~~
~~0K13048-CAL2~~	~~0.2~~	~~0~~	~~0.000~~	~~0.00~~
~~0K13048-CAL3~~	~~0.4~~	~~0~~	~~0.000~~	~~0.00~~
0K13048-CAL4	1	2985	1.702	4.91
0K13048-CAL5	2	7013	1.993	4.90
0K13048-CAL6	5	18548	2.078	4.90
0K13048-CAL7	10	39428	2.197	4.90
0K13048-CAL8	20	81004	2.266	4.90
0K13048-CAL9	50	209953	2.383	4.89
0K13048-CALA	100	424872	2.412	4.90
0K13048-CALB	200	838927	2.310	4.89

AVE RF **2.168** RF RSD **10.91** AVE RT **4.90**

cis-1,2-Dichloroethene

Curve Fit: **AVERAGE RF**

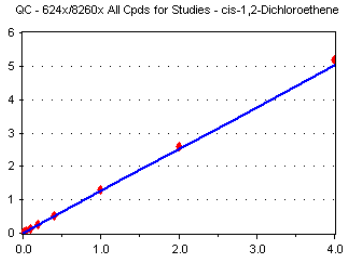

Standard	Concentration	Response	Response Factor	RT
~~0K13048-CAL1~~	~~0.1~~	~~0~~	~~0.000~~	~~0.00~~
~~0K13048-CAL2~~	~~0.2~~	~~222~~	~~0.636~~	~~5.18~~
0K13048-CAL3	0.4	848	1.270	5.18
0K13048-CAL4	1	1990	1.135	5.18
0K13048-CAL5	2	4381	1.245	5.18
0K13048-CAL6	5	11102	1.244	5.18
0K13048-CAL7	10	22163	1.235	5.18
0K13048-CAL8	20	45441	1.271	5.18
0K13048-CAL9	50	114421	1.298	5.18
0K13048-CALA	100	228210	1.296	5.18
0K13048-CALB	200	471961	1.299	5.18

AVE RF **1.255** RF RSD **4.09** AVE RT **5.18**

Element Calibration Review Sheet

Calibration ID: **A0K1604** Instrument: **VOA-GCMS9** Calibration Date: **11/16/2020**

Analysis: **QC - 624x/8260x All Cpds fo** Instrument Cal ID: **VI201114W.M/VI201114G.M**

2,2-Dichloropropane

Curve Fit: **AVERAGE RF**

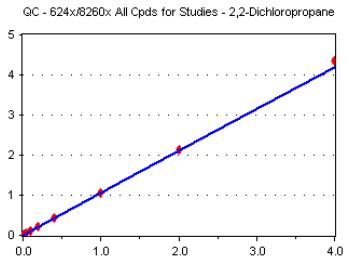

Standard	Concentration	Response	Response Factor	RT
~~0K13048-CAL1~~	~~0.1~~	~~0~~	~~0.000~~	~~0.00~~
0K13048-CAL2	0.2	268	0.768	5.29
0K13048-CAL3	0.4	794	1.189	5.29
0K13048-CAL4	1	1833	1.045	5.29
0K13048-CAL5	2	3769	1.071	5.29
0K13048-CAL6	5	9625	1.078	5.29
0K13048-CAL7	10	19075	1.063	5.29
0K13048-CAL8	20	38171	1.068	5.29
0K13048-CAL9	50	94011	1.067	5.29
0K13048-CALA	100	187276	1.063	5.29
0K13048-CALB	200	395966	1.090	5.28

AVE RF **1.050** RF RSD **10.16** AVE RT **5.29**

Bromochloromethane

Curve Fit: **AVERAGE RF**

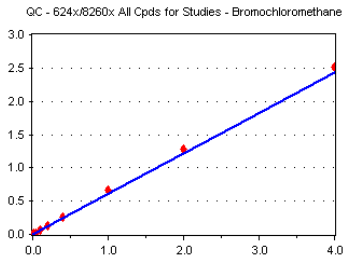

Standard	Concentration	Response	Response Factor	RT
~~0K13048-CAL1~~	~~0.1~~	~~0~~	~~0.000~~	~~0.00~~
~~0K13048-CAL2~~	~~0.2~~	~~0~~	~~0.000~~	~~0.00~~
0K13048-CAL3	0.4	358	0.536	5.38
0K13048-CAL4	1	865	0.493	5.38
0K13048-CAL5	2	2106	0.599	5.38
0K13048-CAL6	5	5544	0.621	5.39
0K13048-CAL7	10	11352	0.632	5.38
0K13048-CAL8	20	23157	0.648	5.38
0K13048-CAL9	50	58111	0.659	5.38
0K13048-CALA	100	112906	0.641	5.38
0K13048-CALB	200	227943	0.628	5.38

AVE RF **0.606** RF RSD **9.19** AVE RT **5.38**

Chloroform

Curve Fit: **AVERAGE RF**

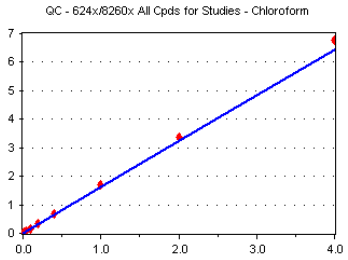

Standard	Concentration	Response	Response Factor	RT
~~0K13048-CAL1~~	~~0.1~~	~~0~~	~~0.000~~	~~0.00~~
0K13048-CAL2	0.2	446	1.278	5.47
0K13048-CAL3	0.4	1074	1.608	5.46
0K13048-CAL4	1	2721	1.552	5.47
0K13048-CAL5	2	5873	1.669	5.47
0K13048-CAL6	5	14651	1.641	5.47
0K13048-CAL7	10	29577	1.648	5.46
0K13048-CAL8	20	59335	1.660	5.46
0K13048-CAL9	50	148631	1.687	5.46
0K13048-CALA	100	296707	1.685	5.46
0K13048-CALB	200	616521	1.697	5.46

AVE RF **1.613** RF RSD **7.76** AVE RT **5.47**

Carbon tetrachloride

Curve Fit: **AVERAGE RF**

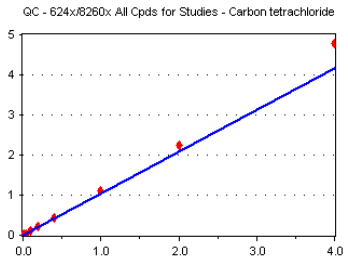

Standard	Concentration	Response	Response Factor	RT
~~0K13048-CAL1~~	~~0.1~~	~~0~~	~~0.000~~	~~0.00~~
~~0K13048-CAL2~~	~~0.2~~	~~0~~	~~0.000~~	~~0.00~~
0K13048-CAL3	0.4	614	0.919	5.59
0K13048-CAL4	1	1631	0.930	5.60
0K13048-CAL5	2	3511	0.998	5.60
0K13048-CAL6	5	9030	1.012	5.60
0K13048-CAL7	10	18220	1.015	5.60
0K13048-CAL8	20	37937	1.061	5.60
0K13048-CAL9	50	97361	1.105	5.60
0K13048-CALA	100	196709	1.117	5.60
0K13048-CALB	200	434628	1.197	5.59

AVE RF **1.039** RF RSD **8.66** AVE RT **5.60**

Element Calibration Review Sheet

Calibration ID: **A0K1604** Instrument: **VOA-GCMS9** Calibration Date: **11/16/2020**

Analysis: **QC - 624x/8260x All Cpds fo** Instrument Cal ID: **VI201114W.M/VI201114G.M**

Tetrahydrofuran

Curve Fit: **AVERAGE RF**

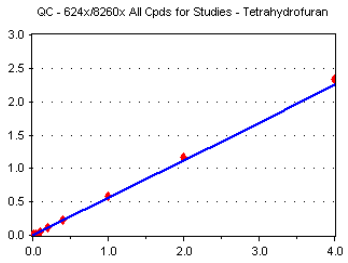

Standard	Concentration	Response	Response Factor	RT
~~0K13048-CAL1~~	~~0.1~~	~~0~~	~~0.000~~	~~0.00~~
~~0K13048-CAL2~~	~~0.2~~	~~0~~	~~0.000~~	~~0.00~~
0K13048-CAL3	0.4	347	0.520	5.65
0K13048-CAL4	1	920	0.525	5.65
0K13048-CAL5	2	1937	0.551	5.65
0K13048-CAL6	5	5049	0.566	5.64
0K13048-CAL7	10	10031	0.559	5.64
0K13048-CAL8	20	20705	0.579	5.63
0K13048-CAL9	50	51858	0.588	5.63
0K13048-CALA	100	103090	0.585	5.63
0K13048-CALB	200	212266	0.584	5.63

AVE RF **0.562** RF RSD **4.62** AVE RT **5.64**

1,1,1-Trichloroethane

Curve Fit: **AVERAGE RF**

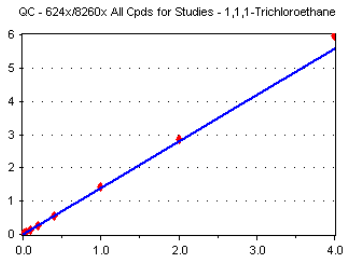

Standard	Concentration	Response	Response Factor	RT
~~0K13048-CAL1~~	~~0.1~~	~~0~~	~~0.000~~	~~0.00~~
~~0K13048-CAL2~~	~~0.2~~	~~281~~	~~0.805~~	~~5.68~~
0K13048-CAL3	0.4	885	1.325	5.67
0K13048-CAL4	1	2268	1.294	5.67
0K13048-CAL5	2	4853	1.379	5.67
0K13048-CAL6	5	12609	1.413	5.67
0K13048-CAL7	10	24668	1.374	5.67
0K13048-CAL8	20	50616	1.416	5.67
0K13048-CAL9	50	126609	1.437	5.67
0K13048-CALA	100	252188	1.432	5.67
0K13048-CALB	200	541340	1.490	5.66

AVE RF **1.396** RF RSD **4.30** AVE RT **5.67**

2-Butanone (MEK)

Curve Fit: **AVERAGE RF**

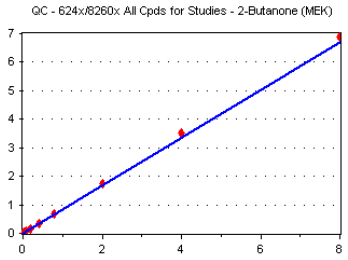

Standard	Concentration	Response	Response Factor	RT
~~0K13048-CAL1~~	~~0.2~~	~~0~~	~~0.000~~	~~0.00~~
~~0K13048-CAL2~~	~~0.4~~	~~0~~	~~0.000~~	~~0.00~~
~~0K13048-CAL3~~	~~0.8~~	~~0~~	~~0.000~~	~~0.00~~
0K13048-CAL4	2	2625	0.749	5.80
0K13048-CAL5	4	5611	0.797	5.80
0K13048-CAL6	10	14761	0.827	5.79
0K13048-CAL7	20	30367	0.846	5.79
0K13048-CAL8	40	61024	0.854	5.79
0K13048-CAL9	100	152793	0.867	5.79
0K13048-CALA	200	310996	0.883	5.79
0K13048-CALB	400	625015	0.860	5.78

AVE RF **0.835** RF RSD **5.23** AVE RT **5.79**

1,1-Dichloropropene

Curve Fit: **AVERAGE RF**

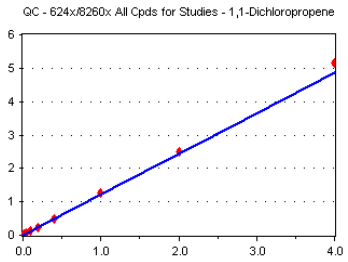

Standard	Concentration	Response	Response Factor	RT
~~0K13048-CAL1~~	~~0.1~~	~~0~~	~~0.000~~	~~0.00~~
~~0K13048-CAL2~~	~~0.2~~	~~0~~	~~0.000~~	~~0.00~~
0K13048-CAL3	0.4	763	1.143	5.81
0K13048-CAL4	1	1943	1.108	5.80
0K13048-CAL5	2	4288	1.219	5.80
0K13048-CAL6	5	10942	1.226	5.80
0K13048-CAL7	10	21494	1.198	5.80
0K13048-CAL8	20	44301	1.239	5.80
0K13048-CAL9	50	110980	1.259	5.80
0K13048-CALA	100	220778	1.254	5.80
0K13048-CALB	200	469067	1.291	5.79

AVE RF **1.215** RF RSD **4.78** AVE RT **5.80**

Element Calibration Review Sheet

Calibration ID: **A0K1604** Instrument: **VOA-GCMS9** Calibration Date: **11/16/2020**

Analysis: **QC - 624x/8260x All Cpds fo** Instrument Cal ID: **VI201114W.M/VI201114G.M**

Benzene

Curve Fit: **AVERAGE RF**

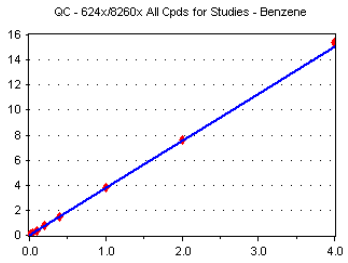

Standard	Concentration	Response	Response Factor	RT
0K13048-CAL1	0.1	662	3.652	6.06
0K13048-CAL2	0.2	1307	3.746	6.07
0K13048-CAL3	0.4	2587	3.874	6.06
0K13048-CAL4	1	6244	3.561	6.06
0K13048-CAL5	2	13329	3.789	6.06
0K13048-CAL6	5	33413	3.743	6.06
0K13048-CAL7	10	66637	3.713	6.05
0K13048-CAL8	20	134400	3.760	6.05
0K13048-CAL9	50	336336	3.817	6.05
0K13048-CALA	100	668370	3.795	6.05
0K13048-CALB	200	1396547	3.845	6.05

AVE RF **3.754** RF RSD **2.37** AVE RT **6.06**

Pentafluorobenzene (ISTD)

Curve Fit: **AVERAGE RF**

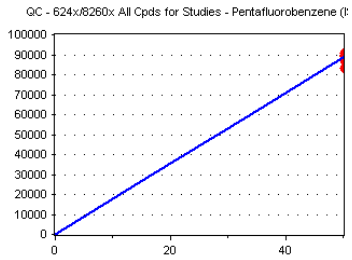

Standard	Concentration	Response	Response Factor	RT
0K13048-CAL1	50	90647	1812.940	6.15
0K13048-CAL2	50	87220	1744.400	6.15
0K13048-CAL3	50	83476	1669.520	6.15
0K13048-CAL4	50	87667	1753.340	6.15
0K13048-CAL5	50	87949	1758.980	6.15
0K13048-CAL6	50	89263	1785.260	6.15
0K13048-CAL7	50	89742	1794.840	6.15
0K13048-CAL8	50	89364	1787.280	6.15
0K13048-CAL9	50	88120	1762.400	6.15
0K13048-CALA	50	88064	1761.280	6.15
0K13048-CALB	50	90807	1816.140	6.14

AVE RF **1767.853** RF RSD **2.29** AVE RT **6.15**

1,2-Dichloroethane (EDC)

Curve Fit: **AVERAGE RF**

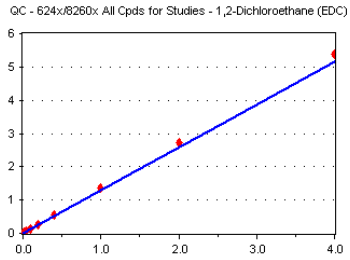

Standard	Concentration	Response	Response Factor	RT
~~0K13048-CAL1~~	~~0.1~~	~~0~~	~~0.000~~	~~0.00~~
~~0K13048-CAL2~~	~~0.2~~	~~0~~	~~0.000~~	~~0.00~~
0K13048-CAL3	0.4	745	1.116	6.28
0K13048-CAL4	1	2011	1.147	6.28
0K13048-CAL5	2	4465	1.269	6.27
0K13048-CAL6	5	11651	1.305	6.27
0K13048-CAL7	10	23694	1.320	6.27
0K13048-CAL8	20	48199	1.348	6.27
0K13048-CAL9	50	119844	1.360	6.27
0K13048-CALA	100	239958	1.362	6.27
0K13048-CALB	200	490114	1.349	6.27

AVE RF **1.286** RF RSD **7.24** AVE RT **6.27**

Isobutyl alcohol

Curve Fit: **AVERAGE RF**

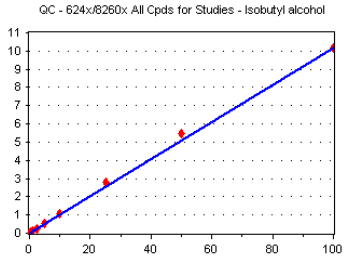

Standard	Concentration	Response	Response Factor	RT
~~0K13048-CAL1~~	~~2.5~~	~~605~~	~~0.133~~	~~6.33~~
0K13048-CAL2	5	794	9.103	6.33
0K13048-CAL3	10	1666	9.979	6.31
0K13048-CAL4	25	4126	9.413	6.31
0K13048-CAL5	50	8774	9.976	6.31
0K13048-CAL6	125	22217	9.956	6.31
0K13048-CAL7	250	46025	0.103	6.31
0K13048-CAL8	500	94553	0.106	6.31
0K13048-CAL9	1250	244161	0.111	6.30
0K13048-CALA	2500	481581	0.109	6.31
0K13048-CALB	5000	925976	0.102	6.31

AVE RF **0.101** RF RSD **6.08** AVE RT **6.31**

Element Calibration Review Sheet

Calibration ID: **A0K1604** Instrument: **VOA-GCMS9** Calibration Date: **11/16/2020**

Analysis: **QC - 624x/8260x All Cpds fo** Instrument Cal ID: **VI201114W.M/VI201114G.M**

Trichloroethene (TCE)

Curve Fit: **AVERAGE RF**

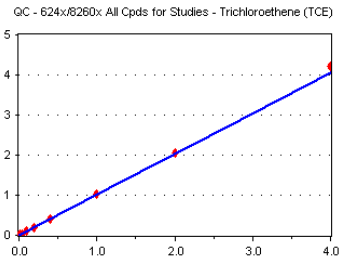

Standard	Concentration	Response	Response Factor	RT
~~0K13048-CAL1~~	~~0.1~~	~~0~~	~~0.000~~	~~0.00~~
~~0K13048-CAL2~~	~~0.2~~	~~115~~	~~0.330~~	~~0.00~~
0K13048-CAL3	0.4	694	1.039	6.68
0K13048-CAL4	1	1591	0.907	6.68
0K13048-CAL5	2	3497	0.994	6.68
0K13048-CAL6	5	9124	1.022	6.68
0K13048-CAL7	10	17684	0.985	6.67
0K13048-CAL8	20	36762	1.028	6.67
0K13048-CAL9	50	91434	1.038	6.67
0K13048-CALA	100	181229	1.029	6.67
0K13048-CALB	200	382974	1.054	6.67

AVE RF **1.011** RF RSD **4.40** AVE RT **6.68**

1,4-Difluorobenzene (Surr)

Curve Fit: **AVERAGE RF**

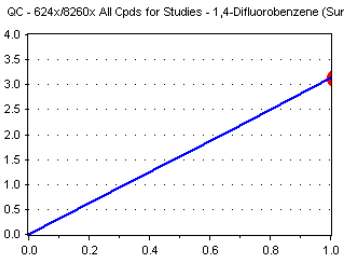

Standard	Concentration	Response	Response Factor	RT
0K13048-CAL1	50	281413	3.104	6.72
0K13048-CAL2	50	267089	3.062	6.72
0K13048-CAL3	50	265490	3.180	6.71
0K13048-CAL4	50	270997	3.091	6.72
0K13048-CAL5	50	275806	3.136	6.71
0K13048-CAL6	50	277886	3.113	6.72
0K13048-CAL7	50	278968	3.109	6.71
0K13048-CAL8	50	279513	3.128	6.71
0K13048-CAL9	50	279525	3.172	6.71
0K13048-CALA	50	277255	3.148	6.72
0K13048-CALB	50	288330	3.175	6.71

AVE RF **3.129** RF RSD **1.20** AVE RT **6.71**

Dibromomethane

Curve Fit: **AVERAGE RF**

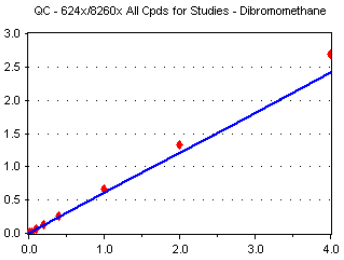

Standard	Concentration	Response	Response Factor	RT
~~0K13048-CAL1~~	~~0.1~~	~~0~~	~~0.000~~	~~0.00~~
~~0K13048-CAL2~~	~~0.2~~	~~0~~	~~0.000~~	~~0.00~~
0K13048-CAL3	0.4	287	0.430	7.14
0K13048-CAL4	1	894	0.510	7.14
0K13048-CAL5	2	2102	0.598	7.14
0K13048-CAL6	5	5548	0.622	7.13
0K13048-CAL7	10	11190	0.623	7.13
0K13048-CAL8	20	23028	0.644	7.13
0K13048-CAL9	50	58046	0.659	7.13
0K13048-CALA	100	116510	0.662	7.13
0K13048-CALB	200	244109	0.672	7.12

AVE RF **0.602** RF RSD **13.45** AVE RT **7.13**

1,2-Dichloropropane

Curve Fit: **AVERAGE RF**

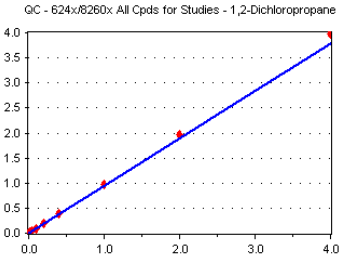

Standard	Concentration	Response	Response Factor	RT
~~0K13048-CAL1~~	~~0.1~~	~~0~~	~~0.000~~	~~0.00~~
~~0K13048-CAL2~~	~~0.2~~	~~0~~	~~0.000~~	~~0.00~~
~~0K13048-CAL3~~	~~0.4~~	~~0~~	~~0.000~~	~~0.00~~
0K13048-CAL4	1	1509	0.861	7.25
0K13048-CAL5	2	3271	0.930	7.24
0K13048-CAL6	5	8391	0.940	7.24
0K13048-CAL7	10	16855	0.939	7.23
0K13048-CAL8	20	34397	0.962	7.24
0K13048-CAL9	50	86368	0.980	7.24
0K13048-CALA	100	172626	0.980	7.24
0K13048-CALB	200	360313	0.992	7.23

AVE RF **0.948** RF RSD **4.42** AVE RT **7.24**

Element Calibration Review Sheet

Calibration ID: **A0K1604** Instrument: **VOA-GCMS9** Calibration Date: **11/16/2020**

Analysis: **QC - 624x/8260x All Cpds fo** Instrument Cal ID: **VI201114W.M/VI201114G.M**

Bromodichloromethane

Curve Fit: **AVERAGE RF**

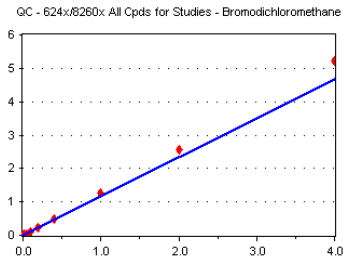

Standard	Concentration	Response	Response Factor	RT
~~0K13048-CAL1~~	~~0.1~~	~~0~~	~~0.000~~	~~0.00~~
~~0K13048-CAL2~~	~~0.2~~	~~0~~	~~0.000~~	~~0.00~~
0K13048-CAL3	0.4	666	0.997	7.31
0K13048-CAL4	1	1825	1.041	7.32
0K13048-CAL5	2	4019	1.142	7.31
0K13048-CAL6	5	10084	1.130	7.31
0K13048-CAL7	10	20770	1.157	7.31
0K13048-CAL8	20	42841	1.198	7.31
0K13048-CAL9	50	110686	1.256	7.31
0K13048-CALA	100	226288	1.285	7.31
0K13048-CALB	200	475169	1.308	7.31

AVE RF **1.168** RF RSD **9.05** AVE RT **7.31**

2-Chloroethyl vinyl ether

Curve Fit: **AVERAGE RF**

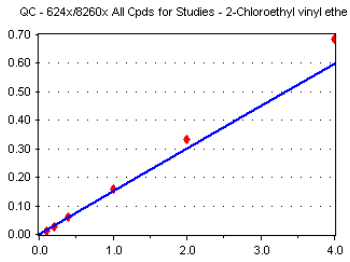

Standard	Concentration	Response	Response Factor	RT
~~0K13048-CAL1~~	~~0.1~~	~~0~~	~~0.000~~	~~0.00~~
~~0K13048-CAL2~~	~~0.2~~	~~0~~	~~0.000~~	~~0.00~~
~~0K13048-CAL3~~	~~0.4~~	~~0~~	~~0.000~~	0.00
~~0K13048-CAL4~~	~~1~~	~~261~~	~~5.733~~	~~7.96~~
~~0K13048-CAL5~~	~~2~~	~~898~~	~~0.097~~	~~7.96~~
0K13048-CAL6	5	2727	0.116	7.96
0K13048-CAL7	10	6438	0.133	7.95
0K13048-CAL8	20	14588	0.150	7.95
0K13048-CAL9	50	38742	0.161	7.95
0K13048-CALA	100	82059	0.167	7.95
0K13048-CALB	200	174439	0.172	7.95

AVE RF **0.150** RF RSD **14.50** AVE RT **7.95**

cis-1,3-Dichloropropene

Curve Fit: **AVERAGE RF**

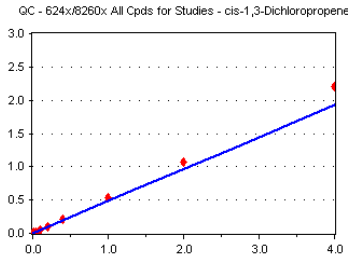

Standard	Concentration	Response	Response Factor	RT
~~0K13048-CAL1~~	~~0.1~~	~~0~~	~~0.000~~	~~0.00~~
~~0K13048-CAL2~~	~~0.2~~	~~0~~	~~0.000~~	~~0.00~~
0K13048-CAL3	0.4	702	0.399	8.02
0K13048-CAL4	1	1871	0.411	8.02
0K13048-CAL5	2	4019	0.434	8.02
0K13048-CAL6	5	11203	0.475	8.02
0K13048-CAL7	10	23724	0.491	8.02
0K13048-CAL8	20	49749	0.511	8.02
0K13048-CAL9	50	129364	0.537	8.02
0K13048-CALA	100	260834	0.532	8.02
0K13048-CALB	200	560875	0.552	8.02

AVE RF **0.482** RF RSD **11.74** AVE RT **8.02**

Toluene-d8 (Surr)

Curve Fit: **AVERAGE RF**

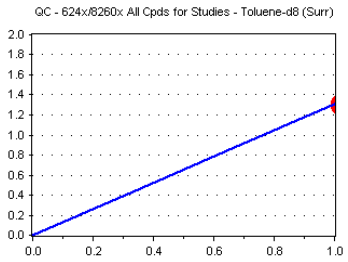

Standard	Concentration	Response	Response Factor	RT
0K13048-CAL1	50	315124	1.342	8.23
0K13048-CAL2	50	301650	1.340	8.22
0K13048-CAL3	50	287550	1.307	8.22
0K13048-CAL4	50	304086	1.336	8.22
0K13048-CAL5	50	308715	1.333	8.23
0K13048-CAL6	50	311216	1.319	8.22
0K13048-CAL7	50	317300	1.312	8.23
0K13048-CAL8	50	315549	1.297	8.22
0K13048-CAL9	50	312749	1.298	8.23
0K13048-CALA	50	312178	1.273	8.23
0K13048-CALB	50	322603	1.270	8.22

AVE RF **1.312** RF RSD **1.94** AVE RT **8.22**

Element Calibration Review Sheet

Calibration ID: **A0K1604** Instrument: **VOA-GCMS9** Calibration Date: **11/16/2020**

Analysis: **QC - 624x/8260x All Cpds fo** Instrument Cal ID: **VI201114W.M/VI201114G.M**

Toluene

Curve Fit: **AVERAGE RF**

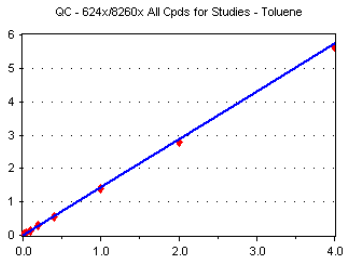

Standard	Concentration	Response	Response Factor	RT
0K13048-CAL1	0.1	742	1.580	8.29
0K13048-CAL2	0.2	1261	1.401	8.29
0K13048-CAL3	0.4	2615	1.486	8.29
0K13048-CAL4	1	6642	1.459	8.29
0K13048-CAL5	2	13315	1.437	8.29
0K13048-CAL6	5	34091	1.445	8.29
0K13048-CAL7	10	67328	1.392	8.29
0K13048-CAL8	20	136982	1.408	8.29
0K13048-CAL9	50	338804	1.406	8.28
0K13048-CALA	100	683403	1.394	8.29
0K13048-CALB	200	1432944	1.410	8.28

AVE RF **1.438** RF RSD **3.88** AVE RT **8.28**

Tetrachloroethene (PCE)

Curve Fit: **AVERAGE RF**

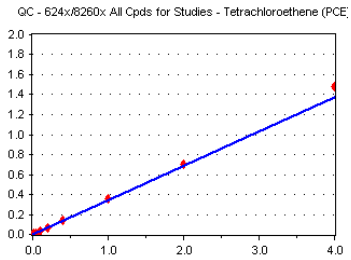

Standard	Concentration	Response	Response Factor	RT
~~0K13048-CAL1~~	~~0.1~~	~~0~~	~~0.000~~	~~0.00~~
0K13048-CAL2	0.2	260	0.289	8.73
0K13048-CAL3	0.4	529	0.301	8.73
0K13048-CAL4	1	1611	0.354	8.73
0K13048-CAL5	2	3429	0.370	8.72
0K13048-CAL6	5	8548	0.362	8.73
0K13048-CAL7	10	16554	0.342	8.73
0K13048-CAL8	20	34263	0.352	8.73
0K13048-CAL9	50	84912	0.352	8.72
0K13048-CALA	100	172050	0.351	8.73
0K13048-CALB	200	377192	0.371	8.72

AVE RF **0.344** RF RSD **8.08** AVE RT **8.73**

4-Methyl-2-pentanone (MiBK)

Curve Fit: **AVERAGE RF**

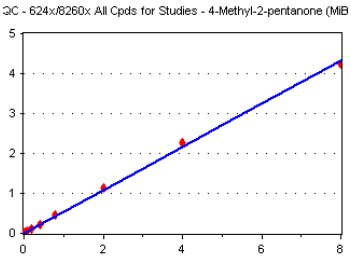

Standard	Concentration	Response	Response Factor	RT
~~0K13048-CAL1~~	~~0.2~~	~~0~~	~~0.000~~	~~0.00~~
0K13048-CAL2	0.4	959	0.533	8.74
0K13048-CAL3	0.8	1736	0.493	8.74
0K13048-CAL4	2	4633	0.509	8.74
0K13048-CAL5	4	10227	0.552	8.73
0K13048-CAL6	10	25567	0.542	8.73
0K13048-CAL7	20	53426	0.552	8.73
0K13048-CAL8	40	110026	0.565	8.73
0K13048-CAL9	100	275151	0.571	8.72
0K13048-CALA	200	554729	0.566	8.73
0K13048-CALB	400	1080260	0.532	8.72

AVE RF **0.541** RF RSD **4.70** AVE RT **8.73**

trans-1,3-Dichloropropene

Curve Fit: **AVERAGE RF**

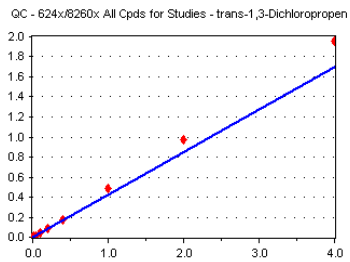

Standard	Concentration	Response	Response Factor	RT
~~0K13048-CAL1~~	~~0.1~~	~~0~~	~~0.000~~	~~0.00~~
~~0K13048-CAL2~~	~~0.2~~	~~0~~	~~0.000~~	~~0.00~~
~~0K13048-CAL3~~	~~0.4~~	~~0~~	~~0.000~~	~~0.00~~
0K13048-CAL4	1	1475	0.324	8.78
0K13048-CAL5	2	3290	0.355	8.77
0K13048-CAL6	5	9371	0.397	8.77
0K13048-CAL7	10	20231	0.418	8.77
0K13048-CAL8	20	43342	0.445	8.77
0K13048-CAL9	50	116190	0.482	8.77
0K13048-CALA	100	237738	0.485	8.77
0K13048-CALB	200	497926	0.490	8.77

AVE RF **0.425** RF RSD **14.73** AVE RT **8.77**

Element Calibration Review Sheet

Calibration ID: **A0K1604** Instrument: **VOA-GCMS9** Calibration Date: **11/16/2020**

Analysis: **QC - 624x/8260x All Cpds fo** Instrument Cal ID: **VI201114W.M/VI201114G.M**

1,1,2-Trichloroethane

Curve Fit: **AVERAGE RF**

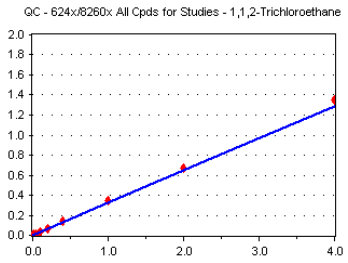

Standard	Concentration	Response	Response Factor	RT
~~0K13048-CAL1~~	~~0.1~~	~~0~~	~~0.000~~	~~0.00~~
~~0K13048-CAL2~~	~~0.2~~	~~0~~	~~0.000~~	~~0.00~~
0K13048-CAL3	0.4	441	0.251	8.94
0K13048-CAL4	1	1397	0.307	8.94
0K13048-CAL5	2	2989	0.323	8.94
0K13048-CAL6	5	7896	0.335	8.94
0K13048-CAL7	10	16169	0.334	8.94
0K13048-CAL8	20	33033	0.339	8.94
0K13048-CAL9	50	82459	0.342	8.94
0K13048-CALA	100	164943	0.336	8.94
0K13048-CALB	200	342523	0.337	8.94

AVE RF **0.323** RF RSD **9.03** AVE RT **8.94**

Dibromochloromethane

Curve Fit: **AVERAGE RF**

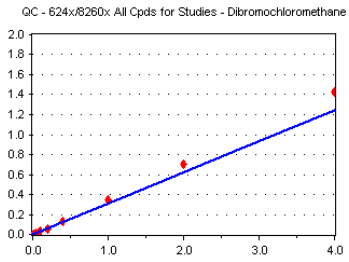

Standard	Concentration	Response	Response Factor	RT
~~0K13048-CAL1~~	~~0.1~~	~~0~~	~~0.000~~	~~0.00~~
~~0K13048-CAL2~~	~~0.2~~	~~0~~	~~0.000~~	~~0.00~~
~~0K13048-CAL3~~	~~0.4~~	~~376~~	~~0.214~~	~~9.13~~
0K13048-CAL4	1	1165	0.256	9.13
0K13048-CAL5	2	2625	0.283	9.13
0K13048-CAL6	5	6748	0.286	9.13
0K13048-CAL7	10	14229	0.294	9.13
0K13048-CAL8	20	31273	0.321	9.13
0K13048-CAL9	50	82823	0.344	9.13
0K13048-CALA	100	170999	0.349	9.13
0K13048-CALB	200	363766	0.358	9.13

AVE RF **0.311** RF RSD **11.84** AVE RT **9.13**

1,3-Dichloropropane

Curve Fit: **AVERAGE RF**

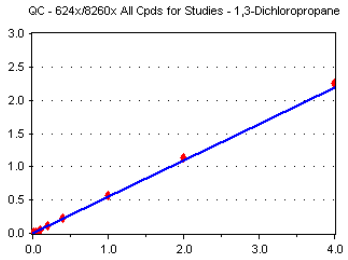

Standard	Concentration	Response	Response Factor	RT
~~0K13048-CAL1~~	~~0.1~~	~~0~~	~~0.000~~	~~0.00~~
~~0K13048-CAL2~~	~~0.2~~	~~247~~	~~0.274~~	~~9.23~~
0K13048-CAL3	0.4	803	0.456	9.22
0K13048-CAL4	1	2336	0.513	9.23
0K13048-CAL5	2	5056	0.546	9.22
0K13048-CAL6	5	13284	0.563	9.23
0K13048-CAL7	10	26929	0.557	9.22
0K13048-CAL8	20	55738	0.573	9.22
0K13048-CAL9	50	138414	0.574	9.22
0K13048-CALA	100	278910	0.569	9.22
0K13048-CALB	200	573184	0.564	9.22

AVE RF **0.546** RF RSD **7.07** AVE RT **9.22**

1,2-Dibromoethane (EDB)

Curve Fit: **AVERAGE RF**

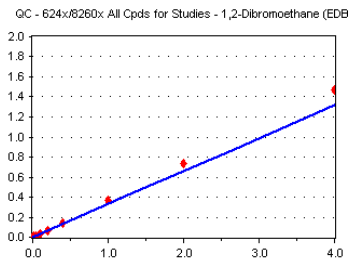

Standard	Concentration	Response	Response Factor	RT
~~0K13048-CAL1~~	~~0.1~~	~~0~~	~~0.000~~	~~0.00~~
~~0K13048-CAL2~~	~~0.2~~	~~0~~	~~0.000~~	~~0.00~~
0K13048-CAL3	0.4	398	0.226	9.36
0K13048-CAL4	1	1249	0.274	9.36
0K13048-CAL5	2	2931	0.316	9.37
0K13048-CAL6	5	7927	0.336	9.36
0K13048-CAL7	10	16672	0.345	9.36
0K13048-CAL8	20	34993	0.360	9.36
0K13048-CAL9	50	88513	0.367	9.36
0K13048-CALA	100	179841	0.367	9.36
0K13048-CALB	200	373274	0.367	9.36

AVE RF **0.329** RF RSD **14.95** AVE RT **9.36**

Element Calibration Review Sheet

Calibration ID: **A0K1604** Instrument: **VOA-GCMS9** Calibration Date: **11/16/2020**

Analysis: **QC - 624x/8260x All Cpds fo** Instrument Cal ID: **VI201114W.M/VI201114G.M**

2-Hexanone

Curve Fit: **AVERAGE RF**

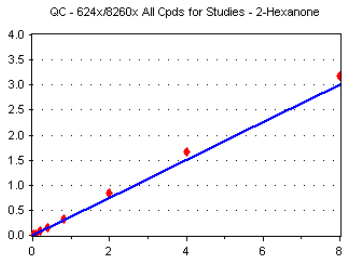

Standard	Concentration	Response	Response Factor	RT
~~0K13048-CAL1~~	~~0.2~~	~~0~~	~~0.000~~	~~0.00~~
0K13048-CAL2	0.4	516	0.287	9.61
0K13048-CAL3	0.8	1103	0.313	9.60
0K13048-CAL4	2	3224	0.354	9.60
0K13048-CAL5	4	6945	0.375	9.59
0K13048-CAL6	10	18158	0.385	9.59
0K13048-CAL7	20	38843	0.402	9.59
0K13048-CAL8	40	81022	0.416	9.59
0K13048-CAL9	100	204160	0.424	9.59
0K13048-CALA	200	410486	0.419	9.59
0K13048-CALB	400	804833	0.396	9.59

AVE RF **0.377** RF RSD **12.26** AVE RT **9.59**

Chlorobenzene-d5 (ISTD)

Curve Fit: **AVERAGE RF**

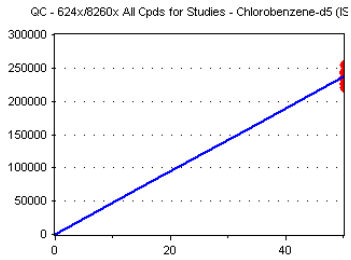

Standard	Concentration	Response	Response Factor	RT
0K13048-CAL1	50	234786	4695.720	9.86
0K13048-CAL2	50	225094	4501.880	9.86
0K13048-CAL3	50	220016	4400.320	9.86
0K13048-CAL4	50	227636	4552.720	9.86
0K13048-CAL5	50	231620	4632.400	9.86
0K13048-CAL6	50	235991	4719.820	9.86
0K13048-CAL7	50	241830	4836.600	9.86
0K13048-CAL8	50	243291	4865.820	9.86
0K13048-CAL9	50	240956	4819.120	9.86
0K13048-CALA	50	245190	4903.800	9.86
0K13048-CALB	50	254045	5080.900	9.86

AVE RF **4728.100** RF RSD **4.20** AVE RT **9.86**

Chlorobenzene

Curve Fit: **AVERAGE RF**

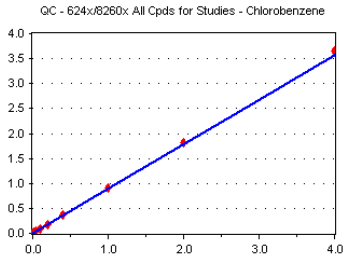

Standard	Concentration	Response	Response Factor	RT
0K13048-CAL1	0.1	381	0.811	9.87
0K13048-CAL2	0.2	756	0.840	9.87
0K13048-CAL3	0.4	1541	0.876	9.87
0K13048-CAL4	1	3994	0.877	9.87
0K13048-CAL5	2	8553	0.923	9.87
0K13048-CAL6	5	21700	0.920	9.87
0K13048-CAL7	10	43452	0.898	9.87
0K13048-CAL8	20	88935	0.914	9.87
0K13048-CAL9	50	217893	0.904	9.87
0K13048-CALA	100	444921	0.907	9.87
0K13048-CALB	200	930648	0.916	9.87

AVE RF **0.890** RF RSD **4.03** AVE RT **9.87**

Ethylbenzene

Curve Fit: **AVERAGE RF**

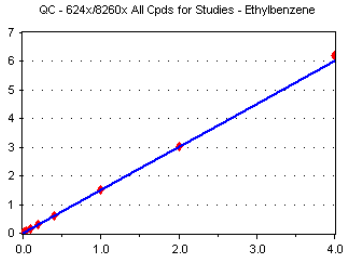

Standard	Concentration	Response	Response Factor	RT
0K13048-CAL1	0.1	667	1.420	9.90
0K13048-CAL2	0.2	1333	1.480	9.90
0K13048-CAL3	0.4	2668	1.516	9.90
0K13048-CAL4	1	6917	1.519	9.90
0K13048-CAL5	2	14343	1.548	9.89
0K13048-CAL6	5	36021	1.526	9.89
0K13048-CAL7	10	72009	1.489	9.89
0K13048-CAL8	20	146185	1.502	9.89
0K13048-CAL9	50	362631	1.505	9.89
0K13048-CALA	100	740065	1.509	9.89
0K13048-CALB	200	1575922	1.551	9.89

AVE RF **1.506** RF RSD **2.37** AVE RT **9.89**

Element Calibration Review Sheet

Calibration ID: **A0K1604** Instrument: **VOA-GCMS9** Calibration Date: **11/16/2020**

Analysis: **QC - 624x/8260x All Cpds fo** Instrument Cal ID: **VI201114W.M/VI201114G.M**

1,1,1,2-Tetrachloroethane

Curve Fit: **AVERAGE RF**

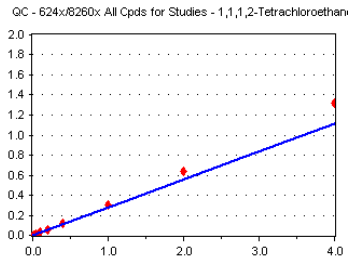

Standard	Concentration	Response	Response Factor	RT
~~0K13048-CAL1~~	~~0.1~~	~~0~~	~~0.000~~	~~0.00~~
~~0K13048-CAL2~~	~~0.2~~	~~0~~	~~0.000~~	~~0.00~~
0K13048-CAL3	0.4	360	0.205	9.93
0K13048-CAL4	1	1061	0.233	9.93
0K13048-CAL5	2	2512	0.271	9.93
0K13048-CAL6	5	6507	0.276	9.93
0K13048-CAL7	10	13632	0.282	9.93
0K13048-CAL8	20	28373	0.292	9.93
0K13048-CAL9	50	74001	0.307	9.93
0K13048-CALA	100	155809	0.318	9.93
0K13048-CALB	200	336229	0.331	9.93

AVE RF **0.279** RF RSD **14.36** AVE RT **9.93**

m,p-Xylene

Curve Fit: **AVERAGE RF**

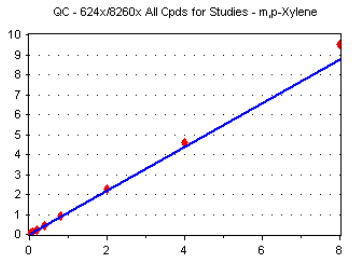

Standard	Concentration	Response	Response Factor	RT
0K13048-CAL1	0.2	1005	1.070	10.03
0K13048-CAL2	0.4	1874	1.041	10.03
0K13048-CAL3	0.8	3762	1.069	10.03
0K13048-CAL4	2	9194	1.010	10.03
0K13048-CAL5	4	19803	1.069	10.03
0K13048-CAL6	10	52058	1.103	10.03
0K13048-CAL7	20	105303	1.089	10.03
0K13048-CAL8	40	217739	1.119	10.03
0K13048-CAL9	100	544810	1.131	10.03
0K13048-CALA	200	1125177	1.147	10.03
0K13048-CALB	400	2419225	1.190	10.03

AVE RF **1.094** RF RSD **4.66** AVE RT **10.03**

o-Xylene

Curve Fit: **AVERAGE RF**

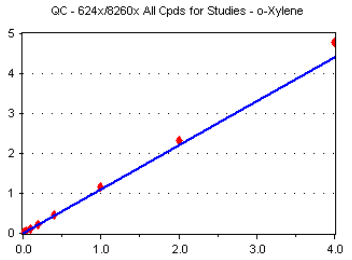

Standard	Concentration	Response	Response Factor	RT
0K13048-CAL1	0.1	530	1.129	10.42
0K13048-CAL2	0.2	843	0.936	10.41
0K13048-CAL3	0.4	1838	1.044	10.41
0K13048-CAL4	1	4842	1.064	10.41
0K13048-CAL5	2	10042	1.084	10.41
0K13048-CAL6	5	26395	1.118	10.41
0K13048-CAL7	10	53858	1.114	10.41
0K13048-CAL8	20	111706	1.148	10.41
0K13048-CAL9	50	277647	1.152	10.41
0K13048-CALA	100	568355	1.159	10.41
0K13048-CALB	200	1215418	1.196	10.41

AVE RF **1.104** RF RSD **6.43** AVE RT **10.41**

Xylenes, total

Curve Fit: **AVERAGE RF**

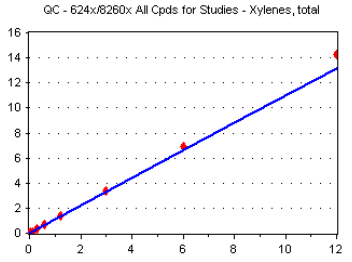

Standard	Concentration	Response	Response Factor	RT
0K13048-CAL1	0.3	1535	1.090	10.42
0K13048-CAL2	0.6	2717	1.006	10.41
0K13048-CAL3	1.2	5600	1.061	10.41
0K13048-CAL4	3	14036	1.028	10.41
0K13048-CAL5	6	29845	1.074	10.41
0K13048-CAL6	15	78453	1.108	10.41
0K13048-CAL7	30	159161	1.097	10.41
0K13048-CAL8	60	329445	1.128	10.41
0K13048-CAL9	150	822457	1.138	10.41
0K13048-CALA	300	1693532	1.151	10.41
0K13048-CALB	600	3634643	1.192	10.41

AVE RF **1.097** RF RSD **4.98** AVE RT **10.41**

Element Calibration Review Sheet

Calibration ID: **A0K1604** Instrument: **VOA-GCMS9** Calibration Date: **11/16/2020**

Analysis: **QC - 624x/8260x All Cpds fo** Instrument Cal ID: **VI201114W.M/VI201114G.M**

Styrene

Curve Fit: **AVERAGE RF**

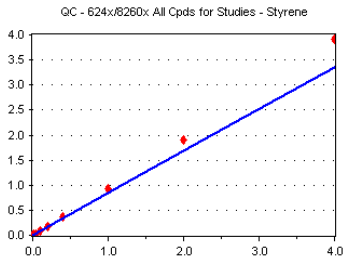

Standard	Concentration	Response	Response Factor	RT
~~0K13048-CAL1~~	~~0.1~~	~~0~~	~~0.000~~	~~0.00~~
0K13048-CAL2	0.2	688	0.764	10.46
0K13048-CAL3	0.4	1190	0.676	10.46
0K13048-CAL4	1	3220	0.707	10.46
0K13048-CAL5	2	7333	0.791	10.46
0K13048-CAL6	5	19521	0.827	10.46
0K13048-CAL7	10	41533	0.859	10.46
0K13048-CAL8	20	88327	0.908	10.46
0K13048-CAL9	50	225096	0.934	10.46
0K13048-CALA	100	466046	0.950	10.46
0K13048-CALB	200	995765	0.980	10.46

AVE RF **0.840** RF RSD **12.45** AVE RT **10.46**

Bromoform

Curve Fit: **QUADRATIC: Weighting: (1/a), Origin: Ignore**

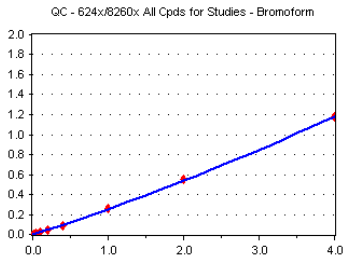

Standard	Concentration	Response	Response Factor	RT
~~0K13048-CAL1~~	~~0.1~~	~~0~~	~~0.000~~	~~0.00~~
~~0K13048-CAL2~~	~~0.2~~	~~0~~	~~0.000~~	~~0.00~~
~~0K13048-CAL3~~	~~0.4~~	~~0~~	~~0.000~~	~~0.00~~
0K13048-CAL4	1	783	0.172	10.49
0K13048-CAL5	2	1672	0.180	10.48
0K13048-CAL6	5	4679	0.198	10.48
0K13048-CAL7	10	9970	0.206	10.48
0K13048-CAL8	20	22022	0.226	10.48
0K13048-CAL9	50	62340	0.259	10.48
0K13048-CALA	100	135667	0.277	10.48
0K13048-CALB	200	298528	0.294	10.48

AVE RF **0.227** RF RSD **20.01** AVE RT **10.48**

Isopropylbenzene

Curve Fit: **AVERAGE RF**

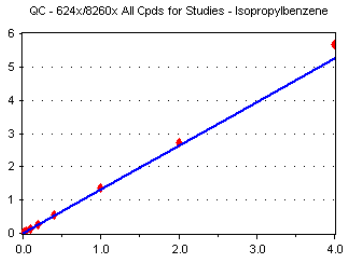

Standard	Concentration	Response	Response Factor	RT
~~0K13048-CAL1~~	~~0.1~~	~~0~~	~~0.000~~	~~0.00~~
0K13048-CAL2	0.2	1067	1.185	10.68
0K13048-CAL3	0.4	2190	1.244	10.68
0K13048-CAL4	1	5494	1.207	10.68
0K13048-CAL5	2	11977	1.293	10.68
0K13048-CAL6	5	31317	1.327	10.68
0K13048-CAL7	10	63893	1.321	10.68
0K13048-CAL8	20	133760	1.374	10.68
0K13048-CAL9	50	328660	1.364	10.68
0K13048-CALA	100	668797	1.364	10.68
0K13048-CALB	200	1442998	1.420	10.68

AVE RF **1.310** RF RSD **5.88** AVE RT **10.68**

4-Bromofluorobenzene (Surr)

Curve Fit: **AVERAGE RF**

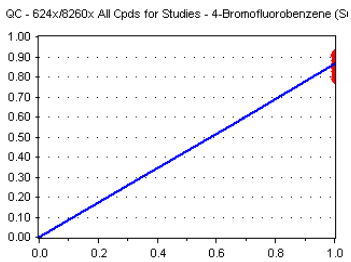

Standard	Concentration	Response	Response Factor	RT
0K13048-CAL1	50	89326	0.904	10.92
0K13048-CAL2	50	85520	0.912	10.92
0K13048-CAL3	50	86936	0.845	10.92
0K13048-CAL4	50	86991	0.906	10.92
0K13048-CAL5	50	90440	0.903	10.92
0K13048-CAL6	50	93222	0.883	10.92
0K13048-CAL7	50	95379	0.865	10.92
0K13048-CAL8	50	97178	0.852	10.92
0K13048-CAL9	50	97925	0.828	10.92
0K13048-CALA	50	98220	0.798	10.92
0K13048-CALB	50	101920	0.791	10.92

AVE RF **0.862** RF RSD **5.06** AVE RT **10.92**

Element Calibration Review Sheet

Calibration ID: **A0K1604** Instrument: **VOA-GCMS9** Calibration Date: **11/16/2020**

Analysis: **QC - 624x/8260x All Cpds fo** Instrument Cal ID: **VI201114W.M/VI201114G.M**

Bromobenzene

Curve Fit: **AVERAGE RF**

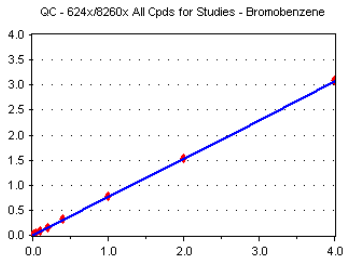

Standard	Concentration	Response	Response Factor	RT
~~0K13048-CAL1~~	~~0.1~~	~~0~~	~~0.000~~	~~0.00~~
0K13048-CAL2	0.2	234	0.624	11.01
0K13048-CAL3	0.4	556	0.675	11.01
0K13048-CAL4	1	1486	0.774	11.01
0K13048-CAL5	2	3399	0.848	11.01
0K13048-CAL6	5	8609	0.815	11.01
0K13048-CAL7	10	17497	0.793	11.01
0K13048-CAL8	20	36574	0.801	11.01
0K13048-CAL9	50	92498	0.782	11.01
0K13048-CALA	100	189898	0.771	11.01
0K13048-CALB	200	398319	0.772	11.01

AVE RF **0.766** RF RSD **8.72** AVE RT **11.01**

n-Propylbenzene

Curve Fit: **AVERAGE RF**

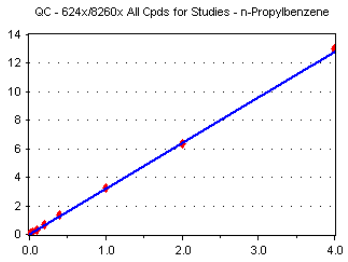

Standard	Concentration	Response	Response Factor	RT
~~0K13048-CAL1~~	~~0.1~~	~~0~~	~~0.000~~	~~0.00~~
0K13048-CAL2	0.2	1115	2.971	11.03
0K13048-CAL3	0.4	2565	3.115	11.02
0K13048-CAL4	1	5883	3.065	11.02
0K13048-CAL5	2	12953	3.232	11.02
0K13048-CAL6	5	35045	3.319	11.02
0K13048-CAL7	10	72033	3.265	11.02
0K13048-CAL8	20	154056	3.375	11.02
0K13048-CAL9	50	381343	3.226	11.02
0K13048-CALA	100	784675	3.188	11.02
0K13048-CALB	200	1682300	3.263	11.02

AVE RF **3.202** RF RSD **3.79** AVE RT **11.02**

1,1,2,2-Tetrachloroethane

Curve Fit: **AVERAGE RF**

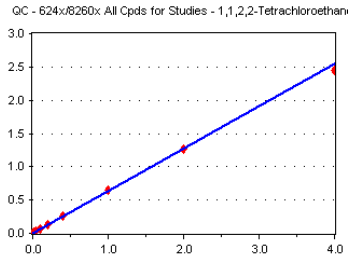

Standard	Concentration	Response	Response Factor	RT
~~0K13048-CAL1~~	~~0.1~~	~~0~~	~~0.000~~	~~0.00~~
~~0K13048-CAL2~~	~~0.2~~	~~138~~	~~0.368~~	~~11.09~~
0K13048-CAL3	0.4	426	0.517	11.09
0K13048-CAL4	1	1210	0.630	11.09
0K13048-CAL5	2	2677	0.668	11.09
0K13048-CAL6	5	7167	0.679	11.09
0K13048-CAL7	10	14772	0.670	11.09
0K13048-CAL8	20	30242	0.662	11.09
0K13048-CAL9	50	76960	0.651	11.09
0K13048-CALA	100	155166	0.630	11.09
0K13048-CALB	200	316023	0.613	11.09

AVE RF **0.636** RF RSD **7.78** AVE RT **11.09**

2-Chlorotoluene

Curve Fit: **AVERAGE RF**

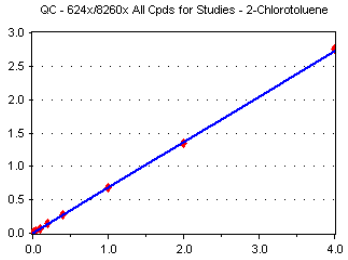

Standard	Concentration	Response	Response Factor	RT
~~0K13048-CAL1~~	~~0.1~~	~~0~~	~~0.000~~	~~0.00~~
~~0K13048-CAL2~~	~~0.2~~	~~124~~	~~0.330~~	~~11.16~~
0K13048-CAL3	0.4	509	0.618	11.16
0K13048-CAL4	1	1266	0.659	11.16
0K13048-CAL5	2	2789	0.696	11.15
0K13048-CAL6	5	7430	0.704	11.15
0K13048-CAL7	10	15290	0.693	11.15
0K13048-CAL8	20	32294	0.707	11.15
0K13048-CAL9	50	80756	0.683	11.15
0K13048-CALA	100	165818	0.674	11.15
0K13048-CALB	200	355566	0.690	11.15

AVE RF **0.680** RF RSD **4.07** AVE RT **11.15**

Element Calibration Review Sheet

Calibration ID: **A0K1604** Instrument: **VOA-GCMS9** Calibration Date: **11/16/2020**

Analysis: **QC - 624x/8260x All Cpds fo** Instrument Cal ID: **VI201114W.M/VI201114G.M**

1,3,5-Trimethylbenzene

Curve Fit: **AVERAGE RF**

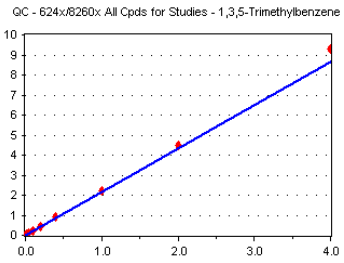

Standard	Concentration	Response	Response Factor	RT
~~0K13048-CAL1~~	~~0.1~~	~~364~~	~~1.842~~	~~0.00~~
0K13048-CAL2	0.2	751	2.001	11.18
0K13048-CAL3	0.4	1625	1.974	11.18
0K13048-CAL4	1	3826	1.993	11.18
0K13048-CAL5	2	8607	2.148	11.18
0K13048-CAL6	5	23394	2.216	11.18
0K13048-CAL7	10	49555	2.246	11.18
0K13048-CAL8	20	105694	2.315	11.18
0K13048-CAL9	50	263164	2.226	11.18
0K13048-CALA	100	550786	2.237	11.18
0K13048-CALB	200	1197024	2.322	11.18

AVE RF **2.168** RF RSD **6.12** AVE RT **11.18**

1,2,3-Trichloropropane

Curve Fit: **AVERAGE RF**

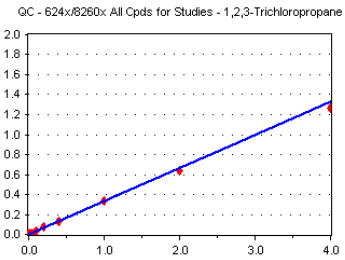

Standard	Concentration	Response	Response Factor	RT
~~0K13048-CAL1~~	~~0.1~~	~~0~~	~~0.000~~	~~0.00~~
~~0K13048-CAL2~~	~~0.2~~	~~0~~	~~0.000~~	~~0.00~~
~~0K13048-CAL3~~	~~0.4~~	~~130~~	~~0.158~~	~~11.20~~
0K13048-CAL4	1	604	0.315	11.20
0K13048-CAL5	2	1363	0.340	11.20
0K13048-CAL6	5	3782	0.358	11.20
0K13048-CAL7	10	7800	0.354	11.20
0K13048-CAL8	20	15407	0.338	11.19
0K13048-CAL9	50	39064	0.330	11.19
0K13048-CALA	100	78851	0.320	11.19
0K13048-CALB	200	162615	0.315	11.19

AVE RF **0.334** RF RSD **4.99** AVE RT **11.20**

trans-1,4-Dichloro-2-butene

Curve Fit: **AVERAGE RF**

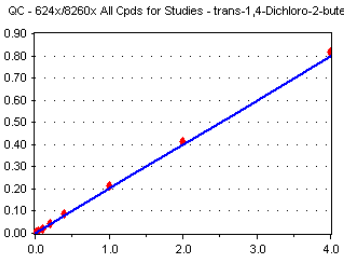

Standard	Concentration	Response	Response Factor	RT
~~0K13048-CAL1~~	~~0.1~~	~~0~~	~~0.000~~	~~0.00~~
~~0K13048-CAL2~~	~~0.2~~	~~0~~	~~0.000~~	~~0.00~~
~~0K13048-CAL3~~	~~0.4~~	~~0~~	~~0.000~~	~~0.00~~
0K13048-CAL4	1	269	0.140	11.24
0K13048-CAL5	2	758	0.189	11.23
0K13048-CAL6	5	2217	0.210	11.23
0K13048-CAL7	10	4653	0.211	11.23
0K13048-CAL8	20	10065	0.220	11.23
0K13048-CAL9	50	25316	0.214	11.22
0K13048-CALA	100	50928	0.207	11.23
0K13048-CALB	200	105075	0.204	11.22

AVE RF **0.199** RF RSD **12.85** AVE RT **11.23**

4-Chlorotoluene

Curve Fit: **AVERAGE RF**

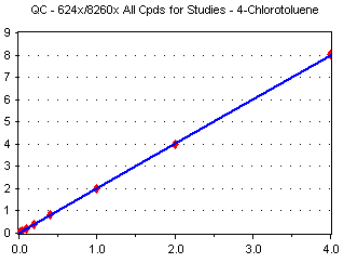

Standard	Concentration	Response	Response Factor	RT
~~0K13048-CAL1~~	~~0.1~~	~~0~~	~~0.000~~	~~0.00~~
0K13048-CAL2	0.2	712	1.897	11.29
0K13048-CAL3	0.4	1525	1.852	11.28
0K13048-CAL4	1	3810	1.985	11.29
0K13048-CAL5	2	8140	2.031	11.29
0K13048-CAL6	5	21835	2.068	11.29
0K13048-CAL7	10	45388	2.057	11.29
0K13048-CAL8	20	95394	2.090	11.28
0K13048-CAL9	50	237730	2.011	11.29
0K13048-CALA	100	492489	2.001	11.29
0K13048-CALB	200	1036721	2.011	11.28

AVE RF **2.000** RF RSD **3.72** AVE RT **11.29**

Element Calibration Review Sheet

Calibration ID: **A0K1604** Instrument: **VOA-GCMS9** Calibration Date: **11/16/2020**

Analysis: **QC - 624x/8260x All Cpds fo** Instrument Cal ID: **VI201114W.M/VI201114G.M**

tert-Butylbenzene

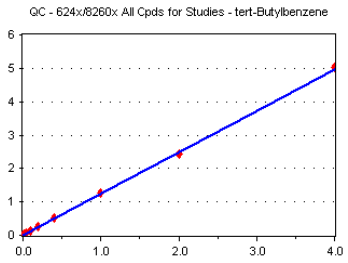

Curve Fit: **AVERAGE RF**

Standard	Concentration	Response	Response Factor	RT
0K13048-CAL1	0.1	221	1.119	11.43
0K13048-CAL2	0.2	406	1.082	11.43
0K13048-CAL3	0.4	1002	1.217	11.43
0K13048-CAL4	1	2356	1.227	11.43
0K13048-CAL5	2	5223	1.303	11.43
0K13048-CAL6	5	13959	1.322	11.43
0K13048-CAL7	10	28884	1.309	11.43
0K13048-CAL8	20	60490	1.325	11.43
0K13048-CAL9	50	148163	1.253	11.43
0K13048-CALA	100	301162	1.223	11.43
0K13048-CALB	200	649493	1.260	11.43

AVE RF **1.240** RF RSD **6.45** AVE RT **11.43**

1,2,4-Trimethylbenzene

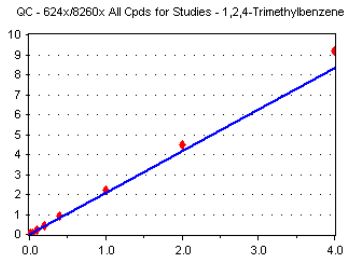

Curve Fit: **AVERAGE RF**

Standard	Concentration	Response	Response Factor	RT
~~0K13048-CAL1~~	~~0.1~~	~~0~~	~~0.000~~	~~0.00~~
0K13048-CAL2	0.2	584	1.556	11.49
0K13048-CAL3	0.4	1531	1.859	11.49
0K13048-CAL4	1	3690	1.922	11.49
0K13048-CAL5	2	8025	2.003	11.49
0K13048-CAL6	5	23004	2.179	11.49
0K13048-CAL7	10	48901	2.217	11.49
0K13048-CAL8	20	104778	2.295	11.49
0K13048-CAL9	50	264544	2.238	11.49
0K13048-CALA	100	550246	2.235	11.49
0K13048-CALB	200	1186152	2.300	11.49

AVE RF **2.080** RF RSD **11.62** AVE RT **11.49**

sec-Butylbenzene

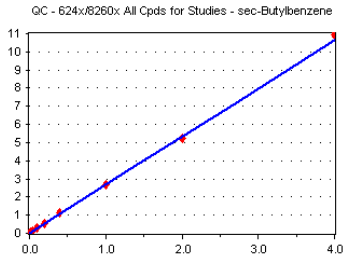

Curve Fit: **AVERAGE RF**

Standard	Concentration	Response	Response Factor	RT
~~0K13048-CAL1~~	~~0.1~~	~~0~~	~~0.000~~	~~0.00~~
0K13048-CAL2	0.2	982	2.617	11.57
0K13048-CAL3	0.4	2180	2.648	11.57
0K13048-CAL4	1	4676	2.436	11.57
0K13048-CAL5	2	10535	2.629	11.57
0K13048-CAL6	5	29128	2.759	11.56
0K13048-CAL7	10	59481	2.696	11.56
0K13048-CAL8	20	128070	2.806	11.56
0K13048-CAL9	50	317521	2.686	11.56
0K13048-CALA	100	646461	2.626	11.56
0K13048-CALB	200	1413009	2.740	11.56

AVE RF **2.664** RF RSD **3.83** AVE RT **11.57**

4-Isopropyltoluene

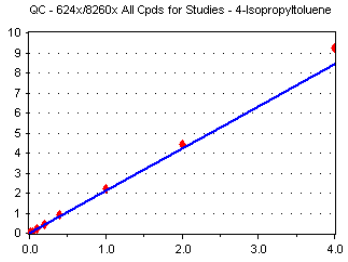

Curve Fit: **AVERAGE RF**

Standard	Concentration	Response	Response Factor	RT
~~0K13048-CAL1~~	~~0.1~~	~~0~~	~~0.000~~	~~0.00~~
0K13048-CAL2	0.2	643	1.713	11.68
0K13048-CAL3	0.4	1687	2.049	11.67
0K13048-CAL4	1	3584	1.867	11.67
0K13048-CAL5	2	8044	2.007	11.67
0K13048-CAL6	5	22473	2.128	11.67
0K13048-CAL7	10	48577	2.202	11.67
0K13048-CAL8	20	105216	2.305	11.67
0K13048-CAL9	50	262673	2.222	11.67
0K13048-CALA	100	544580	2.212	11.67
0K13048-CALB	200	1194135	2.316	11.67

AVE RF **2.102** RF RSD **9.27** AVE RT **11.67**

Element Calibration Review Sheet

Calibration ID: **A0K1604** Instrument: **VOA-GCMS9** Calibration Date: **11/16/2020**

Analysis: **QC - 624x/8260x All Cpds fo** Instrument Cal ID: **VI201114W.M/VI201114G.M**

1,3-Dichlorobenzene

Curve Fit: **AVERAGE RF**

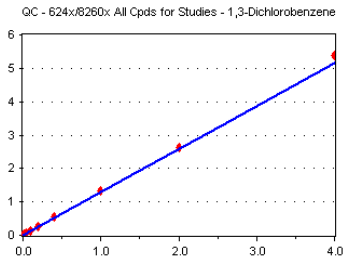

Standard	Concentration	Response	Response Factor	RT
~~0K13048-CAL1~~	~~0.1~~	~~0~~	~~0.000~~	~~0.00~~
0K13048-CAL2	0.2	395	1.053	11.75
0K13048-CAL3	0.4	1052	1.278	11.75
0K13048-CAL4	1	2333	1.215	11.75
0K13048-CAL5	2	5318	1.327	11.75
0K13048-CAL6	5	14005	1.326	11.75
0K13048-CAL7	10	29374	1.332	11.75
0K13048-CAL8	20	61667	1.351	11.75
0K13048-CAL9	50	156685	1.325	11.75
0K13048-CALA	100	324689	1.319	11.75
0K13048-CALB	200	692225	1.343	11.75

AVE RF **1.287** RF RSD **7.09** AVE RT **11.75**

1,4-Dichlorobenzene-d4 (ISTD)

Curve Fit: **AVERAGE RF**

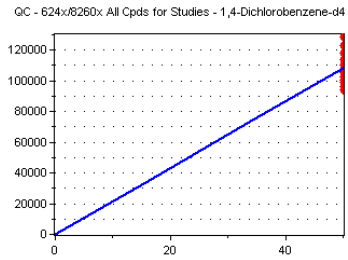

Standard	Concentration	Response	Response Factor	RT
0K13048-CAL1	50	98780	1975.600	11.80
0K13048-CAL2	50	93815	1876.300	11.80
0K13048-CAL3	50	102923	2058.460	11.80
0K13048-CAL4	50	95986	1919.720	11.80
0K13048-CAL5	50	100182	2003.640	11.80
0K13048-CAL6	50	105584	2111.680	11.80
0K13048-CAL7	50	110303	2206.060	11.80
0K13048-CAL8	50	114124	2282.480	11.80
0K13048-CAL9	50	118220	2364.400	11.80
0K13048-CALA	50	123086	2461.720	11.80
0K13048-CALB	50	128906	2578.120	11.80

AVE RF **2167.107** RF RSD **10.66** AVE RT **11.80**

1,4-Dichlorobenzene

Curve Fit: **AVERAGE RF**

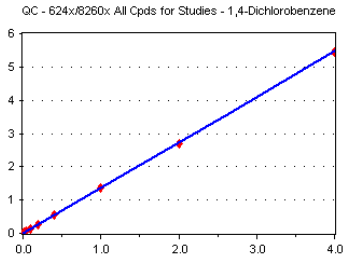

Standard	Concentration	Response	Response Factor	RT
0K13048-CAL1	0.1	281	1.422	11.81
0K13048-CAL2	0.2	468	1.247	11.81
0K13048-CAL3	0.4	1175	1.427	11.81
0K13048-CAL4	1	2657	1.384	11.81
0K13048-CAL5	2	5480	1.368	11.81
0K13048-CAL6	5	14361	1.360	11.81
0K13048-CAL7	10	30242	1.371	11.81
0K13048-CAL8	20	63508	1.391	11.81
0K13048-CAL9	50	160797	1.360	11.81
0K13048-CALA	100	331071	1.345	11.81
0K13048-CALB	200	701734	1.361	11.81

AVE RF **1.367** RF RSD **3.47** AVE RT **11.81**

n-Butylbenzene

Curve Fit: **AVERAGE RF**

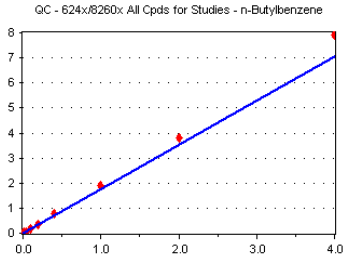

Standard	Concentration	Response	Response Factor	RT
~~0K13048-CAL1~~	~~0.1~~	~~221~~	~~1.119~~	~~0.00~~
~~0K13048-CAL2~~	~~0.2~~	~~427~~	~~1.138~~	~~12.00~~
0K13048-CAL3	0.4	1317	1.599	12.00
0K13048-CAL4	1	2668	1.390	12.00
0K13048-CAL5	2	6343	1.583	12.00
0K13048-CAL6	5	18808	1.781	12.00
0K13048-CAL7	10	40346	1.829	12.00
0K13048-CAL8	20	88657	1.942	12.00
0K13048-CAL9	50	224446	1.899	12.00
0K13048-CALA	100	467121	1.898	12.00
0K13048-CALB	200	1018522	1.975	11.99

AVE RF **1.766** RF RSD **11.26** AVE RT **12.00**

Element Calibration Review Sheet

Calibration ID: **A0K1604** Instrument: **VOA-GCMS9** Calibration Date: **11/16/2020**

Analysis: **QC - 624x/8260x All Cpds fo** Instrument Cal ID: **VI201114W.M/VI201114G.M**

1,2-Dichlorobenzene

Curve Fit: **AVERAGE RF**

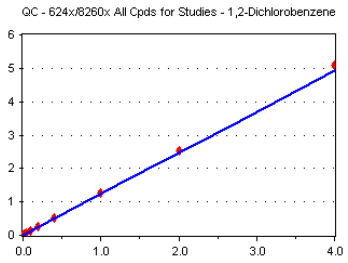

Standard	Concentration	Response	Response Factor	RT
~~0K13048-CAL1~~	~~0.1~~	~~304~~	~~1.539~~	~~12.14~~
0K13048-CAL2	0.2	382	1.018	12.13
0K13048-CAL3	0.4	991	1.204	12.14
0K13048-CAL4	1	2238	1.166	12.13
0K13048-CAL5	2	5029	1.255	12.13
0K13048-CAL6	5	13392	1.268	12.13
0K13048-CAL7	10	28364	1.286	12.13
0K13048-CAL8	20	59641	1.306	12.13
0K13048-CAL9	50	151239	1.279	12.13
0K13048-CALA	100	311049	1.264	12.13
0K13048-CALB	200	657903	1.276	12.13

AVE RF **1.232** RF RSD **6.97** AVE RT **12.13**

1,2-Dibromo-3-chloropropane

Curve Fit: **AVERAGE RF**

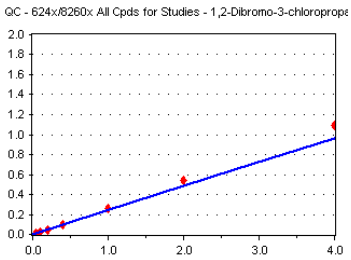

Standard	Concentration	Response	Response Factor	RT
~~0K13048-CAL1~~	~~0.1~~	~~0~~	~~0.000~~	~~0.00~~
~~0K13048-CAL2~~	~~0.2~~	~~0~~	~~0.000~~	~~0.00~~
~~0K13048-CAL3~~	~~0.4~~	~~0~~	~~0.000~~	0.00
~~0K13048-CAL4~~	~~1~~	~~289~~	~~0.151~~	~~12.74~~
0K13048-CAL5	2	761	0.190	12.75
0K13048-CAL6	5	2294	0.217	12.75
0K13048-CAL7	10	5159	0.234	12.75
0K13048-CAL8	20	11148	0.244	12.74
0K13048-CAL9	50	31025	0.262	12.75
0K13048-CALA	100	66001	0.268	12.75
0K13048-CALB	200	140963	0.273	12.74

AVE RF **0.241** RF RSD **12.52** AVE RT **12.74**

Hexachlorobutadiene

Curve Fit: **AVERAGE RF**

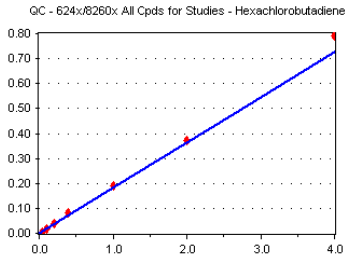

Standard	Concentration	Response	Response Factor	RT
~~0K13048-CAL1~~	~~0.1~~	~~0~~	~~0.000~~	~~0.00~~
~~0K13048-CAL2~~	~~0.2~~	~~0~~	~~0.000~~	~~0.00~~
~~0K13048-CAL3~~	~~0.4~~	~~0~~	~~0.000~~	~~0.00~~
~~0K13048-CAL4~~	~~1~~	~~197~~	~~0.103~~	~~13.24~~
0K13048-CAL5	2	560	0.140	13.24
0K13048-CAL6	5	1830	0.173	13.24
0K13048-CAL7	10	4106	0.186	13.24
0K13048-CAL8	20	9202	0.202	13.25
0K13048-CAL9	50	22461	0.190	13.24
0K13048-CALA	100	45767	0.186	13.24
0K13048-CALB	200	101942	0.198	13.24

AVE RF **0.182** RF RSD **11.41** AVE RT **13.24**

1,2,4-Trichlorobenzene

Curve Fit: **AVERAGE RF**

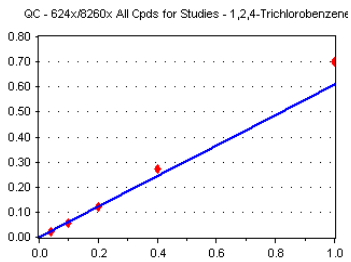

Standard	Concentration	Response	Response Factor	RT
~~0K13048-CAL1~~	~~0.1~~	~~0~~	~~0.000~~	~~0.00~~
~~0K13048-CAL2~~	~~0.2~~	~~0~~	~~0.000~~	~~0.00~~
~~0K13048-CAL3~~	~~0.4~~	~~431~~	~~0.523~~	~~13.29~~
~~0K13048-CAL4~~	~~1~~	~~837~~	~~0.436~~	~~13.29~~
0K13048-CAL5	2	2044	0.510	13.29
0K13048-CAL6	5	5768	0.546	13.29
0K13048-CAL7	10	13268	0.601	13.29
0K13048-CAL8	20	31129	0.682	13.29
0K13048-CAL9	50	82615	0.699	13.29
~~0K13048-CALA~~	~~100~~	~~188607~~	~~0.766~~	~~13.29~~
~~0K13048-CALB~~	~~200~~	~~425340~~	~~0.825~~	~~13.29~~

AVE RF **0.608** RF RSD **13.56** AVE RT **13.29**

Element Calibration Review Sheet

Calibration ID: **A0K1604** Instrument: **VOA-GCMS9** Calibration Date: **11/16/2020**

Analysis: **QC - 624x/8260x All Cpds fo** Instrument Cal ID: **VI201114W.M/VI201114G.M**

Naphthalene

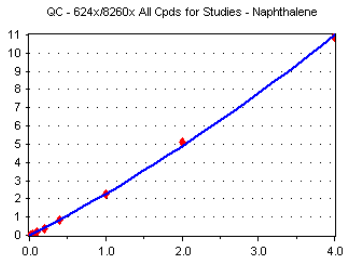

Curve Fit: **QUADRATIC: Weighting: (1/a), Origin: Ignore**

Standard	Concentration	Response	Response Factor	RT
~~0K13048-CAL1~~	~~0.1~~	~~389~~	~~1.969~~	~~13.57~~
~~0K13048-CAL2~~	~~0.2~~	~~426~~	~~1.135~~	~~13.57~~
0K13048-CAL3	0.4	1202	1.460	13.57
0K13048-CAL4	1	2796	1.456	13.57
0K13048-CAL5	2	6236	1.556	13.57
0K13048-CAL6	5	17295	1.638	13.57
0K13048-CAL7	10	40566	1.839	13.57
0K13048-CAL8	20	98380	2.155	13.57
0K13048-CAL9	50	266831	2.257	13.57
0K13048-CALA	100	631788	2.566	13.56
0K13048-CALB	200	1402207	2.719	13.56

AVE RF **1.961** RF RSD **24.56** AVE RT **13.56**

1,2,3-Trichlorobenzene

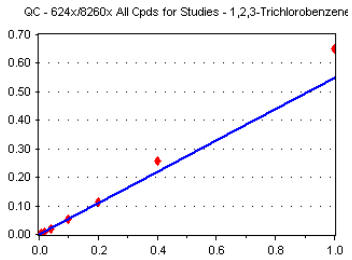

Curve Fit: **AVERAGE RF**

Standard	Concentration	Response	Response Factor	RT
~~0K13048-CAL1~~	~~0.1~~	~~0~~	~~0.000~~	~~0.00~~
~~0K13048-CAL2~~	~~0.2~~	~~0~~	~~0.000~~	~~0.00~~
0K13048-CAL3	0.4	413	0.502	13.73
0K13048-CAL4	1	898	0.468	13.72
0K13048-CAL5	2	1910	0.477	13.72
0K13048-CAL6	5	5573	0.528	13.72
0K13048-CAL7	10	12481	0.566	13.72
0K13048-CAL8	20	29513	0.647	13.72
0K13048-CAL9	50	76998	0.651	13.72
~~0K13048-CALA~~	~~100~~	~~182309~~	~~0.741~~	~~13.72~~
~~0K13048-CALB~~	~~200~~	~~414214~~	~~0.803~~	~~13.72~~

AVE RF **0.548** RF RSD **13.89** AVE RT **13.72**

Compound List Report VOA-GCMS9

Method Path : C:\msdchem\1\methods\
Method File : VI201114W.M
Title : EPA 8260: Volatile Organic Compounds
Last Update : Sat Nov 14 15:49:22 2020
Response Via : Initial Calibration

11/15/20 TNL

Total Cpnds : 88

PK#		Compound Name	QIon	Exp_RT	Rel_RT	Cal	#Qual	A/H	ID
1	I	Pentafluorobenzene (I)	99	6.150	1.000	A	2	A	R
2		Dichlorodifluoromethane	85	1.648	0.268	Q	2	A	R
3	P	Chloromethane	50	1.860	0.302	A	2	A	R
4	C	Vinyl Chloride	62	1.958	0.318	A	2	A	R
5		Bromomethane	96	2.317	0.377	A	2	A	R
6		Chloroethane	64	2.444	0.397	Q	2	A	R
7		Trichlorofluoromethane	101	2.603	0.423	A	2	A	R
8		Ethanol	45	3.193	0.519	A	1	A	R
9	C	1,1-Dichloroethene	61	3.175	0.516	A	2	A	R
10		Carbon Disulfide	76	3.193	0.519	A	2	A	R
11		Freon 113	101	3.230	0.525	A	2	A	R
12		Iodomethane	142	3.327	0.541	A	2	A	R
13		Acrolein	56	3.558	0.579	A	2	A	R
14		Methylene Chloride	84	3.819	0.621	A	2	A	R
15		Acetone	43	3.892	0.633	A	1	A	R
16		t-1,2-Dichloroethene	61	3.978	0.647	A	2	A	R
17		n-Hexane	86	4.057	0.660	A	3	A	R
18		Methyl-tert-butyl-ether	73	4.105	0.667	A	3	A	R
19		tert-Butanol (TBA)	59	4.239	0.689	A	1	A	R
20		Diisopropyl ether (DIPE)	45	4.501	0.732	A	2	A	B
21	P	1,1-Dichloroethane	63	4.617	0.751	A	2	A	R
22		Acrylonitrile	53	4.683	0.761	A	2	A	R
23		Ethyl-tert-butyl ether (ETBE)	59	4.768	0.775	A	2	A	B
24		Vinyl Acetate	43	4.890	0.795	A	2	A	R
25		c-1,2-Dichloroethene	61	5.176	0.842	A	2	A	R
26		2,2-Dichloropropane	77	5.279	0.858	A	2	A	R
27		Bromochloromethane	130	5.377	0.874	A	2	A	R
28	C	Chloroform	83	5.462	0.888	A	2	A	R
29		Carbon Tetrachloride	117	5.590	0.909	A	2	A	R
30		Tetrahydrofuran	42	5.626	0.915	A	2	A	R
31		1,1,1-Trichloroethane	97	5.663	0.921	A	2	A	R
32	S	Dibromofluoromethane (S)	111	5.651	0.919	A	2	A	R
33		1,1-Dichloropropene	75	5.791	0.942	A	2	A	R
34		2-Butanone (MEK)	43	5.779	0.940	A	2	A	R
35		Benzene	78	6.059	0.985	A	2	A	R
36		tert-Amyl methyl ether (TAME)	73	6.052	0.984	A	2	A	R
37		1,2-Dichloroethane (EDC)	62	6.265	1.019	A	2	A	R
38		iso-Butyl Alcohol	43	6.326	1.029	A	2	A	R
39	S	1,4-Difluorobenzene (S)	114	6.716	1.092	A	2	A	R
40		Trichloroethene (TCE)	130	6.673	1.085	A	2	A	R
41		Tert-Amyl-Ethyl-Ether (TAEE)	59	6.922	1.126	A	2	A	R
42		Dibromomethane	93	7.123	1.158	A	2	A	R
43	C	1,2-Dichloropropane	63	7.233	1.176	A	2	A	R
44		Bromodichloromethane	83	7.306	1.188	A	2	A	R
45	I	Chlorobenzene-d5 (I)	117	9.855	1.000	A	2	A	R
46		2-Chloroethyl Vinyl Ether	63	7.950	0.807	A	2	A	R
47		c-1,3-Dichloropropene	75	8.017	0.814	A	2	A	R
48	S	Toluene-d8 (S)	98	8.225	0.835	A	2	A	R
49	C	Toluene	91	8.285	0.841	A	2	A	R
50		Tetrachloroethene (PCE)	166	8.723	0.885	A	2	A	R
51		4-Methyl-2-Pentanone (MIBK)	43	8.723	0.885	A	2	A	R
52		t-1,3-Dichloropropene	75	8.765	0.889	A	2	A	R
53		1,1,2-Trichloroethane	97	8.936	0.907	A	2	A	R
54		Dibromochloromethane	129	9.124	0.926	A	2	A	R
55		1,3-Dichloropropane	76	9.222	0.936	A	2	A	R

56		1,2-Dibromoethane (EDB)	107	9.355	0.949	Q	2	A	R
57		2-Hexanone	43	9.587	0.973	A	2	A	R
58	P	Chlorobenzene	112	9.873	1.002	A	2	A	R
59	C	Ethylbenzene	91	9.903	1.005	A	2	A	R
60		1,1,1,2-Tetrachloroethane	131	9.927	1.007	A	2	A	R
61		m,p-Xylenes (2)	91	10.031	1.018	A	2	A	R
62		o-Xylene	91	10.415	1.057	A	2	A	R
63		Styrene	104	10.457	1.061	A	2	A	R
64	P	Bromoform	173	10.481	1.064	Q	2	A	R
65		Isopropylbenzene	105	10.676	1.083	A	2	A	R
66	I	1,4-Dichlorobenzene-d4 (I)	152	11.802	1.000	A	2	A	R
67	S	4-Bromofluorobenzene (S)	174	10.920	0.925	A	2	A	R
68		Bromobenzene	156	11.005	0.932	A	2	A	R
69		n-Propylbenzene	91	11.017	0.933	A	2	A	R
70	P	1,1,2,2-Tetrachloroethane	85	11.089	0.940	A	2	A	R
71		2-Chlorotoluene	126	11.150	0.945	A	2	A	R
72		1,3,5-Trimethylbenzene	105	11.181	0.947	A	2	A	R
73		1,2,3-Trichloropropane	110	11.193	0.948	A	2	A	R
74		t-1,4-Dichloro-2-butene	53	11.224	0.951	A	3	A	R
75		4-Chlorotoluene	91	11.284	0.956	A	2	A	R
76		tert-Butylbenzene	91	11.430	0.969	A	2	A	R
77		1,2,4-Trimethylbenzene	105	11.485	0.973	A	2	A	R
78		sec-Butylbenzene	105	11.564	0.980	A	2	A	R
79		4-Isopropyltoluene	119	11.674	0.989	A	2	A	R
80		1,3-Dichlorobenzene	146	11.746	0.995	A	2	A	R
81		1,4-Dichlorobenzene	146	11.814	1.001	A	2	A	R
82		n-Butylbenzene	91	12.002	1.017	A	2	A	R
83		1,2-Dichlorobenzene	146	12.136	1.028	A	2	A	R
84		1,2-Dibromo-3-Chloropropane	157	12.744	1.080	A	2	A	R
85		Hexachlorobutadiene	223	13.243	1.122	A	3	A	R
86		1,2,4-Trichlorobenzene	180	13.285	1.126	A	2	A	R
87		Naphthalene	128	13.565	1.149	Q	2	A	R
88		1,2,3-Trichlorobenzene	180	13.723	1.163	A	2	A	R

Cal A = Average L = Linear LO = Linear w/origin Q = Quad QO = Quad w/origin
#Qual = number of qualifiers
A/H = Area or Height
ID R = R.T. B = R.T. & Q Q = Qvalue L = Largest A = All

VI201114W.M Sat Nov 14 16:43:34 2020

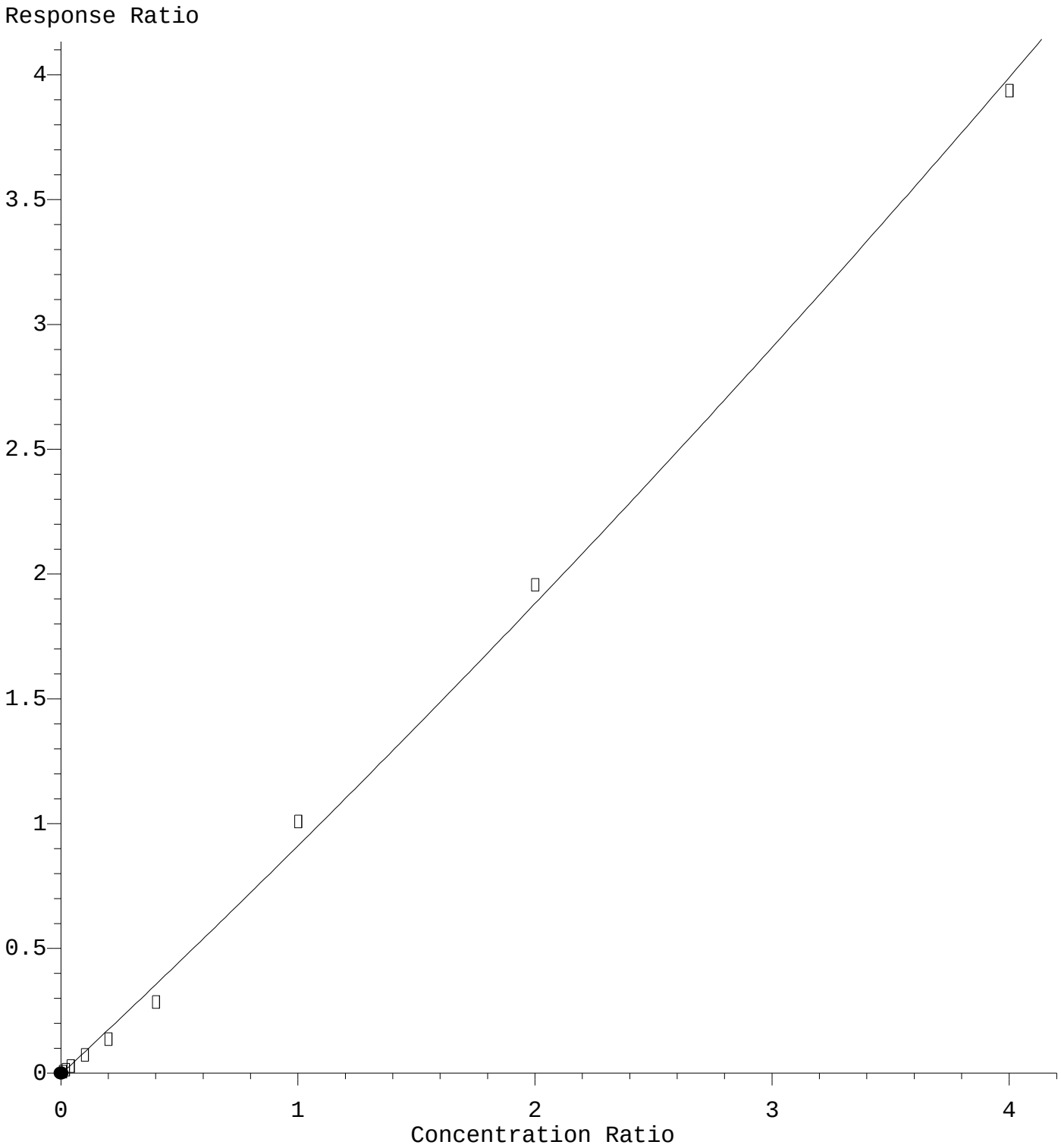

R = 2.77e-002 A*A + 8.88e-001 A - 4.10e-003
Coef of Det (r^2) = 0.995 Curve Fit: Quadratic w(1/a)
Method Name: C:\msdchem\1\methods\VI201114W.M
Calibration Table Last Updated: Sat Nov 14 16:43:49 2020

Quantitation Report (Qedit)

InstName : VOA-GCMS9

Data Path : C:\msdchem\1\data\2020-11\0K13048\REQUANT\
Data File : VI20111309.D
Acq On : 13 Nov 2020 10:34 pm
Operator : TNL
Sample : 0K13048-CAL5
Misc : 1X 5mL 2 PPB VOCR0
ALS Vial : 9 Sample Multiplier: 1
DataAcq Meth:VI1611RUN.M

Quant Time: Nov 14 16:38:20 2020
Quant Method : C:\msdchem\1\methods\VI201114W.M
Quant Title : EPA 8260: Volatile Organic Compounds
QLast Update : Sat Nov 14 15:49:22 2020
Response via : Initial Calibration

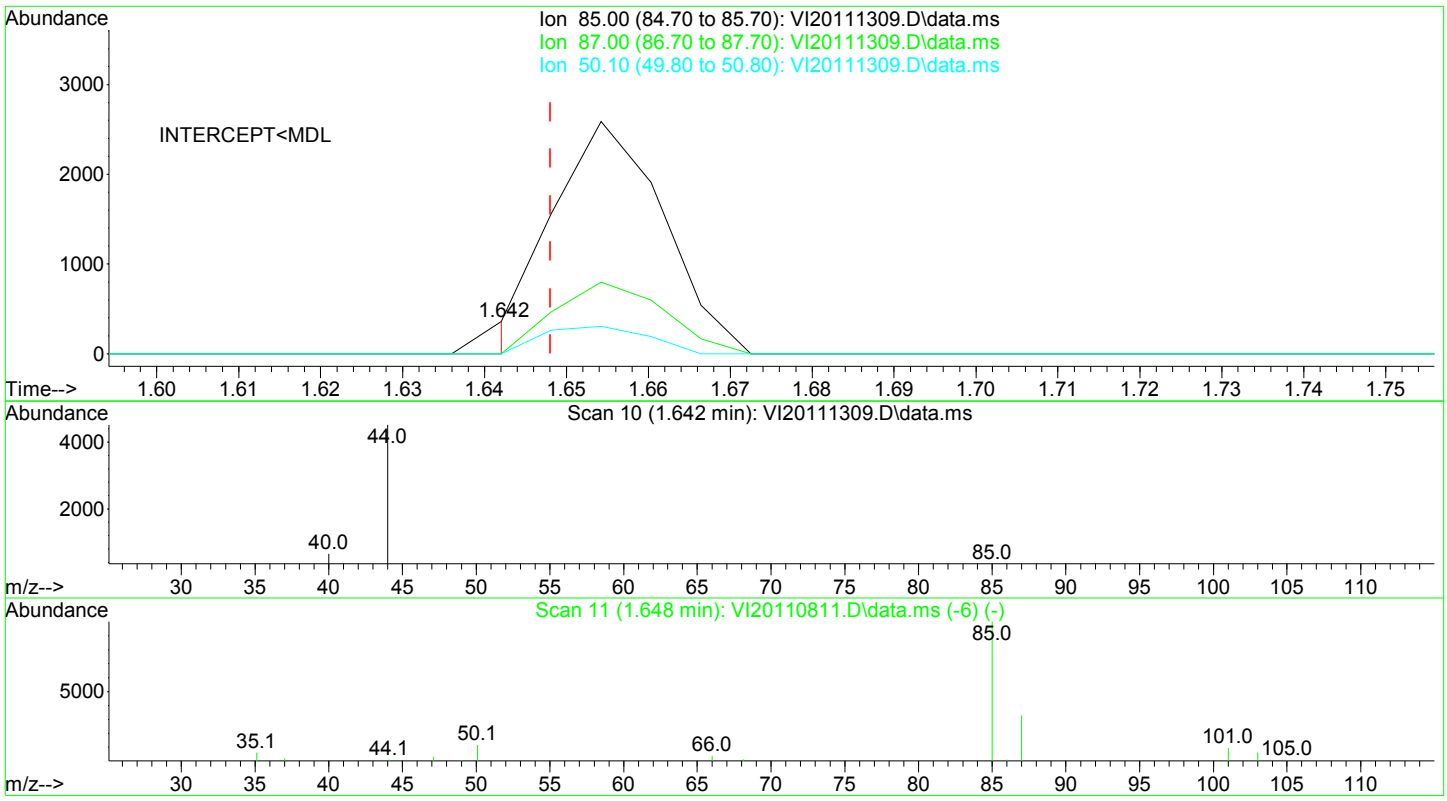

TIC: VI20111309.D\data.ms

(2) Dichlorodifluoromethane

1.642min (-0.006) 0.31 ug/L m

response 131

Ion	Exp%	Act%
85.00	100.00	100.00
87.00	32.60	0.00#
50.10	12.00	0.00
0.00	0.00	0.00

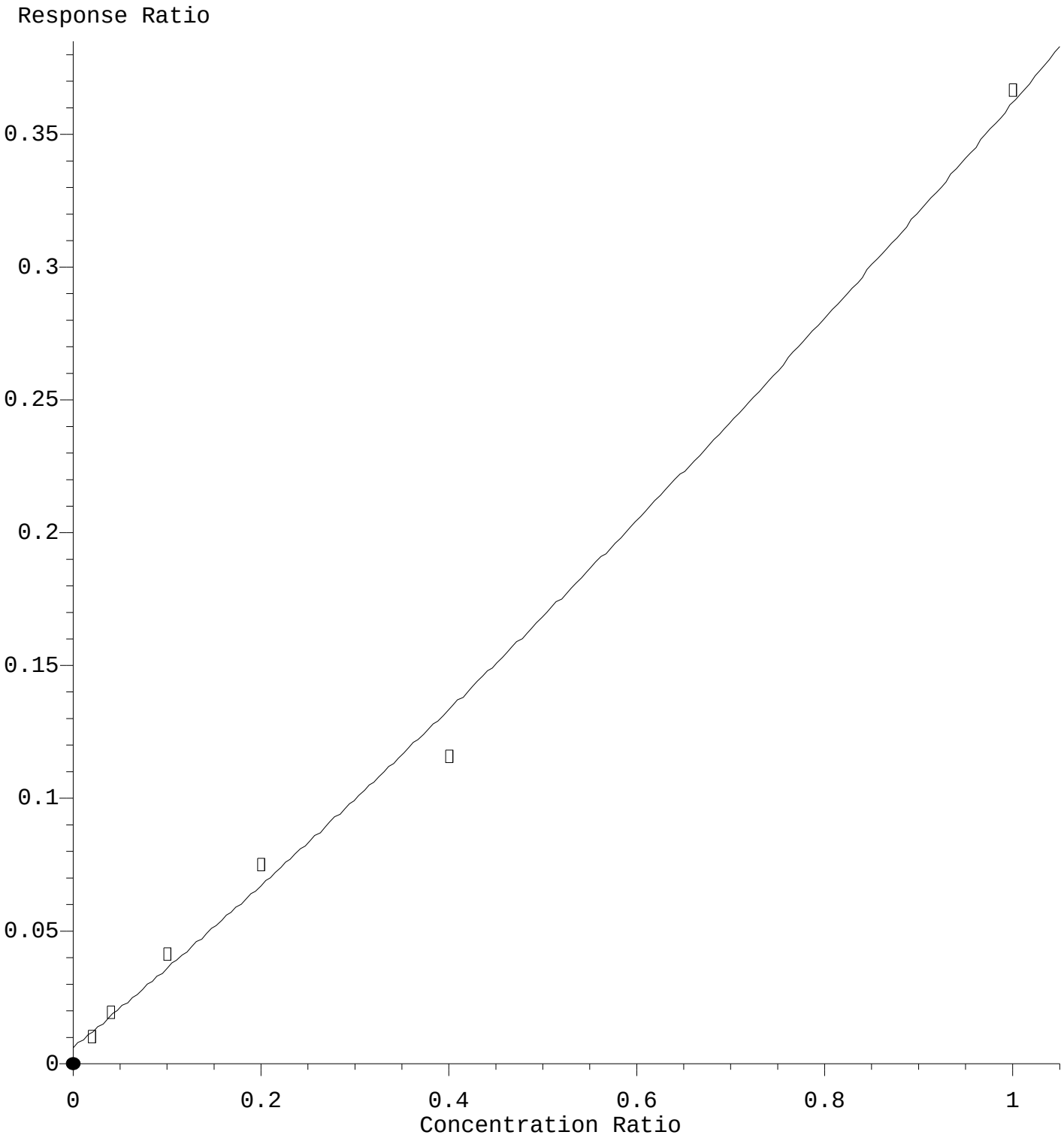

R = 6.22e-002 A*A + 2.93e-001 A + 6.11e-003
Coef of Det (r^2) = 0.990 Curve Fit: Quadratic w(1/a)
Method Name: C:\msdchem\1\methods\VI201114W.M
Calibration Table Last Updated: Sat Nov 14 16:43:49 2020

Quantitation Report (Qedit)

InstName : VOA-GCMS9

Data Path : C:\msdchem\1\data\2020-11\0K13048\REQUANT\
Data File : VI20111309.D
Acq On : 13 Nov 2020 10:34 pm
Operator : TNL
Sample : 0K13048-CAL5
Misc : 1X 5mL 2 PPB VOCR0
ALS Vial : 9 Sample Multiplier: 1
DataAcq Meth:VI1611RUN.M

Quant Time: Nov 14 16:48:10 2020
Quant Method : C:\msdchem\1\methods\VI201114W.M
Quant Title : EPA 8260: Volatile Organic Compounds
QLast Update : Sat Nov 14 16:47:50 2020
Response via : Initial Calibration

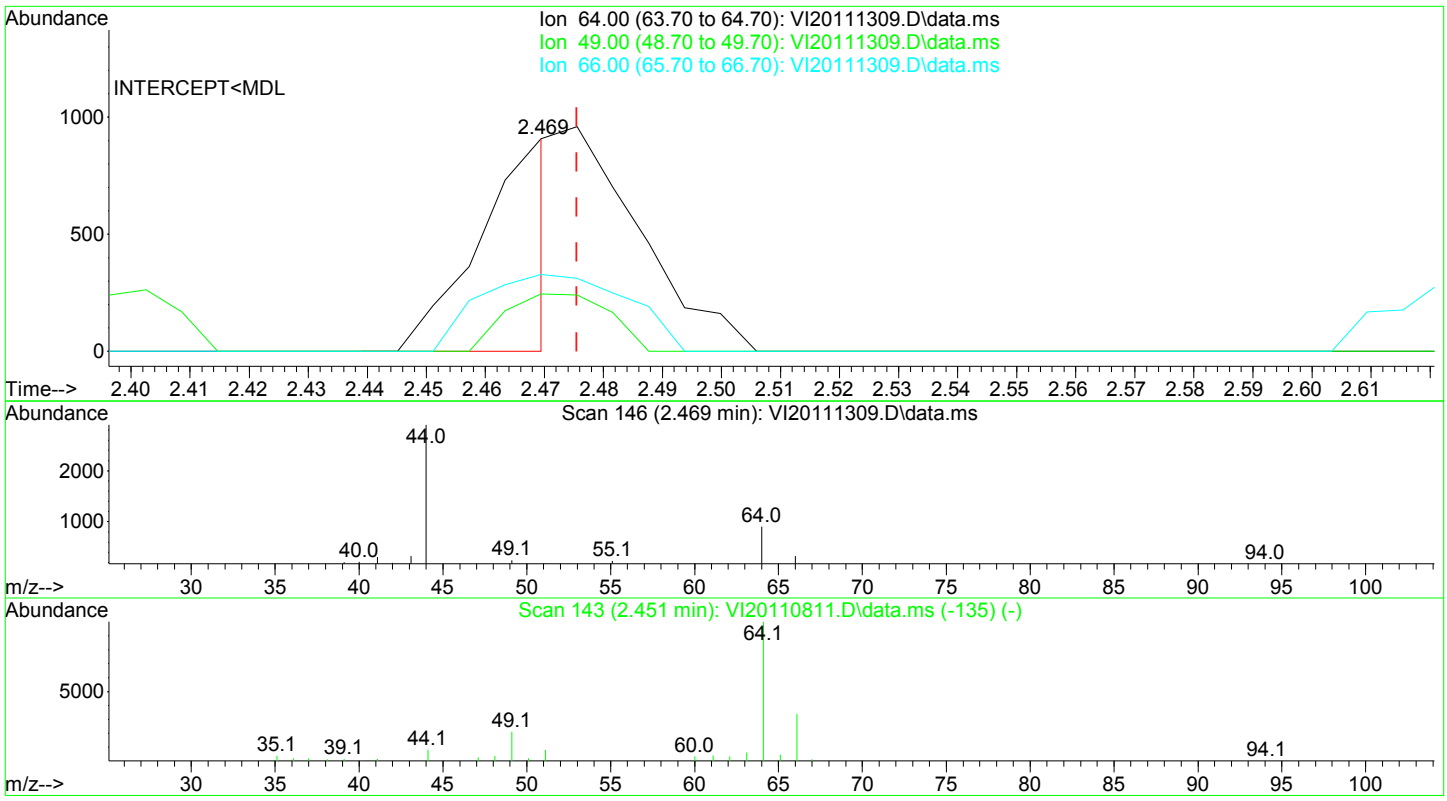

TIC: VI20111309.D\data.ms

(6) Chloroethane

2.469min (-0.006) 0.51 ug/L m

response 802

Ion	Exp%	Act%
64.00	100.00	100.00
49.00	39.40	26.90
66.00	38.90	36.16
0.00	0.00	0.00

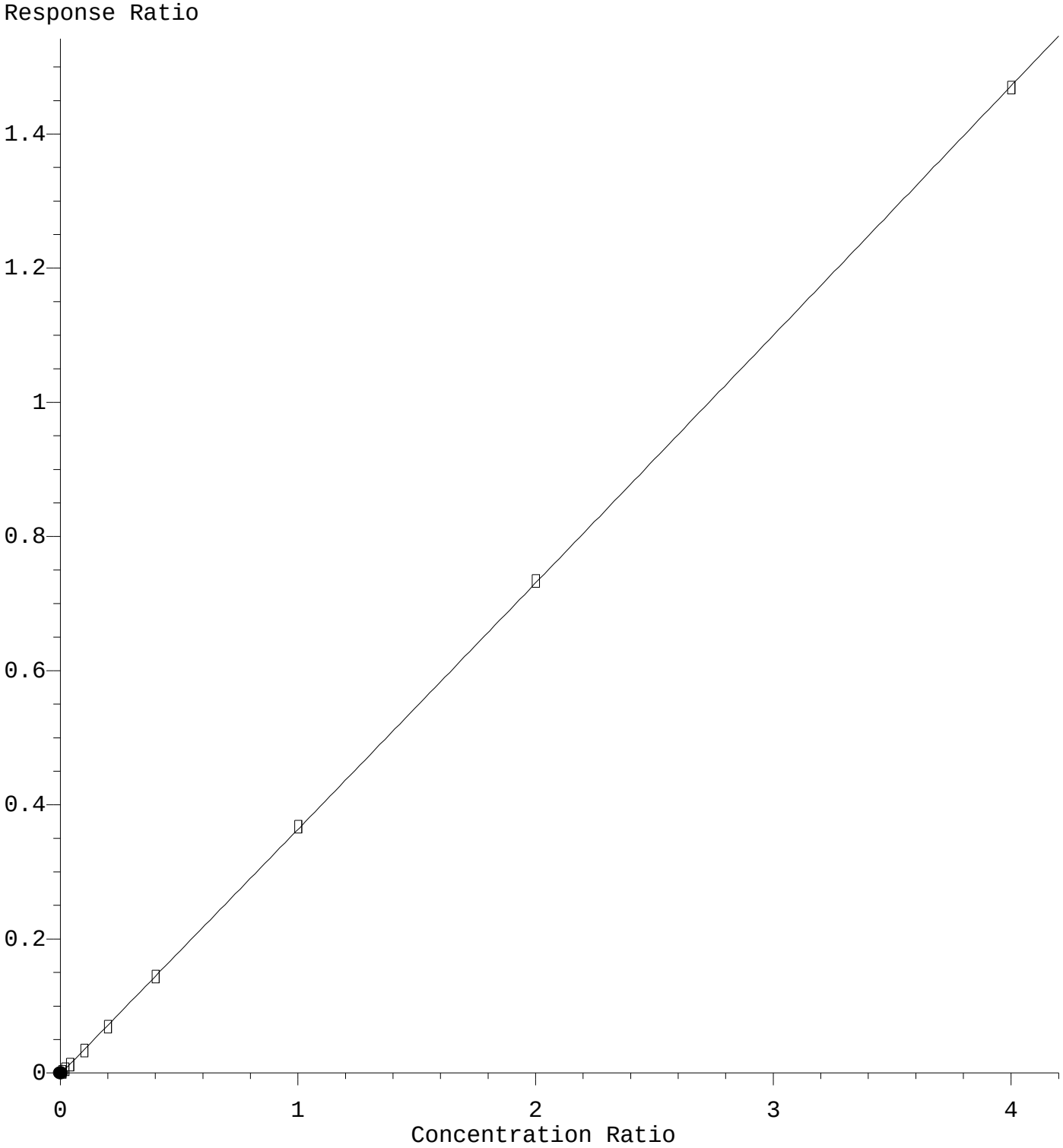

R = 1.09e-003 A*A + 3.64e-001 A - 1.48e-003
Coef of Det (r^2) = 1.000 Curve Fit: Quadratic w(1/a)
Method Name: C:\msdchem\1\methods\VI201114W.M
Calibration Table Last Updated: Sat Nov 14 16:43:49 2020

Quantitation Report (Qedit)

InstName : VOA-GCMS9

Data Path : C:\msdchem\1\data\2020-11\0K13048\REQUANT\
Data File : VI20111309.D
Acq On : 13 Nov 2020 10:34 pm
Operator : TNL
Sample : 0K13048-CAL5
Misc : 1X 5mL 2 PPB VOCR0
ALS Vial : 9 Sample Multiplier: 1
DataAcq Meth:VI1611RUN.M

Quant Time: Nov 14 16:48:10 2020
Quant Method : C:\msdchem\1\methods\VI201114W.M
Quant Title : EPA 8260: Volatile Organic Compounds
QLast Update : Sat Nov 14 16:47:50 2020
Response via : Initial Calibration

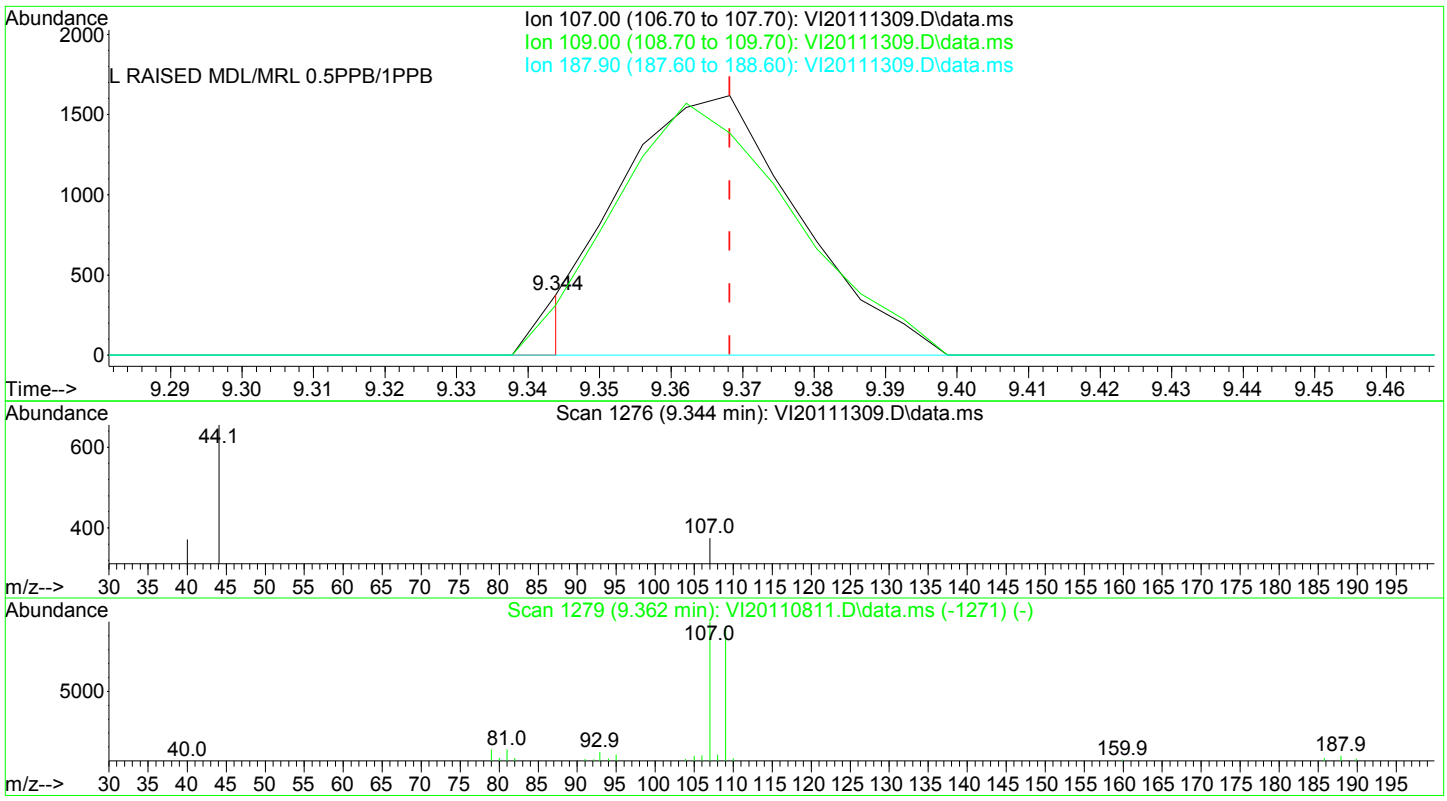

TIC: VI20111309.D\data.ms

(56) 1,2-Dibromoethane (EDB)

9.344min (-0.024) 0.28 ug/L m

response 137

Ion	Exp%	Act%
107.00	100.00	100.00
109.00	89.60	83.20
187.90	3.30	0.00
0.00	0.00	0.00

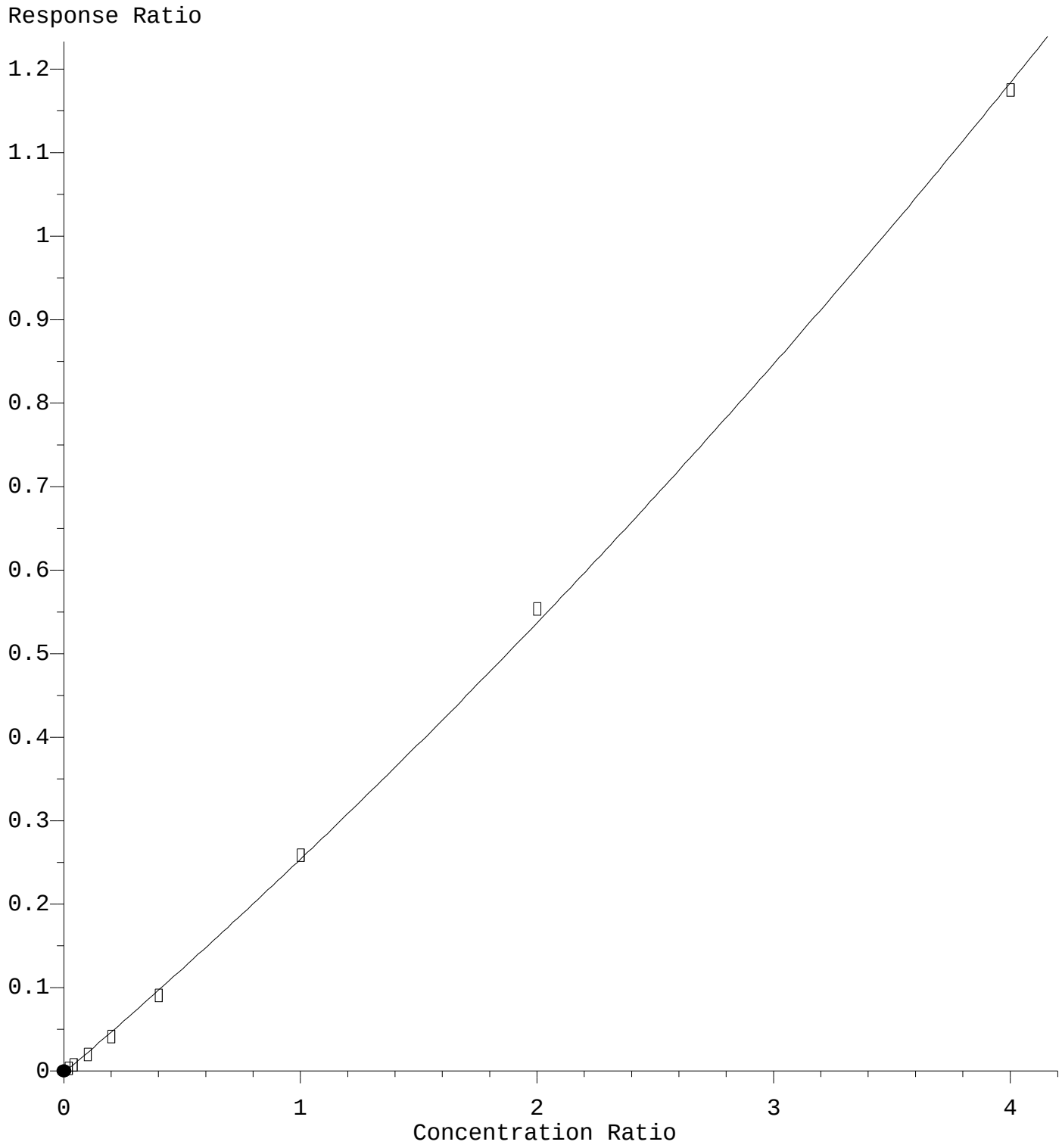

R = 1.34e-002 A*A + 2.43e-001 A - 2.50e-003
Coef of Det (r^2) = 0.999 Curve Fit: Quadratic w(1/a)
Method Name: C:\msdchem\1\methods\VI201114W.M
Calibration Table Last Updated: Sat Nov 14 16:43:49 2020

Quantitation Report (Qedit)

InstName : VOA-GCMS9

Data Path : C:\msdchem\1\data\2020-11\0K13048\REQUANT\
Data File : VI20111309.D
Acq On : 13 Nov 2020 10:34 pm
Operator : TNL
Sample : 0K13048-CAL5
Misc : 1X 5mL 2 PPB VOCR0
ALS Vial : 9 Sample Multiplier: 1
DataAcq Meth:VI1611RUN.M

Quant Time: Nov 14 16:48:10 2020
Quant Method : C:\msdchem\1\methods\VI201114W.M
Quant Title : EPA 8260: Volatile Organic Compounds
QLast Update : Sat Nov 14 16:47:50 2020
Response via : Initial Calibration

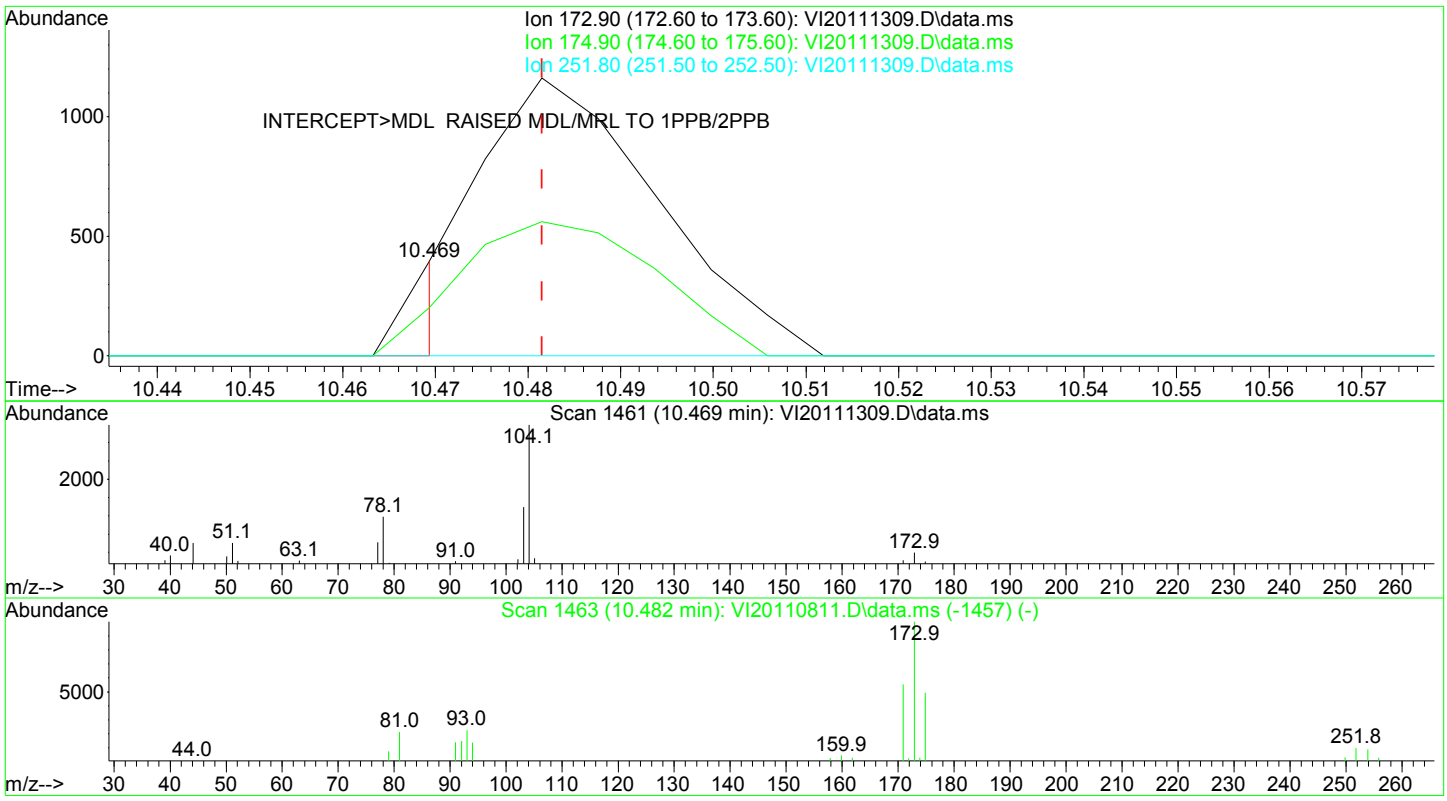

TIC: VI20111309.D\data.ms

(64) Bromoform (P)

10.469min (-0.012) 0.64 ug/L m

response 144

Ion	Exp%	Act%
172.90	100.00	100.00
174.90	49.20	50.89
251.80	13.30	0.00
0.00	0.00	0.00

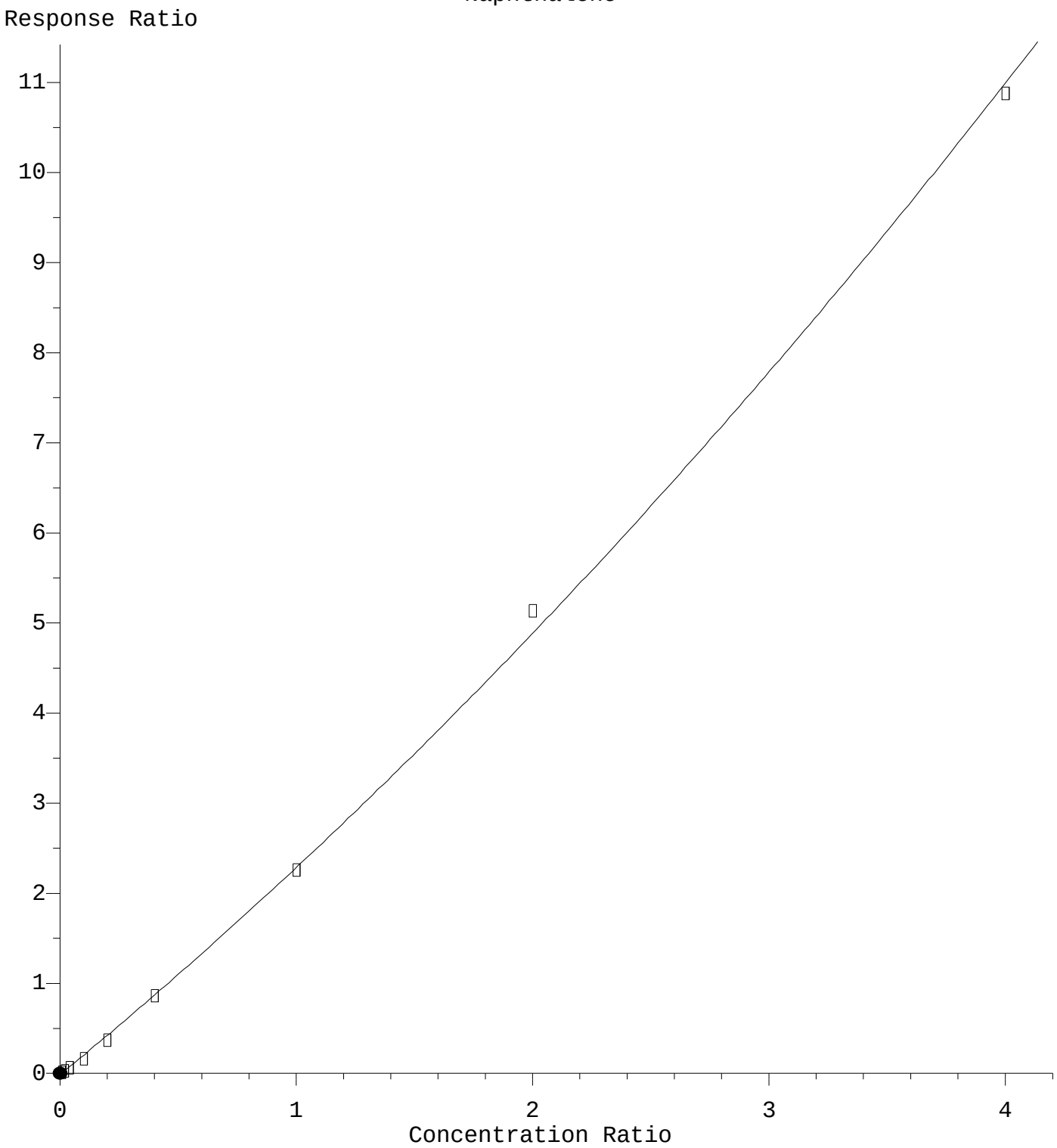

R = 1.51e-001 A*A + 2.15e+000 A - 1.30e-002
Coef of Det (r^2) = 0.998 Curve Fit: Quadratic w(1/a)
Method Name: C:\msdchem\1\methods\VI201114W.M
Calibration Table Last Updated: Sat Nov 14 16:43:49 2020

Quantitation Report (Qedit)

InstName : VOA-GCMS9

Data Path : C:\msdchem\1\data\2020-11\0K13048\REQUANT\
Data File : VI20111309.D
Acq On : 13 Nov 2020 10:34 pm
Operator : TNL
Sample : 0K13048-CAL5
Misc : 1X 5mL 2 PPB VOCR0
ALS Vial : 9 Sample Multiplier: 1
DataAcq Meth:VI1611RUN.M

Quant Time: Nov 14 16:48:10 2020
Quant Method : C:\msdchem\1\methods\VI201114W.M
Quant Title : EPA 8260: Volatile Organic Compounds
QLast Update : Sat Nov 14 16:47:50 2020
Response via : Initial Calibration

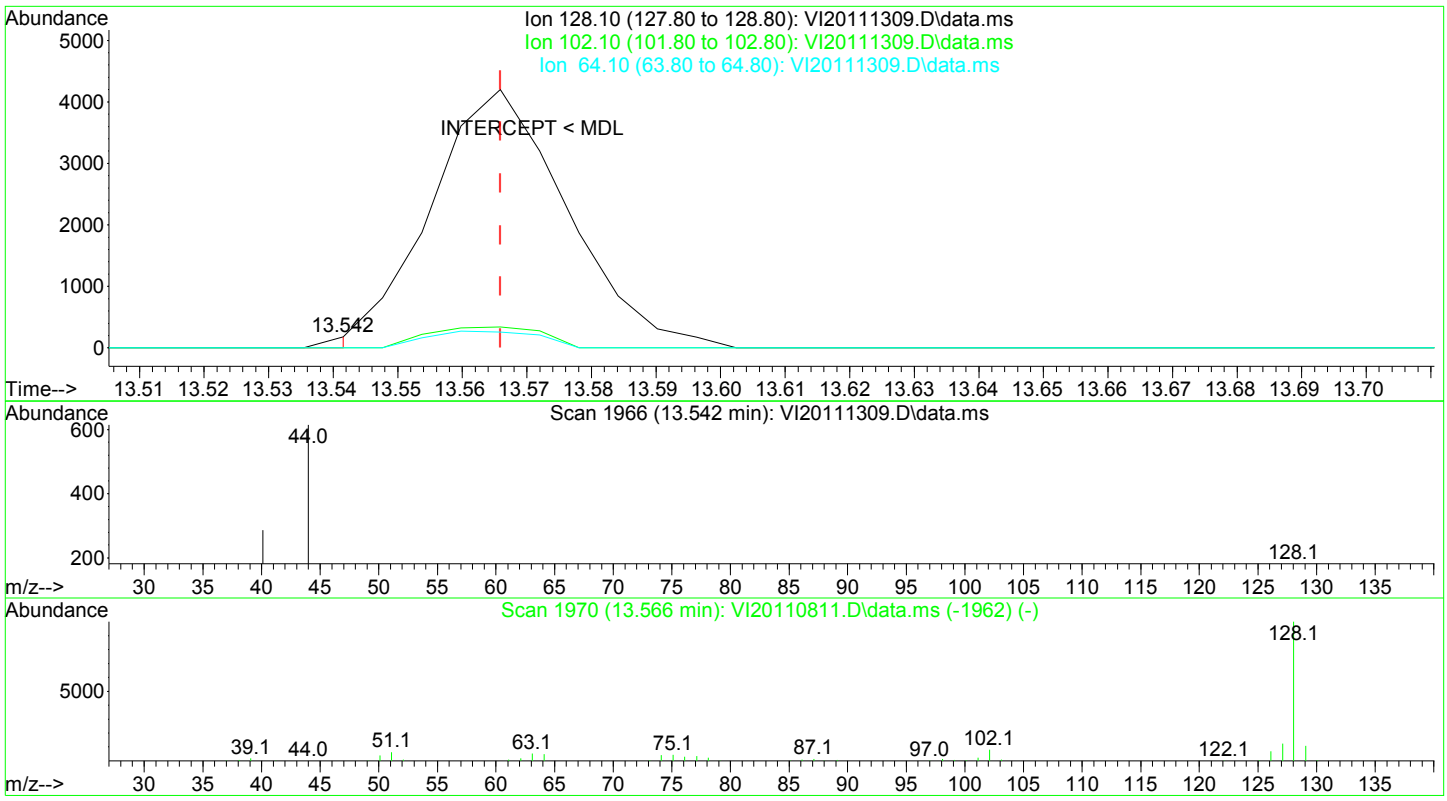

TIC: VI20111309.D\data.ms

(87) Naphthalene

13.542min (-0.024) 0.32 ug/L m

response 66

Ion	Exp%	Act%
128.10	100.00	100.00
102.10	7.60	0.00
64.10	4.70	0.00
0.00	0.00	0.00

CALIBRATION SEQUENCE REVIEW SHEET

SEQUENCE: 0K13048

Analysis Included
8260D Oxygenates
QC - 624x/8260x All Cpds for Studies

11/15/20 TNL

INSTRUMENT SEQUENCE LOG

SampleID	SampleName	Matrix	STDID	ISTD ID	Analyzed
0K13048-TUN1	MS Tune	Water		A20I024	11/13/2020 5:57:00PM
0K13048-ICB1	Initial Cal Blank	Water		A20I024	11/13/2020 6:24:00PM
0K13048-CAL1	Cal Standard	Water	A20K242	"	11/13/2020 6:51:00PM
0K13048-CAL2	Cal Standard	Water	A20K243	"	11/13/2020 7:18:00PM
0K13048-CAL3	Cal Standard	Water	A20K244	"	11/13/2020 9:40:00PM
0K13048-CAL4	Cal Standard	Water	A20K245	"	11/13/2020 10:07:00PM
0K13048-CAL5	Cal Standard	Water	A20K246	"	11/13/2020 10:34:00PM
0K13048-CAL6	Cal Standard	Water	A20K247	"	11/13/2020 11:01:00PM
0K13048-CAL7	Cal Standard	Water	A20K248	"	11/13/2020 11:28:00PM
0K13048-CAL8	Cal Standard	Water	A20K249	"	11/13/2020 11:56:00PM
0K13048-CAL9	Cal Standard	Water	A20K162	"	11/14/2020 12:23:00AM
0K13048-CALA	Cal Standard	Water	A20K163	"	11/14/2020 1:17:00AM
0K13048-CALB	Cal Standard	Water	A20K164	"	11/14/2020 2:11:00AM
0K13048-ICV1	Initial Cal Check	Water	A20K165	"	11/14/2020 3:32:00AM

CALIBRATION STANDARD RECOVERIES

Calibration: **A0K1604** Instrument: **VOA-GCMS9**

8260D Oxygenates Sequence: **0K13048** Matrix: **Water**

0K13048-CAL1	**Inst. MRL**	**Recalc Res.**	**Cal Level**	**%Rec.**	**Qual**
0K13048-CAL2	**Inst. MRL**	**Recalc Res.**	**Cal Level**	**%Rec.**	**Qual**
0K13048-CAL3	**Inst. MRL**	**Recalc Res.**	**Cal Level**	**%Rec.**	**Qual**
0K13048-CAL4	**Inst. MRL**	**Recalc Res.**	**Cal Level**	**%Rec.**	**Qual**
0K13048-CAL5	**Inst. MRL**	**Recalc Res.**	**Cal Level**	**%Rec.**	**Qual**
0K13048-CAL6	**Inst. MRL**	**Recalc Res.**	**Cal Level**	**%Rec.**	**Qual**
0K13048-CAL7	**Inst. MRL**	**Recalc Res.**	**Cal Level**	**%Rec.**	**Qual**
Iodomethane	10.0000	0.00	10.0	0	NR
0K13048-CAL8	**Inst. MRL**	**Recalc Res.**	**Cal Level**	**%Rec.**	**Qual**
Iodomethane	10.0000	0.00	20.0	0	NR
0K13048-CAL9	**Inst. MRL**	**Recalc Res.**	**Cal Level**	**%Rec.**	**Qual**
Iodomethane	10.0000	0.00	50.0	0	NR
0K13048-CALA	**Inst. MRL**	**Recalc Res.**	**Cal Level**	**%Rec.**	**Qual**
Iodomethane	10.0000	0.00	100	0	NR

NO IDOMETHANE
BAD CURVE

CALIBRATION SEQUENCE REVIEW SHEET

SEQUENCE: 0K13048

0K13048-CALB	Inst. MRL	Recalc Res.	Cal Level	%Rec.	Qual
Iodomethane	10.0000	0.00	200	0	NR

Compounds listed above have recalculated recoveries outside 70-130% of the true values, and the calibration levels are above the reporting level. If no compounds are listed, all are OK. Please see the next section for quadatic fit compounds.

Analytes With Quadratic Curve Fits

EDB (MDL/MRL 0.5PPB/1PPB)
Bromomethane (MDL/MRL 1PPB/2PPB)

Qualifier	iMDL	iMRL	Spike Amt	%Difference	OK?	Raise MRL to ?
					☐	☐ X

Analytes listed above have quadratic curve fits. If they are using a weighting otpion, they must be checked against the requanted curve points to determine if the recalculated results are within limits (70-130 or as specified).

ICV RECOVERIES

Calibration: **A0K1604** Instrument: **VOA-GCMS9**

QC - 624x/8260x All Cpds for Sequence: **0K13048** Matrix: **Water**

0K13048-ICV1	Inst. MRL	ICV Level	Result	%Rec.	Qual
Iodomethane	10	20.0	**0.00**	0	NR

Compounds listed above have Initial Calibration Verification standard recoveries outside 70-130% of the true values. If no compounds are listed, all have passing recoveries.

Evaluate Continuing Calibration Report

InstName : VOA-GCMS9

Data Path : C:\msdchem\1\data\2020-11\0K13048\
Data File : VI20111320.D
Acq On : 14 Nov 2020 3:32 am
Operator : TNL 11/15/20 TNL
Sample : 0K13048-ICV1
Misc : 1X 5mL 20/40PPB VOCRO
ALS Vial : 20 Sample Multiplier: 1
DataAcq Meth:VI1611RUN.M

Quant Time: Nov 15 09:45:03 2020
Quant Method : C:\msdchem\1\methods\VI201114W.M
Quant Title : EPA 8260: Volatile Organic Compounds
QLast Update : Sun Nov 15 09:44:54 2020
Response via : Initial Calibration

Min. RRF : 0.000 Min. Rel. Area : 50% Max. R.T. Dev 0.50min
Max. RRF Dev : 20% Max. Rel. Area : 200%

		Compound	Amount	Calc.	%Dev	Area%	Dev(min)
1	I	Pentafluorobenzene (I)	50.000	50.000	0.0	99	0.00
2		Dichlorodifluoromethane	20.000	25.785	-28.9#	161	0.00
3	P	Chloromethane	20.000	23.399	-17.0	123	0.00
4	C	Vinyl Chloride	20.000	22.639	-13.2	117	0.00
5		Bromomethane	20.000	18.975	5.1	96	0.00
6		Chloroethane	20.000	21.653	-8.3	124	0.01
7		Trichlorofluoromethane	20.000	22.140	-10.7	108	0.02
8		Ethanol	1250.000	1194.167	4.5	98	-0.01
9	C	1,1-Dichloroethene	20.000	21.001	-5.0	103	0.00
10		Carbon Disulfide	20.000	21.468	-7.3	109	0.00
11		Freon 113	20.000	21.835	-9.2	105	0.00
12		Iodomethane	-1.000	0.000	0.0	0	0.00
13		Acrolein	20.000	20.684	-3.4	103	0.00
14		Methylene Chloride	20.000	19.589	2.1	101	0.00
15		Acetone	40.000	39.098	2.3	100	-0.01
16		t-1,2-Dichloroethene	20.000	21.266	-6.3	102	0.00
17		n-Hexane	20.000	21.233	-6.2	106	0.00
18		Methyl-tert-butyl-ether	20.000	20.838	-4.2	100	0.00
19		tert-Butanol (TBA)	1250.000	1269.190	-1.5	99	0.00
20		Diisopropyl ether (DIPE)	5.000	5.179	-3.6	102	0.00
21	P	1,1-Dichloroethane	20.000	20.183	-0.9	100	0.00
22		Acrylonitrile	20.000	20.852	-4.3	100	0.00
23		Ethyl-tert-butyl ether (ET	5.000	5.293	-5.9	102	0.11
24		Vinyl Acetate	20.000	21.513	-7.6	102	0.00
25		c-1,2-Dichloroethene	20.000	20.395	-2.0	100	0.00
26		2,2-Dichloropropane	20.000	20.355	-1.8	99	0.00
27		Bromochloromethane	20.000	21.572	-7.9	100	0.00
28	C	Chloroform	20.000	20.683	-3.4	100	0.00
29		Carbon Tetrachloride	20.000	20.848	-4.2	101	0.00
30		Tetrahydrofuran	20.000	20.773	-3.9	100	0.00
31		1,1,1-Trichloroethane	20.000	20.472	-2.4	100	0.00
32	S	Dibromofluoromethane (S)	50.000	50.291	-0.6	101	0.00

Evaluate Continuing Calibration Report

InstName : VOA-GCMS9

Data Path : C:\msdchem\1\data\2020-11\0K13048\
Data File : VI20111320.D
Acq On : 14 Nov 2020 3:32 am
Operator : TNL
Sample : 0K13048-ICV1
Misc : 1X 5mL 20/40PPB VOCRO
ALS Vial : 20 Sample Multiplier: 1
DataAcq Meth:VI1611RUN.M

Quant Time: Nov 15 09:45:03 2020
Quant Method : C:\msdchem\1\methods\VI201114W.M
Quant Title : EPA 8260: Volatile Organic Compounds
QLast Update : Sun Nov 15 09:44:54 2020
Response via : Initial Calibration

Min. RRF : 0.000 Min. Rel. Area : 50% Max. R.T. Dev 0.50min
Max. RRF Dev : 20% Max. Rel. Area : 200%

		Compound	Amount	Calc.	%Dev	Area%	Dev(min)
33		1,1-Dichloropropene	20.000	21.283	-6.4	103	0.00
34		2-Butanone (MEK)	40.000	41.055	-2.6	100	0.00
35		Benzene	20.000	20.398	-2.0	101	0.00
36		tert-Amyl methyl ether (TA	5.000	4.882	2.4	97	0.13
37		1,2-Dichloroethane (EDC)	20.000	20.444	-2.2	97	0.00
38		iso-Butyl Alcohol	500.000	528.105	-5.6	100	-0.02
39	S	1,4-Difluorobenzene (S)	50.000	50.080	-0.2	99	0.00
40		Trichloroethene (TCE)	20.000	20.330	-1.6	99	0.00
41		Tert-Amyl-Ethyl-Ether (TAEE	5.000	5.580	-11.6	103	0.00
42		Dibromomethane	20.000	21.184	-5.9	98	0.00
43	C	1,2-Dichloropropane	20.000	20.302	-1.5	99	0.00
44		Bromodichloromethane	20.000	20.457	-2.3	99	0.00
45		Chlorobenzene-d5 (I)	50.000	50.000	0.0	98	0.00
46		2-Chloroethyl Vinyl Ether	20.000	20.258	-1.3	99	0.00
47		c-1,3-Dichloropropene	20.000	21.048	-5.2	97	0.00
48	S	Toluene-d8 (S)	50.000	49.783	0.4	99	0.00
49	C	Toluene	20.000	19.877	0.6	100	0.00
50		Tetrachloroethene (PCE)	20.000	20.435	-2.2	98	0.00
51		4-Methyl-2-Pentanone (MIBK)	40.000	41.504	-3.8	97	0.00
52		t-1,3-Dichloropropene	20.000	21.152	-5.8	99	0.00
53		1,1,2-Trichloroethane	20.000	20.830	-4.1	97	0.00
54		Dibromochloromethane	20.000	20.357	-1.8	97	0.00
55		1,3-Dichloropropane	20.000	20.969	-4.8	98	0.00
56		1,2-Dibromoethane (EDB)	20.000	19.882	0.6	98	0.00
57		2-Hexanone	40.000	43.836	-9.6	97	0.00
58	P	Chlorobenzene	20.000	20.351	-1.8	97	0.00
59	C	Ethylbenzene	20.000	19.887	0.6	98	-0.01
60		1,1,1,2-Tetrachloroethane	20.000	21.143	-5.7	99	0.00
61		m,p-Xylenes (2)	40.000	41.109	-2.8	99	0.00
62		o-Xylene	20.000	20.979	-4.9	99	0.00
63		Styrene	20.000	21.360	-6.8	97	0.00

Evaluate Continuing Calibration Report

InstName : VOA-GCMS9

Data Path : C:\msdchem\1\data\2020-11\0K13048\
Data File : VI20111320.D
Acq On : 14 Nov 2020 3:32 am
Operator : TNL
Sample : 0K13048-ICV1
Misc : 1X 5mL 20/40PPB VOCRO
ALS Vial : 20 Sample Multiplier: 1
DataAcq Meth:VI1611RUN.M

Quant Time: Nov 15 09:45:03 2020
Quant Method : C:\msdchem\1\methods\VI201114W.M
Quant Title : EPA 8260: Volatile Organic Compounds
QLast Update : Sun Nov 15 09:44:54 2020
Response via : Initial Calibration

Min. RRF : 0.000 Min. Rel. Area : 50% Max. R.T. Dev 0.50min
Max. RRF Dev : 20% Max. Rel. Area : 200%

		Compound	Amount	Calc.	%Dev	Area%	Dev(min)
64	P	Bromoform	20.000	18.889	5.6	99	0.00
65		Isopropylbenzene	20.000	21.218	-6.1	99	0.00
66	I	1,4-Dichlorobenzene-d4 (I)	50.000	50.000	0.0	99	0.00
67	S	4-Bromofluorobenzene (S)	50.000	48.693	2.6	98	0.00
68		Bromobenzene	20.000	21.114	-5.6	100	0.00
69		n-Propylbenzene	20.000	20.714	-3.6	97	0.00
70	P	1,1,2,2-Tetrachloroethane	20.000	20.763	-3.8	99	0.00
71		2-Chlorotoluene	20.000	20.702	-3.5	99	0.00
72		1,3,5-Trimethylbenzene	20.000	21.085	-5.4	98	0.00
73		1,2,3-Trichloropropane	20.000	20.339	-1.7	100	0.00
74		t-1,4-Dichloro-2-butene	20.000	20.775	-3.9	93	0.00
75		4-Chlorotoluene	20.000	20.312	-1.6	96	0.00
76		tert-Butylbenzene	20.000	20.974	-4.9	97	0.00
77		1,2,4-Trimethylbenzene	20.000	21.781	-8.9	98	0.00
78		sec-Butylbenzene	20.000	20.926	-4.6	99	0.00
79		4-Isopropyltoluene	20.000	21.582	-7.9	98	0.00
80		1,3-Dichlorobenzene	20.000	20.650	-3.2	98	0.00
81		1,4-Dichlorobenzene	20.000	20.075	-0.4	98	0.00
82		n-Butylbenzene	20.000	21.596	-8.0	97	-0.01
83		1,2-Dichlorobenzene	20.000	21.110	-5.5	99	0.00
84		1,2-Dibromo-3-Chloropropane	20.000	19.833	0.8	97	0.00
85		Hexachlorobutadiene	20.000	21.889	-9.4	98	0.00
86		1,2,4-Trichlorobenzene	20.000	22.108	-10.5	98	0.00
87		Naphthalene	20.000	18.646	6.8	93	0.00
88		1,2,3-Trichlorobenzene	20.000	22.533	-12.7	95	0.00

(#) = Out of Range SPCC's out = 0 CCC's out = 0

Calibration Status Report VOA-GCMS9

Method Path : C:\msdchem\1\methods\
Method File : VI201114G.M
Title : NWTPH-Gx by GC/MS
Last Update : Sat Nov 14 17:27:50 2020
Response Via : Initial Calibration

11/15/20 TNL

#	ID	Conc	ISTD Conc	Path\File
1	50	50	50	C:\msdchem\1\data\2020-11\0K13048\VI20111326.D
2	100	100	50	C:\msdchem\1\data\2020-11\0K13048\VI20111327.D
3	250	250	50	C:\msdchem\1\data\2020-11\0K13048\VI20111328.D
4	500	500	50	C:\msdchem\1\data\2020-11\0K13048\VI20111329.D
5	1000	1000	50	C:\msdchem\1\data\2020-11\0K13048\VI20111330.D
6	2500	2500	50	C:\msdchem\1\data\2020-11\0K13048\VI20111331.D
7	5000	5000	50	C:\msdchem\1\data\2020-11\0K13048\VI20111332.D
8	10K	-1	50	C:\msdchem\1\data\2020-11\0K13048\VI20111333.D

#	ID	Update Time	Quant Time	Acquisition Time
1	50	Nov 14 17:27 2020	Nov 14 17:20 2020	14 Nov 2020 6:15 am
2	100	Nov 14 17:27 2020	Nov 14 17:21 2020	14 Nov 2020 6:42 am
3	250	Nov 14 17:27 2020	Nov 14 17:21 2020	14 Nov 2020 7:09 am
4	500	Nov 14 17:27 2020	Nov 14 17:22 2020	14 Nov 2020 7:36 am
5	1000	Nov 14 17:27 2020	Nov 14 17:22 2020	14 Nov 2020 9:27 am
6	2500	Nov 14 17:27 2020	Nov 14 17:24 2020	14 Nov 2020 9:54 am
7	5000	Nov 14 17:27 2020	Nov 14 17:25 2020	14 Nov 2020 10:21 am
8	10K	Nov 14 17:27 2020	Nov 14 17:25 2020	14 Nov 2020 10:48 am

VI201114G.M Sun Nov 15 09:35:23 2020

Response Factor Report VOA-GCMS9

Method Path : C:\msdchem\1\methods\
Method File : VI201114G.M
Title : NWTPH-Gx by GC/MS
Last Update : Sat Nov 14 17:27:50 2020
Response Via : Initial Calibration

Calibration Files
50 =VI20111326.D 100 =VI20111327.D 250 =VI20111328.D 500 =VI20111329.D 1000=VI20111330.D
2500=VI20111331.D 5000=VI20111332.D 10K =VI20111333.D

		Compound	50	100	250	500	1000	2500	5000	10K	Avg	%RSD
1)	I	Pentafluorobenzene...	----------ISTD----------									
2)	S	1,4-Difluorobe...	1.580	1.588	1.586	1.595	1.638	1.611	1.620	1.611	1.603	1.23
3)	S	4-Bromofluorob...	0.502	0.500	0.507	0.512	0.547	0.544	0.565	0.576	0.532	5.69
4)	H	NWTPH-Gx (TPH)	0.849	0.940	1.127	1.291	1.460	1.614	1.752		1.291	26.29
5)	H	TPHg (C5-C9)	0.291	0.761	1.270	1.544	1.736	1.895	2.001		1.357	46.44
6)	H	TPHg (C6-C10)		0.518	1.045	1.318	1.502	1.654	1.750		1.298	35.23
7)	H	CA-LUFT (C5-C12)	3.210	2.328	2.073	2.126	2.259	2.401	2.572		2.424	15.87
8)		Benzene (NR)									0.000	-1.00
9)	S	Toluene-d8 (NR)									0.000	-1.00
10)		Toluene (NR)									0.000	-1.00
11)	S	Chlorobenzene-...									0.000	-1.00
12)	S	1,4-Dichlorobe...									0.000	-1.00
13)		Naphthalene (NR)									0.000	-1.00

(#) = Out of Range

Element Calibration Review Sheet

Calibration ID: **A0K1604** Instrument: **VOA-GCMS9** Calibration Date: **11/16/2020**

Analysis: **8015M Gasoline (C6-C10) by** Instrument Cal ID: **VI201114W.M/VI201114G.M**

Pentafluorobenzene (IS)

Curve Fit: **AVERAGE RF**

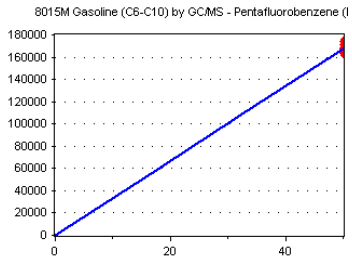

Standard	Concentration	Response	Response Factor	RT
0K13048-CALC	50	165118	3302.360	6.15
0K13048-CALD	50	167859	3357.180	6.15
0K13048-CALE	50	165904	3318.080	6.15
0K13048-CALF	50	167182	3343.640	6.15
0K13048-CALG	50	163081	3261.620	6.15
0K13048-CALH	50	171282	3425.640	6.15
0K13048-CALI	50	164376	3287.520	6.15
0K13048-CALJ	50	174056	3481.120	6.15

AVE RF **3347.145** RF RSD **2.20** AVE RT **6.15**

1,4-Difluorobenzene (Sur)

Curve Fit: **AVERAGE RF**

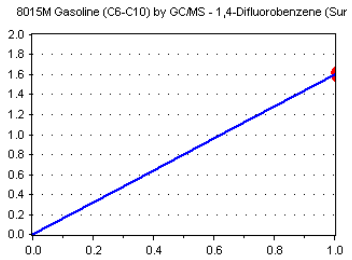

Standard	Concentration	Response	Response Factor	RT
0K13048-CALC	50	260922	1.580	6.71
0K13048-CALD	50	266617	1.588	6.71
0K13048-CALE	50	263048	1.586	6.71
0K13048-CALF	50	266578	1.595	6.71
0K13048-CALG	50	267084	1.638	6.72
0K13048-CALH	50	275891	1.611	6.72
0K13048-CALI	50	266221	1.620	6.71
0K13048-CALJ	50	280319	1.611	6.71

AVE RF **1.603** RF RSD **1.23** AVE RT **6.71**

TPHg (C6-C10)

Curve Fit: **QUADRATIC: Weighting: (1/a), Origin: Ignore**

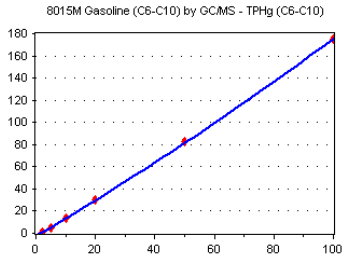

Standard	Concentration	Response	Response Factor	RT
~~0K13048-CALC~~	~~50~~	~~-38688~~	~~-0.234~~	~~0.00~~
0K13048-CALD	100	173984	0.518	9.89
0K13048-CALE	250	866533	1.045	9.89
0K13048-CALF	500	2204160	1.318	9.89
0K13048-CALG	1000	4898826	1.502	9.89
0K13048-CALH	2500	1.416491E+07	1.654	9.89
0K13048-CALI	5000	2.877237E+07	1.750	9.89
~~0K13048-CALJ~~	~~10000~~	~~4.876116E+07~~	~~1.401~~	~~9.89~~

AVE RF **1.298** RF RSD **35.23** AVE RT **9.89**

4-Bromofluorobenzene (Sur)

Curve Fit: **AVERAGE RF**

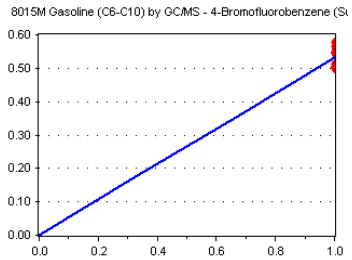

Standard	Concentration	Response	Response Factor	RT
0K13048-CALC	50	82875	0.502	10.92
0K13048-CALD	50	83882	0.500	10.92
0K13048-CALE	50	84066	0.507	10.92
0K13048-CALF	50	85605	0.512	10.92
0K13048-CALG	50	89168	0.547	10.92
0K13048-CALH	50	93221	0.544	10.92
0K13048-CALI	50	92954	0.565	10.92
0K13048-CALJ	50	100267	0.576	10.92

AVE RF **0.532** RF RSD **5.69** AVE RT **10.92**

Element Calibration Review Sheet

Calibration ID: **A0K1604** Instrument: **VOA-GCMS9** Calibration Date: **11/16/2020**

Analysis: **CA LUFT GRO** Instrument Cal ID: **VI201114W.M/VI201114G.M**

Pentafluorobenzene (IS)

Curve Fit: **AVERAGE RF**

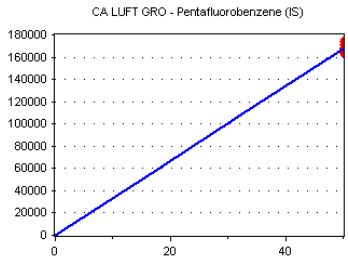

Standard	Concentration	Response	Response Factor	RT
0K13048-CALC	50	165118	3302.360	6.15
0K13048-CALD	50	167859	3357.180	6.15
0K13048-CALE	50	165904	3318.080	6.15
0K13048-CALF	50	167182	3343.640	6.15
0K13048-CALG	50	163081	3261.620	6.15
0K13048-CALH	50	171282	3425.640	6.15
0K13048-CALI	50	164376	3287.520	6.15
0K13048-CALJ	50	174056	3481.120	6.15

AVE RF **3347.145** RF RSD **2.20** AVE RT **6.15**

1,4-Difluorobenzene (Sur)

Curve Fit: **AVERAGE RF**

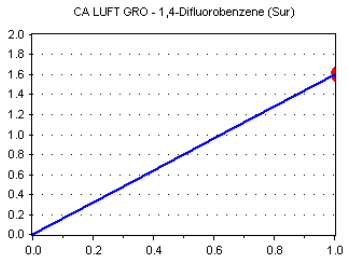

Standard	Concentration	Response	Response Factor	RT
0K13048-CALC	50	260922	1.580	6.71
0K13048-CALD	50	266617	1.588	6.71
0K13048-CALE	50	263048	1.586	6.71
0K13048-CALF	50	266578	1.595	6.71
0K13048-CALG	50	267084	1.638	6.72
0K13048-CALH	50	275891	1.611	6.72
0K13048-CALI	50	266221	1.620	6.71
0K13048-CALJ	50	280319	1.611	6.71

AVE RF **1.603** RF RSD **1.23** AVE RT **6.71**

CA LUFT GRO (C5-C12)

Curve Fit: **QUADRATIC: Weighting: (1/a), Origin: Ignore**

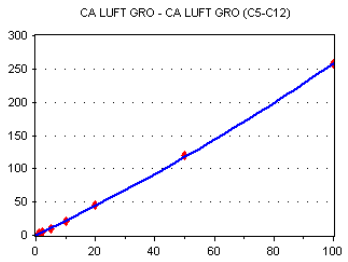

Standard	Concentration	Response	Response Factor	RT
0K13048-CALC	50	529946	3.209	9.89
0K13048-CALD	100	781522	2.328	9.89
0K13048-CALE	250	1719677	2.073	9.89
0K13048-CALF	500	3553565	2.126	9.89
0K13048-CALG	1000	7366907	2.259	9.89
0K13048-CALH	2500	2.056243E+07	2.401	9.89
0K13048-CALI	5000	4.227765E+07	2.572	9.89
~~0K13048-CALJ~~	~~10000~~	~~7.128018E+07~~	~~2.048~~	~~9.89~~

AVE RF **2.424** RF RSD **15.87** AVE RT **9.89**

4-Bromofluorobenzene (Sur)

Curve Fit: **AVERAGE RF**

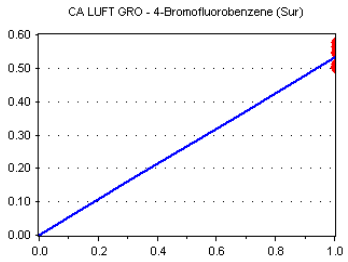

Standard	Concentration	Response	Response Factor	RT
0K13048-CALC	50	82875	0.502	10.92
0K13048-CALD	50	83882	0.500	10.92
0K13048-CALE	50	84066	0.507	10.92
0K13048-CALF	50	85605	0.512	10.92
0K13048-CALG	50	89168	0.547	10.92
0K13048-CALH	50	93221	0.544	10.92
0K13048-CALI	50	92954	0.565	10.92
0K13048-CALJ	50	100267	0.576	10.92

AVE RF **0.532** RF RSD **5.69** AVE RT **10.92**

Element Calibration Review Sheet

Calibration ID: **A0K1604** Instrument: **VOA-GCMS9** Calibration Date: **11/16/2020**

Analysis: **NWTPH-Gx** Instrument Cal ID: **VI201114W.M/VI201114G.M**

Pentafluorobenzene (IS)

Curve Fit: **AVERAGE RF**

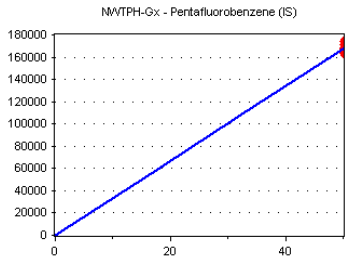

Standard	Concentration	Response	Response Factor	RT
0K13048-CALC	50	165118	3302.360	6.15
0K13048-CALD	50	167859	3357.180	6.15
0K13048-CALE	50	165904	3318.080	6.15
0K13048-CALF	50	167182	3343.640	6.15
0K13048-CALG	50	163081	3261.620	6.15
0K13048-CALH	50	171282	3425.640	6.15
0K13048-CALI	50	164376	3287.520	6.15
0K13048-CALJ	50	174056	3481.120	6.15

AVE RF **3347.145** RF RSD **2.20** AVE RT **6.15**

1,4-Difluorobenzene (Sur)

Curve Fit: **AVERAGE RF**

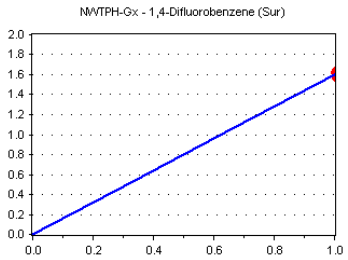

Standard	Concentration	Response	Response Factor	RT
0K13048-CALC	50	260922	1.580	6.71
0K13048-CALD	50	266617	1.588	6.71
0K13048-CALE	50	263048	1.586	6.71
0K13048-CALF	50	266578	1.595	6.71
0K13048-CALG	50	267084	1.638	6.72
0K13048-CALH	50	275891	1.611	6.72
0K13048-CALI	50	266221	1.620	6.71
0K13048-CALJ	50	280319	1.611	6.71

AVE RF **1.603** RF RSD **1.23** AVE RT **6.71**

Gasoline Range Organics

Curve Fit: **QUADRATIC: Weighting: (1/a), Origin: Ignore**

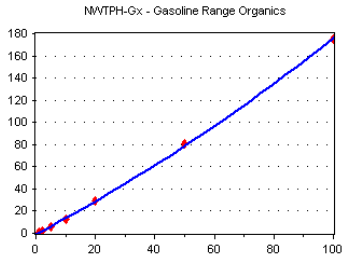

Standard	Concentration	Response	Response Factor	RT
0K13048-CALC	50	140256	0.849	9.89
0K13048-CALD	100	315665	0.940	9.89
0K13048-CALE	250	935238	1.127	9.89
0K13048-CALF	500	2158738	1.291	9.89
0K13048-CALG	1000	4760462	1.460	9.89
0K13048-CALH	2500	1.382527E+07	1.614	9.89
0K13048-CALI	5000	2.880574E+07	1.752	9.89
~~0K13048-CALJ~~	~~10000~~	~~5.339863E+07~~	~~1.534~~	~~9.89~~

AVE RF **1.291** RF RSD **26.29** AVE RT **9.89**

4-Bromofluorobenzene (Sur)

Curve Fit: **AVERAGE RF**

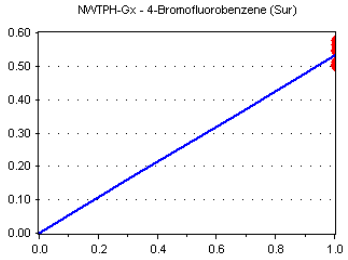

Standard	Concentration	Response	Response Factor	RT
0K13048-CALC	50	82875	0.502	10.92
0K13048-CALD	50	83882	0.500	10.92
0K13048-CALE	50	84066	0.507	10.92
0K13048-CALF	50	85605	0.512	10.92
0K13048-CALG	50	89168	0.547	10.92
0K13048-CALH	50	93221	0.544	10.92
0K13048-CALI	50	92954	0.565	10.92
0K13048-CALJ	50	100267	0.576	10.92

AVE RF **0.532** RF RSD **5.69** AVE RT **10.92**

Compound List Report VOA-GCMS9

Method Path : C:\msdchem\1\methods\
Method File : VI201114G.M
Title : NWTPH-Gx by GC/MS

11/15/20 TNL

Last Update : Sat Nov 14 17:27:50 2020
Response Via : Initial Calibration

Total Cpnds : 13

PK#		Compound Name	QIon	Exp_RT	Rel_RT	Cal	#Qual	A/H	ID
1	I	Pentafluorobenzene (IS)	168	6.150	1.000	A	2	A	B
2	S	1,4-Difluorobenzene (Sur)	114	6.710	1.091	A	2	A	B
3	S	4-Bromofluorobenzene (Sur)	174	10.919	1.776	A	2	A	B
4	H	NWTPH-Gx (TPH)	TIC	9.890	1.608	Q	0	A	B
5	H	TPHg (C5-C9)	TIC	9.890	1.608	Q	0	A	B
6	H	TPHg (C6-C10)	TIC	9.890	1.608	Q	0	A	B
7	H	CA-LUFT (C5-C12)	TIC	9.890	1.608	Q	0	A	B
8		Benzene (NR)	78	6.053	0.984	A	2	A	B
9	S	Toluene-d8 (NR)	98	8.224	1.337	A	2	A	B
10		Toluene (NR)	91	8.279	1.346	A	2	A	B
11	S	Chlorobenzene-d5 (NR)	117	9.855	1.602	A	2	A	B
12	S	1,4-Dichlorobenzene-d4 (NR)	150	11.802	1.919	A	2	A	B
13		Naphthalene (NR)	128	13.566	2.206	A	2	A	B

Cal A = Average L = Linear LO = Linear w/origin Q = Quad QO = Quad w/origin
#Qual = number of qualifiers
A/H = Area or Height
ID R = R.T. B = R.T. & Q Q = Qvalue L = Largest A = All

VI201114G.M Sun Nov 15 09:36:18 2020

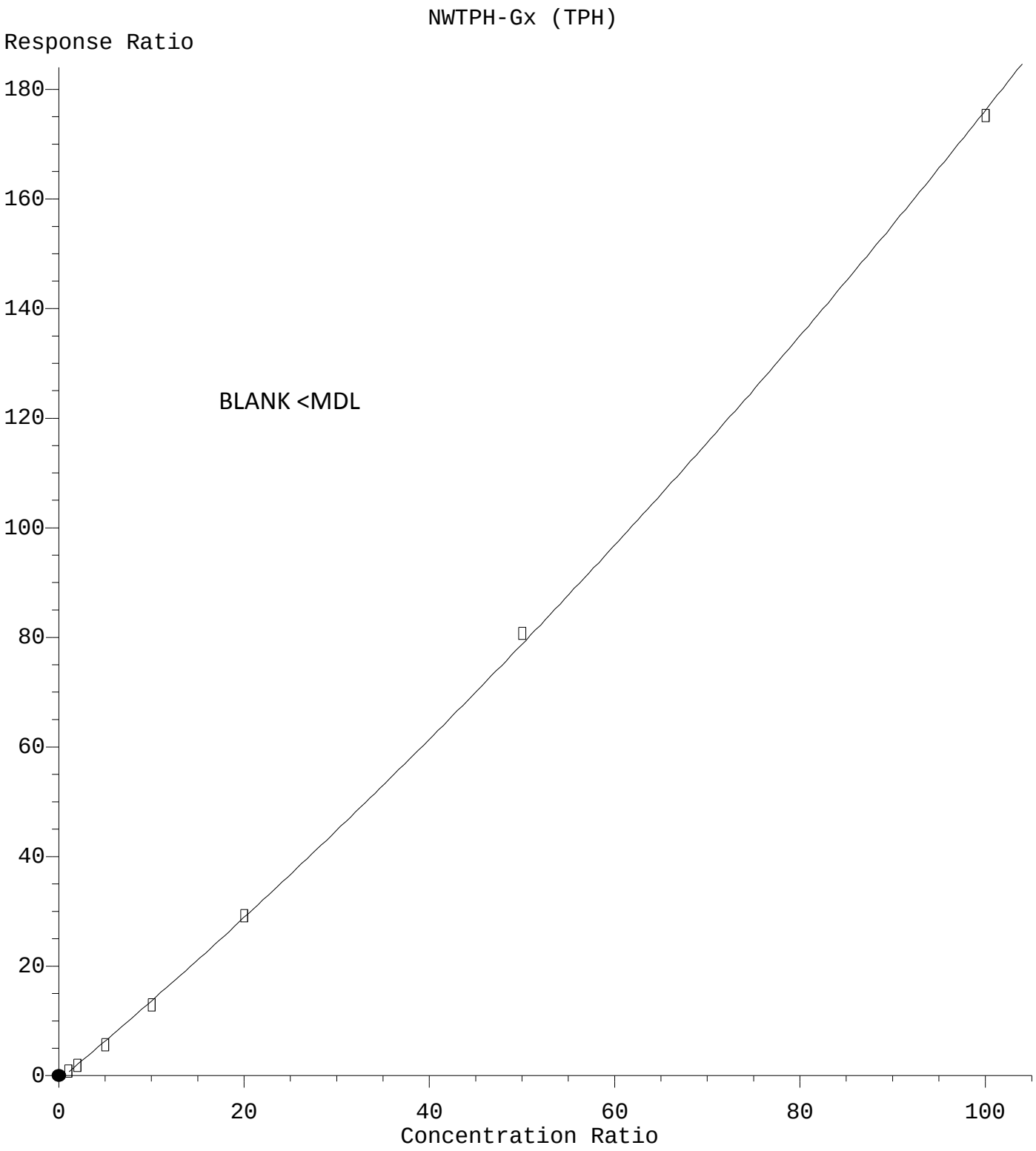

R = 3.58e-003 A*A + 1.41e+000 A - 8.10e-001
Coef of Det (r^2) = 0.999 Curve Fit: Quadratic w(1/a)
Method Name: C:\msdchem\1\methods\VI201114G.M
Calibration Table Last Updated: Sun Nov 15 09:31:02 2020

Quantitation Report (Qedit)

InstName : VOA-GCMS9

Data Path : C:\msdchem\1\data\2020-11\0K13048\
Data File : VI20111323.D
Acq On : 14 Nov 2020 4:54 am
Operator : TNL
Sample : 0K13048-ICB2
Misc : 1X 5mL DI
ALS Vial : 23 Sample Multiplier: 1
DataAcq Meth:VI1611RUN.M

Quant Time: Nov 15 09:37:11 2020
Quant Method : C:\msdchem\1\methods\VI201114G.M
Quant Title : NWTPH-Gx by GC/MS
QLast Update : Sat Nov 14 17:27:50 2020
Response via : Initial Calibration

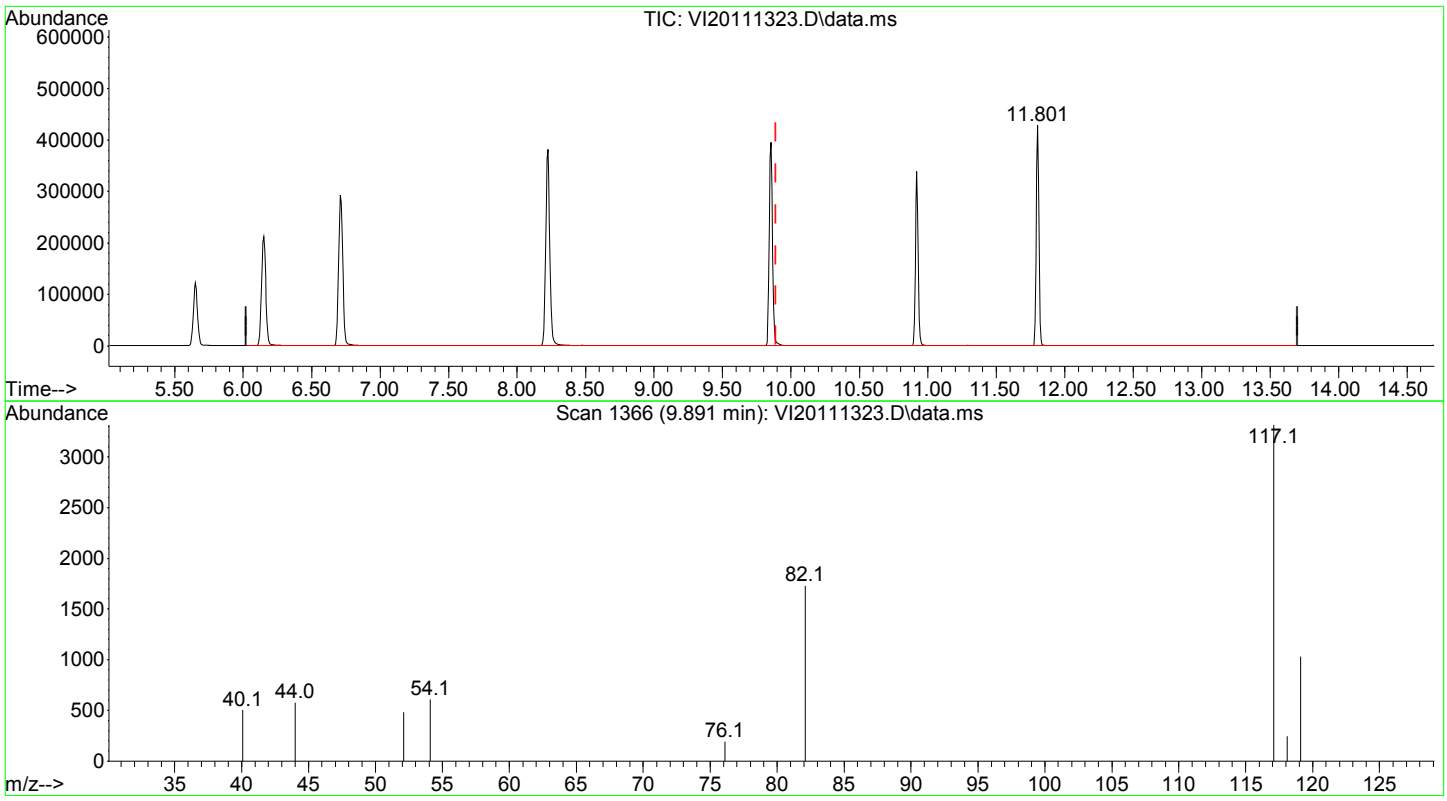

TIC: VI20111323.D\data.ms

(4) NWTPH-Gx (TPH) (H)
9.890min (0.000) 23.75 ug/L m
response -24050

Signal	Exp%	Act%
TIC	100.00	100.00
0.00	0.00	-0.00
0.00	0.00	-0.00
0.00	0.00	-0.00

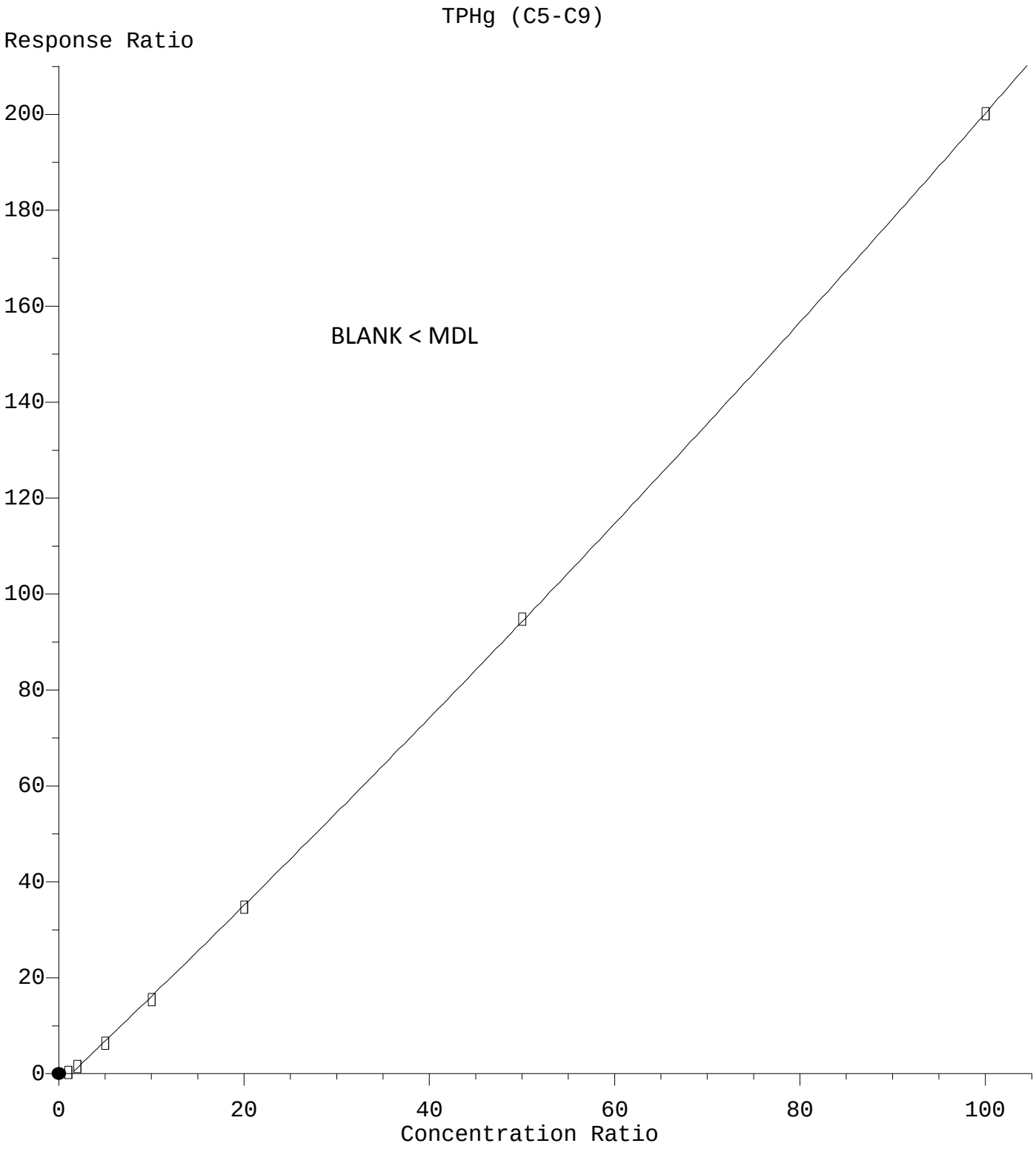

R = 1.87e-003 A*A + 1.84e+000 A - 2.43e+000
Coef of Det (r^2) = 1.000 Curve Fit: Quadratic
Method Name: C:\msdchem\1\methods\VI201114G.M
Calibration Table Last Updated: Sun Nov 15 09:31:02 2020

Quantitation Report (Qedit)

InstName : VOA-GCMS9

Data Path : C:\msdchem\1\data\2020-11\0K13048\
Data File : VI20111323.D
Acq On : 14 Nov 2020 4:54 am
Operator : TNL
Sample : 0K13048-ICB2
Misc : 1X 5mL DI
ALS Vial : 23 Sample Multiplier: 1
DataAcq Meth:VI1611RUN.M

Quant Time: Nov 15 09:37:11 2020
Quant Method : C:\msdchem\1\methods\VI201114G.M
Quant Title : NWTPH-Gx by GC/MS
QLast Update : Sat Nov 14 17:27:50 2020
Response via : Initial Calibration

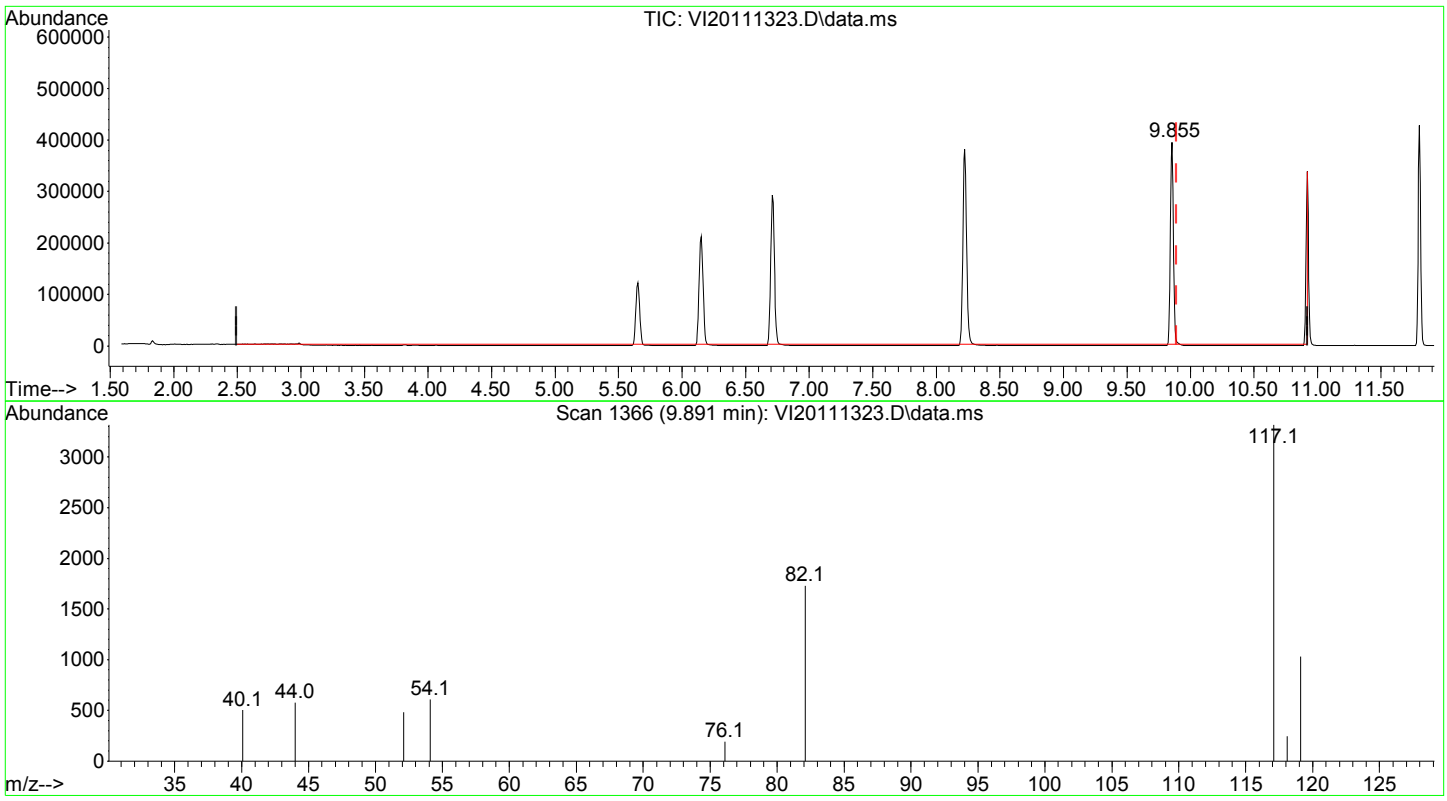

TIC: VI20111323.D\data.ms

(5) TPHg (C5-C9) (H)

9.890min (0.000) 32.47 ug/L m

response -214376

Signal	Exp%	Act%
TIC	100.00	100.00
0.00	0.00	-0.00
0.00	0.00	-0.00
0.00	0.00	-0.00

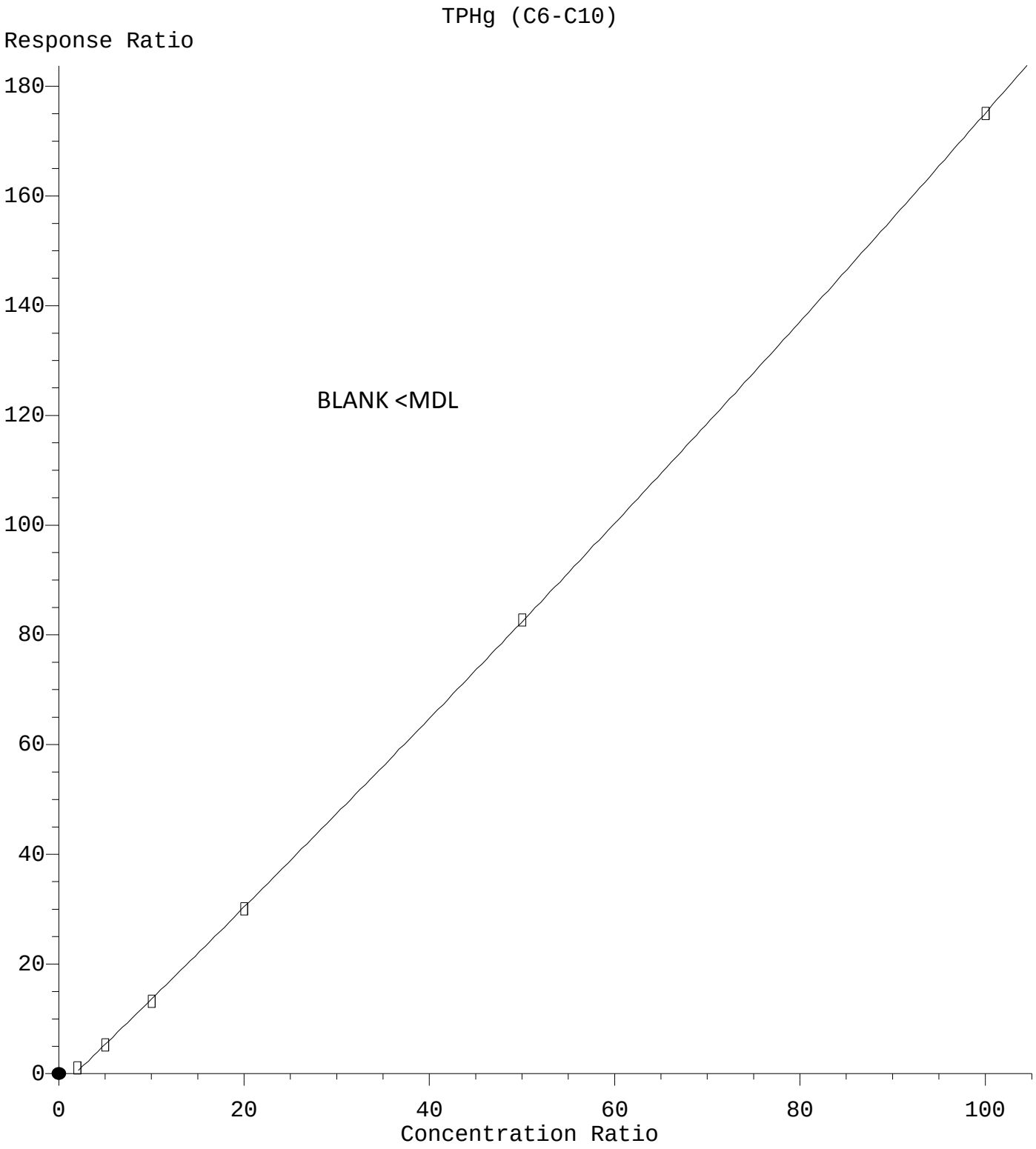

R = 1.51e-003 A*A + 1.63e+000 A - 2.83e+000
Coef of Det (r^2) = 1.000 Curve Fit: Quadratic
Method Name: C:\msdchem\1\methods\VI201114G.M
Calibration Table Last Updated: Sun Nov 15 09:31:02 2020

Quantitation Report (Qedit)

InstName : VOA-GCMS9

Data Path : C:\msdchem\1\data\2020-11\0K13048\
Data File : VI20111323.D
Acq On : 14 Nov 2020 4:54 am
Operator : TNL
Sample : 0K13048-ICB2
Misc : 1X 5mL DI
ALS Vial : 23 Sample Multiplier: 1
DataAcq Meth:VI1611RUN.M

Quant Time: Nov 15 09:37:11 2020
Quant Method : C:\msdchem\1\methods\VI201114G.M
Quant Title : NWTPH-Gx by GC/MS
QLast Update : Sat Nov 14 17:27:50 2020
Response via : Initial Calibration

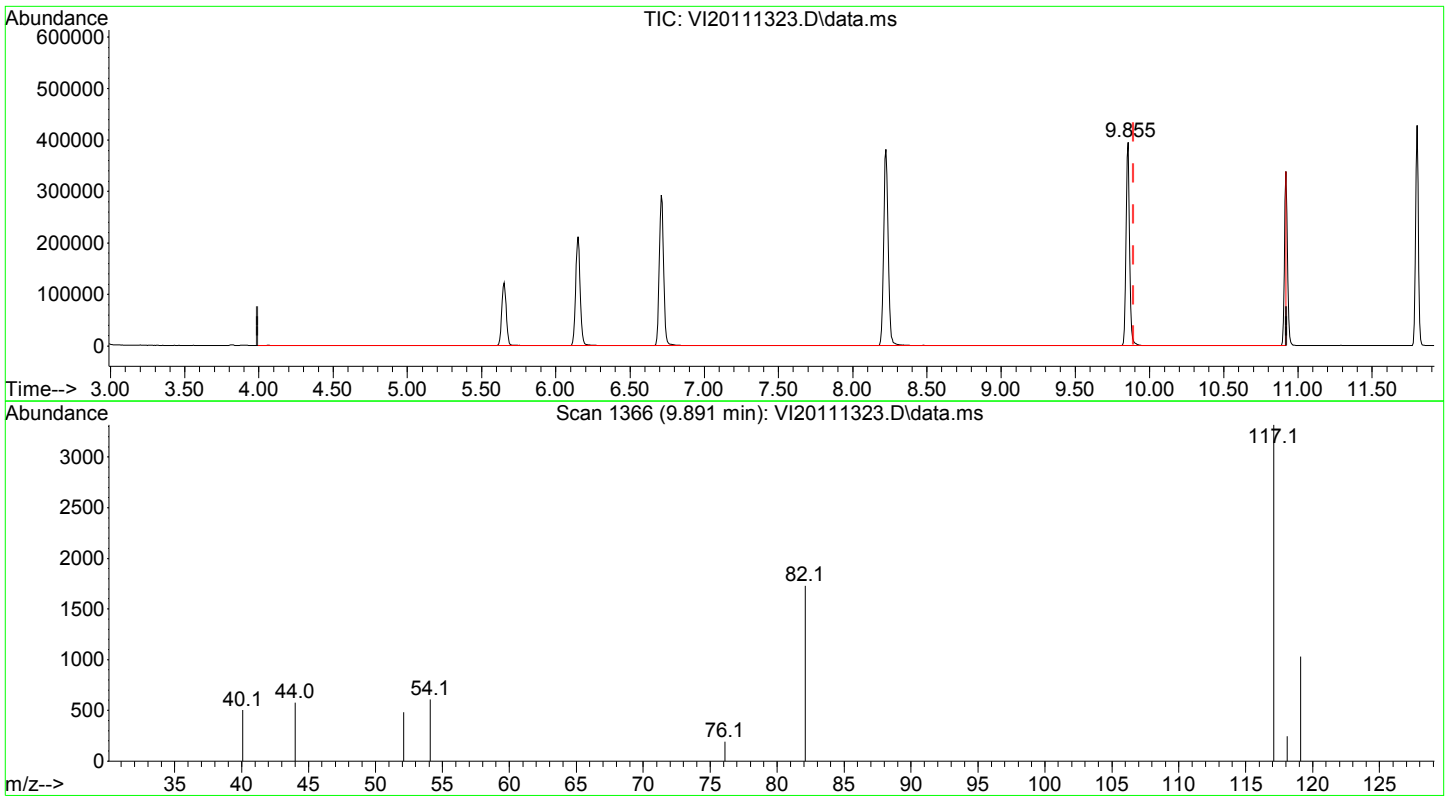

TIC: VI20111323.D\data.ms

(6) TPHg (C6-C10) (H)

9.890min (0.000) 45.49 ug/L m

response -233834

Signal	Exp%	Act%
TIC	100.00	100.00
0.00	0.00	-0.00
0.00	0.00	-0.00
0.00	0.00	-0.00

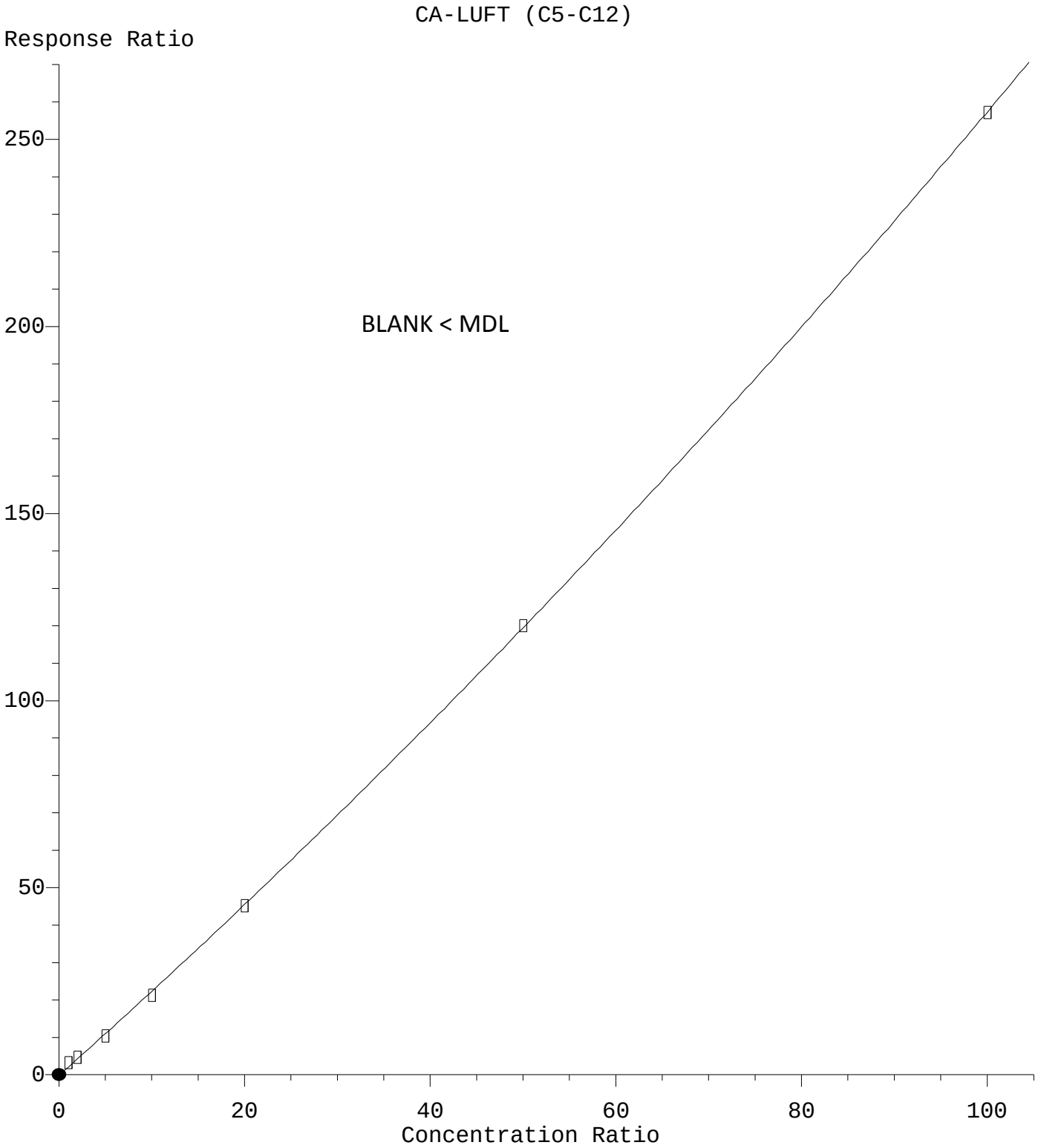

R = 3.67e-003 A*A + 2.21e+000 A - 1.38e-001
Coef of Det (r^2) = 1.000 Curve Fit: Quadratic
Method Name: C:\msdchem\1\methods\VI201114G.M
Calibration Table Last Updated: Sun Nov 15 09:31:02 2020

Quantitation Report (Qedit)

InstName : VOA-GCMS9

Data Path : C:\msdchem\1\data\2020-11\0K13048\
Data File : VI20111323.D
Acq On : 14 Nov 2020 4:54 am
Operator : TNL
Sample : 0K13048-ICB2
Misc : 1X 5mL DI
ALS Vial : 23 Sample Multiplier: 1
DataAcq Meth:VI1611RUN.M

Quant Time: Nov 15 09:37:11 2020
Quant Method : C:\msdchem\1\methods\VI201114G.M
Quant Title : NWTPH-Gx by GC/MS
QLast Update : Sat Nov 14 17:27:50 2020
Response via : Initial Calibration

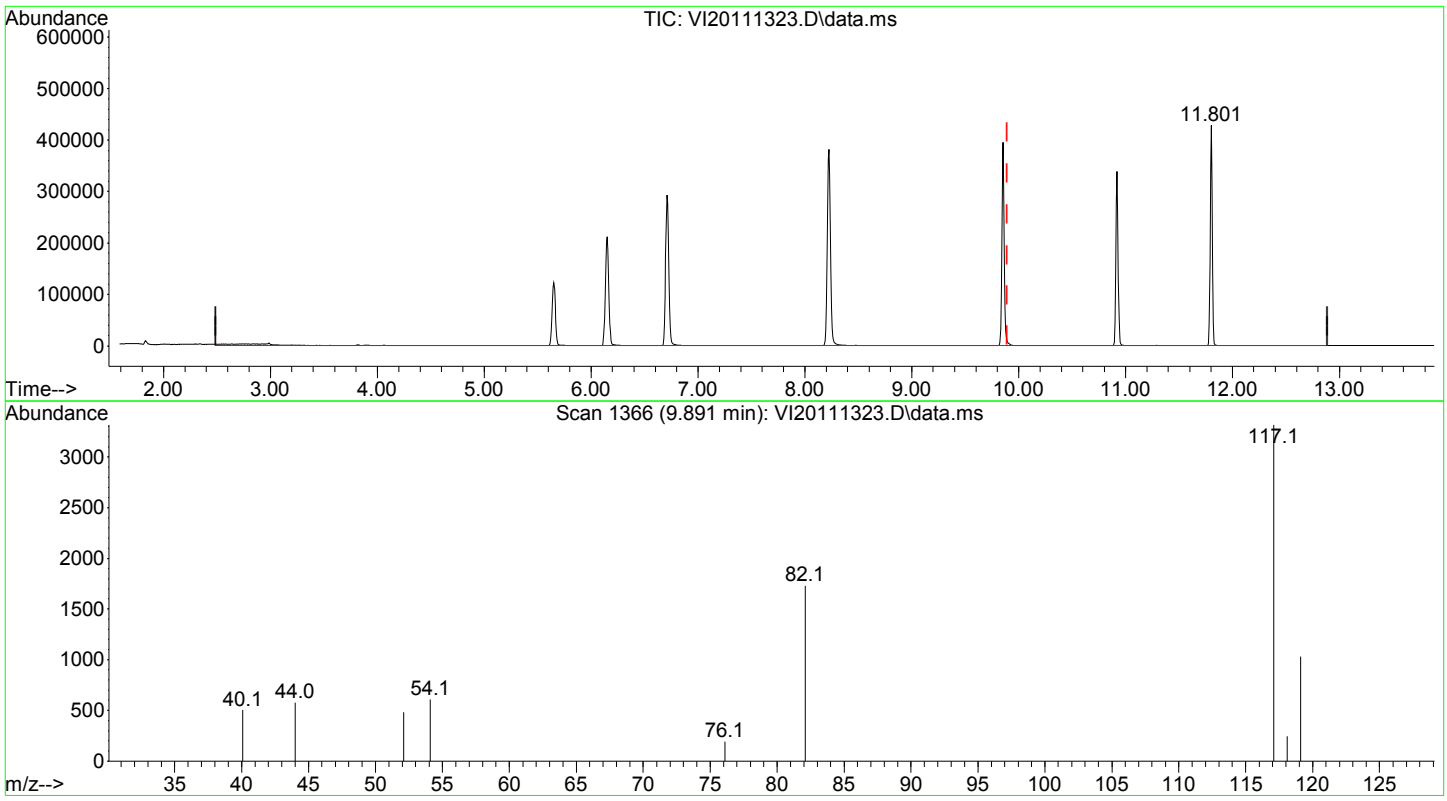

TIC: VI20111323.D\data.ms

(7) CA-LUFT (C5-C12) (H)

9.890min (0.000) 36.23 ug/L m

response 254562

Signal	Exp%	Act%
TIC	100.00	100.00
0.00	0.00	0.00
0.00	0.00	0.00
0.00	0.00	0.00

CALIBRATION SEQUENCE REVIEW SHEET

SEQUENCE: 0K13048 **Seq. Date: 11/14/2020**

SEQUENCE LOG

11/15/20 TNL

SampleID	Analysis	Matrix	STDID	Analyzed
0K13048-TUN2	8015M Gasoline (C6-C10) by GC/	Water		11/14/2020 4:27:00AM
"	+CA LUFT GRO	"		"
"	+NWTPH-Gx	"		"
0K13048-ICB2	8015M Gasoline (C6-C10) by GC/	Water		11/14/2020 4:54:00AM
"	+CA LUFT GRO	"		"
"	+NWTPH-Gx	"		"
0K13048-CALC	8015M Gasoline (C6-C10) by GC/	Water	A20K166	11/14/2020 6:15:00AM
"	+CA LUFT GRO	"	A20K166	"
"	+NWTPH-Gx	"	A20K166	"
0K13048-CALD	8015M Gasoline (C6-C10) by GC/	Water	A20K167	11/14/2020 6:42:00AM
"	+CA LUFT GRO	"	A20K167	"
"	+NWTPH-Gx	"	A20K167	"
0K13048-CALE	8015M Gasoline (C6-C10) by GC/	Water	A20K168	11/14/2020 7:09:00AM
"	+CA LUFT GRO	"	A20K168	"
"	+NWTPH-Gx	"	A20K168	"
0K13048-CALF	8015M Gasoline (C6-C10) by GC/	Water	A20K169	11/14/2020 7:36:00AM
"	+CA LUFT GRO	"	A20K169	"
"	+NWTPH-Gx	"	A20K169	"
0K13048-CALG	8015M Gasoline (C6-C10) by GC/	Water	A20J323	11/14/2020 9:27:00AM
"	+CA LUFT GRO	"	A20J323	"
"	+NWTPH-Gx	"	A20J323	"
0K13048-CALH	8015M Gasoline (C6-C10) by GC/	Water	A20J324	11/14/2020 9:54:00AM
"	+CA LUFT GRO	"	A20J324	"
"	+NWTPH-Gx	"	A20J324	"
0K13048-CALI	8015M Gasoline (C6-C10) by GC/	Water	A20J325	1/14/2020 10:21:00AM
"	+CA LUFT GRO	"	A20J325	"
"	+NWTPH-Gx	"	A20J325	"
0K13048-CALJ	8015M Gasoline (C6-C10) by GC/	Water	A20J326	1/14/2020 10:48:00AM
"	+CA LUFT GRO	"	A20J326	"
"	+NWTPH-Gx	"	A20J326	"
0K13048-ICV2	8015M Gasoline (C6-C10) by GC/	Water	A20J406	1/14/2020 12:10:00PM
"	+CA LUFT GRO	"	A20J406	"
"	+NWTPH-Gx	"	A20J406	"

CALIBRATION STANDARD RECOVERIES

Calibration: **A0K1604** Instrument: **VOA-GCMS9**

8015M Gasoline (C6-C10) by (Sequence: **0K13048** Matrix: **Water**

0K13048-CALC	**Inst. MRL**	**Recalc Res.**	**Cal Level**	**%Rec.**	**Qual**
0K13048-CALD	**Inst. MRL**	**Recalc Res.**	**Cal Level**	**%Rec.**	**Qual**
0K13048-CALE	**Inst. MRL**	**Recalc Res.**	**Cal Level**	**%Rec.**	**Qual**
0K13048-CALF	**Inst. MRL**	**Recalc Res.**	**Cal Level**	**%Rec.**	**Qual**

CALIBRATION SEQUENCE REVIEW SHEET

SEQUENCE: 0K13048 **Seq. Date: 11/14/2020**

0K13048-CALG	**Inst. MRL**	**Recalc Res.**	**Cal Level**	**%Rec.**	**Qual**
0K13048-CALH	**Inst. MRL**	**Recalc Res.**	**Cal Level**	**%Rec.**	**Qual**
0K13048-CALI	**Inst. MRL**	**Recalc Res.**	**Cal Level**	**%Rec.**	**Qual**
0K13048-CALJ	**Inst. MRL**	**Recalc Res.**	**Cal Level**	**%Rec.**	**Qual**

Compounds listed above have recalculated recoveries outside 85-115% of the true values, and the calibration levels are above the reporting level. If no compounds are listed, all are OK. Please see the next section for quadatic fit compounds.

Analytes With Quadratic Curve Fits

Qualifier	MRL	Recalc Value	OK?	Raise MRL to ?
		_____	☐	☐ _____

Analytes listed above have quadratic curve fits. If they are using a weighting otpion, they must be checked against the requanted curve points to determine if the recalculated results are within limits (85-115 or as specified).

ICV RECOVERIES

Calibration: **A0K1604** Instrument: **VOA-GCMS9**

NWTPH-Gx Sequence: **0K13048** Matrix: **Water**

0K13048-ICV2	**Inst. MRL**	**ICV Level**	**Result**	**%Rec.**	**Qual**

Compounds listed above have Initial Calibration Verification standard recoveries outside 70-130% of the true values. If no compounds are listed, all have passing recoveries.

HIGH POINT IS UP TO 5000PPB

Evaluate Continuing Calibration Report

InstName : VOA-GCMS9

Data Path : C:\msdchem\1\data\2020-11\0K13048\
Data File : VI20111336.D
Acq On : 14 Nov 2020 12:10 pm
Operator : TNL
Sample : 0K13048-ICV2 11/15/20 TNL
Misc : 1X 5mL 500PPB GX
ALS Vial : 36 Sample Multiplier: 1
DataAcq Meth:VI1611RUN.M

Quant Time: Nov 15 10:23:20 2020
Quant Method : C:\msdchem\1\methods\VI201114G.M
Quant Title : NWTPH-Gx by GC/MS
QLast Update : Sat Nov 14 17:27:50 2020
Response via : Initial Calibration

Min. RRF : 0.000 Min. Rel. Area : 50% Max. R.T. Dev 0.50min
Max. RRF Dev : 20% Max. Rel. Area : 200%

		Compound	Amount	Calc.	%Dev	Area%	Dev(min)
1	I	Pentafluorobenzene (IS)	50.000	50.000	0.0	103	0.00
2	S	1,4-Difluorobenzene (Sur)	50.000	49.782	0.4	103	0.00
3	S	4-Bromofluorobenzene (Sur)	50.000	50.804	-1.6	108	0.00
4	H	NWTPH-Gx (TPH)	500.000	475.401	4.9	103	0.00
5	H	TPHg (C5-C9)	500.000	461.869	7.6	98	0.00
6	H	TPHg (C6-C10)	500.000	461.175	7.8	96	0.00
7	H	CA-LUFT (C5-C12)	500.000	472.895	5.4	102	0.00
8		Benzene (NR)	-1.000	0.000	0.0	103	0.00
9	S	Toluene-d8 (NR)	-1.000	0.000	0.0	104	0.00
10		Toluene (NR)	-1.000	0.000	0.0	98	0.00
11	S	Chlorobenzene-d5 (NR)	-1.000	0.000	0.0	106	0.00
12	S	1,4-Dichlorobenzene-d4 (NR)	-1.000	0.000	0.0	111	0.00
13		Naphthalene (NR)	-1.000	0.000	0.0	114	0.00

(#) = Out of Range SPCC's out = 0 CCC's out = 0

Injection Log

Data Directory: C:\msdchem\1\data\2020-11\0K13048\

File ID	SampleName	MiscInfo	Vial	Dil.	Injection Time
VI20111301.D	0K13048-IBL1	1X 5mL DI	1	1	13 Nov 2020 5:02 pm
VI20111302.D	0K13048-IBL2	1X 5mL DI	2	1	13 Nov 2020 5:29 pm
VI20111303.D	0K13048-TUN1	A20I023 5mL BFB (I	3	1	13 Nov 2020 5:57 pm
VI20111304.D	0K13048-ICB1	1X 5mL DI	4	1	13 Nov 2020 6:24 pm
VI20111305.D	0K13048-CAL1	1X 5mL 0.1 PPB VO	5	1	13 Nov 2020 6:51 pm
VI20111306.D	0K13048-CAL2	1X 5mL 0.2 PPB VO	6	1	13 Nov 2020 7:18 pm
VI20111307.D	0K13048-CAL3	1X 5mL 0.4 PPB VO	7	1	13 Nov 2020 9:40 pm
VI20111308.D	0K13048-CAL4	1X 5mL 1 PPB V	8	1	13 Nov 2020 10:07 pm
VI20111309.D	0K13048-CAL5	1X 5mL 2 PPB V	9	1	13 Nov 2020 10:34 pm
VI20111310.D	0K13048-CAL6	1X 5mL 5 PPB V	10	1	13 Nov 2020 11:01 pm
VI20111311.D	0K13048-CAL7	1X 5mL 10 PPB VO	11	1	13 Nov 2020 11:28 pm
VI20111312.D	0K13048-CAL8	1X 5mL 20 PPB VO	12	1	13 Nov 2020 11:56 pm
VI20111313.D	0K13048-CAL9	1X 5mL 50 PPB VO	13	1	14 Nov 2020 12:23 am
VI20111314.D	0K13048-IBL2	1X 5mL DI	14	1	14 Nov 2020 12:50 am
VI20111315.D	0K13048-CALA	1X 5mL 100 PPB V	15	1	14 Nov 2020 1:17 am
VI20111316.D	0K13048-IBL3	1X 5mL DI	16	1	14 Nov 2020 1:44 am
VI20111317.D	0K13048-CALB	1X 5mL 200 PPB V	17	1	14 Nov 2020 2:11 am
VI20111318.D	0K13048-IBL4	1X 5mL DI	18	1	14 Nov 2020 2:38 am
VI20111319.D	0K13048-IBL5	1X 5mL DI	19	1	14 Nov 2020 3:05 am
VI20111320.D	0K13048-ICV1	1X 5mL 20/40PPB	20	1	14 Nov 2020 3:32 am
VI20111321.D	0K13048-IBL6	1X 5mL DI	21	1	14 Nov 2020 4:00 am
VI20111322.D	0K13048-TUN2	A20I023 5mL BFB (I	22	1	14 Nov 2020 4:27 am
VI20111323.D	0K13048-ICB2	1X 5mL DI	23	1	14 Nov 2020 4:54 am
VI20111324.D	0K13048-RT1	1X 5mL A20I121	24	1	14 Nov 2020 5:21 am
VI20111325.D	0K13048-IBL7	1X 5mL DI	25	1	14 Nov 2020 5:48 am
VI20111326.D	0K13048-CALC	1X 5mL 50 PPB G	26	1	14 Nov 2020 6:15 am
VI20111327.D	0K13048-CALD	1X 5mL 100 PPB	27	1	14 Nov 2020 6:42 am
VI20111328.D	0K13048-CALE	1X 5mL 250 PPB	28	1	14 Nov 2020 7:09 am
VI20111329.D	0K13048-CALF	1X 5mL 500 PPB	29	1	14 Nov 2020 7:36 am
VI20111330.D	0K13048-CALG	1X 5mL 1000 PPB	30	1	14 Nov 2020 9:27 am
VI20111331.D	0K13048-CALH	1X 5mL 2500 PPB	31	1	14 Nov 2020 9:54 am
VI20111332.D	0K13048-CALI	1X 5mL 5000 PPB	32	1	14 Nov 2020 10:21 am
VI20111333.D	0K13048-CALJ	1X 5mL 10000 PPB	33	1	14 Nov 2020 10:48 am
VI20111334.D	0K13048-IBL8	1X 5mL DI	34	1	14 Nov 2020 11:16 am
VI20111335.D	0K13048-IBL9	1X 5mL DI	35	1	14 Nov 2020 11:43 am
VI20111336.D	0K13048-ICV2	1X 5mL 500PPB GX	36	1	14 Nov 2020 12:10 pm
VI20111337.D	0K13048-IBLA	1X 5mL DI	37	1	14 Nov 2020 12:37 pm

11/15/20 PS

Quantitation Report (Not Reviewed)

InstName : VOA-GCMS9

Data Path : C:\msdchem\1\data\2020-11\0K13048\
Data File : VI20111301.D
Acq On : 13 Nov 2020 5:02 pm
Operator : TNL
Sample : 0K13048-IBL1
Misc : 1X 5mL DI
ALS Vial : 1 Sample Multiplier: 1
DataAcq Meth:VI1611RUN.M

11/15/20 TNL

Quant Time: Nov 15 09:39:37 2020
Quant Method : C:\msdchem\1\methods\VI201114W.M
Quant Title : EPA 8260: Volatile Organic Compounds
QLast Update : Sat Nov 14 16:47:50 2020
Response via : Initial Calibration

Compound	R.T.	QIon	Response	Conc	Units	Dev(Min)
Internal Standards						
1) Pentafluorobenzene (I)	6.150	99	91878	50.00	ug/L	# 0.00
45) Chlorobenzene-d5 (I)	9.855	117	240814	50.00	ug/L	0.00
66) 1,4-Dichlorobenzene-d4...	11.802	152	104423	50.00	ug/L	0.00
System Monitoring Compounds						
32) Dibromofluoromethane (S)	5.651	111	90601	51.50	ug/L	0.00
39) 1,4-Difluorobenzene (S)	6.716	114	289190	50.30	ug/L	0.00
48) Toluene-d8 (S)	8.224	98	321882	50.96	ug/L	0.00
67) 4-Bromofluorobenzene (S)	10.919	174	92761	51.51	ug/L	0.00
Target Compounds						Qvalue
2) Dichlorodifluoromethane	0.000		0	N.D.		
3) Chloromethane	1.873	50	227	0.13	ug/L #	47
4) Vinyl Chloride	0.000		0	N.D.		
5) Bromomethane	2.329	96	288	0.25	ug/L #	62
6) Chloroethane	0.000		0	N.D.		
7) Trichlorofluoromethane	0.000		0	N.D.		
8) Ethanol	3.199	45	247	4.66	ug/L #	29
9) 1,1-Dichloroethene	0.000		0	N.D.		
10) Carbon Disulfide	0.000		0	N.D.		
11) Freon 113	0.000		0	N.D.		
12) Iodomethane	0.000		0	N.D.		
13) Acrolein	0.000		0	N.D.		
14) Methylene Chloride	3.820	84	1443	0.80	ug/L	96
15) Acetone	3.899	43	2152	2.03	ug/L	92
16) t-1,2-Dichloroethene	0.000		0	N.D.		
17) n-Hexane	0.000		0	N.D.		
18) Methyl-tert-butyl-ether	0.000		0	N.D.		
19) tert-Butanol (TBA)	4.246	59	592	1.18	ug/L	58
20) Diisopropyl ether (DIPE)	0.000		0	N.D.		
21) 1,1-Dichloroethane	0.000		0	N.D.		
22) Acrylonitrile	0.000		0	N.D.		
23) Ethyl-tert-butyl ether...	0.000		0	N.D.		
24) Vinyl Acetate	0.000		0	N.D.		
25) c-1,2-Dichloroethene	0.000		0	N.D.		

Quantitation Report (Not Reviewed)

InstName : VOA-GCMS9

Data Path : C:\msdchem\1\data\2020-11\0K13048\
Data File : VI20111301.D
Acq On : 13 Nov 2020 5:02 pm
Operator : TNL
Sample : 0K13048-IBL1
Misc : 1X 5mL DI
ALS Vial : 1 Sample Multiplier: 1
DataAcq Meth:VI1611RUN.M

Quant Time: Nov 15 09:39:37 2020
Quant Method : C:\msdchem\1\methods\VI201114W.M
Quant Title : EPA 8260: Volatile Organic Compounds
QLast Update : Sat Nov 14 16:47:50 2020
Response via : Initial Calibration

Compound	R.T.	QIon	Response	Conc	Units		Dev(Min)
26) 2,2-Dichloropropane	0.000		0	N.D.			
27) Bromochloromethane	0.000		0	N.D.			
28) Chloroform	0.000		0	N.D.			
29) Carbon Tetrachloride	0.000		0	N.D.			
30) Tetrahydrofuran	0.000		0	N.D.			
31) 1,1,1-Trichloroethane	0.000		0	N.D.			
33) 1,1-Dichloropropene	0.000		0	N.D.			
34) 2-Butanone (MEK)	0.000		0	N.D.			
35) Benzene	0.000		0	N.D.			
36) tert-Amyl methyl ether...	0.000		0	N.D.			
37) 1,2-Dichloroethane (EDC)	0.000		0	N.D.			
38) iso-Butyl Alcohol	0.000		0	N.D.			
40) Trichloroethene (TCE)	0.000		0	N.D.			
41) Tert-Amyl-Ethyl-Ether ...	0.000		0	N.D.			
42) Dibromomethane	0.000		0	N.D.			
43) 1,2-Dichloropropane	0.000		0	N.D.			
44) Bromodichloromethane	0.000		0	N.D.			
46) 2-Chloroethyl Vinyl Ether	0.000		0	N.D.			
47) c-1,3-Dichloropropene	0.000		0	N.D.			
49) Toluene	0.000		0	N.D.			
50) Tetrachloroethene (PCE)	0.000		0	N.D.			
51) 4-Methyl-2-Pentanone (...	0.000		0	N.D.			
52) t-1,3-Dichloropropene	0.000		0	N.D.			
53) 1,1,2-Trichloroethane	0.000		0	N.D.			
54) Dibromochloromethane	0.000		0	N.D.			
55) 1,3-Dichloropropane	0.000		0	N.D.			
56) 1,2-Dibromoethane (EDB)	0.000		0	N.D.			
57) 2-Hexanone	0.000		0	N.D.			
58) Chlorobenzene	0.000		0	N.D.			
59) Ethylbenzene	9.855	91	456	0.06	ug/L	#	1
60) 1,1,1,2-Tetrachloroethane	0.000		0	N.D.			
61) m,p-Xylenes (2)	0.000		0	N.D.			
62) o-Xylene	0.000		0	N.D.			
63) Styrene	0.000		0	N.D.			
64) Bromoform	0.000		0	N.D.			
65) Isopropylbenzene	0.000		0	N.D.			

Quantitation Report (Not Reviewed)

InstName : VOA-GCMS9

Data Path : C:\msdchem\1\data\2020-11\0K13048\
Data File : VI20111301.D
Acq On : 13 Nov 2020 5:02 pm
Operator : TNL
Sample : 0K13048-IBL1
Misc : 1X 5mL DI
ALS Vial : 1 Sample Multiplier: 1
DataAcq Meth:VI1611RUN.M

Quant Time: Nov 15 09:39:37 2020
Quant Method : C:\msdchem\1\methods\VI201114W.M
Quant Title : EPA 8260: Volatile Organic Compounds
QLast Update : Sat Nov 14 16:47:50 2020
Response via : Initial Calibration

Compound	R.T.	QIon	Response	Conc	Units	Dev(Min)
68) Bromobenzene	0.000		0	N.D.		
69) n-Propylbenzene	10.919	91	254	0.04	ug/L	58
70) 1,1,2,2-Tetrachloroethane	0.000		0	N.D.		
71) 2-Chlorotoluene	0.000		0	N.D.		
72) 1,3,5-Trimethylbenzene	0.000		0	N.D.		
73) 1,2,3-Trichloropropane	0.000		0	N.D.		
74) t-1,4-Dichloro-2-butene	0.000		0	N.D.		
75) 4-Chlorotoluene	0.000		0	N.D.		
76) tert-Butylbenzene	0.000		0	N.D.		
77) 1,2,4-Trimethylbenzene	0.000		0	N.D.		
78) sec-Butylbenzene	0.000		0	N.D.		
79) 4-Isopropyltoluene	0.000		0	N.D.		
80) 1,3-Dichlorobenzene	0.000		0	N.D.		
81) 1,4-Dichlorobenzene	0.000		0	N.D.		
82) n-Butylbenzene	0.000		0	N.D.		
83) 1,2-Dichlorobenzene	0.000		0	N.D.		
84) 1,2-Dibromo-3-Chloropr...	0.000		0	N.D.		
85) Hexachlorobutadiene	0.000		0	N.D.		
86) 1,2,4-Trichlorobenzene	0.000		0	N.D.		
87) Naphthalene	0.000		0	N.D.		
88) 1,2,3-Trichlorobenzene	0.000		0	N.D.		

(#) = qualifier out of range (m) = manual integration (+) = signals summed

Quantitation Report (Not Reviewed)

InstName : VOA-GCMS9

Data Path : C:\msdchem\1\data\2020-11\0K13048\
Data File : VI20111301.D
Acq On : 13 Nov 2020 5:02 pm
Operator : TNL
Sample : 0K13048-IBL1
Misc : 1X 5mL DI
ALS Vial : 1 Sample Multiplier: 1
DataAcq Meth:VI1611RUN.M

Quant Time: Nov 15 09:39:37 2020
Quant Method : C:\msdchem\1\methods\VI201114W.M
Quant Title : EPA 8260: Volatile Organic Compounds
QLast Update : Sat Nov 14 16:47:50 2020
Response via : Initial Calibration

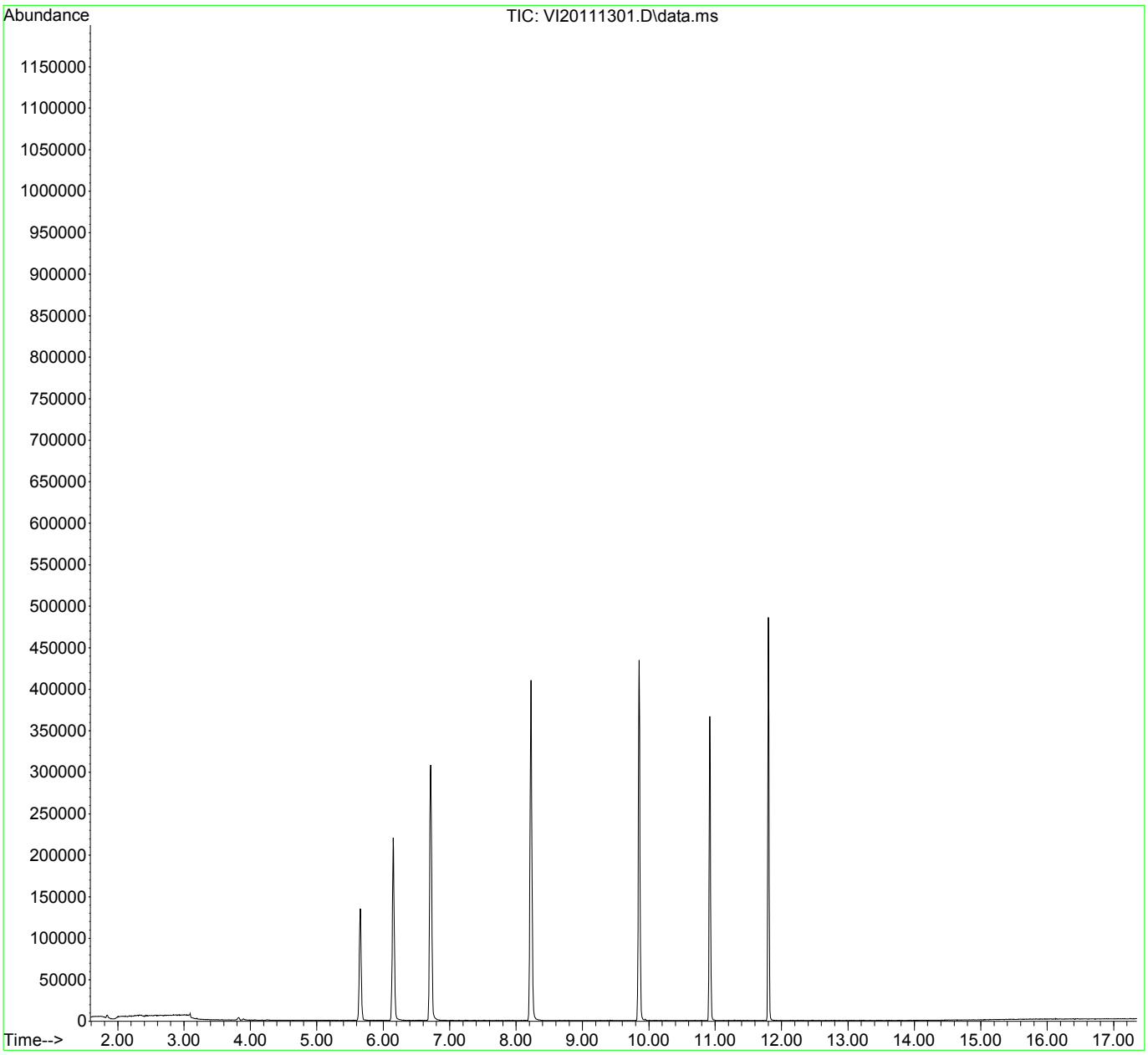

Quantitation Report (Not Reviewed)

InstName : VOA-GCMS9

Data Path : C:\msdchem\1\data\2020-11\0K13048\
Data File : VI20111302.D
Acq On : 13 Nov 2020 5:29 pm
Operator : TNL
Sample : 0K13048-IBL2
Misc : 1X 5mL DI 11/15/20 TNL
ALS Vial : 2 Sample Multiplier: 1
DataAcq Meth:VI1611RUN.M

Quant Time: Nov 15 09:39:40 2020
Quant Method : C:\msdchem\1\methods\VI201114W.M
Quant Title : EPA 8260: Volatile Organic Compounds
QLast Update : Sat Nov 14 16:47:50 2020
Response via : Initial Calibration

Compound	R.T.	QIon	Response	Conc	Units		Dev(Min)
Internal Standards							
1) Pentafluorobenzene (I)	6.150	99	86762	50.00	ug/L		0.00
45) Chlorobenzene-d5 (I)	9.855	117	218581	50.00	ug/L		0.00
66) 1,4-Dichlorobenzene-d4...	11.802	152	89898	50.00	ug/L		0.00
System Monitoring Compounds							
32) Dibromofluoromethane (S)	5.645	111	79822	48.05	ug/L		0.00
39) 1,4-Difluorobenzene (S)	6.710	114	262762	48.39	ug/L		0.00
48) Toluene-d8 (S)	8.225	98	296892	51.78	ug/L		0.00
67) 4-Bromofluorobenzene (S)	10.920	174	81726	52.71	ug/L		0.00
Target Compounds							Qvalue
2) Dichlorodifluoromethane	0.000		0	N.D.			
3) Chloromethane	0.000		0	N.D.			
4) Vinyl Chloride	0.000		0	N.D.			
5) Bromomethane	2.317	96	130	0.12	ug/L	#	68
6) Chloroethane	0.000		0	N.D.			
7) Trichlorofluoromethane	0.000		0	N.D.			
8) Ethanol	0.000		0	N.D.			
9) 1,1-Dichloroethene	0.000		0	N.D.			
10) Carbon Disulfide	0.000		0	N.D.			
11) Freon 113	0.000		0	N.D.			
12) Iodomethane	0.000		0	N.D.			
13) Acrolein	0.000		0	N.D.			
14) Methylene Chloride	3.820	84	548	0.32	ug/L		93
15) Acetone	3.893	43	1568	1.57	ug/L	#	44
16) t-1,2-Dichloroethene	0.000		0	N.D.			
17) n-Hexane	0.000		0	N.D.			
18) Methyl-tert-butyl-ether	0.000		0	N.D.			
19) tert-Butanol (TBA)	4.246	59	217	0.46	ug/L		46
20) Diisopropyl ether (DIPE)	0.000		0	N.D.			
21) 1,1-Dichloroethane	0.000		0	N.D.			
22) Acrylonitrile	0.000		0	N.D.			
23) Ethyl-tert-butyl ether...	0.000		0	N.D.			
24) Vinyl Acetate	0.000		0	N.D.			
25) c-1,2-Dichloroethene	0.000		0	N.D.			

Quantitation Report (Not Reviewed)

InstName : VOA-GCMS9

Data Path : C:\msdchem\1\data\2020-11\0K13048\
Data File : VI20111302.D
Acq On : 13 Nov 2020 5:29 pm
Operator : TNL
Sample : 0K13048-IBL2
Misc : 1X 5mL DI
ALS Vial : 2 Sample Multiplier: 1
DataAcq Meth:VI1611RUN.M

Quant Time: Nov 15 09:39:40 2020
Quant Method : C:\msdchem\1\methods\VI201114W.M
Quant Title : EPA 8260: Volatile Organic Compounds
QLast Update : Sat Nov 14 16:47:50 2020
Response via : Initial Calibration

Compound	R.T.	QIon	Response	Conc	Units		Dev(Min)
26) 2,2-Dichloropropane	0.000		0	N.D.			
27) Bromochloromethane	0.000		0	N.D.			
28) Chloroform	0.000		0	N.D.			
29) Carbon Tetrachloride	0.000		0	N.D.			
30) Tetrahydrofuran	0.000		0	N.D.			
31) 1,1,1-Trichloroethane	0.000		0	N.D.			
33) 1,1-Dichloropropene	0.000		0	N.D.			
34) 2-Butanone (MEK)	0.000		0	N.D.			
35) Benzene	0.000		0	N.D.			
36) tert-Amyl methyl ether...	0.000		0	N.D.			
37) 1,2-Dichloroethane (EDC)	0.000		0	N.D.			
38) iso-Butyl Alcohol	0.000		0	N.D.			
40) Trichloroethene (TCE)	0.000		0	N.D.			
41) Tert-Amyl-Ethyl-Ether ...	0.000		0	N.D.			
42) Dibromomethane	0.000		0	N.D.			
43) 1,2-Dichloropropane	0.000		0	N.D.			
44) Bromodichloromethane	0.000		0	N.D.			
46) 2-Chloroethyl Vinyl Ether	0.000		0	N.D.			
47) c-1,3-Dichloropropene	0.000		0	N.D.			
49) Toluene	0.000		0	N.D.			
50) Tetrachloroethene (PCE)	0.000		0	N.D.			
51) 4-Methyl-2-Pentanone (...	0.000		0	N.D.			
52) t-1,3-Dichloropropene	0.000		0	N.D.			
53) 1,1,2-Trichloroethane	0.000		0	N.D.			
54) Dibromochloromethane	0.000		0	N.D.			
55) 1,3-Dichloropropane	0.000		0	N.D.			
56) 1,2-Dibromoethane (EDB)	0.000		0	N.D.			
57) 2-Hexanone	0.000		0	N.D.			
58) Chlorobenzene	0.000		0	N.D.			
59) Ethylbenzene	9.849	91	390	0.06	ug/L	#	1
60) 1,1,1,2-Tetrachloroethane	0.000		0	N.D.			
61) m,p-Xylenes (2)	0.000		0	N.D.			
62) o-Xylene	0.000		0	N.D.			
63) Styrene	0.000		0	N.D.			
64) Bromoform	0.000		0	N.D.			
65) Isopropylbenzene	0.000		0	N.D.			

Quantitation Report (Not Reviewed)

InstName : VOA-GCMS9

Data Path : C:\msdchem\1\data\2020-11\0K13048\
Data File : VI20111302.D
Acq On : 13 Nov 2020 5:29 pm
Operator : TNL
Sample : 0K13048-IBL2
Misc : 1X 5mL DI
ALS Vial : 2 Sample Multiplier: 1
DataAcq Meth:VI1611RUN.M

Quant Time: Nov 15 09:39:40 2020
Quant Method : C:\msdchem\1\methods\VI201114W.M
Quant Title : EPA 8260: Volatile Organic Compounds
QLast Update : Sat Nov 14 16:47:50 2020
Response via : Initial Calibration

Compound	R.T.	QIon	Response	Conc	Units	Dev(Min)
68) Bromobenzene	0.000		0	N.D.		
69) n-Propylbenzene	10.920	91	219	0.04	ug/L	58
70) 1,1,2,2-Tetrachloroethane	0.000		0	N.D.		
71) 2-Chlorotoluene	0.000		0	N.D.		
72) 1,3,5-Trimethylbenzene	0.000		0	N.D.		
73) 1,2,3-Trichloropropane	0.000		0	N.D.		
74) t-1,4-Dichloro-2-butene	0.000		0	N.D.		
75) 4-Chlorotoluene	0.000		0	N.D.		
76) tert-Butylbenzene	0.000		0	N.D.		
77) 1,2,4-Trimethylbenzene	0.000		0	N.D.		
78) sec-Butylbenzene	0.000		0	N.D.		
79) 4-Isopropyltoluene	0.000		0	N.D.		
80) 1,3-Dichlorobenzene	0.000		0	N.D.		
81) 1,4-Dichlorobenzene	0.000		0	N.D.		
82) n-Butylbenzene	0.000		0	N.D.		
83) 1,2-Dichlorobenzene	0.000		0	N.D.		
84) 1,2-Dibromo-3-Chloropr...	0.000		0	N.D.		
85) Hexachlorobutadiene	0.000		0	N.D.		
86) 1,2,4-Trichlorobenzene	0.000		0	N.D.		
87) Naphthalene	0.000		0	N.D.		
88) 1,2,3-Trichlorobenzene	0.000		0	N.D.		

(#) = qualifier out of range (m) = manual integration (+) = signals summed

Quantitation Report (Not Reviewed)

InstName : VOA-GCMS9

Data Path : C:\msdchem\1\data\2020-11\0K13048\
Data File : VI20111302.D
Acq On : 13 Nov 2020 5:29 pm
Operator : TNL
Sample : 0K13048-IBL2
Misc : 1X 5mL DI
ALS Vial : 2 Sample Multiplier: 1
DataAcq Meth:VI1611RUN.M

Quant Time: Nov 15 09:39:40 2020
Quant Method : C:\msdchem\1\methods\VI201114W.M
Quant Title : EPA 8260: Volatile Organic Compounds
QLast Update : Sat Nov 14 16:47:50 2020
Response via : Initial Calibration

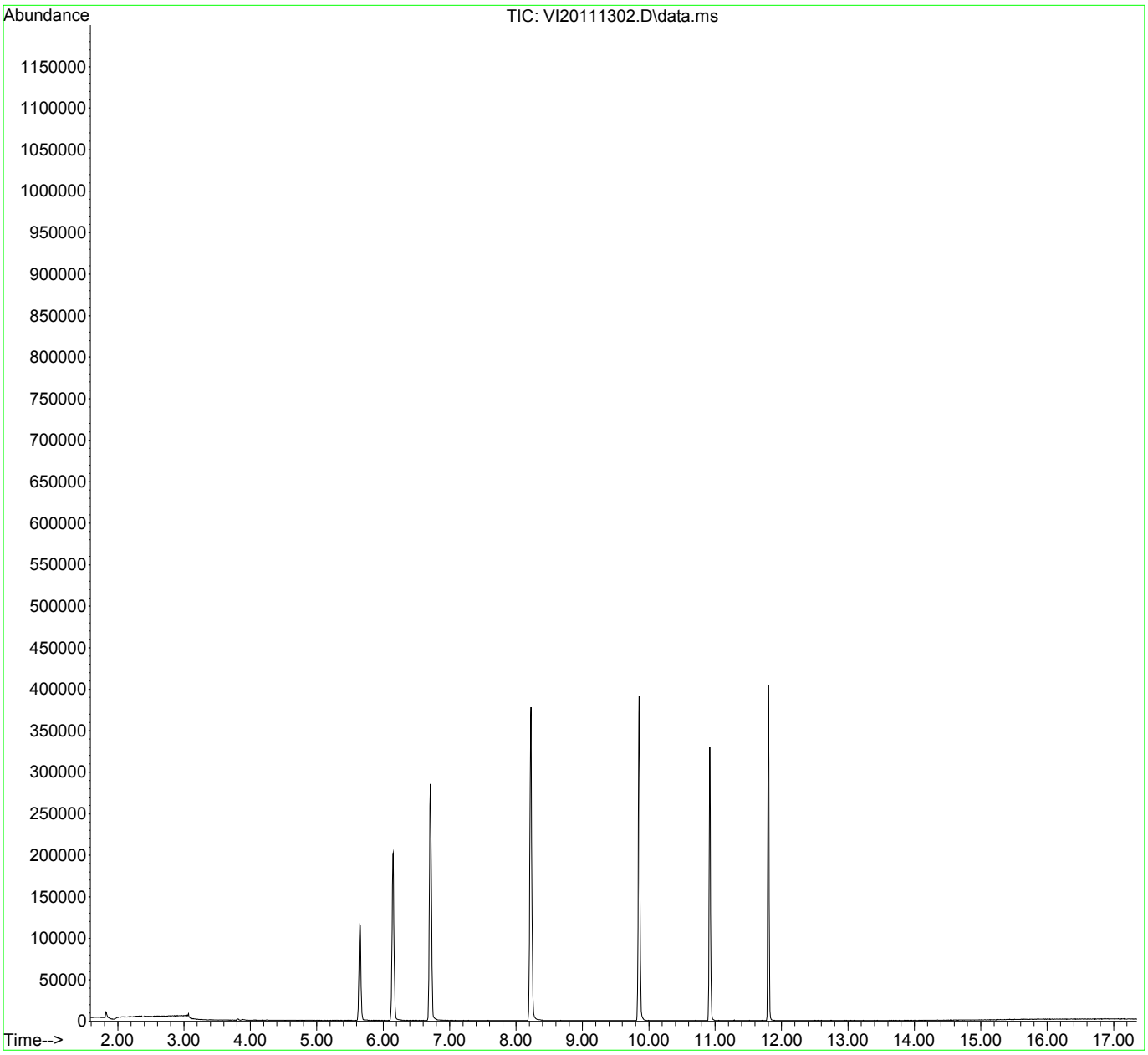

Data Path : C:\msdchem\1\data\2020-11\0K13048\
Data File : VI20111303.D
Acq On : 13 Nov 2020 5:57 pm
Operator : TNL
Sample : 0K13048-TUN1
Misc : A20I023 5mL BFB (IS/SURR)
ALS Vial : 3 Sample Multiplier: 1

11/15/20 TNL

Integration File: RTEINT.P

Method : C:\msdchem\1\methods\VI201114W.M
Title : EPA 8260: Volatile Organic Compounds
Last Update : Sat Nov 14 16:47:50 2020

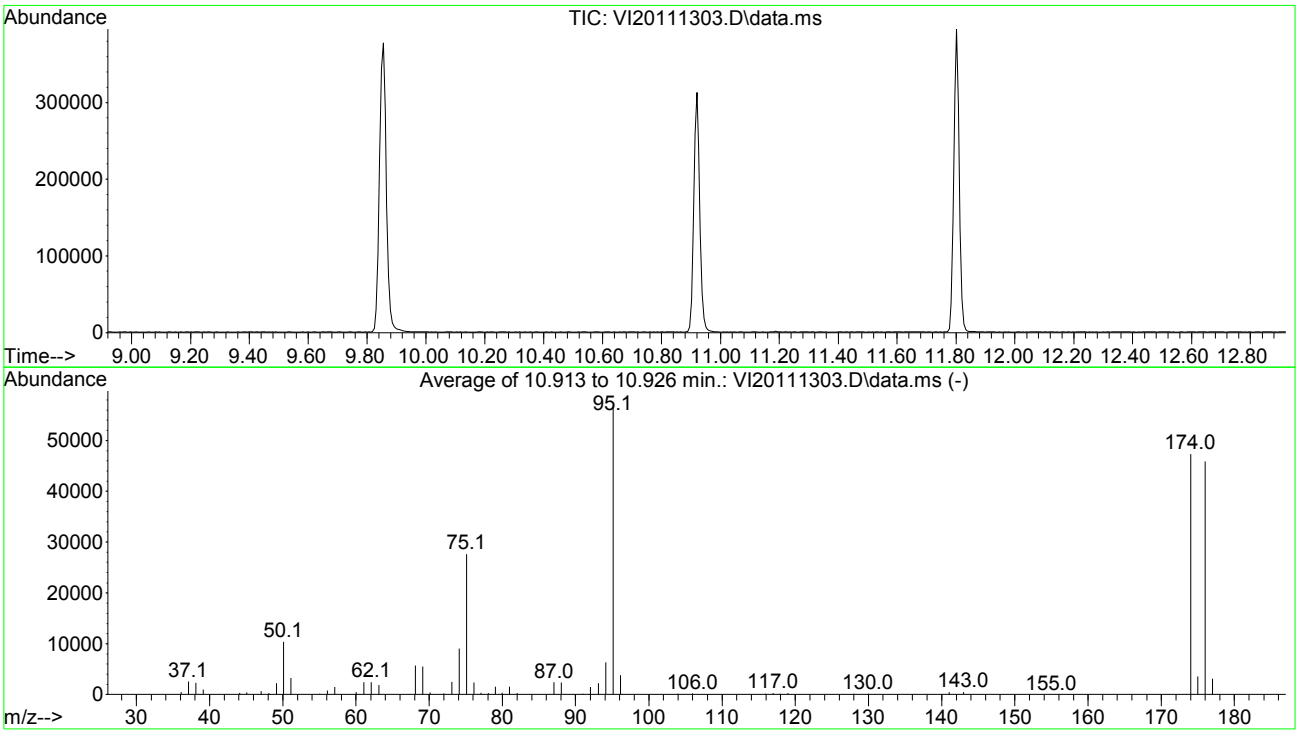

AutoFind: Scans 1534, 1535, 1536; Background Corrected with Scan 1527

Target Mass	Rel. to Mass	Lower Limit%	Upper Limit%	Rel. Abn%	Raw Abn	Result Pass/Fail
95	174	50	200	120.1	56888	PASS
96	95	5	9	6.7	3802	PASS
173	174	0.00	2	0.0	0	PASS
174	95	50	200	83.2	47352	PASS
175	174	5	9	7.5	3557	PASS
176	174	95	105	96.9	45899	PASS
177	176	5	10	6.8	3109	PASS

Quantitation Report (Not Reviewed)

InstName : VOA-GCMS9

Data Path : C:\msdchem\1\data\2020-11\0K13048\
Data File : VI20111303.D
Acq On : 13 Nov 2020 5:57 pm
Operator : TNL
Sample : 0K13048-TUN1
Misc : A20I023 5mL BFB (IS/SURR)
ALS Vial : 3 Sample Multiplier: 1
DataAcq Meth:VI1611RUN.M

11/15/20 TNL

Quant Time: Nov 15 09:39:43 2020
Quant Method : C:\msdchem\1\methods\VI201114W.M
Quant Title : EPA 8260: Volatile Organic Compounds
QLast Update : Sat Nov 14 16:47:50 2020
Response via : Initial Calibration

Compound	R.T.	QIon	Response	Conc	Units	Dev(Min)
Internal Standards						
1) Pentafluorobenzene (I)	6.150	99	81659	50.00	ug/L	# 0.00
45) Chlorobenzene-d5 (I)	9.855	117	208680	50.00	ug/L	0.00
66) 1,4-Dichlorobenzene-d4...	11.802	152	85883	50.00	ug/L	0.00
System Monitoring Compounds						
32) Dibromofluoromethane (S)	5.651	111	76673	49.04	ug/L	0.00
39) 1,4-Difluorobenzene (S)	6.710	114	249472	48.82	ug/L	0.00
48) Toluene-d8 (S)	8.224	98	279448	51.05	ug/L	0.00
67) 4-Bromofluorobenzene (S)	10.919	174	77913	52.60	ug/L	0.00
Target Compounds						Qvalue
2) Dichlorodifluoromethane	0.000		0	N.D.		
3) Chloromethane	1.867	50	114	0.07	ug/L	# 47
4) Vinyl Chloride	0.000		0	N.D.		
5) Bromomethane	0.000		0	N.D.		
6) Chloroethane	0.000		0	N.D.		
7) Trichlorofluoromethane	0.000		0	N.D.		
8) Ethanol	0.000		0	N.D.		
9) 1,1-Dichloroethene	0.000		0	N.D.		
10) Carbon Disulfide	0.000		0	N.D.		
11) Freon 113	0.000		0	N.D.		
12) Iodomethane	0.000		0	N.D.		
13) Acrolein	0.000		0	N.D.		
14) Methylene Chloride	3.814	84	2016	1.25	ug/L	90
15) Acetone	3.887	43	2456	2.61	ug/L	98
16) t-1,2-Dichloroethene	0.000		0	N.D.		
17) n-Hexane	0.000		0	N.D.		
18) Methyl-tert-butyl-ether	0.000		0	N.D.		
19) tert-Butanol (TBA)	4.246	59	1621	3.64	ug/L	93
20) Diisopropyl ether (DIPE)	0.000		0	N.D.		
21) 1,1-Dichloroethane	0.000		0	N.D.		
22) Acrylonitrile	0.000		0	N.D.		
23) Ethyl-tert-butyl ether...	0.000		0	N.D.		
24) Vinyl Acetate	0.000		0	N.D.		
25) c-1,2-Dichloroethene	0.000		0	N.D.		

Quantitation Report (Not Reviewed)

InstName : VOA-GCMS9

Data Path : C:\msdchem\1\data\2020-11\0K13048\
Data File : VI20111303.D
Acq On : 13 Nov 2020 5:57 pm
Operator : TNL
Sample : 0K13048-TUN1
Misc : A20I023 5mL BFB (IS/SURR)
ALS Vial : 3 Sample Multiplier: 1
DataAcq Meth:VI1611RUN.M

Quant Time: Nov 15 09:39:43 2020
Quant Method : C:\msdchem\1\methods\VI201114W.M
Quant Title : EPA 8260: Volatile Organic Compounds
QLast Update : Sat Nov 14 16:47:50 2020
Response via : Initial Calibration

Compound	R.T.	QIon	Response	Conc	Units		Dev(Min)
26) 2,2-Dichloropropane	0.000		0	N.D.			
27) Bromochloromethane	0.000		0	N.D.			
28) Chloroform	0.000		0	N.D.			
29) Carbon Tetrachloride	0.000		0	N.D.			
30) Tetrahydrofuran	0.000		0	N.D.			
31) 1,1,1-Trichloroethane	0.000		0	N.D.			
33) 1,1-Dichloropropene	0.000		0	N.D.			
34) 2-Butanone (MEK)	0.000		0	N.D.			
35) Benzene	0.000		0	N.D.			
36) tert-Amyl methyl ether...	0.000		0	N.D.			
37) 1,2-Dichloroethane (EDC)	0.000		0	N.D.			
38) iso-Butyl Alcohol	0.000		0	N.D.			
40) Trichloroethene (TCE)	0.000		0	N.D.			
41) Tert-Amyl-Ethyl-Ether ...	0.000		0	N.D.			
42) Dibromomethane	0.000		0	N.D.			
43) 1,2-Dichloropropane	0.000		0	N.D.			
44) Bromodichloromethane	0.000		0	N.D.			
46) 2-Chloroethyl Vinyl Ether	0.000		0	N.D.			
47) c-1,3-Dichloropropene	0.000		0	N.D.			
49) Toluene	0.000		0	N.D.			
50) Tetrachloroethene (PCE)	0.000		0	N.D.			
51) 4-Methyl-2-Pentanone (...	0.000		0	N.D.			
52) t-1,3-Dichloropropene	0.000		0	N.D.			
53) 1,1,2-Trichloroethane	0.000		0	N.D.			
54) Dibromochloromethane	0.000		0	N.D.			
55) 1,3-Dichloropropane	0.000		0	N.D.			
56) 1,2-Dibromoethane (EDB)	0.000		0	N.D.			
57) 2-Hexanone	0.000		0	N.D.			
58) Chlorobenzene	0.000		0	N.D.			
59) Ethylbenzene	9.855	91	361	0.06	ug/L	#	1
60) 1,1,1,2-Tetrachloroethane	0.000		0	N.D.			
61) m,p-Xylenes (2)	0.000		0	N.D.			
62) o-Xylene	0.000		0	N.D.			
63) Styrene	0.000		0	N.D.			
64) Bromoform	0.000		0	N.D.			
65) Isopropylbenzene	0.000		0	N.D.			

Quantitation Report (Not Reviewed)

InstName : VOA-GCMS9

Data Path : C:\msdchem\1\data\2020-11\0K13048\
Data File : VI20111303.D
Acq On : 13 Nov 2020 5:57 pm
Operator : TNL
Sample : 0K13048-TUN1
Misc : A20I023 5mL BFB (IS/SURR)
ALS Vial : 3 Sample Multiplier: 1
DataAcq Meth:VI1611RUN.M

Quant Time: Nov 15 09:39:43 2020
Quant Method : C:\msdchem\1\methods\VI201114W.M
Quant Title : EPA 8260: Volatile Organic Compounds
QLast Update : Sat Nov 14 16:47:50 2020
Response via : Initial Calibration

Compound	R.T.	QIon	Response	Conc	Units	Dev(Min)
68) Bromobenzene	0.000		0	N.D.		
69) n-Propylbenzene	10.919	91	209	0.04	ug/L	58
70) 1,1,2,2-Tetrachloroethane	0.000		0	N.D.		
71) 2-Chlorotoluene	0.000		0	N.D.		
72) 1,3,5-Trimethylbenzene	0.000		0	N.D.		
73) 1,2,3-Trichloropropane	0.000		0	N.D.		
74) t-1,4-Dichloro-2-butene	0.000		0	N.D.		
75) 4-Chlorotoluene	0.000		0	N.D.		
76) tert-Butylbenzene	0.000		0	N.D.		
77) 1,2,4-Trimethylbenzene	0.000		0	N.D.		
78) sec-Butylbenzene	0.000		0	N.D.		
79) 4-Isopropyltoluene	0.000		0	N.D.		
80) 1,3-Dichlorobenzene	0.000		0	N.D.		
81) 1,4-Dichlorobenzene	0.000		0	N.D.		
82) n-Butylbenzene	0.000		0	N.D.		
83) 1,2-Dichlorobenzene	0.000		0	N.D.		
84) 1,2-Dibromo-3-Chloropr...	0.000		0	N.D.		
85) Hexachlorobutadiene	0.000		0	N.D.		
86) 1,2,4-Trichlorobenzene	0.000		0	N.D.		
87) Naphthalene	0.000		0	N.D.		
88) 1,2,3-Trichlorobenzene	0.000		0	N.D.		

(#) = qualifier out of range (m) = manual integration (+) = signals summed

Quantitation Report (Not Reviewed)

InstName : VOA-GCMS9

Data Path : C:\msdchem\1\data\2020-11\0K13048\
Data File : VI20111303.D
Acq On : 13 Nov 2020 5:57 pm
Operator : TNL
Sample : 0K13048-TUN1
Misc : A20I023 5mL BFB (IS/SURR)
ALS Vial : 3 Sample Multiplier: 1
DataAcq Meth:VI1611RUN.M

Quant Time: Nov 15 09:39:43 2020
Quant Method : C:\msdchem\1\methods\VI201114W.M
Quant Title : EPA 8260: Volatile Organic Compounds
QLast Update : Sat Nov 14 16:47:50 2020
Response via : Initial Calibration

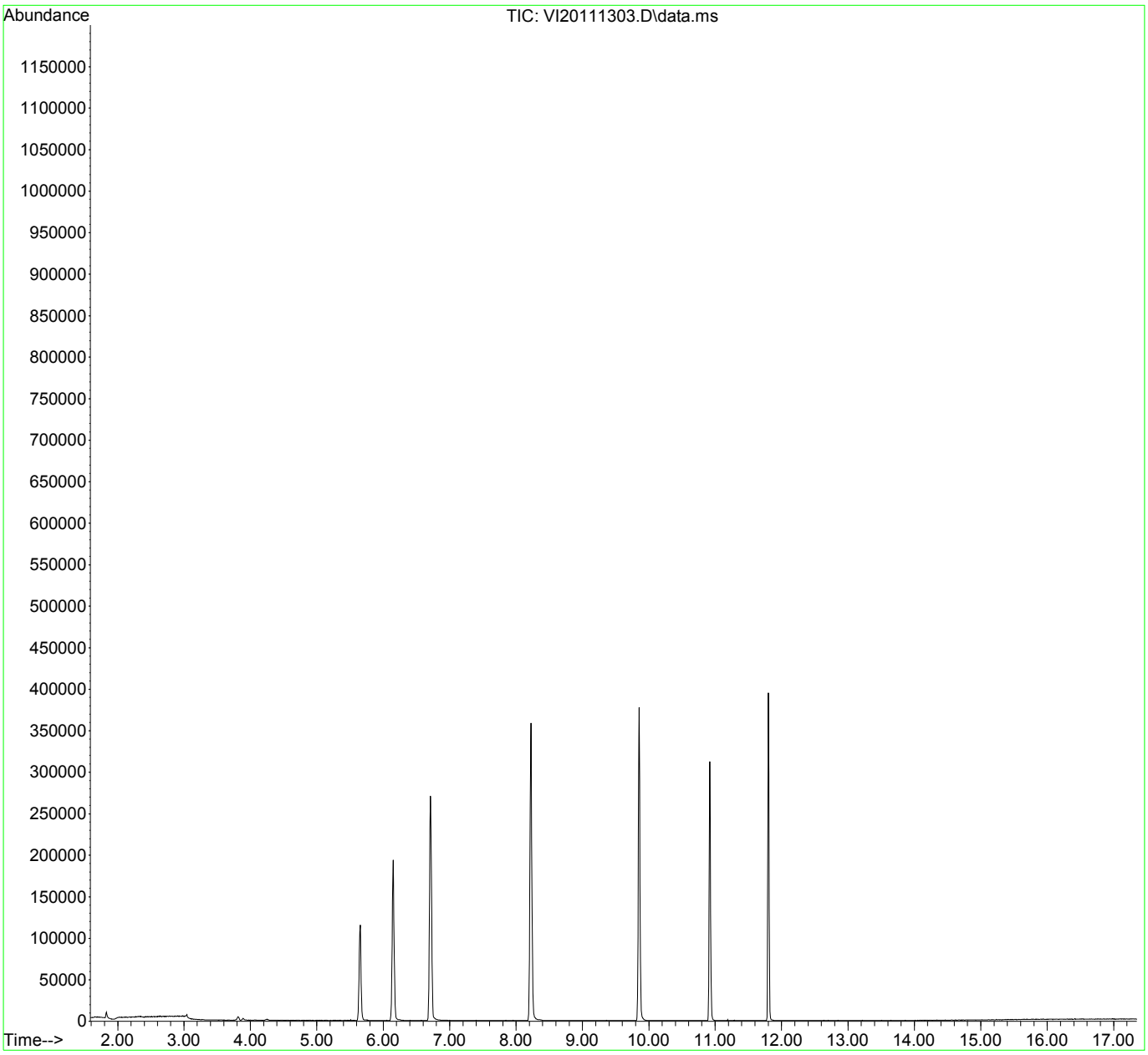

Quantitation Report (Not Reviewed)

InstName : VOA-GCMS9

Data Path : C:\msdchem\1\data\2020-11\0K13048\
Data File : VI20111304.D
Acq On : 13 Nov 2020 6:24 pm
Operator : TNL
Sample : 0K13048-ICB1
Misc : 1X 5mL DI
ALS Vial : 4 Sample Multiplier: 1
DataAcq Meth:VI1611RUN.M

Quant Time: Nov 15 09:39:46 2020
Quant Method : C:\msdchem\1\methods\VI201114W.M
Quant Title : EPA 8260: Volatile Organic Compounds
QLast Update : Sat Nov 14 16:47:50 2020
Response via : Initial Calibration

Compound	R.T.	QIon	Response	Conc	Units	Dev(Min)
Internal Standards						
1) Pentafluorobenzene (I)	6.150	99	86325	50.00	ug/L	# 0.00
45) Chlorobenzene-d5 (I)	9.855	117	223620	50.00	ug/L	0.00
66) 1,4-Dichlorobenzene-d4...	11.802	152	92735	50.00	ug/L	0.00
System Monitoring Compounds						
32) Dibromofluoromethane (S)	5.651	111	80138	48.48	ug/L	0.00
39) 1,4-Difluorobenzene (S)	6.710	114	266633	49.36	ug/L	0.00
48) Toluene-d8 (S)	8.225	98	297959	50.80	ug/L	0.00
67) 4-Bromofluorobenzene (S)	10.920	174	84000	52.52	ug/L	0.00
Target Compounds						Qvalue
2) Dichlorodifluoromethane	0.000		0	N.D.		
3) Chloromethane	1.867	50	124	0.08	ug/L #	47
4) Vinyl Chloride	0.000		0	N.D.		
5) Bromomethane	0.000		0	N.D.		
6) Chloroethane	0.000		0	N.D.		
7) Trichlorofluoromethane	0.000		0	N.D.		
8) Ethanol	0.000		0	N.D.		
9) 1,1-Dichloroethene	0.000		0	N.D.		
10) Carbon Disulfide	0.000		0	N.D.		
11) Freon 113	0.000		0	N.D.		
12) Iodomethane	0.000		0	N.D.		
13) Acrolein	0.000		0	N.D.		
14) Methylene Chloride	3.820	84	642	0.38	ug/L	90
15) Acetone	3.893	43	1412	1.42	ug/L	96
16) t-1,2-Dichloroethene	0.000		0	N.D.		
17) n-Hexane	0.000		0	N.D.		
18) Methyl-tert-butyl-ether	0.000		0	N.D.		
19) tert-Butanol (TBA)	4.246	59	312	0.66	ug/L	46
20) Diisopropyl ether (DIPE)	0.000		0	N.D.		
21) 1,1-Dichloroethane	0.000		0	N.D.		
22) Acrylonitrile	0.000		0	N.D.		
23) Ethyl-tert-butyl ether...	0.000		0	N.D.		
24) Vinyl Acetate	0.000		0	N.D.		
25) c-1,2-Dichloroethene	0.000		0	N.D.		

Quantitation Report (Not Reviewed)

InstName : VOA-GCMS9

Data Path : C:\msdchem\1\data\2020-11\0K13048\
Data File : VI20111304.D
Acq On : 13 Nov 2020 6:24 pm
Operator : TNL
Sample : 0K13048-ICB1
Misc : 1X 5mL DI
ALS Vial : 4 Sample Multiplier: 1
DataAcq Meth:VI1611RUN.M

Quant Time: Nov 15 09:39:46 2020
Quant Method : C:\msdchem\1\methods\VI201114W.M
Quant Title : EPA 8260: Volatile Organic Compounds
QLast Update : Sat Nov 14 16:47:50 2020
Response via : Initial Calibration

Compound	R.T.	QIon	Response	Conc	Units		Dev(Min)
26) 2,2-Dichloropropane	0.000		0	N.D.			
27) Bromochloromethane	0.000		0	N.D.			
28) Chloroform	0.000		0	N.D.			
29) Carbon Tetrachloride	0.000		0	N.D.			
30) Tetrahydrofuran	0.000		0	N.D.			
31) 1,1,1-Trichloroethane	0.000		0	N.D.			
33) 1,1-Dichloropropene	0.000		0	N.D.			
34) 2-Butanone (MEK)	0.000		0	N.D.			
35) Benzene	0.000		0	N.D.			
36) tert-Amyl methyl ether...	0.000		0	N.D.			
37) 1,2-Dichloroethane (EDC)	0.000		0	N.D.			
38) iso-Butyl Alcohol	0.000		0	N.D.			
40) Trichloroethene (TCE)	0.000		0	N.D.			
41) Tert-Amyl-Ethyl-Ether ...	0.000		0	N.D.			
42) Dibromomethane	0.000		0	N.D.			
43) 1,2-Dichloropropane	0.000		0	N.D.			
44) Bromodichloromethane	0.000		0	N.D.			
46) 2-Chloroethyl Vinyl Ether	0.000		0	N.D.			
47) c-1,3-Dichloropropene	0.000		0	N.D.			
49) Toluene	0.000		0	N.D.			
50) Tetrachloroethene (PCE)	0.000		0	N.D.			
51) 4-Methyl-2-Pentanone (...	0.000		0	N.D.			
52) t-1,3-Dichloropropene	0.000		0	N.D.			
53) 1,1,2-Trichloroethane	0.000		0	N.D.			
54) Dibromochloromethane	0.000		0	N.D.			
55) 1,3-Dichloropropane	0.000		0	N.D.			
56) 1,2-Dibromoethane (EDB)	0.000		0	N.D.			
57) 2-Hexanone	0.000		0	N.D.			
58) Chlorobenzene	0.000		0	N.D.			
59) Ethylbenzene	9.849	91	399	0.06	ug/L	#	51
60) 1,1,1,2-Tetrachloroethane	0.000		0	N.D.			
61) m,p-Xylenes (2)	0.000		0	N.D.			
62) o-Xylene	0.000		0	N.D.			
63) Styrene	0.000		0	N.D.			
64) Bromoform	0.000		0	N.D.			
65) Isopropylbenzene	0.000		0	N.D.			

Quantitation Report (Not Reviewed)

InstName : VOA-GCMS9

Data Path : C:\msdchem\1\data\2020-11\0K13048\
Data File : VI20111304.D
Acq On : 13 Nov 2020 6:24 pm
Operator : TNL
Sample : 0K13048-ICB1
Misc : 1X 5mL DI
ALS Vial : 4 Sample Multiplier: 1
DataAcq Meth:VI1611RUN.M

Quant Time: Nov 15 09:39:46 2020
Quant Method : C:\msdchem\1\methods\VI201114W.M
Quant Title : EPA 8260: Volatile Organic Compounds
QLast Update : Sat Nov 14 16:47:50 2020
Response via : Initial Calibration

Compound	R.T.	QIon	Response	Conc	Units	Dev(Min)
68) Bromobenzene	0.000		0	N.D.		
69) n-Propylbenzene	10.920	91	237	0.04	ug/L	58
70) 1,1,2,2-Tetrachloroethane	0.000		0	N.D.		
71) 2-Chlorotoluene	0.000		0	N.D.		
72) 1,3,5-Trimethylbenzene	0.000		0	N.D.		
73) 1,2,3-Trichloropropane	0.000		0	N.D.		
74) t-1,4-Dichloro-2-butene	0.000		0	N.D.		
75) 4-Chlorotoluene	0.000		0	N.D.		
76) tert-Butylbenzene	0.000		0	N.D.		
77) 1,2,4-Trimethylbenzene	0.000		0	N.D.		
78) sec-Butylbenzene	0.000		0	N.D.		
79) 4-Isopropyltoluene	0.000		0	N.D.		
80) 1,3-Dichlorobenzene	0.000		0	N.D.		
81) 1,4-Dichlorobenzene	0.000		0	N.D.		
82) n-Butylbenzene	0.000		0	N.D.		
83) 1,2-Dichlorobenzene	0.000		0	N.D.		
84) 1,2-Dibromo-3-Chloropr...	0.000		0	N.D.		
85) Hexachlorobutadiene	0.000		0	N.D.		
86) 1,2,4-Trichlorobenzene	0.000		0	N.D.		
87) Naphthalene	0.000		0	N.D.		
88) 1,2,3-Trichlorobenzene	0.000		0	N.D.		

(#) = qualifier out of range (m) = manual integration (+) = signals summed

Quantitation Report (Not Reviewed)

InstName : VOA-GCMS9

Data Path : C:\msdchem\1\data\2020-11\0K13048\
Data File : VI20111304.D
Acq On : 13 Nov 2020 6:24 pm
Operator : TNL
Sample : 0K13048-ICB1
Misc : 1X 5mL DI
ALS Vial : 4 Sample Multiplier: 1
DataAcq Meth:VI1611RUN.M

Quant Time: Nov 15 09:39:46 2020
Quant Method : C:\msdchem\1\methods\VI201114W.M
Quant Title : EPA 8260: Volatile Organic Compounds
QLast Update : Sat Nov 14 16:47:50 2020
Response via : Initial Calibration

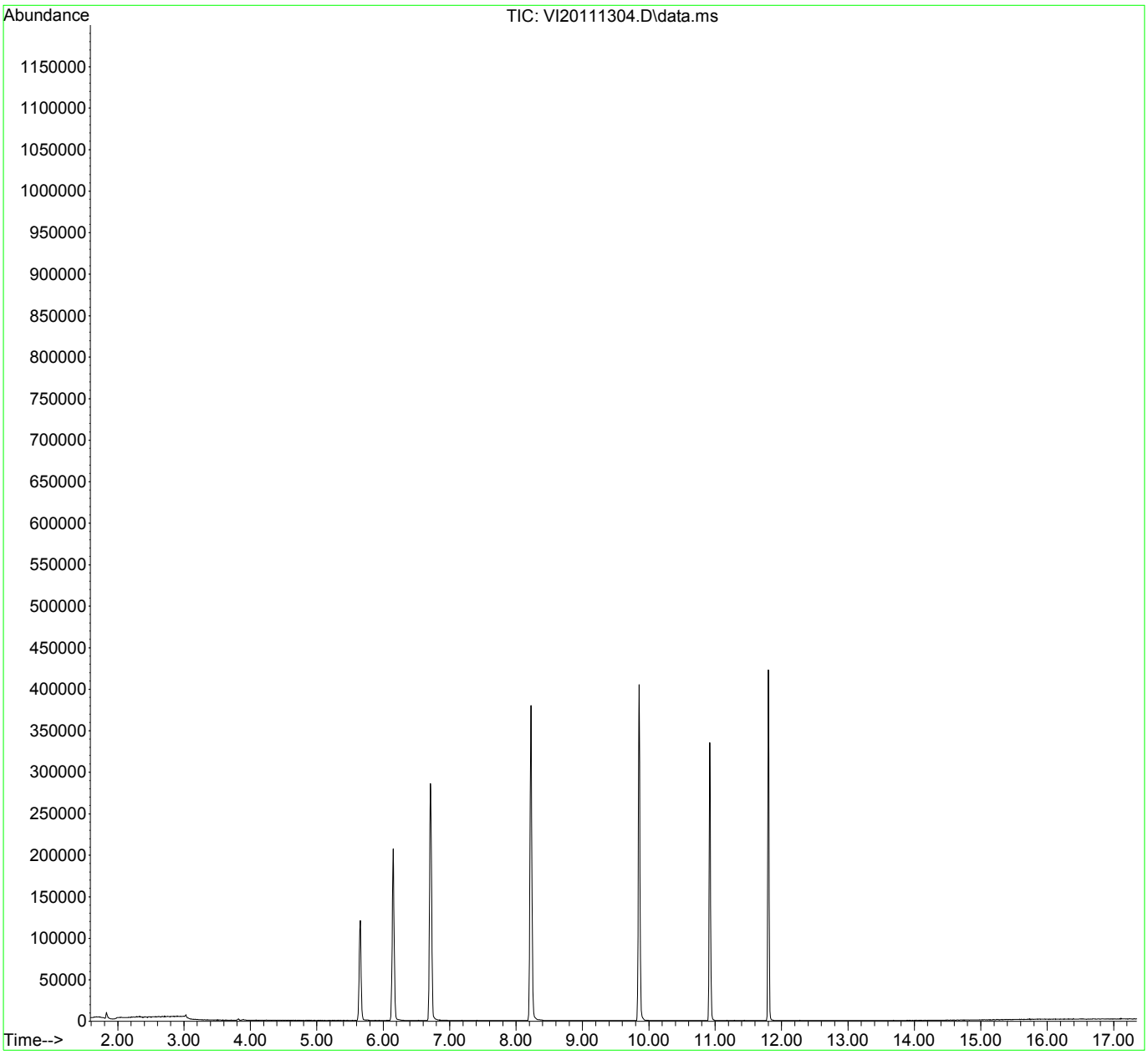

Quantitation Report (Qedit)

InstName : VOA-GCMS9

Data Path : C:\msdchem\1\data\2020-11\0K13048\
Data File : VI20111304.D
Acq On : 13 Nov 2020 6:24 pm
Operator : TNL
Sample : 0K13048-ICB1
Misc : 1X 5mL DI
ALS Vial : 4 Sample Multiplier: 1
DataAcq Meth:VI1611RUN.M

Quant Time: Nov 15 09:39:46 2020
Quant Method : C:\msdchem\1\methods\VI201114W.M
Quant Title : EPA 8260: Volatile Organic Compounds
QLast Update : Sat Nov 14 16:47:50 2020
Response via : Initial Calibration

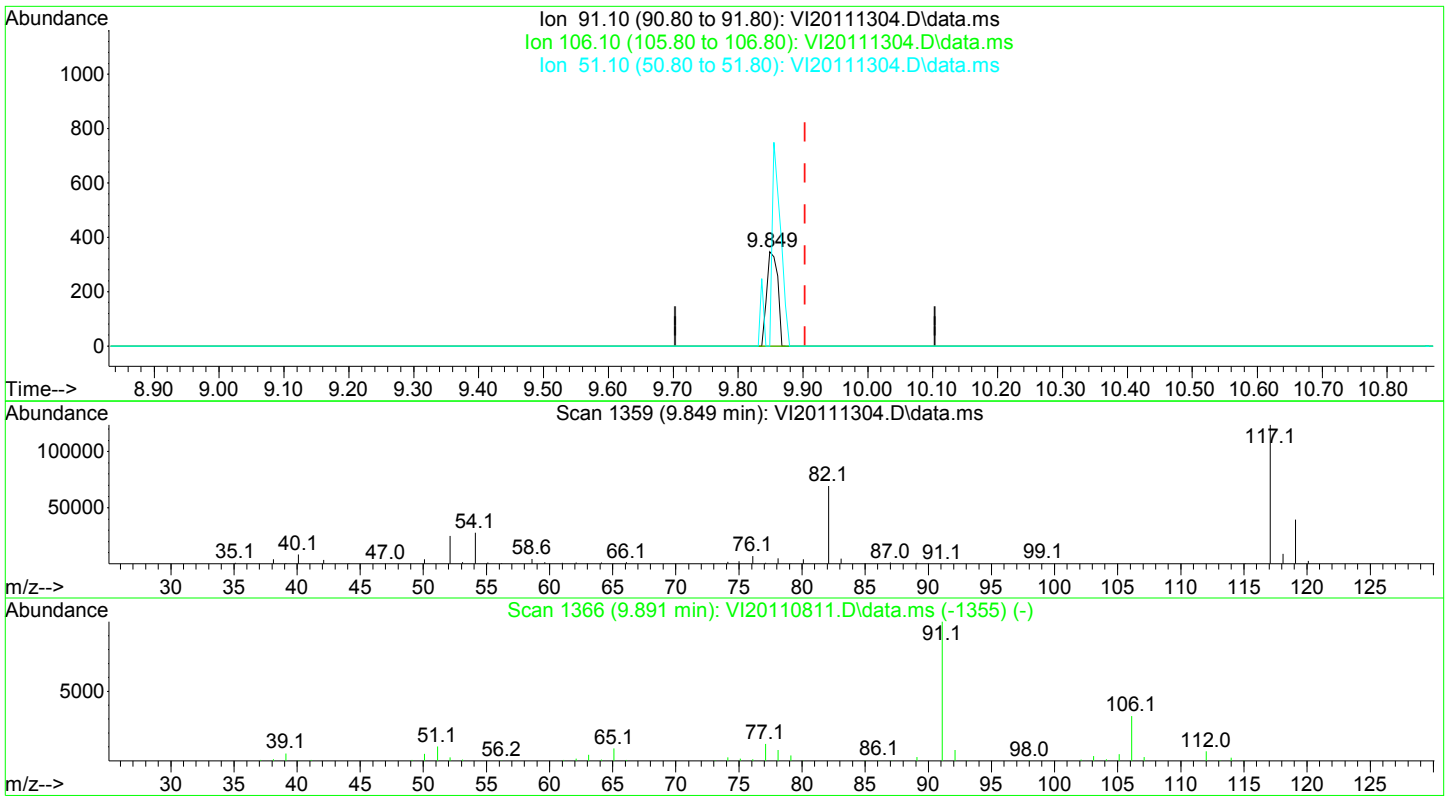

TIC: VI20111304.D\data.ms

(59) Ethylbenzene (C)
9.849min (-0.054) 0.06 ug/L
response 399

Ion	Exp%	Act%
91.10	100.00	100.00
106.10	30.80	0.00#
51.10	10.40	0.00
0.00	0.00	0.00

Quantitation Report (Qedit)

InstName : VOA-GCMS9

Data Path : C:\msdchem\1\data\2020-11\0K13048\
Data File : VI20111304.D
Acq On : 13 Nov 2020 6:24 pm
Operator : TNL
Sample : 0K13048-ICB1
Misc : 1X 5mL DI
ALS Vial : 4 Sample Multiplier: 1
DataAcq Meth:VI1611RUN.M

Quant Time: Nov 15 09:39:46 2020
Quant Method : C:\msdchem\1\methods\VI201114W.M
Quant Title : EPA 8260: Volatile Organic Compounds
QLast Update : Sat Nov 14 16:47:50 2020
Response via : Initial Calibration

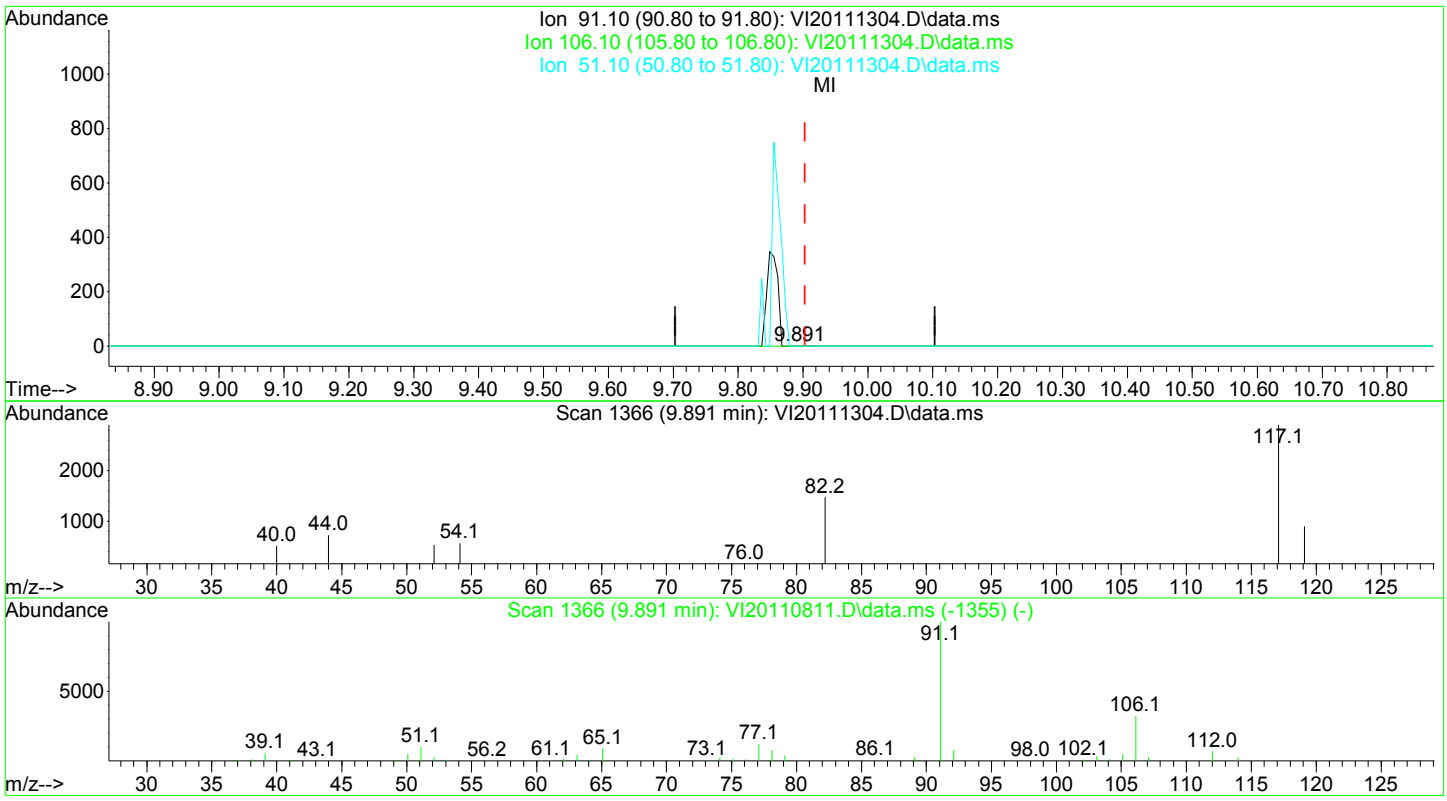

TIC: VI20111304.D\data.ms

(59) Ethylbenzene (C)

9.891min (-0.012) 0.00 ug/L m

response 0

Ion	Exp%	Act%
91.10	100.00	0.00
106.10	30.80	0.00#
51.10	10.40	0.00
0.00	0.00	0.00

Quantitation Report (QT Reviewed)

InstName : VOA-GCMS9

Data Path : C:\msdchem\1\data\2020-11\0K13048\
Data File : VI20111304.D
Acq On : 13 Nov 2020 6:24 pm
Operator : TNL
Sample : 0K13048-ICB1
Misc : 1X 5mL DI
ALS Vial : 4 Sample Multiplier: 1
DataAcq Meth:VI1611RUN.M

11/15/20 TNL

Quant Time: Nov 15 09:40:43 2020
Quant Method : C:\msdchem\1\methods\VI201114W.M
Quant Title : EPA 8260: Volatile Organic Compounds
QLast Update : Sat Nov 14 16:47:50 2020
Response via : Initial Calibration

Compound	R.T.	QIon	Response	Conc	Units	Dev(Min)
Internal Standards						
1) Pentafluorobenzene (I)	6.150	99	86325	50.00	ug/L	# 0.00
45) Chlorobenzene-d5 (I)	9.855	117	223620	50.00	ug/L	0.00
66) 1,4-Dichlorobenzene-d4...	11.802	152	92735	50.00	ug/L	0.00
System Monitoring Compounds						
32) Dibromofluoromethane (S)	5.651	111	80138	48.48	ug/L	0.00
39) 1,4-Difluorobenzene (S)	6.710	114	266633	49.36	ug/L	0.00
48) Toluene-d8 (S)	8.225	98	297959	50.80	ug/L	0.00
67) 4-Bromofluorobenzene (S)	10.920	174	84000	52.52	ug/L	0.00
Target Compounds						Qvalue
2) Dichlorodifluoromethane	0.000		0	N.D.		
3) Chloromethane	0.000		0	N.D.	d	
4) Vinyl Chloride	0.000		0	N.D.		
5) Bromomethane	0.000		0	N.D.		
6) Chloroethane	0.000		0	N.D.		
7) Trichlorofluoromethane	0.000		0	N.D.		
8) Ethanol	0.000		0	N.D.		
9) 1,1-Dichloroethene	0.000		0	N.D.		
10) Carbon Disulfide	0.000		0	N.D.		
11) Freon 113	0.000		0	N.D.		
12) Iodomethane	0.000		0	N.D.		
13) Acrolein	0.000		0	N.D.		
14) Methylene Chloride	3.820	84	642	0.38	ug/L	90
15) Acetone	3.893	43	1412	1.42	ug/L	96
16) t-1,2-Dichloroethene	0.000		0	N.D.		
17) n-Hexane	0.000		0	N.D.		
18) Methyl-tert-butyl-ether	0.000		0	N.D.		
19) tert-Butanol (TBA)	0.000		0	N.D.	d	
20) Diisopropyl ether (DIPE)	0.000		0	N.D.		
21) 1,1-Dichloroethane	0.000		0	N.D.		
22) Acrylonitrile	0.000		0	N.D.		
23) Ethyl-tert-butyl ether...	0.000		0	N.D.		
24) Vinyl Acetate	0.000		0	N.D.		
25) c-1,2-Dichloroethene	0.000		0	N.D.		

Quantitation Report (QT Reviewed)

InstName : VOA-GCMS9

Data Path : C:\msdchem\1\data\2020-11\0K13048\
Data File : VI20111304.D
Acq On : 13 Nov 2020 6:24 pm
Operator : TNL
Sample : 0K13048-ICB1
Misc : 1X 5mL DI
ALS Vial : 4 Sample Multiplier: 1
DataAcq Meth:VI1611RUN.M

Quant Time: Nov 15 09:40:43 2020
Quant Method : C:\msdchem\1\methods\VI201114W.M
Quant Title : EPA 8260: Volatile Organic Compounds
QLast Update : Sat Nov 14 16:47:50 2020
Response via : Initial Calibration

Compound	R.T.	QIon	Response	Conc	Units	Dev(Min)
26) 2,2-Dichloropropane	0.000		0		N.D.	
27) Bromochloromethane	0.000		0		N.D.	
28) Chloroform	0.000		0		N.D.	
29) Carbon Tetrachloride	0.000		0		N.D.	
30) Tetrahydrofuran	0.000		0		N.D.	
31) 1,1,1-Trichloroethane	0.000		0		N.D.	
33) 1,1-Dichloropropene	0.000		0		N.D.	
34) 2-Butanone (MEK)	0.000		0		N.D.	
35) Benzene	0.000		0		N.D.	
36) tert-Amyl methyl ether...	0.000		0		N.D.	
37) 1,2-Dichloroethane (EDC)	0.000		0		N.D.	
38) iso-Butyl Alcohol	0.000		0		N.D.	
40) Trichloroethene (TCE)	0.000		0		N.D.	
41) Tert-Amyl-Ethyl-Ether ...	0.000		0		N.D.	
42) Dibromomethane	0.000		0		N.D.	
43) 1,2-Dichloropropane	0.000		0		N.D.	
44) Bromodichloromethane	0.000		0		N.D.	
46) 2-Chloroethyl Vinyl Ether	0.000		0		N.D.	
47) c-1,3-Dichloropropene	0.000		0		N.D.	
49) Toluene	0.000		0		N.D.	
50) Tetrachloroethene (PCE)	0.000		0		N.D.	
51) 4-Methyl-2-Pentanone (...	0.000		0		N.D.	
52) t-1,3-Dichloropropene	0.000		0		N.D.	
53) 1,1,2-Trichloroethane	0.000		0		N.D.	
54) Dibromochloromethane	0.000		0		N.D.	
55) 1,3-Dichloropropane	0.000		0		N.D.	
56) 1,2-Dibromoethane (EDB)	0.000		0		N.D.	
57) 2-Hexanone	0.000		0		N.D.	
58) Chlorobenzene	0.000		0		N.D.	
59) Ethylbenzene	9.891		0		N.D.	
60) 1,1,1,2-Tetrachloroethane	0.000		0		N.D.	
61) m,p-Xylenes (2)	0.000		0		N.D.	
62) o-Xylene	0.000		0		N.D.	
63) Styrene	0.000		0		N.D.	
64) Bromoform	0.000		0		N.D.	
65) Isopropylbenzene	0.000		0		N.D.	

Quantitation Report (QT Reviewed)

InstName : VOA-GCMS9

Data Path : C:\msdchem\1\data\2020-11\0K13048\
Data File : VI20111304.D
Acq On : 13 Nov 2020 6:24 pm
Operator : TNL
Sample : 0K13048-ICB1
Misc : 1X 5mL DI
ALS Vial : 4 Sample Multiplier: 1
DataAcq Meth:VI1611RUN.M

Quant Time: Nov 15 09:40:43 2020
Quant Method : C:\msdchem\1\methods\VI201114W.M
Quant Title : EPA 8260: Volatile Organic Compounds
QLast Update : Sat Nov 14 16:47:50 2020
Response via : Initial Calibration

Compound	R.T.	QIon	Response	Conc	Units	Dev(Min)
68) Bromobenzene	0.000		0	N.D.		
69) n-Propylbenzene	0.000		0	N.D.	d	
70) 1,1,2,2-Tetrachloroethane	0.000		0	N.D.		
71) 2-Chlorotoluene	0.000		0	N.D.		
72) 1,3,5-Trimethylbenzene	0.000		0	N.D.		
73) 1,2,3-Trichloropropane	0.000		0	N.D.		
74) t-1,4-Dichloro-2-butene	0.000		0	N.D.		
75) 4-Chlorotoluene	0.000		0	N.D.		
76) tert-Butylbenzene	0.000		0	N.D.		
77) 1,2,4-Trimethylbenzene	0.000		0	N.D.		
78) sec-Butylbenzene	0.000		0	N.D.		
79) 4-Isopropyltoluene	0.000		0	N.D.		
80) 1,3-Dichlorobenzene	0.000		0	N.D.		
81) 1,4-Dichlorobenzene	0.000		0	N.D.		
82) n-Butylbenzene	0.000		0	N.D.		
83) 1,2-Dichlorobenzene	0.000		0	N.D.		
84) 1,2-Dibromo-3-Chloropr...	0.000		0	N.D.		
85) Hexachlorobutadiene	0.000		0	N.D.		
86) 1,2,4-Trichlorobenzene	0.000		0	N.D.		
87) Naphthalene	0.000		0	N.D.		
88) 1,2,3-Trichlorobenzene	0.000		0	N.D.		

(#) = qualifier out of range (m) = manual integration (+) = signals summed

Quantitation Report (QT Reviewed)

InstName : VOA-GCMS9

Data Path : C:\msdchem\1\data\2020-11\0K13048\
Data File : VI20111304.D
Acq On : 13 Nov 2020 6:24 pm
Operator : TNL
Sample : 0K13048-ICB1
Misc : 1X 5mL DI
ALS Vial : 4 Sample Multiplier: 1
DataAcq Meth:VI1611RUN.M

Quant Time: Nov 15 09:40:43 2020
Quant Method : C:\msdchem\1\methods\VI201114W.M
Quant Title : EPA 8260: Volatile Organic Compounds
QLast Update : Sat Nov 14 16:47:50 2020
Response via : Initial Calibration

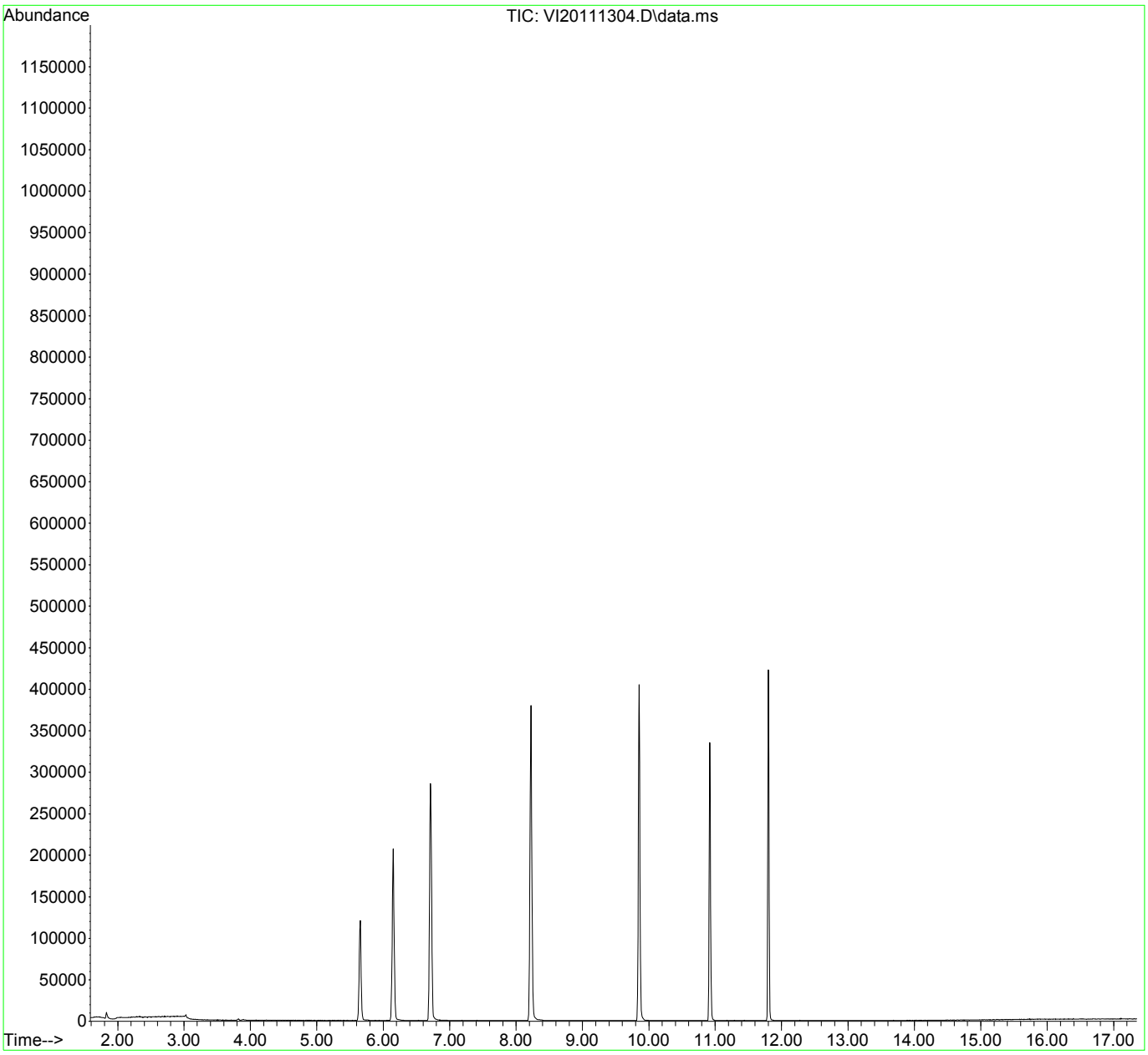

Quantitation Report (Not Reviewed)

InstName : VOA-GCMS9

Data Path : C:\msdchem\1\data\2020-11\0K13048\
Data File : VI20111305.D
Acq On : 13 Nov 2020 6:51 pm
Operator : TNL
Sample : 0K13048-CAL1
Misc : 1X 5mL 0.1 PPB VOCR0
ALS Vial : 5 Sample Multiplier: 1
DataAcq Meth:VI1611RUN.M

11/15/20 TNL

Quant Time: Nov 14 15:17:46 2020
Quant Method : C:\msdchem\1\methods\VI201114W.M
Quant Title : EPA 8260: Volatile Organic Compounds
QLast Update : Tue Nov 10 21:11:09 2020
Response via : Initial Calibration

Compound	R.T.	QIon	Response	Conc	Units		Dev(Min)
Internal Standards							
1) Pentafluorobenzene (I)	6.150	99	90647	50.00	ug/L	#	0.00
45) Chlorobenzene-d5 (I)	9.855	117	234786	50.00	ug/L		0.00
66) 1,4-Dichlorobenzene-d4...	11.802	152	98780	50.00	ug/L		0.00
System Monitoring Compounds							
32) Dibromofluoromethane (S)	5.651	111	84776	48.60	ug/L		0.00
39) 1,4-Difluorobenzene (S)	6.716	114	281413	50.34	ug/L		0.00
48) Toluene-d8 (S)	8.225	98	315124	50.24	ug/L		0.00
67) 4-Bromofluorobenzene (S)	10.920	174	89326	53.95	ug/L		0.00
Target Compounds							Qvalue
2) Dichlorodifluoromethane	0.000		0	N.D.			
3) Chloromethane	1.873	50	342	0.19	ug/L	#	47
4) Vinyl Chloride	1.971	62	127	0.07	ug/L	#	50
5) Bromomethane	2.330	96	234	0.17	ug/L	#	65
6) Chloroethane	0.000		0	N.D.			
7) Trichlorofluoromethane	0.000		0	N.D.			
8) Ethanol	3.199	45	677	16.33	ug/L	#	29
9) 1,1-Dichloroethene	0.000		0	N.D.			
10) Carbon Disulfide	3.206	76	427	0.11	ug/L		78
11) Freon 113	0.000		0	N.D.			
12) Iodomethane	0.000		0	N.D.			
13) Acrolein	0.000		0	N.D.			
14) Methylene Chloride	3.820	84	501	0.28	ug/L		80
15) Acetone	3.893	43	1528	1.47	ug/L		88
16) t-1,2-Dichloroethene	0.000		0	N.D.			
17) n-Hexane	0.000		0	N.D.			
18) Methyl-tert-butyl-ether	4.118	73	383	0.09	ug/L		63
19) tert-Butanol (TBA)	4.240	59	4761	18.37	ug/L		94
20) Diisopropyl ether (DIPE)	0.000		0	N.D.			
21) 1,1-Dichloroethane	0.000		0	N.D.			
22) Acrylonitrile	0.000		0	N.D.			
23) Ethyl-tert-butyl ether...	0.000		0	N.D.			
24) Vinyl Acetate	0.000		0	N.D.			
25) c-1,2-Dichloroethene	0.000		0	N.D.			

Quantitation Report (Not Reviewed)

InstName : VOA-GCMS9

Data Path : C:\msdchem\1\data\2020-11\0K13048\
Data File : VI20111305.D
Acq On : 13 Nov 2020 6:51 pm
Operator : TNL
Sample : 0K13048-CAL1
Misc : 1X 5mL 0.1 PPB VOCR0
ALS Vial : 5 Sample Multiplier: 1
DataAcq Meth:VI1611RUN.M

Quant Time: Nov 14 15:17:46 2020
Quant Method : C:\msdchem\1\methods\VI201114W.M
Quant Title : EPA 8260: Volatile Organic Compounds
QLast Update : Tue Nov 10 21:11:09 2020
Response via : Initial Calibration

Compound	R.T.	QIon	Response	Conc	Units		Dev(Min)
26) 2,2-Dichloropropane	0.000		0	N.D.			
27) Bromochloromethane	0.000		0	N.D.			
28) Chloroform	0.000		0	N.D.			
29) Carbon Tetrachloride	0.000		0	N.D.			
30) Tetrahydrofuran	0.000		0	N.D.			
31) 1,1,1-Trichloroethane	0.000		0	N.D.			
33) 1,1-Dichloropropene	0.000		0	N.D.			
34) 2-Butanone (MEK)	5.809	43	123	0.08	ug/L		52
35) Benzene	6.059	78	662	0.10	ug/L		55
36) tert-Amyl methyl ether...	0.000		0	N.D.			
37) 1,2-Dichloroethane (EDC)	0.000		0	N.D.			
38) iso-Butyl Alcohol	6.326	43	605	15.89	ug/L		96
40) Trichloroethene (TCE)	0.000		0	N.D.			
41) Tert-Amyl-Ethyl-Ether ...	0.000		0	N.D.			
42) Dibromomethane	0.000		0	N.D.			
43) 1,2-Dichloropropane	0.000		0	N.D.			
44) Bromodichloromethane	0.000		0	N.D.			
46) 2-Chloroethyl Vinyl Ether	0.000		0	N.D.			
47) c-1,3-Dichloropropene	0.000		0	N.D.			
49) Toluene	8.285	91	742	0.11	ug/L		93
50) Tetrachloroethene (PCE)	0.000		0	N.D.			
51) 4-Methyl-2-Pentanone (...	8.736	43	633	0.25	ug/L	#	43
52) t-1,3-Dichloropropene	0.000		0	N.D.			
53) 1,1,2-Trichloroethane	0.000		0	N.D.			
54) Dibromochloromethane	0.000		0	N.D.			
55) 1,3-Dichloropropane	0.000		0	N.D.			
56) 1,2-Dibromoethane (EDB)	0.000		0	N.D.			
57) 2-Hexanone	9.605	43	455	0.25	ug/L	#	35
58) Chlorobenzene	9.873	112	381	0.09	ug/L	#	22
59) Ethylbenzene	9.904	91	667	0.10	ug/L	#	51
60) 1,1,1,2-Tetrachloroethane	0.000		0	N.D.			
61) m,p-Xylenes (2)	10.031	91	1005	0.20	ug/L		87
62) o-Xylene	10.415	91	530	0.11	ug/L		94
63) Styrene	10.469	104	329	0.08	ug/L	#	42
64) Bromoform	0.000		0	N.D.			
65) Isopropylbenzene	10.682	105	623	0.11	ug/L		54

Quantitation Report (Not Reviewed)

InstName : VOA-GCMS9

Data Path : C:\msdchem\1\data\2020-11\0K13048\
Data File : VI20111305.D
Acq On : 13 Nov 2020 6:51 pm
Operator : TNL
Sample : 0K13048-CAL1
Misc : 1X 5mL 0.1 PPB VOCR0
ALS Vial : 5 Sample Multiplier: 1
DataAcq Meth:VI1611RUN.M

Quant Time: Nov 14 15:17:46 2020
Quant Method : C:\msdchem\1\methods\VI201114W.M
Quant Title : EPA 8260: Volatile Organic Compounds
QLast Update : Tue Nov 10 21:11:09 2020
Response via : Initial Calibration

Compound	R.T.	QIon	Response	Conc	Units	Dev(Min)
68) Bromobenzene	0.000		0	N.D.		
69) n-Propylbenzene	11.023	91	608	0.10	ug/L	58
70) 1,1,2,2-Tetrachloroethane	0.000		0	N.D.		
71) 2-Chlorotoluene	0.000		0	N.D.		
72) 1,3,5-Trimethylbenzene	11.181	105	364	0.09	ug/L	93
73) 1,2,3-Trichloropropane	0.000		0	N.D.		
74) t-1,4-Dichloro-2-butene	0.000		0	N.D.		
75) 4-Chlorotoluene	11.291	91	452	0.12	ug/L #	45
76) tert-Butylbenzene	11.431	91	221	0.10	ug/L #	67
77) 1,2,4-Trimethylbenzene	11.485	105	380	0.09	ug/L #	35
78) sec-Butylbenzene	11.570	105	510	0.10	ug/L	59
79) 4-Isopropyltoluene	11.674	119	397	0.10	ug/L	51
80) 1,3-Dichlorobenzene	11.753	146	302	0.12	ug/L #	25
81) 1,4-Dichlorobenzene	11.814	146	281	0.10	ug/L #	15
82) n-Butylbenzene	12.002	91	221	0.07	ug/L #	31
83) 1,2-Dichlorobenzene	12.136	146	304	0.12	ug/L #	74
84) 1,2-Dibromo-3-Chloropr...	0.000		0	N.D.		
85) Hexachlorobutadiene	0.000		0	N.D.		
86) 1,2,4-Trichlorobenzene	0.000		0	N.D.		
87) Naphthalene	13.566	128	389	0.23	ug/L	81
88) 1,2,3-Trichlorobenzene	0.000		0	N.D.		

(#) = qualifier out of range (m) = manual integration (+) = signals summed

Quantitation Report (Not Reviewed)

InstName : VOA-GCMS9

Data Path : C:\msdchem\1\data\2020-11\0K13048\
Data File : VI20111305.D
Acq On : 13 Nov 2020 6:51 pm
Operator : TNL
Sample : 0K13048-CAL1
Misc : 1X 5mL 0.1 PPB VOCR0
ALS Vial : 5 Sample Multiplier: 1
DataAcq Meth:VI1611RUN.M

Quant Time: Nov 14 15:17:46 2020
Quant Method : C:\msdchem\1\methods\VI201114W.M
Quant Title : EPA 8260: Volatile Organic Compounds
QLast Update : Tue Nov 10 21:11:09 2020
Response via : Initial Calibration

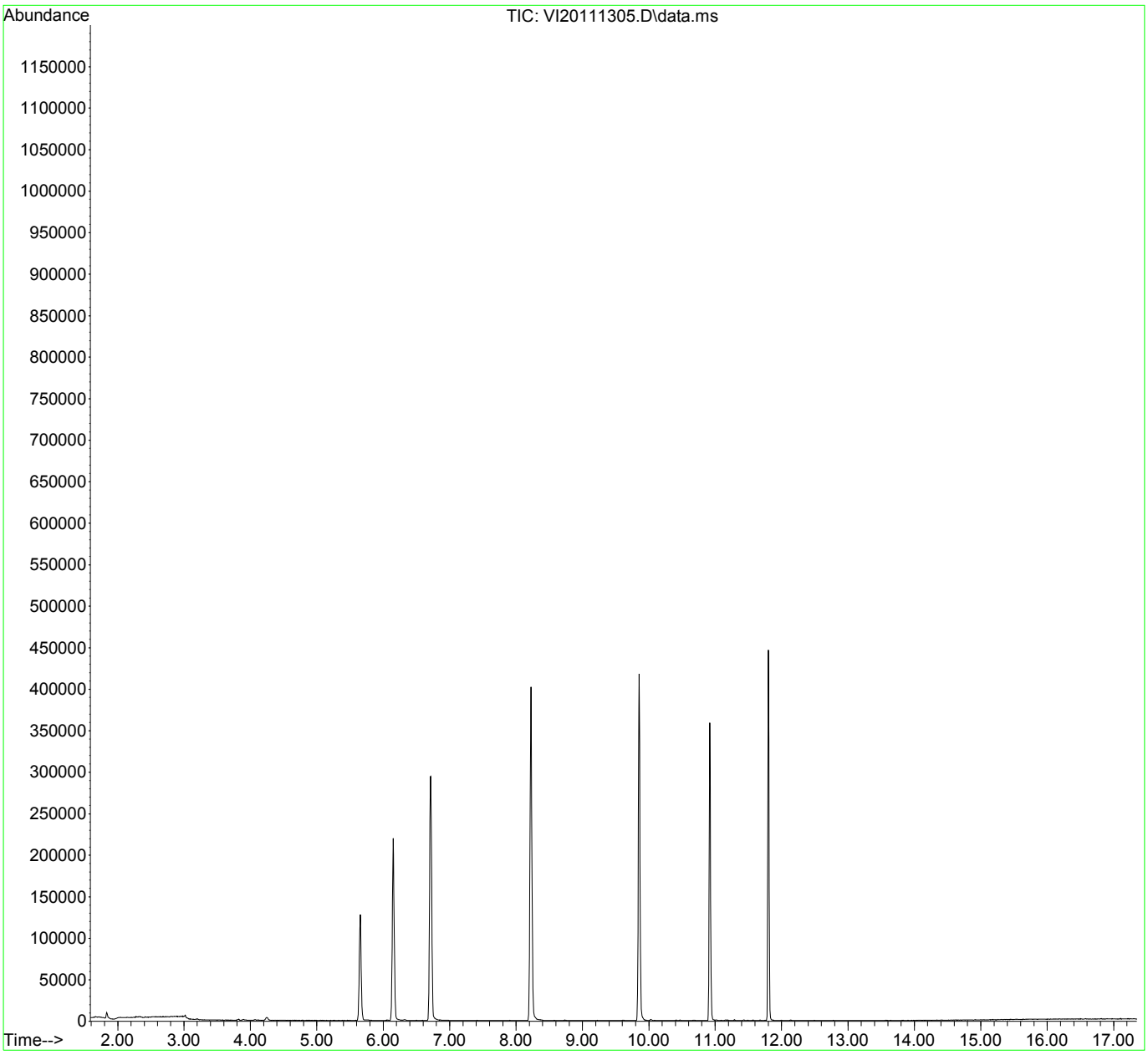

Quantitation Report (QT Reviewed)

InstName : VOA-GCMS9

Data Path : C:\msdchem\1\data\2020-11\0K13048\
Data File : VI20111305.D
Acq On : 13 Nov 2020 6:51 pm
Operator : TNL
Sample : 0K13048-CAL1
Misc : 1X 5mL 0.1 PPB VOCR0
ALS Vial : 5 Sample Multiplier: 1
DataAcq Meth:VI1611RUN.M

11/15/20 TNL

Quant Time: Nov 14 15:19:19 2020
Quant Method : C:\msdchem\1\methods\VI201114W.M
Quant Title : EPA 8260: Volatile Organic Compounds
QLast Update : Tue Nov 10 21:11:09 2020
Response via : Initial Calibration

Compound	R.T.	QIon	Response	Conc	Units	Dev(Min)
Internal Standards						
1) Pentafluorobenzene (I)	6.150	99	90647	50.00	ug/L	# 0.00
45) Chlorobenzene-d5 (I)	9.855	117	234786	50.00	ug/L	0.00
66) 1,4-Dichlorobenzene-d4...	11.802	152	98780	50.00	ug/L	0.00
System Monitoring Compounds						
32) Dibromofluoromethane (S)	5.651	111	84776	48.60	ug/L	0.00
39) 1,4-Difluorobenzene (S)	6.716	114	281413	50.34	ug/L	0.00
48) Toluene-d8 (S)	8.225	98	315124	50.24	ug/L	0.00
67) 4-Bromofluorobenzene (S)	10.920	174	89326	53.95	ug/L	0.00
Target Compounds						Qvalue
2) Dichlorodifluoromethane	0.000		0	N.D.		
3) Chloromethane	0.000		0	N.D.	d	
4) Vinyl Chloride	0.000		0	N.D.	d	
5) Bromomethane	0.000		0	N.D.	d	
6) Chloroethane	0.000		0	N.D.		
7) Trichlorofluoromethane	0.000		0	N.D.		
8) Ethanol	0.000		0	N.D.	d	
9) 1,1-Dichloroethene	0.000		0	N.D.		
10) Carbon Disulfide	0.000		0	N.D.	d	
11) Freon 113	0.000		0	N.D.		
12) Iodomethane	0.000		0	N.D.		
13) Acrolein	0.000		0	N.D.		
14) Methylene Chloride	3.820	84	501	0.28	ug/L	80
15) Acetone	3.893	43	1528	1.47	ug/L	88
16) t-1,2-Dichloroethene	0.000		0	N.D.		
17) n-Hexane	0.000		0	N.D.		
18) Methyl-tert-butyl-ether	0.000		0	N.D.	d	
19) tert-Butanol (TBA)	4.240	59	4761	18.37	ug/L	94
20) Diisopropyl ether (DIPE)	0.000		0	N.D.		
21) 1,1-Dichloroethane	0.000		0	N.D.		
22) Acrylonitrile	0.000		0	N.D.		
23) Ethyl-tert-butyl ether...	0.000		0	N.D.		
24) Vinyl Acetate	0.000		0	N.D.		
25) c-1,2-Dichloroethene	0.000		0	N.D.		

Quantitation Report (QT Reviewed)

InstName : VOA-GCMS9

Data Path : C:\msdchem\1\data\2020-11\0K13048\
Data File : VI20111305.D
Acq On : 13 Nov 2020 6:51 pm
Operator : TNL
Sample : 0K13048-CAL1
Misc : 1X 5mL 0.1 PPB VOCR0
ALS Vial : 5 Sample Multiplier: 1
DataAcq Meth:VI1611RUN.M

Quant Time: Nov 14 15:19:19 2020
Quant Method : C:\msdchem\1\methods\VI201114W.M
Quant Title : EPA 8260: Volatile Organic Compounds
QLast Update : Tue Nov 10 21:11:09 2020
Response via : Initial Calibration

Compound	R.T.	QIon	Response	Conc	Units	Dev(Min)
26) 2,2-Dichloropropane	0.000		0	N.D.		
27) Bromochloromethane	0.000		0	N.D.		
28) Chloroform	0.000		0	N.D.		
29) Carbon Tetrachloride	0.000		0	N.D.		
30) Tetrahydrofuran	0.000		0	N.D.		
31) 1,1,1-Trichloroethane	0.000		0	N.D.		
33) 1,1-Dichloropropene	0.000		0	N.D.		
34) 2-Butanone (MEK)	0.000		0	N.D. d		
35) Benzene	6.059	78	662	0.10	ug/L	55
36) tert-Amyl methyl ether...	0.000		0	N.D.		
37) 1,2-Dichloroethane (EDC)	0.000		0	N.D.		
38) iso-Butyl Alcohol	6.326	43	605	15.89	ug/L	96
40) Trichloroethene (TCE)	0.000		0	N.D.		
41) Tert-Amyl-Ethyl-Ether ...	0.000		0	N.D.		
42) Dibromomethane	0.000		0	N.D.		
43) 1,2-Dichloropropane	0.000		0	N.D.		
44) Bromodichloromethane	0.000		0	N.D.		
46) 2-Chloroethyl Vinyl Ether	0.000		0	N.D.		
47) c-1,3-Dichloropropene	0.000		0	N.D.		
49) Toluene	8.285	91	742	0.11	ug/L	93
50) Tetrachloroethene (PCE)	0.000		0	N.D.		
51) 4-Methyl-2-Pentanone (...	0.000		0	N.D. d		
52) t-1,3-Dichloropropene	0.000		0	N.D.		
53) 1,1,2-Trichloroethane	0.000		0	N.D.		
54) Dibromochloromethane	0.000		0	N.D.		
55) 1,3-Dichloropropane	0.000		0	N.D.		
56) 1,2-Dibromoethane (EDB)	0.000		0	N.D.		
57) 2-Hexanone	0.000		0	N.D. d		
58) Chlorobenzene	9.873	112	381	0.09	ug/L #	22
59) Ethylbenzene	9.904	91	667	0.10	ug/L #	51
60) 1,1,1,2-Tetrachloroethane	0.000		0	N.D.		
61) m,p-Xylenes (2)	10.031	91	1005	0.20	ug/L	87
62) o-Xylene	10.415	91	530	0.11	ug/L	94
63) Styrene	0.000		0	N.D. d		
64) Bromoform	0.000		0	N.D.		
65) Isopropylbenzene	0.000		0	N.D. d		

Quantitation Report (QT Reviewed)

InstName : VOA-GCMS9

Data Path : C:\msdchem\1\data\2020-11\0K13048\
Data File : VI20111305.D
Acq On : 13 Nov 2020 6:51 pm
Operator : TNL
Sample : 0K13048-CAL1
Misc : 1X 5mL 0.1 PPB VOCR0
ALS Vial : 5 Sample Multiplier: 1
DataAcq Meth:VI1611RUN.M

Quant Time: Nov 14 15:19:19 2020
Quant Method : C:\msdchem\1\methods\VI201114W.M
Quant Title : EPA 8260: Volatile Organic Compounds
QLast Update : Tue Nov 10 21:11:09 2020
Response via : Initial Calibration

Compound	R.T.	QIon	Response	Conc	Units	Dev(Min)
68) Bromobenzene	0.000		0	N.D.		
69) n-Propylbenzene	0.000		0	N.D.	d	
70) 1,1,2,2-Tetrachloroethane	0.000		0	N.D.		
71) 2-Chlorotoluene	0.000		0	N.D.		
72) 1,3,5-Trimethylbenzene	11.181	105	364	0.09	ug/L	93
73) 1,2,3-Trichloropropane	0.000		0	N.D.		
74) t-1,4-Dichloro-2-butene	0.000		0	N.D.		
75) 4-Chlorotoluene	0.000		0	N.D.	d	
76) tert-Butylbenzene	11.431	91	221	0.10	ug/L #	67
77) 1,2,4-Trimethylbenzene	0.000		0	N.D.	d	
78) sec-Butylbenzene	0.000		0	N.D.	d	
79) 4-Isopropyltoluene	0.000		0	N.D.	d	
80) 1,3-Dichlorobenzene	0.000		0	N.D.	d	
81) 1,4-Dichlorobenzene	11.814	146	281	0.10	ug/L #	15
82) n-Butylbenzene	12.002	91	221	0.07	ug/L #	31
83) 1,2-Dichlorobenzene	12.136	146	304	0.12	ug/L #	74
84) 1,2-Dibromo-3-Chloropr...	0.000		0	N.D.		
85) Hexachlorobutadiene	0.000		0	N.D.		
86) 1,2,4-Trichlorobenzene	0.000		0	N.D.		
87) Naphthalene	13.566	128	389	0.23	ug/L	81
88) 1,2,3-Trichlorobenzene	0.000		0	N.D.		

(#) = qualifier out of range (m) = manual integration (+) = signals summed

Quantitation Report (QT Reviewed)

InstName : VOA-GCMS9

Data Path : C:\msdchem\1\data\2020-11\0K13048\
Data File : VI20111305.D
Acq On : 13 Nov 2020 6:51 pm
Operator : TNL
Sample : 0K13048-CAL1
Misc : 1X 5mL 0.1 PPB VOCR0
ALS Vial : 5 Sample Multiplier: 1
DataAcq Meth:VI1611RUN.M

Quant Time: Nov 14 15:19:19 2020
Quant Method : C:\msdchem\1\methods\VI201114W.M
Quant Title : EPA 8260: Volatile Organic Compounds
QLast Update : Tue Nov 10 21:11:09 2020
Response via : Initial Calibration

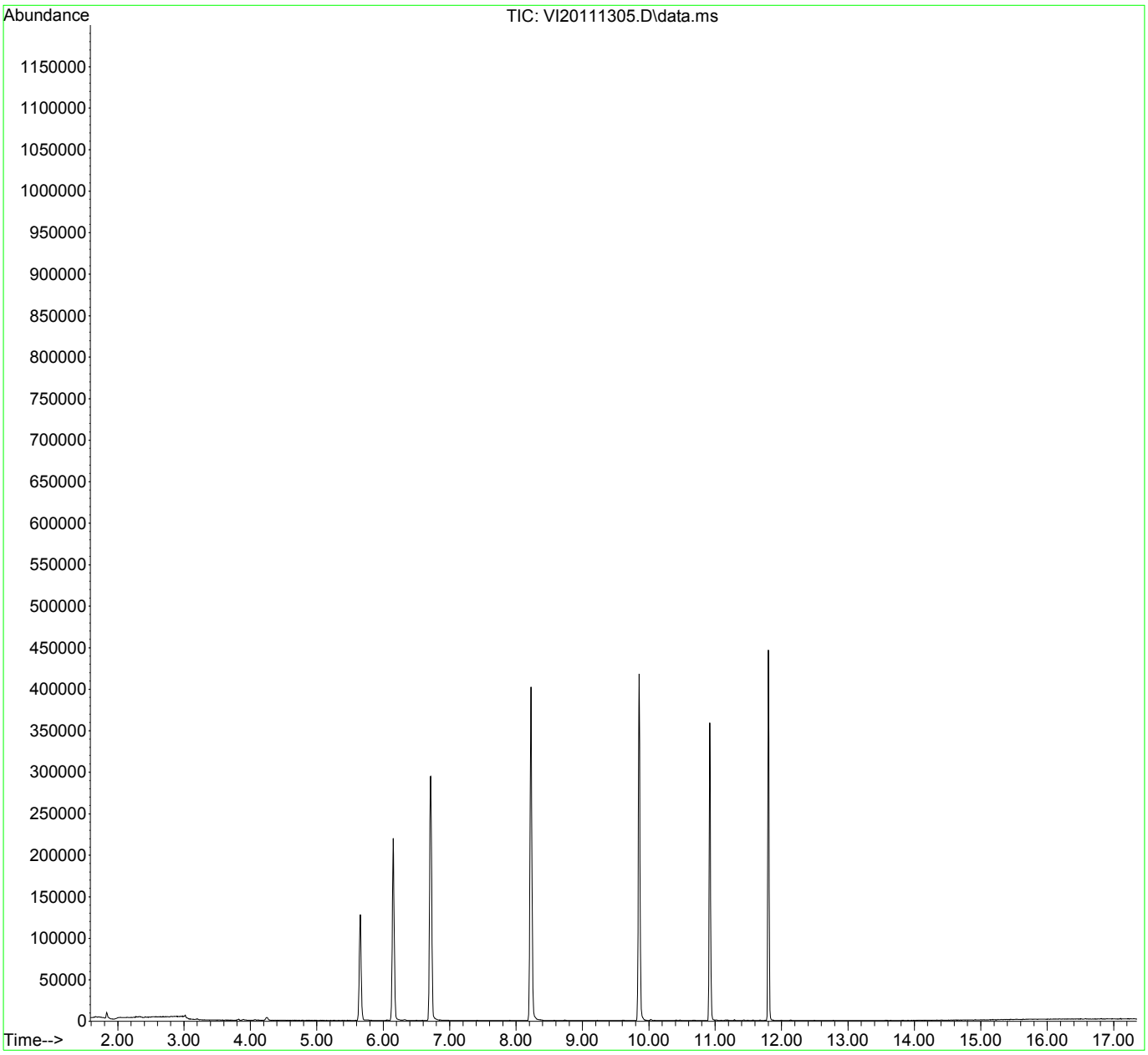

Quantitation Report (Not Reviewed)

InstName : VOA-GCMS9

Data Path : C:\msdchem\1\data\2020-11\0K13048\
Data File : VI20111306.D
Acq On : 13 Nov 2020 7:18 pm
Operator : TNL
Sample : 0K13048-CAL2 11/15/20 TNL
Misc : 1X 5mL 0.2 PPB VOCR0
ALS Vial : 6 Sample Multiplier: 1
DataAcq Meth:VI1611RUN.M

Quant Time: Nov 14 15:19:46 2020
Quant Method : C:\msdchem\1\methods\VI201114W.M
Quant Title : EPA 8260: Volatile Organic Compounds
QLast Update : Tue Nov 10 21:11:09 2020
Response via : Initial Calibration

Compound	R.T.	QIon	Response	Conc	Units		Dev(Min)
Internal Standards							
1) Pentafluorobenzene (I)	6.150	99	87220	50.00	ug/L		0.00
45) Chlorobenzene-d5 (I)	9.855	117	225094	50.00	ug/L		0.00
66) 1,4-Dichlorobenzene-d4...	11.802	152	93815	50.00	ug/L		0.00
System Monitoring Compounds							
32) Dibromofluoromethane (S)	5.651	111	81107	48.33	ug/L		0.00
39) 1,4-Difluorobenzene (S)	6.716	114	267089	49.65	ug/L		0.00
48) Toluene-d8 (S)	8.224	98	301593	50.15	ug/L		0.00
67) 4-Bromofluorobenzene (S)	10.919	174	85520	54.38	ug/L		0.00
Target Compounds							Qvalue
2) Dichlorodifluoromethane	1.660	85	226	0.14	ug/L	#	49
3) Chloromethane	1.873	50	519	0.30	ug/L	#	47
4) Vinyl Chloride	1.977	62	314	0.17	ug/L		62
5) Bromomethane	2.329	96	365	0.28	ug/L	#	51
6) Chloroethane	2.475	64	198	Below Cal		#	36
7) Trichlorofluoromethane	2.634	101	214	0.10	ug/L		81
8) Ethanol	3.193	45	775	19.43	ug/L		91
9) 1,1-Dichloroethene	3.193	61	329	0.16	ug/L	#	71
10) Carbon Disulfide	3.212	76	739	0.19	ug/L		78
11) Freon 113	0.000		0	N.D.			
12) Iodomethane	0.000		0	N.D.			
13) Acrolein	0.000		0	N.D.			
14) Methylene Chloride	3.820	84	689	0.40	ug/L		89
15) Acetone	3.899	43	1525	1.53	ug/L	#	44
16) t-1,2-Dichloroethene	3.990	61	319	0.16	ug/L	#	68
17) n-Hexane	0.000		0	N.D.			
18) Methyl-tert-butyl-ether	4.118	73	756	0.18	ug/L		63
19) tert-Butanol (TBA)	4.246	59	6087	22.66	ug/L		92
20) Diisopropyl ether (DIPE)	0.000		0	N.D.			
21) 1,1-Dichloroethane	4.623	63	465	0.17	ug/L	#	48
22) Acrylonitrile	0.000		0	N.D.			
23) Ethyl-tert-butyl ether...	0.000		0	N.D.			
24) Vinyl Acetate	4.915	43	404	0.15	ug/L		74
25) c-1,2-Dichloroethene	5.183	61	222	0.11	ug/L	#	69

Quantitation Report (Not Reviewed)

InstName : VOA-GCMS9

Data Path : C:\msdchem\1\data\2020-11\0K13048\
Data File : VI20111306.D
Acq On : 13 Nov 2020 7:18 pm
Operator : TNL
Sample : 0K13048-CAL2
Misc : 1X 5mL 0.2 PPB VOCR0
ALS Vial : 6 Sample Multiplier: 1
DataAcq Meth:VI1611RUN.M

Quant Time: Nov 14 15:19:46 2020
Quant Method : C:\msdchem\1\methods\VI201114W.M
Quant Title : EPA 8260: Volatile Organic Compounds
QLast Update : Tue Nov 10 21:11:09 2020
Response via : Initial Calibration

Compound	R.T.	QIon	Response	Conc	Units		Dev(Min)
26) 2,2-Dichloropropane	5.286	77	268	0.26	ug/L		70
27) Bromochloromethane	0.000		0	N.D.			
28) Chloroform	5.469	83	446	0.17	ug/L		84
29) Carbon Tetrachloride	0.000		0	N.D.			
30) Tetrahydrofuran	0.000		0	N.D.			
31) 1,1,1-Trichloroethane	5.675	97	281	0.15	ug/L	#	25
33) 1,1-Dichloropropene	5.803	75	145	0.07	ug/L	#	43
34) 2-Butanone (MEK)	5.815	43	422	0.29	ug/L		52
35) Benzene	6.065	78	1307	0.21	ug/L		84
36) tert-Amyl methyl ether...	0.000		0	N.D.			
37) 1,2-Dichloroethane (EDC)	6.278	62	260	0.12	ug/L		54
38) iso-Butyl Alcohol	6.326	43	794	17.35	ug/L		83
40) Trichloroethene (TCE)	6.685	130	115	0.07	ug/L	#	61
41) Tert-Amyl-Ethyl-Ether ...	0.000		0	N.D.			
42) Dibromomethane	0.000		0	N.D.			
43) 1,2-Dichloropropane	7.239	63	121	0.07	ug/L	#	35
44) Bromodichloromethane	0.000		0	N.D.			
46) 2-Chloroethyl Vinyl Ether	0.000		0	N.D.			
47) c-1,3-Dichloropropene	0.000		0	N.D.			
49) Toluene	8.285	91	1261	0.20	ug/L		92
50) Tetrachloroethene (PCE)	8.729	166	260	0.17	ug/L	#	71
51) 4-Methyl-2-Pentanone (...	8.735	43	959	0.40	ug/L	#	43
52) t-1,3-Dichloropropene	0.000		0	N.D.			
53) 1,1,2-Trichloroethane	8.948	97	124	0.09	ug/L	#	10
54) Dibromochloromethane	0.000		0	N.D.			
55) 1,3-Dichloropropane	9.228	76	247	0.10	ug/L	#	68
56) 1,2-Dibromoethane (EDB)	0.000		0	N.D.			
57) 2-Hexanone	9.605	43	516	0.30	ug/L		87
58) Chlorobenzene	9.867	112	756	0.19	ug/L	#	1
59) Ethylbenzene	9.897	91	1333	0.21	ug/L		86
60) 1,1,1,2-Tetrachloroethane	0.000		0	N.D.			
61) m,p-Xylenes (2)	10.031	91	1874	0.38	ug/L		91
62) o-Xylene	10.414	91	843	0.18	ug/L		89
63) Styrene	10.463	104	688	0.18	ug/L		82
64) Bromoform	0.000		0	N.D.			
65) Isopropylbenzene	10.676	105	1067	0.19	ug/L		91

Quantitation Report (Not Reviewed)

InstName : VOA-GCMS9

Data Path : C:\msdchem\1\data\2020-11\0K13048\
Data File : VI20111306.D
Acq On : 13 Nov 2020 7:18 pm
Operator : TNL
Sample : 0K13048-CAL2
Misc : 1X 5mL 0.2 PPB VOCR0
ALS Vial : 6 Sample Multiplier: 1
DataAcq Meth:VI1611RUN.M

Quant Time: Nov 14 15:19:46 2020
Quant Method : C:\msdchem\1\methods\VI201114W.M
Quant Title : EPA 8260: Volatile Organic Compounds
QLast Update : Tue Nov 10 21:11:09 2020
Response via : Initial Calibration

Compound	R.T.	QIon	Response	Conc	Units		Dev(Min)
68) Bromobenzene	11.011	156	234	0.17	ug/L		83
69) n-Propylbenzene	11.029	91	1115	0.19	ug/L		89
70) 1,1,2,2-Tetrachloroethane	11.090	85	138	0.11	ug/L		85
71) 2-Chlorotoluene	11.157	126	124	0.10	ug/L	#	89
72) 1,3,5-Trimethylbenzene	11.181	105	751	0.19	ug/L		85
73) 1,2,3-Trichloropropane	0.000		0	N.D.			
74) t-1,4-Dichloro-2-butene	0.000		0	N.D.			
75) 4-Chlorotoluene	11.291	91	712	0.20	ug/L		86
76) tert-Butylbenzene	11.430	91	406	0.19	ug/L	#	84
77) 1,2,4-Trimethylbenzene	11.485	105	584	0.15	ug/L		94
78) sec-Butylbenzene	11.570	105	982	0.21	ug/L		70
79) 4-Isopropyltoluene	11.680	119	643	0.17	ug/L		72
80) 1,3-Dichlorobenzene	11.753	146	395	0.17	ug/L	#	67
81) 1,4-Dichlorobenzene	11.814	146	468	0.18	ug/L	#	27
82) n-Butylbenzene	11.996	91	427	0.13	ug/L		82
83) 1,2-Dichlorobenzene	12.130	146	382	0.16	ug/L	#	63
84) 1,2-Dibromo-3-Chloropr...	0.000		0	N.D.			
85) Hexachlorobutadiene	0.000		0	N.D.			
86) 1,2,4-Trichlorobenzene	0.000		0	N.D.			
87) Naphthalene	13.566	128	426	0.24	ug/L		81
88) 1,2,3-Trichlorobenzene	0.000		0	N.D.			

(#) = qualifier out of range (m) = manual integration (+) = signals summed

Quantitation Report (Not Reviewed)

InstName : VOA-GCMS9

Data Path : C:\msdchem\1\data\2020-11\0K13048\
Data File : VI20111306.D
Acq On : 13 Nov 2020 7:18 pm
Operator : TNL
Sample : 0K13048-CAL2
Misc : 1X 5mL 0.2 PPB VOCR0
ALS Vial : 6 Sample Multiplier: 1
DataAcq Meth:VI1611RUN.M

Quant Time: Nov 14 15:19:46 2020
Quant Method : C:\msdchem\1\methods\VI201114W.M
Quant Title : EPA 8260: Volatile Organic Compounds
QLast Update : Tue Nov 10 21:11:09 2020
Response via : Initial Calibration

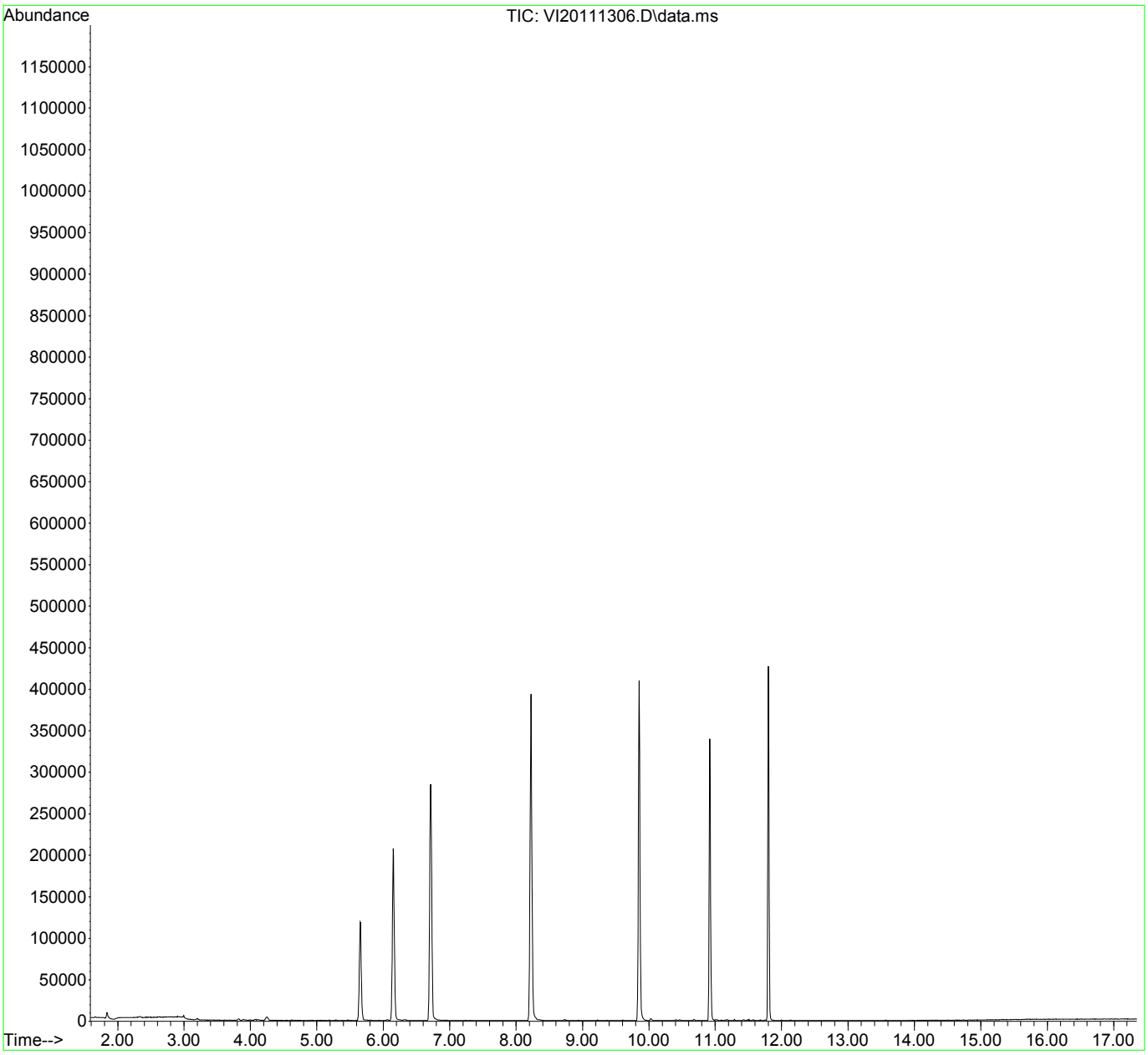

Quantitation Report (QT Reviewed)

InstName : VOA-GCMS9

Data Path : C:\msdchem\1\data\2020-11\0K13048\
Data File : VI20111306.D
Acq On : 13 Nov 2020 7:18 pm
Operator : TNL
Sample : 0K13048-CAL2
Misc : 1X 5mL 0.2 PPB VOCR0
ALS Vial : 6 Sample Multiplier: 1
DataAcq Meth:VI1611RUN.M 11/15/20 TNL

Quant Time: Nov 14 15:22:23 2020
Quant Method : C:\msdchem\1\methods\VI201114W.M
Quant Title : EPA 8260: Volatile Organic Compounds
QLast Update : Sat Nov 14 15:20:14 2020
Response via : Initial Calibration

Compound	R.T.	QIon	Response	Conc	Units		Dev(Min)
Internal Standards							
1) Pentafluorobenzene (I)	6.150	99	87220	50.00	ug/L		0.00
45) Chlorobenzene-d5 (I)	9.855	117	225094	50.00	ug/L		0.00
66) 1,4-Dichlorobenzene-d4...	11.802	152	93815	50.00	ug/L		0.00
System Monitoring Compounds							
32) Dibromofluoromethane (S)	5.651	111	81107	48.33	ug/L		0.00
39) 1,4-Difluorobenzene (S)	6.716	114	267089	49.65	ug/L		0.00
48) Toluene-d8 (S)	8.224	98	301650	50.16	ug/L		0.00
67) 4-Bromofluorobenzene (S)	10.919	174	85520	54.38	ug/L		0.00
Target Compounds							Qvalue
2) Dichlorodifluoromethane	0.000		0	N.D.	d		
3) Chloromethane	0.000		0	N.D.	d		
4) Vinyl Chloride	1.977	62	314	0.17	ug/L		62
5) Bromomethane	2.329	96	365	0.28	ug/L	#	51
6) Chloroethane	0.000		0	N.D.	d		
7) Trichlorofluoromethane	2.634	101	214	0.10	ug/L		81
8) Ethanol	3.193	45	775	19.43	ug/L		91
9) 1,1-Dichloroethene	3.193	61	329	0.16	ug/L	#	71
10) Carbon Disulfide	3.212	76	739m	0.19	ug/L		
11) Freon 113	0.000		0	N.D.			
12) Iodomethane	0.000		0	N.D.			
13) Acrolein	0.000		0	N.D.			
14) Methylene Chloride	3.820	84	689	0.40	ug/L		89
15) Acetone	3.899	43	1525	1.53	ug/L	#	44
16) t-1,2-Dichloroethene	3.990	61	319	0.16	ug/L	#	68
17) n-Hexane	0.000		0	N.D.			
18) Methyl-tert-butyl-ether	4.118	73	756	0.18	ug/L		63
19) tert-Butanol (TBA)	4.246	59	6087	22.66	ug/L		92
20) Diisopropyl ether (DIPE)	0.000		0	N.D.			
21) 1,1-Dichloroethane	0.000		0	N.D.	d		
22) Acrylonitrile	0.000		0	N.D.			
23) Ethyl-tert-butyl ether...	0.000		0	N.D.			
24) Vinyl Acetate	0.000		0	N.D.	d		
25) c-1,2-Dichloroethene	5.183	61	222	0.11	ug/L	#	69

Quantitation Report (QT Reviewed)

InstName : VOA-GCMS9

Data Path : C:\msdchem\1\data\2020-11\0K13048\
Data File : VI20111306.D
Acq On : 13 Nov 2020 7:18 pm
Operator : TNL
Sample : 0K13048-CAL2
Misc : 1X 5mL 0.2 PPB VOCR0
ALS Vial : 6 Sample Multiplier: 1
DataAcq Meth:VI1611RUN.M

Quant Time: Nov 14 15:22:23 2020
Quant Method : C:\msdchem\1\methods\VI201114W.M
Quant Title : EPA 8260: Volatile Organic Compounds
QLast Update : Sat Nov 14 15:20:14 2020
Response via : Initial Calibration

Compound	R.T.	QIon	Response	Conc	Units		Dev(Min)
26) 2,2-Dichloropropane	5.286	77	268	0.26	ug/L		70
27) Bromochloromethane	0.000		0	N.D.			
28) Chloroform	5.469	83	446	0.17	ug/L		84
29) Carbon Tetrachloride	0.000		0	N.D.			
30) Tetrahydrofuran	0.000		0	N.D.			
31) 1,1,1-Trichloroethane	5.675	97	281	0.15	ug/L	#	25
33) 1,1-Dichloropropene	0.000		0	N.D.	d		
34) 2-Butanone (MEK)	0.000		0	N.D.	d		
35) Benzene	6.065	78	1307	0.21	ug/L		84
36) tert-Amyl methyl ether...	0.000		0	N.D.			
37) 1,2-Dichloroethane (EDC)	0.000		0	N.D.	d		
38) iso-Butyl Alcohol	6.326	43	794	17.35	ug/L		83
40) Trichloroethene (TCE)	6.685	130	115	0.07	ug/L	#	61
41) Tert-Amyl-Ethyl-Ether ...	0.000		0	N.D.			
42) Dibromomethane	0.000		0	N.D.			
43) 1,2-Dichloropropane	0.000		0	N.D.	d		
44) Bromodichloromethane	0.000		0	N.D.			
46) 2-Chloroethyl Vinyl Ether	0.000		0	N.D.			
47) c-1,3-Dichloropropene	0.000		0	N.D.			
49) Toluene	8.285	91	1261	0.20	ug/L		92
50) Tetrachloroethene (PCE)	8.729	166	260	0.17	ug/L	#	71
51) 4-Methyl-2-Pentanone (...	8.735	43	959	0.40	ug/L	#	43
52) t-1,3-Dichloropropene	0.000		0	N.D.			
53) 1,1,2-Trichloroethane	0.000		0	N.D.	d		
54) Dibromochloromethane	0.000		0	N.D.			
55) 1,3-Dichloropropane	9.228	76	247	0.10	ug/L	#	68
56) 1,2-Dibromoethane (EDB)	0.000		0	N.D.			
57) 2-Hexanone	9.605	43	516	0.30	ug/L		87
58) Chlorobenzene	9.867	112	756	0.19	ug/L	#	1
59) Ethylbenzene	9.897	91	1333	0.21	ug/L		86
60) 1,1,1,2-Tetrachloroethane	0.000		0	N.D.			
61) m,p-Xylenes (2)	10.031	91	1874	0.38	ug/L		91
62) o-Xylene	10.414	91	843	0.18	ug/L		89
63) Styrene	10.463	104	688	0.18	ug/L		82
64) Bromoform	0.000		0	N.D.			
65) Isopropylbenzene	10.676	105	1067	0.19	ug/L		91

Quantitation Report (QT Reviewed)

InstName : VOA-GCMS9

Data Path : C:\msdchem\1\data\2020-11\0K13048\
Data File : VI20111306.D
Acq On : 13 Nov 2020 7:18 pm
Operator : TNL
Sample : 0K13048-CAL2
Misc : 1X 5mL 0.2 PPB VOCR0
ALS Vial : 6 Sample Multiplier: 1
DataAcq Meth:VI1611RUN.M

Quant Time: Nov 14 15:22:23 2020
Quant Method : C:\msdchem\1\methods\VI201114W.M
Quant Title : EPA 8260: Volatile Organic Compounds
QLast Update : Sat Nov 14 15:20:14 2020
Response via : Initial Calibration

Compound	R.T.	QIon	Response	Conc	Units		Dev(Min)
68) Bromobenzene	11.011	156	234	0.17	ug/L		83
69) n-Propylbenzene	11.029	91	1115	0.19	ug/L		89
70) 1,1,2,2-Tetrachloroethane	11.090	85	138	0.11	ug/L		85
71) 2-Chlorotoluene	11.157	126	124	0.10	ug/L	#	89
72) 1,3,5-Trimethylbenzene	11.181	105	751	0.19	ug/L		85
73) 1,2,3-Trichloropropane	0.000		0	N.D.			
74) t-1,4-Dichloro-2-butene	0.000		0	N.D.			
75) 4-Chlorotoluene	11.291	91	712	0.20	ug/L		86
76) tert-Butylbenzene	11.430	91	406	0.19	ug/L	#	84
77) 1,2,4-Trimethylbenzene	11.485	105	584	0.15	ug/L		94
78) sec-Butylbenzene	11.570	105	982	0.21	ug/L		70
79) 4-Isopropyltoluene	11.680	119	643	0.17	ug/L		72
80) 1,3-Dichlorobenzene	11.753	146	395	0.17	ug/L	#	67
81) 1,4-Dichlorobenzene	11.814	146	468	0.18	ug/L	#	27
82) n-Butylbenzene	11.996	91	427	0.13	ug/L		82
83) 1,2-Dichlorobenzene	12.130	146	382	0.16	ug/L	#	63
84) 1,2-Dibromo-3-Chloropr...	0.000		0	N.D.			
85) Hexachlorobutadiene	0.000		0	N.D.			
86) 1,2,4-Trichlorobenzene	0.000		0	N.D.			
87) Naphthalene	13.566	128	426	0.24	ug/L		81
88) 1,2,3-Trichlorobenzene	0.000		0	N.D.			

(#) = qualifier out of range (m) = manual integration (+) = signals summed

Quantitation Report (QT Reviewed)

InstName : VOA-GCMS9

Data Path : C:\msdchem\1\data\2020-11\0K13048\
Data File : VI20111306.D
Acq On : 13 Nov 2020 7:18 pm
Operator : TNL
Sample : 0K13048-CAL2
Misc : 1X 5mL 0.2 PPB VOCR0
ALS Vial : 6 Sample Multiplier: 1
DataAcq Meth:VI1611RUN.M

Quant Time: Nov 14 15:22:23 2020
Quant Method : C:\msdchem\1\methods\VI201114W.M
Quant Title : EPA 8260: Volatile Organic Compounds
QLast Update : Sat Nov 14 15:20:14 2020
Response via : Initial Calibration

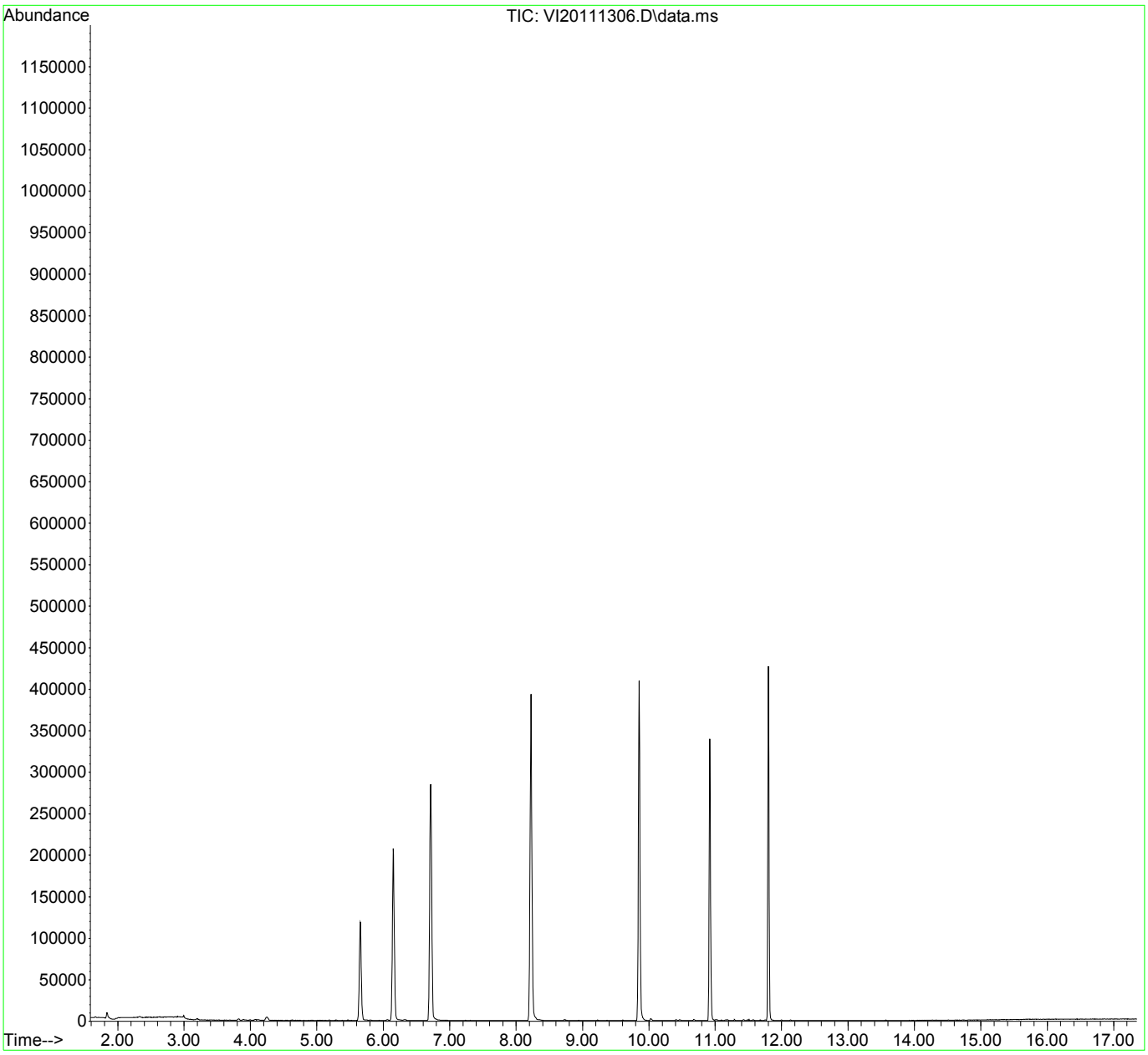

Quantitation Report (Not Reviewed)

InstName : VOA-GCMS9

Data Path : C:\msdchem\1\data\2020-11\0K13048\
Data File : VI20111307.D
Acq On : 13 Nov 2020 9:40 pm
Operator : TNL
Sample : 0K13048-CAL3
Misc : 1X 5mL 0.4 PPB VOCR0
ALS Vial : 7 Sample Multiplier: 1
DataAcq Meth:VI1611RUN.M

11/15/20 TNL

Quant Time: Nov 14 15:23:12 2020
Quant Method : C:\msdchem\1\methods\VI201114W.M
Quant Title : EPA 8260: Volatile Organic Compounds
QLast Update : Sat Nov 14 15:20:14 2020
Response via : Initial Calibration

Compound	R.T.	QIon	Response	Conc	Units		Dev(Min)
Internal Standards							
1) Pentafluorobenzene (I)	6.150	99	83476	50.00	ug/L	#	0.00
45) Chlorobenzene-d5 (I)	9.855	117	220016	50.00	ug/L		0.00
66) 1,4-Dichlorobenzene-d4...	11.802	152	102923	50.00	ug/L		0.00
System Monitoring Compounds							
32) Dibromofluoromethane (S)	5.651	111	83858	52.21	ug/L		0.00
39) 1,4-Difluorobenzene (S)	6.710	114	265490	51.57	ug/L		0.00
48) Toluene-d8 (S)	8.224	98	287550	48.92	ug/L		0.00
67) 4-Bromofluorobenzene (S)	10.919	174	86936	50.39	ug/L		0.00
Target Compounds							Qvalue
2) Dichlorodifluoromethane	1.660	85	526	0.33	ug/L	#	49
3) Chloromethane	1.867	50	1210	0.73	ug/L		90
4) Vinyl Chloride	1.964	62	714	0.40	ug/L		70
5) Bromomethane	2.329	96	954	0.76	ug/L		81
6) Chloroethane	2.475	64	650	Below Cal		#	51
7) Trichlorofluoromethane	2.634	101	674	0.32	ug/L		92
8) Ethanol	3.187	45	1326	34.73	ug/L		87
9) 1,1-Dichloroethene	3.187	61	976	0.49	ug/L		87
10) Carbon Disulfide	3.205	76	1627	0.44	ug/L		78
11) Freon 113	3.242	101	392	0.32	ug/L	#	63
12) Iodomethane	0.000		0	N.D.			
13) Acrolein	0.000		0	N.D.			
14) Methylene Chloride	3.820	84	1056	0.64	ug/L		94
15) Acetone	3.893	43	2058	2.15	ug/L		89
16) t-1,2-Dichloroethene	3.990	61	818	0.42	ug/L		98
17) n-Hexane	0.000		0	N.D.			
18) Methyl-tert-butyl-ether	4.112	73	1918	0.48	ug/L		83
19) tert-Butanol (TBA)	4.240	59	11587	39.78	ug/L		87
20) Diisopropyl ether (DIPE)	4.507	45	349	0.08	ug/L		62
21) 1,1-Dichloroethane	4.623	63	1116	0.42	ug/L		90
22) Acrylonitrile	0.000		0	N.D.			
23) Ethyl-tert-butyl ether...	0.000		0	N.D.			
24) Vinyl Acetate	4.915	43	849	0.33	ug/L		74
25) c-1,2-Dichloroethene	5.183	61	848	0.42	ug/L		84

Quantitation Report (Not Reviewed)

InstName : VOA-GCMS9

Data Path : C:\msdchem\1\data\2020-11\0K13048\
Data File : VI20111307.D
Acq On : 13 Nov 2020 9:40 pm
Operator : TNL
Sample : 0K13048-CAL3
Misc : 1X 5mL 0.4 PPB VOCR0
ALS Vial : 7 Sample Multiplier: 1
DataAcq Meth:VI1611RUN.M

Quant Time: Nov 14 15:23:12 2020
Quant Method : C:\msdchem\1\methods\VI201114W.M
Quant Title : EPA 8260: Volatile Organic Compounds
QLast Update : Sat Nov 14 15:20:14 2020
Response via : Initial Calibration

Compound	R.T.	QIon	Response	Conc	Units		Dev(Min)
26) 2,2-Dichloropropane	5.292	77	794	0.81	ug/L		87
27) Bromochloromethane	5.383	130	358	0.36	ug/L		98
28) Chloroform	5.462	83	1074	0.42	ug/L		89
29) Carbon Tetrachloride	5.590	117	614	0.54	ug/L		80
30) Tetrahydrofuran	5.645	42	347	0.36	ug/L	#	69
31) 1,1,1-Trichloroethane	5.669	97	885	0.48	ug/L		95
33) 1,1-Dichloropropene	5.809	75	763	0.40	ug/L	#	43
34) 2-Butanone (MEK)	5.797	43	1025	0.73	ug/L		52
35) Benzene	6.059	78	2587	0.43	ug/L		97
36) tert-Amyl methyl ether...	6.174	73	280	0.08	ug/L	#	1
37) 1,2-Dichloroethane (EDC)	6.278	62	745	0.36	ug/L		83
38) iso-Butyl Alcohol	6.314	43	1666	23.84	ug/L		92
40) Trichloroethene (TCE)	6.679	130	694	0.45	ug/L		93
41) Tert-Amyl-Ethyl-Ether ...	0.000		0	N.D.			
42) Dibromomethane	7.135	93	287	0.29	ug/L		91
43) 1,2-Dichloropropane	7.239	63	449	0.29	ug/L	#	35
44) Bromodichloromethane	7.312	83	666	0.38	ug/L		88
46) 2-Chloroethyl Vinyl Ether	0.000		0	N.D.			
47) c-1,3-Dichloropropene	8.024	75	702	0.38	ug/L	#	79
49) Toluene	8.285	91	2615	0.42	ug/L		91
50) Tetrachloroethene (PCE)	8.729	166	529	0.35	ug/L	#	68
51) 4-Methyl-2-Pentanone (...	8.735	43	1736	0.74	ug/L		88
52) t-1,3-Dichloropropene	8.778	75	453	0.86	ug/L	#	45
53) 1,1,2-Trichloroethane	8.942	97	441	0.31	ug/L		97
54) Dibromochloromethane	9.125	129	376	0.33	ug/L		85
55) 1,3-Dichloropropane	9.222	76	803	0.34	ug/L	#	65
56) 1,2-Dibromoethane (EDB)	9.362	107	398	0.28	ug/L		92
57) 2-Hexanone	9.599	43	1103	0.66	ug/L		89
58) Chlorobenzene	9.873	112	1541	0.40	ug/L		70
59) Ethylbenzene	9.897	91	2668	0.42	ug/L		98
60) 1,1,1,2-Tetrachloroethane	9.928	131	360	0.67	ug/L	#	70
61) m,p-Xylenes (2)	10.031	91	3762	0.79	ug/L		99
62) o-Xylene	10.414	91	1838	0.39	ug/L		98
63) Styrene	10.463	104	1190	0.32	ug/L		89
64) Bromoform	10.488	173	204	0.97	ug/L	#	36
65) Isopropylbenzene	10.676	105	2190	0.40	ug/L		95

Quantitation Report (Not Reviewed)

InstName : VOA-GCMS9

Data Path : C:\msdchem\1\data\2020-11\0K13048\
Data File : VI20111307.D
Acq On : 13 Nov 2020 9:40 pm
Operator : TNL
Sample : 0K13048-CAL3
Misc : 1X 5mL 0.4 PPB VOCR0
ALS Vial : 7 Sample Multiplier: 1
DataAcq Meth:VI1611RUN.M

Quant Time: Nov 14 15:23:12 2020
Quant Method : C:\msdchem\1\methods\VI201114W.M
Quant Title : EPA 8260: Volatile Organic Compounds
QLast Update : Sat Nov 14 15:20:14 2020
Response via : Initial Calibration

Compound	R.T.	QIon	Response	Conc	Units	Dev(Min)
68) Bromobenzene	11.005	156	556	0.36	ug/L #	67
69) n-Propylbenzene	11.023	91	2565	0.39	ug/L	98
70) 1,1,2,2-Tetrachloroethane	11.090	85	426	0.32	ug/L	93
71) 2-Chlorotoluene	11.157	126	509	0.39	ug/L #	80
72) 1,3,5-Trimethylbenzene	11.175	105	1625	0.38	ug/L	88
73) 1,2,3-Trichloropropane	11.199	110	130	0.19	ug/L	97
74) t-1,4-Dichloro-2-butene	0.000		0	N.D.		
75) 4-Chlorotoluene	11.284	91	1525	0.38	ug/L	92
76) tert-Butylbenzene	11.430	91	1002	0.42	ug/L	90
77) 1,2,4-Trimethylbenzene	11.491	105	1531	0.36	ug/L	86
78) sec-Butylbenzene	11.570	105	2180	0.42	ug/L	97
79) 4-Isopropyltoluene	11.674	119	1687	0.39	ug/L	95
80) 1,3-Dichlorobenzene	11.747	146	1052	0.41	ug/L	99
81) 1,4-Dichlorobenzene	11.814	146	1175	0.40	ug/L #	71
82) n-Butylbenzene	11.996	91	1317	0.37	ug/L	96
83) 1,2-Dichlorobenzene	12.136	146	991	0.39	ug/L	96
84) 1,2-Dibromo-3-Chloropr...	0.000		0	N.D.		
85) Hexachlorobutadiene	0.000		0	N.D.		
86) 1,2,4-Trichlorobenzene	13.292	180	431	0.34	ug/L	89
87) Naphthalene	13.566	128	1202	0.41	ug/L	81
88) 1,2,3-Trichlorobenzene	13.730	180	413	0.31	ug/L	84

(#) = qualifier out of range (m) = manual integration (+) = signals summed

Quantitation Report (Not Reviewed)

InstName : VOA-GCMS9

Data Path : C:\msdchem\1\data\2020-11\0K13048\
Data File : VI20111307.D
Acq On : 13 Nov 2020 9:40 pm
Operator : TNL
Sample : 0K13048-CAL3
Misc : 1X 5mL 0.4 PPB VOCR0
ALS Vial : 7 Sample Multiplier: 1
DataAcq Meth:VI1611RUN.M

Quant Time: Nov 14 15:23:12 2020
Quant Method : C:\msdchem\1\methods\VI201114W.M
Quant Title : EPA 8260: Volatile Organic Compounds
QLast Update : Sat Nov 14 15:20:14 2020
Response via : Initial Calibration

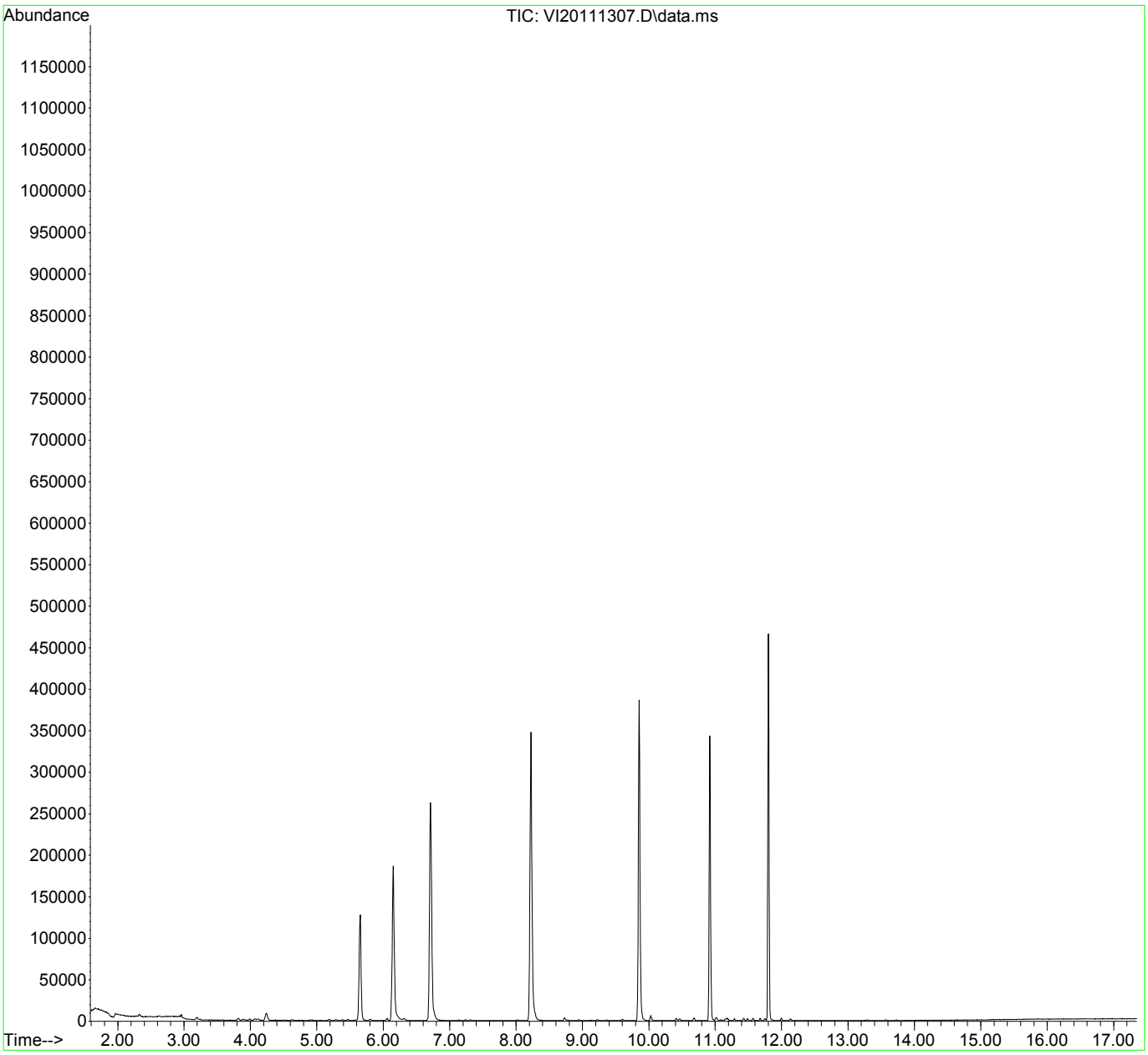

Quantitation Report (QT Reviewed)

InstName : VOA-GCMS9

Data Path : C:\msdchem\1\data\2020-11\0K13048\
Data File : VI20111307.D
Acq On : 13 Nov 2020 9:40 pm
Operator : TNL
Sample : 0K13048-CAL3
Misc : 1X 5mL 0.4 PPB VOCR0
ALS Vial : 7 Sample Multiplier: 1
DataAcq Meth:VI1611RUN.M

11/15/20 TNL

Quant Time: Nov 14 15:24:28 2020
Quant Method : C:\msdchem\1\methods\VI201114W.M
Quant Title : EPA 8260: Volatile Organic Compounds
QLast Update : Sat Nov 14 15:20:14 2020
Response via : Initial Calibration

Compound	R.T.	QIon	Response	Conc	Units		Dev(Min)
Internal Standards							
1) Pentafluorobenzene (I)	6.150	99	83476	50.00	ug/L	#	0.00
45) Chlorobenzene-d5 (I)	9.855	117	220016	50.00	ug/L		0.00
66) 1,4-Dichlorobenzene-d4...	11.802	152	102923	50.00	ug/L		0.00
System Monitoring Compounds							
32) Dibromofluoromethane (S)	5.651	111	83858	52.21	ug/L		0.00
39) 1,4-Difluorobenzene (S)	6.710	114	265490	51.57	ug/L		0.00
48) Toluene-d8 (S)	8.224	98	287550	48.92	ug/L		0.00
67) 4-Bromofluorobenzene (S)	10.919	174	86936	50.39	ug/L		0.00
Target Compounds							Qvalue
2) Dichlorodifluoromethane	1.660	85	526	0.33	ug/L	#	49
3) Chloromethane	1.867	50	1210	0.73	ug/L		90
4) Vinyl Chloride	1.964	62	714	0.40	ug/L		70
5) Bromomethane	2.329	96	954	0.76	ug/L		81
6) Chloroethane	2.475	64	650	Below Cal		#	51
7) Trichlorofluoromethane	2.634	101	674	0.32	ug/L		92
8) Ethanol	3.187	45	1326	34.73	ug/L		87
9) 1,1-Dichloroethene	3.187	61	976	0.49	ug/L		87
10) Carbon Disulfide	3.205	76	1627	0.44	ug/L		78
11) Freon 113	3.242	101	392	0.32	ug/L	#	63
12) Iodomethane	0.000		0	N.D.			
13) Acrolein	0.000		0	N.D.			
14) Methylene Chloride	3.820	84	1056	0.64	ug/L		94
15) Acetone	3.893	43	2058	2.15	ug/L		89
16) t-1,2-Dichloroethene	3.990	61	818	0.42	ug/L		98
17) n-Hexane	0.000		0	N.D.			
18) Methyl-tert-butyl-ether	4.112	73	1918	0.48	ug/L		83
19) tert-Butanol (TBA)	4.240	59	11587	39.78	ug/L		87
20) Diisopropyl ether (DIPE)	4.507	45	349	0.08	ug/L		62
21) 1,1-Dichloroethane	4.623	63	1116	0.42	ug/L		90
22) Acrylonitrile	0.000		0	N.D.			
23) Ethyl-tert-butyl ether...	0.000		0	N.D.			
24) Vinyl Acetate	0.000		0	N.D.	d		
25) c-1,2-Dichloroethene	5.183	61	848	0.42	ug/L		84

Quantitation Report (QT Reviewed)

InstName : VOA-GCMS9

Data Path : C:\msdchem\1\data\2020-11\0K13048\
Data File : VI20111307.D
Acq On : 13 Nov 2020 9:40 pm
Operator : TNL
Sample : 0K13048-CAL3
Misc : 1X 5mL 0.4 PPB VOCR0
ALS Vial : 7 Sample Multiplier: 1
DataAcq Meth:VI1611RUN.M

Quant Time: Nov 14 15:24:28 2020
Quant Method : C:\msdchem\1\methods\VI201114W.M
Quant Title : EPA 8260: Volatile Organic Compounds
QLast Update : Sat Nov 14 15:20:14 2020
Response via : Initial Calibration

Compound	R.T.	QIon	Response	Conc	Units		Dev(Min)
26) 2,2-Dichloropropane	5.292	77	794	0.31	ug/L		87
27) Bromochloromethane	5.383	130	358	0.36	ug/L		98
28) Chloroform	5.462	83	1074	0.42	ug/L		89
29) Carbon Tetrachloride	5.590	117	614	0.54	ug/L		80
30) Tetrahydrofuran	5.645	42	347	0.36	ug/L	#	69
31) 1,1,1-Trichloroethane	5.669	97	885	0.48	ug/L		95
33) 1,1-Dichloropropene	5.809	75	763	0.40	ug/L	#	43
34) 2-Butanone (MEK)	0.000		0	N.D.	d		
35) Benzene	6.059	78	2587	0.43	ug/L		97
36) tert-Amyl methyl ether...	6.174	73	280	0.08	ug/L	#	1
37) 1,2-Dichloroethane (EDC)	6.278	62	745	0.36	ug/L		83
38) iso-Butyl Alcohol	6.314	43	1666	23.84	ug/L		92
40) Trichloroethene (TCE)	6.679	130	694	0.45	ug/L		93
41) Tert-Amyl-Ethyl-Ether ...	0.000		0	N.D.			
42) Dibromomethane	7.135	93	287	0.29	ug/L		91
43) 1,2-Dichloropropane	0.000		0	N.D.	d		
44) Bromodichloromethane	7.312	83	666	0.38	ug/L		88
46) 2-Chloroethyl Vinyl Ether	0.000		0	N.D.			
47) c-1,3-Dichloropropene	8.024	75	702	0.38	ug/L	#	79
49) Toluene	8.285	91	2615	0.42	ug/L		91
50) Tetrachloroethene (PCE)	8.729	166	529	0.35	ug/L	#	68
51) 4-Methyl-2-Pentanone (...	8.735	43	1736	0.74	ug/L		88
52) t-1,3-Dichloropropene	0.000		0	N.D.	d		
53) 1,1,2-Trichloroethane	8.942	97	441	0.31	ug/L		97
54) Dibromochloromethane	9.125	129	376	0.33	ug/L		85
55) 1,3-Dichloropropane	9.222	76	803	0.34	ug/L	#	65
56) 1,2-Dibromoethane (EDB)	9.362	107	398	0.28	ug/L		92
57) 2-Hexanone	9.599	43	1103	0.66	ug/L		89
58) Chlorobenzene	9.873	112	1541	0.40	ug/L		70
59) Ethylbenzene	9.897	91	2668	0.42	ug/L		98
60) 1,1,1,2-Tetrachloroethane	9.928	131	360	0.67	ug/L	#	70
61) m,p-Xylenes (2)	10.031	91	3762	0.79	ug/L		99
62) o-Xylene	10.414	91	1838	0.39	ug/L		98
63) Styrene	10.463	104	1190	0.32	ug/L		89
64) Bromoform	0.000		0	N.D.	d		
65) Isopropylbenzene	10.676	105	2190	0.40	ug/L		95

Quantitation Report (QT Reviewed)

InstName : VOA-GCMS9

Data Path : C:\msdchem\1\data\2020-11\0K13048\
Data File : VI20111307.D
Acq On : 13 Nov 2020 9:40 pm
Operator : TNL
Sample : 0K13048-CAL3
Misc : 1X 5mL 0.4 PPB VOCR0
ALS Vial : 7 Sample Multiplier: 1
DataAcq Meth:VI1611RUN.M

Quant Time: Nov 14 15:24:28 2020
Quant Method : C:\msdchem\1\methods\VI201114W.M
Quant Title : EPA 8260: Volatile Organic Compounds
QLast Update : Sat Nov 14 15:20:14 2020
Response via : Initial Calibration

Compound	R.T.	QIon	Response	Conc Units	Dev(Min)
68) Bromobenzene	11.005	156	556	0.36 ug/L #	67
69) n-Propylbenzene	11.023	91	2565	0.39 ug/L	98
70) 1,1,2,2-Tetrachloroethane	11.090	85	426	0.32 ug/L	93
71) 2-Chlorotoluene	11.157	126	509	0.39 ug/L #	80
72) 1,3,5-Trimethylbenzene	11.175	105	1625	0.38 ug/L	88
73) 1,2,3-Trichloropropane	11.199	110	130	0.19 ug/L	97
74) t-1,4-Dichloro-2-butene	0.000		0	N.D.	
75) 4-Chlorotoluene	11.284	91	1525	0.38 ug/L	92
76) tert-Butylbenzene	11.430	91	1002	0.42 ug/L	90
77) 1,2,4-Trimethylbenzene	11.491	105	1531	0.36 ug/L	86
78) sec-Butylbenzene	11.570	105	2180	0.42 ug/L	97
79) 4-Isopropyltoluene	11.674	119	1687	0.39 ug/L	95
80) 1,3-Dichlorobenzene	11.747	146	1052	0.41 ug/L	99
81) 1,4-Dichlorobenzene	11.814	146	1175	0.40 ug/L #	71
82) n-Butylbenzene	11.996	91	1317	0.37 ug/L	96
83) 1,2-Dichlorobenzene	12.136	146	991	0.39 ug/L	96
84) 1,2-Dibromo-3-Chloropr...	0.000		0	N.D.	
85) Hexachlorobutadiene	0.000		0	N.D.	
86) 1,2,4-Trichlorobenzene	13.292	180	431	0.34 ug/L	89
87) Naphthalene	13.566	128	1202	0.41 ug/L	81
88) 1,2,3-Trichlorobenzene	13.730	180	413	0.31 ug/L	84

(#) = qualifier out of range (m) = manual integration (+) = signals summed

Quantitation Report (QT Reviewed)

InstName : VOA-GCMS9

Data Path : C:\msdchem\1\data\2020-11\0K13048\
Data File : VI20111307.D
Acq On : 13 Nov 2020 9:40 pm
Operator : TNL
Sample : 0K13048-CAL3
Misc : 1X 5mL 0.4 PPB VOCR0
ALS Vial : 7 Sample Multiplier: 1
DataAcq Meth:VI1611RUN.M

Quant Time: Nov 14 15:24:28 2020
Quant Method : C:\msdchem\1\methods\VI201114W.M
Quant Title : EPA 8260: Volatile Organic Compounds
QLast Update : Sat Nov 14 15:20:14 2020
Response via : Initial Calibration

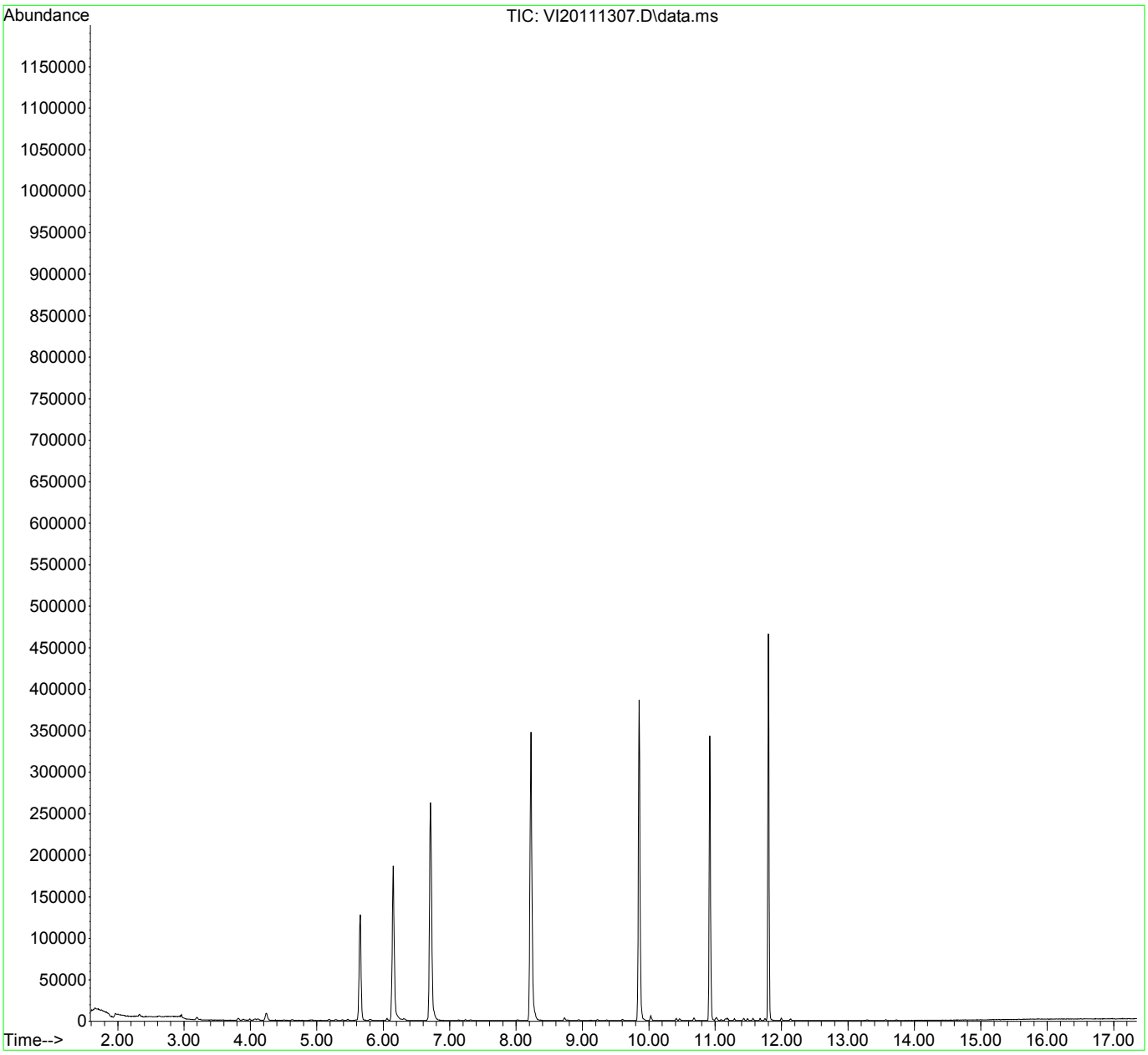

Quantitation Report (Not Reviewed)

InstName : VOA-GCMS9

Data Path : C:\msdchem\1\data\2020-11\0K13048\
Data File : VI20111308.D
Acq On : 13 Nov 2020 10:07 pm
Operator : TNL
Sample : 0K13048-CAL4
Misc : 1X 5mL 1 PPB VOCR0
ALS Vial : 8 Sample Multiplier: 1
DataAcq Meth:VI1611RUN.M

11/15/20 TNL

Quant Time: Nov 14 15:25:04 2020
Quant Method : C:\msdchem\1\methods\VI201114W.M
Quant Title : EPA 8260: Volatile Organic Compounds
QLast Update : Sat Nov 14 15:20:14 2020
Response via : Initial Calibration

Compound	R.T.	QIon	Response	Conc	Units		Dev(Min)
Internal Standards							
1) Pentafluorobenzene (I)	6.150	99	87667	50.00	ug/L	#	0.00
45) Chlorobenzene-d5 (I)	9.855	117	227636	50.00	ug/L		0.00
66) 1,4-Dichlorobenzene-d4...	11.801	152	95986	50.00	ug/L		0.00
System Monitoring Compounds							
32) Dibromofluoromethane (S)	5.651	111	81891	48.54	ug/L		0.00
39) 1,4-Difluorobenzene (S)	6.716	114	270997	50.12	ug/L		0.00
48) Toluene-d8 (S)	8.224	98	304086	50.00	ug/L		0.00
67) 4-Bromofluorobenzene (S)	10.919	174	86991	54.07	ug/L		0.00
Target Compounds							Qvalue
2) Dichlorodifluoromethane	1.660	85	1234	0.74	ug/L		92
3) Chloromethane	1.873	50	1713	0.98	ug/L		93
4) Vinyl Chloride	1.970	62	1783	0.95	ug/L		83
5) Bromomethane	2.329	96	1405	1.07	ug/L		92
6) Chloroethane	2.475	64	898	0.02	ug/L	#	67
7) Trichlorofluoromethane	2.634	101	1643	0.75	ug/L		94
8) Ethanol	3.187	45	2854	71.17	ug/L		88
9) 1,1-Dichloroethene	3.187	61	2244	1.07	ug/L		95
10) Carbon Disulfide	3.211	76	3912	1.02	ug/L		93
11) Freon 113	3.242	101	1263	0.99	ug/L		95
12) Iodomethane	0.000		0	N.D.			
13) Acrolein	3.570	56	291	0.73	ug/L		60
14) Methylene Chloride	3.820	84	2501	1.45	ug/L		95
15) Acetone	3.893	43	2873	2.86	ug/L		100
16) t-1,2-Dichloroethene	3.990	61	2022	1.00	ug/L		99
17) n-Hexane	0.000		0	N.D.			
18) Methyl-tert-butyl-ether	4.118	73	4958	1.18	ug/L		87
19) tert-Butanol (TBA)	4.240	59	27302	82.53	ug/L		85
20) Diisopropyl ether (DIPE)	4.507	45	1099	0.24	ug/L		76
21) 1,1-Dichloroethane	4.629	63	2812	1.01	ug/L		98
22) Acrylonitrile	4.708	53	646	0.67	ug/L		95
23) Ethyl-tert-butyl ether...	4.878	59	918	0.23	ug/L		84
24) Vinyl Acetate	4.909	43	2985	1.12	ug/L		74
25) c-1,2-Dichloroethene	5.183	61	1990	0.95	ug/L		97

Quantitation Report (Not Reviewed)

InstName : VOA-GCMS9

Data Path : C:\msdchem\1\data\2020-11\0K13048\
Data File : VI20111308.D
Acq On : 13 Nov 2020 10:07 pm
Operator : TNL
Sample : 0K13048-CAL4
Misc : 1X 5mL 1 PPB VOCR0
ALS Vial : 8 Sample Multiplier: 1
DataAcq Meth:VI1611RUN.M

Quant Time: Nov 14 15:25:04 2020
Quant Method : C:\msdchem\1\methods\VI201114W.M
Quant Title : EPA 8260: Volatile Organic Compounds
QLast Update : Sat Nov 14 15:20:14 2020
Response via : Initial Calibration

Compound	R.T.	QIon	Response	Conc	Units		Dev(Min)
26) 2,2-Dichloropropane	5.292	77	1833	1.78	ug/L		96
27) Bromochloromethane	5.383	130	865	0.83	ug/L		84
28) Chloroform	5.468	83	2721	1.01	ug/L		98
29) Carbon Tetrachloride	5.602	117	1631	1.38	ug/L		99
30) Tetrahydrofuran	5.645	42	920	0.91	ug/L		94
31) 1,1,1-Trichloroethane	5.669	97	2268	1.17	ug/L		94
33) 1,1-Dichloropropene	5.797	75	1943	0.97	ug/L		97
34) 2-Butanone (MEK)	5.803	43	2625	1.79	ug/L		90
35) Benzene	6.059	78	6244	1.00	ug/L		98
36) tert-Amyl methyl ether...	6.180	73	1107	0.32	ug/L		59
37) 1,2-Dichloroethane (EDC)	6.278	62	2011	0.92	ug/L		79
38) iso-Butyl Alcohol	6.314	43	4126	40.05	ug/L		93
40) Trichloroethene (TCE)	6.679	130	1591	0.97	ug/L		96
41) Tert-Amyl-Ethyl-Ether ...	6.929	59	535	0.27	ug/L	#	52
42) Dibromomethane	7.135	93	894	0.86	ug/L		92
43) 1,2-Dichloropropane	7.245	63	1509	0.93	ug/L		89
44) Bromodichloromethane	7.318	83	1825	0.99	ug/L		94
46) 2-Chloroethyl Vinyl Ether	7.957	63	261	0.33	ug/L		100
47) c-1,3-Dichloropropene	8.024	75	1871	0.97	ug/L		95
49) Toluene	8.285	91	6642	1.04	ug/L		99
50) Tetrachloroethene (PCE)	8.729	166	1611	1.04	ug/L		86
51) 4-Methyl-2-Pentanone (...	8.735	43	4633	1.90	ug/L		97
52) t-1,3-Dichloropropene	8.778	75	1475	1.51	ug/L		95
53) 1,1,2-Trichloroethane	8.942	97	1397	0.95	ug/L		94
54) Dibromochloromethane	9.125	129	1165	0.99	ug/L		98
55) 1,3-Dichloropropane	9.228	76	2336	0.95	ug/L		96
56) 1,2-Dibromoethane (EDB)	9.362	107	1249	0.84	ug/L		89
57) 2-Hexanone	9.599	43	3224	1.86	ug/L		97
58) Chlorobenzene	9.873	112	3994	1.00	ug/L		93
59) Ethylbenzene	9.897	91	6917	1.05	ug/L		97
60) 1,1,1,2-Tetrachloroethane	9.934	131	1061	1.31	ug/L		87
61) m,p-Xylenes (2)	10.031	91	9194	1.86	ug/L		99
62) o-Xylene	10.414	91	4842	0.99	ug/L		96
63) Styrene	10.463	104	3220	0.84	ug/L		91
64) Bromoform	10.487	173	783	1.58	ug/L		81
65) Isopropylbenzene	10.676	105	5494	0.97	ug/L		97

Quantitation Report (Not Reviewed)

InstName : VOA-GCMS9

Data Path : C:\msdchem\1\data\2020-11\0K13048\
Data File : VI20111308.D
Acq On : 13 Nov 2020 10:07 pm
Operator : TNL
Sample : 0K13048-CAL4
Misc : 1X 5mL 1 PPB VOCR0
ALS Vial : 8 Sample Multiplier: 1
DataAcq Meth:VI1611RUN.M

Quant Time: Nov 14 15:25:04 2020
Quant Method : C:\msdchem\1\methods\VI201114W.M
Quant Title : EPA 8260: Volatile Organic Compounds
QLast Update : Sat Nov 14 15:20:14 2020
Response via : Initial Calibration

Compound	R.T.	QIon	Response	Conc	Units		Dev(Min)
68) Bromobenzene	11.005	156	1486	1.03	ug/L		82
69) n-Propylbenzene	11.023	91	5883	0.96	ug/L		99
70) 1,1,2,2-Tetrachloroethane	11.090	85	1210	0.98	ug/L		90
71) 2-Chlorotoluene	11.157	126	1266	1.04	ug/L		97
72) 1,3,5-Trimethylbenzene	11.175	105	3826	0.95	ug/L		93
73) 1,2,3-Trichloropropane	11.199	110	604	0.95	ug/L		94
74) t-1,4-Dichloro-2-butene	11.236	53	269	0.74	ug/L	#	33
75) 4-Chlorotoluene	11.290	91	3810	1.03	ug/L		99
76) tert-Butylbenzene	11.430	91	2356	1.05	ug/L		94
77) 1,2,4-Trimethylbenzene	11.485	105	3690	0.93	ug/L		98
78) sec-Butylbenzene	11.570	105	4676	0.96	ug/L		98
79) 4-Isopropyltoluene	11.674	119	3584	0.90	ug/L		98
80) 1,3-Dichlorobenzene	11.747	146	2333	0.96	ug/L		95
81) 1,4-Dichlorobenzene	11.814	146	2657	0.97	ug/L		81
82) n-Butylbenzene	11.996	91	2668	0.81	ug/L		95
83) 1,2-Dichlorobenzene	12.130	146	2238	0.94	ug/L		97
84) 1,2-Dibromo-3-Chloropr...	12.744	157	289	1.52	ug/L	#	66
85) Hexachlorobutadiene	13.243	223	197	0.56	ug/L	#	75
86) 1,2,4-Trichlorobenzene	13.286	180	837	0.71	ug/L		92
87) Naphthalene	13.566	128	2796	0.81	ug/L		81
88) 1,2,3-Trichlorobenzene	13.724	180	898	0.73	ug/L		97

(#) = qualifier out of range (m) = manual integration (+) = signals summed

Quantitation Report (Not Reviewed)

InstName : VOA-GCMS9

Data Path : C:\msdchem\1\data\2020-11\0K13048\
Data File : VI20111308.D
Acq On : 13 Nov 2020 10:07 pm
Operator : TNL
Sample : 0K13048-CAL4
Misc : 1X 5mL 1 PPB VOCR0
ALS Vial : 8 Sample Multiplier: 1
DataAcq Meth:VI1611RUN.M

Quant Time: Nov 14 15:25:04 2020
Quant Method : C:\msdchem\1\methods\VI201114W.M
Quant Title : EPA 8260: Volatile Organic Compounds
QLast Update : Sat Nov 14 15:20:14 2020
Response via : Initial Calibration

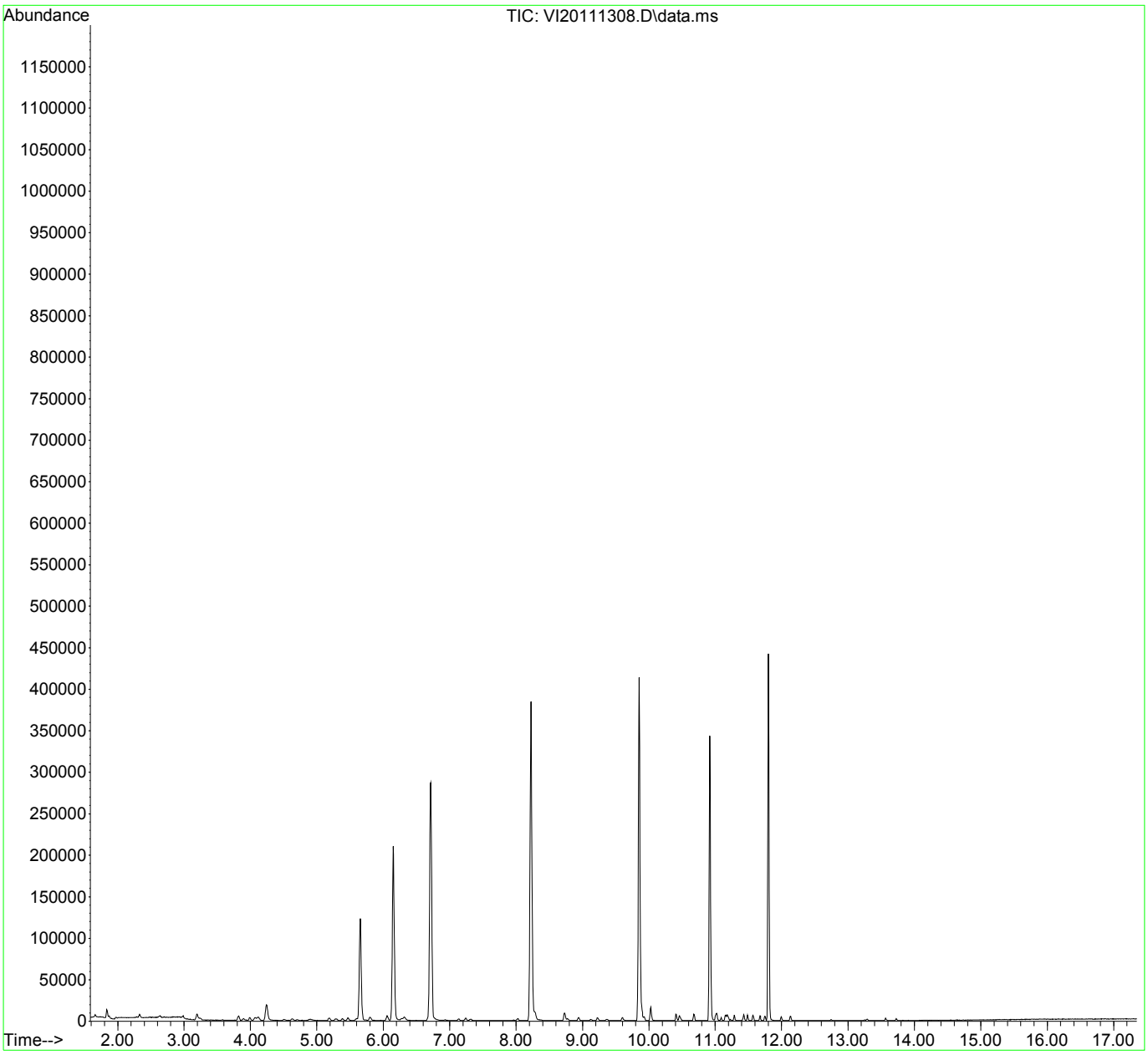

Quantitation Report (QT Reviewed)

InstName : VOA-GCMS9

Data Path : C:\msdchem\1\data\2020-11\0K13048\
Data File : VI20111308.D
Acq On : 13 Nov 2020 10:07 pm
Operator : TNL
Sample : 0K13048-CAL4 11/15/20 TNL
Misc : 1X 5mL 1 PPB VOCR0
ALS Vial : 8 Sample Multiplier: 1
DataAcq Meth:VI1611RUN.M

Quant Time: Nov 14 15:25:31 2020
Quant Method : C:\msdchem\1\methods\VI201114W.M
Quant Title : EPA 8260: Volatile Organic Compounds
QLast Update : Sat Nov 14 15:20:14 2020
Response via : Initial Calibration

Compound	R.T.	QIon	Response	Conc	Units		Dev(Min)
Internal Standards							
1) Pentafluorobenzene (I)	6.150	99	87667	50.00	ug/L	#	0.00
45) Chlorobenzene-d5 (I)	9.855	117	227636	50.00	ug/L		0.00
66) 1,4-Dichlorobenzene-d4...	11.801	152	95986	50.00	ug/L		0.00
System Monitoring Compounds							
32) Dibromofluoromethane (S)	5.651	111	81891	48.54	ug/L		0.00
39) 1,4-Difluorobenzene (S)	6.716	114	270997	50.12	ug/L		0.00
48) Toluene-d8 (S)	8.224	98	304086	50.00	ug/L		0.00
67) 4-Bromofluorobenzene (S)	10.919	174	86991	54.07	ug/L		0.00
Target Compounds							Qvalue
2) Dichlorodifluoromethane	1.660	85	1234	0.74	ug/L		92
3) Chloromethane	1.873	50	1713	0.98	ug/L		93
4) Vinyl Chloride	1.970	62	1783	0.95	ug/L		83
5) Bromomethane	2.329	96	1405	1.07	ug/L		92
6) Chloroethane	2.475	64	898	0.02	ug/L	#	67
7) Trichlorofluoromethane	2.634	101	1643	0.75	ug/L		94
8) Ethanol	3.187	45	2854	71.17	ug/L		88
9) 1,1-Dichloroethene	3.187	61	2244	1.07	ug/L		95
10) Carbon Disulfide	3.211	76	3912	1.02	ug/L		93
11) Freon 113	3.242	101	1263	0.99	ug/L		95
12) Iodomethane	0.000		0	N.D.			
13) Acrolein	3.570	56	291	0.73	ug/L		60
14) Methylene Chloride	3.820	84	2501	1.45	ug/L		95
15) Acetone	3.893	43	2873	2.86	ug/L		100
16) t-1,2-Dichloroethene	3.990	61	2022	1.00	ug/L		99
17) n-Hexane	4.075		0	N.D.			
18) Methyl-tert-butyl-ether	4.118	73	4958	1.18	ug/L		87
19) tert-Butanol (TBA)	4.240	59	27302	82.53	ug/L		85
20) Diisopropyl ether (DIPE)	4.507	45	1099	0.24	ug/L		76
21) 1,1-Dichloroethane	4.629	63	2812	1.01	ug/L		98
22) Acrylonitrile	4.708	53	646	0.67	ug/L		95
23) Ethyl-tert-butyl ether...	4.878	59	918	0.23	ug/L		84
24) Vinyl Acetate	4.909	43	2985	1.12	ug/L		74
25) c-1,2-Dichloroethene	5.183	61	1990	0.95	ug/L		97

Quantitation Report (QT Reviewed)

InstName : VOA-GCMS9

Data Path : C:\msdchem\1\data\2020-11\0K13048\
Data File : VI20111308.D
Acq On : 13 Nov 2020 10:07 pm
Operator : TNL
Sample : 0K13048-CAL4
Misc : 1X 5mL 1 PPB VOCR0
ALS Vial : 8 Sample Multiplier: 1
DataAcq Meth:VI1611RUN.M

Quant Time: Nov 14 15:25:31 2020
Quant Method : C:\msdchem\1\methods\VI201114W.M
Quant Title : EPA 8260: Volatile Organic Compounds
QLast Update : Sat Nov 14 15:20:14 2020
Response via : Initial Calibration

Compound	R.T.	QIon	Response	Conc	Units		Dev(Min)
26) 2,2-Dichloropropane	5.292	77	1833	1.78	ug/L		96
27) Bromochloromethane	5.383	130	865	0.83	ug/L		84
28) Chloroform	5.468	83	2721	1.01	ug/L		98
29) Carbon Tetrachloride	5.602	117	1631	1.38	ug/L		99
30) Tetrahydrofuran	5.645	42	920	0.91	ug/L		94
31) 1,1,1-Trichloroethane	5.669	97	2268	1.17	ug/L		94
33) 1,1-Dichloropropene	5.797	75	1943	0.97	ug/L		97
34) 2-Butanone (MEK)	5.803	43	2625	1.79	ug/L		90
35) Benzene	6.059	78	6244	1.00	ug/L		98
36) tert-Amyl methyl ether...	6.180	73	1107	0.32	ug/L		59
37) 1,2-Dichloroethane (EDC)	6.278	62	2011	0.92	ug/L		79
38) iso-Butyl Alcohol	6.314	43	4126	40.05	ug/L		93
40) Trichloroethene (TCE)	6.679	130	1591	0.97	ug/L		96
41) Tert-Amyl-Ethyl-Ether ...	6.929	59	535	0.27	ug/L	#	52
42) Dibromomethane	7.135	93	894	0.86	ug/L		92
43) 1,2-Dichloropropane	7.245	63	1509	0.93	ug/L		89
44) Bromodichloromethane	7.318	83	1825	0.99	ug/L		94
46) 2-Chloroethyl Vinyl Ether	7.957	63	261	0.33	ug/L		100
47) c-1,3-Dichloropropene	8.024	75	1871	0.97	ug/L		95
49) Toluene	8.285	91	6642	1.04	ug/L		99
50) Tetrachloroethene (PCE)	8.729	166	1611	1.04	ug/L		86
51) 4-Methyl-2-Pentanone (...	8.735	43	4633	1.90	ug/L		97
52) t-1,3-Dichloropropene	8.778	75	1475	1.51	ug/L		95
53) 1,1,2-Trichloroethane	8.942	97	1397	0.95	ug/L		94
54) Dibromochloromethane	9.125	129	1165	0.99	ug/L		98
55) 1,3-Dichloropropane	9.228	76	2336	0.95	ug/L		96
56) 1,2-Dibromoethane (EDB)	9.362	107	1249	0.84	ug/L		89
57) 2-Hexanone	9.599	43	3224	1.86	ug/L		97
58) Chlorobenzene	9.873	112	3994	1.00	ug/L		93
59) Ethylbenzene	9.897	91	6917	1.05	ug/L		97
60) 1,1,1,2-Tetrachloroethane	9.934	131	1061	1.31	ug/L		87
61) m,p-Xylenes (2)	10.031	91	9194	1.86	ug/L		99
62) o-Xylene	10.414	91	4842	0.99	ug/L		96
63) Styrene	10.463	104	3220	0.84	ug/L		91
64) Bromoform	10.487	173	783	1.58	ug/L		81
65) Isopropylbenzene	10.676	105	5494	0.97	ug/L		97

Quantitation Report (QT Reviewed)

InstName : VOA-GCMS9

Data Path : C:\msdchem\1\data\2020-11\0K13048\
Data File : VI20111308.D
Acq On : 13 Nov 2020 10:07 pm
Operator : TNL
Sample : 0K13048-CAL4
Misc : 1X 5mL 1 PPB VOCR0
ALS Vial : 8 Sample Multiplier: 1
DataAcq Meth:VI1611RUN.M

Quant Time: Nov 14 15:25:31 2020
Quant Method : C:\msdchem\1\methods\VI201114W.M
Quant Title : EPA 8260: Volatile Organic Compounds
QLast Update : Sat Nov 14 15:20:14 2020
Response via : Initial Calibration

Compound	R.T.	QIon	Response	Conc	Units	Dev(Min)
68) Bromobenzene	11.005	156	1486	1.03	ug/L	82
69) n-Propylbenzene	11.023	91	5883	0.96	ug/L	99
70) 1,1,2,2-Tetrachloroethane	11.090	85	1210	0.98	ug/L	90
71) 2-Chlorotoluene	11.157	126	1266	1.04	ug/L	97
72) 1,3,5-Trimethylbenzene	11.175	105	3826	0.95	ug/L	93
73) 1,2,3-Trichloropropane	11.199	110	604	0.95	ug/L	94
74) t-1,4-Dichloro-2-butene	11.236	53	269	0.74	ug/L #	33
75) 4-Chlorotoluene	11.290	91	3810	1.03	ug/L	99
76) tert-Butylbenzene	11.430	91	2356	1.05	ug/L	94
77) 1,2,4-Trimethylbenzene	11.485	105	3690	0.93	ug/L	98
78) sec-Butylbenzene	11.570	105	4676	0.96	ug/L	98
79) 4-Isopropyltoluene	11.674	119	3584	0.90	ug/L	98
80) 1,3-Dichlorobenzene	11.747	146	2333	0.96	ug/L	95
81) 1,4-Dichlorobenzene	11.814	146	2657	0.97	ug/L	81
82) n-Butylbenzene	11.996	91	2668	0.81	ug/L	95
83) 1,2-Dichlorobenzene	12.130	146	2238	0.94	ug/L	97
84) 1,2-Dibromo-3-Chloropr...	12.744	157	289	1.52	ug/L #	66
85) Hexachlorobutadiene	13.243	223	197	0.56	ug/L #	75
86) 1,2,4-Trichlorobenzene	13.286	180	837	0.71	ug/L	92
87) Naphthalene	13.566	128	2796	0.81	ug/L	81
88) 1,2,3-Trichlorobenzene	13.724	180	898	0.73	ug/L	97

(#) = qualifier out of range (m) = manual integration (+) = signals summed

Quantitation Report (QT Reviewed)

InstName : VOA-GCMS9

Data Path : C:\msdchem\1\data\2020-11\0K13048\
Data File : VI20111308.D
Acq On : 13 Nov 2020 10:07 pm
Operator : TNL
Sample : 0K13048-CAL4
Misc : 1X 5mL 1 PPB VOCR0
ALS Vial : 8 Sample Multiplier: 1
DataAcq Meth:VI1611RUN.M

Quant Time: Nov 14 15:25:31 2020
Quant Method : C:\msdchem\1\methods\VI201114W.M
Quant Title : EPA 8260: Volatile Organic Compounds
QLast Update : Sat Nov 14 15:20:14 2020
Response via : Initial Calibration

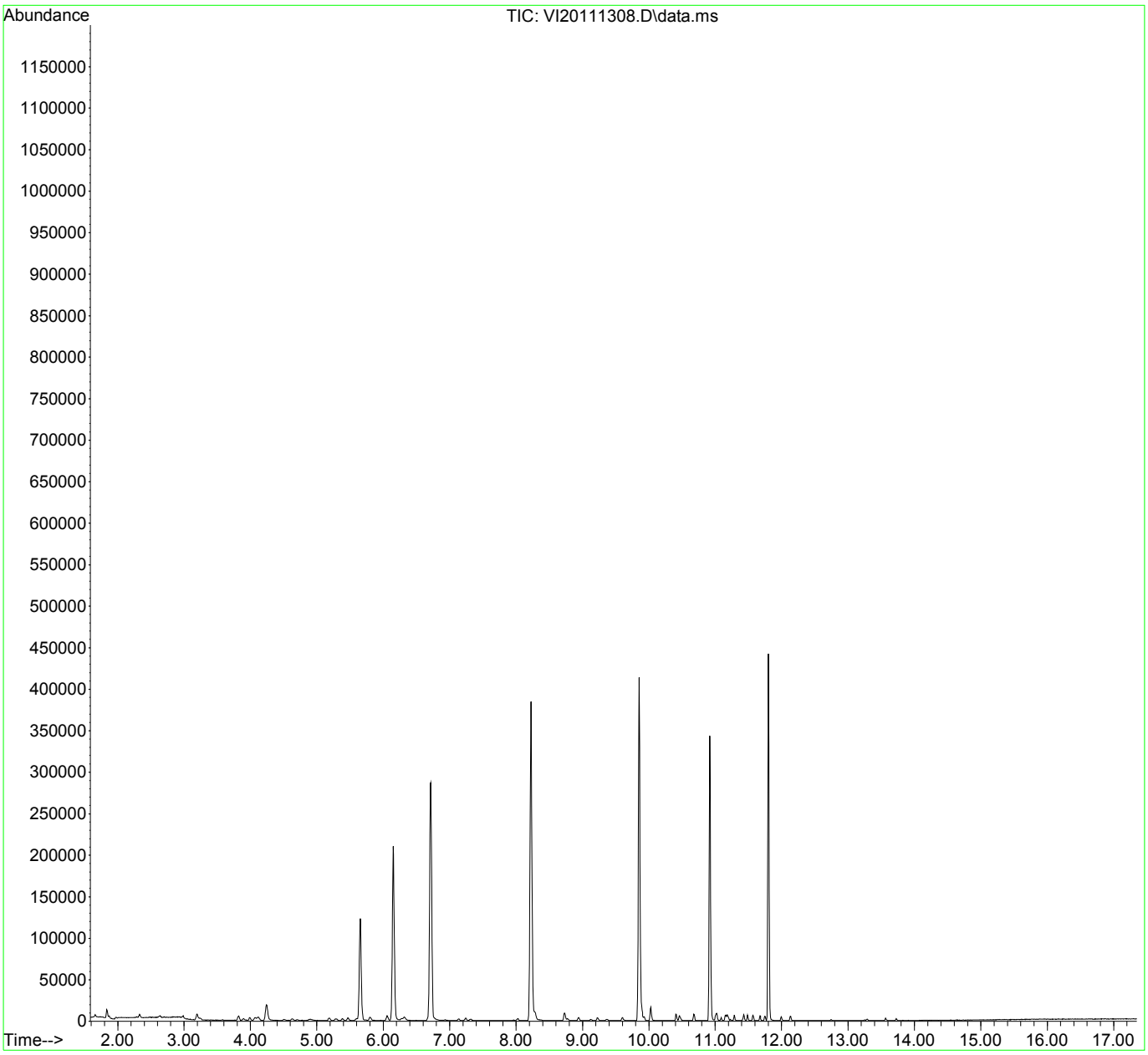

Quantitation Report (Not Reviewed)

InstName : VOA-GCMS9

Data Path : C:\msdchem\1\data\2020-11\0K13048\
Data File : VI20111309.D
Acq On : 13 Nov 2020 10:34 pm
Operator : TNL
Sample : 0K13048-CAL5
Misc : 1X 5mL 2 PPB VOCR0
ALS Vial : 9 Sample Multiplier: 1
DataAcq Meth:VI1611RUN.M

11/15/20 TNL

Quant Time: Nov 14 15:29:11 2020
Quant Method : C:\msdchem\1\methods\VI201114W.M
Quant Title : EPA 8260: Volatile Organic Compounds
QLast Update : Sat Nov 14 15:20:14 2020
Response via : Initial Calibration

Compound	R.T.	QIon	Response	Conc	Units	Dev(Min)
Internal Standards						
1) Pentafluorobenzene (I)	6.150	99	87949	50.00	ug/L	# 0.00
45) Chlorobenzene-d5 (I)	9.855	117	231620	50.00	ug/L	0.00
66) 1,4-Dichlorobenzene-d4...	11.802	152	100182	50.00	ug/L	0.00
System Monitoring Compounds						
32) Dibromofluoromethane (S)	5.651	111	83319	49.23	ug/L	0.00
39) 1,4-Difluorobenzene (S)	6.710	114	275806	50.85	ug/L	0.00
48) Toluene-d8 (S)	8.225	98	308715	49.89	ug/L	0.00
67) 4-Bromofluorobenzene (S)	10.920	174	90440	53.86	ug/L	0.00
Target Compounds						Qvalue
2) Dichlorodifluoromethane	1.654	85	2539	1.52	ug/L	98
3) Chloromethane	1.867	50	3370	1.93	ug/L	97
4) Vinyl Chloride	1.971	62	3615	1.93	ug/L	92
5) Bromomethane	2.323	96	2794	2.13	ug/L	98
6) Chloroethane	2.476	64	1704	1.38	ug/L	83
7) Trichlorofluoromethane	2.628	101	3566	1.62	ug/L	97
8) Ethanol	3.187	45	6121	152.15	ug/L	87
9) 1,1-Dichloroethene	3.187	61	4553	2.16	ug/L	96
10) Carbon Disulfide	3.206	76	8210	2.13	ug/L	98
11) Freon 113	3.242	101	2770	2.16	ug/L	99
12) Iodomethane	0.000		0	N.D.		
13) Acrolein	3.577	56	811	2.03	ug/L	69
14) Methylene Chloride	3.820	84	4055	2.35	ug/L	97
15) Acetone	3.887	43	4855	4.82	ug/L	94
16) t-1,2-Dichloroethene	3.984	61	4354	2.14	ug/L	94
17) n-Hexane	4.063	86	441	1.65	ug/L	89
18) Methyl-tert-butyl-ether	4.112	73	10425	2.47	ug/L	95
19) tert-Butanol (TBA)	4.240	59	59784	173.38	ug/L	84
20) Diisopropyl ether (DIPE)	4.507	45	2446	0.52	ug/L	88
21) 1,1-Dichloroethane	4.623	63	6046	2.17	ug/L	94
22) Acrylonitrile	4.696	53	1564	1.61	ug/L	95
23) Ethyl-tert-butyl ether...	4.879	59	2333	0.58	ug/L	87
24) Vinyl Acetate	4.903	43	7013	2.61	ug/L	97
25) c-1,2-Dichloroethene	5.183	61	4381	2.08	ug/L	96

Quantitation Report (Not Reviewed)

InstName : VOA-GCMS9

Data Path : C:\msdchem\1\data\2020-11\0K13048\
Data File : VI20111309.D
Acq On : 13 Nov 2020 10:34 pm
Operator : TNL
Sample : 0K13048-CAL5
Misc : 1X 5mL 2 PPB VOCR0
ALS Vial : 9 Sample Multiplier: 1
DataAcq Meth:VI1611RUN.M

Quant Time: Nov 14 15:29:11 2020
Quant Method : C:\msdchem\1\methods\VI201114W.M
Quant Title : EPA 8260: Volatile Organic Compounds
QLast Update : Sat Nov 14 15:20:14 2020
Response via : Initial Calibration

Compound	R.T.	QIon	Response	Conc	Units		Dev(Min)
26) 2,2-Dichloropropane	5.292	77	3769	3.64	ug/L		91
27) Bromochloromethane	5.383	130	2106	2.02	ug/L		97
28) Chloroform	5.469	83	5873	2.17	ug/L		96
29) Carbon Tetrachloride	5.596	117	3511	2.95	ug/L		99
30) Tetrahydrofuran	5.645	42	1937	1.91	ug/L		90
31) 1,1,1-Trichloroethane	5.669	97	4853	2.51	ug/L		97
33) 1,1-Dichloropropene	5.803	75	4288	2.13	ug/L		96
34) 2-Butanone (MEK)	5.797	43	5611	3.81	ug/L		97
35) Benzene	6.059	78	13329	2.12	ug/L		98
36) tert-Amyl methyl ether...	6.180	73	2323	0.67	ug/L		83
37) 1,2-Dichloroethane (EDC)	6.272	62	4465	2.03	ug/L		94
38) iso-Butyl Alcohol	6.314	43	8774	71.49	ug/L		95
40) Trichloroethene (TCE)	6.679	130	3497	2.13	ug/L		94
41) Tert-Amyl-Ethyl-Ether ...	6.929	59	1423	0.72	ug/L		90
42) Dibromomethane	7.136	93	2102	2.02	ug/L		98
43) 1,2-Dichloropropane	7.239	63	3271	2.01	ug/L		95
44) Bromodichloromethane	7.312	83	4019	2.17	ug/L		95
46) 2-Chloroethyl Vinyl Ether	7.957	63	898	1.12	ug/L	#	100
47) c-1,3-Dichloropropene	8.018	75	4019	2.04	ug/L		95
49) Toluene	8.285	91	13315	2.05	ug/L		99
50) Tetrachloroethene (PCE)	8.723	166	3429	2.17	ug/L		94
51) 4-Methyl-2-Pentanone (...	8.729	43	10227	4.12	ug/L		98
52) t-1,3-Dichloropropene	8.772	75	3290	2.63	ug/L		96
53) 1,1,2-Trichloroethane	8.942	97	2989	2.00	ug/L		91
54) Dibromochloromethane	9.125	129	2625	2.19	ug/L		98
55) 1,3-Dichloropropane	9.222	76	5056	2.03	ug/L		100
56) 1,2-Dibromoethane (EDB)	9.368	107	2931	1.93	ug/L		96
57) 2-Hexanone	9.593	43	6945	3.93	ug/L		93
58) Chlorobenzene	9.867	112	8553	2.11	ug/L		89
59) Ethylbenzene	9.891	91	14343	2.14	ug/L		99
60) 1,1,1,2-Tetrachloroethane	9.928	131	2512	2.63	ug/L		90
61) m,p-Xylenes (2)	10.031	91	19803	3.95	ug/L		97
62) o-Xylene	10.409	91	10042	2.03	ug/L		98
63) Styrene	10.457	104	7333	1.88	ug/L		96
64) Bromoform	10.482	173	1672	2.51	ug/L		92
65) Isopropylbenzene	10.676	105	11977	2.08	ug/L		99

Quantitation Report (Not Reviewed)

InstName : VOA-GCMS9

Data Path : C:\msdchem\1\data\2020-11\0K13048\
Data File : VI20111309.D
Acq On : 13 Nov 2020 10:34 pm
Operator : TNL
Sample : 0K13048-CAL5
Misc : 1X 5mL 2 PPB VOCR0
ALS Vial : 9 Sample Multiplier: 1
DataAcq Meth:VI1611RUN.M

Quant Time: Nov 14 15:29:11 2020
Quant Method : C:\msdchem\1\methods\VI201114W.M
Quant Title : EPA 8260: Volatile Organic Compounds
QLast Update : Sat Nov 14 15:20:14 2020
Response via : Initial Calibration

Compound	R.T.	QIon	Response	Conc	Units		Dev(Min)
68) Bromobenzene	11.005	156	3399	2.26	ug/L		92
69) n-Propylbenzene	11.023	91	12953	2.03	ug/L		99
70) 1,1,2,2-Tetrachloroethane	11.090	85	2677	2.08	ug/L		89
71) 2-Chlorotoluene	11.151	126	2789	2.20	ug/L		95
72) 1,3,5-Trimethylbenzene	11.175	105	8607	2.06	ug/L		96
73) 1,2,3-Trichloropropane	11.199	110	1363	2.06	ug/L		88
74) t-1,4-Dichloro-2-butene	11.230	53	758	1.99	ug/L	#	59
75) 4-Chlorotoluene	11.285	91	8140	2.10	ug/L		93
76) tert-Butylbenzene	11.431	91	5223	2.23	ug/L		92
77) 1,2,4-Trimethylbenzene	11.485	105	8025	1.94	ug/L		92
78) sec-Butylbenzene	11.570	105	10535	2.07	ug/L		98
79) 4-Isopropyltoluene	11.674	119	8044	1.93	ug/L		97
80) 1,3-Dichlorobenzene	11.747	146	5318	2.11	ug/L		99
81) 1,4-Dichlorobenzene	11.814	146	5480	1.93	ug/L		92
82) n-Butylbenzene	11.996	91	6343	1.84	ug/L		98
83) 1,2-Dichlorobenzene	12.130	146	5029	2.02	ug/L		94
84) 1,2-Dibromo-3-Chloropr...	12.745	157	761	2.61	ug/L		83
85) Hexachlorobutadiene	13.243	223	560	1.52	ug/L		95
86) 1,2,4-Trichlorobenzene	13.286	180	2044	1.66	ug/L		95
87) Naphthalene	13.566	128	6236	1.58	ug/L		97
88) 1,2,3-Trichlorobenzene	13.724	180	1910	1.49	ug/L		91

(#) = qualifier out of range (m) = manual integration (+) = signals summed

Quantitation Report (Not Reviewed)

InstName : VOA-GCMS9

Data Path : C:\msdchem\1\data\2020-11\0K13048\
Data File : VI20111309.D
Acq On : 13 Nov 2020 10:34 pm
Operator : TNL
Sample : 0K13048-CAL5
Misc : 1X 5mL 2 PPB VOCR0
ALS Vial : 9 Sample Multiplier: 1
DataAcq Meth:VI1611RUN.M

Quant Time: Nov 14 15:29:11 2020
Quant Method : C:\msdchem\1\methods\VI201114W.M
Quant Title : EPA 8260: Volatile Organic Compounds
QLast Update : Sat Nov 14 15:20:14 2020
Response via : Initial Calibration

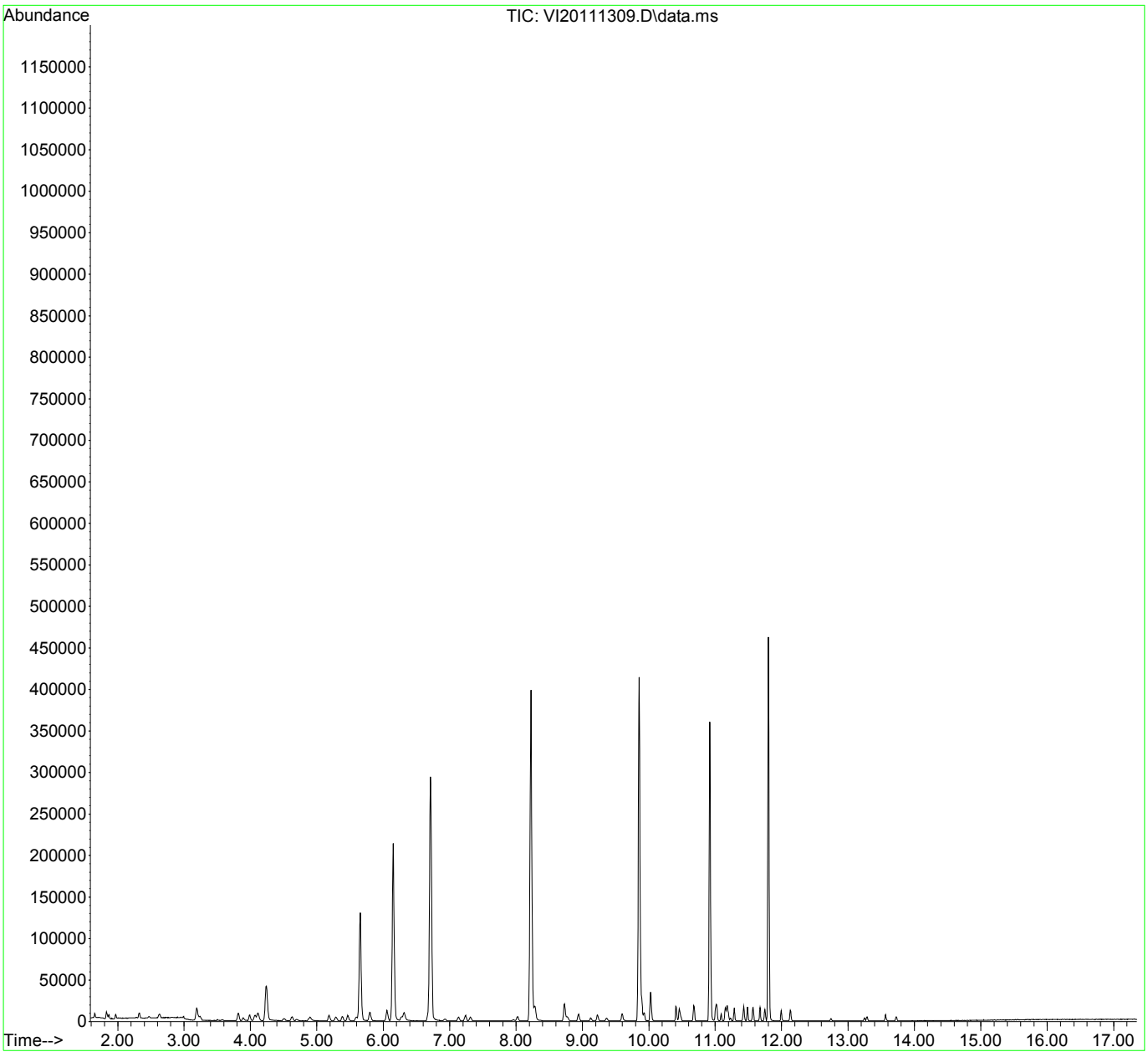

Quantitation Report (QT Reviewed)

InstName : VOA-GCMS9

Data Path : C:\msdchem\1\data\2020-11\0K13048\
Data File : VI20111309.D
Acq On : 13 Nov 2020 10:34 pm
Operator : TNL
Sample : 0K13048-CAL5
Misc : 1X 5mL 2 PPB VOCR0
ALS Vial : 9 Sample Multiplier: 1
DataAcq Meth:VI1611RUN.M 11/15/20 TNL

Quant Time: Nov 14 15:29:11 2020
Quant Method : C:\msdchem\1\methods\VI201114W.M
Quant Title : EPA 8260: Volatile Organic Compounds
QLast Update : Sat Nov 14 15:20:14 2020
Response via : Initial Calibration

Compound	R.T.	QIon	Response	Conc	Units	Dev(Min)
Internal Standards						
1) Pentafluorobenzene (I)	6.150	99	87949	50.00	ug/L	# 0.00
45) Chlorobenzene-d5 (I)	9.855	117	231620	50.00	ug/L	0.00
66) 1,4-Dichlorobenzene-d4...	11.802	152	100182	50.00	ug/L	0.00
System Monitoring Compounds						
32) Dibromofluoromethane (S)	5.651	111	83319	49.23	ug/L	0.00
39) 1,4-Difluorobenzene (S)	6.710	114	275806	50.85	ug/L	0.00
48) Toluene-d8 (S)	8.225	98	308715	49.89	ug/L	0.00
67) 4-Bromofluorobenzene (S)	10.920	174	90440	53.86	ug/L	0.00
Target Compounds						Qvalue
2) Dichlorodifluoromethane	1.654	85	2539	1.52	ug/L	98
3) Chloromethane	1.867	50	3370	1.93	ug/L	97
4) Vinyl Chloride	1.971	62	3615	1.93	ug/L	92
5) Bromomethane	2.323	96	2794	2.13	ug/L	98
6) Chloroethane	2.476	64	1704	1.38	ug/L	83
7) Trichlorofluoromethane	2.628	101	3566	1.62	ug/L	97
8) Ethanol	3.187	45	6121	152.15	ug/L	87
9) 1,1-Dichloroethene	3.187	61	4553	2.16	ug/L	96
10) Carbon Disulfide	3.206	76	8210	2.13	ug/L	98
11) Freon 113	3.242	101	2770	2.16	ug/L	99
12) Iodomethane	0.000		0	N.D.		
13) Acrolein	3.577	56	811	2.03	ug/L	69
14) Methylene Chloride	3.820	84	4055	2.35	ug/L	97
15) Acetone	3.887	43	4855	4.82	ug/L	94
16) t-1,2-Dichloroethene	3.984	61	4354	2.14	ug/L	94
17) n-Hexane	4.063	86	441	1.65	ug/L	89
18) Methyl-tert-butyl-ether	4.112	73	10425	2.47	ug/L	95
19) tert-Butanol (TBA)	4.240	59	59784	173.38	ug/L	84
20) Diisopropyl ether (DIPE)	4.507	45	2446	0.52	ug/L	88
21) 1,1-Dichloroethane	4.623	63	6046	2.17	ug/L	94
22) Acrylonitrile	4.696	53	1564	1.61	ug/L	95
23) Ethyl-tert-butyl ether...	4.879	59	2333	0.58	ug/L	87
24) Vinyl Acetate	4.903	43	7013	2.61	ug/L	97
25) c-1,2-Dichloroethene	5.183	61	4381	2.08	ug/L	96

Quantitation Report (QT Reviewed)

InstName : VOA-GCMS9

Data Path : C:\msdchem\1\data\2020-11\0K13048\
Data File : VI20111309.D
Acq On : 13 Nov 2020 10:34 pm
Operator : TNL
Sample : 0K13048-CAL5
Misc : 1X 5mL 2 PPB VOCR0
ALS Vial : 9 Sample Multiplier: 1
DataAcq Meth:VI1611RUN.M

Quant Time: Nov 14 15:29:11 2020
Quant Method : C:\msdchem\1\methods\VI201114W.M
Quant Title : EPA 8260: Volatile Organic Compounds
QLast Update : Sat Nov 14 15:20:14 2020
Response via : Initial Calibration

Compound	R.T.	QIon	Response	Conc	Units		Dev(Min)
26) 2,2-Dichloropropane	5.292	77	3769	3.64	ug/L		91
27) Bromochloromethane	5.383	130	2106	2.02	ug/L		97
28) Chloroform	5.469	83	5873	2.17	ug/L		96
29) Carbon Tetrachloride	5.596	117	3511	2.95	ug/L		99
30) Tetrahydrofuran	5.645	42	1937	1.91	ug/L		90
31) 1,1,1-Trichloroethane	5.669	97	4853	2.51	ug/L		97
33) 1,1-Dichloropropene	5.803	75	4288	2.13	ug/L		96
34) 2-Butanone (MEK)	5.797	43	5611	3.81	ug/L		97
35) Benzene	6.059	78	13329	2.12	ug/L		98
36) tert-Amyl methyl ether...	6.180	73	2323	0.67	ug/L		83
37) 1,2-Dichloroethane (EDC)	6.272	62	4465	2.03	ug/L		94
38) iso-Butyl Alcohol	6.314	43	8774	71.49	ug/L		95
40) Trichloroethene (TCE)	6.679	130	3497	2.13	ug/L		94
41) Tert-Amyl-Ethyl-Ether ...	6.929	59	1423	0.72	ug/L		90
42) Dibromomethane	7.136	93	2102	2.02	ug/L		98
43) 1,2-Dichloropropane	7.239	63	3271	2.01	ug/L		95
44) Bromodichloromethane	7.312	83	4019	2.17	ug/L		95
46) 2-Chloroethyl Vinyl Ether	7.957	63	898	1.12	ug/L	#	100
47) c-1,3-Dichloropropene	8.018	75	4019	2.04	ug/L		95
49) Toluene	8.285	91	13315	2.05	ug/L		99
50) Tetrachloroethene (PCE)	8.723	166	3429	2.17	ug/L		94
51) 4-Methyl-2-Pentanone (...	8.729	43	10227	4.12	ug/L		98
52) t-1,3-Dichloropropene	8.772	75	3290	2.63	ug/L		96
53) 1,1,2-Trichloroethane	8.942	97	2989	2.00	ug/L		91
54) Dibromochloromethane	9.125	129	2625	2.19	ug/L		98
55) 1,3-Dichloropropane	9.222	76	5056	2.03	ug/L		100
56) 1,2-Dibromoethane (EDB)	9.368	107	2931	1.93	ug/L		96
57) 2-Hexanone	9.593	43	6945	3.93	ug/L		93
58) Chlorobenzene	9.867	112	8553	2.11	ug/L		89
59) Ethylbenzene	9.891	91	14343	2.14	ug/L		99
60) 1,1,1,2-Tetrachloroethane	9.928	131	2512	2.63	ug/L		90
61) m,p-Xylenes (2)	10.031	91	19803	3.95	ug/L		97
62) o-Xylene	10.409	91	10042	2.03	ug/L		98
63) Styrene	10.457	104	7333	1.88	ug/L		96
64) Bromoform	10.482	173	1672	2.51	ug/L		92
65) Isopropylbenzene	10.676	105	11977	2.08	ug/L		99

Quantitation Report (QT Reviewed)

InstName : VOA-GCMS9

Data Path : C:\msdchem\1\data\2020-11\0K13048\
Data File : VI20111309.D
Acq On : 13 Nov 2020 10:34 pm
Operator : TNL
Sample : 0K13048-CAL5
Misc : 1X 5mL 2 PPB VOCR0
ALS Vial : 9 Sample Multiplier: 1
DataAcq Meth:VI1611RUN.M

Quant Time: Nov 14 15:29:11 2020
Quant Method : C:\msdchem\1\methods\VI201114W.M
Quant Title : EPA 8260: Volatile Organic Compounds
QLast Update : Sat Nov 14 15:20:14 2020
Response via : Initial Calibration

Compound	R.T.	QIon	Response	Conc	Units		Dev(Min)
68) Bromobenzene	11.005	156	3399	2.26	ug/L		92
69) n-Propylbenzene	11.023	91	12953	2.03	ug/L		99
70) 1,1,2,2-Tetrachloroethane	11.090	85	2677	2.08	ug/L		89
71) 2-Chlorotoluene	11.151	126	2789	2.20	ug/L		95
72) 1,3,5-Trimethylbenzene	11.175	105	8607	2.06	ug/L		96
73) 1,2,3-Trichloropropane	11.199	110	1363	2.06	ug/L		88
74) t-1,4-Dichloro-2-butene	11.230	53	758	1.99	ug/L	#	59
75) 4-Chlorotoluene	11.285	91	8140	2.10	ug/L		93
76) tert-Butylbenzene	11.431	91	5223	2.23	ug/L		92
77) 1,2,4-Trimethylbenzene	11.485	105	8025	1.94	ug/L		92
78) sec-Butylbenzene	11.570	105	10535	2.07	ug/L		98
79) 4-Isopropyltoluene	11.674	119	8044	1.93	ug/L		97
80) 1,3-Dichlorobenzene	11.747	146	5318	2.11	ug/L		99
81) 1,4-Dichlorobenzene	11.814	146	5480	1.93	ug/L		92
82) n-Butylbenzene	11.996	91	6343	1.84	ug/L		98
83) 1,2-Dichlorobenzene	12.130	146	5029	2.02	ug/L		94
84) 1,2-Dibromo-3-Chloropr...	12.745	157	761	2.61	ug/L		83
85) Hexachlorobutadiene	13.243	223	560	1.52	ug/L		95
86) 1,2,4-Trichlorobenzene	13.286	180	2044	1.66	ug/L		95
87) Naphthalene	13.566	128	6236	1.58	ug/L		97
88) 1,2,3-Trichlorobenzene	13.724	180	1910	1.49	ug/L		91

(#) = qualifier out of range (m) = manual integration (+) = signals summed

Quantitation Report (QT Reviewed)

InstName : VOA-GCMS9

Data Path : C:\msdchem\1\data\2020-11\0K13048\
Data File : VI20111309.D
Acq On : 13 Nov 2020 10:34 pm
Operator : TNL
Sample : 0K13048-CAL5
Misc : 1X 5mL 2 PPB VOCR0
ALS Vial : 9 Sample Multiplier: 1
DataAcq Meth:VI1611RUN.M

Quant Time: Nov 14 15:29:11 2020
Quant Method : C:\msdchem\1\methods\VI201114W.M
Quant Title : EPA 8260: Volatile Organic Compounds
QLast Update : Sat Nov 14 15:20:14 2020
Response via : Initial Calibration

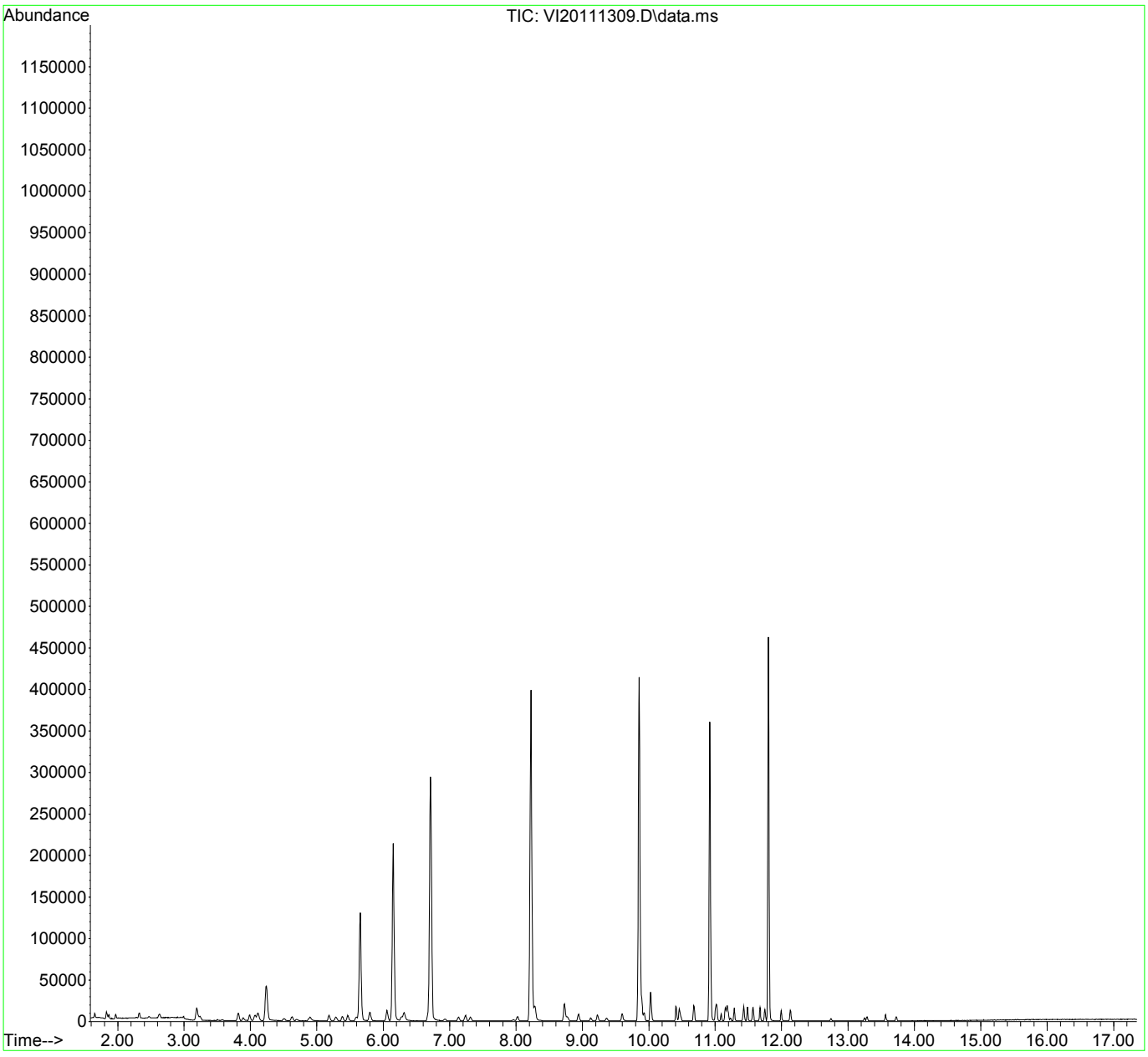

Quantitation Report (Not Reviewed)

InstName : VOA-GCMS9

Data Path : C:\msdchem\1\data\2020-11\0K13048\
Data File : VI20111310.D
Acq On : 13 Nov 2020 11:01 pm
Operator : TNL
Sample : 0K13048-CAL6 11/15/20 TNL
Misc : 1X 5mL 5 PPB VOCR0
ALS Vial : 10 Sample Multiplier: 1
DataAcq Meth:VI1611RUN.M

Quant Time: Nov 14 15:31:13 2020
Quant Method : C:\msdchem\1\methods\VI201114W.M
Quant Title : EPA 8260: Volatile Organic Compounds
QLast Update : Sat Nov 14 15:20:14 2020
Response via : Initial Calibration

Compound	R.T.	QIon	Response	Conc	Units		Dev(Min)
Internal Standards							
1) Pentafluorobenzene (I)	6.150	99	89263	50.00	ug/L	#	0.00
45) Chlorobenzene-d5 (I)	9.855	117	235991	50.00	ug/L		0.00
66) 1,4-Dichlorobenzene-d4...	11.802	152	105584	50.00	ug/L		0.00
System Monitoring Compounds							
32) Dibromofluoromethane (S)	5.651	111	84022	48.92	ug/L		0.00
39) 1,4-Difluorobenzene (S)	6.716	114	277886	50.48	ug/L		0.00
48) Toluene-d8 (S)	8.224	98	311216	49.36	ug/L		0.00
67) 4-Bromofluorobenzene (S)	10.919	174	93222	52.67	ug/L		0.00
Target Compounds							Qvalue
2) Dichlorodifluoromethane	1.660	85	6483	3.83	ug/L		99
3) Chloromethane	1.873	50	8068	4.55	ug/L		93
4) Vinyl Chloride	1.971	62	9128	4.80	ug/L		94
5) Bromomethane	2.329	96	6238	4.68	ug/L		97
6) Chloroethane	2.475	64	3690	4.60	ug/L		85
7) Trichlorofluoromethane	2.634	101	8839	3.94	ug/L		97
8) Ethanol	3.187	45	15191	372.04	ug/L		88
9) 1,1-Dichloroethene	3.187	61	11630	5.44	ug/L		95
10) Carbon Disulfide	3.206	76	20113	5.14	ug/L		97
11) Freon 113	3.248	101	7125	5.48	ug/L		92
12) Iodomethane	3.345	142	357	6.50	ug/L	#	47
13) Acrolein	3.571	56	2131	5.27	ug/L		81
14) Methylene Chloride	3.820	84	9108	5.19	ug/L		92
15) Acetone	3.893	43	10830	10.59	ug/L		98
16) t-1,2-Dichloroethene	3.990	61	10982	5.32	ug/L		92
17) n-Hexane	4.069	86	1315	4.84	ug/L		97
18) Methyl-tert-butyl-ether	4.112	73	26026	6.07	ug/L		92
19) tert-Butanol (TBA)	4.240	59	150471	418.96	ug/L		83
20) Diisopropyl ether (DIPE)	4.507	45	6085	1.29	ug/L		94
21) 1,1-Dichloroethane	4.629	63	14688	5.19	ug/L		98
22) Acrylonitrile	4.696	53	4474	4.55	ug/L		97
23) Ethyl-tert-butyl ether...	4.878	59	5913	1.44	ug/L		97
24) Vinyl Acetate	4.903	43	18548	6.81	ug/L		100
25) c-1,2-Dichloroethene	5.183	61	11102	5.19	ug/L		97

Quantitation Report (Not Reviewed)

InstName : VOA-GCMS9

Data Path : C:\msdchem\1\data\2020-11\0K13048\
Data File : VI20111310.D
Acq On : 13 Nov 2020 11:01 pm
Operator : TNL
Sample : 0K13048-CAL6
Misc : 1X 5mL 5 PPB VOCR0
ALS Vial : 10 Sample Multiplier: 1
DataAcq Meth:VI1611RUN.M

Quant Time: Nov 14 15:31:13 2020
Quant Method : C:\msdchem\1\methods\VI201114W.M
Quant Title : EPA 8260: Volatile Organic Compounds
QLast Update : Sat Nov 14 15:20:14 2020
Response via : Initial Calibration

Compound	R.T.	QIon	Response	Conc	Units		Dev(Min)
26) 2,2-Dichloropropane	5.286	77	9625	9.15	ug/L		97
27) Bromochloromethane	5.390	130	5544	5.25	ug/L		97
28) Chloroform	5.469	83	14651	5.33	ug/L		95
29) Carbon Tetrachloride	5.602	117	9030	7.49	ug/L		98
30) Tetrahydrofuran	5.639	42	5049	4.92	ug/L		89
31) 1,1,1-Trichloroethane	5.669	97	12609	6.42	ug/L		95
33) 1,1-Dichloropropene	5.797	75	10942	5.35	ug/L		96
34) 2-Butanone (MEK)	5.791	43	14761	9.86	ug/L		96
35) Benzene	6.059	78	33413	5.25	ug/L		99
36) tert-Amyl methyl ether...	6.180	73	5871	1.66	ug/L		99
37) 1,2-Dichloroethane (EDC)	6.272	62	11651	5.22	ug/L		94
38) iso-Butyl Alcohol	6.308	43	22217	160.05	ug/L		95
40) Trichloroethene (TCE)	6.679	130	9124	5.48	ug/L		97
41) Tert-Amyl-Ethyl-Ether ...	6.923	59	3580	1.79	ug/L		87
42) Dibromomethane	7.129	93	5548	5.25	ug/L		92
43) 1,2-Dichloropropane	7.239	63	8391	5.07	ug/L		93
44) Bromodichloromethane	7.312	83	10084	5.38	ug/L		94
46) 2-Chloroethyl Vinyl Ether	7.957	63	2727	3.35	ug/L	#	100
47) c-1,3-Dichloropropene	8.018	75	11203	5.59	ug/L		97
49) Toluene	8.285	91	34091	5.15	ug/L		99
50) Tetrachloroethene (PCE)	8.729	166	8548	5.32	ug/L		94
51) 4-Methyl-2-Pentanone (...	8.729	43	25567	10.12	ug/L		99
52) t-1,3-Dichloropropene	8.772	75	9371	6.30	ug/L		97
53) 1,1,2-Trichloroethane	8.942	97	7896	5.19	ug/L		92
54) Dibromochloromethane	9.125	129	6748	5.52	ug/L		99
55) 1,3-Dichloropropane	9.228	76	13284	5.23	ug/L		97
56) 1,2-Dibromoethane (EDB)	9.362	107	7927	5.13	ug/L		93
57) 2-Hexanone	9.593	43	18158	10.08	ug/L		95
58) Chlorobenzene	9.867	112	21700	5.26	ug/L		95
59) Ethylbenzene	9.891	91	36021	5.29	ug/L		98
60) 1,1,1,2-Tetrachloroethane	9.928	131	6507	6.18	ug/L		95
61) m,p-Xylenes (2)	10.025	91	52058	10.18	ug/L		97
62) o-Xylene	10.408	91	26395	5.23	ug/L		97
63) Styrene	10.457	104	19521	4.90	ug/L		94
64) Bromoform	10.481	173	4679	5.57	ug/L		98
65) Isopropylbenzene	10.676	105	31317	5.33	ug/L		100

Quantitation Report (Not Reviewed)

InstName : VOA-GCMS9

Data Path : C:\msdchem\1\data\2020-11\0K13048\
Data File : VI20111310.D
Acq On : 13 Nov 2020 11:01 pm
Operator : TNL
Sample : 0K13048-CAL6
Misc : 1X 5mL 5 PPB VOCR0
ALS Vial : 10 Sample Multiplier: 1
DataAcq Meth:VI1611RUN.M

Quant Time: Nov 14 15:31:13 2020
Quant Method : C:\msdchem\1\methods\VI201114W.M
Quant Title : EPA 8260: Volatile Organic Compounds
QLast Update : Sat Nov 14 15:20:14 2020
Response via : Initial Calibration

Compound	R.T.	QIon	Response	Conc	Units		Dev(Min)
68) Bromobenzene	11.005	156	8609	5.44	ug/L		84
69) n-Propylbenzene	11.023	91	35045	5.21	ug/L		99
70) 1,1,2,2-Tetrachloroethane	11.090	85	7167	5.27	ug/L		96
71) 2-Chlorotoluene	11.151	126	7430	5.57	ug/L		98
72) 1,3,5-Trimethylbenzene	11.175	105	23394	5.30	ug/L		95
73) 1,2,3-Trichloropropane	11.199	110	3782	5.43	ug/L		87
74) t-1,4-Dichloro-2-butene	11.230	53	2217	5.53	ug/L	#	71
75) 4-Chlorotoluene	11.285	91	21835	5.36	ug/L		96
76) tert-Butylbenzene	11.431	91	13959	5.65	ug/L		95
77) 1,2,4-Trimethylbenzene	11.485	105	23004	5.27	ug/L		95
78) sec-Butylbenzene	11.564	105	29128	5.43	ug/L		99
79) 4-Isopropyltoluene	11.674	119	22473	5.13	ug/L		98
80) 1,3-Dichlorobenzene	11.747	146	14005	5.26	ug/L		99
81) 1,4-Dichlorobenzene	11.814	146	14361	4.79	ug/L		94
82) n-Butylbenzene	11.996	91	18808	5.19	ug/L		99
83) 1,2-Dichlorobenzene	12.130	146	13392	5.09	ug/L		98
84) 1,2-Dibromo-3-Chloropr...	12.745	157	2294	5.95	ug/L		87
85) Hexachlorobutadiene	13.243	223	1830	4.72	ug/L		91
86) 1,2,4-Trichlorobenzene	13.286	180	5768	4.44	ug/L		98
87) Naphthalene	13.566	128	17295	3.92	ug/L		98
88) 1,2,3-Trichlorobenzene	13.724	180	5573	4.14	ug/L		92

(#) = qualifier out of range (m) = manual integration (+) = signals summed

Quantitation Report (Not Reviewed)

InstName : VOA-GCMS9

Data Path : C:\msdchem\1\data\2020-11\0K13048\
Data File : VI20111310.D
Acq On : 13 Nov 2020 11:01 pm
Operator : TNL
Sample : 0K13048-CAL6
Misc : 1X 5mL 5 PPB VOCR0
ALS Vial : 10 Sample Multiplier: 1
DataAcq Meth:VI1611RUN.M

Quant Time: Nov 14 15:31:13 2020
Quant Method : C:\msdchem\1\methods\VI201114W.M
Quant Title : EPA 8260: Volatile Organic Compounds
QLast Update : Sat Nov 14 15:20:14 2020
Response via : Initial Calibration

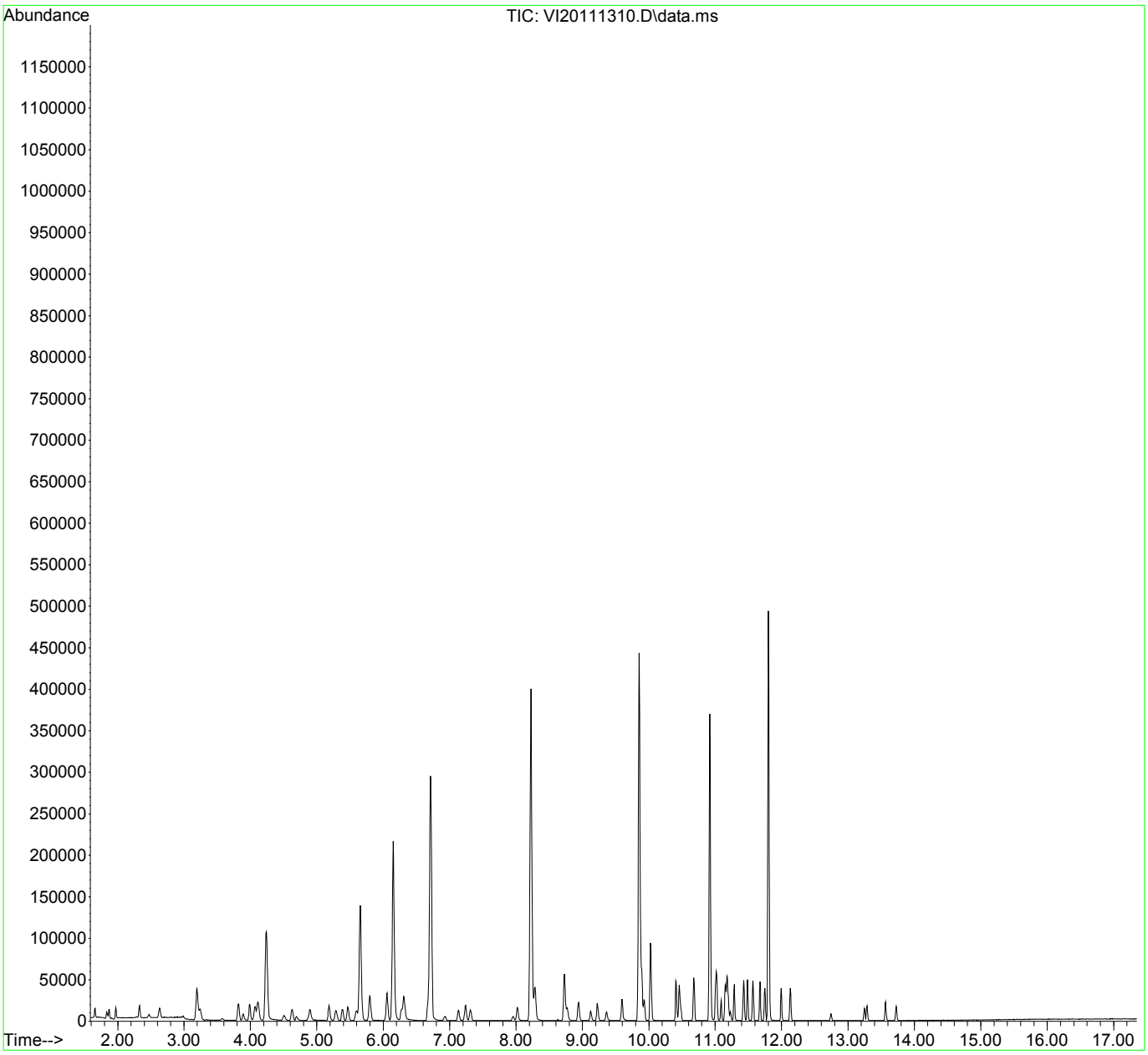

Quantitation Report (QT Reviewed)

InstName : VOA-GCMS9

Data Path : C:\msdchem\1\data\2020-11\0K13048\
Data File : VI20111310.D
Acq On : 13 Nov 2020 11:01 pm
Operator : TNL
Sample : 0K13048-CAL6
Misc : 1X 5mL 5 PPB VOCR0
ALS Vial : 10 Sample Multiplier: 1
DataAcq Meth:VI1611RUN.M

11/15/20 TNL

Quant Time: Nov 14 15:31:47 2020
Quant Method : C:\msdchem\1\methods\VI201114W.M
Quant Title : EPA 8260: Volatile Organic Compounds
QLast Update : Sat Nov 14 15:20:14 2020
Response via : Initial Calibration

Compound	R.T.	QIon	Response	Conc	Units	Dev(Min)
Internal Standards						
1) Pentafluorobenzene (I)	6.150	99	89263	50.00	ug/L	# 0.00
45) Chlorobenzene-d5 (I)	9.855	117	235991	50.00	ug/L	0.00
66) 1,4-Dichlorobenzene-d4...	11.802	152	105584	50.00	ug/L	0.00
System Monitoring Compounds						
32) Dibromofluoromethane (S)	5.651	111	84022	48.92	ug/L	0.00
39) 1,4-Difluorobenzene (S)	6.716	114	277886	50.48	ug/L	0.00
48) Toluene-d8 (S)	8.224	98	311216	49.36	ug/L	0.00
67) 4-Bromofluorobenzene (S)	10.919	174	93222	52.67	ug/L	0.00
Target Compounds						Qvalue
2) Dichlorodifluoromethane	1.660	85	6483	3.83	ug/L	99
3) Chloromethane	1.873	50	8068	4.55	ug/L	93
4) Vinyl Chloride	1.971	62	9128	4.80	ug/L	94
5) Bromomethane	2.329	96	6238	4.68	ug/L	97
6) Chloroethane	2.475	64	3690	4.60	ug/L	85
7) Trichlorofluoromethane	2.634	101	8839	3.94	ug/L	97
8) Ethanol	3.187	45	15191	372.04	ug/L	88
9) 1,1-Dichloroethene	3.187	61	11630	5.44	ug/L	95
10) Carbon Disulfide	3.206	76	20113	5.14	ug/L	97
11) Freon 113	3.248	101	7125	5.48	ug/L	92
12) Iodomethane	0.000		0	N.D.	d	
13) Acrolein	3.571	56	2131	5.27	ug/L	81
14) Methylene Chloride	3.820	84	9108	5.19	ug/L	92
15) Acetone	3.893	43	10830	10.59	ug/L	98
16) t-1,2-Dichloroethene	3.990	61	10982	5.32	ug/L	92
17) n-Hexane	4.069	86	1315	4.84	ug/L	97
18) Methyl-tert-butyl-ether	4.112	73	26026	6.07	ug/L	92
19) tert-Butanol (TBA)	4.240	59	150471	418.96	ug/L	83
20) Diisopropyl ether (DIPE)	4.507	45	6085	1.29	ug/L	94
21) 1,1-Dichloroethane	4.629	63	14688	5.19	ug/L	98
22) Acrylonitrile	4.696	53	4474	4.55	ug/L	97
23) Ethyl-tert-butyl ether...	4.878	59	5913	1.44	ug/L	97
24) Vinyl Acetate	4.903	43	18548	6.81	ug/L	100
25) c-1,2-Dichloroethene	5.183	61	11102	5.19	ug/L	97

Quantitation Report (QT Reviewed)

InstName : VOA-GCMS9

Data Path : C:\msdchem\1\data\2020-11\0K13048\
Data File : VI20111310.D
Acq On : 13 Nov 2020 11:01 pm
Operator : TNL
Sample : 0K13048-CAL6
Misc : 1X 5mL 5 PPB VOCR0
ALS Vial : 10 Sample Multiplier: 1
DataAcq Meth:VI1611RUN.M

Quant Time: Nov 14 15:31:47 2020
Quant Method : C:\msdchem\1\methods\VI201114W.M
Quant Title : EPA 8260: Volatile Organic Compounds
QLast Update : Sat Nov 14 15:20:14 2020
Response via : Initial Calibration

Compound	R.T.	QIon	Response	Conc	Units		Dev(Min)
26) 2,2-Dichloropropane	5.286	77	9625	9.15	ug/L		97
27) Bromochloromethane	5.390	130	5544	5.25	ug/L		97
28) Chloroform	5.469	83	14651	5.33	ug/L		95
29) Carbon Tetrachloride	5.602	117	9030	7.49	ug/L		98
30) Tetrahydrofuran	5.639	42	5049	4.92	ug/L		89
31) 1,1,1-Trichloroethane	5.669	97	12609	6.42	ug/L		95
33) 1,1-Dichloropropene	5.797	75	10942	5.35	ug/L		96
34) 2-Butanone (MEK)	5.791	43	14761	9.86	ug/L		96
35) Benzene	6.059	78	33413	5.25	ug/L		99
36) tert-Amyl methyl ether...	6.180	73	5871	1.66	ug/L		99
37) 1,2-Dichloroethane (EDC)	6.272	62	11651	5.22	ug/L		94
38) iso-Butyl Alcohol	6.308	43	22217	160.05	ug/L		95
40) Trichloroethene (TCE)	6.679	130	9124	5.48	ug/L		97
41) Tert-Amyl-Ethyl-Ether ...	6.923	59	3580	1.79	ug/L		87
42) Dibromomethane	7.129	93	5548	5.25	ug/L		92
43) 1,2-Dichloropropane	7.239	63	8391	5.07	ug/L		93
44) Bromodichloromethane	7.312	83	10084	5.38	ug/L		94
46) 2-Chloroethyl Vinyl Ether	7.957	63	2727	3.35	ug/L	#	100
47) c-1,3-Dichloropropene	8.018	75	11203	5.59	ug/L		97
49) Toluene	8.285	91	34091	5.15	ug/L		99
50) Tetrachloroethene (PCE)	8.729	166	8548	5.32	ug/L		94
51) 4-Methyl-2-Pentanone (...	8.729	43	25567	10.12	ug/L		99
52) t-1,3-Dichloropropene	8.772	75	9371	6.30	ug/L		97
53) 1,1,2-Trichloroethane	8.942	97	7896	5.19	ug/L		92
54) Dibromochloromethane	9.125	129	6748	5.52	ug/L		99
55) 1,3-Dichloropropane	9.228	76	13284	5.23	ug/L		97
56) 1,2-Dibromoethane (EDB)	9.362	107	7927	5.13	ug/L		93
57) 2-Hexanone	9.593	43	18158	10.08	ug/L		95
58) Chlorobenzene	9.867	112	21700	5.26	ug/L		95
59) Ethylbenzene	9.891	91	36021	5.29	ug/L		98
60) 1,1,1,2-Tetrachloroethane	9.928	131	6507	6.18	ug/L		95
61) m,p-Xylenes (2)	10.025	91	52058	10.18	ug/L		97
62) o-Xylene	10.408	91	26395	5.23	ug/L		97
63) Styrene	10.457	104	19521	4.90	ug/L		94
64) Bromoform	10.481	173	4679	5.57	ug/L		98
65) Isopropylbenzene	10.676	105	31317	5.33	ug/L		100

Quantitation Report (QT Reviewed)

InstName : VOA-GCMS9

Data Path : C:\msdchem\1\data\2020-11\0K13048\
Data File : VI20111310.D
Acq On : 13 Nov 2020 11:01 pm
Operator : TNL
Sample : 0K13048-CAL6
Misc : 1X 5mL 5 PPB VOCR0
ALS Vial : 10 Sample Multiplier: 1
DataAcq Meth:VI1611RUN.M

Quant Time: Nov 14 15:31:47 2020
Quant Method : C:\msdchem\1\methods\VI201114W.M
Quant Title : EPA 8260: Volatile Organic Compounds
QLast Update : Sat Nov 14 15:20:14 2020
Response via : Initial Calibration

Compound	R.T.	QIon	Response	Conc	Units		Dev(Min)
68) Bromobenzene	11.005	156	8609	5.44	ug/L		84
69) n-Propylbenzene	11.023	91	35045	5.21	ug/L		99
70) 1,1,2,2-Tetrachloroethane	11.090	85	7167	5.27	ug/L		96
71) 2-Chlorotoluene	11.151	126	7430	5.57	ug/L		98
72) 1,3,5-Trimethylbenzene	11.175	105	23394	5.30	ug/L		95
73) 1,2,3-Trichloropropane	11.199	110	3782	5.43	ug/L		87
74) t-1,4-Dichloro-2-butene	11.230	53	2217	5.53	ug/L	#	71
75) 4-Chlorotoluene	11.285	91	21835	5.36	ug/L		96
76) tert-Butylbenzene	11.431	91	13959	5.65	ug/L		95
77) 1,2,4-Trimethylbenzene	11.485	105	23004	5.27	ug/L		95
78) sec-Butylbenzene	11.564	105	29128	5.43	ug/L		99
79) 4-Isopropyltoluene	11.674	119	22473	5.13	ug/L		98
80) 1,3-Dichlorobenzene	11.747	146	14005	5.26	ug/L		99
81) 1,4-Dichlorobenzene	11.814	146	14361	4.79	ug/L		94
82) n-Butylbenzene	11.996	91	18808	5.19	ug/L		99
83) 1,2-Dichlorobenzene	12.130	146	13392	5.09	ug/L		98
84) 1,2-Dibromo-3-Chloropr...	12.745	157	2294	5.95	ug/L		87
85) Hexachlorobutadiene	13.243	223	1830	4.72	ug/L		91
86) 1,2,4-Trichlorobenzene	13.286	180	5768	4.44	ug/L		98
87) Naphthalene	13.566	128	17295	3.92	ug/L		98
88) 1,2,3-Trichlorobenzene	13.724	180	5573	4.14	ug/L		92

(#) = qualifier out of range (m) = manual integration (+) = signals summed

Quantitation Report (QT Reviewed)

InstName : VOA-GCMS9

Data Path : C:\msdchem\1\data\2020-11\0K13048\
Data File : VI20111310.D
Acq On : 13 Nov 2020 11:01 pm
Operator : TNL
Sample : 0K13048-CAL6
Misc : 1X 5mL 5 PPB VOCR0
ALS Vial : 10 Sample Multiplier: 1
DataAcq Meth:VI1611RUN.M

Quant Time: Nov 14 15:31:47 2020
Quant Method : C:\msdchem\1\methods\VI201114W.M
Quant Title : EPA 8260: Volatile Organic Compounds
QLast Update : Sat Nov 14 15:20:14 2020
Response via : Initial Calibration

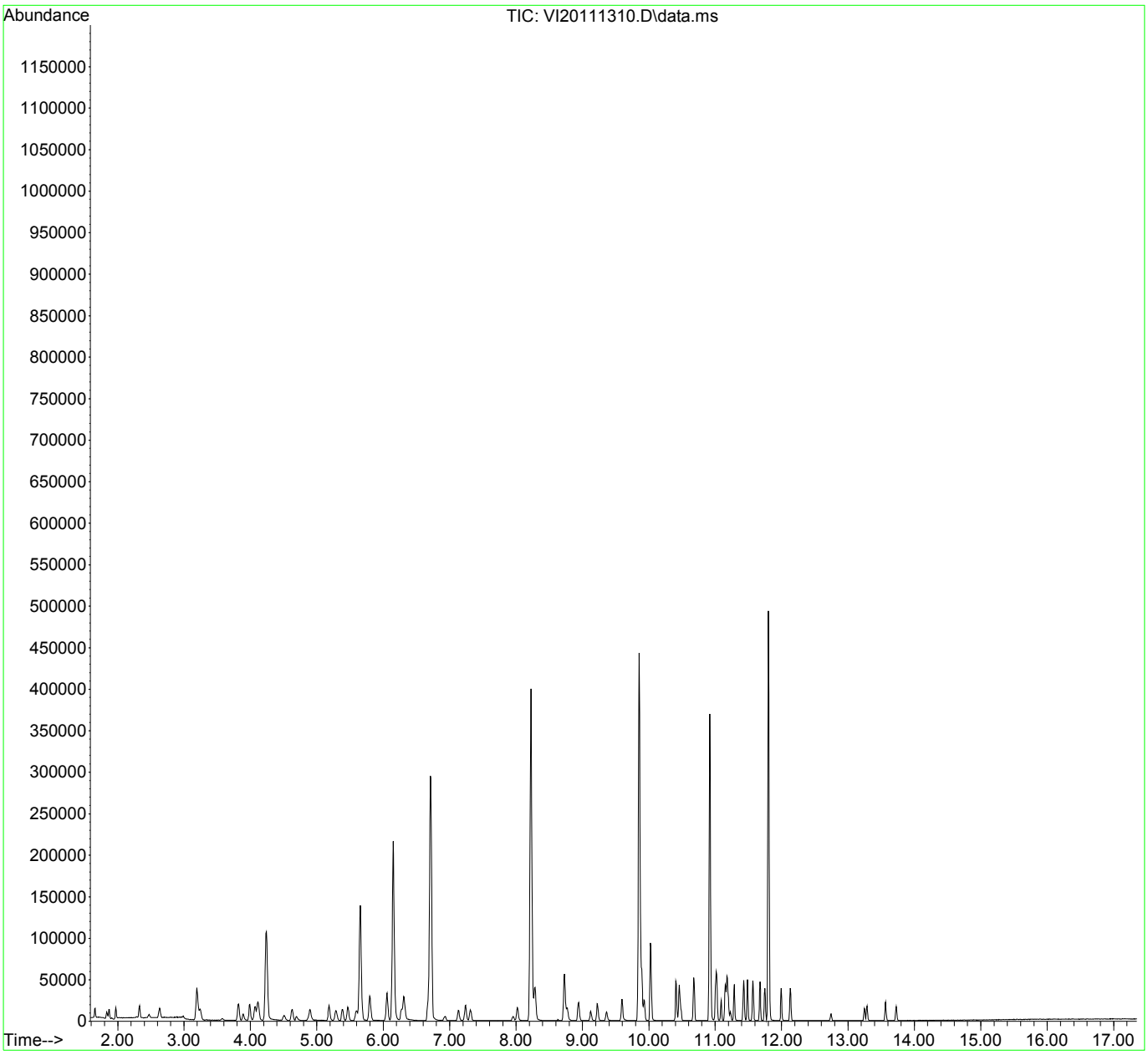

Quantitation Report (Not Reviewed)

InstName : VOA-GCMS9

Data Path : C:\msdchem\1\data\2020-11\0K13048\
Data File : VI20111311.D
Acq On : 13 Nov 2020 11:28 pm
Operator : TNL
Sample : 0K13048-CAL7
Misc : 1X 5mL 10 PPB VOCR0
ALS Vial : 11 Sample Multiplier: 1
DataAcq Meth:VI1611RUN.M

11/15/20 TNL

Quant Time: Nov 14 15:33:25 2020
Quant Method : C:\msdchem\1\methods\VI201114W.M
Quant Title : EPA 8260: Volatile Organic Compounds
QLast Update : Sat Nov 14 15:20:14 2020
Response via : Initial Calibration

Compound	R.T.	QIon	Response	Conc	Units		Dev(Min)
Internal Standards							
1) Pentafluorobenzene (I)	6.150	99	89742	50.00	ug/L		# 0.00
45) Chlorobenzene-d5 (I)	9.855	117	241830	50.00	ug/L		0.00
66) 1,4-Dichlorobenzene-d4...	11.802	152	110303	50.00	ug/L		0.00
System Monitoring Compounds							
32) Dibromofluoromethane (S)	5.651	111	85084	49.27	ug/L		0.00
39) 1,4-Difluorobenzene (S)	6.710	114	278968	50.41	ug/L		0.00
48) Toluene-d8 (S)	8.225	98	317300	49.11	ug/L		0.00
67) 4-Bromofluorobenzene (S)	10.920	174	95379	51.59	ug/L		0.00
Target Compounds							Qvalue
2) Dichlorodifluoromethane	1.654	85	12256	7.21	ug/L		98
3) Chloromethane	1.867	50	15923	8.93	ug/L		95
4) Vinyl Chloride	1.965	62	17698	9.26	ug/L		96
5) Bromomethane	2.323	96	11957	8.92	ug/L		98
6) Chloroethane	2.463	64	6732	9.40	ug/L		84
7) Trichlorofluoromethane	2.622	101	16973	7.53	ug/L		98
8) Ethanol	3.181	45	31013	755.49	ug/L		86
9) 1,1-Dichloroethene	3.181	61	22717	10.58	ug/L		99
10) Carbon Disulfide	3.199	76	39119	9.95	ug/L		99
11) Freon 113	3.236	101	13638	10.43	ug/L		93
12) Iodomethane	3.333	142	1475	7.74	ug/L	#	85
13) Acrolein	3.571	56	4460	10.96	ug/L		75
14) Methylene Chloride	3.820	84	17580	9.97	ug/L		90
15) Acetone	3.887	43	20301	19.74	ug/L		99
16) t-1,2-Dichloroethene	3.984	61	22041	10.62	ug/L		92
17) n-Hexane	4.069	86	2630	9.62	ug/L	#	95
18) Methyl-tert-butyl-ether	4.106	73	52418	12.17	ug/L		93
19) tert-Butanol (TBA)	4.234	59	308941	839.41	ug/L		83
20) Diisopropyl ether (DIPE)	4.507	45	11990	2.52	ug/L		95
21) 1,1-Dichloroethane	4.623	63	29833	10.48	ug/L		95
22) Acrylonitrile	4.690	53	9810	9.92	ug/L		95
23) Ethyl-tert-butyl ether...	4.872	59	11935	2.89	ug/L		96
24) Vinyl Acetate	4.897	43	39428	14.40	ug/L		97
25) c-1,2-Dichloroethene	5.183	61	22163	10.30	ug/L		90

Quantitation Report (Not Reviewed)

InstName : VOA-GCMS9

Data Path : C:\msdchem\1\data\2020-11\0K13048\
Data File : VI20111311.D
Acq On : 13 Nov 2020 11:28 pm
Operator : TNL
Sample : 0K13048-CAL7
Misc : 1X 5mL 10 PPB VOCR0
ALS Vial : 11 Sample Multiplier: 1
DataAcq Meth:VI1611RUN.M

Quant Time: Nov 14 15:33:25 2020
Quant Method : C:\msdchem\1\methods\VI201114W.M
Quant Title : EPA 8260: Volatile Organic Compounds
QLast Update : Sat Nov 14 15:20:14 2020
Response via : Initial Calibration

Compound	R.T.	QIon	Response	Conc	Units		Dev(Min)
26) 2,2-Dichloropropane	5.286	77	19075	18.05	ug/L		94
27) Bromochloromethane	5.383	130	11352	10.69	ug/L		97
28) Chloroform	5.463	83	29577	10.71	ug/L		98
29) Carbon Tetrachloride	5.596	117	18220	15.03	ug/L		94
30) Tetrahydrofuran	5.639	42	10031	9.71	ug/L		89
31) 1,1,1-Trichloroethane	5.669	97	24668	12.48	ug/L		96
33) 1,1-Dichloropropene	5.797	75	21494	10.46	ug/L		94
34) 2-Butanone (MEK)	5.791	43	30367	20.18	ug/L		98
35) Benzene	6.053	78	66637	10.41	ug/L		98
36) tert-Amyl methyl ether...	6.180	73	11460	3.22	ug/L		96
37) 1,2-Dichloroethane (EDC)	6.272	62	23694	10.56	ug/L		92
38) iso-Butyl Alcohol	6.308	43	46025	315.30	ug/L		96
40) Trichloroethene (TCE)	6.673	130	17684	10.57	ug/L		94
41) Tert-Amyl-Ethyl-Ether ...	6.929	59	7422	3.70	ug/L		89
42) Dibromomethane	7.129	93	11190	10.53	ug/L		97
43) 1,2-Dichloropropane	7.233	63	16855	10.13	ug/L		95
44) Bromodichloromethane	7.312	83	20770	11.01	ug/L		95
46) 2-Chloroethyl Vinyl Ether	7.951	63	6438	7.72	ug/L	#	100
47) c-1,3-Dichloropropene	8.018	75	23724	11.55	ug/L		92
49) Toluene	8.285	91	67328	9.92	ug/L		99
50) Tetrachloroethene (PCE)	8.729	166	16554	10.05	ug/L		95
51) 4-Methyl-2-Pentanone (...	8.729	43	53426	20.64	ug/L		98
52) t-1,3-Dichloropropene	8.772	75	20231	12.53	ug/L		97
53) 1,1,2-Trichloroethane	8.942	97	16169	10.37	ug/L		95
54) Dibromochloromethane	9.125	129	14229	11.35	ug/L		98
55) 1,3-Dichloropropane	9.222	76	26929	10.34	ug/L		97
56) 1,2-Dibromoethane (EDB)	9.362	107	16672	10.52	ug/L		95
57) 2-Hexanone	9.593	43	38843	21.04	ug/L		94
58) Chlorobenzene	9.867	112	43452	10.27	ug/L		96
59) Ethylbenzene	9.891	91	72009	10.31	ug/L		99
60) 1,1,1,2-Tetrachloroethane	9.928	131	13632	12.20	ug/L		96
61) m,p-Xylenes (2)	10.025	91	105303	20.09	ug/L		98
62) o-Xylene	10.409	91	53858	10.41	ug/L		99
63) Styrene	10.457	104	41533	10.17	ug/L		97
64) Bromoform	10.482	173	9970	10.70	ug/L		97
65) Isopropylbenzene	10.676	105	63893	10.61	ug/L		99

Quantitation Report (Not Reviewed)

InstName : VOA-GCMS9

Data Path : C:\msdchem\1\data\2020-11\0K13048\
Data File : VI20111311.D
Acq On : 13 Nov 2020 11:28 pm
Operator : TNL
Sample : 0K13048-CAL7
Misc : 1X 5mL 10 PPB VOCR0
ALS Vial : 11 Sample Multiplier: 1
DataAcq Meth:VI1611RUN.M

Quant Time: Nov 14 15:33:25 2020
Quant Method : C:\msdchem\1\methods\VI201114W.M
Quant Title : EPA 8260: Volatile Organic Compounds
QLast Update : Sat Nov 14 15:20:14 2020
Response via : Initial Calibration

Compound	R.T.	QIon	Response	Conc	Units		Dev(Min)
68) Bromobenzene	11.005	156	17497	10.59	ug/L		86
69) n-Propylbenzene	11.017	91	72033	10.26	ug/L		97
70) 1,1,2,2-Tetrachloroethane	11.090	85	14772	10.40	ug/L		94
71) 2-Chlorotoluene	11.151	126	15290	10.97	ug/L		94
72) 1,3,5-Trimethylbenzene	11.175	105	49555	10.75	ug/L		98
73) 1,2,3-Trichloropropane	11.199	110	7800	10.71	ug/L		90
74) t-1,4-Dichloro-2-butene	11.230	53	4653	11.11	ug/L	#	73
75) 4-Chlorotoluene	11.285	91	45388	10.66	ug/L		95
76) tert-Butylbenzene	11.431	91	28884	11.20	ug/L		93
77) 1,2,4-Trimethylbenzene	11.485	105	48901	10.72	ug/L		97
78) sec-Butylbenzene	11.564	105	59481	10.62	ug/L		100
79) 4-Isopropyltoluene	11.674	119	48577	10.60	ug/L		99
80) 1,3-Dichlorobenzene	11.747	146	29374	10.57	ug/L		99
81) 1,4-Dichlorobenzene	11.814	146	30242	9.65	ug/L		96
82) n-Butylbenzene	11.996	91	40346	10.65	ug/L		97
83) 1,2-Dichlorobenzene	12.130	146	28364	10.33	ug/L		98
84) 1,2-Dibromo-3-Chloropr...	12.745	157	5159	11.79	ug/L		83
85) Hexachlorobutadiene	13.243	223	4106	10.14	ug/L		87
86) 1,2,4-Trichlorobenzene	13.286	180	13268	9.79	ug/L		96
87) Naphthalene	13.566	128	40566	8.57	ug/L		98
88) 1,2,3-Trichlorobenzene	13.724	180	12481	8.87	ug/L		94

(#) = qualifier out of range (m) = manual integration (+) = signals summed

Quantitation Report (Not Reviewed)

InstName : VOA-GCMS9

Data Path : C:\msdchem\1\data\2020-11\0K13048\
Data File : VI20111311.D
Acq On : 13 Nov 2020 11:28 pm
Operator : TNL
Sample : 0K13048-CAL7
Misc : 1X 5mL 10 PPB VOCR0
ALS Vial : 11 Sample Multiplier: 1
DataAcq Meth:VI1611RUN.M

Quant Time: Nov 14 15:33:25 2020
Quant Method : C:\msdchem\1\methods\VI201114W.M
Quant Title : EPA 8260: Volatile Organic Compounds
QLast Update : Sat Nov 14 15:20:14 2020
Response via : Initial Calibration

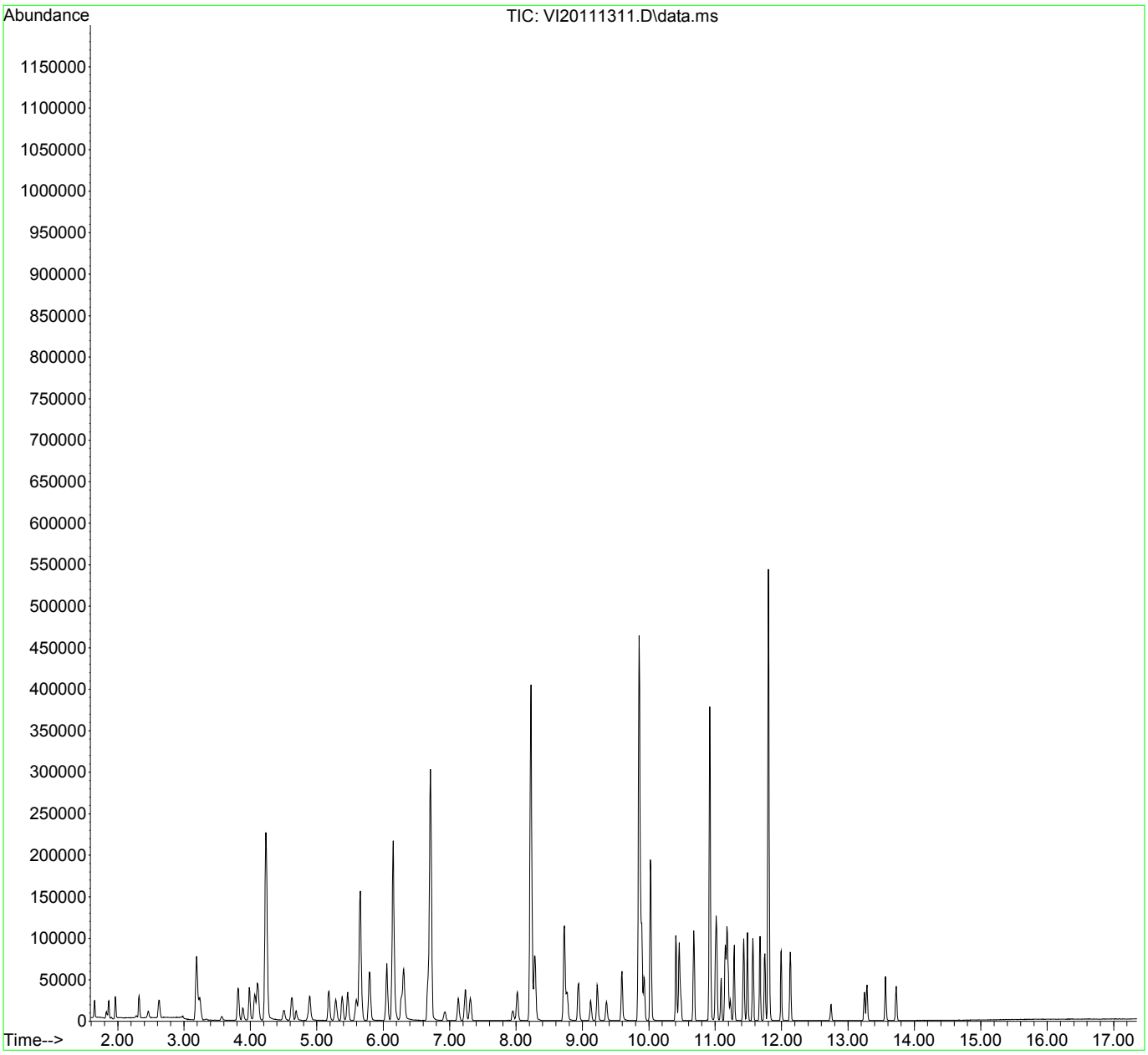

Quantitation Report (QT Reviewed)

InstName : VOA-GCMS9

Data Path : C:\msdchem\1\data\2020-11\0K13048\
Data File : VI20111311.D
Acq On : 13 Nov 2020 11:28 pm
Operator : TNL
Sample : 0K13048-CAL7
Misc : 1X 5mL 10 PPB VOCR0 11/15/20 TNL
ALS Vial : 11 Sample Multiplier: 1
DataAcq Meth:VI1611RUN.M

Quant Time: Nov 14 15:33:25 2020
Quant Method : C:\msdchem\1\methods\VI201114W.M
Quant Title : EPA 8260: Volatile Organic Compounds
QLast Update : Sat Nov 14 15:20:14 2020
Response via : Initial Calibration

Compound	R.T.	QIon	Response	Conc	Units		Dev(Min)
Internal Standards							
1) Pentafluorobenzene (I)	6.150	99	89742	50.00	ug/L	#	0.00
45) Chlorobenzene-d5 (I)	9.855	117	241830	50.00	ug/L		0.00
66) 1,4-Dichlorobenzene-d4...	11.802	152	110303	50.00	ug/L		0.00
System Monitoring Compounds							
32) Dibromofluoromethane (S)	5.651	111	85084	49.27	ug/L		0.00
39) 1,4-Difluorobenzene (S)	6.710	114	278968	50.41	ug/L		0.00
48) Toluene-d8 (S)	8.225	98	317300	49.11	ug/L		0.00
67) 4-Bromofluorobenzene (S)	10.920	174	95379	51.59	ug/L		0.00
Target Compounds							Qvalue
2) Dichlorodifluoromethane	1.654	85	12256	7.21	ug/L		98
3) Chloromethane	1.867	50	15923	8.93	ug/L		95
4) Vinyl Chloride	1.965	62	17698	9.26	ug/L		96
5) Bromomethane	2.323	96	11957	8.92	ug/L		98
6) Chloroethane	2.463	64	6732	9.40	ug/L		84
7) Trichlorofluoromethane	2.622	101	16973	7.53	ug/L		98
8) Ethanol	3.181	45	31013	755.49	ug/L		86
9) 1,1-Dichloroethene	3.181	61	22717	10.58	ug/L		99
10) Carbon Disulfide	3.199	76	39119	9.95	ug/L		99
11) Freon 113	3.236	101	13638	10.43	ug/L		93
12) Iodomethane	3.333	142	1475	7.74	ug/L	#	85
13) Acrolein	3.571	56	4460	10.96	ug/L		75
14) Methylene Chloride	3.820	84	17580	9.97	ug/L		90
15) Acetone	3.887	43	20301	19.74	ug/L		99
16) t-1,2-Dichloroethene	3.984	61	22041	10.62	ug/L		92
17) n-Hexane	4.069	86	2630	9.62	ug/L	#	95
18) Methyl-tert-butyl-ether	4.106	73	52418	12.17	ug/L		93
19) tert-Butanol (TBA)	4.234	59	308941	839.41	ug/L		83
20) Diisopropyl ether (DIPE)	4.507	45	11990	2.52	ug/L		95
21) 1,1-Dichloroethane	4.623	63	29833	10.48	ug/L		95
22) Acrylonitrile	4.690	53	9810	9.92	ug/L		95
23) Ethyl-tert-butyl ether...	4.872	59	11935	2.89	ug/L		96
24) Vinyl Acetate	4.897	43	39428	14.40	ug/L		97
25) c-1,2-Dichloroethene	5.183	61	22163	10.30	ug/L		90

Quantitation Report (QT Reviewed)

InstName : VOA-GCMS9

Data Path : C:\msdchem\1\data\2020-11\0K13048\
Data File : VI20111311.D
Acq On : 13 Nov 2020 11:28 pm
Operator : TNL
Sample : 0K13048-CAL7
Misc : 1X 5mL 10 PPB VOCR0
ALS Vial : 11 Sample Multiplier: 1
DataAcq Meth:VI1611RUN.M

Quant Time: Nov 14 15:33:25 2020
Quant Method : C:\msdchem\1\methods\VI201114W.M
Quant Title : EPA 8260: Volatile Organic Compounds
QLast Update : Sat Nov 14 15:20:14 2020
Response via : Initial Calibration

Compound	R.T.	QIon	Response	Conc	Units		Dev(Min)
26) 2,2-Dichloropropane	5.286	77	19075	18.05	ug/L		94
27) Bromochloromethane	5.383	130	11352	10.69	ug/L		97
28) Chloroform	5.463	83	29577	10.71	ug/L		98
29) Carbon Tetrachloride	5.596	117	18220	15.03	ug/L		94
30) Tetrahydrofuran	5.639	42	10031	9.71	ug/L		89
31) 1,1,1-Trichloroethane	5.669	97	24668	12.48	ug/L		96
33) 1,1-Dichloropropene	5.797	75	21494	10.46	ug/L		94
34) 2-Butanone (MEK)	5.791	43	30367	20.18	ug/L		98
35) Benzene	6.053	78	66637	10.41	ug/L		98
36) tert-Amyl methyl ether...	6.180	73	11460	3.22	ug/L		96
37) 1,2-Dichloroethane (EDC)	6.272	62	23694	10.56	ug/L		92
38) iso-Butyl Alcohol	6.308	43	46025	315.30	ug/L		96
40) Trichloroethene (TCE)	6.673	130	17684	10.57	ug/L		94
41) Tert-Amyl-Ethyl-Ether ...	6.929	59	7422	3.70	ug/L		89
42) Dibromomethane	7.129	93	11190	10.53	ug/L		97
43) 1,2-Dichloropropane	7.233	63	16855	10.13	ug/L		95
44) Bromodichloromethane	7.312	83	20770	11.01	ug/L		95
46) 2-Chloroethyl Vinyl Ether	7.951	63	6438	7.72	ug/L	#	100
47) c-1,3-Dichloropropene	8.018	75	23724	11.55	ug/L		92
49) Toluene	8.285	91	67328	9.92	ug/L		99
50) Tetrachloroethene (PCE)	8.729	166	16554	10.05	ug/L		95
51) 4-Methyl-2-Pentanone (...	8.729	43	53426	20.64	ug/L		98
52) t-1,3-Dichloropropene	8.772	75	20231	12.53	ug/L		97
53) 1,1,2-Trichloroethane	8.942	97	16169	10.37	ug/L		95
54) Dibromochloromethane	9.125	129	14229	11.35	ug/L		98
55) 1,3-Dichloropropane	9.222	76	26929	10.34	ug/L		97
56) 1,2-Dibromoethane (EDB)	9.362	107	16672	10.52	ug/L		95
57) 2-Hexanone	9.593	43	38843	21.04	ug/L		94
58) Chlorobenzene	9.867	112	43452	10.27	ug/L		96
59) Ethylbenzene	9.891	91	72009	10.31	ug/L		99
60) 1,1,1,2-Tetrachloroethane	9.928	131	13632	12.20	ug/L		96
61) m,p-Xylenes (2)	10.025	91	105303	20.09	ug/L		98
62) o-Xylene	10.409	91	53858	10.41	ug/L		99
63) Styrene	10.457	104	41533	10.17	ug/L		97
64) Bromoform	10.482	173	9970	10.70	ug/L		97
65) Isopropylbenzene	10.676	105	63893	10.61	ug/L		99

Quantitation Report (QT Reviewed)

InstName : VOA-GCMS9

Data Path : C:\msdchem\1\data\2020-11\0K13048\
Data File : VI20111311.D
Acq On : 13 Nov 2020 11:28 pm
Operator : TNL
Sample : 0K13048-CAL7
Misc : 1X 5mL 10 PPB VOCR0
ALS Vial : 11 Sample Multiplier: 1
DataAcq Meth:VI1611RUN.M

Quant Time: Nov 14 15:33:25 2020
Quant Method : C:\msdchem\1\methods\VI201114W.M
Quant Title : EPA 8260: Volatile Organic Compounds
QLast Update : Sat Nov 14 15:20:14 2020
Response via : Initial Calibration

Compound	R.T.	QIon	Response	Conc	Units		Dev(Min)
68) Bromobenzene	11.005	156	17497	10.59	ug/L		86
69) n-Propylbenzene	11.017	91	72033	10.26	ug/L		97
70) 1,1,2,2-Tetrachloroethane	11.090	85	14772	10.40	ug/L		94
71) 2-Chlorotoluene	11.151	126	15290	10.97	ug/L		94
72) 1,3,5-Trimethylbenzene	11.175	105	49555	10.75	ug/L		98
73) 1,2,3-Trichloropropane	11.199	110	7800	10.71	ug/L		90
74) t-1,4-Dichloro-2-butene	11.230	53	4653	11.11	ug/L	#	73
75) 4-Chlorotoluene	11.285	91	45388	10.66	ug/L		95
76) tert-Butylbenzene	11.431	91	28884	11.20	ug/L		93
77) 1,2,4-Trimethylbenzene	11.485	105	48901	10.72	ug/L		97
78) sec-Butylbenzene	11.564	105	59481	10.62	ug/L		100
79) 4-Isopropyltoluene	11.674	119	48577	10.60	ug/L		99
80) 1,3-Dichlorobenzene	11.747	146	29374	10.57	ug/L		99
81) 1,4-Dichlorobenzene	11.814	146	30242	9.65	ug/L		96
82) n-Butylbenzene	11.996	91	40346	10.65	ug/L		97
83) 1,2-Dichlorobenzene	12.130	146	28364	10.33	ug/L		98
84) 1,2-Dibromo-3-Chloropr...	12.745	157	5159	11.79	ug/L		83
85) Hexachlorobutadiene	13.243	223	4106	10.14	ug/L		87
86) 1,2,4-Trichlorobenzene	13.286	180	13268	9.79	ug/L		96
87) Naphthalene	13.566	128	40566	8.57	ug/L		98
88) 1,2,3-Trichlorobenzene	13.724	180	12481	8.87	ug/L		94

(#) = qualifier out of range (m) = manual integration (+) = signals summed

Quantitation Report (QT Reviewed)

InstName : VOA-GCMS9

Data Path : C:\msdchem\1\data\2020-11\0K13048\
Data File : VI20111311.D
Acq On : 13 Nov 2020 11:28 pm
Operator : TNL
Sample : 0K13048-CAL7
Misc : 1X 5mL 10 PPB VOCR0
ALS Vial : 11 Sample Multiplier: 1
DataAcq Meth:VI1611RUN.M

Quant Time: Nov 14 15:33:25 2020
Quant Method : C:\msdchem\1\methods\VI201114W.M
Quant Title : EPA 8260: Volatile Organic Compounds
QLast Update : Sat Nov 14 15:20:14 2020
Response via : Initial Calibration

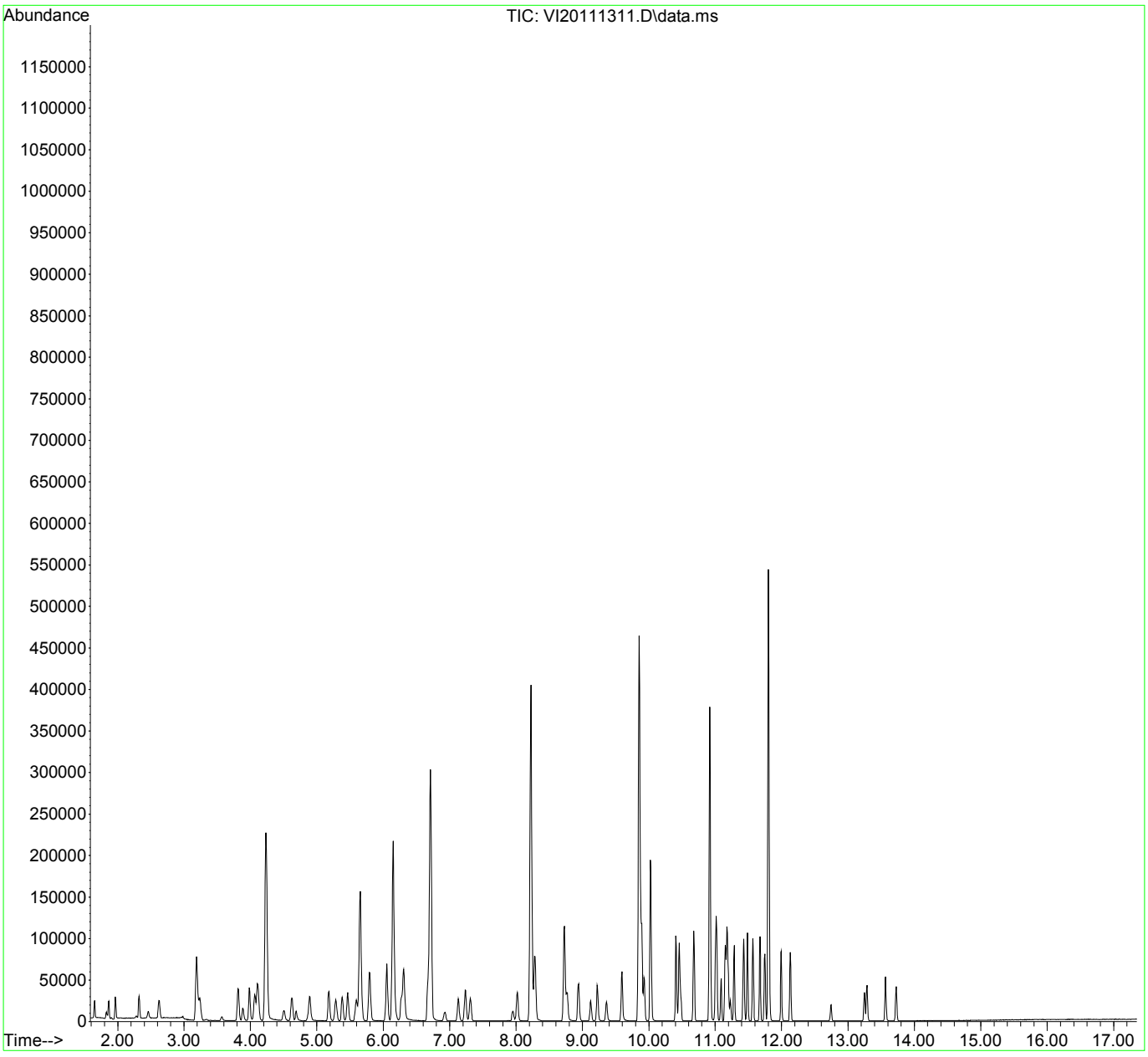

Quantitation Report (Not Reviewed)

InstName : VOA-GCMS9

Data Path : C:\msdchem\1\data\2020-11\0K13048\
Data File : VI20111312.D
Acq On : 13 Nov 2020 11:56 pm
Operator : TNL
Sample : 0K13048-CAL8
Misc : 1X 5mL 20 PPB VOCR0
ALS Vial : 12 Sample Multiplier: 1
DataAcq Meth:VI1611RUN.M

11/15/20 TNL

Quant Time: Nov 14 15:35:18 2020
Quant Method : C:\msdchem\1\methods\VI201114W.M
Quant Title : EPA 8260: Volatile Organic Compounds
QLast Update : Sat Nov 14 15:20:14 2020
Response via : Initial Calibration

Compound	R.T.	QIon	Response	Conc	Units		Dev(Min)
Internal Standards							
1) Pentafluorobenzene (I)	6.150	99	89364	50.00	ug/L	#	0.00
45) Chlorobenzene-d5 (I)	9.855	117	243291	50.00	ug/L		0.00
66) 1,4-Dichlorobenzene-d4...	11.802	152	114124	50.00	ug/L		0.00
System Monitoring Compounds							
32) Dibromofluoromethane (S)	5.651	111	84266	49.00	ug/L		0.00
39) 1,4-Difluorobenzene (S)	6.710	114	279513	50.72	ug/L		0.00
48) Toluene-d8 (S)	8.224	98	315549	48.55	ug/L		0.00
67) 4-Bromofluorobenzene (S)	10.919	174	97178	50.80	ug/L		0.00
Target Compounds							Qvalue
2) Dichlorodifluoromethane	1.654	85	25418	15.01	ug/L		99
3) Chloromethane	1.867	50	31975	18.00	ug/L		96
4) Vinyl Chloride	1.970	62	35859	18.84	ug/L		95
5) Bromomethane	2.329	96	22109	16.56	ug/L		97
6) Chloroethane	2.457	64	10347	15.03	ug/L		86
7) Trichlorofluoromethane	2.621	101	34357	15.31	ug/L		98
8) Ethanol	3.187	45	62311	1524.34	ug/L		87
9) 1,1-Dichloroethene	3.187	61	46239	21.62	ug/L		95
10) Carbon Disulfide	3.205	76	80040	20.44	ug/L		99
11) Freon 113	3.236	101	28163	21.62	ug/L		98
12) Iodomethane	3.339	142	6178	12.86	ug/L		92
13) Acrolein	3.570	56	9379	23.15	ug/L		75
14) Methylene Chloride	3.820	84	33962	19.35	ug/L		93
15) Acetone	3.887	43	39831	38.90	ug/L		97
16) t-1,2-Dichloroethene	3.984	61	44691	21.63	ug/L		96
17) n-Hexane	4.069	86	5410	19.87	ug/L	#	94
18) Methyl-tert-butyl-ether	4.112	73	105671	24.63	ug/L		94
19) tert-Butanol (TBA)	4.234	59	618225	1642.07	ug/L		83
20) Diisopropyl ether (DIPE)	4.507	45	24319	5.13	ug/L		94
21) 1,1-Dichloroethane	4.629	63	59877	21.12	ug/L		96
22) Acrylonitrile	4.690	53	20267	20.58	ug/L		99
23) Ethyl-tert-butyl ether...	4.878	59	23886	5.81	ug/L		96
24) Vinyl Acetate	4.897	43	81004	29.70	ug/L		98
25) c-1,2-Dichloroethene	5.183	61	45441	21.20	ug/L		95

Quantitation Report (Not Reviewed)

InstName : VOA-GCMS9

Data Path : C:\msdchem\1\data\2020-11\0K13048\
Data File : VI20111312.D
Acq On : 13 Nov 2020 11:56 pm
Operator : TNL
Sample : 0K13048-CAL8
Misc : 1X 5mL 20 PPB VOCR0
ALS Vial : 12 Sample Multiplier: 1
DataAcq Meth:VI1611RUN.M

Quant Time: Nov 14 15:35:18 2020
Quant Method : C:\msdchem\1\methods\VI201114W.M
Quant Title : EPA 8260: Volatile Organic Compounds
QLast Update : Sat Nov 14 15:20:14 2020
Response via : Initial Calibration

Compound	R.T.	QIon	Response	Conc	Units		Dev(Min)
26) 2,2-Dichloropropane	5.286	77	38171	36.26	ug/L		95
27) Bromochloromethane	5.383	130	23157	21.91	ug/L		95
28) Chloroform	5.462	83	59335	21.57	ug/L		98
29) Carbon Tetrachloride	5.596	117	37937	31.42	ug/L		93
30) Tetrahydrofuran	5.633	42	20705	20.13	ug/L		91
31) 1,1,1-Trichloroethane	5.669	97	50616	25.72	ug/L		97
33) 1,1-Dichloropropene	5.797	75	44301	21.64	ug/L		97
34) 2-Butanone (MEK)	5.791	43	61024	40.73	ug/L		99
35) Benzene	6.053	78	134400	21.08	ug/L		97
36) tert-Amyl methyl ether...	6.180	73	23197	6.56	ug/L		92
37) 1,2-Dichloroethane (EDC)	6.272	62	48199	21.58	ug/L		96
38) iso-Butyl Alcohol	6.308	43	94553	630.19	ug/L		94
40) Trichloroethene (TCE)	6.673	130	36762	22.07	ug/L		98
41) Tert-Amyl-Ethyl-Ether ...	6.929	59	15042	7.52	ug/L		84
42) Dibromomethane	7.129	93	23028	21.76	ug/L		96
43) 1,2-Dichloropropane	7.239	63	34397	20.77	ug/L		95
44) Bromodichloromethane	7.312	83	42841	22.81	ug/L		93
46) 2-Chloroethyl Vinyl Ether	7.951	63	14588	17.40	ug/L	#	100
47) c-1,3-Dichloropropene	8.018	75	49749	24.07	ug/L		93
49) Toluene	8.285	91	136982	20.07	ug/L		98
50) Tetrachloroethene (PCE)	8.729	166	34263	20.67	ug/L		93
51) 4-Methyl-2-Pentanone (...	8.729	43	110026	42.24	ug/L		96
52) t-1,3-Dichloropropene	8.766	75	43342	25.54	ug/L		97
53) 1,1,2-Trichloroethane	8.942	97	33033	21.06	ug/L		96
54) Dibromochloromethane	9.125	129	31273	24.79	ug/L		99
55) 1,3-Dichloropropane	9.222	76	55738	21.28	ug/L		95
56) 1,2-Dibromoethane (EDB)	9.362	107	34993	21.96	ug/L		96
57) 2-Hexanone	9.593	43	81022	43.62	ug/L		94
58) Chlorobenzene	9.867	112	88935	20.90	ug/L		96
59) Ethylbenzene	9.891	91	146185	20.81	ug/L		99
60) 1,1,1,2-Tetrachloroethane	9.928	131	28373	24.46	ug/L		97
61) m,p-Xylenes (2)	10.025	91	217739	41.30	ug/L		98
62) o-Xylene	10.408	91	111706	21.46	ug/L		98
63) Styrene	10.457	104	88327	21.51	ug/L		95
64) Bromoform	10.481	173	22022	22.18	ug/L		99
65) Isopropylbenzene	10.676	105	133760	22.08	ug/L		99

Quantitation Report (Not Reviewed)

InstName : VOA-GCMS9

Data Path : C:\msdchem\1\data\2020-11\0K13048\
Data File : VI20111312.D
Acq On : 13 Nov 2020 11:56 pm
Operator : TNL
Sample : 0K13048-CAL8
Misc : 1X 5mL 20 PPB VOCR0
ALS Vial : 12 Sample Multiplier: 1
DataAcq Meth:VI1611RUN.M

Quant Time: Nov 14 15:35:18 2020
Quant Method : C:\msdchem\1\methods\VI201114W.M
Quant Title : EPA 8260: Volatile Organic Compounds
QLast Update : Sat Nov 14 15:20:14 2020
Response via : Initial Calibration

Compound	R.T.	QIon	Response	Conc	Units	Dev(Min)
68) Bromobenzene	11.005	156	36574	21.39	ug/L	88
69) n-Propylbenzene	11.023	91	154056	21.21	ug/L	100
70) 1,1,2,2-Tetrachloroethane	11.090	85	30242	20.59	ug/L	94
71) 2-Chlorotoluene	11.151	126	32294	22.40	ug/L	97
72) 1,3,5-Trimethylbenzene	11.175	105	105694	22.17	ug/L	97
73) 1,2,3-Trichloropropane	11.193	110	15407	20.45	ug/L	99
74) t-1,4-Dichloro-2-butene	11.230	53	10065	23.22	ug/L	81
75) 4-Chlorotoluene	11.284	91	95394	21.65	ug/L	96
76) tert-Butylbenzene	11.430	91	60490	22.66	ug/L	94
77) 1,2,4-Trimethylbenzene	11.485	105	104778	22.21	ug/L	96
78) sec-Butylbenzene	11.564	105	128070	22.11	ug/L	99
79) 4-Isopropyltoluene	11.674	119	105216	22.20	ug/L	99
80) 1,3-Dichlorobenzene	11.747	146	61667	21.44	ug/L	100
81) 1,4-Dichlorobenzene	11.814	146	63508	19.58	ug/L	97
82) n-Butylbenzene	11.996	91	88657	22.63	ug/L	97
83) 1,2-Dichlorobenzene	12.130	146	59641	20.99	ug/L	98
84) 1,2-Dibromo-3-Chloropr...	12.744	157	11148	23.43	ug/L	88
85) Hexachlorobutadiene	13.249	223	9202	21.96	ug/L	95
86) 1,2,4-Trichlorobenzene	13.286	180	31129	22.19	ug/L	96
87) Naphthalene	13.566	128	98380	19.56	ug/L	99
88) 1,2,3-Trichlorobenzene	13.724	180	29513	20.26	ug/L	98

(#) = qualifier out of range (m) = manual integration (+) = signals summed

Quantitation Report (Not Reviewed)

InstName : VOA-GCMS9

Data Path : C:\msdchem\1\data\2020-11\0K13048\
Data File : VI20111312.D
Acq On : 13 Nov 2020 11:56 pm
Operator : TNL
Sample : 0K13048-CAL8
Misc : 1X 5mL 20 PPB VOCR0
ALS Vial : 12 Sample Multiplier: 1
DataAcq Meth:VI1611RUN.M

Quant Time: Nov 14 15:35:18 2020
Quant Method : C:\msdchem\1\methods\VI201114W.M
Quant Title : EPA 8260: Volatile Organic Compounds
QLast Update : Sat Nov 14 15:20:14 2020
Response via : Initial Calibration

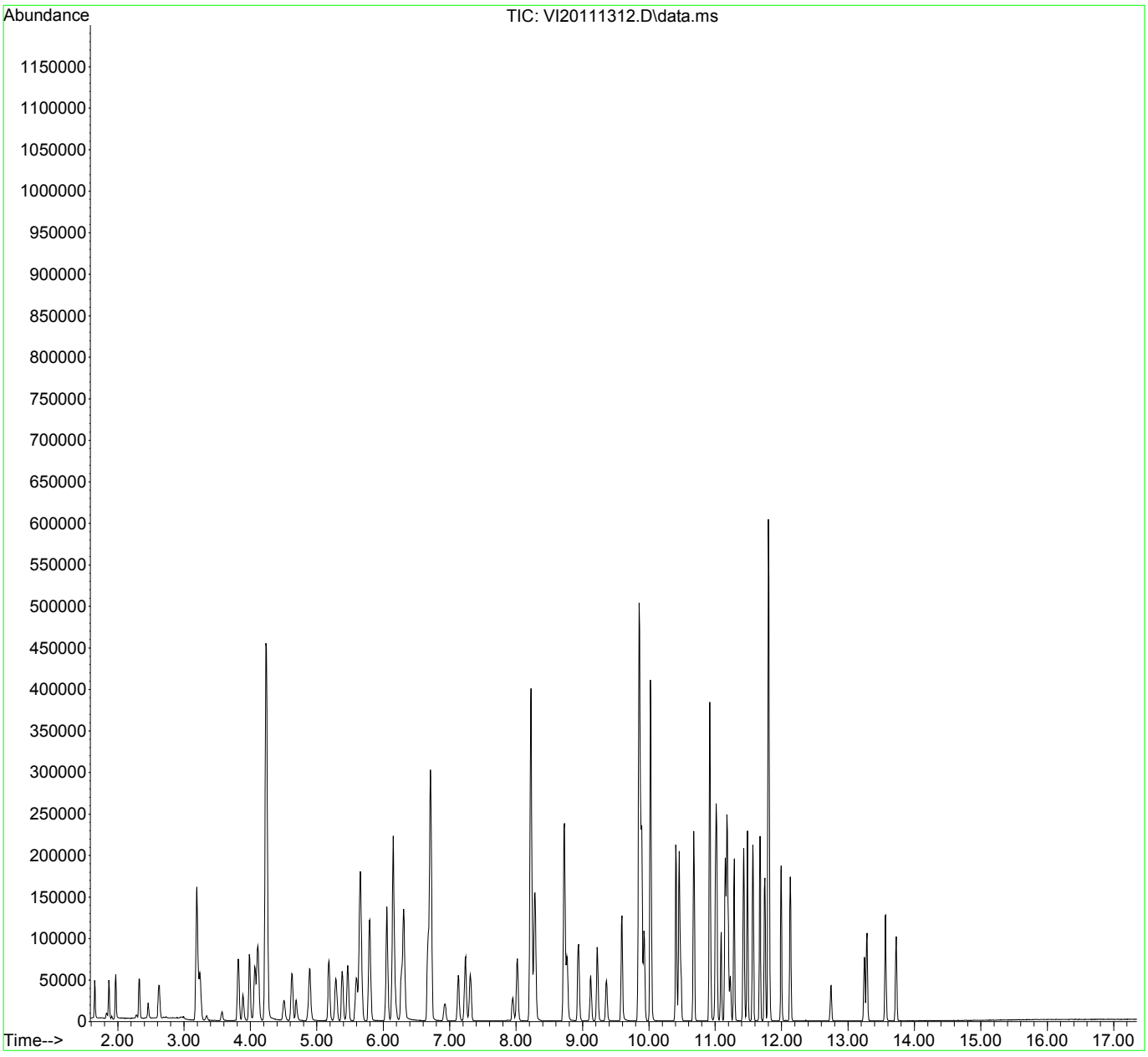

Quantitation Report (QT Reviewed)

InstName : VOA-GCMS9

Data Path : C:\msdchem\1\data\2020-11\0K13048\
Data File : VI20111312.D
Acq On : 13 Nov 2020 11:56 pm
Operator : TNL
Sample : 0K13048-CAL8
Misc : 1X 5mL 20 PPB VOCR0
ALS Vial : 12 Sample Multiplier: 1
DataAcq Meth:VI1611RUN.M

11/15/20 TNL

Quant Time: Nov 14 15:35:18 2020
Quant Method : C:\msdchem\1\methods\VI201114W.M
Quant Title : EPA 8260: Volatile Organic Compounds
QLast Update : Sat Nov 14 15:20:14 2020
Response via : Initial Calibration

Compound	R.T.	QIon	Response	Conc	Units		Dev(Min)
Internal Standards							
1) Pentafluorobenzene (I)	6.150	99	89364	50.00	ug/L	#	0.00
45) Chlorobenzene-d5 (I)	9.855	117	243291	50.00	ug/L		0.00
66) 1,4-Dichlorobenzene-d4...	11.802	152	114124	50.00	ug/L		0.00
System Monitoring Compounds							
32) Dibromofluoromethane (S)	5.651	111	84266	49.00	ug/L		0.00
39) 1,4-Difluorobenzene (S)	6.710	114	279513	50.72	ug/L		0.00
48) Toluene-d8 (S)	8.224	98	315549	48.55	ug/L		0.00
67) 4-Bromofluorobenzene (S)	10.919	174	97178	50.80	ug/L		0.00
Target Compounds							Qvalue
2) Dichlorodifluoromethane	1.654	85	25418	15.01	ug/L		99
3) Chloromethane	1.867	50	31975	18.00	ug/L		96
4) Vinyl Chloride	1.970	62	35859	18.84	ug/L		95
5) Bromomethane	2.329	96	22109	16.56	ug/L		97
6) Chloroethane	2.457	64	10347	15.03	ug/L		86
7) Trichlorofluoromethane	2.621	101	34357	15.31	ug/L		98
8) Ethanol	3.187	45	62311	1524.34	ug/L		87
9) 1,1-Dichloroethene	3.187	61	46239	21.62	ug/L		95
10) Carbon Disulfide	3.205	76	80040	20.44	ug/L		99
11) Freon 113	3.236	101	28163	21.62	ug/L		98
12) Iodomethane	3.339	142	6178	12.86	ug/L		92
13) Acrolein	3.570	56	9379	23.15	ug/L		75
14) Methylene Chloride	3.820	84	33962	19.35	ug/L		93
15) Acetone	3.887	43	39831	38.90	ug/L		97
16) t-1,2-Dichloroethene	3.984	61	44691	21.63	ug/L		96
17) n-Hexane	4.069	86	5410	19.87	ug/L	#	94
18) Methyl-tert-butyl-ether	4.112	73	105671	24.63	ug/L		94
19) tert-Butanol (TBA)	4.234	59	618225	1642.07	ug/L		83
20) Diisopropyl ether (DIPE)	4.507	45	24319	5.13	ug/L		94
21) 1,1-Dichloroethane	4.629	63	59877	21.12	ug/L		96
22) Acrylonitrile	4.690	53	20267	20.58	ug/L		99
23) Ethyl-tert-butyl ether...	4.878	59	23886	5.81	ug/L		96
24) Vinyl Acetate	4.897	43	81004	29.70	ug/L		98
25) c-1,2-Dichloroethene	5.183	61	45441	21.20	ug/L		95

Quantitation Report (QT Reviewed)

InstName : VOA-GCMS9

Data Path : C:\msdchem\1\data\2020-11\0K13048\
Data File : VI20111312.D
Acq On : 13 Nov 2020 11:56 pm
Operator : TNL
Sample : 0K13048-CAL8
Misc : 1X 5mL 20 PPB VOCR0
ALS Vial : 12 Sample Multiplier: 1
DataAcq Meth:VI1611RUN.M

Quant Time: Nov 14 15:35:18 2020
Quant Method : C:\msdchem\1\methods\VI201114W.M
Quant Title : EPA 8260: Volatile Organic Compounds
QLast Update : Sat Nov 14 15:20:14 2020
Response via : Initial Calibration

Compound	R.T.	QIon	Response	Conc	Units		Dev(Min)
26) 2,2-Dichloropropane	5.286	77	38171	36.26	ug/L		95
27) Bromochloromethane	5.383	130	23157	21.91	ug/L		95
28) Chloroform	5.462	83	59335	21.57	ug/L		98
29) Carbon Tetrachloride	5.596	117	37937	31.42	ug/L		93
30) Tetrahydrofuran	5.633	42	20705	20.13	ug/L		91
31) 1,1,1-Trichloroethane	5.669	97	50616	25.72	ug/L		97
33) 1,1-Dichloropropene	5.797	75	44301	21.64	ug/L		97
34) 2-Butanone (MEK)	5.791	43	61024	40.73	ug/L		99
35) Benzene	6.053	78	134400	21.08	ug/L		97
36) tert-Amyl methyl ether...	6.180	73	23197	6.56	ug/L		92
37) 1,2-Dichloroethane (EDC)	6.272	62	48199	21.58	ug/L		96
38) iso-Butyl Alcohol	6.308	43	94553	630.19	ug/L		94
40) Trichloroethene (TCE)	6.673	130	36762	22.07	ug/L		98
41) Tert-Amyl-Ethyl-Ether ...	6.929	59	15042	7.52	ug/L		84
42) Dibromomethane	7.129	93	23028	21.76	ug/L		96
43) 1,2-Dichloropropane	7.239	63	34397	20.77	ug/L		95
44) Bromodichloromethane	7.312	83	42841	22.81	ug/L		93
46) 2-Chloroethyl Vinyl Ether	7.951	63	14588	17.40	ug/L	#	100
47) c-1,3-Dichloropropene	8.018	75	49749	24.07	ug/L		93
49) Toluene	8.285	91	136982	20.07	ug/L		98
50) Tetrachloroethene (PCE)	8.729	166	34263	20.67	ug/L		93
51) 4-Methyl-2-Pentanone (...	8.729	43	110026	42.24	ug/L		96
52) t-1,3-Dichloropropene	8.766	75	43342	25.54	ug/L		97
53) 1,1,2-Trichloroethane	8.942	97	33033	21.06	ug/L		96
54) Dibromochloromethane	9.125	129	31273	24.79	ug/L		99
55) 1,3-Dichloropropane	9.222	76	55738	21.28	ug/L		95
56) 1,2-Dibromoethane (EDB)	9.362	107	34993	21.96	ug/L		96
57) 2-Hexanone	9.593	43	81022	43.62	ug/L		94
58) Chlorobenzene	9.867	112	88935	20.90	ug/L		96
59) Ethylbenzene	9.891	91	146185	20.81	ug/L		99
60) 1,1,1,2-Tetrachloroethane	9.928	131	28373	24.46	ug/L		97
61) m,p-Xylenes (2)	10.025	91	217739	41.30	ug/L		98
62) o-Xylene	10.408	91	111706	21.46	ug/L		98
63) Styrene	10.457	104	88327	21.51	ug/L		95
64) Bromoform	10.481	173	22022	22.18	ug/L		99
65) Isopropylbenzene	10.676	105	133760	22.08	ug/L		99

Quantitation Report (QT Reviewed)

InstName : VOA-GCMS9

Data Path : C:\msdchem\1\data\2020-11\0K13048\
Data File : VI20111312.D
Acq On : 13 Nov 2020 11:56 pm
Operator : TNL
Sample : 0K13048-CAL8
Misc : 1X 5mL 20 PPB VOCR0
ALS Vial : 12 Sample Multiplier: 1
DataAcq Meth:VI1611RUN.M

Quant Time: Nov 14 15:35:18 2020
Quant Method : C:\msdchem\1\methods\VI201114W.M
Quant Title : EPA 8260: Volatile Organic Compounds
QLast Update : Sat Nov 14 15:20:14 2020
Response via : Initial Calibration

Compound	R.T.	QIon	Response	Conc	Units	Dev(Min)
68) Bromobenzene	11.005	156	36574	21.39	ug/L	88
69) n-Propylbenzene	11.023	91	154056	21.21	ug/L	100
70) 1,1,2,2-Tetrachloroethane	11.090	85	30242	20.59	ug/L	94
71) 2-Chlorotoluene	11.151	126	32294	22.40	ug/L	97
72) 1,3,5-Trimethylbenzene	11.175	105	105694	22.17	ug/L	97
73) 1,2,3-Trichloropropane	11.193	110	15407	20.45	ug/L	99
74) t-1,4-Dichloro-2-butene	11.230	53	10065	23.22	ug/L	81
75) 4-Chlorotoluene	11.284	91	95394	21.65	ug/L	96
76) tert-Butylbenzene	11.430	91	60490	22.66	ug/L	94
77) 1,2,4-Trimethylbenzene	11.485	105	104778	22.21	ug/L	96
78) sec-Butylbenzene	11.564	105	128070	22.11	ug/L	99
79) 4-Isopropyltoluene	11.674	119	105216	22.20	ug/L	99
80) 1,3-Dichlorobenzene	11.747	146	61667	21.44	ug/L	100
81) 1,4-Dichlorobenzene	11.814	146	63508	19.58	ug/L	97
82) n-Butylbenzene	11.996	91	88657	22.63	ug/L	97
83) 1,2-Dichlorobenzene	12.130	146	59641	20.99	ug/L	98
84) 1,2-Dibromo-3-Chloropr...	12.744	157	11148	23.43	ug/L	88
85) Hexachlorobutadiene	13.249	223	9202	21.96	ug/L	95
86) 1,2,4-Trichlorobenzene	13.286	180	31129	22.19	ug/L	96
87) Naphthalene	13.566	128	98380	19.56	ug/L	99
88) 1,2,3-Trichlorobenzene	13.724	180	29513	20.26	ug/L	98

(#) = qualifier out of range (m) = manual integration (+) = signals summed

Quantitation Report (QT Reviewed)

InstName : VOA-GCMS9

Data Path : C:\msdchem\1\data\2020-11\0K13048\
Data File : VI20111312.D
Acq On : 13 Nov 2020 11:56 pm
Operator : TNL
Sample : 0K13048-CAL8
Misc : 1X 5mL 20 PPB VOCR0
ALS Vial : 12 Sample Multiplier: 1
DataAcq Meth:VI1611RUN.M

Quant Time: Nov 14 15:35:18 2020
Quant Method : C:\msdchem\1\methods\VI201114W.M
Quant Title : EPA 8260: Volatile Organic Compounds
QLast Update : Sat Nov 14 15:20:14 2020
Response via : Initial Calibration

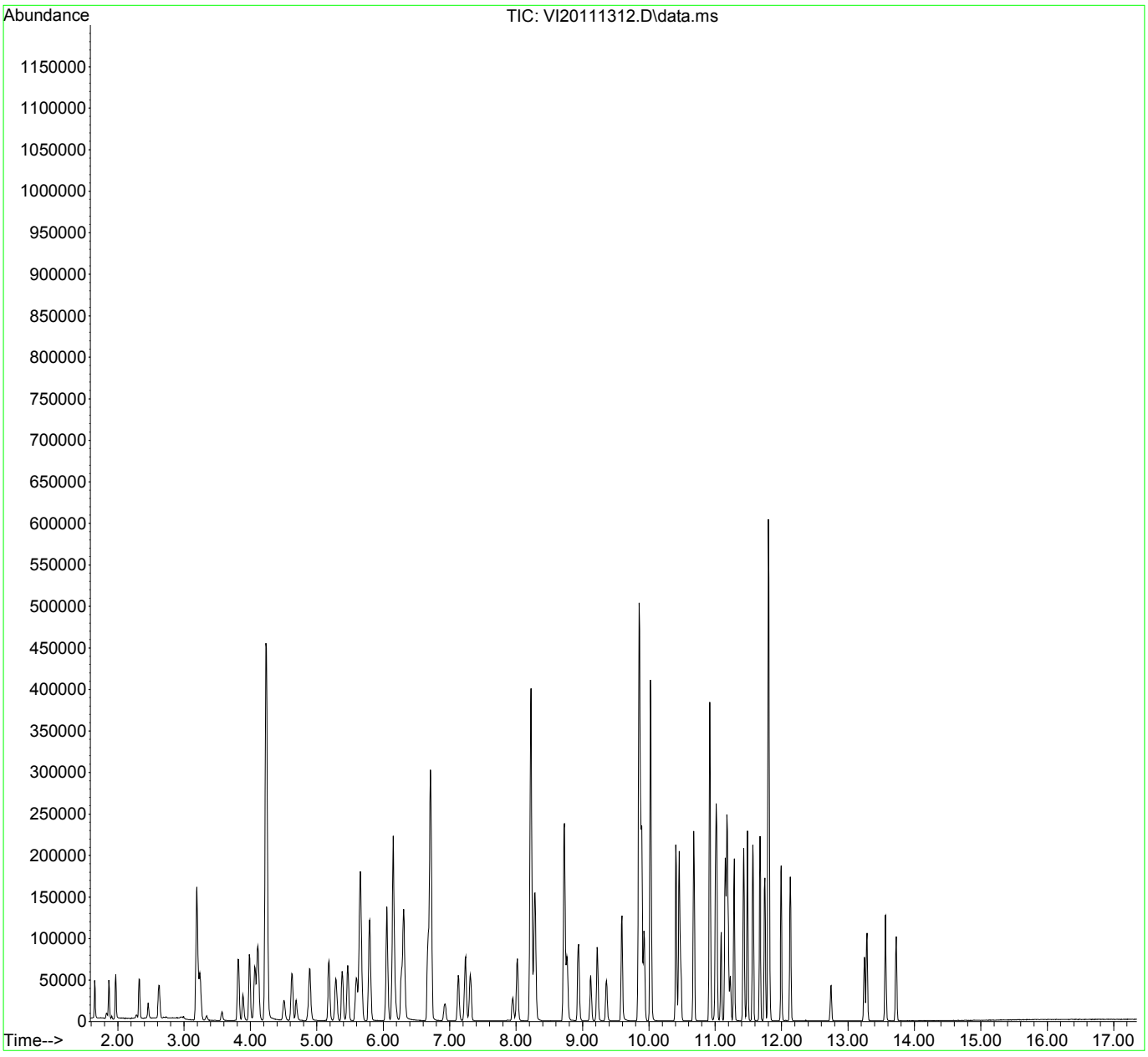

Quantitation Report (Not Reviewed)

InstName : VOA-GCMS9

Data Path : C:\msdchem\1\data\2020-11\0K13048\
Data File : VI20111313.D
Acq On : 14 Nov 2020 12:23 am
Operator : TNL
Sample : 0K13048-CAL9
Misc : 1X 5mL 50 PPB VOCR0
ALS Vial : 13 Sample Multiplier: 1 11/15/20 TNL
DataAcq Meth:VI1611RUN.M

Quant Time: Nov 14 15:37:15 2020
Quant Method : C:\msdchem\1\methods\VI201114W.M
Quant Title : EPA 8260: Volatile Organic Compounds
QLast Update : Sat Nov 14 15:20:14 2020
Response via : Initial Calibration

Compound	R.T.	QIon	Response	Conc	Units	Dev(Min)
Internal Standards						
1) Pentafluorobenzene (I)	6.150	99	88120	50.00	ug/L	# 0.00
45) Chlorobenzene-d5 (I)	9.855	117	240956	50.00	ug/L	0.00
66) 1,4-Dichlorobenzene-d4...	11.802	152	118220	50.00	ug/L	0.00
System Monitoring Compounds						
32) Dibromofluoromethane (S)	5.651	111	86213	50.84	ug/L	0.00
39) 1,4-Difluorobenzene (S)	6.710	114	279525	51.44	ug/L	0.00
48) Toluene-d8 (S)	8.225	98	312749	48.58	ug/L	0.00
67) 4-Bromofluorobenzene (S)	10.920	174	97925	49.42	ug/L	0.00
Target Compounds						Qvalue
2) Dichlorodifluoromethane	1.648	85	88888	53.25	ug/L	99
3) Chloromethane	1.861	50	88996	50.81	ug/L	95
4) Vinyl Chloride	1.965	62	101412	54.02	ug/L	97
5) Bromomethane	2.324	96	52427	39.82	ug/L	97
6) Chloroethane	2.457	64	32311	46.01	ug/L	84
7) Trichlorofluoromethane	2.622	101	89630	40.51	ug/L	96
8) Ethanol	3.187	45	120573	2991.27	ug/L	88
9) 1,1-Dichloroethene	3.181	61	118327	56.11	ug/L	98
10) Carbon Disulfide	3.200	76	210364	54.47	ug/L	99
11) Freon 113	3.236	101	71945	56.02	ug/L	96
12) Iodomethane	3.333	142	43280	48.12	ug/L	93
13) Acrolein	3.565	56	24795	62.07	ug/L	72
14) Methylene Chloride	3.814	84	83401	48.18	ug/L	94
15) Acetone	3.881	43	96291	95.36	ug/L	97
16) t-1,2-Dichloroethene	3.984	61	113877	55.89	ug/L	95
17) n-Hexane	4.063	86	14715	54.81	ug/L	93
18) Methyl-tert-butyl-ether	4.106	73	266647	63.04	ug/L	95
19) tert-Butanol (TBA)	4.234	59	1217666	3137.42	ug/L	82
20) Diisopropyl ether (DIPE)	4.501	45	47934	10.26	ug/L	94
21) 1,1-Dichloroethane	4.623	63	149749	53.56	ug/L	96
22) Acrylonitrile	4.684	53	51964	53.51	ug/L	100
23) Ethyl-tert-butyl ether...	4.879	59	47620	11.75	ug/L	98
24) Vinyl Acetate	4.891	43	209953	78.07	ug/L	98
25) c-1,2-Dichloroethene	5.177	61	114421	54.13	ug/L	97

Quantitation Report (Not Reviewed)

InstName : VOA-GCMS9

Data Path : C:\msdchem\1\data\2020-11\0K13048\
Data File : VI20111313.D
Acq On : 14 Nov 2020 12:23 am
Operator : TNL
Sample : 0K13048-CAL9
Misc : 1X 5mL 50 PPB VOCR0
ALS Vial : 13 Sample Multiplier: 1
DataAcq Meth:VI1611RUN.M

Quant Time: Nov 14 15:37:15 2020
Quant Method : C:\msdchem\1\methods\VI201114W.M
Quant Title : EPA 8260: Volatile Organic Compounds
QLast Update : Sat Nov 14 15:20:14 2020
Response via : Initial Calibration

Compound	R.T.	QIon	Response	Conc	Units		Dev(Min)
26) 2,2-Dichloropropane	5.286	77	94011	90.57	ug/L		94
27) Bromochloromethane	5.384	130	58111	55.75	ug/L		96
28) Chloroform	5.463	83	148631	54.79	ug/L		97
29) Carbon Tetrachloride	5.596	117	97361	81.78	ug/L		95
30) Tetrahydrofuran	5.633	42	51858	51.14	ug/L		88
31) 1,1,1-Trichloroethane	5.669	97	126609	65.25	ug/L		96
33) 1,1-Dichloropropene	5.797	75	110980	54.98	ug/L		95
34) 2-Butanone (MEK)	5.785	43	152793	103.42	ug/L		99
35) Benzene	6.053	78	336336	53.51	ug/L		98
36) tert-Amyl methyl ether...	6.174	73	45262	12.97	ug/L		93
37) 1,2-Dichloroethane (EDC)	6.272	62	119844	54.42	ug/L		92
38) iso-Butyl Alcohol	6.302	43	244161	1573.79	ug/L		93
40) Trichloroethene (TCE)	6.673	130	91434	55.66	ug/L		97
41) Tert-Amyl-Ethyl-Ether ...	6.923	59	27468	13.93	ug/L		87
42) Dibromomethane	7.130	93	58046	55.62	ug/L		97
43) 1,2-Dichloropropane	7.239	63	86368	52.89	ug/L		92
44) Bromodichloromethane	7.312	83	110686	59.77	ug/L		93
46) 2-Chloroethyl Vinyl Ether	7.951	63	38742	46.65	ug/L	#	100
47) c-1,3-Dichloropropene	8.018	75	129364	63.20	ug/L		92
49) Toluene	8.279	91	338804	50.12	ug/L		98
50) Tetrachloroethene (PCE)	8.723	166	84912	51.72	ug/L		89
51) 4-Methyl-2-Pentanone (...	8.723	43	275151	106.66	ug/L		98
52) t-1,3-Dichloropropene	8.766	75	116190	64.37	ug/L		97
53) 1,1,2-Trichloroethane	8.936	97	82459	53.09	ug/L		95
54) Dibromochloromethane	9.125	129	82823	66.30	ug/L		97
55) 1,3-Dichloropropane	9.222	76	138414	53.36	ug/L		96
56) 1,2-Dibromoethane (EDB)	9.362	107	88513	56.08	ug/L		95
57) 2-Hexanone	9.593	43	204160	110.99	ug/L		93
58) Chlorobenzene	9.867	112	217893	51.69	ug/L		97
59) Ethylbenzene	9.891	91	362631	52.12	ug/L		99
60) 1,1,1,2-Tetrachloroethane	9.928	131	74001	60.74	ug/L		97
61) m,p-Xylenes (2)	10.025	91	544810	104.34	ug/L		98
62) o-Xylene	10.409	91	277647	53.86	ug/L		99
63) Styrene	10.457	104	225096	55.34	ug/L		96
64) Bromoform	10.482	173	62340	58.39	ug/L		98
65) Isopropylbenzene	10.676	105	328660	54.77	ug/L		99

Quantitation Report (Not Reviewed)

InstName : VOA-GCMS9

Data Path : C:\msdchem\1\data\2020-11\0K13048\
Data File : VI20111313.D
Acq On : 14 Nov 2020 12:23 am
Operator : TNL
Sample : 0K13048-CAL9
Misc : 1X 5mL 50 PPB VOCR0
ALS Vial : 13 Sample Multiplier: 1
DataAcq Meth:VI1611RUN.M

Quant Time: Nov 14 15:37:15 2020
Quant Method : C:\msdchem\1\methods\VI201114W.M
Quant Title : EPA 8260: Volatile Organic Compounds
QLast Update : Sat Nov 14 15:20:14 2020
Response via : Initial Calibration

Compound	R.T.	QIon	Response	Conc	Units	Dev(Min)
68) Bromobenzene	11.005	156	92498	52.22	ug/L	86
69) n-Propylbenzene	11.023	91	381343	50.67	ug/L	99
70) 1,1,2,2-Tetrachloroethane	11.090	85	76960	50.58	ug/L	95
71) 2-Chlorotoluene	11.151	126	80756	54.08	ug/L	100
72) 1,3,5-Trimethylbenzene	11.175	105	263164	53.28	ug/L	98
73) 1,2,3-Trichloropropane	11.193	110	39064	50.05	ug/L	96
74) t-1,4-Dichloro-2-butene	11.224	53	25316	56.38	ug/L	82
75) 4-Chlorotoluene	11.285	91	237730	52.08	ug/L	98
76) tert-Butylbenzene	11.431	91	148163	53.59	ug/L	96
77) 1,2,4-Trimethylbenzene	11.485	105	264544	54.12	ug/L	97
78) sec-Butylbenzene	11.564	105	317521	52.91	ug/L	99
79) 4-Isopropyltoluene	11.674	119	262673	53.50	ug/L	99
80) 1,3-Dichlorobenzene	11.747	146	156685	52.59	ug/L	99
81) 1,4-Dichlorobenzene	11.814	146	160797	47.87	ug/L	98
82) n-Butylbenzene	11.996	91	224446	55.30	ug/L	99
83) 1,2-Dichlorobenzene	12.130	146	151239	51.38	ug/L	99
84) 1,2-Dibromo-3-Chloropr...	12.745	157	31025	59.02	ug/L	95
85) Hexachlorobutadiene	13.243	223	22461	51.75	ug/L	96
86) 1,2,4-Trichlorobenzene	13.286	180	82615	56.86	ug/L	97
87) Naphthalene	13.566	128	266831	48.70	ug/L	98
88) 1,2,3-Trichlorobenzene	13.724	180	76998	51.03	ug/L	97

(#) = qualifier out of range (m) = manual integration (+) = signals summed

Quantitation Report (Not Reviewed)

InstName : VOA-GCMS9

Data Path : C:\msdchem\1\data\2020-11\0K13048\
Data File : VI20111313.D
Acq On : 14 Nov 2020 12:23 am
Operator : TNL
Sample : 0K13048-CAL9
Misc : 1X 5mL 50 PPB VOCR0
ALS Vial : 13 Sample Multiplier: 1
DataAcq Meth:VI1611RUN.M

Quant Time: Nov 14 15:37:15 2020
Quant Method : C:\msdchem\1\methods\VI201114W.M
Quant Title : EPA 8260: Volatile Organic Compounds
QLast Update : Sat Nov 14 15:20:14 2020
Response via : Initial Calibration

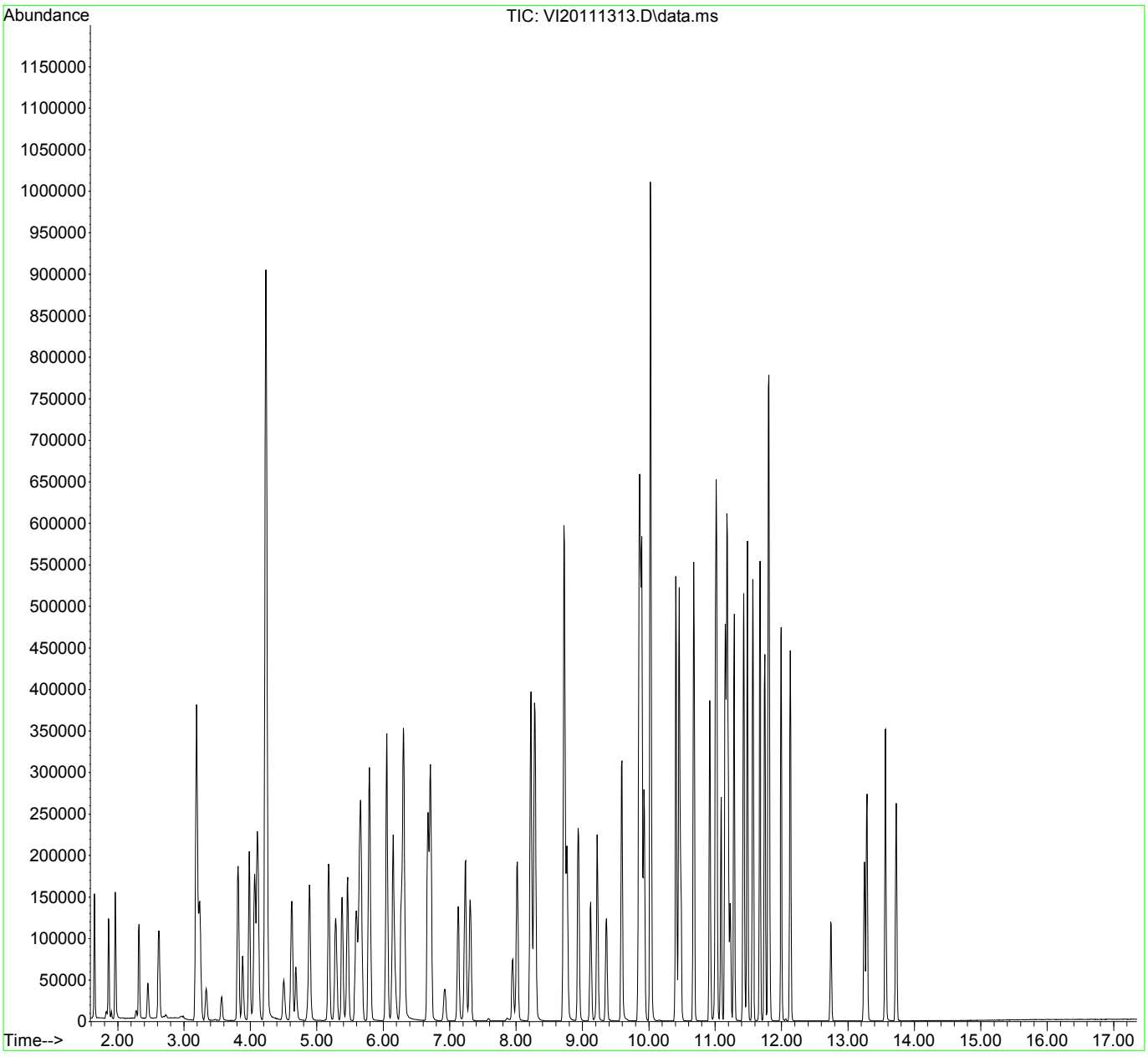

Quantitation Report (QT Reviewed)

InstName : VOA-GCMS9

Data Path : C:\msdchem\1\data\2020-11\0K13048\
Data File : VI20111313.D
Acq On : 14 Nov 2020 12:23 am
Operator : TNL
Sample : 0K13048-CAL9
Misc : 1X 5mL 50 PPB VOCR0
ALS Vial : 13 Sample Multiplier: 1
DataAcq Meth:VI1611RUN.M

11/15/20 TNL

Quant Time: Nov 14 15:37:15 2020
Quant Method : C:\msdchem\1\methods\VI201114W.M
Quant Title : EPA 8260: Volatile Organic Compounds
QLast Update : Sat Nov 14 15:20:14 2020
Response via : Initial Calibration

Compound	R.T.	QIon	Response	Conc	Units	Dev(Min)
Internal Standards						
1) Pentafluorobenzene (I)	6.150	99	88120	50.00	ug/L	# 0.00
45) Chlorobenzene-d5 (I)	9.855	117	240956	50.00	ug/L	0.00
66) 1,4-Dichlorobenzene-d4...	11.802	152	118220	50.00	ug/L	0.00
System Monitoring Compounds						
32) Dibromofluoromethane (S)	5.651	111	86213	50.84	ug/L	0.00
39) 1,4-Difluorobenzene (S)	6.710	114	279525	51.44	ug/L	0.00
48) Toluene-d8 (S)	8.225	98	312749	48.58	ug/L	0.00
67) 4-Bromofluorobenzene (S)	10.920	174	97925	49.42	ug/L	0.00
Target Compounds						Qvalue
2) Dichlorodifluoromethane	1.648	85	88888	53.25	ug/L	99
3) Chloromethane	1.861	50	88996	50.81	ug/L	95
4) Vinyl Chloride	1.965	62	101412	54.02	ug/L	97
5) Bromomethane	2.324	96	52427	39.82	ug/L	97
6) Chloroethane	2.457	64	32311	46.01	ug/L	84
7) Trichlorofluoromethane	2.622	101	89630	40.51	ug/L	96
8) Ethanol	3.187	45	120573	2991.27	ug/L	88
9) 1,1-Dichloroethene	3.181	61	118327	56.11	ug/L	98
10) Carbon Disulfide	3.200	76	210364	54.47	ug/L	99
11) Freon 113	3.236	101	71945	56.02	ug/L	96
12) Iodomethane	3.333	142	43280	48.12	ug/L	93
13) Acrolein	3.565	56	24795	62.07	ug/L	72
14) Methylene Chloride	3.814	84	83401	48.18	ug/L	94
15) Acetone	3.881	43	96291	95.36	ug/L	97
16) t-1,2-Dichloroethene	3.984	61	113877	55.89	ug/L	95
17) n-Hexane	4.063	86	14715	54.81	ug/L	93
18) Methyl-tert-butyl-ether	4.106	73	266647	63.04	ug/L	95
19) tert-Butanol (TBA)	4.234	59	1217666	3137.42	ug/L	82
20) Diisopropyl ether (DIPE)	4.501	45	47934	10.26	ug/L	94
21) 1,1-Dichloroethane	4.623	63	149749	53.56	ug/L	96
22) Acrylonitrile	4.684	53	51964	53.51	ug/L	100
23) Ethyl-tert-butyl ether...	4.879	59	47620	11.75	ug/L	98
24) Vinyl Acetate	4.891	43	209953	78.07	ug/L	98
25) c-1,2-Dichloroethene	5.177	61	114421	54.13	ug/L	97

Quantitation Report (QT Reviewed)

InstName : VOA-GCMS9

Data Path : C:\msdchem\1\data\2020-11\0K13048\
Data File : VI20111313.D
Acq On : 14 Nov 2020 12:23 am
Operator : TNL
Sample : 0K13048-CAL9
Misc : 1X 5mL 50 PPB VOCR0
ALS Vial : 13 Sample Multiplier: 1
DataAcq Meth:VI1611RUN.M

Quant Time: Nov 14 15:37:15 2020
Quant Method : C:\msdchem\1\methods\VI201114W.M
Quant Title : EPA 8260: Volatile Organic Compounds
QLast Update : Sat Nov 14 15:20:14 2020
Response via : Initial Calibration

Compound	R.T.	QIon	Response	Conc	Units		Dev(Min)
26) 2,2-Dichloropropane	5.286	77	94011	90.57	ug/L		94
27) Bromochloromethane	5.384	130	58111	55.75	ug/L		96
28) Chloroform	5.463	83	148631	54.79	ug/L		97
29) Carbon Tetrachloride	5.596	117	97361	81.78	ug/L		95
30) Tetrahydrofuran	5.633	42	51858	51.14	ug/L		88
31) 1,1,1-Trichloroethane	5.669	97	126609	65.25	ug/L		96
33) 1,1-Dichloropropene	5.797	75	110980	54.98	ug/L		95
34) 2-Butanone (MEK)	5.785	43	152793	103.42	ug/L		99
35) Benzene	6.053	78	336336	53.51	ug/L		98
36) tert-Amyl methyl ether...	6.174	73	45262	12.97	ug/L		93
37) 1,2-Dichloroethane (EDC)	6.272	62	119844	54.42	ug/L		92
38) iso-Butyl Alcohol	6.302	43	244161	1573.79	ug/L		93
40) Trichloroethene (TCE)	6.673	130	91434	55.66	ug/L		97
41) Tert-Amyl-Ethyl-Ether ...	6.923	59	27468	13.93	ug/L		87
42) Dibromomethane	7.130	93	58046	55.62	ug/L		97
43) 1,2-Dichloropropane	7.239	63	86368	52.89	ug/L		92
44) Bromodichloromethane	7.312	83	110686	59.77	ug/L		93
46) 2-Chloroethyl Vinyl Ether	7.951	63	38742	46.65	ug/L	#	100
47) c-1,3-Dichloropropene	8.018	75	129364	63.20	ug/L		92
49) Toluene	8.279	91	338804	50.12	ug/L		98
50) Tetrachloroethene (PCE)	8.723	166	84912	51.72	ug/L		89
51) 4-Methyl-2-Pentanone (...	8.723	43	275151	106.66	ug/L		98
52) t-1,3-Dichloropropene	8.766	75	116190	64.37	ug/L		97
53) 1,1,2-Trichloroethane	8.936	97	82459	53.09	ug/L		95
54) Dibromochloromethane	9.125	129	82823	66.30	ug/L		97
55) 1,3-Dichloropropane	9.222	76	138414	53.36	ug/L		96
56) 1,2-Dibromoethane (EDB)	9.362	107	88513	56.08	ug/L		95
57) 2-Hexanone	9.593	43	204160	110.99	ug/L		93
58) Chlorobenzene	9.867	112	217893	51.69	ug/L		97
59) Ethylbenzene	9.891	91	362631	52.12	ug/L		99
60) 1,1,1,2-Tetrachloroethane	9.928	131	74001	60.74	ug/L		97
61) m,p-Xylenes (2)	10.025	91	544810	104.34	ug/L		98
62) o-Xylene	10.409	91	277647	53.86	ug/L		99
63) Styrene	10.457	104	225096	55.34	ug/L		96
64) Bromoform	10.482	173	62340	58.39	ug/L		98
65) Isopropylbenzene	10.676	105	328660	54.77	ug/L		99

Quantitation Report (QT Reviewed)

InstName : VOA-GCMS9

Data Path : C:\msdchem\1\data\2020-11\0K13048\
Data File : VI20111313.D
Acq On : 14 Nov 2020 12:23 am
Operator : TNL
Sample : 0K13048-CAL9
Misc : 1X 5mL 50 PPB VOCR0
ALS Vial : 13 Sample Multiplier: 1
DataAcq Meth:VI1611RUN.M

Quant Time: Nov 14 15:37:15 2020
Quant Method : C:\msdchem\1\methods\VI201114W.M
Quant Title : EPA 8260: Volatile Organic Compounds
QLast Update : Sat Nov 14 15:20:14 2020
Response via : Initial Calibration

Compound	R.T.	QIon	Response	Conc	Units	Dev(Min)
68) Bromobenzene	11.005	156	92498	52.22	ug/L	86
69) n-Propylbenzene	11.023	91	381343	50.67	ug/L	99
70) 1,1,2,2-Tetrachloroethane	11.090	85	76960	50.58	ug/L	95
71) 2-Chlorotoluene	11.151	126	80756	54.08	ug/L	100
72) 1,3,5-Trimethylbenzene	11.175	105	263164	53.28	ug/L	98
73) 1,2,3-Trichloropropane	11.193	110	39064	50.05	ug/L	96
74) t-1,4-Dichloro-2-butene	11.224	53	25316	56.38	ug/L	82
75) 4-Chlorotoluene	11.285	91	237730	52.08	ug/L	98
76) tert-Butylbenzene	11.431	91	148163	53.59	ug/L	96
77) 1,2,4-Trimethylbenzene	11.485	105	264544	54.12	ug/L	97
78) sec-Butylbenzene	11.564	105	317521	52.91	ug/L	99
79) 4-Isopropyltoluene	11.674	119	262673	53.50	ug/L	99
80) 1,3-Dichlorobenzene	11.747	146	156685	52.59	ug/L	99
81) 1,4-Dichlorobenzene	11.814	146	160797	47.87	ug/L	98
82) n-Butylbenzene	11.996	91	224446	55.30	ug/L	99
83) 1,2-Dichlorobenzene	12.130	146	151239	51.38	ug/L	99
84) 1,2-Dibromo-3-Chloropr...	12.745	157	31025	59.02	ug/L	95
85) Hexachlorobutadiene	13.243	223	22461	51.75	ug/L	96
86) 1,2,4-Trichlorobenzene	13.286	180	82615	56.86	ug/L	97
87) Naphthalene	13.566	128	266831	48.70	ug/L	98
88) 1,2,3-Trichlorobenzene	13.724	180	76998	51.03	ug/L	97

(#) = qualifier out of range (m) = manual integration (+) = signals summed

Quantitation Report (QT Reviewed)

InstName : VOA-GCMS9

Data Path : C:\msdchem\1\data\2020-11\0K13048\
Data File : VI20111313.D
Acq On : 14 Nov 2020 12:23 am
Operator : TNL
Sample : 0K13048-CAL9
Misc : 1X 5mL 50 PPB VOCR0
ALS Vial : 13 Sample Multiplier: 1
DataAcq Meth:VI1611RUN.M

Quant Time: Nov 14 15:37:15 2020
Quant Method : C:\msdchem\1\methods\VI201114W.M
Quant Title : EPA 8260: Volatile Organic Compounds
QLast Update : Sat Nov 14 15:20:14 2020
Response via : Initial Calibration

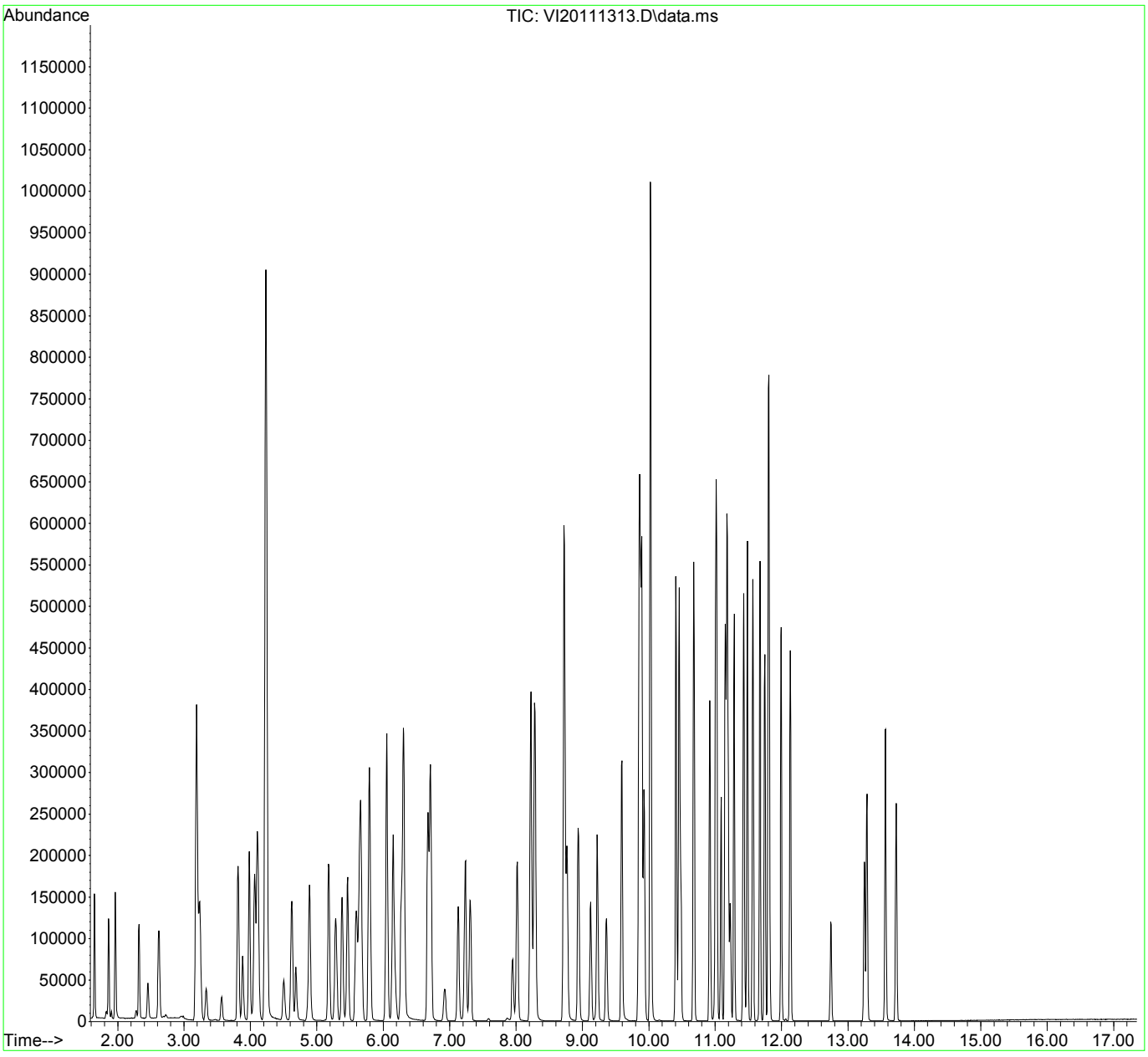

Quantitation Report (Not Reviewed)

InstName : VOA-GCMS9

Data Path : C:\msdchem\1\data\2020-11\0K13048\
Data File : VI20111314.D
Acq On : 14 Nov 2020 12:50 am
Operator : TNL 11/15/20 TNL
Sample : 0K13048-IBL2
Misc : 1X 5mL DI
ALS Vial : 14 Sample Multiplier: 1
DataAcq Meth:VI1611RUN.M

Quant Time: Nov 15 09:41:49 2020
Quant Method : C:\msdchem\1\methods\VI201114W.M
Quant Title : EPA 8260: Volatile Organic Compounds
QLast Update : Sat Nov 14 16:47:50 2020
Response via : Initial Calibration

Compound	R.T.	QIon	Response	Conc	Units		Dev(Min)
Internal Standards							
1) Pentafluorobenzene (I)	6.150	99	85635	50.00	ug/L	#	0.00
45) Chlorobenzene-d5 (I)	9.855	117	221677	50.00	ug/L		0.00
66) 1,4-Dichlorobenzene-d4...	11.802	152	92073	50.00	ug/L		0.00
System Monitoring Compounds							
32) Dibromofluoromethane (S)	5.651	111	80544	49.12	ug/L		0.00
39) 1,4-Difluorobenzene (S)	6.710	114	265711	49.58	ug/L		0.00
48) Toluene-d8 (S)	8.225	98	296028	50.91	ug/L		0.00
67) 4-Bromofluorobenzene (S)	10.920	174	82889	52.20	ug/L		0.00
Target Compounds							Qvalue
2) Dichlorodifluoromethane	1.654	85	168	0.34	ug/L	#	49
3) Chloromethane	1.861	50	239	0.15	ug/L	#	47
5) Bromomethane	2.330	96	211	0.19	ug/L	#	62
10) Carbon Disulfide	3.206	76	1513	0.38	ug/L		78
14) Methylene Chloride	3.820	84	472	0.28	ug/L		90
15) Acetone	3.887	43	1447	1.47	ug/L	#	44
19) tert-Butanol (TBA)	4.240	59	276	0.59	ug/L		46
50) Tetrachloroethene (PCE)	8.729	166	176	0.12	ug/L	#	25
61) m,p-Xylenes (2)	10.031	91	825	0.17	ug/L		84
69) n-Propylbenzene	11.023	91	937	0.16	ug/L		58
72) 1,3,5-Trimethylbenzene	11.181	105	430	0.11	ug/L		93
75) 4-Chlorotoluene	11.285	91	555	0.15	ug/L	#	45
76) tert-Butylbenzene	11.431	91	357	0.16	ug/L	#	83
77) 1,2,4-Trimethylbenzene	11.485	105	470	0.12	ug/L		91
78) sec-Butylbenzene	11.564	105	950	0.19	ug/L		59
79) 4-Isopropyltoluene	11.680	119	789	0.20	ug/L		90
80) 1,3-Dichlorobenzene	11.747	146	376	0.16	ug/L	#	72
81) 1,4-Dichlorobenzene	11.814	146	602	0.24	ug/L	#	54
82) n-Butylbenzene	11.996	91	921	0.28	ug/L		99
83) 1,2-Dichlorobenzene	12.130	146	268	0.12	ug/L	#	69
86) 1,2,4-Trichlorobenzene	13.292	180	688	0.61	ug/L		84
87) Naphthalene	13.566	128	2791	1.01	ug/L		81
88) 1,2,3-Trichlorobenzene	13.724	180	658	0.65	ug/L		84

Quantitation Report (Not Reviewed)

InstName : VOA-GCMS9

Data Path : C:\msdchem\1\data\2020-11\0K13048\
Data File : VI20111314.D
Acq On : 14 Nov 2020 12:50 am
Operator : TNL
Sample : 0K13048-IBL2
Misc : 1X 5mL DI
ALS Vial : 14 Sample Multiplier: 1
DataAcq Meth:VI1611RUN.M

Quant Time: Nov 15 09:41:49 2020
Quant Method : C:\msdchem\1\methods\VI201114W.M
Quant Title : EPA 8260: Volatile Organic Compounds
QLast Update : Sat Nov 14 16:47:50 2020
Response via : Initial Calibration

Compound	R.T.	QIon	Response	Conc	Units	Dev(Min)

(#) = qualifier out of range (m) = manual integration (+) = signals summed

Quantitation Report (Not Reviewed)

InstName : VOA-GCMS9

Data Path : C:\msdchem\1\data\2020-11\0K13048\
Data File : VI20111314.D
Acq On : 14 Nov 2020 12:50 am
Operator : TNL
Sample : 0K13048-IBL2
Misc : 1X 5mL DI
ALS Vial : 14 Sample Multiplier: 1
DataAcq Meth:VI1611RUN.M

Quant Time: Nov 15 09:41:49 2020
Quant Method : C:\msdchem\1\methods\VI201114W.M
Quant Title : EPA 8260: Volatile Organic Compounds
QLast Update : Sat Nov 14 16:47:50 2020
Response via : Initial Calibration

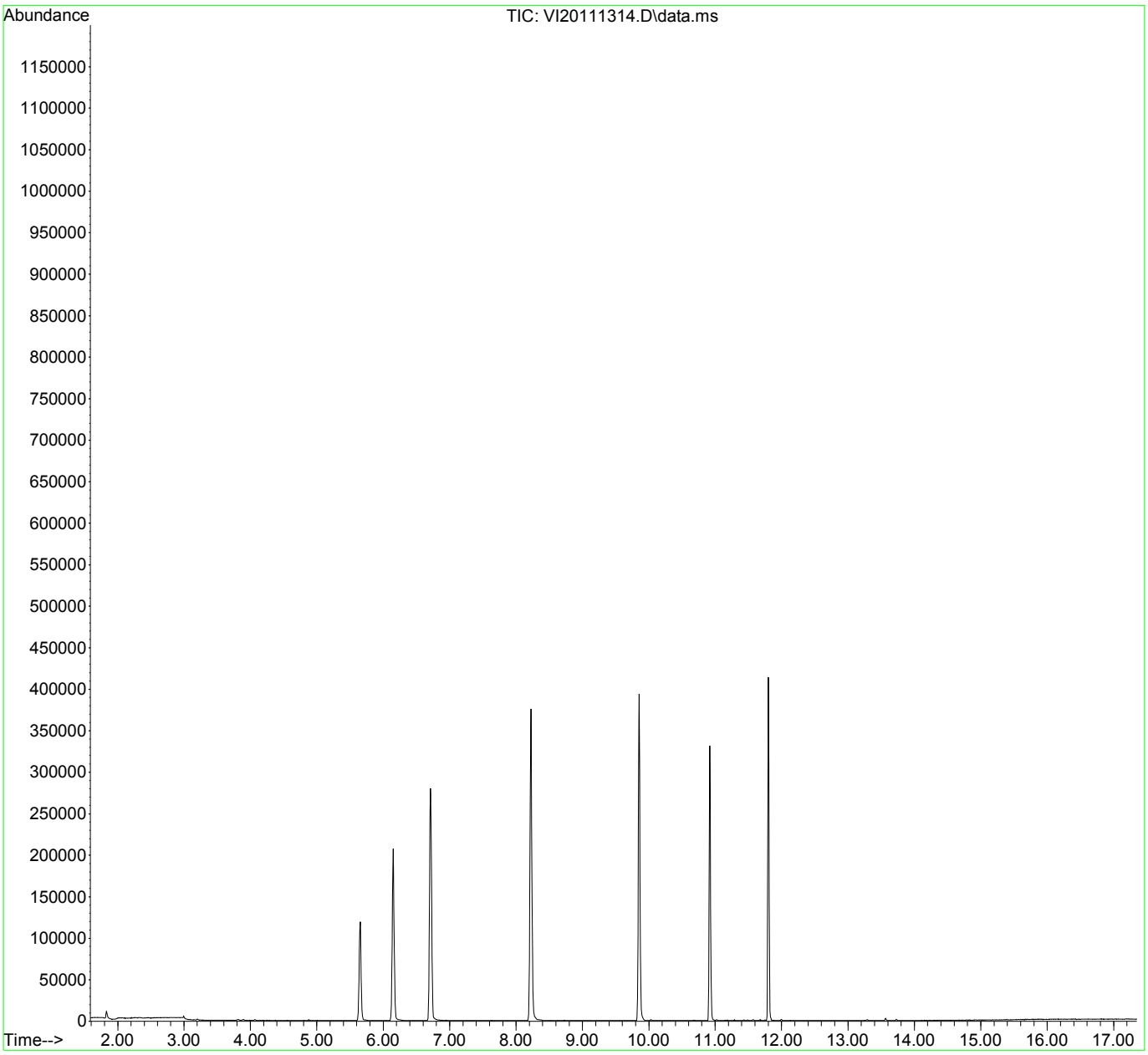

Quantitation Report (Not Reviewed)

InstName : VOA-GCMS9

Data Path : C:\msdchem\1\data\2020-11\0K13048\
Data File : VI20111315.D
Acq On : 14 Nov 2020 1:17 am
Operator : TNL
Sample : 0K13048-CALA 11/15/20 TNL
Misc : 1X 5mL 100 PPB VOCR0
ALS Vial : 15 Sample Multiplier: 1
DataAcq Meth:VI1611RUN.M

Quant Time: Nov 14 15:41:43 2020
Quant Method : C:\msdchem\1\methods\VI201114W.M
Quant Title : EPA 8260: Volatile Organic Compounds
QLast Update : Sat Nov 14 15:20:14 2020
Response via : Initial Calibration

Compound	R.T.	QIon	Response	Conc	Units		Dev(Min)
Internal Standards							
1) Pentafluorobenzene (I)	6.150	99	88064	50.00	ug/L	#	0.00
45) Chlorobenzene-d5 (I)	9.855	117	245190	50.00	ug/L		0.00
66) 1,4-Dichlorobenzene-d4...	11.802	152	123086	50.00	ug/L		0.00
System Monitoring Compounds							
32) Dibromofluoromethane (S)	5.651	111	86300	50.93	ug/L		0.00
39) 1,4-Difluorobenzene (S)	6.716	114	277255	51.05	ug/L		0.00
48) Toluene-d8 (S)	8.225	98	312178	47.66	ug/L		0.00
67) 4-Bromofluorobenzene (S)	10.920	174	98220	47.61	ug/L		0.00
Target Compounds							Qvalue
2) Dichlorodifluoromethane	1.654	85	172346	103.31	ug/L		100
3) Chloromethane	1.867	50	172986	98.83	ug/L		96
4) Vinyl Chloride	1.971	62	200141	106.68	ug/L		97
5) Bromomethane	2.330	96	95638	72.69	ug/L		97
6) Chloroethane	2.457	64	28662	41.28	ug/L		88
7) Trichlorofluoromethane	2.622	101	174582	78.97	ug/L		98
8) Ethanol	3.193	45	248506	6169.05	ug/L		88
9) 1,1-Dichloroethene	3.187	61	232585	110.35	ug/L		94
10) Carbon Disulfide	3.199	76	417677	108.21	ug/L		98
11) Freon 113	3.236	101	139433	108.64	ug/L		96
12) Iodomethane	3.339	142	126398	107.48	ug/L		93
13) Acrolein	3.571	56	51368	128.68	ug/L		74
14) Methylene Chloride	3.820	84	164010	94.81	ug/L		93
15) Acetone	3.887	43	189253	187.55	ug/L		98
16) t-1,2-Dichloroethene	3.984	61	228499	112.23	ug/L		97
17) n-Hexane	4.063	86	28218	105.17	ug/L	#	84
18) Methyl-tert-butyl-ether	4.112	73	532019	125.85	ug/L		94
19) tert-Butanol (TBA)	4.240	59	2448970	5861.07	ug/L		82
20) Diisopropyl ether (DIPE)	4.507	45	99898	21.40	ug/L		93
21) 1,1-Dichloroethane	4.623	63	299961	107.36	ug/L		97
22) Acrylonitrile	4.690	53	103530	106.68	ug/L		96
23) Ethyl-tert-butyl ether...	4.879	59	98327	24.28	ug/L		97
24) Vinyl Acetate	4.897	43	424872	158.09	ug/L		97
25) c-1,2-Dichloroethene	5.183	61	228210	108.04	ug/L		94

Quantitation Report (Not Reviewed)

InstName : VOA-GCMS9

Data Path : C:\msdchem\1\data\2020-11\0K13048\
Data File : VI20111315.D
Acq On : 14 Nov 2020 1:17 am
Operator : TNL
Sample : 0K13048-CALA
Misc : 1X 5mL 100 PPB VOCR0
ALS Vial : 15 Sample Multiplier: 1
DataAcq Meth:VI1611RUN.M

Quant Time: Nov 14 15:41:43 2020
Quant Method : C:\msdchem\1\methods\VI201114W.M
Quant Title : EPA 8260: Volatile Organic Compounds
QLast Update : Sat Nov 14 15:20:14 2020
Response via : Initial Calibration

Compound	R.T.	QIon	Response	Conc	Units		Dev(Min)
26) 2,2-Dichloropropane	5.286	77	187276	180.54	ug/L		94
27) Bromochloromethane	5.383	130	112906	108.40	ug/L		95
28) Chloroform	5.463	83	296707	109.45	ug/L		97
29) Carbon Tetrachloride	5.596	117	196709	165.33	ug/L		95
30) Tetrahydrofuran	5.633	42	103090	101.72	ug/L		89
31) 1,1,1-Trichloroethane	5.669	97	252188	130.06	ug/L		96
33) 1,1-Dichloropropene	5.797	75	220778	109.44	ug/L		96
34) 2-Butanone (MEK)	5.785	43	310996	210.64	ug/L		97
35) Benzene	6.053	78	668370	106.40	ug/L		98
36) tert-Amyl methyl ether...	6.180	73	93921	26.93	ug/L		92
37) 1,2-Dichloroethane (EDC)	6.272	62	239958	109.03	ug/L		92
38) iso-Butyl Alcohol	6.308	43	481581	2944.00	ug/L		92
40) Trichloroethene (TCE)	6.673	130	181229	110.39	ug/L		97
41) Tert-Amyl-Ethyl-Ether ...	6.929	59	56464	28.66	ug/L		87
42) Dibromomethane	7.129	93	116510	111.72	ug/L		98
43) 1,2-Dichloropropane	7.239	63	172626	105.78	ug/L		93
44) Bromodichloromethane	7.312	83	226288	122.28	ug/L		95
46) 2-Chloroethyl Vinyl Ether	7.951	63	82059	97.10	ug/L	#	100
47) c-1,3-Dichloropropene	8.018	75	260834	125.22	ug/L		92
49) Toluene	8.285	91	683403	99.35	ug/L		99
50) Tetrachloroethene (PCE)	8.729	166	172050	102.98	ug/L		95
51) 4-Methyl-2-Pentanone (...	8.729	43	554729	211.33	ug/L		97
52) t-1,3-Dichloropropene	8.766	75	237738	119.39	ug/L		97
53) 1,1,2-Trichloroethane	8.942	97	164943	104.35	ug/L		95
54) Dibromochloromethane	9.125	129	170999	134.52	ug/L		99
55) 1,3-Dichloropropane	9.222	76	278910	105.66	ug/L		96
56) 1,2-Dibromoethane (EDB)	9.362	107	179841	111.97	ug/L		95
57) 2-Hexanone	9.587	43	410486	219.30	ug/L		93
58) Chlorobenzene	9.867	112	444921	103.73	ug/L		97
59) Ethylbenzene	9.891	91	740065	104.52	ug/L		99
60) 1,1,1,2-Tetrachloroethane	9.928	131	155809	116.49	ug/L		97
61) m,p-Xylenes (2)	10.025	91	1125177	211.76	ug/L		98
62) o-Xylene	10.409	91	568355	108.35	ug/L		98
63) Styrene	10.457	104	466046	112.59	ug/L		95
64) Bromoform	10.482	173	135667	113.79	ug/L		99
65) Isopropylbenzene	10.676	105	668797	109.53	ug/L		99

Quantitation Report (Not Reviewed)

InstName : VOA-GCMS9

Data Path : C:\msdchem\1\data\2020-11\0K13048\
Data File : VI20111315.D
Acq On : 14 Nov 2020 1:17 am
Operator : TNL
Sample : 0K13048-CALA
Misc : 1X 5mL 100 PPB VOCR0
ALS Vial : 15 Sample Multiplier: 1
DataAcq Meth:VI1611RUN.M

Quant Time: Nov 14 15:41:43 2020
Quant Method : C:\msdchem\1\methods\VI201114W.M
Quant Title : EPA 8260: Volatile Organic Compounds
QLast Update : Sat Nov 14 15:20:14 2020
Response via : Initial Calibration

Compound	R.T.	QIon	Response	Conc	Units	Dev(Min)
68) Bromobenzene	11.005	156	189898	102.98	ug/L	89
69) n-Propylbenzene	11.017	91	784675	100.15	ug/L	98
70) 1,1,2,2-Tetrachloroethane	11.090	85	155166	97.94	ug/L	94
71) 2-Chlorotoluene	11.151	126	165818	106.66	ug/L	97
72) 1,3,5-Trimethylbenzene	11.175	105	550786	107.11	ug/L	98
73) 1,2,3-Trichloropropane	11.193	110	78851	97.02	ug/L	95
74) t-1,4-Dichloro-2-butene	11.230	53	50928	108.93	ug/L	89
75) 4-Chlorotoluene	11.285	91	492489	103.62	ug/L	97
76) tert-Butylbenzene	11.431	91	301162	104.62	ug/L	96
77) 1,2,4-Trimethylbenzene	11.485	105	550246	108.13	ug/L	97
78) sec-Butylbenzene	11.564	105	646461	103.46	ug/L	100
79) 4-Isopropyltoluene	11.674	119	544580	106.53	ug/L	98
80) 1,3-Dichlorobenzene	11.747	146	324689	104.66	ug/L	99
81) 1,4-Dichlorobenzene	11.814	146	331071	94.66	ug/L	97
82) n-Butylbenzene	11.996	91	467121	110.54	ug/L	99
83) 1,2-Dichlorobenzene	12.130	146	311049	101.49	ug/L	98
84) 1,2-Dibromo-3-Chloropr...	12.745	157	66001	112.62	ug/L	95
85) Hexachlorobutadiene	13.243	223	45767	101.28	ug/L	93
86) 1,2,4-Trichlorobenzene	13.286	180	188607	124.67	ug/L	97
87) Naphthalene	13.560	128	631788	102.14	ug/L	97
88) 1,2,3-Trichlorobenzene	13.724	180	182309	116.06	ug/L	97

(#) = qualifier out of range (m) = manual integration (+) = signals summed

Quantitation Report (Not Reviewed)

InstName : VOA-GCMS9

Data Path : C:\msdchem\1\data\2020-11\0K13048\
Data File : VI20111315.D
Acq On : 14 Nov 2020 1:17 am
Operator : TNL
Sample : 0K13048-CALA
Misc : 1X 5mL 100 PPB VOCR0
ALS Vial : 15 Sample Multiplier: 1
DataAcq Meth:VI1611RUN.M

Quant Time: Nov 14 15:41:43 2020
Quant Method : C:\msdchem\1\methods\VI201114W.M
Quant Title : EPA 8260: Volatile Organic Compounds
QLast Update : Sat Nov 14 15:20:14 2020
Response via : Initial Calibration

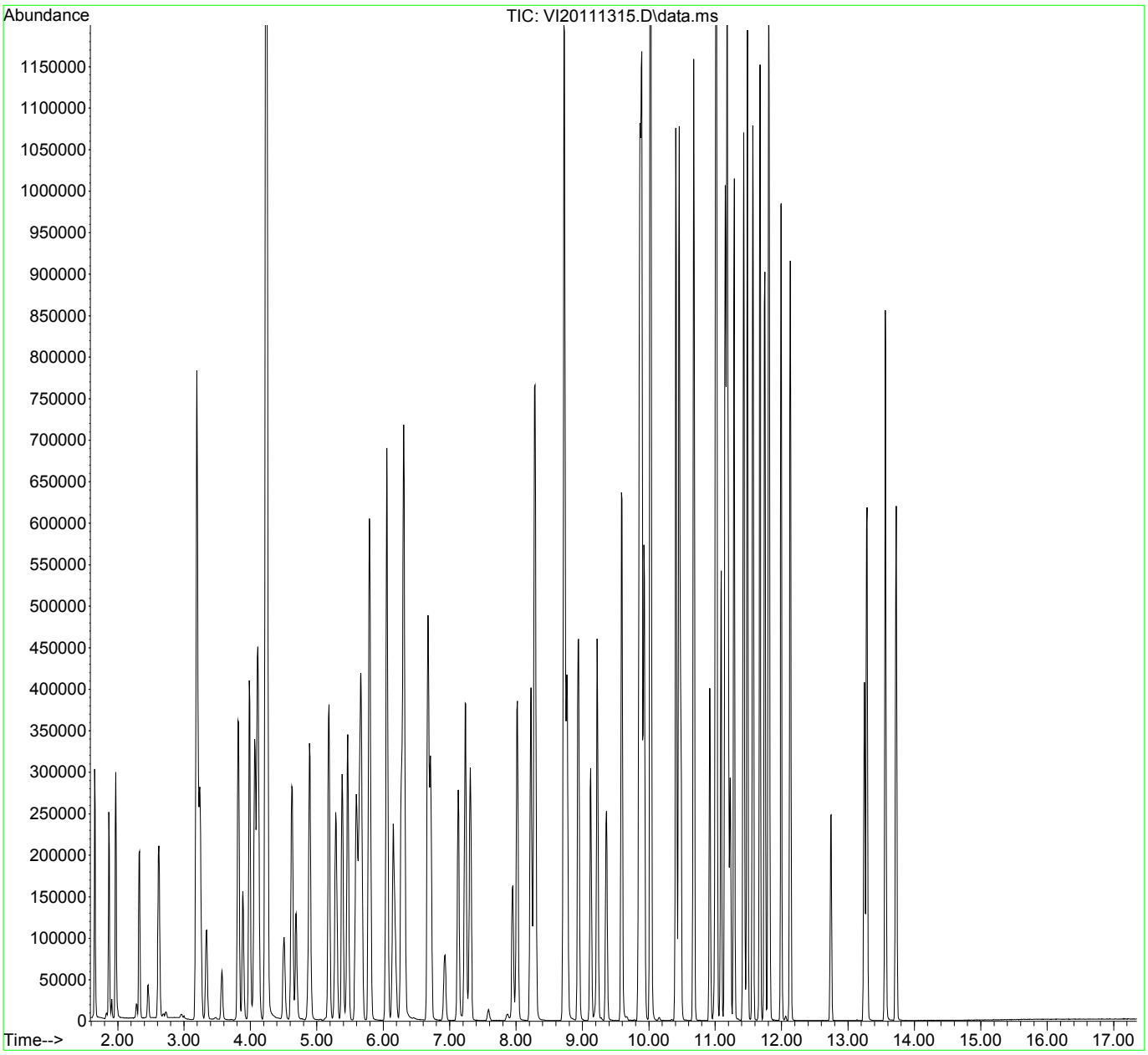

Quantitation Report (QT Reviewed)

InstName : VOA-GCMS9

Data Path : C:\msdchem\1\data\2020-11\0K13048\
Data File : VI20111315.D
Acq On : 14 Nov 2020 1:17 am
Operator : TNL
Sample : 0K13048-CALA
Misc : 1X 5mL 100 PPB VOCR0
ALS Vial : 15 Sample Multiplier: 1 11/15/20 TNL
DataAcq Meth:VI1611RUN.M

Quant Time: Nov 14 15:41:43 2020
Quant Method : C:\msdchem\1\methods\VI201114W.M
Quant Title : EPA 8260: Volatile Organic Compounds
QLast Update : Sat Nov 14 15:20:14 2020
Response via : Initial Calibration

Compound	R.T.	QIon	Response	Conc	Units		Dev(Min)
Internal Standards							
1) Pentafluorobenzene (I)	6.150	99	88064	50.00	ug/L	#	0.00
45) Chlorobenzene-d5 (I)	9.855	117	245190	50.00	ug/L		0.00
66) 1,4-Dichlorobenzene-d4...	11.802	152	123086	50.00	ug/L		0.00
System Monitoring Compounds							
32) Dibromofluoromethane (S)	5.651	111	86300	50.93	ug/L		0.00
39) 1,4-Difluorobenzene (S)	6.716	114	277255	51.05	ug/L		0.00
48) Toluene-d8 (S)	8.225	98	312178	47.66	ug/L		0.00
67) 4-Bromofluorobenzene (S)	10.920	174	98220	47.61	ug/L		0.00
Target Compounds							Qvalue
2) Dichlorodifluoromethane	1.654	85	172346	103.31	ug/L		100
3) Chloromethane	1.867	50	172986	98.83	ug/L		96
4) Vinyl Chloride	1.971	62	200141	106.68	ug/L		97
5) Bromomethane	2.330	96	95638	72.69	ug/L		97
6) Chloroethane	2.457	64	28662	41.28	ug/L		88
7) Trichlorofluoromethane	2.622	101	174582	78.97	ug/L		98
8) Ethanol	3.193	45	248506	6169.05	ug/L		88
9) 1,1-Dichloroethene	3.187	61	232585	110.35	ug/L		94
10) Carbon Disulfide	3.199	76	417677	108.21	ug/L		98
11) Freon 113	3.236	101	139433	108.64	ug/L		96
12) Iodomethane	3.339	142	126398	107.48	ug/L		93
13) Acrolein	3.571	56	51368	128.68	ug/L		74
14) Methylene Chloride	3.820	84	164010	94.81	ug/L		93
15) Acetone	3.887	43	189253	187.55	ug/L		98
16) t-1,2-Dichloroethene	3.984	61	228499	112.23	ug/L		97
17) n-Hexane	4.063	86	28218	105.17	ug/L	#	84
18) Methyl-tert-butyl-ether	4.112	73	532019	125.85	ug/L		94
19) tert-Butanol (TBA)	4.240	59	2448970	5861.07	ug/L		82
20) Diisopropyl ether (DIPE)	4.507	45	99898	21.40	ug/L		93
21) 1,1-Dichloroethane	4.623	63	299961	107.36	ug/L		97
22) Acrylonitrile	4.690	53	103530	106.68	ug/L		96
23) Ethyl-tert-butyl ether...	4.879	59	98327	24.28	ug/L		97
24) Vinyl Acetate	4.897	43	424872	158.09	ug/L		97
25) c-1,2-Dichloroethene	5.183	61	228210	108.04	ug/L		94

Quantitation Report (QT Reviewed)

InstName : VOA-GCMS9

Data Path : C:\msdchem\1\data\2020-11\0K13048\
Data File : VI20111315.D
Acq On : 14 Nov 2020 1:17 am
Operator : TNL
Sample : 0K13048-CALA
Misc : 1X 5mL 100 PPB VOCR0
ALS Vial : 15 Sample Multiplier: 1
DataAcq Meth:VI1611RUN.M

Quant Time: Nov 14 15:41:43 2020
Quant Method : C:\msdchem\1\methods\VI201114W.M
Quant Title : EPA 8260: Volatile Organic Compounds
QLast Update : Sat Nov 14 15:20:14 2020
Response via : Initial Calibration

Compound	R.T.	QIon	Response	Conc	Units		Dev(Min)
26) 2,2-Dichloropropane	5.286	77	187276	180.54	ug/L		94
27) Bromochloromethane	5.383	130	112906	108.40	ug/L		95
28) Chloroform	5.463	83	296707	109.45	ug/L		97
29) Carbon Tetrachloride	5.596	117	196709	165.33	ug/L		95
30) Tetrahydrofuran	5.633	42	103090	101.72	ug/L		89
31) 1,1,1-Trichloroethane	5.669	97	252188	130.06	ug/L		96
33) 1,1-Dichloropropene	5.797	75	220778	109.44	ug/L		96
34) 2-Butanone (MEK)	5.785	43	310996	210.64	ug/L		97
35) Benzene	6.053	78	668370	106.40	ug/L		98
36) tert-Amyl methyl ether...	6.180	73	93921	26.93	ug/L		92
37) 1,2-Dichloroethane (EDC)	6.272	62	239958	109.03	ug/L		92
38) iso-Butyl Alcohol	6.308	43	481581	2944.00	ug/L		92
40) Trichloroethene (TCE)	6.673	130	181229	110.39	ug/L		97
41) Tert-Amyl-Ethyl-Ether ...	6.929	59	56464	28.66	ug/L		87
42) Dibromomethane	7.129	93	116510	111.72	ug/L		98
43) 1,2-Dichloropropane	7.239	63	172626	105.78	ug/L		93
44) Bromodichloromethane	7.312	83	226288	122.28	ug/L		95
46) 2-Chloroethyl Vinyl Ether	7.951	63	82059	97.10	ug/L	#	100
47) c-1,3-Dichloropropene	8.018	75	260834	125.22	ug/L		92
49) Toluene	8.285	91	683403	99.35	ug/L		99
50) Tetrachloroethene (PCE)	8.729	166	172050	102.98	ug/L		95
51) 4-Methyl-2-Pentanone (...	8.729	43	554729	211.33	ug/L		97
52) t-1,3-Dichloropropene	8.766	75	237738	119.39	ug/L		97
53) 1,1,2-Trichloroethane	8.942	97	164943	104.35	ug/L		95
54) Dibromochloromethane	9.125	129	170999	134.52	ug/L		99
55) 1,3-Dichloropropane	9.222	76	278910	105.66	ug/L		96
56) 1,2-Dibromoethane (EDB)	9.362	107	179841	111.97	ug/L		95
57) 2-Hexanone	9.587	43	410486	219.30	ug/L		93
58) Chlorobenzene	9.867	112	444921	103.73	ug/L		97
59) Ethylbenzene	9.891	91	740065	104.52	ug/L		99
60) 1,1,1,2-Tetrachloroethane	9.928	131	155809	116.49	ug/L		97
61) m,p-Xylenes (2)	10.025	91	1125177	211.76	ug/L		98
62) o-Xylene	10.409	91	568355	108.35	ug/L		98
63) Styrene	10.457	104	466046	112.59	ug/L		95
64) Bromoform	10.482	173	135667	113.79	ug/L		99
65) Isopropylbenzene	10.676	105	668797	109.53	ug/L		99

Quantitation Report (QT Reviewed)

InstName : VOA-GCMS9

Data Path : C:\msdchem\1\data\2020-11\0K13048\
Data File : VI20111315.D
Acq On : 14 Nov 2020 1:17 am
Operator : TNL
Sample : 0K13048-CALA
Misc : 1X 5mL 100 PPB VOCR0
ALS Vial : 15 Sample Multiplier: 1
DataAcq Meth:VI1611RUN.M

Quant Time: Nov 14 15:41:43 2020
Quant Method : C:\msdchem\1\methods\VI201114W.M
Quant Title : EPA 8260: Volatile Organic Compounds
QLast Update : Sat Nov 14 15:20:14 2020
Response via : Initial Calibration

Compound	R.T.	QIon	Response	Conc	Units	Dev(Min)
68) Bromobenzene	11.005	156	189898	102.98	ug/L	89
69) n-Propylbenzene	11.017	91	784675	100.15	ug/L	98
70) 1,1,2,2-Tetrachloroethane	11.090	85	155166	97.94	ug/L	94
71) 2-Chlorotoluene	11.151	126	165818	106.66	ug/L	97
72) 1,3,5-Trimethylbenzene	11.175	105	550786	107.11	ug/L	98
73) 1,2,3-Trichloropropane	11.193	110	78851	97.02	ug/L	95
74) t-1,4-Dichloro-2-butene	11.230	53	50928	108.93	ug/L	89
75) 4-Chlorotoluene	11.285	91	492489	103.62	ug/L	97
76) tert-Butylbenzene	11.431	91	301162	104.62	ug/L	96
77) 1,2,4-Trimethylbenzene	11.485	105	550246	108.13	ug/L	97
78) sec-Butylbenzene	11.564	105	646461	103.46	ug/L	100
79) 4-Isopropyltoluene	11.674	119	544580	106.53	ug/L	98
80) 1,3-Dichlorobenzene	11.747	146	324689	104.66	ug/L	99
81) 1,4-Dichlorobenzene	11.814	146	331071	94.66	ug/L	97
82) n-Butylbenzene	11.996	91	467121	110.54	ug/L	99
83) 1,2-Dichlorobenzene	12.130	146	311049	101.49	ug/L	98
84) 1,2-Dibromo-3-Chloropr...	12.745	157	66001	112.62	ug/L	95
85) Hexachlorobutadiene	13.243	223	45767	101.28	ug/L	93
86) 1,2,4-Trichlorobenzene	13.286	180	188607	124.67	ug/L	97
87) Naphthalene	13.560	128	631788	102.14	ug/L	97
88) 1,2,3-Trichlorobenzene	13.724	180	182309	116.06	ug/L	97

(#) = qualifier out of range (m) = manual integration (+) = signals summed

Quantitation Report (QT Reviewed)

InstName : VOA-GCMS9

Data Path : C:\msdchem\1\data\2020-11\0K13048\
Data File : VI20111315.D
Acq On : 14 Nov 2020 1:17 am
Operator : TNL
Sample : 0K13048-CALA
Misc : 1X 5mL 100 PPB VOCR0
ALS Vial : 15 Sample Multiplier: 1
DataAcq Meth:VI1611RUN.M

Quant Time: Nov 14 15:41:43 2020
Quant Method : C:\msdchem\1\methods\VI201114W.M
Quant Title : EPA 8260: Volatile Organic Compounds
QLast Update : Sat Nov 14 15:20:14 2020
Response via : Initial Calibration

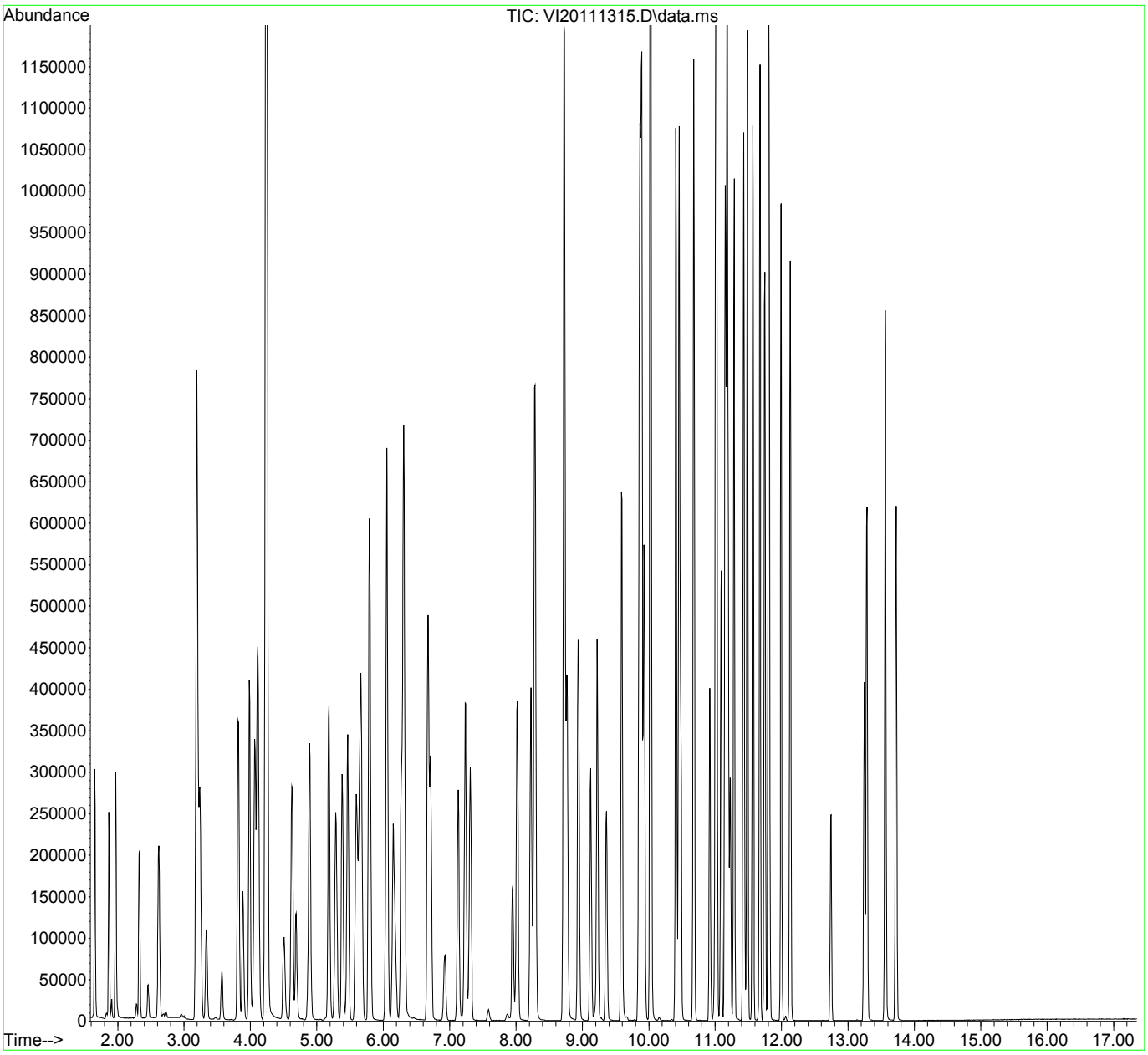

Quantitation Report (Not Reviewed)

InstName : VOA-GCMS9

Data Path : C:\msdchem\1\data\2020-11\0K13048\
Data File : VI20111316.D
Acq On : 14 Nov 2020 1:44 am
Operator : TNL
Sample : 0K13048-IBL3 11/15/20 TNL
Misc : 1X 5mL DI
ALS Vial : 16 Sample Multiplier: 1
DataAcq Meth:VI1611RUN.M

Quant Time: Nov 15 09:42:25 2020
Quant Method : C:\msdchem\1\methods\VI201114W.M
Quant Title : EPA 8260: Volatile Organic Compounds
QLast Update : Sat Nov 14 16:47:50 2020
Response via : Initial Calibration

Compound	R.T.	QIon	Response	Conc	Units		Dev(Min)
Internal Standards							
1) Pentafluorobenzene (I)	6.150	99	86271	50.00	ug/L	#	0.00
45) Chlorobenzene-d5 (I)	9.855	117	219792	50.00	ug/L		0.00
66) 1,4-Dichlorobenzene-d4...	11.802	152	91680	50.00	ug/L		0.00
System Monitoring Compounds							
32) Dibromofluoromethane (S)	5.651	111	81338	49.24	ug/L		0.00
39) 1,4-Difluorobenzene (S)	6.710	114	266062	49.28	ug/L		0.00
48) Toluene-d8 (S)	8.224	98	297839	51.66	ug/L		0.00
67) 4-Bromofluorobenzene (S)	10.919	174	83335	52.70	ug/L		0.00
Target Compounds							Qvalue
2) Dichlorodifluoromethane	1.654	85	361	0.47	ug/L		88
3) Chloromethane	1.867	50	348	0.21	ug/L	#	47
5) Bromomethane	2.329	96	285	0.26	ug/L	#	57
7) Trichlorofluoromethane	2.628	101	182	0.11	ug/L	#	27
8) Ethanol	3.199	45	181	3.64	ug/L	#	29
9) 1,1-Dichloroethene	3.181	61	219	0.10	ug/L	#	28
10) Carbon Disulfide	3.205	76	2725	0.69	ug/L		95
11) Freon 113	3.236	101	214	0.16	ug/L	#	19
14) Methylene Chloride	3.820	84	1739	1.02	ug/L		90
15) Acetone	3.893	43	2365	2.38	ug/L		94
16) t-1,2-Dichloroethene	3.990	61	478	0.23	ug/L	#	71
19) tert-Butanol (TBA)	4.240	59	1132	2.41	ug/L		97
33) 1,1-Dichloropropene	5.797	75	269	0.13	ug/L	#	43
49) Toluene	8.285	91	631	0.10	ug/L		92
50) Tetrachloroethene (PCE)	8.735	166	406	0.27	ug/L	#	76
58) Chlorobenzene	9.873	112	590	0.15	ug/L	#	32
59) Ethylbenzene	9.891	91	887	0.13	ug/L		88
61) m,p-Xylenes (2)	10.031	91	1586	0.33	ug/L		95
65) Isopropylbenzene	10.682	105	986	0.17	ug/L		82
69) n-Propylbenzene	11.023	91	1764	0.30	ug/L		93
71) 2-Chlorotoluene	11.157	126	125	0.10	ug/L	#	82
72) 1,3,5-Trimethylbenzene	11.181	105	893	0.22	ug/L		84
75) 4-Chlorotoluene	11.291	91	1090	0.30	ug/L		90
76) tert-Butylbenzene	11.430	91	644	0.28	ug/L		99

Quantitation Report (Not Reviewed)

InstName : VOA-GCMS9

Data Path : C:\msdchem\1\data\2020-11\0K13048\
Data File : VI20111316.D
Acq On : 14 Nov 2020 1:44 am
Operator : TNL
Sample : 0K13048-IBL3
Misc : 1X 5mL DI
ALS Vial : 16 Sample Multiplier: 1
DataAcq Meth:VI1611RUN.M

Quant Time: Nov 15 09:42:25 2020
Quant Method : C:\msdchem\1\methods\VI201114W.M
Quant Title : EPA 8260: Volatile Organic Compounds
QLast Update : Sat Nov 14 16:47:50 2020
Response via : Initial Calibration

Compound	R.T.	QIon	Response	Conc	Units		Dev(Min)
77) 1,2,4-Trimethylbenzene	11.491	105	828	0.22	ug/L		91
78) sec-Butylbenzene	11.570	105	1551	0.32	ug/L		95
79) 4-Isopropyltoluene	11.674	119	1296	0.34	ug/L		95
80) 1,3-Dichlorobenzene	11.747	146	846	0.36	ug/L		88
81) 1,4-Dichlorobenzene	11.814	146	980	0.39	ug/L	#	59
82) n-Butylbenzene	11.996	91	1501	0.46	ug/L		94
83) 1,2-Dichlorobenzene	12.136	146	528	0.23	ug/L	#	67
85) Hexachlorobutadiene	13.249	223	214	0.64	ug/L		91
86) 1,2,4-Trichlorobenzene	13.292	180	979	0.88	ug/L		90
87) Naphthalene	13.566	128	4093	1.34	ug/L		94
88) 1,2,3-Trichlorobenzene	13.724	180	1002	1.00	ug/L		92

(#) = qualifier out of range (m) = manual integration (+) = signals summed

Quantitation Report (Not Reviewed)

InstName : VOA-GCMS9

Data Path : C:\msdchem\1\data\2020-11\0K13048\
Data File : VI20111316.D
Acq On : 14 Nov 2020 1:44 am
Operator : TNL
Sample : 0K13048-IBL3
Misc : 1X 5mL DI
ALS Vial : 16 Sample Multiplier: 1
DataAcq Meth:VI1611RUN.M

Quant Time: Nov 15 09:42:25 2020
Quant Method : C:\msdchem\1\methods\VI201114W.M
Quant Title : EPA 8260: Volatile Organic Compounds
QLast Update : Sat Nov 14 16:47:50 2020
Response via : Initial Calibration

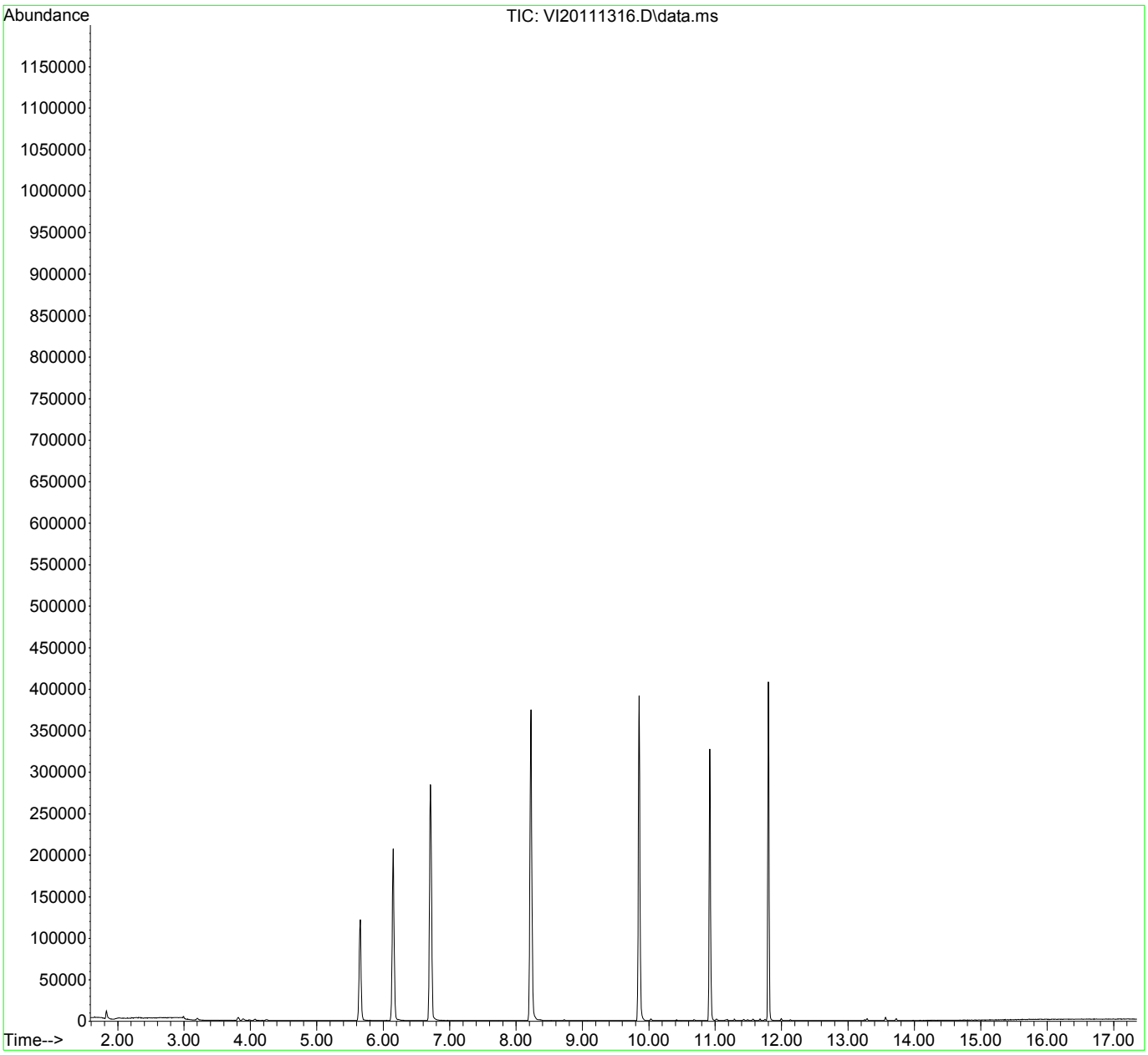

Quantitation Report (Not Reviewed)

InstName : VOA-GCMS9

Data Path : C:\msdchem\1\data\2020-11\0K13048\
Data File : VI20111317.D
Acq On : 14 Nov 2020 2:11 am
Operator : TNL
Sample : 0K13048-CALB
Misc : 1X 5mL 200 PPB VOCR0
ALS Vial : 17 Sample Multiplier: 1 11/15/20 TNL
DataAcq Meth:VI1611RUN.M

Quant Time: Nov 14 15:44:19 2020
Quant Method : C:\msdchem\1\methods\VI201114W.M
Quant Title : EPA 8260: Volatile Organic Compounds
QLast Update : Sat Nov 14 15:20:14 2020
Response via : Initial Calibration

Compound	R.T.	QIon	Response	Conc	Units		Dev(Min)
Internal Standards							
1) Pentafluorobenzene (I)	6.144	99	90807	50.00	ug/L	#	0.00
45) Chlorobenzene-d5 (I)	9.855	117	254045	50.00	ug/L		0.00
66) 1,4-Dichlorobenzene-d4...	11.802	152	128906	50.00	ug/L		0.00
System Monitoring Compounds							
32) Dibromofluoromethane (S)	5.645	111	89821	51.40	ug/L		0.00
39) 1,4-Difluorobenzene (S)	6.710	114	288330	51.49	ug/L		0.00
48) Toluene-d8 (S)	8.224	98	322603	47.53	ug/L		0.00
67) 4-Bromofluorobenzene (S)	10.919	174	101920	47.17	ug/L		0.00
Target Compounds							Qvalue
2) Dichlorodifluoromethane	1.648	85	357472	207.80	ug/L		99
3) Chloromethane	1.861	50	362722	200.96	ug/L		96
4) Vinyl Chloride	1.958	62	409456	211.65	ug/L		97
5) Bromomethane	2.317	96	190882	140.70	ug/L		97
6) Chloroethane	2.445	64	46359	61.69	ug/L		86
7) Trichlorofluoromethane	2.603	101	357762	156.93	ug/L		97
8) Ethanol	3.193	45	2737	65.89	ug/L	#	1
9) 1,1-Dichloroethene	3.175	61	487581	224.35	ug/L		95
10) Carbon Disulfide	3.193	76	880325	221.19	ug/L		98
11) Freon 113	3.230	101	303596	229.41	ug/L		94
12) Iodomethane	3.327	142	310593	197.24	ug/L		93
13) Acrolein	3.558	56	105518	256.35	ug/L		72
14) Methylene Chloride	3.808	84	336542	188.67	ug/L		93
15) Acetone	3.881	43	385405	370.40	ug/L		97
16) t-1,2-Dichloroethene	3.978	61	474794	226.15	ug/L		95
17) n-Hexane	4.057	86	62377	225.47	ug/L	#	90
18) Methyl-tert-butyl-ether	4.106	73	1111301	254.94	ug/L		95
19) tert-Butanol (TBA)	4.246	59	1554	9.58	ug/L		78
20) Diisopropyl ether (DIPE)	0.000		0	N.D.			
21) 1,1-Dichloroethane	4.617	63	619587	215.05	ug/L		96
22) Acrylonitrile	4.684	53	214475	214.33	ug/L		97
23) Ethyl-tert-butyl ether...	4.769	59	1816	0.43	ug/L	#	38
24) Vinyl Acetate	4.891	43	839448	302.92	ug/L		97
25) c-1,2-Dichloroethene	5.176	61	471961	216.69	ug/L		93

Quantitation Report (Not Reviewed)

InstName : VOA-GCMS9

Data Path : C:\msdchem\1\data\2020-11\0K13048\
Data File : VI20111317.D
Acq On : 14 Nov 2020 2:11 am
Operator : TNL
Sample : 0K13048-CALB
Misc : 1X 5mL 200 PPB VOCR0
ALS Vial : 17 Sample Multiplier: 1
DataAcq Meth:VI1611RUN.M

Quant Time: Nov 14 15:44:19 2020
Quant Method : C:\msdchem\1\methods\VI201114W.M
Quant Title : EPA 8260: Volatile Organic Compounds
QLast Update : Sat Nov 14 15:20:14 2020
Response via : Initial Calibration

Compound	R.T.	QIon	Response	Conc	Units		Dev(Min)
26) 2,2-Dichloropropane	5.280	77	395966	370.20	ug/L		93
27) Bromochloromethane	5.377	130	227943	212.23	ug/L		95
28) Chloroform	5.462	83	616521	220.55	ug/L		97
29) Carbon Tetrachloride	5.590	117	434628	354.27	ug/L		96
30) Tetrahydrofuran	5.627	42	212266	203.12	ug/L		89
31) 1,1,1-Trichloroethane	5.663	97	541340	270.75	ug/L		97
33) 1,1-Dichloropropene	5.791	75	469067	225.50	ug/L		96
34) 2-Butanone (MEK)	5.779	43	625547	410.89	ug/L		98
35) Benzene	6.053	78	1396654	215.62	ug/L		98
36) tert-Amyl methyl ether...	6.053	73	22960	6.39	ug/L	#	46
37) 1,2-Dichloroethane (EDC)	6.265	62	490343	216.07	ug/L		93
38) iso-Butyl Alcohol	6.308	43	926503	5093.31	ug/L		92
40) Trichloroethene (TCE)	6.673	130	382974	226.24	ug/L		96
41) Tert-Amyl-Ethyl-Ether ...	0.000		0	N.D.			
42) Dibromomethane	7.123	93	244109	227.00	ug/L		98
43) 1,2-Dichloropropane	7.233	63	360313	214.11	ug/L		93
44) Bromodichloromethane	7.306	83	475198	249.03	ug/L		95
46) 2-Chloroethyl Vinyl Ether	7.951	63	174439	199.21	ug/L	#	100
47) c-1,3-Dichloropropene	8.018	75	560819	259.86	ug/L		90
49) Toluene	8.279	91	1433017	201.05	ug/L		99
50) Tetrachloroethene (PCE)	8.723	166	377192	217.90	ug/L		94
51) 4-Methyl-2-Pentanone (...	8.723	43	1080260	397.19	ug/L		95
52) t-1,3-Dichloropropene	8.766	75	497926	213.75	ug/L		98
53) 1,1,2-Trichloroethane	8.936	97	342523	209.15	ug/L		95
54) Dibromochloromethane	9.125	129	363766	276.19	ug/L		98
55) 1,3-Dichloropropane	9.222	76	573184	209.57	ug/L		95
56) 1,2-Dibromoethane (EDB)	9.356	107	373274	224.31	ug/L		97
57) 2-Hexanone	9.587	43	804833	414.98	ug/L		93
58) Chlorobenzene	9.867	112	930648	209.42	ug/L		97
59) Ethylbenzene	9.891	91	1575922	214.82	ug/L		98
60) 1,1,1,2-Tetrachloroethane	9.928	131	336229	215.29	ug/L		96
61) m,p-Xylenes (2)	10.025	91	2418364	439.28	ug/L		99
62) o-Xylene	10.408	91	1215418	223.62	ug/L		99
63) Styrene	10.457	104	995765	232.18	ug/L		97
64) Bromoform	10.481	173	298528	210.43	ug/L		99
65) Isopropylbenzene	10.676	105	1442998	228.08	ug/L		99

Quantitation Report (Not Reviewed)

InstName : VOA-GCMS9

Data Path : C:\msdchem\1\data\2020-11\0K13048\
Data File : VI20111317.D
Acq On : 14 Nov 2020 2:11 am
Operator : TNL
Sample : 0K13048-CALB
Misc : 1X 5mL 200 PPB VOCR0
ALS Vial : 17 Sample Multiplier: 1
DataAcq Meth:VI1611RUN.M

Quant Time: Nov 14 15:44:19 2020
Quant Method : C:\msdchem\1\methods\VI201114W.M
Quant Title : EPA 8260: Volatile Organic Compounds
QLast Update : Sat Nov 14 15:20:14 2020
Response via : Initial Calibration

Compound	R.T.	QIon	Response	Conc	Units	Dev(Min)
68) Bromobenzene	11.005	156	398319	206.25	ug/L	90
69) n-Propylbenzene	11.017	91	1682300	205.01	ug/L	98
70) 1,1,2,2-Tetrachloroethane	11.090	85	316023	190.46	ug/L	94
71) 2-Chlorotoluene	11.151	126	355566	218.38	ug/L	98
72) 1,3,5-Trimethylbenzene	11.175	105	1197024	222.28	ug/L	98
73) 1,2,3-Trichloropropane	11.193	110	162615	191.06	ug/L	93
74) t-1,4-Dichloro-2-butene	11.224	53	105075	214.60	ug/L	89
75) 4-Chlorotoluene	11.284	91	1036721	208.28	ug/L	98
76) tert-Butylbenzene	11.430	91	649493	215.43	ug/L	96
77) 1,2,4-Trimethylbenzene	11.485	105	1186152	222.56	ug/L	98
78) sec-Butylbenzene	11.564	105	1413009	215.93	ug/L	99
79) 4-Isopropyltoluene	11.674	119	1194135	223.06	ug/L	98
80) 1,3-Dichlorobenzene	11.747	146	692225	213.06	ug/L	99
81) 1,4-Dichlorobenzene	11.814	146	701734	191.59	ug/L	97
82) n-Butylbenzene	11.990	91	1018522	230.15	ug/L	98
83) 1,2-Dichlorobenzene	12.130	146	657903	204.97	ug/L	98
84) 1,2-Dibromo-3-Chloropr...	12.744	157	140963	207.06	ug/L	94
85) Hexachlorobutadiene	13.243	223	101942	215.41	ug/L	95
86) 1,2,4-Trichlorobenzene	13.286	180	425340	268.46	ug/L	98
87) Naphthalene	13.560	128	1402207	191.75	ug/L	97
88) 1,2,3-Trichlorobenzene	13.724	180	414214	251.78	ug/L	98

(#) = qualifier out of range (m) = manual integration (+) = signals summed

Quantitation Report (Not Reviewed)

InstName : VOA-GCMS9

Data Path : C:\msdchem\1\data\2020-11\0K13048\
Data File : VI20111317.D
Acq On : 14 Nov 2020 2:11 am
Operator : TNL
Sample : 0K13048-CALB
Misc : 1X 5mL 200 PPB VOCR0
ALS Vial : 17 Sample Multiplier: 1
DataAcq Meth:VI1611RUN.M

Quant Time: Nov 14 15:44:19 2020
Quant Method : C:\msdchem\1\methods\VI201114W.M
Quant Title : EPA 8260: Volatile Organic Compounds
QLast Update : Sat Nov 14 15:20:14 2020
Response via : Initial Calibration

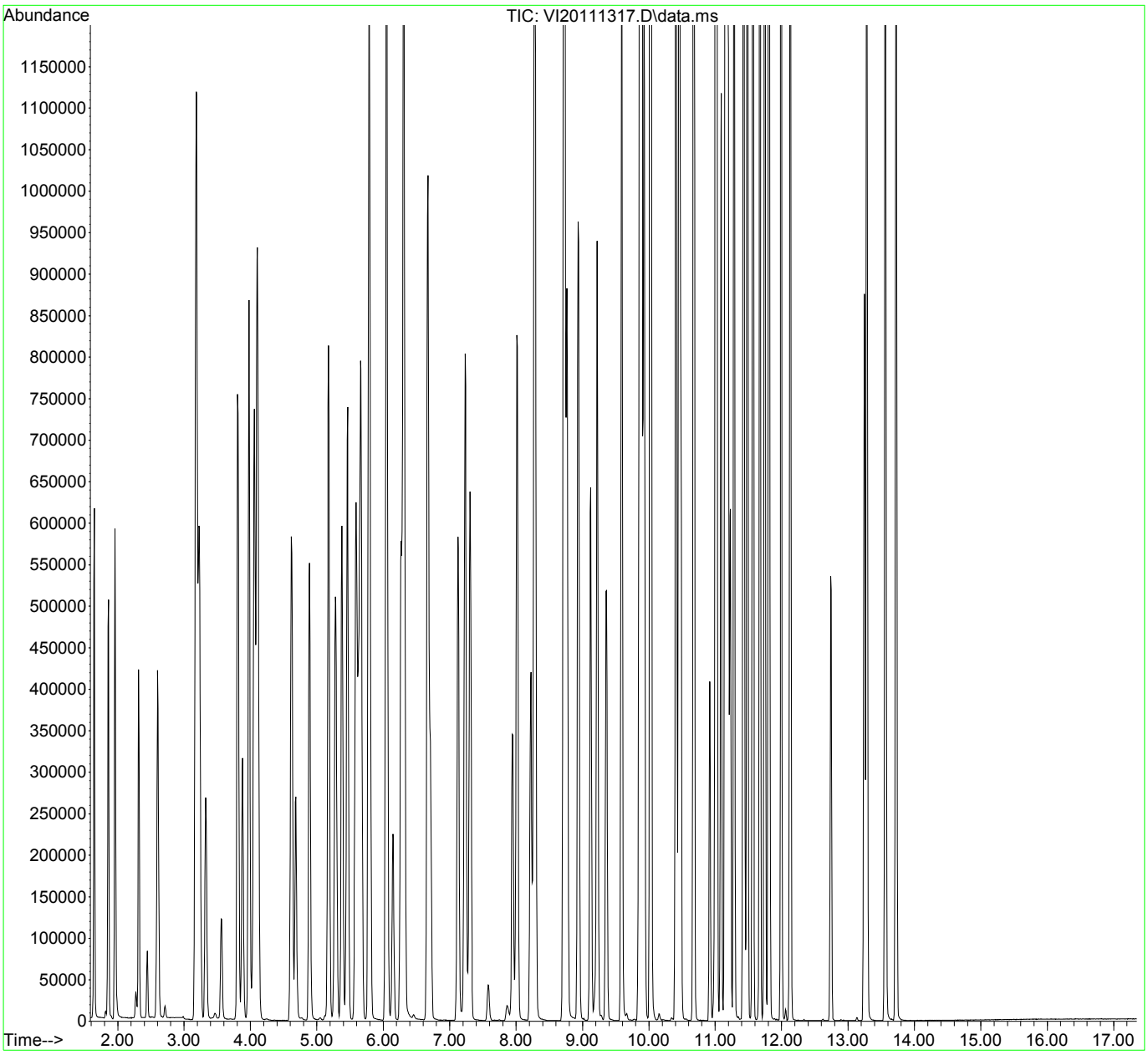

Quantitation Report (QT Reviewed)

InstName : VOA-GCMS9

Data Path : C:\msdchem\1\data\2020-11\0K13048\
Data File : VI20111317.D
Acq On : 14 Nov 2020 2:11 am
Operator : TNL
Sample : 0K13048-CALB
Misc : 1X 5mL 200 PPB VOCR0
ALS Vial : 17 Sample Multiplier: 1
DataAcq Meth:VI1611RUN.M

11/15/20 TNL

Quant Time: Nov 14 15:46:07 2020
Quant Method : C:\msdchem\1\methods\VI201114W.M
Quant Title : EPA 8260: Volatile Organic Compounds
QLast Update : Sat Nov 14 15:44:58 2020
Response via : Initial Calibration

Compound	R.T.	QIon	Response	Conc	Units		Dev(Min)
Internal Standards							
1) Pentafluorobenzene (I)	6.144	99	90807	50.00	ug/L	#	0.00
45) Chlorobenzene-d5 (I)	9.855	117	254045	50.00	ug/L		0.00
66) 1,4-Dichlorobenzene-d4...	11.802	152	128906	50.00	ug/L		0.00
System Monitoring Compounds							
32) Dibromofluoromethane (S)	5.645	111	89821	51.40	ug/L		0.00
39) 1,4-Difluorobenzene (S)	6.710	114	288330	51.49	ug/L		0.00
48) Toluene-d8 (S)	8.224	98	322603	47.53	ug/L		0.00
67) 4-Bromofluorobenzene (S)	10.919	174	101920	47.17	ug/L		0.00
Target Compounds							Qvalue
2) Dichlorodifluoromethane	1.648	85	357472	207.80	ug/L		99
3) Chloromethane	1.861	50	362722	200.96	ug/L		96
4) Vinyl Chloride	1.958	62	409456	211.65	ug/L		97
5) Bromomethane	2.317	96	190882	140.70	ug/L		97
6) Chloroethane	2.445	64	46359	61.69	ug/L		86
7) Trichlorofluoromethane	2.603	101	357762	156.93	ug/L		97
8) Ethanol	3.193	45	2737	65.89	ug/L	#	1
9) 1,1-Dichloroethene	3.175	61	487582	224.35	ug/L		95
10) Carbon Disulfide	3.193	76	880325	221.19	ug/L		98
11) Freon 113	3.230	101	303596	229.41	ug/L		94
12) Iodomethane	3.327	142	310593	197.24	ug/L		93
13) Acrolein	3.558	56	105518	256.35	ug/L		72
14) Methylene Chloride	3.808	84	336542	188.67	ug/L		93
15) Acetone	3.881	43	385666	370.65	ug/L		97
16) t-1,2-Dichloroethene	3.978	61	474794	226.15	ug/L		95
17) n-Hexane	4.057	86	62377	225.47	ug/L	#	90
18) Methyl-tert-butyl-ether	4.106	73	1111301	254.94	ug/L		95
19) tert-Butanol (TBA)	0.000		0	N.D.	d		
20) Diisopropyl ether (DIPE)	0.000		0	N.D.			
21) 1,1-Dichloroethane	4.617	63	619587	215.05	ug/L		96
22) Acrylonitrile	4.684	53	214475	214.33	ug/L		97
23) Ethyl-tert-butyl ether...	0.000		0	N.D.	d		
24) Vinyl Acetate	4.891	43	838927	302.73	ug/L		97
25) c-1,2-Dichloroethene	5.176	61	471961	216.69	ug/L		93

Quantitation Report (QT Reviewed)

InstName : VOA-GCMS9

Data Path : C:\msdchem\1\data\2020-11\0K13048\
Data File : VI20111317.D
Acq On : 14 Nov 2020 2:11 am
Operator : TNL
Sample : 0K13048-CALB
Misc : 1X 5mL 200 PPB VOCR0
ALS Vial : 17 Sample Multiplier: 1
DataAcq Meth:VI1611RUN.M

Quant Time: Nov 14 15:46:07 2020
Quant Method : C:\msdchem\1\methods\VI201114W.M
Quant Title : EPA 8260: Volatile Organic Compounds
QLast Update : Sat Nov 14 15:44:58 2020
Response via : Initial Calibration

Compound	R.T.	QIon	Response	Conc	Units		Dev(Min)
26) 2,2-Dichloropropane	5.280	77	395966	370.20	ug/L		93
27) Bromochloromethane	5.377	130	227943	212.23	ug/L		95
28) Chloroform	5.462	83	616521	220.55	ug/L		97
29) Carbon Tetrachloride	5.590	117	434628	354.27	ug/L		96
30) Tetrahydrofuran	5.627	42	212266	203.12	ug/L		89
31) 1,1,1-Trichloroethane	5.663	97	541340	270.75	ug/L		97
33) 1,1-Dichloropropene	5.791	75	469067	225.50	ug/L		96
34) 2-Butanone (MEK)	5.779	43	625015	410.54	ug/L		98
35) Benzene	6.053	78	1396547	215.60	ug/L		98
36) tert-Amyl methyl ether...	0.000		0	N.D.	d		
37) 1,2-Dichloroethane (EDC)	6.265	62	490114	215.97	ug/L		93
38) iso-Butyl Alcohol	6.308	43	925976	5090.84	ug/L		92
40) Trichloroethene (TCE)	6.673	130	382974	226.24	ug/L		96
41) Tert-Amyl-Ethyl-Ether ...	0.000		0	N.D.			
42) Dibromomethane	7.123	93	244109	227.00	ug/L		98
43) 1,2-Dichloropropane	7.233	63	360313	214.11	ug/L		93
44) Bromodichloromethane	7.306	83	475169	249.02	ug/L		95
46) 2-Chloroethyl Vinyl Ether	7.951	63	174439	199.21	ug/L	#	100
47) c-1,3-Dichloropropene	8.018	75	560875	259.88	ug/L		90
49) Toluene	8.279	91	1432944	201.04	ug/L		99
50) Tetrachloroethene (PCE)	8.723	166	377192	217.90	ug/L		94
51) 4-Methyl-2-Pentanone (...	8.723	43	1080260	397.19	ug/L		95
52) t-1,3-Dichloropropene	8.766	75	497926	213.75	ug/L		98
53) 1,1,2-Trichloroethane	8.936	97	342523	209.15	ug/L		95
54) Dibromochloromethane	9.125	129	363766	276.19	ug/L		98
55) 1,3-Dichloropropane	9.222	76	573184	209.57	ug/L		95
56) 1,2-Dibromoethane (EDB)	9.356	107	373274	224.31	ug/L		97
57) 2-Hexanone	9.587	43	804833	414.98	ug/L		93
58) Chlorobenzene	9.867	112	930648	209.42	ug/L		97
59) Ethylbenzene	9.891	91	1575922	214.82	ug/L		98
60) 1,1,1,2-Tetrachloroethane	9.928	131	336229	215.29	ug/L		96
61) m,p-Xylenes (2)	10.025	91	2419225	439.43	ug/L		99
62) o-Xylene	10.408	91	1215418	223.62	ug/L		99
63) Styrene	10.457	104	995765	232.18	ug/L		97
64) Bromoform	10.481	173	298528	210.43	ug/L		99
65) Isopropylbenzene	10.676	105	1442998	228.08	ug/L		99

Quantitation Report (QT Reviewed)

InstName : VOA-GCMS9

Data Path : C:\msdchem\1\data\2020-11\0K13048\
Data File : VI20111317.D
Acq On : 14 Nov 2020 2:11 am
Operator : TNL
Sample : 0K13048-CALB
Misc : 1X 5mL 200 PPB VOCR0
ALS Vial : 17 Sample Multiplier: 1
DataAcq Meth:VI1611RUN.M

Quant Time: Nov 14 15:46:07 2020
Quant Method : C:\msdchem\1\methods\VI201114W.M
Quant Title : EPA 8260: Volatile Organic Compounds
QLast Update : Sat Nov 14 15:44:58 2020
Response via : Initial Calibration

Compound	R.T.	QIon	Response	Conc	Units	Dev(Min)
68) Bromobenzene	11.005	156	398319	206.25	ug/L	90
69) n-Propylbenzene	11.017	91	1682300	205.01	ug/L	98
70) 1,1,2,2-Tetrachloroethane	11.090	85	316023	190.46	ug/L	94
71) 2-Chlorotoluene	11.151	126	355566	218.38	ug/L	98
72) 1,3,5-Trimethylbenzene	11.175	105	1197024	222.28	ug/L	98
73) 1,2,3-Trichloropropane	11.193	110	162615	191.06	ug/L	93
74) t-1,4-Dichloro-2-butene	11.224	53	105075	214.60	ug/L	89
75) 4-Chlorotoluene	11.284	91	1036721	208.28	ug/L	98
76) tert-Butylbenzene	11.430	91	649493	215.43	ug/L	96
77) 1,2,4-Trimethylbenzene	11.485	105	1186152	222.56	ug/L	98
78) sec-Butylbenzene	11.564	105	1413009	215.93	ug/L	99
79) 4-Isopropyltoluene	11.674	119	1194135	223.06	ug/L	98
80) 1,3-Dichlorobenzene	11.747	146	692225	213.06	ug/L	99
81) 1,4-Dichlorobenzene	11.814	146	701734	191.59	ug/L	97
82) n-Butylbenzene	11.990	91	1018522	230.15	ug/L	98
83) 1,2-Dichlorobenzene	12.130	146	657903	204.97	ug/L	98
84) 1,2-Dibromo-3-Chloropr...	12.744	157	140963	207.06	ug/L	94
85) Hexachlorobutadiene	13.243	223	101942	215.41	ug/L	95
86) 1,2,4-Trichlorobenzene	13.286	180	425340	268.46	ug/L	98
87) Naphthalene	13.560	128	1402207	191.75	ug/L	97
88) 1,2,3-Trichlorobenzene	13.724	180	414214	251.78	ug/L	98

(#) = qualifier out of range (m) = manual integration (+) = signals summed

Quantitation Report (QT Reviewed)

InstName : VOA-GCMS9

Data Path : C:\msdchem\1\data\2020-11\0K13048\
Data File : VI20111317.D
Acq On : 14 Nov 2020 2:11 am
Operator : TNL
Sample : 0K13048-CALB
Misc : 1X 5mL 200 PPB VOCR0
ALS Vial : 17 Sample Multiplier: 1
DataAcq Meth:VI1611RUN.M

Quant Time: Nov 14 15:46:07 2020
Quant Method : C:\msdchem\1\methods\VI201114W.M
Quant Title : EPA 8260: Volatile Organic Compounds
QLast Update : Sat Nov 14 15:44:58 2020
Response via : Initial Calibration

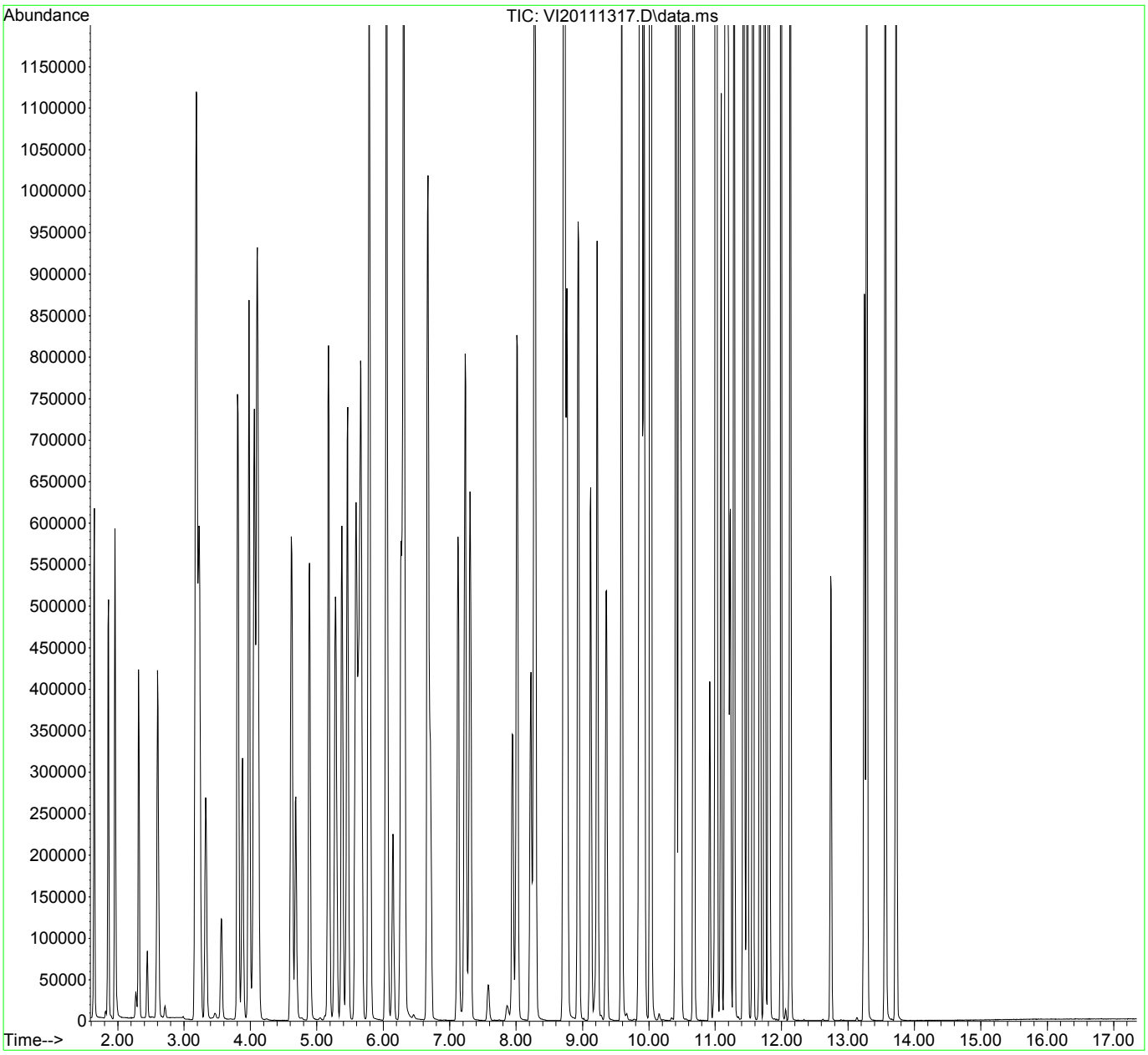

Quantitation Report (Not Reviewed)

InstName : VOA-GCMS9

Data Path : C:\msdchem\1\data\2020-11\0K13048\
Data File : VI20111318.D
Acq On : 14 Nov 2020 2:38 am
Operator : TNL
Sample : 0K13048-IBL4 11/15/20 TNL
Misc : 1X 5mL DI
ALS Vial : 18 Sample Multiplier: 1
DataAcq Meth:VI1611RUN.M

Quant Time: Nov 15 09:43:15 2020
Quant Method : C:\msdchem\1\methods\VI201114W.M
Quant Title : EPA 8260: Volatile Organic Compounds
QLast Update : Sat Nov 14 16:47:50 2020
Response via : Initial Calibration

Compound	R.T.	QIon	Response	Conc	Units		Dev(Min)
Internal Standards							
1) Pentafluorobenzene (I)	6.150	99	88722	50.00	ug/L	#	0.00
45) Chlorobenzene-d5 (I)	9.855	117	232090	50.00	ug/L		0.00
66) 1,4-Dichlorobenzene-d4...	11.802	152	99115	50.00	ug/L		0.00
System Monitoring Compounds							
32) Dibromofluoromethane (S)	5.651	111	84238	49.59	ug/L		0.00
39) 1,4-Difluorobenzene (S)	6.710	114	277465	49.97	ug/L		0.00
48) Toluene-d8 (S)	8.225	98	308693	50.71	ug/L		0.00
67) 4-Bromofluorobenzene (S)	10.920	174	88683	51.88	ug/L		0.00
Target Compounds							Qvalue
2) Dichlorodifluoromethane	1.648	85	827	0.76	ug/L		89
3) Chloromethane	1.861	50	513	0.30	ug/L		84
4) Vinyl Chloride	1.965	62	388	0.21	ug/L		67
5) Bromomethane	2.323	96	310	0.28	ug/L		79
7) Trichlorofluoromethane	2.628	101	465	0.28	ug/L		85
9) 1,1-Dichloroethene	3.187	61	627	0.28	ug/L		86
10) Carbon Disulfide	3.200	76	5672	1.39	ug/L		96
11) Freon 113	3.236	101	763	0.56	ug/L		93
14) Methylene Chloride	3.814	84	2264	1.29	ug/L		91
15) Acetone	3.887	43	2419	2.37	ug/L		93
16) t-1,2-Dichloroethene	3.984	61	1092	0.51	ug/L		98
19) tert-Butanol (TBA)	4.246	59	1141	2.36	ug/L		96
25) c-1,2-Dichloroethene	5.189	61	381	0.17	ug/L	#	62
33) 1,1-Dichloropropene	5.803	75	771	0.36	ug/L		68
35) Benzene	6.059	78	841	0.13	ug/L		55
40) Trichloroethene (TCE)	6.673	130	477	0.27	ug/L		91
49) Toluene	8.285	91	1363	0.20	ug/L		94
50) Tetrachloroethene (PCE)	8.729	166	942	0.59	ug/L		94
57) 2-Hexanone	9.606	43	359	0.21	ug/L	#	35
58) Chlorobenzene	9.867	112	996	0.24	ug/L	#	30
59) Ethylbenzene	9.898	91	1879	0.27	ug/L		92
61) m,p-Xylenes (2)	10.025	91	3273	0.64	ug/L		94
62) o-Xylene	10.415	91	977	0.19	ug/L		91
63) Styrene	10.463	104	743	0.19	ug/L		83

Quantitation Report (Not Reviewed)

InstName : VOA-GCMS9

Data Path : C:\msdchem\1\data\2020-11\0K13048\
Data File : VI20111318.D
Acq On : 14 Nov 2020 2:38 am
Operator : TNL
Sample : 0K13048-IBL4
Misc : 1X 5mL DI
ALS Vial : 18 Sample Multiplier: 1
DataAcq Meth:VI1611RUN.M

Quant Time: Nov 15 09:43:15 2020
Quant Method : C:\msdchem\1\methods\VI201114W.M
Quant Title : EPA 8260: Volatile Organic Compounds
QLast Update : Sat Nov 14 16:47:50 2020
Response via : Initial Calibration

Compound	R.T.	QIon	Response	Conc	Units		Dev(Min)
65) Isopropylbenzene	10.676	105	1836	0.30	ug/L		100
68) Bromobenzene	11.011	156	421	0.28	ug/L		87
69) n-Propylbenzene	11.023	91	3365	0.53	ug/L		98
71) 2-Chlorotoluene	11.151	126	450	0.33	ug/L	#	90
72) 1,3,5-Trimethylbenzene	11.181	105	1726	0.40	ug/L		96
75) 4-Chlorotoluene	11.291	91	2019	0.51	ug/L		97
76) tert-Butylbenzene	11.431	91	1217	0.50	ug/L		95
77) 1,2,4-Trimethylbenzene	11.485	105	1770	0.43	ug/L		93
78) sec-Butylbenzene	11.570	105	3277	0.62	ug/L		97
79) 4-Isopropyltoluene	11.674	119	2601	0.62	ug/L		94
80) 1,3-Dichlorobenzene	11.747	146	1641	0.64	ug/L		95
81) 1,4-Dichlorobenzene	11.814	146	1875	0.69	ug/L		72
82) n-Butylbenzene	11.996	91	3061	0.87	ug/L		98
83) 1,2-Dichlorobenzene	12.136	146	1114	0.46	ug/L		96
85) Hexachlorobutadiene	13.250	223	538	1.49	ug/L		96
86) 1,2,4-Trichlorobenzene	13.286	180	1713	1.42	ug/L		98
87) Naphthalene	13.566	128	6283	1.77	ug/L		96
88) 1,2,3-Trichlorobenzene	13.724	180	1723	1.59	ug/L		95

(#) = qualifier out of range (m) = manual integration (+) = signals summed

Quantitation Report (Not Reviewed)

InstName : VOA-GCMS9

Data Path : C:\msdchem\1\data\2020-11\0K13048\
Data File : VI20111318.D
Acq On : 14 Nov 2020 2:38 am
Operator : TNL
Sample : 0K13048-IBL4
Misc : 1X 5mL DI
ALS Vial : 18 Sample Multiplier: 1
DataAcq Meth:VI1611RUN.M

Quant Time: Nov 15 09:43:15 2020
Quant Method : C:\msdchem\1\methods\VI201114W.M
Quant Title : EPA 8260: Volatile Organic Compounds
QLast Update : Sat Nov 14 16:47:50 2020
Response via : Initial Calibration

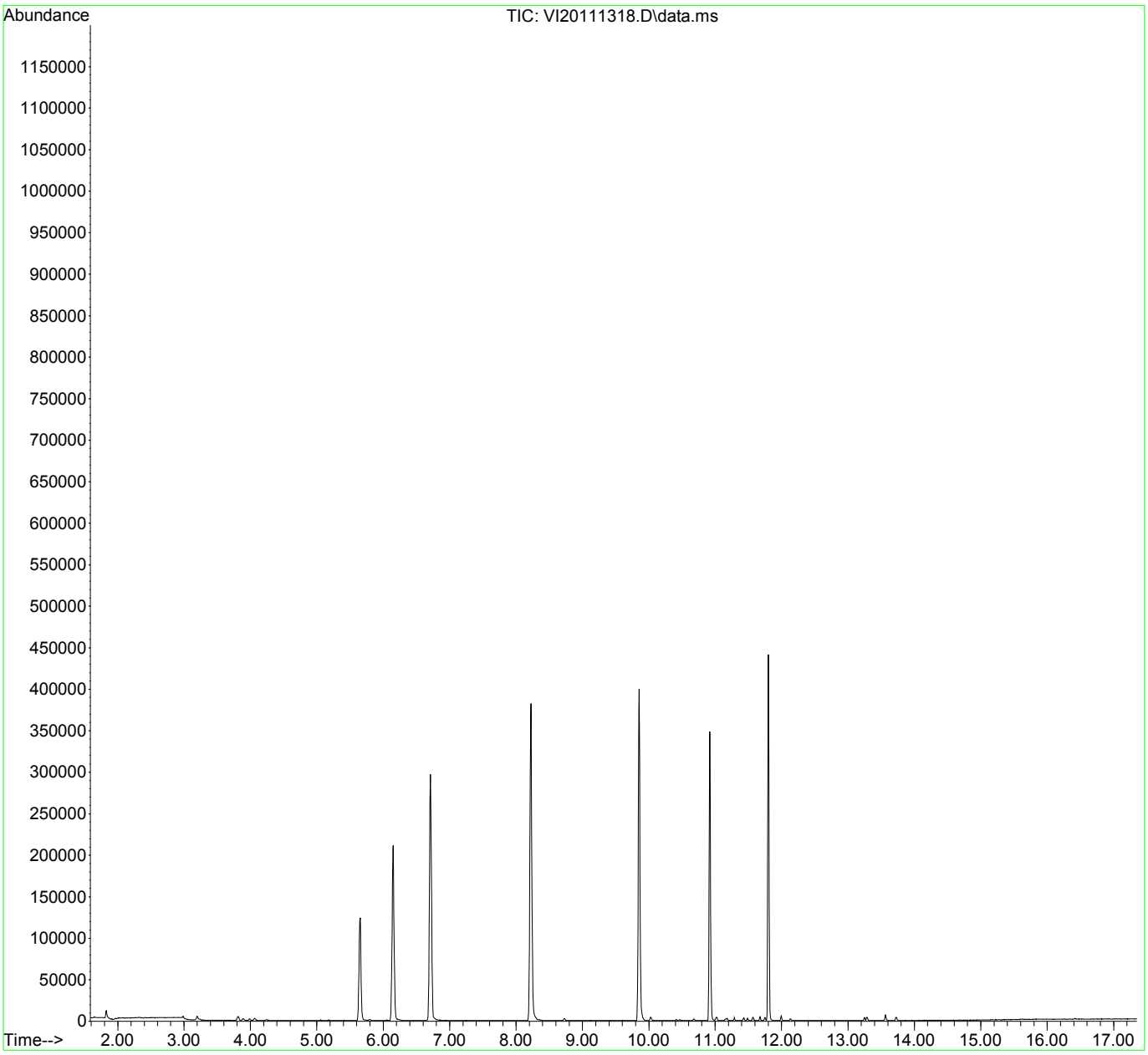

Quantitation Report (Not Reviewed)

InstName : VOA-GCMS9

Data Path : C:\msdchem\1\data\2020-11\0K13048\
Data File : VI20111319.D
Acq On : 14 Nov 2020 3:05 am
Operator : TNL
Sample : 0K13048-IBL5
Misc : 1X 5mL DI 11/15/20 TNL
ALS Vial : 19 Sample Multiplier: 1
DataAcq Meth:VI1611RUN.M

Quant Time: Nov 15 09:43:18 2020
Quant Method : C:\msdchem\1\methods\VI201114W.M
Quant Title : EPA 8260: Volatile Organic Compounds
QLast Update : Sat Nov 14 16:47:50 2020
Response via : Initial Calibration

Compound	R.T.	QIon	Response	Conc	Units		Dev(Min)
Internal Standards							
1) Pentafluorobenzene (I)	6.150	99	87923	50.00	ug/L	#	0.00
45) Chlorobenzene-d5 (I)	9.855	117	227832	50.00	ug/L		0.00
66) 1,4-Dichlorobenzene-d4...	11.801	152	97363	50.00	ug/L		0.00
System Monitoring Compounds							
32) Dibromofluoromethane (S)	5.651	111	82704	49.13	ug/L		0.00
39) 1,4-Difluorobenzene (S)	6.710	114	273177	49.65	ug/L		0.00
48) Toluene-d8 (S)	8.224	98	303791	50.83	ug/L		0.00
67) 4-Bromofluorobenzene (S)	10.919	174	87323	52.00	ug/L		0.00
Target Compounds							Qvalue
2) Dichlorodifluoromethane	1.654	85	314	0.43	ug/L	#	49
3) Chloromethane	1.867	50	268	0.16	ug/L	#	47
5) Bromomethane	2.323	96	261	0.23	ug/L	#	45
10) Carbon Disulfide	3.205	76	2241	0.55	ug/L		92
11) Freon 113	3.242	101	194	0.14	ug/L	#	19
14) Methylene Chloride	3.814	84	1705	0.98	ug/L		99
15) Acetone	3.893	43	1706	1.68	ug/L		99
16) t-1,2-Dichloroethene	3.990	61	291	0.14	ug/L	#	70
19) tert-Butanol (TBA)	4.252	59	508	1.06	ug/L		46
33) 1,1-Dichloropropene	5.797	75	258	0.12	ug/L	#	43
50) Tetrachloroethene (PCE)	8.723	166	406	0.26	ug/L	#	76
59) Ethylbenzene	9.891	91	673	0.10	ug/L		82
61) m,p-Xylenes (2)	10.031	91	1181	0.24	ug/L		91
69) n-Propylbenzene	11.023	91	1209	0.19	ug/L		91
72) 1,3,5-Trimethylbenzene	11.181	105	580	0.14	ug/L		94
75) 4-Chlorotoluene	11.290	91	701	0.18	ug/L		90
76) tert-Butylbenzene	11.430	91	314	0.13	ug/L	#	69
77) 1,2,4-Trimethylbenzene	11.485	105	565	0.14	ug/L		91
78) sec-Butylbenzene	11.570	105	1035	0.20	ug/L		81
79) 4-Isopropyltoluene	11.674	119	864	0.21	ug/L		86
80) 1,3-Dichlorobenzene	11.747	146	529	0.21	ug/L		89
81) 1,4-Dichlorobenzene	11.814	146	717	0.27	ug/L	#	44
82) n-Butylbenzene	11.996	91	1141	0.33	ug/L		91
83) 1,2-Dichlorobenzene	12.136	146	299	0.12	ug/L	#	70

Quantitation Report (Not Reviewed)

InstName : VOA-GCMS9

Data Path : C:\msdchem\1\data\2020-11\0K13048\
Data File : VI20111319.D
Acq On : 14 Nov 2020 3:05 am
Operator : TNL
Sample : 0K13048-IBL5
Misc : 1X 5mL DI
ALS Vial : 19 Sample Multiplier: 1
DataAcq Meth:VI1611RUN.M

Quant Time: Nov 15 09:43:18 2020
Quant Method : C:\msdchem\1\methods\VI201114W.M
Quant Title : EPA 8260: Volatile Organic Compounds
QLast Update : Sat Nov 14 16:47:50 2020
Response via : Initial Calibration

Compound	R.T.	QIon	Response	Conc	Units	Dev(Min)
86) 1,2,4-Trichlorobenzene	13.292	180	534	0.45	ug/L	88
87) Naphthalene	13.572	128	1479	0.66	ug/L	81
88) 1,2,3-Trichlorobenzene	13.724	180	400	0.37	ug/L	79

(#) = qualifier out of range (m) = manual integration (+) = signals summed

Quantitation Report (Not Reviewed)

InstName : VOA-GCMS9

Data Path : C:\msdchem\1\data\2020-11\0K13048\
Data File : VI20111319.D
Acq On : 14 Nov 2020 3:05 am
Operator : TNL
Sample : 0K13048-IBL5
Misc : 1X 5mL DI
ALS Vial : 19 Sample Multiplier: 1
DataAcq Meth:VI1611RUN.M

Quant Time: Nov 15 09:43:18 2020
Quant Method : C:\msdchem\1\methods\VI201114W.M
Quant Title : EPA 8260: Volatile Organic Compounds
QLast Update : Sat Nov 14 16:47:50 2020
Response via : Initial Calibration

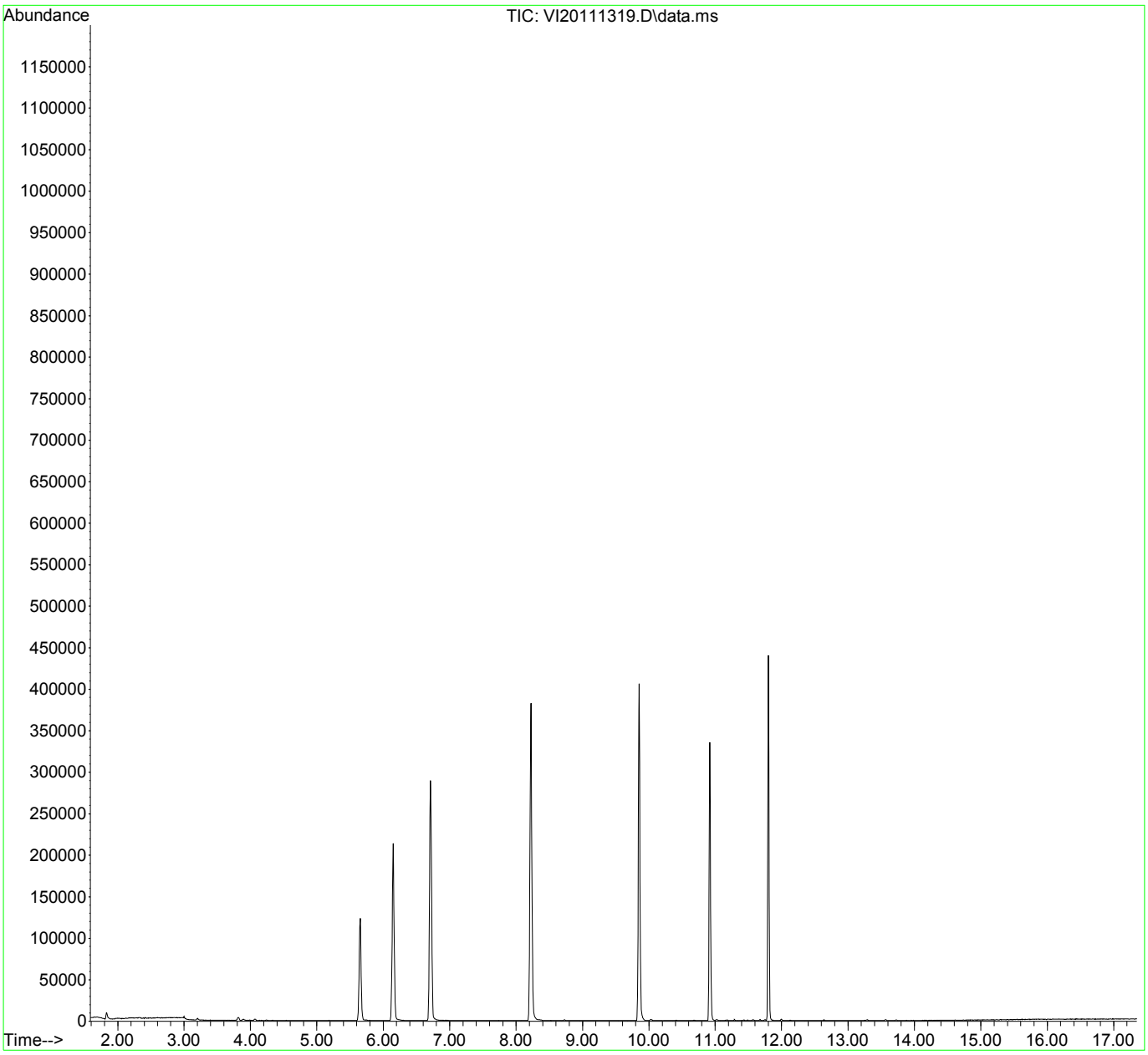

Quantitation Report (Not Reviewed)

InstName : VOA-GCMS9

Data Path : C:\msdchem\1\data\2020-11\0K13048\
Data File : VI20111320.D
Acq On : 14 Nov 2020 3:32 am
Operator : TNL
Sample : 0K13048-ICV1
Misc : 1X 5mL 20/40PPB VOCRO
ALS Vial : 20 Sample Multiplier: 1 11/15/20 TNL
DataAcq Meth:VI1611RUN.M

Quant Time: Nov 15 09:43:21 2020
Quant Method : C:\msdchem\1\methods\VI201114W.M
Quant Title : EPA 8260: Volatile Organic Compounds
QLast Update : Sat Nov 14 16:47:50 2020
Response via : Initial Calibration

Compound	R.T.	QIon	Response	Conc	Units		Dev(Min)
Internal Standards							
1) Pentafluorobenzene (I)	6.144	99	88607	50.00	ug/L		0.00
45) Chlorobenzene-d5 (I)	9.855	117	238482	50.00	ug/L		0.00
66) 1,4-Dichlorobenzene-d4...	11.802	152	113137	50.00	ug/L		0.00
System Monitoring Compounds							
32) Dibromofluoromethane (S)	5.645	111	85322	50.29	ug/L		0.00
39) 1,4-Difluorobenzene (S)	6.710	114	277697	50.08	ug/L		0.00
48) Toluene-d8 (S)	8.224	98	311420	49.78	ug/L		0.00
67) 4-Bromofluorobenzene (S)	10.919	174	95011	48.69	ug/L		0.00
Target Compounds							Qvalue
2) Dichlorodifluoromethane	1.648	85	40848	25.79	ug/L		98
3) Chloromethane	1.861	50	39450	23.40	ug/L		96
4) Vinyl Chloride	1.964	62	41884	22.64	ug/L		97
5) Bromomethane	2.323	96	21334	18.97	ug/L		99
6) Chloroethane	2.457	64	12833	21.65	ug/L		83
7) Trichlorofluoromethane	2.622	101	37131	22.14	ug/L		97
8) Ethanol	3.181	45	61039	1194.17	ug/L		86
9) 1,1-Dichloroethene	3.181	61	47810	21.00	ug/L		98
10) Carbon Disulfide	3.199	76	87402	21.47	ug/L		99
11) Freon 113	3.236	101	29599	21.83	ug/L		95
13) Acrolein	3.564	56	9654	20.68	ug/L		69
14) Methylene Chloride	3.814	84	34252	19.59	ug/L		92
15) Acetone	3.881	43	39928	39.10	ug/L		98
16) t-1,2-Dichloroethene	3.984	61	45734	21.27	ug/L		95
17) n-Hexane	4.063	86	5749	21.23	ug/L	#	90
18) Methyl-tert-butyl-ether	4.106	73	106089	20.84	ug/L		94
19) tert-Butanol (TBA)	4.234	59	613412	1269.19	ug/L		83
20) Diisopropyl ether (DIPE)	4.501	45	24864	5.18	ug/L		95
21) 1,1-Dichloroethane	4.623	63	59948	20.18	ug/L		96
22) Acrylonitrile	4.684	53	20204	20.85	ug/L		99
23) Ethyl-tert-butyl ether...	4.879	59	24420	5.29	ug/L		98
24) Vinyl Acetate	4.891	43	82639	21.51	ug/L		98
25) c-1,2-Dichloroethene	5.177	61	45354	20.40	ug/L		95
26) 2,2-Dichloropropane	5.286	77	37886	20.35	ug/L		96

Quantitation Report (Not Reviewed)

InstName : VOA-GCMS9

Data Path : C:\msdchem\1\data\2020-11\0K13048\
Data File : VI20111320.D
Acq On : 14 Nov 2020 3:32 am
Operator : TNL
Sample : 0K13048-ICV1
Misc : 1X 5mL 20/40PPB VOCRO
ALS Vial : 20 Sample Multiplier: 1
DataAcq Meth:VI1611RUN.M

Quant Time: Nov 15 09:43:21 2020
Quant Method : C:\msdchem\1\methods\VI201114W.M
Quant Title : EPA 8260: Volatile Organic Compounds
QLast Update : Sat Nov 14 16:47:50 2020
Response via : Initial Calibration

Compound	R.T.	QIon	Response	Conc	Units		Dev(Min)
27) Bromochloromethane	5.383	130	23181	21.57	ug/L		95
28) Chloroform	5.463	83	59107	20.68	ug/L		98
29) Carbon Tetrachloride	5.590	117	38399	20.85	ug/L		96
30) Tetrahydrofuran	5.633	42	20684	20.77	ug/L		90
31) 1,1,1-Trichloroethane	5.663	97	50631	20.47	ug/L		98
33) 1,1-Dichloropropene	5.797	75	45833	21.28	ug/L		96
34) 2-Butanone (MEK)	5.785	43	60656	40.98	ug/L		98
35) Benzene	6.053	78	135700	20.40	ug/L		99
36) tert-Amyl methyl ether...	6.053	73	2063	0.45	ug/L	#	46
37) 1,2-Dichloroethane (EDC)	6.272	62	46604	20.44	ug/L		91
38) iso-Butyl Alcohol	6.308	43	95337	530.12	ug/L		95
40) Trichloroethene (TCE)	6.673	130	36418	20.33	ug/L		93
41) Tert-Amyl-Ethyl-Ether ...	6.929	59	15456	5.58	ug/L		88
42) Dibromomethane	7.129	93	22602	21.18	ug/L		96
43) 1,2-Dichloropropane	7.239	63	34108	20.30	ug/L		94
44) Bromodichloromethane	7.312	83	42355	20.46	ug/L		93
46) 2-Chloroethyl Vinyl Ether	7.951	63	14467	20.26	ug/L	#	100
47) c-1,3-Dichloropropene	8.018	75	48419	21.05	ug/L		93
49) Toluene	8.279	91	136317	19.88	ug/L		99
50) Tetrachloroethene (PCE)	8.723	166	33571	20.44	ug/L		89
51) 4-Methyl-2-Pentanone (...	8.723	43	107173	41.50	ug/L		98
52) t-1,3-Dichloropropene	8.766	75	42838	21.15	ug/L		97
53) 1,1,2-Trichloroethane	8.942	97	32057	20.83	ug/L		93
54) Dibromochloromethane	9.125	129	30234	20.36	ug/L		98
55) 1,3-Dichloropropane	9.222	76	54617	20.97	ug/L		98
56) 1,2-Dibromoethane (EDB)	9.362	107	34195	19.88	ug/L		95
57) 2-Hexanone	9.593	43	78813	43.84	ug/L		92
58) Chlorobenzene	9.867	112	86355	20.35	ug/L		97
59) Ethylbenzene	9.891	91	142853	19.89	ug/L		99
60) 1,1,1,2-Tetrachloroethane	9.928	131	28165	21.14	ug/L		96
61) m,p-Xylenes (2)	10.025	91	214550	41.11	ug/L		98
62) o-Xylene	10.408	91	110468	20.98	ug/L		97
63) Styrene	10.457	104	85548	21.36	ug/L		96
64) Bromoform	10.481	173	21749	18.89	ug/L		98
65) Isopropylbenzene	10.676	105	132569	21.22	ug/L		100
68) Bromobenzene	11.005	156	36583	21.11	ug/L		89

Quantitation Report (Not Reviewed)

InstName : VOA-GCMS9

Data Path : C:\msdchem\1\data\2020-11\0K13048\
Data File : VI20111320.D
Acq On : 14 Nov 2020 3:32 am
Operator : TNL
Sample : 0K13048-ICV1
Misc : 1X 5mL 20/40PPB VOCRO
ALS Vial : 20 Sample Multiplier: 1
DataAcq Meth:VI1611RUN.M

Quant Time: Nov 15 09:43:21 2020
Quant Method : C:\msdchem\1\methods\VI201114W.M
Quant Title : EPA 8260: Volatile Organic Compounds
QLast Update : Sat Nov 14 16:47:50 2020
Response via : Initial Calibration

Compound	R.T.	QIon	Response	Conc	Units	Dev(Min)
69) n-Propylbenzene	11.017	91	150068	20.71	ug/L	98
70) 1,1,2,2-Tetrachloroethane	11.090	85	29864	20.76	ug/L	96
71) 2-Chlorotoluene	11.151	126	31875	20.70	ug/L	98
72) 1,3,5-Trimethylbenzene	11.175	105	103426	21.09	ug/L	98
73) 1,2,3-Trichloropropane	11.193	110	15361	20.34	ug/L	95
74) t-1,4-Dichloro-2-butene	11.230	53	9375	20.77	ug/L	80
75) 4-Chlorotoluene	11.285	91	91932	20.31	ug/L	97
76) tert-Butylbenzene	11.431	91	58854	20.97	ug/L	97
77) 1,2,4-Trimethylbenzene	11.485	105	102533	21.78	ug/L	97
78) sec-Butylbenzene	11.564	105	126152	20.93	ug/L	99
79) 4-Isopropyltoluene	11.674	119	102657	21.58	ug/L	99
80) 1,3-Dichlorobenzene	11.747	146	60129	20.65	ug/L	100
81) 1,4-Dichlorobenzene	11.814	146	62093	20.08	ug/L	97
82) n-Butylbenzene	11.990	91	86307	21.60	ug/L	97
83) 1,2-Dichlorobenzene	12.130	146	58856	21.11	ug/L	98
84) 1,2-Dibromo-3-Chloropr...	12.745	157	10829	19.83	ug/L	94
85) Hexachlorobutadiene	13.250	223	9017	21.89	ug/L	99
86) 1,2,4-Trichlorobenzene	13.286	180	30400	22.11	ug/L	95
87) Naphthalene	13.560	128	91525	18.65	ug/L	96
88) 1,2,3-Trichlorobenzene	13.724	180	27951	22.53	ug/L	98

(#) = qualifier out of range (m) = manual integration (+) = signals summed

Quantitation Report (Not Reviewed)

InstName : VOA-GCMS9

Data Path : C:\msdchem\1\data\2020-11\0K13048\
Data File : VI20111320.D
Acq On : 14 Nov 2020 3:32 am
Operator : TNL
Sample : 0K13048-ICV1
Misc : 1X 5mL 20/40PPB VOCRO
ALS Vial : 20 Sample Multiplier: 1
DataAcq Meth:VI1611RUN.M

Quant Time: Nov 15 09:43:21 2020
Quant Method : C:\msdchem\1\methods\VI201114W.M
Quant Title : EPA 8260: Volatile Organic Compounds
QLast Update : Sat Nov 14 16:47:50 2020
Response via : Initial Calibration

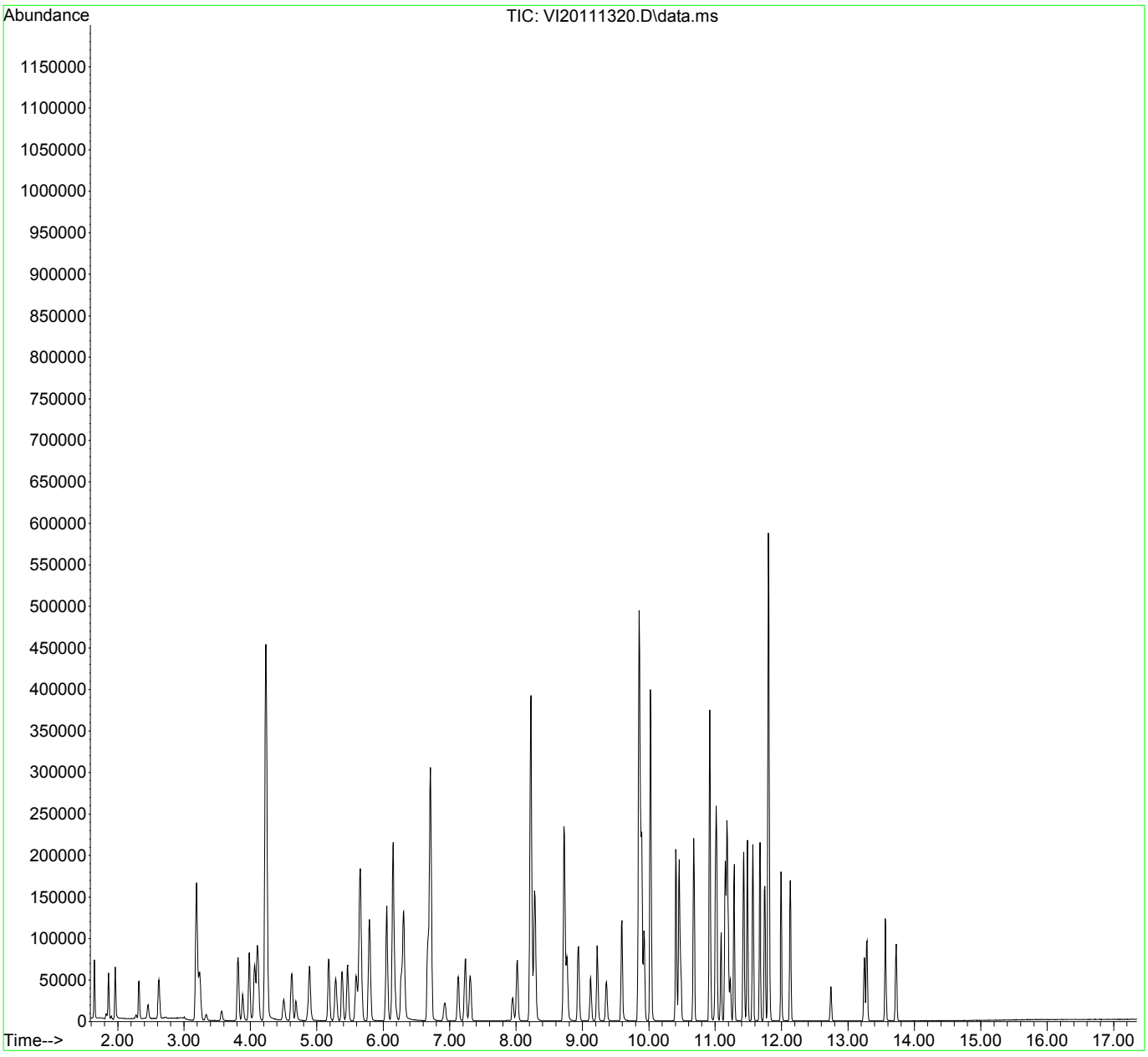

Quantitation Report (Qedit)

InstName : VOA-GCMS9

Data Path : C:\msdchem\1\data\2020-11\0K13048\
Data File : VI20111320.D
Acq On : 14 Nov 2020 3:32 am
Operator : TNL
Sample : 0K13048-ICV1
Misc : 1X 5mL 20/40PPB VOCRO
ALS Vial : 20 Sample Multiplier: 1
DataAcq Meth:VI1611RUN.M

Quant Time: Nov 15 09:43:21 2020
Quant Method : C:\msdchem\1\methods\VI201114W.M
Quant Title : EPA 8260: Volatile Organic Compounds
QLast Update : Sat Nov 14 16:47:50 2020
Response via : Initial Calibration

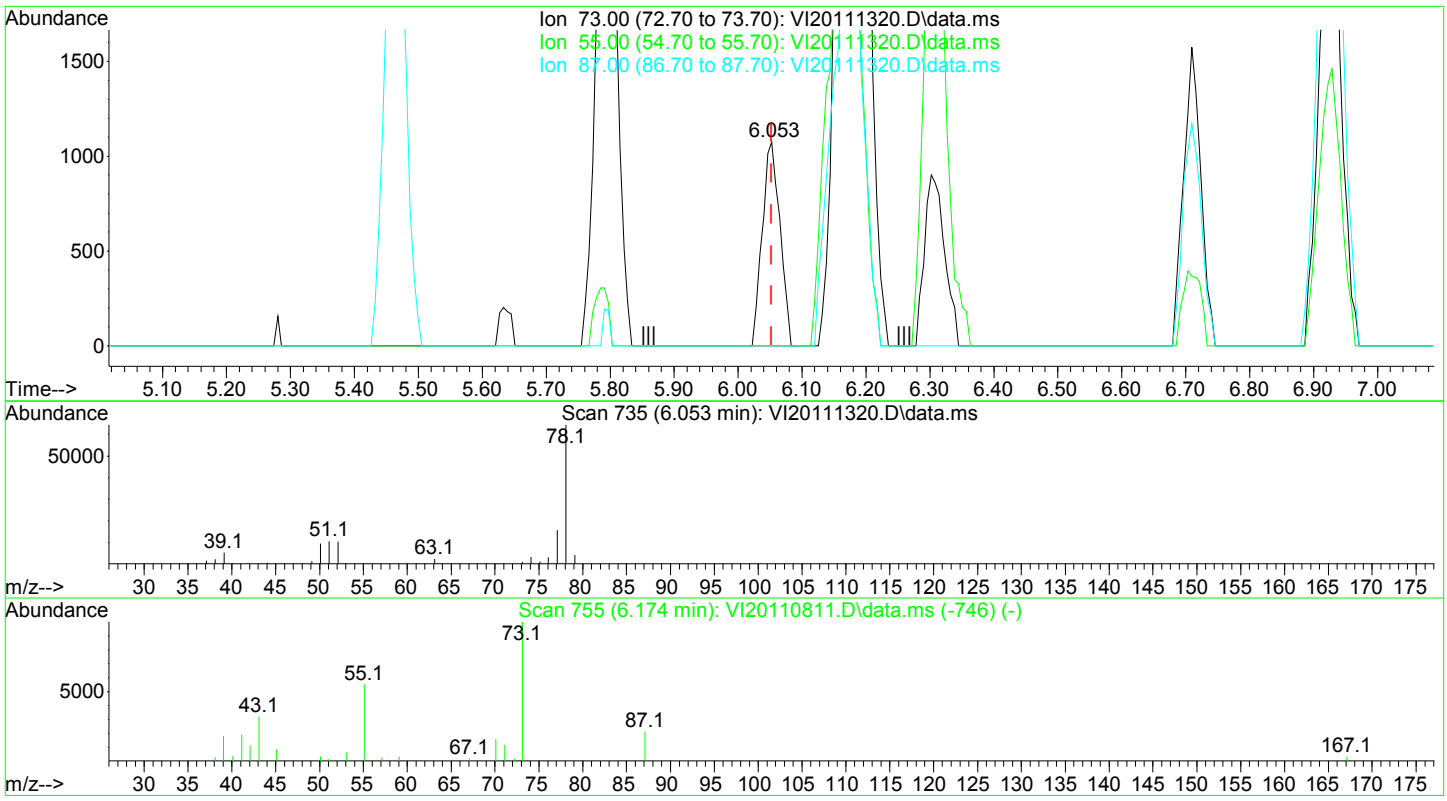

TIC: VI20111320.D\data.ms

(36) tert-Amyl methyl ether (TAME)

6.053min (+ 0.001) 0.45 ug/L

response 2063

Ion	Exp%	Act%
73.00	100.00	100.00
55.00	32.20	0.00#
87.00	24.60	0.00
0.00	0.00	0.00

Quantitation Report (QT Reviewed)

InstName : VOA-GCMS9

Data Path : C:\msdchem\1\data\2020-11\0K13048\
Data File : VI20111320.D
Acq On : 14 Nov 2020 3:32 am
Operator : TNL
Sample : 0K13048-ICV1
Misc : 1X 5mL 20/40PPB VOCRO
ALS Vial : 20 Sample Multiplier: 1
DataAcq Meth:VI1611RUN.M

11/15/20 TNL

Quant Time: Nov 15 09:45:03 2020
Quant Method : C:\msdchem\1\methods\VI201114W.M
Quant Title : EPA 8260: Volatile Organic Compounds
QLast Update : Sun Nov 15 09:44:54 2020
Response via : Initial Calibration

Compound	R.T.	QIon	Response	Conc	Units		Dev(Min)
Internal Standards							
1) Pentafluorobenzene (I)	6.144	99	88607	50.00	ug/L		0.00
45) Chlorobenzene-d5 (I)	9.855	117	238482	50.00	ug/L		0.00
66) 1,4-Dichlorobenzene-d4...	11.802	152	113137	50.00	ug/L		0.00
System Monitoring Compounds							
32) Dibromofluoromethane (S)	5.645	111	85322	50.29	ug/L		0.00
39) 1,4-Difluorobenzene (S)	6.710	114	277697	50.08	ug/L		0.00
48) Toluene-d8 (S)	8.224	98	311420	49.78	ug/L		0.00
67) 4-Bromofluorobenzene (S)	10.919	174	95011	48.69	ug/L		0.00
Target Compounds							Qvalue
2) Dichlorodifluoromethane	1.648	85	40848	25.79	ug/L		98
3) Chloromethane	1.861	50	39450	23.40	ug/L		96
4) Vinyl Chloride	1.964	62	41884	22.64	ug/L		97
5) Bromomethane	2.323	96	21334	18.97	ug/L		99
6) Chloroethane	2.457	64	12833	21.65	ug/L		83
7) Trichlorofluoromethane	2.622	101	37131	22.14	ug/L		97
8) Ethanol	3.181	45	61039	1194.17	ug/L		86
9) 1,1-Dichloroethene	3.181	61	47810	21.00	ug/L		98
10) Carbon Disulfide	3.199	76	87402	21.47	ug/L		99
11) Freon 113	3.236	101	29599	21.83	ug/L		95
13) Acrolein	3.564	56	9654	20.68	ug/L		69
14) Methylene Chloride	3.814	84	34252	19.59	ug/L		92
15) Acetone	3.881	43	39928	39.10	ug/L		98
16) t-1,2-Dichloroethene	3.984	61	45734	21.27	ug/L		95
17) n-Hexane	4.063	86	5749	21.23	ug/L	#	90
18) Methyl-tert-butyl-ether	4.106	73	106089	20.84	ug/L		94
19) tert-Butanol (TBA)	4.234	59	613412	1269.19	ug/L		83
20) Diisopropyl ether (DIPE)	4.501	45	24864	5.18	ug/L		95
21) 1,1-Dichloroethane	4.623	63	59948	20.18	ug/L		96
22) Acrylonitrile	4.684	53	20204	20.85	ug/L		99
23) Ethyl-tert-butyl ether...	4.879	59	24420	5.29	ug/L		98
24) Vinyl Acetate	4.891	43	82639	21.51	ug/L		98
25) c-1,2-Dichloroethene	5.177	61	45354	20.40	ug/L		95
26) 2,2-Dichloropropane	5.286	77	37886	20.35	ug/L		96

Quantitation Report (QT Reviewed)

InstName : VOA-GCMS9

Data Path : C:\msdchem\1\data\2020-11\0K13048\
Data File : VI20111320.D
Acq On : 14 Nov 2020 3:32 am
Operator : TNL
Sample : 0K13048-ICV1
Misc : 1X 5mL 20/40PPB VOCRO
ALS Vial : 20 Sample Multiplier: 1
DataAcq Meth:VI1611RUN.M

Quant Time: Nov 15 09:45:03 2020
Quant Method : C:\msdchem\1\methods\VI201114W.M
Quant Title : EPA 8260: Volatile Organic Compounds
QLast Update : Sun Nov 15 09:44:54 2020
Response via : Initial Calibration

Compound	R.T.	QIon	Response	Conc	Units		Dev(Min)
27) Bromochloromethane	5.383	130	23181	21.57	ug/L		95
28) Chloroform	5.463	83	59107	20.68	ug/L		98
29) Carbon Tetrachloride	5.590	117	38399	20.85	ug/L		96
30) Tetrahydrofuran	5.633	42	20684	20.77	ug/L		90
31) 1,1,1-Trichloroethane	5.663	97	50631	20.47	ug/L		98
33) 1,1-Dichloropropene	5.797	75	45833	21.28	ug/L		96
34) 2-Butanone (MEK)	5.785	43	60775	41.06	ug/L		98
35) Benzene	6.053	78	135700	20.40	ug/L		99
36) tert-Amyl methyl ether...	6.180	73	22474	4.88	ug/L		94
37) 1,2-Dichloroethane (EDC)	6.272	62	46604	20.44	ug/L		91
38) iso-Butyl Alcohol	6.308	43	94975	528.11	ug/L		95
40) Trichloroethene (TCE)	6.673	130	36418	20.33	ug/L		93
41) Tert-Amyl-Ethyl-Ether ...	6.929	59	15456	5.58	ug/L		88
42) Dibromomethane	7.129	93	22602	21.18	ug/L		96
43) 1,2-Dichloropropane	7.239	63	34108	20.30	ug/L		94
44) Bromodichloromethane	7.312	83	42355	20.46	ug/L		93
46) 2-Chloroethyl Vinyl Ether	7.951	63	14467	20.26	ug/L	#	100
47) c-1,3-Dichloropropene	8.018	75	48419	21.05	ug/L		93
49) Toluene	8.279	91	136317	19.88	ug/L		99
50) Tetrachloroethene (PCE)	8.723	166	33571	20.44	ug/L		89
51) 4-Methyl-2-Pentanone (...	8.723	43	107173	41.50	ug/L		98
52) t-1,3-Dichloropropene	8.766	75	42838	21.15	ug/L		97
53) 1,1,2-Trichloroethane	8.942	97	32057	20.83	ug/L		93
54) Dibromochloromethane	9.125	129	30234	20.36	ug/L		98
55) 1,3-Dichloropropane	9.222	76	54617	20.97	ug/L		98
56) 1,2-Dibromoethane (EDB)	9.362	107	34195	19.88	ug/L		95
57) 2-Hexanone	9.593	43	78813	43.84	ug/L		92
58) Chlorobenzene	9.867	112	86355	20.35	ug/L		97
59) Ethylbenzene	9.891	91	142853	19.89	ug/L		99
60) 1,1,1,2-Tetrachloroethane	9.928	131	28165	21.14	ug/L		96
61) m,p-Xylenes (2)	10.025	91	214550	41.11	ug/L		98
62) o-Xylene	10.408	91	110468	20.98	ug/L		97
63) Styrene	10.457	104	85548	21.36	ug/L		96
64) Bromoform	10.481	173	21749	18.89	ug/L		98
65) Isopropylbenzene	10.676	105	132569	21.22	ug/L		100
68) Bromobenzene	11.005	156	36583	21.11	ug/L		89

Quantitation Report (QT Reviewed)

InstName : VOA-GCMS9

Data Path : C:\msdchem\1\data\2020-11\0K13048\
Data File : VI20111320.D
Acq On : 14 Nov 2020 3:32 am
Operator : TNL
Sample : 0K13048-ICV1
Misc : 1X 5mL 20/40PPB VOCRO
ALS Vial : 20 Sample Multiplier: 1
DataAcq Meth:VI1611RUN.M

Quant Time: Nov 15 09:45:03 2020
Quant Method : C:\msdchem\1\methods\VI201114W.M
Quant Title : EPA 8260: Volatile Organic Compounds
QLast Update : Sun Nov 15 09:44:54 2020
Response via : Initial Calibration

Compound	R.T.	QIon	Response	Conc	Units	Dev(Min)
69) n-Propylbenzene	11.017	91	150068	20.71	ug/L	98
70) 1,1,2,2-Tetrachloroethane	11.090	85	29864	20.76	ug/L	96
71) 2-Chlorotoluene	11.151	126	31875	20.70	ug/L	98
72) 1,3,5-Trimethylbenzene	11.175	105	103426	21.09	ug/L	98
73) 1,2,3-Trichloropropane	11.193	110	15361	20.34	ug/L	95
74) t-1,4-Dichloro-2-butene	11.230	53	9375	20.77	ug/L	80
75) 4-Chlorotoluene	11.285	91	91932	20.31	ug/L	97
76) tert-Butylbenzene	11.431	91	58854	20.97	ug/L	97
77) 1,2,4-Trimethylbenzene	11.485	105	102533	21.78	ug/L	97
78) sec-Butylbenzene	11.564	105	126152	20.93	ug/L	99
79) 4-Isopropyltoluene	11.674	119	102657	21.58	ug/L	99
80) 1,3-Dichlorobenzene	11.747	146	60129	20.65	ug/L	100
81) 1,4-Dichlorobenzene	11.814	146	62093	20.08	ug/L	97
82) n-Butylbenzene	11.990	91	86307	21.60	ug/L	97
83) 1,2-Dichlorobenzene	12.130	146	58856	21.11	ug/L	98
84) 1,2-Dibromo-3-Chloropr...	12.745	157	10829	19.83	ug/L	94
85) Hexachlorobutadiene	13.250	223	9017	21.89	ug/L	99
86) 1,2,4-Trichlorobenzene	13.286	180	30400	22.11	ug/L	95
87) Naphthalene	13.560	128	91525	18.65	ug/L	96
88) 1,2,3-Trichlorobenzene	13.724	180	27951	22.53	ug/L	98

(#) = qualifier out of range (m) = manual integration (+) = signals summed

Quantitation Report (QT Reviewed)

InstName : VOA-GCMS9

Data Path : C:\msdchem\1\data\2020-11\0K13048\
Data File : VI20111320.D
Acq On : 14 Nov 2020 3:32 am
Operator : TNL
Sample : 0K13048-ICV1
Misc : 1X 5mL 20/40PPB VOCRO
ALS Vial : 20 Sample Multiplier: 1
DataAcq Meth:VI1611RUN.M

Quant Time: Nov 15 09:45:03 2020
Quant Method : C:\msdchem\1\methods\VI201114W.M
Quant Title : EPA 8260: Volatile Organic Compounds
QLast Update : Sun Nov 15 09:44:54 2020
Response via : Initial Calibration

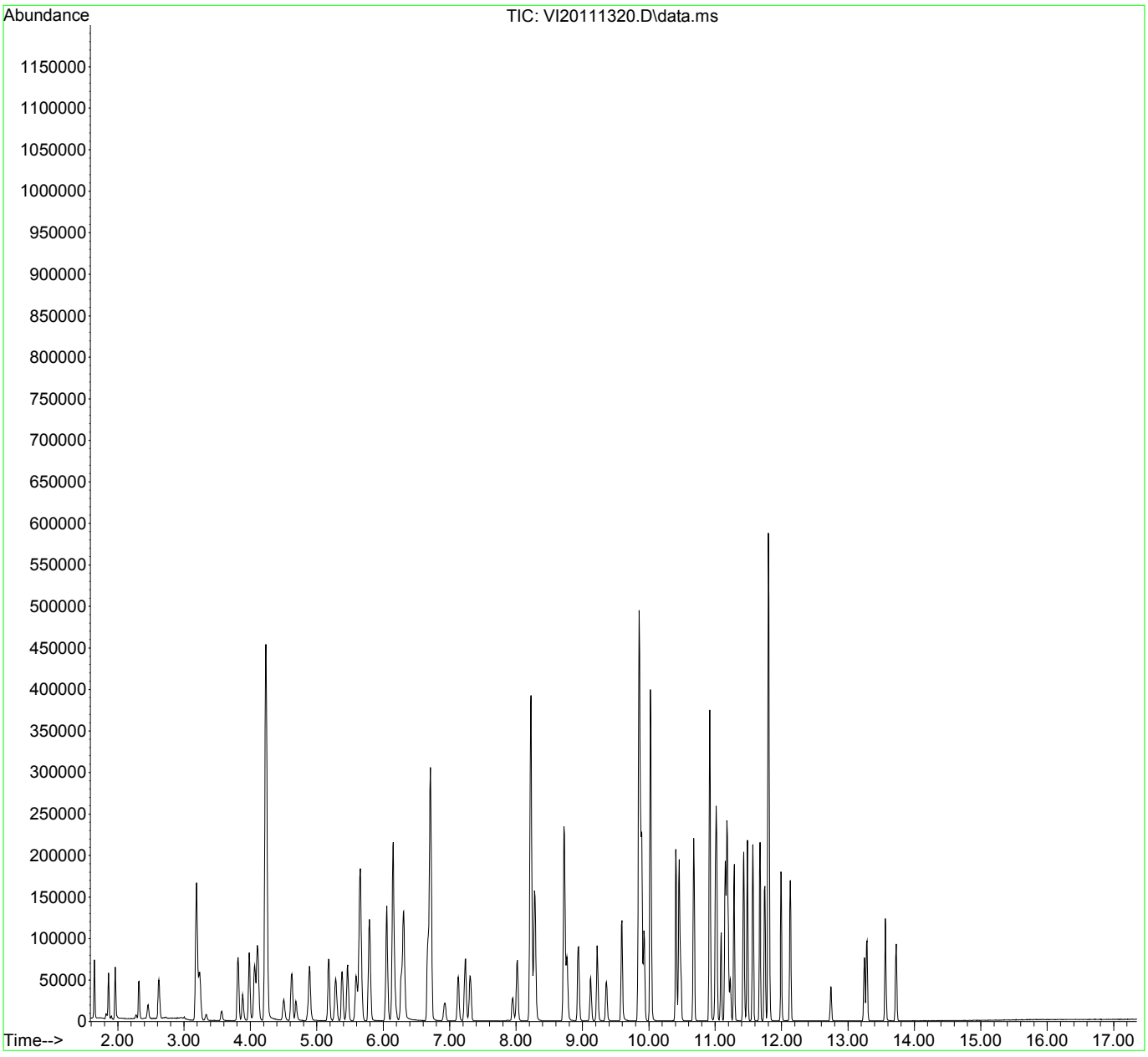

Quantitation Report (Not Reviewed)

InstName : VOA-GCMS9

Data Path : C:\msdchem\1\data\2020-11\0K13048\
Data File : VI20111321.D
Acq On : 14 Nov 2020 4:00 am
Operator : TNL
Sample : 0K13048-IBL6
Misc : 1X 5mL DI
ALS Vial : 21 Sample Multiplier: 1
DataAcq Meth:VI1611RUN.M

11/15/20 TNL

Quant Time: Nov 15 09:43:24 2020
Quant Method : C:\msdchem\1\methods\VI201114W.M
Quant Title : EPA 8260: Volatile Organic Compounds
QLast Update : Sat Nov 14 16:47:50 2020
Response via : Initial Calibration

Compound	R.T.	QIon	Response	Conc	Units		Dev(Min)
Internal Standards							
1) Pentafluorobenzene (I)	6.150	99	84771	50.00	ug/L	#	0.00
45) Chlorobenzene-d5 (I)	9.855	117	218733	50.00	ug/L		0.00
66) 1,4-Dichlorobenzene-d4...	11.802	152	92910	50.00	ug/L		0.00
System Monitoring Compounds							
32) Dibromofluoromethane (S)	5.651	111	80111	49.36	ug/L		0.00
39) 1,4-Difluorobenzene (S)	6.716	114	265847	50.11	ug/L		0.00
48) Toluene-d8 (S)	8.224	98	293285	51.12	ug/L		0.00
67) 4-Bromofluorobenzene (S)	10.919	174	83484	52.10	ug/L		0.00
Target Compounds							Qvalue
2) Dichlorodifluoromethane	1.660	85	148	0.33	ug/L	#	49
3) Chloromethane	1.873	50	249	0.15	ug/L	#	47
10) Carbon Disulfide	3.212	76	1456	0.37	ug/L		78
14) Methylene Chloride	3.826	84	3236	1.93	ug/L		89
15) Acetone	3.893	43	2982	3.05	ug/L		95
19) tert-Butanol (TBA)	4.252	59	1024	2.21	ug/L		82
61) m,p-Xylenes (2)	10.037	91	756	0.16	ug/L		90
69) n-Propylbenzene	11.029	91	817	0.14	ug/L		58
72) 1,3,5-Trimethylbenzene	11.175	105	415	0.10	ug/L	#	35
75) 4-Chlorotoluene	11.291	91	500	0.13	ug/L	#	45
77) 1,2,4-Trimethylbenzene	11.485	105	380	0.10	ug/L		93
78) sec-Butylbenzene	11.570	105	706	0.14	ug/L		59
79) 4-Isopropyltoluene	11.674	119	699	0.18	ug/L		70
80) 1,3-Dichlorobenzene	11.753	146	320	0.13	ug/L	#	75
81) 1,4-Dichlorobenzene	11.814	146	537	0.21	ug/L	#	49
82) n-Butylbenzene	11.996	91	749	0.23	ug/L		95
86) 1,2,4-Trichlorobenzene	13.286	180	412	0.36	ug/L		88
87) Naphthalene	13.572	128	1686	0.72	ug/L		81
88) 1,2,3-Trichlorobenzene	13.724	180	416	0.41	ug/L		87

(#) = qualifier out of range (m) = manual integration (+) = signals summed

Quantitation Report (Not Reviewed)

InstName : VOA-GCMS9

Data Path : C:\msdchem\1\data\2020-11\0K13048\
Data File : VI20111321.D
Acq On : 14 Nov 2020 4:00 am
Operator : TNL
Sample : 0K13048-IBL6
Misc : 1X 5mL DI
ALS Vial : 21 Sample Multiplier: 1
DataAcq Meth:VI1611RUN.M

Quant Time: Nov 15 09:43:24 2020
Quant Method : C:\msdchem\1\methods\VI201114W.M
Quant Title : EPA 8260: Volatile Organic Compounds
QLast Update : Sat Nov 14 16:47:50 2020
Response via : Initial Calibration

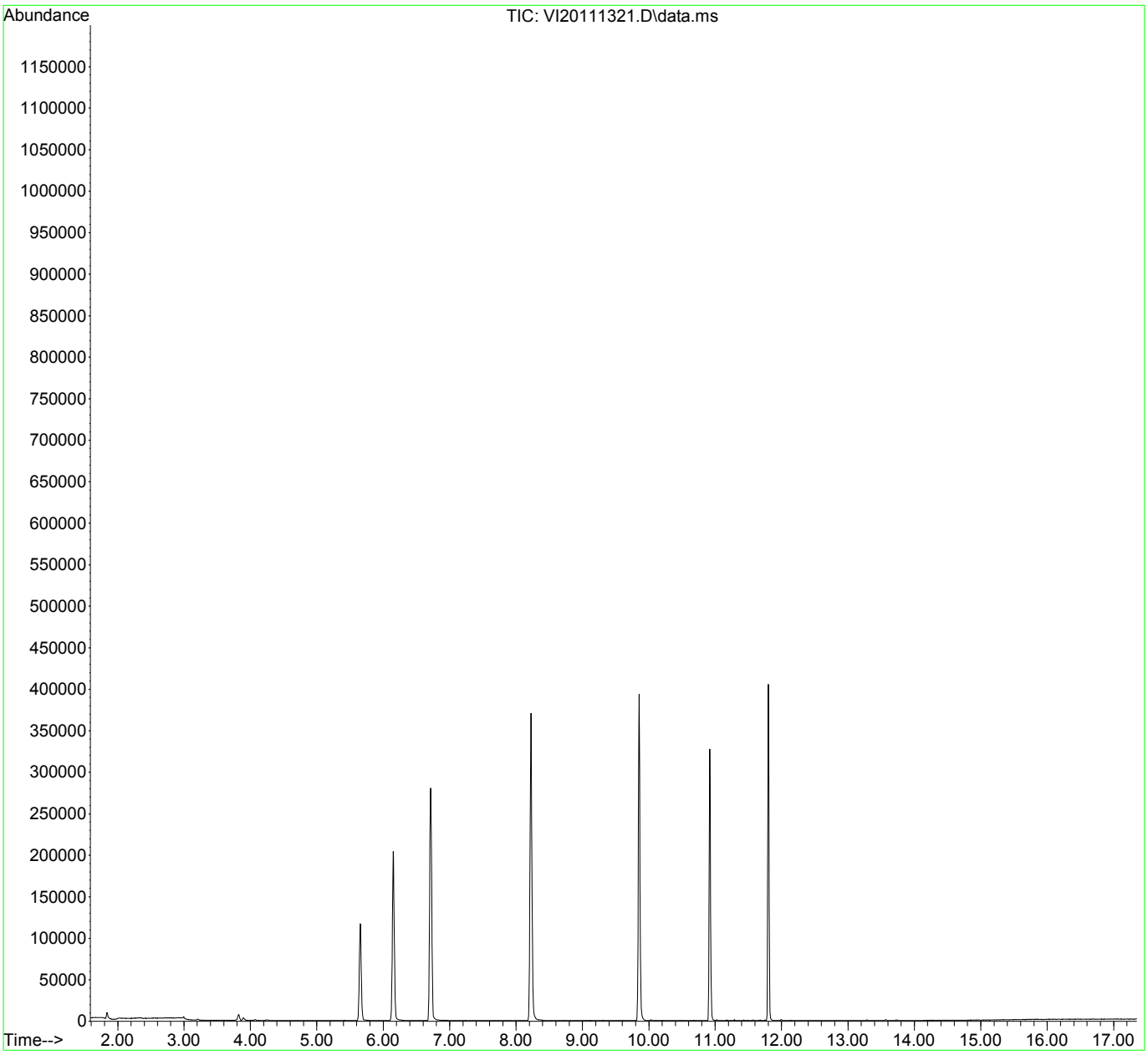

Data Path : C:\msdchem\1\data\2020-11\0K13048\
Data File : VI20111322.D
Acq On : 14 Nov 2020 4:27 am
Operator : TNL
Sample : 0K13048-TUN2
Misc : A20I023 5mL BFB (IS/SURR)
ALS Vial : 22 Sample Multiplier: 1

11/15/20 TNL

Integration File: RTEINT.P

Method : C:\msdchem\1\methods\VI201114W.M
Title : EPA 8260: Volatile Organic Compounds
Last Update : Sun Nov 15 09:44:54 2020

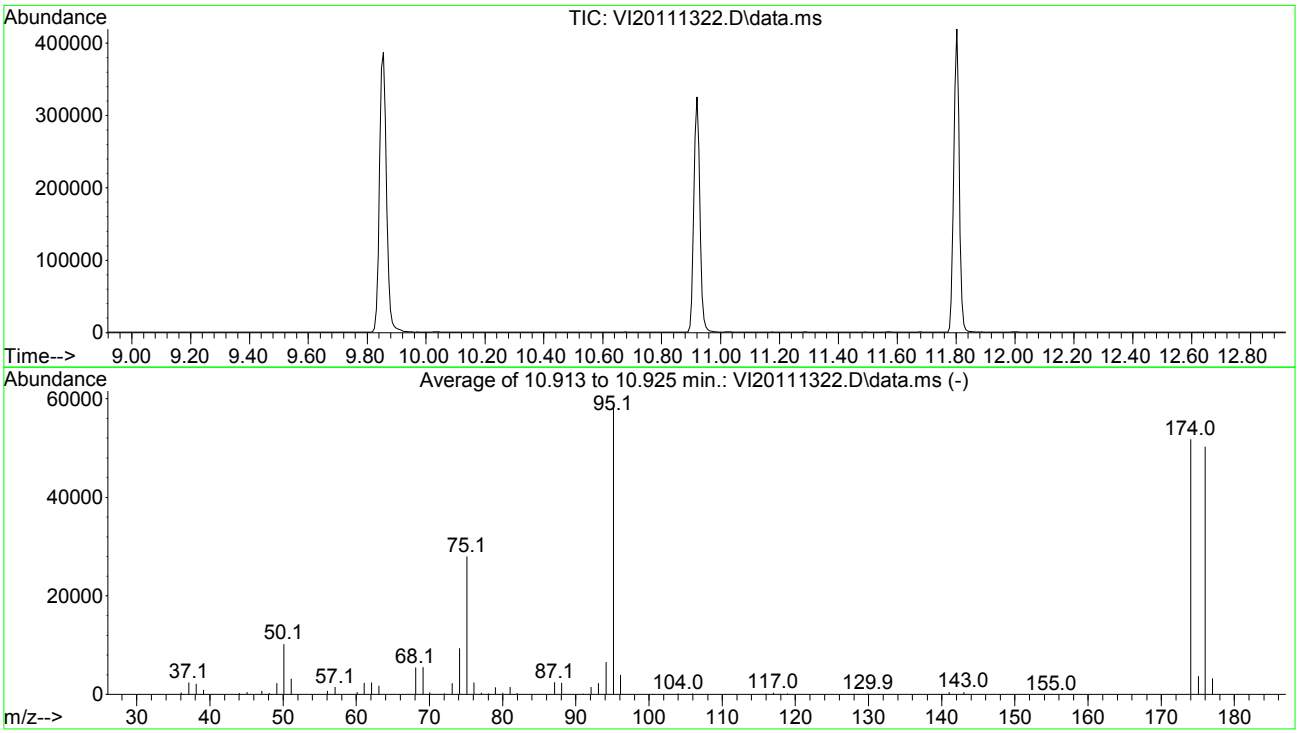

AutoFind: Scans 1534, 1535, 1536; Background Corrected with Scan 1527

Target Mass	Rel. to Mass	Lower Limit%	Upper Limit%	Rel. Abn%	Raw Abn	Result Pass/Fail
95	174	50	200	113.3	58611	PASS
96	95	5	9	6.9	4015	PASS
173	174	0.00	2	0.0	0	PASS
174	95	50	200	88.3	51747	PASS
175	174	5	9	7.2	3747	PASS
176	174	95	105	97.2	50285	PASS
177	176	5	10	6.6	3304	PASS

Quantitation Report (Not Reviewed)

InstName : VOA-GCMS9

Data Path : C:\msdchem\1\data\2020-11\0K13048\
Data File : VI20111322.D
Acq On : 14 Nov 2020 4:27 am
Operator : TNL
Sample : 0K13048-TUN2
Misc : A20I023 5mL BFB (IS/SURR)
ALS Vial : 22 Sample Multiplier: 1 11/15/20 TNL
DataAcq Meth:VI1611RUN.M

Quant Time: Nov 15 09:43:28 2020
Quant Method : C:\msdchem\1\methods\VI201114W.M
Quant Title : EPA 8260: Volatile Organic Compounds
QLast Update : Sat Nov 14 16:47:50 2020
Response via : Initial Calibration

Compound	R.T.	QIon	Response	Conc	Units	Dev(Min)
Internal Standards						
1) Pentafluorobenzene (I)	6.144	99	86000	50.00	ug/L	# 0.00
45) Chlorobenzene-d5 (I)	9.855	117	221094	50.00	ug/L	0.00
66) 1,4-Dichlorobenzene-d4...	11.802	152	92224	50.00	ug/L	0.00
System Monitoring Compounds						
32) Dibromofluoromethane (S)	5.651	111	81275	49.36	ug/L	0.00
39) 1,4-Difluorobenzene (S)	6.710	114	267633	49.73	ug/L	0.00
48) Toluene-d8 (S)	8.224	98	297725	51.34	ug/L	0.00
67) 4-Bromofluorobenzene (S)	10.919	174	84031	52.83	ug/L	0.00
Target Compounds						Qvalue
3) Chloromethane	1.861	50	219	0.13	ug/L	# 47
5) Bromomethane	2.323	96	159	0.15	ug/L	86
10) Carbon Disulfide	3.199	76	806	0.20	ug/L	78
14) Methylene Chloride	3.814	84	1982	1.17	ug/L	95
15) Acetone	3.887	43	1917	1.93	ug/L	92
19) tert-Butanol (TBA)	4.246	59	694	1.48	ug/L	46
80) 1,3-Dichlorobenzene	11.814	146	227	0.10	ug/L	# 9
81) 1,4-Dichlorobenzene	11.814	146	227	0.09	ug/L	# 4
82) n-Butylbenzene	11.996	91	355	0.11	ug/L	77
87) Naphthalene	13.566	128	529	0.44	ug/L	81

(#) = qualifier out of range (m) = manual integration (+) = signals summed

Quantitation Report (Not Reviewed)

InstName : VOA-GCMS9

Data Path : C:\msdchem\1\data\2020-11\0K13048\
Data File : VI20111322.D
Acq On : 14 Nov 2020 4:27 am
Operator : TNL
Sample : 0K13048-TUN2
Misc : A20I023 5mL BFB (IS/SURR)
ALS Vial : 22 Sample Multiplier: 1
DataAcq Meth:VI1611RUN.M

Quant Time: Nov 15 09:43:28 2020
Quant Method : C:\msdchem\1\methods\VI201114W.M
Quant Title : EPA 8260: Volatile Organic Compounds
QLast Update : Sat Nov 14 16:47:50 2020
Response via : Initial Calibration

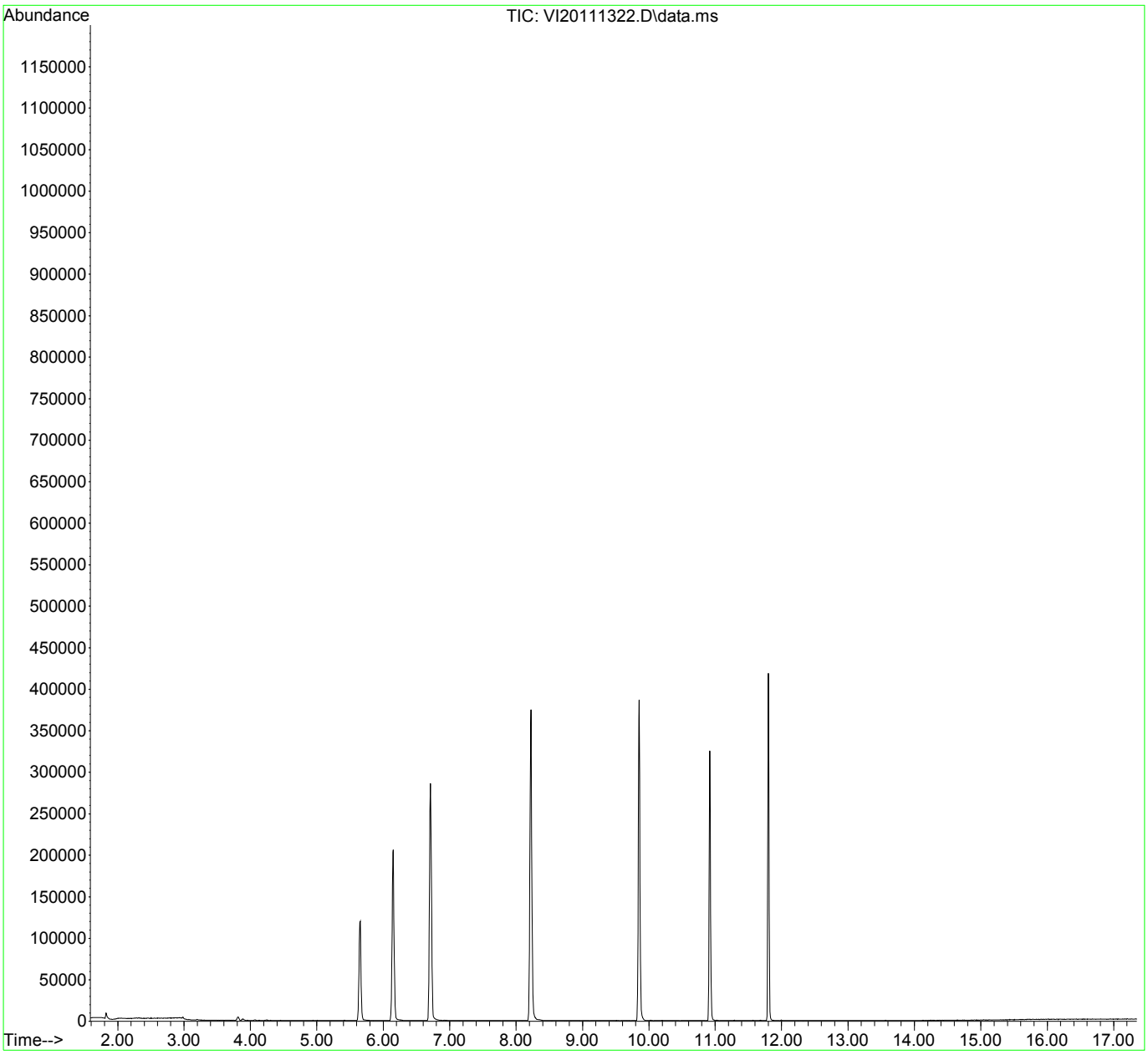

Quantitation Report (Not Reviewed)

InstName : VOA-GCMS9

Data Path : C:\msdchem\1\data\2020-11\0K13048\
Data File : VI20111323.D
Acq On : 14 Nov 2020 4:54 am
Operator : TNL
Sample : 0K13048-ICB2
Misc : 1X 5mL DI
ALS Vial : 23 Sample Multiplier: 1
DataAcq Meth:VI1611RUN.M

11/15/20 TNL

Quant Time: Nov 15 09:46:15 2020
Quant Method : C:\msdchem\1\methods\VI201114G.M
Quant Title : NWTPH-Gx by GC/MS
QLast Update : Sat Nov 14 17:27:50 2020
Response via : Initial Calibration

Compound	R.T.	QIon	Response	Conc	Units	Dev(Min)
Internal Standards						
1) Pentafluorobenzene (IS)	6.150	168	173881	50.00	ug/L	0.00
System Monitoring Compounds						
2) 1,4-Difluorobenzene (Sur)	6.710	114	274971	49.31	ug/L	0.00
3) 4-Bromofluorobenzene (...	10.919	174	86516	46.80	ug/L	0.00
9) Toluene-d8 (NR)	8.224	98	306222	0.00	ug/L	0.00
11) Chlorobenzene-d5 (NR)	9.855	117	226696	0.00	ug/L	0.00
12) 1,4-Dichlorobenzene-d4...	11.801	150	149480	0.00	ug/L	0.00
Target Compounds						Qvalue
4) NWTPH-Gx (TPH)	9.890	TIC	-24050m	23.75	ug/L	
5) TPHg (C5-C9)	9.890	TIC	-214376m	32.47	ug/L	
6) TPHg (C6-C10)	9.890	TIC	-233834m	45.49	ug/L	
7) CA-LUFT (C5-C12)	9.890	TIC	254562m	36.23	ug/L	

(#) = qualifier out of range (m) = manual integration (+) = signals summed

Quantitation Report (Not Reviewed)

InstName : VOA-GCMS9

Data Path : C:\msdchem\1\data\2020-11\0K13048\
Data File : VI20111323.D
Acq On : 14 Nov 2020 4:54 am
Operator : TNL
Sample : 0K13048-ICB2
Misc : 1X 5mL DI
ALS Vial : 23 Sample Multiplier: 1
DataAcq Meth:VI1611RUN.M

Quant Time: Nov 15 09:46:15 2020
Quant Method : C:\msdchem\1\methods\VI201114G.M
Quant Title : NWTPH-Gx by GC/MS
QLast Update : Sat Nov 14 17:27:50 2020
Response via : Initial Calibration

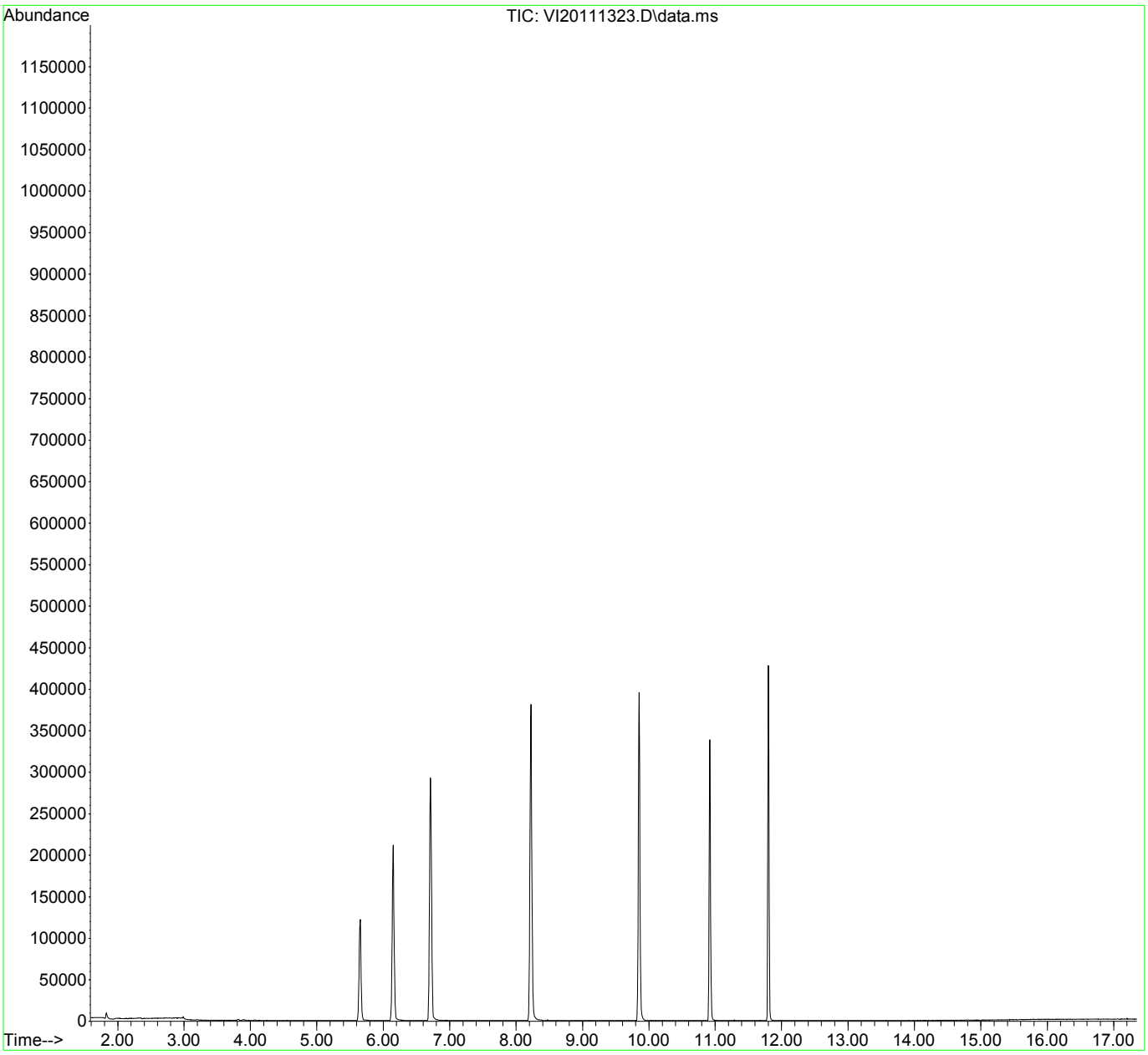

Quantitation Report (Not Reviewed)

InstName : VOA-GCMS9

Data Path : C:\msdchem\1\data\2020-11\0K13048\
Data File : VI20111324.D
Acq On : 14 Nov 2020 5:21 am
Operator : TNL 11/15/20 TNL
Sample : 0K13048-RT1
Misc : 1X 5mL A20I121
ALS Vial : 24 Sample Multiplier: 1
DataAcq Meth:VI1611RUN.M

Quant Time: Nov 15 09:46:18 2020
Quant Method : C:\msdchem\1\methods\VI201114G.M
Quant Title : NWTPH-Gx by GC/MS
QLast Update : Sat Nov 14 17:27:50 2020
Response via : Initial Calibration

Compound	R.T.	QIon	Response	Conc	Units	Dev(Min)
Internal Standards						
1) Pentafluorobenzene (IS)	6.150	168	174028	50.00	ug/L	0.00
System Monitoring Compounds						
2) 1,4-Difluorobenzene (Sur)	6.710	114	276496	49.54	ug/L	0.00
3) 4-Bromofluorobenzene (...	10.920	174	91935	49.69	ug/L	0.00
9) Toluene-d8 (NR)	8.218	98	312162	0.00	ug/L	0.00
11) Chlorobenzene-d5 (NR)	9.855	117	235134	0.00	ug/L	0.00
12) 1,4-Dichlorobenzene-d4...	11.802	150	167732	0.00	ug/L	0.00
Target Compounds						Qvalue
4) NWTPH-Gx (TPH)	9.890	TIC	1809593m	389.20	ug/L	
5) TPHg (C5-C9)	9.890	TIC	887192m	203.71	ug/L	
6) TPHg (C6-C10)	9.890	TIC	741480m	216.75	ug/L	
7) CA-LUFT (C5-C12)	9.890	TIC	2090637m	272.71	ug/L	

(#) = qualifier out of range (m) = manual integration (+) = signals summed

Quantitation Report (Not Reviewed)

InstName : VOA-GCMS9

Data Path : C:\msdchem\1\data\2020-11\0K13048\
Data File : VI20111324.D
Acq On : 14 Nov 2020 5:21 am
Operator : TNL
Sample : 0K13048-RT1
Misc : 1X 5mL A20I121
ALS Vial : 24 Sample Multiplier: 1
DataAcq Meth:VI1611RUN.M

Quant Time: Nov 15 09:46:18 2020
Quant Method : C:\msdchem\1\methods\VI201114G.M
Quant Title : NWTPH-Gx by GC/MS
QLast Update : Sat Nov 14 17:27:50 2020
Response via : Initial Calibration

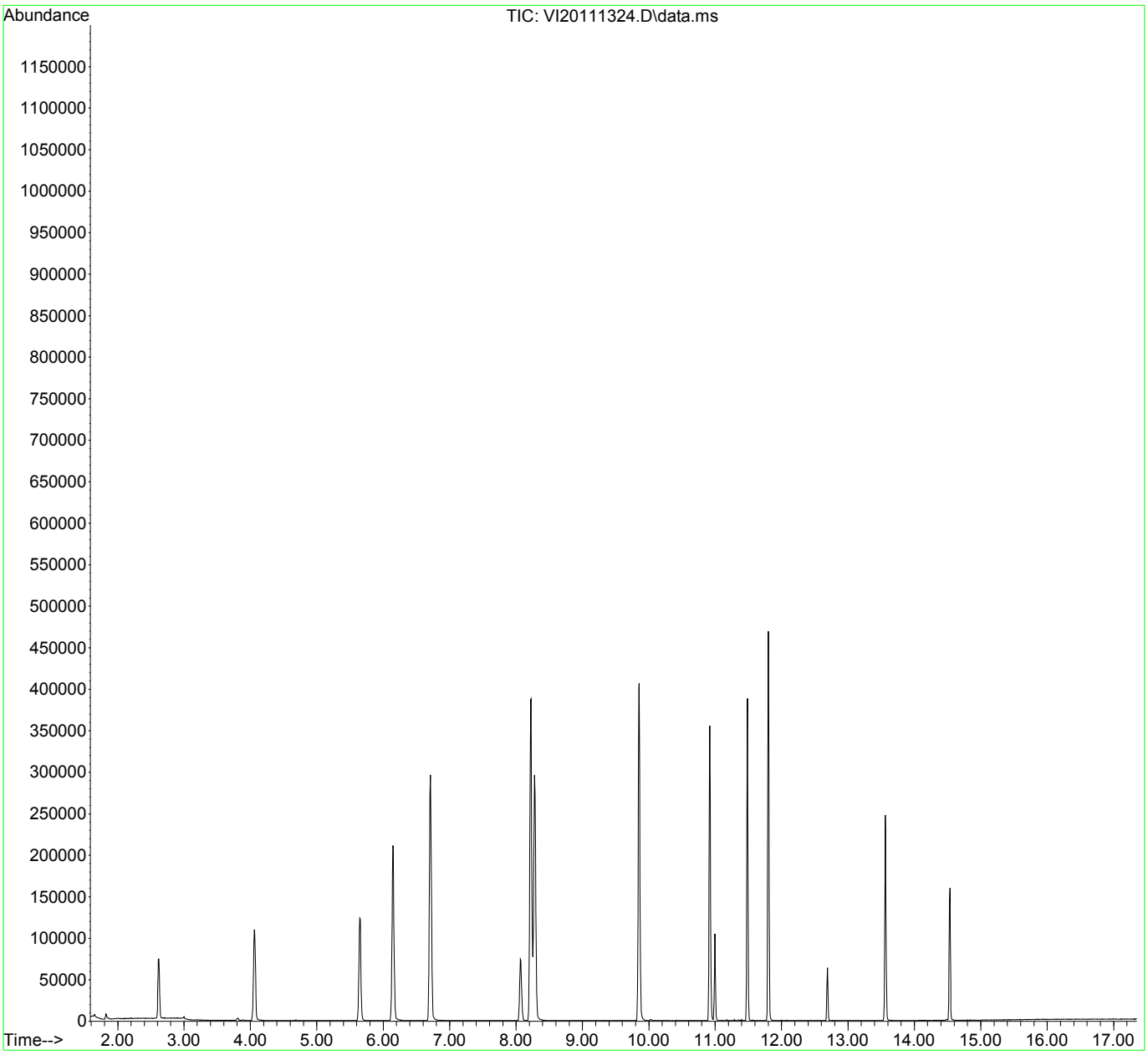

Quantitation Report (Qedit)

InstName : VOA-GCMS9

Data Path : C:\msdchem\1\data\2020-11\0K13048\
Data File : VI20111324.D
Acq On : 14 Nov 2020 5:21 am
Operator : TNL
Sample : 0K13048-RT1
Misc : 1X 5mL A20I121
ALS Vial : 24 Sample Multiplier: 1
DataAcq Meth:VI1611RUN.M

Quant Time: Nov 15 09:46:18 2020
Quant Method : C:\msdchem\1\methods\VI201114G.M
Quant Title : NWTPH-Gx by GC/MS
QLast Update : Sat Nov 14 17:27:50 2020
Response via : Initial Calibration

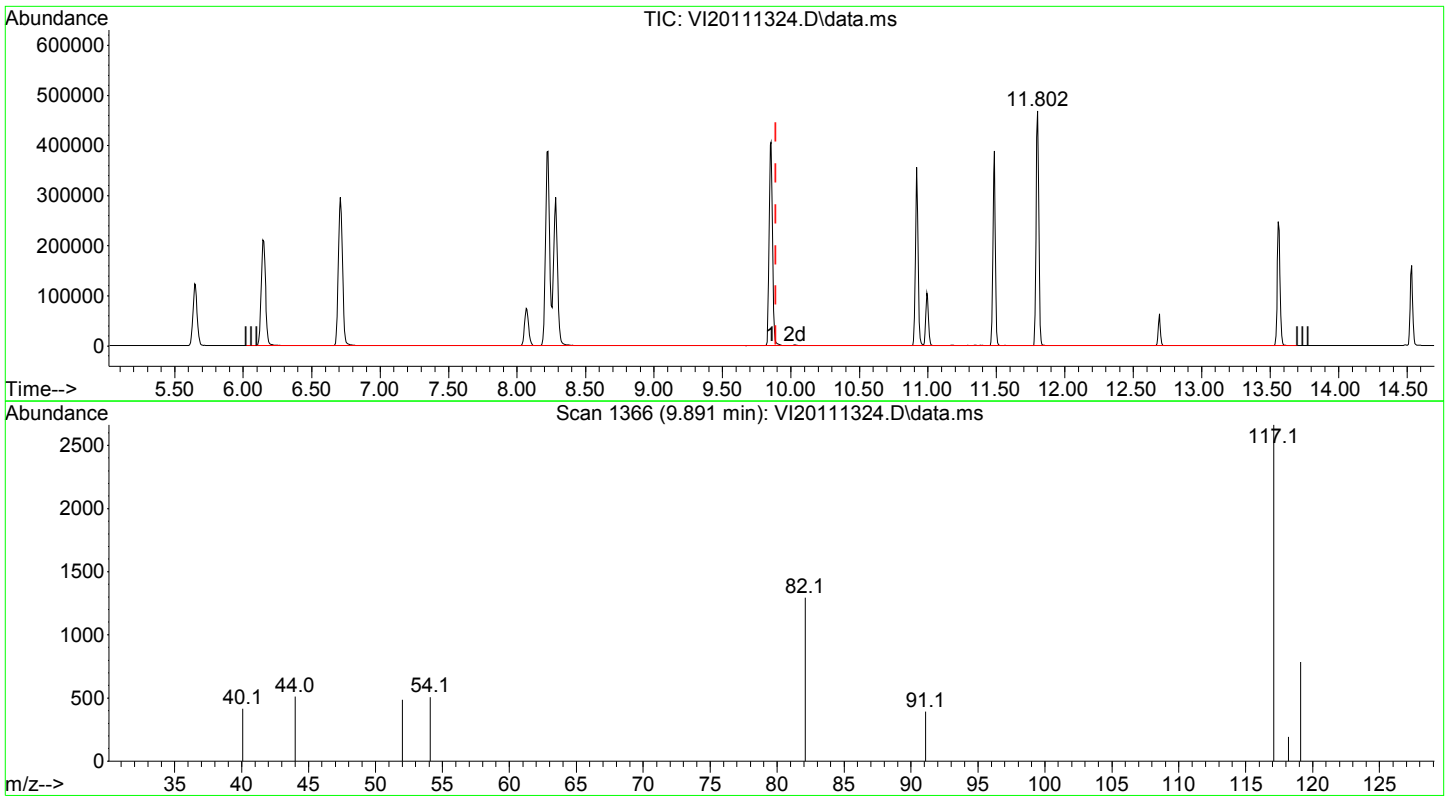

TIC: VI20111324.D\data.ms

(4) NWTPH-Gx (TPH) (H)
9.890min (0.000) 389.20 ug/L m
response 1809593

Signal	Exp%	Act%
TIC	100.00	100.00
0.00	0.00	0.82#
0.00	0.00	0.58#
0.00	0.00	0.00

Quantitation Report (Qedit)

InstName : VOA-GCMS9

Data Path : C:\msdchem\1\data\2020-11\0K13048\
Data File : VI20111324.D
Acq On : 14 Nov 2020 5:21 am
Operator : TNL
Sample : 0K13048-RT1
Misc : 1X 5mL A20I121
ALS Vial : 24 Sample Multiplier: 1
DataAcq Meth:VI1611RUN.M

Quant Time: Nov 15 09:46:18 2020
Quant Method : C:\msdchem\1\methods\VI201114G.M
Quant Title : NWTPH-Gx by GC/MS
QLast Update : Sat Nov 14 17:27:50 2020
Response via : Initial Calibration

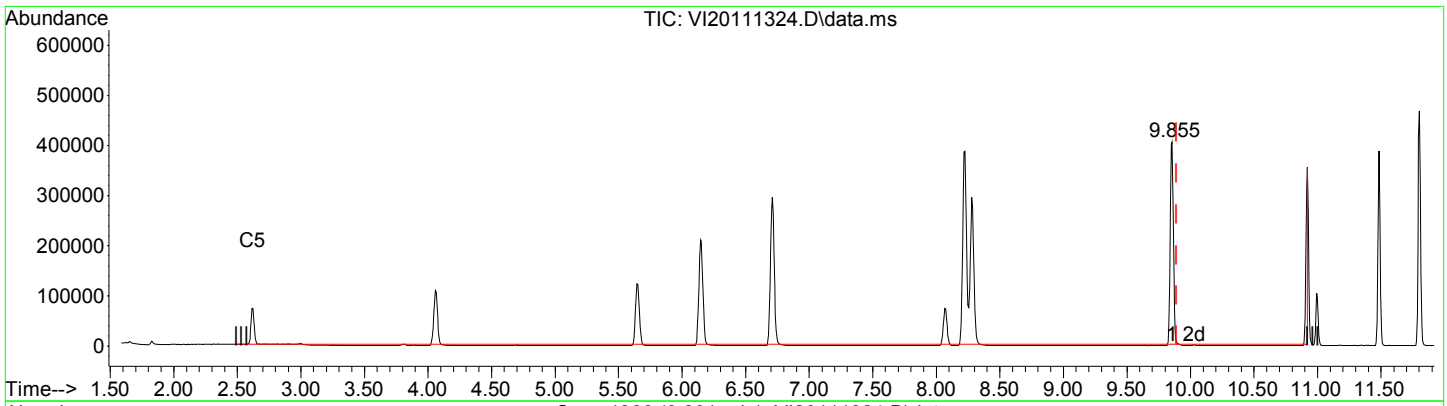

TIC: VI20111324.D\data.ms

(5) TPHg (C5-C9) (H)
9.890min (0.000) 203.71 ug/L m
response 887192

Signal	Exp%	Act%
TIC	100.00	100.00
0.00	0.00	1.67#
0.00	0.00	1.19#
0.00	0.00	0.00

rt window wrong
mm

Quantitation Report (Qedit)

InstName : VOA-GCMS9

Data Path : C:\msdchem\1\data\2020-11\0K13048\
Data File : VI20111324.D
Acq On : 14 Nov 2020 5:21 am
Operator : TNL
Sample : 0K13048-RT1
Misc : 1X 5mL A20I121
ALS Vial : 24 Sample Multiplier: 1
DataAcq Meth:VI1611RUN.M

Quant Time: Nov 15 09:49:33 2020
Quant Method : C:\msdchem\1\methods\VI201114G.M
Quant Title : NWTPH-Gx by GC/MS
QLast Update : Sat Nov 14 17:27:50 2020
Response via : Initial Calibration

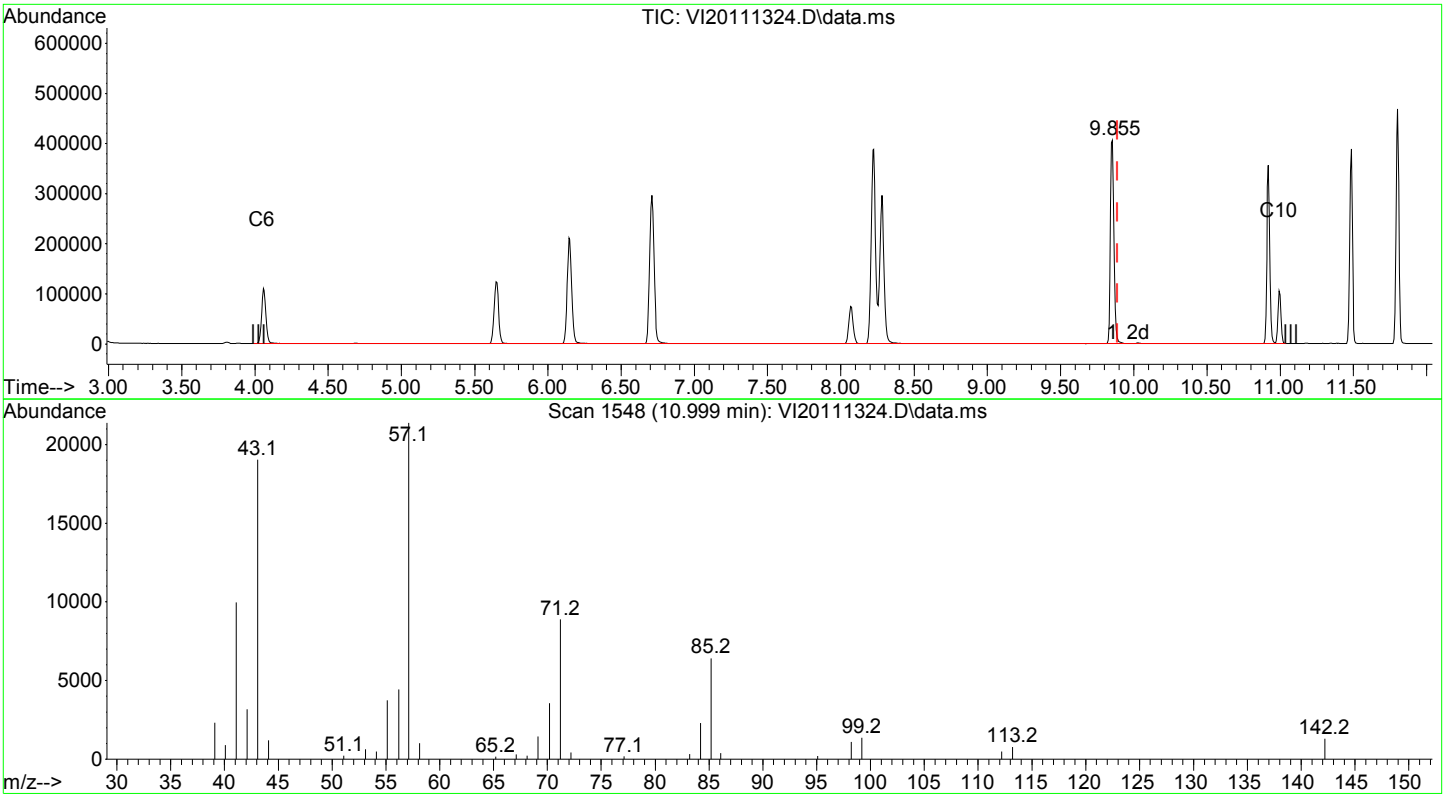

TIC: VI20111324.D\data.ms

(6) TPHg (C6-C10) (H)
9.890min (0.000) 326.98 ug/L m
response 1372599

Signal	Exp%	Act%
TIC	100.00	100.00
0.00	0.00	1.08#
0.00	0.00	0.77#
0.00	0.00	0.00

wrong rt window
mm

Quantitation Report (Qedit)

InstName : VOA-GCMS9

Data Path : C:\msdchem\1\data\2020-11\0K13048\
Data File : VI20111324.D
Acq On : 14 Nov 2020 5:21 am
Operator : TNL
Sample : 0K13048-RT1
Misc : 1X 5mL A20I121
ALS Vial : 24 Sample Multiplier: 1
DataAcq Meth:VI1611RUN.M

Quant Time: Nov 15 09:49:33 2020
Quant Method : C:\msdchem\1\methods\VI201114G.M
Quant Title : NWTPH-Gx by GC/MS
QLast Update : Sat Nov 14 17:27:50 2020
Response via : Initial Calibration

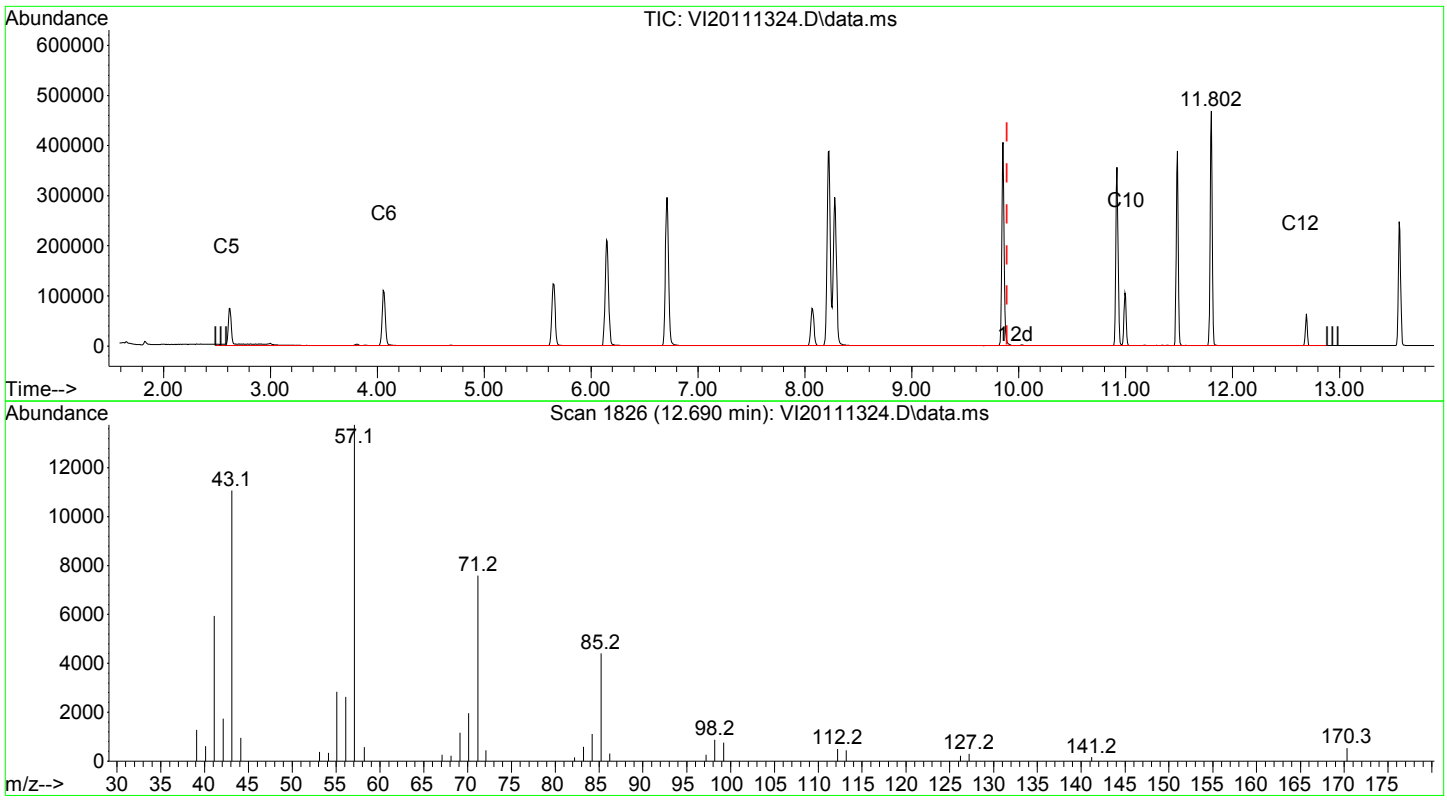

TIC: VI20111324.D\data.ms

(7) CA-LUFT (C5-C12) (H)
9.890min (0.000) 272.71 ug/L m
response 2090637

Signal	Exp%	Act%
TIC	100.00	100.00
0.00	0.00	0.71#
0.00	0.00	0.51#
0.00	0.00	0.00

Quantitation Report (Not Reviewed)

InstName : VOA-GCMS9

Data Path : C:\msdchem\1\data\2020-11\0K13048\
Data File : VI20111325.D
Acq On : 14 Nov 2020 5:48 am
Operator : TNL
Sample : 0K13048-IBL7
Misc : 1X 5mL DI
ALS Vial : 25 Sample Multiplier: 1
DataAcq Meth:VI1611RUN.M

11/15/20 TNL

Quant Time: Nov 15 09:46:21 2020
Quant Method : C:\msdchem\1\methods\VI201114G.M
Quant Title : NWTPH-Gx by GC/MS
QLast Update : Sat Nov 14 17:27:50 2020
Response via : Initial Calibration

Compound	R.T.	QIon	Response	Conc	Units	Dev(Min)
Internal Standards						
1) Pentafluorobenzene (IS)	6.150	168	162537	50.00	ug/L	0.00
System Monitoring Compounds						
2) 1,4-Difluorobenzene (Sur)	6.716	114	258138	49.53	ug/L	0.00
3) 4-Bromofluorobenzene (...	10.919	174	79655	46.09	ug/L	0.00
9) Toluene-d8 (NR)	8.224	98	291068	0.00	ug/L	0.00
11) Chlorobenzene-d5 (NR)	9.855	117	214634	0.00	ug/L	0.00
12) 1,4-Dichlorobenzene-d4...	11.802	150	138506	0.00	ug/L	0.00
Target Compounds						Qvalue
4) NWTPH-Gx (TPH)	9.890	TIC	-24626m	23.28	ug/L	
5) TPHg (C5-C9)	9.890	TIC	-198052m	32.86	ug/L	
6) TPHg (C6-C10)	9.890	TIC	-220902m	45.05	ug/L	
7) CA-LUFT (C5-C12)	9.890	TIC	242210m	36.83	ug/L	

(#) = qualifier out of range (m) = manual integration (+) = signals summed

Quantitation Report (Not Reviewed)

InstName : VOA-GCMS9

Data Path : C:\msdchem\1\data\2020-11\0K13048\
Data File : VI20111325.D
Acq On : 14 Nov 2020 5:48 am
Operator : TNL
Sample : 0K13048-IBL7
Misc : 1X 5mL DI
ALS Vial : 25 Sample Multiplier: 1
DataAcq Meth:VI1611RUN.M

Quant Time: Nov 15 09:46:21 2020
Quant Method : C:\msdchem\1\methods\VI201114G.M
Quant Title : NWTPH-Gx by GC/MS
QLast Update : Sat Nov 14 17:27:50 2020
Response via : Initial Calibration

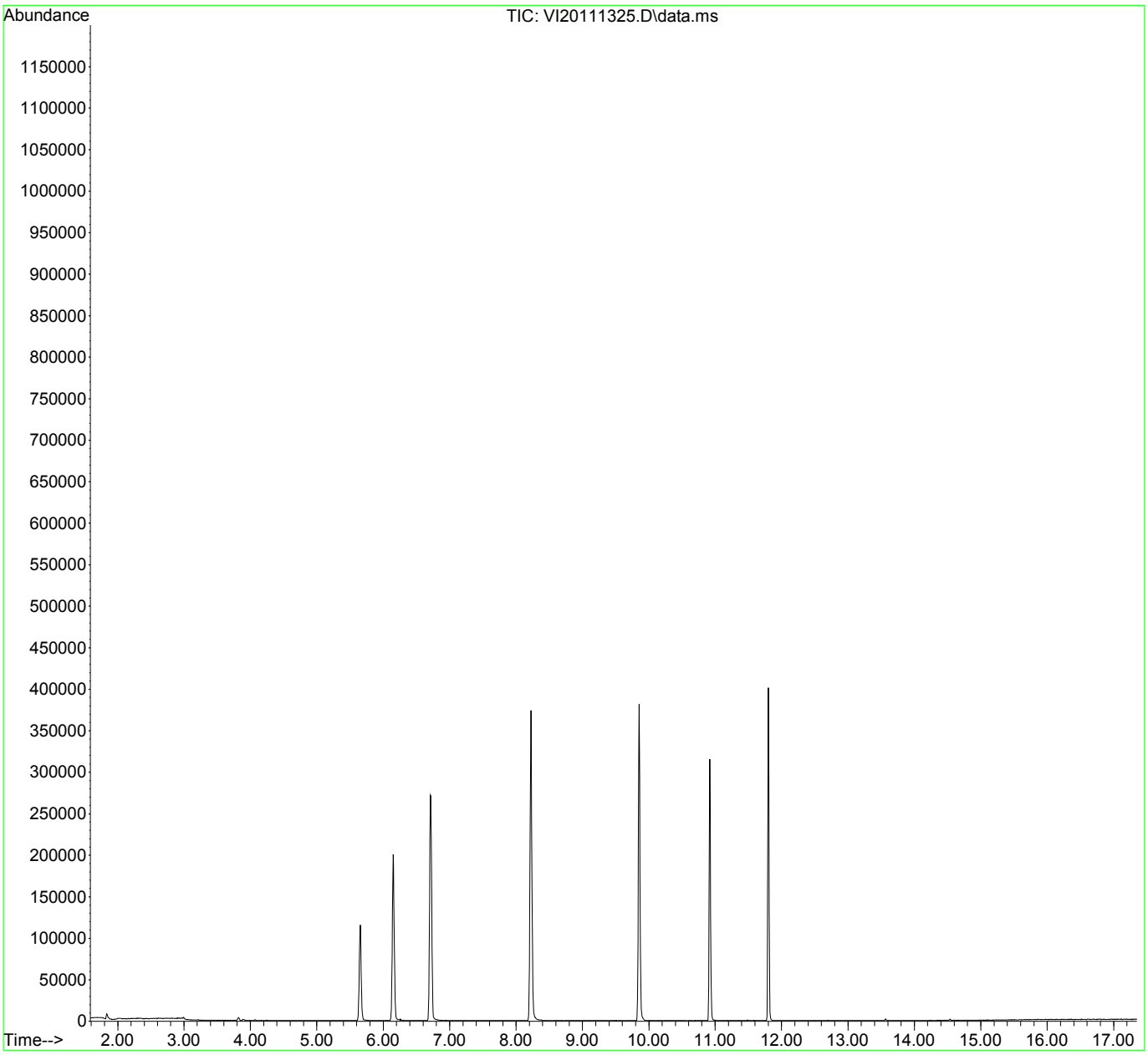

Quantitation Report (Not Reviewed)

InstName : VOA-GCMS9

Data Path : C:\msdchem\1\data\2020-11\0K13048\
Data File : VI20111326.D
Acq On : 14 Nov 2020 6:15 am
Operator : TNL
Sample : 0K13048-CALC
Misc : 1X 5mL 50 PPB GX
ALS Vial : 26 Sample Multiplier: 1
DataAcq Meth:VI1611RUN.M

11/15/20 TNL

Quant Time: Nov 14 17:20:17 2020
Quant Method : C:\msdchem\1\methods\VI201114G.M
Quant Title : NWTPH-Gx by GC/MS
QLast Update : Sat Nov 14 17:20:04 2020
Response via : Initial Calibration

Compound	R.T.	QIon	Response	Conc	Units	Dev(Min)
Internal Standards						
1) Pentafluorobenzene (IS)	6.150	168	165118	50.00	ug/L	0.00
System Monitoring Compounds						
2) 1,4-Difluorobenzene (Sur)	6.710	114	260922	49.76	ug/L	0.00
3) 4-Bromofluorobenzene (...	10.919	174	82875	48.92	ug/L	0.00
9) Toluene-d8 (NR)	8.224	98	293677	0.00	ug/L	0.00
11) Chlorobenzene-d5 (NR)	9.855	117	217765	0.00	ug/L	0.00
12) 1,4-Dichlorobenzene-d4...	11.802	150	146223	0.00	ug/L	0.00
Target Compounds						Qvalue
4) NWTPH-Gx (TPH)	9.890	TIC	140256m	59.27	ug/L	
5) TPHg (C5-C9)	9.890	TIC	48036m	Below	Cal	
6) TPHg (C6-C10)	9.890	TIC	-38688m	Below	Cal	
7) CA-LUFT (C5-C12)	9.890	TIC	529946m	60.46	ug/L	

(#) = qualifier out of range (m) = manual integration (+) = signals summed

Quantitation Report (Not Reviewed)

InstName : VOA-GCMS9

Data Path : C:\msdchem\1\data\2020-11\0K13048\
Data File : VI20111326.D
Acq On : 14 Nov 2020 6:15 am
Operator : TNL
Sample : 0K13048-CALC
Misc : 1X 5mL 50 PPB GX
ALS Vial : 26 Sample Multiplier: 1
DataAcq Meth:VI1611RUN.M

Quant Time: Nov 14 17:20:17 2020
Quant Method : C:\msdchem\1\methods\VI201114G.M
Quant Title : NWTPH-Gx by GC/MS
QLast Update : Sat Nov 14 17:20:04 2020
Response via : Initial Calibration

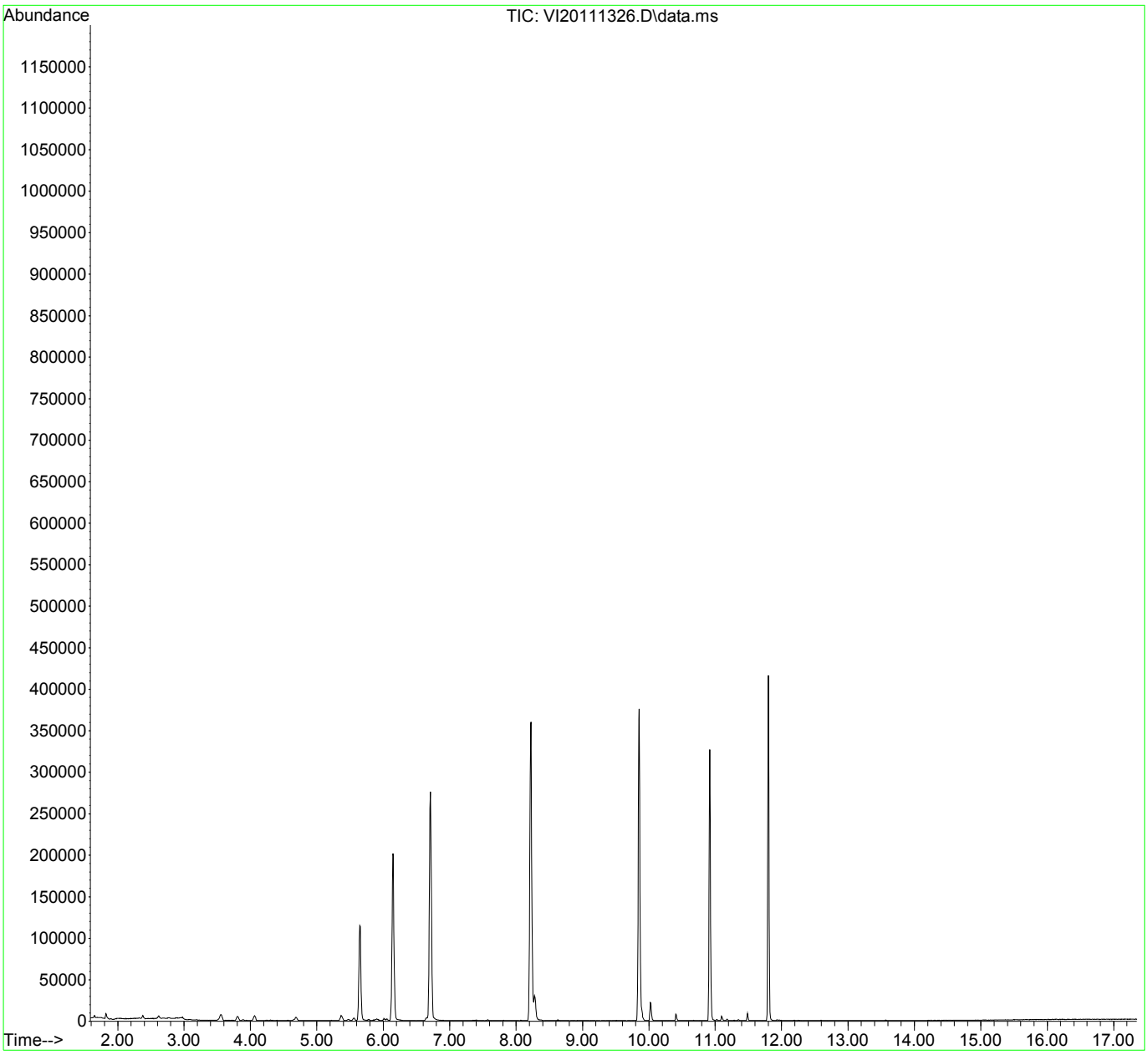

Quantitation Report (Qedit)

InstName : VOA-GCMS9

Data Path : C:\msdchem\1\data\2020-11\0K13048\
Data File : VI20111326.D
Acq On : 14 Nov 2020 6:15 am
Operator : TNL
Sample : 0K13048-CALC
Misc : 1X 5mL 50 PPB GX
ALS Vial : 26 Sample Multiplier: 1
DataAcq Meth:VI1611RUN.M

Quant Time: Nov 14 17:20:17 2020
Quant Method : C:\msdchem\1\methods\VI201114G.M
Quant Title : NWTPH-Gx by GC/MS
QLast Update : Sat Nov 14 17:20:04 2020
Response via : Initial Calibration

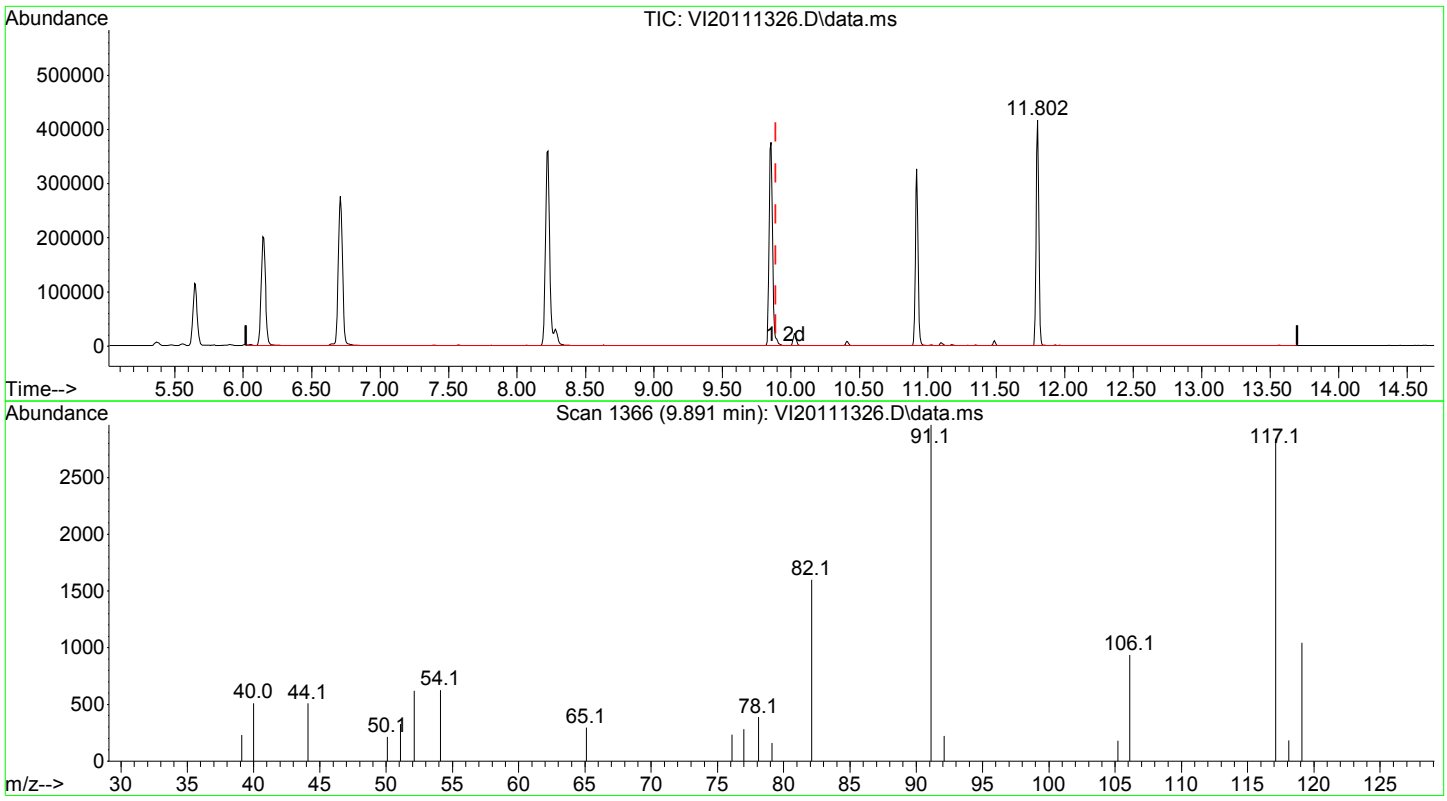

TIC: VI20111326.D\data.ms

(4) NWTPH-Gx (TPH) (H)

9.890min (0.000) 59.27 ug/L m

response 140256

Signal	Exp%	Act%
TIC	100.00	100.00
0.00	0.00	0.00
0.00	0.00	0.00
0.00	0.00	0.00

Quantitation Report (Qedit)

InstName : VOA-GCMS9

Data Path : C:\msdchem\1\data\2020-11\0K13048\
Data File : VI20111326.D
Acq On : 14 Nov 2020 6:15 am
Operator : TNL
Sample : 0K13048-CALC
Misc : 1X 5mL 50 PPB GX
ALS Vial : 26 Sample Multiplier: 1
DataAcq Meth:VI1611RUN.M

Quant Time: Nov 14 17:20:17 2020
Quant Method : C:\msdchem\1\methods\VI201114G.M
Quant Title : NWTPH-Gx by GC/MS
QLast Update : Sat Nov 14 17:20:04 2020
Response via : Initial Calibration

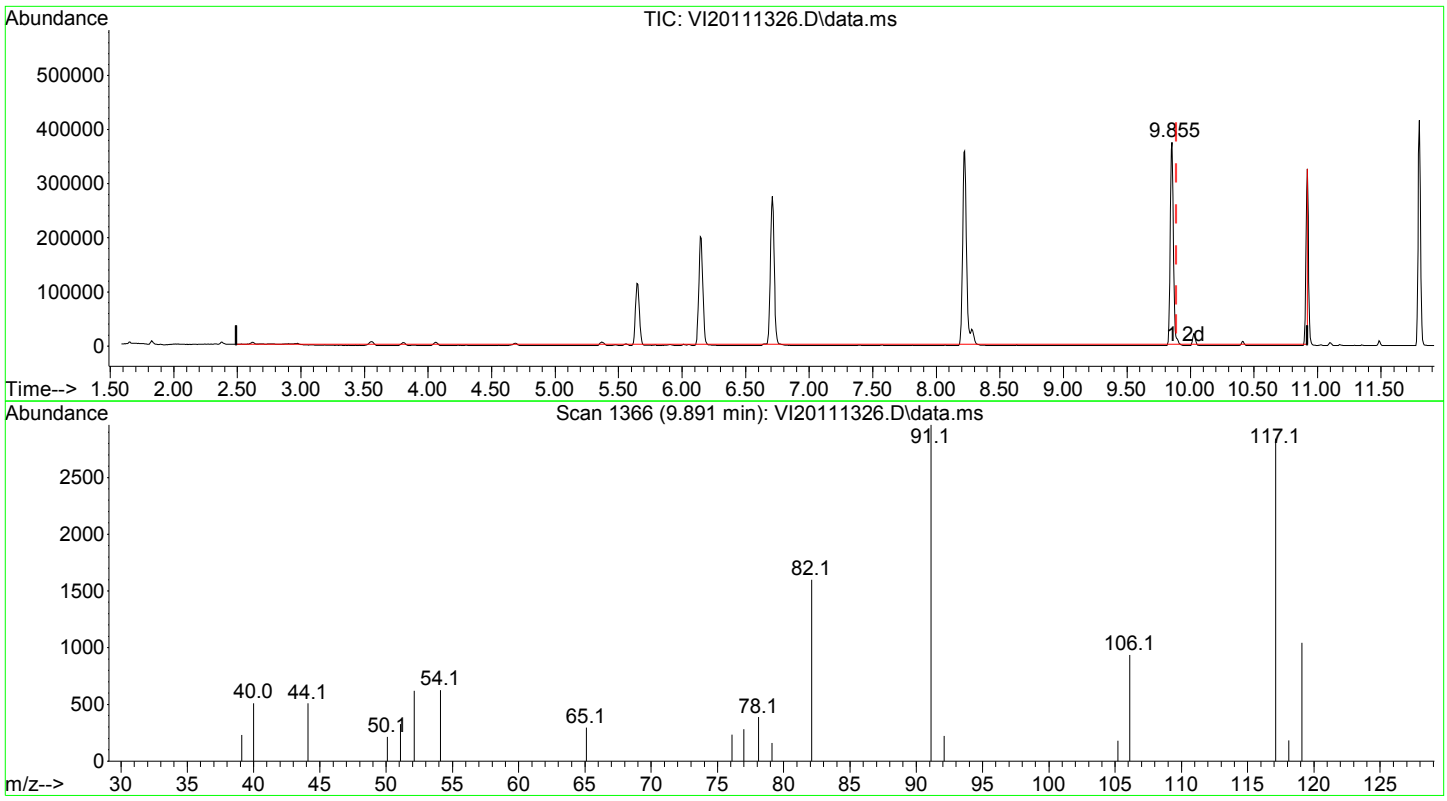

TIC: VI20111326.D\data.ms

(5) TPHg (C5-C9) (H)

9.890min (0.000) -1.00 ug/L m

response 48036

Signal	Exp%	Act%
TIC	100.00	100.00
0.00	0.00	0.00
0.00	0.00	0.00
0.00	0.00	0.00

Quantitation Report (Qedit)

InstName : VOA-GCMS9

Data Path : C:\msdchem\1\data\2020-11\0K13048\
Data File : VI20111326.D
Acq On : 14 Nov 2020 6:15 am
Operator : TNL
Sample : 0K13048-CALC
Misc : 1X 5mL 50 PPB GX
ALS Vial : 26 Sample Multiplier: 1
DataAcq Meth:VI1611RUN.M

Quant Time: Nov 14 17:20:17 2020
Quant Method : C:\msdchem\1\methods\VI201114G.M
Quant Title : NWTPH-Gx by GC/MS
QLast Update : Sat Nov 14 17:20:04 2020
Response via : Initial Calibration

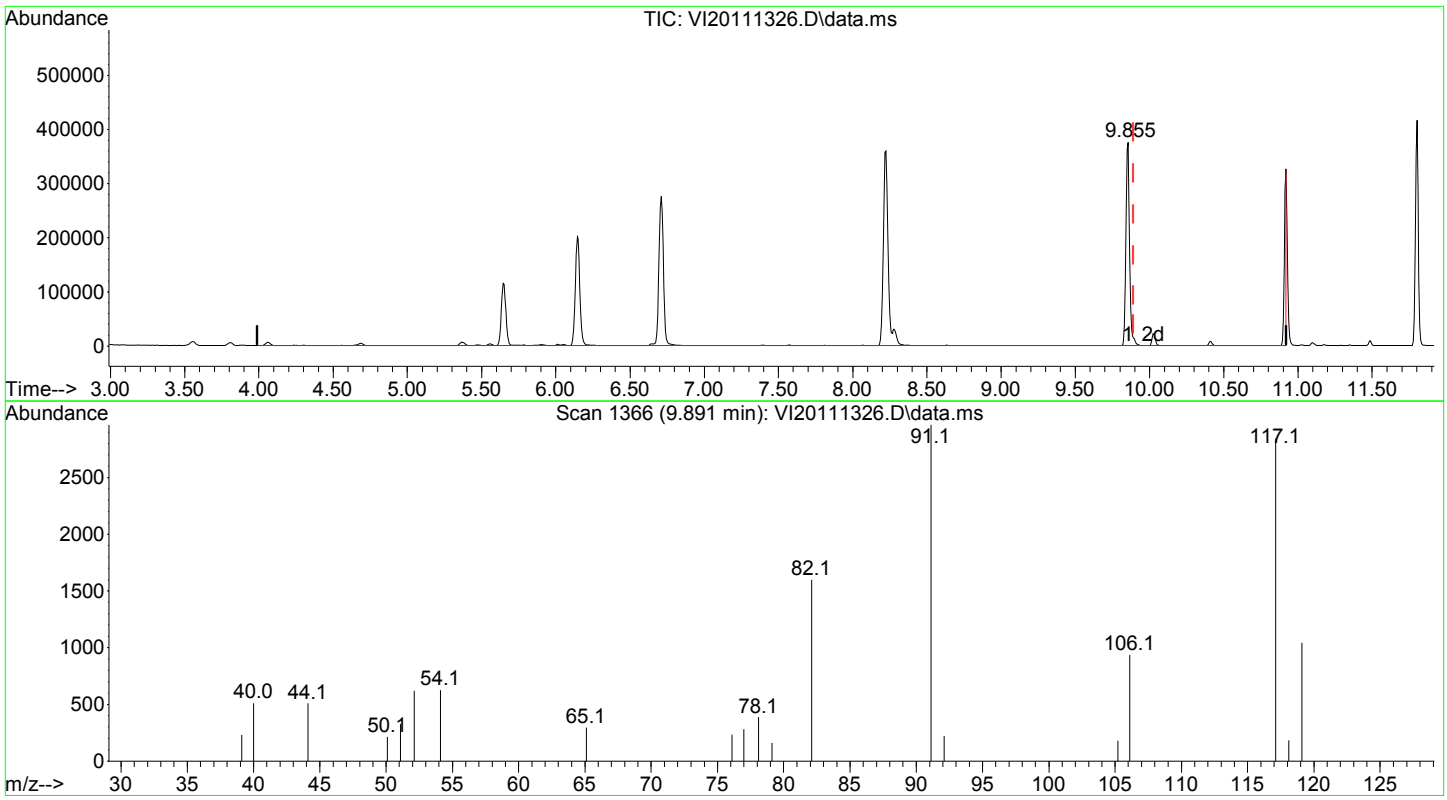

TIC: VI20111326.D\data.ms

(6) TPHg (C6-C10) (H)
9.890min (0.000) -1.00 ug/L m
response -38688

Signal	Exp%	Act%
TIC	100.00	100.00
0.00	0.00	-0.00
0.00	0.00	-0.00
0.00	0.00	-0.00

Quantitation Report (Qedit)

InstName : VOA-GCMS9

Data Path : C:\msdchem\1\data\2020-11\0K13048\
Data File : VI20111326.D
Acq On : 14 Nov 2020 6:15 am
Operator : TNL
Sample : 0K13048-CALC
Misc : 1X 5mL 50 PPB GX
ALS Vial : 26 Sample Multiplier: 1
DataAcq Meth:VI1611RUN.M

Quant Time: Nov 14 17:20:17 2020
Quant Method : C:\msdchem\1\methods\VI201114G.M
Quant Title : NWTPH-Gx by GC/MS
QLast Update : Sat Nov 14 17:20:04 2020
Response via : Initial Calibration

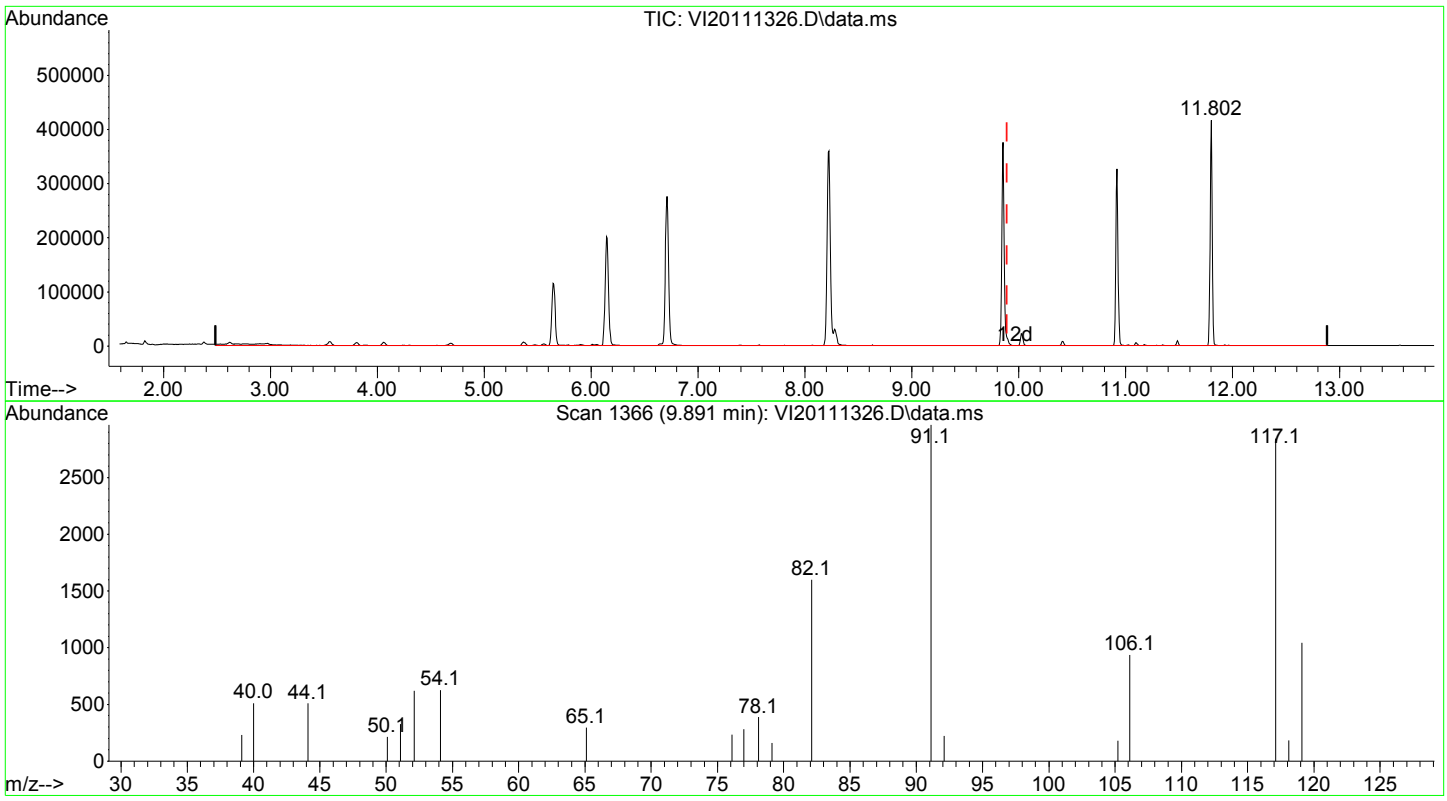

TIC: VI20111326.D\data.ms

(7) CA-LUFT (C5-C12) (H)
9.890min (0.000) 60.46 ug/L m
response 529946

Signal	Exp%	Act%
TIC	100.00	100.00
0.00	0.00	0.00
0.00	0.00	0.00
0.00	0.00	0.00

Quantitation Report (QT Reviewed)

InstName : VOA-GCMS9

Data Path : C:\msdchem\1\data\2020-11\0K13048\
Data File : VI20111326.D
Acq On : 14 Nov 2020 6:15 am
Operator : TNL
Sample : 0K13048-CALC
Misc : 1X 5mL 50 PPB GX
ALS Vial : 26 Sample Multiplier: 1
DataAcq Meth:VI1611RUN.M

11/15/20 TNL

Quant Time: Nov 14 17:20:17 2020
Quant Method : C:\msdchem\1\methods\VI201114G.M
Quant Title : NWTPH-Gx by GC/MS
QLast Update : Sat Nov 14 17:20:04 2020
Response via : Initial Calibration

Compound	R.T.	QIon	Response	Conc	Units	Dev(Min)
Internal Standards						
1) Pentafluorobenzene (IS)	6.150	168	165118	50.00	ug/L	0.00
System Monitoring Compounds						
2) 1,4-Difluorobenzene (Sur)	6.710	114	260922	49.76	ug/L	0.00
3) 4-Bromofluorobenzene (...	10.919	174	82875	48.92	ug/L	0.00
9) Toluene-d8 (NR)	8.224	98	293677	0.00	ug/L	0.00
11) Chlorobenzene-d5 (NR)	9.855	117	217765	0.00	ug/L	0.00
12) 1,4-Dichlorobenzene-d4...	11.802	150	146223	0.00	ug/L	0.00
Target Compounds						Qvalue
4) NWTPH-Gx (TPH)	9.890	TIC	140256m	59.27	ug/L	
5) TPHg (C5-C9)	9.890	TIC	48036m	Below Cal		
6) TPHg (C6-C10)	9.890	TIC	-38688m	Below Cal		
7) CA-LUFT (C5-C12)	9.890	TIC	529946m	60.46	ug/L	

(#) = qualifier out of range (m) = manual integration (+) = signals summed

Quantitation Report (QT Reviewed)

InstName : VOA-GCMS9

Data Path : C:\msdchem\1\data\2020-11\0K13048\
Data File : VI20111326.D
Acq On : 14 Nov 2020 6:15 am
Operator : TNL
Sample : 0K13048-CALC
Misc : 1X 5mL 50 PPB GX
ALS Vial : 26 Sample Multiplier: 1
DataAcq Meth:VI1611RUN.M

Quant Time: Nov 14 17:20:17 2020
Quant Method : C:\msdchem\1\methods\VI201114G.M
Quant Title : NWTPH-Gx by GC/MS
QLast Update : Sat Nov 14 17:20:04 2020
Response via : Initial Calibration

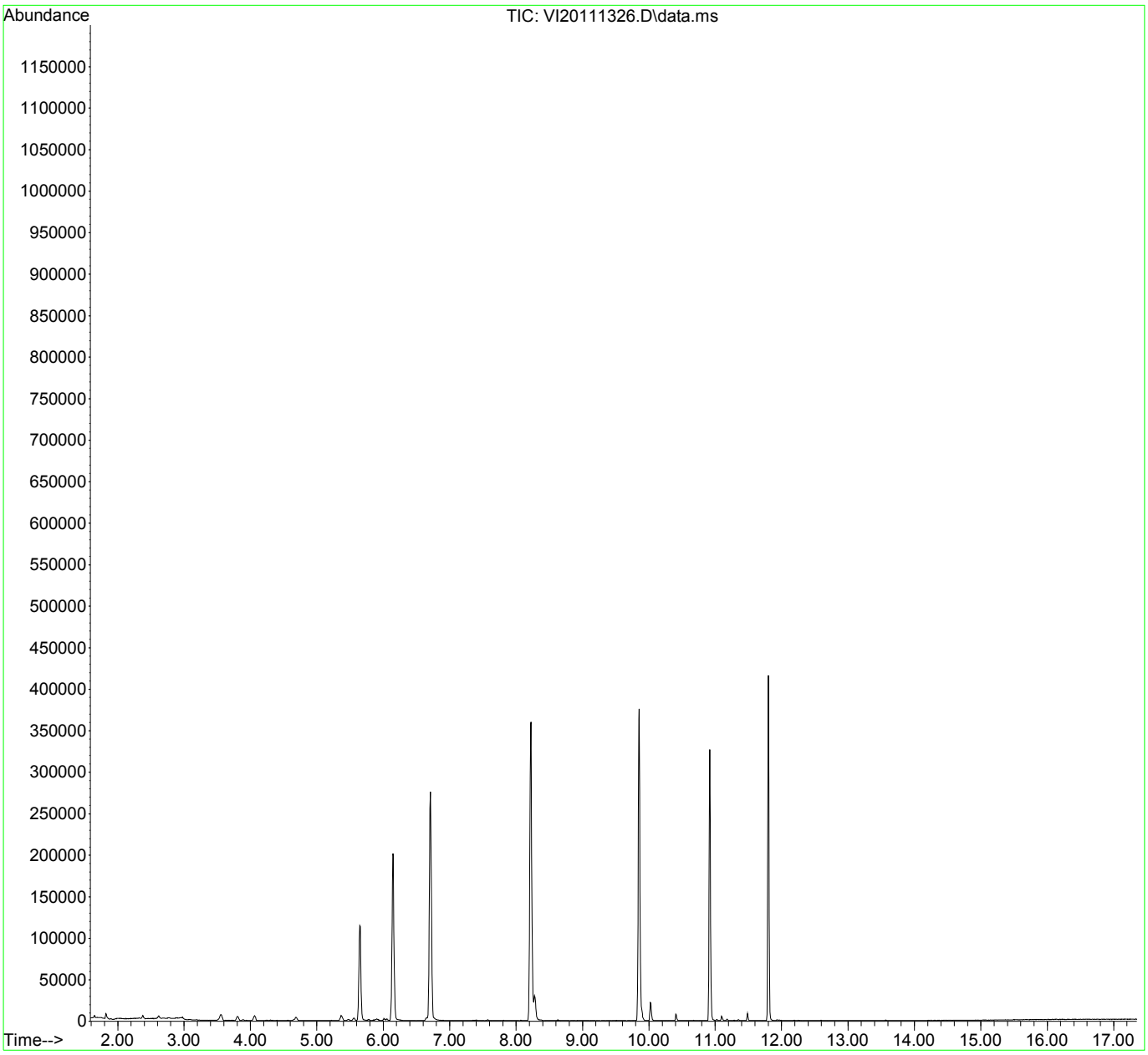

Quantitation Report (Not Reviewed)

InstName : VOA-GCMS9

Data Path : C:\msdchem\1\data\2020-11\0K13048\
Data File : VI20111327.D
Acq On : 14 Nov 2020 6:42 am
Operator : TNL
Sample : 0K13048-CALD 11/15/20 TNL
Misc : 1X 5mL 100 PPB GX
ALS Vial : 27 Sample Multiplier: 1
DataAcq Meth:VI1611RUN.M

Quant Time: Nov 14 17:21:07 2020
Quant Method : C:\msdchem\1\methods\VI201114G.M
Quant Title : NWTPH-Gx by GC/MS
QLast Update : Sat Nov 14 17:20:04 2020
Response via : Initial Calibration

Compound	R.T.	QIon	Response	Conc	Units	Dev(Min)
Internal Standards						
1) Pentafluorobenzene (IS)	6.150	168	167859	50.00	ug/L	0.00
System Monitoring Compounds						
2) 1,4-Difluorobenzene (Sur)	6.710	114	266617	50.01	ug/L	0.00
3) 4-Bromofluorobenzene (...	10.920	174	83882	48.70	ug/L	0.00
9) Toluene-d8 (NR)	8.225	98	296620	0.00	ug/L	0.00
11) Chlorobenzene-d5 (NR)	9.855	117	219889	0.00	ug/L	0.00
12) 1,4-Dichlorobenzene-d4...	11.802	150	149498	0.00	ug/L	0.00
Target Compounds						Qvalue
4) NWTPH-Gx (TPH)	9.890	TIC	315665m	91.03	ug/L	
5) TPHg (C5-C9)	9.890	TIC	255481m	24.67	ug/L	
6) TPHg (C6-C10)	9.890	TIC	173984m	16.66	ug/L	
7) CA-LUFT (C5-C12)	9.890	TIC	781522m	89.79	ug/L	

(#) = qualifier out of range (m) = manual integration (+) = signals summed

Quantitation Report (Not Reviewed)

InstName : VOA-GCMS9

Data Path : C:\msdchem\1\data\2020-11\0K13048\
Data File : VI20111327.D
Acq On : 14 Nov 2020 6:42 am
Operator : TNL
Sample : 0K13048-CALD
Misc : 1X 5mL 100 PPB GX
ALS Vial : 27 Sample Multiplier: 1
DataAcq Meth:VI1611RUN.M

Quant Time: Nov 14 17:21:07 2020
Quant Method : C:\msdchem\1\methods\VI201114G.M
Quant Title : NWTPH-Gx by GC/MS
QLast Update : Sat Nov 14 17:20:04 2020
Response via : Initial Calibration

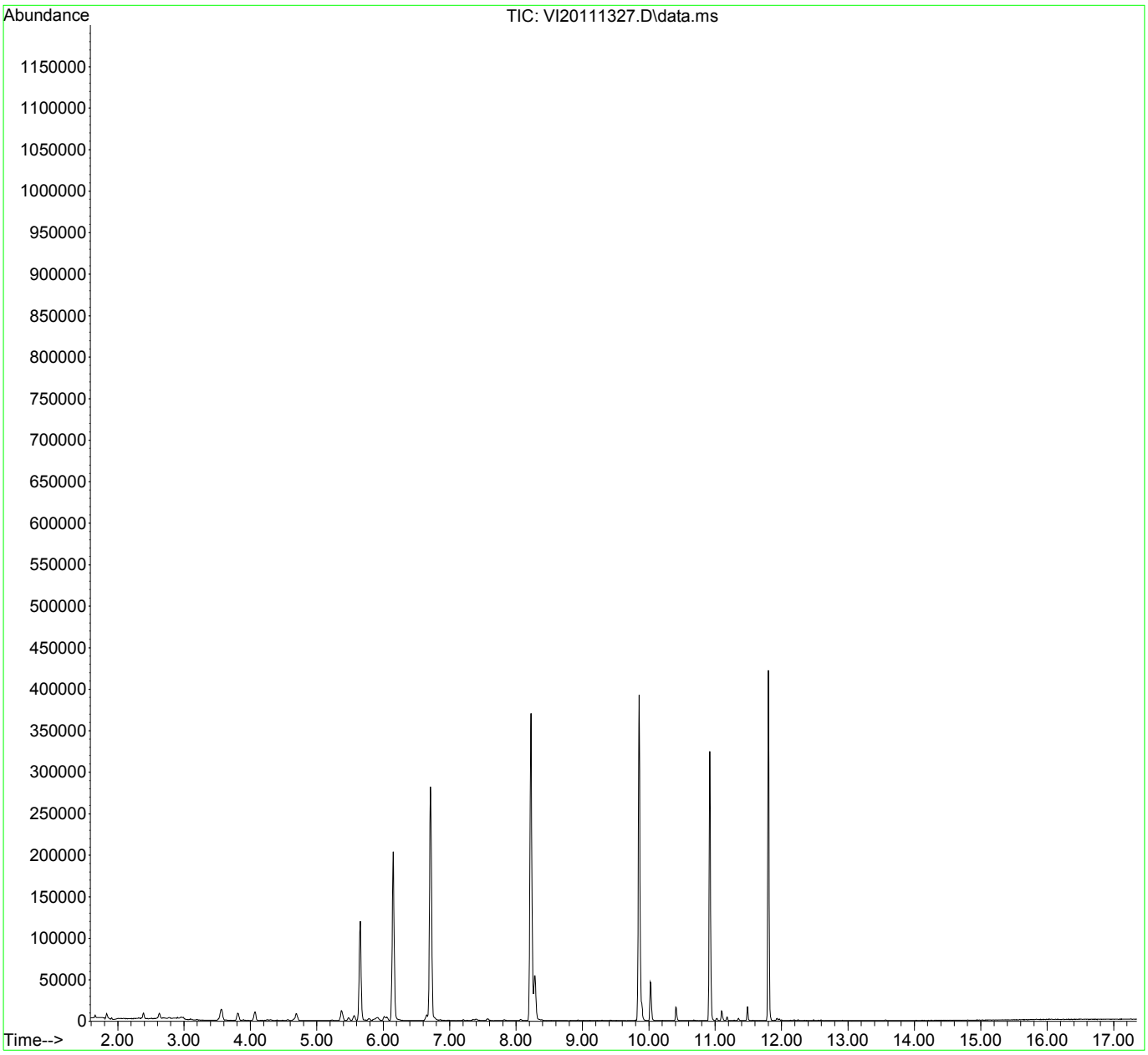

Quantitation Report (Qedit)

InstName : VOA-GCMS9

Data Path : C:\msdchem\1\data\2020-11\0K13048\
Data File : VI20111327.D
Acq On : 14 Nov 2020 6:42 am
Operator : TNL
Sample : 0K13048-CALD
Misc : 1X 5mL 100 PPB GX
ALS Vial : 27 Sample Multiplier: 1
DataAcq Meth:VI1611RUN.M

Quant Time: Nov 14 17:21:07 2020
Quant Method : C:\msdchem\1\methods\VI201114G.M
Quant Title : NWTPH-Gx by GC/MS
QLast Update : Sat Nov 14 17:20:04 2020
Response via : Initial Calibration

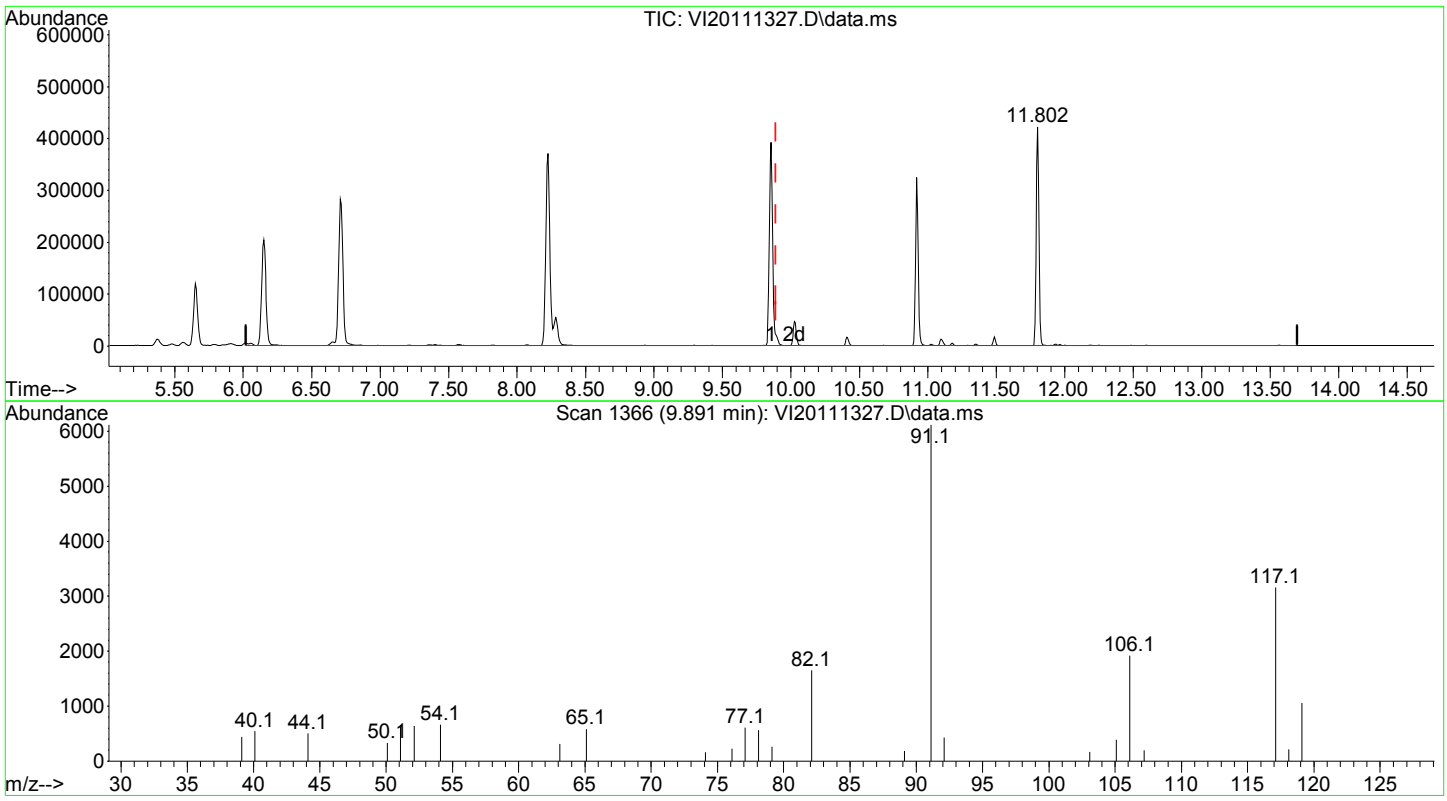

TIC: VI20111327.D\data.ms

(4) NWTPH-Gx (TPH) (H)

9.890min (0.000) 91.03 ug/L m

response 315665

Signal	Exp%	Act%
TIC	100.00	100.00
0.00	0.00	0.00
0.00	0.00	0.00
0.00	0.00	0.00

Quantitation Report (Qedit)

InstName : VOA-GCMS9

Data Path : C:\msdchem\1\data\2020-11\0K13048\
Data File : VI20111327.D
Acq On : 14 Nov 2020 6:42 am
Operator : TNL
Sample : 0K13048-CALD
Misc : 1X 5mL 100 PPB GX
ALS Vial : 27 Sample Multiplier: 1
DataAcq Meth:VI1611RUN.M

Quant Time: Nov 14 17:21:07 2020
Quant Method : C:\msdchem\1\methods\VI201114G.M
Quant Title : NWTPH-Gx by GC/MS
QLast Update : Sat Nov 14 17:20:04 2020
Response via : Initial Calibration

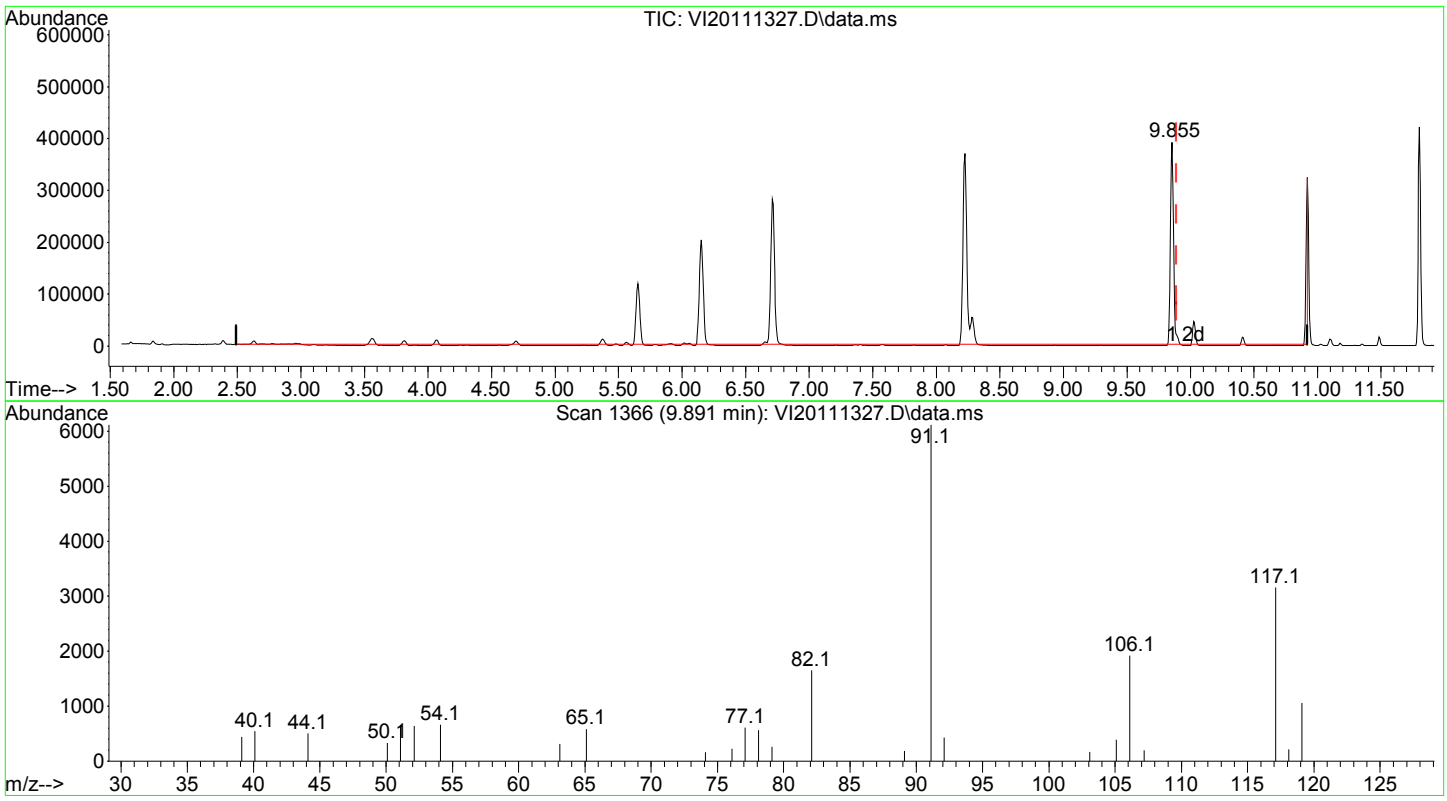

TIC: VI20111327.D\data.ms

(5) TPHg (C5-C9) (H)

9.890min (0.000) 24.67 ug/L m

response 255481

Signal	Exp%	Act%
TIC	100.00	100.00
0.00	0.00	0.00
0.00	0.00	0.00
0.00	0.00	0.00

Quantitation Report (Qedit)

InstName : VOA-GCMS9

Data Path : C:\msdchem\1\data\2020-11\0K13048\
Data File : VI20111327.D
Acq On : 14 Nov 2020 6:42 am
Operator : TNL
Sample : 0K13048-CALD
Misc : 1X 5mL 100 PPB GX
ALS Vial : 27 Sample Multiplier: 1
DataAcq Meth:VI1611RUN.M

Quant Time: Nov 14 17:21:07 2020
Quant Method : C:\msdchem\1\methods\VI201114G.M
Quant Title : NWTPH-Gx by GC/MS
QLast Update : Sat Nov 14 17:20:04 2020
Response via : Initial Calibration

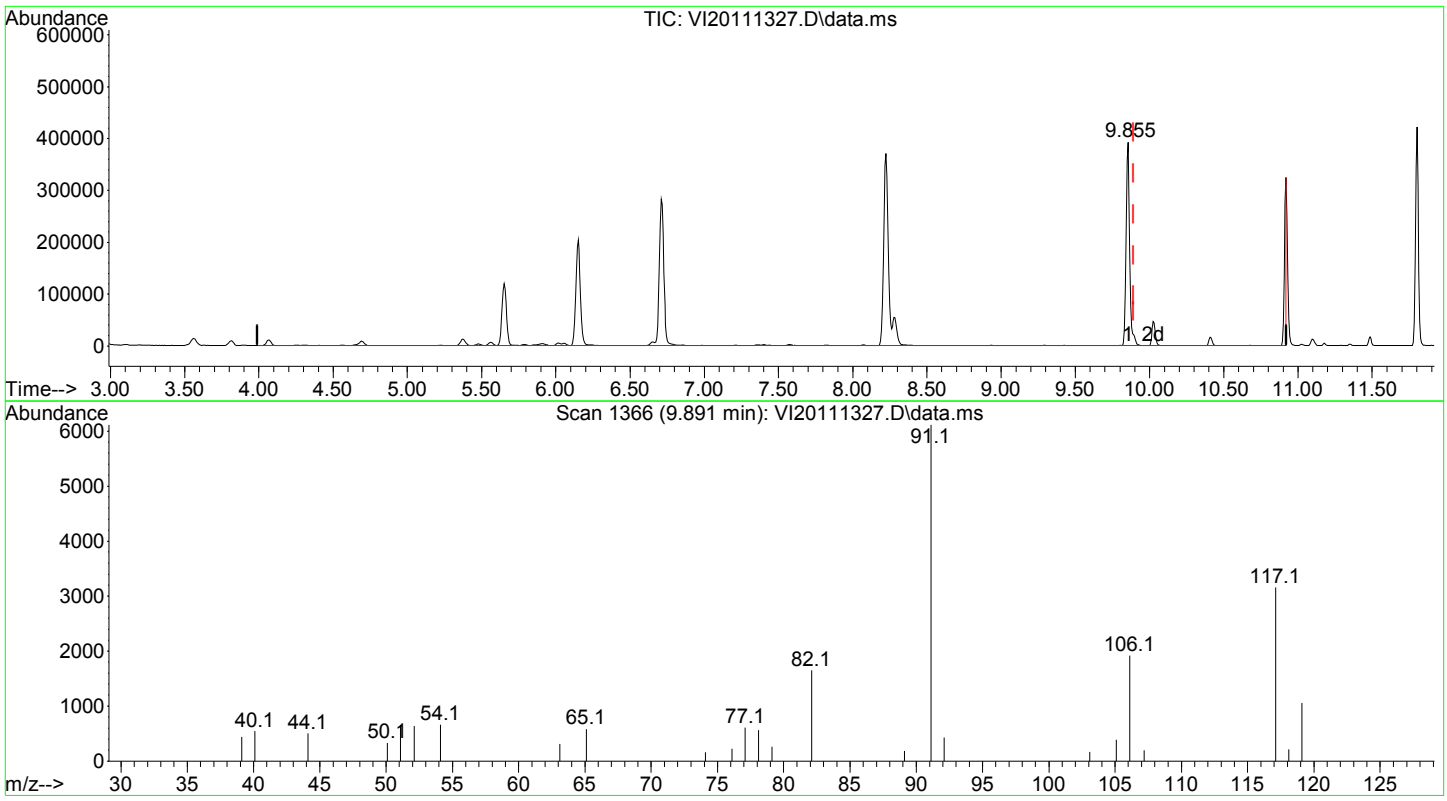

TIC: VI20111327.D\data.ms

(6) TPHg (C6-C10) (H)

9.890min (0.000) 16.66 ug/L m

response 173984

Signal	Exp%	Act%
TIC	100.00	100.00
0.00	0.00	0.00
0.00	0.00	0.00
0.00	0.00	0.00

Quantitation Report (Qedit)

InstName : VOA-GCMS9

Data Path : C:\msdchem\1\data\2020-11\0K13048\
Data File : VI20111327.D
Acq On : 14 Nov 2020 6:42 am
Operator : TNL
Sample : 0K13048-CALD
Misc : 1X 5mL 100 PPB GX
ALS Vial : 27 Sample Multiplier: 1
DataAcq Meth:VI1611RUN.M

Quant Time: Nov 14 17:21:07 2020
Quant Method : C:\msdchem\1\methods\VI201114G.M
Quant Title : NWTPH-Gx by GC/MS
QLast Update : Sat Nov 14 17:20:04 2020
Response via : Initial Calibration

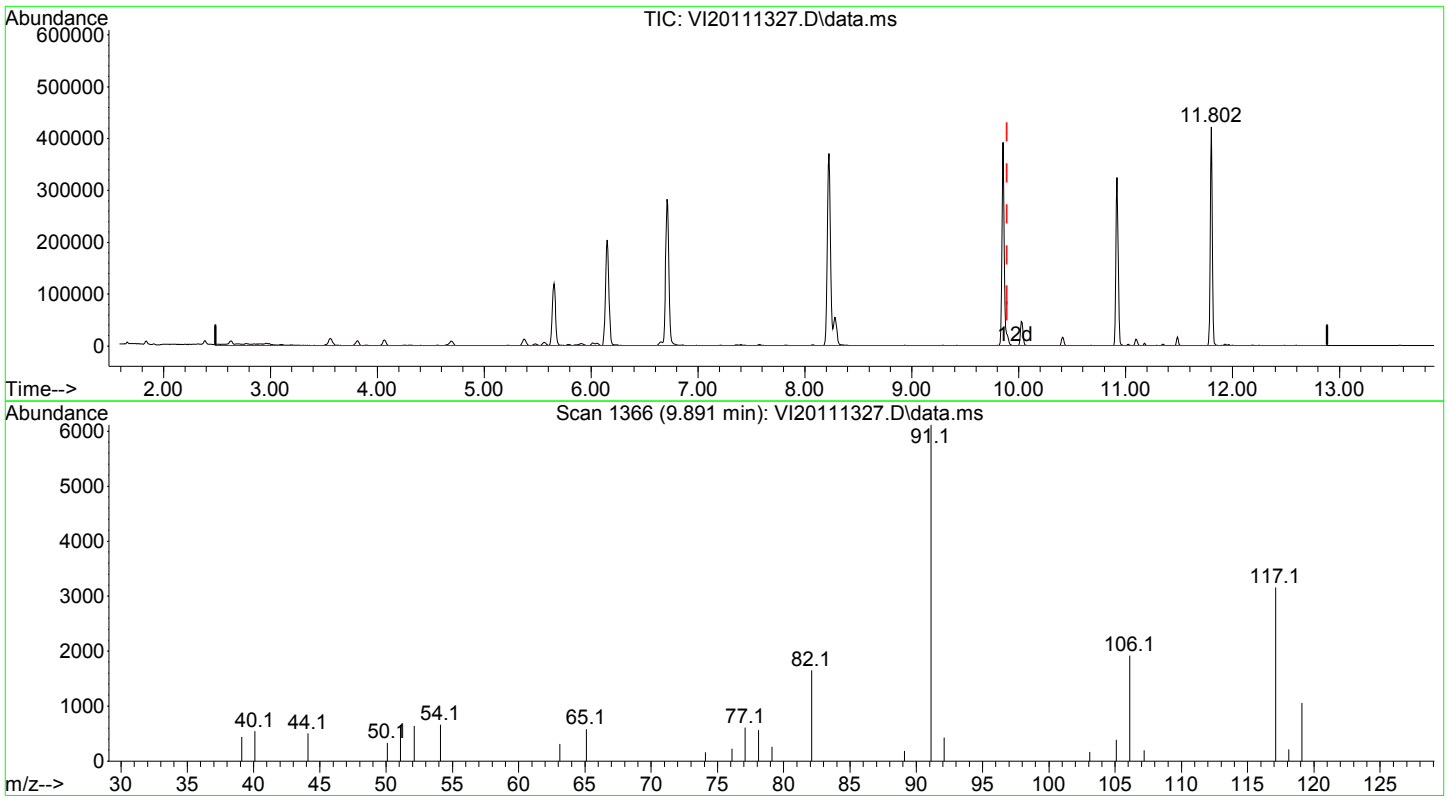

TIC: VI20111327.D\data.ms

(7) CA-LUFT (C5-C12) (H)
9.890min (0.000) 89.79 ug/L m
response 781522

Signal	Exp%	Act%
TIC	100.00	100.00
0.00	0.00	0.00
0.00	0.00	0.00
0.00	0.00	0.00

Quantitation Report (QT Reviewed)

InstName : VOA-GCMS9

Data Path : C:\msdchem\1\data\2020-11\0K13048\
Data File : VI20111327.D
Acq On : 14 Nov 2020 6:42 am
Operator : TNL
Sample : 0K13048-CALD
Misc : 1X 5mL 100 PPB GX
ALS Vial : 27 Sample Multiplier: 1 11/15/20 TNL
DataAcq Meth:VI1611RUN.M

Quant Time: Nov 14 17:21:07 2020
Quant Method : C:\msdchem\1\methods\VI201114G.M
Quant Title : NWTPH-Gx by GC/MS
QLast Update : Sat Nov 14 17:20:04 2020
Response via : Initial Calibration

Compound	R.T.	QIon	Response	Conc	Units	Dev(Min)
Internal Standards						
1) Pentafluorobenzene (IS)	6.150	168	167859	50.00	ug/L	0.00
System Monitoring Compounds						
2) 1,4-Difluorobenzene (Sur)	6.710	114	266617	50.01	ug/L	0.00
3) 4-Bromofluorobenzene (...	10.920	174	83882	48.70	ug/L	0.00
9) Toluene-d8 (NR)	8.225	98	296620	0.00	ug/L	0.00
11) Chlorobenzene-d5 (NR)	9.855	117	219889	0.00	ug/L	0.00
12) 1,4-Dichlorobenzene-d4...	11.802	150	149498	0.00	ug/L	0.00
Target Compounds						Qvalue
4) NWTPH-Gx (TPH)	9.890	TIC	315665m	91.03	ug/L	
5) TPHg (C5-C9)	9.890	TIC	255481m	24.67	ug/L	
6) TPHg (C6-C10)	9.890	TIC	173984m	16.66	ug/L	
7) CA-LUFT (C5-C12)	9.890	TIC	781522m	89.79	ug/L	

(#) = qualifier out of range (m) = manual integration (+) = signals summed

Quantitation Report (QT Reviewed)

InstName : VOA-GCMS9

Data Path : C:\msdchem\1\data\2020-11\0K13048\
Data File : VI20111327.D
Acq On : 14 Nov 2020 6:42 am
Operator : TNL
Sample : 0K13048-CALD
Misc : 1X 5mL 100 PPB GX
ALS Vial : 27 Sample Multiplier: 1
DataAcq Meth:VI1611RUN.M

Quant Time: Nov 14 17:21:07 2020
Quant Method : C:\msdchem\1\methods\VI201114G.M
Quant Title : NWTPH-Gx by GC/MS
QLast Update : Sat Nov 14 17:20:04 2020
Response via : Initial Calibration

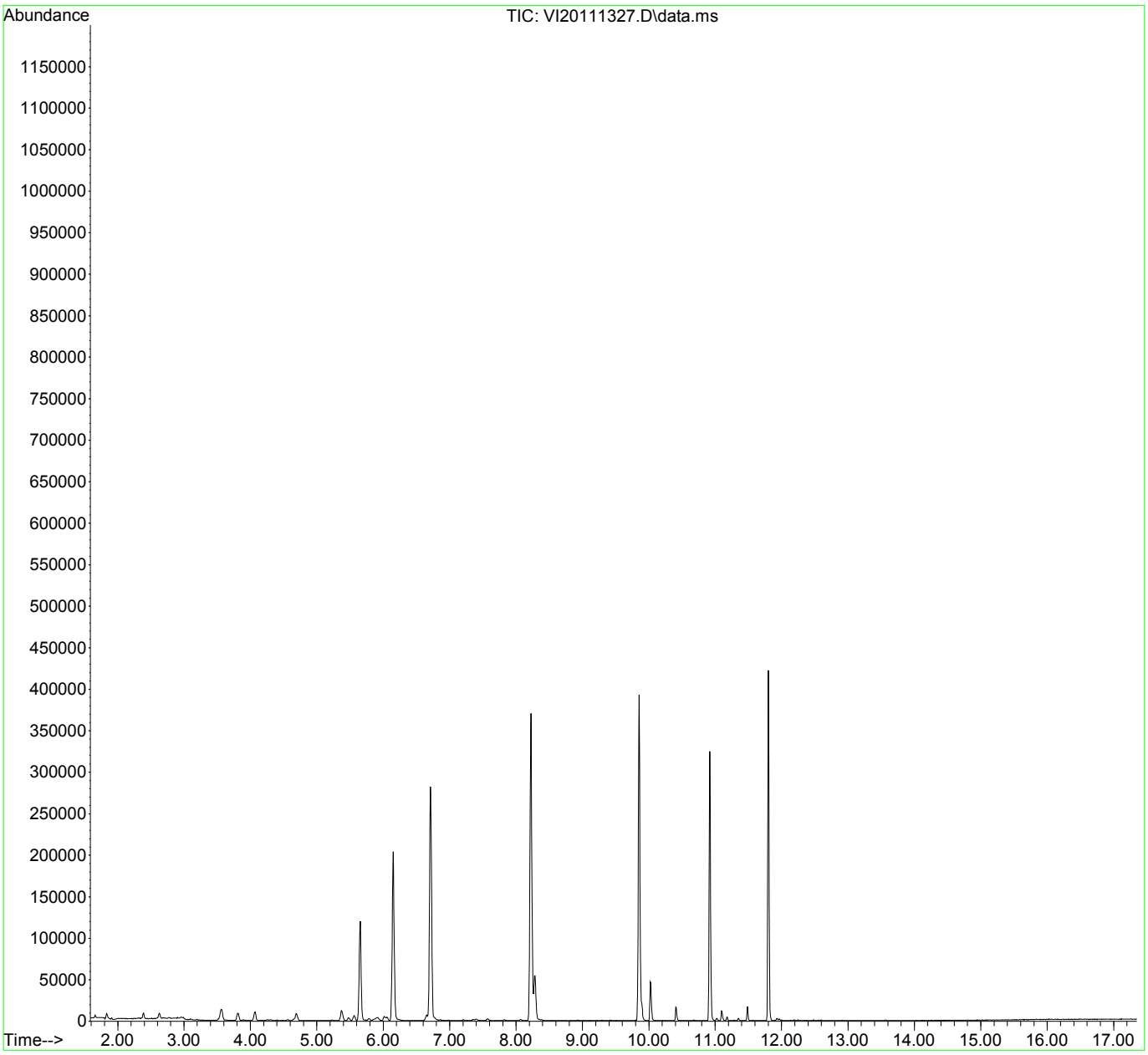

Quantitation Report (Not Reviewed)

InstName : VOA-GCMS9

Data Path : C:\msdchem\1\data\2020-11\0K13048\
Data File : VI20111328.D
Acq On : 14 Nov 2020 7:09 am
Operator : TNL
Sample : 0K13048-CALE
Misc : 1X 5mL 250 PPB GX
ALS Vial : 28 Sample Multiplier: 1
DataAcq Meth:VI1611RUN.M

11/15/20 TNL

Quant Time: Nov 14 17:21:42 2020
Quant Method : C:\msdchem\1\methods\~~VI201114G.M~~
Quant Title : NWTPH-Gx by GC/MS
QLast Update : Sat Nov 14 17:20:04 2020
Response via : Initial Calibration

Compound	R.T.	QIon	Response	Conc	Units	Dev(Min)
Internal Standards						
1) Pentafluorobenzene (IS)	6.150	168	165904	50.00	ug/L	0.00
System Monitoring Compounds						
2) 1,4-Difluorobenzene (Sur)	6.710	114	263048	49.92	ug/L	0.00
3) 4-Bromofluorobenzene (...	10.919	174	84066	49.38	ug/L	0.00
9) Toluene-d8 (NR)	8.224	98	295312	0.00	ug/L	0.00
11) Chlorobenzene-d5 (NR)	9.855	117	220398	0.00	ug/L	0.00
12) 1,4-Dichlorobenzene-d4...	11.802	150	152225	0.00	ug/L	0.00
Target Compounds						Qvalue
4) NWTPH-Gx (TPH)	9.890	TIC	935238m	206.63	ug/L	
5) TPHg (C5-C9)	9.890	TIC	1053719m	143.06	ug/L	
6) TPHg (C6-C10)	9.890	TIC	866533m	135.11	ug/L	
7) CA-LUFT (C5-C12)	9.890	TIC	1719677m	205.55	ug/L	

(#) = qualifier out of range (m) = manual integration (+) = signals summed

Quantitation Report (Not Reviewed)

InstName : VOA-GCMS9

Data Path : C:\msdchem\1\data\2020-11\0K13048\
Data File : VI20111328.D
Acq On : 14 Nov 2020 7:09 am
Operator : TNL
Sample : 0K13048-CALE
Misc : 1X 5mL 250 PPB GX
ALS Vial : 28 Sample Multiplier: 1
DataAcq Meth:VI1611RUN.M

Quant Time: Nov 14 17:21:42 2020
Quant Method : C:\msdchem\1\methods\VI201114G.M
Quant Title : NWTPH-Gx by GC/MS
QLast Update : Sat Nov 14 17:20:04 2020
Response via : Initial Calibration

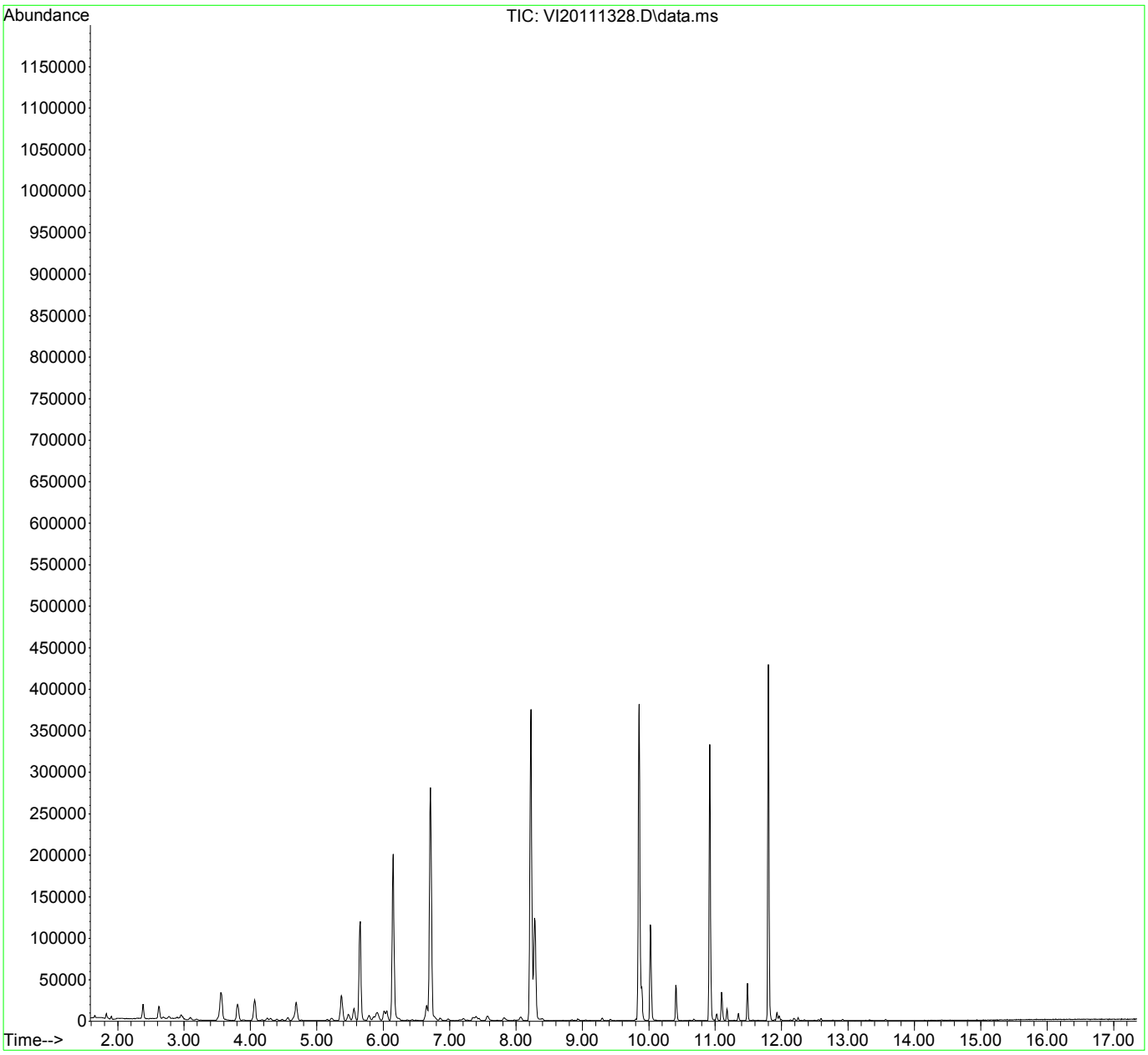

Quantitation Report (Qedit)

InstName : VOA-GCMS9

Data Path : C:\msdchem\1\data\2020-11\0K13048\
Data File : VI20111328.D
Acq On : 14 Nov 2020 7:09 am
Operator : TNL
Sample : 0K13048-CALE
Misc : 1X 5mL 250 PPB GX
ALS Vial : 28 Sample Multiplier: 1
DataAcq Meth:VI1611RUN.M

Quant Time: Nov 14 17:21:42 2020
Quant Method : C:\msdchem\1\methods\VI201114G.M
Quant Title : NWTPH-Gx by GC/MS
QLast Update : Sat Nov 14 17:20:04 2020
Response via : Initial Calibration

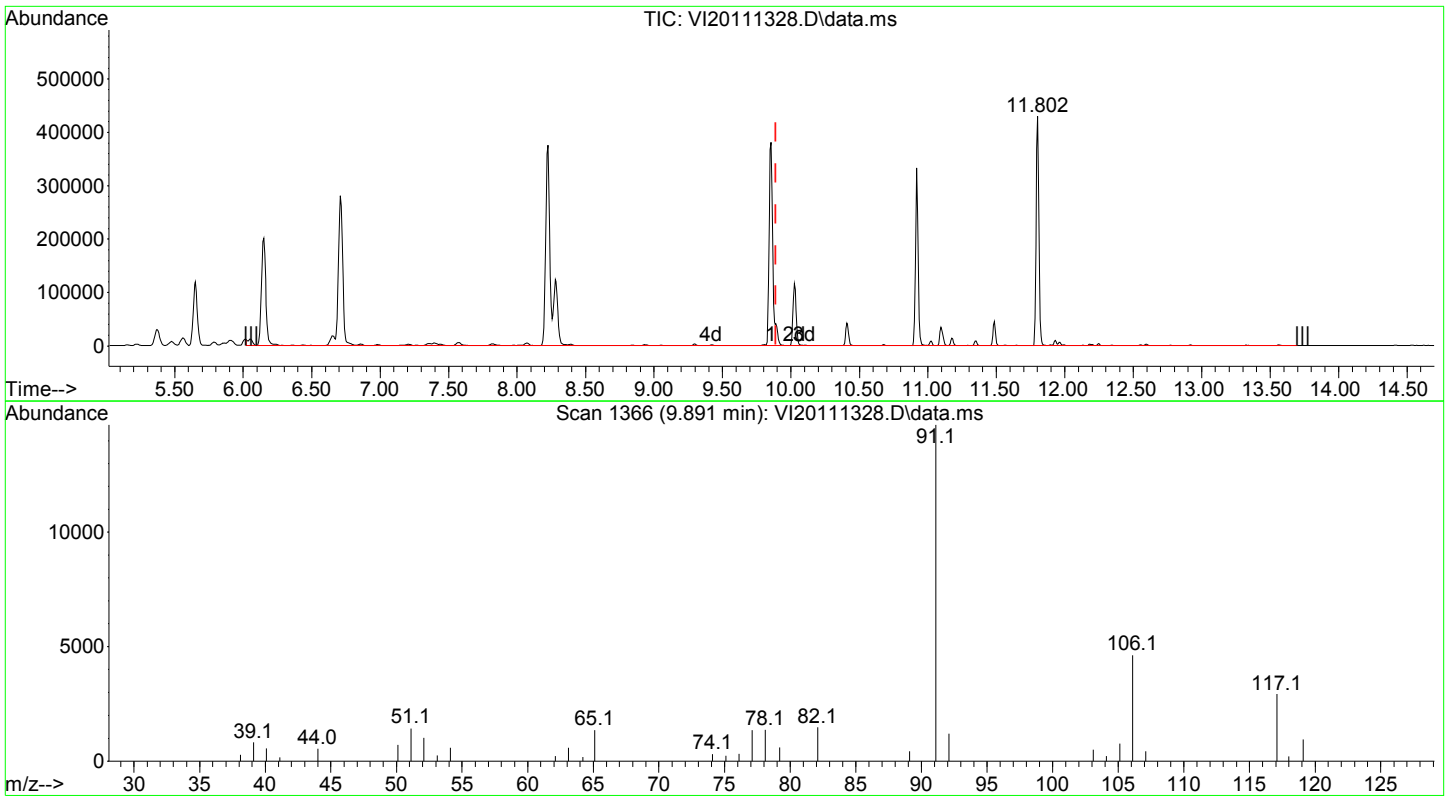

TIC: VI20111328.D\data.ms

(4) NWTPH-Gx (TPH) (H)

9.890min (0.000) 206.63 ug/L m

response 935238

Signal	Exp%	Act%
TIC	100.00	100.00
0.00	0.00	0.00
0.00	0.00	0.00
0.00	0.00	0.00

Quantitation Report (Qedit)

InstName : VOA-GCMS9

Data Path : C:\msdchem\1\data\2020-11\0K13048\
Data File : VI20111328.D
Acq On : 14 Nov 2020 7:09 am
Operator : TNL
Sample : 0K13048-CALE
Misc : 1X 5mL 250 PPB GX
ALS Vial : 28 Sample Multiplier: 1
DataAcq Meth:VI1611RUN.M

Quant Time: Nov 14 17:21:42 2020
Quant Method : C:\msdchem\1\methods\VI201114G.M
Quant Title : NWTPH-Gx by GC/MS
QLast Update : Sat Nov 14 17:20:04 2020
Response via : Initial Calibration

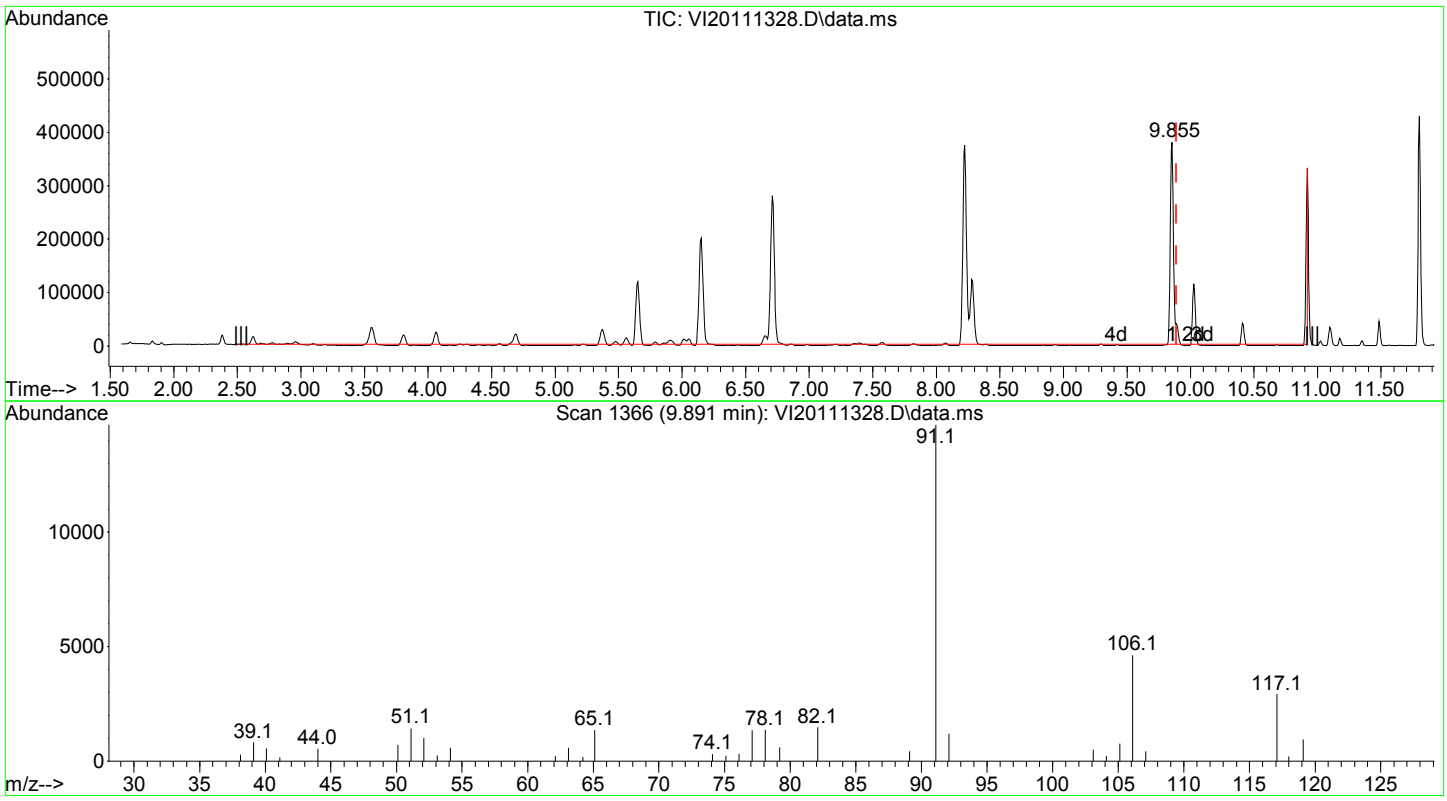

TIC: VI20111328.D\data.ms

(5) TPHg (C5-C9) (H)

9.890min (0.000) 143.06 ug/L m

response 1053719

Signal	Exp%	Act%
TIC	100.00	100.00
0.00	0.00	0.00
0.00	0.00	0.00
0.00	0.00	0.00

Quantitation Report (Qedit)

InstName : VOA-GCMS9

Data Path : C:\msdchem\1\data\2020-11\0K13048\
Data File : VI20111328.D
Acq On : 14 Nov 2020 7:09 am
Operator : TNL
Sample : 0K13048-CALE
Misc : 1X 5mL 250 PPB GX
ALS Vial : 28 Sample Multiplier: 1
DataAcq Meth:VI1611RUN.M

Quant Time: Nov 14 17:21:42 2020
Quant Method : C:\msdchem\1\methods\VI201114G.M
Quant Title : NWTPH-Gx by GC/MS
QLast Update : Sat Nov 14 17:20:04 2020
Response via : Initial Calibration

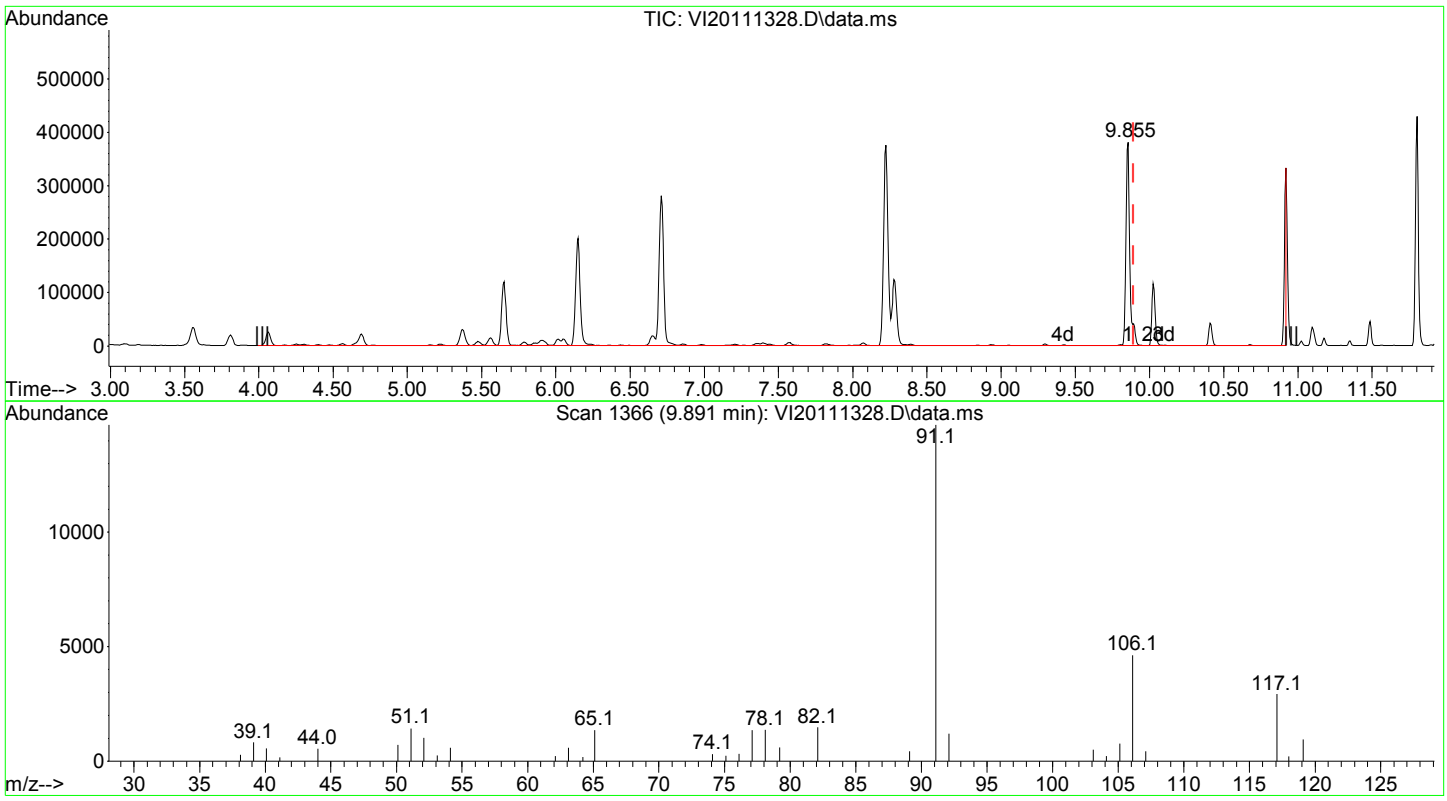

TIC: VI20111328.D\data.ms

(6) TPHg (C6-C10) (H)

9.890min (0.000) 135.11 ug/L m

response 866533

Signal	Exp%	Act%
TIC	100.00	100.00
0.00	0.00	0.00
0.00	0.00	0.00
0.00	0.00	0.00

Quantitation Report (Qedit)

InstName : VOA-GCMS9

Data Path : C:\msdchem\1\data\2020-11\0K13048\
Data File : VI20111328.D
Acq On : 14 Nov 2020 7:09 am
Operator : TNL
Sample : 0K13048-CALE
Misc : 1X 5mL 250 PPB GX
ALS Vial : 28 Sample Multiplier: 1
DataAcq Meth:VI1611RUN.M

Quant Time: Nov 14 17:21:42 2020
Quant Method : C:\msdchem\1\methods\VI201114G.M
Quant Title : NWTPH-Gx by GC/MS
QLast Update : Sat Nov 14 17:20:04 2020
Response via : Initial Calibration

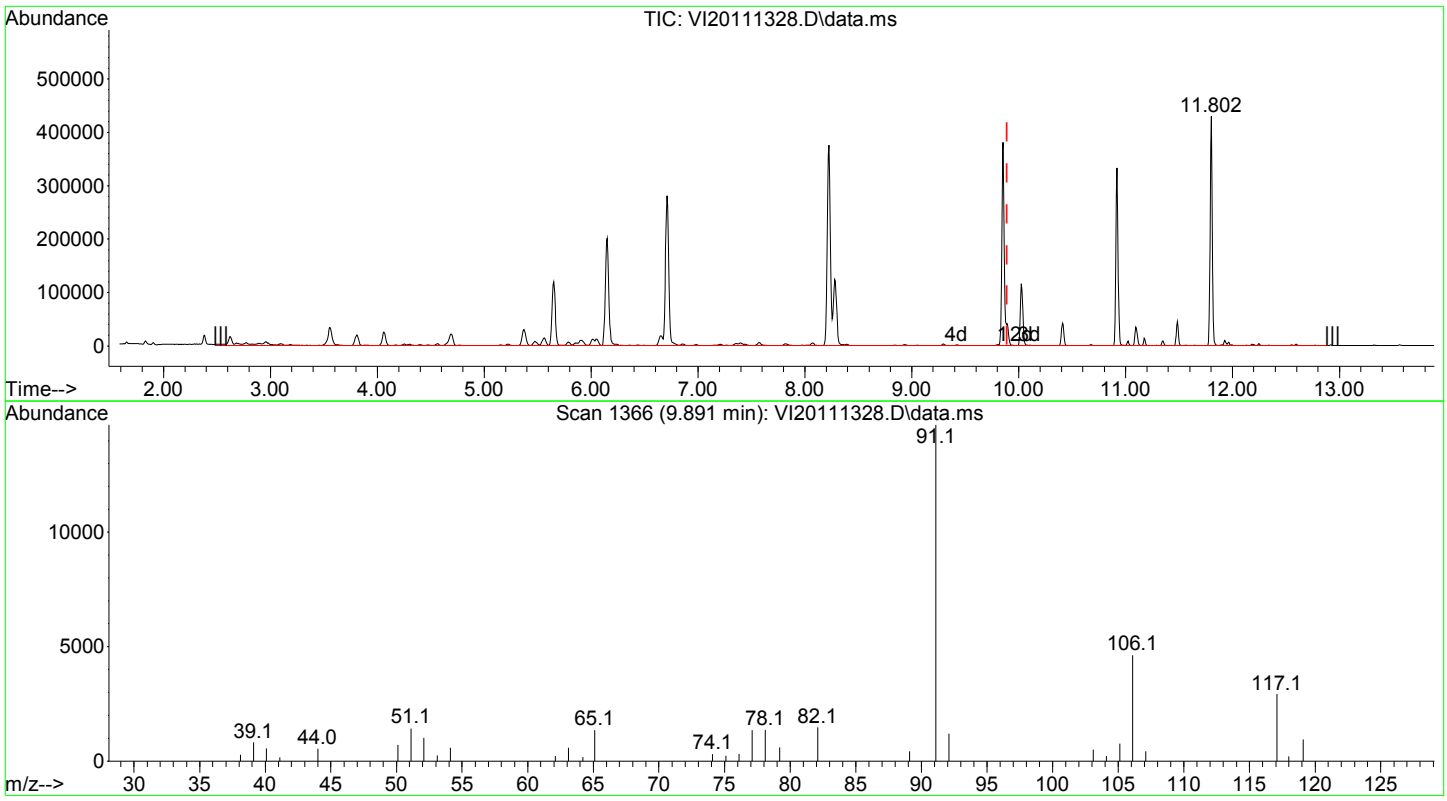

TIC: VI20111328.D\data.ms

(7) CA-LUFT (C5-C12) (H)
9.890min (0.000) 205.55 ug/L m
response 1719677

Signal	Exp%	Act%
TIC	100.00	100.00
0.00	0.00	0.00
0.00	0.00	0.00
0.00	0.00	0.00

Quantitation Report (QT Reviewed)

InstName : VOA-GCMS9

Data Path : C:\msdchem\1\data\2020-11\0K13048\
Data File : VI20111328.D
Acq On : 14 Nov 2020 7:09 am
Operator : TNL
Sample : 0K13048-CALE
Misc : 1X 5mL 250 PPB GX
ALS Vial : 28 Sample Multiplier: 1
DataAcq Meth:VI1611RUN.M

11/15/20 TNL

Quant Time: Nov 14 17:21:42 2020
Quant Method : C:\msdchem\1\methods\~~VI201114G.M~~
Quant Title : NWTPH-Gx by GC/MS
QLast Update : Sat Nov 14 17:20:04 2020
Response via : Initial Calibration

Compound	R.T.	QIon	Response	Conc	Units	Dev(Min)
Internal Standards						
1) Pentafluorobenzene (IS)	6.150	168	165904	50.00	ug/L	0.00
System Monitoring Compounds						
2) 1,4-Difluorobenzene (Sur)	6.710	114	263048	49.92	ug/L	0.00
3) 4-Bromofluorobenzene (...	10.919	174	84066	49.38	ug/L	0.00
9) Toluene-d8 (NR)	8.224	98	295312	0.00	ug/L	0.00
11) Chlorobenzene-d5 (NR)	9.855	117	220398	0.00	ug/L	0.00
12) 1,4-Dichlorobenzene-d4...	11.802	150	152225	0.00	ug/L	0.00
Target Compounds						Qvalue
4) NWTPH-Gx (TPH)	9.890	TIC	935238m	206.63	ug/L	
5) TPHg (C5-C9)	9.890	TIC	1053719m	143.06	ug/L	
6) TPHg (C6-C10)	9.890	TIC	866533m	135.11	ug/L	
7) CA-LUFT (C5-C12)	9.890	TIC	1719677m	205.55	ug/L	

(#) = qualifier out of range (m) = manual integration (+) = signals summed

Quantitation Report (QT Reviewed)

InstName : VOA-GCMS9

Data Path : C:\msdchem\1\data\2020-11\0K13048\
Data File : VI20111328.D
Acq On : 14 Nov 2020 7:09 am
Operator : TNL
Sample : 0K13048-CALE
Misc : 1X 5mL 250 PPB GX
ALS Vial : 28 Sample Multiplier: 1
DataAcq Meth:VI1611RUN.M

Quant Time: Nov 14 17:21:42 2020
Quant Method : C:\msdchem\1\methods\VI201114G.M
Quant Title : NWTPH-Gx by GC/MS
QLast Update : Sat Nov 14 17:20:04 2020
Response via : Initial Calibration

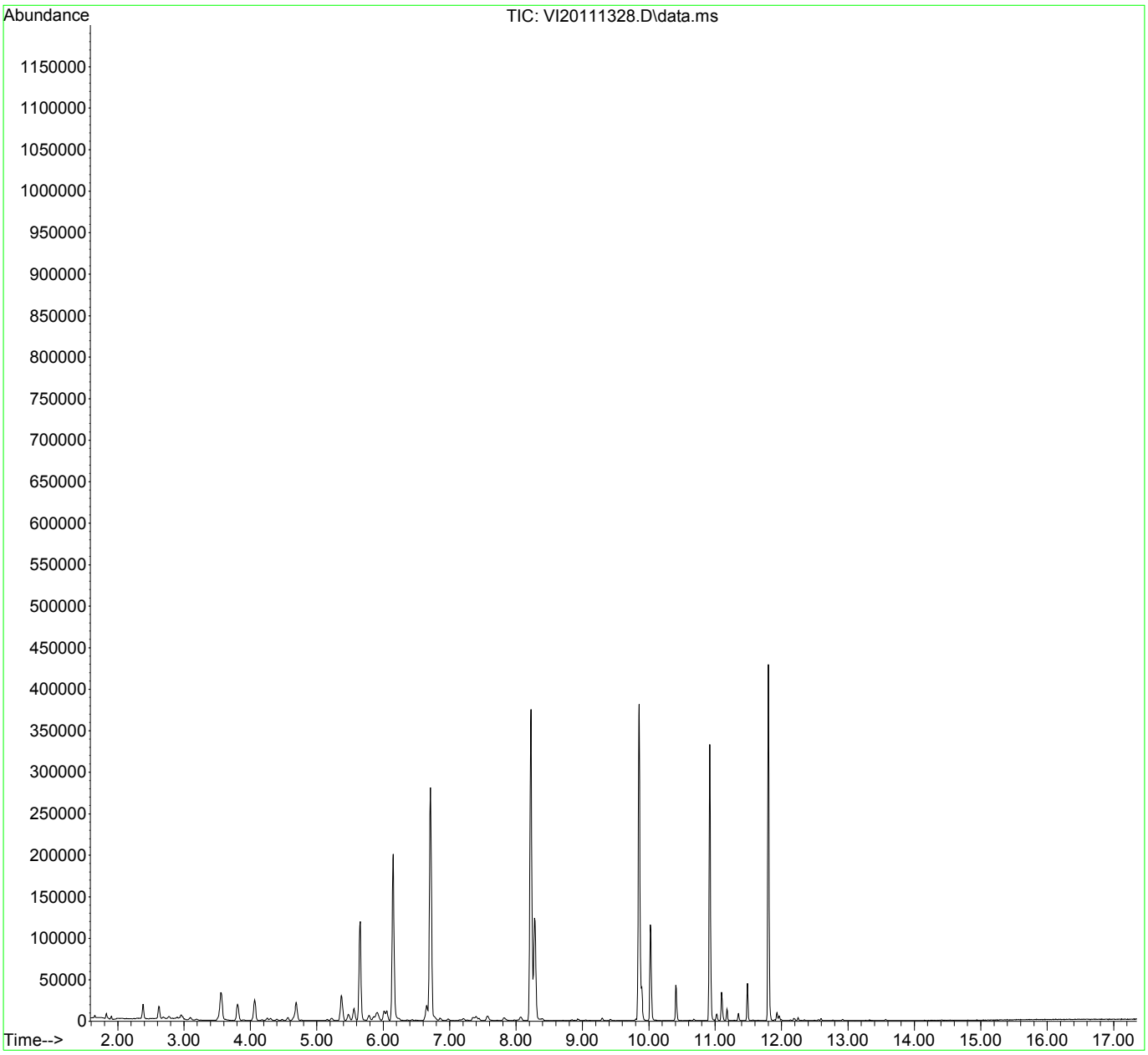

Quantitation Report (Not Reviewed)

InstName : VOA-GCMS9

Data Path : C:\msdchem\1\data\2020-11\0K13048\
Data File : VI20111329.D
Acq On : 14 Nov 2020 7:36 am
Operator : TNL
Sample : 0K13048-CALF
Misc : 1X 5mL 500 PPB GX
ALS Vial : 29 Sample Multiplier: 1
DataAcq Meth:VI1611RUN.M

11/15/20 TNL

Quant Time: Nov 14 17:22:23 2020
Quant Method : C:\msdchem\1\methods\~~VI201114G.M~~
Quant Title : NWTPH-Gx by GC/MS
QLast Update : Sat Nov 14 17:20:04 2020
Response via : Initial Calibration

Compound	R.T.	QIon	Response	Conc	Units	Dev(Min)
Internal Standards						
1) Pentafluorobenzene (IS)	6.150	168	167182	50.00	ug/L	0.00
System Monitoring Compounds						
2) 1,4-Difluorobenzene (Sur)	6.710	114	266578	50.21	ug/L	0.00
3) 4-Bromofluorobenzene (...	10.920	174	85605	49.90	ug/L	0.00
9) Toluene-d8 (NR)	8.225	98	300104	0.00	ug/L	0.00
11) Chlorobenzene-d5 (NR)	9.855	117	223665	0.00	ug/L	0.00
12) 1,4-Dichlorobenzene-d4...	11.802	150	151928	0.00	ug/L	0.00
Target Compounds						Qvalue
4) NWTPH-Gx (TPH)	9.890	TIC	2158738m	430.03	ug/L	
5) TPHg (C5-C9)	9.890	TIC	2581847m	366.18	ug/L	
6) TPHg (C6-C10)	9.890	TIC	2204160m	360.44	ug/L	
7) CA-LUFT (C5-C12)	9.890	TIC	3553565m	426.34	ug/L	

(#) = qualifier out of range (m) = manual integration (+) = signals summed

Quantitation Report (Not Reviewed)

InstName : VOA-GCMS9

Data Path : C:\msdchem\1\data\2020-11\0K13048\
Data File : VI20111329.D
Acq On : 14 Nov 2020 7:36 am
Operator : TNL
Sample : 0K13048-CALF
Misc : 1X 5mL 500 PPB GX
ALS Vial : 29 Sample Multiplier: 1
DataAcq Meth:VI1611RUN.M

Quant Time: Nov 14 17:22:23 2020
Quant Method : C:\msdchem\1\methods\VI201114G.M
Quant Title : NWTPH-Gx by GC/MS
QLast Update : Sat Nov 14 17:20:04 2020
Response via : Initial Calibration

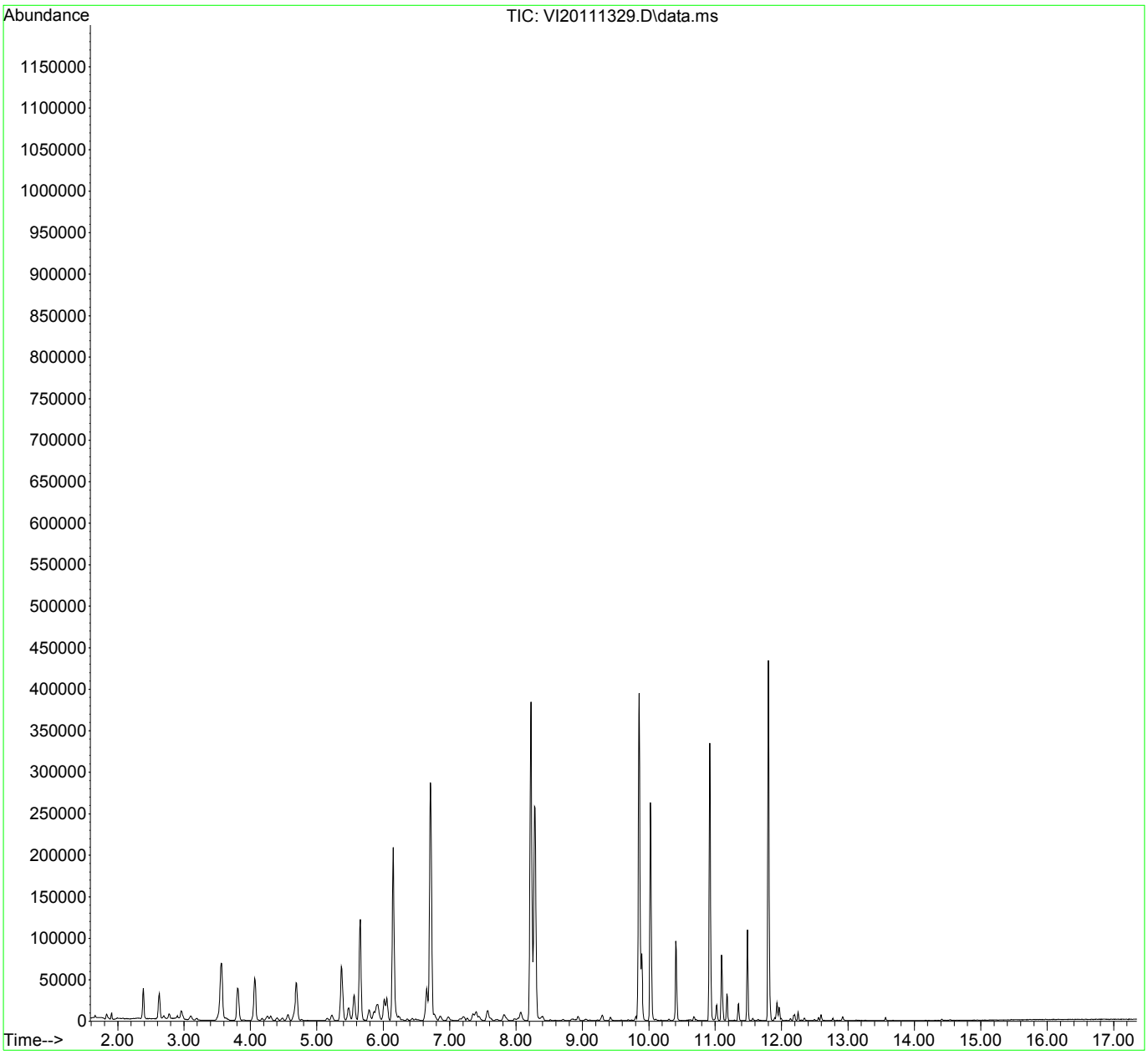

Quantitation Report (Qedit)

InstName : VOA-GCMS9

Data Path : C:\msdchem\1\data\2020-11\0K13048\
Data File : VI20111329.D
Acq On : 14 Nov 2020 7:36 am
Operator : TNL
Sample : 0K13048-CALF
Misc : 1X 5mL 500 PPB GX
ALS Vial : 29 Sample Multiplier: 1
DataAcq Meth:VI1611RUN.M

Quant Time: Nov 14 17:22:23 2020
Quant Method : C:\msdchem\1\methods\VI201114G.M
Quant Title : NWTPH-Gx by GC/MS
QLast Update : Sat Nov 14 17:20:04 2020
Response via : Initial Calibration

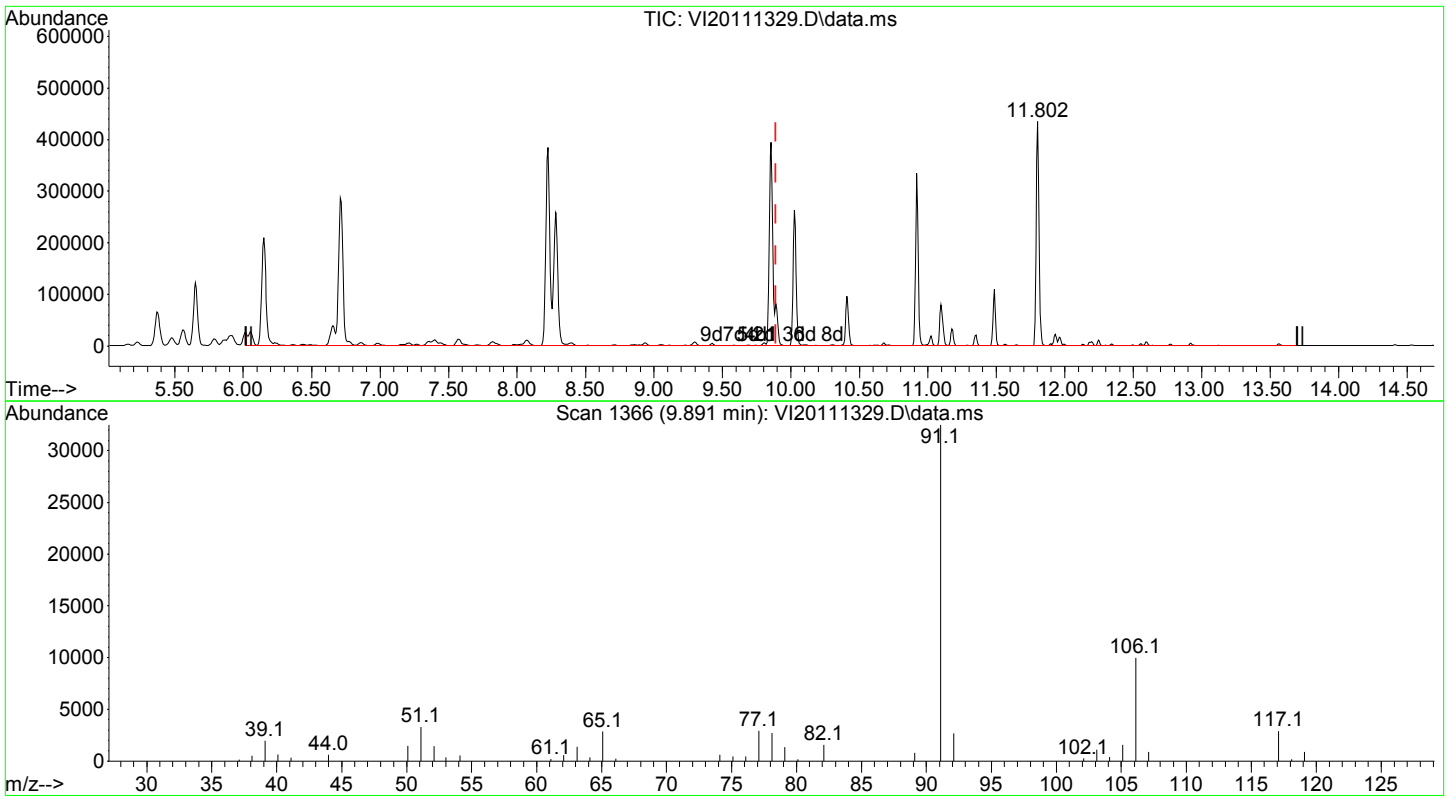

TIC: VI20111329.D\data.ms

(4) NWTPH-Gx (TPH) (H)
9.890min (0.000) 430.03 ug/L m
response 2158738

Signal	Exp%	Act%
TIC	100.00	100.00
0.00	0.00	0.01#
0.00	0.00	0.01#
0.00	0.00	0.00

Quantitation Report (Qedit)

InstName : VOA-GCMS9

Data Path : C:\msdchem\1\data\2020-11\0K13048\
Data File : VI20111329.D
Acq On : 14 Nov 2020 7:36 am
Operator : TNL
Sample : 0K13048-CALF
Misc : 1X 5mL 500 PPB GX
ALS Vial : 29 Sample Multiplier: 1
DataAcq Meth:VI1611RUN.M

Quant Time: Nov 14 17:22:23 2020
Quant Method : C:\msdchem\1\methods\VI201114G.M
Quant Title : NWTPH-Gx by GC/MS
QLast Update : Sat Nov 14 17:20:04 2020
Response via : Initial Calibration

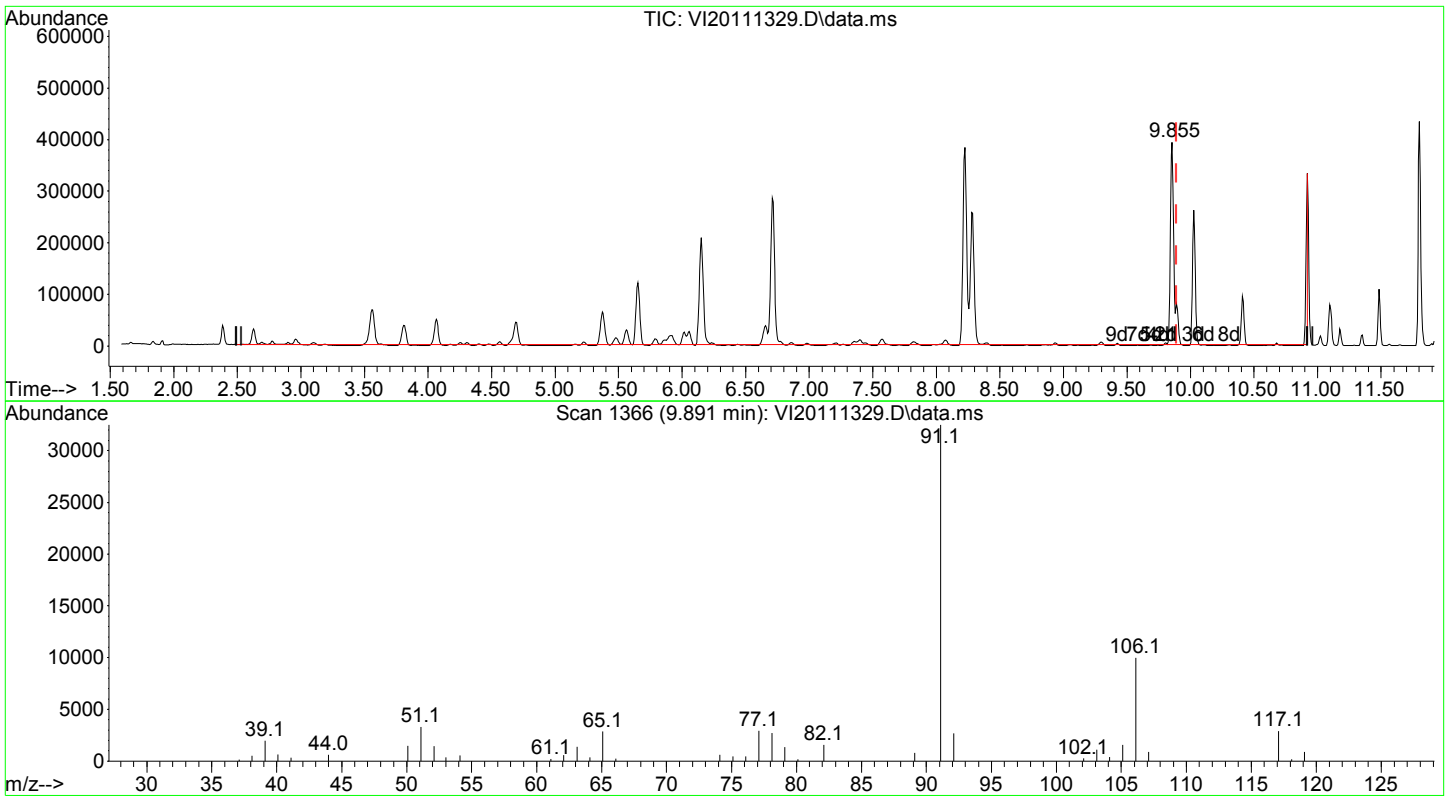

TIC: VI20111329.D\data.ms

(5) TPHg (C5-C9) (H)

9.890min (0.000) 366.18 ug/L m

response 2581847

Signal	Exp%	Act%
TIC	100.00	100.00
0.00	0.00	0.01#
0.00	0.00	0.00#
0.00	0.00	0.00

Quantitation Report (Qedit)

InstName : VOA-GCMS9

Data Path : C:\msdchem\1\data\2020-11\0K13048\
Data File : VI20111329.D
Acq On : 14 Nov 2020 7:36 am
Operator : TNL
Sample : 0K13048-CALF
Misc : 1X 5mL 500 PPB GX
ALS Vial : 29 Sample Multiplier: 1
DataAcq Meth:VI1611RUN.M

Quant Time: Nov 14 17:22:23 2020
Quant Method : C:\msdchem\1\methods\VI201114G.M
Quant Title : NWTPH-Gx by GC/MS
QLast Update : Sat Nov 14 17:20:04 2020
Response via : Initial Calibration

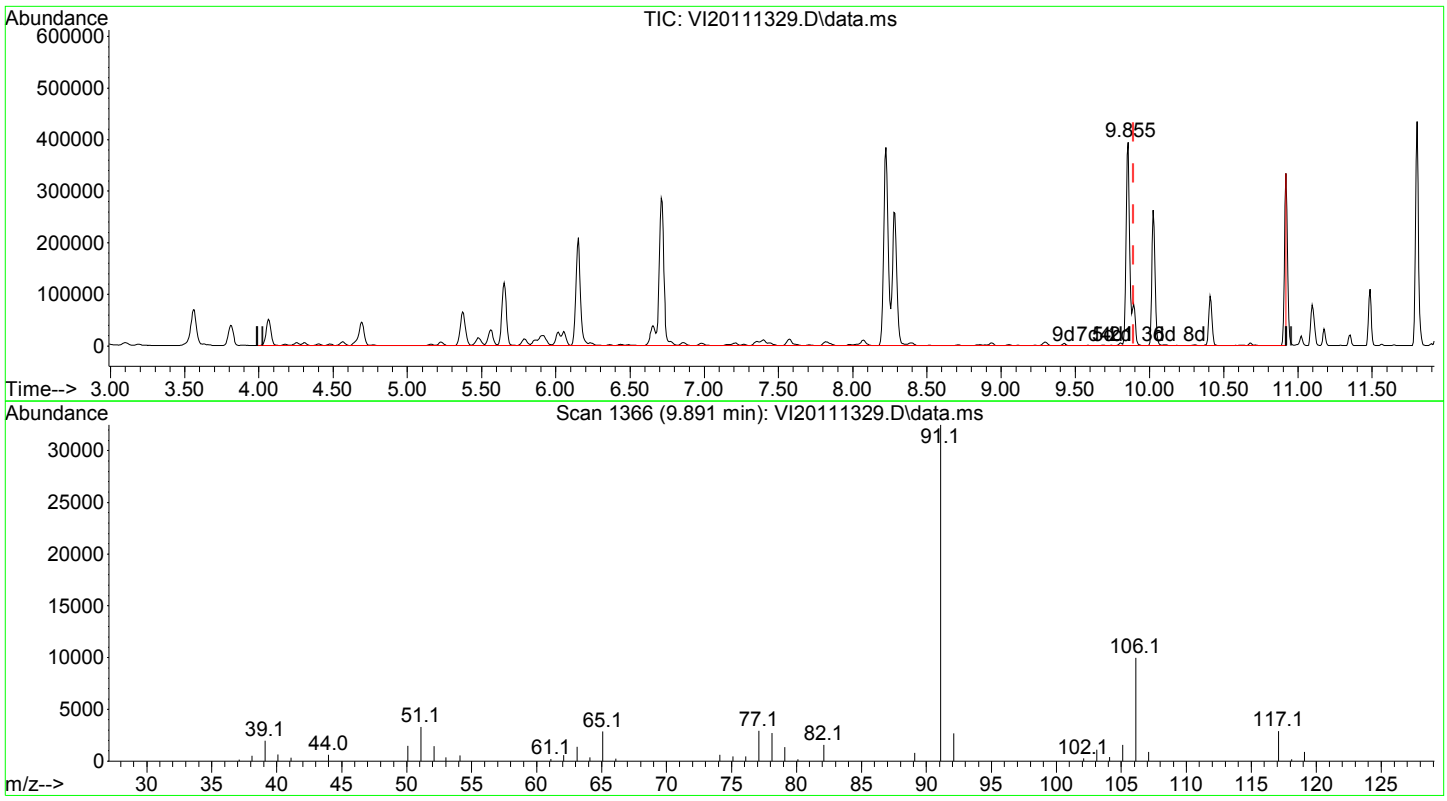

TIC: VI20111329.D\data.ms

(6) TPHg (C6-C10) (H)
9.890min (0.000) 360.44 ug/L m
response 2204160

Signal	Exp%	Act%
TIC	100.00	100.00
0.00	0.00	0.01#
0.00	0.00	0.01#
0.00	0.00	0.00

Quantitation Report (Qedit)

InstName : VOA-GCMS9

Data Path : C:\msdchem\1\data\2020-11\0K13048\
Data File : VI20111329.D
Acq On : 14 Nov 2020 7:36 am
Operator : TNL
Sample : 0K13048-CALF
Misc : 1X 5mL 500 PPB GX
ALS Vial : 29 Sample Multiplier: 1
DataAcq Meth:VI1611RUN.M

Quant Time: Nov 14 17:22:23 2020
Quant Method : C:\msdchem\1\methods\VI201114G.M
Quant Title : NWTPH-Gx by GC/MS
QLast Update : Sat Nov 14 17:20:04 2020
Response via : Initial Calibration

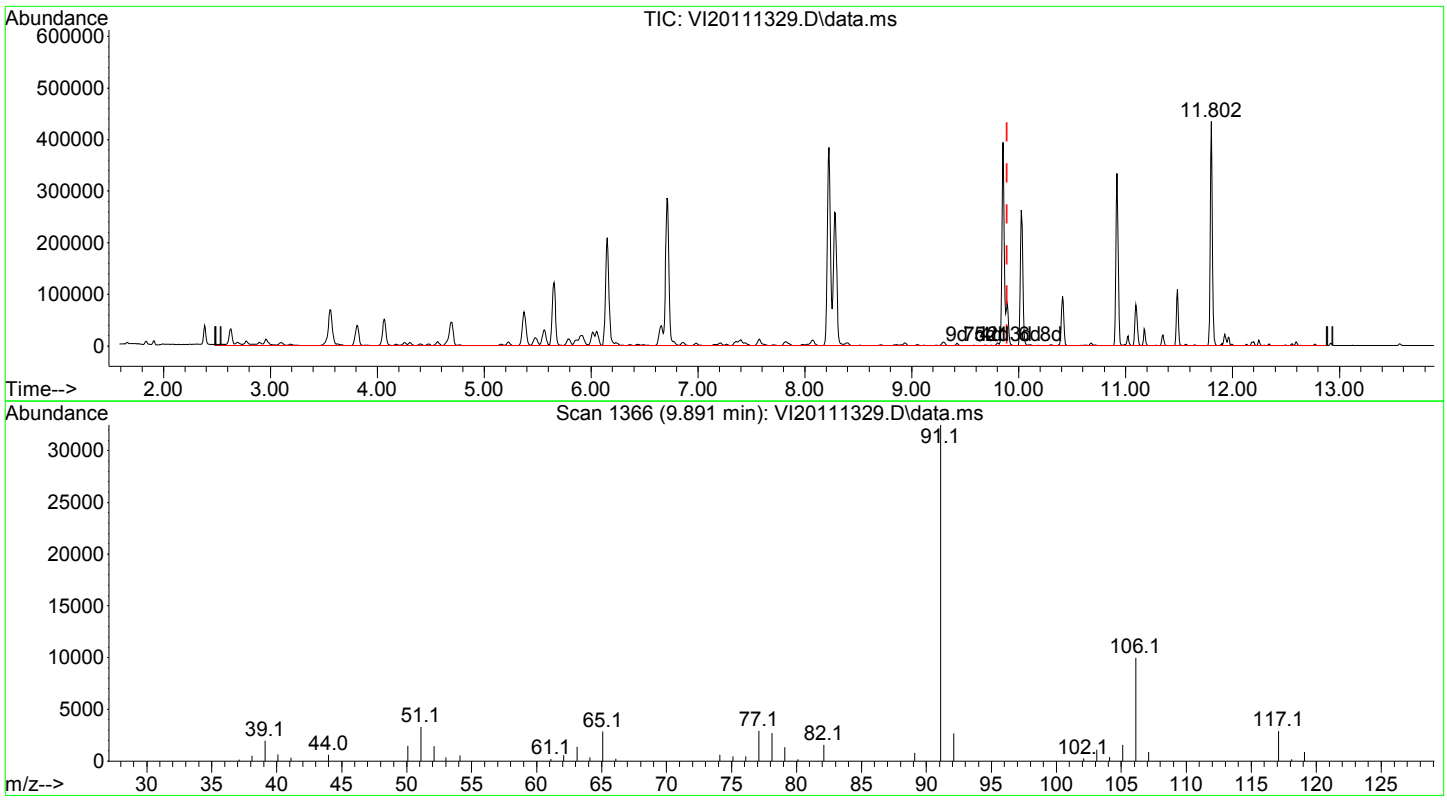

TIC: VI20111329.D\data.ms

(7) CA-LUFT (C5-C12) (H)
9.890min (0.000) 426.34 ug/L m
response 3553565

Signal	Exp%	Act%
TIC	100.00	100.00
0.00	0.00	0.00#
0.00	0.00	0.00#
0.00	0.00	0.00

Quantitation Report (QT Reviewed)

InstName : VOA-GCMS9

Data Path : C:\msdchem\1\data\2020-11\0K13048\
Data File : VI20111329.D
Acq On : 14 Nov 2020 7:36 am
Operator : TNL
Sample : 0K13048-CALF
Misc : 1X 5mL 500 PPB GX
ALS Vial : 29 Sample Multiplier: 1
DataAcq Meth:VI1611RUN.M

11/15/20 TNL

Quant Time: Nov 14 17:22:23 2020
Quant Method : C:\msdchem\1\methods\VI201114G.M
Quant Title : NWTPH-Gx by GC/MS
QLast Update : Sat Nov 14 17:20:04 2020
Response via : Initial Calibration

Compound	R.T.	QIon	Response	Conc	Units	Dev(Min)
Internal Standards						
1) Pentafluorobenzene (IS)	6.150	168	167182	50.00	ug/L	0.00
System Monitoring Compounds						
2) 1,4-Difluorobenzene (Sur)	6.710	114	266578	50.21	ug/L	0.00
3) 4-Bromofluorobenzene (...	10.920	174	85605	49.90	ug/L	0.00
9) Toluene-d8 (NR)	8.225	98	300104	0.00	ug/L	0.00
11) Chlorobenzene-d5 (NR)	9.855	117	223665	0.00	ug/L	0.00
12) 1,4-Dichlorobenzene-d4...	11.802	150	151928	0.00	ug/L	0.00
Target Compounds						Qvalue
4) NWTPH-Gx (TPH)	9.890	TIC	2158738m	430.03	ug/L	
5) TPHg (C5-C9)	9.890	TIC	2581847m	366.18	ug/L	
6) TPHg (C6-C10)	9.890	TIC	2204160m	360.44	ug/L	
7) CA-LUFT (C5-C12)	9.890	TIC	3553565m	426.34	ug/L	

(#) = qualifier out of range (m) = manual integration (+) = signals summed

Quantitation Report (QT Reviewed)

InstName : VOA-GCMS9

Data Path : C:\msdchem\1\data\2020-11\0K13048\
Data File : VI20111329.D
Acq On : 14 Nov 2020 7:36 am
Operator : TNL
Sample : 0K13048-CALF
Misc : 1X 5mL 500 PPB GX
ALS Vial : 29 Sample Multiplier: 1
DataAcq Meth:VI1611RUN.M

Quant Time: Nov 14 17:22:23 2020
Quant Method : C:\msdchem\1\methods\VI201114G.M
Quant Title : NWTPH-Gx by GC/MS
QLast Update : Sat Nov 14 17:20:04 2020
Response via : Initial Calibration

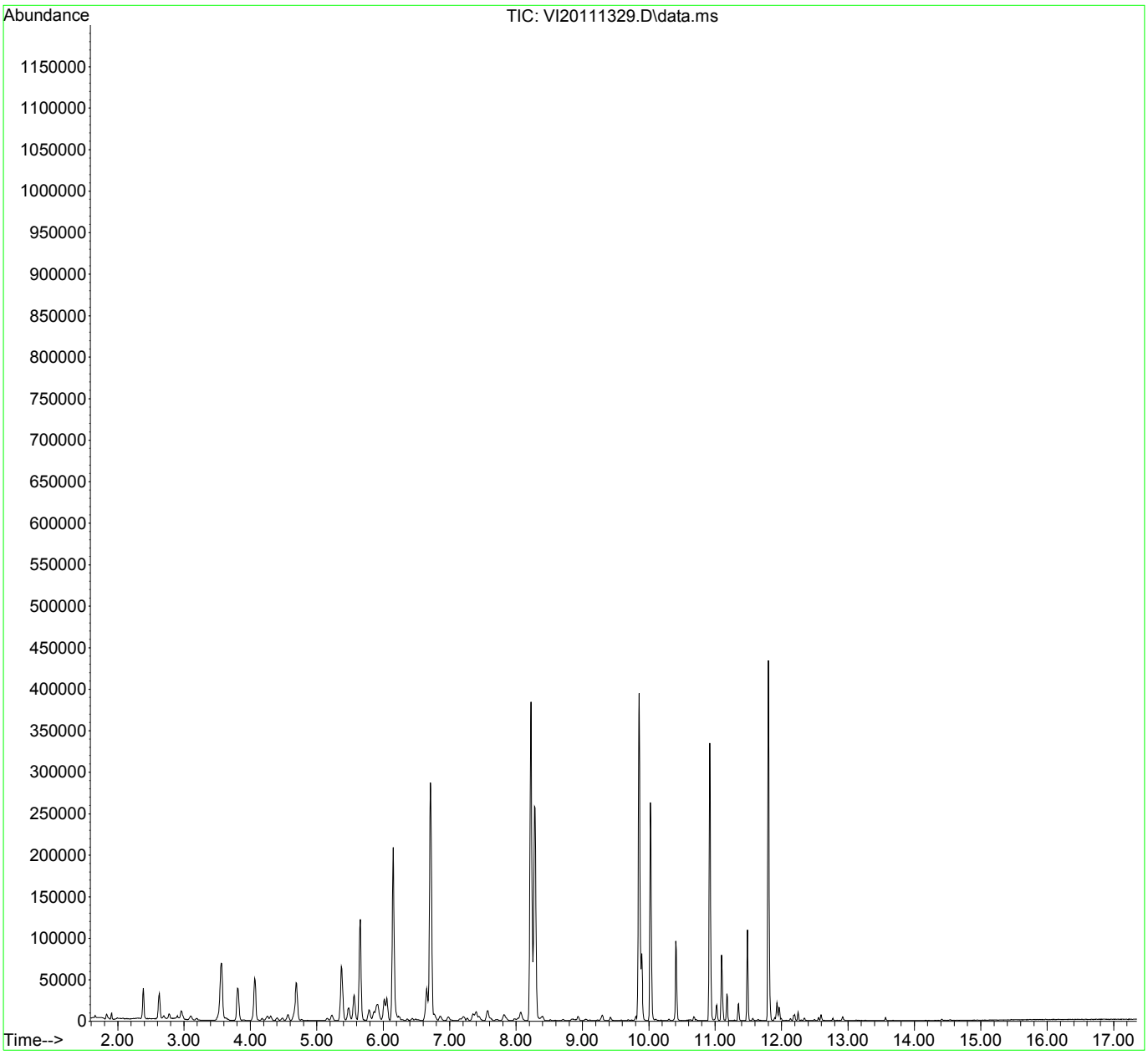

Quantitation Report (Not Reviewed)

InstName : VOA-GCMS9

Data Path : C:\msdchem\1\data\2020-11\0K13048\
Data File : VI20111330.D
Acq On : 14 Nov 2020 9:27 am
Operator : TNL
Sample : 0K13048-CALG
Misc : 1X 5mL 1000 PPB GX 11/15/20 TNL
ALS Vial : 30 Sample Multiplier: 1
DataAcq Meth:VI1611RUN.M

Quant Time: Nov 14 17:22:56 2020
Quant Method : C:\msdchem\1\methods\VI201114G.M
Quant Title : NWTPH-Gx by GC/MS
QLast Update : Sat Nov 14 17:20:04 2020
Response via : Initial Calibration

Compound	R.T.	QIon	Response	Conc	Units	Dev(Min)
Internal Standards						
1) Pentafluorobenzene (IS)	6.150	168	163081	50.00	ug/L	0.00
System Monitoring Compounds						
2) 1,4-Difluorobenzene (Sur)	6.716	114	267084	51.57	ug/L	0.00
3) 4-Bromofluorobenzene (...	10.919	174	89168	53.29	ug/L	0.00
9) Toluene-d8 (NR)	8.224	98	290625	0.00	ug/L	0.00
11) Chlorobenzene-d5 (NR)	9.855	117	220992	0.00	ug/L	0.00
12) 1,4-Dichlorobenzene-d4...	11.802	150	166007	0.00	ug/L	0.00
Target Compounds						Qvalue
4) NWTPH-Gx (TPH)	9.890	TIC	4760462m	927.67	ug/L	
5) TPHg (C5-C9)	9.890	TIC	5662120m	840.21	ug/L	
6) TPHg (C6-C10)	9.890	TIC	4898826m	837.96	ug/L	
7) CA-LUFT (C5-C12)	9.890	TIC	7366907m	911.22	ug/L	

(#) = qualifier out of range (m) = manual integration (+) = signals summed

Quantitation Report (Not Reviewed)

InstName : VOA-GCMS9

Data Path : C:\msdchem\1\data\2020-11\0K13048\
Data File : VI20111330.D
Acq On : 14 Nov 2020 9:27 am
Operator : TNL
Sample : 0K13048-CALG
Misc : 1X 5mL 1000 PPB GX
ALS Vial : 30 Sample Multiplier: 1
DataAcq Meth:VI1611RUN.M

Quant Time: Nov 14 17:22:56 2020
Quant Method : C:\msdchem\1\methods\VI201114G.M
Quant Title : NWTPH-Gx by GC/MS
QLast Update : Sat Nov 14 17:20:04 2020
Response via : Initial Calibration

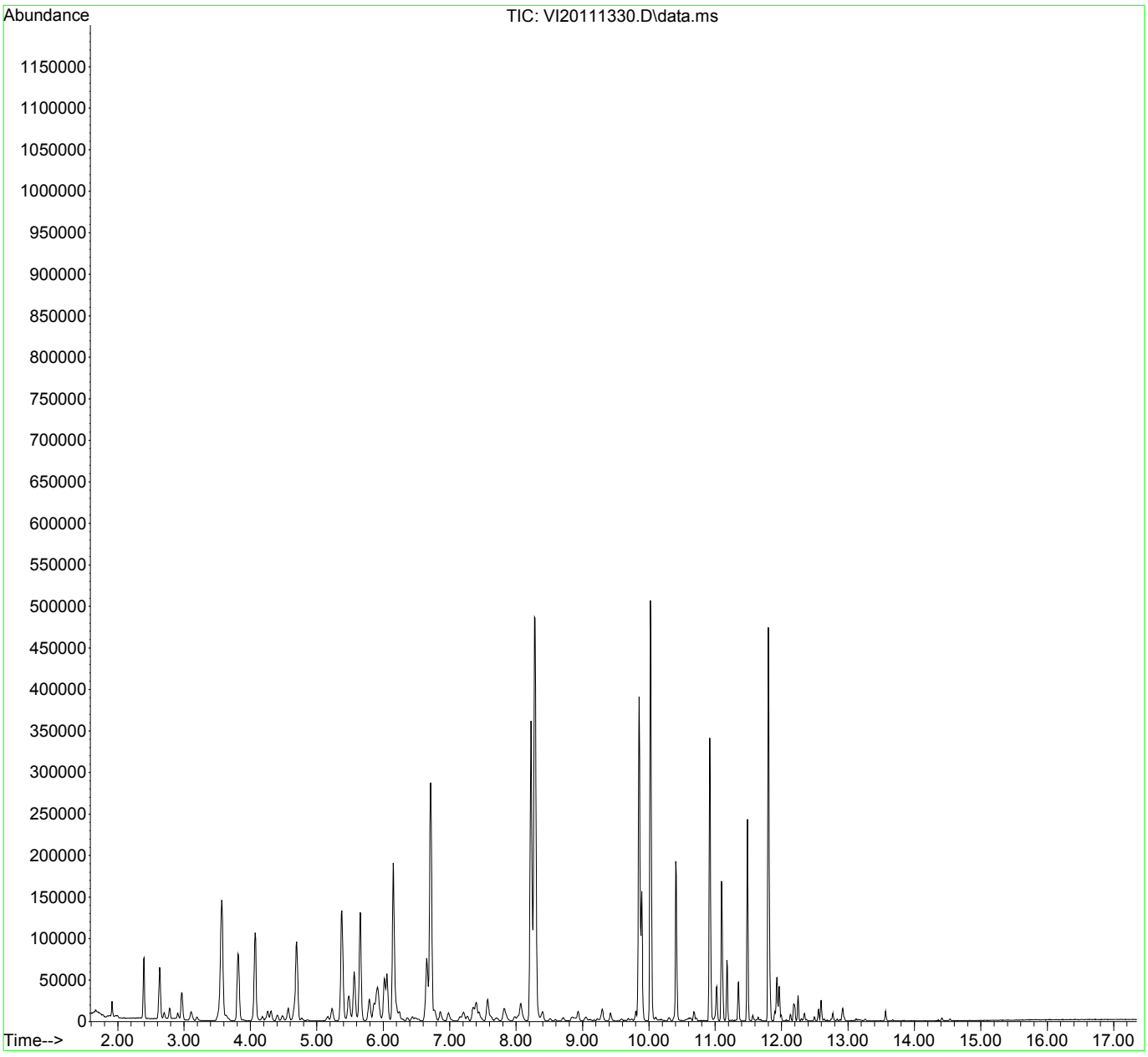

Quantitation Report (Qedit)

InstName : VOA-GCMS9

Data Path : C:\msdchem\1\data\2020-11\0K13048\
Data File : VI20111330.D
Acq On : 14 Nov 2020 9:27 am
Operator : TNL
Sample : 0K13048-CALG
Misc : 1X 5mL 1000 PPB GX
ALS Vial : 30 Sample Multiplier: 1
DataAcq Meth:VI1611RUN.M

Quant Time: Nov 14 17:22:56 2020
Quant Method : C:\msdchem\1\methods\VI201114G.M
Quant Title : NWTPH-Gx by GC/MS
QLast Update : Sat Nov 14 17:20:04 2020
Response via : Initial Calibration

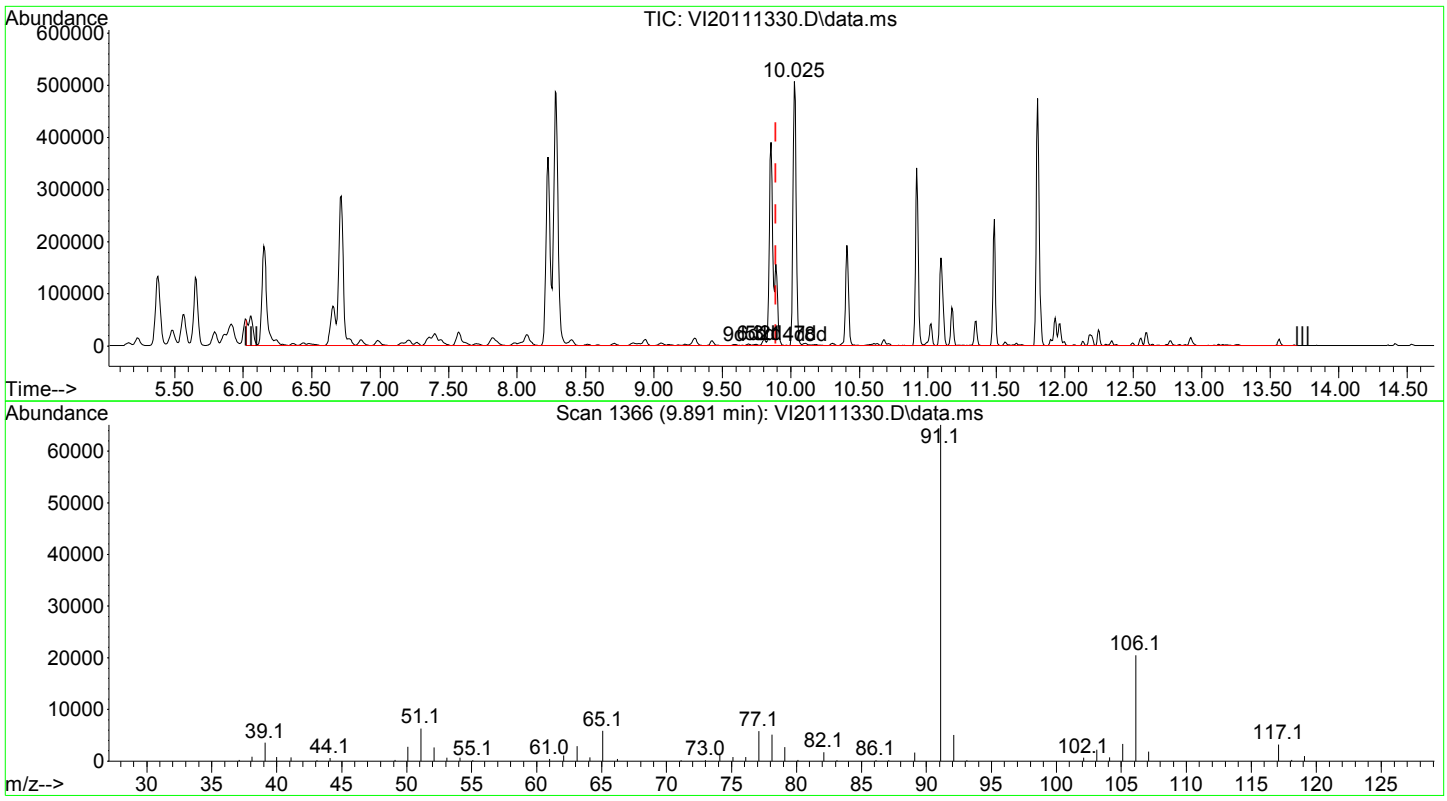

TIC: VI20111330.D\data.ms

(4) NWTPH-Gx (TPH) (H)

9.890min (0.000) 927.67 ug/L m

response 4760462

Signal	Exp%	Act%
TIC	100.00	100.00
0.00	0.00	0.01#
0.00	0.00	0.01#
0.00	0.00	0.00

Quantitation Report (Qedit)

InstName : VOA-GCMS9

Data Path : C:\msdchem\1\data\2020-11\0K13048\
Data File : VI20111330.D
Acq On : 14 Nov 2020 9:27 am
Operator : TNL
Sample : 0K13048-CALG
Misc : 1X 5mL 1000 PPB GX
ALS Vial : 30 Sample Multiplier: 1
DataAcq Meth:VI1611RUN.M

Quant Time: Nov 14 17:22:56 2020
Quant Method : C:\msdchem\1\methods\VI201114G.M
Quant Title : NWTPH-Gx by GC/MS
QLast Update : Sat Nov 14 17:20:04 2020
Response via : Initial Calibration

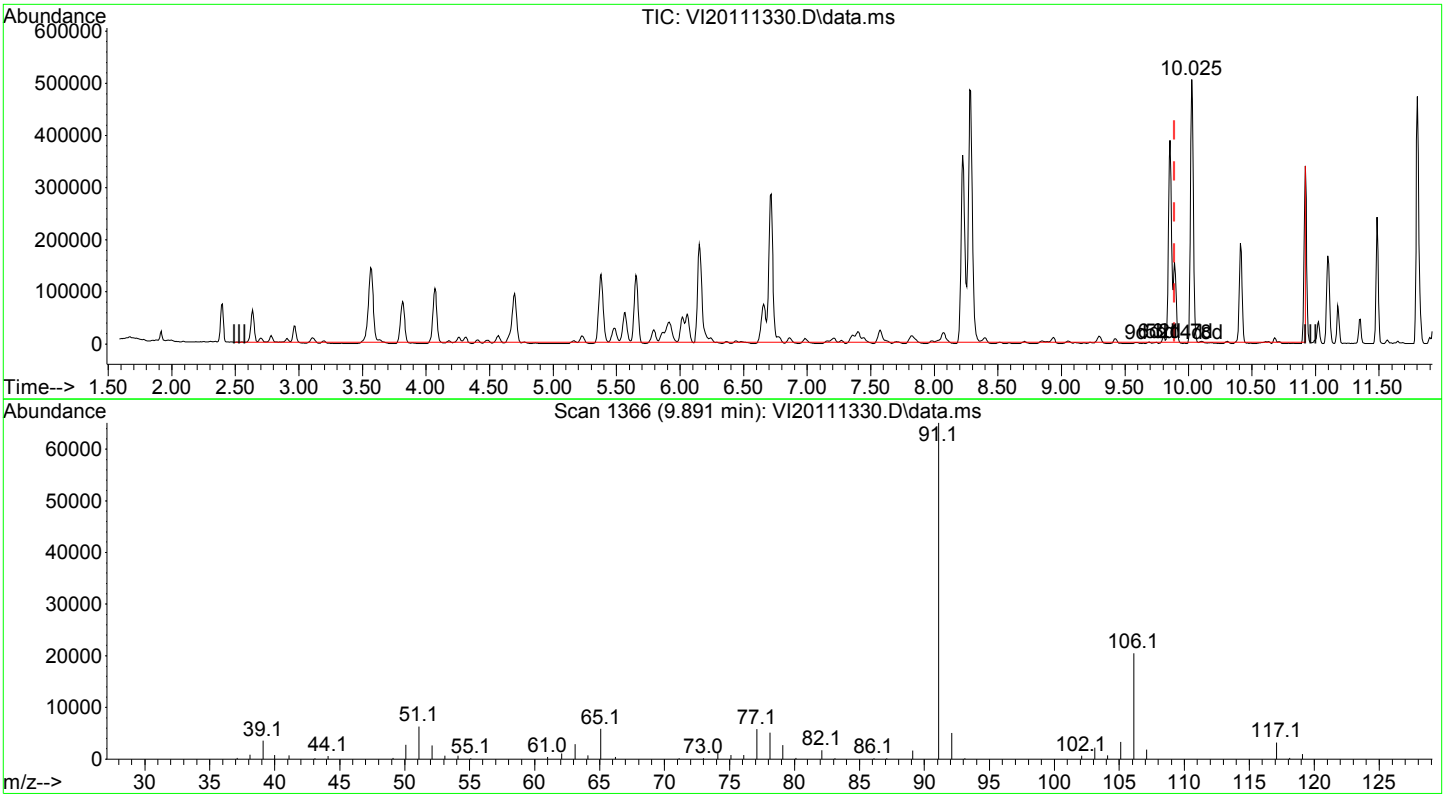

TIC: VI20111330.D\data.ms

(5) TPHg (C5-C9) (H)

9.890min (0.000) 840.21 ug/L m

response 5662120

Signal	Exp%	Act%
TIC	100.00	100.00
0.00	0.00	0.01#
0.00	0.00	0.01#
0.00	0.00	0.00

Quantitation Report (Qedit)

InstName : VOA-GCMS9

Data Path : C:\msdchem\1\data\2020-11\0K13048\
Data File : VI20111330.D
Acq On : 14 Nov 2020 9:27 am
Operator : TNL
Sample : 0K13048-CALG
Misc : 1X 5mL 1000 PPB GX
ALS Vial : 30 Sample Multiplier: 1
DataAcq Meth:VI1611RUN.M

Quant Time: Nov 14 17:22:56 2020
Quant Method : C:\msdchem\1\methods\VI201114G.M
Quant Title : NWTPH-Gx by GC/MS
QLast Update : Sat Nov 14 17:20:04 2020
Response via : Initial Calibration

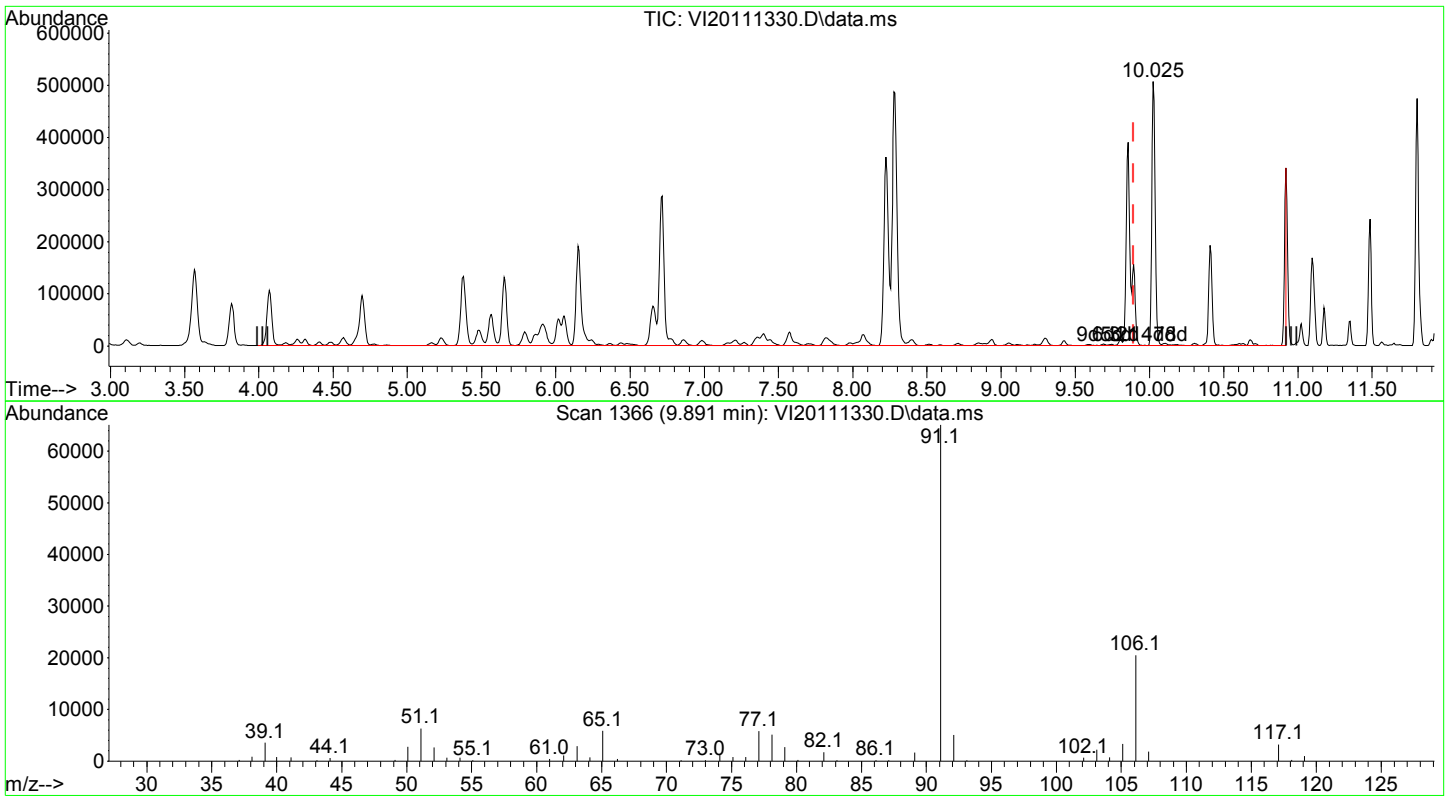

TIC: VI20111330.D\data.ms

(6) TPHg (C6-C10) (H)

9.890min (0.000) 837.96 ug/L m

response 4898826

Signal	Exp%	Act%
TIC	100.00	100.00
0.00	0.00	0.01#
0.00	0.00	0.01#
0.00	0.00	0.00

Quantitation Report (Qedit)

InstName : VOA-GCMS9

Data Path : C:\msdchem\1\data\2020-11\0K13048\
Data File : VI20111330.D
Acq On : 14 Nov 2020 9:27 am
Operator : TNL
Sample : 0K13048-CALG
Misc : 1X 5mL 1000 PPB GX
ALS Vial : 30 Sample Multiplier: 1
DataAcq Meth:VI1611RUN.M

Quant Time: Nov 14 17:22:56 2020
Quant Method : C:\msdchem\1\methods\VI201114G.M
Quant Title : NWTPH-Gx by GC/MS
QLast Update : Sat Nov 14 17:20:04 2020
Response via : Initial Calibration

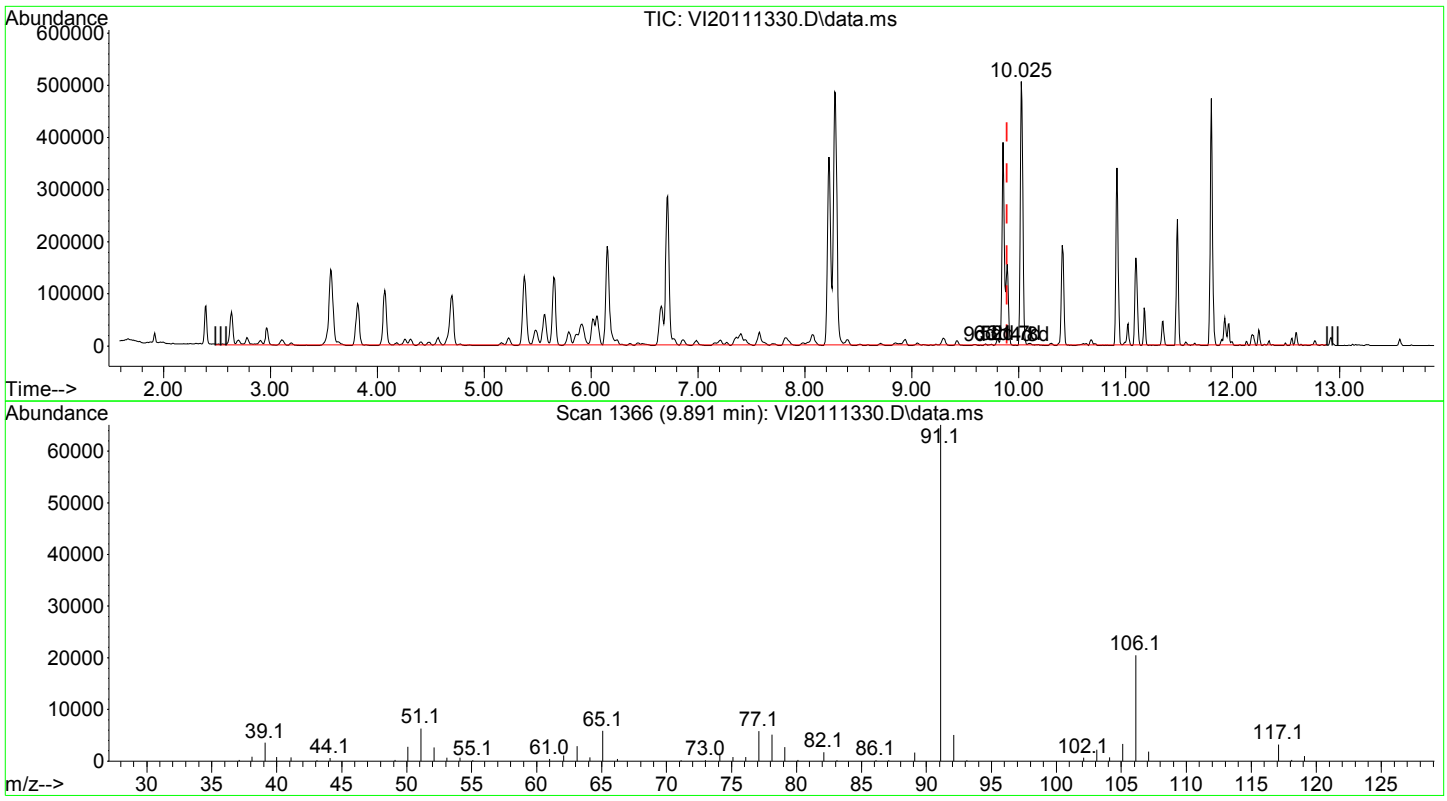

TIC: VI20111330.D\data.ms

(7) CA-LUFT (C5-C12) (H)
9.890min (0.000) 911.22 ug/L m
response 7366907

Signal	Exp%	Act%
TIC	100.00	100.00
0.00	0.00	0.01#
0.00	0.00	0.01#
0.00	0.00	0.00

Quantitation Report (QT Reviewed)

InstName : VOA-GCMS9

Data Path : C:\msdchem\1\data\2020-11\0K13048\
Data File : VI20111330.D
Acq On : 14 Nov 2020 9:27 am
Operator : TNL
Sample : 0K13048-CALG
Misc : 1X 5mL 1000 PPB GX
ALS Vial : 30 Sample Multiplier: 1
DataAcq Meth:VI1611RUN.M

11/15/20 TNL

Quant Time: Nov 14 17:22:56 2020
Quant Method : C:\msdchem\1\methods\VI201114G.M
Quant Title : NWTPH-Gx by GC/MS
QLast Update : Sat Nov 14 17:20:04 2020
Response via : Initial Calibration

Compound	R.T.	QIon	Response	Conc	Units	Dev(Min)
Internal Standards						
1) Pentafluorobenzene (IS)	6.150	168	163081	50.00	ug/L	0.00
System Monitoring Compounds						
2) 1,4-Difluorobenzene (Sur)	6.716	114	267084	51.57	ug/L	0.00
3) 4-Bromofluorobenzene (...	10.919	174	89168	53.29	ug/L	0.00
9) Toluene-d8 (NR)	8.224	98	290625	0.00	ug/L	0.00
11) Chlorobenzene-d5 (NR)	9.855	117	220992	0.00	ug/L	0.00
12) 1,4-Dichlorobenzene-d4...	11.802	150	166007	0.00	ug/L	0.00
Target Compounds						Qvalue
4) NWTPH-Gx (TPH)	9.890	TIC	4760462m	927.67	ug/L	
5) TPHg (C5-C9)	9.890	TIC	5662120m	840.21	ug/L	
6) TPHg (C6-C10)	9.890	TIC	4898826m	837.96	ug/L	
7) CA-LUFT (C5-C12)	9.890	TIC	7366907m	911.22	ug/L	

(#) = qualifier out of range (m) = manual integration (+) = signals summed

Quantitation Report (QT Reviewed)

InstName : VOA-GCMS9

Data Path : C:\msdchem\1\data\2020-11\0K13048\
Data File : VI20111330.D
Acq On : 14 Nov 2020 9:27 am
Operator : TNL
Sample : 0K13048-CALG
Misc : 1X 5mL 1000 PPB GX
ALS Vial : 30 Sample Multiplier: 1
DataAcq Meth:VI1611RUN.M

Quant Time: Nov 14 17:22:56 2020
Quant Method : C:\msdchem\1\methods\VI201114G.M
Quant Title : NWTPH-Gx by GC/MS
QLast Update : Sat Nov 14 17:20:04 2020
Response via : Initial Calibration

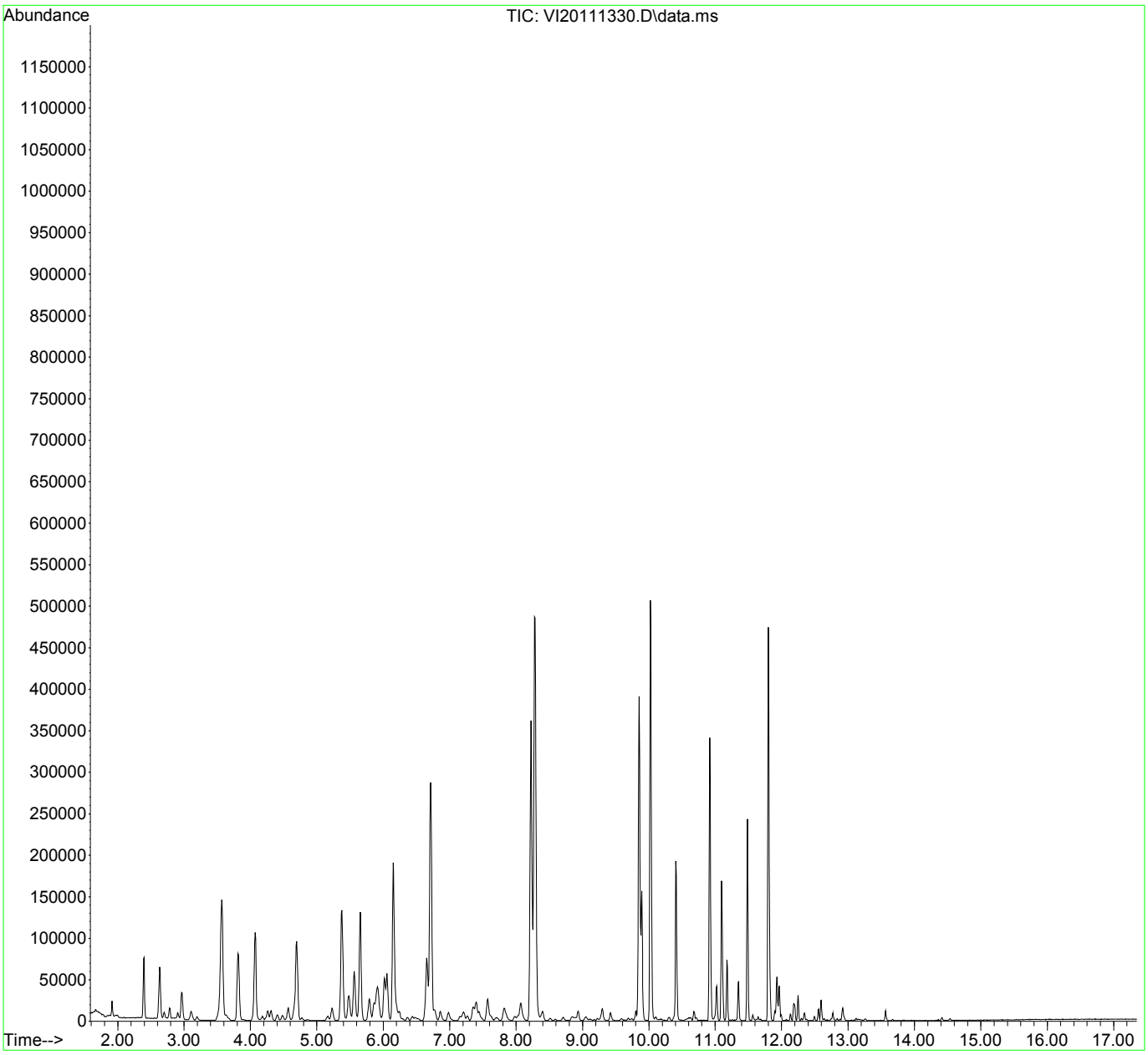

Quantitation Report (Not Reviewed)

InstName : VOA-GCMS9

Data Path : C:\msdchem\1\data\2020-11\0K13048\
Data File : VI20111331.D
Acq On : 14 Nov 2020 9:54 am
Operator : TNL
Sample : 0K13048-CALH
Misc : 1X 5mL 2500 PPB GX
ALS Vial : 31 Sample Multiplier: 1
DataAcq Meth:VI1611RUN.M

11/15/20 TNL

Quant Time: Nov 14 17:24:07 2020
Quant Method : C:\msdchem\1\methods\~~VI201114G.M~~
Quant Title : NWTPH-Gx by GC/MS
QLast Update : Sat Nov 14 17:20:04 2020
Response via : Initial Calibration

Compound	R.T.	QIon	Response	Conc	Units	Dev(Min)
Internal Standards						
1) Pentafluorobenzene (IS)	6.150	168	171282	50.00	ug/L	-0.04
System Monitoring Compounds						
2) 1,4-Difluorobenzene (Sur)	6.716	114	275891	50.72	ug/L	-0.03
3) 4-Bromofluorobenzene (...	10.919	174	93221	53.04	ug/L	-0.03
9) Toluene-d8 (NR)	8.224	98	308585	0.00	ug/L	-0.04
11) Chlorobenzene-d5 (NR)	9.855	117	232684	0.00	ug/L	-0.03
12) 1,4-Dichlorobenzene-d4...	11.801	150	171288	0.00	ug/L	-0.03
Target Compounds						Qvalue
4) NWTPH-Gx (TPH)	9.890	TIC	13825269m	2483.07	ug/L	
5) TPHg (C5-C9)	9.890	TIC	16232364m	2325.67	ug/L	
6) TPHg (C6-C10)	9.890	TIC	14164905m	2333.82	ug/L	
7) CA-LUFT (C5-C12)	9.890	TIC	20562432m	2428.88	ug/L	

(#) = qualifier out of range (m) = manual integration (+) = signals summed

Quantitation Report (Not Reviewed)

InstName : VOA-GCMS9

Data Path : C:\msdchem\1\data\2020-11\0K13048\
Data File : VI20111331.D
Acq On : 14 Nov 2020 9:54 am
Operator : TNL
Sample : 0K13048-CALH
Misc : 1X 5mL 2500 PPB GX
ALS Vial : 31 Sample Multiplier: 1
DataAcq Meth:VI1611RUN.M

Quant Time: Nov 14 17:24:07 2020
Quant Method : C:\msdchem\1\methods\VI201114G.M
Quant Title : NWTPH-Gx by GC/MS
QLast Update : Sat Nov 14 17:20:04 2020
Response via : Initial Calibration

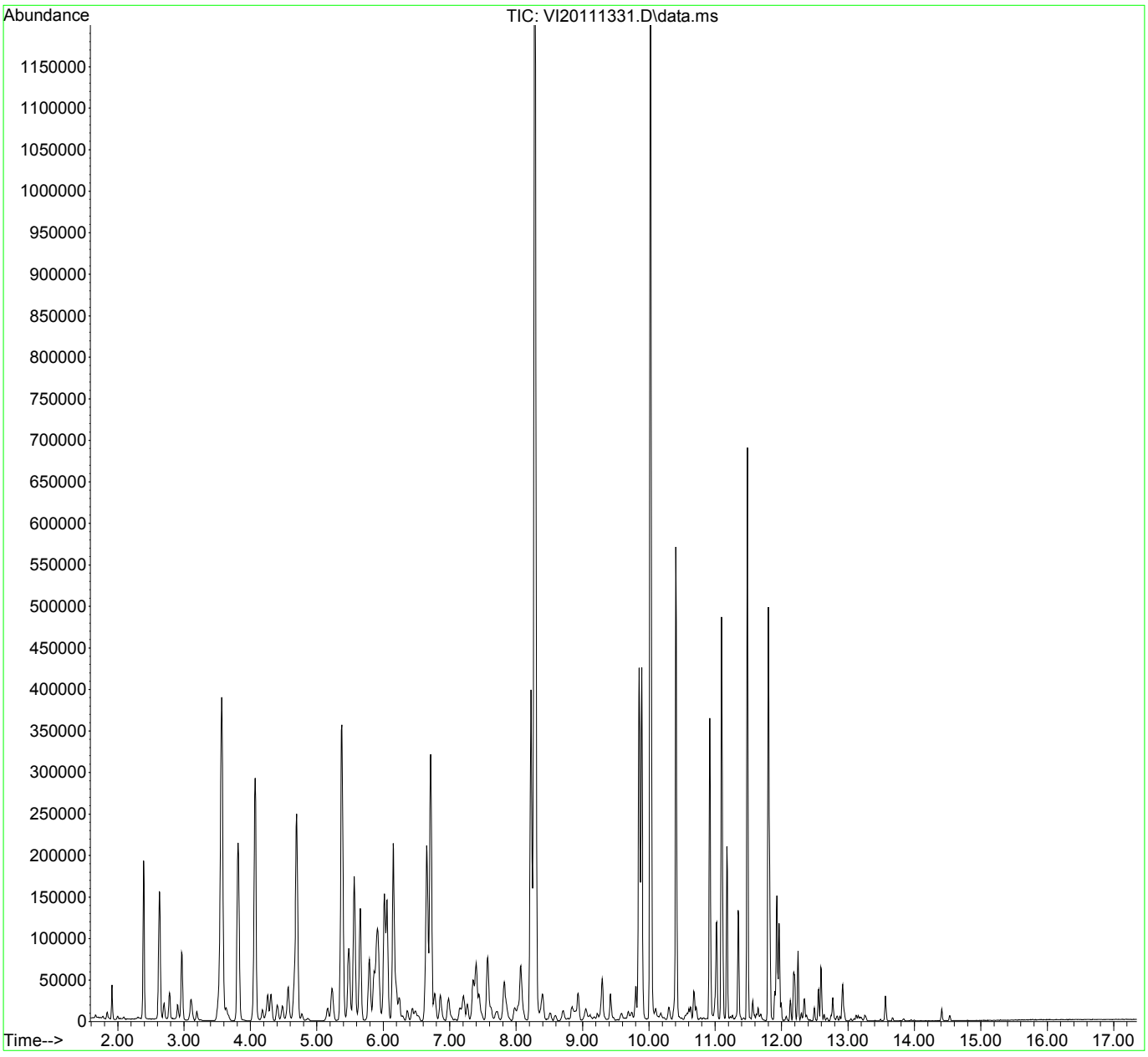

Quantitation Report (Qedit)

InstName : VOA-GCMS9

Data Path : C:\msdchem\1\data\2020-11\0K13048\
Data File : VI20111331.D
Acq On : 14 Nov 2020 9:54 am
Operator : TNL
Sample : 0K13048-CALH
Misc : 1X 5mL 2500 PPB GX
ALS Vial : 31 Sample Multiplier: 1
DataAcq Meth:VI1611RUN.M

Quant Time: Nov 14 17:24:35 2020
Quant Method : C:\msdchem\1\methods\VI201114G.M
Quant Title : NWTPH-Gx by GC/MS
QLast Update : Sat Nov 14 17:24:25 2020
Response via : Initial Calibration

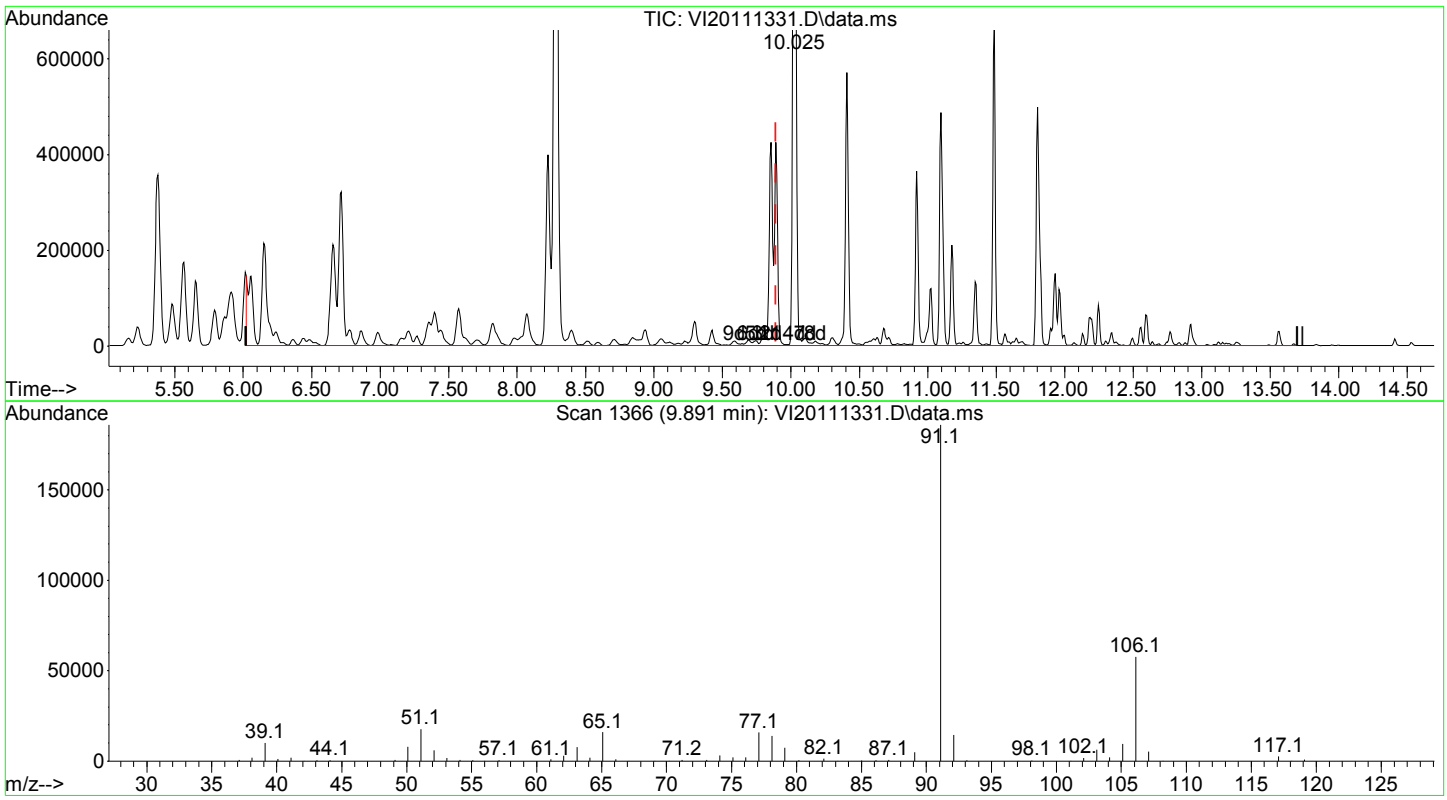

TIC: VI20111331.D\data.ms

(4) NWTPH-Gx (TPH) (H)
9.890min (0.000) 2483.07 ug/L m
response 13825269

Signal	Exp%	Act%
TIC	100.00	100.00
0.00	0.00	0.01#
0.00	0.00	0.01#
0.00	0.00	0.00

Quantitation Report (Qedit)

InstName : VOA-GCMS9

Data Path : C:\msdchem\1\data\2020-11\0K13048\
Data File : VI20111331.D
Acq On : 14 Nov 2020 9:54 am
Operator : TNL
Sample : 0K13048-CALH
Misc : 1X 5mL 2500 PPB GX
ALS Vial : 31 Sample Multiplier: 1
DataAcq Meth:VI1611RUN.M

Quant Time: Nov 14 17:24:35 2020
Quant Method : C:\msdchem\1\methods\VI201114G.M
Quant Title : NWTPH-Gx by GC/MS
QLast Update : Sat Nov 14 17:24:25 2020
Response via : Initial Calibration

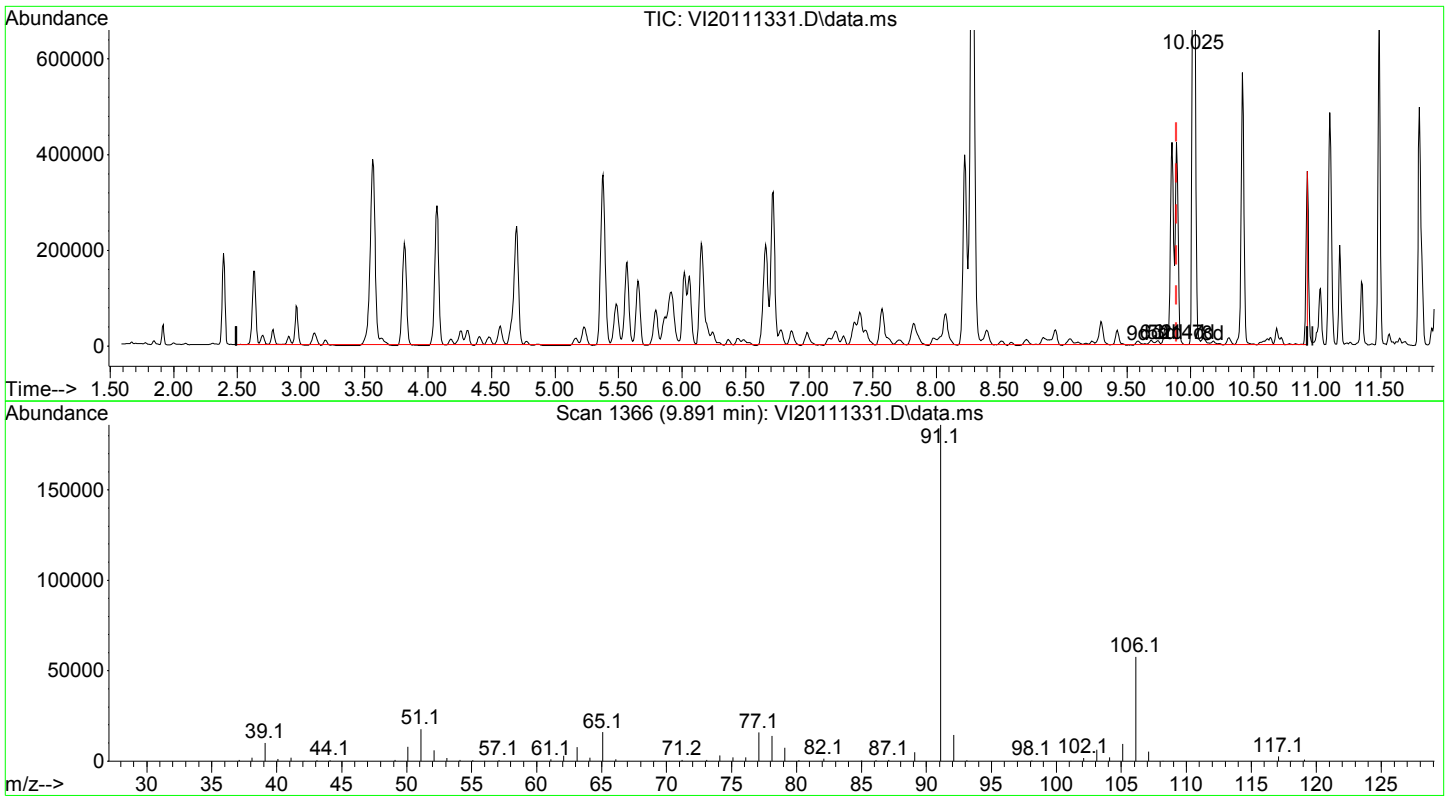

TIC: VI20111331.D\data.ms

(5) TPHg (C5-C9) (H)

9.890min (0.000) 2325.67 ug/L m

response 16232364

Signal	Exp%	Act%
TIC	100.00	100.00
0.00	0.00	0.01#
0.00	0.00	0.01#
0.00	0.00	0.00

Quantitation Report (Qedit)

InstName : VOA-GCMS9

Data Path : C:\msdchem\1\data\2020-11\0K13048\
Data File : VI20111331.D
Acq On : 14 Nov 2020 9:54 am
Operator : TNL
Sample : 0K13048-CALH
Misc : 1X 5mL 2500 PPB GX
ALS Vial : 31 Sample Multiplier: 1
DataAcq Meth:VI1611RUN.M

Quant Time: Nov 14 17:24:35 2020
Quant Method : C:\msdchem\1\methods\VI201114G.M
Quant Title : NWTPH-Gx by GC/MS
QLast Update : Sat Nov 14 17:24:25 2020
Response via : Initial Calibration

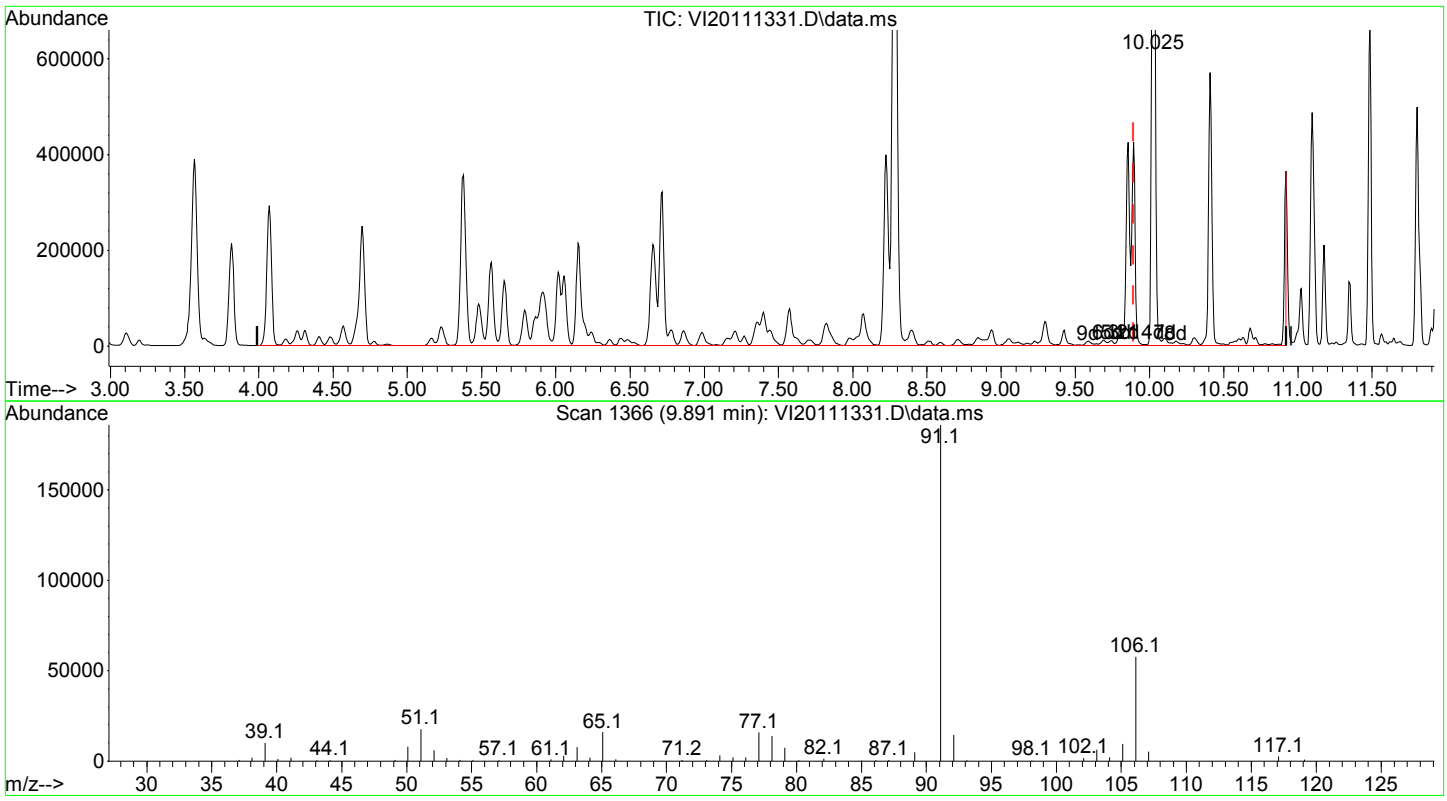

TIC: VI20111331.D\data.ms

(6) TPHg (C6-C10) (H)
9.890min (0.000) 2333.82 ug/L m
response 14164905

Signal	Exp%	Act%
TIC	100.00	100.00
0.00	0.00	0.01#
0.00	0.00	0.01#
0.00	0.00	0.00

Quantitation Report (Qedit)

InstName : VOA-GCMS9

Data Path : C:\msdchem\1\data\2020-11\0K13048\
Data File : VI20111331.D
Acq On : 14 Nov 2020 9:54 am
Operator : TNL
Sample : 0K13048-CALH
Misc : 1X 5mL 2500 PPB GX
ALS Vial : 31 Sample Multiplier: 1
DataAcq Meth:VI1611RUN.M

Quant Time: Nov 14 17:24:35 2020
Quant Method : C:\msdchem\1\methods\VI201114G.M
Quant Title : NWTPH-Gx by GC/MS
QLast Update : Sat Nov 14 17:24:25 2020
Response via : Initial Calibration

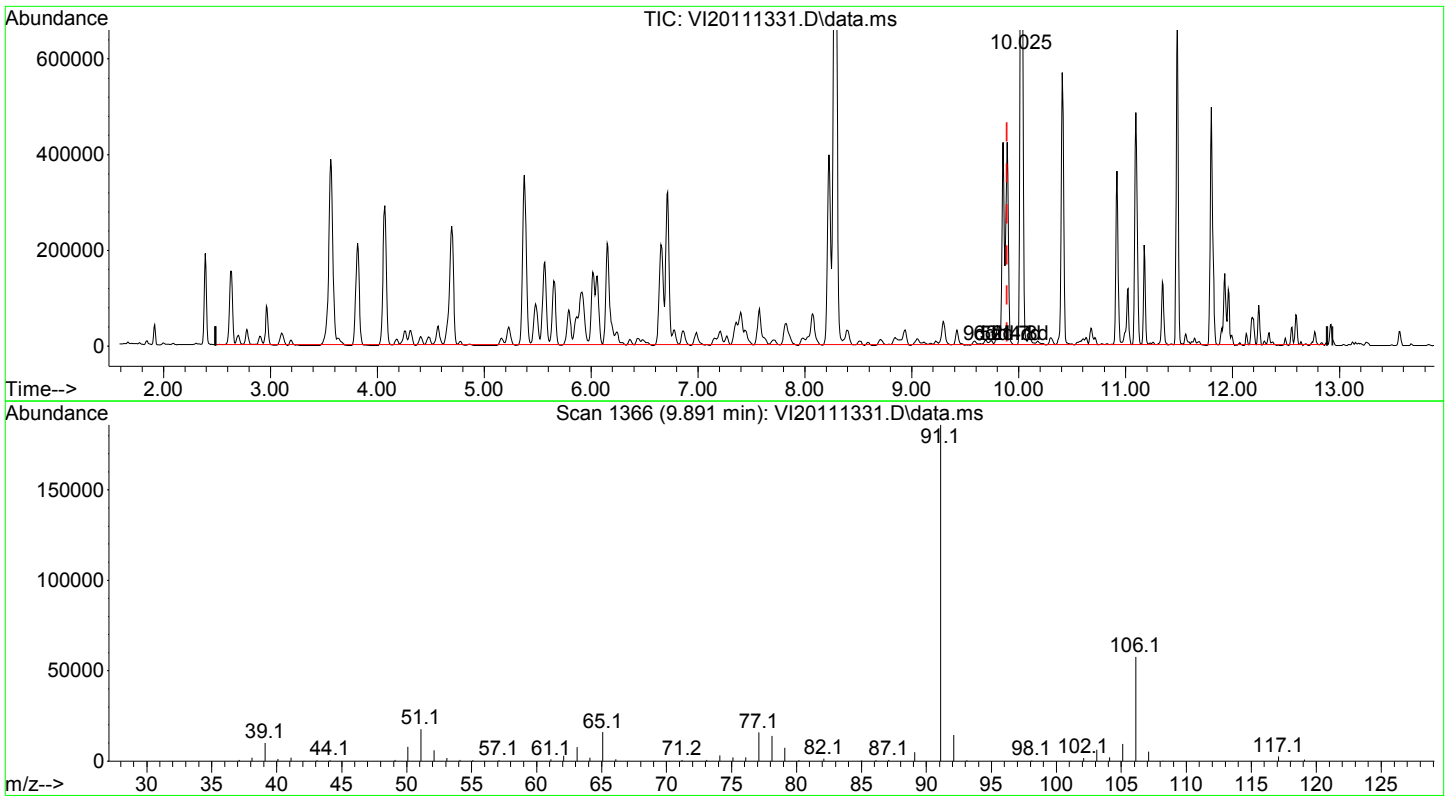

TIC: VI20111331.D\data.ms

(7) CA-LUFT (C5-C12) (H)
9.890min (0.000) 2428.88 ug/L m
response 20562432

Signal	Exp%	Act%
TIC	100.00	100.00
0.00	0.00	0.01#
0.00	0.00	0.01#
0.00	0.00	0.00

Quantitation Report (Not Reviewed)

InstName : VOA-GCMS9

Data Path : C:\msdchem\1\data\2020-11\0K13048\
Data File : VI20111332.D
Acq On : 14 Nov 2020 10:21 am
Operator : TNL
Sample : 0K13048-CALI
Misc : 1X 5mL 5000 PPB GX
ALS Vial : 32 Sample Multiplier: 1

11/15/20 TNL

DataAcq Meth:VI1611RUN.M

Quant Time: Nov 14 17:25:12 2020
Quant Method : C:\msdchem\1\methods\~~VI201114G.M~~
Quant Title : NWTPH-Gx by GC/MS
QLast Update : Sat Nov 14 17:24:25 2020
Response via : Initial Calibration

Compound	R.T.	QIon	Response	Conc	Units	Dev(Min)
Internal Standards						
1) Pentafluorobenzene (IS)	6.150	168	164376	50.00	ug/L	0.00
System Monitoring Compounds						
2) 1,4-Difluorobenzene (Sur)	6.710	114	266221	50.99	ug/L	0.00
3) 4-Bromofluorobenzene (...	10.920	174	92954	55.11	ug/L	0.00
9) Toluene-d8 (NR)	8.225	98	299796	0.00	ug/L	0.00
11) Chlorobenzene-d5 (NR)	9.855	117	229258	0.00	ug/L	0.00
12) 1,4-Dichlorobenzene-d4...	11.802	150	173342	0.00	ug/L	0.00
Target Compounds						Qvalue
4) NWTPH-Gx (TPH)	9.890	TIC	28805738m	5262.92	ug/L	
5) TPHg (C5-C9)	9.890	TIC	32894479m	4964.52	ug/L	
6) TPHg (C6-C10)	9.890	TIC	28772366m	4971.48	ug/L	
7) CA-LUFT (C5-C12)	9.890	TIC	42277648m	5207.51	ug/L	

(#) = qualifier out of range (m) = manual integration (+) = signals summed

Quantitation Report (Not Reviewed)

InstName : VOA-GCMS9

Data Path : C:\msdchem\1\data\2020-11\0K13048\
Data File : VI20111332.D
Acq On : 14 Nov 2020 10:21 am
Operator : TNL
Sample : 0K13048-CALI
Misc : 1X 5mL 5000 PPB GX
ALS Vial : 32 Sample Multiplier: 1
DataAcq Meth:VI1611RUN.M

Quant Time: Nov 14 17:25:12 2020
Quant Method : C:\msdchem\1\methods\VI201114G.M
Quant Title : NWTPH-Gx by GC/MS
QLast Update : Sat Nov 14 17:24:25 2020
Response via : Initial Calibration

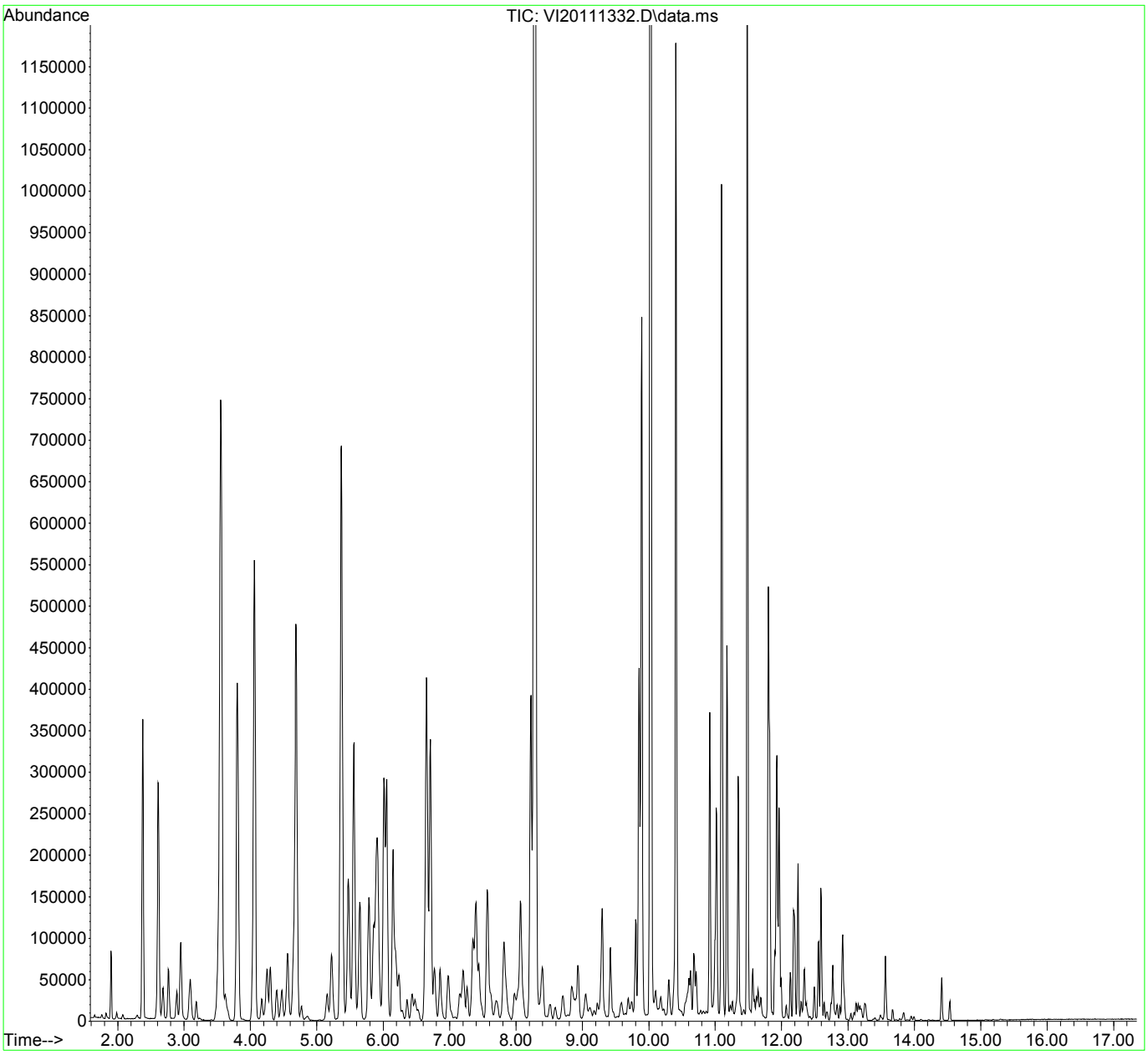

Quantitation Report (Qedit)

InstName : VOA-GCMS9

Data Path : C:\msdchem\1\data\2020-11\0K13048\
Data File : VI20111332.D
Acq On : 14 Nov 2020 10:21 am
Operator : TNL
Sample : 0K13048-CALI
Misc : 1X 5mL 5000 PPB GX
ALS Vial : 32 Sample Multiplier: 1
DataAcq Meth:VI1611RUN.M

Quant Time: Nov 14 17:25:12 2020
Quant Method : C:\msdchem\1\methods\VI201114G.M
Quant Title : NWTPH-Gx by GC/MS
QLast Update : Sat Nov 14 17:24:25 2020
Response via : Initial Calibration

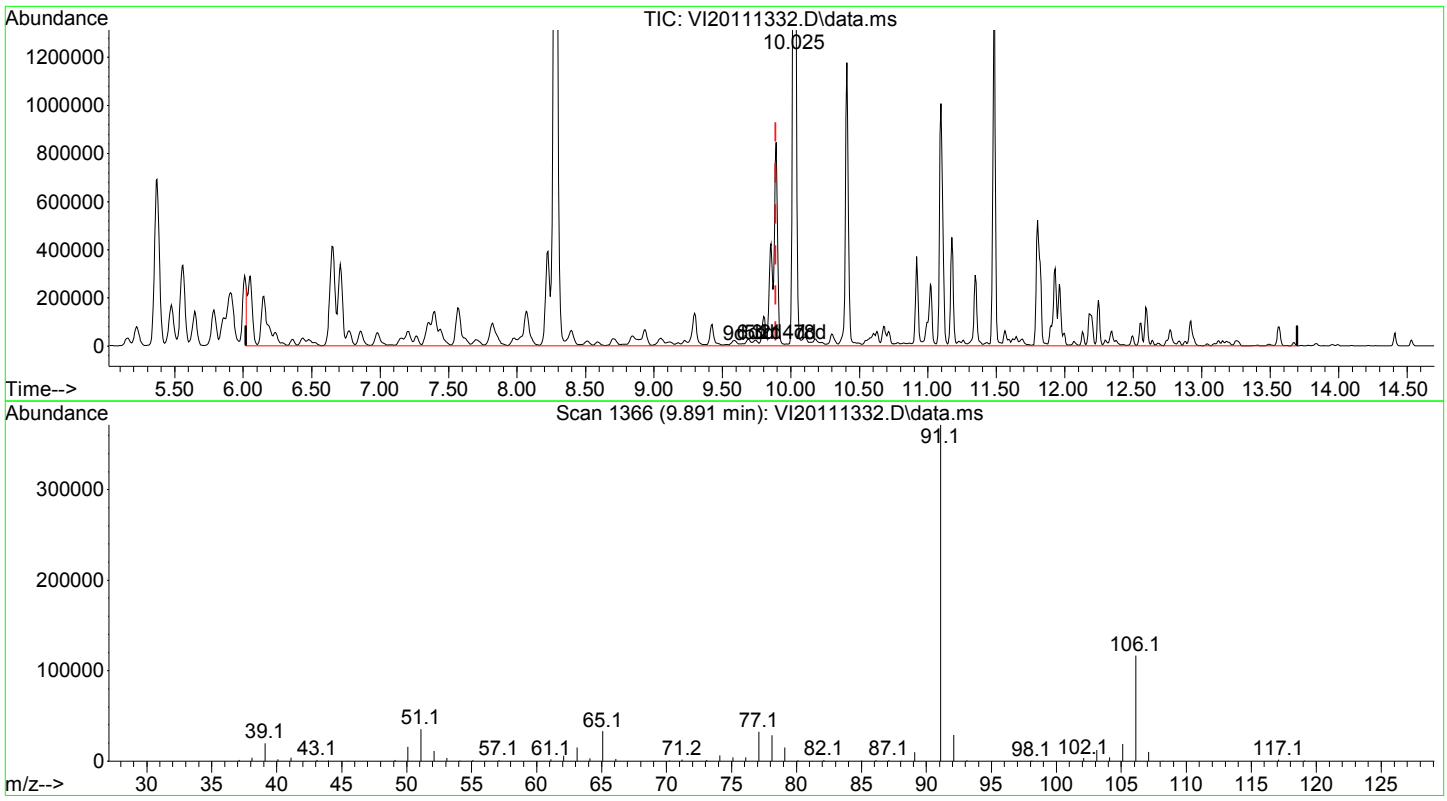

TIC: VI20111332.D\data.ms

(4) NWTPH-Gx (TPH) (H)

9.890min (0.000) 5262.92 ug/L m

response 28805738

Signal	Exp%	Act%
TIC	100.00	100.00
0.00	0.00	0.02#
0.00	0.00	0.01#
0.00	0.00	0.00

Quantitation Report (Qedit)

InstName : VOA-GCMS9

Data Path : C:\msdchem\1\data\2020-11\0K13048\
Data File : VI20111332.D
Acq On : 14 Nov 2020 10:21 am
Operator : TNL
Sample : 0K13048-CALI
Misc : 1X 5mL 5000 PPB GX
ALS Vial : 32 Sample Multiplier: 1
DataAcq Meth:VI1611RUN.M

Quant Time: Nov 14 17:25:12 2020
Quant Method : C:\msdchem\1\methods\VI201114G.M
Quant Title : NWTPH-Gx by GC/MS
QLast Update : Sat Nov 14 17:24:25 2020
Response via : Initial Calibration

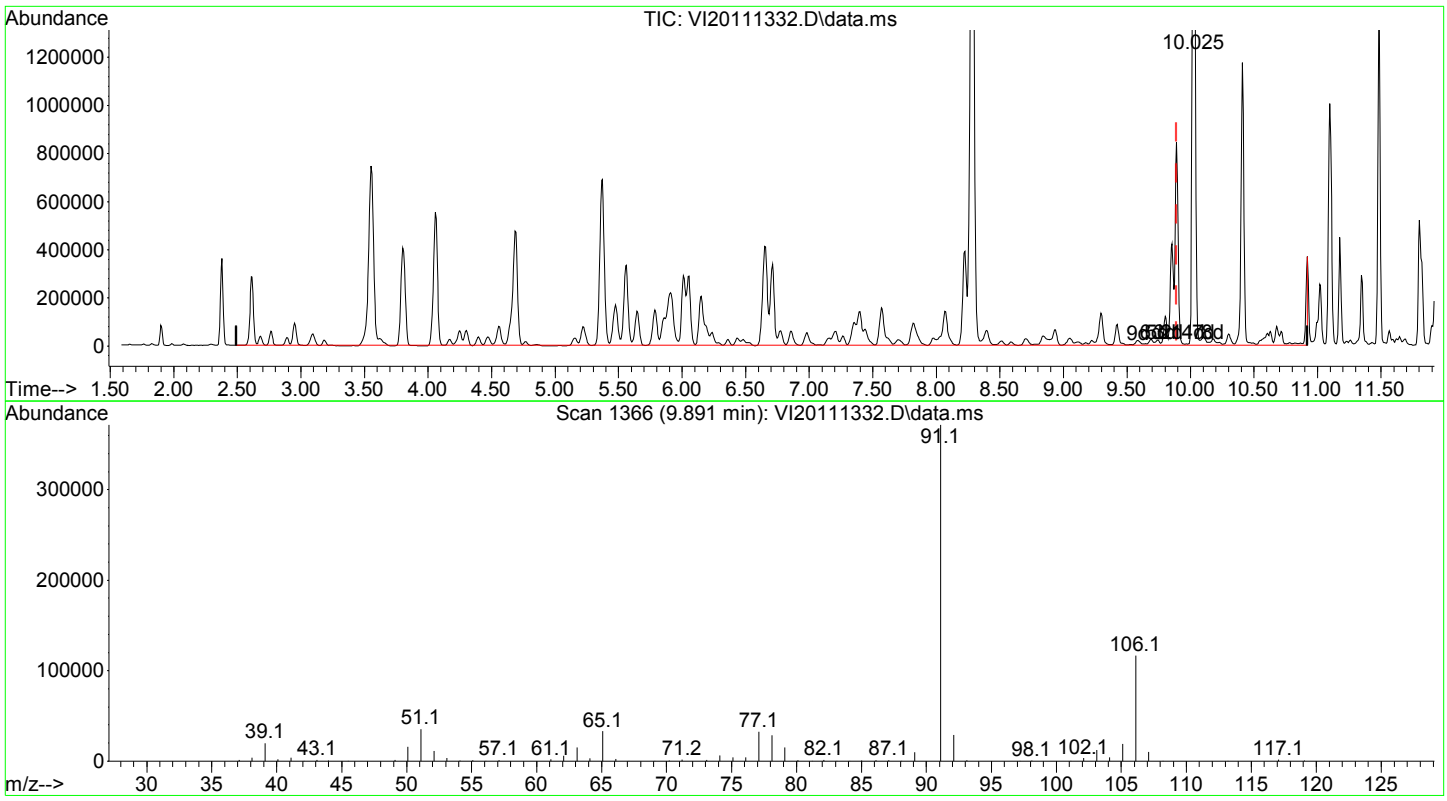

TIC: VI20111332.D\data.ms

(5) TPHg (C5-C9) (H)

9.890min (0.000) 4964.52 ug/L m

response 32894479

Signal	Exp%	Act%
TIC	100.00	100.00
0.00	0.00	0.01#
0.00	0.00	0.01#
0.00	0.00	0.00

Quantitation Report (Qedit)

InstName : VOA-GCMS9

Data Path : C:\msdchem\1\data\2020-11\0K13048\
Data File : VI20111332.D
Acq On : 14 Nov 2020 10:21 am
Operator : TNL
Sample : 0K13048-CALI
Misc : 1X 5mL 5000 PPB GX
ALS Vial : 32 Sample Multiplier: 1
DataAcq Meth:VI1611RUN.M

Quant Time: Nov 14 17:25:12 2020
Quant Method : C:\msdchem\1\methods\VI201114G.M
Quant Title : NWTPH-Gx by GC/MS
QLast Update : Sat Nov 14 17:24:25 2020
Response via : Initial Calibration

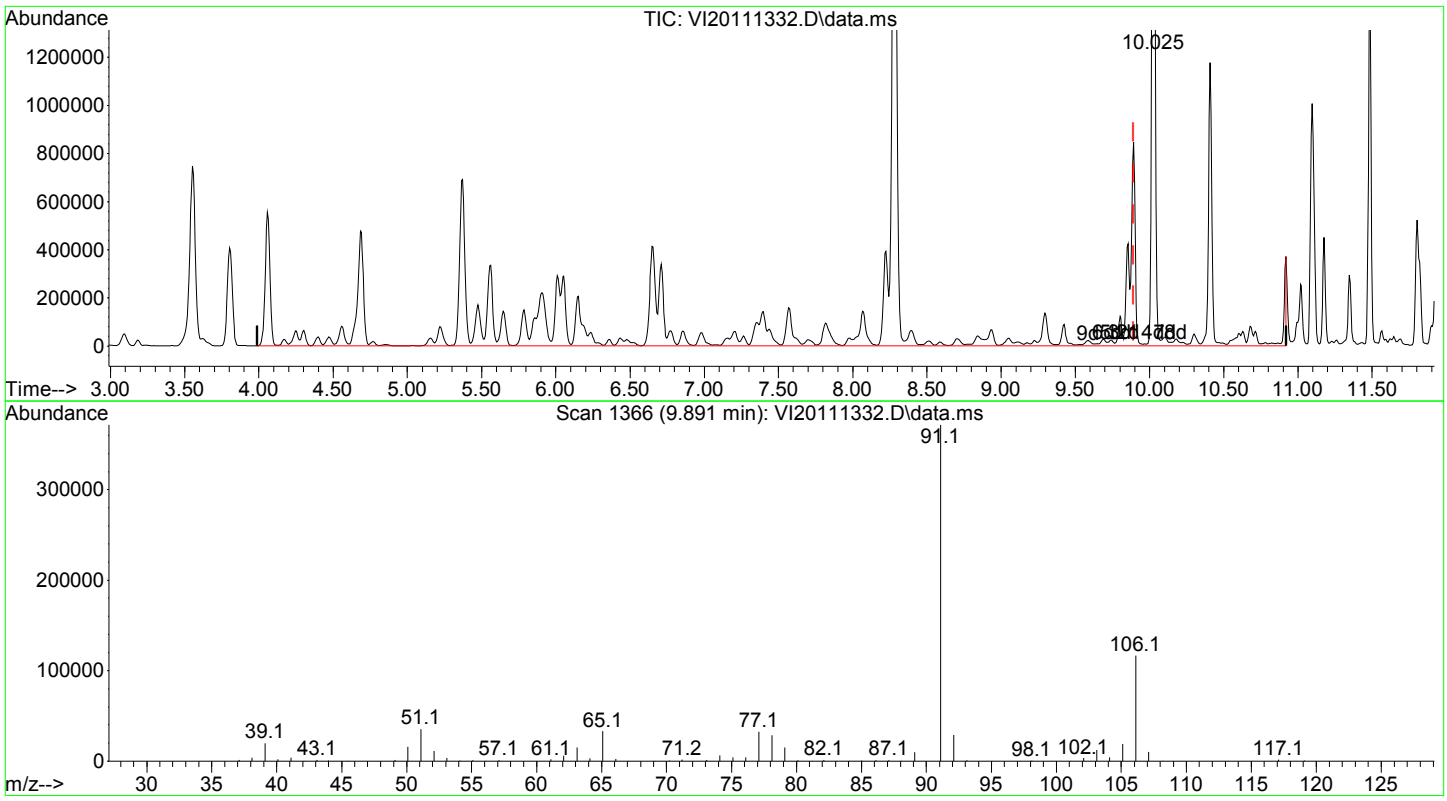

TIC: VI20111332.D\data.ms

(6) TPHg (C6-C10) (H)

9.890min (0.000) 4971.48 ug/L m

response 28772366

Signal	Exp%	Act%
TIC	100.00	100.00
0.00	0.00	0.02#
0.00	0.00	0.01#
0.00	0.00	0.00

Quantitation Report (Qedit)

InstName : VOA-GCMS9

Data Path : C:\msdchem\1\data\2020-11\0K13048\
Data File : VI20111332.D
Acq On : 14 Nov 2020 10:21 am
Operator : TNL
Sample : 0K13048-CALI
Misc : 1X 5mL 5000 PPB GX
ALS Vial : 32 Sample Multiplier: 1
DataAcq Meth:VI1611RUN.M

Quant Time: Nov 14 17:25:12 2020
Quant Method : C:\msdchem\1\methods\VI201114G.M
Quant Title : NWTPH-Gx by GC/MS
QLast Update : Sat Nov 14 17:24:25 2020
Response via : Initial Calibration

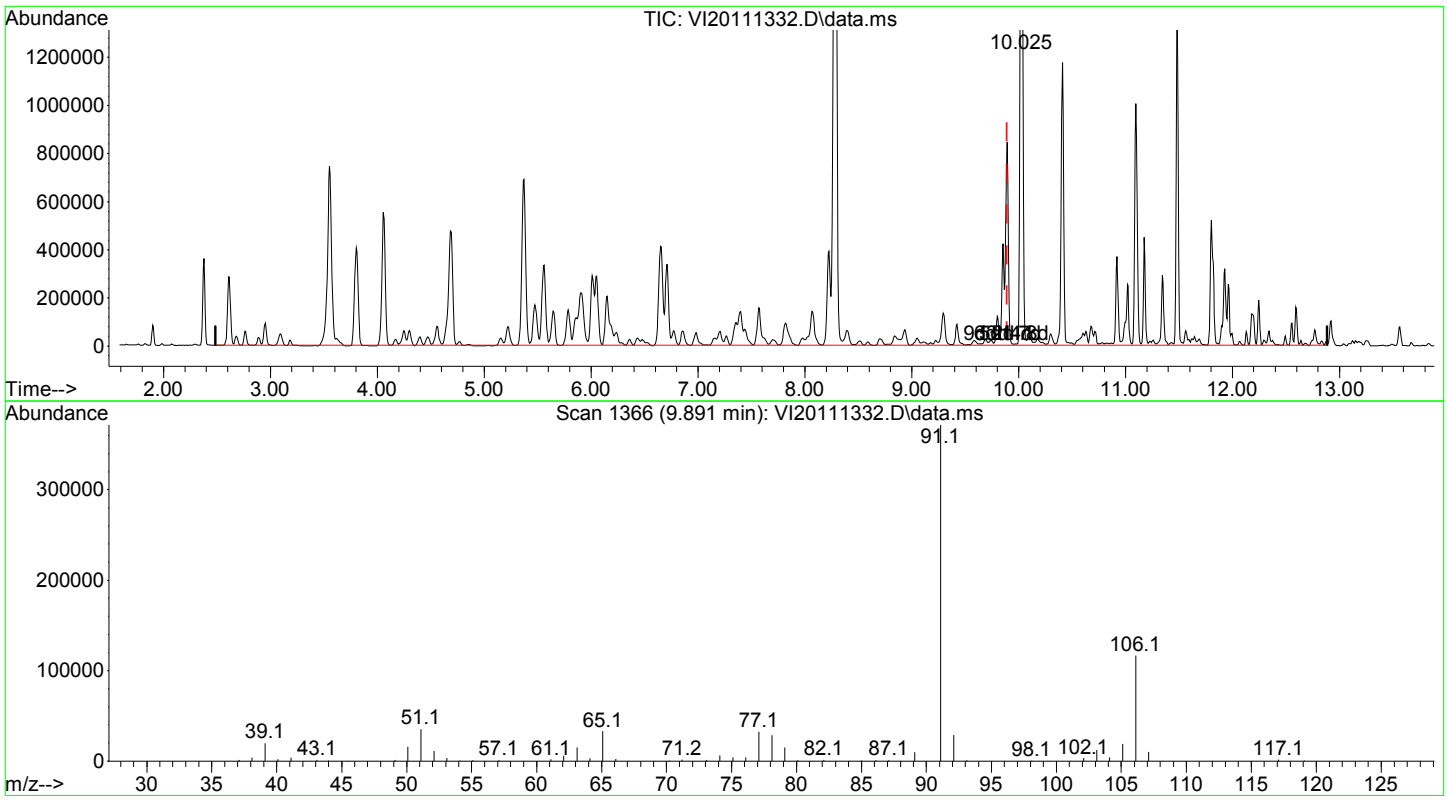

TIC: VI20111332.D\data.ms

(7) CA-LUFT (C5-C12) (H)
9.890min (0.000) 5207.51 ug/L m
response 42277648

Signal	Exp%	Act%
TIC	100.00	100.00
0.00	0.00	0.01#
0.00	0.00	0.01#
0.00	0.00	0.00

Quantitation Report (QT Reviewed)

InstName : VOA-GCMS9

Data Path : C:\msdchem\1\data\2020-11\0K13048\
Data File : VI20111332.D
Acq On : 14 Nov 2020 10:21 am
Operator : TNL
Sample : 0K13048-CALI
Misc : 1X 5mL 5000 PPB GX
ALS Vial : 32 Sample Multiplier: 1
DataAcq Meth:VI1611RUN.M

11/15/20 TNL

Quant Time: Nov 14 17:25:12 2020
Quant Method : C:\msdchem\1\methods\VI201114G.M
Quant Title : NWTPH-Gx by GC/MS
QLast Update : Sat Nov 14 17:24:25 2020
Response via : Initial Calibration

Compound	R.T.	QIon	Response	Conc	Units	Dev(Min)
Internal Standards						
1) Pentafluorobenzene (IS)	6.150	168	164376	50.00	ug/L	0.00
System Monitoring Compounds						
2) 1,4-Difluorobenzene (Sur)	6.710	114	266221	50.99	ug/L	0.00
3) 4-Bromofluorobenzene (...	10.920	174	92954	55.11	ug/L	0.00
9) Toluene-d8 (NR)	8.225	98	299796	0.00	ug/L	0.00
11) Chlorobenzene-d5 (NR)	9.855	117	229258	0.00	ug/L	0.00
12) 1,4-Dichlorobenzene-d4...	11.802	150	173342	0.00	ug/L	0.00
Target Compounds						Qvalue
4) NWTPH-Gx (TPH)	9.890	TIC	28805738m	5262.92	ug/L	
5) TPHg (C5-C9)	9.890	TIC	32894479m	4964.52	ug/L	
6) TPHg (C6-C10)	9.890	TIC	28772366m	4971.48	ug/L	
7) CA-LUFT (C5-C12)	9.890	TIC	42277648m	5207.51	ug/L	

(#) = qualifier out of range (m) = manual integration (+) = signals summed

Quantitation Report (QT Reviewed)

InstName : VOA-GCMS9

Data Path : C:\msdchem\1\data\2020-11\0K13048\
Data File : VI20111332.D
Acq On : 14 Nov 2020 10:21 am
Operator : TNL
Sample : 0K13048-CALI
Misc : 1X 5mL 5000 PPB GX
ALS Vial : 32 Sample Multiplier: 1
DataAcq Meth:VI1611RUN.M

Quant Time: Nov 14 17:25:12 2020
Quant Method : C:\msdchem\1\methods\VI201114G.M
Quant Title : NWTPH-Gx by GC/MS
QLast Update : Sat Nov 14 17:24:25 2020
Response via : Initial Calibration

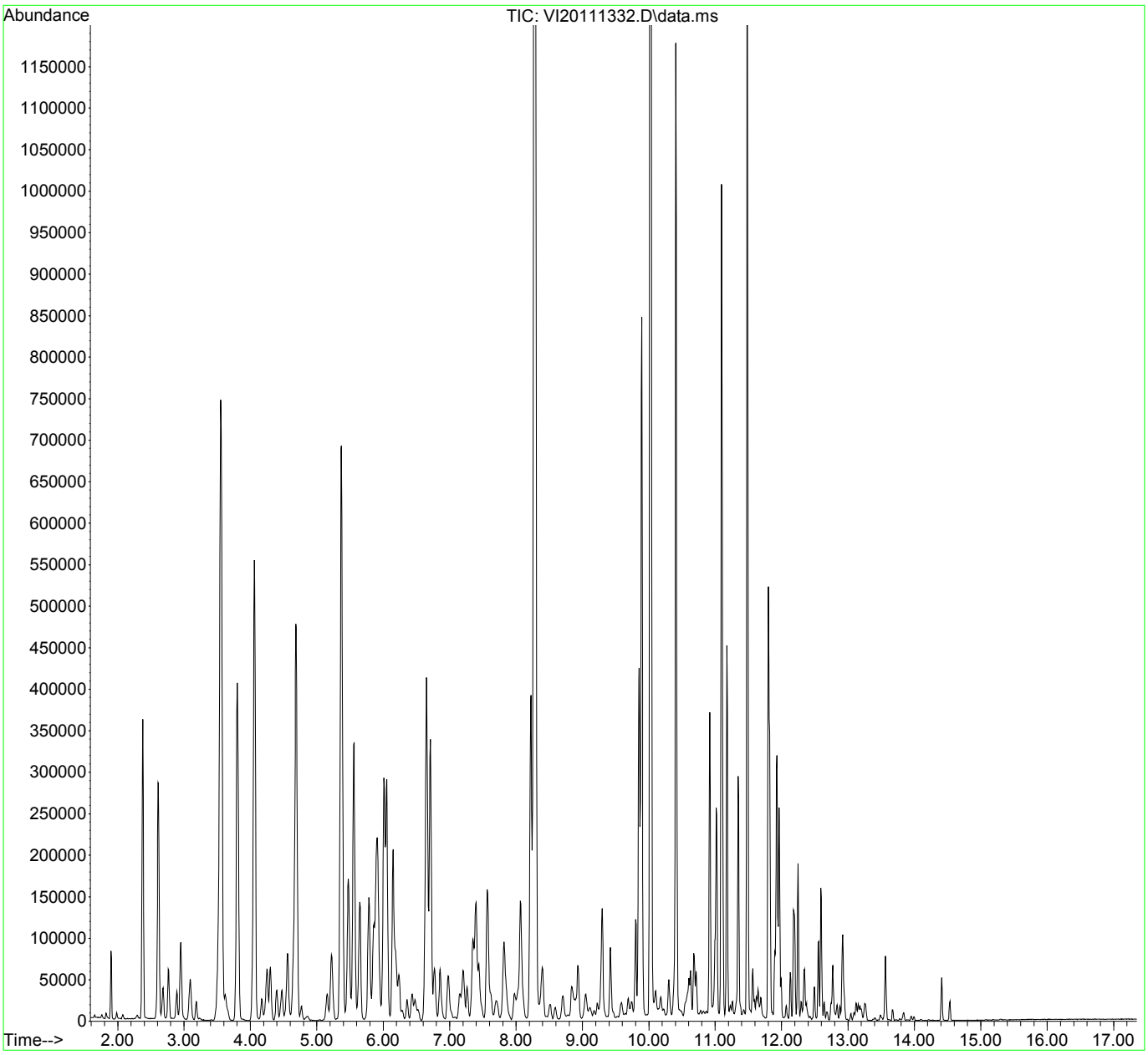

Quantitation Report (Not Reviewed)

InstName : VOA-GCMS9

Data Path : C:\msdchem\1\data\2020-11\0K13048\
Data File : VI20111333.D
Acq On : 14 Nov 2020 10:48 am
Operator : TNL
Sample : 0K13048-CALJ
Misc : 1X 5mL 10000 PPB GX
ALS Vial : 33 Sample Multiplier: 1
DataAcq Meth:VI1611RUN.M

11/15/20 TNL

Quant Time: Nov 14 17:25:44 2020
Quant Method : C:\msdchem\1\methods\VI201114G.M
Quant Title : NWTPH-Gx by GC/MS
QLast Update : Sat Nov 14 17:24:25 2020
Response via : Initial Calibration

Compound	R.T.	QIon	Response	Conc	Units	Dev(Min)
Internal Standards						
1) Pentafluorobenzene (IS)	6.150	168	174056	50.00	ug/L	0.00
System Monitoring Compounds						
2) 1,4-Difluorobenzene (Sur)	6.710	114	280319	50.71	ug/L	0.00
3) 4-Bromofluorobenzene (...	10.919	174	100267	56.14	ug/L	0.00
9) Toluene-d8 (NR)	8.224	98	316886	0.00	ug/L	0.00
11) Chlorobenzene-d5 (NR)	9.855	117	243102	0.00	ug/L	0.00
12) 1,4-Dichlorobenzene-d4...	11.802	150	186745	0.00	ug/L	0.00
Target Compounds						Qvalue
4) NWTPH-Gx (TPH)	9.890	TIC	53398634m	8987.32	ug/L	
5) TPHg (C5-C9)	9.890	TIC	54616280m	7860.85	ug/L	
6) TPHg (C6-C10)	9.890	TIC	48761155m	7996.90	ug/L	
7) CA-LUFT (C5-C12)	9.890	TIC	71280172m	8291.66	ug/L	

(#) = qualifier out of range (m) = manual integration (+) = signals summed

Quantitation Report (Not Reviewed)

InstName : VOA-GCMS9

Data Path : C:\msdchem\1\data\2020-11\0K13048\
Data File : VI20111333.D
Acq On : 14 Nov 2020 10:48 am
Operator : TNL
Sample : 0K13048-CALJ
Misc : 1X 5mL 10000 PPB GX
ALS Vial : 33 Sample Multiplier: 1
DataAcq Meth:VI1611RUN.M

Quant Time: Nov 14 17:25:44 2020
Quant Method : C:\msdchem\1\methods\VI201114G.M
Quant Title : NWTPH-Gx by GC/MS
QLast Update : Sat Nov 14 17:24:25 2020
Response via : Initial Calibration

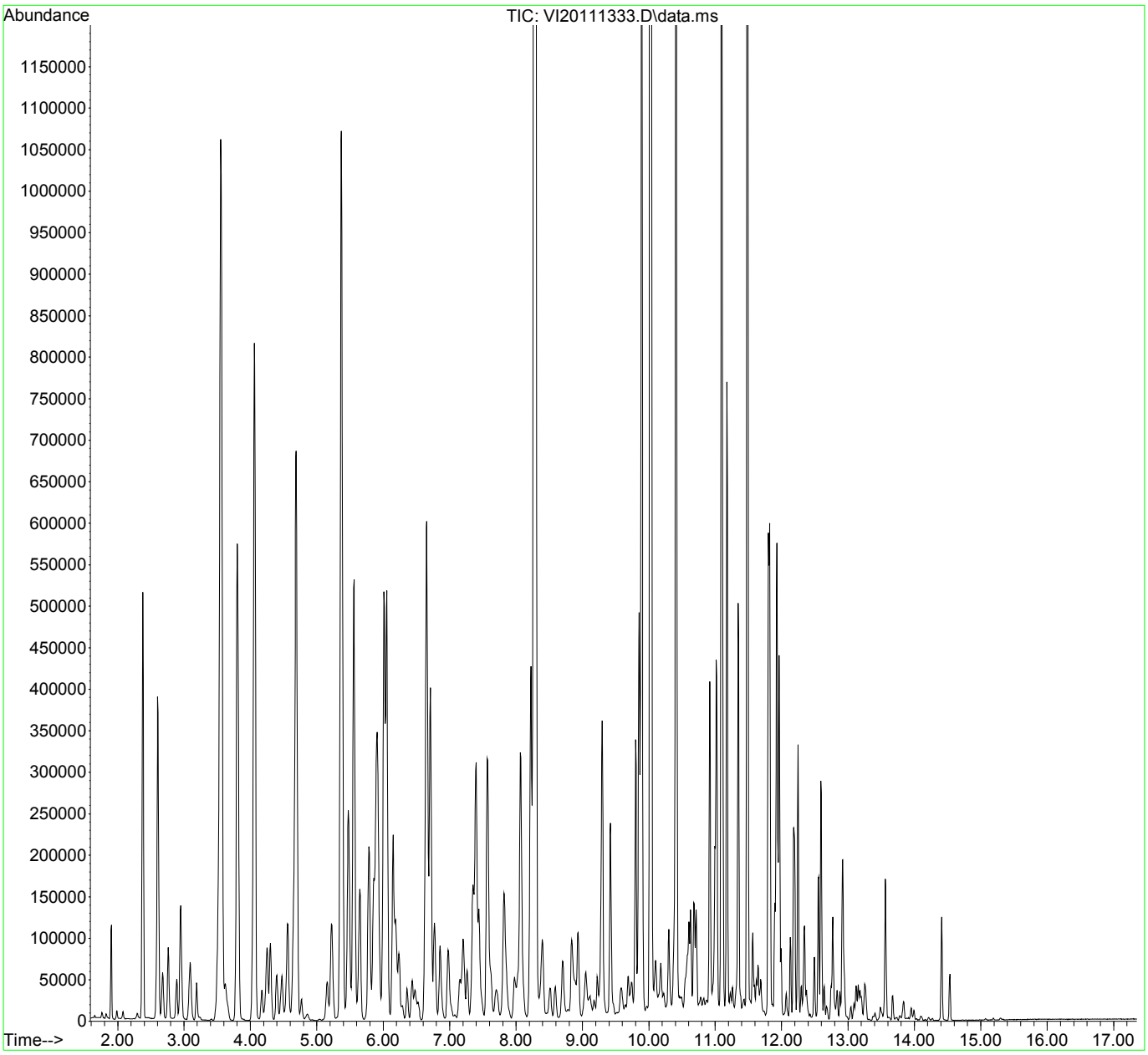

Quantitation Report (Qedit)

InstName : VOA-GCMS9

Data Path : C:\msdchem\1\data\2020-11\0K13048\
Data File : VI20111333.D
Acq On : 14 Nov 2020 10:48 am
Operator : TNL
Sample : 0K13048-CALJ
Misc : 1X 5mL 10000 PPB GX
ALS Vial : 33 Sample Multiplier: 1
DataAcq Meth:VI1611RUN.M

Quant Time: Nov 14 17:25:44 2020
Quant Method : C:\msdchem\1\methods\VI201114G.M
Quant Title : NWTPH-Gx by GC/MS
QLast Update : Sat Nov 14 17:24:25 2020
Response via : Initial Calibration

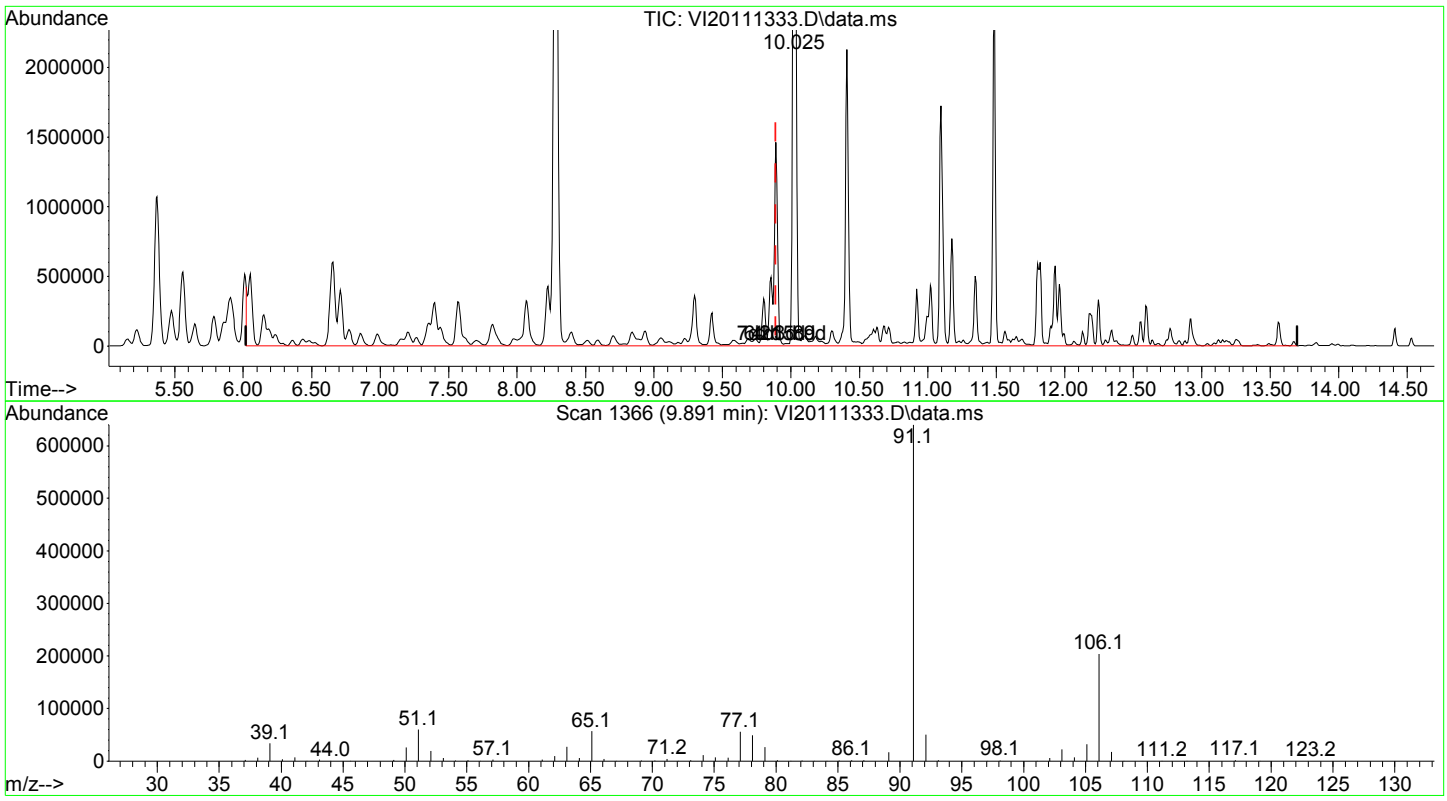

TIC: VI20111333.D\data.ms

(4) NWTPH-Gx (TPH) (H)

9.890min (0.000) 8987.32 ug/L m

response 53398634

Signal	Exp%	Act%
TIC	100.00	100.00
0.00	0.00	0.02#
0.00	0.00	0.01#
0.00	0.00	0.00

Quantitation Report (Qedit)

InstName : VOA-GCMS9

Data Path : C:\msdchem\1\data\2020-11\0K13048\
Data File : VI20111333.D
Acq On : 14 Nov 2020 10:48 am
Operator : TNL
Sample : 0K13048-CALJ
Misc : 1X 5mL 10000 PPB GX
ALS Vial : 33 Sample Multiplier: 1
DataAcq Meth:VI1611RUN.M

Quant Time: Nov 14 17:25:44 2020
Quant Method : C:\msdchem\1\methods\VI201114G.M
Quant Title : NWTPH-Gx by GC/MS
QLast Update : Sat Nov 14 17:24:25 2020
Response via : Initial Calibration

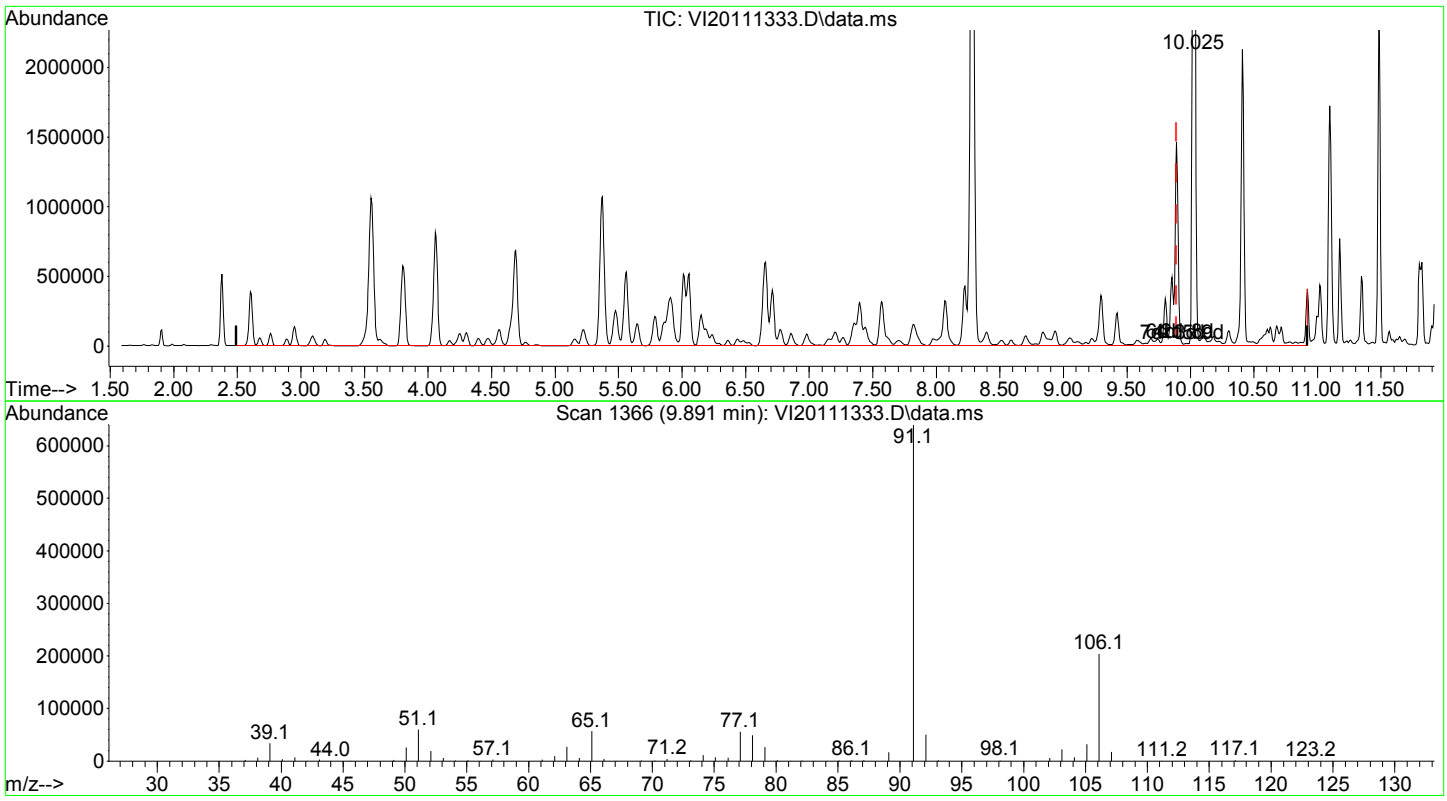

TIC: VI20111333.D\data.ms

(5) TPHg (C5-C9) (H)

9.890min (0.000) 7860.85 ug/L m

response 54616280

Signal	Exp%	Act%
TIC	100.00	100.00
0.00	0.00	0.02#
0.00	0.00	0.01#
0.00	0.00	0.00

Quantitation Report (Qedit)

InstName : VOA-GCMS9

Data Path : C:\msdchem\1\data\2020-11\0K13048\
Data File : VI20111333.D
Acq On : 14 Nov 2020 10:48 am
Operator : TNL
Sample : 0K13048-CALJ
Misc : 1X 5mL 10000 PPB GX
ALS Vial : 33 Sample Multiplier: 1
DataAcq Meth:VI1611RUN.M

Quant Time: Nov 14 17:25:44 2020
Quant Method : C:\msdchem\1\methods\VI201114G.M
Quant Title : NWTPH-Gx by GC/MS
QLast Update : Sat Nov 14 17:24:25 2020
Response via : Initial Calibration

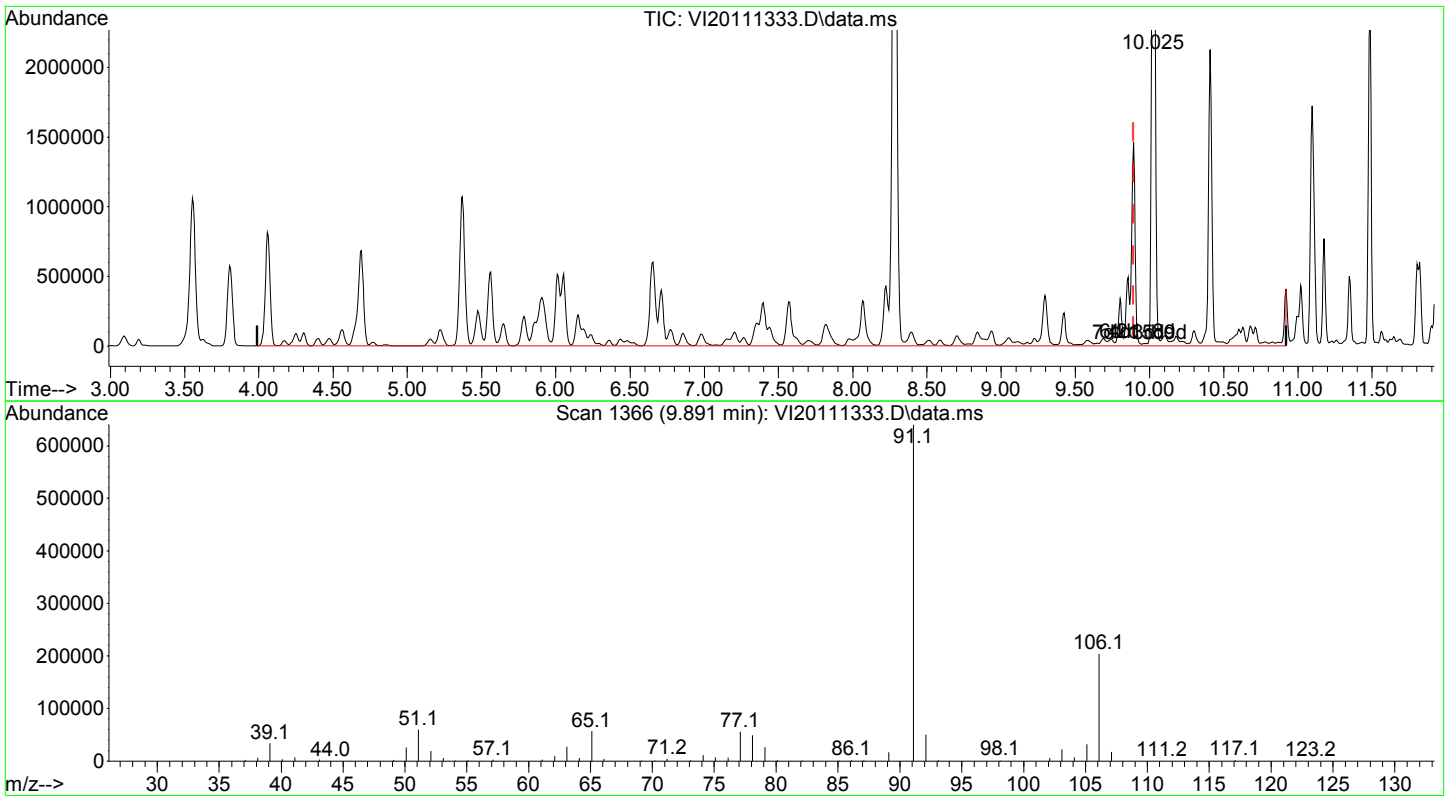

TIC: VI20111333.D\data.ms

(6) TPHg (C6-C10) (H)
9.890min (0.000) 7996.90 ug/L m
response 48761155

Signal	Exp%	Act%
TIC	100.00	100.00
0.00	0.00	0.02#
0.00	0.00	0.02#
0.00	0.00	0.00

Quantitation Report (Qedit)

InstName : VOA-GCMS9

Data Path : C:\msdchem\1\data\2020-11\0K13048\
Data File : VI20111333.D
Acq On : 14 Nov 2020 10:48 am
Operator : TNL
Sample : 0K13048-CALJ
Misc : 1X 5mL 10000 PPB GX
ALS Vial : 33 Sample Multiplier: 1
DataAcq Meth:VI1611RUN.M

Quant Time: Nov 14 17:25:44 2020
Quant Method : C:\msdchem\1\methods\VI201114G.M
Quant Title : NWTPH-Gx by GC/MS
QLast Update : Sat Nov 14 17:24:25 2020
Response via : Initial Calibration

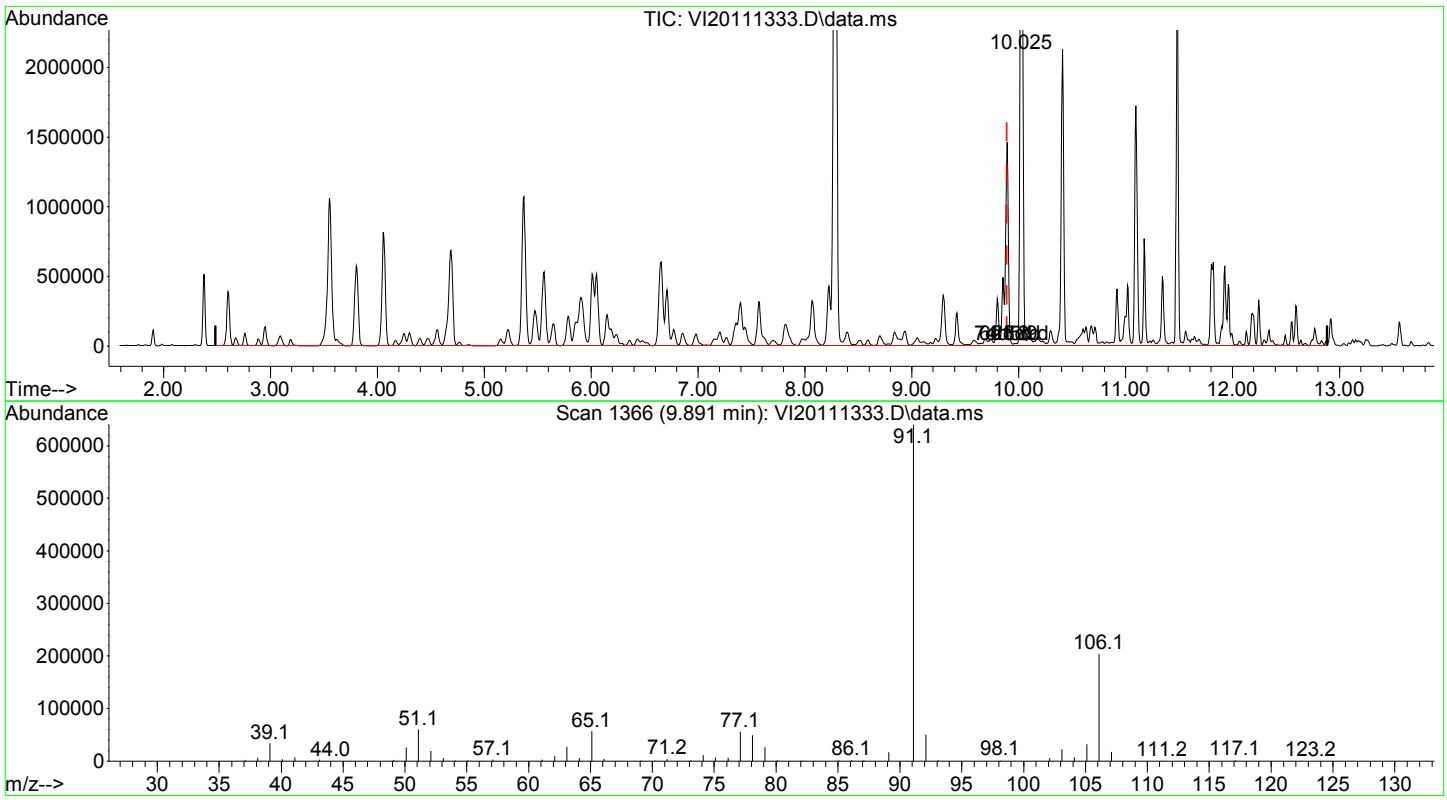

TIC: VI20111333.D\data.ms

(7) CA-LUFT (C5-C12) (H)
9.890min (0.000) 8291.66 ug/L m
response 71280172

Signal	Exp%	Act%
TIC	100.00	100.00
0.00	0.00	0.01#
0.00	0.00	0.01#
0.00	0.00	0.00

Quantitation Report (QT Reviewed)

InstName : VOA-GCMS9

Data Path : C:\msdchem\1\data\2020-11\0K13048\
Data File : VI20111333.D
Acq On : 14 Nov 2020 10:48 am
Operator : TNL
Sample : 0K13048-CALJ
Misc : 1X 5mL 10000 PPB GX
ALS Vial : 33 Sample Multiplier: 1
DataAcq Meth:VI1611RUN.M

11/15/20 TNL

Quant Time: Nov 14 17:25:44 2020
Quant Method : C:\msdchem\1\methods\VI201114G.M
Quant Title : NWTPH-Gx by GC/MS
QLast Update : Sat Nov 14 17:24:25 2020
Response via : Initial Calibration

Compound	R.T.	QIon	Response	Conc	Units	Dev(Min)
Internal Standards						
1) Pentafluorobenzene (IS)	6.150	168	174056	50.00	ug/L	0.00
System Monitoring Compounds						
2) 1,4-Difluorobenzene (Sur)	6.710	114	280319	50.71	ug/L	0.00
3) 4-Bromofluorobenzene (...	10.919	174	100267	56.14	ug/L	0.00
9) Toluene-d8 (NR)	8.224	98	316886	0.00	ug/L	0.00
11) Chlorobenzene-d5 (NR)	9.855	117	243102	0.00	ug/L	0.00
12) 1,4-Dichlorobenzene-d4...	11.802	150	186745	0.00	ug/L	0.00
Target Compounds						Qvalue
4) NWTPH-Gx (TPH)	9.890	TIC	53398634m	8987.32	ug/L	
5) TPHg (C5-C9)	9.890	TIC	54616280m	7860.85	ug/L	
6) TPHg (C6-C10)	9.890	TIC	48761155m	7996.90	ug/L	
7) CA-LUFT (C5-C12)	9.890	TIC	71280172m	8291.66	ug/L	

(#) = qualifier out of range (m) = manual integration (+) = signals summed

Quantitation Report (QT Reviewed)

InstName : VOA-GCMS9

Data Path : C:\msdchem\1\data\2020-11\0K13048\
Data File : VI20111333.D
Acq On : 14 Nov 2020 10:48 am
Operator : TNL
Sample : 0K13048-CALJ
Misc : 1X 5mL 10000 PPB GX
ALS Vial : 33 Sample Multiplier: 1
DataAcq Meth:VI1611RUN.M

Quant Time: Nov 14 17:25:44 2020
Quant Method : C:\msdchem\1\methods\VI201114G.M
Quant Title : NWTPH-Gx by GC/MS
QLast Update : Sat Nov 14 17:24:25 2020
Response via : Initial Calibration

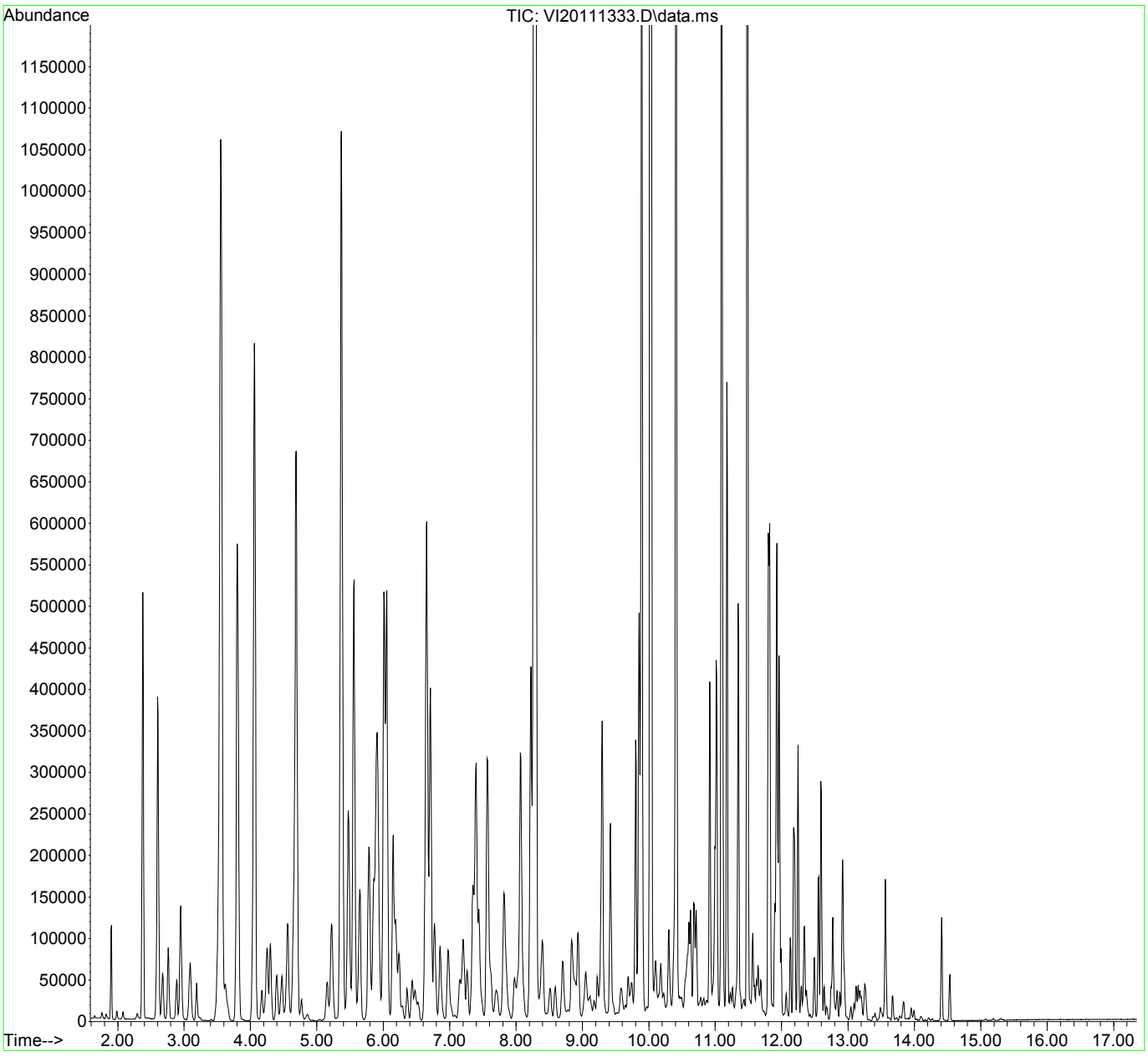

Quantitation Report (Not Reviewed)

InstName : VOA-GCMS9

Data Path : C:\msdchem\1\data\2020-11\0K13048\
Data File : VI20111334.D
Acq On : 14 Nov 2020 11:16 am
Operator : TNL
Sample : 0K13048-IBL8 11/15/20 TNL
Misc : 1X 5mL DI
ALS Vial : 34 Sample Multiplier: 1
DataAcq Meth:VI1611RUN.M

Quant Time: Nov 15 10:23:15 2020
Quant Method : C:\msdchem\1\methods\VI201114G.M
Quant Title : NWTPH-Gx by GC/MS
QLast Update : Sat Nov 14 17:27:50 2020
Response via : Initial Calibration

Compound	R.T.	QIon	Response	Conc	Units	Dev(Min)
Internal Standards						
1) Pentafluorobenzene (IS)	6.150	168	169436	50.00	ug/L	0.00
System Monitoring Compounds						
2) 1,4-Difluorobenzene (Sur)	6.710	114	266696	49.08	ug/L	0.00
3) 4-Bromofluorobenzene (...	10.919	174	86332	47.92	ug/L	0.00
9) Toluene-d8 (NR)	8.224	98	297706	0.00	ug/L	0.00
11) Chlorobenzene-d5 (NR)	9.855	117	222850	0.00	ug/L	0.00
12) 1,4-Dichlorobenzene-d4...	11.802	150	151555	0.00	ug/L	0.00
Target Compounds						Qvalue
4) NWTPH-Gx (TPH)	9.890	TIC	7999m	30.30	ug/L	
5) TPHg (C5-C9)	9.890	TIC	-147417m	42.32	ug/L	
6) TPHg (C6-C10)	9.890	TIC	-197225m	51.03	ug/L	
7) CA-LUFT (C5-C12)	9.890	TIC	325929m	46.61	ug/L	

(#) = qualifier out of range (m) = manual integration (+) = signals summed

Quantitation Report (Not Reviewed)

InstName : VOA-GCMS9

Data Path : C:\msdchem\1\data\2020-11\0K13048\
Data File : VI20111334.D
Acq On : 14 Nov 2020 11:16 am
Operator : TNL
Sample : 0K13048-IBL8
Misc : 1X 5mL DI
ALS Vial : 34 Sample Multiplier: 1
DataAcq Meth:VI1611RUN.M

Quant Time: Nov 15 10:23:15 2020
Quant Method : C:\msdchem\1\methods\VI201114G.M
Quant Title : NWTPH-Gx by GC/MS
QLast Update : Sat Nov 14 17:27:50 2020
Response via : Initial Calibration

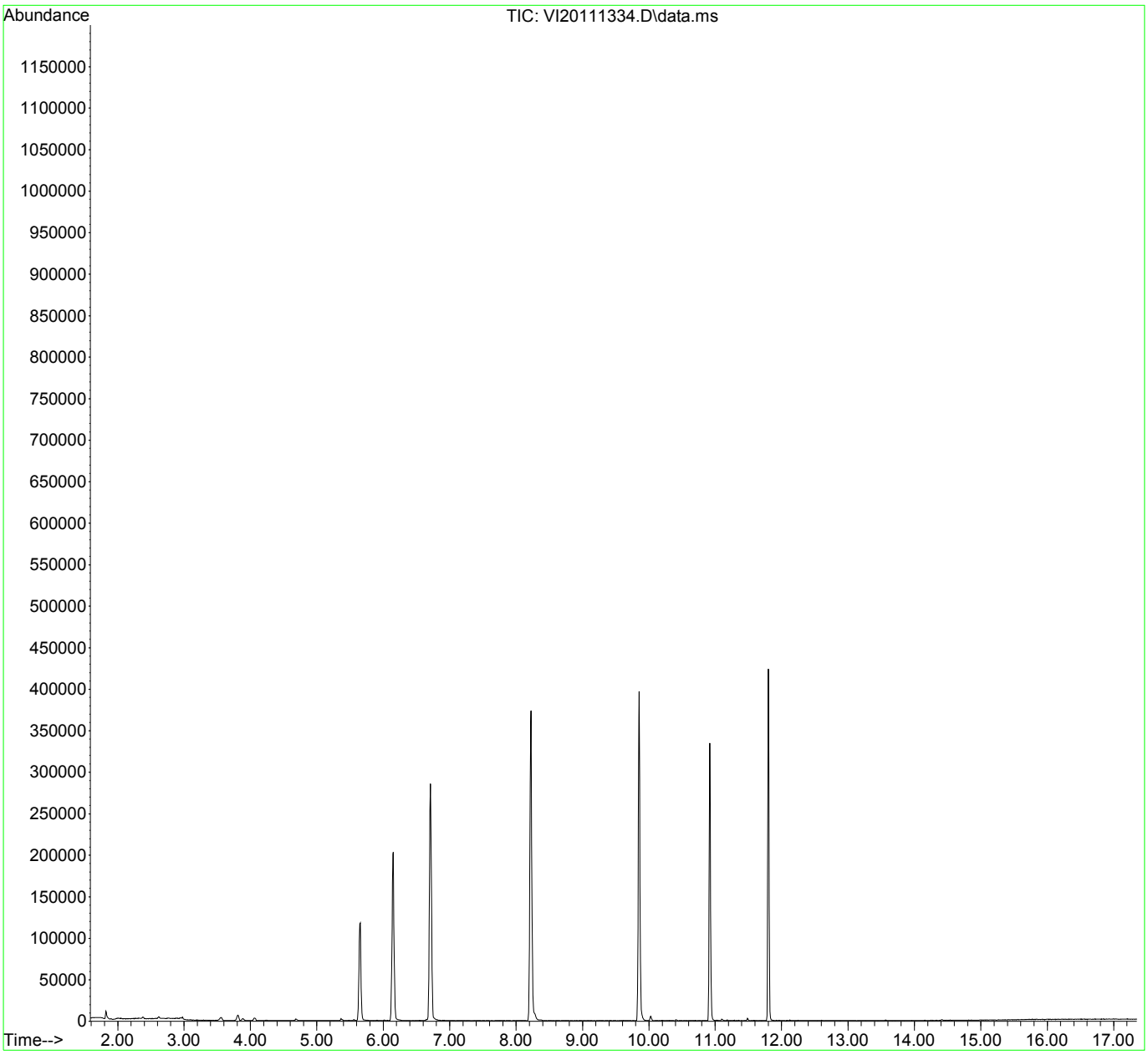

Quantitation Report (Not Reviewed)

InstName : VOA-GCMS9

Data Path : C:\msdchem\1\data\2020-11\0K13048\
Data File : VI20111335.D
Acq On : 14 Nov 2020 11:43 am
Operator : TNL
Sample : 0K13048-IBL9
Misc : 1X 5mL DI 11/15/20 TNL
ALS Vial : 35 Sample Multiplier: 1
DataAcq Meth:VI1611RUN.M

Quant Time: Nov 15 10:23:18 2020
Quant Method : C:\msdchem\1\methods\VI201114G.M
Quant Title : NWTPH-Gx by GC/MS
QLast Update : Sat Nov 14 17:27:50 2020
Response via : Initial Calibration

Compound	R.T.	QIon	Response	Conc	Units	Dev(Min)
Internal Standards						
1) Pentafluorobenzene (IS)	6.150	168	166684	50.00	ug/L	0.00
System Monitoring Compounds						
2) 1,4-Difluorobenzene (Sur)	6.716	114	264762	49.53	ug/L	0.00
3) 4-Bromofluorobenzene (...	10.919	174	82259	46.41	ug/L	0.00
9) Toluene-d8 (NR)	8.224	98	291900	0.00	ug/L	0.00
11) Chlorobenzene-d5 (NR)	9.855	117	216919	0.00	ug/L	0.00
12) 1,4-Dichlorobenzene-d4...	11.802	150	141775	0.00	ug/L	0.00
Target Compounds						Qvalue
4) NWTPH-Gx (TPH)	9.890	TIC	-23069m	23.74	ug/L	
5) TPHg (C5-C9)	9.890	TIC	-184786m	35.85	ug/L	
6) TPHg (C6-C10)	9.890	TIC	-216345m	46.92	ug/L	
7) CA-LUFT (C5-C12)	9.890	TIC	261006m	38.54	ug/L	

(#) = qualifier out of range (m) = manual integration (+) = signals summed

Quantitation Report (Not Reviewed)

InstName : VOA-GCMS9

Data Path : C:\msdchem\1\data\2020-11\0K13048\
Data File : VI20111335.D
Acq On : 14 Nov 2020 11:43 am
Operator : TNL
Sample : 0K13048-IBL9
Misc : 1X 5mL DI
ALS Vial : 35 Sample Multiplier: 1
DataAcq Meth:VI1611RUN.M

Quant Time: Nov 15 10:23:18 2020
Quant Method : C:\msdchem\1\methods\VI201114G.M
Quant Title : NWTPH-Gx by GC/MS
QLast Update : Sat Nov 14 17:27:50 2020
Response via : Initial Calibration

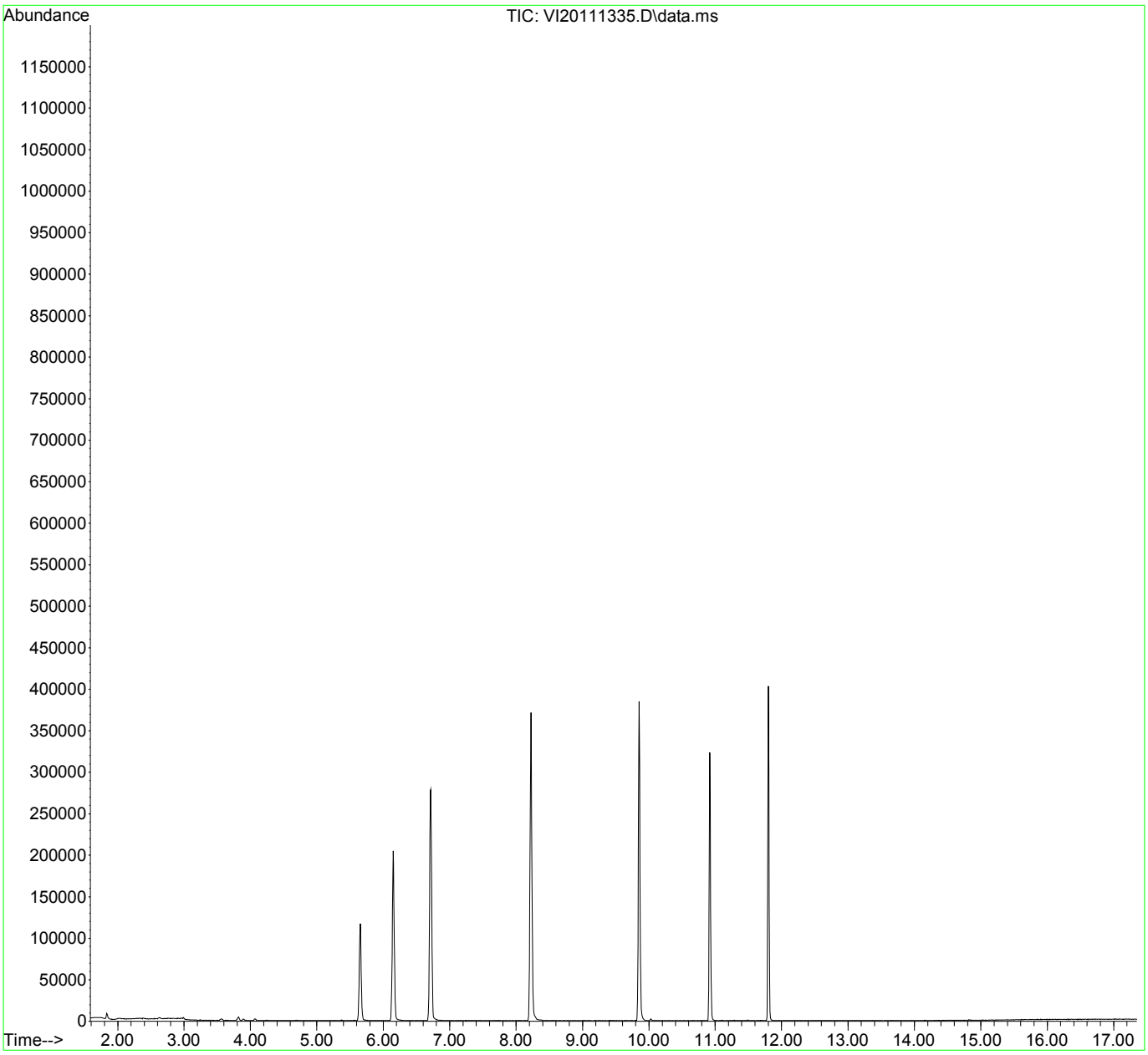

Quantitation Report (Not Reviewed)

InstName : VOA-GCMS9

Data Path : C:\msdchem\1\data\2020-11\0K13048\
Data File : VI20111336.D
Acq On : 14 Nov 2020 12:10 pm
Operator : TNL
Sample : 0K13048-ICV2
Misc : 1X 5mL 500PPB GX
ALS Vial : 36 Sample Multiplier: 1
DataAcq Meth:VI1611RUN.M

11/15/20 TNL

Quant Time: Nov 15 10:23:20 2020
Quant Method : C:\msdchem\1\methods\VI201114G.M
Quant Title : NWTPH-Gx by GC/MS
QLast Update : Sat Nov 14 17:27:50 2020
Response via : Initial Calibration

Compound	R.T.	QIon	Response	Conc	Units	Dev(Min)
Internal Standards						
1) Pentafluorobenzene (IS)	6.150	168	171560	50.00	ug/L	0.00
System Monitoring Compounds						
2) 1,4-Difluorobenzene (Sur)	6.716	114	273879	49.78	ug/L	0.00
3) 4-Bromofluorobenzene (...	10.920	174	92671	50.80	ug/L	0.00
9) Toluene-d8 (NR)	8.225	98	313108	0.00	ug/L	0.00
11) Chlorobenzene-d5 (NR)	9.855	117	237709	0.00	ug/L	0.00
12) 1,4-Dichlorobenzene-d4...	11.802	150	168607	0.00	ug/L	0.00
Target Compounds						Qvalue
4) NWTPH-Gx (TPH)	9.890	TIC	2219851m	475.40	ug/L	
5) TPHg (C5-C9)	9.890	TIC	2526235m	461.87	ug/L	
6) TPHg (C6-C10)	9.890	TIC	2113994m	461.18	ug/L	
7) CA-LUFT (C5-C12)	9.890	TIC	3615067m	472.89	ug/L	

(#) = qualifier out of range (m) = manual integration (+) = signals summed

Quantitation Report (Not Reviewed)

InstName : VOA-GCMS9

Data Path : C:\msdchem\1\data\2020-11\0K13048\
Data File : VI20111336.D
Acq On : 14 Nov 2020 12:10 pm
Operator : TNL
Sample : 0K13048-ICV2
Misc : 1X 5mL 500PPB GX
ALS Vial : 36 Sample Multiplier: 1
DataAcq Meth:VI1611RUN.M

Quant Time: Nov 15 10:23:20 2020
Quant Method : C:\msdchem\1\methods\VI201114G.M
Quant Title : NWTPH-Gx by GC/MS
QLast Update : Sat Nov 14 17:27:50 2020
Response via : Initial Calibration

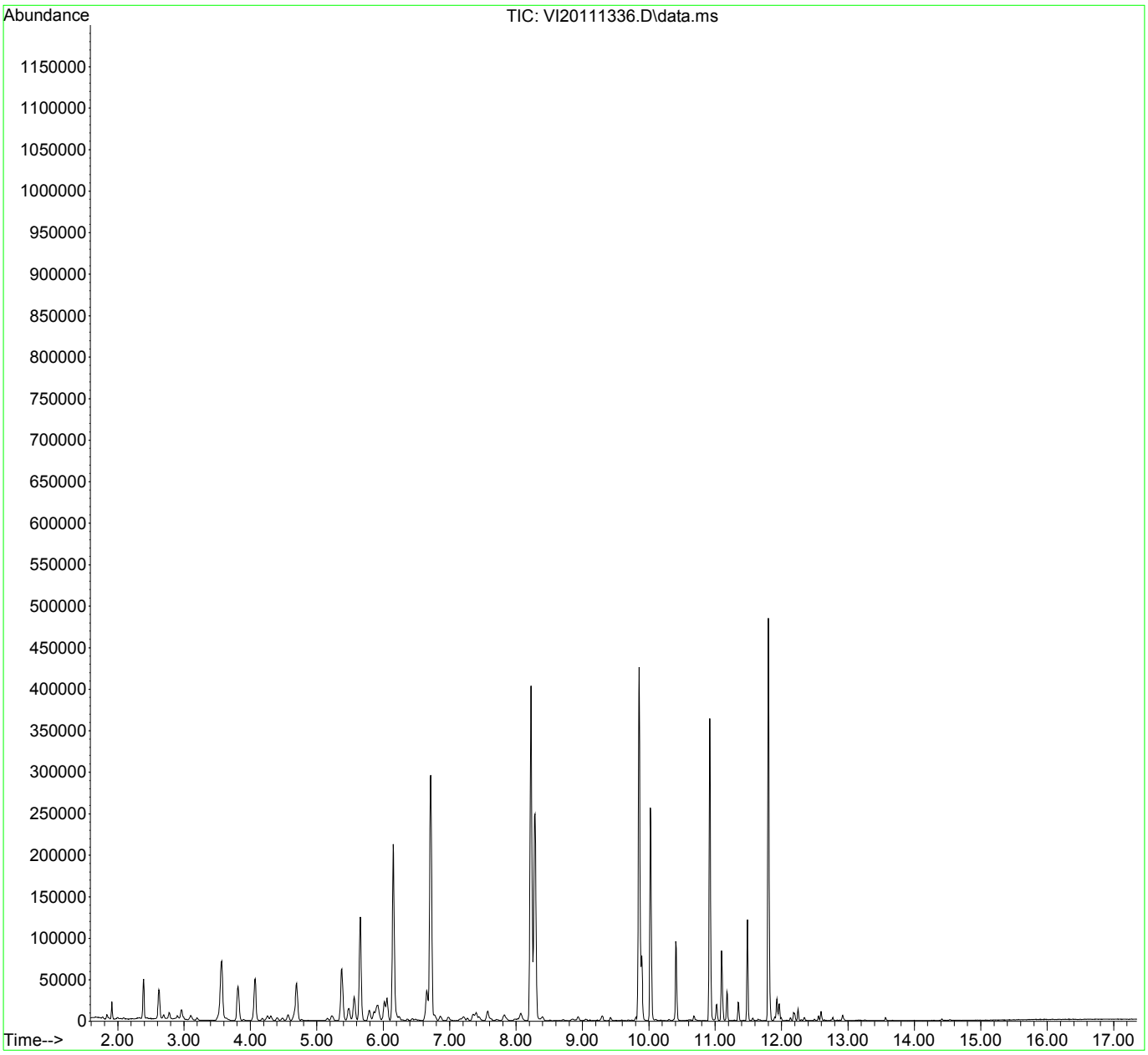

Quantitation Report (Qedit)

InstName : VOA-GCMS9

Data Path : C:\msdchem\1\data\2020-11\0K13048\
Data File : VI20111336.D
Acq On : 14 Nov 2020 12:10 pm
Operator : TNL
Sample : 0K13048-ICV2
Misc : 1X 5mL 500PPB GX
ALS Vial : 36 Sample Multiplier: 1
DataAcq Meth:VI1611RUN.M

Quant Time: Nov 15 10:23:20 2020
Quant Method : C:\msdchem\1\methods\VI201114G.M
Quant Title : NWTPH-Gx by GC/MS
QLast Update : Sat Nov 14 17:27:50 2020
Response via : Initial Calibration

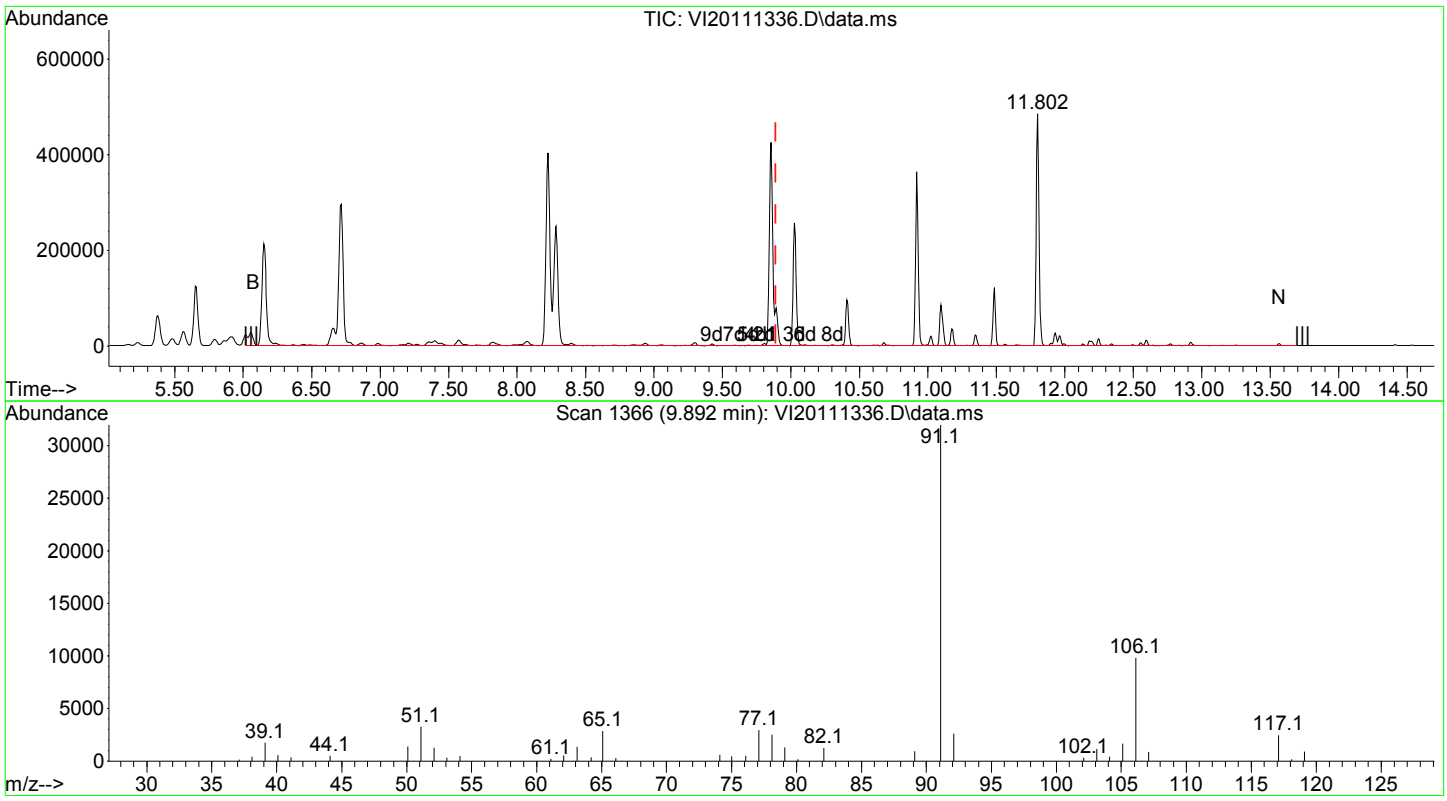

TIC: VI20111336.D\data.ms

(4) NWTPH-Gx (TPH) (H)
9.890min (0.000) 475.40 ug/L m
response 2219851

Signal	Exp%	Act%
TIC	100.00	100.00
0.00	0.00	0.01#
0.00	0.00	0.00
0.00	0.00	0.00

Quantitation Report (Qedit)

InstName : VOA-GCMS9

Data Path : C:\msdchem\1\data\2020-11\0K13048\
Data File : VI20111336.D
Acq On : 14 Nov 2020 12:10 pm
Operator : TNL
Sample : 0K13048-ICV2
Misc : 1X 5mL 500PPB GX
ALS Vial : 36 Sample Multiplier: 1
DataAcq Meth:VI1611RUN.M

Quant Time: Nov 15 10:23:20 2020
Quant Method : C:\msdchem\1\methods\VI201114G.M
Quant Title : NWTPH-Gx by GC/MS
QLast Update : Sat Nov 14 17:27:50 2020
Response via : Initial Calibration

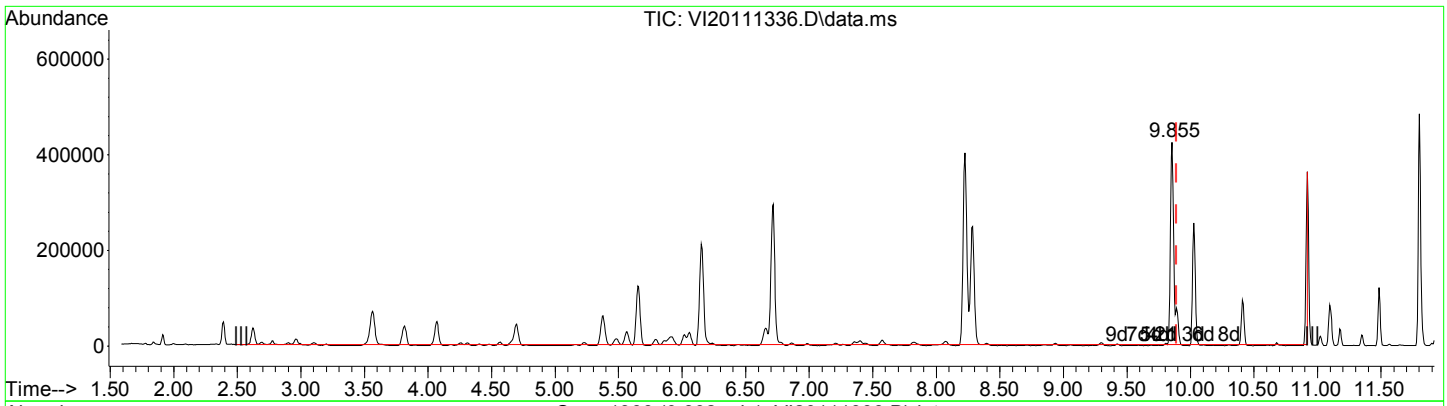

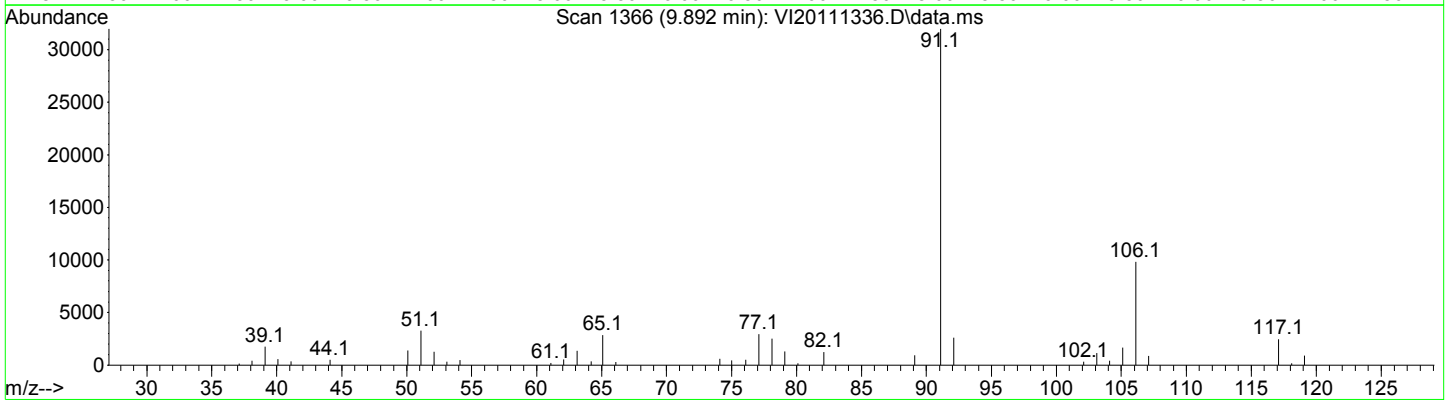

TIC: VI20111336.D\data.ms

(5) TPHg (C5-C9) (H)
9.890min (0.000) 461.87 ug/L m
response 2526235

Signal	Exp%	Act%
TIC	100.00	100.00
0.00	0.00	0.01#
0.00	0.00	0.00
0.00	0.00	0.00

Quantitation Report (Qedit)

InstName : VOA-GCMS9

Data Path : C:\msdchem\1\data\2020-11\0K13048\
Data File : VI20111336.D
Acq On : 14 Nov 2020 12:10 pm
Operator : TNL
Sample : 0K13048-ICV2
Misc : 1X 5mL 500PPB GX
ALS Vial : 36 Sample Multiplier: 1
DataAcq Meth:VI1611RUN.M

Quant Time: Nov 15 10:23:20 2020
Quant Method : C:\msdchem\1\methods\VI201114G.M
Quant Title : NWTPH-Gx by GC/MS
QLast Update : Sat Nov 14 17:27:50 2020
Response via : Initial Calibration

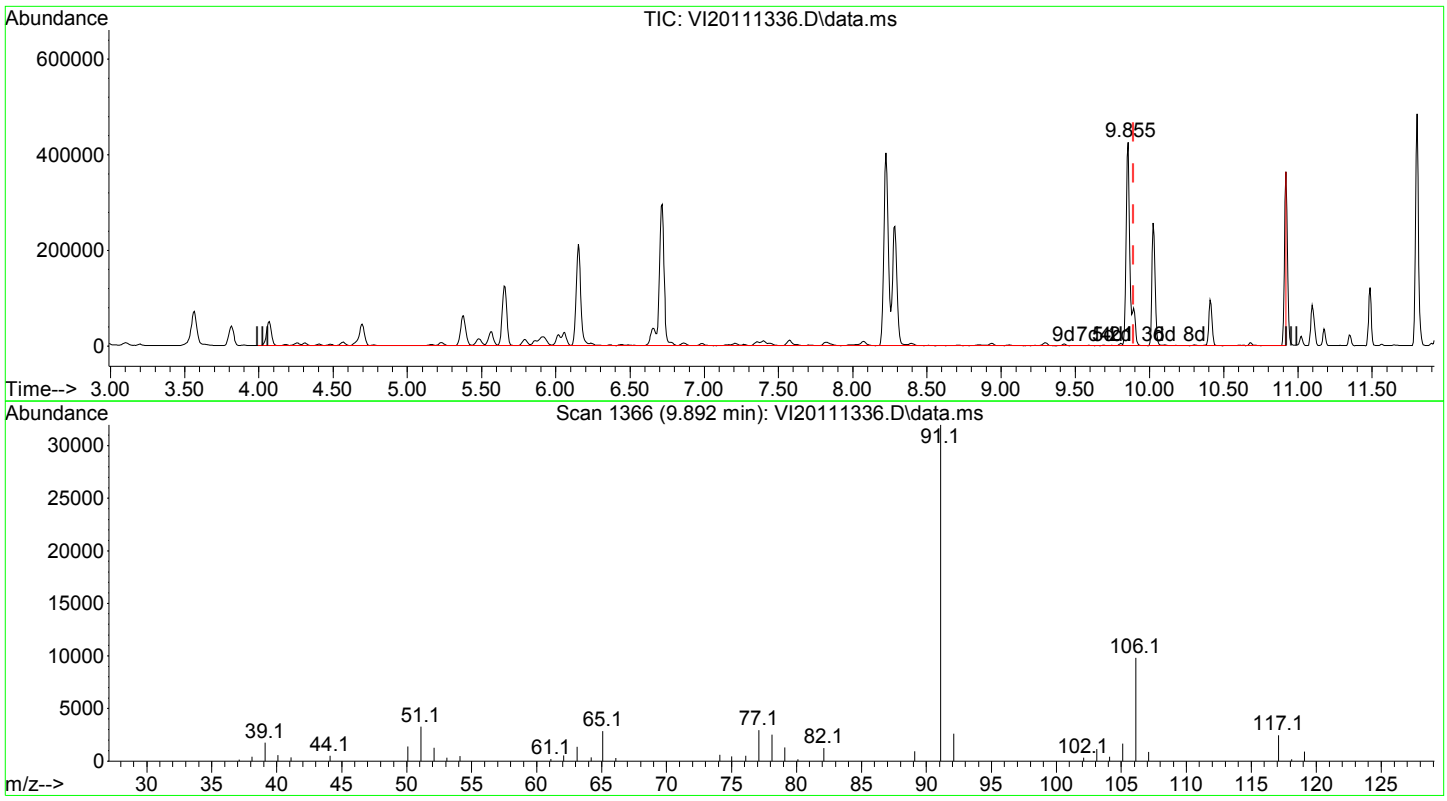

TIC: VI20111336.D\data.ms

(6) TPHg (C6-C10) (H)
9.890min (0.000) 461.18 ug/L m
response 2113994

Signal	Exp%	Act%
TIC	100.00	100.00
0.00	0.00	0.01#
0.00	0.00	0.00
0.00	0.00	0.00

Quantitation Report (Qedit)

InstName : VOA-GCMS9

Data Path : C:\msdchem\1\data\2020-11\0K13048\
Data File : VI20111336.D
Acq On : 14 Nov 2020 12:10 pm
Operator : TNL
Sample : 0K13048-ICV2
Misc : 1X 5mL 500PPB GX
ALS Vial : 36 Sample Multiplier: 1
DataAcq Meth:VI1611RUN.M

Quant Time: Nov 15 10:23:20 2020
Quant Method : C:\msdchem\1\methods\VI201114G.M
Quant Title : NWTPH-Gx by GC/MS
QLast Update : Sat Nov 14 17:27:50 2020
Response via : Initial Calibration

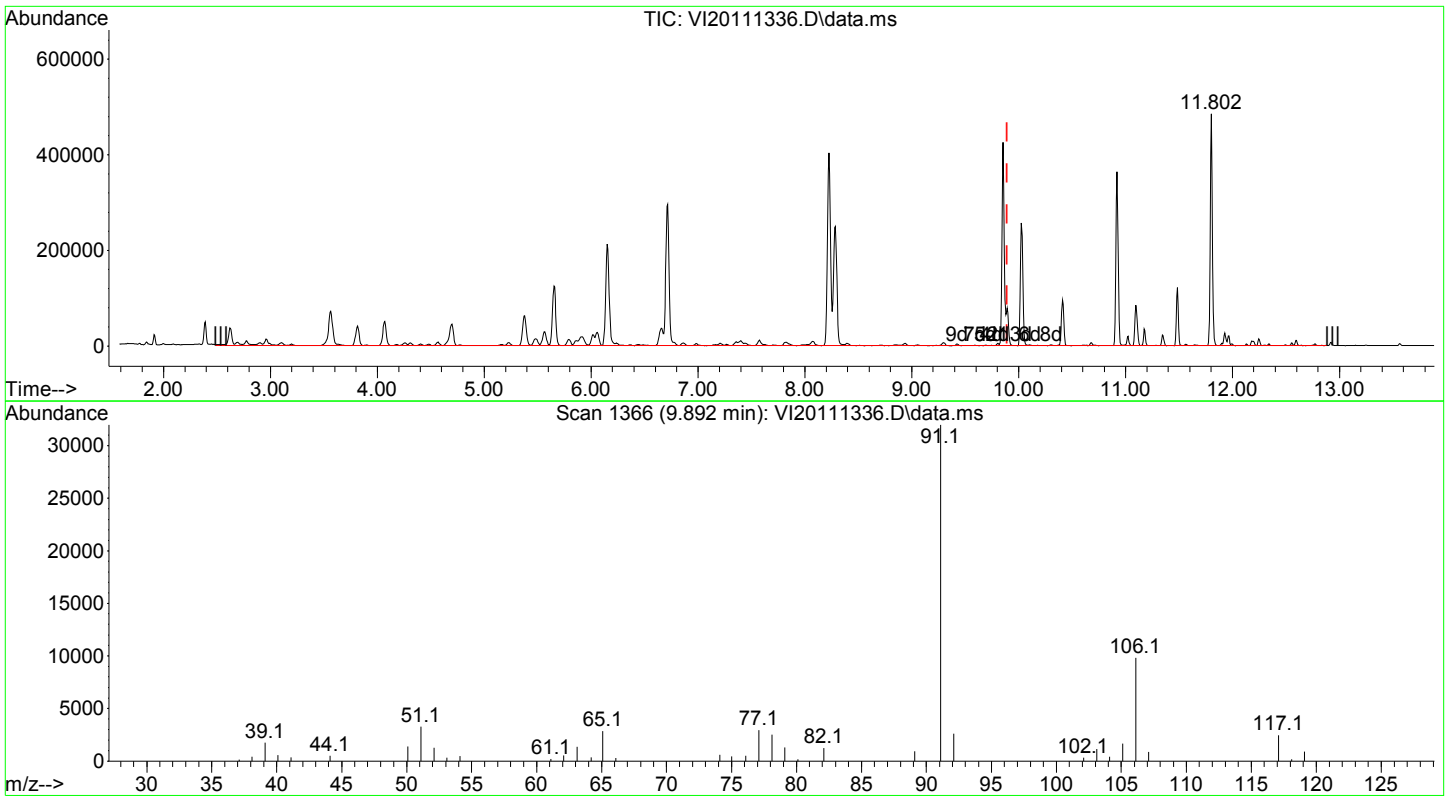

TIC: VI20111336.D\data.ms

(7) CA-LUFT (C5-C12) (H)
9.890min (0.000) 472.89 ug/L m
response 3615067

Signal	Exp%	Act%
TIC	100.00	100.00
0.00	0.00	0.00#
0.00	0.00	0.00
0.00	0.00	0.00

Quantitation Report (Not Reviewed)

InstName : VOA-GCMS9

Data Path : C:\msdchem\1\data\2020-11\0K13048\
Data File : VI20111337.D
Acq On : 14 Nov 2020 12:37 pm
Operator : TNL
Sample : 0K13048-IBLA 11/15/20 TNL
Misc : 1X 5mL DI
ALS Vial : 37 Sample Multiplier: 1
DataAcq Meth:VI1611RUN.M

Quant Time: Nov 15 10:23:23 2020
Quant Method : C:\msdchem\1\methods\VI201114G.M
Quant Title : NWTPH-Gx by GC/MS
QLast Update : Sat Nov 14 17:27:50 2020
Response via : Initial Calibration

Compound	R.T.	QIon	Response	Conc	Units	Dev(Min)
Internal Standards						
1) Pentafluorobenzene (IS)	6.150	168	159276	50.00	ug/L	0.00
System Monitoring Compounds						
2) 1,4-Difluorobenzene (Sur)	6.710	114	254899	49.91	ug/L	0.00
3) 4-Bromofluorobenzene (...	10.919	174	80039	47.26	ug/L	0.00
9) Toluene-d8 (NR)	8.224	98	285382	0.00	ug/L	0.00
11) Chlorobenzene-d5 (NR)	9.855	117	211116	0.00	ug/L	0.00
12) 1,4-Dichlorobenzene-d4...	11.801	150	141510	0.00	ug/L	0.00
Target Compounds						Qvalue
4) NWTPH-Gx (TPH)	9.890	TIC	-23289m	23.47	ug/L	
5) TPHg (C5-C9)	9.890	TIC	-180159m	35.23	ug/L	
6) TPHg (C6-C10)	9.890	TIC	-213003m	45.72	ug/L	
7) CA-LUFT (C5-C12)	9.890	TIC	252444m	38.97	ug/L	

(#) = qualifier out of range (m) = manual integration (+) = signals summed

Quantitation Report (Not Reviewed)

InstName : VOA-GCMS9

Data Path : C:\msdchem\1\data\2020-11\0K13048\
Data File : VI20111337.D
Acq On : 14 Nov 2020 12:37 pm
Operator : TNL
Sample : 0K13048-IBLA
Misc : 1X 5mL DI
ALS Vial : 37 Sample Multiplier: 1
DataAcq Meth:VI1611RUN.M

Quant Time: Nov 15 10:23:23 2020
Quant Method : C:\msdchem\1\methods\VI201114G.M
Quant Title : NWTPH-Gx by GC/MS
QLast Update : Sat Nov 14 17:27:50 2020
Response via : Initial Calibration

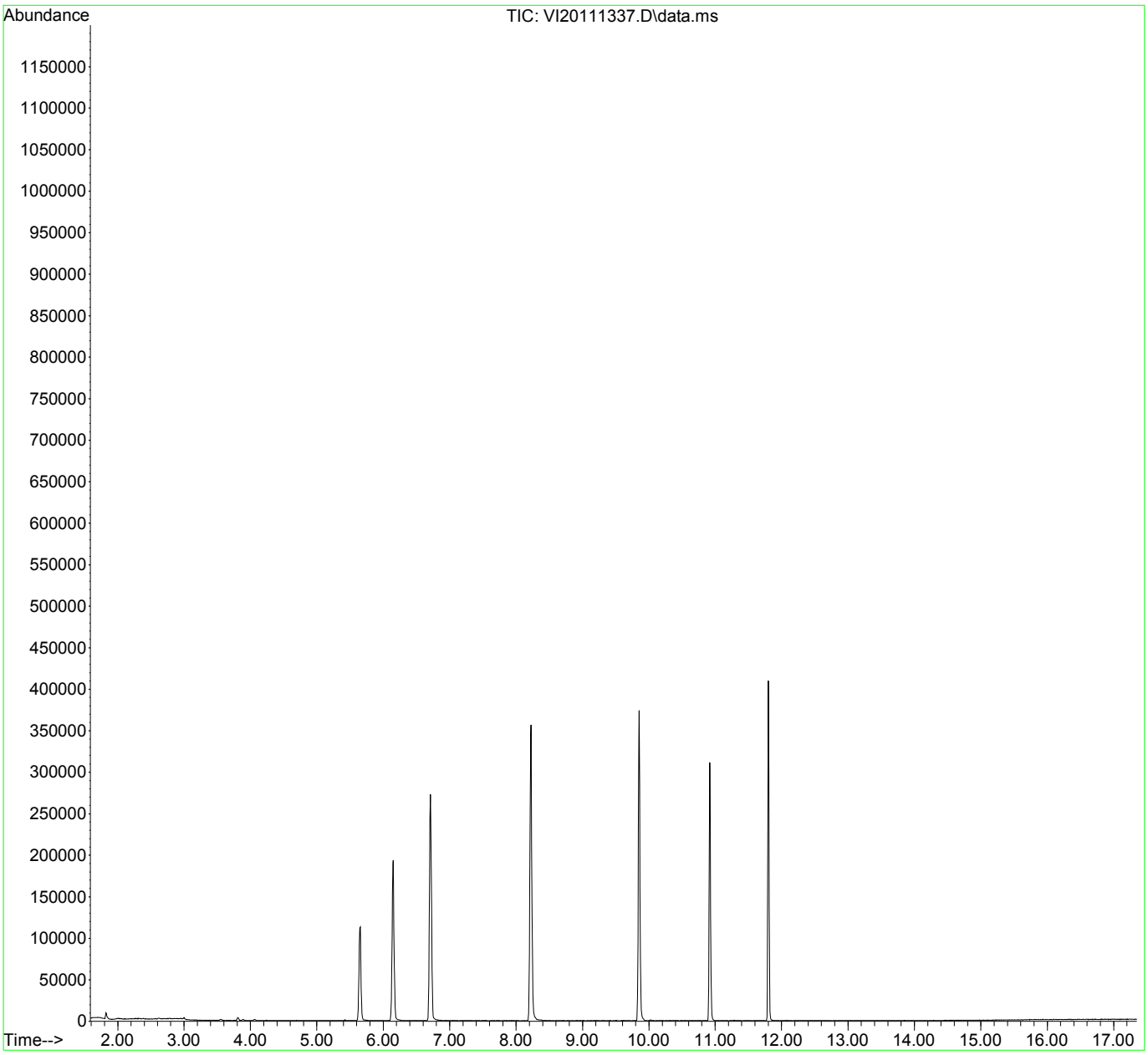

APEX LABORATORIES, LLC
6700 SW Sandburg St. Tigard OR 97223 phone 503-718-2323

Volatile Organic Compounds by EPA 8260D
Calibration Data

Sequence 0K18062 (Cal ID A0K1904) VOA-GCMS6

ELEMENT SEQUENCE LOG

Apex Laboratories

Sequence: **0K18062** Instrument: **VOA-GCMS6**

Date: **11/18/20 16:30** Calibration: **A0K1904**

#	Lab Number	Matrix	Analysis	Client	Due	Batch	ISTD ID	STD ID
1	0K18062-IBL1	Soil	QC	QC			A20G347	
2	0K18062-IBL2	Soil	QC	QC			A20G347	
3	0K18062-IBL3	Soil	QC	QC			A20G347	
4	0K18062-TUN1	Soil	QC	QC			A20G347	
5	0K18062-ICB1	Soil	QC	QC			A20G347	
6	0K18062-CAL1	Soil	QC	QC			A20G347	A20K242
7	0K18062-CAL2	Soil	QC	QC			A20G347	A20K243
8	0K18062-CAL3	Soil	QC	QC			A20G347	A20K244
9	0K18062-CAL4	Soil	QC	QC			A20G347	A20K245
10	0K18062-CAL5	Soil	QC	QC			A20G347	A20K246
11	0K18062-CAL6	Soil	QC	QC			A20G347	A20K247
12	0K18062-CAL7	Soil	QC	QC			A20G347	A20K248
13	0K18062-CAL8	Soil	QC	QC			A20G347	A20K249
14	0K18062-CAL9	Soil	QC	QC			A20G347	A20K162
15	0K18062-IBL4	Soil	QC	QC			A20G347	
16	0K18062-CALA	Soil	QC	QC			A20G347	A20K163
17	0K18062-IBL5	Soil	QC	QC			A20G347	
18	0K18062-CALB	Soil	QC	QC			A20G347	A20K164
19	0K18062-IBL6	Soil	QC	QC			A20G347	
20	0K18062-IBL7	Soil	QC	QC			A20G347	
21	0K18062-ICV1	Soil	QC	QC			A20G347	A20K165
22	0K18062-IBL8	Soil	QC	QC			A20G347	
23	0K18062-TUN2	Soil	QC	QC			A20G347	
24	0K18062-ICB2	Soil	QC	QC			A20G347	
25	0K18062-RES1	Soil	QC	QC			A20G347	A20I121
26	0K18062-IBL9	Soil	QC	QC			A20G347	
27	0K18062-CALC	Soil	QC	QC			A20G347	A20K166
28	0K18062-CALD	Soil	QC	QC			A20G347	A20K167
29	0K18062-CALE	Soil	QC	QC			A20G347	A20K168
30	0K18062-CALF	Soil	QC	QC			A20G347	A20K169
31	0K18062-CALG	Soil	QC	QC			A20G347	A20J323
32	0K18062-CALH	Soil	QC	QC			A20G347	A20J324
33	0K18062-CALJ	Soil	QC	QC			A20G347	A20J326
34	0K18062-CALI	Soil	QC	QC			A20G347	A20J325
35	0K18062-IBLA	Soil	QC	QC			A20G347	
36	0K18062-IBLB	Soil	QC	QC			A20G347	
37	0K18062-ICV2	Soil	QC	QC			A20G347	A20J406
38	0K18062-IBLC	Soil	QC	QC			A20G347	

Comments:
1,1,1,2-tetra MDL/MRL 0.5PPB/1PPB
t-1,3DCP MDL/MRL 1PPB/2PPB
Acrylonitrile MDL=MRL @5PPB
CCl2F2 E-05
CCl3F EST

Data Entered By/Date: 11/20/20 TNL

Data Reviewed By/Date: dgj 11/30/20

11/19/2020 6:21:28PM

Calibration Status Report VOA-GCMS6

Method Path : Y:\METHODS\
Method File : VF201119S.M
Title : EPA 8260: Volatile Organic Compounds
Last Update : Thu Nov 19 16:36:27 2020
Response Via : Initial Calibration

11/20/20 TNL

#	ID	Conc	ISTD Conc	Path\File
1	1	-1	50	Y:\DATA\2020-11\0K18062\VF20111806.D
2	2	0	50	Y:\DATA\2020-11\0K18062\VF20111807.D
3	3	0	50	Y:\DATA\2020-11\0K18062\VF20111808.D
4	4	1	50	Y:\DATA\2020-11\0K18062\VF20111809.D
5	5	2	50	Y:\DATA\2020-11\0K18062\VF20111810.D
6	6	5	50	Y:\DATA\2020-11\0K18062\VF20111811.D
7	7	10	50	Y:\DATA\2020-11\0K18062\VF20111812.D
8	8	20	50	Y:\DATA\2020-11\0K18062\VF20111813.D
9	9	50	50	Y:\DATA\2020-11\0K18062\VF20111814.D
10	10	100	50	Y:\DATA\2020-11\0K18062\VF20111816.D
11	11	200	50	Y:\DATA\2020-11\0K18062\VF20111818.D

#	ID	Update Time	Quant Time	Acquisition Time
1	1	Nov 19 16:36 2020	Nov 19 13:12 2020	18 Nov 2020 7:26 pm
2	2	Nov 19 16:36 2020	Nov 19 13:13 2020	18 Nov 2020 7:54 pm
3	3	Nov 19 16:36 2020	Nov 19 13:17 2020	18 Nov 2020 8:21 pm
4	4	Nov 19 16:36 2020	Nov 19 13:20 2020	18 Nov 2020 8:48 pm
5	5	Nov 19 16:36 2020	Nov 19 13:23 2020	18 Nov 2020 9:15 pm
6	6	Nov 19 16:36 2020	Nov 19 13:25 2020	18 Nov 2020 9:42 pm
7	7	Nov 19 16:36 2020	Nov 19 13:30 2020	18 Nov 2020 10:10 pm
8	8	Nov 19 16:36 2020	Nov 19 13:34 2020	18 Nov 2020 10:37 pm
9	9	Nov 19 16:36 2020	Nov 19 13:37 2020	18 Nov 2020 11:04 pm
10	10	Nov 19 16:36 2020	Nov 19 13:43 2020	18 Nov 2020 11:58 pm
11	11	Nov 19 16:36 2020	Nov 19 13:46 2020	19 Nov 2020 12:52 am

VF201119S.M Thu Nov 19 16:51:32 2020

Response Factor Report VOA-GCMS6

Method Path : Y:\METHODS\
Method File : VF201119S.M
Title : EPA 8260: Volatile Organic Compounds
Last Update : Thu Nov 19 16:36:27 2020
Response Via : Initial Calibration

Calibration Files
1 =VF20111806.D 2 =VF20111807.D 3 =VF20111808.D 4 =VF20111809.D 5 =VF20111810.D
6 =VF20111811.D 7 =VF20111812.D 8 =VF20111813.D 9 =VF20111814.D 10 =VF20111816.D
11 =VF20111818.D

		Compound	1	2	3	4	5	6	7	8	9	10	11	Avg	%RSD
1)	I	Pentafluorobenzene...	----------ISTD----------												
2)		Dichlorodifluo...		0.602	0.725	0.803	0.775	0.756	0.731	0.937	0.827	0.815	0.775		11.75
3)	P	Chloromethane	1.249	1.110	1.097	1.033	0.922	0.967	0.893	1.022	0.951	0.943	1.019		10.66
4)	C	Vinyl Chloride		0.631	0.713	0.691	0.686	0.688	0.665	0.706	0.668	0.664	0.679		3.70
5)		Bromomethane				0.726	0.663	0.633	0.558	0.507			0.617		14.00
6)		Chloroethane			0.206	0.278	0.286	0.252	0.234	0.270	0.233	0.273	0.254		10.94
7)		Trichlorofluor...					0.530	0.662	0.398	0.349	0.368	0.380	0.448		27.55
8)		Ethanol			0.011	0.013	0.012	0.010	0.012	0.014	0.012		0.012		10.52
9)	C	1,1-Dichloroet...	1.217	1.127	1.241	1.249	1.257	1.252	1.239	1.215	1.272	1.278	1.235		3.49
10)		Carbon Disulfide	1.345	1.411	1.486	1.450	1.491	1.562	1.623	1.794	2.033		1.577		13.65
11)		Freon 113	0.572	0.657	0.853	0.883	0.830	0.829	0.833	0.780	0.823	0.866	0.793		12.59
12)		Iodomethane					0.185	0.267	0.391	0.525	0.651	0.709	0.455		46.14
13)		Methylene Chlo...				1.256	1.044	0.975	0.920	0.878	0.903	0.907	0.983		13.48

Method Path : Y:\METHODS\
Method File : VF201119S.M
Title : EPA 8260: Volatile Organic Compounds
Last Update : Thu Nov 19 16:36:27 2020

14)		Acetone			0.363	0.372	0.324	0.253	0.267	0.321	0.260	0.307	0.309	14.80
15)		t-1,2-Dichloro...	1.154	1.223	1.371	1.327	1.323	1.360	1.363	1.369	1.408	1.457	1.335	6.58
16)		n-Hexane				0.168	0.168	0.188	0.191	0.191	0.193	0.212	0.187	8.14
17)		Methyl-tert-bu...	2.627	2.855	2.977	2.996	2.938	2.999	3.073	3.216	3.161	3.348	3.019	6.62
18)		tert-Butanol (...		0.098	0.120	0.118	0.115	0.127	0.140	0.145	0.142		0.126	12.80
19)		Diisopropyl et...		2.367	3.007	3.016	2.939	3.062	3.012	2.982	3.049		2.929	7.86
20)	P	1,1-Dichloroet...	1.572	1.772	1.945	1.832	1.787	1.837	1.856	1.799	1.839	1.688	1.793	5.68
21)		Acrylonitrile					0.363	0.447	0.474	0.478	0.395	0.471	0.438	11.00
22)		Ethyl-tert-but...			2.832	2.905	2.770	2.936	3.050	2.966	2.992		2.922	3.27
23)		c-1,2-Dichloro...	0.924	1.055	1.301	1.341	1.347	1.399	1.379	1.411	1.415	1.393	1.297	12.99
24)		2,2-Dichloropr...			0.776	0.759	0.768	0.830	0.871	0.918	0.985	1.045	0.869	12.26
25)		Bromochloromet...		0.655	0.678	0.717	0.714	0.721	0.699	0.702	0.684	0.684	0.695	3.10
26)	C	Chloroform	1.687	1.632	1.764	1.778	1.701	1.789	1.775	1.776	1.810	1.838	1.755	3.56
27)		Carbon Tetrach...			0.780	0.784	0.853	0.909	0.973	1.017	1.136		0.922	14.12
28)		Tetrahydrofuran				0.365	0.397	0.422	0.443	0.448	0.445	0.421	0.420	7.17
29)		1,1,1-Trichlor...	1.042	1.120	1.277	1.270	1.300	1.378	1.423	1.424	1.509	1.577	1.332	12.43
30)	S	Dibromofluorom...	0.829	0.841	0.827	0.850	0.838	0.857	0.875	0.890	0.915	0.911	0.903	0.867	3.85
31)		1,1-Dichloropr...		1.206	1.320	1.319	1.316	1.372	1.399	1.368	1.430	1.477	1.356	5.76

Method Path : Y:\METHODS\
Method File : VF201119S.M
Title : EPA 8260: Volatile Organic Compounds
Last Update : Thu Nov 19 16:36:27 2020

32)		2-Butanone (MEK)				0.471	0.485	0.514	0.606	0.610	0.618	0.621	0.567	0.561	11.12
33)		Benzene	4.491	4.620	4.276	4.783	4.730	4.605	4.692	4.633	4.526	4.583	4.644	4.598	2.96
34)		tert-Amyl meth...			1.977	2.662	2.742	2.522	2.777	2.768	2.769	2.842		2.632	10.71
35)		1,2-Dichloroet...			1.263	1.442	1.504	1.421	1.455	1.459	1.473	1.457	1.454	1.437	4.78
36)		iso-Butyl Alcohol					0.044	0.046	0.050	0.056	0.062	0.062	0.062	0.055	14.24
37)	S	1,4-Difluorobe...	3.120	3.110	3.093	3.113	3.067	3.030	3.090	3.071	3.089	3.057	3.104	3.086	0.88
38)		Trichloroethen...		0.970	0.870	1.040	1.048	1.035	1.098	1.099	1.080	1.133	1.185	1.056	8.32
39)		tert-Amyl ethy...				1.577	1.816	1.773	1.875	1.934	1.964	2.061		1.857	8.41
40)		Dibromomethane				0.546	0.577	0.577	0.616	0.620	0.652	0.665	0.690	0.618	7.98
41)	C	1,2-Dichloropr...			0.902	1.109	1.083	1.093	1.131	1.109	1.135	1.139	1.153	1.095	6.92
42)		Bromodichlorom...				0.844	0.933	0.928	1.027	1.098	1.228			1.010	13.70
43)		Chlorobenzene-d5 (I)	----------	----------	ISTD	----------	----------	----------	----------	----------	----------	----------	----------	----------	
44)		c-1,3-Dichloro...			0.273	0.357	0.371	0.404	0.464	0.505	0.561	0.593	0.631	0.462	26.06
45)	S	Toluene-d8 (S)	1.456	1.450	1.454	1.451	1.450	1.435	1.447	1.425	1.419	1.391	1.414	1.436	1.46
46)	C	Toluene	2.205	1.910	1.847	1.822	1.765	1.761	1.750	1.739	1.668	1.692	1.726	1.808	8.24
47)		Tetrachloroeth...			0.310	0.338	0.369	0.364	0.360	0.367	0.345	0.366	0.386	0.356	6.21
48)		4-Methyl-2-Pen...			0.309	0.374	0.379	0.391	0.425	0.441	0.451	0.441	0.406	0.402	11.18
49)		t-1,3-Dichloro...				0.255	0.288	0.340	0.391	0.454	0.512	0.545	0.579	0.420	28.78

Method Path : Y:\METHODS\
Method File : VF201119S.M
Title : EPA 8260: Volatile Organic Compounds
Last Update : Thu Nov 19 16:36:27 2020

50)		1,1,2-Trichlor...			0.313	0.357	0.372	0.355	0.371	0.374	0.373	0.370	0.380	0.363	5.62
51)		Dibromochlorom...			0.130	0.186	0.206	0.224	0.258	0.279	0.325	0.350	0.381	0.260	31.59
52)		1,3-Dichloropr...		0.650	0.589	0.643	0.652	0.651	0.687	0.685	0.682	0.676	0.685	0.660	4.60
53)		1,2-Dibromoeth...				0.297	0.310	0.323	0.357	0.365	0.381	0.386	0.399	0.352	10.77
54)		2-Hexanone					0.211	0.228	0.271	0.289	0.300	0.306	0.297	0.272	13.93
55)	P	Chlorobenzene	1.024	1.134	1.108	1.106	1.122	1.062	1.078	1.067	1.050	1.072	1.089	1.083	3.01
56)	C	Ethylbenzene	1.377	1.414	1.518	1.724	1.744	1.718	1.765	1.769	1.725	1.766	1.801	1.665	9.17
57)		1,1,1,2-Tetrac...			0.183	0.248	0.258	0.261	0.288	0.309	0.336	0.350	0.370	0.289	20.28
58)		m,p-Xylenes (2)	1.013	1.137	1.044	1.210	1.211	1.246	1.293	1.300	1.277	1.311	1.323	1.215	8.83
59)		o-Xylene	0.852	1.010	1.055	1.138	1.180	1.206	1.283	1.301	1.302	1.356	1.376	1.187	13.67
60)		Styrene				0.722	0.773	0.873	0.942	0.984	1.043	1.087		0.918	14.77
61)	P	Bromoform				0.130	0.132	0.137	0.155	0.182	0.218	0.243	0.254	0.181	28.14
62)		Isopropylbenzene		1.105	1.062	1.260	1.303	1.392	1.471	1.501	1.482	1.568	1.603	1.375	13.62
63)	I	1,4-Dichlorobenzen...	----------	ISTD	----------										
64)	S	4-Bromofluorob...	0.871	0.865	0.885	0.878	0.879	0.870	0.865	0.867	0.862	0.859	0.868	0.870	0.90
65)		Bromobenzene		0.629	0.785	0.854	0.866	0.850	0.880	0.873	0.848	0.866	0.900	0.835	9.38
66)		n-Propylbenzene		3.170	3.171	3.393	3.769	3.510	3.648	3.740	3.603	3.791	3.917	3.571	7.22
67)	P	1,1,2,2-Tetrac...		1.014	0.906	1.027	1.059	0.997	1.039	1.056	1.047	1.015	1.017	1.018	4.33

Method Path : Y:\METHODS\
Method File : VF201119S.M
Title : EPA 8260: Volatile Organic Compounds
Last Update : Thu Nov 19 16:36:27 2020

68)	2-Chlorotoluene		0.515	0.638	0.725	0.723	0.728	0.758	0.753	0.745	0.780	0.817	0.718	11.83
69)	1,3,5-Trimethy...	1.753	1.993	1.998	2.104	2.296	2.273	2.463	2.522	2.454	2.592	2.684	2.285	12.79
70)	1,2,3-Trichlor...			0.275	0.363	0.426	0.354	0.361	0.364	0.349	0.339	0.335	0.352	11.08
71)	t-1,4-Dichloro...					0.036	0.071	0.077	0.094	0.117	0.125	0.137	0.094	37.93
72)	4-Chlorotoluene	1.569	1.660	1.943	2.169	2.230	2.228	2.345	2.406	2.296	2.365	2.404	2.147	13.73
73)	tert-Butylbenzene		1.006	1.177	1.303	1.262	1.272	1.339	1.352	1.315	1.364	1.431	1.282	9.24
74)	1,2,4-Trimethy...		2.034	1.940	2.038	2.298	2.320	2.467	2.548	2.500	2.613	2.700	2.346	11.33
75)	sec-Butylbenzene		2.145	2.346	2.463	2.728	2.724	2.883	2.926	2.856	2.986	3.131	2.719	11.39
76)	4-Isopropyltol...			1.698	1.920	2.111	2.136	2.329	2.429	2.378	2.522	2.655	2.242	13.55
77)	1,3-Dichlorobe...	1.120	0.925	1.214	1.351	1.542	1.389	1.388	1.410	1.400	1.428	1.453	1.329	13.25
78)	1,4-Dichlorobe...	1.526	1.391	1.570	1.508	1.713	1.449	1.436	1.452	1.410	1.439	1.458	1.487	6.13
79)	n-Butylbenzene		1.489	1.651	1.730	1.814	1.856	1.937	2.037	2.023	2.068	2.149	1.875	11.08
80)	1,2-Dichlorobe...	0.963	1.074	1.232	1.238	1.536	1.294	1.315	1.331	1.286	1.301	1.342	1.265	11.68
81)	1,2-Dibromo-3-...				0.105	0.144	0.113	0.148	0.171	0.192	0.223	0.256	0.169	31.10
82)	Hexachlorobuta...				0.152	0.173	0.174	0.182	0.178	0.175	0.170	0.182	0.173	5.51
83)	1,2,4-Trichlor...				0.515	0.765	0.603	0.624	0.666	0.701	0.707	0.778	0.670	13.08
84)	Naphthalene		1.031	1.081	1.275	2.089	1.667	1.919	2.245	2.453	2.660	2.899	1.932	34.07
85)	1,2,3-Trichlor...				0.520	0.561	0.583	0.597	0.650	0.651	0.678	0.740	0.623	11.37

Method Path : Y:\METHODS\
Method File : VF201119S.M
Title : EPA 8260: Volatile Organic Compounds
Last Update : Thu Nov 19 16:36:27 2020

(#) = Out of Range

Element Calibration Review Sheet

Calibration ID: **A0K1904** Instrument: **VOA-GCMS6** Calibration Date: **11/19/2020**

Analysis: **8260D Oxygenates** Instrument Cal ID: **VF201119G.M/VF201119S.M**

Ethanol

Curve Fit: **AVERAGE RF**

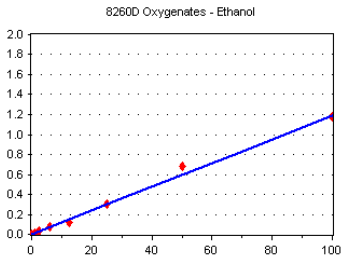

Standard	Concentration	Response	Response Factor	RT
~~0K18062-CAL1~~	~~6.25~~	~~0~~	~~0.000~~	~~0.00~~
~~0K18062-CAL2~~	~~12.5~~	~~0~~	~~0.000~~	~~0.00~~
~~0K18062-CAL3~~	~~25~~	~~0~~	~~0.000~~	~~0.00~~
0K18062-CAL4	62.5	969	1.080	3.16
0K18062-CAL5	125	2246	1.264	3.25
0K18062-CAL6	312	5468	1.219	3.20
0K18062-CAL7	625	8654	9.867	3.17
0K18062-CAL8	1250	20906	1.209	3.19
0K18062-CAL9	2500	48562	1.373	0.00
0K18062-CALA	5000	86513	1.174	0.00

AVE RF **1.187** RF RSD **10.52** AVE RT **2.28**

Diisopropyl ether (DIPE)

Curve Fit: **AVERAGE RF**

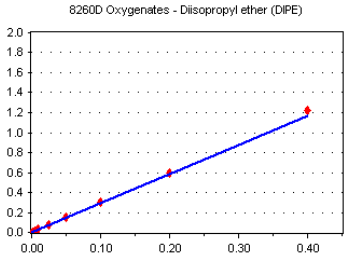

Standard	Concentration	Response	Response Factor	RT
~~0K18062-CAL1~~	~~0.025~~	~~0~~	~~0.000~~	~~0.00~~
~~0K18062-CAL2~~	~~0.05~~	~~0~~	~~0.000~~	~~0.00~~
0K18062-CAL3	0.1	364	2.367	0.00
0K18062-CAL4	0.25	1079	3.007	4.40
0K18062-CAL5	0.5	2144	3.016	4.40
0K18062-CAL6	1.25	5283	2.939	4.40
0K18062-CAL7	2.5	10744	3.062	4.41
0K18062-CAL8	5	20831	3.012	4.40
0K18062-CAL9	10	42203	2.982	4.40
0K18062-CALA	20	89840	3.049	4.41

AVE RF **2.929** RF RSD **7.86** AVE RT **3.85**

Methyl tert-butyl ether (MTBE)

Curve Fit: **AVERAGE RF**

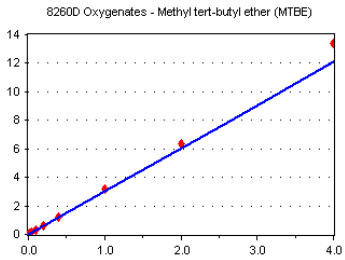

Standard	Concentration	Response	Response Factor	RT
~~0K18062-CAL1~~	~~0.1~~	~~0~~	~~0.000~~	~~0.00~~
0K18062-CAL2	0.2	799	2.627	4.02
0K18062-CAL3	0.4	1756	2.855	4.02
0K18062-CAL4	1	4272	2.977	4.01
0K18062-CAL5	2	8518	2.996	4.02
0K18062-CAL6	5	21125	2.938	4.01
0K18062-CAL7	10	42091	2.999	4.02
0K18062-CAL8	20	85014	3.073	4.01
0K18062-CAL9	50	227524	3.216	4.01
0K18062-CALA	100	465798	3.161	4.01
0K18062-CALB	200	1002181	3.348	4.01

AVE RF **3.019** RF RSD **6.62** AVE RT **4.01**

tert-Butanol (TBA)

Curve Fit: **AVERAGE RF**

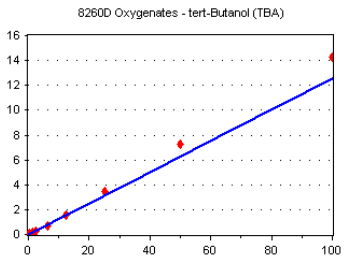

Standard	Concentration	Response	Response Factor	RT
~~0K18062-CAL1~~	~~6.25~~	~~0~~	~~0.000~~	~~0.00~~
~~0K18062-CAL2~~	~~12.5~~	~~0~~	~~0.000~~	~~0.00~~
0K18062-CAL3	25	3777	9.825	4.22
0K18062-CAL4	62.5	10752	0.120	4.16
0K18062-CAL5	125	20967	0.118	4.20
0K18062-CAL6	312	51616	0.115	4.22
0K18062-CAL7	625	111700	0.127	4.18
0K18062-CAL8	1250	241574	0.140	4.18
0K18062-CAL9	2500	512986	0.145	4.21
0K18062-CALA	5000	1049201	0.142	4.18

AVE RF **0.126** RF RSD **12.80** AVE RT **4.19**

Element Calibration Review Sheet

Calibration ID: **A0K1904** Instrument: **VOA-GCMS6** Calibration Date: **11/19/2020**

Analysis: **8260D Oxygenates** Instrument Cal ID: **VF201119G.M/VF201119S.M**

Ethyl-tert-butyl ether (ETBE)

Curve Fit: **AVERAGE RF**

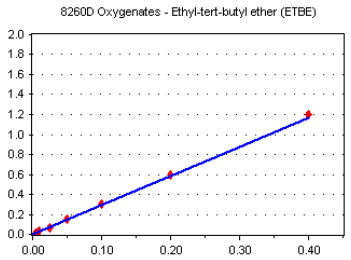

Standard	Concentration	Response	Response Factor	RT
~~0K18062-CAL1~~	~~0.025~~	~~0~~	~~0.000~~	~~0.00~~
~~0K18062-CAL2~~	~~0.05~~	~~0~~	~~0.000~~	~~0.00~~
~~0K18062-CAL3~~	~~0.1~~	~~0~~	~~0.000~~	~~0.00~~
0K18062-CAL4	0.25	1016	2.832	4.76
0K18062-CAL5	0.5	2065	2.905	4.78
0K18062-CAL6	1.25	4979	2.770	4.77
0K18062-CAL7	2.5	10299	2.936	4.78
0K18062-CAL8	5	21089	3.050	4.77
0K18062-CAL9	10	41978	2.966	4.77
0K18062-CALA	20	88184	2.992	4.77

AVE RF **2.922** RF RSD **3.27** AVE RT **4.77**

tert-Amyl methyl ether (TAME)

Curve Fit: **AVERAGE RF**

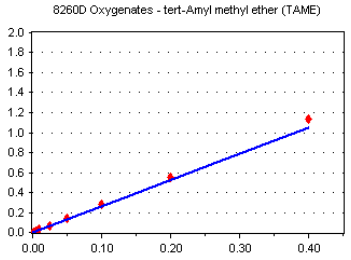

Standard	Concentration	Response	Response Factor	RT
~~0K18062-CAL1~~	~~0.025~~	~~0~~	~~0.000~~	~~0.00~~
~~0K18062-CAL2~~	~~0.05~~	~~0~~	~~0.000~~	~~0.00~~
0K18062-CAL3	0.1	304	1.977	0.00
0K18062-CAL4	0.25	955	2.662	6.06
0K18062-CAL5	0.5	1949	2.742	6.06
0K18062-CAL6	1.25	4533	2.522	6.06
0K18062-CAL7	2.5	9743	2.777	6.06
0K18062-CAL8	5	19144	2.768	6.06
0K18062-CAL9	10	39182	2.769	6.05
0K18062-CALA	20	83767	2.842	6.06

AVE RF **2.632** RF RSD **10.71** AVE RT **5.30**

Pentafluorobenzene (ISTD)

Curve Fit: **AVERAGE RF**

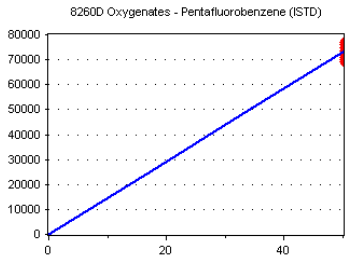

Standard	Concentration	Response	Response Factor	RT
0K18062-CAL1	50	77158	1543.160	6.02
0K18062-CAL2	50	76032	1520.640	6.02
0K18062-CAL3	50	76882	1537.640	6.02
0K18062-CAL4	50	71760	1435.200	6.02
0K18062-CAL5	50	71083	1421.660	6.02
0K18062-CAL6	50	71892	1437.840	6.02
0K18062-CAL7	50	70167	1403.340	6.02
0K18062-CAL8	50	69152	1383.040	6.02
0K18062-CAL9	50	70758	1415.160	6.02
0K18062-CALA	50	73674	1473.480	6.02
0K18062-CALB	50	74842	1496.840	6.02

AVE RF **1460.727** RF RSD **3.86** AVE RT **6.02**

1,2-Dichloroethane (EDC)

Curve Fit: **AVERAGE RF**

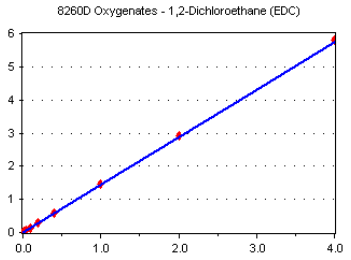

Standard	Concentration	Response	Response Factor	RT
~~0K18062-CAL1~~	~~0.1~~	~~0~~	~~0.000~~	~~0.00~~
~~0K18062-CAL2~~	~~0.2~~	~~0~~	~~0.000~~	~~0.00~~
0K18062-CAL3	0.4	777	1.263	6.15
0K18062-CAL4	1	2070	1.442	6.14
0K18062-CAL5	2	4276	1.504	6.15
0K18062-CAL6	5	10219	1.421	6.15
0K18062-CAL7	10	20415	1.455	6.15
0K18062-CAL8	20	40368	1.459	6.14
0K18062-CAL9	50	104207	1.473	6.15
0K18062-CALA	100	214732	1.457	6.15
0K18062-CALB	200	435304	1.454	6.15

AVE RF **1.437** RF RSD **4.78** AVE RT **6.15**

Element Calibration Review Sheet

Calibration ID: **A0K1904** Instrument: **VOA-GCMS6** Calibration Date: **11/19/2020**

Analysis: **8260D Oxygenates** Instrument Cal ID: **VF201119G.M/VF201119S.M**

1,4-Difluorobenzene (Surr)

Curve Fit: **AVERAGE RF**

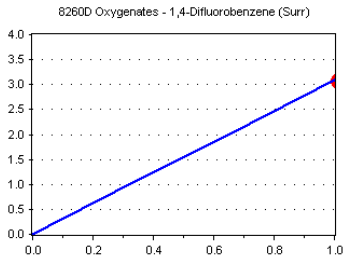

Standard	Concentration	Response	Response Factor	RT
0K18062-CAL1	50	240769	3.120	6.58
0K18062-CAL2	50	236428	3.110	6.58
0K18062-CAL3	50	237778	3.093	6.58
0K18062-CAL4	50	223356	3.113	6.58
0K18062-CAL5	50	218040	3.067	6.59
0K18062-CAL6	50	217863	3.030	6.58
0K18062-CAL7	50	216832	3.090	6.58
0K18062-CAL8	50	212389	3.071	6.58
0K18062-CAL9	50	218582	3.089	6.58
0K18062-CALA	50	225226	3.057	6.58
0K18062-CALB	50	232298	3.104	6.58

AVE RF **3.086** RF RSD **0.88** AVE RT **6.58**

tert-Amyl ethyl ether (TAEE)

Curve Fit: **AVERAGE RF**

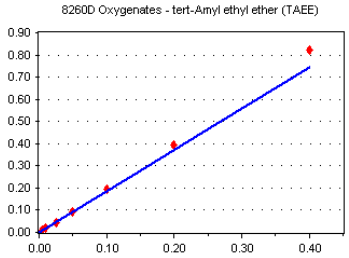

Standard	Concentration	Response	Response Factor	RT
~~0K18062-CAL1~~	~~0.025~~	~~0~~	~~0.000~~	~~0.00~~
~~0K18062-CAL2~~	~~0.05~~	~~0~~	~~0.000~~	~~0.00~~
~~0K18062-CAL3~~	~~0.1~~	~~0~~	~~0.000~~	~~0.00~~
0K18062-CAL4	0.25	566	1.577	6.80
0K18062-CAL5	0.5	1291	1.816	6.80
0K18062-CAL6	1.25	3187	1.773	6.80
0K18062-CAL7	2.5	6578	1.875	6.80
0K18062-CAL8	5	13375	1.934	6.80
0K18062-CAL9	10	27794	1.964	6.80
0K18062-CALA	20	60750	2.061	6.80

AVE RF **1.857** RF RSD **8.41** AVE RT **6.80**

Toluene-d8 (Surr)

Curve Fit: **AVERAGE RF**

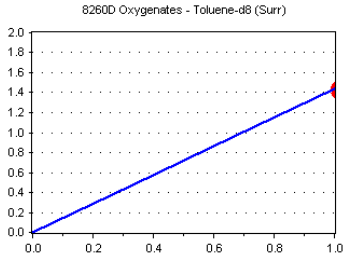

Standard	Concentration	Response	Response Factor	RT
0K18062-CAL1	50	309383	1.456	8.09
0K18062-CAL2	50	303923	1.450	8.09
0K18062-CAL3	50	303847	1.454	8.09
0K18062-CAL4	50	284112	1.451	8.08
0K18062-CAL5	50	279194	1.450	8.09
0K18062-CAL6	50	278590	1.435	8.09
0K18062-CAL7	50	276445	1.447	8.09
0K18062-CAL8	50	271584	1.425	8.09
0K18062-CAL9	50	282041	1.419	8.09
0K18062-CALA	50	288736	1.391	8.09
0K18062-CALB	50	297673	1.414	8.09

AVE RF **1.436** RF RSD **1.46** AVE RT **8.09**

1,2-Dibromoethane (EDB)

Curve Fit: **AVERAGE RF**

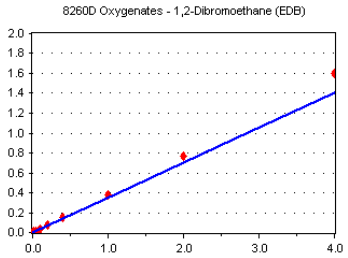

Standard	Concentration	Response	Response Factor	RT
~~0K18062-CAL1~~	~~0.1~~	~~0~~	~~0.000~~	~~0.00~~
~~0K18062-CAL2~~	~~0.2~~	~~0~~	~~0.000~~	~~0.00~~
~~0K18062-CAL3~~	~~0.4~~	~~346~~	~~0.207~~	~~9.25~~
0K18062-CAL4	1	1161	0.297	9.25
0K18062-CAL5	2	2385	0.310	9.25
0K18062-CAL6	5	6279	0.323	9.24
0K18062-CAL7	10	13626	0.357	9.24
0K18062-CAL8	20	27857	0.365	9.24
0K18062-CAL9	50	75650	0.381	9.24
0K18062-CALA	100	160072	0.386	9.24
0K18062-CALB	200	336119	0.399	9.24

AVE RF **0.352** RF RSD **10.77** AVE RT **9.24**

Element Calibration Review Sheet

Calibration ID: **A0K1904** Instrument: **VOA-GCMS6** Calibration Date: **11/19/2020**

Analysis: **8260D Oxygenates** Instrument Cal ID: **VF201119G.M/VF201119S.M**

Chlorobenzene-d5 (ISTD)

Curve Fit: **AVERAGE RF**

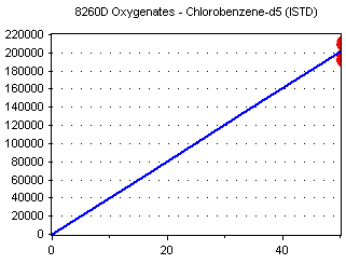

Standard	Concentration	Response	Response Factor	RT
0K18062-CAL1	50	212427	4248.540	9.74
0K18062-CAL2	50	209658	4193.160	9.74
0K18062-CAL3	50	208976	4179.520	9.74
0K18062-CAL4	50	195748	3914.960	9.74
0K18062-CAL5	50	192510	3850.200	9.74
0K18062-CAL6	50	194196	3883.920	9.74
0K18062-CAL7	50	191092	3821.840	9.74
0K18062-CAL8	50	190541	3810.820	9.74
0K18062-CAL9	50	198760	3975.200	9.74
0K18062-CALA	50	207591	4151.820	9.74
0K18062-CALB	50	210488	4209.760	9.74

AVE RF **4021.795** RF RSD **4.34** AVE RT **9.74**

4-Bromofluorobenzene (Surr)

Curve Fit: **AVERAGE RF**

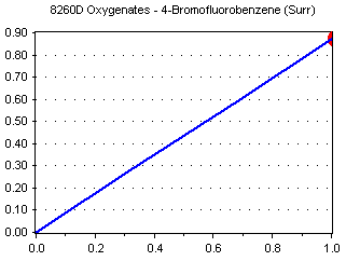

Standard	Concentration	Response	Response Factor	RT
0K18062-CAL1	50	80532	0.871	10.81
0K18062-CAL2	50	79731	0.865	10.81
0K18062-CAL3	50	80354	0.885	10.81
0K18062-CAL4	50	77029	0.878	10.81
0K18062-CAL5	50	75454	0.879	10.81
0K18062-CAL6	50	76960	0.870	10.81
0K18062-CAL7	50	75647	0.865	10.81
0K18062-CAL8	50	76417	0.867	10.81
0K18062-CAL9	50	80402	0.862	10.81
0K18062-CALA	50	82408	0.859	10.81
0K18062-CALB	50	82106	0.868	10.81

AVE RF **0.870** RF RSD **0.90** AVE RT **10.81**

1,4-Dichlorobenzene-d4 (ISTD)

Curve Fit: **AVERAGE RF**

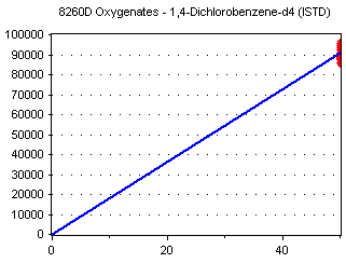

Standard	Concentration	Response	Response Factor	RT
0K18062-CAL1	50	92426	1848.520	11.69
0K18062-CAL2	50	92179	1843.580	11.69
0K18062-CAL3	50	90784	1815.680	11.69
0K18062-CAL4	50	87778	1755.560	11.70
0K18062-CAL5	50	85828	1716.560	11.69
0K18062-CAL6	50	88453	1769.060	11.69
0K18062-CAL7	50	87428	1748.560	11.69
0K18062-CAL8	50	88102	1762.040	11.69
0K18062-CAL9	50	93317	1866.340	11.69
0K18062-CALA	50	95925	1918.500	11.69
0K18062-CALB	50	94597	1891.940	11.69

AVE RF **1812.395** RF RSD **3.65** AVE RT **11.69**

Element Calibration Review Sheet

Calibration ID: **A0K1904** Instrument: **VOA-GCMS6** Calibration Date: **11/19/2020**

Analysis: **QC - 624x/8260x All Cpds fo** Instrument Cal ID: **VF201119G.M/VF201119S.M**

Dichlorodifluoromethane

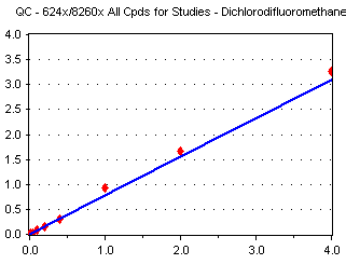

Curve Fit: **AVERAGE RF**

Standard	Concentration	Response	Response Factor	RT
~~0K18062-CAL1~~	~~0.1~~	~~0~~	~~0.000~~	~~0.00~~
~~0K18062-CAL2~~	~~0.2~~	~~0~~	~~0.000~~	~~0.00~~
0K18062-CAL3	0.4	370	0.602	1.61
0K18062-CAL4	1	1041	0.725	1.60
0K18062-CAL5	2	2283	0.803	1.61
0K18062-CAL6	5	5571	0.775	1.60
0K18062-CAL7	10	10611	0.756	1.61
0K18062-CAL8	20	20219	0.731	1.60
0K18062-CAL9	50	66328	0.937	1.60
0K18062-CALA	100	121868	0.827	1.61
0K18062-CALB	200	243838	0.815	1.61

AVE RF **0.775** RF RSD **11.75** AVE RT **1.60**

Chloromethane

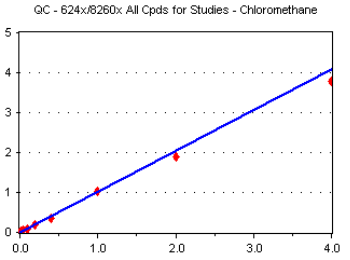

Curve Fit: **AVERAGE RF**

Standard	Concentration	Response	Response Factor	RT
~~0K18062-CAL1~~	~~0.1~~	~~0~~	~~0.000~~	~~0.00~~
0K18062-CAL2	0.2	380	1.249	1.82
0K18062-CAL3	0.4	683	1.110	1.82
0K18062-CAL4	1	1575	1.097	1.80
0K18062-CAL5	2	2938	1.033	1.82
0K18062-CAL6	5	6629	0.922	1.80
0K18062-CAL7	10	13576	0.967	1.82
0K18062-CAL8	20	24696	0.893	1.81
0K18062-CAL9	50	72281	1.022	1.81
0K18062-CALA	100	140151	0.951	1.82
0K18062-CALB	200	282362	0.943	1.82

AVE RF **1.019** RF RSD **10.66** AVE RT **1.81**

Vinyl chloride

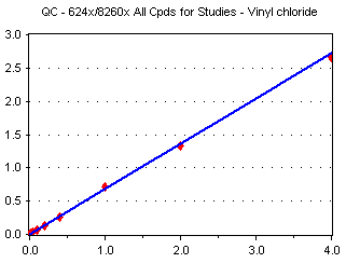

Curve Fit: **AVERAGE RF**

Standard	Concentration	Response	Response Factor	RT
~~0K18062-CAL1~~	~~0.1~~	~~0~~	~~0.000~~	~~0.00~~
~~0K18062-CAL2~~	~~0.2~~	~~0~~	~~0.000~~	~~0.00~~
0K18062-CAL3	0.4	388	0.631	1.90
0K18062-CAL4	1	1023	0.713	1.89
0K18062-CAL5	2	1966	0.691	1.90
0K18062-CAL6	5	4934	0.686	1.89
0K18062-CAL7	10	9660	0.688	1.90
0K18062-CAL8	20	18382	0.665	1.89
0K18062-CAL9	50	49966	0.706	1.90
0K18062-CALA	100	98440	0.668	1.90
0K18062-CALB	200	198758	0.664	1.90

AVE RF **0.679** RF RSD **3.70** AVE RT **1.90**

Bromomethane

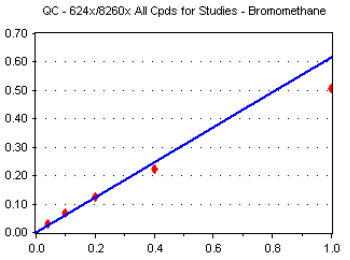

Curve Fit: **AVERAGE RF**

Standard	Concentration	Response	Response Factor	RT
~~0K18062-CAL1~~	~~0.1~~	~~244~~	~~1.581~~	~~2.25~~
~~0K18062-CAL2~~	~~0.2~~	~~391~~	~~1.286~~	~~2.25~~
~~0K18062-CAL3~~	~~0.4~~	~~675~~	~~1.097~~	~~2.26~~
~~0K18062-CAL4~~	~~1~~	~~1266~~	~~0.882~~	~~2.25~~
0K18062-CAL5	2	2063	0.726	2.26
0K18062-CAL6	5	4770	0.663	2.25
0K18062-CAL7	10	8889	0.633	2.26
0K18062-CAL8	20	15438	0.558	2.25
0K18062-CAL9	50	35846	0.507	2.25
~~0K18062-CALA~~	~~100~~	~~69119~~	~~0.469~~	~~2.26~~
~~0K18062-CALB~~	~~200~~	~~138111~~	~~0.461~~	~~2.26~~

AVE RF **0.617** RF RSD **14.00** AVE RT **2.25**

Element Calibration Review Sheet

Calibration ID: **A0K1904** Instrument: **VOA-GCMS6** Calibration Date: **11/19/2020**

Analysis: **QC - 624x/8260x All Cpds fo** Instrument Cal ID: **VF201119G.M/VF201119S.M**

Chloroethane

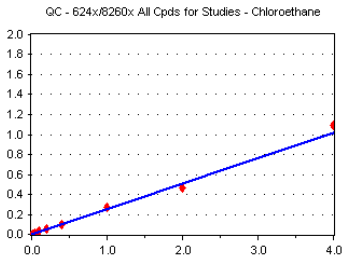

Curve Fit: **AVERAGE RF**

Standard	Concentration	Response	Response Factor	RT
~~0K18062-CAL1~~	~~0.1~~	~~0~~	~~0.000~~	~~0.00~~
~~0K18062-CAL2~~	~~0.2~~	~~0~~	~~0.000~~	~~0.00~~
~~0K18062-CAL3~~	~~0.4~~	~~0~~	~~0.000~~	~~0.00~~
0K18062-CAL4	1	295	0.206	2.38
0K18062-CAL5	2	791	0.278	2.40
0K18062-CAL6	5	2053	0.286	2.39
0K18062-CAL7	10	3542	0.252	2.39
0K18062-CAL8	20	6481	0.234	2.38
0K18062-CAL9	50	19104	0.270	2.39
0K18062-CALA	100	34284	0.233	2.39
0K18062-CALB	200	81837	0.273	2.40

AVE RF **0.254** RF RSD **10.94** AVE RT **2.39**

Trichlorofluoromethane

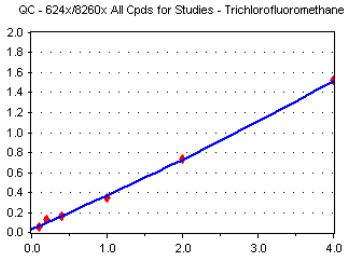

Curve Fit: **QUADRATIC: Weighting: (1/a), Origin: Ignore**

Standard	Concentration	Response	Response Factor	RT
~~0K18062-CAL1~~	~~0.1~~	~~0~~	~~0.000~~	~~0.00~~
~~0K18062-CAL2~~	~~0.2~~	~~0~~	~~0.000~~	~~0.00~~
~~0K18062-CAL3~~	~~0.4~~	~~199~~	~~0.324~~	~~2.54~~
~~0K18062-CAL4~~	~~1~~	~~1252~~	~~0.872~~	~~2.51~~
~~0K18062-CAL5~~	~~2~~	~~1169~~	~~0.411~~	~~2.53~~
0K18062-CAL6	5	3808	0.530	2.52
0K18062-CAL7	10	9292	0.662	2.52
0K18062-CAL8	20	11000	0.398	2.51
0K18062-CAL9	50	24668	0.349	2.52
0K18062-CALA	100	54173	0.368	2.52
0K18062-CALB	200	113686	0.380	2.53

AVE RF **0.448** RF RSD **27.55** AVE RT **2.52**

1,1-Dichloroethene

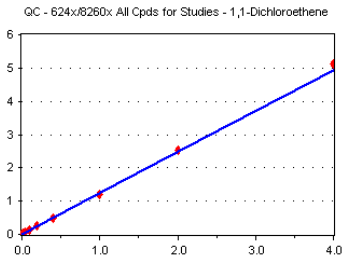

Curve Fit: **AVERAGE RF**

Standard	Concentration	Response	Response Factor	RT
~~0K18062-CAL1~~	~~0.1~~	~~0~~	~~0.000~~	~~0.00~~
0K18062-CAL2	0.2	370	1.217	3.09
0K18062-CAL3	0.4	693	1.127	3.08
0K18062-CAL4	1	1781	1.241	3.08
0K18062-CAL5	2	3550	1.249	3.09
0K18062-CAL6	5	9036	1.257	3.08
0K18062-CAL7	10	17569	1.252	3.09
0K18062-CAL8	20	34267	1.239	3.08
0K18062-CAL9	50	85967	1.215	3.08
0K18062-CALA	100	187499	1.272	3.09
0K18062-CALB	200	382715	1.278	3.09

AVE RF **1.235** RF RSD **3.49** AVE RT **3.08**

Carbon disulfide

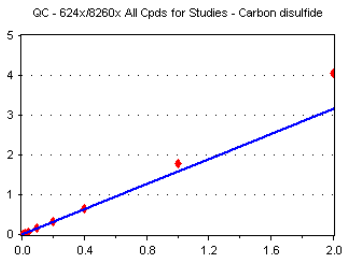

Curve Fit: **AVERAGE RF**

Standard	Concentration	Response	Response Factor	RT
~~0K18062-CAL1~~	~~0.1~~	~~0~~	~~0.000~~	~~0.00~~
0K18062-CAL2	0.2	409	1.345	3.11
0K18062-CAL3	0.4	868	1.411	3.11
0K18062-CAL4	1	2132	1.486	3.10
0K18062-CAL5	2	4123	1.450	3.11
0K18062-CAL6	5	10717	1.491	3.09
0K18062-CAL7	10	21924	1.562	3.11
0K18062-CAL8	20	44882	1.623	3.09
0K18062-CAL9	50	126921	1.794	3.09
0K18062-CALA	100	299568	2.033	3.10
~~0K18062-CALB~~	~~200~~	~~654354~~	~~2.186~~	~~3.10~~

AVE RF **1.577** RF RSD **13.65** AVE RT **3.10**

Element Calibration Review Sheet

Calibration ID: **A0K1904** Instrument: **VOA-GCMS6** Calibration Date: **11/19/2020**

Analysis: **QC - 624x/8260x All Cpds fo** Instrument Cal ID: **VF201119G.M/VF201119S.M**

1,1,2-Trichloro-1,2,2-trifluoroetha

Curve Fit: **AVERAGE RF**

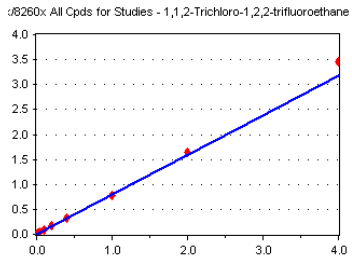

Standard	Concentration	Response	Response Factor	RT
~~0K18062-CAL1~~	~~0.1~~	~~0~~	~~0.000~~	~~0.00~~
0K18062-CAL2	0.2	174	0.572	3.14
0K18062-CAL3	0.4	404	0.657	3.14
0K18062-CAL4	1	1224	0.853	3.13
0K18062-CAL5	2	2512	0.883	3.14
0K18062-CAL6	5	5967	0.830	3.12
0K18062-CAL7	10	11635	0.829	3.14
0K18062-CAL8	20	23038	0.833	3.12
0K18062-CAL9	50	55209	0.780	3.13
0K18062-CALA	100	121211	0.823	3.14
0K18062-CALB	200	259159	0.866	3.14

AVE RF **0.793** RF RSD **12.59** AVE RT **3.13**

Iodomethane

Curve Fit: **QUADRATIC: Weighting: (1/a), Origin: Ignore**

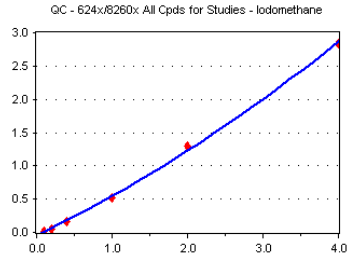

Standard	Concentration	Response	Response Factor	RT
~~0K18062-CAL1~~	~~0.1~~	~~0~~	~~0.000~~	~~0.00~~
~~0K18062-CAL2~~	~~0.2~~	~~0~~	~~0.000~~	~~0.00~~
~~0K18062-CAL3~~	~~0.4~~	~~0~~	~~0.000~~	~~0.00~~
~~0K18062-CAL4~~	~~1~~	~~0~~	~~0.000~~	~~0.00~~
~~0K18062-CAL5~~	~~2~~	~~335~~	~~0.118~~	~~3.25~~
0K18062-CAL6	5	1330	0.185	3.24
0K18062-CAL7	10	3750	0.267	3.25
0K18062-CAL8	20	10817	0.391	3.23
0K18062-CAL9	50	37147	0.525	3.23
0K18062-CALA	100	95947	0.651	3.24
0K18062-CALB	200	212204	0.709	3.24

AVE RF **0.455** RF RSD **46.14** AVE RT **3.24**

Methylene chloride

Curve Fit: **AVERAGE RF**

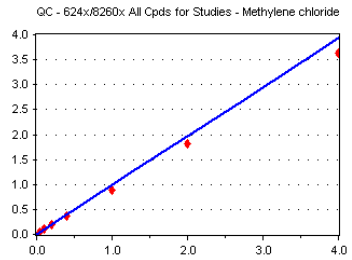

Standard	Concentration	Response	Response Factor	RT
~~0K18062-CAL1~~	~~0.1~~	~~1023~~	~~6.629~~	~~3.71~~
~~0K18062-CAL2~~	~~0.2~~	~~1132~~	~~3.722~~	~~3.72~~
~~0K18062-CAL3~~	~~0.4~~	~~1463~~	~~2.379~~	~~3.72~~
~~0K18062-CAL4~~	~~1~~	~~2295~~	~~1.599~~	~~3.71~~
0K18062-CAL5	2	3571	1.256	3.72
0K18062-CAL6	5	7506	1.044	3.71
0K18062-CAL7	10	13681	0.975	3.72
0K18062-CAL8	20	25454	0.920	3.71
0K18062-CAL9	50	62105	0.878	3.71
0K18062-CALA	100	133106	0.903	3.72
0K18062-CALB	200	271492	0.907	3.72

AVE RF **0.983** RF RSD **13.48** AVE RT **3.72**

Acetone

Curve Fit: **AVERAGE RF**

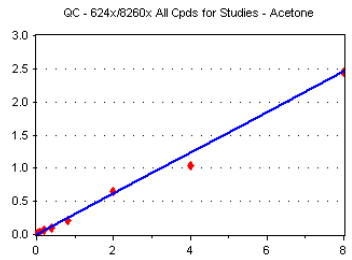

Standard	Concentration	Response	Response Factor	RT
~~0K18062-CAL1~~	~~0.2~~	~~0~~	~~0.000~~	~~0.00~~
~~0K18062-CAL2~~	~~0.4~~	~~0~~	~~0.000~~	~~0.00~~
~~0K18062-CAL3~~	~~0.8~~	~~0~~	~~0.000~~	~~0.00~~
0K18062-CAL4	2	1043	0.363	3.80
0K18062-CAL5	4	2117	0.372	3.82
0K18062-CAL6	10	4663	0.324	3.81
0K18062-CAL7	20	7112	0.253	3.80
0K18062-CAL8	40	14756	0.267	3.79
0K18062-CAL9	100	45486	0.321	3.80
0K18062-CALA	200	76726	0.260	3.80
0K18062-CALB	400	183564	0.307	3.80

AVE RF **0.309** RF RSD **14.80** AVE RT **3.80**

Element Calibration Review Sheet

Calibration ID: **A0K1904** Instrument: **VOA-GCMS6** Calibration Date: **11/19/2020**

Analysis: **QC - 624x/8260x All Cpds fo** Instrument Cal ID: **VF201119G.M/VF201119S.M**

trans-1,2-Dichloroethene

Curve Fit: **AVERAGE RF**

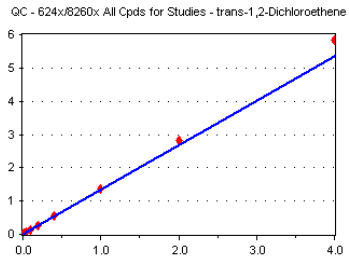

Standard	Concentration	Response	Response Factor	RT
~~0K18062-CAL1~~	~~0.1~~	~~0~~	~~0.000~~	~~0.00~~
0K18062-CAL2	0.2	351	1.154	3.88
0K18062-CAL3	0.4	752	1.223	3.89
0K18062-CAL4	1	1967	1.371	3.87
0K18062-CAL5	2	3772	1.327	3.89
0K18062-CAL6	5	9514	1.323	3.88
0K18062-CAL7	10	19090	1.360	3.88
0K18062-CAL8	20	37713	1.363	3.87
0K18062-CAL9	50	96837	1.369	3.88
0K18062-CALA	100	207514	1.408	3.88
0K18062-CALB	200	436083	1.457	3.88

AVE RF **1.335** RF RSD **6.58** AVE RT **3.88**

n-Hexane

Curve Fit: **AVERAGE RF**

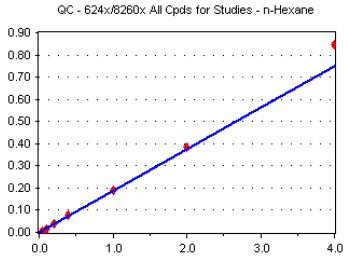

Standard	Concentration	Response	Response Factor	RT
~~0K18062-CAL1~~	~~0.1~~	~~0~~	~~0.000~~	~~0.00~~
~~0K18062-CAL2~~	~~0.2~~	~~0~~	~~0.000~~	~~0.00~~
~~0K18062-CAL3~~	~~0.4~~	~~0~~	~~0.000~~	~~0.00~~
~~0K18062-CAL4~~	~~1~~	~~142~~	~~9.894~~	~~3.95~~
0K18062-CAL5	2	478	0.168	3.96
0K18062-CAL6	5	1210	0.168	3.96
0K18062-CAL7	10	2632	0.188	3.96
0K18062-CAL8	20	5290	0.191	3.95
0K18062-CAL9	50	13521	0.191	3.96
0K18062-CALA	100	28425	0.193	3.96
0K18062-CALB	200	63421	0.212	3.96

AVE RF **0.187** RF RSD **8.14** AVE RT **3.96**

Methyl tert-butyl ether (MTBE)

Curve Fit: **AVERAGE RF**

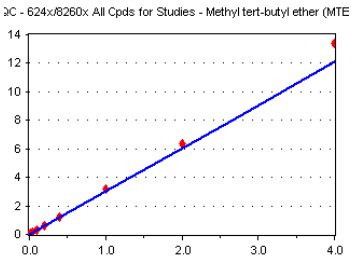

Standard	Concentration	Response	Response Factor	RT
~~0K18062-CAL1~~	~~0.1~~	~~0~~	~~0.000~~	~~0.00~~
0K18062-CAL2	0.2	799	2.627	4.02
0K18062-CAL3	0.4	1756	2.855	4.02
0K18062-CAL4	1	4272	2.977	4.01
0K18062-CAL5	2	8518	2.996	4.02
0K18062-CAL6	5	21125	2.938	4.01
0K18062-CAL7	10	42091	2.999	4.02
0K18062-CAL8	20	85014	3.073	4.01
0K18062-CAL9	50	227524	3.216	4.01
0K18062-CALA	100	465798	3.161	4.01
0K18062-CALB	200	1002181	3.348	4.01

AVE RF **3.019** RF RSD **6.62** AVE RT **4.01**

1,1-Dichloroethane

Curve Fit: **AVERAGE RF**

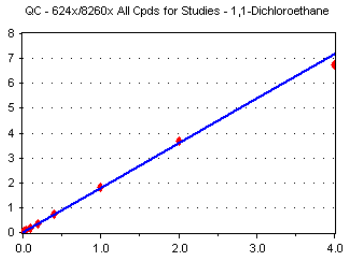

Standard	Concentration	Response	Response Factor	RT
~~0K18062-CAL1~~	~~0.1~~	~~0~~	~~0.000~~	~~0.00~~
0K18062-CAL2	0.2	478	1.572	4.50
0K18062-CAL3	0.4	1090	1.772	4.52
0K18062-CAL4	1	2792	1.945	4.51
0K18062-CAL5	2	5209	1.832	4.51
0K18062-CAL6	5	12847	1.787	4.50
0K18062-CAL7	10	25775	1.837	4.52
0K18062-CAL8	20	51342	1.856	4.51
0K18062-CAL9	50	127265	1.799	4.51
0K18062-CALA	100	271036	1.839	4.51
0K18062-CALB	200	505398	1.688	4.52

AVE RF **1.793** RF RSD **5.68** AVE RT **4.51**

Element Calibration Review Sheet

Calibration ID: **A0K1904** Instrument: **VOA-GCMS6** Calibration Date: **11/19/2020**

Analysis: **QC - 624x/8260x All Cpds fo** Instrument Cal ID: **VF201119G.M/VF201119S.M**

Acrylonitrile

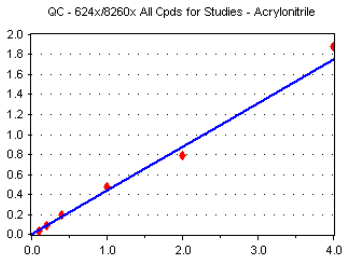

Curve Fit: **AVERAGE RF**

Standard	Concentration	Response	Response Factor	RT
~~0K18062-CAL1~~	~~0.1~~	~~0~~	~~0.000~~	~~0.00~~
~~0K18062-CAL2~~	~~0.2~~	~~0~~	~~0.000~~	~~0.00~~
~~0K18062-CAL3~~	~~0.4~~	~~0~~	~~0.000~~	~~0.00~~
~~0K18062-CAL4~~	~~1~~	~~0~~	~~0.000~~	~~0.00~~
~~0K18062-CAL5~~	~~2~~	~~803~~	~~0.282~~	~~4.60~~
0K18062-CAL6	5	2610	0.363	4.59
0K18062-CAL7	10	6267	0.447	4.59
0K18062-CAL8	20	13119	0.474	4.58
0K18062-CAL9	50	33845	0.478	4.58
0K18062-CALA	100	58141	0.395	4.58
0K18062-CALB	200	140934	0.471	4.58

AVE RF **0.438** RF RSD **11.00** AVE RT **4.58**

cis-1,2-Dichloroethene

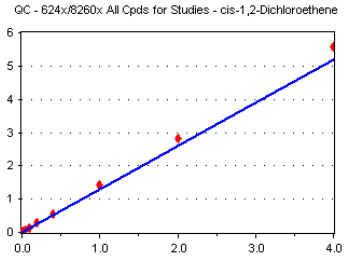

Curve Fit: **AVERAGE RF**

Standard	Concentration	Response	Response Factor	RT
~~0K18062-CAL1~~	~~0.1~~	~~0~~	~~0.000~~	~~0.00~~
0K18062-CAL2	0.2	281	0.924	5.08
0K18062-CAL3	0.4	649	1.055	5.08
0K18062-CAL4	1	1867	1.301	5.07
0K18062-CAL5	2	3814	1.341	5.07
0K18062-CAL6	5	9683	1.347	5.06
0K18062-CAL7	10	19629	1.399	5.07
0K18062-CAL8	20	38139	1.379	5.06
0K18062-CAL9	50	99855	1.411	5.06
0K18062-CALA	100	208565	1.415	5.06
0K18062-CALB	200	416968	1.393	5.06

AVE RF **1.297** RF RSD **12.99** AVE RT **5.07**

2,2-Dichloropropane

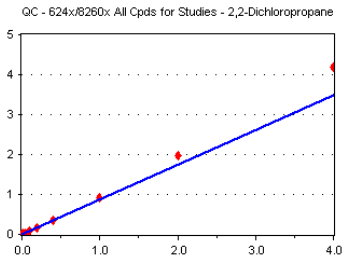

Curve Fit: **AVERAGE RF**

Standard	Concentration	Response	Response Factor	RT
~~0K18062-CAL1~~	~~0.1~~	~~0~~	~~0.000~~	~~0.00~~
~~0K18062-CAL2~~	~~0.2~~	~~0~~	~~0.000~~	~~0.00~~
~~0K18062-CAL3~~	~~0.4~~	~~367~~	~~0.597~~	~~5.17~~
0K18062-CAL4	1	1113	0.776	5.16
0K18062-CAL5	2	2157	0.759	5.17
0K18062-CAL6	5	5522	0.768	5.16
0K18062-CAL7	10	11649	0.830	5.17
0K18062-CAL8	20	24093	0.871	5.17
0K18062-CAL9	50	64990	0.918	5.17
0K18062-CALA	100	145096	0.985	5.17
0K18062-CALB	200	312875	1.045	5.17

AVE RF **0.869** RF RSD **12.26** AVE RT **5.17**

Bromochloromethane

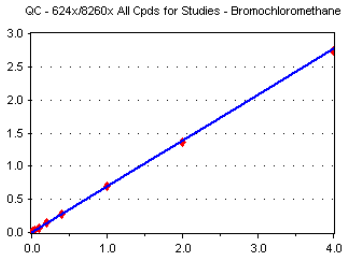

Curve Fit: **AVERAGE RF**

Standard	Concentration	Response	Response Factor	RT
~~0K18062-CAL1~~	~~0.1~~	~~0~~	~~0.000~~	~~0.00~~
~~0K18062-CAL2~~	~~0.2~~	~~0~~	~~0.000~~	~~0.00~~
0K18062-CAL3	0.4	403	0.655	5.28
0K18062-CAL4	1	973	0.678	5.27
0K18062-CAL5	2	2040	0.717	5.27
0K18062-CAL6	5	5132	0.714	5.26
0K18062-CAL7	10	10113	0.721	5.27
0K18062-CAL8	20	19335	0.699	5.26
0K18062-CAL9	50	49698	0.702	5.26
0K18062-CALA	100	100769	0.684	5.26
0K18062-CALB	200	204676	0.684	5.26

AVE RF **0.695** RF RSD **3.10** AVE RT **5.27**

Element Calibration Review Sheet

Calibration ID: **A0K1904** Instrument: **VOA-GCMS6** Calibration Date: **11/19/2020**

Analysis: **QC - 624x/8260x All Cpds fo** Instrument Cal ID: **VF201119G.M/VF201119S.M**

Chloroform

Curve Fit: **AVERAGE RF**

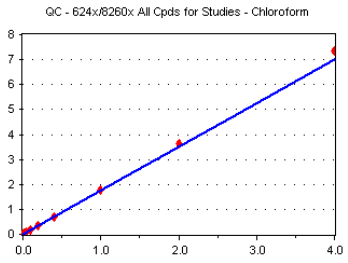

Standard	Concentration	Response	Response Factor	RT
~~0K18062-CAL1~~	~~0.1~~	~~0~~	~~0.000~~	~~0.00~~
0K18062-CAL2	0.2	513	1.687	5.36
0K18062-CAL3	0.4	1004	1.632	5.35
0K18062-CAL4	1	2532	1.764	5.35
0K18062-CAL5	2	5055	1.778	5.35
0K18062-CAL6	5	12227	1.701	5.34
0K18062-CAL7	10	25110	1.789	5.35
0K18062-CAL8	20	49103	1.775	5.34
0K18062-CAL9	50	125687	1.776	5.35
0K18062-CALA	100	266719	1.810	5.35
0K18062-CALB	200	550252	1.838	5.35

AVE RF **1.755** RF RSD **3.56** AVE RT **5.35**

Carbon tetrachloride

Curve Fit: **AVERAGE RF**

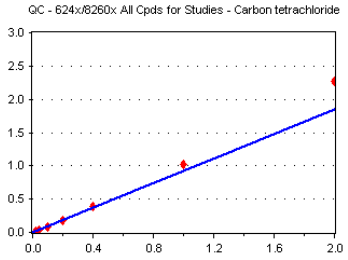

Standard	Concentration	Response	Response Factor	RT
~~0K18062-CAL1~~	~~0.1~~	~~0~~	~~0.000~~	~~0.00~~
~~0K18062-CAL2~~	~~0.2~~	~~0~~	~~0.000~~	~~0.00~~
~~0K18062-CAL3~~	~~0.4~~	~~413~~	~~0.671~~	~~5.48~~
0K18062-CAL4	1	1120	0.780	5.47
0K18062-CAL5	2	2228	0.784	5.48
0K18062-CAL6	5	6132	0.853	5.47
0K18062-CAL7	10	12760	0.909	5.48
0K18062-CAL8	20	26912	0.973	5.48
0K18062-CAL9	50	71948	1.017	5.48
0K18062-CALA	100	167408	1.136	5.48
~~0K18062-CALB~~	~~200~~	~~371319~~	~~1.240~~	~~5.48~~

AVE RF **0.922** RF RSD **14.12** AVE RT **5.48**

Tetrahydrofuran

Curve Fit: **AVERAGE RF**

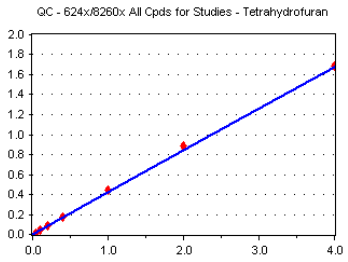

Standard	Concentration	Response	Response Factor	RT
~~0K18062-CAL1~~	~~0.1~~	~~0~~	~~0.000~~	~~0.00~~
~~0K18062-CAL2~~	~~0.2~~	~~0~~	~~0.000~~	~~0.00~~
~~0K18062-CAL3~~	~~0.4~~	~~0~~	~~0.000~~	~~0.00~~
~~0K18062-CAL4~~	~~1~~	~~391~~	~~0.272~~	~~5.53~~
0K18062-CAL5	2	1039	0.365	5.53
0K18062-CAL6	5	2855	0.397	5.53
0K18062-CAL7	10	5923	0.422	5.52
0K18062-CAL8	20	12253	0.443	5.51
0K18062-CAL9	50	31710	0.448	5.52
0K18062-CALA	100	65563	0.445	5.51
0K18062-CALB	200	126023	0.421	5.52

AVE RF **0.420** RF RSD **7.17** AVE RT **5.52**

1,1,1-Trichloroethane

Curve Fit: **AVERAGE RF**

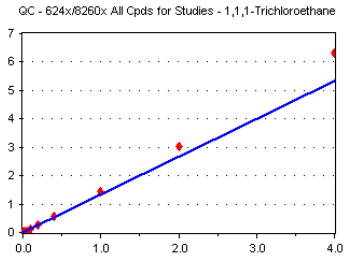

Standard	Concentration	Response	Response Factor	RT
~~0K18062-CAL1~~	~~0.1~~	~~0~~	~~0.000~~	~~0.00~~
0K18062-CAL2	0.2	317	1.042	5.55
0K18062-CAL3	0.4	689	1.120	5.56
0K18062-CAL4	1	1833	1.277	5.54
0K18062-CAL5	2	3610	1.270	5.55
0K18062-CAL6	5	9345	1.300	5.54
0K18062-CAL7	10	19337	1.378	5.54
0K18062-CAL8	20	39360	1.423	5.54
0K18062-CAL9	50	100737	1.424	5.54
0K18062-CALA	100	222275	1.509	5.54
0K18062-CALB	200	472026	1.577	5.54

AVE RF **1.332** RF RSD **12.43** AVE RT **5.55**

Element Calibration Review Sheet

Calibration ID: **A0K1904** Instrument: **VOA-GCMS6** Calibration Date: **11/19/2020**

Analysis: **QC - 624x/8260x All Cpds fo** Instrument Cal ID: **VF201119G.M/VF201119S.M**

2-Butanone (MEK)

Curve Fit: **AVERAGE RF**

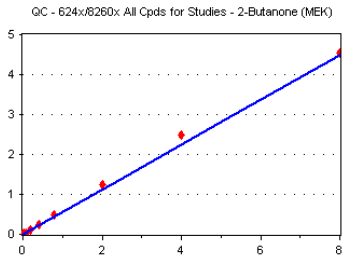

Standard	Concentration	Response	Response Factor	RT
~~0K18062-CAL1~~	~~0.2~~	~~0~~	~~0.000~~	~~0.00~~
~~0K18062-CAL2~~	~~0.4~~	~~0~~	~~0.000~~	~~0.00~~
~~0K18062-CAL3~~	~~0.8~~	~~0~~	~~0.000~~	~~0.00~~
0K18062-CAL4	2	1353	0.471	5.69
0K18062-CAL5	4	2758	0.485	5.69
0K18062-CAL6	10	7390	0.514	5.68
0K18062-CAL7	20	17004	0.606	5.67
0K18062-CAL8	40	33719	0.610	5.67
0K18062-CAL9	100	87478	0.618	5.67
0K18062-CALA	200	182941	0.621	5.67
0K18062-CALB	400	339543	0.567	5.67

AVE RF **0.561** RF RSD **11.12** AVE RT **5.67**

1,1-Dichloropropene

Curve Fit: **AVERAGE RF**

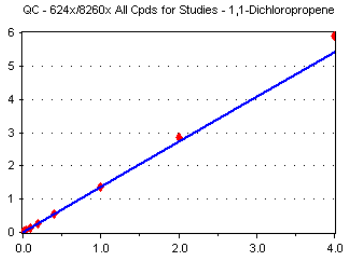

Standard	Concentration	Response	Response Factor	RT
~~0K18062-CAL1~~	~~0.1~~	~~0~~	~~0.000~~	~~0.00~~
~~0K18062-CAL2~~	~~0.2~~	~~0~~	~~0.000~~	~~0.00~~
0K18062-CAL3	0.4	742	1.206	5.68
0K18062-CAL4	1	1895	1.320	5.67
0K18062-CAL5	2	3749	1.319	5.68
0K18062-CAL6	5	9464	1.316	5.67
0K18062-CAL7	10	19258	1.372	5.68
0K18062-CAL8	20	38693	1.399	5.67
0K18062-CAL9	50	96786	1.368	5.67
0K18062-CALA	100	210684	1.430	5.68
0K18062-CALB	200	442079	1.477	5.67

AVE RF **1.356** RF RSD **5.76** AVE RT **5.68**

Benzene

Curve Fit: **AVERAGE RF**

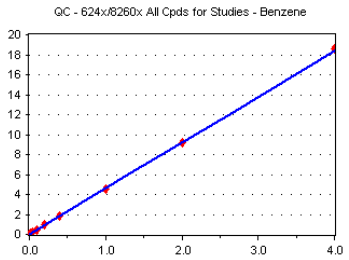

Standard	Concentration	Response	Response Factor	RT
0K18062-CAL1	0.1	693	4.491	5.94
0K18062-CAL2	0.2	1405	4.620	5.93
0K18062-CAL3	0.4	2630	4.276	5.93
0K18062-CAL4	1	6864	4.783	5.93
0K18062-CAL5	2	13448	4.730	5.93
0K18062-CAL6	5	33106	4.605	5.93
0K18062-CAL7	10	65847	4.692	5.93
0K18062-CAL8	20	128160	4.633	5.93
0K18062-CAL9	50	320261	4.526	5.93
0K18062-CALA	100	675364	4.583	5.93
0K18062-CALB	200	1390229	4.644	5.93

AVE RF **4.598** RF RSD **2.96** AVE RT **5.93**

Pentafluorobenzene (ISTD)

Curve Fit: **AVERAGE RF**

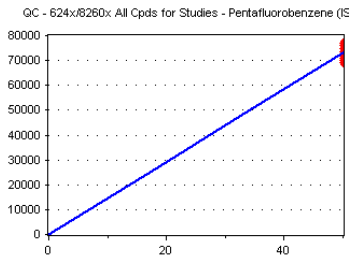

Standard	Concentration	Response	Response Factor	RT
0K18062-CAL1	50	77158	1543.160	6.02
0K18062-CAL2	50	76032	1520.640	6.02
0K18062-CAL3	50	76882	1537.640	6.02
0K18062-CAL4	50	71760	1435.200	6.02
0K18062-CAL5	50	71083	1421.660	6.02
0K18062-CAL6	50	71892	1437.840	6.02
0K18062-CAL7	50	70167	1403.340	6.02
0K18062-CAL8	50	69152	1383.040	6.02
0K18062-CAL9	50	70758	1415.160	6.02
0K18062-CALA	50	73674	1473.480	6.02
0K18062-CALB	50	74842	1496.840	6.02

AVE RF **1460.727** RF RSD **3.86** AVE RT **6.02**

Element Calibration Review Sheet

Calibration ID: **A0K1904** Instrument: **VOA-GCMS6** Calibration Date: **11/19/2020**

Analysis: **QC - 624x/8260x All Cpds fo** Instrument Cal ID: **VF201119G.M/VF201119S.M**

1,2-Dichloroethane (EDC)

Curve Fit: **AVERAGE RF**

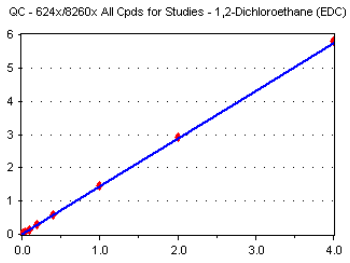

Standard	Concentration	Response	Response Factor	RT
~~0K18062-CAL1~~	~~0.1~~	~~0~~	~~0.000~~	~~0.00~~
~~0K18062-CAL2~~	~~0.2~~	~~0~~	~~0.000~~	~~0.00~~
0K18062-CAL3	0.4	777	1.263	6.15
0K18062-CAL4	1	2070	1.442	6.14
0K18062-CAL5	2	4276	1.504	6.15
0K18062-CAL6	5	10219	1.421	6.15
0K18062-CAL7	10	20415	1.455	6.15
0K18062-CAL8	20	40368	1.459	6.14
0K18062-CAL9	50	104207	1.473	6.15
0K18062-CALA	100	214732	1.457	6.15
0K18062-CALB	200	435304	1.454	6.15

AVE RF **1.437** RF RSD **4.78** AVE RT **6.15**

Isobutyl alcohol

Curve Fit: **AVERAGE RF**

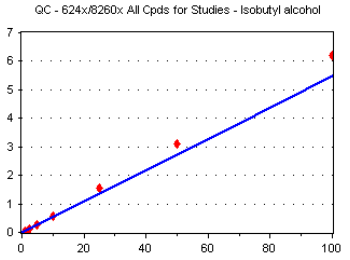

Standard	Concentration	Response	Response Factor	RT
~~0K18062-CAL1~~	~~2.5~~	~~0~~	~~0.000~~	~~0.00~~
~~0K18062-CAL2~~	~~5~~	~~0~~	~~0.000~~	~~0.00~~
~~0K18062-CAL3~~	~~10~~	~~387~~	~~2.517~~	~~6.24~~
~~0K18062-CAL4~~	~~25~~	~~1480~~	~~4.125~~	~~6.20~~
0K18062-CAL5	50	3125	4.396	6.23
0K18062-CAL6	125	8339	4.640	6.23
0K18062-CAL7	250	17656	5.033	6.21
0K18062-CAL8	500	38918	5.628	6.22
0K18062-CAL9	1250	109408	6.185	6.23
0K18062-CALA	2500	228123	6.193	6.21
0K18062-CALB	5000	464752	6.210	6.23

AVE RF **5.469** RF RSD **14.24** AVE RT **6.22**

Trichloroethene (TCE)

Curve Fit: **AVERAGE RF**

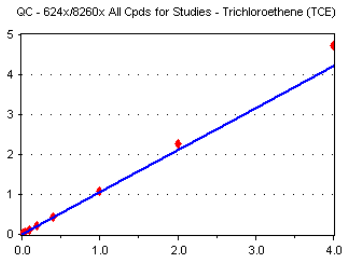

Standard	Concentration	Response	Response Factor	RT
~~0K18062-CAL1~~	~~0.1~~	~~0~~	~~0.000~~	~~0.00~~
0K18062-CAL2	0.2	295	0.970	6.55
0K18062-CAL3	0.4	535	0.870	6.56
0K18062-CAL4	1	1493	1.040	6.54
0K18062-CAL5	2	2979	1.048	6.55
0K18062-CAL6	5	7443	1.035	6.55
0K18062-CAL7	10	15404	1.098	6.55
0K18062-CAL8	20	30393	1.099	6.55
0K18062-CAL9	50	76409	1.080	6.55
0K18062-CALA	100	166872	1.133	6.55
0K18062-CALB	200	354848	1.185	6.55

AVE RF **1.056** RF RSD **8.32** AVE RT **6.55**

1,4-Difluorobenzene (Surr)

Curve Fit: **AVERAGE RF**

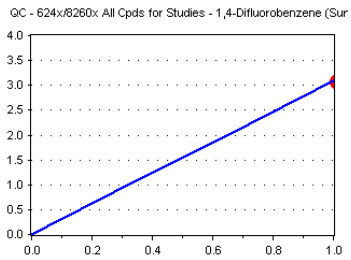

Standard	Concentration	Response	Response Factor	RT
0K18062-CAL1	50	240769	3.120	6.58
0K18062-CAL2	50	236428	3.110	6.58
0K18062-CAL3	50	237778	3.093	6.58
0K18062-CAL4	50	223356	3.113	6.58
0K18062-CAL5	50	218040	3.067	6.59
0K18062-CAL6	50	217863	3.030	6.58
0K18062-CAL7	50	216832	3.090	6.58
0K18062-CAL8	50	212389	3.071	6.58
0K18062-CAL9	50	218582	3.089	6.58
0K18062-CALA	50	225226	3.057	6.58
0K18062-CALB	50	232298	3.104	6.58

AVE RF **3.086** RF RSD **0.88** AVE RT **6.58**

Element Calibration Review Sheet

Calibration ID: **A0K1904** Instrument: **VOA-GCMS6** Calibration Date: **11/19/2020**

Analysis: **QC - 624x/8260x All Cpds fo** Instrument Cal ID: **VF201119G.M/VF201119S.M**

Dibromomethane

Curve Fit: **AVERAGE RF**

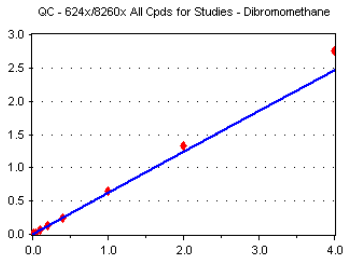

Standard	Concentration	Response	Response Factor	RT
~~0K18062-CAL1~~	~~0.1~~	~~0~~	~~0.000~~	~~0.00~~
~~0K18062-CAL2~~	~~0.2~~	~~0~~	~~0.000~~	~~0.00~~
~~0K18062-CAL3~~	~~0.4~~	~~231~~	~~0.376~~	~~7.02~~
0K18062-CAL4	1	784	0.546	7.00
0K18062-CAL5	2	1641	0.577	7.00
0K18062-CAL6	5	4145	0.577	7.00
0K18062-CAL7	10	8640	0.616	7.00
0K18062-CAL8	20	17151	0.620	7.00
0K18062-CAL9	50	46102	0.652	7.00
0K18062-CALA	100	98019	0.665	7.00
0K18062-CALB	200	206460	0.690	7.00

AVE RF **0.618** RF RSD **7.98** AVE RT **7.00**

1,2-Dichloropropane

Curve Fit: **AVERAGE RF**

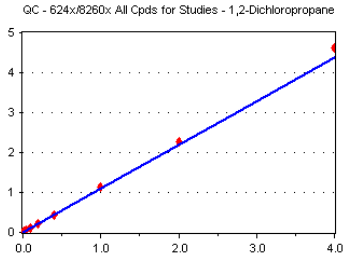

Standard	Concentration	Response	Response Factor	RT
~~0K18062-CAL1~~	~~0.1~~	~~0~~	~~0.000~~	~~0.00~~
~~0K18062-CAL2~~	~~0.2~~	~~0~~	~~0.000~~	~~0.00~~
0K18062-CAL3	0.4	555	0.902	7.11
0K18062-CAL4	1	1591	1.109	7.11
0K18062-CAL5	2	3078	1.083	7.11
0K18062-CAL6	5	7858	1.093	7.11
0K18062-CAL7	10	15874	1.131	7.11
0K18062-CAL8	20	30689	1.109	7.10
0K18062-CAL9	50	80324	1.135	7.10
0K18062-CALA	100	167903	1.140	7.10
0K18062-CALB	200	345310	1.153	7.10

AVE RF **1.095** RF RSD **6.92** AVE RT **7.10**

Bromodichloromethane

Curve Fit: **AVERAGE RF**

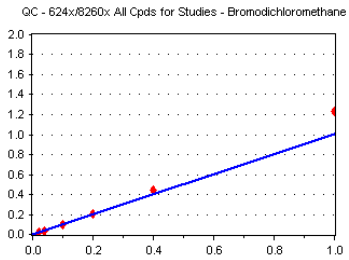

Standard	Concentration	Response	Response Factor	RT
~~0K18062-CAL1~~	~~0.1~~	~~0~~	~~0.000~~	~~0.00~~
~~0K18062-CAL2~~	~~0.2~~	~~0~~	~~0.000~~	~~0.00~~
~~0K18062-CAL3~~	~~0.4~~	~~451~~	~~0.733~~	~~7.19~~
0K18062-CAL4	1	1211	0.844	7.19
0K18062-CAL5	2	2653	0.933	7.18
0K18062-CAL6	5	6670	0.928	7.18
0K18062-CAL7	10	14414	1.027	7.19
0K18062-CAL8	20	30371	1.098	7.18
0K18062-CAL9	50	86862	1.228	7.18
~~0K18062-CALA~~	~~100~~	~~191990~~	~~1.303~~	~~7.18~~
~~0K18062-CALB~~	~~200~~	~~414440~~	~~1.384~~	~~7.18~~

AVE RF **1.010** RF RSD **13.70** AVE RT **7.18**

cis-1,3-Dichloropropene

Curve Fit: **QUADRATIC: Weighting: (1/a), Origin: Ignore**

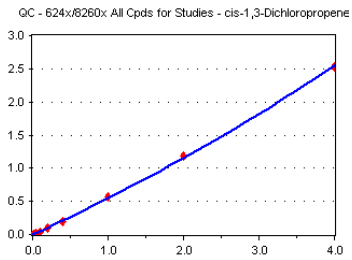

Standard	Concentration	Response	Response Factor	RT
~~0K18062-CAL1~~	~~0.1~~	~~0~~	~~0.000~~	~~0.00~~
~~0K18062-CAL2~~	~~0.2~~	~~0~~	~~0.000~~	~~0.00~~
0K18062-CAL3	0.4	456	0.273	7.89
0K18062-CAL4	1	1397	0.357	7.88
0K18062-CAL5	2	2854	0.371	7.89
0K18062-CAL6	5	7840	0.404	7.88
0K18062-CAL7	10	17724	0.464	7.88
0K18062-CAL8	20	38461	0.505	7.88
0K18062-CAL9	50	111434	0.561	7.88
0K18062-CALA	100	246031	0.593	7.88
0K18062-CALB	200	531463	0.631	7.88

AVE RF **0.462** RF RSD **26.06** AVE RT **7.88**

Element Calibration Review Sheet

Calibration ID: **A0K1904** Instrument: **VOA-GCMS6** Calibration Date: **11/19/2020**

Analysis: **QC - 624x/8260x All Cpds fo** Instrument Cal ID: **VF201119G.M/VF201119S.M**

Toluene-d8 (Surr)

Curve Fit: **AVERAGE RF**

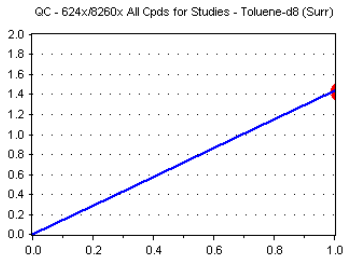

Standard	Concentration	Response	Response Factor	RT
0K18062-CAL1	50	309383	1.456	8.09
0K18062-CAL2	50	303923	1.450	8.09
0K18062-CAL3	50	303847	1.454	8.09
0K18062-CAL4	50	284112	1.451	8.08
0K18062-CAL5	50	279194	1.450	8.09
0K18062-CAL6	50	278590	1.435	8.09
0K18062-CAL7	50	276445	1.447	8.09
0K18062-CAL8	50	271584	1.425	8.09
0K18062-CAL9	50	282041	1.419	8.09
0K18062-CALA	50	288736	1.391	8.09
0K18062-CALB	50	297673	1.414	8.09

AVE RF **1.436** RF RSD **1.46** AVE RT **8.09**

Toluene

Curve Fit: **AVERAGE RF**

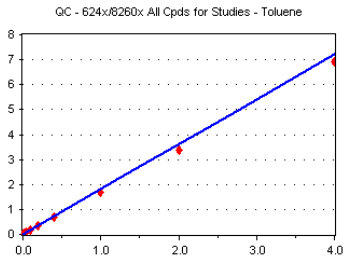

Standard	Concentration	Response	Response Factor	RT
0K18062-CAL1	0.1	937	2.205	8.15
0K18062-CAL2	0.2	1602	1.910	8.15
0K18062-CAL3	0.4	3088	1.847	8.15
0K18062-CAL4	1	7133	1.822	8.14
0K18062-CAL5	2	13595	1.765	8.15
0K18062-CAL6	5	34200	1.761	8.14
0K18062-CAL7	10	66875	1.750	8.15
0K18062-CAL8	20	132554	1.739	8.14
0K18062-CAL9	50	331469	1.668	8.14
0K18062-CALA	100	702637	1.692	8.14
0K18062-CALB	200	1452821	1.726	8.14

AVE RF **1.808** RF RSD **8.24** AVE RT **8.14**

Tetrachloroethene (PCE)

Curve Fit: **AVERAGE RF**

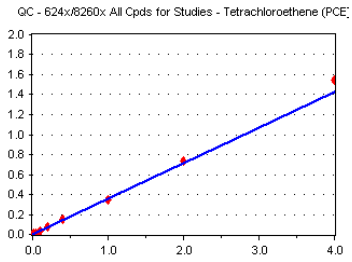

Standard	Concentration	Response	Response Factor	RT
~~0K18062-CAL1~~	~~0.1~~	~~0~~	~~0.000~~	~~0.00~~
~~0K18062-CAL2~~	~~0.2~~	~~162~~	~~0.193~~	~~8.60~~
0K18062-CAL3	0.4	519	0.310	8.60
0K18062-CAL4	1	1325	0.338	8.60
0K18062-CAL5	2	2844	0.369	8.60
0K18062-CAL6	5	7070	0.364	8.59
0K18062-CAL7	10	13764	0.360	8.59
0K18062-CAL8	20	27983	0.367	8.59
0K18062-CAL9	50	68570	0.345	8.59
0K18062-CALA	100	152088	0.366	8.59
0K18062-CALB	200	325389	0.386	8.59

AVE RF **0.356** RF RSD **6.21** AVE RT **8.59**

4-Methyl-2-pentanone (MiBK)

Curve Fit: **AVERAGE RF**

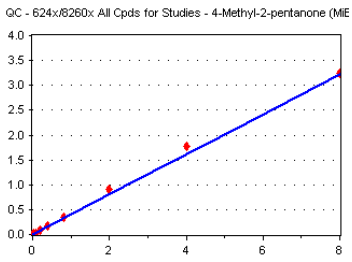

Standard	Concentration	Response	Response Factor	RT
~~0K18062-CAL1~~	~~0.2~~	~~0~~	~~0.000~~	~~0.00~~
~~0K18062-CAL2~~	~~0.4~~	~~0~~	~~0.000~~	~~0.00~~
0K18062-CAL3	0.8	1032	0.309	8.60
0K18062-CAL4	2	2927	0.374	8.60
0K18062-CAL5	4	5832	0.379	8.60
0K18062-CAL6	10	15199	0.391	8.59
0K18062-CAL7	20	32519	0.425	8.60
0K18062-CAL8	40	67256	0.441	8.59
0K18062-CAL9	100	179119	0.451	8.59
0K18062-CALA	200	366059	0.441	8.59
0K18062-CALB	400	682968	0.406	8.59

AVE RF **0.402** RF RSD **11.18** AVE RT **8.59**

Element Calibration Review Sheet

Calibration ID: **A0K1904** Instrument: **VOA-GCMS6** Calibration Date: **11/19/2020**

Analysis: **QC - 624x/8260x All Cpds fo** Instrument Cal ID: **VF201119G.M/VF201119S.M**

trans-1,3-Dichloropropene

Curve Fit: **QUADRATIC: Weighting: (1/a), Origin: Ignore**

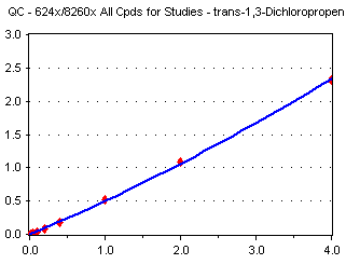

Standard	Concentration	Response	Response Factor	RT
~~0K18062-CAL1~~	~~0.1~~	~~0~~	~~0.000~~	~~0.00~~
~~0K18062-CAL2~~	~~0.2~~	~~0~~	~~0.000~~	~~0.00~~
~~0K18062-CAL3~~	~~0.4~~	~~0~~	~~0.000~~	~~0.00~~
0K18062-CAL4	1	999	0.255	8.64
0K18062-CAL5	2	2216	0.288	8.65
0K18062-CAL6	5	6596	0.340	8.64
0K18062-CAL7	10	14930	0.391	8.64
0K18062-CAL8	20	34568	0.454	8.63
0K18062-CAL9	50	101667	0.512	8.63
0K18062-CALA	100	226179	0.545	8.63
0K18062-CALB	200	487888	0.579	8.63

AVE RF **0.420** RF RSD **28.78** AVE RT **8.64**

1,1,2-Trichloroethane

Curve Fit: **AVERAGE RF**

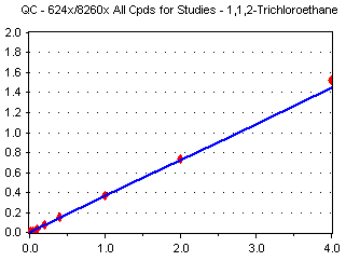

Standard	Concentration	Response	Response Factor	RT
~~0K18062-CAL1~~	~~0.1~~	~~0~~	~~0.000~~	~~0.00~~
~~0K18062-CAL2~~	~~0.2~~	~~0~~	~~0.000~~	~~0.00~~
0K18062-CAL3	0.4	523	0.313	8.81
0K18062-CAL4	1	1397	0.357	8.81
0K18062-CAL5	2	2867	0.372	8.81
0K18062-CAL6	5	6888	0.355	8.81
0K18062-CAL7	10	14181	0.371	8.82
0K18062-CAL8	20	28490	0.374	8.81
0K18062-CAL9	50	74040	0.373	8.81
0K18062-CALA	100	153715	0.370	8.81
0K18062-CALB	200	319965	0.380	8.81

AVE RF **0.363** RF RSD **5.62** AVE RT **8.81**

Ethylbenzene

Curve Fit: **AVERAGE RF**

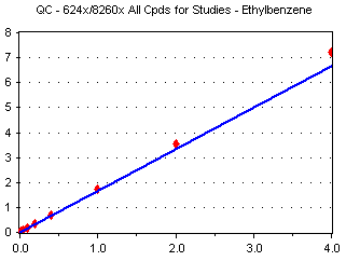

Standard	Concentration	Response	Response Factor	RT
0K18062-CAL1	0.1	585	1.377	0.00
0K18062-CAL2	0.2	1186	1.414	9.79
0K18062-CAL3	0.4	2537	1.518	9.78
0K18062-CAL4	1	6748	1.724	9.79
0K18062-CAL5	2	13427	1.744	9.78
0K18062-CAL6	5	33358	1.718	9.78
0K18062-CAL7	10	67463	1.765	9.78
0K18062-CAL8	20	134826	1.769	9.78
0K18062-CAL9	50	342923	1.725	9.78
0K18062-CALA	100	733179	1.766	9.78
0K18062-CALB	200	1516093	1.801	9.78

AVE RF **1.665** RF RSD **9.17** AVE RT **8.89**

Dibromochloromethane

Curve Fit: **QUADRATIC: Weighting: (1/a), Origin: Ignore**

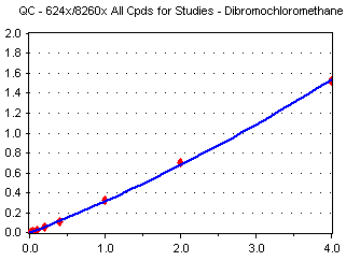

Standard	Concentration	Response	Response Factor	RT
~~0K18062-CAL1~~	~~0.1~~	~~0~~	~~0.000~~	~~0.00~~
~~0K18062-CAL2~~	~~0.2~~	~~0~~	~~0.000~~	~~0.00~~
0K18062-CAL3	0.4	217	0.130	9.01
0K18062-CAL4	1	729	0.186	9.00
0K18062-CAL5	2	1583	0.206	9.01
0K18062-CAL6	5	4359	0.224	9.00
0K18062-CAL7	10	9855	0.258	9.00
0K18062-CAL8	20	21292	0.279	9.00
0K18062-CAL9	50	64560	0.325	9.00
0K18062-CALA	100	145478	0.350	9.00
0K18062-CALB	200	320426	0.381	9.00

AVE RF **0.260** RF RSD **31.59** AVE RT **9.00**

Element Calibration Review Sheet

Calibration ID: **A0K1904** Instrument: **VOA-GCMS6** Calibration Date: **11/19/2020**

Analysis: **QC - 624x/8260x All Cpds fo** Instrument Cal ID: **VF201119G.M/VF201119S.M**

1,3-Dichloropropane

Curve Fit: **AVERAGE RF**

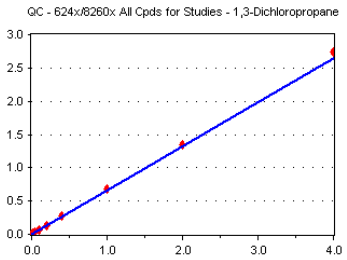

Standard	Concentration	Response	Response Factor	RT
~~0K18062-CAL1~~	~~0.1~~	~~0~~	~~0.000~~	~~0.00~~
0K18062-CAL2	0.2	545	0.650	9.11
0K18062-CAL3	0.4	985	0.589	9.11
0K18062-CAL4	1	2517	0.643	9.10
0K18062-CAL5	2	5021	0.652	9.10
0K18062-CAL6	5	12650	0.651	9.10
0K18062-CAL7	10	26263	0.687	9.10
0K18062-CAL8	20	52245	0.685	9.10
0K18062-CAL9	50	135619	0.682	9.10
0K18062-CALA	100	280859	0.676	9.10
0K18062-CALB	200	576443	0.685	9.10

AVE RF **0.660** RF RSD **4.60** AVE RT **9.10**

1,2-Dibromoethane (EDB)

Curve Fit: **AVERAGE RF**

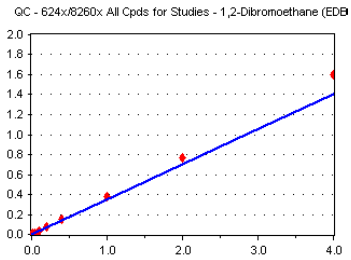

Standard	Concentration	Response	Response Factor	RT
~~0K18062-CAL1~~	~~0.1~~	~~0~~	~~0.000~~	~~0.00~~
~~0K18062-CAL2~~	~~0.2~~	~~0~~	~~0.000~~	~~0.00~~
~~0K18062-CAL3~~	~~0.4~~	~~346~~	~~0.207~~	~~9.25~~
0K18062-CAL4	1	1161	0.297	9.25
0K18062-CAL5	2	2385	0.310	9.25
0K18062-CAL6	5	6279	0.323	9.24
0K18062-CAL7	10	13626	0.357	9.24
0K18062-CAL8	20	27857	0.365	9.24
0K18062-CAL9	50	75650	0.381	9.24
0K18062-CALA	100	160072	0.386	9.24
0K18062-CALB	200	336119	0.399	9.24

AVE RF **0.352** RF RSD **10.77** AVE RT **9.24**

o-Xylene

Curve Fit: **AVERAGE RF**

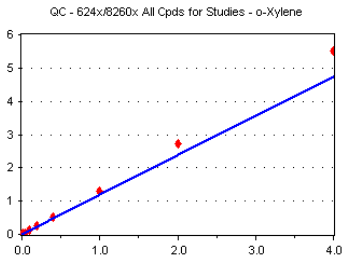

Standard	Concentration	Response	Response Factor	RT
0K18062-CAL1	0.1	362	0.852	0.00
0K18062-CAL2	0.2	847	1.010	10.31
0K18062-CAL3	0.4	1764	1.055	10.31
0K18062-CAL4	1	4455	1.138	10.30
0K18062-CAL5	2	9087	1.180	10.30
0K18062-CAL6	5	23413	1.206	10.30
0K18062-CAL7	10	49030	1.283	10.30
0K18062-CAL8	20	99147	1.301	10.30
0K18062-CAL9	50	258736	1.302	10.30
0K18062-CALA	100	563131	1.356	10.30
0K18062-CALB	200	1158422	1.376	10.30

AVE RF **1.187** RF RSD **13.67** AVE RT **9.36**

2-Hexanone

Curve Fit: **AVERAGE RF**

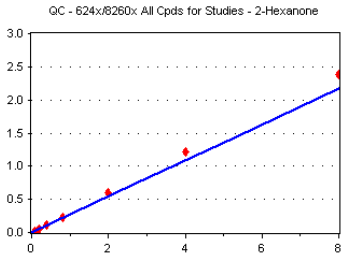

Standard	Concentration	Response	Response Factor	RT
~~0K18062-CAL1~~	~~0.2~~	~~0~~	~~0.000~~	~~0.00~~
~~0K18062-CAL2~~	~~0.4~~	~~0~~	~~0.000~~	~~0.00~~
~~0K18062-CAL3~~	~~0.8~~	~~341~~	~~0.102~~	~~9.50~~
~~0K18062-CAL4~~	~~2~~	~~1554~~	~~0.198~~	~~9.49~~
0K18062-CAL5	4	3243	0.211	9.49
0K18062-CAL6	10	8859	0.228	9.48
0K18062-CAL7	20	20720	0.271	9.48
0K18062-CAL8	40	44118	0.289	9.47
0K18062-CAL9	100	119430	0.300	9.47
0K18062-CALA	200	254094	0.306	9.47
0K18062-CALB	400	500391	0.297	9.47

AVE RF **0.272** RF RSD **13.93** AVE RT **9.48**

Element Calibration Review Sheet

Calibration ID: **A0K1904** Instrument: **VOA-GCMS6** Calibration Date: **11/19/2020**

Analysis: **QC - 624x/8260x All Cpds fo** Instrument Cal ID: **VF201119G.M/VF201119S.M**

Chlorobenzene-d5 (ISTD)

Curve Fit: **AVERAGE RF**

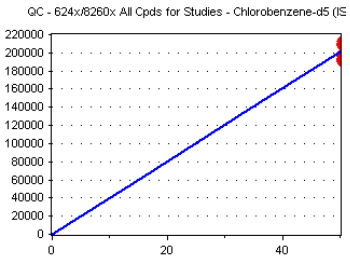

Standard	Concentration	Response	Response Factor	RT
0K18062-CAL1	50	212427	4248.540	9.74
0K18062-CAL2	50	209658	4193.160	9.74
0K18062-CAL3	50	208976	4179.520	9.74
0K18062-CAL4	50	195748	3914.960	9.74
0K18062-CAL5	50	192510	3850.200	9.74
0K18062-CAL6	50	194196	3883.920	9.74
0K18062-CAL7	50	191092	3821.840	9.74
0K18062-CAL8	50	190541	3810.820	9.74
0K18062-CAL9	50	198760	3975.200	9.74
0K18062-CALA	50	207591	4151.820	9.74
0K18062-CALB	50	210488	4209.760	9.74

AVE RF **4021.795** RF RSD **4.34** AVE RT **9.74**

Chlorobenzene

Curve Fit: **AVERAGE RF**

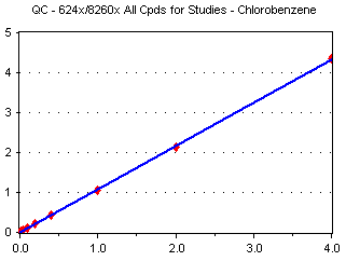

Standard	Concentration	Response	Response Factor	RT
0K18062-CAL1	0.1	435	1.024	9.75
0K18062-CAL2	0.2	951	1.134	9.75
0K18062-CAL3	0.4	1852	1.108	9.75
0K18062-CAL4	1	4328	1.106	9.76
0K18062-CAL5	2	8636	1.122	9.75
0K18062-CAL6	5	20627	1.062	9.75
0K18062-CAL7	10	41217	1.078	9.75
0K18062-CAL8	20	81288	1.067	9.75
0K18062-CAL9	50	208768	1.050	9.75
0K18062-CALA	100	445149	1.072	9.75
0K18062-CALB	200	916928	1.089	9.75

AVE RF **1.083** RF RSD **3.01** AVE RT **9.75**

1,1,1,2-Tetrachloroethane

Curve Fit: **QUADRATIC: Weighting: (1/a), Origin: Ignore**

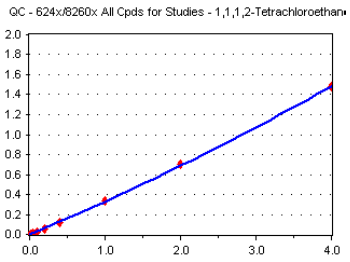

Standard	Concentration	Response	Response Factor	RT
~~0K18062-CAL1~~	~~0.1~~	~~0~~	~~0.000~~	~~0.00~~
~~0K18062-CAL2~~	~~0.2~~	~~0~~	~~0.000~~	~~0.00~~
0K18062-CAL3	0.4	306	0.183	9.83
0K18062-CAL4	1	970	0.248	9.82
0K18062-CAL5	2	1984	0.258	9.81
0K18062-CAL6	5	5071	0.261	9.82
0K18062-CAL7	10	10995	0.288	9.81
0K18062-CAL8	20	23556	0.309	9.82
0K18062-CAL9	50	66693	0.336	9.82
0K18062-CALA	100	145309	0.350	9.82
0K18062-CALB	200	311205	0.370	9.82

AVE RF **0.289** RF RSD **20.28** AVE RT **9.82**

m,p-Xylene

Curve Fit: **AVERAGE RF**

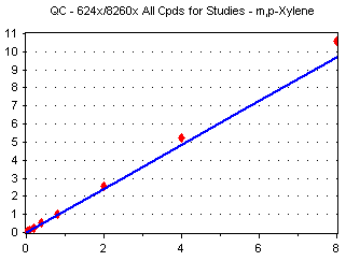

Standard	Concentration	Response	Response Factor	RT
0K18062-CAL1	0.2	861	1.013	9.92
0K18062-CAL2	0.4	1907	1.137	9.92
0K18062-CAL3	0.8	3490	1.044	9.92
0K18062-CAL4	2	9478	1.210	9.92
0K18062-CAL5	4	18646	1.211	9.92
0K18062-CAL6	10	48405	1.246	9.92
0K18062-CAL7	20	98854	1.293	9.92
0K18062-CAL8	40	198165	1.300	9.92
0K18062-CAL9	100	507696	1.277	9.92
0K18062-CALA	200	1088905	1.311	9.92
0K18062-CALB	400	2227333	1.323	9.92

AVE RF **1.215** RF RSD **8.83** AVE RT **9.92**

Element Calibration Review Sheet

Calibration ID: **A0K1904** Instrument: **VOA-GCMS6** Calibration Date: **11/19/2020**

Analysis: **QC - 624x/8260x All Cpds fo** Instrument Cal ID: **VF201119G.M/VF201119S.M**

1,3,5-Trimethylbenzene

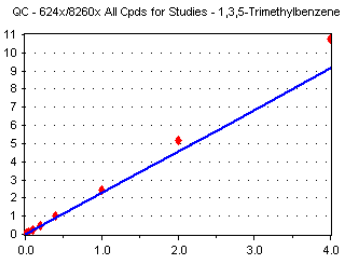

Curve Fit: **AVERAGE RF**

Standard	Concentration	Response	Response Factor	RT
0K18062-CAL1	0.1	324	1.753	0.00
0K18062-CAL2	0.2	735	1.993	11.07
0K18062-CAL3	0.4	1451	1.998	11.07
0K18062-CAL4	1	3693	2.104	11.08
0K18062-CAL5	2	7883	2.296	11.07
0K18062-CAL6	5	20107	2.273	11.07
0K18062-CAL7	10	43073	2.463	11.07
0K18062-CAL8	20	88872	2.522	11.07
0K18062-CAL9	50	228986	2.454	11.07
0K18062-CALA	100	497249	2.592	11.07
0K18062-CALB	200	1015537	2.684	11.07

AVE RF **2.285** RF RSD **12.79** AVE RT **10.07**

4-Chlorotoluene

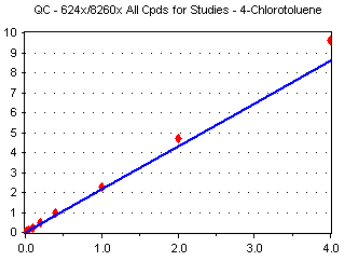

Curve Fit: **AVERAGE RF**

Standard	Concentration	Response	Response Factor	RT
0K18062-CAL1	0.1	290	1.569	0.00
0K18062-CAL2	0.2	612	1.660	11.19
0K18062-CAL3	0.4	1411	1.943	11.18
0K18062-CAL4	1	3808	2.169	11.18
0K18062-CAL5	2	7656	2.230	11.18
0K18062-CAL6	5	19711	2.228	11.18
0K18062-CAL7	10	41003	2.345	11.18
0K18062-CAL8	20	84787	2.406	11.18
0K18062-CAL9	50	214235	2.296	11.18
0K18062-CALA	100	453696	2.365	11.18
0K18062-CALB	200	909702	2.404	11.18

AVE RF **2.147** RF RSD **13.73** AVE RT **10.16**

Xylenes, total

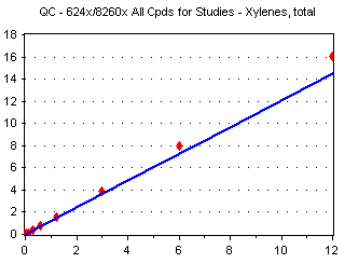

Curve Fit: **AVERAGE RF**

Standard	Concentration	Response	Response Factor	RT
0K18062-CAL1	0.3	1223	0.960	9.92
0K18062-CAL2	0.6	2754	1.095	10.31
0K18062-CAL3	1.2	5254	1.048	10.31
0K18062-CAL4	3	13933	1.186	10.30
0K18062-CAL5	6	27733	1.200	10.30
0K18062-CAL6	15	71818	1.233	10.30
0K18062-CAL7	30	147884	1.290	10.30
0K18062-CAL8	60	297312	1.300	10.30
0K18062-CAL9	150	766432	1.285	10.30
0K18062-CALA	300	1652036	1.326	10.30
0K18062-CALB	600	3385755	1.340	10.30

AVE RF **1.206** RF RSD **10.30** AVE RT **10.27**

Styrene

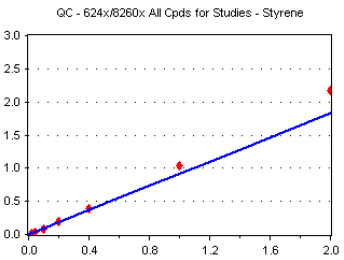

Curve Fit: **AVERAGE RF**

Standard	Concentration	Response	Response Factor	RT
~~0K18062-CAL1~~	~~0.1~~	~~0~~	~~0.000~~	~~0.00~~
~~0K18062-CAL2~~	~~0.2~~	~~448~~	~~0.534~~	~~10.37~~
~~0K18062-CAL3~~	~~0.4~~	~~981~~	~~0.587~~	~~10.36~~
0K18062-CAL4	1	2828	0.722	10.36
0K18062-CAL5	2	5953	0.773	10.35
0K18062-CAL6	5	16959	0.873	10.35
0K18062-CAL7	10	36006	0.942	10.35
0K18062-CAL8	20	74971	0.984	10.35
0K18062-CAL9	50	207212	1.043	10.35
0K18062-CALA	100	451210	1.087	10.35
~~0K18062-CALB~~	~~200~~	~~935702~~	~~1.111~~	~~10.35~~

AVE RF **0.918** RF RSD **14.77** AVE RT **10.35**

Element Calibration Review Sheet

Calibration ID: **A0K1904** Instrument: **VOA-GCMS6** Calibration Date: **11/19/2020**

Analysis: **QC - 624x/8260x All Cpds fo** Instrument Cal ID: **VF201119G.M/VF201119S.M**

Bromoform

Curve Fit: **QUADRATIC: Weighting: (1/a), Origin: Ignore**

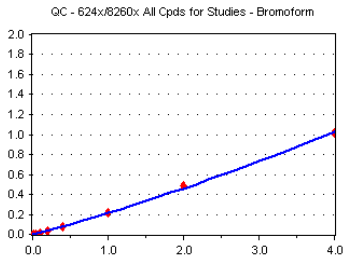

Standard	Concentration	Response	Response Factor	RT
~~0K18062-CAL1~~	~~0.1~~	~~0~~	~~0.000~~	~~0.00~~
~~0K18062-CAL2~~	~~0.2~~	~~0~~	~~0.000~~	~~0.00~~
~~0K18062-CAL3~~	~~0.4~~	~~0~~	~~0.000~~	~~0.00~~
0K18062-CAL4	1	507	0.130	10.38
0K18062-CAL5	2	1019	0.132	10.37
0K18062-CAL6	5	2653	0.137	10.37
0K18062-CAL7	10	5925	0.155	10.37
0K18062-CAL8	20	13884	0.182	10.37
0K18062-CAL9	50	43395	0.218	10.37
0K18062-CALA	100	100985	0.243	10.37
0K18062-CALB	200	213718	0.254	10.37

AVE RF **0.181** RF RSD **28.14** AVE RT **10.37**

Isopropylbenzene

Curve Fit: **AVERAGE RF**

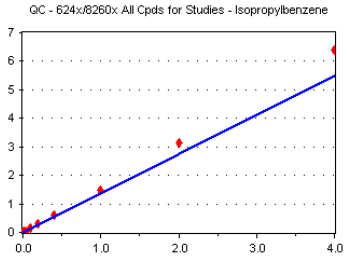

Standard	Concentration	Response	Response Factor	RT
~~0K18062-CAL1~~	~~0.1~~	~~0~~	~~0.000~~	~~0.00~~
0K18062-CAL2	0.2	927	1.105	10.58
0K18062-CAL3	0.4	1775	1.062	10.57
0K18062-CAL4	1	4934	1.260	10.57
0K18062-CAL5	2	10034	1.303	10.57
0K18062-CAL6	5	27032	1.392	10.57
0K18062-CAL7	10	56235	1.471	10.57
0K18062-CAL8	20	114383	1.501	10.57
0K18062-CAL9	50	294644	1.482	10.57
0K18062-CALA	100	650944	1.568	10.57
0K18062-CALB	200	1349789	1.603	10.57

AVE RF **1.375** RF RSD **13.62** AVE RT **10.57**

4-Bromofluorobenzene (Surr)

Curve Fit: **AVERAGE RF**

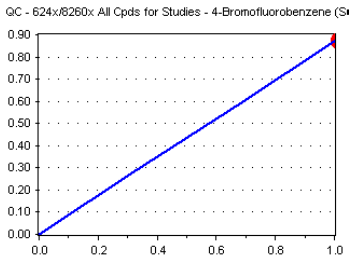

Standard	Concentration	Response	Response Factor	RT
0K18062-CAL1	50	80532	0.871	10.81
0K18062-CAL2	50	79731	0.865	10.81
0K18062-CAL3	50	80354	0.885	10.81
0K18062-CAL4	50	77029	0.878	10.81
0K18062-CAL5	50	75454	0.879	10.81
0K18062-CAL6	50	76960	0.870	10.81
0K18062-CAL7	50	75647	0.865	10.81
0K18062-CAL8	50	76417	0.867	10.81
0K18062-CAL9	50	80402	0.862	10.81
0K18062-CALA	50	82408	0.859	10.81
0K18062-CALB	50	82106	0.868	10.81

AVE RF **0.870** RF RSD **0.90** AVE RT **10.81**

Bromobenzene

Curve Fit: **AVERAGE RF**

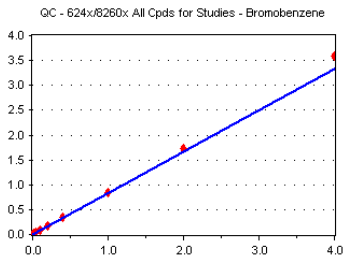

Standard	Concentration	Response	Response Factor	RT
~~0K18062-CAL1~~	~~0.1~~	~~0~~	~~0.000~~	~~0.00~~
0K18062-CAL2	0.2	232	0.629	10.90
0K18062-CAL3	0.4	570	0.785	10.90
0K18062-CAL4	1	1499	0.854	10.90
0K18062-CAL5	2	2974	0.866	10.90
0K18062-CAL6	5	7519	0.850	10.90
0K18062-CAL7	10	15392	0.880	10.90
0K18062-CAL8	20	30769	0.873	10.90
0K18062-CAL9	50	79108	0.848	10.90
0K18062-CALA	100	166055	0.866	10.90
0K18062-CALB	200	340501	0.900	10.90

AVE RF **0.835** RF RSD **9.38** AVE RT **10.90**

Element Calibration Review Sheet

Calibration ID: **A0K1904** Instrument: **VOA-GCMS6** Calibration Date: **11/19/2020**

Analysis: **QC - 624x/8260x All Cpds fo** Instrument Cal ID: **VF201119G.M/VF201119S.M**

n-Propylbenzene

Curve Fit: **AVERAGE RF**

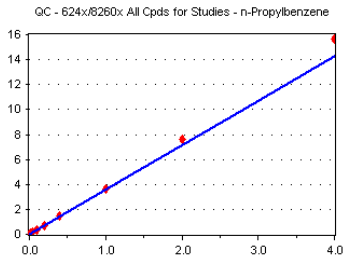

Standard	Concentration	Response	Response Factor	RT
~~0K18062-CAL1~~	~~0.1~~	~~0~~	~~0.000~~	~~0.00~~
0K18062-CAL2	0.2	1169	3.170	10.93
0K18062-CAL3	0.4	2303	3.171	10.92
0K18062-CAL4	1	5956	3.393	10.92
0K18062-CAL5	2	12939	3.769	10.92
0K18062-CAL6	5	31048	3.510	10.91
0K18062-CAL7	10	63785	3.648	10.91
0K18062-CAL8	20	131803	3.740	10.91
0K18062-CAL9	50	336256	3.603	10.91
0K18062-CALA	100	727397	3.791	10.91
0K18062-CALB	200	1482115	3.917	10.91

AVE RF **3.571** RF RSD **7.22** AVE RT **10.92**

1,2-Dichlorobenzene

Curve Fit: **AVERAGE RF**

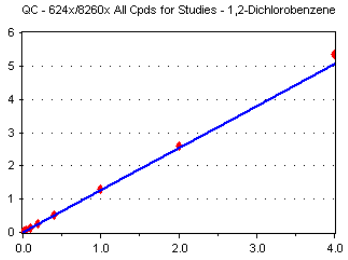

Standard	Concentration	Response	Response Factor	RT
0K18062-CAL1	0.1	178	0.963	0.00
0K18062-CAL2	0.2	396	1.074	12.03
0K18062-CAL3	0.4	895	1.232	12.03
0K18062-CAL4	1	2173	1.238	12.02
0K18062-CAL5	2	5274	1.536	12.02
0K18062-CAL6	5	11449	1.294	12.02
0K18062-CAL7	10	22996	1.315	12.02
0K18062-CAL8	20	46891	1.331	12.02
0K18062-CAL9	50	119989	1.286	12.02
0K18062-CALA	100	249575	1.301	12.02
0K18062-CALB	200	507628	1.342	12.02

AVE RF **1.265** RF RSD **11.68** AVE RT **10.93**

1,1,2,2-Tetrachloroethane

Curve Fit: **AVERAGE RF**

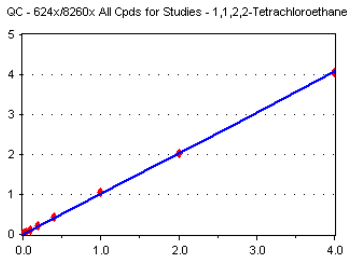

Standard	Concentration	Response	Response Factor	RT
~~0K18062-CAL1~~	~~0.1~~	~~0~~	~~0.000~~	~~0.00~~
0K18062-CAL2	0.2	374	1.014	10.99
0K18062-CAL3	0.4	658	0.906	10.99
0K18062-CAL4	1	1803	1.027	10.98
0K18062-CAL5	2	3634	1.059	10.98
0K18062-CAL6	5	8815	0.997	10.98
0K18062-CAL7	10	18165	1.039	10.98
0K18062-CAL8	20	37215	1.056	10.98
0K18062-CAL9	50	97676	1.047	10.98
0K18062-CALA	100	194784	1.015	10.98
0K18062-CALB	200	384698	1.017	10.98

AVE RF **1.018** RF RSD **4.33** AVE RT **10.98**

2-Chlorotoluene

Curve Fit: **AVERAGE RF**

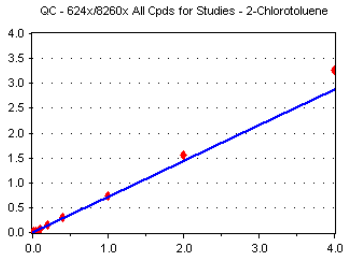

Standard	Concentration	Response	Response Factor	RT
~~0K18062-CAL1~~	~~0.1~~	~~0~~	~~0.000~~	~~0.00~~
0K18062-CAL2	0.2	190	0.515	11.05
0K18062-CAL3	0.4	463	0.638	11.05
0K18062-CAL4	1	1272	0.725	11.04
0K18062-CAL5	2	2481	0.723	11.05
0K18062-CAL6	5	6440	0.728	11.04
0K18062-CAL7	10	13251	0.758	11.05
0K18062-CAL8	20	26541	0.753	11.04
0K18062-CAL9	50	69560	0.745	11.04
0K18062-CALA	100	149732	0.780	11.04
0K18062-CALB	200	309114	0.817	11.05

AVE RF **0.718** RF RSD **11.83** AVE RT **11.04**

Element Calibration Review Sheet

Calibration ID: **A0K1904** Instrument: **VOA-GCMS6** Calibration Date: **11/19/2020**

Analysis: **QC - 624x/8260x All Cpds fo** Instrument Cal ID: **VF201119G.M/VF201119S.M**

1,2,3-Trichloropropane

Curve Fit: **AVERAGE RF**

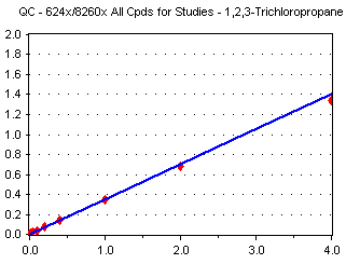

Standard	Concentration	Response	Response Factor	RT
~~0K18062-CAL1~~	~~0.1~~	~~0~~	~~0.000~~	~~0.00~~
~~0K18062-CAL2~~	~~0.2~~	~~0~~	~~0.000~~	~~0.00~~
0K18062-CAL3	0.4	200	0.275	11.09
0K18062-CAL4	1	638	0.363	11.09
0K18062-CAL5	2	1463	0.426	11.09
0K18062-CAL6	5	3134	0.354	11.09
0K18062-CAL7	10	6321	0.361	11.09
0K18062-CAL8	20	12837	0.364	11.09
0K18062-CAL9	50	32566	0.349	11.09
0K18062-CALA	100	65119	0.339	11.09
0K18062-CALB	200	126923	0.335	11.09

AVE RF **0.352** RF RSD **11.08** AVE RT **11.09**

trans-1,4-Dichloro-2-butene

Curve Fit: **QUADRATIC: Weighting: (1/a), Origin: Ignore**

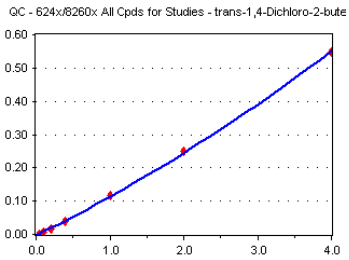

Standard	Concentration	Response	Response Factor	RT
~~0K18062-CAL1~~	~~0.1~~	~~0~~	~~0.000~~	~~0.00~~
~~0K18062-CAL2~~	~~0.2~~	~~0~~	~~0.000~~	~~0.00~~
~~0K18062-CAL3~~	~~0.4~~	~~0~~	~~0.000~~	~~0.00~~
~~0K18062-CAL4~~	~~1~~	~~0~~	~~0.000~~	~~0.00~~
0K18062-CAL5	2	122	3.554	11.13
0K18062-CAL6	5	627	0.071	11.12
0K18062-CAL7	10	1344	7.686	11.12
0K18062-CAL8	20	3300	9.364	11.12
0K18062-CAL9	50	10961	0.117	11.12
0K18062-CALA	100	23913	0.125	11.12
0K18062-CALB	200	51831	0.137	11.12

AVE RF **0.094** RF RSD **37.93** AVE RT **11.12**

tert-Butylbenzene

Curve Fit: **AVERAGE RF**

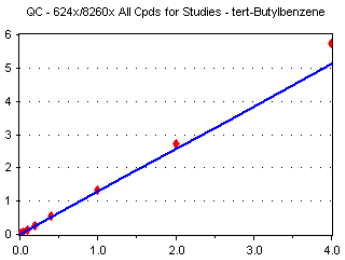

Standard	Concentration	Response	Response Factor	RT
~~0K18062-CAL1~~	~~0.1~~	~~133~~	~~0.719~~	~~0.00~~
0K18062-CAL2	0.2	371	1.006	11.33
0K18062-CAL3	0.4	855	1.177	11.33
0K18062-CAL4	1	2288	1.303	11.32
0K18062-CAL5	2	4333	1.262	11.32
0K18062-CAL6	5	11254	1.272	11.32
0K18062-CAL7	10	23418	1.339	11.33
0K18062-CAL8	20	47652	1.352	11.32
0K18062-CAL9	50	122715	1.315	11.32
0K18062-CALA	100	261615	1.364	11.32
0K18062-CALB	200	541633	1.431	11.32

AVE RF **1.282** RF RSD **9.24** AVE RT **11.32**

1,2,4-Trimethylbenzene

Curve Fit: **AVERAGE RF**

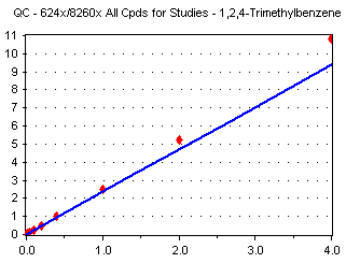

Standard	Concentration	Response	Response Factor	RT
~~0K18062-CAL1~~	~~0.1~~	~~295~~	~~1.596~~	~~0.00~~
0K18062-CAL2	0.2	750	2.034	11.39
0K18062-CAL3	0.4	1409	1.940	11.39
0K18062-CAL4	1	3578	2.038	11.38
0K18062-CAL5	2	7889	2.298	11.38
0K18062-CAL6	5	20523	2.320	11.38
0K18062-CAL7	10	43143	2.467	11.38
0K18062-CAL8	20	89795	2.548	11.38
0K18062-CAL9	50	233261	2.500	11.38
0K18062-CALA	100	501319	2.613	11.38
0K18062-CALB	200	1021644	2.700	11.38

AVE RF **2.346** RF RSD **11.33** AVE RT **11.38**

Element Calibration Review Sheet

Calibration ID: **A0K1904** Instrument: **VOA-GCMS6** Calibration Date: **11/19/2020**

Analysis: **QC - 624x/8260x All Cpds fo** Instrument Cal ID: **VF201119G.M/VF201119S.M**

sec-Butylbenzene

Curve Fit: **AVERAGE RF**

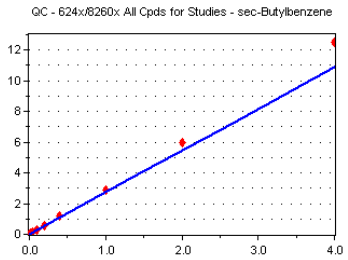

Standard	Concentration	Response	Response Factor	RT
~~0K18062-CAL1~~	~~0.1~~	~~0~~	~~0.000~~	~~0.00~~
0K18062-CAL2	0.2	791	2.145	11.47
0K18062-CAL3	0.4	1704	2.346	11.47
0K18062-CAL4	1	4324	2.463	11.46
0K18062-CAL5	2	9366	2.728	11.46
0K18062-CAL6	5	24098	2.724	11.46
0K18062-CAL7	10	50407	2.883	11.46
0K18062-CAL8	20	103102	2.926	11.46
0K18062-CAL9	50	266467	2.856	11.46
0K18062-CALA	100	572917	2.986	11.46
0K18062-CALB	200	1184770	3.131	11.46

AVE RF **2.719** RF RSD **11.39** AVE RT **11.46**

4-Isopropyltoluene

Curve Fit: **AVERAGE RF**

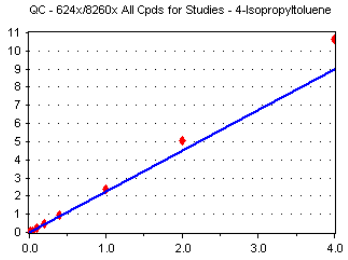

Standard	Concentration	Response	Response Factor	RT
~~0K18062-CAL1~~	~~0.1~~	~~0~~	~~0.000~~	~~0.00~~
~~0K18062-CAL2~~	~~0.2~~	~~617~~	~~1.673~~	~~11.57~~
0K18062-CAL3	0.4	1233	1.698	11.57
0K18062-CAL4	1	3371	1.920	11.57
0K18062-CAL5	2	7247	2.111	11.57
0K18062-CAL6	5	18890	2.136	11.57
0K18062-CAL7	10	40720	2.329	11.57
0K18062-CAL8	20	85613	2.429	11.57
0K18062-CAL9	50	221864	2.378	11.57
0K18062-CALA	100	483810	2.522	11.57
0K18062-CALB	200	1004664	2.655	11.57

AVE RF **2.242** RF RSD **13.55** AVE RT **11.57**

1,3-Dichlorobenzene

Curve Fit: **AVERAGE RF**

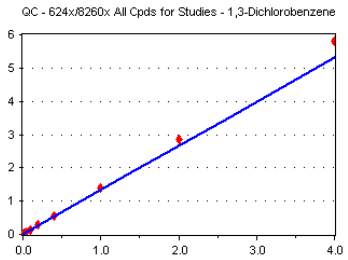

Standard	Concentration	Response	Response Factor	RT
0K18062-CAL1	0.1	207	1.120	11.65
0K18062-CAL2	0.2	341	0.925	11.64
0K18062-CAL3	0.4	882	1.214	11.64
0K18062-CAL4	1	2372	1.351	11.64
0K18062-CAL5	2	5293	1.542	11.64
0K18062-CAL6	5	12282	1.389	11.64
0K18062-CAL7	10	24274	1.388	11.64
0K18062-CAL8	20	49675	1.410	11.64
0K18062-CAL9	50	130673	1.400	11.64
0K18062-CALA	100	273981	1.428	11.64
0K18062-CALB	200	549931	1.453	11.64

AVE RF **1.329** RF RSD **13.25** AVE RT **11.64**

1,4-Dichlorobenzene-d4 (ISTD)

Curve Fit: **AVERAGE RF**

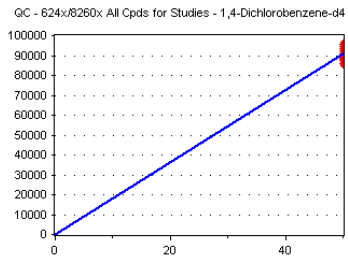

Standard	Concentration	Response	Response Factor	RT
0K18062-CAL1	50	92426	1848.520	11.69
0K18062-CAL2	50	92179	1843.580	11.69
0K18062-CAL3	50	90784	1815.680	11.69
0K18062-CAL4	50	87778	1755.560	11.70
0K18062-CAL5	50	85828	1716.560	11.69
0K18062-CAL6	50	88453	1769.060	11.69
0K18062-CAL7	50	87428	1748.560	11.69
0K18062-CAL8	50	88102	1762.040	11.69
0K18062-CAL9	50	93317	1866.340	11.69
0K18062-CALA	50	95925	1918.500	11.69
0K18062-CALB	50	94597	1891.940	11.69

AVE RF **1812.395** RF RSD **3.65** AVE RT **11.69**

Element Calibration Review Sheet

Calibration ID: **A0K1904** Instrument: **VOA-GCMS6** Calibration Date: **11/19/2020**

Analysis: **QC - 624x/8260x All Cpds fo** Instrument Cal ID: **VF201119G.M/VF201119S.M**

1,4-Dichlorobenzene

Curve Fit: **AVERAGE RF**

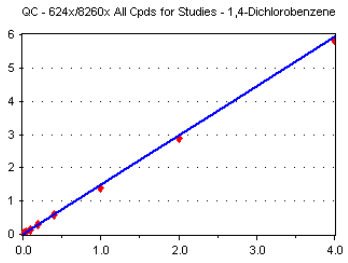

Standard	Concentration	Response	Response Factor	RT
0K18062-CAL1	0.1	282	1.526	11.71
0K18062-CAL2	0.2	513	1.391	11.70
0K18062-CAL3	0.4	1140	1.570	11.71
0K18062-CAL4	1	2648	1.508	11.71
0K18062-CAL5	2	5880	1.713	11.71
0K18062-CAL6	5	12817	1.449	11.70
0K18062-CAL7	10	25110	1.436	11.70
0K18062-CAL8	20	51178	1.452	11.70
0K18062-CAL9	50	131614	1.410	11.70
0K18062-CALA	100	276048	1.439	11.70
0K18062-CALB	200	551839	1.458	11.70

AVE RF **1.487** RF RSD **6.13** AVE RT **11.71**

n-Butylbenzene

Curve Fit: **AVERAGE RF**

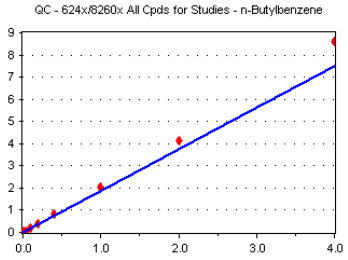

Standard	Concentration	Response	Response Factor	RT
~~0K18062-CAL1~~	~~0.1~~	~~235~~	~~1.271~~	~~0.00~~
0K18062-CAL2	0.2	549	1.489	11.89
0K18062-CAL3	0.4	1199	1.651	11.89
0K18062-CAL4	1	3037	1.730	11.89
0K18062-CAL5	2	6228	1.814	11.89
0K18062-CAL6	5	16418	1.856	11.89
0K18062-CAL7	10	33878	1.937	11.89
0K18062-CAL8	20	71795	2.037	11.89
0K18062-CAL9	50	188741	2.023	11.89
0K18062-CALA	100	396720	2.068	11.89
0K18062-CALB	200	813005	2.149	11.89

AVE RF **1.875** RF RSD **11.08** AVE RT **11.89**

1,2-Dibromo-3-chloropropane

Curve Fit: **QUADRATIC: Weighting: (1/a), Origin: Ignore**

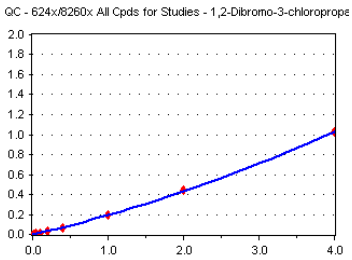

Standard	Concentration	Response	Response Factor	RT
~~0K18062-CAL1~~	~~0.1~~	~~0~~	~~0.000~~	~~0.00~~
~~0K18062-CAL2~~	~~0.2~~	~~0~~	~~0.000~~	~~0.00~~
~~0K18062-CAL3~~	~~0.4~~	~~0~~	~~0.000~~	~~0.00~~
0K18062-CAL4	1	184	0.105	12.63
0K18062-CAL5	2	494	0.144	12.63
0K18062-CAL6	5	996	0.113	12.62
0K18062-CAL7	10	2595	0.148	12.62
0K18062-CAL8	20	6040	0.171	12.62
0K18062-CAL9	50	17952	0.192	12.63
0K18062-CALA	100	42754	0.223	12.63
0K18062-CALB	200	96798	0.256	12.62

AVE RF **0.169** RF RSD **31.10** AVE RT **12.63**

Hexachlorobutadiene

Curve Fit: **AVERAGE RF**

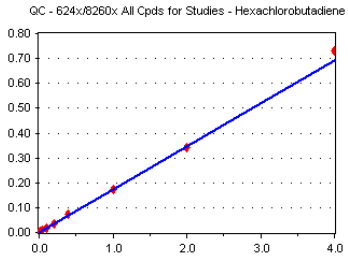

Standard	Concentration	Response	Response Factor	RT
~~0K18062-CAL1~~	~~0.1~~	~~0~~	~~0.000~~	~~0.00~~
~~0K18062-CAL2~~	~~0.2~~	~~0~~	~~0.000~~	~~0.00~~
~~0K18062-CAL3~~	~~0.4~~	~~0~~	~~0.000~~	~~0.00~~
0K18062-CAL4	1	267	0.152	13.12
0K18062-CAL5	2	594	0.173	13.12
0K18062-CAL6	5	1541	0.174	13.12
0K18062-CAL7	10	3177	0.182	13.12
0K18062-CAL8	20	6288	0.178	13.13
0K18062-CAL9	50	16285	0.175	13.13
0K18062-CALA	100	32697	0.170	13.13
0K18062-CALB	200	68967	0.182	13.13

AVE RF **0.173** RF RSD **5.51** AVE RT **13.12**

Element Calibration Review Sheet

Calibration ID: **A0K1904** Instrument: **VOA-GCMS6** Calibration Date: **11/19/2020**

Analysis: **QC - 624x/8260x All Cpds fo** Instrument Cal ID: **VF201119G.M/VF201119S.M**

1,2,4-Trichlorobenzene

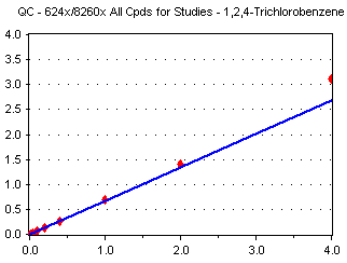

Curve Fit: **AVERAGE RF**

Standard	Concentration	Response	Response Factor	RT
~~0K18062-CAL1~~	~~0.1~~	~~0~~	~~0.000~~	~~0.00~~
~~0K18062-CAL2~~	~~0.2~~	~~0~~	~~0.000~~	~~0.00~~
~~0K18062-CAL3~~	~~0.4~~	~~261~~	~~0.359~~	~~13.16~~
0K18062-CAL4	1	904	0.515	13.16
0K18062-CAL5	2	2628	0.765	13.17
0K18062-CAL6	5	5332	0.603	13.16
0K18062-CAL7	10	10911	0.624	13.16
0K18062-CAL8	20	23472	0.666	13.16
0K18062-CAL9	50	65421	0.701	13.16
0K18062-CALA	100	135613	0.707	13.16
0K18062-CALB	200	294309	0.778	13.16

AVE RF **0.670** RF RSD **13.08** AVE RT **13.16**

Naphthalene

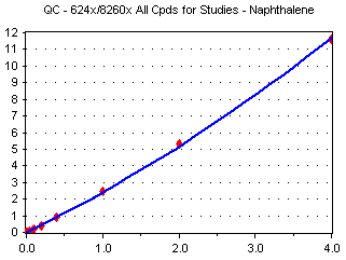

Curve Fit: **QUADRATIC: Weighting: (1/a), Origin: Ignore**

Standard	Concentration	Response	Response Factor	RT
~~0K18062-CAL1~~	~~0.1~~	~~0~~	~~0.000~~	~~0.00~~
0K18062-CAL2	0.2	380	1.031	13.44
0K18062-CAL3	0.4	785	1.081	13.44
0K18062-CAL4	1	2238	1.275	13.43
0K18062-CAL5	2	7173	2.089	13.43
0K18062-CAL6	5	14748	1.667	13.43
0K18062-CAL7	10	33557	1.919	13.44
0K18062-CAL8	20	79109	2.245	13.43
0K18062-CAL9	50	228943	2.453	13.43
0K18062-CALA	100	510374	2.660	13.43
0K18062-CALB	200	1097032	2.899	13.43

AVE RF **1.932** RF RSD **34.07** AVE RT **13.43**

1,2,3-Trichlorobenzene

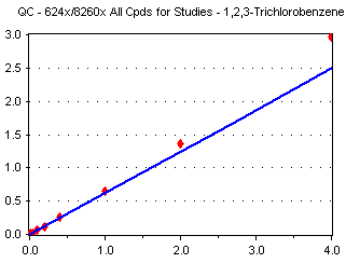

Curve Fit: **AVERAGE RF**

Standard	Concentration	Response	Response Factor	RT
~~0K18062-CAL1~~	~~0.1~~	~~0~~	~~0.000~~	~~0.00~~
~~0K18062-CAL2~~	~~0.2~~	~~139~~	~~0.377~~	~~13.60~~
~~0K18062-CAL3~~	~~0.4~~	~~269~~	~~0.370~~	~~13.60~~
0K18062-CAL4	1	913	0.520	13.59
0K18062-CAL5	2	1926	0.561	13.60
0K18062-CAL6	5	5158	0.583	13.60
0K18062-CAL7	10	10431	0.597	13.60
0K18062-CAL8	20	22900	0.650	13.60
0K18062-CAL9	50	60794	0.651	13.60
0K18062-CALA	100	130085	0.678	13.60
0K18062-CALB	200	280192	0.740	13.60

AVE RF **0.623** RF RSD **11.37** AVE RT **13.60**

Compound List Report VOA-GCMS6

Method Path : Y:\METHODS\
Method File : VF201119S.M
Title : EPA 8260: Volatile Organic Compounds
Last Update : Thu Nov 19 16:36:27 2020
Response Via : Initial Calibration

Total Cpnds : 85

PK#		Compound Name	QIon	Exp_RT	Rel_RT	Cal	#Qual	A/H	ID
1	I	Pentafluorobenzene (I)	99	6.019	1.000	A	2	A	R
2		Dichlorodifluoromethane	85	1.609	0.267	A	2	A	R
3	P	Chloromethane	50	1.815	0.302	A	2	A	R
4	C	Vinyl Chloride	62	1.901	0.316	A	2	A	R
5		Bromomethane	96	2.248	0.373	A	2	A	R
6		Chloroethane	64	2.387	0.397	A	2	A	R
7		Trichlorofluoromethane	101	2.514	0.418	Q	2	A	R
8		Ethanol	45	3.196	0.531	A	1	A	R
9	C	1,1-Dichloroethene	61	3.087	0.513	A	2	A	R
10		Carbon Disulfide	76	3.098	0.515	A	2	A	R
11		Freon 113	101	3.135	0.521	A	2	A	R
12		Iodomethane	142	3.238	0.538	Q	2	A	R
13		Methylene Chloride	84	3.707	0.616	A	2	A	R
14		Acetone	43	3.798	0.631	A	1	A	R
15		t-1,2-Dichloroethene	61	3.883	0.645	A	2	A	R
16		n-Hexane	86	3.962	0.658	A	3	A	R
17		Methyl-tert-butyl-ether	73	4.011	0.666	A	3	A	R
18		tert-Butanol (TBA)	59	4.181	0.695	A	1	A	B
19		Diisopropyl ether (DIPE)	45	4.406	0.732	A	2	A	R
20	P	1,1-Dichloroethane	63	4.510	0.749	A	2	A	R
21		Acrylonitrile	53	4.576	0.760	A	2	A	R
22		Ethyl-tert-butyl ether (ETBE)	59	4.771	0.793	A	2	A	R
23		c-1,2-Dichloroethene	61	5.063	0.841	A	2	A	R
24		2,2-Dichloropropane	77	5.166	0.858	A	2	A	R
25		Bromochloromethane	49	5.264	0.875	A	2	A	R
26	C	Chloroform	83	5.349	0.889	A	2	A	R
27		Carbon Tetrachloride	117	5.476	0.910	A	2	A	R
28		Tetrahydrofuran	42	5.512	0.916	A	2	A	R
29		1,1,1-Trichloroethane	97	5.543	0.921	A	2	A	R
30	S	Dibromofluoromethane (S)	111	5.532	0.919	A	2	A	R
31		1,1-Dichloropropene	75	5.677	0.943	A	2	A	R
32		2-Butanone (MEK)	43	5.665	0.941	A	2	A	R
33		Benzene	78	5.940	0.987	A	2	A	R
34		tert-Amyl methyl ether (TAME)	73	6.060	1.007	A	2	A	R
35		1,2-Dichloroethane (EDC)	62	6.145	1.021	A	2	A	R
36		iso-Butyl Alcohol	43	6.212	1.032	A	2	A	R
37	S	1,4-Difluorobenzene (S)	114	6.578	1.093	A	2	A	R
38		Trichloroethene (TCE)	130	6.547	1.088	A	2	A	R
39		tert-Amyl ethyl ether (TAEE)	59	6.802	1.130	A	2	A	R
40		Dibromomethane	93	6.996	1.162	A	2	A	R
41	C	1,2-Dichloropropane	63	7.100	1.180	A	2	A	R
42		Bromodichloromethane	83	7.179	1.193	A	2	A	R
43	I	Chlorobenzene-d5 (I)	117	9.735	1.000	A	2	A	R
44		c-1,3-Dichloropropene	75	7.878	0.809	Q	2	A	R
45	S	Toluene-d8 (S)	98	8.087	0.831	A	2	A	R
46	C	Toluene	91	8.147	0.837	A	2	A	R
47		Tetrachloroethene (PCE)	166	8.590	0.882	A	2	A	R
48		4-Methyl-2-Pentanone (MIBK)	43	8.590	0.882	A	2	A	R
49		t-1,3-Dichloropropene	75	8.633	0.887	Q	2	A	R
50		1,1,2-Trichloroethane	97	8.809	0.905	A	2	A	R
51		Dibromochloromethane	129	9.003	0.925	Q	2	A	R
52		1,3-Dichloropropane	76	9.101	0.935	A	2	A	R
53		1,2-Dibromoethane (EDB)	107	9.234	0.949	A	2	A	R
54		2-Hexanone	43	9.471	0.973	A	2	A	R

55	P	Chlorobenzene	112	9.753	1.002	A		2	A	R
56	C	Ethylbenzene	91	9.789	1.006	A		2	A	R
57		1,1,1,2-Tetrachloroethane	131	9.819	1.009	Q		2	A	R
58		m,p-Xylenes (2)	91	9.923	1.019	A		2	A	R
59		o-Xylene	91	10.306	1.059	A		2	A	R
60		Styrene	104	10.347	1.063	A		2	A	R
61	P	Bromoform	173	10.372	1.065	Q		2	A	R
62		Isopropylbenzene	105	10.567	1.085	A		2	A	R
63	I	1,4-Dichlorobenzene-d4 (I)	152	11.693	1.000	A		2	A	R
64	S	4-Bromofluorobenzene (S)	174	10.811	0.925	A		2	A	R
65		Bromobenzene	156	10.895	0.932	A		2	A	R
66		n-Propylbenzene	91	10.913	0.933	A		2	A	R
67	P	1,1,2,2-Tetrachloroethane	83	10.980	0.939	A		2	A	R
68		2-Chlorotoluene	126	11.041	0.944	A		2	A	R
69		1,3,5-Trimethylbenzene	105	11.079	0.947	A		2	A	R
70		1,2,3-Trichloropropane	110	11.090	0.948	A		2	A	R
71		t-1,4-Dichloro-2-butene	88	11.119	0.951	Q		3	A	R
72		4-Chlorotoluene	91	11.188	0.957	A		2	A	R
73		tert-Butylbenzene	91	11.333	0.969	A		2	A	R
74		1,2,4-Trimethylbenzene	105	11.388	0.974	A		2	A	R
75		sec-Butylbenzene	105	11.461	0.980	A		2	A	R
76		4-Isopropyltoluene	119	11.569	0.989	A		2	A	R
77		1,3-Dichlorobenzene	146	11.650	0.996	A		2	A	R
78		1,4-Dichlorobenzene	146	11.705	1.001	A		2	A	R
79		n-Butylbenzene	91	11.899	1.018	A		2	A	R
80		1,2-Dichlorobenzene	146	12.027	1.029	A		2	A	R
81		1,2-Dibromo-3-Chloropropane	157	12.628	1.080	Q		2	A	R
82		Hexachlorobutadiene	223	13.127	1.123	A		3	A	R
83		1,2,4-Trichlorobenzene	180	13.157	1.125	A		2	A	R
84		Naphthalene	128	13.430	1.149	Q		2	A	R
85		1,2,3-Trichlorobenzene	180	13.595	1.163	A		2	A	R

Cal A = Average L = Linear LO = Linear w/origin Q = Quad QO = Quad w/origin
#Qual = number of qualifiers
A/H = Area or Height
ID R = R.T. B = R.T. & Q Q = Qvalue L = Largest A = All

VF201119S.M Thu Nov 19 16:52:17 2020

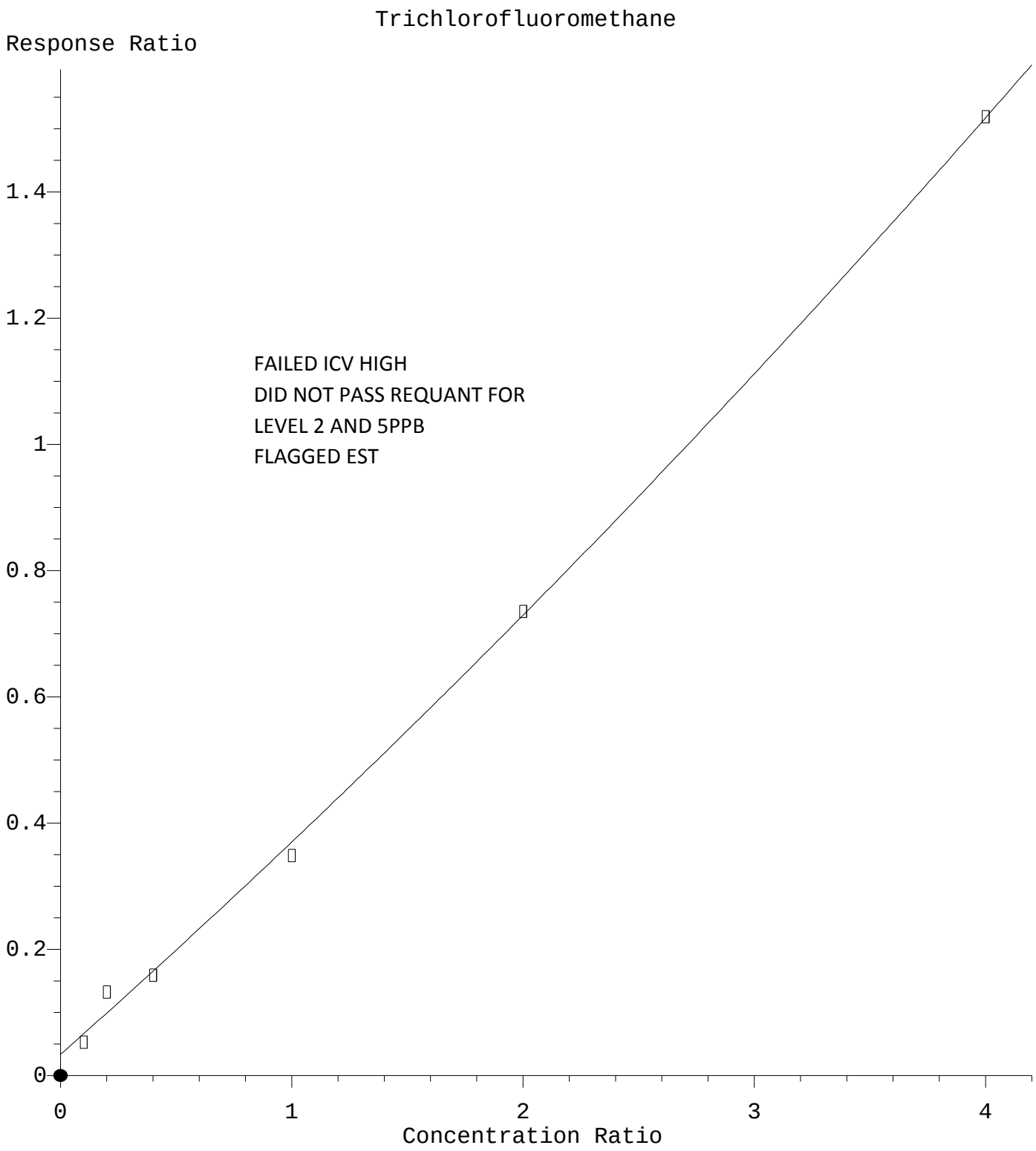

R = 1.15e-002 A*A + 3.25e-001 A + 3.37e-002
Coef of Det (r^2) = 0.990 Curve Fit: Quadratic w(1/a)
Method Name: Y:\METHODS\VF201119S.M
Calibration Table Last Updated: Thu Nov 19 16:49:05 2020

Quantitation Report (Qedit)

Data Path : Y:\DATA\2020-11\0K18062\REQUANT\
Data File : VF20111811.D
Acq On : 18 Nov 2020 9:42 pm
Operator : TNL
Sample : 0k18062-CAL6
Misc : 1X 5mL 5ppb DI+MeOH
ALS Vial : 11 Sample Multiplier: 1

Quant Time: Nov 19 16:30:04 2020
Quant Method : Y:\METHODS\VF201119S.M
Quant Title : EPA 8260: Volatile Organic Compounds
QLast Update : Thu Nov 19 16:15:03 2020
Response via : Initial Calibration

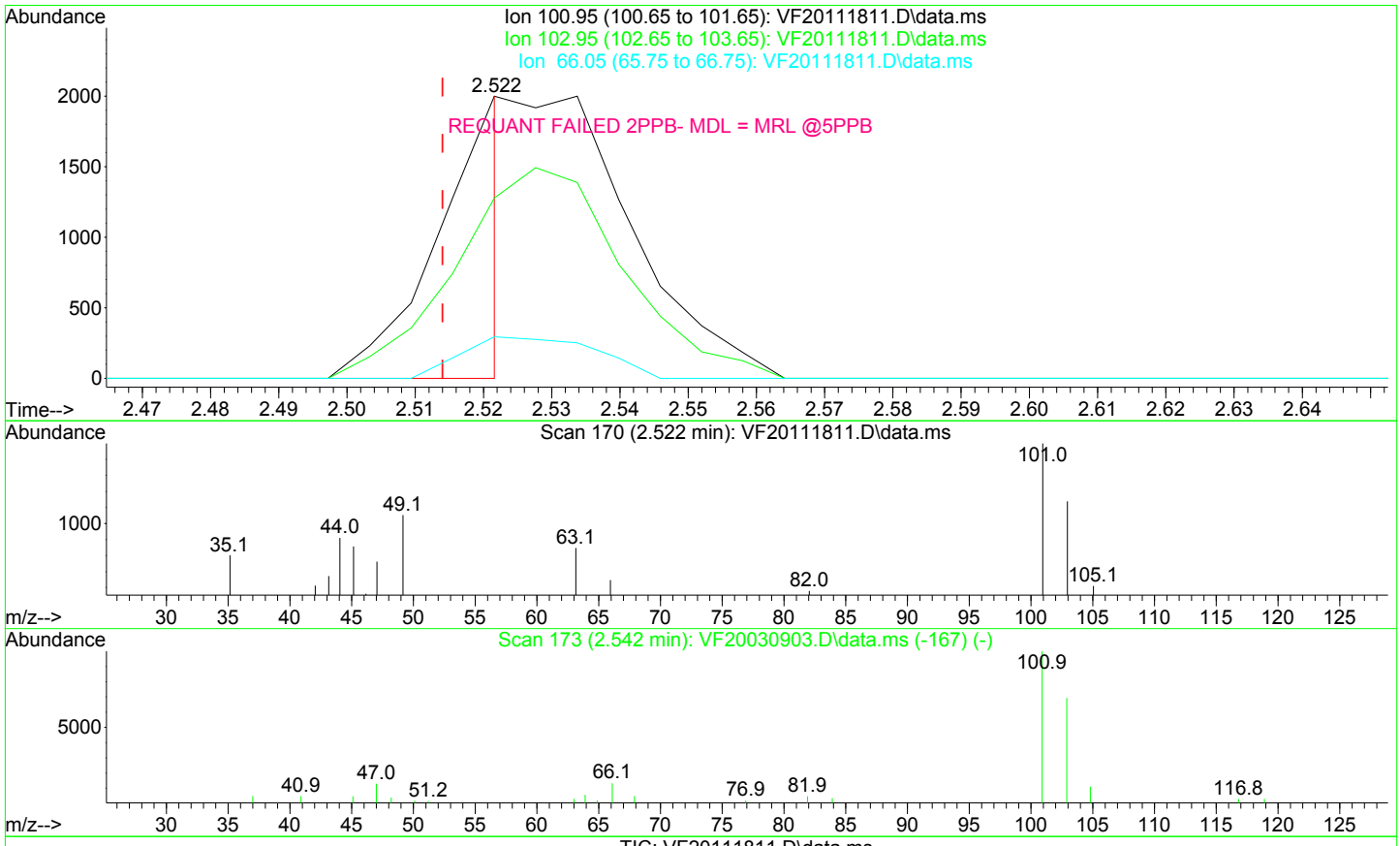

TIC: VF20111811.D\data.ms

(7) Trichlorofluoromethane

2.522min (+ 0.008) 1.30 ug/L m

response 1476

Ion	Exp%	Act%
100.95	100.00	100.00
102.95	65.40	63.93
66.05	11.10	14.71
0.00	0.00	0.00

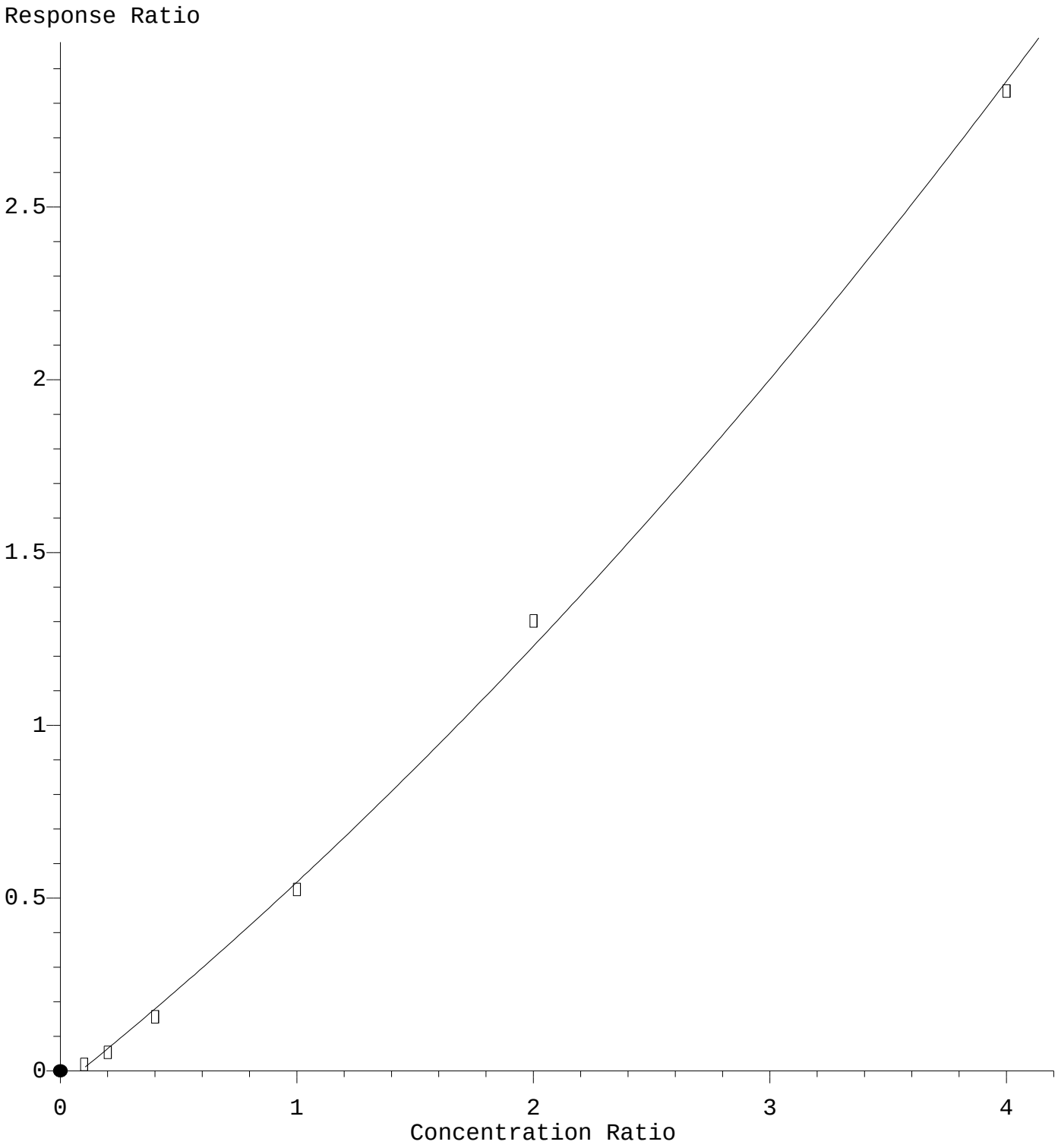

R = 4.49e-002 A*A + 5.48e-001 A - 4.71e-002
Coef of Det (r^2) = 0.998 Curve Fit: Quadratic w(1/a)
Method Name: Y:\METHODS\VF201119S.M
Calibration Table Last Updated: Thu Nov 19 16:49:05 2020

Quantitation Report (Qedit)

Data Path : Y:\DATA\2020-11\0K18062\REQUANT\
Data File : VF20111811.D
Acq On : 18 Nov 2020 9:42 pm
Operator : TNL
Sample : 0k18062-CAL6
Misc : 1X 5mL 5ppb DI+MeOH
ALS Vial : 11 Sample Multiplier: 1

Quant Time: Nov 19 16:30:04 2020
Quant Method : Y:\METHODS\VF201119S.M
Quant Title : EPA 8260: Volatile Organic Compounds
QLast Update : Thu Nov 19 16:15:03 2020
Response via : Initial Calibration

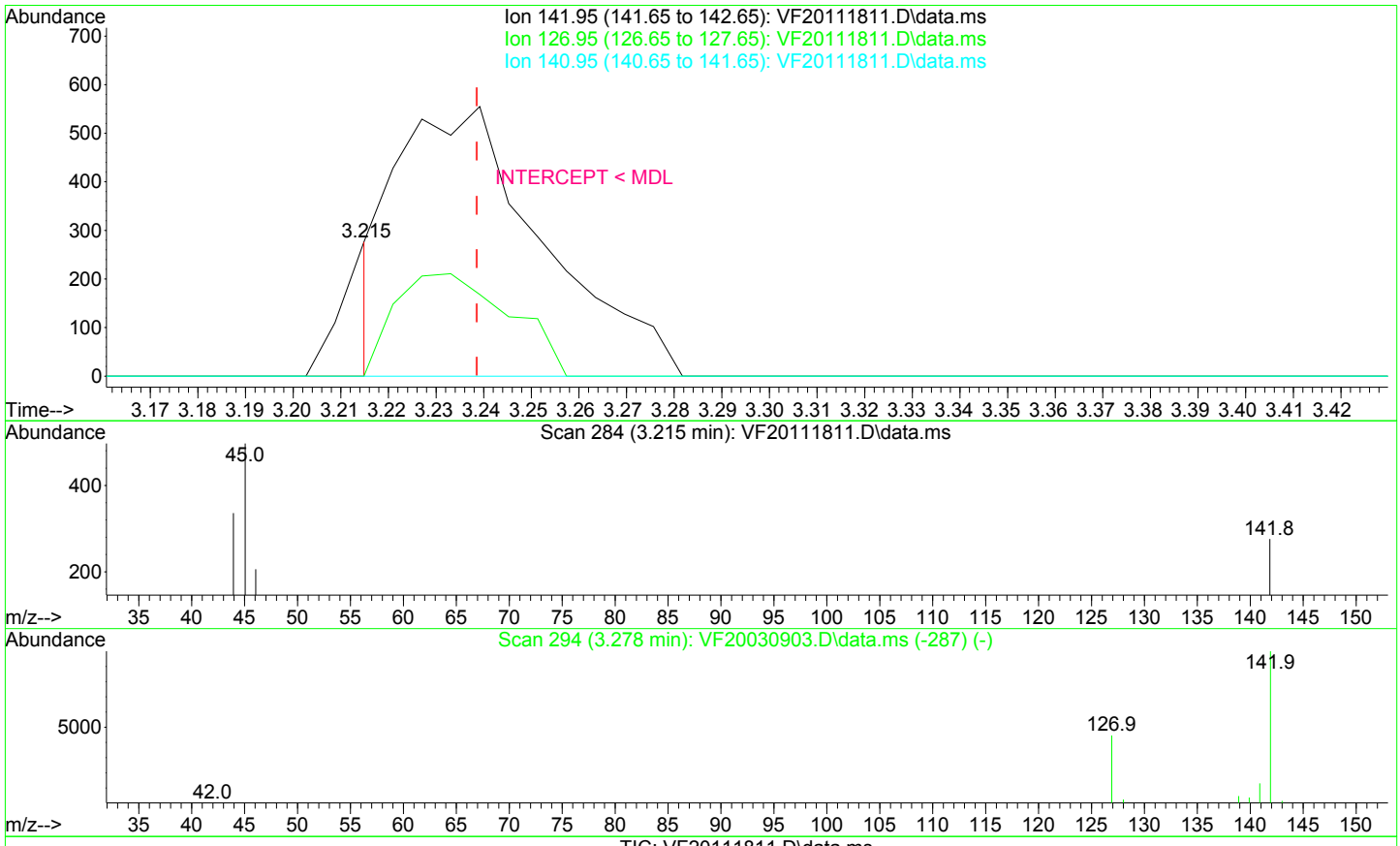

TIC: VF20111811.D\data.ms

(12) Iodomethane

3.215min (-0.024) 4.44 ug/L m

response 141

Ion	Exp%	Act%
141.95	100.00	100.00
126.95	35.00	0.00#
140.95	15.00	0.00#
0.00	0.00	0.00

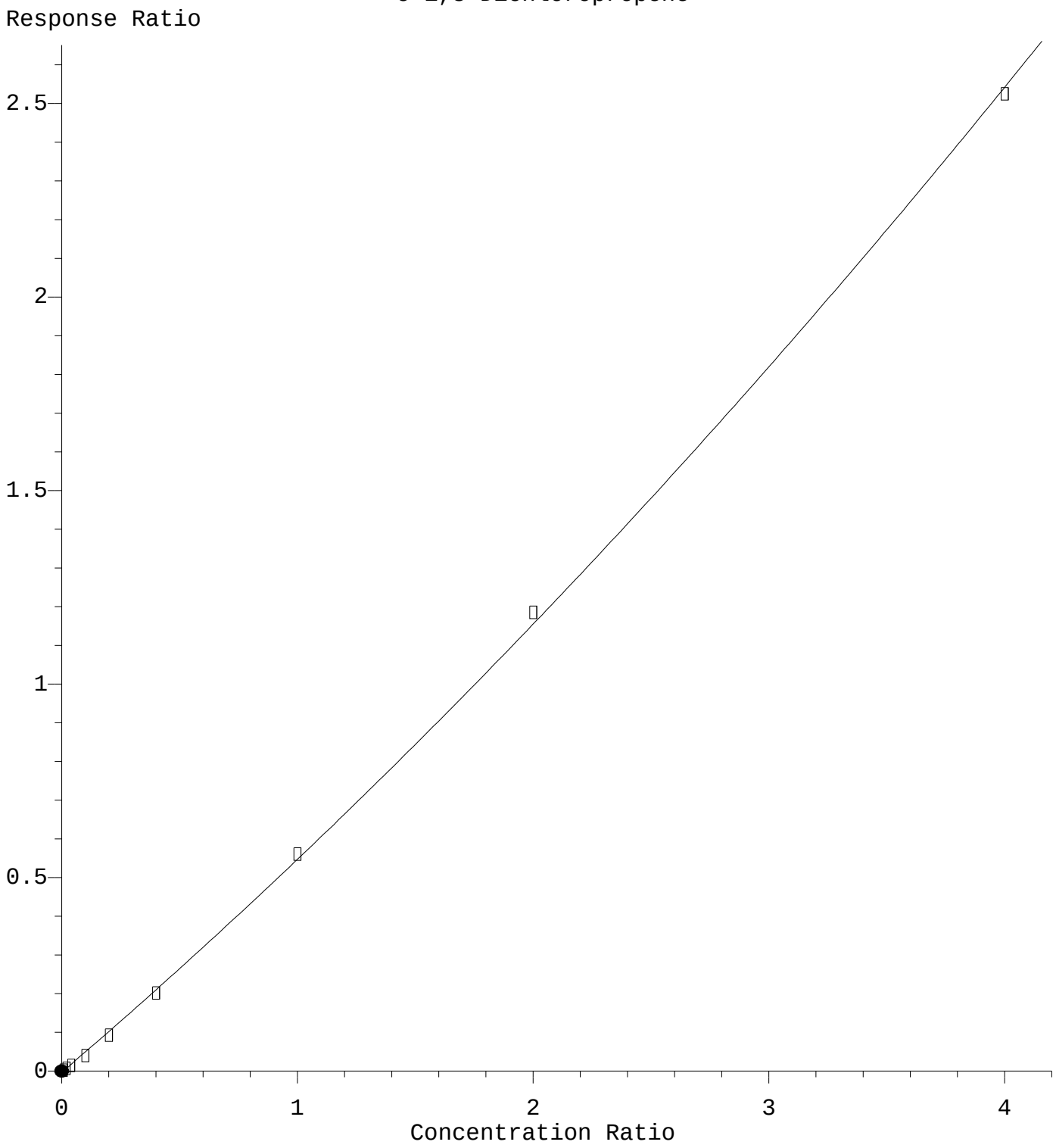

R = 2.86e-002 A*A + 5.22e-001 A - 3.48e-003
Coef of Det (r^2) = 0.999 Curve Fit: Quadratic w(1/a)
Method Name: Y:\METHODS\VF201119S.M
Calibration Table Last Updated: Thu Nov 19 16:49:05 2020

Quantitation Report (Qedit)

Data Path : Y:\DATA\2020-11\0K18062\REQUANT\
Data File : VF20111811.D
Acq On : 18 Nov 2020 9:42 pm
Operator : TNL
Sample : 0k18062-CAL6
Misc : 1X 5mL 5ppb DI+MeOH
ALS Vial : 11 Sample Multiplier: 1

Quant Time: Nov 19 16:30:04 2020
Quant Method : Y:\METHODS\VF201119S.M
Quant Title : EPA 8260: Volatile Organic Compounds
QLast Update : Thu Nov 19 16:15:03 2020
Response via : Initial Calibration

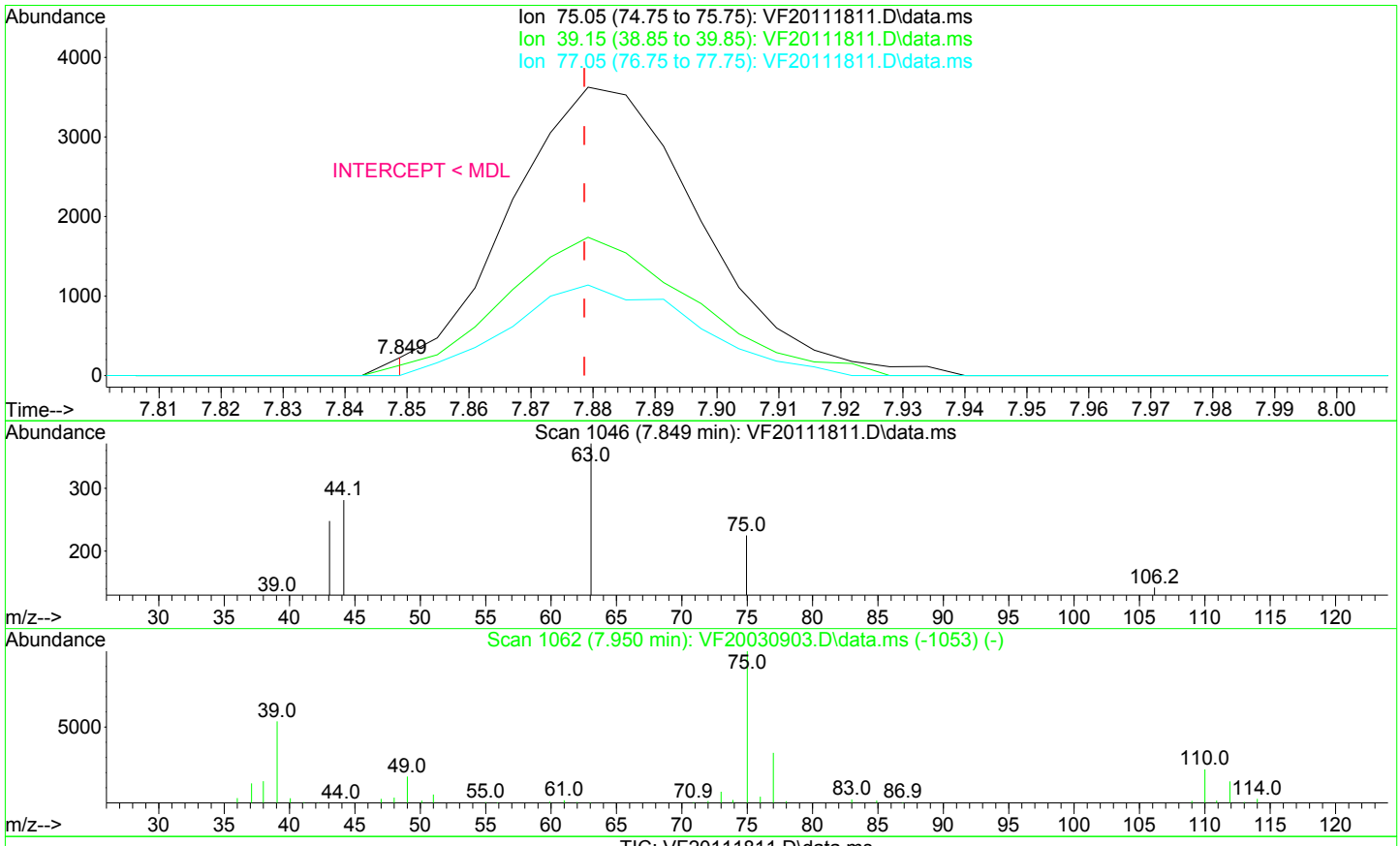

TIC: VF20111811.D\data.ms

(44) c-1,3-Dichloropropene

7.849min (-0.030) 0.37 ug/L m

response 82

Ion	Exp%	Act%
75.05	100.00	100.00
39.15	46.20	57.78
77.05	33.30	0.00#
0.00	0.00	0.00

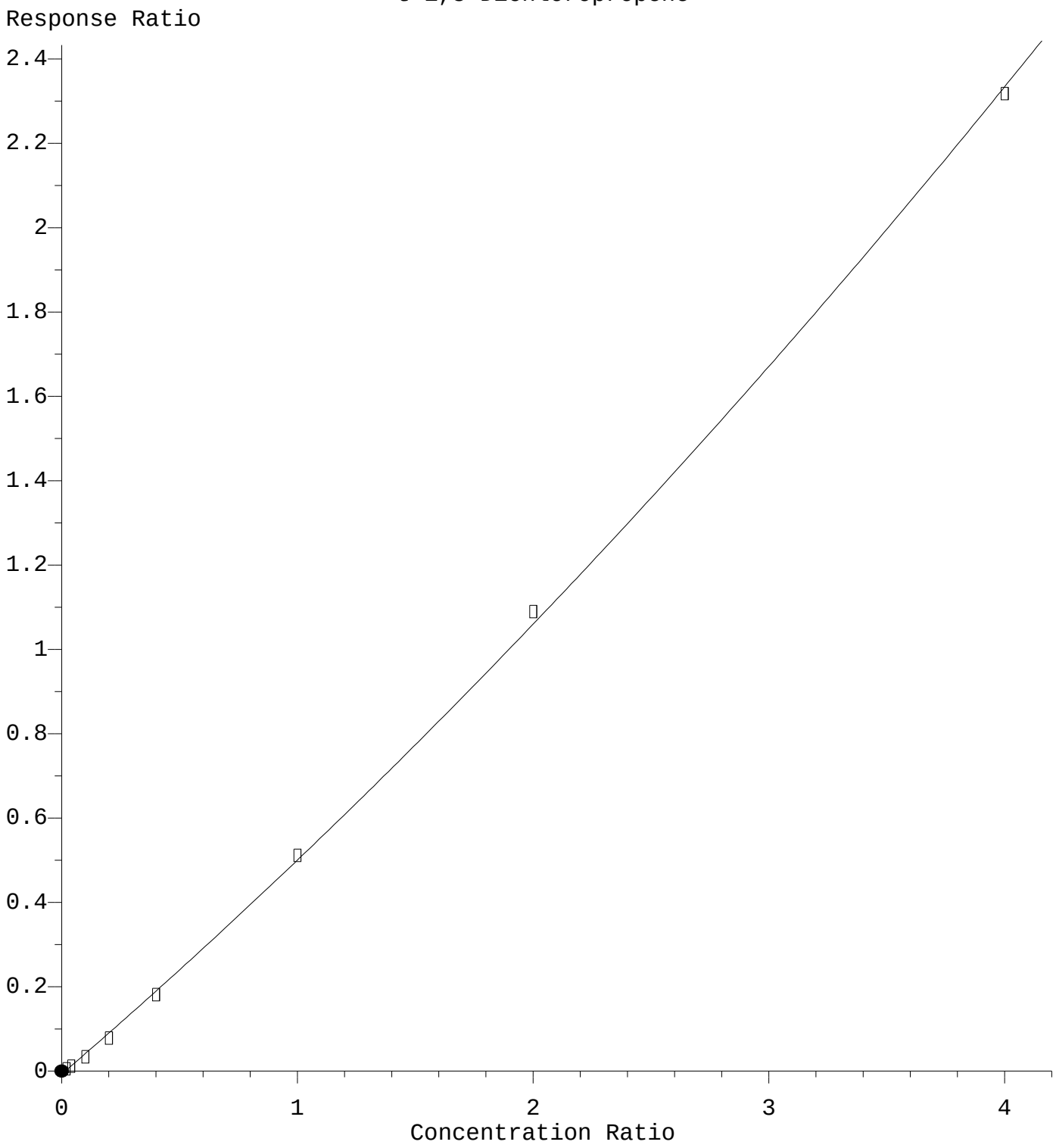

R = 2.59e-002 A*A + 4.82e-001 A - 7.35e-003
Coef of Det (r^2) = 0.999 Curve Fit: Quadratic w(1/a)
Method Name: Y:\METHODS\VF201119S.M
Calibration Table Last Updated: Thu Nov 19 16:49:05 2020

Quantitation Report (Qedit)

Data Path : Y:\DATA\2020-11\0K18062\REQUANT\
Data File : VF20111811.D
Acq On : 18 Nov 2020 9:42 pm
Operator : TNL
Sample : 0k18062-CAL6
Misc : 1X 5mL 5ppb DI+MeOH
ALS Vial : 11 Sample Multiplier: 1

Quant Time: Nov 19 16:30:04 2020
Quant Method : Y:\METHODS\VF201119S.M
Quant Title : EPA 8260: Volatile Organic Compounds
QLast Update : Thu Nov 19 16:15:03 2020
Response via : Initial Calibration

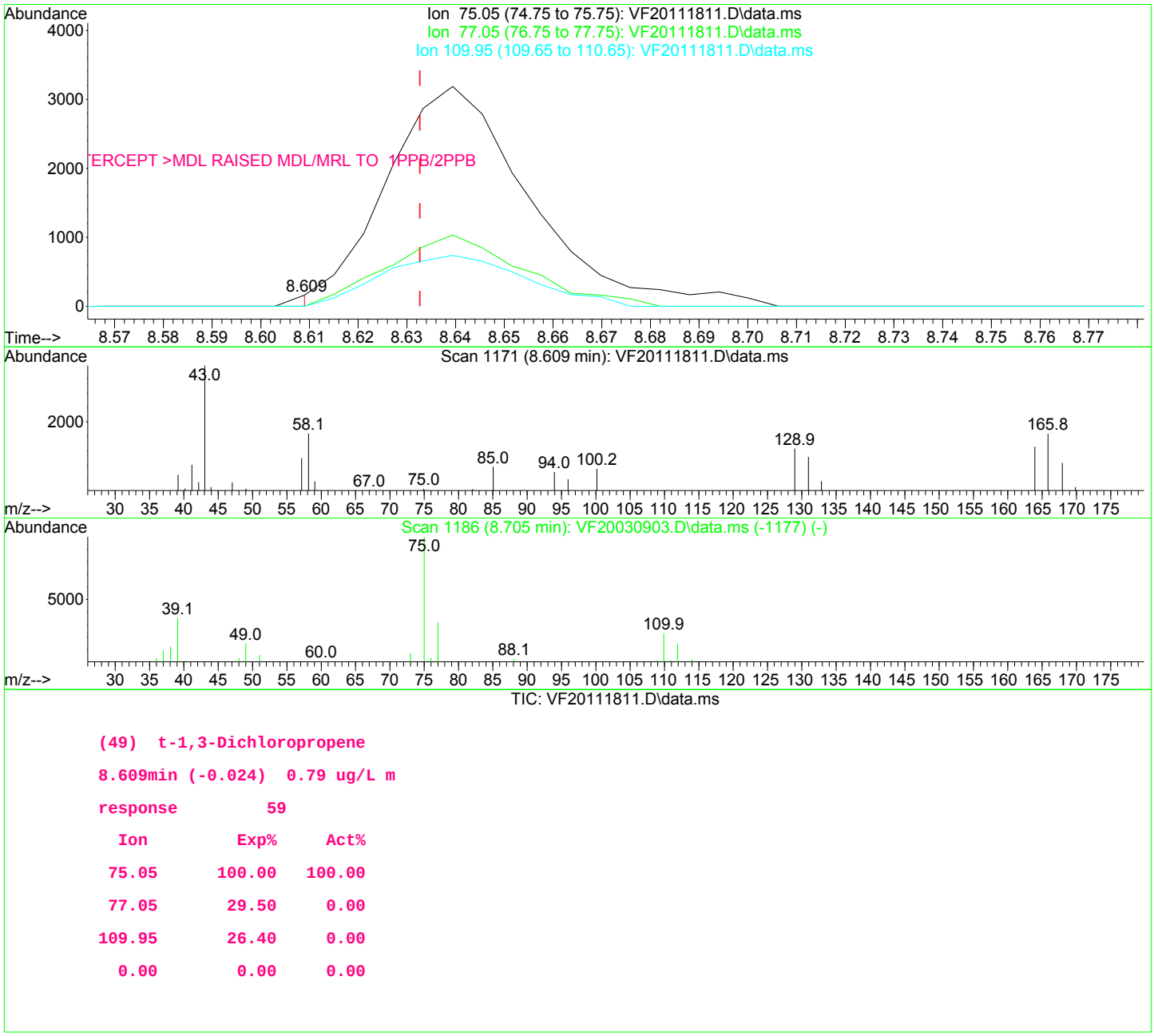

TIC: VF20111811.D\data.ms

(49) t-1,3-Dichloropropene

8.609min (-0.024) 0.79 ug/L m

response 59

Ion	Exp%	Act%
75.05	100.00	100.00
77.05	29.50	0.00
109.95	26.40	0.00
0.00	0.00	0.00

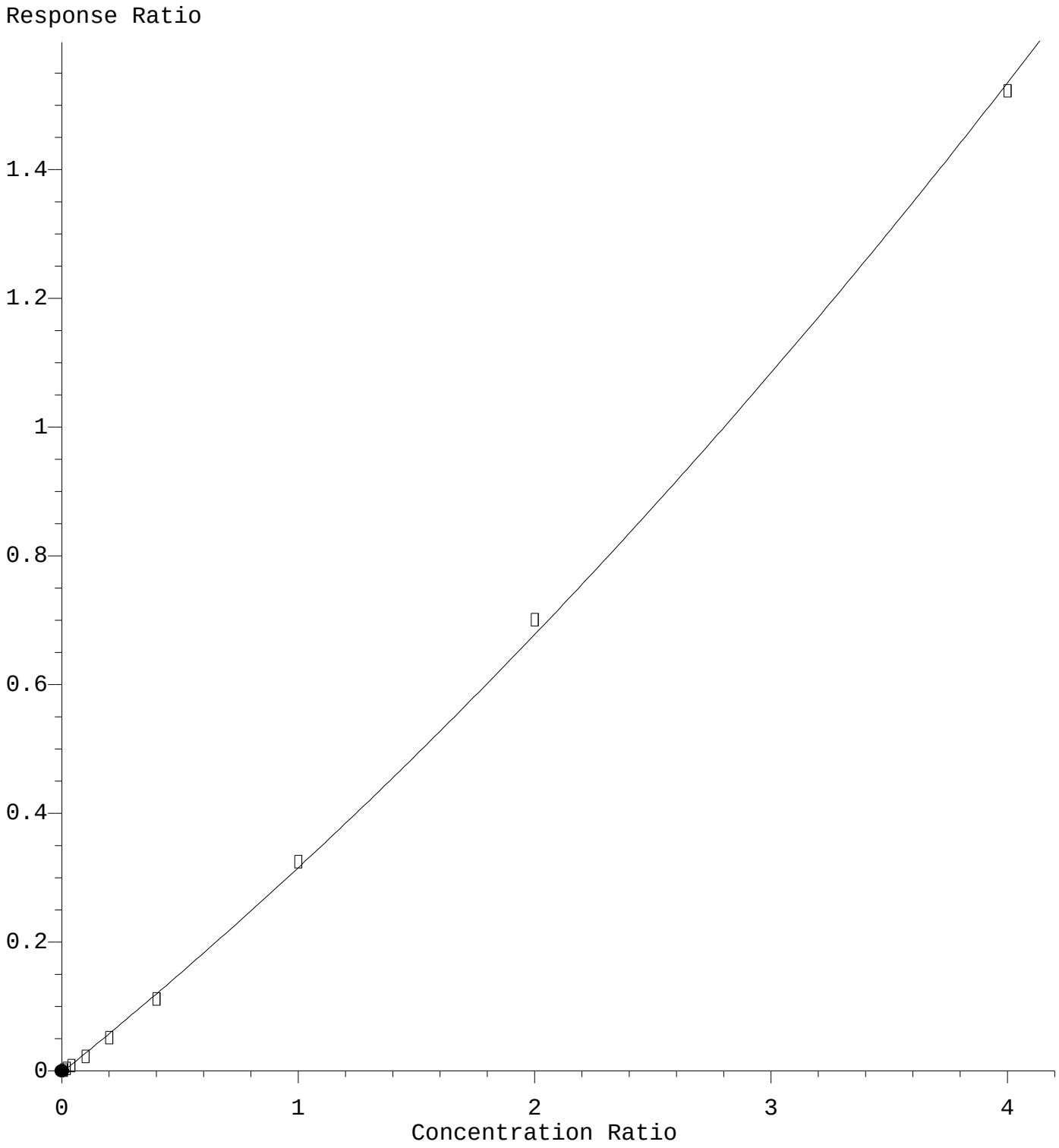

R = 2.21e-002 A*A + 2.96e-001 A - 2.26e-003
Coef of Det (r^2) = 0.999 Curve Fit: Quadratic w(1/a)
Method Name: Y:\METHODS\VF201119S.M
Calibration Table Last Updated: Thu Nov 19 16:49:05 2020

Quantitation Report (Qedit)

Data Path : Y:\DATA\2020-11\0K18062\REQUANT\
Data File : VF20111811.D
Acq On : 18 Nov 2020 9:42 pm
Operator : TNL
Sample : 0k18062-CAL6
Misc : 1X 5mL 5ppb DI+MeOH
ALS Vial : 11 Sample Multiplier: 1

Quant Time: Nov 19 16:30:04 2020
Quant Method : Y:\METHODS\VF201119S.M
Quant Title : EPA 8260: Volatile Organic Compounds
QLast Update : Thu Nov 19 16:15:03 2020
Response via : Initial Calibration

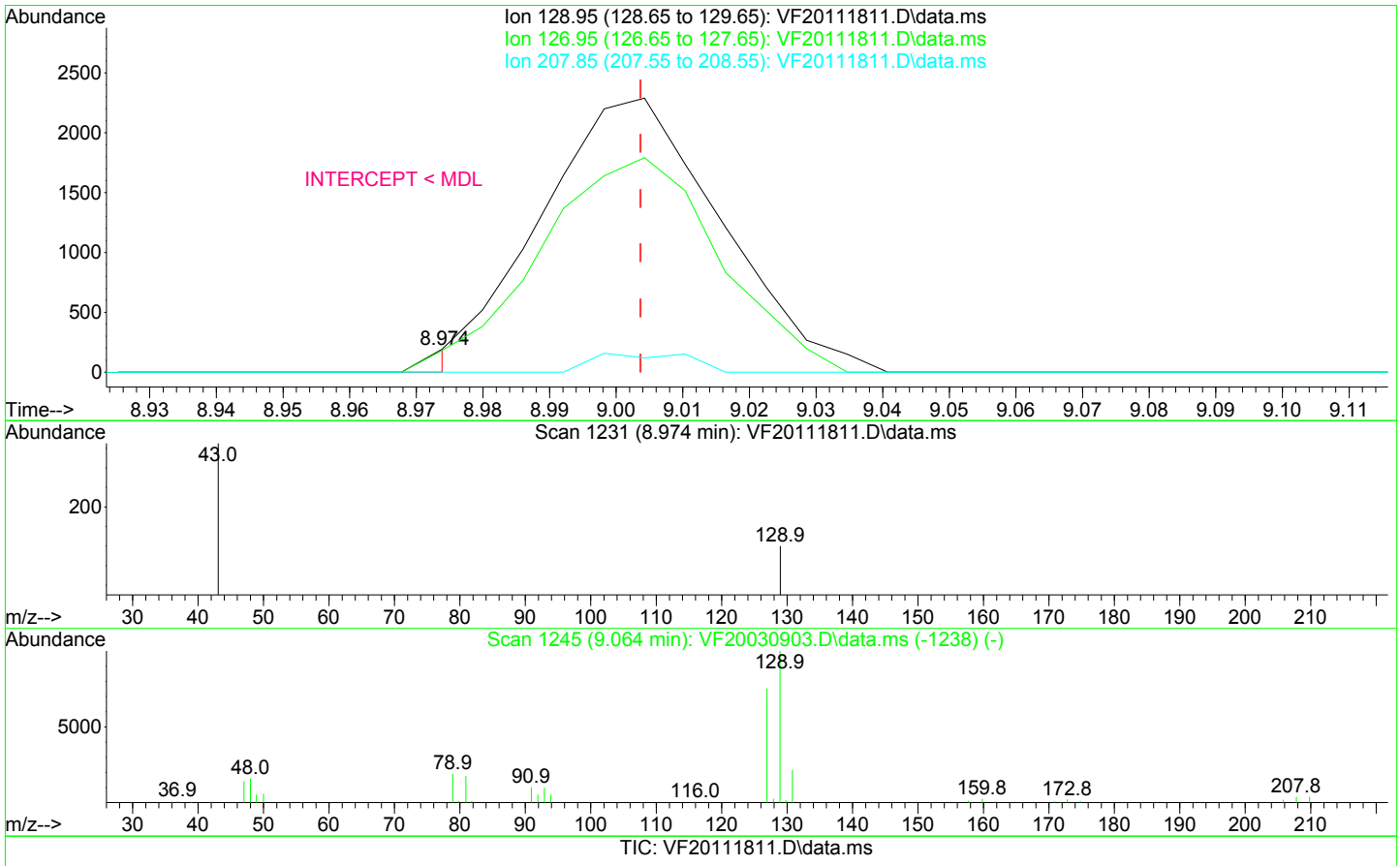

TIC: VF20111811.D\data.ms

(51) Dibromochloromethane

8.974min (-0.030) 0.69 ug/L m

response 70

Ion	Exp%	Act%
128.95	100.00	100.00
126.95	81.20	94.79
207.85	7.40	0.00
0.00	0.00	0.00

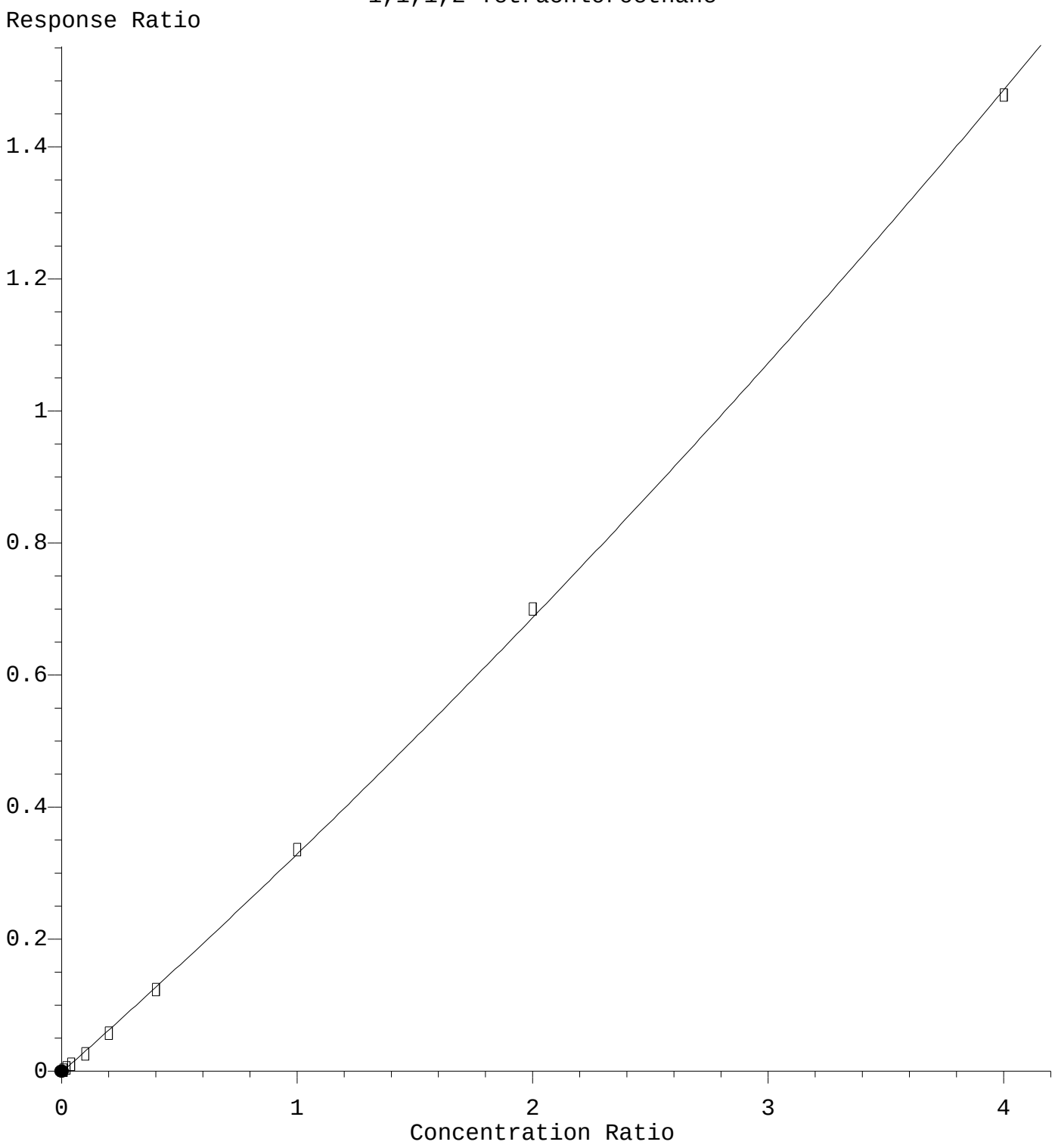

R = 1.38e-002 A*A + 3.17e-001 A - 1.62e-003
Coef of Det (r^2) = 0.999 Curve Fit: Quadratic w(1/a)
Method Name: Y:\METHODS\VF201119S.M
Calibration Table Last Updated: Thu Nov 19 16:49:05 2020

Quantitation Report (Qedit)

Data Path : Y:\DATA\2020-11\0K18062\REQUANT\
Data File : VF20111811.D
Acq On : 18 Nov 2020 9:42 pm
Operator : TNL
Sample : 0k18062-CAL6
Misc : 1X 5mL 5ppb DI+MeOH
ALS Vial : 11 Sample Multiplier: 1

Quant Time: Nov 19 16:30:04 2020
Quant Method : Y:\METHODS\VF201119S.M
Quant Title : EPA 8260: Volatile Organic Compounds
QLast Update : Thu Nov 19 16:15:03 2020
Response via : Initial Calibration

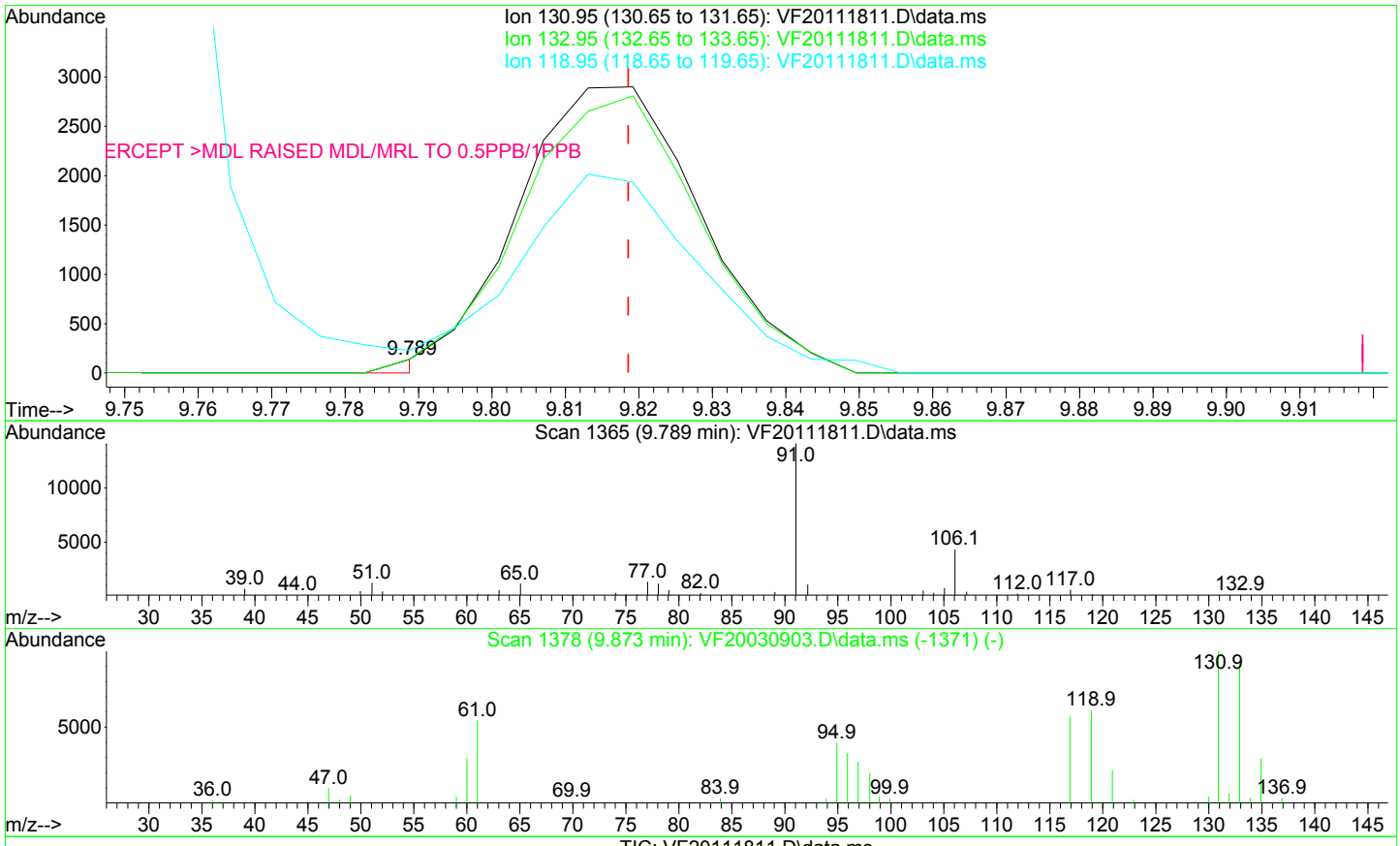

TIC: VF20111811.D\data.ms

(57) 1,1,1,2-Tetrachloroethane

9.789min (-0.030) 0.30 ug/L m

response 50

Ion	Exp%	Act%
130.95	100.00	100.00
132.95	95.60	102.17
118.95	62.00	165.94#
0.00	0.00	0.00

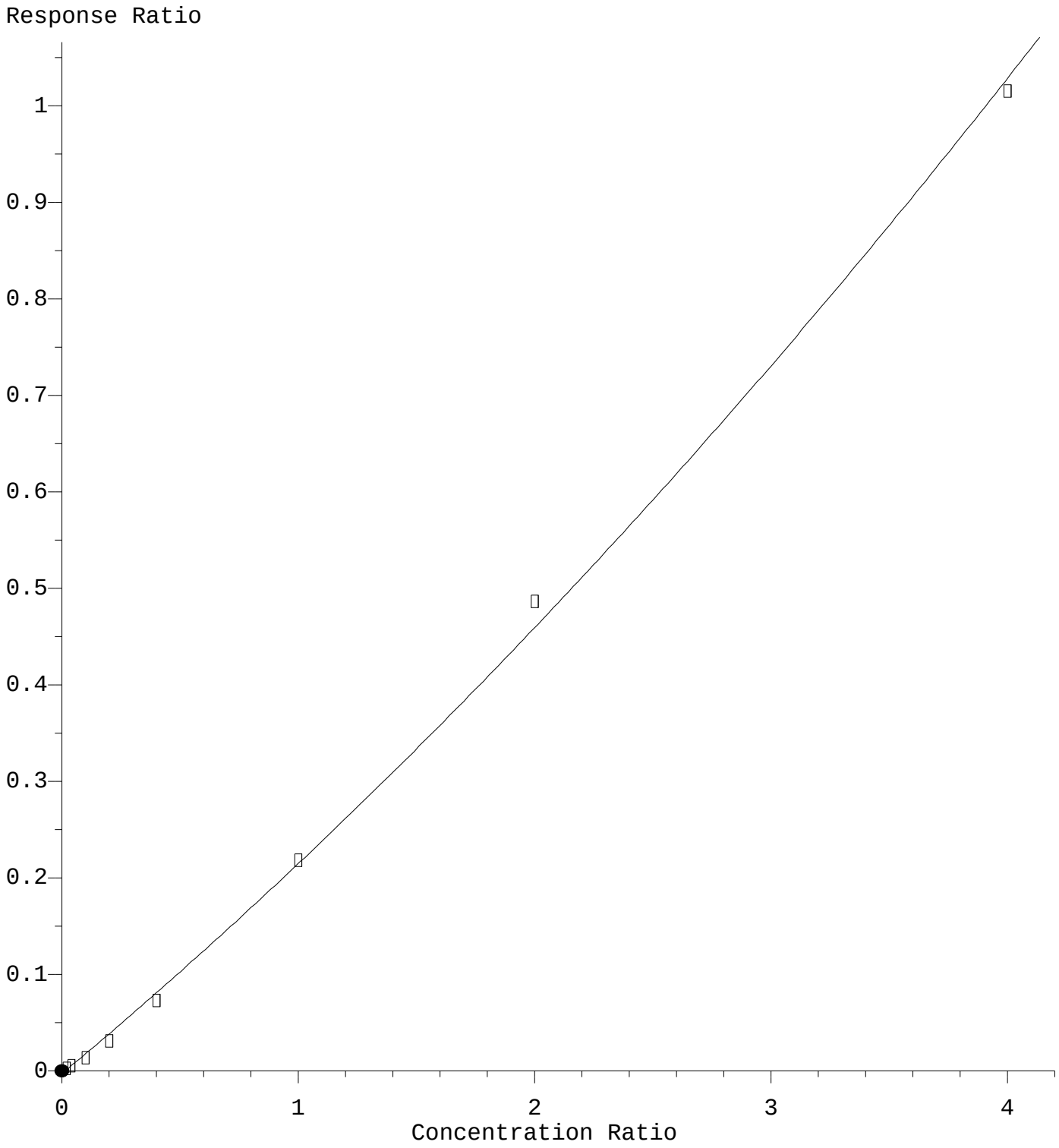

R = 1.34e-002 A*A + 2.04e-001 A - 3.06e-003
Coef of Det (r^2) = 0.997 Curve Fit: Quadratic w(1/a)
Method Name: Y:\METHODS\VF201119S.M
Calibration Table Last Updated: Thu Nov 19 16:49:05 2020

Quantitation Report (Qedit)

Data Path : Y:\DATA\2020-11\0K18062\REQUANT\
Data File : VF20111811.D
Acq On : 18 Nov 2020 9:42 pm
Operator : TNL
Sample : 0k18062-CAL6
Misc : 1X 5mL 5ppb DI+MeOH
ALS Vial : 11 Sample Multiplier: 1

Quant Time: Nov 19 16:30:04 2020
Quant Method : Y:\METHODS\VF201119S.M
Quant Title : EPA 8260: Volatile Organic Compounds
QLast Update : Thu Nov 19 16:15:03 2020
Response via : Initial Calibration

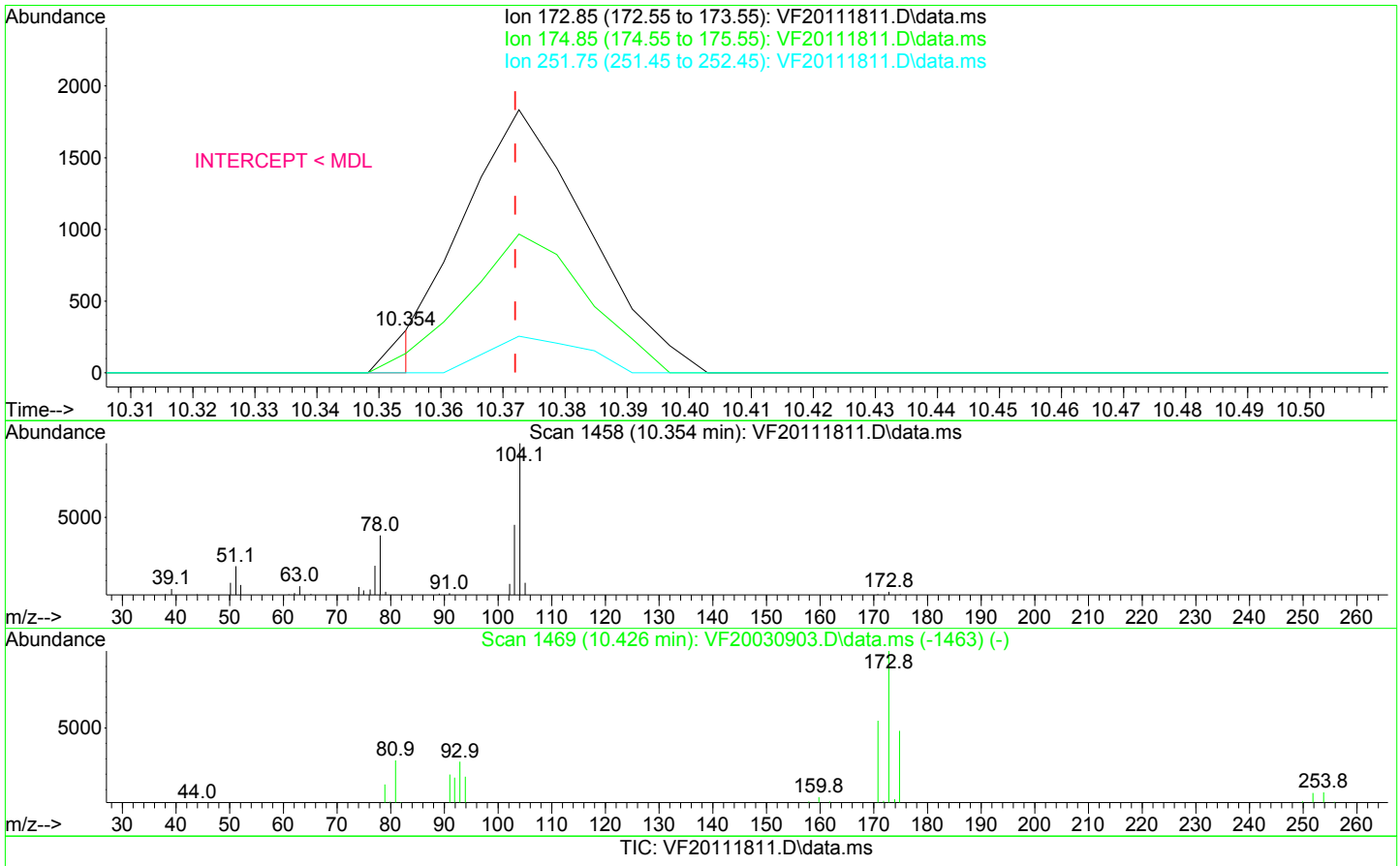

TIC: VF20111811.D\data.ms

(61) Bromoform (P)

10.354min (-0.018) 0.88 ug/L m

response 108

Ion	Exp%	Act%
172.85	100.00	100.00
174.85	49.10	45.79
251.75	12.50	0.00
0.00	0.00	0.00

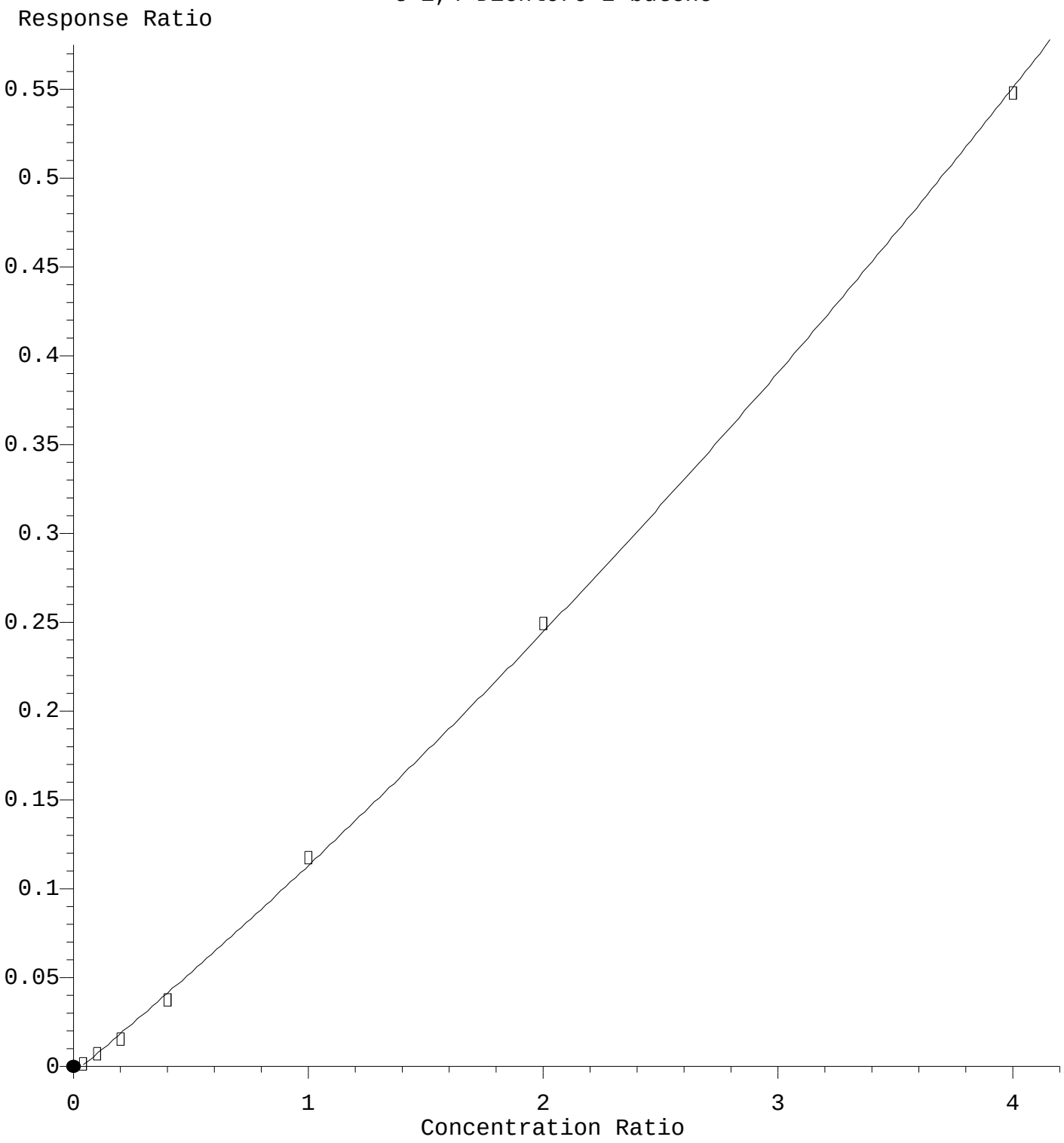

R = 7.26e-003 A*A + 1.10e-001 A - 3.79e-003
Coef of Det (r^2) = 0.999 Curve Fit: Quadratic w(1/a)
Method Name: Y:\METHODS\VF201119S.M
Calibration Table Last Updated: Thu Nov 19 16:49:05 2020

Quantitation Report (Qedit)

Data Path : Y:\DATA\2020-11\0K18062\REQUANT\
Data File : VF20111811.D
Acq On : 18 Nov 2020 9:42 pm
Operator : TNL
Sample : 0k18062-CAL6
Misc : 1X 5mL 5ppb DI+MeOH
ALS Vial : 11 Sample Multiplier: 1

Quant Time: Nov 19 16:30:04 2020
Quant Method : Y:\METHODS\VF201119S.M
Quant Title : EPA 8260: Volatile Organic Compounds
QLast Update : Thu Nov 19 16:15:03 2020
Response via : Initial Calibration

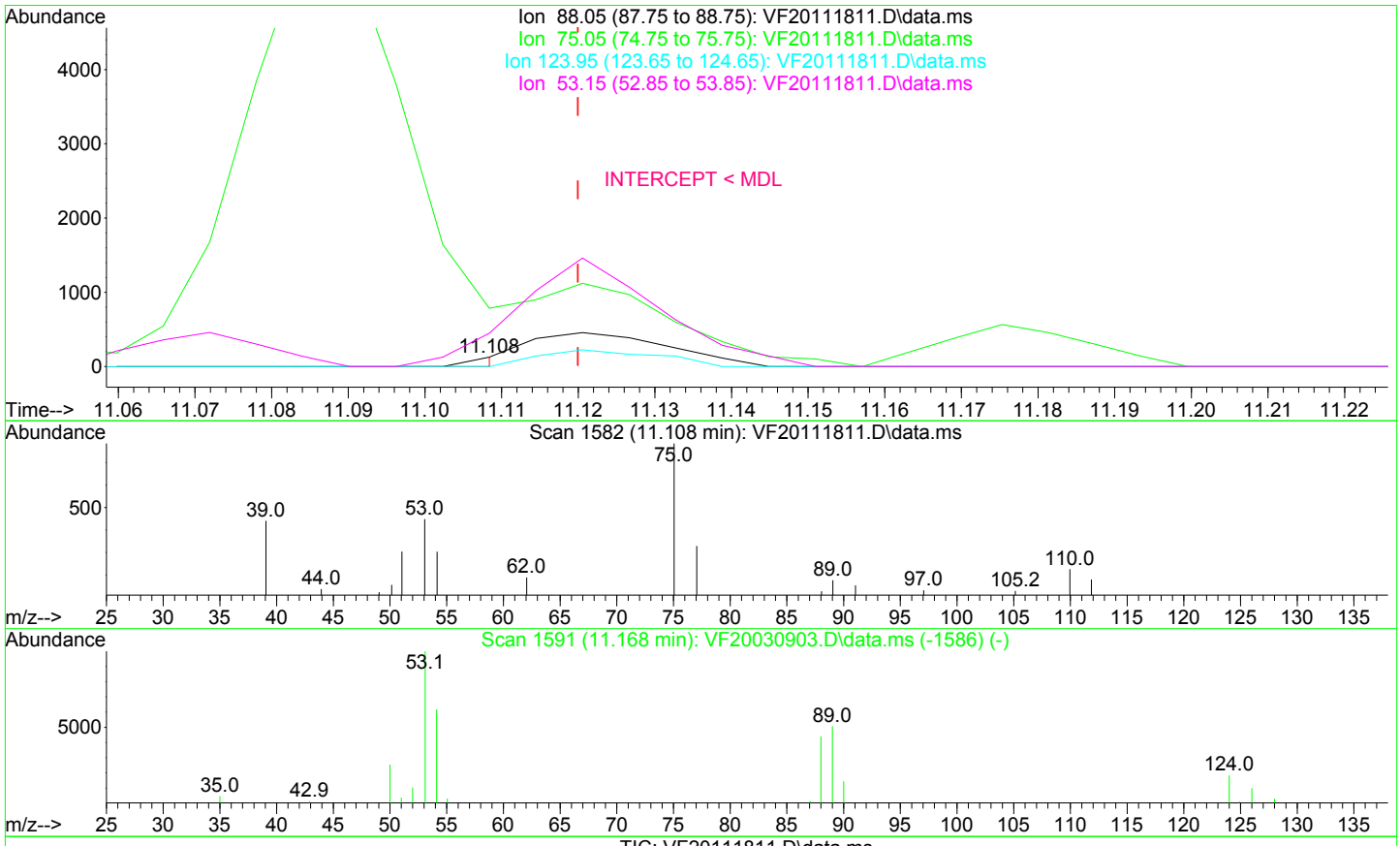

TIC: VF20111811.D\data.ms

(71) t-1,4-Dichloro-2-butene

11.108min (-0.012) 1.96 ug/L m

response 46

Ion	Exp%	Act%
88.05	100.00	100.00
75.05	240.20	618.11#
123.95	48.30	0.00#
53.15	249.20	352.76#

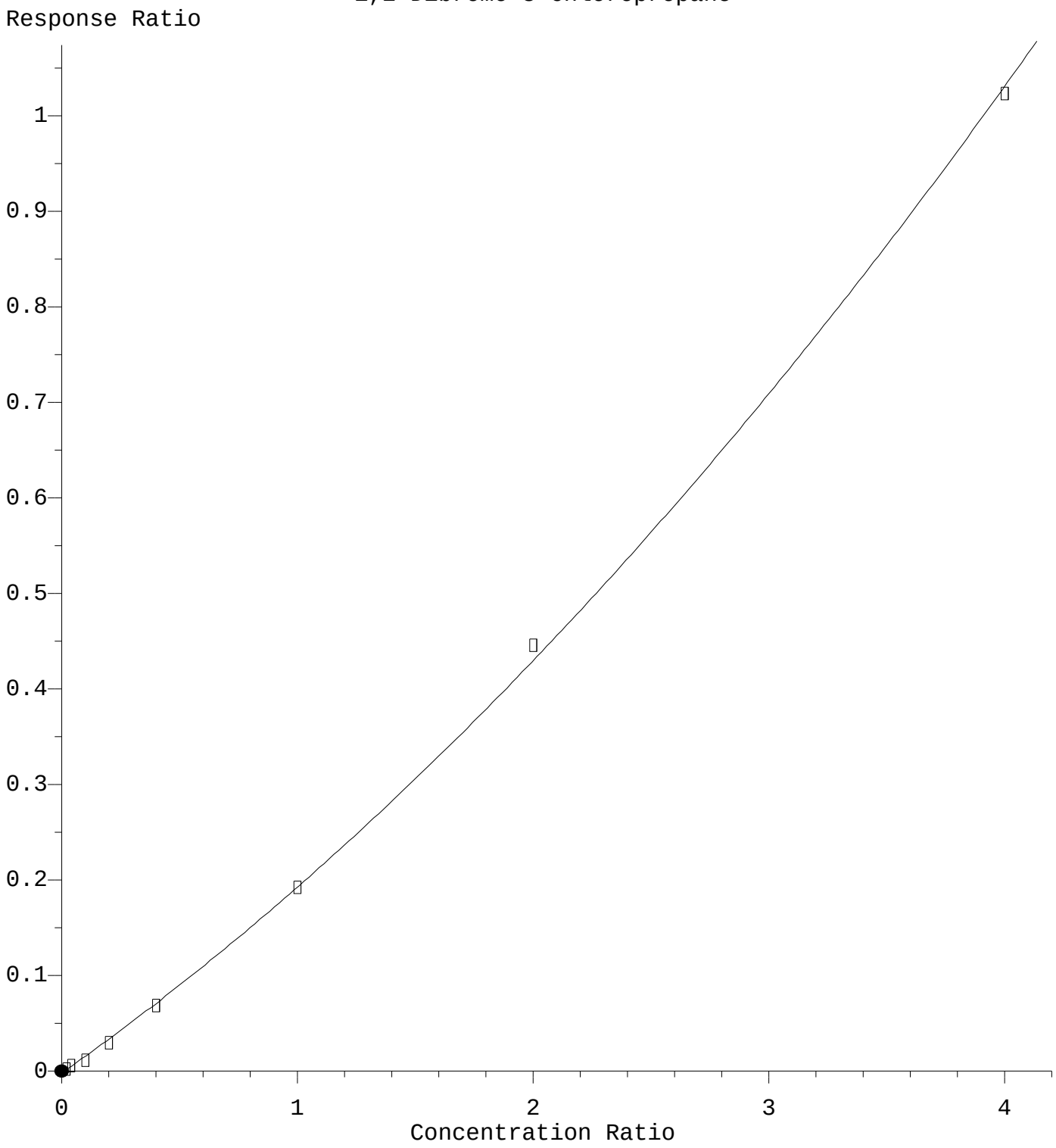

R = 2.12e-002 A*A + 1.74e-001 A - 2.13e-003
Coef of Det (r^2) = 0.999 Curve Fit: Quadratic w(1/a)
Method Name: Y:\METHODS\VF201119S.M
Calibration Table Last Updated: Thu Nov 19 16:49:05 2020

Quantitation Report (Qedit)

Data Path : Y:\DATA\2020-11\0K18062\REQUANT\
Data File : VF20111811.D
Acq On : 18 Nov 2020 9:42 pm
Operator : TNL
Sample : 0k18062-CAL6
Misc : 1X 5mL 5ppb DI+MeOH
ALS Vial : 11 Sample Multiplier: 1

Quant Time: Nov 19 16:30:04 2020
Quant Method : Y:\METHODS\VF201119S.M
Quant Title : EPA 8260: Volatile Organic Compounds
QLast Update : Thu Nov 19 16:15:03 2020
Response via : Initial Calibration

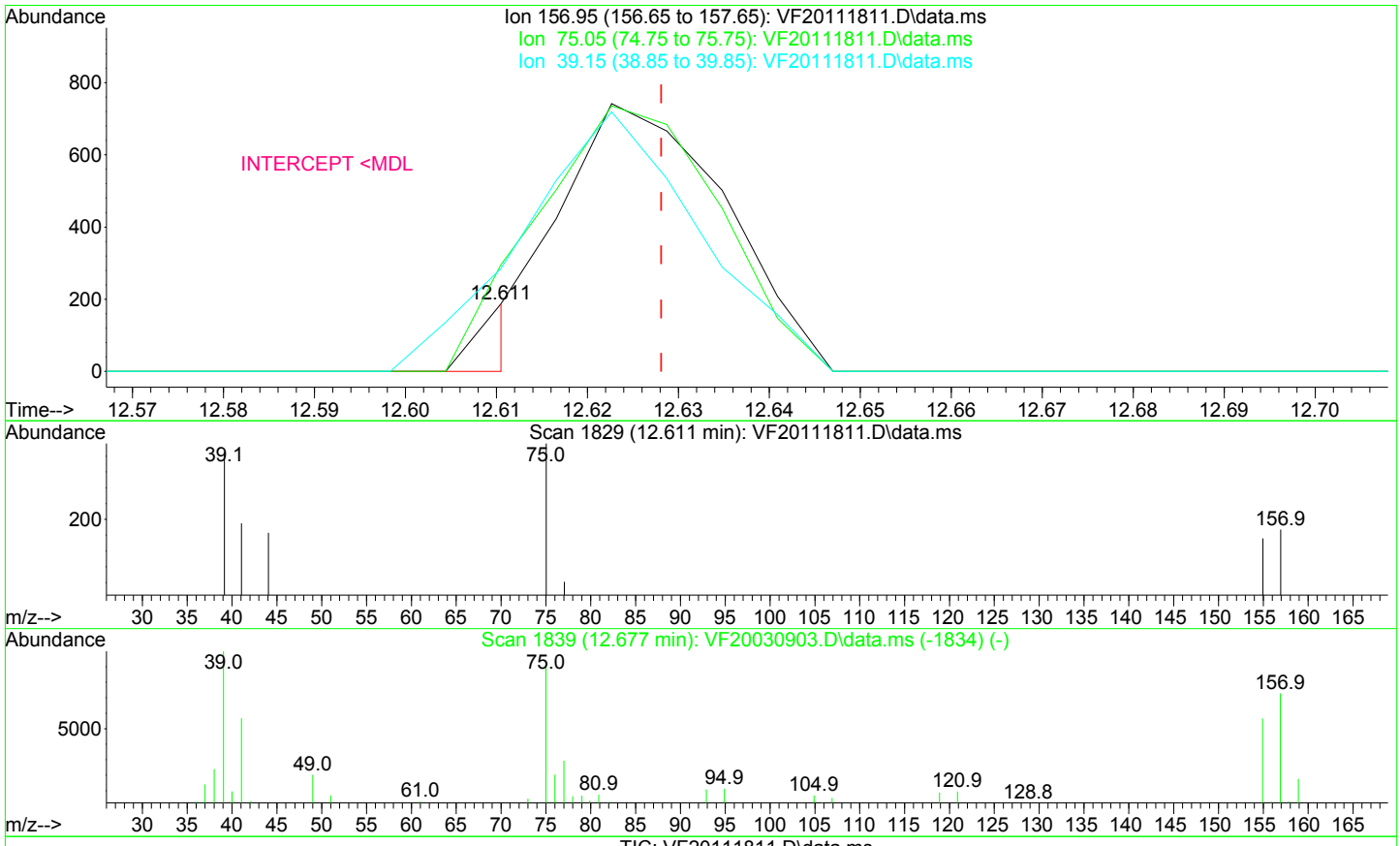

TIC: VF20111811.D\data.ms

(81) 1,2-Dibromo-3-Chloropropane

12.611min (-0.018) 0.83 ug/L m

response 68

Ion	Exp%	Act%
156.95	100.00	100.00
75.05	79.00	158.29#
39.15	63.10	152.41#
0.00	0.00	0.00

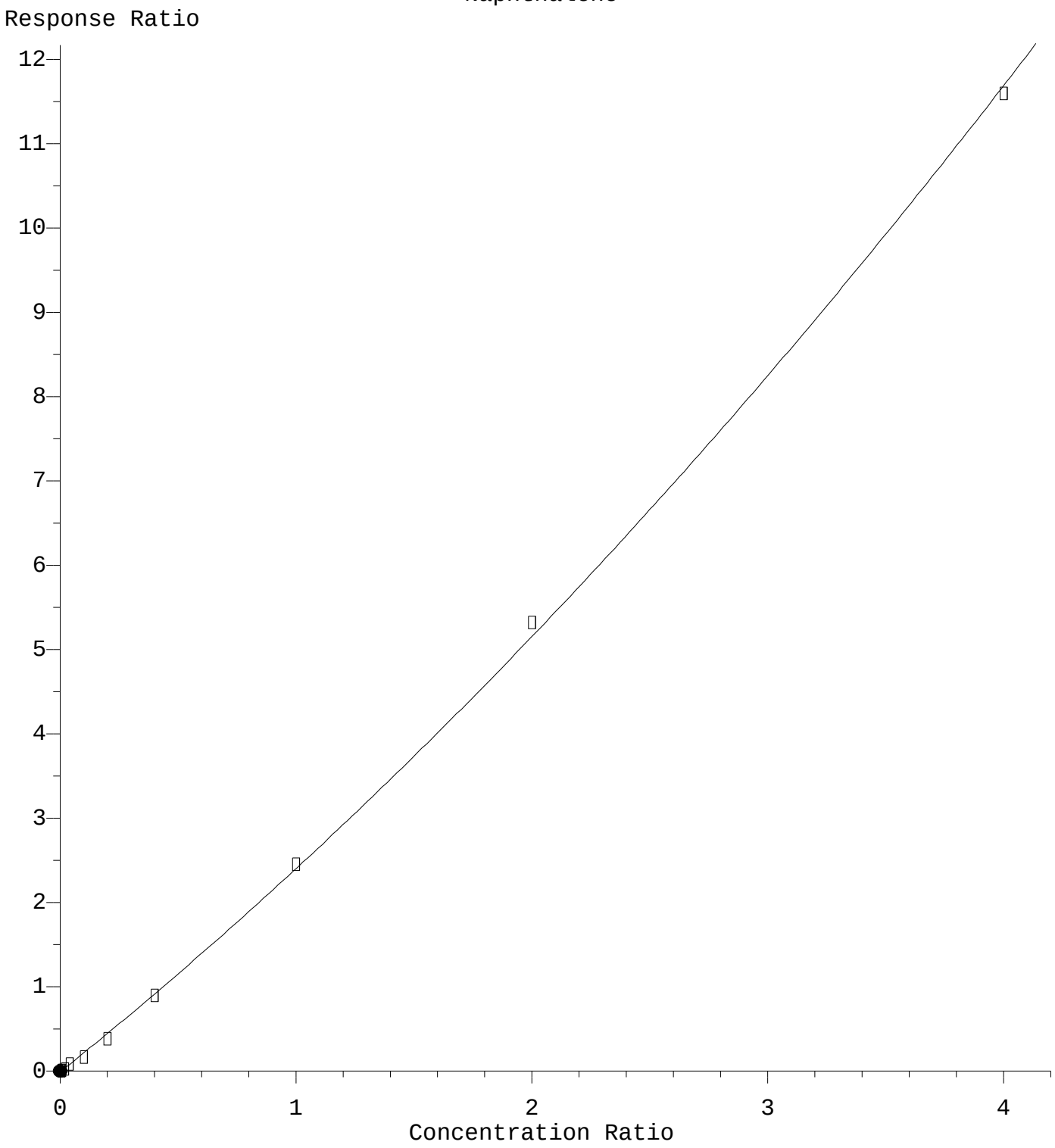

R = 1.71e-001 A*A + 2.24e+000 A - 9.38e-003
Coef of Det (r^2) = 0.999 Curve Fit: Quadratic w(1/a)
Method Name: Y:\METHODS\VF201119S.M
Calibration Table Last Updated: Thu Nov 19 16:49:05 2020

Quantitation Report (Qedit)

Data Path : Y:\DATA\2020-11\0K18062\REQUANT\
Data File : VF20111811.D
Acq On : 18 Nov 2020 9:42 pm
Operator : TNL
Sample : 0k18062-CAL6
Misc : 1X 5mL 5ppb DI+MeOH
ALS Vial : 11 Sample Multiplier: 1

Quant Time: Nov 19 16:30:04 2020
Quant Method : Y:\METHODS\VF201119S.M
Quant Title : EPA 8260: Volatile Organic Compounds
QLast Update : Thu Nov 19 16:15:03 2020
Response via : Initial Calibration

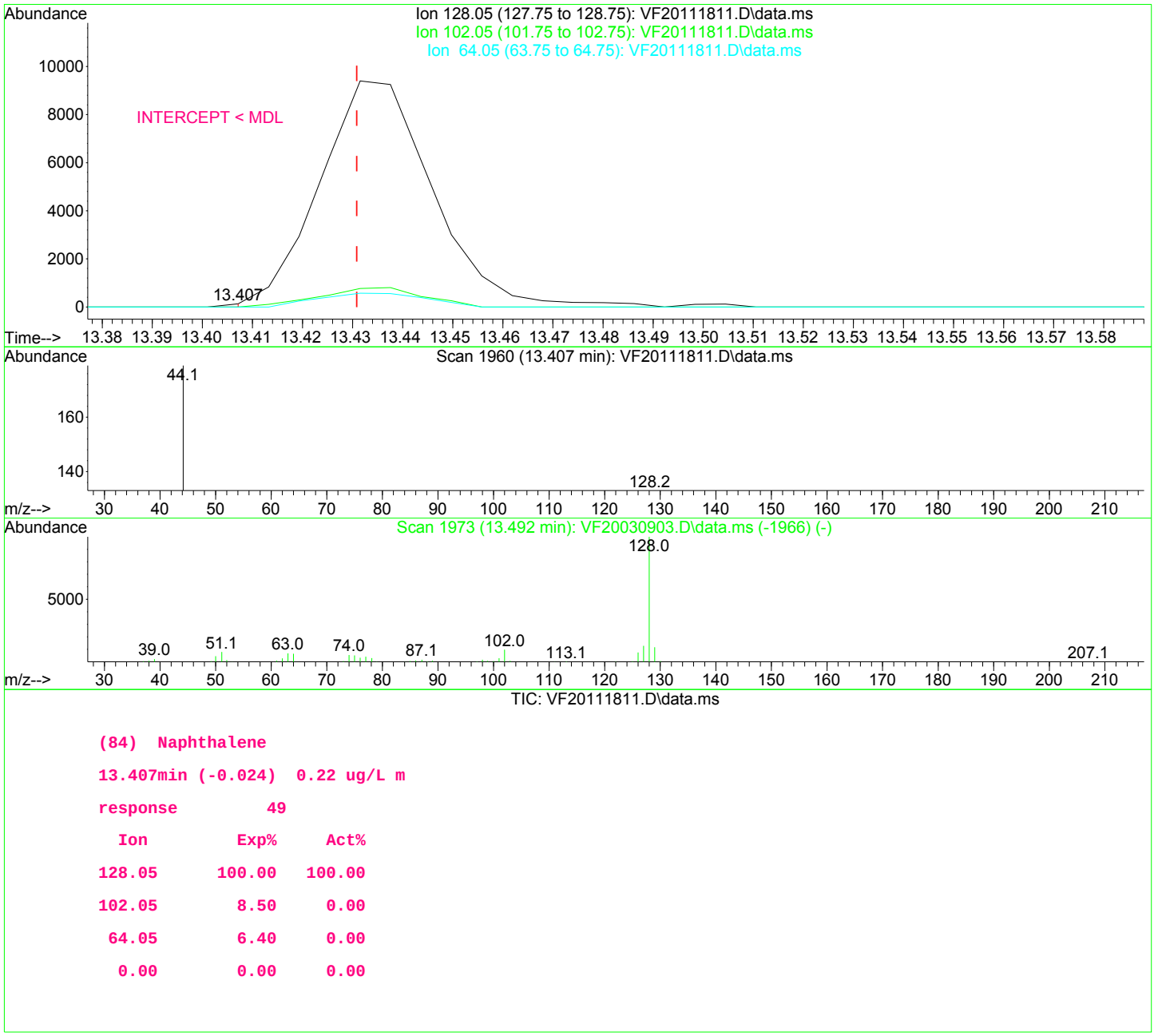

TIC: VF20111811.D\data.ms

(84) Naphthalene

13.407min (-0.024) 0.22 ug/L m

response 49

Ion	Exp%	Act%
128.05	100.00	100.00
102.05	8.50	0.00
64.05	6.40	0.00
0.00	0.00	0.00

CALIBRATION SEQUENCE REVIEW SHEET

SEQUENCE: 0K18062

Analysis Included
8260D Oxygenates
QC - 624x/8260x All Cpds for Studies

11/20/20 TNL

INSTRUMENT SEQUENCE LOG

SampleID	SampleName	Matrix	STDID	ISTD_ID	Analyzed
0K18062-TUN1	MS Tune	Soil		A20G347	11/18/2020 6:32:00PM
0K18062-ICB1	Initial Cal Blank	Soil		A20G347	11/18/2020 6:59:00PM
0K18062-CAL1	Cal Standard	Soil	A20K242	"	11/18/2020 7:26:00PM
0K18062-CAL2	Cal Standard	Soil	A20K243	"	11/18/2020 7:54:00PM
0K18062-CAL3	Cal Standard	Soil	A20K244	"	11/18/2020 8:21:00PM
0K18062-CAL4	Cal Standard	Soil	A20K245	"	11/18/2020 8:48:00PM
0K18062-CAL5	Cal Standard	Soil	A20K246	"	11/18/2020 9:15:00PM
0K18062-CAL6	Cal Standard	Soil	A20K247	"	11/18/2020 9:42:00PM
0K18062-CAL7	Cal Standard	Soil	A20K248	"	11/18/2020 10:10:00PM
0K18062-CAL8	Cal Standard	Soil	A20K249	"	11/18/2020 10:37:00PM
0K18062-CAL9	Cal Standard	Soil	A20K162	"	11/18/2020 11:04:00PM
0K18062-CALA	Cal Standard	Soil	A20K163	"	11/18/2020 11:58:00PM
0K18062-CALB	Cal Standard	Soil	A20K164	"	11/19/2020 12:52:00AM
0K18062-ICV1	Initial Cal Check	Soil	A20K165	"	11/19/2020 2:14:00AM

CALIBRATION STANDARD RECOVERIES

Calibration: **A0K1904** Instrument: **VOA-GCMS6**

8260D Oxygenates Sequence: **0K18062** Matrix: **Soil**

		Inst. MRL	Recalc Res.	Cal Level	%Rec.	Qual
0K18062-CAL1						
0K18062-CAL2						
0K18062-CAL3						
0K18062-CAL4						
0K18062-CAL5						
Acrylonitrile	ACRYLONITRILE LOW POINT IS 5PPB	2.0000	1.29	2.00	64	
Trichlorofluoromethane		2.0000	0.00	2.00	0	
0K18062-CAL6						
Trichlorofluoromethane	CCl3F EST CAN'T PASS CAL CRITERIA	2.0000	2.96	5.00	59	
0K18062-CAL7						
Trichlorofluoromethane		2.0000	15.04	10.0	150	
0K18062-CAL8						
0K18062-CAL9						
0K18062-CALA						

CALIBRATION SEQUENCE REVIEW SHEET

SEQUENCE: 0K18062

0K18062-CALB	Inst. MRL	Recalc Res.	Cal Level	%Rec.	Qual

Compounds listed above have recalculated recoveries outside 70-130% of the true values, and the calibration levels are above the reporting level. If no compounds are listed, all are OK. Please see the next section for quadatic fit compounds.

Analytes With Quadratic Curve Fits

t-1,3DCP MDL/MRL 0.5PPB/1PPB INTERCEPT
1,1,1,2-tetra MDL/MRL 0.5PPB/1PPB INTERCEPT

Qualifier	iMDL	iMRL	Spike Amt	%Difference	OK?	Raise MRL to ?
					☐	☐ X

Analytes listed above have quadratic curve fits. If they are using a weighting otpion, they must be checked against the requanted curve points to determine if the recalculated results are within limits (70-130 or as specified).

ICV RECOVERIES

Calibration: **A0K1904** Instrument: **VOA-GCMS6**

QC - 624x/8260x All Cpds for Sequence: **0K18062** Matrix: **Soil**

0K18062-ICV1	Inst. MRL	ICV Level	Result	%Rec.	Qual
Dichlorodifluoromethane	2	20.0	**26.62**	133	E-05
Trichlorofluoromethane	2	20.0	**32.41**	162	EST

Compounds listed above have Initial Calibration Verification standard recoveries outside 70-130% of the true values. If no compounds are listed, all have passing recoveries.

Evaluate Continuing Calibration Report

Data Path : Y:\DATA\2020-11\0K18062\
Data File : VF20111821.D
Acq On : 19 Nov 2020 2:14 am
Operator : TNL
Sample : 0k18062-ICV1 11/20/20 TNL
Misc : 1X 5mL 20ppb DI+MeOH
ALS Vial : 21 Sample Multiplier: 1

Quant Time: Nov 19 17:17:05 2020
Quant Method : Y:\METHODS\VF201119S.M
Quant Title : EPA 8260: Volatile Organic Compounds
QLast Update : Thu Nov 19 16:36:27 2020
Response via : Initial Calibration

Min. RRF : 0.000 Min. Rel. Area : 50% Max. R.T. Dev 0.50min
Max. RRF Dev : 20% Max. Rel. Area : 200%

		Compound	Amount	Calc.	%Dev	Area%	Dev(min)	
1	I	Pentafluorobenzene (I)	50.000	50.000	0.0	106	0.00	
2		Dichlorodifluoromethane	20.000	26.616	-33.1#	150	0.00	E-05
3	P	Chloromethane	20.000	20.462	-2.3	124	0.00	
4	C	Vinyl Chloride	20.000	21.043	-5.2	115	0.00	
5		Bromomethane	20.000	15.754	21.2#	93	0.00	
6		Chloroethane	20.000	19.311	3.4	111	0.00	
7		Trichlorofluoromethane	20.000	32.412	-62.1#	167	0.00	EST
8		Ethanol	1250.000	1127.377	9.8	94	-0.02	
9	C	1,1-Dichloroethene	20.000	19.175	4.1	102	0.00	
10		Carbon Disulfide	20.000	21.787	-8.9	113	0.00	
11		Freon 113	20.000	21.131	-5.7	107	0.00	
12		Iodomethane	20.000	16.929	15.4	98	0.00	
13		Methylene Chloride	20.000	18.640	6.8	106	0.00	
14		Acetone	40.000	28.823	27.9#	89	0.00	
15		t-1,2-Dichloroethene	20.000	19.637	1.8	102	0.00	
16		n-Hexane	20.000	20.494	-2.5	107	0.00	
17		Methyl-tert-butyl-ether	20.000	19.812	0.9	104	0.00	
18		tert-Butanol (TBA)	1250.000	1216.297	2.7	93	-0.01	
19		Diisopropyl ether (DIPE)	5.000	4.660	6.8	97	0.00	
20	P	1,1-Dichloroethane	20.000	19.654	1.7	101	0.00	
21		Acrylonitrile	20.000	20.645	-3.2	101	0.00	
22		Ethyl-tert-butyl ether (ETB	5.000	4.811	3.8	98	0.00	
23		c-1,2-Dichloroethene	20.000	20.671	-3.4	103	0.00	
24		2,2-Dichloropropane	20.000	19.068	4.7	101	0.00	
25		Bromochloromethane	20.000	19.116	4.4	101	0.00	
26	C	Chloroform	20.000	19.868	0.7	105	0.00	
27		Carbon Tetrachloride	20.000	20.839	-4.2	105	0.00	
28		Tetrahydrofuran	20.000	18.502	7.5	93	0.00	
29		1,1,1-Trichloroethane	20.000	20.872	-4.4	104	0.00	
30	S	Dibromofluoromethane (S)	50.000	51.492	-3.0	107	0.00	
31		1,1-Dichloropropene	20.000	20.160	-0.8	104	0.00	
32		2-Butanone (MEK)	40.000	40.298	-0.7	99	0.00	
33		Benzene	20.000	19.599	2.0	104	-0.01	
34		tert-Amyl methyl ether (TAM	5.000	4.744	5.1	96	0.00	

Evaluate Continuing Calibration Report

Data Path : Y:\DATA\2020-11\0K18062\
Data File : VF20111821.D
Acq On : 19 Nov 2020 2:14 am
Operator : TNL
Sample : 0k18062-ICV1
Misc : 1X 5mL 20ppb DI+MeOH
ALS Vial : 21 Sample Multiplier: 1

Quant Time: Nov 19 17:17:05 2020
Quant Method : Y:\METHODS\VF201119S.M
Quant Title : EPA 8260: Volatile Organic Compounds
QLast Update : Thu Nov 19 16:36:27 2020
Response via : Initial Calibration

Min. RRF : 0.000 Min. Rel. Area : 50% Max. R.T. Dev 0.50min
Max. RRF Dev : 20% Max. Rel. Area : 200%

		Compound	Amount	Calc.	%Dev	Area%	Dev(min)
35		1,2-Dichloroethane (EDC)	20.000	19.212	3.9	101	0.00
36		iso-Butyl Alcohol	500.000	473.189	5.4	98	0.00
37	S	1,4-Difluorobenzene (S)	50.000	50.038	-0.1	107	0.00
38		Trichloroethene (TCE)	20.000	20.910	-4.6	107	0.00
39		tert-Amyl ethyl ether (TAEE	5.000	5.124	-2.5	105	0.00
40		Dibromomethane	20.000	19.628	1.9	104	0.00
41	C	1,2-Dichloropropane	20.000	19.832	0.8	104	0.00
42		Bromodichloromethane	20.000	21.711	-8.6	106	0.00
43		Chlorobenzene-d5 (I)	50.000	50.000	0.0	106	0.00
44		c-1,3-Dichloropropene	20.000	19.249	3.8	106	0.00
45	S	Toluene-d8 (S)	50.000	49.844	0.3	107	0.00
46	C	Toluene	20.000	19.007	5.0	105	0.00
47		Tetrachloroethene (PCE)	20.000	20.926	-4.6	108	0.00
48		4-Methyl-2-Pentanone (MIBK)	40.000	40.382	-1.0	98	0.00
49		t-1,3-Dichloropropene	20.000	19.023	4.9	105	0.00
50		1,1,2-Trichloroethane	20.000	20.422	-2.1	105	0.00
51		Dibromochloromethane	20.000	19.263	3.7	109	0.00
52		1,3-Dichloropropane	20.000	20.174	-0.9	103	0.00
53		1,2-Dibromoethane (EDB)	20.000	20.867	-4.3	107	0.00
54		2-Hexanone	40.000	38.802	3.0	97	0.00
55	P	Chlorobenzene	20.000	19.809	1.0	107	0.00
56	C	Ethylbenzene	20.000	21.101	-5.5	105	-0.01
57		1,1,1,2-Tetrachloroethane	20.000	20.036	-0.2	109	0.00
58		m,p-Xylenes (2)	40.000	42.521	-6.3	106	0.00
59		o-Xylene	20.000	21.777	-8.9	106	0.00
60		Styrene	20.000	22.044	-10.2	109	0.00
61	P	Bromoform	20.000	18.700	6.5	110	0.00
62		Isopropylbenzene	20.000	22.070	-10.4	107	0.00
63	I	1,4-Dichlorobenzene-d4 (I)	50.000	50.000	0.0	106	0.00
64	S	4-Bromofluorobenzene (S)	50.000	50.557	-1.1	108	0.00
65		Bromobenzene	20.000	21.025	-5.1	107	0.00
66		n-Propylbenzene	20.000	20.662	-3.3	105	0.00

Evaluate Continuing Calibration Report

Data Path : Y:\DATA\2020-11\0K18062\
Data File : VF20111821.D
Acq On : 19 Nov 2020 2:14 am
Operator : TNL
Sample : 0k18062-ICV1
Misc : 1X 5mL 20ppb DI+MeOH
ALS Vial : 21 Sample Multiplier: 1

Quant Time: Nov 19 17:17:05 2020
Quant Method : Y:\METHODS\VF201119S.M
Quant Title : EPA 8260: Volatile Organic Compounds
QLast Update : Thu Nov 19 16:36:27 2020
Response via : Initial Calibration

Min. RRF : 0.000 Min. Rel. Area : 50% Max. R.T. Dev 0.50min
Max. RRF Dev : 20% Max. Rel. Area : 200%

	Compound	Amount	Calc.	%Dev	Area%	Dev(min)
67 P	1,1,2,2-Tetrachloroethane	20.000	19.984	0.1	102	0.00
68	2-Chlorotoluene	20.000	21.451	-7.3	109	0.00
69	1,3,5-Trimethylbenzene	20.000	22.258	-11.3	107	0.00
70	1,2,3-Trichloropropane	20.000	20.171	-0.9	104	0.00
71	t-1,4-Dichloro-2-butene	20.000	18.642	6.8	108	0.00
72	4-Chlorotoluene	20.000	21.319	-6.6	101	-0.01
73	tert-Butylbenzene	20.000	21.366	-6.8	108	-0.01
74	1,2,4-Trimethylbenzene	20.000	21.898	-9.5	107	-0.01
75	sec-Butylbenzene	20.000	21.902	-9.5	108	0.00
76	4-Isopropyltoluene	20.000	22.021	-10.1	108	0.00
77	1,3-Dichlorobenzene	20.000	21.856	-9.3	109	-0.01
78	1,4-Dichlorobenzene	20.000	19.983	0.1	109	0.00
79	n-Butylbenzene	20.000	21.905	-9.5	107	-0.01
80	1,2-Dichlorobenzene	20.000	20.946	-4.7	106	0.00
81	1,2-Dibromo-3-Chloropropane	20.000	19.825	0.9	109	0.00
82	Hexachlorobutadiene	20.000	22.322	-11.6	115	0.00
83	1,2,4-Trichlorobenzene	20.000	21.021	-5.1	112	0.00
84	Naphthalene	20.000	19.966	0.2	108	0.00
85	1,2,3-Trichlorobenzene	20.000	21.573	-7.9	110	0.00

(#) = Out of Range SPCC's out = 0 CCC's out = 0

Calibration Status Report VOA-GCMS6

Method Path : Y:\METHODS\
Method File : VF201119G.M
Title : NWTPH-Gx by GC/MS
Last Update : Thu Nov 19 14:37:04 2020
Response Via : Initial Calibration

11/20/20 TNL

#	ID	Conc	ISTD Conc	Path\File
1	1	50	50	Y:\DATA\2020-11\0K18062\VF20111827.D
2	2	100	50	Y:\DATA\2020-11\0K18062\VF20111828.D
3	3	250	50	Y:\DATA\2020-11\0K18062\VF20111829.D
4	4	500	50	Y:\DATA\2020-11\0K18062\VF20111830.D
5	5	1000	50	Y:\DATA\2020-11\0K18062\VF20111831.D
6	6	2500	50	Y:\DATA\2020-11\0K18062\VF20111832.D
7	7	5000	50	Y:\DATA\2020-11\0K18062\VF20111833.D
8	8	10000	50	Y:\DATA\2020-11\0K18062\VF20111834.D

#	ID	Update Time	Quant Time	Acquisition Time
1	1	Nov 19 14:37 2020	Nov 19 14:28 2020	19 Nov 2020 4:56 am
2	2	Nov 19 14:37 2020	Nov 19 14:30 2020	19 Nov 2020 5:23 am
3	3	Nov 19 14:37 2020	Nov 19 14:31 2020	19 Nov 2020 5:50 am
4	4	Nov 19 14:37 2020	Nov 19 14:32 2020	19 Nov 2020 6:18 am
5	5	Nov 19 14:37 2020	Nov 19 14:33 2020	19 Nov 2020 6:45 am
6	6	Nov 19 14:37 2020	Nov 19 14:33 2020	19 Nov 2020 7:12 am
7	7	Nov 19 14:37 2020	Nov 19 14:34 2020	19 Nov 2020 7:39 am
8	8	Nov 19 14:37 2020	Nov 19 14:35 2020	19 Nov 2020 8:06 am

VF201119G.M Thu Nov 19 17:04:46 2020

Response Factor Report VOA-GCMS6

Method Path : Y:\METHODS\
Method File : VF201119G.M
Title : NWTPH-Gx by GC/MS
Last Update : Thu Nov 19 14:37:04 2020
Response Via : Initial Calibration

Calibration Files
1 =VF20111827.D 2 =VF20111828.D 3 =VF20111829.D 4 =VF20111830.D 5 =VF20111831.D
6 =VF20111832.D 7 =VF20111833.D 8 =VF20111834.D

		Compound	1	2	3	4	5	6	7	8	Avg	%RSD
1)	I	Pentafluorobenzene...	----------ISTD----------									
2)	S	1,4-Difluorobe...	3.479	3.599	3.545	3.593	3.641	3.682	4.034		3.653	4.93
3)	S	4-Bromofluorob...	2.991	2.989	3.001	3.074	3.110	3.205	3.133	2.897	3.050	3.23
4)	S	Chlorobenzene-...									0.000	-1.00
5)	H	NWTPH-Gx	1.162	0.926	1.278	1.479	1.577	1.709	1.788	1.862	1.473	22.24
6)	H	TPHg (C5-C9)	3.111	2.034	1.862	1.871	1.913	1.922	1.969	2.039	2.090	20.00
7)	H	TPHg (C6-C10)	2.522	1.707	1.610	1.621	1.666	1.692	1.748	1.819	1.798	16.69
8)	H	CA-LUFT (C5-C12)	3.286	2.212	2.160	2.220	2.313	2.387	2.506	2.619	2.463	14.93
9)		Benzene (NR)									0.000	-1.00
10)	S	Toluene-d8 (NR)									0.000	-1.00
11)	C	Toluene (NR)									0.000	-1.00
12)	S	1,4-Dichlorobe...									0.000	-1.00
13)		Naphthalene (NR)									0.000	-1.00

(#) = Out of Range

Element Calibration Review Sheet

Calibration ID: **A0K1904** Instrument: **VOA-GCMS6** Calibration Date: **11/19/2020**

Analysis: **8015M Gasoline (C6-C10) by** Instrument Cal ID: **VF201119G.M/VF201119S.M**

Pentafluorobenzene (IS)

Curve Fit: **AVERAGE RF**

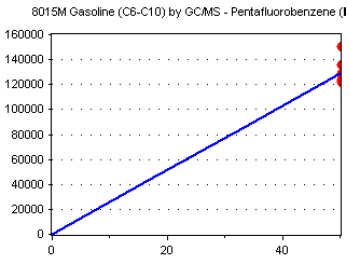

Standard	Concentration	Response	Response Factor	RT
0K18062-CALC	50	121907	2438.140	6.02
0K18062-CALD	50	122269	2445.380	6.02
0K18062-CALE	50	122137	2442.740	6.02
0K18062-CALF	50	123418	2468.360	6.02
0K18062-CALG	50	127015	2540.300	6.02
0K18062-CALH	50	128783	2575.660	6.02
0K18062-CALI	50	136091	2721.820	6.02
0K18062-CALJ	50	150388	3007.760	6.02

AVE RF **2580.020** RF RSD **7.67** AVE RT **6.02**

1,4-Difluorobenzene (Sur)

Curve Fit: **AVERAGE RF**

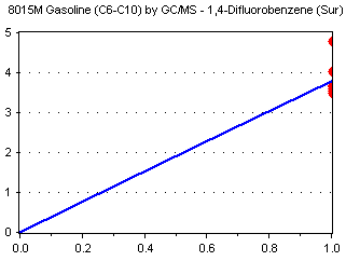

Standard	Concentration	Response	Response Factor	RT
0K18062-CALC	50	424132	3.479	6.58
0K18062-CALD	50	440029	3.599	6.58
0K18062-CALE	50	432953	3.545	6.58
0K18062-CALF	50	443498	3.593	6.58
0K18062-CALG	50	462484	3.641	6.58
0K18062-CALH	50	474171	3.682	6.58
0K18062-CALI	50	549051	4.034	6.58
0K18062-CALJ	50	720741	4.793	6.58

AVE RF **3.796** RF RSD **11.48** AVE RT **6.58**

TPHg (C6-C10)

Curve Fit: **QUADRATIC: Weighting: (1/a), Origin: Ignore**

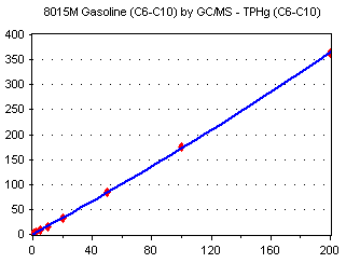

Standard	Concentration	Response	Response Factor	RT
0K18062-CALC	50	307399	2.522	9.75
0K18062-CALD	100	417517	1.707	9.75
0K18062-CALE	250	982914	1.610	9.75
0K18062-CALF	500	2000281	1.621	9.75
0K18062-CALG	1000	4232554	1.666	9.75
0K18062-CALH	2500	1.089213E+07	1.692	9.75
0K18062-CALI	5000	2.378809E+07	1.748	9.75
0K18062-CALJ	10000	5.470972E+07	1.819	9.75

AVE RF **1.798** RF RSD **16.69** AVE RT **9.75**

4-Bromofluorobenzene (Sur)

Curve Fit: **AVERAGE RF**

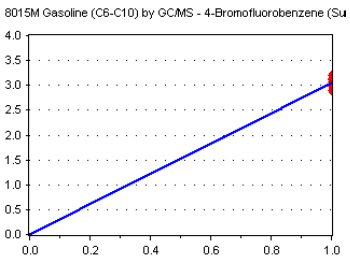

Standard	Concentration	Response	Response Factor	RT
0K18062-CALC	50	364598	2.991	10.81
0K18062-CALD	50	365495	2.989	10.81
0K18062-CALE	50	366582	3.001	10.81
0K18062-CALF	50	379419	3.074	10.81
0K18062-CALG	50	395002	3.110	10.81
0K18062-CALH	50	412745	3.205	10.81
0K18062-CALI	50	426374	3.133	10.81
0K18062-CALJ	50	435711	2.897	10.81

AVE RF **3.050** RF RSD **3.23** AVE RT **10.81**

Element Calibration Review Sheet

Calibration ID: **A0K1904** Instrument: **VOA-GCMS6** Calibration Date: **11/19/2020**

Analysis: **CA LUFT GRO** Instrument Cal ID: **VF201119G.M/VF201119S.M**

Pentafluorobenzene (IS)

Curve Fit: **AVERAGE RF**

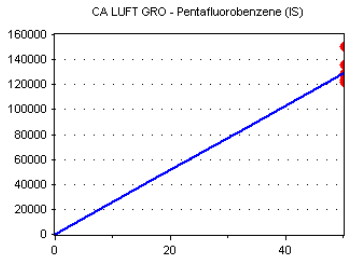

Standard	Concentration	Response	Response Factor	RT
0K18062-CALC	50	121907	2438.140	6.02
0K18062-CALD	50	122269	2445.380	6.02
0K18062-CALE	50	122137	2442.740	6.02
0K18062-CALF	50	123418	2468.360	6.02
0K18062-CALG	50	127015	2540.300	6.02
0K18062-CALH	50	128783	2575.660	6.02
0K18062-CALI	50	136091	2721.820	6.02
0K18062-CALJ	50	150388	3007.760	6.02

AVE RF **2580.020** RF RSD **7.67** AVE RT **6.02**

1,4-Difluorobenzene (Sur)

Curve Fit: **AVERAGE RF**

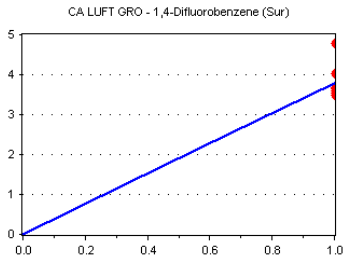

Standard	Concentration	Response	Response Factor	RT
0K18062-CALC	50	424132	3.479	6.58
0K18062-CALD	50	440029	3.599	6.58
0K18062-CALE	50	432953	3.545	6.58
0K18062-CALF	50	443498	3.593	6.58
0K18062-CALG	50	462484	3.641	6.58
0K18062-CALH	50	474171	3.682	6.58
0K18062-CALI	50	549051	4.034	6.58
0K18062-CALJ	50	720741	4.793	6.58

AVE RF **3.796** RF RSD **11.48** AVE RT **6.58**

CA LUFT GRO (C5-C12)

Curve Fit: **QUADRATIC: Weighting: (1/a), Origin: Ignore**

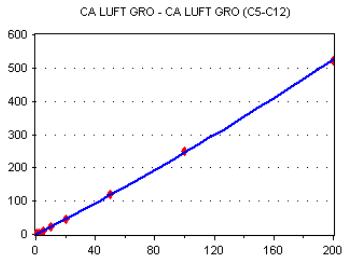

Standard	Concentration	Response	Response Factor	RT
0K18062-CALC	50	400645	3.286	9.75
0K18062-CALD	100	541031	2.212	9.75
0K18062-CALE	250	1319194	2.160	9.75
0K18062-CALF	500	2739362	2.220	9.75
0K18062-CALG	1000	5875079	2.313	9.75
0K18062-CALH	2500	1.536937E+07	2.387	9.75
0K18062-CALI	5000	3.410779E+07	2.506	9.75
0K18062-CALJ	10000	7.877069E+07	2.619	9.75

AVE RF **2.463** RF RSD **14.93** AVE RT **9.75**

4-Bromofluorobenzene (Sur)

Curve Fit: **AVERAGE RF**

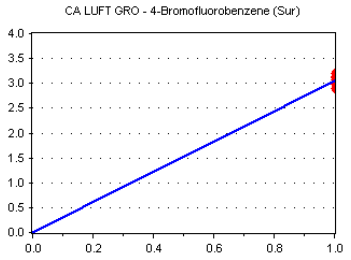

Standard	Concentration	Response	Response Factor	RT
0K18062-CALC	50	364598	2.991	10.81
0K18062-CALD	50	365495	2.989	10.81
0K18062-CALE	50	366582	3.001	10.81
0K18062-CALF	50	379419	3.074	10.81
0K18062-CALG	50	395002	3.110	10.81
0K18062-CALH	50	412745	3.205	10.81
0K18062-CALI	50	426374	3.133	10.81
0K18062-CALJ	50	435711	2.897	10.81

AVE RF **3.050** RF RSD **3.23** AVE RT **10.81**

Element Calibration Review Sheet

Calibration ID: **A0K1904** Instrument: **VOA-GCMS6** Calibration Date: **11/19/2020**

Analysis: **NWTPH-Gx** Instrument Cal ID: **VF201119G.M/VF201119S.M**

Pentafluorobenzene (IS)

Curve Fit: **AVERAGE RF**

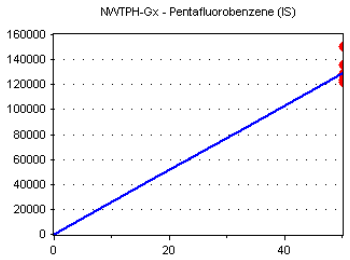

Standard	Concentration	Response	Response Factor	RT
0K18062-CALC	50	121907	2438.140	6.02
0K18062-CALD	50	122269	2445.380	6.02
0K18062-CALE	50	122137	2442.740	6.02
0K18062-CALF	50	123418	2468.360	6.02
0K18062-CALG	50	127015	2540.300	6.02
0K18062-CALH	50	128783	2575.660	6.02
0K18062-CALI	50	136091	2721.820	6.02
0K18062-CALJ	50	150388	3007.760	6.02

AVE RF **2580.020** RF RSD **7.67** AVE RT **6.02**

1,4-Difluorobenzene (Sur)

Curve Fit: **AVERAGE RF**

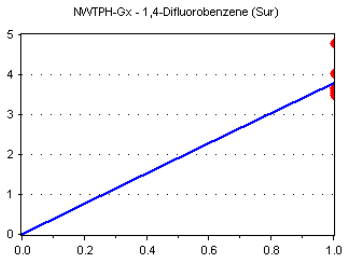

Standard	Concentration	Response	Response Factor	RT
0K18062-CALC	50	424132	3.479	6.58
0K18062-CALD	50	440029	3.599	6.58
0K18062-CALE	50	432953	3.545	6.58
0K18062-CALF	50	443498	3.593	6.58
0K18062-CALG	50	462484	3.641	6.58
0K18062-CALH	50	474171	3.682	6.58
0K18062-CALI	50	549051	4.034	6.58
0K18062-CALJ	50	720741	4.793	6.58

AVE RF **3.796** RF RSD **11.48** AVE RT **6.58**

Gasoline Range Organics

Curve Fit: **QUADRATIC: Weighting: (1/a), Origin: Ignore**

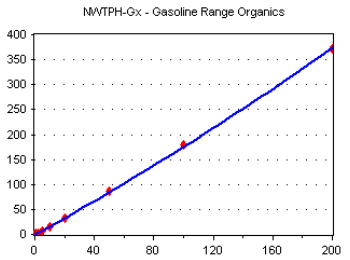

Standard	Concentration	Response	Response Factor	RT
0K18062-CALC	50	141613	1.162	9.75
0K18062-CALD	100	226544	0.926	9.75
0K18062-CALE	250	780509	1.278	9.75
0K18062-CALF	500	1824766	1.479	9.75
0K18062-CALG	1000	4007064	1.577	9.75
0K18062-CALH	2500	1.100501E+07	1.709	9.75
0K18062-CALI	5000	2.433602E+07	1.788	9.75
0K18062-CALJ	10000	5.599926E+07	1.862	9.75

AVE RF **1.473** RF RSD **22.24** AVE RT **9.75**

4-Bromofluorobenzene (Sur)

Curve Fit: **AVERAGE RF**

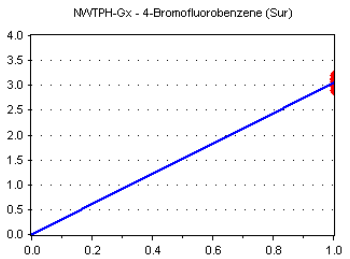

Standard	Concentration	Response	Response Factor	RT
0K18062-CALC	50	364598	2.991	10.81
0K18062-CALD	50	365495	2.989	10.81
0K18062-CALE	50	366582	3.001	10.81
0K18062-CALF	50	379419	3.074	10.81
0K18062-CALG	50	395002	3.110	10.81
0K18062-CALH	50	412745	3.205	10.81
0K18062-CALI	50	426374	3.133	10.81
0K18062-CALJ	50	435711	2.897	10.81

AVE RF **3.050** RF RSD **3.23** AVE RT **10.81**

CALIBRATION SEQUENCE REVIEW SHEET

SEQUENCE: 0K18062 **Seq. Date: 11/19/2020**

SEQUENCE LOG

11/20/20 TNL

SampleID	Analysis	Matrix	STDID	Analyzed
0K18062-TUN2	8015M Gasoline (C6-C10) by GC/	Soil		11/19/2020 3:08:00AM
"	+CA LUFT GRO	"		"
"	+NWTPH-Gx	"		"
0K18062-ICB2	8015M Gasoline (C6-C10) by GC/	Soil		11/19/2020 3:35:00AM
"	+CA LUFT GRO	"		"
"	+NWTPH-Gx	"		"
0K18062-CALC	8015M Gasoline (C6-C10) by GC/	Soil	A20K166	11/19/2020 4:56:00AM
"	+CA LUFT GRO	"	A20K166	"
"	+NWTPH-Gx	"	A20K166	"
0K18062-CALD	8015M Gasoline (C6-C10) by GC/	Soil	A20K167	11/19/2020 5:23:00AM
"	+CA LUFT GRO	"	A20K167	"
"	+NWTPH-Gx	"	A20K167	"
0K18062-CALE	8015M Gasoline (C6-C10) by GC/	Soil	A20K168	11/19/2020 5:50:00AM
"	+CA LUFT GRO	"	A20K168	"
"	+NWTPH-Gx	"	A20K168	"
0K18062-CALF	8015M Gasoline (C6-C10) by GC/	Soil	A20K169	11/19/2020 6:18:00AM
"	+CA LUFT GRO	"	A20K169	"
"	+NWTPH-Gx	"	A20K169	"
0K18062-CALG	8015M Gasoline (C6-C10) by GC/	Soil	A20J323	11/19/2020 6:45:00AM
"	+CA LUFT GRO	"	A20J323	"
"	+NWTPH-Gx	"	A20J323	"
0K18062-CALH	8015M Gasoline (C6-C10) by GC/	Soil	A20J324	11/19/2020 7:12:00AM
"	+CA LUFT GRO	"	A20J324	"
"	+NWTPH-Gx	"	A20J324	"
0K18062-CALJ	8015M Gasoline (C6-C10) by GC/	Soil	A20J326	11/19/2020 8:06:00AM
"	+CA LUFT GRO	"	A20J326	"
"	+NWTPH-Gx	"	A20J326	"
0K18062-CALI	8015M Gasoline (C6-C10) by GC/	Soil	A20J325	11/19/2020 7:39:00AM
"	+CA LUFT GRO	"	A20J325	"
"	+NWTPH-Gx	"	A20J325	"
0K18062-ICV2	8015M Gasoline (C6-C10) by GC/	Soil	A20J406	11/19/2020 9:27:00AM
"	+CA LUFT GRO	"	A20J406	"
"	+NWTPH-Gx	"	A20J406	"

CALIBRATION STANDARD RECOVERIES

Calibration: **A0K1904** Instrument: **VOA-GCMS6**

8015M Gasoline (C6-C10) by Sequence: **0K18062** Matrix: **Soil**

0K18062-CALC	**Inst. MRL**	**Recalc Res.**	**Cal Level**	**%Rec.**	**Qual**
0K18062-CALD	**Inst. MRL**	**Recalc Res.**	**Cal Level**	**%Rec.**	**Qual**
0K18062-CALE	**Inst. MRL**	**Recalc Res.**	**Cal Level**	**%Rec.**	**Qual**
0K18062-CALF	**Inst. MRL**	**Recalc Res.**	**Cal Level**	**%Rec.**	**Qual**

CALIBRATION SEQUENCE REVIEW SHEET

SEQUENCE: 0K18062 **Seq. Date: 11/19/2020**

0K18062-CALG	**Inst. MRL**	**Recalc Res.**	**Cal Level**	**%Rec.**	**Qual**
0K18062-CALH	**Inst. MRL**	**Recalc Res.**	**Cal Level**	**%Rec.**	**Qual**
0K18062-CALI	**Inst. MRL**	**Recalc Res.**	**Cal Level**	**%Rec.**	**Qual**
0K18062-CALJ	**Inst. MRL**	**Recalc Res.**	**Cal Level**	**%Rec.**	**Qual**

Compounds listed above have recalculated recoveries outside 85-115% of the true values, and the calibration levels are above the reporting level. If no compounds are listed, all are OK. Please see the next section for quadatic fit compounds.

Analytes With Quadratic Curve Fits

Qualifier	MRL	Recalc Value	OK?	Raise MRL to ?
		_____	☐	☐ _____

Analytes listed above have quadratic curve fits. If they are using a weighting otpion, they must be checked against the requanted curve points to determine if the recalculated results are within limits (85-115 or as specified).

ICV RECOVERIES

Calibration: **A0K1904** Instrument: **VOA-GCMS6**

NWTPH-Gx Sequence: **0K18062** Matrix: **Soil**

0K18062-ICV2	**Inst. MRL**	**ICV Level**	**Result**	**%Rec.**	**Qual**

Compounds listed above have Initial Calibration Verification standard recoveries outside 70-130% of the true values. If no compounds are listed, all have passing recoveries.

Evaluate Continuing Calibration Report

Data Path : Y:\DATA\2020-11\0K18062\
Data File : VF20111837.D
Acq On : 19 Nov 2020 9:27 am
Operator : TNL
Sample : 0k18062-ICV2
Misc : 1X 5mL 500ppb GX DI+MeOH
ALS Vial : 37 Sample Multiplier: 1

11/20/20 TNL

Quant Time: Nov 19 17:21:29 2020
Quant Method : Y:\METHODS\VF201119G.M
Quant Title : NWTPH-Gx by GC/MS
QLast Update : Thu Nov 19 14:37:04 2020
Response via : Initial Calibration

Min. RRF : 0.000 Min. Rel. Area : 50% Max. R.T. Dev 0.50min
Max. RRF Dev : 30% Max. Rel. Area : 200%

		Compound	Amount	Calc.	%Dev	Area%	Dev(min)
1	I	Pentafluorobenzene (IS)	50.000	50.000	0.0	119	0.00
2	S	1,4-Difluorobenzene (Sur)	50.000	48.673	2.7	118	0.00
3	S	4-Bromofluorobenzene (Sur)	50.000	49.147	1.7	116	0.00
4	S	Chlorobenzene-d5 (NR)	-1.000	0.000	0.0	118	0.00
5	H	NWTPH-Gx	500.000	459.781	8.0	115	0.00
6	H	TPHg (C5-C9)	500.000	472.559	5.5	117	0.00
7	H	TPHg (C6-C10)	500.000	461.642	7.7	115	0.00
8	H	CA-LUFT (C5-C12)	500.000	465.473	6.9	117	0.00
9		Benzene (NR)	-1.000	0.000	0.0	123	0.00
10	S	Toluene-d8 (NR)	-1.000	0.000	0.0	123	0.00
11	C	Toluene (NR)	-1.000	0.000	0.0	113	0.00
12	S	1,4-Dichlorobenzene-d4 (NR)	-1.000	0.000	0.0	115	0.00
13		Naphthalene (NR)	-1.000	0.000	0.0	0	-13.44#

(#) = Out of Range SPCC's out = 0 CCC's out = 0

Injection Log

Data Directory: Y:\DATA\2020-11\0K18062\

File ID	SampleName	MiscInfo	Vial	Dil.	Injection Time
VF20111801.D	0k18062-IBL1	1X 5mL DI+MeOH	1	1	18 Nov 2020 5:10 pm
VF20111802.D	0k18062-IBL2	1X 5mL DI+MeOH	2	1	18 Nov 2020 5:38 pm
VF20111803.D	0k18062-IBL3	1X 5mL DI+MeOH	3	1	18 Nov 2020 6:05 pm
VF20111804.D	0k18062-TUN1	A20G253 IS/SURR DI	4	1	18 Nov 2020 6:32 pm
VF20111805.D	0k18062-ICB1	1X 5mL DI+MeOH	5	1	18 Nov 2020 6:59 pm
VF20111806.D	0k18062-CAL1	1X 5mL 0.1ppb DI+MeO	6	1	18 Nov 2020 7:26 pm
VF20111807.D	0k18062-CAL2	1X 5mL 0.2ppb DI+MeO	7	1	18 Nov 2020 7:54 pm
VF20111808.D	0k18062-CAL3	1X 5mL 0.4ppb DI+MeO	8	1	18 Nov 2020 8:21 pm
VF20111809.D	0k18062-CAL4	1X 5mL 1ppb DI+MeOH	9	1	18 Nov 2020 8:48 pm
VF20111810.D	0k18062-CAL5	1X 5mL 2ppb DI+MeOH	10	1	18 Nov 2020 9:15 pm
VF20111811.D	0k18062-CAL6	1X 5mL 5ppb DI+MeOH	11	1	18 Nov 2020 9:42 pm
VF20111812.D	0k18062-CAL7	1X 5mL 10ppb DI+MeOH	12	1	18 Nov 2020 10:10 pm
VF20111813.D	0k18062-CAL8	1X 5mL 20ppb DI+MeOH	13	1	18 Nov 2020 10:37 pm
VF20111814.D	0k18062-CAL9	1X 5mL 50ppb DI+MeOH	14	1	18 Nov 2020 11:04 pm
VF20111815.D	0k18062-IBL4	1X 5mL DI+MeOH	15	1	18 Nov 2020 11:31 pm
VF20111816.D	0k18062-CALA	1X 5mL 100ppb DI+MeO	16	1	18 Nov 2020 11:58 pm
VF20111817.D	0k18062-IBL5	1X 5mL DI+MeOH	17	1	19 Nov 2020 12:25 am
VF20111818.D	0k18062-CALB	1X 5mL 200ppb DI+MeO	18	1	19 Nov 2020 12:52 am
VF20111819.D	0k18062-IBL6	1X 5mL DI+MeOH	19	1	19 Nov 2020 1:20 am
VF20111820.D	0k18062-IBL7	1X 5mL DI+MeOH	20	1	19 Nov 2020 1:47 am
VF20111821.D	0k18062-ICV1	1X 5mL 20ppb DI+MeOH	21	1	19 Nov 2020 2:14 am
VF20111822.D	0k18062-IBL8	1X 5mL DI+MeOH	22	1	19 Nov 2020 2:41 am
VF20111823.D	0k18062-TUN2	A20G253 IS/SURR DI	23	1	19 Nov 2020 3:08 am
VF20111824.D	0k18062-ICB2	1X 5mL DI+MeOH	24	1	19 Nov 2020 3:35 am
VF20111825.D	0k18062-RT1	1X 5mL A20I121 DI+M	25	1	19 Nov 2020 4:02 am
VF20111826.D	0k18062-IBL9	1X 5mL DI+MeOH	26	1	19 Nov 2020 4:29 am
VF20111827.D	0k18062-CALC	1X 5mL 50ppb GX DI+M	27	1	19 Nov 2020 4:56 am
VF20111828.D	0k18062-CALD	1X 5mL 100ppb GX DI+	28	1	19 Nov 2020 5:23 am
VF20111829.D	0k18062-CALE	1X 5mL 250ppb GX DI+	29	1	19 Nov 2020 5:50 am
VF20111830.D	0k18062-CALF	1X 5mL 500ppb GX DI+	30	1	19 Nov 2020 6:18 am
VF20111831.D	0k18062-CALG	1X 5mL 1000ppb GX DI	31	1	19 Nov 2020 6:45 am
VF20111832.D	0k18062-CALH	1X 5mL 2500ppb GX DI	32	1	19 Nov 2020 7:12 am
VF20111833.D	0k18062-CALI	1X 5mL 5000ppb GX DI	33	1	19 Nov 2020 7:39 am
VF20111834.D	0k18062-CALJ	1X 5mL 10000ppb GX D	34	1	19 Nov 2020 8:06 am
VF20111835.D	0k18062-IBLA	1X 5mL DI+MeOH	35	1	19 Nov 2020 8:33 am
VF20111836.D	0k18062-IBLB	1X 5mL DI+MeOH	36	1	19 Nov 2020 9:00 am
VF20111837.D	0k18062-ICV2	1X 5mL 500ppb GX DI+	37	1	19 Nov 2020 9:27 am
VF20111838.D	0k18062-IBLC	1X 5mL DI+MeOH	38	1	19 Nov 2020 9:54 am

Quantitation Report (Not Reviewed)

Data Path : Y:\DATA\2020-11\0K18062\
Data File : VF20111801.D
Acq On : 18 Nov 2020 5:10 pm
Operator : TNL
Sample : 0k18062-IBL1
Misc : 1X 5mL DI+MeOH
ALS Vial : 1 Sample Multiplier: 1

11/20/20 TNL

Quant Time: Nov 19 17:07:41 2020
Quant Method : Y:\METHODS\VF201119S.M
Quant Title : EPA 8260: Volatile Organic Compounds
QLast Update : Thu Nov 19 16:36:27 2020
Response via : Initial Calibration

Compound	R.T.	QIon	Response	Conc	Units		Dev(Min)
Internal Standards							
1) Pentafluorobenzene (I)	6.018	99	94452	50.00	ug/L		0.00
43) Chlorobenzene-d5 (I)	9.740	117	260083	50.00	ug/L		0.00
63) 1,4-Dichlorobenzene-d4...	11.692	152	108424	50.00	ug/L		0.00
System Monitoring Compounds							
30) Dibromofluoromethane (S)	5.532	111	80714	49.29	ug/L		0.00
37) 1,4-Difluorobenzene (S)	6.578	114	297157	50.98	ug/L		0.00
45) Toluene-d8 (S)	8.086	98	384617	51.50	ug/L		0.00
64) 4-Bromofluorobenzene (S)	10.810	174	96822	51.32	ug/L		0.00
Target Compounds							Qvalue
2) Dichlorodifluoromethane	0.000		0	N.D.			
3) Chloromethane	0.000		0	N.D.			
4) Vinyl Chloride	0.000		0	N.D.			
5) Bromomethane	2.260	96	277	0.24	ug/L		92
6) Chloroethane	0.000		0	N.D.			
7) Trichlorofluoromethane	0.000		0	N.D.			
8) Ethanol	3.184	45	127	5.67	ug/L	#	29
9) 1,1-Dichloroethene	0.000		0	N.D.			
10) Carbon Disulfide	0.000		0	N.D.			
11) Freon 113	0.000		0	N.D.			
12) Iodomethane	0.000		0	N.D.			
13) Methylene Chloride	3.713	84	1902	1.02	ug/L		92
14) Acetone	3.799	43	1494	2.56	ug/L		93
15) t-1,2-Dichloroethene	0.000		0	N.D.			
16) n-Hexane	0.000		0	N.D.			
17) Methyl-tert-butyl-ether	0.000		0	N.D.			
18) tert-Butanol (TBA)	4.194	59	271	1.14	ug/L	#	46
19) Diisopropyl ether (DIPE)	0.000		0	N.D.			
20) 1,1-Dichloroethane	0.000		0	N.D.			
21) Acrylonitrile	0.000		0	N.D.			
22) Ethyl-tert-butyl ether...	0.000		0	N.D.			
23) c-1,2-Dichloroethene	0.000		0	N.D.			
24) 2,2-Dichloropropane	0.000		0	N.D.			
25) Bromochloromethane	0.000		0	N.D.			
26) Chloroform	0.000		0	N.D.			
27) Carbon Tetrachloride	0.000		0	N.D.			

Quantitation Report (Not Reviewed)

Data Path : Y:\DATA\2020-11\0K18062\
Data File : VF20111801.D
Acq On : 18 Nov 2020 5:10 pm
Operator : TNL
Sample : 0k18062-IBL1
Misc : 1X 5mL DI+MeOH
ALS Vial : 1 Sample Multiplier: 1

Quant Time: Nov 19 17:07:41 2020
Quant Method : Y:\METHODS\VF201119S.M
Quant Title : EPA 8260: Volatile Organic Compounds
QLast Update : Thu Nov 19 16:36:27 2020
Response via : Initial Calibration

Compound	R.T.	QIon	Response	Conc	Units		Dev(Min)
28) Tetrahydrofuran	0.000		0	N.D.			
29) 1,1,1-Trichloroethane	0.000		0	N.D.			
31) 1,1-Dichloropropene	0.000		0	N.D.			
32) 2-Butanone (MEK)	0.000		0	N.D.			
33) Benzene	0.000		0	N.D.			
34) tert-Amyl methyl ether...	0.000		0	N.D.			
35) 1,2-Dichloroethane (EDC)	0.000		0	N.D.			
36) iso-Butyl Alcohol	0.000		0	N.D.			
38) Trichloroethene (TCE)	0.000		0	N.D.			
39) tert-Amyl ethyl ether ...	0.000		0	N.D.			
40) Dibromomethane	0.000		0	N.D.			
41) 1,2-Dichloropropane	0.000		0	N.D.			
42) Bromodichloromethane	0.000		0	N.D.			
44) c-1,3-Dichloropropene	0.000		0	N.D.			
46) Toluene	0.000		0	N.D.			
47) Tetrachloroethene (PCE)	0.000		0	N.D.			
48) 4-Methyl-2-Pentanone (...	0.000		0	N.D.			
49) t-1,3-Dichloropropene	0.000		0	N.D.			
50) 1,1,2-Trichloroethane	0.000		0	N.D.			
51) Dibromochloromethane	0.000		0	N.D.			
52) 1,3-Dichloropropane	0.000		0	N.D.			
53) 1,2-Dibromoethane (EDB)	0.000		0	N.D.			
54) 2-Hexanone	0.000		0	N.D.			
55) Chlorobenzene	0.000		0	N.D.			
56) Ethylbenzene	9.734	91	500	0.06	ug/L	#	1
57) 1,1,1,2-Tetrachloroethane	0.000		0	N.D.			
58) m,p-Xylenes (2)	0.000		0	N.D.			
59) o-Xylene	0.000		0	N.D.			
60) Styrene	0.000		0	N.D.			
61) Bromoform	0.000		0	N.D.			
62) Isopropylbenzene	0.000		0	N.D.			
65) Bromobenzene	0.000		0	N.D.			
66) n-Propylbenzene	10.810	91	206	0.03	ug/L		56
67) 1,1,2,2-Tetrachloroethane	0.000		0	N.D.			
68) 2-Chlorotoluene	0.000		0	N.D.			
69) 1,3,5-Trimethylbenzene	0.000		0	N.D.			
70) 1,2,3-Trichloropropane	0.000		0	N.D.			
71) t-1,4-Dichloro-2-butene	0.000		0	N.D.			

Data Path : Y:\DATA\2020-11\0K18062\
Data File : VF20111801.D
Acq On : 18 Nov 2020 5:10 pm
Operator : TNL
Sample : 0k18062-IBL1
Misc : 1X 5mL DI+MeOH
ALS Vial : 1 Sample Multiplier: 1

Quant Time: Nov 19 17:07:41 2020
Quant Method : Y:\METHODS\VF201119S.M
Quant Title : EPA 8260: Volatile Organic Compounds
QLast Update : Thu Nov 19 16:36:27 2020
Response via : Initial Calibration

Compound	R.T.	QIon	Response	Conc	Units	Dev(Min)
72) 4-Chlorotoluene	0.000		0	N.D.		
73) tert-Butylbenzene	0.000		0	N.D.		
74) 1,2,4-Trimethylbenzene	0.000		0	N.D.		
75) sec-Butylbenzene	0.000		0	N.D.		
76) 4-Isopropyltoluene	0.000		0	N.D.		
77) 1,3-Dichlorobenzene	0.000		0	N.D.		
78) 1,4-Dichlorobenzene	0.000		0	N.D.		
79) n-Butylbenzene	0.000		0	N.D.		
80) 1,2-Dichlorobenzene	0.000		0	N.D.		
81) 1,2-Dibromo-3-Chloropr...	0.000		0	N.D.		
82) Hexachlorobutadiene	0.000		0	N.D.		
83) 1,2,4-Trichlorobenzene	0.000		0	N.D.		
84) Naphthalene	0.000		0	N.D.		
85) 1,2,3-Trichlorobenzene	0.000		0	N.D.		

(#) = qualifier out of range (m) = manual integration (+) = signals summed

Quantitation Report (Not Reviewed)

Data Path : Y:\DATA\2020-11\0K18062\
Data File : VF20111801.D
Acq On : 18 Nov 2020 5:10 pm
Operator : TNL
Sample : 0k18062-IBL1
Misc : 1X 5mL DI+MeOH
ALS Vial : 1 Sample Multiplier: 1

Quant Time: Nov 19 17:07:41 2020
Quant Method : Y:\METHODS\VF201119S.M
Quant Title : EPA 8260: Volatile Organic Compounds
QLast Update : Thu Nov 19 16:36:27 2020
Response via : Initial Calibration

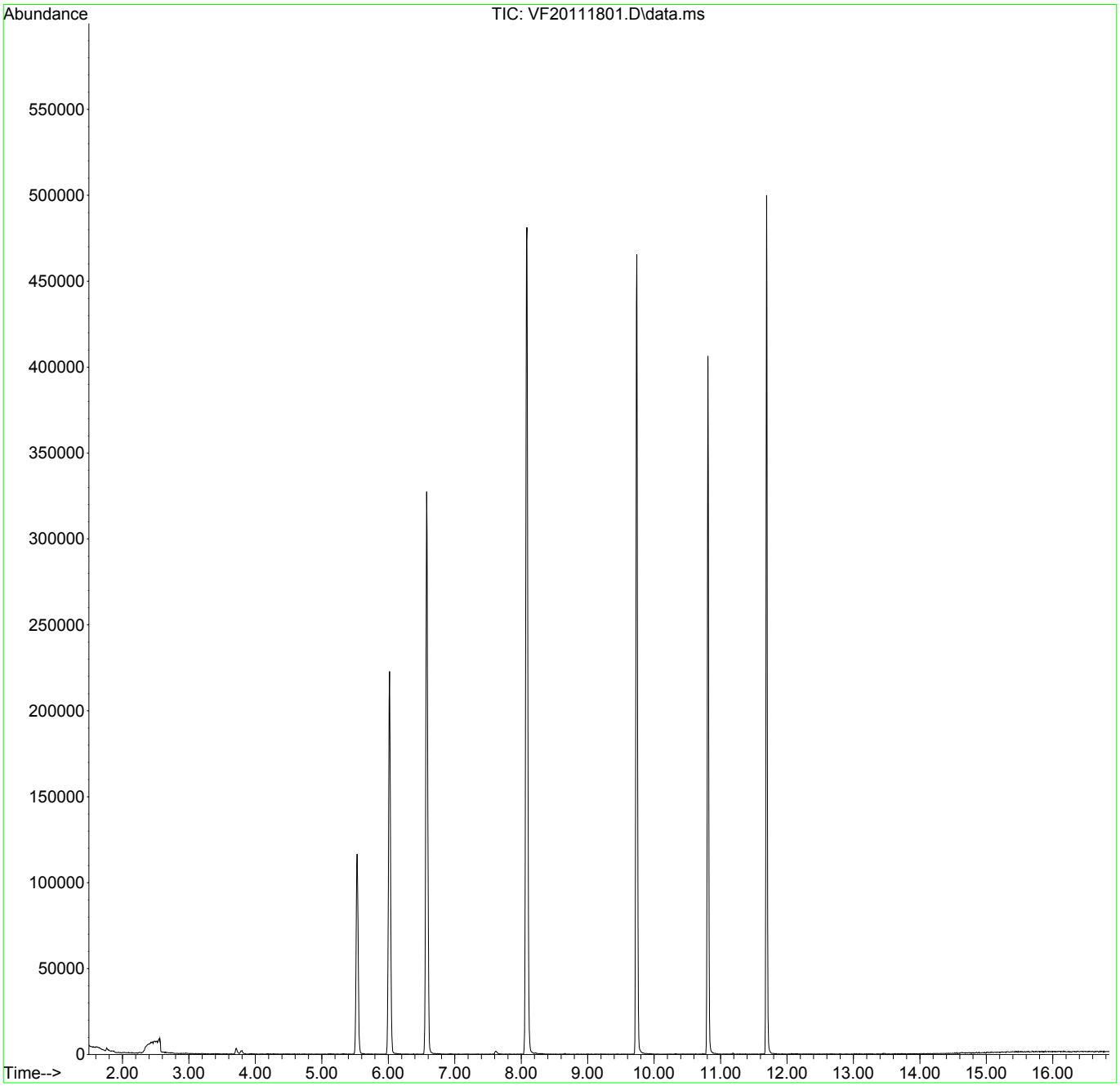

Quantitation Report (Not Reviewed)

Data Path : Y:\DATA\2020-11\0K18062\
Data File : VF20111802.D
Acq On : 18 Nov 2020 5:38 pm
Operator : TNL
Sample : 0k18062-IBL2
Misc : 1X 5mL DI+MeOH
ALS Vial : 2 Sample Multiplier: 1

11/20/20 TNL

Quant Time: Nov 19 17:07:47 2020
Quant Method : Y:\METHODS\VF201119S.M
Quant Title : EPA 8260: Volatile Organic Compounds
QLast Update : Thu Nov 19 16:36:27 2020
Response via : Initial Calibration

Compound	R.T.	QIon	Response	Conc	Units	Dev(Min)
Internal Standards						
1) Pentafluorobenzene (I)	6.020	99	90657	50.00	ug/L	0.00
43) Chlorobenzene-d5 (I)	9.736	117	249747	50.00	ug/L	0.00
63) 1,4-Dichlorobenzene-d4...	11.694	152	107023	50.00	ug/L	0.00
System Monitoring Compounds						
30) Dibromofluoromethane (S)	5.534	111	76148	48.44	ug/L	0.00
37) 1,4-Difluorobenzene (S)	6.580	114	287778	51.43	ug/L	0.00
45) Toluene-d8 (S)	8.082	98	368240	51.35	ug/L	0.00
64) 4-Bromofluorobenzene (S)	10.812	174	92934	49.91	ug/L	0.00
Target Compounds						Qvalue
2) Dichlorodifluoromethane	0.000		0	N.D.		
3) Chloromethane	0.000		0	N.D.		
4) Vinyl Chloride	0.000		0	N.D.		
5) Bromomethane	2.256	96	223	0.20	ug/L	91
6) Chloroethane	0.000		0	N.D.		
7) Trichlorofluoromethane	0.000		0	N.D.		
8) Ethanol	0.000		0	N.D.		
9) 1,1-Dichloroethene	0.000		0	N.D.		
10) Carbon Disulfide	0.000		0	N.D.		
11) Freon 113	0.000		0	N.D.		
12) Iodomethane	0.000		0	N.D.		
13) Methylene Chloride	3.716	84	2067	1.16	ug/L	93
14) Acetone	3.807	43	1150	2.06	ug/L	95
15) t-1,2-Dichloroethene	0.000		0	N.D.		
16) n-Hexane	0.000		0	N.D.		
17) Methyl-tert-butyl-ether	0.000		0	N.D.		
18) tert-Butanol (TBA)	0.000		0	N.D.		
19) Diisopropyl ether (DIPE)	0.000		0	N.D.		
20) 1,1-Dichloroethane	0.000		0	N.D.		
21) Acrylonitrile	0.000		0	N.D.		
22) Ethyl-tert-butyl ether...	0.000		0	N.D.		
23) c-1,2-Dichloroethene	0.000		0	N.D.		
24) 2,2-Dichloropropane	0.000		0	N.D.		
25) Bromochloromethane	0.000		0	N.D.		
26) Chloroform	0.000		0	N.D.		
27) Carbon Tetrachloride	0.000		0	N.D.		

Data Path : Y:\DATA\2020-11\0K18062\
Data File : VF20111802.D
Acq On : 18 Nov 2020 5:38 pm
Operator : TNL
Sample : 0k18062-IBL2
Misc : 1X 5mL DI+MeOH
ALS Vial : 2 Sample Multiplier: 1

Quant Time: Nov 19 17:07:47 2020
Quant Method : Y:\METHODS\VF201119S.M
Quant Title : EPA 8260: Volatile Organic Compounds
QLast Update : Thu Nov 19 16:36:27 2020
Response via : Initial Calibration

Compound	R.T.	QIon	Response	Conc	Units		Dev(Min)
28) Tetrahydrofuran	0.000		0	N.D.			
29) 1,1,1-Trichloroethane	0.000		0	N.D.			
31) 1,1-Dichloropropene	0.000		0	N.D.			
32) 2-Butanone (MEK)	0.000		0	N.D.			
33) Benzene	0.000		0	N.D.			
34) tert-Amyl methyl ether...	0.000		0	N.D.			
35) 1,2-Dichloroethane (EDC)	0.000		0	N.D.			
36) iso-Butyl Alcohol	0.000		0	N.D.			
38) Trichloroethene (TCE)	0.000		0	N.D.			
39) tert-Amyl ethyl ether ...	0.000		0	N.D.			
40) Dibromomethane	0.000		0	N.D.			
41) 1,2-Dichloropropane	0.000		0	N.D.			
42) Bromodichloromethane	0.000		0	N.D.			
44) c-1,3-Dichloropropene	0.000		0	N.D.			
46) Toluene	0.000		0	N.D.			
47) Tetrachloroethene (PCE)	0.000		0	N.D.			
48) 4-Methyl-2-Pentanone (...	0.000		0	N.D.			
49) t-1,3-Dichloropropene	0.000		0	N.D.			
50) 1,1,2-Trichloroethane	0.000		0	N.D.			
51) Dibromochloromethane	0.000		0	N.D.			
52) 1,3-Dichloropropane	0.000		0	N.D.			
53) 1,2-Dibromoethane (EDB)	0.000		0	N.D.			
54) 2-Hexanone	0.000		0	N.D.			
55) Chlorobenzene	0.000		0	N.D.			
56) Ethylbenzene	9.742	91	463	0.06	ug/L	#	1
57) 1,1,1,2-Tetrachloroethane	0.000		0	N.D.			
58) m,p-Xylenes (2)	0.000		0	N.D.			
59) o-Xylene	0.000		0	N.D.			
60) Styrene	0.000		0	N.D.			
61) Bromoform	0.000		0	N.D.			
62) Isopropylbenzene	0.000		0	N.D.			
65) Bromobenzene	0.000		0	N.D.			
66) n-Propylbenzene	10.806	91	293	0.04	ug/L		56
67) 1,1,2,2-Tetrachloroethane	0.000		0	N.D.			
68) 2-Chlorotoluene	0.000		0	N.D.			
69) 1,3,5-Trimethylbenzene	0.000		0	N.D.			
70) 1,2,3-Trichloropropane	0.000		0	N.D.			
71) t-1,4-Dichloro-2-butene	0.000		0	N.D.			

Data Path : Y:\DATA\2020-11\0K18062\
Data File : VF20111802.D
Acq On : 18 Nov 2020 5:38 pm
Operator : TNL
Sample : 0k18062-IBL2
Misc : 1X 5mL DI+MeOH
ALS Vial : 2 Sample Multiplier: 1

Quant Time: Nov 19 17:07:47 2020
Quant Method : Y:\METHODS\VF201119S.M
Quant Title : EPA 8260: Volatile Organic Compounds
QLast Update : Thu Nov 19 16:36:27 2020
Response via : Initial Calibration

Compound	R.T.	QIon	Response	Conc	Units	Dev(Min)
72) 4-Chlorotoluene	0.000		0	N.D.		
73) tert-Butylbenzene	0.000		0	N.D.		
74) 1,2,4-Trimethylbenzene	0.000		0	N.D.		
75) sec-Butylbenzene	0.000		0	N.D.		
76) 4-Isopropyltoluene	0.000		0	N.D.		
77) 1,3-Dichlorobenzene	0.000		0	N.D.		
78) 1,4-Dichlorobenzene	0.000		0	N.D.		
79) n-Butylbenzene	0.000		0	N.D.		
80) 1,2-Dichlorobenzene	0.000		0	N.D.		
81) 1,2-Dibromo-3-Chloropr...	0.000		0	N.D.		
82) Hexachlorobutadiene	0.000		0	N.D.		
83) 1,2,4-Trichlorobenzene	0.000		0	N.D.		
84) Naphthalene	0.000		0	N.D.		
85) 1,2,3-Trichlorobenzene	0.000		0	N.D.		

(#) = qualifier out of range (m) = manual integration (+) = signals summed

Quantitation Report (Not Reviewed)

Data Path : Y:\DATA\2020-11\0K18062\
Data File : VF20111802.D
Acq On : 18 Nov 2020 5:38 pm
Operator : TNL
Sample : 0k18062-IBL2
Misc : 1X 5mL DI+MeOH
ALS Vial : 2 Sample Multiplier: 1

Quant Time: Nov 19 17:07:47 2020
Quant Method : Y:\METHODS\VF201119S.M
Quant Title : EPA 8260: Volatile Organic Compounds
QLast Update : Thu Nov 19 16:36:27 2020
Response via : Initial Calibration

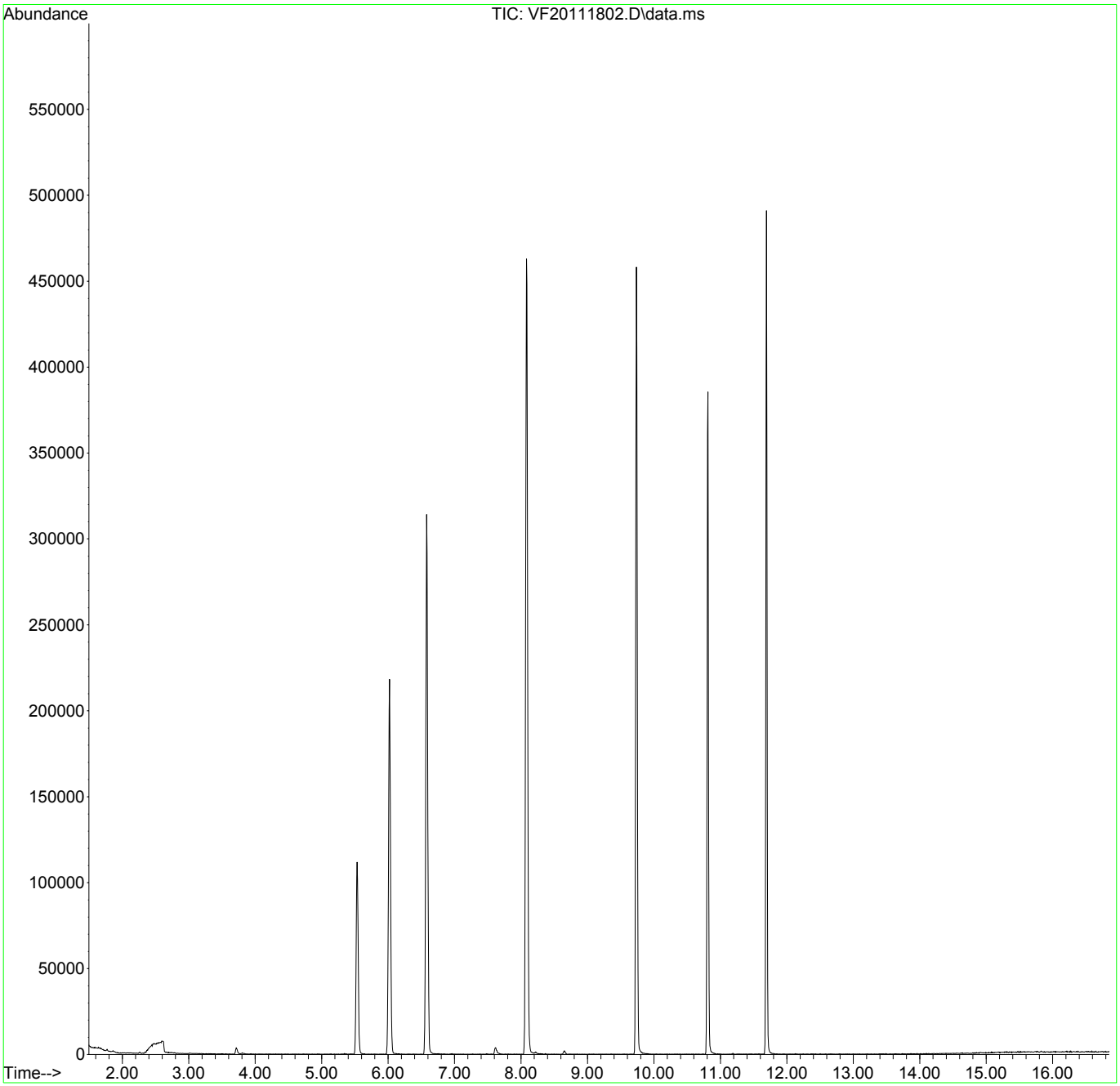

Quantitation Report (Not Reviewed)

Data Path : Y:\DATA\2020-11\0K18062\
Data File : VF20111803.D
Acq On : 18 Nov 2020 6:05 pm
Operator : TNL
Sample : 0k18062-IBL3 11/20/20 TNL
Misc : 1X 5mL DI+MeOH
ALS Vial : 3 Sample Multiplier: 1

Quant Time: Nov 19 17:07:53 2020
Quant Method : Y:\METHODS\VF201119S.M
Quant Title : EPA 8260: Volatile Organic Compounds
QLast Update : Thu Nov 19 16:36:27 2020
Response via : Initial Calibration

Compound	R.T.	QIon	Response	Conc	Units	Dev(Min)
Internal Standards						
1) Pentafluorobenzene (I)	6.025	99	86139	50.00	ug/L	0.00
43) Chlorobenzene-d5 (I)	9.740	117	235910	50.00	ug/L	0.00
63) 1,4-Dichlorobenzene-d4...	11.692	152	98316	50.00	ug/L	0.00
System Monitoring Compounds						
30) Dibromofluoromethane (S)	5.538	111	71989	48.20	ug/L	0.00
37) 1,4-Difluorobenzene (S)	6.584	114	272597	51.28	ug/L	0.00
45) Toluene-d8 (S)	8.086	98	346319	51.13	ug/L	0.00
64) 4-Bromofluorobenzene (S)	10.811	174	87104	50.92	ug/L	0.00
Target Compounds						Qvalue
2) Dichlorodifluoromethane	0.000		0	N.D.		
3) Chloromethane	0.000		0	N.D.		
4) Vinyl Chloride	0.000		0	N.D.		
5) Bromomethane	2.260	96	171	0.16	ug/L	86
6) Chloroethane	0.000		0	N.D.		
7) Trichlorofluoromethane	0.000		0	N.D.		
8) Ethanol	0.000		0	N.D.		
9) 1,1-Dichloroethene	0.000		0	N.D.		
10) Carbon Disulfide	0.000		0	N.D.		
11) Freon 113	0.000		0	N.D.		
12) Iodomethane	0.000		0	N.D.		
13) Methylene Chloride	3.720	84	1822	1.08	ug/L	92
14) Acetone	3.805	43	1337	2.52	ug/L	97
15) t-1,2-Dichloroethene	0.000		0	N.D.		
16) n-Hexane	0.000		0	N.D.		
17) Methyl-tert-butyl-ether	0.000		0	N.D.		
18) tert-Butanol (TBA)	0.000		0	N.D.		
19) Diisopropyl ether (DIPE)	0.000		0	N.D.		
20) 1,1-Dichloroethane	0.000		0	N.D.		
21) Acrylonitrile	0.000		0	N.D.		
22) Ethyl-tert-butyl ether...	0.000		0	N.D.		
23) c-1,2-Dichloroethene	0.000		0	N.D.		
24) 2,2-Dichloropropane	0.000		0	N.D.		
25) Bromochloromethane	0.000		0	N.D.		
26) Chloroform	0.000		0	N.D.		
27) Carbon Tetrachloride	0.000		0	N.D.		

Data Path : Y:\DATA\2020-11\0K18062\
Data File : VF20111803.D
Acq On : 18 Nov 2020 6:05 pm
Operator : TNL
Sample : 0k18062-IBL3
Misc : 1X 5mL DI+MeOH
ALS Vial : 3 Sample Multiplier: 1

Quant Time: Nov 19 17:07:53 2020
Quant Method : Y:\METHODS\VF201119S.M
Quant Title : EPA 8260: Volatile Organic Compounds
QLast Update : Thu Nov 19 16:36:27 2020
Response via : Initial Calibration

Compound	R.T.	QIon	Response	Conc	Units		Dev(Min)
28) Tetrahydrofuran	0.000		0	N.D.			
29) 1,1,1-Trichloroethane	0.000		0	N.D.			
31) 1,1-Dichloropropene	0.000		0	N.D.			
32) 2-Butanone (MEK)	0.000		0	N.D.			
33) Benzene	0.000		0	N.D.			
34) tert-Amyl methyl ether...	0.000		0	N.D.			
35) 1,2-Dichloroethane (EDC)	0.000		0	N.D.			
36) iso-Butyl Alcohol	0.000		0	N.D.			
38) Trichloroethene (TCE)	0.000		0	N.D.			
39) tert-Amyl ethyl ether ...	0.000		0	N.D.			
40) Dibromomethane	0.000		0	N.D.			
41) 1,2-Dichloropropane	0.000		0	N.D.			
42) Bromodichloromethane	0.000		0	N.D.			
44) c-1,3-Dichloropropene	0.000		0	N.D.			
46) Toluene	0.000		0	N.D.			
47) Tetrachloroethene (PCE)	0.000		0	N.D.			
48) 4-Methyl-2-Pentanone (...	0.000		0	N.D.			
49) t-1,3-Dichloropropene	0.000		0	N.D.			
50) 1,1,2-Trichloroethane	0.000		0	N.D.			
51) Dibromochloromethane	0.000		0	N.D.			
52) 1,3-Dichloropropane	0.000		0	N.D.			
53) 1,2-Dibromoethane (EDB)	0.000		0	N.D.			
54) 2-Hexanone	0.000		0	N.D.			
55) Chlorobenzene	0.000		0	N.D.			
56) Ethylbenzene	9.734	91	400	0.05	ug/L	#	1
57) 1,1,1,2-Tetrachloroethane	0.000		0	N.D.			
58) m,p-Xylenes (2)	0.000		0	N.D.			
59) o-Xylene	0.000		0	N.D.			
60) Styrene	0.000		0	N.D.			
61) Bromoform	0.000		0	N.D.			
62) Isopropylbenzene	0.000		0	N.D.			
65) Bromobenzene	0.000		0	N.D.			
66) n-Propylbenzene	10.804	91	201	0.03	ug/L	#	28
67) 1,1,2,2-Tetrachloroethane	0.000		0	N.D.			
68) 2-Chlorotoluene	0.000		0	N.D.			
69) 1,3,5-Trimethylbenzene	0.000		0	N.D.			
70) 1,2,3-Trichloropropane	0.000		0	N.D.			
71) t-1,4-Dichloro-2-butene	0.000		0	N.D.			

Data Path : Y:\DATA\2020-11\0K18062\
Data File : VF20111803.D
Acq On : 18 Nov 2020 6:05 pm
Operator : TNL
Sample : 0k18062-IBL3
Misc : 1X 5mL DI+MeOH
ALS Vial : 3 Sample Multiplier: 1

Quant Time: Nov 19 17:07:53 2020
Quant Method : Y:\METHODS\VF201119S.M
Quant Title : EPA 8260: Volatile Organic Compounds
QLast Update : Thu Nov 19 16:36:27 2020
Response via : Initial Calibration

Compound	R.T.	QIon	Response	Conc	Units	Dev(Min)
72) 4-Chlorotoluene	0.000		0	N.D.		
73) tert-Butylbenzene	0.000		0	N.D.		
74) 1,2,4-Trimethylbenzene	0.000		0	N.D.		
75) sec-Butylbenzene	0.000		0	N.D.		
76) 4-Isopropyltoluene	0.000		0	N.D.		
77) 1,3-Dichlorobenzene	0.000		0	N.D.		
78) 1,4-Dichlorobenzene	0.000		0	N.D.		
79) n-Butylbenzene	0.000		0	N.D.		
80) 1,2-Dichlorobenzene	0.000		0	N.D.		
81) 1,2-Dibromo-3-Chloropr...	0.000		0	N.D.		
82) Hexachlorobutadiene	0.000		0	N.D.		
83) 1,2,4-Trichlorobenzene	0.000		0	N.D.		
84) Naphthalene	0.000		0	N.D.		
85) 1,2,3-Trichlorobenzene	0.000		0	N.D.		

(#) = qualifier out of range (m) = manual integration (+) = signals summed

Quantitation Report (Not Reviewed)

Data Path : Y:\DATA\2020-11\0K18062\
Data File : VF20111803.D
Acq On : 18 Nov 2020 6:05 pm
Operator : TNL
Sample : 0k18062-IBL3
Misc : 1X 5mL DI+MeOH
ALS Vial : 3 Sample Multiplier: 1

Quant Time: Nov 19 17:07:53 2020
Quant Method : Y:\METHODS\VF201119S.M
Quant Title : EPA 8260: Volatile Organic Compounds
QLast Update : Thu Nov 19 16:36:27 2020
Response via : Initial Calibration

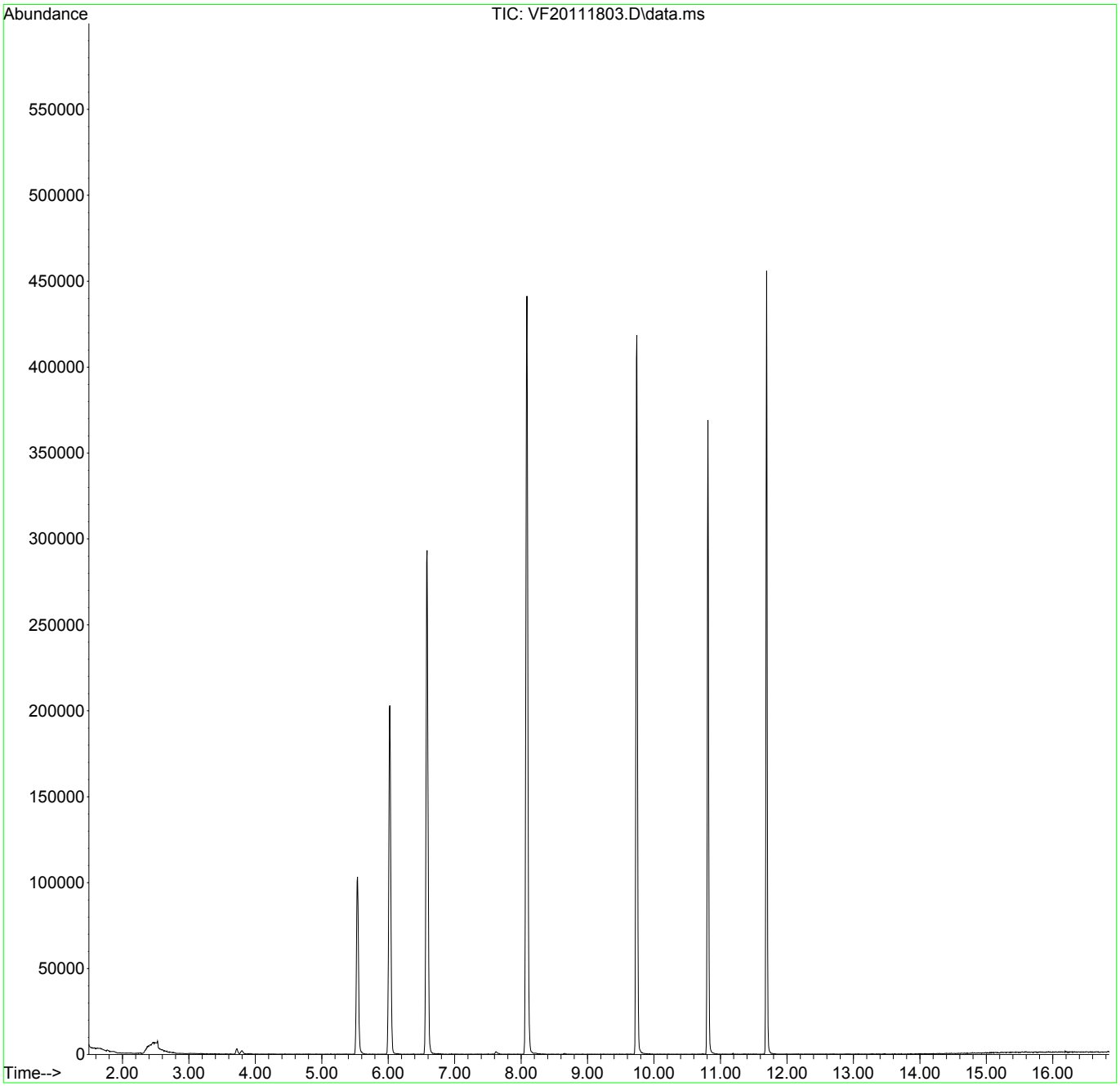

Data Path : Y:\DATA\2020-11\0K18062\
Data File : VF20111804.D
Acq On : 18 Nov 2020 6:32 pm
Operator : TNL
Sample : 0k18062-TUN1 11/20/20 TNL
Misc : A20G253 IS/SURR DI+MeOH
ALS Vial : 4 Sample Multiplier: 1

Integration File: RTEINT.P

Method : Y:\METHODS\VF201119S.M
Title : EPA 8260: Volatile Organic Compounds
Last Update : Thu Nov 19 16:36:27 2020

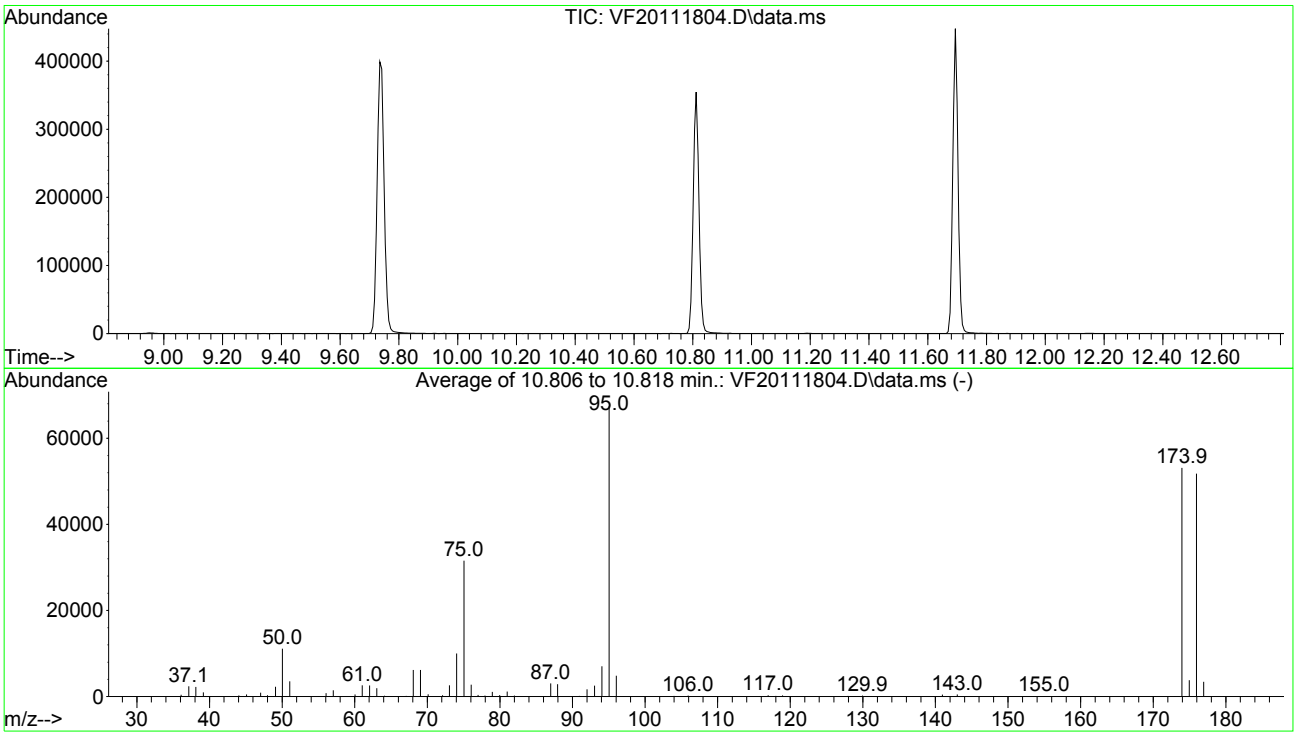

AutoFind: Scans 1532, 1533, 1534; Background Corrected with Scan 1525

Target Mass	Rel. to Mass	Lower Limit%	Upper Limit%	Rel. Abn%	Raw Abn	Result Pass/Fail
95	174	50	200	127.0	67459	PASS
96	95	5	9	7.2	4842	PASS
173	174	0.00	2	0.3	141	PASS
174	95	50	200	78.7	53101	PASS
175	174	5	9	7.2	3819	PASS
176	174	95	105	97.5	51781	PASS
177	176	5	10	6.6	3426	PASS

Quantitation Report (Not Reviewed)

Data Path : Y:\DATA\2020-11\0K18062\
Data File : VF20111804.D
Acq On : 18 Nov 2020 6:32 pm
Operator : TNL
Sample : 0k18062-TUN1
Misc : A20G253 IS/SURR DI+MeOH
ALS Vial : 4 Sample Multiplier: 1 11/20/20 TNL

Quant Time: Nov 19 17:07:59 2020
Quant Method : Y:\METHODS\VF201119S.M
Quant Title : EPA 8260: Volatile Organic Compounds
QLast Update : Thu Nov 19 16:36:27 2020
Response via : Initial Calibration

Compound	R.T.	QIon	Response	Conc	Units		Dev(Min)
Internal Standards							
1) Pentafluorobenzene (I)	6.020	99	85459	50.00	ug/L		0.00
43) Chlorobenzene-d5 (I)	9.742	117	228410	50.00	ug/L		0.00
63) 1,4-Dichlorobenzene-d4...	11.694	152	93615	50.00	ug/L		0.00
System Monitoring Compounds							
30) Dibromofluoromethane (S)	5.533	111	69150	46.67	ug/L		0.00
37) 1,4-Difluorobenzene (S)	6.579	114	264606	50.17	ug/L		0.00
45) Toluene-d8 (S)	8.081	98	339404	51.75	ug/L		0.00
64) 4-Bromofluorobenzene (S)	10.812	174	84132	51.65	ug/L		0.00
Target Compounds							Qvalue
2) Dichlorodifluoromethane	0.000		0	N.D.			
3) Chloromethane	0.000		0	N.D.			
4) Vinyl Chloride	0.000		0	N.D.			
5) Bromomethane	2.262	96	211	0.20	ug/L		83
6) Chloroethane	0.000		0	N.D.			
7) Trichlorofluoromethane	0.000		0	N.D.			
8) Ethanol	0.000		0	N.D.			
9) 1,1-Dichloroethene	0.000		0	N.D.			
10) Carbon Disulfide	0.000		0	N.D.			
11) Freon 113	0.000		0	N.D.			
12) Iodomethane	0.000		0	N.D.			
13) Methylene Chloride	3.715	84	1049	0.62	ug/L		93
14) Acetone	3.788	43	126	0.24	ug/L	#	42
15) t-1,2-Dichloroethene	0.000		0	N.D.			
16) n-Hexane	0.000		0	N.D.			
17) Methyl-tert-butyl-ether	0.000		0	N.D.			
18) tert-Butanol (TBA)	0.000		0	N.D.			
19) Diisopropyl ether (DIPE)	0.000		0	N.D.			
20) 1,1-Dichloroethane	0.000		0	N.D.			
21) Acrylonitrile	0.000		0	N.D.			
22) Ethyl-tert-butyl ether...	0.000		0	N.D.			
23) c-1,2-Dichloroethene	0.000		0	N.D.			
24) 2,2-Dichloropropane	0.000		0	N.D.			
25) Bromochloromethane	0.000		0	N.D.			
26) Chloroform	0.000		0	N.D.			
27) Carbon Tetrachloride	0.000		0	N.D.			

Data Path : Y:\DATA\2020-11\0K18062\
Data File : VF20111804.D
Acq On : 18 Nov 2020 6:32 pm
Operator : TNL
Sample : 0k18062-TUN1
Misc : A20G253 IS/SURR DI+MeOH
ALS Vial : 4 Sample Multiplier: 1

Quant Time: Nov 19 17:07:59 2020
Quant Method : Y:\METHODS\VF201119S.M
Quant Title : EPA 8260: Volatile Organic Compounds
QLast Update : Thu Nov 19 16:36:27 2020
Response via : Initial Calibration

Compound	R.T.	QIon	Response	Conc	Units		Dev(Min)
28) Tetrahydrofuran	0.000		0	N.D.			
29) 1,1,1-Trichloroethane	0.000		0	N.D.			
31) 1,1-Dichloropropene	0.000		0	N.D.			
32) 2-Butanone (MEK)	0.000		0	N.D.			
33) Benzene	0.000		0	N.D.			
34) tert-Amyl methyl ether...	0.000		0	N.D.			
35) 1,2-Dichloroethane (EDC)	0.000		0	N.D.			
36) iso-Butyl Alcohol	0.000		0	N.D.			
38) Trichloroethene (TCE)	0.000		0	N.D.			
39) tert-Amyl ethyl ether ...	0.000		0	N.D.			
40) Dibromomethane	0.000		0	N.D.			
41) 1,2-Dichloropropane	0.000		0	N.D.			
42) Bromodichloromethane	0.000		0	N.D.			
44) c-1,3-Dichloropropene	0.000		0	N.D.			
46) Toluene	8.136	91	177	0.02	ug/L	#	29
47) Tetrachloroethene (PCE)	0.000		0	N.D.			
48) 4-Methyl-2-Pentanone (...	0.000		0	N.D.			
49) t-1,3-Dichloropropene	0.000		0	N.D.			
50) 1,1,2-Trichloroethane	0.000		0	N.D.			
51) Dibromochloromethane	0.000		0	N.D.			
52) 1,3-Dichloropropane	0.000		0	N.D.			
53) 1,2-Dibromoethane (EDB)	0.000		0	N.D.			
54) 2-Hexanone	0.000		0	N.D.			
55) Chlorobenzene	0.000		0	N.D.			
56) Ethylbenzene	9.742	91	405	0.05	ug/L	#	1
57) 1,1,1,2-Tetrachloroethane	0.000		0	N.D.			
58) m,p-Xylenes (2)	0.000		0	N.D.			
59) o-Xylene	0.000		0	N.D.			
60) Styrene	0.000		0	N.D.			
61) Bromoform	0.000		0	N.D.			
62) Isopropylbenzene	0.000		0	N.D.			
65) Bromobenzene	0.000		0	N.D.			
66) n-Propylbenzene	10.812	91	236	0.04	ug/L	#	34
67) 1,1,2,2-Tetrachloroethane	0.000		0	N.D.			
68) 2-Chlorotoluene	0.000		0	N.D.			
69) 1,3,5-Trimethylbenzene	0.000		0	N.D.			
70) 1,2,3-Trichloropropane	0.000		0	N.D.			
71) t-1,4-Dichloro-2-butene	0.000		0	N.D.			

Data Path : Y:\DATA\2020-11\0K18062\
Data File : VF20111804.D
Acq On : 18 Nov 2020 6:32 pm
Operator : TNL
Sample : 0k18062-TUN1
Misc : A20G253 IS/SURR DI+MeOH
ALS Vial : 4 Sample Multiplier: 1

Quant Time: Nov 19 17:07:59 2020
Quant Method : Y:\METHODS\VF201119S.M
Quant Title : EPA 8260: Volatile Organic Compounds
QLast Update : Thu Nov 19 16:36:27 2020
Response via : Initial Calibration

Compound	R.T.	QIon	Response	Conc	Units	Dev(Min)
72) 4-Chlorotoluene	0.000		0	N.D.		
73) tert-Butylbenzene	0.000		0	N.D.		
74) 1,2,4-Trimethylbenzene	0.000		0	N.D.		
75) sec-Butylbenzene	0.000		0	N.D.		
76) 4-Isopropyltoluene	0.000		0	N.D.		
77) 1,3-Dichlorobenzene	0.000		0	N.D.		
78) 1,4-Dichlorobenzene	0.000		0	N.D.		
79) n-Butylbenzene	0.000		0	N.D.		
80) 1,2-Dichlorobenzene	0.000		0	N.D.		
81) 1,2-Dibromo-3-Chloropr...	0.000		0	N.D.		
82) Hexachlorobutadiene	0.000		0	N.D.		
83) 1,2,4-Trichlorobenzene	0.000		0	N.D.		
84) Naphthalene	0.000		0	N.D.		
85) 1,2,3-Trichlorobenzene	0.000		0	N.D.		

(#) = qualifier out of range (m) = manual integration (+) = signals summed

Quantitation Report (Not Reviewed)

Data Path : Y:\DATA\2020-11\0K18062\
Data File : VF20111804.D
Acq On : 18 Nov 2020 6:32 pm
Operator : TNL
Sample : 0k18062-TUN1
Misc : A20G253 IS/SURR DI+MeOH
ALS Vial : 4 Sample Multiplier: 1

Quant Time: Nov 19 17:07:59 2020
Quant Method : Y:\METHODS\VF201119S.M
Quant Title : EPA 8260: Volatile Organic Compounds
QLast Update : Thu Nov 19 16:36:27 2020
Response via : Initial Calibration

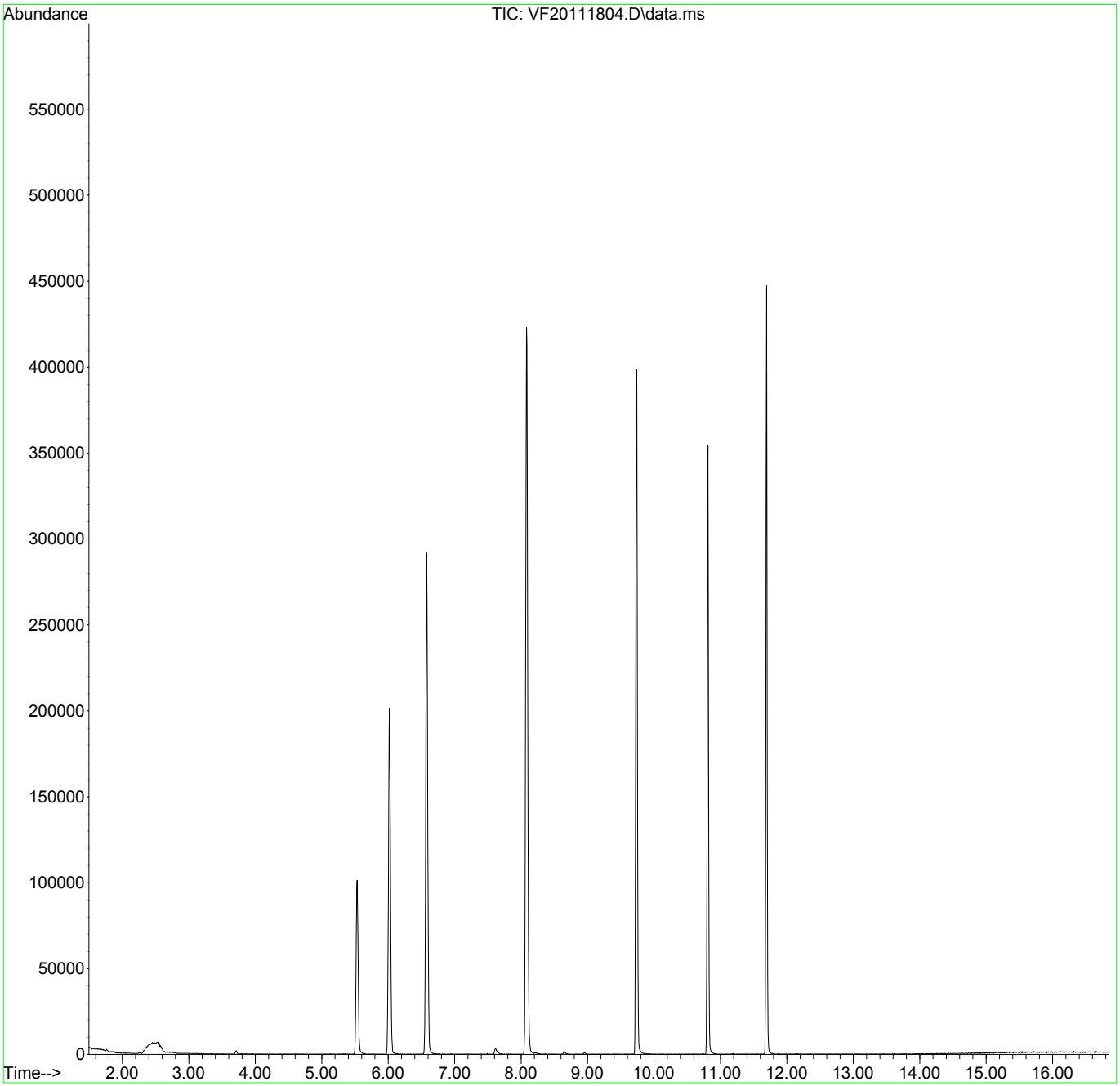

Quantitation Report (Not Reviewed)

Data Path : Y:\DATA\2020-11\0K18062\
Data File : VF20111805.D
Acq On : 18 Nov 2020 6:59 pm
Operator : TNL
Sample : 0k18062-ICB1
Misc : 1X 5mL DI+MeOH
ALS Vial : 5 Sample Multiplier: 1

Quant Time: Nov 19 17:08:05 2020
Quant Method : Y:\METHODS\VF201119S.M
Quant Title : EPA 8260: Volatile Organic Compounds
QLast Update : Thu Nov 19 16:36:27 2020
Response via : Initial Calibration

Compound	R.T.	QIon	Response	Conc	Units		Dev(Min)
Internal Standards							
1) Pentafluorobenzene (I)	6.020	99	81438	50.00	ug/L		0.00
43) Chlorobenzene-d5 (I)	9.736	117	222265	50.00	ug/L		0.00
63) 1,4-Dichlorobenzene-d4...	11.694	152	94376	50.00	ug/L		0.00
System Monitoring Compounds							
30) Dibromofluoromethane (S)	5.534	111	67788	48.01	ug/L		0.00
37) 1,4-Difluorobenzene (S)	6.580	114	257511	51.23	ug/L		0.00
45) Toluene-d8 (S)	8.088	98	329969	51.70	ug/L		0.00
64) 4-Bromofluorobenzene (S)	10.812	174	83034	50.57	ug/L		0.00
Target Compounds							Qvalue
2) Dichlorodifluoromethane	0.000		0	N.D.			
3) Chloromethane	0.000		0	N.D.			
4) Vinyl Chloride	0.000		0	N.D.			
5) Bromomethane	2.262	96	236	0.23	ug/L		91
6) Chloroethane	0.000		0	N.D.			
7) Trichlorofluoromethane	0.000		0	N.D.			
8) Ethanol	0.000		0	N.D.			
9) 1,1-Dichloroethene	0.000		0	N.D.			
10) Carbon Disulfide	0.000		0	N.D.			
11) Freon 113	0.000		0	N.D.			
12) Iodomethane	0.000		0	N.D.			
13) Methylene Chloride	3.721	84	1094	0.68	ug/L		90
14) Acetone	3.819	43	120	0.24	ug/L	#	42
15) t-1,2-Dichloroethene	0.000		0	N.D.			
16) n-Hexane	0.000		0	N.D.			
17) Methyl-tert-butyl-ether	0.000		0	N.D.			
18) tert-Butanol (TBA)	0.000		0	N.D.			
19) Diisopropyl ether (DIPE)	0.000		0	N.D.			
20) 1,1-Dichloroethane	0.000		0	N.D.			
21) Acrylonitrile	0.000		0	N.D.			
22) Ethyl-tert-butyl ether...	0.000		0	N.D.			
23) c-1,2-Dichloroethene	0.000		0	N.D.			
24) 2,2-Dichloropropane	0.000		0	N.D.			
25) Bromochloromethane	0.000		0	N.D.			
26) Chloroform	0.000		0	N.D.			
27) Carbon Tetrachloride	0.000		0	N.D.			

Quantitation Report (Not Reviewed)

Data Path : Y:\DATA\2020-11\0K18062\
Data File : VF20111805.D
Acq On : 18 Nov 2020 6:59 pm
Operator : TNL
Sample : 0k18062-ICB1
Misc : 1X 5mL DI+MeOH
ALS Vial : 5 Sample Multiplier: 1

Quant Time: Nov 19 17:08:05 2020
Quant Method : Y:\METHODS\VF201119S.M
Quant Title : EPA 8260: Volatile Organic Compounds
QLast Update : Thu Nov 19 16:36:27 2020
Response via : Initial Calibration

Compound	R.T.	QIon	Response	Conc Units	Dev(Min)
28) Tetrahydrofuran	0.000		0	N.D.	
29) 1,1,1-Trichloroethane	0.000		0	N.D.	
31) 1,1-Dichloropropene	0.000		0	N.D.	
32) 2-Butanone (MEK)	0.000		0	N.D.	
33) Benzene	0.000		0	N.D.	
34) tert-Amyl methyl ether...	0.000		0	N.D.	
35) 1,2-Dichloroethane (EDC)	0.000		0	N.D.	
36) iso-Butyl Alcohol	0.000		0	N.D.	
38) Trichloroethene (TCE)	0.000		0	N.D.	
39) tert-Amyl ethyl ether ...	0.000		0	N.D.	
40) Dibromomethane	0.000		0	N.D.	
41) 1,2-Dichloropropane	0.000		0	N.D.	
42) Bromodichloromethane	0.000		0	N.D.	
44) c-1,3-Dichloropropene	0.000		0	N.D.	
46) Toluene	8.155	91	232	0.03 ug/L #	29
47) Tetrachloroethene (PCE)	0.000		0	N.D.	
48) 4-Methyl-2-Pentanone (...	0.000		0	N.D.	
49) t-1,3-Dichloropropene	0.000		0	N.D.	
50) 1,1,2-Trichloroethane	0.000		0	N.D.	
51) Dibromochloromethane	0.000		0	N.D.	
52) 1,3-Dichloropropane	0.000		0	N.D.	
53) 1,2-Dibromoethane (EDB)	0.000		0	N.D.	
54) 2-Hexanone	0.000		0	N.D.	
55) Chlorobenzene	0.000		0	N.D.	
56) Ethylbenzene	9.736	91	418	0.06 ug/L #	1
57) 1,1,1,2-Tetrachloroethane	0.000		0	N.D.	
58) m,p-Xylenes (2)	0.000		0	N.D.	
59) o-Xylene	0.000		0	N.D.	
60) Styrene	0.000		0	N.D.	
61) Bromoform	0.000		0	N.D.	
62) Isopropylbenzene	0.000		0	N.D.	
65) Bromobenzene	0.000		0	N.D.	
66) n-Propylbenzene	10.812	91	239	0.04 ug/L	56
67) 1,1,2,2-Tetrachloroethane	0.000		0	N.D.	
68) 2-Chlorotoluene	0.000		0	N.D.	
69) 1,3,5-Trimethylbenzene	0.000		0	N.D.	
70) 1,2,3-Trichloropropane	0.000		0	N.D.	
71) t-1,4-Dichloro-2-butene	0.000		0	N.D.	

Data Path : Y:\DATA\2020-11\0K18062\
Data File : VF20111805.D
Acq On : 18 Nov 2020 6:59 pm
Operator : TNL
Sample : 0k18062-ICB1
Misc : 1X 5mL DI+MeOH
ALS Vial : 5 Sample Multiplier: 1

Quant Time: Nov 19 17:08:05 2020
Quant Method : Y:\METHODS\VF201119S.M
Quant Title : EPA 8260: Volatile Organic Compounds
QLast Update : Thu Nov 19 16:36:27 2020
Response via : Initial Calibration

Compound	R.T.	QIon	Response	Conc	Units	Dev(Min)
72) 4-Chlorotoluene	0.000		0	N.D.		
73) tert-Butylbenzene	0.000		0	N.D.		
74) 1,2,4-Trimethylbenzene	0.000		0	N.D.		
75) sec-Butylbenzene	0.000		0	N.D.		
76) 4-Isopropyltoluene	0.000		0	N.D.		
77) 1,3-Dichlorobenzene	0.000		0	N.D.		
78) 1,4-Dichlorobenzene	0.000		0	N.D.		
79) n-Butylbenzene	0.000		0	N.D.		
80) 1,2-Dichlorobenzene	0.000		0	N.D.		
81) 1,2-Dibromo-3-Chloropr...	0.000		0	N.D.		
82) Hexachlorobutadiene	0.000		0	N.D.		
83) 1,2,4-Trichlorobenzene	0.000		0	N.D.		
84) Naphthalene	0.000		0	N.D.		
85) 1,2,3-Trichlorobenzene	0.000		0	N.D.		

(#) = qualifier out of range (m) = manual integration (+) = signals summed

Quantitation Report (Not Reviewed)

Data Path : Y:\DATA\2020-11\0K18062\
Data File : VF20111805.D
Acq On : 18 Nov 2020 6:59 pm
Operator : TNL
Sample : 0k18062-ICB1
Misc : 1X 5mL DI+MeOH
ALS Vial : 5 Sample Multiplier: 1

Quant Time: Nov 19 17:08:05 2020
Quant Method : Y:\METHODS\VF201119S.M
Quant Title : EPA 8260: Volatile Organic Compounds
QLast Update : Thu Nov 19 16:36:27 2020
Response via : Initial Calibration

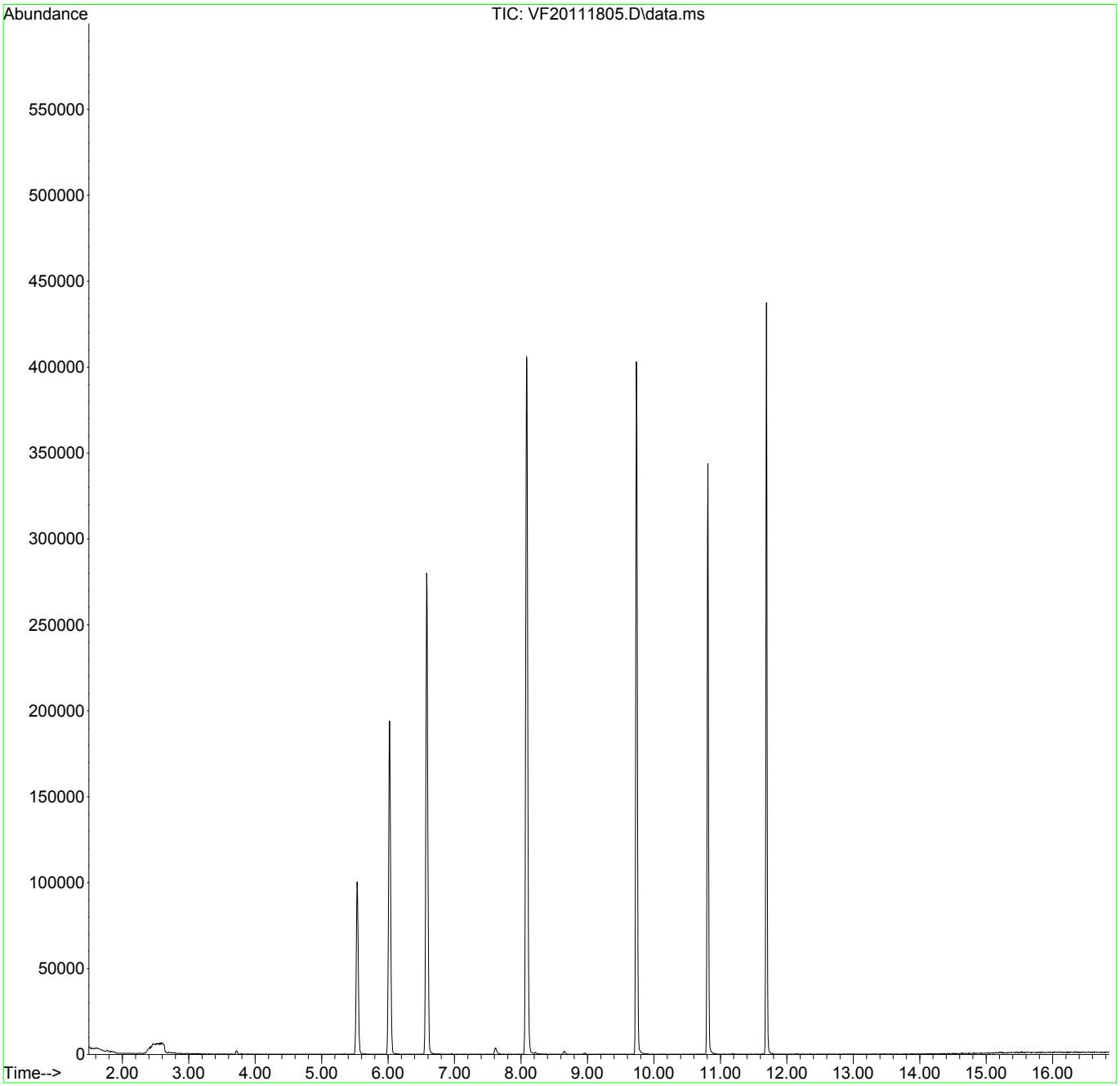

Quantitation Report (QT Reviewed)

Data Path : Y:\DATA\2020-11\0K18062\
Data File : VF20111805.D
Acq On : 18 Nov 2020 6:59 pm
Operator : TNL
Sample : 0k18062-ICB1
Misc : 1X 5mL DI+MeOH
ALS Vial : 5 Sample Multiplier: 1

11/20/20 TNL

Quant Time: Nov 19 17:08:54 2020
Quant Method : Y:\METHODS\VF201119S.M
Quant Title : EPA 8260: Volatile Organic Compounds
QLast Update : Thu Nov 19 16:36:27 2020
Response via : Initial Calibration

Compound	R.T.	QIon	Response	Conc	Units	Dev(Min)
Internal Standards						
1) Pentafluorobenzene (I)	6.020	99	81438	50.00	ug/L	0.00
43) Chlorobenzene-d5 (I)	9.736	117	222265	50.00	ug/L	0.00
63) 1,4-Dichlorobenzene-d4...	11.694	152	94376	50.00	ug/L	0.00
System Monitoring Compounds						
30) Dibromofluoromethane (S)	5.534	111	67788	48.01	ug/L	0.00
37) 1,4-Difluorobenzene (S)	6.580	114	257511	51.23	ug/L	0.00
45) Toluene-d8 (S)	8.088	98	329969	51.70	ug/L	0.00
64) 4-Bromofluorobenzene (S)	10.812	174	83034	50.57	ug/L	0.00
Target Compounds						Qvalue
5) Bromomethane	2.262	96	236	0.23	ug/L	91
13) Methylene Chloride	3.721	84	1094	0.68	ug/L	90

(#) = qualifier out of range (m) = manual integration (+) = signals summed

Quantitation Report (QT Reviewed)

Data Path : Y:\DATA\2020-11\0K18062\
Data File : VF20111805.D
Acq On : 18 Nov 2020 6:59 pm
Operator : TNL
Sample : 0k18062-ICB1
Misc : 1X 5mL DI+MeOH
ALS Vial : 5 Sample Multiplier: 1

Quant Time: Nov 19 17:08:54 2020
Quant Method : Y:\METHODS\VF201119S.M
Quant Title : EPA 8260: Volatile Organic Compounds
QLast Update : Thu Nov 19 16:36:27 2020
Response via : Initial Calibration

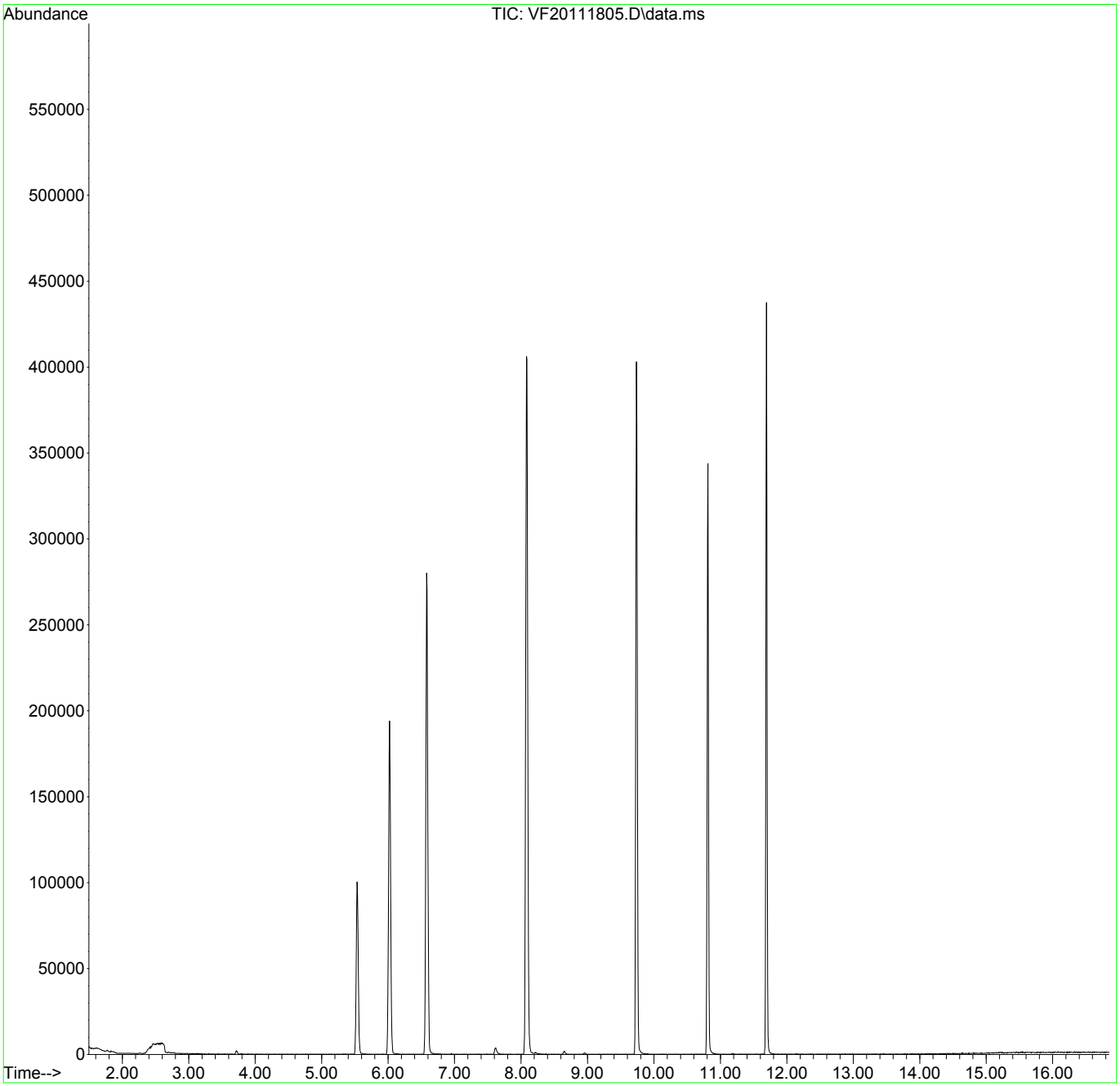

Quantitation Report (Not Reviewed)

Data Path : Y:\DATA\2020-11\0K18062\
Data File : VF20111806.D
Acq On : 18 Nov 2020 7:26 pm
Operator : TNL
Sample : 0k18062-CAL1
Misc : 1X 5mL 0.1ppb DI+MeOH 11/20/20 TNL
ALS Vial : 6 Sample Multiplier: 1

Quant Time: Nov 19 13:10:06 2020
Quant Method : Y:\METHODS\VF201119S.M
Quant Title : EPA 8260: Volatile Organic Compounds
QLast Update : Thu Aug 13 21:24:28 2020
Response via : Initial Calibration

Compound	R.T.	QIon	Response	Conc	Units		Dev(Min)
Internal Standards							
1) Pentafluorobenzene (I)	6.019	99	77158	50.00	ug/L		0.00
43) Chlorobenzene-d5 (I)	9.735	117	212427	50.00	ug/L		0.00
63) 1,4-Dichlorobenzene-d4...	11.693	152	92426	50.00	ug/L		0.00
System Monitoring Compounds							
30) Dibromofluoromethane (S)	5.532	111	63952	49.61	ug/L		0.00
37) 1,4-Difluorobenzene (S)	6.578	114	240769	53.07	ug/L		0.00
45) Toluene-d8 (S)	8.087	98	309383	49.04	ug/L		0.00
64) 4-Bromofluorobenzene (S)	10.811	174	80532	51.14	ug/L		0.00
Target Compounds							Qvalue
2) Dichlorodifluoromethane	0.000		0	N.D.			
3) Chloromethane	1.811	50	203	0.09	ug/L	#	48
4) Vinyl Chloride	0.000		0	N.D.			
5) Bromomethane	2.248	96	244	0.19	ug/L	#	60
6) Chloroethane	0.000		0	N.D.			
7) Trichlorofluoromethane	0.000		0	N.D.			
8) Ethanol	0.000		0	N.D.			
9) 1,1-Dichloroethene	3.082	61	117	0.05	ug/L	#	18
10) Carbon Disulfide	3.094	76	213	0.07	ug/L		77
11) Freon 113	0.000		0	N.D.			
12) Iodomethane	0.000		0	N.D.			
13) Methylene Chloride	3.708	84	1023	0.63	ug/L		98
14) Acetone	3.787	43	144	0.21	ug/L	#	42
15) t-1,2-Dichloroethene	3.884	61	136	0.06	ug/L	#	22
16) n-Hexane	0.000		0	N.D.			
17) Methyl-tert-butyl-ether	4.024	73	424	0.09	ug/L		60
18) tert-Butanol (TBA)	4.231	59	161	0.85	ug/L	#	46
19) Diisopropyl ether (DIPE)	0.000		0	N.D.			
20) 1,1-Dichloroethane	4.517	63	139	0.05	ug/L	#	49
21) Acrylonitrile	0.000		0	N.D.			
22) Ethyl-tert-butyl ether...	0.000		0	N.D.			
23) c-1,2-Dichloroethene	0.000		0	N.D.			
24) 2,2-Dichloropropane	0.000		0	N.D.			
25) Bromochloromethane	0.000		0	N.D.			
26) Chloroform	5.350	83	252	0.10	ug/L	#	28
27) Carbon Tetrachloride	0.000		0	N.D.			

Quantitation Report (Not Reviewed)

Data Path : Y:\DATA\2020-11\0K18062\
Data File : VF20111806.D
Acq On : 18 Nov 2020 7:26 pm
Operator : TNL
Sample : 0k18062-CAL1
Misc : 1X 5mL 0.1ppb DI+MeOH
ALS Vial : 6 Sample Multiplier: 1

Quant Time: Nov 19 13:10:06 2020
Quant Method : Y:\METHODS\VF201119S.M
Quant Title : EPA 8260: Volatile Organic Compounds
QLast Update : Thu Aug 13 21:24:28 2020
Response via : Initial Calibration

Compound	R.T.	QIon	Response	Conc	Units		Dev(Min)
28) Tetrahydrofuran	0.000		0	N.D.			
29) 1,1,1-Trichloroethane	0.000		0	N.D.			
31) 1,1-Dichloropropene	0.000		0	N.D.			
32) 2-Butanone (MEK)	0.000		0	N.D.			
33) Benzene	5.940	78	693	0.10	ug/L		57
34) tert-Amyl methyl ether...	0.000		0	N.D.			
35) 1,2-Dichloroethane (EDC)	0.000		0	N.D.			
36) iso-Butyl Alcohol	0.000		0	N.D.			
38) Trichloroethene (TCE)	0.000		0	N.D.			
39) tert-Amyl ethyl ether ...	0.000		0	N.D.			
40) Dibromomethane	0.000		0	N.D.			
41) 1,2-Dichloropropane	0.000		0	N.D.			
42) Bromodichloromethane	0.000		0	N.D.			
44) c-1,3-Dichloropropene	0.000		0	N.D.			
46) Toluene	8.147	91	937	0.12	ug/L		95
47) Tetrachloroethene (PCE)	8.603	166	123	0.08	ug/L	#	24
48) 4-Methyl-2-Pentanone (...	0.000		0	N.D.			
49) t-1,3-Dichloropropene	0.000		0	N.D.			
50) 1,1,2-Trichloroethane	0.000		0	N.D.			
51) Dibromochloromethane	0.000		0	N.D.			
52) 1,3-Dichloropropane	9.108	76	167	0.06	ug/L	#	29
53) 1,2-Dibromoethane (EDB)	0.000		0	N.D.			
54) 2-Hexanone	0.000		0	N.D.			
55) Chlorobenzene	9.753	112	435	0.09	ug/L	#	1
56) Ethylbenzene	9.789	91	585	0.08	ug/L		88
57) 1,1,1,2-Tetrachloroethane	0.000		0	N.D.			
58) m,p-Xylenes (2)	9.923	91	861	0.16	ug/L		95
59) o-Xylene	10.306	91	362	0.07	ug/L		82
60) Styrene	0.000		0	N.D.			
61) Bromoform	0.000		0	N.D.			
62) Isopropylbenzene	10.574	105	449	0.07	ug/L		52
65) Bromobenzene	0.000		0	N.D.			
66) n-Propylbenzene	10.920	91	537	0.07	ug/L		56
67) 1,1,2,2-Tetrachloroethane	10.981	83	165	0.09	ug/L	#	25
68) 2-Chlorotoluene	0.000		0	N.D.			
69) 1,3,5-Trimethylbenzene	11.079	105	324	0.07	ug/L		90
70) 1,2,3-Trichloropropane	0.000		0	N.D.			
71) t-1,4-Dichloro-2-butene	0.000		0	N.D.			

Quantitation Report (Not Reviewed)

Data Path : Y:\DATA\2020-11\0K18062\
Data File : VF20111806.D
Acq On : 18 Nov 2020 7:26 pm
Operator : TNL
Sample : 0k18062-CAL1
Misc : 1X 5mL 0.1ppb DI+MeOH
ALS Vial : 6 Sample Multiplier: 1

Quant Time: Nov 19 13:10:06 2020
Quant Method : Y:\METHODS\VF201119S.M
Quant Title : EPA 8260: Volatile Organic Compounds
QLast Update : Thu Aug 13 21:24:28 2020
Response via : Initial Calibration

Compound	R.T.	QIon	Response	Conc	Units		Dev(Min)
72) 4-Chlorotoluene	11.188	91	290	0.07	ug/L		79
73) tert-Butylbenzene	11.334	91	133	0.05	ug/L	#	56
74) 1,2,4-Trimethylbenzene	11.389	105	295	0.06	ug/L		88
75) sec-Butylbenzene	11.462	105	426	0.08	ug/L		57
76) 4-Isopropyltoluene	11.571	119	265	0.06	ug/L		49
77) 1,3-Dichlorobenzene	11.650	146	207	0.08	ug/L	#	72
78) 1,4-Dichlorobenzene	11.705	146	282	0.10	ug/L	#	7
79) n-Butylbenzene	11.900	91	235	0.06	ug/L		77
80) 1,2-Dichlorobenzene	12.027	146	178	0.07	ug/L	#	68
81) 1,2-Dibromo-3-Chloropr...	0.000		0	N.D.			
82) Hexachlorobutadiene	0.000		0	N.D.			
83) 1,2,4-Trichlorobenzene	0.000		0	N.D.			
84) Naphthalene	13.438	128	136	0.26	ug/L		78
85) 1,2,3-Trichlorobenzene	0.000		0	N.D.			

(#) = qualifier out of range (m) = manual integration (+) = signals summed

Quantitation Report (Not Reviewed)

Data Path : Y:\DATA\2020-11\0K18062\
Data File : VF20111806.D
Acq On : 18 Nov 2020 7:26 pm
Operator : TNL
Sample : 0k18062-CAL1
Misc : 1X 5mL 0.1ppb DI+MeOH
ALS Vial : 6 Sample Multiplier: 1

Quant Time: Nov 19 13:10:06 2020
Quant Method : Y:\METHODS\VF201119S.M
Quant Title : EPA 8260: Volatile Organic Compounds
QLast Update : Thu Aug 13 21:24:28 2020
Response via : Initial Calibration

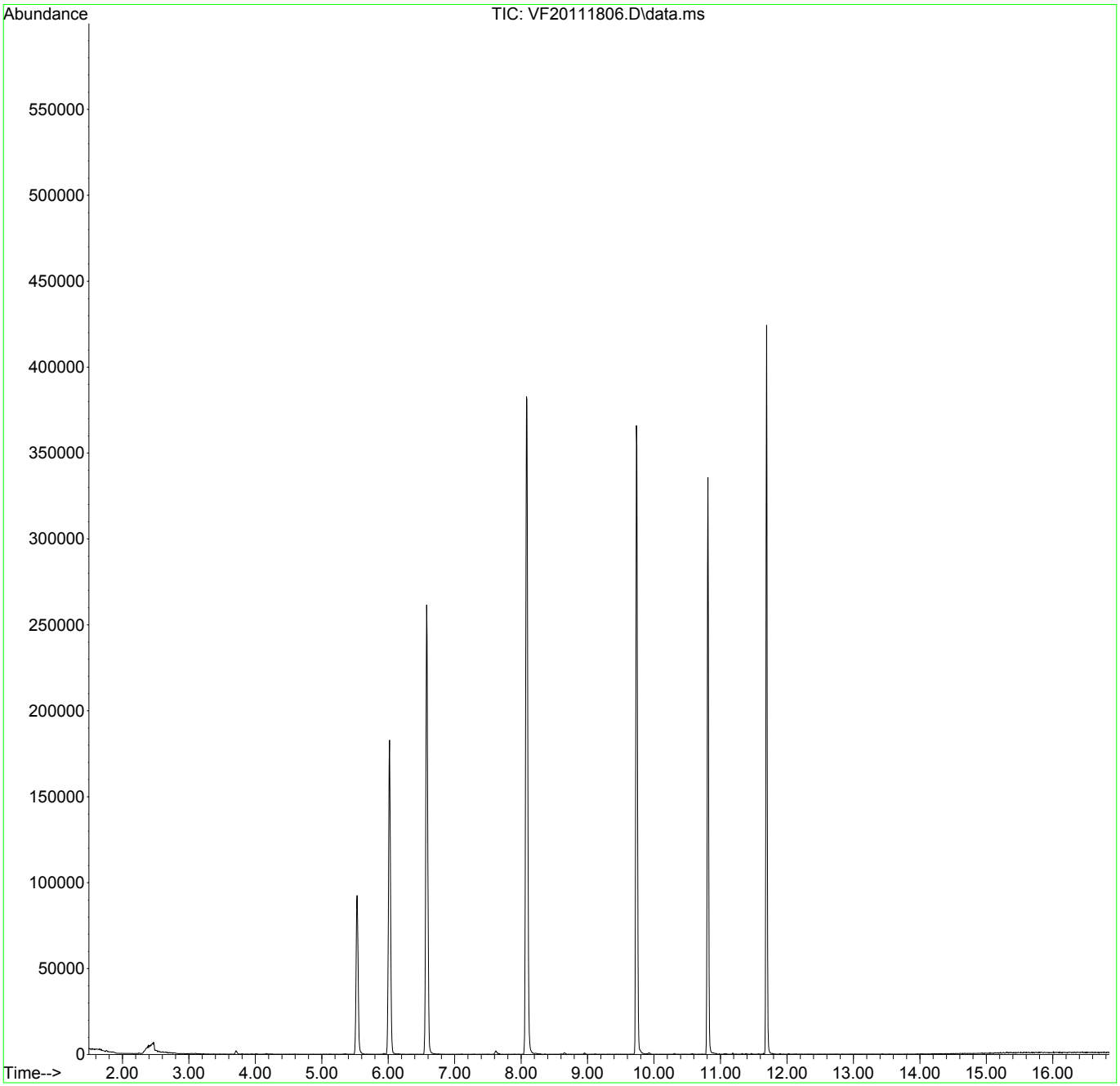

Quantitation Report (QT Reviewed)

Data Path : Y:\DATA\2020-11\0K18062\
Data File : VF20111806.D
Acq On : 18 Nov 2020 7:26 pm
Operator : TNL
Sample : 0k18062-CAL1
Misc : 1X 5mL 0.1ppb DI+MeOH
ALS Vial : 6 Sample Multiplier: 1

11/20/20 TNL

Quant Time: Nov 19 13:12:10 2020
Quant Method : Y:\METHODS\VF201119S.M
Quant Title : EPA 8260: Volatile Organic Compounds
QLast Update : Thu Aug 13 21:24:28 2020
Response via : Initial Calibration

Compound	R.T.	QIon	Response	Conc	Units		Dev(Min)
Internal Standards							
1) Pentafluorobenzene (I)	6.019	99	77158	50.00	ug/L		0.00
43) Chlorobenzene-d5 (I)	9.735	117	212427	50.00	ug/L		0.00
63) 1,4-Dichlorobenzene-d4...	11.693	152	92426	50.00	ug/L		0.00
System Monitoring Compounds							
30) Dibromofluoromethane (S)	5.532	111	63952	49.61	ug/L		0.00
37) 1,4-Difluorobenzene (S)	6.578	114	240769	53.07	ug/L		0.00
45) Toluene-d8 (S)	8.087	98	309383	49.04	ug/L		0.00
64) 4-Bromofluorobenzene (S)	10.811	174	80532	51.14	ug/L		0.00
Target Compounds							Qvalue
2) Dichlorodifluoromethane	0.000		0	N.D.			
3) Chloromethane	0.000		0	N.D.		d	
4) Vinyl Chloride	0.000		0	N.D.			
5) Bromomethane	2.248	96	244	0.19	ug/L	#	60
6) Chloroethane	0.000		0	N.D.			
7) Trichlorofluoromethane	0.000		0	N.D.			
8) Ethanol	0.000		0	N.D.			
9) 1,1-Dichloroethene	0.000		0	N.D.		d	
10) Carbon Disulfide	0.000		0	N.D.		d	
11) Freon 113	0.000		0	N.D.			
12) Iodomethane	0.000		0	N.D.			
13) Methylene Chloride	3.708	84	1023	0.63	ug/L		98
14) Acetone	0.000		0	N.D.		d	
15) t-1,2-Dichloroethene	0.000		0	N.D.		d	
16) n-Hexane	0.000		0	N.D.			
17) Methyl-tert-butyl-ether	0.000		0	N.D.		d	
18) tert-Butanol (TBA)	0.000		0	N.D.		d	
19) Diisopropyl ether (DIPE)	0.000		0	N.D.			
20) 1,1-Dichloroethane	0.000		0	N.D.		d	
21) Acrylonitrile	0.000		0	N.D.			
22) Ethyl-tert-butyl ether...	0.000		0	N.D.			
23) c-1,2-Dichloroethene	0.000		0	N.D.			
24) 2,2-Dichloropropane	0.000		0	N.D.			
25) Bromochloromethane	0.000		0	N.D.			
26) Chloroform	0.000		0	N.D.		d	
27) Carbon Tetrachloride	0.000		0	N.D.			

Quantitation Report (QT Reviewed)

Data Path : Y:\DATA\2020-11\0K18062\
Data File : VF20111806.D
Acq On : 18 Nov 2020 7:26 pm
Operator : TNL
Sample : 0k18062-CAL1
Misc : 1X 5mL 0.1ppb DI+MeOH
ALS Vial : 6 Sample Multiplier: 1

Quant Time: Nov 19 13:12:10 2020
Quant Method : Y:\METHODS\VF201119S.M
Quant Title : EPA 8260: Volatile Organic Compounds
QLast Update : Thu Aug 13 21:24:28 2020
Response via : Initial Calibration

Compound	R.T.	QIon	Response	Conc	Units	Dev(Min)
28) Tetrahydrofuran	0.000		0	N.D.		
29) 1,1,1-Trichloroethane	0.000		0	N.D.		
31) 1,1-Dichloropropene	0.000		0	N.D.		
32) 2-Butanone (MEK)	0.000		0	N.D.		
33) Benzene	5.940	78	693	0.10	ug/L	57
34) tert-Amyl methyl ether...	0.000		0	N.D.		
35) 1,2-Dichloroethane (EDC)	0.000		0	N.D.		
36) iso-Butyl Alcohol	0.000		0	N.D.		
38) Trichloroethene (TCE)	0.000		0	N.D.		
39) tert-Amyl ethyl ether ...	0.000		0	N.D.		
40) Dibromomethane	0.000		0	N.D.		
41) 1,2-Dichloropropane	0.000		0	N.D.		
42) Bromodichloromethane	0.000		0	N.D.		
44) c-1,3-Dichloropropene	0.000		0	N.D.		
46) Toluene	8.147	91	937	0.12	ug/L	95
47) Tetrachloroethene (PCE)	0.000		0	N.D. d		
48) 4-Methyl-2-Pentanone (...	0.000		0	N.D.		
49) t-1,3-Dichloropropene	0.000		0	N.D.		
50) 1,1,2-Trichloroethane	0.000		0	N.D.		
51) Dibromochloromethane	0.000		0	N.D.		
52) 1,3-Dichloropropane	0.000		0	N.D. d		
53) 1,2-Dibromoethane (EDB)	0.000		0	N.D.		
54) 2-Hexanone	0.000		0	N.D.		
55) Chlorobenzene	9.753	112	435	0.09	ug/L #	1
56) Ethylbenzene	9.789	91	585	0.08	ug/L	88
57) 1,1,1,2-Tetrachloroethane	0.000		0	N.D.		
58) m,p-Xylenes (2)	9.923	91	861	0.16	ug/L	95
59) o-Xylene	10.306	91	362	0.07	ug/L	82
60) Styrene	0.000		0	N.D.		
61) Bromoform	0.000		0	N.D.		
62) Isopropylbenzene	0.000		0	N.D. d		
65) Bromobenzene	0.000		0	N.D.		
66) n-Propylbenzene	0.000		0	N.D. d		
67) 1,1,2,2-Tetrachloroethane	0.000		0	N.D. d		
68) 2-Chlorotoluene	0.000		0	N.D.		
69) 1,3,5-Trimethylbenzene	11.079	105	324	0.07	ug/L	90
70) 1,2,3-Trichloropropane	0.000		0	N.D.		
71) t-1,4-Dichloro-2-butene	0.000		0	N.D.		

Quantitation Report (QT Reviewed)

Data Path : Y:\DATA\2020-11\0K18062\
Data File : VF20111806.D
Acq On : 18 Nov 2020 7:26 pm
Operator : TNL
Sample : 0k18062-CAL1
Misc : 1X 5mL 0.1ppb DI+MeOH
ALS Vial : 6 Sample Multiplier: 1

Quant Time: Nov 19 13:12:10 2020
Quant Method : Y:\METHODS\VF201119S.M
Quant Title : EPA 8260: Volatile Organic Compounds
QLast Update : Thu Aug 13 21:24:28 2020
Response via : Initial Calibration

Compound	R.T.	QIon	Response	Conc	Units	Dev(Min)
72) 4-Chlorotoluene	11.188	91	290	0.07	ug/L	79
73) tert-Butylbenzene	11.334	91	133	0.05	ug/L #	56
74) 1,2,4-Trimethylbenzene	11.389	105	295	0.06	ug/L	88
75) sec-Butylbenzene	0.000		0	N.D.	d	
76) 4-Isopropyltoluene	0.000		0	N.D.	d	
77) 1,3-Dichlorobenzene	11.650	146	207	0.08	ug/L #	72
78) 1,4-Dichlorobenzene	11.705	146	282	0.10	ug/L #	7
79) n-Butylbenzene	11.900	91	235	0.06	ug/L	77
80) 1,2-Dichlorobenzene	12.027	146	178	0.07	ug/L #	68
81) 1,2-Dibromo-3-Chloropr...	0.000		0	N.D.		
82) Hexachlorobutadiene	0.000		0	N.D.		
83) 1,2,4-Trichlorobenzene	0.000		0	N.D.		
84) Naphthalene	0.000		0	N.D.	d	
85) 1,2,3-Trichlorobenzene	0.000		0	N.D.		

(#) = qualifier out of range (m) = manual integration (+) = signals summed

Quantitation Report (QT Reviewed)

Data Path : Y:\DATA\2020-11\0K18062\
Data File : VF20111806.D
Acq On : 18 Nov 2020 7:26 pm
Operator : TNL
Sample : 0k18062-CAL1
Misc : 1X 5mL 0.1ppb DI+MeOH
ALS Vial : 6 Sample Multiplier: 1

Quant Time: Nov 19 13:12:10 2020
Quant Method : Y:\METHODS\VF201119S.M
Quant Title : EPA 8260: Volatile Organic Compounds
QLast Update : Thu Aug 13 21:24:28 2020
Response via : Initial Calibration

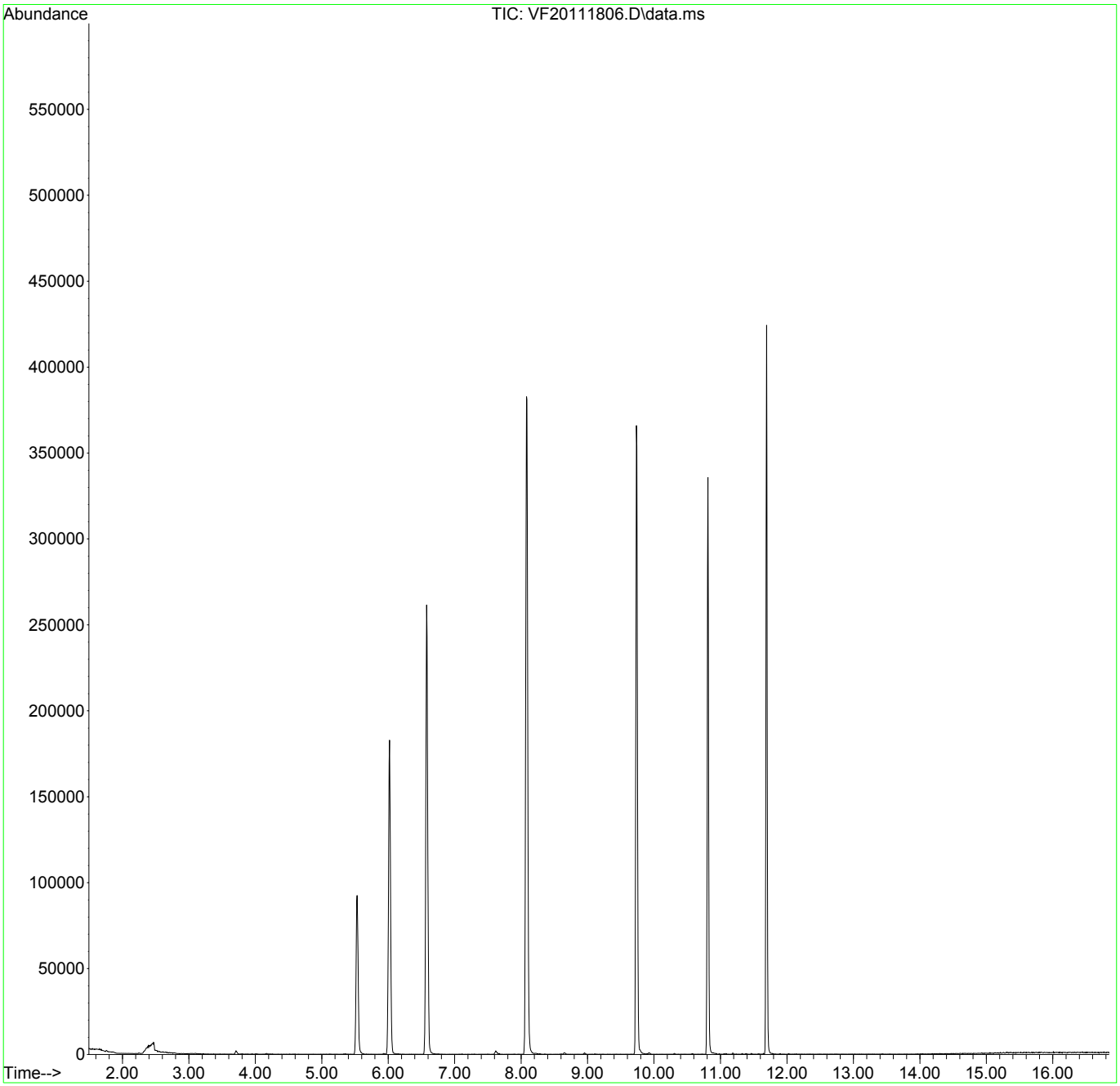

Quantitation Report (Not Reviewed)

Data Path : Y:\DATA\2020-11\0K18062\
Data File : VF20111807.D
Acq On : 18 Nov 2020 7:54 pm
Operator : TNL
Sample : 0k18062-CAL2
Misc : 1X 5mL 0.2ppb DI+MeOH
ALS Vial : 7 Sample Multiplier: 1

11/20/20 TNL

Quant Time: Nov 19 13:12:36 2020
Quant Method : Y:\METHODS\VF201119S.M
Quant Title : EPA 8260: Volatile Organic Compounds
QLast Update : Thu Aug 13 21:24:28 2020
Response via : Initial Calibration

Compound	R.T.	QIon	Response	Conc	Units		Dev(Min)
Internal Standards							
1) Pentafluorobenzene (I)	6.024	99	76032	50.00	ug/L		0.00
43) Chlorobenzene-d5 (I)	9.740	117	209658	50.00	ug/L		0.00
63) 1,4-Dichlorobenzene-d4...	11.692	152	92179	50.00	ug/L		0.00
System Monitoring Compounds							
30) Dibromofluoromethane (S)	5.538	111	63945	50.34	ug/L		0.00
37) 1,4-Difluorobenzene (S)	6.584	114	236428	52.89	ug/L		0.00
45) Toluene-d8 (S)	8.086	98	303923	48.81	ug/L		0.00
64) 4-Bromofluorobenzene (S)	10.810	174	79731	50.77	ug/L		0.00
Target Compounds							Qvalue
2) Dichlorodifluoromethane	1.603	85	202	0.13	ug/L	#	50
3) Chloromethane	1.816	50	380	0.18	ug/L	#	48
4) Vinyl Chloride	1.895	62	187	0.10	ug/L	#	48
5) Bromomethane	2.254	96	391	0.32	ug/L		81
6) Chloroethane	0.000		0	N.D.			
7) Trichlorofluoromethane	2.527	101	140	0.12	ug/L		79
8) Ethanol	0.000		0	N.D.			
9) 1,1-Dichloroethene	3.087	61	370	0.15	ug/L		82
10) Carbon Disulfide	3.105	76	409	0.14	ug/L		77
11) Freon 113	3.135	101	174	0.14	ug/L	#	66
12) Iodomethane	0.000		0	N.D.			
13) Methylene Chloride	3.719	84	1132	0.71	ug/L		83
14) Acetone	3.798	43	347	0.52	ug/L	#	42
15) t-1,2-Dichloroethene	3.877	61	351	0.15	ug/L	#	65
16) n-Hexane	0.000		0	N.D.			
17) Methyl-tert-butyl-ether	4.017	73	799	0.17	ug/L		60
18) tert-Butanol (TBA)	4.248	59	297	1.58	ug/L	#	46
19) Diisopropyl ether (DIPE)	0.000		0	N.D.			
20) 1,1-Dichloroethane	4.504	63	478	0.16	ug/L		86
21) Acrylonitrile	0.000		0	N.D.			
22) Ethyl-tert-butyl ether...	0.000		0	N.D.			
23) c-1,2-Dichloroethene	5.081	61	281	0.12	ug/L	#	60
24) 2,2-Dichloropropane	0.000		0	N.D.			
25) Bromochloromethane	0.000		0	N.D.			
26) Chloroform	5.355	83	513	0.20	ug/L		82
27) Carbon Tetrachloride	0.000		0	N.D.			

Quantitation Report (Not Reviewed)

Data Path : Y:\DATA\2020-11\0K18062\
Data File : VF20111807.D
Acq On : 18 Nov 2020 7:54 pm
Operator : TNL
Sample : 0k18062-CAL2
Misc : 1X 5mL 0.2ppb DI+MeOH
ALS Vial : 7 Sample Multiplier: 1

Quant Time: Nov 19 13:12:36 2020
Quant Method : Y:\METHODS\VF201119S.M
Quant Title : EPA 8260: Volatile Organic Compounds
QLast Update : Thu Aug 13 21:24:28 2020
Response via : Initial Calibration

Compound	R.T.	QIon	Response	Conc	Units		Dev(Min)
28) Tetrahydrofuran	0.000		0	N.D.			
29) 1,1,1-Trichloroethane	5.550	97	317	0.15	ug/L	#	24
31) 1,1-Dichloropropene	5.690	75	294	0.14	ug/L	#	41
32) 2-Butanone (MEK)	0.000		0	N.D.			
33) Benzene	5.933	78	1405	0.20	ug/L		85
34) tert-Amyl methyl ether...	0.000		0	N.D.			
35) 1,2-Dichloroethane (EDC)	6.158	62	287	0.12	ug/L	#	50
36) iso-Butyl Alcohol	0.000		0	N.D.			
38) Trichloroethene (TCE)	6.553	130	295	0.19	ug/L		88
39) tert-Amyl ethyl ether ...	0.000		0	N.D.			
40) Dibromomethane	0.000		0	N.D.			
41) 1,2-Dichloropropane	7.119	63	185	0.10	ug/L	#	37
42) Bromodichloromethane	0.000		0	N.D.			
44) c-1,3-Dichloropropene	7.891	75	161	0.27	ug/L	#	35
46) Toluene	8.153	91	1602	0.20	ug/L		88
47) Tetrachloroethene (PCE)	8.597	166	162	0.10	ug/L	#	75
48) 4-Methyl-2-Pentanone (...	8.609	43	473	0.19	ug/L	#	41
49) t-1,3-Dichloropropene	0.000		0	N.D.			
50) 1,1,2-Trichloroethane	0.000		0	N.D.			
51) Dibromochloromethane	0.000		0	N.D.			
52) 1,3-Dichloropropane	9.107	76	545	0.18	ug/L	#	72
53) 1,2-Dibromoethane (EDB)	0.000		0	N.D.			
54) 2-Hexanone	0.000		0	N.D.			
55) Chlorobenzene	9.752	112	951	0.21	ug/L	#	40
56) Ethylbenzene	9.788	91	1186	0.16	ug/L		84
57) 1,1,1,2-Tetrachloroethane	0.000		0	N.D.			
58) m,p-Xylenes (2)	9.922	91	1907	0.35	ug/L		90
59) o-Xylene	10.305	91	847	0.15	ug/L		83
60) Styrene	10.366	104	448	0.28	ug/L		88
61) Bromoform	0.000		0	N.D.			
62) Isopropylbenzene	10.579	105	927	0.15	ug/L		98
65) Bromobenzene	10.901	156	232	0.15	ug/L	#	72
66) n-Propylbenzene	10.926	91	1169	0.16	ug/L		89
67) 1,1,2,2-Tetrachloroethane	10.986	83	374	0.20	ug/L		66
68) 2-Chlorotoluene	11.047	126	190	0.14	ug/L	#	49
69) 1,3,5-Trimethylbenzene	11.072	105	735	0.16	ug/L		87
70) 1,2,3-Trichloropropane	0.000		0	N.D.			
71) t-1,4-Dichloro-2-butene	0.000		0	N.D.			

Quantitation Report (Not Reviewed)

Data Path : Y:\DATA\2020-11\0K18062\
Data File : VF20111807.D
Acq On : 18 Nov 2020 7:54 pm
Operator : TNL
Sample : 0k18062-CAL2
Misc : 1X 5mL 0.2ppb DI+MeOH
ALS Vial : 7 Sample Multiplier: 1

Quant Time: Nov 19 13:12:36 2020
Quant Method : Y:\METHODS\VF201119S.M
Quant Title : EPA 8260: Volatile Organic Compounds
QLast Update : Thu Aug 13 21:24:28 2020
Response via : Initial Calibration

Compound	R.T.	QIon	Response	Conc	Units		Dev(Min)
72) 4-Chlorotoluene	11.187	91	612	0.14	ug/L		87
73) tert-Butylbenzene	11.327	91	371	0.15	ug/L	#	83
74) 1,2,4-Trimethylbenzene	11.388	105	750	0.16	ug/L		77
75) sec-Butylbenzene	11.467	105	791	0.14	ug/L		81
76) 4-Isopropyltoluene	11.570	119	617	0.14	ug/L		97
77) 1,3-Dichlorobenzene	11.643	146	341	0.13	ug/L		93
78) 1,4-Dichlorobenzene	11.704	146	513	0.18	ug/L	#	7
79) n-Butylbenzene	11.893	91	549	0.14	ug/L		70
80) 1,2-Dichlorobenzene	12.026	146	396	0.16	ug/L		94
81) 1,2-Dibromo-3-Chloropr...	0.000		0	N.D.			
82) Hexachlorobutadiene	0.000		0	N.D.			
83) 1,2,4-Trichlorobenzene	0.000		0	N.D.			
84) Naphthalene	13.443	128	380	0.31	ug/L		78
85) 1,2,3-Trichlorobenzene	13.601	180	139	0.11	ug/L		72

(#) = qualifier out of range (m) = manual integration (+) = signals summed

Quantitation Report (Not Reviewed)

Data Path : Y:\DATA\2020-11\0K18062\
Data File : VF20111807.D
Acq On : 18 Nov 2020 7:54 pm
Operator : TNL
Sample : 0k18062-CAL2
Misc : 1X 5mL 0.2ppb DI+MeOH
ALS Vial : 7 Sample Multiplier: 1

Quant Time: Nov 19 13:12:36 2020
Quant Method : Y:\METHODS\VF201119S.M
Quant Title : EPA 8260: Volatile Organic Compounds
QLast Update : Thu Aug 13 21:24:28 2020
Response via : Initial Calibration

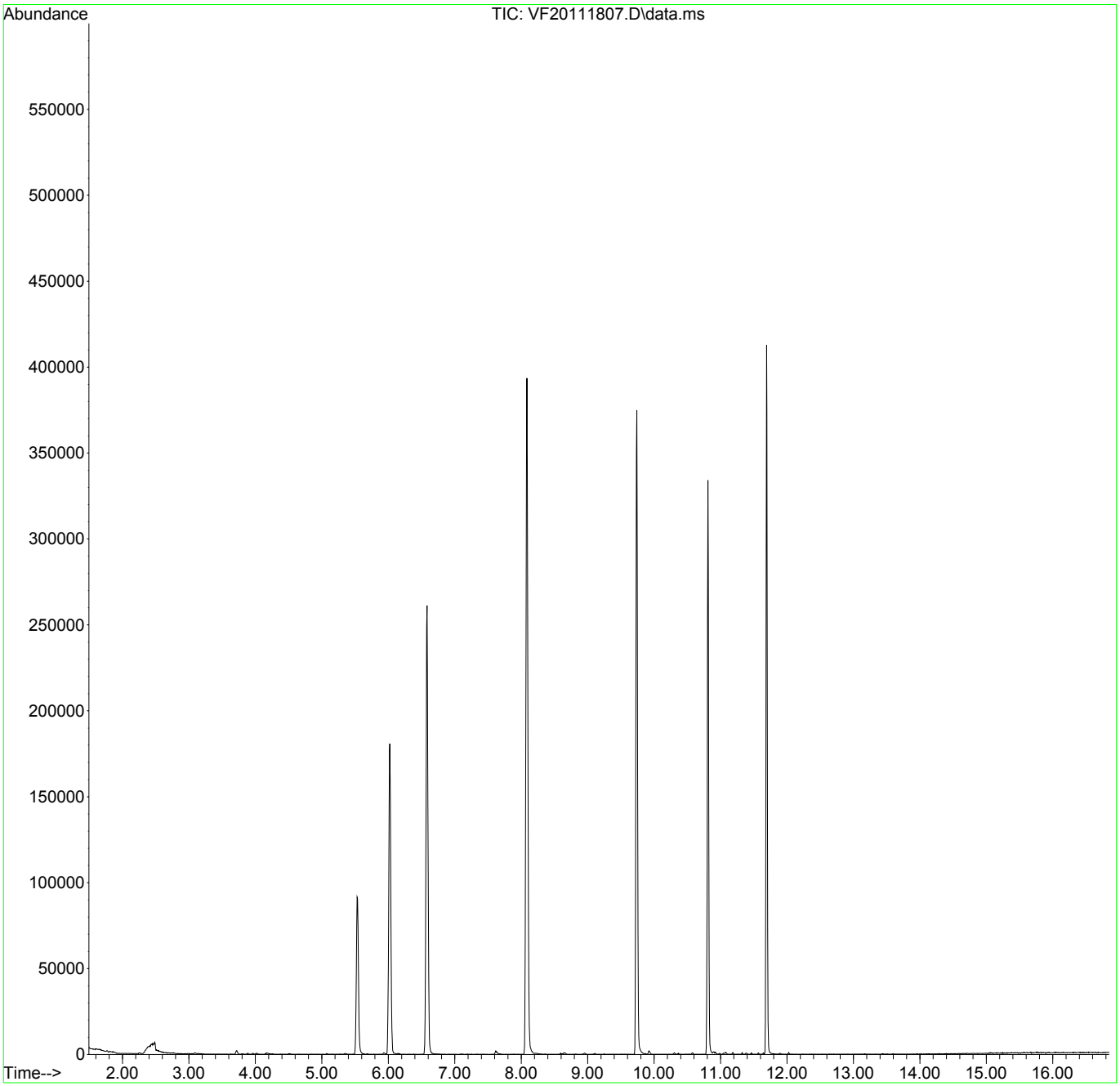

Quantitation Report (QT Reviewed)

Data Path : Y:\DATA\2020-11\0K18062\
Data File : VF20111807.D
Acq On : 18 Nov 2020 7:54 pm
Operator : TNL
Sample : 0k18062-CAL2
Misc : 1X 5mL 0.2ppb DI+MeOH
ALS Vial : 7 Sample Multiplier: 1

11/20/20 TNL

Quant Time: Nov 19 13:13:59 2020
Quant Method : Y:\METHODS\VF201119S.M
Quant Title : EPA 8260: Volatile Organic Compounds
QLast Update : Thu Aug 13 21:24:28 2020
Response via : Initial Calibration

Compound	R.T.	QIon	Response	Conc	Units		Dev(Min)
Internal Standards							
1) Pentafluorobenzene (I)	6.024	99	76032	50.00	ug/L		0.00
43) Chlorobenzene-d5 (I)	9.740	117	209658	50.00	ug/L		0.00
63) 1,4-Dichlorobenzene-d4...	11.692	152	92179	50.00	ug/L		0.00
System Monitoring Compounds							
30) Dibromofluoromethane (S)	5.538	111	63945	50.34	ug/L		0.00
37) 1,4-Difluorobenzene (S)	6.584	114	236428	52.89	ug/L		0.00
45) Toluene-d8 (S)	8.086	98	303923	48.81	ug/L		0.00
64) 4-Bromofluorobenzene (S)	10.810	174	79731	50.77	ug/L		0.00
Target Compounds							Qvalue
2) Dichlorodifluoromethane	0.000		0	N.D.	d		
3) Chloromethane	1.816	50	380	0.18	ug/L	#	48
4) Vinyl Chloride	0.000		0	N.D.	d		
5) Bromomethane	2.254	96	391	0.32	ug/L		81
6) Chloroethane	0.000		0	N.D.			
7) Trichlorofluoromethane	0.000		0	N.D.	d		
8) Ethanol	0.000		0	N.D.			
9) 1,1-Dichloroethene	3.087	61	370	0.15	ug/L		82
10) Carbon Disulfide	3.105	76	409	0.14	ug/L		77
11) Freon 113	3.135	101	174	0.14	ug/L	#	66
12) Iodomethane	0.000		0	N.D.			
13) Methylene Chloride	3.719	84	1132	0.71	ug/L		83
14) Acetone	0.000		0	N.D.	d		
15) t-1,2-Dichloroethene	3.877	61	351	0.15	ug/L	#	65
16) n-Hexane	0.000		0	N.D.			
17) Methyl-tert-butyl-ether	4.017	73	799	0.17	ug/L		60
18) tert-Butanol (TBA)	0.000		0	N.D.	d		
19) Diisopropyl ether (DIPE)	0.000		0	N.D.			
20) 1,1-Dichloroethane	4.504	63	478	0.16	ug/L		86
21) Acrylonitrile	0.000		0	N.D.			
22) Ethyl-tert-butyl ether...	0.000		0	N.D.			
23) c-1,2-Dichloroethene	5.081	61	281	0.12	ug/L	#	60
24) 2,2-Dichloropropane	0.000		0	N.D.			
25) Bromochloromethane	0.000		0	N.D.			
26) Chloroform	5.355	83	513	0.20	ug/L		82
27) Carbon Tetrachloride	0.000		0	N.D.			

Quantitation Report (QT Reviewed)

Data Path : Y:\DATA\2020-11\0K18062\
Data File : VF20111807.D
Acq On : 18 Nov 2020 7:54 pm
Operator : TNL
Sample : 0k18062-CAL2
Misc : 1X 5mL 0.2ppb DI+MeOH
ALS Vial : 7 Sample Multiplier: 1

Quant Time: Nov 19 13:13:59 2020
Quant Method : Y:\METHODS\VF201119S.M
Quant Title : EPA 8260: Volatile Organic Compounds
QLast Update : Thu Aug 13 21:24:28 2020
Response via : Initial Calibration

Compound	R.T.	QIon	Response	Conc	Units		Dev(Min)
28) Tetrahydrofuran	0.000		0	N.D.			
29) 1,1,1-Trichloroethane	5.550	97	317	0.15	ug/L	#	24
31) 1,1-Dichloropropene	0.000		0	N.D.		d	
32) 2-Butanone (MEK)	0.000		0	N.D.			
33) Benzene	5.933	78	1405	0.20	ug/L		85
34) tert-Amyl methyl ether...	0.000		0	N.D.			
35) 1,2-Dichloroethane (EDC)	0.000		0	N.D.		d	
36) iso-Butyl Alcohol	0.000		0	N.D.			
38) Trichloroethene (TCE)	6.553	130	295	0.19	ug/L		88
39) tert-Amyl ethyl ether ...	0.000		0	N.D.			
40) Dibromomethane	0.000		0	N.D.			
41) 1,2-Dichloropropane	0.000		0	N.D.		d	
42) Bromodichloromethane	0.000		0	N.D.			
44) c-1,3-Dichloropropene	0.000		0	N.D.		d	
46) Toluene	8.153	91	1602	0.20	ug/L		88
47) Tetrachloroethene (PCE)	8.597	166	162	0.10	ug/L	#	75
48) 4-Methyl-2-Pentanone (...	0.000		0	N.D.		d	
49) t-1,3-Dichloropropene	0.000		0	N.D.			
50) 1,1,2-Trichloroethane	0.000		0	N.D.			
51) Dibromochloromethane	0.000		0	N.D.			
52) 1,3-Dichloropropane	9.107	76	545	0.18	ug/L	#	72
53) 1,2-Dibromoethane (EDB)	0.000		0	N.D.			
54) 2-Hexanone	0.000		0	N.D.			
55) Chlorobenzene	9.752	112	951	0.21	ug/L	#	40
56) Ethylbenzene	9.788	91	1186	0.16	ug/L		84
57) 1,1,1,2-Tetrachloroethane	0.000		0	N.D.			
58) m,p-Xylenes (2)	9.922	91	1907	0.35	ug/L		90
59) o-Xylene	10.305	91	847	0.15	ug/L		83
60) Styrene	10.366	104	448	0.28	ug/L		88
61) Bromoform	0.000		0	N.D.			
62) Isopropylbenzene	10.579	105	927	0.15	ug/L		98
65) Bromobenzene	10.901	156	232	0.15	ug/L	#	72
66) n-Propylbenzene	10.926	91	1169	0.16	ug/L		89
67) 1,1,2,2-Tetrachloroethane	10.986	83	374	0.20	ug/L		66
68) 2-Chlorotoluene	11.047	126	190	0.14	ug/L	#	49
69) 1,3,5-Trimethylbenzene	11.072	105	735	0.16	ug/L		87
70) 1,2,3-Trichloropropane	0.000		0	N.D.			
71) t-1,4-Dichloro-2-butene	0.000		0	N.D.			

Data Path : Y:\DATA\2020-11\0K18062\
Data File : VF20111807.D
Acq On : 18 Nov 2020 7:54 pm
Operator : TNL
Sample : 0k18062-CAL2
Misc : 1X 5mL 0.2ppb DI+MeOH
ALS Vial : 7 Sample Multiplier: 1

Quant Time: Nov 19 13:13:59 2020
Quant Method : Y:\METHODS\VF201119S.M
Quant Title : EPA 8260: Volatile Organic Compounds
QLast Update : Thu Aug 13 21:24:28 2020
Response via : Initial Calibration

Compound	R.T.	QIon	Response	Conc	Units		Dev(Min)
72) 4-Chlorotoluene	11.187	91	612	0.14	ug/L		87
73) tert-Butylbenzene	11.327	91	371	0.15	ug/L	#	83
74) 1,2,4-Trimethylbenzene	11.388	105	750	0.16	ug/L		77
75) sec-Butylbenzene	11.467	105	791	0.14	ug/L		81
76) 4-Isopropyltoluene	11.570	119	617	0.14	ug/L		97
77) 1,3-Dichlorobenzene	11.643	146	341	0.13	ug/L		93
78) 1,4-Dichlorobenzene	11.704	146	513	0.18	ug/L	#	7
79) n-Butylbenzene	11.893	91	549	0.14	ug/L		70
80) 1,2-Dichlorobenzene	12.026	146	396	0.16	ug/L		94
81) 1,2-Dibromo-3-Chloropr...	0.000		0	N.D.			
82) Hexachlorobutadiene	0.000		0	N.D.			
83) 1,2,4-Trichlorobenzene	0.000		0	N.D.			
84) Naphthalene	13.443	128	380	0.31	ug/L		78
85) 1,2,3-Trichlorobenzene	13.601	180	139	0.11	ug/L		72

(#) = qualifier out of range (m) = manual integration (+) = signals summed

Quantitation Report (QT Reviewed)

Data Path : Y:\DATA\2020-11\0K18062\
Data File : VF20111807.D
Acq On : 18 Nov 2020 7:54 pm
Operator : TNL
Sample : 0k18062-CAL2
Misc : 1X 5mL 0.2ppb DI+MeOH
ALS Vial : 7 Sample Multiplier: 1

Quant Time: Nov 19 13:13:59 2020
Quant Method : Y:\METHODS\VF201119S.M
Quant Title : EPA 8260: Volatile Organic Compounds
QLast Update : Thu Aug 13 21:24:28 2020
Response via : Initial Calibration

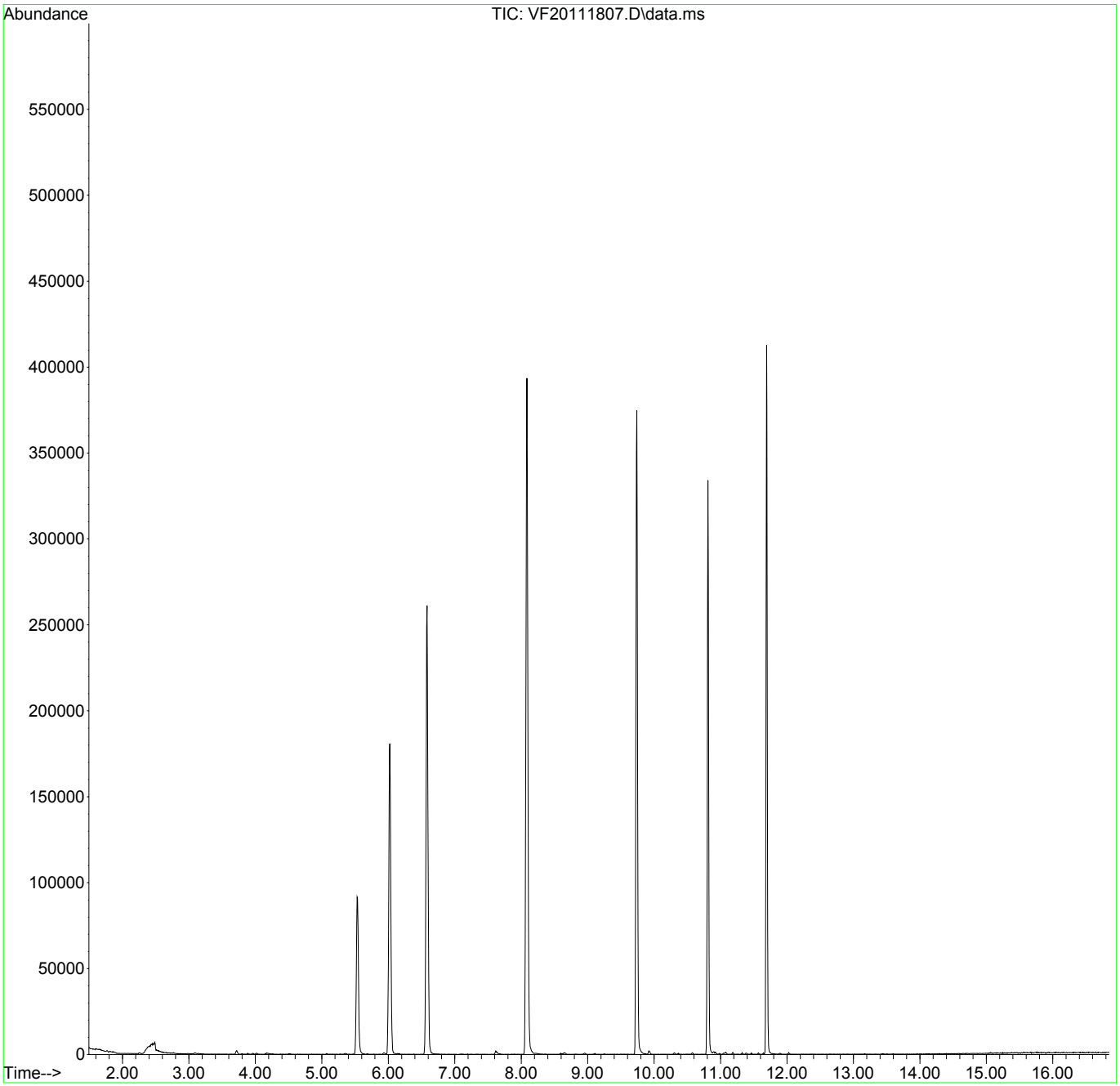

Quantitation Report (Not Reviewed)

Data Path : Y:\DATA\2020-11\0K18062\
Data File : VF20111808.D
Acq On : 18 Nov 2020 8:21 pm
Operator : TNL
Sample : 0k18062-CAL3
Misc : 1X 5mL 0.4ppb DI+MeOH 11/20/20 TNL
ALS Vial : 8 Sample Multiplier: 1

Quant Time: Nov 19 13:15:21 2020
Quant Method : Y:\METHODS\VF201119S.M
Quant Title : EPA 8260: Volatile Organic Compounds
QLast Update : Thu Aug 13 21:24:28 2020
Response via : Initial Calibration

Compound	R.T.	QIon	Response	Conc	Units		Dev(Min)
Internal Standards							
1) Pentafluorobenzene (I)	6.019	99	76882	50.00	ug/L		0.00
43) Chlorobenzene-d5 (I)	9.741	117	208976	50.00	ug/L		0.00
63) 1,4-Dichlorobenzene-d4...	11.693	152	90784	50.00	ug/L		0.00
System Monitoring Compounds							
30) Dibromofluoromethane (S)	5.532	111	63552	49.48	ug/L		0.00
37) 1,4-Difluorobenzene (S)	6.584	114	237778	52.60	ug/L		0.00
45) Toluene-d8 (S)	8.086	98	303847	48.96	ug/L		0.00
64) 4-Bromofluorobenzene (S)	10.811	174	80354	51.95	ug/L		0.00
Target Compounds							Qvalue
2) Dichlorodifluoromethane	1.610	85	370	0.23	ug/L		87
3) Chloromethane	1.817	50	683	0.31	ug/L		85
4) Vinyl Chloride	1.902	62	388	0.20	ug/L		93
5) Bromomethane	2.261	96	675	0.54	ug/L		82
6) Chloroethane	2.394	64	135	0.25	ug/L	#	1
7) Trichlorofluoromethane	2.540	101	199	0.17	ug/L		76
8) Ethanol	0.000		0	N.D.			
9) 1,1-Dichloroethene	3.082	61	693	0.29	ug/L		79
10) Carbon Disulfide	3.106	76	868	0.30	ug/L		77
11) Freon 113	3.136	101	404	0.32	ug/L	#	60
12) Iodomethane	0.000		0	N.D.			
13) Methylene Chloride	3.720	84	1463	0.91	ug/L		94
14) Acetone	3.805	43	600	0.88	ug/L	#	42
15) t-1,2-Dichloroethene	3.890	61	752	0.33	ug/L		95
16) n-Hexane	0.000		0	N.D.			
17) Methyl-tert-butyl-ether	4.018	73	1756	0.36	ug/L		96
18) tert-Butanol (TBA)	4.219	59	2088	11.02	ug/L	#	93
19) Diisopropyl ether (DIPE)	4.419	45	364	0.06	ug/L	#	33
20) 1,1-Dichloroethane	4.517	63	1090	0.36	ug/L		83
21) Acrylonitrile	0.000		0	N.D.			
22) Ethyl-tert-butyl ether...	4.778	59	317	0.07	ug/L	#	38
23) c-1,2-Dichloroethene	5.076	61	649	0.28	ug/L		91
24) 2,2-Dichloropropane	5.167	77	367	0.22	ug/L		75
25) Bromochloromethane	5.283	49	403	0.26	ug/L		79
26) Chloroform	5.350	83	1004	0.39	ug/L		97
27) Carbon Tetrachloride	5.478	117	413	0.48	ug/L		74

Quantitation Report (Not Reviewed)

Data Path : Y:\DATA\2020-11\0K18062\
Data File : VF20111808.D
Acq On : 18 Nov 2020 8:21 pm
Operator : TNL
Sample : 0k18062-CAL3
Misc : 1X 5mL 0.4ppb DI+MeOH
ALS Vial : 8 Sample Multiplier: 1

Quant Time: Nov 19 13:15:21 2020
Quant Method : Y:\METHODS\VF201119S.M
Quant Title : EPA 8260: Volatile Organic Compounds
QLast Update : Thu Aug 13 21:24:28 2020
Response via : Initial Calibration

Compound	R.T.	QIon	Response	Conc	Units		Dev(Min)
28) Tetrahydrofuran	0.000		0	N.D.			
29) 1,1,1-Trichloroethane	5.557	97	689	0.33	ug/L		94
31) 1,1-Dichloropropene	5.684	75	742	0.35	ug/L		89
32) 2-Butanone (MEK)	5.696	43	292	0.25	ug/L		54
33) Benzene	5.934	78	2630	0.38	ug/L		94
34) tert-Amyl methyl ether...	6.061	73	304	0.07	ug/L		50
35) 1,2-Dichloroethane (EDC)	6.153	62	777	0.33	ug/L		88
36) iso-Butyl Alcohol	6.244	43	387	4.26	ug/L		96
38) Trichloroethene (TCE)	6.560	130	535	0.34	ug/L	#	78
39) tert-Amyl ethyl ether ...	6.803	59	131	0.04	ug/L	#	21
40) Dibromomethane	7.016	93	231	0.24	ug/L	#	47
41) 1,2-Dichloropropane	7.107	63	555	0.30	ug/L		91
42) Bromodichloromethane	7.186	83	451	0.46	ug/L		93
44) c-1,3-Dichloropropene	7.886	75	456	0.39	ug/L	#	61
46) Toluene	8.147	91	3088	0.39	ug/L		91
47) Tetrachloroethene (PCE)	8.603	166	519	0.34	ug/L		96
48) 4-Methyl-2-Pentanone (...	8.603	43	1032	0.41	ug/L		83
49) t-1,3-Dichloropropene	8.646	75	319	0.91	ug/L		47
50) 1,1,2-Trichloroethane	8.810	97	523	0.33	ug/L		81
51) Dibromochloromethane	9.011	129	217	0.93	ug/L		89
52) 1,3-Dichloropropane	9.108	76	985	0.33	ug/L		85
53) 1,2-Dibromoethane (EDB)	9.254	107	346	0.23	ug/L		72
54) 2-Hexanone	9.503	43	341	0.66	ug/L		86
55) Chlorobenzene	9.753	112	1852	0.41	ug/L		79
56) Ethylbenzene	9.783	91	2537	0.34	ug/L		96
57) 1,1,1,2-Tetrachloroethane	9.826	131	306	0.54	ug/L	#	70
58) m,p-Xylenes (2)	9.923	91	3490	0.64	ug/L		97
59) o-Xylene	10.306	91	1764	0.32	ug/L		92
60) Styrene	10.361	104	981	0.40	ug/L		97
61) Bromoform	10.379	173	144	1.12	ug/L	#	36
62) Isopropylbenzene	10.574	105	1775	0.28	ug/L		93
65) Bromobenzene	10.902	156	570	0.38	ug/L		92
66) n-Propylbenzene	10.920	91	2303	0.33	ug/L		95
67) 1,1,2,2-Tetrachloroethane	10.987	83	658	0.36	ug/L		86
68) 2-Chlorotoluene	11.048	126	463	0.34	ug/L		90
69) 1,3,5-Trimethylbenzene	11.072	105	1451	0.32	ug/L		83
70) 1,2,3-Trichloropropane	11.091	110	200	0.29	ug/L	#	33
71) t-1,4-Dichloro-2-butene	0.000		0	N.D.			

Quantitation Report (Not Reviewed)

Data Path : Y:\DATA\2020-11\0K18062\
Data File : VF20111808.D
Acq On : 18 Nov 2020 8:21 pm
Operator : TNL
Sample : 0k18062-CAL3
Misc : 1X 5mL 0.4ppb DI+MeOH
ALS Vial : 8 Sample Multiplier: 1

Quant Time: Nov 19 13:15:21 2020
Quant Method : Y:\METHODS\VF201119S.M
Quant Title : EPA 8260: Volatile Organic Compounds
QLast Update : Thu Aug 13 21:24:28 2020
Response via : Initial Calibration

Compound	R.T.	QIon	Response	Conc	Units	Dev(Min)
72) 4-Chlorotoluene	11.182	91	1411	0.33	ug/L	97
73) tert-Butylbenzene	11.328	91	855	0.34	ug/L	92
74) 1,2,4-Trimethylbenzene	11.389	105	1409	0.31	ug/L	88
75) sec-Butylbenzene	11.468	105	1704	0.32	ug/L	95
76) 4-Isopropyltoluene	11.571	119	1233	0.29	ug/L	95
77) 1,3-Dichlorobenzene	11.644	146	882	0.35	ug/L	97
78) 1,4-Dichlorobenzene	11.711	146	1140	0.41	ug/L	94
79) n-Butylbenzene	11.893	91	1199	0.31	ug/L	95
80) 1,2-Dichlorobenzene	12.027	146	895	0.38	ug/L	95
81) 1,2-Dibromo-3-Chloropr...	0.000		0	N.D.		
82) Hexachlorobutadiene	0.000		0	N.D.		
83) 1,2,4-Trichlorobenzene	13.164	180	261	0.21	ug/L	69
84) Naphthalene	13.444	128	785	0.40	ug/L	78
85) 1,2,3-Trichlorobenzene	13.602	180	269	0.23	ug/L	75

(#) = qualifier out of range (m) = manual integration (+) = signals summed

Quantitation Report (Not Reviewed)

Data Path : Y:\DATA\2020-11\0K18062\
Data File : VF20111808.D
Acq On : 18 Nov 2020 8:21 pm
Operator : TNL
Sample : 0k18062-CAL3
Misc : 1X 5mL 0.4ppb DI+MeOH
ALS Vial : 8 Sample Multiplier: 1

Quant Time: Nov 19 13:15:21 2020
Quant Method : Y:\METHODS\VF201119S.M
Quant Title : EPA 8260: Volatile Organic Compounds
QLast Update : Thu Aug 13 21:24:28 2020
Response via : Initial Calibration

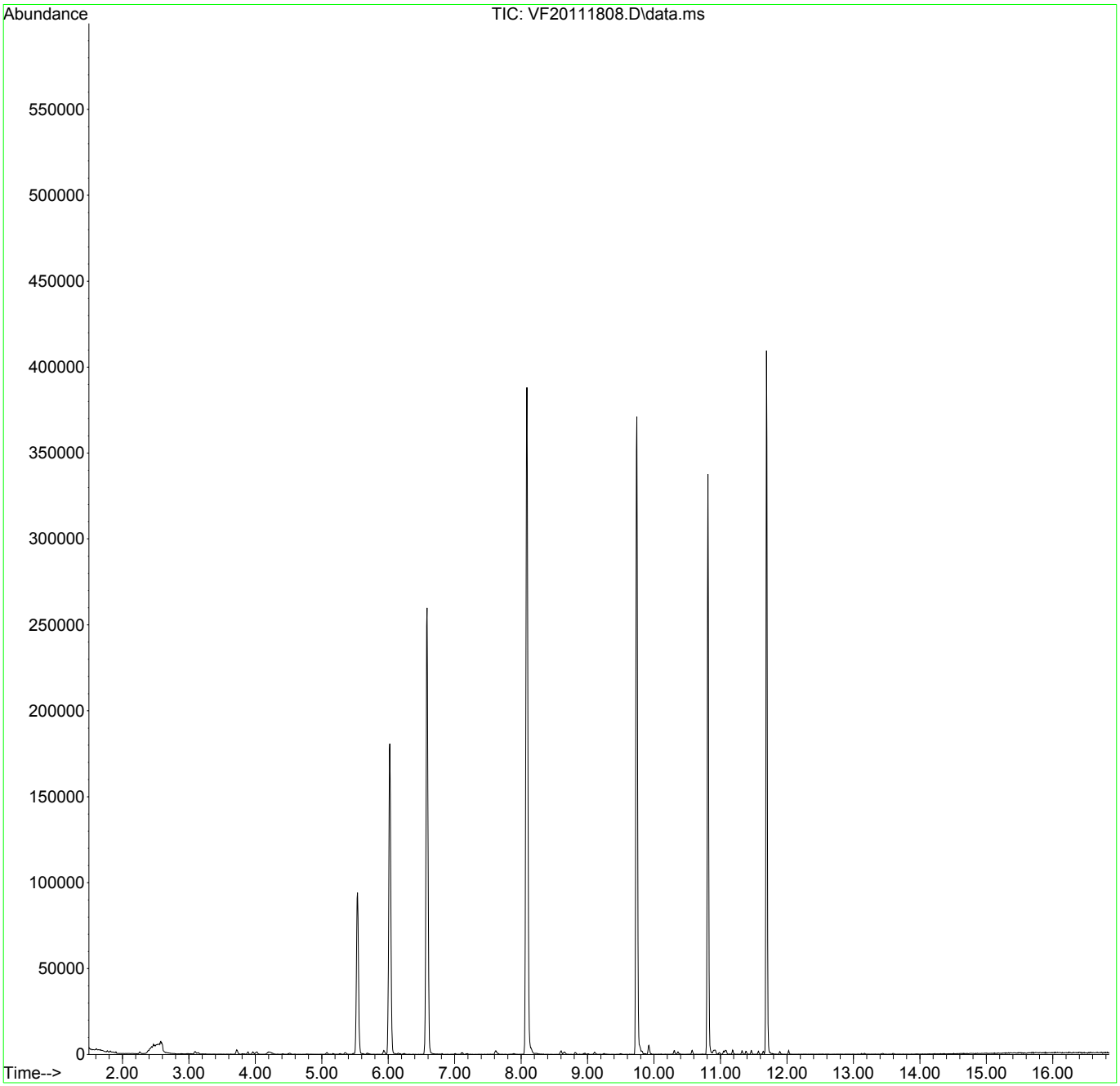

Quantitation Report (Qedit)

Data Path : Y:\DATA\2020-11\0K18062\
Data File : VF20111808.D
Acq On : 18 Nov 2020 8:21 pm
Operator : TNL
Sample : 0k18062-CAL3
Misc : 1X 5mL 0.4ppb DI+MeOH
ALS Vial : 8 Sample Multiplier: 1

Quant Time: Nov 19 13:16:05 2020
Quant Method : Y:\METHODS\VF201119S.M
Quant Title : EPA 8260: Volatile Organic Compounds
QLast Update : Thu Nov 19 13:15:50 2020
Response via : Initial Calibration

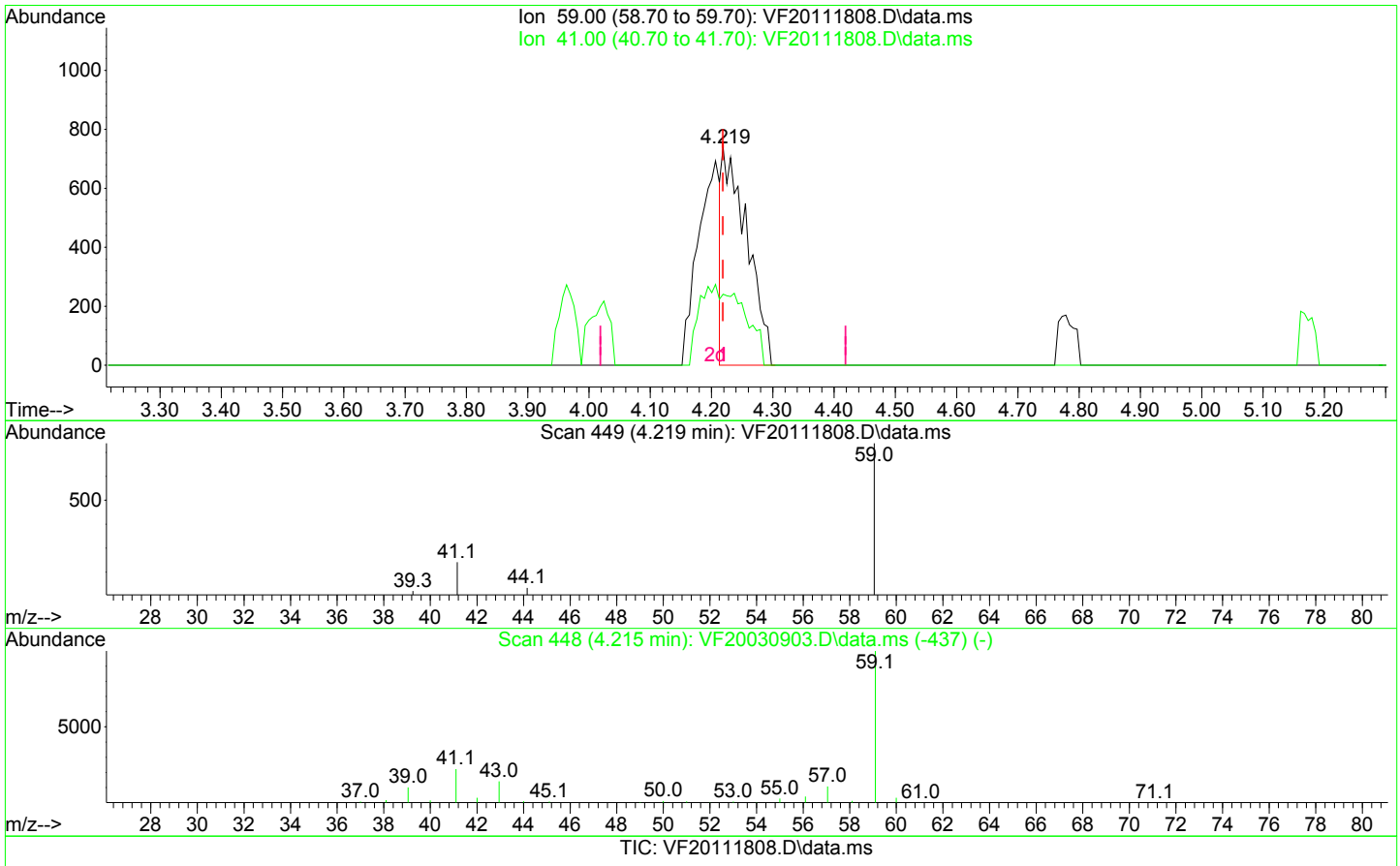

TIC: VF20111808.D\data.ms

(18) tert-Butanol (TBA)

4.219min (0.000) 11.02 ug/L

response 2088

Ion	Exp%	Act%
59.00	100.00	100.00
41.00	28.80	32.66#
0.00	0.00	0.00
0.00	0.00	0.00

Quantitation Report (Qedit)

Data Path : Y:\DATA\2020-11\0K18062\
Data File : VF20111808.D
Acq On : 18 Nov 2020 8:21 pm
Operator : TNL
Sample : 0k18062-CAL3
Misc : 1X 5mL 0.4ppb DI+MeOH
ALS Vial : 8 Sample Multiplier: 1

Quant Time: Nov 19 13:16:05 2020
Quant Method : Y:\METHODS\VF201119S.M
Quant Title : EPA 8260: Volatile Organic Compounds
QLast Update : Thu Nov 19 13:15:50 2020
Response via : Initial Calibration

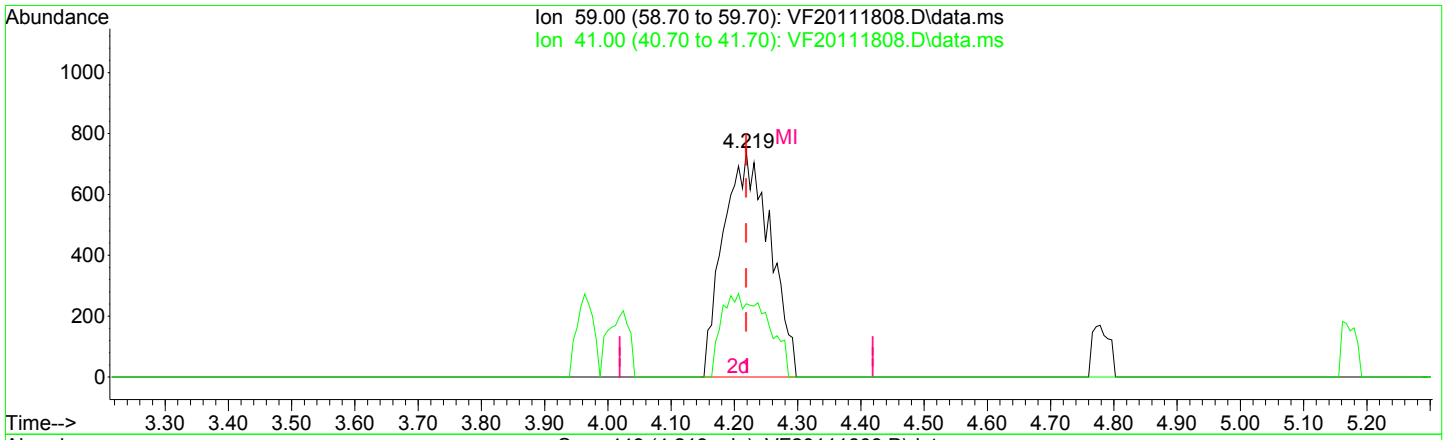

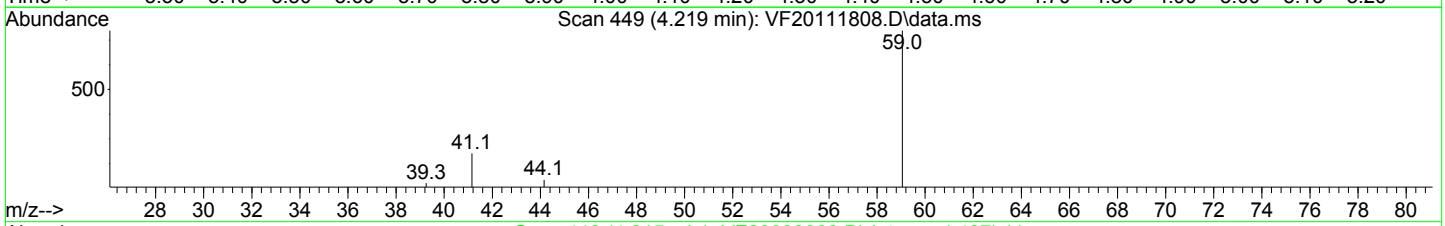

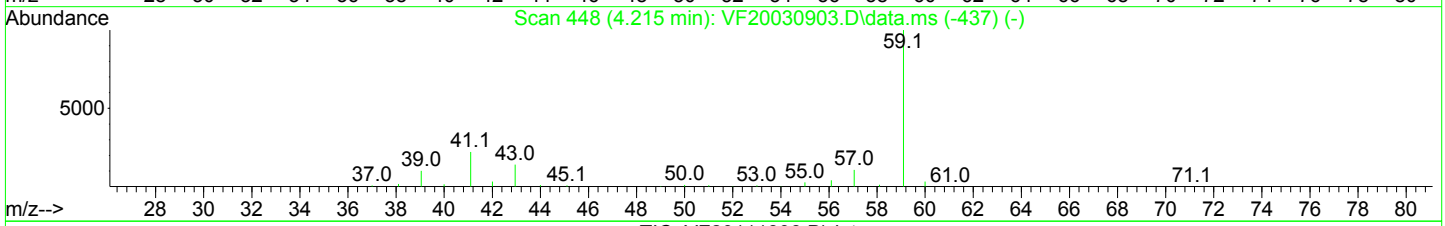

TIC: VF20111808.D\data.ms

(18) tert-Butanol (TBA)

4.219min (0.000) 19.93 ug/L m

response 3777

Ion	Exp%	Act%
59.00	100.00	100.00
41.00	28.80	32.66#
0.00	0.00	0.00
0.00	0.00	0.00

Quantitation Report (QT Reviewed)

Data Path : Y:\DATA\2020-11\0K18062\
Data File : VF20111808.D
Acq On : 18 Nov 2020 8:21 pm
Operator : TNL
Sample : 0k18062-CAL3 11/20/20 TNL
Misc : 1X 5mL 0.4ppb DI+MeOH
ALS Vial : 8 Sample Multiplier: 1

Quant Time: Nov 19 13:17:33 2020
Quant Method : Y:\METHODS\VF201119S.M
Quant Title : EPA 8260: Volatile Organic Compounds
QLast Update : Thu Nov 19 13:15:50 2020
Response via : Initial Calibration

Compound	R.T.	QIon	Response	Conc	Units		Dev(Min)
Internal Standards							
1) Pentafluorobenzene (I)	6.019	99	76882	50.00	ug/L		0.00
43) Chlorobenzene-d5 (I)	9.741	117	208976	50.00	ug/L		0.00
63) 1,4-Dichlorobenzene-d4...	11.693	152	90784	50.00	ug/L		0.00
System Monitoring Compounds							
30) Dibromofluoromethane (S)	5.532	111	63552	49.48	ug/L		0.00
37) 1,4-Difluorobenzene (S)	6.584	114	237778	52.60	ug/L		0.00
45) Toluene-d8 (S)	8.086	98	303847	48.96	ug/L		0.00
64) 4-Bromofluorobenzene (S)	10.811	174	80354	51.95	ug/L		0.00
Target Compounds							Qvalue
2) Dichlorodifluoromethane	1.610	85	370	0.23	ug/L		87
3) Chloromethane	1.817	50	683	0.31	ug/L		85
4) Vinyl Chloride	1.902	62	388	0.20	ug/L		93
5) Bromomethane	2.261	96	675	0.54	ug/L		82
6) Chloroethane	0.000		0	N.D.	d		
7) Trichlorofluoromethane	2.540	101	199	0.17	ug/L		76
8) Ethanol	0.000		0	N.D.			
9) 1,1-Dichloroethene	3.082	61	693	0.29	ug/L		79
10) Carbon Disulfide	3.106	76	868	0.30	ug/L		77
11) Freon 113	3.136	101	404	0.32	ug/L	#	60
12) Iodomethane	0.000		0	N.D.			
13) Methylene Chloride	3.720	84	1463	0.91	ug/L		94
14) Acetone	0.000		0	N.D.	d		
15) t-1,2-Dichloroethene	3.890	61	752	0.33	ug/L		95
16) n-Hexane	0.000		0	N.D.			
17) Methyl-tert-butyl-ether	4.018	73	1756	0.36	ug/L		96
18) tert-Butanol (TBA)	4.219	59	3777m	19.93	ug/L		
19) Diisopropyl ether (DIPE)	4.419	45	364	0.06	ug/L	#	33
20) 1,1-Dichloroethane	4.517	63	1090	0.36	ug/L		83
21) Acrylonitrile	0.000		0	N.D.			
22) Ethyl-tert-butyl ether...	0.000		0	N.D.	d		
23) c-1,2-Dichloroethene	5.076	61	649	0.28	ug/L		91
24) 2,2-Dichloropropane	5.167	77	367	0.22	ug/L		75
25) Bromochloromethane	5.283	49	403	0.26	ug/L		79
26) Chloroform	5.350	83	1004	0.39	ug/L		97
27) Carbon Tetrachloride	5.478	117	413	0.48	ug/L		74

Quantitation Report (QT Reviewed)

Data Path : Y:\DATA\2020-11\0K18062\
Data File : VF20111808.D
Acq On : 18 Nov 2020 8:21 pm
Operator : TNL
Sample : 0k18062-CAL3
Misc : 1X 5mL 0.4ppb DI+MeOH
ALS Vial : 8 Sample Multiplier: 1

Quant Time: Nov 19 13:17:33 2020
Quant Method : Y:\METHODS\VF201119S.M
Quant Title : EPA 8260: Volatile Organic Compounds
QLast Update : Thu Nov 19 13:15:50 2020
Response via : Initial Calibration

Compound	R.T.	QIon	Response	Conc	Units		Dev(Min)
28) Tetrahydrofuran	0.000		0	N.D.			
29) 1,1,1-Trichloroethane	5.557	97	689	0.33	ug/L		94
31) 1,1-Dichloropropene	5.684	75	742	0.35	ug/L		89
32) 2-Butanone (MEK)	0.000		0	N.D.	d		
33) Benzene	5.934	78	2630	0.38	ug/L		94
34) tert-Amyl methyl ether...	6.061	73	304	0.07	ug/L		50
35) 1,2-Dichloroethane (EDC)	6.153	62	777	0.33	ug/L		88
36) iso-Butyl Alcohol	6.244	43	387	4.26	ug/L		96
38) Trichloroethene (TCE)	6.560	130	535	0.34	ug/L	#	78
39) tert-Amyl ethyl ether ...	0.000		0	N.D.	d		
40) Dibromomethane	7.016	93	231	0.24	ug/L	#	47
41) 1,2-Dichloropropane	7.107	63	555	0.30	ug/L		91
42) Bromodichloromethane	7.186	83	451	0.46	ug/L		93
44) c-1,3-Dichloropropene	7.886	75	456	0.39	ug/L	#	61
46) Toluene	8.147	91	3088	0.39	ug/L		91
47) Tetrachloroethene (PCE)	8.603	166	519	0.34	ug/L		96
48) 4-Methyl-2-Pentanone (...	8.603	43	1032	0.41	ug/L		83
49) t-1,3-Dichloropropene	0.000		0	N.D.	d		
50) 1,1,2-Trichloroethane	8.810	97	523	0.33	ug/L		81
51) Dibromochloromethane	9.011	129	217	0.93	ug/L		89
52) 1,3-Dichloropropane	9.108	76	985	0.33	ug/L		85
53) 1,2-Dibromoethane (EDB)	9.254	107	346	0.23	ug/L		72
54) 2-Hexanone	9.503	43	341	0.66	ug/L		86
55) Chlorobenzene	9.753	112	1852	0.41	ug/L		79
56) Ethylbenzene	9.783	91	2537	0.34	ug/L		96
57) 1,1,1,2-Tetrachloroethane	9.826	131	306	0.54	ug/L	#	70
58) m,p-Xylenes (2)	9.923	91	3490	0.64	ug/L		97
59) o-Xylene	10.306	91	1764	0.32	ug/L		92
60) Styrene	10.361	104	981	0.40	ug/L		97
61) Bromoform	0.000		0	N.D.	d		
62) Isopropylbenzene	10.574	105	1775	0.28	ug/L		93
65) Bromobenzene	10.902	156	570	0.38	ug/L		92
66) n-Propylbenzene	10.920	91	2303	0.33	ug/L		95
67) 1,1,2,2-Tetrachloroethane	10.987	83	658	0.36	ug/L		86
68) 2-Chlorotoluene	11.048	126	463	0.34	ug/L		90
69) 1,3,5-Trimethylbenzene	11.072	105	1451	0.32	ug/L		83
70) 1,2,3-Trichloropropane	11.091	110	200	0.29	ug/L	#	33
71) t-1,4-Dichloro-2-butene	0.000		0	N.D.			

Data Path : Y:\DATA\2020-11\0K18062\
Data File : VF20111808.D
Acq On : 18 Nov 2020 8:21 pm
Operator : TNL
Sample : 0k18062-CAL3
Misc : 1X 5mL 0.4ppb DI+MeOH
ALS Vial : 8 Sample Multiplier: 1

Quant Time: Nov 19 13:17:33 2020
Quant Method : Y:\METHODS\VF201119S.M
Quant Title : EPA 8260: Volatile Organic Compounds
QLast Update : Thu Nov 19 13:15:50 2020
Response via : Initial Calibration

Compound	R.T.	QIon	Response	Conc	Units	Dev(Min)
72) 4-Chlorotoluene	11.182	91	1411	0.33	ug/L	97
73) tert-Butylbenzene	11.328	91	855	0.34	ug/L	92
74) 1,2,4-Trimethylbenzene	11.389	105	1409	0.31	ug/L	88
75) sec-Butylbenzene	11.468	105	1704	0.32	ug/L	95
76) 4-Isopropyltoluene	11.571	119	1233	0.29	ug/L	95
77) 1,3-Dichlorobenzene	11.644	146	882	0.35	ug/L	97
78) 1,4-Dichlorobenzene	11.711	146	1140	0.41	ug/L	94
79) n-Butylbenzene	11.893	91	1199	0.31	ug/L	95
80) 1,2-Dichlorobenzene	12.027	146	895	0.38	ug/L	95
81) 1,2-Dibromo-3-Chloropr...	0.000		0	N.D.		
82) Hexachlorobutadiene	0.000		0	N.D.		
83) 1,2,4-Trichlorobenzene	13.164	180	261	0.21	ug/L	69
84) Naphthalene	13.444	128	785	0.40	ug/L	78
85) 1,2,3-Trichlorobenzene	13.602	180	269	0.23	ug/L	75

(#) = qualifier out of range (m) = manual integration (+) = signals summed

Quantitation Report (QT Reviewed)

Data Path : Y:\DATA\2020-11\0K18062\
Data File : VF20111808.D
Acq On : 18 Nov 2020 8:21 pm
Operator : TNL
Sample : 0k18062-CAL3
Misc : 1X 5mL 0.4ppb DI+MeOH
ALS Vial : 8 Sample Multiplier: 1

Quant Time: Nov 19 13:17:33 2020
Quant Method : Y:\METHODS\VF201119S.M
Quant Title : EPA 8260: Volatile Organic Compounds
QLast Update : Thu Nov 19 13:15:50 2020
Response via : Initial Calibration

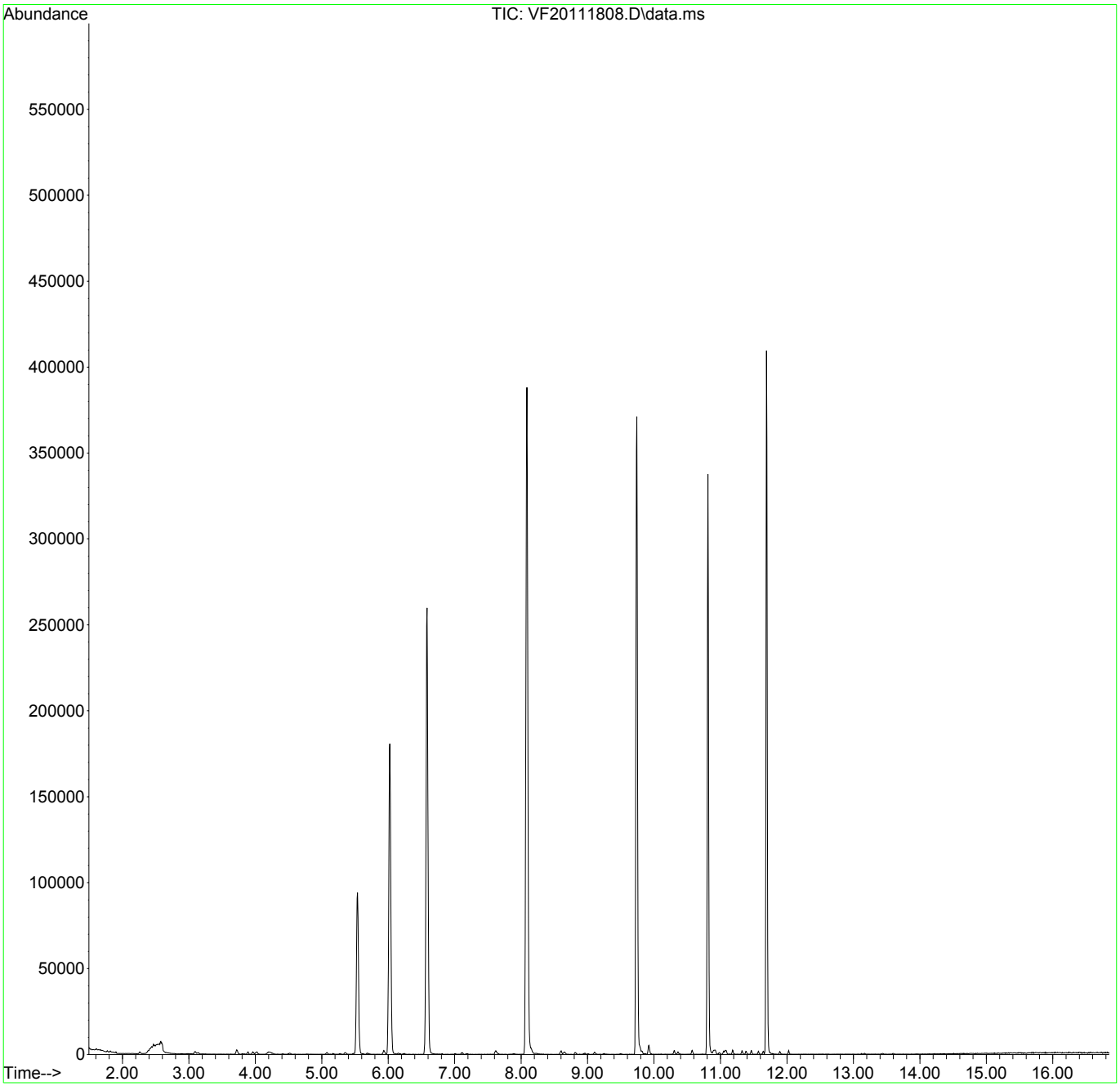

Quantitation Report (Not Reviewed)

Data Path : Y:\DATA\2020-11\0K18062\
Data File : VF20111809.D
Acq On : 18 Nov 2020 8:48 pm
Operator : TNL
Sample : 0k18062-CAL4
Misc : 1X 5mL 1ppb DI+MeOH
ALS Vial : 9 Sample Multiplier: 1

11/20/20 TNL

Quant Time: Nov 19 13:18:23 2020
Quant Method : Y:\METHODS\~~VF201119S.M~~
Quant Title : EPA 8260: Volatile Organic Compounds
QLast Update : Thu Nov 19 13:15:50 2020
Response via : Initial Calibration

Compound	R.T.	QIon	Response	Conc	Units		Dev(Min)
Internal Standards							
1) Pentafluorobenzene (I)	6.015	99	71760	50.00	ug/L		0.00
43) Chlorobenzene-d5 (I)	9.737	117	195748	50.00	ug/L		0.00
63) 1,4-Dichlorobenzene-d4...	11.695	152	87778	50.00	ug/L		0.00
System Monitoring Compounds							
30) Dibromofluoromethane (S)	5.528	111	61014	50.89	ug/L		0.00
37) 1,4-Difluorobenzene (S)	6.581	114	223356	52.94	ug/L		0.00
45) Toluene-d8 (S)	8.083	98	284112	48.87	ug/L		0.00
64) 4-Bromofluorobenzene (S)	10.813	174	77029	51.51	ug/L		0.00
Target Compounds							Qvalue
2) Dichlorodifluoromethane	1.600	85	1041	0.68	ug/L		95
3) Chloromethane	1.801	50	1575	0.77	ug/L		86
4) Vinyl Chloride	1.886	62	1023	0.57	ug/L		93
5) Bromomethane	2.251	96	1266	1.09	ug/L		98
6) Chloroethane	2.378	64	295	0.58	ug/L	#	1
7) Trichlorofluoromethane	2.512	101	1252	1.18	ug/L		98
8) Ethanol	3.157	45	969	64.56	ug/L		82
9) 1,1-Dichloroethene	3.078	61	1781	0.79	ug/L		87
10) Carbon Disulfide	3.096	76	2132	0.79	ug/L		99
11) Freon 113	3.126	101	1224	1.03	ug/L		77
12) Iodomethane	0.000		0	N.D.			
13) Methylene Chloride	3.710	84	2295	1.53	ug/L		97
14) Acetone	3.795	43	1043	1.64	ug/L		85
15) t-1,2-Dichloroethene	3.874	61	1967	0.92	ug/L		92
16) n-Hexane	3.953	86	142	0.54	ug/L	#	91
17) Methyl-tert-butyl-ether	4.008	73	4272	0.95	ug/L		92
18) tert-Butanol (TBA)	4.160	59	10752	60.77	ug/L	#	88
19) Diisopropyl ether (DIPE)	4.403	45	1079	0.20	ug/L		93
20) 1,1-Dichloroethane	4.507	63	2792	0.98	ug/L		93
21) Acrylonitrile	4.604	53	165	0.22	ug/L	#	14
22) Ethyl-tert-butyl ether...	4.762	59	1016	0.24	ug/L		96
23) c-1,2-Dichloroethene	5.066	61	1867	0.87	ug/L		92
24) 2,2-Dichloropropane	5.164	77	1113	0.73	ug/L		78
25) Bromochloromethane	5.267	49	973	0.68	ug/L		90
26) Chloroform	5.346	83	2532	1.04	ug/L		96
27) Carbon Tetrachloride	5.468	117	1120	1.07	ug/L		81

Quantitation Report (Not Reviewed)

Data Path : Y:\DATA\2020-11\0K18062\
Data File : VF20111809.D
Acq On : 18 Nov 2020 8:48 pm
Operator : TNL
Sample : 0k18062-CAL4
Misc : 1X 5mL 1ppb DI+MeOH
ALS Vial : 9 Sample Multiplier: 1

Quant Time: Nov 19 13:18:23 2020
Quant Method : Y:\METHODS\VF201119S.M
Quant Title : EPA 8260: Volatile Organic Compounds
QLast Update : Thu Nov 19 13:15:50 2020
Response via : Initial Calibration

Compound	R.T.	QIon	Response	Conc	Units		Dev(Min)
28) Tetrahydrofuran	5.528	42	391	0.50	ug/L		92
29) 1,1,1-Trichloroethane	5.541	97	1833	0.95	ug/L		95
31) 1,1-Dichloropropene	5.674	75	1895	0.95	ug/L		96
32) 2-Butanone (MEK)	5.687	43	1005	0.93	ug/L		85
33) Benzene	5.930	78	6864	1.05	ug/L		97
34) tert-Amyl methyl ether...	6.064	73	955	0.24	ug/L		74
35) 1,2-Dichloroethane (EDC)	6.143	62	2070	0.95	ug/L		89
36) iso-Butyl Alcohol	6.264	43	269	3.18	ug/L		95
38) Trichloroethene (TCE)	6.544	130	1493	1.03	ug/L		93
39) tert-Amyl ethyl ether ...	6.799	59	566	0.19	ug/L	#	62
40) Dibromomethane	7.000	93	784	0.89	ug/L		87
41) 1,2-Dichloropropane	7.110	63	1591	0.92	ug/L		94
42) Bromodichloromethane	7.189	83	1211	1.01	ug/L		92
44) c-1,3-Dichloropropene	7.882	75	1397	0.81	ug/L		99
46) Toluene	8.143	91	7133	0.96	ug/L		93
47) Tetrachloroethene (PCE)	8.600	166	1325	0.91	ug/L		99
48) 4-Methyl-2-Pentanone (...	8.600	43	2927	1.23	ug/L		97
49) t-1,3-Dichloropropene	8.642	75	999	1.22	ug/L		84
50) 1,1,2-Trichloroethane	8.812	97	1397	0.93	ug/L		86
51) Dibromochloromethane	9.001	129	729	1.39	ug/L		90
52) 1,3-Dichloropropane	9.104	76	2517	0.90	ug/L		98
53) 1,2-Dibromoethane (EDB)	9.250	107	1161	0.81	ug/L		89
54) 2-Hexanone	9.487	43	1554	1.38	ug/L		91
55) Chlorobenzene	9.755	112	4328	1.02	ug/L		94
56) Ethylbenzene	9.785	91	6748	0.95	ug/L		97
57) 1,1,1,2-Tetrachloroethane	9.816	131	970	1.08	ug/L		94
58) m,p-Xylenes (2)	9.919	91	9478	1.87	ug/L		94
59) o-Xylene	10.302	91	4455	0.87	ug/L		95
60) Styrene	10.357	104	2828	0.86	ug/L		94
61) Bromoform	10.381	173	507	1.62	ug/L		77
62) Isopropylbenzene	10.570	105	4934	0.84	ug/L		96
65) Bromobenzene	10.898	156	1499	1.02	ug/L	#	78
66) n-Propylbenzene	10.917	91	5956	0.87	ug/L		99
67) 1,1,2,2-Tetrachloroethane	10.983	83	1803	1.01	ug/L		98
68) 2-Chlorotoluene	11.044	126	1272	0.96	ug/L	#	83
69) 1,3,5-Trimethylbenzene	11.075	105	3693	0.85	ug/L		98
70) 1,2,3-Trichloropropane	11.087	110	638	0.97	ug/L	#	77
71) t-1,4-Dichloro-2-butene	0.000		0	N.D.			

Quantitation Report (Not Reviewed)

Data Path : Y:\DATA\2020-11\0K18062\
Data File : VF20111809.D
Acq On : 18 Nov 2020 8:48 pm
Operator : TNL
Sample : 0k18062-CAL4
Misc : 1X 5mL 1ppb DI+MeOH
ALS Vial : 9 Sample Multiplier: 1

Quant Time: Nov 19 13:18:23 2020
Quant Method : Y:\METHODS\VF201119S.M
Quant Title : EPA 8260: Volatile Organic Compounds
QLast Update : Thu Nov 19 13:15:50 2020
Response via : Initial Calibration

Compound	R.T.	QIon	Response	Conc	Units		Dev(Min)
72) 4-Chlorotoluene	11.178	91	3808	0.93	ug/L		98
73) tert-Butylbenzene	11.324	91	2288	0.94	ug/L		82
74) 1,2,4-Trimethylbenzene	11.379	105	3578	0.82	ug/L		93
75) sec-Butylbenzene	11.464	105	4324	0.83	ug/L		98
76) 4-Isopropyltoluene	11.573	119	3371	0.81	ug/L		94
77) 1,3-Dichlorobenzene	11.640	146	2372	0.97	ug/L		96
78) 1,4-Dichlorobenzene	11.707	146	2648	0.97	ug/L		92
79) n-Butylbenzene	11.890	91	3037	0.82	ug/L		91
80) 1,2-Dichlorobenzene	12.023	146	2173	0.95	ug/L		96
81) 1,2-Dibromo-3-Chloropr...	12.631	157	184	2.02	ug/L	#	63
82) Hexachlorobutadiene	13.124	223	267	0.83	ug/L		90
83) 1,2,4-Trichlorobenzene	13.161	180	904	0.75	ug/L		87
84) Naphthalene	13.434	128	2238	0.73	ug/L		97
85) 1,2,3-Trichlorobenzene	13.592	180	913	0.79	ug/L		93

(#) = qualifier out of range (m) = manual integration (+) = signals summed

Quantitation Report (Not Reviewed)

Data Path : Y:\DATA\2020-11\0K18062\
Data File : VF20111809.D
Acq On : 18 Nov 2020 8:48 pm
Operator : TNL
Sample : 0k18062-CAL4
Misc : 1X 5mL 1ppb DI+MeOH
ALS Vial : 9 Sample Multiplier: 1

Quant Time: Nov 19 13:18:23 2020
Quant Method : Y:\METHODS\VF201119S.M
Quant Title : EPA 8260: Volatile Organic Compounds
QLast Update : Thu Nov 19 13:15:50 2020
Response via : Initial Calibration

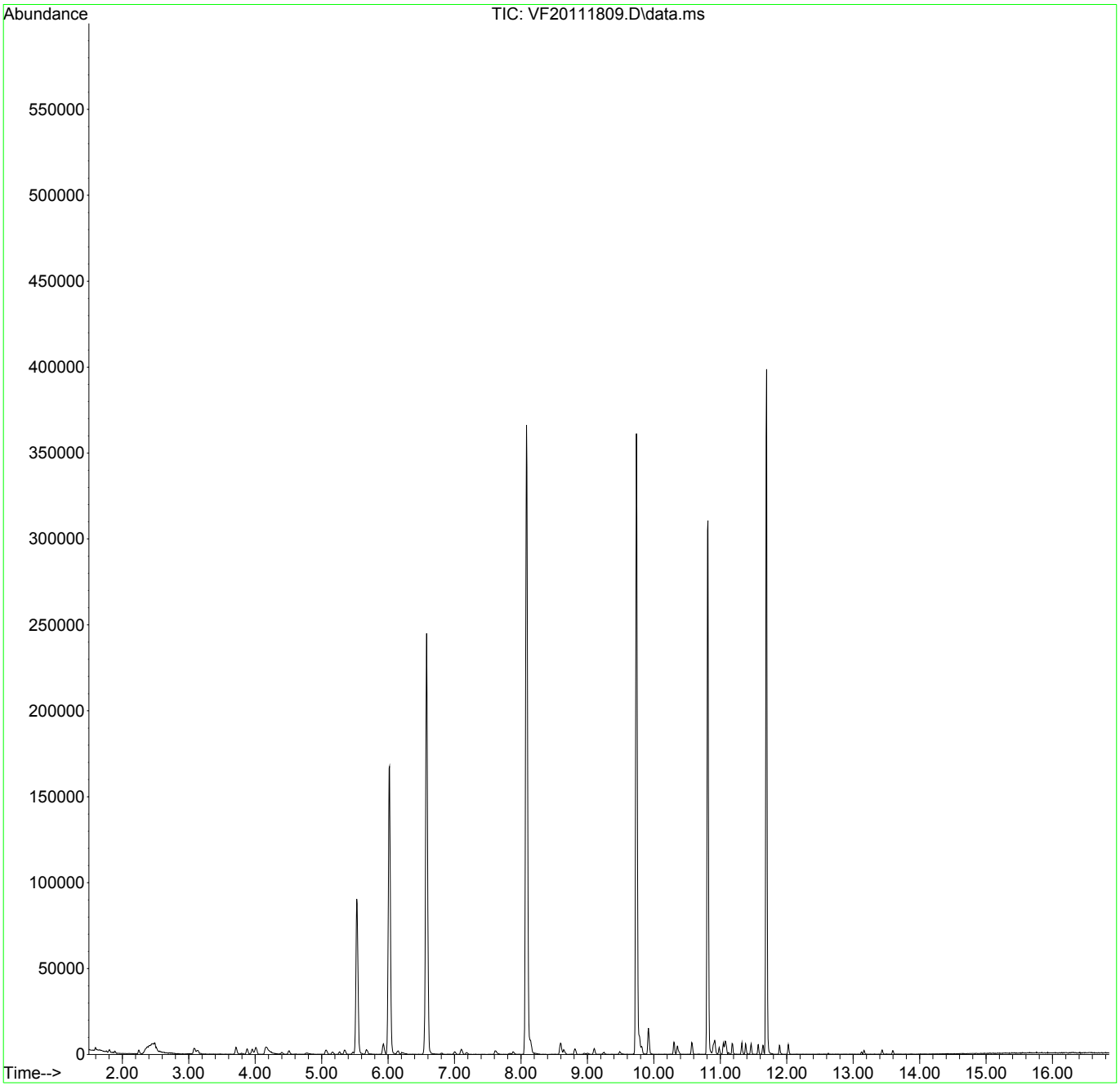

Quantitation Report (Qedit)

Data Path : Y:\DATA\2020-11\0K18062\
Data File : VF20111809.D
Acq On : 18 Nov 2020 8:48 pm
Operator : TNL
Sample : 0k18062-CAL4
Misc : 1X 5mL 1ppb DI+MeOH
ALS Vial : 9 Sample Multiplier: 1

Quant Time: Nov 19 13:18:58 2020
Quant Method : Y:\METHODS\VF201119S.M
Quant Title : EPA 8260: Volatile Organic Compounds
QLast Update : Thu Nov 19 13:18:47 2020
Response via : Initial Calibration

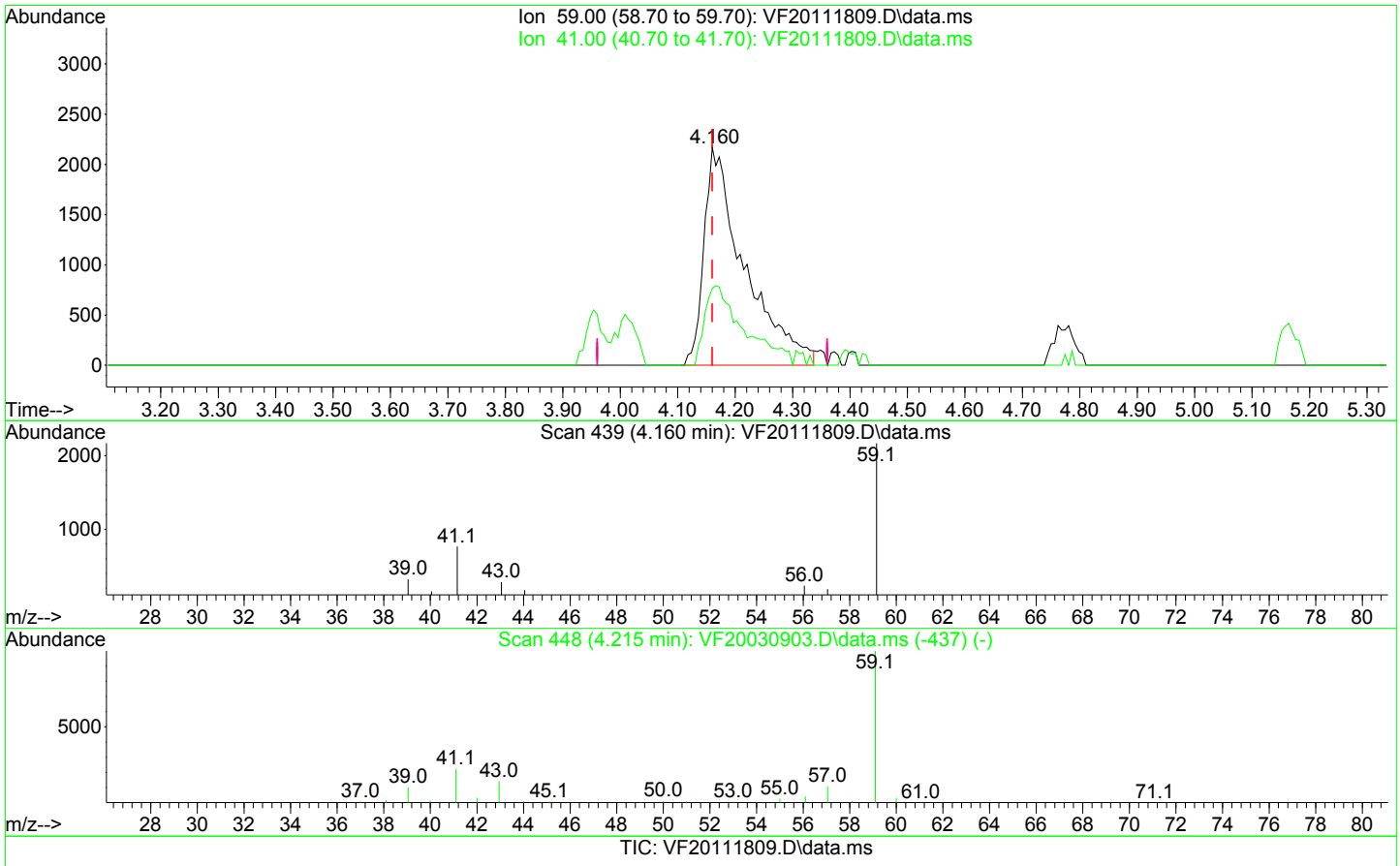

TIC: VF20111809.D\data.ms

(18) tert-Butanol (TBA)

4.160min (0.000) 59.91 ug/L

response 10600

Ion	Exp%	Act%
59.00	100.00	100.00
41.00	28.80	35.38#
0.00	0.00	0.00
0.00	0.00	0.00

Quantitation Report (Qedit)

Data Path : Y:\DATA\2020-11\0K18062\
Data File : VF20111809.D
Acq On : 18 Nov 2020 8:48 pm
Operator : TNL
Sample : 0k18062-CAL4
Misc : 1X 5mL 1ppb DI+MeOH
ALS Vial : 9 Sample Multiplier: 1

Quant Time: Nov 19 13:18:58 2020
Quant Method : Y:\METHODS\VF201119S.M
Quant Title : EPA 8260: Volatile Organic Compounds
QLast Update : Thu Nov 19 13:18:47 2020
Response via : Initial Calibration

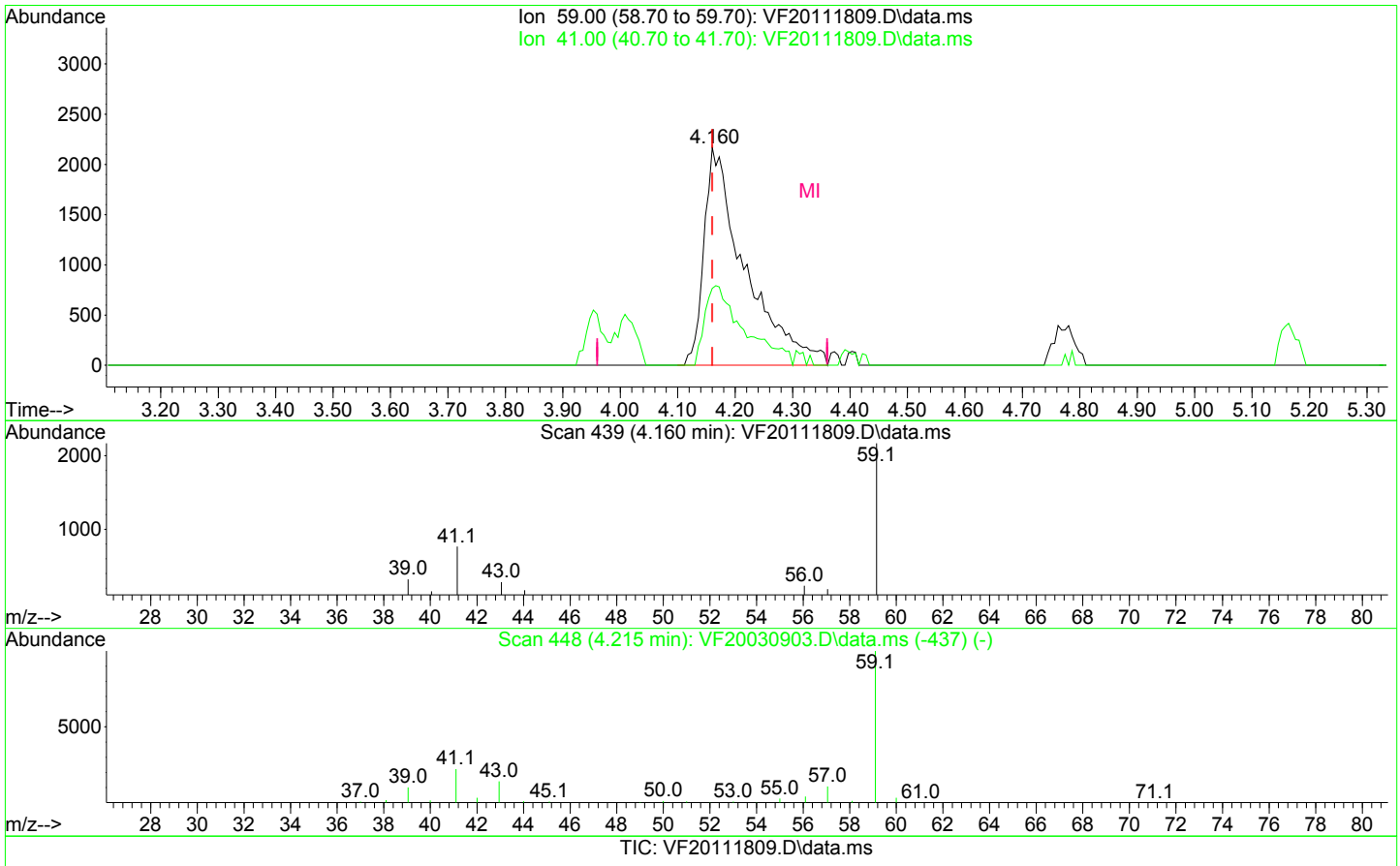

TIC: VF20111809.D\data.ms

(18) tert-Butanol (TBA)

4.160min (0.000) 60.77 ug/L m

response 10752

Ion	Exp%	Act%
59.00	100.00	100.00
41.00	28.80	35.38#
0.00	0.00	0.00
0.00	0.00	0.00

Quantitation Report (Qedit)

Data Path : Y:\DATA\2020-11\0K18062\
Data File : VF20111809.D
Acq On : 18 Nov 2020 8:48 pm
Operator : TNL
Sample : 0k18062-CAL4
Misc : 1X 5mL 1ppb DI+MeOH
ALS Vial : 9 Sample Multiplier: 1

Quant Time: Nov 19 13:18:58 2020
Quant Method : Y:\METHODS\VF201119S.M
Quant Title : EPA 8260: Volatile Organic Compounds
QLast Update : Thu Nov 19 13:18:47 2020
Response via : Initial Calibration

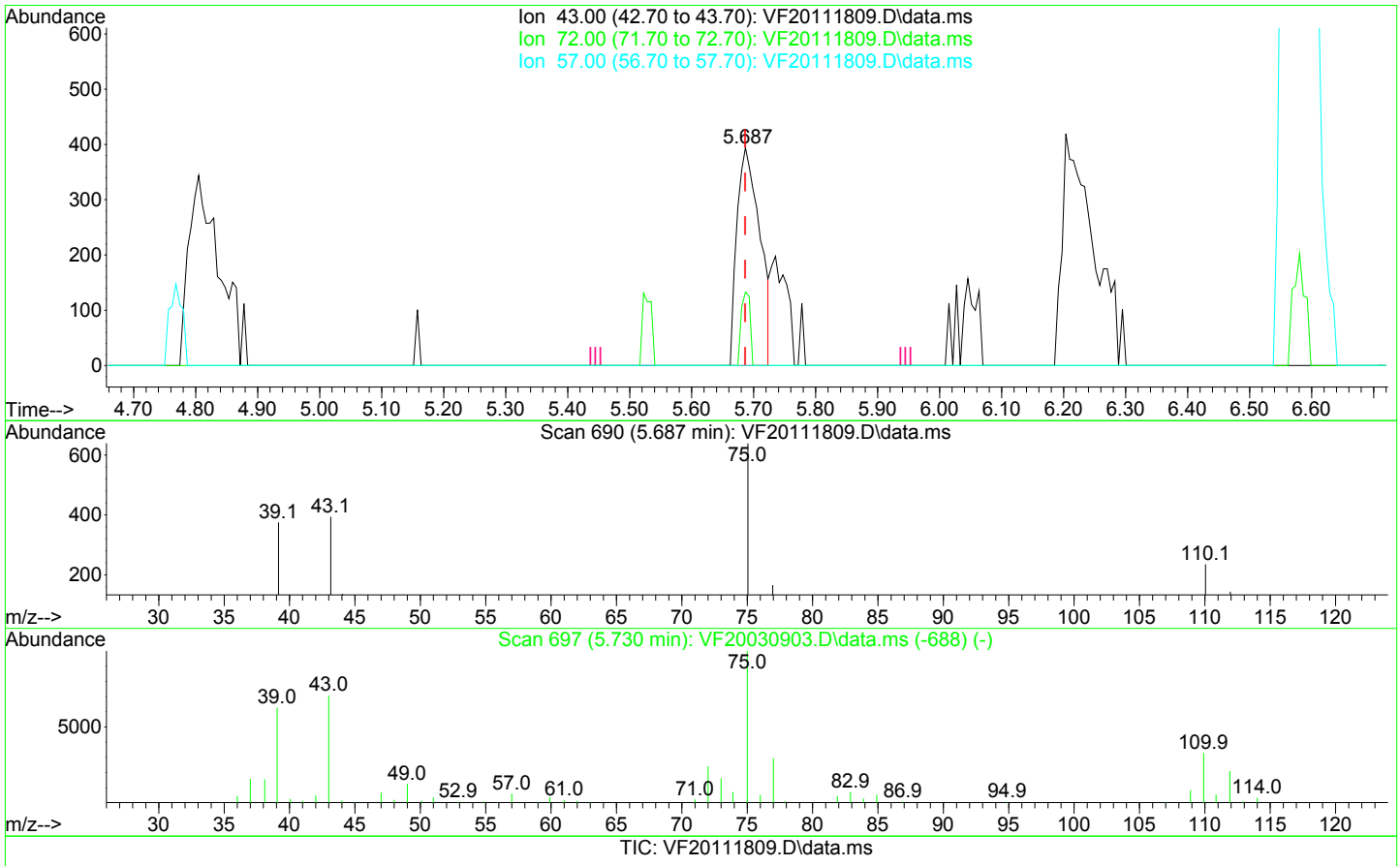

TIC: VF20111809.D\data.ms

(32) 2-Butanone (MEK)

5.687min (0.000) 0.93 ug/L

response 1005

Ion	Exp%	Act%
43.00	100.00	100.00
72.00	27.60	33.76
57.00	8.60	0.00
0.00	0.00	0.00

Quantitation Report (Qedit)

Data Path : Y:\DATA\2020-11\0K18062\
Data File : VF20111809.D
Acq On : 18 Nov 2020 8:48 pm
Operator : TNL
Sample : 0k18062-CAL4
Misc : 1X 5mL 1ppb DI+MeOH
ALS Vial : 9 Sample Multiplier: 1

Quant Time: Nov 19 13:18:58 2020
Quant Method : Y:\METHODS\VF201119S.M
Quant Title : EPA 8260: Volatile Organic Compounds
QLast Update : Thu Nov 19 13:18:47 2020
Response via : Initial Calibration

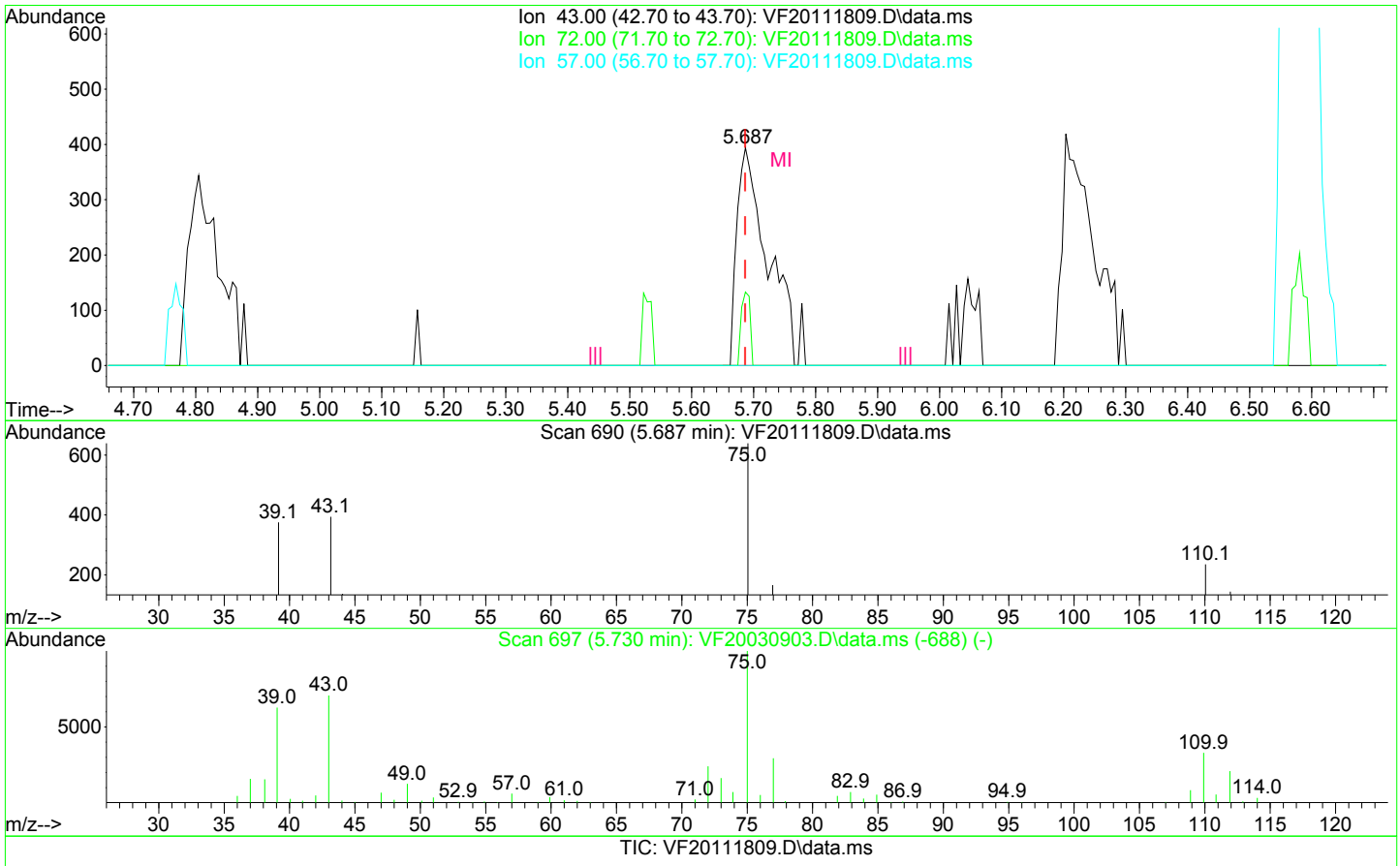

TIC: VF20111809.D\data.ms

(32) 2-Butanone (MEK)

5.687min (0.000) 1.25 ug/L m

response 1353

Ion	Exp%	Act%
43.00	100.00	100.00
72.00	27.60	33.76
57.00	8.60	0.00
0.00	0.00	0.00

Quantitation Report (Qedit)

Data Path : Y:\DATA\2020-11\0K18062\
Data File : VF20111809.D
Acq On : 18 Nov 2020 8:48 pm
Operator : TNL
Sample : 0k18062-CAL4
Misc : 1X 5mL 1ppb DI+MeOH
ALS Vial : 9 Sample Multiplier: 1

Quant Time: Nov 19 13:18:58 2020
Quant Method : Y:\METHODS\VF201119S.M
Quant Title : EPA 8260: Volatile Organic Compounds
QLast Update : Thu Nov 19 13:18:47 2020
Response via : Initial Calibration

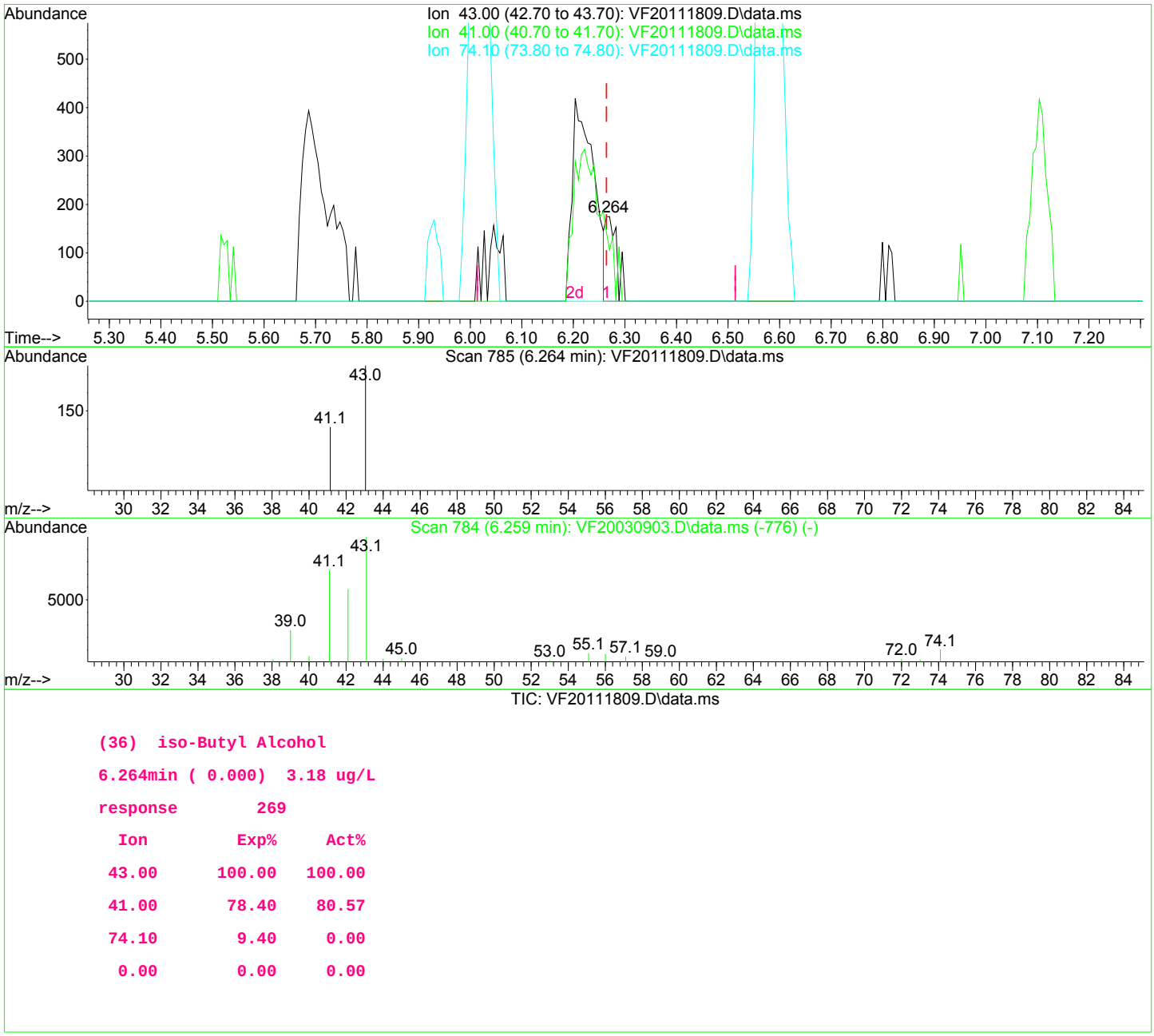

TIC: VF20111809.D\data.ms

(36) iso-Butyl Alcohol

6.264min (0.000) 3.18 ug/L

response 269

Ion	Exp%	Act%
43.00	100.00	100.00
41.00	78.40	80.57
74.10	9.40	0.00
0.00	0.00	0.00

Quantitation Report (Qedit)

Data Path : Y:\DATA\2020-11\0K18062\
Data File : VF20111809.D
Acq On : 18 Nov 2020 8:48 pm
Operator : TNL
Sample : 0k18062-CAL4
Misc : 1X 5mL 1ppb DI+MeOH
ALS Vial : 9 Sample Multiplier: 1

Quant Time: Nov 19 13:18:58 2020
Quant Method : Y:\METHODS\VF201119S.M
Quant Title : EPA 8260: Volatile Organic Compounds
QLast Update : Thu Nov 19 13:18:47 2020
Response via : Initial Calibration

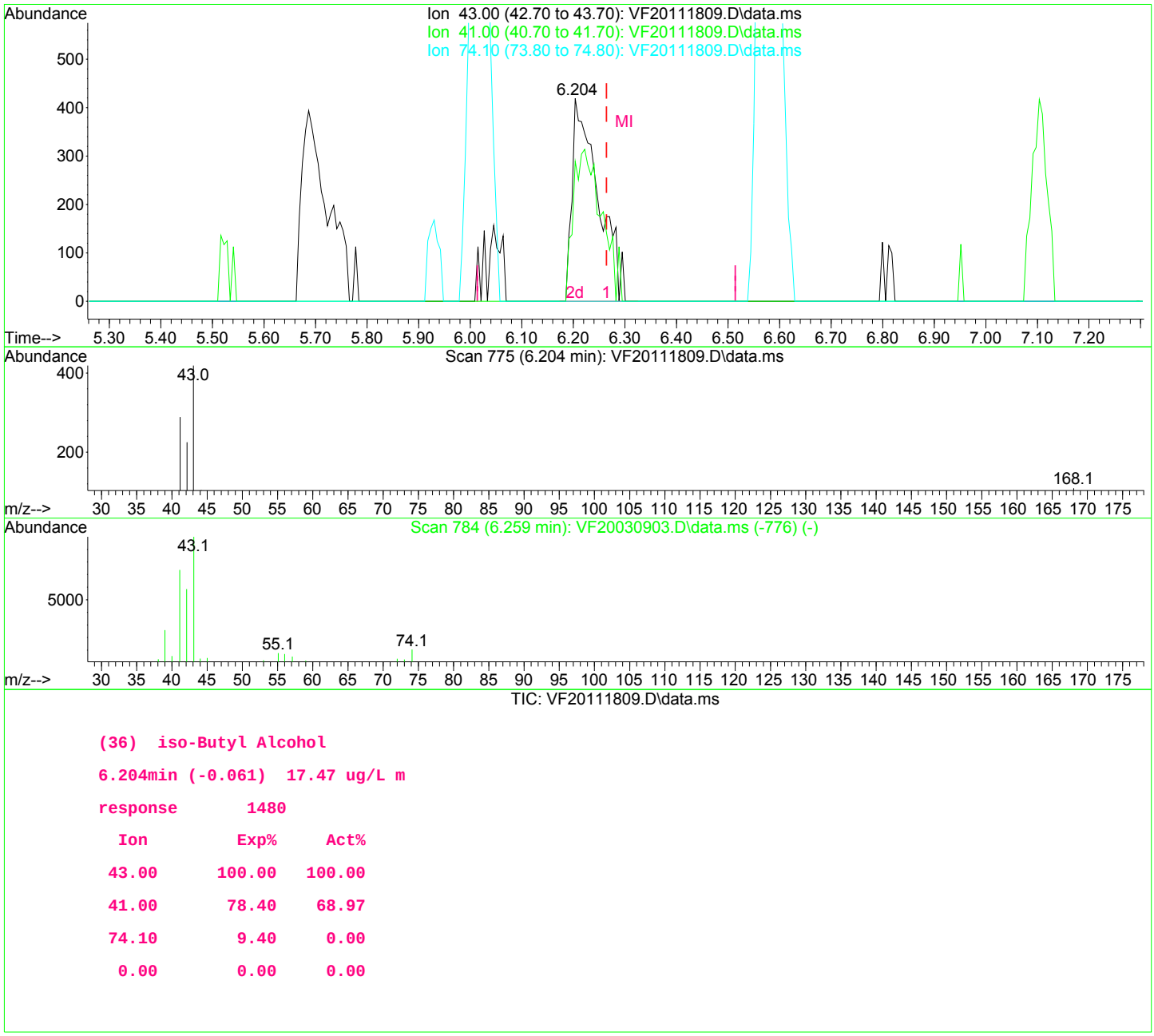

TIC: VF20111809.D\data.ms

(36) iso-Butyl Alcohol

6.204min (-0.061) 17.47 ug/L m

response 1480

Ion	Exp%	Act%
43.00	100.00	100.00
41.00	78.40	68.97
74.10	9.40	0.00
0.00	0.00	0.00

Quantitation Report (QT Reviewed)

Data Path : Y:\DATA\2020-11\0K18062\
Data File : VF20111809.D
Acq On : 18 Nov 2020 8:48 pm
Operator : TNL
Sample : 0k18062-CAL4
Misc : 1X 5mL 1ppb DI+MeOH
ALS Vial : 9 Sample Multiplier: 1

11/20/20 TNL

Quant Time: Nov 19 13:20:38 2020
Quant Method : Y:\METHODS\VF201119S.M
Quant Title : EPA 8260: Volatile Organic Compounds
QLast Update : Thu Nov 19 13:18:47 2020
Response via : Initial Calibration

Compound	R.T.	QIon	Response	Conc	Units		Dev(Min)
Internal Standards							
1) Pentafluorobenzene (I)	6.015	99	71760	50.00	ug/L		0.00
43) Chlorobenzene-d5 (I)	9.737	117	195748	50.00	ug/L		0.00
63) 1,4-Dichlorobenzene-d4...	11.695	152	87778	50.00	ug/L		0.00
System Monitoring Compounds							
30) Dibromofluoromethane (S)	5.528	111	61014	50.89	ug/L		0.00
37) 1,4-Difluorobenzene (S)	6.581	114	223356	52.94	ug/L		0.00
45) Toluene-d8 (S)	8.083	98	284112	48.87	ug/L		0.00
64) 4-Bromofluorobenzene (S)	10.813	174	77029	51.51	ug/L		0.00
Target Compounds							Qvalue
2) Dichlorodifluoromethane	1.600	85	1041	0.68	ug/L		95
3) Chloromethane	1.801	50	1575	0.77	ug/L		86
4) Vinyl Chloride	1.886	62	1023	0.57	ug/L		93
5) Bromomethane	2.251	96	1266	1.09	ug/L		98
6) Chloroethane	2.378	64	295	0.58	ug/L	#	1
7) Trichlorofluoromethane	2.512	101	1252	1.18	ug/L		98
8) Ethanol	3.157	45	969	64.56	ug/L		82
9) 1,1-Dichloroethene	3.078	61	1781	0.79	ug/L		87
10) Carbon Disulfide	3.096	76	2132	0.79	ug/L		99
11) Freon 113	3.126	101	1224	1.03	ug/L		77
12) Iodomethane	0.000		0	N.D.			
13) Methylene Chloride	3.710	84	2295	1.53	ug/L		97
14) Acetone	3.795	43	1043	1.64	ug/L		85
15) t-1,2-Dichloroethene	3.874	61	1967	0.92	ug/L		92
16) n-Hexane	3.953	86	142	0.54	ug/L	#	91
17) Methyl-tert-butyl-ether	4.008	73	4272	0.95	ug/L		92
18) tert-Butanol (TBA)	4.160	59	10752m	60.77	ug/L		
19) Diisopropyl ether (DIPE)	4.403	45	1079	0.20	ug/L		93
20) 1,1-Dichloroethane	4.507	63	2792	0.98	ug/L		93
21) Acrylonitrile	0.000		0	N.D.	d		
22) Ethyl-tert-butyl ether...	4.762	59	1016	0.24	ug/L		96
23) c-1,2-Dichloroethene	5.066	61	1867	0.87	ug/L		92
24) 2,2-Dichloropropane	5.164	77	1113	0.73	ug/L		78
25) Bromochloromethane	5.267	49	973	0.68	ug/L		90
26) Chloroform	5.346	83	2532	1.04	ug/L		96
27) Carbon Tetrachloride	5.468	117	1120	1.07	ug/L		81

Quantitation Report (QT Reviewed)

Data Path : Y:\DATA\2020-11\0K18062\
Data File : VF20111809.D
Acq On : 18 Nov 2020 8:48 pm
Operator : TNL
Sample : 0k18062-CAL4
Misc : 1X 5mL 1ppb DI+MeOH
ALS Vial : 9 Sample Multiplier: 1

Quant Time: Nov 19 13:20:38 2020
Quant Method : Y:\METHODS\VF201119S.M
Quant Title : EPA 8260: Volatile Organic Compounds
QLast Update : Thu Nov 19 13:18:47 2020
Response via : Initial Calibration

Compound	R.T.	QIon	Response	Conc	Units		Dev(Min)
28) Tetrahydrofuran	5.528	42	391	0.50	ug/L		92
29) 1,1,1-Trichloroethane	5.541	97	1833	0.95	ug/L		95
31) 1,1-Dichloropropene	5.674	75	1895	0.95	ug/L		96
32) 2-Butanone (MEK)	5.687	43	1353m	1.25	ug/L		
33) Benzene	5.930	78	6864	1.05	ug/L		97
34) tert-Amyl methyl ether...	6.064	73	955	0.24	ug/L		74
35) 1,2-Dichloroethane (EDC)	6.143	62	2070	0.95	ug/L		89
36) iso-Butyl Alcohol	6.204	43	1480m	17.47	ug/L		
38) Trichloroethene (TCE)	6.544	130	1493	1.03	ug/L		93
39) tert-Amyl ethyl ether ...	6.799	59	566	0.19	ug/L	#	62
40) Dibromomethane	7.000	93	784	0.89	ug/L		87
41) 1,2-Dichloropropane	7.110	63	1591	0.92	ug/L		94
42) Bromodichloromethane	7.189	83	1211	1.01	ug/L		92
44) c-1,3-Dichloropropene	7.882	75	1397	0.81	ug/L		99
46) Toluene	8.143	91	7133	0.96	ug/L		93
47) Tetrachloroethene (PCE)	8.600	166	1325	0.91	ug/L		99
48) 4-Methyl-2-Pentanone (...	8.600	43	2927	1.23	ug/L		97
49) t-1,3-Dichloropropene	8.642	75	999	1.22	ug/L		84
50) 1,1,2-Trichloroethane	8.812	97	1397	0.93	ug/L		86
51) Dibromochloromethane	9.001	129	729	1.39	ug/L		90
52) 1,3-Dichloropropane	9.104	76	2517	0.90	ug/L		98
53) 1,2-Dibromoethane (EDB)	9.250	107	1161	0.81	ug/L		89
54) 2-Hexanone	9.487	43	1554	1.38	ug/L		91
55) Chlorobenzene	9.755	112	4328	1.02	ug/L		94
56) Ethylbenzene	9.785	91	6748	0.95	ug/L		97
57) 1,1,1,2-Tetrachloroethane	9.816	131	970	1.08	ug/L		94
58) m,p-Xylenes (2)	9.919	91	9478	1.87	ug/L		94
59) o-Xylene	10.302	91	4455	0.87	ug/L		95
60) Styrene	10.357	104	2828	0.86	ug/L		94
61) Bromoform	10.381	173	507	1.62	ug/L		77
62) Isopropylbenzene	10.570	105	4934	0.84	ug/L		96
65) Bromobenzene	10.898	156	1499	1.02	ug/L	#	78
66) n-Propylbenzene	10.917	91	5956	0.87	ug/L		99
67) 1,1,2,2-Tetrachloroethane	10.983	83	1803	1.01	ug/L		98
68) 2-Chlorotoluene	11.044	126	1272	0.96	ug/L	#	83
69) 1,3,5-Trimethylbenzene	11.075	105	3693	0.85	ug/L		98
70) 1,2,3-Trichloropropane	11.087	110	638	0.97	ug/L	#	77
71) t-1,4-Dichloro-2-butene	0.000		0	N.D.			

Data Path : Y:\DATA\2020-11\0K18062\
Data File : VF20111809.D
Acq On : 18 Nov 2020 8:48 pm
Operator : TNL
Sample : 0k18062-CAL4
Misc : 1X 5mL 1ppb DI+MeOH
ALS Vial : 9 Sample Multiplier: 1

Quant Time: Nov 19 13:20:38 2020
Quant Method : Y:\METHODS\VF201119S.M
Quant Title : EPA 8260: Volatile Organic Compounds
QLast Update : Thu Nov 19 13:18:47 2020
Response via : Initial Calibration

Compound	R.T.	QIon	Response	Conc	Units		Dev(Min)
72) 4-Chlorotoluene	11.178	91	3808	0.93	ug/L		98
73) tert-Butylbenzene	11.324	91	2288	0.94	ug/L		82
74) 1,2,4-Trimethylbenzene	11.379	105	3578	0.82	ug/L		93
75) sec-Butylbenzene	11.464	105	4324	0.83	ug/L		98
76) 4-Isopropyltoluene	11.573	119	3371	0.81	ug/L		94
77) 1,3-Dichlorobenzene	11.640	146	2372	0.97	ug/L		96
78) 1,4-Dichlorobenzene	11.707	146	2648	0.97	ug/L		92
79) n-Butylbenzene	11.890	91	3037	0.82	ug/L		91
80) 1,2-Dichlorobenzene	12.023	146	2173	0.95	ug/L		96
81) 1,2-Dibromo-3-Chloropr...	12.631	157	184	2.02	ug/L	#	63
82) Hexachlorobutadiene	13.124	223	267	0.83	ug/L		90
83) 1,2,4-Trichlorobenzene	13.161	180	904	0.75	ug/L		87
84) Naphthalene	13.434	128	2238	0.73	ug/L		97
85) 1,2,3-Trichlorobenzene	13.592	180	913	0.79	ug/L		93

(#) = qualifier out of range (m) = manual integration (+) = signals summed

Quantitation Report (QT Reviewed)

Data Path : Y:\DATA\2020-11\0K18062\
Data File : VF20111809.D
Acq On : 18 Nov 2020 8:48 pm
Operator : TNL
Sample : 0k18062-CAL4
Misc : 1X 5mL 1ppb DI+MeOH
ALS Vial : 9 Sample Multiplier: 1

Quant Time: Nov 19 13:20:38 2020
Quant Method : Y:\METHODS\VF201119S.M
Quant Title : EPA 8260: Volatile Organic Compounds
QLast Update : Thu Nov 19 13:18:47 2020
Response via : Initial Calibration

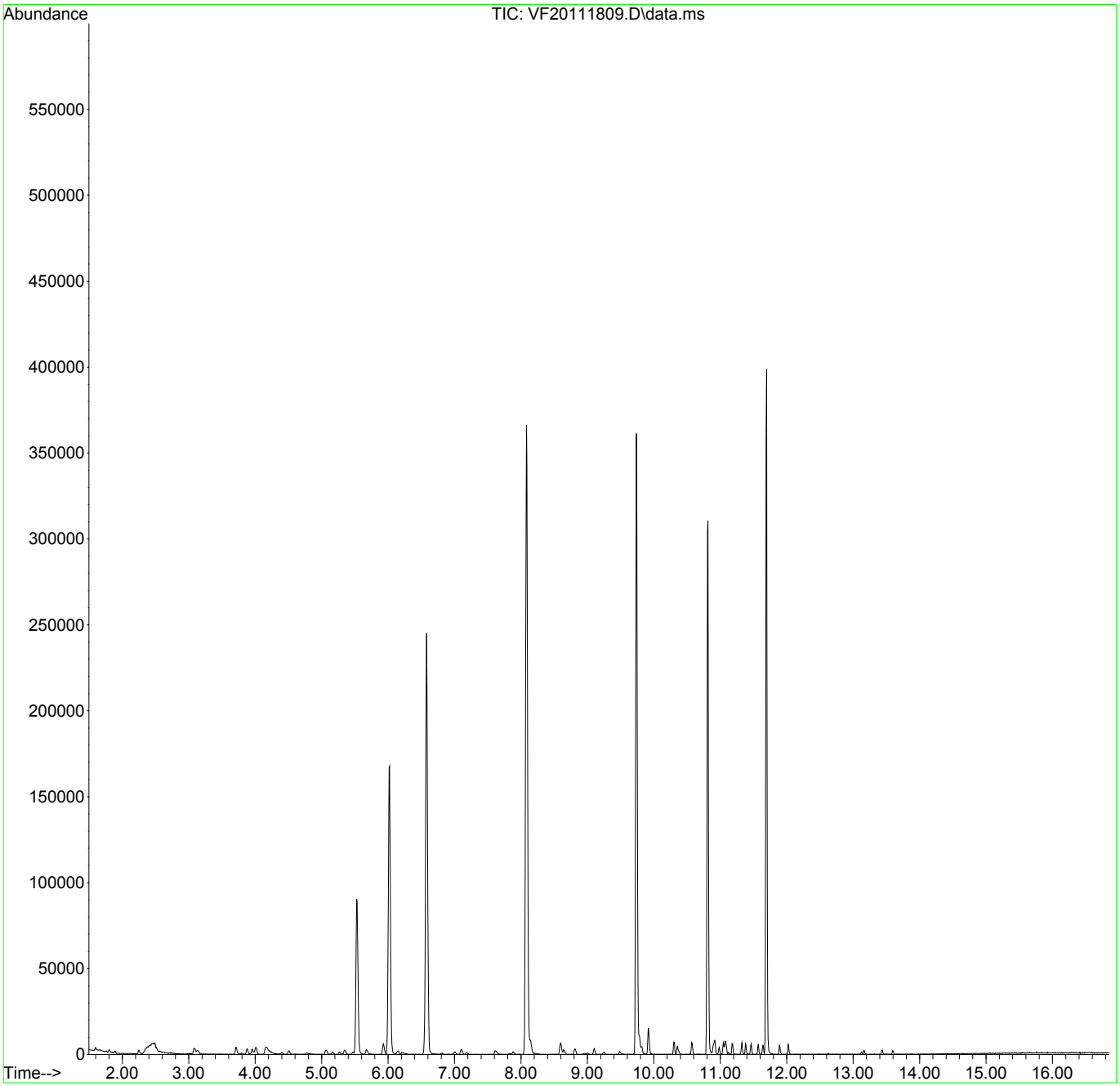

Quantitation Report (Not Reviewed)

Data Path : Y:\DATA\2020-11\0K18062\
Data File : VF20111810.D
Acq On : 18 Nov 2020 9:15 pm
Operator : TNL
Sample : 0k18062-CAL5
Misc : 1X 5mL 2ppb DI+MeOH
ALS Vial : 10 Sample Multiplier: 1

11/20/20 TNL

Quant Time: Nov 19 13:21:50 2020
Quant Method : Y:\METHODS\VF201119S.M
Quant Title : EPA 8260: Volatile Organic Compounds
QLast Update : Thu Nov 19 13:18:47 2020
Response via : Initial Calibration

Compound	R.T.	QIon	Response	Conc	Units		Dev(Min)
Internal Standards							
1) Pentafluorobenzene (I)	6.019	99	71083	50.00	ug/L		0.00
43) Chlorobenzene-d5 (I)	9.741	117	192510	50.00	ug/L		0.00
63) 1,4-Dichlorobenzene-d4...	11.693	152	85828	50.00	ug/L		0.00
System Monitoring Compounds							
30) Dibromofluoromethane (S)	5.533	111	59586	50.17	ug/L		0.00
37) 1,4-Difluorobenzene (S)	6.585	114	218040	52.17	ug/L		0.00
45) Toluene-d8 (S)	8.087	98	279194	48.83	ug/L		0.00
64) 4-Bromofluorobenzene (S)	10.811	174	75454	51.60	ug/L		0.00
Target Compounds							Qvalue
2) Dichlorodifluoromethane	1.610	85	2283	1.51	ug/L		94
3) Chloromethane	1.817	50	2938	1.45	ug/L		96
4) Vinyl Chloride	1.902	62	1966	1.11	ug/L		99
5) Bromomethane	2.261	96	2063	1.79	ug/L		97
6) Chloroethane	2.395	64	791	1.58	ug/L	#	1
7) Trichlorofluoromethane	2.529	101	1169	1.11	ug/L		85
8) Ethanol	3.204	45	665	52.60	ug/L		80
9) 1,1-Dichloroethene	3.088	61	3550	1.59	ug/L		90
10) Carbon Disulfide	3.106	76	4123	1.54	ug/L		98
11) Freon 113	3.137	101	2512	2.14	ug/L		79
12) Iodomethane	3.246	142	335	5.67	ug/L	#	47
13) Methylene Chloride	3.720	84	3571	2.40	ug/L		97
14) Acetone	3.818	43	2117	3.37	ug/L		97
15) t-1,2-Dichloroethene	3.885	61	3772	1.78	ug/L		96
16) n-Hexane	3.964	86	478	1.83	ug/L		93
17) Methyl-tert-butyl-ether	4.018	73	8518	1.90	ug/L		95
18) tert-Butanol (TBA)	4.201	59	20837	118.89	ug/L	#	90
19) Diisopropyl ether (DIPE)	4.402	45	2144	0.41	ug/L		96
20) 1,1-Dichloroethane	4.511	63	5209	1.85	ug/L		96
21) Acrylonitrile	4.602	53	803	1.09	ug/L		96
22) Ethyl-tert-butyl ether...	4.779	59	2065	0.49	ug/L		95
23) c-1,2-Dichloroethene	5.071	61	3814	1.79	ug/L		90
24) 2,2-Dichloropropane	5.168	77	2157	1.42	ug/L		89
25) Bromochloromethane	5.271	49	2040	1.44	ug/L		98
26) Chloroform	5.350	83	5055	2.10	ug/L		96
27) Carbon Tetrachloride	5.484	117	2228	1.99	ug/L		97

Quantitation Report (Not Reviewed)

Data Path : Y:\DATA\2020-11\0K18062\
Data File : VF20111810.D
Acq On : 18 Nov 2020 9:15 pm
Operator : TNL
Sample : 0k18062-CAL5
Misc : 1X 5mL 2ppb DI+MeOH
ALS Vial : 10 Sample Multiplier: 1

Quant Time: Nov 19 13:21:50 2020
Quant Method : Y:\METHODS\VF201119S.M
Quant Title : EPA 8260: Volatile Organic Compounds
QLast Update : Thu Nov 19 13:18:47 2020
Response via : Initial Calibration

Compound	R.T.	QIon	Response	Conc	Units		Dev(Min)
28) Tetrahydrofuran	5.527	42	1039	1.35	ug/L		89
29) 1,1,1-Trichloroethane	5.551	97	3610	1.89	ug/L		97
31) 1,1-Dichloropropene	5.679	75	3749	1.89	ug/L		99
32) 2-Butanone (MEK)	5.691	43	2758	2.57	ug/L		88
33) Benzene	5.928	78	13448	2.08	ug/L		99
34) tert-Amyl methyl ether...	6.062	73	1949	0.49	ug/L		90
35) 1,2-Dichloroethane (EDC)	6.153	62	4276	1.97	ug/L		94
36) iso-Butyl Alcohol	6.232	43	3125	37.25	ug/L		97
38) Trichloroethene (TCE)	6.554	130	2979	2.07	ug/L		93
39) tert-Amyl ethyl ether ...	6.804	59	1291	0.44	ug/L		96
40) Dibromomethane	7.004	93	1641	1.88	ug/L		87
41) 1,2-Dichloropropane	7.108	63	3078	1.80	ug/L		90
42) Bromodichloromethane	7.181	83	2653	2.03	ug/L		91
44) c-1,3-Dichloropropene	7.886	75	2854	1.45	ug/L		97
46) Toluene	8.148	91	13595	1.86	ug/L		99
47) Tetrachloroethene (PCE)	8.598	166	2844	2.00	ug/L		95
48) 4-Methyl-2-Pentanone (...	8.598	43	5832	2.49	ug/L		97
49) t-1,3-Dichloropropene	8.646	75	2216	1.77	ug/L		98
50) 1,1,2-Trichloroethane	8.811	97	2867	1.95	ug/L		95
51) Dibromochloromethane	9.005	129	1583	2.15	ug/L		91
52) 1,3-Dichloropropane	9.102	76	5021	1.83	ug/L		96
53) 1,2-Dibromoethane (EDB)	9.248	107	2385	1.70	ug/L		97
54) 2-Hexanone	9.486	43	3243	2.39	ug/L		97
55) Chlorobenzene	9.753	112	8636	2.07	ug/L		95
56) Ethylbenzene	9.784	91	13427	1.93	ug/L		94
57) 1,1,1,2-Tetrachloroethane	9.814	131	1984	1.90	ug/L		94
58) m,p-Xylenes (2)	9.917	91	18646	3.73	ug/L		95
59) o-Xylene	10.300	91	9087	1.81	ug/L		96
60) Styrene	10.349	104	5953	1.63	ug/L		95
61) Bromoform	10.373	173	1019	2.33	ug/L		82
62) Isopropylbenzene	10.574	105	10034	1.74	ug/L		98
65) Bromobenzene	10.896	156	2974	2.07	ug/L	#	80
66) n-Propylbenzene	10.915	91	12939	1.94	ug/L		94
67) 1,1,2,2-Tetrachloroethane	10.982	83	3634	2.09	ug/L		97
68) 2-Chlorotoluene	11.048	126	2481	1.92	ug/L	#	84
69) 1,3,5-Trimethylbenzene	11.073	105	7883	1.85	ug/L		96
70) 1,2,3-Trichloropropane	11.091	110	1463	2.27	ug/L		84
71) t-1,4-Dichloro-2-butene	11.128	88	122	2.23	ug/L	#	84

Quantitation Report (Not Reviewed)

Data Path : Y:\DATA\2020-11\0K18062\
Data File : VF20111810.D
Acq On : 18 Nov 2020 9:15 pm
Operator : TNL
Sample : 0k18062-CAL5
Misc : 1X 5mL 2ppb DI+MeOH
ALS Vial : 10 Sample Multiplier: 1

Quant Time: Nov 19 13:21:50 2020
Quant Method : Y:\METHODS\VF201119S.M
Quant Title : EPA 8260: Volatile Organic Compounds
QLast Update : Thu Nov 19 13:18:47 2020
Response via : Initial Calibration

Compound	R.T.	QIon	Response	Conc	Units	Dev(Min)
72) 4-Chlorotoluene	11.182	91	7656	1.92	ug/L	99
73) tert-Butylbenzene	11.322	91	4333	1.82	ug/L	95
74) 1,2,4-Trimethylbenzene	11.383	105	7889	1.84	ug/L	98
75) sec-Butylbenzene	11.462	105	9366	1.84	ug/L	99
76) 4-Isopropyltoluene	11.571	119	7247	1.78	ug/L	93
77) 1,3-Dichlorobenzene	11.638	146	5293	2.22	ug/L	97
78) 1,4-Dichlorobenzene	11.705	146	5880	2.21	ug/L	89
79) n-Butylbenzene	11.888	91	6228	1.73	ug/L	95
80) 1,2-Dichlorobenzene	12.021	146	5274	2.36	ug/L	96
81) 1,2-Dibromo-3-Chloropr...	12.630	157	494	3.00	ug/L	87
82) Hexachlorobutadiene	13.122	223	594	1.90	ug/L	88
83) 1,2,4-Trichlorobenzene	13.165	180	2628	2.24	ug/L	96
84) Naphthalene	13.432	128	7173	1.87	ug/L	99
85) 1,2,3-Trichlorobenzene	13.597	180	1926	1.71	ug/L	99

(#) = qualifier out of range (m) = manual integration (+) = signals summed

Quantitation Report (Not Reviewed)

Data Path : Y:\DATA\2020-11\0K18062\
Data File : VF20111810.D
Acq On : 18 Nov 2020 9:15 pm
Operator : TNL
Sample : 0k18062-CAL5
Misc : 1X 5mL 2ppb DI+MeOH
ALS Vial : 10 Sample Multiplier: 1

Quant Time: Nov 19 13:21:50 2020
Quant Method : Y:\METHODS\VF201119S.M
Quant Title : EPA 8260: Volatile Organic Compounds
QLast Update : Thu Nov 19 13:18:47 2020
Response via : Initial Calibration

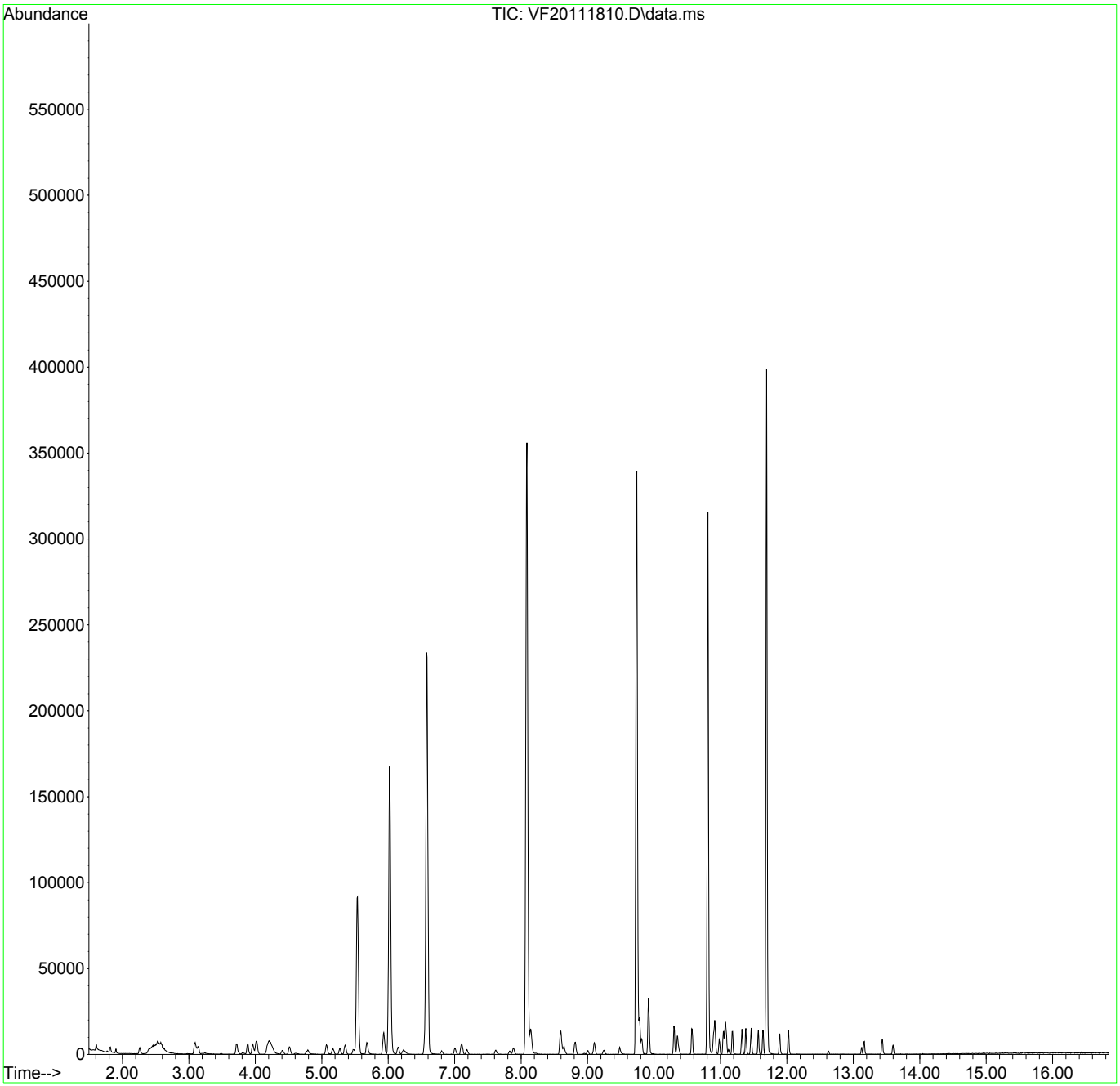

Quantitation Report (Qedit)

Data Path : Y:\DATA\2020-11\0K18062\
Data File : VF20111810.D
Acq On : 18 Nov 2020 9:15 pm
Operator : TNL
Sample : 0k18062-CAL5
Misc : 1X 5mL 2ppb DI+MeOH
ALS Vial : 10 Sample Multiplier: 1

Quant Time: Nov 19 13:23:39 2020
Quant Method : Y:\METHODS\VF201119S.M
Quant Title : EPA 8260: Volatile Organic Compounds
QLast Update : Thu Nov 19 13:22:36 2020
Response via : Initial Calibration

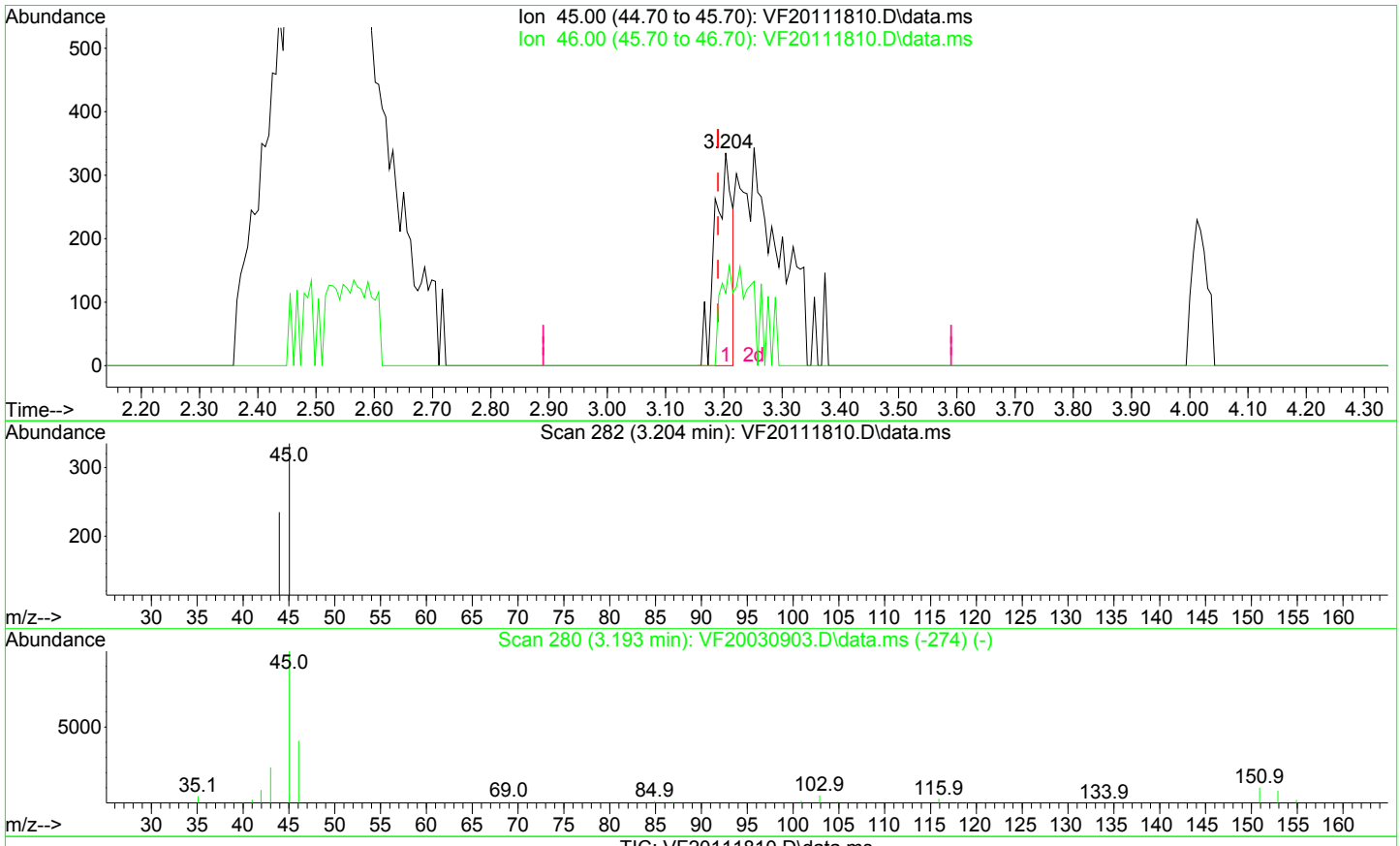

TIC: VF20111810.D\data.ms

(8) Ethanol

3.204min (+ 0.013) 52.60 ug/L

response 665

Ion	Exp%	Act%
45.00	100.00	100.00
46.00	47.50	34.03
0.00	0.00	0.00
0.00	0.00	0.00

Quantitation Report (Qedit)

Data Path : Y:\DATA\2020-11\0K18062\
Data File : VF20111810.D
Acq On : 18 Nov 2020 9:15 pm
Operator : TNL
Sample : 0k18062-CAL5
Misc : 1X 5mL 2ppb DI+MeOH
ALS Vial : 10 Sample Multiplier: 1

Quant Time: Nov 19 13:23:39 2020
Quant Method : Y:\METHODS\VF201119S.M
Quant Title : EPA 8260: Volatile Organic Compounds
QLast Update : Thu Nov 19 13:22:36 2020
Response via : Initial Calibration

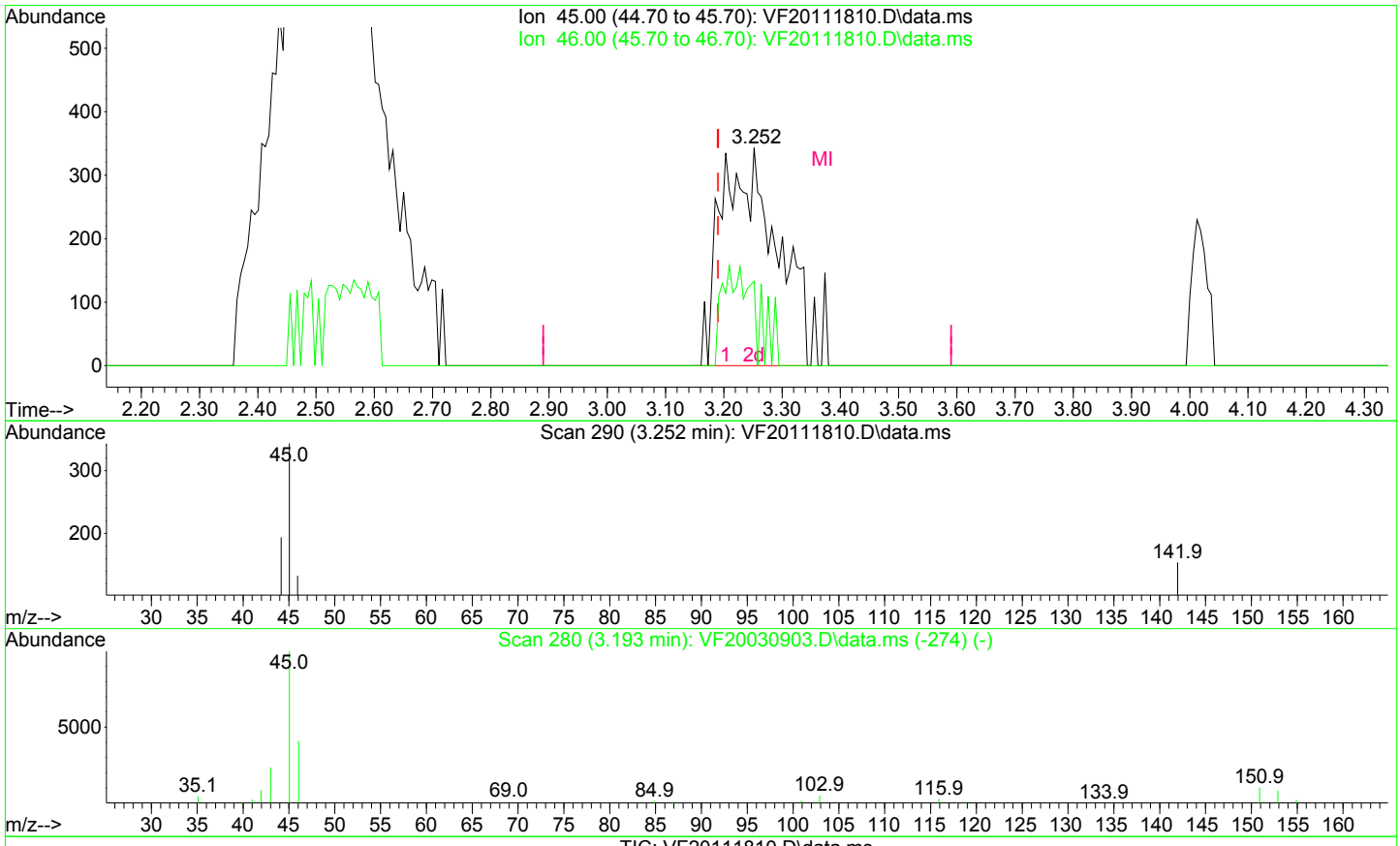

TIC: VF20111810.D\data.ms

(8) Ethanol

3.252min (+ 0.062) 117.23 ug/L m

response 2246

Ion	Exp%	Act%
45.00	100.00	100.00
46.00	47.50	38.78
0.00	0.00	0.00
0.00	0.00	0.00

Quantitation Report (QT Reviewed)

Data Path : Y:\DATA\2020-11\0K18062\
Data File : VF20111810.D
Acq On : 18 Nov 2020 9:15 pm
Operator : TNL
Sample : 0k18062-CAL5
Misc : 1X 5mL 2ppb DI+MeOH
ALS Vial : 10 Sample Multiplier: 1

11/20/20 TNL

Quant Time: Nov 19 13:23:54 2020
Quant Method : Y:\METHODS\~~VF201119S.M~~
Quant Title : EPA 8260: Volatile Organic Compounds
QLast Update : Thu Nov 19 13:22:36 2020
Response via : Initial Calibration

Compound	R.T.	QIon	Response	Conc	Units		Dev(Min)
Internal Standards							
1) Pentafluorobenzene (I)	6.019	99	71083	50.00	ug/L		0.00
43) Chlorobenzene-d5 (I)	9.741	117	192510	50.00	ug/L		0.00
63) 1,4-Dichlorobenzene-d4...	11.693	152	85828	50.00	ug/L		0.00
System Monitoring Compounds							
30) Dibromofluoromethane (S)	5.533	111	59586	50.17	ug/L		0.00
37) 1,4-Difluorobenzene (S)	6.585	114	218040	52.17	ug/L		0.00
45) Toluene-d8 (S)	8.087	98	279194	48.83	ug/L		0.00
64) 4-Bromofluorobenzene (S)	10.811	174	75454	51.60	ug/L		0.00
Target Compounds							Qvalue
2) Dichlorodifluoromethane	1.610	85	2283	1.51	ug/L		94
3) Chloromethane	1.817	50	2938	1.45	ug/L		96
4) Vinyl Chloride	1.902	62	1966	1.11	ug/L		99
5) Bromomethane	2.261	96	2063	1.79	ug/L		97
6) Chloroethane	2.395	64	791	1.58	ug/L	#	1
7) Trichlorofluoromethane	2.529	101	1169	1.11	ug/L		85
8) Ethanol	3.252	45	2246m	117.23	ug/L		
9) 1,1-Dichloroethene	3.088	61	3550	1.59	ug/L		90
10) Carbon Disulfide	3.106	76	4123	1.54	ug/L		98
11) Freon 113	3.137	101	2512	2.14	ug/L		79
12) Iodomethane	3.246	142	335	5.67	ug/L	#	47
13) Methylene Chloride	3.720	84	3571	2.40	ug/L		97
14) Acetone	3.818	43	2117	3.37	ug/L		97
15) t-1,2-Dichloroethene	3.885	61	3772	1.78	ug/L		96
16) n-Hexane	3.964	86	478	1.83	ug/L		93
17) Methyl-tert-butyl-ether	4.018	73	8518	1.90	ug/L		95
18) tert-Butanol (TBA)	4.201	59	20967	119.64	ug/L	#	90
19) Diisopropyl ether (DIPE)	4.402	45	2144	0.41	ug/L		96
20) 1,1-Dichloroethane	4.511	63	5209	1.85	ug/L		96
21) Acrylonitrile	4.602	53	803	1.09	ug/L		96
22) Ethyl-tert-butyl ether...	4.779	59	2065	0.49	ug/L		95
23) c-1,2-Dichloroethene	5.071	61	3814	1.79	ug/L		90
24) 2,2-Dichloropropane	5.168	77	2157	1.42	ug/L		89
25) Bromochloromethane	5.271	49	2040	1.44	ug/L		98
26) Chloroform	5.350	83	5055	2.10	ug/L		96
27) Carbon Tetrachloride	5.484	117	2228	1.99	ug/L		97

Quantitation Report (QT Reviewed)

Data Path : Y:\DATA\2020-11\0K18062\
Data File : VF20111810.D
Acq On : 18 Nov 2020 9:15 pm
Operator : TNL
Sample : 0k18062-CAL5
Misc : 1X 5mL 2ppb DI+MeOH
ALS Vial : 10 Sample Multiplier: 1

Quant Time: Nov 19 13:23:54 2020
Quant Method : Y:\METHODS\VF201119S.M
Quant Title : EPA 8260: Volatile Organic Compounds
QLast Update : Thu Nov 19 13:22:36 2020
Response via : Initial Calibration

Compound	R.T.	QIon	Response	Conc	Units		Dev(Min)
28) Tetrahydrofuran	5.527	42	1039	1.35	ug/L		89
29) 1,1,1-Trichloroethane	5.551	97	3610	1.89	ug/L		97
31) 1,1-Dichloropropene	5.679	75	3749	1.89	ug/L		99
32) 2-Butanone (MEK)	5.691	43	2758	2.57	ug/L		88
33) Benzene	5.928	78	13448	2.08	ug/L		99
34) tert-Amyl methyl ether...	6.062	73	1949	0.49	ug/L		90
35) 1,2-Dichloroethane (EDC)	6.153	62	4276	1.97	ug/L		94
36) iso-Butyl Alcohol	6.232	43	3125	37.25	ug/L		97
38) Trichloroethene (TCE)	6.554	130	2979	2.07	ug/L		93
39) tert-Amyl ethyl ether ...	6.804	59	1291	0.44	ug/L		96
40) Dibromomethane	7.004	93	1641	1.88	ug/L		87
41) 1,2-Dichloropropane	7.108	63	3078	1.80	ug/L		90
42) Bromodichloromethane	7.181	83	2653	2.03	ug/L		91
44) c-1,3-Dichloropropene	7.886	75	2854	1.45	ug/L		97
46) Toluene	8.148	91	13595	1.86	ug/L		99
47) Tetrachloroethene (PCE)	8.598	166	2844	2.00	ug/L		95
48) 4-Methyl-2-Pentanone (...	8.598	43	5832	2.49	ug/L		97
49) t-1,3-Dichloropropene	8.646	75	2216	1.77	ug/L		98
50) 1,1,2-Trichloroethane	8.811	97	2867	1.95	ug/L		95
51) Dibromochloromethane	9.005	129	1583	2.15	ug/L		91
52) 1,3-Dichloropropane	9.102	76	5021	1.83	ug/L		96
53) 1,2-Dibromoethane (EDB)	9.248	107	2385	1.70	ug/L		97
54) 2-Hexanone	9.486	43	3243	2.39	ug/L		97
55) Chlorobenzene	9.753	112	8636	2.07	ug/L		95
56) Ethylbenzene	9.784	91	13427	1.93	ug/L		94
57) 1,1,1,2-Tetrachloroethane	9.814	131	1984	1.90	ug/L		94
58) m,p-Xylenes (2)	9.917	91	18646	3.73	ug/L		95
59) o-Xylene	10.300	91	9087	1.81	ug/L		96
60) Styrene	10.349	104	5953	1.63	ug/L		95
61) Bromoform	10.373	173	1019	2.33	ug/L		82
62) Isopropylbenzene	10.574	105	10034	1.74	ug/L		98
65) Bromobenzene	10.896	156	2974	2.07	ug/L	#	80
66) n-Propylbenzene	10.915	91	12939	1.94	ug/L		94
67) 1,1,2,2-Tetrachloroethane	10.982	83	3634	2.09	ug/L		97
68) 2-Chlorotoluene	11.048	126	2481	1.92	ug/L	#	84
69) 1,3,5-Trimethylbenzene	11.073	105	7883	1.85	ug/L		96
70) 1,2,3-Trichloropropane	11.091	110	1463	2.27	ug/L		84
71) t-1,4-Dichloro-2-butene	11.128	88	122	2.23	ug/L	#	84

Data Path : Y:\DATA\2020-11\0K18062\
Data File : VF20111810.D
Acq On : 18 Nov 2020 9:15 pm
Operator : TNL
Sample : 0k18062-CAL5
Misc : 1X 5mL 2ppb DI+MeOH
ALS Vial : 10 Sample Multiplier: 1

Quant Time: Nov 19 13:23:54 2020
Quant Method : Y:\METHODS\VF201119S.M
Quant Title : EPA 8260: Volatile Organic Compounds
QLast Update : Thu Nov 19 13:22:36 2020
Response via : Initial Calibration

Compound	R.T.	QIon	Response	Conc	Units	Dev(Min)
72) 4-Chlorotoluene	11.182	91	7656	1.92	ug/L	99
73) tert-Butylbenzene	11.322	91	4333	1.82	ug/L	95
74) 1,2,4-Trimethylbenzene	11.383	105	7889	1.84	ug/L	98
75) sec-Butylbenzene	11.462	105	9366	1.84	ug/L	99
76) 4-Isopropyltoluene	11.571	119	7247	1.78	ug/L	93
77) 1,3-Dichlorobenzene	11.638	146	5293	2.22	ug/L	97
78) 1,4-Dichlorobenzene	11.705	146	5880	2.21	ug/L	89
79) n-Butylbenzene	11.888	91	6228	1.73	ug/L	95
80) 1,2-Dichlorobenzene	12.021	146	5274	2.36	ug/L	96
81) 1,2-Dibromo-3-Chloropr...	12.630	157	494	3.00	ug/L	87
82) Hexachlorobutadiene	13.122	223	594	1.90	ug/L	88
83) 1,2,4-Trichlorobenzene	13.165	180	2628	2.24	ug/L	96
84) Naphthalene	13.432	128	7173	1.87	ug/L	99
85) 1,2,3-Trichlorobenzene	13.597	180	1926	1.71	ug/L	99

(#) = qualifier out of range (m) = manual integration (+) = signals summed

Quantitation Report (QT Reviewed)

Data Path : Y:\DATA\2020-11\0K18062\
Data File : VF20111810.D
Acq On : 18 Nov 2020 9:15 pm
Operator : TNL
Sample : 0k18062-CAL5
Misc : 1X 5mL 2ppb DI+MeOH
ALS Vial : 10 Sample Multiplier: 1

Quant Time: Nov 19 13:23:54 2020
Quant Method : Y:\METHODS\VF201119S.M
Quant Title : EPA 8260: Volatile Organic Compounds
QLast Update : Thu Nov 19 13:22:36 2020
Response via : Initial Calibration

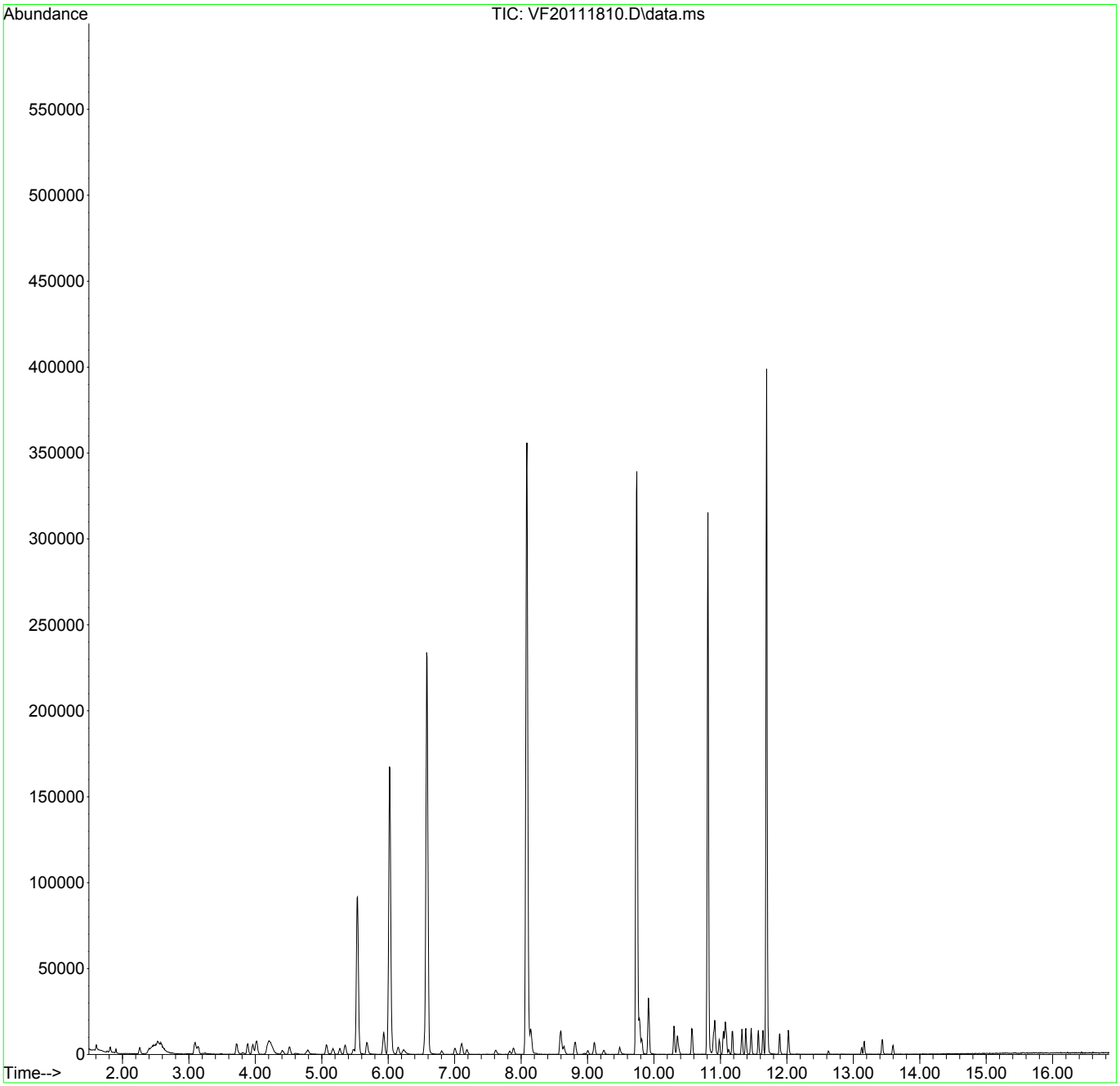

Quantitation Report (Not Reviewed)

Data Path : Y:\DATA\2020-11\0K18062\
Data File : VF20111811.D
Acq On : 18 Nov 2020 9:42 pm
Operator : TNL
Sample : 0k18062-CAL6
Misc : 1X 5mL 5ppb DI+MeOH
ALS Vial : 11 Sample Multiplier: 1

11/20/20 TNL

Quant Time: Nov 19 13:25:19 2020
Quant Method : Y:\METHODS\VF201119S.M
Quant Title : EPA 8260: Volatile Organic Compounds
QLast Update : Thu Nov 19 13:22:36 2020
Response via : Initial Calibration

Compound	R.T.	QIon	Response	Conc	Units		Dev(Min)
Internal Standards							
1) Pentafluorobenzene (I)	6.018	99	71892	50.00	ug/L		0.00
43) Chlorobenzene-d5 (I)	9.740	117	194196	50.00	ug/L		0.00
63) 1,4-Dichlorobenzene-d4...	11.692	152	88453	50.00	ug/L		0.00
System Monitoring Compounds							
30) Dibromofluoromethane (S)	5.532	111	61619	51.30	ug/L		0.00
37) 1,4-Difluorobenzene (S)	6.578	114	217863	51.54	ug/L		0.00
45) Toluene-d8 (S)	8.086	98	278590	48.31	ug/L		0.00
64) 4-Bromofluorobenzene (S)	10.810	174	76960	51.07	ug/L		0.00
Target Compounds							Qvalue
2) Dichlorodifluoromethane	1.597	85	5571	3.65	ug/L		96
3) Chloromethane	1.804	50	6629	3.24	ug/L		99
4) Vinyl Chloride	1.889	62	4934	2.75	ug/L		99
5) Bromomethane	2.248	96	4770	4.09	ug/L		96
6) Chloroethane	2.388	64	2053	4.05	ug/L	#	50
7) Trichlorofluoromethane	2.522	101	3808	3.58	ug/L		97
8) Ethanol	3.203	45	1456	84.12	ug/L	#	73
9) 1,1-Dichloroethene	3.075	61	9036	3.99	ug/L		82
10) Carbon Disulfide	3.093	76	10717	3.96	ug/L		99
11) Freon 113	3.124	101	5967	5.03	ug/L		79
12) Iodomethane	3.239	142	1330	7.10	ug/L	#	83
13) Methylene Chloride	3.713	84	7506	4.99	ug/L		96
14) Acetone	3.811	43	4314	6.79	ug/L		94
15) t-1,2-Dichloroethene	3.878	61	9514	4.43	ug/L		96
16) n-Hexane	3.957	86	1210	4.59	ug/L	#	90
17) Methyl-tert-butyl-ether	4.005	73	21125	4.67	ug/L		99
18) tert-Butanol (TBA)	4.224	59	51616	291.20	ug/L	#	93
19) Diisopropyl ether (DIPE)	4.401	45	5283	0.99	ug/L		94
20) 1,1-Dichloroethane	4.504	63	12847	4.51	ug/L		96
21) Acrylonitrile	4.589	53	2610	3.52	ug/L		89
22) Ethyl-tert-butyl ether...	4.772	59	4979	1.16	ug/L		96
23) c-1,2-Dichloroethene	5.064	61	9683	4.49	ug/L		95
24) 2,2-Dichloropropane	5.161	77	5522	3.61	ug/L		88
25) Bromochloromethane	5.264	49	5132	3.58	ug/L		98
26) Chloroform	5.343	83	12227	5.02	ug/L		95
27) Carbon Tetrachloride	5.471	117	6132	5.11	ug/L		95

Quantitation Report (Not Reviewed)

Data Path : Y:\DATA\2020-11\0K18062\
Data File : VF20111811.D
Acq On : 18 Nov 2020 9:42 pm
Operator : TNL
Sample : 0k18062-CAL6
Misc : 1X 5mL 5ppb DI+MeOH
ALS Vial : 11 Sample Multiplier: 1

Quant Time: Nov 19 13:25:19 2020
Quant Method : Y:\METHODS\VF201119S.M
Quant Title : EPA 8260: Volatile Organic Compounds
QLast Update : Thu Nov 19 13:22:36 2020
Response via : Initial Calibration

Compound	R.T.	QIon	Response	Conc	Units		Dev(Min)
28) Tetrahydrofuran	5.526	42	2855	3.67	ug/L		85
29) 1,1,1-Trichloroethane	5.544	97	9345	4.83	ug/L		93
31) 1,1-Dichloropropene	5.672	75	9464	4.71	ug/L		93
32) 2-Butanone (MEK)	5.678	43	7390	6.82	ug/L		85
33) Benzene	5.927	78	33106	5.05	ug/L		99
34) tert-Amyl methyl ether...	6.055	73	4533	1.13	ug/L		82
35) 1,2-Dichloroethane (EDC)	6.146	62	10219	4.66	ug/L		99
36) iso-Butyl Alcohol	6.225	43	8339	98.28	ug/L		93
38) Trichloroethene (TCE)	6.547	130	7443	5.11	ug/L		99
39) tert-Amyl ethyl ether ...	6.803	59	3187	1.08	ug/L		94
40) Dibromomethane	6.997	93	4145	4.70	ug/L	#	80
41) 1,2-Dichloropropane	7.107	63	7858	4.55	ug/L		92
42) Bromodichloromethane	7.180	83	6670	4.76	ug/L		99
44) c-1,3-Dichloropropene	7.879	75	7840	3.59	ug/L		97
46) Toluene	8.141	91	34200	4.64	ug/L		99
47) Tetrachloroethene (PCE)	8.591	166	7070	4.92	ug/L		92
48) 4-Methyl-2-Pentanone (...	8.591	43	15199	6.43	ug/L		98
49) t-1,3-Dichloropropene	8.639	75	6596	3.70	ug/L		94
50) 1,1,2-Trichloroethane	8.810	97	6888	4.64	ug/L		91
51) Dibromochloromethane	9.004	129	4359	4.56	ug/L		96
52) 1,3-Dichloropropane	9.102	76	12650	4.57	ug/L		96
53) 1,2-Dibromoethane (EDB)	9.241	107	6279	4.43	ug/L		96
54) 2-Hexanone	9.479	43	8859	5.67	ug/L		98
55) Chlorobenzene	9.752	112	20627	4.90	ug/L		92
56) Ethylbenzene	9.777	91	33358	4.74	ug/L		99
57) 1,1,1,2-Tetrachloroethane	9.819	131	5071	4.32	ug/L		97
58) m,p-Xylenes (2)	9.916	91	48405	9.61	ug/L		97
59) o-Xylene	10.300	91	23413	4.61	ug/L		96
60) Styrene	10.348	104	16959	4.26	ug/L		98
61) Bromoform	10.373	173	2653	4.52	ug/L		95
62) Isopropylbenzene	10.567	105	27032	4.64	ug/L		96
65) Bromobenzene	10.896	156	7519	5.09	ug/L		88
66) n-Propylbenzene	10.914	91	31048	4.51	ug/L		96
67) 1,1,2,2-Tetrachloroethane	10.981	83	8815	4.92	ug/L		97
68) 2-Chlorotoluene	11.042	126	6440	4.83	ug/L	#	81
69) 1,3,5-Trimethylbenzene	11.072	105	20107	4.57	ug/L		99
70) 1,2,3-Trichloropropane	11.090	110	3134	4.71	ug/L		95
71) t-1,4-Dichloro-2-butene	11.121	88	627	4.30	ug/L	#	80

Quantitation Report (Not Reviewed)

Data Path : Y:\DATA\2020-11\0K18062\
Data File : VF20111811.D
Acq On : 18 Nov 2020 9:42 pm
Operator : TNL
Sample : 0k18062-CAL6
Misc : 1X 5mL 5ppb DI+MeOH
ALS Vial : 11 Sample Multiplier: 1

Quant Time: Nov 19 13:25:19 2020
Quant Method : Y:\METHODS\VF201119S.M
Quant Title : EPA 8260: Volatile Organic Compounds
QLast Update : Thu Nov 19 13:22:36 2020
Response via : Initial Calibration

Compound	R.T.	QIon	Response	Conc	Units		Dev(Min)
72) 4-Chlorotoluene	11.175	91	19711	4.79	ug/L		96
73) tert-Butylbenzene	11.321	91	11254	4.59	ug/L		87
74) 1,2,4-Trimethylbenzene	11.382	105	20523	4.64	ug/L		100
75) sec-Butylbenzene	11.461	105	24098	4.60	ug/L		98
76) 4-Isopropyltoluene	11.571	119	18890	4.51	ug/L		96
77) 1,3-Dichlorobenzene	11.637	146	12282	5.00	ug/L		98
78) 1,4-Dichlorobenzene	11.704	146	12817	4.68	ug/L		97
79) n-Butylbenzene	11.887	91	16418	4.41	ug/L		92
80) 1,2-Dichlorobenzene	12.021	146	11449	4.97	ug/L		98
81) 1,2-Dibromo-3-Chloropr...	12.623	157	996	4.46	ug/L	#	68
82) Hexachlorobutadiene	13.121	223	1541	4.77	ug/L		94
83) 1,2,4-Trichlorobenzene	13.158	180	5332	4.40	ug/L		91
84) Naphthalene	13.431	128	14748	3.50	ug/L		99
85) 1,2,3-Trichlorobenzene	13.596	180	5158	4.44	ug/L		89

(#) = qualifier out of range (m) = manual integration (+) = signals summed

Quantitation Report (Not Reviewed)

Data Path : Y:\DATA\2020-11\0K18062\
Data File : VF20111811.D
Acq On : 18 Nov 2020 9:42 pm
Operator : TNL
Sample : 0k18062-CAL6
Misc : 1X 5mL 5ppb DI+MeOH
ALS Vial : 11 Sample Multiplier: 1

Quant Time: Nov 19 13:25:19 2020
Quant Method : Y:\METHODS\VF201119S.M
Quant Title : EPA 8260: Volatile Organic Compounds
QLast Update : Thu Nov 19 13:22:36 2020
Response via : Initial Calibration

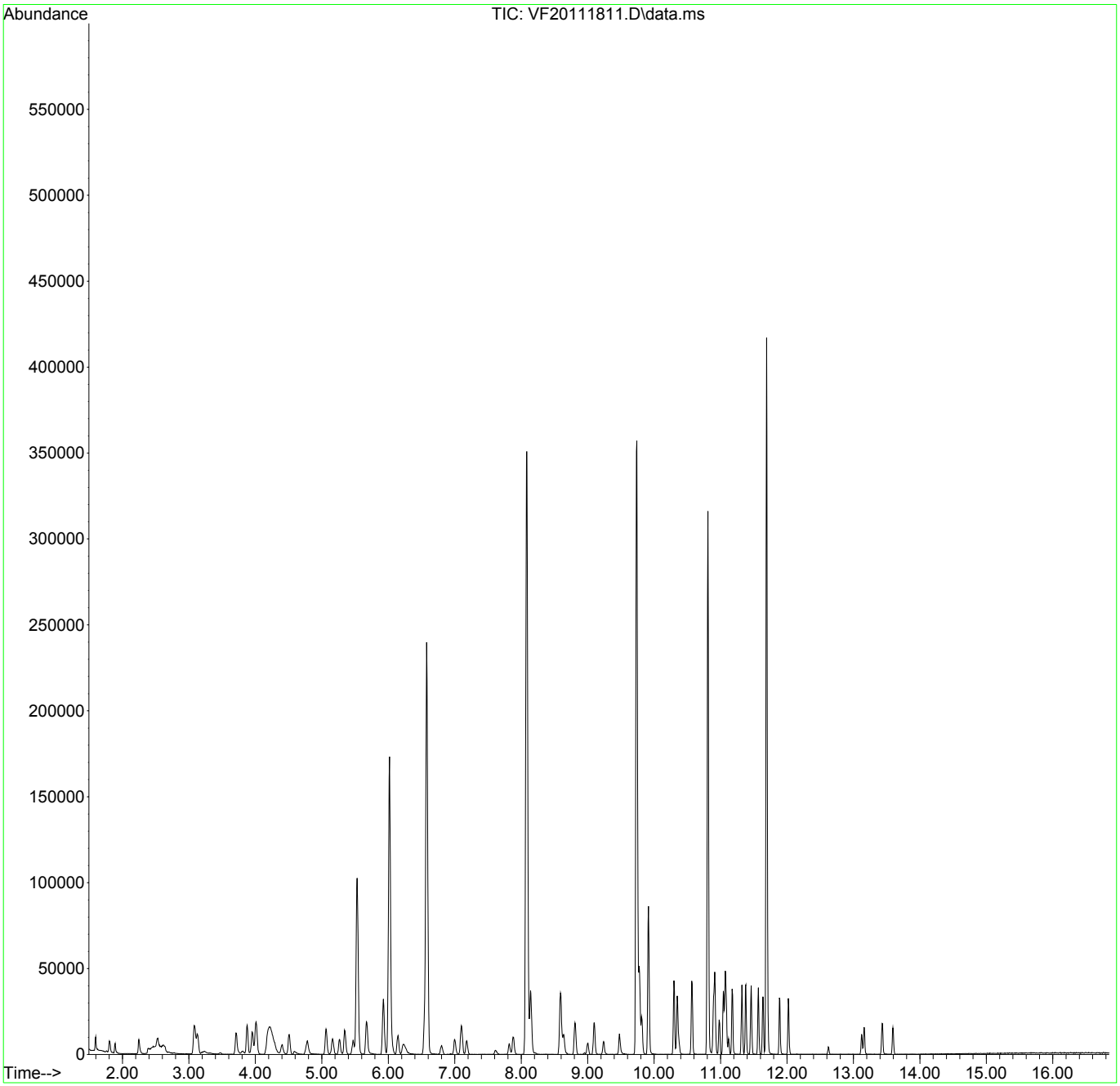

Quantitation Report (Qedit)

Data Path : Y:\DATA\2020-11\0K18062\
Data File : VF20111811.D
Acq On : 18 Nov 2020 9:42 pm
Operator : TNL
Sample : 0k18062-CAL6
Misc : 1X 5mL 5ppb DI+MeOH
ALS Vial : 11 Sample Multiplier: 1

Quant Time: Nov 19 13:25:19 2020
Quant Method : Y:\METHODS\VF201119S.M
Quant Title : EPA 8260: Volatile Organic Compounds
QLast Update : Thu Nov 19 13:22:36 2020
Response via : Initial Calibration

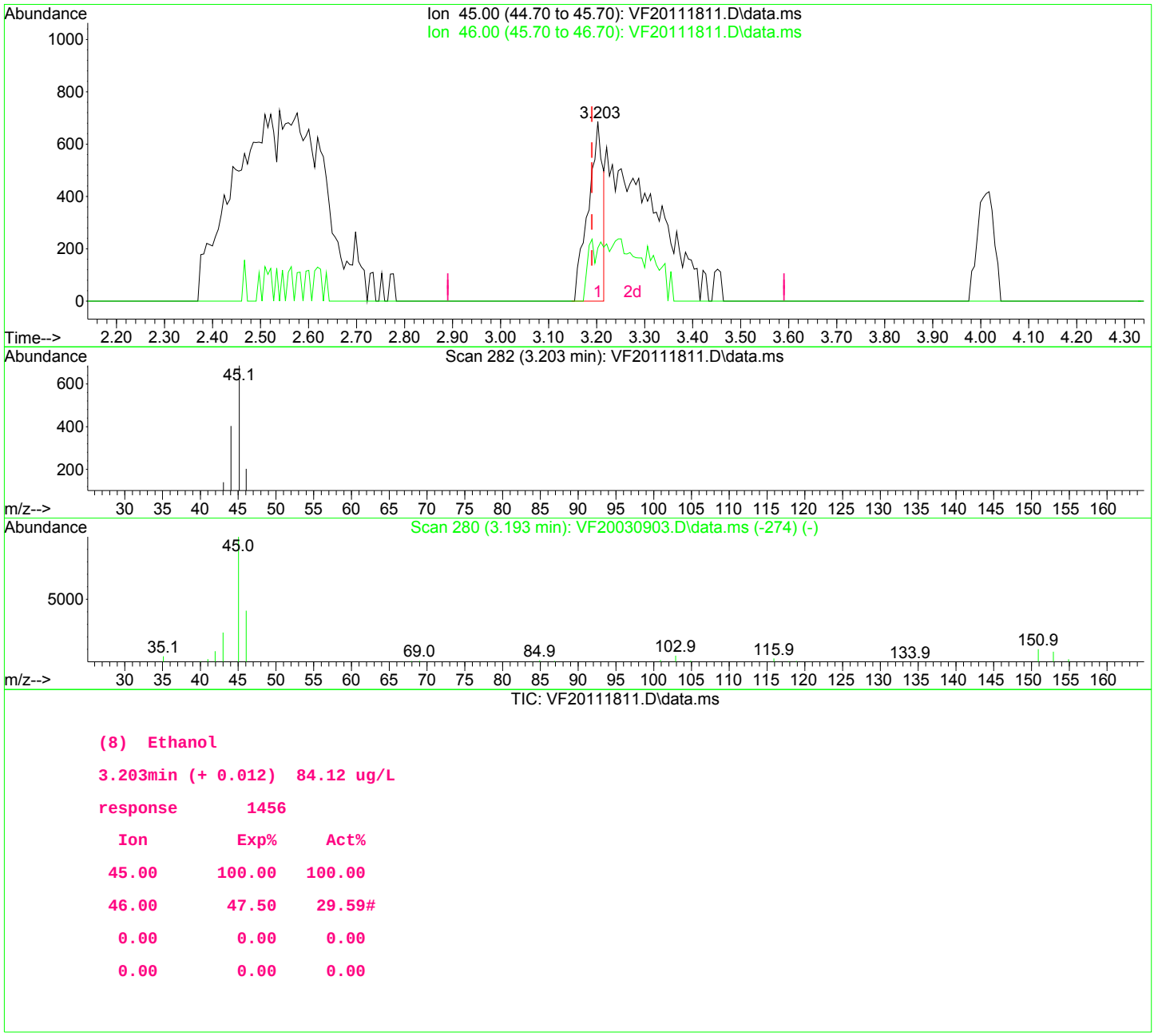

TIC: VF20111811.D\data.ms

(8) Ethanol

3.203min (+ 0.012) 84.12 ug/L

response 1456

Ion	Exp%	Act%
45.00	100.00	100.00
46.00	47.50	29.59#
0.00	0.00	0.00
0.00	0.00	0.00

Quantitation Report (Qedit)

Data Path : Y:\DATA\2020-11\0K18062\
Data File : VF20111811.D
Acq On : 18 Nov 2020 9:42 pm
Operator : TNL
Sample : 0k18062-CAL6
Misc : 1X 5mL 5ppb DI+MeOH
ALS Vial : 11 Sample Multiplier: 1

Quant Time: Nov 19 13:25:19 2020
Quant Method : Y:\METHODS\VF201119S.M
Quant Title : EPA 8260: Volatile Organic Compounds
QLast Update : Thu Nov 19 13:22:36 2020
Response via : Initial Calibration

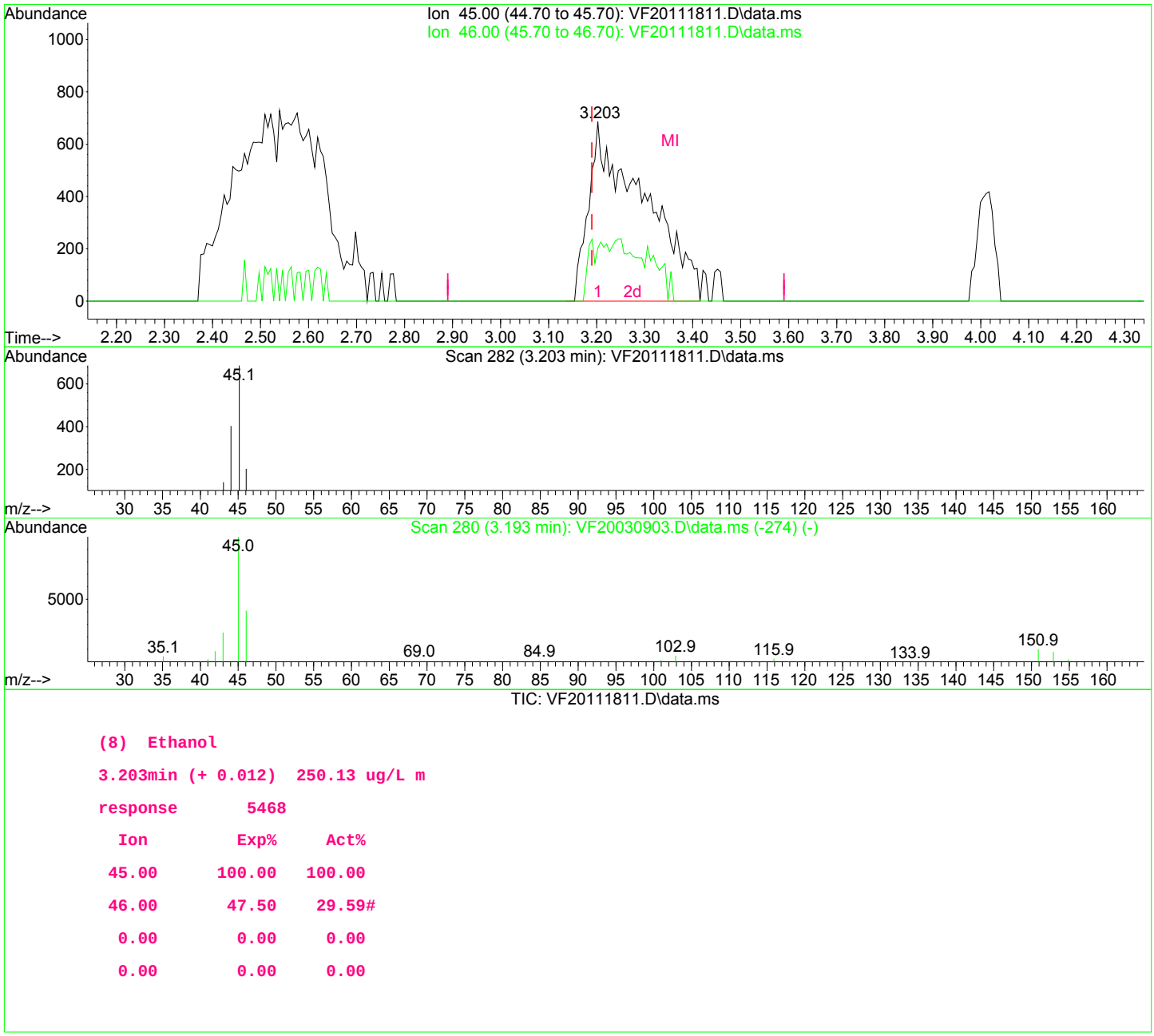

TIC: VF20111811.D\data.ms

(8) Ethanol

3.203min (+ 0.012) 250.13 ug/L m

response 5468

Ion	Exp%	Act%
45.00	100.00	100.00
46.00	47.50	29.59#
0.00	0.00	0.00
0.00	0.00	0.00

Quantitation Report (Qedit)

Data Path : Y:\DATA\2020-11\0K18062\
Data File : VF20111811.D
Acq On : 18 Nov 2020 9:42 pm
Operator : TNL
Sample : 0k18062-CAL6
Misc : 1X 5mL 5ppb DI+MeOH
ALS Vial : 11 Sample Multiplier: 1

Quant Time: Nov 19 13:25:19 2020
Quant Method : Y:\METHODS\VF201119S.M
Quant Title : EPA 8260: Volatile Organic Compounds
QLast Update : Thu Nov 19 13:22:36 2020
Response via : Initial Calibration

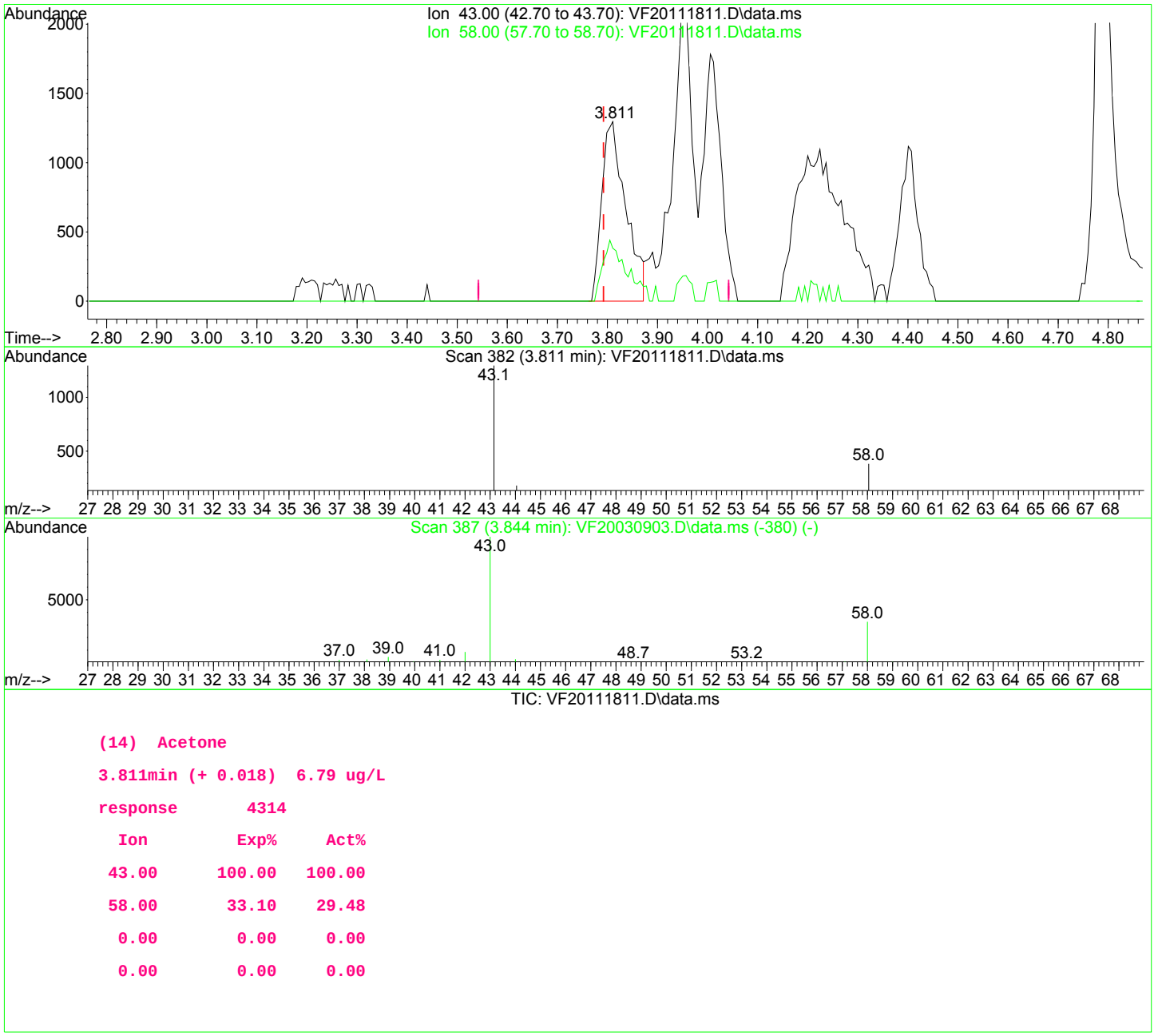

TIC: VF20111811.D\data.ms

(14) Acetone

3.811min (+ 0.018) 6.79 ug/L

response 4314

Ion	Exp%	Act%
43.00	100.00	100.00
58.00	33.10	29.48
0.00	0.00	0.00
0.00	0.00	0.00

Quantitation Report (Qedit)

Data Path : Y:\DATA\2020-11\0K18062\
Data File : VF20111811.D
Acq On : 18 Nov 2020 9:42 pm
Operator : TNL
Sample : 0k18062-CAL6
Misc : 1X 5mL 5ppb DI+MeOH
ALS Vial : 11 Sample Multiplier: 1

Quant Time: Nov 19 13:25:19 2020
Quant Method : Y:\METHODS\VF201119S.M
Quant Title : EPA 8260: Volatile Organic Compounds
QLast Update : Thu Nov 19 13:22:36 2020
Response via : Initial Calibration

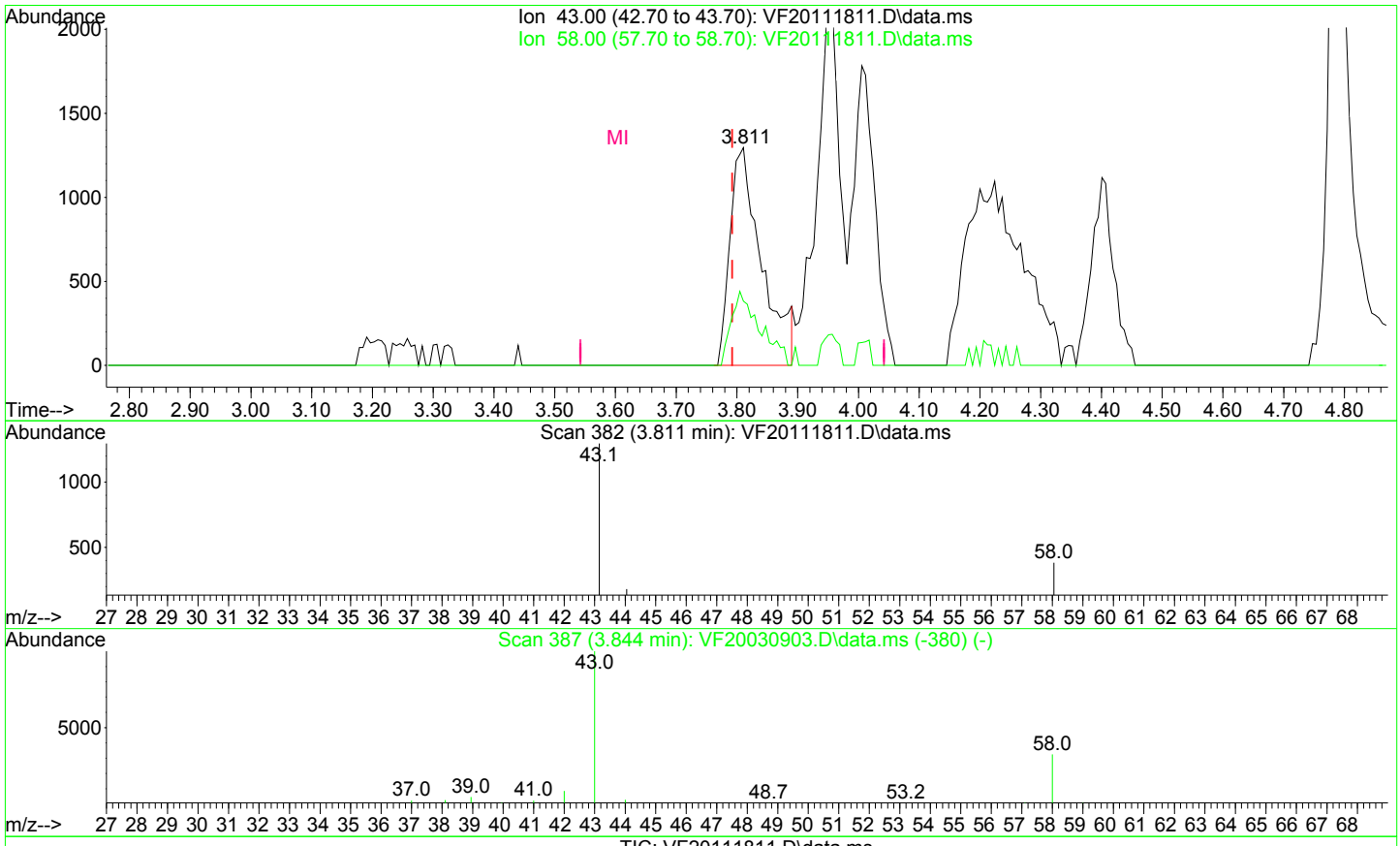

TIC: VF20111811.D\data.ms

(14) Acetone

3.811min (+ 0.018) 7.34 ug/L m

response 4663

Ion	Exp%	Act%
43.00	100.00	100.00
58.00	33.10	29.48
0.00	0.00	0.00
0.00	0.00	0.00

Quantitation Report (QT Reviewed)

Data Path : Y:\DATA\2020-11\0K18062\
Data File : VF20111811.D
Acq On : 18 Nov 2020 9:42 pm
Operator : TNL
Sample : 0k18062-CAL6 11/20/20 TNL
Misc : 1X 5mL 5ppb DI+MeOH
ALS Vial : 11 Sample Multiplier: 1

Quant Time: Nov 19 13:25:57 2020
Quant Method : Y:\METHODS\VF201119S.M
Quant Title : EPA 8260: Volatile Organic Compounds
QLast Update : Thu Nov 19 13:22:36 2020
Response via : Initial Calibration

Compound	R.T.	QIon	Response	Conc	Units		Dev(Min)
Internal Standards							
1) Pentafluorobenzene (I)	6.018	99	71892	50.00	ug/L		0.00
43) Chlorobenzene-d5 (I)	9.740	117	194196	50.00	ug/L		0.00
63) 1,4-Dichlorobenzene-d4...	11.692	152	88453	50.00	ug/L		0.00
System Monitoring Compounds							
30) Dibromofluoromethane (S)	5.532	111	61619	51.30	ug/L		0.00
37) 1,4-Difluorobenzene (S)	6.578	114	217863	51.54	ug/L		0.00
45) Toluene-d8 (S)	8.086	98	278590	48.31	ug/L		0.00
64) 4-Bromofluorobenzene (S)	10.810	174	76960	51.07	ug/L		0.00
Target Compounds							Qvalue
2) Dichlorodifluoromethane	1.597	85	5571	3.65	ug/L		96
3) Chloromethane	1.804	50	6629	3.24	ug/L		99
4) Vinyl Chloride	1.889	62	4934	2.75	ug/L		99
5) Bromomethane	2.248	96	4770	4.09	ug/L		96
6) Chloroethane	2.388	64	2053	4.05	ug/L	#	50
7) Trichlorofluoromethane	2.522	101	3808	3.58	ug/L		97
8) Ethanol	3.203	45	5468m	250.13	ug/L		
9) 1,1-Dichloroethene	3.075	61	9036	3.99	ug/L		82
10) Carbon Disulfide	3.093	76	10717	3.96	ug/L		99
11) Freon 113	3.124	101	5967	5.03	ug/L		79
12) Iodomethane	3.239	142	1330	7.10	ug/L	#	83
13) Methylene Chloride	3.713	84	7506	4.99	ug/L		96
14) Acetone	3.811	43	4663m	7.34	ug/L		
15) t-1,2-Dichloroethene	3.878	61	9514	4.43	ug/L		96
16) n-Hexane	3.957	86	1210	4.59	ug/L	#	90
17) Methyl-tert-butyl-ether	4.005	73	21125	4.67	ug/L		99
18) tert-Butanol (TBA)	4.224	59	51616	291.20	ug/L	#	93
19) Diisopropyl ether (DIPE)	4.401	45	5283	0.99	ug/L		94
20) 1,1-Dichloroethane	4.504	63	12847	4.51	ug/L		96
21) Acrylonitrile	4.589	53	2610	3.52	ug/L		89
22) Ethyl-tert-butyl ether...	4.772	59	4979	1.16	ug/L		96
23) c-1,2-Dichloroethene	5.064	61	9683	4.49	ug/L		95
24) 2,2-Dichloropropane	5.161	77	5522	3.61	ug/L		88
25) Bromochloromethane	5.264	49	5132	3.58	ug/L		98
26) Chloroform	5.343	83	12227	5.02	ug/L		95
27) Carbon Tetrachloride	5.471	117	6132	5.11	ug/L		95

Quantitation Report (QT Reviewed)

Data Path : Y:\DATA\2020-11\0K18062\
Data File : VF20111811.D
Acq On : 18 Nov 2020 9:42 pm
Operator : TNL
Sample : 0k18062-CAL6
Misc : 1X 5mL 5ppb DI+MeOH
ALS Vial : 11 Sample Multiplier: 1

Quant Time: Nov 19 13:25:57 2020
Quant Method : Y:\METHODS\VF201119S.M
Quant Title : EPA 8260: Volatile Organic Compounds
QLast Update : Thu Nov 19 13:22:36 2020
Response via : Initial Calibration

Compound	R.T.	QIon	Response	Conc	Units		Dev(Min)
28) Tetrahydrofuran	5.526	42	2855	3.67	ug/L		85
29) 1,1,1-Trichloroethane	5.544	97	9345	4.83	ug/L		93
31) 1,1-Dichloropropene	5.672	75	9464	4.71	ug/L		93
32) 2-Butanone (MEK)	5.678	43	7390	6.82	ug/L		85
33) Benzene	5.927	78	33106	5.05	ug/L		99
34) tert-Amyl methyl ether...	6.055	73	4533	1.13	ug/L		82
35) 1,2-Dichloroethane (EDC)	6.146	62	10219	4.66	ug/L		99
36) iso-Butyl Alcohol	6.225	43	8339	98.28	ug/L		93
38) Trichloroethene (TCE)	6.547	130	7443	5.11	ug/L		99
39) tert-Amyl ethyl ether ...	6.803	59	3187	1.08	ug/L		94
40) Dibromomethane	6.997	93	4145	4.70	ug/L	#	80
41) 1,2-Dichloropropane	7.107	63	7858	4.55	ug/L		92
42) Bromodichloromethane	7.180	83	6670	4.76	ug/L		99
44) c-1,3-Dichloropropene	7.879	75	7840	3.59	ug/L		97
46) Toluene	8.141	91	34200	4.64	ug/L		99
47) Tetrachloroethene (PCE)	8.591	166	7070	4.92	ug/L		92
48) 4-Methyl-2-Pentanone (...	8.591	43	15199	6.43	ug/L		98
49) t-1,3-Dichloropropene	8.639	75	6596	3.70	ug/L		94
50) 1,1,2-Trichloroethane	8.810	97	6888	4.64	ug/L		91
51) Dibromochloromethane	9.004	129	4359	4.56	ug/L		96
52) 1,3-Dichloropropane	9.102	76	12650	4.57	ug/L		96
53) 1,2-Dibromoethane (EDB)	9.241	107	6279	4.43	ug/L		96
54) 2-Hexanone	9.479	43	8859	5.67	ug/L		98
55) Chlorobenzene	9.752	112	20627	4.90	ug/L		92
56) Ethylbenzene	9.777	91	33358	4.74	ug/L		99
57) 1,1,1,2-Tetrachloroethane	9.819	131	5071	4.32	ug/L		97
58) m,p-Xylenes (2)	9.916	91	48405	9.61	ug/L		97
59) o-Xylene	10.300	91	23413	4.61	ug/L		96
60) Styrene	10.348	104	16959	4.26	ug/L		98
61) Bromoform	10.373	173	2653	4.52	ug/L		95
62) Isopropylbenzene	10.567	105	27032	4.64	ug/L		96
65) Bromobenzene	10.896	156	7519	5.09	ug/L		88
66) n-Propylbenzene	10.914	91	31048	4.51	ug/L		96
67) 1,1,2,2-Tetrachloroethane	10.981	83	8815	4.92	ug/L		97
68) 2-Chlorotoluene	11.042	126	6440	4.83	ug/L	#	81
69) 1,3,5-Trimethylbenzene	11.072	105	20107	4.57	ug/L		99
70) 1,2,3-Trichloropropane	11.090	110	3134	4.71	ug/L		95
71) t-1,4-Dichloro-2-butene	11.121	88	627	4.30	ug/L	#	80

Data Path : Y:\DATA\2020-11\0K18062\
Data File : VF20111811.D
Acq On : 18 Nov 2020 9:42 pm
Operator : TNL
Sample : 0k18062-CAL6
Misc : 1X 5mL 5ppb DI+MeOH
ALS Vial : 11 Sample Multiplier: 1

Quant Time: Nov 19 13:25:57 2020
Quant Method : Y:\METHODS\VF201119S.M
Quant Title : EPA 8260: Volatile Organic Compounds
QLast Update : Thu Nov 19 13:22:36 2020
Response via : Initial Calibration

Compound	R.T.	QIon	Response	Conc	Units		Dev(Min)
72) 4-Chlorotoluene	11.175	91	19711	4.79	ug/L		96
73) tert-Butylbenzene	11.321	91	11254	4.59	ug/L		87
74) 1,2,4-Trimethylbenzene	11.382	105	20523	4.64	ug/L		100
75) sec-Butylbenzene	11.461	105	24098	4.60	ug/L		98
76) 4-Isopropyltoluene	11.571	119	18890	4.51	ug/L		96
77) 1,3-Dichlorobenzene	11.637	146	12282	5.00	ug/L		98
78) 1,4-Dichlorobenzene	11.704	146	12817	4.68	ug/L		97
79) n-Butylbenzene	11.887	91	16418	4.41	ug/L		92
80) 1,2-Dichlorobenzene	12.021	146	11449	4.97	ug/L		98
81) 1,2-Dibromo-3-Chloropr...	12.623	157	996	4.46	ug/L	#	68
82) Hexachlorobutadiene	13.121	223	1541	4.77	ug/L		94
83) 1,2,4-Trichlorobenzene	13.158	180	5332	4.40	ug/L		91
84) Naphthalene	13.431	128	14748	3.50	ug/L		99
85) 1,2,3-Trichlorobenzene	13.596	180	5158	4.44	ug/L		89

(#) = qualifier out of range (m) = manual integration (+) = signals summed

Quantitation Report (QT Reviewed)

Data Path : Y:\DATA\2020-11\0K18062\
Data File : VF20111811.D
Acq On : 18 Nov 2020 9:42 pm
Operator : TNL
Sample : 0k18062-CAL6
Misc : 1X 5mL 5ppb DI+MeOH
ALS Vial : 11 Sample Multiplier: 1

Quant Time: Nov 19 13:25:57 2020
Quant Method : Y:\METHODS\VF201119S.M
Quant Title : EPA 8260: Volatile Organic Compounds
QLast Update : Thu Nov 19 13:22:36 2020
Response via : Initial Calibration

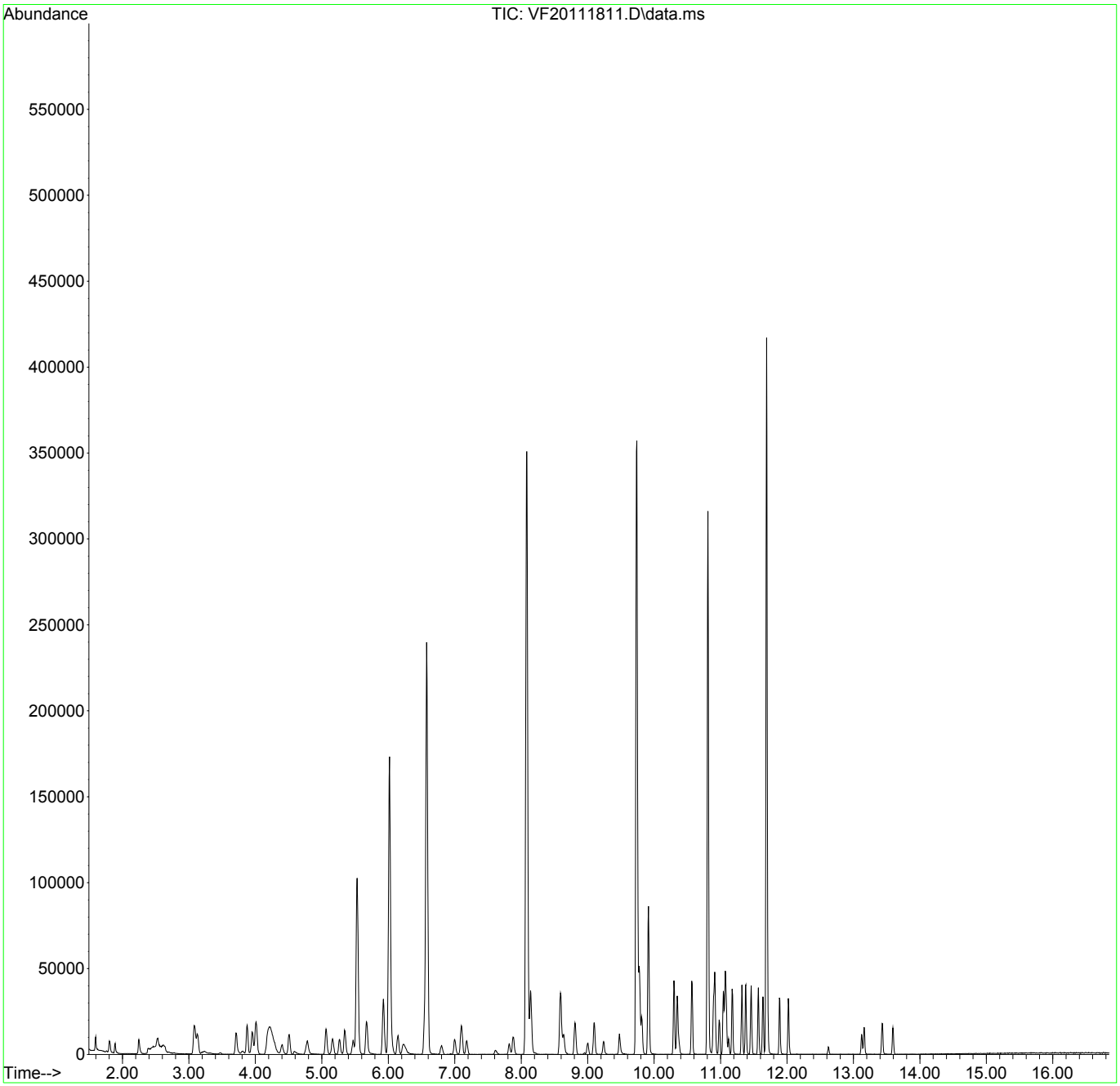

Quantitation Report (Not Reviewed)

Data Path : Y:\DATA\2020-11\0K18062\
Data File : VF20111812.D
Acq On : 18 Nov 2020 10:10 pm
Operator : TNL
Sample : 0k18062-CAL7
Misc : 1X 5mL 10ppb DI+MeOH
ALS Vial : 12 Sample Multiplier: 1

11/20/20 TNL

Quant Time: Nov 19 13:27:33 2020
Quant Method : Y:\METHODS\VF201119S.M
Quant Title : EPA 8260: Volatile Organic Compounds
QLast Update : Thu Nov 19 13:22:36 2020
Response via : Initial Calibration

Compound	R.T.	QIon	Response	Conc	Units		Dev(Min)
Internal Standards							
1) Pentafluorobenzene (I)	6.018	99	70167	50.00	ug/L		0.00
43) Chlorobenzene-d5 (I)	9.740	117	191092	50.00	ug/L		0.00
63) 1,4-Dichlorobenzene-d4...	11.692	152	87428	50.00	ug/L		0.00
System Monitoring Compounds							
30) Dibromofluoromethane (S)	5.531	111	61405	52.38	ug/L		0.00
37) 1,4-Difluorobenzene (S)	6.583	114	216832	52.56	ug/L		0.00
45) Toluene-d8 (S)	8.085	98	276445	48.71	ug/L		0.00
64) 4-Bromofluorobenzene (S)	10.810	174	75647	50.78	ug/L		0.00
Target Compounds							Qvalue
2) Dichlorodifluoromethane	1.609	85	10611	7.12	ug/L		96
3) Chloromethane	1.816	50	13576	6.79	ug/L		96
4) Vinyl Chloride	1.901	62	9660	5.52	ug/L		96
5) Bromomethane	2.260	96	8889	7.81	ug/L		95
6) Chloroethane	2.387	64	3542	7.16	ug/L	#	52
7) Trichlorofluoromethane	2.521	101	9292	8.94	ug/L		99
8) Ethanol	3.166	45	8654	397.40	ug/L		82
9) 1,1-Dichloroethene	3.087	61	17569	7.96	ug/L		91
10) Carbon Disulfide	3.105	76	21924	8.31	ug/L		99
11) Freon 113	3.135	101	11635	10.05	ug/L		86
12) Iodomethane	3.245	142	3750	10.69	ug/L		93
13) Methylene Chloride	3.719	84	13681	9.32	ug/L		94
14) Acetone	3.798	43	7112	11.47	ug/L		100
15) t-1,2-Dichloroethene	3.883	61	19090	9.12	ug/L		94
16) n-Hexane	3.956	86	2632	10.23	ug/L		94
17) Methyl-tert-butyl-ether	4.017	73	42091	9.53	ug/L		97
18) tert-Butanol (TBA)	4.175	59	111700	645.67	ug/L	#	98
19) Diisopropyl ether (DIPE)	4.406	45	10744	2.07	ug/L		97
20) 1,1-Dichloroethane	4.516	63	25775	9.27	ug/L		98
21) Acrylonitrile	4.589	53	4422	6.10	ug/L		99
22) Ethyl-tert-butyl ether...	4.777	59	10299	2.45	ug/L		97
23) c-1,2-Dichloroethene	5.069	61	19629	9.32	ug/L		95
24) 2,2-Dichloropropane	5.166	77	11649	7.80	ug/L		96
25) Bromochloromethane	5.270	49	10113	7.23	ug/L		96
26) Chloroform	5.349	83	25110	10.56	ug/L		99
27) Carbon Tetrachloride	5.477	117	12760	10.57	ug/L		100

Quantitation Report (Not Reviewed)

Data Path : Y:\DATA\2020-11\0K18062\
Data File : VF20111812.D
Acq On : 18 Nov 2020 10:10 pm
Operator : TNL
Sample : 0k18062-CAL7
Misc : 1X 5mL 10ppb DI+MeOH
ALS Vial : 12 Sample Multiplier: 1

Quant Time: Nov 19 13:27:33 2020
Quant Method : Y:\METHODS\VF201119S.M
Quant Title : EPA 8260: Volatile Organic Compounds
QLast Update : Thu Nov 19 13:22:36 2020
Response via : Initial Calibration

Compound	R.T.	QIon	Response	Conc	Units		Dev(Min)
28) Tetrahydrofuran	5.519	42	4597	6.06	ug/L		96
29) 1,1,1-Trichloroethane	5.543	97	19337	10.24	ug/L		95
31) 1,1-Dichloropropene	5.677	75	19258	9.83	ug/L		98
32) 2-Butanone (MEK)	5.671	43	11987	11.33	ug/L		91
33) Benzene	5.933	78	65847	10.30	ug/L		98
34) tert-Amyl methyl ether...	6.060	73	9743	2.48	ug/L		95
35) 1,2-Dichloroethane (EDC)	6.146	62	20415	9.54	ug/L		98
36) iso-Butyl Alcohol	6.212	43	17656	213.20	ug/L		96
38) Trichloroethene (TCE)	6.547	130	15404	10.85	ug/L		93
39) tert-Amyl ethyl ether ...	6.802	59	6578	2.29	ug/L		92
40) Dibromomethane	6.997	93	8640	10.04	ug/L		85
41) 1,2-Dichloropropane	7.106	63	15874	9.42	ug/L		99
42) Bromodichloromethane	7.185	83	14414	10.22	ug/L		98
44) c-1,3-Dichloropropene	7.879	75	17724	7.95	ug/L		98
46) Toluene	8.146	91	66875	9.22	ug/L		99
47) Tetrachloroethene (PCE)	8.590	166	13764	9.73	ug/L		93
48) 4-Methyl-2-Pentanone (...	8.596	43	32519	13.97	ug/L		95
49) t-1,3-Dichloropropene	8.639	75	14930	7.47	ug/L		98
50) 1,1,2-Trichloroethane	8.815	97	14181	9.71	ug/L		98
51) Dibromochloromethane	9.004	129	9855	9.44	ug/L		94
52) 1,3-Dichloropropane	9.101	76	26263	9.63	ug/L		95
53) 1,2-Dibromoethane (EDB)	9.241	107	13626	9.78	ug/L		97
54) 2-Hexanone	9.478	43	20720	12.81	ug/L		96
55) Chlorobenzene	9.752	112	41217	9.96	ug/L		95
56) Ethylbenzene	9.782	91	67463	9.75	ug/L		99
57) 1,1,1,2-Tetrachloroethane	9.813	131	10995	9.09	ug/L		99
58) m,p-Xylenes (2)	9.916	91	98854	19.94	ug/L		96
59) o-Xylene	10.299	91	49030	9.82	ug/L		95
60) Styrene	10.348	104	36006	8.94	ug/L		99
61) Bromoform	10.372	173	5925	9.00	ug/L		95
62) Isopropylbenzene	10.573	105	56235	9.82	ug/L		96
65) Bromobenzene	10.895	156	15392	10.53	ug/L		91
66) n-Propylbenzene	10.913	91	63785	9.38	ug/L		96
67) 1,1,2,2-Tetrachloroethane	10.980	83	18165	10.26	ug/L		97
68) 2-Chlorotoluene	11.047	126	13251	10.06	ug/L	#	83
69) 1,3,5-Trimethylbenzene	11.071	105	43073	9.90	ug/L		97
70) 1,2,3-Trichloropropane	11.090	110	6321	9.61	ug/L	#	82
71) t-1,4-Dichloro-2-butene	11.120	88	1344	7.31	ug/L	#	88

Quantitation Report (Not Reviewed)

Data Path : Y:\DATA\2020-11\0K18062\
Data File : VF20111812.D
Acq On : 18 Nov 2020 10:10 pm
Operator : TNL
Sample : 0k18062-CAL7
Misc : 1X 5mL 10ppb DI+MeOH
ALS Vial : 12 Sample Multiplier: 1

Quant Time: Nov 19 13:27:33 2020
Quant Method : Y:\METHODS\VF201119S.M
Quant Title : EPA 8260: Volatile Organic Compounds
QLast Update : Thu Nov 19 13:22:36 2020
Response via : Initial Calibration

Compound	R.T.	QIon	Response	Conc	Units	Dev(Min)
72) 4-Chlorotoluene	11.175	91	41003	10.07	ug/L	96
73) tert-Butylbenzene	11.327	91	23418	9.66	ug/L	92
74) 1,2,4-Trimethylbenzene	11.382	105	43143	9.87	ug/L	99
75) sec-Butylbenzene	11.461	105	50407	9.74	ug/L	97
76) 4-Isopropyltoluene	11.570	119	40720	9.83	ug/L	97
77) 1,3-Dichlorobenzene	11.637	146	24274	10.00	ug/L	96
78) 1,4-Dichlorobenzene	11.704	146	25110	9.28	ug/L	97
79) n-Butylbenzene	11.892	91	33878	9.22	ug/L	96
80) 1,2-Dichlorobenzene	12.020	146	22996	10.10	ug/L	98
81) 1,2-Dibromo-3-Chloropr...	12.622	157	2595	9.29	ug/L	84
82) Hexachlorobutadiene	13.121	223	3177	9.96	ug/L	90
83) 1,2,4-Trichlorobenzene	13.163	180	10911	9.12	ug/L	98
84) Naphthalene	13.437	128	33557	7.72	ug/L	96
85) 1,2,3-Trichlorobenzene	13.595	180	10431	9.07	ug/L	96

(#) = qualifier out of range (m) = manual integration (+) = signals summed

Quantitation Report (Not Reviewed)

Data Path : Y:\DATA\2020-11\0K18062\
Data File : VF20111812.D
Acq On : 18 Nov 2020 10:10 pm
Operator : TNL
Sample : 0k18062-CAL7
Misc : 1X 5mL 10ppb DI+MeOH
ALS Vial : 12 Sample Multiplier: 1

Quant Time: Nov 19 13:27:33 2020
Quant Method : Y:\METHODS\VF201119S.M
Quant Title : EPA 8260: Volatile Organic Compounds
QLast Update : Thu Nov 19 13:22:36 2020
Response via : Initial Calibration

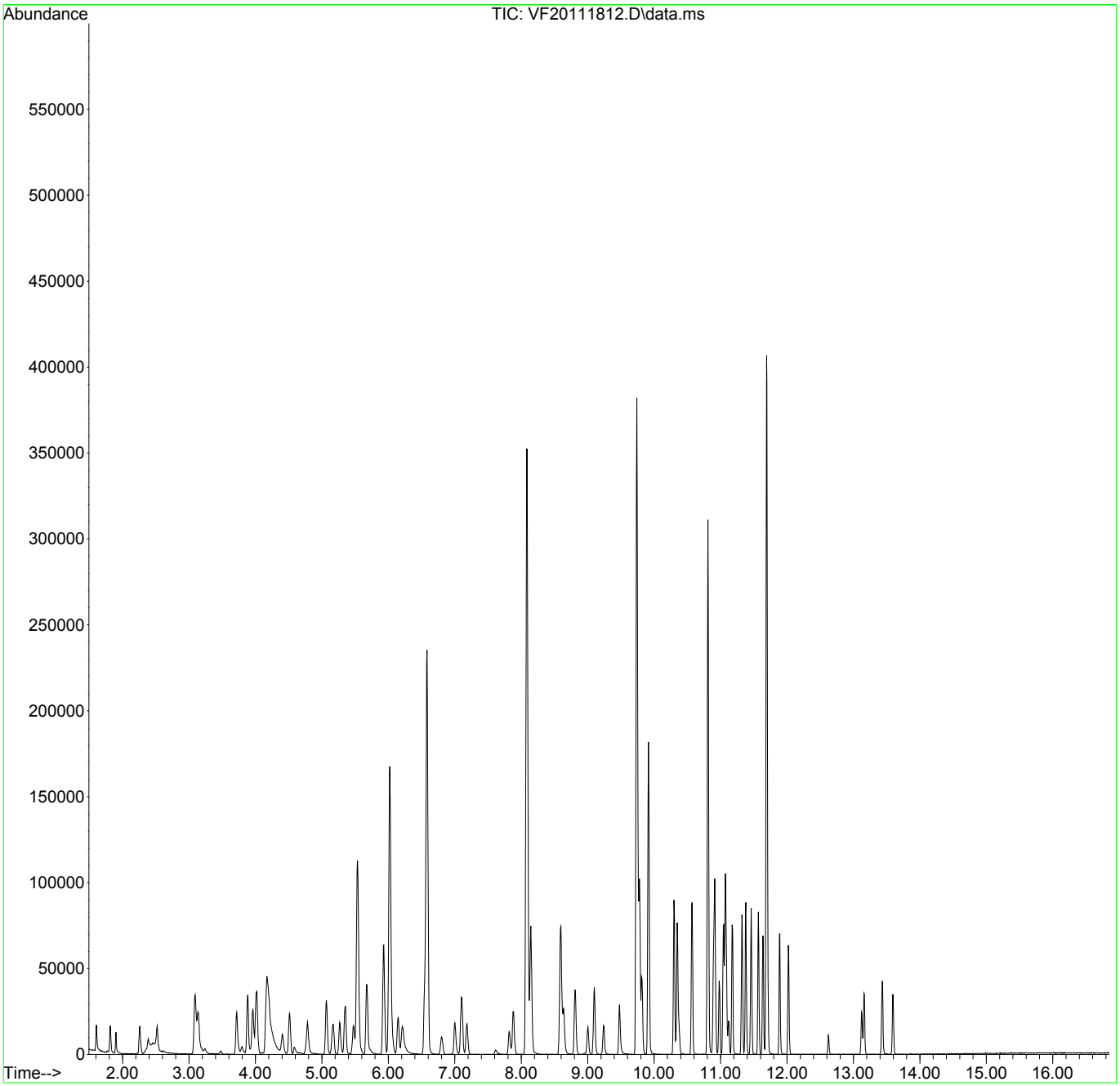

Quantitation Report (Qedit)

Data Path : Y:\DATA\2020-11\0K18062\
Data File : VF20111812.D
Acq On : 18 Nov 2020 10:10 pm
Operator : TNL
Sample : 0k18062-CAL7
Misc : 1X 5mL 10ppb DI+MeOH
ALS Vial : 12 Sample Multiplier: 1

Quant Time: Nov 19 13:27:33 2020
Quant Method : Y:\METHODS\VF201119S.M
Quant Title : EPA 8260: Volatile Organic Compounds
QLast Update : Thu Nov 19 13:22:36 2020
Response via : Initial Calibration

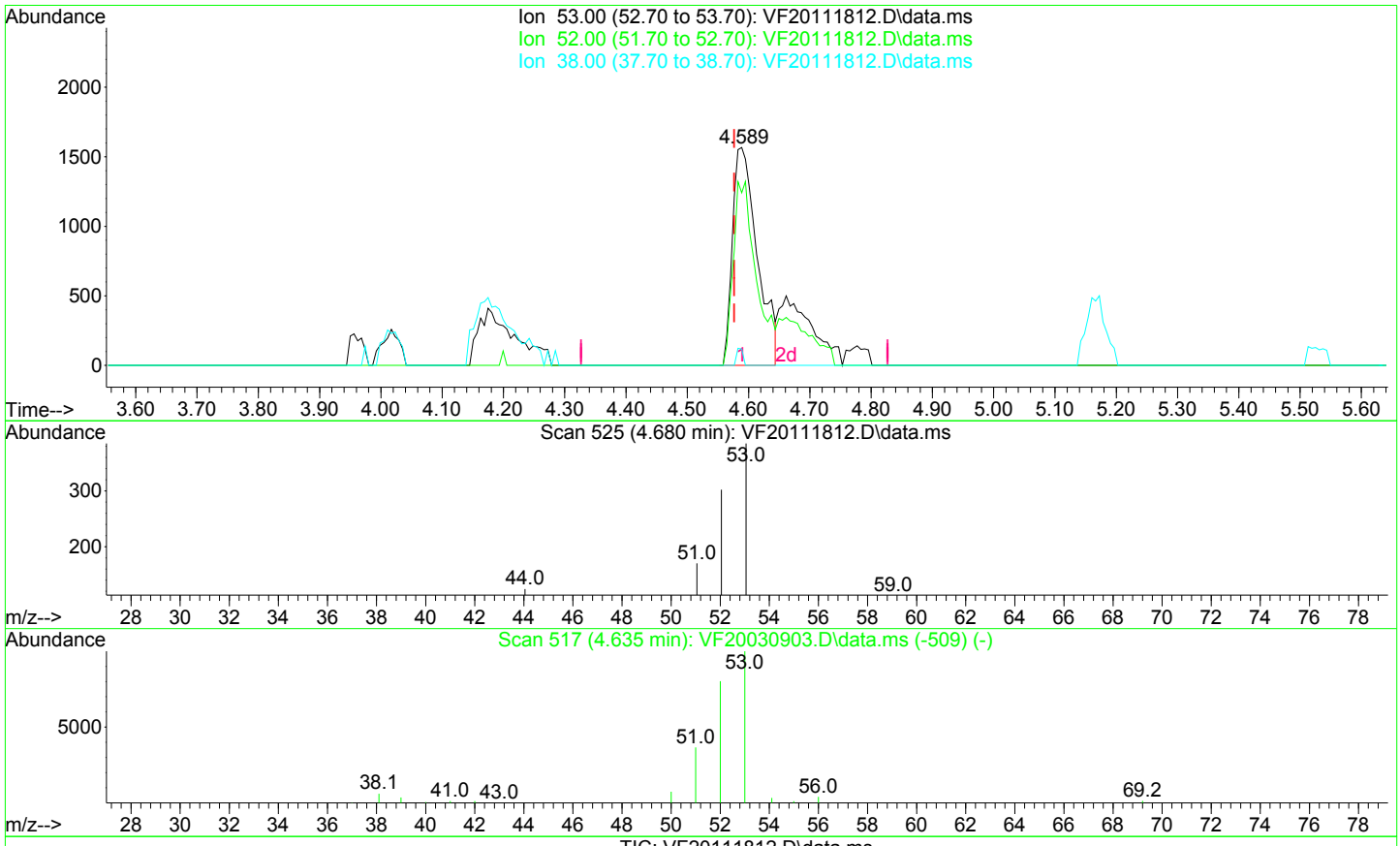

TIC: VF20111812.D\data.ms

(21) Acrylonitrile

4.589min (+ 0.012) 6.10 ug/L

response 4422

Ion	Exp%	Act%
53.00	100.00	100.00
52.00	80.20	79.25
38.00	6.00	7.54
0.00	0.00	0.00

Quantitation Report (Qedit)

Data Path : Y:\DATA\2020-11\0K18062\
Data File : VF20111812.D
Acq On : 18 Nov 2020 10:10 pm
Operator : TNL
Sample : 0k18062-CAL7
Misc : 1X 5mL 10ppb DI+MeOH
ALS Vial : 12 Sample Multiplier: 1

Quant Time: Nov 19 13:27:33 2020
Quant Method : Y:\METHODS\VF201119S.M
Quant Title : EPA 8260: Volatile Organic Compounds
QLast Update : Thu Nov 19 13:22:36 2020
Response via : Initial Calibration

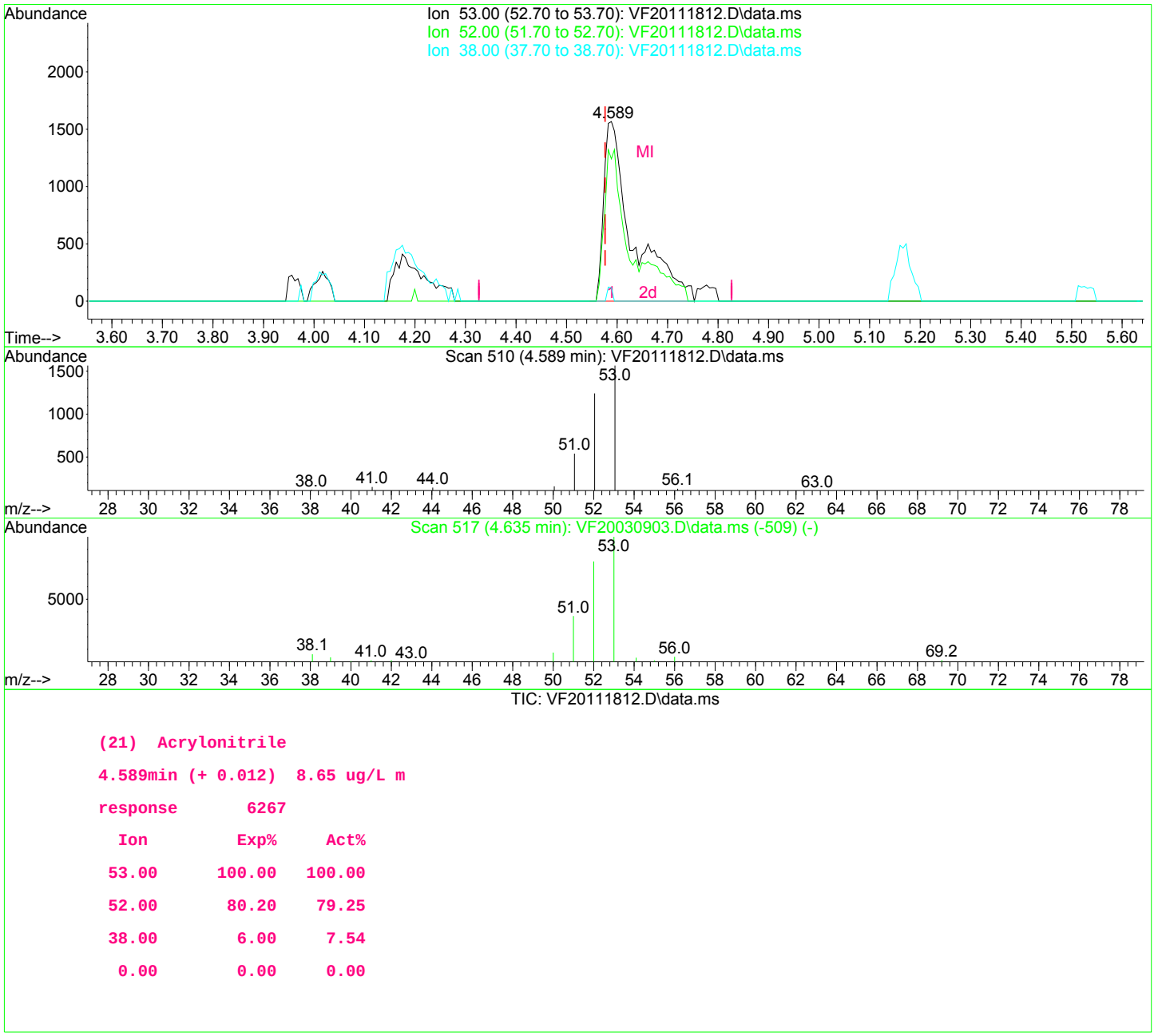

TIC: VF20111812.D\data.ms

(21) Acrylonitrile

4.589min (+ 0.012) 8.65 ug/L m

response 6267

Ion	Exp%	Act%
53.00	100.00	100.00
52.00	80.20	79.25
38.00	6.00	7.54
0.00	0.00	0.00

Quantitation Report (Qedit)

Data Path : Y:\DATA\2020-11\0K18062\
Data File : VF20111812.D
Acq On : 18 Nov 2020 10:10 pm
Operator : TNL
Sample : 0k18062-CAL7
Misc : 1X 5mL 10ppb DI+MeOH
ALS Vial : 12 Sample Multiplier: 1

Quant Time: Nov 19 13:27:33 2020
Quant Method : Y:\METHODS\VF201119S.M
Quant Title : EPA 8260: Volatile Organic Compounds
QLast Update : Thu Nov 19 13:22:36 2020
Response via : Initial Calibration

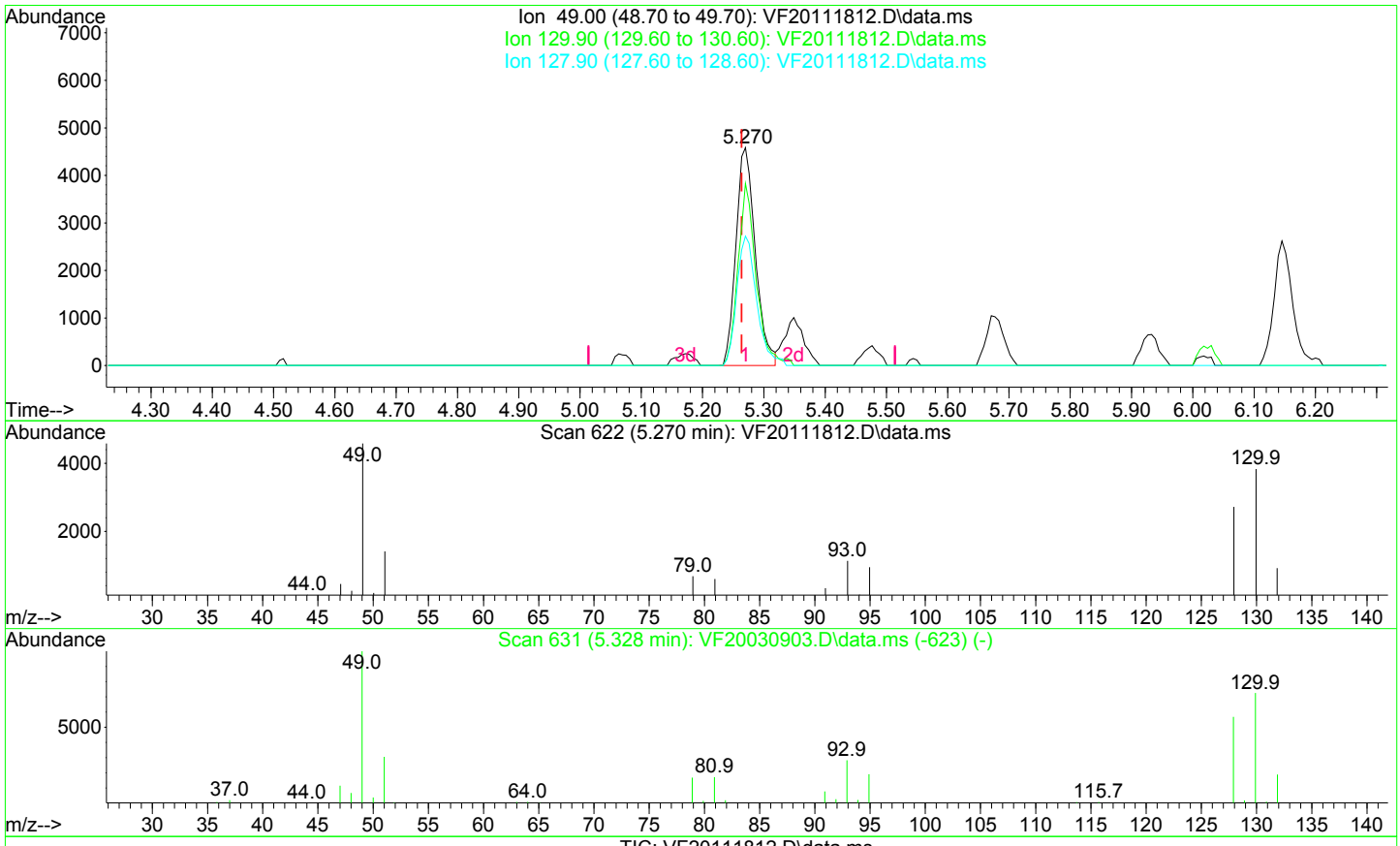

TIC: VF20111812.D\data.ms

(25) Bromochloromethane

5.270min (+ 0.006) 7.23 ug/L

response 10113

Ion	Exp%	Act%
49.00	100.00	100.00
129.90	77.90	83.57
127.90	59.80	59.37
0.00	0.00	0.00

Quantitation Report (Qedit)

Data Path : Y:\DATA\2020-11\0K18062\
Data File : VF20111812.D
Acq On : 18 Nov 2020 10:10 pm
Operator : TNL
Sample : 0k18062-CAL7
Misc : 1X 5mL 10ppb DI+MeOH
ALS Vial : 12 Sample Multiplier: 1

Quant Time: Nov 19 13:29:20 2020
Quant Method : Y:\METHODS\VF201119S.M
Quant Title : EPA 8260: Volatile Organic Compounds
QLast Update : Thu Nov 19 13:22:36 2020
Response via : Initial Calibration

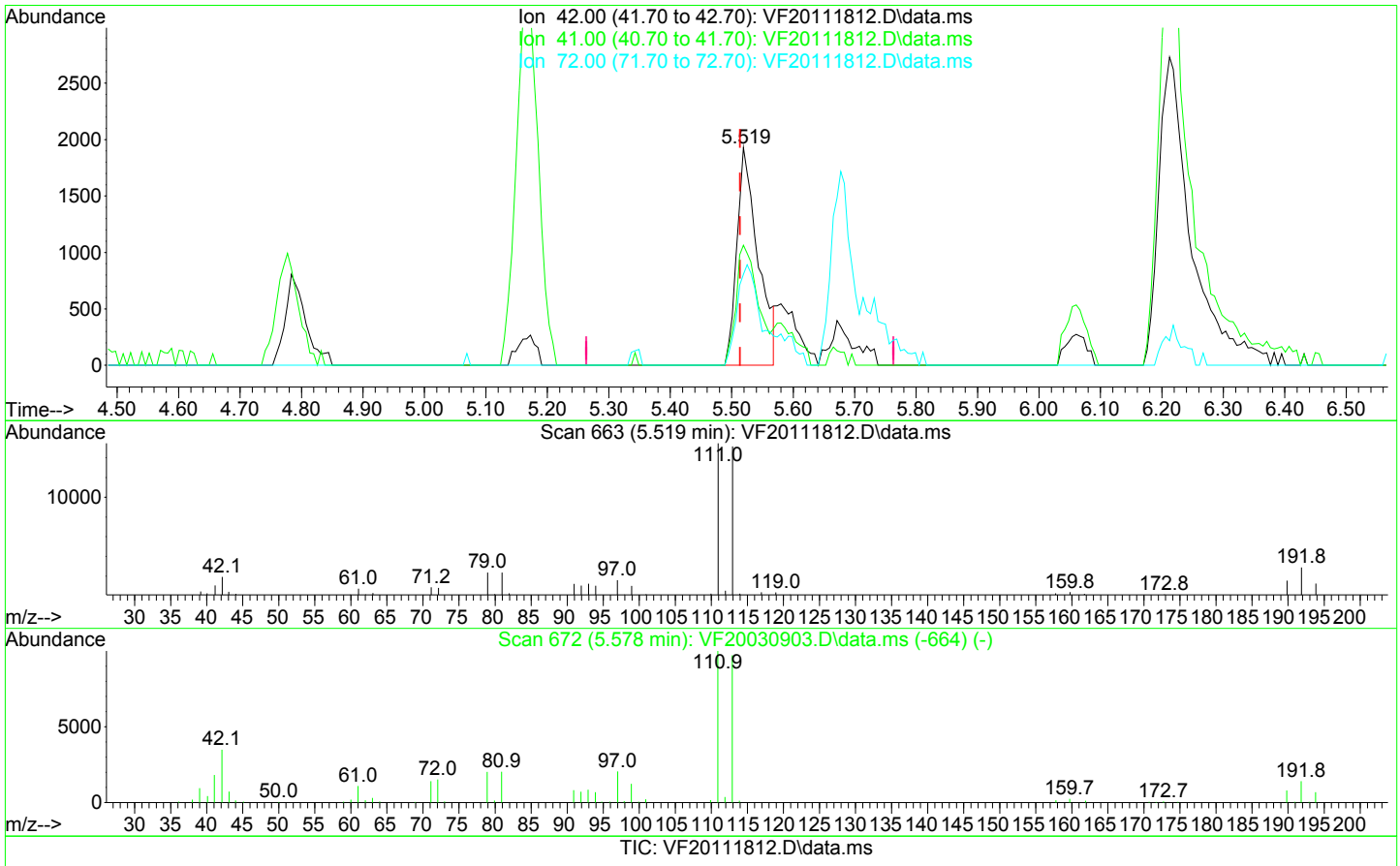

TIC: VF20111812.D\data.ms

(28) Tetrahydrofuran

5.519min (+ 0.006) 6.06 ug/L

response 4597

Ion	Exp%	Act%
42.00	100.00	100.00
41.00	59.60	55.16
72.00	42.90	41.78
0.00	0.00	0.00

Quantitation Report (Qedit)

Data Path : Y:\DATA\2020-11\0K18062\
Data File : VF20111812.D
Acq On : 18 Nov 2020 10:10 pm
Operator : TNL
Sample : 0k18062-CAL7
Misc : 1X 5mL 10ppb DI+MeOH
ALS Vial : 12 Sample Multiplier: 1

Quant Time: Nov 19 13:29:20 2020
Quant Method : Y:\METHODS\VF201119S.M
Quant Title : EPA 8260: Volatile Organic Compounds
QLast Update : Thu Nov 19 13:22:36 2020
Response via : Initial Calibration

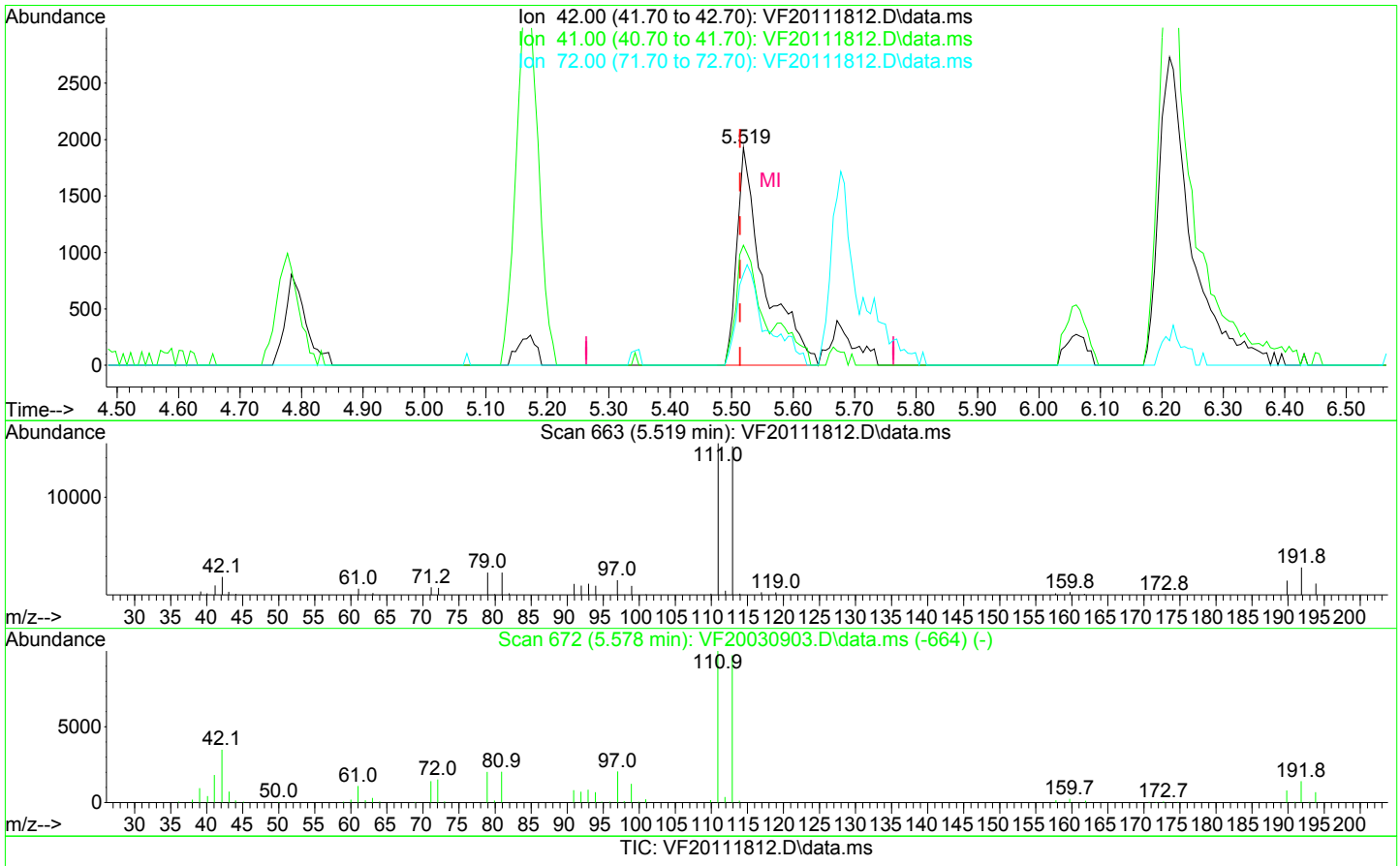

TIC: VF20111812.D\data.ms

(28) Tetrahydrofuran

5.519min (+ 0.006) 7.80 ug/L m

response 5923

Ion	Exp%	Act%
42.00	100.00	100.00
41.00	59.60	55.16
72.00	42.90	41.78
0.00	0.00	0.00

Quantitation Report (Qedit)

Data Path : Y:\DATA\2020-11\0K18062\
Data File : VF20111812.D
Acq On : 18 Nov 2020 10:10 pm
Operator : TNL
Sample : 0k18062-CAL7
Misc : 1X 5mL 10ppb DI+MeOH
ALS Vial : 12 Sample Multiplier: 1

Quant Time: Nov 19 13:29:20 2020
Quant Method : Y:\METHODS\VF201119S.M
Quant Title : EPA 8260: Volatile Organic Compounds
QLast Update : Thu Nov 19 13:22:36 2020
Response via : Initial Calibration

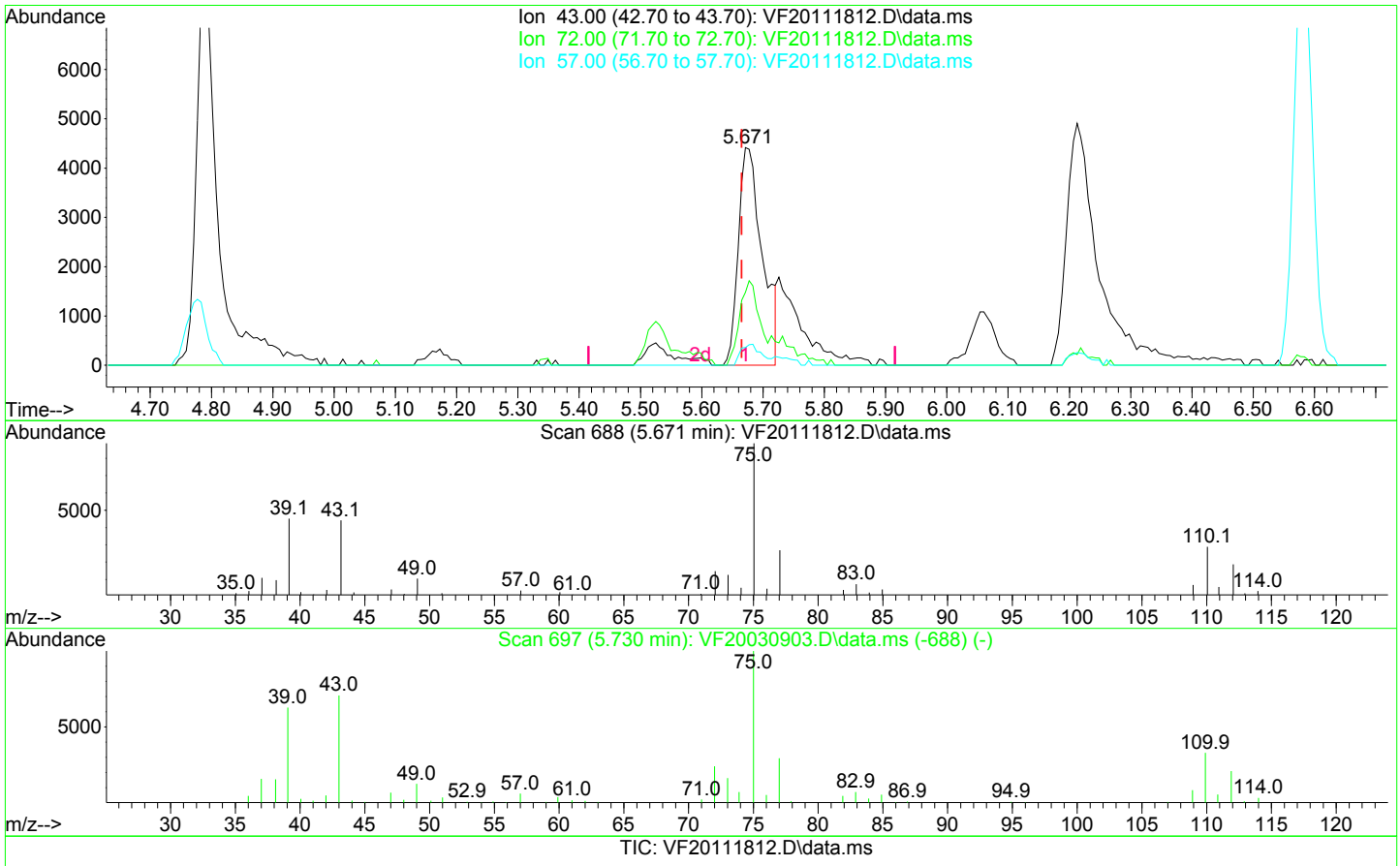

TIC: VF20111812.D\data.ms

(32) 2-Butanone (MEK)

5.671min (+ 0.006) 11.33 ug/L

response 11987

Ion	Exp%	Act%
43.00	100.00	100.00
72.00	27.60	33.58
57.00	8.60	8.15
0.00	0.00	0.00

Quantitation Report (Qedit)

Data Path : Y:\DATA\2020-11\0K18062\
Data File : VF20111812.D
Acq On : 18 Nov 2020 10:10 pm
Operator : TNL
Sample : 0k18062-CAL7
Misc : 1X 5mL 10ppb DI+MeOH
ALS Vial : 12 Sample Multiplier: 1

Quant Time: Nov 19 13:29:20 2020
Quant Method : Y:\METHODS\VF201119S.M
Quant Title : EPA 8260: Volatile Organic Compounds
QLast Update : Thu Nov 19 13:22:36 2020
Response via : Initial Calibration

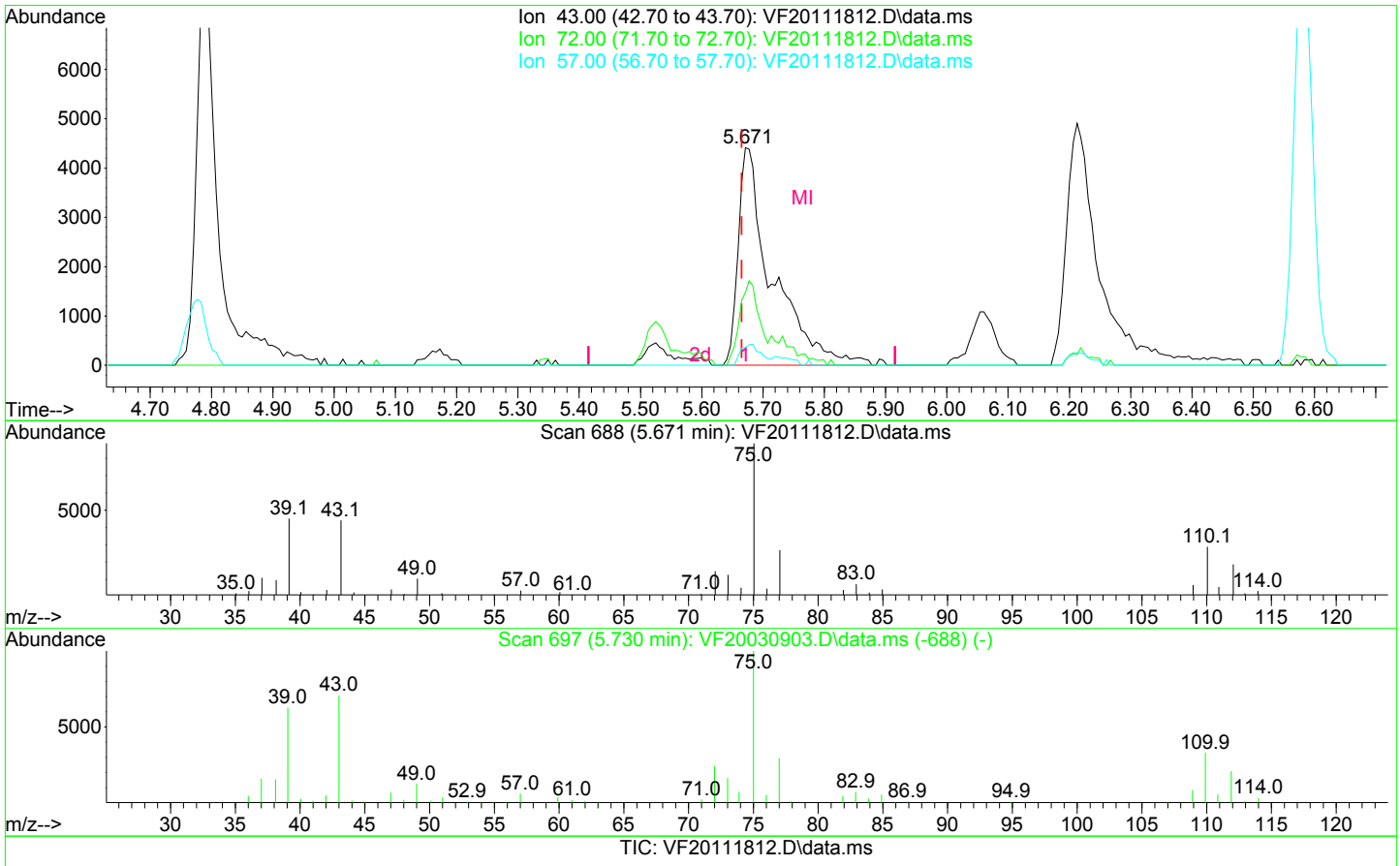

TIC: VF20111812.D\data.ms

(32) 2-Butanone (MEK)

5.671min (+ 0.006) 16.07 ug/L m

response 17004

Ion	Exp%	Act%
43.00	100.00	100.00
72.00	27.60	33.58
57.00	8.60	8.15
0.00	0.00	0.00

Quantitation Report (QT Reviewed)

Data Path : Y:\DATA\2020-11\0K18062\
Data File : VF20111812.D
Acq On : 18 Nov 2020 10:10 pm
Operator : TNL
Sample : 0k18062-CAL7
Misc : 1X 5mL 10ppb DI+MeOH
ALS Vial : 12 Sample Multiplier: 1

11/20/20 TNL

Quant Time: Nov 19 13:30:32 2020
Quant Method : Y:\METHODS\VF201119S.M
Quant Title : EPA 8260: Volatile Organic Compounds
QLast Update : Thu Nov 19 13:22:36 2020
Response via : Initial Calibration

Compound	R.T.	QIon	Response	Conc	Units		Dev(Min)
Internal Standards							
1) Pentafluorobenzene (I)	6.018	99	70167	50.00	ug/L		0.00
43) Chlorobenzene-d5 (I)	9.740	117	191092	50.00	ug/L		0.00
63) 1,4-Dichlorobenzene-d4...	11.692	152	87428	50.00	ug/L		0.00
System Monitoring Compounds							
30) Dibromofluoromethane (S)	5.531	111	61405	52.38	ug/L		0.00
37) 1,4-Difluorobenzene (S)	6.583	114	216832	52.56	ug/L		0.00
45) Toluene-d8 (S)	8.085	98	276445	48.71	ug/L		0.00
64) 4-Bromofluorobenzene (S)	10.810	174	75647	50.78	ug/L		0.00
Target Compounds							Qvalue
2) Dichlorodifluoromethane	1.609	85	10611	7.12	ug/L		96
3) Chloromethane	1.816	50	13576	6.79	ug/L		96
4) Vinyl Chloride	1.901	62	9660	5.52	ug/L		96
5) Bromomethane	2.260	96	8889	7.81	ug/L		95
6) Chloroethane	2.387	64	3542	7.16	ug/L	#	52
7) Trichlorofluoromethane	2.521	101	9292	8.94	ug/L		99
8) Ethanol	3.166	45	8654	397.40	ug/L		82
9) 1,1-Dichloroethene	3.087	61	17569	7.96	ug/L		91
10) Carbon Disulfide	3.105	76	21924	8.31	ug/L		99
11) Freon 113	3.135	101	11635	10.05	ug/L		86
12) Iodomethane	3.245	142	3750	10.69	ug/L		93
13) Methylene Chloride	3.719	84	13681	9.32	ug/L		94
14) Acetone	3.798	43	7112	11.47	ug/L		100
15) t-1,2-Dichloroethene	3.883	61	19090	9.12	ug/L		94
16) n-Hexane	3.956	86	2632	10.23	ug/L		94
17) Methyl-tert-butyl-ether	4.017	73	42091	9.53	ug/L		97
18) tert-Butanol (TBA)	4.175	59	111700	645.67	ug/L	#	98
19) Diisopropyl ether (DIPE)	4.406	45	10744	2.07	ug/L		97
20) 1,1-Dichloroethane	4.516	63	25775	9.27	ug/L		98
21) Acrylonitrile	4.589	53	6267m	8.65	ug/L		
22) Ethyl-tert-butyl ether...	4.777	59	10299	2.45	ug/L		97
23) c-1,2-Dichloroethene	5.069	61	19629	9.32	ug/L		95
24) 2,2-Dichloropropane	5.166	77	11649	7.80	ug/L		96
25) Bromochloromethane	5.270	49	10113	7.23	ug/L		96
26) Chloroform	5.349	83	25110	10.56	ug/L		99
27) Carbon Tetrachloride	5.477	117	12760	10.57	ug/L		100

Quantitation Report (QT Reviewed)

Data Path : Y:\DATA\2020-11\0K18062\
Data File : VF20111812.D
Acq On : 18 Nov 2020 10:10 pm
Operator : TNL
Sample : 0k18062-CAL7
Misc : 1X 5mL 10ppb DI+MeOH
ALS Vial : 12 Sample Multiplier: 1

Quant Time: Nov 19 13:30:32 2020
Quant Method : Y:\METHODS\VF201119S.M
Quant Title : EPA 8260: Volatile Organic Compounds
QLast Update : Thu Nov 19 13:22:36 2020
Response via : Initial Calibration

Compound	R.T.	QIon	Response	Conc	Units		Dev(Min)
28) Tetrahydrofuran	5.519	42	5923m	7.80	ug/L		
29) 1,1,1-Trichloroethane	5.543	97	19337	10.24	ug/L		95
31) 1,1-Dichloropropene	5.677	75	19258	9.83	ug/L		98
32) 2-Butanone (MEK)	5.671	43	17004m	16.07	ug/L		
33) Benzene	5.933	78	65847	10.30	ug/L		98
34) tert-Amyl methyl ether...	6.060	73	9743	2.48	ug/L		95
35) 1,2-Dichloroethane (EDC)	6.146	62	20415	9.54	ug/L		98
36) iso-Butyl Alcohol	6.212	43	17656	213.20	ug/L		96
38) Trichloroethene (TCE)	6.547	130	15404	10.85	ug/L		93
39) tert-Amyl ethyl ether ...	6.802	59	6578	2.29	ug/L		92
40) Dibromomethane	6.997	93	8640	10.04	ug/L		85
41) 1,2-Dichloropropane	7.106	63	15874	9.42	ug/L		99
42) Bromodichloromethane	7.185	83	14414	10.22	ug/L		98
44) c-1,3-Dichloropropene	7.879	75	17724	7.95	ug/L		98
46) Toluene	8.146	91	66875	9.22	ug/L		99
47) Tetrachloroethene (PCE)	8.590	166	13764	9.73	ug/L		93
48) 4-Methyl-2-Pentanone (...	8.596	43	32519	13.97	ug/L		95
49) t-1,3-Dichloropropene	8.639	75	14930	7.47	ug/L		98
50) 1,1,2-Trichloroethane	8.815	97	14181	9.71	ug/L		98
51) Dibromochloromethane	9.004	129	9855	9.44	ug/L		94
52) 1,3-Dichloropropane	9.101	76	26263	9.63	ug/L		95
53) 1,2-Dibromoethane (EDB)	9.241	107	13626	9.78	ug/L		97
54) 2-Hexanone	9.478	43	20720	12.81	ug/L		96
55) Chlorobenzene	9.752	112	41217	9.96	ug/L		95
56) Ethylbenzene	9.782	91	67463	9.75	ug/L		99
57) 1,1,1,2-Tetrachloroethane	9.813	131	10995	9.09	ug/L		99
58) m,p-Xylenes (2)	9.916	91	98854	19.94	ug/L		96
59) o-Xylene	10.299	91	49030	9.82	ug/L		95
60) Styrene	10.348	104	36006	8.94	ug/L		99
61) Bromoform	10.372	173	5925	9.00	ug/L		95
62) Isopropylbenzene	10.573	105	56235	9.82	ug/L		96
65) Bromobenzene	10.895	156	15392	10.53	ug/L		91
66) n-Propylbenzene	10.913	91	63785	9.38	ug/L		96
67) 1,1,2,2-Tetrachloroethane	10.980	83	18165	10.26	ug/L		97
68) 2-Chlorotoluene	11.047	126	13251	10.06	ug/L	#	83
69) 1,3,5-Trimethylbenzene	11.071	105	43073	9.90	ug/L		97
70) 1,2,3-Trichloropropane	11.090	110	6321	9.61	ug/L	#	82
71) t-1,4-Dichloro-2-butene	11.120	88	1344	7.31	ug/L	#	88

Data Path : Y:\DATA\2020-11\0K18062\
Data File : VF20111812.D
Acq On : 18 Nov 2020 10:10 pm
Operator : TNL
Sample : 0k18062-CAL7
Misc : 1X 5mL 10ppb DI+MeOH
ALS Vial : 12 Sample Multiplier: 1

Quant Time: Nov 19 13:30:32 2020
Quant Method : Y:\METHODS\VF201119S.M
Quant Title : EPA 8260: Volatile Organic Compounds
QLast Update : Thu Nov 19 13:22:36 2020
Response via : Initial Calibration

Compound	R.T.	QIon	Response	Conc	Units	Dev(Min)
72) 4-Chlorotoluene	11.175	91	41003	10.07	ug/L	96
73) tert-Butylbenzene	11.327	91	23418	9.66	ug/L	92
74) 1,2,4-Trimethylbenzene	11.382	105	43143	9.87	ug/L	99
75) sec-Butylbenzene	11.461	105	50407	9.74	ug/L	97
76) 4-Isopropyltoluene	11.570	119	40720	9.83	ug/L	97
77) 1,3-Dichlorobenzene	11.637	146	24274	10.00	ug/L	96
78) 1,4-Dichlorobenzene	11.704	146	25110	9.28	ug/L	97
79) n-Butylbenzene	11.892	91	33878	9.22	ug/L	96
80) 1,2-Dichlorobenzene	12.020	146	22996	10.10	ug/L	98
81) 1,2-Dibromo-3-Chloropr...	12.622	157	2595	9.29	ug/L	84
82) Hexachlorobutadiene	13.121	223	3177	9.96	ug/L	90
83) 1,2,4-Trichlorobenzene	13.163	180	10911	9.12	ug/L	98
84) Naphthalene	13.437	128	33557	7.72	ug/L	96
85) 1,2,3-Trichlorobenzene	13.595	180	10431	9.07	ug/L	96

(#) = qualifier out of range (m) = manual integration (+) = signals summed

Quantitation Report (QT Reviewed)

Data Path : Y:\DATA\2020-11\0K18062\
Data File : VF20111812.D
Acq On : 18 Nov 2020 10:10 pm
Operator : TNL
Sample : 0k18062-CAL7
Misc : 1X 5mL 10ppb DI+MeOH
ALS Vial : 12 Sample Multiplier: 1

Quant Time: Nov 19 13:30:32 2020
Quant Method : Y:\METHODS\VF201119S.M
Quant Title : EPA 8260: Volatile Organic Compounds
QLast Update : Thu Nov 19 13:22:36 2020
Response via : Initial Calibration

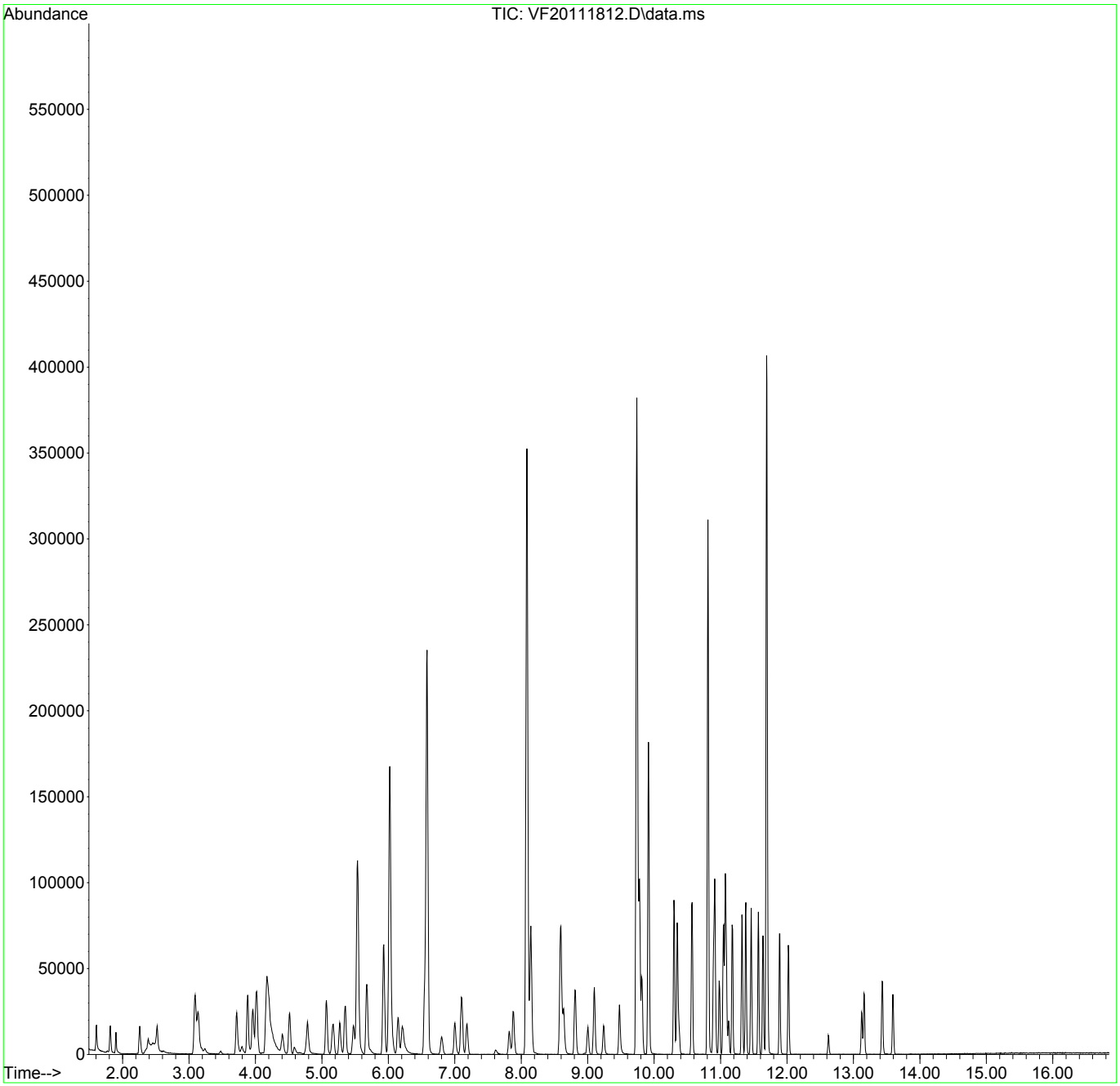

Quantitation Report (Not Reviewed)

Data Path : Y:\DATA\2020-11\0K18062\
Data File : VF20111813.D
Acq On : 18 Nov 2020 10:37 pm
Operator : TNL
Sample : 0k18062-CAL8
Misc : 1X 5mL 20ppb DI+MeOH
ALS Vial : 13 Sample Multiplier: 1 11/20/20 TNL

Quant Time: Nov 19 13:33:23 2020
Quant Method : Y:\METHODS\~~VF201119S.M~~
Quant Title : EPA 8260: Volatile Organic Compounds
QLast Update : Thu Nov 19 13:22:36 2020
Response via : Initial Calibration

Compound	R.T.	QIon	Response	Conc	Units		Dev(Min)
Internal Standards							
1) Pentafluorobenzene (I)	6.018	99	69152	50.00	ug/L		0.00
43) Chlorobenzene-d5 (I)	9.740	117	190541	50.00	ug/L		0.00
63) 1,4-Dichlorobenzene-d4...	11.692	152	88102	50.00	ug/L		0.00
System Monitoring Compounds							
30) Dibromofluoromethane (S)	5.525	111	61514	53.24	ug/L		0.00
37) 1,4-Difluorobenzene (S)	6.578	114	212389	52.24	ug/L		0.00
45) Toluene-d8 (S)	8.086	98	271584	47.99	ug/L		0.00
64) 4-Bromofluorobenzene (S)	10.810	174	76417	50.91	ug/L		0.00
Target Compounds							Qvalue
2) Dichlorodifluoromethane	1.597	85	20219	13.77	ug/L		98
3) Chloromethane	1.810	50	24696	12.53	ug/L		98
4) Vinyl Chloride	1.889	62	18382	10.67	ug/L		94
5) Bromomethane	2.248	96	15438	13.76	ug/L		97
6) Chloroethane	2.375	64	6481	13.29	ug/L		76
7) Trichlorofluoromethane	2.509	101	11000	10.74	ug/L		97
8) Ethanol	3.190	45	20906	1029.18	ug/L		89
9) 1,1-Dichloroethene	3.075	61	34267	15.75	ug/L		87
10) Carbon Disulfide	3.093	76	44882	17.26	ug/L		98
11) Freon 113	3.123	101	23038	20.19	ug/L		84
12) Iodomethane	3.227	142	10817	20.89	ug/L		98
13) Methylene Chloride	3.707	84	25454	17.59	ug/L		96
14) Acetone	3.792	43	14756	24.14	ug/L		98
15) t-1,2-Dichloroethene	3.871	61	37713	18.27	ug/L		98
16) n-Hexane	3.950	86	5290	20.87	ug/L		98
17) Methyl-tert-butyl-ether	4.011	73	85014	19.54	ug/L		98
18) tert-Butanol (TBA)	4.175	59	241574	1416.90	ug/L	#	98
19) Diisopropyl ether (DIPE)	4.400	45	20831	4.08	ug/L		98
20) 1,1-Dichloroethane	4.510	63	51342	18.73	ug/L		98
21) Acrylonitrile	4.577	53	9736	13.63	ug/L		100
22) Ethyl-tert-butyl ether...	4.771	59	21089	5.10	ug/L		99
23) c-1,2-Dichloroethene	5.063	61	38139	18.37	ug/L		97
24) 2,2-Dichloropropane	5.167	77	24093	16.36	ug/L		98
25) Bromochloromethane	5.264	49	19335	14.02	ug/L		99
26) Chloroform	5.343	83	49103	20.95	ug/L		97
27) Carbon Tetrachloride	5.477	117	26912	21.87	ug/L		98

Quantitation Report (Not Reviewed)

Data Path : Y:\DATA\2020-11\0K18062\
Data File : VF20111813.D
Acq On : 18 Nov 2020 10:37 pm
Operator : TNL
Sample : 0k18062-CAL8
Misc : 1X 5mL 20ppb DI+MeOH
ALS Vial : 13 Sample Multiplier: 1

Quant Time: Nov 19 13:33:23 2020
Quant Method : Y:\METHODS\VF201119S.M
Quant Title : EPA 8260: Volatile Organic Compounds
QLast Update : Thu Nov 19 13:22:36 2020
Response via : Initial Calibration

Compound	R.T.	QIon	Response	Conc	Units		Dev(Min)
28) Tetrahydrofuran	5.513	42	9228	12.33	ug/L		94
29) 1,1,1-Trichloroethane	5.538	97	39360	21.15	ug/L		95
31) 1,1-Dichloropropene	5.671	75	38693	20.03	ug/L		96
32) 2-Butanone (MEK)	5.665	43	33719	32.34	ug/L		85
33) Benzene	5.927	78	128160	20.33	ug/L		99
34) tert-Amyl methyl ether...	6.055	73	19144	4.95	ug/L		92
35) 1,2-Dichloroethane (EDC)	6.140	62	40368	19.14	ug/L		99
36) iso-Butyl Alcohol	6.219	43	38918	476.83	ug/L		92
38) Trichloroethene (TCE)	6.547	130	30393	21.71	ug/L		98
39) tert-Amyl ethyl ether ...	6.803	59	13375	4.72	ug/L		90
40) Dibromomethane	6.997	93	17151	20.22	ug/L		87
41) 1,2-Dichloropropane	7.101	63	30689	18.49	ug/L		99
42) Bromodichloromethane	7.180	83	30371	21.12	ug/L		97
44) c-1,3-Dichloropropene	7.879	75	38461	16.94	ug/L		96
46) Toluene	8.140	91	132554	18.33	ug/L		98
47) Tetrachloroethene (PCE)	8.590	166	27983	19.85	ug/L		94
48) 4-Methyl-2-Pentanone (...	8.590	43	67256	28.99	ug/L		96
49) t-1,3-Dichloropropene	8.633	75	34568	16.19	ug/L		95
50) 1,1,2-Trichloroethane	8.809	97	28490	19.56	ug/L		98
51) Dibromochloromethane	8.998	129	21292	19.28	ug/L		93
52) 1,3-Dichloropropane	9.101	76	52245	19.22	ug/L		93
53) 1,2-Dibromoethane (EDB)	9.235	107	27857	20.05	ug/L		98
54) 2-Hexanone	9.472	43	44118	26.77	ug/L		97
55) Chlorobenzene	9.752	112	81288	19.70	ug/L		95
56) Ethylbenzene	9.776	91	134826	19.55	ug/L		97
57) 1,1,1,2-Tetrachloroethane	9.819	131	23556	18.99	ug/L		98
58) m,p-Xylenes (2)	9.916	91	198165	40.10	ug/L		97
59) o-Xylene	10.299	91	99147	19.91	ug/L		96
60) Styrene	10.348	104	74971	18.32	ug/L		98
61) Bromoform	10.372	173	13884	19.45	ug/L		98
62) Isopropylbenzene	10.567	105	114383	20.03	ug/L		97
65) Bromobenzene	10.895	156	30769	20.89	ug/L		91
66) n-Propylbenzene	10.914	91	131803	19.23	ug/L		97
67) 1,1,2,2-Tetrachloroethane	10.980	83	37215	20.86	ug/L		97
68) 2-Chlorotoluene	11.041	126	26541	20.00	ug/L	#	79
69) 1,3,5-Trimethylbenzene	11.072	105	88872	20.27	ug/L		96
70) 1,2,3-Trichloropropane	11.090	110	12837	19.36	ug/L		83
71) t-1,4-Dichloro-2-butene	11.120	88	3300	15.24	ug/L		95

Data Path : Y:\DATA\2020-11\0K18062\
Data File : VF20111813.D
Acq On : 18 Nov 2020 10:37 pm
Operator : TNL
Sample : 0k18062-CAL8
Misc : 1X 5mL 20ppb DI+MeOH
ALS Vial : 13 Sample Multiplier: 1

Quant Time: Nov 19 13:33:23 2020
Quant Method : Y:\METHODS\VF201119S.M
Quant Title : EPA 8260: Volatile Organic Compounds
QLast Update : Thu Nov 19 13:22:36 2020
Response via : Initial Calibration

Compound	R.T.	QIon	Response	Conc	Units	Dev(Min)
72) 4-Chlorotoluene	11.175	91	84787	20.67	ug/L	97
73) tert-Butylbenzene	11.321	91	47652	19.51	ug/L	89
74) 1,2,4-Trimethylbenzene	11.382	105	89795	20.39	ug/L	100
75) sec-Butylbenzene	11.461	105	103102	19.77	ug/L	97
76) 4-Isopropyltoluene	11.570	119	85613	20.52	ug/L	97
77) 1,3-Dichlorobenzene	11.637	146	49675	20.31	ug/L	98
78) 1,4-Dichlorobenzene	11.704	146	51178	18.76	ug/L	97
79) n-Butylbenzene	11.887	91	71795	19.38	ug/L	96
80) 1,2-Dichlorobenzene	12.020	146	46891	20.43	ug/L	98
81) 1,2-Dibromo-3-Chloropr...	12.622	157	6040	19.30	ug/L	95
82) Hexachlorobutadiene	13.127	223	6288	19.56	ug/L	98
83) 1,2,4-Trichlorobenzene	13.158	180	23472	19.46	ug/L	96
84) Naphthalene	13.431	128	79109	17.63	ug/L	99
85) 1,2,3-Trichlorobenzene	13.595	180	22900	19.77	ug/L	96

(#) = qualifier out of range (m) = manual integration (+) = signals summed

Quantitation Report (Not Reviewed)

Data Path : Y:\DATA\2020-11\0K18062\
Data File : VF20111813.D
Acq On : 18 Nov 2020 10:37 pm
Operator : TNL
Sample : 0k18062-CAL8
Misc : 1X 5mL 20ppb DI+MeOH
ALS Vial : 13 Sample Multiplier: 1

Quant Time: Nov 19 13:33:23 2020
Quant Method : Y:\METHODS\VF201119S.M
Quant Title : EPA 8260: Volatile Organic Compounds
QLast Update : Thu Nov 19 13:22:36 2020
Response via : Initial Calibration

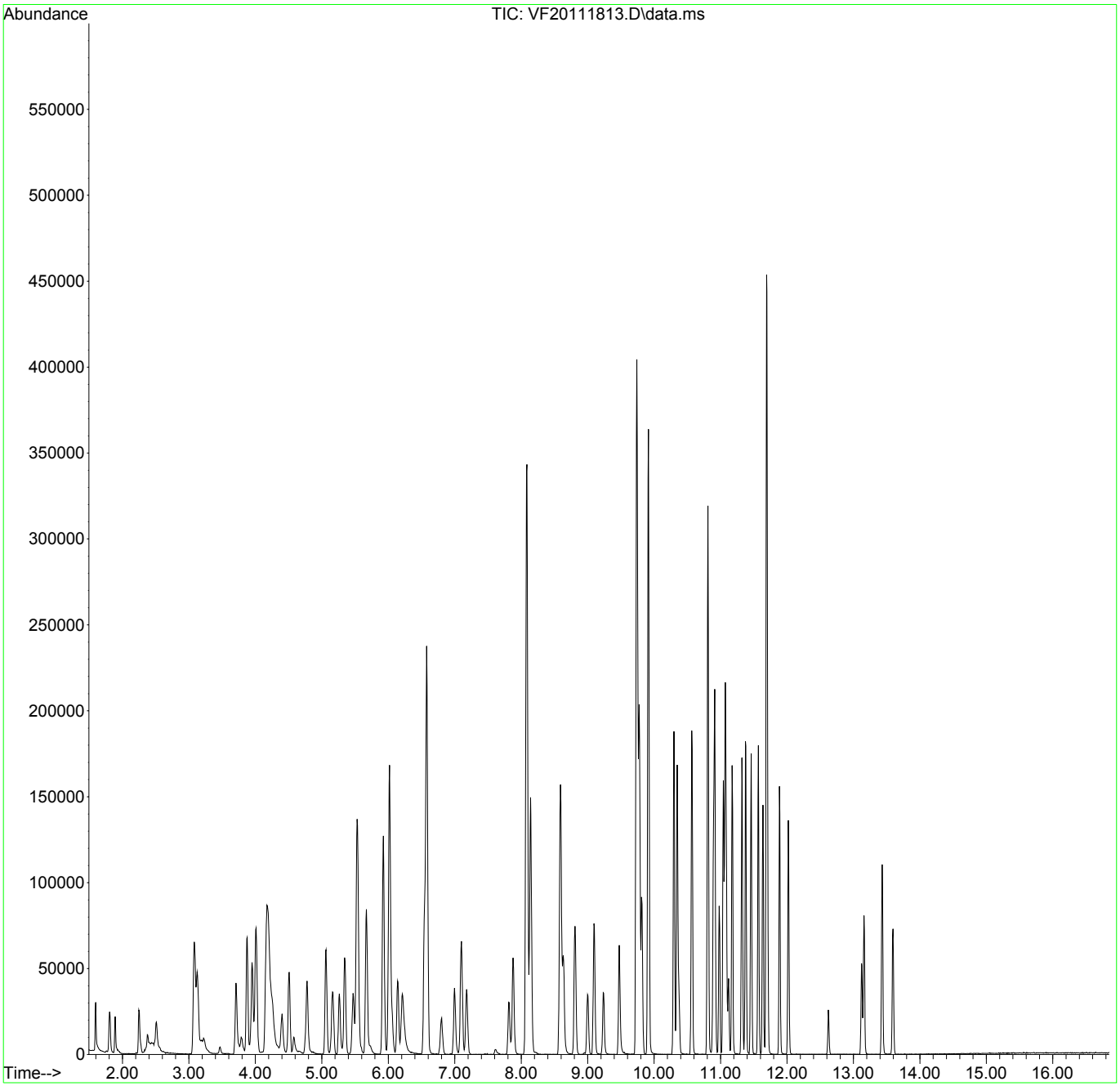

Quantitation Report (Qedit)

Data Path : Y:\DATA\2020-11\0K18062\
Data File : VF20111813.D
Acq On : 18 Nov 2020 10:37 pm
Operator : TNL
Sample : 0k18062-CAL8
Misc : 1X 5mL 20ppb DI+MeOH
ALS Vial : 13 Sample Multiplier: 1

Quant Time: Nov 19 13:33:23 2020
Quant Method : Y:\METHODS\VF201119S.M
Quant Title : EPA 8260: Volatile Organic Compounds
QLast Update : Thu Nov 19 13:22:36 2020
Response via : Initial Calibration

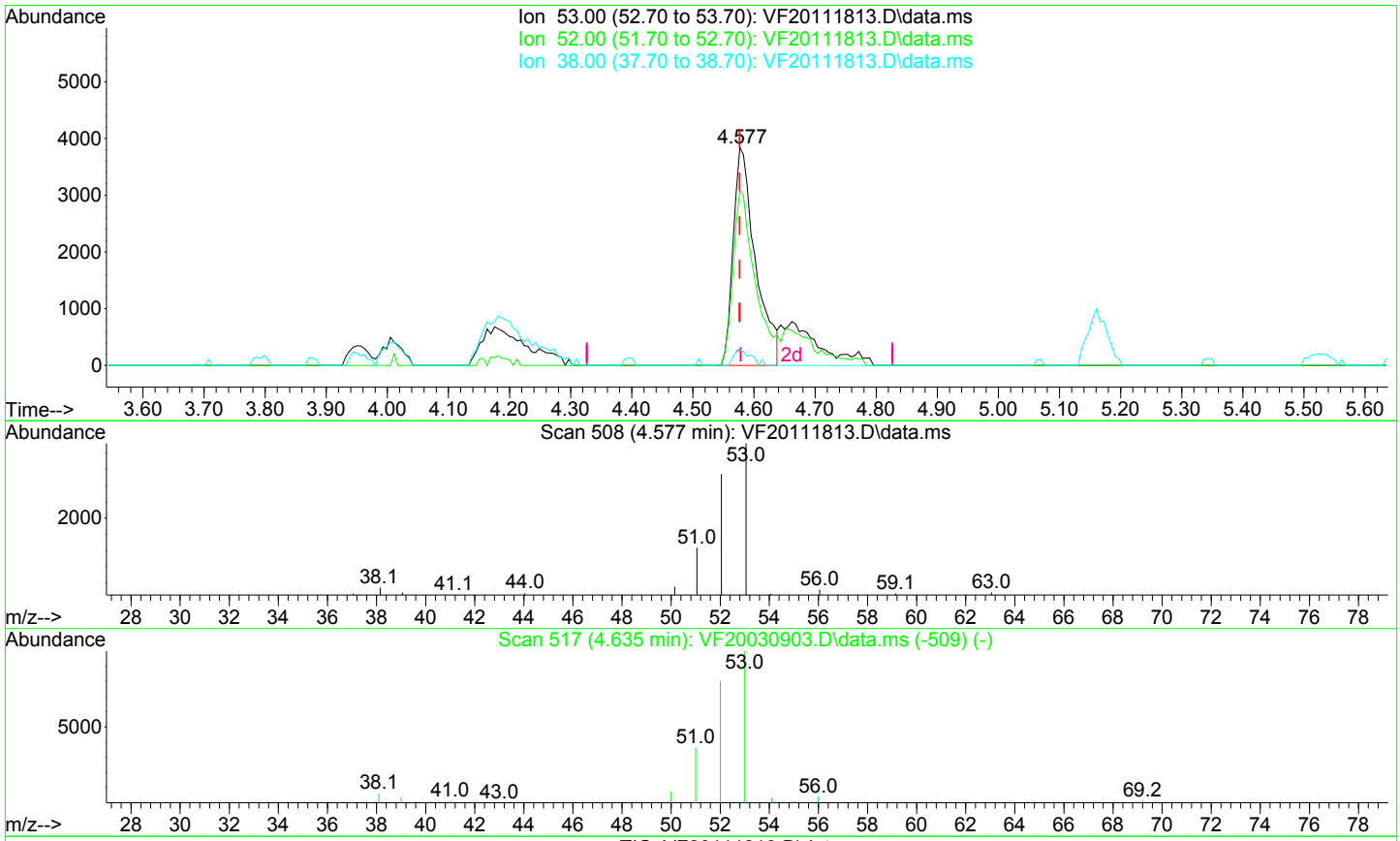

TIC: VF20111813.D\data.ms

(21) Acrylonitrile

4.577min (0.000) 13.63 ug/L

response 9736

Ion	Exp%	Act%
53.00	100.00	100.00
52.00	80.20	80.31
38.00	6.00	7.48
0.00	0.00	0.00

Quantitation Report (Qedit)

Data Path : Y:\DATA\2020-11\0K18062\
Data File : VF20111813.D
Acq On : 18 Nov 2020 10:37 pm
Operator : TNL
Sample : 0k18062-CAL8
Misc : 1X 5mL 20ppb DI+MeOH
ALS Vial : 13 Sample Multiplier: 1

Quant Time: Nov 19 13:33:23 2020
Quant Method : Y:\METHODS\VF201119S.M
Quant Title : EPA 8260: Volatile Organic Compounds
QLast Update : Thu Nov 19 13:22:36 2020
Response via : Initial Calibration

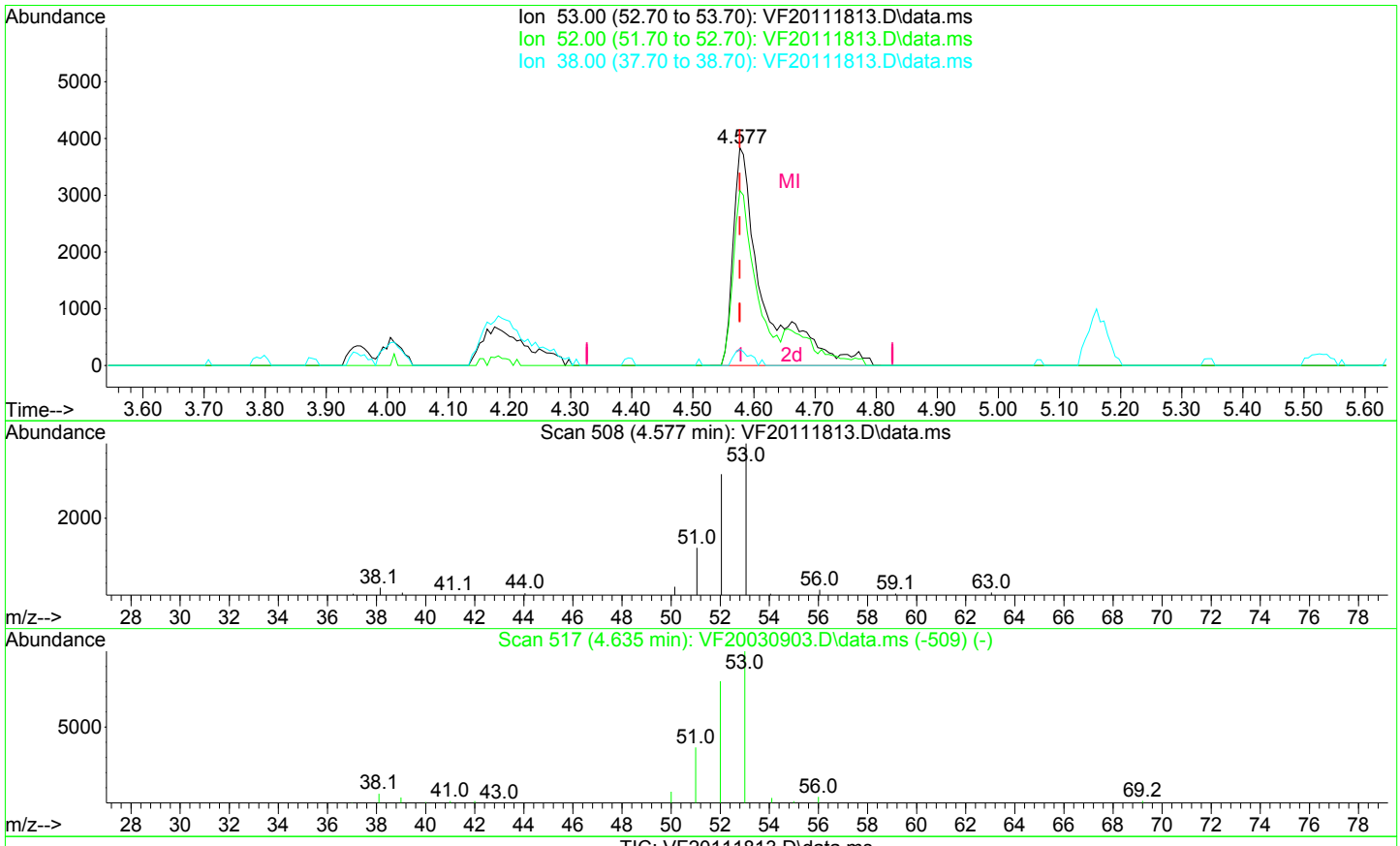

TIC: VF20111813.D\data.ms

(21) Acrylonitrile

4.577min (0.000) 18.37 ug/L m

response 13119

Ion	Exp%	Act%
53.00	100.00	100.00
52.00	80.20	80.31
38.00	6.00	7.48
0.00	0.00	0.00

Quantitation Report (Qedit)

Data Path : Y:\DATA\2020-11\0K18062\
Data File : VF20111813.D
Acq On : 18 Nov 2020 10:37 pm
Operator : TNL
Sample : 0k18062-CAL8
Misc : 1X 5mL 20ppb DI+MeOH
ALS Vial : 13 Sample Multiplier: 1

Quant Time: Nov 19 13:33:23 2020
Quant Method : Y:\METHODS\VF201119S.M
Quant Title : EPA 8260: Volatile Organic Compounds
QLast Update : Thu Nov 19 13:22:36 2020
Response via : Initial Calibration

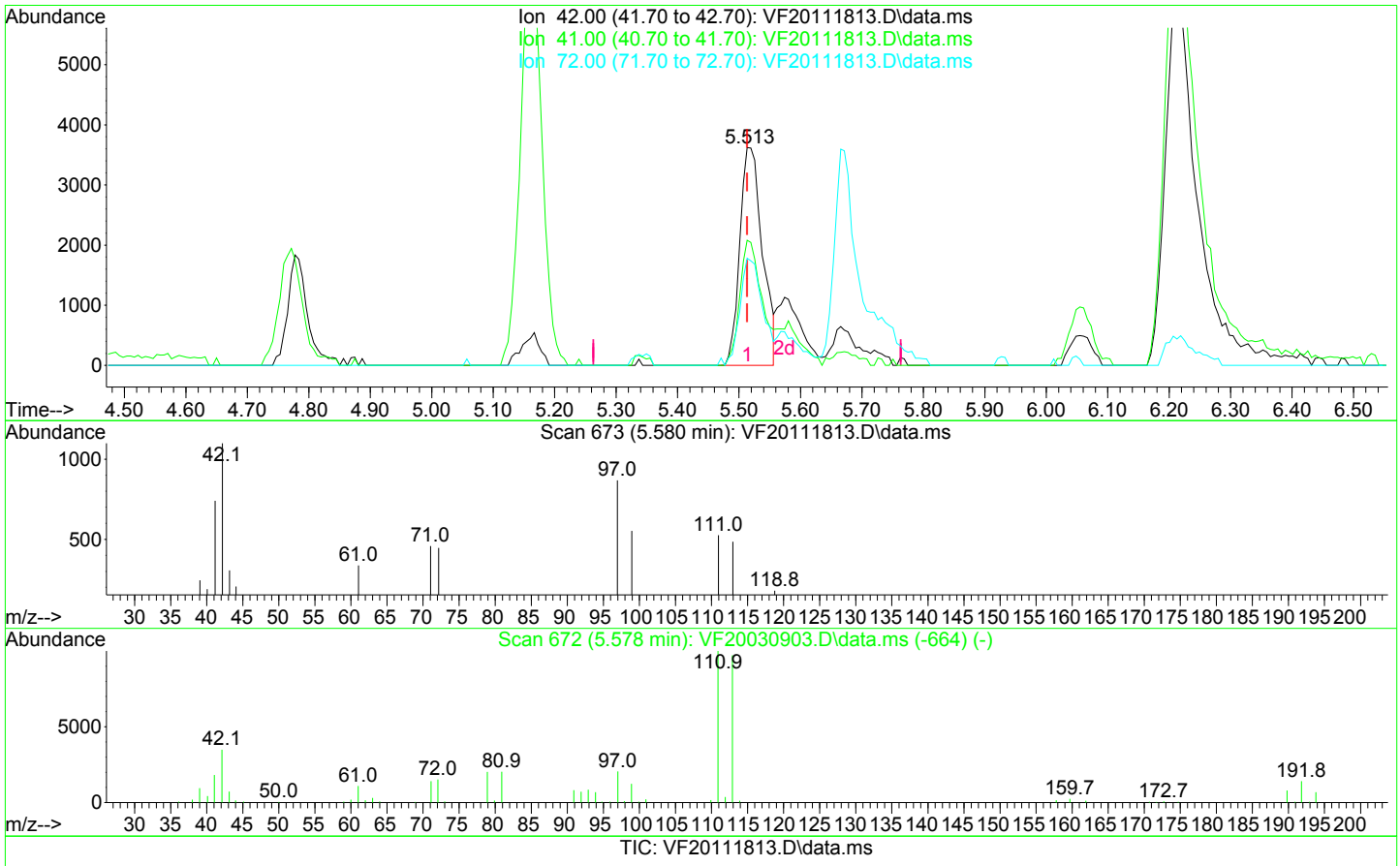

TIC: VF20111813.D\data.ms

(28) Tetrahydrofuran

5.513min (0.000) 12.33 ug/L

response 9228

Ion	Exp%	Act%
42.00	100.00	100.00
41.00	59.60	57.47
72.00	42.90	49.19
0.00	0.00	0.00

Quantitation Report (Qedit)

Data Path : Y:\DATA\2020-11\0K18062\
Data File : VF20111813.D
Acq On : 18 Nov 2020 10:37 pm
Operator : TNL
Sample : 0k18062-CAL8
Misc : 1X 5mL 20ppb DI+MeOH
ALS Vial : 13 Sample Multiplier: 1

Quant Time: Nov 19 13:33:23 2020
Quant Method : Y:\METHODS\VF201119S.M
Quant Title : EPA 8260: Volatile Organic Compounds
QLast Update : Thu Nov 19 13:22:36 2020
Response via : Initial Calibration

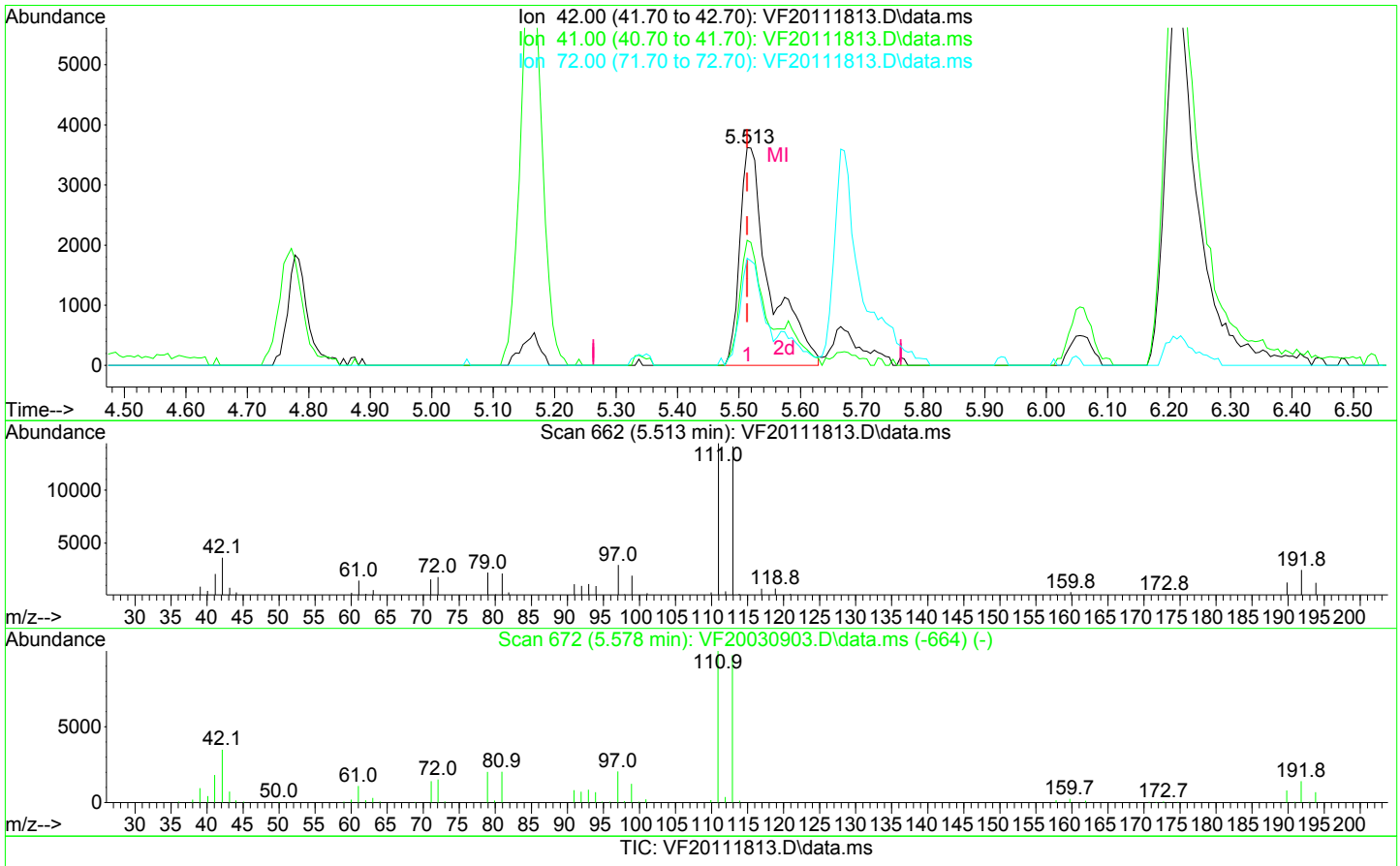

TIC: VF20111813.D\data.ms

(28) Tetrahydrofuran

5.513min (0.000) 16.38 ug/L m

response 12253

Ion	Exp%	Act%
42.00	100.00	100.00
41.00	59.60	57.47
72.00	42.90	49.19
0.00	0.00	0.00

Quantitation Report (QT Reviewed)

Data Path : Y:\DATA\2020-11\0K18062\
Data File : VF20111813.D
Acq On : 18 Nov 2020 10:37 pm
Operator : TNL
Sample : 0k18062-CAL8
Misc : 1X 5mL 20ppb DI+MeOH
ALS Vial : 13 Sample Multiplier: 1

11/20/20 TNL

Quant Time: Nov 19 13:34:35 2020
Quant Method : Y:\METHODS\VF201119S.M
Quant Title : EPA 8260: Volatile Organic Compounds
QLast Update : Thu Nov 19 13:22:36 2020
Response via : Initial Calibration

Compound	R.T.	QIon	Response	Conc	Units		Dev(Min)
Internal Standards							
1) Pentafluorobenzene (I)	6.018	99	69152	50.00	ug/L		0.00
43) Chlorobenzene-d5 (I)	9.740	117	190541	50.00	ug/L		0.00
63) 1,4-Dichlorobenzene-d4...	11.692	152	88102	50.00	ug/L		0.00
System Monitoring Compounds							
30) Dibromofluoromethane (S)	5.525	111	61514	53.24	ug/L		0.00
37) 1,4-Difluorobenzene (S)	6.578	114	212389	52.24	ug/L		0.00
45) Toluene-d8 (S)	8.086	98	271584	47.99	ug/L		0.00
64) 4-Bromofluorobenzene (S)	10.810	174	76417	50.91	ug/L		0.00
Target Compounds							Qvalue
2) Dichlorodifluoromethane	1.597	85	20219	13.77	ug/L		98
3) Chloromethane	1.810	50	24696	12.53	ug/L		98
4) Vinyl Chloride	1.889	62	18382	10.67	ug/L		94
5) Bromomethane	2.248	96	15438	13.76	ug/L		97
6) Chloroethane	2.375	64	6481	13.29	ug/L		76
7) Trichlorofluoromethane	2.509	101	11000	10.74	ug/L		97
8) Ethanol	3.190	45	20906	1029.18	ug/L		89
9) 1,1-Dichloroethene	3.075	61	34267	15.75	ug/L		87
10) Carbon Disulfide	3.093	76	44882	17.26	ug/L		98
11) Freon 113	3.123	101	23038	20.19	ug/L		84
12) Iodomethane	3.227	142	10817	20.89	ug/L		98
13) Methylene Chloride	3.707	84	25454	17.59	ug/L		96
14) Acetone	3.792	43	14756	24.14	ug/L		98
15) t-1,2-Dichloroethene	3.871	61	37713	18.27	ug/L		98
16) n-Hexane	3.950	86	5290	20.87	ug/L		98
17) Methyl-tert-butyl-ether	4.011	73	85014	19.54	ug/L		98
18) tert-Butanol (TBA)	4.175	59	241574	1416.90	ug/L	#	98
19) Diisopropyl ether (DIPE)	4.400	45	20831	4.08	ug/L		98
20) 1,1-Dichloroethane	4.510	63	51342	18.73	ug/L		98
21) Acrylonitrile	4.577	53	13119m	18.37	ug/L		
22) Ethyl-tert-butyl ether...	4.771	59	21089	5.10	ug/L		99
23) c-1,2-Dichloroethene	5.063	61	38139	18.37	ug/L		97
24) 2,2-Dichloropropane	5.167	77	24093	16.36	ug/L		98
25) Bromochloromethane	5.264	49	19335	14.02	ug/L		99
26) Chloroform	5.343	83	49103	20.95	ug/L		97
27) Carbon Tetrachloride	5.477	117	26912	21.87	ug/L		98

Quantitation Report (QT Reviewed)

Data Path : Y:\DATA\2020-11\0K18062\
Data File : VF20111813.D
Acq On : 18 Nov 2020 10:37 pm
Operator : TNL
Sample : 0k18062-CAL8
Misc : 1X 5mL 20ppb DI+MeOH
ALS Vial : 13 Sample Multiplier: 1

Quant Time: Nov 19 13:34:35 2020
Quant Method : Y:\METHODS\VF201119S.M
Quant Title : EPA 8260: Volatile Organic Compounds
QLast Update : Thu Nov 19 13:22:36 2020
Response via : Initial Calibration

Compound	R.T.	QIon	Response	Conc	Units		Dev(Min)
28) Tetrahydrofuran	5.513	42	12253m	16.38	ug/L		
29) 1,1,1-Trichloroethane	5.538	97	39360	21.15	ug/L		95
31) 1,1-Dichloropropene	5.671	75	38693	20.03	ug/L		96
32) 2-Butanone (MEK)	5.665	43	33719	32.34	ug/L		85
33) Benzene	5.927	78	128160	20.33	ug/L		99
34) tert-Amyl methyl ether...	6.055	73	19144	4.95	ug/L		92
35) 1,2-Dichloroethane (EDC)	6.140	62	40368	19.14	ug/L		99
36) iso-Butyl Alcohol	6.219	43	38918	476.83	ug/L		92
38) Trichloroethene (TCE)	6.547	130	30393	21.71	ug/L		98
39) tert-Amyl ethyl ether ...	6.803	59	13375	4.72	ug/L		90
40) Dibromomethane	6.997	93	17151	20.22	ug/L		87
41) 1,2-Dichloropropane	7.101	63	30689	18.49	ug/L		99
42) Bromodichloromethane	7.180	83	30371	21.12	ug/L		97
44) c-1,3-Dichloropropene	7.879	75	38461	16.94	ug/L		96
46) Toluene	8.140	91	132554	18.33	ug/L		98
47) Tetrachloroethene (PCE)	8.590	166	27983	19.85	ug/L		94
48) 4-Methyl-2-Pentanone (...	8.590	43	67256	28.99	ug/L		96
49) t-1,3-Dichloropropene	8.633	75	34568	16.19	ug/L		95
50) 1,1,2-Trichloroethane	8.809	97	28490	19.56	ug/L		98
51) Dibromochloromethane	8.998	129	21292	19.28	ug/L		93
52) 1,3-Dichloropropane	9.101	76	52245	19.22	ug/L		93
53) 1,2-Dibromoethane (EDB)	9.235	107	27857	20.05	ug/L		98
54) 2-Hexanone	9.472	43	44118	26.77	ug/L		97
55) Chlorobenzene	9.752	112	81288	19.70	ug/L		95
56) Ethylbenzene	9.776	91	134826	19.55	ug/L		97
57) 1,1,1,2-Tetrachloroethane	9.819	131	23556	18.99	ug/L		98
58) m,p-Xylenes (2)	9.916	91	198165	40.10	ug/L		97
59) o-Xylene	10.299	91	99147	19.91	ug/L		96
60) Styrene	10.348	104	74971	18.32	ug/L		98
61) Bromoform	10.372	173	13884	19.45	ug/L		98
62) Isopropylbenzene	10.567	105	114383	20.03	ug/L		97
65) Bromobenzene	10.895	156	30769	20.89	ug/L		91
66) n-Propylbenzene	10.914	91	131803	19.23	ug/L		97
67) 1,1,2,2-Tetrachloroethane	10.980	83	37215	20.86	ug/L		97
68) 2-Chlorotoluene	11.041	126	26541	20.00	ug/L	#	79
69) 1,3,5-Trimethylbenzene	11.072	105	88872	20.27	ug/L		96
70) 1,2,3-Trichloropropane	11.090	110	12837	19.36	ug/L		83
71) t-1,4-Dichloro-2-butene	11.120	88	3300	15.24	ug/L		95

Data Path : Y:\DATA\2020-11\0K18062\
Data File : VF20111813.D
Acq On : 18 Nov 2020 10:37 pm
Operator : TNL
Sample : 0k18062-CAL8
Misc : 1X 5mL 20ppb DI+MeOH
ALS Vial : 13 Sample Multiplier: 1

Quant Time: Nov 19 13:34:35 2020
Quant Method : Y:\METHODS\VF201119S.M
Quant Title : EPA 8260: Volatile Organic Compounds
QLast Update : Thu Nov 19 13:22:36 2020
Response via : Initial Calibration

Compound	R.T.	QIon	Response	Conc	Units	Dev(Min)
72) 4-Chlorotoluene	11.175	91	84787	20.67	ug/L	97
73) tert-Butylbenzene	11.321	91	47652	19.51	ug/L	89
74) 1,2,4-Trimethylbenzene	11.382	105	89795	20.39	ug/L	100
75) sec-Butylbenzene	11.461	105	103102	19.77	ug/L	97
76) 4-Isopropyltoluene	11.570	119	85613	20.52	ug/L	97
77) 1,3-Dichlorobenzene	11.637	146	49675	20.31	ug/L	98
78) 1,4-Dichlorobenzene	11.704	146	51178	18.76	ug/L	97
79) n-Butylbenzene	11.887	91	71795	19.38	ug/L	96
80) 1,2-Dichlorobenzene	12.020	146	46891	20.43	ug/L	98
81) 1,2-Dibromo-3-Chloropr...	12.622	157	6040	19.30	ug/L	95
82) Hexachlorobutadiene	13.127	223	6288	19.56	ug/L	98
83) 1,2,4-Trichlorobenzene	13.158	180	23472	19.46	ug/L	96
84) Naphthalene	13.431	128	79109	17.63	ug/L	99
85) 1,2,3-Trichlorobenzene	13.595	180	22900	19.77	ug/L	96

(#) = qualifier out of range (m) = manual integration (+) = signals summed

Quantitation Report (QT Reviewed)

Data Path : Y:\DATA\2020-11\0K18062\
Data File : VF20111813.D
Acq On : 18 Nov 2020 10:37 pm
Operator : TNL
Sample : 0k18062-CAL8
Misc : 1X 5mL 20ppb DI+MeOH
ALS Vial : 13 Sample Multiplier: 1

Quant Time: Nov 19 13:34:35 2020
Quant Method : Y:\METHODS\VF201119S.M
Quant Title : EPA 8260: Volatile Organic Compounds
QLast Update : Thu Nov 19 13:22:36 2020
Response via : Initial Calibration

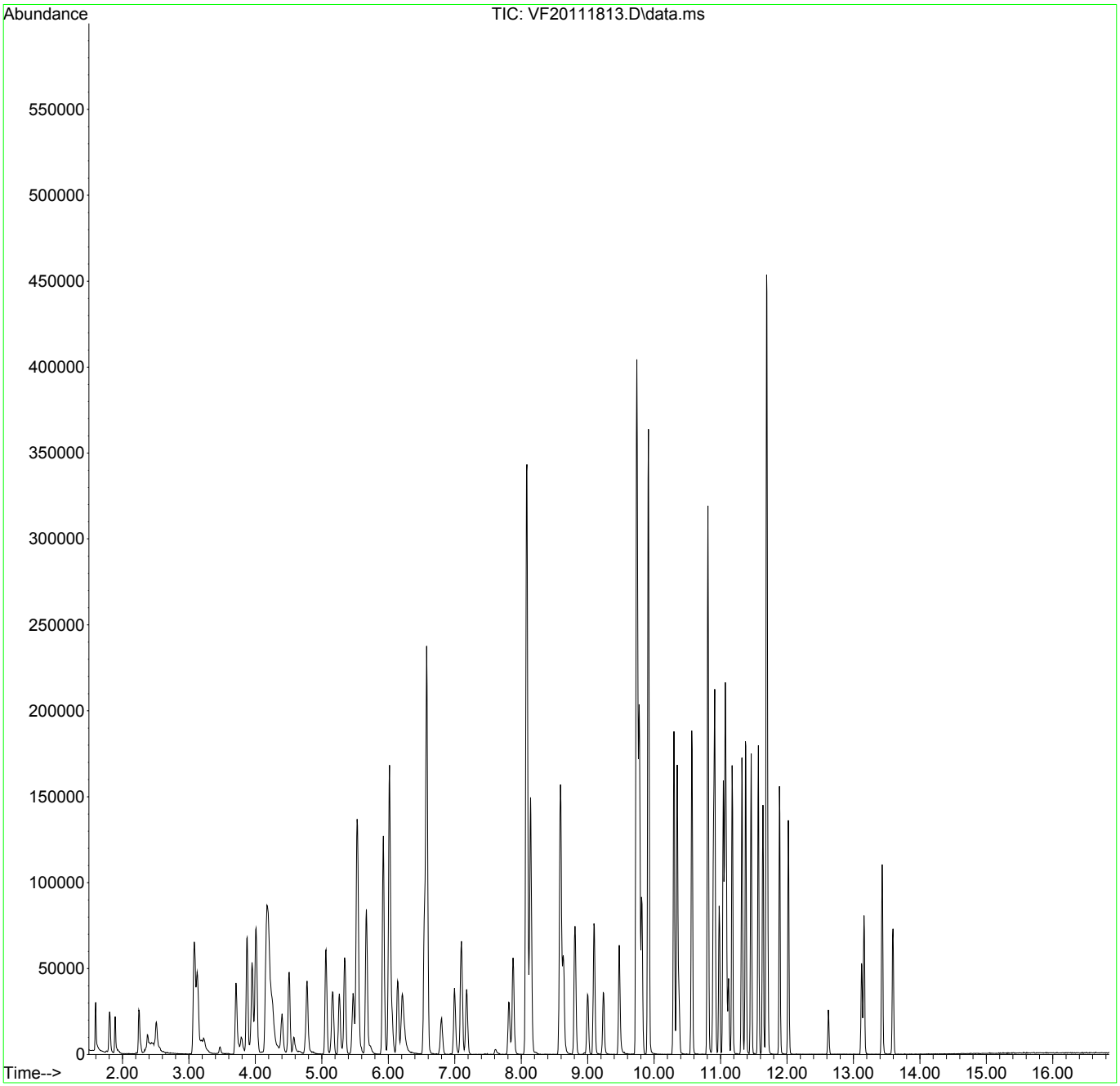

Quantitation Report (Not Reviewed)

Data Path : Y:\DATA\2020-11\0K18062\
Data File : VF20111814.D
Acq On : 18 Nov 2020 11:04 pm
Operator : TNL
Sample : 0k18062-CAL9 11/20/20 TNL
Misc : 1X 5mL 50ppb DI+MeOH
ALS Vial : 14 Sample Multiplier: 1

Quant Time: Nov 19 13:36:12 2020
Quant Method : Y:\METHODS\VF201119S.M
Quant Title : EPA 8260: Volatile Organic Compounds
QLast Update : Thu Nov 19 13:22:36 2020
Response via : Initial Calibration

Compound	R.T.	QIon	Response	Conc	Units		Dev(Min)
Internal Standards							
1) Pentafluorobenzene (I)	6.018	99	70758	50.00	ug/L		0.00
43) Chlorobenzene-d5 (I)	9.740	117	198760	50.00	ug/L		0.00
63) 1,4-Dichlorobenzene-d4...	11.692	152	93317	50.00	ug/L		0.00
System Monitoring Compounds							
30) Dibromofluoromethane (S)	5.531	111	64757	54.78	ug/L		0.00
37) 1,4-Difluorobenzene (S)	6.577	114	218582	52.54	ug/L		0.00
45) Toluene-d8 (S)	8.085	98	282041	47.78	ug/L		0.00
64) 4-Bromofluorobenzene (S)	10.810	174	80402	50.57	ug/L		0.00
Target Compounds							Qvalue
2) Dichlorodifluoromethane	1.603	85	66328	44.16	ug/L		100
3) Chloromethane	1.810	50	72281	35.85	ug/L		97
4) Vinyl Chloride	1.895	62	49966	28.34	ug/L		98
5) Bromomethane	2.253	96	35846	31.23	ug/L		97
6) Chloroethane	2.393	64	18409	36.90	ug/L		94
7) Trichlorofluoromethane	2.521	101	24668	23.54	ug/L		97
8) Ethanol	3.227	45	48562	Below Cal			89
9) 1,1-Dichloroethene	3.081	61	85967	38.61	ug/L		87
10) Carbon Disulfide	3.093	76	126921	47.70	ug/L		99
11) Freon 113	3.129	101	55209	47.29	ug/L		84
12) Iodomethane	3.233	142	37147	53.78	ug/L		95
13) Methylene Chloride	3.713	84	62105	41.95	ug/L		96
14) Acetone	3.798	43	45486	72.73	ug/L		98
15) t-1,2-Dichloroethene	3.877	61	96837	45.86	ug/L		97
16) n-Hexane	3.956	86	13521	52.13	ug/L		99
17) Methyl-tert-butyl-ether	4.011	73	227524	51.11	ug/L		99
18) tert-Butanol (TBA)	4.212	59	512986	2940.51	ug/L	#	93
19) Diisopropyl ether (DIPE)	4.400	45	42203	8.07	ug/L		96
20) 1,1-Dichloroethane	4.510	63	127265	45.38	ug/L		96
21) Acrylonitrile	4.577	53	33845	46.32	ug/L		98
22) Ethyl-tert-butyl ether...	4.771	59	41978	9.91	ug/L		96
23) c-1,2-Dichloroethene	5.063	61	99855	47.00	ug/L		97
24) 2,2-Dichloropropane	5.166	77	64990	43.13	ug/L		96
25) Bromochloromethane	5.264	49	49698	35.22	ug/L		97
26) Chloroform	5.349	83	125687	52.41	ug/L		99
27) Carbon Tetrachloride	5.477	117	71948	53.10	ug/L		97

Quantitation Report (Not Reviewed)

Data Path : Y:\DATA\2020-11\0K18062\
Data File : VF20111814.D
Acq On : 18 Nov 2020 11:04 pm
Operator : TNL
Sample : 0k18062-CAL9
Misc : 1X 5mL 50ppb DI+MeOH
ALS Vial : 14 Sample Multiplier: 1

Quant Time: Nov 19 13:36:12 2020
Quant Method : Y:\METHODS\VF201119S.M
Quant Title : EPA 8260: Volatile Organic Compounds
QLast Update : Thu Nov 19 13:22:36 2020
Response via : Initial Calibration

Compound	R.T.	QIon	Response	Conc	Units		Dev(Min)
28) Tetrahydrofuran	5.519	42	31710	41.42	ug/L		95
29) 1,1,1-Trichloroethane	5.543	97	100737	52.90	ug/L		99
31) 1,1-Dichloropropene	5.671	75	96786	48.97	ug/L		97
32) 2-Butanone (MEK)	5.671	43	87478	81.99	ug/L		88
33) Benzene	5.927	78	320261	49.66	ug/L		100
34) tert-Amyl methyl ether...	6.054	73	39182	9.91	ug/L		94
35) 1,2-Dichloroethane (EDC)	6.146	62	104207	48.30	ug/L		99
36) iso-Butyl Alcohol	6.225	43	109408	1310.06	ug/L		92
38) Trichloroethene (TCE)	6.547	130	76409	53.35	ug/L		98
39) tert-Amyl ethyl ether ...	6.802	59	27794	9.60	ug/L		92
40) Dibromomethane	6.997	93	46102	53.12	ug/L		88
41) 1,2-Dichloropropane	7.100	63	80324	47.29	ug/L		98
42) Bromodichloromethane	7.179	83	86862	54.63	ug/L		99
44) c-1,3-Dichloropropene	7.879	75	111434	45.60	ug/L		96
46) Toluene	8.140	91	331469	43.95	ug/L		99
47) Tetrachloroethene (PCE)	8.590	166	68570	46.62	ug/L		93
48) 4-Methyl-2-Pentanone (...	8.590	43	179119	74.01	ug/L		96
49) t-1,3-Dichloropropene	8.633	75	101667	43.22	ug/L		96
50) 1,1,2-Trichloroethane	8.809	97	74040	48.73	ug/L		96
51) Dibromochloromethane	8.998	129	64560	52.01	ug/L		94
52) 1,3-Dichloropropane	9.101	76	135619	47.83	ug/L		93
53) 1,2-Dibromoethane (EDB)	9.235	107	75650	52.20	ug/L		98
54) 2-Hexanone	9.472	43	119430	68.44	ug/L		97
55) Chlorobenzene	9.752	112	208768	48.49	ug/L		97
56) Ethylbenzene	9.776	91	342923	47.66	ug/L		97
57) 1,1,1,2-Tetrachloroethane	9.819	131	66693	49.49	ug/L		98
58) m,p-Xylenes (2)	9.916	91	507696	98.48	ug/L		96
59) o-Xylene	10.299	91	258736	49.82	ug/L		97
60) Styrene	10.348	104	207212	47.16	ug/L		98
61) Bromoform	10.372	173	43395	52.73	ug/L		100
62) Isopropylbenzene	10.567	105	294644	49.46	ug/L		98
65) Bromobenzene	10.895	156	79108	50.72	ug/L		89
66) n-Propylbenzene	10.913	91	336256	46.31	ug/L		97
67) 1,1,2,2-Tetrachloroethane	10.980	83	97676	51.70	ug/L		98
68) 2-Chlorotoluene	11.041	126	69560	49.48	ug/L	#	76
69) 1,3,5-Trimethylbenzene	11.071	105	228986	49.32	ug/L		98
70) 1,2,3-Trichloropropane	11.090	110	32566	46.37	ug/L	#	79
71) t-1,4-Dichloro-2-butene	11.120	88	10961	42.94	ug/L	#	87

Quantitation Report (Not Reviewed)

Data Path : Y:\DATA\2020-11\0K18062\
Data File : VF20111814.D
Acq On : 18 Nov 2020 11:04 pm
Operator : TNL
Sample : 0k18062-CAL9
Misc : 1X 5mL 50ppb DI+MeOH
ALS Vial : 14 Sample Multiplier: 1

Quant Time: Nov 19 13:36:12 2020
Quant Method : Y:\METHODS\VF201119S.M
Quant Title : EPA 8260: Volatile Organic Compounds
QLast Update : Thu Nov 19 13:22:36 2020
Response via : Initial Calibration

Compound	R.T.	QIon	Response	Conc	Units	Dev(Min)
72) 4-Chlorotoluene	11.175	91	214235	49.30	ug/L	97
73) tert-Butylbenzene	11.321	91	122715	47.43	ug/L	90
74) 1,2,4-Trimethylbenzene	11.376	105	233261	50.00	ug/L	98
75) sec-Butylbenzene	11.461	105	266467	48.24	ug/L	97
76) 4-Isopropyltoluene	11.570	119	221864	50.20	ug/L	97
77) 1,3-Dichlorobenzene	11.637	146	130673	50.43	ug/L	98
78) 1,4-Dichlorobenzene	11.704	146	131614	45.55	ug/L	97
79) n-Butylbenzene	11.886	91	188741	48.10	ug/L	96
80) 1,2-Dichlorobenzene	12.020	146	119989	49.36	ug/L	97
81) 1,2-Dibromo-3-Chloropr...	12.628	157	17952	49.46	ug/L	91
82) Hexachlorobutadiene	13.127	223	16285	47.82	ug/L	98
83) 1,2,4-Trichlorobenzene	13.157	180	65421	51.22	ug/L	98
84) Naphthalene	13.431	128	228943	46.77	ug/L	100
85) 1,2,3-Trichlorobenzene	13.595	180	60794	49.55	ug/L	96

(#) = qualifier out of range (m) = manual integration (+) = signals summed

Quantitation Report (Not Reviewed)

Data Path : Y:\DATA\2020-11\0K18062\
Data File : VF20111814.D
Acq On : 18 Nov 2020 11:04 pm
Operator : TNL
Sample : 0k18062-CAL9
Misc : 1X 5mL 50ppb DI+MeOH
ALS Vial : 14 Sample Multiplier: 1

Quant Time: Nov 19 13:36:12 2020
Quant Method : Y:\METHODS\VF201119S.M
Quant Title : EPA 8260: Volatile Organic Compounds
QLast Update : Thu Nov 19 13:22:36 2020
Response via : Initial Calibration

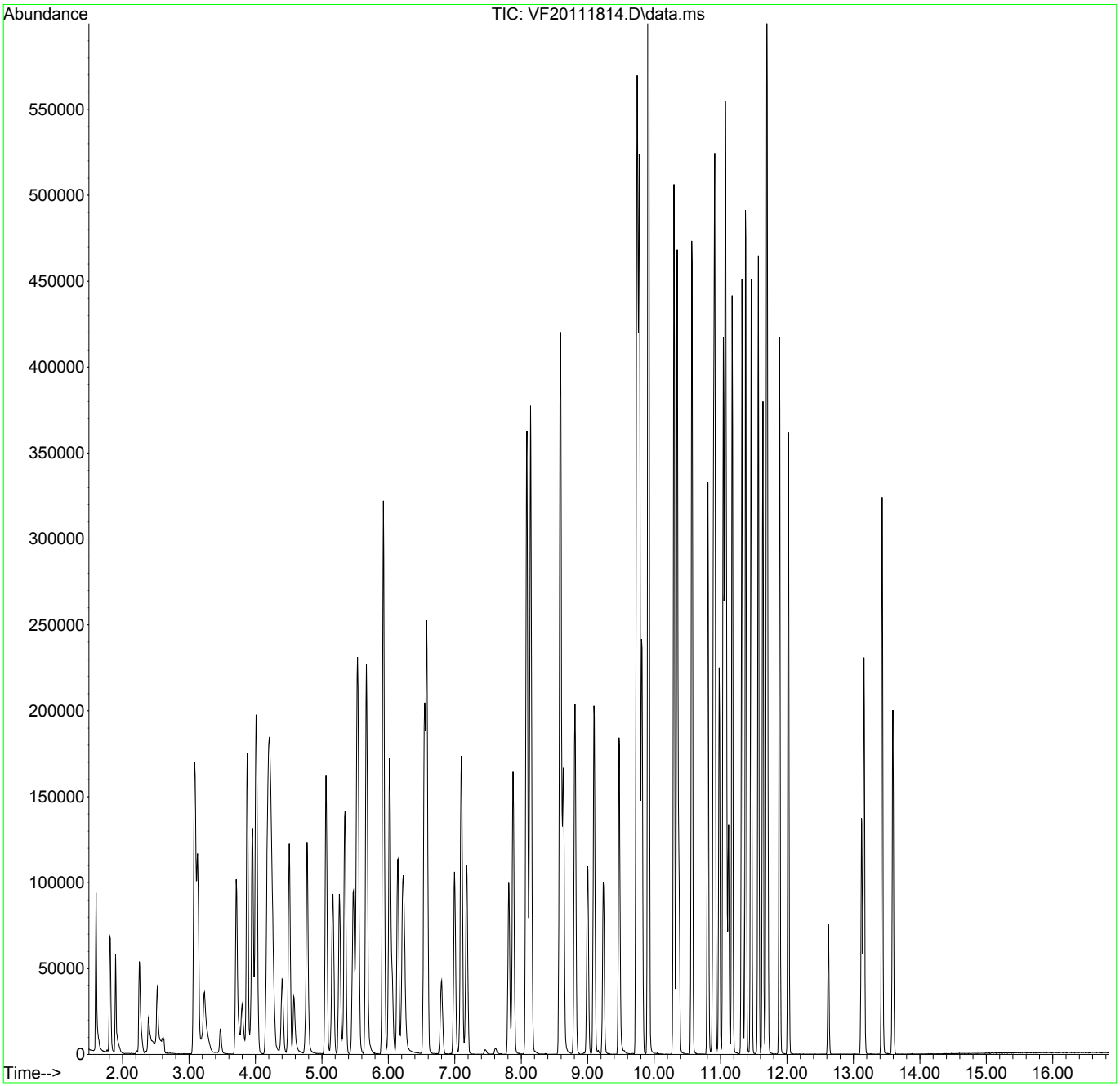

Quantitation Report (Qedit)

Data Path : Y:\DATA\2020-11\0K18062\
Data File : VF20111814.D
Acq On : 18 Nov 2020 11:04 pm
Operator : TNL
Sample : 0k18062-CAL9
Misc : 1X 5mL 50ppb DI+MeOH
ALS Vial : 14 Sample Multiplier: 1

Quant Time: Nov 19 13:36:12 2020
Quant Method : Y:\METHODS\VF201119S.M
Quant Title : EPA 8260: Volatile Organic Compounds
QLast Update : Thu Nov 19 13:22:36 2020
Response via : Initial Calibration

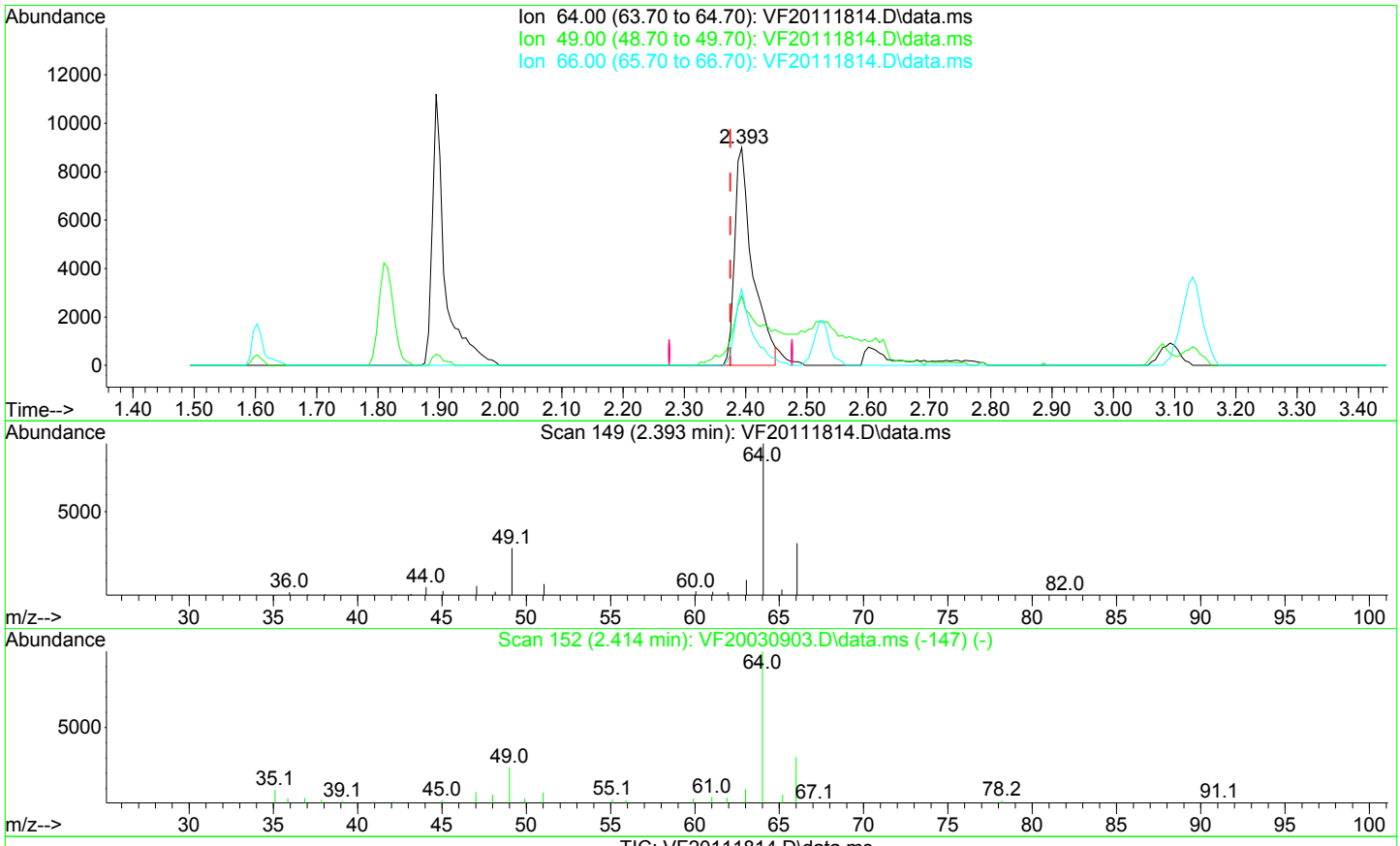

TIC: VF20111814.D\data.ms

(6) Chloroethane

2.393min (+ 0.018) 36.90 ug/L

response 18409

Ion	Exp%	Act%
64.00	100.00	100.00
49.00	25.70	31.98
66.00	34.50	35.21
0.00	0.00	0.00

Quantitation Report (Qedit)

Data Path : Y:\DATA\2020-11\0K18062\
Data File : VF20111814.D
Acq On : 18 Nov 2020 11:04 pm
Operator : TNL
Sample : 0k18062-CAL9
Misc : 1X 5mL 50ppb DI+MeOH
ALS Vial : 14 Sample Multiplier: 1

Quant Time: Nov 19 13:36:12 2020
Quant Method : Y:\METHODS\VF201119S.M
Quant Title : EPA 8260: Volatile Organic Compounds
QLast Update : Thu Nov 19 13:22:36 2020
Response via : Initial Calibration

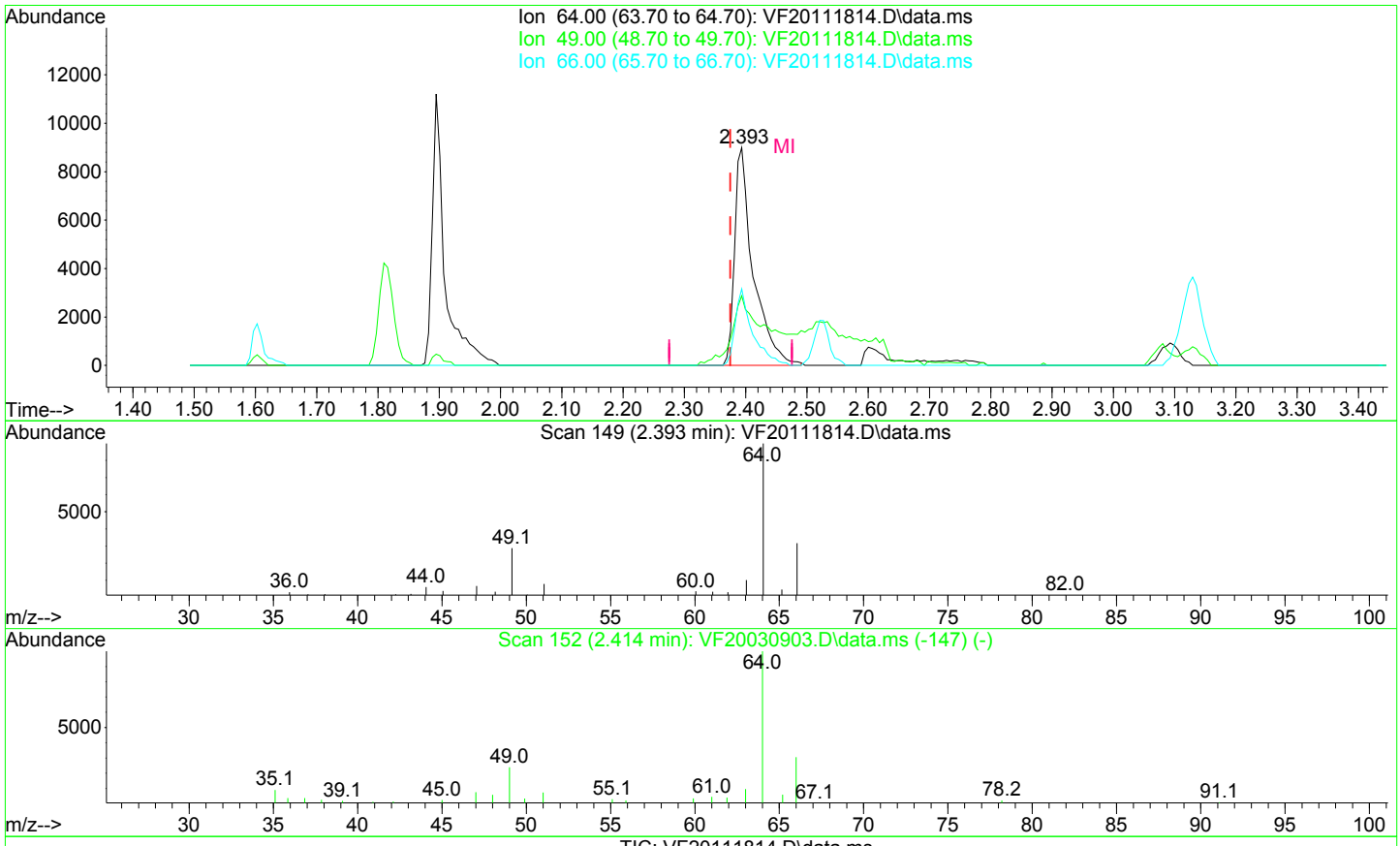

TIC: VF20111814.D\data.ms

(6) Chloroethane

2.393min (+ 0.018) 38.29 ug/L m

response 19104

Ion	Exp%	Act%
64.00	100.00	100.00
49.00	25.70	31.98
66.00	34.50	35.21
0.00	0.00	0.00

Quantitation Report (QT Reviewed)

Data Path : Y:\DATA\2020-11\0K18062\
Data File : VF20111814.D
Acq On : 18 Nov 2020 11:04 pm
Operator : TNL 11/20/20 TNL
Sample : 0k18062-CAL9
Misc : 1X 5mL 50ppb DI+MeOH
ALS Vial : 14 Sample Multiplier: 1

Quant Time: Nov 19 13:37:54 2020
Quant Method : Y:\METHODS\~~VF201119S.M~~
Quant Title : EPA 8260: Volatile Organic Compounds
QLast Update : Thu Nov 19 13:22:36 2020
Response via : Initial Calibration

Compound	R.T.	QIon	Response	Conc	Units		Dev(Min)
Internal Standards							
1) Pentafluorobenzene (I)	6.018	99	70758	50.00	ug/L		0.00
43) Chlorobenzene-d5 (I)	9.740	117	198760	50.00	ug/L		0.00
63) 1,4-Dichlorobenzene-d4...	11.692	152	93317	50.00	ug/L		0.00
System Monitoring Compounds							
30) Dibromofluoromethane (S)	5.531	111	64757	54.78	ug/L		0.00
37) 1,4-Difluorobenzene (S)	6.577	114	218582	52.54	ug/L		0.00
45) Toluene-d8 (S)	8.085	98	282041	47.78	ug/L		0.00
64) 4-Bromofluorobenzene (S)	10.810	174	80402	50.57	ug/L		0.00
Target Compounds							Qvalue
2) Dichlorodifluoromethane	1.603	85	66328	44.16	ug/L		100
3) Chloromethane	1.810	50	72281	35.85	ug/L		97
4) Vinyl Chloride	1.895	62	49966	28.34	ug/L		98
5) Bromomethane	2.253	96	35846	31.23	ug/L		97
6) Chloroethane	2.393	64	19104m	38.29	ug/L		
7) Trichlorofluoromethane	2.521	101	24668	23.54	ug/L		97
8) Ethanol	3.227	45	48562	Below Cal			89
9) 1,1-Dichloroethene	3.081	61	85967	38.61	ug/L		87
10) Carbon Disulfide	3.093	76	126921	47.70	ug/L		99
11) Freon 113	3.129	101	55209	47.29	ug/L		84
12) Iodomethane	3.233	142	37147	53.78	ug/L		95
13) Methylene Chloride	3.713	84	62105	41.95	ug/L		96
14) Acetone	3.798	43	45486	72.73	ug/L		98
15) t-1,2-Dichloroethene	3.877	61	96837	45.86	ug/L		97
16) n-Hexane	3.956	86	13521	52.13	ug/L		99
17) Methyl-tert-butyl-ether	4.011	73	227524	51.11	ug/L		99
18) tert-Butanol (TBA)	4.212	59	512986	2940.51	ug/L	#	93
19) Diisopropyl ether (DIPE)	4.400	45	42203	8.07	ug/L		96
20) 1,1-Dichloroethane	4.510	63	127265	45.38	ug/L		96
21) Acrylonitrile	4.577	53	33845	46.32	ug/L		98
22) Ethyl-tert-butyl ether...	4.771	59	41978	9.91	ug/L		96
23) c-1,2-Dichloroethene	5.063	61	99855	47.00	ug/L		97
24) 2,2-Dichloropropane	5.166	77	64990	43.13	ug/L		96
25) Bromochloromethane	5.264	49	49698	35.22	ug/L		97
26) Chloroform	5.349	83	125687	52.41	ug/L		99
27) Carbon Tetrachloride	5.477	117	71948	53.10	ug/L		97

Quantitation Report (QT Reviewed)

Data Path : Y:\DATA\2020-11\0K18062\
Data File : VF20111814.D
Acq On : 18 Nov 2020 11:04 pm
Operator : TNL
Sample : 0k18062-CAL9
Misc : 1X 5mL 50ppb DI+MeOH
ALS Vial : 14 Sample Multiplier: 1

Quant Time: Nov 19 13:37:54 2020
Quant Method : Y:\METHODS\VF201119S.M
Quant Title : EPA 8260: Volatile Organic Compounds
QLast Update : Thu Nov 19 13:22:36 2020
Response via : Initial Calibration

Compound	R.T.	QIon	Response	Conc	Units		Dev(Min)
28) Tetrahydrofuran	5.519	42	31710	41.42	ug/L		95
29) 1,1,1-Trichloroethane	5.543	97	100737	52.90	ug/L		99
31) 1,1-Dichloropropene	5.671	75	96786	48.97	ug/L		97
32) 2-Butanone (MEK)	5.671	43	87478	81.99	ug/L		88
33) Benzene	5.927	78	320261	49.66	ug/L		100
34) tert-Amyl methyl ether...	6.054	73	39182	9.91	ug/L		94
35) 1,2-Dichloroethane (EDC)	6.146	62	104207	48.30	ug/L		99
36) iso-Butyl Alcohol	6.225	43	109408	1310.06	ug/L		92
38) Trichloroethene (TCE)	6.547	130	76409	53.35	ug/L		98
39) tert-Amyl ethyl ether ...	6.802	59	27794	9.60	ug/L		92
40) Dibromomethane	6.997	93	46102	53.12	ug/L		88
41) 1,2-Dichloropropane	7.100	63	80324	47.29	ug/L		98
42) Bromodichloromethane	7.179	83	86862	54.63	ug/L		99
44) c-1,3-Dichloropropene	7.879	75	111434	45.60	ug/L		96
46) Toluene	8.140	91	331469	43.95	ug/L		99
47) Tetrachloroethene (PCE)	8.590	166	68570	46.62	ug/L		93
48) 4-Methyl-2-Pentanone (...	8.590	43	179119	74.01	ug/L		96
49) t-1,3-Dichloropropene	8.633	75	101667	43.22	ug/L		96
50) 1,1,2-Trichloroethane	8.809	97	74040	48.73	ug/L		96
51) Dibromochloromethane	8.998	129	64560	52.01	ug/L		94
52) 1,3-Dichloropropane	9.101	76	135619	47.83	ug/L		93
53) 1,2-Dibromoethane (EDB)	9.235	107	75650	52.20	ug/L		98
54) 2-Hexanone	9.472	43	119430	68.44	ug/L		97
55) Chlorobenzene	9.752	112	208768	48.49	ug/L		97
56) Ethylbenzene	9.776	91	342923	47.66	ug/L		97
57) 1,1,1,2-Tetrachloroethane	9.819	131	66693	49.49	ug/L		98
58) m,p-Xylenes (2)	9.916	91	507696	98.48	ug/L		96
59) o-Xylene	10.299	91	258736	49.82	ug/L		97
60) Styrene	10.348	104	207212	47.16	ug/L		98
61) Bromoform	10.372	173	43395	52.73	ug/L		100
62) Isopropylbenzene	10.567	105	294644	49.46	ug/L		98
65) Bromobenzene	10.895	156	79108	50.72	ug/L		89
66) n-Propylbenzene	10.913	91	336256	46.31	ug/L		97
67) 1,1,2,2-Tetrachloroethane	10.980	83	97676	51.70	ug/L		98
68) 2-Chlorotoluene	11.041	126	69560	49.48	ug/L	#	76
69) 1,3,5-Trimethylbenzene	11.071	105	228986	49.32	ug/L		98
70) 1,2,3-Trichloropropane	11.090	110	32566	46.37	ug/L	#	79
71) t-1,4-Dichloro-2-butene	11.120	88	10961	42.94	ug/L	#	87

Data Path : Y:\DATA\2020-11\0K18062\
Data File : VF20111814.D
Acq On : 18 Nov 2020 11:04 pm
Operator : TNL
Sample : 0k18062-CAL9
Misc : 1X 5mL 50ppb DI+MeOH
ALS Vial : 14 Sample Multiplier: 1

Quant Time: Nov 19 13:37:54 2020
Quant Method : Y:\METHODS\VF201119S.M
Quant Title : EPA 8260: Volatile Organic Compounds
QLast Update : Thu Nov 19 13:22:36 2020
Response via : Initial Calibration

Compound	R.T.	QIon	Response	Conc	Units	Dev(Min)
72) 4-Chlorotoluene	11.175	91	214235	49.30	ug/L	97
73) tert-Butylbenzene	11.321	91	122715	47.43	ug/L	90
74) 1,2,4-Trimethylbenzene	11.376	105	233261	50.00	ug/L	98
75) sec-Butylbenzene	11.461	105	266467	48.24	ug/L	97
76) 4-Isopropyltoluene	11.570	119	221864	50.20	ug/L	97
77) 1,3-Dichlorobenzene	11.637	146	130673	50.43	ug/L	98
78) 1,4-Dichlorobenzene	11.704	146	131614	45.55	ug/L	97
79) n-Butylbenzene	11.886	91	188741	48.10	ug/L	96
80) 1,2-Dichlorobenzene	12.020	146	119989	49.36	ug/L	97
81) 1,2-Dibromo-3-Chloropr...	12.628	157	17952	49.46	ug/L	91
82) Hexachlorobutadiene	13.127	223	16285	47.82	ug/L	98
83) 1,2,4-Trichlorobenzene	13.157	180	65421	51.22	ug/L	98
84) Naphthalene	13.431	128	228943	46.77	ug/L	100
85) 1,2,3-Trichlorobenzene	13.595	180	60794	49.55	ug/L	96

(#) = qualifier out of range (m) = manual integration (+) = signals summed

Quantitation Report (QT Reviewed)

Data Path : Y:\DATA\2020-11\0K18062\
Data File : VF20111814.D
Acq On : 18 Nov 2020 11:04 pm
Operator : TNL
Sample : 0k18062-CAL9
Misc : 1X 5mL 50ppb DI+MeOH
ALS Vial : 14 Sample Multiplier: 1

Quant Time: Nov 19 13:37:54 2020
Quant Method : Y:\METHODS\VF201119S.M
Quant Title : EPA 8260: Volatile Organic Compounds
QLast Update : Thu Nov 19 13:22:36 2020
Response via : Initial Calibration

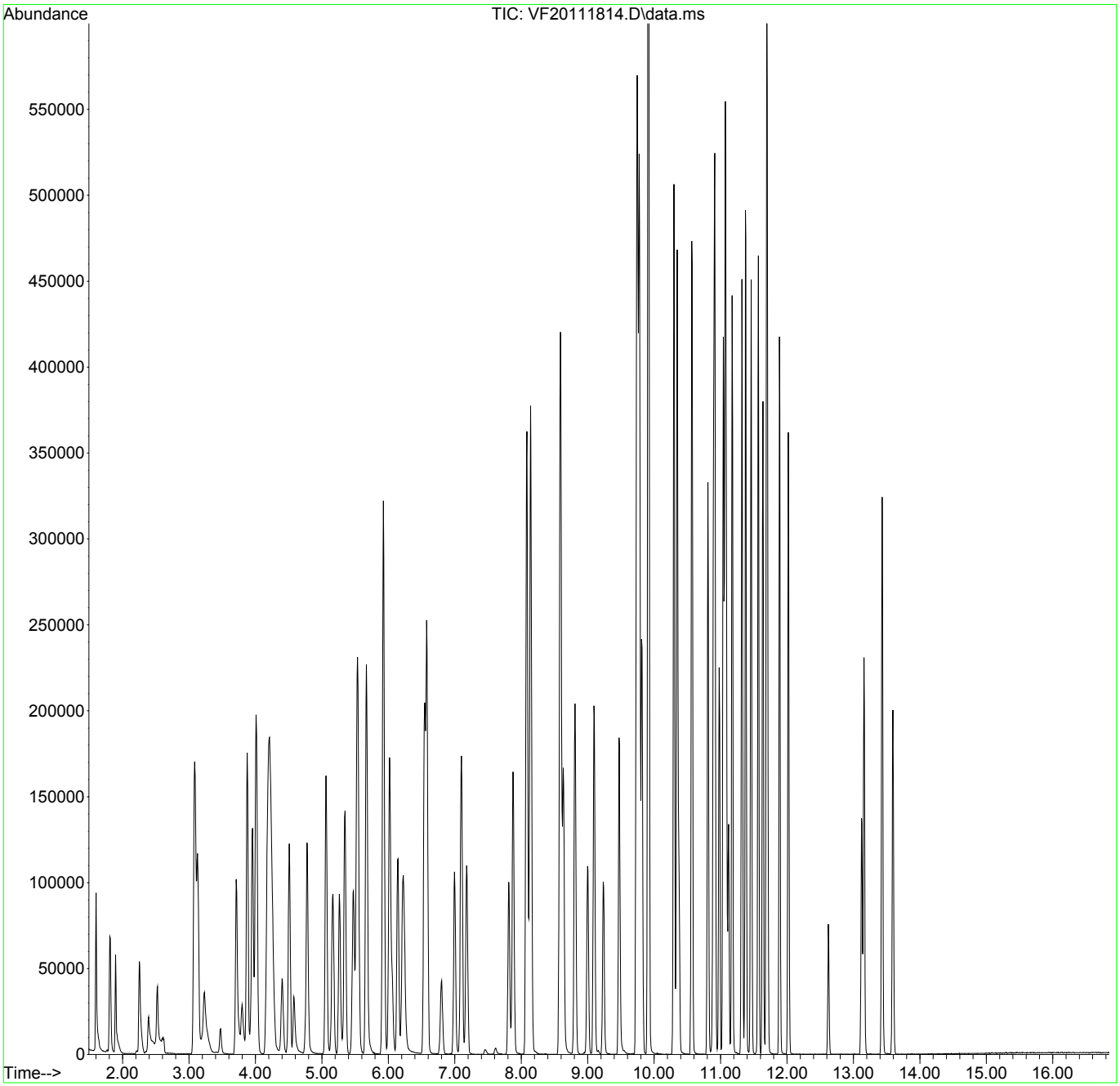

Quantitation Report (Not Reviewed)

Data Path : Y:\DATA\2020-11\0K18062\
Data File : VF20111815.D
Acq On : 18 Nov 2020 11:31 pm
Operator : TNL 11/20/20 TNL
Sample : 0k18062-IBL4
Misc : 1X 5mL DI+MeOH
ALS Vial : 15 Sample Multiplier: 1

Quant Time: Nov 19 17:09:46 2020
Quant Method : Y:\METHODS\VF201119S.M
Quant Title : EPA 8260: Volatile Organic Compounds
QLast Update : Thu Nov 19 16:36:27 2020
Response via : Initial Calibration

Compound	R.T.	QIon	Response	Conc	Units		Dev(Min)
Internal Standards							
1) Pentafluorobenzene (I)	6.024	99	70785	50.00	ug/L		0.00
43) Chlorobenzene-d5 (I)	9.740	117	191822	50.00	ug/L		0.00
63) 1,4-Dichlorobenzene-d4...	11.692	152	83780	50.00	ug/L		0.00
System Monitoring Compounds							
30) Dibromofluoromethane (S)	5.538	111	59274	48.30	ug/L		0.00
37) 1,4-Difluorobenzene (S)	6.584	114	217568	49.80	ug/L		0.00
45) Toluene-d8 (S)	8.086	98	277962	50.47	ug/L		0.00
64) 4-Bromofluorobenzene (S)	10.810	174	74119	50.85	ug/L		0.00
Target Compounds							Qvalue
2) Dichlorodifluoromethane	1.609	85	111	0.10	ug/L	#	50
3) Chloromethane	1.816	50	218	0.15	ug/L	#	48
5) Bromomethane	2.266	96	303	0.35	ug/L		86
10) Carbon Disulfide	3.105	76	697	0.31	ug/L		77
11) Freon 113	3.136	101	168	0.15	ug/L	#	8
12) Iodomethane	3.239	142	196	4.52	ug/L	#	47
13) Methylene Chloride	3.720	84	1056	0.76	ug/L		93
14) Acetone	3.811	43	239	0.55	ug/L	#	42
16) n-Hexane	3.969	86	1379	5.20	ug/L	#	79
38) Trichloroethene (TCE)	6.547	130	120	0.08	ug/L	#	11
46) Toluene	8.147	91	973	0.14	ug/L		77
47) Tetrachloroethene (PCE)	8.603	166	371	0.27	ug/L	#	73
55) Chlorobenzene	9.752	112	806	0.19	ug/L	#	33
56) Ethylbenzene	9.789	91	1307	0.20	ug/L		93
58) m,p-Xylenes (2)	9.923	91	2016	0.43	ug/L		96
59) o-Xylene	10.306	91	802	0.18	ug/L		70
60) Styrene	10.360	104	407	0.12	ug/L		74
62) Isopropylbenzene	10.573	105	1553	0.29	ug/L		89
65) Bromobenzene	10.902	156	276	0.20	ug/L		91
66) n-Propylbenzene	10.920	91	2500	0.42	ug/L		94
68) 2-Chlorotoluene	11.048	126	353	0.29	ug/L	#	81
69) 1,3,5-Trimethylbenzene	11.072	105	1513	0.40	ug/L		99
72) 4-Chlorotoluene	11.181	91	1283	0.36	ug/L		98
73) tert-Butylbenzene	11.321	91	1194	0.56	ug/L		90
74) 1,2,4-Trimethylbenzene	11.382	105	1575	0.40	ug/L		96
75) sec-Butylbenzene	11.461	105	3174	0.70	ug/L		97

Data Path : Y:\DATA\2020-11\0K18062\
Data File : VF20111815.D
Acq On : 18 Nov 2020 11:31 pm
Operator : TNL
Sample : 0k18062-IBL4
Misc : 1X 5mL DI+MeOH
ALS Vial : 15 Sample Multiplier: 1

Quant Time: Nov 19 17:09:46 2020
Quant Method : Y:\METHODS\VF201119S.M
Quant Title : EPA 8260: Volatile Organic Compounds
QLast Update : Thu Nov 19 16:36:27 2020
Response via : Initial Calibration

Compound	R.T.	QIon	Response	Conc	Units		Dev(Min)
76) 4-Isopropyltoluene	11.571	119	2491	0.66	ug/L		92
77) 1,3-Dichlorobenzene	11.650	146	1230	0.55	ug/L		79
78) 1,4-Dichlorobenzene	11.704	146	1328	0.53	ug/L	#	76
79) n-Butylbenzene	11.893	91	2855	0.91	ug/L		93
80) 1,2-Dichlorobenzene	12.027	146	822	0.39	ug/L		93
82) Hexachlorobutadiene	13.121	223	416	1.43	ug/L		84
83) 1,2,4-Trichlorobenzene	13.164	180	1040	0.93	ug/L		83
84) Naphthalene	13.438	128	1317	0.56	ug/L		78
85) 1,2,3-Trichlorobenzene	13.596	180	993	0.95	ug/L		93

(#) = qualifier out of range (m) = manual integration (+) = signals summed

Quantitation Report (Not Reviewed)

Data Path : Y:\DATA\2020-11\0K18062\
Data File : VF20111815.D
Acq On : 18 Nov 2020 11:31 pm
Operator : TNL
Sample : 0k18062-IBL4
Misc : 1X 5mL DI+MeOH
ALS Vial : 15 Sample Multiplier: 1

Quant Time: Nov 19 17:09:46 2020
Quant Method : Y:\METHODS\VF201119S.M
Quant Title : EPA 8260: Volatile Organic Compounds
QLast Update : Thu Nov 19 16:36:27 2020
Response via : Initial Calibration

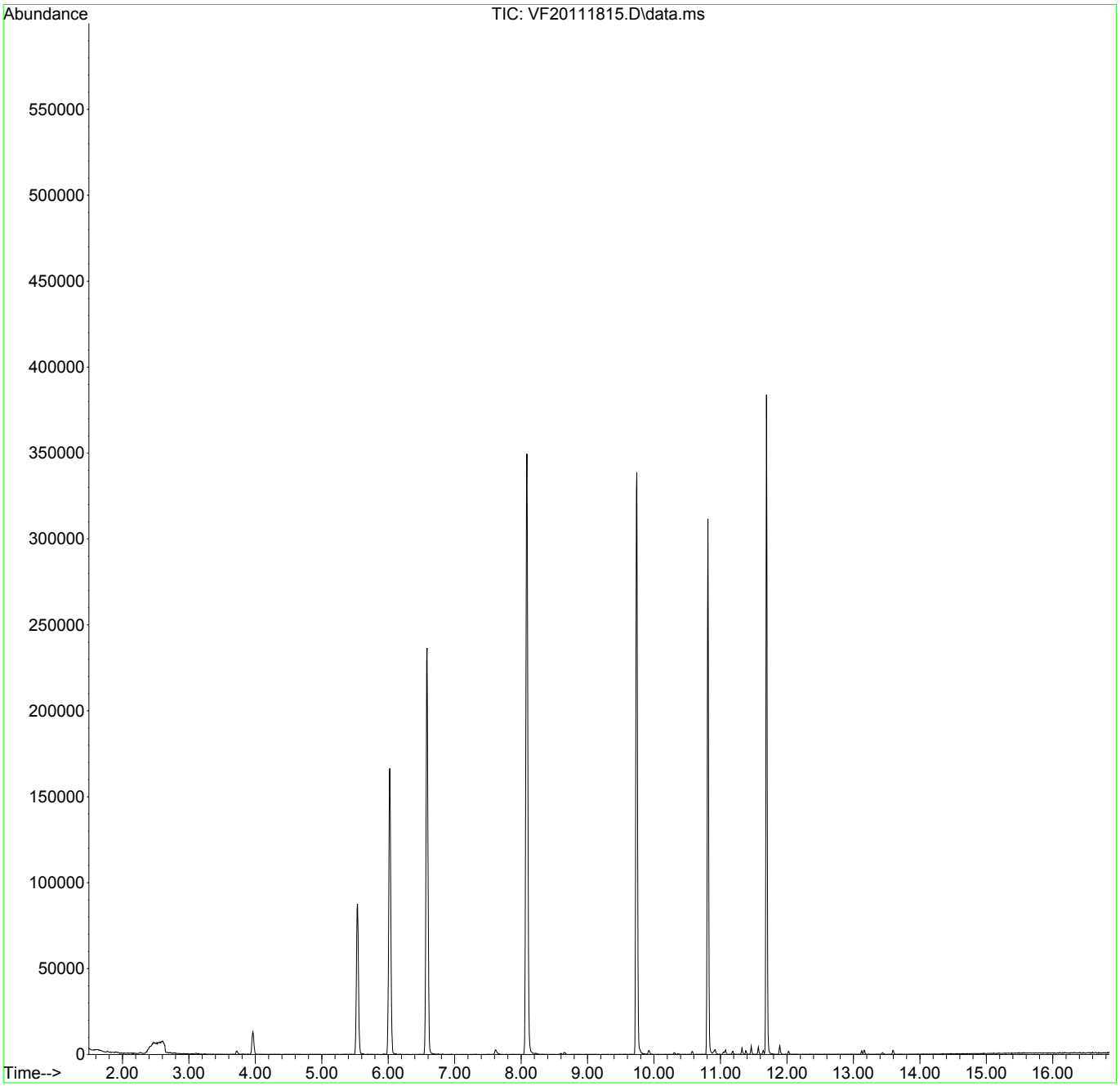

Quantitation Report (Not Reviewed)

Data Path : Y:\DATA\2020-11\0K18062\
Data File : VF20111816.D
Acq On : 18 Nov 2020 11:58 pm
Operator : TNL
Sample : 0k18062-CALA
Misc : 1X 5mL 100ppb DI+MeOH
ALS Vial : 16 Sample Multiplier: 1

11/20/20 TNL

Quant Time: Nov 19 13:41:52 2020
Quant Method : Y:\METHODS\VF201119S.M
Quant Title : EPA 8260: Volatile Organic Compounds
QLast Update : Thu Nov 19 13:22:36 2020
Response via : Initial Calibration

Compound	R.T.	QIon	Response	Conc	Units		Dev(Min)
Internal Standards							
1) Pentafluorobenzene (I)	6.024	99	73674	50.00	ug/L		0.00
43) Chlorobenzene-d5 (I)	9.739	117	207591	50.00	ug/L		0.00
63) 1,4-Dichlorobenzene-d4...	11.692	152	95925	50.00	ug/L		0.00
System Monitoring Compounds							
30) Dibromofluoromethane (S)	5.531	111	67137	54.54	ug/L		0.00
37) 1,4-Difluorobenzene (S)	6.583	114	225226	52.00	ug/L		0.00
45) Toluene-d8 (S)	8.085	98	288736	46.83	ug/L		0.00
64) 4-Bromofluorobenzene (S)	10.810	174	82408	50.42	ug/L		0.00
Target Compounds							Qvalue
2) Dichlorodifluoromethane	1.609	85	121868	77.92	ug/L		100
3) Chloromethane	1.815	50	140151	66.76	ug/L		99
4) Vinyl Chloride	1.901	62	98440	53.62	ug/L		97
5) Bromomethane	2.259	96	69119	57.83	ug/L		94
6) Chloroethane	2.387	64	34284	65.99	ug/L		95
7) Trichlorofluoromethane	2.515	101	54173	49.65	ug/L		98
8) Ethanol	3.196	45	86513	Below Cal			92
9) 1,1-Dichloroethene	3.087	61	187499	80.88	ug/L		87
10) Carbon Disulfide	3.099	76	299568	108.12	ug/L		99
11) Freon 113	3.135	101	121211	99.73	ug/L		86
12) Iodomethane	3.239	142	95947	111.26	ug/L		96
13) Methylene Chloride	3.719	84	133106	86.35	ug/L		93
14) Acetone	3.798	43	76726	117.83	ug/L		96
15) t-1,2-Dichloroethene	3.883	61	207514	94.38	ug/L		95
16) n-Hexane	3.962	86	28425	105.25	ug/L		99
17) Methyl-tert-butyl-ether	4.011	73	465798	100.49	ug/L		99
18) tert-Butanol (TBA)	4.181	59	1049201	5776.13	ug/L	#	92
19) Diisopropyl ether (DIPE)	4.406	45	89840	16.50	ug/L		95
20) 1,1-Dichloroethane	4.510	63	271036	92.82	ug/L		97
21) Acrylonitrile	4.576	53	58141	76.42	ug/L		100
22) Ethyl-tert-butyl ether...	4.771	59	88184	20.00	ug/L		96
23) c-1,2-Dichloroethene	5.063	61	208565	94.28	ug/L		98
24) 2,2-Dichloropropane	5.166	77	145096	92.48	ug/L		93
25) Bromochloromethane	5.264	49	100769	68.59	ug/L		99
26) Chloroform	5.349	83	266719	106.81	ug/L		98
27) Carbon Tetrachloride	5.476	117	167408	106.40	ug/L		98

Quantitation Report (Not Reviewed)

Data Path : Y:\DATA\2020-11\0K18062\
Data File : VF20111816.D
Acq On : 18 Nov 2020 11:58 pm
Operator : TNL
Sample : 0k18062-CALA
Misc : 1X 5mL 100ppb DI+MeOH
ALS Vial : 16 Sample Multiplier: 1

Quant Time: Nov 19 13:41:52 2020
Quant Method : Y:\METHODS\VF201119S.M
Quant Title : EPA 8260: Volatile Organic Compounds
QLast Update : Thu Nov 19 13:22:36 2020
Response via : Initial Calibration

Compound	R.T.	QIon	Response	Conc	Units		Dev(Min)
28) Tetrahydrofuran	5.513	42	51500	64.61	ug/L		92
29) 1,1,1-Trichloroethane	5.543	97	222275	112.09	ug/L		99
31) 1,1-Dichloropropene	5.677	75	210684	102.37	ug/L		100
32) 2-Butanone (MEK)	5.665	43	142316	128.10	ug/L		88
33) Benzene	5.926	78	675364	100.58	ug/L		99
34) tert-Amyl methyl ether...	6.060	73	83767	20.34	ug/L		99
35) 1,2-Dichloroethane (EDC)	6.145	62	214732	95.59	ug/L		99
36) iso-Butyl Alcohol	6.212	43	228123	2623.45	ug/L		91
38) Trichloroethene (TCE)	6.547	130	166872	111.89	ug/L		98
39) tert-Amyl ethyl ether ...	6.802	59	60750	20.14	ug/L		94
40) Dibromomethane	6.997	93	98019	108.47	ug/L		88
41) 1,2-Dichloropropane	7.100	63	167903	94.94	ug/L		97
42) Bromodichloromethane	7.179	83	191990	104.80	ug/L		99
44) c-1,3-Dichloropropene	7.879	75	246031	92.61	ug/L		95
46) Toluene	8.140	91	702637	89.19	ug/L		99
47) Tetrachloroethene (PCE)	8.590	166	152088	99.00	ug/L		94
48) 4-Methyl-2-Pentanone (...	8.590	43	366059	144.81	ug/L		95
49) t-1,3-Dichloropropene	8.633	75	226179	87.81	ug/L		96
50) 1,1,2-Trichloroethane	8.809	97	153715	96.87	ug/L		96
51) Dibromochloromethane	9.004	129	145478	103.53	ug/L		95
52) 1,3-Dichloropropane	9.101	76	280859	94.84	ug/L		94
53) 1,2-Dibromoethane (EDB)	9.235	107	160072	105.76	ug/L		99
54) 2-Hexanone	9.472	43	254094	138.00	ug/L		94
55) Chlorobenzene	9.752	112	445149	99.00	ug/L		98
56) Ethylbenzene	9.776	91	733179	97.56	ug/L		97
57) 1,1,1,2-Tetrachloroethane	9.819	131	145309	98.25	ug/L		97
58) m,p-Xylenes (2)	9.916	91	1088905	202.23	ug/L		97
59) o-Xylene	10.299	91	563131	103.81	ug/L		97
60) Styrene	10.348	104	451210	94.62	ug/L		99
61) Bromoform	10.372	173	100985	105.38	ug/L		98
62) Isopropylbenzene	10.567	105	650944	104.63	ug/L		98
65) Bromobenzene	10.895	156	166055	103.57	ug/L		90
66) n-Propylbenzene	10.913	91	727397	97.45	ug/L		96
67) 1,1,2,2-Tetrachloroethane	10.980	83	194784	100.29	ug/L		97
68) 2-Chlorotoluene	11.041	126	149732	103.61	ug/L	#	80
69) 1,3,5-Trimethylbenzene	11.071	105	497249	104.19	ug/L		97
70) 1,2,3-Trichloropropane	11.090	110	65119	90.20	ug/L		84
71) t-1,4-Dichloro-2-butene	11.120	88	23913	85.56	ug/L	#	79

Quantitation Report (Not Reviewed)

Data Path : Y:\DATA\2020-11\0K18062\
Data File : VF20111816.D
Acq On : 18 Nov 2020 11:58 pm
Operator : TNL
Sample : 0k18062-CALA
Misc : 1X 5mL 100ppb DI+MeOH
ALS Vial : 16 Sample Multiplier: 1

Quant Time: Nov 19 13:41:52 2020
Quant Method : Y:\METHODS\VF201119S.M
Quant Title : EPA 8260: Volatile Organic Compounds
QLast Update : Thu Nov 19 13:22:36 2020
Response via : Initial Calibration

Compound	R.T.	QIon	Response	Conc	Units	Dev(Min)
72) 4-Chlorotoluene	11.175	91	453696	101.56	ug/L	98
73) tert-Butylbenzene	11.321	91	261615	98.37	ug/L	92
74) 1,2,4-Trimethylbenzene	11.375	105	501319	104.53	ug/L	98
75) sec-Butylbenzene	11.461	105	572917	100.90	ug/L	97
76) 4-Isopropyltoluene	11.570	119	483810	106.49	ug/L	98
77) 1,3-Dichlorobenzene	11.637	146	273981	102.87	ug/L	97
78) 1,4-Dichlorobenzene	11.704	146	276048	92.95	ug/L	97
79) n-Butylbenzene	11.886	91	396720	98.36	ug/L	96
80) 1,2-Dichlorobenzene	12.020	146	249575	99.87	ug/L	99
81) 1,2-Dibromo-3-Chloropr...	12.628	157	42754	104.91	ug/L	89
82) Hexachlorobutadiene	13.127	223	32697	93.41	ug/L	98
83) 1,2,4-Trichlorobenzene	13.157	180	135613	103.28	ug/L	97
84) Naphthalene	13.431	128	510374	97.65	ug/L	99
85) 1,2,3-Trichlorobenzene	13.595	180	130085	103.14	ug/L	98

(#) = qualifier out of range (m) = manual integration (+) = signals summed

Quantitation Report (Not Reviewed)

Data Path : Y:\DATA\2020-11\0K18062\
Data File : VF20111816.D
Acq On : 18 Nov 2020 11:58 pm
Operator : TNL
Sample : 0k18062-CALA
Misc : 1X 5mL 100ppb DI+MeOH
ALS Vial : 16 Sample Multiplier: 1

Quant Time: Nov 19 13:41:52 2020
Quant Method : Y:\METHODS\VF201119S.M
Quant Title : EPA 8260: Volatile Organic Compounds
QLast Update : Thu Nov 19 13:22:36 2020
Response via : Initial Calibration

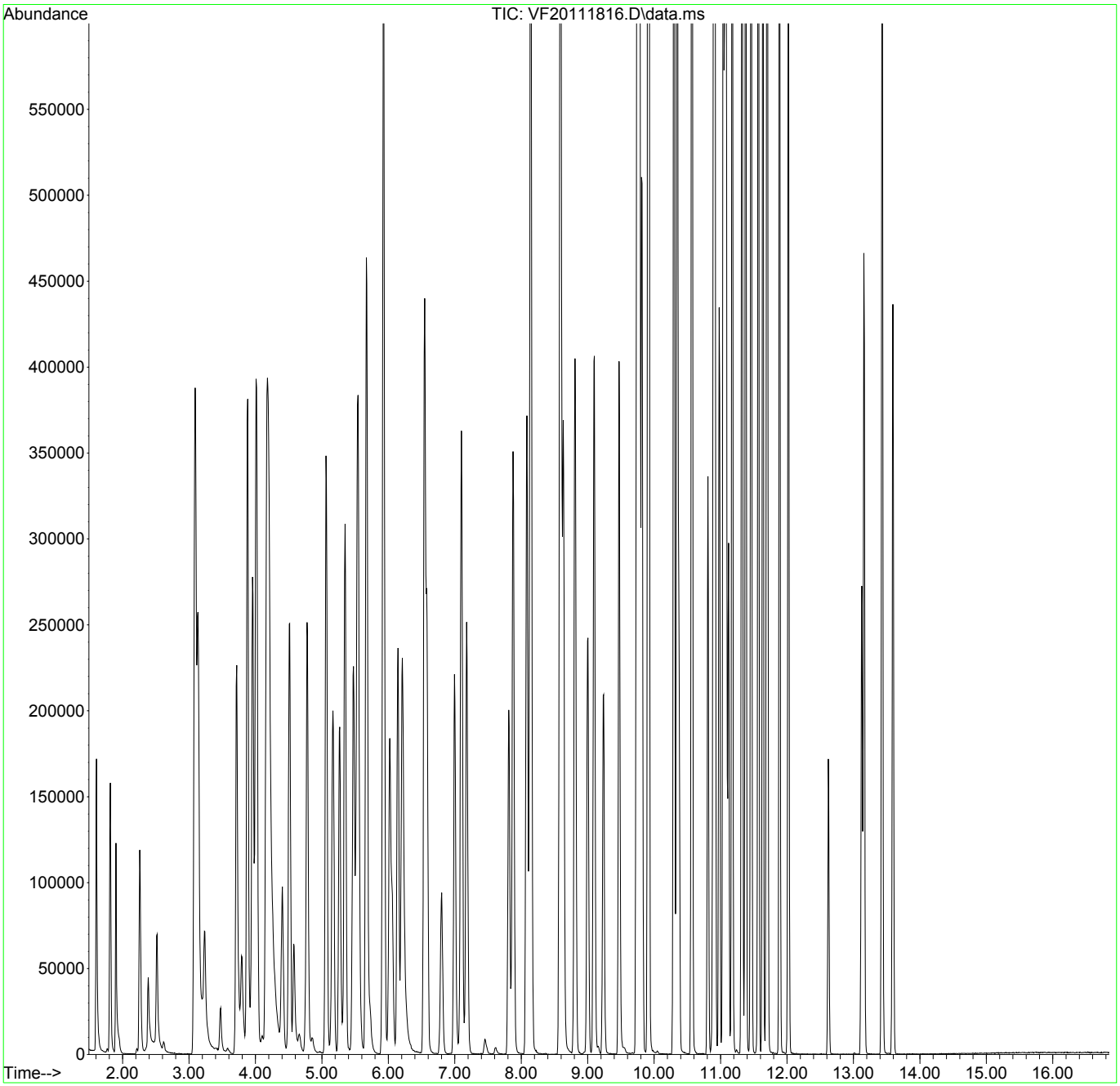

Quantitation Report (Qedit)

Data Path : Y:\DATA\2020-11\0K18062\
Data File : VF20111816.D
Acq On : 18 Nov 2020 11:58 pm
Operator : TNL
Sample : 0k18062-CALA
Misc : 1X 5mL 100ppb DI+MeOH
ALS Vial : 16 Sample Multiplier: 1

Quant Time: Nov 19 13:41:52 2020
Quant Method : Y:\METHODS\VF201119S.M
Quant Title : EPA 8260: Volatile Organic Compounds
QLast Update : Thu Nov 19 13:22:36 2020
Response via : Initial Calibration

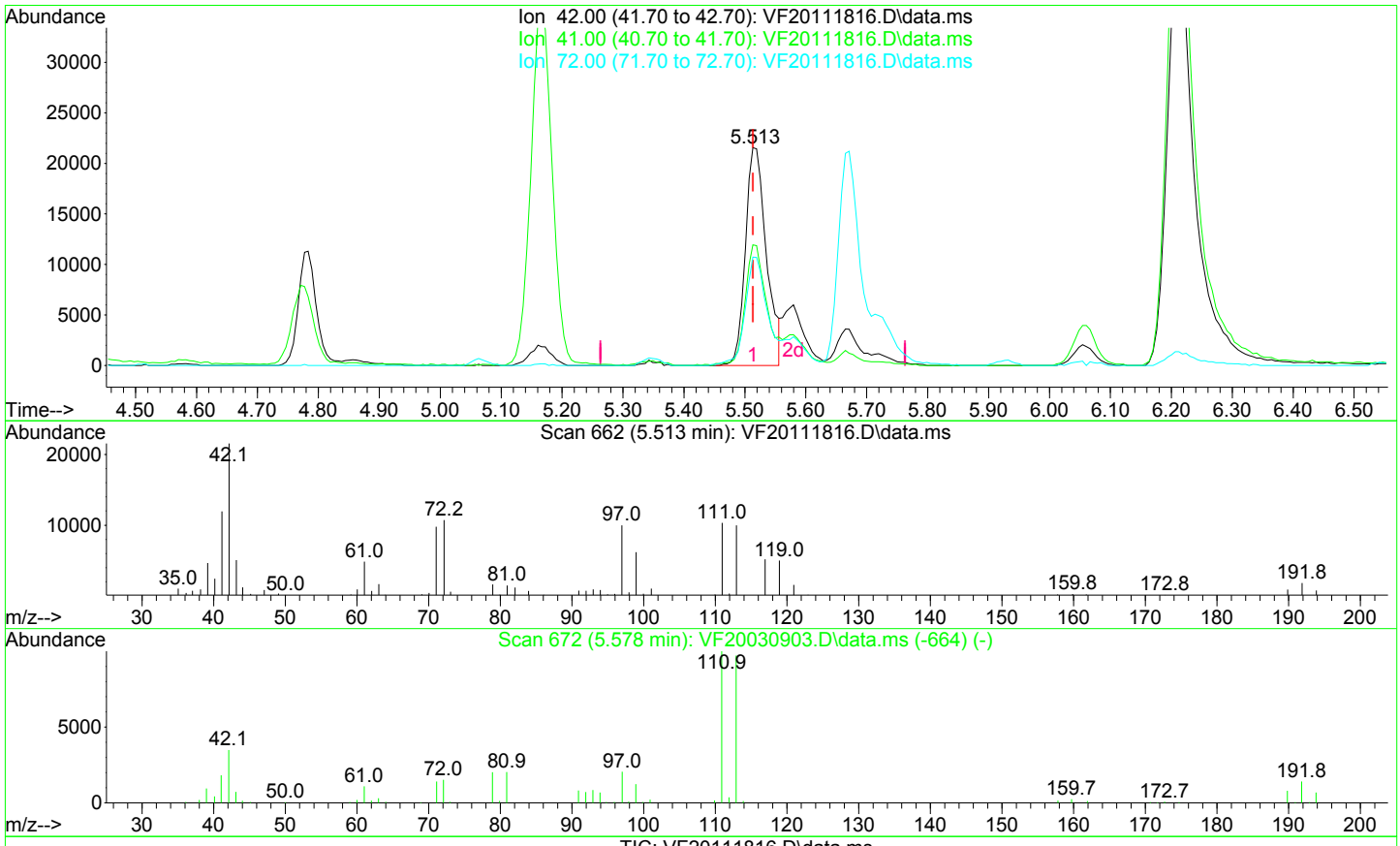

TIC: VF20111816.D\data.ms

(28) Tetrahydrofuran

5.513min (-0.000) 64.61 ug/L

response 51500

Ion	Exp%	Act%
42.00	100.00	100.00
41.00	59.60	55.38
72.00	42.90	49.72
0.00	0.00	0.00

Quantitation Report (Qedit)

Data Path : Y:\DATA\2020-11\0K18062\
Data File : VF20111816.D
Acq On : 18 Nov 2020 11:58 pm
Operator : TNL
Sample : 0k18062-CALA
Misc : 1X 5mL 100ppb DI+MeOH
ALS Vial : 16 Sample Multiplier: 1

Quant Time: Nov 19 13:41:52 2020
Quant Method : Y:\METHODS\VF201119S.M
Quant Title : EPA 8260: Volatile Organic Compounds
QLast Update : Thu Nov 19 13:22:36 2020
Response via : Initial Calibration

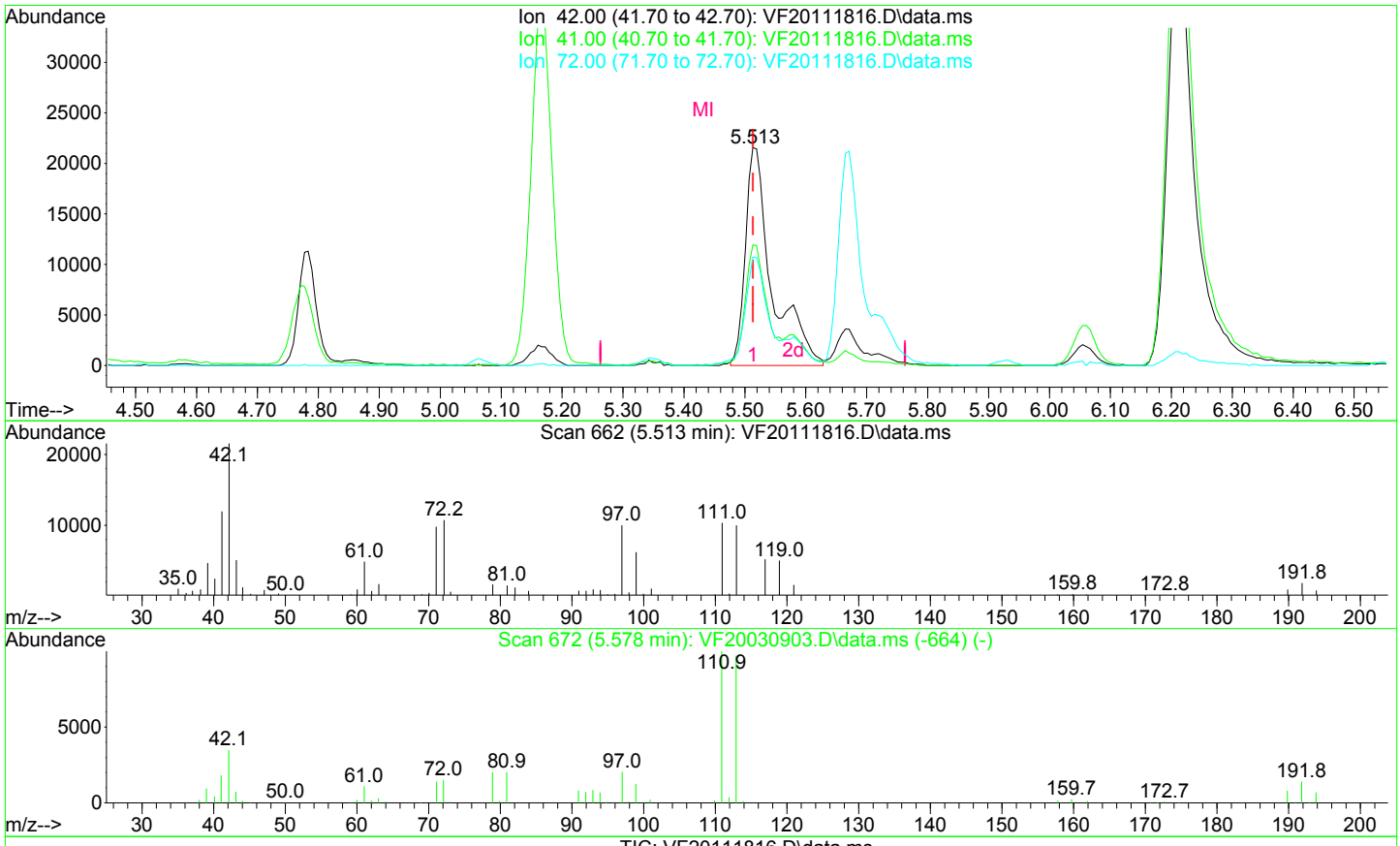

TIC: VF20111816.D\data.ms

(28) Tetrahydrofuran

5.513min (-0.000) 82.25 ug/L m

response 65563

Ion	Exp%	Act%
42.00	100.00	100.00
41.00	59.60	55.38
72.00	42.90	49.72
0.00	0.00	0.00

Quantitation Report (Qedit)

Data Path : Y:\DATA\2020-11\0K18062\
Data File : VF20111816.D
Acq On : 18 Nov 2020 11:58 pm
Operator : TNL
Sample : 0k18062-CALA
Misc : 1X 5mL 100ppb DI+MeOH
ALS Vial : 16 Sample Multiplier: 1

Quant Time: Nov 19 13:41:52 2020
Quant Method : Y:\METHODS\VF201119S.M
Quant Title : EPA 8260: Volatile Organic Compounds
QLast Update : Thu Nov 19 13:22:36 2020
Response via : Initial Calibration

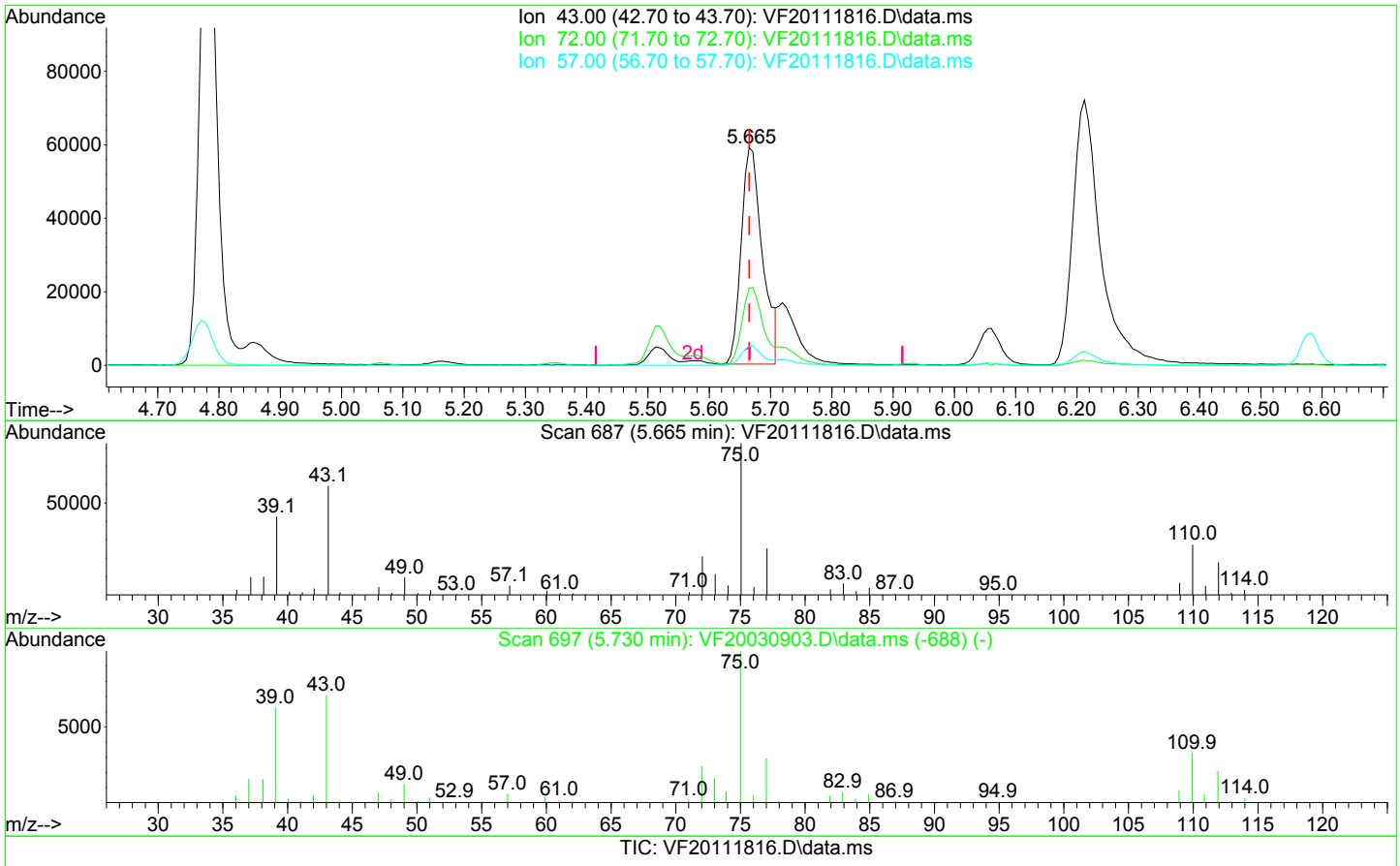

TIC: VF20111816.D\data.ms

(32) 2-Butanone (MEK)

5.665min (-0.000) 128.10 ug/L

response 142316

Ion	Exp%	Act%
43.00	100.00	100.00
72.00	27.60	35.44
57.00	8.60	8.79
0.00	0.00	0.00

Quantitation Report (Qedit)

Data Path : Y:\DATA\2020-11\0K18062\
Data File : VF20111816.D
Acq On : 18 Nov 2020 11:58 pm
Operator : TNL
Sample : 0k18062-CALA
Misc : 1X 5mL 100ppb DI+MeOH
ALS Vial : 16 Sample Multiplier: 1

Quant Time: Nov 19 13:41:52 2020
Quant Method : Y:\METHODS\VF201119S.M
Quant Title : EPA 8260: Volatile Organic Compounds
QLast Update : Thu Nov 19 13:22:36 2020
Response via : Initial Calibration

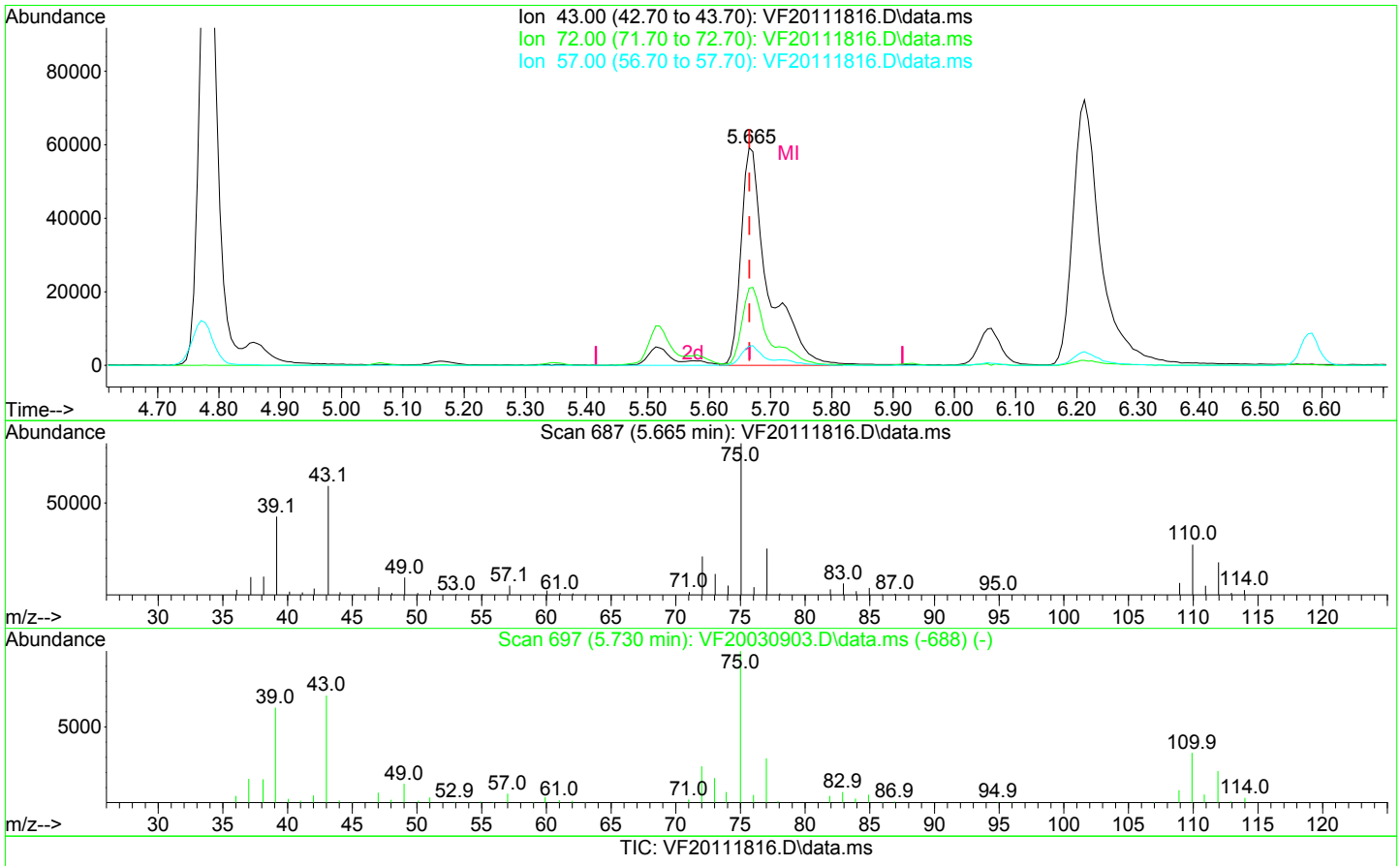

TIC: VF20111816.D\data.ms

(32) 2-Butanone (MEK)

5.665min (-0.000) 164.67 ug/L m

response 182941

Ion	Exp%	Act%
43.00	100.00	100.00
72.00	27.60	35.44
57.00	8.60	8.79
0.00	0.00	0.00

Quantitation Report (QT Reviewed)

Data Path : Y:\DATA\2020-11\0K18062\
Data File : VF20111816.D
Acq On : 18 Nov 2020 11:58 pm
Operator : TNL
Sample : 0k18062-CALA
Misc : 1X 5mL 100ppb DI+MeOH
ALS Vial : 16 Sample Multiplier: 1

11/20/20 TNL

Quant Time: Nov 19 13:43:10 2020
Quant Method : Y:\METHODS\VF201119S.M
Quant Title : EPA 8260: Volatile Organic Compounds
QLast Update : Thu Nov 19 13:22:36 2020
Response via : Initial Calibration

Compound	R.T.	QIon	Response	Conc	Units		Dev(Min)
Internal Standards							
1) Pentafluorobenzene (I)	6.024	99	73674	50.00	ug/L		0.00
43) Chlorobenzene-d5 (I)	9.739	117	207591	50.00	ug/L		0.00
63) 1,4-Dichlorobenzene-d4...	11.692	152	95925	50.00	ug/L		0.00
System Monitoring Compounds							
30) Dibromofluoromethane (S)	5.531	111	67137	54.54	ug/L		0.00
37) 1,4-Difluorobenzene (S)	6.583	114	225226	52.00	ug/L		0.00
45) Toluene-d8 (S)	8.085	98	288736	46.83	ug/L		0.00
64) 4-Bromofluorobenzene (S)	10.810	174	82408	50.42	ug/L		0.00
Target Compounds							Qvalue
2) Dichlorodifluoromethane	1.609	85	121868	77.92	ug/L		100
3) Chloromethane	1.815	50	140151	66.76	ug/L		99
4) Vinyl Chloride	1.901	62	98440	53.62	ug/L		97
5) Bromomethane	2.259	96	69119	57.83	ug/L		94
6) Chloroethane	2.387	64	34284	65.99	ug/L		95
7) Trichlorofluoromethane	2.515	101	54173	49.65	ug/L		98
8) Ethanol	3.196	45	86513	Below Cal			92
9) 1,1-Dichloroethene	3.087	61	187499	80.88	ug/L		87
10) Carbon Disulfide	3.099	76	299568	108.12	ug/L		99
11) Freon 113	3.135	101	121211	99.73	ug/L		86
12) Iodomethane	3.239	142	95947	111.26	ug/L		96
13) Methylene Chloride	3.719	84	133106	86.35	ug/L		93
14) Acetone	3.798	43	76726	117.83	ug/L		96
15) t-1,2-Dichloroethene	3.883	61	207514	94.38	ug/L		95
16) n-Hexane	3.962	86	28425	105.25	ug/L		99
17) Methyl-tert-butyl-ether	4.011	73	465798	100.49	ug/L		99
18) tert-Butanol (TBA)	4.181	59	1049201	5776.13	ug/L	#	92
19) Diisopropyl ether (DIPE)	4.406	45	89840	16.50	ug/L		95
20) 1,1-Dichloroethane	4.510	63	271036	92.82	ug/L		97
21) Acrylonitrile	4.576	53	58141	76.42	ug/L		100
22) Ethyl-tert-butyl ether...	4.771	59	88184	20.00	ug/L		96
23) c-1,2-Dichloroethene	5.063	61	208565	94.28	ug/L		98
24) 2,2-Dichloropropane	5.166	77	145096	92.48	ug/L		93
25) Bromochloromethane	5.264	49	100769	68.59	ug/L		99
26) Chloroform	5.349	83	266719	106.81	ug/L		98
27) Carbon Tetrachloride	5.476	117	167408	106.40	ug/L		98

Quantitation Report (QT Reviewed)

Data Path : Y:\DATA\2020-11\0K18062\
Data File : VF20111816.D
Acq On : 18 Nov 2020 11:58 pm
Operator : TNL
Sample : 0k18062-CALA
Misc : 1X 5mL 100ppb DI+MeOH
ALS Vial : 16 Sample Multiplier: 1

Quant Time: Nov 19 13:43:10 2020
Quant Method : Y:\METHODS\VF201119S.M
Quant Title : EPA 8260: Volatile Organic Compounds
QLast Update : Thu Nov 19 13:22:36 2020
Response via : Initial Calibration

Compound	R.T.	QIon	Response	Conc	Units		Dev(Min)
28) Tetrahydrofuran	5.513	42	65563m	82.25	ug/L		
29) 1,1,1-Trichloroethane	5.543	97	222275	112.09	ug/L		99
31) 1,1-Dichloropropene	5.677	75	210684	102.37	ug/L		100
32) 2-Butanone (MEK)	5.665	43	182941m	164.67	ug/L		
33) Benzene	5.926	78	675364	100.58	ug/L		99
34) tert-Amyl methyl ether...	6.060	73	83767	20.34	ug/L		99
35) 1,2-Dichloroethane (EDC)	6.145	62	214732	95.59	ug/L		99
36) iso-Butyl Alcohol	6.212	43	228123	2623.45	ug/L		91
38) Trichloroethene (TCE)	6.547	130	166872	111.89	ug/L		98
39) tert-Amyl ethyl ether ...	6.802	59	60750	20.14	ug/L		94
40) Dibromomethane	6.997	93	98019	108.47	ug/L		88
41) 1,2-Dichloropropane	7.100	63	167903	94.94	ug/L		97
42) Bromodichloromethane	7.179	83	191990	104.80	ug/L		99
44) c-1,3-Dichloropropene	7.879	75	246031	92.61	ug/L		95
46) Toluene	8.140	91	702637	89.19	ug/L		99
47) Tetrachloroethene (PCE)	8.590	166	152088	99.00	ug/L		94
48) 4-Methyl-2-Pentanone (...	8.590	43	366059	144.81	ug/L		95
49) t-1,3-Dichloropropene	8.633	75	226179	87.81	ug/L		96
50) 1,1,2-Trichloroethane	8.809	97	153715	96.87	ug/L		96
51) Dibromochloromethane	9.004	129	145478	103.53	ug/L		95
52) 1,3-Dichloropropane	9.101	76	280859	94.84	ug/L		94
53) 1,2-Dibromoethane (EDB)	9.235	107	160072	105.76	ug/L		99
54) 2-Hexanone	9.472	43	254094	138.00	ug/L		94
55) Chlorobenzene	9.752	112	445149	99.00	ug/L		98
56) Ethylbenzene	9.776	91	733179	97.56	ug/L		97
57) 1,1,1,2-Tetrachloroethane	9.819	131	145309	98.25	ug/L		97
58) m,p-Xylenes (2)	9.916	91	1088905	202.23	ug/L		97
59) o-Xylene	10.299	91	563131	103.81	ug/L		97
60) Styrene	10.348	104	451210	94.62	ug/L		99
61) Bromoform	10.372	173	100985	105.38	ug/L		98
62) Isopropylbenzene	10.567	105	650944	104.63	ug/L		98
65) Bromobenzene	10.895	156	166055	103.57	ug/L		90
66) n-Propylbenzene	10.913	91	727397	97.45	ug/L		96
67) 1,1,2,2-Tetrachloroethane	10.980	83	194784	100.29	ug/L		97
68) 2-Chlorotoluene	11.041	126	149732	103.61	ug/L	#	80
69) 1,3,5-Trimethylbenzene	11.071	105	497249	104.19	ug/L		97
70) 1,2,3-Trichloropropane	11.090	110	65119	90.20	ug/L		84
71) t-1,4-Dichloro-2-butene	11.120	88	23913	85.56	ug/L	#	79

Quantitation Report (QT Reviewed)

Data Path : Y:\DATA\2020-11\0K18062\
Data File : VF20111816.D
Acq On : 18 Nov 2020 11:58 pm
Operator : TNL
Sample : 0k18062-CALA
Misc : 1X 5mL 100ppb DI+MeOH
ALS Vial : 16 Sample Multiplier: 1

Quant Time: Nov 19 13:43:10 2020
Quant Method : Y:\METHODS\VF201119S.M
Quant Title : EPA 8260: Volatile Organic Compounds
QLast Update : Thu Nov 19 13:22:36 2020
Response via : Initial Calibration

Compound	R.T.	QIon	Response	Conc	Units	Dev(Min)
72) 4-Chlorotoluene	11.175	91	453696	101.56	ug/L	98
73) tert-Butylbenzene	11.321	91	261615	98.37	ug/L	92
74) 1,2,4-Trimethylbenzene	11.375	105	501319	104.53	ug/L	98
75) sec-Butylbenzene	11.461	105	572917	100.90	ug/L	97
76) 4-Isopropyltoluene	11.570	119	483810	106.49	ug/L	98
77) 1,3-Dichlorobenzene	11.637	146	273981	102.87	ug/L	97
78) 1,4-Dichlorobenzene	11.704	146	276048	92.95	ug/L	97
79) n-Butylbenzene	11.886	91	396720	98.36	ug/L	96
80) 1,2-Dichlorobenzene	12.020	146	249575	99.87	ug/L	99
81) 1,2-Dibromo-3-Chloropr...	12.628	157	42754	104.91	ug/L	89
82) Hexachlorobutadiene	13.127	223	32697	93.41	ug/L	98
83) 1,2,4-Trichlorobenzene	13.157	180	135613	103.28	ug/L	97
84) Naphthalene	13.431	128	510374	97.65	ug/L	99
85) 1,2,3-Trichlorobenzene	13.595	180	130085	103.14	ug/L	98

(#) = qualifier out of range (m) = manual integration (+) = signals summed

Quantitation Report (QT Reviewed)

Data Path : Y:\DATA\2020-11\0K18062\
Data File : VF20111816.D
Acq On : 18 Nov 2020 11:58 pm
Operator : TNL
Sample : 0k18062-CALA
Misc : 1X 5mL 100ppb DI+MeOH
ALS Vial : 16 Sample Multiplier: 1

Quant Time: Nov 19 13:43:10 2020
Quant Method : Y:\METHODS\VF201119S.M
Quant Title : EPA 8260: Volatile Organic Compounds
QLast Update : Thu Nov 19 13:22:36 2020
Response via : Initial Calibration

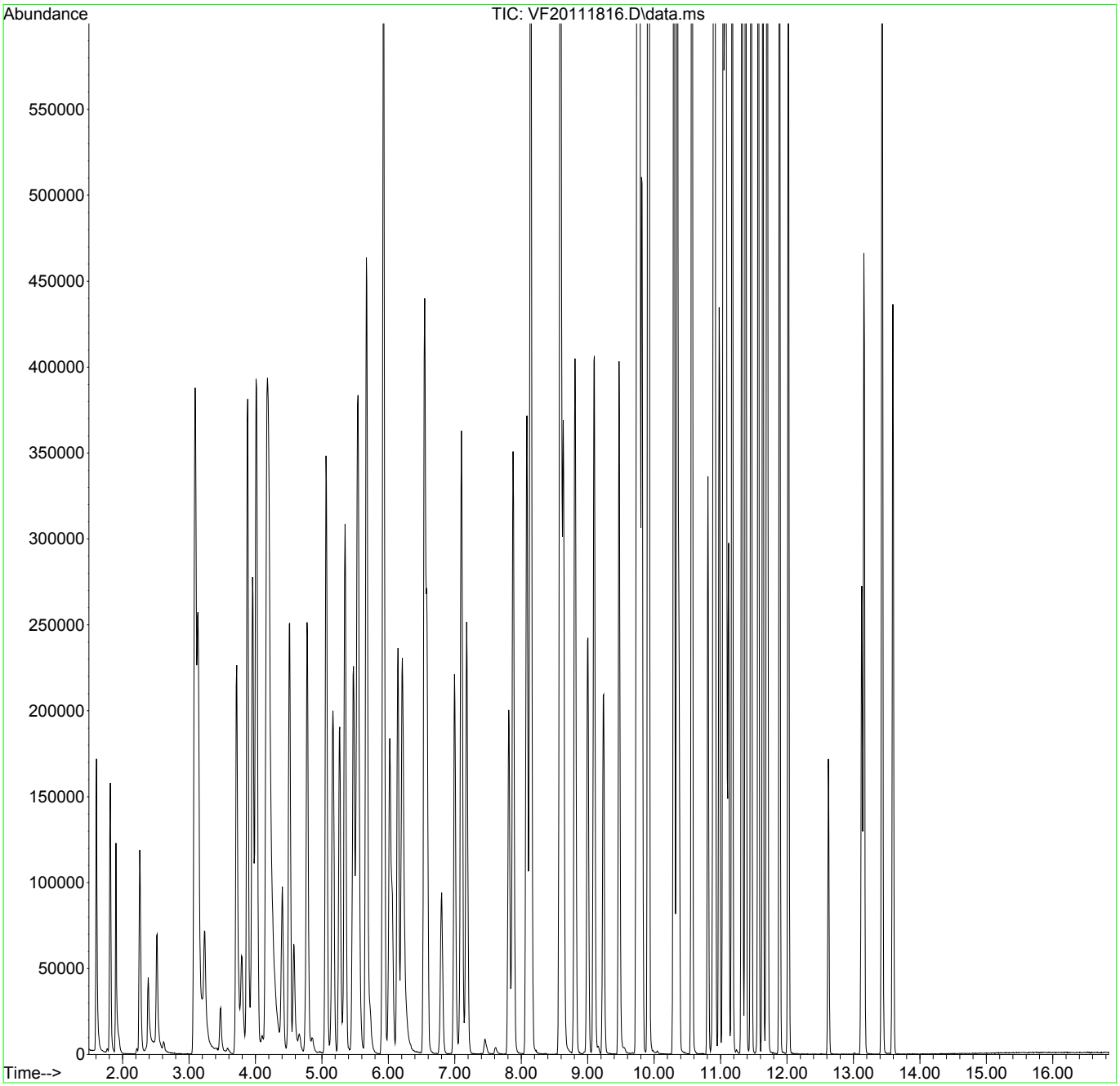

Quantitation Report (Not Reviewed)

Data Path : Y:\DATA\2020-11\0K18062\
Data File : VF20111817.D
Acq On : 19 Nov 2020 12:25 am
Operator : TNL
Sample : 0k18062-IBL5
Misc : 1X 5mL DI+MeOH
ALS Vial : 17 Sample Multiplier: 1

11/20/20 TNL

Quant Time: Nov 19 17:10:23 2020
Quant Method : Y:\METHODS\VF201119S.M
Quant Title : EPA 8260: Volatile Organic Compounds
QLast Update : Thu Nov 19 16:36:27 2020
Response via : Initial Calibration

Compound	R.T.	QIon	Response	Conc	Units		Dev(Min)
Internal Standards							
1) Pentafluorobenzene (I)	6.016	99	73113	50.00	ug/L		0.00
43) Chlorobenzene-d5 (I)	9.737	117	199437	50.00	ug/L		0.00
63) 1,4-Dichlorobenzene-d4...	11.696	152	88554	50.00	ug/L		0.00
System Monitoring Compounds							
30) Dibromofluoromethane (S)	5.535	111	61941	48.86	ug/L		0.00
37) 1,4-Difluorobenzene (S)	6.581	114	228216	50.58	ug/L		0.00
45) Toluene-d8 (S)	8.083	98	288441	50.37	ug/L		0.00
64) 4-Bromofluorobenzene (S)	10.814	174	79189	51.40	ug/L		0.00
Target Compounds							Qvalue
2) Dichlorodifluoromethane	1.601	85	354	0.31	ug/L		81
3) Chloromethane	1.807	50	288	0.19	ug/L	#	48
5) Bromomethane	2.257	96	414	0.46	ug/L		90
9) 1,1-Dichloroethene	3.078	61	231	0.13	ug/L	#	66
10) Carbon Disulfide	3.097	76	1513	0.66	ug/L		77
11) Freon 113	3.139	101	451	0.39	ug/L	#	58
12) Iodomethane	3.243	142	292	4.63	ug/L	#	47
13) Methylene Chloride	3.717	84	1681	1.17	ug/L		88
14) Acetone	3.814	43	627	1.39	ug/L	#	42
15) t-1,2-Dichloroethene	3.881	61	438	0.22	ug/L		97
18) tert-Butanol (TBA)	4.234	59	174	0.95	ug/L	#	46
27) Carbon Tetrachloride	5.474	117	127	0.09	ug/L		82
31) 1,1-Dichloropropene	5.675	75	517	0.26	ug/L	#	41
33) Benzene	5.937	78	754	0.11	ug/L		72
38) Trichloroethene (TCE)	6.557	130	450	0.29	ug/L	#	68
46) Toluene	8.150	91	1606	0.22	ug/L		95
47) Tetrachloroethene (PCE)	8.600	166	747	0.53	ug/L		94
55) Chlorobenzene	9.756	112	1588	0.37	ug/L		92
56) Ethylbenzene	9.786	91	2729	0.41	ug/L		95
57) 1,1,1,2-Tetrachloroethane	9.823	131	150	0.37	ug/L	#	52
58) m,p-Xylenes (2)	9.920	91	4074	0.84	ug/L		94
59) o-Xylene	10.303	91	1730	0.37	ug/L		93
60) Styrene	10.358	104	1054	0.29	ug/L		89
62) Isopropylbenzene	10.571	105	3461	0.63	ug/L		97
65) Bromobenzene	10.899	156	710	0.48	ug/L		89
66) n-Propylbenzene	10.917	91	5568	0.88	ug/L		92

Data Path : Y:\DATA\2020-11\0K18062\
Data File : VF20111817.D
Acq On : 19 Nov 2020 12:25 am
Operator : TNL
Sample : 0k18062-IBL5
Misc : 1X 5mL DI+MeOH
ALS Vial : 17 Sample Multiplier: 1

Quant Time: Nov 19 17:10:23 2020
Quant Method : Y:\METHODS\VF201119S.M
Quant Title : EPA 8260: Volatile Organic Compounds
QLast Update : Thu Nov 19 16:36:27 2020
Response via : Initial Calibration

Compound	R.T.	QIon	Response	Conc	Units		Dev(Min)
67) 1,1,2,2-Tetrachloroethane	10.984	83	353	0.20	ug/L		82
68) 2-Chlorotoluene	11.045	126	824	0.65	ug/L	#	83
69) 1,3,5-Trimethylbenzene	11.075	105	3413	0.84	ug/L		97
72) 4-Chlorotoluene	11.185	91	2631	0.69	ug/L		95
73) tert-Butylbenzene	11.325	91	2747	1.21	ug/L		95
74) 1,2,4-Trimethylbenzene	11.379	105	3456	0.83	ug/L		92
75) sec-Butylbenzene	11.465	105	6646	1.38	ug/L		96
76) 4-Isopropyltoluene	11.568	119	5741	1.45	ug/L		96
77) 1,3-Dichlorobenzene	11.641	146	2139	0.91	ug/L		92
78) 1,4-Dichlorobenzene	11.702	146	2538	0.96	ug/L		84
79) n-Butylbenzene	11.890	91	5838	1.76	ug/L		98
80) 1,2-Dichlorobenzene	12.024	146	2013	0.90	ug/L		94
82) Hexachlorobutadiene	13.125	223	713	2.32	ug/L		93
83) 1,2,4-Trichlorobenzene	13.161	180	2164	1.82	ug/L		98
84) Naphthalene	13.435	128	2894	0.94	ug/L		95
85) 1,2,3-Trichlorobenzene	13.593	180	2107	1.91	ug/L		89

(#) = qualifier out of range (m) = manual integration (+) = signals summed

Quantitation Report (Not Reviewed)

Data Path : Y:\DATA\2020-11\0K18062\
Data File : VF20111817.D
Acq On : 19 Nov 2020 12:25 am
Operator : TNL
Sample : 0k18062-IBL5
Misc : 1X 5mL DI+MeOH
ALS Vial : 17 Sample Multiplier: 1

Quant Time: Nov 19 17:10:23 2020
Quant Method : Y:\METHODS\VF201119S.M
Quant Title : EPA 8260: Volatile Organic Compounds
QLast Update : Thu Nov 19 16:36:27 2020
Response via : Initial Calibration

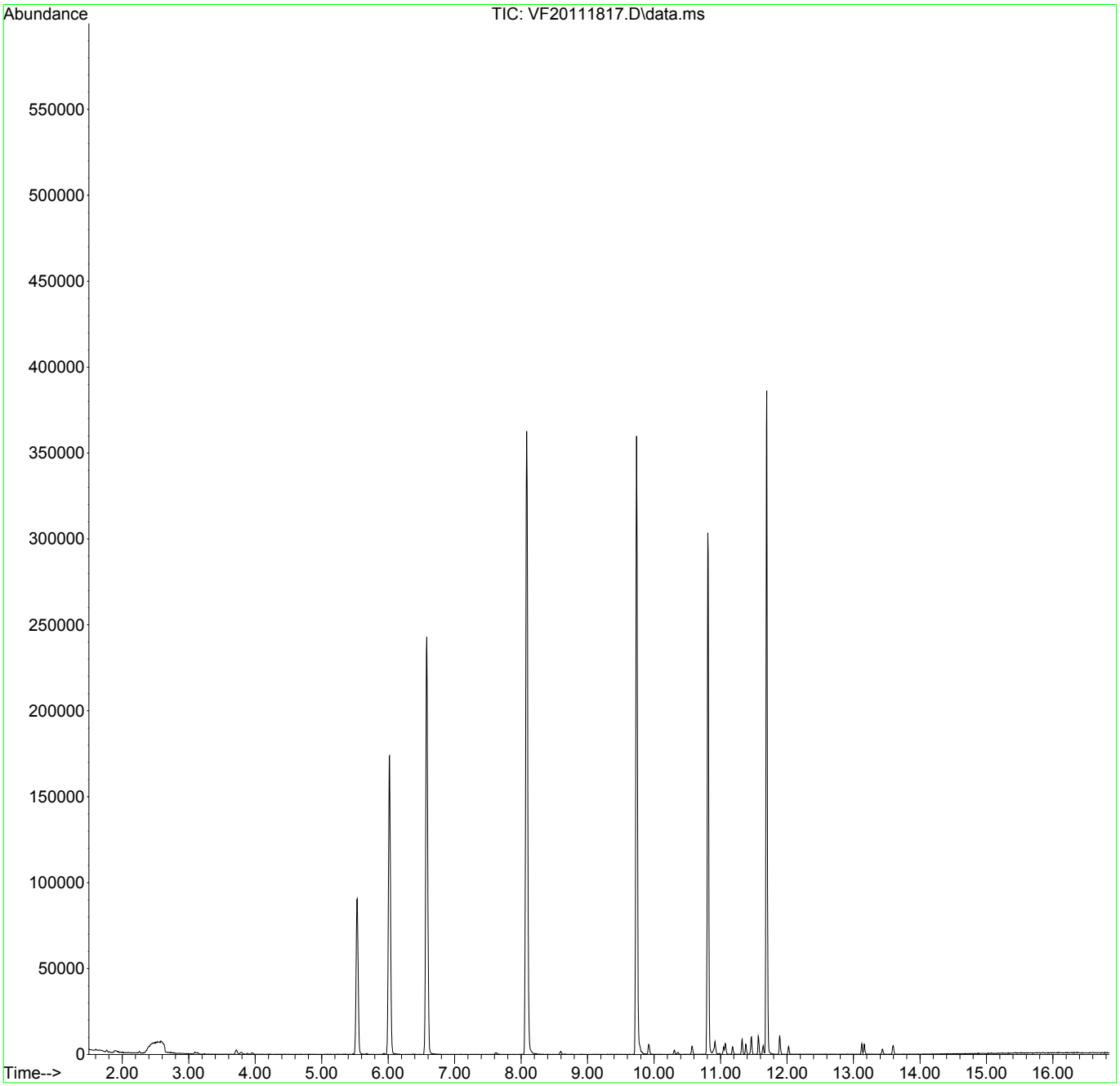

Quantitation Report (Not Reviewed)

Data Path : Y:\DATA\2020-11\0K18062\
Data File : VF20111818.D
Acq On : 19 Nov 2020 12:52 am
Operator : TNL
Sample : 0k18062-CALB
Misc : 1X 5mL 200ppb DI+MeOH
ALS Vial : 18 Sample Multiplier: 1

11/20/20 TNL

Quant Time: Nov 19 13:45:18 2020
Quant Method : Y:\METHODS\VF201119S.M
Quant Title : EPA 8260: Volatile Organic Compounds
QLast Update : Thu Nov 19 13:22:36 2020
Response via : Initial Calibration

Compound	R.T.	QIon	Response	Conc	Units		Dev(Min)
Internal Standards							
1) Pentafluorobenzene (I)	6.018	99	74842	50.00	ug/L		0.00
43) Chlorobenzene-d5 (I)	9.740	117	210488	50.00	ug/L		0.00
63) 1,4-Dichlorobenzene-d4...	11.692	152	94597	50.00	ug/L		0.00
System Monitoring Compounds							
30) Dibromofluoromethane (S)	5.531	111	67584	54.05	ug/L		0.00
37) 1,4-Difluorobenzene (S)	6.583	114	232298	52.79	ug/L		0.00
45) Toluene-d8 (S)	8.085	98	297673	47.62	ug/L		0.00
64) 4-Bromofluorobenzene (S)	10.810	174	82106	50.94	ug/L		0.00
Target Compounds							Qvalue
2) Dichlorodifluoromethane	1.609	85	243838	153.48	ug/L		99
3) Chloromethane	1.816	50	282362	132.39	ug/L		99
4) Vinyl Chloride	1.901	62	198756	106.57	ug/L		97
5) Bromomethane	2.260	96	138111	113.76	ug/L		98
6) Chloroethane	2.399	64	75523	143.10	ug/L		97
7) Trichlorofluoromethane	2.533	101	113686	102.57	ug/L		96
8) Ethanol	3.099	45	1343	77.42	ug/L	#	1
9) 1,1-Dichloroethene	3.087	61	382447	162.41	ug/L		88
10) Carbon Disulfide	3.099	76	654291	232.46	ug/L		99
11) Freon 113	3.135	101	259159	209.89	ug/L		86
12) Iodomethane	3.239	142	212204	199.99	ug/L		97
13) Methylene Chloride	3.719	84	271492	173.39	ug/L		92
14) Acetone	3.804	43	183564	277.50	ug/L		94
15) t-1,2-Dichloroethene	3.883	61	436083	195.24	ug/L		93
16) n-Hexane	3.962	86	63421	231.18	ug/L	#	90
17) Methyl-tert-butyl-ether	4.011	73	1002181	212.83	ug/L		99
18) tert-Butanol (TBA)	0.000		0	N.D.			
19) Diisopropyl ether (DIPE)	0.000		0	N.D.			
20) 1,1-Dichloroethane	4.516	63	505398	170.39	ug/L		98
21) Acrylonitrile	4.583	53	140934	182.36	ug/L		99
22) Ethyl-tert-butyl ether...	4.680	59	1154	0.26	ug/L	#	38
23) c-1,2-Dichloroethene	5.063	61	416968	185.54	ug/L		98
24) 2,2-Dichloropropane	5.166	77	312875	196.31	ug/L		90
25) Bromochloromethane	5.264	49	204676	137.14	ug/L		96
26) Chloroform	5.349	83	550252	216.92	ug/L		98
27) Carbon Tetrachloride	5.477	117	371319	197.62	ug/L		97

Quantitation Report (Not Reviewed)

Data Path : Y:\DATA\2020-11\0K18062\
Data File : VF20111818.D
Acq On : 19 Nov 2020 12:52 am
Operator : TNL
Sample : 0k18062-CALB
Misc : 1X 5mL 200ppb DI+MeOH
ALS Vial : 18 Sample Multiplier: 1

Quant Time: Nov 19 13:45:18 2020
Quant Method : Y:\METHODS\VF201119S.M
Quant Title : EPA 8260: Volatile Organic Compounds
QLast Update : Thu Nov 19 13:22:36 2020
Response via : Initial Calibration

Compound	R.T.	QIon	Response	Conc	Units		Dev(Min)
28) Tetrahydrofuran	5.519	42	126023	155.63	ug/L		90
29) 1,1,1-Trichloroethane	5.544	97	472026	234.33	ug/L		99
31) 1,1-Dichloropropene	5.671	75	442079	211.46	ug/L		99
32) 2-Butanone (MEK)	5.671	43	339543	300.86	ug/L		85
33) Benzene	5.927	78	1390229	203.80	ug/L		99
34) tert-Amyl methyl ether...	0.000		0	N.D.			
35) 1,2-Dichloroethane (EDC)	6.146	62	435089	190.66	ug/L		99
36) iso-Butyl Alcohol	6.231	43	464565	5259.20	ug/L		91
38) Trichloroethene (TCE)	6.547	130	354848	234.22	ug/L		99
39) tert-Amyl ethyl ether ...	0.000		0	N.D.			
40) Dibromomethane	6.997	93	206460	224.91	ug/L		89
41) 1,2-Dichloropropane	7.100	63	345310	192.20	ug/L		97
42) Bromodichloromethane	7.179	83	414440	191.27	ug/L		97
44) c-1,3-Dichloropropene	7.879	75	531463	183.88	ug/L		94
46) Toluene	8.140	91	1452821	181.89	ug/L		99
47) Tetrachloroethene (PCE)	8.590	166	325389	208.90	ug/L		94
48) 4-Methyl-2-Pentanone (...	8.590	43	682968	266.46	ug/L		93
49) t-1,3-Dichloropropene	8.633	75	487888	173.58	ug/L		97
50) 1,1,2-Trichloroethane	8.809	97	319965	198.86	ug/L		95
51) Dibromochloromethane	9.004	129	320426	198.35	ug/L		97
52) 1,3-Dichloropropane	9.101	76	576443	191.97	ug/L		92
53) 1,2-Dibromoethane (EDB)	9.235	107	336119	219.02	ug/L		100
54) 2-Hexanone	9.472	43	500391	264.36	ug/L		94
55) Chlorobenzene	9.752	112	916928	201.11	ug/L		99
56) Ethylbenzene	9.776	91	1516093	198.96	ug/L		98
57) 1,1,1,2-Tetrachloroethane	9.819	131	311205	190.76	ug/L		99
58) m,p-Xylenes (2)	9.916	91	2227333	407.97	ug/L		98
59) o-Xylene	10.299	91	1158422	210.61	ug/L		98
60) Styrene	10.348	104	935702	181.47	ug/L		99
61) Bromoform	10.372	173	213718	190.06	ug/L		98
62) Isopropylbenzene	10.567	105	1349789	213.97	ug/L		98
65) Bromobenzene	10.895	156	340501	215.35	ug/L		91
66) n-Propylbenzene	10.913	91	1482115	201.35	ug/L		98
67) 1,1,2,2-Tetrachloroethane	10.980	83	384698	200.86	ug/L		97
68) 2-Chlorotoluene	11.047	126	309114	216.91	ug/L		94
69) 1,3,5-Trimethylbenzene	11.071	105	1015537	215.77	ug/L		98
70) 1,2,3-Trichloropropane	11.090	110	126923	178.29	ug/L	#	83
71) t-1,4-Dichloro-2-butene	11.120	88	51831	171.63	ug/L	#	76

Quantitation Report (Not Reviewed)

Data Path : Y:\DATA\2020-11\0K18062\
Data File : VF20111818.D
Acq On : 19 Nov 2020 12:52 am
Operator : TNL
Sample : 0k18062-CALB
Misc : 1X 5mL 200ppb DI+MeOH
ALS Vial : 18 Sample Multiplier: 1

Quant Time: Nov 19 13:45:18 2020
Quant Method : Y:\METHODS\VF201119S.M
Quant Title : EPA 8260: Volatile Organic Compounds
QLast Update : Thu Nov 19 13:22:36 2020
Response via : Initial Calibration

Compound	R.T.	QIon	Response	Conc	Units	Dev(Min)
72) 4-Chlorotoluene	11.175	91	909702	206.50	ug/L	98
73) tert-Butylbenzene	11.321	91	541633	206.52	ug/L	94
74) 1,2,4-Trimethylbenzene	11.382	105	1021644	216.02	ug/L	99
75) sec-Butylbenzene	11.461	105	1184770	211.58	ug/L	97
76) 4-Isopropyltoluene	11.570	119	1004664	224.24	ug/L	98
77) 1,3-Dichlorobenzene	11.637	146	549931	209.37	ug/L	98
78) 1,4-Dichlorobenzene	11.704	146	551839	188.42	ug/L	97
79) n-Butylbenzene	11.886	91	813005	204.39	ug/L	98
80) 1,2-Dichlorobenzene	12.020	146	507628	205.99	ug/L	98
81) 1,2-Dibromo-3-Chloropr...	12.622	157	96798	211.02	ug/L	87
82) Hexachlorobutadiene	13.127	223	68967	199.79	ug/L	98
83) 1,2,4-Trichlorobenzene	13.157	180	294309	227.29	ug/L	97
84) Naphthalene	13.431	128	1097032	198.84	ug/L	99
85) 1,2,3-Trichlorobenzene	13.595	180	280192	225.27	ug/L	99

(#) = qualifier out of range (m) = manual integration (+) = signals summed

Quantitation Report (Not Reviewed)

Data Path : Y:\DATA\2020-11\0K18062\
Data File : VF20111818.D
Acq On : 19 Nov 2020 12:52 am
Operator : TNL
Sample : 0k18062-CALB
Misc : 1X 5mL 200ppb DI+MeOH
ALS Vial : 18 Sample Multiplier: 1

Quant Time: Nov 19 13:45:18 2020
Quant Method : Y:\METHODS\VF201119S.M
Quant Title : EPA 8260: Volatile Organic Compounds
QLast Update : Thu Nov 19 13:22:36 2020
Response via : Initial Calibration

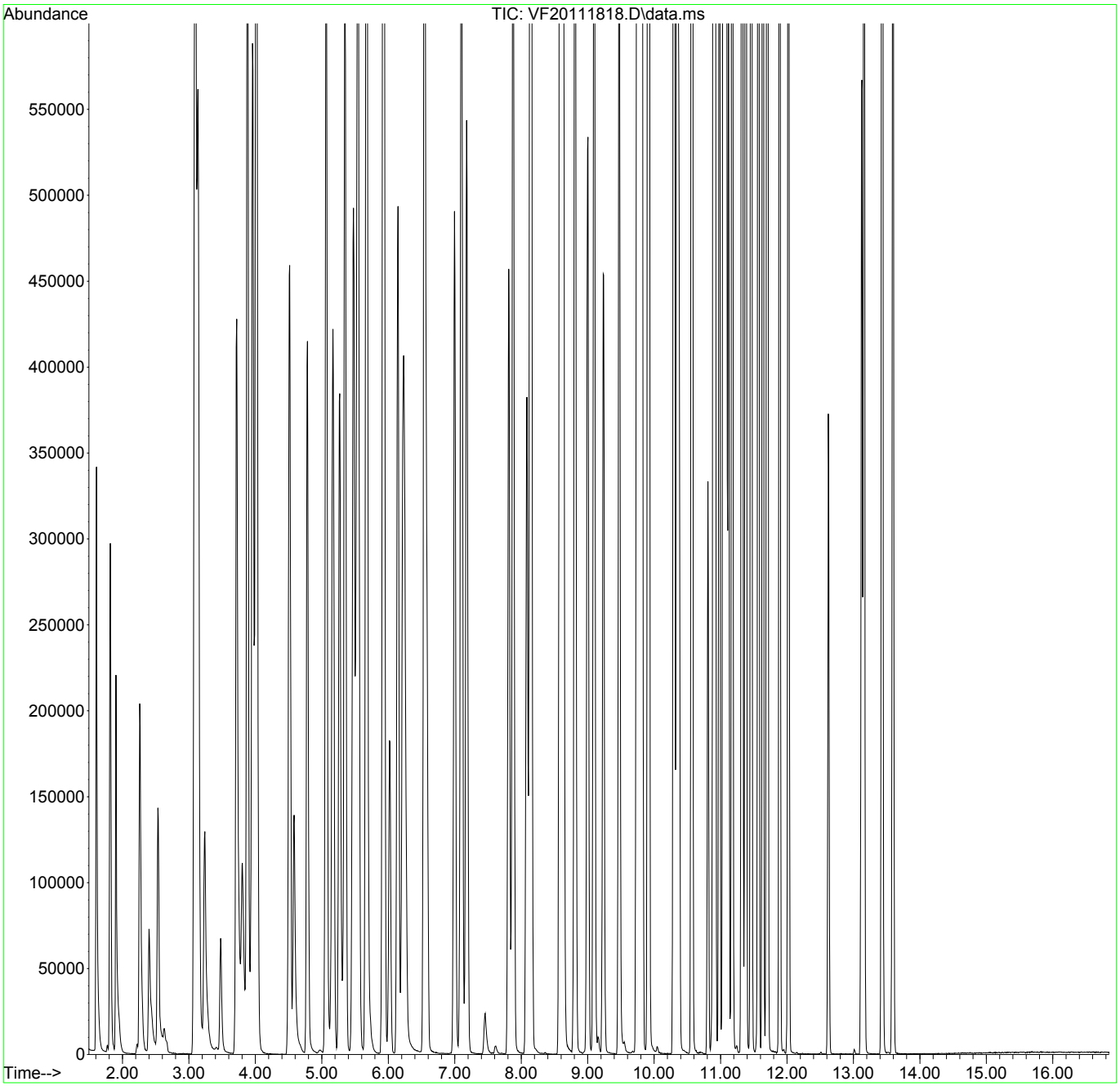

Quantitation Report (Qedit)

Data Path : Y:\DATA\2020-11\0K18062\
Data File : VF20111818.D
Acq On : 19 Nov 2020 12:52 am
Operator : TNL
Sample : 0k18062-CALB
Misc : 1X 5mL 200ppb DI+MeOH
ALS Vial : 18 Sample Multiplier: 1

Quant Time: Nov 19 13:45:18 2020
Quant Method : Y:\METHODS\VF201119S.M
Quant Title : EPA 8260: Volatile Organic Compounds
QLast Update : Thu Nov 19 13:22:36 2020
Response via : Initial Calibration

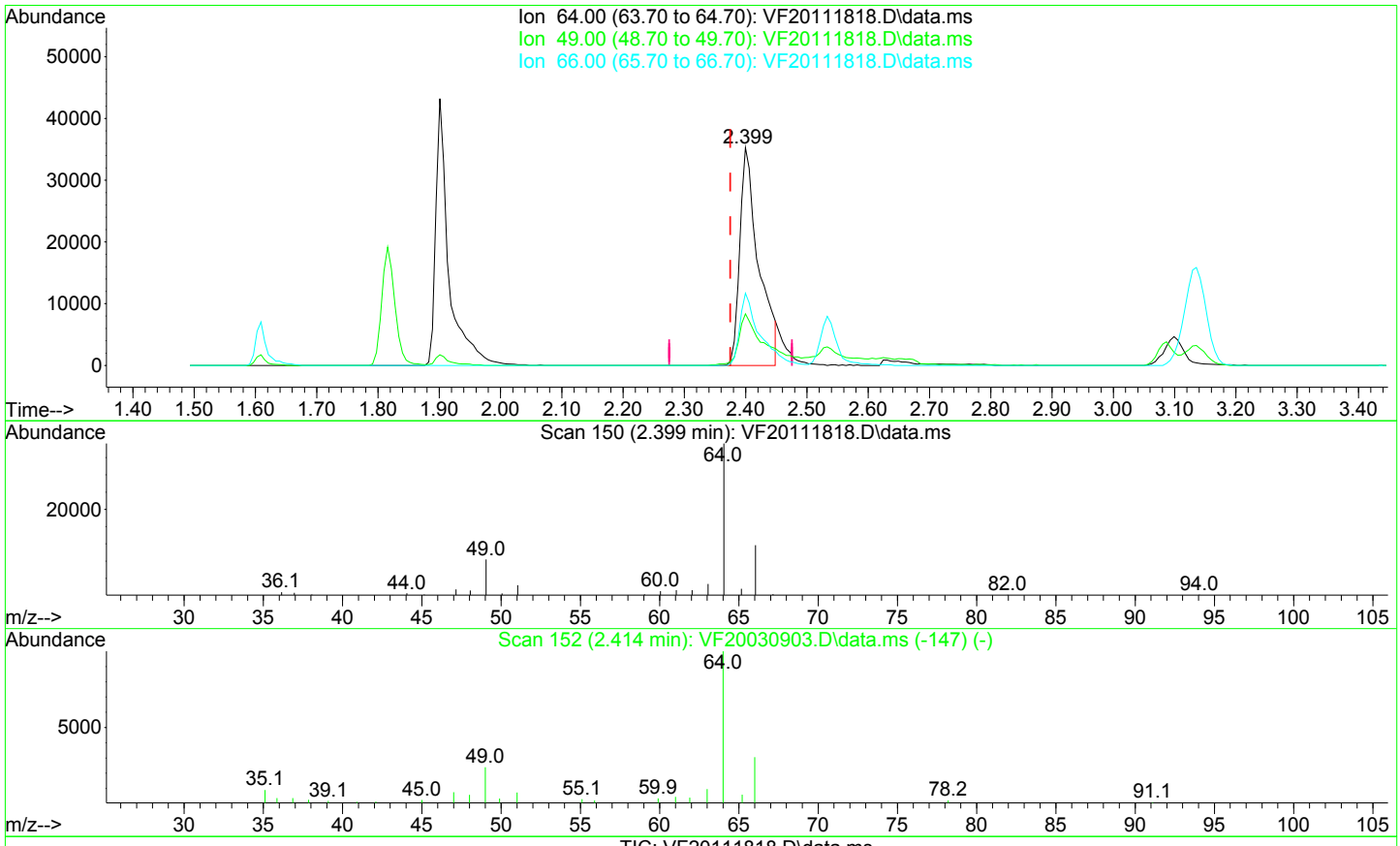

TIC: VF20111818.D\data.ms

(6) Chloroethane

2.399min (+ 0.024) 143.10 ug/L

response 75523

Ion	Exp%	Act%
64.00	100.00	100.00
49.00	25.70	23.73
66.00	34.50	33.12
0.00	0.00	0.00

Quantitation Report (Qedit)

Data Path : Y:\DATA\2020-11\0K18062\
Data File : VF20111818.D
Acq On : 19 Nov 2020 12:52 am
Operator : TNL
Sample : 0k18062-CALB
Misc : 1X 5mL 200ppb DI+MeOH
ALS Vial : 18 Sample Multiplier: 1

Quant Time: Nov 19 13:46:04 2020
Quant Method : Y:\METHODS\VF201119S.M
Quant Title : EPA 8260: Volatile Organic Compounds
QLast Update : Thu Nov 19 13:45:52 2020
Response via : Initial Calibration

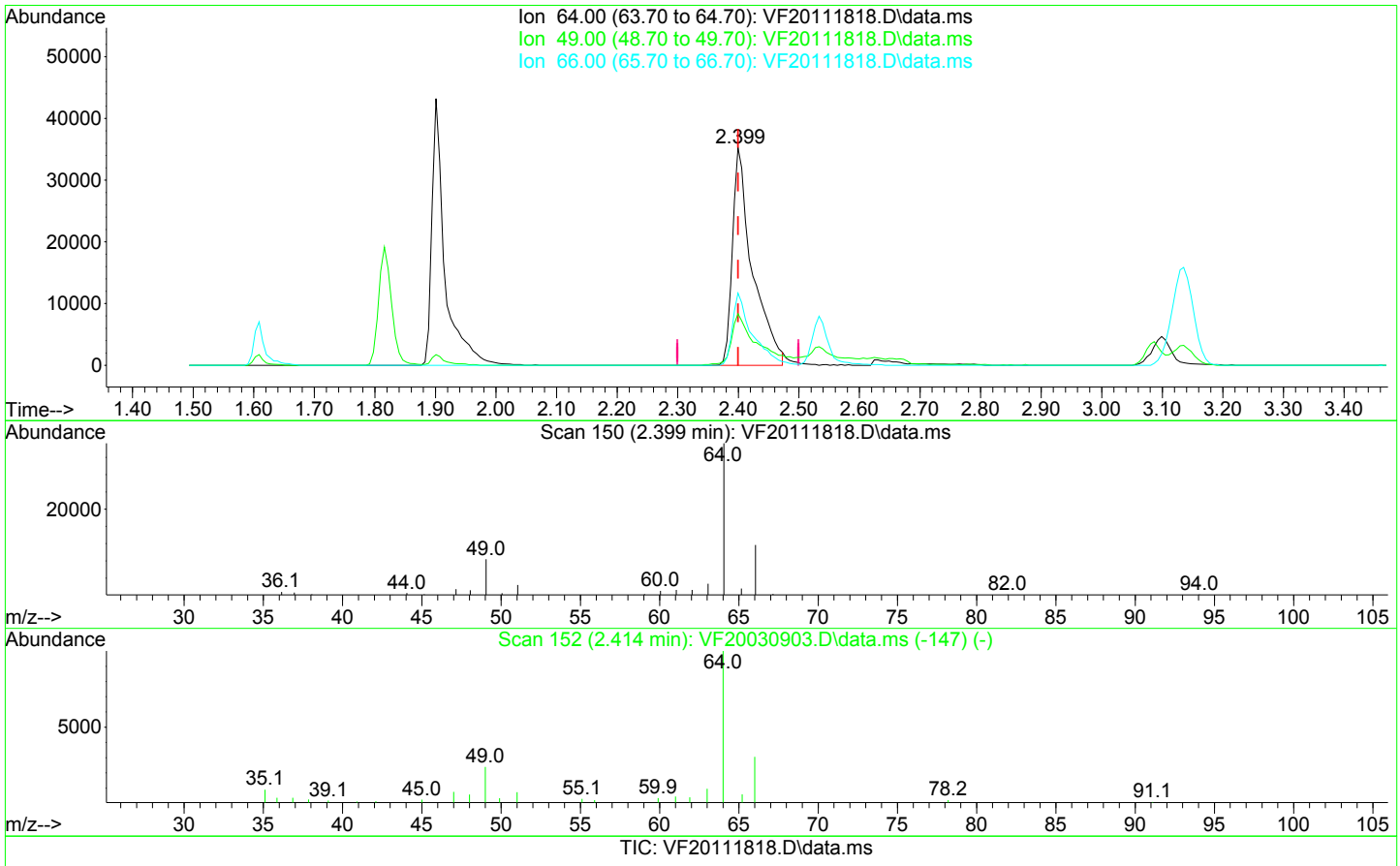

TIC: VF20111818.D\data.ms

(6) Chloroethane

2.399min (0.000) 152.95 ug/L

response 80718

Ion	Exp%	Act%
64.00	100.00	100.00
49.00	25.70	23.73
66.00	34.50	33.12
0.00	0.00	0.00

Quantitation Report (Qedit)

Data Path : Y:\DATA\2020-11\0K18062\
Data File : VF20111818.D
Acq On : 19 Nov 2020 12:52 am
Operator : TNL
Sample : 0k18062-CALB
Misc : 1X 5mL 200ppb DI+MeOH
ALS Vial : 18 Sample Multiplier: 1

Quant Time: Nov 19 13:46:04 2020
Quant Method : Y:\METHODS\VF201119S.M
Quant Title : EPA 8260: Volatile Organic Compounds
QLast Update : Thu Nov 19 13:45:52 2020
Response via : Initial Calibration

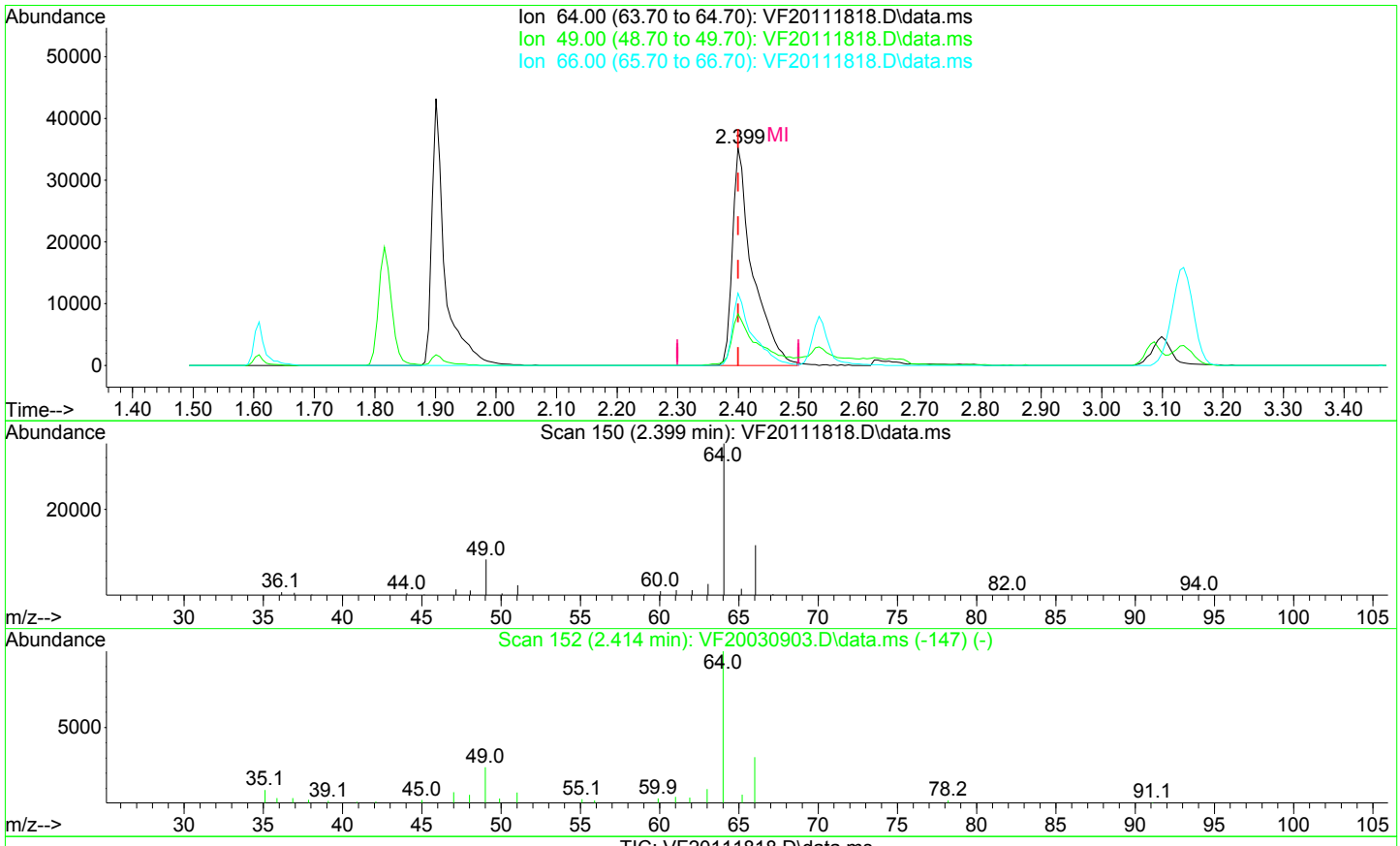

TIC: VF20111818.D\data.ms

(6) Chloroethane

2.399min (0.000) 155.07 ug/L m

response 81837

Ion	Exp%	Act%
64.00	100.00	100.00
49.00	25.70	23.73
66.00	34.50	33.12
0.00	0.00	0.00

Quantitation Report (QT Reviewed)

Data Path : Y:\DATA\2020-11\0K18062\
Data File : VF20111818.D
Acq On : 19 Nov 2020 12:52 am
Operator : TNL
Sample : 0k18062-CALB
Misc : 1X 5mL 200ppb DI+MeOH
ALS Vial : 18 Sample Multiplier: 1

11/20/20 TNL

Quant Time: Nov 19 13:46:44 2020
Quant Method : Y:\METHODS\VF201119S.M
Quant Title : EPA 8260: Volatile Organic Compounds
QLast Update : Thu Nov 19 13:45:52 2020
Response via : Initial Calibration

Compound	R.T.	QIon	Response	Conc	Units		Dev(Min)
Internal Standards							
1) Pentafluorobenzene (I)	6.018	99	74842	50.00	ug/L		0.00
43) Chlorobenzene-d5 (I)	9.740	117	210488	50.00	ug/L		0.00
63) 1,4-Dichlorobenzene-d4...	11.692	152	94597	50.00	ug/L		0.00
System Monitoring Compounds							
30) Dibromofluoromethane (S)	5.531	111	67584	54.05	ug/L		0.00
37) 1,4-Difluorobenzene (S)	6.583	114	232298	52.79	ug/L		0.00
45) Toluene-d8 (S)	8.085	98	297673	47.62	ug/L		0.00
64) 4-Bromofluorobenzene (S)	10.810	174	82106	50.94	ug/L		0.00
Target Compounds							Qvalue
2) Dichlorodifluoromethane	1.609	85	243838	153.48	ug/L		99
3) Chloromethane	1.816	50	282362	132.39	ug/L		99
4) Vinyl Chloride	1.901	62	198758	106.57	ug/L		97
5) Bromomethane	2.260	96	138111	113.76	ug/L		98
6) Chloroethane	2.399	64	81837m	155.07	ug/L		
7) Trichlorofluoromethane	2.533	101	113686	102.57	ug/L		96
8) Ethanol	0.000		0	N.D.	d		
9) 1,1-Dichloroethene	3.087	61	382715	162.52	ug/L		88
10) Carbon Disulfide	3.099	76	654354	232.48	ug/L		99
11) Freon 113	3.135	101	259159	209.89	ug/L		86
12) Iodomethane	3.239	142	212204	199.99	ug/L		97
13) Methylene Chloride	3.719	84	271492	173.39	ug/L		92
14) Acetone	3.804	43	183564	277.50	ug/L		94
15) t-1,2-Dichloroethene	3.883	61	436083	195.24	ug/L		93
16) n-Hexane	3.962	86	63421	231.18	ug/L	#	90
17) Methyl-tert-butyl-ether	4.011	73	1002181	212.83	ug/L		99
18) tert-Butanol (TBA)	0.000		0	N.D.			
19) Diisopropyl ether (DIPE)	0.000		0	N.D.			
20) 1,1-Dichloroethane	4.516	63	505398	170.39	ug/L		98
21) Acrylonitrile	4.583	53	140934	182.36	ug/L		99
22) Ethyl-tert-butyl ether...	0.000		0	N.D.	d		
23) c-1,2-Dichloroethene	5.063	61	416968	185.54	ug/L		98
24) 2,2-Dichloropropane	5.166	77	312875	196.31	ug/L		90
25) Bromochloromethane	5.264	49	204676	137.14	ug/L		96
26) Chloroform	5.349	83	550252	216.92	ug/L		98
27) Carbon Tetrachloride	5.477	117	371319	197.62	ug/L		97

Quantitation Report (QT Reviewed)

Data Path : Y:\DATA\2020-11\0K18062\
Data File : VF20111818.D
Acq On : 19 Nov 2020 12:52 am
Operator : TNL
Sample : 0k18062-CALB
Misc : 1X 5mL 200ppb DI+MeOH
ALS Vial : 18 Sample Multiplier: 1

Quant Time: Nov 19 13:46:44 2020
Quant Method : Y:\METHODS\VF201119S.M
Quant Title : EPA 8260: Volatile Organic Compounds
QLast Update : Thu Nov 19 13:45:52 2020
Response via : Initial Calibration

Compound	R.T.	QIon	Response	Conc	Units		Dev(Min)
28) Tetrahydrofuran	5.519	42	126023	155.63	ug/L		90
29) 1,1,1-Trichloroethane	5.544	97	472026	234.33	ug/L		99
31) 1,1-Dichloropropene	5.671	75	442079	211.46	ug/L		99
32) 2-Butanone (MEK)	5.671	43	339543	300.86	ug/L		85
33) Benzene	5.927	78	1390229	203.89	ug/L		99
34) tert-Amyl methyl ether...	0.000		0	N.D.			
35) 1,2-Dichloroethane (EDC)	6.146	62	435304	190.75	ug/L		99
36) iso-Butyl Alcohol	6.231	43	464752	5261.32	ug/L		91
38) Trichloroethene (TCE)	6.547	130	354848	234.22	ug/L		99
39) tert-Amyl ethyl ether ...	0.000		0	N.D.			
40) Dibromomethane	6.997	93	206460	224.91	ug/L		89
41) 1,2-Dichloropropane	7.100	63	345310	192.20	ug/L		97
42) Bromodichloromethane	7.179	83	414440	191.27	ug/L		97
44) c-1,3-Dichloropropene	7.879	75	531463	183.88	ug/L		94
46) Toluene	8.140	91	1452821	181.89	ug/L		99
47) Tetrachloroethene (PCE)	8.590	166	325389	208.90	ug/L		94
48) 4-Methyl-2-Pentanone (...	8.590	43	682968	266.46	ug/L		93
49) t-1,3-Dichloropropene	8.633	75	487888	173.58	ug/L		97
50) 1,1,2-Trichloroethane	8.809	97	319965	198.86	ug/L		95
51) Dibromochloromethane	9.004	129	320426	198.35	ug/L		97
52) 1,3-Dichloropropane	9.101	76	576443	191.97	ug/L		92
53) 1,2-Dibromoethane (EDB)	9.235	107	336119	219.02	ug/L		100
54) 2-Hexanone	9.472	43	500391	264.36	ug/L		94
55) Chlorobenzene	9.752	112	916928	201.11	ug/L		99
56) Ethylbenzene	9.776	91	1516093	198.96	ug/L		98
57) 1,1,1,2-Tetrachloroethane	9.819	131	311205	190.76	ug/L		99
58) m,p-Xylenes (2)	9.916	91	2227333	407.97	ug/L		98
59) o-Xylene	10.299	91	1158422	210.61	ug/L		98
60) Styrene	10.348	104	935702	181.47	ug/L		99
61) Bromoform	10.372	173	213718	190.06	ug/L		98
62) Isopropylbenzene	10.567	105	1349789	213.97	ug/L		98
65) Bromobenzene	10.895	156	340501	215.35	ug/L		91
66) n-Propylbenzene	10.913	91	1482115	201.35	ug/L		98
67) 1,1,2,2-Tetrachloroethane	10.980	83	384698	200.86	ug/L		97
68) 2-Chlorotoluene	11.047	126	309114	216.91	ug/L		94
69) 1,3,5-Trimethylbenzene	11.071	105	1015537	215.77	ug/L		98
70) 1,2,3-Trichloropropane	11.090	110	126923	178.29	ug/L	#	83
71) t-1,4-Dichloro-2-butene	11.120	88	51831	171.63	ug/L	#	76

Quantitation Report (QT Reviewed)

Data Path : Y:\DATA\2020-11\0K18062\
Data File : VF20111818.D
Acq On : 19 Nov 2020 12:52 am
Operator : TNL
Sample : 0k18062-CALB
Misc : 1X 5mL 200ppb DI+MeOH
ALS Vial : 18 Sample Multiplier: 1

Quant Time: Nov 19 13:46:44 2020
Quant Method : Y:\METHODS\VF201119S.M
Quant Title : EPA 8260: Volatile Organic Compounds
QLast Update : Thu Nov 19 13:45:52 2020
Response via : Initial Calibration

Compound	R.T.	QIon	Response	Conc	Units	Dev(Min)
72) 4-Chlorotoluene	11.175	91	909702	206.50	ug/L	98
73) tert-Butylbenzene	11.321	91	541633	206.52	ug/L	94
74) 1,2,4-Trimethylbenzene	11.382	105	1021644	216.02	ug/L	99
75) sec-Butylbenzene	11.461	105	1184770	211.58	ug/L	97
76) 4-Isopropyltoluene	11.570	119	1004664	224.24	ug/L	98
77) 1,3-Dichlorobenzene	11.637	146	549931	209.37	ug/L	98
78) 1,4-Dichlorobenzene	11.704	146	551839	188.42	ug/L	97
79) n-Butylbenzene	11.886	91	813005	204.39	ug/L	98
80) 1,2-Dichlorobenzene	12.020	146	507628	205.99	ug/L	98
81) 1,2-Dibromo-3-Chloropr...	12.622	157	96798	211.02	ug/L	87
82) Hexachlorobutadiene	13.127	223	68967	199.79	ug/L	98
83) 1,2,4-Trichlorobenzene	13.157	180	294309	227.29	ug/L	97
84) Naphthalene	13.431	128	1097032	198.84	ug/L	99
85) 1,2,3-Trichlorobenzene	13.595	180	280192	225.27	ug/L	99

(#) = qualifier out of range (m) = manual integration (+) = signals summed

Quantitation Report (QT Reviewed)

Data Path : Y:\DATA\2020-11\0K18062\
Data File : VF20111818.D
Acq On : 19 Nov 2020 12:52 am
Operator : TNL
Sample : 0k18062-CALB
Misc : 1X 5mL 200ppb DI+MeOH
ALS Vial : 18 Sample Multiplier: 1

Quant Time: Nov 19 13:46:44 2020
Quant Method : Y:\METHODS\VF201119S.M
Quant Title : EPA 8260: Volatile Organic Compounds
QLast Update : Thu Nov 19 13:45:52 2020
Response via : Initial Calibration

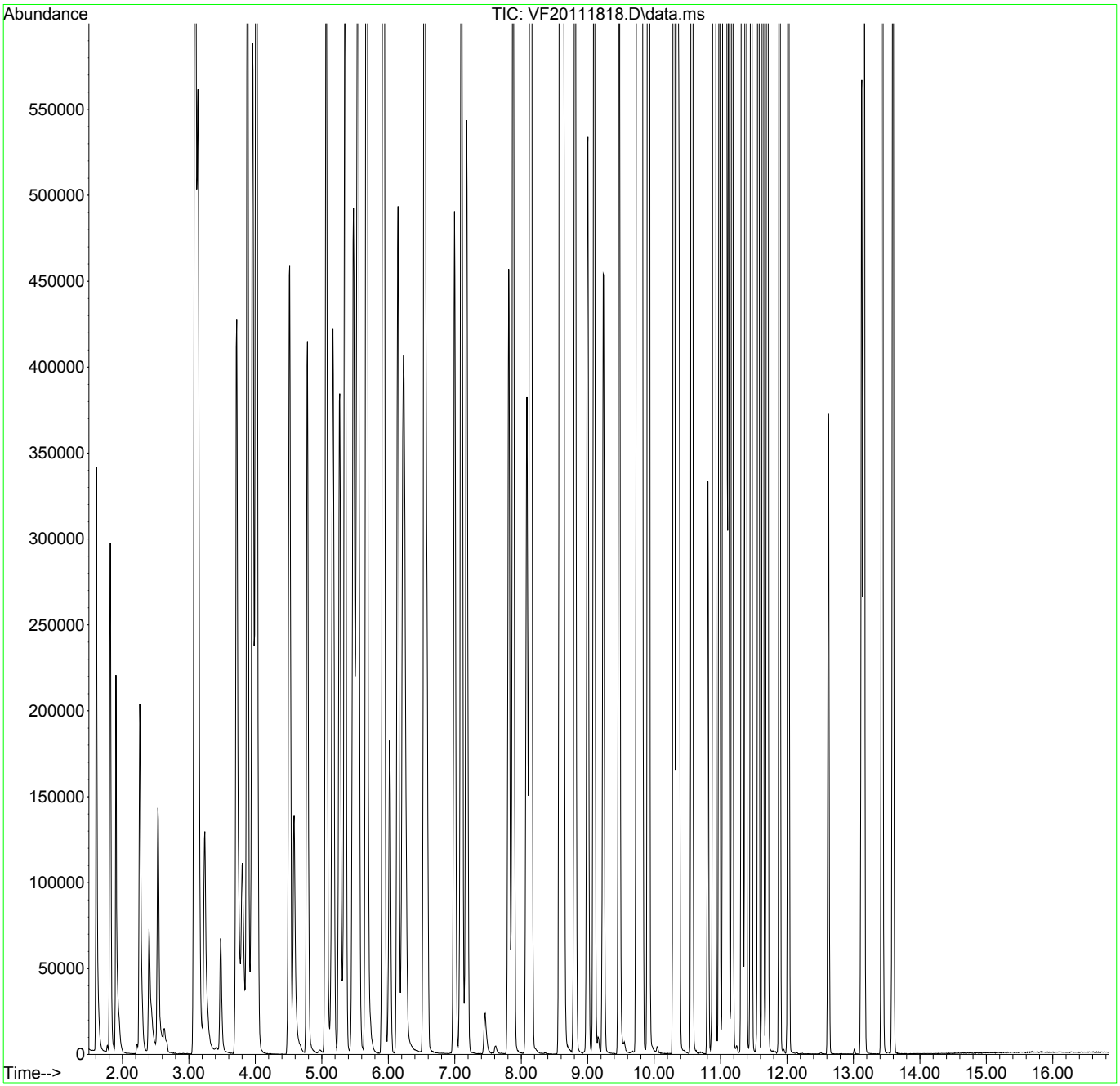

Quantitation Report (Not Reviewed)

Data Path : Y:\DATA\2020-11\0K18062\
Data File : VF20111819.D
Acq On : 19 Nov 2020 1:20 am
Operator : TNL
Sample : 0k18062-IBL6
Misc : 1X 5mL DI+MeOH
ALS Vial : 19 Sample Multiplier: 1

11/20/20 TNL

Quant Time: Nov 19 17:11:06 2020
Quant Method : Y:\METHODS\VF201119S.M
Quant Title : EPA 8260: Volatile Organic Compounds
QLast Update : Thu Nov 19 16:36:27 2020
Response via : Initial Calibration

Compound	R.T.	QIon	Response	Conc	Units		Dev(Min)
Internal Standards							
1) Pentafluorobenzene (I)	6.017	99	72591	50.00	ug/L		0.00
43) Chlorobenzene-d5 (I)	9.739	117	201830	50.00	ug/L		0.00
63) 1,4-Dichlorobenzene-d4...	11.691	152	89290	50.00	ug/L		0.00
System Monitoring Compounds							
30) Dibromofluoromethane (S)	5.531	111	63966	50.82	ug/L		0.00
37) 1,4-Difluorobenzene (S)	6.577	114	230385	51.42	ug/L		0.00
45) Toluene-d8 (S)	8.085	98	290252	50.08	ug/L		0.00
64) 4-Bromofluorobenzene (S)	10.810	174	79770	51.35	ug/L		0.00
Target Compounds							Qvalue
2) Dichlorodifluoromethane	1.596	85	785	0.70	ug/L		89
3) Chloromethane	1.797	50	467	0.32	ug/L	#	48
4) Vinyl Chloride	1.888	62	183	0.19	ug/L	#	48
5) Bromomethane	2.247	96	641	0.72	ug/L		75
7) Trichlorofluoromethane	2.509	101	186	Below Cal		#	25
9) 1,1-Dichloroethene	3.074	61	528	0.29	ug/L		90
10) Carbon Disulfide	3.092	76	3034	1.33	ug/L		97
11) Freon 113	3.129	101	1139	0.99	ug/L		89
12) Iodomethane	3.238	142	416	4.78	ug/L	#	47
13) Methylene Chloride	3.713	84	1494	1.05	ug/L	#	73
14) Acetone	3.798	43	454	1.01	ug/L	#	42
15) t-1,2-Dichloroethene	3.883	61	894	0.46	ug/L		92
16) n-Hexane	3.956	86	100	0.37	ug/L	#	65
23) c-1,2-Dichloroethene	5.069	61	297	0.16	ug/L	#	56
26) Chloroform	5.349	83	275	0.11	ug/L	#	28
27) Carbon Tetrachloride	5.464	117	479	0.36	ug/L		82
29) 1,1,1-Trichloroethane	5.531	97	373	0.19	ug/L	#	59
31) 1,1-Dichloropropene	5.677	75	1095	0.56	ug/L		97
33) Benzene	5.932	78	1263	0.19	ug/L		85
38) Trichloroethene (TCE)	6.553	130	757	0.49	ug/L	#	78
46) Toluene	8.146	91	3019	0.41	ug/L		91
47) Tetrachloroethene (PCE)	8.596	166	1412	0.98	ug/L		96
55) Chlorobenzene	9.751	112	3006	0.69	ug/L		86
56) Ethylbenzene	9.782	91	5631	0.84	ug/L		97
57) 1,1,1,2-Tetrachloroethane	9.818	131	413	0.58	ug/L	#	64
58) m,p-Xylenes (2)	9.922	91	8447	1.72	ug/L		97

Data Path : Y:\DATA\2020-11\0K18062\
Data File : VF20111819.D
Acq On : 19 Nov 2020 1:20 am
Operator : TNL
Sample : 0k18062-IBL6
Misc : 1X 5mL DI+MeOH
ALS Vial : 19 Sample Multiplier: 1

Quant Time: Nov 19 17:11:06 2020
Quant Method : Y:\METHODS\VF201119S.M
Quant Title : EPA 8260: Volatile Organic Compounds
QLast Update : Thu Nov 19 16:36:27 2020
Response via : Initial Calibration

Compound	R.T.	QIon	Response	Conc	Units	Dev(Min)
59) o-Xylene	10.299	91	3675	0.77	ug/L	97
60) Styrene	10.353	104	2137	0.58	ug/L	96
62) Isopropylbenzene	10.572	105	7085	1.28	ug/L	97
65) Bromobenzene	10.895	156	1404	0.94	ug/L	80
66) n-Propylbenzene	10.919	91	10997	1.72	ug/L	96
67) 1,1,2,2-Tetrachloroethane	10.986	83	700	0.39	ug/L	91
68) 2-Chlorotoluene	11.047	126	1716	1.34	ug/L	95
69) 1,3,5-Trimethylbenzene	11.071	105	7380	1.81	ug/L	96
72) 4-Chlorotoluene	11.181	91	5551	1.45	ug/L	99
73) tert-Butylbenzene	11.320	91	5274	2.30	ug/L	95
74) 1,2,4-Trimethylbenzene	11.381	105	7151	1.71	ug/L	93
75) sec-Butylbenzene	11.460	105	14880	3.06	ug/L	95
76) 4-Isopropyltoluene	11.570	119	11669	2.91	ug/L	98
77) 1,3-Dichlorobenzene	11.643	146	4464	1.88	ug/L	97
78) 1,4-Dichlorobenzene	11.704	146	4788	1.80	ug/L	88
79) n-Butylbenzene	11.892	91	12595	3.76	ug/L	95
80) 1,2-Dichlorobenzene	12.026	146	3756	1.66	ug/L	94
82) Hexachlorobutadiene	13.127	223	1579	5.10	ug/L	87
83) 1,2,4-Trichlorobenzene	13.163	180	4574	3.82	ug/L	96
84) Naphthalene	13.437	128	6276	1.77	ug/L	98
85) 1,2,3-Trichlorobenzene	13.595	180	4598	4.14	ug/L	95

(#) = qualifier out of range (m) = manual integration (+) = signals summed

Quantitation Report (Not Reviewed)

Data Path : Y:\DATA\2020-11\0K18062\
Data File : VF20111819.D
Acq On : 19 Nov 2020 1:20 am
Operator : TNL
Sample : 0k18062-IBL6
Misc : 1X 5mL DI+MeOH
ALS Vial : 19 Sample Multiplier: 1

Quant Time: Nov 19 17:11:06 2020
Quant Method : Y:\METHODS\VF201119S.M
Quant Title : EPA 8260: Volatile Organic Compounds
QLast Update : Thu Nov 19 16:36:27 2020
Response via : Initial Calibration

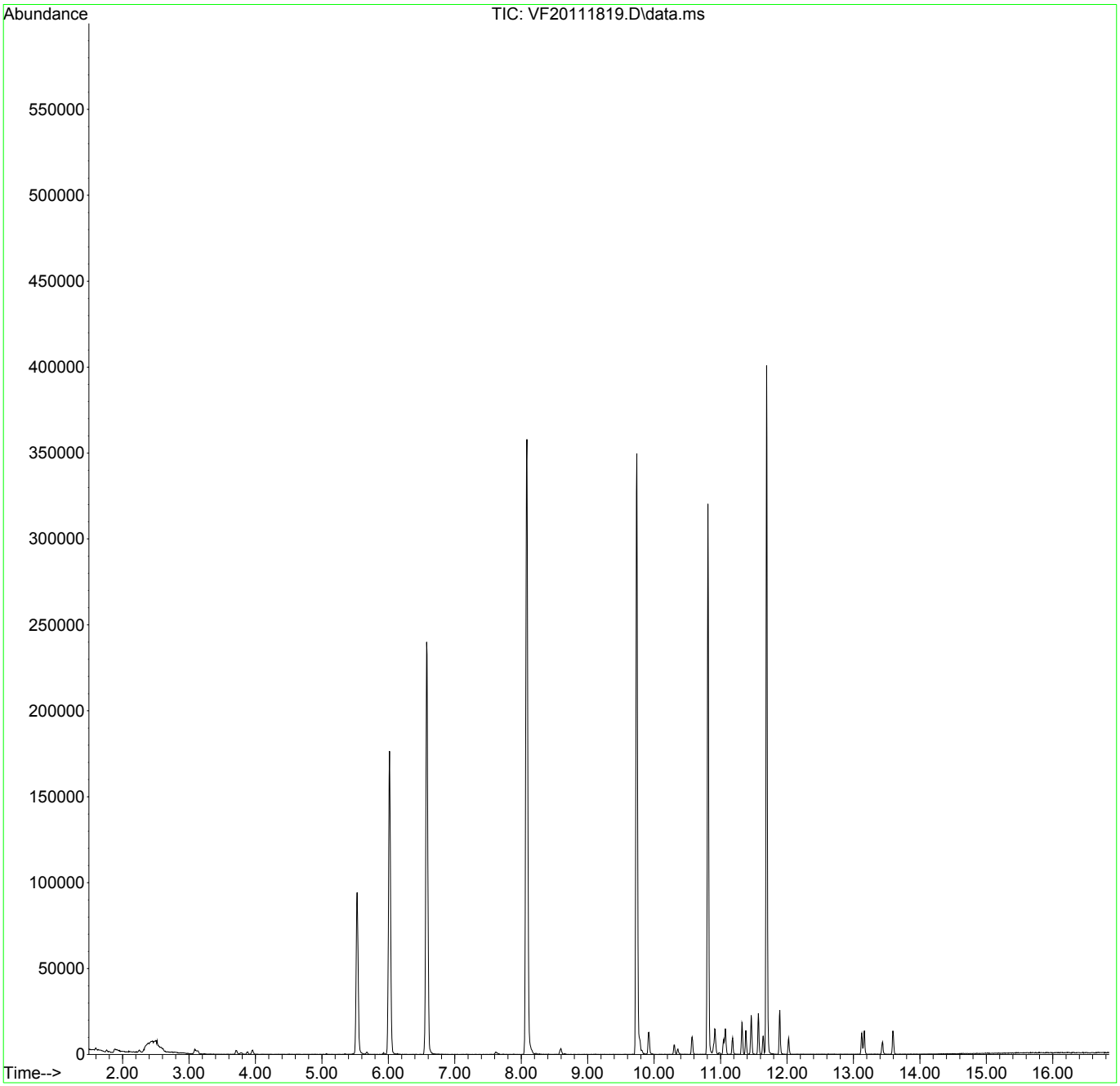

Quantitation Report (Not Reviewed)

Data Path : Y:\DATA\2020-11\0K18062\
Data File : VF20111820.D
Acq On : 19 Nov 2020 1:47 am
Operator : TNL
Sample : 0k18062-IBL7
Misc : 1X 5mL DI+MeOH 11/20/20 TNL
ALS Vial : 20 Sample Multiplier: 1

Quant Time: Nov 19 17:11:13 2020
Quant Method : Y:\METHODS\VF201119S.M
Quant Title : EPA 8260: Volatile Organic Compounds
QLast Update : Thu Nov 19 16:36:27 2020
Response via : Initial Calibration

Compound	R.T.	QIon	Response	Conc	Units		Dev(Min)
Internal Standards							
1) Pentafluorobenzene (I)	6.020	99	70412	50.00	ug/L		0.00
43) Chlorobenzene-d5 (I)	9.736	117	191884	50.00	ug/L		0.00
63) 1,4-Dichlorobenzene-d4...	11.694	152	84467	50.00	ug/L		0.00
System Monitoring Compounds							
30) Dibromofluoromethane (S)	5.534	111	59685	48.89	ug/L		0.00
37) 1,4-Difluorobenzene (S)	6.580	114	220334	50.70	ug/L		0.00
45) Toluene-d8 (S)	8.082	98	276020	50.10	ug/L		0.00
64) 4-Bromofluorobenzene (S)	10.812	174	75464	51.35	ug/L		0.00
Target Compounds							Qvalue
2) Dichlorodifluoromethane	1.605	85	246	0.23	ug/L		90
3) Chloromethane	1.812	50	278	0.19	ug/L		81
5) Bromomethane	2.256	96	425	0.49	ug/L		88
10) Carbon Disulfide	3.101	76	1027	0.46	ug/L		77
11) Freon 113	3.131	101	311	0.28	ug/L	#	80
12) Iodomethane	3.235	142	242	4.58	ug/L	#	47
13) Methylene Chloride	3.715	84	1543	1.11	ug/L		90
14) Acetone	3.794	43	516	1.19	ug/L	#	42
15) t-1,2-Dichloroethene	3.879	61	230	0.12	ug/L	#	67
31) 1,1-Dichloropropene	5.679	75	298	0.16	ug/L	#	41
38) Trichloroethene (TCE)	6.555	130	125	0.08	ug/L	#	68
46) Toluene	8.149	91	680	0.10	ug/L		93
47) Tetrachloroethene (PCE)	8.599	166	452	0.33	ug/L		90
55) Chlorobenzene	9.754	112	635	0.15	ug/L	#	56
56) Ethylbenzene	9.784	91	1363	0.21	ug/L		93
58) m,p-Xylenes (2)	9.924	91	2122	0.46	ug/L		91
59) o-Xylene	10.301	91	808	0.18	ug/L		92
60) Styrene	10.362	104	335	0.10	ug/L	#	41
62) Isopropylbenzene	10.575	105	1729	0.33	ug/L		97
65) Bromobenzene	10.897	156	249	0.18	ug/L		92
66) n-Propylbenzene	10.922	91	3023	0.50	ug/L		97
68) 2-Chlorotoluene	11.049	126	435	0.36	ug/L	#	80
69) 1,3,5-Trimethylbenzene	11.074	105	1845	0.48	ug/L		97
72) 4-Chlorotoluene	11.183	91	1676	0.46	ug/L		89
73) tert-Butylbenzene	11.323	91	1364	0.63	ug/L		85
74) 1,2,4-Trimethylbenzene	11.384	105	1707	0.43	ug/L		98

Data Path : Y:\DATA\2020-11\0K18062\
Data File : VF20111820.D
Acq On : 19 Nov 2020 1:47 am
Operator : TNL
Sample : 0k18062-IBL7
Misc : 1X 5mL DI+MeOH
ALS Vial : 20 Sample Multiplier: 1

Quant Time: Nov 19 17:11:13 2020
Quant Method : Y:\METHODS\VF201119S.M
Quant Title : EPA 8260: Volatile Organic Compounds
QLast Update : Thu Nov 19 16:36:27 2020
Response via : Initial Calibration

Compound	R.T.	QIon	Response	Conc	Units	Dev(Min)
75) sec-Butylbenzene	11.463	105	3950	0.86	ug/L	97
76) 4-Isopropyltoluene	11.572	119	3072	0.81	ug/L	96
77) 1,3-Dichlorobenzene	11.639	146	1255	0.56	ug/L	89
78) 1,4-Dichlorobenzene	11.706	146	1504	0.60	ug/L	77
79) n-Butylbenzene	11.889	91	3896	1.23	ug/L	93
80) 1,2-Dichlorobenzene	12.028	146	1075	0.50	ug/L	93
82) Hexachlorobutadiene	13.123	223	764	2.61	ug/L	84
83) 1,2,4-Trichlorobenzene	13.166	180	1350	1.19	ug/L	92
84) Naphthalene	13.433	128	1443	0.59	ug/L	78
85) 1,2,3-Trichlorobenzene	13.597	180	1188	1.13	ug/L	94

(#) = qualifier out of range (m) = manual integration (+) = signals summed

Quantitation Report (Not Reviewed)

Data Path : Y:\DATA\2020-11\0K18062\
Data File : VF20111820.D
Acq On : 19 Nov 2020 1:47 am
Operator : TNL
Sample : 0k18062-IBL7
Misc : 1X 5mL DI+MeOH
ALS Vial : 20 Sample Multiplier: 1

Quant Time: Nov 19 17:11:13 2020
Quant Method : Y:\METHODS\VF201119S.M
Quant Title : EPA 8260: Volatile Organic Compounds
QLast Update : Thu Nov 19 16:36:27 2020
Response via : Initial Calibration

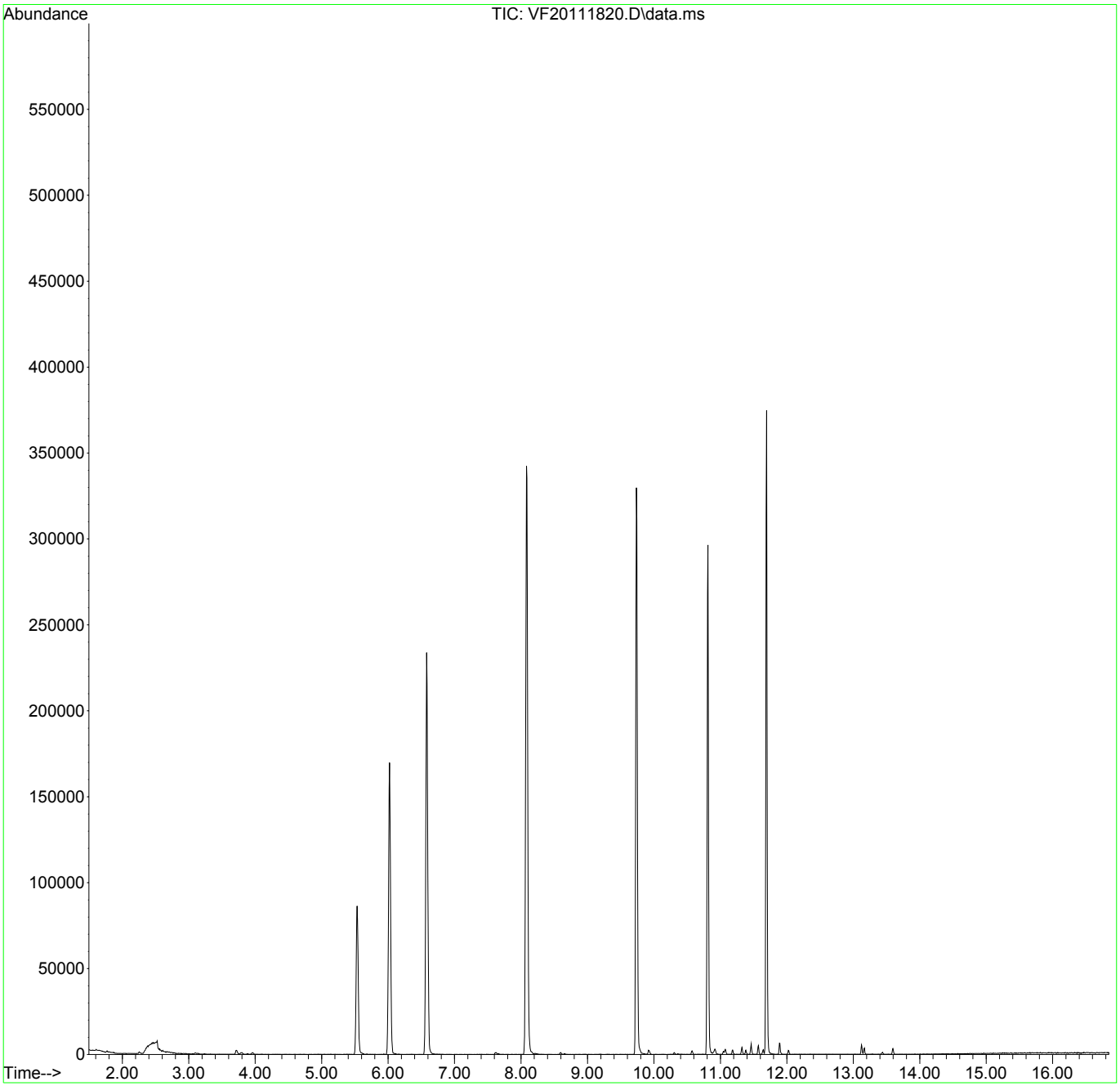

Quantitation Report (Not Reviewed)

Data Path : Y:\DATA\2020-11\0K18062\
Data File : VF20111821.D
Acq On : 19 Nov 2020 2:14 am
Operator : TNL
Sample : 0k18062-ICV1
Misc : 1X 5mL 20ppb DI+MeOH
ALS Vial : 21 Sample Multiplier: 1

11/20/20 TNL

Quant Time: Nov 19 17:11:19 2020
Quant Method : Y:\METHODS\VF201119S.M
Quant Title : EPA 8260: Volatile Organic Compounds
QLast Update : Thu Nov 19 16:36:27 2020
Response via : Initial Calibration

Compound	R.T.	QIon	Response	Conc	Units		Dev(Min)
Internal Standards							
1) Pentafluorobenzene (I)	6.019	99	73638	50.00	ug/L		0.00
43) Chlorobenzene-d5 (I)	9.735	117	202330	50.00	ug/L		0.00
63) 1,4-Dichlorobenzene-d4...	11.693	152	93625	50.00	ug/L		0.00
System Monitoring Compounds							
30) Dibromofluoromethane (S)	5.532	111	65744	51.49	ug/L		0.00
37) 1,4-Difluorobenzene (S)	6.579	114	227412	50.04	ug/L		0.00
45) Toluene-d8 (S)	8.081	98	289572	49.84	ug/L		0.00
64) 4-Bromofluorobenzene (S)	10.811	174	82356	50.56	ug/L		0.00
Target Compounds							Qvalue
2) Dichlorodifluoromethane	1.604	85	30361	26.62	ug/L		98
3) Chloromethane	1.811	50	30704	20.46	ug/L		98
4) Vinyl Chloride	1.896	62	21048	21.04	ug/L		100
5) Bromomethane	2.255	96	14326	15.75	ug/L		95
6) Chloroethane	2.382	64	7224	19.31	ug/L		82
7) Trichlorofluoromethane	2.522	101	18338	32.41	ug/L		99
8) Ethanol	3.173	45	15429	882.91	ug/L		85
9) 1,1-Dichloroethene	3.082	61	34867	19.18	ug/L		88
10) Carbon Disulfide	3.100	76	50605	21.79	ug/L		99
11) Freon 113	3.130	101	24666	21.13	ug/L		84
12) Iodomethane	3.234	142	10579	16.93	ug/L		91
13) Methylene Chloride	3.714	84	26993	18.64	ug/L		93
14) Acetone	3.793	43	13098	28.82	ug/L		96
15) t-1,2-Dichloroethene	3.878	61	38623	19.64	ug/L		96
16) n-Hexane	3.957	86	5653	20.49	ug/L	#	83
17) Methyl-tert-butyl-ether	4.012	73	88091	19.81	ug/L		99
18) tert-Butanol (TBA)	4.170	59	225182	1216.30	ug/L	#	97
19) Diisopropyl ether (DIPE)	4.401	45	20104	4.66	ug/L		96
20) 1,1-Dichloroethane	4.511	63	51892	19.65	ug/L		98
21) Acrylonitrile	4.584	53	9353	14.50	ug/L		98
22) Ethyl-tert-butyl ether...	4.772	59	20700	4.81	ug/L		95
23) c-1,2-Dichloroethene	5.064	61	39470	20.67	ug/L		97
24) 2,2-Dichloropropane	5.168	77	24402	19.07	ug/L		96
25) Bromochloromethane	5.265	49	19564	19.12	ug/L		86
26) Chloroform	5.350	83	51356	19.87	ug/L		98
27) Carbon Tetrachloride	5.472	117	28288	20.84	ug/L		98

Quantitation Report (Not Reviewed)

Data Path : Y:\DATA\2020-11\0K18062\
Data File : VF20111821.D
Acq On : 19 Nov 2020 2:14 am
Operator : TNL
Sample : 0k18062-ICV1
Misc : 1X 5mL 20ppb DI+MeOH
ALS Vial : 21 Sample Multiplier: 1

Quant Time: Nov 19 17:11:19 2020
Quant Method : Y:\METHODS\VF201119S.M
Quant Title : EPA 8260: Volatile Organic Compounds
QLast Update : Thu Nov 19 16:36:27 2020
Response via : Initial Calibration

Compound	R.T.	QIon	Response	Conc	Units		Dev(Min)
28) Tetrahydrofuran	5.520	42	8309	13.43	ug/L		86
29) 1,1,1-Trichloroethane	5.545	97	40942	20.87	ug/L		97
31) 1,1-Dichloropropene	5.672	75	40272	20.16	ug/L		99
32) 2-Butanone (MEK)	5.666	43	22481	27.19	ug/L		88
33) Benzene	5.928	78	132731	19.60	ug/L		99
34) tert-Amyl methyl ether...	6.056	73	18393	4.74	ug/L		96
35) 1,2-Dichloroethane (EDC)	6.141	62	40648	19.21	ug/L		99
36) iso-Butyl Alcohol	6.214	43	38114	473.19	ug/L		94
38) Trichloroethene (TCE)	6.548	130	32512	20.91	ug/L		99
39) tert-Amyl ethyl ether ...	6.797	59	14015	5.12	ug/L		95
40) Dibromomethane	6.998	93	17858	19.63	ug/L		89
41) 1,2-Dichloropropane	7.101	63	31983	19.83	ug/L		95
42) Bromodichloromethane	7.181	83	32281	21.71	ug/L		98
44) c-1,3-Dichloropropene	7.880	75	40807	19.25	ug/L		96
46) Toluene	8.141	91	139049	19.01	ug/L		99
47) Tetrachloroethene (PCE)	8.591	166	30178	20.93	ug/L		98
48) 4-Methyl-2-Pentanone (...	8.591	43	65657	40.38	ug/L		95
49) t-1,3-Dichloropropene	8.634	75	36361	19.02	ug/L		97
50) 1,1,2-Trichloroethane	8.810	97	29974	20.42	ug/L		94
51) Dibromochloromethane	8.999	129	23266	19.26	ug/L		99
52) 1,3-Dichloropropane	9.096	76	53891	20.17	ug/L		96
53) 1,2-Dibromoethane (EDB)	9.236	107	29734	20.87	ug/L		98
54) 2-Hexanone	9.473	43	42681	38.80	ug/L		96
55) Chlorobenzene	9.753	112	86801	19.81	ug/L		99
56) Ethylbenzene	9.777	91	142209	21.10	ug/L		98
57) 1,1,1,2-Tetrachloroethane	9.814	131	25788	20.04	ug/L		96
58) m,p-Xylenes (2)	9.917	91	209075	42.52	ug/L		97
59) o-Xylene	10.300	91	104613	21.78	ug/L		98
60) Styrene	10.349	104	81860	22.04	ug/L		99
61) Bromoform	10.373	173	15231	18.70	ug/L		99
62) Isopropylbenzene	10.568	105	122782	22.07	ug/L		99
65) Bromobenzene	10.896	156	32877	21.03	ug/L		94
66) n-Propylbenzene	10.914	91	138169	20.66	ug/L		97
67) 1,1,2,2-Tetrachloroethane	10.981	83	38079	19.98	ug/L		99
68) 2-Chlorotoluene	11.042	126	28848	21.45	ug/L	#	85
69) 1,3,5-Trimethylbenzene	11.073	105	95224	22.26	ug/L		98
70) 1,2,3-Trichloropropane	11.085	110	13299	20.17	ug/L	#	79
71) t-1,4-Dichloro-2-butene	11.121	88	3567	18.64	ug/L	#	90

Data Path : Y:\DATA\2020-11\0K18062\
Data File : VF20111821.D
Acq On : 19 Nov 2020 2:14 am
Operator : TNL
Sample : 0k18062-ICV1
Misc : 1X 5mL 20ppb DI+MeOH
ALS Vial : 21 Sample Multiplier: 1

Quant Time: Nov 19 17:11:19 2020
Quant Method : Y:\METHODS\VF201119S.M
Quant Title : EPA 8260: Volatile Organic Compounds
QLast Update : Thu Nov 19 16:36:27 2020
Response via : Initial Calibration

Compound	R.T.	QIon	Response	Conc	Units	Dev(Min)
72) 4-Chlorotoluene	11.176	91	85701	21.32	ug/L	99
73) tert-Butylbenzene	11.322	91	51301	21.37	ug/L	94
74) 1,2,4-Trimethylbenzene	11.377	105	96190	21.90	ug/L	99
75) sec-Butylbenzene	11.462	105	111502	21.90	ug/L	97
76) 4-Isopropyltoluene	11.571	119	92442	22.02	ug/L	97
77) 1,3-Dichlorobenzene	11.638	146	54394	21.86	ug/L	99
78) 1,4-Dichlorobenzene	11.705	146	55627	19.98	ug/L	99
79) n-Butylbenzene	11.887	91	76922	21.90	ug/L	97
80) 1,2-Dichlorobenzene	12.021	146	49603	20.95	ug/L	95
81) 1,2-Dibromo-3-Chloropr...	12.629	157	6554	19.82	ug/L	91
82) Hexachlorobutadiene	13.128	223	7245	22.32	ug/L	97
83) 1,2,4-Trichlorobenzene	13.159	180	26368	21.02	ug/L	99
84) Naphthalene	13.432	128	85382	19.97	ug/L	98
85) 1,2,3-Trichlorobenzene	13.596	180	25149	21.57	ug/L	98

(#) = qualifier out of range (m) = manual integration (+) = signals summed

Quantitation Report (Not Reviewed)

Data Path : Y:\DATA\2020-11\0K18062\
Data File : VF20111821.D
Acq On : 19 Nov 2020 2:14 am
Operator : TNL
Sample : 0k18062-ICV1
Misc : 1X 5mL 20ppb DI+MeOH
ALS Vial : 21 Sample Multiplier: 1

Quant Time: Nov 19 17:11:19 2020
Quant Method : Y:\METHODS\VF201119S.M
Quant Title : EPA 8260: Volatile Organic Compounds
QLast Update : Thu Nov 19 16:36:27 2020
Response via : Initial Calibration

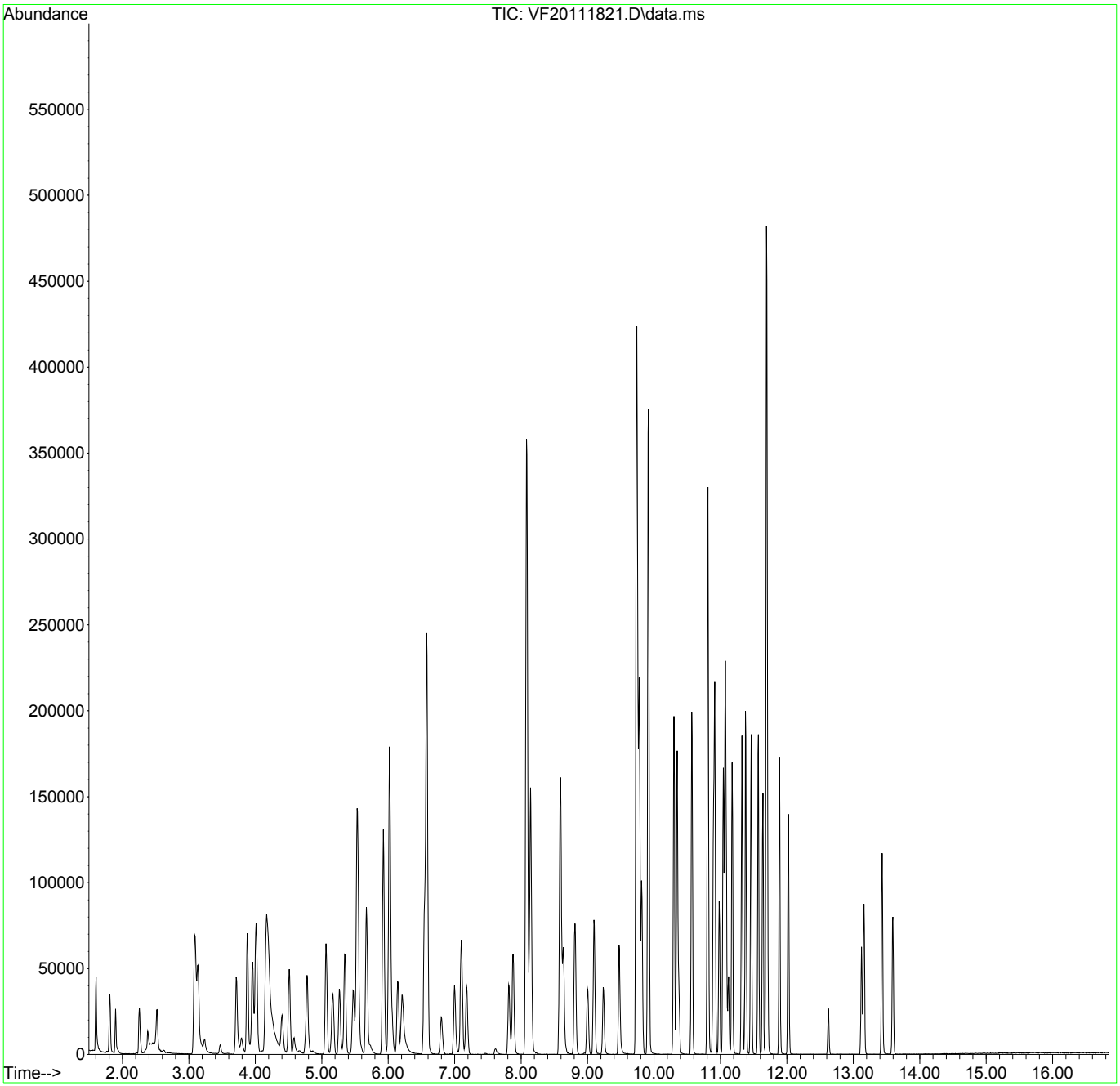

Quantitation Report (Qedit)

Data Path : Y:\DATA\2020-11\0K18062\
Data File : VF20111821.D
Acq On : 19 Nov 2020 2:14 am
Operator : TNL
Sample : 0k18062-ICV1
Misc : 1X 5mL 20ppb DI+MeOH
ALS Vial : 21 Sample Multiplier: 1

Quant Time: Nov 19 17:11:19 2020
Quant Method : Y:\METHODS\VF201119S.M
Quant Title : EPA 8260: Volatile Organic Compounds
QLast Update : Thu Nov 19 16:36:27 2020
Response via : Initial Calibration

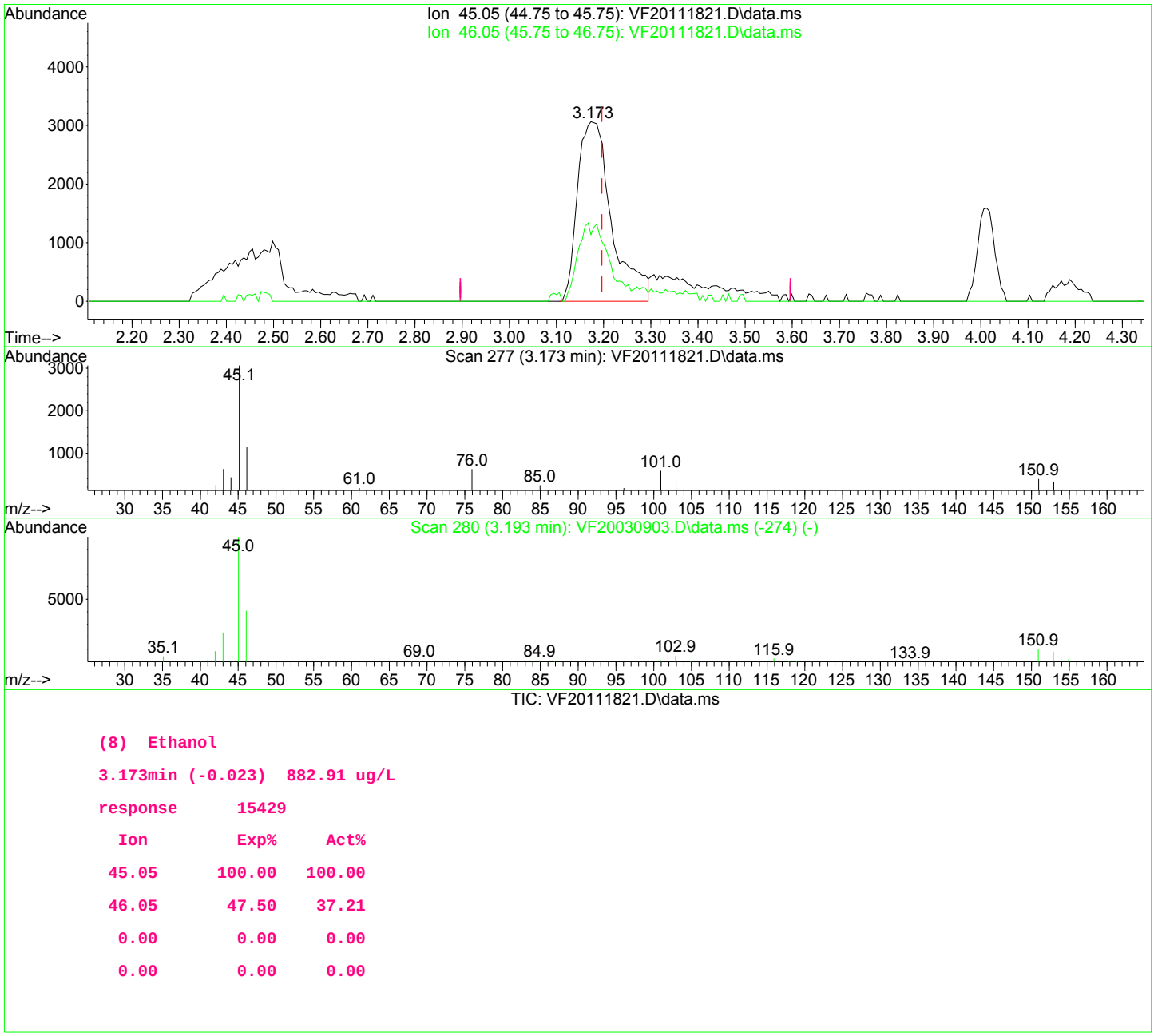

TIC: VF20111821.D\data.ms

(8) Ethanol

3.173min (-0.023) 882.91 ug/L

response 15429

Ion	Exp%	Act%
45.05	100.00	100.00
46.05	47.50	37.21
0.00	0.00	0.00
0.00	0.00	0.00

Quantitation Report (Qedit)

Data Path : Y:\DATA\2020-11\0K18062\
Data File : VF20111821.D
Acq On : 19 Nov 2020 2:14 am
Operator : TNL
Sample : 0k18062-ICV1
Misc : 1X 5mL 20ppb DI+MeOH
ALS Vial : 21 Sample Multiplier: 1

Quant Time: Nov 19 17:11:19 2020
Quant Method : Y:\METHODS\VF201119S.M
Quant Title : EPA 8260: Volatile Organic Compounds
QLast Update : Thu Nov 19 16:36:27 2020
Response via : Initial Calibration

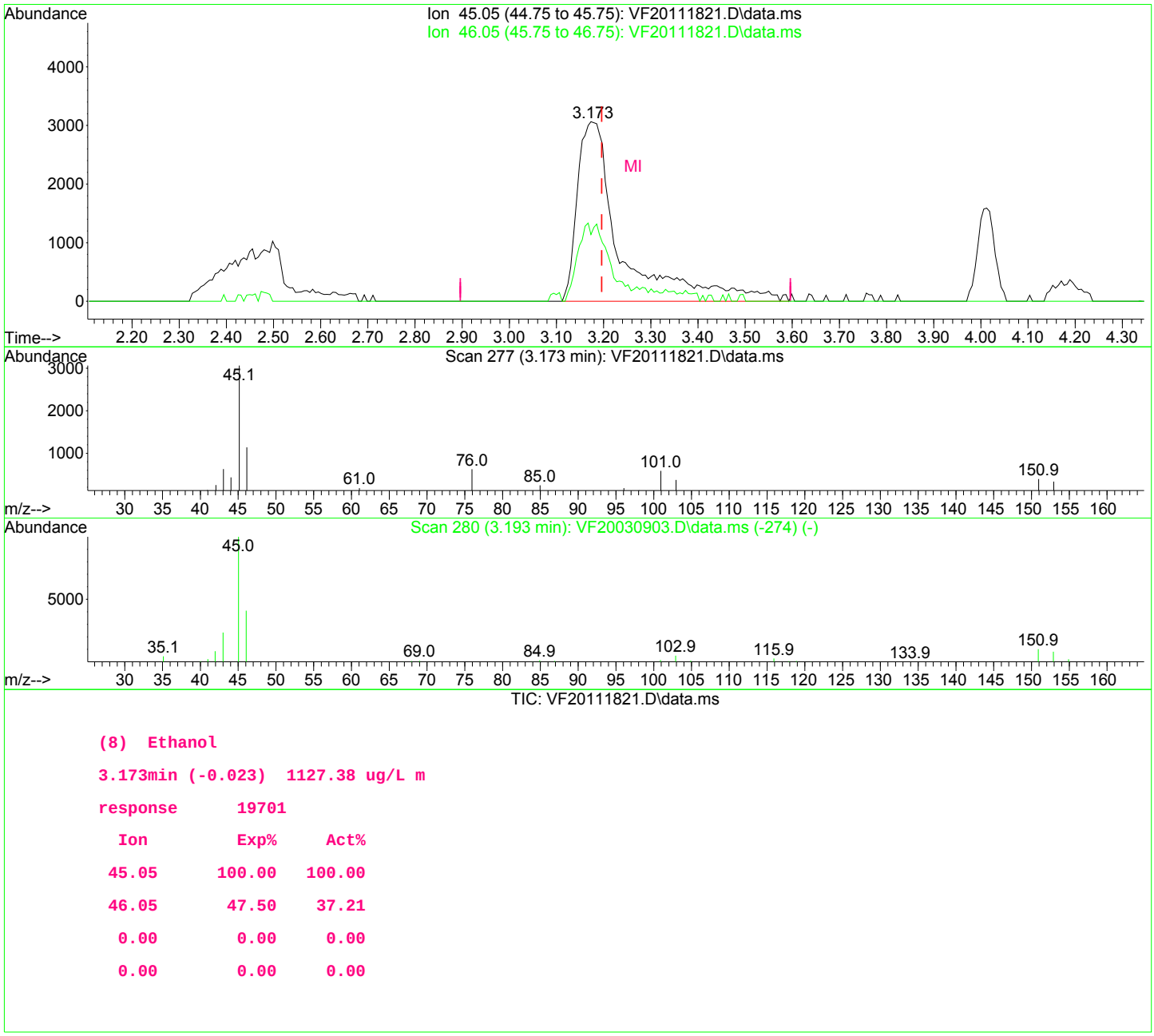

TIC: VF20111821.D\data.ms

(8) Ethanol

3.173min (-0.023) 1127.38 ug/L m

response 19701

Ion	Exp%	Act%
45.05	100.00	100.00
46.05	47.50	37.21
0.00	0.00	0.00
0.00	0.00	0.00

Quantitation Report (Qedit)

Data Path : Y:\DATA\2020-11\0K18062\
Data File : VF20111821.D
Acq On : 19 Nov 2020 2:14 am
Operator : TNL
Sample : 0k18062-ICV1
Misc : 1X 5mL 20ppb DI+MeOH
ALS Vial : 21 Sample Multiplier: 1

Quant Time: Nov 19 17:11:19 2020
Quant Method : Y:\METHODS\VF201119S.M
Quant Title : EPA 8260: Volatile Organic Compounds
QLast Update : Thu Nov 19 16:36:27 2020
Response via : Initial Calibration

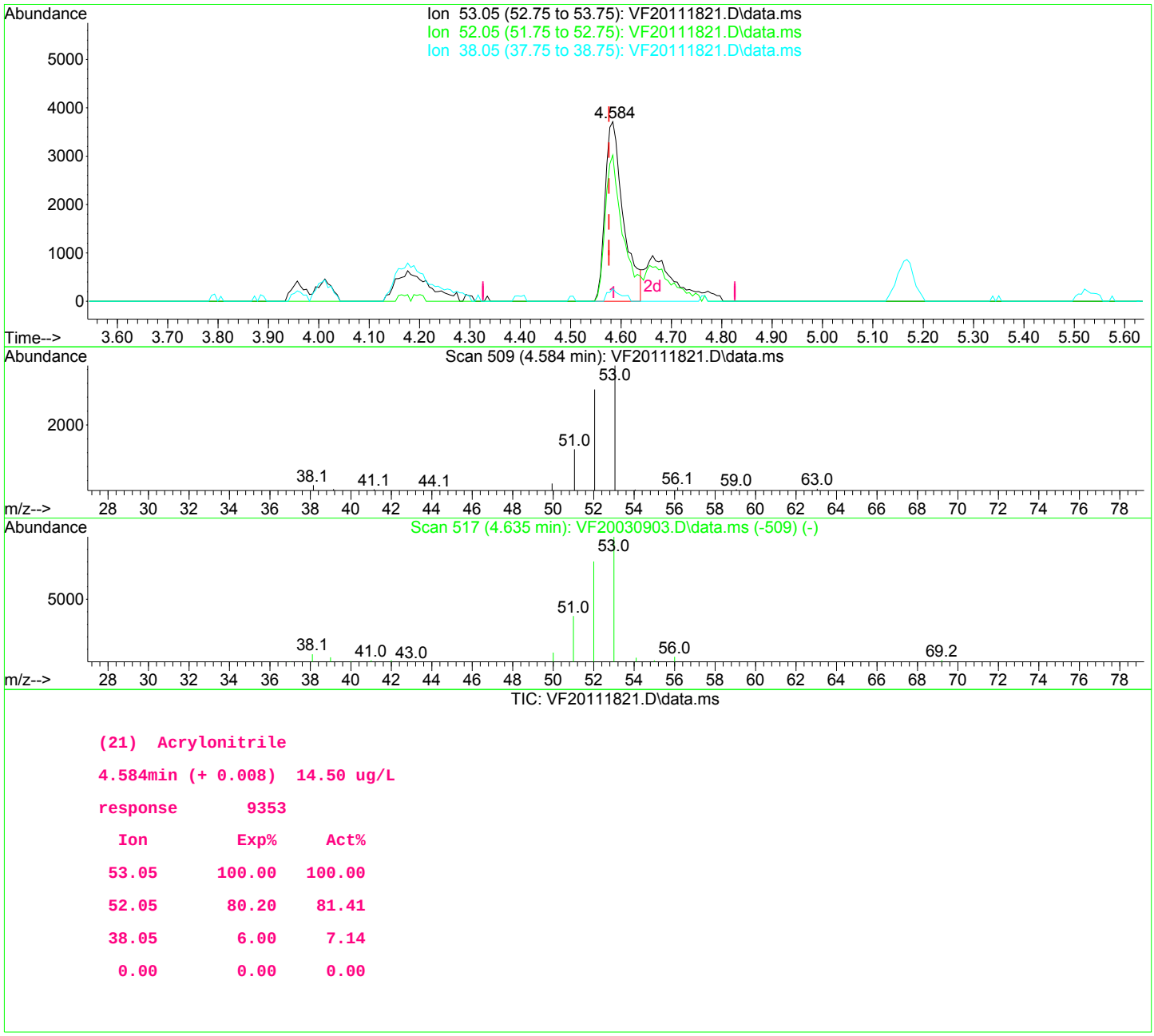

TIC: VF20111821.D\data.ms

(21) Acrylonitrile

4.584min (+ 0.008) 14.50 ug/L

response 9353

Ion	Exp%	Act%
53.05	100.00	100.00
52.05	80.20	81.41
38.05	6.00	7.14
0.00	0.00	0.00

Quantitation Report (Qedit)

Data Path : Y:\DATA\2020-11\0K18062\
Data File : VF20111821.D
Acq On : 19 Nov 2020 2:14 am
Operator : TNL
Sample : 0k18062-ICV1
Misc : 1X 5mL 20ppb DI+MeOH
ALS Vial : 21 Sample Multiplier: 1

Quant Time: Nov 19 17:11:19 2020
Quant Method : Y:\METHODS\VF201119S.M
Quant Title : EPA 8260: Volatile Organic Compounds
QLast Update : Thu Nov 19 16:36:27 2020
Response via : Initial Calibration

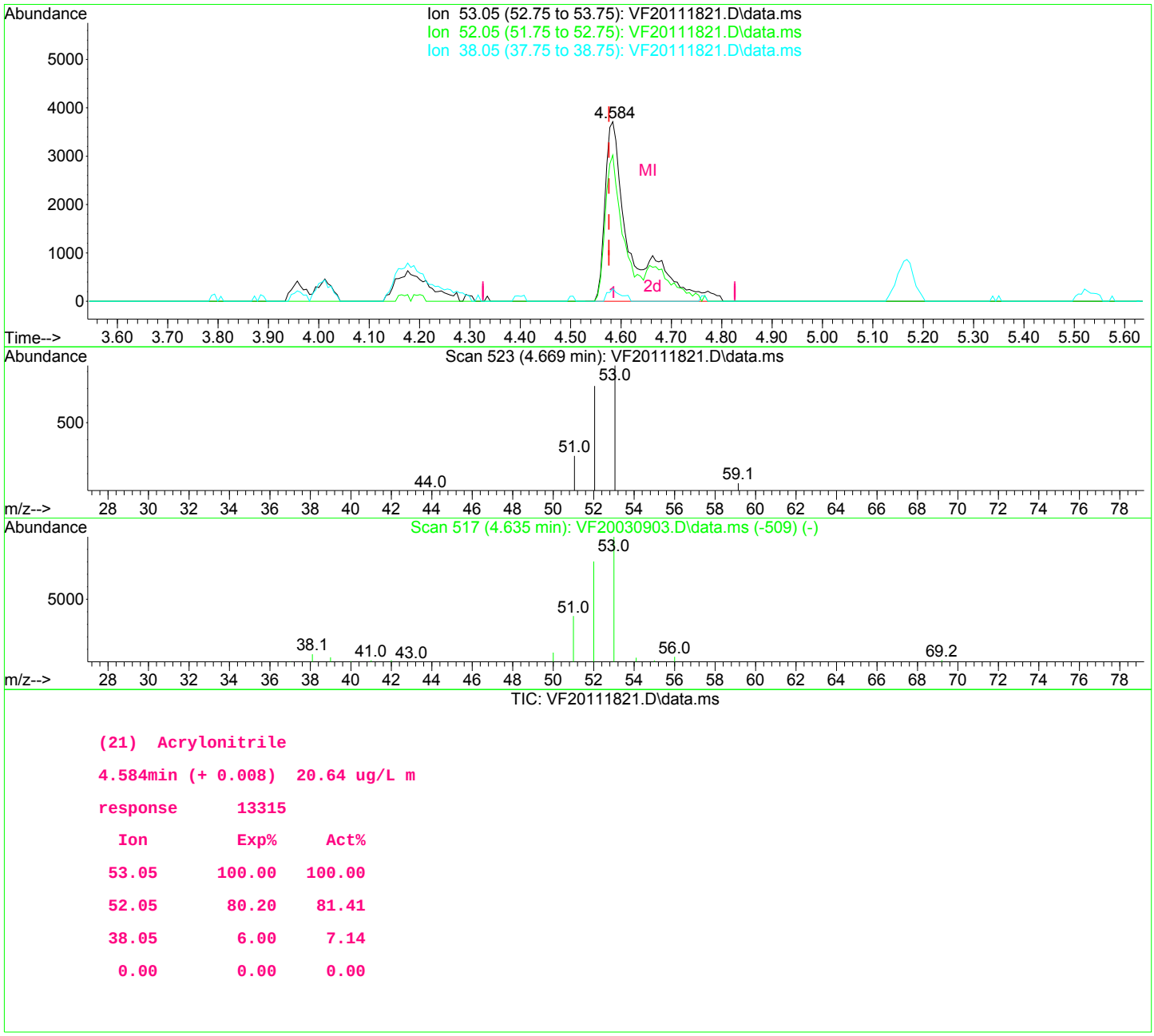

TIC: VF20111821.D\data.ms

(21) Acrylonitrile

4.584min (+ 0.008) 20.64 ug/L m

response 13315

Ion	Exp%	Act%
53.05	100.00	100.00
52.05	80.20	81.41
38.05	6.00	7.14
0.00	0.00	0.00

Quantitation Report (Qedit)

Data Path : Y:\DATA\2020-11\0K18062\
Data File : VF20111821.D
Acq On : 19 Nov 2020 2:14 am
Operator : TNL
Sample : 0k18062-ICV1
Misc : 1X 5mL 20ppb DI+MeOH
ALS Vial : 21 Sample Multiplier: 1

Quant Time: Nov 19 17:11:19 2020
Quant Method : Y:\METHODS\VF201119S.M
Quant Title : EPA 8260: Volatile Organic Compounds
QLast Update : Thu Nov 19 16:36:27 2020
Response via : Initial Calibration

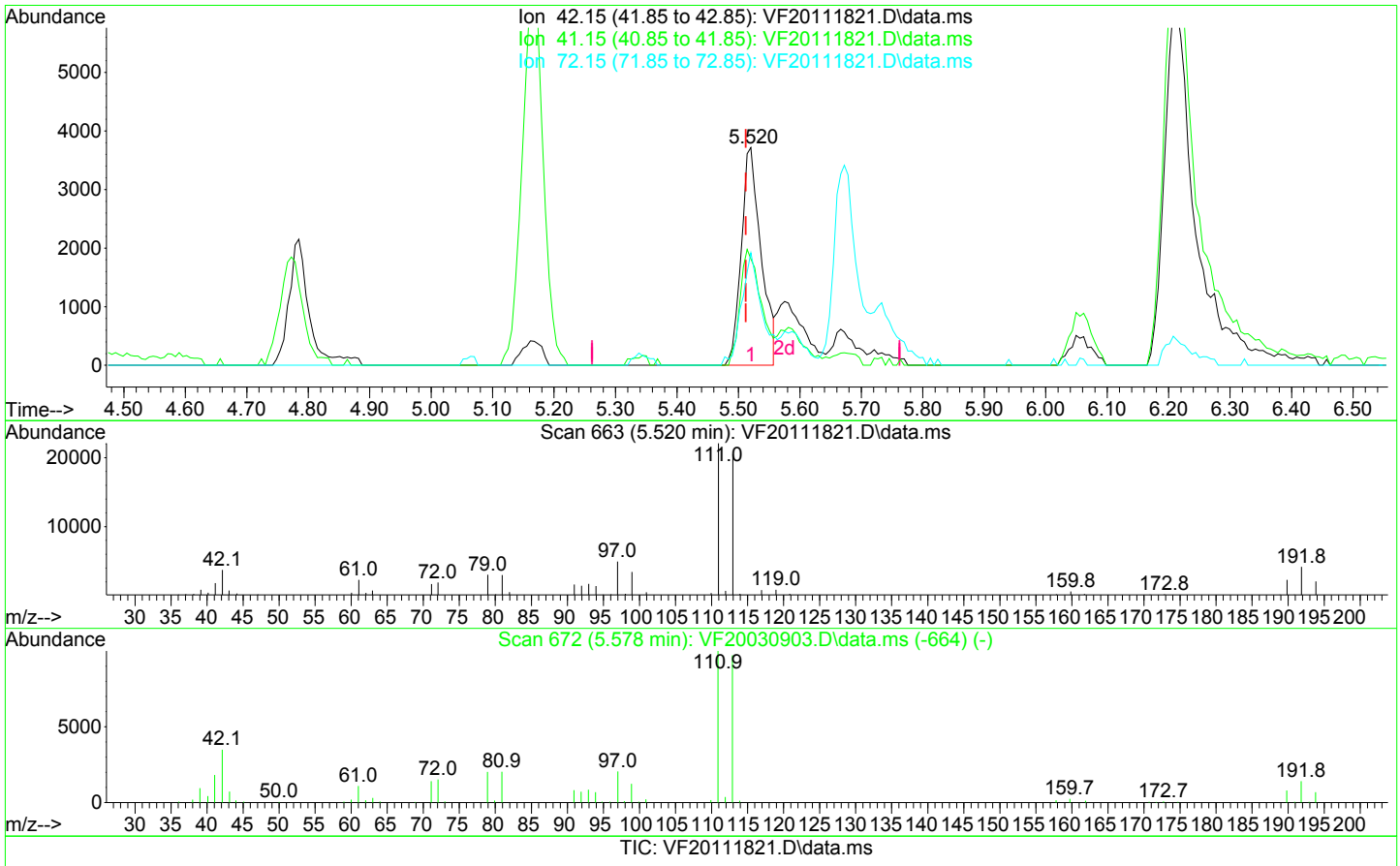

TIC: VF20111821.D\data.ms

(28) Tetrahydrofuran

5.520min (+ 0.008) 13.43 ug/L

response 8309

Ion	Exp%	Act%
42.15	100.00	100.00
41.15	59.60	48.92
72.15	42.90	51.64
0.00	0.00	0.00

Quantitation Report (Qedit)

Data Path : Y:\DATA\2020-11\0K18062\
Data File : VF20111821.D
Acq On : 19 Nov 2020 2:14 am
Operator : TNL
Sample : 0k18062-ICV1
Misc : 1X 5mL 20ppb DI+MeOH
ALS Vial : 21 Sample Multiplier: 1

Quant Time: Nov 19 17:11:19 2020
Quant Method : Y:\METHODS\VF201119S.M
Quant Title : EPA 8260: Volatile Organic Compounds
QLast Update : Thu Nov 19 16:36:27 2020
Response via : Initial Calibration

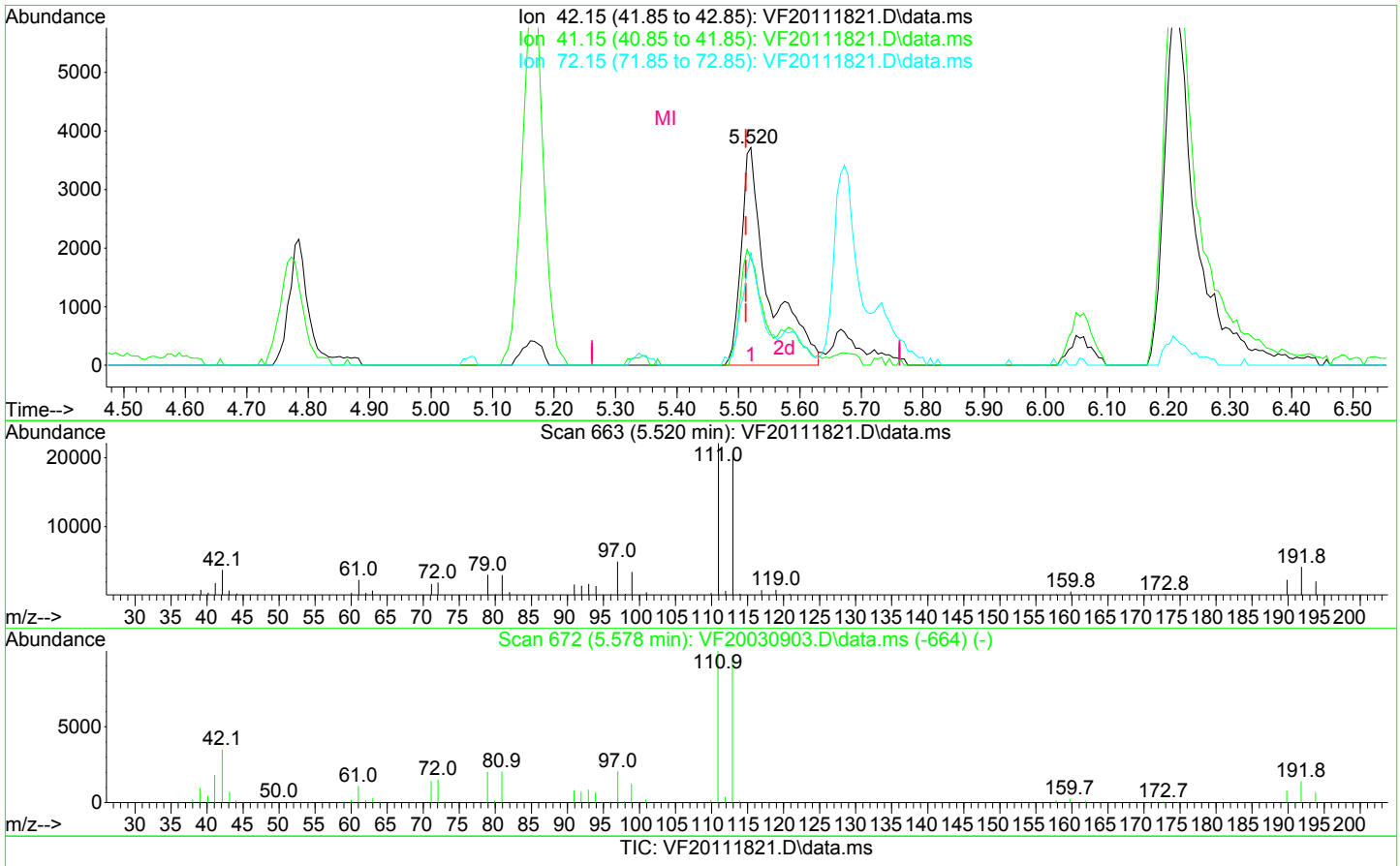

TIC: VF20111821.D\data.ms

(28) Tetrahydrofuran

5.520min (+ 0.008) 18.50 ug/L m

response 11451

Ion	Exp%	Act%
42.15	100.00	100.00
41.15	59.60	48.92
72.15	42.90	51.64
0.00	0.00	0.00

Quantitation Report (Qedit)

Data Path : Y:\DATA\2020-11\0K18062\
Data File : VF20111821.D
Acq On : 19 Nov 2020 2:14 am
Operator : TNL
Sample : 0k18062-ICV1
Misc : 1X 5mL 20ppb DI+MeOH
ALS Vial : 21 Sample Multiplier: 1

Quant Time: Nov 19 17:11:19 2020
Quant Method : Y:\METHODS\VF201119S.M
Quant Title : EPA 8260: Volatile Organic Compounds
QLast Update : Thu Nov 19 16:36:27 2020
Response via : Initial Calibration

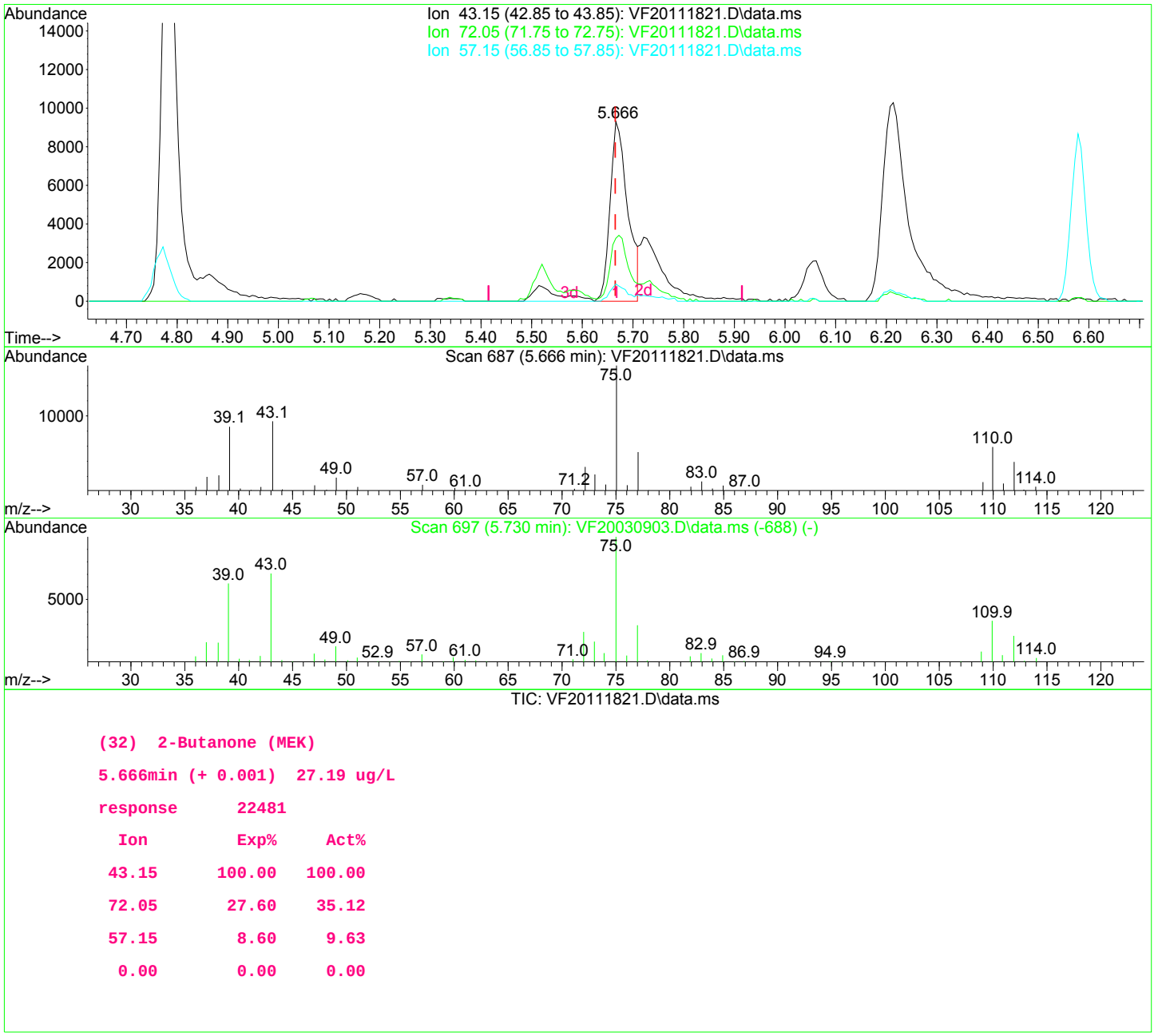

TIC: VF20111821.D\data.ms

(32) 2-Butanone (MEK)

5.666min (+ 0.001) 27.19 ug/L

response 22481

Ion	Exp%	Act%
43.15	100.00	100.00
72.05	27.60	35.12
57.15	8.60	9.63
0.00	0.00	0.00

Quantitation Report (Qedit)

Data Path : Y:\DATA\2020-11\0K18062\
Data File : VF20111821.D
Acq On : 19 Nov 2020 2:14 am
Operator : TNL
Sample : 0k18062-ICV1
Misc : 1X 5mL 20ppb DI+MeOH
ALS Vial : 21 Sample Multiplier: 1

Quant Time: Nov 19 17:11:19 2020
Quant Method : Y:\METHODS\VF201119S.M
Quant Title : EPA 8260: Volatile Organic Compounds
QLast Update : Thu Nov 19 16:36:27 2020
Response via : Initial Calibration

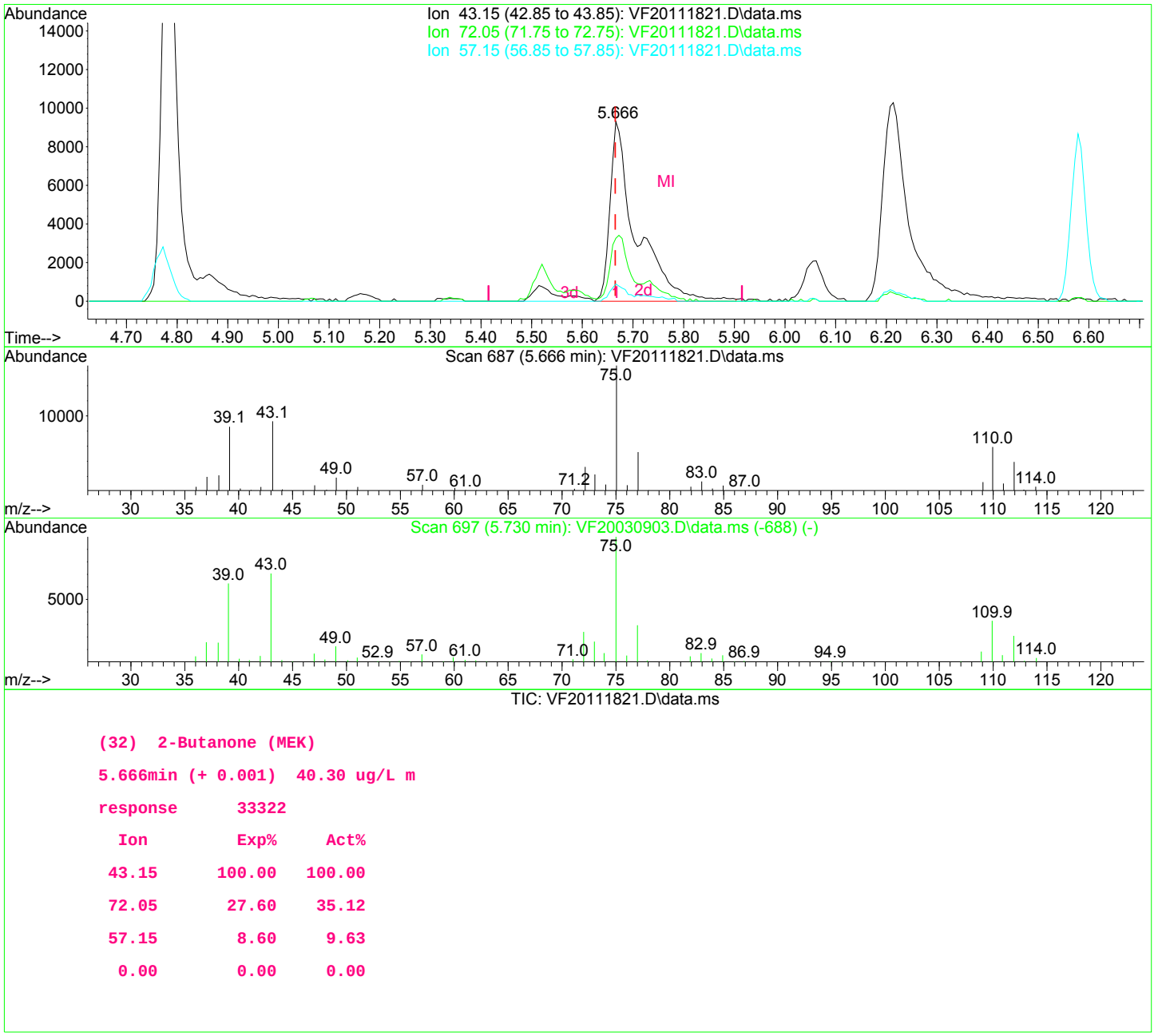

TIC: VF20111821.D\data.ms

(32) 2-Butanone (MEK)

5.666min (+ 0.001) 40.30 ug/L m

response 33322

Ion	Exp%	Act%
43.15	100.00	100.00
72.05	27.60	35.12
57.15	8.60	9.63
0.00	0.00	0.00

Quantitation Report (QT Reviewed)

Data Path : Y:\DATA\2020-11\0K18062\
Data File : VF20111821.D
Acq On : 19 Nov 2020 2:14 am
Operator : TNL
Sample : 0k18062-ICV1 11/20/20 TNL
Misc : 1X 5mL 20ppb DI+MeOH
ALS Vial : 21 Sample Multiplier: 1

Quant Time: Nov 19 17:17:05 2020
Quant Method : Y:\METHODS\VF201119S.M
Quant Title : EPA 8260: Volatile Organic Compounds
QLast Update : Thu Nov 19 16:36:27 2020
Response via : Initial Calibration

Compound	R.T.	QIon	Response	Conc	Units		Dev(Min)
Internal Standards							
1) Pentafluorobenzene (I)	6.019	99	73638	50.00	ug/L		0.00
43) Chlorobenzene-d5 (I)	9.735	117	202330	50.00	ug/L		0.00
63) 1,4-Dichlorobenzene-d4...	11.693	152	93625	50.00	ug/L		0.00
System Monitoring Compounds							
30) Dibromofluoromethane (S)	5.532	111	65744	51.49	ug/L		0.00
37) 1,4-Difluorobenzene (S)	6.579	114	227412	50.04	ug/L		0.00
45) Toluene-d8 (S)	8.081	98	289572	49.84	ug/L		0.00
64) 4-Bromofluorobenzene (S)	10.811	174	82356	50.56	ug/L		0.00
Target Compounds							Qvalue
2) Dichlorodifluoromethane	1.604	85	30361	26.62	ug/L		98
3) Chloromethane	1.811	50	30704	20.46	ug/L		98
4) Vinyl Chloride	1.896	62	21048	21.04	ug/L		100
5) Bromomethane	2.255	96	14326	15.75	ug/L		95
6) Chloroethane	2.382	64	7224	19.31	ug/L		82
7) Trichlorofluoromethane	2.522	101	18338	32.41	ug/L		99
8) Ethanol	3.173	45	19701m	1127.38	ug/L		
9) 1,1-Dichloroethene	3.082	61	34867	19.18	ug/L		88
10) Carbon Disulfide	3.100	76	50605	21.79	ug/L		99
11) Freon 113	3.130	101	24666	21.13	ug/L		84
12) Iodomethane	3.234	142	10579	16.93	ug/L		91
13) Methylene Chloride	3.714	84	26993	18.64	ug/L		93
14) Acetone	3.793	43	13098	28.82	ug/L		96
15) t-1,2-Dichloroethene	3.878	61	38623	19.64	ug/L		96
16) n-Hexane	3.957	86	5653	20.49	ug/L	#	83
17) Methyl-tert-butyl-ether	4.012	73	88091	19.81	ug/L		99
18) tert-Butanol (TBA)	4.170	59	225182	1216.30	ug/L	#	97
19) Diisopropyl ether (DIPE)	4.401	45	20104	4.66	ug/L		96
20) 1,1-Dichloroethane	4.511	63	51892	19.65	ug/L		98
21) Acrylonitrile	4.584	53	13315m	20.64	ug/L		
22) Ethyl-tert-butyl ether...	4.772	59	20700	4.81	ug/L		95
23) c-1,2-Dichloroethene	5.064	61	39470	20.67	ug/L		97
24) 2,2-Dichloropropane	5.168	77	24402	19.07	ug/L		96
25) Bromochloromethane	5.265	49	19564	19.12	ug/L		86
26) Chloroform	5.350	83	51356	19.87	ug/L		98
27) Carbon Tetrachloride	5.472	117	28288	20.84	ug/L		98

Quantitation Report (QT Reviewed)

Data Path : Y:\DATA\2020-11\0K18062\
Data File : VF20111821.D
Acq On : 19 Nov 2020 2:14 am
Operator : TNL
Sample : 0k18062-ICV1
Misc : 1X 5mL 20ppb DI+MeOH
ALS Vial : 21 Sample Multiplier: 1

Quant Time: Nov 19 17:17:05 2020
Quant Method : Y:\METHODS\VF201119S.M
Quant Title : EPA 8260: Volatile Organic Compounds
QLast Update : Thu Nov 19 16:36:27 2020
Response via : Initial Calibration

Compound	R.T.	QIon	Response	Conc	Units		Dev(Min)
28) Tetrahydrofuran	5.520	42	11451m	18.50	ug/L		
29) 1,1,1-Trichloroethane	5.545	97	40942	20.87	ug/L		97
31) 1,1-Dichloropropene	5.672	75	40272	20.16	ug/L		99
32) 2-Butanone (MEK)	5.666	43	33322m	40.30	ug/L		
33) Benzene	5.928	78	132731	19.60	ug/L		99
34) tert-Amyl methyl ether...	6.056	73	18393	4.74	ug/L		96
35) 1,2-Dichloroethane (EDC)	6.141	62	40648	19.21	ug/L		99
36) iso-Butyl Alcohol	6.214	43	38114	473.19	ug/L		94
38) Trichloroethene (TCE)	6.548	130	32512	20.91	ug/L		99
39) tert-Amyl ethyl ether ...	6.797	59	14015	5.12	ug/L		95
40) Dibromomethane	6.998	93	17858	19.63	ug/L		89
41) 1,2-Dichloropropane	7.101	63	31983	19.83	ug/L		95
42) Bromodichloromethane	7.181	83	32281	21.71	ug/L		98
44) c-1,3-Dichloropropene	7.880	75	40807	19.25	ug/L		96
46) Toluene	8.141	91	139049	19.01	ug/L		99
47) Tetrachloroethene (PCE)	8.591	166	30178	20.93	ug/L		98
48) 4-Methyl-2-Pentanone (...	8.591	43	65657	40.38	ug/L		95
49) t-1,3-Dichloropropene	8.634	75	36361	19.02	ug/L		97
50) 1,1,2-Trichloroethane	8.810	97	29974	20.42	ug/L		94
51) Dibromochloromethane	8.999	129	23266	19.26	ug/L		99
52) 1,3-Dichloropropane	9.096	76	53891	20.17	ug/L		96
53) 1,2-Dibromoethane (EDB)	9.236	107	29734	20.87	ug/L		98
54) 2-Hexanone	9.473	43	42681	38.80	ug/L		96
55) Chlorobenzene	9.753	112	86801	19.81	ug/L		99
56) Ethylbenzene	9.777	91	142209	21.10	ug/L		98
57) 1,1,1,2-Tetrachloroethane	9.814	131	25788	20.04	ug/L		96
58) m,p-Xylenes (2)	9.917	91	209075	42.52	ug/L		97
59) o-Xylene	10.300	91	104613	21.78	ug/L		98
60) Styrene	10.349	104	81860	22.04	ug/L		99
61) Bromoform	10.373	173	15231	18.70	ug/L		99
62) Isopropylbenzene	10.568	105	122782	22.07	ug/L		99
65) Bromobenzene	10.896	156	32877	21.03	ug/L		94
66) n-Propylbenzene	10.914	91	138169	20.66	ug/L		97
67) 1,1,2,2-Tetrachloroethane	10.981	83	38079	19.98	ug/L		99
68) 2-Chlorotoluene	11.042	126	28848	21.45	ug/L	#	85
69) 1,3,5-Trimethylbenzene	11.073	105	95224	22.26	ug/L		98
70) 1,2,3-Trichloropropane	11.085	110	13299	20.17	ug/L	#	79
71) t-1,4-Dichloro-2-butene	11.121	88	3567	18.64	ug/L	#	90

Data Path : Y:\DATA\2020-11\0K18062\
Data File : VF20111821.D
Acq On : 19 Nov 2020 2:14 am
Operator : TNL
Sample : 0k18062-ICV1
Misc : 1X 5mL 20ppb DI+MeOH
ALS Vial : 21 Sample Multiplier: 1

Quant Time: Nov 19 17:17:05 2020
Quant Method : Y:\METHODS\VF201119S.M
Quant Title : EPA 8260: Volatile Organic Compounds
QLast Update : Thu Nov 19 16:36:27 2020
Response via : Initial Calibration

Compound	R.T.	QIon	Response	Conc	Units	Dev(Min)
72) 4-Chlorotoluene	11.176	91	85701	21.32	ug/L	99
73) tert-Butylbenzene	11.322	91	51301	21.37	ug/L	94
74) 1,2,4-Trimethylbenzene	11.377	105	96190	21.90	ug/L	99
75) sec-Butylbenzene	11.462	105	111502	21.90	ug/L	97
76) 4-Isopropyltoluene	11.571	119	92442	22.02	ug/L	97
77) 1,3-Dichlorobenzene	11.638	146	54394	21.86	ug/L	99
78) 1,4-Dichlorobenzene	11.705	146	55627	19.98	ug/L	99
79) n-Butylbenzene	11.887	91	76922	21.90	ug/L	97
80) 1,2-Dichlorobenzene	12.021	146	49603	20.95	ug/L	95
81) 1,2-Dibromo-3-Chloropr...	12.629	157	6554	19.82	ug/L	91
82) Hexachlorobutadiene	13.128	223	7245	22.32	ug/L	97
83) 1,2,4-Trichlorobenzene	13.159	180	26368	21.02	ug/L	99
84) Naphthalene	13.432	128	85382	19.97	ug/L	98
85) 1,2,3-Trichlorobenzene	13.596	180	25149	21.57	ug/L	98

(#) = qualifier out of range (m) = manual integration (+) = signals summed

Quantitation Report (QT Reviewed)

Data Path : Y:\DATA\2020-11\0K18062\
Data File : VF20111821.D
Acq On : 19 Nov 2020 2:14 am
Operator : TNL
Sample : 0k18062-ICV1
Misc : 1X 5mL 20ppb DI+MeOH
ALS Vial : 21 Sample Multiplier: 1

Quant Time: Nov 19 17:17:05 2020
Quant Method : Y:\METHODS\VF201119S.M
Quant Title : EPA 8260: Volatile Organic Compounds
QLast Update : Thu Nov 19 16:36:27 2020
Response via : Initial Calibration

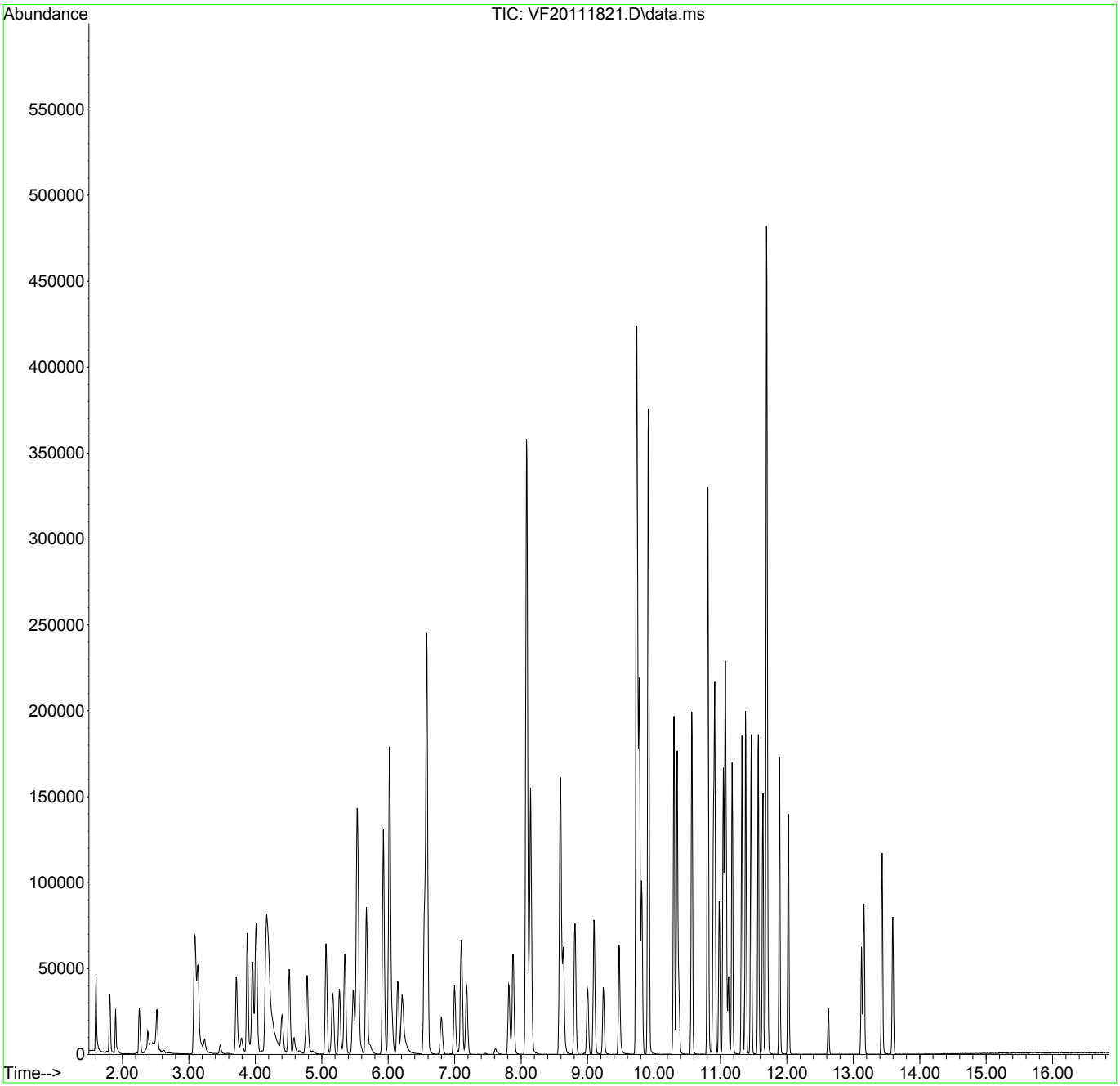

Quantitation Report (Not Reviewed)

Data Path : Y:\DATA\2020-11\0K18062\
Data File : VF20111822.D
Acq On : 19 Nov 2020 2:41 am
Operator : TNL
Sample : 0k18062-IBL8
Misc : 1X 5mL DI+MeOH
ALS Vial : 22 Sample Multiplier: 1

11/20/20 TNL

Quant Time: Nov 19 17:11:25 2020
Quant Method : Y:\METHODS\VF201119S.M
Quant Title : EPA 8260: Volatile Organic Compounds
QLast Update : Thu Nov 19 16:36:27 2020
Response via : Initial Calibration

Compound	R.T.	QIon	Response	Conc	Units		Dev(Min)
Internal Standards							
1) Pentafluorobenzene (I)	6.018	99	67739	50.00	ug/L		0.00
43) Chlorobenzene-d5 (I)	9.740	117	185908	50.00	ug/L		0.00
63) 1,4-Dichlorobenzene-d4...	11.692	152	82001	50.00	ug/L		0.00
System Monitoring Compounds							
30) Dibromofluoromethane (S)	5.537	111	58093	49.46	ug/L		0.00
37) 1,4-Difluorobenzene (S)	6.583	114	212658	50.87	ug/L		0.00
45) Toluene-d8 (S)	8.085	98	267085	50.03	ug/L		0.00
64) 4-Bromofluorobenzene (S)	10.810	174	72790	51.02	ug/L		0.00
Target Compounds							Qvalue
2) Dichlorodifluoromethane	1.603	85	169	0.16	ug/L	#	50
3) Chloromethane	1.810	50	153	0.11	ug/L	#	48
5) Bromomethane	2.266	96	269	0.32	ug/L		83
10) Carbon Disulfide	3.105	76	682	0.32	ug/L		77
11) Freon 113	3.135	101	198	0.18	ug/L	#	9
12) Iodomethane	3.239	142	163	4.48	ug/L	#	47
13) Methylene Chloride	3.719	84	866	0.65	ug/L		96
46) Toluene	8.152	91	757	0.11	ug/L		92
47) Tetrachloroethene (PCE)	8.596	166	250	0.19	ug/L	#	55
55) Chlorobenzene	9.752	112	465	0.12	ug/L	#	1
56) Ethylbenzene	9.788	91	839	0.14	ug/L		94
58) m,p-Xylenes (2)	9.922	91	1404	0.31	ug/L		92
59) o-Xylene	10.305	91	570	0.13	ug/L		89
62) Isopropylbenzene	10.573	105	926	0.18	ug/L		94
65) Bromobenzene	10.901	156	133	0.10	ug/L		88
66) n-Propylbenzene	10.925	91	1795	0.31	ug/L		89
68) 2-Chlorotoluene	11.053	126	247	0.21	ug/L	#	69
69) 1,3,5-Trimethylbenzene	11.071	105	1185	0.32	ug/L		95
72) 4-Chlorotoluene	11.187	91	857	0.24	ug/L		83
73) tert-Butylbenzene	11.327	91	810	0.39	ug/L		83
74) 1,2,4-Trimethylbenzene	11.382	105	1085	0.28	ug/L		89
75) sec-Butylbenzene	11.461	105	2265	0.51	ug/L		96
76) 4-Isopropyltoluene	11.570	119	1806	0.49	ug/L		95
77) 1,3-Dichlorobenzene	11.643	146	775	0.36	ug/L		98
78) 1,4-Dichlorobenzene	11.704	146	914	0.37	ug/L	#	71
79) n-Butylbenzene	11.892	91	2193	0.71	ug/L		93

Data Path : Y:\DATA\2020-11\0K18062\
Data File : VF20111822.D
Acq On : 19 Nov 2020 2:41 am
Operator : TNL
Sample : 0k18062-IBL8
Misc : 1X 5mL DI+MeOH
ALS Vial : 22 Sample Multiplier: 1

Quant Time: Nov 19 17:11:25 2020
Quant Method : Y:\METHODS\VF201119S.M
Quant Title : EPA 8260: Volatile Organic Compounds
QLast Update : Thu Nov 19 16:36:27 2020
Response via : Initial Calibration

Compound	R.T.	QIon	Response	Conc	Units	Dev(Min)
80) 1,2-Dichlorobenzene	12.026	146	560	0.27	ug/L	93
82) Hexachlorobutadiene	13.127	223	363	1.28	ug/L	95
83) 1,2,4-Trichlorobenzene	13.163	180	775	0.71	ug/L	85
84) Naphthalene	13.437	128	828	0.43	ug/L	78
85) 1,2,3-Trichlorobenzene	13.595	180	736	0.72	ug/L	97

(#) = qualifier out of range (m) = manual integration (+) = signals summed

Quantitation Report (Not Reviewed)

Data Path : Y:\DATA\2020-11\0K18062\
Data File : VF20111822.D
Acq On : 19 Nov 2020 2:41 am
Operator : TNL
Sample : 0k18062-IBL8
Misc : 1X 5mL DI+MeOH
ALS Vial : 22 Sample Multiplier: 1

Quant Time: Nov 19 17:11:25 2020
Quant Method : Y:\METHODS\VF201119S.M
Quant Title : EPA 8260: Volatile Organic Compounds
QLast Update : Thu Nov 19 16:36:27 2020
Response via : Initial Calibration

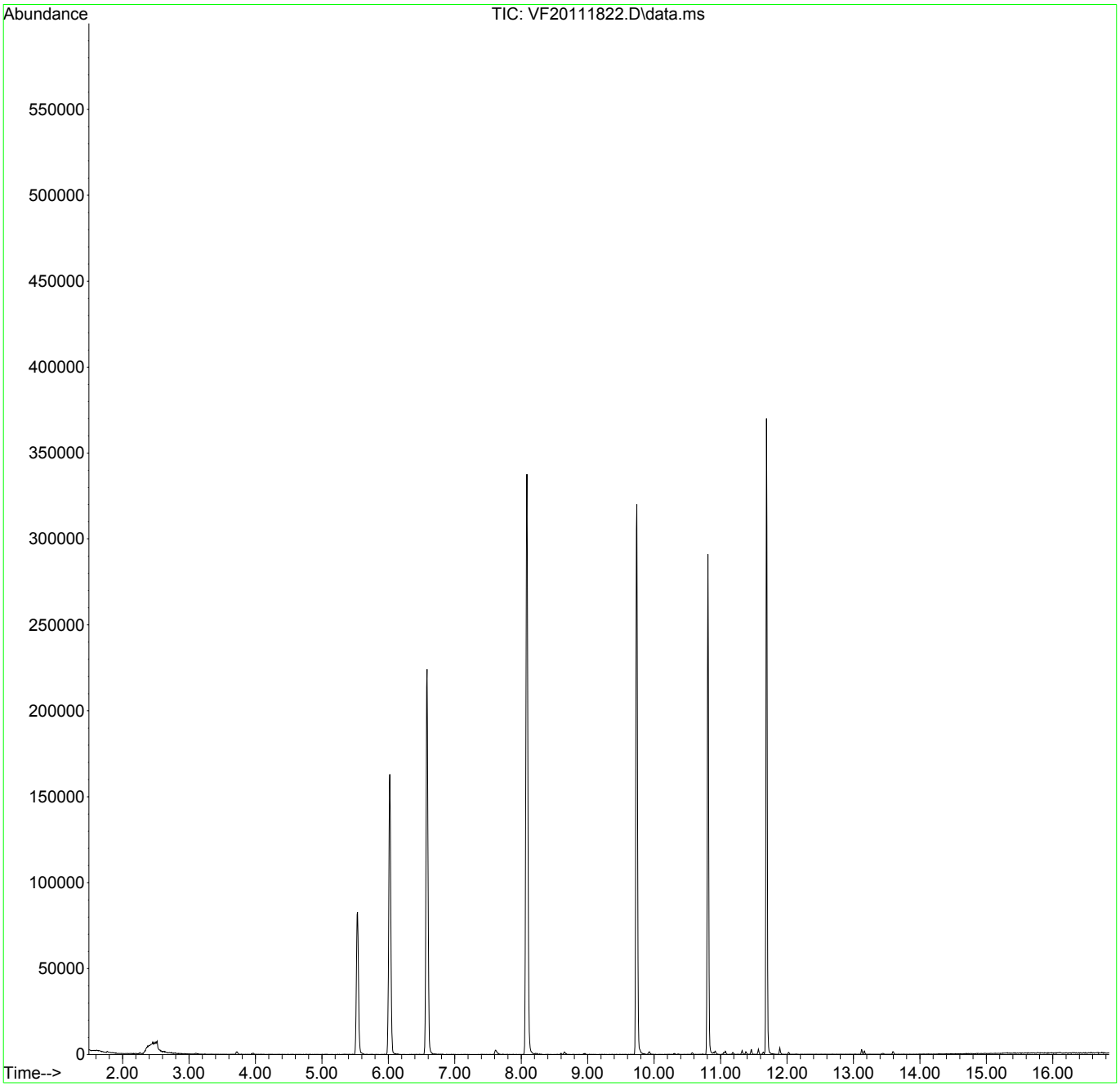

Data Path : Y:\DATA\2020-11\0K18062\
Data File : VF20111823.D
Acq On : 19 Nov 2020 3:08 am
Operator : TNL
Sample : 0k18062-TUN2
Misc : A20G253 IS/SURR DI+MeOH 11/20/20 TNL
ALS Vial : 23 Sample Multiplier: 1

Integration File: RTEINT.P

Method : Y:\METHODS\VF201119S.M
Title : EPA 8260: Volatile Organic Compounds
Last Update : Thu Nov 19 16:36:27 2020

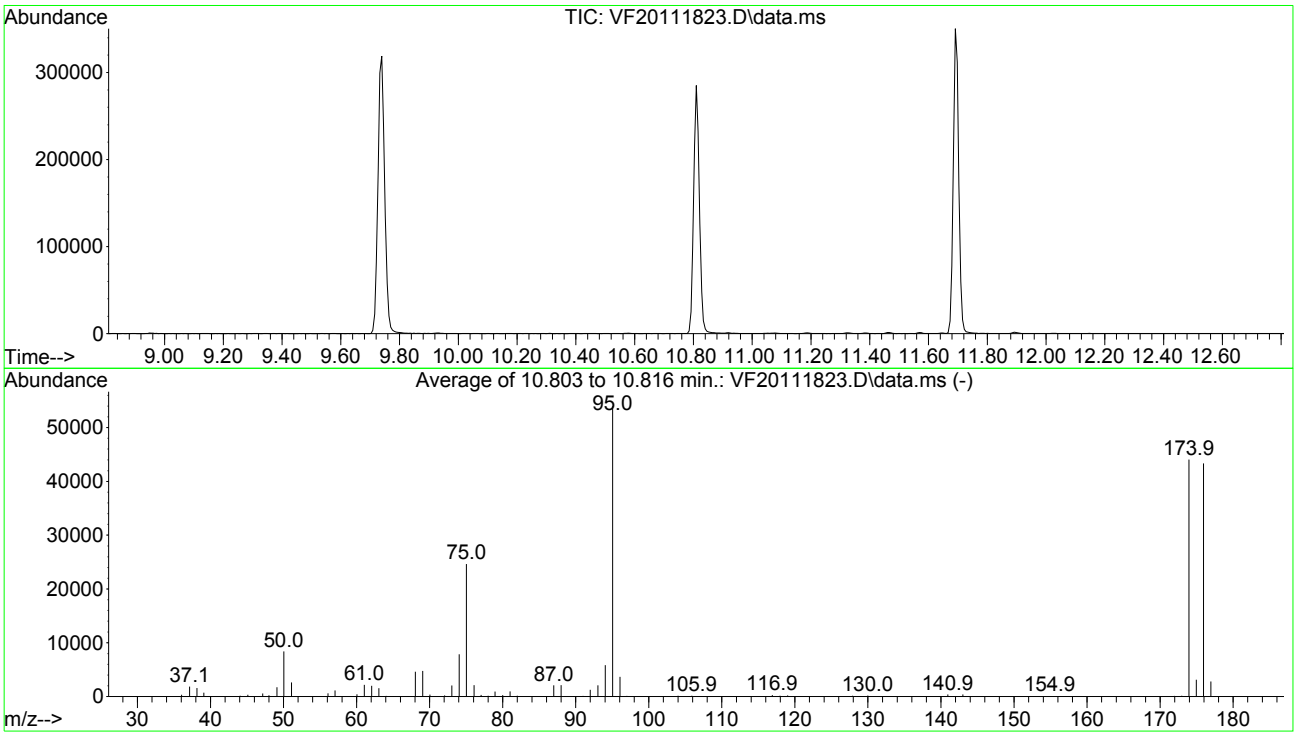

AutoFind: Scans 1532, 1533, 1534; Background Corrected with Scan 1526

Target Mass	Rel. to Mass	Lower Limit%	Upper Limit%	Rel. Abn%	Raw Abn	Result Pass/Fail
95	174	50	200	122.6	53981	PASS
96	95	5	9	6.8	3675	PASS
173	174	0.00	2	0.4	182	PASS
174	95	50	200	81.6	44043	PASS
175	174	5	9	7.1	3145	PASS
176	174	95	105	98.4	43325	PASS
177	176	5	10	6.5	2808	PASS

Quantitation Report (Not Reviewed)

Data Path : Y:\DATA\2020-11\0K18062\
Data File : VF20111823.D
Acq On : 19 Nov 2020 3:08 am
Operator : TNL
Sample : 0k18062-TUN2
Misc : A20G253 IS/SURR DI+MeOH
ALS Vial : 23 Sample Multiplier: 1

11/20/20 TNL

Quant Time: Nov 19 17:11:31 2020
Quant Method : Y:\METHODS\VF201119S.M
Quant Title : EPA 8260: Volatile Organic Compounds
QLast Update : Thu Nov 19 16:36:27 2020
Response via : Initial Calibration

Compound	R.T.	QIon	Response	Conc	Units		Dev(Min)
Internal Standards							
1) Pentafluorobenzene (I)	6.017	99	67622	50.00	ug/L		0.00
43) Chlorobenzene-d5 (I)	9.739	117	181793	50.00	ug/L		0.00
63) 1,4-Dichlorobenzene-d4...	11.691	152	79777	50.00	ug/L		0.00
System Monitoring Compounds							
30) Dibromofluoromethane (S)	5.537	111	55355	47.21	ug/L		0.00
37) 1,4-Difluorobenzene (S)	6.583	114	208332	49.92	ug/L		0.00
45) Toluene-d8 (S)	8.085	98	261771	50.15	ug/L		0.00
64) 4-Bromofluorobenzene (S)	10.810	174	71444	51.47	ug/L		0.00
Target Compounds							Qvalue
3) Chloromethane	1.815	50	208	0.15	ug/L	#	48
5) Bromomethane	2.259	96	331	0.40	ug/L		84
10) Carbon Disulfide	3.098	76	384	0.18	ug/L		77
12) Iodomethane	3.238	142	205	4.54	ug/L	#	47
13) Methylene Chloride	3.725	84	818	0.62	ug/L	#	78
47) Tetrachloroethene (PCE)	8.602	166	135	0.10	ug/L	#	24
58) m,p-Xylenes (2)	9.934	91	658	0.15	ug/L		86
62) Isopropylbenzene	10.578	105	458	0.09	ug/L		79
66) n-Propylbenzene	10.925	91	866	0.15	ug/L		91
69) 1,3,5-Trimethylbenzene	11.077	105	480	0.13	ug/L		91
72) 4-Chlorotoluene	11.181	91	374	0.11	ug/L		76
73) tert-Butylbenzene	11.320	91	335	0.16	ug/L		91
74) 1,2,4-Trimethylbenzene	11.387	105	432	0.12	ug/L		85
75) sec-Butylbenzene	11.466	105	973	0.22	ug/L		92
76) 4-Isopropyltoluene	11.570	119	853	0.24	ug/L		91
77) 1,3-Dichlorobenzene	11.649	146	319	0.15	ug/L		98
78) 1,4-Dichlorobenzene	11.704	146	455	0.19	ug/L	#	43
79) n-Butylbenzene	11.892	91	1095	0.37	ug/L		94
80) 1,2-Dichlorobenzene	12.026	146	203	0.10	ug/L	#	69
82) Hexachlorobutadiene	13.120	223	252	0.91	ug/L		89
83) 1,2,4-Trichlorobenzene	13.163	180	397	0.37	ug/L		77
84) Naphthalene	13.431	128	256	0.28	ug/L		78
85) 1,2,3-Trichlorobenzene	13.589	180	392	0.39	ug/L	#	57

(#) = qualifier out of range (m) = manual integration (+) = signals summed

Quantitation Report (Not Reviewed)

Data Path : Y:\DATA\2020-11\0K18062\
Data File : VF20111823.D
Acq On : 19 Nov 2020 3:08 am
Operator : TNL
Sample : 0k18062-TUN2
Misc : A20G253 IS/SURR DI+MeOH
ALS Vial : 23 Sample Multiplier: 1

Quant Time: Nov 19 17:11:31 2020
Quant Method : Y:\METHODS\VF201119S.M
Quant Title : EPA 8260: Volatile Organic Compounds
QLast Update : Thu Nov 19 16:36:27 2020
Response via : Initial Calibration

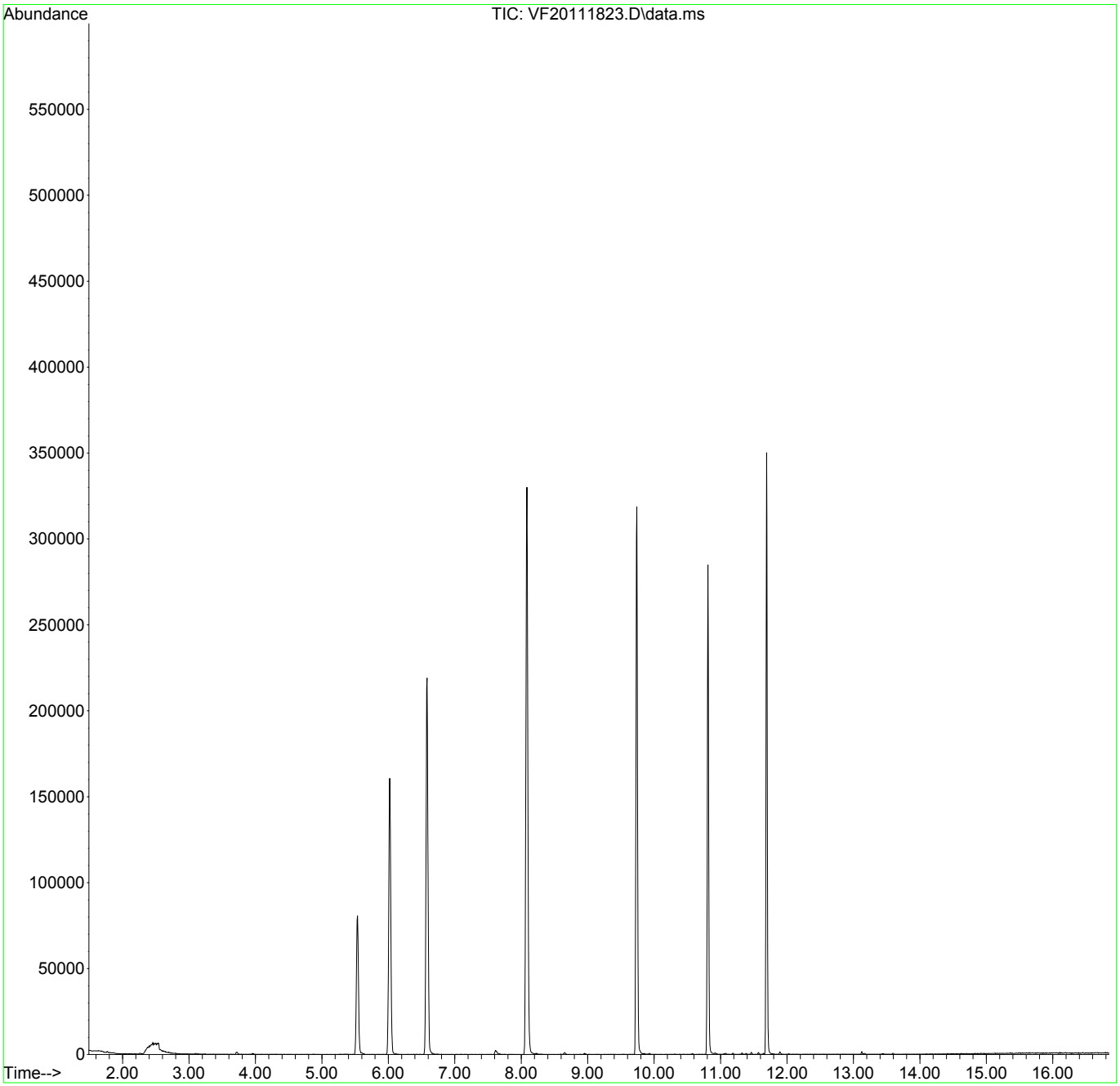

Quantitation Report (Not Reviewed)

Data Path : Y:\DATA\2020-11\0K18062\
Data File : VF20111824.D
Acq On : 19 Nov 2020 3:35 am
Operator : TNL
Sample : 0k18062-ICB2
Misc : 1X 5mL DI+MeOH 11/20/20 TNL
ALS Vial : 24 Sample Multiplier: 1

Quant Time: Nov 19 17:19:21 2020
Quant Method : Y:\METHODS\VF201119G.M
Quant Title : NWTPH-Gx by GC/MS
QLast Update : Thu Nov 19 14:37:04 2020
Response via : Initial Calibration

Compound	R.T.	QIon	Response	Conc	Units	Dev(Min)
Internal Standards						
1) Pentafluorobenzene (IS)	6.021	168	126601	50.00	ug/L	0.00
System Monitoring Compounds						
2) 1,4-Difluorobenzene (Sur)	6.581	TIC	443213	47.91	ug/L	0.00
3) 4-Bromofluorobenzene (...	10.807	TIC	377823	48.92	ug/L	0.00
4) Chlorobenzene-d5 (NR)	9.737	TIC	496862	0.00	ug/L	0.00
10) Toluene-d8 (NR)	8.083	TIC	652639	0.00	ug/L	0.00
12) 1,4-Dichlorobenzene-d4...	11.695	TIC	437151	0.00	ug/L	0.00
Target Compounds						Qvalue
5) NWTPH-Gx	9.745	TIC	7412m	31.75	ug/L	
6) TPHg (C5-C9)	9.745	TIC	197893m	19.59	ug/L	
7) TPHg (C6-C10)	9.745	TIC	174298m	25.82	ug/L	
8) CA-LUFT (C5-C12)	9.745	TIC	199134m	25.56	ug/L	

(#) = qualifier out of range (m) = manual integration (+) = signals summed

Quantitation Report (Not Reviewed)

Data Path : Y:\DATA\2020-11\0K18062\
Data File : VF20111824.D
Acq On : 19 Nov 2020 3:35 am
Operator : TNL
Sample : 0k18062-ICB2
Misc : 1X 5mL DI+MeOH
ALS Vial : 24 Sample Multiplier: 1

Quant Time: Nov 19 17:19:21 2020
Quant Method : Y:\METHODS\VF201119G.M
Quant Title : NWTPH-Gx by GC/MS
QLast Update : Thu Nov 19 14:37:04 2020
Response via : Initial Calibration

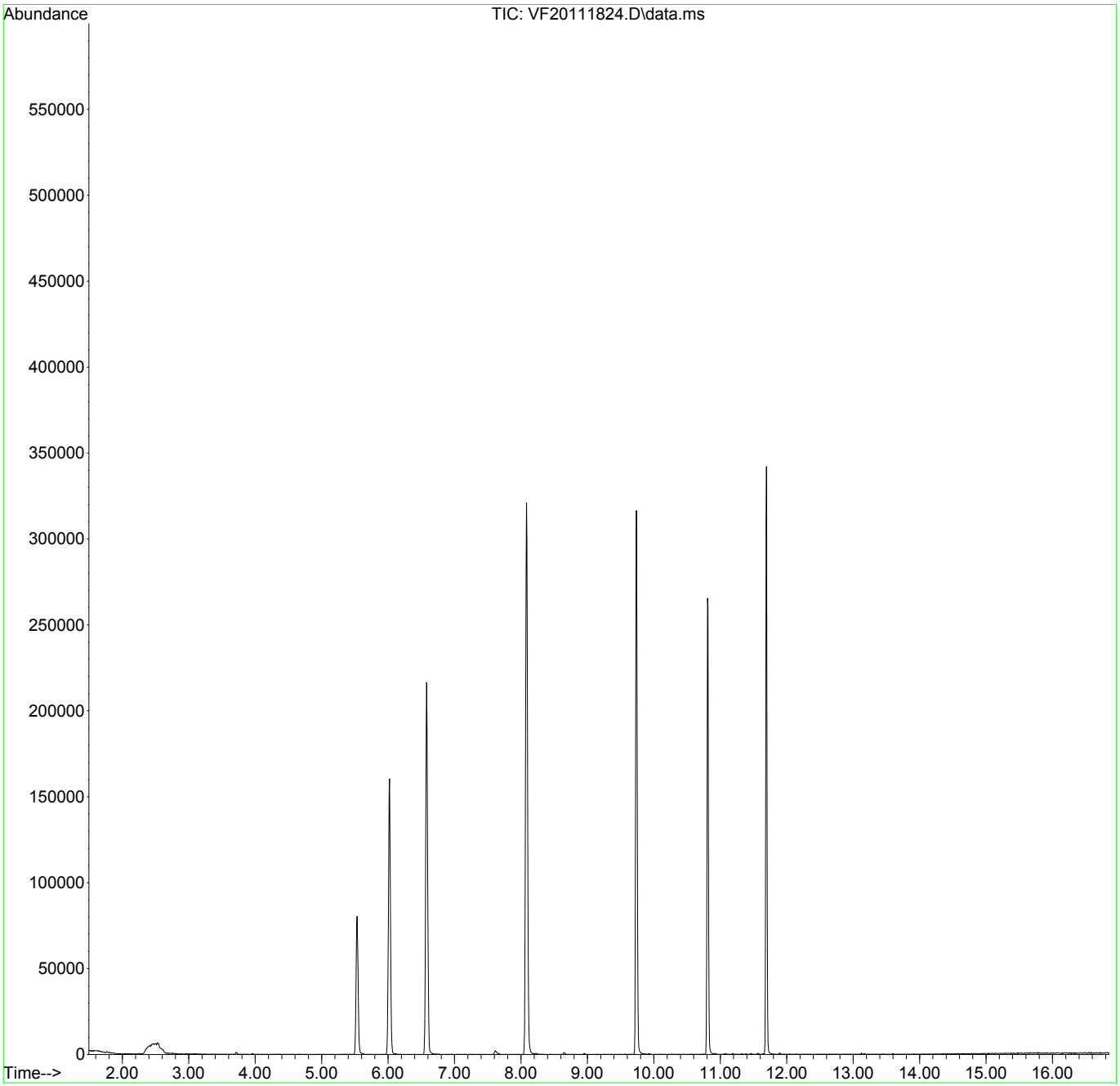

Quantitation Report (Not Reviewed)

Data Path : Y:\DATA\2020-11\0K18062\
Data File : VF20111825.D
Acq On : 19 Nov 2020 4:02 am
Operator : TNL
Sample : 0k18062-RT1
Misc : 1X 5mL A20I121 DI+MeOH 11/20/20 TNL
ALS Vial : 25 Sample Multiplier: 1

Quant Time: Nov 19 17:19:33 2020
Quant Method : Y:\METHODS\VF201119G.M
Quant Title : NWTPH-Gx by GC/MS
QLast Update : Thu Nov 19 14:37:04 2020
Response via : Initial Calibration

Compound	R.T.	QIon	Response	Conc	Units	Dev(Min)
Internal Standards						
1) Pentafluorobenzene (IS)	6.019	168	126669	50.00	ug/L	0.00
System Monitoring Compounds						
2) 1,4-Difluorobenzene (Sur)	6.579	TIC	444312	48.01	ug/L	0.00
3) 4-Bromofluorobenzene (...	10.811	TIC	387015	50.09	ug/L	0.00
4) Chlorobenzene-d5 (NR)	9.735	TIC	504392	0.00	ug/L	0.00
10) Toluene-d8 (NR)	8.081	TIC	667899	0.00	ug/L	0.00
12) 1,4-Dichlorobenzene-d4...	11.693	TIC	459579	0.00	ug/L	0.00
Target Compounds						Qvalue
5) NWTPH-Gx	9.745	TIC	1661164m	424.52	ug/L	
6) TPHg (C5-C9)	9.745	TIC	1140871m	220.80	ug/L	
7) TPHg (C6-C10)	9.745	TIC	1017517m	230.24	ug/L	
8) CA-LUFT (C5-C12)	9.745	TIC	1845091m	308.57	ug/L	

(#) = qualifier out of range (m) = manual integration (+) = signals summed

Quantitation Report (Not Reviewed)

Data Path : Y:\DATA\2020-11\0K18062\
Data File : VF20111825.D
Acq On : 19 Nov 2020 4:02 am
Operator : TNL
Sample : 0k18062-RT1
Misc : 1X 5mL A20I121 DI+MeOH
ALS Vial : 25 Sample Multiplier: 1

Quant Time: Nov 19 17:19:33 2020
Quant Method : Y:\METHODS\VF201119G.M
Quant Title : NWTPH-Gx by GC/MS
QLast Update : Thu Nov 19 14:37:04 2020
Response via : Initial Calibration

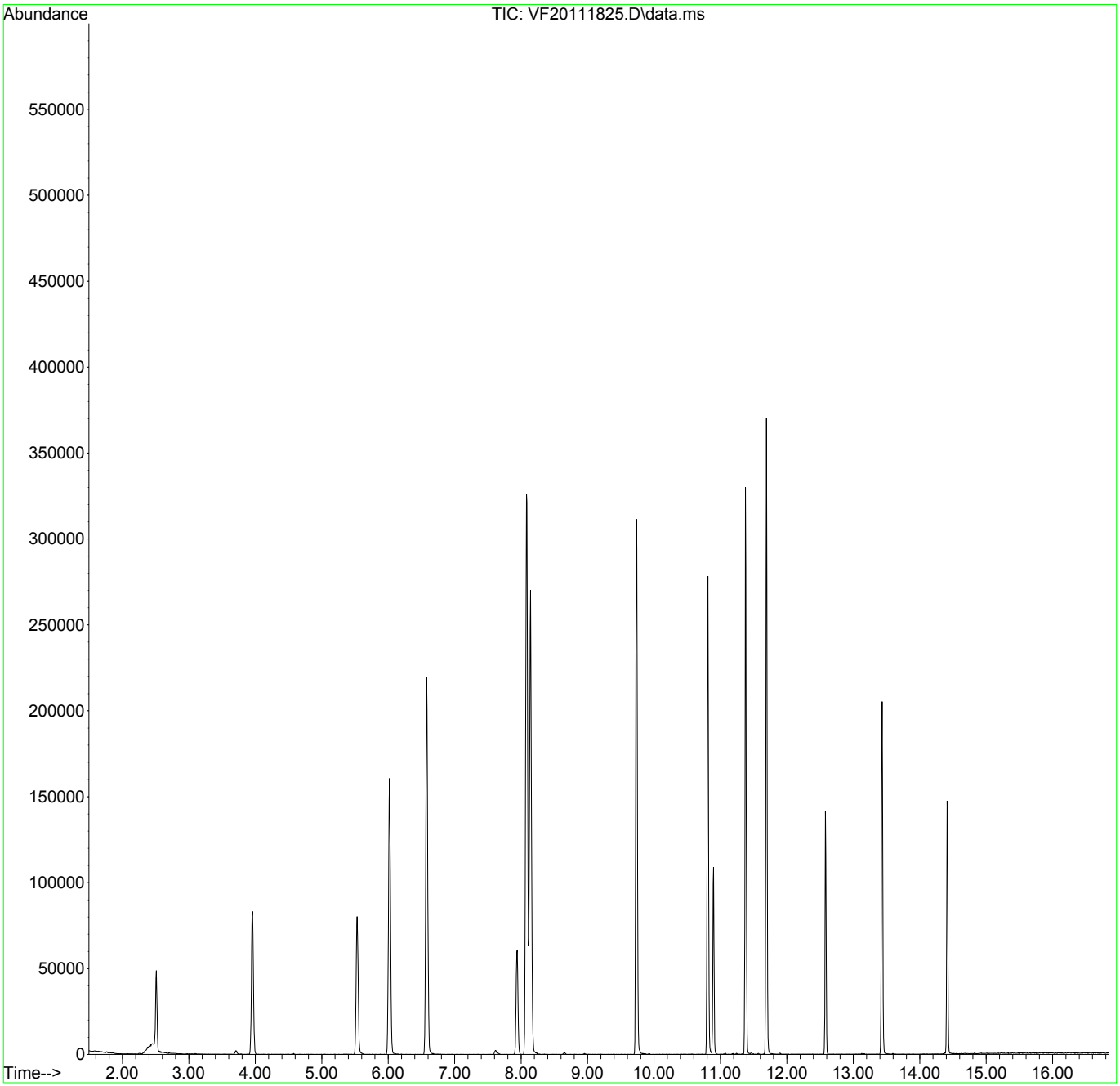

Quantitation Report (Qedit)

Data Path : Y:\DATA\2020-11\0K18062\
Data File : VF20111825.D
Acq On : 19 Nov 2020 4:02 am
Operator : TNL
Sample : 0k18062-RT1
Misc : 1X 5mL A20I121 DI+MeOH
ALS Vial : 25 Sample Multiplier: 1

Quant Time: Nov 19 17:19:33 2020
Quant Method : Y:\METHODS\VF201119G.M
Quant Title : NWTPH-Gx by GC/MS
QLast Update : Thu Nov 19 14:37:04 2020
Response via : Initial Calibration

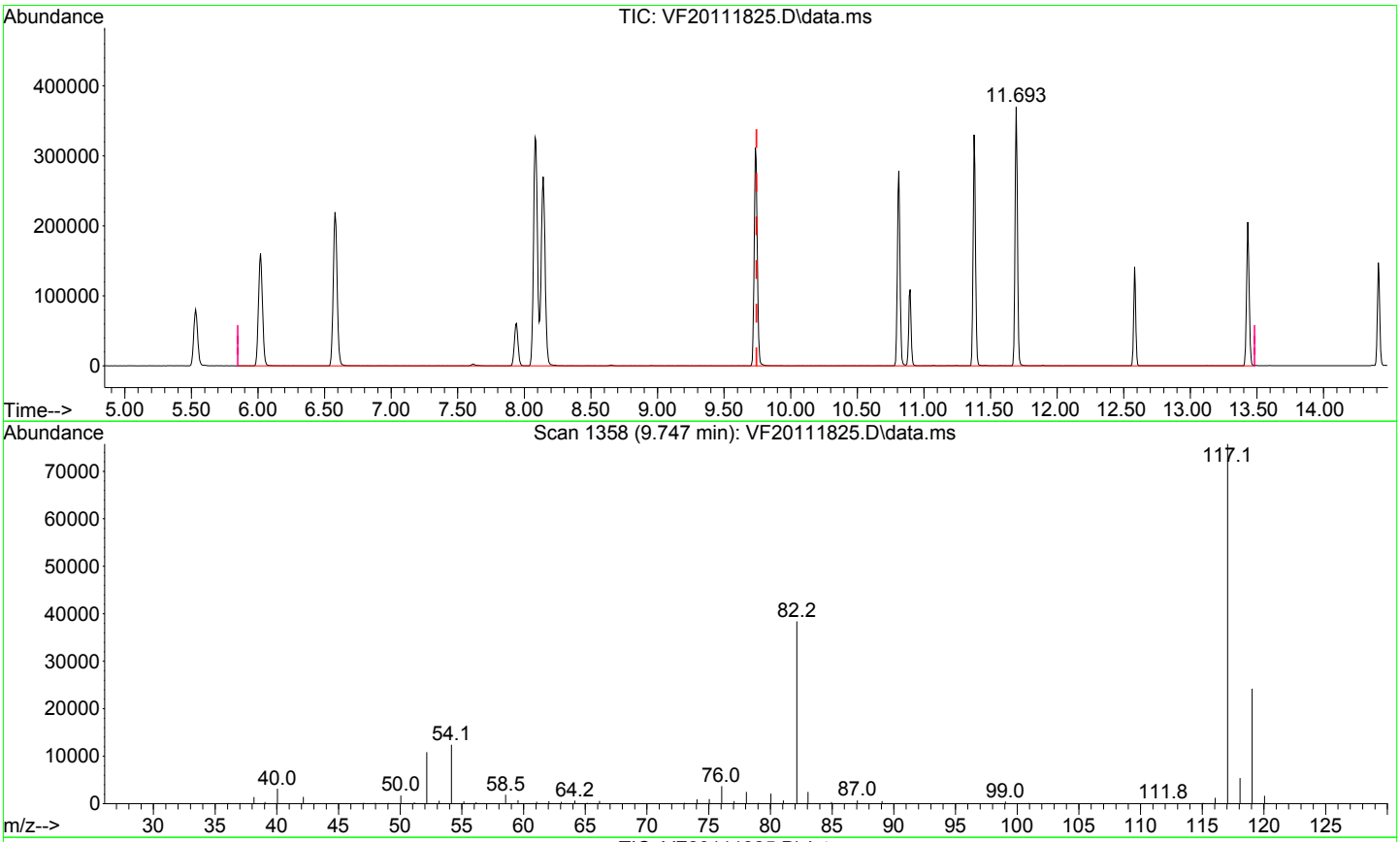

TIC: VF20111825.D\data.ms

(5) NWTPH-Gx (H)

9.745min (0.000) 424.52 ug/L m

response 1661164

Signal	Exp%	Act%
TIC	100.00	100.00
0.00	0.00	0.72#
0.00	0.00	0.49#
0.00	0.00	0.00

Quantitation Report (Qedit)

Data Path : Y:\DATA\2020-11\0K18062\
Data File : VF20111825.D
Acq On : 19 Nov 2020 4:02 am
Operator : TNL
Sample : 0k18062-RT1
Misc : 1X 5mL A20I121 DI+MeOH
ALS Vial : 25 Sample Multiplier: 1

Quant Time: Nov 19 17:19:33 2020
Quant Method : Y:\METHODS\VF201119G.M
Quant Title : NWTPH-Gx by GC/MS
QLast Update : Thu Nov 19 14:37:04 2020
Response via : Initial Calibration

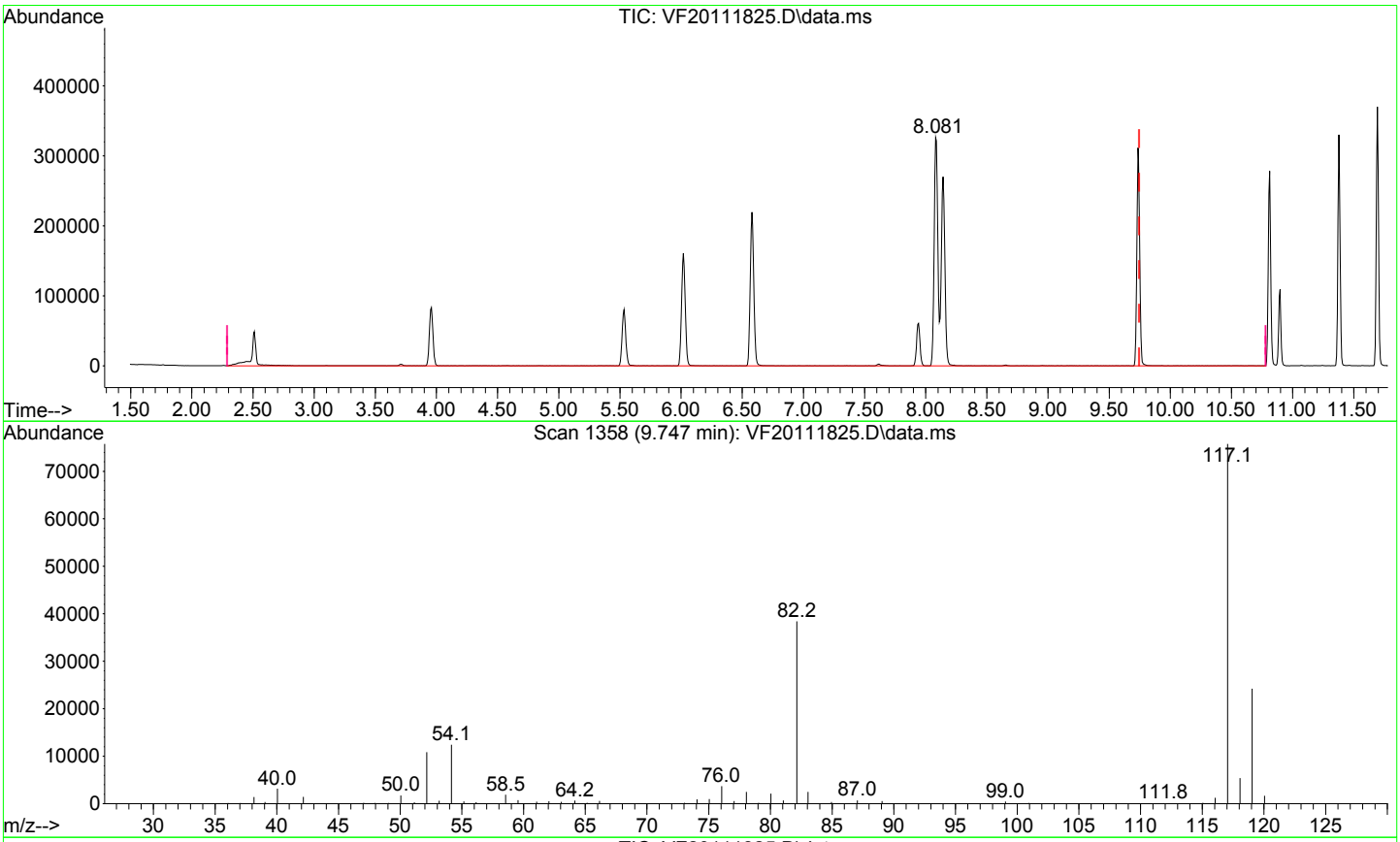

TIC: VF20111825.D\data.ms

(6) TPHg (C5-C9) (H)

9.745min (0.000) 220.80 ug/L m

response 1140871

Signal	Exp%	Act%
TIC	100.00	100.00
0.00	0.00	1.05#
0.00	0.00	0.72#
0.00	0.00	0.00

Quantitation Report (Qedit)

Data Path : Y:\DATA\2020-11\0K18062\
Data File : VF20111825.D
Acq On : 19 Nov 2020 4:02 am
Operator : TNL
Sample : 0k18062-RT1
Misc : 1X 5mL A20I121 DI+MeOH
ALS Vial : 25 Sample Multiplier: 1

Quant Time: Nov 19 17:19:33 2020
Quant Method : Y:\METHODS\VF201119G.M
Quant Title : NWTPH-Gx by GC/MS
QLast Update : Thu Nov 19 14:37:04 2020
Response via : Initial Calibration

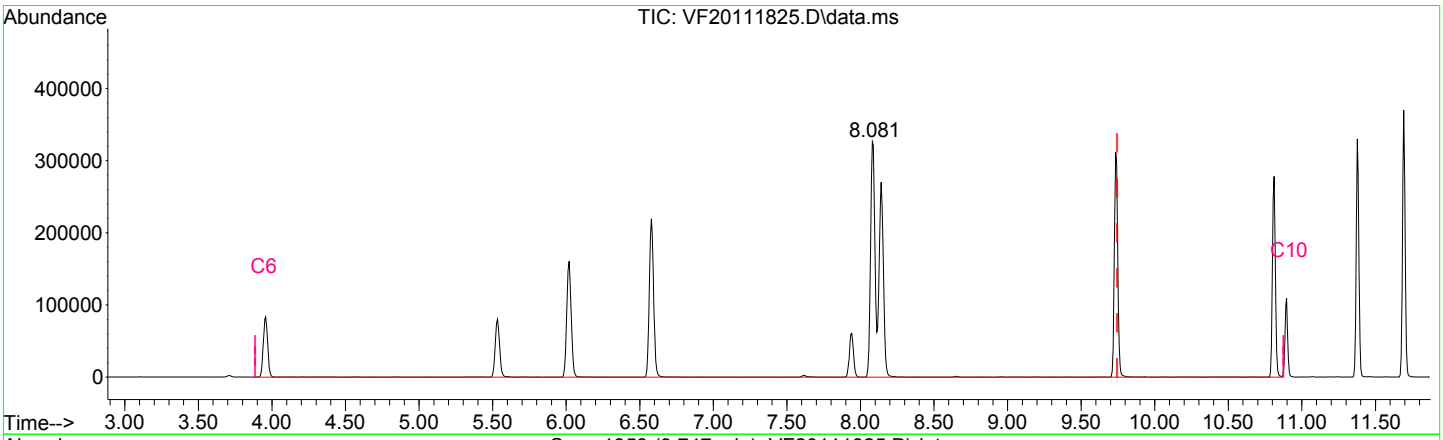

TIC: VF20111825.D\data.ms

(7) TPHg (C6-C10) (H)

9.745min (0.000) 230.24 ug/L m

response 1017517

Signal	Exp%	Act%
TIC	100.00	100.00
0.00	0.00	1.17#
0.00	0.00	0.80#
0.00	0.00	0.00

Quantitation Report (Qedit)

Data Path : Y:\DATA\2020-11\0K18062\
Data File : VF20111825.D
Acq On : 19 Nov 2020 4:02 am
Operator : TNL
Sample : 0k18062-RT1
Misc : 1X 5mL A20I121 DI+MeOH
ALS Vial : 25 Sample Multiplier: 1

Quant Time: Nov 19 17:19:33 2020
Quant Method : Y:\METHODS\VF201119G.M
Quant Title : NWTPH-Gx by GC/MS
QLast Update : Thu Nov 19 14:37:04 2020
Response via : Initial Calibration

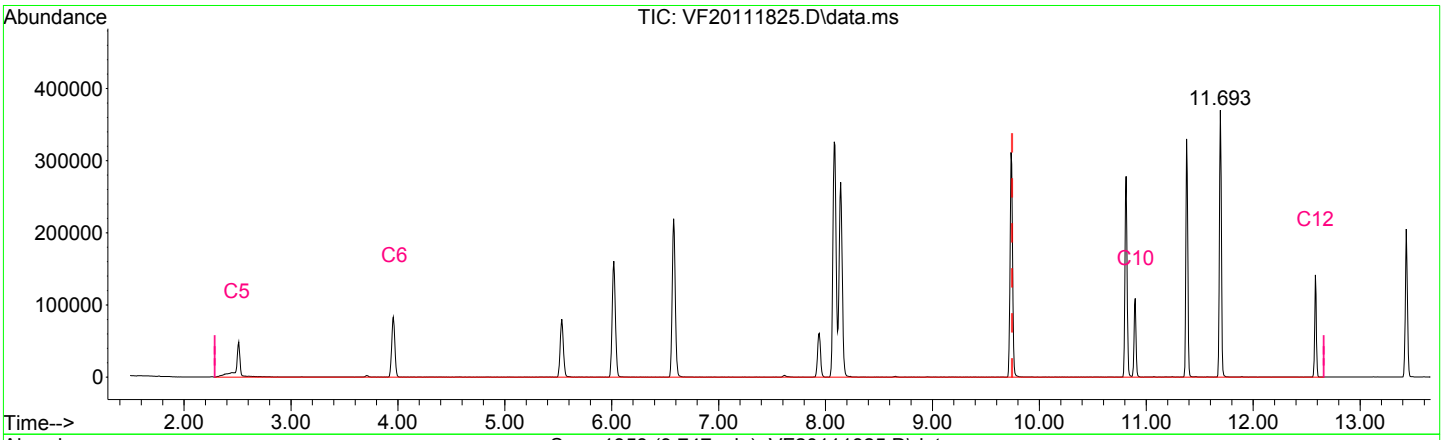

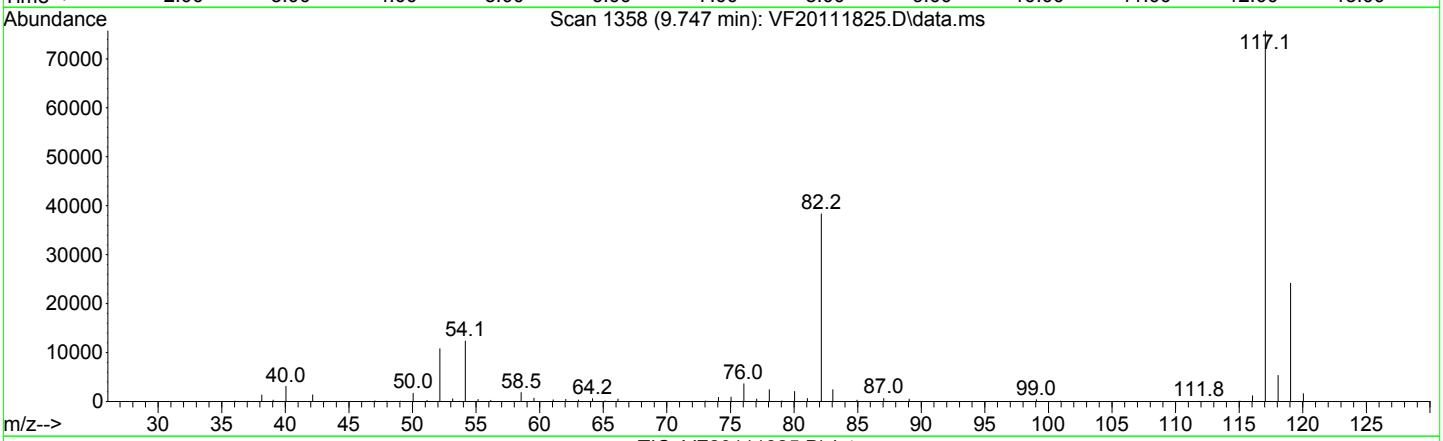

TIC: VF20111825.D\data.ms

(8) CA-LUFT (C5-C12) (H)

9.745min (0.000) 308.57 ug/L m

response 1845091

Signal	Exp%	Act%
TIC	100.00	100.00
0.00	0.00	0.65#
0.00	0.00	0.44#
0.00	0.00	0.00

Quantitation Report (QT Reviewed)

Data Path : Y:\DATA\2020-11\0K18062\
Data File : VF20111825.D
Acq On : 19 Nov 2020 4:02 am
Operator : TNL
Sample : 0k18062-RT1
Misc : 1X 5mL A20I121 DI+MeOH
ALS Vial : 25 Sample Multiplier: 1

11/20/20 TNL

Quant Time: Nov 19 17:19:33 2020
Quant Method : Y:\METHODS\VF201119G.M
Quant Title : NWTPH-Gx by GC/MS
QLast Update : Thu Nov 19 14:37:04 2020
Response via : Initial Calibration

Compound	R.T.	QIon	Response	Conc	Units	Dev(Min)
Internal Standards						
1) Pentafluorobenzene (IS)	6.019	168	126669	50.00	ug/L	0.00
System Monitoring Compounds						
2) 1,4-Difluorobenzene (Sur)	6.579	TIC	444312	48.01	ug/L	0.00
3) 4-Bromofluorobenzene (...	10.811	TIC	387015	50.09	ug/L	0.00
4) Chlorobenzene-d5 (NR)	9.735	TIC	504392	0.00	ug/L	0.00
10) Toluene-d8 (NR)	8.081	TIC	667899	0.00	ug/L	0.00
12) 1,4-Dichlorobenzene-d4...	11.693	TIC	459579	0.00	ug/L	0.00
Target Compounds						Qvalue
5) NWTPH-Gx	9.745	TIC	1661164m	424.52	ug/L	
6) TPHg (C5-C9)	9.745	TIC	1140871m	220.80	ug/L	
7) TPHg (C6-C10)	9.745	TIC	1017517m	230.24	ug/L	
8) CA-LUFT (C5-C12)	9.745	TIC	1845091m	308.57	ug/L	

(#) = qualifier out of range (m) = manual integration (+) = signals summed

Quantitation Report (QT Reviewed)

Data Path : Y:\DATA\2020-11\0K18062\
Data File : VF20111825.D
Acq On : 19 Nov 2020 4:02 am
Operator : TNL
Sample : 0k18062-RT1
Misc : 1X 5mL A20I121 DI+MeOH
ALS Vial : 25 Sample Multiplier: 1

Quant Time: Nov 19 17:19:33 2020
Quant Method : Y:\METHODS\VF201119G.M
Quant Title : NWTPH-Gx by GC/MS
QLast Update : Thu Nov 19 14:37:04 2020
Response via : Initial Calibration

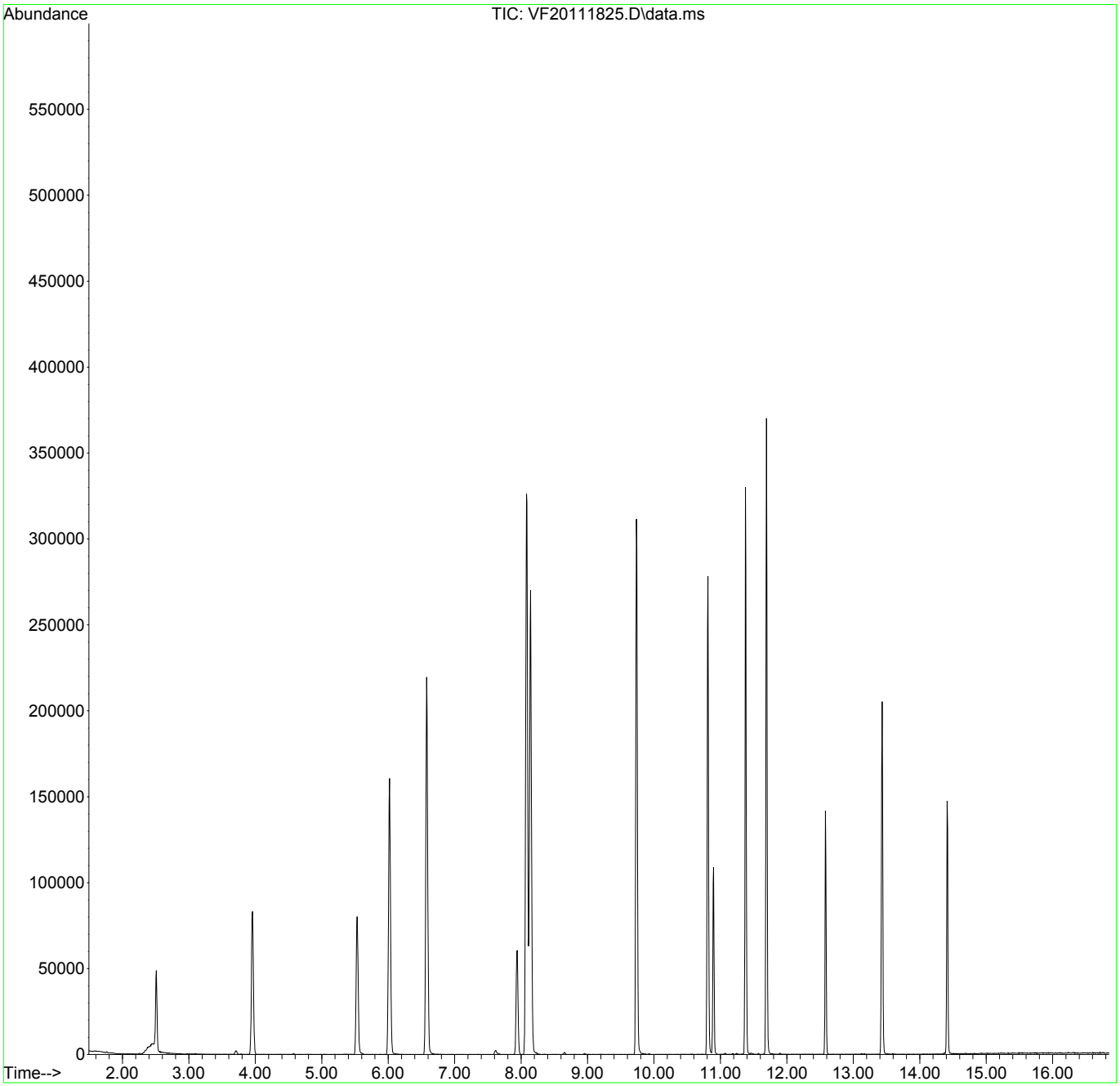

Quantitation Report (Not Reviewed)

Data Path : Y:\DATA\2020-11\0K18062\
Data File : VF20111826.D
Acq On : 19 Nov 2020 4:29 am
Operator : TNL
Sample : 0k18062-IBL9
Misc : 1X 5mL DI+MeOH
ALS Vial : 26 Sample Multiplier: 1

11/20/20 TNL

Quant Time: Nov 19 17:20:33 2020
Quant Method : Y:\METHODS\VF201119G.M
Quant Title : NWTPH-Gx by GC/MS
QLast Update : Thu Nov 19 14:37:04 2020
Response via : Initial Calibration

Compound	R.T.	QIon	Response	Conc	Units	Dev(Min)
Internal Standards						
1) Pentafluorobenzene (IS)	6.018	168	123188	50.00	ug/L	0.00
System Monitoring Compounds						
2) 1,4-Difluorobenzene (Sur)	6.578	TIC	431419	47.93	ug/L	0.00
3) 4-Bromofluorobenzene (...	10.811	TIC	375203	49.93	ug/L	0.00
4) Chlorobenzene-d5 (NR)	9.734	TIC	485816	0.00	ug/L	0.00
10) Toluene-d8 (NR)	8.080	TIC	633460	0.00	ug/L	0.00
12) 1,4-Dichlorobenzene-d4...	11.692	TIC	439964	0.00	ug/L	0.00
Target Compounds						Qvalue
5) NWTPH-Gx	9.745	TIC	7461m	31.81	ug/L	
6) TPHg (C5-C9)	9.745	TIC	207757m	22.93	ug/L	
7) TPHg (C6-C10)	9.745	TIC	168799m	25.62	ug/L	
8) CA-LUFT (C5-C12)	9.745	TIC	207757m	28.04	ug/L	

(#) = qualifier out of range (m) = manual integration (+) = signals summed

Quantitation Report (Not Reviewed)

Data Path : Y:\DATA\2020-11\0K18062\
Data File : VF20111826.D
Acq On : 19 Nov 2020 4:29 am
Operator : TNL
Sample : 0k18062-IBL9
Misc : 1X 5mL DI+MeOH
ALS Vial : 26 Sample Multiplier: 1

Quant Time: Nov 19 17:20:33 2020
Quant Method : Y:\METHODS\VF201119G.M
Quant Title : NWTPH-Gx by GC/MS
QLast Update : Thu Nov 19 14:37:04 2020
Response via : Initial Calibration

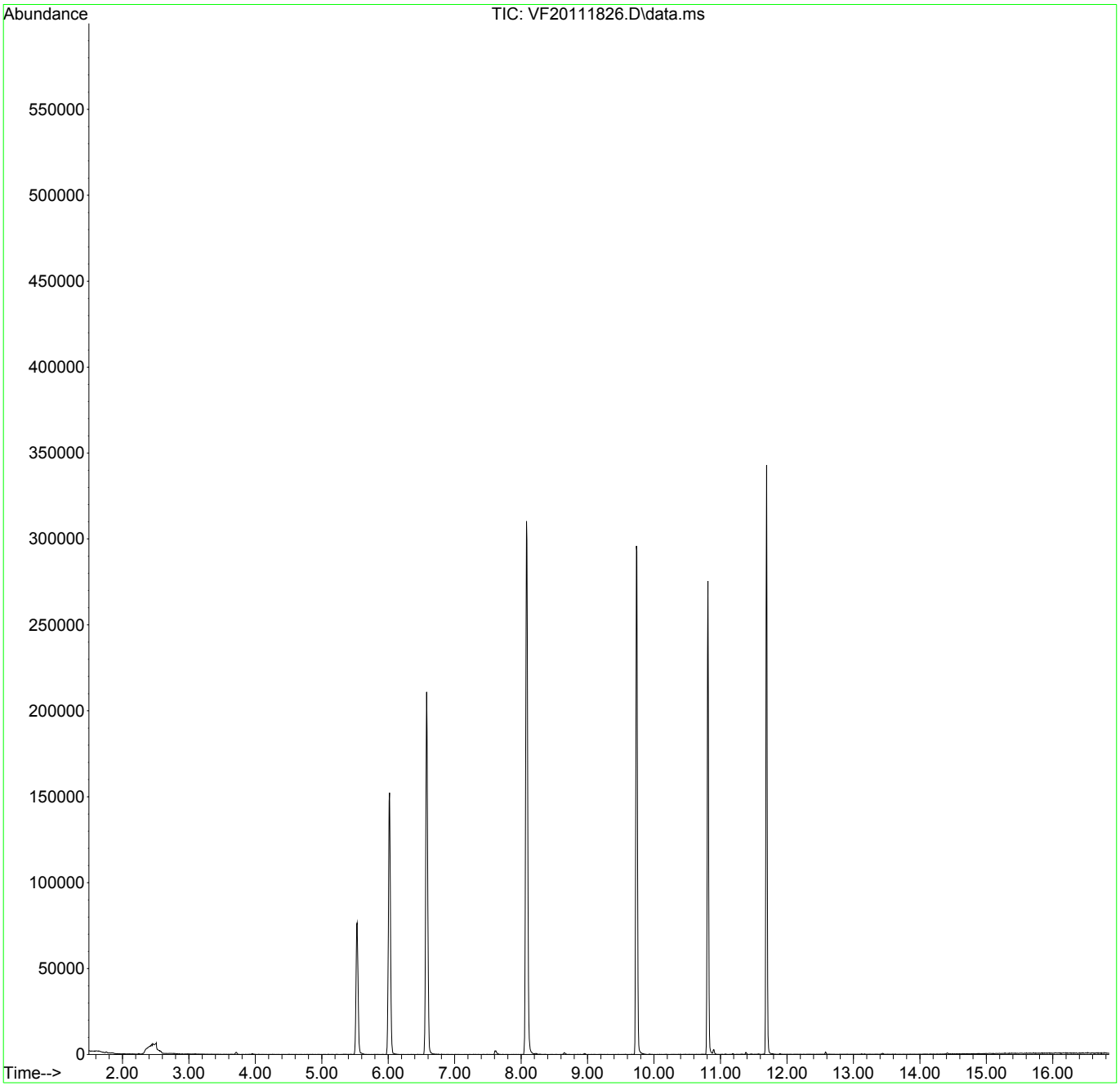

Quantitation Report (Not Reviewed)

Data Path : Y:\DATA\2020-11\0K18062\
Data File : VF20111827.D
Acq On : 19 Nov 2020 4:56 am
Operator : TNL
Sample : 0k18062-CALC 11/20/20 TNL
Misc : 1X 5mL 50ppb GX DI+MeOH
ALS Vial : 27 Sample Multiplier: 1

Quant Time: Nov 19 14:28:44 2020
Quant Method : Y:\METHODS\VF201119G.M
Quant Title : NWTPH-Gx by GC/MS
QLast Update : Thu Aug 13 22:40:04 2020
Response via : Initial Calibration

Compound	R.T.	QIon	Response	Conc	Units	Dev(Min)
Internal Standards						
1) Pentafluorobenzene (IS)	6.020	168	121907	50.00	ug/L	0.00
System Monitoring Compounds						
2) 1,4-Difluorobenzene (Sur)	6.579	TIC	424132	40.35	ug/L	0.00
3) 4-Bromofluorobenzene (...	10.812	TIC	364598	42.91	ug/L	0.00
4) Chlorobenzene-d5 (NR)	9.736	TIC	473074	0.00	ug/L	0.00
10) Toluene-d8 (NR)	8.081	TIC	627579	0.00	ug/L	0.00
12) 1,4-Dichlorobenzene-d4...	11.694	TIC	420422	0.00	ug/L	0.00
Target Compounds						Qvalue
5) NWTPH-Gx	9.745	TIC	141613m	49.27	ug/L	
6) TPHg (C5-C9)	9.745	TIC	379313m	35.70	ug/L	
7) TPHg (C6-C10)	9.745	TIC	307399m	39.04	ug/L	
8) CA-LUFT (C5-C12)	9.745	TIC	400645m	38.75	ug/L	

(#) = qualifier out of range (m) = manual integration (+) = signals summed

Quantitation Report (Not Reviewed)

Data Path : Y:\DATA\2020-11\0K18062\
Data File : VF20111827.D
Acq On : 19 Nov 2020 4:56 am
Operator : TNL
Sample : 0k18062-CALC
Misc : 1X 5mL 50ppb GX DI+MeOH
ALS Vial : 27 Sample Multiplier: 1

Quant Time: Nov 19 14:28:44 2020
Quant Method : Y:\METHODS\VF201119G.M
Quant Title : NWTPH-Gx by GC/MS
QLast Update : Thu Aug 13 22:40:04 2020
Response via : Initial Calibration

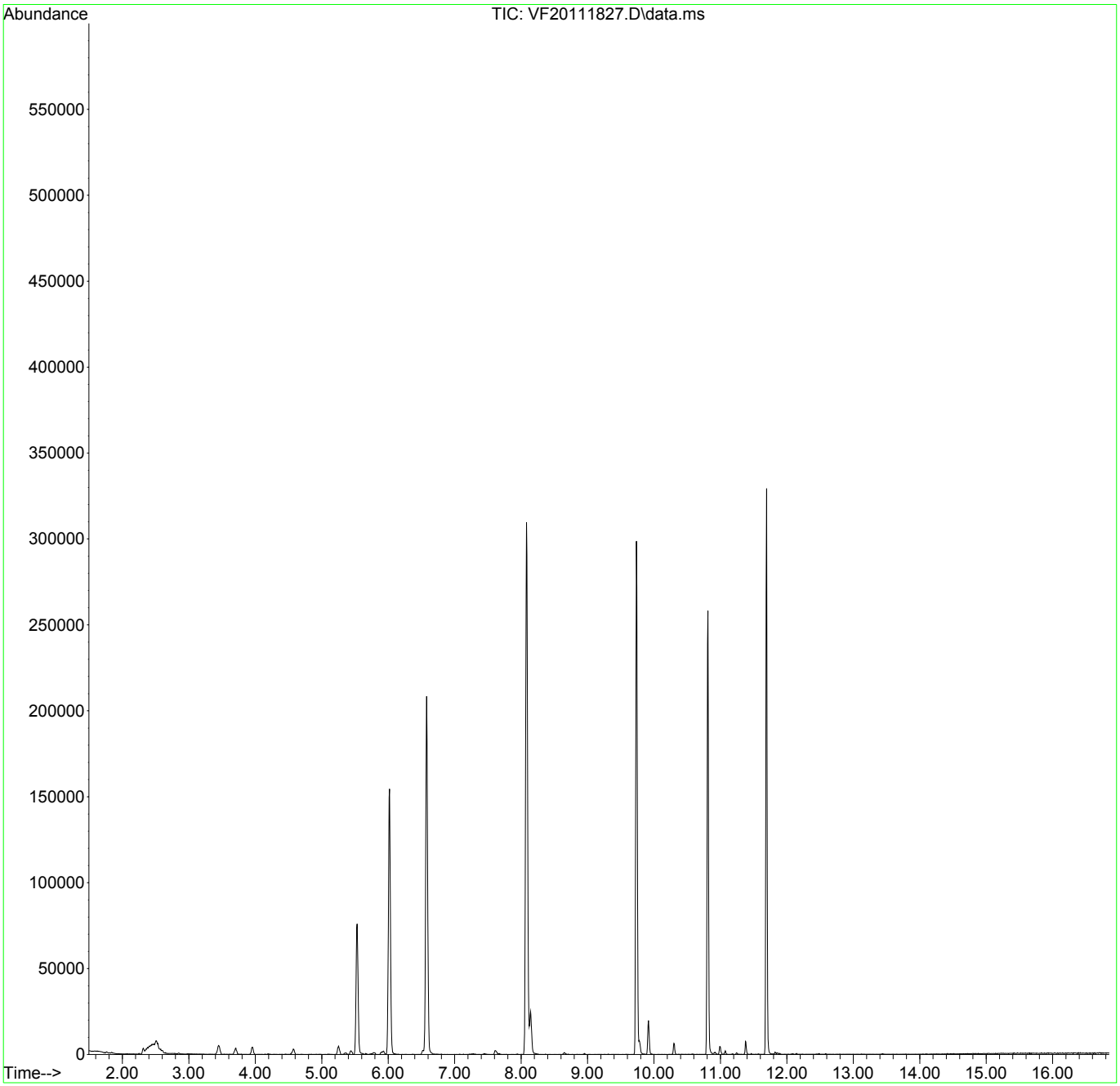

Quantitation Report (Qedit)

Data Path : Y:\DATA\2020-11\0K18062\
Data File : VF20111827.D
Acq On : 19 Nov 2020 4:56 am
Operator : TNL
Sample : 0k18062-CALC
Misc : 1X 5mL 50ppb GX DI+MeOH
ALS Vial : 27 Sample Multiplier: 1

Quant Time: Nov 19 14:28:44 2020
Quant Method : Y:\METHODS\VF201119G.M
Quant Title : NWTPH-Gx by GC/MS
QLast Update : Thu Aug 13 22:40:04 2020
Response via : Initial Calibration

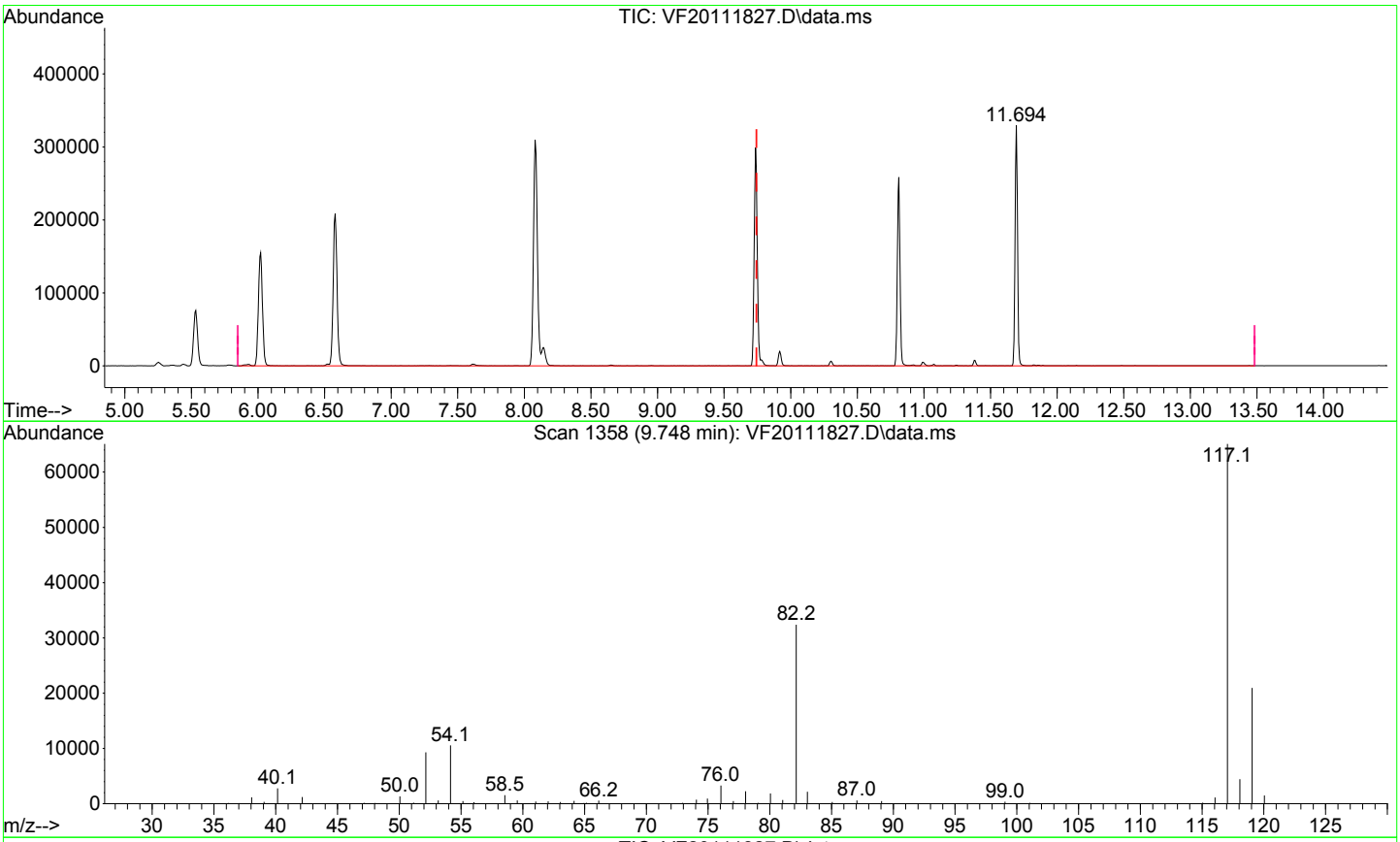

TIC: VF20111827.D\data.ms

(5) NWTPH-Gx (H)

9.745min (0.000) 49.27 ug/L m

response 141613

Signal	Exp%	Act%
TIC	100.00	100.00
0.00	0.00	0.00
0.00	0.00	0.00
0.00	0.00	0.00

Quantitation Report (Qedit)

Data Path : Y:\DATA\2020-11\0K18062\
Data File : VF20111827.D
Acq On : 19 Nov 2020 4:56 am
Operator : TNL
Sample : 0k18062-CALC
Misc : 1X 5mL 50ppb GX DI+MeOH
ALS Vial : 27 Sample Multiplier: 1

Quant Time: Nov 19 14:28:44 2020
Quant Method : Y:\METHODS\VF201119G.M
Quant Title : NWTPH-Gx by GC/MS
QLast Update : Thu Aug 13 22:40:04 2020
Response via : Initial Calibration

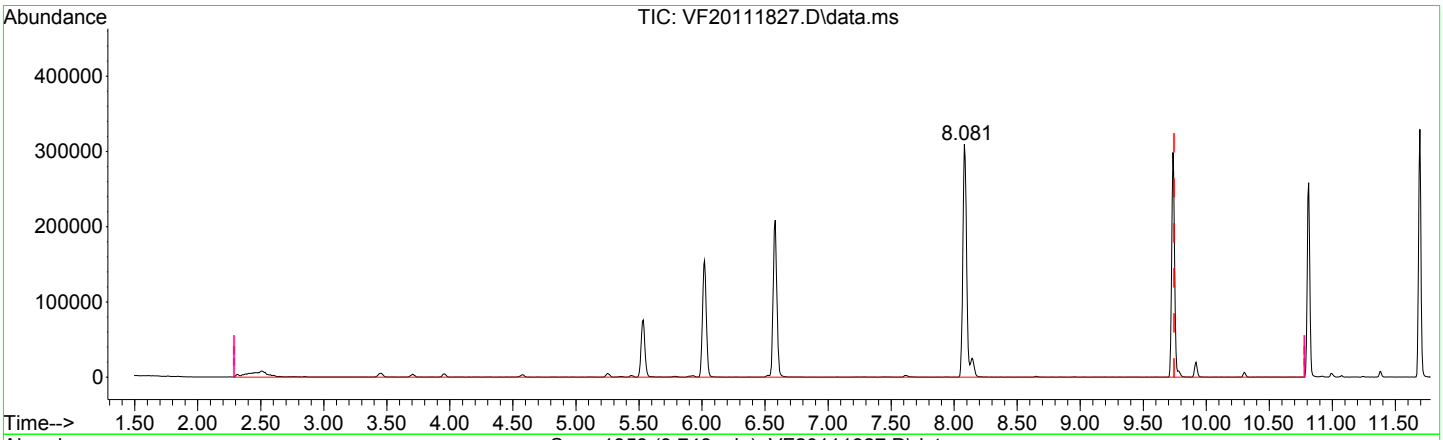

TIC: VF20111827.D\data.ms

(6) TPHg (C5-C9) (H)

9.745min (0.000) 35.70 ug/L m

response 379313

Signal	Exp%	Act%
TIC	100.00	100.00
0.00	0.00	0.00
0.00	0.00	0.00
0.00	0.00	0.00

Quantitation Report (Qedit)

Data Path : Y:\DATA\2020-11\0K18062\
Data File : VF20111827.D
Acq On : 19 Nov 2020 4:56 am
Operator : TNL
Sample : 0k18062-CALC
Misc : 1X 5mL 50ppb GX DI+MeOH
ALS Vial : 27 Sample Multiplier: 1

Quant Time: Nov 19 14:28:44 2020
Quant Method : Y:\METHODS\VF201119G.M
Quant Title : NWTPH-Gx by GC/MS
QLast Update : Thu Aug 13 22:40:04 2020
Response via : Initial Calibration

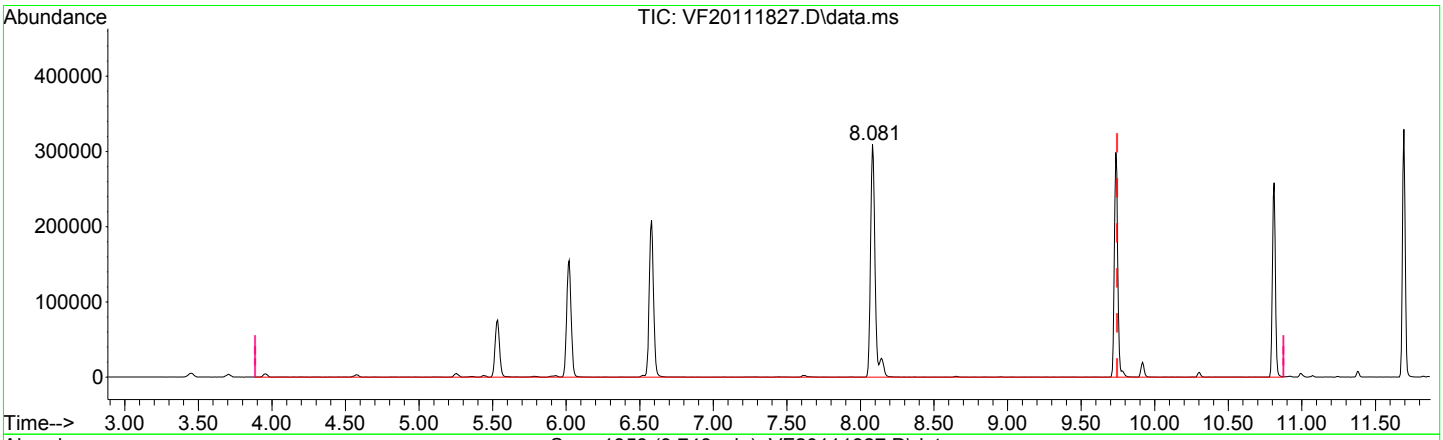

TIC: VF20111827.D\data.ms

(7) TPHg (C6-C10) (H)

9.745min (0.000) 39.04 ug/L m

response 307399

Signal	Exp%	Act%
TIC	100.00	100.00
0.00	0.00	0.00
0.00	0.00	0.00
0.00	0.00	0.00

Quantitation Report (Qedit)

Data Path : Y:\DATA\2020-11\0K18062\
Data File : VF20111827.D
Acq On : 19 Nov 2020 4:56 am
Operator : TNL
Sample : 0k18062-CALC
Misc : 1X 5mL 50ppb GX DI+MeOH
ALS Vial : 27 Sample Multiplier: 1

Quant Time: Nov 19 14:28:44 2020
Quant Method : Y:\METHODS\VF201119G.M
Quant Title : NWTPH-Gx by GC/MS
QLast Update : Thu Aug 13 22:40:04 2020
Response via : Initial Calibration

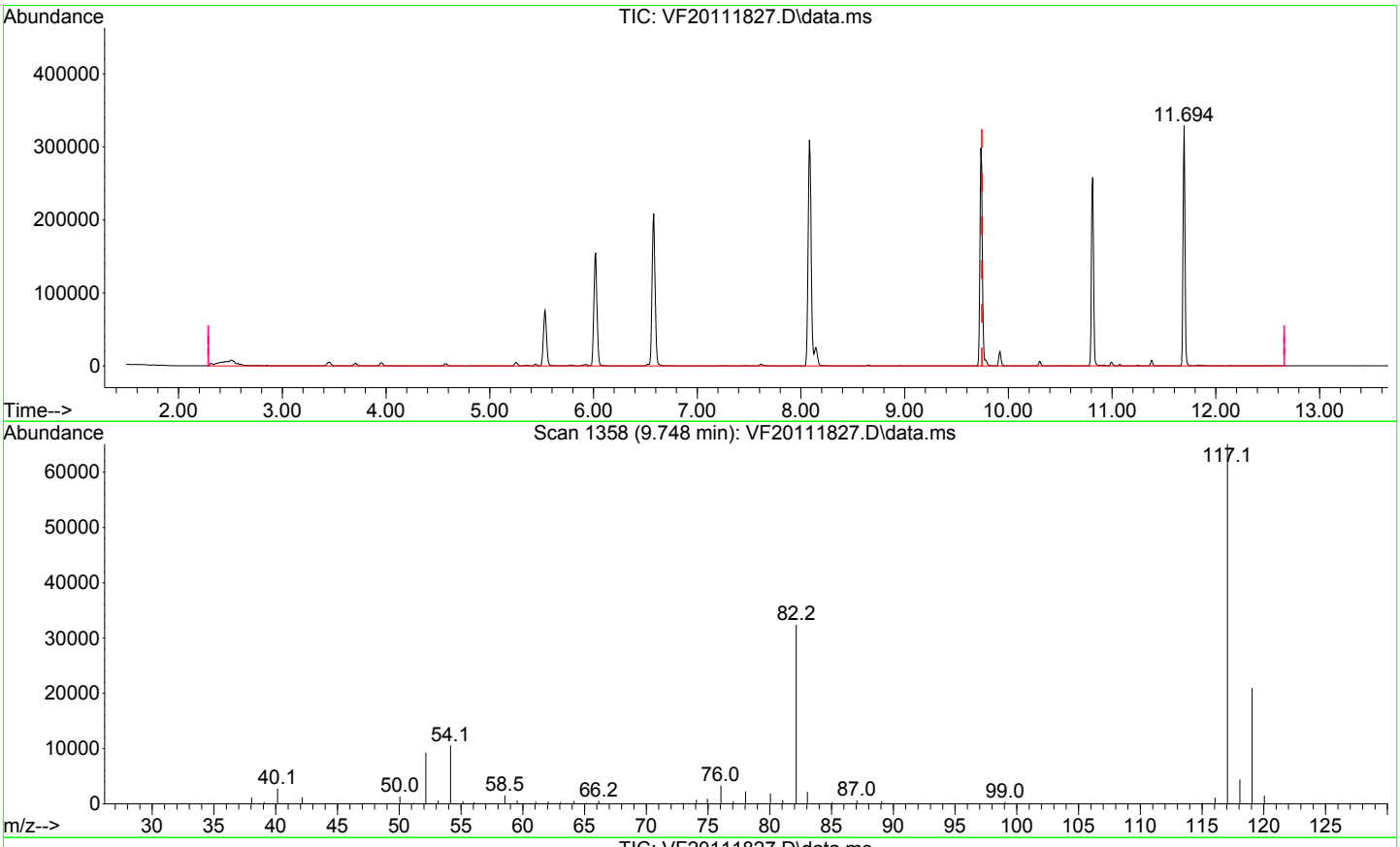

TIC: VF20111827.D\data.ms

(8) CA-LUFT (C5-C12) (H)

9.745min (0.000) 38.75 ug/L m

response 400645

Signal	Exp%	Act%
TIC	100.00	100.00
0.00	0.00	0.00
0.00	0.00	0.00
0.00	0.00	0.00

Quantitation Report (QT Reviewed)

Data Path : Y:\DATA\2020-11\0K18062\
Data File : VF20111827.D
Acq On : 19 Nov 2020 4:56 am
Operator : TNL
Sample : 0k18062-CALC
Misc : 1X 5mL 50ppb GX DI+MeOH
ALS Vial : 27 Sample Multiplier: 1

11/20/20 TNL

Quant Time: Nov 19 14:28:44 2020
Quant Method : Y:\METHODS\VF201119G.M
Quant Title : NWTPH-Gx by GC/MS
QLast Update : Thu Aug 13 22:40:04 2020
Response via : Initial Calibration

Compound	R.T.	QIon	Response	Conc	Units	Dev(Min)
Internal Standards						
1) Pentafluorobenzene (IS)	6.020	168	121907	50.00	ug/L	0.00
System Monitoring Compounds						
2) 1,4-Difluorobenzene (Sur)	6.579	TIC	424132	40.35	ug/L	0.00
3) 4-Bromofluorobenzene (...	10.812	TIC	364598	42.91	ug/L	0.00
4) Chlorobenzene-d5 (NR)	9.736	TIC	473074	0.00	ug/L	0.00
10) Toluene-d8 (NR)	8.081	TIC	627579	0.00	ug/L	0.00
12) 1,4-Dichlorobenzene-d4...	11.694	TIC	420422	0.00	ug/L	0.00
Target Compounds						Qvalue
5) NWTPH-Gx	9.745	TIC	141613m	49.27	ug/L	
6) TPHg (C5-C9)	9.745	TIC	379313m	35.70	ug/L	
7) TPHg (C6-C10)	9.745	TIC	307399m	39.04	ug/L	
8) CA-LUFT (C5-C12)	9.745	TIC	400645m	38.75	ug/L	

(#) = qualifier out of range (m) = manual integration (+) = signals summed

Quantitation Report (QT Reviewed)

Data Path : Y:\DATA\2020-11\0K18062\
Data File : VF20111827.D
Acq On : 19 Nov 2020 4:56 am
Operator : TNL
Sample : 0k18062-CALC
Misc : 1X 5mL 50ppb GX DI+MeOH
ALS Vial : 27 Sample Multiplier: 1

Quant Time: Nov 19 14:28:44 2020
Quant Method : Y:\METHODS\VF201119G.M
Quant Title : NWTPH-Gx by GC/MS
QLast Update : Thu Aug 13 22:40:04 2020
Response via : Initial Calibration

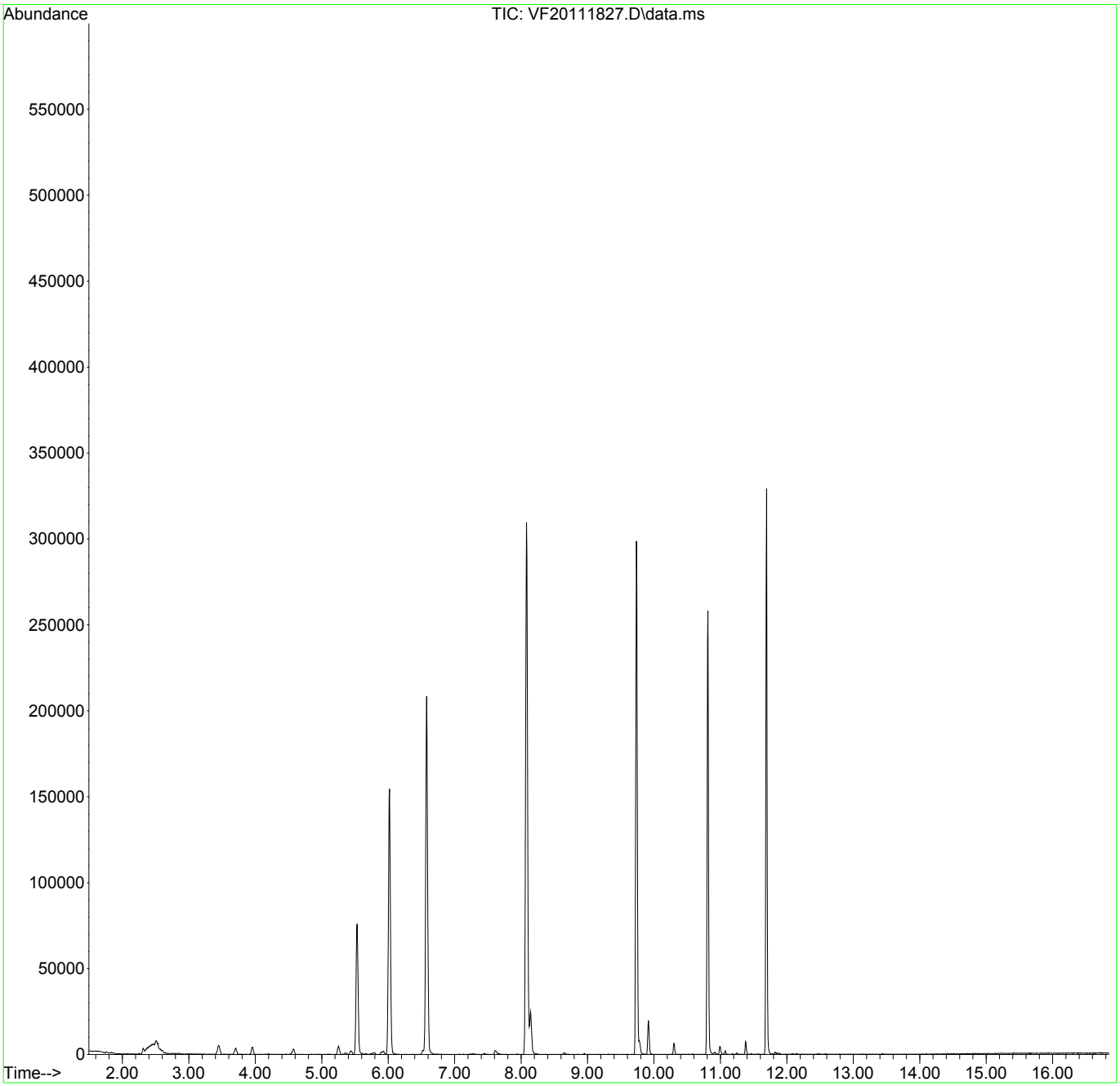

Quantitation Report (Not Reviewed)

Data Path : Y:\DATA\2020-11\0K18062\
Data File : VF20111828.D
Acq On : 19 Nov 2020 5:23 am
Operator : TNL
Sample : 0k18062-CALD
Misc : 1X 5mL 100ppb GX DI+MeOH 11/20/20 TNL
ALS Vial : 28 Sample Multiplier: 1

Quant Time: Nov 19 14:30:09 2020
Quant Method : Y:\METHODS\~~VF201119G.M~~
Quant Title : NWTPH-Gx by GC/MS
QLast Update : Thu Aug 13 22:40:04 2020
Response via : Initial Calibration

Compound	R.T.	QIon	Response	Conc	Units	Dev(Min)
Internal Standards						
1) Pentafluorobenzene (IS)	6.019	168	122269	50.00	ug/L	0.00
System Monitoring Compounds						
2) 1,4-Difluorobenzene (Sur)	6.578	TIC	440029	41.74	ug/L	0.00
3) 4-Bromofluorobenzene (...	10.811	TIC	365495	42.89	ug/L	0.00
4) Chlorobenzene-d5 (NR)	9.735	TIC	499032	0.00	ug/L	0.00
10) Toluene-d8 (NR)	8.080	TIC	636327	0.00	ug/L	0.00
12) 1,4-Dichlorobenzene-d4...	11.693	TIC	428901	0.00	ug/L	0.00
Target Compounds						Qvalue
5) NWTPH-Gx	9.745	TIC	226544m	67.47	ug/L	
6) TPHg (C5-C9)	9.745	TIC	497505m	56.10	ug/L	
7) TPHg (C6-C10)	9.745	TIC	417517m	61.13	ug/L	
8) CA-LUFT (C5-C12)	9.745	TIC	541031m	58.73	ug/L	

(#) = qualifier out of range (m) = manual integration (+) = signals summed

Quantitation Report (Not Reviewed)

Data Path : Y:\DATA\2020-11\0K18062\
Data File : VF20111828.D
Acq On : 19 Nov 2020 5:23 am
Operator : TNL
Sample : 0k18062-CALD
Misc : 1X 5mL 100ppb GX DI+MeOH
ALS Vial : 28 Sample Multiplier: 1

Quant Time: Nov 19 14:30:09 2020
Quant Method : Y:\METHODS\VF201119G.M
Quant Title : NWTPH-Gx by GC/MS
QLast Update : Thu Aug 13 22:40:04 2020
Response via : Initial Calibration

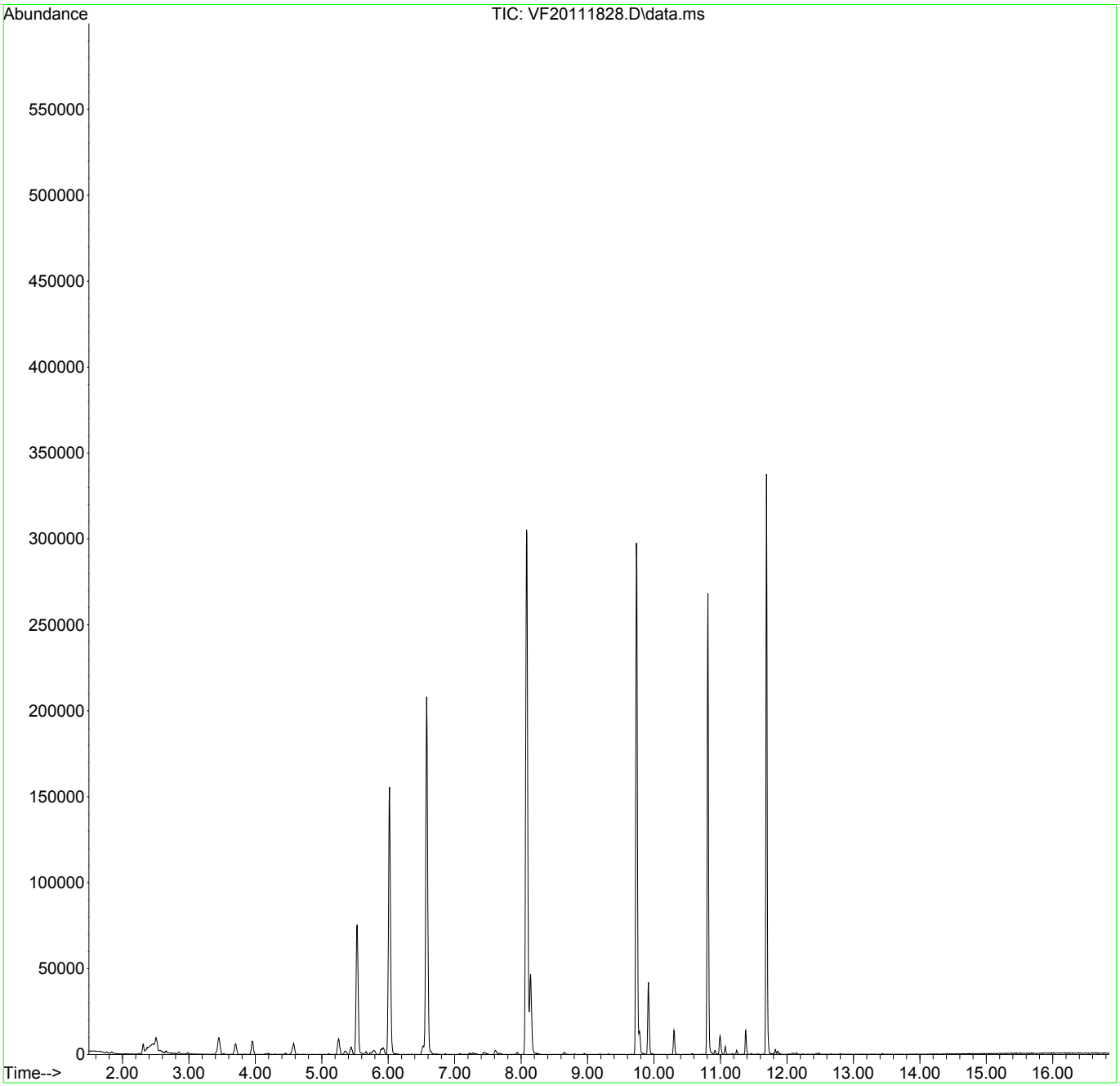

Quantitation Report (Qedit)

Data Path : Y:\DATA\2020-11\0K18062\
Data File : VF20111828.D
Acq On : 19 Nov 2020 5:23 am
Operator : TNL
Sample : 0k18062-CALD
Misc : 1X 5mL 100ppb GX DI+MeOH
ALS Vial : 28 Sample Multiplier: 1

Quant Time: Nov 19 14:30:09 2020
Quant Method : Y:\METHODS\VF201119G.M
Quant Title : NWTPH-Gx by GC/MS
QLast Update : Thu Aug 13 22:40:04 2020
Response via : Initial Calibration

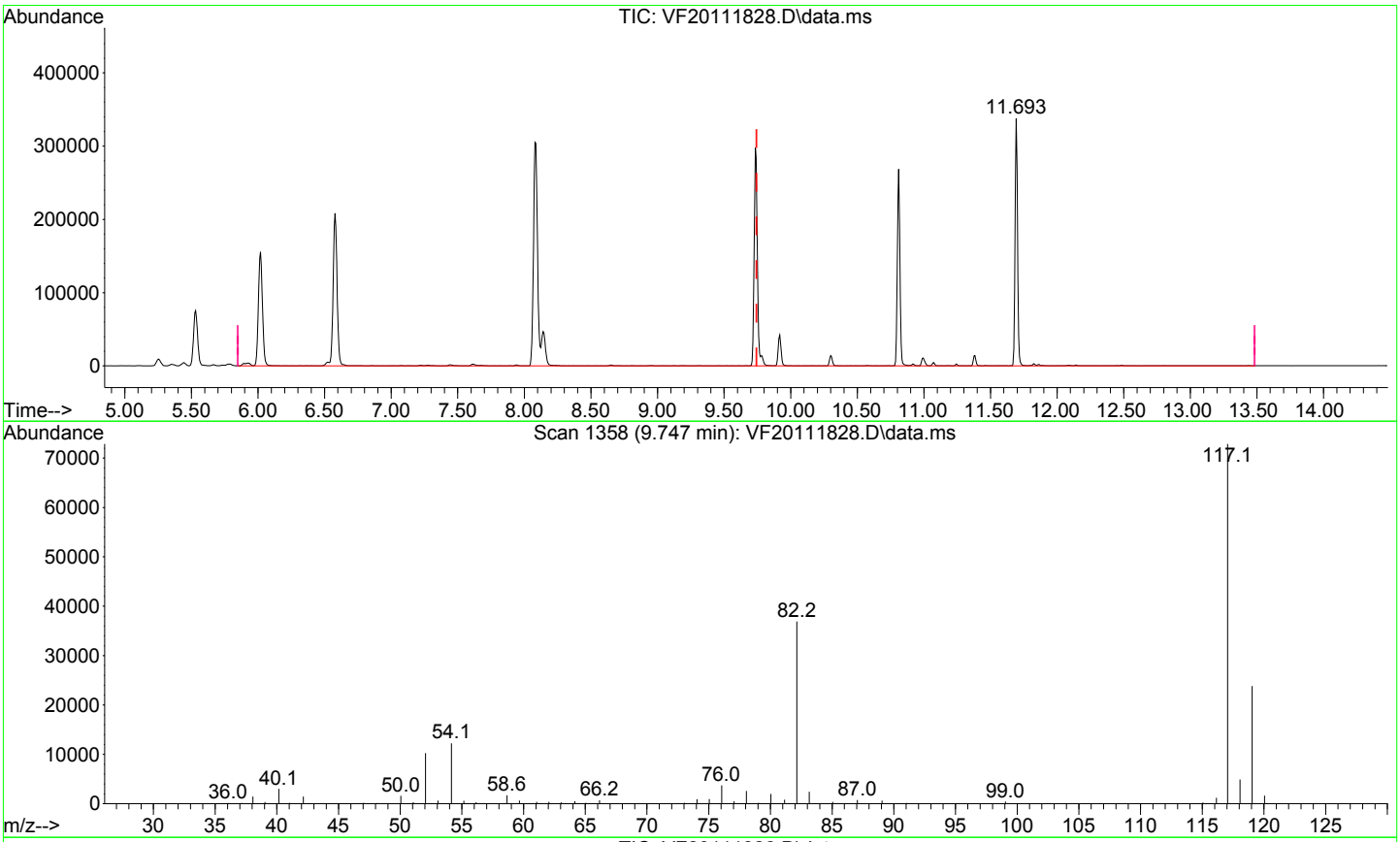

TIC: VF20111828.D\data.ms

(5) NWTPH-Gx (H)

9.745min (0.000) 67.47 ug/L m

response 226544

Signal	Exp%	Act%
TIC	100.00	100.00
0.00	0.00	0.00
0.00	0.00	0.00
0.00	0.00	0.00

Quantitation Report (Qedit)

Data Path : Y:\DATA\2020-11\0K18062\
Data File : VF20111828.D
Acq On : 19 Nov 2020 5:23 am
Operator : TNL
Sample : 0k18062-CALD
Misc : 1X 5mL 100ppb GX DI+MeOH
ALS Vial : 28 Sample Multiplier: 1

Quant Time: Nov 19 14:30:09 2020
Quant Method : Y:\METHODS\VF201119G.M
Quant Title : NWTPH-Gx by GC/MS
QLast Update : Thu Aug 13 22:40:04 2020
Response via : Initial Calibration

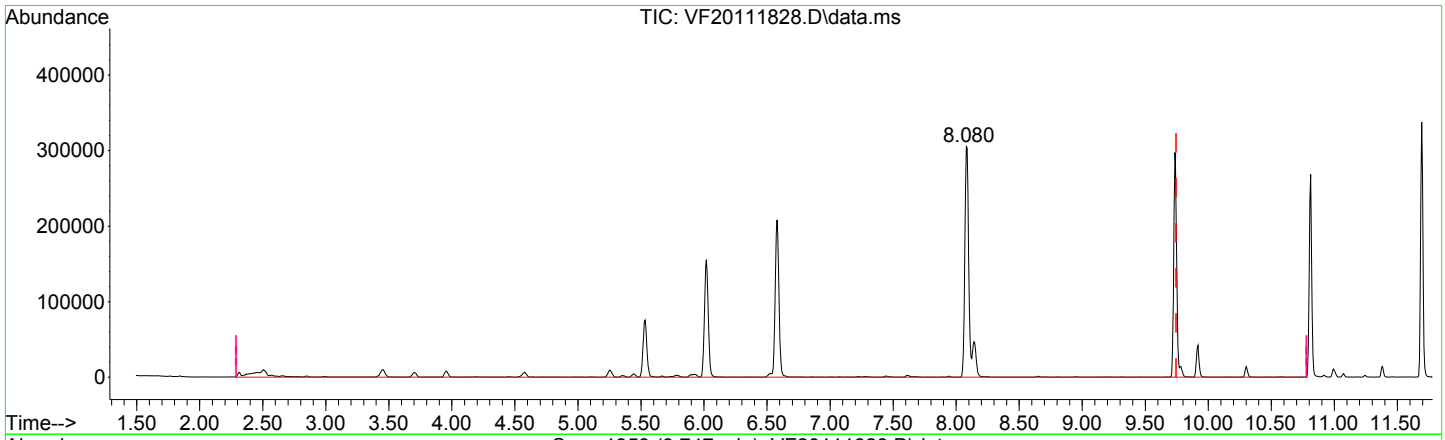

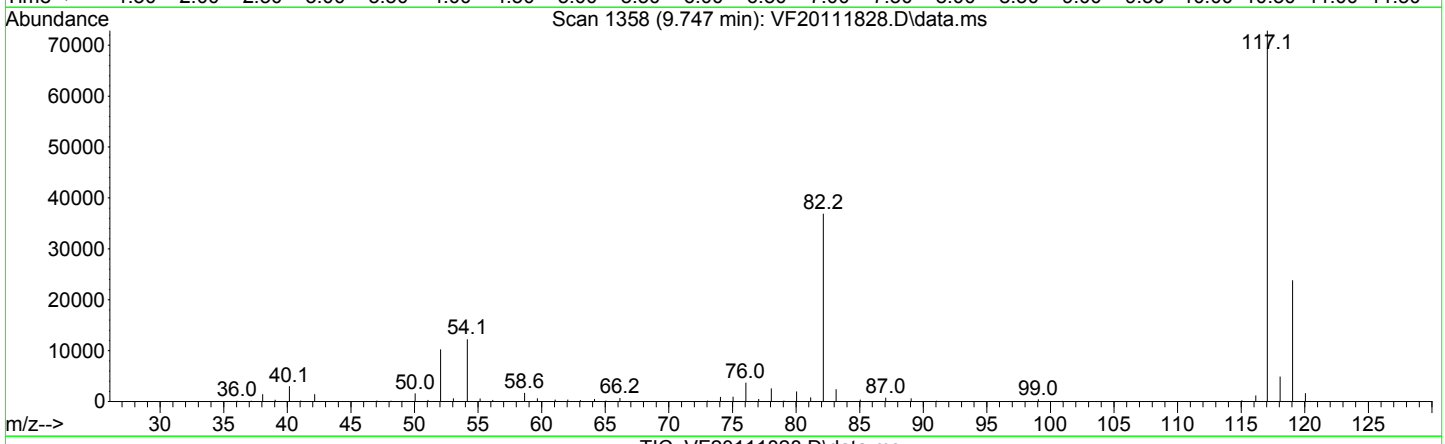

TIC: VF20111828.D\data.ms

(6) TPHg (C5-C9) (H)

9.745min (0.000) 56.10 ug/L m

response 497505

Signal	Exp%	Act%
TIC	100.00	100.00
0.00	0.00	0.00
0.00	0.00	0.00
0.00	0.00	0.00

Quantitation Report (Qedit)

Data Path : Y:\DATA\2020-11\0K18062\
Data File : VF20111828.D
Acq On : 19 Nov 2020 5:23 am
Operator : TNL
Sample : 0k18062-CALD
Misc : 1X 5mL 100ppb GX DI+MeOH
ALS Vial : 28 Sample Multiplier: 1

Quant Time: Nov 19 14:30:09 2020
Quant Method : Y:\METHODS\VF201119G.M
Quant Title : NWTPH-Gx by GC/MS
QLast Update : Thu Aug 13 22:40:04 2020
Response via : Initial Calibration

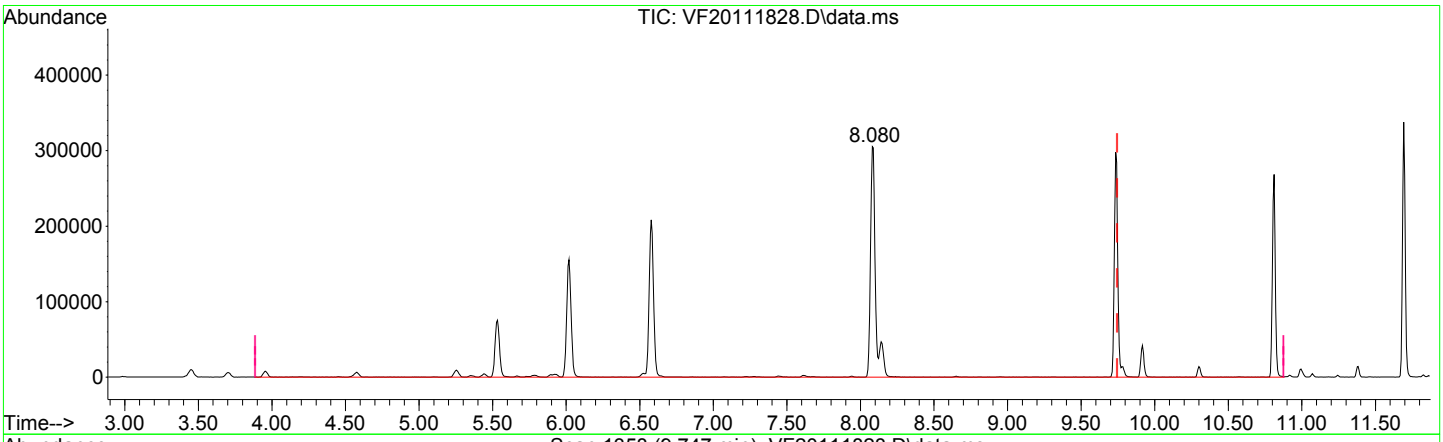

TIC: VF20111828.D\data.ms

(7) TPHg (C6-C10) (H)

9.745min (0.000) 61.13 ug/L m

response 417517

Signal	Exp%	Act%
TIC	100.00	100.00
0.00	0.00	0.00
0.00	0.00	0.00
0.00	0.00	0.00

Quantitation Report (Qedit)

Data Path : Y:\DATA\2020-11\0K18062\
Data File : VF20111828.D
Acq On : 19 Nov 2020 5:23 am
Operator : TNL
Sample : 0k18062-CALD
Misc : 1X 5mL 100ppb GX DI+MeOH
ALS Vial : 28 Sample Multiplier: 1

Quant Time: Nov 19 14:30:09 2020
Quant Method : Y:\METHODS\VF201119G.M
Quant Title : NWTPH-Gx by GC/MS
QLast Update : Thu Aug 13 22:40:04 2020
Response via : Initial Calibration

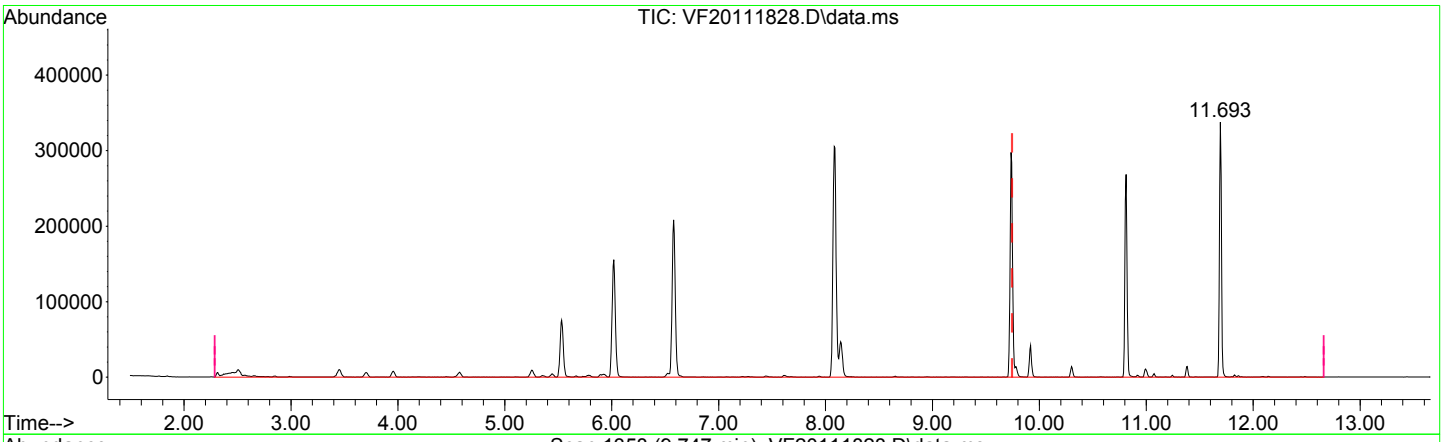

TIC: VF20111828.D\data.ms

(8) CA-LUFT (C5-C12) (H)

9.745min (0.000) 58.73 ug/L m

response 541031

Signal	Exp%	Act%
TIC	100.00	100.00
0.00	0.00	0.00
0.00	0.00	0.00
0.00	0.00	0.00

Quantitation Report (QT Reviewed)

Data Path : Y:\DATA\2020-11\0K18062\
Data File : VF20111828.D
Acq On : 19 Nov 2020 5:23 am
Operator : TNL
Sample : 0k18062-CALD
Misc : 1X 5mL 100ppb GX DI+MeOH
ALS Vial : 28 Sample Multiplier: 1

11/20/20 TNL

Quant Time: Nov 19 14:30:09 2020
Quant Method : Y:\METHODS\~~VF201119G.M~~
Quant Title : NWTPH-Gx by GC/MS
QLast Update : Thu Aug 13 22:40:04 2020
Response via : Initial Calibration

Compound	R.T.	QIon	Response	Conc	Units	Dev(Min)
Internal Standards						
1) Pentafluorobenzene (IS)	6.019	168	122269	50.00	ug/L	0.00
System Monitoring Compounds						
2) 1,4-Difluorobenzene (Sur)	6.578	TIC	440029	41.74	ug/L	0.00
3) 4-Bromofluorobenzene (...	10.811	TIC	365495	42.89	ug/L	0.00
4) Chlorobenzene-d5 (NR)	9.735	TIC	499032	0.00	ug/L	0.00
10) Toluene-d8 (NR)	8.080	TIC	636327	0.00	ug/L	0.00
12) 1,4-Dichlorobenzene-d4...	11.693	TIC	428901	0.00	ug/L	0.00
Target Compounds						Qvalue
5) NWTPH-Gx	9.745	TIC	226544m	67.47	ug/L	
6) TPHg (C5-C9)	9.745	TIC	497505m	56.10	ug/L	
7) TPHg (C6-C10)	9.745	TIC	417517m	61.13	ug/L	
8) CA-LUFT (C5-C12)	9.745	TIC	541031m	58.73	ug/L	

(#) = qualifier out of range (m) = manual integration (+) = signals summed

Quantitation Report (QT Reviewed)

Data Path : Y:\DATA\2020-11\0K18062\
Data File : VF20111828.D
Acq On : 19 Nov 2020 5:23 am
Operator : TNL
Sample : 0k18062-CALD
Misc : 1X 5mL 100ppb GX DI+MeOH
ALS Vial : 28 Sample Multiplier: 1

Quant Time: Nov 19 14:30:09 2020
Quant Method : Y:\METHODS\VF201119G.M
Quant Title : NWTPH-Gx by GC/MS
QLast Update : Thu Aug 13 22:40:04 2020
Response via : Initial Calibration

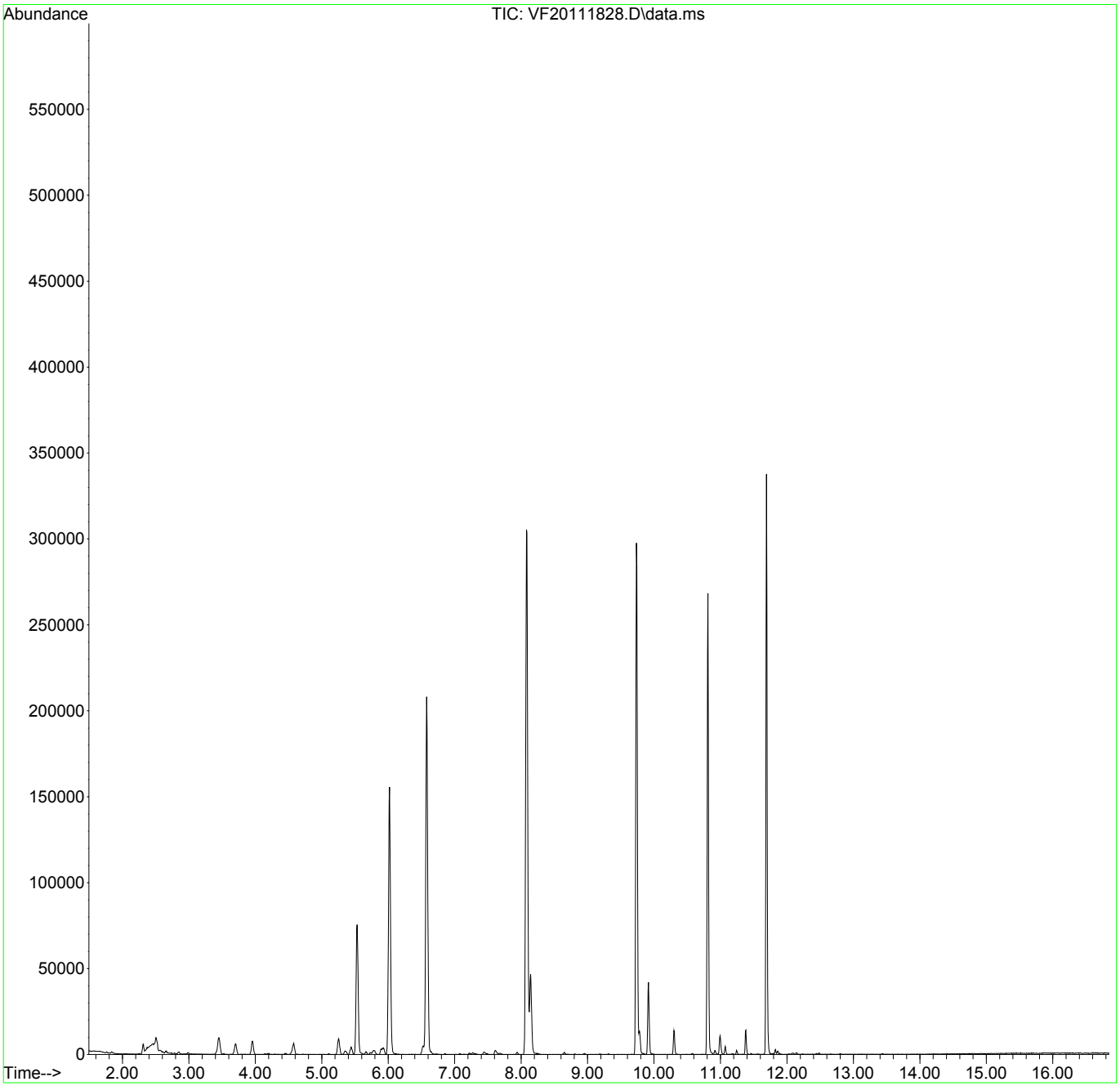

Quantitation Report (Not Reviewed)

Data Path : Y:\DATA\2020-11\0K18062\
Data File : VF20111829.D
Acq On : 19 Nov 2020 5:50 am
Operator : TNL
Sample : 0k18062-CALE
Misc : 1X 5mL 250ppb GX DI+MeOH 11/20/20 TNL
ALS Vial : 29 Sample Multiplier: 1

Quant Time: Nov 19 14:31:47 2020
Quant Method : Y:\METHODS\VF201119G.M
Quant Title : NWTPH-Gx by GC/MS
QLast Update : Thu Aug 13 22:40:04 2020
Response via : Initial Calibration

Compound	R.T.	QIon	Response	Conc	Units	Dev(Min)
Internal Standards						
1) Pentafluorobenzene (IS)	6.020	168	122137	50.00	ug/L	0.00
System Monitoring Compounds						
2) 1,4-Difluorobenzene (Sur)	6.580	TIC	432953	41.11	ug/L	0.00
3) 4-Bromofluorobenzene (...	10.813	TIC	366582	43.07	ug/L	0.00
4) Chlorobenzene-d5 (NR)	9.736	TIC	483824	0.00	ug/L	0.00
10) Toluene-d8 (NR)	8.082	TIC	640437	0.00	ug/L	0.00
12) 1,4-Dichlorobenzene-d4...	11.694	TIC	437508	0.00	ug/L	0.00
Target Compounds						Qvalue
5) NWTPH-Gx	9.745	TIC	780509m	186.47	ug/L	
6) TPHg (C5-C9)	9.745	TIC	1137199m	167.48	ug/L	
7) TPHg (C6-C10)	9.745	TIC	982914m	175.42	ug/L	
8) CA-LUFT (C5-C12)	9.745	TIC	1319194m	170.25	ug/L	

(#) = qualifier out of range (m) = manual integration (+) = signals summed

Quantitation Report (Not Reviewed)

Data Path : Y:\DATA\2020-11\0K18062\
Data File : VF20111829.D
Acq On : 19 Nov 2020 5:50 am
Operator : TNL
Sample : 0k18062-CALE
Misc : 1X 5mL 250ppb GX DI+MeOH
ALS Vial : 29 Sample Multiplier: 1

Quant Time: Nov 19 14:31:47 2020
Quant Method : Y:\METHODS\VF201119G.M
Quant Title : NWTPH-Gx by GC/MS
QLast Update : Thu Aug 13 22:40:04 2020
Response via : Initial Calibration

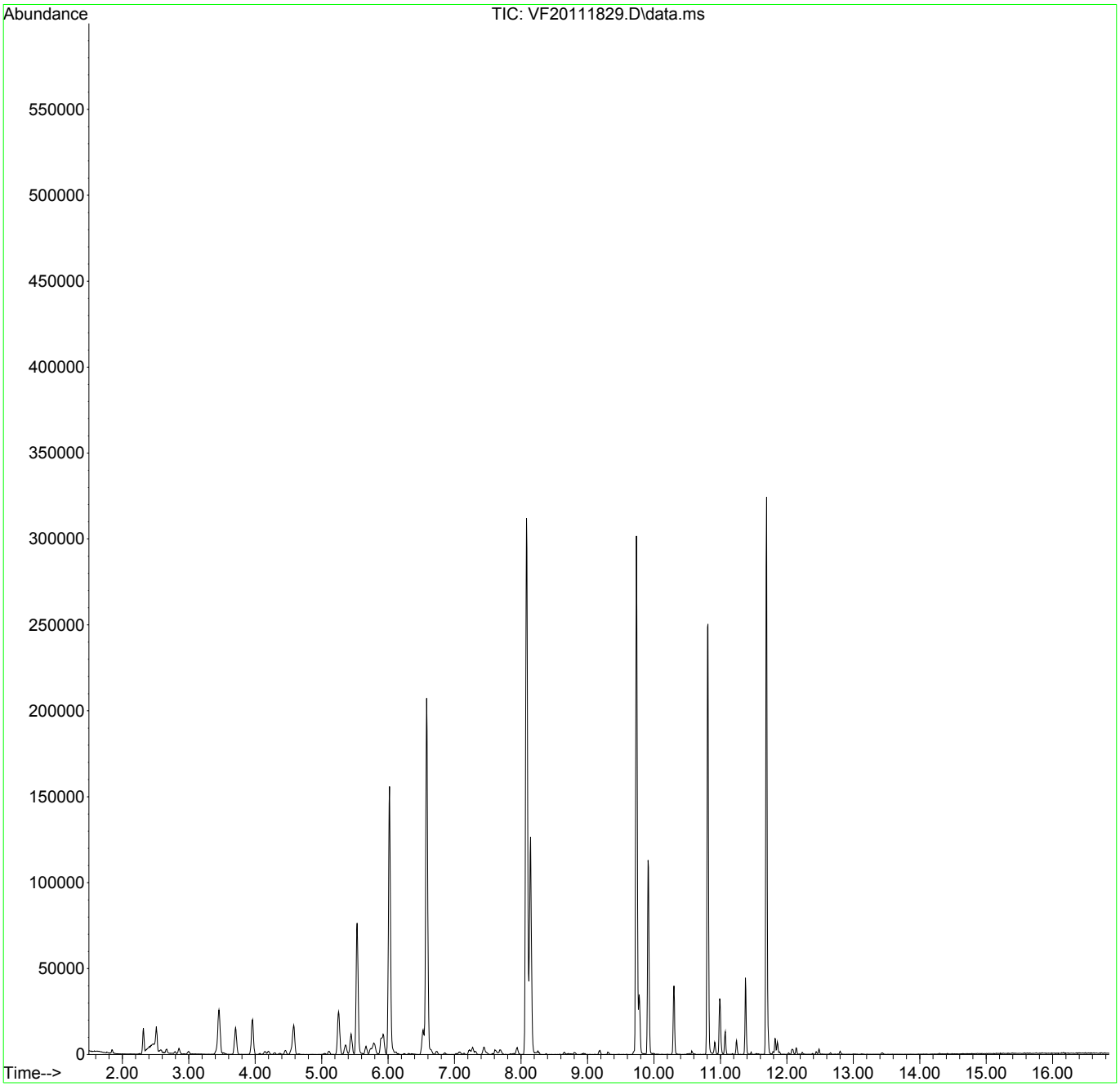

Quantitation Report (Qedit)

Data Path : Y:\DATA\2020-11\0K18062\
Data File : VF20111829.D
Acq On : 19 Nov 2020 5:50 am
Operator : TNL
Sample : 0k18062-CALE
Misc : 1X 5mL 250ppb GX DI+MeOH
ALS Vial : 29 Sample Multiplier: 1

Quant Time: Nov 19 14:31:47 2020
Quant Method : Y:\METHODS\VF201119G.M
Quant Title : NWTPH-Gx by GC/MS
QLast Update : Thu Aug 13 22:40:04 2020
Response via : Initial Calibration

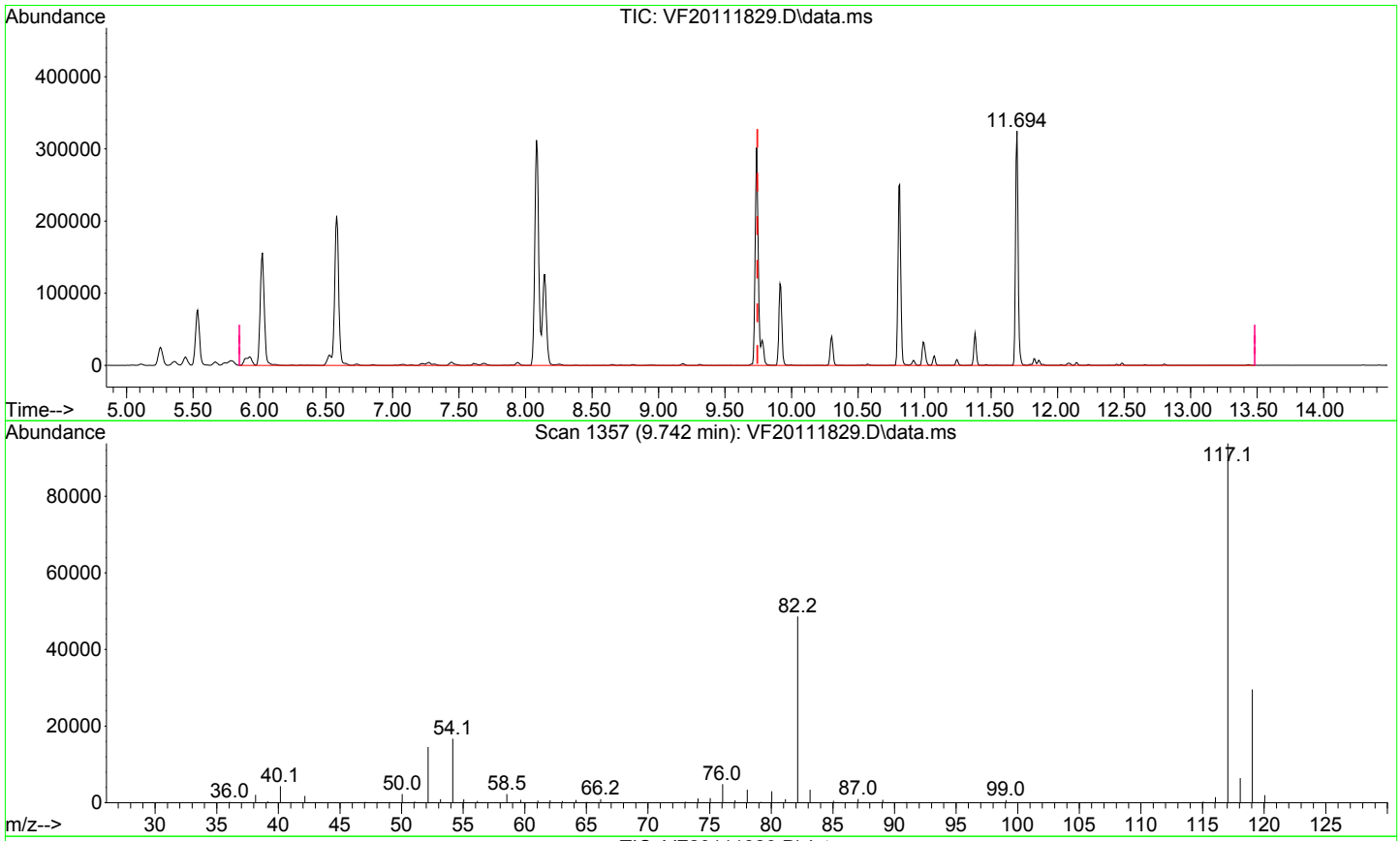

TIC: VF20111829.D\data.ms

(5) NWTPH-Gx (H)

9.745min (0.000) 186.47 ug/L m

response 780509

Signal	Exp%	Act%
TIC	100.00	100.00
0.00	0.00	0.00
0.00	0.00	0.00
0.00	0.00	0.00

Quantitation Report (Qedit)

Data Path : Y:\DATA\2020-11\0K18062\
Data File : VF20111829.D
Acq On : 19 Nov 2020 5:50 am
Operator : TNL
Sample : 0k18062-CALE
Misc : 1X 5mL 250ppb GX DI+MeOH
ALS Vial : 29 Sample Multiplier: 1

Quant Time: Nov 19 14:31:47 2020
Quant Method : Y:\METHODS\VF201119G.M
Quant Title : NWTPH-Gx by GC/MS
QLast Update : Thu Aug 13 22:40:04 2020
Response via : Initial Calibration

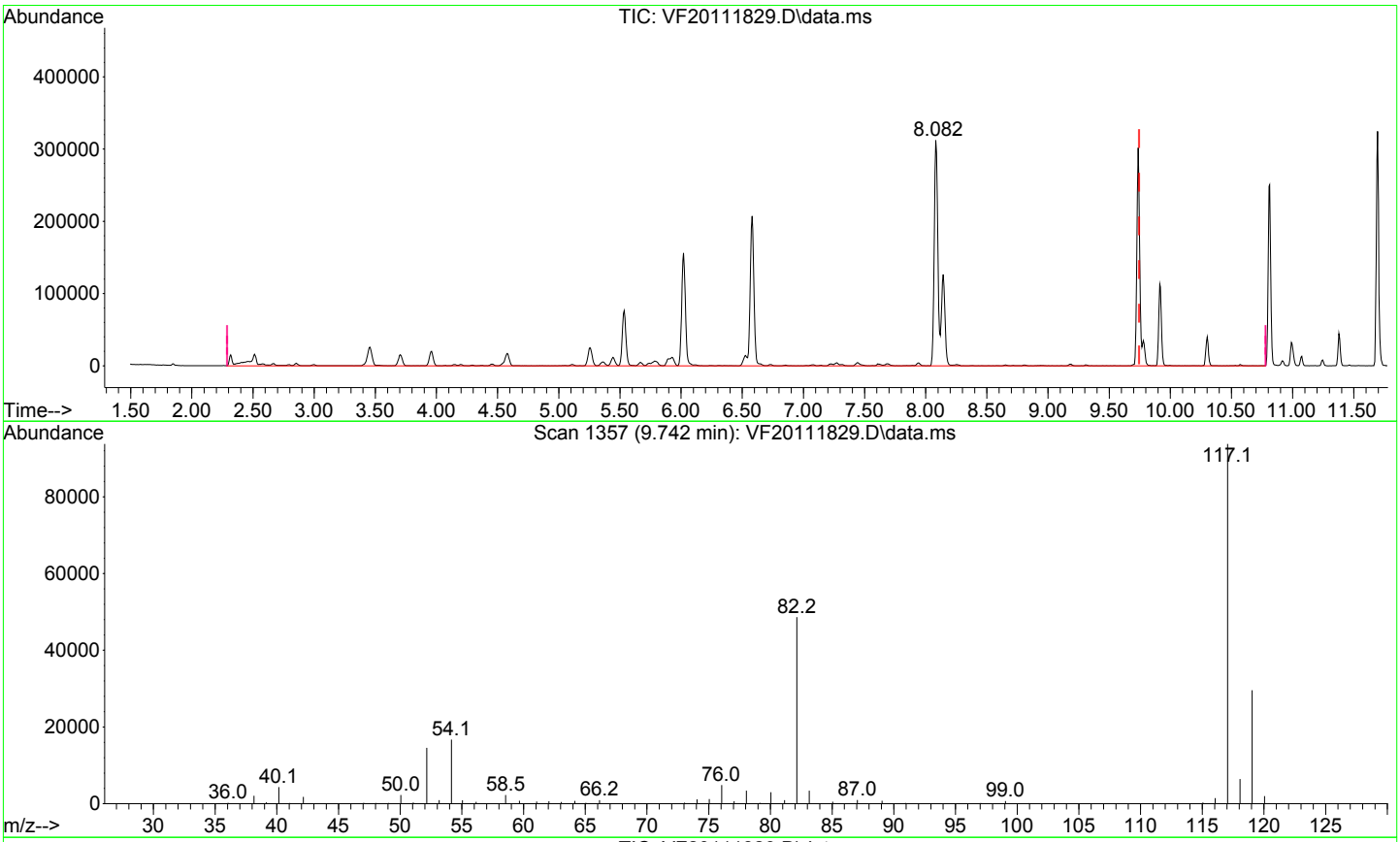

TIC: VF20111829.D\data.ms

(6) TPHg (C5-C9) (H)

9.745min (0.000) 167.48 ug/L m

response 1137199

Signal	Exp%	Act%
TIC	100.00	100.00
0.00	0.00	0.00
0.00	0.00	0.00
0.00	0.00	0.00

Quantitation Report (Qedit)

Data Path : Y:\DATA\2020-11\0K18062\
Data File : VF20111829.D
Acq On : 19 Nov 2020 5:50 am
Operator : TNL
Sample : 0k18062-CALE
Misc : 1X 5mL 250ppb GX DI+MeOH
ALS Vial : 29 Sample Multiplier: 1

Quant Time: Nov 19 14:31:47 2020
Quant Method : Y:\METHODS\VF201119G.M
Quant Title : NWTPH-Gx by GC/MS
QLast Update : Thu Aug 13 22:40:04 2020
Response via : Initial Calibration

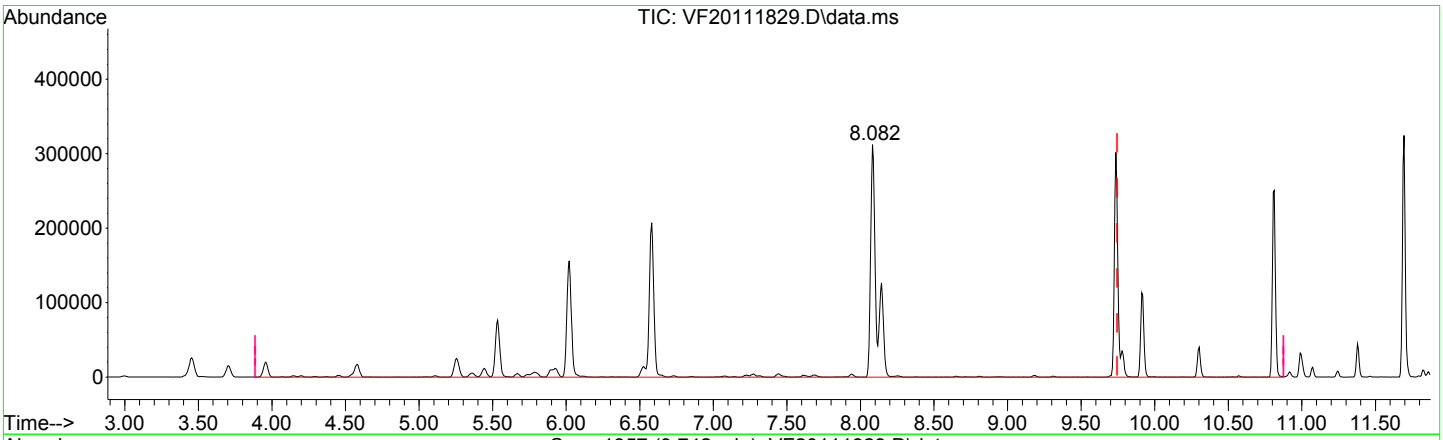

TIC: VF20111829.D\data.ms

(7) TPHg (C6-C10) (H)

9.745min (0.000) 175.42 ug/L m

response 982914

Signal	Exp%	Act%
TIC	100.00	100.00
0.00	0.00	0.00
0.00	0.00	0.00
0.00	0.00	0.00

Quantitation Report (Qedit)

Data Path : Y:\DATA\2020-11\0K18062\
Data File : VF20111829.D
Acq On : 19 Nov 2020 5:50 am
Operator : TNL
Sample : 0k18062-CALE
Misc : 1X 5mL 250ppb GX DI+MeOH
ALS Vial : 29 Sample Multiplier: 1

Quant Time: Nov 19 14:31:47 2020
Quant Method : Y:\METHODS\VF201119G.M
Quant Title : NWTPH-Gx by GC/MS
QLast Update : Thu Aug 13 22:40:04 2020
Response via : Initial Calibration

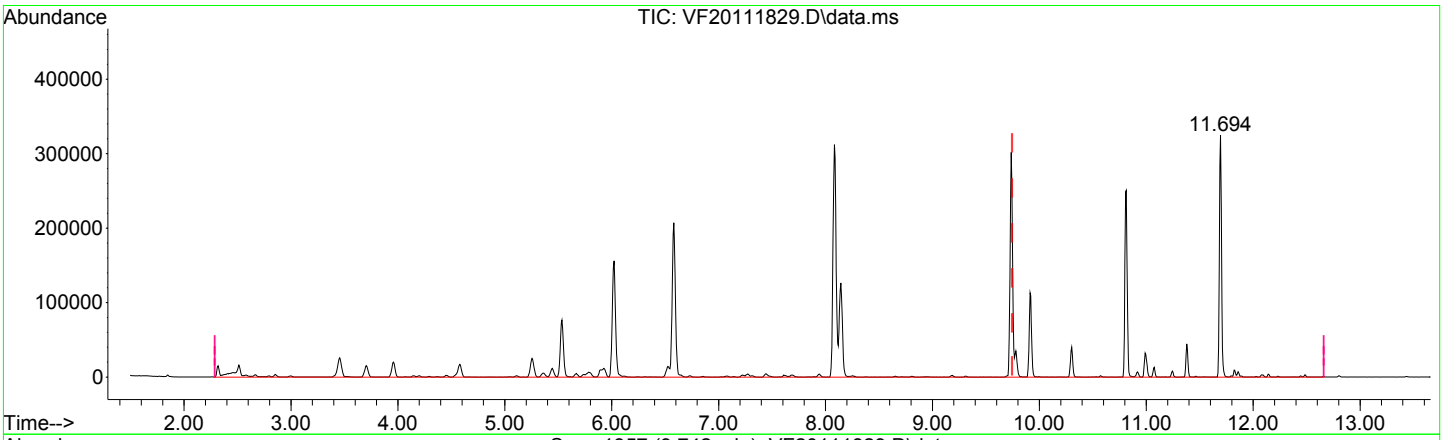

TIC: VF20111829.D\data.ms

(8) CA-LUFT (C5-C12) (H)

9.745min (0.000) 170.25 ug/L m

response 1319194

Signal	Exp%	Act%
TIC	100.00	100.00
0.00	0.00	0.00
0.00	0.00	0.00
0.00	0.00	0.00

Quantitation Report (QT Reviewed)

Data Path : Y:\DATA\2020-11\0K18062\
Data File : VF20111829.D
Acq On : 19 Nov 2020 5:50 am
Operator : TNL
Sample : 0k18062-CALE
Misc : 1X 5mL 250ppb GX DI+MeOH
ALS Vial : 29 Sample Multiplier: 1

11/20/20 TNL

Quant Time: Nov 19 14:31:47 2020
Quant Method : Y:\METHODS\~~VF201119G.M~~
Quant Title : NWTPH-Gx by GC/MS
QLast Update : Thu Aug 13 22:40:04 2020
Response via : Initial Calibration

Compound	R.T.	QIon	Response	Conc	Units	Dev(Min)
Internal Standards						
1) Pentafluorobenzene (IS)	6.020	168	122137	50.00	ug/L	0.00
System Monitoring Compounds						
2) 1,4-Difluorobenzene (Sur)	6.580	TIC	432953	41.11	ug/L	0.00
3) 4-Bromofluorobenzene (...	10.813	TIC	366582	43.07	ug/L	0.00
4) Chlorobenzene-d5 (NR)	9.736	TIC	483824	0.00	ug/L	0.00
10) Toluene-d8 (NR)	8.082	TIC	640437	0.00	ug/L	0.00
12) 1,4-Dichlorobenzene-d4...	11.694	TIC	437508	0.00	ug/L	0.00
Target Compounds						Qvalue
5) NWTPH-Gx	9.745	TIC	780509m	186.47	ug/L	
6) TPHg (C5-C9)	9.745	TIC	1137199m	167.48	ug/L	
7) TPHg (C6-C10)	9.745	TIC	982914m	175.42	ug/L	
8) CA-LUFT (C5-C12)	9.745	TIC	1319194m	170.25	ug/L	

(#) = qualifier out of range (m) = manual integration (+) = signals summed

Quantitation Report (QT Reviewed)

Data Path : Y:\DATA\2020-11\0K18062\
Data File : VF20111829.D
Acq On : 19 Nov 2020 5:50 am
Operator : TNL
Sample : 0k18062-CALE
Misc : 1X 5mL 250ppb GX DI+MeOH
ALS Vial : 29 Sample Multiplier: 1

Quant Time: Nov 19 14:31:47 2020
Quant Method : Y:\METHODS\VF201119G.M
Quant Title : NWTPH-Gx by GC/MS
QLast Update : Thu Aug 13 22:40:04 2020
Response via : Initial Calibration

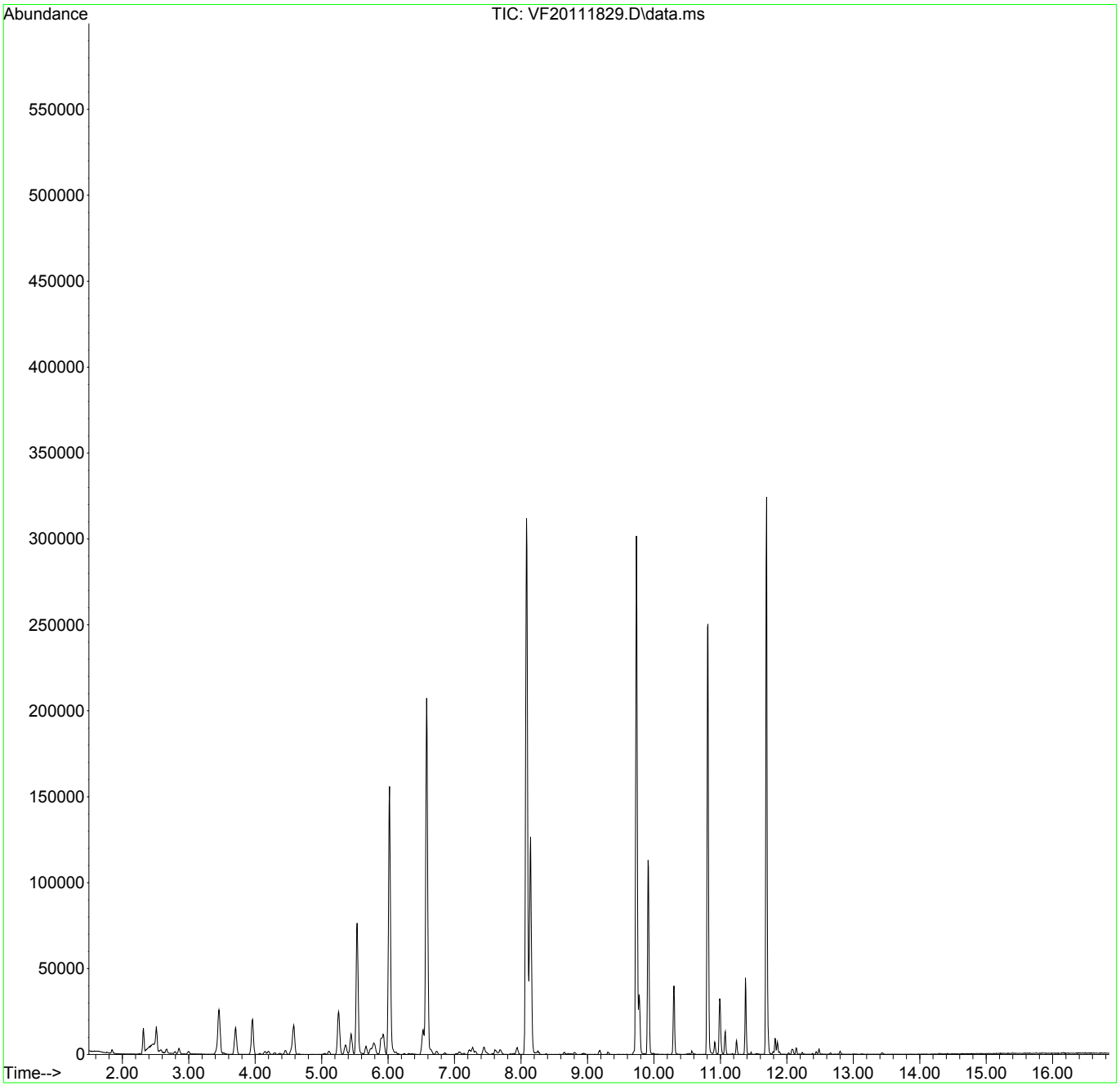

Quantitation Report (Not Reviewed)

Data Path : Y:\DATA\2020-11\0K18062\
Data File : VF20111830.D
Acq On : 19 Nov 2020 6:18 am
Operator : TNL
Sample : 0k18062-CALF
Misc : 1X 5mL 500ppb GX DI+MeOH
ALS Vial : 30 Sample Multiplier: 1

11/20/20 TNL

Quant Time: Nov 19 14:32:27 2020
Quant Method : Y:\METHODS\VF201119G.M
Quant Title : NWTPH-Gx by GC/MS
QLast Update : Thu Aug 13 22:40:04 2020
Response via : Initial Calibration

Compound	R.T.	QIon	Response	Conc	Units	Dev(Min)
Internal Standards						
1) Pentafluorobenzene (IS)	6.019	168	123418	50.00	ug/L	0.00
System Monitoring Compounds						
2) 1,4-Difluorobenzene (Sur)	6.578	TIC	443498	41.68	ug/L	0.00
3) 4-Bromofluorobenzene (...	10.811	TIC	379419	44.11	ug/L	0.00
4) Chlorobenzene-d5 (NR)	9.734	TIC	497269	0.00	ug/L	0.00
10) Toluene-d8 (NR)	8.080	TIC	630111	0.00	ug/L	0.00
12) 1,4-Dichlorobenzene-d4...	11.693	TIC	468478	0.00	ug/L	0.00
Target Compounds						Qvalue
5) NWTPH-Gx	9.745	TIC	1824766m	404.55	ug/L	
6) TPHg (C5-C9)	9.745	TIC	2308980m	366.00	ug/L	
7) TPHg (C6-C10)	9.745	TIC	2000281m	375.38	ug/L	
8) CA-LUFT (C5-C12)	9.745	TIC	2739362m	368.06	ug/L	

(#) = qualifier out of range (m) = manual integration (+) = signals summed

Quantitation Report (Not Reviewed)

Data Path : Y:\DATA\2020-11\0K18062\
Data File : VF20111830.D
Acq On : 19 Nov 2020 6:18 am
Operator : TNL
Sample : 0k18062-CALF
Misc : 1X 5mL 500ppb GX DI+MeOH
ALS Vial : 30 Sample Multiplier: 1

Quant Time: Nov 19 14:32:27 2020
Quant Method : Y:\METHODS\VF201119G.M
Quant Title : NWTPH-Gx by GC/MS
QLast Update : Thu Aug 13 22:40:04 2020
Response via : Initial Calibration

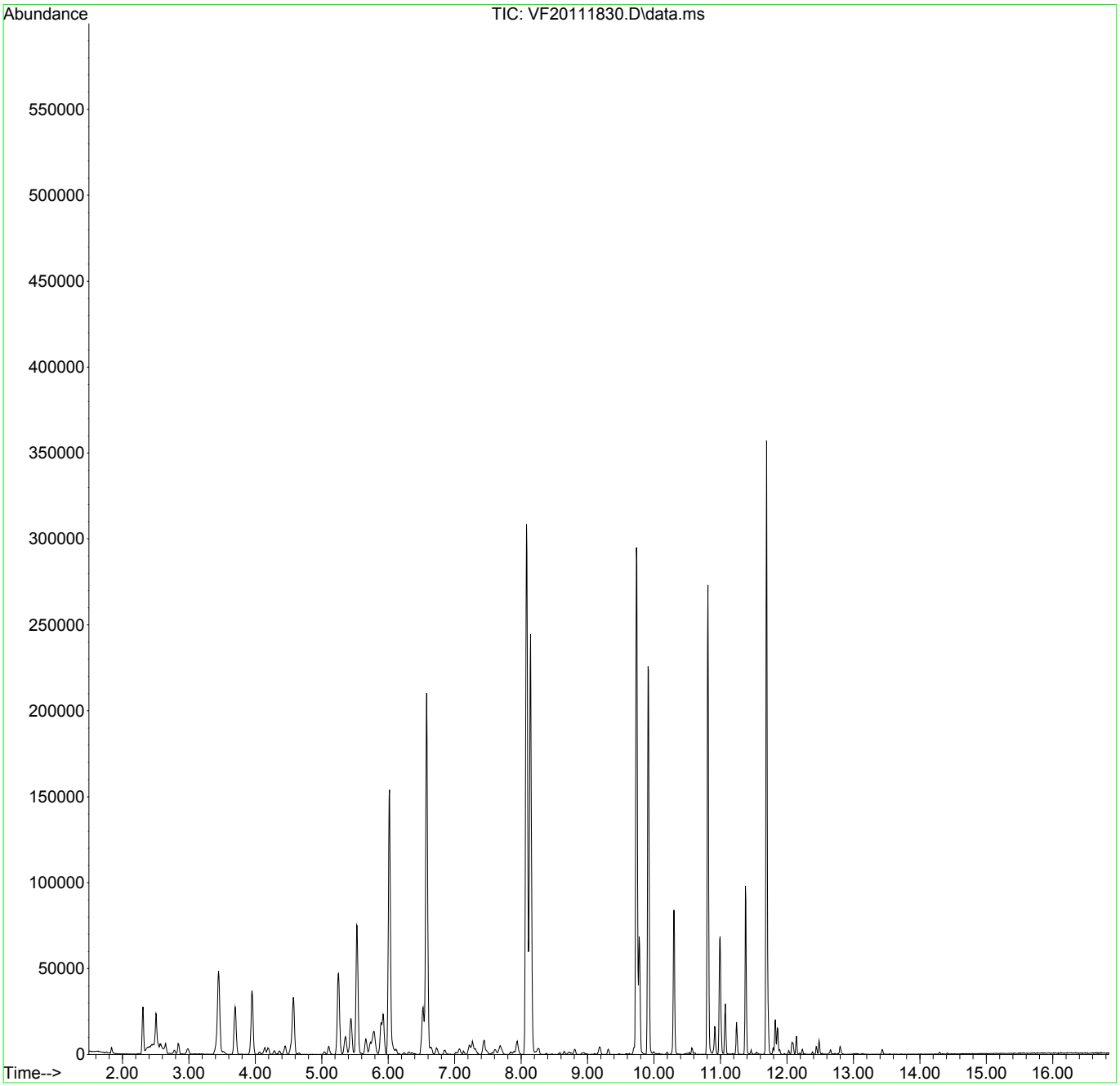

Quantitation Report (Qedit)

Data Path : Y:\DATA\2020-11\0K18062\
Data File : VF20111830.D
Acq On : 19 Nov 2020 6:18 am
Operator : TNL
Sample : 0k18062-CALF
Misc : 1X 5mL 500ppb GX DI+MeOH
ALS Vial : 30 Sample Multiplier: 1

Quant Time: Nov 19 14:32:27 2020
Quant Method : Y:\METHODS\VF201119G.M
Quant Title : NWTPH-Gx by GC/MS
QLast Update : Thu Aug 13 22:40:04 2020
Response via : Initial Calibration

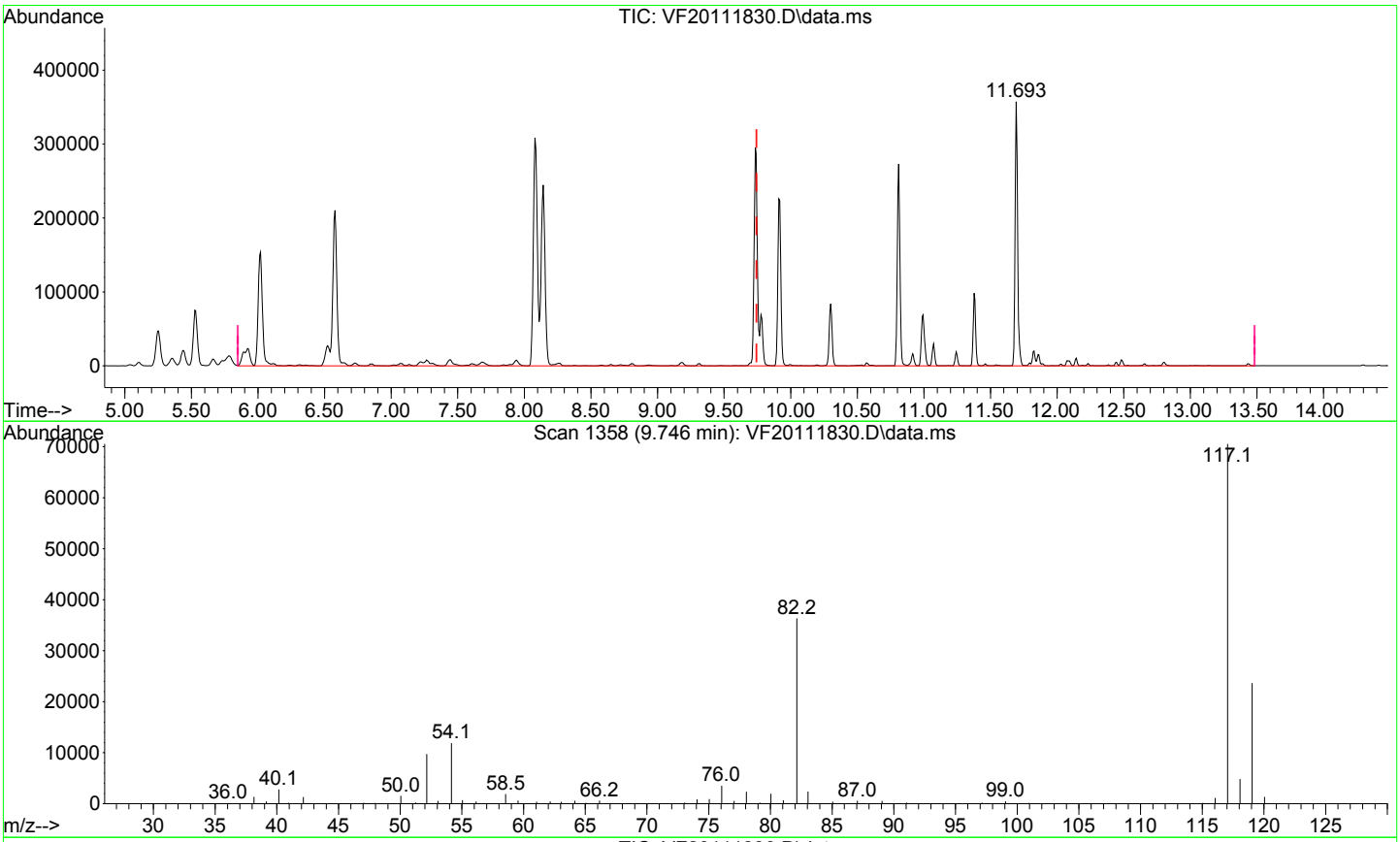

TIC: VF20111830.D\data.ms

(5) NWTPH-Gx (H)

9.745min (0.000) 404.55 ug/L m

response 1824766

Signal	Exp%	Act%
TIC	100.00	100.00
0.00	0.00	0.00
0.00	0.00	0.00
0.00	0.00	0.00

Quantitation Report (Qedit)

Data Path : Y:\DATA\2020-11\0K18062\
Data File : VF20111830.D
Acq On : 19 Nov 2020 6:18 am
Operator : TNL
Sample : 0k18062-CALF
Misc : 1X 5mL 500ppb GX DI+MeOH
ALS Vial : 30 Sample Multiplier: 1

Quant Time: Nov 19 14:32:27 2020
Quant Method : Y:\METHODS\VF201119G.M
Quant Title : NWTPH-Gx by GC/MS
QLast Update : Thu Aug 13 22:40:04 2020
Response via : Initial Calibration

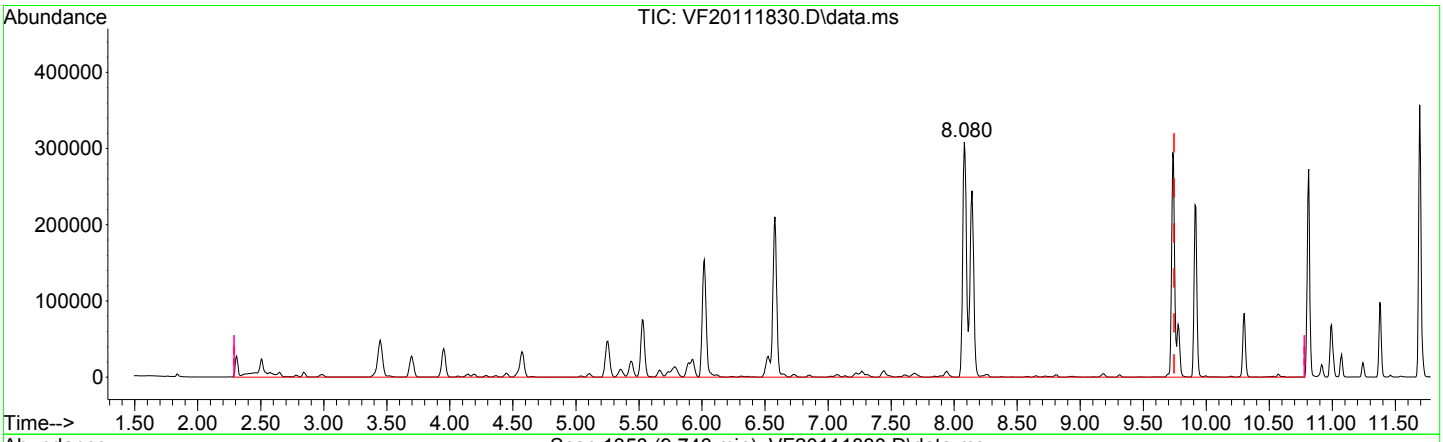

TIC: VF20111830.D\data.ms

(6) TPHg (C5-C9) (H)

9.745min (0.000) 366.00 ug/L m

response 2308980

Signal	Exp%	Act%
TIC	100.00	100.00
0.00	0.00	0.00
0.00	0.00	0.00
0.00	0.00	0.00

Quantitation Report (Qedit)

Data Path : Y:\DATA\2020-11\0K18062\
Data File : VF20111830.D
Acq On : 19 Nov 2020 6:18 am
Operator : TNL
Sample : 0k18062-CALF
Misc : 1X 5mL 500ppb GX DI+MeOH
ALS Vial : 30 Sample Multiplier: 1

Quant Time: Nov 19 14:32:27 2020
Quant Method : Y:\METHODS\VF201119G.M
Quant Title : NWTPH-Gx by GC/MS
QLast Update : Thu Aug 13 22:40:04 2020
Response via : Initial Calibration

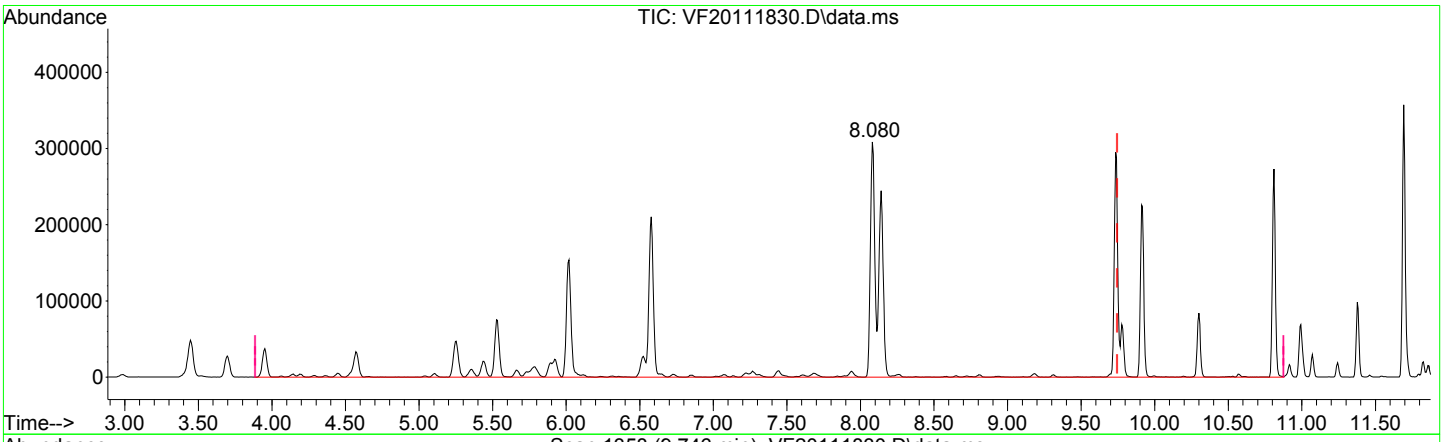

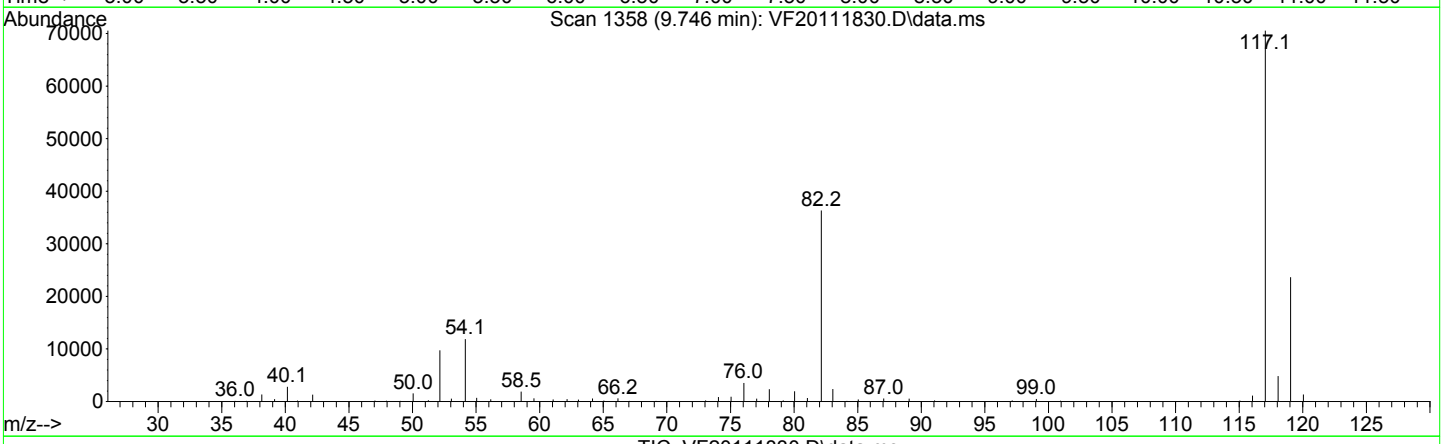

TIC: VF20111830.D\data.ms

(7) TPHg (C6-C10) (H)

9.745min (0.000) 375.38 ug/L m

response 2000281

Signal	Exp%	Act%
TIC	100.00	100.00
0.00	0.00	0.00
0.00	0.00	0.00
0.00	0.00	0.00

Quantitation Report (Qedit)

Data Path : Y:\DATA\2020-11\0K18062\
Data File : VF20111830.D
Acq On : 19 Nov 2020 6:18 am
Operator : TNL
Sample : 0k18062-CALF
Misc : 1X 5mL 500ppb GX DI+MeOH
ALS Vial : 30 Sample Multiplier: 1

Quant Time: Nov 19 14:32:27 2020
Quant Method : Y:\METHODS\VF201119G.M
Quant Title : NWTPH-Gx by GC/MS
QLast Update : Thu Aug 13 22:40:04 2020
Response via : Initial Calibration

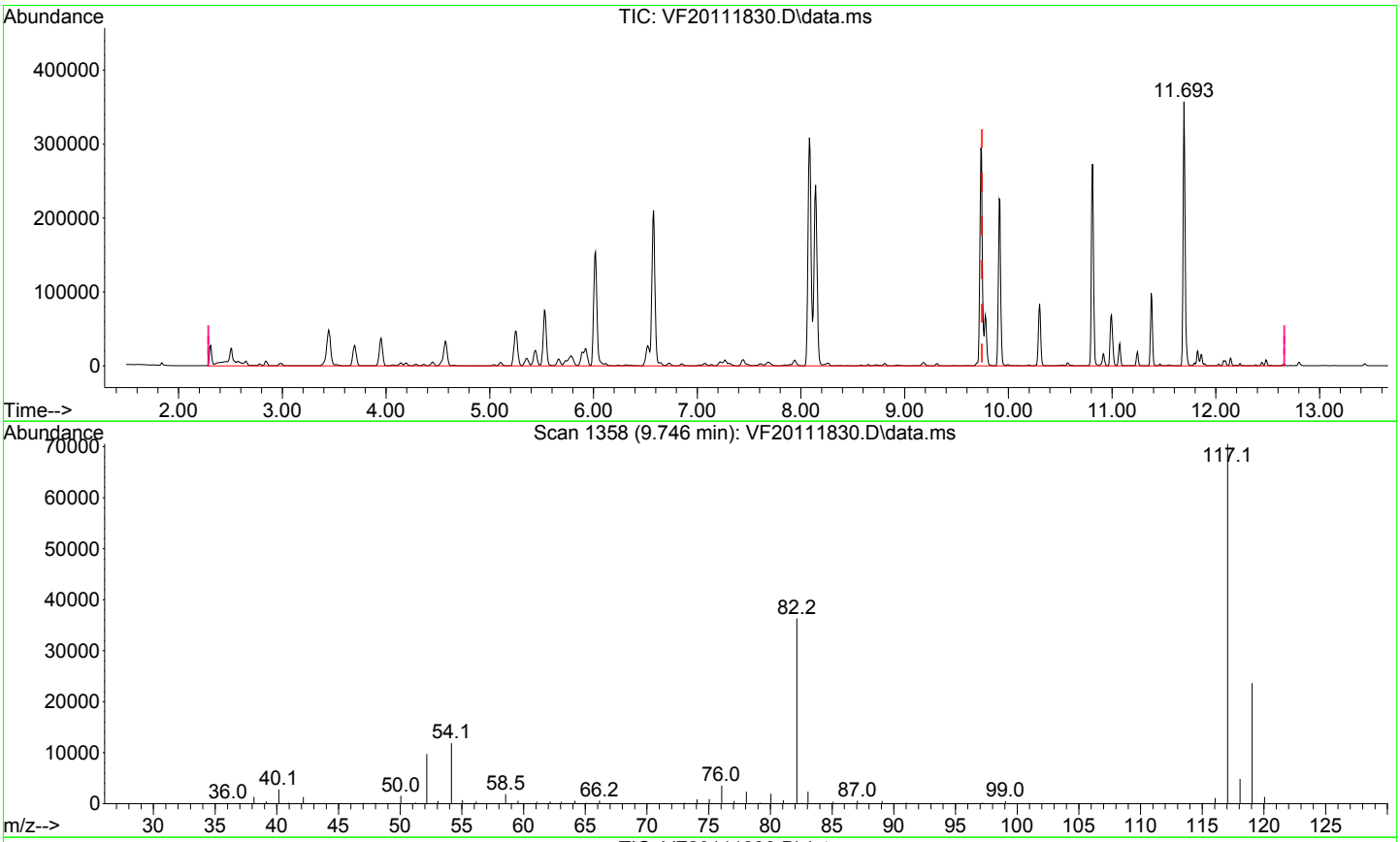

TIC: VF20111830.D\data.ms

(8) CA-LUFT (C5-C12) (H)

9.745min (0.000) 368.06 ug/L m

response 2739362

Signal	Exp%	Act%
TIC	100.00	100.00
0.00	0.00	0.00
0.00	0.00	0.00
0.00	0.00	0.00

Quantitation Report (Not Reviewed)

Data Path : Y:\DATA\2020-11\0K18062\
Data File : VF20111830.D
Acq On : 19 Nov 2020 6:18 am
Operator : TNL
Sample : 0k18062-CALF 11/20/20 TNL
Misc : 1X 5mL 500ppb GX DI+MeOH
ALS Vial : 30 Sample Multiplier: 1

Quant Time: Nov 19 14:32:57 2020
Quant Method : Y:\METHODS\VF201119G.M
Quant Title : NWTPH-Gx by GC/MS
QLast Update : Thu Aug 13 22:40:04 2020
Response via : Initial Calibration

Compound	R.T.	QIon	Response	Conc	Units	Dev(Min)
Internal Standards						
1) Pentafluorobenzene (IS)	6.019	168	123418	50.00	ug/L	0.00
System Monitoring Compounds						
2) 1,4-Difluorobenzene (Sur)	6.578	TIC	443498	41.68	ug/L	0.00
3) 4-Bromofluorobenzene (...	10.811	TIC	379419	44.11	ug/L	0.00
4) Chlorobenzene-d5 (NR)	9.734	TIC	497269	0.00	ug/L	0.00
10) Toluene-d8 (NR)	8.080	TIC	630111	0.00	ug/L	0.00
12) 1,4-Dichlorobenzene-d4...	11.693	TIC	468478	0.00	ug/L	0.00
Target Compounds						Qvalue
5) NWTPH-Gx	9.745	TIC	1824766m	404.55	ug/L	
6) TPHg (C5-C9)	9.745	TIC	2308980m	366.00	ug/L	
7) TPHg (C6-C10)	9.745	TIC	2000281m	375.38	ug/L	
8) CA-LUFT (C5-C12)	9.745	TIC	2739362m	368.06	ug/L	

(#) = qualifier out of range (m) = manual integration (+) = signals summed

Quantitation Report (Not Reviewed)

Data Path : Y:\DATA\2020-11\0K18062\
Data File : VF20111830.D
Acq On : 19 Nov 2020 6:18 am
Operator : TNL
Sample : 0k18062-CALF
Misc : 1X 5mL 500ppb GX DI+MeOH
ALS Vial : 30 Sample Multiplier: 1

Quant Time: Nov 19 14:32:57 2020
Quant Method : Y:\METHODS\VF201119G.M
Quant Title : NWTPH-Gx by GC/MS
QLast Update : Thu Aug 13 22:40:04 2020
Response via : Initial Calibration

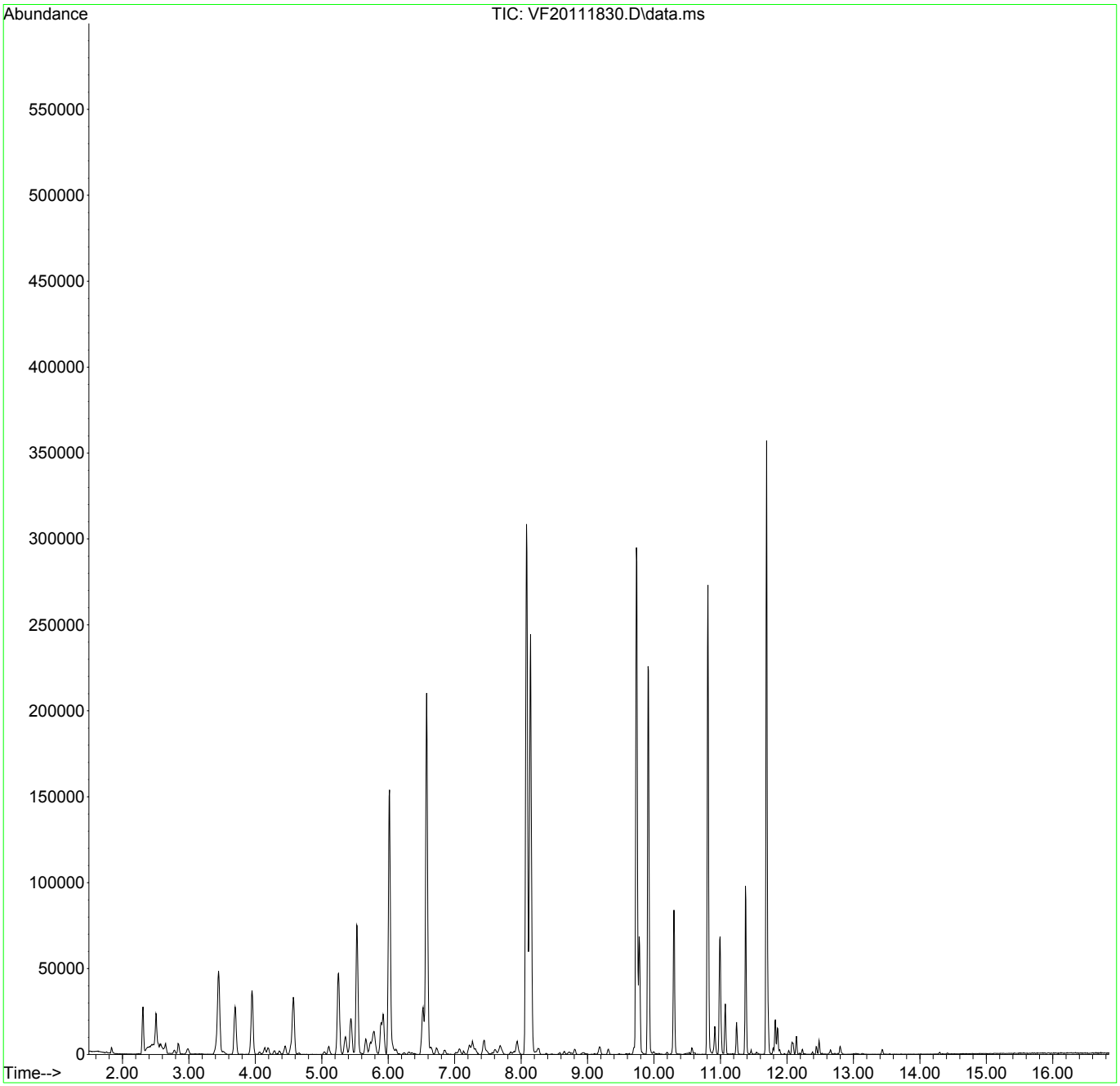

Quantitation Report (Not Reviewed)

Data Path : Y:\DATA\2020-11\0K18062\
Data File : VF20111831.D
Acq On : 19 Nov 2020 6:45 am
Operator : TNL
Sample : 0k18062-CALG
Misc : 1X 5mL 1000ppb GX DI+MeOH
ALS Vial : 31 Sample Multiplier: 1

11/20/20 TNL

Quant Time: Nov 19 14:33:03 2020
Quant Method : Y:\METHODS\~~VF201119G.M~~
Quant Title : NWTPH-Gx by GC/MS
QLast Update : Thu Aug 13 22:40:04 2020
Response via : Initial Calibration

Compound	R.T.	QIon	Response	Conc	Units	Dev(Min)
Internal Standards						
1) Pentafluorobenzene (IS)	6.024	168	127015	50.00	ug/L	0.00
System Monitoring Compounds						
2) 1,4-Difluorobenzene (Sur)	6.584	TIC	462484	42.23	ug/L	0.00
3) 4-Bromofluorobenzene (...	10.810	TIC	395002	44.62	ug/L	0.00
4) Chlorobenzene-d5 (NR)	9.740	TIC	541126	0.00	ug/L	0.00
10) Toluene-d8 (NR)	8.086	TIC	661675	0.00	ug/L	0.00
12) 1,4-Dichlorobenzene-d4...	11.692	TIC	516297	0.00	ug/L	0.00
Target Compounds						Qvalue
5) NWTPH-Gx	9.745	TIC	4007064m	832.26	ug/L	
6) TPHg (C5-C9)	9.745	TIC	4859315m	774.30	ug/L	
7) TPHg (C6-C10)	9.745	TIC	4232554m	789.53	ug/L	
8) CA-LUFT (C5-C12)	9.745	TIC	5875079m	779.70	ug/L	

(#) = qualifier out of range (m) = manual integration (+) = signals summed

Quantitation Report (Not Reviewed)

Data Path : Y:\DATA\2020-11\0K18062\
Data File : VF20111831.D
Acq On : 19 Nov 2020 6:45 am
Operator : TNL
Sample : 0k18062-CALG
Misc : 1X 5mL 1000ppb GX DI+MeOH
ALS Vial : 31 Sample Multiplier: 1

Quant Time: Nov 19 14:33:03 2020
Quant Method : Y:\METHODS\VF201119G.M
Quant Title : NWTPH-Gx by GC/MS
QLast Update : Thu Aug 13 22:40:04 2020
Response via : Initial Calibration

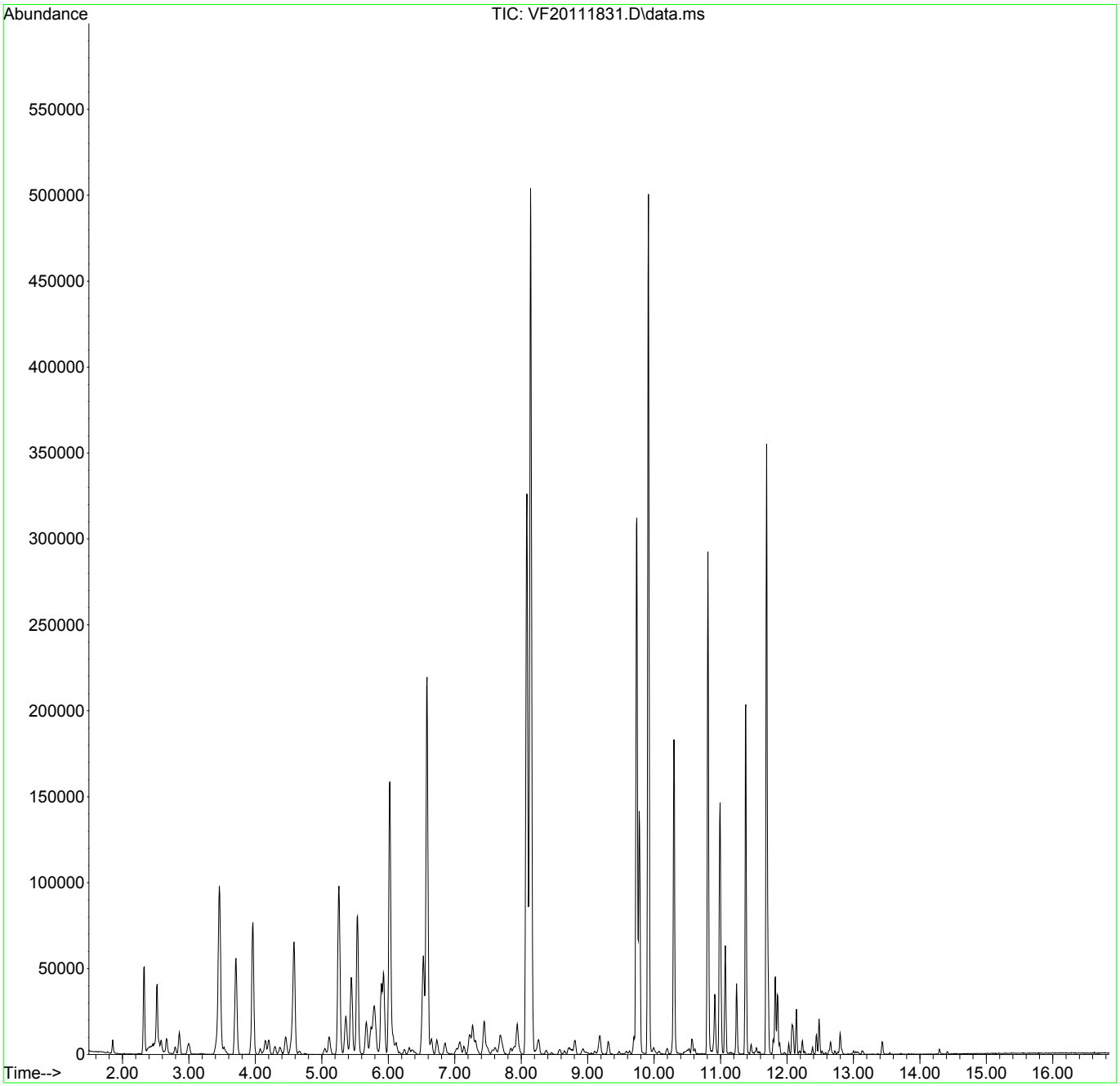

Quantitation Report (Qedit)

Data Path : Y:\DATA\2020-11\0K18062\
Data File : VF20111831.D
Acq On : 19 Nov 2020 6:45 am
Operator : TNL
Sample : 0k18062-CALG
Misc : 1X 5mL 1000ppb GX DI+MeOH
ALS Vial : 31 Sample Multiplier: 1

Quant Time: Nov 19 14:33:03 2020
Quant Method : Y:\METHODS\VF201119G.M
Quant Title : NWTPH-Gx by GC/MS
QLast Update : Thu Aug 13 22:40:04 2020
Response via : Initial Calibration

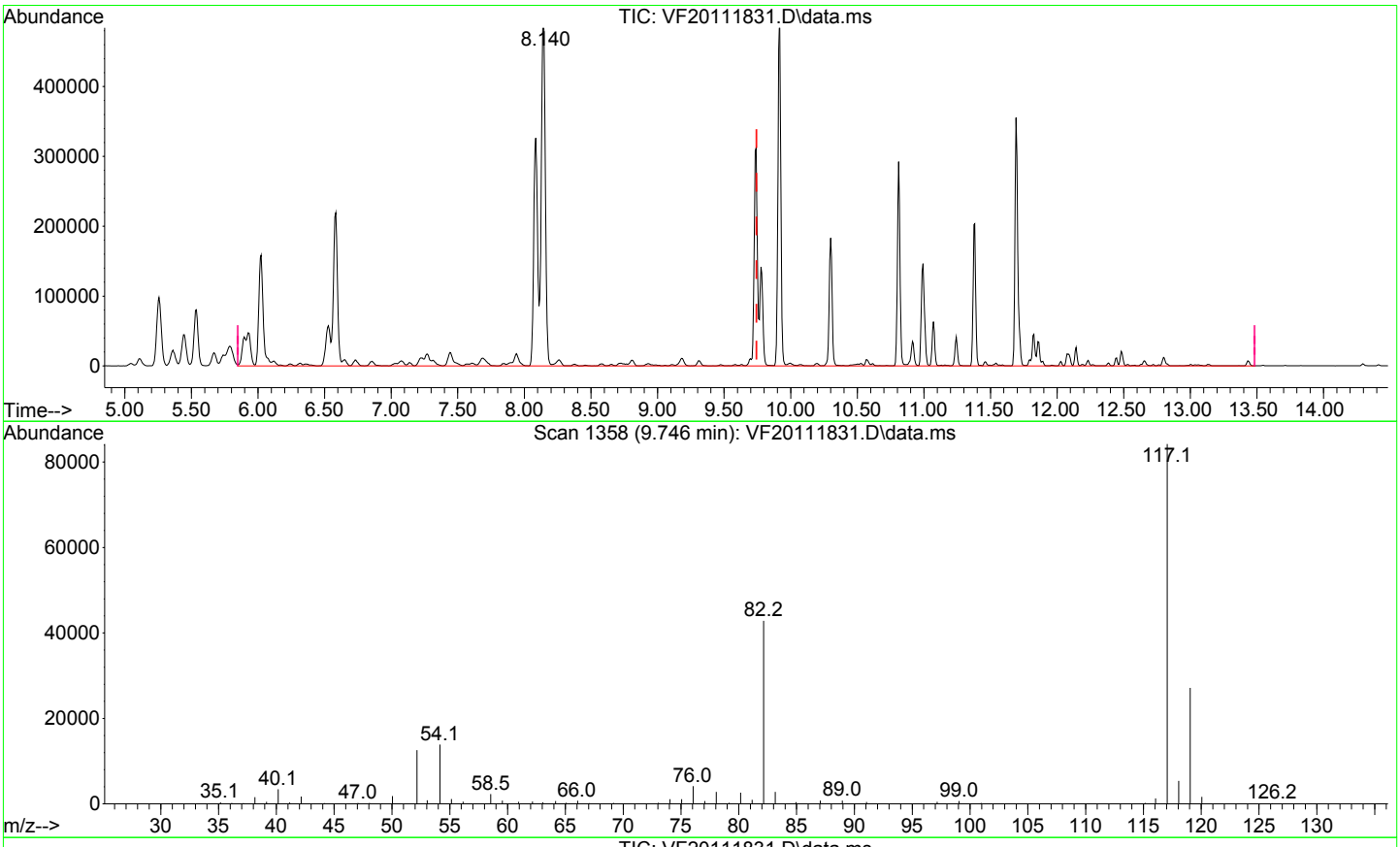

TIC: VF20111831.D\data.ms

(5) NWTPH-Gx (H)

9.745min (0.000) 832.26 ug/L m

response 4007064

Signal	Exp%	Act%
TIC	100.00	100.00
0.00	0.00	0.00
0.00	0.00	0.00
0.00	0.00	0.00

Quantitation Report (Qedit)

Data Path : Y:\DATA\2020-11\0K18062\
Data File : VF20111831.D
Acq On : 19 Nov 2020 6:45 am
Operator : TNL
Sample : 0k18062-CALG
Misc : 1X 5mL 1000ppb GX DI+MeOH
ALS Vial : 31 Sample Multiplier: 1

Quant Time: Nov 19 14:33:03 2020
Quant Method : Y:\METHODS\VF201119G.M
Quant Title : NWTPH-Gx by GC/MS
QLast Update : Thu Aug 13 22:40:04 2020
Response via : Initial Calibration

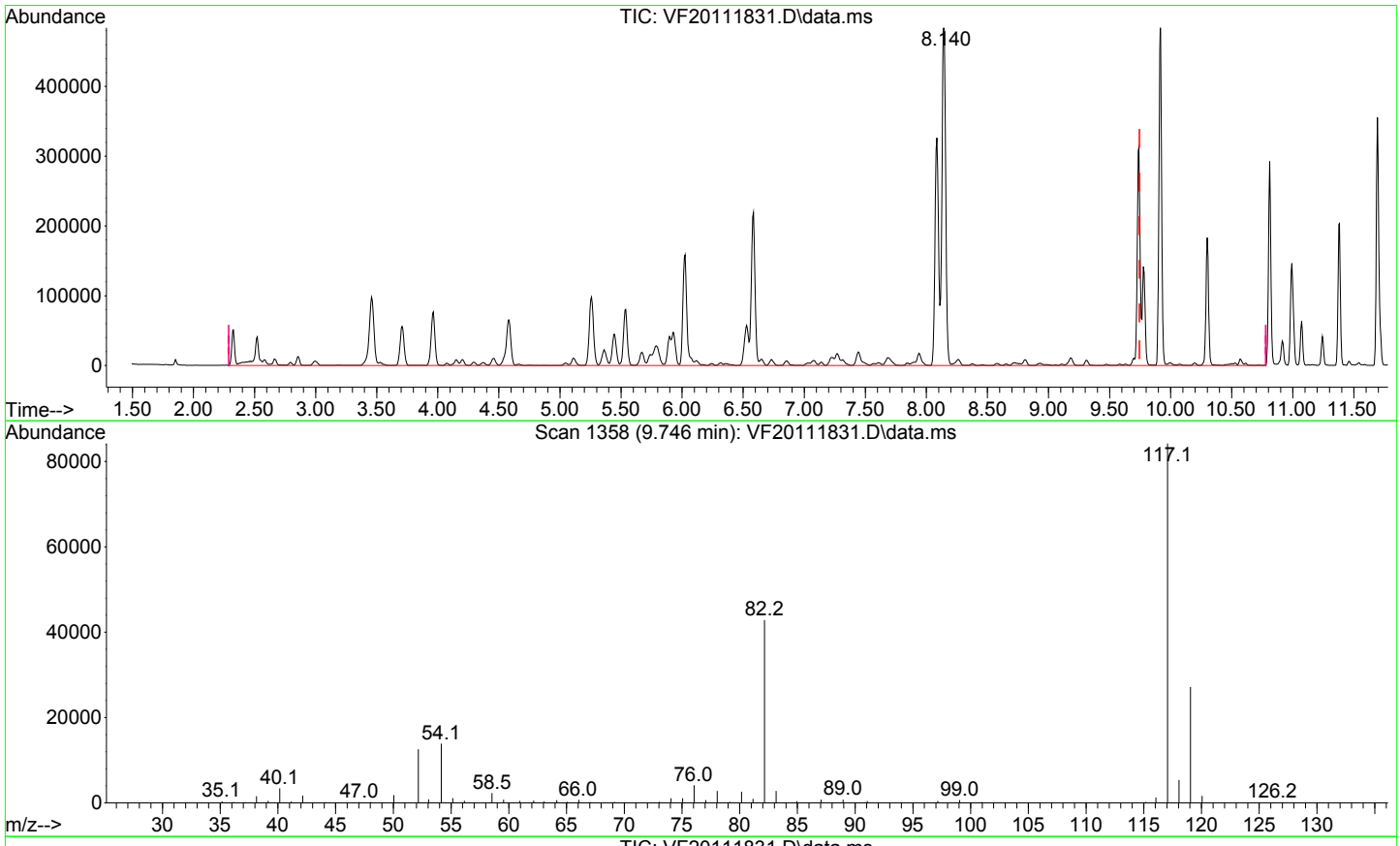

TIC: VF20111831.D\data.ms

(6) TPHg (C5-C9) (H)

9.745min (0.000) 774.30 ug/L m

response 4859315

Signal	Exp%	Act%
TIC	100.00	100.00
0.00	0.00	0.00
0.00	0.00	0.00
0.00	0.00	0.00

Quantitation Report (Qedit)

Data Path : Y:\DATA\2020-11\0K18062\
Data File : VF20111831.D
Acq On : 19 Nov 2020 6:45 am
Operator : TNL
Sample : 0k18062-CALG
Misc : 1X 5mL 1000ppb GX DI+MeOH
ALS Vial : 31 Sample Multiplier: 1

Quant Time: Nov 19 14:33:03 2020
Quant Method : Y:\METHODS\VF201119G.M
Quant Title : NWTPH-Gx by GC/MS
QLast Update : Thu Aug 13 22:40:04 2020
Response via : Initial Calibration

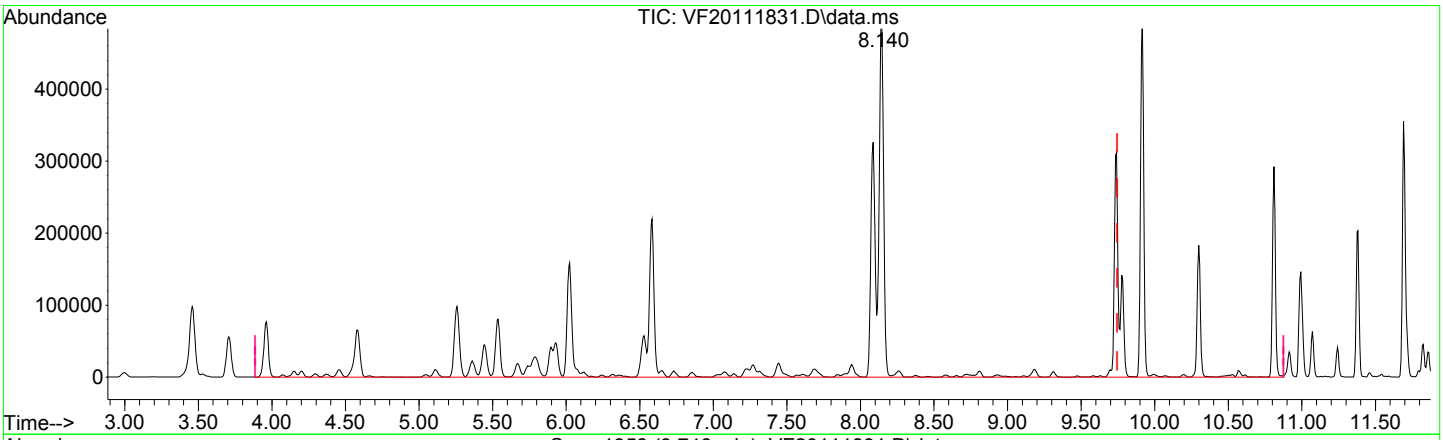

TIC: VF20111831.D\data.ms

(7) TPHg (C6-C10) (H)

9.745min (0.000) 789.53 ug/L m

response 4232554

Signal	Exp%	Act%
TIC	100.00	100.00
0.00	0.00	0.00
0.00	0.00	0.00
0.00	0.00	0.00

Quantitation Report (Qedit)

Data Path : Y:\DATA\2020-11\0K18062\
Data File : VF20111831.D
Acq On : 19 Nov 2020 6:45 am
Operator : TNL
Sample : 0k18062-CALG
Misc : 1X 5mL 1000ppb GX DI+MeOH
ALS Vial : 31 Sample Multiplier: 1

Quant Time: Nov 19 14:33:03 2020
Quant Method : Y:\METHODS\VF201119G.M
Quant Title : NWTPH-Gx by GC/MS
QLast Update : Thu Aug 13 22:40:04 2020
Response via : Initial Calibration

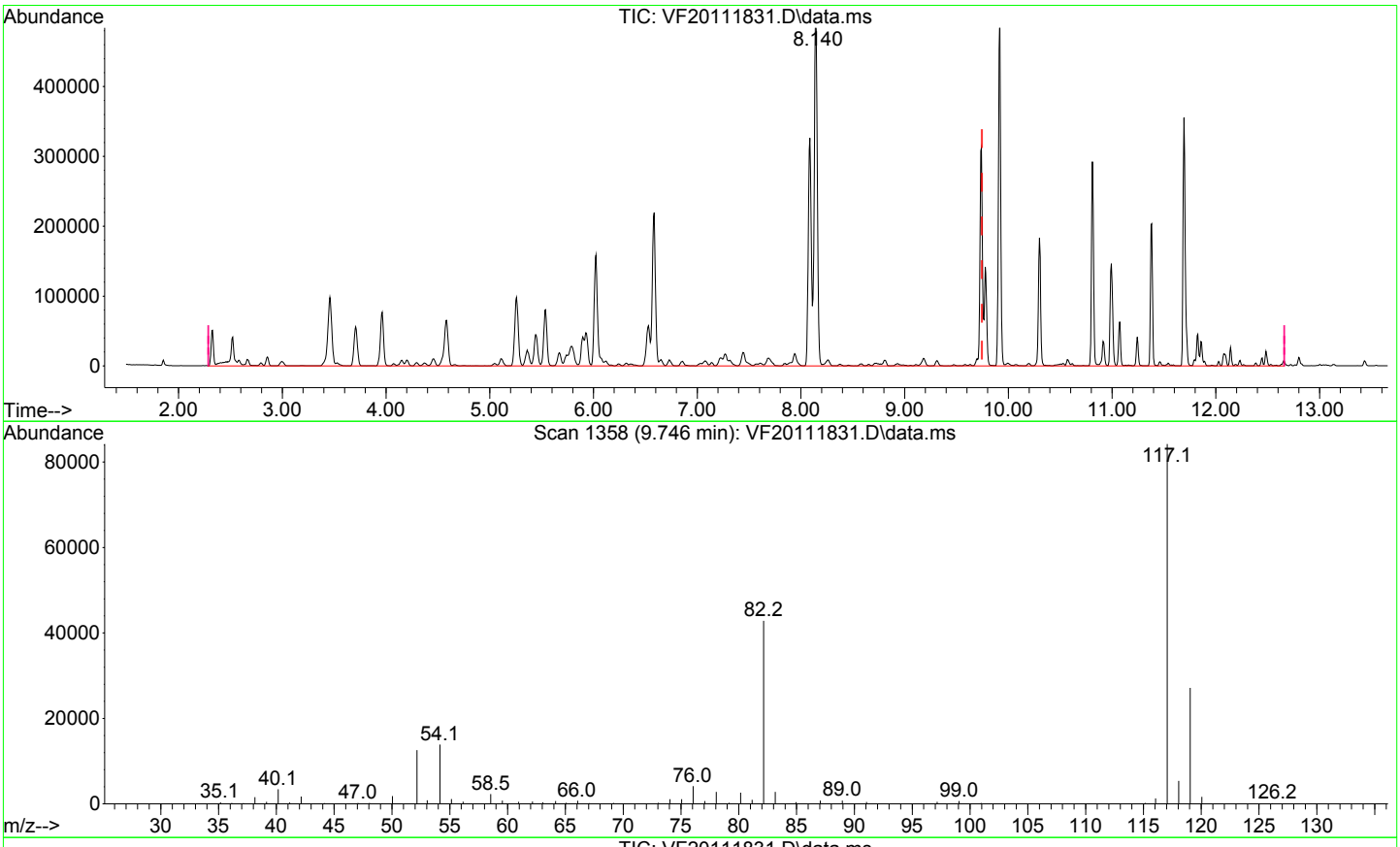

TIC: VF20111831.D\data.ms

(8) CA-LUFT (C5-C12) (H)

9.745min (0.000) 779.70 ug/L m

response 5875079

Signal	Exp%	Act%
TIC	100.00	100.00
0.00	0.00	0.00
0.00	0.00	0.00
0.00	0.00	0.00

Quantitation Report (QT Reviewed)

Data Path : Y:\DATA\2020-11\0K18062\
Data File : VF20111831.D
Acq On : 19 Nov 2020 6:45 am
Operator : TNL
Sample : 0k18062-CALG
Misc : 1X 5mL 1000ppb GX DI+MeOH
ALS Vial : 31 Sample Multiplier: 1

11/20/20 TNL

Quant Time: Nov 19 14:33:03 2020
Quant Method : Y:\METHODS\VF201119G.M
Quant Title : NWTPH-Gx by GC/MS
QLast Update : Thu Aug 13 22:40:04 2020
Response via : Initial Calibration

Compound	R.T.	QIon	Response	Conc	Units	Dev(Min)
Internal Standards						
1) Pentafluorobenzene (IS)	6.024	168	127015	50.00	ug/L	0.00
System Monitoring Compounds						
2) 1,4-Difluorobenzene (Sur)	6.584	TIC	462484	42.23	ug/L	0.00
3) 4-Bromofluorobenzene (...	10.810	TIC	395002	44.62	ug/L	0.00
4) Chlorobenzene-d5 (NR)	9.740	TIC	541126	0.00	ug/L	0.00
10) Toluene-d8 (NR)	8.086	TIC	661675	0.00	ug/L	0.00
12) 1,4-Dichlorobenzene-d4...	11.692	TIC	516297	0.00	ug/L	0.00
Target Compounds						Qvalue
5) NWTPH-Gx	9.745	TIC	4007064m	832.26	ug/L	
6) TPHg (C5-C9)	9.745	TIC	4859315m	774.30	ug/L	
7) TPHg (C6-C10)	9.745	TIC	4232554m	789.53	ug/L	
8) CA-LUFT (C5-C12)	9.745	TIC	5875079m	779.70	ug/L	

(#) = qualifier out of range (m) = manual integration (+) = signals summed

Quantitation Report (QT Reviewed)

Data Path : Y:\DATA\2020-11\0K18062\
Data File : VF20111831.D
Acq On : 19 Nov 2020 6:45 am
Operator : TNL
Sample : 0k18062-CALG
Misc : 1X 5mL 1000ppb GX DI+MeOH
ALS Vial : 31 Sample Multiplier: 1

Quant Time: Nov 19 14:33:03 2020
Quant Method : Y:\METHODS\VF201119G.M
Quant Title : NWTPH-Gx by GC/MS
QLast Update : Thu Aug 13 22:40:04 2020
Response via : Initial Calibration

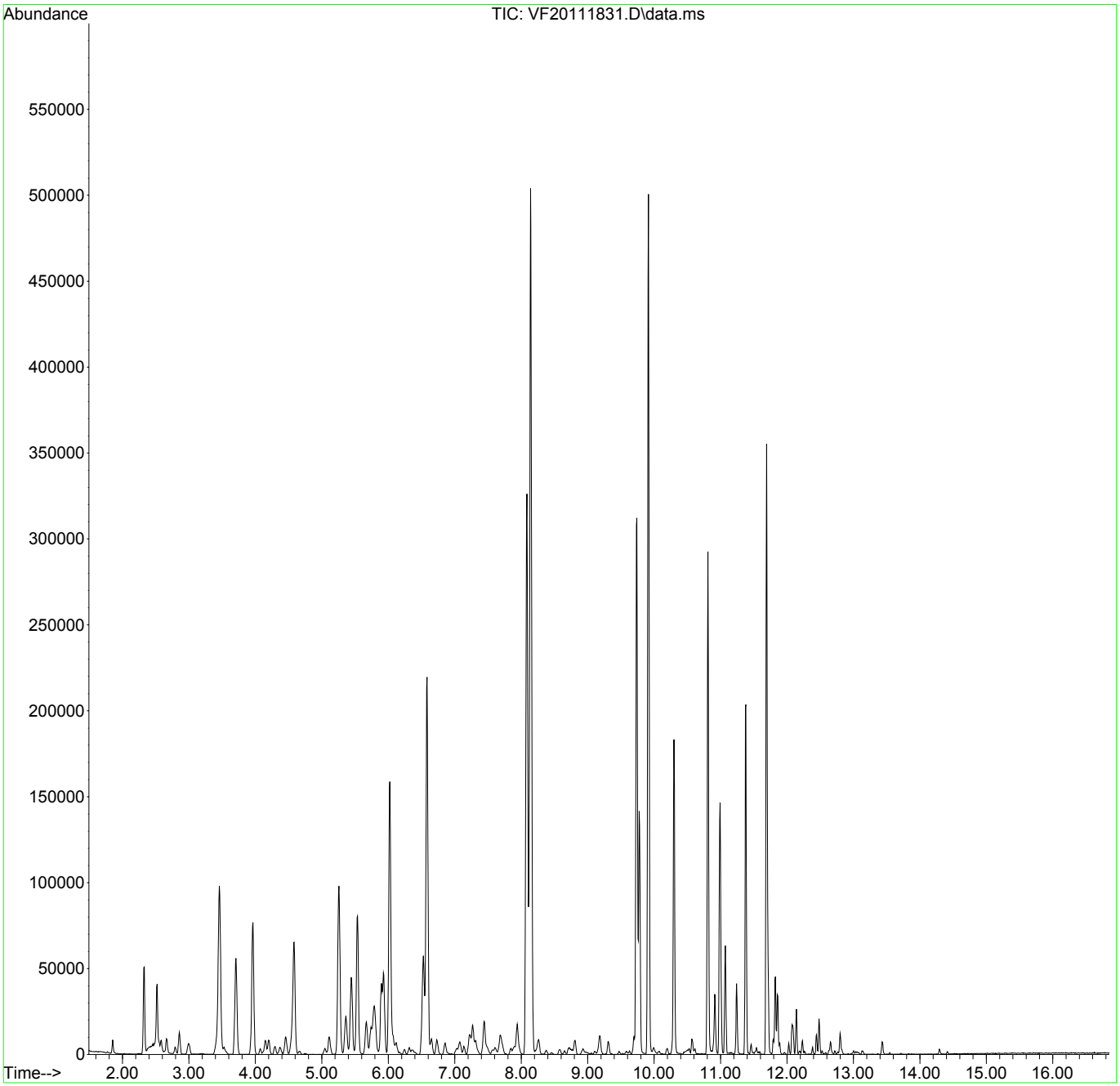

Quantitation Report (Not Reviewed)

Data Path : Y:\DATA\2020-11\0K18062\
Data File : VF20111832.D
Acq On : 19 Nov 2020 7:12 am
Operator : TNL
Sample : 0k18062-CALH
Misc : 1X 5mL 2500ppb GX DI+MeOH
ALS Vial : 32 Sample Multiplier: 1

11/20/20 TNL

Quant Time: Nov 19 14:33:48 2020
Quant Method : Y:\METHODS\VF201119G.M
Quant Title : NWTPH-Gx by GC/MS
QLast Update : Thu Aug 13 22:40:04 2020
Response via : Initial Calibration

Compound	R.T.	QIon	Response	Conc	Units	Dev(Min)
Internal Standards						
1) Pentafluorobenzene (IS)	6.017	168	128783	50.00	ug/L	0.00
System Monitoring Compounds						
2) 1,4-Difluorobenzene (Sur)	6.577	TIC	474171	42.70	ug/L	0.00
3) 4-Bromofluorobenzene (...	10.809	TIC	412745	45.99	ug/L	0.00
4) Chlorobenzene-d5 (NR)	9.739	TIC	528375	0.00	ug/L	0.00
10) Toluene-d8 (NR)	8.085	TIC	717133	0.00	ug/L	0.00
12) 1,4-Dichlorobenzene-d4...	11.691	TIC	649558	0.00	ug/L	0.00
Target Compounds						Qvalue
5) NWTPH-Gx	9.745	TIC	11005006m	2144.75	ug/L	
6) TPHg (C5-C9)	9.745	TIC	12376262m	1947.79	ug/L	
7) TPHg (C6-C10)	9.745	TIC	10892125m	1989.82	ug/L	
8) CA-LUFT (C5-C12)	9.745	TIC	15369366m	1984.07	ug/L	

(#) = qualifier out of range (m) = manual integration (+) = signals summed

Quantitation Report (Not Reviewed)

Data Path : Y:\DATA\2020-11\0K18062\
Data File : VF20111832.D
Acq On : 19 Nov 2020 7:12 am
Operator : TNL
Sample : 0k18062-CALH
Misc : 1X 5mL 2500ppb GX DI+MeOH
ALS Vial : 32 Sample Multiplier: 1

Quant Time: Nov 19 14:33:48 2020
Quant Method : Y:\METHODS\VF201119G.M
Quant Title : NWTPH-Gx by GC/MS
QLast Update : Thu Aug 13 22:40:04 2020
Response via : Initial Calibration

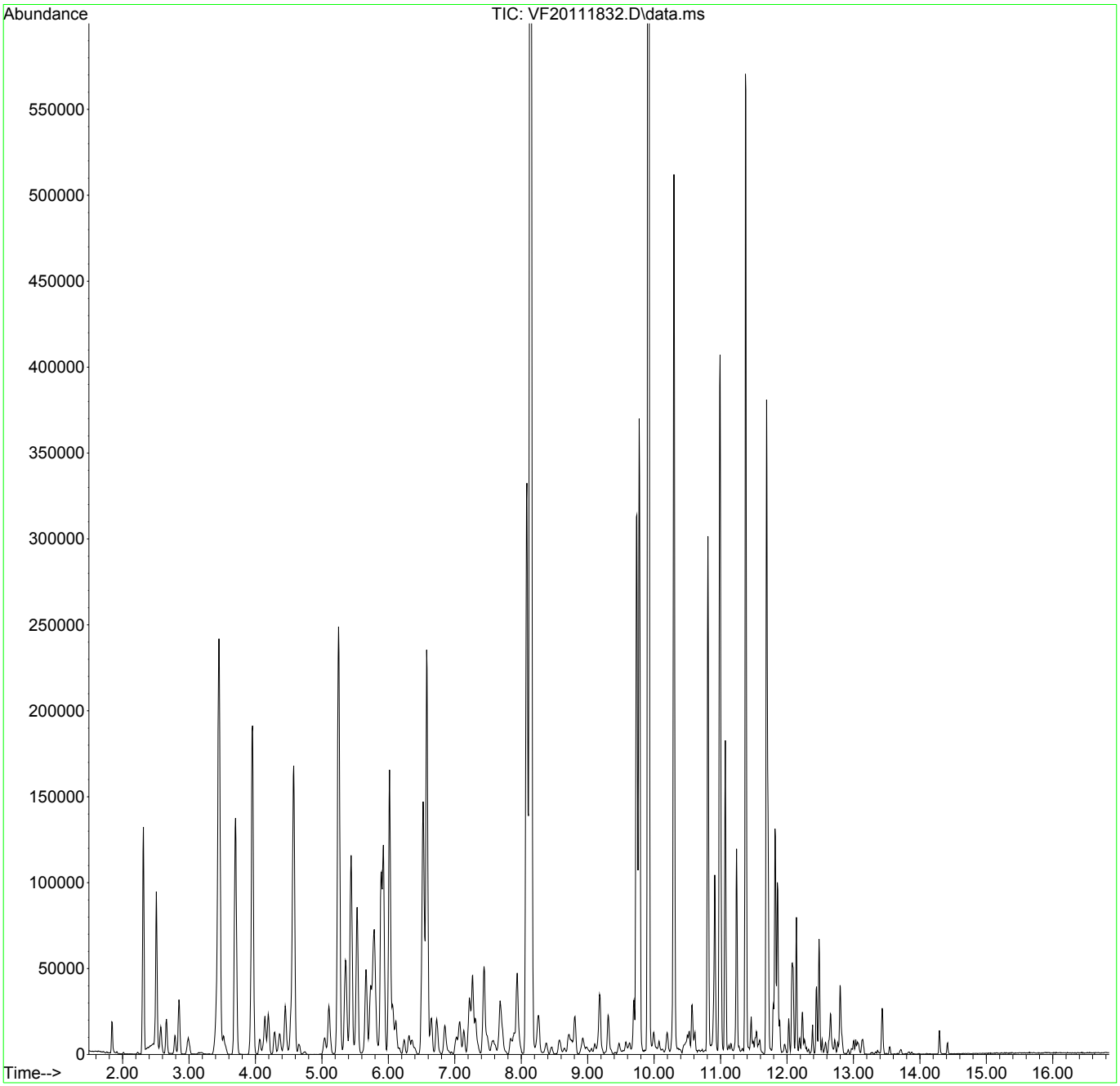

Quantitation Report (Qedit)

Data Path : Y:\DATA\2020-11\0K18062\
Data File : VF20111832.D
Acq On : 19 Nov 2020 7:12 am
Operator : TNL
Sample : 0k18062-CALH
Misc : 1X 5mL 2500ppb GX DI+MeOH
ALS Vial : 32 Sample Multiplier: 1

Quant Time: Nov 19 14:33:48 2020
Quant Method : Y:\METHODS\VF201119G.M
Quant Title : NWTPH-Gx by GC/MS
QLast Update : Thu Aug 13 22:40:04 2020
Response via : Initial Calibration

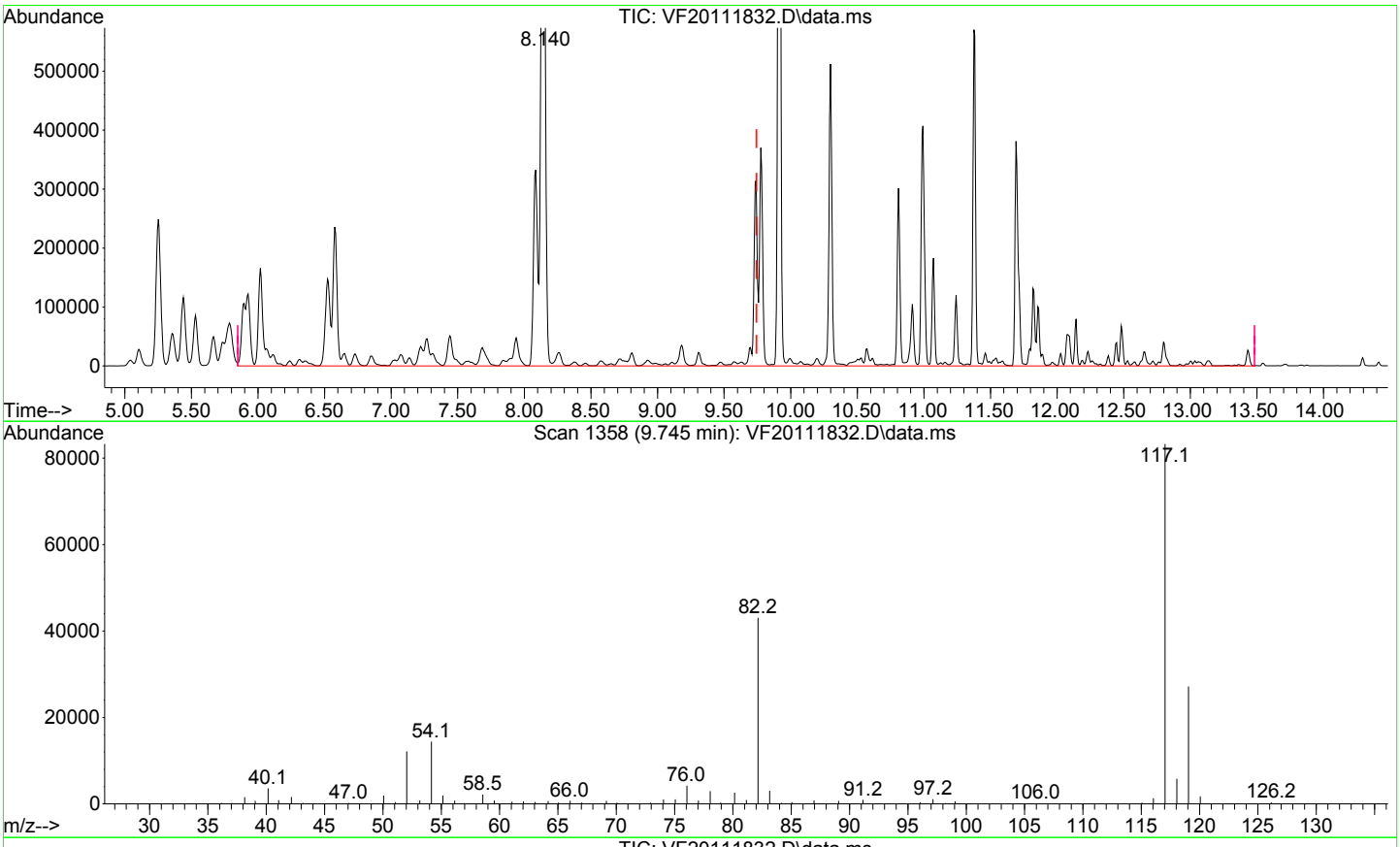

TIC: VF20111832.D\data.ms

(5) NWTPH-Gx (H)

9.745min (0.000) 2144.75 ug/L m

response 11005006

Signal	Exp%	Act%
TIC	100.00	100.00
0.00	0.00	0.00
0.00	0.00	0.00
0.00	0.00	0.00

Quantitation Report (Qedit)

Data Path : Y:\DATA\2020-11\0K18062\
Data File : VF20111832.D
Acq On : 19 Nov 2020 7:12 am
Operator : TNL
Sample : 0k18062-CALH
Misc : 1X 5mL 2500ppb GX DI+MeOH
ALS Vial : 32 Sample Multiplier: 1

Quant Time: Nov 19 14:33:48 2020
Quant Method : Y:\METHODS\VF201119G.M
Quant Title : NWTPH-Gx by GC/MS
QLast Update : Thu Aug 13 22:40:04 2020
Response via : Initial Calibration

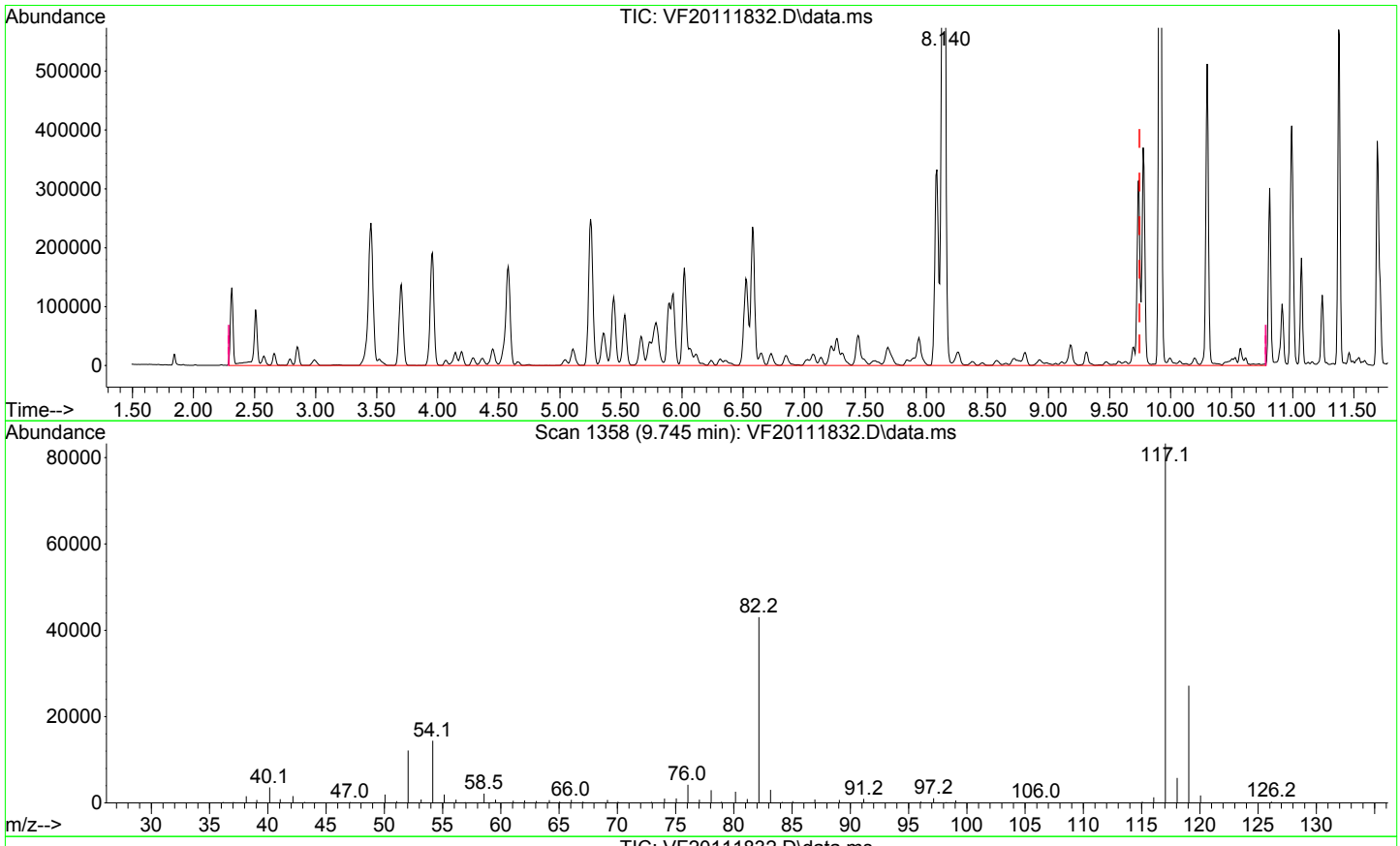

TIC: VF20111832.D\data.ms

(6) TPHg (C5-C9) (H)

9.745min (0.000) 1947.79 ug/L m

response 12376262

Signal	Exp%	Act%
TIC	100.00	100.00
0.00	0.00	0.00
0.00	0.00	0.00
0.00	0.00	0.00

Quantitation Report (Qedit)

Data Path : Y:\DATA\2020-11\0K18062\
Data File : VF20111832.D
Acq On : 19 Nov 2020 7:12 am
Operator : TNL
Sample : 0k18062-CALH
Misc : 1X 5mL 2500ppb GX DI+MeOH
ALS Vial : 32 Sample Multiplier: 1

Quant Time: Nov 19 14:33:48 2020
Quant Method : Y:\METHODS\VF201119G.M
Quant Title : NWTPH-Gx by GC/MS
QLast Update : Thu Aug 13 22:40:04 2020
Response via : Initial Calibration

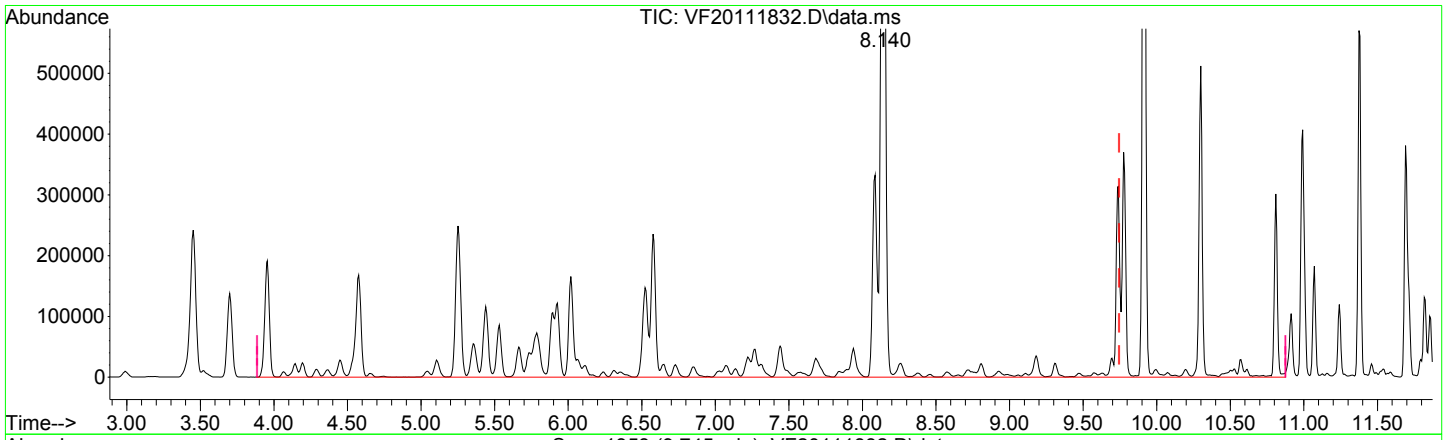

TIC: VF20111832.D\data.ms

(7) TPHg (C6-C10) (H)

9.745min (0.000) 1989.82 ug/L m

response 10892125

Signal	Exp%	Act%
TIC	100.00	100.00
0.00	0.00	0.00
0.00	0.00	0.00
0.00	0.00	0.00

Quantitation Report (Qedit)

Data Path : Y:\DATA\2020-11\0K18062\
Data File : VF20111832.D
Acq On : 19 Nov 2020 7:12 am
Operator : TNL
Sample : 0k18062-CALH
Misc : 1X 5mL 2500ppb GX DI+MeOH
ALS Vial : 32 Sample Multiplier: 1

Quant Time: Nov 19 14:33:48 2020
Quant Method : Y:\METHODS\VF201119G.M
Quant Title : NWTPH-Gx by GC/MS
QLast Update : Thu Aug 13 22:40:04 2020
Response via : Initial Calibration

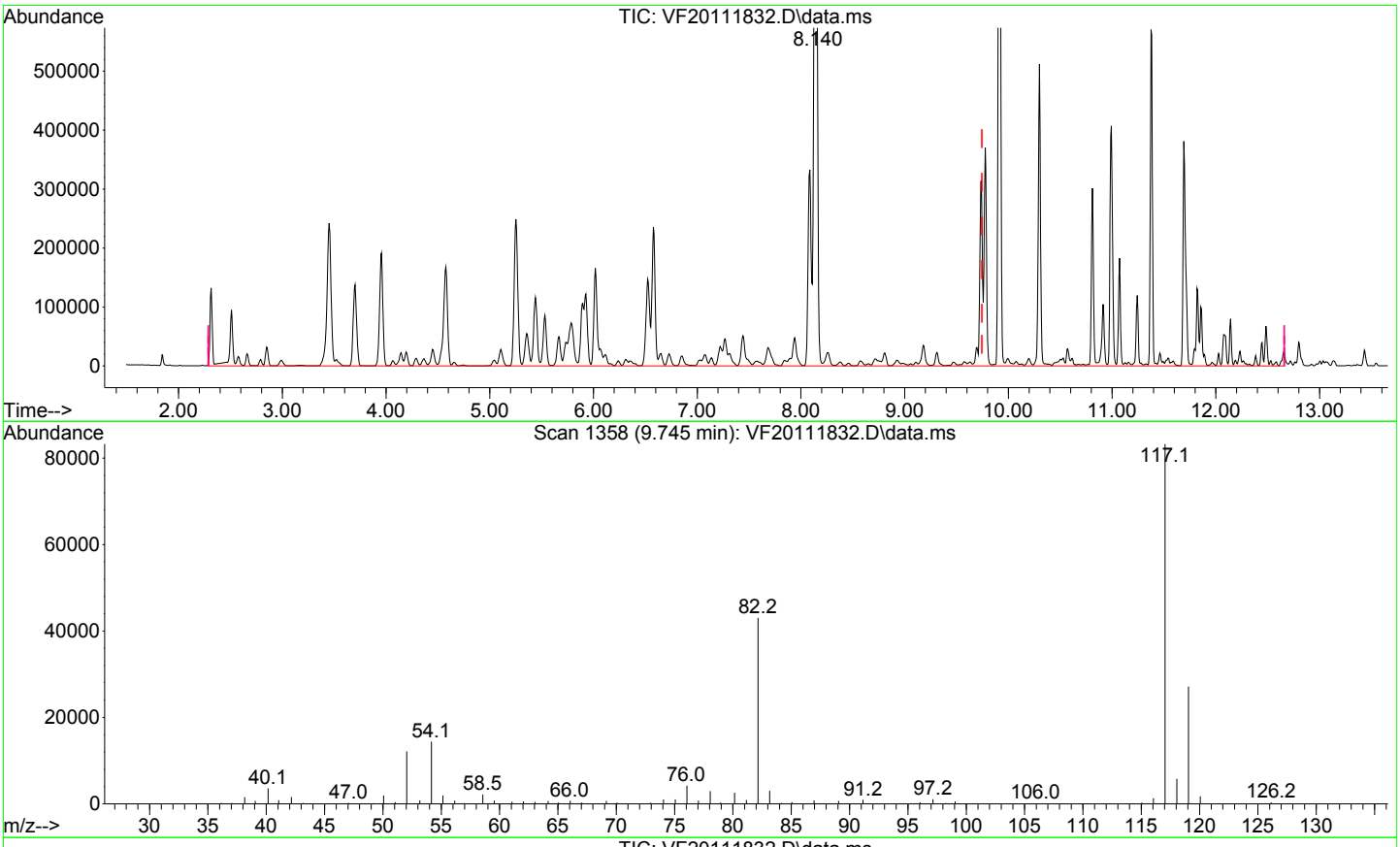

TIC: VF20111832.D\data.ms

(8) CA-LUFT (C5-C12) (H)

9.745min (0.000) 1984.07 ug/L m

response 15369366

Signal	Exp%	Act%
TIC	100.00	100.00
0.00	0.00	0.00
0.00	0.00	0.00
0.00	0.00	0.00

Quantitation Report (QT Reviewed)

Data Path : Y:\DATA\2020-11\0K18062\
Data File : VF20111832.D
Acq On : 19 Nov 2020 7:12 am
Operator : TNL
Sample : 0k18062-CALH
Misc : 1X 5mL 2500ppb GX DI+MeOH
ALS Vial : 32 Sample Multiplier: 1

Quant Time: Nov 19 14:33:48 2020
Quant Method : Y:\METHODS\VF201119G.M 11/20/20 TNL
Quant Title : NWTPH-Gx by GC/MS
QLast Update : Thu Aug 13 22:40:04 2020
Response via : Initial Calibration

Compound	R.T.	QIon	Response	Conc	Units	Dev(Min)
Internal Standards						
1) Pentafluorobenzene (IS)	6.017	168	128783	50.00	ug/L	0.00
System Monitoring Compounds						
2) 1,4-Difluorobenzene (Sur)	6.577	TIC	474171	42.70	ug/L	0.00
3) 4-Bromofluorobenzene (...	10.809	TIC	412745	45.99	ug/L	0.00
4) Chlorobenzene-d5 (NR)	9.739	TIC	528375	0.00	ug/L	0.00
10) Toluene-d8 (NR)	8.085	TIC	717133	0.00	ug/L	0.00
12) 1,4-Dichlorobenzene-d4...	11.691	TIC	649558	0.00	ug/L	0.00
Target Compounds						Qvalue
5) NWTPH-Gx	9.745	TIC	11005006m	2144.75	ug/L	
6) TPHg (C5-C9)	9.745	TIC	12376262m	1947.79	ug/L	
7) TPHg (C6-C10)	9.745	TIC	10892125m	1989.82	ug/L	
8) CA-LUFT (C5-C12)	9.745	TIC	15369366m	1984.07	ug/L	

(#) = qualifier out of range (m) = manual integration (+) = signals summed

Quantitation Report (QT Reviewed)

Data Path : Y:\DATA\2020-11\0K18062\
Data File : VF20111832.D
Acq On : 19 Nov 2020 7:12 am
Operator : TNL
Sample : 0k18062-CALH
Misc : 1X 5mL 2500ppb GX DI+MeOH
ALS Vial : 32 Sample Multiplier: 1

Quant Time: Nov 19 14:33:48 2020
Quant Method : Y:\METHODS\VF201119G.M
Quant Title : NWTPH-Gx by GC/MS
QLast Update : Thu Aug 13 22:40:04 2020
Response via : Initial Calibration

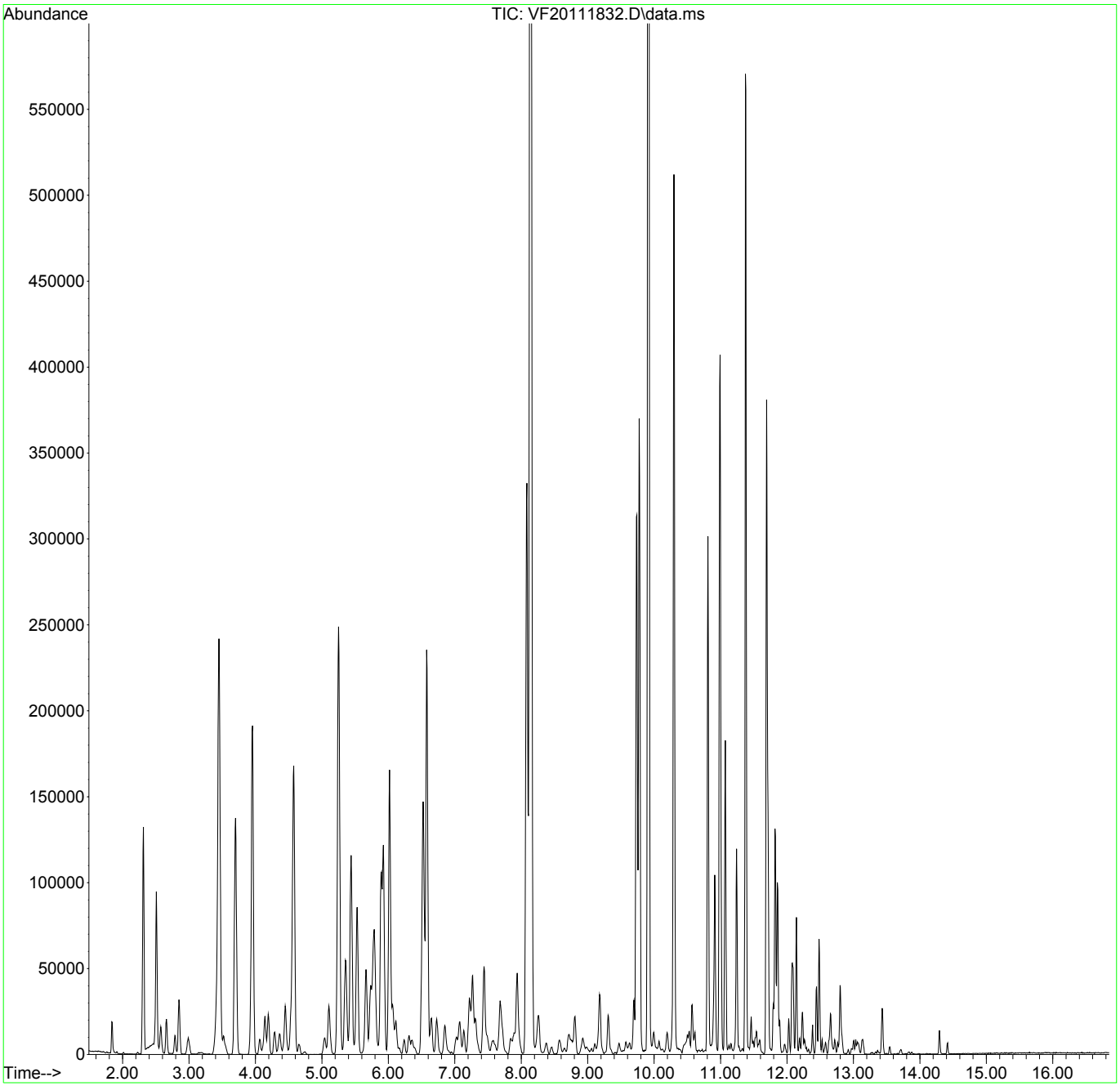

Quantitation Report (Not Reviewed)

Data Path : Y:\DATA\2020-11\0K18062\
Data File : VF20111833.D
Acq On : 19 Nov 2020 7:39 am
Operator : TNL
Sample : 0k18062-CALI
Misc : 1X 5mL 5000ppb GX DI+MeOH 11/20/20 TNL
ALS Vial : 33 Sample Multiplier: 1

Quant Time: Nov 19 14:34:28 2020
Quant Method : Y:\METHODS\~~VF201119G.M~~
Quant Title : NWTPH-Gx by GC/MS
QLast Update : Thu Aug 13 22:40:04 2020
Response via : Initial Calibration

Compound	R.T.	QIon	Response	Conc	Units	Dev(Min)
Internal Standards						
1) Pentafluorobenzene (IS)	6.019	168	136091	50.00	ug/L	0.00
System Monitoring Compounds						
2) 1,4-Difluorobenzene (Sur)	6.578	TIC	549051	46.79	ug/L	0.00
3) 4-Bromofluorobenzene (...	10.811	TIC	426374	44.95	ug/L	0.00
4) Chlorobenzene-d5 (NR)	9.734	TIC	550340	0.00	ug/L	0.00
10) Toluene-d8 (NR)	8.080	TIC	766991	0.00	ug/L	0.00
12) 1,4-Dichlorobenzene-d4...	11.692	TIC	876759	0.00	ug/L	0.00
Target Compounds						Qvalue
5) NWTPH-Gx	9.745	TIC	24336023m	4231.45	ug/L	
6) TPHg (C5-C9)	9.745	TIC	26793723m	3883.35	ug/L	
7) TPHg (C6-C10)	9.745	TIC	23788092m	3976.46	ug/L	
8) CA-LUFT (C5-C12)	9.745	TIC	34107788m	3999.30	ug/L	

(#) = qualifier out of range (m) = manual integration (+) = signals summed

Quantitation Report (Not Reviewed)

Data Path : Y:\DATA\2020-11\0K18062\
Data File : VF20111833.D
Acq On : 19 Nov 2020 7:39 am
Operator : TNL
Sample : 0k18062-CALI
Misc : 1X 5mL 5000ppb GX DI+MeOH
ALS Vial : 33 Sample Multiplier: 1

Quant Time: Nov 19 14:34:28 2020
Quant Method : Y:\METHODS\VF201119G.M
Quant Title : NWTPH-Gx by GC/MS
QLast Update : Thu Aug 13 22:40:04 2020
Response via : Initial Calibration

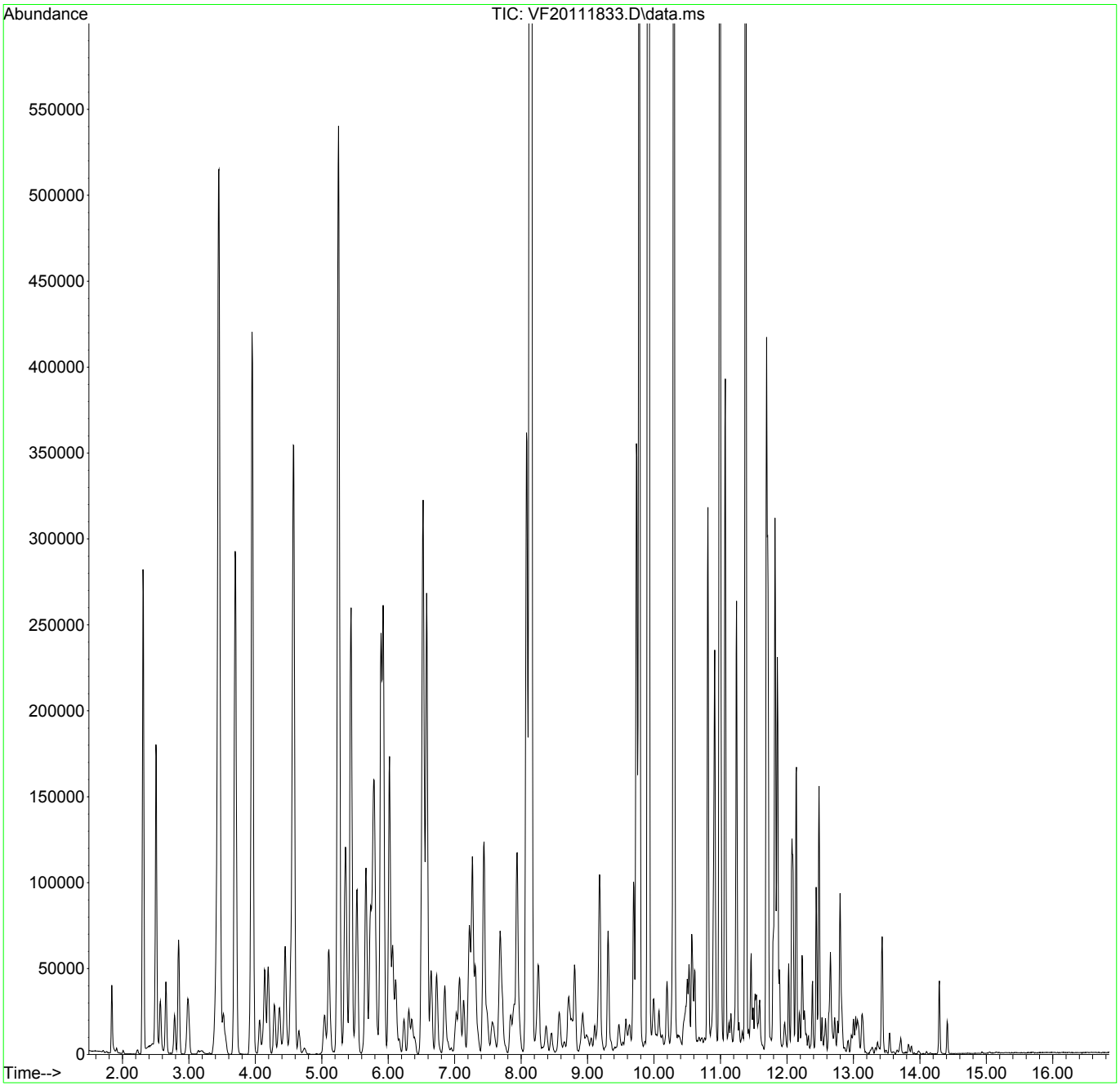

Quantitation Report (Qedit)

Data Path : Y:\DATA\2020-11\0K18062\
Data File : VF20111833.D
Acq On : 19 Nov 2020 7:39 am
Operator : TNL
Sample : 0k18062-CALI
Misc : 1X 5mL 5000ppb GX DI+MeOH
ALS Vial : 33 Sample Multiplier: 1

Quant Time: Nov 19 14:34:28 2020
Quant Method : Y:\METHODS\VF201119G.M
Quant Title : NWTPH-Gx by GC/MS
QLast Update : Thu Aug 13 22:40:04 2020
Response via : Initial Calibration

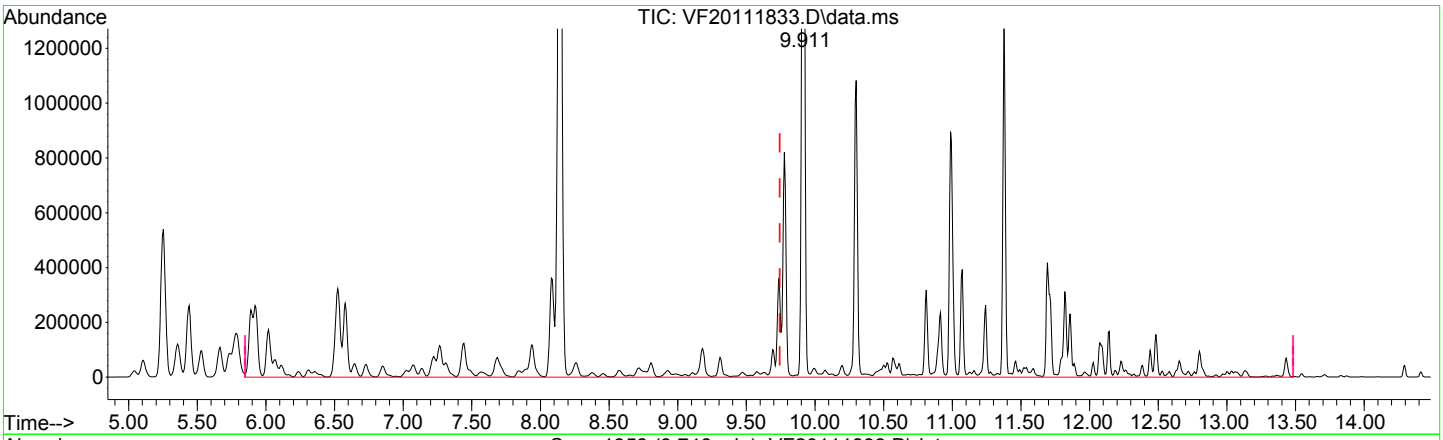

TIC: VF20111833.D\data.ms

(5) NWTPH-Gx (H)

9.745min (0.000) 4231.45 ug/L m

response 24336023

Signal	Exp%	Act%
TIC	100.00	100.00
0.00	0.00	0.00
0.00	0.00	0.00
0.00	0.00	0.00

Quantitation Report (Qedit)

Data Path : Y:\DATA\2020-11\0K18062\
Data File : VF20111833.D
Acq On : 19 Nov 2020 7:39 am
Operator : TNL
Sample : 0k18062-CALI
Misc : 1X 5mL 5000ppb GX DI+MeOH
ALS Vial : 33 Sample Multiplier: 1

Quant Time: Nov 19 14:34:28 2020
Quant Method : Y:\METHODS\VF201119G.M
Quant Title : NWTPH-Gx by GC/MS
QLast Update : Thu Aug 13 22:40:04 2020
Response via : Initial Calibration

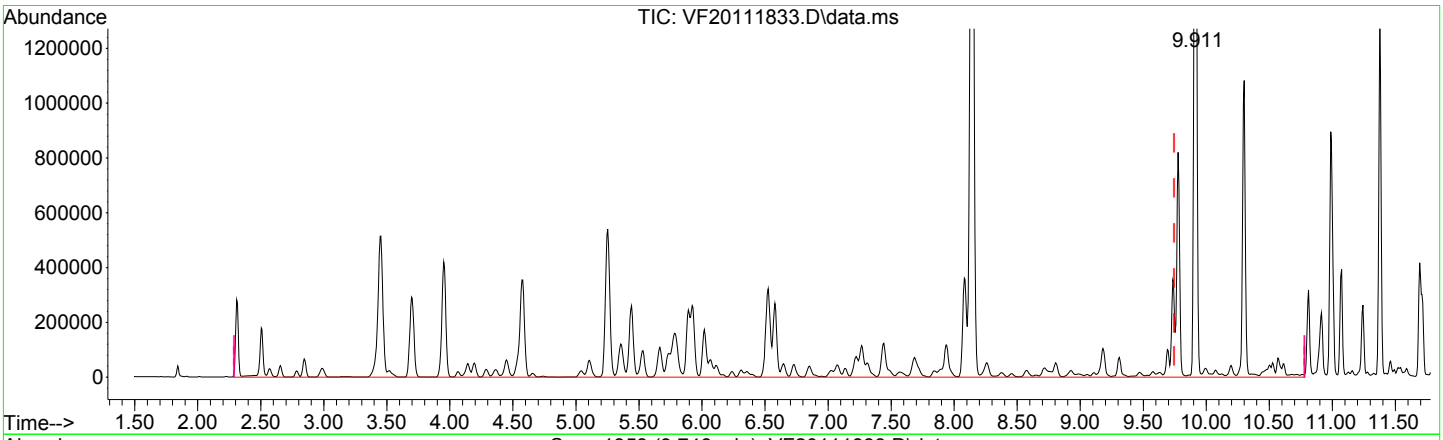

TIC: VF20111833.D\data.ms

(6) TPHg (C5-C9) (H)

9.745min (0.000) 3883.35 ug/L m

response 26793723

Signal	Exp%	Act%
TIC	100.00	100.00
0.00	0.00	0.00
0.00	0.00	0.00
0.00	0.00	0.00

Quantitation Report (Qedit)

Data Path : Y:\DATA\2020-11\0K18062\
Data File : VF20111833.D
Acq On : 19 Nov 2020 7:39 am
Operator : TNL
Sample : 0k18062-CALI
Misc : 1X 5mL 5000ppb GX DI+MeOH
ALS Vial : 33 Sample Multiplier: 1

Quant Time: Nov 19 14:34:28 2020
Quant Method : Y:\METHODS\VF201119G.M
Quant Title : NWTPH-Gx by GC/MS
QLast Update : Thu Aug 13 22:40:04 2020
Response via : Initial Calibration

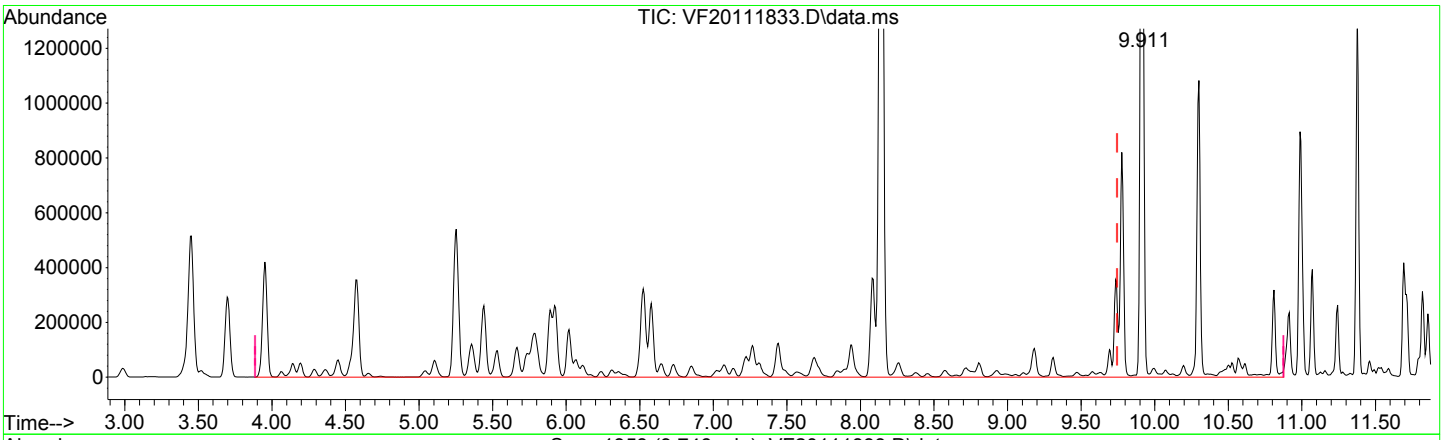

TIC: VF20111833.D\data.ms

(7) TPHg (C6-C10) (H)

9.745min (0.000) 3976.46 ug/L m

response 23788092

Signal	Exp%	Act%
TIC	100.00	100.00
0.00	0.00	0.00
0.00	0.00	0.00
0.00	0.00	0.00

Quantitation Report (Qedit)

Data Path : Y:\DATA\2020-11\0K18062\
Data File : VF20111833.D
Acq On : 19 Nov 2020 7:39 am
Operator : TNL
Sample : 0k18062-CALI
Misc : 1X 5mL 5000ppb GX DI+MeOH
ALS Vial : 33 Sample Multiplier: 1

Quant Time: Nov 19 14:34:28 2020
Quant Method : Y:\METHODS\VF201119G.M
Quant Title : NWTPH-Gx by GC/MS
QLast Update : Thu Aug 13 22:40:04 2020
Response via : Initial Calibration

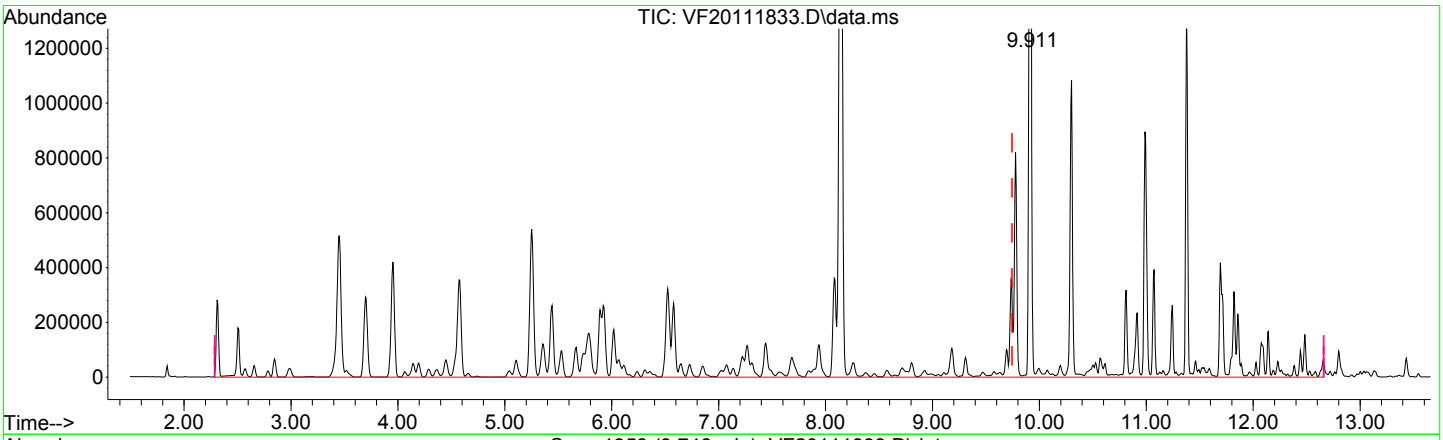

TIC: VF20111833.D\data.ms

(8) CA-LUFT (C5-C12) (H)

9.745min (0.000) 3999.30 ug/L m

response 34107788

Signal	Exp%	Act%
TIC	100.00	100.00
0.00	0.00	0.00
0.00	0.00	0.00
0.00	0.00	0.00

Quantitation Report (QT Reviewed)

Data Path : Y:\DATA\2020-11\0K18062\
Data File : VF20111833.D
Acq On : 19 Nov 2020 7:39 am
Operator : TNL
Sample : 0k18062-CALI
Misc : 1X 5mL 5000ppb GX DI+MeOH
ALS Vial : 33 Sample Multiplier: 1

11/20/20 TNL

Quant Time: Nov 19 14:34:28 2020
Quant Method : Y:\METHODS\VF201119G.M
Quant Title : NWTPH-Gx by GC/MS
QLast Update : Thu Aug 13 22:40:04 2020
Response via : Initial Calibration

Compound	R.T.	QIon	Response	Conc	Units	Dev(Min)
Internal Standards						
1) Pentafluorobenzene (IS)	6.019	168	136091	50.00	ug/L	0.00
System Monitoring Compounds						
2) 1,4-Difluorobenzene (Sur)	6.578	TIC	549051	46.79	ug/L	0.00
3) 4-Bromofluorobenzene (...	10.811	TIC	426374	44.95	ug/L	0.00
4) Chlorobenzene-d5 (NR)	9.734	TIC	550340	0.00	ug/L	0.00
10) Toluene-d8 (NR)	8.080	TIC	766991	0.00	ug/L	0.00
12) 1,4-Dichlorobenzene-d4...	11.692	TIC	876759	0.00	ug/L	0.00
Target Compounds						Qvalue
5) NWTPH-Gx	9.745	TIC	24336023m	4231.45	ug/L	
6) TPHg (C5-C9)	9.745	TIC	26793723m	3883.35	ug/L	
7) TPHg (C6-C10)	9.745	TIC	23788092m	3976.46	ug/L	
8) CA-LUFT (C5-C12)	9.745	TIC	34107788m	3999.30	ug/L	

(#) = qualifier out of range (m) = manual integration (+) = signals summed

Quantitation Report (QT Reviewed)

Data Path : Y:\DATA\2020-11\0K18062\
Data File : VF20111833.D
Acq On : 19 Nov 2020 7:39 am
Operator : TNL
Sample : 0k18062-CALI
Misc : 1X 5mL 5000ppb GX DI+MeOH
ALS Vial : 33 Sample Multiplier: 1

Quant Time: Nov 19 14:34:28 2020
Quant Method : Y:\METHODS\VF201119G.M
Quant Title : NWTPH-Gx by GC/MS
QLast Update : Thu Aug 13 22:40:04 2020
Response via : Initial Calibration

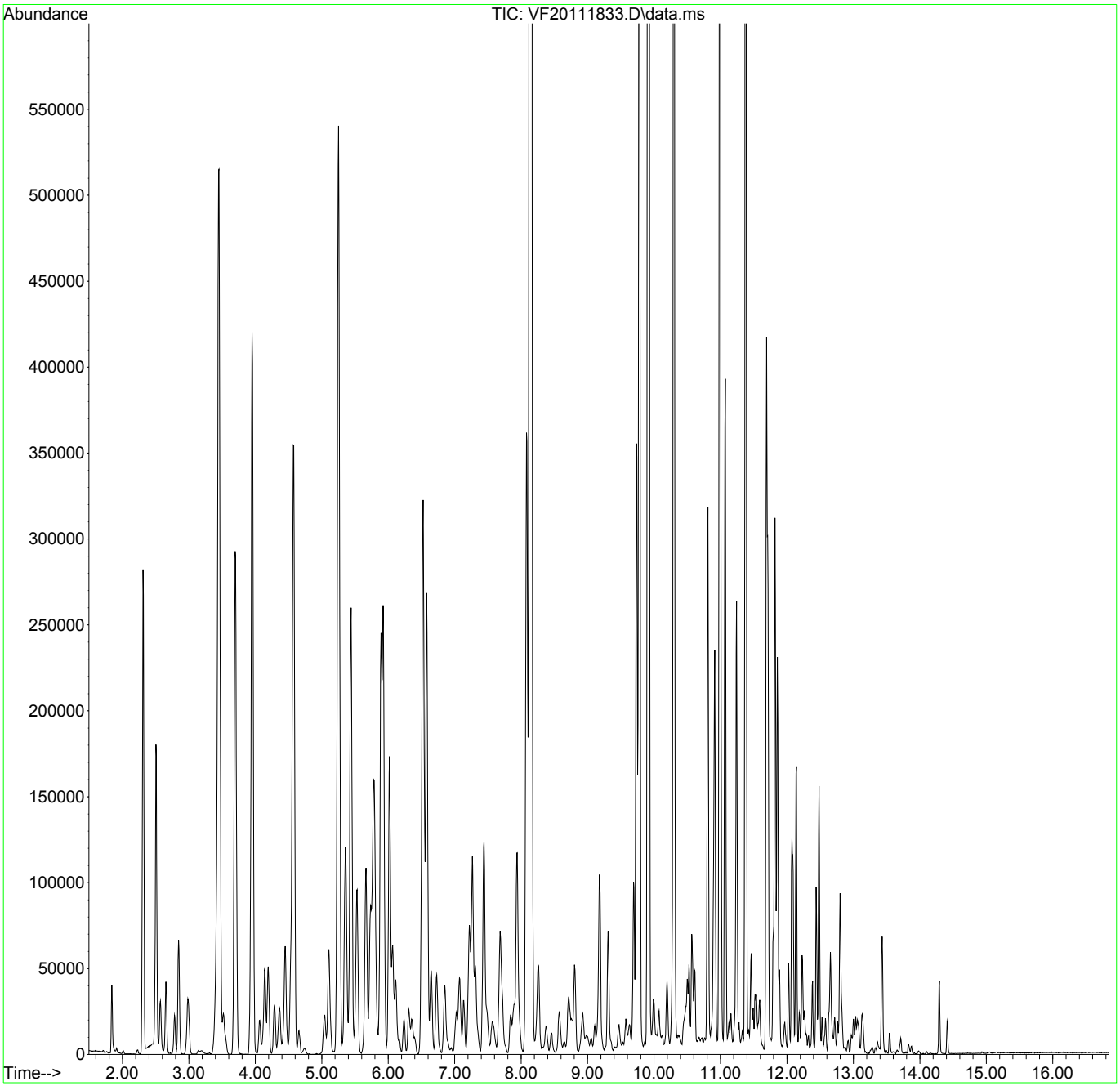

Quantitation Report (Not Reviewed)

Data Path : Y:\DATA\2020-11\0K18062\
Data File : VF20111834.D
Acq On : 19 Nov 2020 8:06 am
Operator : TNL
Sample : 0k18062-CALJ
Misc : 1X 5mL 10000ppb GX DI+MeOH
ALS Vial : 34 Sample Multiplier: 1

11/20/20 TNL

Quant Time: Nov 19 14:35:12 2020
Quant Method : Y:\METHODS\~~VF201119G.M~~
Quant Title : NWTPH-Gx by GC/MS
QLast Update : Thu Aug 13 22:40:04 2020
Response via : Initial Calibration

Compound	R.T.	QIon	Response	Conc	Units	Dev(Min)
Internal Standards						
1) Pentafluorobenzene (IS)	6.024	168	150388	50.00	ug/L	0.00
System Monitoring Compounds						
2) 1,4-Difluorobenzene (Sur)	6.583	TIC	720741	55.58	ug/L	0.00
3) 4-Bromofluorobenzene (...	10.810	TIC	435711	41.57	ug/L	0.00
4) Chlorobenzene-d5 (NR)	9.739	TIC	604399	0.00	ug/L	0.00
10) Toluene-d8 (NR)	8.085	TIC	885616	0.00	ug/L	0.00
12) 1,4-Dichlorobenzene-d4...	11.710	TIC	1307198	0.00	ug/L	0.02
Target Compounds						Qvalue
5) NWTPH-Gx	9.745	TIC	55999266m	8019.63	ug/L	
6) TPHg (C5-C9)	9.745	TIC	61331895m	7578.07	ug/L	
7) TPHg (C6-C10)	9.745	TIC	54709720m	7733.91	ug/L	
8) CA-LUFT (C5-C12)	9.745	TIC	78770685m	7735.49	ug/L	

(#) = qualifier out of range (m) = manual integration (+) = signals summed

Quantitation Report (Not Reviewed)

Data Path : Y:\DATA\2020-11\0K18062\
Data File : VF20111834.D
Acq On : 19 Nov 2020 8:06 am
Operator : TNL
Sample : 0k18062-CALJ
Misc : 1X 5mL 10000ppb GX DI+MeOH
ALS Vial : 34 Sample Multiplier: 1

Quant Time: Nov 19 14:35:12 2020
Quant Method : Y:\METHODS\VF201119G.M
Quant Title : NWTPH-Gx by GC/MS
QLast Update : Thu Aug 13 22:40:04 2020
Response via : Initial Calibration

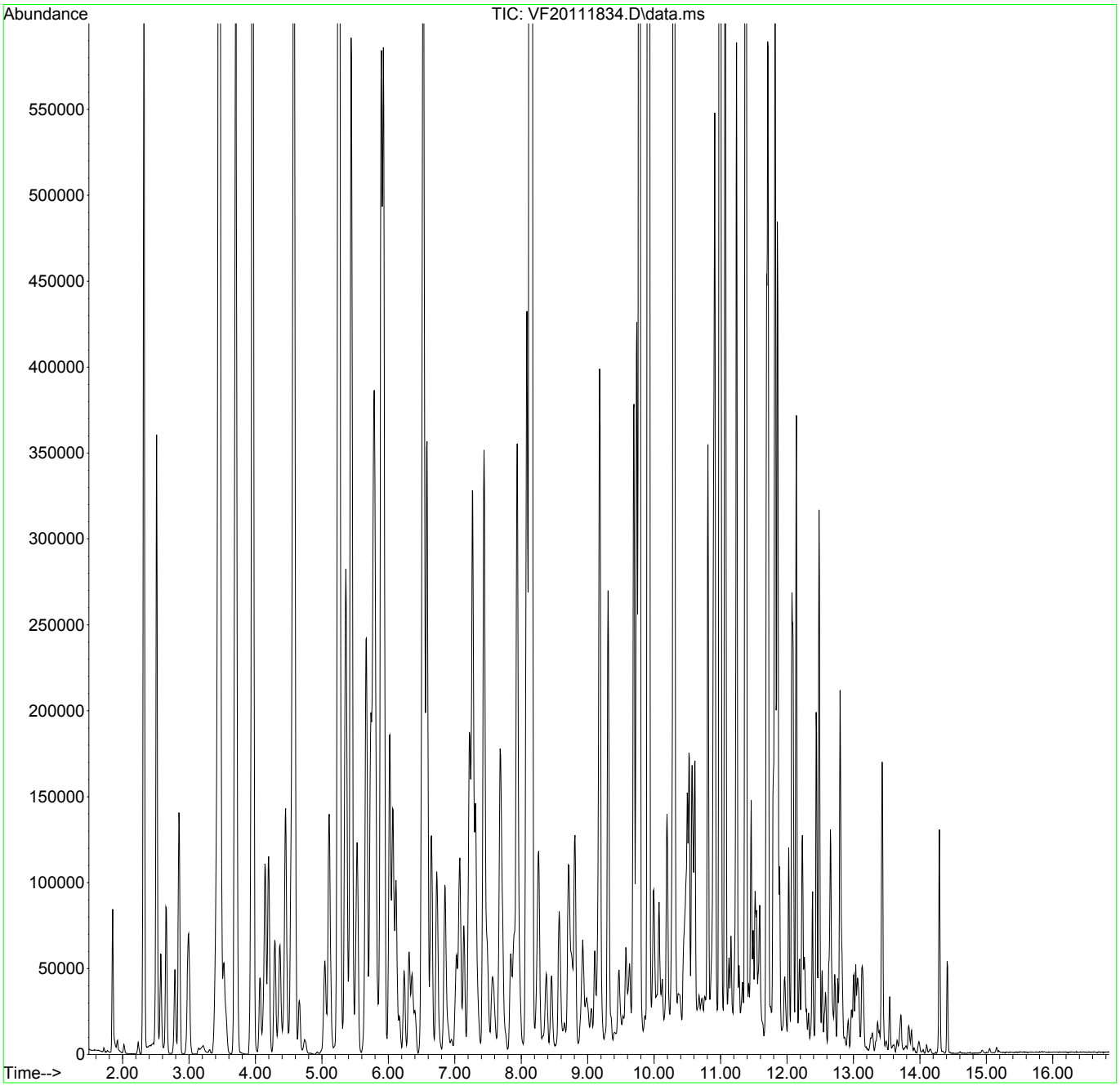

Quantitation Report (Qedit)

Data Path : Y:\DATA\2020-11\0K18062\
Data File : VF20111834.D
Acq On : 19 Nov 2020 8:06 am
Operator : TNL
Sample : 0k18062-CALJ
Misc : 1X 5mL 10000ppb GX DI+MeOH
ALS Vial : 34 Sample Multiplier: 1

Quant Time: Nov 19 14:35:12 2020
Quant Method : Y:\METHODS\VF201119G.M
Quant Title : NWTPH-Gx by GC/MS
QLast Update : Thu Aug 13 22:40:04 2020
Response via : Initial Calibration

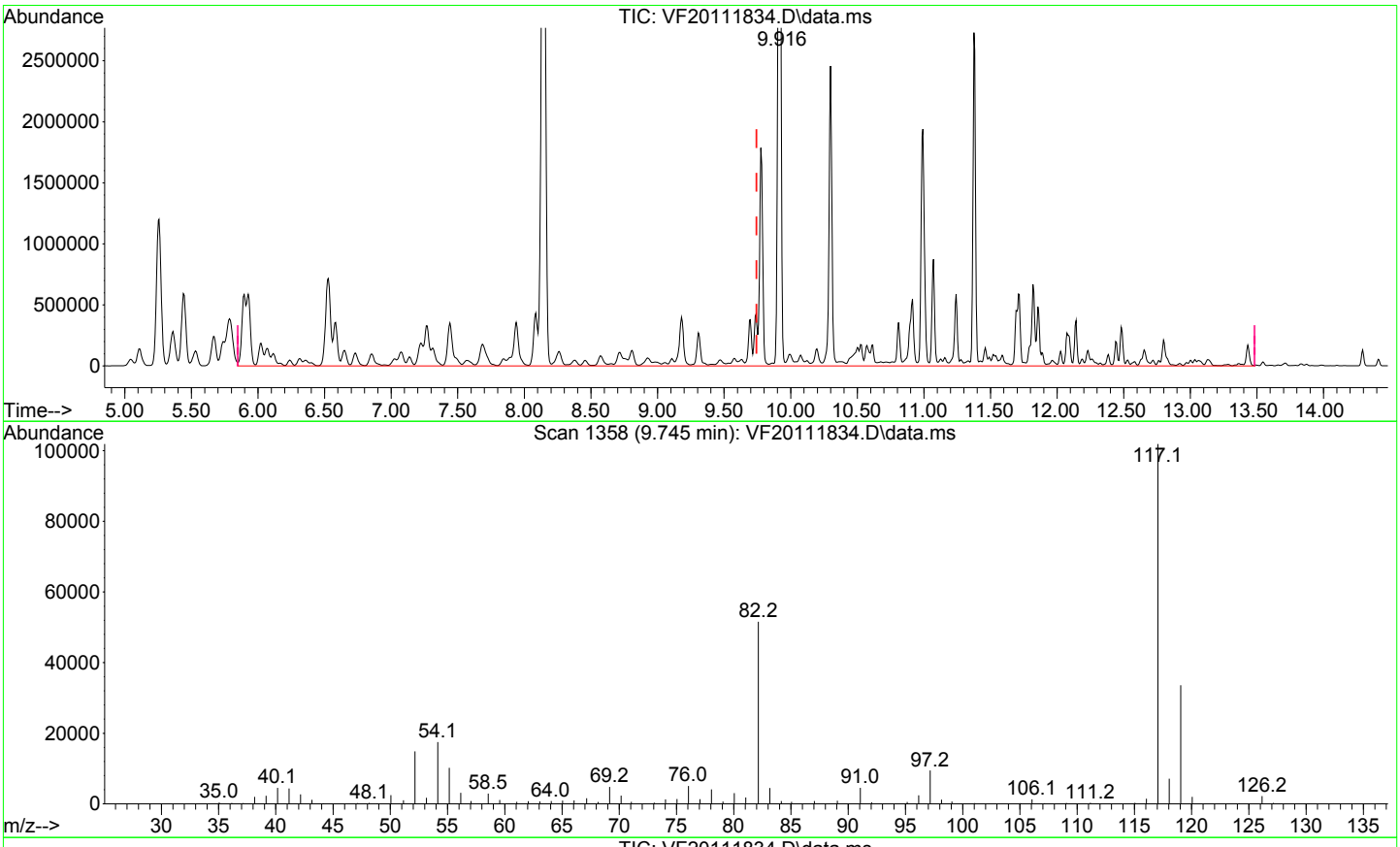

TIC: VF20111834.D\data.ms

(5) NWTPH-Gx (H)

9.745min (0.000) 8019.63 ug/L m

response 55999266

Signal	Exp%	Act%
TIC	100.00	100.00
0.00	0.00	0.02#
0.00	0.00	0.01#
0.00	0.00	0.00

Quantitation Report (Qedit)

Data Path : Y:\DATA\2020-11\0K18062\
Data File : VF20111834.D
Acq On : 19 Nov 2020 8:06 am
Operator : TNL
Sample : 0k18062-CALJ
Misc : 1X 5mL 10000ppb GX DI+MeOH
ALS Vial : 34 Sample Multiplier: 1

Quant Time: Nov 19 14:35:12 2020
Quant Method : Y:\METHODS\VF201119G.M
Quant Title : NWTPH-Gx by GC/MS
QLast Update : Thu Aug 13 22:40:04 2020
Response via : Initial Calibration

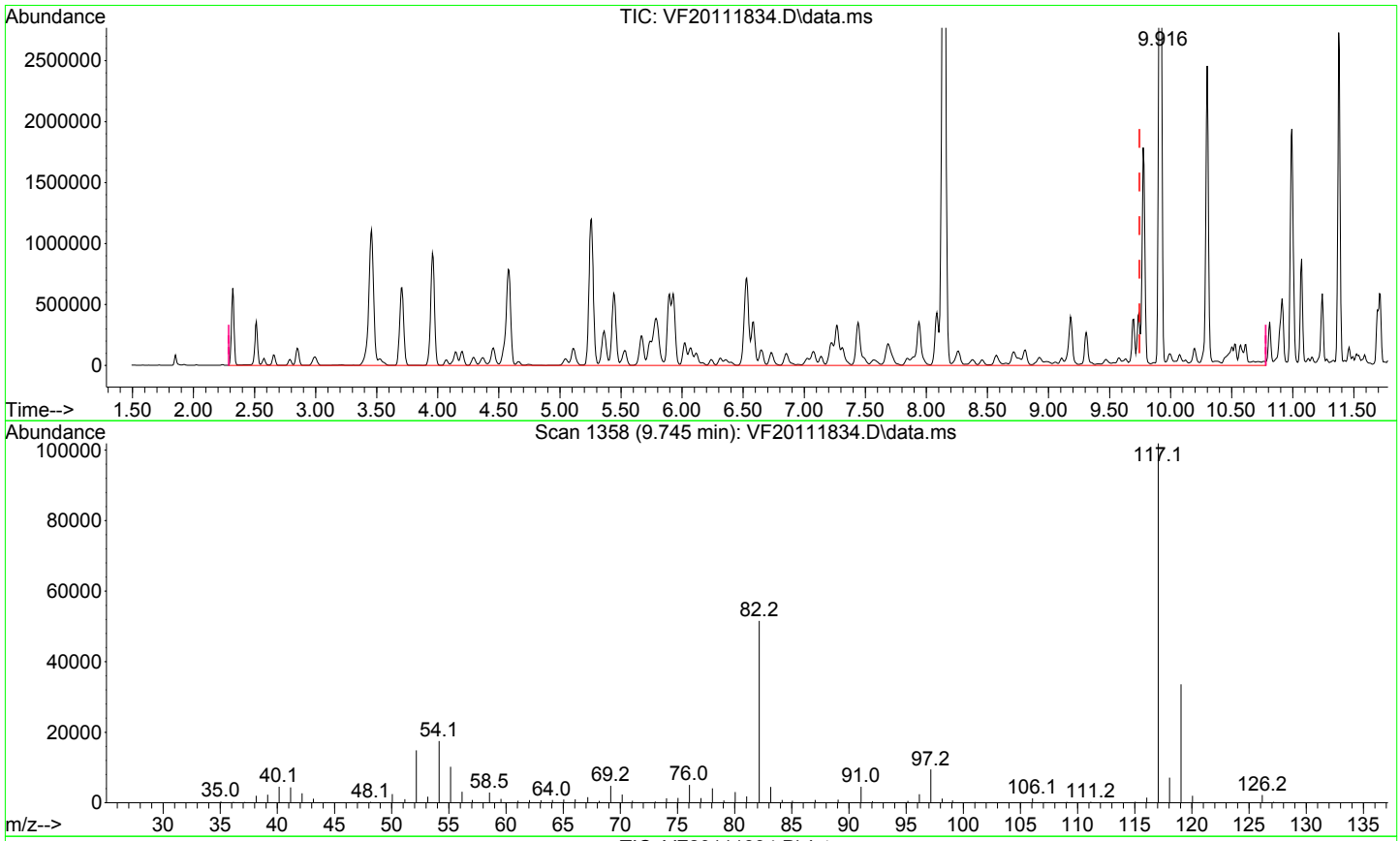

TIC: VF20111834.D\data.ms

(6) TPHg (C5-C9) (H)

9.745min (0.000) 7578.07 ug/L m

response 61331895

Signal	Exp%	Act%
TIC	100.00	100.00
0.00	0.00	0.02#
0.00	0.00	0.01#
0.00	0.00	0.00

Quantitation Report (Qedit)

Data Path : Y:\DATA\2020-11\0K18062\
Data File : VF20111834.D
Acq On : 19 Nov 2020 8:06 am
Operator : TNL
Sample : 0k18062-CALJ
Misc : 1X 5mL 10000ppb GX DI+MeOH
ALS Vial : 34 Sample Multiplier: 1

Quant Time: Nov 19 14:35:12 2020
Quant Method : Y:\METHODS\VF201119G.M
Quant Title : NWTPH-Gx by GC/MS
QLast Update : Thu Aug 13 22:40:04 2020
Response via : Initial Calibration

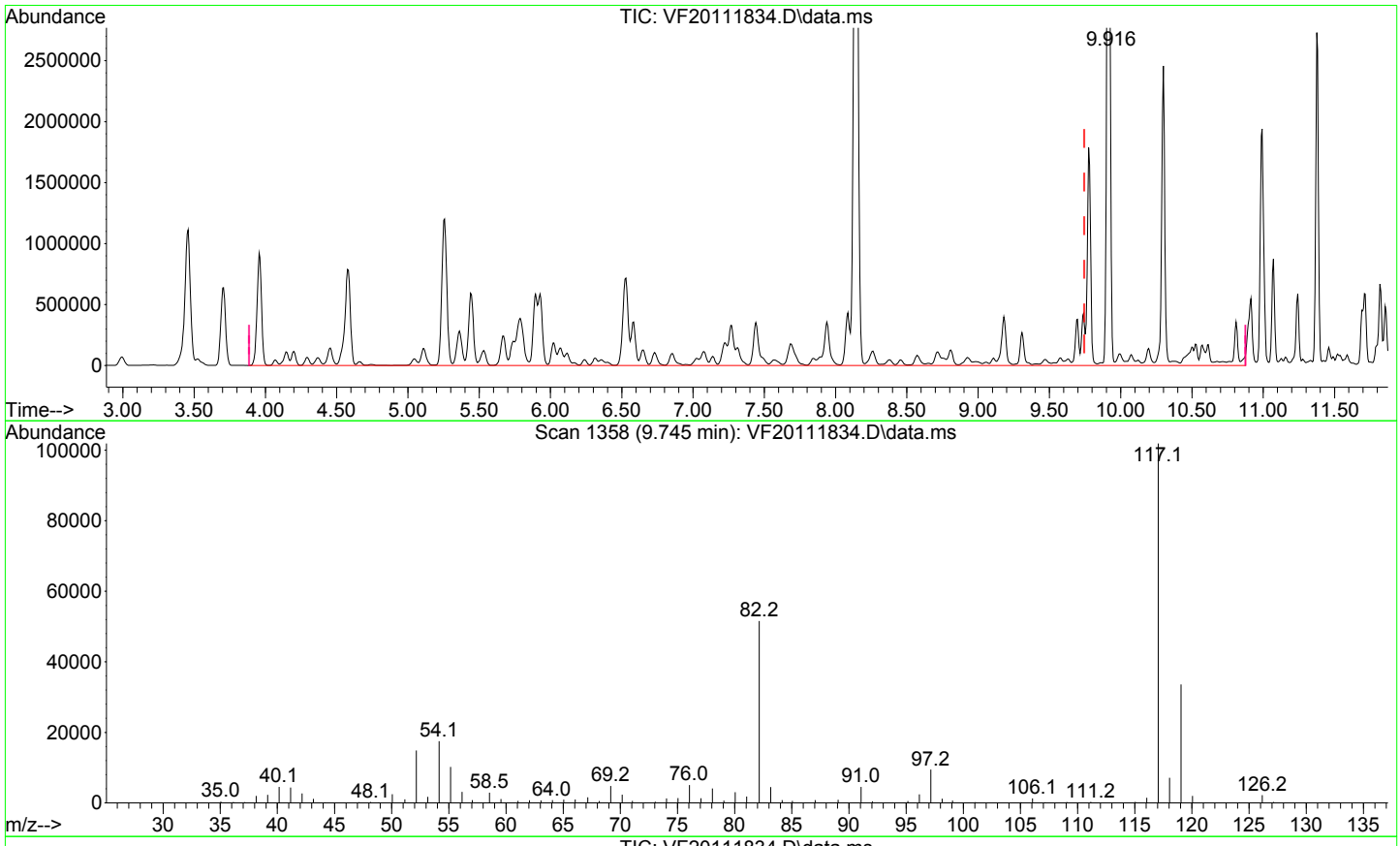

TIC: VF20111834.D\data.ms

(7) TPHg (C6-C10) (H)

9.745min (0.000) 7733.91 ug/L m

response 54709720

Signal	Exp%	Act%
TIC	100.00	100.00
0.00	0.00	0.02#
0.00	0.00	0.01#
0.00	0.00	0.00

Quantitation Report (Qedit)

Data Path : Y:\DATA\2020-11\0K18062\
Data File : VF20111834.D
Acq On : 19 Nov 2020 8:06 am
Operator : TNL
Sample : 0k18062-CALJ
Misc : 1X 5mL 10000ppb GX DI+MeOH
ALS Vial : 34 Sample Multiplier: 1

Quant Time: Nov 19 14:35:12 2020
Quant Method : Y:\METHODS\VF201119G.M
Quant Title : NWTPH-Gx by GC/MS
QLast Update : Thu Aug 13 22:40:04 2020
Response via : Initial Calibration

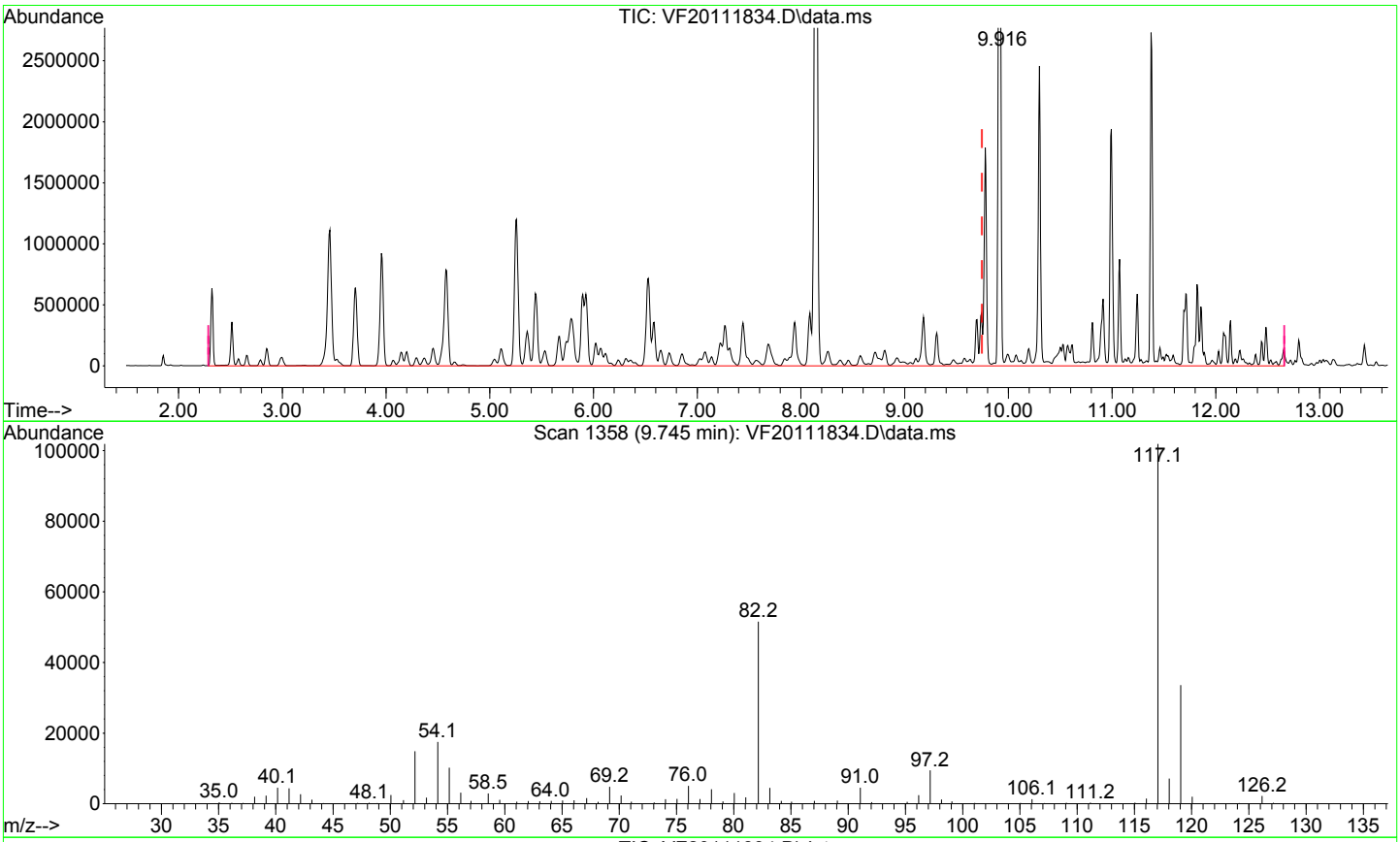

TIC: VF20111834.D\data.ms

(8) CA-LUFT (C5-C12) (H)

9.745min (0.000) 7735.49 ug/L m

response 78770685

Signal	Exp%	Act%
TIC	100.00	100.00
0.00	0.00	0.01#
0.00	0.00	0.01#
0.00	0.00	0.00

Quantitation Report (QT Reviewed)

Data Path : Y:\DATA\2020-11\0K18062\
Data File : VF20111834.D
Acq On : 19 Nov 2020 8:06 am
Operator : TNL
Sample : 0k18062-CALJ
Misc : 1X 5mL 10000ppb GX DI+MeOH
ALS Vial : 34 Sample Multiplier: 1

11/20/20 TNL

Quant Time: Nov 19 14:35:12 2020
Quant Method : Y:\METHODS\VF201119G.M
Quant Title : NWTPH-Gx by GC/MS
QLast Update : Thu Aug 13 22:40:04 2020
Response via : Initial Calibration

Compound	R.T.	QIon	Response	Conc	Units	Dev(Min)
Internal Standards						
1) Pentafluorobenzene (IS)	6.024	168	150388	50.00	ug/L	0.00
System Monitoring Compounds						
2) 1,4-Difluorobenzene (Sur)	6.583	TIC	720741	55.58	ug/L	0.00
3) 4-Bromofluorobenzene (...	10.810	TIC	435711	41.57	ug/L	0.00
4) Chlorobenzene-d5 (NR)	9.739	TIC	604399	0.00	ug/L	0.00
10) Toluene-d8 (NR)	8.085	TIC	885616	0.00	ug/L	0.00
12) 1,4-Dichlorobenzene-d4...	11.710	TIC	1307198	0.00	ug/L	0.02
Target Compounds						Qvalue
5) NWTPH-Gx	9.745	TIC	55999266m	8019.63	ug/L	
6) TPHg (C5-C9)	9.745	TIC	61331895m	7578.07	ug/L	
7) TPHg (C6-C10)	9.745	TIC	54709720m	7733.91	ug/L	
8) CA-LUFT (C5-C12)	9.745	TIC	78770685m	7735.49	ug/L	

(#) = qualifier out of range (m) = manual integration (+) = signals summed

Quantitation Report (QT Reviewed)

Data Path : Y:\DATA\2020-11\0K18062\
Data File : VF20111834.D
Acq On : 19 Nov 2020 8:06 am
Operator : TNL
Sample : 0k18062-CALJ
Misc : 1X 5mL 10000ppb GX DI+MeOH
ALS Vial : 34 Sample Multiplier: 1

Quant Time: Nov 19 14:35:12 2020
Quant Method : Y:\METHODS\VF201119G.M
Quant Title : NWTPH-Gx by GC/MS
QLast Update : Thu Aug 13 22:40:04 2020
Response via : Initial Calibration

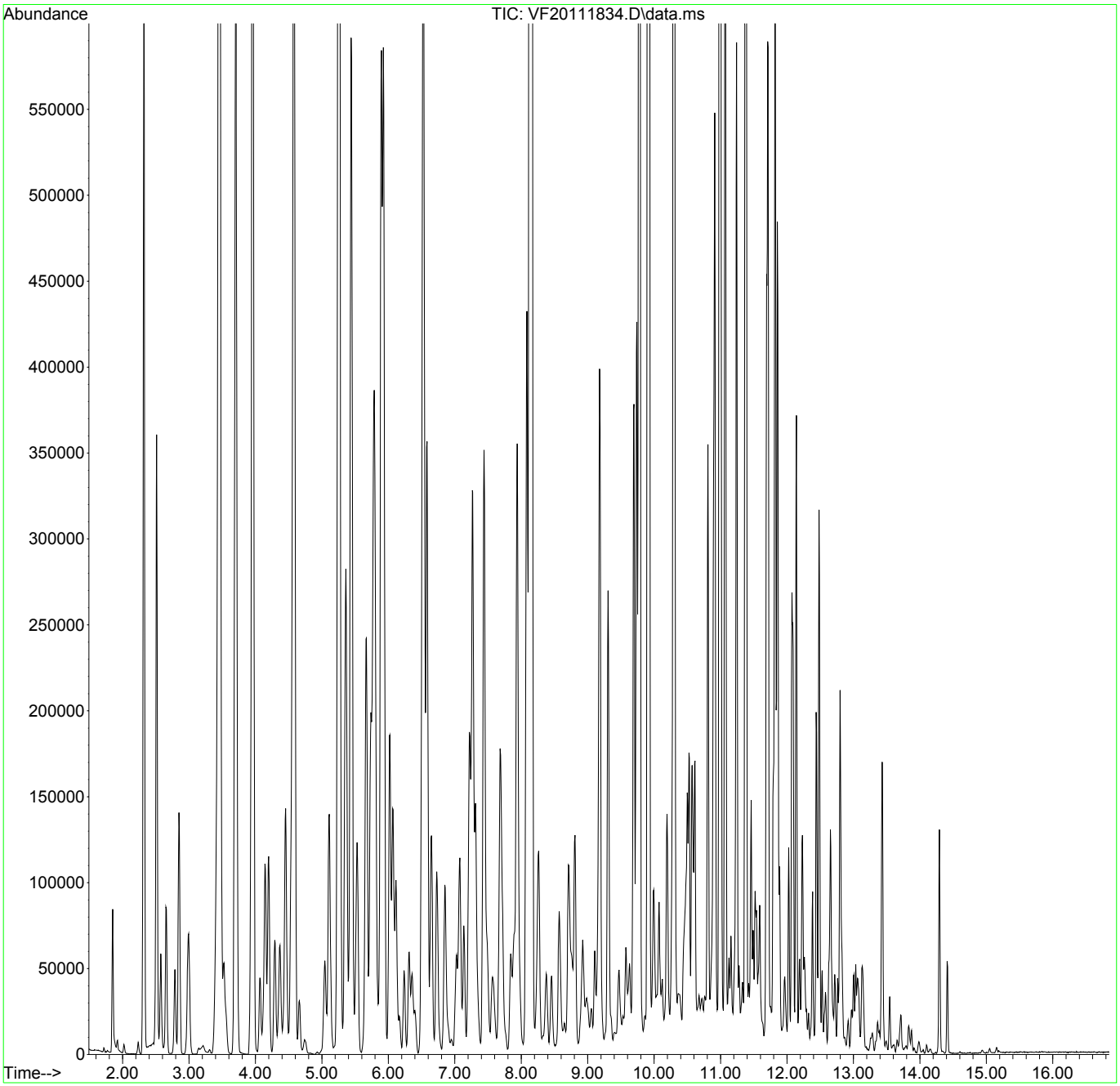

Quantitation Report (Not Reviewed)

Data Path : Y:\DATA\2020-11\0K18062\
Data File : VF20111835.D
Acq On : 19 Nov 2020 8:33 am
Operator : TNL
Sample : 0k18062-IBLA
Misc : 1X 5mL DI+MeOH
ALS Vial : 35 Sample Multiplier: 1

11/20/20 TNL

Quant Time: Nov 19 17:21:21 2020
Quant Method : Y:\METHODS\VF201119G.M
Quant Title : NWTPH-Gx by GC/MS
QLast Update : Thu Nov 19 14:37:04 2020
Response via : Initial Calibration

Compound	R.T.	QIon	Response	Conc	Units	Dev(Min)
Internal Standards						
1) Pentafluorobenzene (IS)	6.021	168	155715	50.00	ug/L	0.00
System Monitoring Compounds						
2) 1,4-Difluorobenzene (Sur)	6.580	TIC	550650	48.40	ug/L	0.00
3) 4-Bromofluorobenzene (...	10.807	TIC	462842	48.73	ug/L	0.00
4) Chlorobenzene-d5 (NR)	9.736	TIC	615816	0.00	ug/L	0.00
10) Toluene-d8 (NR)	8.082	TIC	828304	0.00	ug/L	0.00
12) 1,4-Dichlorobenzene-d4...	11.695	TIC	535772	0.00	ug/L	0.00
Target Compounds						Qvalue
5) NWTPH-Gx	9.745	TIC	147322m	58.59	ug/L	
6) TPHg (C5-C9)	9.745	TIC	330378m	34.72	ug/L	
7) TPHg (C6-C10)	9.745	TIC	302095m	43.16	ug/L	
8) CA-LUFT (C5-C12)	9.745	TIC	411396m	48.94	ug/L	

(#) = qualifier out of range (m) = manual integration (+) = signals summed

Quantitation Report (Not Reviewed)

Data Path : Y:\DATA\2020-11\0K18062\
Data File : VF20111835.D
Acq On : 19 Nov 2020 8:33 am
Operator : TNL
Sample : 0k18062-IBLA
Misc : 1X 5mL DI+MeOH
ALS Vial : 35 Sample Multiplier: 1

Quant Time: Nov 19 17:21:21 2020
Quant Method : Y:\METHODS\VF201119G.M
Quant Title : NWTPH-Gx by GC/MS
QLast Update : Thu Nov 19 14:37:04 2020
Response via : Initial Calibration

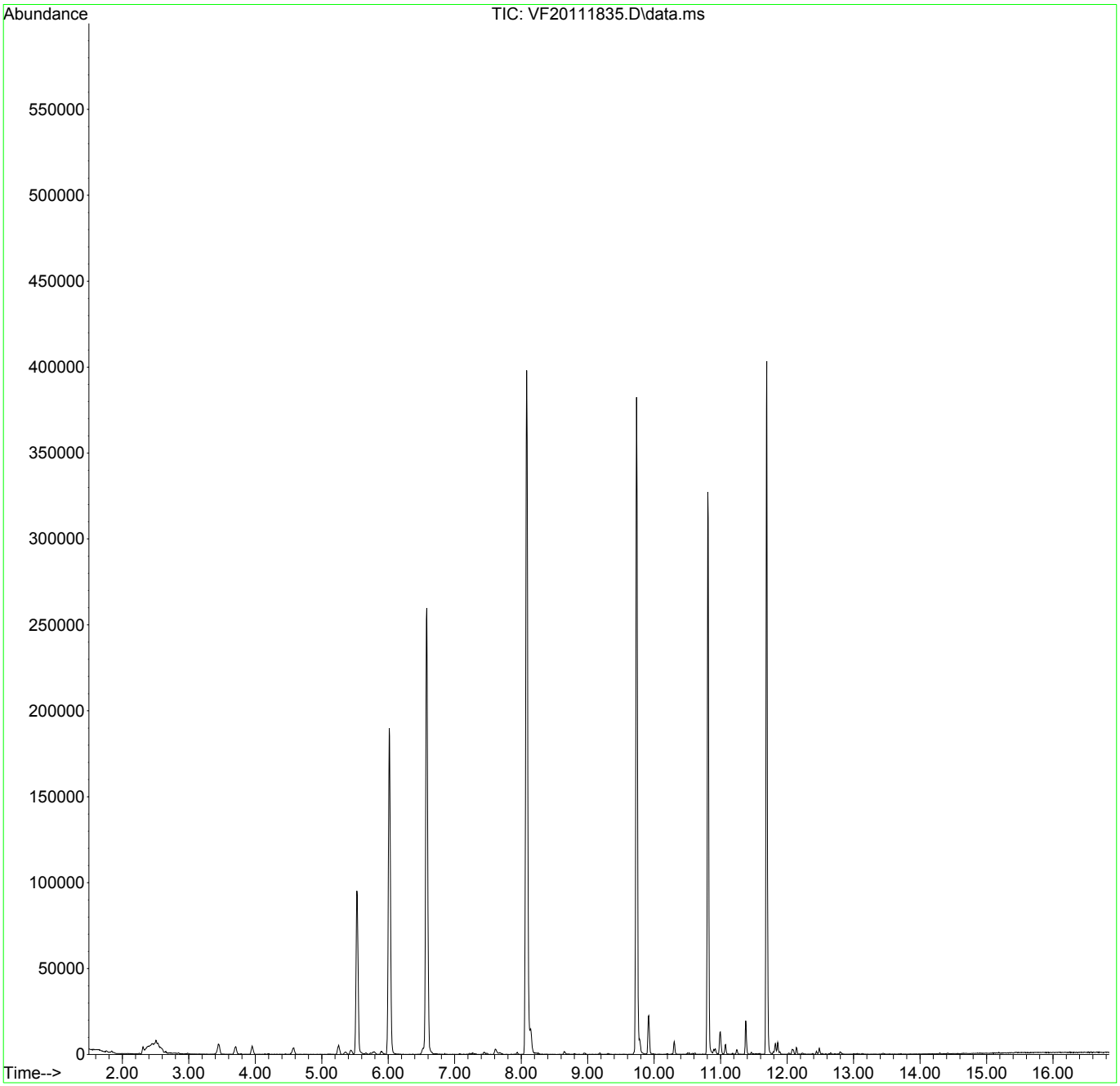

Quantitation Report (Not Reviewed)

Data Path : Y:\DATA\2020-11\0K18062\
Data File : VF20111836.D
Acq On : 19 Nov 2020 9:00 am
Operator : TNL
Sample : 0k18062-IBLB
Misc : 1X 5mL DI+MeOH 11/20/20 TNL
ALS Vial : 36 Sample Multiplier: 1

Quant Time: Nov 19 17:21:26 2020
Quant Method : Y:\METHODS\VF201119G.M
Quant Title : NWTPH-Gx by GC/MS
QLast Update : Thu Nov 19 14:37:04 2020
Response via : Initial Calibration

Compound	R.T.	QIon	Response	Conc	Units	Dev(Min)
Internal Standards						
1) Pentafluorobenzene (IS)	6.019	168	150075	50.00	ug/L	0.00
System Monitoring Compounds						
2) 1,4-Difluorobenzene (Sur)	6.579	TIC	523699	47.76	ug/L	0.00
3) 4-Bromofluorobenzene (...	10.811	TIC	441771	48.26	ug/L	0.00
4) Chlorobenzene-d5 (NR)	9.735	TIC	584569	0.00	ug/L	0.00
10) Toluene-d8 (NR)	8.081	TIC	775010	0.00	ug/L	0.00
12) 1,4-Dichlorobenzene-d4...	11.693	TIC	509744	0.00	ug/L	0.00
Target Compounds						Qvalue
5) NWTPH-Gx	9.745	TIC	18082m	33.62	ug/L	
6) TPHg (C5-C9)	9.745	TIC	244333m	21.35	ug/L	
7) TPHg (C6-C10)	9.745	TIC	212681m	27.07	ug/L	
8) CA-LUFT (C5-C12)	9.745	TIC	250096m	27.61	ug/L	

(#) = qualifier out of range (m) = manual integration (+) = signals summed

Quantitation Report (Not Reviewed)

Data Path : Y:\DATA\2020-11\0K18062\
Data File : VF20111836.D
Acq On : 19 Nov 2020 9:00 am
Operator : TNL
Sample : 0k18062-IBLB
Misc : 1X 5mL DI+MeOH
ALS Vial : 36 Sample Multiplier: 1

Quant Time: Nov 19 17:21:26 2020
Quant Method : Y:\METHODS\VF201119G.M
Quant Title : NWTPH-Gx by GC/MS
QLast Update : Thu Nov 19 14:37:04 2020
Response via : Initial Calibration

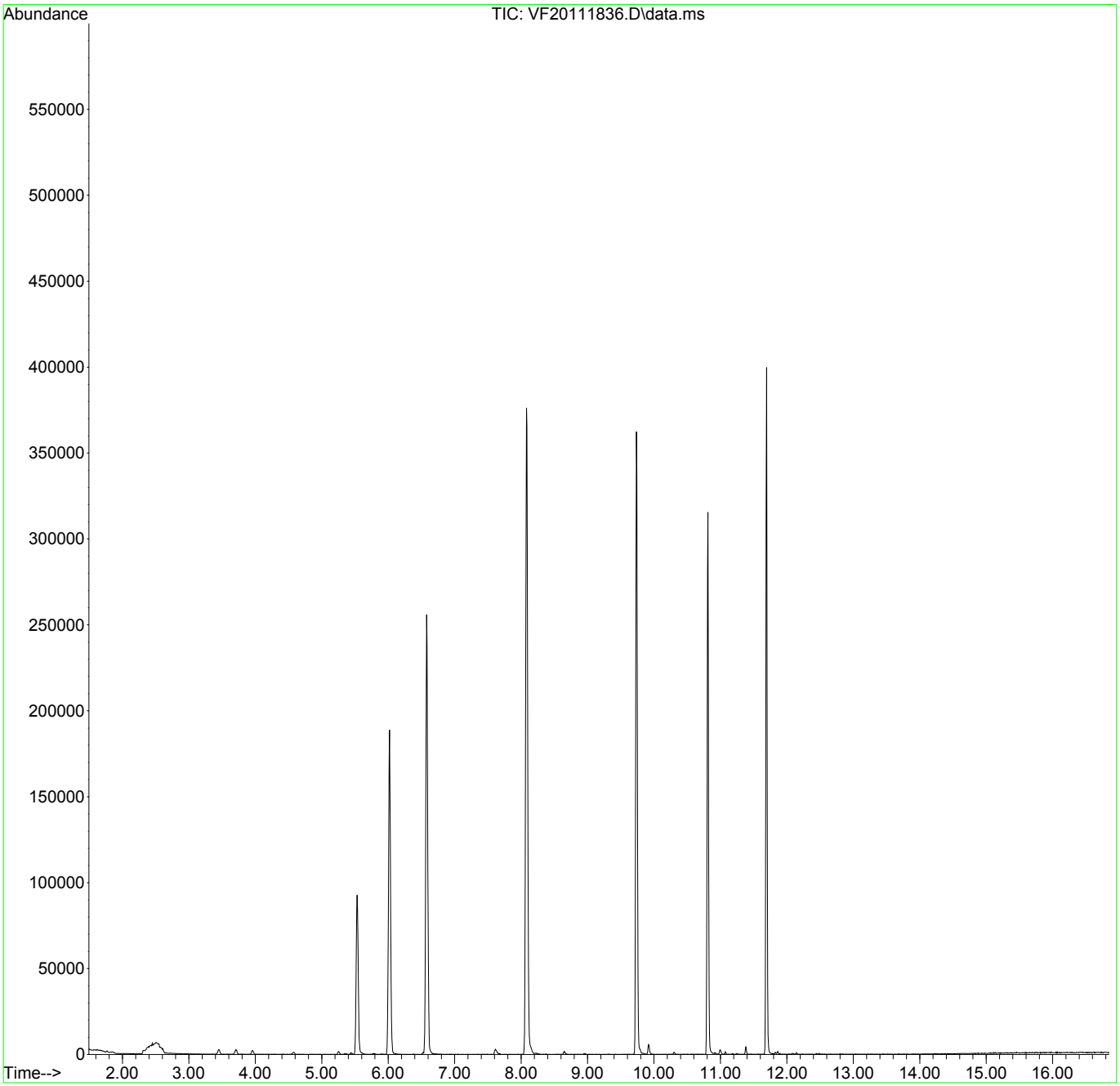

Quantitation Report (Not Reviewed)

Data Path : Y:\DATA\2020-11\0K18062\
Data File : VF20111837.D
Acq On : 19 Nov 2020 9:27 am
Operator : TNL
Sample : 0k18062-ICV2
Misc : 1X 5mL 500ppb GX DI+MeOH
ALS Vial : 37 Sample Multiplier: 1

11/20/20 TNL

Quant Time: Nov 19 17:21:29 2020
Quant Method : Y:\METHODS\VF201119G.M
Quant Title : NWTPH-Gx by GC/MS
QLast Update : Thu Nov 19 14:37:04 2020
Response via : Initial Calibration

Compound	R.T.	QIon	Response	Conc	Units	Dev(Min)
Internal Standards						
1) Pentafluorobenzene (IS)	6.025	168	146963	50.00	ug/L	0.00
System Monitoring Compounds						
2) 1,4-Difluorobenzene (Sur)	6.579	TIC	522668	48.67	ug/L	0.00
3) 4-Bromofluorobenzene (...	10.811	TIC	440602	49.15	ug/L	0.00
4) Chlorobenzene-d5 (NR)	9.735	TIC	588588	0.00	ug/L	0.00
10) Toluene-d8 (NR)	8.087	TIC	777962	0.00	ug/L	0.00
12) 1,4-Dichlorobenzene-d4...	11.693	TIC	541050	0.00	ug/L	0.00
Target Compounds						Qvalue
5) NWTPH-Gx	9.745	TIC	2100534m	459.78	ug/L	
6) TPHg (C5-C9)	9.745	TIC	2698955m	472.56	ug/L	
7) TPHg (C6-C10)	9.745	TIC	2293782m	461.64	ug/L	
8) CA-LUFT (C5-C12)	9.745	TIC	3206380m	465.47	ug/L	

(#) = qualifier out of range (m) = manual integration (+) = signals summed

Quantitation Report (Not Reviewed)

Data Path : Y:\DATA\2020-11\0K18062\
Data File : VF20111837.D
Acq On : 19 Nov 2020 9:27 am
Operator : TNL
Sample : 0k18062-ICV2
Misc : 1X 5mL 500ppb GX DI+MeOH
ALS Vial : 37 Sample Multiplier: 1

Quant Time: Nov 19 17:21:29 2020
Quant Method : Y:\METHODS\VF201119G.M
Quant Title : NWTPH-Gx by GC/MS
QLast Update : Thu Nov 19 14:37:04 2020
Response via : Initial Calibration

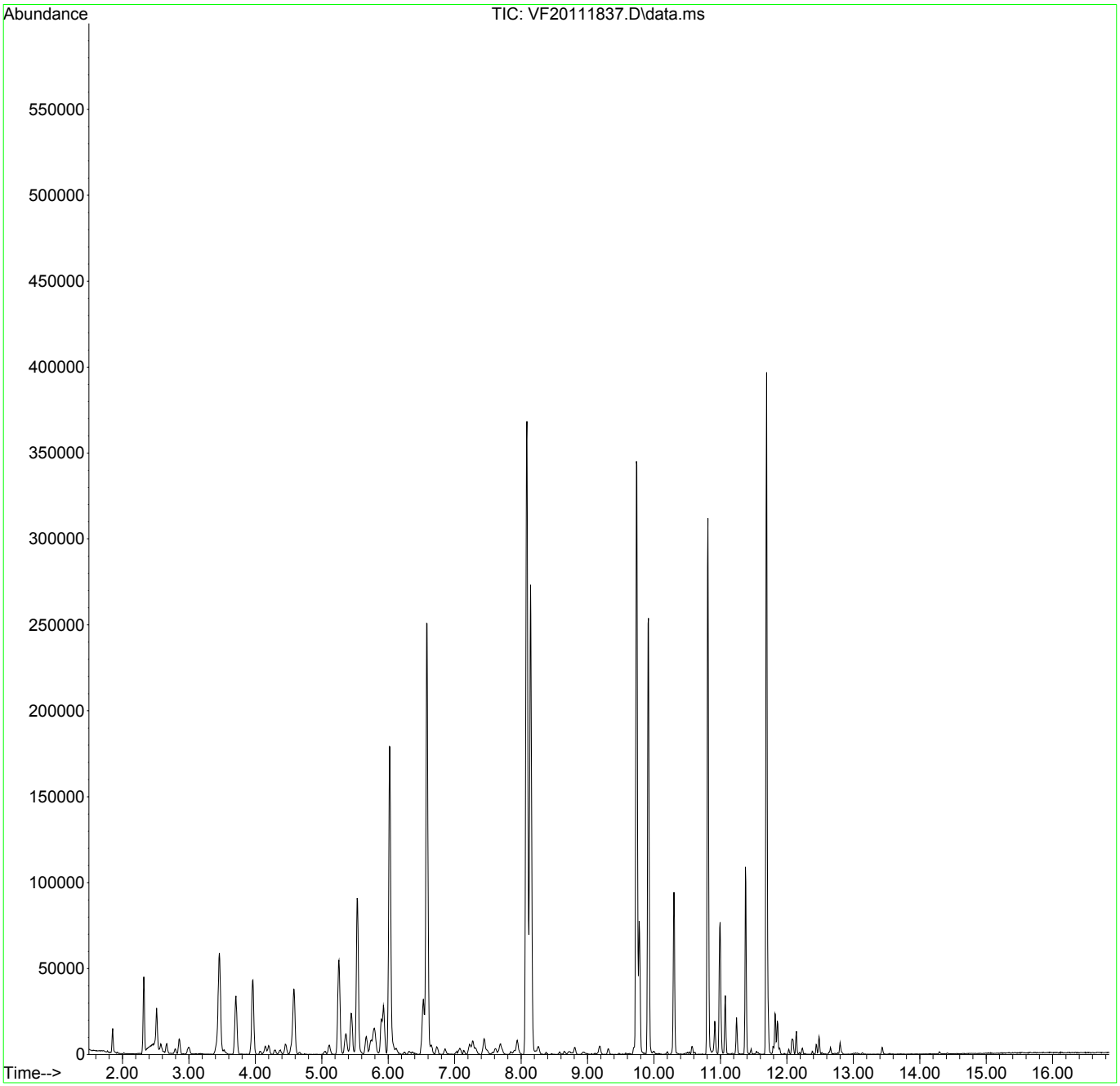

Quantitation Report (Qedit)

Data Path : Y:\DATA\2020-11\0K18062\
Data File : VF20111837.D
Acq On : 19 Nov 2020 9:27 am
Operator : TNL
Sample : 0k18062-ICV2
Misc : 1X 5mL 500ppb GX DI+MeOH
ALS Vial : 37 Sample Multiplier: 1

Quant Time: Nov 19 17:21:29 2020
Quant Method : Y:\METHODS\VF201119G.M
Quant Title : NWTPH-Gx by GC/MS
QLast Update : Thu Nov 19 14:37:04 2020
Response via : Initial Calibration

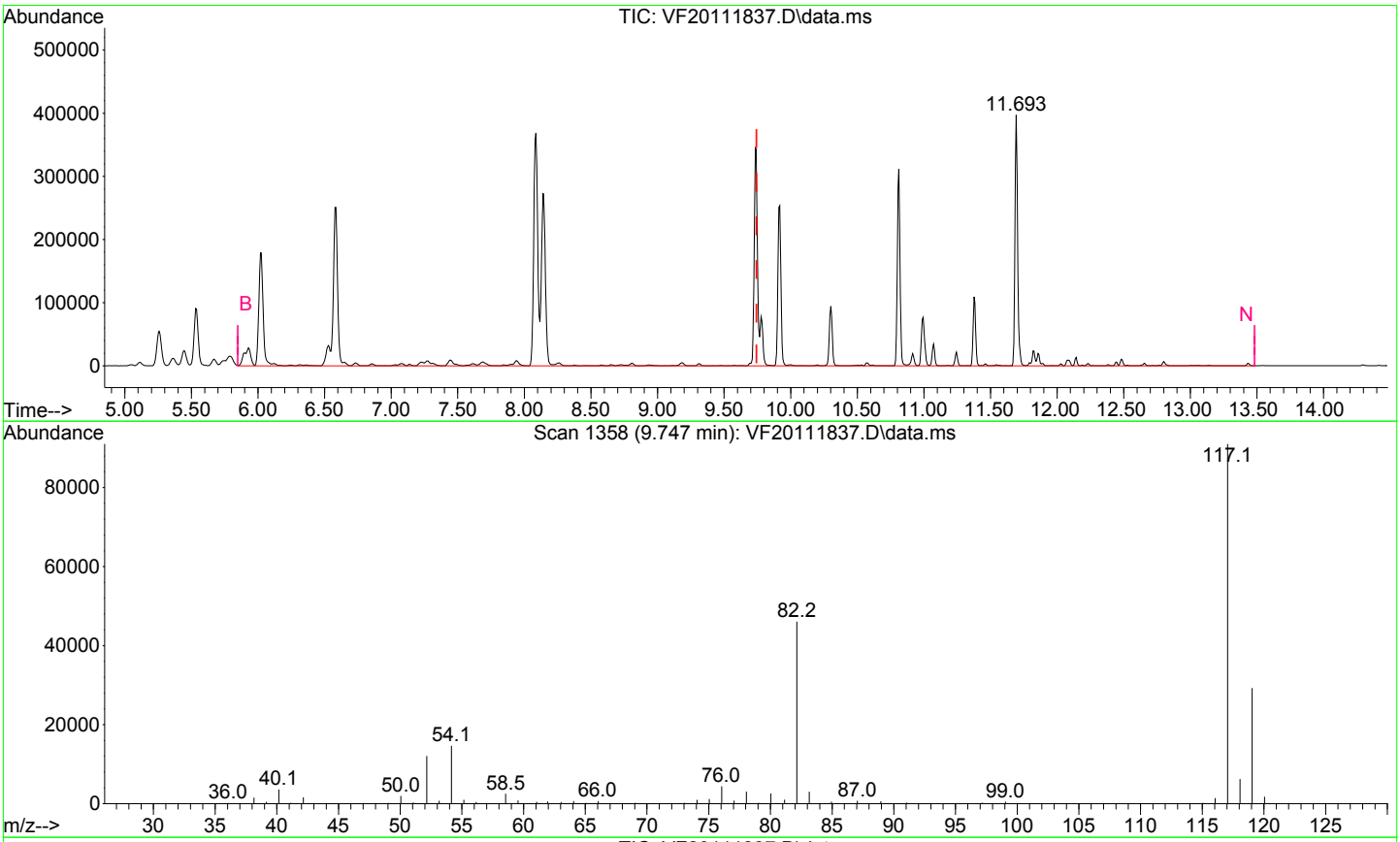

TIC: VF20111837.D\data.ms

(5) NWTPH-Gx (H)

9.745min (0.000) 459.78 ug/L m

response 2100534

Signal	Exp%	Act%
TIC	100.00	100.00
0.00	0.00	0.00
0.00	0.00	0.00
0.00	0.00	0.00

Quantitation Report (Qedit)

Data Path : Y:\DATA\2020-11\0K18062\
Data File : VF20111837.D
Acq On : 19 Nov 2020 9:27 am
Operator : TNL
Sample : 0k18062-ICV2
Misc : 1X 5mL 500ppb GX DI+MeOH
ALS Vial : 37 Sample Multiplier: 1

Quant Time: Nov 19 17:21:29 2020
Quant Method : Y:\METHODS\VF201119G.M
Quant Title : NWTPH-Gx by GC/MS
QLast Update : Thu Nov 19 14:37:04 2020
Response via : Initial Calibration

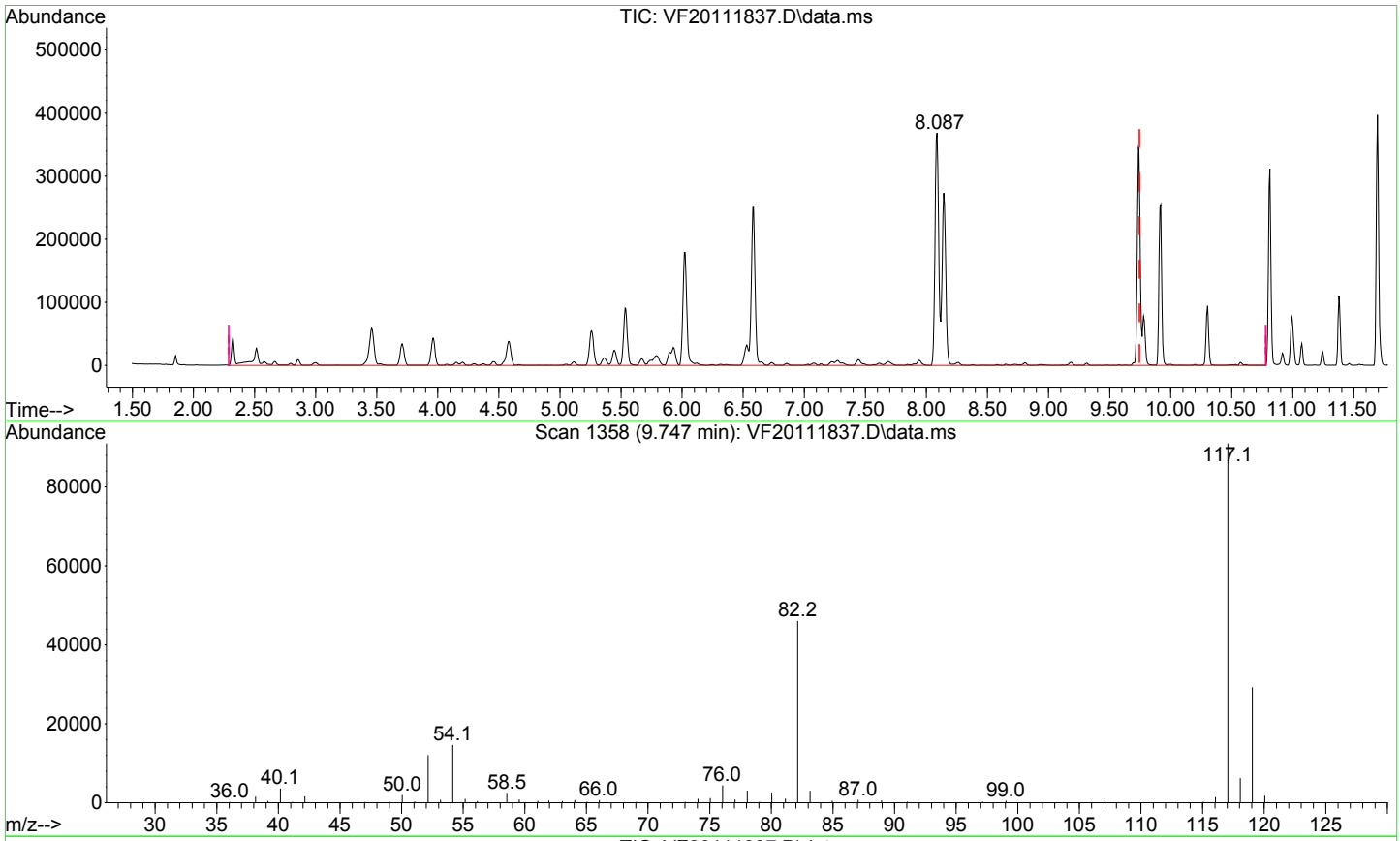

TIC: VF20111837.D\data.ms

(6) TPHg (C5-C9) (H)

9.745min (0.000) 472.56 ug/L m

response 2698955

Signal	Exp%	Act%
TIC	100.00	100.00
0.00	0.00	0.00
0.00	0.00	0.00
0.00	0.00	0.00

Quantitation Report (Qedit)

Data Path : Y:\DATA\2020-11\0K18062\
Data File : VF20111837.D
Acq On : 19 Nov 2020 9:27 am
Operator : TNL
Sample : 0k18062-ICV2
Misc : 1X 5mL 500ppb GX DI+MeOH
ALS Vial : 37 Sample Multiplier: 1

Quant Time: Nov 19 17:21:29 2020
Quant Method : Y:\METHODS\VF201119G.M
Quant Title : NWTPH-Gx by GC/MS
QLast Update : Thu Nov 19 14:37:04 2020
Response via : Initial Calibration

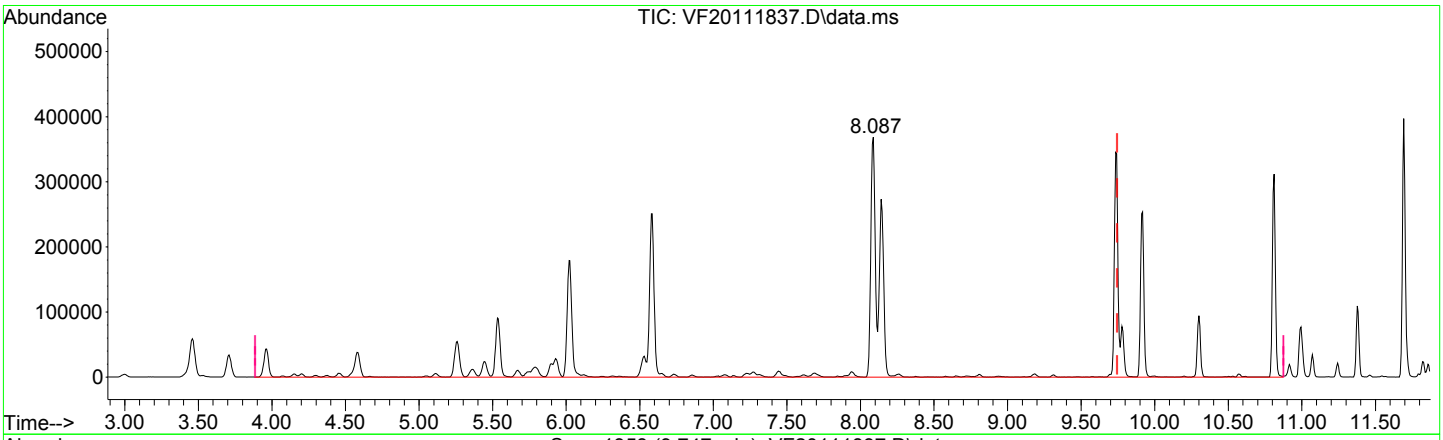

TIC: VF20111837.D\data.ms

(7) TPHg (C6-C10) (H)

9.745min (0.000) 461.64 ug/L m

response 2293782

Signal	Exp%	Act%
TIC	100.00	100.00
0.00	0.00	0.00
0.00	0.00	0.00
0.00	0.00	0.00

Quantitation Report (Qedit)

Data Path : Y:\DATA\2020-11\0K18062\
Data File : VF20111837.D
Acq On : 19 Nov 2020 9:27 am
Operator : TNL
Sample : 0k18062-ICV2
Misc : 1X 5mL 500ppb GX DI+MeOH
ALS Vial : 37 Sample Multiplier: 1

Quant Time: Nov 19 17:21:29 2020
Quant Method : Y:\METHODS\VF201119G.M
Quant Title : NWTPH-Gx by GC/MS
QLast Update : Thu Nov 19 14:37:04 2020
Response via : Initial Calibration

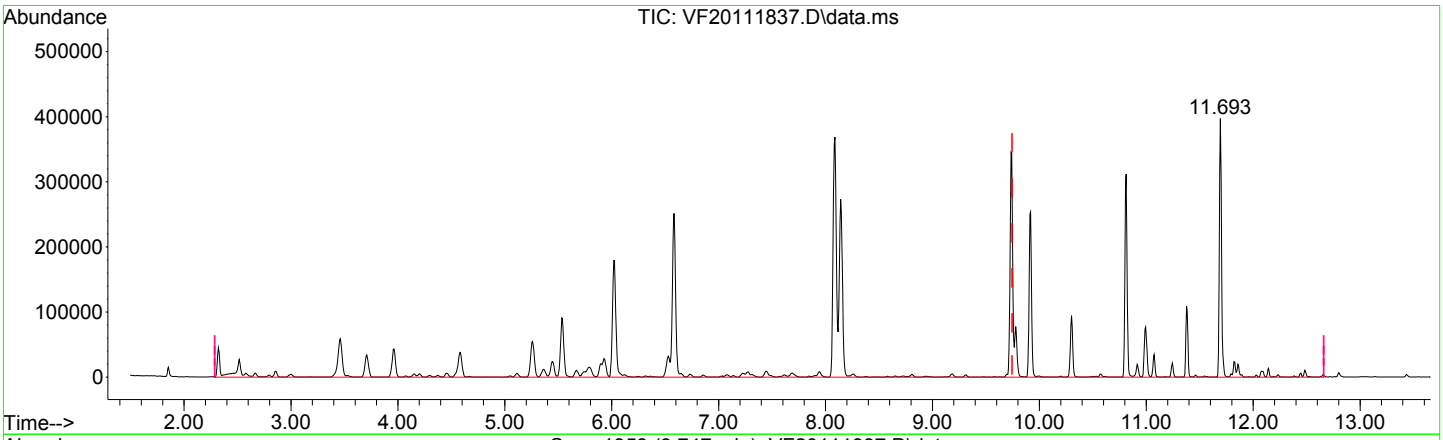

TIC: VF20111837.D\data.ms

(8) CA-LUFT (C5-C12) (H)

9.745min (0.000) 465.47 ug/L m

response 3206380

Signal	Exp%	Act%
TIC	100.00	100.00
0.00	0.00	0.00
0.00	0.00	0.00
0.00	0.00	0.00

Quantitation Report (QT Reviewed)

Data Path : Y:\DATA\2020-11\0K18062\
Data File : VF20111837.D
Acq On : 19 Nov 2020 9:27 am
Operator : TNL
Sample : 0k18062-ICV2
Misc : 1X 5mL 500ppb GX DI+MeOH
ALS Vial : 37 Sample Multiplier: 1

11/20/20 TNL

Quant Time: Nov 19 17:21:29 2020
Quant Method : Y:\METHODS\VF201119G.M
Quant Title : NWTPH-Gx by GC/MS
QLast Update : Thu Nov 19 14:37:04 2020
Response via : Initial Calibration

Compound	R.T.	QIon	Response	Conc	Units	Dev(Min)
Internal Standards						
1) Pentafluorobenzene (IS)	6.025	168	146963	50.00	ug/L	0.00
System Monitoring Compounds						
2) 1,4-Difluorobenzene (Sur)	6.579	TIC	522668	48.67	ug/L	0.00
3) 4-Bromofluorobenzene (...	10.811	TIC	440602	49.15	ug/L	0.00
4) Chlorobenzene-d5 (NR)	9.735	TIC	588588	0.00	ug/L	0.00
10) Toluene-d8 (NR)	8.087	TIC	777962	0.00	ug/L	0.00
12) 1,4-Dichlorobenzene-d4...	11.693	TIC	541050	0.00	ug/L	0.00
Target Compounds						Qvalue
5) NWTPH-Gx	9.745	TIC	2100534m	459.78	ug/L	
6) TPHg (C5-C9)	9.745	TIC	2698955m	472.56	ug/L	
7) TPHg (C6-C10)	9.745	TIC	2293782m	461.64	ug/L	
8) CA-LUFT (C5-C12)	9.745	TIC	3206380m	465.47	ug/L	

(#) = qualifier out of range (m) = manual integration (+) = signals summed

Quantitation Report (QT Reviewed)

Data Path : Y:\DATA\2020-11\0K18062\
Data File : VF20111837.D
Acq On : 19 Nov 2020 9:27 am
Operator : TNL
Sample : 0k18062-ICV2
Misc : 1X 5mL 500ppb GX DI+MeOH
ALS Vial : 37 Sample Multiplier: 1

Quant Time: Nov 19 17:21:29 2020
Quant Method : Y:\METHODS\VF201119G.M
Quant Title : NWTPH-Gx by GC/MS
QLast Update : Thu Nov 19 14:37:04 2020
Response via : Initial Calibration

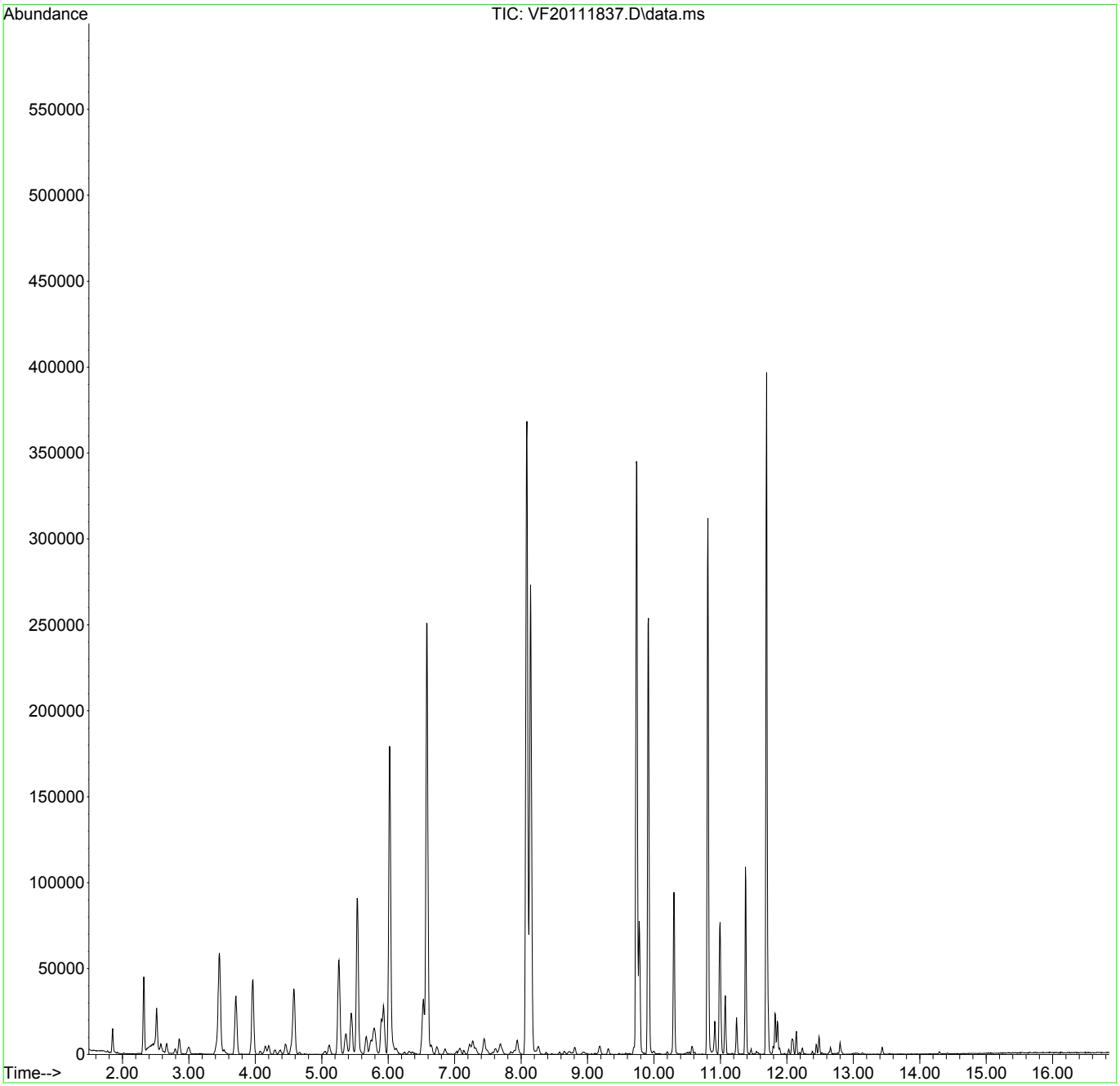

Quantitation Report (Not Reviewed)

Data Path : Y:\DATA\2020-11\0K18062\
Data File : VF20111838.D
Acq On : 19 Nov 2020 9:54 am
Operator : TNL
Sample : 0k18062-IBLC 11/20/20 TNL
Misc : 1X 5mL DI+MeOH
ALS Vial : 38 Sample Multiplier: 1

Quant Time: Nov 19 17:21:33 2020
Quant Method : Y:\METHODS\VF201119G.M
Quant Title : NWTPH-Gx by GC/MS
QLast Update : Thu Nov 19 14:37:04 2020
Response via : Initial Calibration

Compound	R.T.	QIon	Response	Conc	Units	Dev(Min)
Internal Standards						
1) Pentafluorobenzene (IS)	6.019	168	148042	50.00	ug/L	0.00
System Monitoring Compounds						
2) 1,4-Difluorobenzene (Sur)	6.579	TIC	516580	47.76	ug/L	0.00
3) 4-Bromofluorobenzene (...	10.811	TIC	424420	47.00	ug/L	0.00
4) Chlorobenzene-d5 (NR)	9.735	TIC	569961	0.00	ug/L	0.00
10) Toluene-d8 (NR)	8.087	TIC	762955	0.00	ug/L	0.00
12) 1,4-Dichlorobenzene-d4...	11.693	TIC	479843	0.00	ug/L	0.00
Target Compounds						Qvalue
5) NWTPH-Gx	9.745	TIC	2420m	30.47	ug/L	
6) TPHg (C5-C9)	9.745	TIC	220763m	17.64	ug/L	
7) TPHg (C6-C10)	9.745	TIC	198565m	24.73	ug/L	
8) CA-LUFT (C5-C12)	9.745	TIC	220763m	23.77	ug/L	

(#) = qualifier out of range (m) = manual integration (+) = signals summed

Quantitation Report (Not Reviewed)

Data Path : Y:\DATA\2020-11\0K18062\
Data File : VF20111838.D
Acq On : 19 Nov 2020 9:54 am
Operator : TNL
Sample : 0k18062-IBLC
Misc : 1X 5mL DI+MeOH
ALS Vial : 38 Sample Multiplier: 1

Quant Time: Nov 19 17:21:33 2020
Quant Method : Y:\METHODS\VF201119G.M
Quant Title : NWTPH-Gx by GC/MS
QLast Update : Thu Nov 19 14:37:04 2020
Response via : Initial Calibration

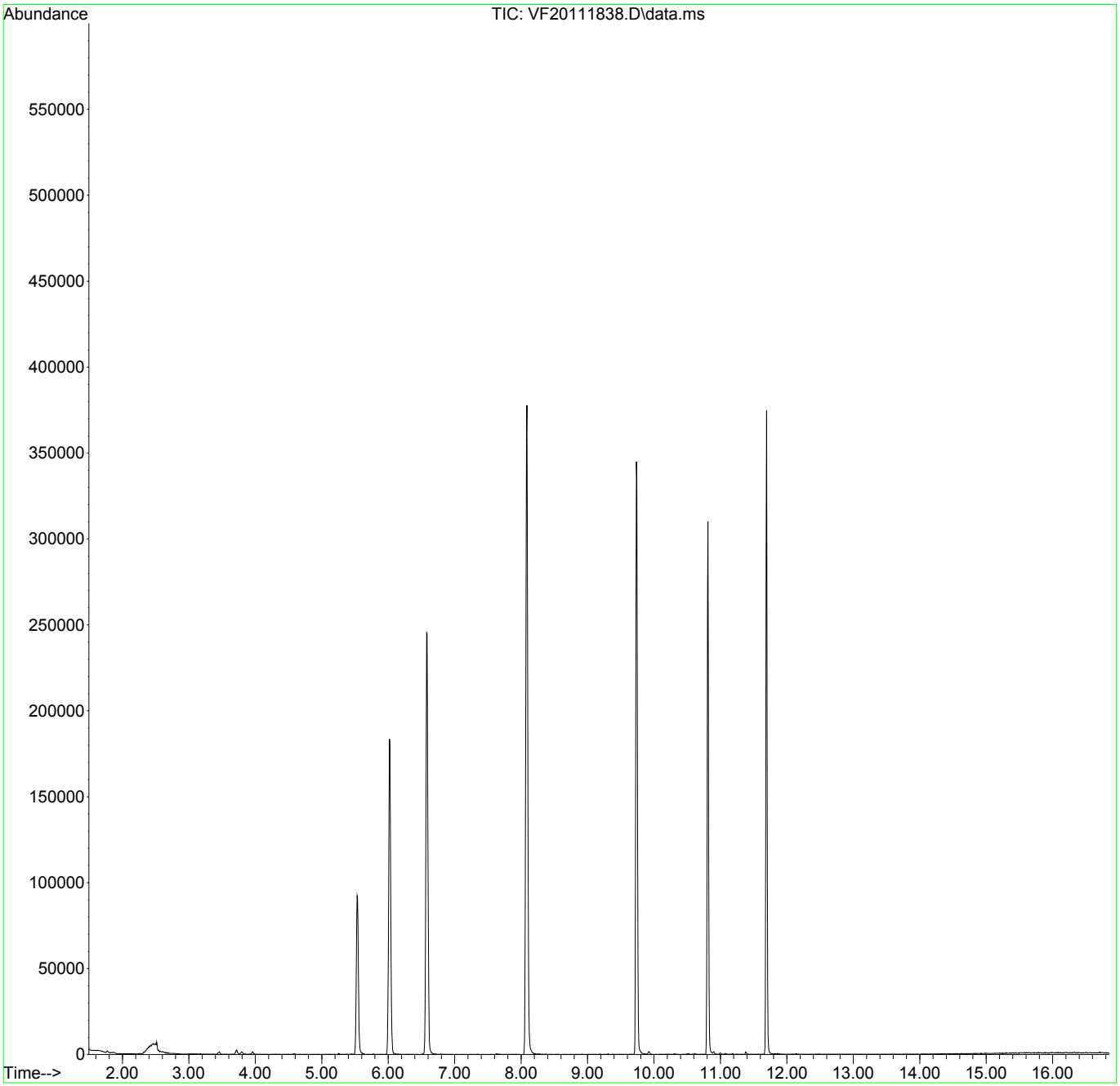

APEX LABORATORIES, LLC
6700 SW Sandburg St. Tigard OR 97223 phone 503-718-2323

Semivolatile Organic Compounds by EPA 8270E
Benchsheet & Analysis Sequence Data

Batch 0120529
Sequence 0L15035 (A0L0210-02)

Apex Laboratories

PREPARATION BENCH SHEET

BATCH #: 0120529 (Sediment)

Prep Method: EPA 3546

#	Lab Number		Analysis	Prepared	Initial (g)	Final (mL)	Spike ID	Source ID	ul Spike	ul Surr.	Sample ID	Extraction Comments	pH <2	pH Other	pH >11
17	0120529-BLK1		QC	12/15/20 07:24	~~15~~ 16	2 ✓				100					
18	0120529-BS1		QC	12/15/20 07:24	15	2 ✓	A20K348		100	100					
19	A0L0209-01	A	8270E LL Full List	12/15/20 07:26	~~15~~ 15.16	2 ✓				100	NCPDI-IDW-Sed -201202	Sed., rocks, org, (5)			
—	A0L0209-01	A	8270E SIM PAH	12/15/20 07:33	~~15~~ 15.16	2 ✓				100	NCPDI-IDW-Sed -201202	Added for BatchQC in: 0120529 Sed., rocks, org, (5)			
20	0120529-MS1		QC	12/15/20 07:24	~~15~~ 15.17	2 ✓	A20K348	A0L0209-01	100	100		Sed, rocks, org, (5)			
21	A0L0210-02	~~A~~ B	8270E LL Full List	12/15/20 07:26	~~15~~ 15.17	2 ✓				100	USMPDI-IDW-Sed-201203	Sed, org, (5)			
—	A0L0210-02	~~A~~ B	8270E SIM PAH	12/15/20 07:26	~~15~~ 15.17	2 ✓				100	USMPDI-IDW-Sed-201203	Added for BatchQC in: 0120529 Sed., org, (5)			
22	0120529-DUP1		QC	12/15/20 07:24	~~15~~ 15.16	2 ✓		A0L0210-02		100		Sed., org (5)			
23	A0L0212-02	A	8270E SIM PAH	12/15/20 07:24	~~10~~ 10.20	5 ✓				100	PGM-LTM-IDW-201203	Sed. (mud), rocks, odor (5)			

Standards/Reagents

Reagent(s)

Std ID	Exp. Date	Description
A13L219	11/30/23	Extractions Balance
A20F023	11/29/22	Sodium Sulfate Lot # 196476
A20I319	03/21/21	DCM lot # 201490
A20J185	04/10/26	Glass Wool

Analyte Spike(s)

Std ID	Exp. Date	Description
A20K348	05/23/21	8270E PAH+/Phenols (JSCS) Spike @ 80 PPM

scc

Surrogate(s)

Std ID	Exp. Date	Description
A20L012	05/30/21	PAH Soil and Water Surr. (50ppm)

scc

(5) = Staining on turbovap tube

Method 3546 digestion time and temperture achieved.
Initial: scc

Witness: MEB 12/15/20

scc 12/15/2020
Prepared By: Date

CAS 12/15/2020
Reviewed By: Date

Apex Laboratories

PREPARATION BENCH SHEET

BATCH #: 0120529 (Sediment)

Prep Method: EPA 3546

#	Lab Number		Analysis	Prepared	Initial (g)	Final (mL)	Spike ID	Source ID	ul Spike	ul Surr.	Sample ID	Extraction Comments	pH <2	pH Other	pH >11
	0120529-BLK1		QC	12/15/20 07:24	16	2				100					
	0120529-BLK2		QC	12/15/20 07:24	16	2				100		Added 12/16/2020 by ams			
	0120529-BS1		QC	12/15/20 07:24	15	2	A20K348		100	100					
	0120529-BS2		QC	12/15/20 07:24	15	2	A20K348		100	100		Added 12/16/2020 by ams			
	A0L0209-01	A	8270E LL Full List	12/15/20 07:26	15.16	2				100	NCPDI-IDW-Sed-201202				
	A0L0209-01	A	8270E SIM PAH	12/15/20 07:33	15.16	2				100	NCPDI-IDW-Sed-201202	Added for BatchQC in: 0120529			
	0120529-MS1		QC	12/15/20 07:24	15.17	2	A20K348	A0L0209-01	100	100					
	A0L0210-02	B	8270E LL Full List	12/15/20 07:26	15.17	2				100	USMPDI-IDW-Sed-201203				
	A0L0210-02	A	8270E SIM PAH	12/15/20 07:26	15.17	2				100	USMPDI-IDW-Sed-201203	Added for BatchQC in: 0120529			
	0120529-DUP1		QC	12/15/20 07:24	15.16	2		A0L0210-02		100					
	0120529-DUP2		QC	12/15/20 07:24	15.16	2		A0L0210-02		100		Added 12/16/2020 by ams			
	A0L0212-02	A	8270E SIM PAH	12/15/20 07:24	10.2	5				100	PGM-LTM-IDW-201203				

Standards/Reagents

Reagent(s)

Std ID	Exp. Date	Description
A13L219	11/30/23	Extractions Balance
A20F023	11/29/22	Sodium Sulfate Lot # 196476
A20I319	03/21/21	DCM lot # 201490
A20J185	04/10/26	Glass Wool

Analyte Spike(s)

Std ID	Exp. Date	Description
A20K348	05/23/21	8270E PAH+/Phenols (JSCS) Spike @ 80 PPM

Surrogate(s)

Std ID	Exp. Date	Description
A20L012	05/30/21	PAH Soil and Water Surr. (50ppm)

Method 3546 digestion time and temperture achieved.
Initial:

Witness:_____

Prepared By: Date

AMS 12/16/20
Reviewed By: Date

ELEMENT SEQUENCE LOG

Apex Laboratories

Sequence:	0L15035	Instrument:	SV-GCMS5
Date:	**12/15/20 07:54**	Calibration:	**A0J1303**

#	Lab Number	Matrix	Analysis	Client	Due	Batch	ISTD ID	STD ID
1	0L15035-TUN1	Water	QC	QC			A20J165	A20L035
2	0L15035-IBL1	Water	QC	QC			A20J165	
3	0L15035-CCV1	Water	QC	QC			A20J165	A20I411
4	0L15035-CCB1	Water	QC	QC			A20J165	
5	0L15035-IBL2	Water	QC	QC			A20J165	
6	0L15035-TUN2	Water	QC	QC			A20J165	A20L035
7	0L15035-IBL3	Water	QC	QC			A20J165	
8	0L15035-CCV2	Water	QC	QC			A20J165	A20J172
9	0L15035-CCB2	Water	QC	QC			A20J165	
10	0120529-BLK2	Sediment	QC	QC		0120529	A20J165	
11	0120529-BS2	Sediment	QC	QC		0120529	A20J165	
12	A0L0209-01	Sediment	8270E LL Full List	Anchor QEA, LLC	12/16/20	0120529	A20J165	
13	A0L0210-02	Sediment	8270E LL Full List	Anchor QEA, LLC	12/16/20	0120529	A20J165	
14	0120529-DUP2	Sediment	QC	QC		0120529	A20J165	
15	0120525-BLK1	Water	QC	QC		0120525	A20J165	
16	0120525-BS1	Water	QC	QC		0120525	A20J165	
17	0120525-BSD1	Water	QC	QC		0120525	A20J165	
18	A0L0403-01	Water	625.1 LL Full List (All Compounds)		12/16/20	0120525	A20J165	
19	0L15035-IBL4	Water	QC	QC			A20J165	

Comments:

Data Entered By/Date: AMS 12/16/20

Data Reviewed By/Date: JK 12/16/20

12/16/2020 10:50:14AM

AMS 12/15/20

Q14

Data Path : C:\msdchem\1\DATA\2020-12\0L15035\
Data File : E12152001.D
Acq On : 15 Dec 2020 8:00 am
Operator : JK/ AMS /DTH
Sample : 0L15035-TUN1
Misc : 1x, A20L035 DFTPP@45
ALS Vial : 1 Sample Multiplier: 1

Integration File: rteint.p

Method : C:\msdchem\1\METHODS\DFTPP.M
Title : 8270 DFTPP Tune Method
Last Update : Thu Oct 29 11:38:37 2020

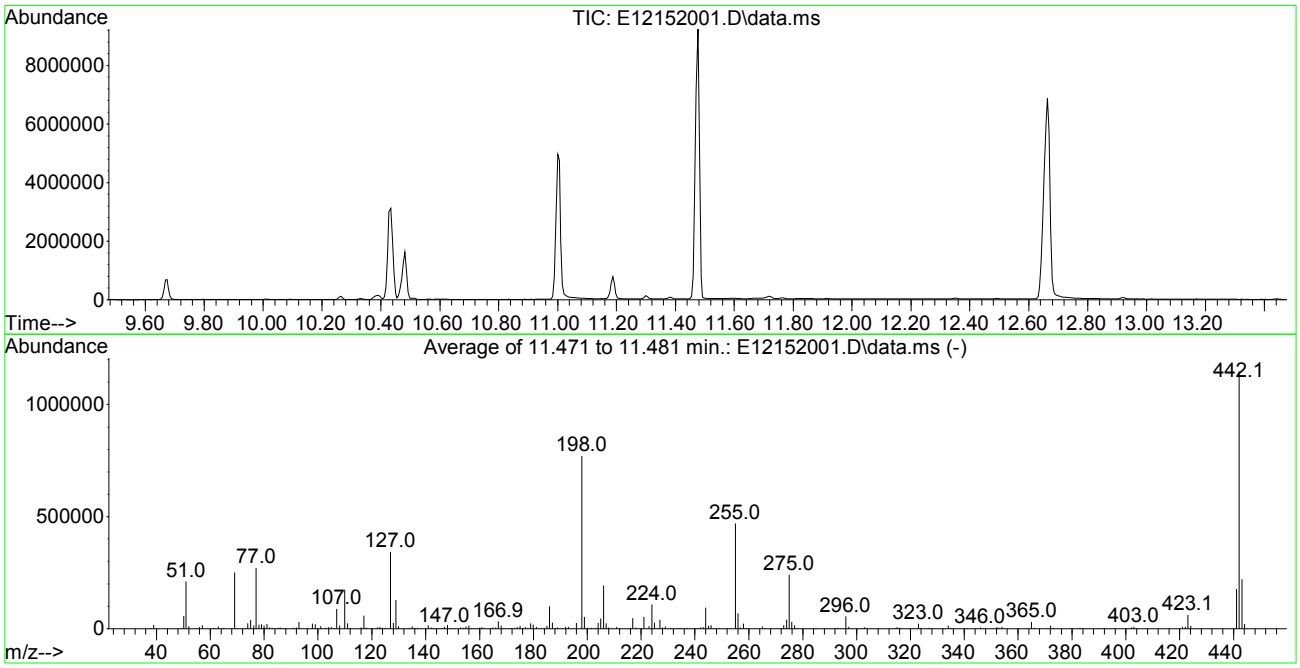

AutoFind: Scans 1474, 1475, 1476; Background Corrected with Scan 1469

Target Mass	Rel. to Mass	Lower Limit%	Upper Limit%	Rel. Abn%	Raw Abn	Result Pass/Fail
68	69	0.00	2	0.0	0	PASS
69	198	0.01	100	32.5	250930	PASS
70	69	0.00	2	0.5	1163	PASS
197	198	0.00	2	0.0	0	PASS
198	198	100	100	100.0	771367	PASS
199	198	5	9	6.8	52077	PASS
365	198	1	100	3.9	30341	PASS
441	443	0.01	150	79.9	176611	PASS
442	198	0.10	200	149.1	1149845	PASS
443	442	15	24	19.2	220971	PASS

Quantitation Report (Not Reviewed)

Data Path : C:\msdchem\1\DATA\2020-12\0L15035\
Data File : E12152001.D
Acq On : 15 Dec 2020 8:00 am
Operator : JK/ AMS /DTH
Sample : 0L15035-TUN1
Misc : 1x, A20L035 DFTPP@45
ALS Vial : 1 Sample Multiplier: 1

Quant Time: Dec 15 13:14:49 2020
Quant Method : C:\msdchem\1\METHODS\DFTPP.M
Quant Title : 8270 DFTPP Tune Method
QLast Update : Thu Oct 29 11:38:37 2020
Response via : Initial Calibration

Compound	R.T.	QIon	Response	Conc	Units	Dev(Min)
Internal Standards						
1) 1,4-Dichlorobenzene-d4	6.635	150	138106	2.00	ug/mL	0.00
2) Naphthalene-d8	7.892	136	317934	2.00	ug/mL	0.00
3) Acenaphthene-d10	9.668	162	160892	2.00	ug/mL	0.00
5) Phenanthrene-d10	11.187	188	295183	2.00	ug/mL	0.00
11) Chrysene-d12	14.926	240	260067	2.00	ug/mL	0.00
12) Perylene-d12	17.183	264	224293	2.00	ug/mL	# 0.01
Target Compounds						Qvalue
4) Pentachlorophenol	11.005	266	720829	47.44	ug/mL	80
6) DFTPP	11.476	442	1284459	53.90	ug/mL	72
7) Benzidine	12.663	184	4184265	39.85	ug/mL	97
8) 4,4-DDE	12.920	TIC	70367	No Calib		
9) 4,4-DDD	13.444	TIC	19506	No Calib		
10) 4,4-DDT	14.011	TIC	10680571	35.28	ug/mL	94

(#) = qualifier out of range (m) = manual integration (+) = signals summed

Quantitation Report (Not Reviewed)

Data Path : C:\msdchem\1\DATA\2020-12\0L15035\
Data File : E12152001.D
Acq On : 15 Dec 2020 8:00 am
Operator : JK/ AMS /DTH
Sample : 0L15035-TUN1
Misc : 1x, A20L035 DFTPP@45
ALS Vial : 1 Sample Multiplier: 1

Quant Time: Dec 15 13:14:49 2020
Quant Method : C:\msdchem\1\METHODS\DFTPP.M
Quant Title : 8270 DFTPP Tune Method
QLast Update : Thu Oct 29 11:38:37 2020
Response via : Initial Calibration

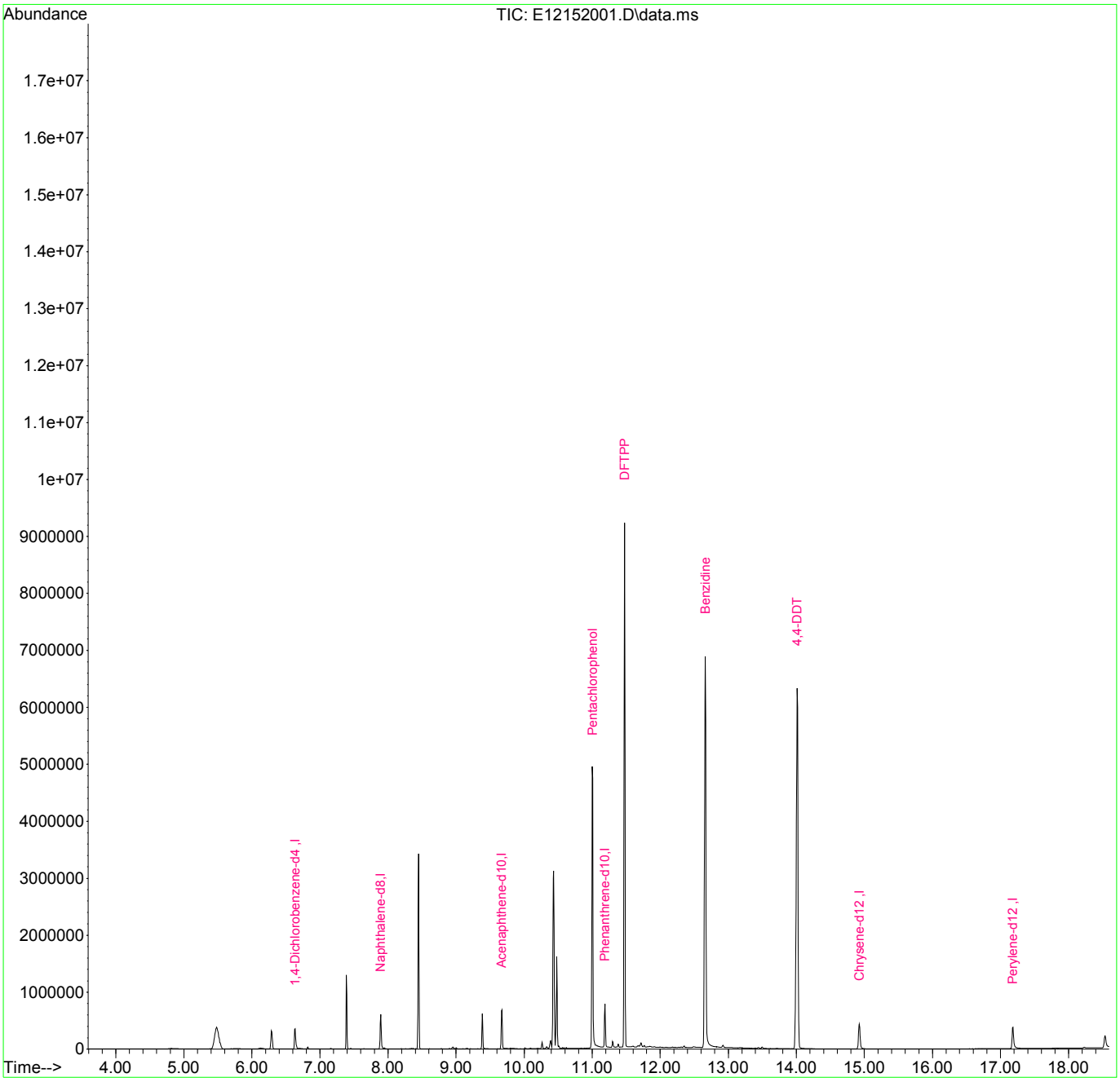

Quantitation Report (Not Reviewed)

AMS 12/15/20

Data Path : C:\msdchem\1\DATA\2020-12\0L15035\
Data File : E12152003.D
Acq On : 15 Dec 2020 9:05 am
Operator : JK/ AMS /DTH
Sample : 0L15035-CCV1
Misc : 1x, A20I411@1000
ALS Vial : 2 Sample Multiplier: 1

Q14

Quant Time: Dec 15 09:36:50 2020
Quant Method : C:\msdchem\1\METHODS\SV5_100920R2.M
Quant Title : EPA 8270D: Semivolatile Organics
QLast Update : Fri Nov 06 15:57:17 2020
Response via : Initial Calibration

Compound	R.T.	QIon	Response	Conc	Units	Dev(Min)
Internal Standards						
1) 1,4-Dichlorobenzene-d4...	6.643	152	368299	2000.00	ng/ml	0.00
21) Naphthalene-d8 (ISTD)	7.894	136	1433177	2000.00	ng/ml	0.00
35) Acenaphthene-d10 (ISTD)	9.675	162	747166	2000.00	ng/ml	0.00
64) Phenanthrene-d10 (ISTD)	11.189	188	1330577	2000.00	ng/ml	0.00
78) Chrysene-d12 (ISTD)	15.019	240	1214666	2000.00	ng/ml	0.00
86) Perylene-d12 (ISTD)	18.511	264	1126526	2000.00	ng/ml	-0.02
94) Dibenz(a,h)Anthrcene-d...	20.913	292	940199	2000.00	ng/ml	-0.01
System Monitoring Compounds						
4) 2-Fluorophenol (Surr)	5.418	112	208001	916.34	ng/ml	-0.01
5) Phenol-d6(Surr)	6.295	99	247091	873.50	ng/ml	0.00
19) Nitrobenzene-d5 (Surr)	7.178	82	216047	889.85	ng/ml	0.00
40) 2-Fluorobiphenyl (Surr)	8.980	172	563842	1019.53	ng/ml	0.00
67) 2,4,6-Tribromophenol (...	10.478	330	79326	1181.65	ng/ml	0.00
79) Terphenyl-d14 (Surr)	12.991	244	613176	1104.67	ng/ml	0.00
Target Compounds						Qvalue
2) N-Nitrosodimethylamine	4.134	74	134123	785.52	ng/ml	94
3) Pyridine	4.156	79	205727	764.53	ng/ml	96
6) Phenol	6.306	94	278836	944.32	ng/ml	95
7) Aniline	6.327	93	299026	800.93	ng/ml	98
8) Bis(2-chloroethyl) ether	6.381	93	238959	896.59	ng/ml	95
9) 2-Chlorophenol	6.450	128	229584	959.53	ng/ml	92
10) 1,3-Dichlorobenzene	6.589	146	278390	984.28	ng/ml	99
11) 1,4-Dichlorobenzene	6.659	146	278742	968.35	ng/ml	97
12) Benzyl alcohol	6.771	108	135361	952.06	ng/ml	92
13) 1,2-Dichlorobenzene	6.808	146	272122	991.27	ng/ml	98
14) 2-Methylphenol	6.883	107	182862	944.29	ng/ml	99
15) 2,2'-Oxybis(1-Chloropr...	6.899	45	280855	794.10	ng/ml	88
16) N-Nitrosodi-n-propylamine	7.022	70	160586	844.07	ng/ml	96
17) 3+4-Methylphenol	7.028	107	223381	921.43	ng/ml	98
18) Hexachloroethane	7.140	117	99929	999.80	ng/ml	91
20) Nitrobenzene	7.194	77	220942	874.01	ng/ml	96
22) Isophorone	7.429	82	420985	889.76	ng/ml	94
23) 2-Nitrophenol	7.514	139	114005	1048.63	ng/ml	90
24) 2,4-Dimethylphenol	7.552	122	198000	1021.07	ng/ml	98
25) Bis(2-chloroethoxy) me...	7.637	93	277216	910.20	ng/ml	99

Quantitation Report (Not Reviewed)

Data Path : C:\msdchem\1\DATA\2020-12\0L15035\
Data File : E12152003.D
Acq On : 15 Dec 2020 9:05 am
Operator : JK/ AMS /DTH
Sample : 0L15035-CCV1
Misc : 1x, A20I411@1000
ALS Vial : 2 Sample Multiplier: 1

Quant Time: Dec 15 09:36:50 2020
Quant Method : C:\msdchem\1\METHODS\SV5_100920R2.M
Quant Title : EPA 8270D: Semivolatile Organics
QLast Update : Fri Nov 06 15:57:17 2020
Response via : Initial Calibration

Compound	R.T.	QIon	Response	Conc	Units	Dev(Min)
26) Benzoic acid	7.621	105	34933	806.42	ng/ml	95
27) 2,4-Dichlorophenol	7.755	162	174375	1046.42	ng/ml	97
28) 1,2,4-Trichlorobenzene	7.835	180	240410	1073.50	ng/ml	99
29) Naphthalene	7.916	128	745746	979.72	ng/ml	100
30) 4-Chloroaniline	7.964	127	230254	806.85	ng/ml	97
31) Hexachlorobutadiene	8.044	225	138905	1164.48	ng/ml	99
32) 4-Chloro-3-methylphenol	8.450	107	169095	925.95	ng/ml	97
33) 2-Methylnaphthalene	8.611	142	504901	1003.29	ng/ml	99
34) 1-Methylnaphthalene	8.713	142	477899	1009.00	ng/ml	99
36) Hexachlorocyclopentadiene	8.782	237	124264	1166.74	ng/ml	98
37) 2,4,6-Trichlorophenol	8.900	196	126015	1014.46	ng/ml	98
38) 2,4,5-Trichlorophenol	8.937	196	132045	1061.50	ng/ml	98
39) 1,1'-Biphenyl	9.082	154	610402	989.98	ng/ml	99
41) 2-Chloronaphthalene	9.103	162	460749	971.75	ng/ml	99
42) 2-Nitroaniline	9.205	138	129067	943.78	ng/ml	90
43) 2,6-Dimethylnaphthalene	9.242	156	455020	1010.92	ng/ml	98
44) 1,4-Dinitrobenzene	9.333	168	62684	1131.79	ng/ml	79
45) Dimethyl phthalate	9.386	163	514968	1041.15	ng/ml	100
46) 1,3-Dinitrobenzene	9.413	168	77585	1067.73	ng/ml	92
47) 2,6-Dinitrotoluene	9.445	165	117760	1026.18	ng/ml	90
48) 1,2-Dinitrobenzene	9.504	168	51525	1032.95	ng/ml	81
49) Acenaphthylene	9.531	152	720741	1025.10	ng/ml	99
50) 3-Nitroaniline	9.622	138	109238	908.00	ng/ml	87
51) Acenaphthene	9.707	153	493156	1001.85	ng/ml	99
52) 2,4-Dinitrophenol	9.723	184	18286	1111.40	ng/ml	90
53) 4-Nitrophenol	9.798	139	67446	893.26	ng/ml	95
54) 2,4-Dinitrotoluene	9.857	165	142593	1035.89	ng/ml	91
55) Dibenzofuran	9.879	168	647220	972.46	ng/ml	98
56) 2,3,5,6-Tetrachlorophenol	9.964	232	100394	1132.64	ng/ml	98
57) 2,3,4,6-Tetrachlorophenol	10.007	232	108291	1044.01	ng/ml	98
58) Diethyl phthalate	10.098	149	482574	983.80	ng/ml	99
59) 2,3,5-Trimethylnaphtha...	10.092	170	429291	1054.22	ng/ml	99
60) Fluorene	10.232	166	530387	1006.49	ng/ml	98
61) 4-Chlorophenyl phenyl ...	10.221	204	258424	1017.98	ng/ml	99
62) 4-Nitroaniline	10.242	138	107258	856.24	ng/ml	96
63) 4,6-Dinitro-2-methylph...	10.274	198	49850	1320.40	ng/ml	87
65) N-Nitrosodiphenylamine	10.344	169	437208	1032.14	ng/ml	100
66) Azobenzene (1,2-DPH)	10.387	77	441571	903.46	ng/ml	87

Quantitation Report (Not Reviewed)

Data Path : C:\msdchem\1\DATA\2020-12\0L15035\
Data File : E12152003.D
Acq On : 15 Dec 2020 9:05 am
Operator : JK/ AMS /DTH
Sample : 0L15035-CCV1
Misc : 1x, A20I411@1000
ALS Vial : 2 Sample Multiplier: 1

Quant Time: Dec 15 09:36:50 2020
Quant Method : C:\msdchem\1\METHODS\SV5_100920R2.M
Quant Title : EPA 8270D: Semivolatile Organics
QLast Update : Fri Nov 06 15:57:17 2020
Response via : Initial Calibration

Compound	R.T.	QIon	Response	Conc	Units	Dev(Min)
68) 4-Bromophenyl phenyl e...	10.724	248	152411	1064.33	ng/ml	96
69) Hexachlorobenzene	10.804	284	179806	1102.63	ng/ml	95
70) Pentachlorophenol (PCP)	11.002	266	62490	978.34	ng/ml	99
71) Phenanthrene	11.210	178	737391	991.68	ng/ml	100
72) Anthracene	11.264	178	733072	1014.38	ng/ml	99
73) Carbazole	11.424	167	612398	999.97	ng/ml	100
74) Di-n-butyl phthalate	11.767	149	718636	958.97	ng/ml	100
75) Fluoranthene	12.489	202	771427	1062.67	ng/ml	98
76) Benzidine	12.649	184	485558	1528.80	ng/ml	96
77) Pyrene	12.788	202	785636	1025.85	ng/ml	100
80) Butyl benzyl phthalate	13.810	149	247803	901.21	ng/ml	90
81) Bis(2-ethylhexyl) adipate	13.986	129	220181	807.82	ng/ml	99
82) 3,3-Dichlorobenzidine	14.960	252	305957	1979.20	ng/ml	97
83) Benz(a)anthracene	14.986	228	672137	991.07	ng/ml	98
84) Chrysene	15.072	228	639528	972.08	ng/ml	98
85) Bis(2-ethylhexyl) phth...	15.158	149	345370	851.43	ng/ml	99
87) Di-n-octyl phthalate	16.832	149	424259	782.80	ng/ml	96
88) Benzo(b)fluoranthene	17.597	252	588301	1033.20	ng/ml	95
89) Benzo(k)fluoranthene	17.661	252	604227	1020.11	ng/ml	95
90) Benzo(b+k)fluoranthene	17.661	252	1260866	2082.58	ng/ml	95
91) Benzo(e)pyrene	18.249	252	582679	1023.96	ng/ml	99
92) Benzo(a)pyrene	18.367	252	487328	1012.32	ng/ml	97
93) Perylene	18.570	252	572423	1044.83	ng/ml	99
95) Indeno(1,2,3-cd)pyrene	20.907	276	459320	916.26	ng/ml	95
96) Dibenz(a,h)anthracene	20.972	278	448423	960.84	ng/ml	96
97) Benzo(g,h,i)perylene	21.448	276	482060	1019.53	ng/ml	90

(#) = qualifier out of range (m) = manual integration (+) = signals summed

Quantitation Report (Not Reviewed)

Data Path : C:\msdchem\1\DATA\2020-12\0L15035\
Data File : E12152003.D
Acq On : 15 Dec 2020 9:05 am
Operator : JK/ AMS /DTH
Sample : 0L15035-CCV1
Misc : 1x, A20I411@1000
ALS Vial : 2 Sample Multiplier: 1

Quant Time: Dec 15 09:36:50 2020
Quant Method : C:\msdchem\1\METHODS\SV5_100920R2.M
Quant Title : EPA 8270D: Semivolatile Organics
QLast Update : Fri Nov 06 15:57:17 2020
Response via : Initial Calibration

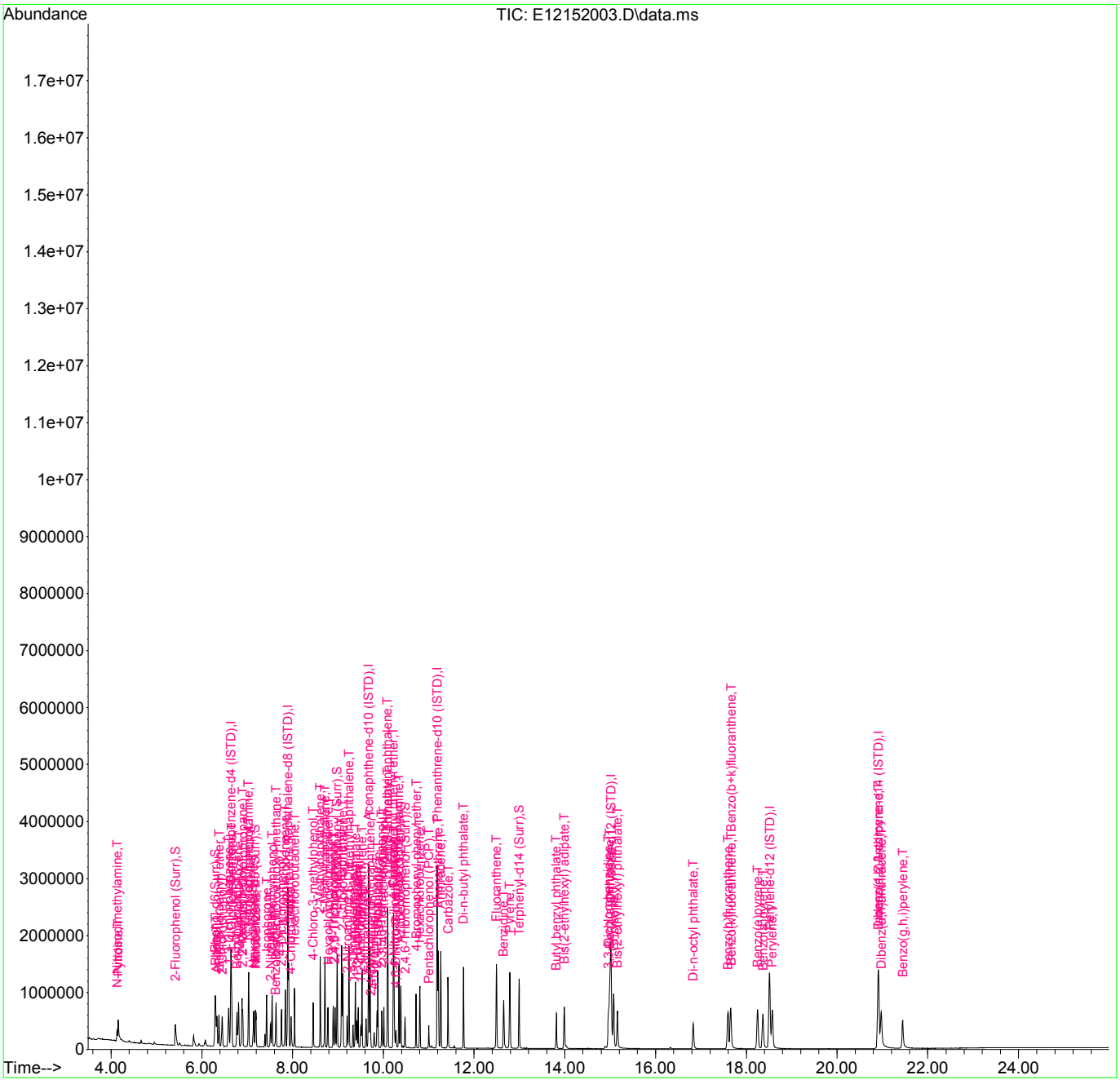

Quantitation Report (Not Reviewed)

AMS 12/15/20

Q14

Data Path : C:\msdchem\1\DATA\2020-12\0L15035\
Data File : E12152004.D
Acq On : 15 Dec 2020 9:41 am
Operator : JK/ AMS /DTH
Sample : 0L15035-CCB1
Misc : 1x, DCM+ISTD
ALS Vial : 3 Sample Multiplier: 1

Quant Time: Dec 15 13:20:11 2020
Quant Method : C:\msdchem\1\METHODS\SV5_100920R2.M
Quant Title : EPA 8270D: Semivolatile Organics
QLast Update : Fri Nov 06 15:57:17 2020
Response via : Initial Calibration

Compound	R.T.	QIon	Response	Conc	Units	Dev(Min)
Internal Standards						
1) 1,4-Dichlorobenzene-d4...	6.642	152	412534	2000.00	ng/ml	0.00
21) Naphthalene-d8 (ISTD)	7.894	136	1572294	2000.00	ng/ml	0.00
35) Acenaphthene-d10 (ISTD)	9.670	162	803540	2000.00	ng/ml	0.00
64) Phenanthrene-d10 (ISTD)	11.189	188	1594425	2000.00	ng/ml	0.00
78) Chrysene-d12 (ISTD)	15.008	240	1524671	2000.00	ng/ml	-0.02
86) Perylene-d12 (ISTD)	18.511	264	1529663	2000.00	ng/ml	-0.02
94) Dibenz(a,h)Anthrcene-d...	20.907	292	1320380	2000.00	ng/ml	-0.02
System Monitoring Compounds						
4) 2-Fluorophenol (Surr)	0.000	112	0	0.00	ng/ml	
5) Phenol-d6(Surr)	0.000	99	0	0.00	ng/ml	
19) Nitrobenzene-d5 (Surr)	7.177	82	169	0.62	ng/ml	0.00
40) 2-Fluorobiphenyl (Surr)	0.000	172	0	0.00	ng/ml	
67) 2,4,6-Tribromophenol (...	0.000	330	0	0.00	ng/ml	
79) Terphenyl-d14 (Surr)	0.000	244	0	0.00	ng/ml	
Target Compounds						Qvalue
2) N-Nitrosodimethylamine	4.129	74	97	N.D.		
3) Pyridine	0.000		0	N.D.		
6) Phenol	0.000		0	N.D.		
7) Aniline	0.000		0	N.D.		
8) Bis(2-chloroethyl) ether	0.000		0	N.D.		
9) 2-Chlorophenol	0.000		0	N.D.		
10) 1,3-Dichlorobenzene	6.642	146	58	N.D.		
11) 1,4-Dichlorobenzene	6.642	146	58	N.D.		
12) Benzyl alcohol	6.781	108	103	28.93	ng/ml#	41
13) 1,2-Dichlorobenzene	0.000		0	N.D.		
14) 2-Methylphenol	0.000		0	N.D.		
15) 2,2'-Oxybis(1-Chloropr...	0.000		0	N.D.		
16) N-Nitrosodi-n-propylamine	7.017	70	115	N.D.		
17) 3+4-Methylphenol	0.000		0	N.D.		
18) Hexachloroethane	0.000		0	N.D.		
20) Nitrobenzene	0.000		0	N.D.		
22) Isophorone	7.434	82	126	N.D.		
23) 2-Nitrophenol	0.000		0	N.D.		
24) 2,4-Dimethylphenol	0.000		0	N.D.		
25) Bis(2-chloroethoxy) me...	0.000		0	N.D.		

Quantitation Report (Not Reviewed)

Data Path : C:\msdchem\1\DATA\2020-12\0L15035\
Data File : E12152004.D
Acq On : 15 Dec 2020 9:41 am
Operator : JK/ AMS /DTH
Sample : 0L15035-CCB1
Misc : 1x, DCM+ISTD
ALS Vial : 3 Sample Multiplier: 1

Quant Time: Dec 15 13:20:11 2020
Quant Method : C:\msdchem\1\METHODS\SV5_100920R2.M
Quant Title : EPA 8270D: Semivolatile Organics
QLast Update : Fri Nov 06 15:57:17 2020
Response via : Initial Calibration

Compound	R.T.	QIon	Response	Conc	Units	Dev(Min)
26) Benzoic acid	0.000		0	N.D.		
27) 2,4-Dichlorophenol	0.000		0	N.D.		
28) 1,2,4-Trichlorobenzene	0.000		0	N.D.		
29) Naphthalene	0.000		0	N.D.		
30) 4-Chloroaniline	0.000		0	N.D.		
31) Hexachlorobutadiene	0.000		0	N.D.		
32) 4-Chloro-3-methylphenol	0.000		0	N.D.		
33) 2-Methylnaphthalene	0.000		0	N.D.		
34) 1-Methylnaphthalene	0.000		0	N.D.		
36) Hexachlorocyclopentadiene	0.000		0	N.D.		
37) 2,4,6-Trichlorophenol	0.000		0	N.D.		
38) 2,4,5-Trichlorophenol	0.000		0	N.D.		
39) 1,1'-Biphenyl	0.000		0	N.D.		
41) 2-Chloronaphthalene	0.000		0	N.D.		
42) 2-Nitroaniline	0.000		0	N.D.		
43) 2,6-Dimethylnaphthalene	0.000		0	N.D.		
44) 1,4-Dinitrobenzene	0.000		0	N.D.		
45) Dimethyl phthalate	0.000		0	N.D.		
46) 1,3-Dinitrobenzene	0.000		0	N.D.		
47) 2,6-Dinitrotoluene	0.000		0	N.D.		
48) 1,2-Dinitrobenzene	0.000		0	N.D.		
49) Acenaphthylene	0.000		0	N.D.		
50) 3-Nitroaniline	9.670	138	116	N.D.		
51) Acenaphthene	9.675	153	204	N.D.		
52) 2,4-Dinitrophenol	0.000		0	N.D.		
53) 4-Nitrophenol	0.000		0	N.D.		
54) 2,4-Dinitrotoluene	9.884	165	74	63.09	ng/ml#	24
55) Dibenzofuran	0.000		0	N.D.		
56) 2,3,5,6-Tetrachlorophenol	0.000		0	N.D.		
57) 2,3,4,6-Tetrachlorophenol	0.000		0	N.D.		
58) Diethyl phthalate	0.000		0	N.D.		
59) 2,3,5-Trimethylnaphtha...	10.199	170	185	N.D.		
60) Fluorene	0.000		0	N.D.		
61) 4-Chlorophenyl phenyl ...	0.000		0	N.D.		
62) 4-Nitroaniline	0.000		0	N.D.		
63) 4,6-Dinitro-2-methylph...	0.000		0	N.D.		
65) N-Nitrosodiphenylamine	0.000		0	N.D.		
66) Azobenzene (1,2-DPH)	0.000		0	N.D.		

Data Path : C:\msdchem\1\DATA\2020-12\0L15035\
Data File : E12152004.D
Acq On : 15 Dec 2020 9:41 am
Operator : JK/ AMS /DTH
Sample : 0L15035-CCB1
Misc : 1x, DCM+ISTD
ALS Vial : 3 Sample Multiplier: 1

Quant Time: Dec 15 13:20:11 2020
Quant Method : C:\msdchem\1\METHODS\SV5_100920R2.M
Quant Title : EPA 8270D: Semivolatile Organics
QLast Update : Fri Nov 06 15:57:17 2020
Response via : Initial Calibration

Compound	R.T.	QIon	Response	Conc	Units	Dev(Min)
68) 4-Bromophenyl phenyl e...	0.000		0	N.D.		
69) Hexachlorobenzene	0.000		0	N.D.		
70) Pentachlorophenol (PCP)	0.000		0	N.D.		
71) Phenanthrene	11.189	178	558	N.D.		
72) Anthracene	11.189	178	558	N.D.		
73) Carbazole	0.000		0	N.D.		
74) Di-n-butyl phthalate	11.772	149	110	N.D.		
75) Fluoranthene	0.000		0	N.D.		
76) Benzidine	0.000		0	N.D.		
77) Pyrene	0.000		0	N.D.		
80) Butyl benzyl phthalate	0.000		0	N.D.		
81) Bis(2-ethylhexyl) adipate	13.981	129	938	2.74	ng/ml	86
82) 3,3-Dichlorobenzidine	0.000		0	N.D.		
83) Benz(a)anthracene	15.013	228	3383	3.97	ng/ml	71
84) Chrysene	15.013	228	3450	4.18	ng/ml	68
85) Bis(2-ethylhexyl) phth...	0.000		0	N.D.		
87) Di-n-octyl phthalate	0.000		0	N.D.		
88) Benzo(b)fluoranthene	0.000		0	N.D.		
89) Benzo(k)fluoranthene	0.000		0	N.D.		
90) Benzo(b+k)fluoranthene	0.000		0	N.D.		
91) Benzo(e)pyrene	18.516	252	4693	14.03	ng/ml#	20
92) Benzo(a)pyrene	0.000		0	N.D.		
93) Perylene	18.516	252	4693	6.31	ng/ml	67
95) Indeno(1,2,3-cd)pyrene	20.897	276	533	N.D.		
96) Dibenz(a,h)anthracene	20.907	278	355	N.D.		
97) Benzo(g,h,i)perylene	0.000		0	N.D.		

(#) = qualifier out of range (m) = manual integration (+) = signals summed

Quantitation Report (Not Reviewed)

Data Path : C:\msdchem\1\DATA\2020-12\0L15035\
Data File : E12152004.D
Acq On : 15 Dec 2020 9:41 am
Operator : JK/ AMS /DTH
Sample : 0L15035-CCB1
Misc : 1x, DCM+ISTD
ALS Vial : 3 Sample Multiplier: 1

Quant Time: Dec 15 13:20:11 2020
Quant Method : C:\msdchem\1\METHODS\SV5_100920R2.M
Quant Title : EPA 8270D: Semivolatile Organics
QLast Update : Fri Nov 06 15:57:17 2020
Response via : Initial Calibration

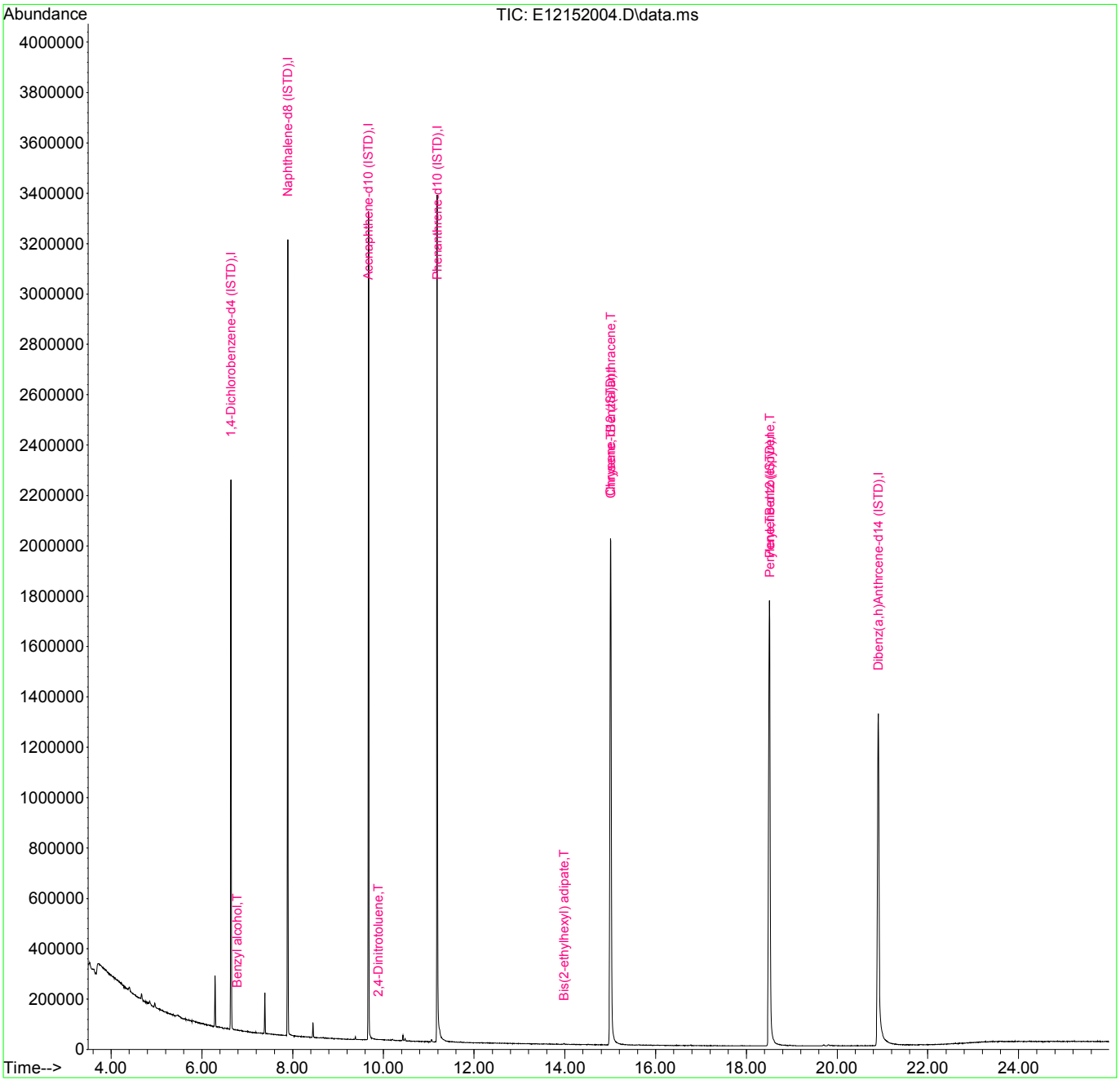

AMS 12/15/20

Data Path : C:\msdchem\1\DATA\2020-12\0L15035\
Data File : E12152006.D
Acq On : 15 Dec 2020 11:28 am
Operator : JK/ AMS /DTH
Sample : 0L15035-TUN2
Misc : 1x, Replaced liner, A20L035 DFTPP@45
ALS Vial : 1 Sample Multiplier: 1

Integration File: rteint.p

Method : C:\msdchem\1\METHODS\DFTPP.M
Title : 8270 DFTPP Tune Method
Last Update : Thu Oct 29 11:38:37 2020

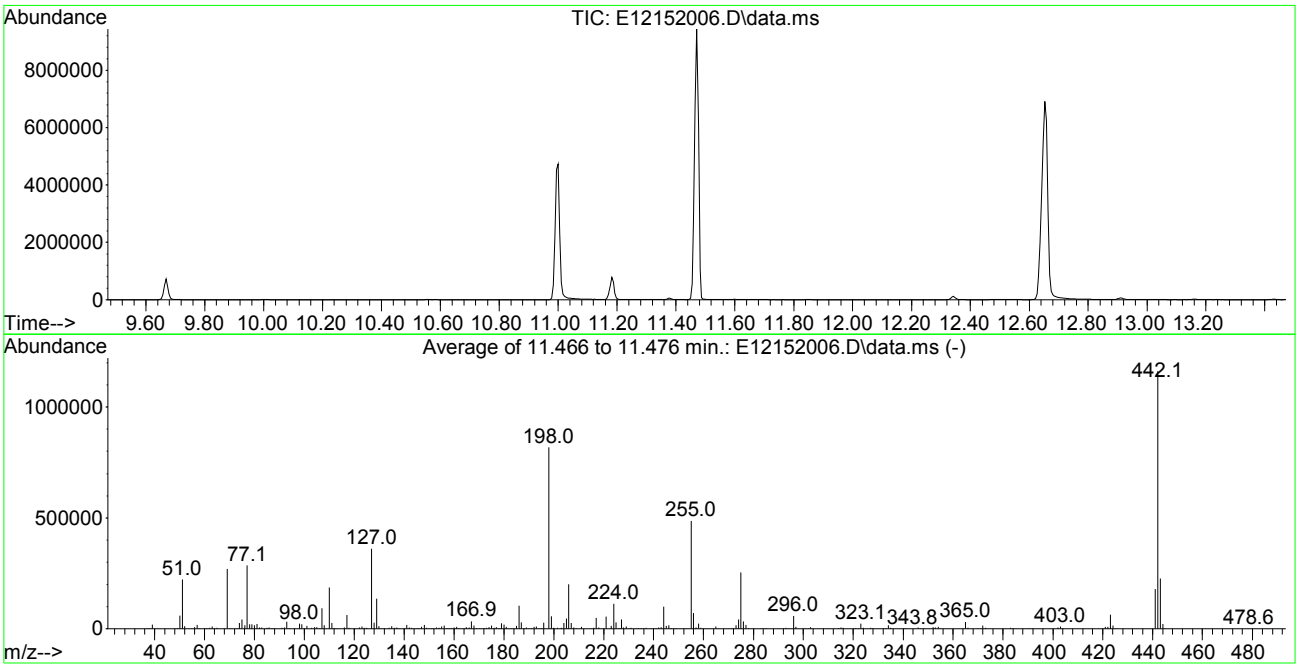

AutoFind: Scans 1473, 1474, 1475; Background Corrected with Scan 1468

Target Mass	Rel. to Mass	Lower Limit%	Upper Limit%	Rel. Abn%	Raw Abn	Result Pass/Fail
68	69	0.00	2	0.0	0	PASS
69	198	0.01	100	33.1	270972	PASS
70	69	0.00	2	0.5	1359	PASS
197	198	0.00	2	0.0	0	PASS
198	198	100	100	100.0	818176	PASS
199	198	5	9	6.7	55077	PASS
365	198	1	100	3.8	31280	PASS
441	443	0.01	150	78.8	178501	PASS
442	198	0.10	200	142.1	1162944	PASS
443	442	15	24	19.5	226389	PASS

Quantitation Report (Not Reviewed)

Data Path : C:\msdchem\1\DATA\2020-12\0L15035\
Data File : E12152006.D
Acq On : 15 Dec 2020 11:28 am
Operator : JK/ AMS /DTH
Sample : 0L15035-TUN2
Misc : 1x, Replaced liner, A20L035 DFTPP@45
ALS Vial : 1 Sample Multiplier: 1

Quant Time: Dec 15 13:21:04 2020
Quant Method : C:\msdchem\1\METHODS\DFTPP.M
Quant Title : 8270 DFTPP Tune Method
QLast Update : Thu Oct 29 11:38:37 2020
Response via : Initial Calibration

Compound	R.T.	QIon	Response	Conc	Units	Dev(Min)
Internal Standards						
1) 1,4-Dichlorobenzene-d4	6.630	150	136529	2.00	ug/mL	0.00
2) Naphthalene-d8	7.893	136	309845	2.00	ug/mL	0.00
3) Acenaphthene-d10	9.668	162	158189	2.00	ug/mL	0.00
5) Phenanthrene-d10	11.182	188	303776	2.00	ug/mL	-0.01
11) Chrysene-d12	14.915	240	273765	2.00	ug/mL	-0.02
12) Perylene-d12	17.130	264	244483	2.00	ug/mL	#-0.04
Target Compounds						Qvalue
4) Pentachlorophenol	11.000	266	686286	45.94	ug/mL	81
6) DFTPP	11.471	442	1305314	53.23	ug/mL	78
7) Benzidine	12.653	184	4169740	38.59	ug/mL	97
8) 4,4-DDE	12.910	TIC	74926	No Calib		
9) 4,4-DDD	13.428	TIC	20455	No Calib		
10) 4,4-DDT	14.001	TIC	11573124	37.15	ug/mL	94

(#) = qualifier out of range (m) = manual integration (+) = signals summed

Quantitation Report (Not Reviewed)

Data Path : C:\msdchem\1\DATA\2020-12\0L15035\
Data File : E12152006.D
Acq On : 15 Dec 2020 11:28 am
Operator : JK/ AMS /DTH
Sample : 0L15035-TUN2
Misc : 1x, Replaced liner, A20L035 DFTPP@45
ALS Vial : 1 Sample Multiplier: 1

Quant Time: Dec 15 13:21:04 2020
Quant Method : C:\msdchem\1\METHODS\DFTPP.M
Quant Title : 8270 DFTPP Tune Method
QLast Update : Thu Oct 29 11:38:37 2020
Response via : Initial Calibration

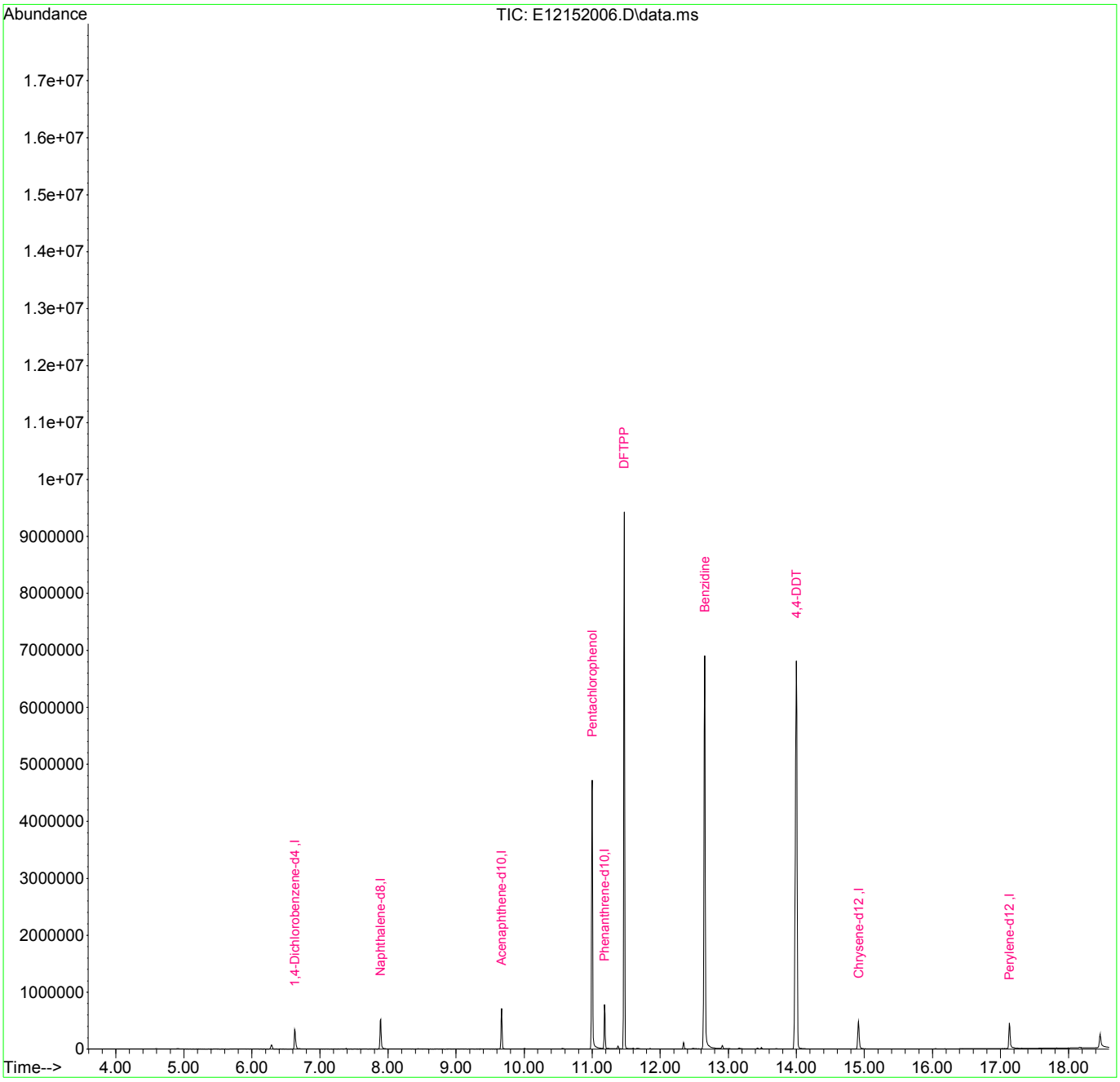

DDT Breakdown Check (Validated 5/1/2013)

From:
0L15035-TUN2
SV-GCMS 5

First Column Area Counts		Percent Breakdown	
DDE	74926		
DDD	20455		
DDT	11573124	**0.82**	**PASS**

Breakdown must be less than 20% to accept sample data.

Quantitation Report (Qedit)

Data Path : C:\msdchem\1\DATA\2020-12\0L15035\
Data File : E12152006.D
Acq On : 15 Dec 2020 11:28 am
Operator : JK/ AMS /DTH
Sample : 0L15035-TUN2
Misc : 1x, Replaced liner, A20L035 DFTPP@45
ALS Vial : 1 Sample Multiplier: 1

Quant Time: Dec 15 13:21:04 2020
Quant Method : C:\msdchem\1\METHODS\DFTPP.M
Quant Title : 8270 DFTPP Tune Method
QLast Update : Thu Oct 29 11:38:37 2020
Response via : Initial Calibration

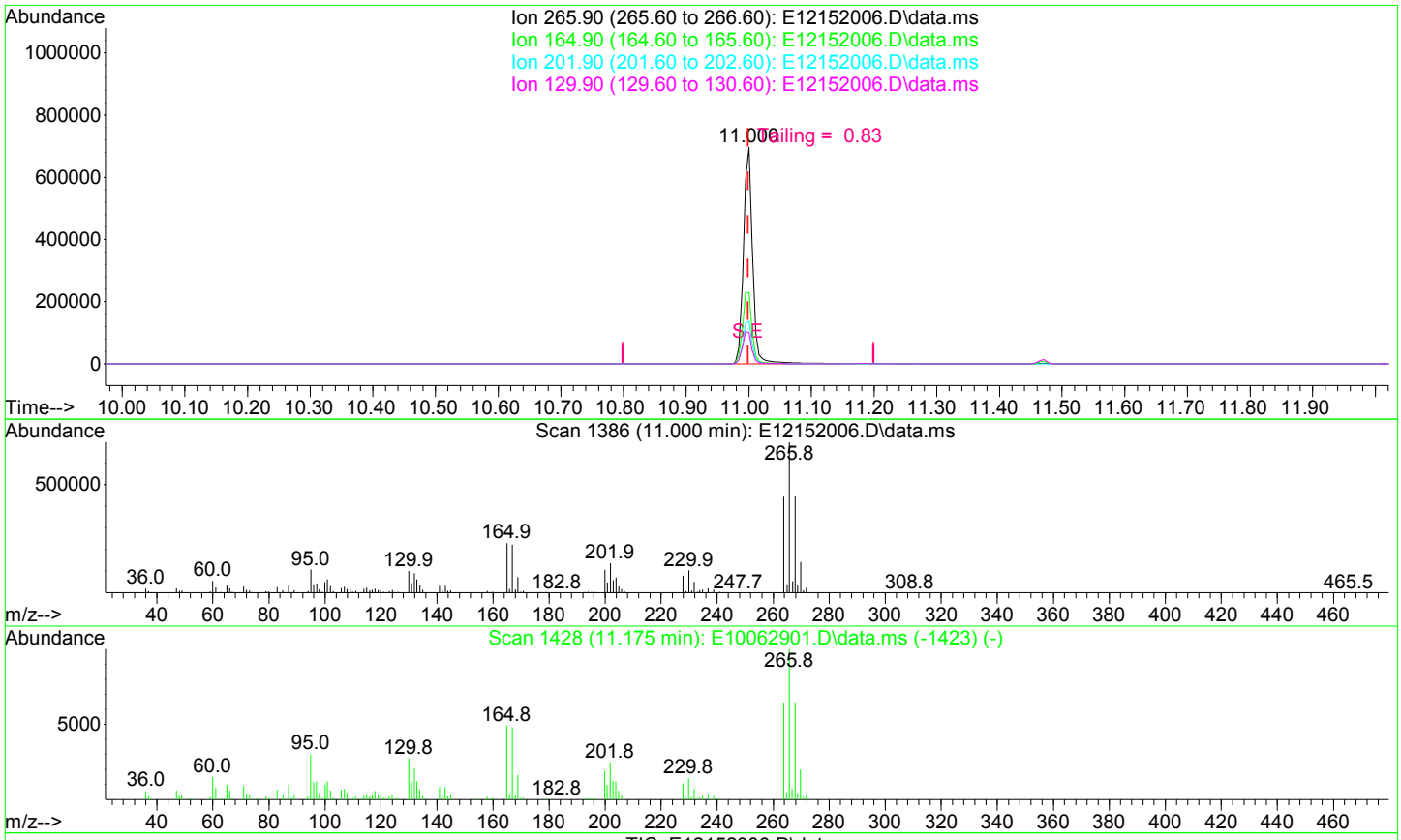

TIC: E12152006.D\data.ms

(4) Pentachlorophenol

11.000min (+ 0.001) 45.94 ug/mL

response 686286

Ion	Exp%	Act%
265.90	100.00	100.00
164.90	47.60	32.88
201.90	23.20	19.64
129.90	27.10	14.48

Quantitation Report (Qedit)

Data Path : C:\msdchem\1\DATA\2020-12\0L15035\
Data File : E12152006.D
Acq On : 15 Dec 2020 11:28 am
Operator : JK/ AMS /DTH
Sample : 0L15035-TUN2
Misc : 1x, Replaced liner, A20L035 DFTPP@45
ALS Vial : 1 Sample Multiplier: 1

Quant Time: Dec 15 13:21:04 2020
Quant Method : C:\msdchem\1\METHODS\DFTPP.M
Quant Title : 8270 DFTPP Tune Method
QLast Update : Thu Oct 29 11:38:37 2020
Response via : Initial Calibration

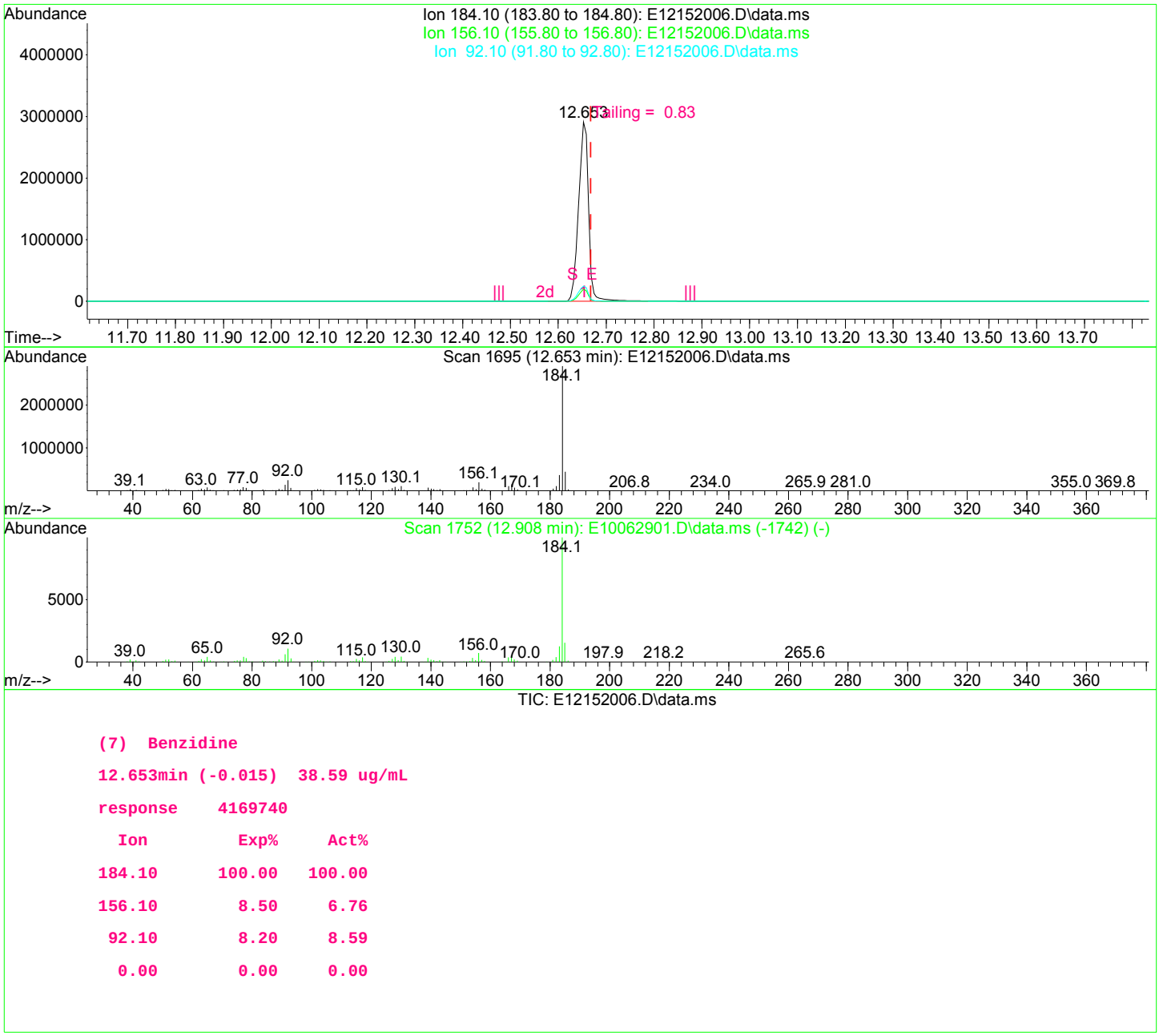

(7) Benzidine

12.653min (-0.015) 38.59 ug/mL

response 4169740

Ion	Exp%	Act%
184.10	100.00	100.00
156.10	8.50	6.76
92.10	8.20	8.59
0.00	0.00	0.00

Evaluate Continuing Calibration Report

AMS 12/15/20

Data Path : C:\msdchem\1\DATA\2020-12\0L15035\
Data File : E12152008.D
Acq On : 15 Dec 2020 12:33 pm
Operator : JK/ AMS /DTH
Sample : 0L15035-CCV2
Misc : 1x, A20J172@1000
ALS Vial : 2 Sample Multiplier: 1

Quant Time: Dec 15 12:59:26 2020
Quant Method : C:\msdchem\1\METHODS\SV5_100920R2.M
Quant Title : EPA 8270D: Semivolatile Organics
QLast Update : Fri Nov 06 15:57:17 2020
Response via : Initial Calibration

Min. RRF : 0.000 Min. Rel. Area : 50% Max. R.T. Dev 0.50min
Max. RRF Dev : 20% Max. Rel. Area : 200%

		Compound	Amount	Calc.	%Dev	Area%	Dev(min)
1	I	1,4-Dichlorobenzene-d4 (IST	2000.000	2000.000	0.0	118	0.00
2	T	N-Nitrosodimethylamine	1000.000	833.559	16.6	98	0.00
3	T	Pyridine	1000.000	847.722	15.2	97	0.00
4	S	2-Fluorophenol (Surr)	1000.000	947.002	5.3	107	0.00
5	S	Phenol-d6(Surr)	1000.000	972.684	2.7	107	0.00
6	T	Phenol	1000.000	1056.647	-5.7	117	0.00
7	T	Aniline	1000.000	948.027	5.2	106	0.00
8	T	Bis(2-chloroethyl) ether	1000.000	909.736	9.0	105	0.00
9	T	2-Chlorophenol	1000.000	1030.013	-3.0	115	0.00
10	T	1,3-Dichlorobenzene	1000.000	1008.489	-0.8	118	0.00
11	T	1,4-Dichlorobenzene	1000.000	990.880	0.9	116	0.00
12	T	Benzyl alcohol	1000.000	1041.228	-4.1	117	0.00
13	T	1,2-Dichlorobenzene	1000.000	1001.903	-0.2	117	0.00
14	T	2-Methylphenol	1000.000	1000.674	-0.1	110	0.00
15	T	2,2'-Oxybis(1-Chloropropane	1000.000	762.755	23.7#	88	0.00
16	T	N-Nitrosodi-n-propylamine	1000.000	873.938	12.6	97	0.00
17	T	3+4-Methylphenol	1000.000	1022.830	-2.3	110	0.00
18	T	Hexachloroethane	1000.000	988.700	1.1	114	0.00
19	S	Nitrobenzene-d5 (Surr)	1000.000	968.756	3.1	105	0.00
20	T	Nitrobenzene	1000.000	952.526	4.7	104	0.00
21	I	Naphthalene-d8 (ISTD)	2000.000	2000.000	0.0	114	0.00
22	T	Isophorone	1000.000	948.592	5.1	102	0.00
23	T	2-Nitrophenol	1000.000	1149.068	-14.9	129	0.00
24	T	2,4-Dimethylphenol	1000.000	1068.867	-6.9	113	0.00
25	T	Bis(2-chloroethoxy) methane	1000.000	945.460	5.5	104	0.00
26	T	Benzoic acid	2000.000	1315.775	34.2#	69	0.00
27	T	2,4-Dichlorophenol	1000.000	1202.673	-20.3#	128	0.00
28	T	1,2,4-Trichlorobenzene	1000.000	1084.010	-8.4	122	0.00
29	T	Naphthalene	1000.000	1025.037	-2.5	114	0.00
30	T	4-Chloroaniline	1000.000	998.089	0.2	116	0.00
31	T	Hexachlorobutadiene	1000.000	1115.180	-11.5	126	0.00
32	T	4-Chloro-3-methylphenol	1000.000	1039.891	-4.0	117	0.00
33	T	2-Methylnaphthalene	1000.000	1059.842	-6.0	114	0.00

Evaluate Continuing Calibration Report

Data Path : C:\msdchem\1\DATA\2020-12\0L15035\
Data File : E12152008.D
Acq On : 15 Dec 2020 12:33 pm
Operator : JK/ AMS /DTH
Sample : 0L15035-CCV2
Misc : 1x, A20J172@1000
ALS Vial : 2 Sample Multiplier: 1

Quant Time: Dec 15 12:59:26 2020
Quant Method : C:\msdchem\1\METHODS\SV5_100920R2.M
Quant Title : EPA 8270D: Semivolatile Organics
QLast Update : Fri Nov 06 15:57:17 2020
Response via : Initial Calibration

Min. RRF : 0.000 Min. Rel. Area : 50% Max. R.T. Dev 0.50min
Max. RRF Dev : 20% Max. Rel. Area : 200%

		Compound	Amount	Calc.	%Dev	Area%	Dev(min)
34	T	1-Methylnaphthalene	1000.000	1047.281	-4.7	115	0.00
35	I	Acenaphthene-d10 (ISTD)	2000.000	2000.000	0.0	118	0.00
36	T	Hexachlorocyclopentadiene	1000.000	1319.041	-31.9#	147	0.00
37	T	2,4,6-Trichlorophenol	1000.000	1129.960	-13.0	126	0.00
38	T	2,4,5-Trichlorophenol	1000.000	1182.332	-18.2	136	0.00
39	T	1,1'-Biphenyl	1000.000	1026.414	-2.6	117	0.00
40	S	2-Fluorobiphenyl (Surr)	1000.000	1032.322	-3.2	120	0.00
41	T	2-Chloronaphthalene	1000.000	1018.864	-1.9	118	0.00
42	T	2-Nitroaniline	1000.000	1071.031	-7.1	118	0.00
43	T	2,6-Dimethylnaphthalene	1000.000	1039.785	-4.0	117	0.00
44	T	1,4-Dinitrobenzene	1000.000	1333.496	-33.3#	162	0.00
45	T	Dimethyl phthalate	1000.000	1078.732	-7.9	116	0.00
46	T	1,3-Dinitrobenzene	1000.000	1203.460	-20.3#	143	0.00
47	T	2,6-Dinitrotoluene	1000.000	1106.368	-10.6	126	0.00
48	T	1,2-Dinitrobenzene	1000.000	1157.300	-15.7	131	0.00
49	T	Acenaphthylene	1000.000	1060.622	-6.1	117	0.00
50	T	3-Nitroaniline	1000.000	997.170	0.3	127	0.00
51	T	Acenaphthene	1000.000	1027.644	-2.8	118	0.00
52	T	2,4-Dinitrophenol	1000.000	1460.353	-46.0#	204	0.00
53	T	4-Nitrophenol	1000.000	1073.672	-7.4	125	0.00
54	T	2,4-Dinitrotoluene	1000.000	1158.244	-15.8	137	0.00
55	T	Dibenzofuran	1000.000	1025.916	-2.6	118	0.00
56	T	2,3,5,6-Tetrachlorophenol	1000.000	1287.478	-28.7#	143	0.00
57	T	2,3,4,6-Tetrachlorophenol	1000.000	1206.672	-20.7#	135	0.00
58	T	Diethyl phthalate	1000.000	1042.833	-4.3	114	0.00
59	T	2,3,5-Trimethylnaphthalene	1000.000	1082.152	-8.2	118	0.00
60	T	Fluorene	1000.000	1061.231	-6.1	118	0.00
61	T	4-Chlorophenyl phenyl ether	1000.000	1075.734	-7.6	123	0.00
62	T	4-Nitroaniline	1000.000	968.044	3.2	121	0.00
63	T	4,6-Dinitro-2-methylphenol	1000.000	1613.091	-61.3#	221	0.00
64	I	Phenanthrene-d10 (ISTD)	2000.000	2000.000	0.0	120	0.00
65	T	N-Nitrosodiphenylamine	1000.000	1069.181	-6.9	119	0.00

Data Path : C:\msdchem\1\DATA\2020-12\0L15035\
Data File : E12152008.D
Acq On : 15 Dec 2020 12:33 pm
Operator : JK/ AMS /DTH
Sample : 0L15035-CCV2
Misc : 1x, A20J172@1000
ALS Vial : 2 Sample Multiplier: 1

Quant Time: Dec 15 12:59:26 2020
Quant Method : C:\msdchem\1\METHODS\SV5_100920R2.M
Quant Title : EPA 8270D: Semivolatile Organics
QLast Update : Fri Nov 06 15:57:17 2020
Response via : Initial Calibration

Min. RRF : 0.000 Min. Rel. Area : 50% Max. R.T. Dev 0.50min
Max. RRF Dev : 20% Max. Rel. Area : 200%

		Compound	Amount	Calc.	%Dev	Area%	Dev(min)
66	T	Azobenzene (1,2-DPH)	1000.000	904.671	9.5	99	0.00
67	S	2,4,6-Tribromophenol (Surr)	1000.000	1279.765	-28.0#	149	0.00
68	T	4-Bromophenyl phenyl ether	1000.000	1103.730	-10.4	129	0.00
69	T	Hexachlorobenzene	1000.000	1126.085	-12.6	131	0.00
70	T	Pentachlorophenol (PCP)	1000.000	1212.369	-21.2#	149	0.00
71	T	Phenanthrene	1000.000	1023.005	-2.3	119	0.00
72	T	Anthracene	1000.000	1074.394	-7.4	121	0.00
73	T	Carbazole	1000.000	1080.595	-8.1	118	0.00
74	T	Di-n-butyl phthalate	1000.000	1046.315	-4.6	114	0.00
75	T	Fluoranthene	1000.000	1130.931	-13.1	121	0.00
76	T	Benzidine	2000.000	1951.342	2.4	119	0.00
77	T	Pyrene	1000.000	1108.962	-10.9	122	0.00
78	I	Chrysene-d12 (ISTD)	2000.000	2000.000	0.0	128	0.00
79	S	Terphenyl-d14 (Surr)	1000.000	1069.171	-6.9	128	0.00
80	T	Butyl benzyl phthalate	1000.000	981.047	1.9	119	0.00
81	T	Bis(2-ethylhexyl) adipate	1000.000	909.999	9.0	116	0.00
82	T	3,3-Dichlorobenzidine	2000.000	1915.201	4.2	132	0.00
83	T	Benz(a)anthracene	1000.000	1024.783	-2.5	127	0.00
84	T	Chrysene	1000.000	1019.608	-2.0	127	0.00
85	T	Bis(2-ethylhexyl) phthalate	1000.000	994.065	0.6	120	-0.01
86	I	Perylene-d12 (ISTD)	2000.000	2000.000	0.0	133	0.00
87	T	Di-n-octyl phthalate	1000.000	932.510	6.7	121	-0.01
88	T	Benzo(b)fluoranthene	1000.000	1059.347	-5.9	131	0.00
89	T	Benzo(k)fluoranthene	1000.000	1041.697	-4.2	130	0.00
90	T	Benzo(b+k)fluoranthene	2000.000	2099.697	-5.0	132	0.00
91	T	Benzo(e)pyrene	1000.000	1037.555	-3.8	133	0.00
92	T	Benzo(a)pyrene	1000.000	1080.677	-8.1	132	0.00
93	T	Perylene	1000.000	1019.477	-1.9	133	0.00
94	I	Dibenz(a,h)Anthrcene-d14 (I	2000.000	2000.000	0.0	142	0.00
95	T	Indeno(1,2,3-cd)pyrene	1000.000	978.135	2.2	139	-0.01
96	T	Dibenz(a,h)anthracene	1000.000	1021.415	-2.1	141	-0.01

Evaluate Continuing Calibration Report

Data Path : C:\msdchem\1\DATA\2020-12\0L15035\
Data File : E12152008.D
Acq On : 15 Dec 2020 12:33 pm
Operator : JK/ AMS /DTH
Sample : 0L15035-CCV2
Misc : 1x, A20J172@1000
ALS Vial : 2 Sample Multiplier: 1

Quant Time: Dec 15 12:59:26 2020
Quant Method : C:\msdchem\1\METHODS\SV5_100920R2.M
Quant Title : EPA 8270D: Semivolatile Organics
QLast Update : Fri Nov 06 15:57:17 2020
Response via : Initial Calibration

Min. RRF : 0.000 Min. Rel. Area : 50% Max. R.T. Dev 0.50min
Max. RRF Dev : 20% Max. Rel. Area : 200%

	Compound	Amount	Calc.	%Dev	Area%	Dev(min)
97 T	Benzo(g,h,i)perylene	1000.000	1076.301	-7.6	145	0.00

(#) = Out of Range SPCC's out = 0 CCC's out = 0

Quantitation Report (Not Reviewed)

Data Path : C:\msdchem\1\DATA\2020-12\0L15035\
Data File : E12152008.D
Acq On : 15 Dec 2020 12:33 pm
Operator : JK/ AMS /DTH
Sample : 0L15035-CCV2
Misc : 1x, A20J172@1000
ALS Vial : 2 Sample Multiplier: 1

Quant Time: Dec 15 12:59:26 2020
Quant Method : C:\msdchem\1\METHODS\SV5_100920R2.M
Quant Title : EPA 8270D: Semivolatile Organics
QLast Update : Fri Nov 06 15:57:17 2020
Response via : Initial Calibration

Compound	R.T.	QIon	Response	Conc	Units	Dev(Min)
Internal Standards						
1) 1,4-Dichlorobenzene-d4...	6.643	152	483015	2000.00	ng/ml	0.00
21) Naphthalene-d8 (ISTD)	7.894	136	1856084	2000.00	ng/ml	0.00
35) Acenaphthene-d10 (ISTD)	9.675	162	989819	2000.00	ng/ml	0.00
64) Phenanthrene-d10 (ISTD)	11.189	188	1838547	2000.00	ng/ml	0.00
78) Chrysene-d12 (ISTD)	15.019	240	1909372	2000.00	ng/ml	0.00
86) Perylene-d12 (ISTD)	18.522	264	1991110	2000.00	ng/ml	0.00
94) Dibenz(a,h)Anthrcene-d...	20.918	292	1779200	2000.00	ng/ml	0.00
System Monitoring Compounds						
4) 2-Fluorophenol (Surr)	5.429	112	281916	947.00	ng/ml	0.00
5) Phenol-d6(Surr)	6.295	99	360848	972.68	ng/ml	0.00
19) Nitrobenzene-d5 (Surr)	7.178	82	308465	968.76	ng/ml	0.00
40) 2-Fluorobiphenyl (Surr)	8.980	172	756326	1032.32	ng/ml	0.00
67) 2,4,6-Tribromophenol (...	10.478	330	119456	1279.76	ng/ml	0.00
79) Terphenyl-d14 (Surr)	12.992	244	932899	1069.17	ng/ml	0.00
Target Compounds						Qvalue
2) N-Nitrosodimethylamine	4.150	74	186655	833.56	ng/ml	95
3) Pyridine	4.172	79	299164	847.72	ng/ml	94
6) Phenol	6.306	94	409187	1056.65	ng/ml	99
7) Aniline	6.332	93	464191	948.03	ng/ml	96
8) Bis(2-chloroethyl) ether	6.381	93	317985	909.74	ng/ml	95
9) 2-Chlorophenol	6.450	128	323211	1030.01	ng/ml	92
10) 1,3-Dichlorobenzene	6.589	146	374080	1008.49	ng/ml	98
11) 1,4-Dichlorobenzene	6.659	146	374069	990.88	ng/ml	97
12) Benzyl alcohol	6.771	108	195055	1041.23	ng/ml	93
13) 1,2-Dichlorobenzene	6.808	146	360708	1001.90	ng/ml	99
14) 2-Methylphenol	6.878	107	254138	1000.67	ng/ml	98
15) 2,2'-Oxybis(1-Chloropr...	6.899	45	353796	762.75	ng/ml	87
16) N-Nitrosodi-n-propylamine	7.028	70	218058	873.94	ng/ml	94
17) 3+4-Methylphenol	7.028	107	325197	1022.83	ng/ml	98
18) Hexachloroethane	7.140	117	129599	988.70	ng/ml	89
20) Nitrobenzene	7.199	77	315789	952.53	ng/ml	91
22) Isophorone	7.429	82	581259	948.59	ng/ml	95
23) 2-Nitrophenol	7.515	139	162686	1149.07	ng/ml	90
24) 2,4-Dimethylphenol	7.552	122	268429	1068.87	ng/ml	99
25) Bis(2-chloroethoxy) me...	7.638	93	372927	945.46	ng/ml	99

Quantitation Report (Not Reviewed)

Data Path : C:\msdchem\1\DATA\2020-12\0L15035\
Data File : E12152008.D
Acq On : 15 Dec 2020 12:33 pm
Operator : JK/ AMS /DTH
Sample : 0L15035-CCV2
Misc : 1x, A20J172@1000
ALS Vial : 2 Sample Multiplier: 1

Quant Time: Dec 15 12:59:26 2020
Quant Method : C:\msdchem\1\METHODS\SV5_100920R2.M
Quant Title : EPA 8270D: Semivolatile Organics
QLast Update : Fri Nov 06 15:57:17 2020
Response via : Initial Calibration

Compound	R.T.	QIon	Response	Conc	Units	Dev(Min)
26) Benzoic acid	7.643	105	119477	1315.78	ng/ml	94
27) 2,4-Dichlorophenol	7.755	162	261224	1202.67	ng/ml	96
28) 1,2,4-Trichlorobenzene	7.835	180	314400	1084.01	ng/ml	99
29) Naphthalene	7.916	128	1010481	1025.04	ng/ml	100
30) 4-Chloroaniline	7.964	127	368876	998.09	ng/ml	96
31) Hexachlorobutadiene	8.044	225	172277	1115.18	ng/ml	99
32) 4-Chloro-3-methylphenol	8.451	107	248179	1039.89	ng/ml	96
33) 2-Methylnaphthalene	8.611	142	690749	1059.84	ng/ml	99
34) 1-Methylnaphthalene	8.713	142	642399	1047.28	ng/ml	99
36) Hexachlorocyclopentadiene	8.777	237	187199	1319.04	ng/ml	99
37) 2,4,6-Trichlorophenol	8.900	196	187089	1129.96	ng/ml	98
38) 2,4,5-Trichlorophenol	8.937	196	196250	1182.33	ng/ml	99
39) 1,1'-Biphenyl	9.082	154	838403	1026.41	ng/ml	100
41) 2-Chloronaphthalene	9.103	162	639977	1018.86	ng/ml	99
42) 2-Nitroaniline	9.205	138	195534	1071.03	ng/ml	93
43) 2,6-Dimethylnaphthalene	9.242	156	620004	1039.79	ng/ml	97
44) 1,4-Dinitrobenzene	9.333	168	100084	1333.50	ng/ml#	74
45) Dimethyl phthalate	9.387	163	706834	1078.73	ng/ml	99
46) 1,3-Dinitrobenzene	9.413	168	117137	1203.46	ng/ml	92
47) 2,6-Dinitrotoluene	9.445	165	168746	1106.37	ng/ml	89
48) 1,2-Dinitrobenzene	9.504	168	76971	1157.30	ng/ml	83
49) Acenaphthylene	9.526	152	987899	1060.62	ng/ml	99
50) 3-Nitroaniline	9.622	138	158927	997.17	ng/ml	88
51) Acenaphthene	9.707	153	670139	1027.64	ng/ml	100
52) 2,4-Dinitrophenol	9.723	184	35824	1460.35	ng/ml	90
53) 4-Nitrophenol	9.798	139	110277	1073.67	ng/ml	92
54) 2,4-Dinitrotoluene	9.857	165	212985	1158.24	ng/ml	89
55) Dibenzofuran	9.879	168	904551	1025.92	ng/ml	97
56) 2,3,5,6-Tetrachlorophenol	9.964	232	153400	1287.48	ng/ml	96
57) 2,3,4,6-Tetrachlorophenol	10.007	232	167472	1206.67	ng/ml	98
58) Diethyl phthalate	10.098	149	677660	1042.83	ng/ml	99
59) 2,3,5-Trimethylnaphtha...	10.093	170	583780	1082.15	ng/ml	97
60) Fluorene	10.232	166	740854	1061.23	ng/ml	99
61) 4-Chlorophenyl phenyl ...	10.221	204	361775	1075.73	ng/ml	96
62) 4-Nitroaniline	10.242	138	160646	968.04	ng/ml	96
63) 4,6-Dinitro-2-methylph...	10.274	198	85570	1613.09	ng/ml	90
65) N-Nitrosodiphenylamine	10.344	169	625801	1069.18	ng/ml	99
66) Azobenzene (1,2-DPH)	10.381	77	610965	904.67	ng/ml	94

Quantitation Report (Not Reviewed)

Data Path : C:\msdchem\1\DATA\2020-12\0L15035\
Data File : E12152008.D
Acq On : 15 Dec 2020 12:33 pm
Operator : JK/ AMS /DTH
Sample : 0L15035-CCV2
Misc : 1x, A20J172@1000
ALS Vial : 2 Sample Multiplier: 1

Quant Time: Dec 15 12:59:26 2020
Quant Method : C:\msdchem\1\METHODS\SV5_100920R2.M
Quant Title : EPA 8270D: Semivolatile Organics
QLast Update : Fri Nov 06 15:57:17 2020
Response via : Initial Calibration

Compound	R.T.	QIon	Response	Conc	Units	Dev(Min)
68) 4-Bromophenyl phenyl e...	10.724	248	218393	1103.73	ng/ml	95
69) Hexachlorobenzene	10.804	284	253736	1126.08	ng/ml	96
70) Pentachlorophenol (PCP)	11.002	266	110369	1212.37	ng/ml	99
71) Phenanthrene	11.210	178	1051086	1023.00	ng/ml	99
72) Anthracene	11.264	178	1072861	1074.39	ng/ml	99
73) Carbazole	11.424	167	914420	1080.60	ng/ml	100
74) Di-n-butyl phthalate	11.767	149	1083435	1046.31	ng/ml	100
75) Fluoranthene	12.489	202	1134405	1130.93	ng/ml	98
76) Benzidine	12.649	184	884005	1951.34	ng/ml	97
77) Pyrene	12.783	202	1173517	1108.96	ng/ml	99
80) Butyl benzyl phthalate	13.810	149	426245	981.05	ng/ml	90
81) Bis(2-ethylhexyl) adipate	13.986	129	389886	910.00	ng/ml	99
82) 3,3-Dichlorobenzidine	14.965	252	465391	1915.20	ng/ml	97
83) Benz(a)anthracene	14.992	228	1092493	1024.78	ng/ml	99
84) Chrysene	15.077	228	1054448	1019.61	ng/ml	99
85) Bis(2-ethylhexyl) phth...	15.152	149	639543	994.06	ng/ml	97
87) Di-n-octyl phthalate	16.832	149	913777	932.51	ng/ml	96
88) Benzo(b)fluoranthene	17.597	252	1067299	1059.35	ng/ml	96
89) Benzo(k)fluoranthene	17.661	252	1090907	1041.70	ng/ml	95
90) Benzo(b+k)fluoranthene	17.661	252	2247299	2099.70	ng/ml	95
91) Benzo(e)pyrene	18.249	252	1043821	1037.55	ng/ml	98
92) Benzo(a)pyrene	18.372	252	922001	1080.68	ng/ml	97
93) Perylene	18.581	252	987192	1019.48	ng/ml	99
95) Indeno(1,2,3-cd)pyrene	20.913	276	927901	978.14	ng/ml	92
96) Dibenz(a,h)anthracene	20.977	278	902078	1021.42	ng/ml	96
97) Benzo(g,h,i)perylene	21.453	276	963026	1076.30	ng/ml	92

(#) = qualifier out of range (m) = manual integration (+) = signals summed

Quantitation Report (Not Reviewed)

Data Path : C:\msdchem\1\DATA\2020-12\0L15035\
Data File : E12152008.D
Acq On : 15 Dec 2020 12:33 pm
Operator : JK/ AMS /DTH
Sample : 0L15035-CCV2
Misc : 1x, A20J172@1000
ALS Vial : 2 Sample Multiplier: 1

Quant Time: Dec 15 12:59:26 2020
Quant Method : C:\msdchem\1\METHODS\SV5_100920R2.M
Quant Title : EPA 8270D: Semivolatile Organics
QLast Update : Fri Nov 06 15:57:17 2020
Response via : Initial Calibration

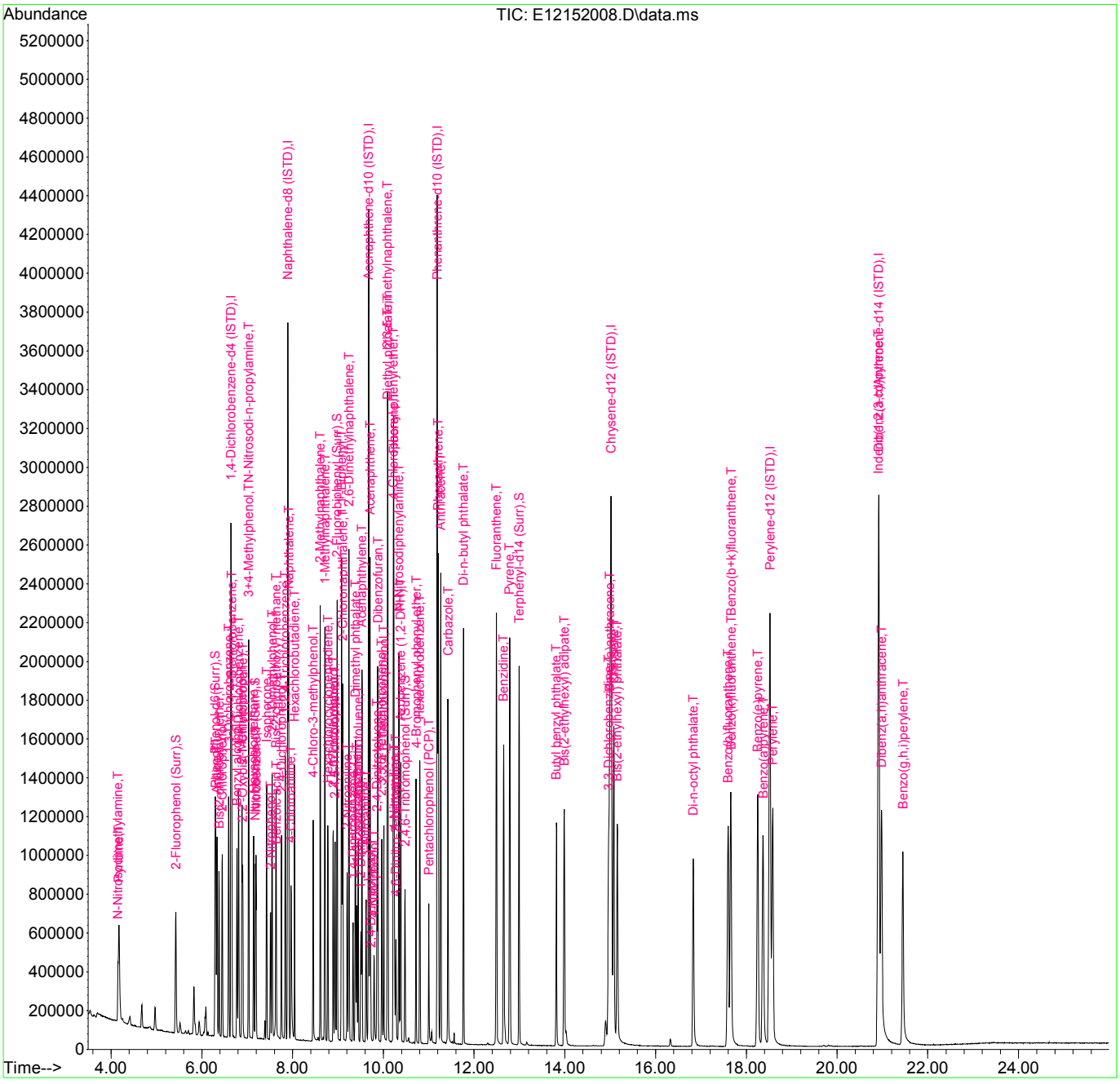

Quantitation Report (Not Reviewed)

AMS 12/16/20

Data Path : C:\msdchem\1\DATA\2020-12\0L15035\
Data File : E12152009.D
Acq On : 15 Dec 2020 1:09 pm
Operator : JK/ AMS /DTH
Sample : 0L15035-CCB2
Misc : 1x, DCM+ISTD
ALS Vial : 3 Sample Multiplier: 1

Quant Time: Dec 16 10:49:37 2020
Quant Method : C:\msdchem\1\METHODS\SV5_100920R2.M
Quant Title : EPA 8270D: Semivolatile Organics
QLast Update : Fri Nov 06 15:57:17 2020
Response via : Initial Calibration

Compound	R.T.	QIon	Response	Conc	Units	Dev(Min)
Internal Standards						
1) 1,4-Dichlorobenzene-d4...	6.643	152	401254	2000.00	ng/ml	0.00
21) Naphthalene-d8 (ISTD)	7.894	136	1515373	2000.00	ng/ml	0.00
35) Acenaphthene-d10 (ISTD)	9.670	162	774095	2000.00	ng/ml	0.00
64) Phenanthrene-d10 (ISTD)	11.189	188	1526086	2000.00	ng/ml	0.00
78) Chrysene-d12 (ISTD)	15.013	240	1520331	2000.00	ng/ml	-0.01
86) Perylene-d12 (ISTD)	18.511	264	1580037	2000.00	ng/ml	-0.02
94) Dibenz(a,h)Anthrcene-d...	20.907	292	1380227	2000.00	ng/ml	-0.02
System Monitoring Compounds						
4) 2-Fluorophenol (Surr)	0.000	112	0	0.00	ng/ml	
5) Phenol-d6(Surr)	0.000	99	0	0.00	ng/ml	
19) Nitrobenzene-d5 (Surr)	7.156	82	123	0.47	ng/ml	-0.02
40) 2-Fluorobiphenyl (Surr)	0.000	172	0	0.00	ng/ml	
67) 2,4,6-Tribromophenol (...	0.000	330	0	0.00	ng/ml	
79) Terphenyl-d14 (Surr)	0.000	244	0	0.00	ng/ml	
Target Compounds						Qvalue
2) N-Nitrosodimethylamine	4.177	74	61	N.D.		
3) Pyridine	0.000		0	N.D.		
6) Phenol	6.311	94	138	N.D.		
7) Aniline	0.000		0	N.D.		
8) Bis(2-chloroethyl) ether	0.000		0	N.D.		
9) 2-Chlorophenol	0.000		0	N.D.		
10) 1,3-Dichlorobenzene	0.000		0	N.D.		
11) 1,4-Dichlorobenzene	0.000		0	N.D.		
12) Benzyl alcohol	6.776	108	397	30.83	ng/ml	93
13) 1,2-Dichlorobenzene	0.000		0	N.D.		
14) 2-Methylphenol	0.000		0	N.D.		
15) 2,2'-Oxybis(1-Chloropr...	0.000		0	N.D.		
16) N-Nitrosodi-n-propylamine	7.028	70	116	N.D.		
17) 3+4-Methylphenol	7.044	107	52	N.D.		
18) Hexachloroethane	0.000		0	N.D.		
20) Nitrobenzene	0.000		0	N.D.		
22) Isophorone	7.424	82	63	N.D.		
23) 2-Nitrophenol	0.000		0	N.D.		
24) 2,4-Dimethylphenol	0.000		0	N.D.		
25) Bis(2-chloroethoxy) me...	0.000		0	N.D.		

Data Path : C:\msdchem\1\DATA\2020-12\0L15035\
Data File : E12152009.D
Acq On : 15 Dec 2020 1:09 pm
Operator : JK/ AMS /DTH
Sample : 0L15035-CCB2
Misc : 1x, DCM+ISTD
ALS Vial : 3 Sample Multiplier: 1

Quant Time: Dec 16 10:49:37 2020
Quant Method : C:\msdchem\1\METHODS\SV5_100920R2.M
Quant Title : EPA 8270D: Semivolatile Organics
QLast Update : Fri Nov 06 15:57:17 2020
Response via : Initial Calibration

Compound	R.T.	QIon	Response	Conc	Units	Dev(Min)
26) Benzoic acid	0.000		0	N.D.		
27) 2,4-Dichlorophenol	0.000		0	N.D.		
28) 1,2,4-Trichlorobenzene	0.000		0	N.D.		
29) Naphthalene	0.000		0	N.D.		
30) 4-Chloroaniline	0.000		0	N.D.		
31) Hexachlorobutadiene	0.000		0	N.D.		
32) 4-Chloro-3-methylphenol	0.000		0	N.D.		
33) 2-Methylnaphthalene	0.000		0	N.D.		
34) 1-Methylnaphthalene	0.000		0	N.D.		
36) Hexachlorocyclopentadiene	0.000		0	N.D.		
37) 2,4,6-Trichlorophenol	0.000		0	N.D.		
38) 2,4,5-Trichlorophenol	0.000		0	N.D.		
39) 1,1'-Biphenyl	0.000		0	N.D.		
41) 2-Chloronaphthalene	0.000		0	N.D.		
42) 2-Nitroaniline	0.000		0	N.D.		
43) 2,6-Dimethylnaphthalene	0.000		0	N.D.		
44) 1,4-Dinitrobenzene	0.000		0	N.D.		
45) Dimethyl phthalate	0.000		0	N.D.		
46) 1,3-Dinitrobenzene	0.000		0	N.D.		
47) 2,6-Dinitrotoluene	0.000		0	N.D.		
48) 1,2-Dinitrobenzene	0.000		0	N.D.		
49) Acenaphthylene	0.000		0	N.D.		
50) 3-Nitroaniline	9.675	138	104	N.D.		
51) Acenaphthene	9.675	153	175	N.D.		
52) 2,4-Dinitrophenol	0.000		0	N.D.		
53) 4-Nitrophenol	0.000		0	N.D.		
54) 2,4-Dinitrotoluene	9.852	165	79	63.14	ng/ml#	24
55) Dibenzofuran	0.000		0	N.D.		
56) 2,3,5,6-Tetrachlorophenol	0.000		0	N.D.		
57) 2,3,4,6-Tetrachlorophenol	0.000		0	N.D.		
58) Diethyl phthalate	0.000		0	N.D.		
59) 2,3,5-Trimethylnaphtha...	10.200	170	145	N.D.		
60) Fluorene	0.000		0	N.D.		
61) 4-Chlorophenyl phenyl ...	0.000		0	N.D.		
62) 4-Nitroaniline	0.000		0	N.D.		
63) 4,6-Dinitro-2-methylph...	0.000		0	N.D.		
65) N-Nitrosodiphenylamine	0.000		0	N.D.		
66) Azobenzene (1,2-DPH)	0.000		0	N.D.		

Data Path : C:\msdchem\1\DATA\2020-12\0L15035\
Data File : E12152009.D
Acq On : 15 Dec 2020 1:09 pm
Operator : JK/ AMS /DTH
Sample : 0L15035-CCB2
Misc : 1x, DCM+ISTD
ALS Vial : 3 Sample Multiplier: 1

Quant Time: Dec 16 10:49:37 2020
Quant Method : C:\msdchem\1\METHODS\SV5_100920R2.M
Quant Title : EPA 8270D: Semivolatile Organics
QLast Update : Fri Nov 06 15:57:17 2020
Response via : Initial Calibration

Compound	R.T.	QIon	Response	Conc	Units	Dev(Min)
68) 4-Bromophenyl phenyl e...	0.000		0	N.D.		
69) Hexachlorobenzene	0.000		0	N.D.		
70) Pentachlorophenol (PCP)	0.000		0	N.D.		
71) Phenanthrene	11.184	178	424	N.D.		
72) Anthracene	11.184	178	404	N.D.		
73) Carbazole	0.000		0	N.D.		
74) Di-n-butyl phthalate	11.767	149	64	N.D.		
75) Fluoranthene	0.000		0	N.D.		
76) Benzidine	0.000		0	N.D.		
77) Pyrene	0.000		0	N.D.		
80) Butyl benzyl phthalate	0.000		0	N.D.		
81) Bis(2-ethylhexyl) adipate	13.976	129	1578	4.63	ng/ml	88
82) 3,3-Dichlorobenzidine	0.000		0	N.D.		
83) Benz(a)anthracene	15.008	228	3598	4.24	ng/ml	63
84) Chrysene	15.008	228	3558	4.32	ng/ml	60
85) Bis(2-ethylhexyl) phth...	0.000		0	N.D.		
87) Di-n-octyl phthalate	0.000		0	N.D.		
88) Benzo(b)fluoranthene	0.000		0	N.D.		
89) Benzo(k)fluoranthene	0.000		0	N.D.		
90) Benzo(b+k)fluoranthene	0.000		0	N.D.		
91) Benzo(e)pyrene	18.511	252	4983	14.20	ng/ml#	26
92) Benzo(a)pyrene	0.000		0	N.D.		
93) Perylene	18.511	252	4983	6.48	ng/ml	70
95) Indeno(1,2,3-cd)pyrene	20.907	276	484	N.D.		
96) Dibenz(a,h)anthracene	20.945	278	83	N.D.		
97) Benzo(g,h,i)perylene	0.000		0	N.D.		

(#) = qualifier out of range (m) = manual integration (+) = signals summed

Quantitation Report (Not Reviewed)

Data Path : C:\msdchem\1\DATA\2020-12\0L15035\
Data File : E12152009.D
Acq On : 15 Dec 2020 1:09 pm
Operator : JK/ AMS /DTH
Sample : 0L15035-CCB2
Misc : 1x, DCM+ISTD
ALS Vial : 3 Sample Multiplier: 1

Quant Time: Dec 16 10:49:37 2020
Quant Method : C:\msdchem\1\METHODS\SV5_100920R2.M
Quant Title : EPA 8270D: Semivolatile Organics
QLast Update : Fri Nov 06 15:57:17 2020
Response via : Initial Calibration

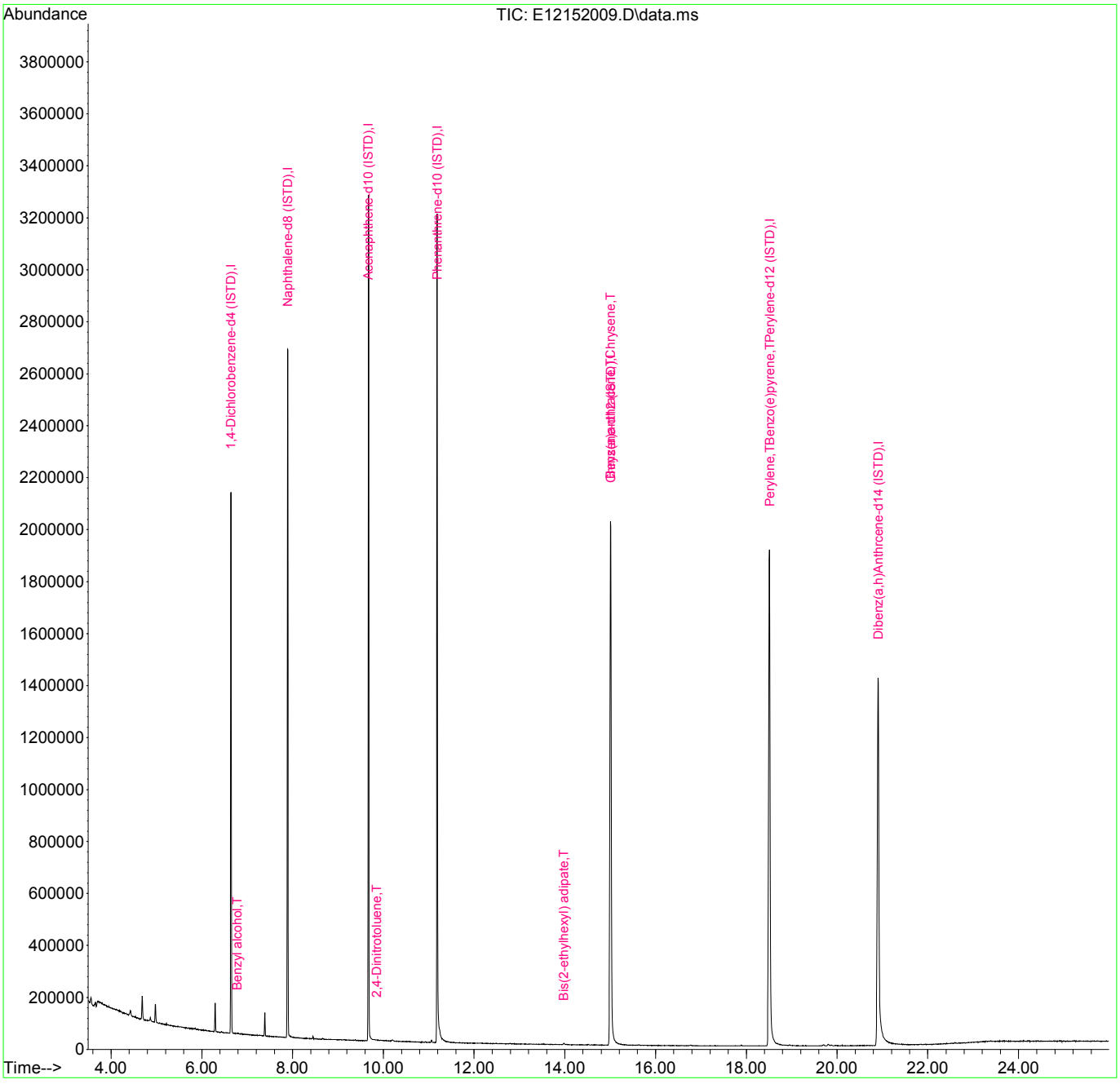

Quantitation Report (QT Reviewed)

AMS 12/15/20

Data Path : C:\msdchem\1\DATA\2020-12\0L15035\
Data File : E12152010.D
Acq On : 15 Dec 2020 1:46 pm
Operator : JK/ AMS /DTH
Sample : 0120529-BLK2
Misc : 1x, 8270E LL Full List
ALS Vial : 4 Sample Multiplier: 1

Quant Time: Dec 15 14:16:50 2020
Quant Method : C:\msdchem\1\METHODS\SV5_100920R2.M
Quant Title : EPA 8270D: Semivolatile Organics
QLast Update : Fri Nov 06 15:57:17 2020
Response via : Initial Calibration

Compound	R.T.	QIon	Response	Conc	Units	Dev(Min)
Internal Standards						
1) 1,4-Dichlorobenzene-d4...	6.643	152	285819	2000.00	ng/ml	0.00
21) Naphthalene-d8 (ISTD)	7.894	136	1195425	2000.00	ng/ml	0.00
35) Acenaphthene-d10 (ISTD)	9.670	162	717384	2000.00	ng/ml	0.00
64) Phenanthrene-d10 (ISTD)	11.189	188	1516594	2000.00	ng/ml	0.00
78) Chrysene-d12 (ISTD)	15.008	240	1502087	2000.00	ng/ml	-0.02
86) Perylene-d12 (ISTD)	18.511	264	1555276	2000.00	ng/ml	-0.02
94) Dibenz(a,h)Anthrcene-d...	20.907	292	1385251	2000.00	ng/ml	-0.02
System Monitoring Compounds						
4) 2-Fluorophenol (Surr)	5.434	112	346986	1969.76	ng/ml	0.00
5) Phenol-d6(Surr)	6.295	99	474629	2162.08	ng/ml	0.00
19) Nitrobenzene-d5 (Surr)	7.177	82	394196	2092.14	ng/ml	0.00
40) 2-Fluorobiphenyl (Surr)	8.980	172	1110175	2090.75	ng/ml	0.00
67) 2,4,6-Tribromophenol (...	10.477	330	174915	2168.57	ng/ml	0.00
79) Terphenyl-d14 (Surr)	12.991	244	1690006	2462.05	ng/ml	0.00
Target Compounds						Qvalue
2) N-Nitrosodimethylamine	4.123	74	60	N.D.		
3) Pyridine	4.273	79	764	3.66	ng/ml#	1
6) Phenol	6.306	94	891	3.89	ng/ml#	1
7) Aniline	6.316	93	1234	4.26	ng/ml	85
8) Bis(2-chloroethyl) ether	6.380	93	330	N.D.		
9) 2-Chlorophenol	6.450	128	294	N.D.		
10) 1,3-Dichlorobenzene	6.594	146	236	N.D.		
11) 1,4-Dichlorobenzene	6.659	146	312	N.D.		
12) Benzyl alcohol	6.776	108	884	36.23	ng/ml#	80
13) 1,2-Dichlorobenzene	6.808	146	313	N.D.		
14) 2-Methylphenol	6.883	107	233	N.D.		
15) 2,2'-Oxybis(1-Chloropr...	6.899	45	301	N.D.		
16) N-Nitrosodi-n-propylamine	7.028	70	201	N.D.		
17) 3+4-Methylphenol	7.044	107	314	N.D.		
18) Hexachloroethane	7.188	117	141	N.D.		
20) Nitrobenzene	7.177	77	1401	7.14	ng/ml#	28
22) Isophorone	7.429	82	451	N.D.		
23) 2-Nitrophenol	7.509	139	51	27.34	ng/ml#	39
24) 2,4-Dimethylphenol	7.552	122	162	N.D.		
25) Bis(2-chloroethoxy) me...	7.632	93	158	N.D.		

Data Path : C:\msdchem\1\DATA\2020-12\0L15035\
Data File : E12152010.D
Acq On : 15 Dec 2020 1:46 pm
Operator : JK/ AMS /DTH
Sample : 0120529-BLK2
Misc : 1x, 8270E LL Full List
ALS Vial : 4 Sample Multiplier: 1

Quant Time: Dec 15 14:16:50 2020
Quant Method : C:\msdchem\1\METHODS\SV5_100920R2.M
Quant Title : EPA 8270D: Semivolatile Organics
QLast Update : Fri Nov 06 15:57:17 2020
Response via : Initial Calibration

Compound	R.T.	QIon	Response	Conc Units	Dev(Min)
26) Benzoic acid	7.621	105	144	487.04 ng/ml#	40
27) 2,4-Dichlorophenol	0.000		0	N.D.	
28) 1,2,4-Trichlorobenzene	7.835	180	176	N.D.	
29) Naphthalene	7.915	128	3032	4.78 ng/ml	99
30) 4-Chloroaniline	7.915	127	408	N.D.	
31) Hexachlorobutadiene	8.044	225	68	N.D.	
32) 4-Chloro-3-methylphenol	8.461	107	291	69.90 ng/ml#	1
33) 2-Methylnaphthalene	8.611	142	679	N.D.	
34) 1-Methylnaphthalene	8.712	142	1466	3.71 ng/ml	90
36) Hexachlorocyclopentadiene	0.000		0	N.D.	
37) 2,4,6-Trichlorophenol	0.000		0	N.D.	
38) 2,4,5-Trichlorophenol	0.000		0	N.D.	
39) 1,1'-Biphenyl	9.081	154	3133	5.29 ng/ml	94
41) 2-Chloronaphthalene	9.108	162	236	N.D.	
42) 2-Nitroaniline	0.000		0	N.D.	
43) 2,6-Dimethylnaphthalene	9.242	156	1342	3.11 ng/ml	93
44) 1,4-Dinitrobenzene	0.000		0	N.D.	
45) Dimethyl phthalate	9.376	163	299	N.D.	
46) 1,3-Dinitrobenzene	0.000		0	N.D.	
47) 2,6-Dinitrotoluene	9.429	165	141	32.17 ng/ml#	51
48) 1,2-Dinitrobenzene	0.000		0	N.D.	
49) Acenaphthylene	9.525	152	511	N.D.	
50) 3-Nitroaniline	9.670	138	137	N.D.	
51) Acenaphthene	9.702	153	4457	9.43 ng/ml	96
52) 2,4-Dinitrophenol	0.000		0	N.D.	
53) 4-Nitrophenol	9.825	139	118	80.88 ng/ml#	1
54) 2,4-Dinitrotoluene	9.852	165	70	63.12 ng/ml#	44
55) Dibenzofuran	9.878	168	611	N.D.	
56) 2,3,5,6-Tetrachlorophenol	10.018	232	57	45.17 ng/ml#	38
57) 2,3,4,6-Tetrachlorophenol	10.018	232	57	35.08 ng/ml#	17
58) Diethyl phthalate	10.098	149	1138	N.D.	
59) 2,3,5-Trimethylnaphtha...	10.092	170	564	N.D.	
60) Fluorene	10.226	166	1292	2.55 ng/ml	94
61) 4-Chlorophenyl phenyl ...	10.221	204	76	N.D.	
62) 4-Nitroaniline	0.000		0	N.D.	
63) 4,6-Dinitro-2-methylph...	0.000		0	N.D.	
65) N-Nitrosodiphenylamine	10.344	169	128	N.D.	
66) Azobenzene (1,2-DPH)	10.392	77	240	N.D.	

Data Path : C:\msdchem\1\DATA\2020-12\0L15035\
Data File : E12152010.D
Acq On : 15 Dec 2020 1:46 pm
Operator : JK/ AMS /DTH
Sample : 0120529-BLK2
Misc : 1x, 8270E LL Full List
ALS Vial : 4 Sample Multiplier: 1

Quant Time: Dec 15 14:16:50 2020
Quant Method : C:\msdchem\1\METHODS\SV5_100920R2.M
Quant Title : EPA 8270D: Semivolatile Organics
QLast Update : Fri Nov 06 15:57:17 2020
Response via : Initial Calibration

Compound	R.T.	QIon	Response	Conc	Units	Dev(Min)
68) 4-Bromophenyl phenyl e...	10.681	248	57	N.D.		
69) Hexachlorobenzene	0.000		0	N.D.		
70) Pentachlorophenol (PCP)	11.002	266	251	78.23	ng/ml#	64
71) Phenanthrene	11.210	178	6012	7.09	ng/ml	97
72) Anthracene	11.264	178	1081	N.D.		
73) Carbazole	11.424	167	259	N.D.		
74) Di-n-butyl phthalate	11.761	149	5228	6.12	ng/ml	98
75) Fluoranthene	12.489	202	2270	2.74	ng/ml	92
76) Benzidine	0.000		0	N.D.		
77) Pyrene	12.783	202	1963	N.D.		
80) Butyl benzyl phthalate	13.810	149	131	32.44	ng/ml	64
81) Bis(2-ethylhexyl) adipate	13.981	129	1803	5.35	ng/ml	98
82) 3,3-Dichlorobenzidine	14.949	252	134	N.D.		
83) Benz(a)anthracene	15.008	228	3743	4.46	ng/ml	68
84) Chrysene	15.061	228	635	N.D.		
85) Bis(2-ethylhexyl) phth...	15.147	149	1379	37.63	ng/ml	88
87) Di-n-octyl phthalate	16.757	149	61	74.87	ng/ml#	1
88) Benzo(b)fluoranthene	17.575	252	120	10.16	ng/ml	55
89) Benzo(k)fluoranthene	17.666	252	52	9.95	ng/ml	54
90) Benzo(b+k)fluoranthene	17.666	252	52	18.46	ng/ml	54
91) Benzo(e)pyrene	18.249	252	92	8.05	ng/ml	53
92) Benzo(a)pyrene	0.000		0	N.D.		
93) Perylene	18.511	252	5053	6.68	ng/ml	71
95) Indeno(1,2,3-cd)pyrene	20.897	276	645	N.D.		
96) Dibenz(a,h)anthracene	20.902	278	367	N.D.		
97) Benzo(g,h,i)perylene	21.437	276	137	N.D.		

(#) = qualifier out of range (m) = manual integration (+) = signals summed

Quantitation Report (QT Reviewed)

Data Path : C:\msdchem\1\DATA\2020-12\0L15035\
Data File : E12152010.D
Acq On : 15 Dec 2020 1:46 pm
Operator : JK/ AMS /DTH
Sample : 0120529-BLK2
Misc : 1x, 8270E LL Full List
ALS Vial : 4 Sample Multiplier: 1

Quant Time: Dec 15 14:16:50 2020
Quant Method : C:\msdchem\1\METHODS\SV5_100920R2.M
Quant Title : EPA 8270D: Semivolatile Organics
QLast Update : Fri Nov 06 15:57:17 2020
Response via : Initial Calibration

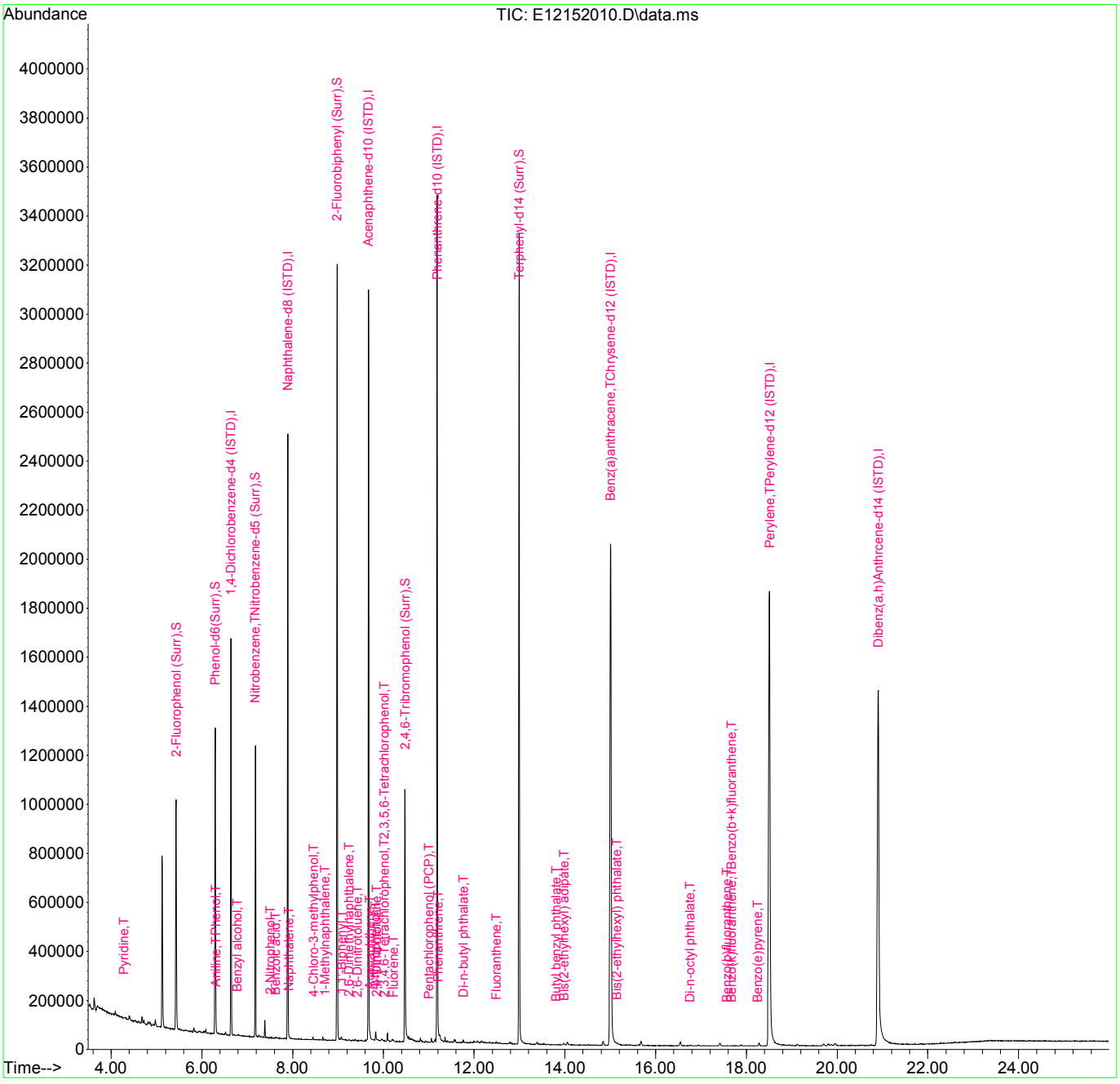

Quantitation Report (Not Reviewed)

Data Path : C:\msdchem\1\DATA\2020-12\0L15035\
Data File : E12152010.D
Acq On : 15 Dec 2020 1:46 pm
Operator : JK/ AMS /DTH
Sample : 0120529-BLK2
Misc : 1x, 8270E LL Full List
ALS Vial : 4 Sample Multiplier: 1

Quant Time: Dec 15 14:16:50 2020
Quant Method : C:\msdchem\1\METHODS\SV5_100920R2.M
Quant Title : EPA 8270D: Semivolatile Organics
QLast Update : Fri Nov 06 15:57:17 2020
Response via : Initial Calibration

Compound	R.T.	QIon	Response	Conc	Units	Dev(Min)
Internal Standards						
1) 1,4-Dichlorobenzene-d4...	6.643	152	285819	2000.00	ng/ml	0.00
21) Naphthalene-d8 (ISTD)	7.894	136	1195425	2000.00	ng/ml	0.00
35) Acenaphthene-d10 (ISTD)	9.670	162	717384	2000.00	ng/ml	0.00
64) Phenanthrene-d10 (ISTD)	11.189	188	1516594	2000.00	ng/ml	0.00
78) Chrysene-d12 (ISTD)	15.008	240	1502087	2000.00	ng/ml	-0.02
86) Perylene-d12 (ISTD)	18.511	264	1555276	2000.00	ng/ml	-0.02
94) Dibenz(a,h)Anthrcene-d...	20.907	292	1385251	2000.00	ng/ml	-0.02
System Monitoring Compounds						
4) 2-Fluorophenol (Surr)	5.434	112	346986	1969.76	ng/ml	0.00
5) Phenol-d6(Surr)	6.295	99	474629	2162.08	ng/ml	0.00
19) Nitrobenzene-d5 (Surr)	7.177	82	394196	2092.14	ng/ml	0.00
40) 2-Fluorobiphenyl (Surr)	8.980	172	1110175	2090.75	ng/ml	0.00
67) 2,4,6-Tribromophenol (...	10.477	330	174915	2168.57	ng/ml	0.00
79) Terphenyl-d14 (Surr)	12.991	244	1690006	2462.05	ng/ml	0.00
Target Compounds						Qvalue
2) N-Nitrosodimethylamine	4.123	74	60	N.D.		
3) Pyridine	4.273	79	764	3.66	ng/ml#	1
6) Phenol	6.306	94	891	3.89	ng/ml#	1
7) Aniline	6.316	93	1234	4.26	ng/ml	85
8) Bis(2-chloroethyl) ether	6.380	93	330	N.D.		
9) 2-Chlorophenol	6.450	128	294	N.D.		
10) 1,3-Dichlorobenzene	6.594	146	236	N.D.		
11) 1,4-Dichlorobenzene	6.659	146	312	N.D.		
12) Benzyl alcohol	6.776	108	884	36.23	ng/ml#	80
13) 1,2-Dichlorobenzene	6.808	146	313	N.D.		
14) 2-Methylphenol	6.883	107	233	N.D.		
15) 2,2'-Oxybis(1-Chloropr...	6.899	45	301	N.D.		
16) N-Nitrosodi-n-propylamine	7.028	70	201	N.D.		
17) 3+4-Methylphenol	7.044	107	314	N.D.		
18) Hexachloroethane	7.188	117	141	N.D.		
20) Nitrobenzene	7.177	77	1401	7.14	ng/ml#	28
22) Isophorone	7.429	82	451	N.D.		
23) 2-Nitrophenol	7.509	139	51	27.34	ng/ml#	39
24) 2,4-Dimethylphenol	7.552	122	162	N.D.		
25) Bis(2-chloroethoxy) me...	7.632	93	158	N.D.		

Quantitation Report (Not Reviewed)

Data Path : C:\msdchem\1\DATA\2020-12\0L15035\
Data File : E12152010.D
Acq On : 15 Dec 2020 1:46 pm
Operator : JK/ AMS /DTH
Sample : 0120529-BLK2
Misc : 1x, 8270E LL Full List
ALS Vial : 4 Sample Multiplier: 1

Quant Time: Dec 15 14:16:50 2020
Quant Method : C:\msdchem\1\METHODS\SV5_100920R2.M
Quant Title : EPA 8270D: Semivolatile Organics
QLast Update : Fri Nov 06 15:57:17 2020
Response via : Initial Calibration

Compound	R.T.	QIon	Response	Conc Units	Dev(Min)
26) Benzoic acid	7.621	105	144	487.04 ng/ml#	40
27) 2,4-Dichlorophenol	0.000		0	N.D.	
28) 1,2,4-Trichlorobenzene	7.835	180	176	N.D.	
29) Naphthalene	7.915	128	3032	4.78 ng/ml	99
30) 4-Chloroaniline	7.915	127	408	N.D.	
31) Hexachlorobutadiene	8.044	225	68	N.D.	
32) 4-Chloro-3-methylphenol	8.461	107	291	69.90 ng/ml#	1
33) 2-Methylnaphthalene	8.611	142	679	N.D.	
34) 1-Methylnaphthalene	8.712	142	1466	3.71 ng/ml	90
36) Hexachlorocyclopentadiene	0.000		0	N.D.	
37) 2,4,6-Trichlorophenol	0.000		0	N.D.	
38) 2,4,5-Trichlorophenol	0.000		0	N.D.	
39) 1,1'-Biphenyl	9.081	154	3133	5.29 ng/ml	94
41) 2-Chloronaphthalene	9.108	162	236	N.D.	
42) 2-Nitroaniline	0.000		0	N.D.	
43) 2,6-Dimethylnaphthalene	9.242	156	1342	3.11 ng/ml	93
44) 1,4-Dinitrobenzene	0.000		0	N.D.	
45) Dimethyl phthalate	9.376	163	299	N.D.	
46) 1,3-Dinitrobenzene	0.000		0	N.D.	
47) 2,6-Dinitrotoluene	9.429	165	141	32.17 ng/ml#	51
48) 1,2-Dinitrobenzene	0.000		0	N.D.	
49) Acenaphthylene	9.525	152	511	N.D.	
50) 3-Nitroaniline	9.670	138	137	N.D.	
51) Acenaphthene	9.702	153	4457	9.43 ng/ml	96
52) 2,4-Dinitrophenol	0.000		0	N.D.	
53) 4-Nitrophenol	9.825	139	118	80.88 ng/ml#	1
54) 2,4-Dinitrotoluene	9.852	165	70	63.12 ng/ml#	44
55) Dibenzofuran	9.878	168	611	N.D.	
56) 2,3,5,6-Tetrachlorophenol	10.018	232	57	45.17 ng/ml#	38
57) 2,3,4,6-Tetrachlorophenol	10.018	232	57	35.08 ng/ml#	17
58) Diethyl phthalate	10.098	149	1138	N.D.	
59) 2,3,5-Trimethylnaphtha...	10.092	170	564	N.D.	
60) Fluorene	10.226	166	1292	2.55 ng/ml	94
61) 4-Chlorophenyl phenyl ...	10.221	204	76	N.D.	
62) 4-Nitroaniline	0.000		0	N.D.	
63) 4,6-Dinitro-2-methylph...	0.000		0	N.D.	
65) N-Nitrosodiphenylamine	10.344	169	128	N.D.	
66) Azobenzene (1,2-DPH)	10.392	77	240	N.D.	

Quantitation Report (Not Reviewed)

Data Path : C:\msdchem\1\DATA\2020-12\0L15035\
Data File : E12152010.D
Acq On : 15 Dec 2020 1:46 pm
Operator : JK/ AMS /DTH
Sample : 0120529-BLK2
Misc : 1x, 8270E LL Full List
ALS Vial : 4 Sample Multiplier: 1

Quant Time: Dec 15 14:16:50 2020
Quant Method : C:\msdchem\1\METHODS\SV5_100920R2.M
Quant Title : EPA 8270D: Semivolatile Organics
QLast Update : Fri Nov 06 15:57:17 2020
Response via : Initial Calibration

Compound	R.T.	QIon	Response	Conc	Units	Dev(Min)
68) 4-Bromophenyl phenyl e...	10.681	248	57	N.D.		
69) Hexachlorobenzene	0.000		0	N.D.		
70) Pentachlorophenol (PCP)	11.002	266	251	78.23	ng/ml#	64
71) Phenanthrene	11.210	178	6012	7.09	ng/ml	97
72) Anthracene	11.264	178	1081	N.D.		
73) Carbazole	11.424	167	259	N.D.		
74) Di-n-butyl phthalate	11.761	149	5228	6.12	ng/ml	98
75) Fluoranthene	12.489	202	2270	2.74	ng/ml	92
76) Benzidine	0.000		0	N.D.		
77) Pyrene	12.783	202	1963	N.D.		
80) Butyl benzyl phthalate	13.810	149	131	32.44	ng/ml	64
81) Bis(2-ethylhexyl) adipate	13.981	129	1803	5.35	ng/ml	98
82) 3,3-Dichlorobenzidine	14.949	252	134	N.D.		
83) Benz(a)anthracene	15.008	228	3743	4.46	ng/ml	68
84) Chrysene	15.061	228	635	N.D.		
85) Bis(2-ethylhexyl) phth...	15.147	149	1379	37.63	ng/ml	88
87) Di-n-octyl phthalate	16.757	149	61	74.87	ng/ml#	1
88) Benzo(b)fluoranthene	17.575	252	120	10.16	ng/ml	55
89) Benzo(k)fluoranthene	17.666	252	52	9.95	ng/ml	54
90) Benzo(b+k)fluoranthene	17.666	252	52	18.46	ng/ml	54
91) Benzo(e)pyrene	18.249	252	92	8.05	ng/ml	53
92) Benzo(a)pyrene	0.000		0	N.D.		
93) Perylene	18.511	252	5053	6.68	ng/ml	71
95) Indeno(1,2,3-cd)pyrene	20.897	276	645	N.D.		
96) Dibenz(a,h)anthracene	20.902	278	367	N.D.		
97) Benzo(g,h,i)perylene	21.437	276	137	N.D.		

(#) = qualifier out of range (m) = manual integration (+) = signals summed

Quantitation Report (Not Reviewed)

Data Path : C:\msdchem\1\DATA\2020-12\0L15035\
Data File : E12152010.D
Acq On : 15 Dec 2020 1:46 pm
Operator : JK/ AMS /DTH
Sample : 0120529-BLK2
Misc : 1x, 8270E LL Full List
ALS Vial : 4 Sample Multiplier: 1

Quant Time: Dec 15 14:16:50 2020
Quant Method : C:\msdchem\1\METHODS\SV5_100920R2.M
Quant Title : EPA 8270D: Semivolatile Organics
QLast Update : Fri Nov 06 15:57:17 2020
Response via : Initial Calibration

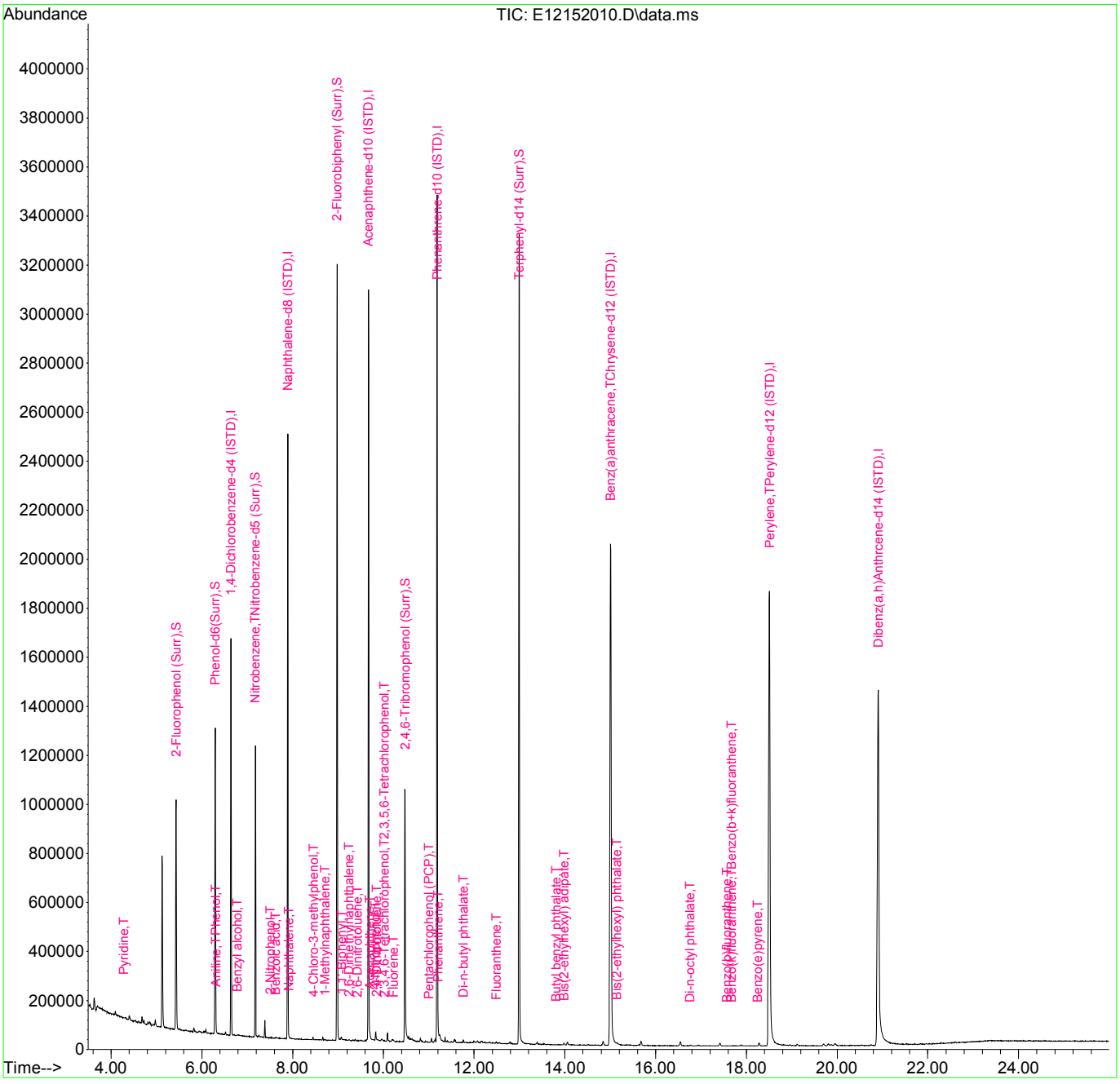

Quantitation Report (QT Reviewed)

AMS 12/15/20

Data Path : C:\msdchem\1\DATA\2020-12\0L15035\
Data File : E12152011.D
Acq On : 15 Dec 2020 2:22 pm
Operator : JK/ AMS /DTH
Sample : 0120529-BS2@2
Misc : 2x, 8270E LL Full List
ALS Vial : 5 Sample Multiplier: 1

Quant Time: Dec 15 14:53:21 2020
Quant Method : C:\msdchem\1\METHODS\SV5_100920R2.M
Quant Title : EPA 8270D: Semivolatile Organics
QLast Update : Fri Nov 06 15:57:17 2020
Response via : Initial Calibration

Compound	R.T.	QIon	Response	Conc	Units	Dev(Min)
Internal Standards						
1) 1,4-Dichlorobenzene-d4...	6.642	152	374365	2000.00	ng/ml	0.00
21) Naphthalene-d8 (ISTD)	7.894	136	1499423	2000.00	ng/ml	0.00
35) Acenaphthene-d10 (ISTD)	9.675	162	817363	2000.00	ng/ml	0.00
64) Phenanthrene-d10 (ISTD)	11.189	188	1551963	2000.00	ng/ml	0.00
78) Chrysene-d12 (ISTD)	15.018	240	1544536	2000.00	ng/ml	0.00
86) Perylene-d12 (ISTD)	18.516	264	1623651	2000.00	ng/ml	-0.01
94) Dibenz(a,h)Anthrcene-d...	20.918	292	1451001	2000.00	ng/ml	0.00
System Monitoring Compounds						
4) 2-Fluorophenol (Surr)	5.434	112	244522	1059.78	ng/ml	0.00
5) Phenol-d6(Surr)	6.295	99	319157	1109.99	ng/ml	0.00
19) Nitrobenzene-d5 (Surr)	7.177	82	265374	1075.31	ng/ml	0.00
40) 2-Fluorobiphenyl (Surr)	8.980	172	686634	1134.94	ng/ml	0.00
67) 2,4,6-Tribromophenol (...	10.477	330	122361	1530.49	ng/ml	0.00
79) Terphenyl-d14 (Surr)	12.991	244	920037	1303.50	ng/ml	0.00
Target Compounds						Qvalue
2) N-Nitrosodimethylamine	4.150	74	241036	1388.81	ng/ml	94
3) Pyridine	4.171	79	237509	868.34	ng/ml	92
6) Phenol	6.306	94	565589	1884.41	ng/ml	99
7) Aniline	6.332	93	552001	1454.55	ng/ml	95
8) Bis(2-chloroethyl) ether	6.380	93	429264	1584.52	ng/ml	96
9) 2-Chlorophenol	6.450	128	448518	1844.17	ng/ml	93
10) 1,3-Dichlorobenzene	6.589	146	489681	1703.28	ng/ml	98
11) 1,4-Dichlorobenzene	6.659	146	499274	1706.37	ng/ml	98
12) Benzyl alcohol	6.771	108	289247	1927.92	ng/ml	94
13) 1,2-Dichlorobenzene	6.808	146	477436	1711.00	ng/ml	99
14) 2-Methylphenol	6.883	107	358277	1820.15	ng/ml	98
15) 2,2'-Oxybis(1-Chloropr...	6.899	45	487711	1356.63	ng/ml	87
16) N-Nitrosodi-n-propylamine	7.028	70	308764	1596.62	ng/ml	94
17) 3+4-Methylphenol	7.033	107	464857	1886.43	ng/ml	98
18) Hexachloroethane	7.140	117	171736	1690.40	ng/ml	88
20) Nitrobenzene	7.199	77	430583	1675.72	ng/ml	91
22) Isophorone	7.429	82	863959	1745.33	ng/ml	94
23) 2-Nitrophenol	7.514	139	241345	2030.60	ng/ml	91
24) 2,4-Dimethylphenol	7.552	122	409004	2016.02	ng/ml	99
25) Bis(2-chloroethoxy) me...	7.637	93	520681	1634.05	ng/ml	99

Quantitation Report (QT Reviewed)

Data Path : C:\msdchem\1\DATA\2020-12\0L15035\
Data File : E12152011.D
Acq On : 15 Dec 2020 2:22 pm
Operator : JK/ AMS /DTH
Sample : 0120529-BS2@2
Misc : 2x, 8270E LL Full List
ALS Vial : 5 Sample Multiplier: 1

Quant Time: Dec 15 14:53:21 2020
Quant Method : C:\msdchem\1\METHODS\SV5_100920R2.M
Quant Title : EPA 8270D: Semivolatile Organics
QLast Update : Fri Nov 06 15:57:17 2020
Response via : Initial Calibration

Compound	R.T.	QIon	Response	Conc	Units	Dev(Min)
26) Benzoic acid	7.664	105	284989	2799.19	ng/ml	95
27) 2,4-Dichlorophenol	7.755	162	382452	2109.01	ng/ml	97
28) 1,2,4-Trichlorobenzene	7.835	180	435965	1860.70	ng/ml	99
29) Naphthalene	7.915	128	1382935	1736.55	ng/ml	100
30) 4-Chloroaniline	7.964	127	445347	1491.63	ng/ml	95
31) Hexachlorobutadiene	8.044	225	239891	1922.23	ng/ml	99
32) 4-Chloro-3-methylphenol	8.450	107	384389	1925.51	ng/ml	95
33) 2-Methylnaphthalene	8.611	142	989081	1878.56	ng/ml	99
34) 1-Methylnaphthalene	8.712	142	920063	1856.73	ng/ml	100
36) Hexachlorocyclopentadiene	8.777	237	275319	2272.92	ng/ml	99
37) 2,4,6-Trichlorophenol	8.900	196	291297	2055.02	ng/ml	99
38) 2,4,5-Trichlorophenol	8.937	196	316628	2203.60	ng/ml	99
39) 1,1'-Biphenyl	9.081	154	1217017	1804.29	ng/ml	99
41) 2-Chloronaphthalene	9.103	162	928550	1790.18	ng/ml	98
42) 2-Nitroaniline	9.204	138	312871	1993.02	ng/ml	92
43) 2,6-Dimethylnaphthalene	9.242	156	903354	1834.63	ng/ml	98
44) 1,4-Dinitrobenzene	9.333	168	158587	2346.47	ng/ml	77
45) Dimethyl phthalate	9.386	163	1079807	1995.64	ng/ml	100
46) 1,3-Dinitrobenzene	9.418	168	183610	2165.23	ng/ml	88
47) 2,6-Dinitrotoluene	9.445	165	258167	2000.93	ng/ml	94
48) 1,2-Dinitrobenzene	9.504	168	121519	2135.56	ng/ml	92
49) Acenaphthylene	9.531	152	1532685	1992.70	ng/ml	100
50) 3-Nitroaniline	9.622	138	243728	1851.90	ng/ml	91
51) Acenaphthene	9.707	153	1007525	1871.00	ng/ml	100
52) 2,4-Dinitrophenol	9.723	184	81460	2857.87	ng/ml	93
53) 4-Nitrophenol	9.798	139	189707	2043.37	ng/ml	96
54) 2,4-Dinitrotoluene	9.857	165	333744	2116.37	ng/ml	92
55) Dibenzofuran	9.878	168	1337761	1837.38	ng/ml	98
56) 2,3,5,6-Tetrachlorophenol	9.964	232	259864	2425.81	ng/ml	96
57) 2,3,4,6-Tetrachlorophenol	10.012	232	270824	2253.59	ng/ml	95
58) Diethyl phthalate	10.103	149	1038782	1935.83	ng/ml	98
59) 2,3,5-Trimethylnaphtha...	10.092	170	862710	1936.62	ng/ml	96
60) Fluorene	10.231	166	1094601	1898.78	ng/ml	99
61) 4-Chlorophenyl phenyl ...	10.221	204	533066	1919.50	ng/ml	98
62) 4-Nitroaniline	10.247	138	261046	1904.95	ng/ml	95
63) 4,6-Dinitro-2-methylph...	10.280	198	151409	2841.42	ng/ml	82
65) N-Nitrosodiphenylamine	10.344	169	945273	1913.22	ng/ml	100
66) Azobenzene (1,2-DPH)	10.387	77	923802	1620.49	ng/ml	88

Data Path : C:\msdchem\1\DATA\2020-12\0L15035\
Data File : E12152011.D
Acq On : 15 Dec 2020 2:22 pm
Operator : JK/ AMS /DTH
Sample : 0120529-BS2@2
Misc : 2x, 8270E LL Full List
ALS Vial : 5 Sample Multiplier: 1

Quant Time: Dec 15 14:53:21 2020
Quant Method : C:\msdchem\1\METHODS\SV5_100920R2.M
Quant Title : EPA 8270D: Semivolatile Organics
QLast Update : Fri Nov 06 15:57:17 2020
Response via : Initial Calibration

Compound	R.T.	QIon	Response	Conc	Units	Dev(Min)
68) 4-Bromophenyl phenyl e...	10.723	248	332266	1989.31	ng/ml	96
69) Hexachlorobenzene	10.804	284	383485	2016.19	ng/ml	97
70) Pentachlorophenol (PCP)	10.996	266	195725	2307.75	ng/ml	99
71) Phenanthrene	11.210	178	1599926	1844.73	ng/ml	99
72) Anthracene	11.264	178	1629593	1933.27	ng/ml	100
73) Carbazole	11.424	167	1437196	2011.99	ng/ml	99
74) Di-n-butyl phthalate	11.766	149	1739552	1990.17	ng/ml	100
75) Fluoranthene	12.489	202	1730807	2044.14	ng/ml	97
76) Benzidine	12.644	184	128223	474.37	ng/ml	95
77) Pyrene	12.783	202	1786936	2000.46	ng/ml	100
80) Butyl benzyl phthalate	13.810	149	716788	1953.57	ng/ml	88
81) Bis(2-ethylhexyl) adipate	13.981	129	650864	1877.96	ng/ml	98
82) 3,3-Dichlorobenzidine	14.960	252	1032159	5250.92	ng/ml	98
83) Benz(a)anthracene	14.992	228	1688311	1957.75	ng/ml	99
84) Chrysene	15.077	228	1626579	1944.36	ng/ml	99
85) Bis(2-ethylhexyl) phth...	15.158	149	1028724	1908.26	ng/ml	98
87) Di-n-octyl phthalate	16.832	149	1608534	1861.47	ng/ml	95
88) Benzo(b)fluoranthene	17.596	252	1657975	1951.94	ng/ml	97
89) Benzo(k)fluoranthene	17.666	252	1607256	1865.95	ng/ml	96
90) Benzo(b+k)fluoranthene	17.666	252	3393995	3828.39	ng/ml	96
91) Benzo(e)pyrene	18.254	252	1620307	1946.39	ng/ml	99
92) Benzo(a)pyrene	18.372	252	1405277	1961.34	ng/ml	98
93) Perylene	18.581	252	1689861	2140.08	ng/ml	100
95) Indeno(1,2,3-cd)pyrene	20.918	276	1459354	1886.32	ng/ml	92
96) Dibenz(a,h)anthracene	20.982	278	1458771	2025.36	ng/ml	93
97) Benzo(g,h,i)perylene	21.458	276	1531184	2098.36	ng/ml	90

(#) = qualifier out of range (m) = manual integration (+) = signals summed

Data Path : C:\msdchem\1\DATA\2020-12\0L15035\
Data File : E12152011.D
Acq On : 15 Dec 2020 2:22 pm
Operator : JK/ AMS /DTH
Sample : 0120529-BS2@2
Misc : 2x, 8270E LL Full List
ALS Vial : 5 Sample Multiplier: 1

Quant Time: Dec 15 14:53:21 2020
Quant Method : C:\msdchem\1\METHODS\SV5_100920R2.M
Quant Title : EPA 8270D: Semivolatile Organics
QLast Update : Fri Nov 06 15:57:17 2020
Response via : Initial Calibration

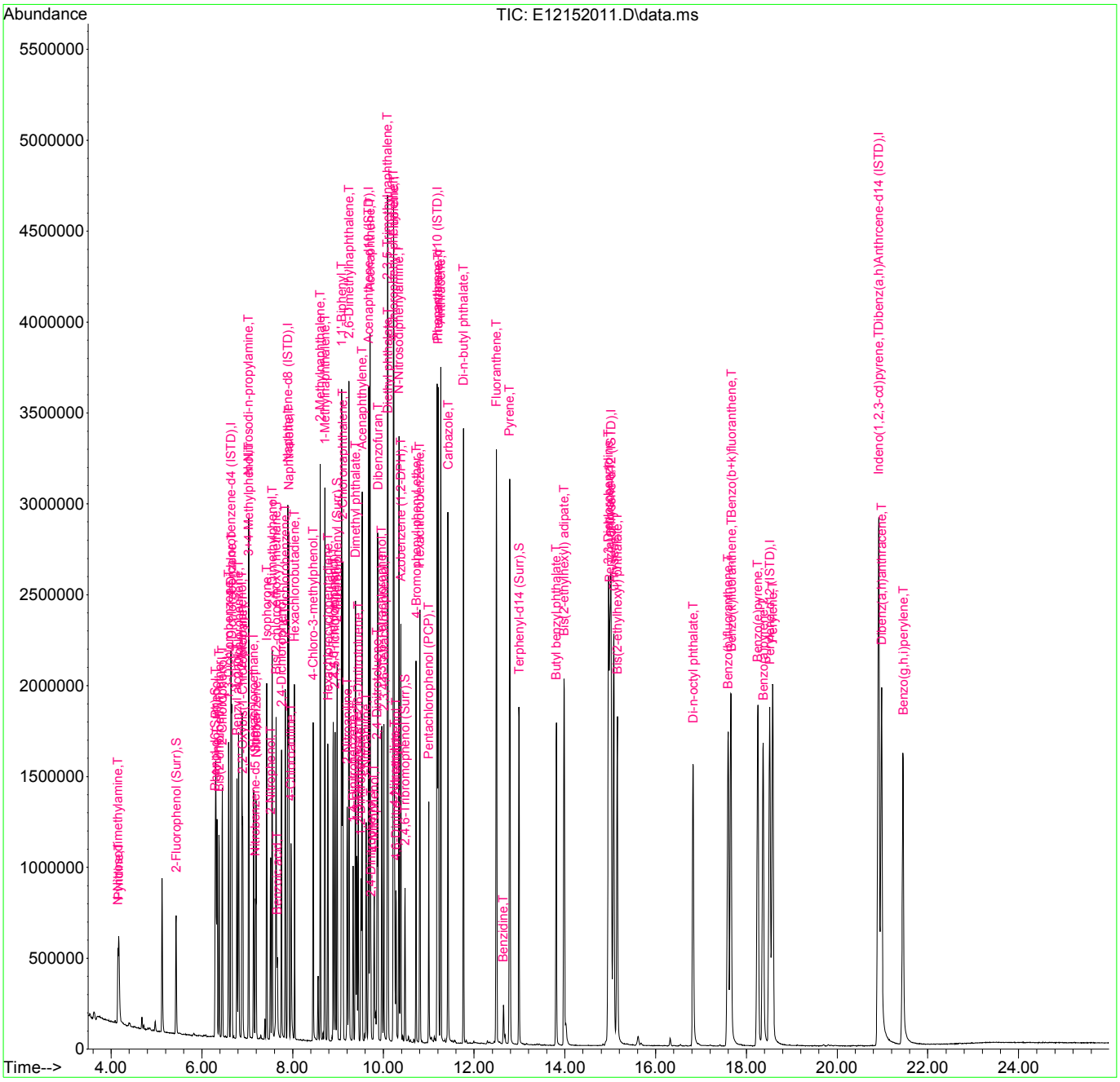

Quantitation Report (Not Reviewed)

Data Path : C:\msdchem\1\DATA\2020-12\0L15035\
Data File : E12152011.D
Acq On : 15 Dec 2020 2:22 pm
Operator : JK/ AMS /DTH
Sample : 0120529-BS2@2
Misc : 2x, 8270E LL Full List
ALS Vial : 5 Sample Multiplier: 1

Quant Time: Dec 15 14:53:21 2020
Quant Method : C:\msdchem\1\METHODS\SV5_100920R2.M
Quant Title : EPA 8270D: Semivolatile Organics
QLast Update : Fri Nov 06 15:57:17 2020
Response via : Initial Calibration

Compound	R.T.	QIon	Response	Conc	Units	Dev(Min)
Internal Standards						
1) 1,4-Dichlorobenzene-d4...	6.642	152	374365	2000.00	ng/ml	0.00
21) Naphthalene-d8 (ISTD)	7.894	136	1499423	2000.00	ng/ml	0.00
35) Acenaphthene-d10 (ISTD)	9.675	162	817363	2000.00	ng/ml	0.00
64) Phenanthrene-d10 (ISTD)	11.189	188	1551963	2000.00	ng/ml	0.00
78) Chrysene-d12 (ISTD)	15.018	240	1544536	2000.00	ng/ml	0.00
86) Perylene-d12 (ISTD)	18.516	264	1623651	2000.00	ng/ml	-0.01
94) Dibenz(a,h)Anthrcene-d...	20.918	292	1451001	2000.00	ng/ml	0.00
System Monitoring Compounds						
4) 2-Fluorophenol (Surr)	5.434	112	244522	1059.78	ng/ml	0.00
5) Phenol-d6(Surr)	6.295	99	319157	1109.99	ng/ml	0.00
19) Nitrobenzene-d5 (Surr)	7.177	82	265374	1075.31	ng/ml	0.00
40) 2-Fluorobiphenyl (Surr)	8.980	172	686634	1134.94	ng/ml	0.00
67) 2,4,6-Tribromophenol (...	10.477	330	122361	1530.49	ng/ml	0.00
79) Terphenyl-d14 (Surr)	12.991	244	920037	1303.50	ng/ml	0.00
Target Compounds						Qvalue
2) N-Nitrosodimethylamine	4.150	74	241036	1388.81	ng/ml	94
3) Pyridine	4.171	79	237509	868.34	ng/ml	92
6) Phenol	6.306	94	565589	1884.41	ng/ml	99
7) Aniline	6.332	93	552001	1454.55	ng/ml	95
8) Bis(2-chloroethyl) ether	6.380	93	429264	1584.52	ng/ml	96
9) 2-Chlorophenol	6.450	128	448518	1844.17	ng/ml	93
10) 1,3-Dichlorobenzene	6.589	146	489681	1703.28	ng/ml	98
11) 1,4-Dichlorobenzene	6.659	146	499274	1706.37	ng/ml	98
12) Benzyl alcohol	6.771	108	289247	1927.92	ng/ml	94
13) 1,2-Dichlorobenzene	6.808	146	477436	1711.00	ng/ml	99
14) 2-Methylphenol	6.883	107	358277	1820.15	ng/ml	98
15) 2,2'-Oxybis(1-Chloropr...	6.899	45	487711	1356.63	ng/ml	87
16) N-Nitrosodi-n-propylamine	7.028	70	308764	1596.62	ng/ml	94
17) 3+4-Methylphenol	7.033	107	464857	1886.43	ng/ml	98
18) Hexachloroethane	7.140	117	171736	1690.40	ng/ml	88
20) Nitrobenzene	7.199	77	430583	1675.72	ng/ml	91
22) Isophorone	7.429	82	863959	1745.33	ng/ml	94
23) 2-Nitrophenol	7.514	139	241345	2030.60	ng/ml	91
24) 2,4-Dimethylphenol	7.552	122	409004	2016.02	ng/ml	99
25) Bis(2-chloroethoxy) me...	7.637	93	520681	1634.05	ng/ml	99

Quantitation Report (Not Reviewed)

Data Path : C:\msdchem\1\DATA\2020-12\0L15035\
Data File : E12152011.D
Acq On : 15 Dec 2020 2:22 pm
Operator : JK/ AMS /DTH
Sample : 0120529-BS2@2
Misc : 2x, 8270E LL Full List
ALS Vial : 5 Sample Multiplier: 1

Quant Time: Dec 15 14:53:21 2020
Quant Method : C:\msdchem\1\METHODS\SV5_100920R2.M
Quant Title : EPA 8270D: Semivolatile Organics
QLast Update : Fri Nov 06 15:57:17 2020
Response via : Initial Calibration

Compound	R.T.	QIon	Response	Conc	Units	Dev(Min)
26) Benzoic acid	7.664	105	284989	2799.19	ng/ml	95
27) 2,4-Dichlorophenol	7.755	162	382452	2109.01	ng/ml	97
28) 1,2,4-Trichlorobenzene	7.835	180	435965	1860.70	ng/ml	99
29) Naphthalene	7.915	128	1382935	1736.55	ng/ml	100
30) 4-Chloroaniline	7.964	127	445347	1491.63	ng/ml	95
31) Hexachlorobutadiene	8.044	225	239891	1922.23	ng/ml	99
32) 4-Chloro-3-methylphenol	8.450	107	384389	1925.51	ng/ml	95
33) 2-Methylnaphthalene	8.611	142	989081	1878.56	ng/ml	99
34) 1-Methylnaphthalene	8.712	142	920063	1856.73	ng/ml	100
36) Hexachlorocyclopentadiene	8.777	237	275319	2272.92	ng/ml	99
37) 2,4,6-Trichlorophenol	8.900	196	291297	2055.02	ng/ml	99
38) 2,4,5-Trichlorophenol	8.937	196	316628	2203.60	ng/ml	99
39) 1,1'-Biphenyl	9.081	154	1217017	1804.29	ng/ml	99
41) 2-Chloronaphthalene	9.103	162	928550	1790.18	ng/ml	98
42) 2-Nitroaniline	9.204	138	312871	1993.02	ng/ml	92
43) 2,6-Dimethylnaphthalene	9.242	156	903354	1834.63	ng/ml	98
44) 1,4-Dinitrobenzene	9.333	168	158587	2346.47	ng/ml	77
45) Dimethyl phthalate	9.386	163	1079807	1995.64	ng/ml	100
46) 1,3-Dinitrobenzene	9.418	168	183610	2165.23	ng/ml	88
47) 2,6-Dinitrotoluene	9.445	165	258167	2000.93	ng/ml	94
48) 1,2-Dinitrobenzene	9.504	168	121519	2135.56	ng/ml	92
49) Acenaphthylene	9.531	152	1532685	1992.70	ng/ml	100
50) 3-Nitroaniline	9.622	138	243728	1851.90	ng/ml	91
51) Acenaphthene	9.707	153	1007525	1871.00	ng/ml	100
52) 2,4-Dinitrophenol	9.723	184	81460	2857.87	ng/ml	93
53) 4-Nitrophenol	9.798	139	189707	2043.37	ng/ml	96
54) 2,4-Dinitrotoluene	9.857	165	333744	2116.37	ng/ml	92
55) Dibenzofuran	9.878	168	1337761	1837.38	ng/ml	98
56) 2,3,5,6-Tetrachlorophenol	9.964	232	259864	2425.81	ng/ml	96
57) 2,3,4,6-Tetrachlorophenol	10.012	232	270824	2253.59	ng/ml	95
58) Diethyl phthalate	10.103	149	1038782	1935.83	ng/ml	98
59) 2,3,5-Trimethylnaphtha...	10.092	170	862710	1936.62	ng/ml	96
60) Fluorene	10.231	166	1094601	1898.78	ng/ml	99
61) 4-Chlorophenyl phenyl ...	10.221	204	533066	1919.50	ng/ml	98
62) 4-Nitroaniline	10.247	138	261046	1904.95	ng/ml	95
63) 4,6-Dinitro-2-methylph...	10.280	198	151409	2841.42	ng/ml	82
65) N-Nitrosodiphenylamine	10.344	169	945273	1913.22	ng/ml	100
66) Azobenzene (1,2-DPH)	10.387	77	923802	1620.49	ng/ml	88

Quantitation Report (Not Reviewed)

Data Path : C:\msdchem\1\DATA\2020-12\0L15035\
Data File : E12152011.D
Acq On : 15 Dec 2020 2:22 pm
Operator : JK/ AMS /DTH
Sample : 0120529-BS2@2
Misc : 2x, 8270E LL Full List
ALS Vial : 5 Sample Multiplier: 1

Quant Time: Dec 15 14:53:21 2020
Quant Method : C:\msdchem\1\METHODS\SV5_100920R2.M
Quant Title : EPA 8270D: Semivolatile Organics
QLast Update : Fri Nov 06 15:57:17 2020
Response via : Initial Calibration

Compound	R.T.	QIon	Response	Conc	Units	Dev(Min)
68) 4-Bromophenyl phenyl e...	10.723	248	332266	1989.31	ng/ml	96
69) Hexachlorobenzene	10.804	284	383485	2016.19	ng/ml	97
70) Pentachlorophenol (PCP)	10.996	266	195725	2307.75	ng/ml	99
71) Phenanthrene	11.210	178	1599926	1844.73	ng/ml	99
72) Anthracene	11.264	178	1629593	1933.27	ng/ml	100
73) Carbazole	11.424	167	1437196	2011.99	ng/ml	99
74) Di-n-butyl phthalate	11.766	149	1739552	1990.17	ng/ml	100
75) Fluoranthene	12.489	202	1730807	2044.14	ng/ml	97
76) Benzidine	12.644	184	128223	474.37	ng/ml	95
77) Pyrene	12.783	202	1786936	2000.46	ng/ml	100
80) Butyl benzyl phthalate	13.810	149	716788	1953.57	ng/ml	88
81) Bis(2-ethylhexyl) adipate	13.981	129	650864	1877.96	ng/ml	98
82) 3,3-Dichlorobenzidine	14.960	252	1032159	5250.92	ng/ml	98
83) Benz(a)anthracene	14.992	228	1688311	1957.75	ng/ml	99
84) Chrysene	15.077	228	1626579	1944.36	ng/ml	99
85) Bis(2-ethylhexyl) phth...	15.158	149	1028724	1908.26	ng/ml	98
87) Di-n-octyl phthalate	16.832	149	1608534	1861.47	ng/ml	95
88) Benzo(b)fluoranthene	17.596	252	1657975	1951.94	ng/ml	97
89) Benzo(k)fluoranthene	17.666	252	1607256	1865.95	ng/ml	96
90) Benzo(b+k)fluoranthene	17.666	252	3393995	3828.39	ng/ml	96
91) Benzo(e)pyrene	18.254	252	1620307	1946.39	ng/ml	99
92) Benzo(a)pyrene	18.372	252	1405277	1961.34	ng/ml	98
93) Perylene	18.581	252	1689861	2140.08	ng/ml	100
95) Indeno(1,2,3-cd)pyrene	20.918	276	1459354	1886.32	ng/ml	92
96) Dibenz(a,h)anthracene	20.982	278	1458771	2025.36	ng/ml	93
97) Benzo(g,h,i)perylene	21.458	276	1531184	2098.36	ng/ml	90

(#) = qualifier out of range (m) = manual integration (+) = signals summed

Quantitation Report (Not Reviewed)

Data Path : C:\msdchem\1\DATA\2020-12\0L15035\
Data File : E12152011.D
Acq On : 15 Dec 2020 2:22 pm
Operator : JK/ AMS /DTH
Sample : 0120529-BS2@2
Misc : 2x, 8270E LL Full List
ALS Vial : 5 Sample Multiplier: 1

Quant Time: Dec 15 14:53:21 2020
Quant Method : C:\msdchem\1\METHODS\SV5_100920R2.M
Quant Title : EPA 8270D: Semivolatile Organics
QLast Update : Fri Nov 06 15:57:17 2020
Response via : Initial Calibration

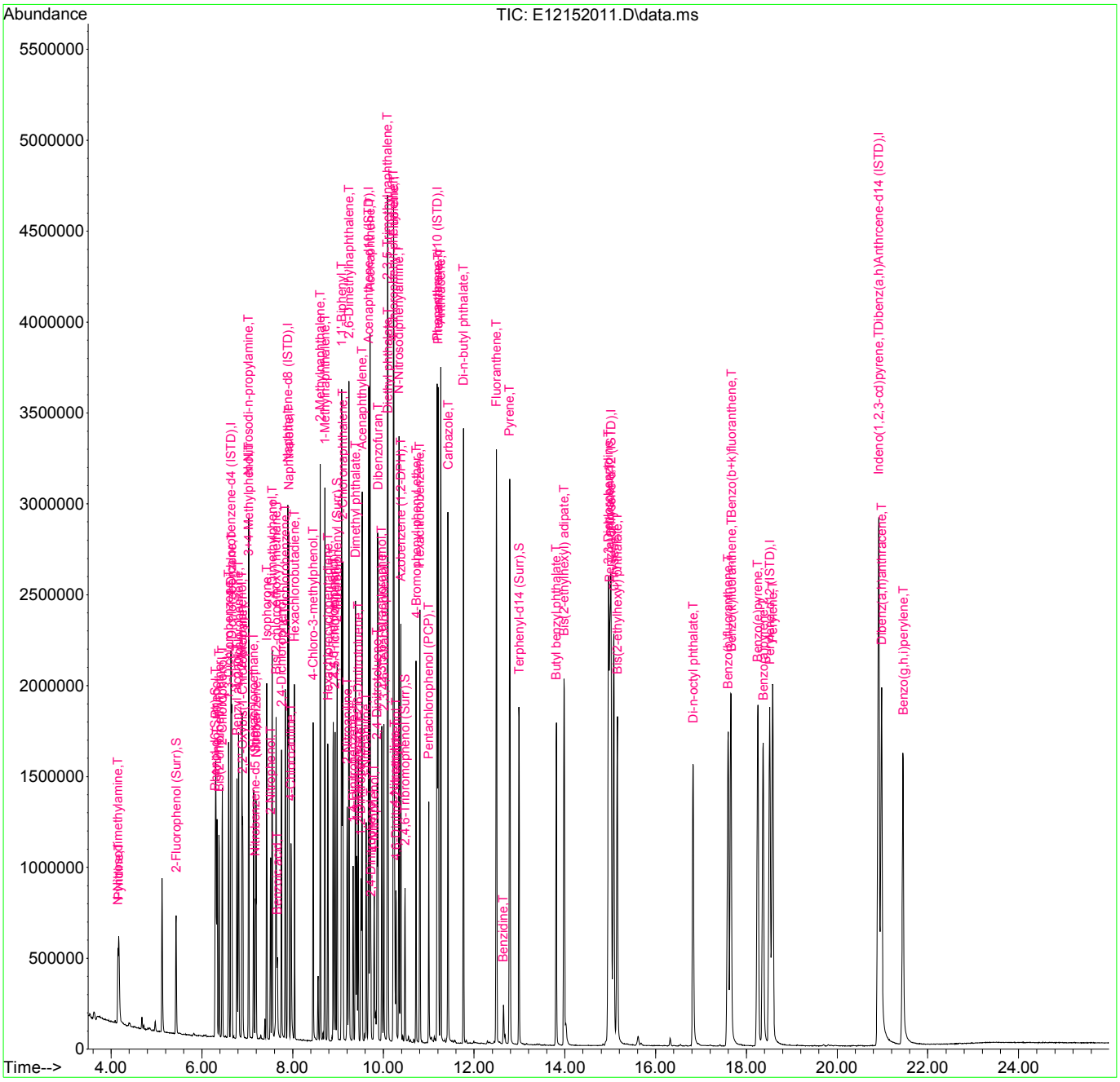

Quantitation Report (QT Reviewed)

AMS 12/15/20

M05

Data Path : C:\msdchem\1\DATA\2020-12\0L15035\
Data File : E12152013.D
Acq On : 15 Dec 2020 3:35 pm
Operator : JK/ AMS /DTH
Sample : A0L0210-02@40
Misc : 40x, 8270E LL Full List
ALS Vial : 7 Sample Multiplier: 1

Quant Time: Dec 15 16:06:57 2020
Quant Method : C:\msdchem\1\METHODS\SV5_100920R2.M
Quant Title : EPA 8270D: Semivolatile Organics
QLast Update : Fri Nov 06 15:57:17 2020
Response via : Initial Calibration

Compound	R.T.	QIon	Response	Conc	Units	Dev(Min)
Internal Standards						
1) 1,4-Dichlorobenzene-d4...	6.642	152	392963	2000.00	ng/ml	0.00
21) Naphthalene-d8 (ISTD)	7.894	136	1474104	2000.00	ng/ml	0.00
35) Acenaphthene-d10 (ISTD)	9.670	162	744467	2000.00	ng/ml	0.00
64) Phenanthrene-d10 (ISTD)	11.189	188	1430881	2000.00	ng/ml	0.00
78) Chrysene-d12 (ISTD)	15.013	240	1408338	2000.00	ng/ml	-0.01
86) Perylene-d12 (ISTD)	18.506	264	1480264	2000.00	ng/ml	-0.02
94) Dibenz(a,h)Anthrcene-d...	20.902	292	1322889	2000.00	ng/ml	-0.02
System Monitoring Compounds						
4) 2-Fluorophenol (Surr)	5.428	112	5408	22.33	ng/ml	0.00
5) Phenol-d6(Surr)	6.295	99	7127	23.61	ng/ml	0.00
19) Nitrobenzene-d5 (Surr)	7.177	82	5394	20.82	ng/ml	0.00
40) 2-Fluorobiphenyl (Surr)	8.980	172	17292	31.38	ng/ml	0.00
67) 2,4,6-Tribromophenol (...	10.477	330	1788	59.43	ng/ml	0.00
79) Terphenyl-d14 (Surr)	12.986	244	32625	50.69	ng/ml	-0.01
Target Compounds						Qvalue
2) N-Nitrosodimethylamine	0.000		0	N.D.		
3) Pyridine	0.000		0	N.D.		
6) Phenol	6.311	94	225	N.D.		
7) Aniline	0.000		0	N.D.		
8) Bis(2-chloroethyl) ether	0.000		0	N.D.		
9) 2-Chlorophenol	0.000		0	N.D.		
10) 1,3-Dichlorobenzene	0.000		0	N.D.		
11) 1,4-Dichlorobenzene	0.000		0	N.D.		
12) Benzyl alcohol	6.776	108	621	32.35	ng/ml#	79
13) 1,2-Dichlorobenzene	0.000		0	N.D.		
14) 2-Methylphenol	6.888	107	58	N.D.		
15) 2,2'-Oxybis(1-Chloropr...	6.910	45	96	N.D.		
16) N-Nitrosodi-n-propylamine	7.017	70	188	N.D.		
17) 3+4-Methylphenol	7.028	107	1311	5.07	ng/ml	87
18) Hexachloroethane	7.151	117	61	N.D.		
20) Nitrobenzene	7.177	77	207	N.D.		
22) Isophorone	7.434	82	230	N.D.		
23) 2-Nitrophenol	0.000		0	N.D.		
24) 2,4-Dimethylphenol	7.557	122	94	N.D.		
25) Bis(2-chloroethoxy) me...	0.000		0	N.D.		

Quantitation Report (QT Reviewed)

Data Path : C:\msdchem\1\DATA\2020-12\0L15035\
Data File : E12152013.D
Acq On : 15 Dec 2020 3:35 pm
Operator : JK/ AMS /DTH
Sample : A0L0210-02@40
Misc : 40x, 8270E LL Full List
ALS Vial : 7 Sample Multiplier: 1

Quant Time: Dec 15 16:06:57 2020
Quant Method : C:\msdchem\1\METHODS\SV5_100920R2.M
Quant Title : EPA 8270D: Semivolatile Organics
QLast Update : Fri Nov 06 15:57:17 2020
Response via : Initial Calibration

Compound	R.T.	QIon	Response	Conc	Units	Dev(Min)
26) Benzoic acid	7.632	105	51	485.89	ng/ml#	31
27) 2,4-Dichlorophenol	0.000		0	N.D.		
28) 1,2,4-Trichlorobenzene	0.000		0	N.D.		
29) Naphthalene	7.915	128	32352	41.32	ng/ml	98
30) 4-Chloroaniline	7.915	127	4012	13.67	ng/ml#	23
31) Hexachlorobutadiene	0.000		0	N.D.		
32) 4-Chloro-3-methylphenol	8.461	107	129	68.76	ng/ml#	1
33) 2-Methylnaphthalene	8.611	142	6406	12.38	ng/ml	97
34) 1-Methylnaphthalene	8.712	142	3026	6.21	ng/ml	91
36) Hexachlorocyclopentadiene	0.000		0	N.D.		
37) 2,4,6-Trichlorophenol	8.953	196	91	30.60	ng/ml#	11
38) 2,4,5-Trichlorophenol	8.953	196	99	30.65	ng/ml#	12
39) 1,1'-Biphenyl	9.081	154	3217	5.24	ng/ml	94
41) 2-Chloronaphthalene	9.156	162	276	N.D.		
42) 2-Nitroaniline	9.253	138	52	29.95	ng/ml#	65
43) 2,6-Dimethylnaphthalene	9.242	156	3019	6.73	ng/ml	94
44) 1,4-Dinitrobenzene	9.349	168	116	68.30	ng/ml#	54
45) Dimethyl phthalate	9.376	163	150	N.D.		
46) 1,3-Dinitrobenzene	9.349	168	116	61.37	ng/ml#	1
47) 2,6-Dinitrotoluene	9.472	165	233	32.92	ng/ml	93
48) 1,2-Dinitrobenzene	0.000		0	N.D.		
49) Acenaphthylene	9.525	152	5405	7.72	ng/ml	96
50) 3-Nitroaniline	9.622	138	84	N.D.		
51) Acenaphthene	9.702	153	13417	27.36	ng/ml	93
52) 2,4-Dinitrophenol	0.000		0	N.D.		
53) 4-Nitrophenol	9.777	139	289	83.00	ng/ml#	1
54) 2,4-Dinitrotoluene	9.857	165	93	63.26	ng/ml#	48
55) Dibenzofuran	9.878	168	3448	5.20	ng/ml#	1
56) 2,3,5,6-Tetrachlorophenol	0.000		0	N.D.		
57) 2,3,4,6-Tetrachlorophenol	0.000		0	N.D.		
58) Diethyl phthalate	10.055	149	110	N.D.		
59) 2,3,5-Trimethylnaphtha...	10.087	170	2136	5.26	ng/ml	85
60) Fluorene	10.226	166	10025	19.09	ng/ml	95
61) 4-Chlorophenyl phenyl ...	0.000		0	N.D.		
62) 4-Nitroaniline	10.242	138	70	N.D.		
63) 4,6-Dinitro-2-methylph...	0.000		0	N.D.		
65) N-Nitrosodiphenylamine	10.349	169	937	N.D.		
66) Azobenzene (1,2-DPH)	10.392	77	159	N.D.		

Quantitation Report (QT Reviewed)

Data Path : C:\msdchem\1\DATA\2020-12\0L15035\
Data File : E12152013.D
Acq On : 15 Dec 2020 3:35 pm
Operator : JK/ AMS /DTH
Sample : A0L0210-02@40
Misc : 40x, 8270E LL Full List
ALS Vial : 7 Sample Multiplier: 1

Quant Time: Dec 15 16:06:57 2020
Quant Method : C:\msdchem\1\METHODS\SV5_100920R2.M
Quant Title : EPA 8270D: Semivolatile Organics
QLast Update : Fri Nov 06 15:57:17 2020
Response via : Initial Calibration

Compound	R.T.	QIon	Response	Conc	Units		Dev(Min)
68) 4-Bromophenyl phenyl e...	0.000		0	N.D.			
69) Hexachlorobenzene	0.000		0	N.D.			
70) Pentachlorophenol (PCP)	0.000		0	N.D.			
71) Phenanthrene	11.210	178	166238	207.89	ng/ml		99
72) Anthracene	11.264	178	37536	48.30	ng/ml		99
73) Carbazole	11.424	167	6274	9.53	ng/ml		91
74) Di-n-butyl phthalate	11.761	149	482	N.D.			
75) Fluoranthene	12.489	202	258693	331.38	ng/ml		97
76) Benzidine	12.638	184	69	158.80	ng/ml	#	1
77) Pyrene	12.783	202	331877	402.97	ng/ml		100
80) Butyl benzyl phthalate	13.788	149	138	32.48	ng/ml		75
81) Bis(2-ethylhexyl) adipate	13.981	129	2739	8.67	ng/ml		84
82) 3,3-Dichlorobenzidine	14.949	252	323	N.D.			
83) Benz(a)anthracene	14.986	228	86598	110.13	ng/ml		86
84) Chrysene	15.061	228	107922	141.48	ng/ml		98
85) Bis(2-ethylhexyl) phth...	15.152	149	1051	37.13	ng/ml		92
87) Di-n-octyl phthalate	16.821	149	82	74.90	ng/ml	#	1
88) Benzo(b)fluoranthene	17.586	252	110989	161.26	ng/ml		95
89) Benzo(k)fluoranthene	17.645	252	43643m	65.70	ng/ml	M05	
90) Benzo(b+k)fluoranthene	17.586	252	164434	225.88	ng/ml		93
91) Benzo(e)pyrene	18.233	252	78436	113.19	ng/ml		98
92) Benzo(a)pyrene	18.356	252	112482	192.84	ng/ml		96
93) Perylene	18.559	252	41433	57.55	ng/ml		99
95) Indeno(1,2,3-cd)pyrene	20.897	276	88121	124.93	ng/ml		96
96) Dibenz(a,h)anthracene	20.961	278	8110	12.35	ng/ml		85
97) Benzo(g,h,i)perylene	21.431	276	103083	154.95	ng/ml		91

(#) = qualifier out of range (m) = manual integration (+) = signals summed

Quantitation Report (QT Reviewed)

Data Path : C:\msdchem\1\DATA\2020-12\0L15035\
Data File : E12152013.D
Acq On : 15 Dec 2020 3:35 pm
Operator : JK/ AMS /DTH
Sample : A0L0210-02@40
Misc : 40x, 8270E LL Full List
ALS Vial : 7 Sample Multiplier: 1

Quant Time: Dec 15 16:06:57 2020
Quant Method : C:\msdchem\1\METHODS\SV5_100920R2.M
Quant Title : EPA 8270D: Semivolatile Organics
QLast Update : Fri Nov 06 15:57:17 2020
Response via : Initial Calibration

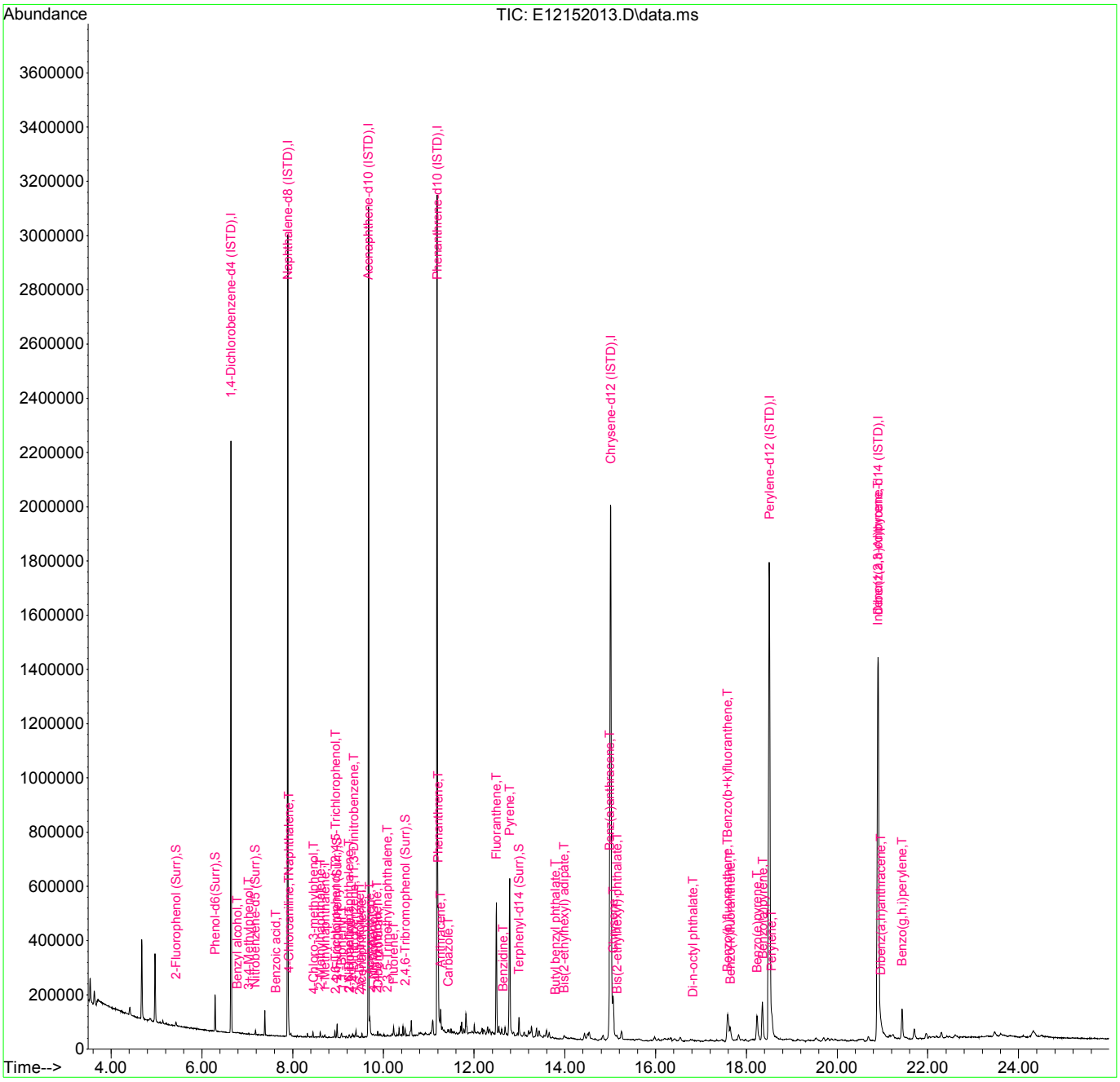

Quantitation Report (Not Reviewed)

Data Path : C:\msdchem\1\DATA\2020-12\0L15035\
Data File : E12152013.D
Acq On : 15 Dec 2020 3:35 pm
Operator : JK/ AMS /DTH
Sample : A0L0210-02@40
Misc : 40x, 8270E LL Full List
ALS Vial : 7 Sample Multiplier: 1

Quant Time: Dec 15 16:05:11 2020
Quant Method : C:\msdchem\1\METHODS\SV5_100920R2.M
Quant Title : EPA 8270D: Semivolatile Organics
QLast Update : Fri Nov 06 15:57:17 2020
Response via : Initial Calibration

Compound	R.T.	QIon	Response	Conc	Units	Dev(Min)
Internal Standards						
1) 1,4-Dichlorobenzene-d4...	6.642	152	392963	2000.00	ng/ml	0.00
21) Naphthalene-d8 (ISTD)	7.894	136	1474104	2000.00	ng/ml	0.00
35) Acenaphthene-d10 (ISTD)	9.670	162	744467	2000.00	ng/ml	0.00
64) Phenanthrene-d10 (ISTD)	11.189	188	1430881	2000.00	ng/ml	0.00
78) Chrysene-d12 (ISTD)	15.013	240	1408338	2000.00	ng/ml	-0.01
86) Perylene-d12 (ISTD)	18.506	264	1480264	2000.00	ng/ml	-0.02
94) Dibenz(a,h)Anthrcene-d...	20.902	292	1322889	2000.00	ng/ml	-0.02
System Monitoring Compounds						
4) 2-Fluorophenol (Surr)	5.428	112	5408	22.33	ng/ml	0.00
5) Phenol-d6(Surr)	6.295	99	7127	23.61	ng/ml	0.00
19) Nitrobenzene-d5 (Surr)	7.177	82	5394	20.82	ng/ml	0.00
40) 2-Fluorobiphenyl (Surr)	8.980	172	17292	31.38	ng/ml	0.00
67) 2,4,6-Tribromophenol (...	10.477	330	1788	59.43	ng/ml	0.00
79) Terphenyl-d14 (Surr)	12.986	244	32625	50.69	ng/ml	-0.01
Target Compounds						Qvalue
2) N-Nitrosodimethylamine	0.000		0	N.D.		
3) Pyridine	0.000		0	N.D.		
6) Phenol	6.311	94	225	N.D.		
7) Aniline	0.000		0	N.D.		
8) Bis(2-chloroethyl) ether	0.000		0	N.D.		
9) 2-Chlorophenol	0.000		0	N.D.		
10) 1,3-Dichlorobenzene	0.000		0	N.D.		
11) 1,4-Dichlorobenzene	0.000		0	N.D.		
12) Benzyl alcohol	6.776	108	621	32.35	ng/ml#	79
13) 1,2-Dichlorobenzene	0.000		0	N.D.		
14) 2-Methylphenol	6.888	107	58	N.D.		
15) 2,2'-Oxybis(1-Chloropr...	6.910	45	96	N.D.		
16) N-Nitrosodi-n-propylamine	7.017	70	188	N.D.		
17) 3+4-Methylphenol	7.028	107	1311	5.07	ng/ml	87
18) Hexachloroethane	7.151	117	61	N.D.		
20) Nitrobenzene	7.177	77	207	N.D.		
22) Isophorone	7.434	82	230	N.D.		
23) 2-Nitrophenol	0.000		0	N.D.		
24) 2,4-Dimethylphenol	7.557	122	94	N.D.		
25) Bis(2-chloroethoxy) me...	0.000		0	N.D.		

Quantitation Report (Not Reviewed)

Data Path : C:\msdchem\1\DATA\2020-12\0L15035\
Data File : E12152013.D
Acq On : 15 Dec 2020 3:35 pm
Operator : JK/ AMS /DTH
Sample : A0L0210-02@40
Misc : 40x, 8270E LL Full List
ALS Vial : 7 Sample Multiplier: 1

Quant Time: Dec 15 16:05:11 2020
Quant Method : C:\msdchem\1\METHODS\SV5_100920R2.M
Quant Title : EPA 8270D: Semivolatile Organics
QLast Update : Fri Nov 06 15:57:17 2020
Response via : Initial Calibration

Compound	R.T.	QIon	Response	Conc	Units	Dev(Min)
26) Benzoic acid	7.632	105	51	485.89	ng/ml#	31
27) 2,4-Dichlorophenol	0.000		0	N.D.		
28) 1,2,4-Trichlorobenzene	0.000		0	N.D.		
29) Naphthalene	7.915	128	32352	41.32	ng/ml	98
30) 4-Chloroaniline	7.915	127	4012	13.67	ng/ml#	23
31) Hexachlorobutadiene	0.000		0	N.D.		
32) 4-Chloro-3-methylphenol	8.461	107	129	68.76	ng/ml#	1
33) 2-Methylnaphthalene	8.611	142	6406	12.38	ng/ml	97
34) 1-Methylnaphthalene	8.712	142	3026	6.21	ng/ml	91
36) Hexachlorocyclopentadiene	0.000		0	N.D.		
37) 2,4,6-Trichlorophenol	8.953	196	91	30.60	ng/ml#	11
38) 2,4,5-Trichlorophenol	8.953	196	99	30.65	ng/ml#	12
39) 1,1'-Biphenyl	9.081	154	3217	5.24	ng/ml	94
41) 2-Chloronaphthalene	9.156	162	276	N.D.		
42) 2-Nitroaniline	9.253	138	52	29.95	ng/ml#	65
43) 2,6-Dimethylnaphthalene	9.242	156	3019	6.73	ng/ml	94
44) 1,4-Dinitrobenzene	9.349	168	116	68.30	ng/ml#	54
45) Dimethyl phthalate	9.376	163	150	N.D.		
46) 1,3-Dinitrobenzene	9.349	168	116	61.37	ng/ml#	1
47) 2,6-Dinitrotoluene	9.472	165	233	32.92	ng/ml	93
48) 1,2-Dinitrobenzene	0.000		0	N.D.		
49) Acenaphthylene	9.525	152	5405	7.72	ng/ml	96
50) 3-Nitroaniline	9.622	138	84	N.D.		
51) Acenaphthene	9.702	153	13417	27.36	ng/ml	93
52) 2,4-Dinitrophenol	0.000		0	N.D.		
53) 4-Nitrophenol	9.777	139	289	83.00	ng/ml#	1
54) 2,4-Dinitrotoluene	9.857	165	93	63.26	ng/ml#	48
55) Dibenzofuran	9.878	168	3448	5.20	ng/ml#	1
56) 2,3,5,6-Tetrachlorophenol	0.000		0	N.D.		
57) 2,3,4,6-Tetrachlorophenol	0.000		0	N.D.		
58) Diethyl phthalate	10.055	149	110	N.D.		
59) 2,3,5-Trimethylnaphtha...	10.087	170	2136	5.26	ng/ml	85
60) Fluorene	10.226	166	10025	19.09	ng/ml	95
61) 4-Chlorophenyl phenyl ...	0.000		0	N.D.		
62) 4-Nitroaniline	10.242	138	70	N.D.		
63) 4,6-Dinitro-2-methylph...	0.000		0	N.D.		
65) N-Nitrosodiphenylamine	10.349	169	937	N.D.		
66) Azobenzene (1,2-DPH)	10.392	77	159	N.D.		

Quantitation Report (Not Reviewed)

Data Path : C:\msdchem\1\DATA\2020-12\0L15035\
Data File : E12152013.D
Acq On : 15 Dec 2020 3:35 pm
Operator : JK/ AMS /DTH
Sample : A0L0210-02@40
Misc : 40x, 8270E LL Full List
ALS Vial : 7 Sample Multiplier: 1

Quant Time: Dec 15 16:05:11 2020
Quant Method : C:\msdchem\1\METHODS\SV5_100920R2.M
Quant Title : EPA 8270D: Semivolatile Organics
QLast Update : Fri Nov 06 15:57:17 2020
Response via : Initial Calibration

Compound	R.T.	QIon	Response	Conc	Units	Dev(Min)
68) 4-Bromophenyl phenyl e...	0.000		0	N.D.		
69) Hexachlorobenzene	0.000		0	N.D.		
70) Pentachlorophenol (PCP)	0.000		0	N.D.		
71) Phenanthrene	11.210	178	166238	207.89	ng/ml	99
72) Anthracene	11.264	178	37536	48.30	ng/ml	99
73) Carbazole	11.424	167	6274	9.53	ng/ml	91
74) Di-n-butyl phthalate	11.761	149	482	N.D.		
75) Fluoranthene	12.489	202	258693	331.38	ng/ml	97
76) Benzidine	12.638	184	69	158.80	ng/ml#	1
77) Pyrene	12.783	202	331877	402.97	ng/ml	100
80) Butyl benzyl phthalate	13.788	149	138	32.48	ng/ml	75
81) Bis(2-ethylhexyl) adipate	13.981	129	2739	8.67	ng/ml	84
82) 3,3-Dichlorobenzidine	14.949	252	323	N.D.		
83) Benz(a)anthracene	14.986	228	86598	110.13	ng/ml	86
84) Chrysene	15.061	228	107922	141.48	ng/ml	98
85) Bis(2-ethylhexyl) phth...	15.152	149	1051	37.13	ng/ml	92
87) Di-n-octyl phthalate	16.821	149	82	74.90	ng/ml#	1
88) Benzo(b)fluoranthene	17.586	252	110989	161.26	ng/ml	95
89) Benzo(k)fluoranthene	17.645	252	33687	52.97	ng/ml	94
90) Benzo(b+k)fluoranthene	17.586	252	164434	225.88	ng/ml	93
91) Benzo(e)pyrene	18.233	252	78436	113.19	ng/ml	98
92) Benzo(a)pyrene	18.356	252	112482	192.84	ng/ml	96
93) Perylene	18.559	252	41433	57.55	ng/ml	99
95) Indeno(1,2,3-cd)pyrene	20.897	276	88121	124.93	ng/ml	96
96) Dibenz(a,h)anthracene	20.961	278	8110	12.35	ng/ml	85
97) Benzo(g,h,i)perylene	21.431	276	103083	154.95	ng/ml	91

(#) = qualifier out of range (m) = manual integration (+) = signals summed

Quantitation Report (Not Reviewed)

Data Path : C:\msdchem\1\DATA\2020-12\0L15035\
Data File : E12152013.D
Acq On : 15 Dec 2020 3:35 pm
Operator : JK/ AMS /DTH
Sample : A0L0210-02@40
Misc : 40x, 8270E LL Full List
ALS Vial : 7 Sample Multiplier: 1

Quant Time: Dec 15 16:05:11 2020
Quant Method : C:\msdchem\1\METHODS\SV5_100920R2.M
Quant Title : EPA 8270D: Semivolatile Organics
QLast Update : Fri Nov 06 15:57:17 2020
Response via : Initial Calibration

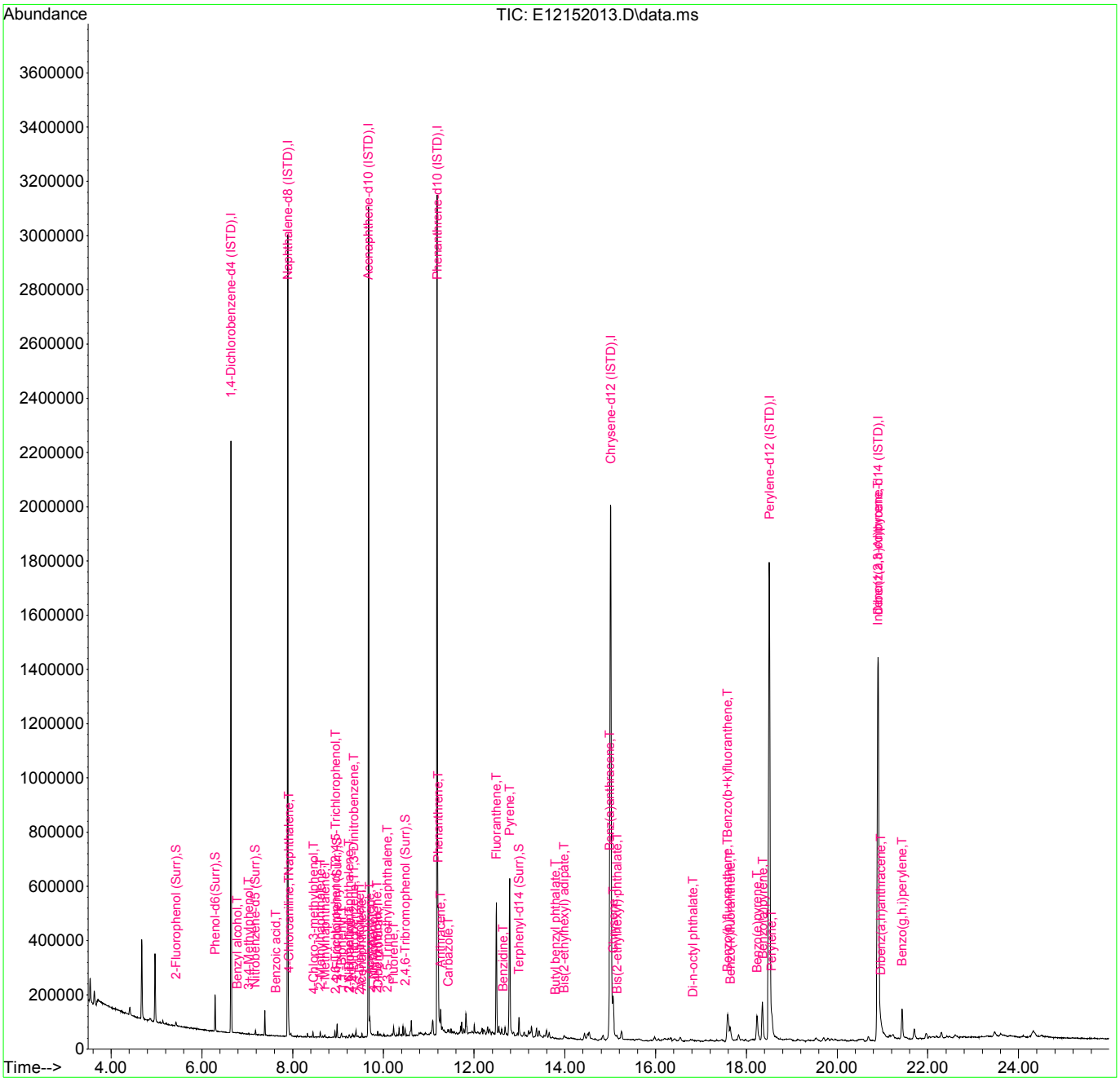

Quantitation Report (Qedit)

Data Path : C:\msdchem\1\DATA\2020-12\0L15035\
Data File : E12152013.D
Acq On : 15 Dec 2020 3:35 pm
Operator : JK/ AMS /DTH
Sample : A0L0210-02@40
Misc : 40x, 8270E LL Full List
ALS Vial : 7 Sample Multiplier: 1

Quant Time: Dec 15 16:05:11 2020
Quant Method : C:\msdchem\1\METHODS\SV5_100920R2.M
Quant Title : EPA 8270D: Semivolatile Organics
QLast Update : Fri Nov 06 15:57:17 2020
Response via : Initial Calibration

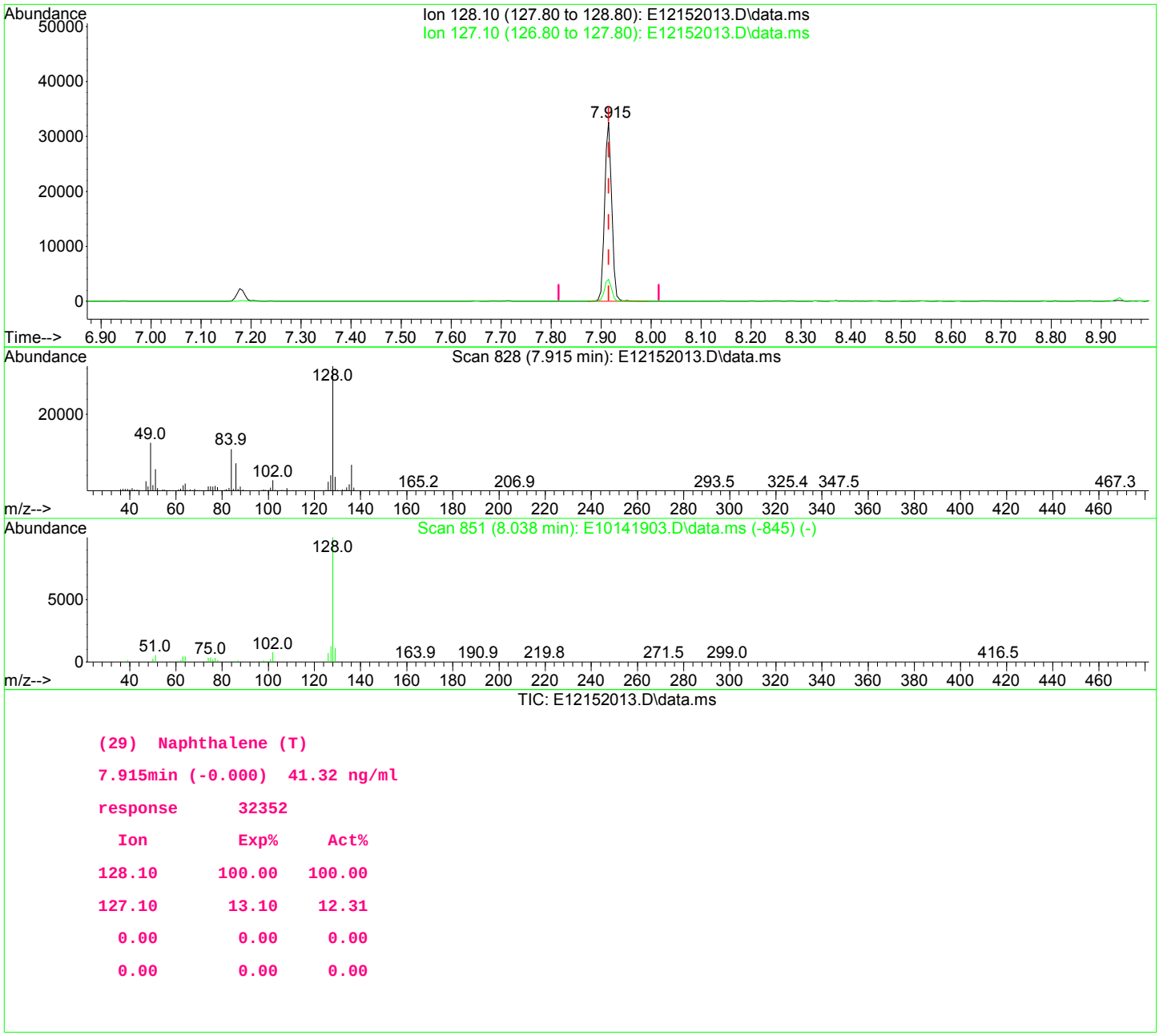

TIC: E12152013.D\data.ms

(29) Naphthalene (T)

7.915min (-0.000) 41.32 ng/ml

response 32352

Ion	Exp%	Act%
128.10	100.00	100.00
127.10	13.10	12.31
0.00	0.00	0.00
0.00	0.00	0.00

Quantitation Report (Qedit)

Data Path : C:\msdchem\1\DATA\2020-12\0L15035\
Data File : E12152013.D
Acq On : 15 Dec 2020 3:35 pm
Operator : JK/ AMS /DTH
Sample : A0L0210-02@40
Misc : 40x, 8270E LL Full List
ALS Vial : 7 Sample Multiplier: 1

Quant Time: Dec 15 16:05:11 2020
Quant Method : C:\msdchem\1\METHODS\SV5_100920R2.M
Quant Title : EPA 8270D: Semivolatile Organics
QLast Update : Fri Nov 06 15:57:17 2020
Response via : Initial Calibration

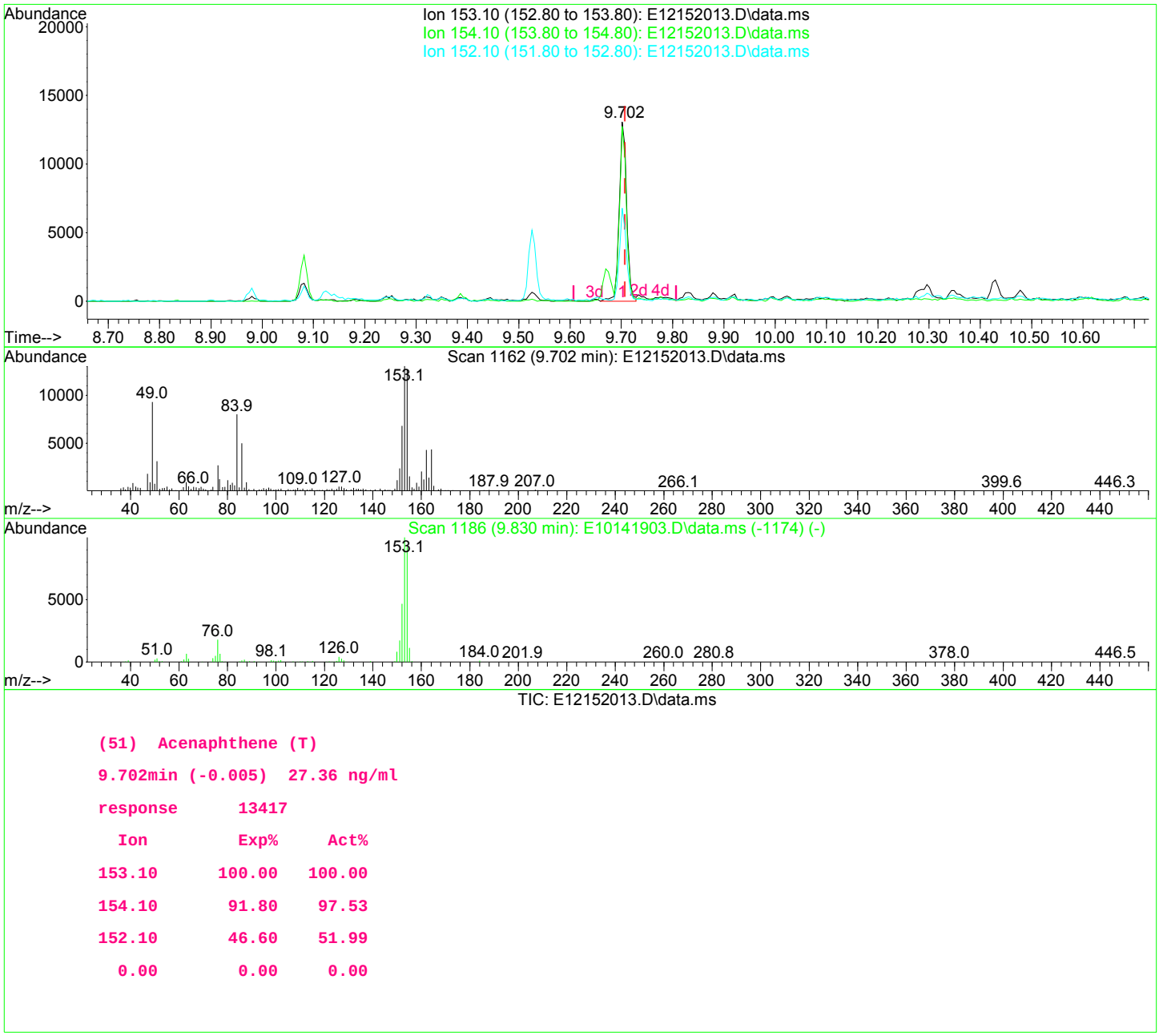

TIC: E12152013.D\data.ms

(51) Acenaphthene (T)

9.702min (-0.005) 27.36 ng/ml

response 13417

Ion	Exp%	Act%
153.10	100.00	100.00
154.10	91.80	97.53
152.10	46.60	51.99
0.00	0.00	0.00

Quantitation Report (Qedit)

Data Path : C:\msdchem\1\DATA\2020-12\0L15035\
Data File : E12152013.D
Acq On : 15 Dec 2020 3:35 pm
Operator : JK/ AMS /DTH
Sample : A0L0210-02@40
Misc : 40x, 8270E LL Full List
ALS Vial : 7 Sample Multiplier: 1

Quant Time: Dec 15 16:05:11 2020
Quant Method : C:\msdchem\1\METHODS\SV5_100920R2.M
Quant Title : EPA 8270D: Semivolatile Organics
QLast Update : Fri Nov 06 15:57:17 2020
Response via : Initial Calibration

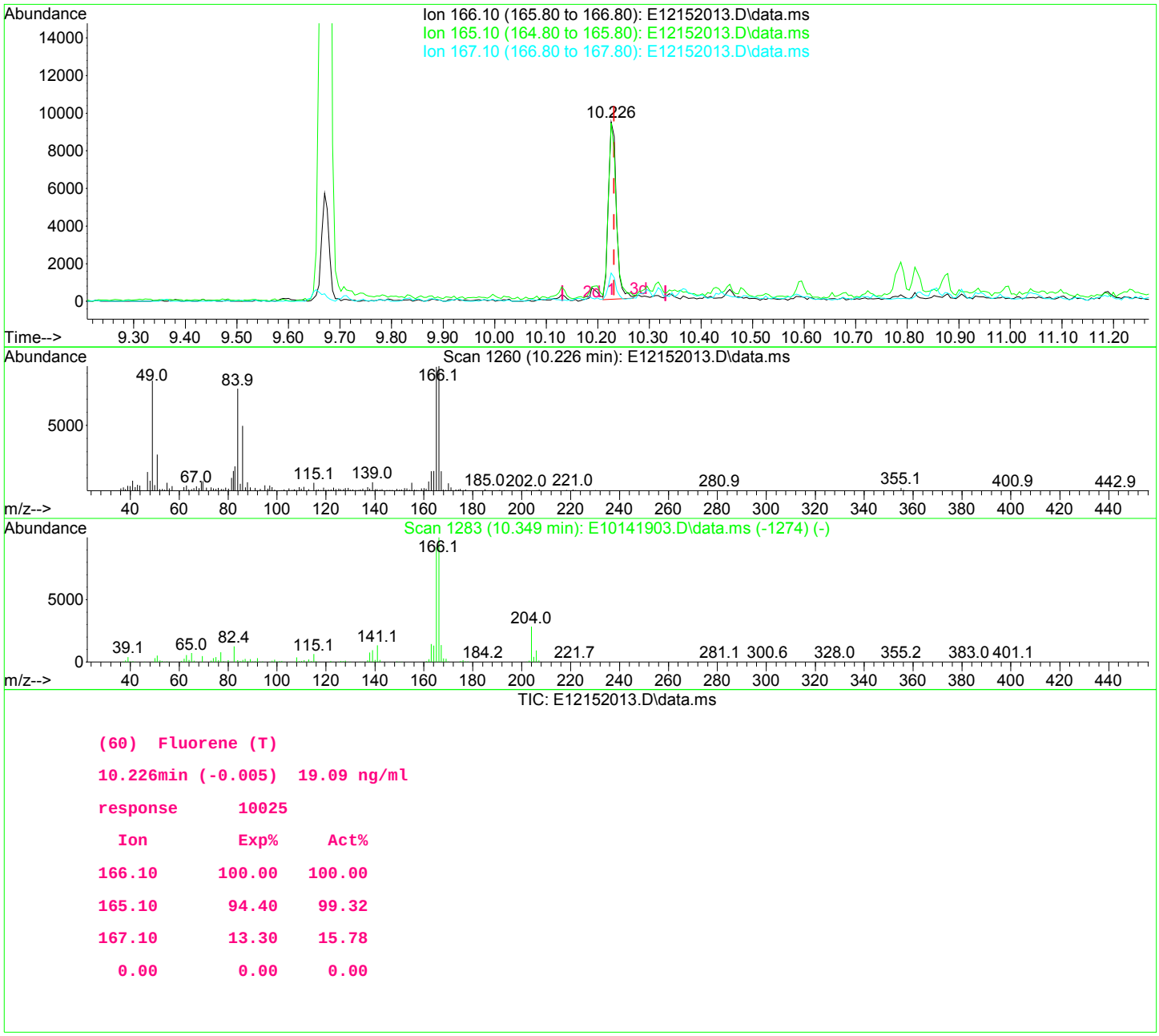

TIC: E12152013.D\data.ms

(60) Fluorene (T)

10.226min (-0.005) 19.09 ng/ml

response 10025

Ion	Exp%	Act%
166.10	100.00	100.00
165.10	94.40	99.32
167.10	13.30	15.78
0.00	0.00	0.00

Quantitation Report (Qedit)

Data Path : C:\msdchem\1\DATA\2020-12\0L15035\
Data File : E12152013.D
Acq On : 15 Dec 2020 3:35 pm
Operator : JK/ AMS /DTH
Sample : A0L0210-02@40
Misc : 40x, 8270E LL Full List
ALS Vial : 7 Sample Multiplier: 1

Quant Time: Dec 15 16:05:11 2020
Quant Method : C:\msdchem\1\METHODS\SV5_100920R2.M
Quant Title : EPA 8270D: Semivolatile Organics
QLast Update : Fri Nov 06 15:57:17 2020
Response via : Initial Calibration

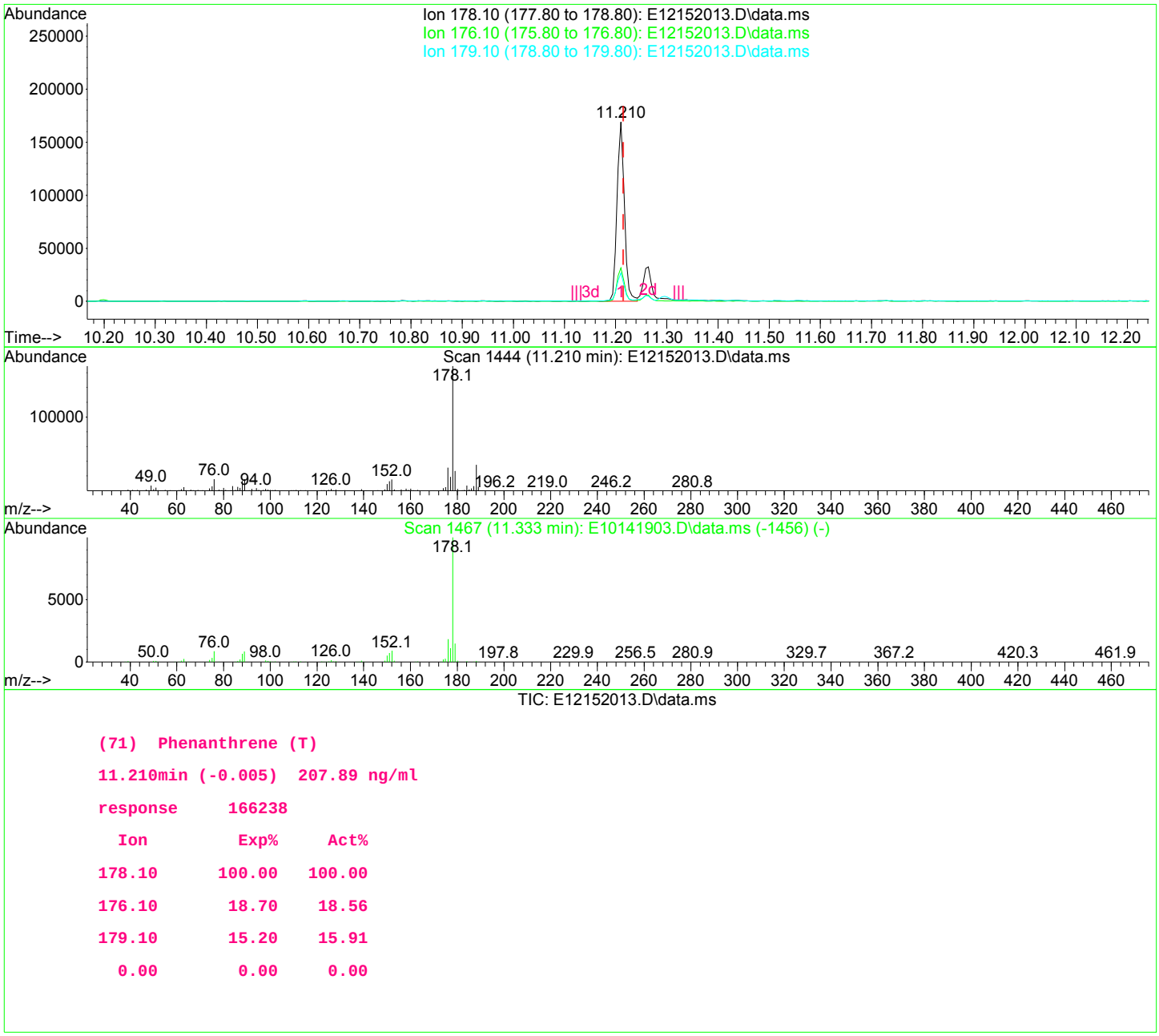

TIC: E12152013.D\data.ms

(71) Phenanthrene (T)

11.210min (-0.005) 207.89 ng/ml

response 166238

Ion	Exp%	Act%
178.10	100.00	100.00
176.10	18.70	18.56
179.10	15.20	15.91
0.00	0.00	0.00

Quantitation Report (Qedit)

Data Path : C:\msdchem\1\DATA\2020-12\0L15035\
Data File : E12152013.D
Acq On : 15 Dec 2020 3:35 pm
Operator : JK/ AMS /DTH
Sample : A0L0210-02@40
Misc : 40x, 8270E LL Full List
ALS Vial : 7 Sample Multiplier: 1

Quant Time: Dec 15 16:05:11 2020
Quant Method : C:\msdchem\1\METHODS\SV5_100920R2.M
Quant Title : EPA 8270D: Semivolatile Organics
QLast Update : Fri Nov 06 15:57:17 2020
Response via : Initial Calibration



TIC: E12152013.D\data.ms

(72) Anthracene (T)

11.264min (-0.000) 48.30 ng/ml

response 37536

Ion	Exp%	Act%
178.10	100.00	100.00
176.10	18.40	17.73
179.10	15.30	15.22
0.00	0.00	0.00

Quantitation Report (Qedit)

Data Path : C:\msdchem\1\DATA\2020-12\0L15035\
Data File : E12152013.D
Acq On : 15 Dec 2020 3:35 pm
Operator : JK/ AMS /DTH
Sample : A0L0210-02@40
Misc : 40x, 8270E LL Full List
ALS Vial : 7 Sample Multiplier: 1

Quant Time: Dec 15 16:05:11 2020
Quant Method : C:\msdchem\1\METHODS\SV5_100920R2.M
Quant Title : EPA 8270D: Semivolatile Organics
QLast Update : Fri Nov 06 15:57:17 2020
Response via : Initial Calibration

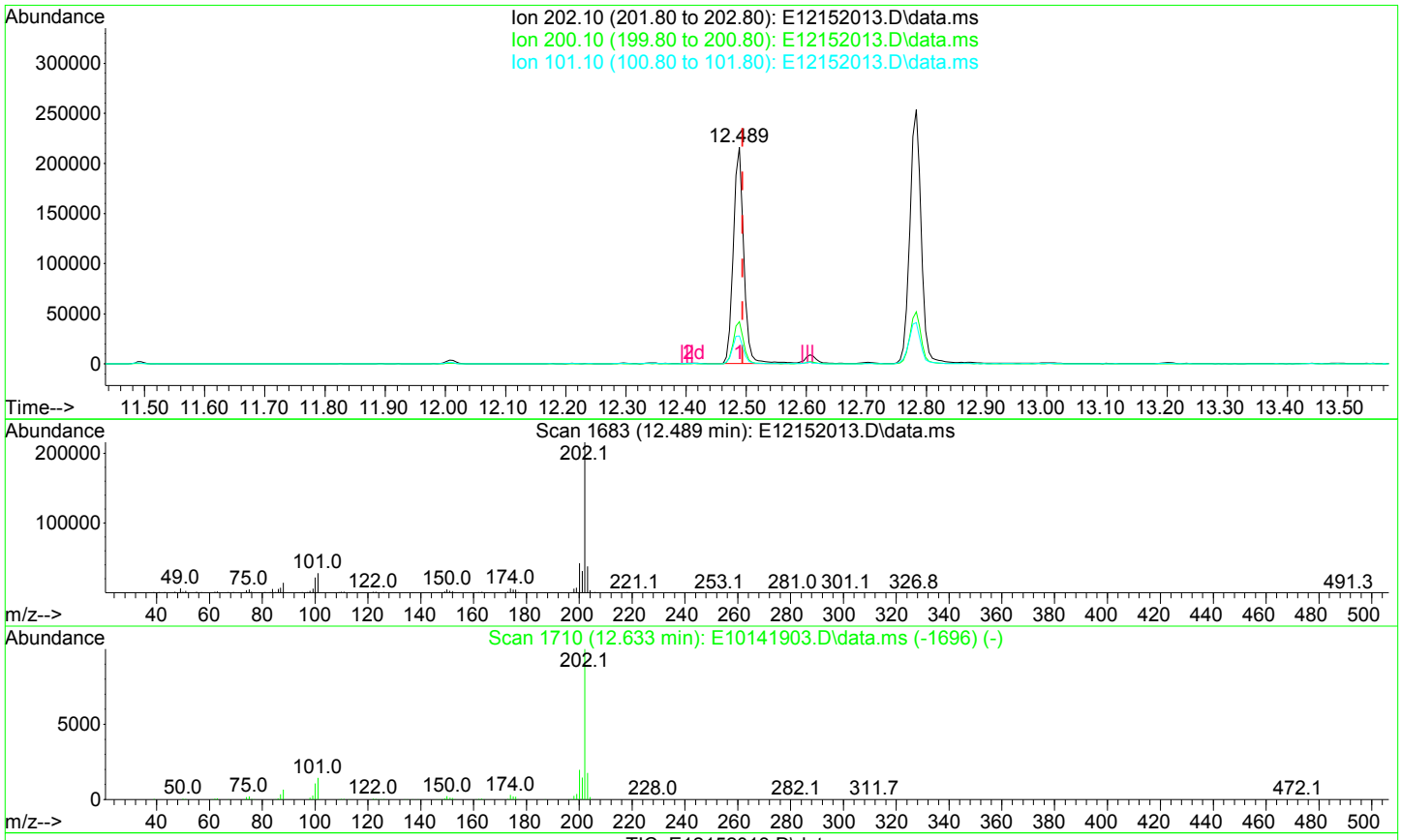

TIC: E12152013.D\data.ms

(75) Fluoranthene (T)

12.489min (-0.005) 331.38 ng/ml

response 258693

Ion	Exp%	Act%
202.10	100.00	100.00
200.10	20.10	19.57
101.10	15.70	12.98
0.00	0.00	0.00

Quantitation Report (Qedit)

Data Path : C:\msdchem\1\DATA\2020-12\0L15035\
Data File : E12152013.D
Acq On : 15 Dec 2020 3:35 pm
Operator : JK/ AMS /DTH
Sample : A0L0210-02@40
Misc : 40x, 8270E LL Full List
ALS Vial : 7 Sample Multiplier: 1

Quant Time: Dec 15 16:05:11 2020
Quant Method : C:\msdchem\1\METHODS\SV5_100920R2.M
Quant Title : EPA 8270D: Semivolatile Organics
QLast Update : Fri Nov 06 15:57:17 2020
Response via : Initial Calibration

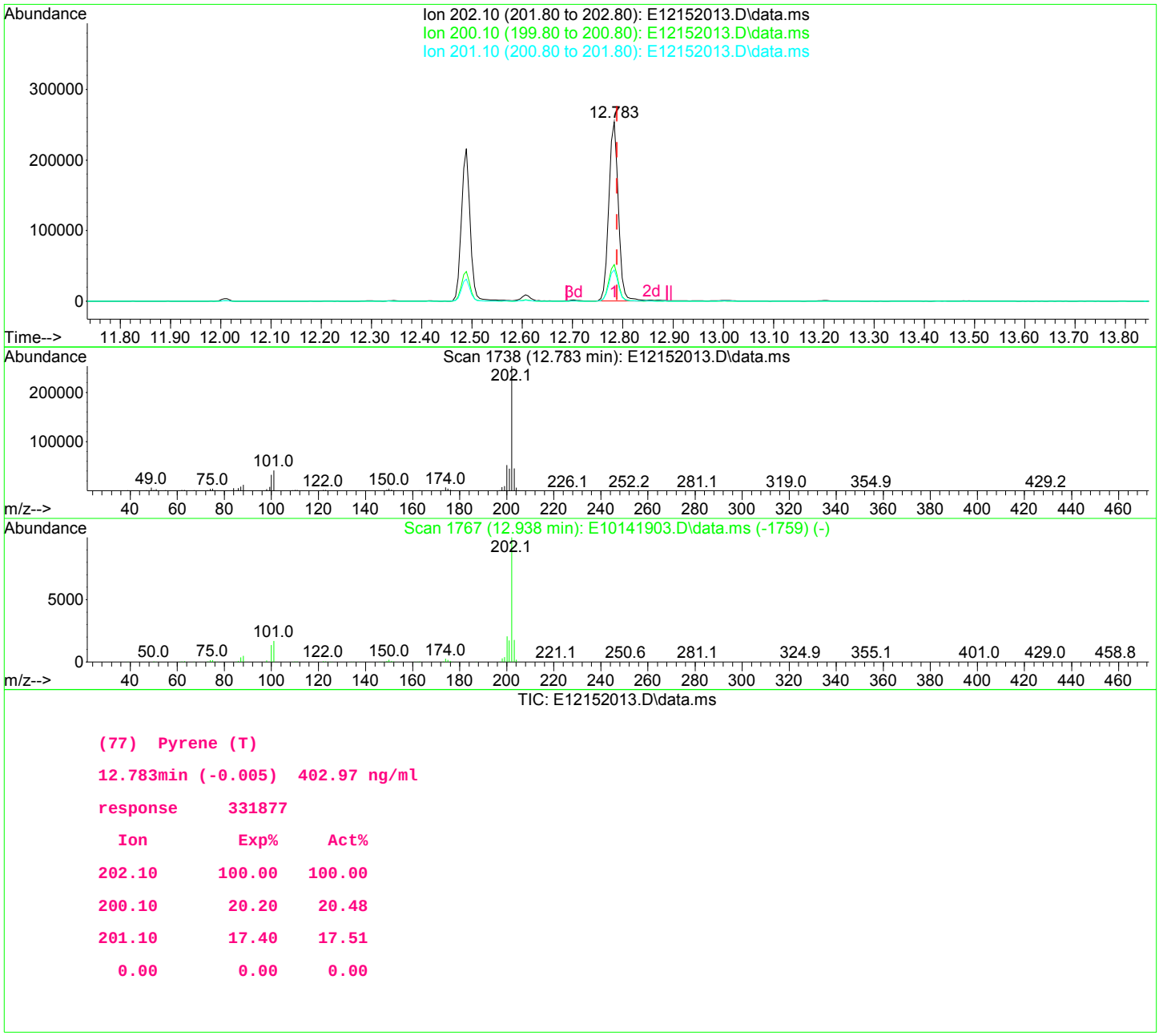

TIC: E12152013.D\data.ms

(77) Pyrene (T)

12.783min (-0.005) 402.97 ng/ml

response 331877

Ion	Exp%	Act%
202.10	100.00	100.00
200.10	20.20	20.48
201.10	17.40	17.51
0.00	0.00	0.00

Quantitation Report (Qedit)

Data Path : C:\msdchem\1\DATA\2020-12\0L15035\
Data File : E12152013.D
Acq On : 15 Dec 2020 3:35 pm
Operator : JK/ AMS /DTH
Sample : A0L0210-02@40
Misc : 40x, 8270E LL Full List
ALS Vial : 7 Sample Multiplier: 1

Quant Time: Dec 15 16:05:11 2020
Quant Method : C:\msdchem\1\METHODS\SV5_100920R2.M
Quant Title : EPA 8270D: Semivolatile Organics
QLast Update : Fri Nov 06 15:57:17 2020
Response via : Initial Calibration

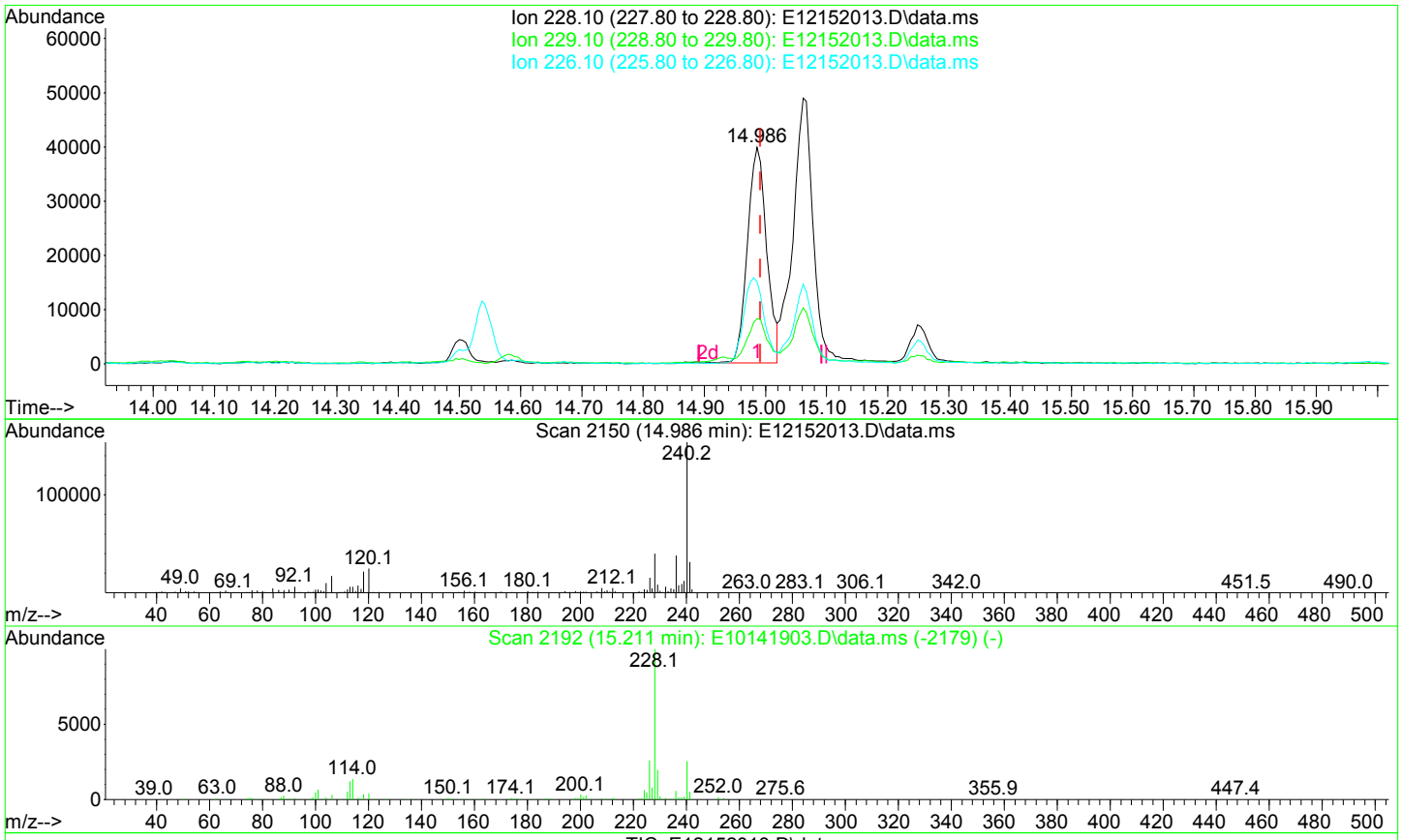

TIC: E12152013.D\data.ms

(83) Benz(a)anthracene (T)

14.986min (-0.005) 110.13 ng/ml

response 86598

Ion	Exp%	Act%
228.10	100.00	100.00
229.10	19.70	20.87
226.10	26.70	37.89
0.00	0.00	0.00

Quantitation Report (Qedit)

Data Path : C:\msdchem\1\DATA\2020-12\0L15035\
Data File : E12152013.D
Acq On : 15 Dec 2020 3:35 pm
Operator : JK/ AMS /DTH
Sample : A0L0210-02@40
Misc : 40x, 8270E LL Full List
ALS Vial : 7 Sample Multiplier: 1

Quant Time: Dec 15 16:05:11 2020
Quant Method : C:\msdchem\1\METHODS\SV5_100920R2.M
Quant Title : EPA 8270D: Semivolatile Organics
QLast Update : Fri Nov 06 15:57:17 2020
Response via : Initial Calibration

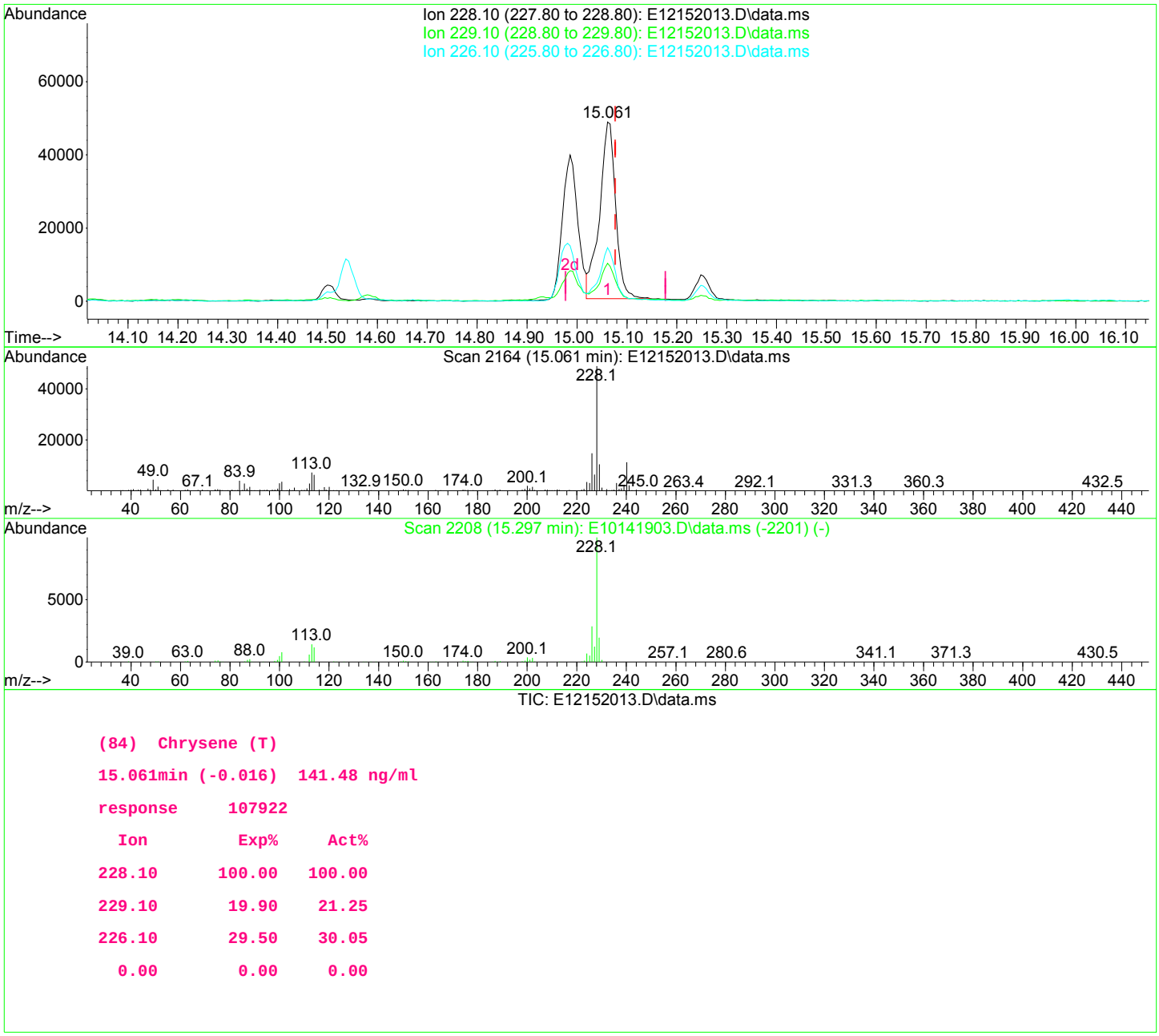

TIC: E12152013.D\data.ms

(84) Chrysene (T)

15.061min (-0.016) 141.48 ng/ml

response 107922

Ion	Exp%	Act%
228.10	100.00	100.00
229.10	19.90	21.25
226.10	29.50	30.05
0.00	0.00	0.00

Quantitation Report (Qedit)

Data Path : C:\msdchem\1\DATA\2020-12\0L15035\
Data File : E12152013.D
Acq On : 15 Dec 2020 3:35 pm
Operator : JK/ AMS /DTH
Sample : A0L0210-02@40
Misc : 40x, 8270E LL Full List
ALS Vial : 7 Sample Multiplier: 1

Quant Time: Dec 15 16:05:11 2020
Quant Method : C:\msdchem\1\METHODS\SV5_100920R2.M
Quant Title : EPA 8270D: Semivolatile Organics
QLast Update : Fri Nov 06 15:57:17 2020
Response via : Initial Calibration

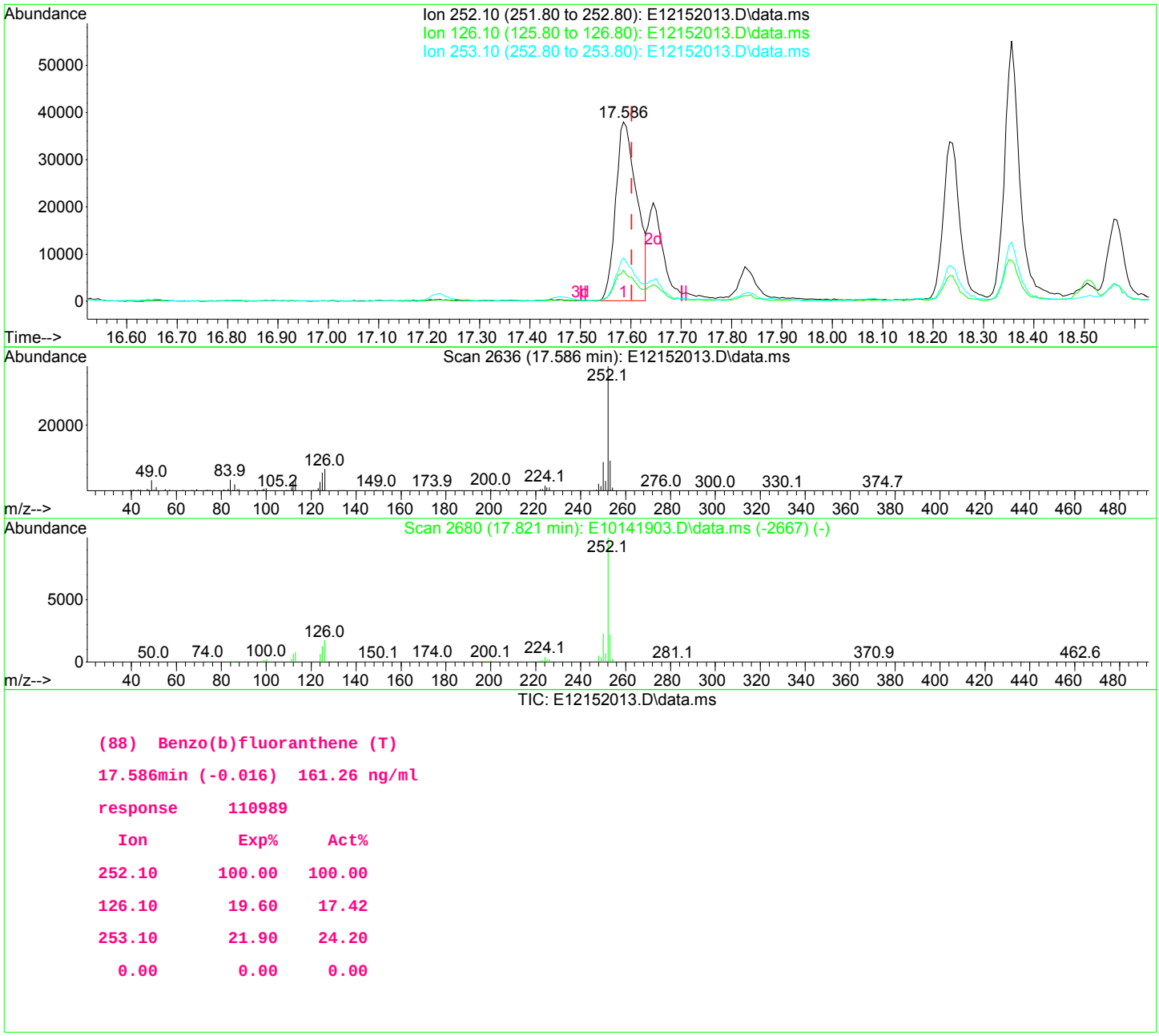

TIC: E12152013.D\data.ms

(88) Benzo(b)fluoranthene (T)

17.586min (-0.016) 161.26 ng/ml

response 110989

Ion	Exp%	Act%
252.10	100.00	100.00
126.10	19.60	17.42
253.10	21.90	24.20
0.00	0.00	0.00

Quantitation Report (Qedit)

Data Path : C:\msdchem\1\DATA\2020-12\0L15035\
Data File : E12152013.D
Acq On : 15 Dec 2020 3:35 pm
Operator : JK/ AMS /DTH
Sample : A0L0210-02@40
Misc : 40x, 8270E LL Full List
ALS Vial : 7 Sample Multiplier: 1

Quant Time: Dec 15 16:05:11 2020
Quant Method : C:\msdchem\1\METHODS\SV5_100920R2.M
Quant Title : EPA 8270D: Semivolatile Organics
QLast Update : Fri Nov 06 15:57:17 2020
Response via : Initial Calibration

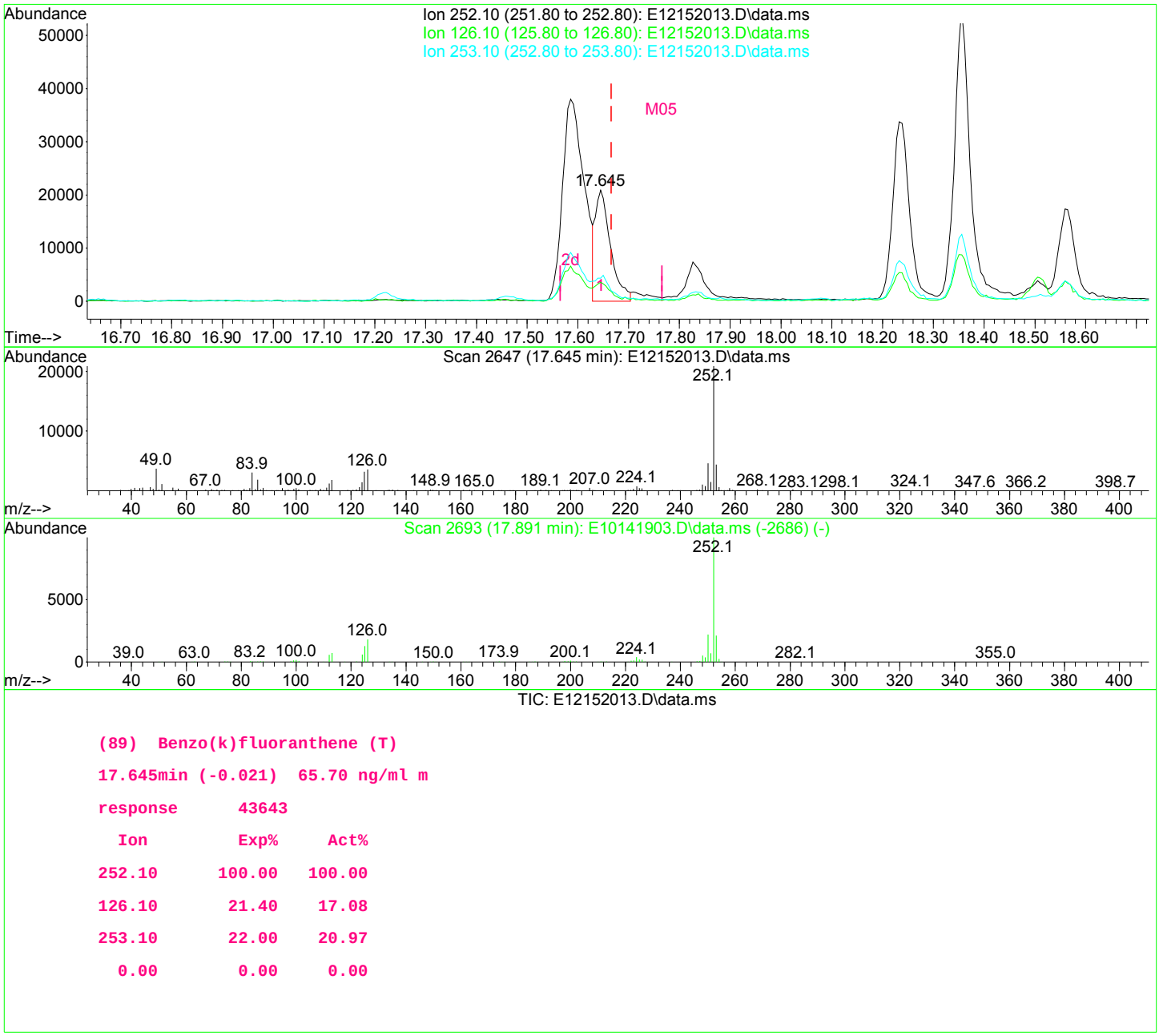

TIC: E12152013.D\data.ms

(89) Benzo(k)fluoranthene (T)

17.645min (-0.021) 65.70 ng/ml m

response 43643

Ion	Exp%	Act%
252.10	100.00	100.00
126.10	21.40	17.08
253.10	22.00	20.97
0.00	0.00	0.00

Quantitation Report (Qedit)

Data Path : C:\msdchem\1\DATA\2020-12\0L15035\
Data File : E12152013.D
Acq On : 15 Dec 2020 3:35 pm
Operator : JK/ AMS /DTH
Sample : A0L0210-02@40
Misc : 40x, 8270E LL Full List
ALS Vial : 7 Sample Multiplier: 1

Quant Time: Dec 15 16:05:11 2020
Quant Method : C:\msdchem\1\METHODS\SV5_100920R2.M
Quant Title : EPA 8270D: Semivolatile Organics
QLast Update : Fri Nov 06 15:57:17 2020
Response via : Initial Calibration

TIC: E12152013.D\data.ms

(92) Benzo(a)pyrene (T)

18.356min (-0.021) 192.84 ng/ml

response 112482

Ion	Exp%	Act%
252.10	100.00	100.00
113.00	11.80	9.10
253.10	21.70	22.85
0.00	0.00	0.00

Quantitation Report (Qedit)

Data Path : C:\msdchem\1\DATA\2020-12\0L15035\
Data File : E12152013.D
Acq On : 15 Dec 2020 3:35 pm
Operator : JK/ AMS /DTH
Sample : A0L0210-02@40
Misc : 40x, 8270E LL Full List
ALS Vial : 7 Sample Multiplier: 1

Quant Time: Dec 15 16:05:11 2020
Quant Method : C:\msdchem\1\METHODS\SV5_100920R2.M
Quant Title : EPA 8270D: Semivolatile Organics
QLast Update : Fri Nov 06 15:57:17 2020
Response via : Initial Calibration

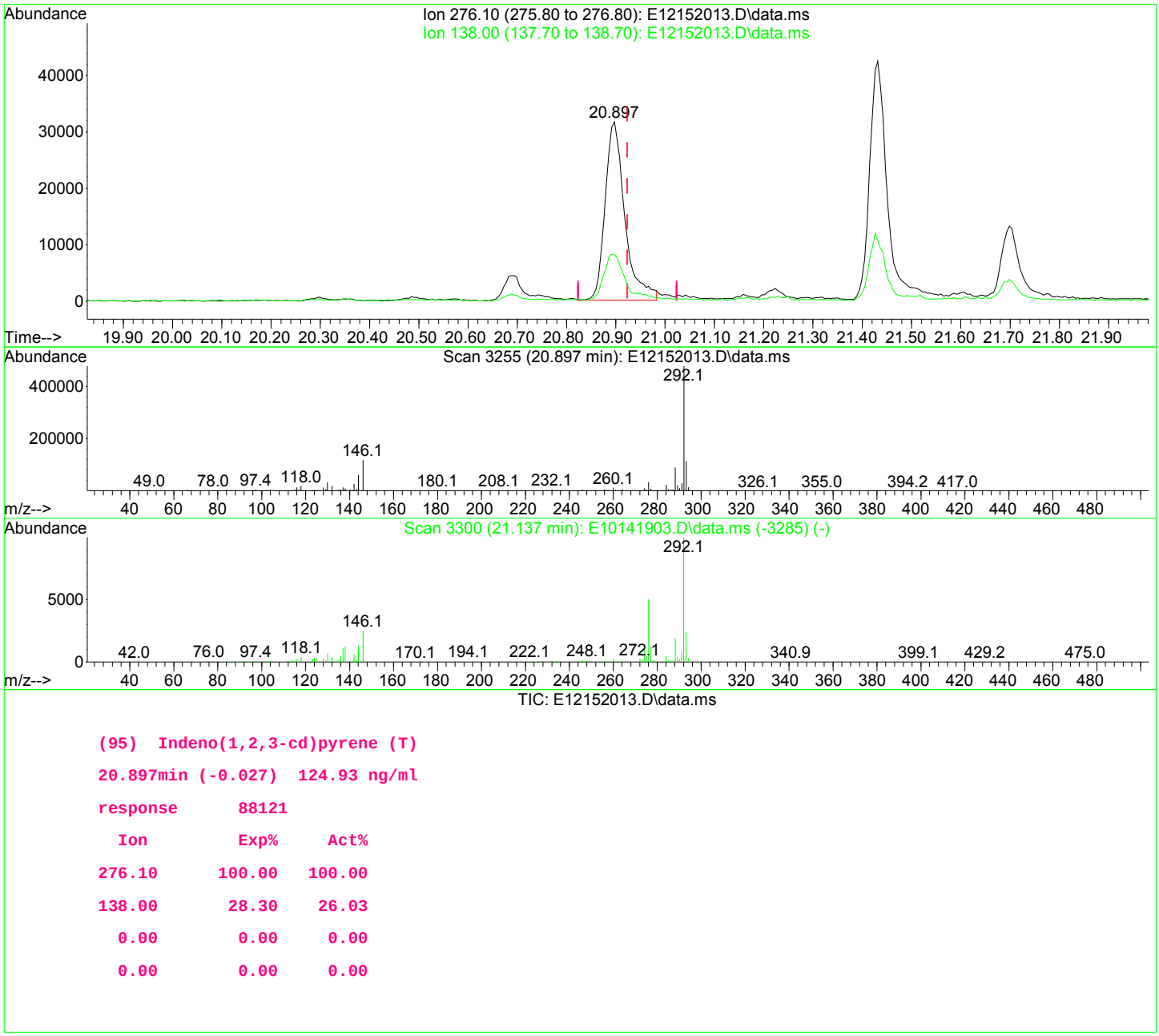

TIC: E12152013.D\data.ms

(95) Indeno(1,2,3-cd)pyrene (T)

20.897min (-0.027) 124.93 ng/ml

response 88121

Ion	Exp%	Act%
276.10	100.00	100.00
138.00	28.30	26.03
0.00	0.00	0.00
0.00	0.00	0.00

Quantitation Report (Qedit)

Data Path : C:\msdchem\1\DATA\2020-12\0L15035\
Data File : E12152013.D
Acq On : 15 Dec 2020 3:35 pm
Operator : JK/ AMS /DTH
Sample : A0L0210-02@40
Misc : 40x, 8270E LL Full List
ALS Vial : 7 Sample Multiplier: 1

Quant Time: Dec 15 16:05:11 2020
Quant Method : C:\msdchem\1\METHODS\SV5_100920R2.M
Quant Title : EPA 8270D: Semivolatile Organics
QLast Update : Fri Nov 06 15:57:17 2020
Response via : Initial Calibration

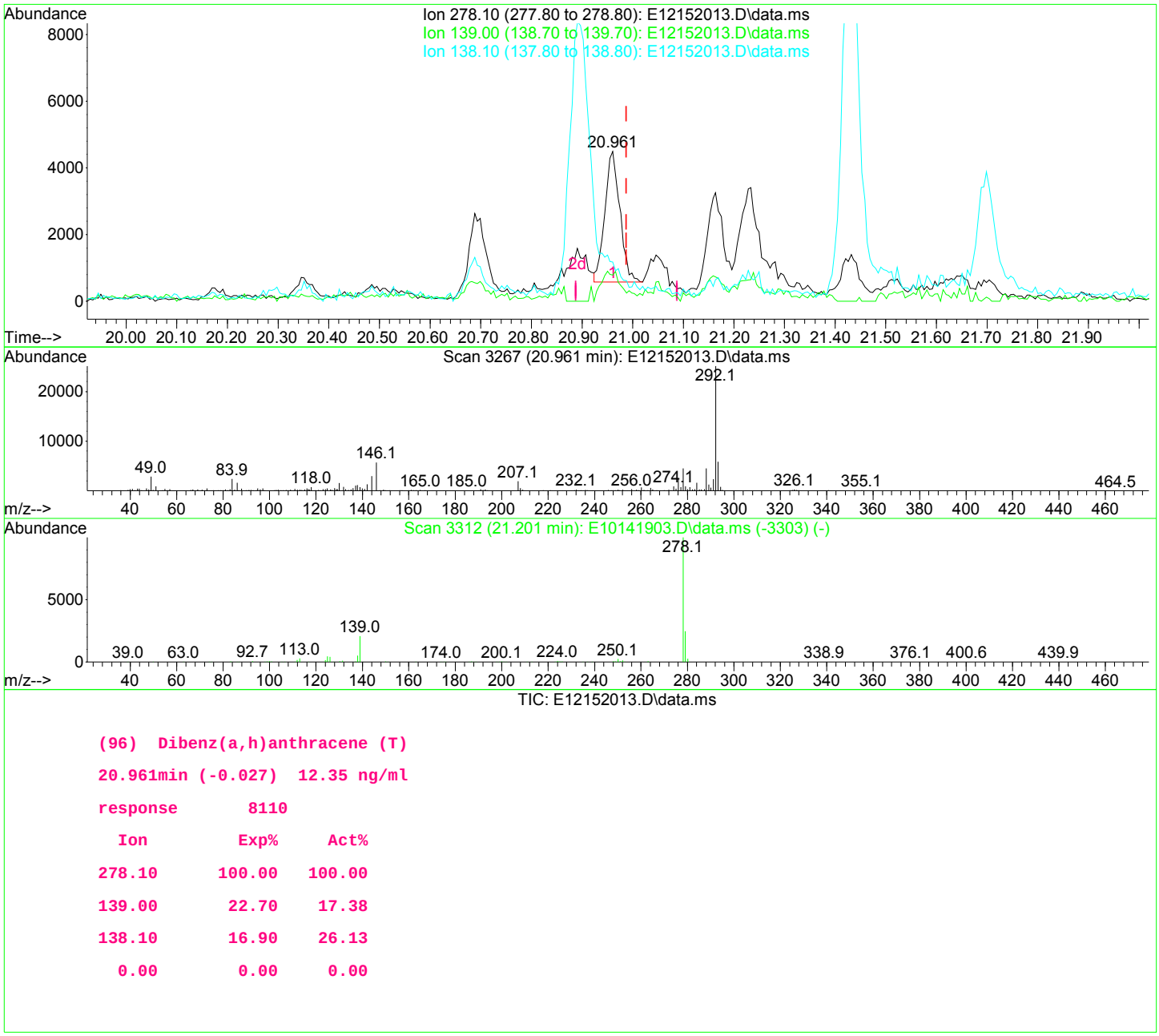

TIC: E12152013.D\data.ms

(96) Dibenz(a,h)anthracene (T)

20.961min (-0.027) 12.35 ng/ml

response 8110

Ion	Exp%	Act%
278.10	100.00	100.00
139.00	22.70	17.38
138.10	16.90	26.13
0.00	0.00	0.00

Quantitation Report (Qedit)

Data Path : C:\msdchem\1\DATA\2020-12\0L15035\
Data File : E12152013.D
Acq On : 15 Dec 2020 3:35 pm
Operator : JK/ AMS /DTH
Sample : A0L0210-02@40
Misc : 40x, 8270E LL Full List
ALS Vial : 7 Sample Multiplier: 1

Quant Time: Dec 15 16:05:11 2020
Quant Method : C:\msdchem\1\METHODS\SV5_100920R2.M
Quant Title : EPA 8270D: Semivolatile Organics
QLast Update : Fri Nov 06 15:57:17 2020
Response via : Initial Calibration

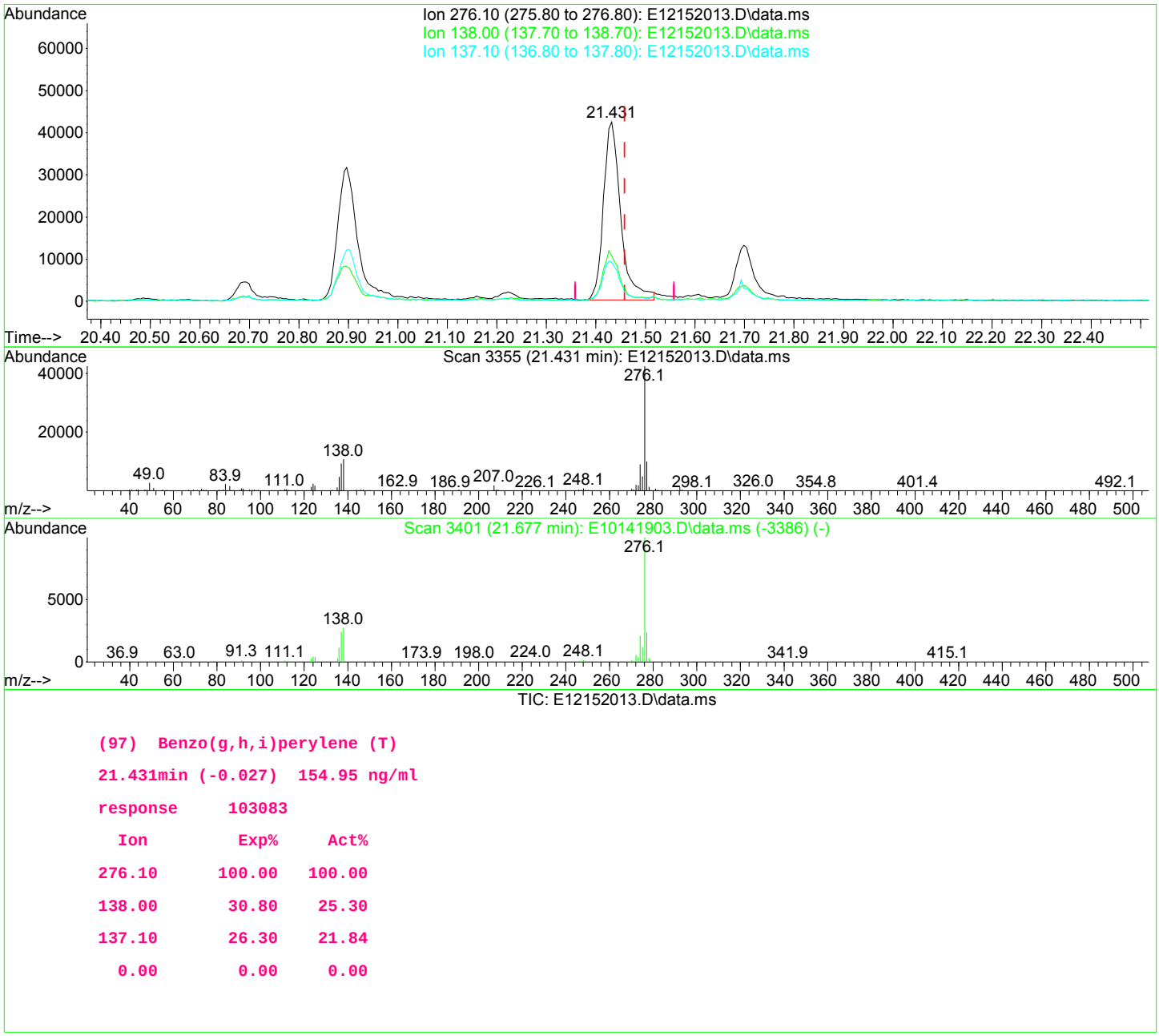

TIC: E12152013.D\data.ms

(97) Benzo(g,h,i)perylene (T)

21.431min (-0.027) 154.95 ng/ml

response 103083

Ion	Exp%	Act%
276.10	100.00	100.00
138.00	30.80	25.30
137.10	26.30	21.84
0.00	0.00	0.00

Quantitation Report (QT Reviewed)

AMS 12/16/20

M05

Data Path : C:\msdchem\1\DATA\2020-12\0L15035\
Data File : E12152014.D
Acq On : 15 Dec 2020 4:12 pm
Operator : JK/ AMS /DTH
Sample : 0120529-DUP2@40
Misc : 40x, 8270E LL Full List
ALS Vial : 8 Sample Multiplier: 1

Quant Time: Dec 16 10:31:46 2020
Quant Method : C:\msdchem\1\METHODS\SV5_100920R2.M
Quant Title : EPA 8270D: Semivolatile Organics
QLast Update : Fri Nov 06 15:57:17 2020
Response via : Initial Calibration

Compound	R.T.	QIon	Response	Conc	Units	Dev(Min)
Internal Standards						
1) 1,4-Dichlorobenzene-d4...	6.643	152	387096	2000.00	ng/ml	0.00
21) Naphthalene-d8 (ISTD)	7.894	136	1419261	2000.00	ng/ml	0.00
35) Acenaphthene-d10 (ISTD)	9.670	162	692507	2000.00	ng/ml	0.00
64) Phenanthrene-d10 (ISTD)	11.189	188	1308806	2000.00	ng/ml	0.00
78) Chrysene-d12 (ISTD)	15.008	240	1205579	2000.00	ng/ml	-0.02
86) Perylene-d12 (ISTD)	18.506	264	1255095	2000.00	ng/ml	-0.02
94) Dibenz(a,h)Anthrcene-d...	20.897	292	1103577	2000.00	ng/ml	-0.03
System Monitoring Compounds						
4) 2-Fluorophenol (Surr)	5.428	112	4873	20.43	ng/ml	0.00
5) Phenol-d6(Surr)	6.295	99	6298	21.18	ng/ml	0.00
19) Nitrobenzene-d5 (Surr)	7.177	82	4916	19.26	ng/ml	0.00
40) 2-Fluorobiphenyl (Surr)	8.980	172	13939	27.19	ng/ml	0.00
67) 2,4,6-Tribromophenol (...	10.478	330	1721	60.75	ng/ml	0.00
79) Terphenyl-d14 (Surr)	12.991	244	26863	48.76	ng/ml	0.00
Target Compounds						Qvalue
2) N-Nitrosodimethylamine	0.000		0	N.D.		
3) Pyridine	4.177	79	81	N.D.		
6) Phenol	6.311	94	313	N.D.		
7) Aniline	6.322	93	121	N.D.		
8) Bis(2-chloroethyl) ether	6.322	93	121	N.D.		
9) 2-Chlorophenol	0.000		0	N.D.		
10) 1,3-Dichlorobenzene	0.000		0	N.D.		
11) 1,4-Dichlorobenzene	0.000		0	N.D.		
12) Benzyl alcohol	6.782	108	305	30.31	ng/ml	97
13) 1,2-Dichlorobenzene	0.000		0	N.D.		
14) 2-Methylphenol	6.878	107	61	N.D.		
15) 2,2'-Oxybis(1-Chloropr...	0.000		0	N.D.		
16) N-Nitrosodi-n-propylamine	7.022	70	87	N.D.		
17) 3+4-Methylphenol	7.033	107	623	N.D.		
18) Hexachloroethane	7.161	117	117	N.D.		
20) Nitrobenzene	7.210	77	71	N.D.		
22) Isophorone	7.423	82	348	N.D.		
23) 2-Nitrophenol	0.000		0	N.D.		
24) 2,4-Dimethylphenol	7.557	122	75	N.D.		
25) Bis(2-chloroethoxy) me...	7.696	93	74	N.D.		

Quantitation Report (QT Reviewed)

Data Path : C:\msdchem\1\DATA\2020-12\0L15035\
Data File : E12152014.D
Acq On : 15 Dec 2020 4:12 pm
Operator : JK/ AMS /DTH
Sample : 0120529-DUP2@40
Misc : 40x, 8270E LL Full List
ALS Vial : 8 Sample Multiplier: 1

Quant Time: Dec 16 10:31:46 2020
Quant Method : C:\msdchem\1\METHODS\SV5_100920R2.M
Quant Title : EPA 8270D: Semivolatile Organics
QLast Update : Fri Nov 06 15:57:17 2020
Response via : Initial Calibration

Compound	R.T.	QIon	Response	Conc	Units	Dev(Min)
26) Benzoic acid	7.659	105	175	487.07	ng/ml#	57
27) 2,4-Dichlorophenol	0.000		0	N.D.		
28) 1,2,4-Trichlorobenzene	0.000		0	N.D.		
29) Naphthalene	7.916	128	25405	33.70	ng/ml	100
30) 4-Chloroaniline	7.916	127	3235	11.45	ng/ml#	28
31) Hexachlorobutadiene	0.000		0	N.D.		
32) 4-Chloro-3-methylphenol	8.461	107	137	68.83	ng/ml#	1
33) 2-Methylnaphthalene	8.611	142	8344	16.74	ng/ml	93
34) 1-Methylnaphthalene	8.712	142	3839	8.18	ng/ml	99
36) Hexachlorocyclopentadiene	0.000		0	N.D.		
37) 2,4,6-Trichlorophenol	0.000		0	N.D.		
38) 2,4,5-Trichlorophenol	0.000		0	N.D.		
39) 1,1'-Biphenyl	9.082	154	4574	8.00	ng/ml	95
41) 2-Chloronaphthalene	9.151	162	317	N.D.		
42) 2-Nitroaniline	9.124	138	89	30.27	ng/ml#	1
43) 2,6-Dimethylnaphthalene	9.247	156	5633	13.50	ng/ml	94
44) 1,4-Dinitrobenzene	9.365	168	83	67.81	ng/ml#	1
45) Dimethyl phthalate	9.397	163	133	N.D.		
46) 1,3-Dinitrobenzene	9.365	168	83	61.01	ng/ml#	1
47) 2,6-Dinitrotoluene	9.435	165	145	32.25	ng/ml#	5
48) 1,2-Dinitrobenzene	0.000		0	N.D.		
49) Acenaphthylene	9.525	152	7932	12.17	ng/ml	95
50) 3-Nitroaniline	9.632	138	63	N.D.		
51) Acenaphthene	9.702	153	9114	19.98	ng/ml	93
52) 2,4-Dinitrophenol	0.000		0	N.D.		
53) 4-Nitrophenol	9.777	139	212	82.22	ng/ml#	1
54) 2,4-Dinitrotoluene	9.836	165	91	63.29	ng/ml#	46
55) Dibenzofuran	9.878	168	3525	5.71	ng/ml#	1
56) 2,3,5,6-Tetrachlorophenol	0.000		0	N.D.		
57) 2,3,4,6-Tetrachlorophenol	0.000		0	N.D.		
58) Diethyl phthalate	10.098	149	93	N.D.		
59) 2,3,5-Trimethylnaphtha...	10.087	170	2492	6.60	ng/ml	88
60) Fluorene	10.226	166	9335	19.11	ng/ml	98
61) 4-Chlorophenyl phenyl ...	0.000		0	N.D.		
62) 4-Nitroaniline	10.232	138	167	N.D.		
63) 4,6-Dinitro-2-methylph...	0.000		0	N.D.		
65) N-Nitrosodiphenylamine	10.344	169	961	N.D.		
66) Azobenzene (1,2-DPH)	10.392	77	191	N.D.		

Quantitation Report (QT Reviewed)

Data Path : C:\msdchem\1\DATA\2020-12\0L15035\
Data File : E12152014.D
Acq On : 15 Dec 2020 4:12 pm
Operator : JK/ AMS /DTH
Sample : 0120529-DUP2@40
Misc : 40x, 8270E LL Full List
ALS Vial : 8 Sample Multiplier: 1

Quant Time: Dec 16 10:31:46 2020
Quant Method : C:\msdchem\1\METHODS\SV5_100920R2.M
Quant Title : EPA 8270D: Semivolatile Organics
QLast Update : Fri Nov 06 15:57:17 2020
Response via : Initial Calibration

Compound	R.T.	QIon	Response	Conc	Units		Dev(Min)
68) 4-Bromophenyl phenyl e...	0.000		0	N.D.			
69) Hexachlorobenzene	0.000		0	N.D.			
70) Pentachlorophenol (PCP)	0.000		0	N.D.			
71) Phenanthrene	11.210	178	163286	223.25	ng/ml		99
72) Anthracene	11.258	178	38428	54.06	ng/ml		98
73) Carbazole	11.424	167	2417	4.01	ng/ml		79
74) Di-n-butyl phthalate	11.767	149	446	N.D.			
75) Fluoranthene	12.489	202	289827	405.89	ng/ml		97
76) Benzidine	12.665	184	141	159.03	ng/ml	#	1
77) Pyrene	12.783	202	369235	490.15	ng/ml		100
80) Butyl benzyl phthalate	13.810	149	94	32.39	ng/ml		75
81) Bis(2-ethylhexyl) adipate	13.981	129	2800	10.35	ng/ml		86
82) 3,3-Dichlorobenzidine	14.949	252	70	N.D.			
83) Benz(a)anthracene	14.986	228	78827	117.11	ng/ml		88
84) Chrysene	15.061	228	104906	160.66	ng/ml		98
85) Bis(2-ethylhexyl) phth...	15.152	149	1014	37.40	ng/ml		89
87) Di-n-octyl phthalate	16.800	149	171	75.05	ng/ml	#	1
88) Benzo(b)fluoranthene	17.586	252	95243m	163.07	ng/ml		
89) Benzo(k)fluoranthene	17.645	252	40936m	71.63	ng/ml	M05	
90) Benzo(b+k)fluoranthene	17.586	252	142877	231.01	ng/ml		94
91) Benzo(e)pyrene	18.233	252	69931	118.60	ng/ml		99
92) Benzo(a)pyrene	18.356	252	99505	200.58	ng/ml		97
93) Perylene	18.554	252	37800	61.93	ng/ml		100
95) Indeno(1,2,3-cd)pyrene	20.891	276	76230	129.55	ng/ml		99
96) Dibenz(a,h)anthracene	20.956	278	7085	12.93	ng/ml		89
97) Benzo(g,h,i)perylene	21.432	276	93624	168.70	ng/ml		89

(#) = qualifier out of range (m) = manual integration (+) = signals summed

Quantitation Report (QT Reviewed)

Data Path : C:\msdchem\1\DATA\2020-12\0L15035\
Data File : E12152014.D
Acq On : 15 Dec 2020 4:12 pm
Operator : JK/ AMS /DTH
Sample : 0120529-DUP2@40
Misc : 40x, 8270E LL Full List
ALS Vial : 8 Sample Multiplier: 1

Quant Time: Dec 16 10:31:46 2020
Quant Method : C:\msdchem\1\METHODS\SV5_100920R2.M
Quant Title : EPA 8270D: Semivolatile Organics
QLast Update : Fri Nov 06 15:57:17 2020
Response via : Initial Calibration

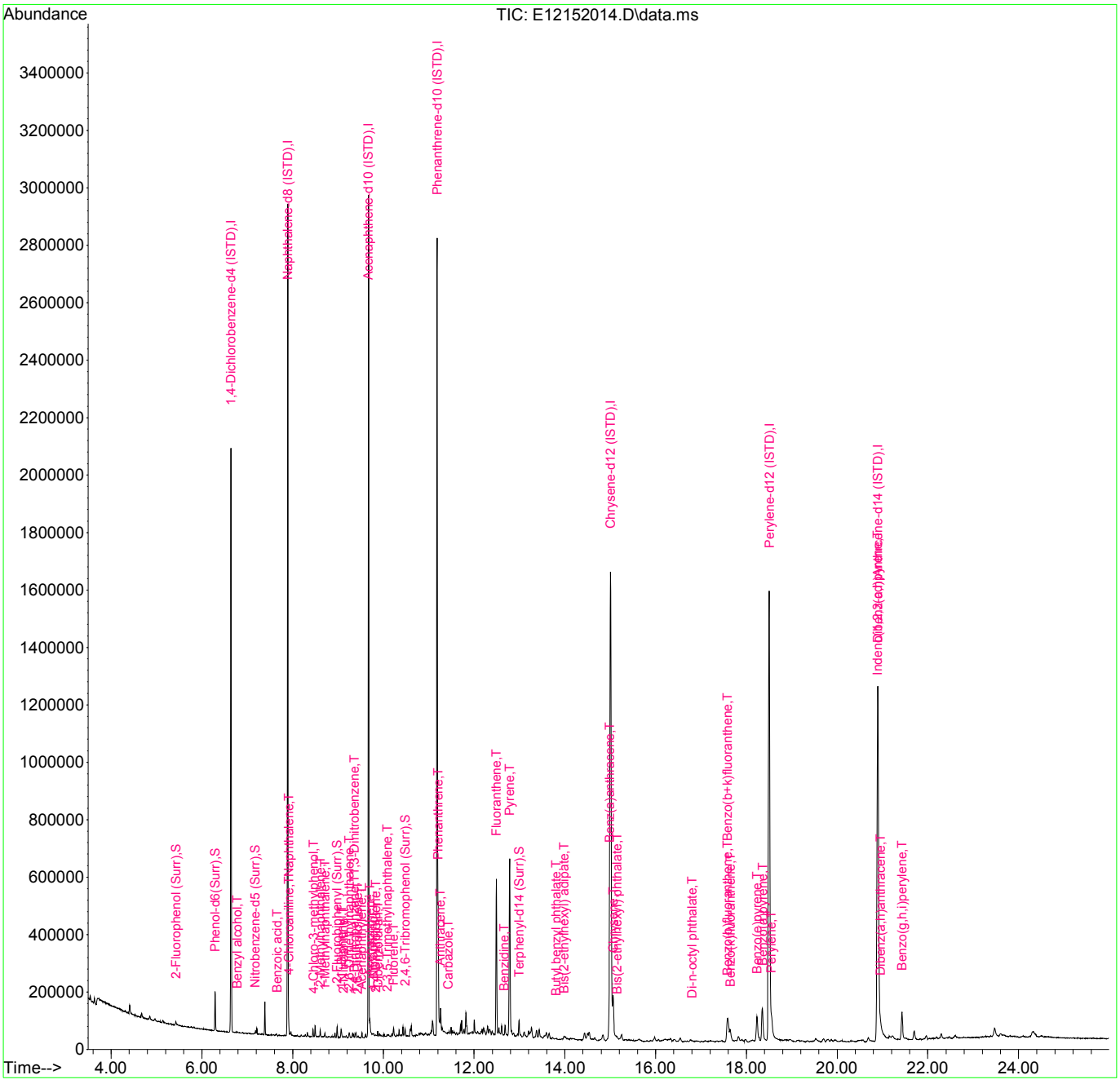

Quantitation Report (Not Reviewed)

Data Path : C:\msdchem\1\DATA\2020-12\0L15035\
Data File : E12152014.D
Acq On : 15 Dec 2020 4:12 pm
Operator : JK/ AMS /DTH
Sample : 0120529-DUP2@40
Misc : 40x, 8270E LL Full List
ALS Vial : 8 Sample Multiplier: 1

Quant Time: Dec 16 10:26:24 2020
Quant Method : C:\msdchem\1\METHODS\SV5_100920R2.M
Quant Title : EPA 8270D: Semivolatile Organics
QLast Update : Fri Nov 06 15:57:17 2020
Response via : Initial Calibration

Compound	R.T.	QIon	Response	Conc	Units	Dev(Min)
Internal Standards						
1) 1,4-Dichlorobenzene-d4...	6.643	152	387096	2000.00	ng/ml	0.00
21) Naphthalene-d8 (ISTD)	7.894	136	1419261	2000.00	ng/ml	0.00
35) Acenaphthene-d10 (ISTD)	9.670	162	692507	2000.00	ng/ml	0.00
64) Phenanthrene-d10 (ISTD)	11.189	188	1308806	2000.00	ng/ml	0.00
78) Chrysene-d12 (ISTD)	15.008	240	1205579	2000.00	ng/ml	-0.02
86) Perylene-d12 (ISTD)	18.506	264	1255095	2000.00	ng/ml	-0.02
94) Dibenz(a,h)Anthrcene-d...	20.897	292	1103577	2000.00	ng/ml	-0.03
System Monitoring Compounds						
4) 2-Fluorophenol (Surr)	5.428	112	4873	20.43	ng/ml	0.00
5) Phenol-d6(Surr)	6.295	99	6298	21.18	ng/ml	0.00
19) Nitrobenzene-d5 (Surr)	7.177	82	4916	19.26	ng/ml	0.00
40) 2-Fluorobiphenyl (Surr)	8.980	172	13939	27.19	ng/ml	0.00
67) 2,4,6-Tribromophenol (...	10.478	330	1721	60.75	ng/ml	0.00
79) Terphenyl-d14 (Surr)	12.991	244	26863	48.76	ng/ml	0.00
Target Compounds						Qvalue
2) N-Nitrosodimethylamine	0.000		0	N.D.		
3) Pyridine	4.177	79	81	N.D.		
6) Phenol	6.311	94	313	N.D.		
7) Aniline	6.322	93	121	N.D.		
8) Bis(2-chloroethyl) ether	6.322	93	121	N.D.		
9) 2-Chlorophenol	0.000		0	N.D.		
10) 1,3-Dichlorobenzene	0.000		0	N.D.		
11) 1,4-Dichlorobenzene	0.000		0	N.D.		
12) Benzyl alcohol	6.782	108	305	30.31	ng/ml	97
13) 1,2-Dichlorobenzene	0.000		0	N.D.		
14) 2-Methylphenol	6.878	107	61	N.D.		
15) 2,2'-Oxybis(1-Chloropr...	0.000		0	N.D.		
16) N-Nitrosodi-n-propylamine	7.022	70	87	N.D.		
17) 3+4-Methylphenol	7.033	107	623	N.D.		
18) Hexachloroethane	7.161	117	117	N.D.		
20) Nitrobenzene	7.210	77	71	N.D.		
22) Isophorone	7.423	82	348	N.D.		
23) 2-Nitrophenol	0.000		0	N.D.		
24) 2,4-Dimethylphenol	7.557	122	75	N.D.		
25) Bis(2-chloroethoxy) me...	7.696	93	74	N.D.		

Data Path : C:\msdchem\1\DATA\2020-12\0L15035\
Data File : E12152014.D
Acq On : 15 Dec 2020 4:12 pm
Operator : JK/ AMS /DTH
Sample : 0120529-DUP2@40
Misc : 40x, 8270E LL Full List
ALS Vial : 8 Sample Multiplier: 1

Quant Time: Dec 16 10:26:24 2020
Quant Method : C:\msdchem\1\METHODS\SV5_100920R2.M
Quant Title : EPA 8270D: Semivolatile Organics
QLast Update : Fri Nov 06 15:57:17 2020
Response via : Initial Calibration

Compound	R.T.	QIon	Response	Conc	Units	Dev(Min)
26) Benzoic acid	7.659	105	175	487.07	ng/ml#	57
27) 2,4-Dichlorophenol	0.000		0	N.D.		
28) 1,2,4-Trichlorobenzene	0.000		0	N.D.		
29) Naphthalene	7.916	128	25405	33.70	ng/ml	100
30) 4-Chloroaniline	7.916	127	3235	11.45	ng/ml#	28
31) Hexachlorobutadiene	0.000		0	N.D.		
32) 4-Chloro-3-methylphenol	8.461	107	137	68.83	ng/ml#	1
33) 2-Methylnaphthalene	8.611	142	8344	16.74	ng/ml	93
34) 1-Methylnaphthalene	8.712	142	3839	8.18	ng/ml	99
36) Hexachlorocyclopentadiene	0.000		0	N.D.		
37) 2,4,6-Trichlorophenol	0.000		0	N.D.		
38) 2,4,5-Trichlorophenol	0.000		0	N.D.		
39) 1,1'-Biphenyl	9.082	154	4574	8.00	ng/ml	95
41) 2-Chloronaphthalene	9.151	162	317	N.D.		
42) 2-Nitroaniline	9.124	138	89	30.27	ng/ml#	1
43) 2,6-Dimethylnaphthalene	9.247	156	5633	13.50	ng/ml	94
44) 1,4-Dinitrobenzene	9.365	168	83	67.81	ng/ml#	1
45) Dimethyl phthalate	9.397	163	133	N.D.		
46) 1,3-Dinitrobenzene	9.365	168	83	61.01	ng/ml#	1
47) 2,6-Dinitrotoluene	9.435	165	145	32.25	ng/ml#	5
48) 1,2-Dinitrobenzene	0.000		0	N.D.		
49) Acenaphthylene	9.525	152	7932	12.17	ng/ml	95
50) 3-Nitroaniline	9.632	138	63	N.D.		
51) Acenaphthene	9.702	153	9114	19.98	ng/ml	93
52) 2,4-Dinitrophenol	0.000		0	N.D.		
53) 4-Nitrophenol	9.777	139	212	82.22	ng/ml#	1
54) 2,4-Dinitrotoluene	9.836	165	91	63.29	ng/ml#	46
55) Dibenzofuran	9.878	168	3525	5.71	ng/ml#	1
56) 2,3,5,6-Tetrachlorophenol	0.000		0	N.D.		
57) 2,3,4,6-Tetrachlorophenol	0.000		0	N.D.		
58) Diethyl phthalate	10.098	149	93	N.D.		
59) 2,3,5-Trimethylnaphtha...	10.087	170	2492	6.60	ng/ml	88
60) Fluorene	10.226	166	9335	19.11	ng/ml	98
61) 4-Chlorophenyl phenyl ...	0.000		0	N.D.		
62) 4-Nitroaniline	10.232	138	167	N.D.		
63) 4,6-Dinitro-2-methylph...	0.000		0	N.D.		
65) N-Nitrosodiphenylamine	10.344	169	961	N.D.		
66) Azobenzene (1,2-DPH)	10.392	77	191	N.D.		

Quantitation Report (Not Reviewed)

Data Path : C:\msdchem\1\DATA\2020-12\0L15035\
Data File : E12152014.D
Acq On : 15 Dec 2020 4:12 pm
Operator : JK/ AMS /DTH
Sample : 0120529-DUP2@40
Misc : 40x, 8270E LL Full List
ALS Vial : 8 Sample Multiplier: 1

Quant Time: Dec 16 10:26:24 2020
Quant Method : C:\msdchem\1\METHODS\SV5_100920R2.M
Quant Title : EPA 8270D: Semivolatile Organics
QLast Update : Fri Nov 06 15:57:17 2020
Response via : Initial Calibration

Compound	R.T.	QIon	Response	Conc	Units	Dev(Min)
68) 4-Bromophenyl phenyl e...	0.000		0	N.D.		
69) Hexachlorobenzene	0.000		0	N.D.		
70) Pentachlorophenol (PCP)	0.000		0	N.D.		
71) Phenanthrene	11.210	178	163286	223.25	ng/ml	99
72) Anthracene	11.258	178	38428	54.06	ng/ml	98
73) Carbazole	11.424	167	2417	4.01	ng/ml	79
74) Di-n-butyl phthalate	11.767	149	446	N.D.		
75) Fluoranthene	12.489	202	289827	405.89	ng/ml	97
76) Benzidine	12.665	184	141	159.03	ng/ml#	1
77) Pyrene	12.783	202	369235	490.15	ng/ml	100
80) Butyl benzyl phthalate	13.810	149	94	32.39	ng/ml	75
81) Bis(2-ethylhexyl) adipate	13.981	129	2800	10.35	ng/ml	86
82) 3,3-Dichlorobenzidine	14.949	252	70	N.D.		
83) Benz(a)anthracene	14.986	228	78827	117.11	ng/ml	88
84) Chrysene	15.061	228	104906	160.66	ng/ml	98
85) Bis(2-ethylhexyl) phth...	15.152	149	1014	37.40	ng/ml	89
87) Di-n-octyl phthalate	16.800	149	171	75.05	ng/ml#	1
88) Benzo(b)fluoranthene	17.586	252	99302	169.56	ng/ml	96
89) Benzo(k)fluoranthene	17.586	252	120757	191.91	ng/ml	94
90) Benzo(b+k)fluoranthene	17.586	252	142877	231.01	ng/ml	94
91) Benzo(e)pyrene	18.233	252	69931	118.60	ng/ml	99
92) Benzo(a)pyrene	18.356	252	99505	200.58	ng/ml	97
93) Perylene	18.554	252	37800	61.93	ng/ml	100
95) Indeno(1,2,3-cd)pyrene	20.891	276	76230	129.55	ng/ml	99
96) Dibenz(a,h)anthracene	20.956	278	7085	12.93	ng/ml	89
97) Benzo(g,h,i)perylene	21.432	276	93624	168.70	ng/ml	89

(#) = qualifier out of range (m) = manual integration (+) = signals summed

Quantitation Report (Not Reviewed)

Data Path : C:\msdchem\1\DATA\2020-12\0L15035\
Data File : E12152014.D
Acq On : 15 Dec 2020 4:12 pm
Operator : JK/ AMS /DTH
Sample : 0120529-DUP2@40
Misc : 40x, 8270E LL Full List
ALS Vial : 8 Sample Multiplier: 1

Quant Time: Dec 16 10:26:24 2020
Quant Method : C:\msdchem\1\METHODS\SV5_100920R2.M
Quant Title : EPA 8270D: Semivolatile Organics
QLast Update : Fri Nov 06 15:57:17 2020
Response via : Initial Calibration

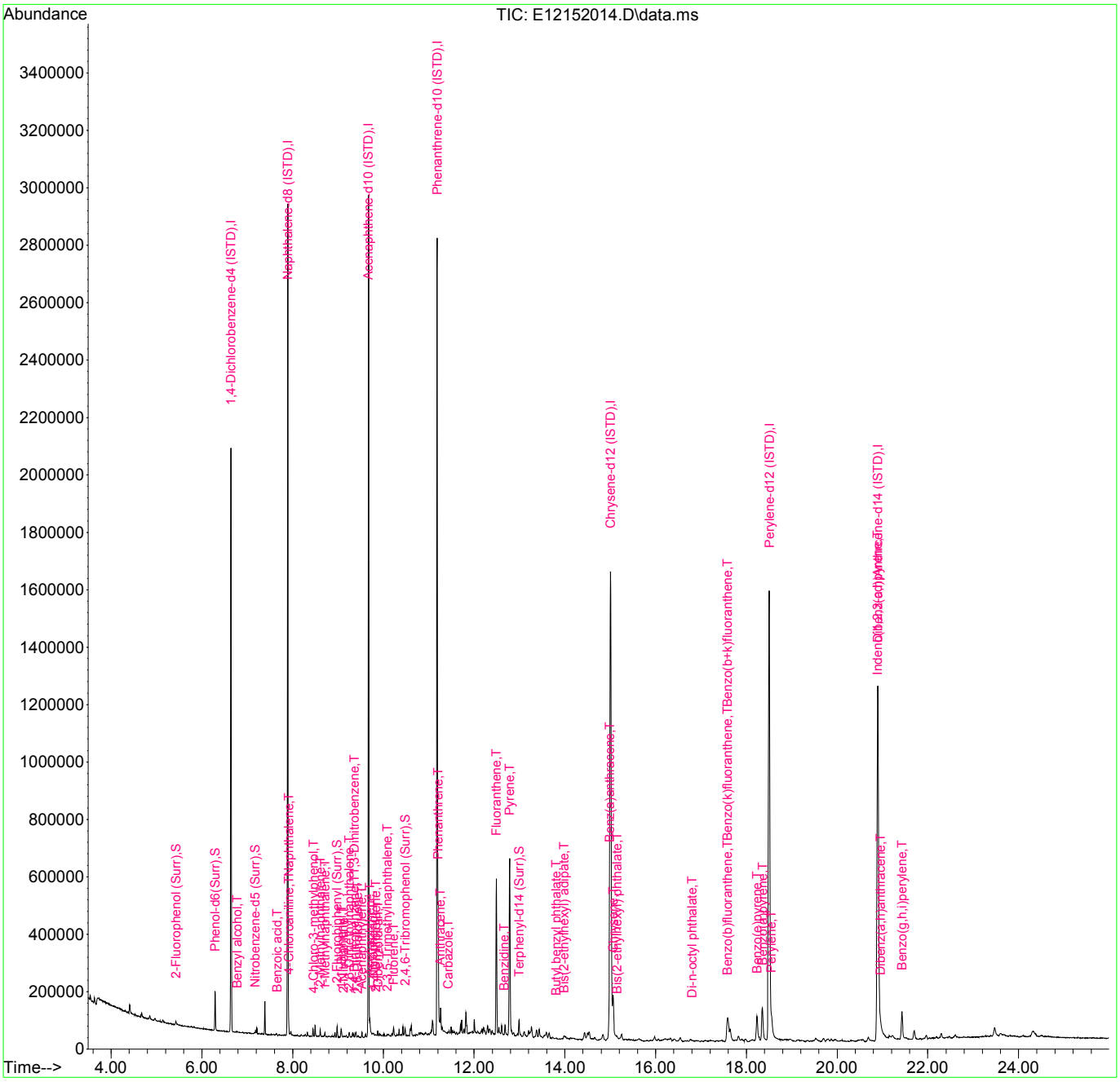

Quantitation Report (Qedit)

Data Path : C:\msdchem\1\DATA\2020-12\0L15035\
Data File : E12152014.D
Acq On : 15 Dec 2020 4:12 pm
Operator : JK/ AMS /DTH
Sample : 0120529-DUP2@40
Misc : 40x, 8270E LL Full List
ALS Vial : 8 Sample Multiplier: 1

Quant Time: Dec 16 10:26:24 2020
Quant Method : C:\msdchem\1\METHODS\SV5_100920R2.M
Quant Title : EPA 8270D: Semivolatile Organics
QLast Update : Fri Nov 06 15:57:17 2020
Response via : Initial Calibration

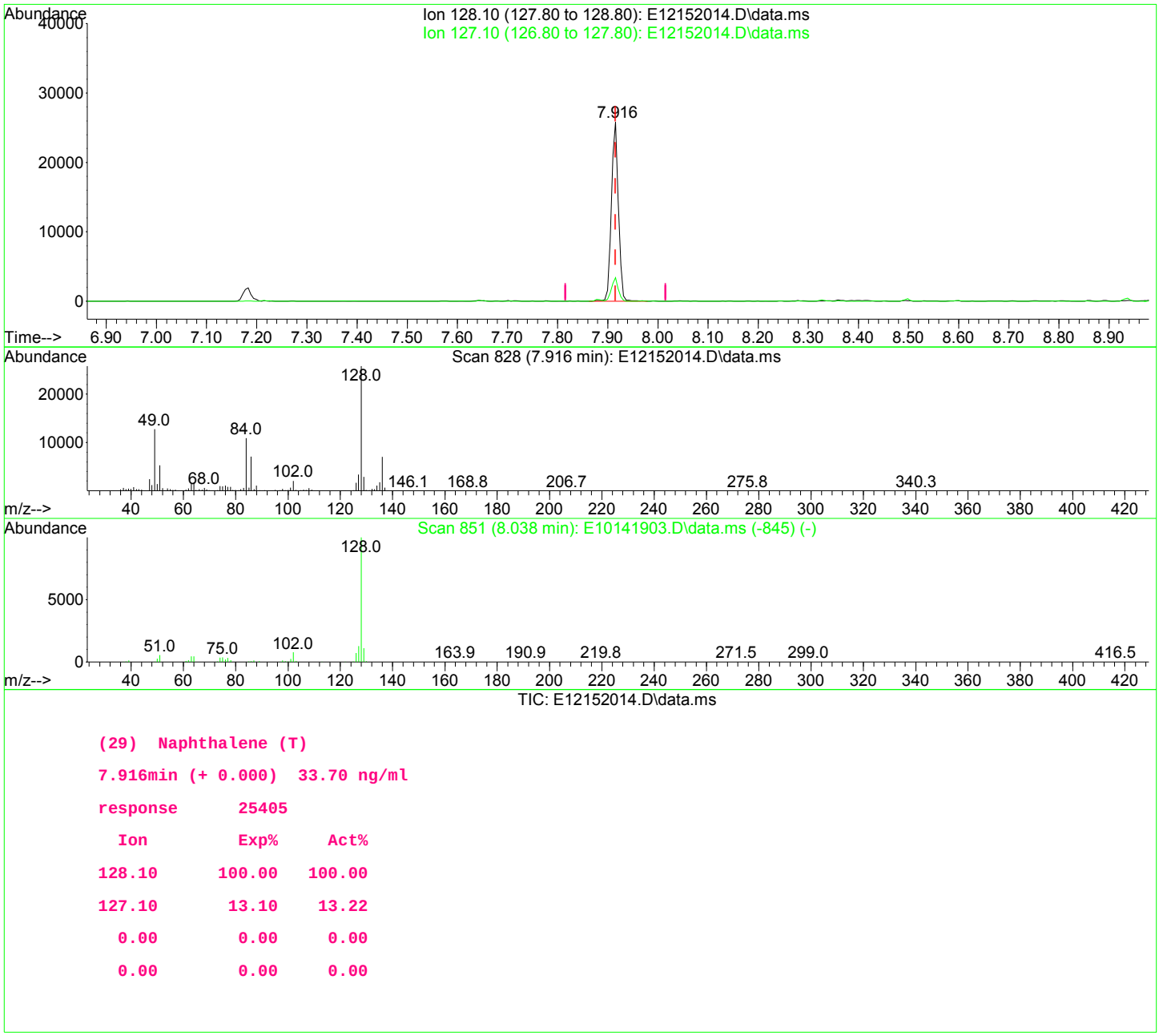

TIC: E12152014.D\data.ms

(29) Naphthalene (T)

7.916min (+ 0.000) 33.70 ng/ml

response 25405

Ion	Exp%	Act%
128.10	100.00	100.00
127.10	13.10	13.22
0.00	0.00	0.00
0.00	0.00	0.00

Quantitation Report (Qedit)

Data Path : C:\msdchem\1\DATA\2020-12\0L15035\
Data File : E12152014.D
Acq On : 15 Dec 2020 4:12 pm
Operator : JK/ AMS /DTH
Sample : 0120529-DUP2@40
Misc : 40x, 8270E LL Full List
ALS Vial : 8 Sample Multiplier: 1

Quant Time: Dec 16 10:26:24 2020
Quant Method : C:\msdchem\1\METHODS\SV5_100920R2.M
Quant Title : EPA 8270D: Semivolatile Organics
QLast Update : Fri Nov 06 15:57:17 2020
Response via : Initial Calibration

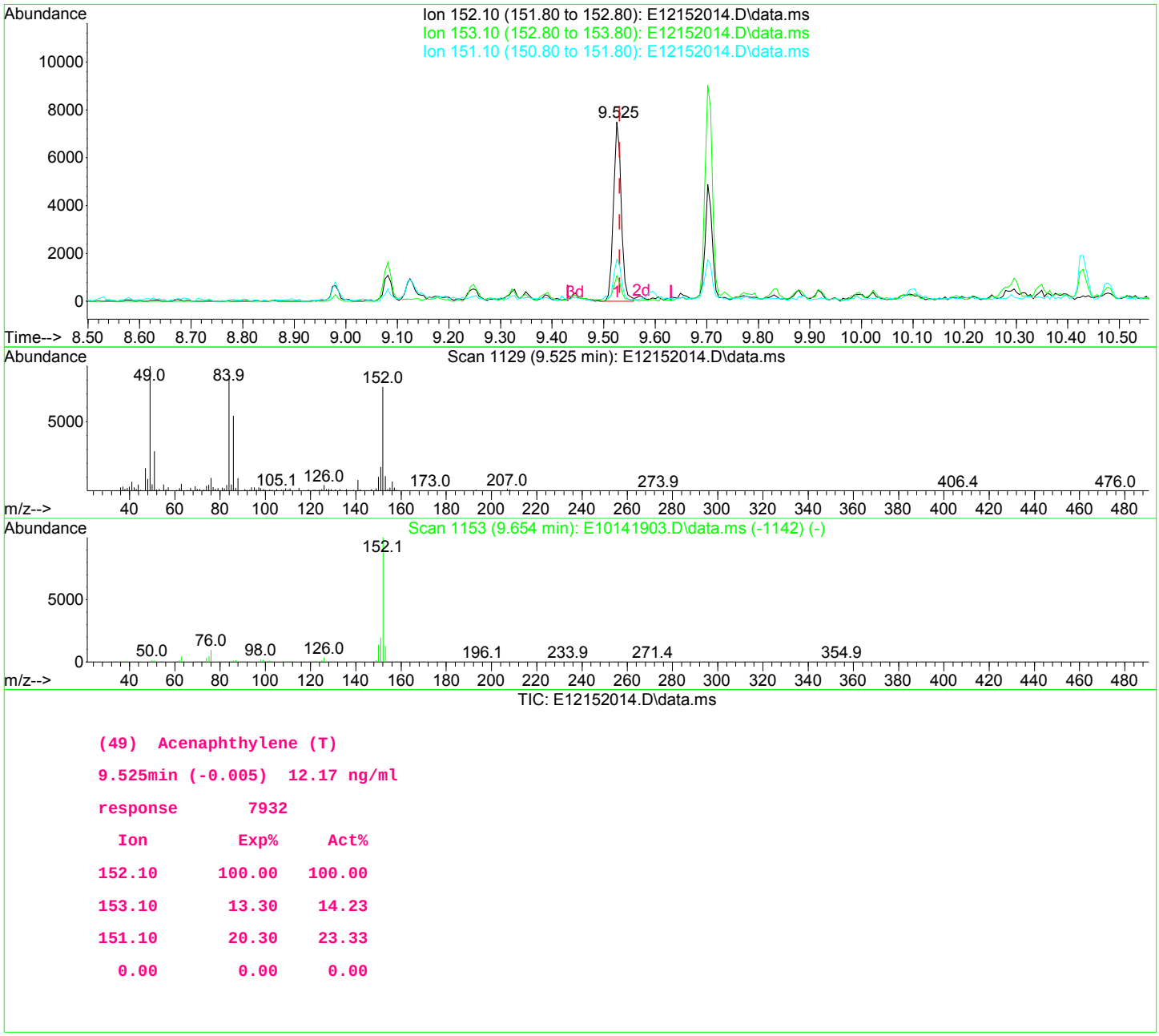

TIC: E12152014.D\data.ms

(49) Acenaphthylene (T)

9.525min (-0.005) 12.17 ng/ml

response 7932

Ion	Exp%	Act%
152.10	100.00	100.00
153.10	13.30	14.23
151.10	20.30	23.33
0.00	0.00	0.00

Quantitation Report (Qedit)

Data Path : C:\msdchem\1\DATA\2020-12\0L15035\
Data File : E12152014.D
Acq On : 15 Dec 2020 4:12 pm
Operator : JK/ AMS /DTH
Sample : 0120529-DUP2@40
Misc : 40x, 8270E LL Full List
ALS Vial : 8 Sample Multiplier: 1

Quant Time: Dec 16 10:26:24 2020
Quant Method : C:\msdchem\1\METHODS\SV5_100920R2.M
Quant Title : EPA 8270D: Semivolatile Organics
QLast Update : Fri Nov 06 15:57:17 2020
Response via : Initial Calibration

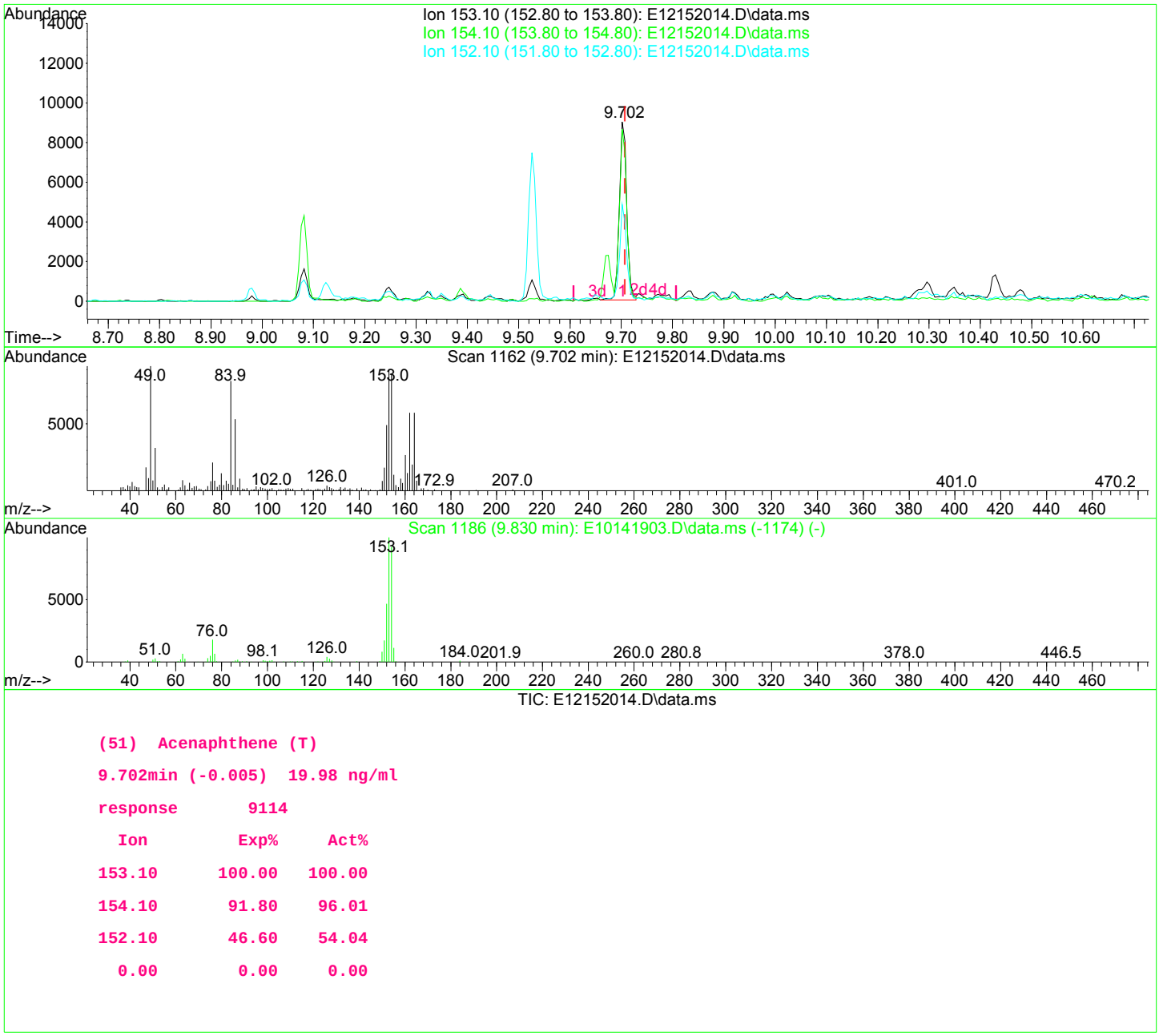

TIC: E12152014.D\data.ms

(51) Acenaphthene (T)

9.702min (-0.005) 19.98 ng/ml

response 9114

Ion	Exp%	Act%
153.10	100.00	100.00
154.10	91.80	96.01
152.10	46.60	54.04
0.00	0.00	0.00

Quantitation Report (Qedit)

Data Path : C:\msdchem\1\DATA\2020-12\0L15035\
Data File : E12152014.D
Acq On : 15 Dec 2020 4:12 pm
Operator : JK/ AMS /DTH
Sample : 0120529-DUP2@40
Misc : 40x, 8270E LL Full List
ALS Vial : 8 Sample Multiplier: 1

Quant Time: Dec 16 10:26:24 2020
Quant Method : C:\msdchem\1\METHODS\SV5_100920R2.M
Quant Title : EPA 8270D: Semivolatile Organics
QLast Update : Fri Nov 06 15:57:17 2020
Response via : Initial Calibration

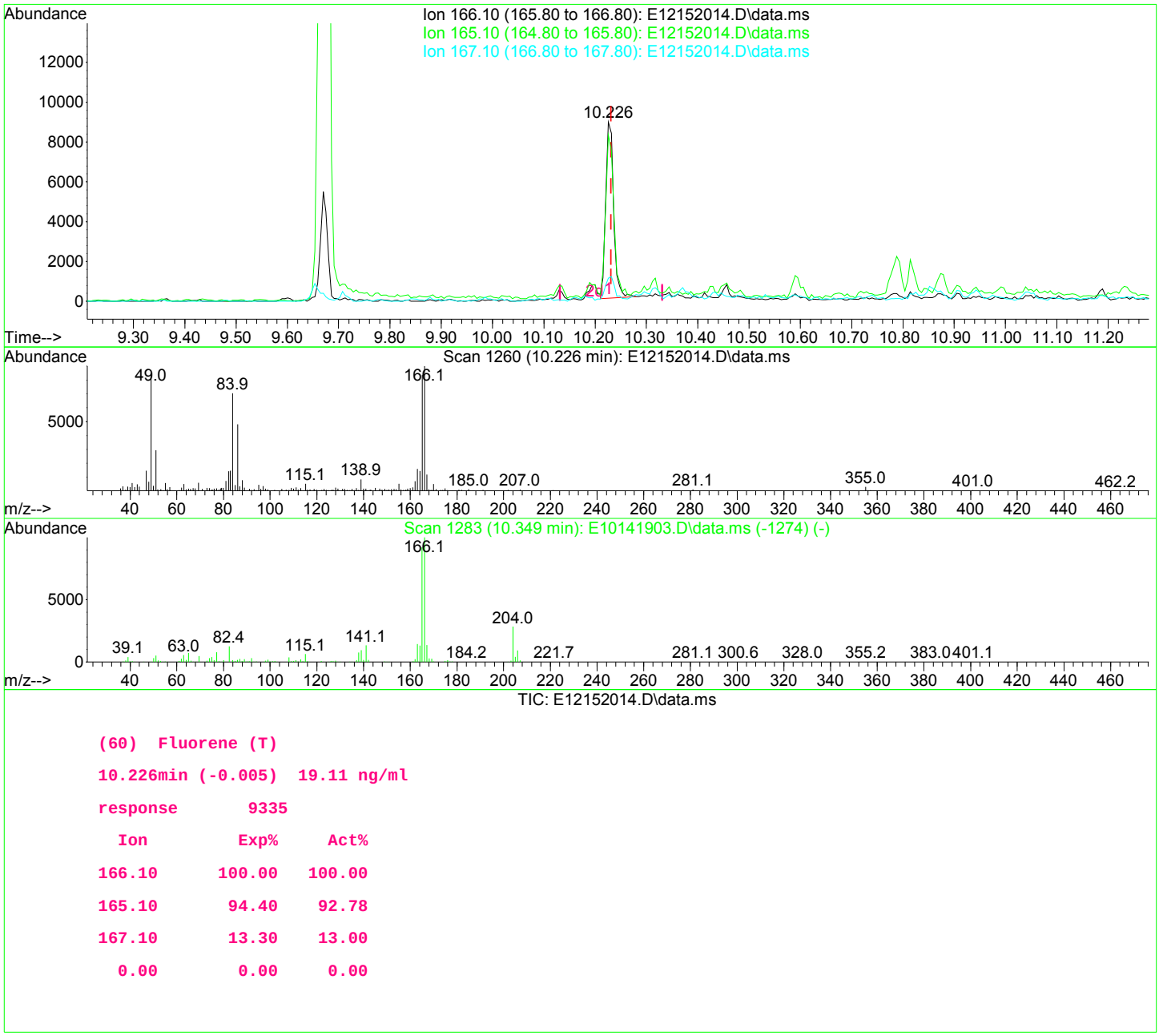

TIC: E12152014.D\data.ms

(60) Fluorene (T)

10.226min (-0.005) 19.11 ng/ml

response 9335

Ion	Exp%	Act%
166.10	100.00	100.00
165.10	94.40	92.78
167.10	13.30	13.00
0.00	0.00	0.00

Quantitation Report (Qedit)

Data Path : C:\msdchem\1\DATA\2020-12\0L15035\
Data File : E12152014.D
Acq On : 15 Dec 2020 4:12 pm
Operator : JK/ AMS /DTH
Sample : 0120529-DUP2@40
Misc : 40x, 8270E LL Full List
ALS Vial : 8 Sample Multiplier: 1

Quant Time: Dec 16 10:26:24 2020
Quant Method : C:\msdchem\1\METHODS\SV5_100920R2.M
Quant Title : EPA 8270D: Semivolatile Organics
QLast Update : Fri Nov 06 15:57:17 2020
Response via : Initial Calibration

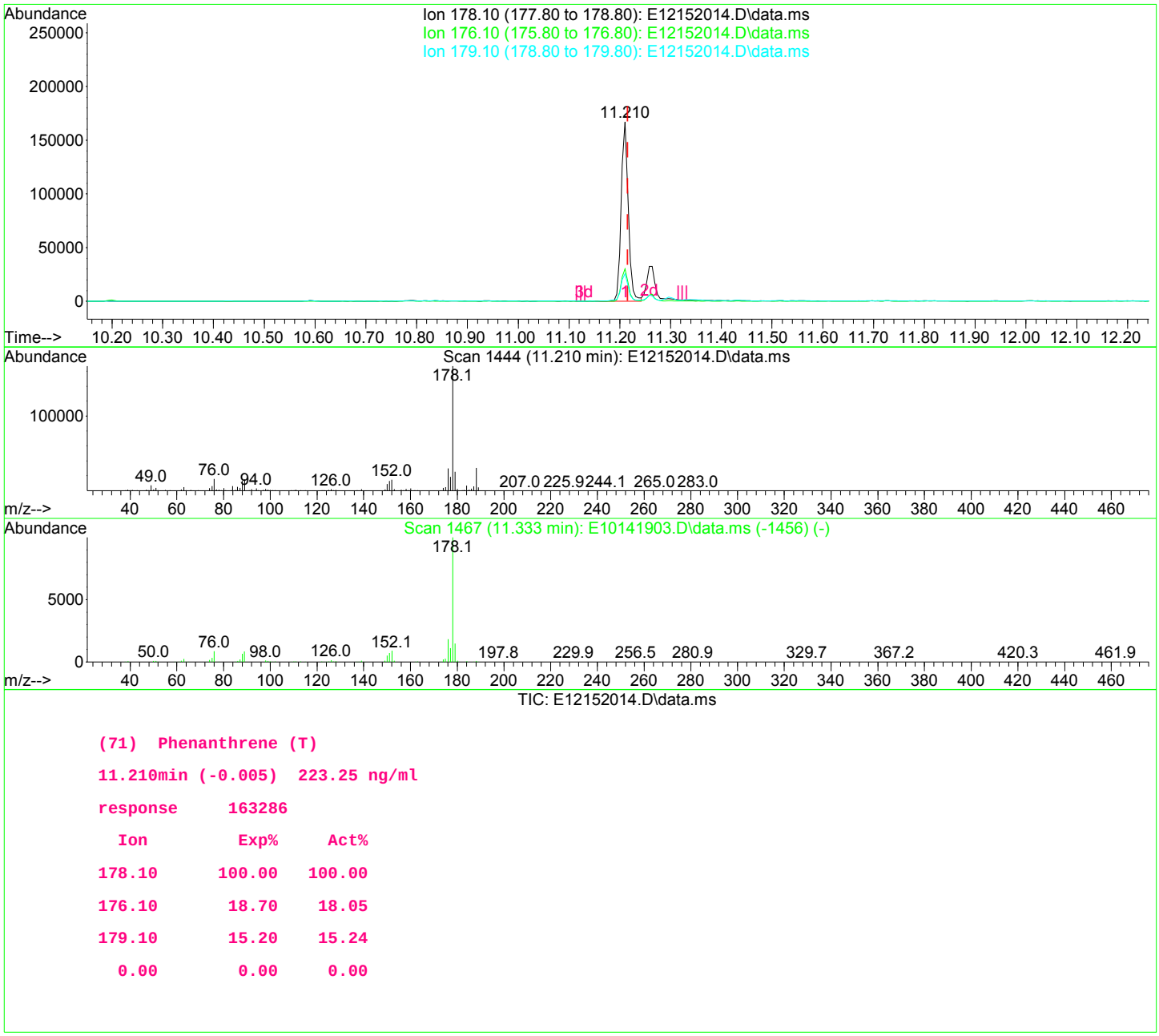

TIC: E12152014.D\data.ms

(71) Phenanthrene (T)

11.210min (-0.005) 223.25 ng/ml

response 163286

Ion	Exp%	Act%
178.10	100.00	100.00
176.10	18.70	18.05
179.10	15.20	15.24
0.00	0.00	0.00

Quantitation Report (Qedit)

Data Path : C:\msdchem\1\DATA\2020-12\0L15035\
Data File : E12152014.D
Acq On : 15 Dec 2020 4:12 pm
Operator : JK/ AMS /DTH
Sample : 0120529-DUP2@40
Misc : 40x, 8270E LL Full List
ALS Vial : 8 Sample Multiplier: 1

Quant Time: Dec 16 10:26:24 2020
Quant Method : C:\msdchem\1\METHODS\SV5_100920R2.M
Quant Title : EPA 8270D: Semivolatile Organics
QLast Update : Fri Nov 06 15:57:17 2020
Response via : Initial Calibration

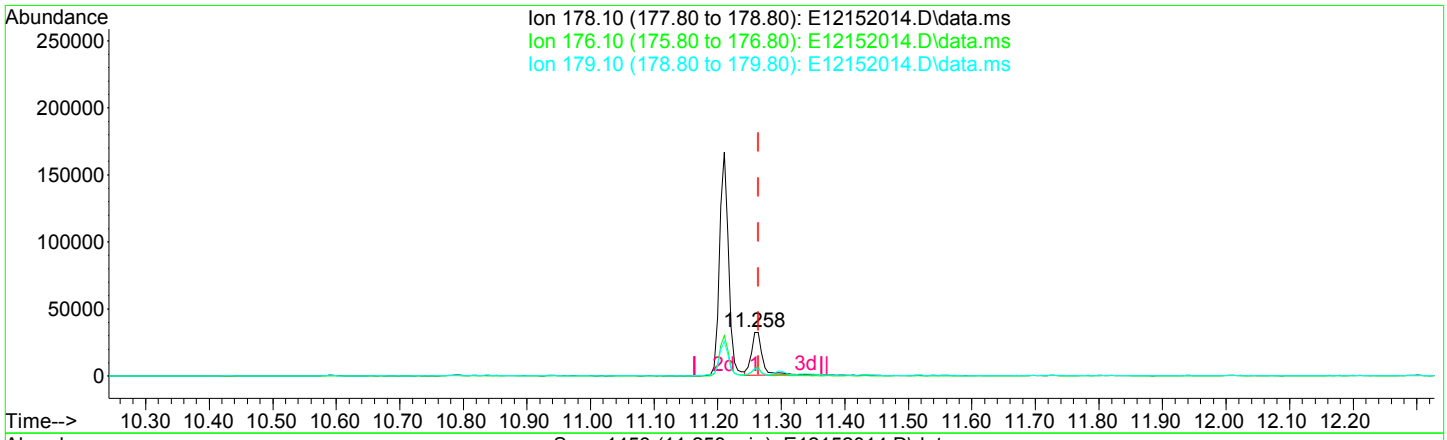

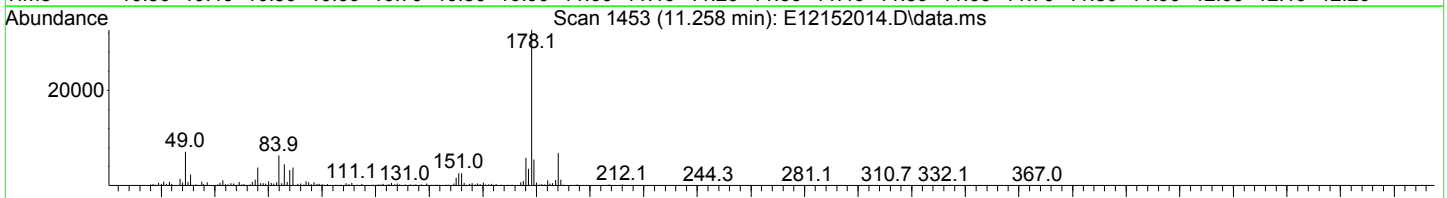

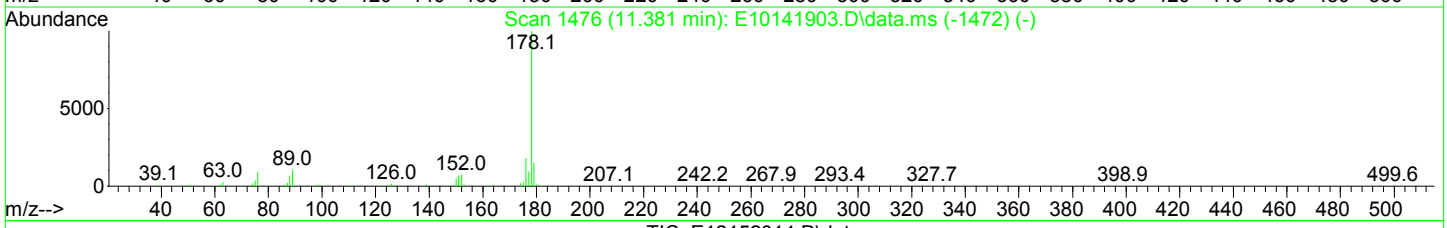

TIC: E12152014.D\data.ms

(72) Anthracene (T)

11.258min (-0.005) 54.06 ng/ml

response 38428

Ion	Exp%	Act%
178.10	100.00	100.00
176.10	18.40	17.71
179.10	15.30	16.73
0.00	0.00	0.00

Quantitation Report (Qedit)

Data Path : C:\msdchem\1\DATA\2020-12\0L15035\
Data File : E12152014.D
Acq On : 15 Dec 2020 4:12 pm
Operator : JK/ AMS /DTH
Sample : 0120529-DUP2@40
Misc : 40x, 8270E LL Full List
ALS Vial : 8 Sample Multiplier: 1

Quant Time: Dec 16 10:26:24 2020
Quant Method : C:\msdchem\1\METHODS\SV5_100920R2.M
Quant Title : EPA 8270D: Semivolatile Organics
QLast Update : Fri Nov 06 15:57:17 2020
Response via : Initial Calibration

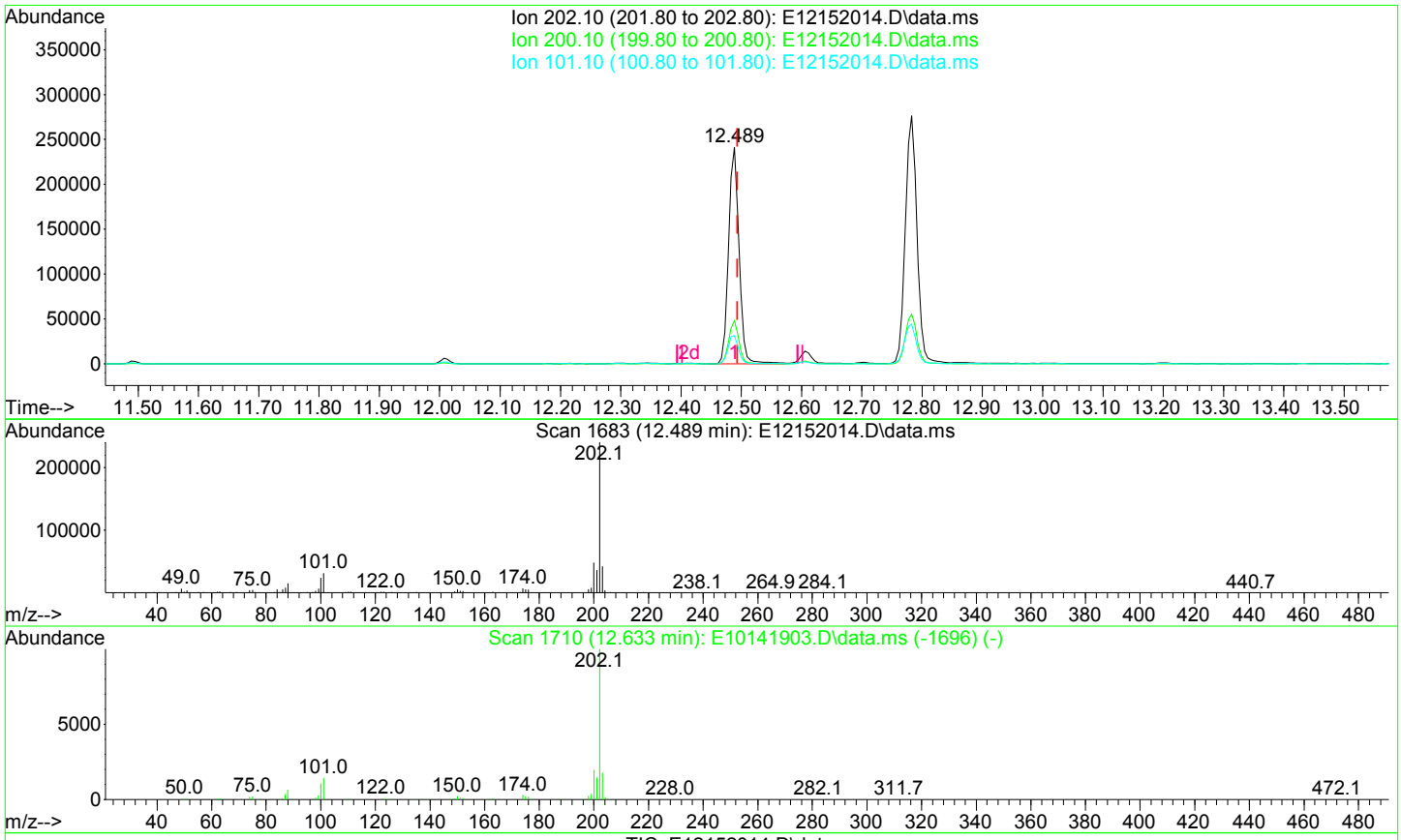

TIC: E12152014.D\data.ms

(75) Fluoranthene (T)

12.489min (-0.005) 405.89 ng/ml

response 289827

Ion	Exp%	Act%
202.10	100.00	100.00
200.10	20.10	19.92
101.10	15.70	13.13
0.00	0.00	0.00

Quantitation Report (Qedit)

Data Path : C:\msdchem\1\DATA\2020-12\0L15035\
Data File : E12152014.D
Acq On : 15 Dec 2020 4:12 pm
Operator : JK/ AMS /DTH
Sample : 0120529-DUP2@40
Misc : 40x, 8270E LL Full List
ALS Vial : 8 Sample Multiplier: 1

Quant Time: Dec 16 10:26:24 2020
Quant Method : C:\msdchem\1\METHODS\SV5_100920R2.M
Quant Title : EPA 8270D: Semivolatile Organics
QLast Update : Fri Nov 06 15:57:17 2020
Response via : Initial Calibration

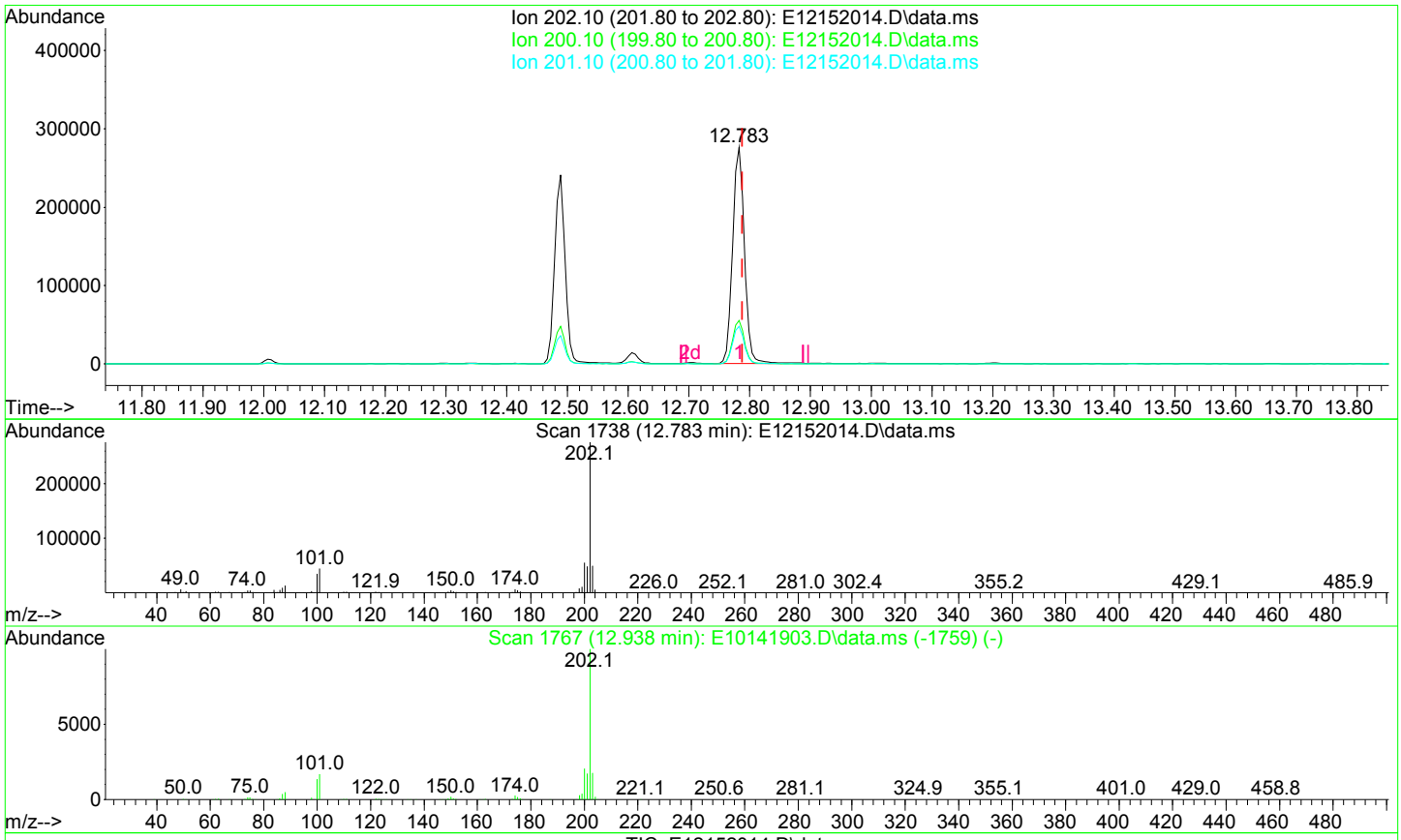

TIC: E12152014.D\data.ms

(77) Pyrene (T)

12.783min (-0.005) 490.15 ng/ml

response 369235

Ion	Exp%	Act%
202.10	100.00	100.00
200.10	20.20	20.06
201.10	17.40	17.34
0.00	0.00	0.00

Quantitation Report (Qedit)

Data Path : C:\msdchem\1\DATA\2020-12\0L15035\
Data File : E12152014.D
Acq On : 15 Dec 2020 4:12 pm
Operator : JK/ AMS /DTH
Sample : 0120529-DUP2@40
Misc : 40x, 8270E LL Full List
ALS Vial : 8 Sample Multiplier: 1

Quant Time: Dec 16 10:26:24 2020
Quant Method : C:\msdchem\1\METHODS\SV5_100920R2.M
Quant Title : EPA 8270D: Semivolatile Organics
QLast Update : Fri Nov 06 15:57:17 2020
Response via : Initial Calibration

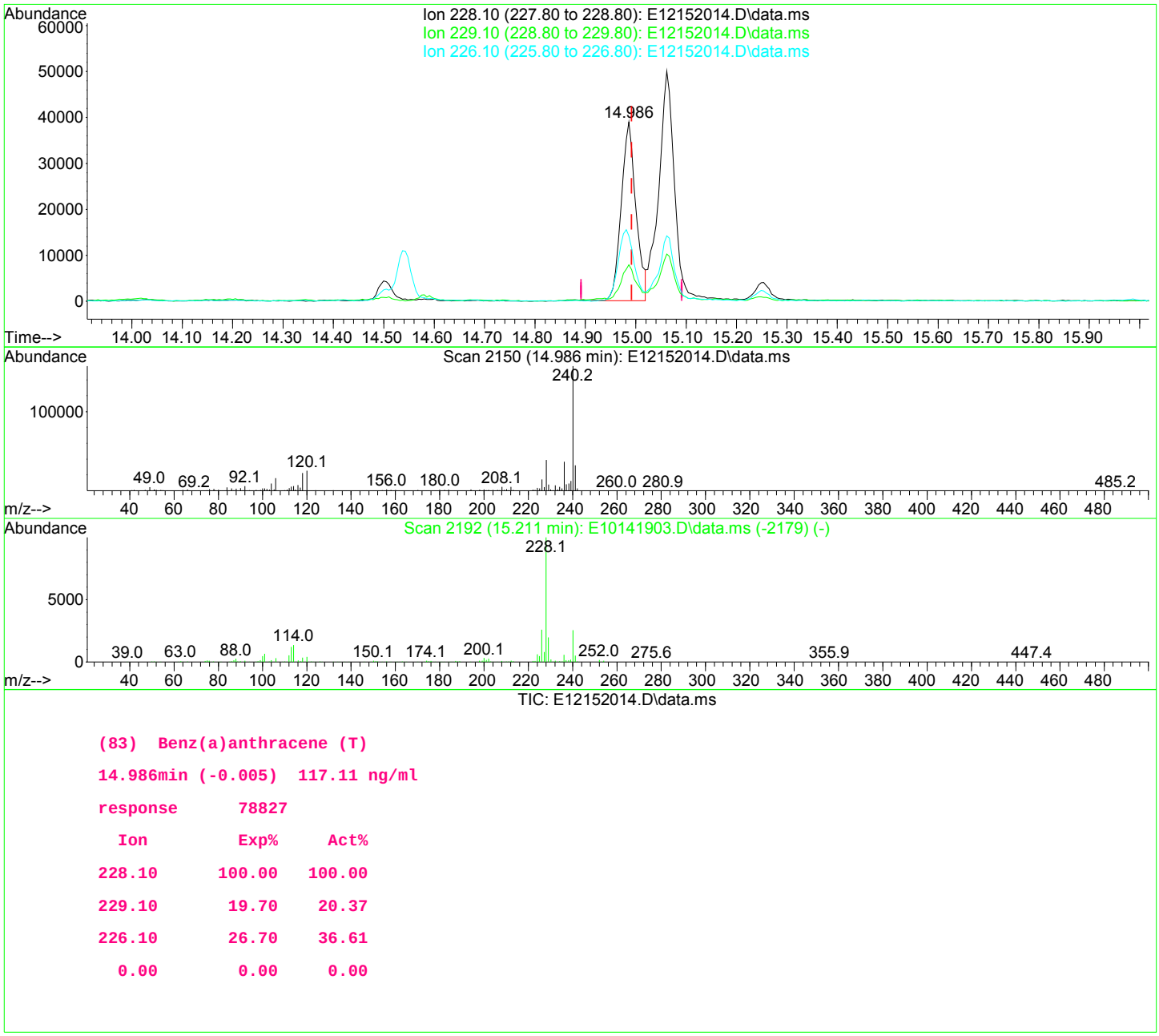

TIC: E12152014.D\data.ms

(83) Benz(a)anthracene (T)

14.986min (-0.005) 117.11 ng/ml

response 78827

Ion	Exp%	Act%
228.10	100.00	100.00
229.10	19.70	20.37
226.10	26.70	36.61
0.00	0.00	0.00

Quantitation Report (Qedit)

Data Path : C:\msdchem\1\DATA\2020-12\0L15035\
Data File : E12152014.D
Acq On : 15 Dec 2020 4:12 pm
Operator : JK/ AMS /DTH
Sample : 0120529-DUP2@40
Misc : 40x, 8270E LL Full List
ALS Vial : 8 Sample Multiplier: 1

Quant Time: Dec 16 10:26:24 2020
Quant Method : C:\msdchem\1\METHODS\SV5_100920R2.M
Quant Title : EPA 8270D: Semivolatile Organics
QLast Update : Fri Nov 06 15:57:17 2020
Response via : Initial Calibration

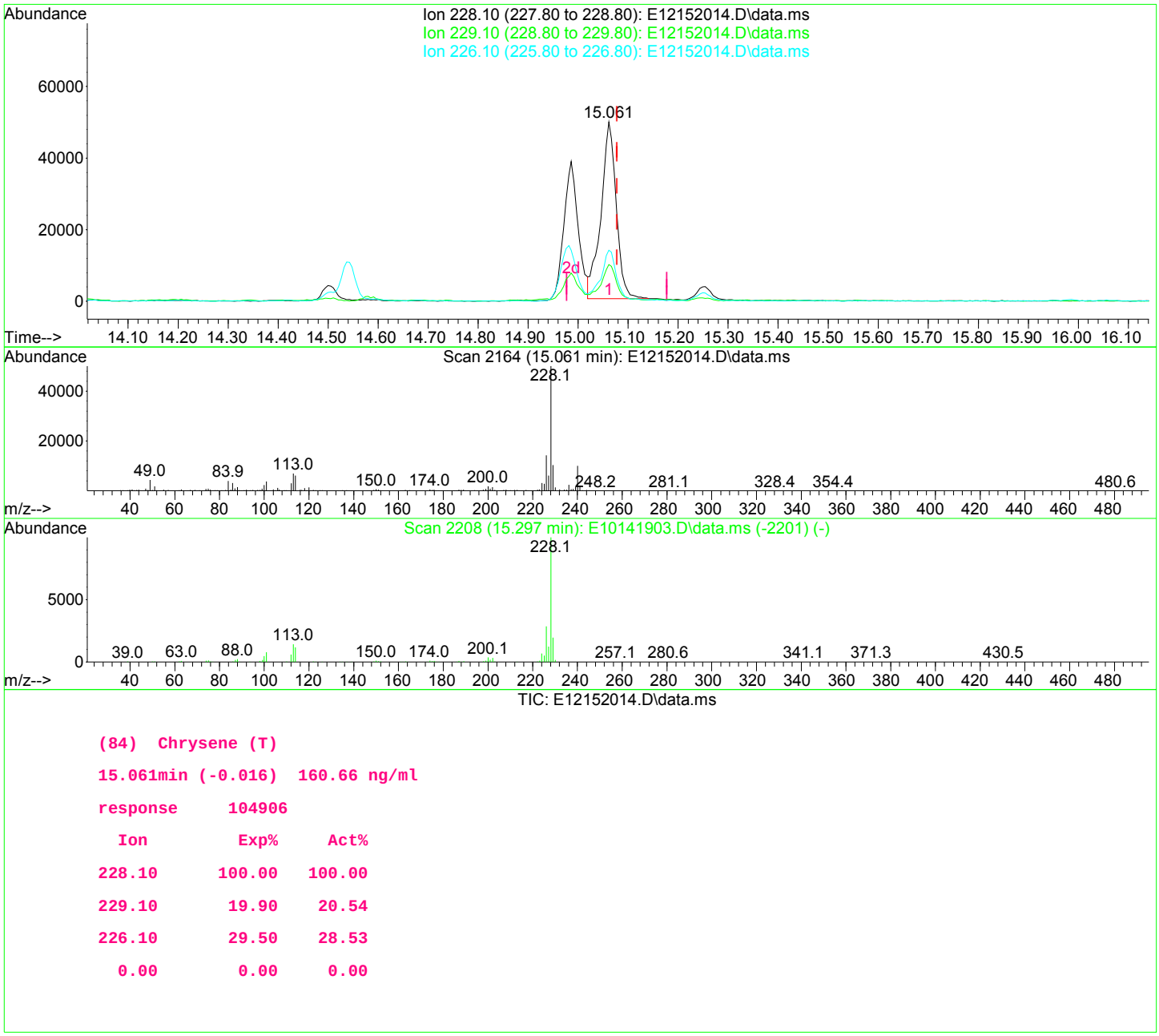

TIC: E12152014.D\data.ms

(84) Chrysene (T)

15.061min (-0.016) 160.66 ng/ml

response 104906

Ion	Exp%	Act%
228.10	100.00	100.00
229.10	19.90	20.54
226.10	29.50	28.53
0.00	0.00	0.00

Quantitation Report (Qedit)

Data Path : C:\msdchem\1\DATA\2020-12\0L15035\
Data File : E12152014.D
Acq On : 15 Dec 2020 4:12 pm
Operator : JK/ AMS /DTH
Sample : 0120529-DUP2@40
Misc : 40x, 8270E LL Full List
ALS Vial : 8 Sample Multiplier: 1

Quant Time: Dec 16 10:26:24 2020
Quant Method : C:\msdchem\1\METHODS\SV5_100920R2.M
Quant Title : EPA 8270D: Semivolatile Organics
QLast Update : Fri Nov 06 15:57:17 2020
Response via : Initial Calibration

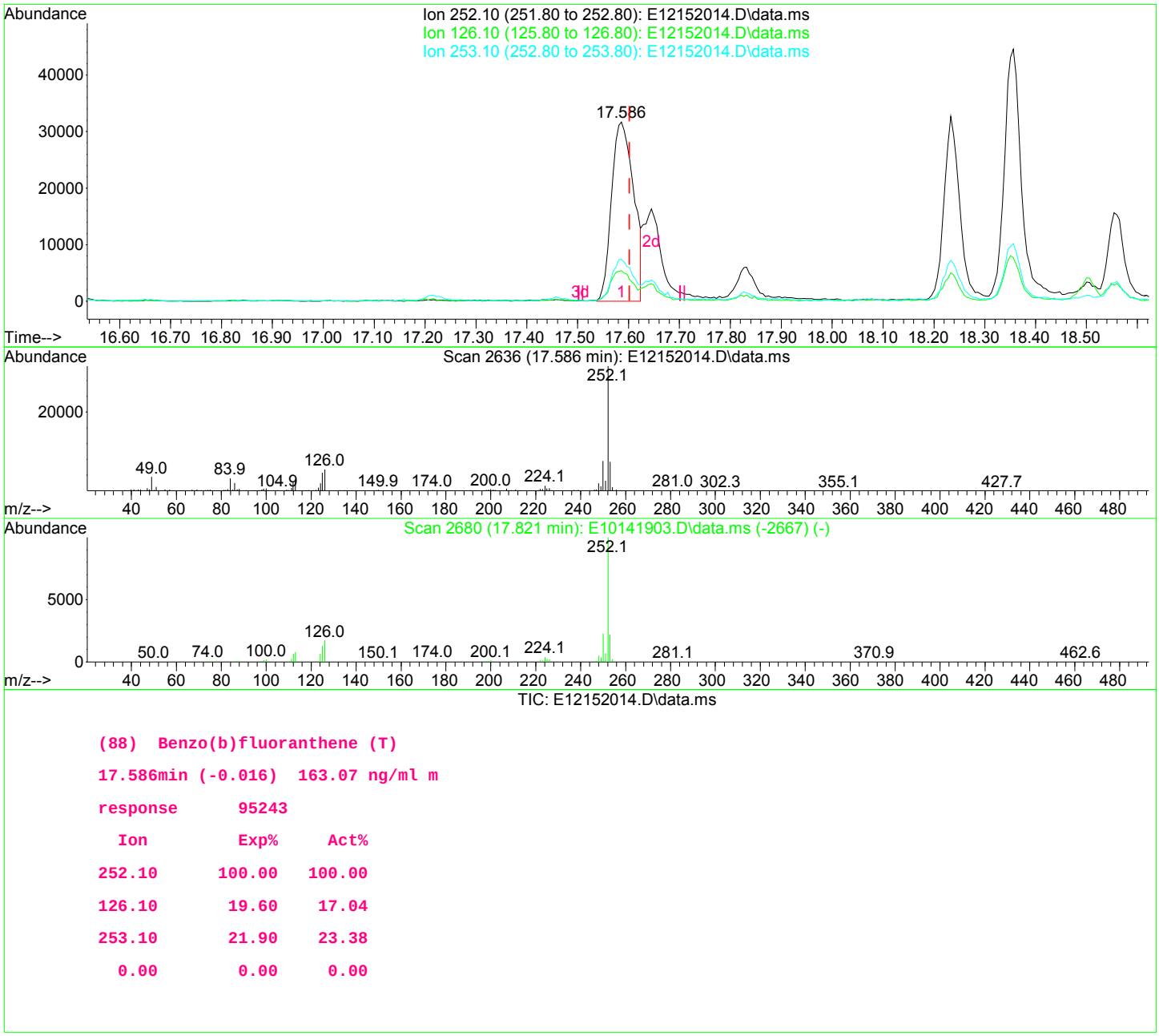

TIC: E12152014.D\data.ms

(88) Benzo(b)fluoranthene (T)

17.586min (-0.016) 163.07 ng/ml m

response 95243

Ion	Exp%	Act%
252.10	100.00	100.00
126.10	19.60	17.04
253.10	21.90	23.38
0.00	0.00	0.00

Quantitation Report (Qedit)

Data Path : C:\msdchem\1\DATA\2020-12\0L15035\
Data File : E12152014.D
Acq On : 15 Dec 2020 4:12 pm
Operator : JK/ AMS /DTH
Sample : 0120529-DUP2@40
Misc : 40x, 8270E LL Full List
ALS Vial : 8 Sample Multiplier: 1

Quant Time: Dec 16 10:26:24 2020
Quant Method : C:\msdchem\1\METHODS\SV5_100920R2.M
Quant Title : EPA 8270D: Semivolatile Organics
QLast Update : Fri Nov 06 15:57:17 2020
Response via : Initial Calibration

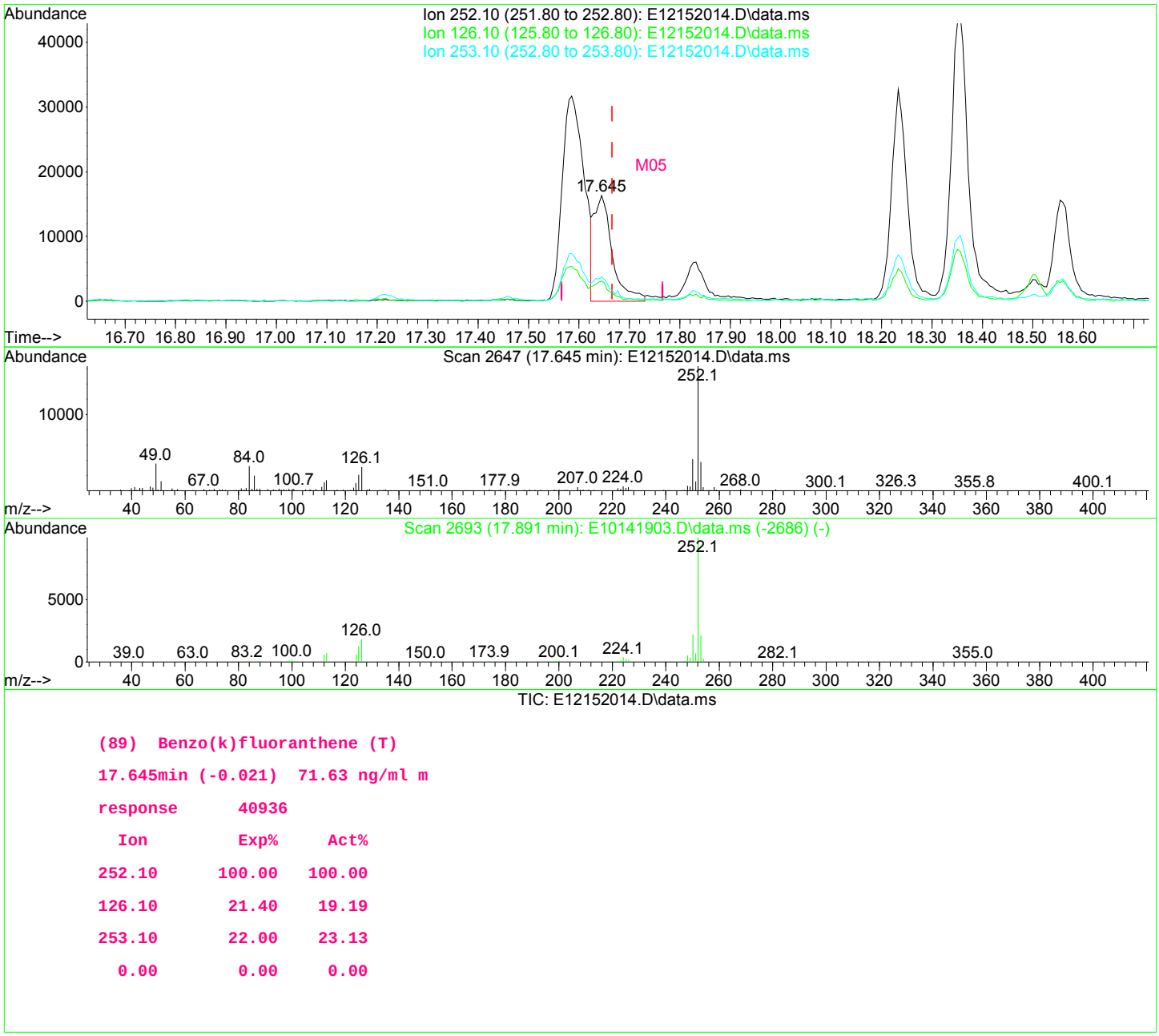

TIC: E12152014.D\data.ms

(89) Benzo(k)fluoranthene (T)

17.645min (-0.021) 71.63 ng/ml m

response 40936

Ion	Exp%	Act%
252.10	100.00	100.00
126.10	21.40	19.19
253.10	22.00	23.13
0.00	0.00	0.00

Quantitation Report (Qedit)

Data Path : C:\msdchem\1\DATA\2020-12\0L15035\
Data File : E12152014.D
Acq On : 15 Dec 2020 4:12 pm
Operator : JK/ AMS /DTH
Sample : 0120529-DUP2@40
Misc : 40x, 8270E LL Full List
ALS Vial : 8 Sample Multiplier: 1

Quant Time: Dec 16 10:26:24 2020
Quant Method : C:\msdchem\1\METHODS\SV5_100920R2.M
Quant Title : EPA 8270D: Semivolatile Organics
QLast Update : Fri Nov 06 15:57:17 2020
Response via : Initial Calibration

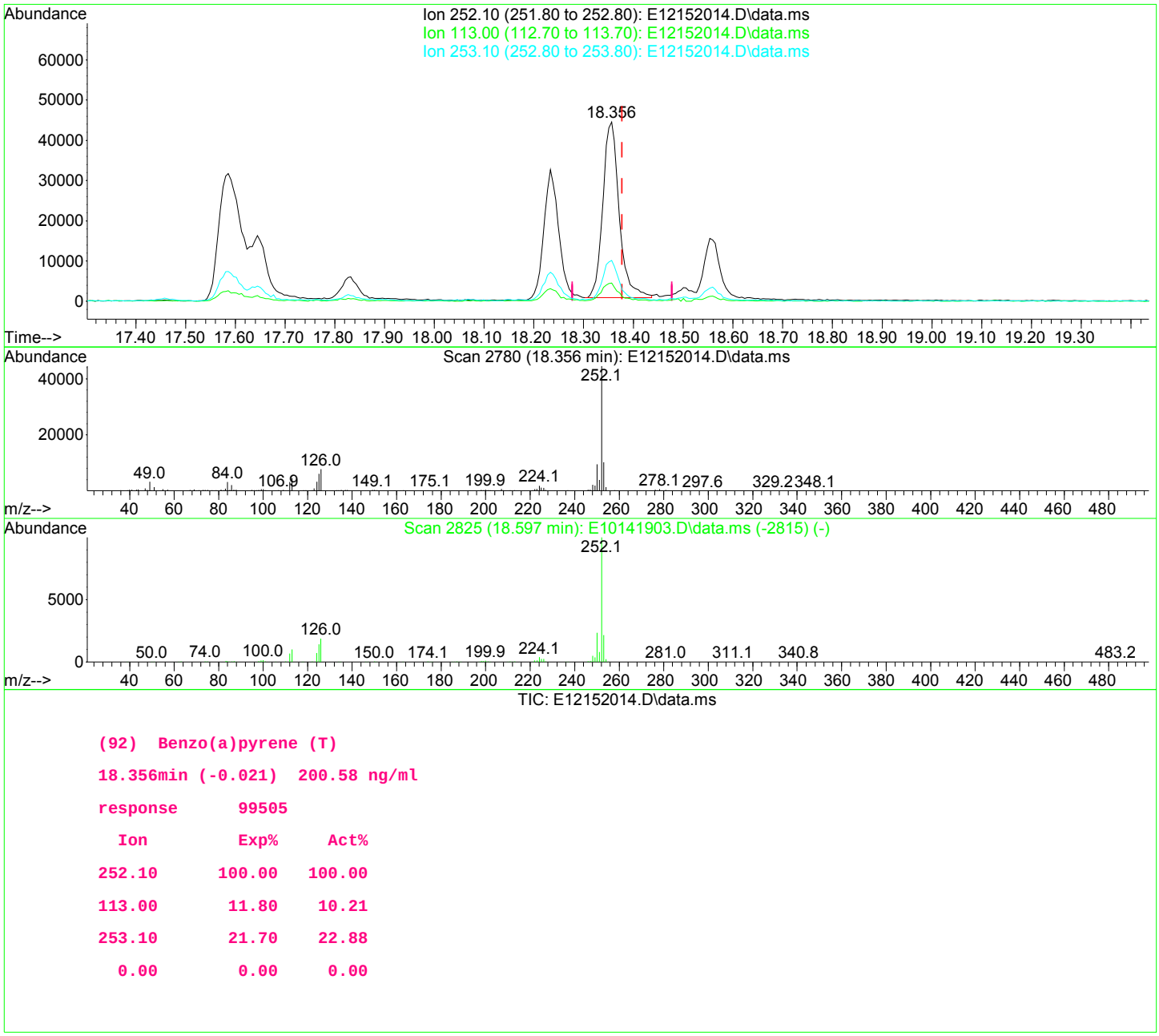

TIC: E12152014.D\data.ms

(92) Benzo(a)pyrene (T)

18.356min (-0.021) 200.58 ng/ml

response 99505

Ion	Exp%	Act%
252.10	100.00	100.00
113.00	11.80	10.21
253.10	21.70	22.88
0.00	0.00	0.00

Quantitation Report (Qedit)

Data Path : C:\msdchem\1\DATA\2020-12\0L15035\
Data File : E12152014.D
Acq On : 15 Dec 2020 4:12 pm
Operator : JK/ AMS /DTH
Sample : 0120529-DUP2@40
Misc : 40x, 8270E LL Full List
ALS Vial : 8 Sample Multiplier: 1

Quant Time: Dec 16 10:26:24 2020
Quant Method : C:\msdchem\1\METHODS\SV5_100920R2.M
Quant Title : EPA 8270D: Semivolatile Organics
QLast Update : Fri Nov 06 15:57:17 2020
Response via : Initial Calibration

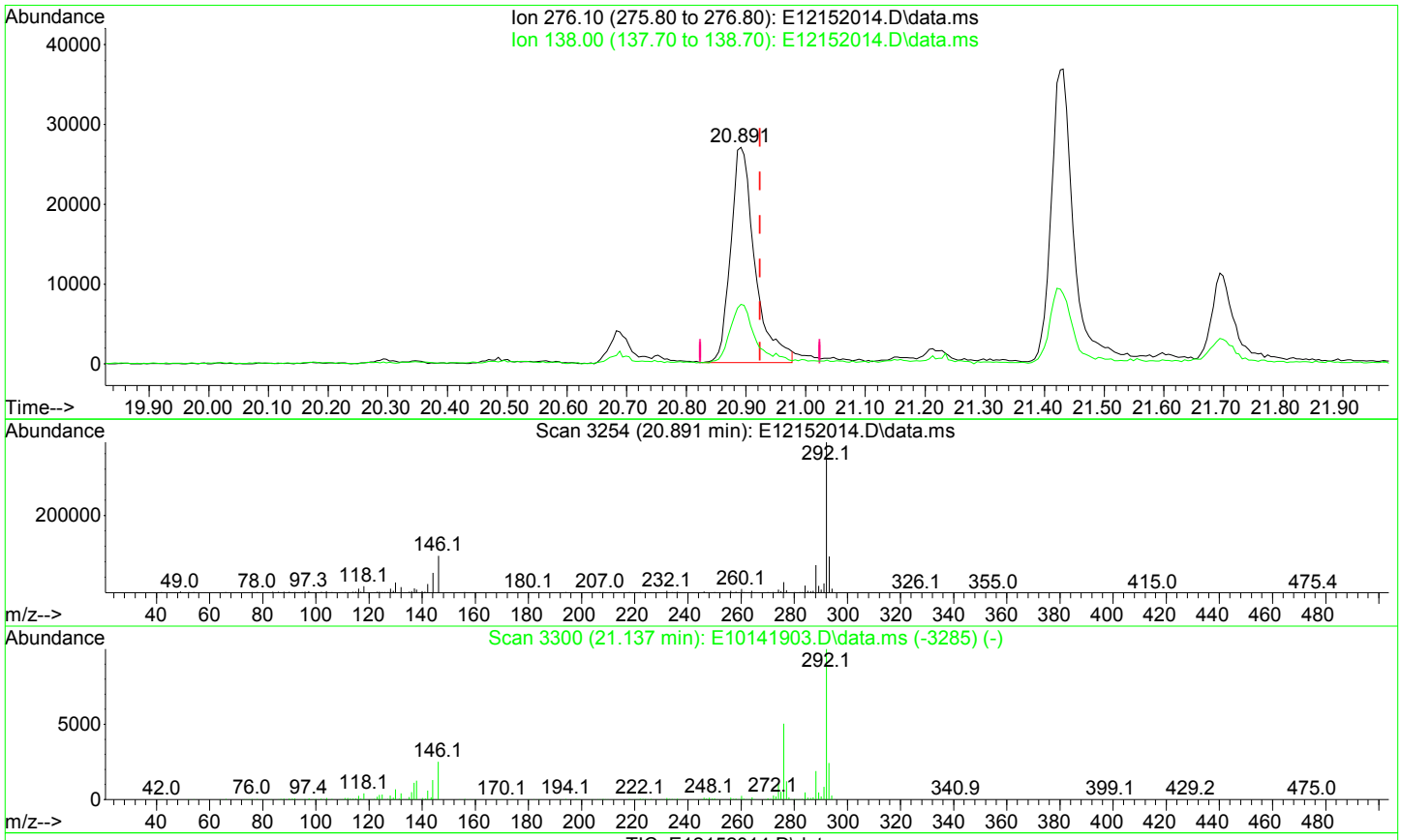

TIC: E12152014.D\data.ms

(95) Indeno(1,2,3-cd)pyrene (T)

20.891min (-0.032) 129.55 ng/ml

response 76230

Ion	Exp%	Act%
276.10	100.00	100.00
138.00	28.30	27.57
0.00	0.00	0.00
0.00	0.00	0.00

Quantitation Report (Qedit)

Data Path : C:\msdchem\1\DATA\2020-12\0L15035\
Data File : E12152014.D
Acq On : 15 Dec 2020 4:12 pm
Operator : JK/ AMS /DTH
Sample : 0120529-DUP2@40
Misc : 40x, 8270E LL Full List
ALS Vial : 8 Sample Multiplier: 1

Quant Time: Dec 16 10:26:24 2020
Quant Method : C:\msdchem\1\METHODS\SV5_100920R2.M
Quant Title : EPA 8270D: Semivolatile Organics
QLast Update : Fri Nov 06 15:57:17 2020
Response via : Initial Calibration

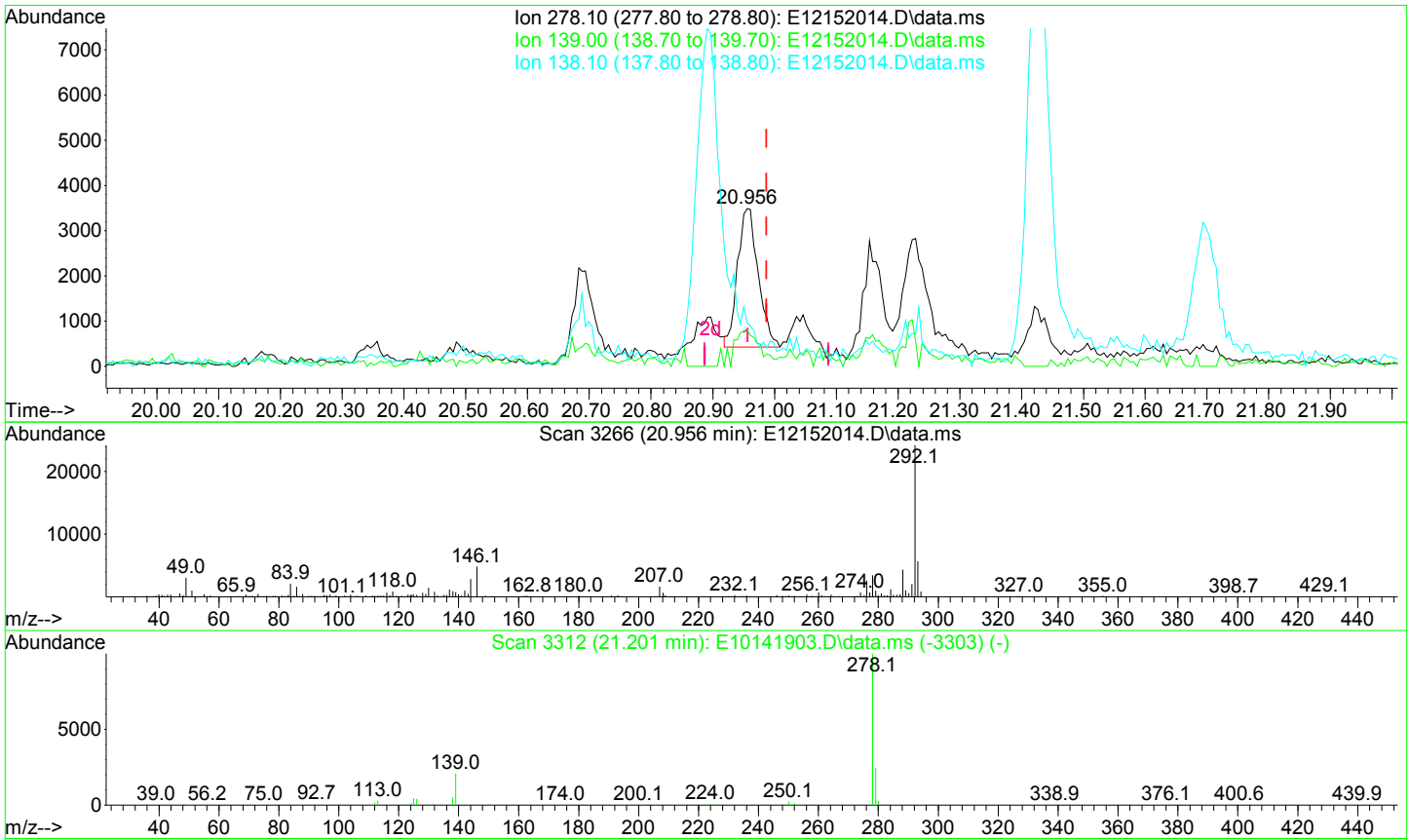

TIC: E12152014.D\data.ms

(96) Dibenz(a,h)anthracene (T)

20.956min (-0.032) 12.93 ng/ml

response 7085

Ion	Exp%	Act%
278.10	100.00	100.00
139.00	22.70	23.08
138.10	16.90	27.29
0.00	0.00	0.00

Quantitation Report (Qedit)

Data Path : C:\msdchem\1\DATA\2020-12\0L15035\
Data File : E12152014.D
Acq On : 15 Dec 2020 4:12 pm
Operator : JK/ AMS /DTH
Sample : 0120529-DUP2@40
Misc : 40x, 8270E LL Full List
ALS Vial : 8 Sample Multiplier: 1

Quant Time: Dec 16 10:26:24 2020
Quant Method : C:\msdchem\1\METHODS\SV5_100920R2.M
Quant Title : EPA 8270D: Semivolatile Organics
QLast Update : Fri Nov 06 15:57:17 2020
Response via : Initial Calibration

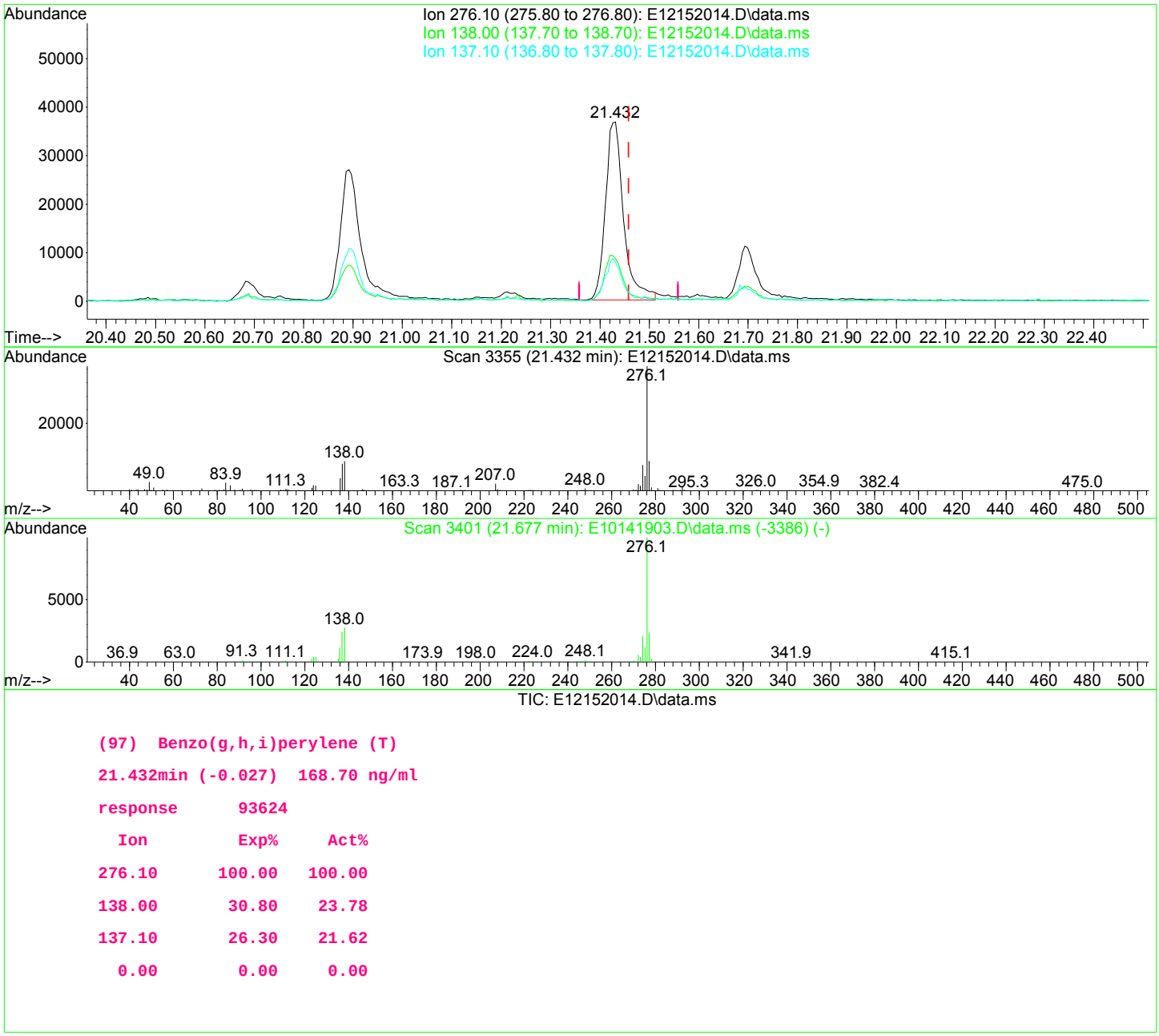

TIC: E12152014.D\data.ms

(97) Benzo(g,h,i)perylene (T)

21.432min (-0.027) 168.70 ng/ml

response 93624

Ion	Exp%	Act%
276.10	100.00	100.00
138.00	30.80	23.78
137.10	26.30	21.62
0.00	0.00	0.00

APEX LABORATORIES, LLC
6700 SW Sandburg St. Tigard OR 97223 phone 503-718-2323

Semivolatile Organic Compounds by EPA 8270E
Calibration Data

Sequence 0J09037 (Cal ID A0J1303) SV-GCMS5

ELEMENT SEQUENCE LOG

Apex Laboratories

Sequence:	0J09037	Instrument:	SV-GCMS5
Date:	**10/09/20 16:40**	Calibration:	**A0J1303**

#	Lab Number	Matrix	Analysis	Client	Due	Batch	ISTD ID	STD ID
1	0J09037-TUN1	Water	QC	QC			A20J165	A20I402
2	0J09037-ICB1	Water	QC	QC			A20J165	
3	0J09037-CAL1	Water	QC	QC			A20J165	A20J167
4	0J09037-CAL2	Water	QC	QC			A20J165	A20J168
5	0J09037-CAL3	Water	QC	QC			A20J165	A20J169
6	0J09037-CAL4	Water	QC	QC			A20J165	A20J170
7	0J09037-CAL5	Water	QC	QC			A20J165	A20J171
8	0J09037-CAL6	Water	QC	QC			A20J165	A20J172
9	0J09037-CAL7	Water	QC	QC			A20J165	A20J173
10	0J09037-CAL8	Water	QC	QC			A20J165	A20J174
11	0J09037-CAL9	Water	QC	QC			A20J165	A20J175
12	0J09037-CALA	Water	QC	QC			A20J165	A20J176
13	0J09037-IBL1	Water	QC	QC			A20J165	
14	0J09037-ICV1	Water	QC	QC			A20J165	A20I160
15	0J09037-IBL2	Water	QC	QC			A20J165	

Comments:

Data Entered By/Date: JK 10/13/20

Data Reviewed By/Date: MKZ 10/14/2020

Calibration Status Report SV-GCMS5

Method Path : K:\1\METHODS\
Method File : SV5_100920.M
Title : EPA 8270D: Semivolatile Organics
Last Update : Mon Oct 12 10:55:07 2020
Response Via : Initial Calibration

JK 10/13/20

A0J1303

#	ID	Conc	ISTD Conc	Path\File
1	20	20	2000	K:\1\DATA\2020-10\0J09037\E10092011.D
2	50	50	2000	K:\1\DATA\2020-10\0J09037\E10092012.D
3	100	100	2000	K:\1\DATA\2020-10\0J09037\E10092013.D
4	200	200	2000	K:\1\DATA\2020-10\0J09037\E10092014.D
5	500	500	2000	K:\1\DATA\2020-10\0J09037\E10092015.D
6	1000	1000	2000	K:\1\DATA\2020-10\0J09037\E10092016.D
7	2000	2000	2000	K:\1\DATA\2020-10\0J09037\E10092017.D
8	4000	4000	2000	K:\1\DATA\2020-10\0J09037\E10092018.D
9	6000	6000	2000	K:\1\DATA\2020-10\0J09037\E10092019.D
10	8000	8000	2000	K:\1\DATA\2020-10\0J09037\E10092020.D

#	ID	Update Time	Quant Time	Acquisition Time
1	20	Oct 12 10:54 2020	Oct 12 10:37 2020	9 Oct 2020 5:52 pm
2	50	Oct 12 10:54 2020	Oct 12 10:38 2020	9 Oct 2020 6:28 pm
3	100	Oct 12 10:54 2020	Oct 12 10:40 2020	9 Oct 2020 7:04 pm
4	200	Oct 12 10:54 2020	Oct 12 10:41 2020	9 Oct 2020 7:40 pm
5	500	Oct 12 10:54 2020	Oct 12 10:41 2020	9 Oct 2020 8:16 pm
6	1000	Oct 12 10:54 2020	Oct 12 10:43 2020	9 Oct 2020 8:52 pm
7	2000	Oct 12 10:54 2020	Oct 12 10:44 2020	9 Oct 2020 9:28 pm
8	4000	Oct 12 10:54 2020	Oct 12 10:44 2020	9 Oct 2020 10:04 pm
9	6000	Oct 12 10:55 2020	Oct 12 10:46 2020	9 Oct 2020 10:39 pm
10	8000	Oct 12 10:55 2020	Oct 12 10:48 2020	9 Oct 2020 11:14 pm

SV5_100920.M Mon Oct 12 13:19:06 2020

Response Factor Report SV-GCMS5

Method Path : K:\1\METHODS\
Method File : SV5_100920.M
Title : EPA 8270D: Semivolatile Organics
Last Update : Mon Oct 12 10:55:07 2020
Response Via : Initial Calibration

JK 10/13/20

Calibration Files
20 =E10092011.D 50 =E10092012.D 100 =E10092013.D 200 =E10092014.D 500 =E10092015.D
1000=E10092016.D 2000=E10092017.D 4000=E10092018.D 6000=E10092019.D 8000=E10092020.D

		Compound	20	50	100	200	500	1000	2000	4000	6000	8000	Avg	%RSD
1)	I	1,4-Dichlorobenzen...	----------ISTD----------											
2)	T	N-Nitrosodimet...	0.966	0.927	0.932	0.922	0.959	0.932	0.929	0.910	0.904	0.891	0.927	2.46
3)	T	Pyridine	1.155	1.425	1.431	1.484	1.529	1.499	1.524	1.523	1.526	1.516	1.461	7.81
4)	S	2-Fluorophenol...	1.068	1.115	1.164	1.219	1.291	1.283	1.304	1.295	1.293	1.296	1.233	7.06
5)	S	Phenol-d6(Surr)	1.265	1.312	1.452	1.545	1.664	1.649	1.663	1.626	1.609	1.576	1.536	9.49
6)	T	Phenol	1.394	1.409	1.520	1.603	1.741	1.712	1.705	1.683	1.641	1.627	1.603	7.72
7)	T	Aniline	1.482	1.853	1.967	2.055	2.135	2.135	2.184	2.184	2.146	2.133	2.027	10.78
8)	T	Bis(2-chloroet...	1.462	1.493	1.503	1.527	1.524	1.478	1.452	1.390	1.341	1.303	1.447	5.35
9)	T	2-Chlorophenol	1.093	1.137	1.221	1.274	1.382	1.375	1.398	1.378	1.373	1.361	1.299	8.63
10)	T	1,3-Dichlorobe...	1.537	1.553	1.587	1.586	1.596	1.549	1.537	1.494	1.473	1.448	1.536	3.27
11)	T	1,4-Dichlorobe...	1.593	1.613	1.633	1.611	1.617	1.572	1.548	1.512	1.476	1.458	1.563	3.99
12)	T	Benzyl alcohol		0.398	0.473	0.590	0.746	0.814	0.870	0.883	0.881	0.884	0.727	26.34
13)	T	1,2-Dichlorobe...	1.504	1.525	1.548	1.541	1.536	1.504	1.484	1.449	1.420	1.397	1.491	3.54
14)	T	2-Methylphenol	0.906	0.931	0.987	1.078	1.137	1.130	1.126	1.103	1.074	1.045	1.052	7.92
15)	T	2,2'-Oxybis(1-...	2.046	2.018	2.023	2.030	2.038	1.967	1.915	1.814	1.726	1.630	1.921	7.71
16)	T	N-Nitrosodi-n-...	0.959	0.973	1.006	1.067	1.127	1.100	1.090	1.042	0.995	0.973	1.033	5.84
17)	T	3+4-Methylphenol	1.029	1.130	1.269	1.311	1.471	1.449	1.456	1.410	1.344	1.297	1.316	11.04
18)	T	Hexachloroethane	0.522	0.519	0.550	0.540	0.560	0.557	0.555	0.551	0.542	0.532	0.543	2.63
19)	S	Nitrobenzene-d...	1.121	1.103	1.167	1.271	1.387	1.427	1.441	1.438	1.427	1.403	1.318	10.59
20)	T	Nitrobenzene	1.140	1.231	1.286	1.404	1.493	1.480	1.486	1.448	1.399	1.361	1.373	8.68
21)	I	Naphthalene-d8 (ISTD)	----------ISTD----------											
22)	T	Isophorone	0.566	0.611	0.639	0.677	0.713	0.698	0.696	0.677	0.667	0.659	0.660	6.75
23)	T	2-Nitrophenol		0.081	0.094	0.116	0.150	0.154	0.168	0.178	0.182	0.182	0.145	26.65
24)	T	2,4-Dimethylph...		0.219	0.245	0.262	0.299	0.292	0.297	0.291	0.270	0.261	0.271	9.94

Method Path : K:\1\METHODS\
Method File : SV5_100920.M
Title : EPA 8270D: Semivolatile Organics

25)	T	Bis(2-chloroet...	0.411	0.426	0.445	0.448	0.460	0.441	0.435	0.413	0.394	0.377	0.425	6.14
26)	T	Benzoic acid				0.015	0.044	0.106	0.140	0.198	0.219	0.233	0.136	62.97
27)	T	2,4-Dichloroph...	0.127	0.150	0.172	0.200	0.241	0.251	0.267	0.274	0.275	0.269	0.223	25.06
28)	T	1,2,4-Trichlor...	0.312	0.308	0.324	0.325	0.328	0.317	0.315	0.306	0.300	0.291	0.313	3.72
29)	T	Naphthalene	1.106	1.107	1.140	1.131	1.133	1.087	1.070	1.002	0.950	0.897	1.062	7.93
30)	T	4-Chloroaniline	0.361	0.374	0.399	0.403	0.373	0.388	0.432	0.431	0.415	0.406	0.398	6.09
31)	T	Hexachlorobuta...	0.169	0.163	0.171	0.168	0.174	0.167	0.168	0.165	0.162	0.159	0.166	2.60
32)	T	4-Chloro-3-met...				0.099	0.158	0.231	0.260	0.279	0.282	0.277	0.272	0.232	29.23
33)	T	2-Methylnaphth...	0.683	0.696	0.740	0.745	0.759	0.739	0.722	0.683	0.646	0.611	0.702	6.79
34)	T	1-Methylnaphth...	0.665	0.669	0.693	0.691	0.713	0.685	0.679	0.641	0.602	0.572	0.661	6.66
35)	I	Acenaphthene-d10 (...	----------ISTD----------											
36)	T	Hexachlorocycl...	0.159	0.194	0.220	0.245	0.284	0.303	0.327	0.330	0.333	0.330	0.273	23.45
37)	T	2,4,6-Trichlor...			0.162	0.196	0.247	0.318	0.354	0.374	0.387	0.384	0.387	0.312	28.31
38)	T	2,4,5-Trichlor...			0.157	0.207	0.231	0.314	0.344	0.385	0.402	0.406	0.398	0.316	30.04
39)	T	1,1'-Biphenyl	1.639	1.714	1.778	1.790	1.765	1.701	1.681	1.573	1.475	1.388	1.650	8.12
40)	S	2-Fluorobiphen...	1.508	1.515	1.556	1.582	1.570	1.504	1.492	1.414	1.360	1.304	1.480	6.24
41)	T	2-Chloronaphth...	1.269	1.313	1.335	1.349	1.336	1.288	1.281	1.223	1.176	1.121	1.269	5.90
42)	T	2-Nitroaniline			0.183	0.213	0.266	0.356	0.393	0.417	0.427	0.434	0.438	0.347	28.92
43)	T	2,6-Dimethylna...	1.125	1.231	1.260	1.283	1.302	1.261	1.250	1.175	1.108	1.053	1.205	7.00
44)	T	1,4-Dinitroben...				0.060	0.082	0.116	0.147	0.176	0.198	0.209	0.216	0.151	39.46
45)	T	Dimethyl phtha...	1.035	1.178	1.284	1.424	1.476	1.446	1.433	1.354	1.323	1.287	1.324	10.33
46)	T	1,3-Dinitroben...				0.091	0.120	0.167	0.195	0.222	0.232	0.238	0.242	0.188	30.34
47)	T	2,6-Dinitrotol...			0.140	0.181	0.247	0.301	0.319	0.333	0.332	0.337	0.334	0.280	26.50
48)	T	1,2-Dinitroben...			0.053	0.074	0.097	0.125	0.140	0.151	0.155	0.155	0.149	0.122	31.37
49)	T	Acenaphthylene	1.672	1.763	1.915	2.001	2.060	2.009	1.995	1.898	1.806	1.701	1.882	7.35
50)	T	3-Nitroaniline					0.267	0.295	0.299	0.341	0.347	0.351	0.355	0.322	10.69
51)	T	Acenaphthene	1.386	1.365	1.386	1.397	1.401	1.348	1.328	1.246	1.191	1.128	1.318	7.30
52)	T	2,4-Dinitrophenol				0.002	0.008	0.024	0.042	0.065	0.094	0.116	0.132	0.060	82.32
53)	T	4-Nitrophenol				0.061	0.098	0.159	0.211	0.253	0.272	0.286	0.293	0.204	43.47
54)	T	2,4-Dinitrotol...				0.163	0.234	0.324	0.369	0.410	0.415	0.422	0.405	0.343	28.17
55)	T	Dibenzofuran	1.788	1.837	1.886	1.905	1.876	1.830	1.794	1.716	1.642	1.541	1.782	6.54
56)	T	2,3,5,6-Tetrac...			0.059	0.080	0.135	0.214	0.255	0.295	0.311	0.323	0.327	0.222	47.71
57)	T	2,3,4,6-Tetrac...			0.109	0.150	0.196	0.264	0.296	0.314	0.327	0.335	0.336	0.258	33.19
58)	T	Diethyl phthalate			1.123	1.285	1.440	1.460	1.413	1.398	1.299	1.227	1.173	1.313	9.29
59)	T	2,3,5-Trimethy...	0.970	1.058	1.135	1.201	1.208	1.173	1.161	1.059	0.995	0.940	1.090	9.06

Method Path : K:\1\METHODS\
Method File : SV5_100920.M
Title : EPA 8270D: Semivolatile Organics

60)	T	Fluorene	1.282	1.394	1.488	1.550	1.554	1.492	1.471	1.371	1.288	1.217	1.411	8.42
61)	T	4-Chlorophenyl...	0.658	0.692	0.702	0.723	0.720	0.700	0.693	0.666	0.635	0.605	0.680	5.58
62)	T	4-Nitroaniline					0.275	0.317	0.315	0.354	0.359	0.363	0.364	0.335	10.10
63)	T	4,6-Dinitro-2-...				0.015	0.032	0.063	0.092	0.131	0.163	0.191	0.208	0.112	65.07
64)	I	Phenanthrene-d10 (...	----------ISTD----------												
65)	T	N-Nitrosodiphe...	0.552	0.593	0.643	0.678	0.705	0.691	0.670	0.645	0.613	0.578	0.637	8.06
66)	T	Azobenzene (1,...	0.597	0.685	0.753	0.803	0.834	0.808	0.779	0.735	0.701	0.651	0.735	10.32
67)	S	2,4,6-Tribromo...		0.039	0.053	0.073	0.095	0.105	0.113	0.120	0.125	0.126	0.094	34.03
68)	T	4-Bromophenyl ...	0.190	0.202	0.208	0.215	0.226	0.221	0.225	0.224	0.225	0.218	0.215	5.48
69)	T	Hexachlorobenzene	0.217	0.226	0.244	0.262	0.261	0.254	0.249	0.250	0.247	0.241	0.245	5.78
70)	T	Pentachlorophe...				0.033	0.047	0.078	0.097	0.117	0.131	0.138	0.142	0.098	42.74
71)	T	Phenanthrene	1.150	1.165	1.147	1.195	1.203	1.153	1.130	1.066	1.010	0.956	1.118	7.26
72)	T	Anthracene	0.991	1.044	1.087	1.144	1.193	1.165	1.154	1.085	1.031	0.969	1.086	7.06
73)	T	Carbazole	0.740	0.813	0.898	0.960	1.033	1.013	1.004	0.956	0.913	0.875	0.921	10.10
74)	T	Di-n-butyl pht...			0.901	1.062	1.228	1.244	1.267	1.171	1.101	1.038	1.126	11.09
75)	T	Fluoranthene	0.794	0.945	1.034	1.126	1.222	1.223	1.220	1.162	1.119	1.068	1.091	12.66
76)	T	Benzidine			0.146	0.251	0.400	0.486	0.588	0.633	0.635	0.605	0.468	39.90
77)	T	Pyrene	0.895	1.016	1.112	1.215	1.295	1.261	1.262	1.200	1.151	1.104	1.151	10.80
78)	I	Chrysene-d12 (ISTD)	----------ISTD----------												
79)	S	Terphenyl-d14 ...	0.755	0.822	0.906	0.958	0.990	0.972	0.981	0.940	0.914	0.902	0.914	8.20
80)	T	Butyl benzyl p...		0.205	0.256	0.326	0.438	0.479	0.526	0.528	0.541	0.527	0.425	30.52
81)	T	Bis(2-ethylhex...				0.320	0.413	0.449	0.495	0.490	0.489	0.486	0.449	14.25
82)	T	3,3-Dichlorobe...				0.262	0.311	0.236	0.193	0.271			0.255	17.12
83)	T	Benz(a)anthracene	1.067	1.010	1.051	1.121	1.181	1.153	1.166	1.151	1.138	1.128	1.117	4.98
84)	T	Chrysene	0.979	1.071	1.086	1.117	1.137	1.105	1.121	1.092	1.074	1.052	1.083	4.13
85)	T	Bis(2-ethylhex...		0.269	0.354	0.482	0.654	0.713	0.765	0.771	0.767	0.751	0.614	31.81
86)	I	Perylene-d12 (ISTD)	----------ISTD----------												
87)	T	Di-n-octyl pht...				0.352	0.486	0.810	1.008	1.183	1.283	1.270	1.275	0.958	38.83
88)	T	Benzo(b)fluora...	0.555	0.680	0.795	0.913	1.027	1.088	1.105	1.149	1.194	1.207	0.971	23.37
89)	T	Benzo(k)fluora...	0.598	0.741	0.843	0.969	1.094	1.116	1.138	1.130	1.056	1.070	0.975	19.17
90)	T	Benzo(b+k)fluo...	0.637	0.771	0.876	0.991	1.106	1.138	1.152	1.171	1.151	1.143	1.014	18.72
91)	T	Benzo(e)pyrene	0.651	0.775	0.851	0.941	1.034	1.050	1.075	1.098	1.076	1.066	0.962	15.98
92)	T	Benzo(a)pyrene	0.354	0.498	0.613	0.741	0.880	0.933	0.969	1.006	0.978	0.967	0.794	29.18

Method Path : K:\1\METHODS\
Method File : SV5_100920.M
Title : EPA 8270D: Semivolatile Organics

93)	T	Perylene	0.932	0.930	0.949	0.971	1.010	0.994	0.997	1.000	0.979	0.963	0.973	2.95
94)	I	Dibenz(a,h)Anthrce...	----------ISTD----------											
95)	T	Indeno(1,2,3-c...	1.003	1.011	0.997	1.035	1.057	1.060	1.068	1.101	1.162	1.170	1.066	5.76
96)	T	Dibenz(a,h)ant...	0.866	0.897	0.942	0.969	1.026	1.016	1.025	1.072	1.058	1.057	0.993	7.19
97)	T	Benzo(g,h,i)pe...	0.847	0.900	0.982	1.034	1.093	1.058	1.043	1.036	1.032	1.034	1.006	7.55

(#) = Out of Range

Compound List Report SV-GCMS5

JK 10/13/20

Method Path : K:\1\METHODS\
Method File : SV5_100920.M
Title : EPA 8270D: Semivolatile Organics
Last Update : Mon Oct 12 10:55:07 2020
Response Via : Initial Calibration

All quadratic curve fits weighted 1/(a^2) except

Benzoic Acid 1/a

Total Cpnds : 97

PK#		Compound Name	QIon	Exp_RT	Rel_RT	Cal	#Qual	A/H	ID
1	I	1,4-Dichlorobenzene-d4 (ISTD)	152	6.744	1.000	A	2	A	R
2	T	N-Nitrosodimethylamine	74	4.252	0.630	A	2	A	R
3	T	Pyridine	79	4.279	0.634	A	2	A	R
4	S	2-Fluorophenol (Surr)	112	5.519	0.818	A	1	A	R
5	S	Phenol-d6(Surr)	99	6.375	0.945	A	2	A	R
6	T	Phenol	94	6.391	0.948	A	2	A	R
7	T	Aniline	93	6.429	0.953	A	2	A	R
8	T	Bis(2-chloroethyl) ether	93	6.482	0.961	A	2	A	R
9	T	2-Chlorophenol	128	6.546	0.971	A	2	A	R
10	T	1,3-Dichlorobenzene	146	6.696	0.993	A	2	A	R
11	T	1,4-Dichlorobenzene	146	6.760	1.002	A	2	A	R
12	T	Benzyl alcohol	108	6.867	1.018	Q	2	A	R
13	T	1,2-Dichlorobenzene	146	6.915	1.025	A	2	A	R
14	T	2-Methylphenol	107	6.969	1.033	A	2	A	R
15	T	2,2'-Oxybis(1-Chloropropane)	45	7.001	1.038	A	2	A	R
16	T	N-Nitrosodi-n-propylamine	70	7.124	1.056	A	2	A	R
17	T	3+4-Methylphenol	107	7.119	1.056	A	3	A	R
18	T	Hexachloroethane	117	7.247	1.075	A	2	A	R
19	S	Nitrobenzene-d5 (Surr)	82	7.279	1.079	A	2	A	R
20	T	Nitrobenzene	77	7.295	1.082	A	2	A	R
21	I	Naphthalene-d8 (ISTD)	136	8.001	1.000	A	1	A	R
22	T	Isophorone	82	7.531	0.941	A	2	A	R
23	T	2-Nitrophenol	139	7.616	0.952	Q	2	A	R
24	T	2,4-Dimethylphenol	122	7.642	0.955	A	2	A	R
25	T	Bis(2-chloroethoxy) methane	93	7.734	0.967	A	2	A	R
26	T	Benzoic acid	105	7.733	0.966	Q	2	A	R
27	T	2,4-Dichlorophenol	162	7.851	0.981	Q	2	A	R
28	T	1,2,4-Trichlorobenzene	180	7.942	0.993	A	2	A	R
29	T	Naphthalene	128	8.023	1.003	A	1	A	R
30	T	4-Chloroaniline	127	8.065	1.008	A	2	A	R
31	T	Hexachlorobutadiene	225	8.151	1.019	A	2	A	R
32	T	4-Chloro-3-methylphenol	107	8.541	1.067	Q	2	A	R
33	T	2-Methylnaphthalene	142	8.713	1.089	A	2	A	R
34	T	1-Methylnaphthalene	142	8.814	1.102	A	2	A	R
35	I	Acenaphthene-d10 (ISTD)	162	9.782	1.000	A	2	A	R
36	T	Hexachlorocyclopentadiene	237	8.884	0.908	Q	2	A	R
37	T	2,4,6-Trichlorophenol	196	8.996	0.920	Q	2	A	R
38	T	2,4,5-Trichlorophenol	196	9.033	0.923	Q	2	A	R
39	T	1,1'-Biphenyl	154	9.183	0.939	A	2	A	R
40	S	2-Fluorobiphenyl (Surr)	172	9.082	0.928	A	2	A	R
41	T	2-Chloronaphthalene	162	9.210	0.941	A	2	A	R
42	T	2-Nitroaniline	138	9.306	0.951	Q	2	A	R
43	T	2,6-Dimethylnaphthalene	156	9.349	0.956	A	2	A	R
44	T	1,4-Dinitrobenzene	168	9.434	0.964	Q	2	A	R
45	T	Dimethyl phthalate	163	9.488	0.970	A	2	A	R
46	T	1,3-Dinitrobenzene	168	9.514	0.973	Q	2	A	R
47	T	2,6-Dinitrotoluene	165	9.546	0.976	Q	2	A	R
48	T	1,2-Dinitrobenzene	168	9.605	0.982	Q	2	A	R
49	T	Acenaphthylene	152	9.633	0.985	A	2	A	R
50	T	3-Nitroaniline	138	9.718	0.993	A	2	A	R
51	T	Acenaphthene	153	9.814	1.003	A	2	A	R
52	T	2,4-Dinitrophenol	184	9.825	1.004	Q	2	A	R
53	T	4-Nitrophenol	139	9.878	1.010	Q	2	A	R

54		T	2,4-Dinitrotoluene	165	9.958	1.018	Q	2	A	R
55		T	Dibenzofuran	168	9.986	1.021	A	2	A	R
56		T	2,3,5,6-Tetrachlorophenol	232	10.065	1.029	Q	2	A	R
57		T	2,3,4,6-Tetrachlorophenol	232	10.108	1.033	Q	2	A	R
58		T	Diethyl phthalate	149	10.204	1.043	A	2	A	R
59		T	2,3,5-Trimethylnaphthalene	170	10.199	1.043	A	2	A	R
60		T	Fluorene	166	10.339	1.057	A	2	A	R
61		T	4-Chlorophenyl phenyl ether	204	10.328	1.056	A	2	A	R
62		T	4-Nitroaniline	138	10.343	1.057	A	2	A	R
63		T	4,6-Dinitro-2-methylphenol	198	10.375	1.061	Q	2	A	R
64	I		Phenanthrene-d10 (ISTD)	188	11.296	1.000	A	2	A	R
65		T	N-Nitrosodiphenylamine	169	10.446	0.925	A	2	A	R
66		T	Azobenzene (1,2-DPH)	77	10.488	0.929	A	2	A	R
67		S	2,4,6-Tribromophenol (Surr)	330	10.579	0.937	Q	2	A	R
68		T	4-Bromophenyl phenyl ether	248	10.825	0.958	A	2	A	R
69		T	Hexachlorobenzene	284	10.911	0.966	A	2	A	R
70		T	Pentachlorophenol (PCP)	266	11.103	0.983	Q	2	A	R
71		T	Phenanthrene	178	11.317	1.002	A	2	A	R
72		T	Anthracene	178	11.371	1.007	A	2	A	R
73		T	Carbazole	167	11.531	1.021	A	2	A	R
74		T	Di-n-butyl phthalate	149	11.873	1.051	A	2	A	R
75		T	Fluoranthene	202	12.622	1.117	A	2	A	R
76		T	Benzidine	184	12.782	1.132	Q	2	A	R
77		T	Pyrene	202	12.927	1.144	A	2	A	R
78	I		Chrysene-d12 (ISTD)	240	15.227	1.000	A	2	A	R
79		S	Terphenyl-d14 (Surr)	244	13.141	0.863	A	2	A	R
80		T	Butyl benzyl phthalate	149	13.997	0.919	Q	2	A	R
81		T	Bis(2-ethylhexyl) adipate	129	14.178	0.931	A	2	A	R
82		T	3,3-Dichlorobenzidine	252	15.163	0.996	A	2	A	R
83		T	Benz(a)anthracene	228	15.200	0.998	A	2	A	R
84		T	Chrysene	228	15.286	1.004	A	2	A	R
85		T	Bis(2-ethylhexyl) phthalate	149	15.371	1.009	Q	2	A	R
86	I		Perylene-d12 (ISTD)	264	18.747	1.000	A	2	A	R
87		T	Di-n-octyl phthalate	149	17.056	0.910	Q	2	A	R
88		T	Benzo(b)fluoranthene	252	17.821	0.951	Q	2	A	R
89		T	Benzo(k)fluoranthene	252	17.890	0.954	Q	2	A	R
90		T	Benzo(b+k)fluoranthene	252	17.890	0.954	Q	2	A	R
91		T	Benzo(e)pyrene	252	18.479	0.986	Q	2	A	R
92		T	Benzo(a)pyrene	252	18.596	0.992	Q	2	A	R
93		T	Perylene	252	18.805	1.003	A	2	A	B
94	I		Dibenz(a,h)Anthrcene-d14 (I...	292	21.148	1.000	A	1	A	R
95		T	Indeno(1,2,3-cd)pyrene	276	21.143	1.000	A	1	A	R
96		T	Dibenz(a,h)anthracene	278	21.207	1.003	A	2	A	R
97		T	Benzo(g,h,i)perylene	276	21.683	1.025	A	2	A	R

Cal A = Average L = Linear LO = Linear w/origin Q = Quad QO = Quad w/origin
#Qual = number of qualifiers
A/H = Area or Height
ID R = R.T. B = R.T. & Q Q = Qvalue L = Largest A = All

SV5_100920.M Mon Oct 12 13:03:27 2020

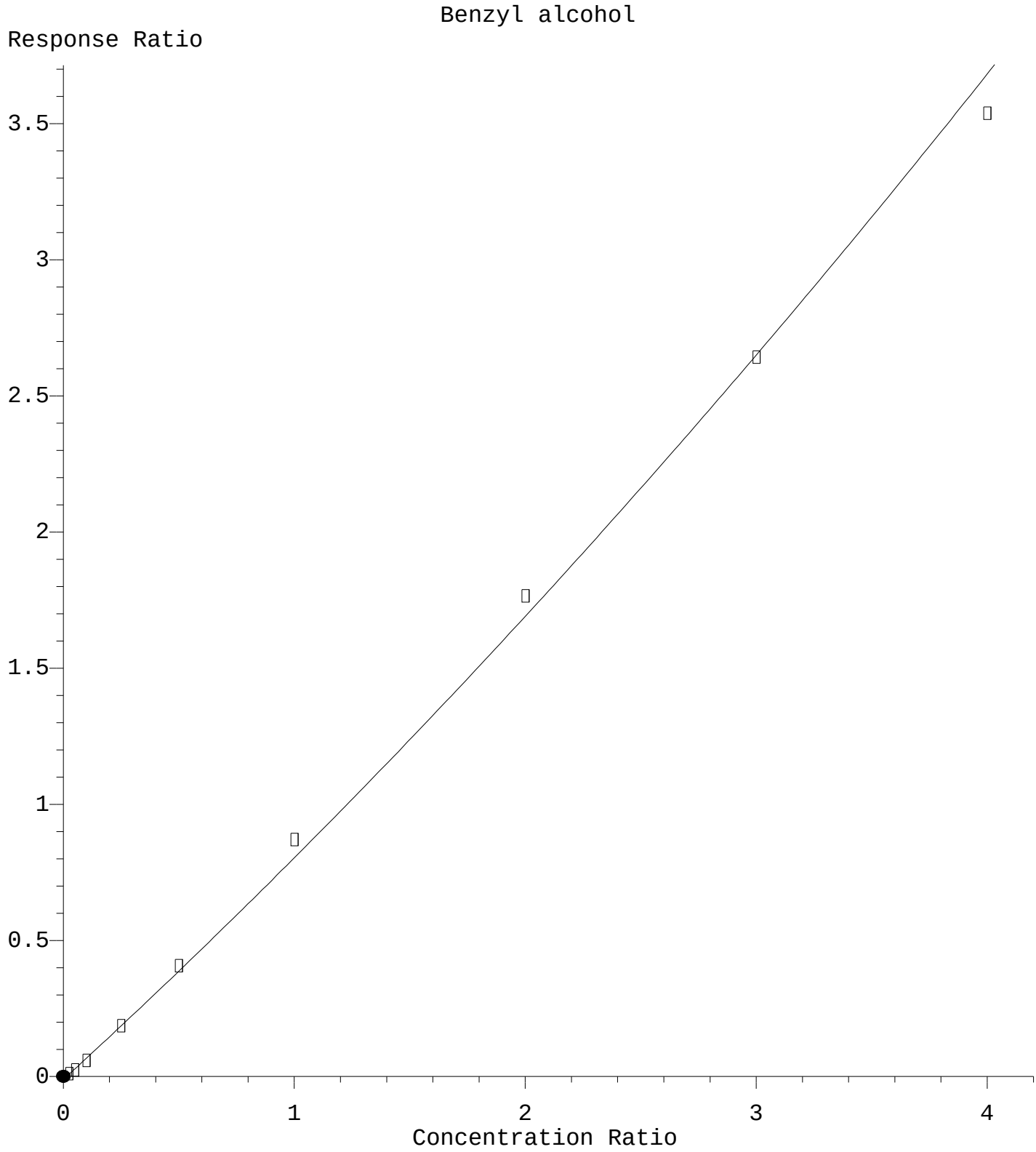

R = 3.64e-002 A*A + 7.78e-001 A - 1.10e-002
Coef of Det (r^2) = 0.994 Curve Fit: Quadratic w(1/a^2)
Method Name: K:\1\METHODS\SV5_100920.M
Calibration Table Last Updated: Mon Oct 12 13:08:36 2020

Quantitation Report (Qedit)

Data Path : K:\1\DATA\2020-10\0J09037\REQUANT\
Data File : E10092011.D
Acq On : 9 Oct 2020 5:52 pm
Operator : JK/ AMS /DTH
Sample : 0J09037-CAL1
Misc : 1x, A20J167@20
ALS Vial : 3 Sample Multiplier: 1

Quant Time: Oct 12 13:03:47 2020
Quant Method : K:\1\METHODS\SV5_100920.M
Quant Title : EPA 8270D: Semivolatile Organics
QLast Update : Mon Oct 12 10:55:07 2020
Response via : Initial Calibration

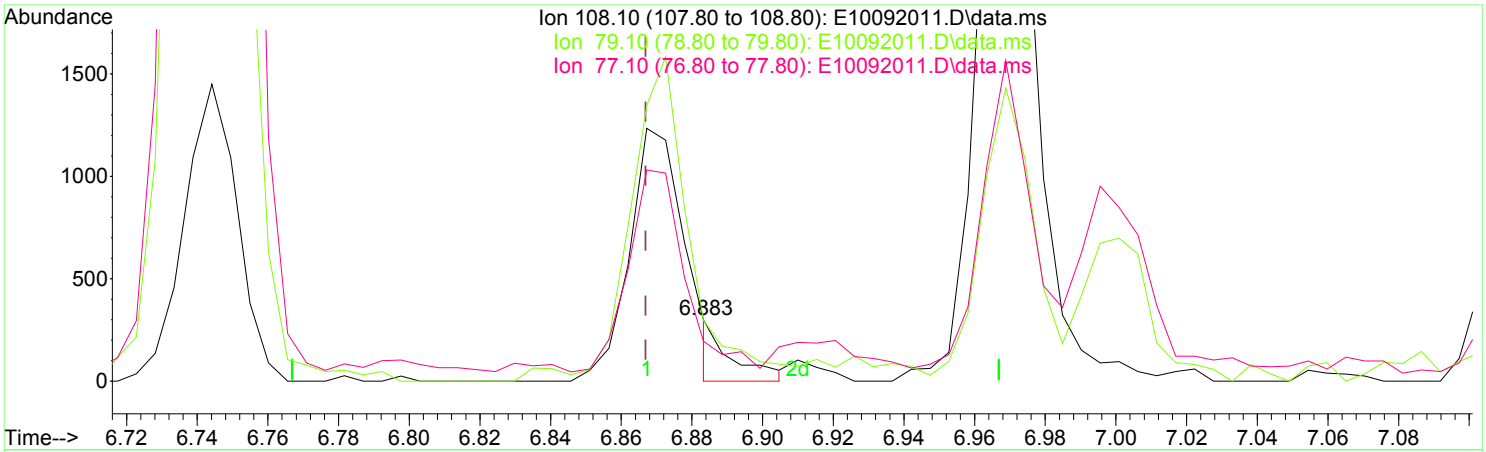

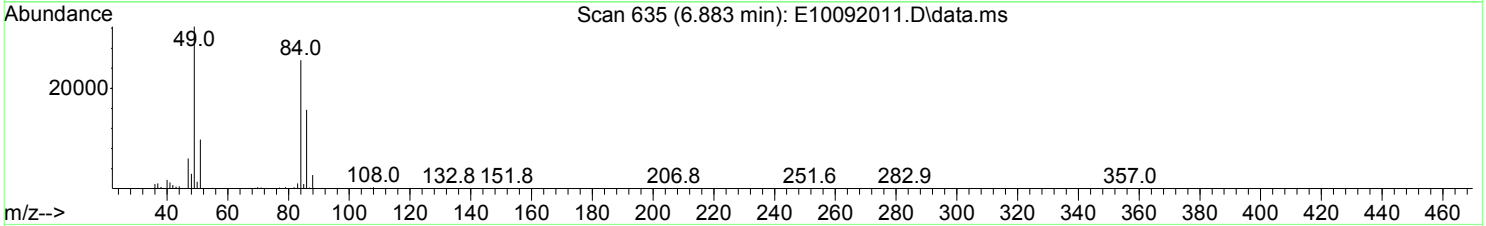

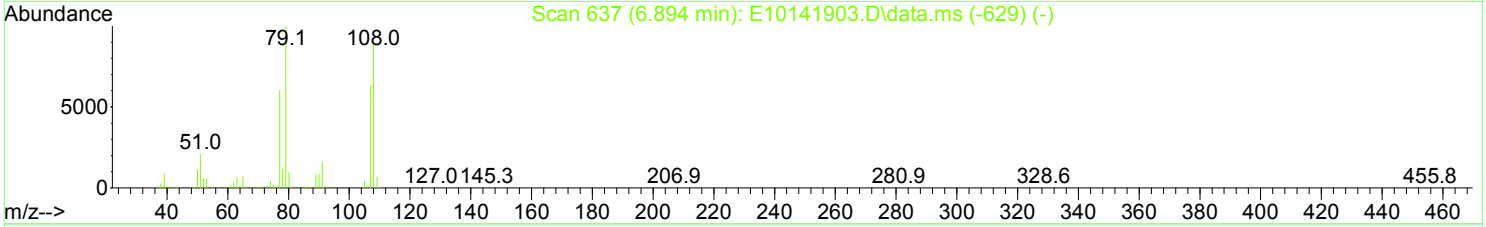

TIC: E10092011.D\data.ms

(12) Benzyl alcohol (T)

6.883min (+ 0.016) 29.02 ng/ml m

response 111

Ion	Exp%	Act%
108.10	100.00	100.00
79.10	125.00	99.00
77.10	78.20	65.00
0.00	0.00	0.00

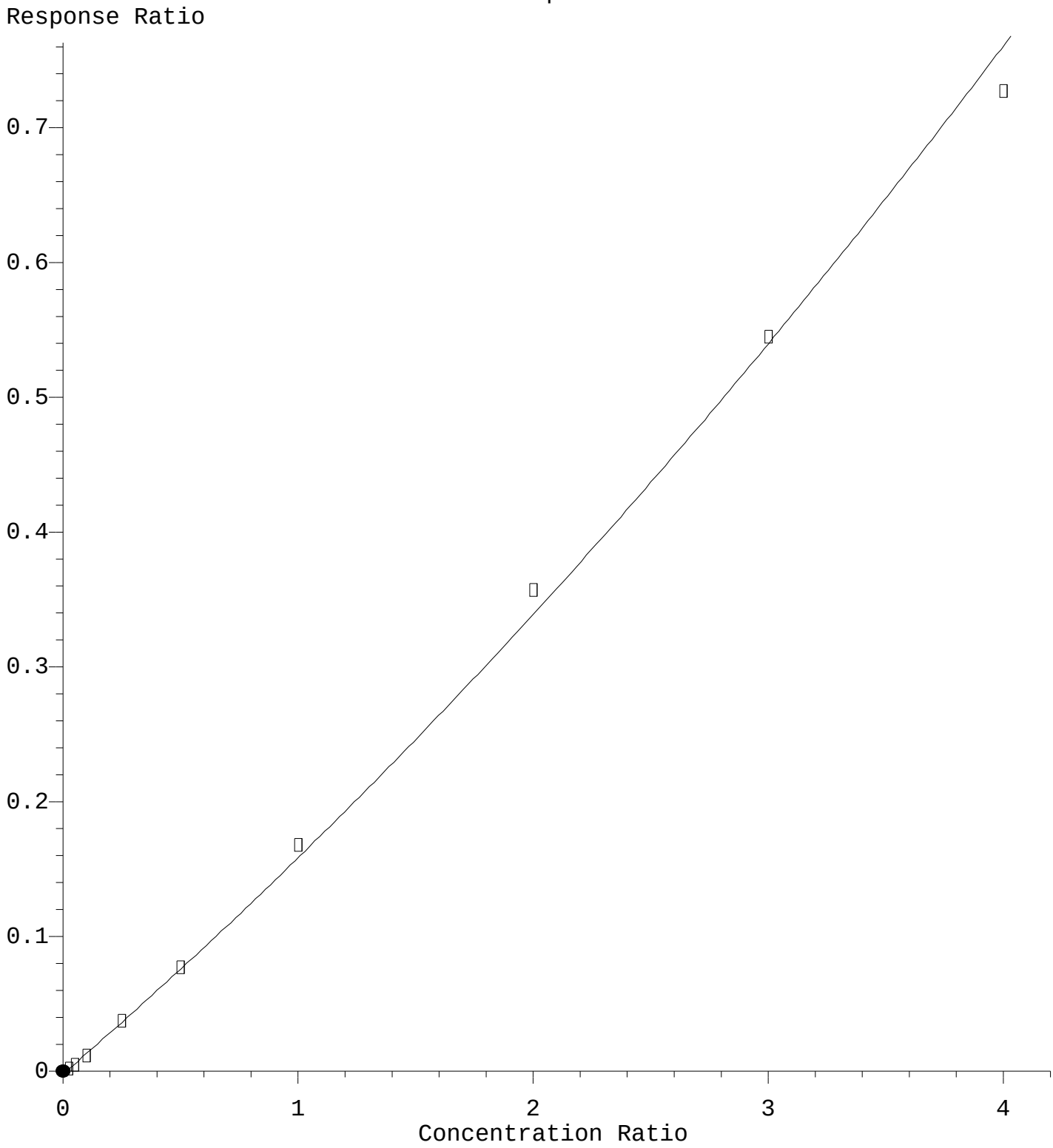

R = 1.01e-002 A*A + 1.50e-001 A - 2.01e-003
Coef of Det (r^2) = 0.995 Curve Fit: Quadratic w(1/a^2)
Method Name: K:\1\METHODS\SV5_100920.M
Calibration Table Last Updated: Mon Oct 12 13:08:36 2020

Quantitation Report (Qedit)

Data Path : K:\1\DATA\2020-10\0J09037\REQUANT\
Data File : E10092011.D
Acq On : 9 Oct 2020 5:52 pm
Operator : JK/ AMS /DTH
Sample : 0J09037-CAL1
Misc : 1x, A20J167@20
ALS Vial : 3 Sample Multiplier: 1

Quant Time: Oct 12 13:03:47 2020
Quant Method : K:\1\METHODS\SV5_100920.M
Quant Title : EPA 8270D: Semivolatile Organics
QLast Update : Mon Oct 12 10:55:07 2020
Response via : Initial Calibration

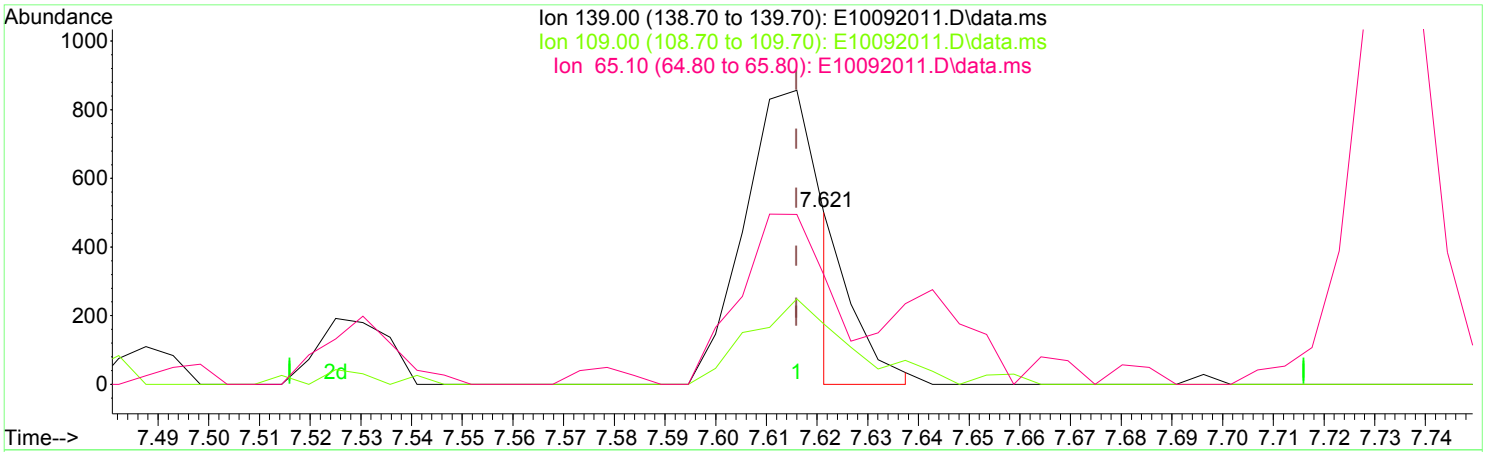

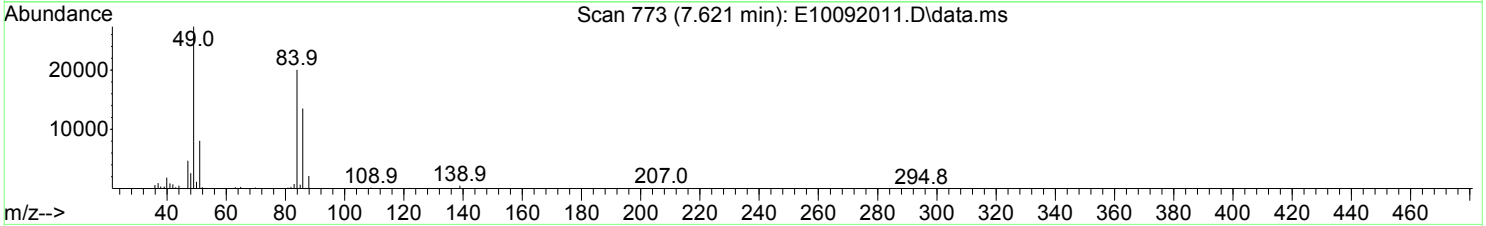

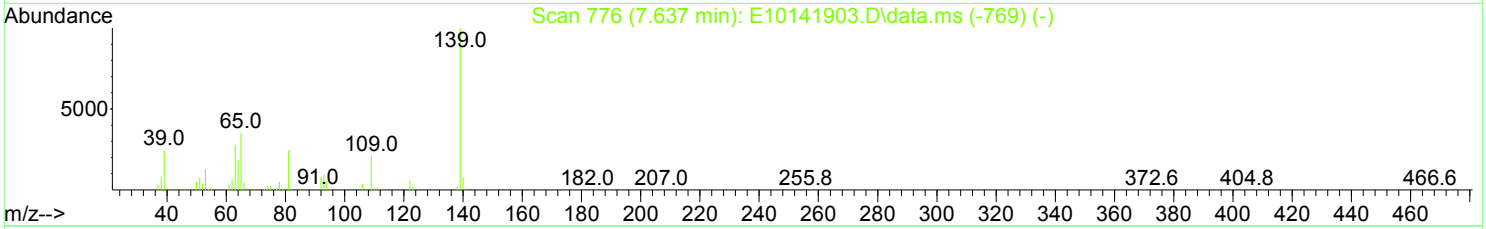

TIC: E10092011.D\data.ms

(23) 2-Nitrophenol (T)

7.621min (+ 0.005) 27.71 ng/ml m

response 109

Ion	Exp%	Act%
139.00	100.00	100.00
109.00	21.70	35.13
65.10	46.00	63.87
0.00	0.00	0.00

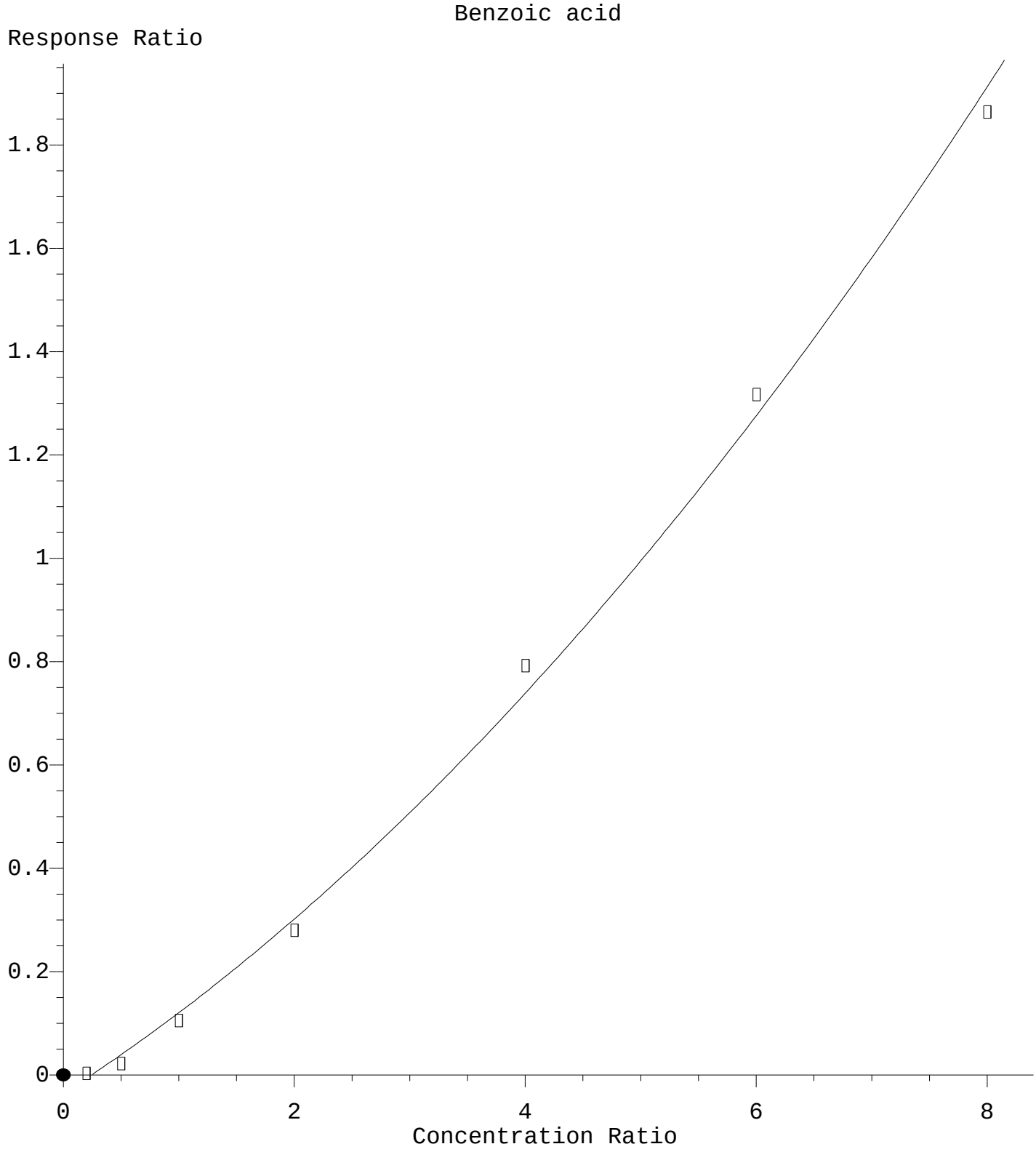

R = 1.25e-002 A*A + 1.44e-001 A - 3.56e-002
Coef of Det (r^2) = 0.997 Curve Fit: Quadratic w(1/a)
Method Name: K:\1\METHODS\SV5_100920.M
Calibration Table Last Updated: Mon Oct 12 13:08:36 2020

Quantitation Report (Qedit)

Data Path : K:\1\DATA\2020-10\0J09037\REQUANT\
Data File : E10092011.D
Acq On : 9 Oct 2020 5:52 pm
Operator : JK/ AMS /DTH
Sample : 0J09037-CAL1
Misc : 1x, A20J167@20
ALS Vial : 3 Sample Multiplier: 1

Quant Time: Oct 12 13:03:47 2020
Quant Method : K:\1\METHODS\SV5_100920.M
Quant Title : EPA 8270D: Semivolatile Organics
QLast Update : Mon Oct 12 10:55:07 2020
Response via : Initial Calibration

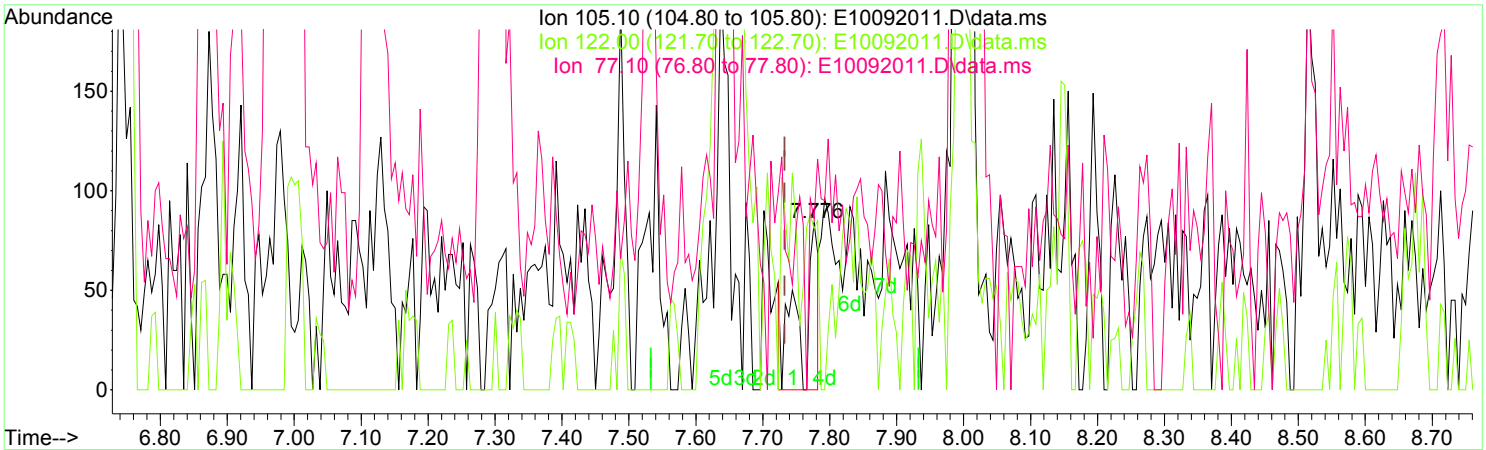

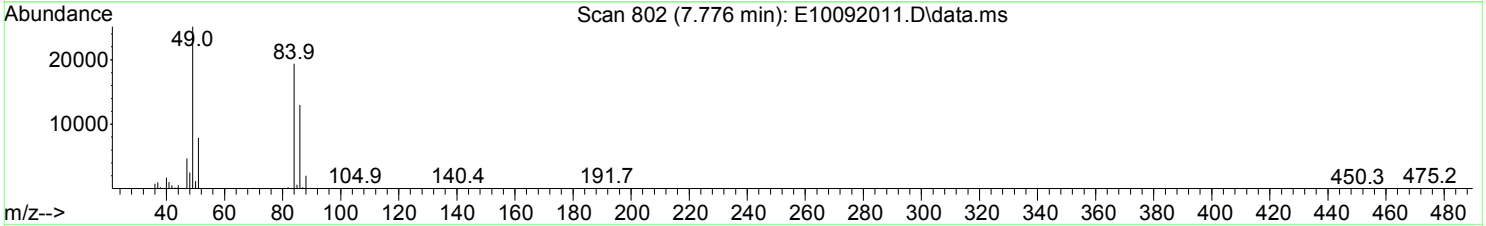

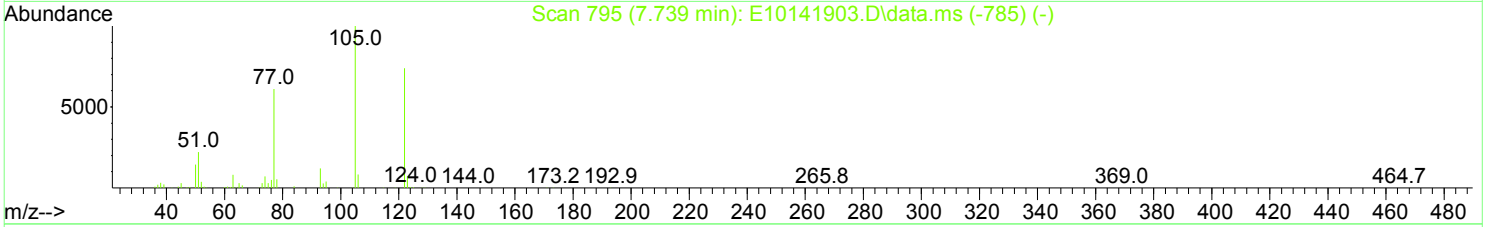

TIC: E10092011.D\data.ms

(26) Benzoic acid (T)

7.776min (+ 0.043) 486.60 ng/ml m

response 136

Ion	Exp%	Act%
105.10	100.00	100.00
122.00	85.50	96.43
77.10	77.60	102.38
0.00	0.00	0.00

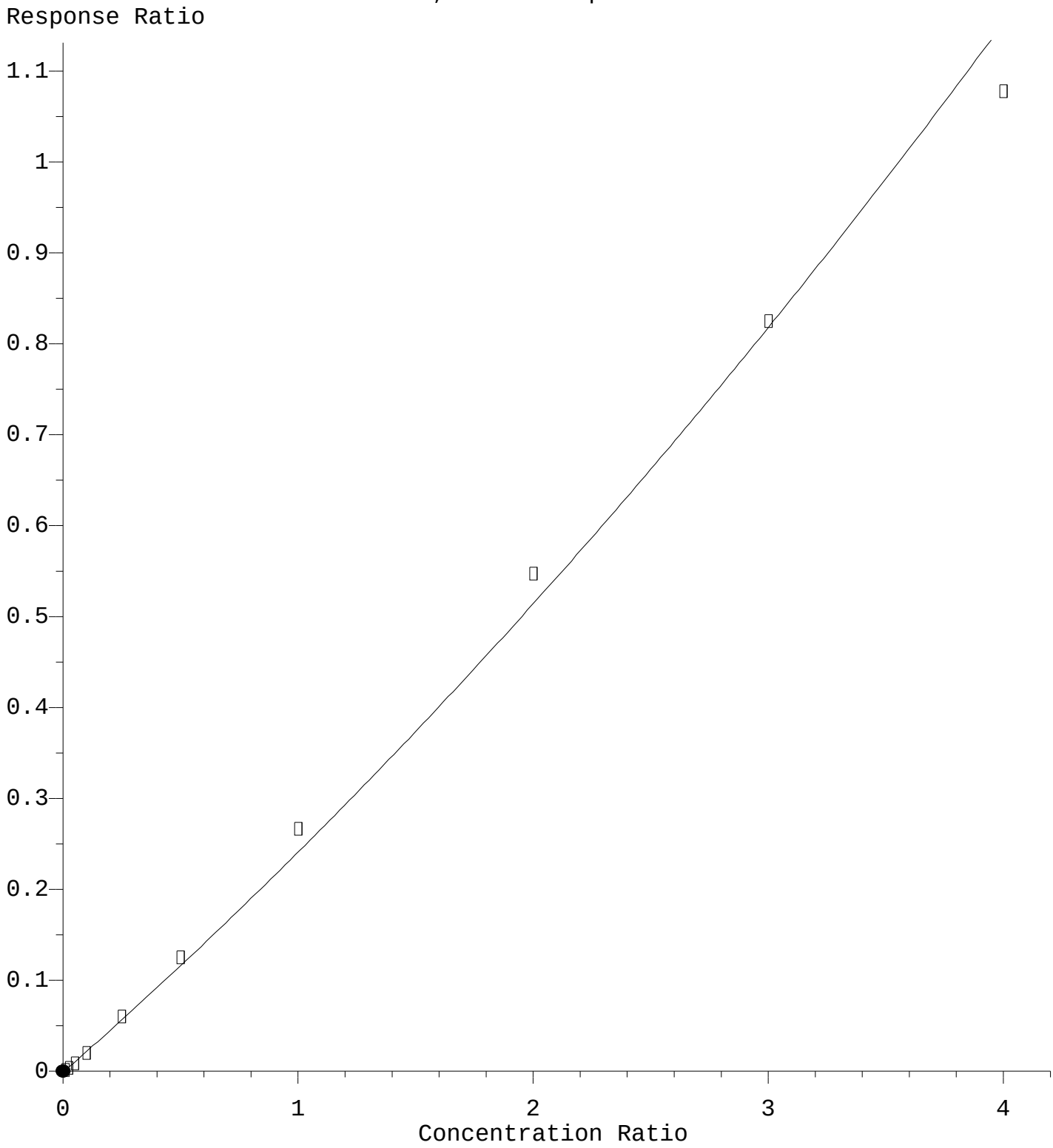

R = 1.54e-002 A*A + 2.27e-001 A - 1.18e-003
Coef of Det (r^2) = 0.991 Curve Fit: Quadratic w(1/a^2)
Method Name: K:\1\METHODS\SV5_100920.M
Calibration Table Last Updated: Mon Oct 12 13:08:36 2020

Quantitation Report (Qedit)

Data Path : K:\1\DATA\2020-10\0J09037\REQUANT\
Data File : E10092011.D
Acq On : 9 Oct 2020 5:52 pm
Operator : JK/ AMS /DTH
Sample : 0J09037-CAL1
Misc : 1x, A20J167@20
ALS Vial : 3 Sample Multiplier: 1

Quant Time: Oct 12 13:03:47 2020
Quant Method : K:\1\METHODS\SV5_100920.M
Quant Title : EPA 8270D: Semivolatile Organics
QLast Update : Mon Oct 12 10:55:07 2020
Response via : Initial Calibration

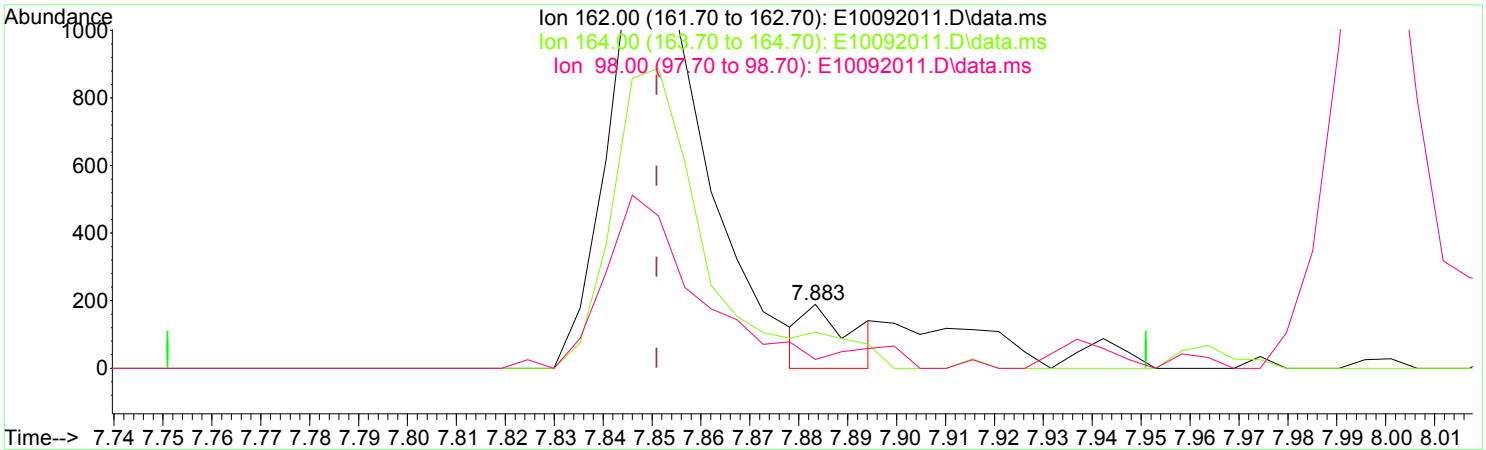

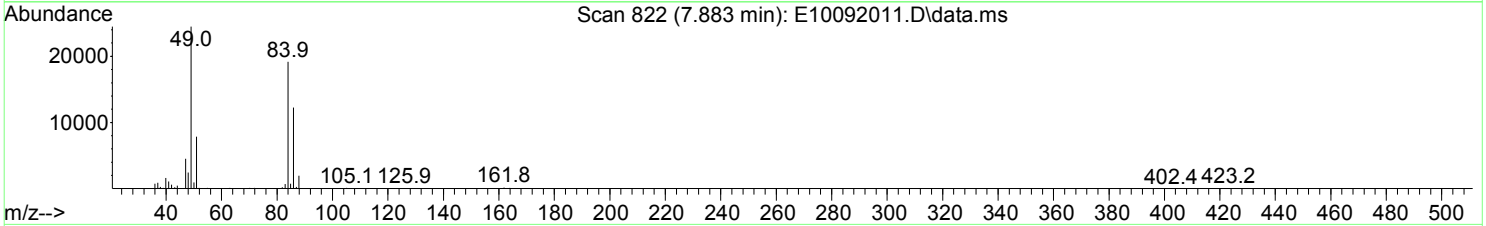

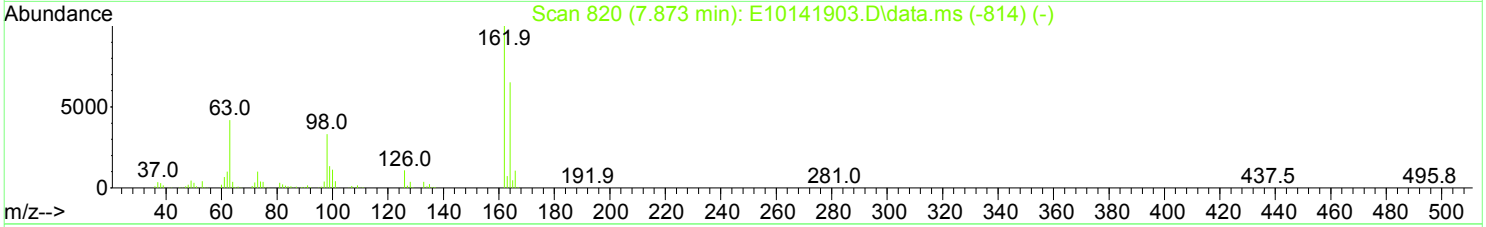

TIC: E10092011.D\data.ms

(27) 2,4-Dichlorophenol (T)

7.883min (+ 0.032) 11.19 ng/ml m

response 134

Ion	Exp%	Act%
162.00	100.00	100.00
164.00	63.40	56.61
98.00	36.40	13.76
0.00	0.00	0.00

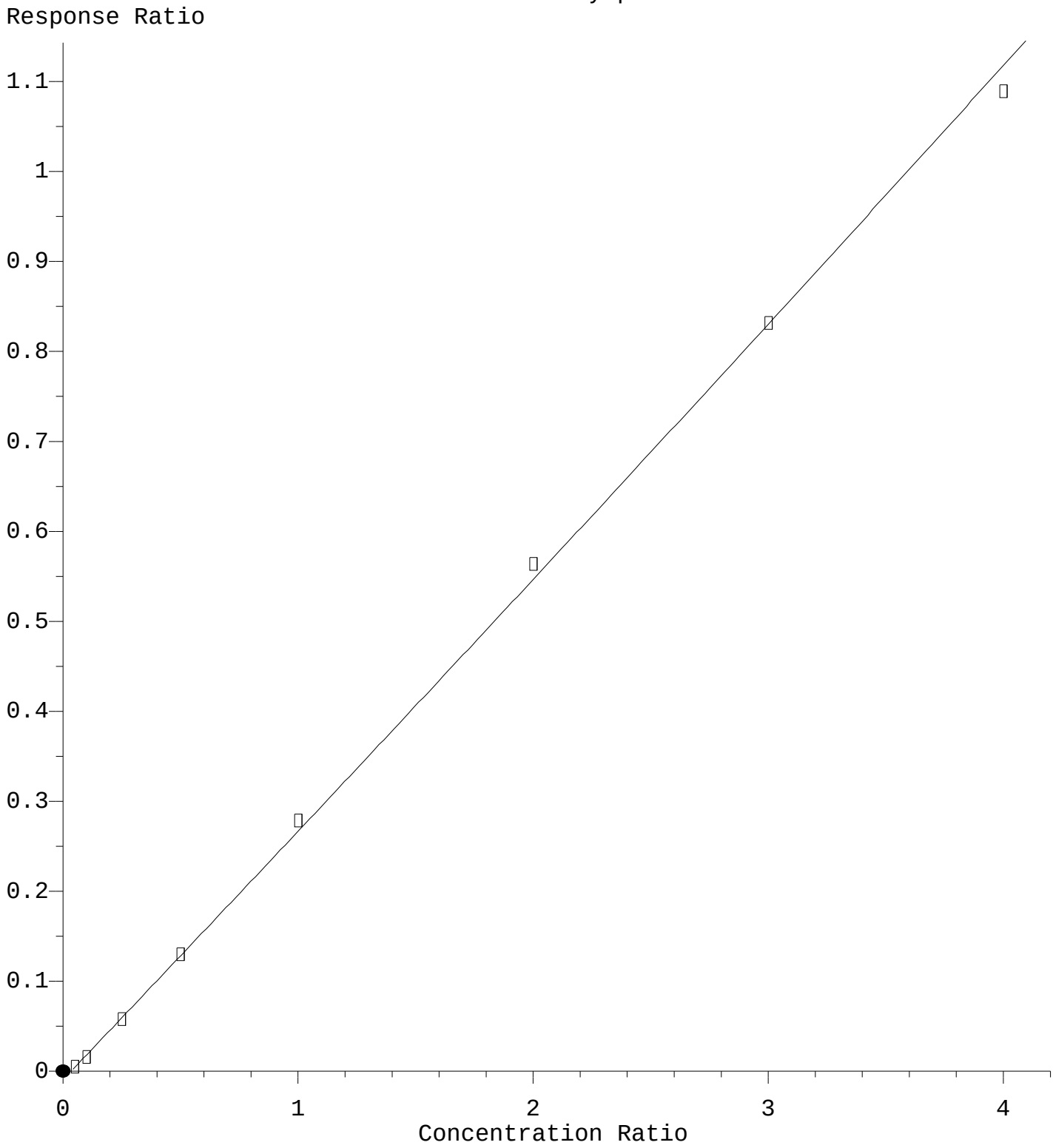

R = 1.92e-003 A*A + 2.74e-001 A - 9.34e-003
Coef of Det (r^2) = 0.998 Curve Fit: Quadratic w(1/a^2)
Method Name: K:\1\METHODS\SV5_100920.M
Calibration Table Last Updated: Mon Oct 12 13:08:36 2020

Quantitation Report (Qedit)

Data Path : K:\1\DATA\2020-10\0J09037\REQUANT\
Data File : E10092011.D
Acq On : 9 Oct 2020 5:52 pm
Operator : JK/ AMS /DTH
Sample : 0J09037-CAL1
Misc : 1x, A20J167@20
ALS Vial : 3 Sample Multiplier: 1

Quant Time: Oct 12 13:03:47 2020
Quant Method : K:\1\METHODS\SV5_100920.M
Quant Title : EPA 8270D: Semivolatile Organics
QLast Update : Mon Oct 12 10:55:07 2020
Response via : Initial Calibration

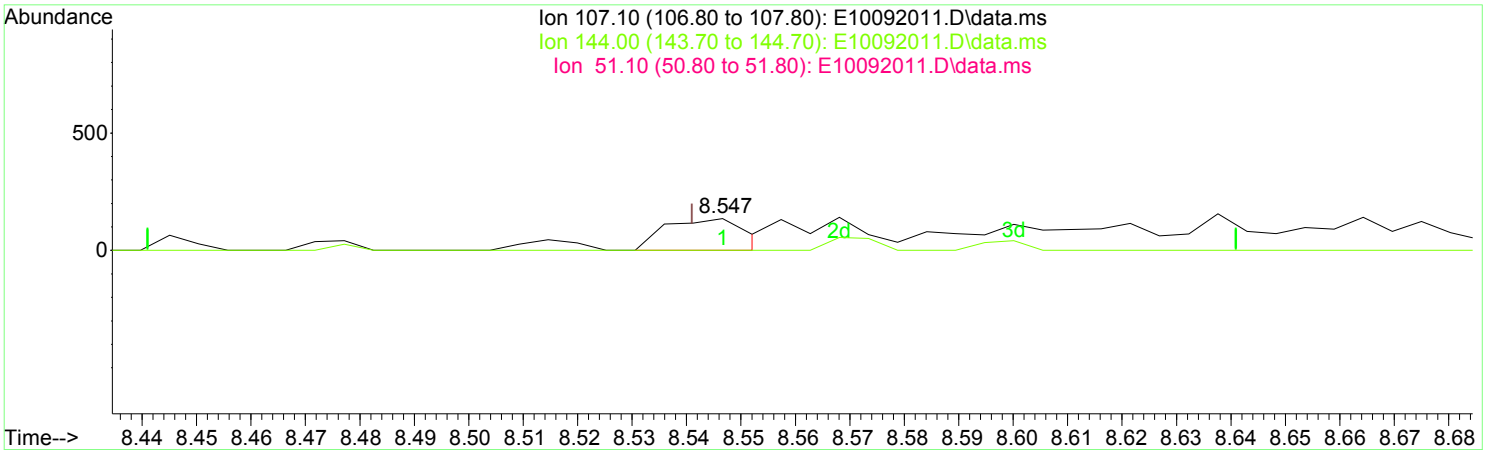

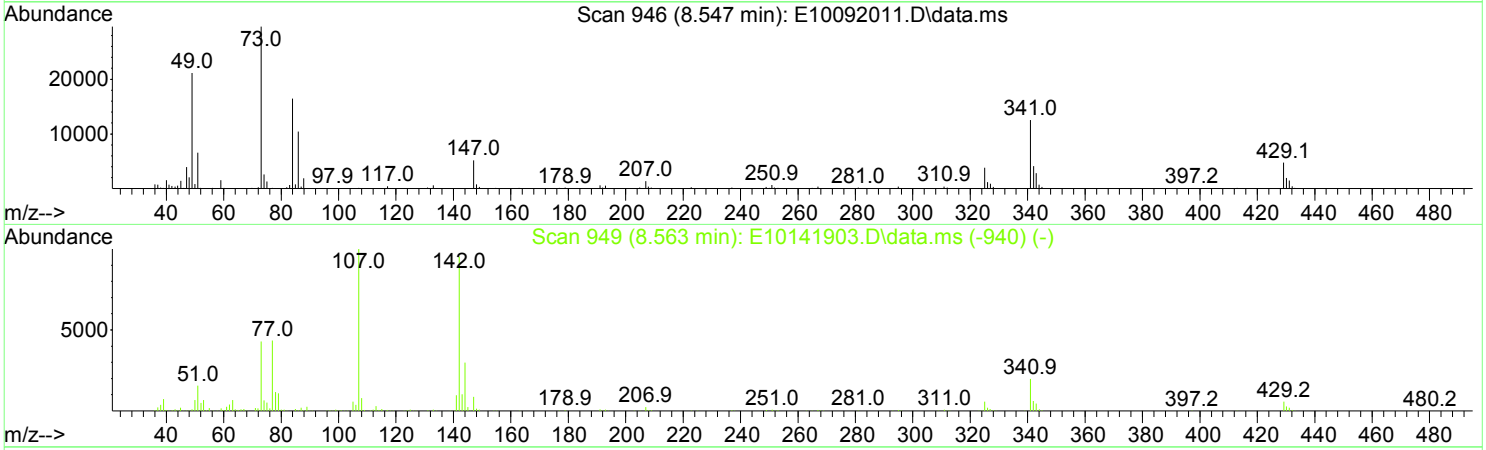

TIC: E10092011.D\data.ms

(32) 4-Chloro-3-methylphenol (T)

8.547min (+ 0.006) 68.78 ng/ml

response 139

Ion	Exp%	Act%
107.10	100.00	100.00
144.00	28.30	0.00
51.10	22.20	4844.85#
0.00	0.00	0.00

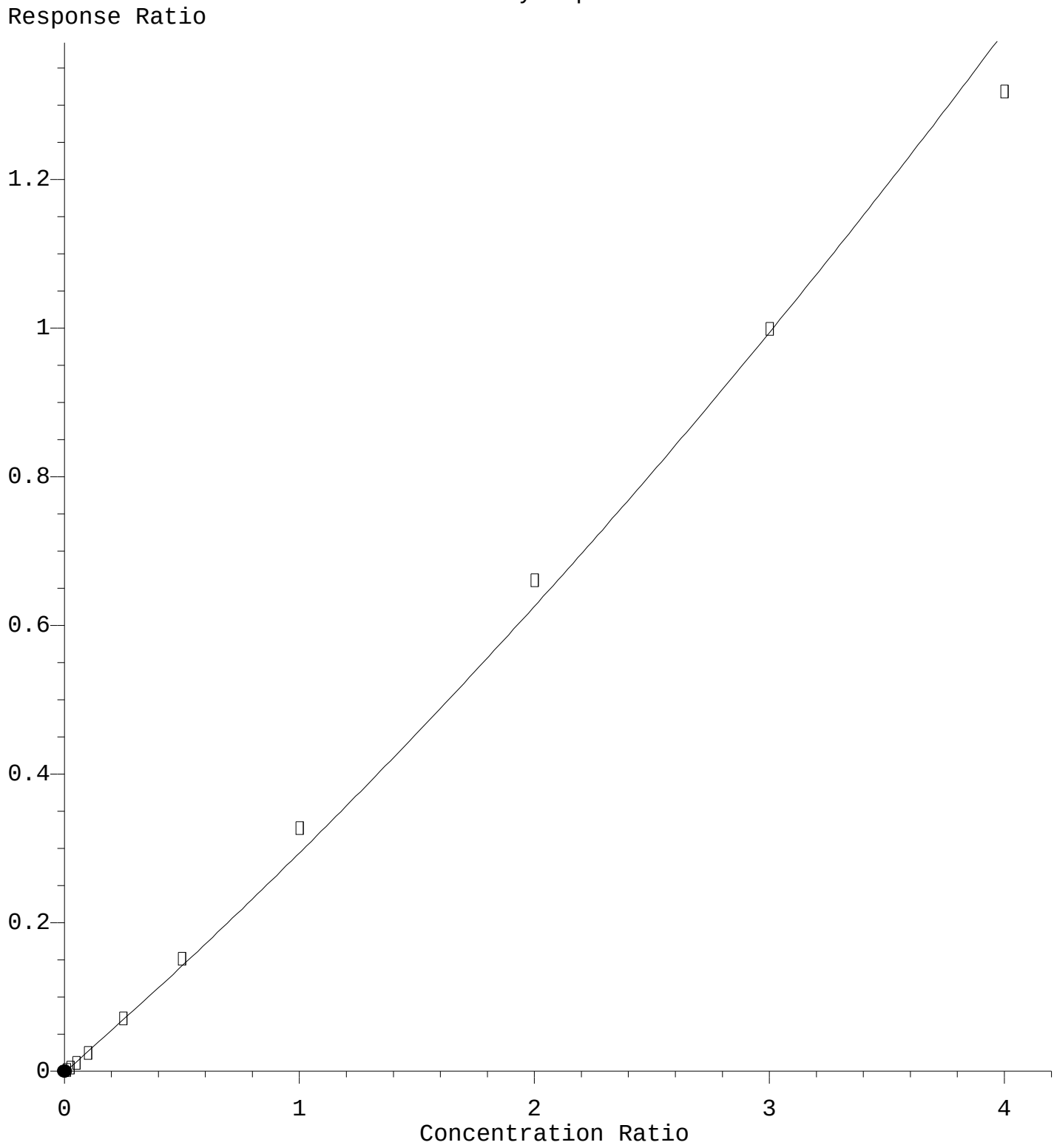

R = 1.84e-002 A*A + 2.77e-001 A - 1.36e-003
Coef of Det (r^2) = 0.993 Curve Fit: Quadratic w(1/a^2)
Method Name: K:\1\METHODS\SV5_100920.M
Calibration Table Last Updated: Mon Oct 12 13:08:36 2020

Quantitation Report (Qedit)

Data Path : K:\1\DATA\2020-10\0J09037\REQUANT\
Data File : E10092011.D
Acq On : 9 Oct 2020 5:52 pm
Operator : JK/ AMS /DTH
Sample : 0J09037-CAL1
Misc : 1x, A20J167@20
ALS Vial : 3 Sample Multiplier: 1

Quant Time: Oct 12 13:03:47 2020
Quant Method : K:\1\METHODS\SV5_100920.M
Quant Title : EPA 8270D: Semivolatile Organics
QLast Update : Mon Oct 12 10:55:07 2020
Response via : Initial Calibration

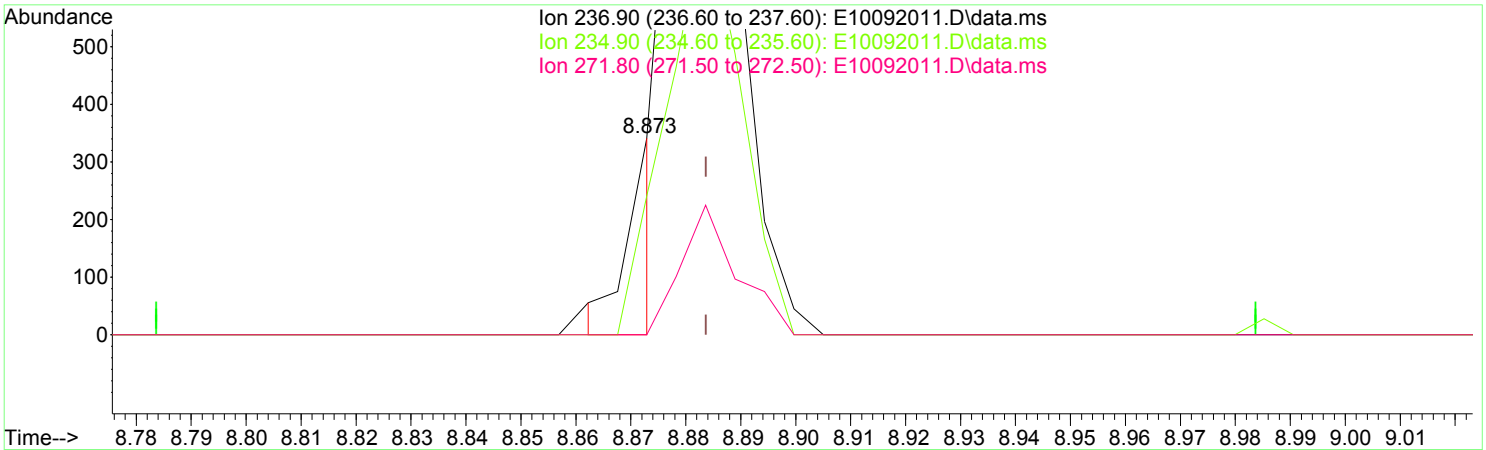

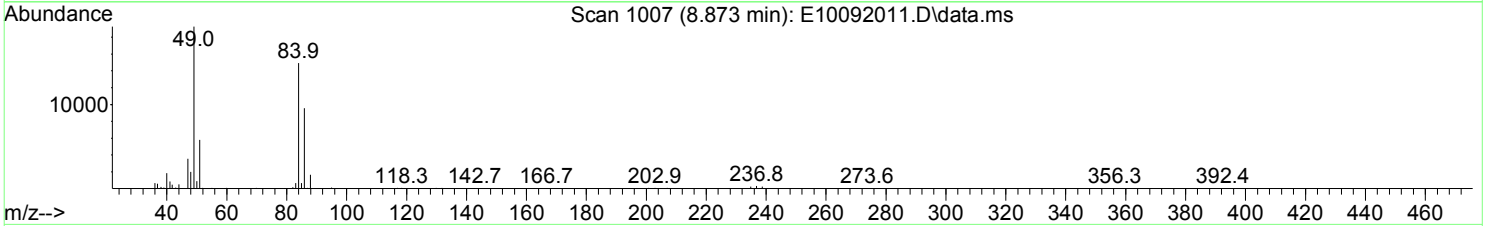

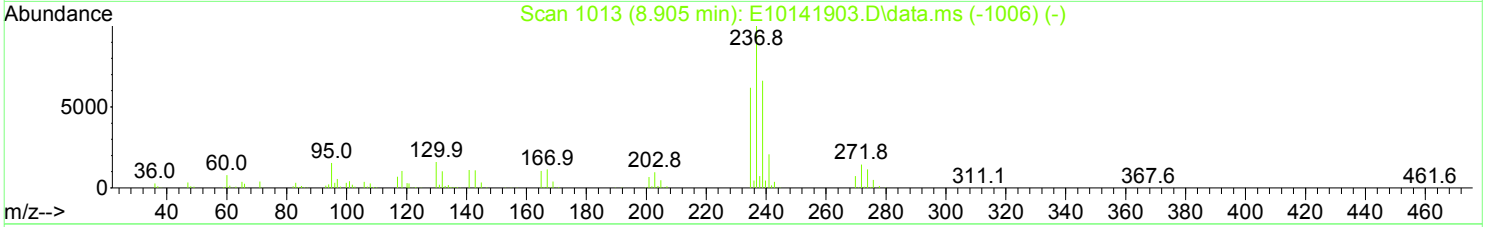

TIC: E10092011.D\data.ms

(36) Hexachlorocyclopentadiene (T)

8.873min (-0.011) 11.09 ng/ml m

response 134

Ion	Exp%	Act%
236.90	100.00	100.00
234.90	64.00	70.67
271.80	14.90	0.00
0.00	0.00	0.00

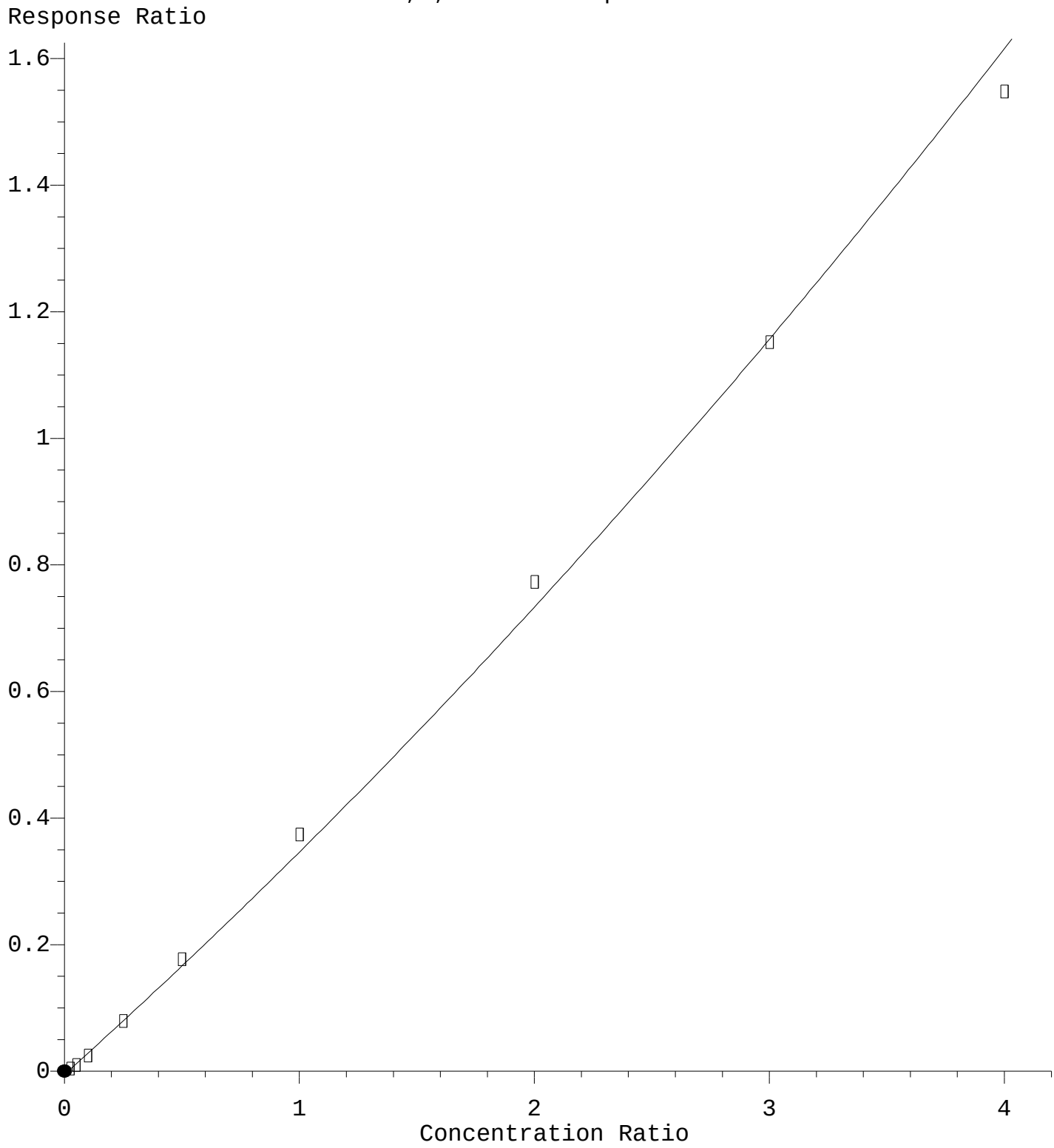

R = 1.80e-002 A*A + 3.33e-001 A - 4.98e-003
Coef of Det (r^2) = 0.993 Curve Fit: Quadratic w(1/a^2)
Method Name: K:\1\METHODS\SV5_100920.M
Calibration Table Last Updated: Mon Oct 12 13:08:36 2020

Quantitation Report (Qedit)

Data Path : K:\1\DATA\2020-10\0J09037\REQUANT\
Data File : E10092011.D
Acq On : 9 Oct 2020 5:52 pm
Operator : JK/ AMS /DTH
Sample : 0J09037-CAL1
Misc : 1x, A20J167@20
ALS Vial : 3 Sample Multiplier: 1

Quant Time: Oct 12 13:03:47 2020
Quant Method : K:\1\METHODS\SV5_100920.M
Quant Title : EPA 8270D: Semivolatile Organics
QLast Update : Mon Oct 12 10:55:07 2020
Response via : Initial Calibration

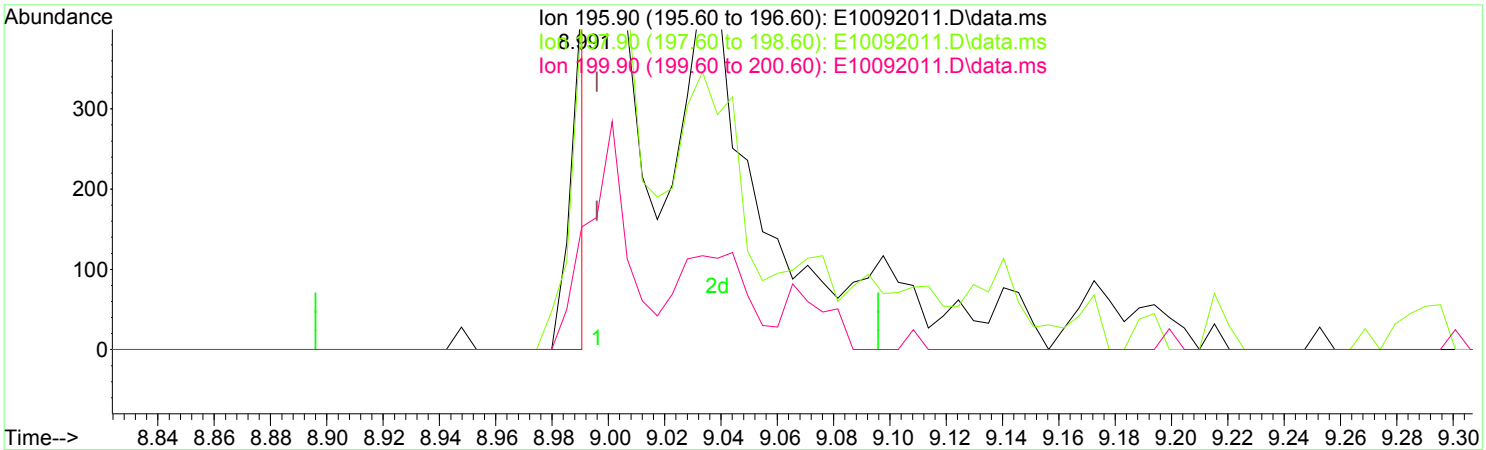

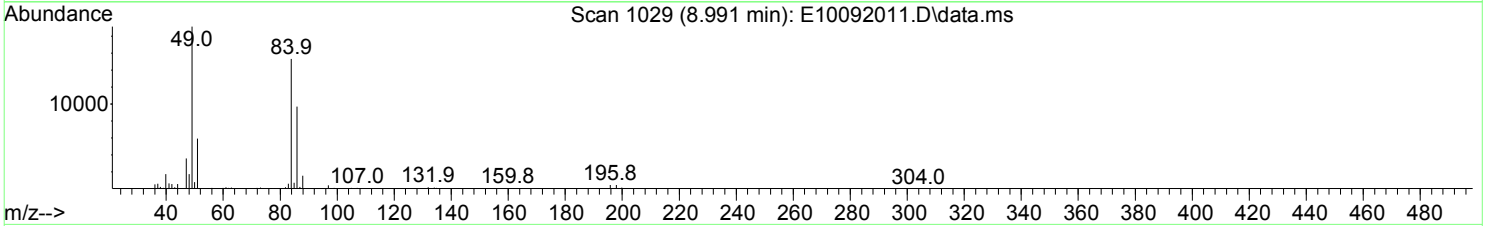

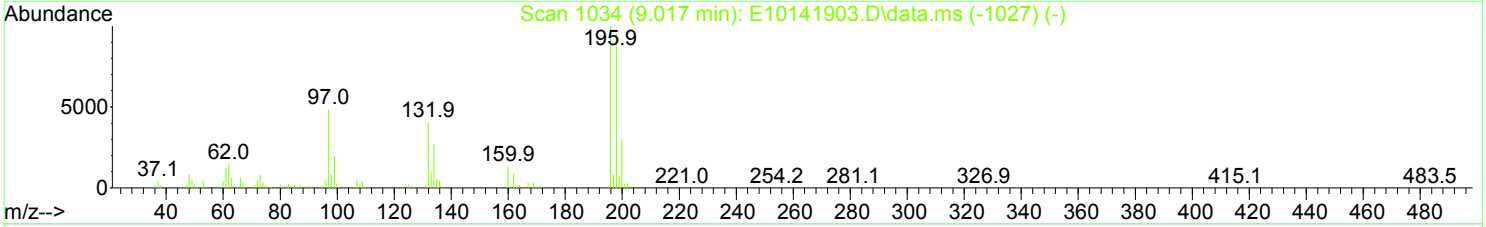

TIC: E10092011.D\data.ms

(37) 2,4,6-Trichlorophenol (T)

8.991min (-0.005) 31.31 ng/ml m

response 186

Ion	Exp%	Act%
195.90	100.00	100.00
197.90	97.60	95.08
199.90	31.60	34.23
0.00	0.00	0.00

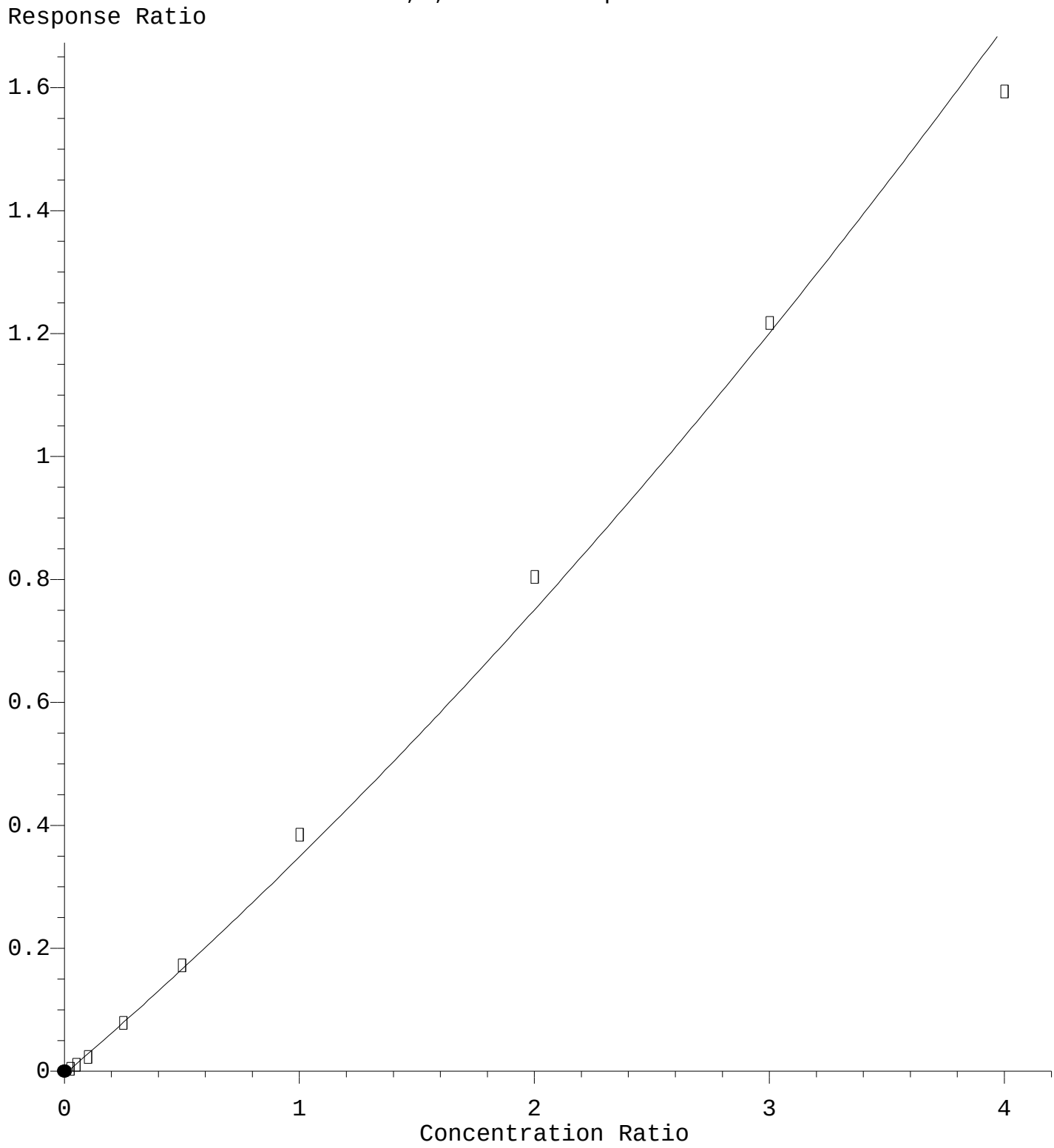

R = 2.42e-002 A*A + 3.29e-001 A - 4.92e-003
Coef of Det (r^2) = 0.992 Curve Fit: Quadratic w(1/a^2)
Method Name: K:\1\METHODS\SV5_100920.M
Calibration Table Last Updated: Mon Oct 12 13:08:36 2020

Quantitation Report (Qedit)

Data Path : K:\1\DATA\2020-10\0J09037\REQUANT\
Data File : E10092011.D
Acq On : 9 Oct 2020 5:52 pm
Operator : JK/ AMS /DTH
Sample : 0J09037-CAL1
Misc : 1x, A20J167@20
ALS Vial : 3 Sample Multiplier: 1

Quant Time: Oct 12 13:03:47 2020
Quant Method : K:\1\METHODS\SV5_100920.M
Quant Title : EPA 8270D: Semivolatile Organics
QLast Update : Mon Oct 12 10:55:07 2020
Response via : Initial Calibration

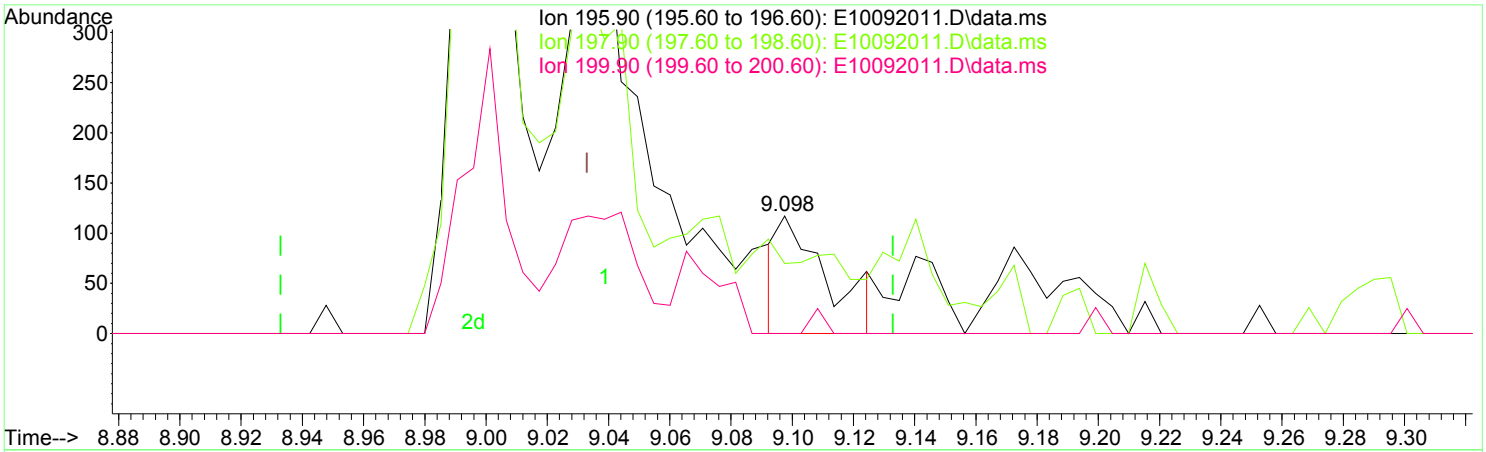



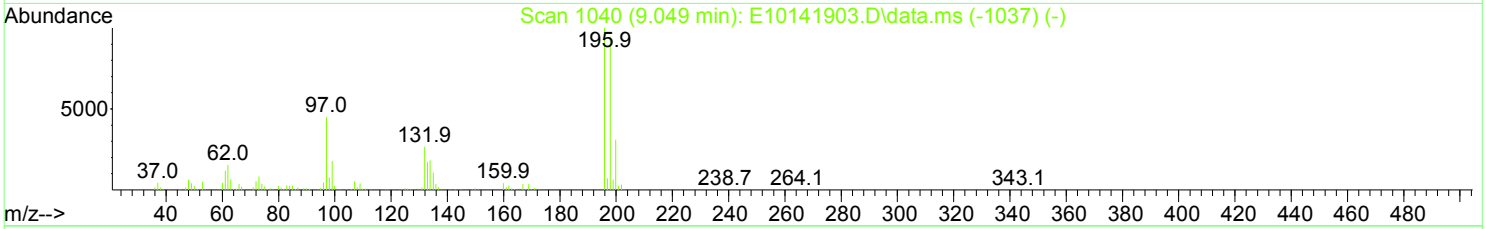

TIC: E10092011.D\data.ms

(38) 2,4,5-Trichlorophenol (T)

9.098min (+ 0.065) 30.89 ng/ml m

response 132

Ion	Exp%	Act%
195.90	100.00	100.00
197.90	97.10	59.83#
199.90	30.80	0.00#
0.00	0.00	0.00

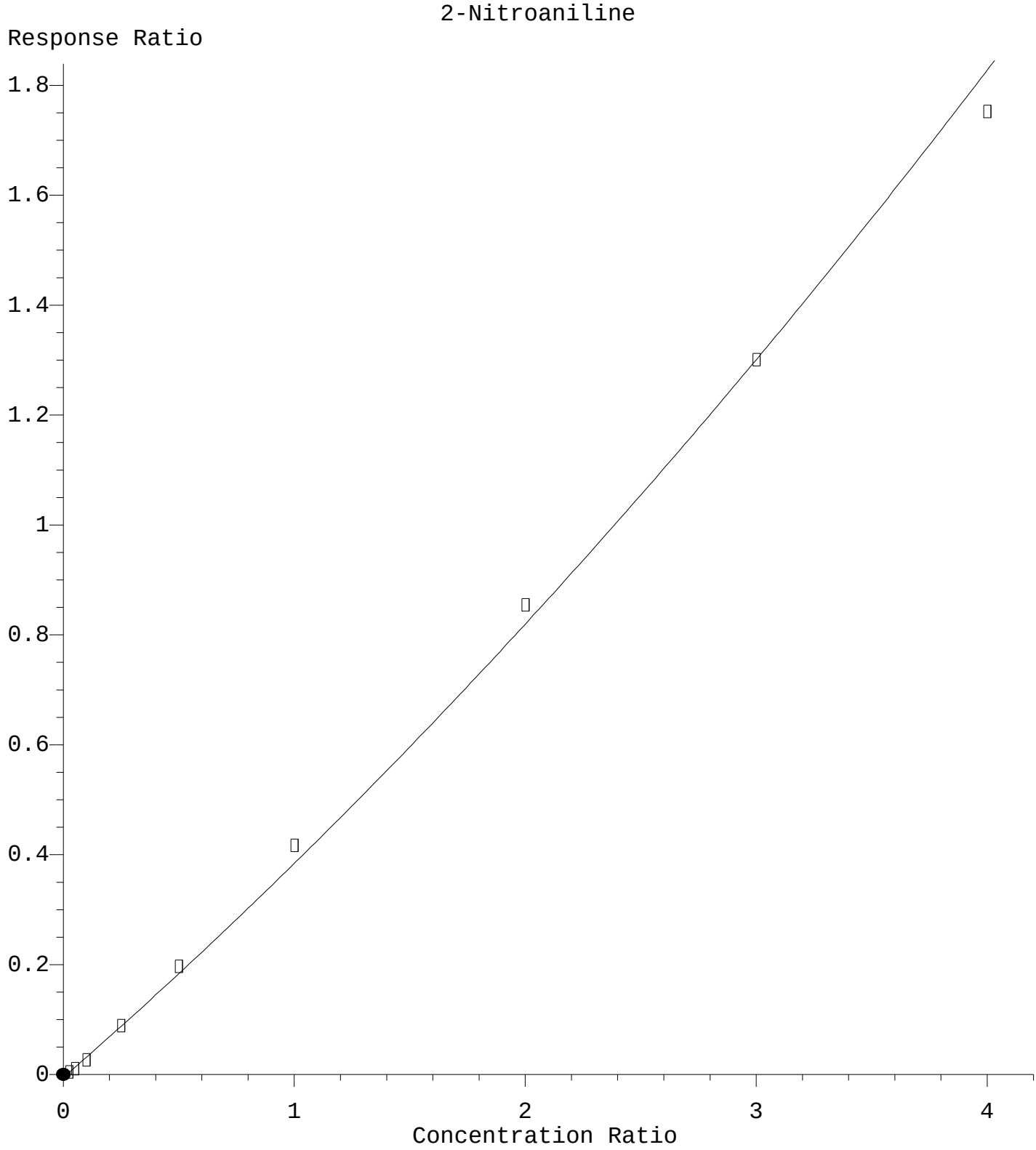

R = 2.29e-002 A*A + 3.67e-001 A - 5.43e-003
Coef of Det (r^2) = 0.992 Curve Fit: Quadratic w(1/a^2)
Method Name: K:\1\METHODS\SV5_100920.M
Calibration Table Last Updated: Mon Oct 12 13:08:36 2020

Quantitation Report (Qedit)

Data Path : K:\1\DATA\2020-10\0J09037\REQUANT\
Data File : E10092011.D
Acq On : 9 Oct 2020 5:52 pm
Operator : JK/ AMS /DTH
Sample : 0J09037-CAL1
Misc : 1x, A20J167@20
ALS Vial : 3 Sample Multiplier: 1

Quant Time: Oct 12 13:03:47 2020
Quant Method : K:\1\METHODS\SV5_100920.M
Quant Title : EPA 8270D: Semivolatile Organics
QLast Update : Mon Oct 12 10:55:07 2020
Response via : Initial Calibration

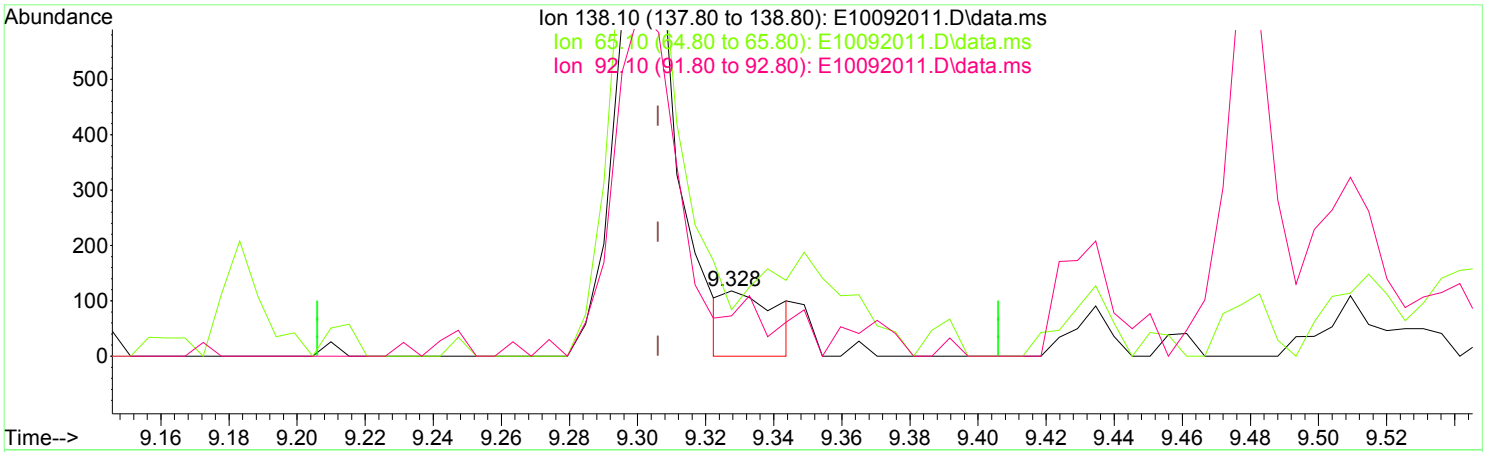

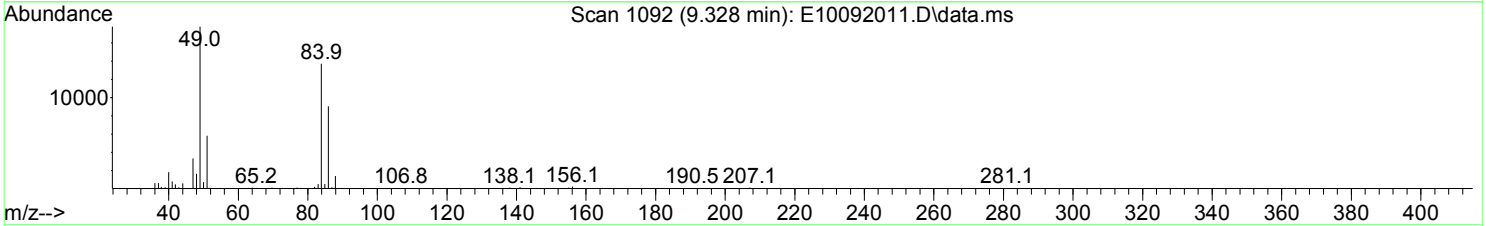

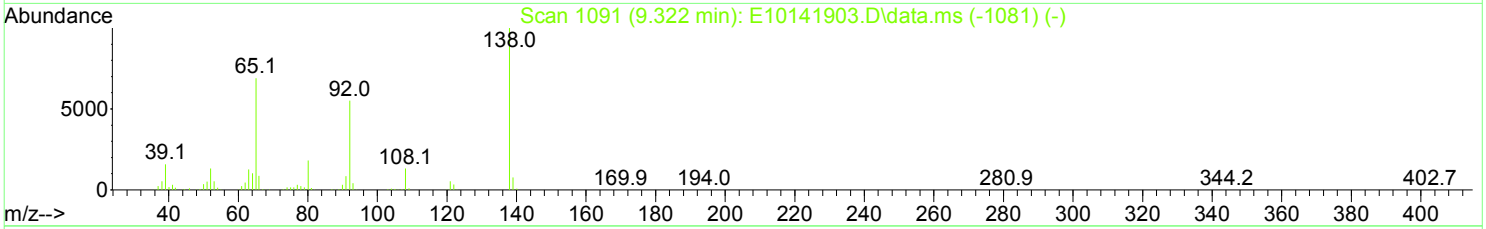

TIC: E10092011.D\data.ms

(42) 2-Nitroaniline (T)

9.328min (+ 0.022) 30.49 ng/ml m

response 130

Ion	Exp%	Act%
138.10	100.00	100.00
65.10	80.90	71.19
92.10	59.00	61.86
0.00	0.00	0.00

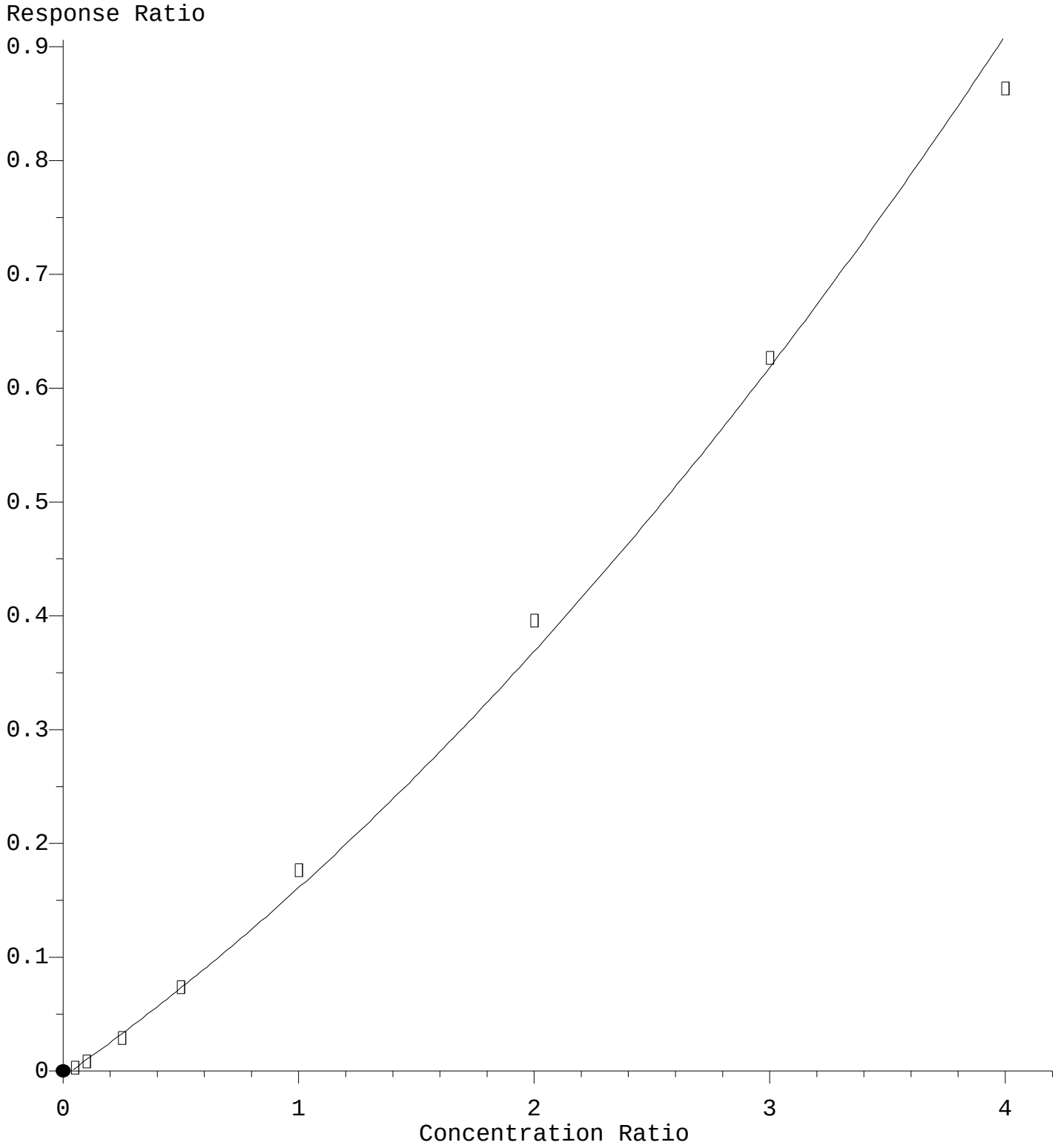

R = 2.09e-002 A*A + 1.45e-001 A - 4.82e-003
Coef of Det (r^2) = 0.994 Curve Fit: Quadratic w(1/a^2)
Method Name: K:\1\METHODS\SV5_100920.M
Calibration Table Last Updated: Mon Oct 12 13:08:36 2020

Quantitation Report (Qedit)

Data Path : K:\1\DATA\2020-10\0J09037\REQUANT\
Data File : E10092011.D
Acq On : 9 Oct 2020 5:52 pm
Operator : JK/ AMS /DTH
Sample : 0J09037-CAL1
Misc : 1x, A20J167@20
ALS Vial : 3 Sample Multiplier: 1

Quant Time: Oct 12 13:03:47 2020
Quant Method : K:\1\METHODS\SV5_100920.M
Quant Title : EPA 8270D: Semivolatile Organics
QLast Update : Mon Oct 12 10:55:07 2020
Response via : Initial Calibration

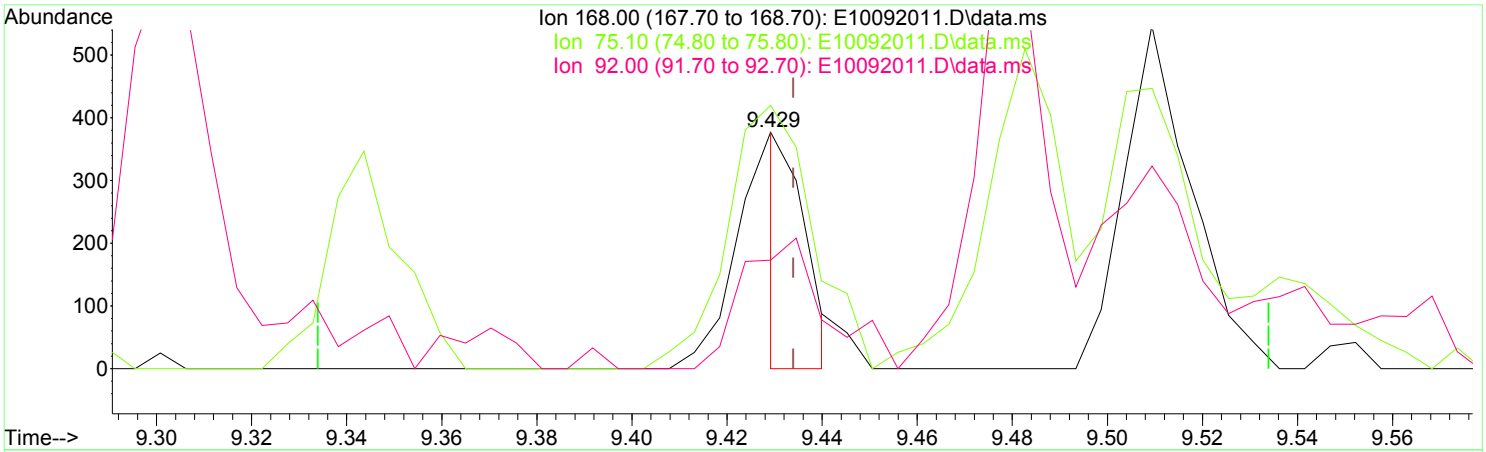

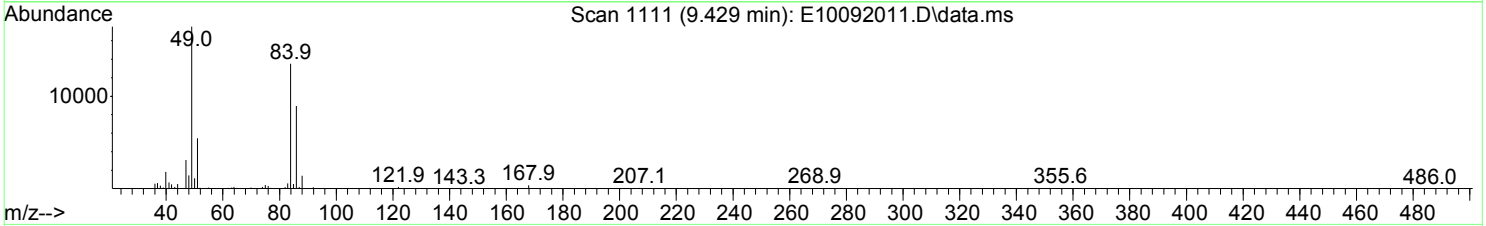

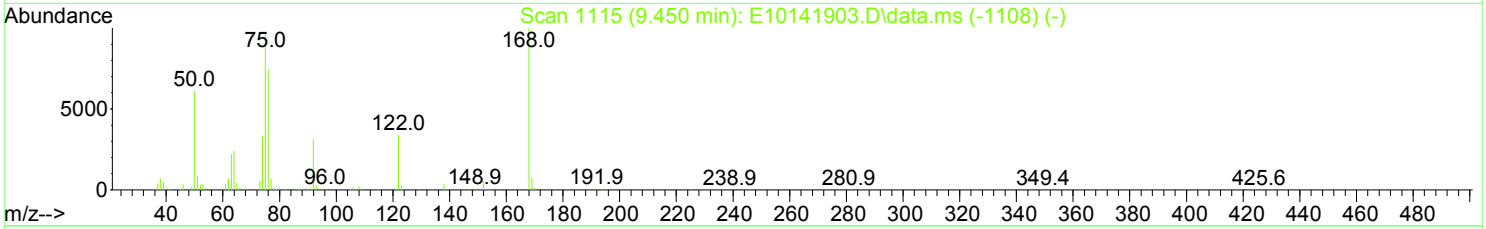

TIC: E10092011.D\data.ms

(44) 1,4-Dinitrobenzene (T)

9.429min (-0.005) 68.37 ng/ml m

response 124

Ion	Exp%	Act%
168.00	100.00	100.00
75.10	125.60	111.41
92.00	40.30	45.89
0.00	0.00	0.00

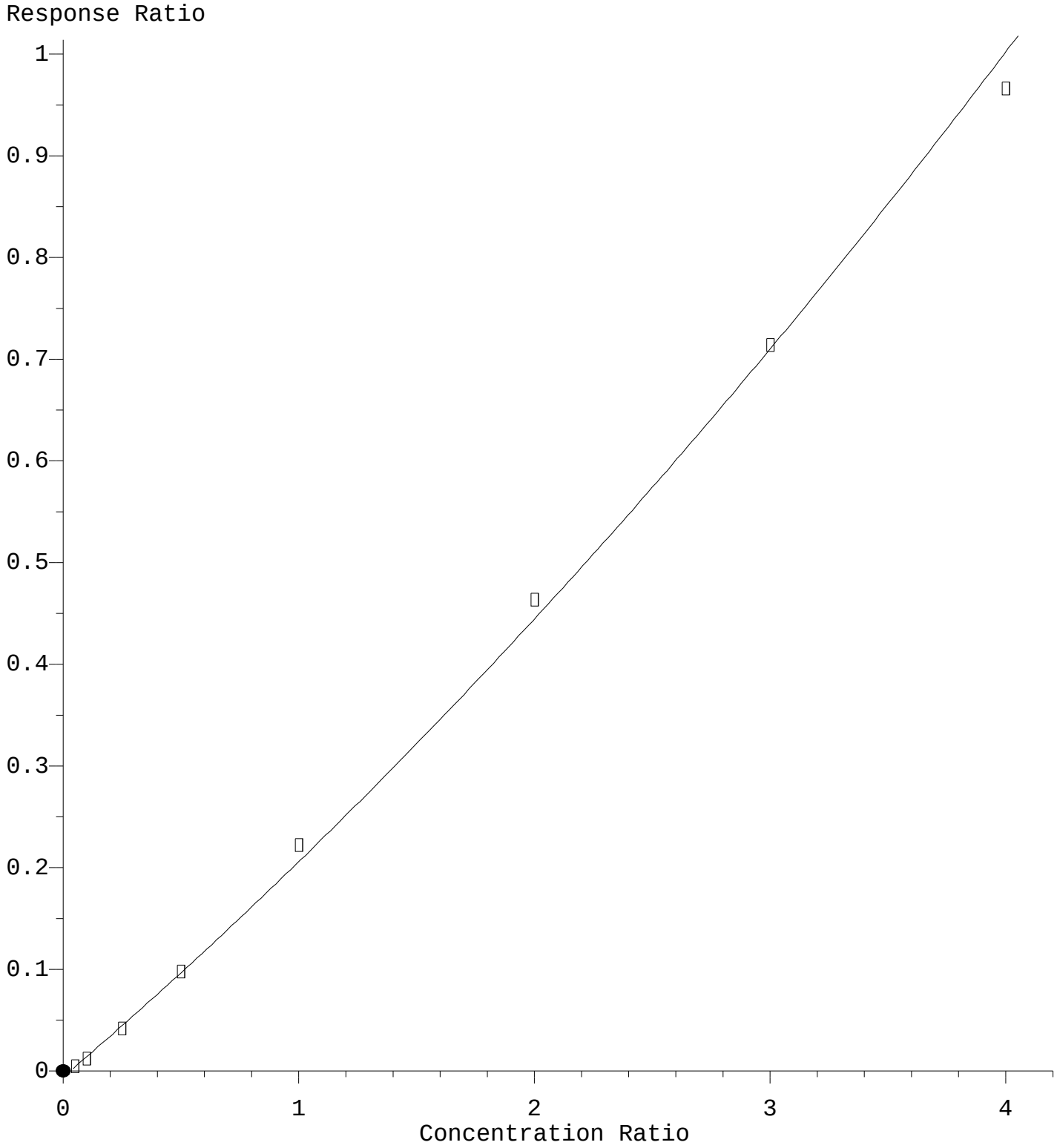

R = 1.34e-002 A*A + 1.99e-001 A - 5.95e-003
Coef of Det (r^2) = 0.996 Curve Fit: Quadratic w(1/a^2)
Method Name: K:\1\METHODS\SV5_100920.M
Calibration Table Last Updated: Mon Oct 12 13:08:36 2020

Quantitation Report (Qedit)

Data Path : K:\1\DATA\2020-10\0J09037\REQUANT\
Data File : E10092011.D
Acq On : 9 Oct 2020 5:52 pm
Operator : JK/ AMS /DTH
Sample : 0J09037-CAL1
Misc : 1x, A20J167@20
ALS Vial : 3 Sample Multiplier: 1

Quant Time: Oct 12 13:03:47 2020
Quant Method : K:\1\METHODS\SV5_100920.M
Quant Title : EPA 8270D: Semivolatile Organics
QLast Update : Mon Oct 12 10:55:07 2020
Response via : Initial Calibration

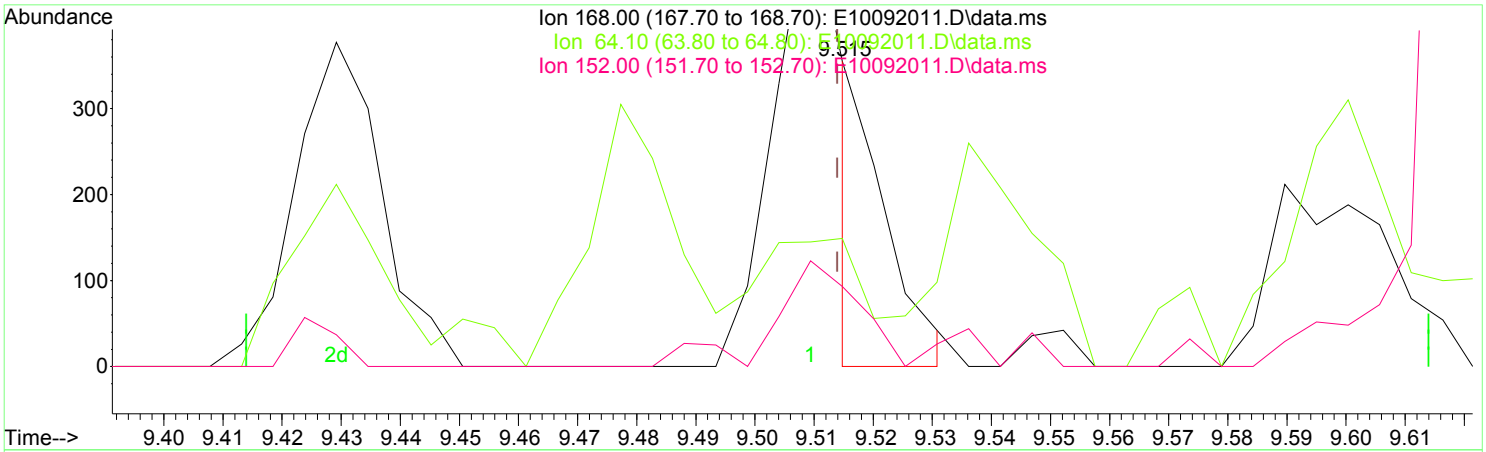

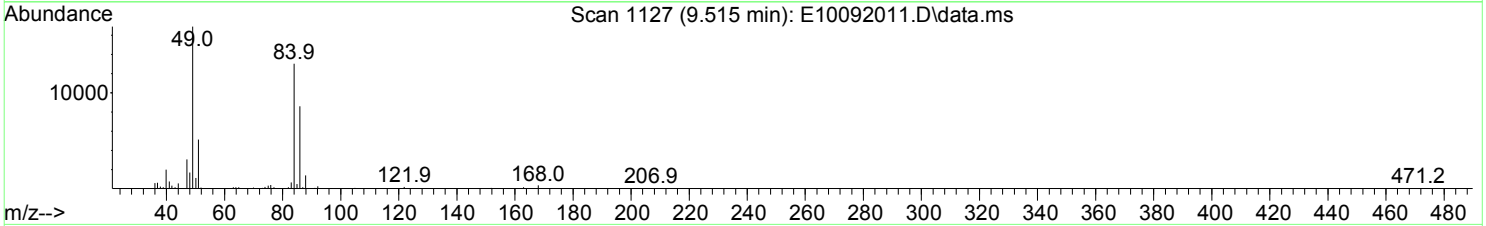

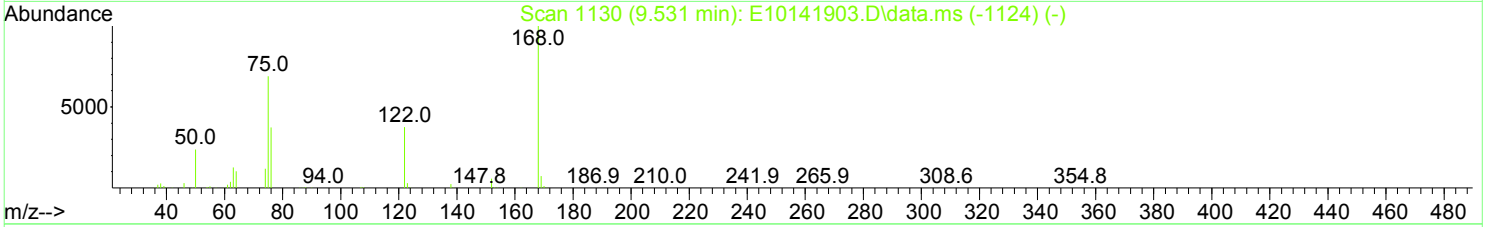

TIC: E10092011.D\data.ms

(46) 1,3-Dinitrobenzene (T)

9.515min (+ 0.001) 61.32 ng/ml m

response 116

Ion	Exp%	Act%
168.00	100.00	100.00
64.10	27.90	41.97
152.00	6.50	26.20
0.00	0.00	0.00

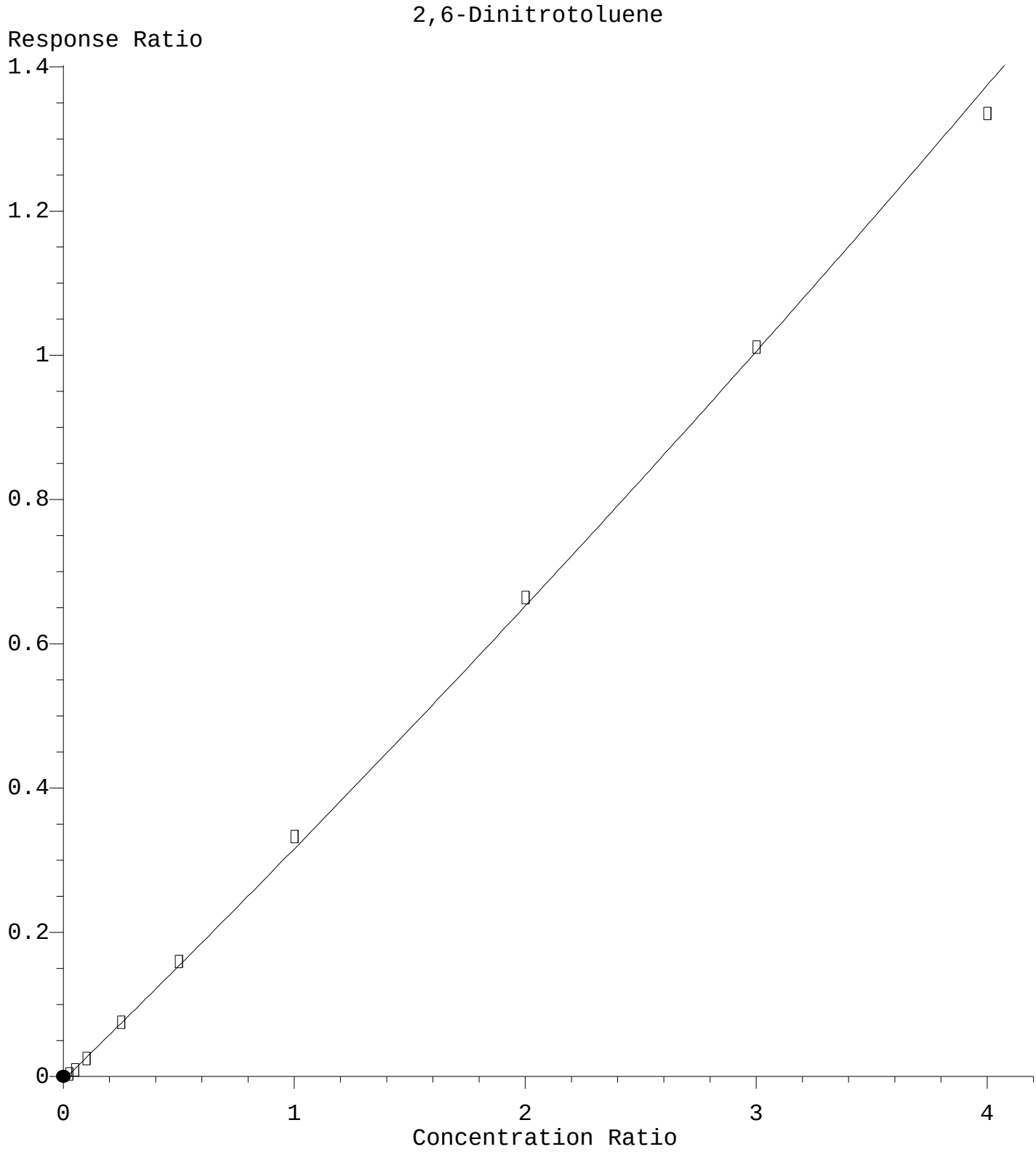

R = 8.09e-003 A*A + 3.12e-001 A - 4.83e-003
Coef of Det (r^2) = 0.996 Curve Fit: Quadratic w(1/a^2)
Method Name: K:\1\METHODS\SV5_100920.M
Calibration Table Last Updated: Mon Oct 12 13:08:36 2020

Quantitation Report (Qedit)

Data Path : K:\1\DATA\2020-10\0J09037\REQUANT\
Data File : E10092011.D
Acq On : 9 Oct 2020 5:52 pm
Operator : JK/ AMS /DTH
Sample : 0J09037-CAL1
Misc : 1x, A20J167@20
ALS Vial : 3 Sample Multiplier: 1

Quant Time: Oct 12 13:03:47 2020
Quant Method : K:\1\METHODS\SV5_100920.M
Quant Title : EPA 8270D: Semivolatile Organics
QLast Update : Mon Oct 12 10:55:07 2020
Response via : Initial Calibration

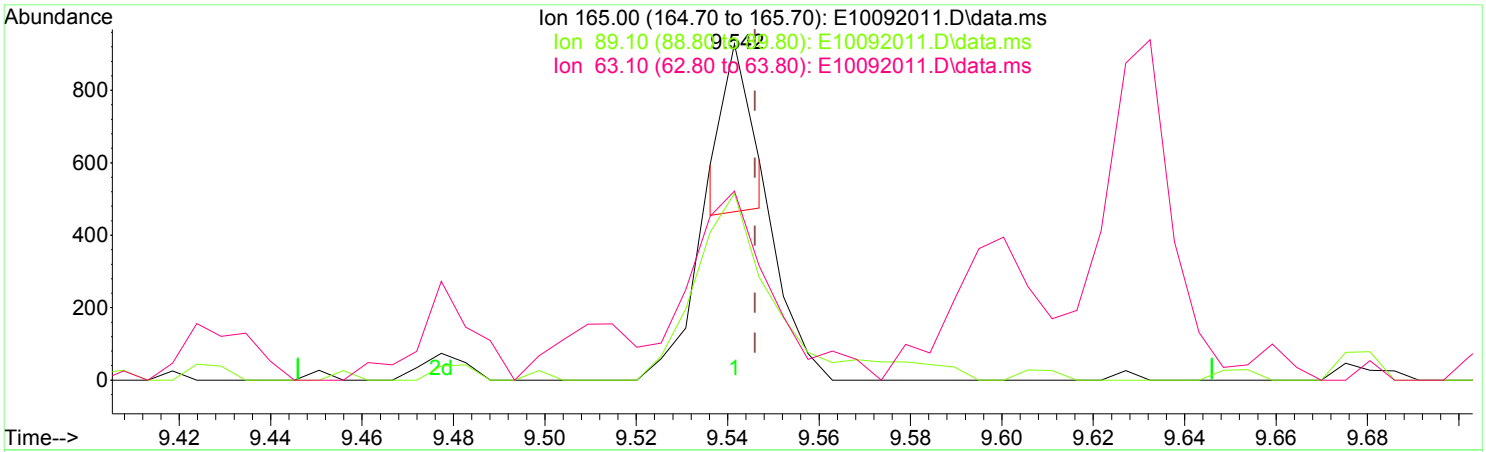

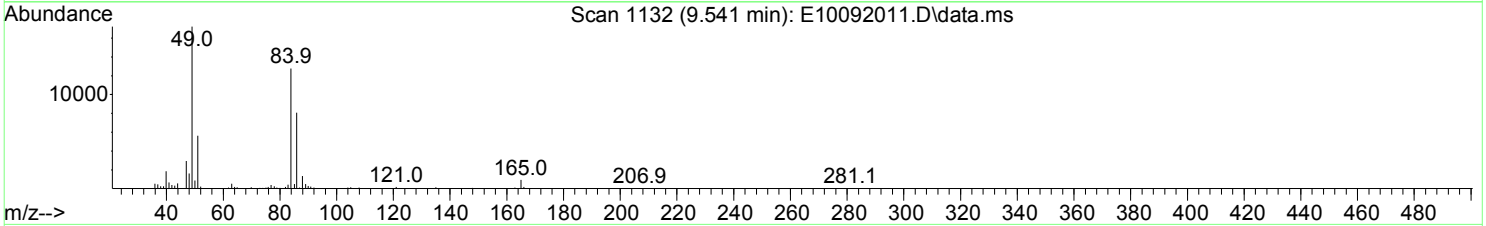

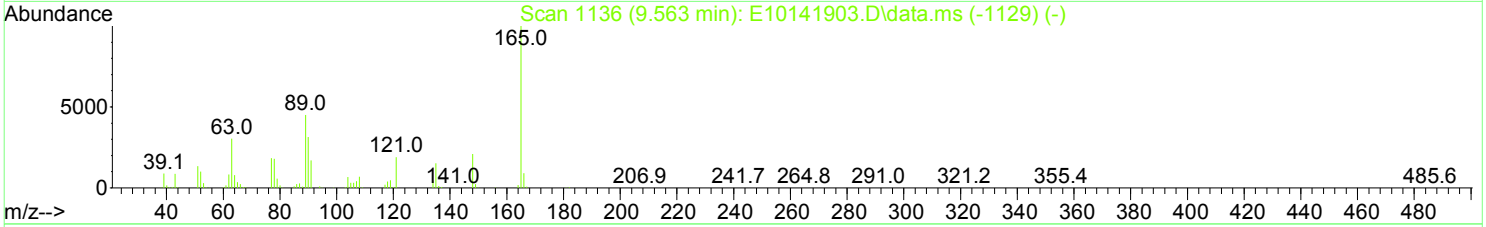

TIC: E10092011.D\data.ms

(47) 2,6-Dinitrotoluene (T)

9.541min (-0.005) 32.54 ng/ml m

response 195

Ion	Exp%	Act%
165.00	100.00	100.00
89.10	49.40	55.60
63.10	49.40	56.25
0.00	0.00	0.00

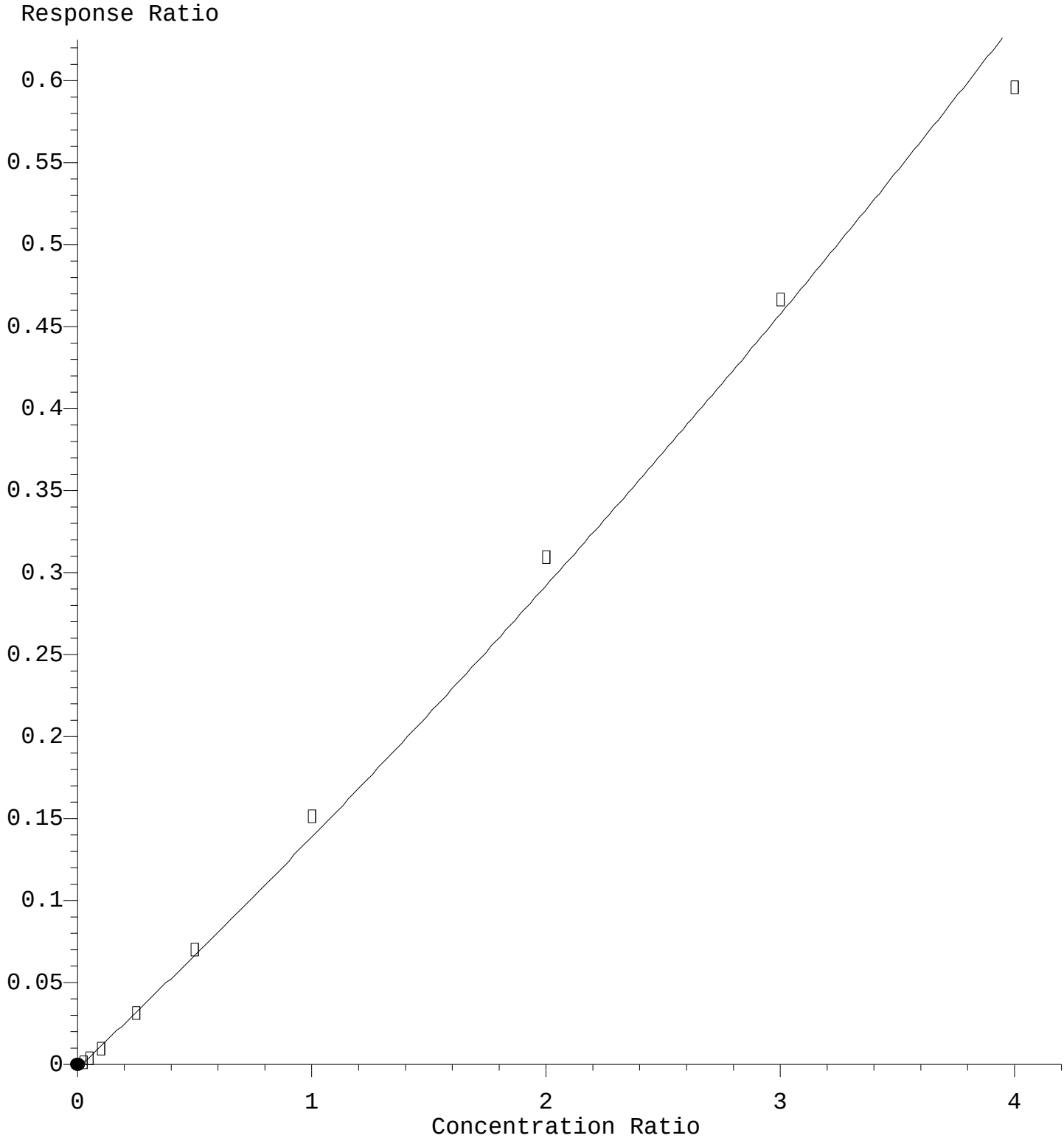

R = 6.17e-003 A*A + 1.35e-001 A - 2.31e-003
Coef of Det (r^2) = 0.993 Curve Fit: Quadratic w(1/a^2)
Method Name: K:\1\METHODS\SV5_100920.M
Calibration Table Last Updated: Mon Oct 12 13:08:36 2020

Quantitation Report (Qedit)

Data Path : K:\1\DATA\2020-10\0J09037\REQUANT\
Data File : E10092011.D
Acq On : 9 Oct 2020 5:52 pm
Operator : JK/ AMS /DTH
Sample : 0J09037-CAL1
Misc : 1x, A20J167@20
ALS Vial : 3 Sample Multiplier: 1

Quant Time: Oct 12 13:03:47 2020
Quant Method : K:\1\METHODS\SV5_100920.M
Quant Title : EPA 8270D: Semivolatile Organics
QLast Update : Mon Oct 12 10:55:07 2020
Response via : Initial Calibration

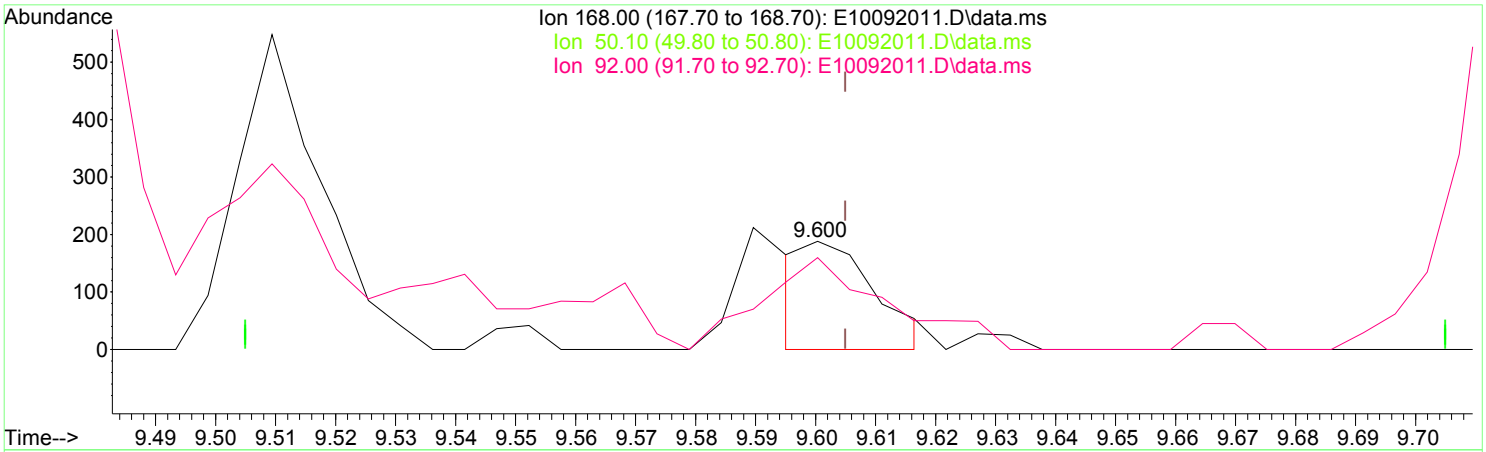

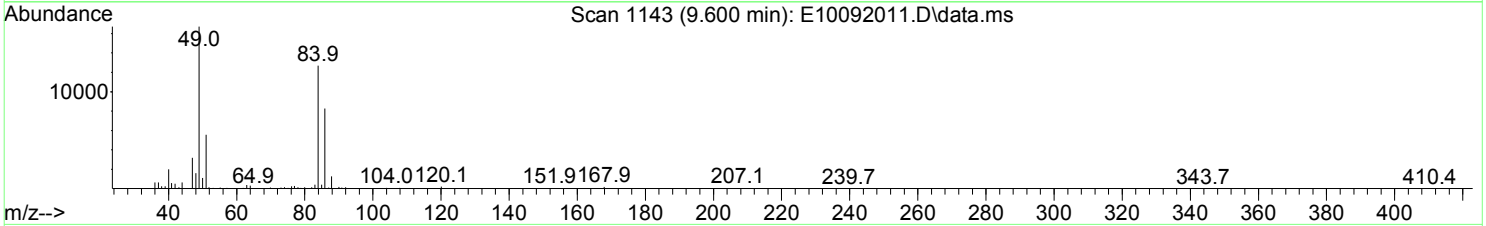

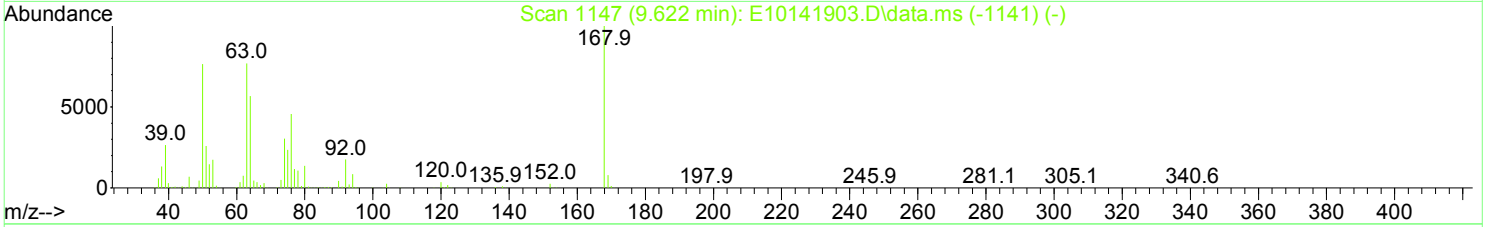

TIC: E10092011.D\data.ms

(48) 1,2-Dinitrobenzene (T)

9.600min (-0.005) 37.25 ng/ml m

response 156

Ion	Exp%	Act%
168.00	100.00	100.00
50.10	104.60	595.74#
92.00	19.90	85.11#
0.00	0.00	0.00

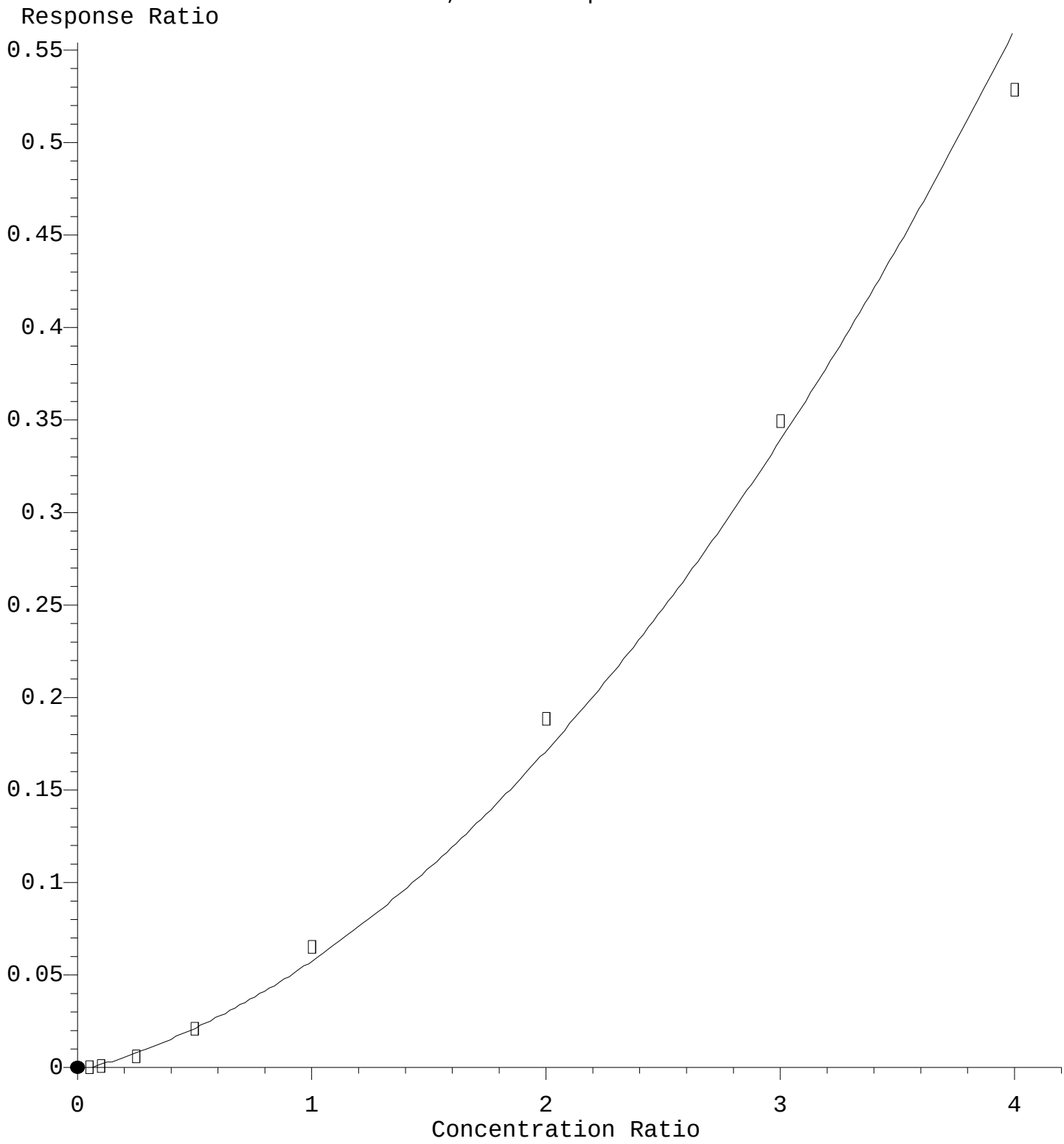

R = 2.71e-002 A*A + 3.23e-002 A - 1.85e-003
Coef of Det (r^2) = 0.992 Curve Fit: Quadratic w(1/a^2)
Method Name: K:\1\METHODS\SV5_100920.M
Calibration Table Last Updated: Mon Oct 12 13:08:36 2020

Quantitation Report (Qedit)

Data Path : K:\1\DATA\2020-10\0J09037\REQUANT\
Data File : E10092011.D
Acq On : 9 Oct 2020 5:52 pm
Operator : JK/ AMS /DTH
Sample : 0J09037-CAL1
Misc : 1x, A20J167@20
ALS Vial : 3 Sample Multiplier: 1

Quant Time: Oct 12 13:03:47 2020
Quant Method : K:\1\METHODS\SV5_100920.M
Quant Title : EPA 8270D: Semivolatile Organics
QLast Update : Mon Oct 12 10:55:07 2020
Response via : Initial Calibration

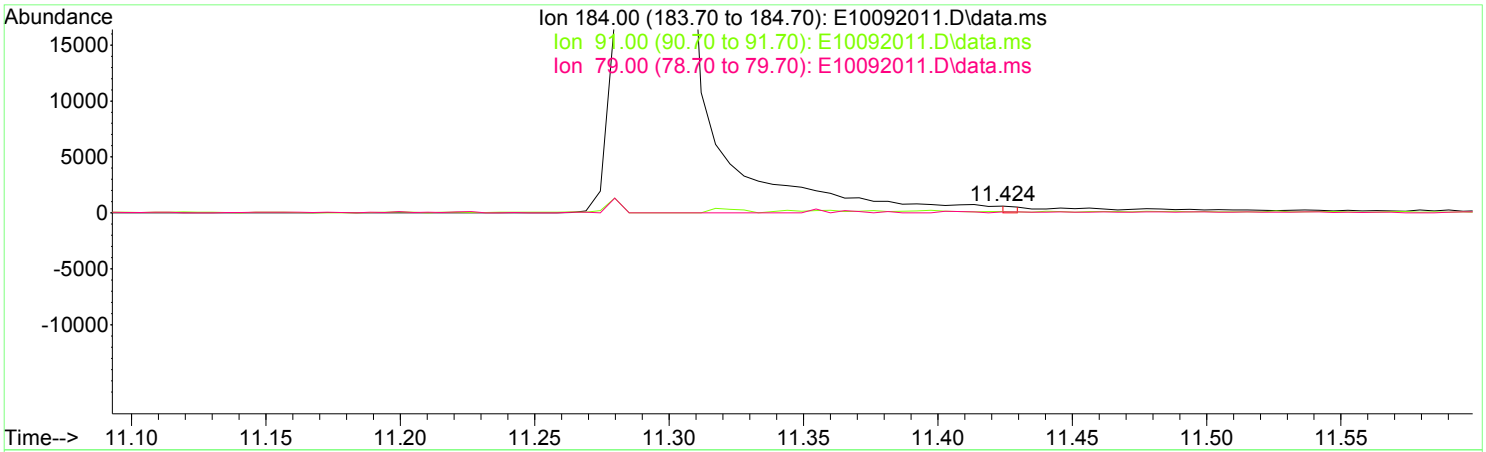

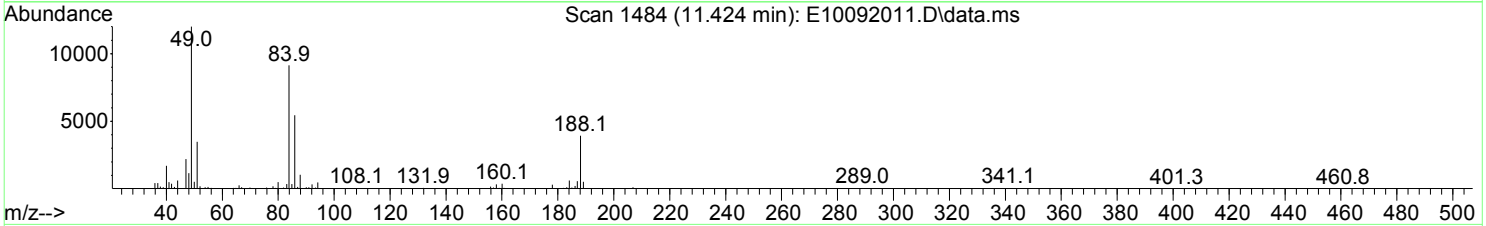

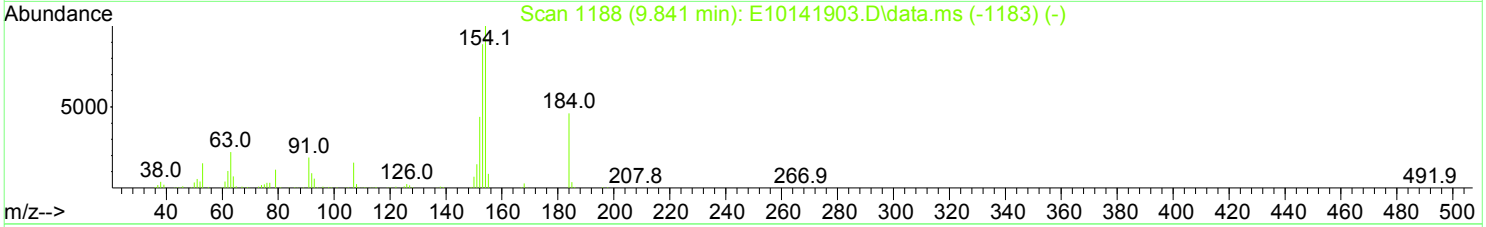

TIC: E10092011.D\data.ms

(52) 2,4-Dinitrophenol (T)

11.424min (+ 1.599) 121.71 ng/ml m

response 165

Ion	Exp%	Act%
184.00	100.00	100.00
91.00	45.90	19.52
79.00	29.00	13.39
0.00	0.00	0.00

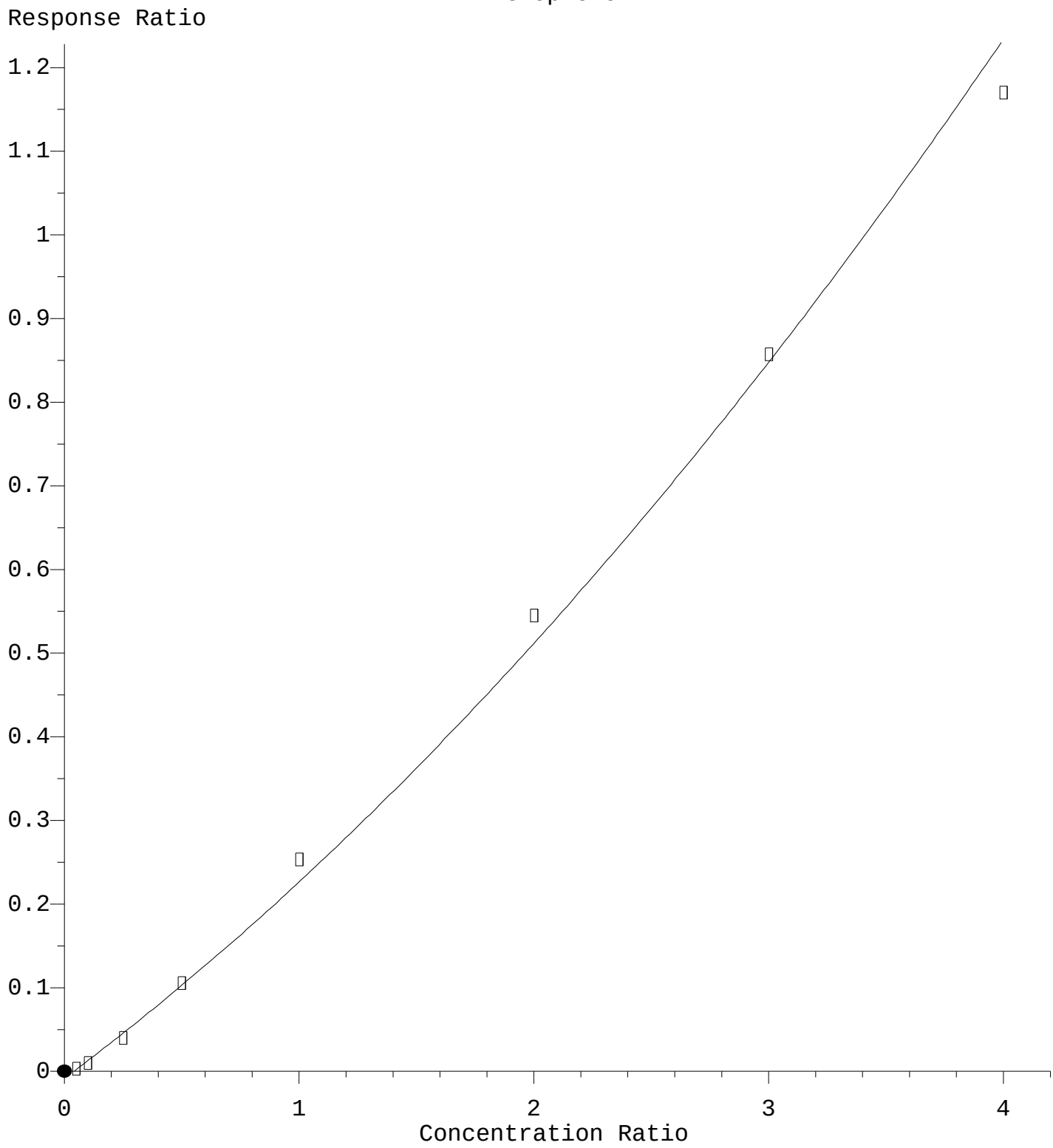

R = 2.53e-002 A*A + 2.10e-001 A - 8.35e-003
Coef of Det (r^2) = 0.992 Curve Fit: Quadratic w(1/a^2)
Method Name: K:\1\METHODS\SV5_100920.M
Calibration Table Last Updated: Mon Oct 12 13:08:36 2020

Quantitation Report (Qedit)

Data Path : K:\1\DATA\2020-10\0J09037\REQUANT\
Data File : E10092011.D
Acq On : 9 Oct 2020 5:52 pm
Operator : JK/ AMS /DTH
Sample : 0J09037-CAL1
Misc : 1x, A20J167@20
ALS Vial : 3 Sample Multiplier: 1

Quant Time: Oct 12 13:03:47 2020
Quant Method : K:\1\METHODS\SV5_100920.M
Quant Title : EPA 8270D: Semivolatile Organics
QLast Update : Mon Oct 12 10:55:07 2020
Response via : Initial Calibration

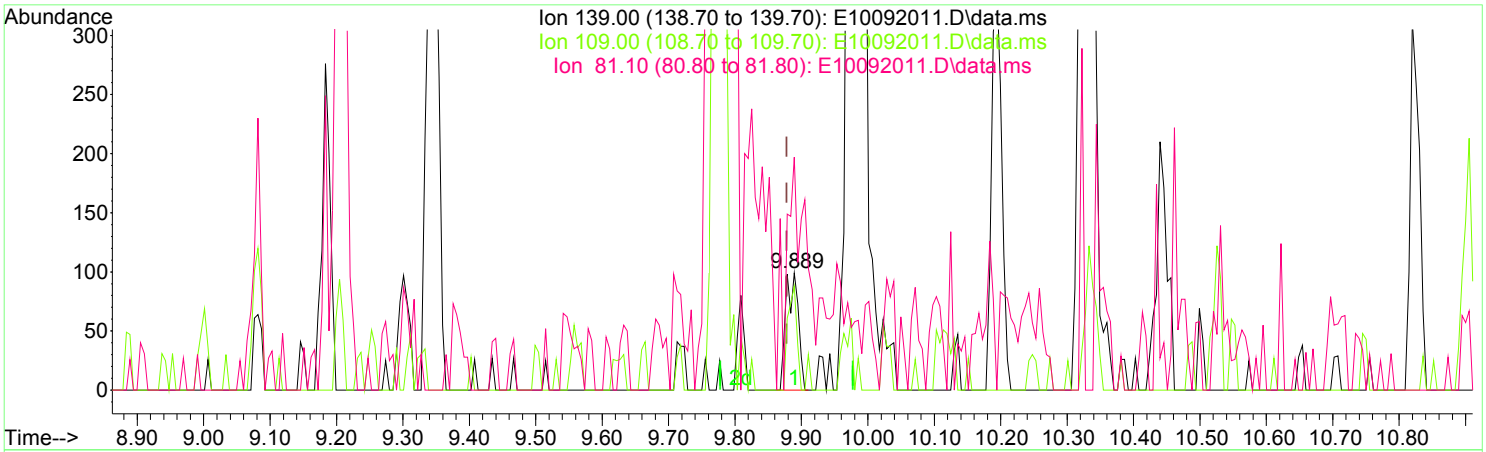

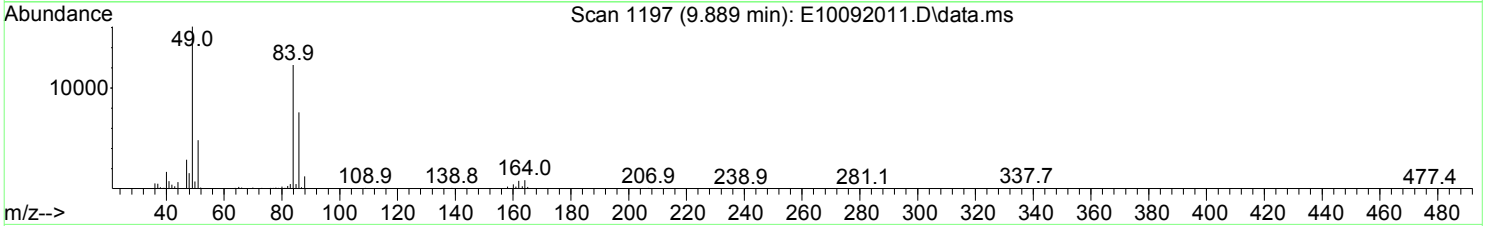

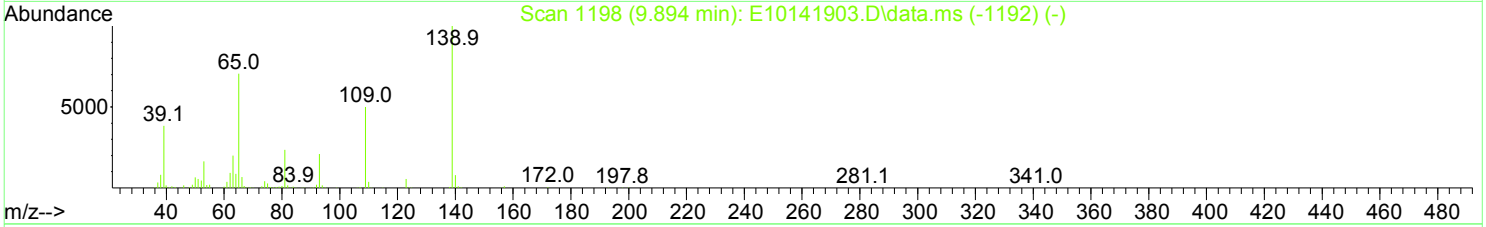

TIC: E10092011.D\data.ms

(53) 4-Nitrophenol (T)

9.889min (+ 0.011) 80.92 ng/ml

response 130

Ion	Exp%	Act%
139.00	100.00	100.00
109.00	52.80	88.89#
81.10	26.80	198.99#
0.00	0.00	0.00

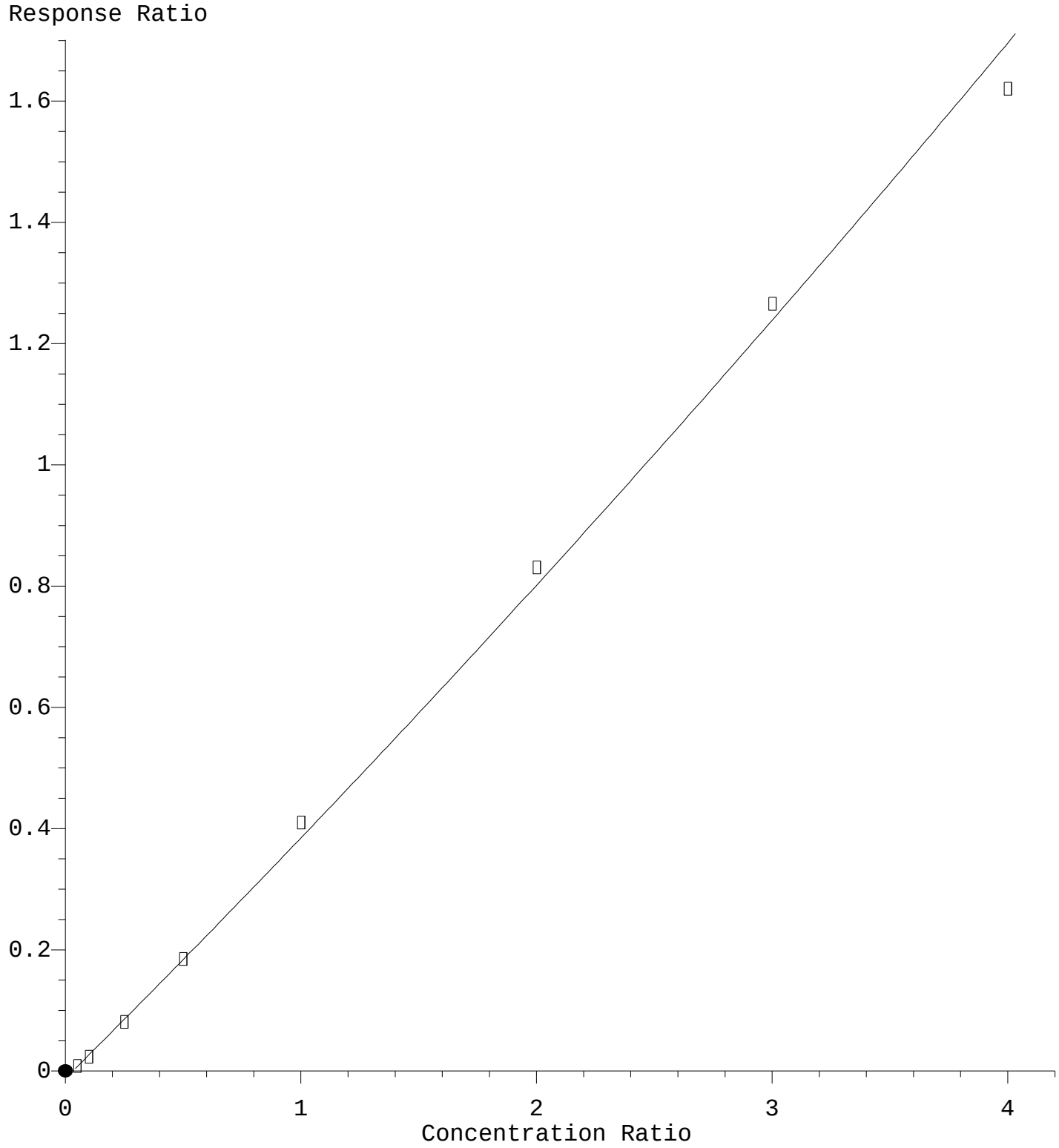

R = 1.01e-002 A*A + 3.87e-001 A - 1.21e-002
Coef of Det (r^2) = 0.997 Curve Fit: Quadratic w(1/a^2)
Method Name: K:\1\METHODS\SV5_100920.M
Calibration Table Last Updated: Mon Oct 12 13:08:36 2020

Quantitation Report (Qedit)

Data Path : K:\1\DATA\2020-10\0J09037\REQUANT\
Data File : E10092011.D
Acq On : 9 Oct 2020 5:52 pm
Operator : JK/ AMS /DTH
Sample : 0J09037-CAL1
Misc : 1x, A20J167@20
ALS Vial : 3 Sample Multiplier: 1

Quant Time: Oct 12 13:03:47 2020
Quant Method : K:\1\METHODS\SV5_100920.M
Quant Title : EPA 8270D: Semivolatile Organics
QLast Update : Mon Oct 12 10:55:07 2020
Response via : Initial Calibration

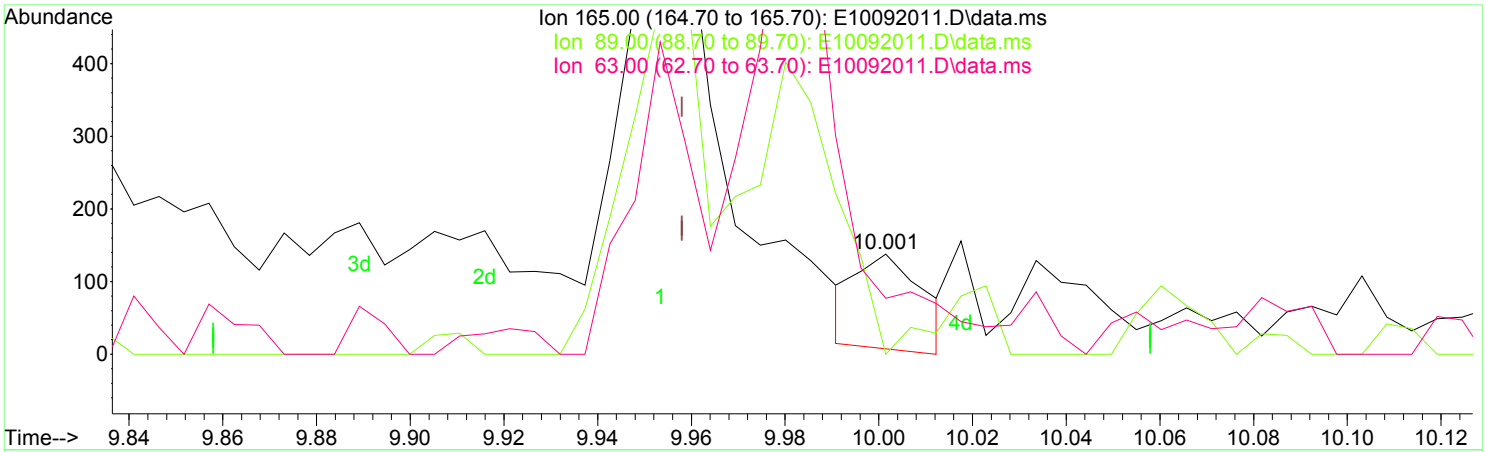

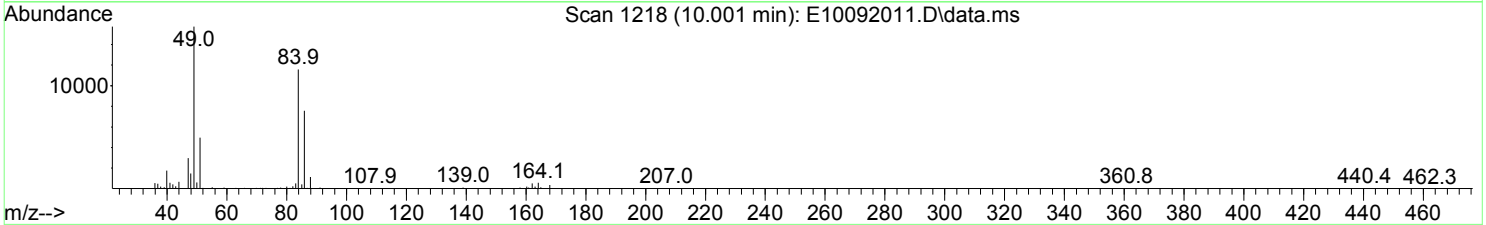

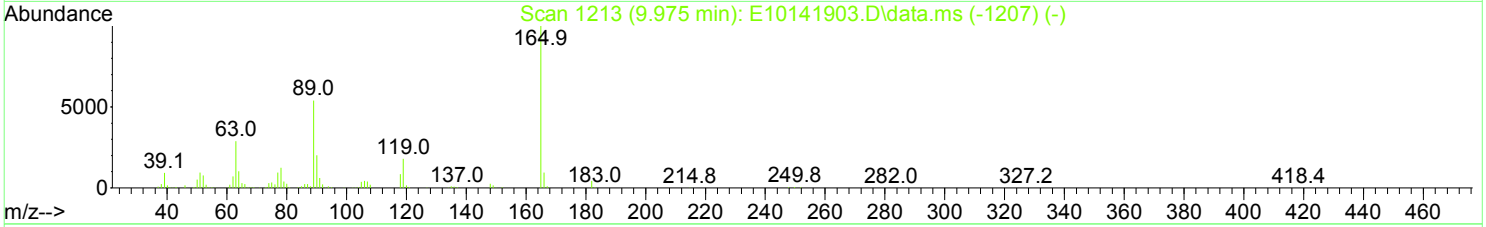

TIC: E10092011.D\data.ms

(54) 2,4-Dinitrotoluene (T)

10.001min (+ 0.043) 63.47 ng/ml m

response 128

Ion	Exp%	Act%
165.00	100.00	100.00
89.00	66.50	0.00#
63.00	40.20	55.80
0.00	0.00	0.00

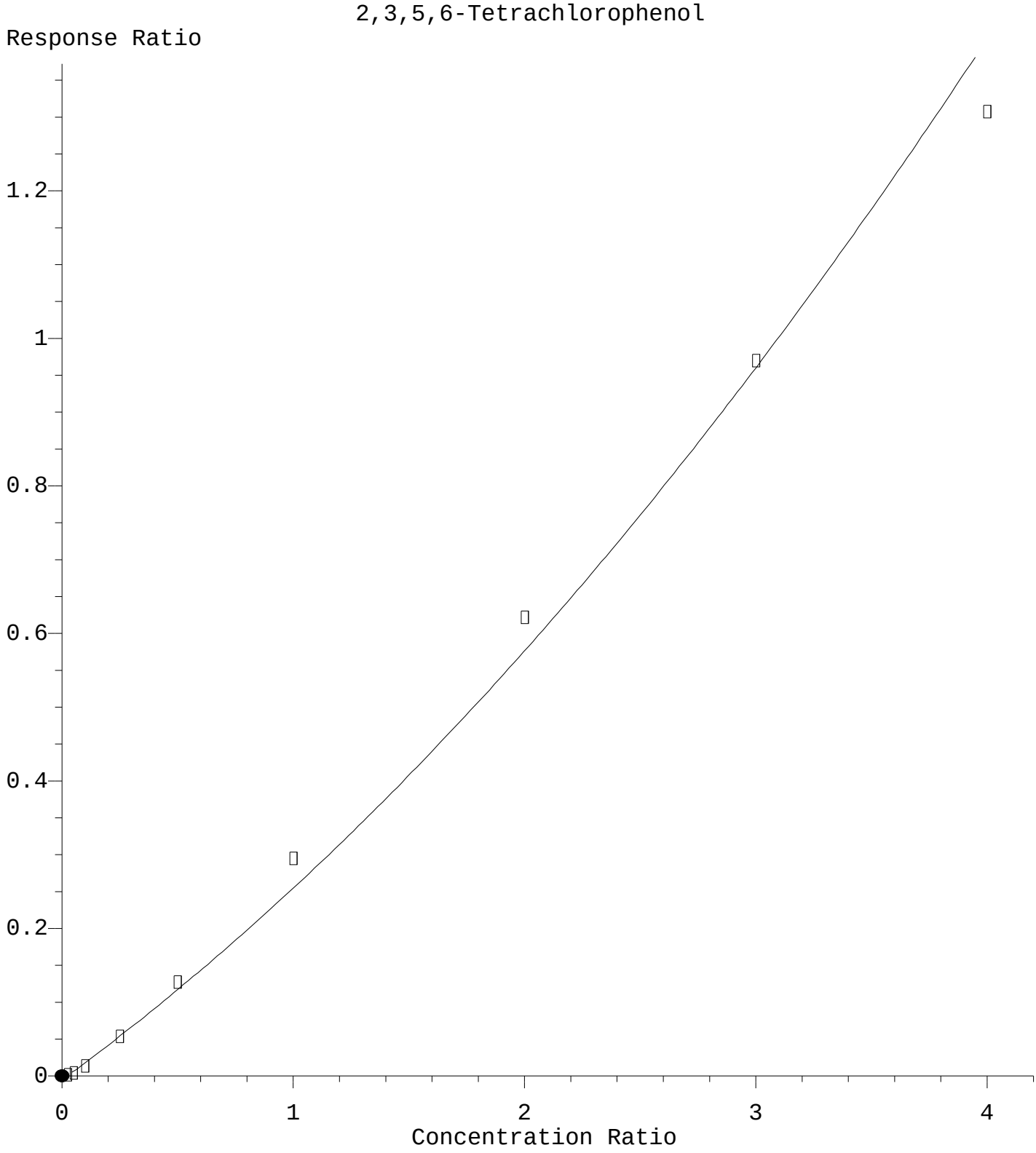

R = 3.10e-002 A*A + 2.29e-001 A - 5.10e-003
Coef of Det (r^2) = 0.983 Curve Fit: Quadratic w(1/a^2)
Method Name: K:\1\METHODS\SV5_100920.M
Calibration Table Last Updated: Mon Oct 12 13:08:36 2020

Quantitation Report (Qedit)

Data Path : K:\1\DATA\2020-10\0J09037\REQUANT\
Data File : E10092011.D
Acq On : 9 Oct 2020 5:52 pm
Operator : JK/ AMS /DTH
Sample : 0J09037-CAL1
Misc : 1x, A20J167@20
ALS Vial : 3 Sample Multiplier: 1

Quant Time: Oct 12 13:12:14 2020
Quant Method : K:\1\METHODS\SV5_100920.M
Quant Title : EPA 8270D: Semivolatile Organics
QLast Update : Mon Oct 12 10:55:07 2020
Response via : Initial Calibration

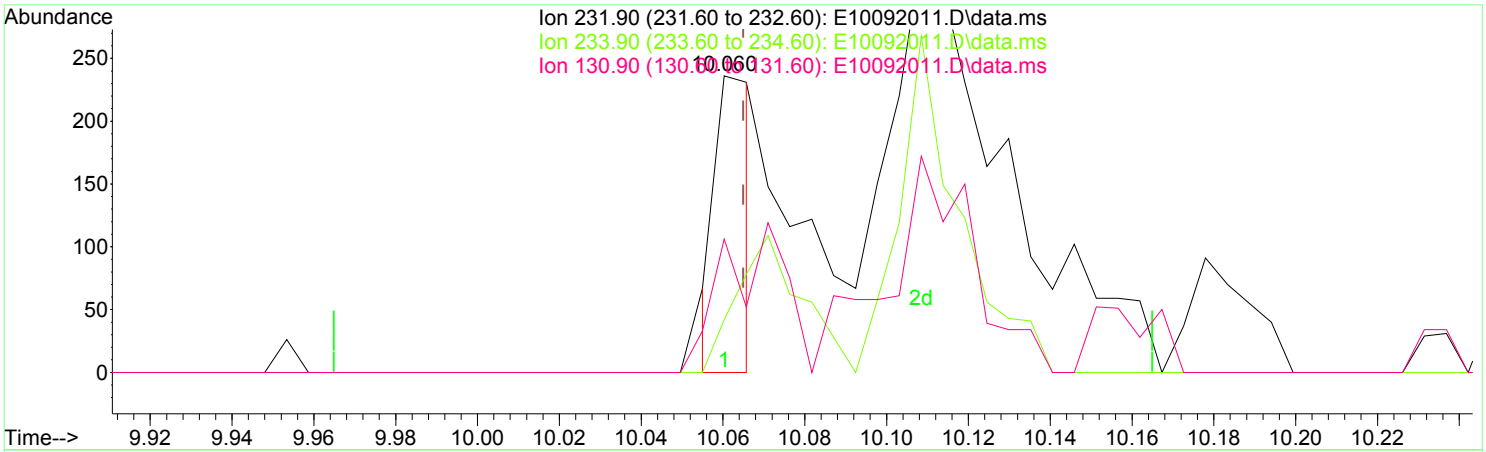

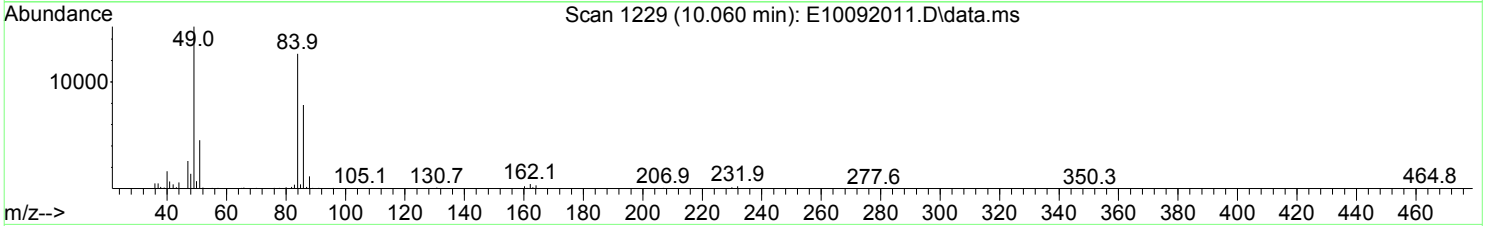

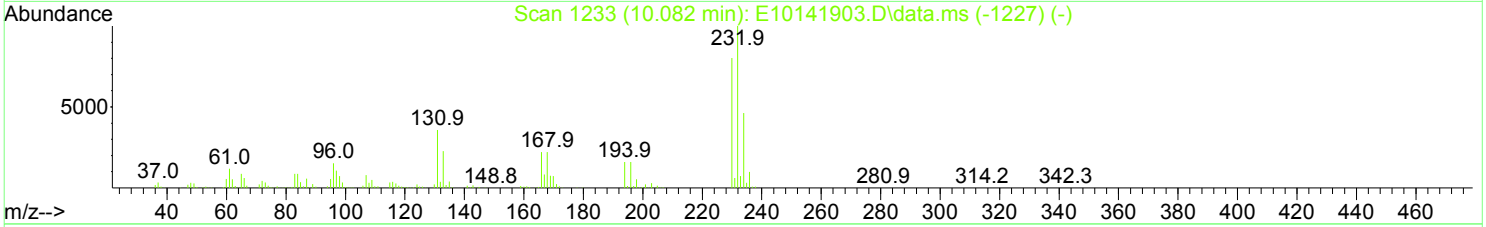

TIC: E10092011.D\data.ms

(56) 2,3,5,6-Tetrachlorophenol (T)

10.060min (-0.005) 46.18 ng/ml m

response 150

Ion	Exp%	Act%
231.90	100.00	100.00
233.90	48.80	17.80#
130.90	38.30	44.92
0.00	0.00	0.00

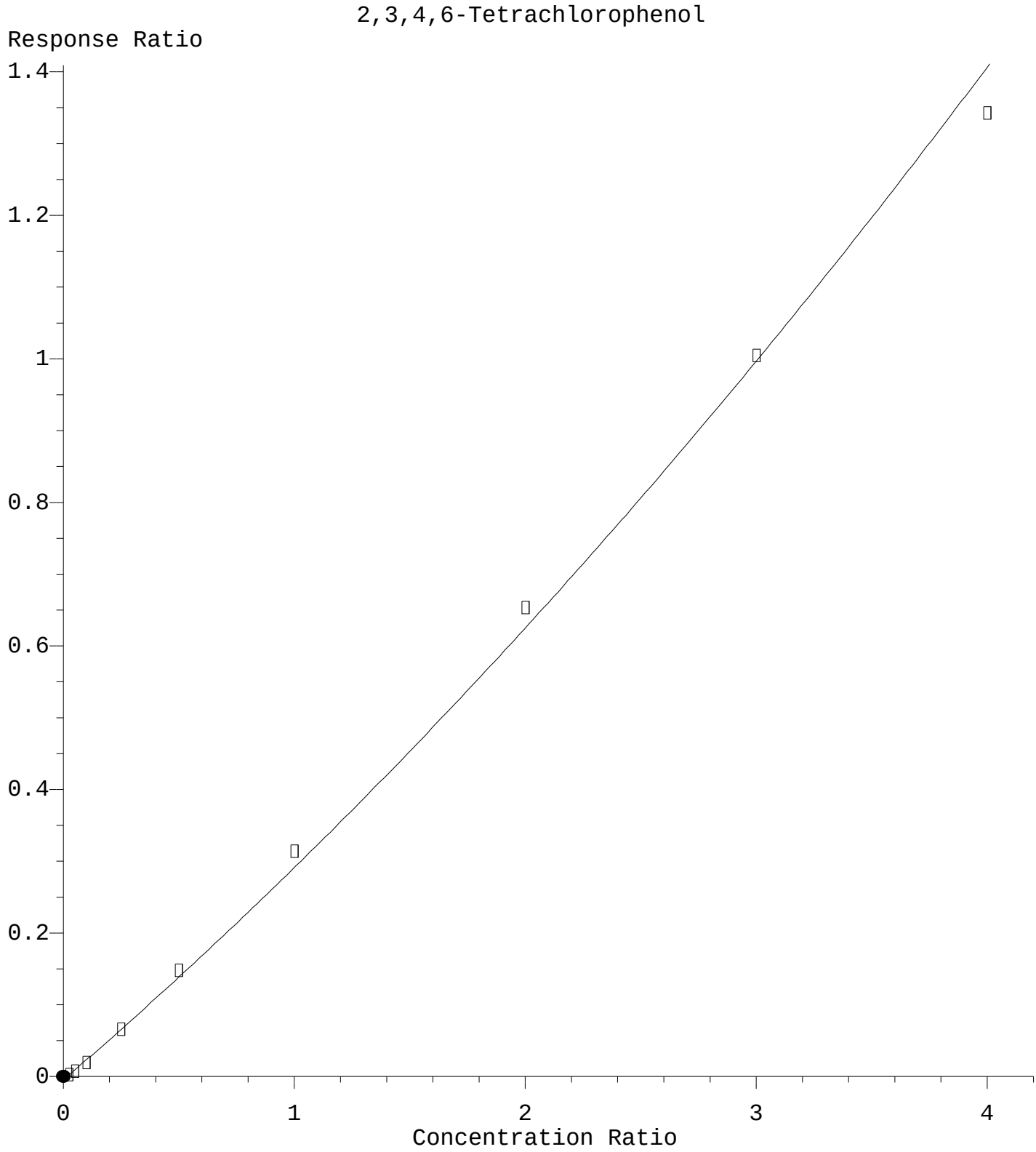

R = 1.90e-002 A*A + 2.77e-001 A - 4.78e-003
Coef of Det (r^2) = 0.993 Curve Fit: Quadratic w(1/a^2)
Method Name: K:\1\METHODS\SV5_100920.M
Calibration Table Last Updated: Mon Oct 12 13:08:36 2020

Quantitation Report (Qedit)

Data Path : K:\1\DATA\2020-10\0J09037\REQUANT\
Data File : E10092011.D
Acq On : 9 Oct 2020 5:52 pm
Operator : JK/ AMS /DTH
Sample : 0J09037-CAL1
Misc : 1x, A20J167@20
ALS Vial : 3 Sample Multiplier: 1

Quant Time: Oct 12 13:12:14 2020
Quant Method : K:\1\METHODS\SV5_100920.M
Quant Title : EPA 8270D: Semivolatile Organics
QLast Update : Mon Oct 12 10:55:07 2020
Response via : Initial Calibration

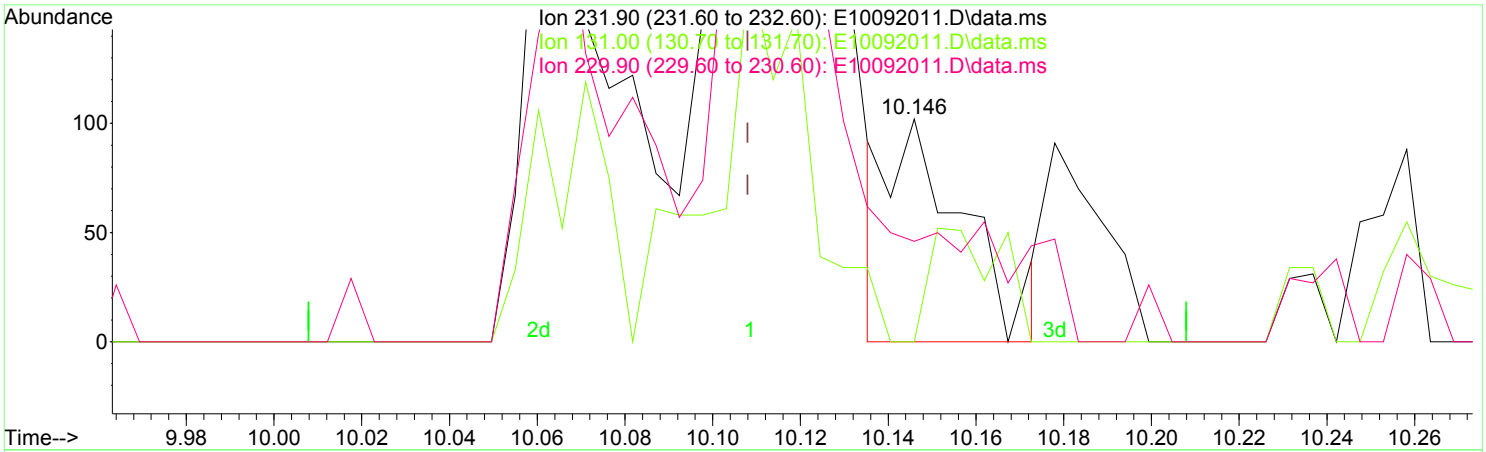

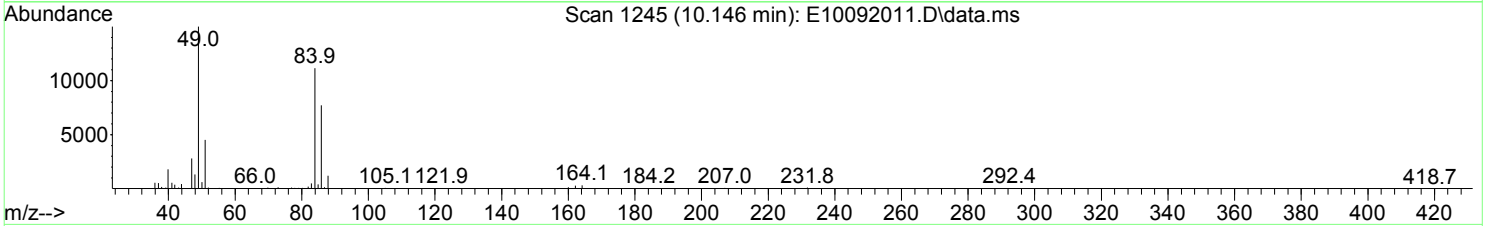

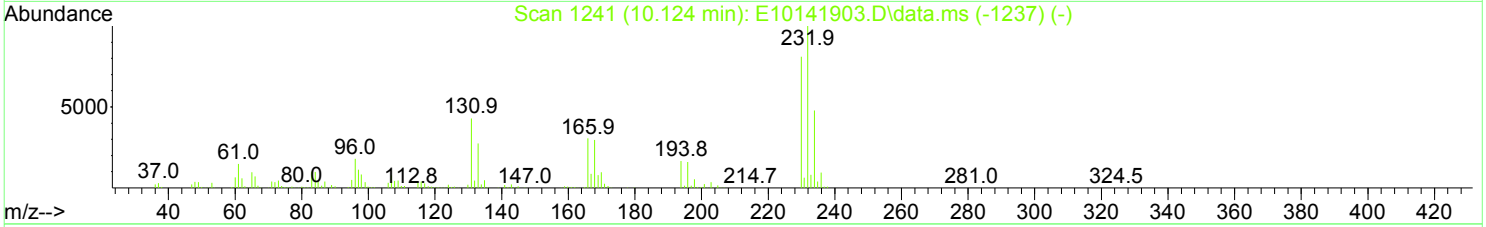

TIC: E10092011.D\data.ms

(57) 2,3,4,6-Tetrachlorophenol (T)

10.146min (+ 0.038) 35.65 ng/ml m

response 122

Ion	Exp%	Act%
231.90	100.00	100.00
131.00	43.60	0.00#
229.90	78.50	45.10#
0.00	0.00	0.00

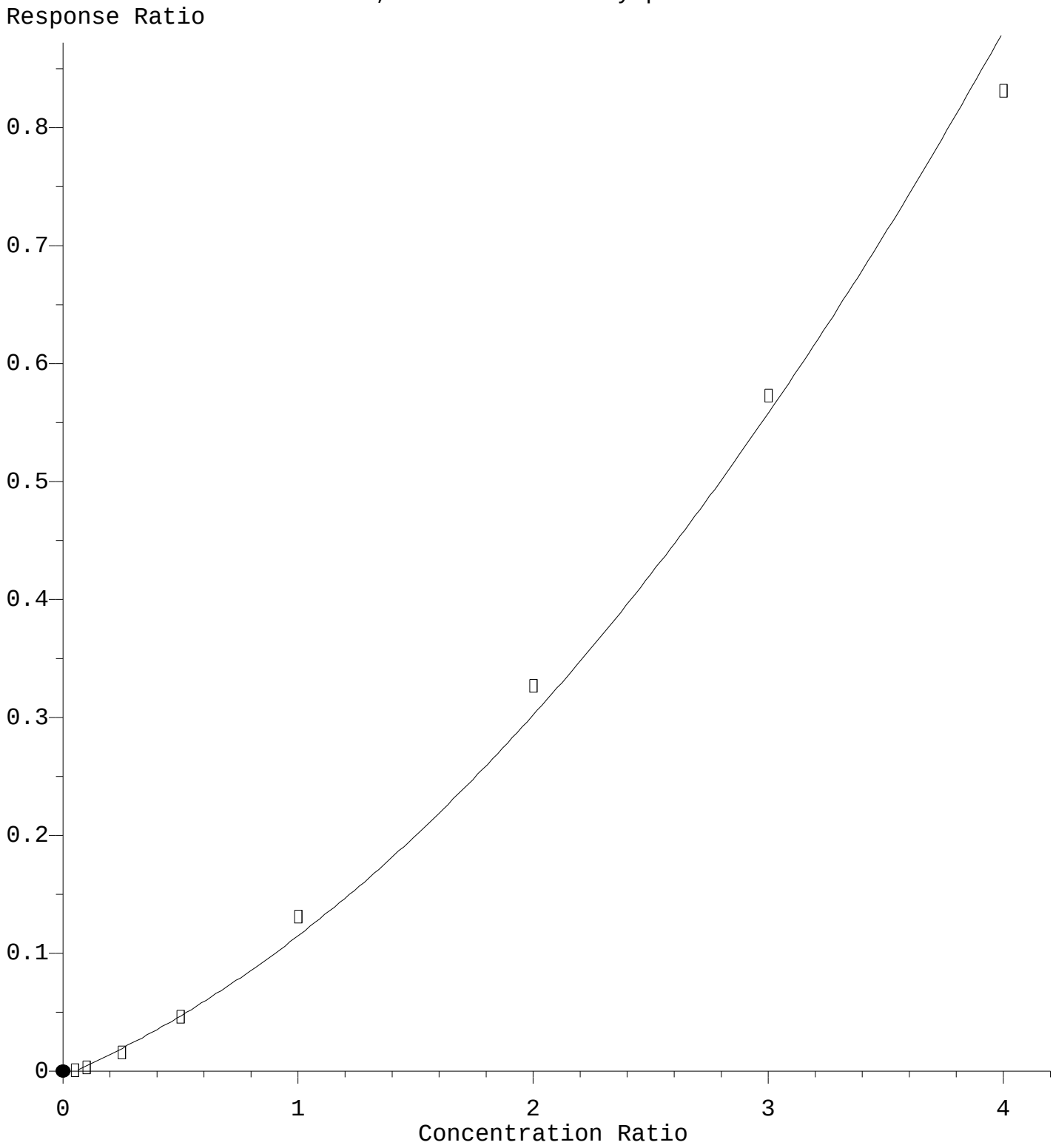

R = 3.42e-002 A*A + 8.46e-002 A - 4.07e-003
Coef of Det (r^2) = 0.992 Curve Fit: Quadratic w(1/a^2)
Method Name: K:\1\METHODS\SV5_100920.M
Calibration Table Last Updated: Mon Oct 12 13:08:36 2020

Quantitation Report (Qedit)

Data Path : K:\1\DATA\2020-10\0J09037\REQUANT\
Data File : E10092011.D
Acq On : 9 Oct 2020 5:52 pm
Operator : JK/ AMS /DTH
Sample : 0J09037-CAL1
Misc : 1x, A20J167@20
ALS Vial : 3 Sample Multiplier: 1

Quant Time: Oct 12 13:12:14 2020
Quant Method : K:\1\METHODS\SV5_100920.M
Quant Title : EPA 8270D: Semivolatile Organics
QLast Update : Mon Oct 12 10:55:07 2020
Response via : Initial Calibration

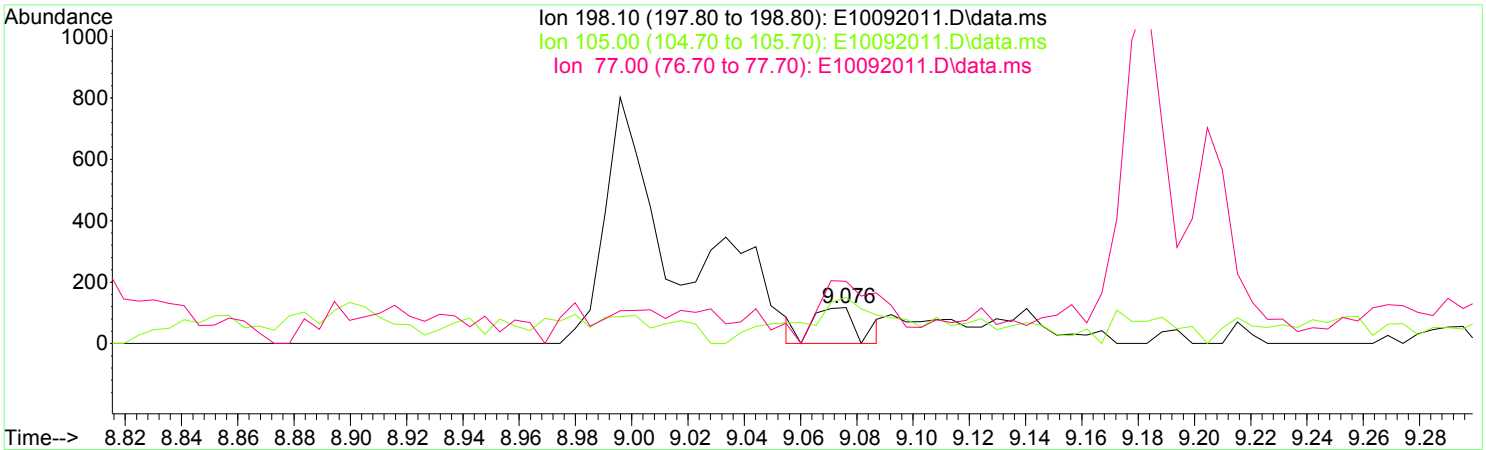

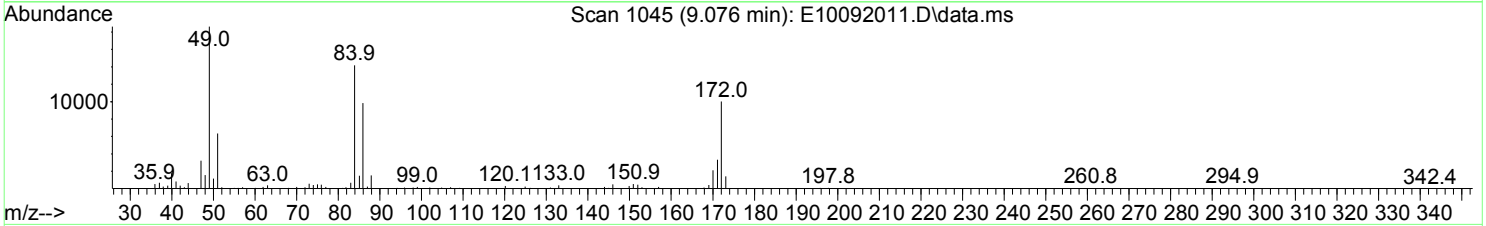

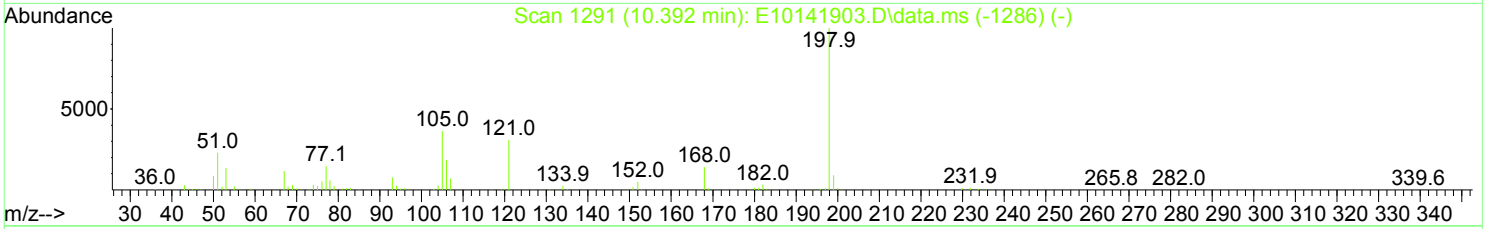

TIC: E10092011.D\data.ms

(63) 4,6-Dinitro-2-methylphenol (T)

9.076min (-1.299) 98.23 ng/ml m

response 131

Ion	Exp%	Act%
198.10	100.00	100.00
105.00	44.90	128.21#
77.00	24.40	173.50#
0.00	0.00	0.00

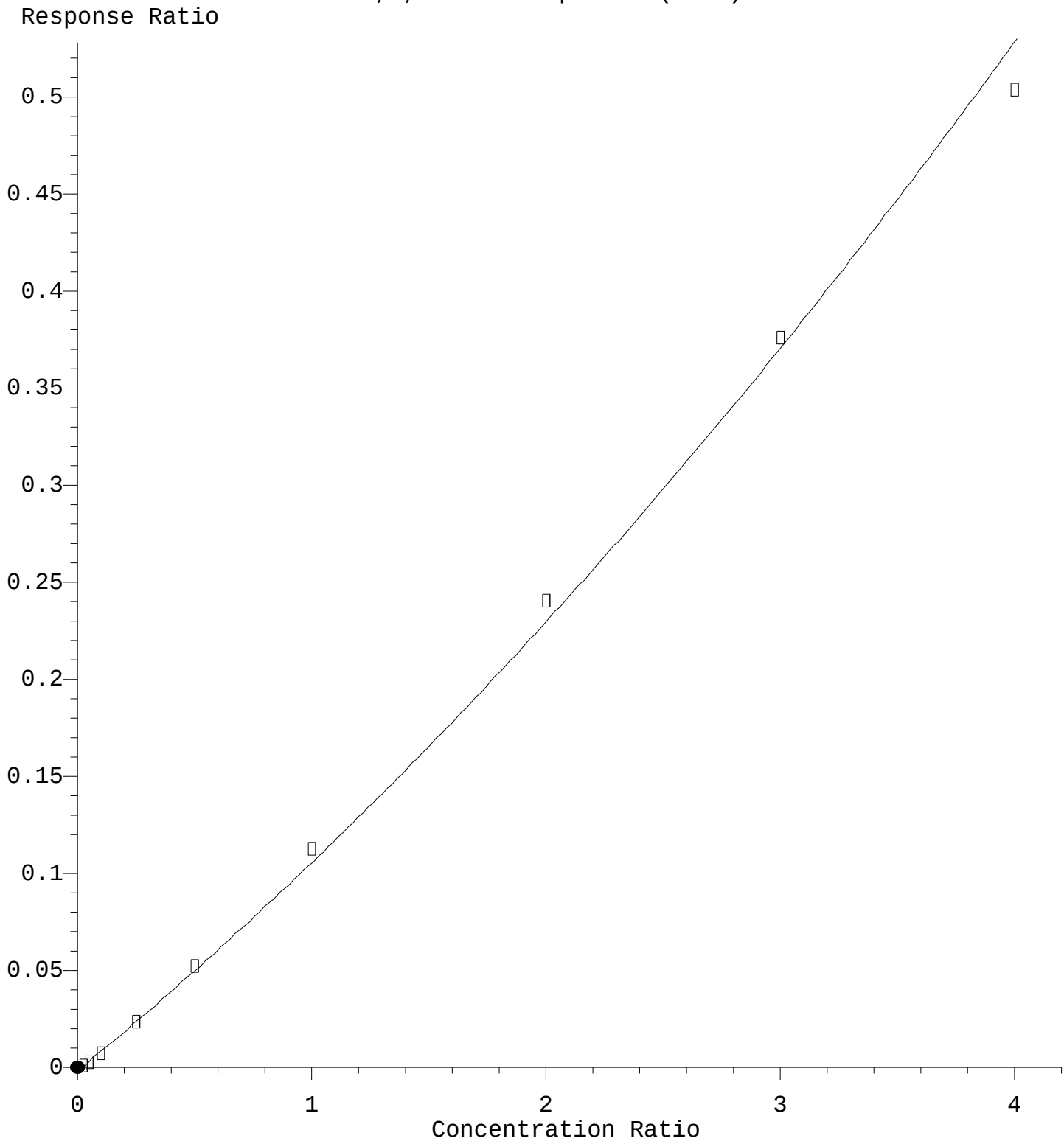

R = 8.43e-003 A*A + 9.88e-002 A - 1.69e-003
Coef of Det (r^2) = 0.995 Curve Fit: Quadratic w(1/a^2)
Method Name: K:\1\METHODS\SV5_100920.M
Calibration Table Last Updated: Mon Oct 12 13:08:36 2020

Quantitation Report (Qedit)

Data Path : K:\1\DATA\2020-10\0J09037\REQUANT\
Data File : E10092011.D
Acq On : 9 Oct 2020 5:52 pm
Operator : JK/ AMS /DTH
Sample : 0J09037-CAL1
Misc : 1x, A20J167@20
ALS Vial : 3 Sample Multiplier: 1

Quant Time: Oct 12 13:12:14 2020
Quant Method : K:\1\METHODS\SV5_100920.M
Quant Title : EPA 8270D: Semivolatile Organics
QLast Update : Mon Oct 12 10:55:07 2020
Response via : Initial Calibration

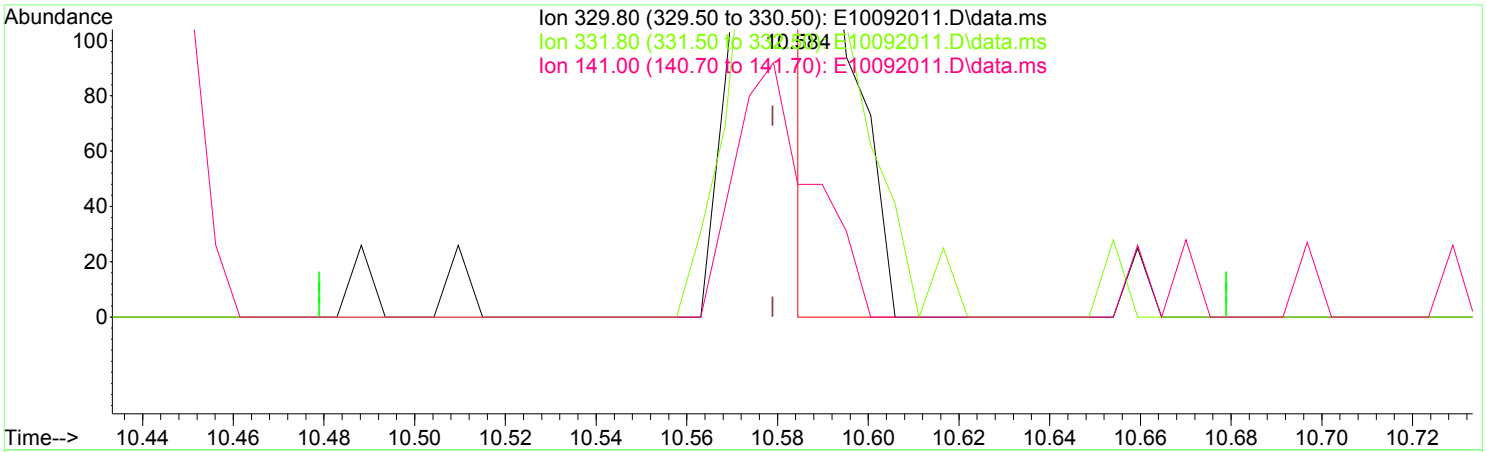

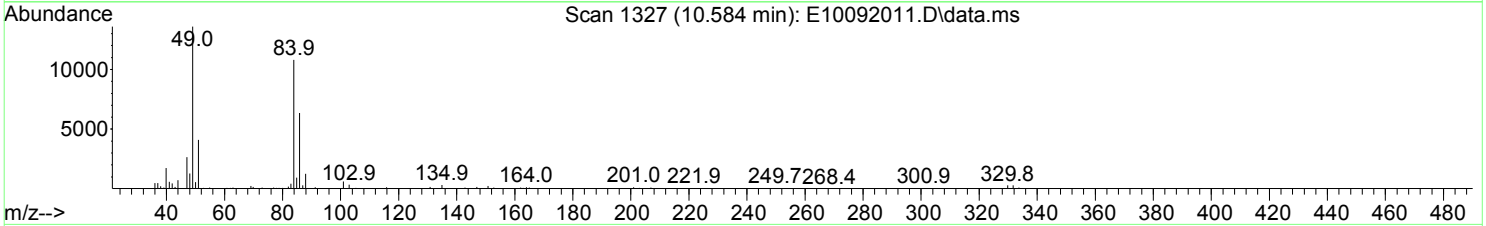

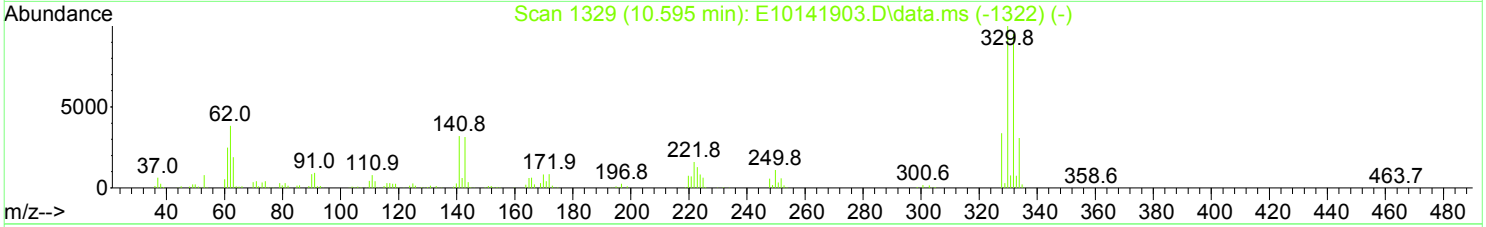

TIC: E10092011.D\data.ms

(67) 2,4,6-Tribromophenol (Surr) (S)

10.584min (+ 0.005) 35.99 ng/ml m

response 122

Ion	Exp%	Act%
329.80	100.00	100.00
331.80	96.10	99.65
141.00	35.80	17.02
0.00	0.00	0.00

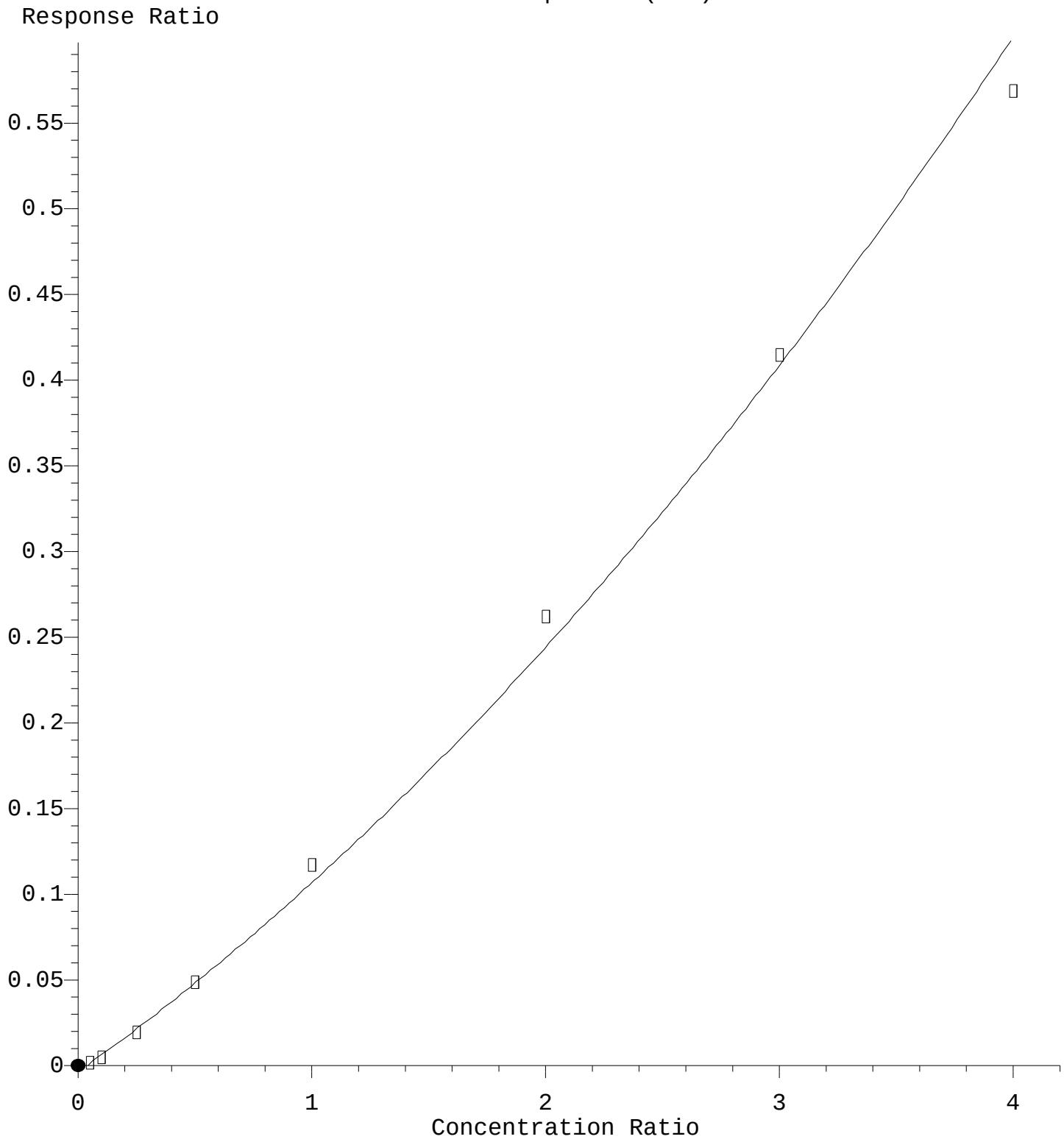

R = 1.35e-002 A*A + 9.68e-002 A - 3.64e-003
Coef of Det (r^2) = 0.993 Curve Fit: Quadratic w(1/a^2)
Method Name: K:\1\METHODS\SV5_100920.M
Calibration Table Last Updated: Mon Oct 12 13:08:36 2020

Quantitation Report (Qedit)

Data Path : K:\1\DATA\2020-10\0J09037\REQUANT\
Data File : E10092011.D
Acq On : 9 Oct 2020 5:52 pm
Operator : JK/ AMS /DTH
Sample : 0J09037-CAL1
Misc : 1x, A20J167@20
ALS Vial : 3 Sample Multiplier: 1

Quant Time: Oct 12 13:12:14 2020
Quant Method : K:\1\METHODS\SV5_100920.M
Quant Title : EPA 8270D: Semivolatile Organics
QLast Update : Mon Oct 12 10:55:07 2020
Response via : Initial Calibration

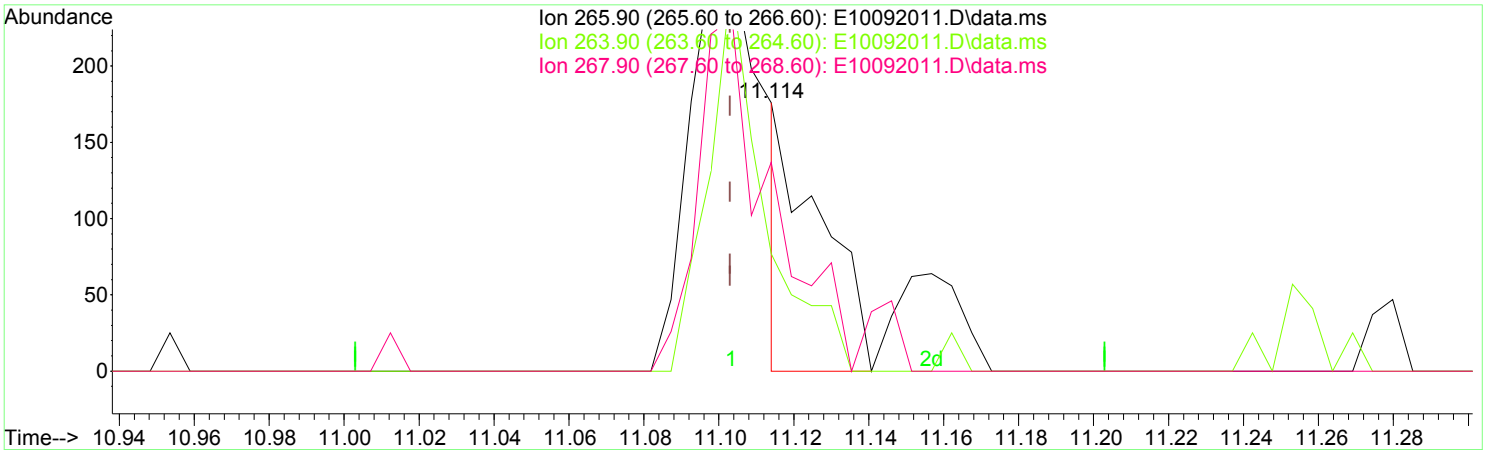



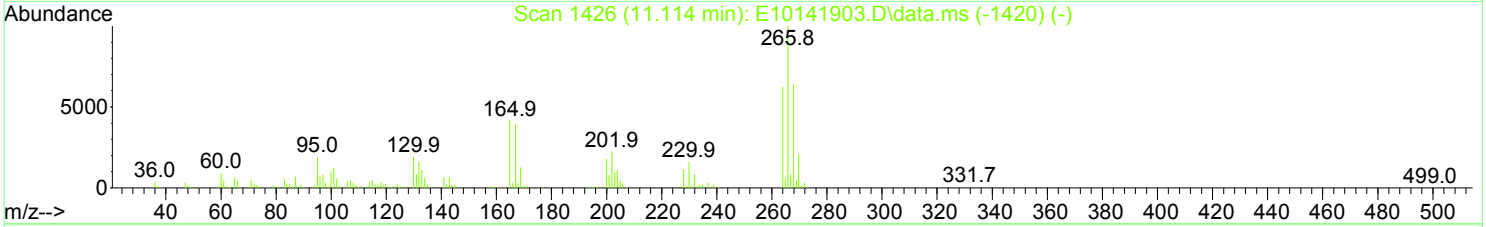

TIC: E10092011.D\data.ms

(70) Pentachlorophenol (PCP) (T)

11.114min (+ 0.011) 76.65 ng/ml m

response 124

Ion	Exp%	Act%
265.90	100.00	100.00
263.90	62.90	43.75
267.90	64.40	77.84
0.00	0.00	0.00

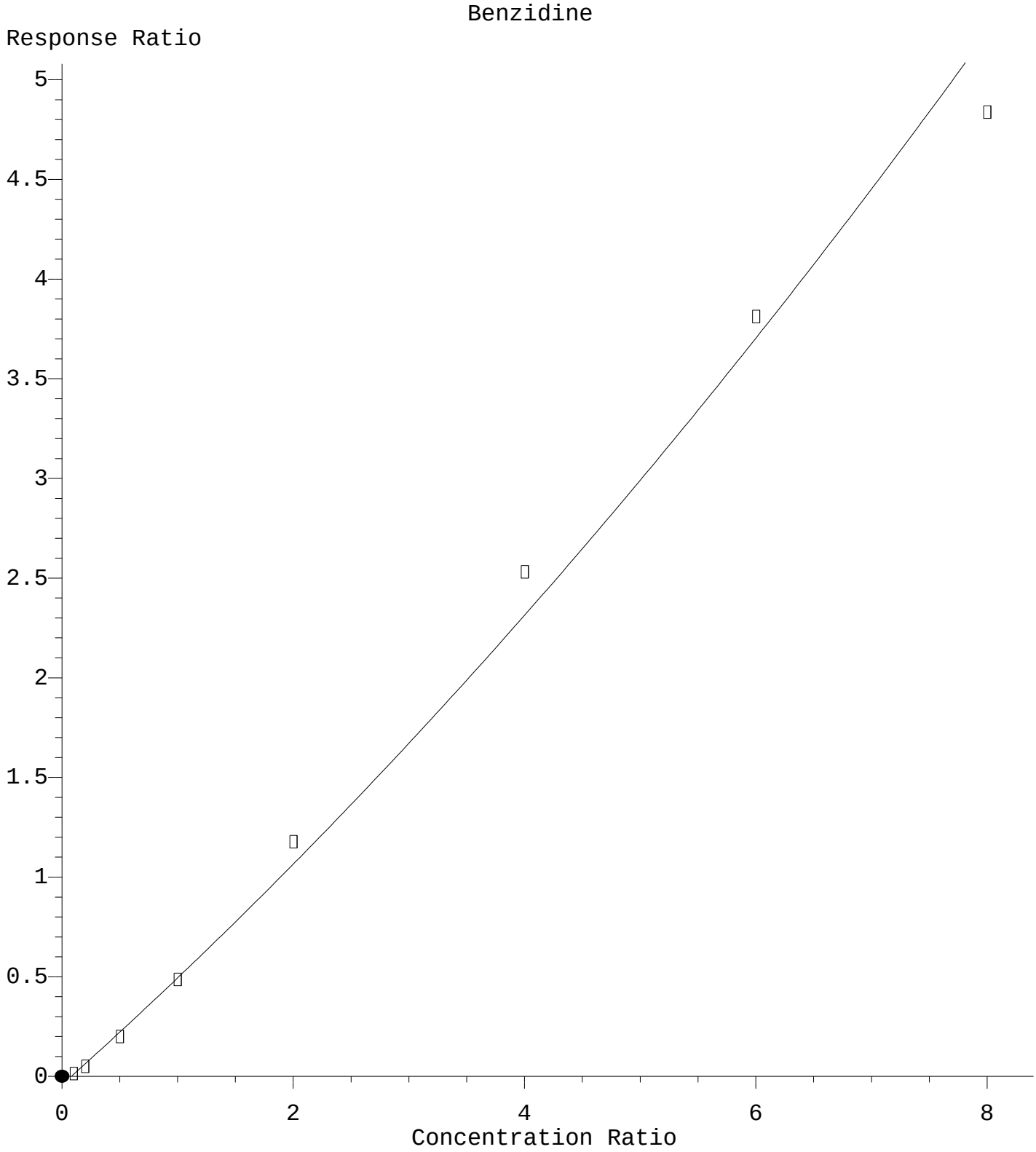

R = 1.77e-002 A*A + 5.18e-001 A - 4.12e-002
Coef of Det (r^2) = 0.991 Curve Fit: Quadratic w(1/a^2)
Method Name: K:\1\METHODS\SV5_100920.M
Calibration Table Last Updated: Mon Oct 12 13:08:36 2020

Quantitation Report (Qedit)

Data Path : K:\1\DATA\2020-10\0J09037\REQUANT\
Data File : E10092011.D
Acq On : 9 Oct 2020 5:52 pm
Operator : JK/ AMS /DTH
Sample : 0J09037-CAL1
Misc : 1x, A20J167@20
ALS Vial : 3 Sample Multiplier: 1

Quant Time: Oct 12 13:12:14 2020
Quant Method : K:\1\METHODS\SV5_100920.M
Quant Title : EPA 8270D: Semivolatile Organics
QLast Update : Mon Oct 12 10:55:07 2020
Response via : Initial Calibration

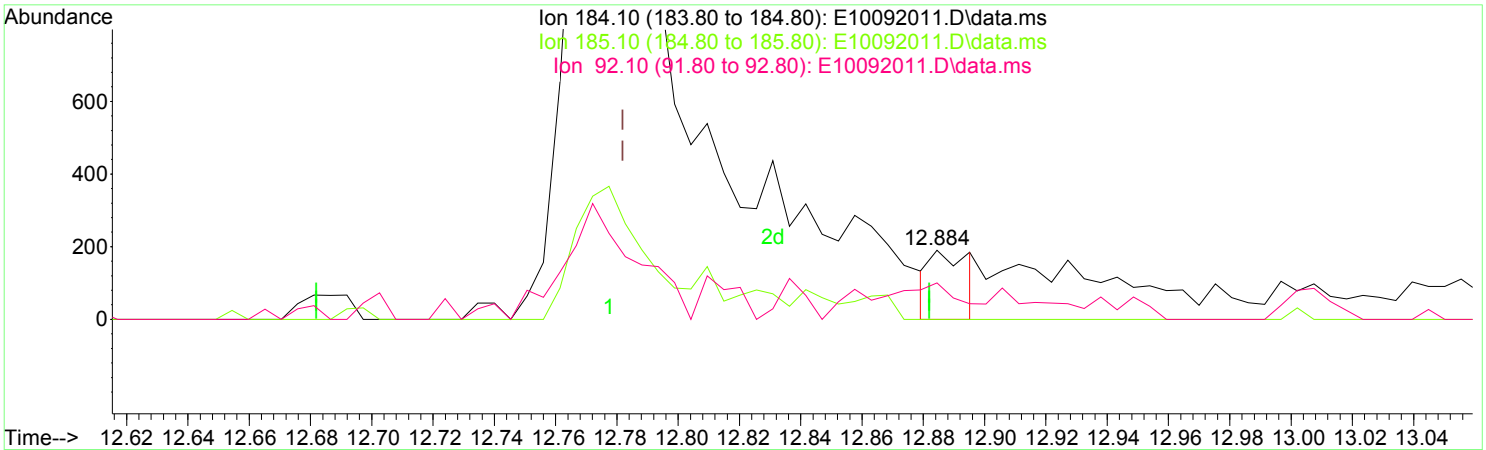

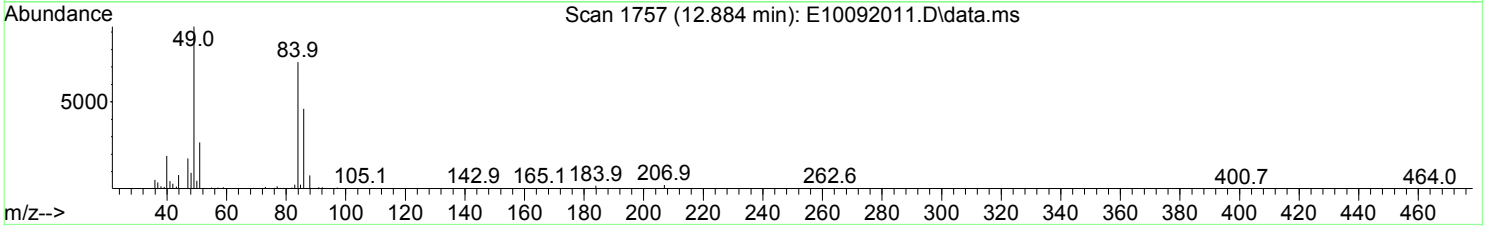

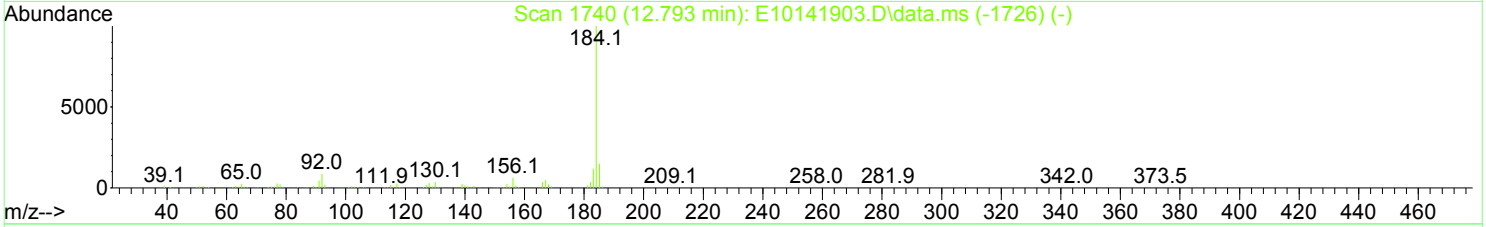

TIC: E10092011.D\data.ms

(76) Benzidine (T)

12.884min (+ 0.102) 159.07 ng/ml m

response 168

Ion	Exp%	Act%
184.10	100.00	100.00
185.10	15.10	0.00
92.10	11.40	52.63#
0.00	0.00	0.00

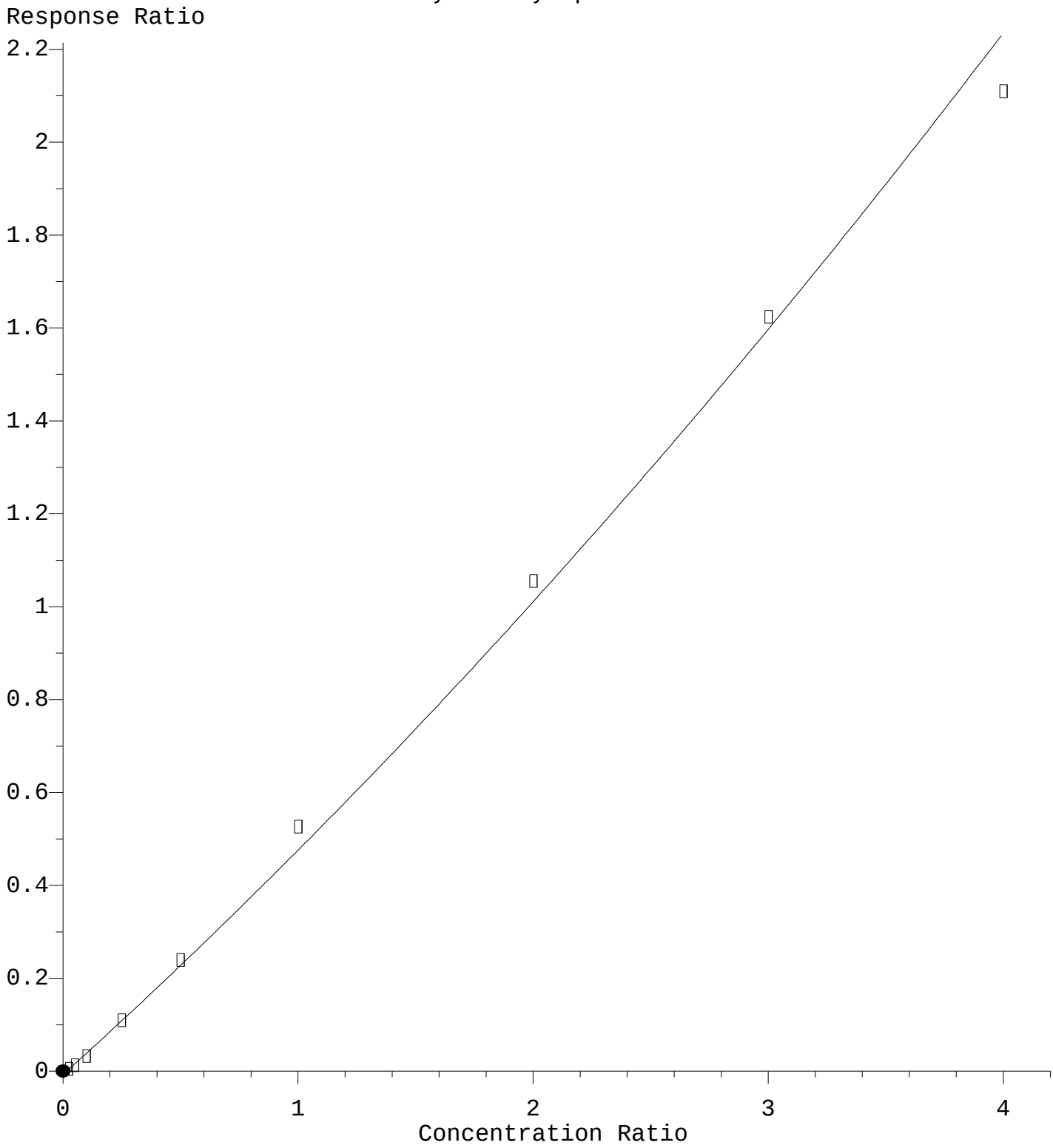

R = 2.58e-002 A*A + 4.57e-001 A - 7.34e-003
Coef of Det (r^2) = 0.992 Curve Fit: Quadratic w(1/a^2)
Method Name: K:\1\METHODS\SV5_100920.M
Calibration Table Last Updated: Mon Oct 12 13:08:36 2020

Quantitation Report (Qedit)

Data Path : K:\1\DATA\2020-10\0J09037\REQUANT\
Data File : E10092011.D
Acq On : 9 Oct 2020 5:52 pm
Operator : JK/ AMS /DTH
Sample : 0J09037-CAL1
Misc : 1x, A20J167@20
ALS Vial : 3 Sample Multiplier: 1

Quant Time: Oct 12 13:12:14 2020
Quant Method : K:\1\METHODS\SV5_100920.M
Quant Title : EPA 8270D: Semivolatile Organics
QLast Update : Mon Oct 12 10:55:07 2020
Response via : Initial Calibration

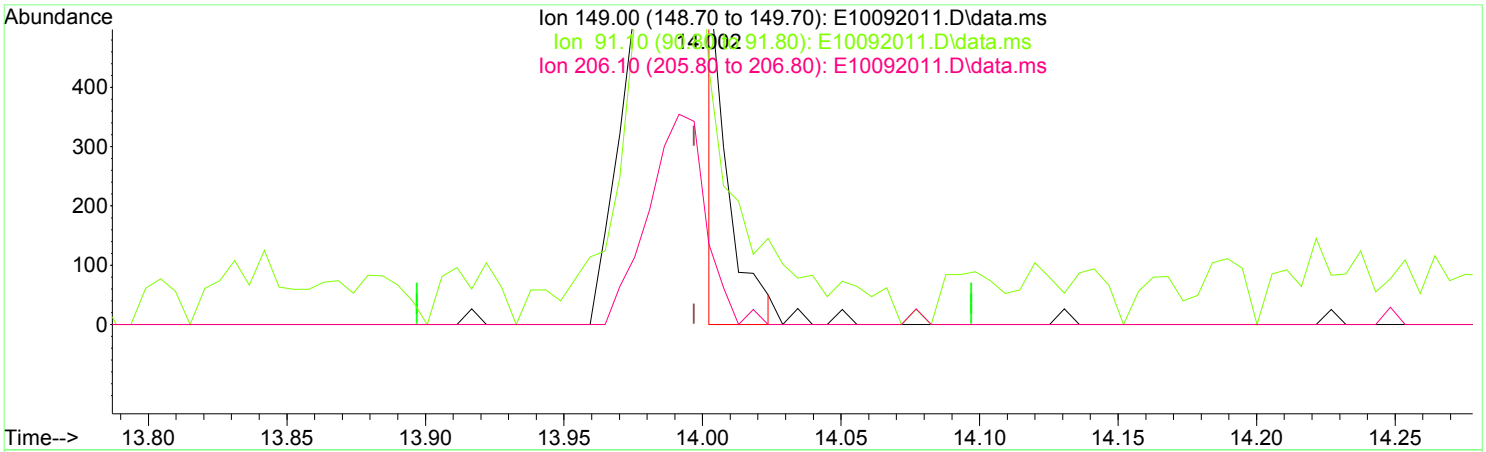

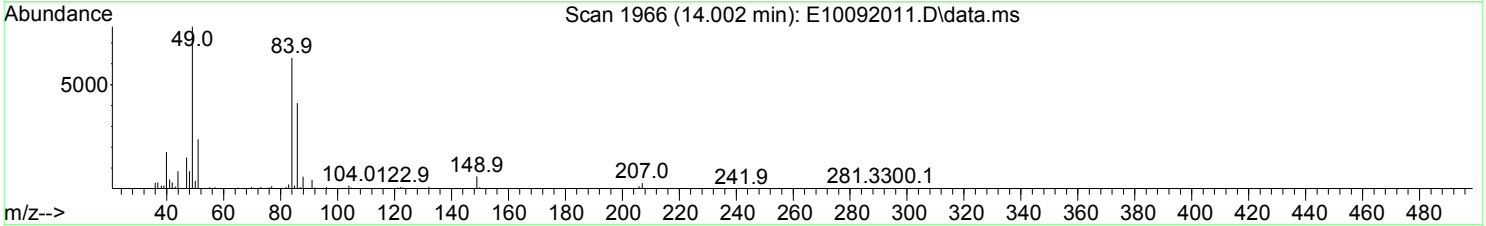

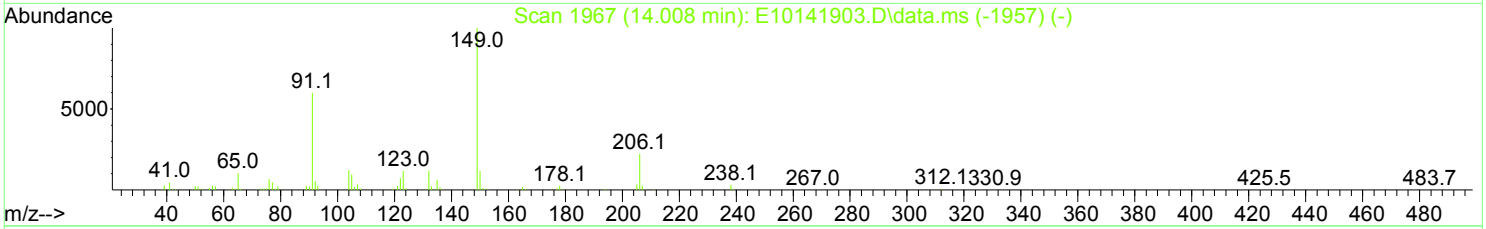

TIC: E10092011.D\data.ms

(80) Butyl benzyl phthalate (T)

14.002min (+ 0.005) 32.61 ng/ml m

response 168

Ion	Exp%	Act%
149.00	100.00	100.00
91.10	75.10	71.69
206.10	19.90	22.52
0.00	0.00	0.00

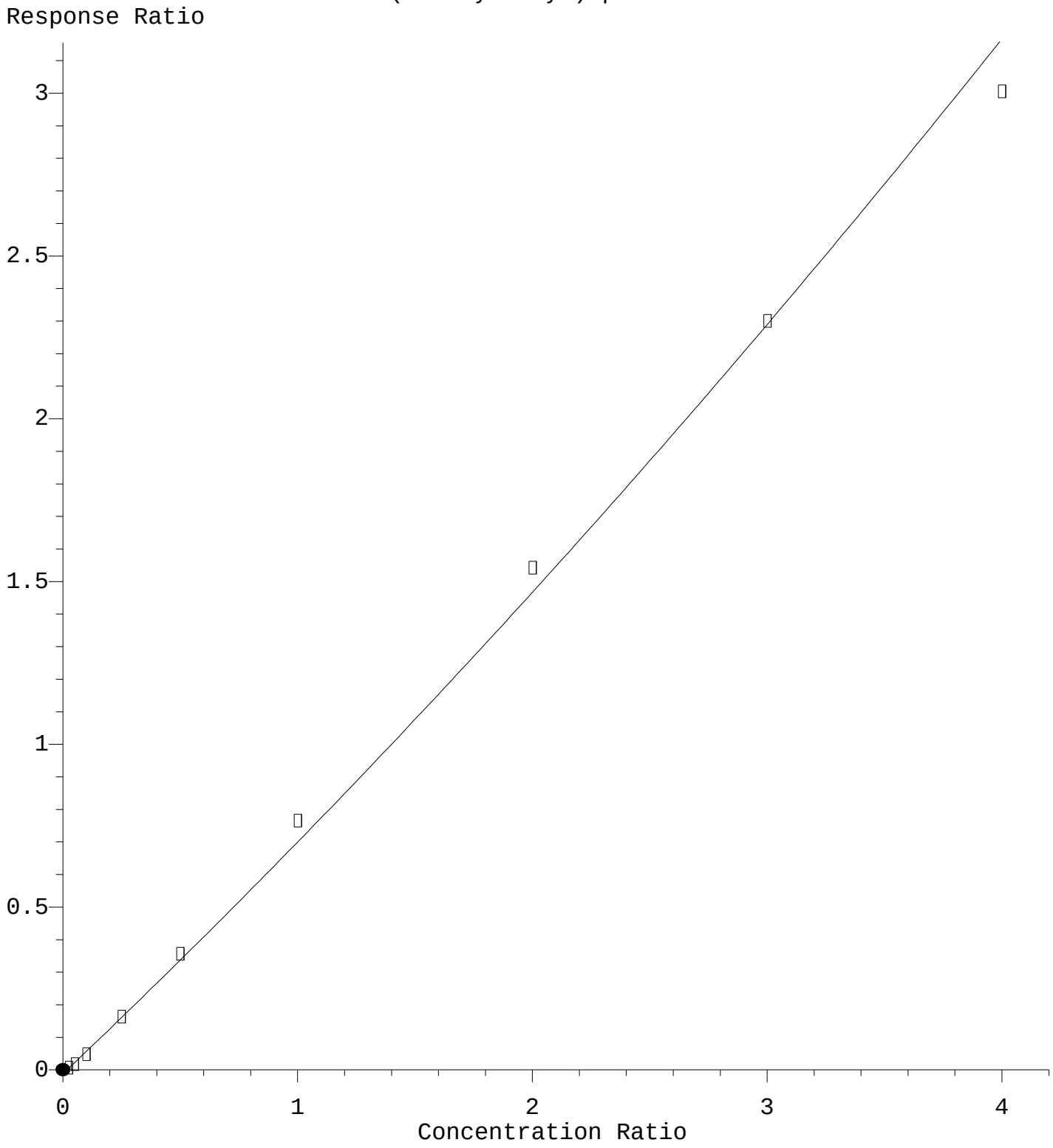

R = 2.76e-002 A*A + 6.84e-001 A - 1.20e-002
Coef of Det (r^2) = 0.991 Curve Fit: Quadratic w(1/a^2)
Method Name: K:\1\METHODS\SV5_100920.M
Calibration Table Last Updated: Mon Oct 12 13:08:36 2020

Quantitation Report (Qedit)

Data Path : K:\1\DATA\2020-10\0J09037\REQUANT\
Data File : E10092011.D
Acq On : 9 Oct 2020 5:52 pm
Operator : JK/ AMS /DTH
Sample : 0J09037-CAL1
Misc : 1x, A20J167@20
ALS Vial : 3 Sample Multiplier: 1

Quant Time: Oct 12 13:12:14 2020
Quant Method : K:\1\METHODS\SV5_100920.M
Quant Title : EPA 8270D: Semivolatile Organics
QLast Update : Mon Oct 12 10:55:07 2020
Response via : Initial Calibration

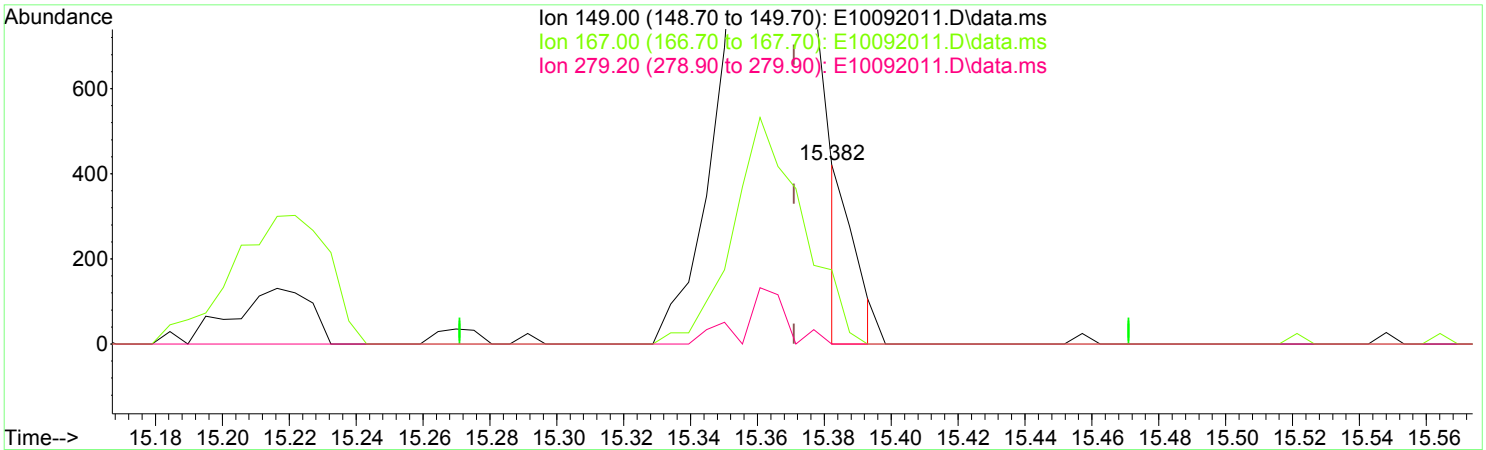



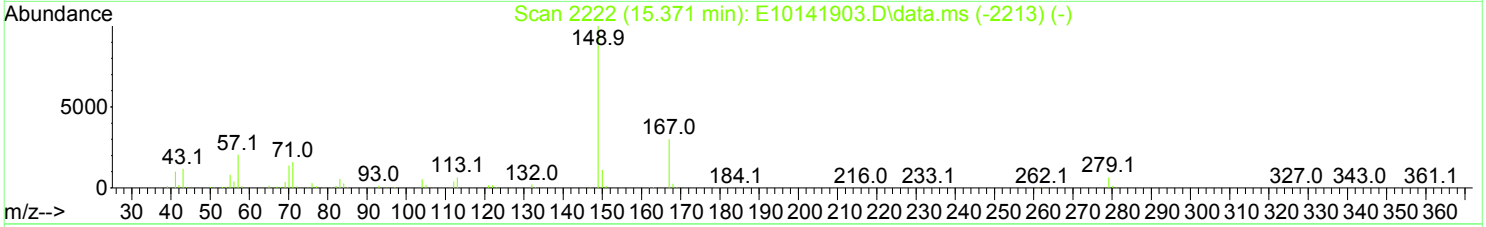

TIC: E10092011.D\data.ms

(85) Bis(2-ethylhexyl) phthalate (T)

15.382min (+ 0.011) 35.22 ng/ml m

response 123

Ion	Exp%	Act%
149.00	100.00	100.00
167.00	29.80	41.33
279.20	5.90	0.00
0.00	0.00	0.00

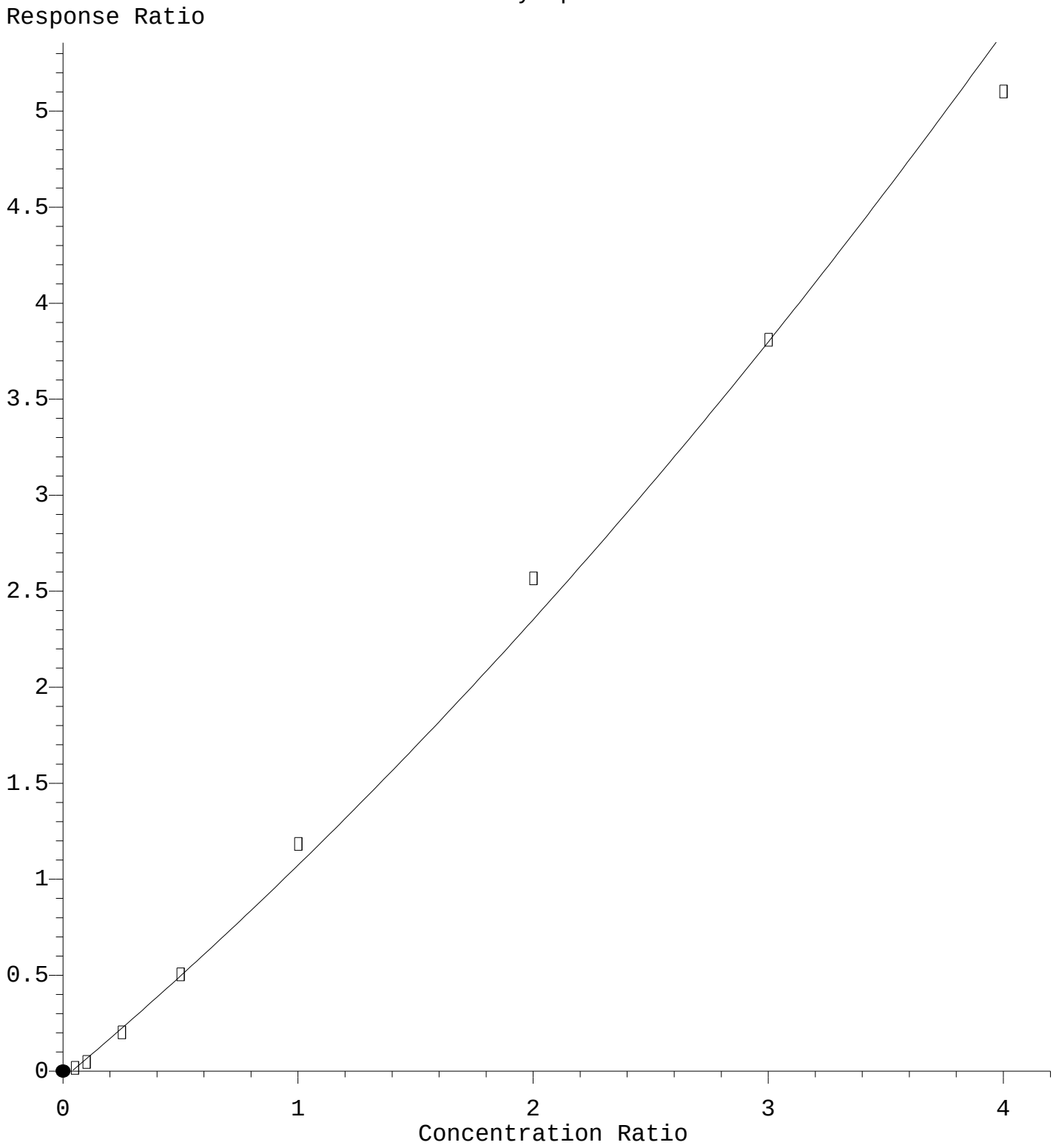

R = 8.37e-002 A*A + 1.03e+000 A - 3.86e-002
Coef of Det (r^2) = 0.990 Curve Fit: Quadratic w(1/a^2)
Method Name: K:\1\METHODS\SV5_100920.M
Calibration Table Last Updated: Mon Oct 12 13:08:36 2020

Quantitation Report (Qedit)

Data Path : K:\1\DATA\2020-10\0J09037\REQUANT\
Data File : E10092011.D
Acq On : 9 Oct 2020 5:52 pm
Operator : JK/ AMS /DTH
Sample : 0J09037-CAL1
Misc : 1x, A20J167@20
ALS Vial : 3 Sample Multiplier: 1

Quant Time: Oct 12 13:12:14 2020
Quant Method : K:\1\METHODS\SV5_100920.M
Quant Title : EPA 8270D: Semivolatile Organics
QLast Update : Mon Oct 12 10:55:07 2020
Response via : Initial Calibration

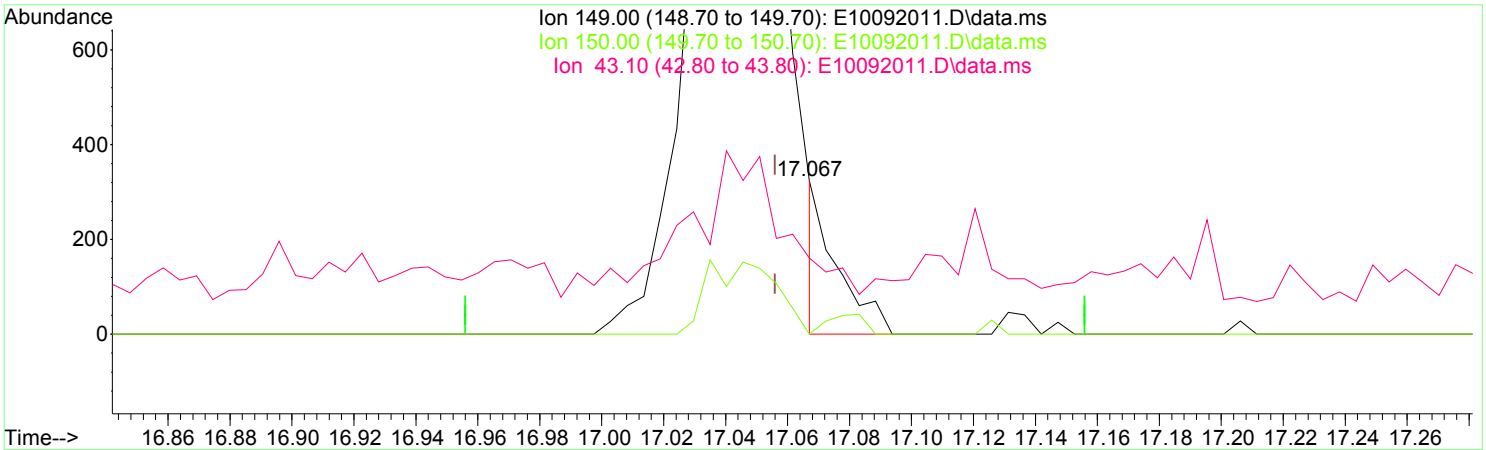

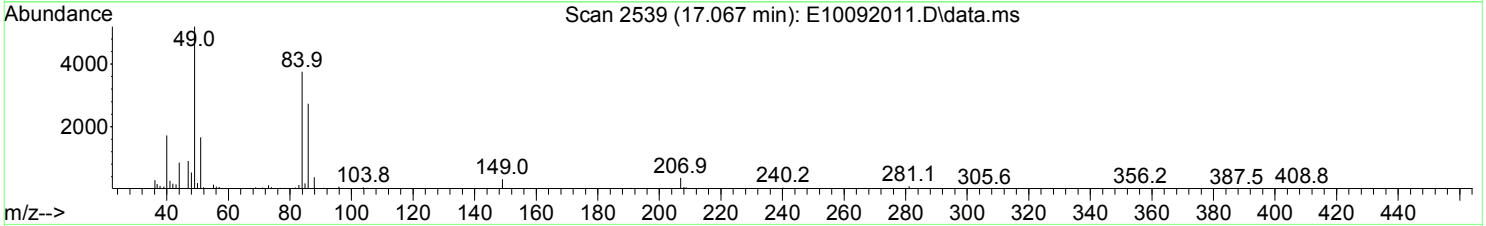

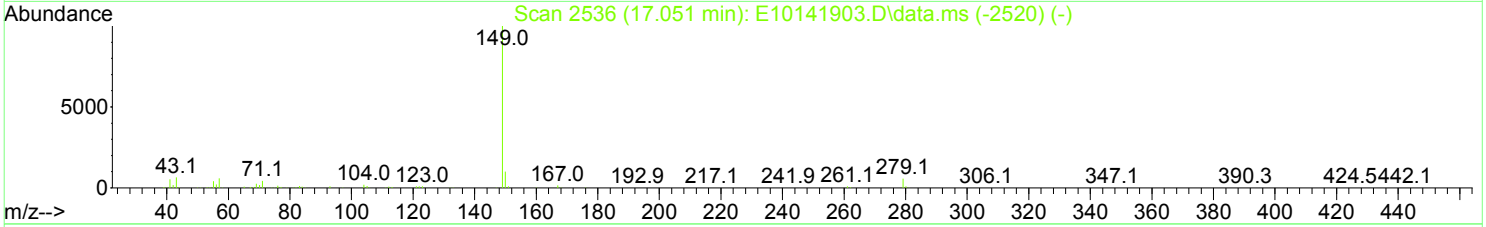

TIC: E10092011.D\data.ms

(87) Di-n-octyl phthalate (T)

17.067min (+ 0.011) 74.99 ng/ml m

response 139

Ion	Exp%	Act%
149.00	100.00	100.00
150.00	9.70	0.00
43.10	10.90	49.69#
0.00	0.00	0.00

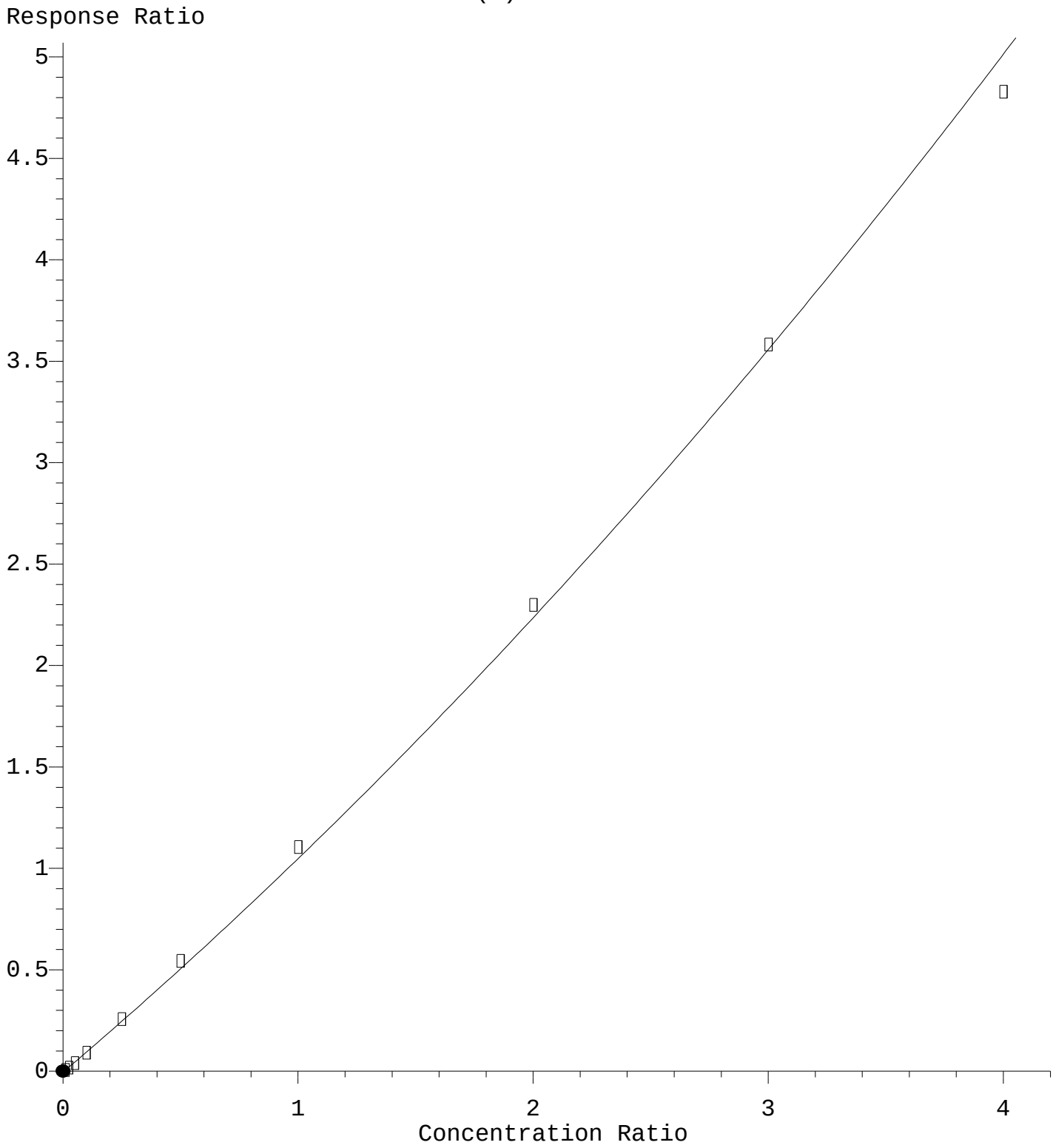

R = 6.73e-002 A*A + 9.86e-001 A - 4.93e-003
Coef of Det (r^2) = 0.995 Curve Fit: Quadratic w(1/a^2)
Method Name: K:\1\METHODS\SV5_100920.M
Calibration Table Last Updated: Mon Oct 12 13:08:36 2020

Quantitation Report (Qedit)

Data Path : K:\1\DATA\2020-10\0J09037\REQUANT\
Data File : E10092011.D
Acq On : 9 Oct 2020 5:52 pm
Operator : JK/ AMS /DTH
Sample : 0J09037-CAL1
Misc : 1x, A20J167@20
ALS Vial : 3 Sample Multiplier: 1

Quant Time: Oct 12 13:12:14 2020
Quant Method : K:\1\METHODS\SV5_100920.M
Quant Title : EPA 8270D: Semivolatile Organics
QLast Update : Mon Oct 12 10:55:07 2020
Response via : Initial Calibration

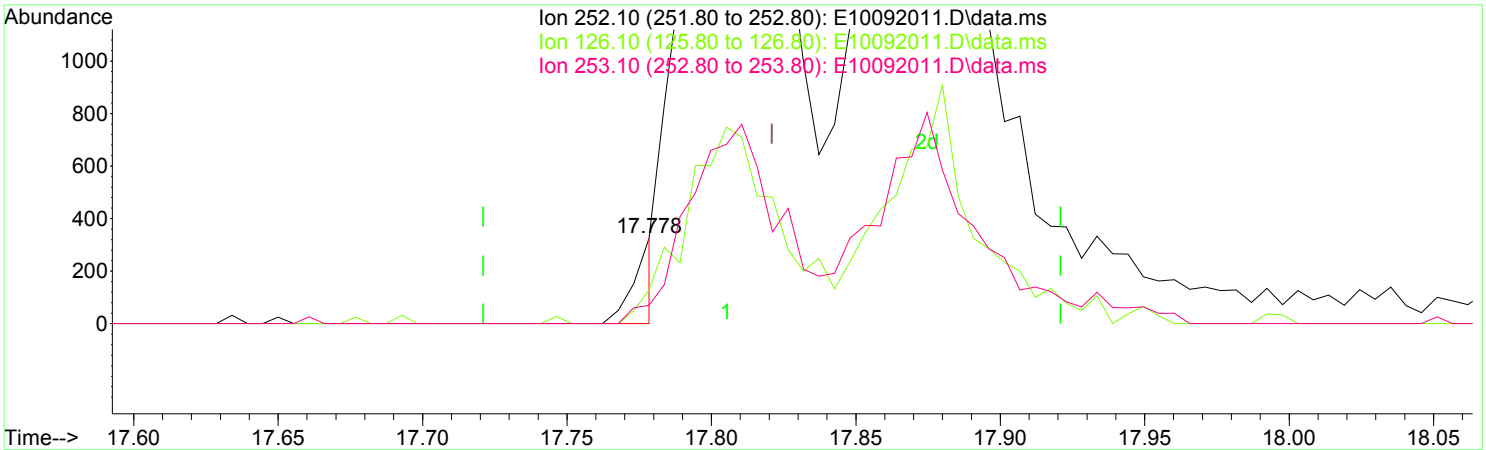

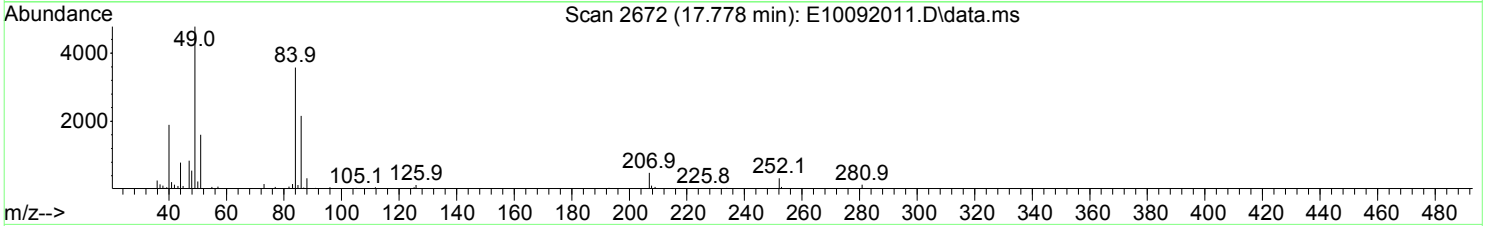

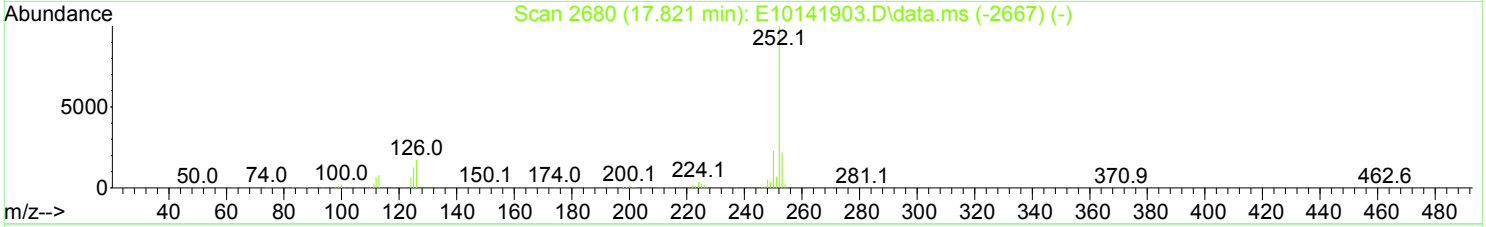

TIC: E10092011.D\data.ms

(88) Benzo(b)fluoranthene (T)

17.778min (-0.043) 10.26 ng/ml m

response 169

Ion	Exp%	Act%
252.10	100.00	100.00
126.10	19.60	39.38
253.10	21.90	21.54
0.00	0.00	0.00

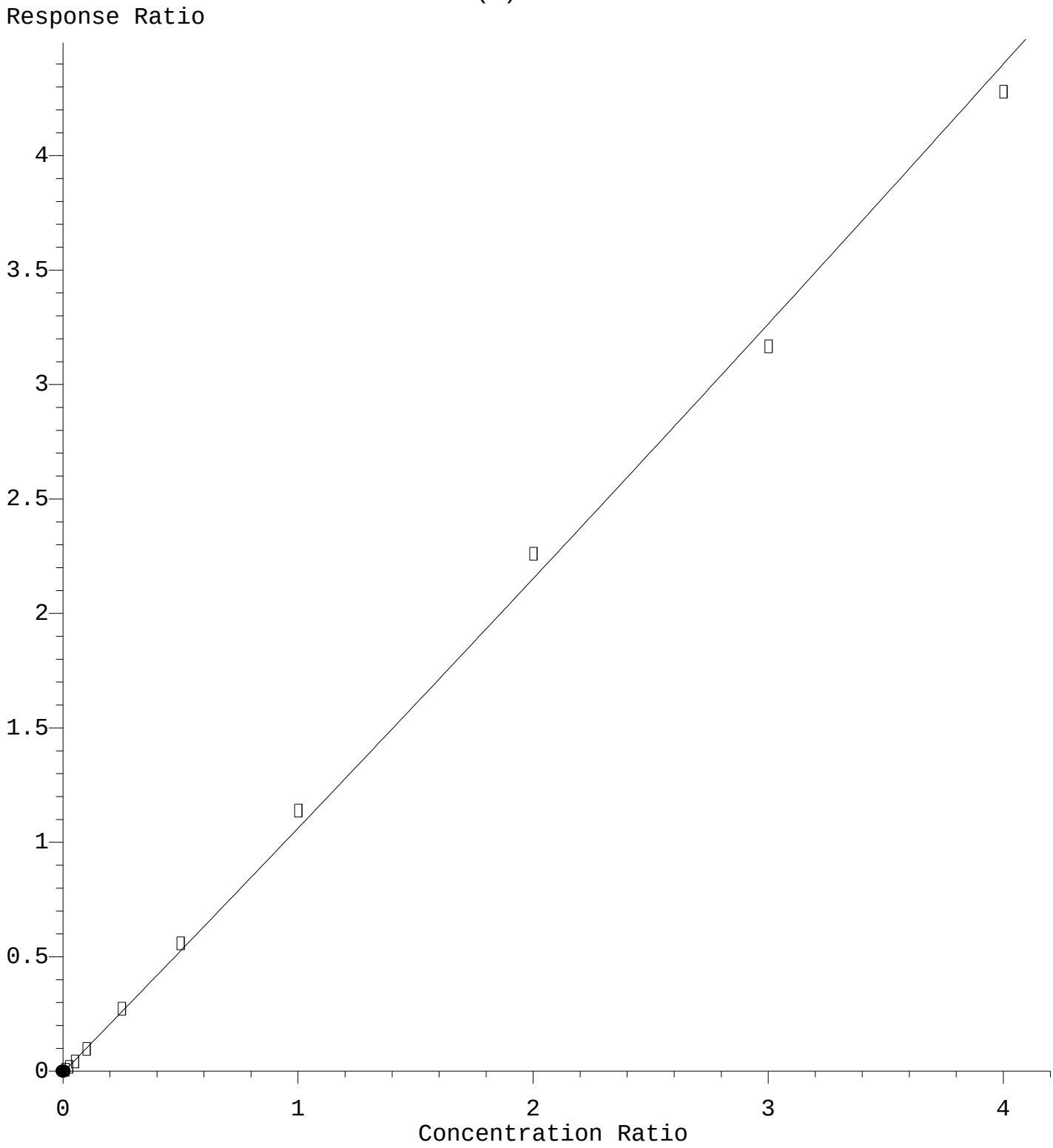

R = 1.13e-002 A*A + 1.06e+000 A - 5.22e-003
Coef of Det (r^2) = 0.995 Curve Fit: Quadratic w(1/a^2)
Method Name: K:\1\METHODS\SV5_100920.M
Calibration Table Last Updated: Mon Oct 12 13:08:36 2020

Quantitation Report (Qedit)

Data Path : K:\1\DATA\2020-10\0J09037\REQUANT\
Data File : E10092011.D
Acq On : 9 Oct 2020 5:52 pm
Operator : JK/ AMS /DTH
Sample : 0J09037-CAL1
Misc : 1x, A20J167@20
ALS Vial : 3 Sample Multiplier: 1

Quant Time: Oct 12 13:12:14 2020
Quant Method : K:\1\METHODS\SV5_100920.M
Quant Title : EPA 8270D: Semivolatile Organics
QLast Update : Mon Oct 12 10:55:07 2020
Response via : Initial Calibration

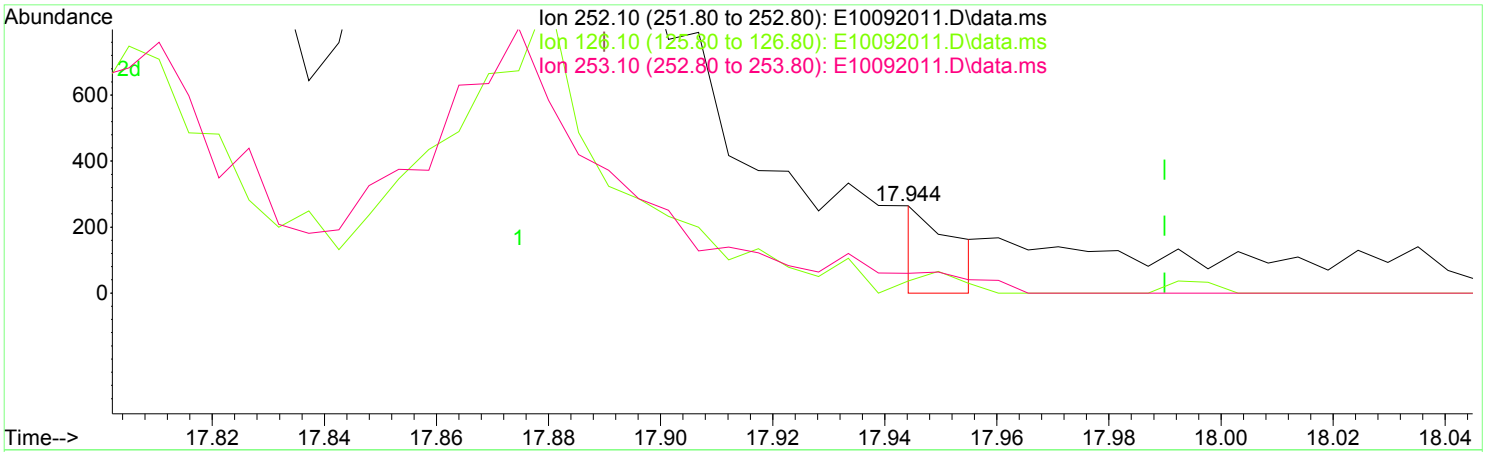

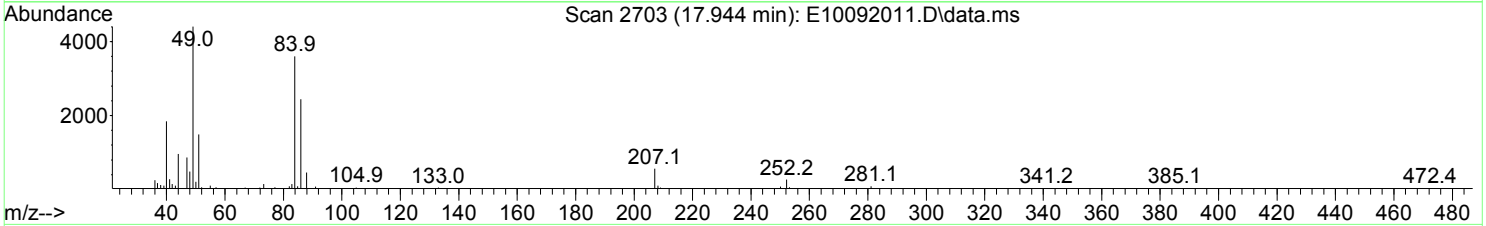

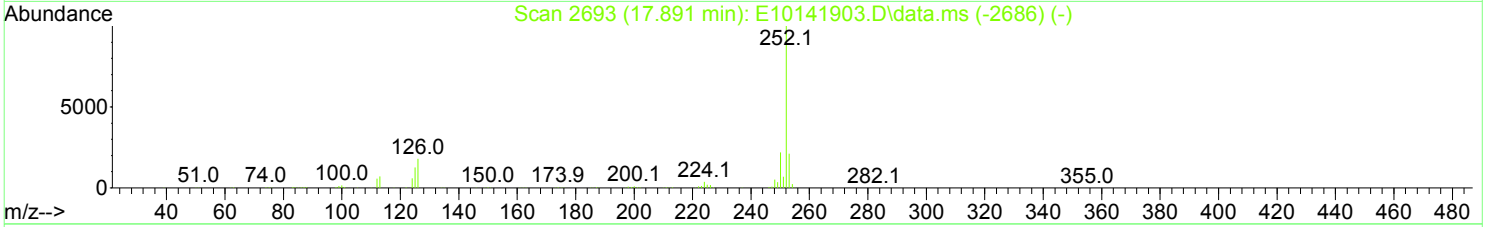

TIC: E10092011.D\data.ms

(89) Benzo(k)fluoranthene (T)

17.944min (+ 0.054) 10.04 ng/ml m

response 109

Ion	Exp%	Act%
252.10	100.00	100.00
126.10	21.40	13.96
253.10	22.00	22.64
0.00	0.00	0.00

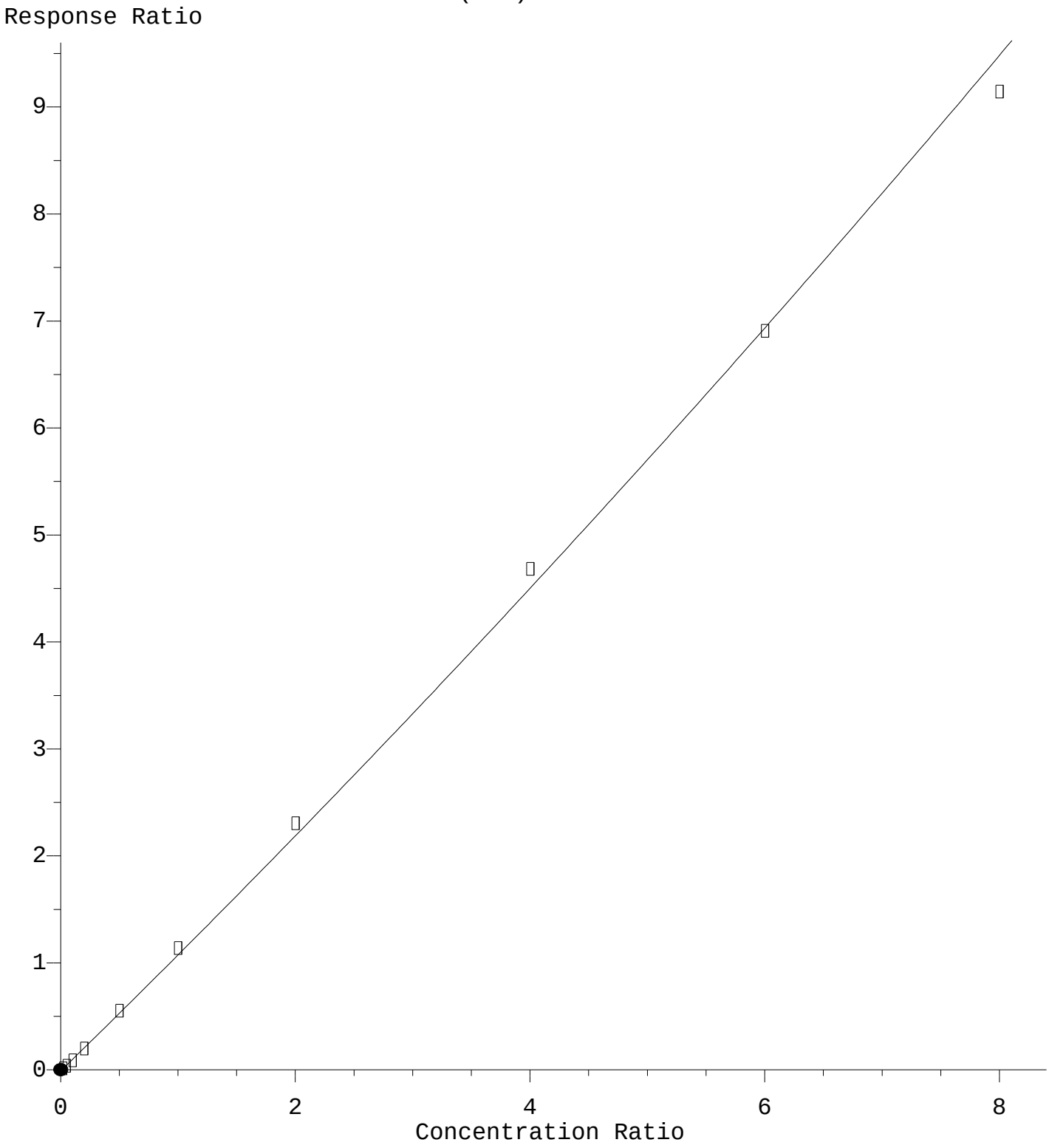

R = 1.47e-002 A*A + 1.07e+000 A - 9.84e-003
Coef of Det (r^2) = 0.996 Curve Fit: Quadratic w(1/a^2)
Method Name: K:\1\METHODS\SV5_100920.M
Calibration Table Last Updated: Mon Oct 12 13:08:36 2020

Quantitation Report (Qedit)

Data Path : K:\1\DATA\2020-10\0J09037\REQUANT\
Data File : E10092011.D
Acq On : 9 Oct 2020 5:52 pm
Operator : JK/ AMS /DTH
Sample : 0J09037-CAL1
Misc : 1x, A20J167@20
ALS Vial : 3 Sample Multiplier: 1

Quant Time: Oct 12 13:12:14 2020
Quant Method : K:\1\METHODS\SV5_100920.M
Quant Title : EPA 8270D: Semivolatile Organics
QLast Update : Mon Oct 12 10:55:07 2020
Response via : Initial Calibration

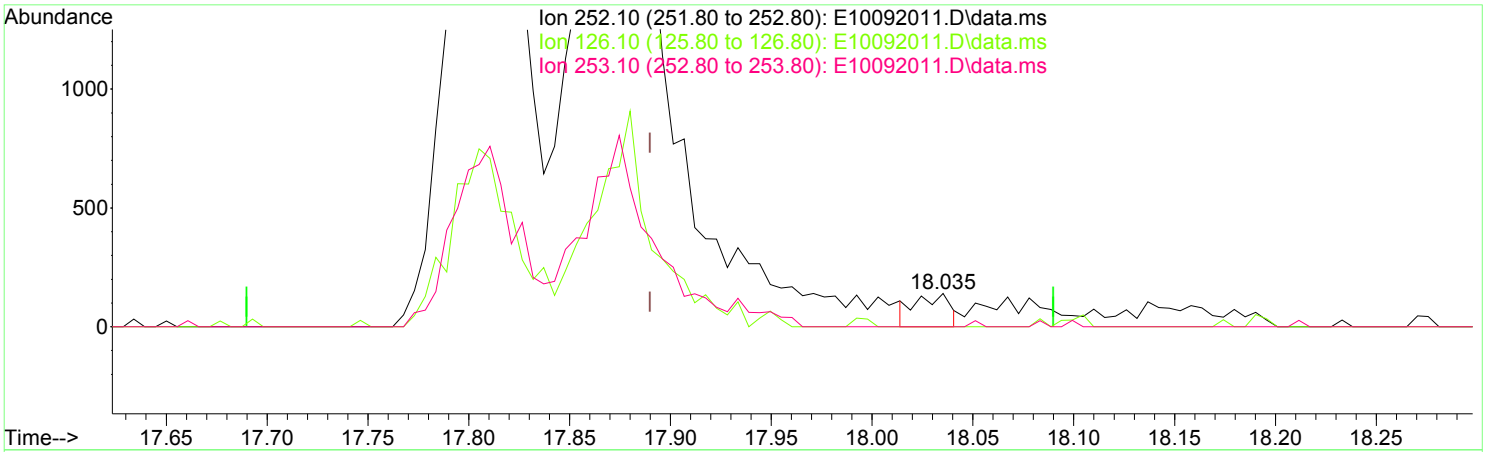

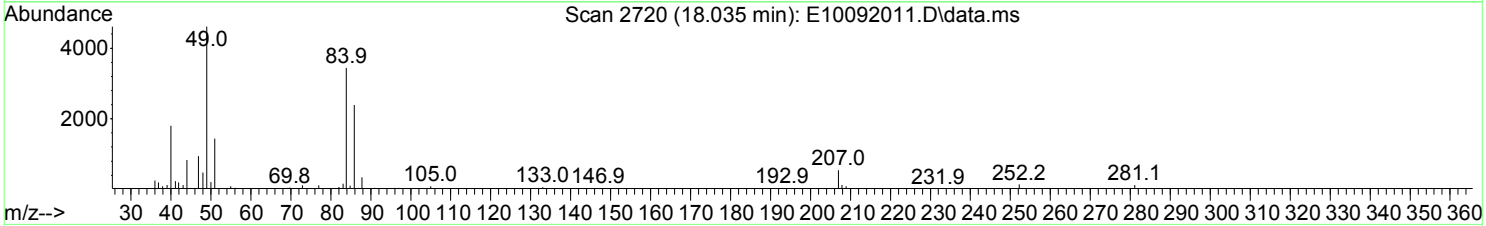

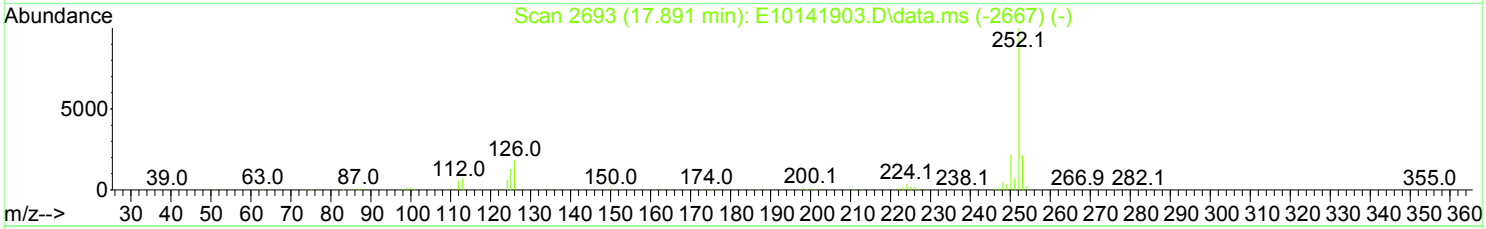

TIC: E10092011.D\data.ms

(90) Benzo(b+k)fluoranthene (T)

18.035min (+ 0.145) 18.63 ng/ml m

response 161

Ion	Exp%	Act%
252.10	100.00	100.00
126.10	21.40	0.00
253.10	22.00	0.00
0.00	0.00	0.00

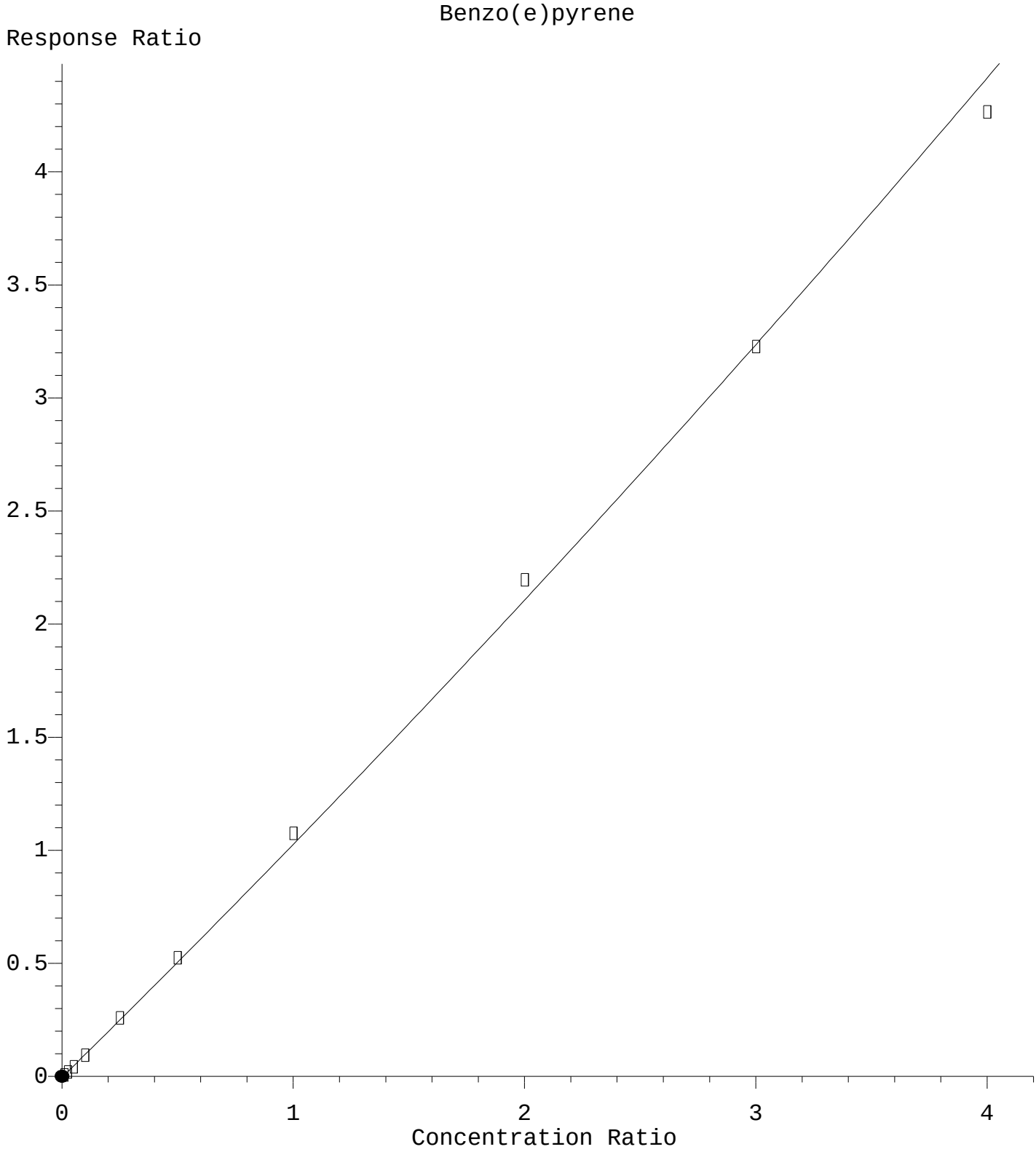

R = 2.49e-002 A*A + 1.01e+000 A - 3.99e-003
Coef of Det (r^2) = 0.997 Curve Fit: Quadratic w(1/a^2)
Method Name: K:\1\METHODS\SV5_100920.M
Calibration Table Last Updated: Mon Oct 12 13:08:36 2020

Quantitation Report (Qedit)

Data Path : K:\1\DATA\2020-10\0J09037\REQUANT\
Data File : E10092011.D
Acq On : 9 Oct 2020 5:52 pm
Operator : JK/ AMS /DTH
Sample : 0J09037-CAL1
Misc : 1x, A20J167@20
ALS Vial : 3 Sample Multiplier: 1

Quant Time: Oct 12 13:12:14 2020
Quant Method : K:\1\METHODS\SV5_100920.M
Quant Title : EPA 8270D: Semivolatile Organics
QLast Update : Mon Oct 12 10:55:07 2020
Response via : Initial Calibration

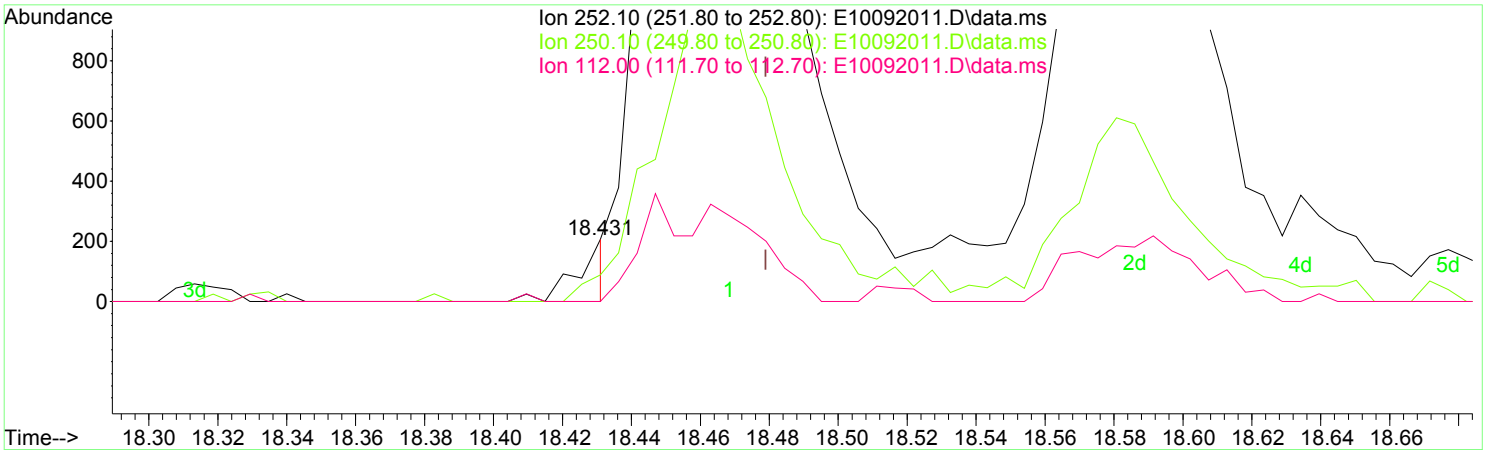

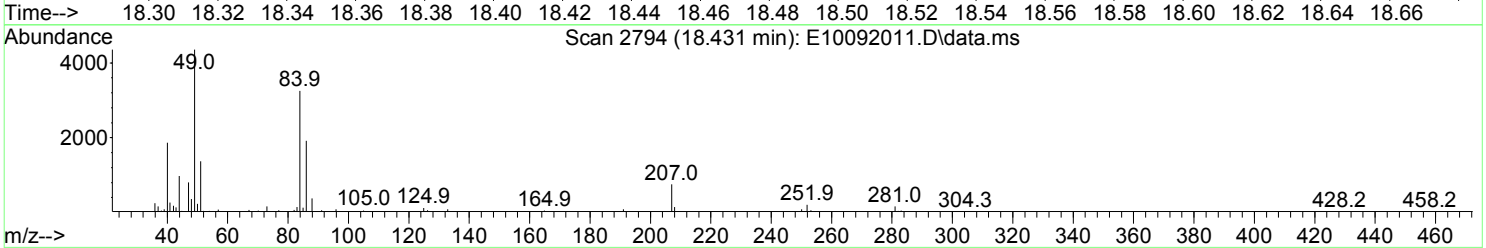

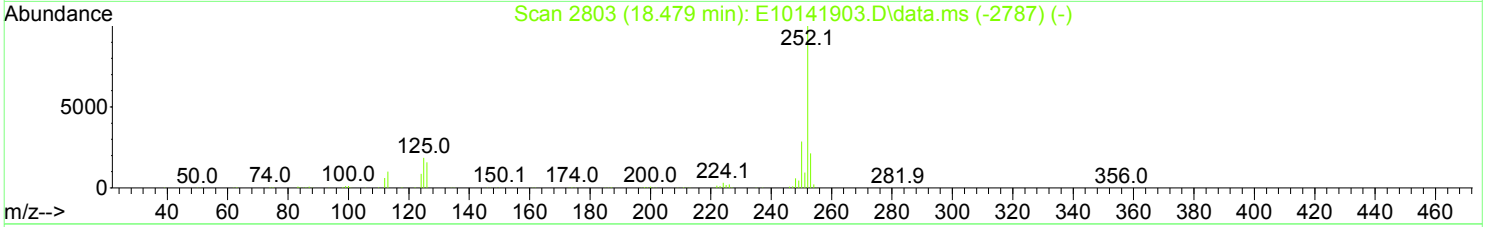

TIC: E10092011.D\data.ms

(91) Benzo(e)pyrene (T)

18.431min (-0.048) 8.11 ng/ml m

response 121

Ion	Exp%	Act%
252.10	100.00	100.00
250.10	28.10	43.20
112.00	7.00	0.00
0.00	0.00	0.00

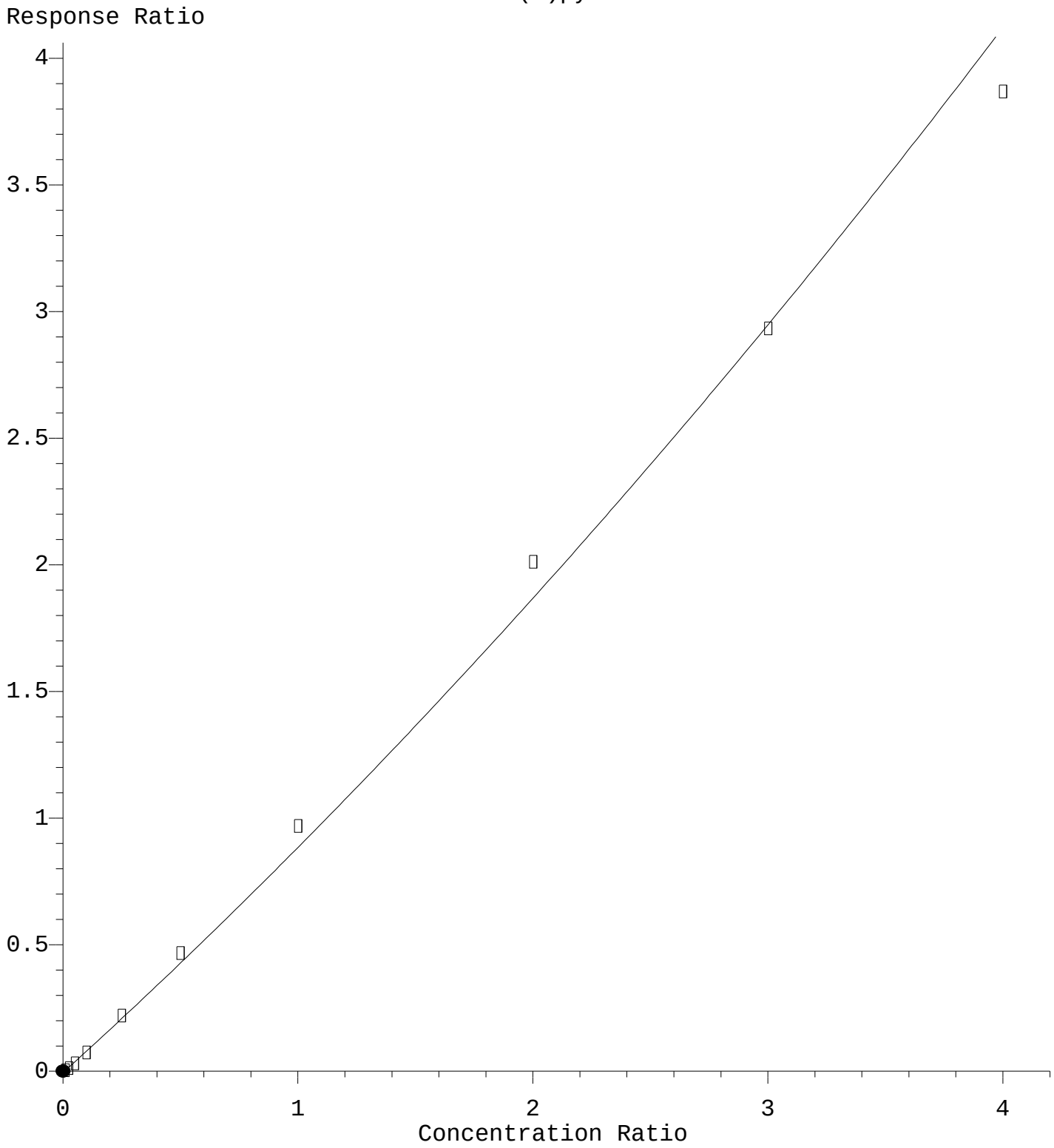

R = 4.75e-002 A*A + 8.42e-001 A - 5.61e-003
Coef of Det (r^2) = 0.990 Curve Fit: Quadratic w(1/a^2)
Method Name: K:\1\METHODS\SV5_100920.M
Calibration Table Last Updated: Mon Oct 12 13:08:36 2020

Quantitation Report (Qedit)

Data Path : K:\1\DATA\2020-10\0J09037\REQUANT\
Data File : E10092011.D
Acq On : 9 Oct 2020 5:52 pm
Operator : JK/ AMS /DTH
Sample : 0J09037-CAL1
Misc : 1x, A20J167@20
ALS Vial : 3 Sample Multiplier: 1

Quant Time: Oct 12 13:12:14 2020
Quant Method : K:\1\METHODS\SV5_100920.M
Quant Title : EPA 8270D: Semivolatile Organics
QLast Update : Mon Oct 12 10:55:07 2020
Response via : Initial Calibration

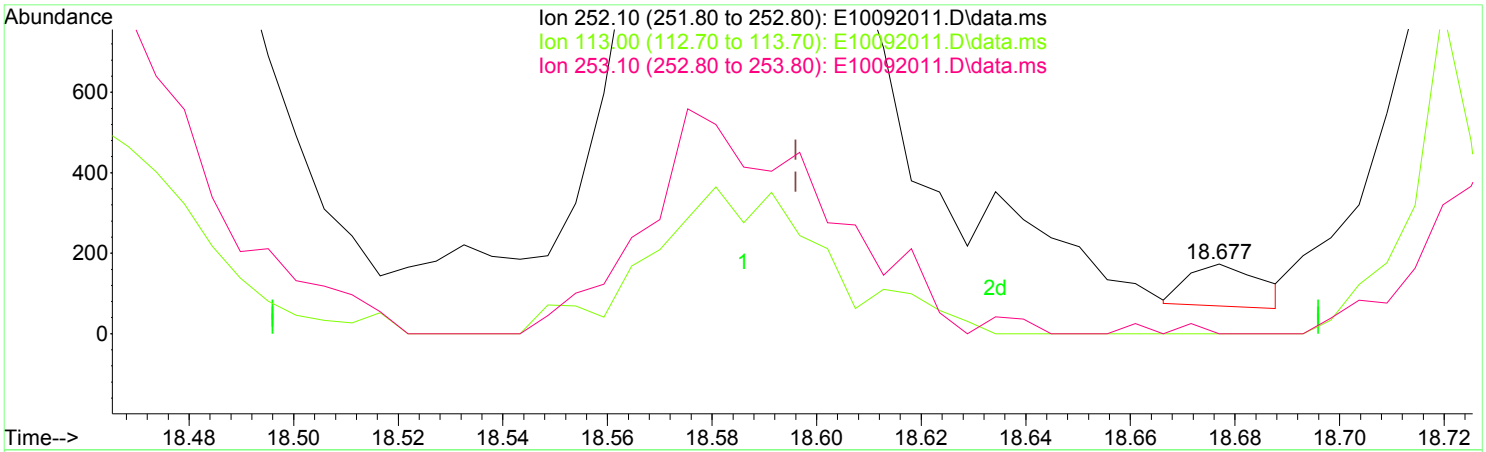

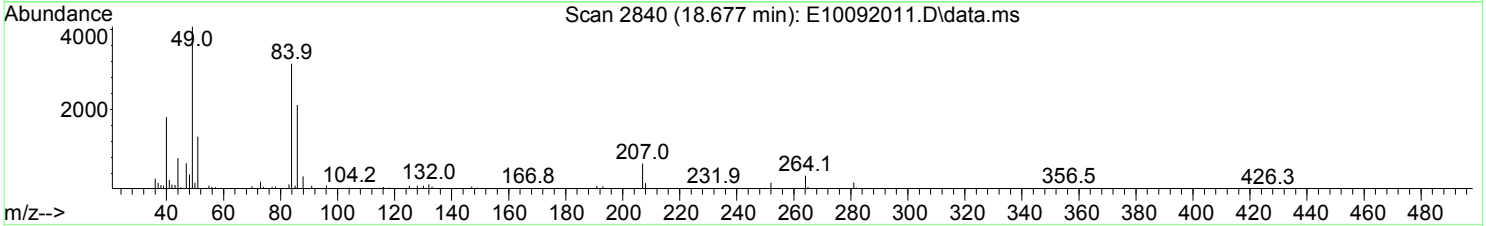

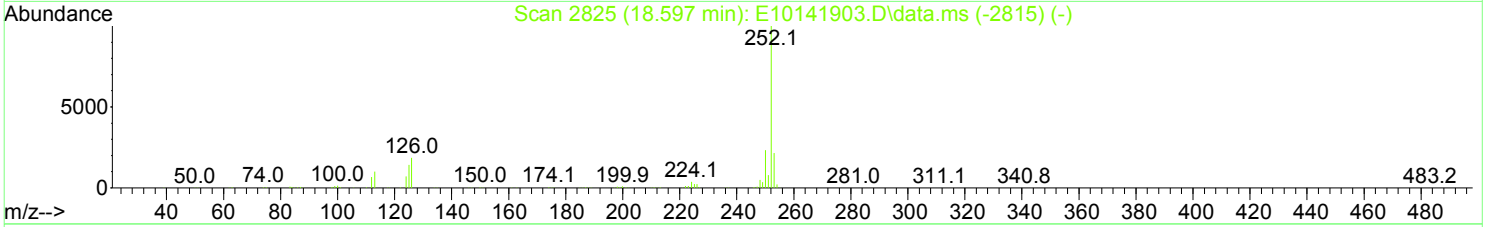

TIC: E10092011.D\data.ms

(92) Benzo(a)pyrene (T)

18.677min (+ 0.081) 13.50 ng/ml m

response 102

Ion	Exp%	Act%
252.10	100.00	100.00
113.00	11.80	0.00
253.10	21.70	0.00
0.00	0.00	0.00

Element Calibration Review Sheet

Calibration ID: **A0J1303** Instrument: **SV-GCMS5** Calibration Date: **10/13/2020**

Analysis: **8270E LL Full List** Instrument Cal ID: **A0J1303**

N-Nitrosodimethylamine

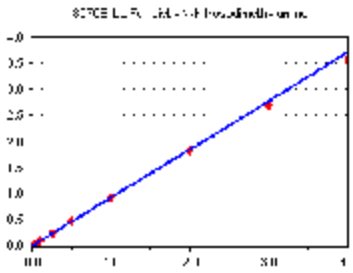

Curve Fit: **AVERAGE RF**

Standard	Concentration	Response	Response Factor	RT
0J09037-CAL1	20	3771	0.966	4.26
0J09037-CAL2	50	9239	0.927	4.26
0J09037-CAL3	100	18594	0.932	4.26
0J09037-CAL4	200	37546	0.922	4.26
0J09037-CAL5	500	97910	0.959	4.25
0J09037-CAL6	1000	190943	0.932	4.25
0J09037-CAL7	2000	380015	0.929	4.25
0J09037-CAL8	4000	757038	0.910	4.26
0J09037-CAL9	6000	1159065	0.904	4.26
0J09037-CALA	8000	1512390	0.891	4.26

AVE RF **0.927** RF RSD **2.46** AVE RT **4.26**

Pyridine

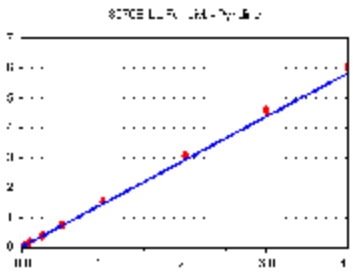

Curve Fit: **AVERAGE RF**

Standard	Concentration	Response	Response Factor	RT
0J09037-CAL1	20	4511	1.155	4.33
0J09037-CAL2	50	14202	1.425	4.32
0J09037-CAL3	100	28556	1.431	4.30
0J09037-CAL4	200	60413	1.484	4.29
0J09037-CAL5	500	156116	1.529	4.28
0J09037-CAL6	1000	307047	1.499	4.28
0J09037-CAL7	2000	623380	1.524	4.27
0J09037-CAL8	4000	1266828	1.523	4.28
0J09037-CAL9	6000	1957187	1.526	4.27
0J09037-CALA	8000	2573248	1.516	4.28

AVE RF **1.461** RF RSD **7.81** AVE RT **4.29**

2-Fluorophenol (Surr)

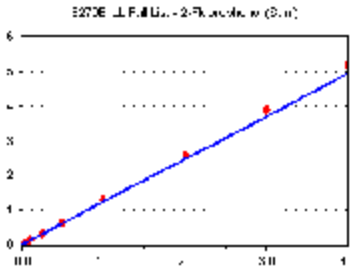

Curve Fit: **AVERAGE RF**

Standard	Concentration	Response	Response Factor	RT
0J09037-CAL1	20	4171	1.068	5.51
0J09037-CAL2	50	11111	1.115	5.52
0J09037-CAL3	100	23226	1.164	5.52
0J09037-CAL4	200	49614	1.219	5.52
0J09037-CAL5	500	131819	1.291	5.52
0J09037-CAL6	1000	262798	1.283	5.52
0J09037-CAL7	2000	533307	1.304	5.52
0J09037-CAL8	4000	1076706	1.295	5.52
0J09037-CAL9	6000	1657780	1.293	5.52
0J09037-CALA	8000	2199443	1.296	5.52

AVE RF **1.233** RF RSD **7.06** AVE RT **5.52**

Phenol-d6 (Surr)

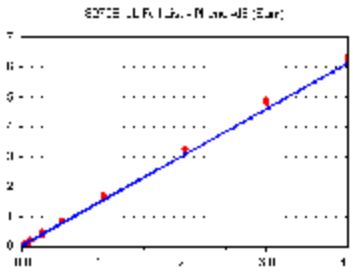

Curve Fit: **AVERAGE RF**

Standard	Concentration	Response	Response Factor	RT
0J09037-CAL1	20	4940	1.265	6.38
0J09037-CAL2	50	13070	1.312	6.38
0J09037-CAL3	100	28985	1.452	6.38
0J09037-CAL4	200	62884	1.545	6.38
0J09037-CAL5	500	169897	1.664	6.38
0J09037-CAL6	1000	337868	1.649	6.38
0J09037-CAL7	2000	680389	1.663	6.38
0J09037-CAL8	4000	1352055	1.626	6.39
0J09037-CAL9	6000	2063683	1.609	6.39
0J09037-CALA	8000	2674770	1.576	6.40

AVE RF **1.536** RF RSD **9.49** AVE RT **6.38**

Element Calibration Review Sheet

Calibration ID: **A0J1303** Instrument: **SV-GCMS5** Calibration Date: **10/13/2020**

Analysis: **8270E LL Full List** Instrument Cal ID: **A0J1303**

Phenol

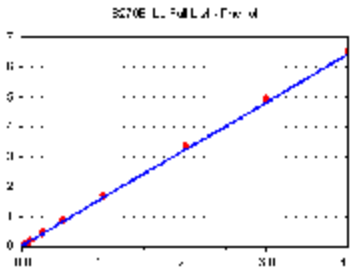

Curve Fit: **AVERAGE RF**

Standard	Concentration	Response	Response Factor	RT
0J09037-CAL1	20	5443	1.394	6.39
0J09037-CAL2	50	14042	1.409	6.39
0J09037-CAL3	100	30330	1.520	6.39
0J09037-CAL4	200	65258	1.603	6.39
0J09037-CAL5	500	177747	1.741	6.39
0J09037-CAL6	1000	350708	1.712	6.39
0J09037-CAL7	2000	697658	1.705	6.39
0J09037-CAL8	4000	1399828	1.683	6.40
0J09037-CAL9	6000	2104297	1.641	6.41
0J09037-CALA	8000	2760776	1.627	6.41

AVE RF **1.603** RF RSD **7.72** AVE RT **6.39**

Aniline

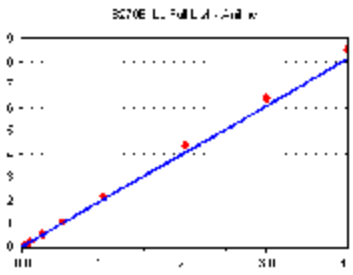

Curve Fit: **AVERAGE RF**

Standard	Concentration	Response	Response Factor	RT
0J09037-CAL1	20	5786	1.482	6.43
0J09037-CAL2	50	18466	1.853	6.43
0J09037-CAL3	100	39259	1.967	6.43
0J09037-CAL4	200	83678	2.055	6.43
0J09037-CAL5	500	218011	2.135	6.43
0J09037-CAL6	1000	437343	2.135	6.43
0J09037-CAL7	2000	893401	2.184	6.43
0J09037-CAL8	4000	1816311	2.184	6.43
0J09037-CAL9	6000	2752071	2.146	6.44
0J09037-CALA	8000	3620009	2.133	6.45

AVE RF **2.027** RF RSD **10.78** AVE RT **6.43**

Bis(2-Chloroethyl) ether

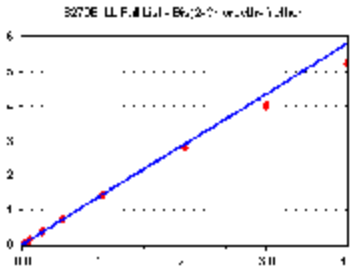

Curve Fit: **AVERAGE RF**

Standard	Concentration	Response	Response Factor	RT
0J09037-CAL1	20	5708	1.462	6.48
0J09037-CAL2	50	14873	1.493	6.48
0J09037-CAL3	100	30002	1.503	6.48
0J09037-CAL4	200	62152	1.527	6.48
0J09037-CAL5	500	155633	1.524	6.48
0J09037-CAL6	1000	302814	1.478	6.48
0J09037-CAL7	2000	593948	1.452	6.48
0J09037-CAL8	4000	1156188	1.390	6.49
0J09037-CAL9	6000	1720154	1.341	6.49
0J09037-CALA	8000	2211245	1.303	6.50

AVE RF **1.447** RF RSD **5.35** AVE RT **6.49**

2-Chlorophenol

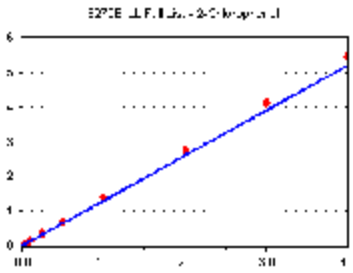

Curve Fit: **AVERAGE RF**

Standard	Concentration	Response	Response Factor	RT
0J09037-CAL1	20	4269	1.093	6.55
0J09037-CAL2	50	11334	1.137	6.55
0J09037-CAL3	100	24368	1.221	6.55
0J09037-CAL4	200	51852	1.274	6.55
0J09037-CAL5	500	141092	1.382	6.55
0J09037-CAL6	1000	281779	1.375	6.55
0J09037-CAL7	2000	571919	1.398	6.55
0J09037-CAL8	4000	1146504	1.378	6.55
0J09037-CAL9	6000	1760349	1.373	6.55
0J09037-CALA	8000	2310114	1.361	6.56

AVE RF **1.299** RF RSD **8.63** AVE RT **6.55**

Element Calibration Review Sheet

Calibration ID: **A0J1303** Instrument: **SV-GCMS5** Calibration Date: **10/13/2020**

Analysis: **8270E LL Full List** Instrument Cal ID: **A0J1303**

1,3-Dichlorobenzene

Curve Fit: **AVERAGE RF**

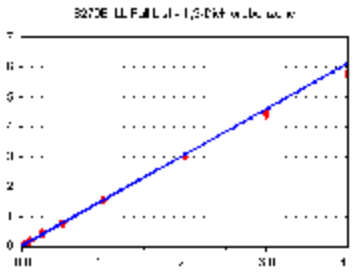

Standard	Concentration	Response	Response Factor	RT
0J09037-CAL1	20	6001	1.537	6.69
0J09037-CAL2	50	15474	1.553	6.70
0J09037-CAL3	100	31682	1.587	6.70
0J09037-CAL4	200	64564	1.586	6.70
0J09037-CAL5	500	162940	1.596	6.70
0J09037-CAL6	1000	317326	1.549	6.70
0J09037-CAL7	2000	628697	1.537	6.70
0J09037-CAL8	4000	1242198	1.494	6.70
0J09037-CAL9	6000	1888341	1.473	6.70
0J09037-CALA	8000	2457706	1.448	6.70

AVE RF **1.536** RF RSD **3.27** AVE RT **6.70**

1,4-Dichlorobenzene-d4 (ISTD)

Curve Fit: **AVERAGE RF**

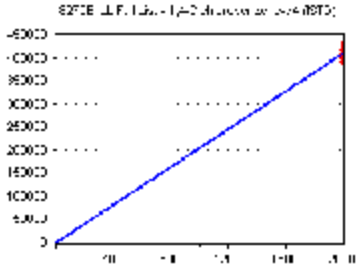

Standard	Concentration	Response	Response Factor	RT
0J09037-CAL1	2000	390462	195.231	6.74
0J09037-CAL2	2000	398581	199.290	6.74
0J09037-CAL3	2000	399147	199.573	6.74
0J09037-CAL4	2000	407104	203.552	6.74
0J09037-CAL5	2000	408433	204.217	6.74
0J09037-CAL6	2000	409737	204.868	6.74
0J09037-CAL7	2000	409127	204.563	6.74
0J09037-CAL8	2000	415863	207.932	6.75
0J09037-CAL9	2000	427427	213.713	6.75
0J09037-CALA	2000	424258	212.129	6.75

AVE RF **204.507** RF RSD **2.79** AVE RT **6.75**

1,4-Dichlorobenzene

Curve Fit: **AVERAGE RF**

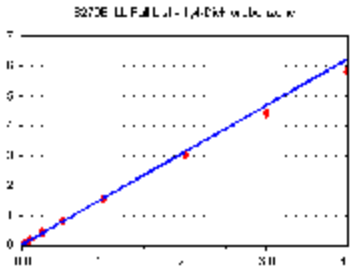

Standard	Concentration	Response	Response Factor	RT
0J09037-CAL1	20	6220	1.593	6.76
0J09037-CAL2	50	16071	1.613	6.76
0J09037-CAL3	100	32581	1.633	6.76
0J09037-CAL4	200	65587	1.611	6.76
0J09037-CAL5	500	165067	1.617	6.76
0J09037-CAL6	1000	321995	1.572	6.76
0J09037-CAL7	2000	633508	1.548	6.76
0J09037-CAL8	4000	1257619	1.512	6.77
0J09037-CAL9	6000	1892309	1.476	6.77
0J09037-CALA	8000	2473499	1.458	6.77

AVE RF **1.563** RF RSD **3.99** AVE RT **6.76**

Benzyl alcohol

Curve Fit: **QUADRATIC: Weighting: (1/a^2), Origin: Ignore**

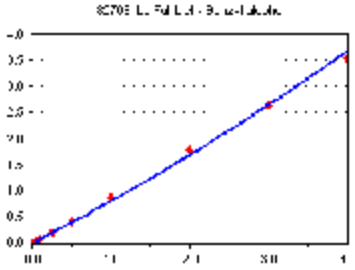

Standard	Concentration	Response	Response Factor	RT
~~0J09037-CAL1~~	~~20~~	~~1448~~	~~0.371~~	~~6.87~~
0J09037-CAL2	50	3967	0.398	6.87
0J09037-CAL3	100	9431	0.473	6.87
0J09037-CAL4	200	24004	0.590	6.87
0J09037-CAL5	500	76190	0.746	6.87
0J09037-CAL6	1000	166726	0.814	6.87
0J09037-CAL7	2000	356055	0.870	6.87
0J09037-CAL8	4000	734191	0.883	6.88
0J09037-CAL9	6000	1129421	0.881	6.88
0J09037-CALA	8000	1500961	0.884	6.89

AVE RF **0.727** RF RSD **26.34** AVE RT **6.87**

Element Calibration Review Sheet

Calibration ID: **A0J1303** Instrument: **SV-GCMS5** Calibration Date: **10/13/2020**

Analysis: **8270E LL Full List** Instrument Cal ID: **A0J1303**

1,2-Dichlorobenzene

Curve Fit: **AVERAGE RF**

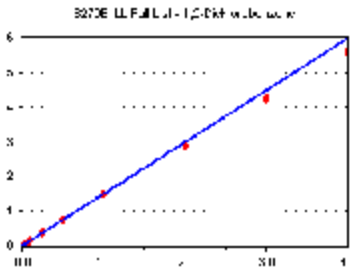

Standard	Concentration	Response	Response Factor	RT
0J09037-CAL1	20	5872	1.504	6.91
0J09037-CAL2	50	15200	1.525	6.92
0J09037-CAL3	100	30900	1.548	6.92
0J09037-CAL4	200	62715	1.541	6.92
0J09037-CAL5	500	156812	1.536	6.92
0J09037-CAL6	1000	308123	1.504	6.92
0J09037-CAL7	2000	607298	1.484	6.92
0J09037-CAL8	4000	1205110	1.449	6.92
0J09037-CAL9	6000	1820426	1.420	6.92
0J09037-CALA	8000	2369920	1.397	6.92

AVE RF **1.491** RF RSD **3.54** AVE RT **6.92**

2-Methylphenol

Curve Fit: **AVERAGE RF**

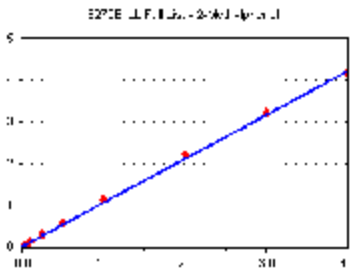

Standard	Concentration	Response	Response Factor	RT
0J09037-CAL1	20	3539	0.906	6.97
0J09037-CAL2	50	9279	0.931	6.97
0J09037-CAL3	100	19706	0.987	6.97
0J09037-CAL4	200	43879	1.078	6.97
0J09037-CAL5	500	116069	1.137	6.97
0J09037-CAL6	1000	231445	1.130	6.97
0J09037-CAL7	2000	460490	1.126	6.97
0J09037-CAL8	4000	917312	1.103	6.98
0J09037-CAL9	6000	1376714	1.074	6.98
0J09037-CALA	8000	1772648	1.045	6.99

AVE RF **1.052** RF RSD **7.92** AVE RT **6.97**

2,2'-Oxybis(1-Chloropropane)

Curve Fit: **AVERAGE RF**

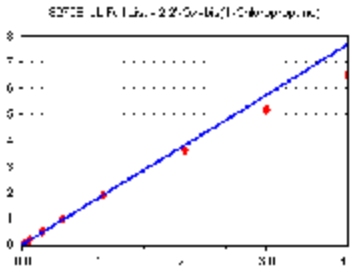

Standard	Concentration	Response	Response Factor	RT
0J09037-CAL1	20	7988	2.046	7.00
0J09037-CAL2	50	20110	2.018	7.00
0J09037-CAL3	100	40364	2.023	7.00
0J09037-CAL4	200	82642	2.030	7.00
0J09037-CAL5	500	208086	2.038	7.00
0J09037-CAL6	1000	402919	1.967	7.00
0J09037-CAL7	2000	783460	1.915	7.00
0J09037-CAL8	4000	1508786	1.814	7.01
0J09037-CAL9	6000	2213338	1.726	7.01
0J09037-CALA	8000	2765927	1.630	7.01

AVE RF **1.921** RF RSD **7.71** AVE RT **7.00**

3+4-Methylphenol(s)

Curve Fit: **AVERAGE RF**

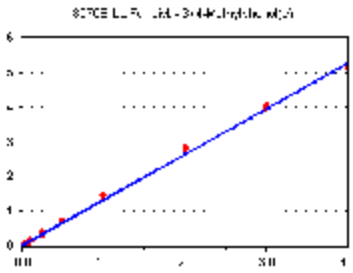

Standard	Concentration	Response	Response Factor	RT
0J09037-CAL1	20	4019	1.029	7.11
0J09037-CAL2	50	11257	1.130	7.12
0J09037-CAL3	100	25321	1.269	7.11
0J09037-CAL4	200	53356	1.311	7.11
0J09037-CAL5	500	150188	1.471	7.12
0J09037-CAL6	1000	296758	1.449	7.12
0J09037-CAL7	2000	595558	1.456	7.12
0J09037-CAL8	4000	1172796	1.410	7.13
0J09037-CAL9	6000	1723692	1.344	7.14
0J09037-CALA	8000	2201006	1.297	7.15

AVE RF **1.316** RF RSD **11.04** AVE RT **7.12**

Element Calibration Review Sheet

Calibration ID: **A0J1303** Instrument: **SV-GCMS5** Calibration Date: **10/13/2020**

Analysis: **8270E LL Full List** Instrument Cal ID: **A0J1303**

N-Nitroso-di-n-propylamine

Curve Fit: **AVERAGE RF**

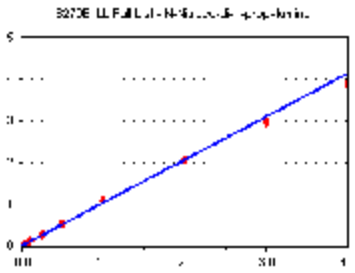

Standard	Concentration	Response	Response Factor	RT
0J09037-CAL1	20	3743	0.959	7.12
0J09037-CAL2	50	9694	0.973	7.12
0J09037-CAL3	100	20068	1.006	7.12
0J09037-CAL4	200	43437	1.067	7.12
0J09037-CAL5	500	115090	1.127	7.12
0J09037-CAL6	1000	225371	1.100	7.12
0J09037-CAL7	2000	445924	1.090	7.13
0J09037-CAL8	4000	866950	1.042	7.14
0J09037-CAL9	6000	1275405	0.995	7.15
0J09037-CALA	8000	1651757	0.973	7.16

AVE RF **1.033** RF RSD **5.84** AVE RT **7.13**

Hexachloroethane

Curve Fit: **AVERAGE RF**

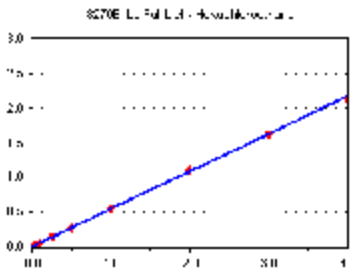

Standard	Concentration	Response	Response Factor	RT
0J09037-CAL1	20	2038	0.522	7.24
0J09037-CAL2	50	5176	0.519	7.25
0J09037-CAL3	100	10967	0.550	7.25
0J09037-CAL4	200	21986	0.540	7.25
0J09037-CAL5	500	57144	0.560	7.25
0J09037-CAL6	1000	114071	0.557	7.25
0J09037-CAL7	2000	226948	0.555	7.25
0J09037-CAL8	4000	458539	0.551	7.25
0J09037-CAL9	6000	694790	0.542	7.25
0J09037-CALA	8000	903344	0.532	7.25

AVE RF **0.543** RF RSD **2.63** AVE RT **7.25**

Nitrobenzene-d5 (Surr)

Curve Fit: **AVERAGE RF**

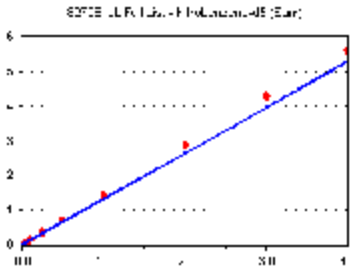

Standard	Concentration	Response	Response Factor	RT
0J09037-CAL1	20	4376	1.121	7.28
0J09037-CAL2	50	10986	1.103	7.28
0J09037-CAL3	100	23292	1.167	7.28
0J09037-CAL4	200	51744	1.271	7.28
0J09037-CAL5	500	141632	1.387	7.28
0J09037-CAL6	1000	292395	1.427	7.28
0J09037-CAL7	2000	589487	1.441	7.28
0J09037-CAL8	4000	1195939	1.438	7.29
0J09037-CAL9	6000	1829773	1.427	7.29
0J09037-CALA	8000	2381014	1.403	7.30

AVE RF **1.318** RF RSD **10.59** AVE RT **7.28**

Nitrobenzene

Curve Fit: **AVERAGE RF**

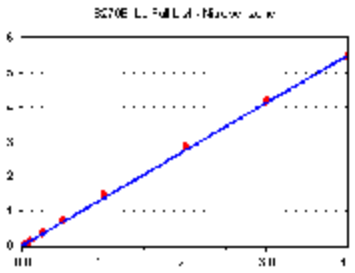

Standard	Concentration	Response	Response Factor	RT
0J09037-CAL1	20	4453	1.140	7.30
0J09037-CAL2	50	12263	1.231	7.30
0J09037-CAL3	100	25671	1.286	7.30
0J09037-CAL4	200	57164	1.404	7.30
0J09037-CAL5	500	152424	1.493	7.30
0J09037-CAL6	1000	303204	1.480	7.30
0J09037-CAL7	2000	607937	1.486	7.30
0J09037-CAL8	4000	1204241	1.448	7.31
0J09037-CAL9	6000	1793547	1.399	7.31
0J09037-CALA	8000	2308948	1.361	7.32

AVE RF **1.373** RF RSD **8.68** AVE RT **7.30**

Element Calibration Review Sheet

Calibration ID: **A0J1303** Instrument: **SV-GCMS5** Calibration Date: **10/13/2020**

Analysis: **8270E LL Full List** Instrument Cal ID: **A0J1303**

Isophorone

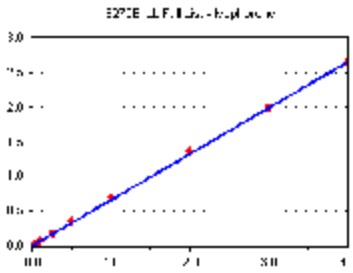

Curve Fit: **AVERAGE RF**

Standard	Concentration	Response	Response Factor	RT
0J09037-CAL1	20	8760	0.566	7.53
0J09037-CAL2	50	24028	0.611	7.53
0J09037-CAL3	100	49931	0.639	7.53
0J09037-CAL4	200	108579	0.677	7.53
0J09037-CAL5	500	287289	0.713	7.53
0J09037-CAL6	1000	569701	0.698	7.53
0J09037-CAL7	2000	1135317	0.696	7.53
0J09037-CAL8	4000	2252843	0.677	7.54
0J09037-CAL9	6000	3421982	0.667	7.55
0J09037-CALA	8000	4493659	0.659	7.56

AVE RF **0.660** RF RSD **6.75** AVE RT **7.53**

2-Nitrophenol

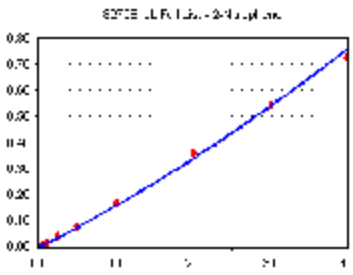

Curve Fit: **QUADRATIC: Weighting: (1/a^2), Origin: Ignore**

Standard	Concentration	Response	Response Factor	RT
~~0J09037-CAL1~~	~~20~~	~~1001~~	~~6.469~~	~~7.62~~
0J09037-CAL2	50	3173	8.067	7.62
0J09037-CAL3	100	7388	9.450	7.62
0J09037-CAL4	200	18675	0.116	7.62
0J09037-CAL5	500	60380	0.150	7.61
0J09037-CAL6	1000	125931	0.154	7.62
0J09037-CAL7	2000	273824	0.168	7.62
0J09037-CAL8	4000	593602	0.178	7.62
0J09037-CAL9	6000	931620	0.182	7.62
0J09037-CALA	8000	1240009	0.182	7.63

AVE RF **0.145** RF RSD **26.65** AVE RT **7.62**

2,4-Dimethylphenol

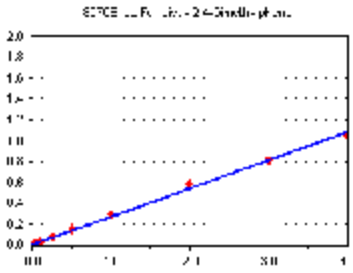

Curve Fit: **AVERAGE RF**

Standard	Concentration	Response	Response Factor	RT
~~0J09037-CAL1~~	~~20~~	~~2930~~	~~0.189~~	~~7.64~~
0J09037-CAL2	50	8627	0.219	7.64
0J09037-CAL3	100	19165	0.245	7.64
0J09037-CAL4	200	42028	0.262	7.64
0J09037-CAL5	500	120346	0.299	7.64
0J09037-CAL6	1000	238340	0.292	7.64
0J09037-CAL7	2000	484138	0.297	7.65
0J09037-CAL8	4000	966691	0.291	7.65
0J09037-CAL9	6000	1385214	0.270	7.66
0J09037-CALA	8000	1779049	0.261	7.66

AVE RF **0.271** RF RSD **9.94** AVE RT **7.65**

Bis(2-Chloroethoxy) methane

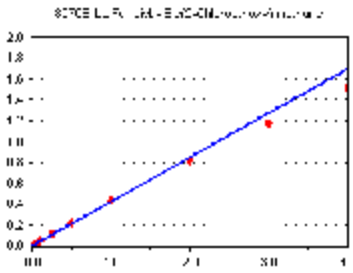

Curve Fit: **AVERAGE RF**

Standard	Concentration	Response	Response Factor	RT
0J09037-CAL1	20	6360	0.411	7.73
0J09037-CAL2	50	16739	0.426	7.73
0J09037-CAL3	100	34789	0.445	7.73
0J09037-CAL4	200	71946	0.448	7.73
0J09037-CAL5	500	185383	0.460	7.73
0J09037-CAL6	1000	359980	0.441	7.73
0J09037-CAL7	2000	709896	0.435	7.74
0J09037-CAL8	4000	1372111	0.413	7.74
0J09037-CAL9	6000	2020891	0.394	7.75
0J09037-CALA	8000	2574001	0.377	7.76

AVE RF **0.425** RF RSD **6.14** AVE RT **7.74**

Element Calibration Review Sheet

Calibration ID: **A0J1303** Instrument: **SV-GCMS5** Calibration Date: **10/13/2020**

Analysis: **8270E LL Full List** Instrument Cal ID: **A0J1303**

Benzoic acid

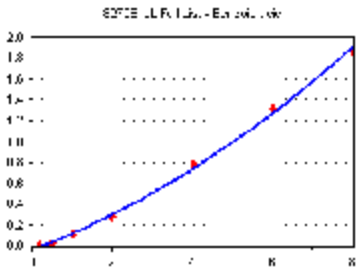

Curve Fit: **QUADRATIC: Weighting: (1/a), Origin: Ignore**

Standard	Concentration	Response	Response Factor	RT
~~0J09037-CAL1~~	~~40~~	~~66~~	~~2.133~~	~~7.74~~
~~0J09037-CAL2~~	~~100~~	~~124~~	~~1.576~~	~~7.72~~
~~0J09037-CAL3~~	~~200~~	~~224~~	~~1.433~~	~~7.74~~
0J09037-CAL4	400	4785	1.491	7.68
0J09037-CAL5	1000	35461	4.403	7.70
0J09037-CAL6	2000	172298	0.106	7.73
0J09037-CAL7	4000	456924	0.140	7.77
0J09037-CAL8	8000	1317325	0.198	7.82
0J09037-CAL9	12000	2251665	0.219	7.86
0J09037-CALA	16000	3178247	0.233	7.89

AVE RF **0.136** RF RSD **62.97** AVE RT **7.78**

2,4-Dichlorophenol

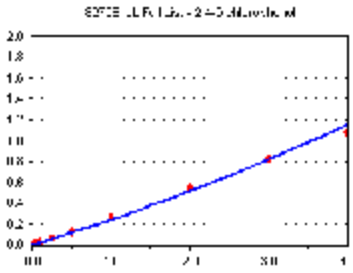

Curve Fit: **QUADRATIC: Weighting: (1/a^2), Origin: Ignore**

Standard	Concentration	Response	Response Factor	RT
0J09037-CAL1	20	1969	0.127	7.85
0J09037-CAL2	50	5900	0.150	7.85
0J09037-CAL3	100	13479	0.172	7.85
0J09037-CAL4	200	32052	0.200	7.85
0J09037-CAL5	500	97048	0.241	7.85
0J09037-CAL6	1000	204556	0.251	7.85
0J09037-CAL7	2000	434860	0.267	7.86
0J09037-CAL8	4000	909787	0.274	7.86
0J09037-CAL9	6000	1410654	0.275	7.87
0J09037-CALA	8000	1837635	0.269	7.87

AVE RF **0.223** RF RSD **25.06** AVE RT **7.86**

1,2,4-Trichlorobenzene

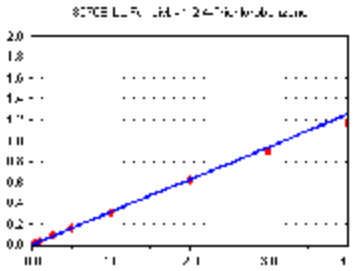

Curve Fit: **AVERAGE RF**

Standard	Concentration	Response	Response Factor	RT
0J09037-CAL1	20	4829	0.312	7.94
0J09037-CAL2	50	12110	0.308	7.94
0J09037-CAL3	100	25330	0.324	7.94
0J09037-CAL4	200	52144	0.325	7.94
0J09037-CAL5	500	131887	0.328	7.94
0J09037-CAL6	1000	258500	0.317	7.94
0J09037-CAL7	2000	514142	0.315	7.94
0J09037-CAL8	4000	1017319	0.306	7.95
0J09037-CAL9	6000	1539693	0.300	7.95
0J09037-CALA	8000	1984879	0.291	7.95

AVE RF **0.313** RF RSD **3.72** AVE RT **7.94**

Naphthalene-d8 (ISTD)

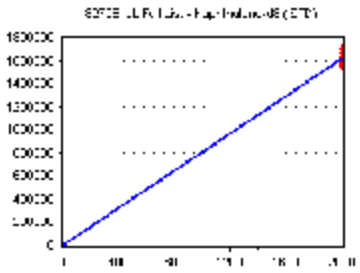

Curve Fit: **AVERAGE RF**

Standard	Concentration	Response	Response Factor	RT
0J09037-CAL1	2000	1547469	773.734	8.00
0J09037-CAL2	2000	1573232	786.616	8.00
0J09037-CAL3	2000	1563651	781.826	8.00
0J09037-CAL4	2000	1604675	802.338	8.00
0J09037-CAL5	2000	1610783	805.391	8.00
0J09037-CAL6	2000	1632902	816.451	8.00
0J09037-CAL7	2000	1631261	815.631	8.00
0J09037-CAL8	2000	1662980	831.490	8.01
0J09037-CAL9	2000	1709935	854.968	8.01
0J09037-CALA	2000	1705181	852.591	8.01

AVE RF **812.104** RF RSD **3.45** AVE RT **8.00**

Element Calibration Review Sheet

Calibration ID: **A0J1303** Instrument: **SV-GCMS5** Calibration Date: **10/13/2020**

Analysis: **8270E LL Full List** Instrument Cal ID: **A0J1303**

Naphthalene

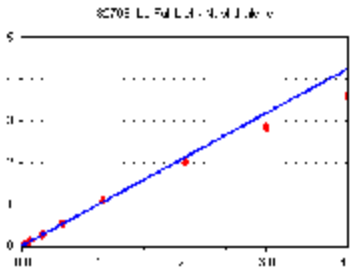

Curve Fit: **AVERAGE RF**

Standard	Concentration	Response	Response Factor	RT
0J09037-CAL1	20	17116	1.106	8.02
0J09037-CAL2	50	43529	1.107	8.02
0J09037-CAL3	100	89157	1.140	8.02
0J09037-CAL4	200	181451	1.131	8.02
0J09037-CAL5	500	456309	1.133	8.02
0J09037-CAL6	1000	887183	1.087	8.02
0J09037-CAL7	2000	1744876	1.070	8.02
0J09037-CAL8	4000	3332451	1.002	8.03
0J09037-CAL9	6000	4871367	0.950	8.03
0J09037-CALA	8000	6121131	0.897	8.03

AVE RF **1.062** RF RSD **7.93** AVE RT **8.02**

4-Chloroaniline

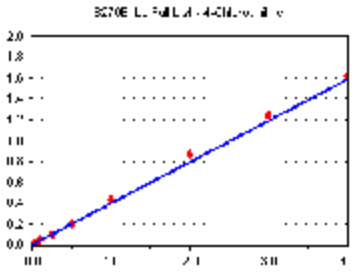

Curve Fit: **AVERAGE RF**

Standard	Concentration	Response	Response Factor	RT
0J09037-CAL1	20	5583	0.361	8.06
0J09037-CAL2	50	14725	0.374	8.06
0J09037-CAL3	100	31169	0.399	8.06
0J09037-CAL4	200	64730	0.403	8.06
0J09037-CAL5	500	150103	0.373	8.07
0J09037-CAL6	1000	317046	0.388	8.07
0J09037-CAL7	2000	704231	0.432	8.07
0J09037-CAL8	4000	1433925	0.431	8.07
0J09037-CAL9	6000	2130270	0.415	8.08
0J09037-CALA	8000	2769079	0.406	8.08

AVE RF **0.398** RF RSD **6.09** AVE RT **8.07**

Hexachlorobutadiene

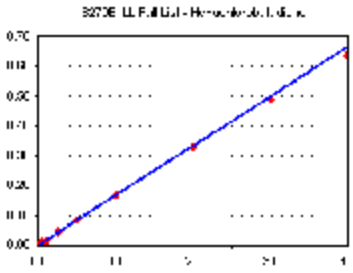

Curve Fit: **AVERAGE RF**

Standard	Concentration	Response	Response Factor	RT
0J09037-CAL1	20	2613	0.169	8.15
0J09037-CAL2	50	6409	0.163	8.15
0J09037-CAL3	100	13343	0.171	8.15
0J09037-CAL4	200	27003	0.168	8.15
0J09037-CAL5	500	69904	0.174	8.15
0J09037-CAL6	1000	136231	0.167	8.15
0J09037-CAL7	2000	273375	0.168	8.15
0J09037-CAL8	4000	547312	0.165	8.15
0J09037-CAL9	6000	832780	0.162	8.16
0J09037-CALA	8000	1084065	0.159	8.16

AVE RF **0.166** RF RSD **2.60** AVE RT **8.15**

4-Chloro-3-methylphenol

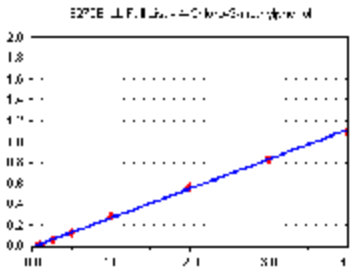

Curve Fit: **QUADRATIC: Weighting: (1/a^2), Origin: Ignore**

Standard	Concentration	Response	Response Factor	RT
~~0J09037-CAL1~~	~~20~~	~~139~~	~~8.982~~	~~8.55~~
~~0J09037-CAL2~~	~~50~~	~~2347~~	~~5.967~~	~~8.54~~
0J09037-CAL3	100	7736	9.895	8.54
0J09037-CAL4	200	25367	0.158	8.54
0J09037-CAL5	500	93167	0.231	8.54
0J09037-CAL6	1000	212227	0.260	8.54
0J09037-CAL7	2000	454511	0.279	8.54
0J09037-CAL8	4000	937570	0.282	8.55
0J09037-CAL9	6000	1421657	0.277	8.55
0J09037-CALA	8000	1857039	0.272	8.56

AVE RF **0.232** RF RSD **29.23** AVE RT **8.55**

Element Calibration Review Sheet

Calibration ID: **A0J1303** Instrument: **SV-GCMS5** Calibration Date: **10/13/2020**

Analysis: **8270E LL Full List** Instrument Cal ID: **A0J1303**

2-Methylnaphthalene

Curve Fit: **AVERAGE RF**

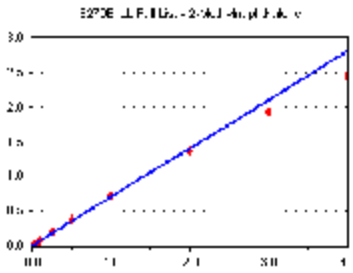

Standard	Concentration	Response	Response Factor	RT
0J09037-CAL1	20	10563	0.683	8.71
0J09037-CAL2	50	27370	0.696	8.71
0J09037-CAL3	100	57836	0.740	8.71
0J09037-CAL4	200	119522	0.745	8.71
0J09037-CAL5	500	305513	0.759	8.71
0J09037-CAL6	1000	603380	0.739	8.71
0J09037-CAL7	2000	1178109	0.722	8.72
0J09037-CAL8	4000	2272390	0.683	8.72
0J09037-CAL9	6000	3311439	0.646	8.72
0J09037-CALA	8000	4167970	0.611	8.72

AVE RF **0.702** RF RSD **6.79** AVE RT **8.72**

1-Methylnaphthalene

Curve Fit: **AVERAGE RF**

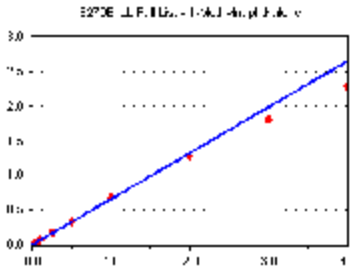

Standard	Concentration	Response	Response Factor	RT
0J09037-CAL1	20	10287	0.665	8.81
0J09037-CAL2	50	26300	0.669	8.81
0J09037-CAL3	100	54155	0.693	8.81
0J09037-CAL4	200	110898	0.691	8.81
0J09037-CAL5	500	287235	0.713	8.81
0J09037-CAL6	1000	559618	0.685	8.81
0J09037-CAL7	2000	1107618	0.679	8.82
0J09037-CAL8	4000	2131017	0.641	8.83
0J09037-CAL9	6000	3087325	0.602	8.83
0J09037-CALA	8000	3902133	0.572	8.83

AVE RF **0.661** RF RSD **6.66** AVE RT **8.82**

Hexachlorocyclopentadiene

Curve Fit: **QUADRATIC: Weighting: (1/a^2), Origin: Ignore**

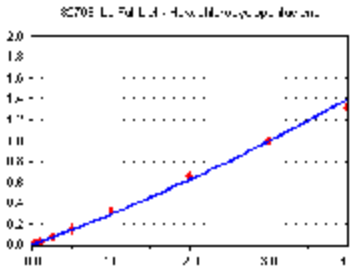

Standard	Concentration	Response	Response Factor	RT
0J09037-CAL1	20	1225	0.159	8.88
0J09037-CAL2	50	3794	0.194	8.88
0J09037-CAL3	100	8599	0.220	8.88
0J09037-CAL4	200	19614	0.245	8.88
0J09037-CAL5	500	58514	0.284	8.88
0J09037-CAL6	1000	127172	0.303	8.88
0J09037-CAL7	2000	272359	0.327	8.88
0J09037-CAL8	4000	565635	0.330	8.89
0J09037-CAL9	6000	869766	0.333	8.89
0J09037-CALA	8000	1145839	0.330	8.89

AVE RF **0.273** RF RSD **23.45** AVE RT **8.89**

2,4,6-Trichlorophenol

Curve Fit: **QUADRATIC: Weighting: (1/a^2), Origin: Ignore**

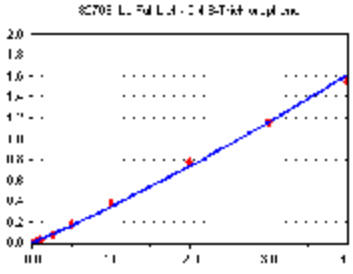

Standard	Concentration	Response	Response Factor	RT
~~0J09037-CAL1~~	~~20~~	~~871~~	~~0.113~~	~~9.00~~
0J09037-CAL2	50	3161	0.162	9.00
0J09037-CAL3	100	7637	0.196	9.00
0J09037-CAL4	200	19741	0.247	9.00
0J09037-CAL5	500	65384	0.318	9.00
0J09037-CAL6	1000	148552	0.354	9.00
0J09037-CAL7	2000	311227	0.374	9.00
0J09037-CAL8	4000	661919	0.387	9.00
0J09037-CAL9	6000	1003008	0.384	9.01
0J09037-CALA	8000	1345146	0.387	9.01

AVE RF **0.312** RF RSD **28.31** AVE RT **9.00**

Element Calibration Review Sheet

Calibration ID: **A0J1303** Instrument: **SV-GCMS5** Calibration Date: **10/13/2020**

Analysis: **8270E LL Full List** Instrument Cal ID: **A0J1303**

2,4,5-Trichlorophenol

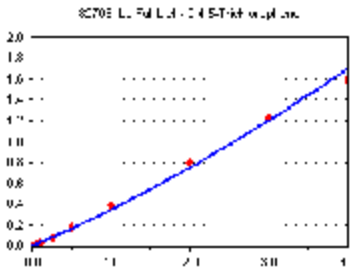

Curve Fit: **QUADRATIC: Weighting: (1/a^2), Origin: Ignore**

Standard	Concentration	Response	Response Factor	RT
~~0J09037-CAL1~~	~~20~~	~~973~~	~~0.127~~	~~9.04~~
0J09037-CAL2	50	3073	0.157	9.03
0J09037-CAL3	100	8071	0.207	9.03
0J09037-CAL4	200	18499	0.231	9.03
0J09037-CAL5	500	64669	0.314	9.03
0J09037-CAL6	1000	144702	0.344	9.03
0J09037-CAL7	2000	320164	0.385	9.03
0J09037-CAL8	4000	688493	0.402	9.04
0J09037-CAL9	6000	1059980	0.406	9.04
0J09037-CALA	8000	1384808	0.398	9.04

AVE RF **0.316** RF RSD **30.04** AVE RT **9.04**

2-Fluorobiphenyl (Surr)

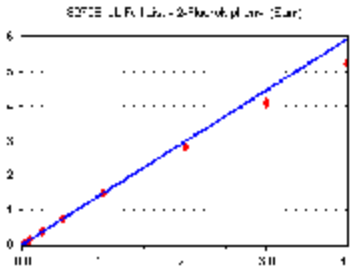

Curve Fit: **AVERAGE RF**

Standard	Concentration	Response	Response Factor	RT
0J09037-CAL1	20	11595	1.508	9.08
0J09037-CAL2	50	29631	1.515	9.08
0J09037-CAL3	100	60736	1.556	9.08
0J09037-CAL4	200	126648	1.582	9.08
0J09037-CAL5	500	323069	1.570	9.08
0J09037-CAL6	1000	631598	1.504	9.08
0J09037-CAL7	2000	1241461	1.492	9.08
0J09037-CAL8	4000	2421107	1.414	9.09
0J09037-CAL9	6000	3552955	1.360	9.09
0J09037-CALA	8000	4531940	1.304	9.09

AVE RF **1.480** RF RSD **6.24** AVE RT **9.08**

1,1'-Biphenyl

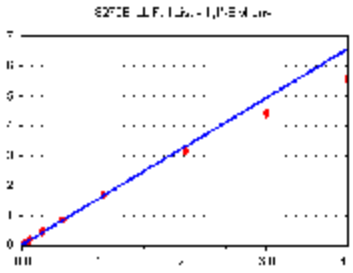

Curve Fit: **AVERAGE RF**

Standard	Concentration	Response	Response Factor	RT
0J09037-CAL1	20	12608	1.639	9.18
0J09037-CAL2	50	33519	1.714	9.18
0J09037-CAL3	100	69391	1.778	9.18
0J09037-CAL4	200	143248	1.790	9.18
0J09037-CAL5	500	363300	1.765	9.18
0J09037-CAL6	1000	714381	1.701	9.18
0J09037-CAL7	2000	1399179	1.681	9.19
0J09037-CAL8	4000	2694188	1.573	9.19
0J09037-CAL9	6000	3853881	1.475	9.20
0J09037-CALA	8000	4825952	1.388	9.20

AVE RF **1.650** RF RSD **8.12** AVE RT **9.19**

2-Chloronaphthalene

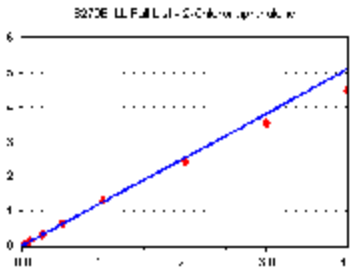

Curve Fit: **AVERAGE RF**

Standard	Concentration	Response	Response Factor	RT
0J09037-CAL1	20	9761	1.269	9.21
0J09037-CAL2	50	25680	1.313	9.21
0J09037-CAL3	100	52119	1.335	9.21
0J09037-CAL4	200	107940	1.349	9.21
0J09037-CAL5	500	274912	1.336	9.21
0J09037-CAL6	1000	541239	1.288	9.21
0J09037-CAL7	2000	1066613	1.281	9.21
0J09037-CAL8	4000	2094564	1.223	9.22
0J09037-CAL9	6000	3071379	1.176	9.22
0J09037-CALA	8000	3896994	1.121	9.23

AVE RF **1.269** RF RSD **5.90** AVE RT **9.21**

Element Calibration Review Sheet

Calibration ID: **A0J1303** Instrument: **SV-GCMS5** Calibration Date: **10/13/2020**

Analysis: **8270E LL Full List** Instrument Cal ID: **A0J1303**

2-Nitroaniline

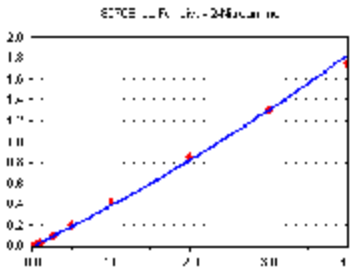

Curve Fit: **QUADRATIC: Weighting: (1/a^2), Origin: Ignore**

Standard	Concentration	Response	Response Factor	RT
~~0J09037-CAL1~~	~~20~~	~~1235~~	~~0.161~~	~~9.30~~
0J09037-CAL2	50	3577	0.183	9.30
0J09037-CAL3	100	8302	0.213	9.30
0J09037-CAL4	200	21314	0.266	9.30
0J09037-CAL5	500	73307	0.356	9.30
0J09037-CAL6	1000	165197	0.393	9.31
0J09037-CAL7	2000	346838	0.417	9.31
0J09037-CAL8	4000	731751	0.427	9.32
0J09037-CAL9	6000	1132654	0.434	9.32
0J09037-CALA	8000	1522841	0.438	9.33

AVE RF **0.347** RF RSD **28.92** AVE RT **9.31**

2,6-Dimethylnaphthalene

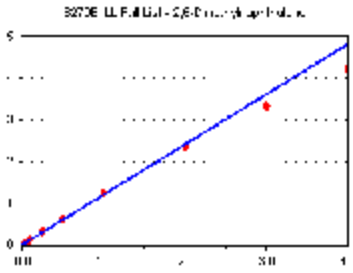

Curve Fit: **AVERAGE RF**

Standard	Concentration	Response	Response Factor	RT
0J09037-CAL1	20	8656	1.125	9.34
0J09037-CAL2	50	24075	1.231	9.34
0J09037-CAL3	100	49162	1.260	9.34
0J09037-CAL4	200	102704	1.283	9.34
0J09037-CAL5	500	267992	1.302	9.34
0J09037-CAL6	1000	529777	1.261	9.35
0J09037-CAL7	2000	1040071	1.250	9.35
0J09037-CAL8	4000	2012312	1.175	9.35
0J09037-CAL9	6000	2893708	1.108	9.36
0J09037-CALA	8000	3661554	1.053	9.36

AVE RF **1.205** RF RSD **7.00** AVE RT **9.35**

1,4-Dinitrobenzene

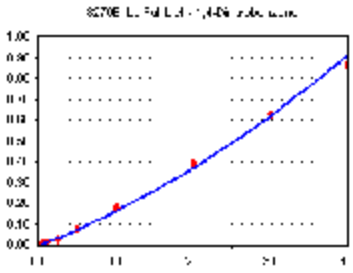

Curve Fit: **QUADRATIC: Weighting: (1/a^2), Origin: Ignore**

Standard	Concentration	Response	Response Factor	RT
~~0J09037-CAL1~~	~~20~~	~~385~~	~~5.006~~	~~9.43~~
~~0J09037-CAL2~~	~~50~~	~~1074~~	~~5.492~~	~~9.43~~
0J09037-CAL3	100	2330	5.970	9.43
0J09037-CAL4	200	6597	8.242	9.43
0J09037-CAL5	500	23820	0.116	9.43
0J09037-CAL6	1000	61802	0.147	9.44
0J09037-CAL7	2000	146879	0.176	9.43
0J09037-CAL8	4000	338947	0.198	9.45
0J09037-CAL9	6000	545732	0.209	9.45
0J09037-CALA	8000	750156	0.216	9.46

AVE RF **0.151** RF RSD **39.46** AVE RT **9.44**

Dimethylphthalate

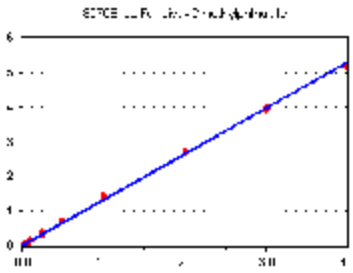

Curve Fit: **AVERAGE RF**

Standard	Concentration	Response	Response Factor	RT
0J09037-CAL1	20	7963	1.035	9.48
0J09037-CAL2	50	23042	1.178	9.48
0J09037-CAL3	100	50101	1.284	9.48
0J09037-CAL4	200	113975	1.424	9.48
0J09037-CAL5	500	303860	1.476	9.48
0J09037-CAL6	1000	607269	1.446	9.49
0J09037-CAL7	2000	1192556	1.433	9.49
0J09037-CAL8	4000	2318320	1.354	9.50
0J09037-CAL9	6000	3455279	1.323	9.52
0J09037-CALA	8000	4474475	1.287	9.52

AVE RF **1.324** RF RSD **10.33** AVE RT **9.49**

Element Calibration Review Sheet

Calibration ID: **A0J1303** Instrument: **SV-GCMS5** Calibration Date: **10/13/2020**

Analysis: **8270E LL Full List** Instrument Cal ID: **A0J1303**

1,3-Dinitrobenzene

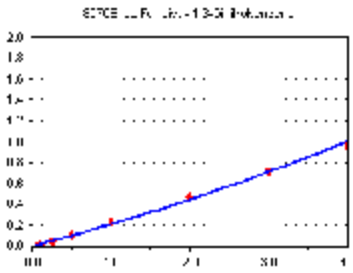

Curve Fit: **QUADRATIC: Weighting: (1/a^2), Origin: Ignore**

Standard	Concentration	Response	Response Factor	RT
~~0J09037-CAL1~~	~~20~~	~~541~~	~~7.034~~	~~9.51~~
~~0J09037-CAL2~~	~~50~~	~~1386~~	~~7.087~~	~~9.51~~
0J09037-CAL3	100	3562	9.127	9.51
0J09037-CAL4	200	9643	0.120	9.51
0J09037-CAL5	500	34304	0.167	9.52
0J09037-CAL6	1000	82080	0.195	9.52
0J09037-CAL7	2000	185011	0.222	9.52
0J09037-CAL8	4000	396841	0.232	9.53
0J09037-CAL9	6000	621767	0.238	9.54
0J09037-CALA	8000	839628	0.242	9.55

AVE RF **0.188** RF RSD **30.34** AVE RT **9.52**

2,6-Dinitrotoluene

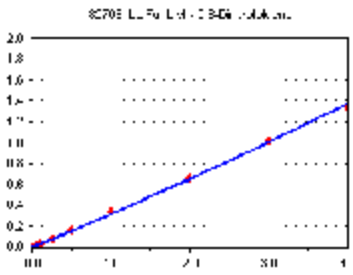

Curve Fit: **QUADRATIC: Weighting: (1/a^2), Origin: Ignore**

Standard	Concentration	Response	Response Factor	RT
~~0J09037-CAL1~~	~~20~~	~~847~~	~~0.110~~	~~9.54~~
0J09037-CAL2	50	2738	0.140	9.54
0J09037-CAL3	100	7053	0.181	9.54
0J09037-CAL4	200	19762	0.247	9.54
0J09037-CAL5	500	61940	0.301	9.55
0J09037-CAL6	1000	133968	0.319	9.55
0J09037-CAL7	2000	276812	0.333	9.55
0J09037-CAL8	4000	568720	0.332	9.56
0J09037-CAL9	6000	880737	0.337	9.57
0J09037-CALA	8000	1160375	0.334	9.57

AVE RF **0.280** RF RSD **26.50** AVE RT **9.55**

1,2-Dinitrobenzene

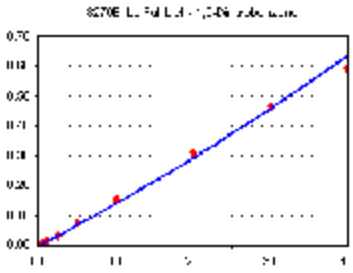

Curve Fit: **QUADRATIC: Weighting: (1/a^2), Origin: Ignore**

Standard	Concentration	Response	Response Factor	RT
~~0J09037-CAL1~~	~~20~~	~~309~~	~~4.018~~	~~9.59~~
0J09037-CAL2	50	1040	5.318	9.60
0J09037-CAL3	100	2900	7.431	9.60
0J09037-CAL4	200	7745	9.676	9.60
0J09037-CAL5	500	25819	0.125	9.60
0J09037-CAL6	1000	58891	0.140	9.61
0J09037-CAL7	2000	125910	0.151	9.61
0J09037-CAL8	4000	264903	0.155	9.62
0J09037-CAL9	6000	406198	0.155	9.63
0J09037-CALA	8000	517828	0.149	9.64

AVE RF **0.122** RF RSD **31.37** AVE RT **9.61**

Acenaphthylene

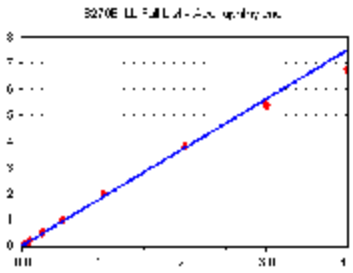

Curve Fit: **AVERAGE RF**

Standard	Concentration	Response	Response Factor	RT
0J09037-CAL1	20	12863	1.672	9.63
0J09037-CAL2	50	34488	1.763	9.63
0J09037-CAL3	100	74722	1.915	9.63
0J09037-CAL4	200	160179	2.001	9.63
0J09037-CAL5	500	423878	2.060	9.63
0J09037-CAL6	1000	843815	2.009	9.63
0J09037-CAL7	2000	1660378	1.995	9.64
0J09037-CAL8	4000	3251011	1.898	9.64
0J09037-CAL9	6000	4716984	1.806	9.65
0J09037-CALA	8000	5914171	1.701	9.65

AVE RF **1.882** RF RSD **7.35** AVE RT **9.64**

Element Calibration Review Sheet

Calibration ID: **A0J1303** Instrument: **SV-GCMS5** Calibration Date: **10/13/2020**

Analysis: **8270E LL Full List** Instrument Cal ID: **A0J1303**

3-Nitroaniline

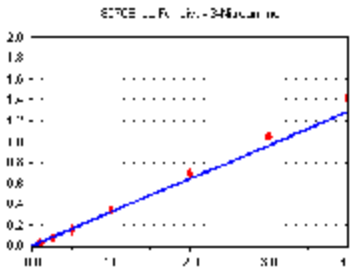

Curve Fit: **AVERAGE RF**

Standard	Concentration	Response	Response Factor	RT
~~0J09037-CAL1~~	~~20~~	~~1115~~	~~0.145~~	~~9.72~~
~~0J09037-CAL2~~	~~50~~	~~3107~~	~~0.159~~	~~9.72~~
~~0J09037-CAL3~~	~~100~~	~~8686~~	~~0.223~~	~~9.72~~
0J09037-CAL4	200	21394	0.267	9.72
0J09037-CAL5	500	60703	0.295	9.72
0J09037-CAL6	1000	125597	0.299	9.72
0J09037-CAL7	2000	283957	0.341	9.72
0J09037-CAL8	4000	593484	0.347	9.74
0J09037-CAL9	6000	916391	0.351	9.75
0J09037-CALA	8000	1232344	0.355	9.75

AVE RF **0.322** RF RSD **10.69** AVE RT **9.73**

Acenaphthene-d10 (ISTD)

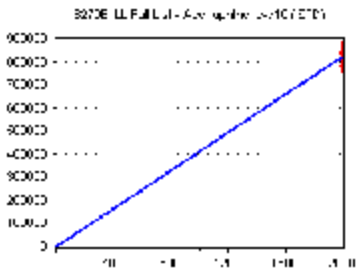

Curve Fit: **AVERAGE RF**

Standard	Concentration	Response	Response Factor	RT
0J09037-CAL1	2000	769096	384.548	9.78
0J09037-CAL2	2000	782286	391.143	9.78
0J09037-CAL3	2000	780549	390.274	9.78
0J09037-CAL4	2000	800400	400.200	9.78
0J09037-CAL5	2000	823228	411.614	9.78
0J09037-CAL6	2000	840167	420.083	9.78
0J09037-CAL7	2000	832322	416.161	9.78
0J09037-CAL8	2000	856234	428.117	9.79
0J09037-CAL9	2000	870833	435.417	9.79
0J09037-CALA	2000	869026	434.513	9.79

AVE RF **411.207** RF RSD **4.58** AVE RT **9.78**

Acenaphthene

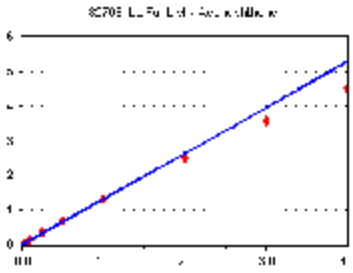

Curve Fit: **AVERAGE RF**

Standard	Concentration	Response	Response Factor	RT
0J09037-CAL1	20	10662	1.386	9.81
0J09037-CAL2	50	26689	1.365	9.81
0J09037-CAL3	100	54110	1.386	9.81
0J09037-CAL4	200	111855	1.397	9.81
0J09037-CAL5	500	288264	1.401	9.81
0J09037-CAL6	1000	566268	1.348	9.81
0J09037-CAL7	2000	1105536	1.328	9.81
0J09037-CAL8	4000	2133594	1.246	9.82
0J09037-CAL9	6000	3111741	1.191	9.83
0J09037-CALA	8000	3919508	1.128	9.83

AVE RF **1.318** RF RSD **7.30** AVE RT **9.81**

2,4-Dinitrophenol

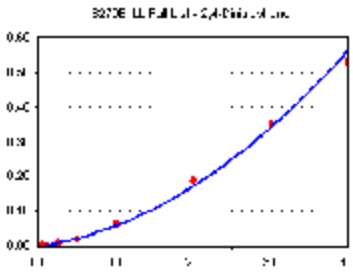

Curve Fit: **QUADRATIC: Weighting: (1/a^2), Origin: Ignore**

Standard	Concentration	Response	Response Factor	RT
~~0J09037-CAL1~~	~~20~~	~~0~~	~~0.000~~	~~0.00~~
~~0J09037-CAL2~~	~~50~~	~~0~~	~~0.000~~	~~0.00~~
0J09037-CAL3	100	80	2.050	9.83
0J09037-CAL4	200	623	7.784	9.82
0J09037-CAL5	500	4893	0.024	9.82
0J09037-CAL6	1000	17541	4.176	9.83
0J09037-CAL7	2000	54251	0.065	9.83
0J09037-CAL8	4000	161409	9.426	9.84
0J09037-CAL9	6000	304239	0.116	9.85
0J09037-CALA	8000	459312	0.132	9.85

AVE RF **6.042** RF RSD **82.32** AVE RT **9.83**

Element Calibration Review Sheet

Calibration ID: **A0J1303** Instrument: **SV-GCMS5** Calibration Date: **10/13/2020**

Analysis: **8270E LL Full List** Instrument Cal ID: **A0J1303**

4-Nitrophenol

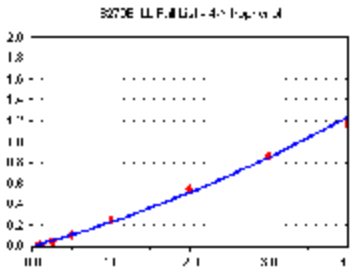

Curve Fit: **QUADRATIC: Weighting: (1/a^2), Origin: Ignore**

Standard	Concentration	Response	Response Factor	RT
~~0J09037-CAL1~~	~~20~~	~~130~~	~~1.690~~	~~9.89~~
~~0J09037-CAL2~~	~~50~~	~~721~~	~~3.687~~	~~9.88~~
0J09037-CAL3	100	2398	6.144	9.88
0J09037-CAL4	200	7855	9.814	9.88
0J09037-CAL5	500	32824	0.159	9.88
0J09037-CAL6	1000	88547	0.211	9.88
0J09037-CAL7	2000	210652	0.253	9.88
0J09037-CAL8	4000	466567	0.272	9.89
0J09037-CAL9	6000	746524	0.286	9.91
0J09037-CALA	8000	1016829	0.293	9.92

AVE RF **0.204** RF RSD **43.47** AVE RT **9.89**

2,4-Dinitrotoluene

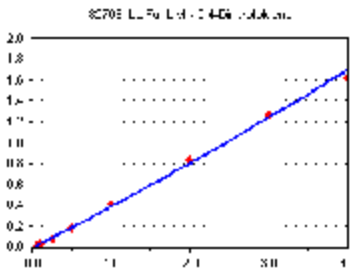

Curve Fit: **QUADRATIC: Weighting: (1/a^2), Origin: Ignore**

Standard	Concentration	Response	Response Factor	RT
~~0J09037-CAL1~~	~~20~~	~~861~~	~~0.112~~	~~9.95~~
~~0J09037-CAL2~~	~~50~~	~~2394~~	~~0.122~~	~~9.95~~
0J09037-CAL3	100	6359	0.163	9.95
0J09037-CAL4	200	18707	0.234	9.95
0J09037-CAL5	500	66583	0.324	9.96
0J09037-CAL6	1000	155120	0.369	9.96
0J09037-CAL7	2000	341275	0.410	9.96
0J09037-CAL8	4000	711327	0.415	9.98
0J09037-CAL9	6000	1102028	0.422	9.99
0J09037-CALA	8000	1408180	0.405	9.99

AVE RF **0.343** RF RSD **28.17** AVE RT **9.97**

Dibenzofuran

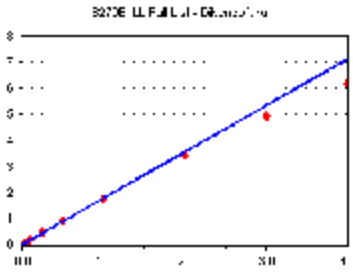

Curve Fit: **AVERAGE RF**

Standard	Concentration	Response	Response Factor	RT
0J09037-CAL1	20	13750	1.788	9.98
0J09037-CAL2	50	35936	1.837	9.99
0J09037-CAL3	100	73599	1.886	9.99
0J09037-CAL4	200	152512	1.905	9.99
0J09037-CAL5	500	386047	1.876	9.99
0J09037-CAL6	1000	768563	1.830	9.99
0J09037-CAL7	2000	1493323	1.794	9.99
0J09037-CAL8	4000	2939004	1.716	10.00
0J09037-CAL9	6000	4289036	1.642	10.00
0J09037-CALA	8000	5357904	1.541	10.00

AVE RF **1.782** RF RSD **6.54** AVE RT **9.99**

2,3,5,6-Tetrachlorophenol

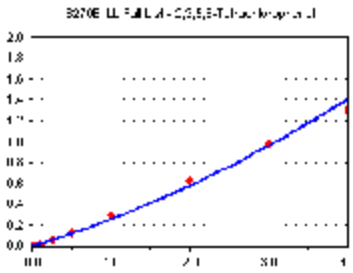

Curve Fit: **QUADRATIC: Weighting: (1/a^2), Origin: Ignore**

Standard	Concentration	Response	Response Factor	RT
~~0J09037-CAL1~~	~~20~~	~~342~~	~~4.447~~	~~10.06~~
0J09037-CAL2	50	1147	5.865	10.07
0J09037-CAL3	100	3141	8.048	10.07
0J09037-CAL4	200	10821	0.135	10.07
0J09037-CAL5	500	44087	0.214	10.07
0J09037-CAL6	1000	106915	0.255	10.07
0J09037-CAL7	2000	245389	0.295	10.07
0J09037-CAL8	4000	532478	0.311	10.08
0J09037-CAL9	6000	844379	0.323	10.08
0J09037-CALA	8000	1136038	0.327	10.08

AVE RF **0.222** RF RSD **47.71** AVE RT **10.07**

Element Calibration Review Sheet

Calibration ID: **A0J1303** Instrument: **SV-GCMS5** Calibration Date: **10/13/2020**

Analysis: **8270E LL Full List** Instrument Cal ID: **A0J1303**

2,3,4,6-Tetrachlorophenol

Curve Fit: **QUADRATIC: Weighting: (1/a^2), Origin: Ignore**

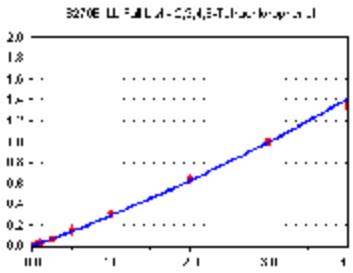

Standard	Concentration	Response	Response Factor	RT
~~0J09037-CAL1~~	~~20~~	~~652~~	~~8.477~~	~~10.11~~
0J09037-CAL2	50	2129	0.109	10.11
0J09037-CAL3	100	5873	0.150	10.11
0J09037-CAL4	200	15693	0.196	10.11
0J09037-CAL5	500	54317	0.264	10.11
0J09037-CAL6	1000	124240	0.296	10.11
0J09037-CAL7	2000	261228	0.314	10.11
0J09037-CAL8	4000	559348	0.327	10.12
0J09037-CAL9	6000	874860	0.335	10.12
0J09037-CALA	8000	1166659	0.336	10.13

AVE RF **0.258** RF RSD **33.19** AVE RT **10.12**

2,3,5-Trimethylnaphthalene

Curve Fit: **AVERAGE RF**

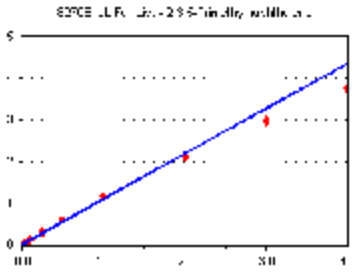

Standard	Concentration	Response	Response Factor	RT
0J09037-CAL1	20	7459	0.970	10.19
0J09037-CAL2	50	20695	1.058	10.19
0J09037-CAL3	100	44298	1.135	10.19
0J09037-CAL4	200	96099	1.201	10.19
0J09037-CAL5	500	248610	1.208	10.19
0J09037-CAL6	1000	492751	1.173	10.20
0J09037-CAL7	2000	965916	1.161	10.20
0J09037-CAL8	4000	1813968	1.059	10.21
0J09037-CAL9	6000	2600704	0.995	10.21
0J09037-CALA	8000	3268532	0.940	10.22

AVE RF **1.090** RF RSD **9.06** AVE RT **10.20**

Diethylphthalate

Curve Fit: **AVERAGE RF**

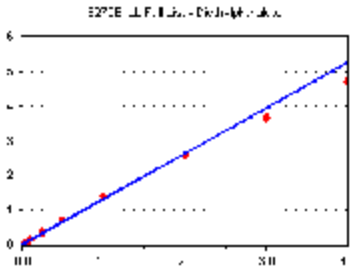

Standard	Concentration	Response	Response Factor	RT
~~0J09037-CAL1~~	~~20~~	~~7092~~	~~0.922~~	~~10.20~~
0J09037-CAL2	50	21969	1.123	10.20
0J09037-CAL3	100	50142	1.285	10.20
0J09037-CAL4	200	115290	1.440	10.20
0J09037-CAL5	500	300418	1.460	10.20
0J09037-CAL6	1000	593677	1.413	10.21
0J09037-CAL7	2000	1163192	1.398	10.21
0J09037-CAL8	4000	2224161	1.299	10.22
0J09037-CAL9	6000	3205223	1.227	10.22
0J09037-CALA	8000	4075767	1.173	10.23

AVE RF **1.313** RF RSD **9.29** AVE RT **10.21**

4-Chlorophenyl phenyl ether

Curve Fit: **AVERAGE RF**

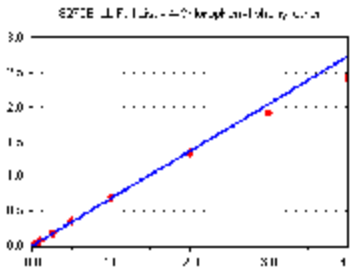

Standard	Concentration	Response	Response Factor	RT
0J09037-CAL1	20	5060	0.658	10.33
0J09037-CAL2	50	13540	0.692	10.33
0J09037-CAL3	100	27392	0.702	10.33
0J09037-CAL4	200	57883	0.723	10.33
0J09037-CAL5	500	148226	0.720	10.33
0J09037-CAL6	1000	294126	0.700	10.33
0J09037-CAL7	2000	576767	0.693	10.33
0J09037-CAL8	4000	1140545	0.666	10.34
0J09037-CAL9	6000	1659870	0.635	10.34
0J09037-CALA	8000	2104026	0.605	10.34

AVE RF **0.680** RF RSD **5.58** AVE RT **10.33**

Element Calibration Review Sheet

Calibration ID: **A0J1303** Instrument: **SV-GCMS5** Calibration Date: **10/13/2020**

Analysis: **8270E LL Full List** Instrument Cal ID: **A0J1303**

Fluorene

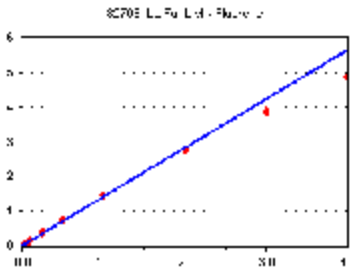

Curve Fit: **AVERAGE RF**

Standard	Concentration	Response	Response Factor	RT
0J09037-CAL1	20	9858	1.282	10.33
0J09037-CAL2	50	27265	1.394	10.33
0J09037-CAL3	100	58059	1.488	10.33
0J09037-CAL4	200	124090	1.550	10.33
0J09037-CAL5	500	319732	1.554	10.33
0J09037-CAL6	1000	626602	1.492	10.34
0J09037-CAL7	2000	1224329	1.471	10.34
0J09037-CAL8	4000	2347460	1.371	10.35
0J09037-CAL9	6000	3365008	1.288	10.35
0J09037-CALA	8000	4230090	1.217	10.36

AVE RF **1.411** RF RSD **8.42** AVE RT **10.34**

4-Nitroaniline

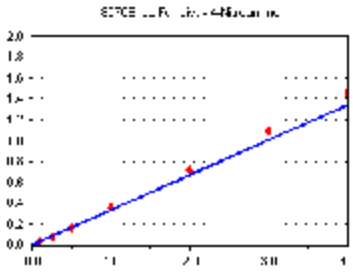

Curve Fit: **AVERAGE RF**

Standard	Concentration	Response	Response Factor	RT
~~0J09037-CAL1~~	~~20~~	~~1042~~	~~0.135~~	~~10.34~~
~~0J09037-CAL2~~	~~50~~	~~3636~~	~~0.186~~	~~10.34~~
~~0J09037-CAL3~~	~~100~~	~~8872~~	~~0.227~~	~~10.34~~
0J09037-CAL4	200	22032	0.275	10.34
0J09037-CAL5	500	65197	0.317	10.34
0J09037-CAL6	1000	132262	0.315	10.34
0J09037-CAL7	2000	294588	0.354	10.35
0J09037-CAL8	4000	615037	0.359	10.37
0J09037-CAL9	6000	948198	0.363	10.38
0J09037-CALA	8000	1266179	0.364	10.39

AVE RF **0.335** RF RSD **10.10** AVE RT **10.36**

4,6-Dinitro-2-methylphenol

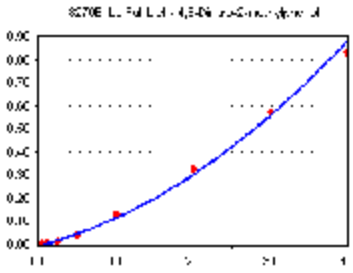

Curve Fit: **QUADRATIC: Weighting: (1/a^2), Origin: Ignore**

Standard	Concentration	Response	Response Factor	RT
~~0J09037-CAL1~~	~~20~~	~~0~~	~~0.000~~	~~0.00~~
~~0J09037-CAL2~~	~~50~~	~~102~~	~~5.215~~	~~10.37~~
0J09037-CAL3	100	569	1.458	10.38
0J09037-CAL4	200	2540	3.173	10.37
0J09037-CAL5	500	13026	6.329	10.38
0J09037-CAL6	1000	38779	0.092	10.38
0J09037-CAL7	2000	109104	0.131	10.38
0J09037-CAL8	4000	279725	0.163	10.40
0J09037-CAL9	6000	498862	0.191	10.40
0J09037-CALA	8000	722350	0.208	10.41

AVE RF **0.112** RF RSD **65.07** AVE RT **10.39**

N-Nitrosodiphenylamine

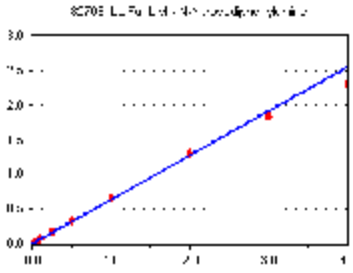

Curve Fit: **AVERAGE RF**

Standard	Concentration	Response	Response Factor	RT
0J09037-CAL1	20	7768	0.552	10.44
0J09037-CAL2	50	21090	0.593	10.44
0J09037-CAL3	100	46084	0.643	10.44
0J09037-CAL4	200	100540	0.678	10.44
0J09037-CAL5	500	264104	0.705	10.45
0J09037-CAL6	1000	527811	0.691	10.45
0J09037-CAL7	2000	1035446	0.670	10.45
0J09037-CAL8	4000	2026364	0.645	10.46
0J09037-CAL9	6000	2958292	0.613	10.47
0J09037-CALA	8000	3787877	0.578	10.47

AVE RF **0.637** RF RSD **8.06** AVE RT **10.45**

Element Calibration Review Sheet

Calibration ID: **A0J1303** Instrument: **SV-GCMS5** Calibration Date: **10/13/2020**

Analysis: **8270E LL Full List** Instrument Cal ID: **A0J1303**

Azobenzene (1,2-DPH)

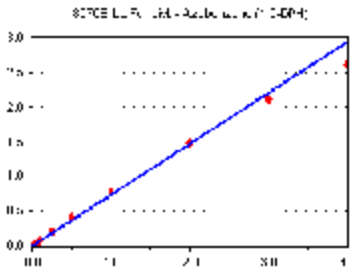

Curve Fit: **AVERAGE RF**

Standard	Concentration	Response	Response Factor	RT
0J09037-CAL1	20	8406	0.597	10.49
0J09037-CAL2	50	24348	0.685	10.49
0J09037-CAL3	100	53991	0.753	10.49
0J09037-CAL4	200	119036	0.803	10.49
0J09037-CAL5	500	312520	0.834	10.49
0J09037-CAL6	1000	616962	0.808	10.49
0J09037-CAL7	2000	1204649	0.779	10.49
0J09037-CAL8	4000	2310394	0.735	10.50
0J09037-CAL9	6000	3381917	0.701	10.50
0J09037-CALA	8000	4272211	0.651	10.51

AVE RF **0.735** RF RSD **10.32** AVE RT **10.49**

2,4,6-Tribromophenol (Surr)

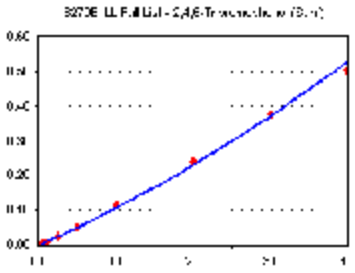

Curve Fit: **QUADRATIC: Weighting: (1/a^2), Origin: Ignore**

Standard	Concentration	Response	Response Factor	RT
~~0J09037-CAL1~~	~~20~~	~~385~~	~~2.735~~	~~10.58~~
0J09037-CAL2	50	1390	3.909	10.58
0J09037-CAL3	100	3825	5.335	10.58
0J09037-CAL4	200	10865	0.073	10.58
0J09037-CAL5	500	35405	9.451	10.58
0J09037-CAL6	1000	79909	0.105	10.58
0J09037-CAL7	2000	174163	0.113	10.58
0J09037-CAL8	4000	377722	0.120	10.60
0J09037-CAL9	6000	604826	0.125	10.60
0J09037-CALA	8000	825759	0.126	10.60

AVE RF **9.433** RF RSD **34.03** AVE RT **10.59**

4-Bromophenyl phenyl ether

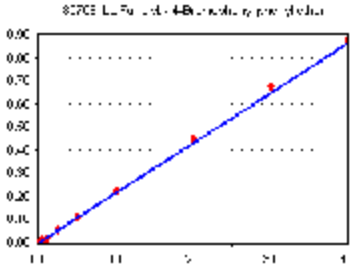

Curve Fit: **AVERAGE RF**

Standard	Concentration	Response	Response Factor	RT
0J09037-CAL1	20	2680	0.190	10.83
0J09037-CAL2	50	7177	0.202	10.83
0J09037-CAL3	100	14910	0.208	10.83
0J09037-CAL4	200	31789	0.215	10.83
0J09037-CAL5	500	84479	0.226	10.83
0J09037-CAL6	1000	168970	0.221	10.83
0J09037-CAL7	2000	347822	0.225	10.83
0J09037-CAL8	4000	702248	0.224	10.84
0J09037-CAL9	6000	1084641	0.225	10.84
0J09037-CALA	8000	1429009	0.218	10.85

AVE RF **0.215** RF RSD **5.48** AVE RT **10.83**

Hexachlorobenzene

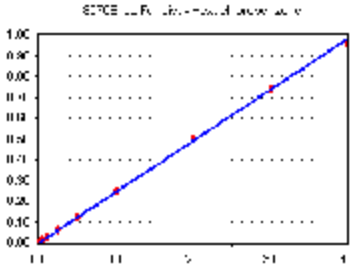

Curve Fit: **AVERAGE RF**

Standard	Concentration	Response	Response Factor	RT
0J09037-CAL1	20	3059	0.217	10.91
0J09037-CAL2	50	8028	0.226	10.91
0J09037-CAL3	100	17522	0.244	10.91
0J09037-CAL4	200	38764	0.262	10.91
0J09037-CAL5	500	97752	0.261	10.91
0J09037-CAL6	1000	194003	0.254	10.91
0J09037-CAL7	2000	385708	0.249	10.91
0J09037-CAL8	4000	784213	0.250	10.92
0J09037-CAL9	6000	1192009	0.247	10.92
0J09037-CALA	8000	1581837	0.241	10.93

AVE RF **0.245** RF RSD **5.78** AVE RT **10.91**

Element Calibration Review Sheet

Calibration ID: **A0J1303** Instrument: **SV-GCMS5** Calibration Date: **10/13/2020**

Analysis: **8270E LL Full List** Instrument Cal ID: **A0J1303**

Pentachlorophenol (PCP)

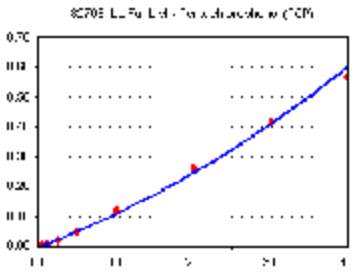

Curve Fit: **QUADRATIC: Weighting: (1/a^2), Origin: Ignore**

Standard	Concentration	Response	Response Factor	RT
~~0J09037-CAL1~~	~~20~~	~~491~~	~~3.487~~	~~11.10~~
~~0J09037-CAL2~~	~~50~~	~~869~~	~~2.444~~	~~11.10~~
0J09037-CAL3	100	2340	3.264	11.10
0J09037-CAL4	200	7031	4.744	11.10
0J09037-CAL5	500	29086	7.764	11.10
0J09037-CAL6	1000	74301	9.726	11.10
0J09037-CAL7	2000	181136	0.117	11.10
0J09037-CAL8	4000	411526	0.131	11.11
0J09037-CAL9	6000	667055	0.138	11.11
0J09037-CALA	8000	932280	0.142	11.12

AVE RF **9.794** RF RSD **42.74** AVE RT **11.11**

Phenanthrene-d10 (ISTD)

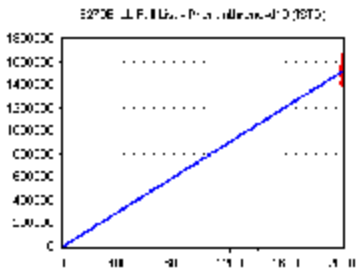

Curve Fit: **AVERAGE RF**

Standard	Concentration	Response	Response Factor	RT
0J09037-CAL1	2000	1407886	703.943	11.30
0J09037-CAL2	2000	1422496	711.248	11.30
0J09037-CAL3	2000	1433818	716.909	11.30
0J09037-CAL4	2000	1481933	740.966	11.30
0J09037-CAL5	2000	1498468	749.234	11.30
0J09037-CAL6	2000	1527836	763.918	11.30
0J09037-CAL7	2000	1546549	773.274	11.30
0J09037-CAL8	2000	1570875	785.438	11.31
0J09037-CAL9	2000	1608627	804.314	11.31
0J09037-CALA	2000	1639465	819.733	11.31

AVE RF **756.898** RF RSD **5.23** AVE RT **11.30**

Phenanthrene

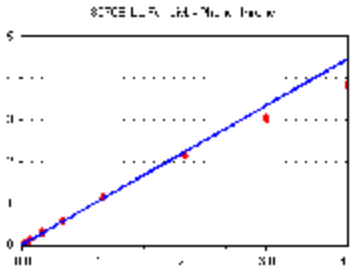

Curve Fit: **AVERAGE RF**

Standard	Concentration	Response	Response Factor	RT
0J09037-CAL1	20	16189	1.150	11.32
0J09037-CAL2	50	41437	1.165	11.32
0J09037-CAL3	100	82256	1.147	11.32
0J09037-CAL4	200	177127	1.195	11.32
0J09037-CAL5	500	450759	1.203	11.32
0J09037-CAL6	1000	881036	1.153	11.32
0J09037-CAL7	2000	1747698	1.130	11.32
0J09037-CAL8	4000	3350487	1.066	11.33
0J09037-CAL9	6000	4872689	1.010	11.33
0J09037-CALA	8000	6271320	0.956	11.34

AVE RF **1.118** RF RSD **7.26** AVE RT **11.32**

Anthracene

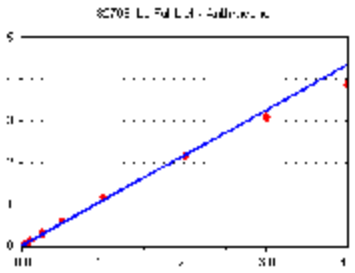

Curve Fit: **AVERAGE RF**

Standard	Concentration	Response	Response Factor	RT
0J09037-CAL1	20	13954	0.991	11.37
0J09037-CAL2	50	37122	1.044	11.37
0J09037-CAL3	100	77955	1.087	11.37
0J09037-CAL4	200	169482	1.144	11.37
0J09037-CAL5	500	446877	1.193	11.37
0J09037-CAL6	1000	889688	1.165	11.37
0J09037-CAL7	2000	1784328	1.154	11.38
0J09037-CAL8	4000	3407916	1.085	11.39
0J09037-CAL9	6000	4977274	1.031	11.39
0J09037-CALA	8000	6356206	0.969	11.39

AVE RF **1.086** RF RSD **7.06** AVE RT **11.38**

Element Calibration Review Sheet

Calibration ID: **A0J1303** Instrument: **SV-GCMS5** Calibration Date: **10/13/2020**

Analysis: **8270E LL Full List** Instrument Cal ID: **A0J1303**

Carbazole

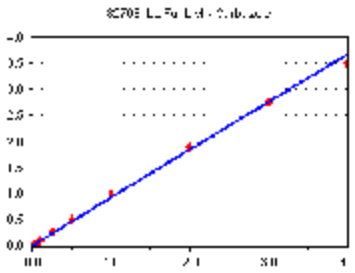

Curve Fit: **AVERAGE RF**

Standard	Concentration	Response	Response Factor	RT
0J09037-CAL1	20	10421	0.740	11.53
0J09037-CAL2	50	28912	0.813	11.53
0J09037-CAL3	100	64373	0.898	11.53
0J09037-CAL4	200	142219	0.960	11.53
0J09037-CAL5	500	387093	1.033	11.53
0J09037-CAL6	1000	774215	1.013	11.53
0J09037-CAL7	2000	1552285	1.004	11.53
0J09037-CAL8	4000	3002793	0.956	11.55
0J09037-CAL9	6000	4407154	0.913	11.55
0J09037-CALA	8000	5738211	0.875	11.55

AVE RF **0.921** RF RSD **10.10** AVE RT **11.53**

Di-n-butylphthalate

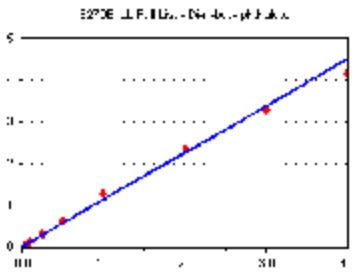

Curve Fit: **AVERAGE RF**

Standard	Concentration	Response	Response Factor	RT
~~0J09037-CAL1~~	~~20~~	~~8675~~	~~0.616~~	~~11.87~~
~~0J09037-CAL2~~	~~50~~	~~26259~~	~~0.738~~	~~11.87~~
0J09037-CAL3	100	64575	0.901	11.87
0J09037-CAL4	200	157429	1.062	11.87
0J09037-CAL5	500	459980	1.228	11.87
0J09037-CAL6	1000	950251	1.244	11.87
0J09037-CAL7	2000	1958794	1.267	11.87
0J09037-CAL8	4000	3677915	1.171	11.90
0J09037-CAL9	6000	5315165	1.101	11.89
0J09037-CALA	8000	6805824	1.038	11.90

AVE RF **1.126** RF RSD **11.09** AVE RT **11.88**

Fluoranthene

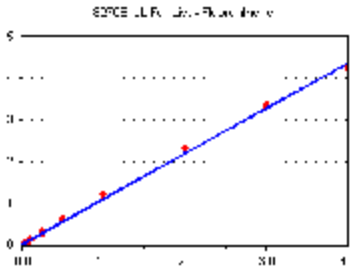

Curve Fit: **AVERAGE RF**

Standard	Concentration	Response	Response Factor	RT
0J09037-CAL1	20	11178	0.794	12.62
0J09037-CAL2	50	33607	0.945	12.62
0J09037-CAL3	100	74095	1.034	12.62
0J09037-CAL4	200	166847	1.126	12.62
0J09037-CAL5	500	457921	1.222	12.62
0J09037-CAL6	1000	934431	1.223	12.62
0J09037-CAL7	2000	1886287	1.220	12.63
0J09037-CAL8	4000	3649818	1.162	12.65
0J09037-CAL9	6000	5398748	1.119	12.65
0J09037-CALA	8000	7000621	1.068	12.65

AVE RF **1.091** RF RSD **12.66** AVE RT **12.63**

Benzidine

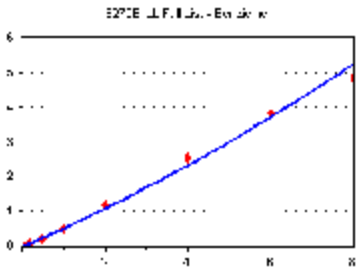

Curve Fit: **QUADRATIC: Weighting: (1/a^2), Origin: Ignore**

Standard	Concentration	Response	Response Factor	RT
~~0J09037-CAL1~~	~~40~~	~~4529~~	~~0.161~~	~~12.78~~
~~0J09037-CAL2~~	~~100~~	~~6432~~	~~9.043~~	~~12.78~~
0J09037-CAL3	200	20902	0.146	12.78
0J09037-CAL4	400	74376	0.251	12.78
0J09037-CAL5	1000	299843	0.400	12.78
0J09037-CAL6	2000	743134	0.486	12.78
0J09037-CAL7	4000	1819793	0.588	12.78
0J09037-CAL8	8000	3975364	0.633	12.82
0J09037-CAL9	12000	6132077	0.635	12.82
0J09037-CALA	16000	7930966	0.605	12.83

AVE RF **0.468** RF RSD **39.90** AVE RT **12.79**

Element Calibration Review Sheet

Calibration ID: **A0J1303** Instrument: **SV-GCMS5** Calibration Date: **10/13/2020**

Analysis: **8270E LL Full List** Instrument Cal ID: **A0J1303**

Pyrene

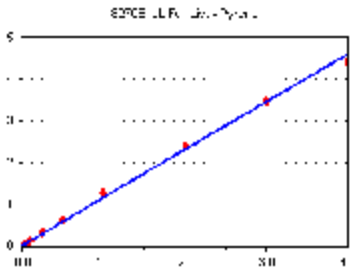

Curve Fit: **AVERAGE RF**

Standard	Concentration	Response	Response Factor	RT
0J09037-CAL1	20	12599	0.895	12.92
0J09037-CAL2	50	36137	1.016	12.92
0J09037-CAL3	100	79724	1.112	12.92
0J09037-CAL4	200	180088	1.215	12.92
0J09037-CAL5	500	484963	1.295	12.93
0J09037-CAL6	1000	963604	1.261	12.93
0J09037-CAL7	2000	1951173	1.262	12.93
0J09037-CAL8	4000	3770123	1.200	12.96
0J09037-CAL9	6000	5556161	1.151	12.96
0J09037-CALA	8000	7240927	1.104	12.97

AVE RF **1.151** RF RSD **10.80** AVE RT **12.94**

p-Terphenyl-d14 (Surr)

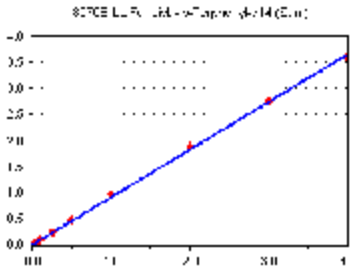

Curve Fit: **AVERAGE RF**

Standard	Concentration	Response	Response Factor	RT
0J09037-CAL1	20	10039	0.755	13.14
0J09037-CAL2	50	28120	0.822	13.14
0J09037-CAL3	100	61842	0.906	13.14
0J09037-CAL4	200	136704	0.958	13.14
0J09037-CAL5	500	361865	0.990	13.14
0J09037-CAL6	1000	728074	0.972	13.14
0J09037-CAL7	2000	1492016	0.981	13.14
0J09037-CAL8	4000	2922950	0.940	13.17
0J09037-CAL9	6000	4324730	0.914	13.17
0J09037-CALA	8000	5705060	0.902	13.18

AVE RF **0.914** RF RSD **8.20** AVE RT **13.15**

Butyl benzyl phthalate

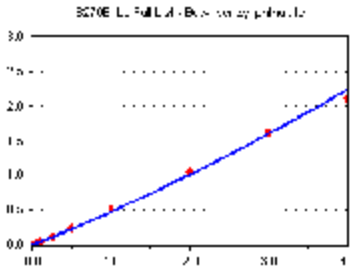

Curve Fit: **QUADRATIC: Weighting: (1/a^2), Origin: Ignore**

Standard	Concentration	Response	Response Factor	RT
~~0J09037-CAL1~~	~~20~~	~~2337~~	~~0.176~~	~~13.99~~
0J09037-CAL2	50	7003	0.205	13.99
0J09037-CAL3	100	17505	0.256	13.99
0J09037-CAL4	200	46457	0.326	13.99
0J09037-CAL5	500	159990	0.438	14.00
0J09037-CAL6	1000	358458	0.479	14.00
0J09037-CAL7	2000	800480	0.526	14.00
0J09037-CAL8	4000	1639965	0.528	14.03
0J09037-CAL9	6000	2562092	0.541	14.03
0J09037-CALA	8000	3336804	0.527	14.04

AVE RF **0.425** RF RSD **30.52** AVE RT **14.01**

Bis(2-Ethylhexyl) adipate

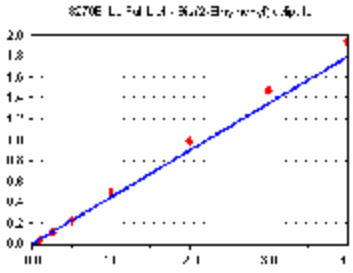

Curve Fit: **AVERAGE RF**

Standard	Concentration	Response	Response Factor	RT
~~0J09037-CAL1~~	~~20~~	~~3930~~	~~0.295~~	~~14.17~~
~~0J09037-CAL2~~	~~50~~	~~8600~~	~~0.251~~	~~14.17~~
~~0J09037-CAL3~~	~~100~~	~~17676~~	~~0.259~~	~~14.17~~
0J09037-CAL4	200	45716	0.320	14.18
0J09037-CAL5	500	150908	0.413	14.18
0J09037-CAL6	1000	335901	0.449	14.18
0J09037-CAL7	2000	752406	0.495	14.18
0J09037-CAL8	4000	1522604	0.490	14.22
0J09037-CAL9	6000	2313892	0.489	14.22
0J09037-CALA	8000	3075785	0.486	14.22

AVE RF **0.449** RF RSD **14.25** AVE RT **14.20**

Element Calibration Review Sheet

Calibration ID: **A0J1303** Instrument: **SV-GCMS5** Calibration Date: **10/13/2020**

Analysis: **8270E LL Full List** Instrument Cal ID: **A0J1303**

3,3'-Dichlorobenzidine

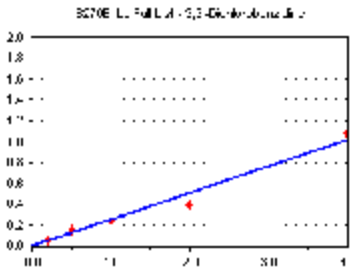

Curve Fit: **AVERAGE RF**

Standard	Concentration	Response	Response Factor	RT
~~0J09037-CAL1~~	~~40~~	~~3228~~	~~0.121~~	~~15.16~~
~~0J09037-CAL2~~	~~100~~	~~11023~~	~~0.161~~	~~15.16~~
~~0J09037-CAL3~~	~~200~~	~~27382~~	~~0.201~~	~~15.16~~
0J09037-CAL4	400	74748	0.262	15.16
0J09037-CAL5	1000	227235	0.311	15.16
0J09037-CAL6	2000	352942	0.236	15.16
0J09037-CAL7	4000	588277	0.193	15.17
0J09037-CAL8	8000	1683238	0.271	15.22
~~0J09037-CAL9~~	~~12000~~	~~3268618~~	~~0.345~~	~~15.23~~
~~0J09037-CALA~~	~~16000~~	~~4726659~~	~~0.374~~	~~15.25~~

AVE RF **0.255** RF RSD **17.12** AVE RT **15.18**

Benz(a)anthracene

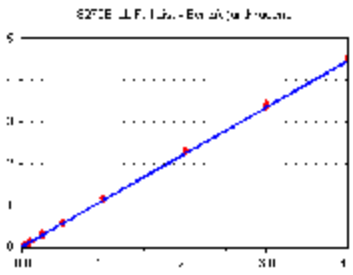

Curve Fit: **AVERAGE RF**

Standard	Concentration	Response	Response Factor	RT
0J09037-CAL1	20	14197	1.067	15.20
0J09037-CAL2	50	34564	1.010	15.20
0J09037-CAL3	100	71758	1.051	15.20
0J09037-CAL4	200	159951	1.121	15.20
0J09037-CAL5	500	431723	1.181	15.20
0J09037-CAL6	1000	863095	1.153	15.20
0J09037-CAL7	2000	1773802	1.166	15.21
0J09037-CAL8	4000	3577301	1.151	15.25
0J09037-CAL9	6000	5387286	1.138	15.25
0J09037-CALA	8000	7137308	1.128	15.27

AVE RF **1.117** RF RSD **4.98** AVE RT **15.22**

Chrysene-d12 (ISTD)

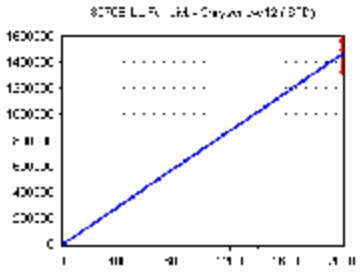

Curve Fit: **AVERAGE RF**

Standard	Concentration	Response	Response Factor	RT
0J09037-CAL1	2000	1330489	665.244	15.22
0J09037-CAL2	2000	1368926	684.463	15.22
0J09037-CAL3	2000	1365153	682.576	15.22
0J09037-CAL4	2000	1426765	713.383	15.22
0J09037-CAL5	2000	1461750	730.875	15.23
0J09037-CAL6	2000	1497526	748.763	15.23
0J09037-CAL7	2000	1521124	760.562	15.23
0J09037-CAL8	2000	1554225	777.113	15.28
0J09037-CAL9	2000	1577577	788.789	15.27
0J09037-CALA	2000	1581794	790.897	15.29

AVE RF **734.266** RF RSD **6.30** AVE RT **15.24**

Chrysene

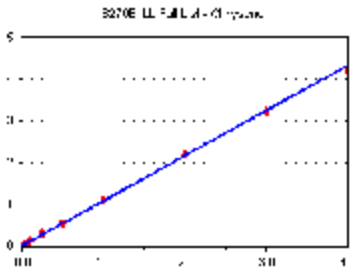

Curve Fit: **AVERAGE RF**

Standard	Concentration	Response	Response Factor	RT
0J09037-CAL1	20	13025	0.979	15.28
0J09037-CAL2	50	36641	1.071	15.27
0J09037-CAL3	100	74095	1.086	15.28
0J09037-CAL4	200	159347	1.117	15.28
0J09037-CAL5	500	415363	1.137	15.28
0J09037-CAL6	1000	827495	1.105	15.29
0J09037-CAL7	2000	1704946	1.121	15.29
0J09037-CAL8	4000	3393587	1.092	15.34
0J09037-CAL9	6000	5085256	1.074	15.35
0J09037-CALA	8000	6654666	1.052	15.36

AVE RF **1.083** RF RSD **4.13** AVE RT **15.30**

Element Calibration Review Sheet

Calibration ID: **A0J1303** Instrument: **SV-GCMS5** Calibration Date: **10/13/2020**

Analysis: **8270E LL Full List** Instrument Cal ID: **A0J1303**

Bis(2-ethylhexyl)phthalate

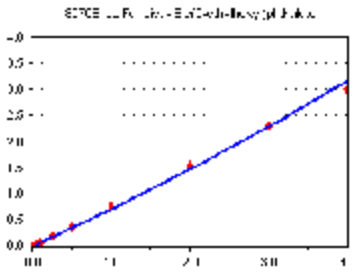

Curve Fit: **QUADRATIC: Weighting: (1/a^2), Origin: Ignore**

Standard	Concentration	Response	Response Factor	RT
~~0J09037-CAL1~~	~~20~~	~~2772~~	~~0.208~~	~~15.37~~
0J09037-CAL2	50	9208	0.269	15.37
0J09037-CAL3	100	24142	0.354	15.37
0J09037-CAL4	200	68829	0.482	15.37
0J09037-CAL5	500	238854	0.654	15.37
0J09037-CAL6	1000	533649	0.713	15.37
0J09037-CAL7	2000	1163753	0.765	15.37
0J09037-CAL8	4000	2396494	0.771	15.41
0J09037-CAL9	6000	3629557	0.767	15.41
0J09037-CALA	8000	4753971	0.751	15.42

AVE RF **0.614** RF RSD **31.81** AVE RT **15.38**

Di-n-octyl phthalate

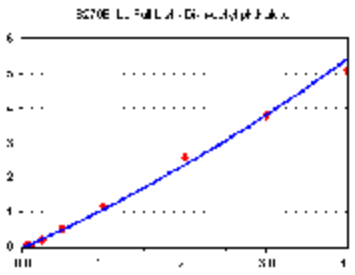

Curve Fit: **QUADRATIC: Weighting: (1/a^2), Origin: Ignore**

Standard	Concentration	Response	Response Factor	RT
~~0J09037-CAL1~~	~~20~~	~~3287~~	~~0.249~~	~~17.04~~
~~0J09037-CAL2~~	~~50~~	~~9847~~	~~0.292~~	~~17.04~~
0J09037-CAL3	100	23946	0.352	17.05
0J09037-CAL4	200	68809	0.486	17.05
0J09037-CAL5	500	298694	0.810	17.06
0J09037-CAL6	1000	755399	1.008	17.06
0J09037-CAL7	2000	1800189	1.183	17.06
0J09037-CAL8	4000	3902858	1.283	17.10
0J09037-CAL9	6000	6038668	1.270	17.10
0J09037-CALA	8000	7968964	1.275	17.11

AVE RF **0.958** RF RSD **38.83** AVE RT **17.07**

Benzo(b)fluoranthene

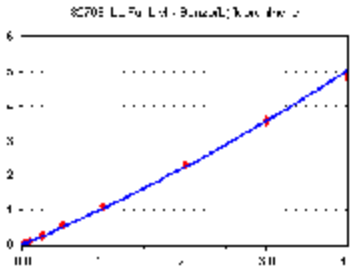

Curve Fit: **QUADRATIC: Weighting: (1/a^2), Origin: Ignore**

Standard	Concentration	Response	Response Factor	RT
0J09037-CAL1	20	7319	0.555	17.81
0J09037-CAL2	50	22925	0.680	17.81
0J09037-CAL3	100	54159	0.795	17.81
0J09037-CAL4	200	129369	0.913	17.81
0J09037-CAL5	500	378587	1.027	17.82
0J09037-CAL6	1000	815547	1.088	17.82
0J09037-CAL7	2000	1680779	1.105	17.83
0J09037-CAL8	4000	3495299	1.149	17.88
0J09037-CAL9	6000	5679326	1.194	17.89
0J09037-CALA	8000	7542492	1.207	17.91

AVE RF **0.971** RF RSD **23.37** AVE RT **17.84**

Benzo(k)fluoranthene

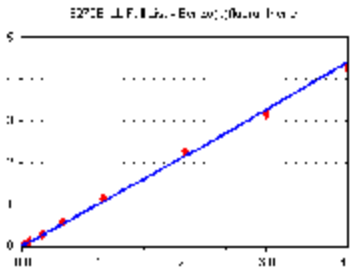

Curve Fit: **QUADRATIC: Weighting: (1/a^2), Origin: Ignore**

Standard	Concentration	Response	Response Factor	RT
0J09037-CAL1	20	7875	0.598	17.88
0J09037-CAL2	50	24999	0.741	17.88
0J09037-CAL3	100	57422	0.843	17.87
0J09037-CAL4	200	137333	0.969	17.88
0J09037-CAL5	500	403306	1.094	17.88
0J09037-CAL6	1000	836181	1.116	17.89
0J09037-CAL7	2000	1731094	1.138	17.90
0J09037-CAL8	4000	3437057	1.130	17.95
0J09037-CAL9	6000	5020420	1.056	17.96
0J09037-CALA	8000	6684121	1.070	17.98

AVE RF **0.975** RF RSD **19.17** AVE RT **17.91**

Element Calibration Review Sheet

Calibration ID: **A0J1303** Instrument: **SV-GCMS5** Calibration Date: **10/13/2020**

Analysis: **8270E LL Full List** Instrument Cal ID: **A0J1303**

Benzo(e)pyrene

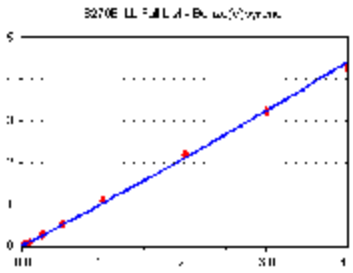

Curve Fit: **QUADRATIC: Weighting: (1/a^2), Origin: Ignore**

Standard	Concentration	Response	Response Factor	RT
0J09037-CAL1	20	8573	0.651	18.47
0J09037-CAL2	50	26133	0.775	18.46
0J09037-CAL3	100	57973	0.851	18.46
0J09037-CAL4	200	133259	0.941	18.47
0J09037-CAL5	500	381243	1.034	18.47
0J09037-CAL6	1000	786472	1.050	18.48
0J09037-CAL7	2000	1635068	1.075	18.49
0J09037-CAL8	4000	3339328	1.098	18.54
0J09037-CAL9	6000	5115531	1.076	18.55
0J09037-CALA	8000	6660878	1.066	18.57

AVE RF **0.962** RF RSD **15.98** AVE RT **18.50**

Benzo(a)pyrene

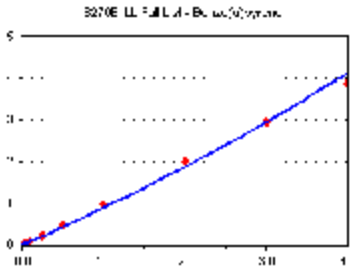

Curve Fit: **QUADRATIC: Weighting: (1/a^2), Origin: Ignore**

Standard	Concentration	Response	Response Factor	RT
0J09037-CAL1	20	4664	0.354	18.59
0J09037-CAL2	50	16780	0.498	18.59
0J09037-CAL3	100	41762	0.613	18.59
0J09037-CAL4	200	104972	0.741	18.59
0J09037-CAL5	500	324628	0.880	18.59
0J09037-CAL6	1000	698910	0.933	18.60
0J09037-CAL7	2000	1473304	0.969	18.61
0J09037-CAL8	4000	3058535	1.006	18.67
0J09037-CAL9	6000	4650424	0.978	18.68
0J09037-CALA	8000	6042492	0.967	18.69

AVE RF **0.794** RF RSD **29.18** AVE RT **18.62**

Perylene-d12 (ISTD)

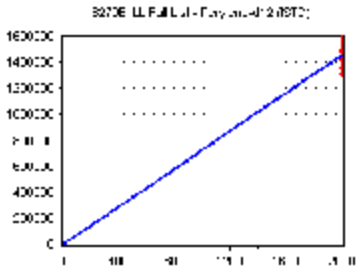

Curve Fit: **AVERAGE RF**

Standard	Concentration	Response	Response Factor	RT
0J09037-CAL1	2000	1317876	658.938	18.74
0J09037-CAL2	2000	1349042	674.521	18.74
0J09037-CAL3	2000	1362027	681.014	18.74
0J09037-CAL4	2000	1416581	708.291	18.75
0J09037-CAL5	2000	1475116	737.558	18.75
0J09037-CAL6	2000	1498686	749.343	18.75
0J09037-CAL7	2000	1521079	760.539	18.75
0J09037-CAL8	2000	1520602	760.301	18.79
0J09037-CAL9	2000	1585363	792.681	18.80
0J09037-CALA	2000	1562028	781.014	18.81

AVE RF **730.420** RF RSD **6.42** AVE RT **18.76**

Perylene

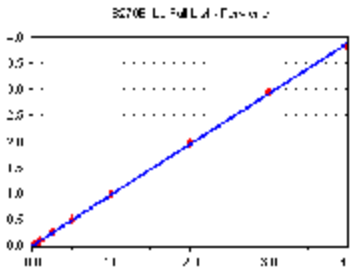

Curve Fit: **AVERAGE RF**

Standard	Concentration	Response	Response Factor	RT
0J09037-CAL1	20	12280	0.932	18.79
0J09037-CAL2	50	31369	0.930	18.79
0J09037-CAL3	100	64645	0.949	18.79
0J09037-CAL4	200	137606	0.971	18.80
0J09037-CAL5	500	372638	1.010	18.80
0J09037-CAL6	1000	745038	0.994	18.81
0J09037-CAL7	2000	1517195	0.997	18.82
0J09037-CAL8	4000	3041025	1.000	18.86
0J09037-CAL9	6000	4656396	0.979	18.88
0J09037-CALA	8000	6015989	0.963	18.89

AVE RF **0.973** RF RSD **2.95** AVE RT **18.82**

Element Calibration Review Sheet

Calibration ID: **A0J1303** Instrument: **SV-GCMS5** Calibration Date: **10/13/2020**

Analysis: **8270E LL Full List** Instrument Cal ID: **A0J1303**

Dibenz(a,h)anthracene-d14 (ISTD)

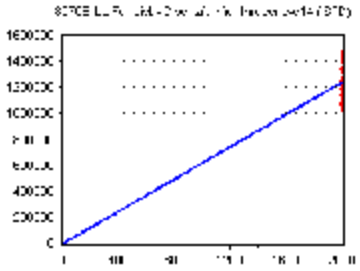

Curve Fit: **AVERAGE RF**

Standard	Concentration	Response	Response Factor	RT
0J09037-CAL1	2000	1044352	522.176	21.14
0J09037-CAL2	2000	1066038	533.019	21.13
0J09037-CAL3	2000	1080404	540.202	21.14
0J09037-CAL4	2000	1138537	569.268	21.14
0J09037-CAL5	2000	1194265	597.133	21.15
0J09037-CAL6	2000	1255593	627.797	21.15
0J09037-CAL7	2000	1341006	670.503	21.15
0J09037-CAL8	2000	1407274	703.637	21.20
0J09037-CAL9	2000	1460273	730.136	21.21
0J09037-CALA	2000	1427855	713.928	21.22

AVE RF **620.780** RF RSD **12.84** AVE RT **21.16**

Indeno(1,2,3-cd)pyrene

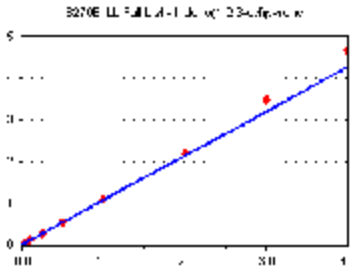

Curve Fit: **AVERAGE RF**

Standard	Concentration	Response	Response Factor	RT
0J09037-CAL1	20	10480	1.003	21.13
0J09037-CAL2	50	26935	1.011	21.13
0J09037-CAL3	100	53869	0.997	21.13
0J09037-CAL4	200	117831	1.035	21.13
0J09037-CAL5	500	315440	1.057	21.14
0J09037-CAL6	1000	665317	1.060	21.14
0J09037-CAL7	2000	1432801	1.068	21.16
0J09037-CAL8	4000	3098814	1.101	21.22
0J09037-CAL9	6000	5089185	1.162	21.23
0J09037-CALA	8000	6682268	1.170	21.25

AVE RF **1.066** RF RSD **5.76** AVE RT **21.17**

Dibenz(a,h)anthracene

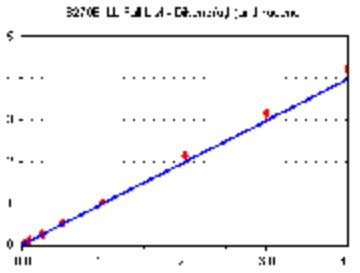

Curve Fit: **AVERAGE RF**

Standard	Concentration	Response	Response Factor	RT
0J09037-CAL1	20	9043	0.866	21.20
0J09037-CAL2	50	23899	0.897	21.20
0J09037-CAL3	100	50879	0.942	21.20
0J09037-CAL4	200	110302	0.969	21.20
0J09037-CAL5	500	306445	1.026	21.21
0J09037-CAL6	1000	637700	1.016	21.21
0J09037-CAL7	2000	1374173	1.025	21.22
0J09037-CAL8	4000	3018097	1.072	21.28
0J09037-CAL9	6000	4636323	1.058	21.29
0J09037-CALA	8000	6035980	1.057	21.30

AVE RF **0.993** RF RSD **7.19** AVE RT **21.23**

Benzo(g,h,i)perylene

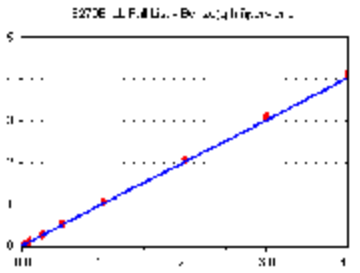

Curve Fit: **AVERAGE RF**

Standard	Concentration	Response	Response Factor	RT
0J09037-CAL1	20	8841	0.847	21.67
0J09037-CAL2	50	23995	0.900	21.66
0J09037-CAL3	100	53026	0.982	21.67
0J09037-CAL4	200	117691	1.034	21.67
0J09037-CAL5	500	326218	1.093	21.68
0J09037-CAL6	1000	664408	1.058	21.68
0J09037-CAL7	2000	1398320	1.043	21.70
0J09037-CAL8	4000	2914740	1.036	21.76
0J09037-CAL9	6000	4520936	1.032	21.77
0J09037-CALA	8000	5908458	1.034	21.79

AVE RF **1.006** RF RSD **7.55** AVE RT **21.71**

CALIBRATION SEQUENCE REVIEW SHEET

SEQUENCE: 0J09037

Analysis Included
8270E LL Full List

INSTRUMENT SEQUENCE LOG

SampleID	SampleName	Matrix	STDID	ISTD ID	Analyzed
0J09037-TUN1	MS Tune	Water	A20I402	A20J165	10/9/2020 4:48:00PM
0J09037-ICB1	Initial Cal Blank	Water		A20J165	10/9/2020 5:16:00PM
0J09037-CAL1	Cal Standard	Water	A20J167	"	10/9/2020 5:52:00PM
0J09037-CAL2	Cal Standard	Water	A20J168	"	10/9/2020 6:28:00PM
0J09037-CAL3	Cal Standard	Water	A20J169	"	10/9/2020 7:04:00PM
0J09037-CAL4	Cal Standard	Water	A20J170	"	10/9/2020 7:40:00PM
0J09037-CAL5	Cal Standard	Water	A20J171	"	10/9/2020 8:16:00PM
0J09037-CAL6	Cal Standard	Water	A20J172	"	10/9/2020 8:52:00PM
0J09037-CAL7	Cal Standard	Water	A20J173	"	10/9/2020 9:28:00PM
0J09037-CAL8	Cal Standard	Water	A20J174	"	10/9/2020 10:04:00PM
0J09037-CAL9	Cal Standard	Water	A20J175	"	10/9/2020 10:39:00PM
0J09037-CALA	Cal Standard	Water	A20J176	"	10/9/2020 11:14:00PM
0J09037-ICV1	Initial Cal Check	Water	A20I160	"	10/10/2020 12:24:00AM

CALIBRATION STANDARD RECOVERIES

Calibration: **A0J1303** Instrument: **SV-GCMS5**

8270E LL Full List Sequence: **0J09037** Matrix: **Water**

0J09037-CAL1	Inst. MRL	Recalc Res.	Cal Level	%Rec.	Qual
0J09037-CAL2	Inst. MRL	Recalc Res.	Cal Level	%Rec.	Qual
0J09037-CAL3	Inst. MRL	Recalc Res.	Cal Level	%Rec.	Qual
0J09037-CAL4	Inst. MRL	Recalc Res.	Cal Level	%Rec.	Qual
0J09037-CAL5	Inst. MRL	Recalc Res.	Cal Level	%Rec.	Qual
0J09037-CAL6	Inst. MRL	Recalc Res.	Cal Level	%Rec.	Qual
0J09037-CAL7	Inst. MRL	Recalc Res.	Cal Level	%Rec.	Qual
0J09037-CAL8	Inst. MRL	Recalc Res.	Cal Level	%Rec.	Qual
0J09037-CAL9	Inst. MRL	Recalc Res.	Cal Level	%Rec.	Qual
0J09037-CALA	Inst. MRL	Recalc Res.	Cal Level	%Rec.	Qual

Compounds listed above have recalculated recoveries outside 70-130% of the true values, and the calibration levels are above the reporting level. If no compounds are listed, all are OK. Please see the next section for quadatic fit compounds.

CALIBRATION SEQUENCE REVIEW SHEET

SEQUENCE: 0J09037

Analytes With Quadratic Curve Fits

Qualifier	iMDL	iMRL	Spike Amt	%Difference	OK?	Raise MRL to ?
					☐	☐

Analytes listed above have quadratic curve fits. If they are using a weighting otpion, they must be checked against the requanted curve points to determine if the recalculated results are within limits (70-130 or as specified).

ICV RECOVERIES

Calibration: **A0J1303** Instrument: **SV-GCMS5**

8270E LL Full List Sequence: **0J09037** Matrix: **Water**

0J09037-ICV1	Inst. MRL	ICV Level	Result	%Rec.	Qual

Compounds listed above have Initial Calibration Verification standard recoveries outside 70-130% of the true values. If no compounds are listed, all have passing recoveries.

CALIBRATION SEQUENCE REVIEW SHEET

SEQUENCE: 0J09037

Analysis Included
8270E LL Full List

INSTRUMENT SEQUENCE LOG

SampleID	SampleName	Matrix	STDID	ISTD ID	Analyzed
0J09037-TUN1	MS Tune	Soil	A20I402	A20J165	10/9/2020 4:48:00PM
0J09037-ICB1	Initial Cal Blank	Soil		A20J165	10/9/2020 5:16:00PM
0J09037-CAL1	Cal Standard	Soil	A20J167	"	10/9/2020 5:52:00PM
0J09037-CAL2	Cal Standard	Soil	A20J168	"	10/9/2020 6:28:00PM
0J09037-CAL3	Cal Standard	Soil	A20J169	"	10/9/2020 7:04:00PM
0J09037-CAL4	Cal Standard	Soil	A20J170	"	10/9/2020 7:40:00PM
0J09037-CAL5	Cal Standard	Soil	A20J171	"	10/9/2020 8:16:00PM
0J09037-CAL6	Cal Standard	Soil	A20J172	"	10/9/2020 8:52:00PM
0J09037-CAL7	Cal Standard	Soil	A20J173	"	10/9/2020 9:28:00PM
0J09037-CAL8	Cal Standard	Soil	A20J174	"	10/9/2020 10:04:00PM
0J09037-CAL9	Cal Standard	Soil	A20J175	"	10/9/2020 10:39:00PM
0J09037-CALA	Cal Standard	Soil	A20J176	"	10/9/2020 11:14:00PM
0J09037-ICV1	Initial Cal Check	Soil	A20I160	"	10/10/2020 12:24:00AM

CALIBRATION STANDARD RECOVERIES

Calibration: **A0J1303** Instrument: **SV-GCMS5**

8270E LL Full List Sequence: **0J09037** Matrix: **Soil**

0J09037-CAL1	**Inst. MRL**	**Recalc Res.**	**Cal Level**	**%Rec.**	**Qual**
0J09037-CAL2	**Inst. MRL**	**Recalc Res.**	**Cal Level**	**%Rec.**	**Qual**
0J09037-CAL3	**Inst. MRL**	**Recalc Res.**	**Cal Level**	**%Rec.**	**Qual**
0J09037-CAL4	**Inst. MRL**	**Recalc Res.**	**Cal Level**	**%Rec.**	**Qual**
0J09037-CAL5	**Inst. MRL**	**Recalc Res.**	**Cal Level**	**%Rec.**	**Qual**
0J09037-CAL6	**Inst. MRL**	**Recalc Res.**	**Cal Level**	**%Rec.**	**Qual**
0J09037-CAL7	**Inst. MRL**	**Recalc Res.**	**Cal Level**	**%Rec.**	**Qual**
0J09037-CAL8	**Inst. MRL**	**Recalc Res.**	**Cal Level**	**%Rec.**	**Qual**
0J09037-CAL9	**Inst. MRL**	**Recalc Res.**	**Cal Level**	**%Rec.**	**Qual**
0J09037-CALA	**Inst. MRL**	**Recalc Res.**	**Cal Level**	**%Rec.**	**Qual**

Compounds listed above have recalculated recoveries outside 70-130% of the true values, and the calibration levels are above the reporting level. If no compounds are listed, all are OK. Please see the next section for quadatic fit compounds.

CALIBRATION SEQUENCE REVIEW SHEET

SEQUENCE: 0J09037

Analytes With Quadratic Curve Fits

Qualifier	iMDL	iMRL	Spike Amt	%Difference	OK?	Raise MRL to ?
					☐	☐

Analytes listed above have quadratic curve fits. If they are using a weighting otpion, they must be checked against the requanted curve points to determine if the recalculated results are within limits (70-130 or as specified).

ICV RECOVERIES

Calibration: **A0J1303** Instrument: **SV-GCMS5**

8270E LL Full List Sequence: **0J09037** Matrix: **Soil**

0J09037-ICV1	Inst. MRL	ICV Level	Result	%Rec.	Qual

Compounds listed above have Initial Calibration Verification standard recoveries outside 70-130% of the true values. If no compounds are listed, all have passing recoveries.

Evaluate Continuing Calibration Report

Data Path : K:\1\DATA\2020-10\0J09037\
Data File : E10092022.D
Acq On : 10 Oct 2020 12:24 am
Operator : JK/ AMS /DTH
Sample : 0J09037-ICV1
Misc : 1x, A20I160@1000
ALS Vial : 13 Sample Multiplier: 1

JK 10/13/20

Quant Time: Oct 12 13:28:56 2020
Quant Method : K:\1\METHODS\SV5_100920.M
Quant Title : EPA 8270D: Semivolatile Organics
QLast Update : Mon Oct 12 10:55:07 2020
Response via : Initial Calibration

Min. RRF : 0.000 Min. Rel. Area : 50% Max. R.T. Dev 0.50min
Max. RRF Dev : 30% Max. Rel. Area : 200%

		Compound	Amount	Calc.	%Dev	Area%	Dev(min)
1	I	1,4-Dichlorobenzene-d4 (IST	2000.000	2000.000	0.0	106	0.00
2	T	N-Nitrosodimethylamine	1000.000	953.875	4.6	100	0.00
3	T	Pyridine	1000.000	915.243	8.5	94	0.00
4	S	2-Fluorophenol (Surr)	1000.000	1002.927	-0.3	102	0.00
5	S	Phenol-d6(Surr)	1000.000	1033.832	-3.4	102	0.00
6	T	Phenol	1000.000	1010.926	-1.1	100	0.00
7	T	Aniline	1000.000	1013.044	-1.3	102	0.00
8	T	Bis(2-chloroethyl) ether	1000.000	978.286	2.2	101	0.00
9	T	2-Chlorophenol	1000.000	1026.792	-2.7	102	0.00
10	T	1,3-Dichlorobenzene	1000.000	964.588	3.5	101	0.00
11	T	1,4-Dichlorobenzene	1000.000	967.834	3.2	102	0.00
12	T	Benzyl alcohol	1000.000	926.360	7.4	93	0.00
13	T	1,2-Dichlorobenzene	1000.000	975.160	2.5	102	0.00
14	T	2-Methylphenol	1000.000	1000.401	-0.0	98	0.00
15	T	2,2'-Oxybis(1-Chloropropane	1000.000	976.561	2.3	101	0.00
16	T	N-Nitrosodi-n-propylamine	1000.000	1016.359	-1.6	101	0.00
17	T	3+4-Methylphenol	1000.000	1028.388	-2.8	99	0.00
18	T	Hexachloroethane	1000.000	984.958	1.5	101	0.00
19	S	Nitrobenzene-d5 (Surr)	1000.000	1060.996	-6.1	103	0.00
20	T	Nitrobenzene	1000.000	1044.593	-4.5	102	0.00
21	I	Naphthalene-d8 (ISTD)	2000.000	2000.000	0.0	105	0.00
22	T	Isophorone	1000.000	1035.698	-3.6	103	0.00
23	T	2-Nitrophenol	1000.000	1086.450	-8.6	113	0.00
24	T	2,4-Dimethylphenol	1000.000	958.322	4.2	93	0.00
25	T	Bis(2-chloroethoxy) methane	1000.000	983.459	1.7	100	0.00
26	T	Benzoic acid	2000.000	1798.841	10.1	103	0.00
27	T	2,4-Dichlorophenol	1000.000	1011.016	-1.1	98	0.00
28	T	1,2,4-Trichlorobenzene	1000.000	988.652	1.1	103	0.00
29	T	Naphthalene	1000.000	984.804	1.5	101	0.00
30	T	4-Chloroaniline	1000.000	974.568	2.5	105	0.00
31	T	Hexachlorobutadiene	1000.000	992.249	0.8	104	0.00
32	T	4-Chloro-3-methylphenol	1000.000	919.974	8.0	95	0.00

Evaluate Continuing Calibration Report

Data Path : K:\1\DATA\2020-10\0J09037\
Data File : E10092022.D
Acq On : 10 Oct 2020 12:24 am
Operator : JK/ AMS /DTH
Sample : 0J09037-ICV1
Misc : 1x, A20I160@1000
ALS Vial : 13 Sample Multiplier: 1

Quant Time: Oct 12 13:28:56 2020
Quant Method : K:\1\METHODS\SV5_100920.M
Quant Title : EPA 8270D: Semivolatile Organics
QLast Update : Mon Oct 12 10:55:07 2020
Response via : Initial Calibration

Min. RRF : 0.000 Min. Rel. Area : 50% Max. R.T. Dev 0.50min
Max. RRF Dev : 30% Max. Rel. Area : 200%

		Compound	Amount	Calc.	%Dev	Area%	Dev(min)
33	T	2-Methylnaphthalene	1000.000	1025.610	-2.6	102	0.00
34	T	1-Methylnaphthalene	1000.000	1001.489	-0.1	101	0.00
35	I	Acenaphthene-d10 (ISTD)	2000.000	2000.000	0.0	105	0.00
36	T	Hexachlorocyclopentadiene	1000.000	1060.061	-6.0	105	0.00
37	T	2,4,6-Trichlorophenol	1000.000	1006.200	-0.6	100	0.00
38	T	2,4,5-Trichlorophenol	1000.000	1010.107	-1.0	102	0.00
39	T	1,1'-Biphenyl	1000.000	996.634	0.3	102	0.00
40	S	2-Fluorobiphenyl (Surr)	1000.000	991.376	0.9	103	0.00
41	T	2-Chloronaphthalene	1000.000	978.112	2.2	101	0.00
42	T	2-Nitroaniline	1000.000	1065.909	-6.6	105	0.00
43	T	2,6-Dimethylnaphthalene	1000.000	1012.562	-1.3	102	0.00
44	T	1,4-Dinitrobenzene	1000.000	1085.101	-8.5	114	0.00
45	T	Dimethyl phthalate	1000.000	1053.932	-5.4	102	0.00
46	T	1,3-Dinitrobenzene	1000.000	1051.827	-5.2	110	0.00
47	T	2,6-Dinitrotoluene	1000.000	1020.565	-2.1	103	0.00
48	T	1,2-Dinitrobenzene	1000.000	1059.874	-6.0	106	0.00
49	T	Acenaphthylene	1000.000	1109.052	-10.9	109	0.00
50	T	3-Nitroaniline	1000.000	956.639	4.3	108	0.00
51	T	Acenaphthene	1000.000	1023.728	-2.4	105	0.00
52	T	2,4-Dinitrophenol	1000.000	1067.276	-6.7	116	0.00
53	T	4-Nitrophenol	1000.000	1017.994	-1.8	105	0.00
54	T	2,4-Dinitrotoluene	1000.000	1032.400	-3.2	108	0.00
55	T	Dibenzofuran	1000.000	987.579	1.2	101	0.00
56	T	2,3,5,6-Tetrachlorophenol	1000.000	1119.991	-12.0	110	0.00
57	T	2,3,4,6-Tetrachlorophenol	1000.000	1063.573	-6.4	105	0.00
58	T	Diethyl phthalate	1000.000	1048.508	-4.9	103	0.00
59	T	2,3,5-Trimethylnaphthalene	1000.000	1043.521	-4.4	102	0.00
60	T	Fluorene	1000.000	1020.164	-2.0	102	0.00
61	T	4-Chlorophenyl phenyl ether	1000.000	999.784	0.0	102	0.00
62	T	4-Nitroaniline	1000.000	953.937	4.6	107	0.00
63	T	4,6-Dinitro-2-methylphenol	1000.000	1002.279	-0.2	107	0.00

Evaluate Continuing Calibration Report

Data Path : K:\1\DATA\2020-10\0J09037\
Data File : E10092022.D
Acq On : 10 Oct 2020 12:24 am
Operator : JK/ AMS /DTH
Sample : 0J09037-ICV1
Misc : 1x, A20I160@1000
ALS Vial : 13 Sample Multiplier: 1

Quant Time: Oct 12 13:28:56 2020
Quant Method : K:\1\METHODS\SV5_100920.M
Quant Title : EPA 8270D: Semivolatile Organics
QLast Update : Mon Oct 12 10:55:07 2020
Response via : Initial Calibration

Min. RRF : 0.000 Min. Rel. Area : 50% Max. R.T. Dev 0.50min
Max. RRF Dev : 30% Max. Rel. Area : 200%

		Compound	Amount	Calc.	%Dev	Area%	Dev(min)
64	I	Phenanthrene-d10 (ISTD)	2000.000	2000.000	0.0	107	0.01
65	T	N-Nitrosodiphenylamine	1000.000	1021.239	-2.1	100	0.00
66	T	Azobenzene (1,2-DPH)	1000.000	1048.527	-4.9	102	0.00
67	S	2,4,6-Tribromophenol (Surr)	1000.000	1055.680	-5.6	108	0.00
68	T	4-Bromophenyl phenyl ether	1000.000	1008.886	-0.9	105	0.01
69	T	Hexachlorobenzene	1000.000	997.905	0.2	103	0.00
70	T	Pentachlorophenol (PCP)	1000.000	1048.916	-4.9	112	0.00
71	T	Phenanthrene	1000.000	998.985	0.1	103	0.01
72	T	Anthracene	1000.000	1038.231	-3.8	103	0.01
73	T	Carbazole	1000.000	1045.372	-4.5	101	0.00
74	T	Di-n-butyl phthalate	1000.000	1073.404	-7.3	104	0.02
75	T	Fluoranthene	1000.000	1072.988	-7.3	102	0.02
76	T	Benzidine	2000.000	1756.578	12.2	94	0.02
77	T	Pyrene	1000.000	1025.481	-2.5	100	0.02
78	I	Chrysene-d12 (ISTD)	2000.000	2000.000	0.0	108	0.04
79	S	Terphenyl-d14 (Surr)	1000.000	1035.415	-3.5	105	0.02
80	T	Butyl benzyl phthalate	1000.000	1045.547	-4.6	107	0.03
81	T	Bis(2-ethylhexyl) adipate	1000.000	973.098	2.7	105	0.04
82	T	3,3-Dichlorobenzidine	2000.000	1451.890	27.4	84	0.03
83	T	Benz(a)anthracene	1000.000	985.659	1.4	103	0.03
84	T	Chrysene	1000.000	969.487	3.1	102	0.03
85	T	Bis(2-ethylhexyl) phthalate	1000.000	1018.858	-1.9	104	0.03
86	I	Perylene-d12 (ISTD)	2000.000	2000.000	0.0	106	0.04
87	T	Di-n-octyl phthalate	1000.000	1020.827	-2.1	107	0.03
88	T	Benzo(b)fluoranthene	1000.000	1023.307	-2.3	101	0.03
89	T	Benzo(k)fluoranthene	1000.000	984.387	1.6	98	0.03
90	T	Benzo(b+k)fluoranthene	2000.000	1984.415	0.8	99	0.03
91	T	Benzo(e)pyrene	1000.000	1005.329	-0.5	103	0.03
92	T	Benzo(a)pyrene	1000.000	1026.341	-2.6	100	0.04
93	T	Perylene	1000.000	991.531	0.8	103	0.03

Data Path : K:\1\DATA\2020-10\0J09037\
Data File : E10092022.D
Acq On : 10 Oct 2020 12:24 am
Operator : JK/ AMS /DTH
Sample : 0J09037-ICV1
Misc : 1x, A20I160@1000
ALS Vial : 13 Sample Multiplier: 1

Quant Time: Oct 12 13:28:56 2020
Quant Method : K:\1\METHODS\SV5_100920.M
Quant Title : EPA 8270D: Semivolatile Organics
QLast Update : Mon Oct 12 10:55:07 2020
Response via : Initial Calibration

Min. RRF : 0.000 Min. Rel. Area : 50% Max. R.T. Dev 0.50min
Max. RRF Dev : 30% Max. Rel. Area : 200%

		Compound	Amount	Calc.	%Dev	Area%	Dev(min)
94	I	Dibenz(a,h)Anthrcene-d14 (I	2000.000	2000.000	0.0	109	0.03
95	T	Indeno(1,2,3-cd)pyrene	1000.000	947.934	5.2	104	0.03
96	T	Dibenz(a,h)anthracene	1000.000	982.572	1.7	105	0.04
97	T	Benzo(g,h,i)perylene	1000.000	1026.705	-2.7	107	0.03

(#) = Out of Range SPCC's out = 0 CCC's out = 0

Quantitation Report (Not Reviewed)

Data Path : K:\1\DATA\2020-10\0J09037\
Data File : E10092009.D
Acq On : 9 Oct 2020 4:48 pm
Operator : JK/ AMS /DTH
Sample : 0J09037-TUN1
Misc : 1x, A20I402 DFTPP@45
ALS Vial : 1 Sample Multiplier: 1

JK 10/13/20

Quant Time: Oct 12 10:31:35 2020
Quant Method : K:\1\METHODS\DFTPP.M
Quant Title : 8270 DFTPP Tune Method
QLast Update : Mon Oct 12 10:31:25 2020
Response via : Initial Calibration

Compound	R.T.	QIon	Response	Conc	Units	Dev(Min)
Internal Standards						
1) 1,4-Dichlorobenzene-d4	6.732	150	156503	2.00	ug/mL	0.00
2) Naphthalene-d8	7.994	136	387105	2.00	ug/mL	0.00
3) Acenaphthene-d10	9.775	162	192617	2.00	ug/mL	0.00
5) Phenanthrene-d10	11.294	188	340109	2.00	ug/mL	0.00
11) Chrysene-d12	15.097	240	290403	2.00	ug/mL	0.00
12) Perylene-d12	17.349	264	258255	2.00	ug/mL	0.00
Target Compounds						Qvalue
4) Pentachlorophenol	11.107	266	839551	46.16	ug/mL	85
6) DFTPP	11.583	442	1417754	51.64	ug/mL#	63
7) Benzidine	12.797	184	4686832	38.74	ug/mL	94
8) 4,4-DDE	13.065	TIC	29287	No Calib		
9) 4,4-DDD	13.605	TIC	22514	No Calib		
10) 4,4-DDT	14.209	TIC	12330157	35.35	ug/mL	95

(#) = qualifier out of range (m) = manual integration (+) = signals summed

Data Path : K:\1\DATA\2020-10\0J09037\
Data File : E10092009.D
Acq On : 9 Oct 2020 4:48 pm
Operator : JK/ AMS /DTH
Sample : 0J09037-TUN1
Misc : 1x, A20I402 DFTPP@45
ALS Vial : 1 Sample Multiplier: 1

Integration File: rteint.p

Method : K:\1\METHODS\DFTPP.M
Title : 8270 DFTPP Tune Method
Last Update : Mon Oct 12 10:31:25 2020

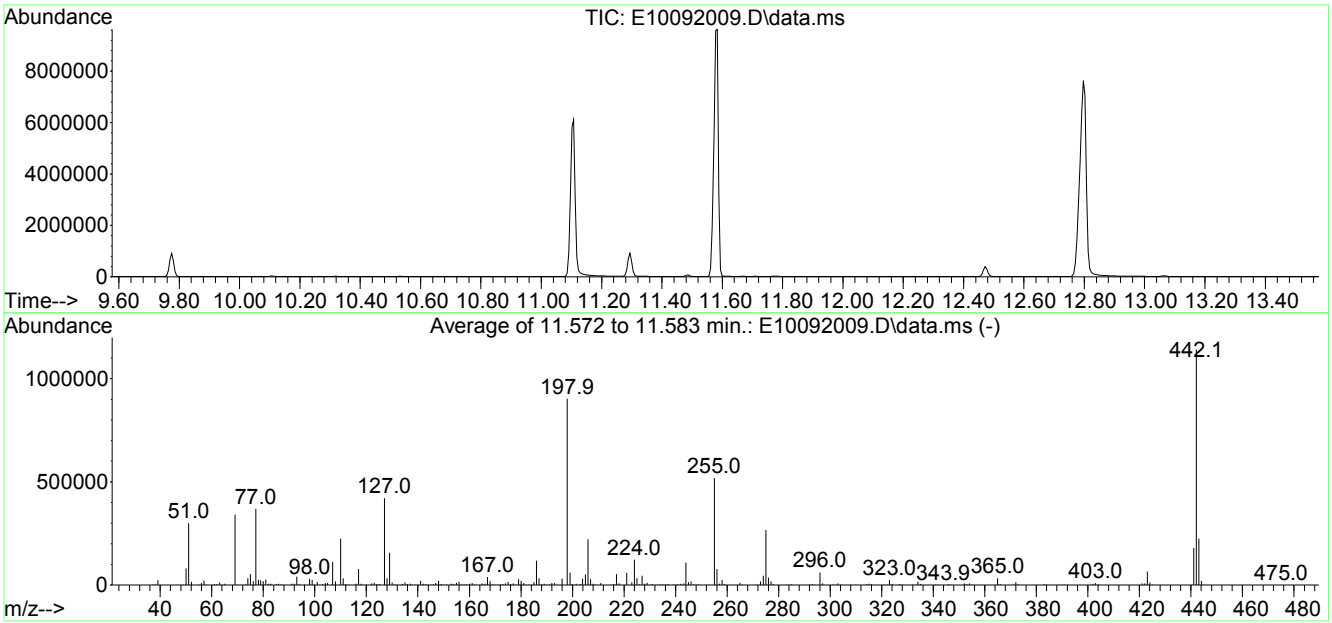

AutoFind: Scans 1493, 1494, 1495; Background Corrected with Scan 1488

Target Mass	Rel. to Mass	Lower Limit%	Upper Limit%	Rel. Abn%	Raw Abn	Result Pass/Fail
68	69	0.00	2	0.0	0	PASS
69	198	0.01	100	37.7	340681	PASS
70	69	0.00	2	0.5	1748	PASS
197	198	0.00	2	0.0	0	PASS
198	198	100	100	100.0	902781	PASS
199	198	5	9	6.7	60813	PASS
365	198	1	100	3.6	32115	PASS
441	443	0.01	150	79.6	179533	PASS
442	198	0.10	200	126.5	1141973	PASS
443	442	15	24	19.8	225685	PASS

Quantitation Report (Qedit)

Data Path : K:\1\DATA\2020-10\0J09037\
Data File : E10092009.D
Acq On : 9 Oct 2020 4:48 pm
Operator : JK/ AMS /DTH
Sample : 0J09037-TUN1
Misc : 1x, A20I402 DFTPP@45
ALS Vial : 1 Sample Multiplier: 1

Quant Time: Oct 12 10:31:35 2020
Quant Method : K:\1\METHODS\DFTPP.M
Quant Title : 8270 DFTPP Tune Method
QLast Update : Mon Oct 12 10:31:25 2020
Response via : Initial Calibration

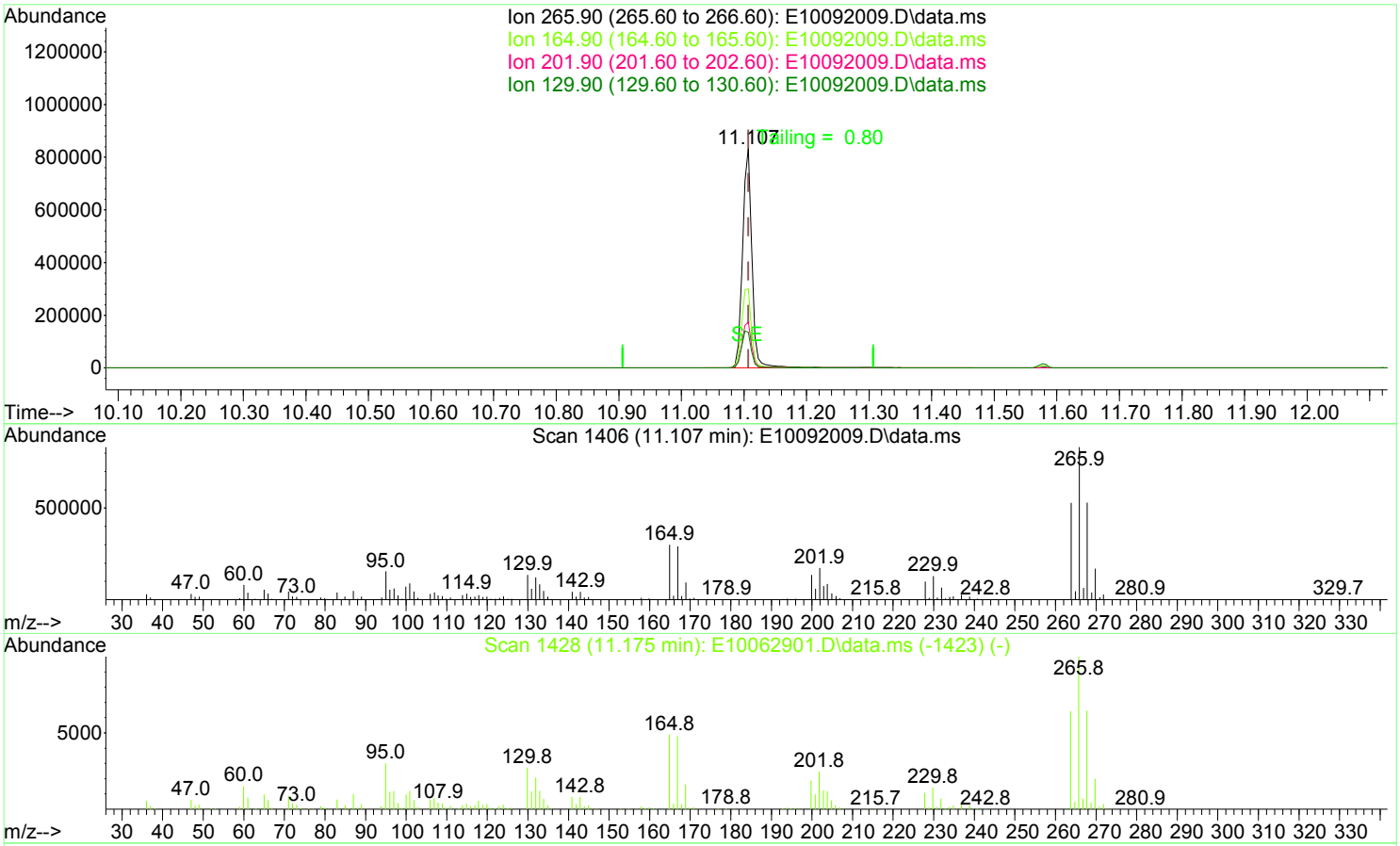

TIC: E10092009.D\data.ms

(4) Pentachlorophenol

11.107min (0.000) 46.16 ug/mL

response 839551

Ion	Exp%	Act%
265.90	100.00	100.00
164.90	47.60	35.97
201.90	23.20	20.86
129.90	27.10	16.27

Quantitation Report (Qedit)

Data Path : K:\1\DATA\2020-10\0J09037\
Data File : E10092009.D
Acq On : 9 Oct 2020 4:48 pm
Operator : JK/ AMS /DTH
Sample : 0J09037-TUN1
Misc : 1x, A20I402 DFTPP@45
ALS Vial : 1 Sample Multiplier: 1

Quant Time: Oct 12 10:31:35 2020
Quant Method : K:\1\METHODS\DFTPP.M
Quant Title : 8270 DFTPP Tune Method
QLast Update : Mon Oct 12 10:31:25 2020
Response via : Initial Calibration

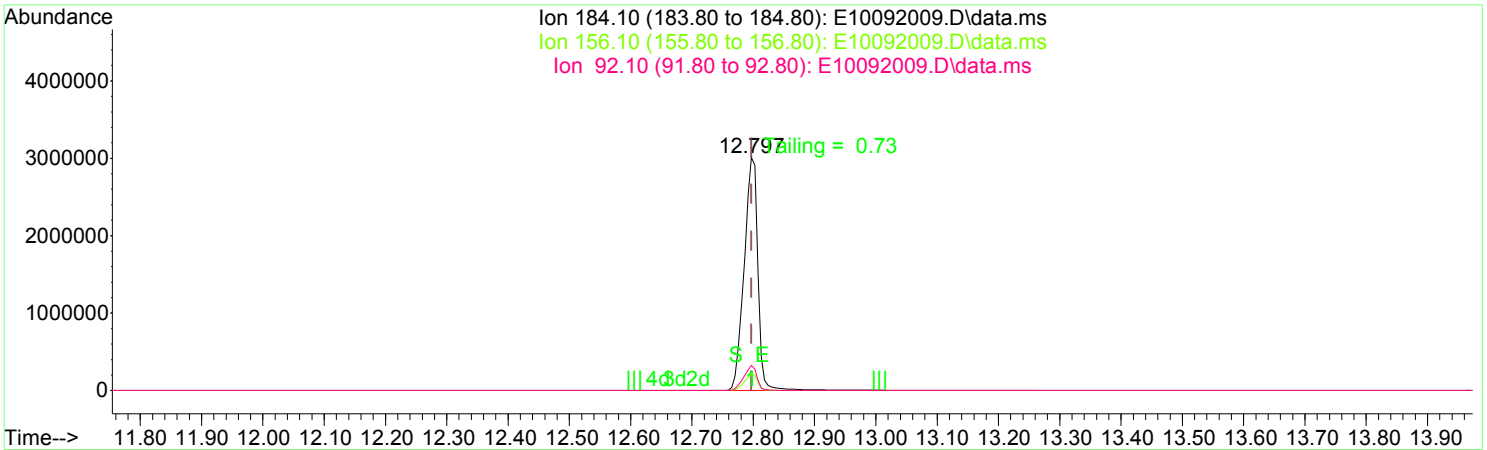

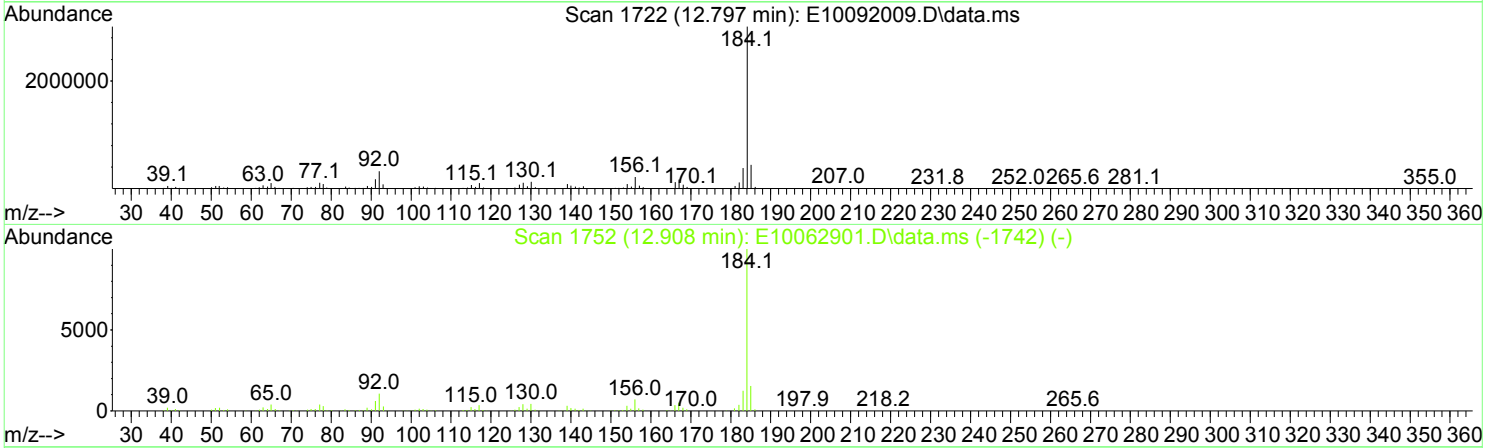

TIC: E10092009.D\data.ms

(7) Benzidine

12.797min (0.000) 38.74 ug/mL

response 4686832

Ion	Exp%	Act%
184.10	100.00	100.00
156.10	8.50	7.08
92.10	8.20	10.72
0.00	0.00	0.00

DDT Breakdown Check (Validated 5/1/2013)

From:
0J09037-TUN1
SV-GCMS5

First Column Area Counts		Percent Breakdown	
DDE	29287		
DDD	22514		
DDT	12330157	**0.42**	**PASS**

Breakdown must be less than 20% to accept sample data.

Quantitation Report (Not Reviewed)

Data Path : K:\1\DATA\2020-10\0J09037\
Data File : E10092009.D
Acq On : 9 Oct 2020 4:48 pm
Operator : JK/ AMS /DTH
Sample : 0J09037-TUN1
Misc : 1x, A20I402 DFTPP@45
ALS Vial : 1 Sample Multiplier: 1

Quant Time: Oct 12 10:31:35 2020
Quant Method : K:\1\METHODS\DFTPP.M
Quant Title : 8270 DFTPP Tune Method
QLast Update : Mon Oct 12 10:31:25 2020
Response via : Initial Calibration

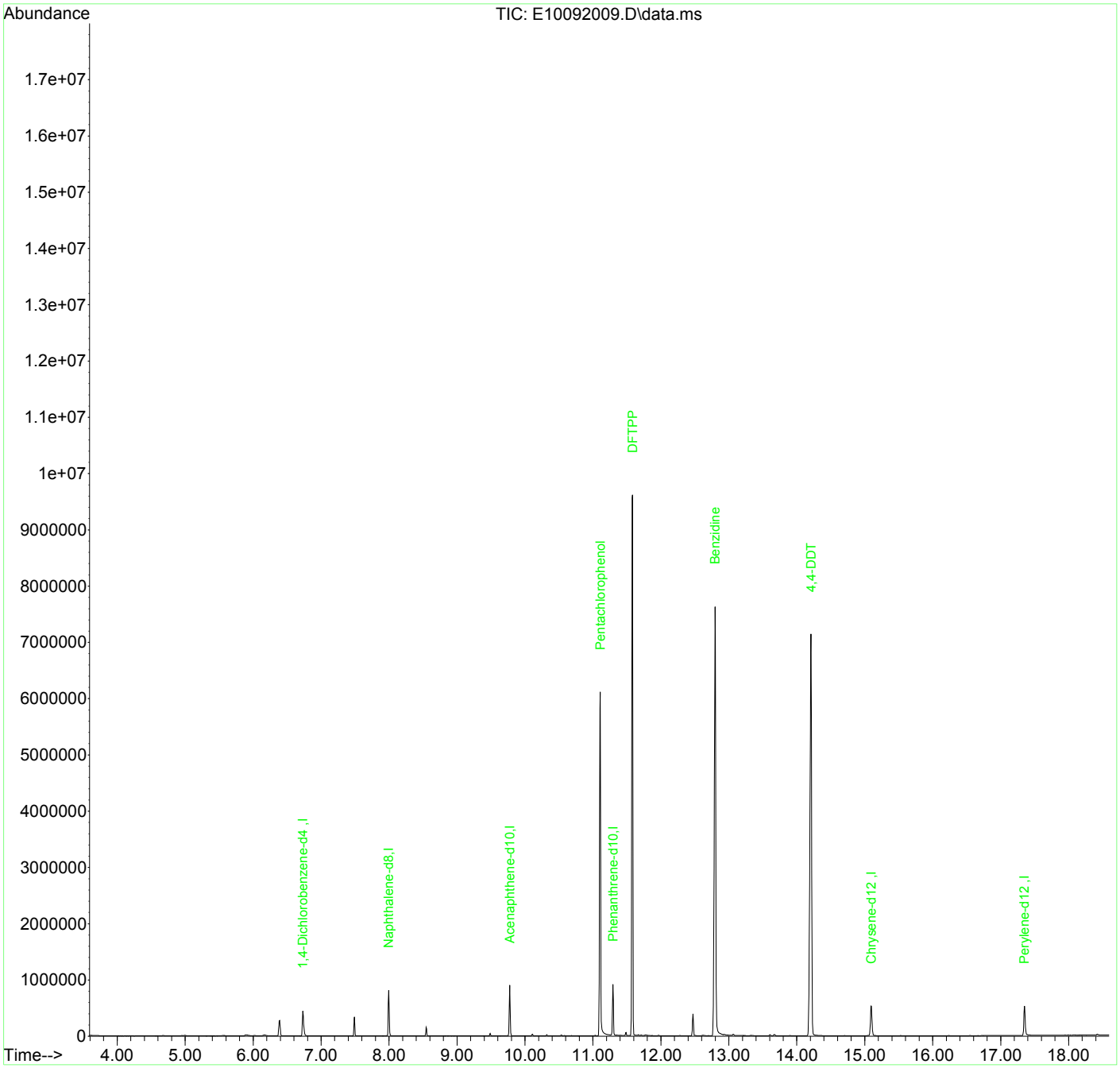

Quantitation Report (Not Reviewed)

Data Path : K:\1\DATA\2020-10\0J09037\
Data File : E10092010.D
Acq On : 9 Oct 2020 5:16 pm
Operator : JK/ AMS /DTH
Sample : 0J09037-ICB1
Misc : 1x, DCM+ISTD
ALS Vial : 2 Sample Multiplier: 1

JK 10/13/20

Quant Time: Oct 12 10:35:29 2020
Quant Method : K:\1\METHODS\SV5_100920.M
Quant Title : EPA 8270D: Semivolatile Organics
QLast Update : Mon Oct 12 10:34:59 2020
Response via : Initial Calibration

Compound	R.T.	QIon	Response	Conc	Units	Dev(Min)
Internal Standards						
1) 1,4-Dichlorobenzene-d4...	6.744	152	410091	2000.00	ng/ml	0.00
21) Naphthalene-d8 (ISTD)	7.996	136	1618175	2000.00	ng/ml	0.00
35) Acenaphthene-d10 (ISTD)	9.777	162	798849	2000.00	ng/ml	0.00
64) Phenanthrene-d10 (ISTD)	11.296	188	1463394	2000.00	ng/ml	0.00
78) Chrysene-d12 (ISTD)	15.227	240	1391004	2000.00	ng/ml	0.00
86) Perylene-d12 (ISTD)	18.746	264	1349694	2000.00	ng/ml	0.00
94) Dibenz(a,h)Anthrcene-d...	21.143	292	1094530	2000.00	ng/ml	0.00
System Monitoring Compounds						
4) 2-Fluorophenol (Surr)	5.626	112	2617	10.10	ng/ml	0.11
5) Phenol-d6(Surr)	6.386	99	96	0.29	ng/ml	0.01
19) Nitrobenzene-d5 (Surr)	7.290	82	53	0.19	ng/ml	0.01
40) 2-Fluorobiphenyl (Surr)	0.000	172	0	0.00	ng/ml	
67) 2,4,6-Tribromophenol (...	0.000	330	0	0.00	ng/ml	
79) Terphenyl-d14 (Surr)	0.000	244	0	0.00	ng/ml	
Target Compounds						Qvalue
2) N-Nitrosodimethylamine	4.241	74	199	N.D.		
3) Pyridine	4.252	79	65	N.D.		
6) Phenol	6.391	94	144	N.D.		
7) Aniline	6.439	93	123	N.D.		
8) Bis(2-chloroethyl) ether	6.439	93	114	N.D.		
9) 2-Chlorophenol	6.552	128	77	N.D.		
10) 1,3-Dichlorobenzene	0.000		0	N.D.		
11) 1,4-Dichlorobenzene	0.000		0	N.D.		
12) Benzyl alcohol	6.872	108	65	26.86	ng/ml#	34
13) 1,2-Dichlorobenzene	0.000		0	N.D.		
14) 2-Methylphenol	6.969	107	104	N.D.		
15) 2,2'-Oxybis(1-Chloropr...	6.990	45	85	N.D.		
16) N-Nitrosodi-n-propylamine	7.108	70	75	N.D.		
17) 3+4-Methylphenol	0.000		0	N.D.		
18) Hexachloroethane	0.000		0	N.D.		
20) Nitrobenzene	7.300	77	71	N.D.		
22) Isophorone	7.541	82	95	N.D.		
23) 2-Nitrophenol	0.000		0	N.D.		
24) 2,4-Dimethylphenol	7.643	122	126	9.28	ng/ml#	59

Quantitation Report (Not Reviewed)

Data Path : K:\1\DATA\2020-10\0J09037\
Data File : E10092010.D
Acq On : 9 Oct 2020 5:16 pm
Operator : JK/ AMS /DTH
Sample : 0J09037-ICB1
Misc : 1x, DCM+ISTD
ALS Vial : 2 Sample Multiplier: 1

Quant Time: Oct 12 10:35:29 2020
Quant Method : K:\1\METHODS\SV5_100920.M
Quant Title : EPA 8270D: Semivolatile Organics
QLast Update : Mon Oct 12 10:34:59 2020
Response via : Initial Calibration

Compound	R.T.	QIon	Response	Conc	Units	Dev(Min)
25) Bis(2-chloroethoxy) me...	0.000		0	N.D.		
26) Benzoic acid	7.755	105	91	526.01	ng/ml#	50
27) 2,4-Dichlorophenol	0.000		0	N.D.		
28) 1,2,4-Trichlorobenzene	0.000		0	N.D.		
29) Naphthalene	8.022	128	62	N.D.		
30) 4-Chloroaniline	8.065	127	97	N.D.		
31) Hexachlorobutadiene	0.000		0	N.D.		
32) 4-Chloro-3-methylphenol	0.000		0	N.D.		
33) 2-Methylnaphthalene	8.766	142	51	N.D.		
34) 1-Methylnaphthalene	8.825	142	78	N.D.		
36) Hexachlorocyclopentadiene	0.000		0	N.D.		
37) 2,4,6-Trichlorophenol	0.000		0	N.D.		
38) 2,4,5-Trichlorophenol	0.000		0	N.D.		
39) 1,1'-Biphenyl	0.000		0	N.D.		
41) 2-Chloronaphthalene	0.000		0	N.D.		
42) 2-Nitroaniline	0.000		0	N.D.		
43) 2,6-Dimethylnaphthalene	0.000		0	N.D.		
44) 1,4-Dinitrobenzene	0.000		0	N.D.		
45) Dimethyl phthalate	0.000		0	N.D.		
46) 1,3-Dinitrobenzene	0.000		0	N.D.		
47) 2,6-Dinitrotoluene	0.000		0	N.D.		
48) 1,2-Dinitrobenzene	0.000		0	N.D.		
49) Acenaphthylene	0.000		0	N.D.		
50) 3-Nitroaniline	9.771	138	149	13.28	ng/ml#	1
51) Acenaphthene	9.782	153	182	N.D.		
52) 2,4-Dinitrophenol	0.000		0	N.D.		
53) 4-Nitrophenol	0.000		0	N.D.		
54) 2,4-Dinitrotoluene	9.980	165	182	28.35	ng/ml#	42
55) Dibenzofuran	0.000		0	N.D.		
56) 2,3,5,6-Tetrachlorophenol	0.000		0	N.D.		
57) 2,3,4,6-Tetrachlorophenol	0.000		0	N.D.		
58) Diethyl phthalate	0.000		0	N.D.		
59) 2,3,5-Trimethylnaphtha...	10.306	170	216	N.D.		
60) Fluorene	0.000		0	N.D.		
61) 4-Chlorophenyl phenyl ...	0.000		0	N.D.		
62) 4-Nitroaniline	0.000		0	N.D.		
63) 4,6-Dinitro-2-methylph...	0.000		0	N.D.		

Quantitation Report (Not Reviewed)

Data Path : K:\1\DATA\2020-10\0J09037\
Data File : E10092010.D
Acq On : 9 Oct 2020 5:16 pm
Operator : JK/ AMS /DTH
Sample : 0J09037-ICB1
Misc : 1x, DCM+ISTD
ALS Vial : 2 Sample Multiplier: 1

Quant Time: Oct 12 10:35:29 2020
Quant Method : K:\1\METHODS\SV5_100920.M
Quant Title : EPA 8270D: Semivolatile Organics
QLast Update : Mon Oct 12 10:34:59 2020
Response via : Initial Calibration

Compound	R.T.	QIon	Response	Conc	Units	Dev(Min)
65) N-Nitrosodiphenylamine	0.000		0	N.D.		
66) Azobenzene (1,2-DPH)	10.477	77	70	N.D.		
68) 4-Bromophenyl phenyl e...	0.000		0	N.D.		
69) Hexachlorobenzene	0.000		0	N.D.		
70) Pentachlorophenol (PCP)	11.109	266	148	33.27	ng/ml	90
71) Phenanthrene	11.296	178	544	N.D.		
72) Anthracene	11.371	178	67	N.D.		
73) Carbazole	0.000		0	N.D.		
74) Di-n-butyl phthalate	11.879	149	75	9.88	ng/ml	79
75) Fluoranthene	0.000		0	N.D.		
76) Benzidine	12.783	184	5109	76.84	ng/ml	100
77) Pyrene	0.000		0	N.D.		
80) Butyl benzyl phthalate	0.000		0	N.D.		
81) Bis(2-ethylhexyl) adipate	14.179	129	1422	26.47	ng/ml	88
82) 3,3-Dichlorobenzidine	15.168	252	309	Below Cal #		46
83) Benz(a)anthracene	15.227	228	3502	4.46	ng/ml	71
84) Chrysene	15.291	228	105	N.D.		
85) Bis(2-ethylhexyl) phth...	0.000		0	N.D.		
87) Di-n-octyl phthalate	0.000		0	N.D.		
88) Benzo(b)fluoranthene	17.821	252	79	7.57	ng/ml	59
89) Benzo(k)fluoranthene	17.821	252	79	8.56	ng/ml	58
90) Benzo(b+k)fluoranthene	17.821	252	79	14.55	ng/ml	58
91) Benzo(e)pyrene	18.484	252	81	N.D.		
92) Benzo(a)pyrene	0.000		0	N.D.		
93) Perylene	18.746	252	4651	6.95	ng/ml	65
95) Indeno(1,2,3-cd)pyrene	21.143	276	913	N.D.		
96) Dibenz(a,h)anthracene	21.207	278	176	N.D.		
97) Benzo(g,h,i)perylene	21.672	276	3577	5.69	ng/ml	90

(#) = qualifier out of range (m) = manual integration (+) = signals summed

Quantitation Report (Not Reviewed)

Data Path : K:\1\DATA\2020-10\0J09037\
Data File : E10092010.D
Acq On : 9 Oct 2020 5:16 pm
Operator : JK/ AMS /DTH
Sample : 0J09037-ICB1
Misc : 1x, DCM+ISTD
ALS Vial : 2 Sample Multiplier: 1

Quant Time: Oct 12 10:35:29 2020
Quant Method : K:\1\METHODS\SV5_100920.M
Quant Title : EPA 8270D: Semivolatile Organics
QLast Update : Mon Oct 12 10:34:59 2020
Response via : Initial Calibration

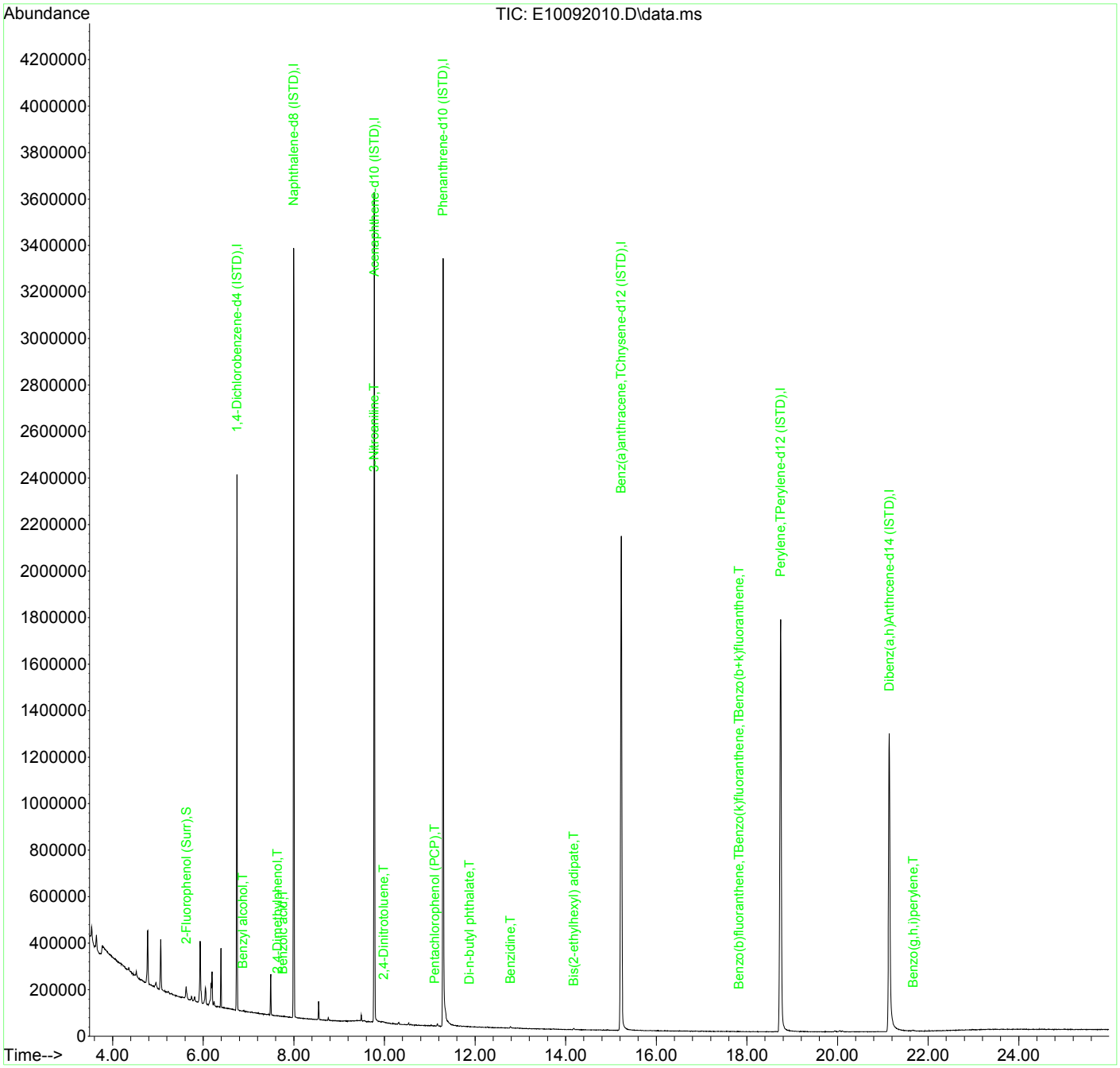

Quantitation Report (Not Reviewed)

Data Path : K:\1\DATA\2020-10\0J09037\
Data File : E10092010.D
Acq On : 9 Oct 2020 5:16 pm
Operator : JK/ AMS /DTH
Sample : 0J09037-ICB1
Misc : 1x, DCM+ISTD
ALS Vial : 2 Sample Multiplier: 1

JK 10/13/20

Final Requant

Quant Time: Oct 12 13:28:48 2020
Quant Method : K:\1\METHODS\SV5_100920.M
Quant Title : EPA 8270D: Semivolatile Organics
QLast Update : Mon Oct 12 10:55:07 2020
Response via : Initial Calibration

Compound	R.T.	QIon	Response	Conc	Units	Dev(Min)
Internal Standards						
1) 1,4-Dichlorobenzene-d4...	6.744	152	410091	2000.00	ng/ml	0.00
21) Naphthalene-d8 (ISTD)	7.996	136	1618175	2000.00	ng/ml	0.00
35) Acenaphthene-d10 (ISTD)	9.777	162	798849	2000.00	ng/ml	0.00
64) Phenanthrene-d10 (ISTD)	11.296	188	1463394	2000.00	ng/ml	0.00
78) Chrysene-d12 (ISTD)	15.227	240	1391004	2000.00	ng/ml	0.00
86) Perylene-d12 (ISTD)	18.746	264	1349694	2000.00	ng/ml	0.00
94) Dibenz(a,h)Anthrcene-d...	21.143	292	1094530	2000.00	ng/ml	0.00
System Monitoring Compounds						
4) 2-Fluorophenol (Surr)	5.626	112	2617	10.35	ng/ml	0.11
5) Phenol-d6(Surr)	6.386	99	96	0.30	ng/ml	0.01
19) Nitrobenzene-d5 (Surr)	7.290	82	53	0.20	ng/ml	0.01
40) 2-Fluorobiphenyl (Surr)	0.000	172	0	0.00	ng/ml	
67) 2,4,6-Tribromophenol (...	0.000	330	0	0.00	ng/ml	
79) Terphenyl-d14 (Surr)	0.000	244	0	0.00	ng/ml	
Target Compounds						Qvalue
2) N-Nitrosodimethylamine	4.241	74	199	N.D.		
3) Pyridine	4.252	79	65	N.D.		
6) Phenol	6.391	94	144	N.D.		
7) Aniline	6.439	93	123	N.D.		
8) Bis(2-chloroethyl) ether	6.439	93	114	N.D.		
9) 2-Chlorophenol	6.552	128	77	N.D.		
10) 1,3-Dichlorobenzene	0.000		0	N.D.		
11) 1,4-Dichlorobenzene	0.000		0	N.D.		
12) Benzyl alcohol	6.872	108	65	28.70	ng/ml#	34
13) 1,2-Dichlorobenzene	0.000		0	N.D.		
14) 2-Methylphenol	6.969	107	104	N.D.		
15) 2,2'-Oxybis(1-Chloropr...	6.990	45	85	N.D.		
16) N-Nitrosodi-n-propylamine	7.108	70	75	N.D.		
17) 3+4-Methylphenol	0.000		0	N.D.		
18) Hexachloroethane	0.000		0	N.D.		
20) Nitrobenzene	7.300	77	71	N.D.		
22) Isophorone	7.541	82	95	N.D.		
23) 2-Nitrophenol	0.000		0	N.D.		
24) 2,4-Dimethylphenol	7.643	122	126	N.D.		

Quantitation Report (Not Reviewed)

Data Path : K:\1\DATA\2020-10\0J09037\
Data File : E10092010.D
Acq On : 9 Oct 2020 5:16 pm
Operator : JK/ AMS /DTH
Sample : 0J09037-ICB1
Misc : 1x, DCM+ISTD
ALS Vial : 2 Sample Multiplier: 1

Quant Time: Oct 12 13:28:48 2020
Quant Method : K:\1\METHODS\SV5_100920.M
Quant Title : EPA 8270D: Semivolatile Organics
QLast Update : Mon Oct 12 10:55:07 2020
Response via : Initial Calibration

Compound	R.T.	QIon	Response	Conc	Units	Dev(Min)
25) Bis(2-chloroethoxy) me...	0.000		0	N.D.		
26) Benzoic acid	7.755	105	91	486.18	ng/ml#	50
27) 2,4-Dichlorophenol	0.000		0	N.D.		
28) 1,2,4-Trichlorobenzene	0.000		0	N.D.		
29) Naphthalene	8.022	128	62	N.D.		
30) 4-Chloroaniline	8.065	127	97	N.D.		
31) Hexachlorobutadiene	0.000		0	N.D.		
32) 4-Chloro-3-methylphenol	0.000		0	N.D.		
33) 2-Methylnaphthalene	8.766	142	51	N.D.		
34) 1-Methylnaphthalene	8.825	142	78	N.D.		
36) Hexachlorocyclopentadiene	0.000		0	N.D.		
37) 2,4,6-Trichlorophenol	0.000		0	N.D.		
38) 2,4,5-Trichlorophenol	0.000		0	N.D.		
39) 1,1'-Biphenyl	0.000		0	N.D.		
41) 2-Chloronaphthalene	0.000		0	N.D.		
42) 2-Nitroaniline	0.000		0	N.D.		
43) 2,6-Dimethylnaphthalene	0.000		0	N.D.		
44) 1,4-Dinitrobenzene	0.000		0	N.D.		
45) Dimethyl phthalate	0.000		0	N.D.		
46) 1,3-Dinitrobenzene	0.000		0	N.D.		
47) 2,6-Dinitrotoluene	0.000		0	N.D.		
48) 1,2-Dinitrobenzene	0.000		0	N.D.		
49) Acenaphthylene	0.000		0	N.D.		
50) 3-Nitroaniline	9.771	138	149	N.D.		
51) Acenaphthene	9.782	153	182	N.D.		
52) 2,4-Dinitrophenol	0.000		0	N.D.		
53) 4-Nitrophenol	0.000		0	N.D.		
54) 2,4-Dinitrotoluene	9.980	165	182	63.79	ng/ml#	42
55) Dibenzofuran	0.000		0	N.D.		
56) 2,3,5,6-Tetrachlorophenol	0.000		0	N.D.		
57) 2,3,4,6-Tetrachlorophenol	0.000		0	N.D.		
58) Diethyl phthalate	0.000		0	N.D.		
59) 2,3,5-Trimethylnaphtha...	10.306	170	216	N.D.		
60) Fluorene	0.000		0	N.D.		
61) 4-Chlorophenyl phenyl ...	0.000		0	N.D.		
62) 4-Nitroaniline	0.000		0	N.D.		
63) 4,6-Dinitro-2-methylph...	0.000		0	N.D.		

Data Path : K:\1\DATA\2020-10\0J09037\
Data File : E10092010.D
Acq On : 9 Oct 2020 5:16 pm
Operator : JK/ AMS /DTH
Sample : 0J09037-ICB1
Misc : 1x, DCM+ISTD
ALS Vial : 2 Sample Multiplier: 1

Quant Time: Oct 12 13:28:48 2020
Quant Method : K:\1\METHODS\SV5_100920.M
Quant Title : EPA 8270D: Semivolatile Organics
QLast Update : Mon Oct 12 10:55:07 2020
Response via : Initial Calibration

Compound	R.T.	QIon	Response	Conc	Units	Dev(Min)
65) N-Nitrosodiphenylamine	0.000		0	N.D.		
66) Azobenzene (1,2-DPH)	10.477	77	70	N.D.		
68) 4-Bromophenyl phenyl e...	0.000		0	N.D.		
69) Hexachlorobenzene	0.000		0	N.D.		
70) Pentachlorophenol (PCP)	11.109	266	148	76.91	ng/ml	90
71) Phenanthrene	11.296	178	544	N.D.		
72) Anthracene	11.371	178	67	N.D.		
73) Carbazole	0.000		0	N.D.		
74) Di-n-butyl phthalate	11.879	149	75	N.D.		
75) Fluoranthene	0.000		0	N.D.		
76) Benzidine	12.783	184	5109	172.03	ng/ml	100
77) Pyrene	0.000		0	N.D.		
80) Butyl benzyl phthalate	0.000		0	N.D.		
81) Bis(2-ethylhexyl) adipate	14.179	129	1422	4.56	ng/ml	88
82) 3,3-Dichlorobenzidine	15.168	252	309	N.D.		
83) Benz(a)anthracene	15.227	228	3502	4.51	ng/ml	71
84) Chrysene	15.291	228	105	N.D.		
85) Bis(2-ethylhexyl) phth...	0.000		0	N.D.		
87) Di-n-octyl phthalate	0.000		0	N.D.		
88) Benzo(b)fluoranthene	17.821	252	79	10.12	ng/ml	59
89) Benzo(k)fluoranthene	17.821	252	79	10.00	ng/ml	58
90) Benzo(b+k)fluoranthene	17.821	252	79	18.51	ng/ml	58
91) Benzo(e)pyrene	18.484	252	81	8.05	ng/ml	53
92) Benzo(a)pyrene	0.000		0	N.D.		
93) Perylene	18.746	252	4651	7.09	ng/ml	65
95) Indeno(1,2,3-cd)pyrene	21.143	276	913	N.D.		
96) Dibenz(a,h)anthracene	21.207	278	176	N.D.		
97) Benzo(g,h,i)perylene	21.672	276	3577	6.50	ng/ml	90

(#) = qualifier out of range (m) = manual integration (+) = signals summed

Quantitation Report (Not Reviewed)

Data Path : K:\1\DATA\2020-10\0J09037\
Data File : E10092010.D
Acq On : 9 Oct 2020 5:16 pm
Operator : JK/ AMS /DTH
Sample : 0J09037-ICB1
Misc : 1x, DCM+ISTD
ALS Vial : 2 Sample Multiplier: 1

Quant Time: Oct 12 13:28:48 2020
Quant Method : K:\1\METHODS\SV5_100920.M
Quant Title : EPA 8270D: Semivolatile Organics
QLast Update : Mon Oct 12 10:55:07 2020
Response via : Initial Calibration

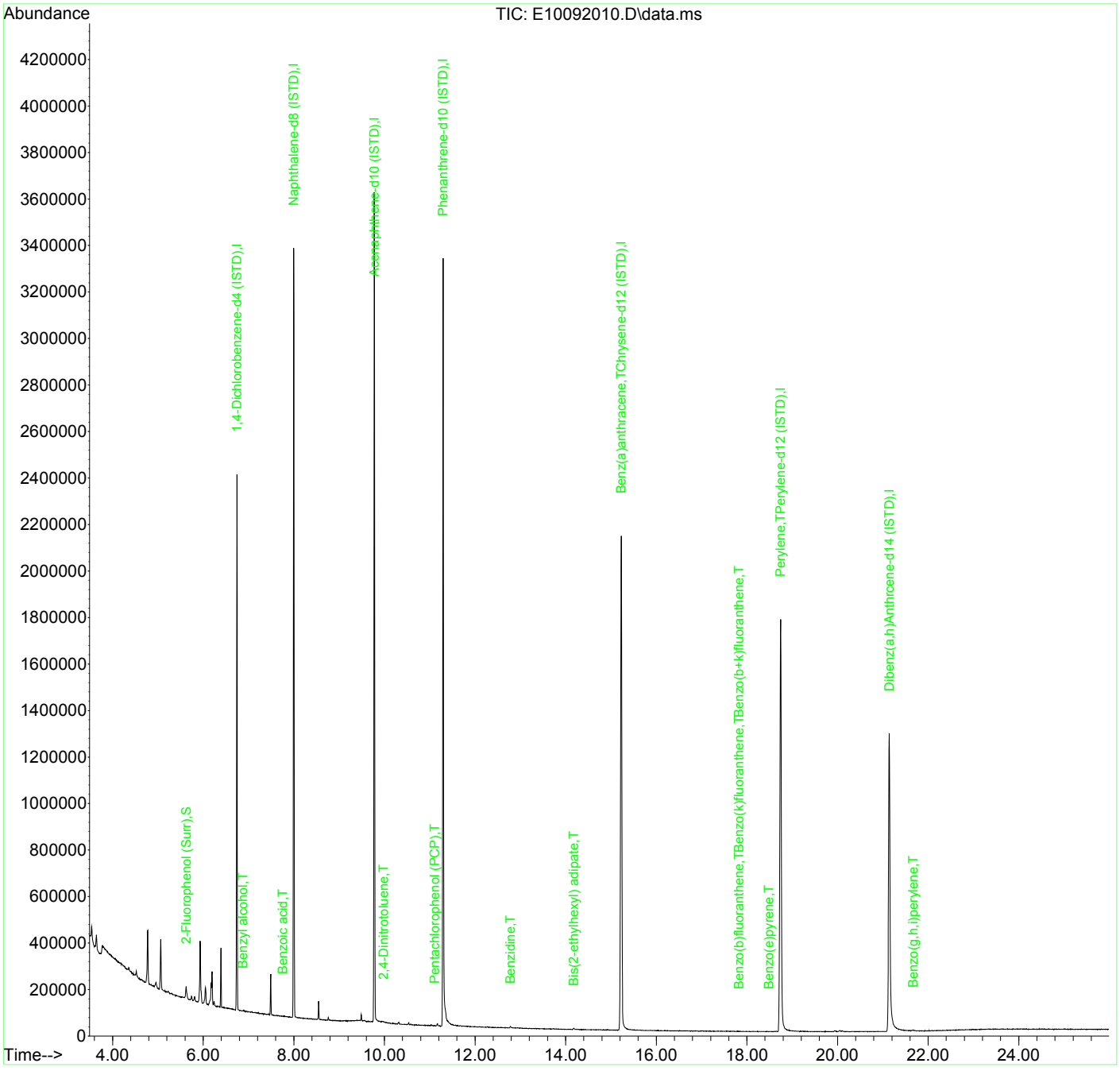

Quantitation Report (Not Reviewed)

Data Path : K:\1\DATA\2020-10\0J09037\
Data File : E10092011.D
Acq On : 9 Oct 2020 5:52 pm
Operator : JK/ AMS /DTH
Sample : 0J09037-CAL1
Misc : 1x, A20J167@20
ALS Vial : 3 Sample Multiplier: 1

JK 10/13/20

Quant Time: Oct 12 10:36:52 2020
Quant Method : K:\1\METHODS\SV5_100920.M
Quant Title : EPA 8270D: Semivolatile Organics
QLast Update : Mon Oct 12 10:34:59 2020
Response via : Initial Calibration

Compound	R.T.	QIon	Response	Conc	Units	Dev(Min)
Internal Standards						
1) 1,4-Dichlorobenzene-d4...	6.744	152	390462	2000.00	ng/ml	0.00
21) Naphthalene-d8 (ISTD)	7.996	136	1547469	2000.00	ng/ml	0.00
35) Acenaphthene-d10 (ISTD)	9.777	162	769096	2000.00	ng/ml	0.00
64) Phenanthrene-d10 (ISTD)	11.296	188	1407886	2000.00	ng/ml	0.00
78) Chrysene-d12 (ISTD)	15.216	240	1330489	2000.00	ng/ml	-0.01
86) Perylene-d12 (ISTD)	18.741	264	1317876	2000.00	ng/ml	0.00
94) Dibenz(a,h)Anthrcene-d...	21.137	292	1044352	2000.00	ng/ml	-0.01
System Monitoring Compounds						
4) 2-Fluorophenol (Surr)	5.514	112	4171	16.91	ng/ml	0.00
5) Phenol-d6(Surr)	6.375	99	4940	15.89	ng/ml	0.00
19) Nitrobenzene-d5 (Surr)	7.279	82	4376	16.14	ng/ml	0.00
40) 2-Fluorobiphenyl (Surr)	9.082	172	11595	19.90	ng/ml	0.00
67) 2,4,6-Tribromophenol (...	10.584	330	385	34.68	ng/ml	0.00
79) Terphenyl-d14 (Surr)	13.136	244	10039	16.40	ng/ml	0.00
Target Compounds						Qvalue
2) N-Nitrosodimethylamine	4.262	74	3771	19.83	ng/ml#	18
3) Pyridine	4.332	79	4511	15.69	ng/ml#	4
6) Phenol	6.386	94	5443	16.89	ng/ml	98
7) Aniline	6.429	93	5786	13.91	ng/ml	97
8) Bis(2-chloroethyl) ether	6.482	93	5708	19.28	ng/ml	96
9) 2-Chlorophenol	6.546	128	4269	16.30	ng/ml	98
10) 1,3-Dichlorobenzene	6.691	146	6001	19.39	ng/ml	98
11) 1,4-Dichlorobenzene	6.760	146	6220	19.86	ng/ml	99
12) Benzyl alcohol	6.867	108	1448	35.43	ng/ml	89
13) 1,2-Dichlorobenzene	6.910	146	5872	19.55	ng/ml	97
14) 2-Methylphenol	6.969	107	3539	17.06	ng/ml	93
15) 2,2'-Oxybis(1-Chloropr...	7.001	45	7988	19.77	ng/ml	96
16) N-Nitrosodi-n-propylamine	7.124	70	3743	17.90	ng/ml	88
17) 3+4-Methylphenol	7.113	107	4019	16.09	ng/ml	92
18) Hexachloroethane	7.242	117	2038	18.23	ng/ml	93
20) Nitrobenzene	7.295	77	4453	15.96	ng/ml	97
22) Isophorone	7.530	82	8760	16.64	ng/ml	97
23) 2-Nitrophenol	7.616	139	1001	30.35	ng/ml	83
24) 2,4-Dimethylphenol	7.643	122	2930	22.38	ng/ml	98

Quantitation Report (Not Reviewed)

Data Path : K:\1\DATA\2020-10\0J09037\
Data File : E10092011.D
Acq On : 9 Oct 2020 5:52 pm
Operator : JK/ AMS /DTH
Sample : 0J09037-CAL1
Misc : 1x, A20J167@20
ALS Vial : 3 Sample Multiplier: 1

Quant Time: Oct 12 10:36:52 2020
Quant Method : K:\1\METHODS\SV5_100920.M
Quant Title : EPA 8270D: Semivolatile Organics
QLast Update : Mon Oct 12 10:34:59 2020
Response via : Initial Calibration

Compound	R.T.	QIon	Response	Conc	Units	Dev(Min)
25) Bis(2-chloroethoxy) me...	7.734	93	6360	18.75	ng/ml	98
26) Benzoic acid	7.744	105	66	525.82	ng/ml#	9
27) 2,4-Dichlorophenol	7.851	162	1969	33.22	ng/ml	96
28) 1,2,4-Trichlorobenzene	7.937	180	4829	19.27	ng/ml	97
29) Naphthalene	8.017	128	17116	20.40	ng/ml	97
30) 4-Chloroaniline	8.060	127	5583	17.90	ng/ml	99
31) Hexachlorobutadiene	8.146	225	2613	19.80	ng/ml	98
32) 4-Chloro-3-methylphenol	8.547	107	139	38.93	ng/ml#	1
33) 2-Methylnaphthalene	8.712	142	10563	19.18	ng/ml	97
34) 1-Methylnaphthalene	8.814	142	10287	20.01	ng/ml	98
36) Hexachlorocyclopentadiene	8.884	237	1225	23.25	ng/ml	90
37) 2,4,6-Trichlorophenol	8.996	196	871	34.51	ng/ml	90
38) 2,4,5-Trichlorophenol	9.039	196	646	32.36	ng/ml#	71
39) 1,1'-Biphenyl	9.183	154	12608	19.51	ng/ml	97
41) 2-Chloronaphthalene	9.210	162	9761	19.52	ng/ml	97
42) 2-Nitroaniline	9.301	138	1235	30.37	ng/ml	93
43) 2,6-Dimethylnaphthalene	9.344	156	8656	18.43	ng/ml	99
44) 1,4-Dinitrobenzene	9.429	168	385	37.16	ng/ml	88
45) Dimethyl phthalate	9.483	163	7963	15.57	ng/ml	97
46) 1,3-Dinitrobenzene	9.509	168	541	34.21	ng/ml	89
47) 2,6-Dinitrotoluene	9.541	165	847	29.54	ng/ml	90
48) 1,2-Dinitrobenzene	9.590	168	309	31.74	ng/ml#	1
49) Acenaphthylene	9.632	152	12863	17.50	ng/ml	97
50) 3-Nitroaniline	9.718	138	1115	21.31	ng/ml	75
51) Acenaphthene	9.809	153	10662	20.74	ng/ml	97
52) 2,4-Dinitrophenol	0.000		0	N.D.		
53) 4-Nitrophenol	9.889	139	130	41.92	ng/ml#	1
54) 2,4-Dinitrotoluene	9.953	165	861	32.60	ng/ml	87
55) Dibenzofuran	9.980	168	13750	19.92	ng/ml#	42
56) 2,3,5,6-Tetrachlorophenol	10.060	232	342	39.45	ng/ml#	70
57) 2,3,4,6-Tetrachlorophenol	10.108	232	652	33.23	ng/ml	93
58) Diethyl phthalate	10.199	149	7092	14.17	ng/ml	98
59) 2,3,5-Trimethylnaphtha...	10.194	170	7459	17.51	ng/ml	99
60) Fluorene	10.333	166	9858	17.80	ng/ml	95
61) 4-Chlorophenyl phenyl ...	10.328	204	5060	19.12	ng/ml	96
62) 4-Nitroaniline	10.338	138	1042	20.28	ng/ml	79
63) 4,6-Dinitro-2-methylph...	0.000		0	N.D.		

See M

Quantitation Report (Not Reviewed)

Data Path : K:\1\DATA\2020-10\0J09037\
Data File : E10092011.D
Acq On : 9 Oct 2020 5:52 pm
Operator : JK/ AMS /DTH
Sample : 0J09037-CAL1
Misc : 1x, A20J167@20
ALS Vial : 3 Sample Multiplier: 1

Quant Time: Oct 12 10:36:52 2020
Quant Method : K:\1\METHODS\SV5_100920.M
Quant Title : EPA 8270D: Semivolatile Organics
QLast Update : Mon Oct 12 10:34:59 2020
Response via : Initial Calibration

Compound	R.T.	QIon	Response	Conc	Units	Dev(Min)
65) N-Nitrosodiphenylamine	10.440	169	7768	17.13	ng/ml	98
66) Azobenzene (1,2-DPH)	10.488	77	8406	15.58	ng/ml	94
68) 4-Bromophenyl phenyl e...	10.825	248	2680	17.48	ng/ml	92
69) Hexachlorobenzene	10.905	284	3059	17.45	ng/ml	93
70) Pentachlorophenol (PCP)	11.103	266	491	38.16	ng/ml#	67
71) Phenanthrene	11.317	178	16189	20.46	ng/ml	99
72) Anthracene	11.365	178	13954	17.91	ng/ml	98
73) Carbazole	11.526	167	10421	15.80	ng/ml	98
74) Di-n-butyl phthalate	11.868	149	8675	19.53	ng/ml	99
75) Fluoranthene	12.617	202	11178	14.01	ng/ml	96
76) Benzidine	12.777	184	4529	75.65	ng/ml	96
77) Pyrene	12.922	202	12599	15.15	ng/ml	98
80) Butyl benzyl phthalate	13.992	149	2337	29.90	ng/ml	98
81) Bis(2-ethylhexyl) adipate	14.173	129	3930	34.46	ng/ml	94
82) 3,3-Dichlorobenzidine	15.158	252	3228	13.44	ng/ml	96
83) Benz(a)anthracene	15.195	228	14197	18.90	ng/ml	96
84) Chrysene	15.275	228	13025	18.27	ng/ml	98
85) Bis(2-ethylhexyl) phth...	15.366	149	2772	29.32	ng/ml	93
87) Di-n-octyl phthalate	17.040	149	3287	36.33	ng/ml	78
88) Benzo(b)fluoranthene	17.805	252	7319	17.95	ng/ml	95
89) Benzo(k)fluoranthene	17.875	252	7875	19.36	ng/ml	97
90) Benzo(b+k)fluoranthene	17.875	252	16785	37.11	ng/ml	97
91) Benzo(e)pyrene	18.468	252	8573	12.79	ng/ml	99
92) Benzo(a)pyrene	18.586	252	4664	18.72	ng/ml	96
93) Perylene	18.789	252	12280	18.79	ng/ml	99
95) Indeno(1,2,3-cd)pyrene	21.132	276	10480	16.67	ng/ml	46
96) Dibenz(a,h)anthracene	21.202	278	9043	15.93	ng/ml	97
97) Benzo(g,h,i)perylene	21.667	276	8841	14.74	ng/ml	96

(#) = qualifier out of range (m) = manual integration (+) = signals summed

Quantitation Report (Qedit)

Data Path : K:\1\DATA\2020-10\0J09037\
Data File : E10092011.D
Acq On : 9 Oct 2020 5:52 pm
Operator : JK/ AMS /DTH
Sample : 0J09037-CAL1
Misc : 1x, A20J167@20
ALS Vial : 3 Sample Multiplier: 1

Quant Time: Oct 12 10:36:52 2020
Quant Method : K:\1\METHODS\SV5_100920.M
Quant Title : EPA 8270D: Semivolatile Organics
QLast Update : Mon Oct 12 10:34:59 2020
Response via : Initial Calibration

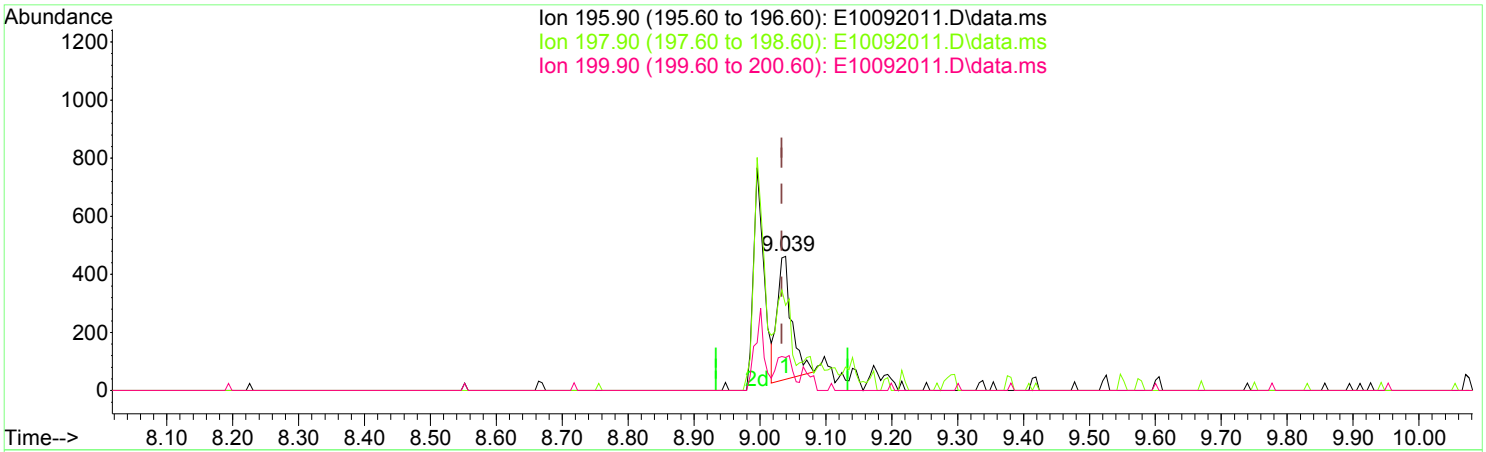

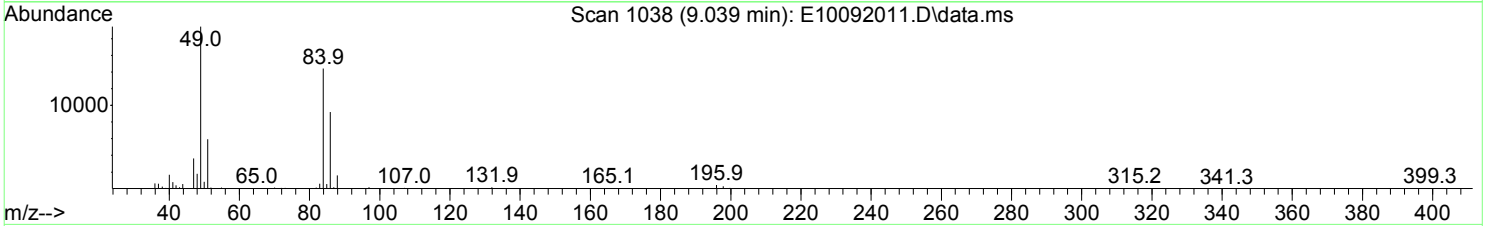

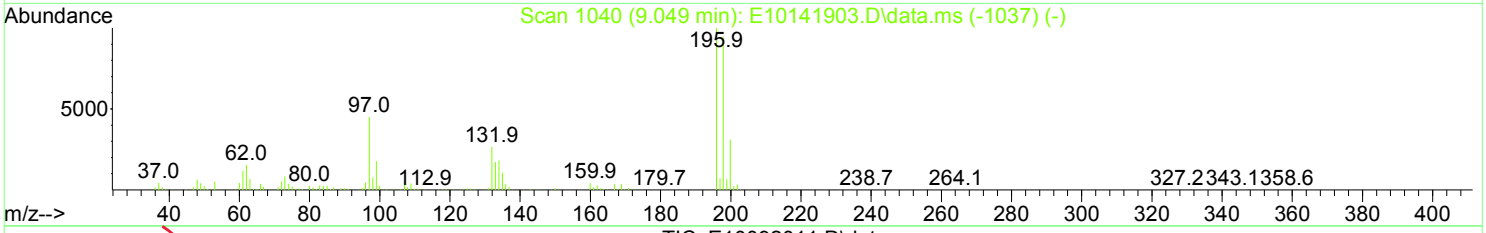

TIC: E10092011.D\data.ms

(38) 2,4,5-Trichlorophenol (T)

9.039min (+ 0.005) 32.36 ng/ml

response 646

Ion	Exp%	Act%
195.90	100.00	100.00
197.90	97.10	63.42#
199.90	30.80	24.68
0.00	0.00	0.00

Quantitation Report (Qedit)

Data Path : K:\1\DATA\2020-10\0J09037\
Data File : E10092011.D
Acq On : 9 Oct 2020 5:52 pm
Operator : JK/ AMS /DTH
Sample : 0J09037-CAL1
Misc : 1x, A20J167@20
ALS Vial : 3 Sample Multiplier: 1

Quant Time: Oct 12 10:36:52 2020
Quant Method : K:\1\METHODS\SV5_100920.M
Quant Title : EPA 8270D: Semivolatile Organics
QLast Update : Mon Oct 12 10:34:59 2020
Response via : Initial Calibration

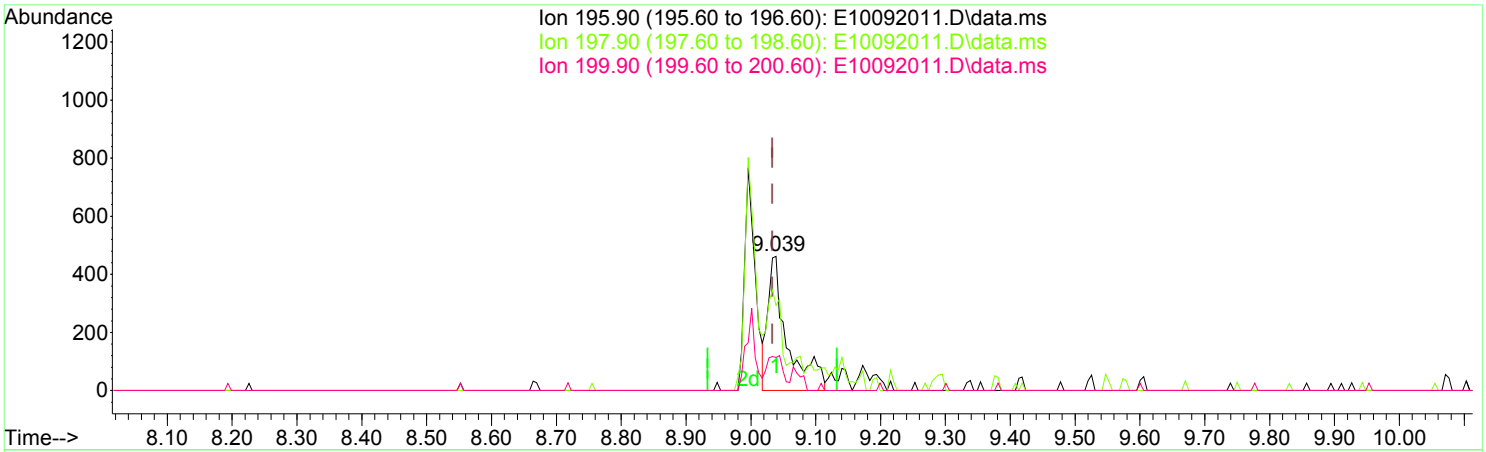

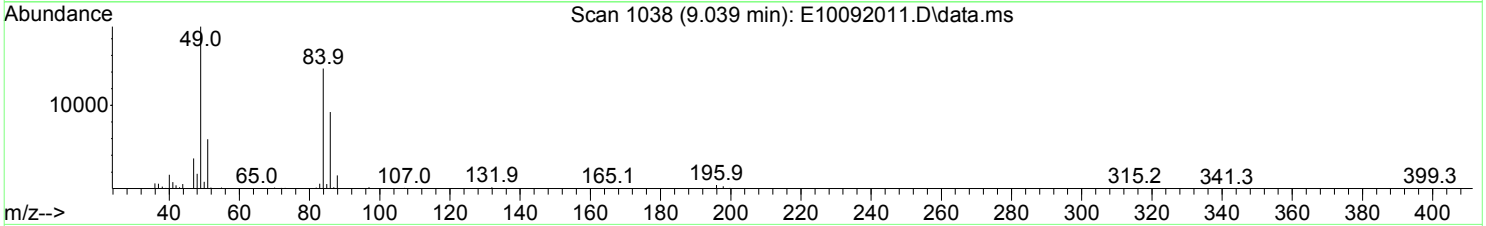

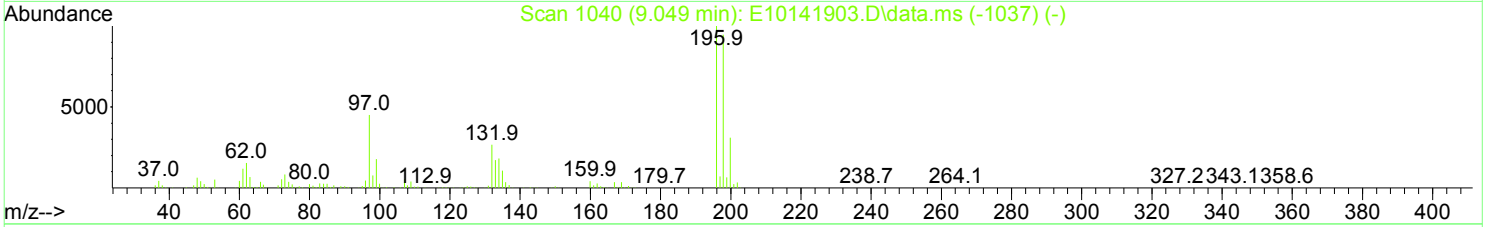

TIC: E10092011.D\data.ms

(38) 2,4,5-Trichlorophenol (T)

9.039min (+ 0.005) 34.71 ng/ml m

response 973

Ion	Exp%	Act%
195.90	100.00	100.00
197.90	97.10	63.42#
199.90	30.80	24.68
0.00	0.00	0.00

Quantitation Report (Not Reviewed)

Data Path : K:\1\DATA\2020-10\0J09037\
Data File : E10092011.D
Acq On : 9 Oct 2020 5:52 pm
Operator : JK/ AMS /DTH
Sample : 0J09037-CAL1
Misc : 1x, A20J167@20
ALS Vial : 3 Sample Multiplier: 1

Quant Time: Oct 12 10:36:52 2020
Quant Method : K:\1\METHODS\SV5_100920.M
Quant Title : EPA 8270D: Semivolatile Organics
QLast Update : Mon Oct 12 10:34:59 2020
Response via : Initial Calibration

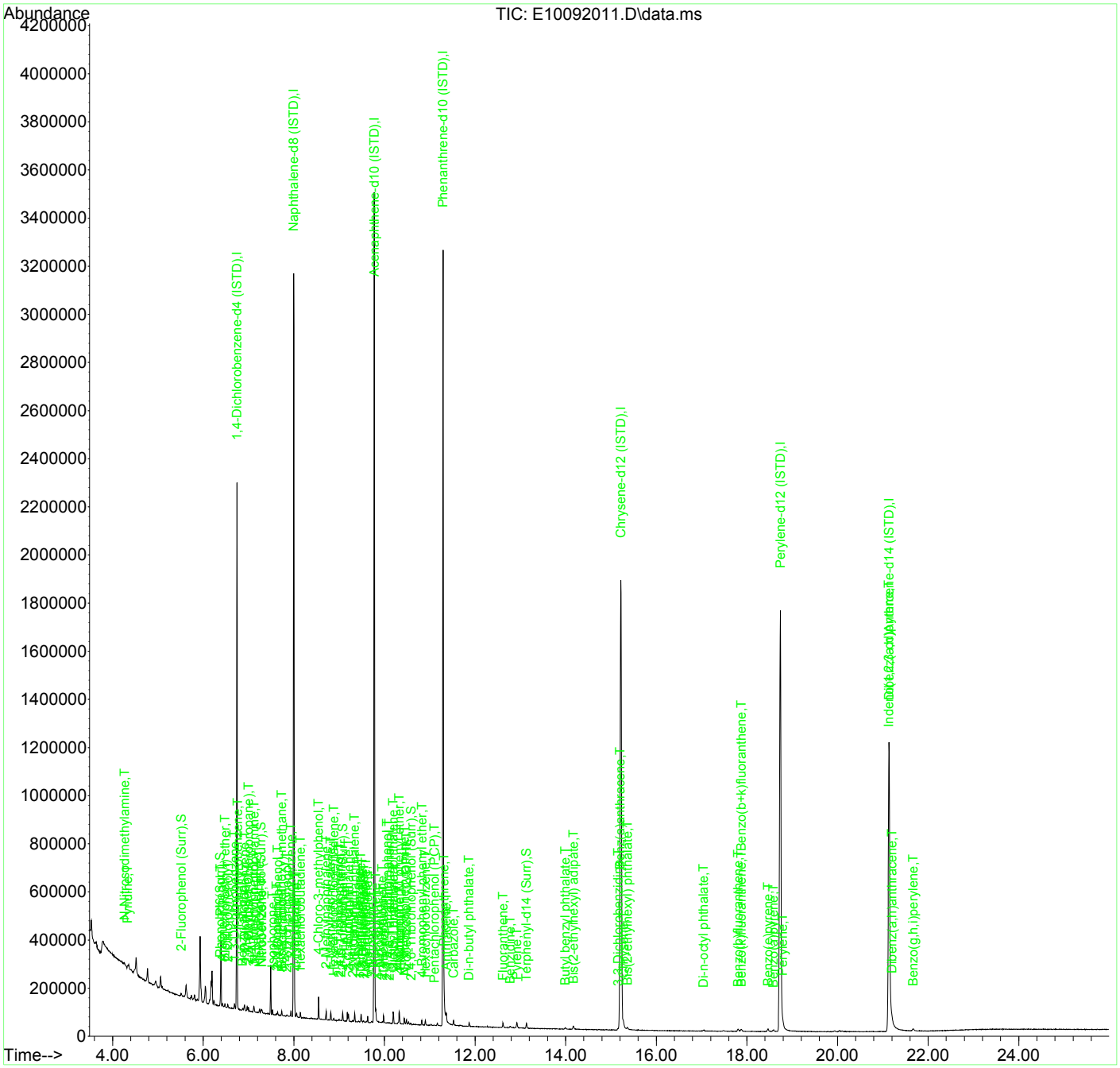

Quantitation Report (Not Reviewed)

Data Path : K:\1\DATA\2020-10\0J09037\
Data File : E10092012.D
Acq On : 9 Oct 2020 6:28 pm
Operator : JK/ AMS /DTH
Sample : 0J09037-CAL2
Misc : 1x, A20J168@50
ALS Vial : 4 Sample Multiplier: 1

JK 10/13/20

Quant Time: Oct 12 10:38:14 2020
Quant Method : K:\1\METHODS\SV5_100920.M
Quant Title : EPA 8270D: Semivolatile Organics
QLast Update : Mon Oct 12 10:34:59 2020
Response via : Initial Calibration

Compound	R.T.	QIon	Response	Conc	Units	Dev(Min)
Internal Standards						
1) 1,4-Dichlorobenzene-d4...	6.744	152	398581	2000.00	ng/ml	0.00
21) Naphthalene-d8 (ISTD)	7.996	136	1573232	2000.00	ng/ml	0.00
35) Acenaphthene-d10 (ISTD)	9.777	162	782286	2000.00	ng/ml	0.00
64) Phenanthrene-d10 (ISTD)	11.296	188	1422496	2000.00	ng/ml	0.00
78) Chrysene-d12 (ISTD)	15.222	240	1368926	2000.00	ng/ml	0.00
86) Perylene-d12 (ISTD)	18.741	264	1349042	2000.00	ng/ml	0.00
94) Dibenz(a,h)Anthrcene-d...	21.132	292	1066038	2000.00	ng/ml	-0.02
System Monitoring Compounds						
4) 2-Fluorophenol (Surr)	5.519	112	11111	44.14	ng/ml	0.00
5) Phenol-d6(Surr)	6.375	99	13070	41.20	ng/ml	0.00
19) Nitrobenzene-d5 (Surr)	7.279	82	10986	39.69	ng/ml	0.00
40) 2-Fluorobiphenyl (Surr)	9.082	172	29631	50.01	ng/ml	0.00
67) 2,4,6-Tribromophenol (...	10.579	330	1390	48.06	ng/ml	0.00
79) Terphenyl-d14 (Surr)	13.136	244	28120	44.64	ng/ml	0.00
Target Compounds						Qvalue
2) N-Nitrosodimethylamine	4.262	74	9239	47.60	ng/ml#	70
3) Pyridine	4.321	79	14202	48.40	ng/ml#	63
6) Phenol	6.386	94	14042	42.68	ng/ml	97
7) Aniline	6.429	93	18466	43.50	ng/ml	99
8) Bis(2-chloroethyl) ether	6.482	93	14873	49.23	ng/ml	99
9) 2-Chlorophenol	6.546	128	11334	42.40	ng/ml	95
10) 1,3-Dichlorobenzene	6.696	146	15474	48.98	ng/ml	97
11) 1,4-Dichlorobenzene	6.760	146	16071	50.27	ng/ml	97
12) Benzyl alcohol	6.867	108	3967	50.51	ng/ml	96
13) 1,2-Dichlorobenzene	6.915	146	15200	49.57	ng/ml	97
14) 2-Methylphenol	6.969	107	9279	43.83	ng/ml	93
15) 2,2'-Oxybis(1-Chloropr...	7.001	45	20110	48.76	ng/ml	99
16) N-Nitrosodi-n-propylamine	7.124	70	9694	45.41	ng/ml	95
17) 3+4-Methylphenol	7.119	107	11257	44.16	ng/ml	96
18) Hexachloroethane	7.247	117	5176	45.36	ng/ml	97
20) Nitrobenzene	7.295	77	12263	43.07	ng/ml	95
22) Isophorone	7.530	82	24028	44.89	ng/ml	98
23) 2-Nitrophenol	7.616	139	3173	46.80	ng/ml	96
24) 2,4-Dimethylphenol	7.643	122	8627	48.28	ng/ml	96

Quantitation Report (Not Reviewed)

Data Path : K:\1\DATA\2020-10\0J09037\
Data File : E10092012.D
Acq On : 9 Oct 2020 6:28 pm
Operator : JK/ AMS /DTH
Sample : 0J09037-CAL2
Misc : 1x, A20J168@50
ALS Vial : 4 Sample Multiplier: 1

Quant Time: Oct 12 10:38:14 2020
Quant Method : K:\1\METHODS\SV5_100920.M
Quant Title : EPA 8270D: Semivolatile Organics
QLast Update : Mon Oct 12 10:34:59 2020
Response via : Initial Calibration

Compound	R.T.	QIon	Response	Conc	Units	Dev(Min)
25) Bis(2-chloroethoxy) me...	7.734	93	16739	48.54	ng/ml	97
26) Benzoic acid	7.718	105	124	526.32	ng/ml	83
27) 2,4-Dichlorophenol	7.851	162	5900	52.42	ng/ml	95
28) 1,2,4-Trichlorobenzene	7.937	180	12110	47.54	ng/ml	100
29) Naphthalene	8.017	128	43529	51.03	ng/ml	99
30) 4-Chloroaniline	8.060	127	14725	46.43	ng/ml	97
31) Hexachlorobutadiene	8.146	225	6409	47.78	ng/ml	92
32) 4-Chloro-3-methylphenol	8.541	107	2347	49.54	ng/ml#	1
33) 2-Methylnaphthalene	8.712	142	27370	48.89	ng/ml	100
34) 1-Methylnaphthalene	8.814	142	26300	50.32	ng/ml	99
36) Hexachlorocyclopentadiene	8.884	237	3794	46.79	ng/ml	98
37) 2,4,6-Trichlorophenol	8.996	196	3161	50.86	ng/ml	96
38) 2,4,5-Trichlorophenol	9.033	196	2109	42.62	ng/ml	91
39) 1,1'-Biphenyl	9.183	154	33519	51.00	ng/ml	99
41) 2-Chloronaphthalene	9.210	162	25680	50.50	ng/ml	96
42) 2-Nitroaniline	9.301	138	3577	44.86	ng/ml	94
43) 2,6-Dimethylnaphthalene	9.344	156	24075	50.40	ng/ml	97
44) 1,4-Dinitrobenzene	9.429	168	1074	47.69	ng/ml	75
45) Dimethyl phthalate	9.483	163	23042	44.29	ng/ml	99
46) 1,3-Dinitrobenzene	9.509	168	1386	44.16	ng/ml	89
47) 2,6-Dinitrotoluene	9.541	165	2738	43.53	ng/ml	68
48) 1,2-Dinitrobenzene	9.595	168	1040	43.90	ng/ml#	6
49) Acenaphthylene	9.632	152	34488	46.14	ng/ml	99
50) 3-Nitroaniline	9.718	138	3107	37.34	ng/ml	85
51) Acenaphthene	9.809	153	26689	51.05	ng/ml	100
52) 2,4-Dinitrophenol	0.000		0	N.D.		
53) 4-Nitrophenol	9.878	139	721	49.13	ng/ml	86
54) 2,4-Dinitrotoluene	9.953	165	2394	41.84	ng/ml	78
55) Dibenzofuran	9.985	168	35936	51.19	ng/ml#	79
56) 2,3,5,6-Tetrachlorophenol	10.066	232	1147	47.22	ng/ml	91
57) 2,3,4,6-Tetrachlorophenol	10.114	232	1657	41.74	ng/ml	86
58) Diethyl phthalate	10.199	149	21969	43.15	ng/ml	98
59) 2,3,5-Trimethylnaphtha...	10.194	170	20695	47.75	ng/ml	97
60) Fluorene	10.333	166	27265	48.40	ng/ml	100
61) 4-Chlorophenyl phenyl ...	10.328	204	13540	50.30	ng/ml	99
62) 4-Nitroaniline	10.338	138	3636	40.77	ng/ml	91
63) 4,6-Dinitro-2-methylph...	10.371	198	102	84.85	ng/ml#	1

see Ml

see Ml

Quantitation Report (Not Reviewed)

Data Path : K:\1\DATA\2020-10\0J09037\
Data File : E10092012.D
Acq On : 9 Oct 2020 6:28 pm
Operator : JK/ AMS /DTH
Sample : 0J09037-CAL2
Misc : 1x, A20J168@50
ALS Vial : 4 Sample Multiplier: 1

Quant Time: Oct 12 10:38:14 2020
Quant Method : K:\1\METHODS\SV5_100920.M
Quant Title : EPA 8270D: Semivolatile Organics
QLast Update : Mon Oct 12 10:34:59 2020
Response via : Initial Calibration

Compound	R.T.	QIon	Response	Conc	Units	Dev(Min)
65) N-Nitrosodiphenylamine	10.440	169	21090	46.03	ng/ml	99
66) Azobenzene (1,2-DPH)	10.488	77	24348	44.66	ng/ml	95
68) 4-Bromophenyl phenyl e...	10.825	248	7177	46.34	ng/ml	96
69) Hexachlorobenzene	10.905	284	8028	45.32	ng/ml	88
70) Pentachlorophenol (PCP)	11.103	266	869	43.33	ng/ml	98
71) Phenanthrene	11.317	178	41437	51.83	ng/ml	99
72) Anthracene	11.371	178	37122	47.17	ng/ml	99
73) Carbazole	11.526	167	28912	43.38	ng/ml	98
74) Di-n-butyl phthalate	11.868	149	26259	38.98	ng/ml	99
75) Fluoranthene	12.617	202	33607	41.69	ng/ml	97
76) Benzidine	12.777	184	6432	81.32	ng/ml	90
77) Pyrene	12.922	202	36137	43.00	ng/ml	98
80) Butyl benzyl phthalate	13.992	149	7003	42.72	ng/ml	95
81) Bis(2-ethylhexyl) adipate	14.173	129	8600	48.22	ng/ml	99
82) 3,3-Dichlorobenzidine	15.158	252	11023	72.02	ng/ml	95
83) Benz(a)anthracene	15.200	228	34564	44.72	ng/ml	98
84) Chrysene	15.270	228	36641	49.95	ng/ml	98
85) Bis(2-ethylhexyl) phth...	15.366	149	9208	41.65	ng/ml	99
87) Di-n-octyl phthalate	17.040	149	9847	44.32	ng/ml	95
88) Benzo(b)fluoranthene	17.805	252	22925	39.54	ng/ml	98
89) Benzo(k)fluoranthene	17.875	252	24999	42.28	ng/ml	97
90) Benzo(b+k)fluoranthene	17.805	252	51986	83.01	ng/ml	96
91) Benzo(e)pyrene	18.463	252	26133	38.09	ng/ml	99
92) Benzo(a)pyrene	18.586	252	16780	38.54	ng/ml	97
93) Perylene	18.789	252	31369	46.88	ng/ml	99
95) Indeno(1,2,3-cd)pyrene	21.127	276	26935	41.97	ng/ml	83
96) Dibenz(a,h)anthracene	21.196	278	23899	41.23	ng/ml	99
97) Benzo(g,h,i)perylene	21.662	276	23995	39.18	ng/ml	93

(#) = qualifier out of range (m) = manual integration (+) = signals summed

Quantitation Report (Qedit)

Data Path : K:\1\DATA\2020-10\0J09037\
Data File : E10092012.D
Acq On : 9 Oct 2020 6:28 pm
Operator : JK/ AMS /DTH
Sample : 0J09037-CAL2
Misc : 1x, A20J168@50
ALS Vial : 4 Sample Multiplier: 1

Quant Time: Oct 12 10:38:14 2020
Quant Method : K:\1\METHODS\SV5_100920.M
Quant Title : EPA 8270D: Semivolatile Organics
QLast Update : Mon Oct 12 10:34:59 2020
Response via : Initial Calibration

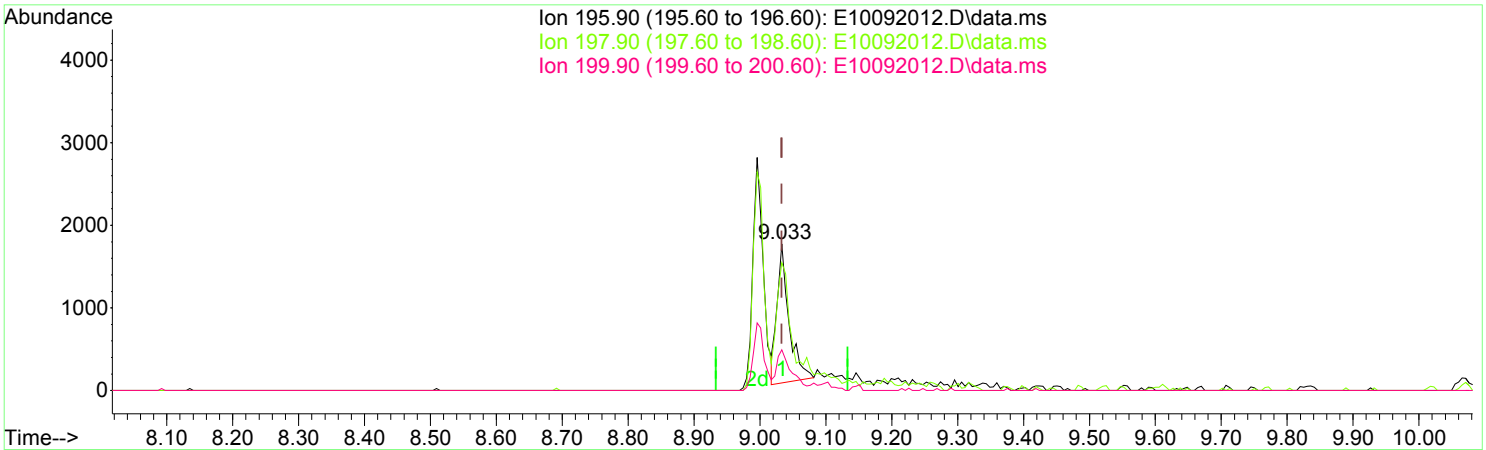

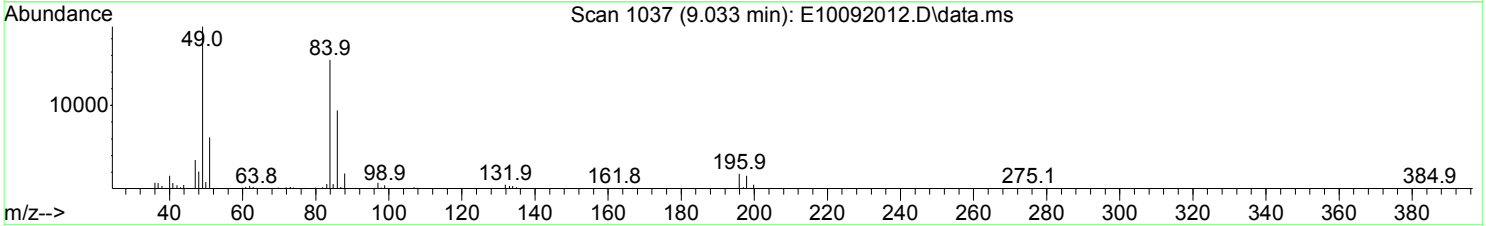

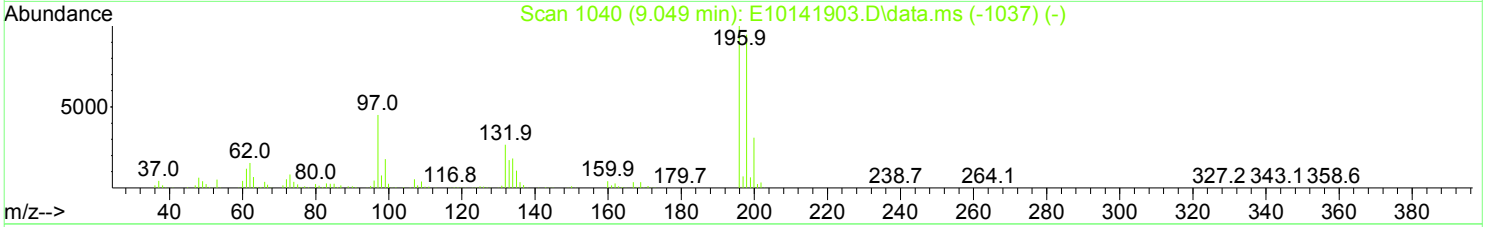

TIC: E10092012.D\data.ms

(38) 2,4,5-Trichlorophenol (T)

9.033min (-0.000) 42.62 ng/ml

response 2109

Ion	Exp%	Act%
195.90	100.00	100.00
197.90	97.10	87.10
199.90	30.80	27.72
0.00	0.00	0.00

Quantitation Report (Qedit)

Data Path : K:\1\DATA\2020-10\0J09037\
Data File : E10092012.D
Acq On : 9 Oct 2020 6:28 pm
Operator : JK/ AMS /DTH
Sample : 0J09037-CAL2
Misc : 1x, A20J168@50
ALS Vial : 4 Sample Multiplier: 1

Quant Time: Oct 12 10:38:14 2020
Quant Method : K:\1\METHODS\SV5_100920.M
Quant Title : EPA 8270D: Semivolatile Organics
QLast Update : Mon Oct 12 10:34:59 2020
Response via : Initial Calibration

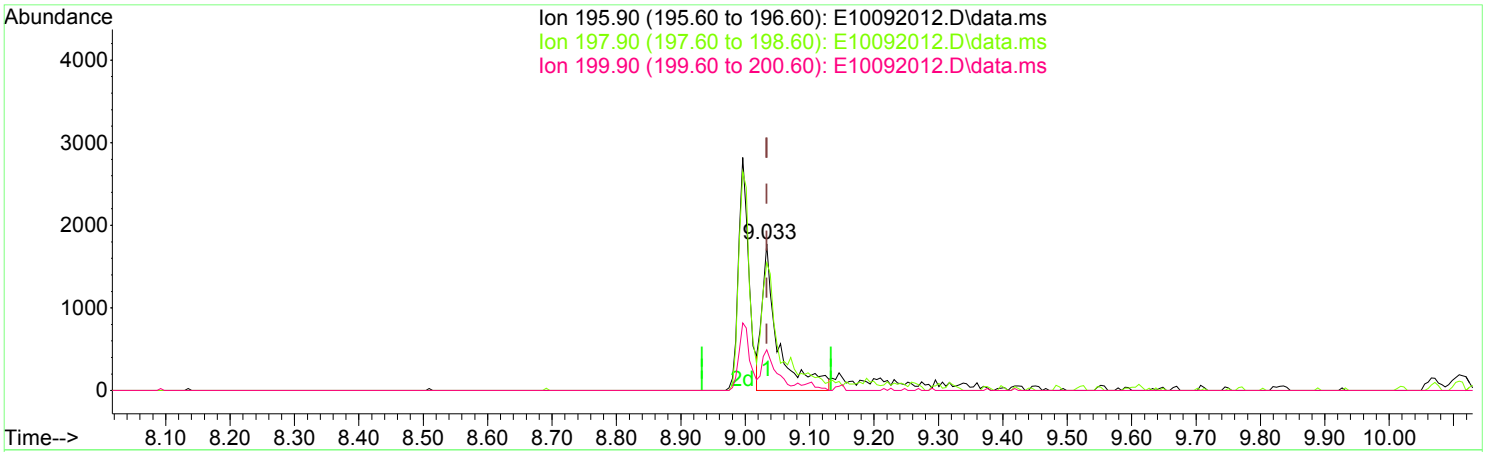

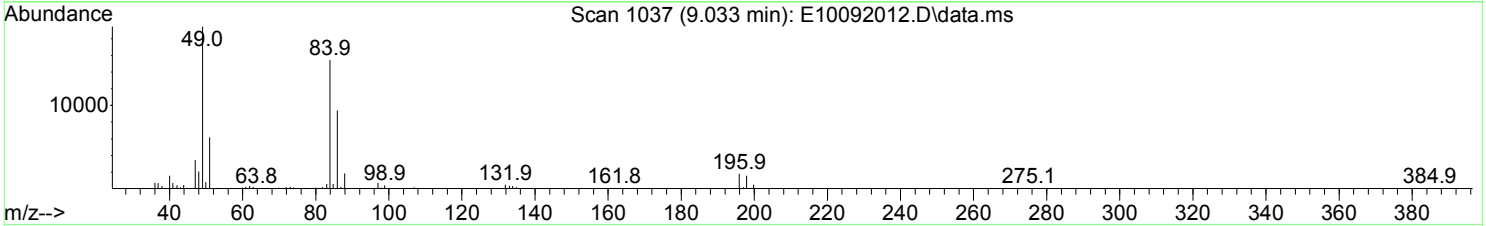

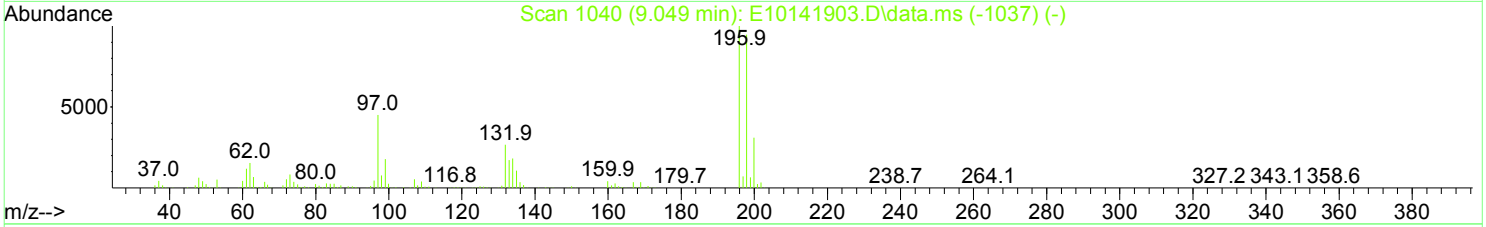

TIC: E10092012.D\data.ms

(38) 2,4,5-Trichlorophenol (T)

9.033min (-0.000) 49.43 ng/ml m

response 3073

Ion	Exp%	Act%
195.90	100.00	100.00
197.90	97.10	87.10
199.90	30.80	27.72
0.00	0.00	0.00

Quantitation Report (Qedit)

Data Path : K:\1\DATA\2020-10\0J09037\
Data File : E10092012.D
Acq On : 9 Oct 2020 6:28 pm
Operator : JK/ AMS /DTH
Sample : 0J09037-CAL2
Misc : 1x, A20J168@50
ALS Vial : 4 Sample Multiplier: 1

Quant Time: Oct 12 10:38:14 2020
Quant Method : K:\1\METHODS\SV5_100920.M
Quant Title : EPA 8270D: Semivolatile Organics
QLast Update : Mon Oct 12 10:34:59 2020
Response via : Initial Calibration

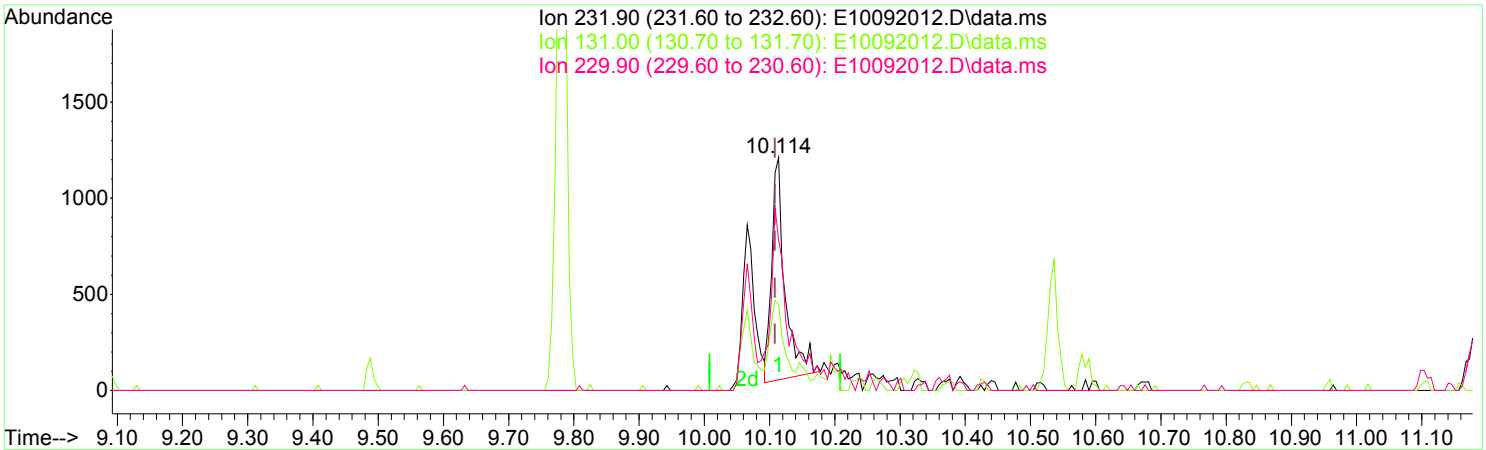

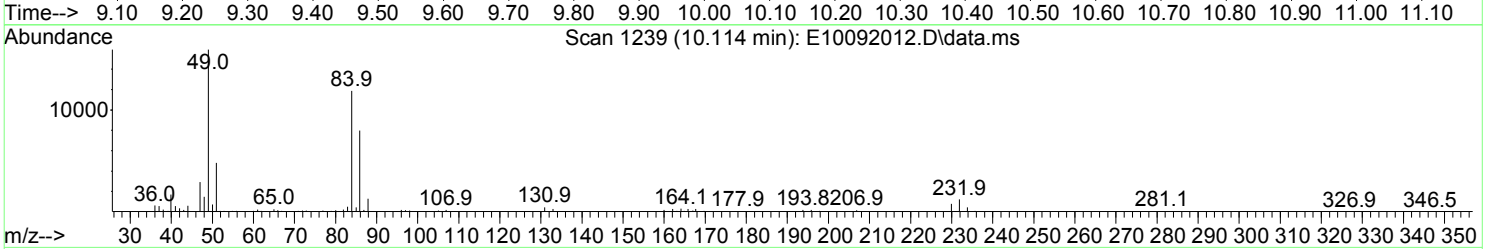

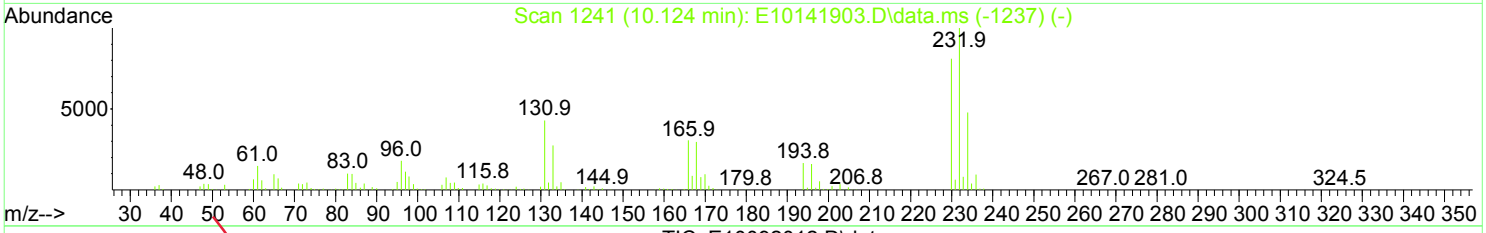

TIC: E10092012.D\data.ms

(57) 2,3,4,6-Tetrachlorophenol (T)

10.114min (+ 0.005) 41.74 ng/ml

response 1657

Ion	Exp%	Act%
231.90	100.00	100.00
131.00	43.60	36.83
229.90	78.50	64.57
0.00	0.00	0.00

Quantitation Report (Qedit)

Data Path : K:\1\DATA\2020-10\0J09037\
Data File : E10092012.D
Acq On : 9 Oct 2020 6:28 pm
Operator : JK/ AMS /DTH
Sample : 0J09037-CAL2
Misc : 1x, A20J168@50
ALS Vial : 4 Sample Multiplier: 1

Quant Time: Oct 12 10:38:14 2020
Quant Method : K:\1\METHODS\SV5_100920.M
Quant Title : EPA 8270D: Semivolatile Organics
QLast Update : Mon Oct 12 10:34:59 2020
Response via : Initial Calibration

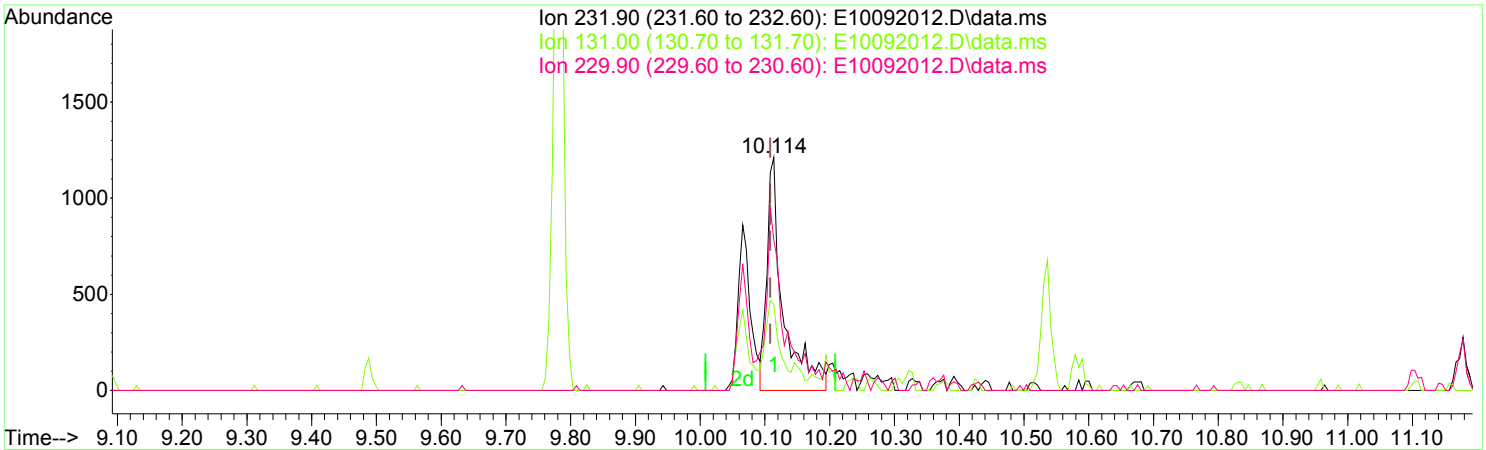

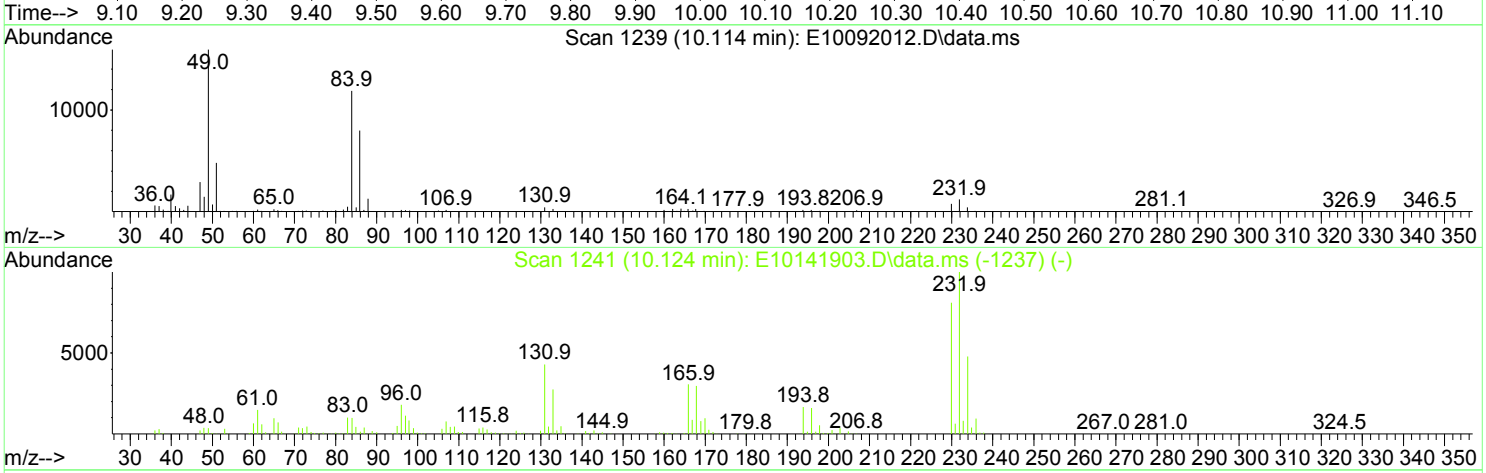

TIC: E10092012.D\data.ms

(57) 2,3,4,6-Tetrachlorophenol (T)

10.114min (+ 0.005) 45.78 ng/ml m

response 2129

Ion	Exp%	Act%
231.90	100.00	100.00
131.00	43.60	36.83
229.90	78.50	64.57
0.00	0.00	0.00

Quantitation Report (Not Reviewed)

Data Path : K:\1\DATA\2020-10\0J09037\
Data File : E10092012.D
Acq On : 9 Oct 2020 6:28 pm
Operator : JK/ AMS /DTH
Sample : 0J09037-CAL2
Misc : 1x, A20J168@50
ALS Vial : 4 Sample Multiplier: 1

Quant Time: Oct 12 10:38:14 2020
Quant Method : K:\1\METHODS\SV5_100920.M
Quant Title : EPA 8270D: Semivolatile Organics
QLast Update : Mon Oct 12 10:34:59 2020
Response via : Initial Calibration

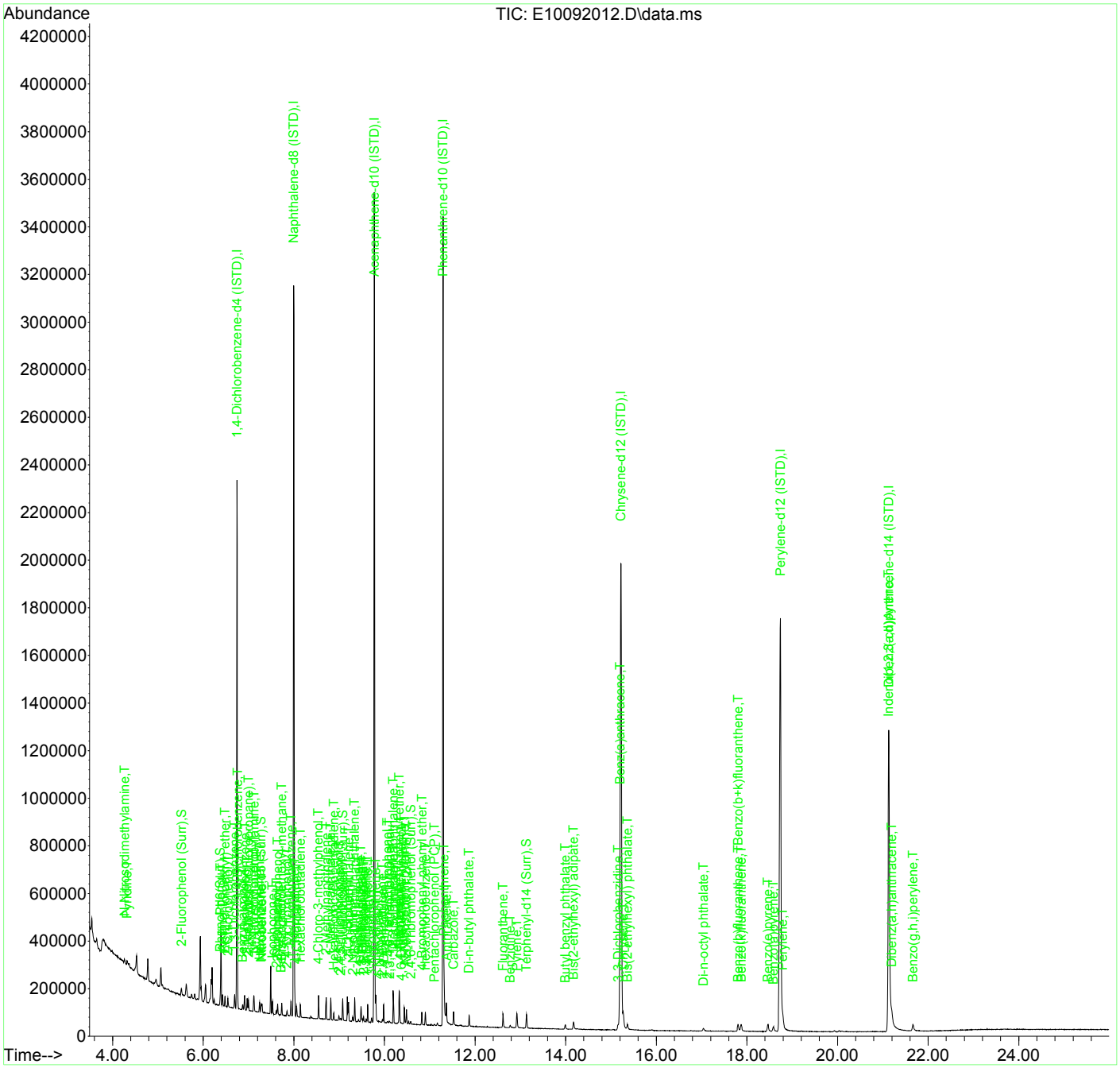

Quantitation Report (Not Reviewed)

Data Path : K:\1\DATA\2020-10\0J09037\
Data File : E10092013.D
Acq On : 9 Oct 2020 7:04 pm
Operator : JK/ AMS /DTH
Sample : 0J09037-CAL3
Misc : 1x, A20J169@100
ALS Vial : 5 Sample Multiplier: 1

JK 10/13/20

Quant Time: Oct 12 10:39:26 2020
Quant Method : K:\1\METHODS\SV5_100920.M
Quant Title : EPA 8270D: Semivolatile Organics
QLast Update : Mon Oct 12 10:34:59 2020
Response via : Initial Calibration

Compound	R.T.	QIon	Response	Conc	Units	Dev(Min)
Internal Standards						
1) 1,4-Dichlorobenzene-d4...	6.744	152	399147	2000.00	ng/ml	0.00
21) Naphthalene-d8 (ISTD)	7.996	136	1563651	2000.00	ng/ml	0.00
35) Acenaphthene-d10 (ISTD)	9.777	162	780549	2000.00	ng/ml	0.00
64) Phenanthrene-d10 (ISTD)	11.296	188	1433818	2000.00	ng/ml	0.00
78) Chrysene-d12 (ISTD)	15.216	240	1365153	2000.00	ng/ml	-0.01
86) Perylene-d12 (ISTD)	18.736	264	1362027	2000.00	ng/ml	-0.01
94) Dibenz(a,h)Anthrcene-d...	21.137	292	1080404	2000.00	ng/ml	-0.01
System Monitoring Compounds						
4) 2-Fluorophenol (Surr)	5.519	112	23226	92.13	ng/ml	0.00
5) Phenol-d6(Surr)	6.375	99	28985	91.23	ng/ml	0.00
19) Nitrobenzene-d5 (Surr)	7.279	82	23292	84.03	ng/ml	0.00
40) 2-Fluorobiphenyl (Surr)	9.082	172	60736	102.73	ng/ml	0.00
67) 2,4,6-Tribromophenol (...	10.579	330	3825	80.18	ng/ml	0.00
79) Terphenyl-d14 (Surr)	13.136	244	61842	98.44	ng/ml	0.00
Target Compounds						Qvalue
2) N-Nitrosodimethylamine	4.257	74	18594	95.65	ng/ml	85
3) Pyridine	4.300	79	28556	97.18	ng/ml	84
6) Phenol	6.386	94	30330	92.05	ng/ml	95
7) Aniline	6.429	93	39259	92.34	ng/ml	97
8) Bis(2-chloroethyl) ether	6.482	93	30002	99.16	ng/ml	99
9) 2-Chlorophenol	6.546	128	24368	91.04	ng/ml	97
10) 1,3-Dichlorobenzene	6.696	146	31682	100.13	ng/ml	97
11) 1,4-Dichlorobenzene	6.760	146	32581	101.77	ng/ml	99
12) Benzyl alcohol	6.867	108	9431	83.52	ng/ml	97
13) 1,2-Dichlorobenzene	6.915	146	30900	100.63	ng/ml	98
14) 2-Methylphenol	6.969	107	19706	92.95	ng/ml	94
15) 2,2'-Oxybis(1-Chloropr...	7.001	45	40364	97.73	ng/ml	97
16) N-Nitrosodi-n-propylamine	7.124	70	20068	93.87	ng/ml	99
17) 3+4-Methylphenol	7.113	107	25321	99.19	ng/ml	97
18) Hexachloroethane	7.247	117	10967	95.98	ng/ml	97
20) Nitrobenzene	7.295	77	25671	90.03	ng/ml	98
22) Isophorone	7.525	82	49931	93.85	ng/ml	98
23) 2-Nitrophenol	7.616	139	7388	79.29	ng/ml	96
24) 2,4-Dimethylphenol	7.643	122	19165	97.17	ng/ml	96

Quantitation Report (Not Reviewed)

Data Path : K:\1\DATA\2020-10\0J09037\
Data File : E10092013.D
Acq On : 9 Oct 2020 7:04 pm
Operator : JK/ AMS /DTH
Sample : 0J09037-CAL3
Misc : 1x, A20J169@100
ALS Vial : 5 Sample Multiplier: 1

Quant Time: Oct 12 10:39:26 2020
Quant Method : K:\1\METHODS\SV5_100920.M
Quant Title : EPA 8270D: Semivolatile Organics
QLast Update : Mon Oct 12 10:34:59 2020
Response via : Initial Calibration

Compound	R.T.	QIon	Response	Conc	Units		Dev(Min)
25) Bis(2-chloroethoxy) me...	7.734	93	34789	101.50	ng/ml		98
26) Benzoic acid	7.739	105	224	527.20	ng/ml#		69
27) 2,4-Dichlorophenol	7.851	162	13479	90.13	ng/ml		95
28) 1,2,4-Trichlorobenzene	7.937	180	25330	100.05	ng/ml		95
29) Naphthalene	8.017	128	89157	105.15	ng/ml		99
30) 4-Chloroaniline	8.060	127	31169	98.89	ng/ml		97
31) Hexachlorobutadiene	8.151	225	13343	100.08	ng/ml		96
32) 4-Chloro-3-methylphenol	8.541	107	7736	75.67	ng/ml#		3
33) 2-Methylnaphthalene	8.713	142	57836	103.95	ng/ml		99
34) 1-Methylnaphthalene	8.814	142	54155	104.25	ng/ml		99
36) Hexachlorocyclopentadiene	8.884	237	8599	91.31	ng/ml		98
37) 2,4,6-Trichlorophenol	8.996	196	7637	83.15	ng/ml		94
38) 2,4,5-Trichlorophenol	9.033	196	6655	74.84	ng/ml	see MI	99
39) 1,1'-Biphenyl	9.183	154	69391	105.81	ng/ml		99
41) 2-Chloronaphthalene	9.210	162	52119	102.71	ng/ml		98
42) 2-Nitroaniline	9.301	138	8302	74.45	ng/ml		81
43) 2,6-Dimethylnaphthalene	9.344	156	49162	103.16	ng/ml		97
44) 1,4-Dinitrobenzene	9.429	168	2330	67.12	ng/ml		81
45) Dimethyl phthalate	9.483	163	50101	96.50	ng/ml		99
46) 1,3-Dinitrobenzene	9.509	168	3562	70.12	ng/ml		83
47) 2,6-Dinitrotoluene	9.542	165	7053	75.83	ng/ml		91
48) 1,2-Dinitrobenzene	9.600	168	2900	75.19	ng/ml		78
49) Acenaphthylene	9.633	152	74722	100.18	ng/ml		99
50) 3-Nitroaniline	9.718	138	8686	82.76	ng/ml		91
51) Acenaphthene	9.809	153	54110	103.73	ng/ml		99
52) 2,4-Dinitrophenol	9.830	184	80	161.43	ng/ml#		1
53) 4-Nitrophenol	9.879	139	2398	69.70	ng/ml		83
54) 2,4-Dinitrotoluene	9.953	165	6359	66.06	ng/ml		93
55) Dibenzofuran	9.986	168	73599	105.07	ng/ml		91
56) 2,3,5,6-Tetrachlorophenol	10.066	232	3141	66.66	ng/ml		99
57) 2,3,4,6-Tetrachlorophenol	10.109	232	3946	61.41	ng/ml	see MI	88
58) Diethyl phthalate	10.199	149	50142	98.69	ng/ml		100
59) 2,3,5-Trimethylnaphtha...	10.194	170	44298	102.44	ng/ml		100
60) Fluorene	10.333	166	58059	103.30	ng/ml		98
61) 4-Chlorophenyl phenyl ...	10.328	204	27392	101.98	ng/ml		97
62) 4-Nitroaniline	10.339	138	8872	82.51	ng/ml		95
63) 4,6-Dinitro-2-methylph...	10.376	198	569	95.62	ng/ml#		45

Quantitation Report (Not Reviewed)

Data Path : K:\1\DATA\2020-10\0J09037\
Data File : E10092013.D
Acq On : 9 Oct 2020 7:04 pm
Operator : JK/ AMS /DTH
Sample : 0J09037-CAL3
Misc : 1x, A20J169@100
ALS Vial : 5 Sample Multiplier: 1

Quant Time: Oct 12 10:39:26 2020
Quant Method : K:\1\METHODS\SV5_100920.M
Quant Title : EPA 8270D: Semivolatile Organics
QLast Update : Mon Oct 12 10:34:59 2020
Response via : Initial Calibration

Compound	R.T.	QIon	Response	Conc	Units	Dev(Min)
65) N-Nitrosodiphenylamine	10.440	169	46084	99.78	ng/ml	99
66) Azobenzene (1,2-DPH)	10.488	77	53991	98.25	ng/ml	98
68) 4-Bromophenyl phenyl e...	10.825	248	14910	95.50	ng/ml	96
69) Hexachlorobenzene	10.905	284	17522	98.13	ng/ml	92
70) Pentachlorophenol (PCP)	11.103	266	2340	63.47	ng/ml	91
71) Phenanthrene	11.317	178	82256	102.08	ng/ml	99
72) Anthracene	11.371	178	77955	98.27	ng/ml	99
73) Carbazole	11.526	167	64373	95.82	ng/ml	99
74) Di-n-butyl phthalate	11.868	149	64575	81.06	ng/ml	99
75) Fluoranthene	12.617	202	74095	91.19	ng/ml	98
76) Benzidine	12.778	184	20902	124.98	ng/ml	97
77) Pyrene	12.922	202	79724	94.11	ng/ml	98
80) Butyl benzyl phthalate	13.992	149	17505	72.12	ng/ml	97
81) Bis(2-ethylhexyl) adipate	14.174	129	17676	75.79	ng/ml	97
82) 3,3-Dichlorobenzidine	15.158	252	27382	195.76	ng/ml	99
83) Benz(a)anthracene	15.195	228	71758	93.10	ng/ml	99
84) Chrysene	15.275	228	74095	101.29	ng/ml	99
85) Bis(2-ethylhexyl) phth...	15.366	149	24142	70.75	ng/ml	98
87) Di-n-octyl phthalate	17.046	149	23946	61.39	ng/ml	97
88) Benzo(b)fluoranthene	17.805	252	54159	82.43	ng/ml	99
89) Benzo(k)fluoranthene	17.869	252	57422	85.40	ng/ml	99
90) Benzo(b+k)fluoranthene	17.869	252	119337	170.27	ng/ml	99
91) Benzo(e)pyrene	18.463	252	57973	83.70	ng/ml	99
92) Benzo(a)pyrene	18.586	252	41762	79.06	ng/ml	99
93) Perylene	18.789	252	64645	95.69	ng/ml	98
95) Indeno(1,2,3-cd)pyrene	21.132	276	53869	82.82	ng/ml	94
96) Dibenz(a,h)anthracene	21.196	278	50879	86.61	ng/ml	97
97) Benzo(g,h,i)perylene	21.667	276	53026	85.44	ng/ml	99

(#) = qualifier out of range (m) = manual integration (+) = signals summed

Quantitation Report (Qedit)

Data Path : K:\1\DATA\2020-10\0J09037\
Data File : E10092013.D
Acq On : 9 Oct 2020 7:04 pm
Operator : JK/ AMS /DTH
Sample : 0J09037-CAL3
Misc : 1x, A20J169@100
ALS Vial : 5 Sample Multiplier: 1

Quant Time: Oct 12 10:39:26 2020
Quant Method : K:\1\METHODS\SV5_100920.M
Quant Title : EPA 8270D: Semivolatile Organics
QLast Update : Mon Oct 12 10:34:59 2020
Response via : Initial Calibration

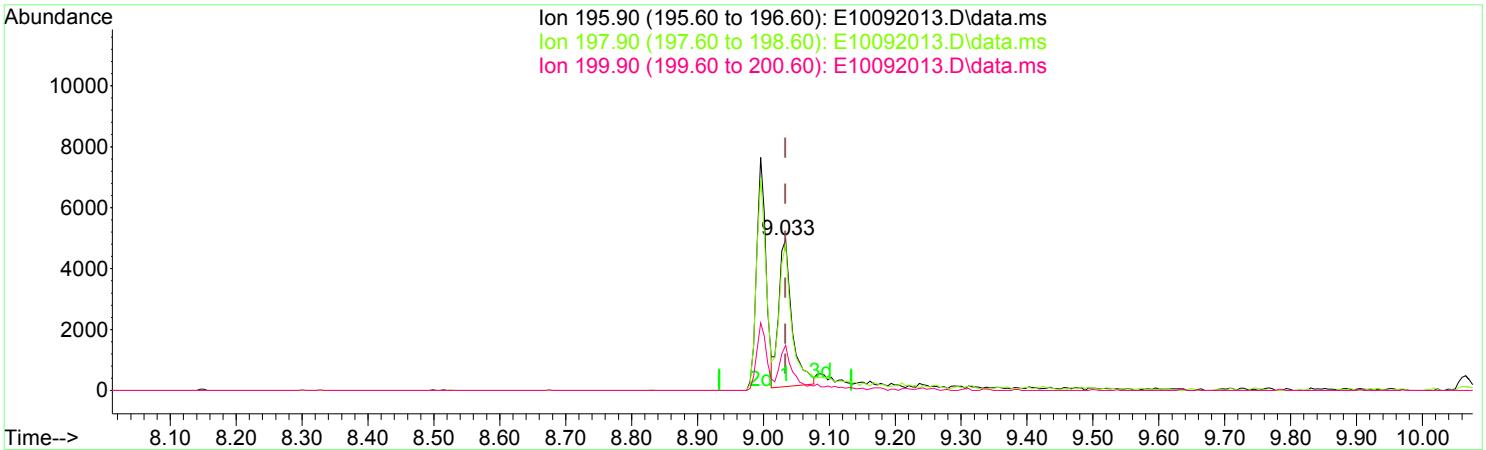

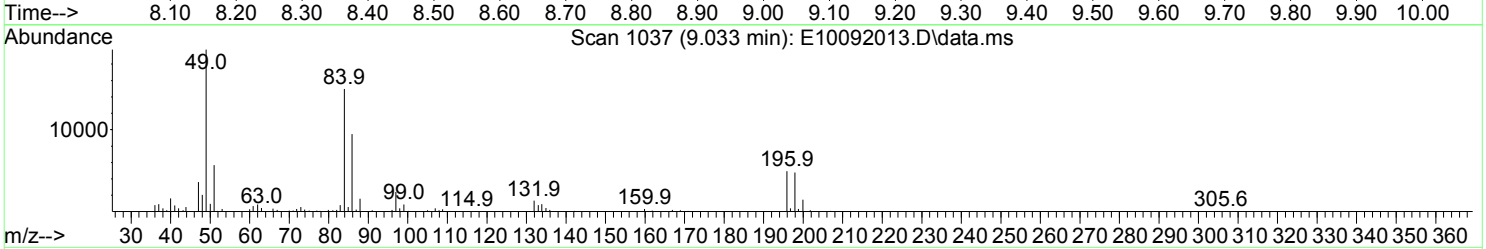

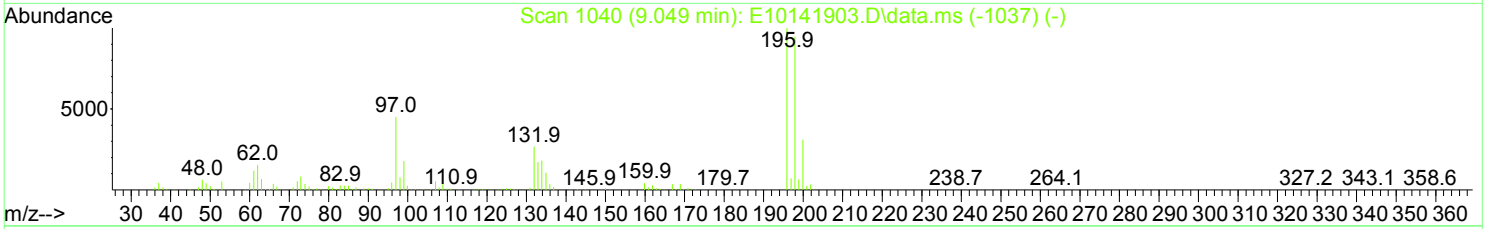

TIC: E10092013.D\data.ms

(38) 2,4,5-Trichlorophenol (T)

9.033min (0.000) 74.84 ng/ml

response 6655

Ion	Exp%	Act%
195.90	100.00	100.00
197.90	97.10	96.75
199.90	30.80	29.87
0.00	0.00	0.00

Quantitation Report (Qedit)

Data Path : K:\1\DATA\2020-10\0J09037\
Data File : E10092013.D
Acq On : 9 Oct 2020 7:04 pm
Operator : JK/ AMS /DTH
Sample : 0J09037-CAL3
Misc : 1x, A20J169@100
ALS Vial : 5 Sample Multiplier: 1

Quant Time: Oct 12 10:39:26 2020
Quant Method : K:\1\METHODS\SV5_100920.M
Quant Title : EPA 8270D: Semivolatile Organics
QLast Update : Mon Oct 12 10:34:59 2020
Response via : Initial Calibration

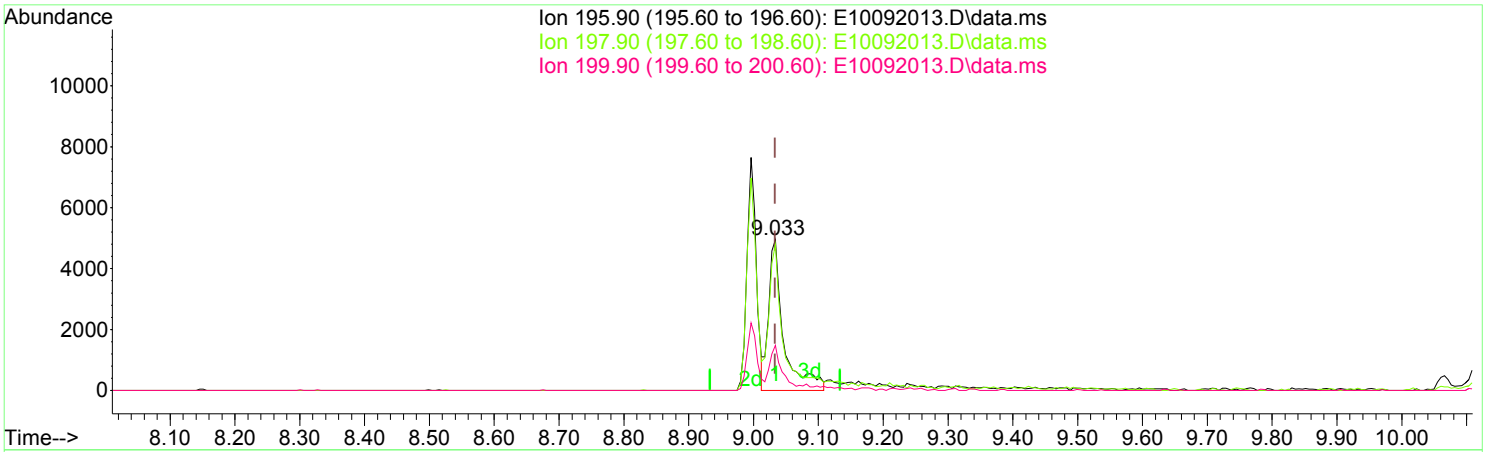

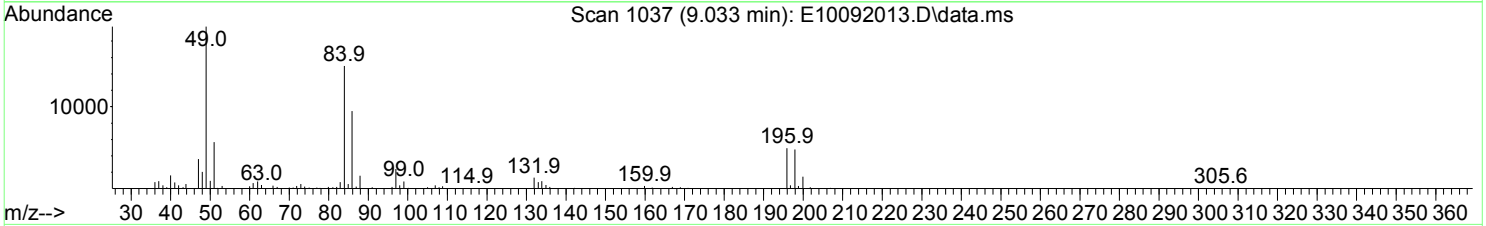

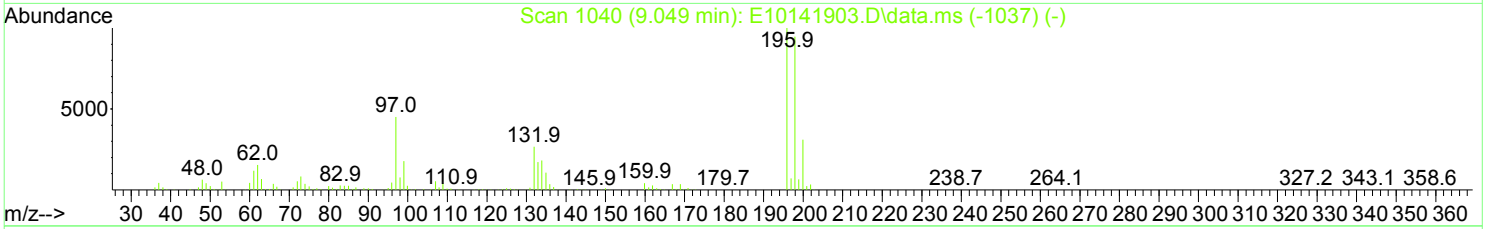

TIC: E10092013.D\data.ms

(38) 2,4,5-Trichlorophenol (T)

9.033min (0.000) 84.86 ng/ml m

response 8071

Ion	Exp%	Act%
195.90	100.00	100.00
197.90	97.10	96.75
199.90	30.80	29.87
0.00	0.00	0.00

Quantitation Report (Qedit)

Data Path : K:\1\DATA\2020-10\0J09037\
Data File : E10092013.D
Acq On : 9 Oct 2020 7:04 pm
Operator : JK/ AMS /DTH
Sample : 0J09037-CAL3
Misc : 1x, A20J169@100
ALS Vial : 5 Sample Multiplier: 1

Quant Time: Oct 12 10:39:26 2020
Quant Method : K:\1\METHODS\SV5_100920.M
Quant Title : EPA 8270D: Semivolatile Organics
QLast Update : Mon Oct 12 10:34:59 2020
Response via : Initial Calibration

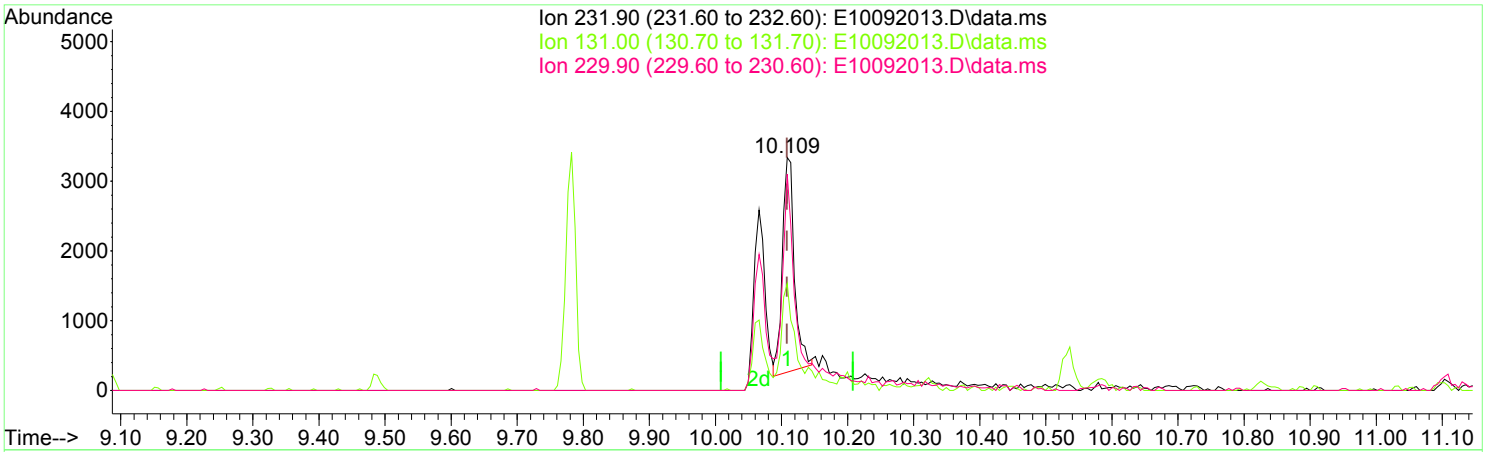

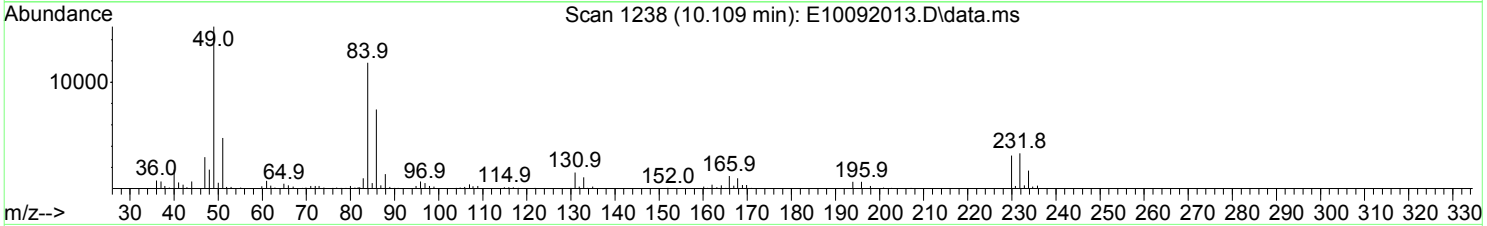

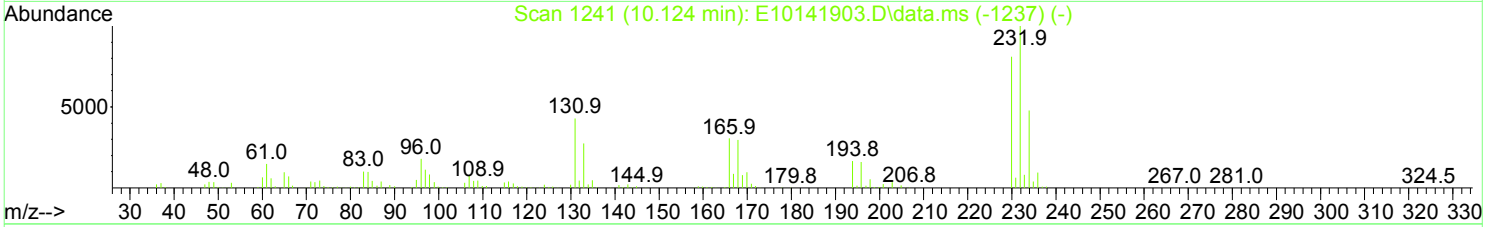

TIC: E10092013.D\data.ms

(57) 2,3,4,6-Tetrachlorophenol (T)

10.109min (-0.000) 61.41 ng/ml

response 3946

Ion	Exp%	Act%
231.90	100.00	100.00
131.00	43.60	45.91
229.90	78.50	92.96
0.00	0.00	0.00

Quantitation Report (Qedit)

Data Path : K:\1\DATA\2020-10\0J09037\
Data File : E10092013.D
Acq On : 9 Oct 2020 7:04 pm
Operator : JK/ AMS /DTH
Sample : 0J09037-CAL3
Misc : 1x, A20J169@100
ALS Vial : 5 Sample Multiplier: 1

Quant Time: Oct 12 10:39:26 2020
Quant Method : K:\1\METHODS\SV5_100920.M
Quant Title : EPA 8270D: Semivolatile Organics
QLast Update : Mon Oct 12 10:34:59 2020
Response via : Initial Calibration

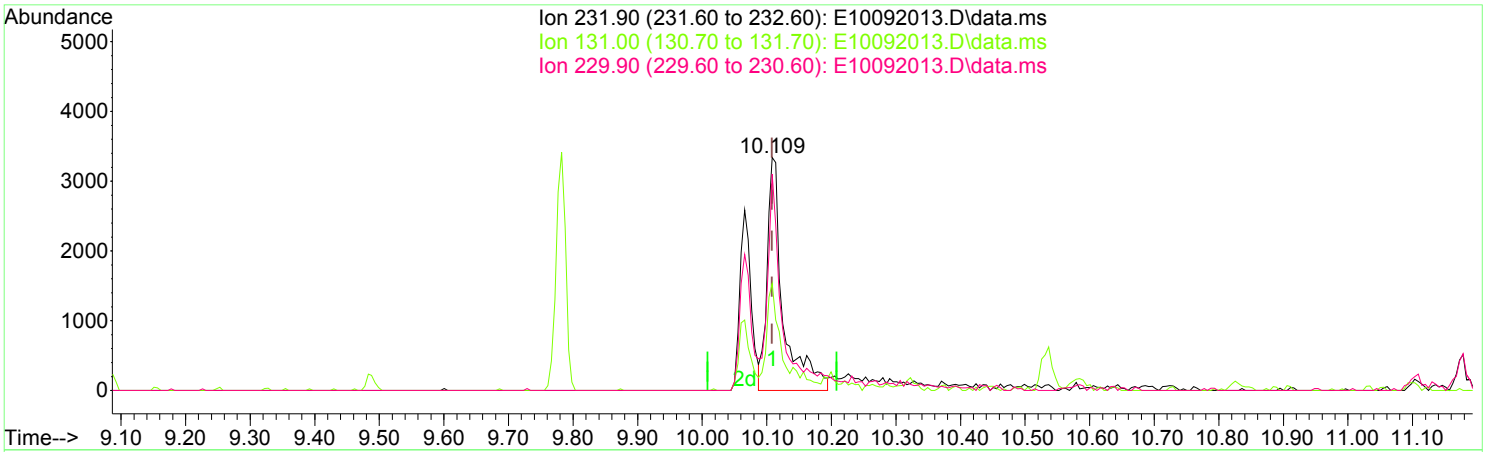

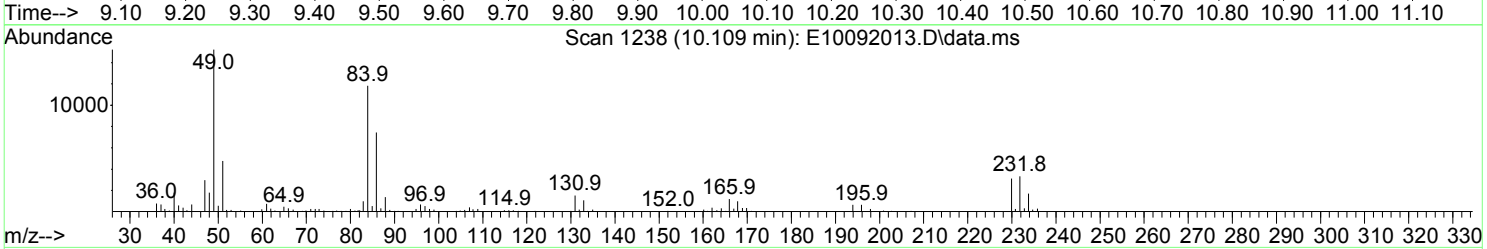

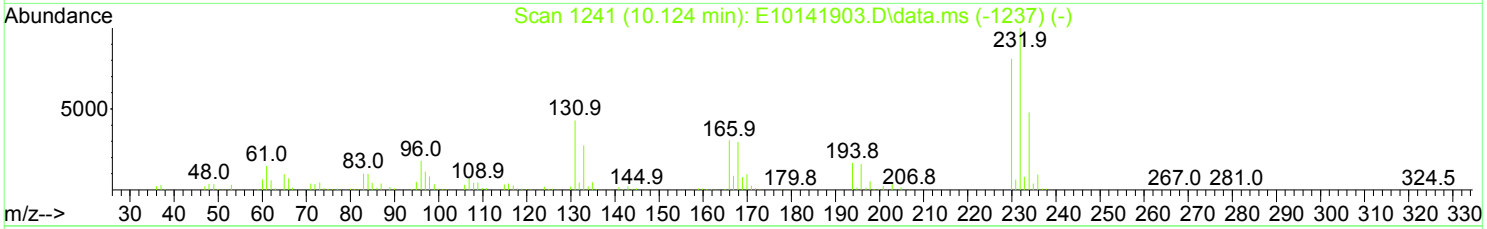

TIC: E10092013.D\data.ms

(57) 2,3,4,6-Tetrachlorophenol (T)

10.109min (-0.000) 77.94 ng/ml m

response 5873

Ion	Exp%	Act%
231.90	100.00	100.00
131.00	43.60	45.91
229.90	78.50	92.96
0.00	0.00	0.00

Quantitation Report (Not Reviewed)

Data Path : K:\1\DATA\2020-10\0J09037\
Data File : E10092013.D
Acq On : 9 Oct 2020 7:04 pm
Operator : JK/ AMS /DTH
Sample : 0J09037-CAL3
Misc : 1x, A20J169@100
ALS Vial : 5 Sample Multiplier: 1

Quant Time: Oct 12 10:39:26 2020
Quant Method : K:\1\METHODS\SV5_100920.M
Quant Title : EPA 8270D: Semivolatile Organics
QLast Update : Mon Oct 12 10:34:59 2020
Response via : Initial Calibration

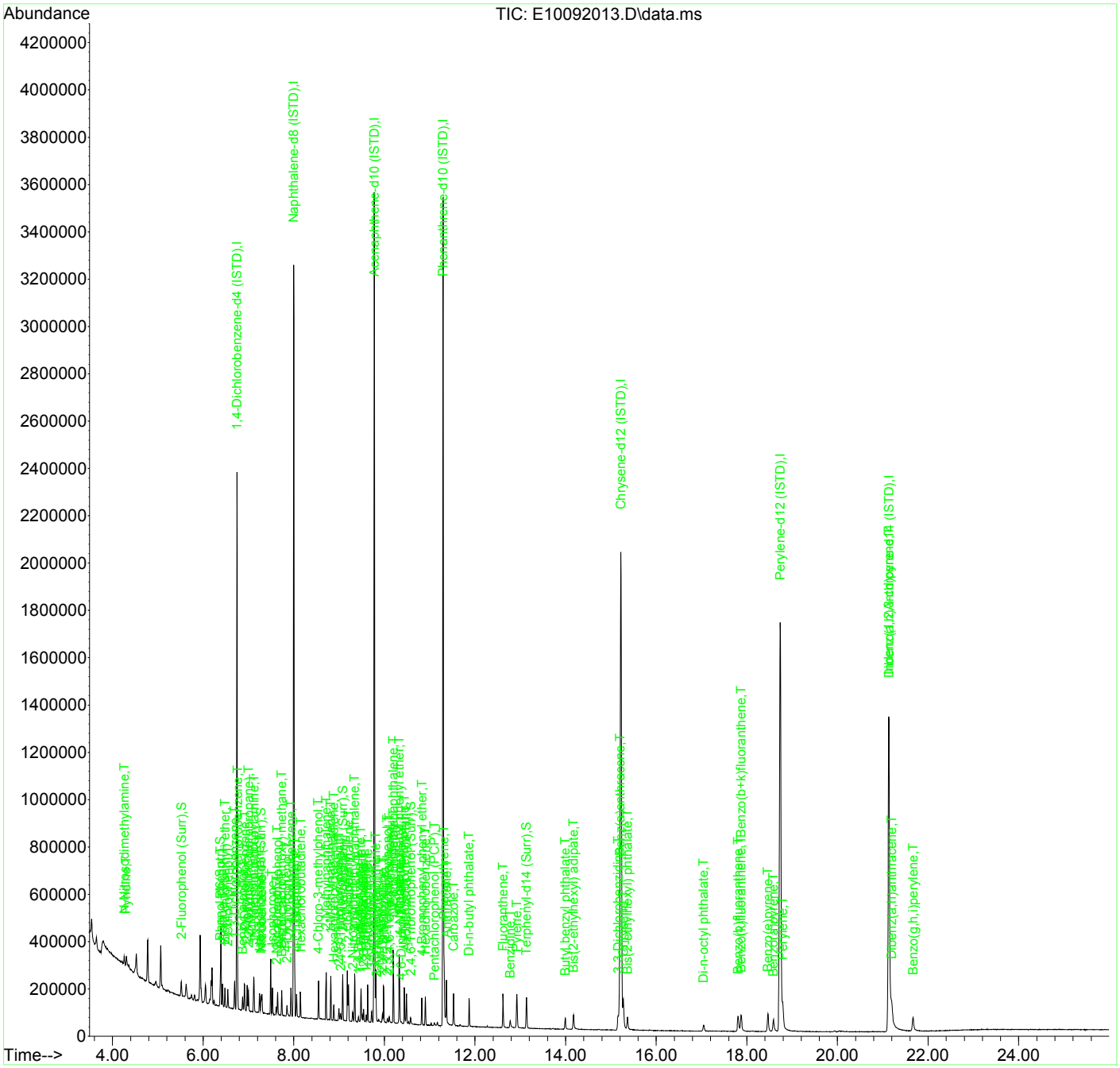

Quantitation Report (Not Reviewed)

Data Path : K:\1\DATA\2020-10\0J09037\
Data File : E10092014.D
Acq On : 9 Oct 2020 7:40 pm
Operator : JK/ AMS /DTH
Sample : 0J09037-CAL4
Misc : 1x, A20J170@200
ALS Vial : 6 Sample Multiplier: 1

JK 10/13/20

Quant Time: Oct 12 10:40:56 2020
Quant Method : K:\1\METHODS\SV5_100920.M
Quant Title : EPA 8270D: Semivolatile Organics
QLast Update : Mon Oct 12 10:34:59 2020
Response via : Initial Calibration

Compound	R.T.	QIon	Response	Conc	Units	Dev(Min)
Internal Standards						
1) 1,4-Dichlorobenzene-d4...	6.744	152	407104	2000.00	ng/ml	0.00
21) Naphthalene-d8 (ISTD)	7.996	136	1604675	2000.00	ng/ml	0.00
35) Acenaphthene-d10 (ISTD)	9.777	162	800400	2000.00	ng/ml	0.00
64) Phenanthrene-d10 (ISTD)	11.296	188	1481933	2000.00	ng/ml	0.00
78) Chrysene-d12 (ISTD)	15.222	240	1426765	2000.00	ng/ml	0.00
86) Perylene-d12 (ISTD)	18.747	264	1416581	2000.00	ng/ml	0.00
94) Dibenz(a,h)Anthrcene-d...	21.143	292	1138537	2000.00	ng/ml	0.00
System Monitoring Compounds						
4) 2-Fluorophenol (Surr)	5.519	112	49614	192.97	ng/ml	0.00
5) Phenol-d6(Surr)	6.375	99	62884	194.06	ng/ml	0.00
19) Nitrobenzene-d5 (Surr)	7.279	82	51744	183.02	ng/ml	0.00
40) 2-Fluorobiphenyl (Surr)	9.082	172	126648	208.90	ng/ml	0.00
67) 2,4,6-Tribromophenol (...	10.579	330	10865	168.51	ng/ml	0.00
79) Terphenyl-d14 (Surr)	13.136	244	136704	208.20	ng/ml	0.00
Target Compounds						Qvalue
2) N-Nitrosodimethylamine	4.257	74	37546	189.37	ng/ml	96
3) Pyridine	4.289	79	60413	201.57	ng/ml	95
6) Phenol	6.386	94	65258	194.18	ng/ml	98
7) Aniline	6.429	93	83678	192.97	ng/ml	98
8) Bis(2-chloroethyl) ether	6.482	93	62152	201.40	ng/ml	98
9) 2-Chlorophenol	6.546	128	51852	189.93	ng/ml	100
10) 1,3-Dichlorobenzene	6.696	146	64564	200.07	ng/ml	98
11) 1,4-Dichlorobenzene	6.760	146	65587	200.86	ng/ml	99
12) Benzyl alcohol	6.867	108	24004	168.71	ng/ml	95
13) 1,2-Dichlorobenzene	6.915	146	62715	200.24	ng/ml	100
14) 2-Methylphenol	6.969	107	43879	202.93	ng/ml	99
15) 2,2'-Oxybis(1-Chloropr...	7.001	45	82642	196.18	ng/ml	99
16) N-Nitrosodi-n-propylamine	7.124	70	43437	199.21	ng/ml	98
17) 3+4-Methylphenol	7.113	107	53356	204.93	ng/ml	99
18) Hexachloroethane	7.247	117	21986	188.65	ng/ml	98
20) Nitrobenzene	7.295	77	57164	196.56	ng/ml	97
22) Isophorone	7.525	82	108579	198.88	ng/ml	99
23) 2-Nitrophenol	7.616	139	18675	162.10	ng/ml	97
24) 2,4-Dimethylphenol	7.643	122	42028	197.83	ng/ml	97

Quantitation Report (Not Reviewed)

Data Path : K:\1\DATA\2020-10\0J09037\
Data File : E10092014.D
Acq On : 9 Oct 2020 7:40 pm
Operator : JK/ AMS /DTH
Sample : 0J09037-CAL4
Misc : 1x, A20J170@200
ALS Vial : 6 Sample Multiplier: 1

Quant Time: Oct 12 10:40:56 2020
Quant Method : K:\1\METHODS\SV5_100920.M
Quant Title : EPA 8270D: Semivolatile Organics
QLast Update : Mon Oct 12 10:34:59 2020
Response via : Initial Calibration

Compound	R.T.	QIon	Response	Conc	Units	Dev(Min)
25) Bis(2-chloroethoxy) me...	7.734	93	71946	204.54	ng/ml	98
26) Benzoic acid	7.761	105	208	527.01	ng/ml#see Mi	53
27) 2,4-Dichlorophenol	7.851	162	32052	177.97	ng/ml	99
28) 1,2,4-Trichlorobenzene	7.937	180	52144	200.70	ng/ml	99
29) Naphthalene	8.017	128	181451	208.53	ng/ml	99
30) 4-Chloroaniline	8.060	127	64730	200.11	ng/ml	98
31) Hexachlorobutadiene	8.146	225	27003	197.37	ng/ml	98
32) 4-Chloro-3-methylphenol	8.541	107	25367	157.75	ng/ml#	68
33) 2-Methylnaphthalene	8.713	142	119522	209.33	ng/ml	99
34) 1-Methylnaphthalene	8.814	142	110898	208.02	ng/ml	99
36) Hexachlorocyclopentadiene	8.884	237	19614	188.40	ng/ml	99
37) 2,4,6-Trichlorophenol	8.996	196	19741	166.70	ng/ml	95
38) 2,4,5-Trichlorophenol	9.034	196	18499	155.31	ng/ml	98
39) 1,1'-Biphenyl	9.183	154	143248	213.00	ng/ml	100
41) 2-Chloronaphthalene	9.210	162	107940	207.44	ng/ml	99
42) 2-Nitroaniline	9.301	138	21314	152.44	ng/ml	87
43) 2,6-Dimethylnaphthalene	9.344	156	102704	210.16	ng/ml	99
44) 1,4-Dinitrobenzene	9.429	168	6597	130.28	ng/ml	95
45) Dimethyl phthalate	9.483	163	113975	214.09	ng/ml	100
46) 1,3-Dinitrobenzene	9.510	168	9643	139.62	ng/ml	91
47) 2,6-Dinitrotoluene	9.542	165	19762	167.18	ng/ml	91
48) 1,2-Dinitrobenzene	9.600	168	7745	153.37	ng/ml	89
49) Acenaphthylene	9.633	152	160179	209.43	ng/ml	99
50) 3-Nitroaniline	9.718	138	21394	181.52	ng/ml	99
51) Acenaphthene	9.809	153	111855	209.11	ng/ml	98
52) 2,4-Dinitrophenol	9.820	184	623	187.27	ng/ml#	1
53) 4-Nitrophenol	9.879	139	7855	133.94	ng/ml	93
54) 2,4-Dinitrotoluene	9.953	165	18707	138.58	ng/ml	91
55) Dibenzofuran	9.986	168	152512	212.33	ng/ml	95
56) 2,3,5,6-Tetrachlorophenol	10.066	232	10821	138.64	ng/ml	99
57) 2,3,4,6-Tetrachlorophenol	10.109	232	15693	158.70	ng/ml	97
58) Diethyl phthalate	10.200	149	115290	221.30	ng/ml	98
59) 2,3,5-Trimethylnaphtha...	10.194	170	96099	216.71	ng/ml	99
60) Fluorene	10.333	166	124090	215.31	ng/ml	98
61) 4-Chlorophenyl phenyl ...	10.328	204	57883	210.15	ng/ml	98
62) 4-Nitroaniline	10.339	138	22032	182.68	ng/ml	97
63) 4,6-Dinitro-2-methylph...	10.371	198	2540	139.36	ng/ml	81

Quantitation Report (Not Reviewed)

Data Path : K:\1\DATA\2020-10\0J09037\
Data File : E10092014.D
Acq On : 9 Oct 2020 7:40 pm
Operator : JK/ AMS /DTH
Sample : 0J09037-CAL4
Misc : 1x, A20J170@200
ALS Vial : 6 Sample Multiplier: 1

Quant Time: Oct 12 10:40:56 2020
Quant Method : K:\1\METHODS\SV5_100920.M
Quant Title : EPA 8270D: Semivolatile Organics
QLast Update : Mon Oct 12 10:34:59 2020
Response via : Initial Calibration

Compound	R.T.	QIon	Response	Conc	Units	Dev(Min)
65) N-Nitrosodiphenylamine	10.440	169	100540	210.62	ng/ml	99
66) Azobenzene (1,2-DPH)	10.488	77	119036	209.57	ng/ml	98
68) 4-Bromophenyl phenyl e...	10.825	248	31789	197.00	ng/ml	94
69) Hexachlorobenzene	10.906	284	38764	210.05	ng/ml	98
70) Pentachlorophenol (PCP)	11.103	266	7031	124.60	ng/ml	96
71) Phenanthrene	11.317	178	177127	212.67	ng/ml	99
72) Anthracene	11.371	178	169482	206.71	ng/ml	99
73) Carbazole	11.526	167	142219	204.83	ng/ml	99
74) Di-n-butyl phthalate	11.868	149	157429	178.28	ng/ml	100
75) Fluoranthene	12.617	202	166847	198.67	ng/ml	98
76) Benzidine	12.778	184	74376	279.17	ng/ml	96
77) Pyrene	12.922	202	180088	205.68	ng/ml	99
80) Butyl benzyl phthalate	13.992	149	46457	147.41	ng/ml	99
81) Bis(2-ethylhexyl) adipate	14.179	129	45716	154.74	ng/ml	97
82) 3,3-Dichlorobenzidine	15.158	252	74748	521.02	ng/ml	98
83) Benz(a)anthracene	15.201	228	159951	198.56	ng/ml	99
84) Chrysene	15.275	228	159347	208.42	ng/ml	98
85) Bis(2-ethylhexyl) phth...	15.366	149	68829	151.89	ng/ml	99
87) Di-n-octyl phthalate	17.051	149	68809	112.81	ng/ml	97
88) Benzo(b)fluoranthene	17.811	252	129369	179.20	ng/ml	100
89) Benzo(k)fluoranthene	17.880	252	137333	185.33	ng/ml	97
90) Benzo(b+k)fluoranthene	17.880	252	280818	366.64	ng/ml	97
91) Benzo(e)pyrene	18.474	252	133259	184.99	ng/ml	99
92) Benzo(a)pyrene	18.592	252	104972	175.38	ng/ml	100
93) Perylene	18.795	252	137606	195.85	ng/ml	99
95) Indeno(1,2,3-cd)pyrene	21.132	276	117831	171.91	ng/ml	98
96) Dibenz(a,h)anthracene	21.202	278	110302	178.18	ng/ml	97
97) Benzo(g,h,i)perylene	21.672	276	117691	179.94	ng/ml	99

(#) = qualifier out of range (m) = manual integration (+) = signals summed

Quantitation Report (Qedit)

Data Path : K:\1\DATA\2020-10\0J09037\
Data File : E10092014.D
Acq On : 9 Oct 2020 7:40 pm
Operator : JK/ AMS /DTH
Sample : 0J09037-CAL4
Misc : 1x, A20J170@200
ALS Vial : 6 Sample Multiplier: 1

Quant Time: Oct 12 10:40:56 2020
Quant Method : K:\1\METHODS\SV5_100920.M
Quant Title : EPA 8270D: Semivolatile Organics
QLast Update : Mon Oct 12 10:34:59 2020
Response via : Initial Calibration

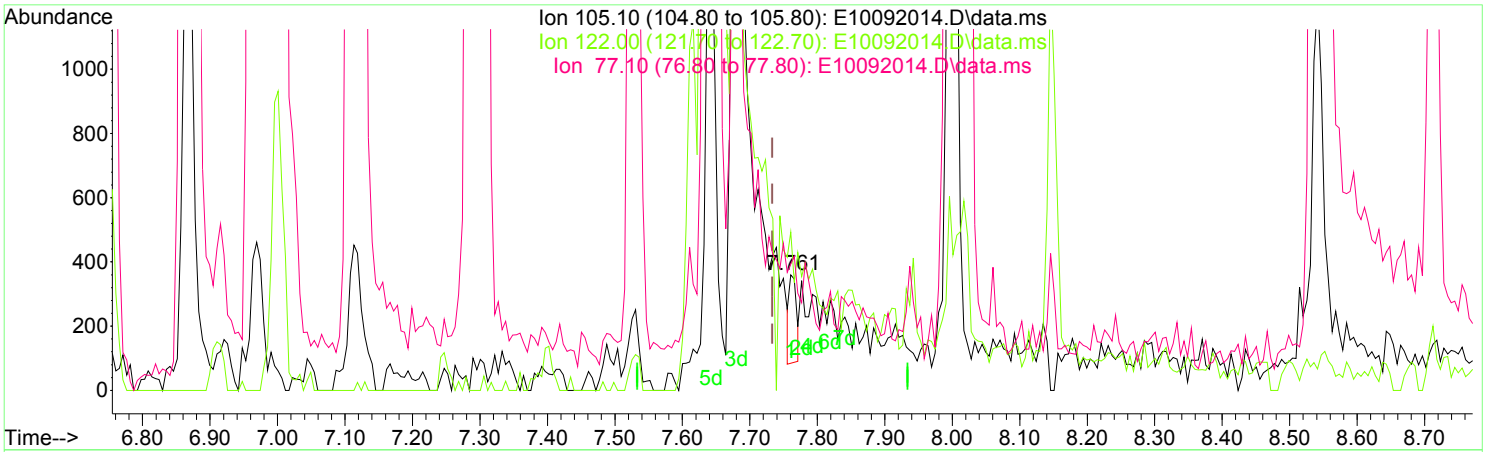

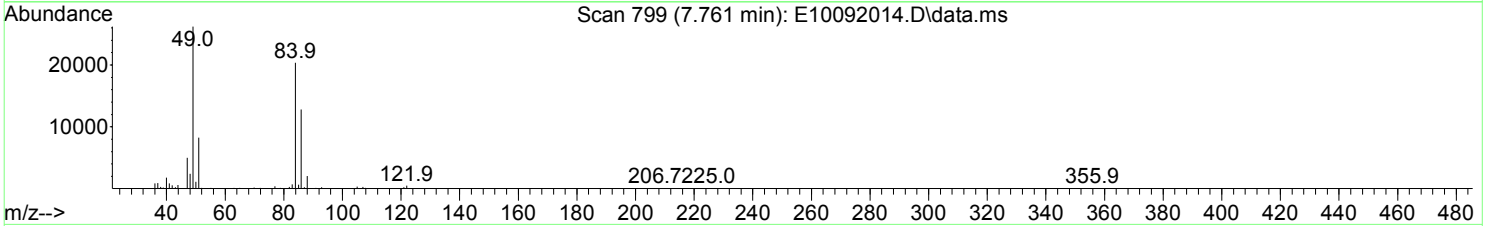

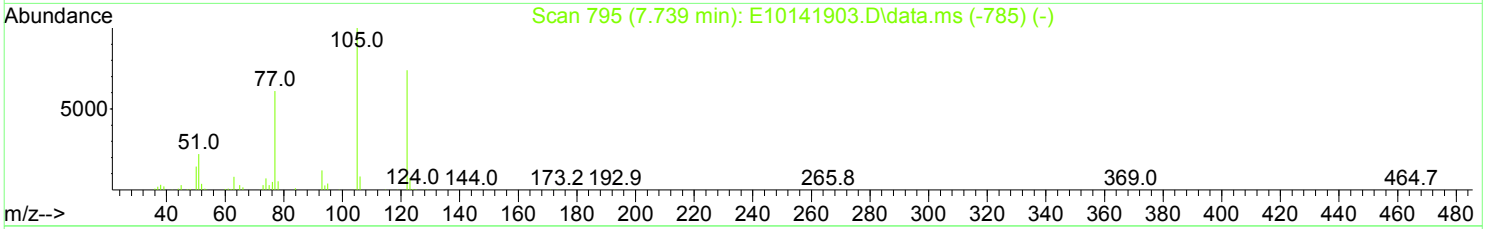

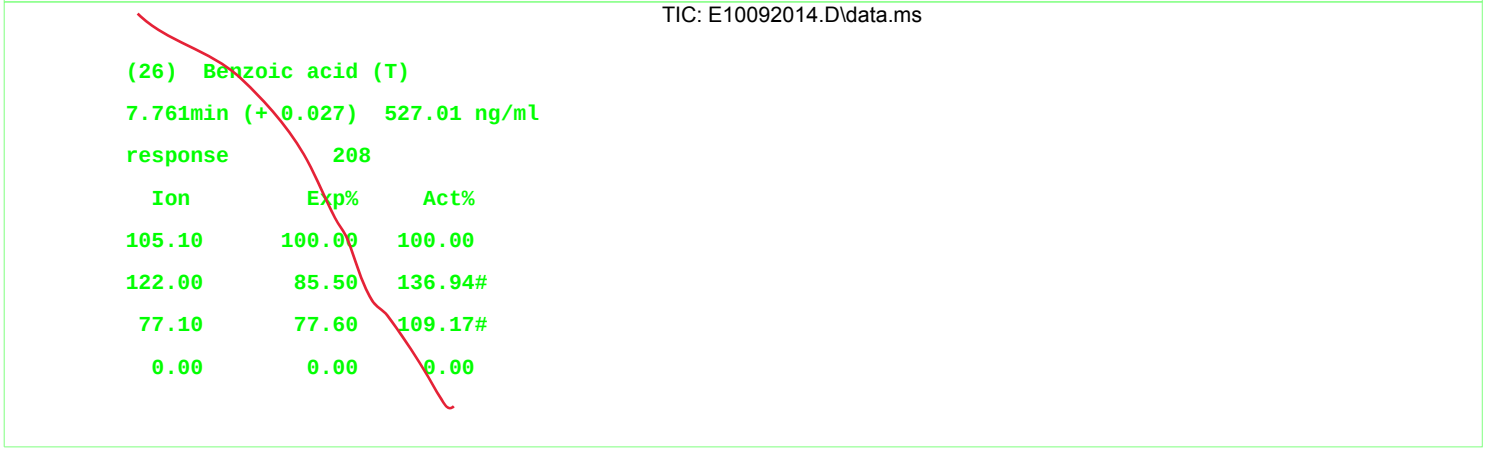

Quantitation Report (Qedit)

Data Path : K:\1\DATA\2020-10\0J09037\
Data File : E10092014.D
Acq On : 9 Oct 2020 7:40 pm
Operator : JK/ AMS /DTH
Sample : 0J09037-CAL4
Misc : 1x, A20J170@200
ALS Vial : 6 Sample Multiplier: 1

Quant Time: Oct 12 10:40:56 2020
Quant Method : K:\1\METHODS\SV5_100920.M
Quant Title : EPA 8270D: Semivolatile Organics
QLast Update : Mon Oct 12 10:34:59 2020
Response via : Initial Calibration

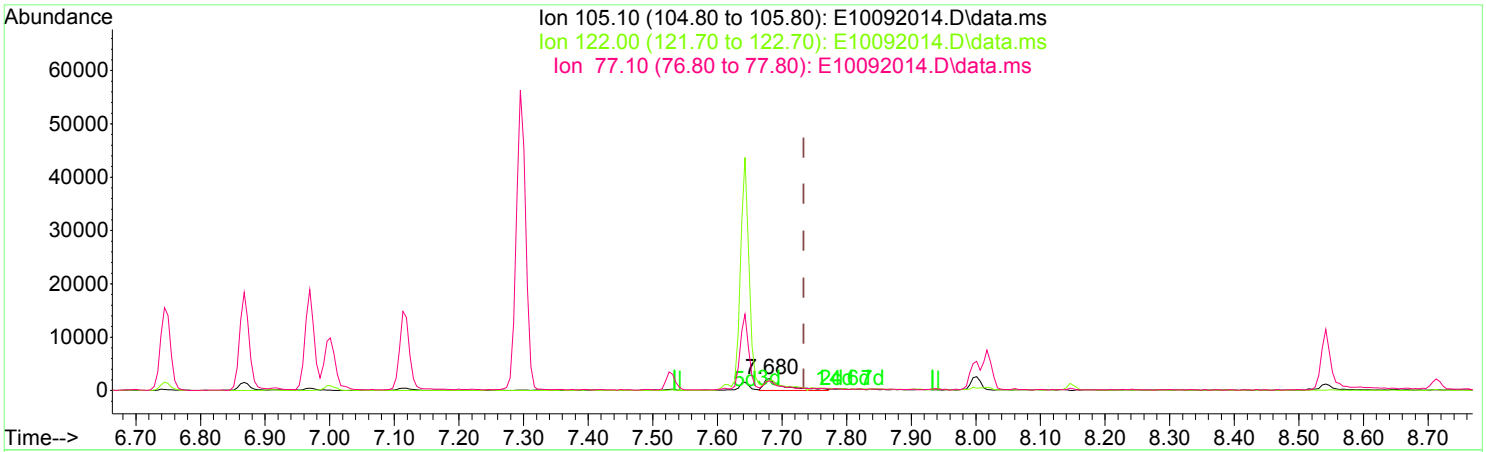

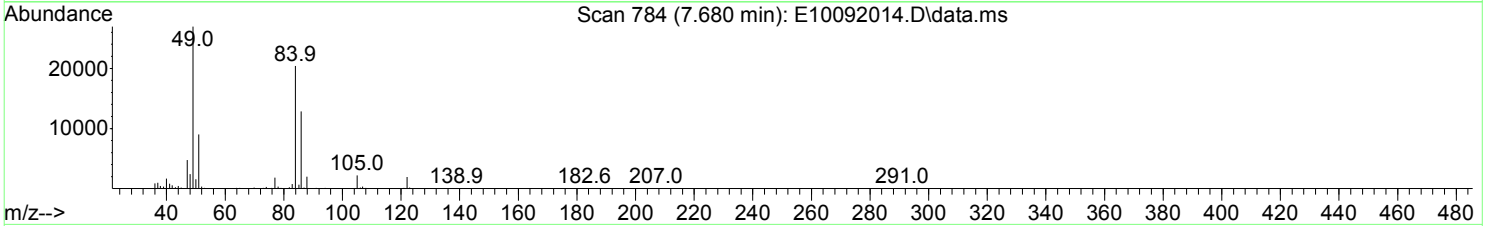

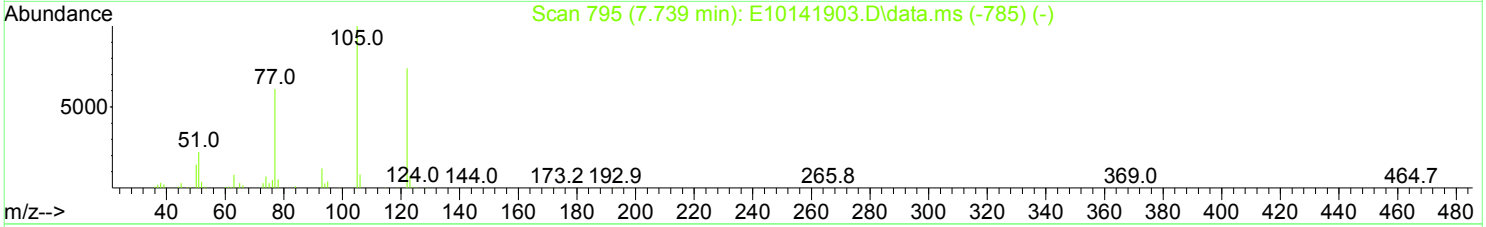

TIC: E10092014.D\data.ms

(26) Benzoic acid (T)

7.680min (-0.053) 565.91 ng/ml m

response 4785

Ion	Exp%	Act%
105.10	100.00	100.00
122.00	85.50	87.39
77.10	77.60	82.50
0.00	0.00	0.00

Data Path : K:\1\DATA\2020-10\0J09037\
Data File : E10092014.D
Acq On : 9 Oct 2020 7:40 pm
Operator : JK/ AMS /DTH
Sample : 0J09037-CAL4
Misc : 1x, A20J170@200
ALS Vial : 6 Sample Multiplier: 1

Quant Time: Oct 12 10:40:56 2020
Quant Method : K:\1\METHODS\SV5_100920.M
Quant Title : EPA 8270D: Semivolatile Organics
QLast Update : Mon Oct 12 10:34:59 2020
Response via : Initial Calibration

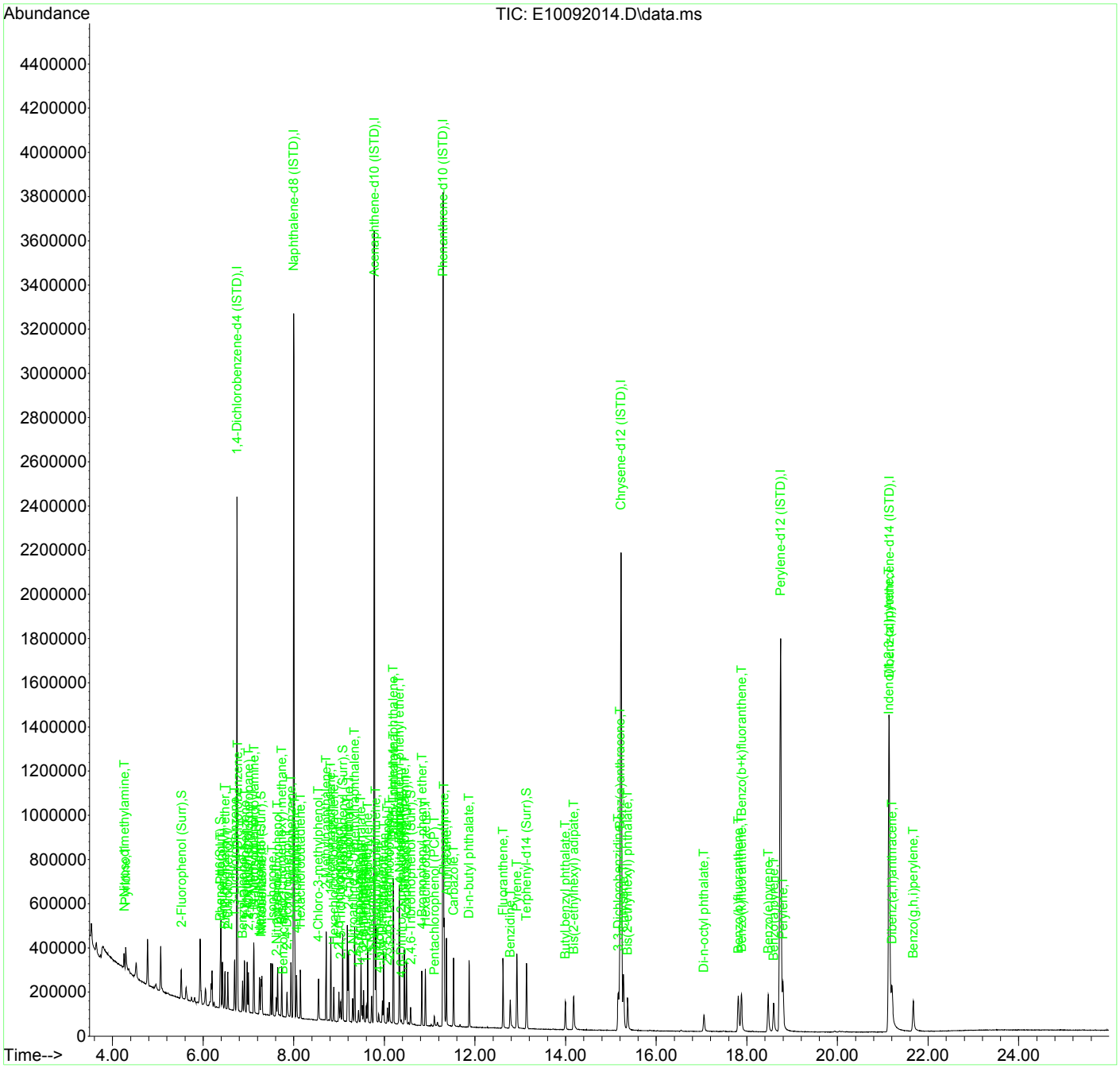

Quantitation Report (Not Reviewed)

Data Path : K:\1\DATA\2020-10\0J09037\
Data File : E10092015.D
Acq On : 9 Oct 2020 8:16 pm
Operator : JK/ AMS /DTH
Sample : 0J09037-CAL5
Misc : 1x, A20J171@500
ALS Vial : 7 Sample Multiplier: 1

JK 10/13/20

Quant Time: Oct 12 10:41:58 2020
Quant Method : K:\1\METHODS\SV5_100920.M
Quant Title : EPA 8270D: Semivolatile Organics
QLast Update : Mon Oct 12 10:34:59 2020
Response via : Initial Calibration

Compound	R.T.	QIon	Response	Conc	Units	Dev(Min)
Internal Standards						
1) 1,4-Dichlorobenzene-d4...	6.744	152	408433	2000.00	ng/ml	0.00
21) Naphthalene-d8 (ISTD)	7.996	136	1610783	2000.00	ng/ml	0.00
35) Acenaphthene-d10 (ISTD)	9.777	162	823228	2000.00	ng/ml	0.00
64) Phenanthrene-d10 (ISTD)	11.296	188	1498468	2000.00	ng/ml	0.00
78) Chrysene-d12 (ISTD)	15.227	240	1461750	2000.00	ng/ml	0.00
86) Perylene-d12 (ISTD)	18.747	264	1475116	2000.00	ng/ml	0.00
94) Dibenz(a,h)Anthrcene-d...	21.148	292	1194265	2000.00	ng/ml	0.00
System Monitoring Compounds						
4) 2-Fluorophenol (Surr)	5.519	112	131819	511.02	ng/ml	0.00
5) Phenol-d6(Surr)	6.375	99	169897	522.59	ng/ml	0.00
19) Nitrobenzene-d5 (Surr)	7.279	82	141632	499.33	ng/ml	0.00
40) 2-Fluorobiphenyl (Surr)	9.082	172	323069	518.10	ng/ml	0.00
67) 2,4,6-Tribromophenol (...	10.579	330	35405	473.96	ng/ml	0.00
79) Terphenyl-d14 (Surr)	13.141	244	361865	537.93	ng/ml	0.00
Target Compounds						Qvalue
2) N-Nitrosodimethylamine	4.252	74	97910	492.23	ng/ml	100
3) Pyridine	4.284	79	156116	519.19	ng/ml	97
6) Phenol	6.386	94	177747	527.17	ng/ml	97
7) Aniline	6.429	93	218011	501.13	ng/ml	99
8) Bis(2-chloroethyl) ether	6.482	93	155633	502.68	ng/ml	98
9) 2-Chlorophenol	6.546	128	141092	515.12	ng/ml	99
10) 1,3-Dichlorobenzene	6.696	146	162940	503.27	ng/ml	98
11) 1,4-Dichlorobenzene	6.760	146	165067	503.87	ng/ml	99
12) Benzyl alcohol	6.867	108	76190	475.06	ng/ml	97
13) 1,2-Dichlorobenzene	6.915	146	156812	499.05	ng/ml	99
14) 2-Methylphenol	6.969	107	116069	535.05	ng/ml	99
15) 2,2'-Oxybis(1-Chloropr...	7.001	45	208086	492.36	ng/ml	97
16) N-Nitrosodi-n-propylamine	7.124	70	115090	526.11	ng/ml	98
17) 3+4-Methylphenol	7.119	107	150188	574.98	ng/ml	98
18) Hexachloroethane	7.247	117	57144	488.73	ng/ml	97
20) Nitrobenzene	7.295	77	152424	522.41	ng/ml	97
22) Isophorone	7.525	82	287289	524.21	ng/ml	99
23) 2-Nitrophenol	7.611	139	60380	470.06	ng/ml	100
24) 2,4-Dimethylphenol	7.643	122	120346	549.32	ng/ml	98

Quantitation Report (Not Reviewed)

Data Path : K:\1\DATA\2020-10\0J09037\
Data File : E10092015.D
Acq On : 9 Oct 2020 8:16 pm
Operator : JK/ AMS /DTH
Sample : 0J09037-CAL5
Misc : 1x, A20J171@500
ALS Vial : 7 Sample Multiplier: 1

Quant Time: Oct 12 10:41:58 2020
Quant Method : K:\1\METHODS\SV5_100920.M
Quant Title : EPA 8270D: Semivolatile Organics
QLast Update : Mon Oct 12 10:34:59 2020
Response via : Initial Calibration

Compound	R.T.	QIon	Response	Conc	Units	Dev(Min)
25) Bis(2-chloroethoxy) me...	7.734	93	185383	525.03	ng/ml	99
26) Benzoic acid	7.702	105	35461	822.64	ng/ml	98
27) 2,4-Dichlorophenol	7.851	162	97048	488.49	ng/ml	99
28) 1,2,4-Trichlorobenzene	7.937	180	131887	505.69	ng/ml	99
29) Naphthalene	8.017	128	456309	522.43	ng/ml	100
30) 4-Chloroaniline	8.065	127	150103	462.28	ng/ml	98
31) Hexachlorobutadiene	8.151	225	69904	509.00	ng/ml	97
32) 4-Chloro-3-methylphenol	8.541	107	93167	474.52	ng/ml	95
33) 2-Methylnaphthalene	8.713	142	305513	533.05	ng/ml	100
34) 1-Methylnaphthalene	8.814	142	287235	536.74	ng/ml	99
36) Hexachlorocyclopentadiene	8.884	237	58514	520.83	ng/ml	98
37) 2,4,6-Trichlorophenol	8.996	196	65384	472.84	ng/ml	99
38) 2,4,5-Trichlorophenol	9.033	196	64669	459.41	ng/ml	99
39) 1,1'-Biphenyl	9.183	154	363300	525.23	ng/ml	100
41) 2-Chloronaphthalene	9.210	162	274912	513.68	ng/ml	100
42) 2-Nitroaniline	9.301	138	73307	455.84	ng/ml	93
43) 2,6-Dimethylnaphthalene	9.344	156	267992	533.18	ng/ml	98
44) 1,4-Dinitrobenzene	9.429	168	23820	375.84	ng/ml	94
45) Dimethyl phthalate	9.483	163	303860	554.95	ng/ml	99
46) 1,3-Dinitrobenzene	9.515	168	34304	413.15	ng/ml	97
47) 2,6-Dinitrotoluene	9.547	165	61940	462.43	ng/ml	99
48) 1,2-Dinitrobenzene	9.600	168	25819	437.83	ng/ml	86
49) Acenaphthylene	9.633	152	423878	538.84	ng/ml	99
50) 3-Nitroaniline	9.718	138	60703	476.96	ng/ml	100
51) Acenaphthene	9.809	153	288264	523.95	ng/ml	100
52) 2,4-Dinitrophenol	9.820	184	4893	377.55	ng/ml	88
53) 4-Nitrophenol	9.879	139	32824	416.01	ng/ml	94
54) 2,4-Dinitrotoluene	9.959	165	66583	412.86	ng/ml	98
55) Dibenzofuran	9.986	168	386047	522.55	ng/ml	98
56) 2,3,5,6-Tetrachlorophenol	10.066	232	44087	438.78	ng/ml	98
57) 2,3,4,6-Tetrachlorophenol	10.109	232	54317	466.93	ng/ml	97
58) Diethyl phthalate	10.199	149	300418	560.65	ng/ml	99
59) 2,3,5-Trimethylnaphtha...	10.194	170	248610	545.10	ng/ml	100
60) Fluorene	10.333	166	319732	539.39	ng/ml	99
61) 4-Chlorophenyl phenyl ...	10.328	204	148226	523.22	ng/ml	99
62) 4-Nitroaniline	10.339	138	65197	500.61	ng/ml	99
63) 4,6-Dinitro-2-methylph...	10.376	198	13026	359.77	ng/ml	98

Quantitation Report (Not Reviewed)

Data Path : K:\1\DATA\2020-10\0J09037\
Data File : E10092015.D
Acq On : 9 Oct 2020 8:16 pm
Operator : JK/ AMS /DTH
Sample : 0J09037-CAL5
Misc : 1x, A20J171@500
ALS Vial : 7 Sample Multiplier: 1

Quant Time: Oct 12 10:41:58 2020
Quant Method : K:\1\METHODS\SV5_100920.M
Quant Title : EPA 8270D: Semivolatile Organics
QLast Update : Mon Oct 12 10:34:59 2020
Response via : Initial Calibration

Compound	R.T.	QIon	Response	Conc	Units	Dev(Min)
65) N-Nitrosodiphenylamine	10.445	169	264104	547.16	ng/ml	100
66) Azobenzene (1,2-DPH)	10.488	77	312520	544.14	ng/ml	99
68) 4-Bromophenyl phenyl e...	10.831	248	84479	517.76	ng/ml	99
69) Hexachlorobenzene	10.911	284	97752	523.85	ng/ml	98
70) Pentachlorophenol (PCP)	11.103	266	29086	408.00	ng/ml	98
71) Phenanthrene	11.317	178	450759	535.24	ng/ml	100
72) Anthracene	11.371	178	446877	539.03	ng/ml	99
73) Carbazole	11.526	167	387093	551.35	ng/ml	100
74) Di-n-butyl phthalate	11.874	149	459980	500.40	ng/ml	99
75) Fluoranthene	12.622	202	457921	539.25	ng/ml	99
76) Benzidine	12.778	184	299843	921.36	ng/ml	98
77) Pyrene	12.927	202	484963	547.76	ng/ml	99
80) Butyl benzyl phthalate	13.997	149	159990	440.55	ng/ml	93
81) Bis(2-ethylhexyl) adipate	14.179	129	150908	449.09	ng/ml	99
82) 3,3-Dichlorobenzidine	15.163	252	227235	1490.66	ng/ml	99
83) Benz(a)anthracene	15.200	228	431723	523.11	ng/ml	100
84) Chrysene	15.281	228	415363	530.28	ng/ml	99
85) Bis(2-ethylhexyl) phth...	15.372	149	238854	457.60	ng/ml	99
87) Di-n-octyl phthalate	17.056	149	298694	366.73	ng/ml	99
88) Benzo(b)fluoranthene	17.816	252	378587	486.23	ng/ml	98
89) Benzo(k)fluoranthene	17.880	252	403306	506.61	ng/ml	98
90) Benzo(b+k)fluoranthene	17.880	252	815845	993.86	ng/ml	98
91) Benzo(e)pyrene	18.474	252	381243	508.25	ng/ml	99
92) Benzo(a)pyrene	18.591	252	324628	496.14	ng/ml	99
93) Perylene	18.800	252	372638	509.33	ng/ml	100
95) Indeno(1,2,3-cd)pyrene	21.137	276	315440	438.73	ng/ml	97
96) Dibenz(a,h)anthracene	21.207	278	306445	471.93	ng/ml	98
97) Benzo(g,h,i)perylene	21.678	276	326218	475.49	ng/ml	99

(#) = qualifier out of range (m) = manual integration (+) = signals summed

Data Path : K:\1\DATA\2020-10\0J09037\
Data File : E10092015.D
Acq On : 9 Oct 2020 8:16 pm
Operator : JK/ AMS /DTH
Sample : 0J09037-CAL5
Misc : 1x, A20J171@500
ALS Vial : 7 Sample Multiplier: 1

Quant Time: Oct 12 10:41:58 2020
Quant Method : K:\1\METHODS\SV5_100920.M
Quant Title : EPA 8270D: Semivolatile Organics
QLast Update : Mon Oct 12 10:34:59 2020
Response via : Initial Calibration

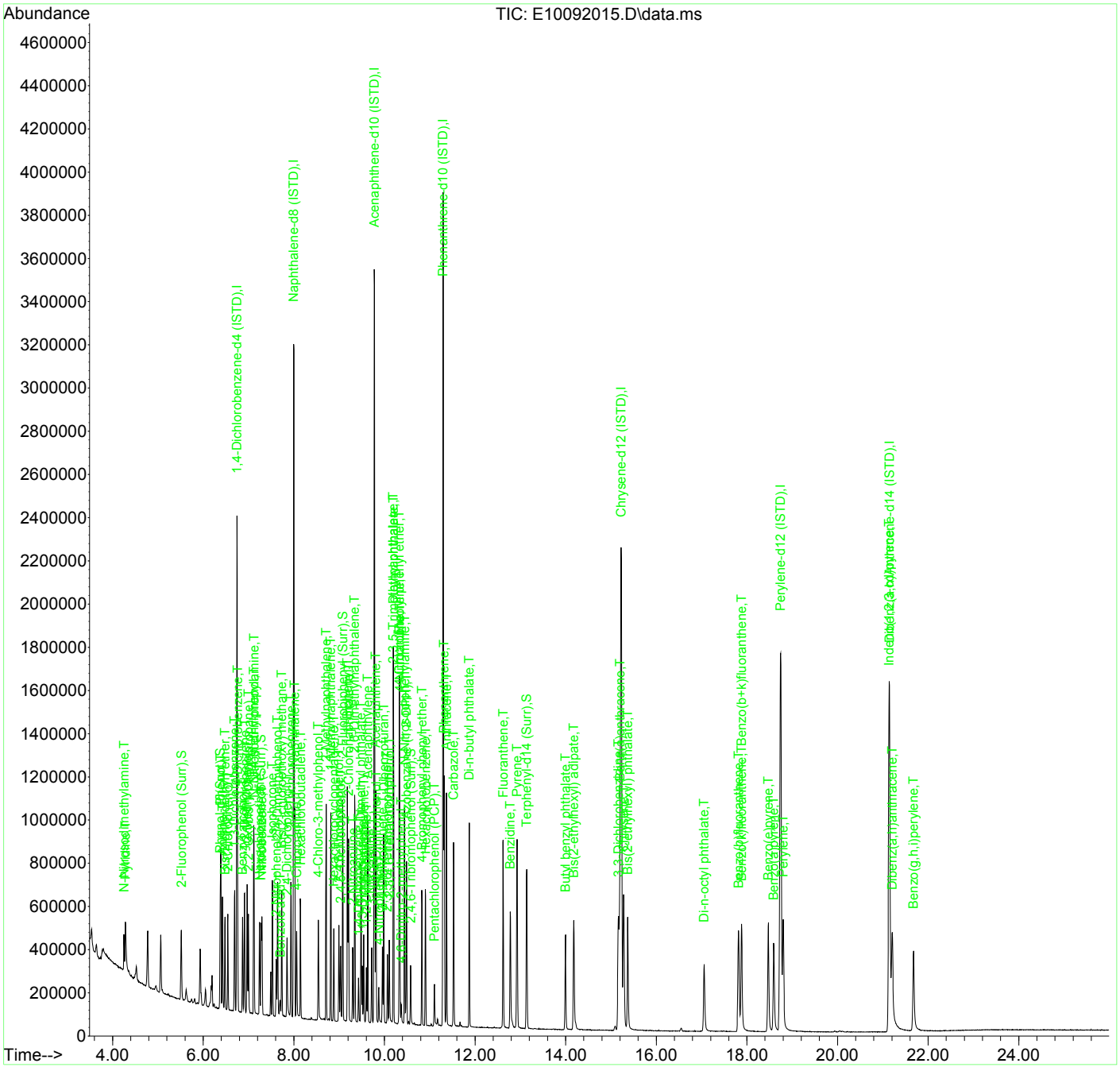

Quantitation Report (Not Reviewed)

Data Path : K:\1\DATA\2020-10\0J09037\
Data File : E10092016.D
Acq On : 9 Oct 2020 8:52 pm
Operator : JK/ AMS /DTH
Sample : 0J09037-CAL6
Misc : 1x, A20J172@1000
ALS Vial : 8 Sample Multiplier: 1

JK 10/13/20

Quant Time: Oct 12 10:43:22 2020
Quant Method : K:\1\METHODS\SV5_100920.M
Quant Title : EPA 8270D: Semivolatile Organics
QLast Update : Mon Oct 12 10:34:59 2020
Response via : Initial Calibration

Compound	R.T.	QIon	Response	Conc	Units	Dev(Min)
Internal Standards						
1) 1,4-Dichlorobenzene-d4...	6.744	152	409737	2000.00	ng/ml	0.00
21) Naphthalene-d8 (ISTD)	8.001	136	1632902	2000.00	ng/ml	0.00
35) Acenaphthene-d10 (ISTD)	9.782	162	840167	2000.00	ng/ml	0.00
64) Phenanthrene-d10 (ISTD)	11.296	188	1527836	2000.00	ng/ml	0.00
78) Chrysene-d12 (ISTD)	15.227	240	1497526	2000.00	ng/ml	0.00
86) Perylene-d12 (ISTD)	18.747	264	1498686	2000.00	ng/ml	0.00
94) Dibenz(a,h)Anthrcene-d...	21.148	292	1255593	2000.00	ng/ml	0.00
System Monitoring Compounds						
4) 2-Fluorophenol (Surr)	5.519	112	262798	1015.55	ng/ml	0.00
5) Phenol-d6(Surr)	6.375	99	337868	1035.95	ng/ml	0.00
19) Nitrobenzene-d5 (Surr)	7.279	82	292395	1027.58	ng/ml	0.00
40) 2-Fluorobiphenyl (Surr)	9.082	172	631598	992.46	ng/ml	0.00
67) 2,4,6-Tribromophenol (...	10.579	330	79909	1000.05	ng/ml	0.00
79) Terphenyl-d14 (Surr)	13.141	244	728074	1056.46	ng/ml	0.00
Target Compounds						Qvalue
2) N-Nitrosodimethylamine	4.252	74	190943	956.88	ng/ml	99
3) Pyridine	4.279	79	307047	1017.89	ng/ml	100
6) Phenol	6.391	94	350708	1036.84	ng/ml	99
7) Aniline	6.429	93	437343	1002.10	ng/ml	100
8) Bis(2-chloroethyl) ether	6.482	93	302814	974.96	ng/ml	100
9) 2-Chlorophenol	6.546	128	281779	1025.48	ng/ml	99
10) 1,3-Dichlorobenzene	6.696	146	317326	977.00	ng/ml	99
11) 1,4-Dichlorobenzene	6.760	146	321995	979.77	ng/ml	98
12) Benzyl alcohol	6.867	108	166726	999.74	ng/ml	99
13) 1,2-Dichlorobenzene	6.915	146	308123	977.47	ng/ml	99
14) 2-Methylphenol	6.969	107	231445	1063.51	ng/ml	99
15) 2,2'-Oxybis(1-Chloropr...	7.001	45	402919	950.33	ng/ml	99
16) N-Nitrosodi-n-propylamine	7.124	70	225371	1026.96	ng/ml	99
17) 3+4-Methylphenol	7.119	107	296758	1132.49	ng/ml	99
18) Hexachloroethane	7.247	117	114071	972.49	ng/ml	98
20) Nitrobenzene	7.295	77	303204	1035.87	ng/ml	98
22) Isophorone	7.531	82	569701	1025.44	ng/ml	98
23) 2-Nitrophenol	7.616	139	125931	937.32	ng/ml	98
24) 2,4-Dimethylphenol	7.643	122	238340	1068.12	ng/ml	98

Quantitation Report (Not Reviewed)

Data Path : K:\1\DATA\2020-10\0J09037\
Data File : E10092016.D
Acq On : 9 Oct 2020 8:52 pm
Operator : JK/ AMS /DTH
Sample : 0J09037-CAL6
Misc : 1x, A20J172@1000
ALS Vial : 8 Sample Multiplier: 1

Quant Time: Oct 12 10:43:22 2020
Quant Method : K:\1\METHODS\SV5_100920.M
Quant Title : EPA 8270D: Semivolatile Organics
QLast Update : Mon Oct 12 10:34:59 2020
Response via : Initial Calibration

Compound	R.T.	QIon	Response	Conc	Units	Dev(Min)
25) Bis(2-chloroethoxy) me...	7.734	93	359980	1005.70	ng/ml	99
26) Benzoic acid	7.734	105	172298	1896.32	ng/ml	96
27) 2,4-Dichlorophenol	7.851	162	204556	986.43	ng/ml	100
28) 1,2,4-Trichlorobenzene	7.942	180	258500	977.73	ng/ml	99
29) Naphthalene	8.023	128	887183	1001.98	ng/ml	100
30) 4-Chloroaniline	8.065	127	317046	963.19	ng/ml	98
31) Hexachlorobutadiene	8.151	225	136231	978.51	ng/ml	98
32) 4-Chloro-3-methylphenol	8.541	107	212227	1014.94	ng/ml	98
33) 2-Methylnaphthalene	8.713	142	603380	1038.51	ng/ml	99
34) 1-Methylnaphthalene	8.814	142	559618	1031.55	ng/ml	99
36) Hexachlorocyclopentadiene	8.884	237	127172	1084.10	ng/ml	97
37) 2,4,6-Trichlorophenol	8.996	196	148552	1012.27	ng/ml	99
38) 2,4,5-Trichlorophenol	9.033	196	144702	966.98	ng/ml	100
39) 1,1'-Biphenyl	9.183	154	714381	1011.97	ng/ml	100
41) 2-Chloronaphthalene	9.210	162	541239	990.94	ng/ml	100
42) 2-Nitroaniline	9.306	138	165197	975.10	ng/ml	100
43) 2,6-Dimethylnaphthalene	9.349	156	529777	1032.76	ng/ml	98
44) 1,4-Dinitrobenzene	9.435	168	61802	890.04	ng/ml	88
45) Dimethyl phthalate	9.488	163	607269	1086.72	ng/ml	100
46) 1,3-Dinitrobenzene	9.515	168	82080	923.84	ng/ml	95
47) 2,6-Dinitrotoluene	9.547	165	133968	955.20	ng/ml	98
48) 1,2-Dinitrobenzene	9.606	168	58891	946.00	ng/ml	99
49) Acenaphthylene	9.633	152	843815	1051.05	ng/ml	99
50) 3-Nitroaniline	9.718	138	125597	946.50	ng/ml	100
51) Acenaphthene	9.814	153	566268	1008.50	ng/ml	100
52) 2,4-Dinitrophenol	9.825	184	17541	871.04	ng/ml	97
53) 4-Nitrophenol	9.879	139	88547	1008.19	ng/ml	99
54) 2,4-Dinitrotoluene	9.959	165	155120	909.10	ng/ml	100
55) Dibenzofuran	9.986	168	768563	1019.34	ng/ml	99
56) 2,3,5,6-Tetrachlorophenol	10.066	232	106915	978.01	ng/ml	99
57) 2,3,4,6-Tetrachlorophenol	10.109	232	124240	1004.60	ng/ml	99
58) Diethyl phthalate	10.205	149	593677	1085.61	ng/ml	100
59) 2,3,5-Trimethylnaphtha...	10.199	170	492751	1058.61	ng/ml	99
60) Fluorene	10.339	166	626602	1035.77	ng/ml	100
61) 4-Chlorophenyl phenyl ...	10.328	204	294126	1017.29	ng/ml	99
62) 4-Nitroaniline	10.344	138	132262	975.38	ng/ml	99
63) 4,6-Dinitro-2-methylph...	10.376	198	38779	853.25	ng/ml	99

Quantitation Report (Not Reviewed)

Data Path : K:\1\DATA\2020-10\0J09037\
Data File : E10092016.D
Acq On : 9 Oct 2020 8:52 pm
Operator : JK/ AMS /DTH
Sample : 0J09037-CAL6
Misc : 1x, A20J172@1000
ALS Vial : 8 Sample Multiplier: 1

Quant Time: Oct 12 10:43:22 2020
Quant Method : K:\1\METHODS\SV5_100920.M
Quant Title : EPA 8270D: Semivolatile Organics
QLast Update : Mon Oct 12 10:34:59 2020
Response via : Initial Calibration

Compound	R.T.	QIon	Response	Conc	Units	Dev(Min)
65) N-Nitrosodiphenylamine	10.446	169	527811	1072.49	ng/ml	100
66) Azobenzene (1,2-DPH)	10.488	77	616962	1053.57	ng/ml	99
68) 4-Bromophenyl phenyl e...	10.825	248	168970	1015.69	ng/ml	95
69) Hexachlorobenzene	10.911	284	194003	1019.68	ng/ml	97
70) Pentachlorophenol (PCP)	11.103	266	74301	951.51	ng/ml	100
71) Phenanthrene	11.317	178	881036	1026.04	ng/ml	100
72) Anthracene	11.371	178	889688	1052.53	ng/ml	99
73) Carbazole	11.531	167	774215	1081.54	ng/ml	100
74) Di-n-butyl phthalate	11.874	149	950251	1016.27	ng/ml	100
75) Fluoranthene	12.622	202	934431	1079.23	ng/ml	100
76) Benzidine	12.783	184	743134	2118.29	ng/ml	98
77) Pyrene	12.927	202	963604	1067.47	ng/ml	100
80) Butyl benzyl phthalate	13.997	149	358458	935.32	ng/ml	96
81) Bis(2-ethylhexyl) adipate	14.179	129	335901	949.45	ng/ml	100
82) 3,3-Dichlorobenzidine	15.163	252	352942	2187.38	ng/ml	98
83) Benz(a)anthracene	15.200	228	863095	1020.82	ng/ml	100
84) Chrysene	15.286	228	827495	1031.20	ng/ml	99
85) Bis(2-ethylhexyl) phth...	15.372	149	533649	969.51	ng/ml	100
87) Di-n-octyl phthalate	17.056	149	755399	857.62	ng/ml	99
88) Benzo(b)fluoranthene	17.821	252	815547	1008.94	ng/ml	98
89) Benzo(k)fluoranthene	17.891	252	836181	1022.85	ng/ml	98
90) Benzo(b+k)fluoranthene	17.891	252	1705463	2018.94	ng/ml	98
91) Benzo(e)pyrene	18.479	252	786472	1031.99	ng/ml	100
92) Benzo(a)pyrene	18.597	252	698910	1027.64	ng/ml	99
93) Perylene	18.805	252	745038	1002.32	ng/ml	100
95) Indeno(1,2,3-cd)pyrene	21.143	276	665317	880.16	ng/ml	98
96) Dibenz(a,h)anthracene	21.207	278	637700	934.10	ng/ml	98
97) Benzo(g,h,i)perylene	21.683	276	664408	921.13	ng/ml	100

(#) = qualifier out of range (m) = manual integration (+) = signals summed

Quantitation Report (Not Reviewed)

Data Path : K:\1\DATA\2020-10\0J09037\
Data File : E10092016.D
Acq On : 9 Oct 2020 8:52 pm
Operator : JK/ AMS /DTH
Sample : 0J09037-CAL6
Misc : 1x, A20J172@1000
ALS Vial : 8 Sample Multiplier: 1

Quant Time: Oct 12 10:43:22 2020
Quant Method : K:\1\METHODS\SV5_100920.M
Quant Title : EPA 8270D: Semivolatile Organics
QLast Update : Mon Oct 12 10:34:59 2020
Response via : Initial Calibration

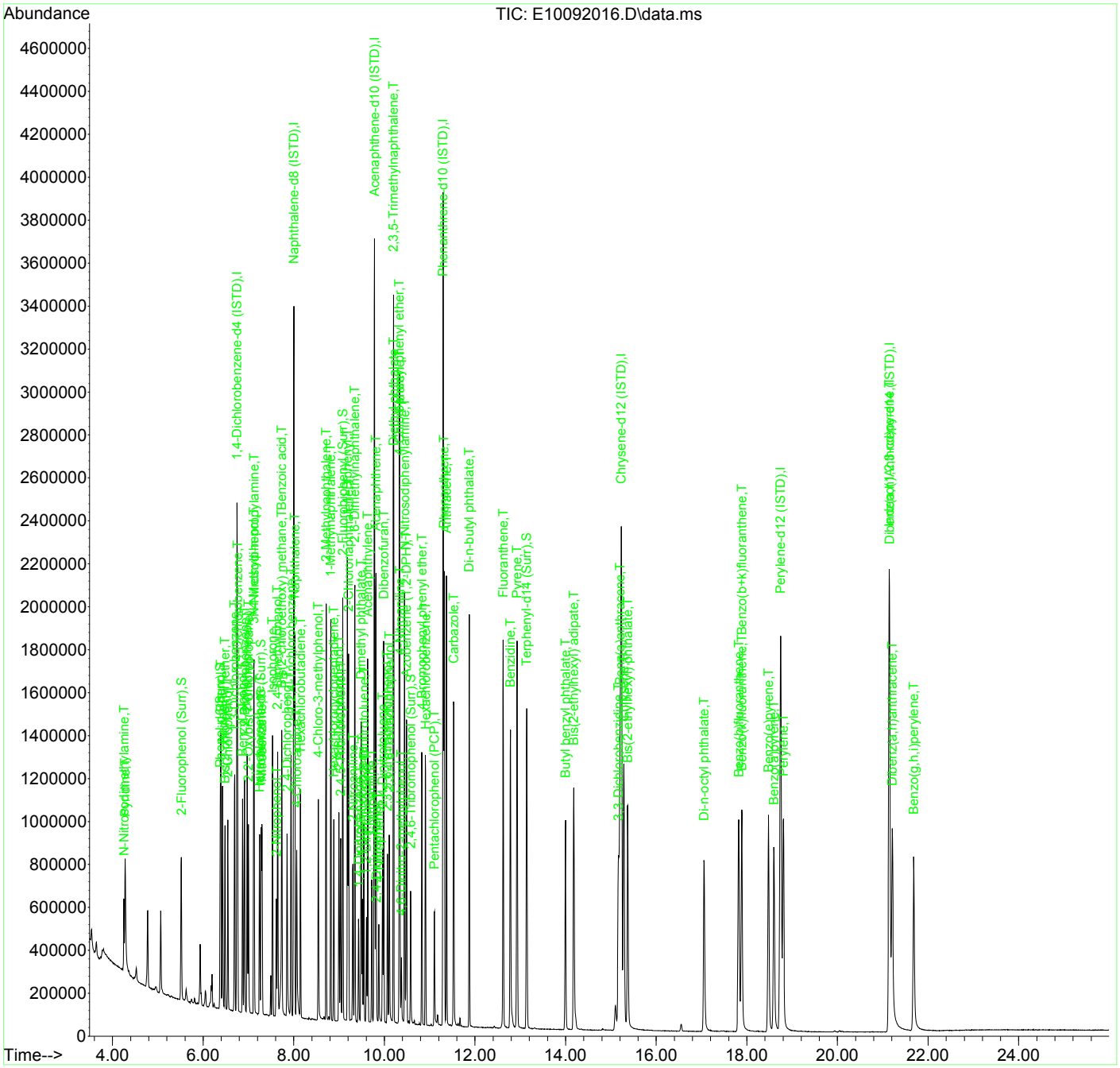

Quantitation Report (Not Reviewed)

Data Path : K:\1\DATA\2020-10\0J09037\
Data File : E10092017.D
Acq On : 9 Oct 2020 9:28 pm
Operator : JK/ AMS /DTH
Sample : 0J09037-CAL7
Misc : 1x, A20J173@2000
ALS Vial : 9 Sample Multiplier: 1

JK 10/13/20

Quant Time: Oct 12 10:44:00 2020
Quant Method : K:\1\METHODS\SV5_100920.M
Quant Title : EPA 8270D: Semivolatile Organics
QLast Update : Mon Oct 12 10:34:59 2020
Response via : Initial Calibration

Compound	R.T.	QIon	Response	Conc	Units	Dev(Min)
Internal Standards						
1) 1,4-Dichlorobenzene-d4...	6.744	152	409127	2000.00	ng/ml	0.00
21) Naphthalene-d8 (ISTD)	8.001	136	1631261	2000.00	ng/ml	0.00
35) Acenaphthene-d10 (ISTD)	9.782	162	832322	2000.00	ng/ml	0.00
64) Phenanthrene-d10 (ISTD)	11.296	188	1546549	2000.00	ng/ml	0.00
78) Chrysene-d12 (ISTD)	15.232	240	1521124	2000.00	ng/ml	0.00
86) Perylene-d12 (ISTD)	18.752	264	1521079	2000.00	ng/ml	0.00
94) Dibenz(a,h)Anthrcene-d...	21.153	292	1341006	2000.00	ng/ml	0.00
System Monitoring Compounds						
4) 2-Fluorophenol (Surr)	5.519	112	533307	2063.96	ng/ml	0.00
5) Phenol-d6(Surr)	6.380	99	680389	2089.27	ng/ml	0.00
19) Nitrobenzene-d5 (Surr)	7.279	82	589487	2074.75	ng/ml	0.00
40) 2-Fluorobiphenyl (Surr)	9.081	172	1241461	1969.15	ng/ml	0.00
67) 2,4,6-Tribromophenol (...	10.584	330	174163	2063.50	ng/ml	0.00
79) Terphenyl-d14 (Surr)	13.141	244	1492016	2131.38	ng/ml	0.00
Target Compounds						Qvalue
2) N-Nitrosodimethylamine	4.252	74	380015	1907.22	ng/ml	97
3) Pyridine	4.273	79	623380	2069.64	ng/ml	98
6) Phenol	6.391	94	697658	2065.64	ng/ml	97
7) Aniline	6.429	93	893401	2050.14	ng/ml	100
8) Bis(2-chloroethyl) ether	6.482	93	593948	1915.16	ng/ml	99
9) 2-Chlorophenol	6.546	128	571919	2084.49	ng/ml	99
10) 1,3-Dichlorobenzene	6.696	146	628697	1938.56	ng/ml	99
11) 1,4-Dichlorobenzene	6.760	146	633508	1930.51	ng/ml	100
12) Benzyl alcohol	6.872	108	356055	2085.20	ng/ml	98
13) 1,2-Dichlorobenzene	6.915	146	607298	1929.43	ng/ml	99
14) 2-Methylphenol	6.974	107	460490	2119.14	ng/ml	99
15) 2,2'-Oxybis(1-Chloropr...	7.001	45	783460	1850.64	ng/ml	97
16) N-Nitrosodi-n-propylamine	7.129	70	445924	2035.00	ng/ml	99
17) 3+4-Methylphenol	7.119	107	595558	2276.16	ng/ml	100
18) Hexachloroethane	7.247	117	226948	1937.69	ng/ml	96
20) Nitrobenzene	7.300	77	607937	2080.06	ng/ml	98
22) Isophorone	7.530	82	1135317	2045.58	ng/ml	99
23) 2-Nitrophenol	7.616	139	273824	1985.39	ng/ml	98
24) 2,4-Dimethylphenol	7.648	122	484138	2177.20	ng/ml	99

Quantitation Report (Not Reviewed)

Data Path : K:\1\DATA\2020-10\0J09037\
Data File : E10092017.D
Acq On : 9 Oct 2020 9:28 pm
Operator : JK/ AMS /DTH
Sample : 0J09037-CAL7
Misc : 1x, A20J173@2000
ALS Vial : 9 Sample Multiplier: 1

Quant Time: Oct 12 10:44:00 2020
Quant Method : K:\1\METHODS\SV5_100920.M
Quant Title : EPA 8270D: Semivolatile Organics
QLast Update : Mon Oct 12 10:34:59 2020
Response via : Initial Calibration

Compound	R.T.	QIon	Response	Conc	Units	Dev(Min)
25) Bis(2-chloroethoxy) me...	7.739	93	709896	1985.28	ng/ml	99
26) Benzoic acid	7.766	105	456924	3920.83	ng/ml	96
27) 2,4-Dichlorophenol	7.857	162	434860	2054.58	ng/ml	99
28) 1,2,4-Trichlorobenzene	7.942	180	514142	1946.61	ng/ml	100
29) Naphthalene	8.022	128	1744876	1972.63	ng/ml	100
30) 4-Chloroaniline	8.065	127	704231	2141.61	ng/ml	98
31) Hexachlorobutadiene	8.151	225	273375	1965.56	ng/ml	98
32) 4-Chloro-3-methylphenol	8.541	107	454511	2116.39	ng/ml	99
33) 2-Methylnaphthalene	8.718	142	1178109	2029.74	ng/ml	100
34) 1-Methylnaphthalene	8.819	142	1107618	2043.75	ng/ml	100
36) Hexachlorocyclopentadiene	8.884	237	272359	2277.84	ng/ml	98
37) 2,4,6-Trichlorophenol	8.996	196	311227	2085.16	ng/ml	98
38) 2,4,5-Trichlorophenol	9.033	196	320164	2090.67	ng/ml	99
39) 1,1'-Biphenyl	9.188	154	1399179	2000.72	ng/ml	100
41) 2-Chloronaphthalene	9.210	162	1066613	1971.23	ng/ml	99
42) 2-Nitroaniline	9.306	138	346838	2023.54	ng/ml	97
43) 2,6-Dimethylnaphthalene	9.349	156	1040071	2046.65	ng/ml	99
44) 1,4-Dinitrobenzene	9.434	168	146879	2006.28	ng/ml	92
45) Dimethyl phthalate	9.493	163	1192556	2154.22	ng/ml	100
46) 1,3-Dinitrobenzene	9.520	168	185011	2030.34	ng/ml	95
47) 2,6-Dinitrotoluene	9.552	165	276812	1971.77	ng/ml	96
48) 1,2-Dinitrobenzene	9.611	168	125910	2011.70	ng/ml	98
49) Acenaphthylene	9.638	152	1660378	2087.65	ng/ml	99
50) 3-Nitroaniline	9.723	138	283957	2100.86	ng/ml	99
51) Acenaphthene	9.814	153	1105536	1987.48	ng/ml	100
52) 2,4-Dinitrophenol	9.825	184	54251	2041.50	ng/ml	97
53) 4-Nitrophenol	9.884	139	210652	2247.41	ng/ml	99
54) 2,4-Dinitrotoluene	9.964	165	341275	1993.55	ng/ml	97
55) Dibenzofuran	9.985	168	1493323	1999.26	ng/ml	98
56) 2,3,5,6-Tetrachlorophenol	10.066	232	245389	2146.70	ng/ml	98
57) 2,3,4,6-Tetrachlorophenol	10.114	232	261228	2069.64	ng/ml	98
58) Diethyl phthalate	10.205	149	1163192	2147.08	ng/ml	99
59) 2,3,5-Trimethylnaphtha...	10.199	170	965916	2094.70	ng/ml	100
60) Fluorene	10.338	166	1224329	2042.89	ng/ml	99
61) 4-Chlorophenyl phenyl ...	10.328	204	576767	2013.66	ng/ml	98
62) 4-Nitroaniline	10.349	138	294588	2135.39	ng/ml	100
63) 4,6-Dinitro-2-methylph...	10.381	198	109104	2047.66	ng/ml	98

Quantitation Report (Not Reviewed)

Data Path : K:\1\DATA\2020-10\0J09037\
Data File : E10092017.D
Acq On : 9 Oct 2020 9:28 pm
Operator : JK/ AMS /DTH
Sample : 0J09037-CAL7
Misc : 1x, A20J173@2000
ALS Vial : 9 Sample Multiplier: 1

Quant Time: Oct 12 10:44:00 2020
Quant Method : K:\1\METHODS\SV5_100920.M
Quant Title : EPA 8270D: Semivolatile Organics
QLast Update : Mon Oct 12 10:34:59 2020
Response via : Initial Calibration

Compound	R.T.	QIon	Response	Conc	Units	Dev(Min)
65) N-Nitrosodiphenylamine	10.451	169	1035446	2078.52	ng/ml	100
66) Azobenzene (1,2-DPH)	10.493	77	1204649	2032.27	ng/ml	95
68) 4-Bromophenyl phenyl e...	10.830	248	347822	2065.47	ng/ml	99
69) Hexachlorobenzene	10.911	284	385708	2002.74	ng/ml	98
70) Pentachlorophenol (PCP)	11.103	266	181136	2133.16	ng/ml	99
71) Phenanthrene	11.323	178	1747698	2010.72	ng/ml	99
72) Anthracene	11.376	178	1784328	2085.37	ng/ml	100
73) Carbazole	11.531	167	1552285	2142.23	ng/ml	99
74) Di-n-butyl phthalate	11.873	149	1958794	2115.53	ng/ml	100
75) Fluoranthene	12.628	202	1886287	2152.23	ng/ml	99
76) Benzidine	12.783	184	1819793	4862.74	ng/ml	99
77) Pyrene	12.932	202	1951173	2135.32	ng/ml	100
80) Butyl benzyl phthalate	13.997	149	800480	2025.48	ng/ml	95
81) Bis(2-ethylhexyl) adipate	14.179	129	752406	2065.98	ng/ml	99
82) 3,3-Dichlorobenzidine	15.174	252	588277	3393.19	ng/ml	97
83) Benz(a)anthracene	15.206	228	1773802	2065.40	ng/ml	100
84) Chrysene	15.291	228	1704946	2091.70	ng/ml	99
85) Bis(2-ethylhexyl) phth...	15.371	149	1163753	2052.55	ng/ml	99
87) Di-n-octyl phthalate	17.056	149	1800189	1933.66	ng/ml	99
88) Benzo(b)fluoranthene	17.832	252	1680779	1990.89	ng/ml	99
89) Benzo(k)fluoranthene	17.901	252	1731094	2068.57	ng/ml	98
90) Benzo(b+k)fluoranthene	17.901	252	3505698	4032.30	ng/ml	98
91) Benzo(e)pyrene	18.490	252	1635068	2113.91	ng/ml	100
92) Benzo(a)pyrene	18.607	252	1473304	2076.65	ng/ml	100
93) Perylene	18.816	252	1517195	2011.07	ng/ml	99
95) Indeno(1,2,3-cd)pyrene	21.159	276	1432801	1774.76	ng/ml	96
96) Dibenz(a,h)anthracene	21.223	278	1374173	1884.67	ng/ml	98
97) Benzo(g,h,i)perylene	21.699	276	1398320	1815.15	ng/ml	98

(#) = qualifier out of range (m) = manual integration (+) = signals summed

Quantitation Report (Not Reviewed)

Data Path : K:\1\DATA\2020-10\0J09037\
Data File : E10092017.D
Acq On : 9 Oct 2020 9:28 pm
Operator : JK/ AMS /DTH
Sample : 0J09037-CAL7
Misc : 1x, A20J173@2000
ALS Vial : 9 Sample Multiplier: 1

Quant Time: Oct 12 10:44:00 2020
Quant Method : K:\1\METHODS\SV5_100920.M
Quant Title : EPA 8270D: Semivolatile Organics
QLast Update : Mon Oct 12 10:34:59 2020
Response via : Initial Calibration

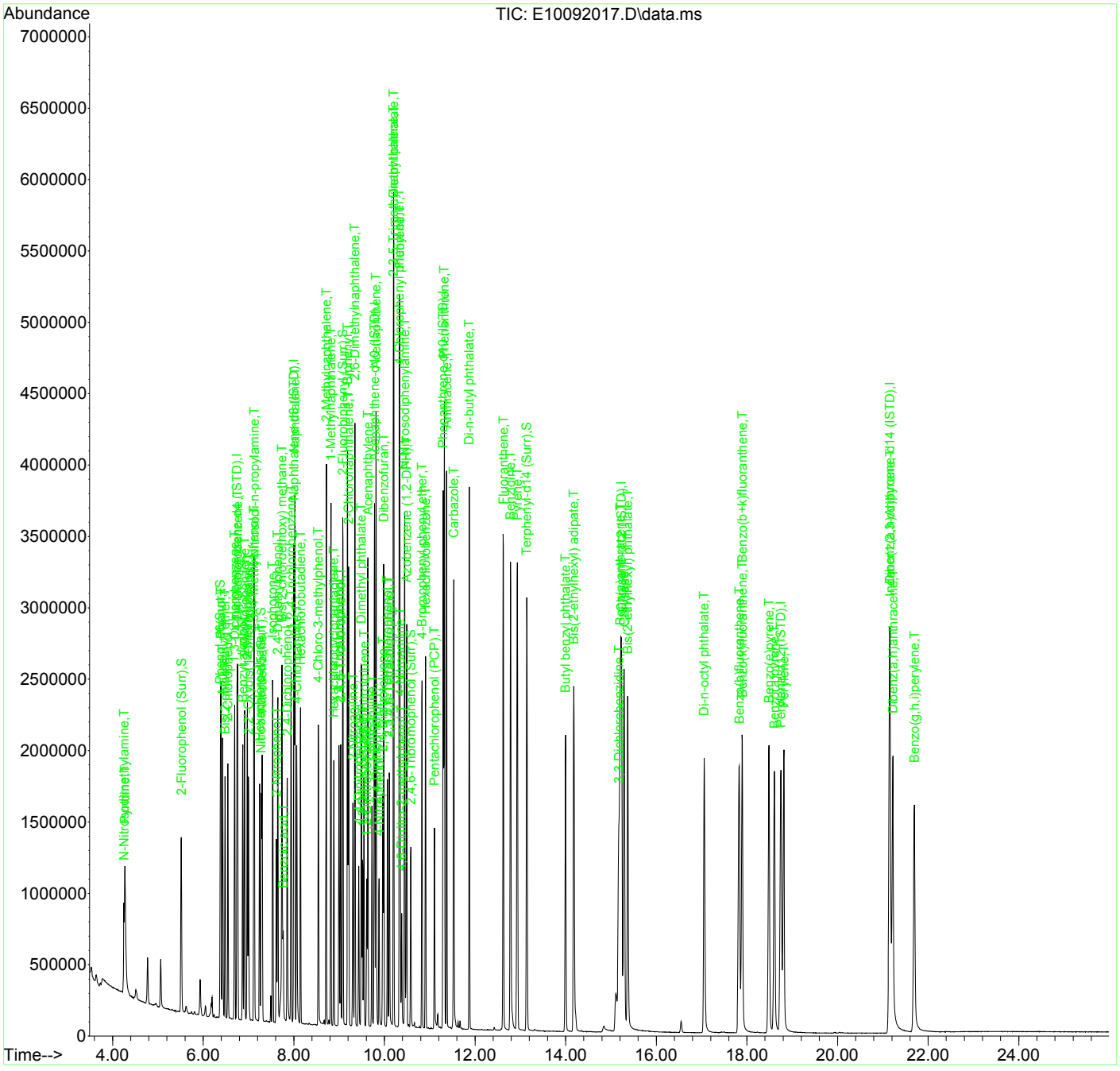

Quantitation Report (Not Reviewed)

Data Path : K:\1\DATA\2020-10\0J09037\
Data File : E10092018.D
Acq On : 9 Oct 2020 10:04 pm
Operator : JK/ AMS /DTH
Sample : 0J09037-CAL8
Misc : 1x, A20J174@4000
ALS Vial : 10 Sample Multiplier: 1

JK 10/13/20

Quant Time: Oct 12 10:44:40 2020
Quant Method : K:\1\METHODS\SV5_100920.M
Quant Title : EPA 8270D: Semivolatile Organics
QLast Update : Mon Oct 12 10:34:59 2020
Response via : Initial Calibration

Compound	R.T.	QIon	Response	Conc	Units	Dev(Min)
Internal Standards						
1) 1,4-Dichlorobenzene-d4...	6.749	152	415863	2000.00	ng/ml	0.00
21) Naphthalene-d8 (ISTD)	8.006	136	1662980	2000.00	ng/ml	0.00
35) Acenaphthene-d10 (ISTD)	9.788	162	856234	2000.00	ng/ml	0.00
64) Phenanthrene-d10 (ISTD)	11.307	188	1570875	2000.00	ng/ml	0.01
78) Chrysene-d12 (ISTD)	15.275	240	1554225	2000.00	ng/ml	0.05
86) Perylene-d12 (ISTD)	18.789	264	1520602	2000.00	ng/ml	0.04
94) Dibenz(a,h)Anthrcene-d...	21.201	292	1407274	2000.00	ng/ml	0.05
System Monitoring Compounds						
4) 2-Fluorophenol (Surr)	5.519	112	1076706	4099.49	ng/ml	0.00
5) Phenol-d6(Surr)	6.386	99	1352055	4084.51	ng/ml	0.01
19) Nitrobenzene-d5 (Surr)	7.290	82	1195939	4141.03	ng/ml	0.01
40) 2-Fluorobiphenyl (Surr)	9.092	172	2421107	3733.01	ng/ml	0.01
67) 2,4,6-Tribromophenol (...	10.595	330	377722	4155.89	ng/ml	0.02
79) Terphenyl-d14 (Surr)	13.173	244	2922950	4086.58	ng/ml	0.03
Target Compounds						Qvalue
2) N-Nitrosodimethylamine	4.257	74	757038	3737.89	ng/ml	96
3) Pyridine	4.278	79	1266828	4137.79	ng/ml	98
6) Phenol	6.402	94	1399828	4077.51	ng/ml	98
7) Aniline	6.434	93	1816311	4100.48	ng/ml	99
8) Bis(2-chloroethyl) ether	6.487	93	1156188	3667.69	ng/ml	99
9) 2-Chlorophenol	6.552	128	1146504	4111.01	ng/ml	98
10) 1,3-Dichlorobenzene	6.696	146	1242198	3768.21	ng/ml	98
11) 1,4-Dichlorobenzene	6.766	146	1257619	3770.31	ng/ml	99
12) Benzyl alcohol	6.878	108	734191	4118.65	ng/ml	98
13) 1,2-Dichlorobenzene	6.915	146	1205110	3766.71	ng/ml	100
14) 2-Methylphenol	6.979	107	917312	4153.02	ng/ml	99
15) 2,2'-Oxybis(1-Chloropr...	7.006	45	1508786	3506.23	ng/ml	95
16) N-Nitrosodi-n-propylamine	7.140	70	866950	3892.29	ng/ml	98
17) 3+4-Methylphenol	7.129	107	1172796	4409.70	ng/ml	99
18) Hexachloroethane	7.247	117	458539	3851.60	ng/ml	99
20) Nitrobenzene	7.306	77	1204241	4053.59	ng/ml	97
22) Isophorone	7.541	82	2252843	3981.69	ng/ml	97
23) 2-Nitrophenol	7.621	139	593602	4081.43	ng/ml	96
24) 2,4-Dimethylphenol	7.653	122	966691	4311.16	ng/ml	99

Quantitation Report (Not Reviewed)

Data Path : K:\1\DATA\2020-10\0J09037\
Data File : E10092018.D
Acq On : 9 Oct 2020 10:04 pm
Operator : JK/ AMS /DTH
Sample : 0J09037-CAL8
Misc : 1x, A20J174@4000
ALS Vial : 10 Sample Multiplier: 1

Quant Time: Oct 12 10:44:40 2020
Quant Method : K:\1\METHODS\SV5_100920.M
Quant Title : EPA 8270D: Semivolatile Organics
QLast Update : Mon Oct 12 10:34:59 2020
Response via : Initial Calibration

Compound	R.T.	QIon	Response	Conc	Units	Dev(Min)
25) Bis(2-chloroethoxy) me...	7.744	93	1372111	3764.03	ng/ml	100
26) Benzoic acid	7.819	105	1317325	8793.52	ng/ml	97
27) 2,4-Dichlorophenol	7.862	162	909787	4121.45	ng/ml	99
28) 1,2,4-Trichlorobenzene	7.948	180	1017319	3778.24	ng/ml	100
29) Naphthalene	8.028	128	3332451	3695.58	ng/ml	99
30) 4-Chloroaniline	8.071	127	1433925	4277.49	ng/ml	97
31) Hexachlorobutadiene	8.151	225	547312	3860.10	ng/ml	100
32) 4-Chloro-3-methylphenol	8.547	107	937570	4184.96	ng/ml	97
33) 2-Methylnaphthalene	8.723	142	2272390	3840.38	ng/ml	99
34) 1-Methylnaphthalene	8.825	142	2131017	3857.10	ng/ml	99
36) Hexachlorocyclopentadiene	8.889	237	565635	4409.73	ng/ml	99
37) 2,4,6-Trichlorophenol	9.001	196	661919	4185.98	ng/ml	97
38) 2,4,5-Trichlorophenol	9.039	196	688493	4209.21	ng/ml	99
39) 1,1'-Biphenyl	9.194	154	2694188	3744.89	ng/ml	99
41) 2-Chloronaphthalene	9.221	162	2094564	3762.90	ng/ml	100
42) 2-Nitroaniline	9.317	138	731751	4057.34	ng/ml	99
43) 2,6-Dimethylnaphthalene	9.354	156	2012312	3849.23	ng/ml	99
44) 1,4-Dinitrobenzene	9.445	168	338947	4137.07	ng/ml	87
45) Dimethyl phthalate	9.504	163	2318320	4070.84	ng/ml	99
46) 1,3-Dinitrobenzene	9.531	168	396841	4070.41	ng/ml	94
47) 2,6-Dinitrotoluene	9.558	165	568720	3932.67	ng/ml	97
48) 1,2-Dinitrobenzene	9.622	168	264903	4089.44	ng/ml	97
49) Acenaphthylene	9.643	152	3251011	3973.45	ng/ml	100
50) 3-Nitroaniline	9.739	138	593484	4109.67	ng/ml	93
51) Acenaphthene	9.820	153	2133594	3728.55	ng/ml	99
52) 2,4-Dinitrophenol	9.841	184	161409	4339.59	ng/ml	93
53) 4-Nitrophenol	9.894	139	466567	4408.22	ng/ml	99
54) 2,4-Dinitrotoluene	9.975	165	711327	4041.79	ng/ml	99
55) Dibenzofuran	9.996	168	2939004	3824.84	ng/ml	97
56) 2,3,5,6-Tetrachlorophenol	10.076	232	532478	4240.67	ng/ml	98
57) 2,3,4,6-Tetrachlorophenol	10.119	232	559348	4154.79	ng/ml	99
58) Diethyl phthalate	10.215	149	2224161	3990.83	ng/ml	100
59) 2,3,5-Trimethylnaphtha...	10.205	170	1813968	3823.94	ng/ml	96
60) Fluorene	10.349	166	2347460	3807.54	ng/ml	100
61) 4-Chlorophenyl phenyl ...	10.338	204	1140545	3870.77	ng/ml	99
62) 4-Nitroaniline	10.365	138	615037	4176.81	ng/ml	98
63) 4,6-Dinitro-2-methylph...	10.397	198	279725	4214.06	ng/ml	92

Quantitation Report (Not Reviewed)

Data Path : K:\1\DATA\2020-10\0J09037\
Data File : E10092018.D
Acq On : 9 Oct 2020 10:04 pm
Operator : JK/ AMS /DTH
Sample : 0J09037-CAL8
Misc : 1x, A20J174@4000
ALS Vial : 10 Sample Multiplier: 1

Quant Time: Oct 12 10:44:40 2020
Quant Method : K:\1\METHODS\SV5_100920.M
Quant Title : EPA 8270D: Semivolatile Organics
QLast Update : Mon Oct 12 10:34:59 2020
Response via : Initial Calibration

Compound	R.T.	QIon	Response	Conc	Units	Dev(Min)
65) N-Nitrosodiphenylamine	10.461	169	2026364	4004.67	ng/ml	100
66) Azobenzene (1,2-DPH)	10.499	77	2310394	3837.32	ng/ml	96
68) 4-Bromophenyl phenyl e...	10.836	248	702248	4105.59	ng/ml	97
69) Hexachlorobenzene	10.921	284	784213	4008.88	ng/ml	98
70) Pentachlorophenol (PCP)	11.109	266	411526	4322.34	ng/ml	99
71) Phenanthrene	11.333	178	3350487	3795.03	ng/ml	99
72) Anthracene	11.387	178	3407916	3921.20	ng/ml	99
73) Carbazole	11.547	167	3002793	4079.82	ng/ml	99
74) Di-n-butyl phthalate	11.895	149	3677915	4105.53	ng/ml	100
75) Fluoranthene	12.649	202	3649818	4099.91	ng/ml	99
76) Benzidine	12.815	184	3975364	9777.80	ng/ml	99
77) Pyrene	12.959	202	3770123	4062.05	ng/ml	99
80) Butyl benzyl phthalate	14.034	149	1639965	4027.02	ng/ml	96
81) Bis(2-ethylhexyl) adipate	14.222	129	1522604	4066.58	ng/ml	100
82) 3,3-Dichlorobenzidine	15.222	252	1683238	7870.82	ng/ml	99
83) Benz(a)anthracene	15.248	228	3577301	4076.66	ng/ml	100
84) Chrysene	15.339	228	3393587	4074.72	ng/ml	100
85) Bis(2-ethylhexyl) phth...	15.414	149	2396494	4106.37	ng/ml	98
87) Di-n-octyl phthalate	17.099	149	3902858	4010.67	ng/ml	98
88) Benzo(b)fluoranthene	17.880	252	3495299	3940.83	ng/ml	99
89) Benzo(k)fluoranthene	17.950	252	3437057	4066.28	ng/ml	100
90) Benzo(b+k)fluoranthene	17.950	252	7119660	8013.63	ng/ml	100
91) Benzo(e)pyrene	18.538	252	3339328	4318.63	ng/ml	99
92) Benzo(a)pyrene	18.666	252	3058535	4125.53	ng/ml	99
93) Perylene	18.864	252	3041025	4032.20	ng/ml	99
95) Indeno(1,2,3-cd)pyrene	21.218	276	3098814	3657.64	ng/ml	96
96) Dibenz(a,h)anthracene	21.276	278	3018097	3944.39	ng/ml	98
97) Benzo(g,h,i)perylene	21.758	276	2914740	3605.44	ng/ml	98

(#) = qualifier out of range (m) = manual integration (+) = signals summed

Quantitation Report (Not Reviewed)

Data Path : K:\1\DATA\2020-10\0J09037\
Data File : E10092018.D
Acq On : 9 Oct 2020 10:04 pm
Operator : JK/ AMS /DTH
Sample : 0J09037-CAL8
Misc : 1x, A20J174@4000
ALS Vial : 10 Sample Multiplier: 1

Quant Time: Oct 12 10:44:40 2020
Quant Method : K:\1\METHODS\SV5_100920.M
Quant Title : EPA 8270D: Semivolatile Organics
QLast Update : Mon Oct 12 10:34:59 2020
Response via : Initial Calibration

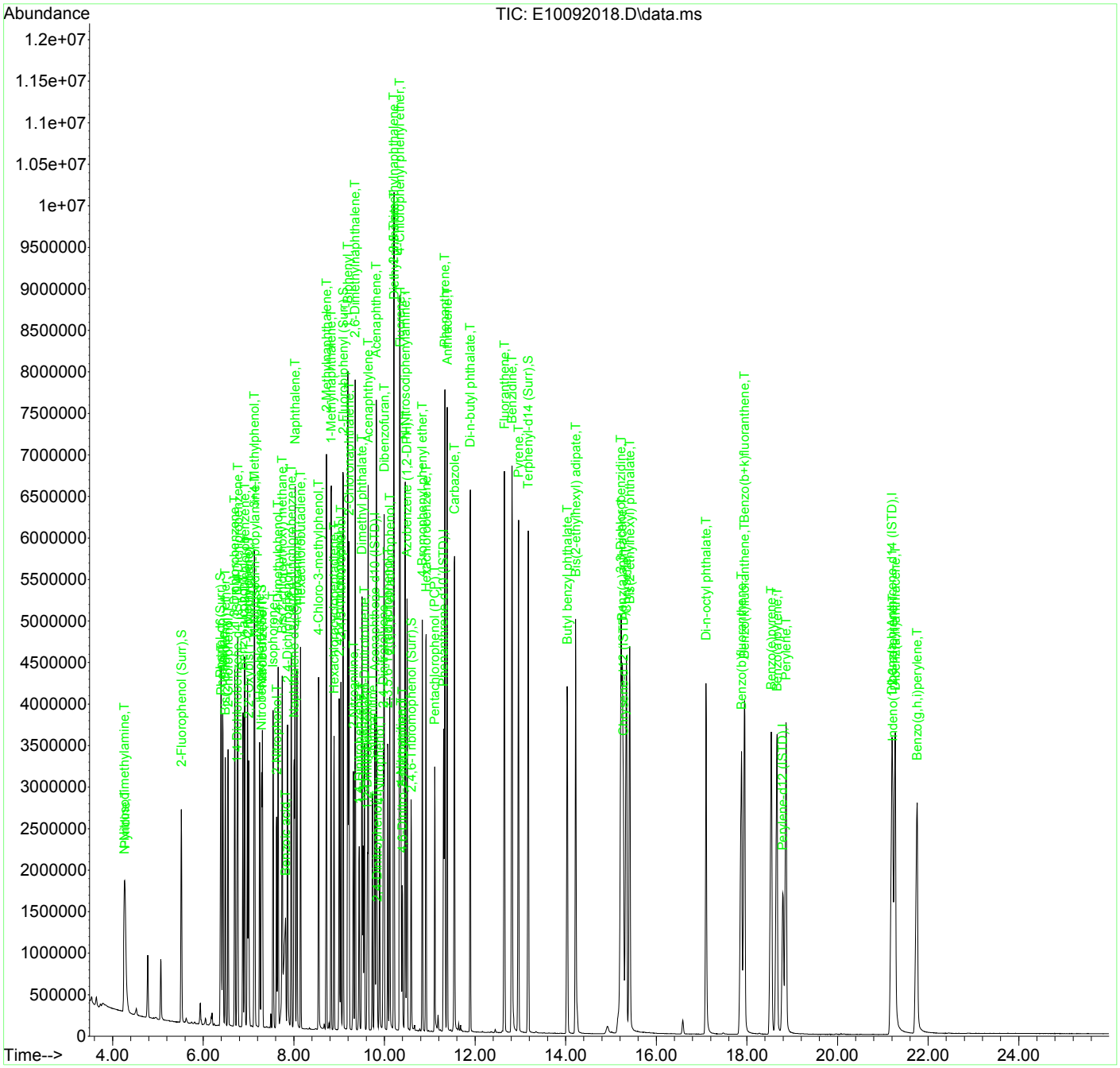

Quantitation Report (Not Reviewed)

Data Path : K:\1\DATA\2020-10\0J09037\
Data File : E10092019.D
Acq On : 9 Oct 2020 10:39 pm
Operator : JK/ AMS /DTH
Sample : 0J09037-CAL9
Misc : 1x, A20J175@6000
ALS Vial : 11 Sample Multiplier: 1

JK 10/13/20

Quant Time: Oct 12 10:46:34 2020
Quant Method : K:\1\METHODS\SV5_100920.M
Quant Title : EPA 8270D: Semivolatile Organics
QLast Update : Mon Oct 12 10:34:59 2020
Response via : Initial Calibration

Compound	R.T.	QIon	Response	Conc	Units	Dev(Min)
Internal Standards						
1) 1,4-Dichlorobenzene-d4...	6.749	152	427427	2000.00	ng/ml	0.00
21) Naphthalene-d8 (ISTD)	8.006	136	1709935	2000.00	ng/ml	0.00
35) Acenaphthene-d10 (ISTD)	9.787	162	870833	2000.00	ng/ml	0.00
64) Phenanthrene-d10 (ISTD)	11.306	188	1608627	2000.00	ng/ml	0.01
78) Chrysene-d12 (ISTD)	15.270	240	1577577	2000.00	ng/ml	0.04
86) Perylene-d12 (ISTD)	18.795	264	1585363	2000.00	ng/ml	0.05
94) Dibenz(a,h)Anthrcene-d...	21.212	292	1460273	2000.00	ng/ml	0.06
System Monitoring Compounds						
4) 2-Fluorophenol (Surr)	5.519	112	1657780	6141.12	ng/ml	0.00
5) Phenol-d6(Surr)	6.391	99	2063683	6065.65	ng/ml	0.02
19) Nitrobenzene-d5 (Surr)	7.290	82	1829773	6164.32	ng/ml	0.01
40) 2-Fluorobiphenyl (Surr)	9.092	172	3552955	5386.32	ng/ml	0.01
67) 2,4,6-Tribromophenol (...	10.595	330	604826	6184.21	ng/ml	0.02
79) Terphenyl-d14 (Surr)	13.168	244	4324730	5956.90	ng/ml	0.03
Target Compounds						Qvalue
2) N-Nitrosodimethylamine	4.257	74	1159065	5568.07	ng/ml	97
3) Pyridine	4.273	79	1957187	6219.73	ng/ml	97
6) Phenol	6.407	94	2104297	5963.70	ng/ml	96
7) Aniline	6.439	93	2752071	6044.94	ng/ml	100
8) Bis(2-chloroethyl) ether	6.493	93	1720154	5309.08	ng/ml	99
9) 2-Chlorophenol	6.551	128	1760349	6141.29	ng/ml	98
10) 1,3-Dichlorobenzene	6.701	146	1888341	5573.31	ng/ml	99
11) 1,4-Dichlorobenzene	6.765	146	1892309	5519.61	ng/ml	99
12) Benzyl alcohol	6.883	108	1129421	6036.96	ng/ml	98
13) 1,2-Dichlorobenzene	6.921	146	1820426	5536.01	ng/ml	99
14) 2-Methylphenol	6.979	107	1376714	6064.27	ng/ml	99
15) 2,2'-Oxybis(1-Chloropr...	7.006	45	2213338	5004.37	ng/ml	94
16) N-Nitrosodi-n-propylamine	7.145	70	1275405	5571.19	ng/ml	98
17) 3+4-Methylphenol	7.135	107	1723692	6305.72	ng/ml	99
18) Hexachloroethane	7.247	117	694790	5678.15	ng/ml	100
20) Nitrobenzene	7.311	77	1793547	5873.91	ng/ml	96
22) Isophorone	7.552	82	3421982	5881.95	ng/ml	97
23) 2-Nitrophenol	7.621	139	931620	6060.64	ng/ml	98
24) 2,4-Dimethylphenol	7.659	122	1385214	6069.45	ng/ml	97

Quantitation Report (Not Reviewed)

Data Path : K:\1\DATA\2020-10\0J09037\
Data File : E10092019.D
Acq On : 9 Oct 2020 10:39 pm
Operator : JK/ AMS /DTH
Sample : 0J09037-CAL9
Misc : 1x, A20J175@6000
ALS Vial : 11 Sample Multiplier: 1

Quant Time: Oct 12 10:46:34 2020
Quant Method : K:\1\METHODS\SV5_100920.M
Quant Title : EPA 8270D: Semivolatile Organics
QLast Update : Mon Oct 12 10:34:59 2020
Response via : Initial Calibration

Compound	R.T.	QIon	Response	Conc	Units	Dev(Min)
25) Bis(2-chloroethoxy) me...	7.750	93	2020891	5391.56	ng/ml	100
26) Benzoic acid	7.659	105	51864	933.31	ng/ml#	see Ml 1
27) 2,4-Dichlorophenol	7.867	162	1410654	6104.48	ng/ml	98
28) 1,2,4-Trichlorobenzene	7.947	180	1539693	5561.27	ng/ml	99
29) Naphthalene	8.028	128	4871367	5253.84	ng/ml	99
30) 4-Chloroaniline	8.076	127	2130270	6180.22	ng/ml	97
31) Hexachlorobutadiene	8.156	225	832780	5712.17	ng/ml	100
32) 4-Chloro-3-methylphenol	8.552	107	1421657	6076.74	ng/ml	98
33) 2-Methylnaphthalene	8.723	142	3311439	5442.72	ng/ml	98
34) 1-Methylnaphthalene	8.825	142	3087325	5434.55	ng/ml	98
36) Hexachlorocyclopentadiene	8.889	237	869766	6426.54	ng/ml	100
37) 2,4,6-Trichlorophenol	9.007	196	1003008	6099.56	ng/ml	97
38) 2,4,5-Trichlorophenol	9.044	196	1059980	6183.38	ng/ml	97
39) 1,1'-Biphenyl	9.199	154	3853881	5267.05	ng/ml	98
41) 2-Chloronaphthalene	9.220	162	3071379	5425.26	ng/ml	98
42) 2-Nitroaniline	9.322	138	1132654	6063.03	ng/ml	99
43) 2,6-Dimethylnaphthalene	9.360	156	2893708	5442.41	ng/ml	97
44) 1,4-Dinitrobenzene	9.450	168	545732	6116.76	ng/ml	85
45) Dimethyl phthalate	9.515	163	3455279	5965.57	ng/ml	99
46) 1,3-Dinitrobenzene	9.541	168	621767	6067.38	ng/ml	94
47) 2,6-Dinitrotoluene	9.568	165	880737	6004.96	ng/ml	94
48) 1,2-Dinitrobenzene	9.632	168	406198	6156.42	ng/ml	98
49) Acenaphthylene	9.648	152	4716984	5668.54	ng/ml	99
50) 3-Nitroaniline	9.745	138	916391	6034.35	ng/ml	94
51) Acenaphthene	9.825	153	3111741	5346.74	ng/ml	99
52) 2,4-Dinitrophenol	9.846	184	304239	6511.83	ng/ml	96
53) 4-Nitrophenol	9.905	139	746524	6429.10	ng/ml	100
54) 2,4-Dinitrotoluene	9.985	165	1102028	6192.26	ng/ml	97
55) Dibenzofuran	10.001	168	4289036	5488.21	ng/ml	96
56) 2,3,5,6-Tetrachlorophenol	10.076	232	844379	6258.49	ng/ml	99
57) 2,3,4,6-Tetrachlorophenol	10.124	232	874860	6199.20	ng/ml	98
58) Diethyl phthalate	10.221	149	3205223	5654.74	ng/ml	99
59) 2,3,5-Trimethylnaphtha...	10.210	170	2600704	5390.51	ng/ml	96
60) Fluorene	10.354	166	3365008	5366.48	ng/ml	100
61) 4-Chlorophenyl phenyl ...	10.338	204	1659870	5538.81	ng/ml	97
62) 4-Nitroaniline	10.381	138	948198	6128.88	ng/ml	100
63) 4,6-Dinitro-2-methylph...	10.403	198	498862	6356.60	ng/ml	97

Quantitation Report (Not Reviewed)

Data Path : K:\1\DATA\2020-10\0J09037\
Data File : E10092019.D
Acq On : 9 Oct 2020 10:39 pm
Operator : JK/ AMS /DTH
Sample : 0J09037-CAL9
Misc : 1x, A20J175@6000
ALS Vial : 11 Sample Multiplier: 1

Quant Time: Oct 12 10:46:34 2020
Quant Method : K:\1\METHODS\SV5_100920.M
Quant Title : EPA 8270D: Semivolatile Organics
QLast Update : Mon Oct 12 10:34:59 2020
Response via : Initial Calibration

Compound	R.T.	QIon	Response	Conc	Units	Dev(Min)
65) N-Nitrosodiphenylamine	10.467	169	2958292	5709.21	ng/ml	99
66) Azobenzene (1,2-DPH)	10.504	77	3381917	5485.18	ng/ml	91
68) 4-Bromophenyl phenyl e...	10.841	248	1084641	6192.37	ng/ml	98
69) Hexachlorobenzene	10.921	284	1192009	5950.52	ng/ml	99
70) Pentachlorophenol (PCP)	11.114	266	667055	6322.06	ng/ml	99
71) Phenanthrene	11.333	178	4872689	5389.67	ng/ml	98
72) Anthracene	11.387	178	4977274	5592.53	ng/ml	98
73) Carbazole	11.547	167	4407154	5847.37	ng/ml	98
74) Di-n-butyl phthalate	11.889	149	5315165	6110.66	ng/ml	98
75) Fluoranthene	12.649	202	5398748	5922.19	ng/ml	98
76) Benzidine	12.815	184	6132077	13992.22	ng/ml	98
77) Pyrene	12.959	202	5556161	5845.90	ng/ml	97
80) Butyl benzyl phthalate	14.034	149	2562092	6167.80	ng/ml	91
81) Bis(2-ethylhexyl) adipate	14.216	129	2313892	6072.33	ng/ml	99
82) 3,3-Dichlorobenzidine	15.227	252	3268618	12695.43	ng/ml	98
83) Benz(a)anthracene	15.254	228	5387286	6048.43	ng/ml	100
84) Chrysene	15.345	228	5085256	6015.55	ng/ml	99
85) Bis(2-ethylhexyl) phth...	15.409	149	3629557	6106.43	ng/ml	98
87) Di-n-octyl phthalate	17.099	149	6038668	5765.75	ng/ml	98
88) Benzo(b)fluoranthene	17.885	252	5679326	5867.26	ng/ml	99
89) Benzo(k)fluoranthene	17.960	252	5020420	5656.39	ng/ml	99
90) Benzo(b+k)fluoranthene	17.960	252	10949127	11604.70	ng/ml	99
91) Benzo(e)pyrene	18.549	252	5115531	6345.48	ng/ml	98
92) Benzo(a)pyrene	18.677	252	4650424	5815.93	ng/ml	99
93) Perylene	18.875	252	4656396	5921.87	ng/ml	99
95) Indeno(1,2,3-cd)pyrene	21.228	276	5089185	5788.93	ng/ml	99
96) Dibenz(a,h)anthracene	21.287	278	4636323	5839.35	ng/ml	99
97) Benzo(g,h,i)perylene	21.774	276	4520936	5389.28	ng/ml	97

(#) = qualifier out of range (m) = manual integration (+) = signals summed

Quantitation Report (Qedit)

Data Path : K:\1\DATA\2020-10\0J09037\
Data File : E10092019.D
Acq On : 9 Oct 2020 10:39 pm
Operator : JK/ AMS /DTH
Sample : 0J09037-CAL9
Misc : 1x, A20J175@6000
ALS Vial : 11 Sample Multiplier: 1

Quant Time: Oct 12 10:46:34 2020
Quant Method : K:\1\METHODS\SV5_100920.M
Quant Title : EPA 8270D: Semivolatile Organics
QLast Update : Mon Oct 12 10:34:59 2020
Response via : Initial Calibration

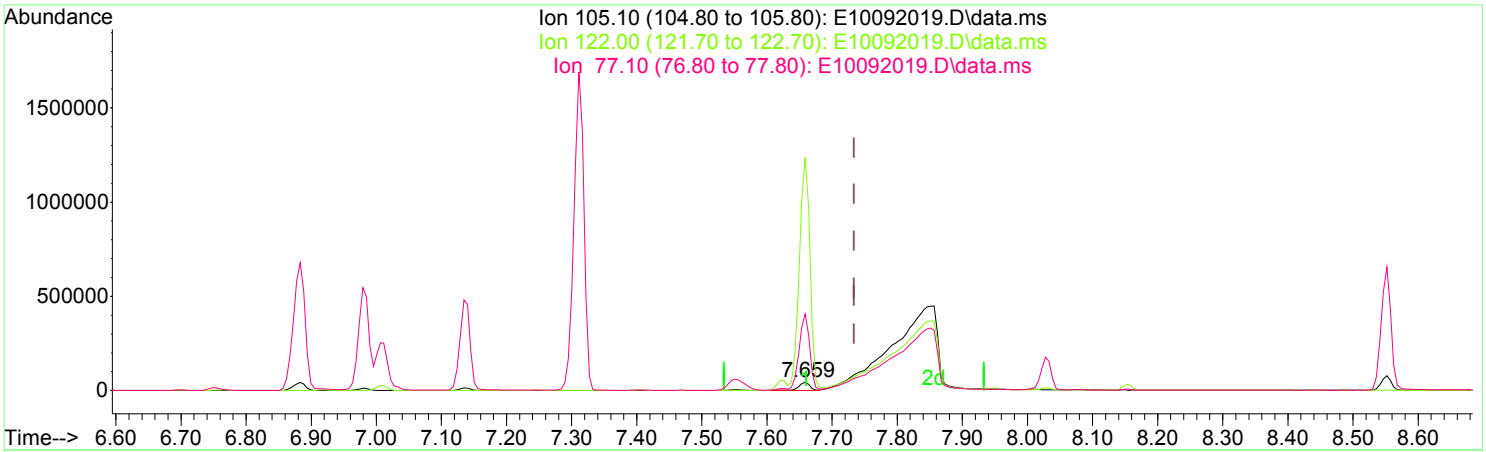

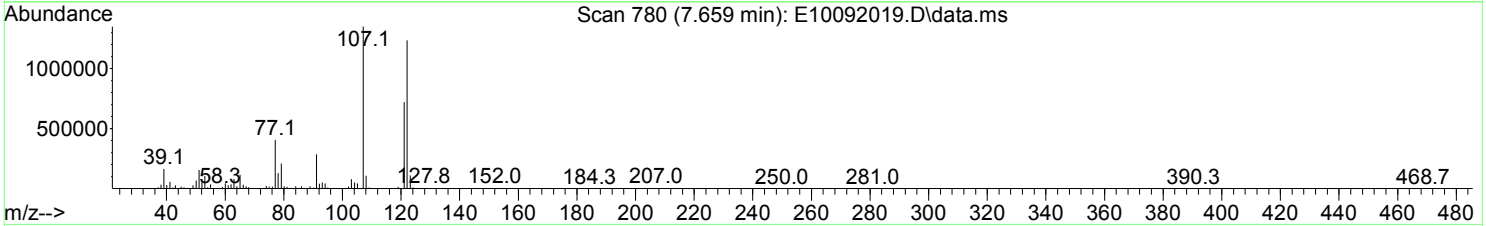

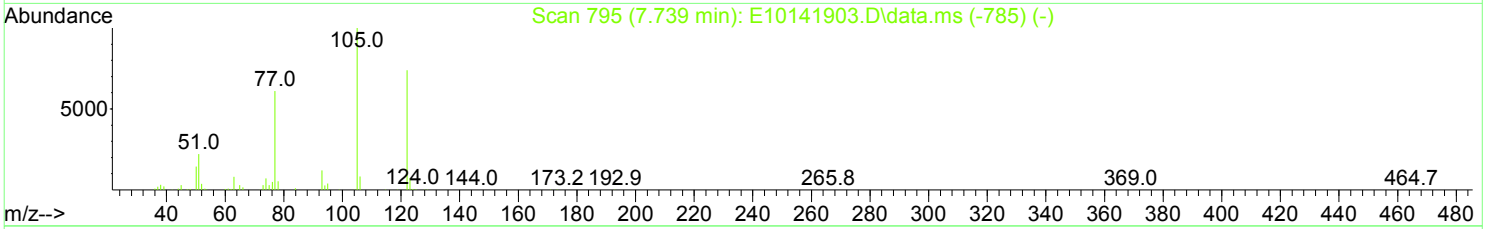

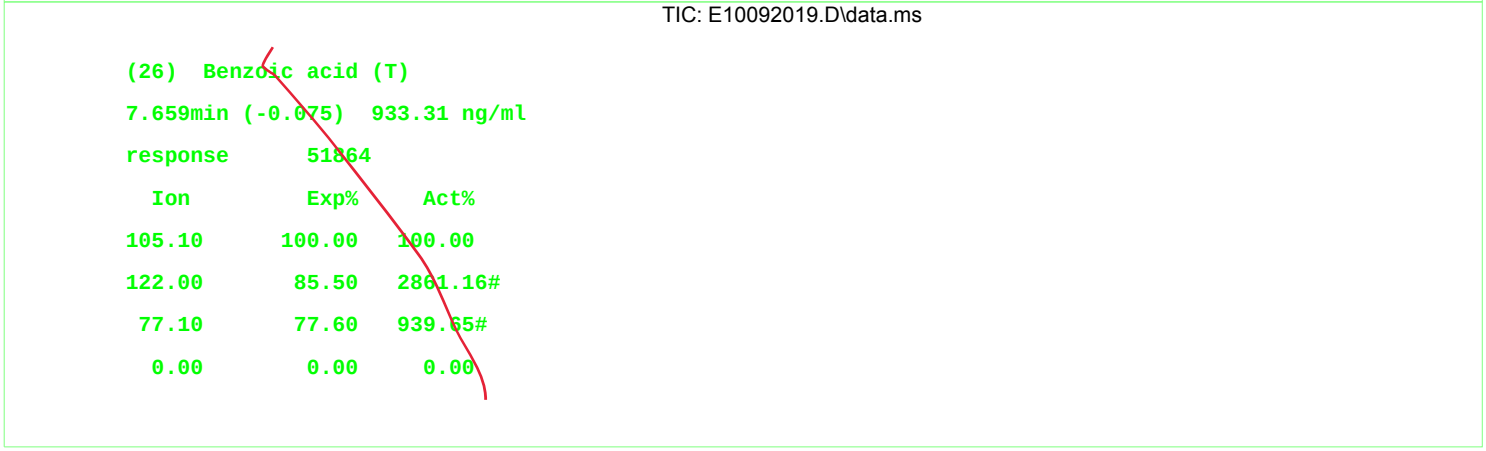

Quantitation Report (Qedit)

Data Path : K:\1\DATA\2020-10\0J09037\
Data File : E10092019.D
Acq On : 9 Oct 2020 10:39 pm
Operator : JK/ AMS /DTH
Sample : 0J09037-CAL9
Misc : 1x, A20J175@6000
ALS Vial : 11 Sample Multiplier: 1

Quant Time: Oct 12 10:46:34 2020
Quant Method : K:\1\METHODS\SV5_100920.M
Quant Title : EPA 8270D: Semivolatile Organics
QLast Update : Mon Oct 12 10:34:59 2020
Response via : Initial Calibration

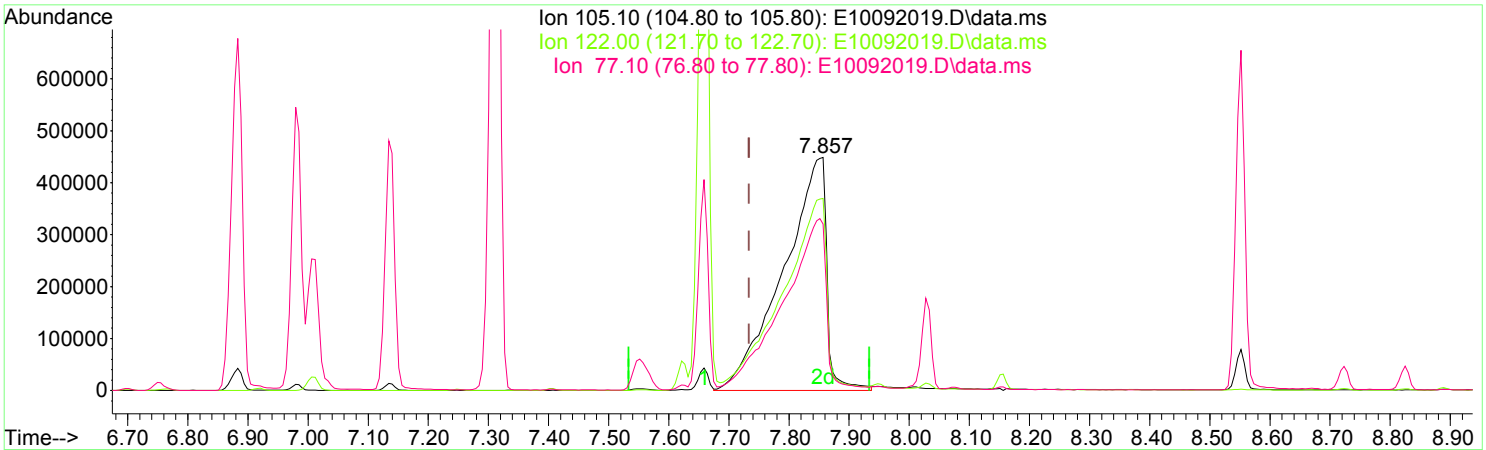

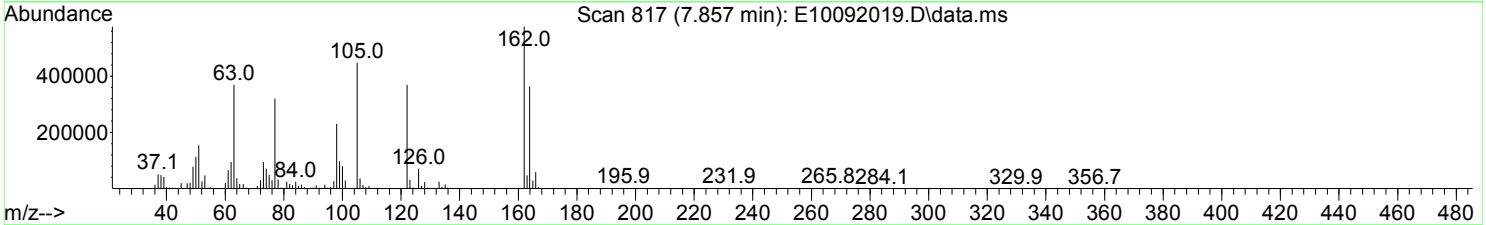

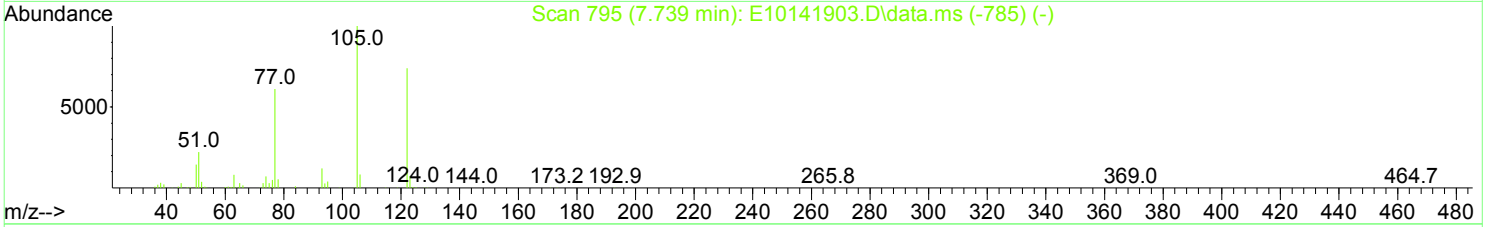

TIC: E10092019.D\data.ms

(26) Benzoic acid (T)

7.857min (+ 0.123) 12845.87 ng/ml m

response 2251665

Ion	Exp%	Act%
105.10	100.00	100.00
122.00	85.50	82.43
77.10	77.60	71.44
0.00	0.00	0.00

Quantitation Report (Not Reviewed)

Data Path : K:\1\DATA\2020-10\0J09037\
Data File : E10092019.D
Acq On : 9 Oct 2020 10:39 pm
Operator : JK/ AMS /DTH
Sample : 0J09037-CAL9
Misc : 1x, A20J175@6000
ALS Vial : 11 Sample Multiplier: 1

Quant Time: Oct 12 10:46:34 2020
Quant Method : K:\1\METHODS\SV5_100920.M
Quant Title : EPA 8270D: Semivolatile Organics
QLast Update : Mon Oct 12 10:34:59 2020
Response via : Initial Calibration

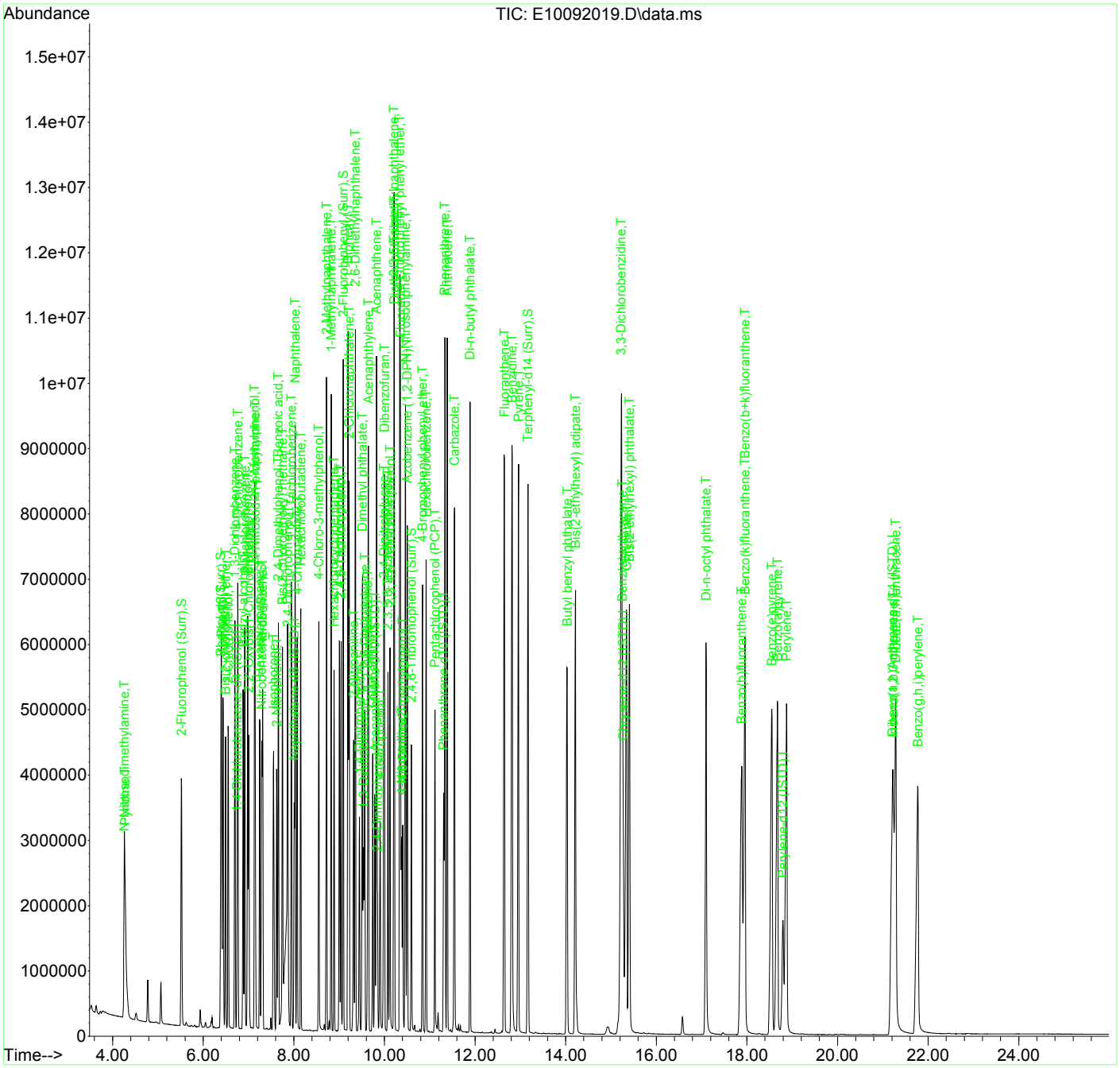

Quantitation Report (Not Reviewed)

Data Path : K:\1\DATA\2020-10\0J09037\
Data File : E10092020.D
Acq On : 9 Oct 2020 11:14 pm
Operator : JK/ AMS /DTH
Sample : 0J09037-CALA
Misc : 1x, A20J176@8000
ALS Vial : 12 Sample Multiplier: 1

JK 10/13/20

Quant Time: Oct 12 10:47:34 2020
Quant Method : K:\1\METHODS\SV5_100920.M
Quant Title : EPA 8270D: Semivolatile Organics
QLast Update : Mon Oct 12 10:34:59 2020
Response via : Initial Calibration

Compound	R.T.	QIon	Response	Conc	Units	Dev(Min)
Internal Standards						
1) 1,4-Dichlorobenzene-d4...	6.750	152	424258	2000.00	ng/ml	0.00
21) Naphthalene-d8 (ISTD)	8.007	136	1705181	2000.00	ng/ml	0.00
35) Acenaphthene-d10 (ISTD)	9.793	162	869026	2000.00	ng/ml	0.01
64) Phenanthrene-d10 (ISTD)	11.312	188	1639465	2000.00	ng/ml	0.02
78) Chrysene-d12 (ISTD)	15.291	240	1581794	2000.00	ng/ml	0.06
86) Perylene-d12 (ISTD)	18.805	264	1562028	2000.00	ng/ml	0.06
94) Dibenz(a,h)Anthrcene-d...	21.218	292	1427855	2000.00	ng/ml	0.07
System Monitoring Compounds						
4) 2-Fluorophenol (Surr)	5.519	112	2199443	8208.53	ng/ml	0.00
5) Phenol-d6(Surr)	6.397	99	2674770	7920.50	ng/ml	0.02
19) Nitrobenzene-d5 (Surr)	7.295	82	2381014	8081.31	ng/ml	0.02
40) 2-Fluorobiphenyl (Surr)	9.092	172	4531940	6884.76	ng/ml	0.01
67) 2,4,6-Tribromophenol (...	10.601	330	825759	7955.19	ng/ml	0.02
79) Terphenyl-d14 (Surr)	13.179	244	5705060	7837.22	ng/ml	0.04
Target Compounds						Qvalue
2) N-Nitrosodimethylamine	4.257	74	1512390	7319.69	ng/ml	96
3) Pyridine	4.279	79	2573248	8238.58	ng/ml	97
6) Phenol	6.413	94	2760776	7882.65	ng/ml	95
7) Aniline	6.445	93	3620009	8010.77	ng/ml	100
8) Bis(2-chloroethyl) ether	6.498	93	2211245	6875.77	ng/ml	97
9) 2-Chlorophenol	6.557	128	2310114	8119.45	ng/ml	96
10) 1,3-Dichlorobenzene	6.701	146	2457706	7307.94	ng/ml	99
11) 1,4-Dichlorobenzene	6.766	146	2473499	7268.75	ng/ml	99
12) Benzyl alcohol	6.889	108	1500961	7928.47	ng/ml	98
13) 1,2-Dichlorobenzene	6.915	146	2369920	7260.89	ng/ml	99
14) 2-Methylphenol	6.985	107	1772648	7866.64	ng/ml	100
15) 2,2'-Oxybis(1-Chloropr...	7.012	45	2765927	6300.49	ng/ml	90
16) N-Nitrosodi-n-propylamine	7.156	70	1651757	7269.05	ng/ml	96
17) 3+4-Methylphenol	7.145	107	2201006	8112.01	ng/ml	97
18) Hexachloroethane	7.247	117	903344	7437.69	ng/ml	96
20) Nitrobenzene	7.317	77	2308948	7618.34	ng/ml	93
22) Isophorone	7.557	82	4493659	7745.56	ng/ml	96
23) 2-Nitrophenol	7.627	139	1240009	7896.57	ng/ml	95
24) 2,4-Dimethylphenol	7.664	122	1779049	7903.39	ng/ml	98

Quantitation Report (Not Reviewed)

Data Path : K:\1\DATA\2020-10\0J09037\
Data File : E10092020.D
Acq On : 9 Oct 2020 11:14 pm
Operator : JK/ AMS /DTH
Sample : 0J09037-CALA
Misc : 1x, A20J176@8000
ALS Vial : 12 Sample Multiplier: 1

Quant Time: Oct 12 10:47:34 2020
Quant Method : K:\1\METHODS\SV5_100920.M
Quant Title : EPA 8270D: Semivolatile Organics
QLast Update : Mon Oct 12 10:34:59 2020
Response via : Initial Calibration

Compound	R.T.	QIon	Response	Conc	Units	Dev(Min)
25) Bis(2-chloroethoxy) me...	7.755	93	2574001	6886.35	ng/ml	99
26) Benzoic acid	7.664	105	65297	1038.45	ng/ml#	1
27) 2,4-Dichlorophenol	7.867	162	1837635	7856.77	ng/ml	99
28) 1,2,4-Trichlorobenzene	7.948	180	1984879	7189.24	ng/ml	98
29) Naphthalene	8.033	128	6121131	6620.13	ng/ml	98
30) 4-Chloroaniline	8.076	127	2769079	8055.90	ng/ml	98
31) Hexachlorobutadiene	8.156	225	1084065	7456.50	ng/ml	100
32) 4-Chloro-3-methylphenol	8.557	107	1857039	7855.93	ng/ml	97
33) 2-Methylnaphthalene	8.723	142	4167970	6869.62	ng/ml	97
34) 1-Methylnaphthalene	8.830	142	3902133	6887.98	ng/ml	97
36) Hexachlorocyclopentadiene	8.889	237	1145839	8222.36	ng/ml	99
37) 2,4,6-Trichlorophenol	9.012	196	1345146	8027.08	ng/ml	98
38) 2,4,5-Trichlorophenol	9.044	196	1384808	7898.42	ng/ml	98
39) 1,1'-Biphenyl	9.199	154	4825952	6609.28	ng/ml	97
41) 2-Chloronaphthalene	9.226	162	3896994	6897.93	ng/ml	97
42) 2-Nitroaniline	9.328	138	1522841	8032.53	ng/ml	97
43) 2,6-Dimethylnaphthalene	9.360	156	3661554	6900.87	ng/ml	96
44) 1,4-Dinitrobenzene	9.456	168	750156	7947.11	ng/ml	83
45) Dimethyl phthalate	9.520	163	4474475	7741.28	ng/ml	98
46) 1,3-Dinitrobenzene	9.547	168	839628	7971.63	ng/ml	97
47) 2,6-Dinitrotoluene	9.574	165	1160375	7956.87	ng/ml	96
48) 1,2-Dinitrobenzene	9.638	168	517828	7861.83	ng/ml	94
49) Acenaphthylene	9.654	152	5914171	7122.01	ng/ml	99
50) 3-Nitroaniline	9.750	138	1232344	7885.65	ng/ml	95
51) Acenaphthene	9.830	153	3919508	6748.69	ng/ml	99
52) 2,4-Dinitrophenol	9.852	184	459312	8443.32	ng/ml	99
53) 4-Nitrophenol	9.916	139	1016829	8243.10	ng/ml	99
54) 2,4-Dinitrotoluene	9.991	165	1408180	7974.91	ng/ml	96
55) Dibenzofuran	10.002	168	5357904	6870.18	ng/ml	93
56) 2,3,5,6-Tetrachlorophenol	10.082	232	1136038	8060.83	ng/ml	98
57) 2,3,4,6-Tetrachlorophenol	10.130	232	1166659	8071.22	ng/ml	97
58) Diethyl phthalate	10.226	149	4075767	7205.53	ng/ml	99
59) 2,3,5-Trimethylnaphtha...	10.216	170	3268532	6788.82	ng/ml	94
60) Fluorene	10.355	166	4230090	6760.14	ng/ml	99
61) 4-Chlorophenyl phenyl ...	10.344	204	2104026	7035.51	ng/ml	97
62) 4-Nitroaniline	10.392	138	1266179	7964.57	ng/ml	99
63) 4,6-Dinitro-2-methylph...	10.413	198	722350	8231.13	ng/ml	93

see M1

Quantitation Report (Not Reviewed)

Data Path : K:\1\DATA\2020-10\0J09037\
Data File : E10092020.D
Acq On : 9 Oct 2020 11:14 pm
Operator : JK/ AMS /DTH
Sample : 0J09037-CALA
Misc : 1x, A20J176@8000
ALS Vial : 12 Sample Multiplier: 1

Quant Time: Oct 12 10:47:34 2020
Quant Method : K:\1\METHODS\SV5_100920.M
Quant Title : EPA 8270D: Semivolatile Organics
QLast Update : Mon Oct 12 10:34:59 2020
Response via : Initial Calibration

Compound	R.T.	QIon	Response	Conc	Units	Dev(Min)
65) N-Nitrosodiphenylamine	10.472	169	3787877	7172.73	ng/ml	99
66) Azobenzene (1,2-DPH)	10.510	77	4272211	6798.83	ng/ml	88
68) 4-Bromophenyl phenyl e...	10.847	248	1429009	8004.96	ng/ml	98
69) Hexachlorobenzene	10.927	284	1581837	7748.01	ng/ml	99
70) Pentachlorophenol (PCP)	11.119	266	932280	8120.72	ng/ml	99
71) Phenanthrene	11.339	178	6271320	6806.21	ng/ml	97
72) Anthracene	11.392	178	6356206	7007.58	ng/ml	97
73) Carbazole	11.553	167	5738211	7470.19	ng/ml	97
74) Di-n-butyl phthalate	11.895	149	6805824	8128.06	ng/ml	98
75) Fluoranthene	12.654	202	7000621	7534.93	ng/ml	97
76) Benzidine	12.826	184	7930966	17128.19	ng/ml	98
77) Pyrene	12.970	202	7240927	7475.22	ng/ml	97
80) Butyl benzyl phthalate	14.040	149	3336804	7984.79	ng/ml	94
81) Bis(2-ethylhexyl) adipate	14.222	129	3075785	8036.41	ng/ml	99
82) 3,3-Dichlorobenzidine	15.249	252	4726659	16358.70	ng/ml	97
83) Benz(a)anthracene	15.265	228	7137308	7991.86	ng/ml	99
84) Chrysene	15.361	228	6654666	7851.08	ng/ml	99
85) Bis(2-ethylhexyl) phth...	15.420	149	4753971	7958.68	ng/ml	97
87) Di-n-octyl phthalate	17.110	149	7968964	7498.50	ng/ml	97
88) Benzo(b)fluoranthene	17.907	252	7542492	7603.96	ng/ml	99
89) Benzo(k)fluoranthene	17.976	252	6044475	6875.65	ng/ml	98
90) Benzo(b+k)fluoranthene	17.976	252	14283029	15099.67	ng/ml	98
91) Benzo(e)pyrene	18.565	252	6660878	8385.81	ng/ml	98
92) Benzo(a)pyrene	18.693	252	6042492	7434.57	ng/ml	99
93) Perylene	18.891	252	6015989	7765.26	ng/ml	98
95) Indeno(1,2,3-cd)pyrene	21.250	276	6682268	7773.63	ng/ml	99
96) Dibenz(a,h)anthracene	21.303	278	6035980	7774.79	ng/ml	98
97) Benzo(g,h,i)perylene	21.790	276	5908458	7203.22	ng/ml	97

see Ml

(#) = qualifier out of range (m) = manual integration (+) = signals summed

Quantitation Report (Qedit)

Data Path : K:\1\DATA\2020-10\0J09037\
Data File : E10092020.D
Acq On : 9 Oct 2020 11:14 pm
Operator : JK/ AMS /DTH
Sample : 0J09037-CALA
Misc : 1x, A20J176@8000
ALS Vial : 12 Sample Multiplier: 1

Quant Time: Oct 12 10:47:34 2020
Quant Method : K:\1\METHODS\SV5_100920.M
Quant Title : EPA 8270D: Semivolatile Organics
QLast Update : Mon Oct 12 10:34:59 2020
Response via : Initial Calibration

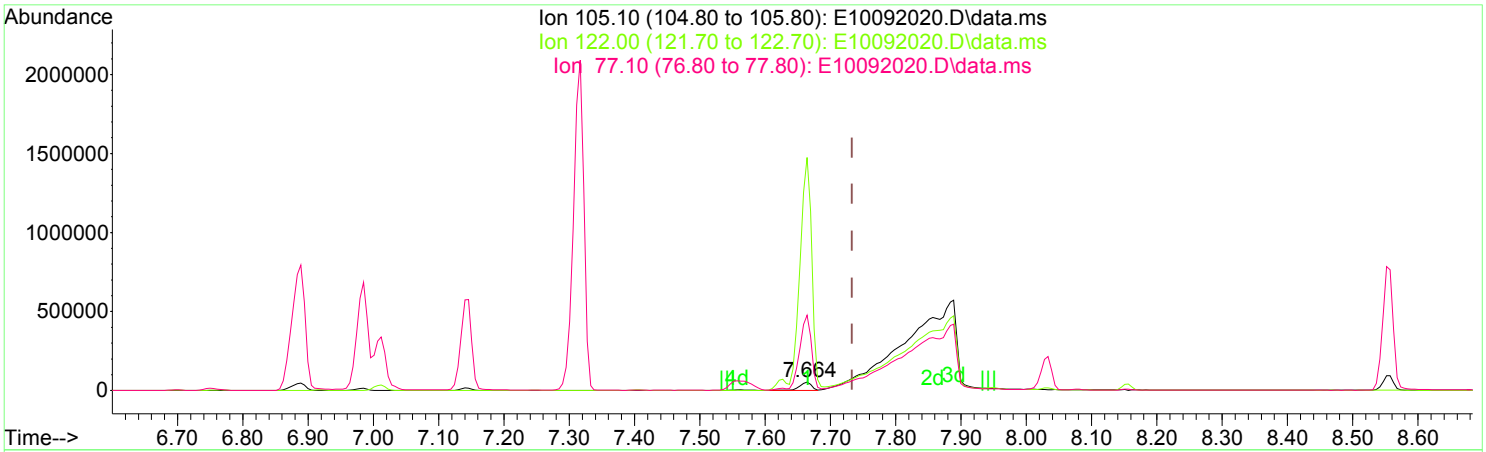

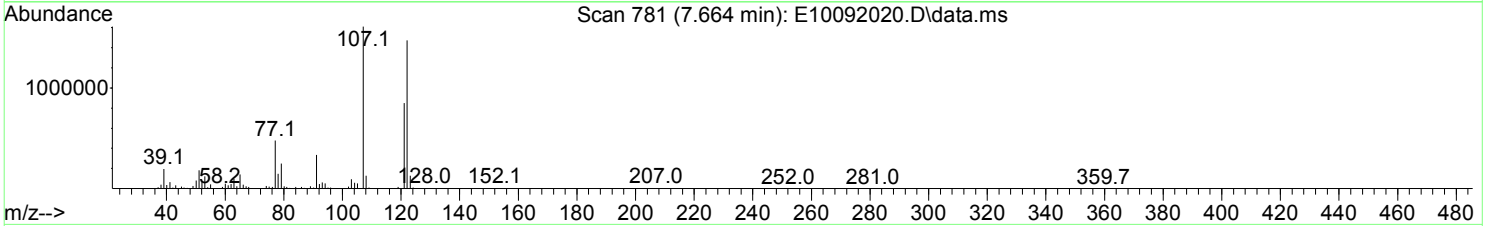

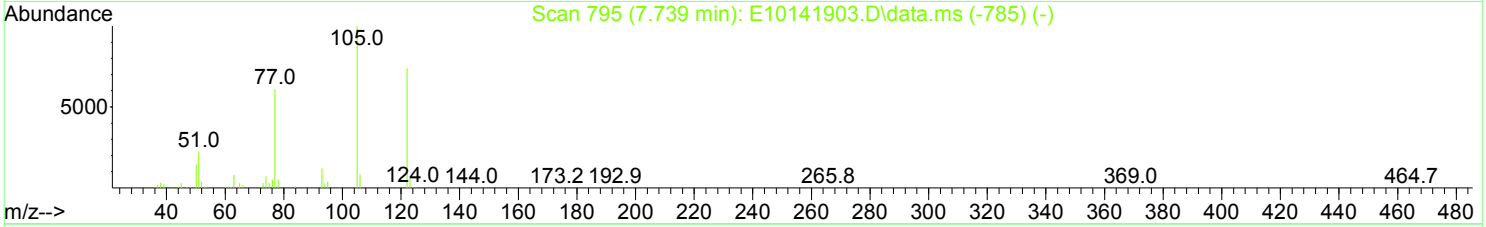

TIC: E10092020.D\data.ms

(26) Benzoic acid (T)

7.664min (-0.070) 1038.45 ng/ml

response 65297

Ion	Exp%	Act%
105.10	100.00	100.00
122.00	85.50	2802.49#
77.10	77.60	905.34#
0.00	0.00	0.00

Quantitation Report (Qedit)

Data Path : K:\1\DATA\2020-10\0J09037\
Data File : E10092020.D
Acq On : 9 Oct 2020 11:14 pm
Operator : JK/ AMS /DTH
Sample : 0J09037-CALA
Misc : 1x, A20J176@8000
ALS Vial : 12 Sample Multiplier: 1

Quant Time: Oct 12 10:47:34 2020
Quant Method : K:\1\METHODS\SV5_100920.M
Quant Title : EPA 8270D: Semivolatile Organics
QLast Update : Mon Oct 12 10:34:59 2020
Response via : Initial Calibration

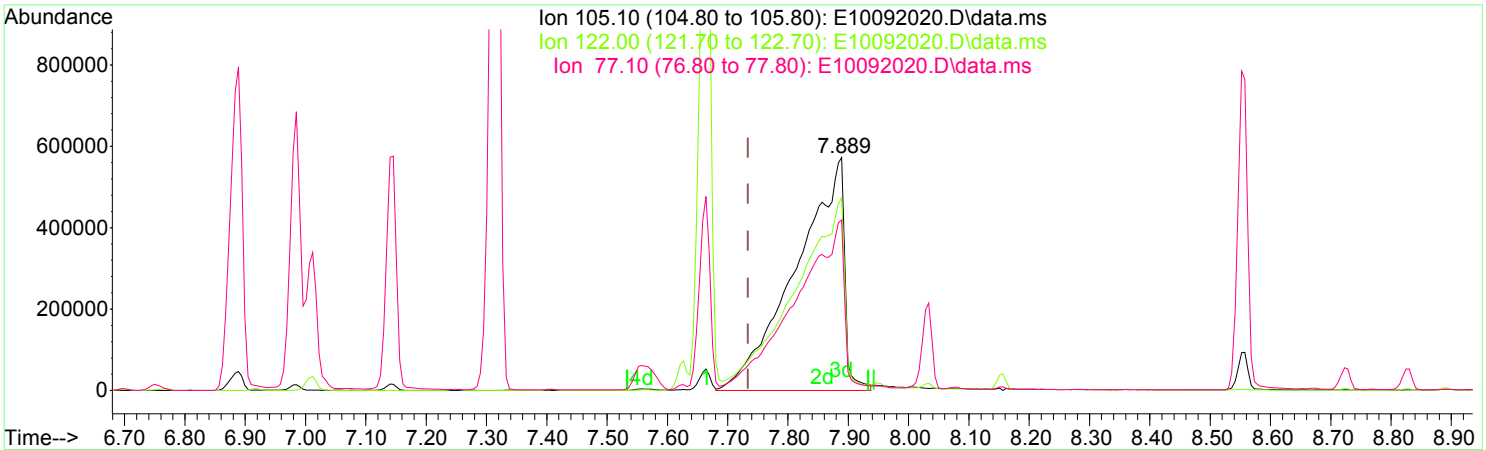

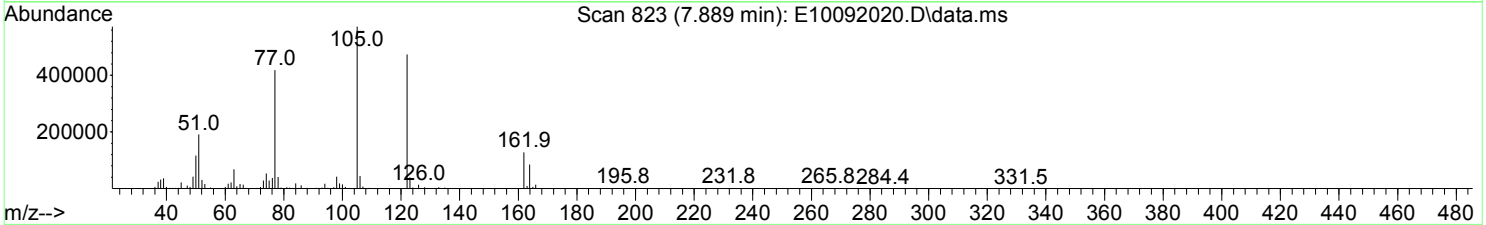

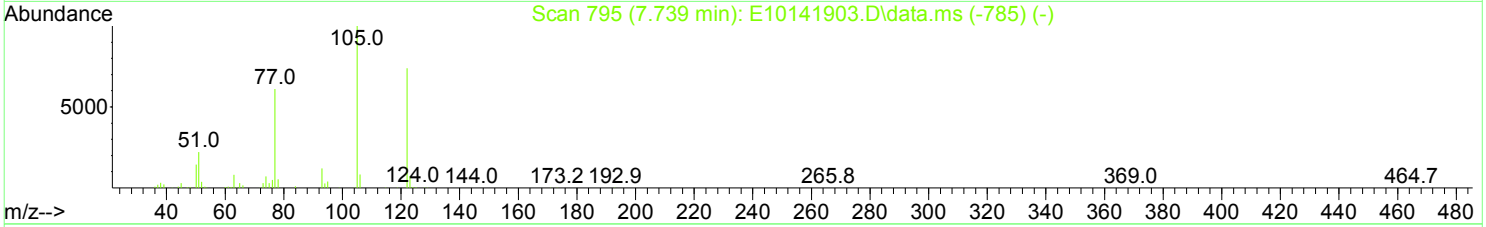

TIC: E10092020.D\data.ms

(26) Benzoic acid (T)

7.889min (+ 0.155) 16481.35 ng/ml m

response 3178247

Ion	Exp%	Act%
105.10	100.00	100.00
122.00	85.50	82.74
77.10	77.60	73.21
0.00	0.00	0.00

Quantitation Report (Qedit)

Data Path : K:\1\DATA\2020-10\0J09037\
Data File : E10092020.D
Acq On : 9 Oct 2020 11:14 pm
Operator : JK/ AMS /DTH
Sample : 0J09037-CALA
Misc : 1x, A20J176@8000
ALS Vial : 12 Sample Multiplier: 1

Quant Time: Oct 12 10:47:34 2020
Quant Method : K:\1\METHODS\SV5_100920.M
Quant Title : EPA 8270D: Semivolatile Organics
QLast Update : Mon Oct 12 10:34:59 2020
Response via : Initial Calibration

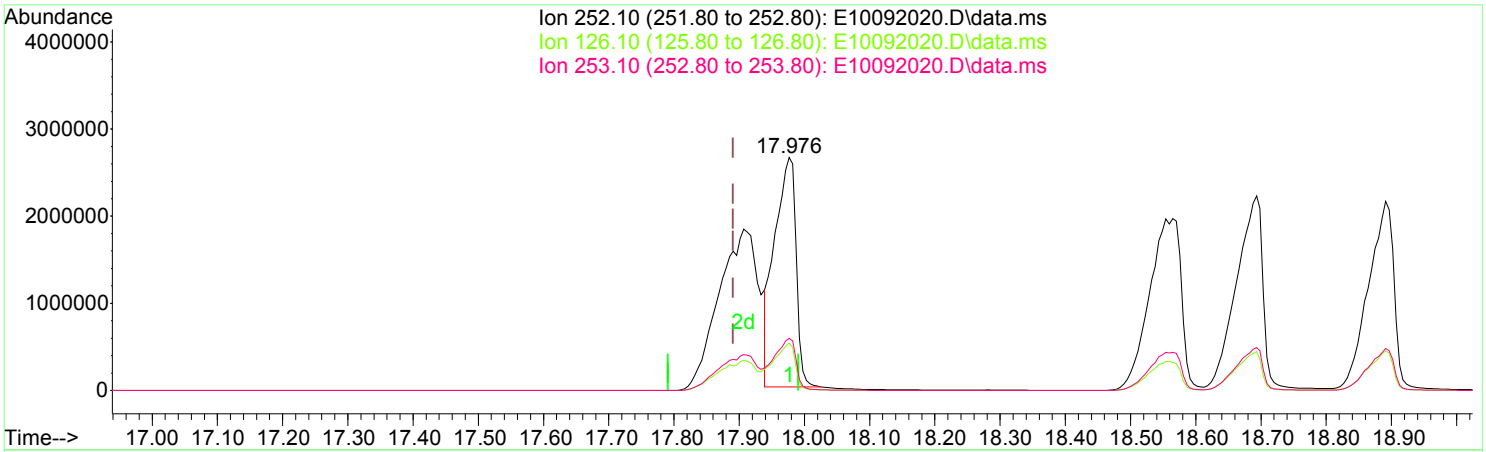

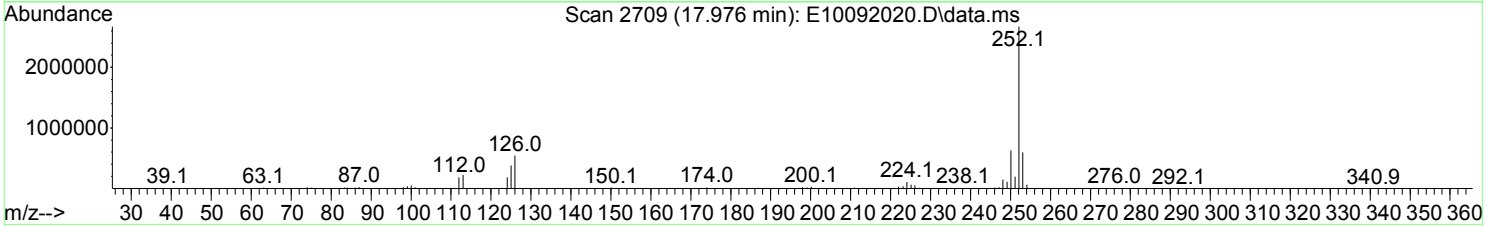

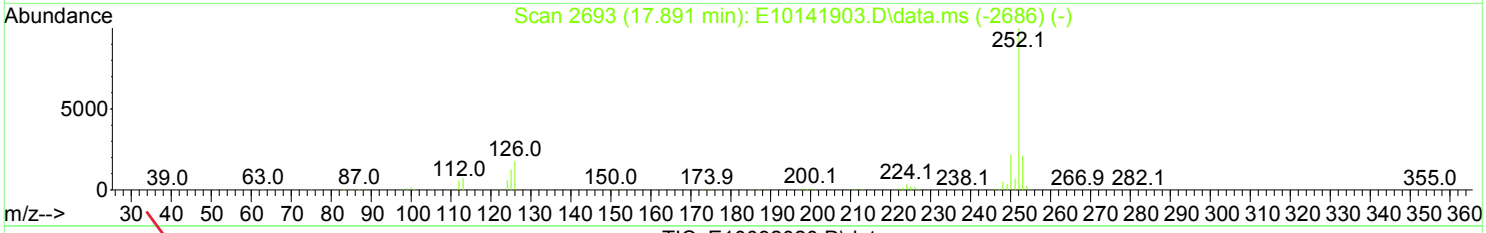

TIC: E10092020.D\data.ms

(89) Benzo(k)fluoranthene (T)

17.976min (+ 0.086) 6875.65 ng/ml

response 6044475

Ion	Exp%	Act%
252.10	100.00	100.00
126.10	21.40	20.35
253.10	22.00	22.39
0.00	0.00	0.00

Quantitation Report (Qedit)

Data Path : K:\1\DATA\2020-10\0J09037\
Data File : E10092020.D
Acq On : 9 Oct 2020 11:14 pm
Operator : JK/ AMS /DTH
Sample : 0J09037-CALA
Misc : 1x, A20J176@8000
ALS Vial : 12 Sample Multiplier: 1

Quant Time: Oct 12 10:47:34 2020
Quant Method : K:\1\METHODS\SV5_100920.M
Quant Title : EPA 8270D: Semivolatile Organics
QLast Update : Mon Oct 12 10:34:59 2020
Response via : Initial Calibration

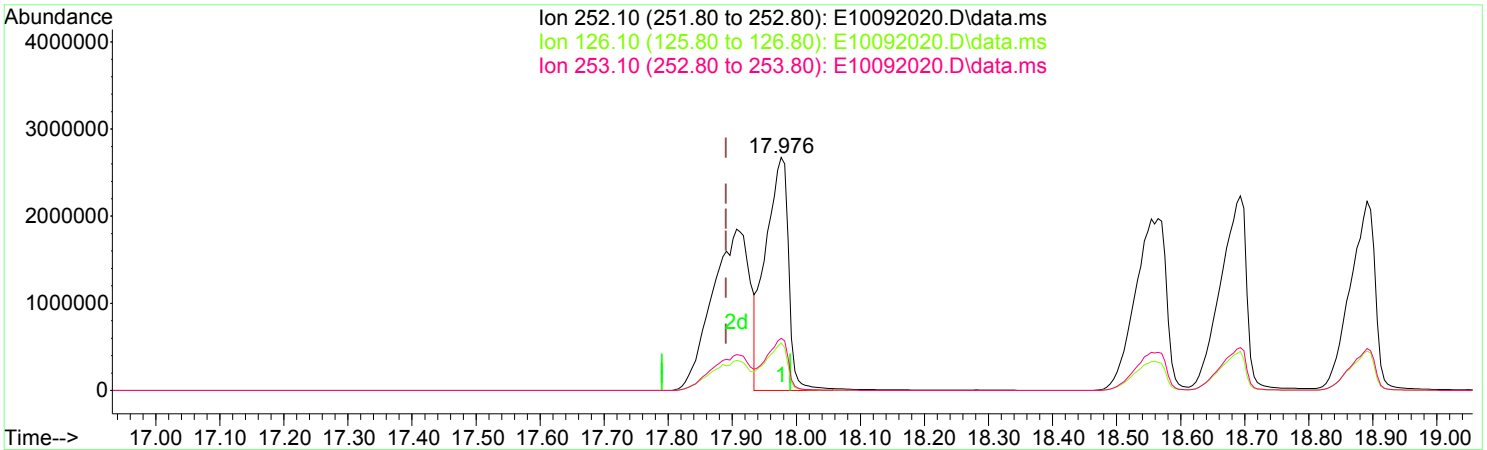

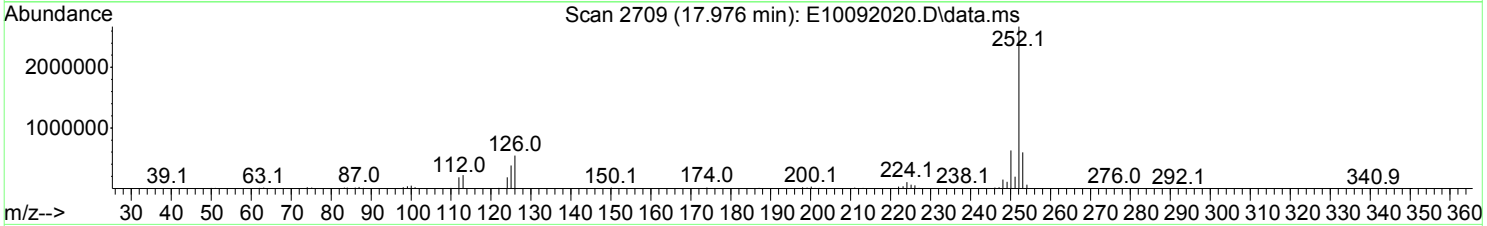

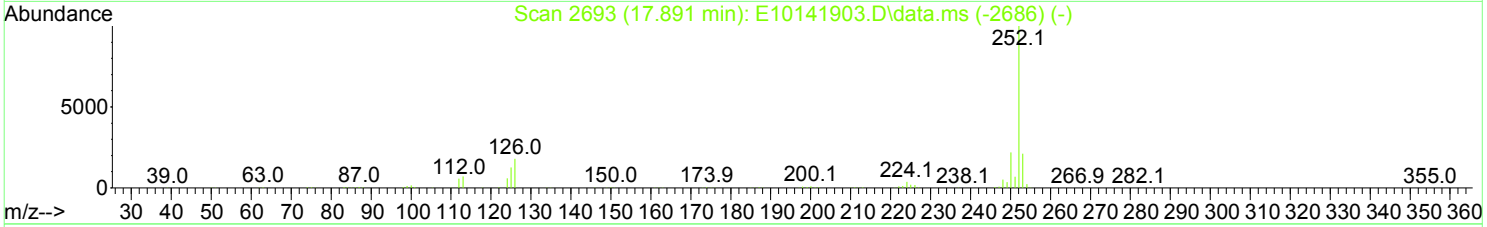

TIC: E10092020.D\data.ms

(89) Benzo(k)fluoranthene (T)

17.976min (+ 0.086) 7580.55 ng/ml m

response 6684121

Ion	Exp%	Act%
252.10	100.00	100.00
126.10	21.40	20.35
253.10	22.00	22.39
0.00	0.00	0.00

Quantitation Report (Not Reviewed)

Data Path : K:\1\DATA\2020-10\0J09037\
Data File : E10092020.D
Acq On : 9 Oct 2020 11:14 pm
Operator : JK/ AMS /DTH
Sample : 0J09037-CALA
Misc : 1x, A20J176@8000
ALS Vial : 12 Sample Multiplier: 1

Quant Time: Oct 12 10:47:34 2020
Quant Method : K:\1\METHODS\SV5_100920.M
Quant Title : EPA 8270D: Semivolatile Organics
QLast Update : Mon Oct 12 10:34:59 2020
Response via : Initial Calibration

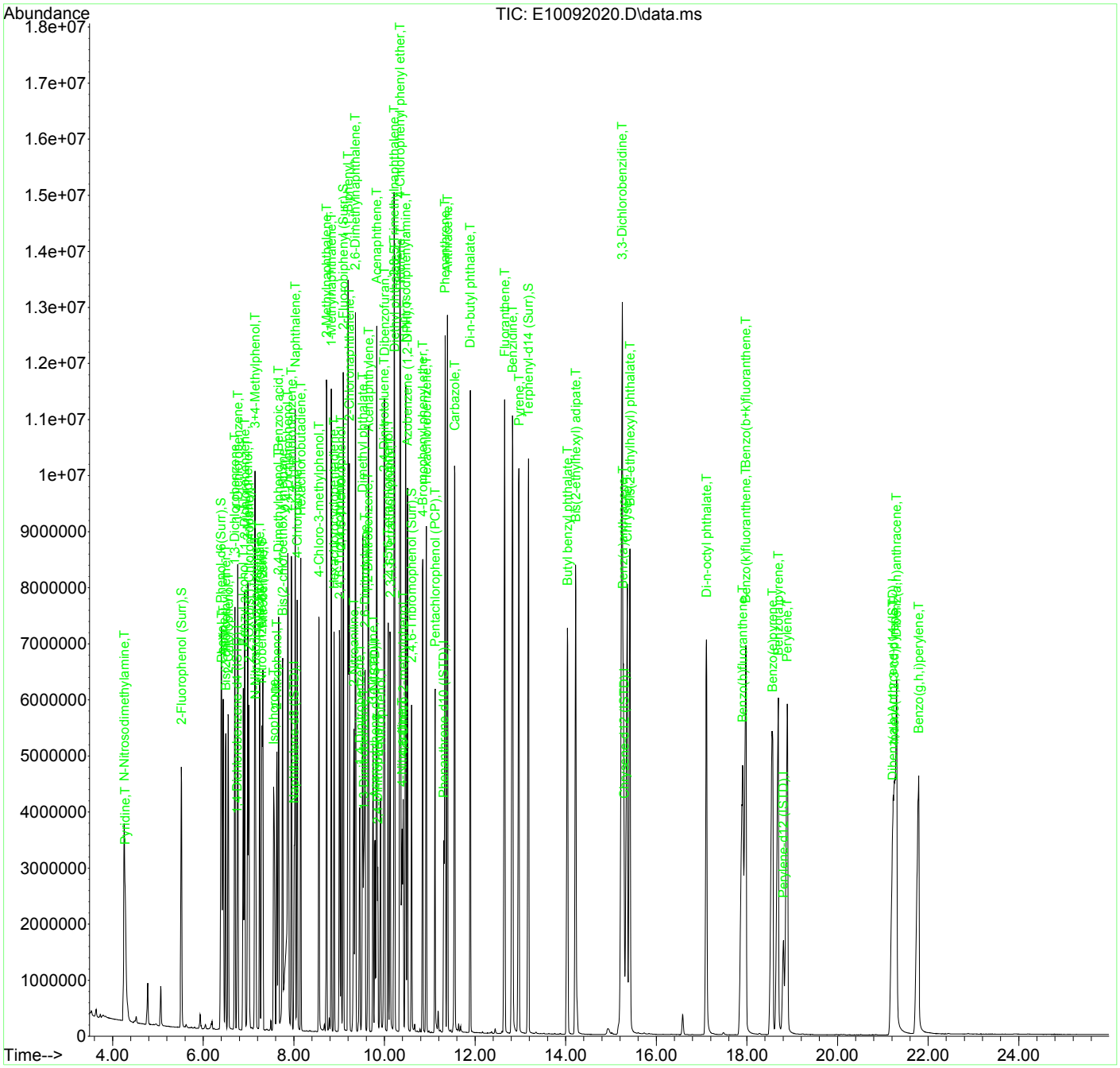

Quantitation Report (Not Reviewed)

Data Path : K:\1\DATA\2020-10\0J09037\
Data File : E10092022.D
Acq On : 10 Oct 2020 12:24 am
Operator : JK/ AMS /DTH
Sample : 0J09037-ICV1
Misc : 1x, A20I160@1000
ALS Vial : 13 Sample Multiplier: 1

JK 10/13/20

Quant Time: Oct 12 10:49:35 2020
Quant Method : K:\1\METHODS\SV5_100920.M
Quant Title : EPA 8270D: Semivolatile Organics
QLast Update : Mon Oct 12 10:34:59 2020
Response via : Initial Calibration

Compound	R.T.	QIon	Response	Conc	Units	Dev(Min)
Internal Standards						
1) 1,4-Dichlorobenzene-d4...	6.750	152	432343	2000.00	ng/ml	0.00
21) Naphthalene-d8 (ISTD)	8.001	136	1716119	2000.00	ng/ml	0.00
35) Acenaphthene-d10 (ISTD)	9.782	162	884050	2000.00	ng/ml	0.00
64) Phenanthrene-d10 (ISTD)	11.307	188	1631017	2000.00	ng/ml	0.01
78) Chrysene-d12 (ISTD)	15.265	240	1612359	2000.00	ng/ml	0.04
86) Perylene-d12 (ISTD)	18.784	264	1589944	2000.00	ng/ml	0.04
94) Dibenz(a,h)Anthrcene-d...	21.180	292	1374558	2000.00	ng/ml	0.03
System Monitoring Compounds						
4) 2-Fluorophenol (Surr)	5.519	112	267243	978.72	ng/ml	0.00
5) Phenol-d6(Surr)	6.381	99	343297	997.56	ng/ml	0.00
19) Nitrobenzene-d5 (Surr)	7.279	82	302394	1007.15	ng/ml	0.00
40) 2-Fluorobiphenyl (Surr)	9.087	172	648714	968.75	ng/ml	0.00
67) 2,4,6-Tribromophenol (...	10.585	330	86120	1009.08	ng/ml	0.00
79) Terphenyl-d14 (Surr)	13.163	244	762910	1028.17	ng/ml	0.02
Target Compounds						Qvalue
2) N-Nitrosodimethylamine	4.252	74	191189	908.02	ng/ml	97
3) Pyridine	4.279	79	289108	908.31	ng/ml	99
6) Phenol	6.391	94	350412	981.80	ng/ml	98
7) Aniline	6.434	93	443989	964.14	ng/ml	98
8) Bis(2-chloroethyl) ether	6.482	93	306073	933.92	ng/ml	99
9) 2-Chlorophenol	6.546	128	288399	994.69	ng/ml	99
10) 1,3-Dichlorobenzene	6.696	146	320260	934.48	ng/ml	99
11) 1,4-Dichlorobenzene	6.766	146	327039	943.08	ng/ml	98
12) Benzyl alcohol	6.873	108	154388	881.63	ng/ml	98
13) 1,2-Dichlorobenzene	6.915	146	314249	944.78	ng/ml	99
14) 2-Methylphenol	6.974	107	227415	990.35	ng/ml	98
15) 2,2'-Oxybis(1-Chloropr...	7.001	45	405448	906.30	ng/ml	100
16) N-Nitrosodi-n-propylamine	7.129	70	226990	980.26	ng/ml	100
17) 3+4-Methylphenol	7.119	107	292663	1058.47	ng/ml	100
18) Hexachloroethane	7.247	117	115564	933.70	ng/ml	99
20) Nitrobenzene	7.301	77	309981	1003.65	ng/ml	100
22) Isophorone	7.531	82	586777	1004.96	ng/ml	99
23) 2-Nitrophenol	7.616	139	141738	1001.36	ng/ml	99
24) 2,4-Dimethylphenol	7.648	122	222519	949.17	ng/ml	99

Quantitation Report (Not Reviewed)

Data Path : K:\1\DATA\2020-10\0J09037\
Data File : E10092022.D
Acq On : 10 Oct 2020 12:24 am
Operator : JK/ AMS /DTH
Sample : 0J09037-ICV1
Misc : 1x, A20I160@1000
ALS Vial : 13 Sample Multiplier: 1

Quant Time: Oct 12 10:49:35 2020
Quant Method : K:\1\METHODS\SV5_100920.M
Quant Title : EPA 8270D: Semivolatile Organics
QLast Update : Mon Oct 12 10:34:59 2020
Response via : Initial Calibration

Compound	R.T.	QIon	Response	Conc	Units	Dev(Min)
25) Bis(2-chloroethoxy) me...	7.739	93	358663	953.43	ng/ml	99
26) Benzoic acid	7.734	105	178127	1874.99	ng/ml	96
27) 2,4-Dichlorophenol	7.857	162	201430	926.19	ng/ml	99
28) 1,2,4-Trichlorobenzene	7.942	180	265120	954.15	ng/ml	99
29) Naphthalene	8.023	128	897611	964.60	ng/ml	100
30) 4-Chloroaniline	8.065	127	333022	962.66	ng/ml	99
31) Hexachlorobutadiene	8.151	225	141727	968.62	ng/ml	99
32) 4-Chloro-3-methylphenol	8.547	107	201064	919.28	ng/ml	99
33) 2-Methylnaphthalene	8.718	142	618032	1012.14	ng/ml	100
34) 1-Methylnaphthalene	8.820	142	567986	996.21	ng/ml	99
36) Hexachlorocyclopentadiene	8.889	237	133017	1077.84	ng/ml	99
37) 2,4,6-Trichlorophenol	9.001	196	147818	959.34	ng/ml	97
38) 2,4,5-Trichlorophenol	9.034	196	148184	942.18	ng/ml	99
39) 1,1'-Biphenyl	9.189	154	727088	978.85	ng/ml	100
41) 2-Chloronaphthalene	9.215	162	548729	954.78	ng/ml	100
42) 2-Nitroaniline	9.306	138	173754	974.71	ng/ml	94
43) 2,6-Dimethylnaphthalene	9.349	156	539254	999.05	ng/ml	100
44) 1,4-Dinitrobenzene	9.435	168	70698	962.29	ng/ml	94
45) Dimethyl phthalate	9.493	163	616790	1048.97	ng/ml	100
46) 1,3-Dinitrobenzene	9.520	168	90304	964.07	ng/ml	94
47) 2,6-Dinitrotoluene	9.552	165	138538	939.11	ng/ml	97
48) 1,2-Dinitrobenzene	9.611	168	62646	956.08	ng/ml	96
49) Acenaphthylene	9.638	152	922624	1092.17	ng/ml	99
50) 3-Nitroaniline	9.723	138	136175	974.42	ng/ml	98
51) Acenaphthene	9.814	153	596249	1009.19	ng/ml	100
52) 2,4-Dinitrophenol	9.830	184	20430	939.03	ng/ml	94
53) 4-Nitrophenol	9.884	139	92686	1003.34	ng/ml	99
54) 2,4-Dinitrotoluene	9.964	165	168104	935.56	ng/ml	97
55) Dibenzofuran	9.991	168	777703	980.26	ng/ml	100
56) 2,3,5,6-Tetrachlorophenol	10.071	232	117312	1017.19	ng/ml	99
57) 2,3,4,6-Tetrachlorophenol	10.114	232	130698	1004.37	ng/ml	100
58) Diethyl phthalate	10.210	149	608541	1057.55	ng/ml	100
59) 2,3,5-Trimethylnaphtha...	10.200	170	502786	1026.55	ng/ml	100
60) Fluorene	10.344	166	636083	999.25	ng/ml	100
61) 4-Chlorophenyl phenyl ...	10.333	204	300304	987.10	ng/ml	98
62) 4-Nitroaniline	10.349	138	141389	990.49	ng/ml	99
63) 4,6-Dinitro-2-methylph...	10.381	198	41494	865.37	ng/ml	99

Quantitation Report (Not Reviewed)

Data Path : K:\1\DATA\2020-10\0J09037\
Data File : E10092022.D
Acq On : 10 Oct 2020 12:24 am
Operator : JK/ AMS /DTH
Sample : 0J09037-ICV1
Misc : 1x, A20I160@1000
ALS Vial : 13 Sample Multiplier: 1

Quant Time: Oct 12 10:49:35 2020
Quant Method : K:\1\METHODS\SV5_100920.M
Quant Title : EPA 8270D: Semivolatile Organics
QLast Update : Mon Oct 12 10:34:59 2020
Response via : Initial Calibration

Compound	R.T.	QIon	Response	Conc	Units	Dev(Min)
65) N-Nitrosodiphenylamine	10.451	169	530269	1009.32	ng/ml	99
66) Azobenzene (1,2-DPH)	10.494	77	628187	1004.88	ng/ml	98
68) 4-Bromophenyl phenyl e...	10.836	248	177093	997.17	ng/ml	98
69) Hexachlorobenzene	10.916	284	199473	982.10	ng/ml	98
70) Pentachlorophenol (PCP)	11.109	266	82963	992.00	ng/ml	97
71) Phenanthrene	11.328	178	910549	993.33	ng/ml	100
72) Anthracene	11.382	178	919724	1019.23	ng/ml	100
73) Carbazole	11.537	167	784761	1026.92	ng/ml	99
74) Di-n-butyl phthalate	11.890	149	986024	987.41	ng/ml	100
75) Fluoranthene	12.644	202	954796	1032.99	ng/ml	99
76) Benzidine	12.804	184	696771	1873.85	ng/ml	98
77) Pyrene	12.949	202	962685	998.98	ng/ml	100
80) Butyl benzyl phthalate	14.029	149	385085	933.29	ng/ml	93
81) Bis(2-ethylhexyl) adipate	14.216	129	352066	924.87	ng/ml	99
82) 3,3-Dichlorobenzidine	15.195	252	297926	1750.54	ng/ml	99
83) Benz(a)anthracene	15.233	228	887329	974.73	ng/ml	99
84) Chrysene	15.318	228	846652	979.93	ng/ml	100
85) Bis(2-ethylhexyl) phth...	15.404	149	554291	936.15	ng/ml	100
87) Di-n-octyl phthalate	17.089	149	807581	863.90	ng/ml	98
88) Benzo(b)fluoranthene	17.853	252	822013	960.14	ng/ml	99
89) Benzo(k)fluoranthene	17.923	252	822477	949.25	ng/ml	98
90) Benzo(b+k)fluoranthene	17.923	252	1693794	1892.19	ng/ml	98
91) Benzo(e)pyrene	18.506	252	807108	998.28	ng/ml	99
92) Benzo(a)pyrene	18.634	252	697718	968.84	ng/ml	100
93) Perylene	18.838	252	766685	972.24	ng/ml	99
95) Indeno(1,2,3-cd)pyrene	21.175	276	694735	839.54	ng/ml	100
96) Dibenz(a,h)anthracene	21.244	278	670416	897.03	ng/ml	99
97) Benzo(g,h,i)perylene	21.715	276	709722	898.80	ng/ml	98

(#) = qualifier out of range (m) = manual integration (+) = signals summed

Quantitation Report (Not Reviewed)

Data Path : K:\1\DATA\2020-10\0J09037\
Data File : E10092022.D
Acq On : 10 Oct 2020 12:24 am
Operator : JK/ AMS /DTH
Sample : 0J09037-ICV1
Misc : 1x, A20I160@1000
ALS Vial : 13 Sample Multiplier: 1

Quant Time: Oct 12 10:49:35 2020
Quant Method : K:\1\METHODS\SV5_100920.M
Quant Title : EPA 8270D: Semivolatile Organics
QLast Update : Mon Oct 12 10:34:59 2020
Response via : Initial Calibration

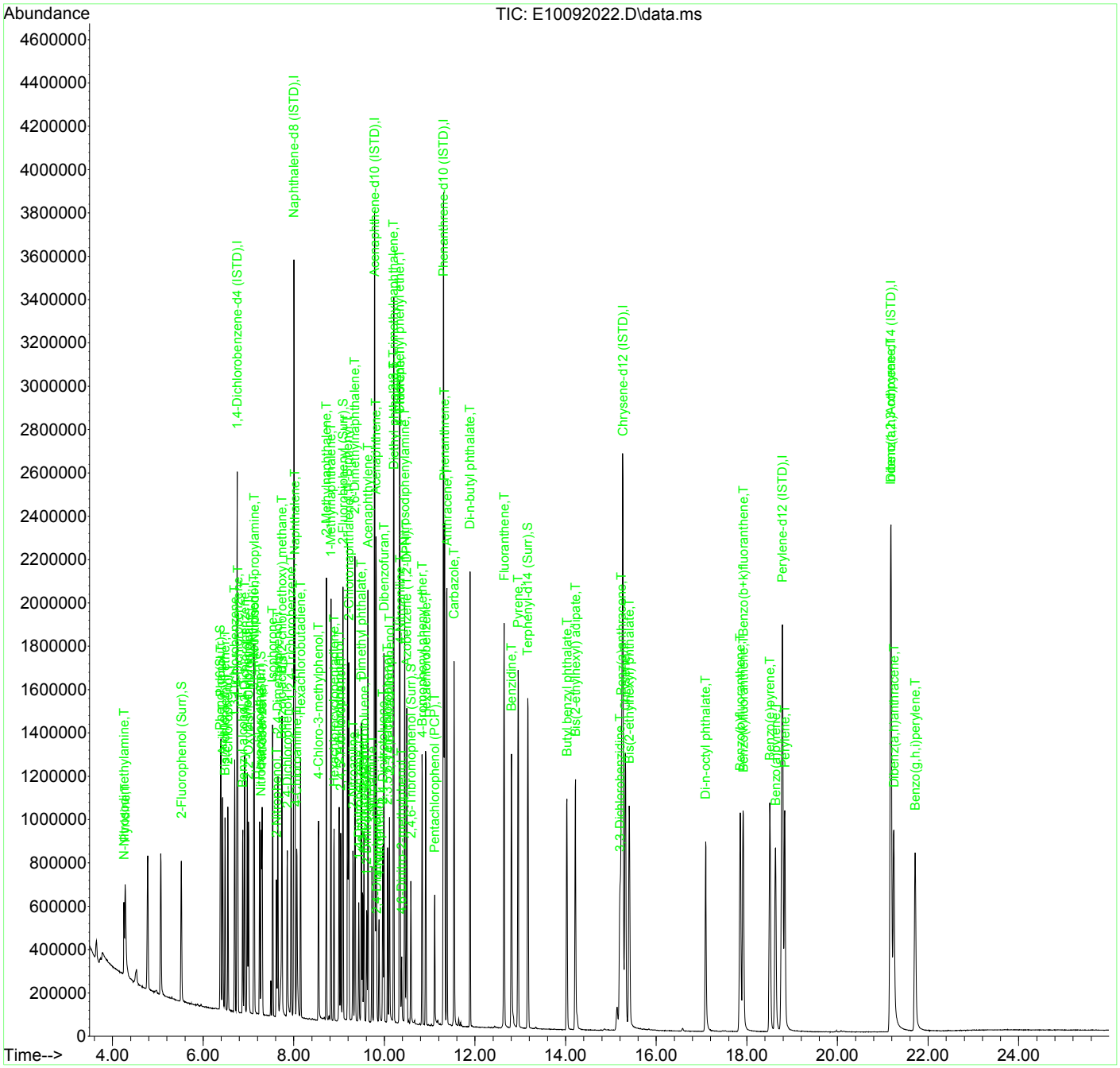

Quantitation Report (Not Reviewed)

Data Path : K:\1\DATA\2020-10\0J09037\
Data File : E10092022.D
Acq On : 10 Oct 2020 12:24 am
Operator : JK/ AMS /DTH
Sample : 0J09037-ICV1
Misc : 1x, A20I160@1000
ALS Vial : 13 Sample Multiplier: 1

JK 10/13/20

Final Requant

Quant Time: Oct 12 13:28:56 2020
Quant Method : K:\1\METHODS\SV5_100920.M
Quant Title : EPA 8270D: Semivolatile Organics
QLast Update : Mon Oct 12 10:55:07 2020
Response via : Initial Calibration

Compound	R.T.	QIon	Response	Conc	Units	Dev(Min)
Internal Standards						
1) 1,4-Dichlorobenzene-d4...	6.750	152	432343	2000.00	ng/ml	0.00
21) Naphthalene-d8 (ISTD)	8.001	136	1716119	2000.00	ng/ml	0.00
35) Acenaphthene-d10 (ISTD)	9.782	162	884050	2000.00	ng/ml	0.00
64) Phenanthrene-d10 (ISTD)	11.307	188	1631017	2000.00	ng/ml	0.01
78) Chrysene-d12 (ISTD)	15.265	240	1612359	2000.00	ng/ml	0.04
86) Perylene-d12 (ISTD)	18.784	264	1589944	2000.00	ng/ml	0.04
94) Dibenz(a,h)Anthrcene-d...	21.180	292	1374558	2000.00	ng/ml	0.03
System Monitoring Compounds						
4) 2-Fluorophenol (Surr)	5.519	112	267243	1002.93	ng/ml	0.00
5) Phenol-d6(Surr)	6.381	99	343297	1033.83	ng/ml	0.00
19) Nitrobenzene-d5 (Surr)	7.279	82	302394	1061.00	ng/ml	0.00
40) 2-Fluorobiphenyl (Surr)	9.087	172	648714	991.38	ng/ml	0.00
67) 2,4,6-Tribromophenol (...	10.585	330	86120	1055.68	ng/ml	0.00
79) Terphenyl-d14 (Surr)	13.163	244	762910	1035.42	ng/ml	0.02
Target Compounds						Qvalue
2) N-Nitrosodimethylamine	4.252	74	191189	953.88	ng/ml	97
3) Pyridine	4.279	79	289108	915.24	ng/ml	99
6) Phenol	6.391	94	350412	1010.93	ng/ml	98
7) Aniline	6.434	93	443989	1013.04	ng/ml	98
8) Bis(2-chloroethyl) ether	6.482	93	306073	978.29	ng/ml	99
9) 2-Chlorophenol	6.546	128	288399	1026.79	ng/ml	99
10) 1,3-Dichlorobenzene	6.696	146	320260	964.59	ng/ml	99
11) 1,4-Dichlorobenzene	6.766	146	327039	967.83	ng/ml	98
12) Benzyl alcohol	6.873	108	154388	926.36	ng/ml	98
13) 1,2-Dichlorobenzene	6.915	146	314249	975.16	ng/ml	99
14) 2-Methylphenol	6.974	107	227415	1000.40	ng/ml	98
15) 2,2'-Oxybis(1-Chloropr...	7.001	45	405448	976.56	ng/ml	100
16) N-Nitrosodi-n-propylamine	7.129	70	226990	1016.36	ng/ml	100
17) 3+4-Methylphenol	7.119	107	292663	1028.39	ng/ml	100
18) Hexachloroethane	7.247	117	115564	984.96	ng/ml	99
20) Nitrobenzene	7.301	77	309981	1044.59	ng/ml	100
22) Isophorone	7.531	82	586777	1035.70	ng/ml	99
23) 2-Nitrophenol	7.616	139	141738	1086.45	ng/ml	99
24) 2,4-Dimethylphenol	7.648	122	222519	958.32	ng/ml	99

Quantitation Report (Not Reviewed)

Data Path : K:\1\DATA\2020-10\0J09037\
Data File : E10092022.D
Acq On : 10 Oct 2020 12:24 am
Operator : JK/ AMS /DTH
Sample : 0J09037-ICV1
Misc : 1x, A20I160@1000
ALS Vial : 13 Sample Multiplier: 1

Quant Time: Oct 12 13:28:56 2020
Quant Method : K:\1\METHODS\SV5_100920.M
Quant Title : EPA 8270D: Semivolatile Organics
QLast Update : Mon Oct 12 10:55:07 2020
Response via : Initial Calibration

Compound	R.T.	QIon	Response	Conc	Units	Dev(Min)
25) Bis(2-chloroethoxy) me...	7.739	93	358663	983.46	ng/ml	99
26) Benzoic acid	7.734	105	178127	1798.84	ng/ml	96
27) 2,4-Dichlorophenol	7.857	162	201430	1011.02	ng/ml	99
28) 1,2,4-Trichlorobenzene	7.942	180	265120	988.65	ng/ml	99
29) Naphthalene	8.023	128	897611	984.80	ng/ml	100
30) 4-Chloroaniline	8.065	127	333022	974.57	ng/ml	99
31) Hexachlorobutadiene	8.151	225	141727	992.25	ng/ml	99
32) 4-Chloro-3-methylphenol	8.547	107	201064	919.97	ng/ml	99
33) 2-Methylnaphthalene	8.718	142	618032	1025.61	ng/ml	100
34) 1-Methylnaphthalene	8.820	142	567986	1001.49	ng/ml	99
36) Hexachlorocyclopentadiene	8.889	237	133017	1060.06	ng/ml	99
37) 2,4,6-Trichlorophenol	9.001	196	147818	1006.20	ng/ml	97
38) 2,4,5-Trichlorophenol	9.034	196	148184	1010.11	ng/ml	99
39) 1,1'-Biphenyl	9.189	154	727088	996.63	ng/ml	100
41) 2-Chloronaphthalene	9.215	162	548729	978.11	ng/ml	100
42) 2-Nitroaniline	9.306	138	173754	1065.91	ng/ml	94
43) 2,6-Dimethylnaphthalene	9.349	156	539254	1012.56	ng/ml	100
44) 1,4-Dinitrobenzene	9.435	168	70698	1085.10	ng/ml	94
45) Dimethyl phthalate	9.493	163	616790	1053.93	ng/ml	100
46) 1,3-Dinitrobenzene	9.520	168	90304	1051.83	ng/ml	94
47) 2,6-Dinitrotoluene	9.552	165	138538	1020.56	ng/ml	97
48) 1,2-Dinitrobenzene	9.611	168	62646	1059.87	ng/ml	96
49) Acenaphthylene	9.638	152	922624	1109.05	ng/ml	99
50) 3-Nitroaniline	9.723	138	136175	956.64	ng/ml	98
51) Acenaphthene	9.814	153	596249	1023.73	ng/ml	100
52) 2,4-Dinitrophenol	9.830	184	20430	1067.28	ng/ml	94
53) 4-Nitrophenol	9.884	139	92686	1017.99	ng/ml	99
54) 2,4-Dinitrotoluene	9.964	165	168104	1032.40	ng/ml	97
55) Dibenzofuran	9.991	168	777703	987.58	ng/ml	100
56) 2,3,5,6-Tetrachlorophenol	10.071	232	117312	1119.99	ng/ml	99
57) 2,3,4,6-Tetrachlorophenol	10.114	232	130698	1063.57	ng/ml	100
58) Diethyl phthalate	10.210	149	608541	1048.51	ng/ml	100
59) 2,3,5-Trimethylnaphtha...	10.200	170	502786	1043.52	ng/ml	100
60) Fluorene	10.344	166	636083	1020.16	ng/ml	100
61) 4-Chlorophenyl phenyl ...	10.333	204	300304	999.78	ng/ml	98
62) 4-Nitroaniline	10.349	138	141389	953.94	ng/ml	99
63) 4,6-Dinitro-2-methylph...	10.381	198	41494	1002.28	ng/ml	99

Quantitation Report (Not Reviewed)

Data Path : K:\1\DATA\2020-10\0J09037\
Data File : E10092022.D
Acq On : 10 Oct 2020 12:24 am
Operator : JK/ AMS /DTH
Sample : 0J09037-ICV1
Misc : 1x, A20I160@1000
ALS Vial : 13 Sample Multiplier: 1

Quant Time: Oct 12 13:28:56 2020
Quant Method : K:\1\METHODS\SV5_100920.M
Quant Title : EPA 8270D: Semivolatile Organics
QLast Update : Mon Oct 12 10:55:07 2020
Response via : Initial Calibration

Compound	R.T.	QIon	Response	Conc	Units	Dev(Min)
65) N-Nitrosodiphenylamine	10.451	169	530269	1021.24	ng/ml	99
66) Azobenzene (1,2-DPH)	10.494	77	628187	1048.53	ng/ml	98
68) 4-Bromophenyl phenyl e...	10.836	248	177093	1008.89	ng/ml	98
69) Hexachlorobenzene	10.916	284	199473	997.91	ng/ml	98
70) Pentachlorophenol (PCP)	11.109	266	82963	1048.92	ng/ml	97
71) Phenanthrene	11.328	178	910549	998.99	ng/ml	100
72) Anthracene	11.382	178	919724	1038.23	ng/ml	100
73) Carbazole	11.537	167	784761	1045.37	ng/ml	99
74) Di-n-butyl phthalate	11.890	149	986024	1073.40	ng/ml	100
75) Fluoranthene	12.644	202	954796	1072.99	ng/ml	99
76) Benzidine	12.804	184	696771	1756.58	ng/ml	98
77) Pyrene	12.949	202	962685	1025.48	ng/ml	100
80) Butyl benzyl phthalate	14.029	149	385085	1045.55	ng/ml	93
81) Bis(2-ethylhexyl) adipate	14.216	129	352066	973.10	ng/ml	99
82) 3,3-Dichlorobenzidine	15.195	252	297926	1451.89	ng/ml	99
83) Benz(a)anthracene	15.233	228	887329	985.66	ng/ml	99
84) Chrysene	15.318	228	846652	969.49	ng/ml	100
85) Bis(2-ethylhexyl) phth...	15.404	149	554291	1018.86	ng/ml	100
87) Di-n-octyl phthalate	17.089	149	807581	1020.83	ng/ml	98
88) Benzo(b)fluoranthene	17.853	252	822013	1023.31	ng/ml	99
89) Benzo(k)fluoranthene	17.923	252	822477	984.39	ng/ml	98
90) Benzo(b+k)fluoranthene	17.923	252	1693794	1984.42	ng/ml	98
91) Benzo(e)pyrene	18.506	252	807108	1005.33	ng/ml	99
92) Benzo(a)pyrene	18.634	252	697718	1026.34	ng/ml	100
93) Perylene	18.838	252	766685	991.53	ng/ml	99
95) Indeno(1,2,3-cd)pyrene	21.175	276	694735	947.93	ng/ml	100
96) Dibenz(a,h)anthracene	21.244	278	670416	982.57	ng/ml	99
97) Benzo(g,h,i)perylene	21.715	276	709722	1026.71	ng/ml	98

(#) = qualifier out of range (m) = manual integration (+) = signals summed

Quantitation Report (Not Reviewed)

Data Path : K:\1\DATA\2020-10\0J09037\
Data File : E10092022.D
Acq On : 10 Oct 2020 12:24 am
Operator : JK/ AMS /DTH
Sample : 0J09037-ICV1
Misc : 1x, A20I160@1000
ALS Vial : 13 Sample Multiplier: 1

Quant Time: Oct 12 13:28:56 2020
Quant Method : K:\1\METHODS\SV5_100920.M
Quant Title : EPA 8270D: Semivolatile Organics
QLast Update : Mon Oct 12 10:55:07 2020
Response via : Initial Calibration

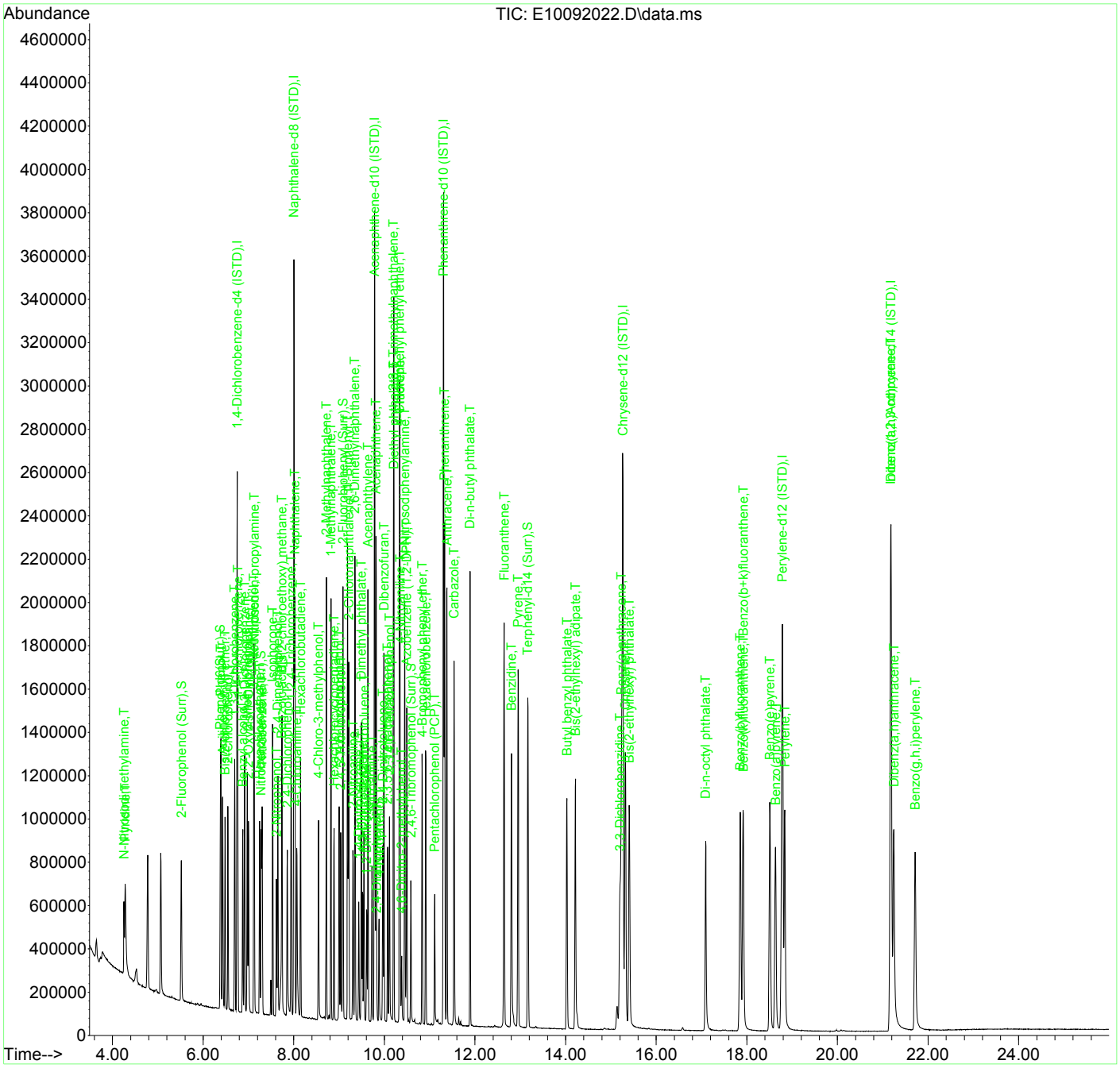

APEX LABORATORIES, LLC
6700 SW Sandburg St. Tigard OR 97223 phone 503-718-2323

Total Metals by EPA 6020A (ICPMS)
Benchsheet and Analysis Sequence Data (Including Calibration)

Batch 0120499
Sequence 0L16066

APEX LABORATORIES

Ag (Silver) - 6020B - Total
As (Arsenic) - 6020B - Total
Ba (Barium) - 6020B - Total
Cd (Cadmium) - 6020B - Total
Cr (Chromium) - 6020B - Total
Hg (Mercury) - 6020B - Total
Pb (Lead) - 6020B - Total
Se (Selenium) - 6020B - Total

PREPARATION BENCH SHEET

0120499

DEC 2 1 2020

Apex Laboratories

BATCH #: 0120499 (Sediment)

Prep Method: EPA 3051A

Lab Number	Due	Prepared	Initial (g)	Final (mL)	Client	ClientID / Sample	Extraction Comments
0120499-BLK1	---	12/14/20 11:59	0.52	50	QC Sample		
0120499-BS1	---	12/14/20 11:59	0.5	50	QC Sample		
	Spike 1: 5000 uL of A20K353	Spike 2: 500 uL of A20J177					
A0L0209-01	12/16/20	12/14/20 11:59	0.506	50	Anchor QEA, LLC	NCPDI-IDW-Sed-201202	
☐ Ag (Silver) - 6020B - Total ☐ As (Arsenic) - 6020B - Total ☐ Ba (Barium) - 6020B - Total ☐ Cd (Cadmium) - 6020B - Total ☐ Cr (Chromium) - 6020B - Total ☐ Hg (Mercury) - 6020B - Total ☐ Pb (Lead) - 6020B - Total ☐ Se (Selenium) - 6020B - Total							
A0L0210-02	12/16/20	12/14/20 11:59	0.470	50	Anchor QEA, LLC	USMPDI-IDW-Sed-201203	
☐ Ag (Silver) - 6020B - Total ☐ As (Arsenic) - 6020B - Total ☐ Ba (Barium) - 6020B - Total ☐ Cd (Cadmium) - 6020B - Total ☐ Cr (Chromium) - 6020B - Total ☐ Hg (Mercury) - 6020B - Total ☐ Pb (Lead) - 6020B - Total ☐ Se (Selenium) - 6020B - Total							
A0L0212-02	12/16/20	12/14/20 11:59	0.473	50	Anchor QEA, LLC	PGM-LTM-IDW-201203	
☐ Ag (Silver) - 6020B - Total ☐ As (Arsenic) - 6020B - Total ☐ Ba (Barium) - 6020B - Total ☐ Cd (Cadmium) - 6020B - Total ☐ Cr (Chromium) - 6020B - Total ☐ Hg (Mercury) - 6020B - Total ☐ Pb (Lead) - 6020B - Total ☐ Se (Selenium) - 6020B - Total							
0120499-DUP1	---	12/14/20 11:59	0.498	50	QC Sample		
	Source: A0L0212-02						
0120499-MS1	---	12/14/20 11:59	0.497	50	QC Sample		
	Source: A0L0212-02	Spike 1: 5000 uL of A20K353	Spike 2: 500 uL of A20J177				

Standards/Reagents

Reagent(s)

Std ID	Exp. Date	Description
A13L213	11/30/23	Metals Prep Balance 2 JHH 12/14/2020
~~A17E264~~	~~06/23/23~~	Mars 6 Microwave A1SE002 04/28/21
A20I394	03/27/21	Conc. HCl - Omnitrace
A20K177	05/09/21	Conc. HNO3 - Omnitrace
A20K328	02/19/21	30% hydrogen peroxide

Analyte Spike(s) JHH 12/14/2020

Std ID	Exp. Date	Description
A20J177	02/21/21	Hg Spiking Standard
A20K353	03/29/21	**Combo Spike** A+B+C

JHH 12/14/2020 JHH 12/14/2020
A) A20K330 ~~2500 uL~~ 1250 uL
B) A20K331 ~~1250 uL~~ 625 uL
C) A20K132 ~~1250 uL~~ 625 uL

Digestion time and temperature achieved? Yes
Initials: JHH

JHH 12/14/2020
Prepared By: Date

12/17/20
Reviewed By: Date

Import sample list

Batch: **0120499**

If observed weight loss < 0.2g Digestion is within control limits

If observed weight loss > 0.2g Enter data in to electronic VWW. Acceptance limit 1.0%

Date: 12/14/20 Prepared by: jhh

#	Mars Tube ID	Sample ID	Pre-digestion Vessel Wt. (g)	Pre-digestion Vessel + Sample Wt. (g)	Post-digestion Vessel + Sample Wt. (g)	Sample Wt. Loss (%)* *Formula only used if sample loss >0.2g*
1	S19	0120499-BLK1	122.406	184.526	184.526	0.00%
2	S37	0120499-BS1	123.024	183.88	183.876	0.01%
3	S110	A0L0209-01	120.614	183.988	183.988	0.00%
4	S18	A0L0210-02	122.68	185.052	185.048	0.01%
5	S39	A0L0212-02	120.852	183.64	183.636	0.01%
6	S109	0120499-DUP1	124.702	188.126	188.126	0.00%
7	S99	0120499-MS1	125.912	187.554	187.554	0.00%
8						n/a
9						n/a
10						n/a
11						n/a
12						n/a
13						n/a
14						n/a
15						n/a
16						n/a
17						n/a
18						n/a
19						n/a
20						n/a
21						n/a
22						n/a
23						n/a
24						n/a
25						n/a

ELEMENT SEQUENCE LOG

Apex Laboratories

Sequence: 0L16066 Instrument: ICPMS6

Date: **12/16/20 12:13** Calibration: **UNASSIGNED**

#	Lab Number	Matrix	Analysis	Client	Due	Batch	ISTD ID	STD ID
1	0L16066-CAL1	Water	QC	QC			A20L251	A20K361
2	0L16066-CAL2	Water	QC	QC			A20L251	A20K362
3	0L16066-CAL3	Water	QC	QC			A20L251	A20K363
4	0L16066-CAL4	Water	QC	QC			A20L251	A20K364
5	0L16066-CAL5	Water	QC	QC			A20L251	A20L051
6	0L16066-CAL6	Water	QC	QC			A20L251	A20K365
7	0L16066-CAL7	Water	QC	QC			A20L251	A20L049
8	0L16066-CAL8	Water	QC	QC			A20L251	A20L109
9	0L16066-CAL9	Water	QC	QC			A20L251	A20L050
10	0L16066-ICV1	Water	QC	QC			A20L251	A20L107
11	0L16066-ICB1	Water	QC	QC			A20L251	
12	0L16066-IFA1	Water	QC	QC			A20L251	A20L211
13	0L16066-IFB1	Water	QC	QC			A20L251	A20L212
14	0120589-BLK1	Soil	QC	QC		0120589	A20L251	
15	0120589-BLK2	Soil	QC	QC		0120589	A20L251	
16	0120589-BS1	Soil	QC	QC		0120589	A20L251	
17	A0L0505-01	Soil	Ag (Silver) - 6020B - Total		12/16/20	0120589	A20L251	
18	"	Soil	As (Arsenic) - 6020B - Total	"	12/16/20	0120589	A20L251	
19	"	Soil	Ba (Barium) - 6020B - Total	"	12/16/20	0120589	A20L251	
20	"	Soil	Cd (Cadmium) - 6020B - Total	"	12/16/20	0120589	A20L251	
21	"	Soil	Cr (Chromium) - 6020B - Total	"	12/16/20	0120589	A20L251	
22	"	Soil	Hg (Mercury) - 6020B - Total	"	12/16/20	0120589	A20L251	
23	"	Soil	Pb (Lead) - 6020B - Total	"	12/16/20	0120589	A20L251	
24	"	Soil	Se (Selenium) - 6020B - Total	"	12/16/20	0120589	A20L251	
25	0120589-DUP1	Soil	QC	QC		0120589	A20L251	
26	0120589-MS1	Soil	QC	QC		0120589	A20L251	
27	A0L0505-02	Soil	Ag (Silver) - 6020B - Total		12/16/20	0120589	A20L251	
28	"	Soil	As (Arsenic) - 6020B - Total	"	12/16/20	0120589	A20L251	
29	"	Soil	Ba (Barium) - 6020B - Total	"	12/16/20	0120589	A20L251	
30	"	Soil	Cd (Cadmium) - 6020B - Total	"	12/16/20	0120589	A20L251	
31	"	Soil	Cr (Chromium) - 6020B - Total	"	12/16/20	0120589	A20L251	
32	"	Soil	Hg (Mercury) - 6020B - Total	"	12/16/20	0120589	A20L251	
33	"	Soil	Pb (Lead) - 6020B - Total	"	12/16/20	0120589	A20L251	
34	"	Soil	Se (Selenium) - 6020B - Total	"	12/16/20	0120589	A20L251	
35	0120589-MSD1	Soil	QC	QC		0120589	A20L251	
36	A0L0062-03	Soil	Ag (Silver) - 6020B - Total		12/18/20	0120589	A20L251	
37	"	Soil	As (Arsenic) - 6020B - Total	"	12/18/20	0120589	A20L251	
38	"	Soil	Ba (Barium) - 6020B - Total	"	12/18/20	0120589	A20L251	
39	"	Soil	Cd (Cadmium) - 6020B - Total	"	12/18/20	0120589	A20L251	
40	"	Soil	Cr (Chromium) - 6020B - Total	"	12/18/20	0120589	A20L251	
41	"	Soil	Hg (Mercury) - 6020B - Total	"	12/18/20	0120589	A20L251	
42	"	Soil	Pb (Lead) - 6020B - Total	"	12/18/20	0120589	A20L251	
43	"	Soil	Se (Selenium) - 6020B - Total	"	12/18/20	0120589	A20L251	
44	0L16066-CCV1	Water	QC	QC			A20L251	A20L107
45	0L16066-CCB1	Water	QC	QC			A20L251	
46	A0L0440-04	Soil	Cd (Cadmium) - 6020B - Total		12/16/20	0120589	A20L251	
47	"	Soil	Cr (Chromium) - 6020B - Total	"	12/16/20	0120589	A20L251	
48	"	Soil	Pb (Lead) - 6020B - Total	"	12/16/20	0120589	A20L251	
49	A0L0440-05	Soil	Cd (Cadmium) - 6020B - Total		12/17/20	0120589	A20L251	
50	"	Soil	Cr (Chromium) - 6020B - Total	"	12/17/20	0120589	A20L251	
51	"	Soil	Pb (Lead) - 6020B - Total	"	12/17/20	0120589	A20L251	

Sequence: 0L16066 Instrument: ICPMS6

Date: **12/16/20 12:13** Calibration: **UNASSIGNED**

#	Lab Number	Matrix	Analysis	Client	Due	Batch	ISTD ID	STD ID
52	A0L0440-10	Soil	Cd (Cadmium) - 6020B - Total		12/17/20	0120589	A20L251	
53	"	Soil	Cr (Chromium) - 6020B - Total	"	12/17/20	0120589	A20L251	
54	"	Soil	Pb (Lead) - 6020B - Total	"	12/17/20	0120589	A20L251	
55	0120499-BLK1	Sediment	QC	QC		0120499	A20L251	
56	0120499-BS1	Sediment	QC	QC		0120499	A20L251	
57	A0L0209-01	Sediment	Ag (Silver) - 6020B - Total	Anchor QEA, LLC	12/16/20	0120499	A20L251	
58	"	Sediment	As (Arsenic) - 6020B - Total	"	12/16/20	0120499	A20L251	
59	"	Sediment	Ba (Barium) - 6020B - Total	"	12/16/20	0120499	A20L251	
60	"	Sediment	Cd (Cadmium) - 6020B - Total	"	12/16/20	0120499	A20L251	
61	"	Sediment	Cr (Chromium) - 6020B - Total	"	12/16/20	0120499	A20L251	
62	"	Sediment	Hg (Mercury) - 6020B - Total	"	12/16/20	0120499	A20L251	
63	"	Sediment	Pb (Lead) - 6020B - Total	"	12/16/20	0120499	A20L251	
64	"	Sediment	Se (Selenium) - 6020B - Total	"	12/16/20	0120499	A20L251	
65	A0L0210-02	Sediment	Ag (Silver) - 6020B - Total	Anchor QEA, LLC	12/16/20	0120499	A20L251	
66	"	Sediment	As (Arsenic) - 6020B - Total	"	12/16/20	0120499	A20L251	
67	"	Sediment	Ba (Barium) - 6020B - Total	"	12/16/20	0120499	A20L251	
68	"	Sediment	Cd (Cadmium) - 6020B - Total	"	12/16/20	0120499	A20L251	
69	"	Sediment	Cr (Chromium) - 6020B - Total	"	12/16/20	0120499	A20L251	
70	"	Sediment	Hg (Mercury) - 6020B - Total	"	12/16/20	0120499	A20L251	
71	"	Sediment	Pb (Lead) - 6020B - Total	"	12/16/20	0120499	A20L251	
72	"	Sediment	Se (Selenium) - 6020B - Total	"	12/16/20	0120499	A20L251	
73	A0L0212-02	Sediment	Ag (Silver) - 6020B - Total	Anchor QEA, LLC	12/16/20	0120499	A20L251	
74	"	Sediment	As (Arsenic) - 6020B - Total	"	12/16/20	0120499	A20L251	
75	"	Sediment	Ba (Barium) - 6020B - Total	"	12/16/20	0120499	A20L251	
76	"	Sediment	Cd (Cadmium) - 6020B - Total	"	12/16/20	0120499	A20L251	
77	"	Sediment	Cr (Chromium) - 6020B - Total	"	12/16/20	0120499	A20L251	
78	"	Sediment	Hg (Mercury) - 6020B - Total	"	12/16/20	0120499	A20L251	
79	"	Sediment	Pb (Lead) - 6020B - Total	"	12/16/20	0120499	A20L251	
80	"	Sediment	Se (Selenium) - 6020B - Total	"	12/16/20	0120499	A20L251	
81	0120499-DUP1	Sediment	QC	QC		0120499	A20L251	
82	0120499-MS1	Sediment	QC	QC		0120499	A20L251	
83	0L16066-CCV2	Water	QC	QC			A20L251	A20L107
84	0L16066-CCB2	Water	QC	QC			A20L251	
85	0120499-MSD1	Sediment	QC	QC		0120499	A20L251	
86	0120485-BLK1	Water	QC	QC		0120485	A20L251	
87	0120485-BS1	Water	QC	QC		0120485	A20L251	
88	A0L0143-01	Water	As (Arsenic) - 6020B - Dissolved		12/16/20	0120485	A20L251	
89	"	Water	Ba (Barium) - 6020B - Dissolved	"	12/16/20	0120485	A20L251	
90	"	Water	Cd (Cadmium) - 6020B - Dissolved	"	12/16/20	0120485	A20L251	
91	"	Water	Cr (Chromium) - 6020B - Dissolved	"	12/16/20	0120485	A20L251	
92	"	Water	Cu (Copper) - 6020B - Dissolved	"	12/16/20	0120485	A20L251	
93	"	Water	Mn (Manganese) - 6020B - Dissolved	"	12/16/20	0120485	A20L251	
94	"	Water	Ni (Nickel) - 6020B - Dissolved	"	12/16/20	0120485	A20L251	
95	"	Water	Pb (Lead) - 6020B - Dissolved	"	12/16/20	0120485	A20L251	
96	"	Water	Sb (Antimony) - 6020B - Dissolved	"	12/16/20	0120485	A20L251	
97	"	Water	Zn (Zinc) - 6020B - Dissolved	"	12/16/20	0120485	A20L251	
98	A0L0143-02	Water	As (Arsenic) - 6020B - Dissolved		12/16/20	0120485	A20L251	
99	"	Water	Ba (Barium) - 6020B - Dissolved	"	12/16/20	0120485	A20L251	
100	"	Water	Cd (Cadmium) - 6020B - Dissolved	"	12/16/20	0120485	A20L251	
101	"	Water	Cr (Chromium) - 6020B - Dissolved	"	12/16/20	0120485	A20L251	
102	"	Water	Cu (Copper) - 6020B - Dissolved	"	12/16/20	0120485	A20L251	
103	"	Water	Mn (Manganese) - 6020B - Dissolved	"	12/16/20	0120485	A20L251	
104	"	Water	Ni (Nickel) - 6020B - Dissolved	"	12/16/20	0120485	A20L251	
105	"	Water	Pb (Lead) - 6020B - Dissolved	"	12/16/20	0120485	A20L251	
106	"	Water	Sb (Antimony) - 6020B - Dissolved	"	12/16/20	0120485	A20L251	

Sequence: 0L16066 Instrument: ICPMS6

Date: **12/16/20 12:13** Calibration: **UNASSIGNED**

#	Lab Number	Matrix	Analysis	Client	Due	Batch	ISTD ID	STD ID
107	"	Water	Zn (Zinc) - 6020B - Dissolved	"	12/16/20	0120485	A20L251	
108	A0L0143-03	Water	As (Arsenic) - 6020B - Dissolved		12/16/20	0120485	A20L251	
109	"	Water	Ba (Barium) - 6020B - Dissolved	"	12/16/20	0120485	A20L251	
110	"	Water	Cd (Cadmium) - 6020B - Dissolved	"	12/16/20	0120485	A20L251	
111	"	Water	Cr (Chromium) - 6020B - Dissolved	"	12/16/20	0120485	A20L251	
112	"	Water	Cu (Copper) - 6020B - Dissolved	"	12/16/20	0120485	A20L251	
113	"	Water	Mn (Manganese) - 6020B - Dissolved	"	12/16/20	0120485	A20L251	
114	"	Water	Ni (Nickel) - 6020B - Dissolved	"	12/16/20	0120485	A20L251	
115	"	Water	Pb (Lead) - 6020B - Dissolved	"	12/16/20	0120485	A20L251	
116	"	Water	Sb (Antimony) - 6020B - Dissolved	"	12/16/20	0120485	A20L251	
117	"	Water	Zn (Zinc) - 6020B - Dissolved	"	12/16/20	0120485	A20L251	
118	A0L0143-04	Water	As (Arsenic) - 6020B - Dissolved		12/16/20	0120485	A20L251	
119	"	Water	Ba (Barium) - 6020B - Dissolved	"	12/16/20	0120485	A20L251	
120	"	Water	Cd (Cadmium) - 6020B - Dissolved	"	12/16/20	0120485	A20L251	
121	"	Water	Cr (Chromium) - 6020B - Dissolved	"	12/16/20	0120485	A20L251	
122	"	Water	Cu (Copper) - 6020B - Dissolved	"	12/16/20	0120485	A20L251	
123	"	Water	Mn (Manganese) - 6020B - Dissolved	"	12/16/20	0120485	A20L251	
124	"	Water	Ni (Nickel) - 6020B - Dissolved	"	12/16/20	0120485	A20L251	
125	"	Water	Pb (Lead) - 6020B - Dissolved	"	12/16/20	0120485	A20L251	
126	"	Water	Sb (Antimony) - 6020B - Dissolved	"	12/16/20	0120485	A20L251	
127	"	Water	Zn (Zinc) - 6020B - Dissolved	"	12/16/20	0120485	A20L251	
128	0120485-DUP1	Water	QC	QC		0120485	A20L251	
129	0120485-MS1	Water	QC	QC		0120485	A20L251	
130	A0L0143-05	Water	As (Arsenic) - 6020B - Dissolved		12/16/20	0120485	A20L251	
131	"	Water	Ba (Barium) - 6020B - Dissolved	"	12/16/20	0120485	A20L251	
132	"	Water	Cd (Cadmium) - 6020B - Dissolved	"	12/16/20	0120485	A20L251	
133	"	Water	Cr (Chromium) - 6020B - Dissolved	"	12/16/20	0120485	A20L251	
134	"	Water	Cu (Copper) - 6020B - Dissolved	"	12/16/20	0120485	A20L251	
135	"	Water	Mn (Manganese) - 6020B - Dissolved	"	12/16/20	0120485	A20L251	
136	"	Water	Ni (Nickel) - 6020B - Dissolved	"	12/16/20	0120485	A20L251	
137	"	Water	Pb (Lead) - 6020B - Dissolved	"	12/16/20	0120485	A20L251	
138	"	Water	Sb (Antimony) - 6020B - Dissolved	"	12/16/20	0120485	A20L251	
139	"	Water	Zn (Zinc) - 6020B - Dissolved	"	12/16/20	0120485	A20L251	
140	0L16066-CCV3	Water	QC	QC			A20L251	A20L107
141	0L16066-CCB3	Water	QC	QC			A20L251	
142	A0L0143-08	Water	Zn (Zinc) - 6020B - Dissolved		12/16/20	0120485	A20L251	
143	"	Water	Sb (Antimony) - 6020B - Dissolved	"	12/16/20	0120485	A20L251	
144	"	Water	Pb (Lead) - 6020B - Dissolved	"	12/16/20	0120485	A20L251	
145	"	Water	Ni (Nickel) - 6020B - Dissolved	"	12/16/20	0120485	A20L251	
146	"	Water	Mn (Manganese) - 6020B - Dissolved	"	12/16/20	0120485	A20L251	
147	"	Water	Cu (Copper) - 6020B - Dissolved	"	12/16/20	0120485	A20L251	
148	"	Water	Cr (Chromium) - 6020B - Dissolved	"	12/16/20	0120485	A20L251	
149	"	Water	Cd (Cadmium) - 6020B - Dissolved	"	12/16/20	0120485	A20L251	
150	"	Water	Ba (Barium) - 6020B - Dissolved	"	12/16/20	0120485	A20L251	
151	"	Water	As (Arsenic) - 6020B - Dissolved	"	12/16/20	0120485	A20L251	
152	A0L0143-09	Water	Zn (Zinc) - 6020B - Dissolved		12/16/20	0120485	A20L251	
153	"	Water	Sb (Antimony) - 6020B - Dissolved	"	12/16/20	0120485	A20L251	
154	"	Water	Pb (Lead) - 6020B - Dissolved	"	12/16/20	0120485	A20L251	
155	"	Water	Ni (Nickel) - 6020B - Dissolved	"	12/16/20	0120485	A20L251	
156	"	Water	Mn (Manganese) - 6020B - Dissolved	"	12/16/20	0120485	A20L251	
157	"	Water	Cu (Copper) - 6020B - Dissolved	"	12/16/20	0120485	A20L251	
158	"	Water	Cr (Chromium) - 6020B - Dissolved	"	12/16/20	0120485	A20L251	
159	"	Water	Cd (Cadmium) - 6020B - Dissolved	"	12/16/20	0120485	A20L251	
160	"	Water	Ba (Barium) - 6020B - Dissolved	"	12/16/20	0120485	A20L251	
161	"	Water	As (Arsenic) - 6020B - Dissolved	"	12/16/20	0120485	A20L251	

Sequence: 0L16066 Instrument: ICPMS6

Date: **12/16/20 12:13** Calibration: **UNASSIGNED**

#	Lab Number	Matrix	Analysis	Client	Due	Batch	ISTD ID	STD ID
162	A0L0143-10	Water	Zn (Zinc) - 6020B - Dissolved		12/16/20	0120485	A20L251	
163	"	Water	Sb (Antimony) - 6020B - Dissolved	"	12/16/20	0120485	A20L251	
164	"	Water	Pb (Lead) - 6020B - Dissolved	"	12/16/20	0120485	A20L251	
165	"	Water	Ni (Nickel) - 6020B - Dissolved	"	12/16/20	0120485	A20L251	
166	"	Water	Mn (Manganese) - 6020B - Dissolved	"	12/16/20	0120485	A20L251	
167	"	Water	Cu (Copper) - 6020B - Dissolved	"	12/16/20	0120485	A20L251	
168	"	Water	Cr (Chromium) - 6020B - Dissolved	"	12/16/20	0120485	A20L251	
169	"	Water	Cd (Cadmium) - 6020B - Dissolved	"	12/16/20	0120485	A20L251	
170	"	Water	Ba (Barium) - 6020B - Dissolved	"	12/16/20	0120485	A20L251	
171	"	Water	As (Arsenic) - 6020B - Dissolved	"	12/16/20	0120485	A20L251	
172	A0L0143-12	Water	Zn (Zinc) - 6020B - Dissolved		12/16/20	0120485	A20L251	
173	"	Water	Sb (Antimony) - 6020B - Dissolved	"	12/16/20	0120485	A20L251	
174	"	Water	Pb (Lead) - 6020B - Dissolved	"	12/16/20	0120485	A20L251	
175	"	Water	Ni (Nickel) - 6020B - Dissolved	"	12/16/20	0120485	A20L251	
176	"	Water	Mn (Manganese) - 6020B - Dissolved	"	12/16/20	0120485	A20L251	
177	"	Water	Cu (Copper) - 6020B - Dissolved	"	12/16/20	0120485	A20L251	
178	"	Water	Cr (Chromium) - 6020B - Dissolved	"	12/16/20	0120485	A20L251	
179	"	Water	Cd (Cadmium) - 6020B - Dissolved	"	12/16/20	0120485	A20L251	
180	"	Water	Ba (Barium) - 6020B - Dissolved	"	12/16/20	0120485	A20L251	
181	"	Water	As (Arsenic) - 6020B - Dissolved	"	12/16/20	0120485	A20L251	
182	A0L0143-13	Water	Zn (Zinc) - 6020B - Dissolved		12/16/20	0120485	A20L251	
183	"	Water	Sb (Antimony) - 6020B - Dissolved	"	12/16/20	0120485	A20L251	
184	"	Water	Pb (Lead) - 6020B - Dissolved	"	12/16/20	0120485	A20L251	
185	"	Water	Ni (Nickel) - 6020B - Dissolved	"	12/16/20	0120485	A20L251	
186	"	Water	Mn (Manganese) - 6020B - Dissolved	"	12/16/20	0120485	A20L251	
187	"	Water	Cu (Copper) - 6020B - Dissolved	"	12/16/20	0120485	A20L251	
188	"	Water	Cr (Chromium) - 6020B - Dissolved	"	12/16/20	0120485	A20L251	
189	"	Water	Cd (Cadmium) - 6020B - Dissolved	"	12/16/20	0120485	A20L251	
190	"	Water	Ba (Barium) - 6020B - Dissolved	"	12/16/20	0120485	A20L251	
191	"	Water	As (Arsenic) - 6020B - Dissolved	"	12/16/20	0120485	A20L251	
192	A0L0143-14	Water	Zn (Zinc) - 6020B - Dissolved		12/16/20	0120485	A20L251	
193	"	Water	Sb (Antimony) - 6020B - Dissolved	"	12/16/20	0120485	A20L251	
194	"	Water	Pb (Lead) - 6020B - Dissolved	"	12/16/20	0120485	A20L251	
195	"	Water	Ni (Nickel) - 6020B - Dissolved	"	12/16/20	0120485	A20L251	
196	"	Water	Mn (Manganese) - 6020B - Dissolved	"	12/16/20	0120485	A20L251	
197	"	Water	Cu (Copper) - 6020B - Dissolved	"	12/16/20	0120485	A20L251	
198	"	Water	Cr (Chromium) - 6020B - Dissolved	"	12/16/20	0120485	A20L251	
199	"	Water	Cd (Cadmium) - 6020B - Dissolved	"	12/16/20	0120485	A20L251	
200	"	Water	Ba (Barium) - 6020B - Dissolved	"	12/16/20	0120485	A20L251	
201	"	Water	As (Arsenic) - 6020B - Dissolved	"	12/16/20	0120485	A20L251	
202	A0L0143-15	Water	Zn (Zinc) - 6020B - Dissolved		12/16/20	0120485	A20L251	
203	"	Water	Sb (Antimony) - 6020B - Dissolved	"	12/16/20	0120485	A20L251	
204	"	Water	Pb (Lead) - 6020B - Dissolved	"	12/16/20	0120485	A20L251	
205	"	Water	Ni (Nickel) - 6020B - Dissolved	"	12/16/20	0120485	A20L251	
206	"	Water	Mn (Manganese) - 6020B - Dissolved	"	12/16/20	0120485	A20L251	
207	"	Water	Cu (Copper) - 6020B - Dissolved	"	12/16/20	0120485	A20L251	
208	"	Water	Cr (Chromium) - 6020B - Dissolved	"	12/16/20	0120485	A20L251	
209	"	Water	Cd (Cadmium) - 6020B - Dissolved	"	12/16/20	0120485	A20L251	
210	"	Water	Ba (Barium) - 6020B - Dissolved	"	12/16/20	0120485	A20L251	
211	"	Water	As (Arsenic) - 6020B - Dissolved	"	12/16/20	0120485	A20L251	
212	0120485-MSD1	Water	QC	QC		0120485	A20L251	
213	0L16066-CCV4	Water	QC	QC			A20L251	A20L107
214	0L16066-CCB4	Water	QC	QC			A20L251	

Sequence:	0L16066	Instrument:	ICPMS6
Date:	**12/16/20 12:13**	Calibration:	**UNASSIGNED**

#	Lab Number	Matrix	Analysis	Client	Due	Batch	ISTD ID	STD ID

JPB 12/17/20

Comments:

Data Entered By/Date:_____

Data Reviewed By/Date: JSJ 12/17/20

SEQUENCE REVIEW SHEET

SEQUENCE: **0L16066** INSTRUMENT: **ICPMS6** **Seq. Date: 12/16/2020**

SEQUENCE LOG

Sample ID	Martix	Batch No.	Analyzed
0L16066-CAL1	Water	0L16066	12/16/2020 13:37:57
0L16066-CAL2	Water	0L16066	12/16/2020 13:43:00
0L16066-CAL3	Water	0L16066	12/16/2020 13:48:02
0L16066-CAL4	Water	0L16066	12/16/2020 13:53:07
0L16066-CAL5	Water	0L16066	12/16/2020 13:58:12
0L16066-CAL6	Water	0L16066	12/16/2020 14:03:17
0L16066-CAL7	Water	0L16066	12/16/2020 14:08:19
0L16066-CAL8	Water	0L16066	12/16/2020 14:13:32
0L16066-CAL9	Water	0L16066	12/16/2020 14:18:29
0L16066-ICV1	**Water**	**0L16066**	**12/16/2020 14:44:06**
0L16066-ICB1	**Water**	**0L16066**	**12/16/2020 14:48:55**
0L16066-IFA1	Water	0L16066	12/16/2020 15:15:29
0L16066-IFB1	Water	0L16066	12/16/2020 15:20:22
0120589-BLK1	Soil	0120589	12/16/2020 16:05:53
0120589-BLK2	Soil	0120589	12/16/2020 16:10:43
0120589-BS1	Soil	0120589	12/16/2020 16:15:32
A0L0505-01	Soil	0120589	12/16/2020 16:20:20
0120589-DUP1	Soil	0120589	12/16/2020 16:25:08
0120589-MS1	Soil	0120589	12/16/2020 16:29:56
A0L0505-02	Soil	0120589	12/16/2020 16:34:47
0120589-MSD1	Soil	0120589	12/16/2020 16:39:37
A0L0062-03	Soil	0120589	12/16/2020 16:45:50
0L16066-CCV1	**Water**	**0L16066**	**12/16/2020 16:50:40**
0L16066-CCB1	**Water**	**0L16066**	**12/16/2020 16:55:29**
A0L0440-04	Soil	0120589	12/16/2020 17:06:33
A0L0440-05	Soil	0120589	12/16/2020 17:11:23
A0L0440-10	Soil	0120589	12/16/2020 17:16:12
0120499-BLK1	Sediment	0120499	12/16/2020 17:21:03
0120499-BS1	Sediment	0120499	12/16/2020 17:25:53
A0L0209-01	Sediment	0120499	12/16/2020 17:30:41
A0L0210-02	Sediment	0120499	12/16/2020 17:35:32
A0L0212-02	Sediment	0120499	12/16/2020 17:40:22
0120499-DUP1	Sediment	0120499	12/16/2020 17:45:13
0120499-MS1	Sediment	0120499	12/16/2020 17:50:04
0L16066-CCV2	**Water**	**0L16066**	**12/16/2020 17:54:55**
0L16066-CCB2	**Water**	**0L16066**	**12/16/2020 17:59:43**
0120499-MSD1	Sediment	0120499	12/16/2020 18:04:32
0120485-BLK1	Water	0120485	12/16/2020 18:09:21
0120485-BS1	Water	0120485	12/16/2020 18:14:09
A0L0143-01	Water	0120485	12/16/2020 18:18:58
A0L0143-02	Water	0120485	12/16/2020 18:23:48
A0L0143-03	Water	0120485	12/16/2020 18:28:39
A0L0143-04	Water	0120485	12/16/2020 18:33:26
0120485-DUP1	Water	0120485	12/16/2020 18:38:14
0120485-MS1	Water	0120485	12/16/2020 18:43:04
A0L0143-05	Water	0120485	12/16/2020 18:47:52
0L16066-CCV3	**Water**	**0L16066**	**12/16/2020 18:52:41**
0L16066-CCB3	**Water**	**0L16066**	**12/16/2020 18:57:30**
A0L0143-08	Water	0120485	12/16/2020 19:02:20
A0L0143-09	Water	0120485	12/16/2020 19:07:10
A0L0143-10	Water	0120485	12/16/2020 19:12:00
A0L0143-12	Water	0120485	12/16/2020 19:16:49
A0L0143-13	Water	0120485	12/16/2020 19:21:38
A0L0143-14	Water	0120485	12/16/2020 19:26:28
A0L0143-15	Water	0120485	12/16/2020 19:31:16

0120485-MSD1	Water	0120485	12/16/2020 19:36:05
0L16066-CCV4	**Water**	**0L16066**	**12/16/2020 19:47:40**
0L16066-CCB4	**Water**	**0L16066**	**12/16/2020 19:52:29**

SEQUENCE REVIEW SHEET

SEQUENCE: **0L16066** INSTRUMENT: **ICPMS6** **Seq. Date: 12/16/2020**

CALIBRATION LEVEL RECOVERIES OUTSIDE 90-110%

SampleID	Analyte	Result	Units	SpikeConc(ppb)	% Recovery
0L16066-CAL3	Copper	1.99	ug/L	1.80	111
0L16066-CAL3	Zinc	2.00	ug/L	1.80	111

MINIMUM CALIBRATION LEVELS

Analyte	MinCal	InitialUnits
Antimony	0.900	ug/L
Arsenic	0.900	ug/L
Barium	0.900	ug/L
Cadmium	0.180	ug/L
Chromium	0.900	ug/L
Copper	0.900	ug/L
Lead	0.180	ug/L
Manganese	0.900	ug/L
Mercury	36.000	ng/L
Nickel	0.900	ug/L
Selenium	0.900	ug/L
Silver	0.180	ug/L
Zinc	1.800	ug/L

MINIMUM CRL LEVELS

Analyte	MinCRL	InitialUnits

MINIMUM SAMPLE REPORTING LEVELS

Analyte	Min. Inst. MRL	Units
Antimony	0.900	ug/L
Arsenic	0.900	ug/L
Barium	0.900	ug/L
Cadmium	0.180	ug/L
Chromium	0.900	ug/L
Copper	1.800	ug/L
Lead	0.180	ug/L
Manganese	0.900	ug/L
Mercury	80.000	ng/L
Nickel	1.800	ug/L
Selenium	1.000	ug/L
Silver	0.200	ug/L
Zinc	3.600	ug/L

BRACKETING STANDARDS

0L16066-ICV1	**Water**	**Batch: 0L16066**	**Analyzed: 12/16/2020 14:44:06**
	EPA 6020B	8	
	EPA 6020B (Diss)	10	
0L16066-ICB1	**Water**	**Batch: 0L16066**	**Analyzed: 12/16/2020 14:48:55**
	EPA 6020B	8	
	EPA 6020B (Diss)	10	
0L16066-CCV1	**Water**	**Batch: 0L16066**	**Analyzed: 12/16/2020 16:50:40**
	EPA 6020B	8	
	EPA 6020B (Diss)	10	
0L16066-CCB1	**Water**	**Batch: 0L16066**	**Analyzed: 12/16/2020 16:55:29**
	EPA 6020B	8	
	EPA 6020B (Diss)	10	
0L16066-CCV2	**Water**	**Batch: 0L16066**	**Analyzed: 12/16/2020 17:54:55**
	EPA 6020B	8	
	EPA 6020B (Diss)	10	
0L16066-CCB2	**Water**	**Batch: 0L16066**	**Analyzed: 12/16/2020 17:59:43**
	EPA 6020B	8	
	EPA 6020B (Diss)	10	
0L16066-CCV3	**Water**	**Batch: 0L16066**	**Analyzed: 12/16/2020 18:52:41**
	EPA 6020B	8	
	EPA 6020B (Diss)	10	
0L16066-CCB3	**Water**	**Batch: 0L16066**	**Analyzed: 12/16/2020 18:57:30**
	EPA 6020B	8	
	EPA 6020B (Diss)	10	
0L16066-CCV4	**Water**	**Batch: 0L16066**	**Analyzed: 12/16/2020 19:47:40**
	EPA 6020B	8	
	EPA 6020B (Diss)	10	
0L16066-CCB4	**Water**	**Batch: 0L16066**	**Analyzed: 12/16/2020 19:52:29**
	EPA 6020B	8	
	EPA 6020B (Diss)	10	

CONTINUING CALIBRATION VERIFICATION

0L16066-CCV1

0L16066-CCV2

0L16066-CCV3

0L16066-CCV4

0 Reportable Failures in 4 CCVs

SEQUENCE REVIEW SHEET

SEQUENCE: **0L16066** INSTRUMENT: **ICPMS6** **Seq. Date: 12/16/2020**

EXTRACTION BLANKS

0 Total Failures in 4 Blank(s)

LAB CONTROL SPIKES

0 Failures in 3 LCS/LCSDs

DUPLICATES

0120499-DUP1 **Hg (Mercury) - 6020B - Total** (Source: A0L0212-02)

Analyte	Duplicate Result	Duplicate MDL	Source Result	Source MDL	RPD	RPDL	P/F	Qualifier	isRp?
Mercury	0.0377	0.0343	3.576	3.615	**200**	**20**	**FAIL**	Q-05	True

0120589-DUP1 **Cd (Cadmium) - 6020B - Total** (Source: A0L0505-01)

Analyte	Duplicate Result	Duplicate MDL	Source Result	Source MDL	RPD	RPDL	P/F	Qualifier	isRp?
Cadmium	0.108	0.141	0.157	0.142	**200**	**20**	**FAIL**	Q-05	True

No Duplicate Failures

MATRIX SPIKES

0120485-MS1 (Source: A0L0143-04) **0 Failures**

0120485-MSD1 (Source: A0L0143-04) **1 Failures**

Zinc	**6020 Diss**	**2070**	**55.6**	**1996**	**132**	**75**	**125**	**FAIL**	**Q-58**

0120499-MS1 (Source: A0L0212-02) **1 Failures**

Barium	**6020 Total**	**151**	**43.0**	**128**	**54**	**75**	**125**	**FAIL**	**Q-04**

0120499-MSD1 (Source: A0L0212-02) **2 Failures**

Barium	**6020 Total**	**156**	**43.0**	**128**	**64**	**75**	**125**	**FAIL**	**Q-58**
Lead	**6020 Total**	**62.0**	**43.0**	**7.78**	**126**	**75**	**125**	**FAIL**	**Q-58**

0120589-MS1 (Source: A0L0505-01) **0 Failures**

0120589-MSD1 (Source: A0L0505-01) **0 Failures**

SAMPLE HITS

Analyte	Analysis	IResult	FResult	Rpt?	FMDL	FMRL	Units	Dilution	Qualifier(s)
A0L0505-01									
Arsenic	As (Arsenic) - 6020B - Total	**3.56**	**5.06**	YES	0.711	**1.42**	mg/kg	10	
Barium	Ba (Barium) - 6020B - Total	**102.40**	**146**	YES	0.711	**1.42**	mg/kg	10	
Cadmium	Cd (Cadmium) - 6020B - Total	0.11	0.157	YES	0.142	0.284	mg/kg	10	Q-42
Chromium	Cr (Chromium) - 6020B - Total	**16.20**	**23.0**	YES	0.711	**1.42**	mg/kg	10	
Lead	Pb (Lead) - 6020B - Total	**5.01**	**7.12**	YES	0.142	**0.284**	mg/kg	10	
Selenium	Se (Selenium) - 6020B - Total	0.77	1.09	YES	0.711	1.42	mg/kg	10	
A0L0505-02									
Arsenic	As (Arsenic) - 6020B - Total	**3.64**	**4.84**	YES	0.664	**1.33**	mg/kg	10	
Barium	Ba (Barium) - 6020B - Total	**136.84**	**182**	YES	0.664	**1.33**	mg/kg	10	
Cadmium	Cd (Cadmium) - 6020B - Total	0.13	0.176	YES	0.133	0.266	mg/kg	10	
Chromium	Cr (Chromium) - 6020B - Total	**19.51**	**25.9**	YES	0.664	**1.33**	mg/kg	10	
Mercury	Hg (Mercury) - 6020B - Total	40.69	0.0540	YES	0.0531	0.106	mg/kg	10	
Lead	Pb (Lead) - 6020B - Total	**6.28**	**8.34**	YES	0.133	**0.266**	mg/kg	10	
Selenium	Se (Selenium) - 6020B - Total	0.92	1.22	YES	0.664	1.33	mg/kg	10	
A0L0062-03									
Silver	Ag (Silver) - 6020B - Total	0.10	0.106	YES	0.105	0.210	mg/kg	10	
Arsenic	As (Arsenic) - 6020B - Total	**3.38**	**3.55**	YES	0.526	**1.05**	mg/kg	10	
Barium	Ba (Barium) - 6020B - Total	**107.28**	**113**	YES	0.526	**1.05**	mg/kg	10	
Cadmium	Cd (Cadmium) - 6020B - Total	**0.23**	**0.242**	YES	0.105	**0.210**	mg/kg	10	
Chromium	Cr (Chromium) - 6020B - Total	**25.39**	**26.7**	YES	0.526	**1.05**	mg/kg	10	
Mercury	Hg (Mercury) - 6020B - Total	50.19	0.0528	YES	0.0420	0.0841	mg/kg	10	
Lead	Pb (Lead) - 6020B - Total	**28.75**	**30.2**	YES	0.105	**0.210**	mg/kg	10	
Selenium	Se (Selenium) - 6020B - Total	0.66	0.698	YES	0.526	1.05	mg/kg	10	
A0L0440-04									
Cadmium	Cd (Cadmium) - 6020B - Total	0.10	0.132	YES	0.128	0.255	mg/kg	10	
Chromium	Cr (Chromium) - 6020B - Total	**19.41**	**24.8**	YES	0.638	**1.28**	mg/kg	10	
Lead	Pb (Lead) - 6020B - Total	**8.37**	**10.7**	YES	0.128	**0.255**	mg/kg	10	
A0L0440-05									
Chromium	Cr (Chromium) - 6020B - Total	**23.94**	**30.3**	YES	0.633	**1.27**	mg/kg	10	
Lead	Pb (Lead) - 6020B - Total	**2.82**	**3.57**	YES	0.127	**0.253**	mg/kg	10	
A0L0440-10									
Cadmium	Cd (Cadmium) - 6020B - Total	0.12	0.126	YES	0.108	0.216	mg/kg	10	
Chromium	Cr (Chromium) - 6020B - Total	**12.77**	**13.8**	YES	0.539	**1.08**	mg/kg	10	
Lead	Pb (Lead) - 6020B - Total	**7.30**	**7.87**	YES	0.108	**0.216**	mg/kg	10	
A0L0209-01									
Silver	Ag (Silver) - 6020B - Total	0.10	0.0663	YES	0.0654	0.131	mg/kg	5	
Arsenic	As (Arsenic) - 6020B - Total	**5.21**	**3.41**	YES	0.327	**0.654**	mg/kg	5	
Barium	Ba (Barium) - 6020B - Total	**170.03**	**111**	YES	0.327	**0.654**	mg/kg	5	
Cadmium	Cd (Cadmium) - 6020B - Total	0.17	0.114	YES	0.0654	0.131	mg/kg	5	
Chromium	Cr (Chromium) - 6020B - Total	**31.04**	**20.3**	YES	0.327	**0.654**	mg/kg	5	
Mercury	Hg (Mercury) - 6020B - Total	68.83	0.0450	YES	0.0262	0.0523	mg/kg	5	
Lead	Pb (Lead) - 6020B - Total	**13.90**	**9.09**	YES	0.0654	**0.131**	mg/kg	5	
Selenium	Se (Selenium) - 6020B - Total	**1.29**	**0.843**	YES	0.327	**0.654**	mg/kg	5	

SAMPLE HITS

Analyte	Analysis	IResult	FResult	Rpt?	FMDL	FMRL	Units	Dilution	Qualifier(s)
A0L0210-02									
Silver	Ag (Silver) - 6020B - Total	0.12	0.0850	YES	0.0719	0.144	mg/kg	5	
Arsenic	As (Arsenic) - 6020B - Total	**5.11**	**3.68**	YES	0.359	**0.719**	mg/kg	5	
Barium	Ba (Barium) - 6020B - Total	**175.83**	**126**	YES	0.359	**0.719**	mg/kg	5	
Cadmium	Cd (Cadmium) - 6020B - Total	0.18	0.133	YES	0.0719	0.144	mg/kg	5	
Chromium	Cr (Chromium) - 6020B - Total	**36.40**	**26.2**	YES	0.359	**0.719**	mg/kg	5	
Mercury	Hg (Mercury) - 6020B - Total	67.77	0.0487	YES	0.0288	0.0575	mg/kg	5	
Lead	Pb (Lead) - 6020B - Total	**13.09**	**9.41**	YES	0.0719	**0.144**	mg/kg	5	
Selenium	Se (Selenium) - 6020B - Total	**1.21**	**0.872**	YES	0.359	**0.719**	mg/kg	5	
A0L0212-02									
Arsenic	As (Arsenic) - 6020B - Total	**3.92**	**3.54**	YES	0.452	**0.904**	mg/kg	5	
Barium	Ba (Barium) - 6020B - Total	**142.01**	**128**	YES	0.452	**0.904**	mg/kg	5	Q-42
Cadmium	Cd (Cadmium) - 6020B - Total	0.17	0.152	YES	0.0904	0.181	mg/kg	5	
Chromium	Cr (Chromium) - 6020B - Total	**25.42**	**23.0**	YES	0.452	**0.904**	mg/kg	5	
Lead	Pb (Lead) - 6020B - Total	**8.60**	**7.78**	YES	0.0904	**0.181**	mg/kg	5	
Selenium	Se (Selenium) - 6020B - Total	0.92	0.836	YES	0.452	0.904	mg/kg	5	
A0L0143-01									
Arsenic	As (Arsenic) - 6020B - Dissolved	**14.66**	**16.3**	YES	0.500	**1.00**	ug/L	1	
Barium	Ba (Barium) - 6020B - Dissolved	**131.71**	**146**	YES	0.500	**1.00**	ug/L	1	
Manganese	Mn (Manganese) - 6020B - Dissolv	**1,751.83**	**1950**	YES	0.500	**1.00**	ug/L	1	
Nickel	Ni (Nickel) - 6020B - Dissolved	1.07	1.18	YES	1.00	2.00	ug/L	1	
A0L0143-02									
Arsenic	As (Arsenic) - 6020B - Dissolved	**10.39**	**11.5**	YES	0.500	**1.00**	ug/L	1	
Barium	Ba (Barium) - 6020B - Dissolved	**148.95**	**165**	YES	0.500	**1.00**	ug/L	1	
Chromium	Cr (Chromium) - 6020B - Dissolve	0.46	0.517	YES	0.500	1.00	ug/L	1	
Manganese	Mn (Manganese) - 6020B - Dissolv	**925.20**	**1030**	YES	0.500	**1.00**	ug/L	1	
Nickel	Ni (Nickel) - 6020B - Dissolved	**2.91**	**3.23**	YES	1.00	**2.00**	ug/L	1	
A0L0143-03									
Arsenic	As (Arsenic) - 6020B - Dissolved	**1.14**	**1.27**	YES	0.500	**1.00**	ug/L	1	
Barium	Ba (Barium) - 6020B - Dissolved	**88.99**	**98.9**	YES	0.500	**1.00**	ug/L	1	
Cadmium	Cd (Cadmium) - 6020B - Dissolvec	0.10	0.116	YES	0.100	0.200	ug/L	1	
Copper	Cu (Copper) - 6020B - Dissolved	1.58	1.76	YES	1.00	2.00	ug/L	1	
Manganese	Mn (Manganese) - 6020B - Dissolv	**1,409.35**	**1570**	YES	0.500	**1.00**	ug/L	1	
Nickel	Ni (Nickel) - 6020B - Dissolved	1.37	1.52	YES	1.00	2.00	ug/L	1	
Antimony	Sb (Antimony) - 6020B - Dissolved	**1.30**	**1.45**	YES	0.500	**1.00**	ug/L	1	
Zinc	Zn (Zinc) - 6020B - Dissolved	**45.46**	**50.5**	YES	2.00	**4.00**	ug/L	1	
A0L0143-04									
Arsenic	As (Arsenic) - 6020B - Dissolved	**2.00**	**2.23**	YES	0.500	**1.00**	ug/L	1	
Barium	Ba (Barium) - 6020B - Dissolved	**286.35**	**318**	YES	0.500	**1.00**	ug/L	1	
Manganese	Mn (Manganese) - 6020B - Dissolv	**666.22**	**740**	YES	0.500	**1.00**	ug/L	1	
Nickel	Ni (Nickel) - 6020B - Dissolved	**8.87**	**9.86**	YES	1.00	**2.00**	ug/L	1	
Zinc	Zn (Zinc) - 6020B - Dissolved	**1,796.04**	**2000**	YES	2.00	**4.00**	ug/L	1	
A0L0143-05									
Arsenic	As (Arsenic) - 6020B - Dissolved	**3.18**	**3.54**	YES	0.500	**1.00**	ug/L	1	
Barium	Ba (Barium) - 6020B - Dissolved	**40.06**	**44.5**	YES	0.500	**1.00**	ug/L	1	
Manganese	Mn (Manganese) - 6020B - Dissolv	**1,455.07**	**1620**	YES	0.500	**1.00**	ug/L	1	
A0L0143-08									
Arsenic	As (Arsenic) - 6020B - Dissolved	**3.74**	**4.15**	YES	0.500	**1.00**	ug/L	1	
Barium	Ba (Barium) - 6020B - Dissolved	**69.48**	**77.2**	YES	0.500	**1.00**	ug/L	1	
Manganese	Mn (Manganese) - 6020B - Dissolv	**2,450.70**	**2720**	YES	0.500	**1.00**	ug/L	1	
Zinc	Zn (Zinc) - 6020B - Dissolved	2.44	2.71	YES	2.00	4.00	ug/L	1	

SAMPLE HITS

Analyte	Analysis	IResult	FResult	Rpt?	FMDL	FMRL	Units	Dilution	Qualifier(s)
A0L0143-09									
Arsenic	As (Arsenic) - 6020B - Dissolved	**7.04**	**7.82**	YES	0.500	**1.00**	ug/L	1	
Barium	Ba (Barium) - 6020B - Dissolved	**23.61**	**26.2**	YES	0.500	**1.00**	ug/L	1	
Manganese	Mn (Manganese) - 6020B - Dissolv	**4,566.46**	**5070**	YES	0.500	**1.00**	ug/L	1	
A0L0143-10									
Arsenic	As (Arsenic) - 6020B - Dissolved	**7.81**	**8.67**	YES	0.500	**1.00**	ug/L	1	
Barium	Ba (Barium) - 6020B - Dissolved	**20.89**	**23.2**	YES	0.500	**1.00**	ug/L	1	
Manganese	Mn (Manganese) - 6020B - Dissolv	**4,755.43**	**5280**	YES	0.500	**1.00**	ug/L	1	
A0L0143-12									
Arsenic	As (Arsenic) - 6020B - Dissolved	0.54	0.602	YES	0.500	1.00	ug/L	1	
Barium	Ba (Barium) - 6020B - Dissolved	**22.84**	**25.4**	YES	0.500	**1.00**	ug/L	1	
Chromium	Cr (Chromium) - 6020B - Dissolve	**0.97**	**1.08**	YES	0.500	**1.00**	ug/L	1	
Manganese	Mn (Manganese) - 6020B - Dissolv	**3,005.54**	**3340**	YES	0.500	**1.00**	ug/L	1	
Nickel	Ni (Nickel) - 6020B - Dissolved	**3.24**	**3.60**	YES	1.00	**2.00**	ug/L	1	
A0L0143-13									
Arsenic	As (Arsenic) - 6020B - Dissolved	**9.07**	**10.1**	YES	0.500	**1.00**	ug/L	1	
Barium	Ba (Barium) - 6020B - Dissolved	**65.48**	**72.8**	YES	0.500	**1.00**	ug/L	1	
Manganese	Mn (Manganese) - 6020B - Dissolv	**1,583.03**	**1760**	YES	0.500	**1.00**	ug/L	1	
Nickel	Ni (Nickel) - 6020B - Dissolved	0.99	1.10	YES	1.00	2.00	ug/L	1	
A0L0143-14									
Arsenic	As (Arsenic) - 6020B - Dissolved	**1.66**	**1.85**	YES	0.500	**1.00**	ug/L	1	
Barium	Ba (Barium) - 6020B - Dissolved	**83.89**	**93.2**	YES	0.500	**1.00**	ug/L	1	
Manganese	Mn (Manganese) - 6020B - Dissolv	**2,916.85**	**3240**	YES	0.500	**1.00**	ug/L	1	
A0L0143-15									
Barium	Ba (Barium) - 6020B - Dissolved	**60.85**	**67.6**	YES	0.500	**1.00**	ug/L	1	
Copper	Cu (Copper) - 6020B - Dissolved	**2.67**	**2.97**	YES	1.00	**2.00**	ug/L	1	
Manganese	Mn (Manganese) - 6020B - Dissolv	**166.84**	**185**	YES	0.500	**1.00**	ug/L	1	
Antimony	Sb (Antimony) - 6020B - Dissolved	**2.21**	**2.45**	YES	0.500	**1.00**	ug/L	1	
Zinc	Zn (Zinc) - 6020B - Dissolved	**13.31**	**14.8**	YES	2.00	**4.00**	ug/L	1	

ANALYTE QUALIFIERS

A0L0505-01	**1 Reportable Qualifier(s)**		
Analyte	*Qualifier*	Text	Rpt?
Cadmium	Q-42		YES
0120589-DUP1	**1 Reportable Qualifier(s)**		
Analyte	*Qualifier*	Text	Rpt?
Cadmium	Q-05		YES
A0L0212-02	**1 Reportable Qualifier(s)**		
Analyte	*Qualifier*	Text	Rpt?
Barium	Q-42		YES
A0L0212-02	**1 Reportable Qualifier(s)**		
Analyte	*Qualifier*	Text	Rpt?
Mercury	Q-42		YES
0120499-DUP1	**1 Reportable Qualifier(s)**		
Analyte	*Qualifier*	Text	Rpt?
Mercury	Q-05		YES
0120499-MS1	**1 Reportable Qualifier(s)**		
Analyte	*Qualifier*	Text	Rpt?
Barium	Q-04		YES
0L16066-CCB2	**1 Reportable Qualifier(s)**		
Analyte	*Qualifier*	Text	Rpt?
Mercury	B-02		YES

SAMPLE QUALIFIERS

Analyte	Qualifier	CustomValue

Tune Report

Operator Name	ICPMS Analyst
Acq/Data Batch	C:\Agilent\ICPMH\1\DATA\0L16066_6020.b
Acq. Date-Time	12/16/2020 12:28:35
Report Comment	0L16066 Tune Report Std ID A20K223
Instrument Name	ICPMS6 JP17412047

[No Gas]

Sensitivity

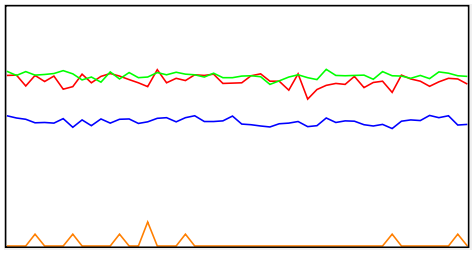

Mass	Range	Count	RSD%	Background
7	2000	1382	3.489	0.000
89	10000	7130	1.780	0.300
205	10000	5208	2.752	1.300
102	20	0	263.658	0.300

Sampling Period [sec]	0.413
Integration Time [sec]	0.1

Oxide/Doubly Charged Ratio

Oxide	156 / 140 1.318 %
Doubly Charged	69 / 138 1.452 %

Resolution/Axis

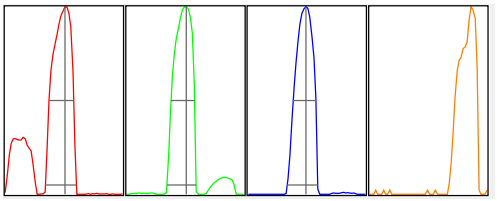

Mass	Peak Height	Axis	W-50%	W-5%
7	1372.93	7.05	0.62	0.782
89	6963.80	89.05	0.59	0.736
205	5137.45	205.00	0.57	0.769
102				

Integration Time [sec]	0.1
Acquisition Time [sec]	30.12
Y Axis	Linear

Tune Parameters

Plasma Parameters

Plasma Mode	---	Nebulizer Gas	0.98 L/min	Makeup Gas	0.10 L/min
RF Power	1550 W	Option Gas	---	Auxiliary Gas	0.90 L/min
RF Matching	2.00 V	Nebulizer Pump	0.10 rps	Plasma Gas	15.0 L/min
Sample Depth	8.5 mm	S/C Temp	2 °C		

Lens Parameters

Extract 1	0.0 V	Omega Lens	8.5 V	Deflect	15.8 V
Extract 2	-190.0 V	Cell Entrance	-50 V	Plate Bias	-40 V
Omega Bias	-85 V	Cell Exit	-70 V		

Cell Parameters

Tune Report

Use Gas	No	3rd Gas Flow	---	Energy Discrimination	4.0 V
He Flow	0.0 mL/min	OctP Bias	-8.0 V		
H2 Flow	---	OctP RF	160 V		

QP Parameters

Mass Gain	129	Axis Gain	0.9993	QP Bias	-4.0 V
Mass Offset	125	Axis Offset	-0.02		

Hardware Settings

Torch

Torch H	-1.1 mm	Torch V	0.2 mm		

EM

Discriminator	6.5 mV	Analog HV	2142 V	Pulse HV	1110 V

[He]

Sensitivity

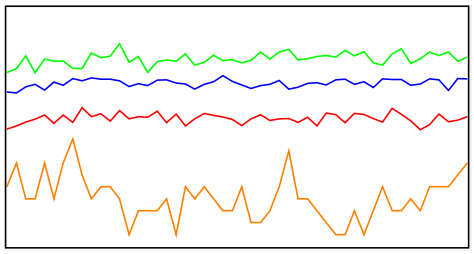

Mass	Range	Count	RSD%	Background
59	2000	1072	3.901	
89	2000	1572	3.339	
205	5000	3418	2.465	
75	20	4	45.173	

Sampling Period [sec]	0.412
Integration Time [sec]	0.1

Resolution/Axis

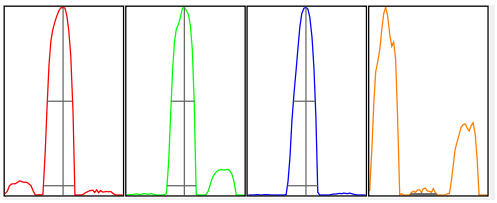

Mass	Peak Height	Axis	W-50%	W-5%
59	1092.20	59.00	0.63	0.784
89	1610.72	89.00	0.58	0.733
205	3482.26	205.00	0.55	0.761
75	2.00	74.85	0.65	0.695

Integration Time [sec]	0.1
Acquisition Time [sec]	29.92
Y Axis	Linear

Tune Parameters

Plasma Parameters

Plasma Mode	---	Nebulizer Gas	0.98 L/min	Makeup Gas	0.10 L/min
RF Power	1550 W	Option Gas	---	Auxiliary Gas	0.90 L/min
RF Matching	2.00 V	Nebulizer Pump	0.10 rps	Plasma Gas	15.0 L/min
Sample Depth	8.5 mm	S/C Temp	2 °C		

Lens Parameters

Extract 1	0.0 V	Omega Lens	8.5 V	Deflect	2.4 V
Extract 2	-190.0 V	Cell Entrance	-60 V	Plate Bias	-90 V

Tune Report

Omega Bias	-85 V	Cell Exit	-70 V		

Cell Parameters

Use Gas	Yes	3rd Gas Flow	---	Energy Discrimination	5.0 V
He Flow	3.8 mL/min	OctP Bias	-18.0 V		
H2 Flow	---	OctP RF	160 V		

QP Parameters

Mass Gain	129	Axis Gain	0.9993	QP Bias	-13.0 V
Mass Offset	125	Axis Offset	-0.02		

Hardware Settings

Torch

Torch H	-1.1 mm	Torch V	0.2 mm		

EM

Discriminator	6.5 mV	Analog HV	2142 V	Pulse HV	1110 V

[HEHe]

See EPA tune for RSD.
JPB 12/17/20

Sensitivity

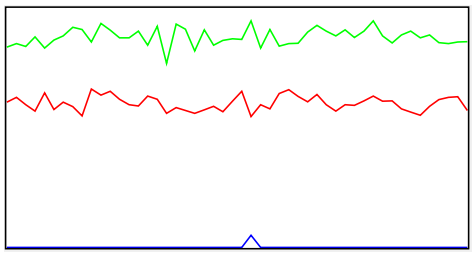

Mass	Range	Count	RSD%	Background
59	1000	603	5.102	
89	1000	880	4.076	
78	20	0	707.107	

Sampling Period [sec]	0.306
Integration Time [sec]	0.1

Resolution/Axis

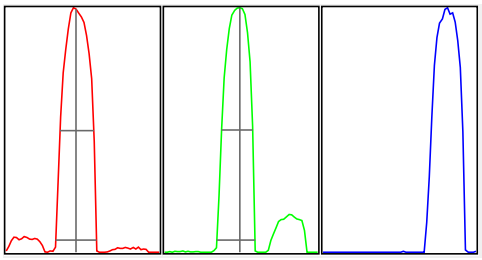

Mass	Peak Height	Axis	W-50%	W-5%
59	632.41	58.90	0.65	0.790
89	888.06	89.00	0.60	0.738
78				

Integration Time [sec]	0.1
Acquisition Time [sec]	22.14
Y Axis	Linear

Tune Parameters

Plasma Parameters

Plasma Mode	---	Nebulizer Gas	0.98 L/min	Makeup Gas	0.10 L/min
RF Power	1550 W	Option Gas	---	Auxiliary Gas	0.90 L/min
RF Matching	2.00 V	Nebulizer Pump	0.10 rps	Plasma Gas	15.0 L/min
Sample Depth	8.5 mm	S/C Temp	2 °C		

Lens Parameters

Extract 1	0.0 V	Omega Lens	8.5 V	Deflect	-75.0 V
Extract 2	-190.0 V	Cell Entrance	-120 V	Plate Bias	-150 V

Tune Report

Omega Bias	-85 V	Cell Exit	-150 V		
Cell Parameters					
Use Gas	Yes	3rd Gas Flow	---	Energy Discrimination	4.0 V
He Flow	10.0 mL/min	OctP Bias	-100.0 V		
H2 Flow	---	OctP RF	160 V		
QP Parameters					
Mass Gain	129	Axis Gain	0.9993	QP Bias	-96.0 V
Mass Offset	125	Axis Offset	-0.02		
Hardware Settings					
Torch					
Torch H	-1.1 mm	Torch V	0.2 mm		
EM					
Discriminator	6.5 mV	Analog HV	2142 V	Pulse HV	1110 V

US EPA Tune Check Report

Operator Name	ICPMS Analyst
Acq/Data Batch	C:\Agilent\ICPMH\1\DATA\0L16066_6020.b
Acq. Date-Time	12/16/2020 12:49:12
Report Comment	0L16066 Tune Report Std ID A20K223
Instrument Name	ICPMS6 JP17412047

[No Gas]

Sensitivity

Mass	Conc. [ug/l]	Count	CPS	Resp (Required) [cps/ug/l]	Resp (Flag)	RSD%	RSD% (Required)
7	1.00	758	7584.39	5000.00		1.752	5.000
89	1.00	3658	36577.52	10000.00		0.553	5.000
205	1.00	2547	25468.45	7000.00		0.827	5.000
102		0	0.80			83.853	

Mass	RSD% (Flag)
7	
89	
205	
102	

Mass	Rep#1 Count	Rep#2 Count	Rep#3 Count	Rep#4 Count	Rep#5 Count
7	778	765	752	744	753
89	3683	3628	3652	3667	3658
205	2565	2536	2532	2574	2527
102	0	0	0	0	0

Integration Time [sec] 0.1

Resolution/Axis

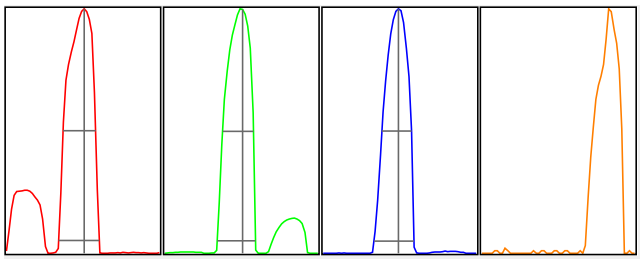

Mass	Peak Height	Axis	Axis (Required)	Axis (Flag)
7	1300.89	7.05	6.90 - 7.10	
89	6505.35	89.05	88.90 - 89.10	
205	4703.37	205.00	204.90 - 205.10	
102			-	

Mass	W-50%	W-5%	W-5% (Required)	W-5% (Flag)
7	0.63	0.783	0.900	
89	0.59	0.737	0.900	
205	0.57	0.770	0.900	

US EPA Tune Check Report

Mass	W-50%	W-5%	W-5% (Required)	W-5% (Flag)
102				

Integration Time [sec]	0.1
Acquisition Time [sec]	135.3
Y Axis	Linear

Tune Parameters

Plasma Parameters

Plasma Mode	---	Nebulizer Gas	0.98 L/min	Makeup Gas	0.10 L/min
RF Power	1550 W	Option Gas	---	Auxiliary Gas	0.90 L/min
RF Matching	2.00 V	Nebulizer Pump	0.10 rps	Plasma Gas	15.0 L/min
Sample Depth	8.5 mm	S/C Temp	2 °C		

Lens Parameters

Extract 1	0.0 V	Omega Lens	8.5 V	Deflect	15.8 V
Extract 2	-190.0 V	Cell Entrance	-50 V	Plate Bias	-40 V
Omega Bias	-85 V	Cell Exit	-70 V		

Cell Parameters

Use Gas	No	3rd Gas Flow	---	Energy Discrimination	4.0 V
He Flow	0.0 mL/min	OctP Bias	-8.0 V		
H2 Flow	---	OctP RF	160 V		

QP Parameters

Mass Gain	129	Axis Gain	0.9993	QP Bias	-4.0 V
Mass Offset	125	Axis Offset	-0.02		

Hardware Settings

Torch

Torch H	-1.1 mm	Torch V	0.2 mm

EM

Discriminator	6.5 mV	Analog HV	2142 V	Pulse HV	1110 V

[He]

Sensitivity

Mass	Conc. [ug/l]	Count	CPS	Resp (Required) [cps/ug/l]	Resp (Flag)	RSD%	RSD% (Required)
59	1.00	633	6330.90	1000.00		2.634	5.000
89	1.00	863	8630.97	2000.00		2.362	5.000
205	1.00	1750	17499.12	1000.00		1.747	5.000
75		2	16.90			19.781	

Mass	RSD% (Flag)
59	
89	
205	
75	

US EPA Tune Check Report

Mass	Rep#1 Count	Rep#2 Count	Rep#3 Count	Rep#4 Count	Rep#5 Count
59	659	613	628	635	629
89	894	841	850	864	866
205	1800	1718	1752	1744	1736
75	2	2	2	2	1

Integration Time [sec] 0.1

Resolution/Axis

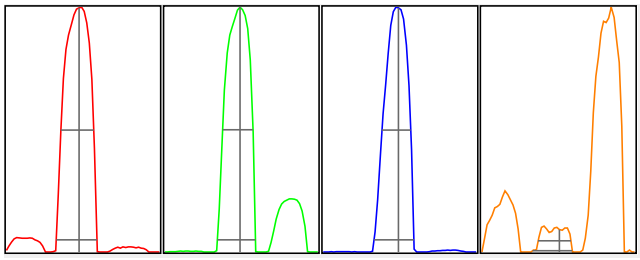

Mass	Peak Height	Axis	Axis (Required)	Axis (Flag)
59	1042.64	58.95	58.90 - 59.10	
89	1548.42	89.00	88.90 - 89.10	
205	3263.96	205.00	204.90 - 205.10	
75	2.50	75.05	-	

Mass	W-50%	W-5%	W-5% (Required)	W-5% (Flag)
59	0.64	0.785	0.900	
89	0.58	0.732	0.900	
205	0.56	0.766	0.900	
75	0.63	0.766		

Integration Time [sec] 0.1
Acquisition Time [sec] 134.8
Y Axis Linear

Tune Parameters

Plasma Parameters

Plasma Mode	---	Nebulizer Gas	0.98 L/min	Makeup Gas	0.10 L/min
RF Power	1550 W	Option Gas	---	Auxiliary Gas	0.90 L/min
RF Matching	2.00 V	Nebulizer Pump	0.10 rps	Plasma Gas	15.0 L/min
Sample Depth	8.5 mm	S/C Temp	2 °C		

Lens Parameters

Extract 1	0.0 V	Omega Lens	8.5 V	Deflect	2.4 V
Extract 2	-190.0 V	Cell Entrance	-60 V	Plate Bias	-90 V
Omega Bias	-85 V	Cell Exit	-70 V		

Cell Parameters

Use Gas	Yes	3rd Gas Flow	---	Energy Discrimination	5.0 V
He Flow	3.8 mL/min	OctP Bias	-18.0 V		
H2 Flow	---	OctP RF	160 V		

QP Parameters

US EPA Tune Check Report

Mass Gain	129	Axis Gain	0.9993	QP Bias	-13.0 V
Mass Offset	125	Axis Offset	-0.02		

Hardware Settings

Torch

Torch H	-1.1 mm	Torch V	0.2 mm		

EM

Discriminator	6.5 mV	Analog HV	2142 V	Pulse HV	1110 V

[HEHe]

Sensitivity

Mass	Conc. [ug/l]	Count	CPS	Resp (Required) [cps/ug/l]	Resp (Flag)	RSD%	RSD% (Required)
59	1.00	365	3654.92	1000.00		0.920	5.000
89	1.00	490	4897.18	2000.00		1.405	5.000
78		0	1.20			69.722	

Mass	RSD% (Flag)
59	
89	
78	

Mass	Rep#1 Count	Rep#2 Count	Rep#3 Count	Rep#4 Count	Rep#5 Count
59	362	365	369	363	369
89	479	490	491	491	498
78	0	0	0	0	0

Integration Time [sec] 0.1

Resolution/Axis

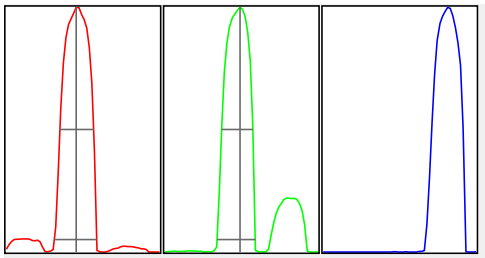

Mass	Peak Height	Axis	Axis (Required)	Axis (Flag)
59	589.78	58.90	58.90 - 59.10	
89	848.32	89.00	88.90 - 89.10	
78			-	

Mass	W-50%	W-5%	W-5% (Required)	W-5% (Flag)
59	0.65	0.823	0.900	
89	0.60	0.739	0.900	
78				

Integration Time [sec] 0.1

Acquisition Time [sec] 100.35

US EPA Tune Check Report

Y Axis	Linear

Tune Parameters

Plasma Parameters

Plasma Mode	---	Nebulizer Gas	0.98 L/min	Makeup Gas	0.10 L/min
RF Power	1550 W	Option Gas	---	Auxiliary Gas	0.90 L/min
RF Matching	2.00 V	Nebulizer Pump	0.10 rps	Plasma Gas	15.0 L/min
Sample Depth	8.5 mm	S/C Temp	2 °C		

Lens Parameters

Extract 1	0.0 V	Omega Lens	8.5 V	Deflect	-75.0 V
Extract 2	-190.0 V	Cell Entrance	-120 V	Plate Bias	-150 V
Omega Bias	-85 V	Cell Exit	-150 V		

Cell Parameters

Use Gas	Yes	3rd Gas Flow	---	Energy Discrimination	4.0 V
He Flow	10.0 mL/min	OctP Bias	-100.0 V		
H2 Flow	---	OctP RF	160 V		

QP Parameters

Mass Gain	129	Axis Gain	0.9993	QP Bias	-96.0 V
Mass Offset	125	Axis Offset	-0.02		

Hardware Settings

Torch

Torch H	-1.1 mm	Torch V	0.2 mm		

EM

Discriminator	6.5 mV	Analog HV	2142 V	Pulse HV	1110 V

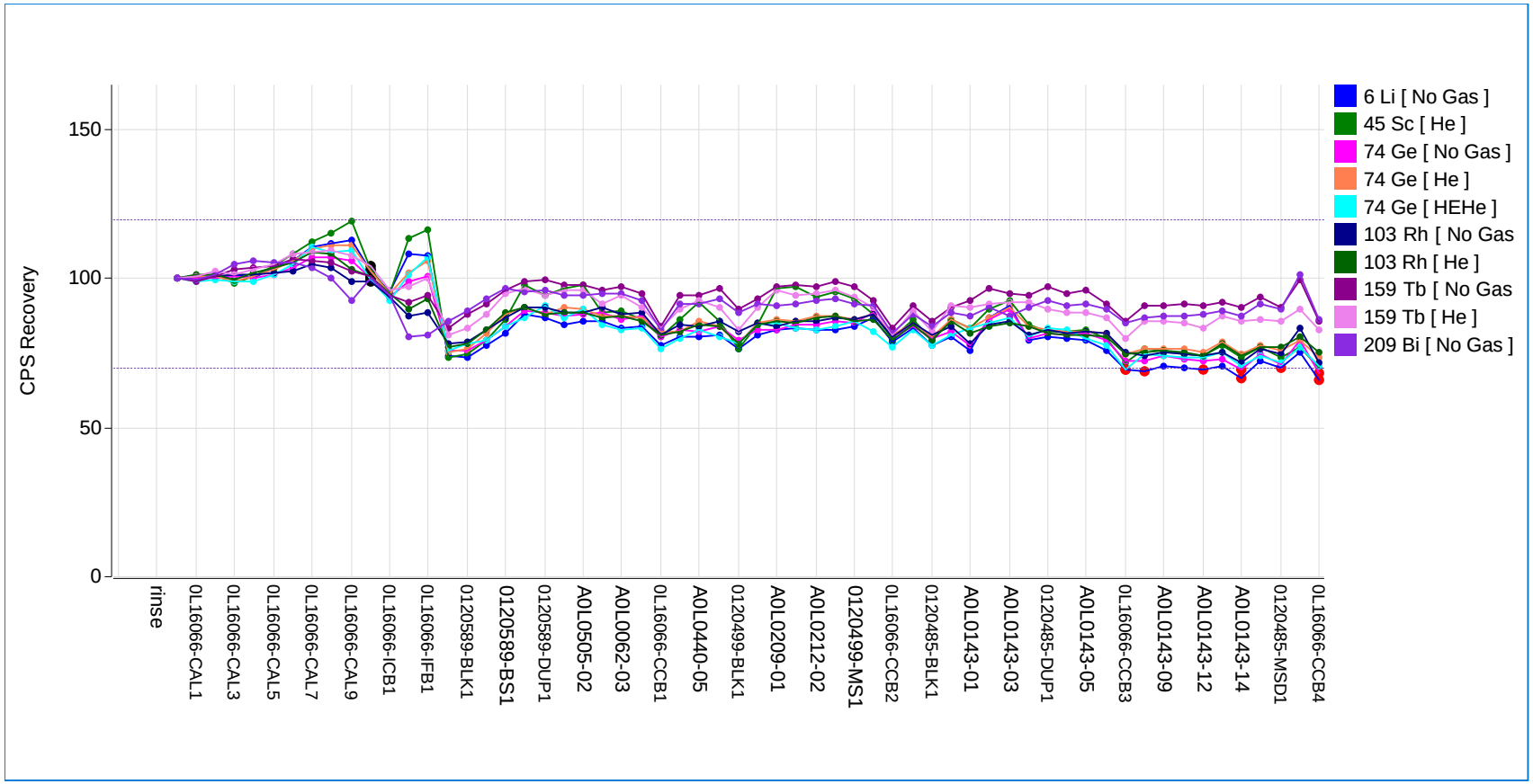
CPS Recovery
150
100
50
0
6 Li [No Gas]
45 Sc [He]
74 Ge [No Gas]
74 Ge [He]
74 Ge [HEHe]
103 Rh [No Gas
103 Rh [He]
159 Tb [No Gas
159 Tb [He]
209 Bi [No Gas]
rinse
0L16066-CAL1
0L16066-CAL3
0L16066-CAL5
0L16066-CAL7
0L16066-CAL9
0L16066-ICB1
0L16066-IFB1
0120589-BLK1
0120589-BS1
0120589-DUP1
A0L0505-02
A0L0062-03
0L16066-CCB1
A0L0440-05
0120499-BLK1
A0L0209-01
A0L0212-02
0120499-MS1
0L16066-CCB2
0120485-BLK1
A0L0143-01
A0L0143-03
0120485-DUP1
A0L0143-05
0L16066-CCB3
A0L0143-09
A0L0143-12
A0L0143-14
0120485-MSD1
0L16066-CCB4

74 HEHe rounds up to 70% and passes in CCB3
JPB 12/17/20

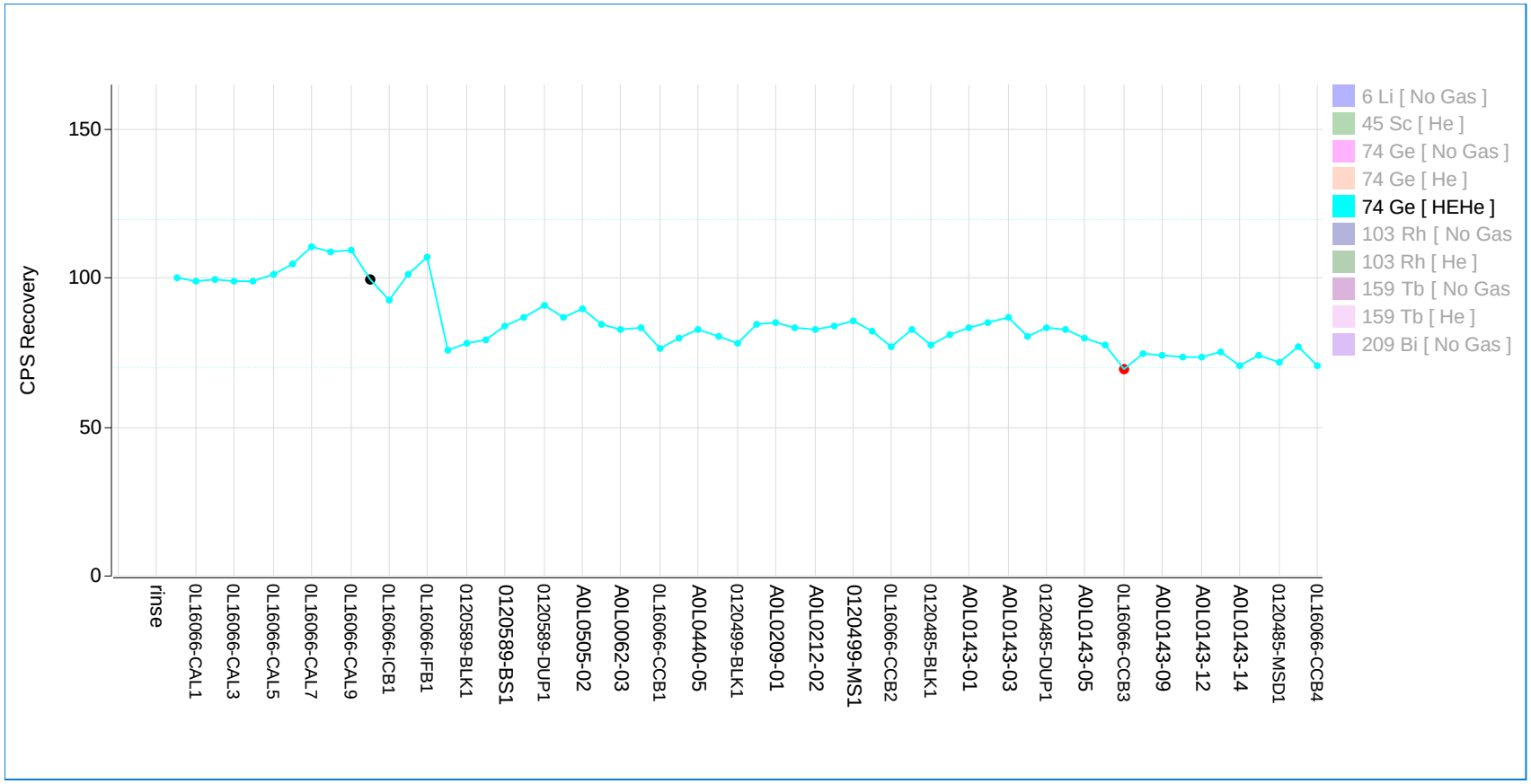

No Be (Tied to 6Li) reported for this sequence.

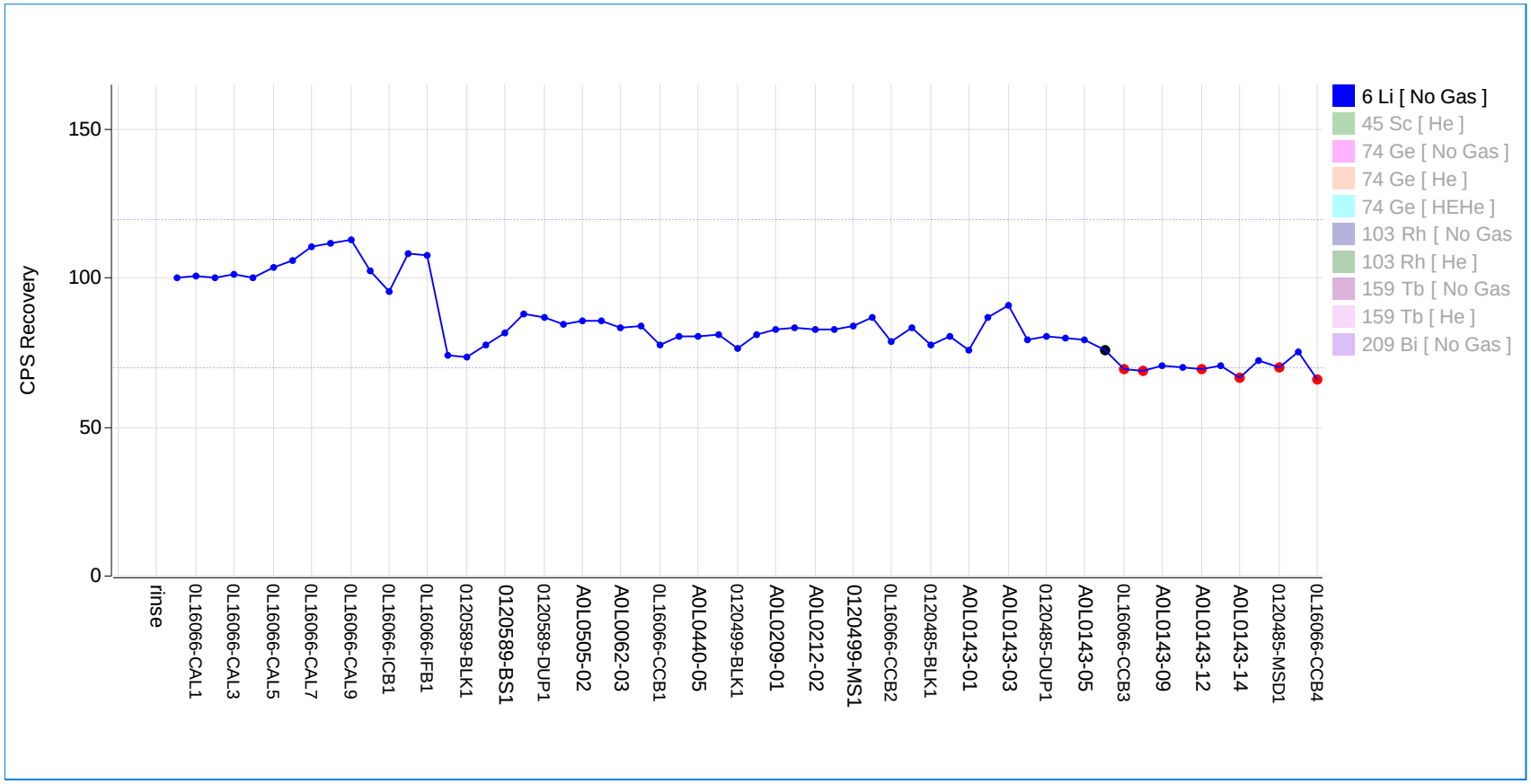

74 Ge No gas is not used for reporting any analytes this sequence.
JPB 12/17/20

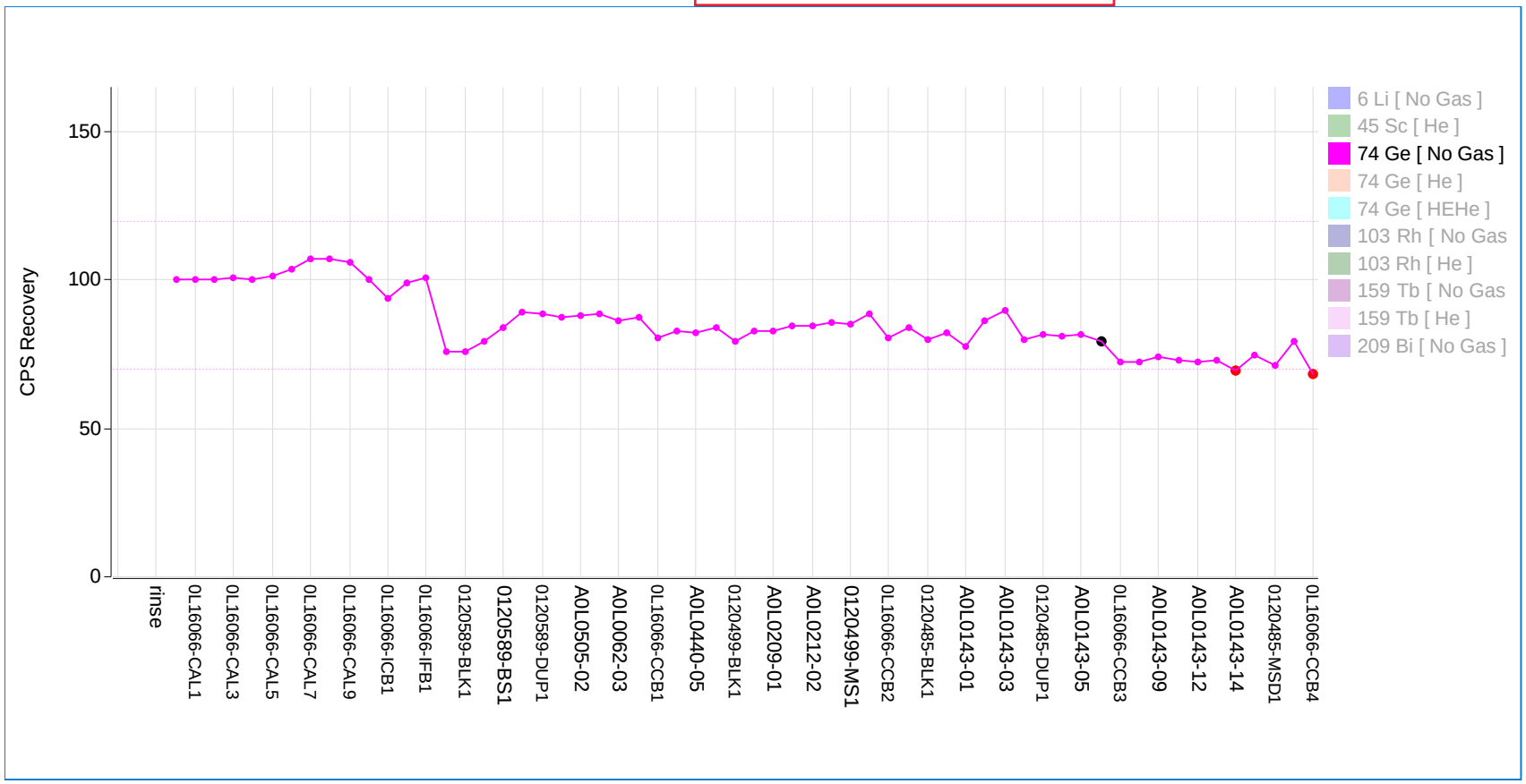

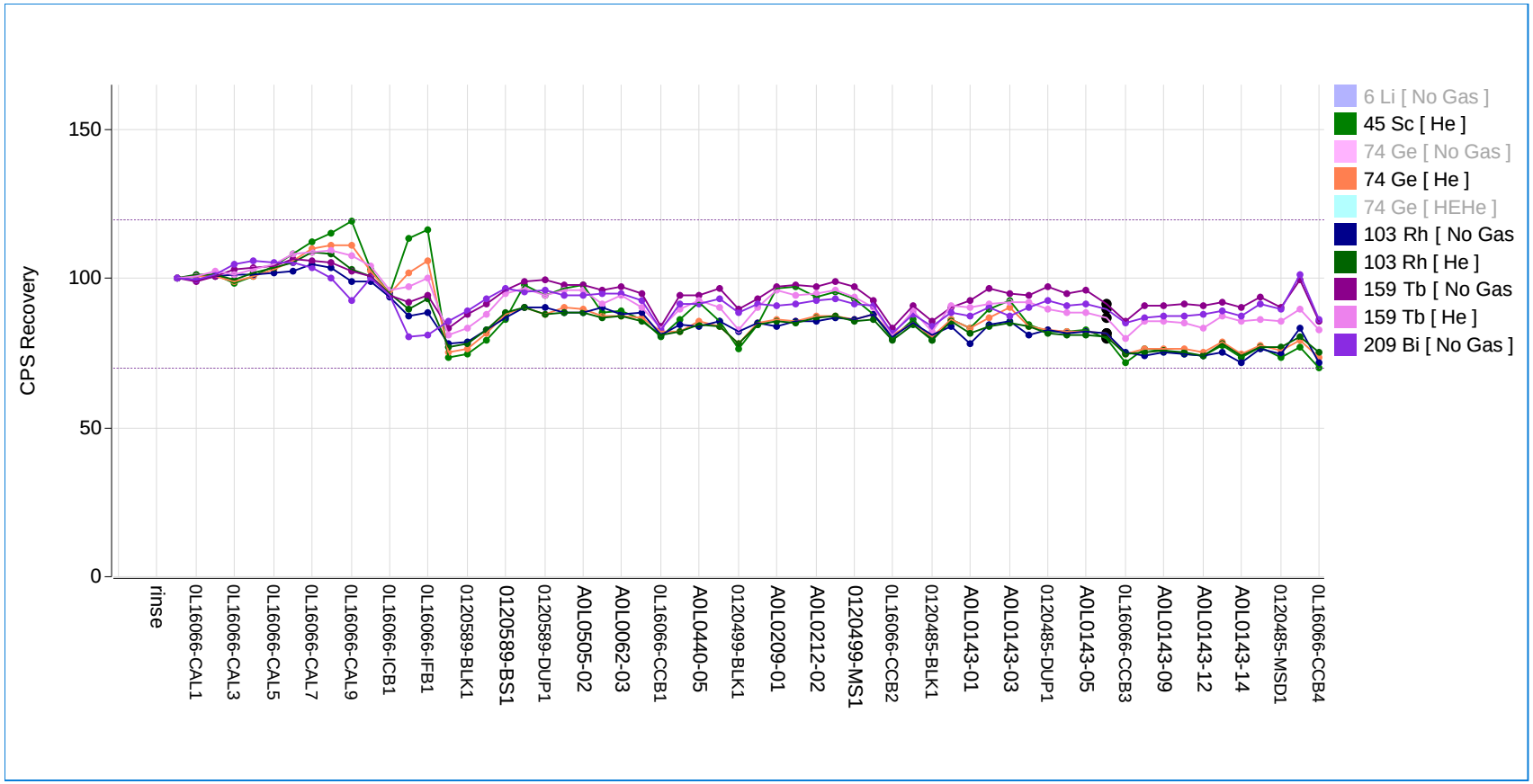
CPS Recovery
150
100
50
0
6 Li [No Gas]
45 Sc [He]
74 Ge [No Gas]
74 Ge [He]
74 Ge [HEHe]
103 Rh [No Gas
103 Rh [He]
159 Tb [No Gas
159 Tb [He]
209 Bi [No Gas]
rinse
0L16066-CAL1
0L16066-CAL3
0L16066-CAL5
0L16066-CAL7
0L16066-CAL9
0L16066-ICB1
0L16066-IFB1
0120589-BLK1
0120589-BS1
0120589-DUP1
A0L0505-02
A0L0062-03
0L16066-CCB1
A0L0440-05
0120499-BLK1
A0L0209-01
A0L0212-02
0120499-MS1
0L16066-CCB2
0120485-BLK1
A0L0143-01
A0L0143-03
0120485-DUP1
A0L0143-05
0L16066-CCB3
A0L0143-09
A0L0143-12
A0L0143-14
0120485-MSD1
0L16066-CCB4

P/A Factor Tuning Report

========== Current Sample ==========
Sample Name: 0L16066-ICV1
Data File: 014_ICV.d
Acquired: 12/16/2020 14:44:06

========= Detector Parameters and P/A Factors =========
Discriminator: 6.5 mV
AnalogHV: 2142 V
PulseHV: 1110 V

Acquired: 12/16/2020 11:35:37

Mass[u]	Element	P/A Factor
6	Li	0.099272
23	Na	0.107615
24	Mg	0.113943
27	Al	0.118253
39	K	0.122431
44	Ca	0.122764
45	Sc	0.122919
47	Ti	0.123741
51	V	0.126728
52	Cr	0.129502
55	Mn	0.128336
56	Fe	0.134014
59	Co	0.136217
60	Ni	0.136867
65	Cu	0.139663
66	Zn	0.133982
74	Ge	0.136313
75	As	0.131235
95	Mo	0.134780
103	Rh	0.139940
109	Ag	0.144425
111	Cd	0.139330
123	Sb	0.138852
138	Ba	0.146132
159	Tb	0.145790
186	W	0.147796
205	Tl	0.149649
206	[Pb]	0.149046
207	[Pb]	0.149382
208	Pb	0.156129
209	Bi	0.153822
7	[Li]	Signal too low
9	Be	Signal too low
78	Se	Signal too low
106	[Cd]	Signal too low

108	[Cd]	Signal too low
201	Hg	Signal too low

=== Independent Detector Parameters and P/A Factors ===

Tune Mode Name: No Gas
Discriminator: 6.5 mV
AnalogHV: 2142 V
PulseHV: 1110 V

Acquired: 12/16/2020 14:13:35

Mass[u]	Element	P/A Factor
6	Li	0.100763
65	Cu	0.142577
74	Ge	0.141352
103	Rh	0.145173
109	Ag	0.148407
111	Cd	0.147122
123	Sb	0.146359
159	Tb	0.151481
186	W	0.150935
205	Tl	0.156038
206	[Pb]	0.156073
207	[Pb]	0.156866
208	Pb	0.156362
209	Bi	0.158720
7	[Li]	Signal too low
9	Be	Signal too low
106	[Cd]	Signal too low
108	[Cd]	Signal too low
201	Hg	Signal too low

Tune Mode Name: He
Discriminator: 6.5 mV
AnalogHV: 2142 V
PulseHV: 1110 V

Acquired: 12/16/2020 14:19:24

Mass[u]	Element	P/A Factor
23	Na	0.112306
24	Mg	0.116920
27	Al	0.119905
39	K	0.126111
44	Ca	0.126010
47	Ti	0.124972
51	V	0.128333
52	Cr	0.131158
55	Mn	0.131991

56	Fe	0.135774
59	Co	0.136558
60	Ni	0.137128
65	Cu	0.140732
66	Zn	0.139240
75	As	0.138552
95	Mo	0.136009
103	Rh	0.141286
111	Cd	0.144526
138	Ba	0.145229
159	Tb	0.146773
45	Sc	Signal too low
74	Ge	Signal too low

Tune Mode Name: HEHe
Discriminator: 6.5 mV
AnalogHV: 2142 V
PulseHV: 1110 V

Acquired: 10/19/2020 12:42:04

Mass[u] Element P/A Factor
(P/A factors could not be measured.)

Created: 12/17/2020 13:51:19

Calibration for 014_ICV.d

Batch Folder: C:\Agilent\ICPMH\1\DATA\0L16066_6020.b\
Analysis File: 0L16066_6020.batch.bin
DA Date-Time: 12/17/2020 13:54:51
Calibration Title:
Calibration Method: External Calibration
VIS Interpolation Fit:

Level	Standard Data File	Sample Name	Acq. Date-Time
1	004CALB.d	0L16066-CAL0	12/16/2020 13:32:50
2	005CALS.d	0L16066-CAL1	12/16/2020 13:37:57
3	006CALS.d	0L16066-CAL2	12/16/2020 13:43:00
4	007CALS.d	0L16066-CAL3	12/16/2020 13:48:02
5	008CALS.d	0L16066-CAL4	12/16/2020 13:53:07
6	009CALS.d	0L16066-CAL5	12/16/2020 13:58:12
7	010CALS.d	0L16066-CAL6	12/16/2020 14:03:17
8	011CALS.d	0L16066-CAL7	12/16/2020 14:08:19
9	012CALS.d	0L16066-CAL8	12/16/2020 14:13:32
10	013CALS.d	0L16066-CAL9	12/16/2020 14:18:29

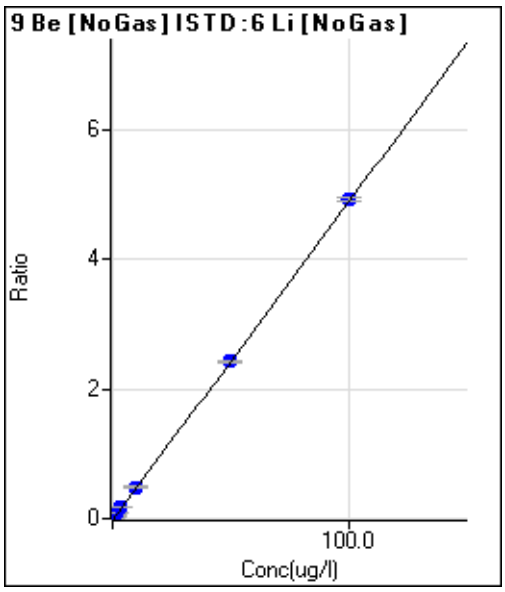

	Rjct	Conc.	Calc Conc.	CPS	Ratio	Det.	RSD	%RE
1	☐	0.000	0.000	11	0.00	P	46.0	
2	☐	0.180	0.177	483	0.01	P	10.6	-1.4
3	☐	0.900	0.891	2,377	0.04	P	6.3	-1.0
4	☐	1.800	1.740	4,674	0.09	P	3.2	-3.3
5	☐	3.600	3.596	9,539	0.18	P	1.4	-0.1
6	☐	10.000	9.963	27,290	0.49	P	1.2	-0.4
7	☐	50.000	49.352	138,555	2.43	P	0.7	-1.3
8	☐	100.000	100.329	293,216	4.93	P	0.9	0.3
9	☐			110	0.00	P	26.3	
10	☐			73	0.00	P	16.1	

y = 0.0492 * x + 2.0687E-004
R = 1.0000
%RSE = 1.8
DL = 0.005811 ug/l
BEC = 0.004207 ug/l

Weight: <None>
Min Conc: <None>

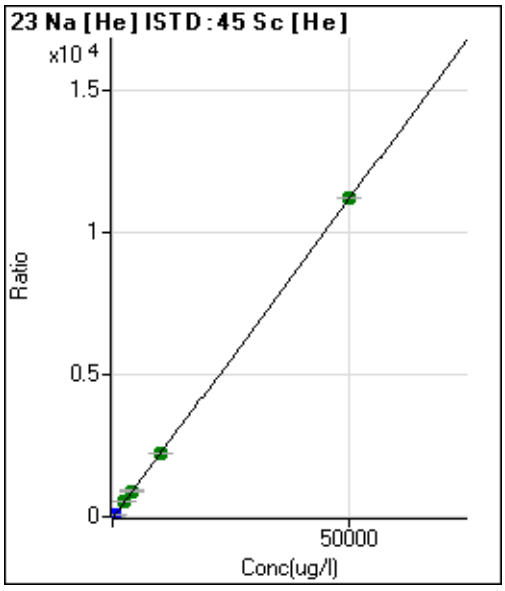

	Rjct	Conc.	Calc Conc.	CPS	Ratio	Det.	RSD	%RE
1	☐	0.000	0.000	4,645	1.28	P	5.0	
2	☐			12,093	3.29	P	1.8	
3	☐	45.000	44.493	41,639	11.27	P	1.1	-1.1
4	☐	90.000	94.278	80,090	22.45	P	6.4	4.8
5	☐	180.000	183.063	155,256	42.39	P	0.7	1.7
6	☐	400.000	411.972	356,228	93.81	P	0.9	3.0
7	☐	2500.000	2491.620	2,207,672	560.94	A	0.3	-0.3
8	☐	4000.000	4045.182	3,722,152	909.89	A	0.9	1.1
9	☐	10000.00	10006.40	9,427,598	2,248.89	A	0.3	0.1
10	☐	50000.00	49995.41	48,702,435	11,231.1	A	0.4	0.0

y = 0.2246 * x + 1.2754
R = 1.0000
%RSE = 2.5
DL = 0.8497 ug/l
BEC = 5.678 ug/l

Weight: <None>
Min Conc: <None>

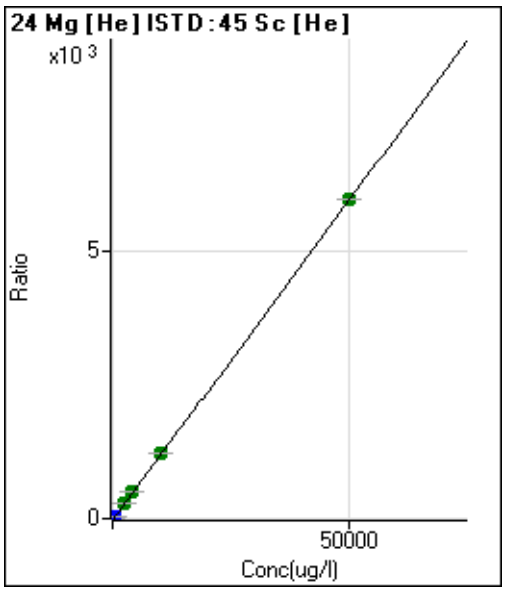

	Rjct	Conc.	Calc Conc.	CPS	Ratio	Det.	RSD	%RE
1	☐	0.000	0.000	320	0.09	P	6.6	
2	☐			4,439	1.21	P	3.4	
3	☐	45.000	46.139	20,690	5.60	P	2.1	2.5
4	☐	90.000	95.968	41,223	11.55	P	5.0	6.6
5	☐	180.000	185.224	81,345	22.21	P	0.5	2.9
6	☐	400.000	417.569	189,727	49.96	P	0.6	4.4
7	☐	2500.000	2505.578	1,178,211	299.36	A	0.2	0.2
8	☐	4000.000	4092.574	2,000,054	488.92	A	0.9	2.3
9	☐	10000.00	10109.83	5,062,563	1,207.64	A	0.3	1.1
10	☐	50000.00	49970.17	25,883,006	5,968.71	A	0.6	-0.1

y = 0.1194 * x + 0.0878
R = 1.0000
%RSE = 3.8
DL = 0.1452 ug/l
BEC = 0.7352 ug/l

Weight: <None>
Min Conc: <None>

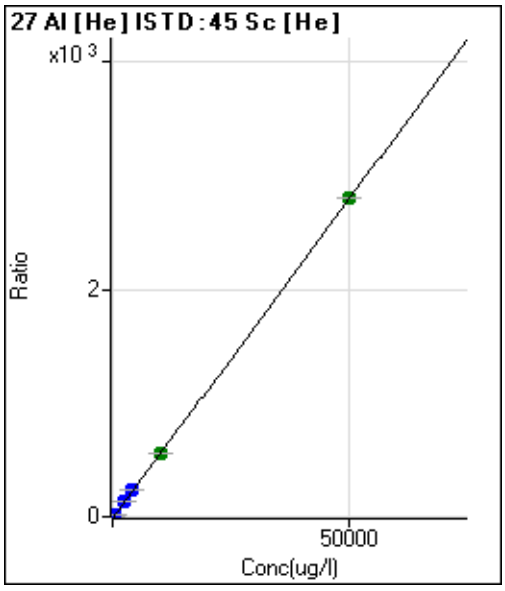

	Rjct	Conc.	Calc Conc.	CPS	Ratio	Det.	RSD	%RE
1	☐	0.000	0.000	60	0.02	P	42.8	
2	☐			2,068	0.56	P	0.5	
3	☐	45.000	46.090	9,612	2.60	P	0.8	2.4
4	☐	90.000	97.721	19,602	5.50	P	6.8	8.6
5	☐	180.000	187.414	38,547	10.53	P	1.3	4.1
6	☐	400.000	420.112	89,527	23.58	P	0.7	5.0
7	☐	2500.000	2547.704	562,363	142.89	P	0.2	1.9
8	☐	4000.000	4124.824	946,347	231.33	P	0.5	3.1
9	☐	10000.00	10007.79	2,352,707	561.23	A	0.4	0.1
10	☐	50000.00	49985.86	12,155,454	2,803.12	A	0.2	0.0

y = 0.0561 * x + 0.0164
R = 1.0000
%RSE = 4.7
DL = 0.3765 ug/l
BEC = 0.293 ug/l

Weight: <None>
Min Conc: <None>

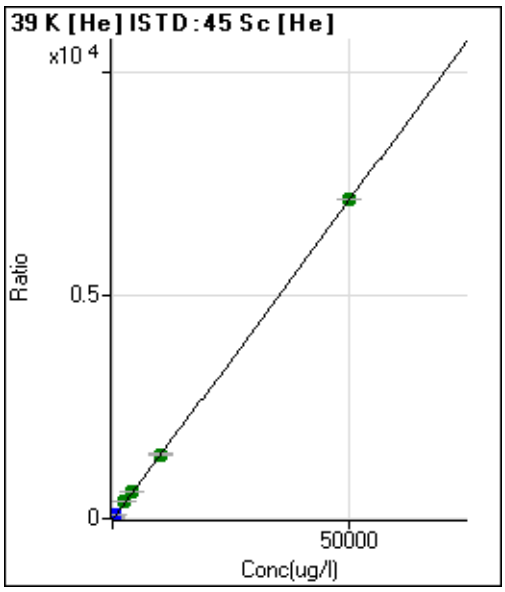

	Rjct	Conc.	Calc Conc.	CPS	Ratio	Det.	RSD	%RE
1	☐	0.000	0.000	37,101	10.19	P	1.4	
2	☐			42,152	11.49	P	0.6	
3	☐	45.000	43.819	60,774	16.45	P	0.3	-2.6
4	☐	90.000	94.970	84,778	23.75	P	4.7	5.5
5	☐	180.000	181.681	132,334	36.13	P	1.0	0.9
6	☐	400.000	414.329	263,385	69.36	P	0.3	3.6
7	☐	2500.000	2504.372	1,447,719	367.84	A	0.2	0.2
8	☐	4000.000	4065.833	2,417,073	590.84	A	0.6	1.6
9	☐	10000.00	10022.10	6,042,685	1,441.47	A	0.2	0.2
10	☐	50000.00	49989.96	31,002,941	7,149.37	A	0.4	0.0

y = 0.1428 * x + 10.1886
R = 1.0000
%RSE = 3.0
DL = 2.983 ug/l
BEC = 71.34 ug/l

Weight: <None>
Min Conc: <None>

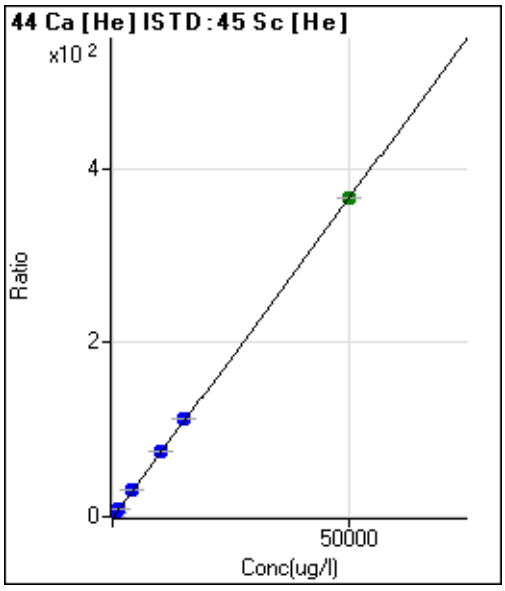

	Rjct	Conc.	Calc Conc.	CPS	Ratio	Det.	RSD	%RE
1	☐	0.000	0.000	107	0.03	P	11.6	
2	☐			1,654	0.45	P	3.4	
3	☐			7,597	2.06	P	3.0	
4	☐	540.000	590.469	15,598	4.37	P	6.5	9.3
5	☐	1080.000	1134.896	30,681	8.38	P	1.0	5.1
6	☐			11,721	3.09	P	2.1	
7	☐	15000.00	15414.30	446,392	113.42	P	0.2	2.8
8	☐	4000.000	4147.876	124,947	30.54	P	0.2	3.7
9	☐	10000.00	10146.98	313,029	74.67	P	0.6	1.5
10	☐	50000.00	49832.75	1,589,779	366.61	A	0.4	-0.3

y = 0.0074 * x + 0.0293
R = 1.0000
%RSE = 5.8
DL = 1.388 ug/l
BEC = 3.98 ug/l

Weight: <None>
Min Conc: <None>

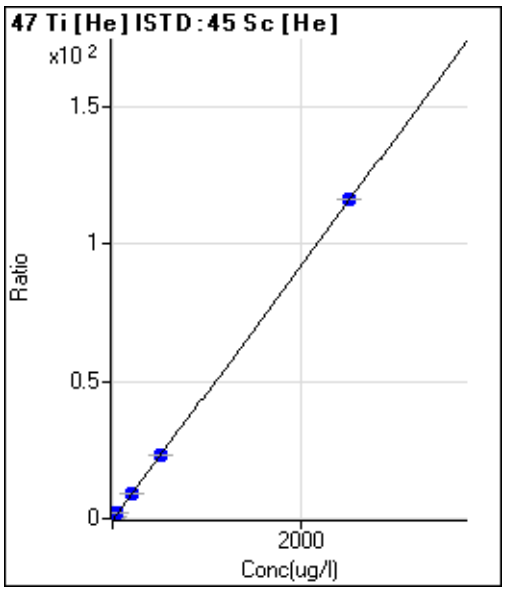

	Rjct	Conc.	Calc Conc.	CPS	Ratio	Det.	RSD	%RE
1	☐	0.000	0.000	8	0.00	P	98.7	
2	☐			38	0.01	P	33.3	
3	☐			159	0.04	P	28.4	
4	☐	1.800	1.900	322	0.09	P	17.5	5.6
5	☐	3.600	3.640	628	0.17	P	7.5	1.1
6	☐	20.000	19.585	3,469	0.91	P	2.1	-2.1
7	☐	50.000	49.440	9,063	2.30	P	3.6	-1.1
8	☐	200.000	200.189	38,123	9.32	P	0.2	0.1
9	☐	500.000	498.927	97,345	23.22	P	0.6	-0.2
10	☐	2500.000	2500.214	504,580	116.36	P	0.3	0.0

y = 0.0465 * x + 0.0021
R = 1.0000
%RSE = 2.7
DL = 0.1354 ug/l
BEC = 0.04576 ug/l

Weight: <None>
Min Conc: <None>

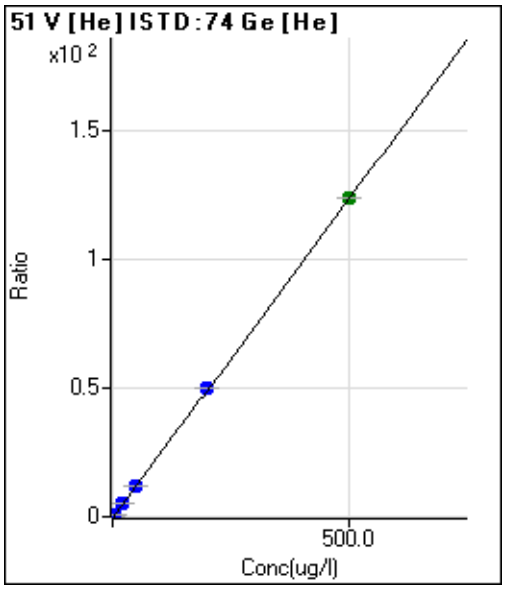

	Rjct	Conc.	Calc Conc.	CPS	Ratio	Det.	RSD	%RE
1	☐	0.000	0.000	1,528	0.07	P	3.3	
2	☐			2,397	0.12	P	2.1	
3	☐	0.900	0.870	6,014	0.29	P	1.9	-3.3
4	☐	1.800	1.751	10,341	0.51	P	4.8	-2.7
5	☐	3.600	3.387	18,917	0.91	P	1.3	-5.9
6	☐	20.000	20.107	107,497	5.05	P	0.9	0.5
7	☐	50.000	49.073	267,431	12.21	P	0.9	-1.9
8	☐	200.000	201.337	1,129,015	49.86	P	1.2	0.7
9	☐	500.000	499.555	2,826,564	123.61	A	0.3	-0.1
10	☐			1,395	0.06	P	6.1	

y = 0.2473 * x + 0.0741
R = 1.0000
%RSE = 3.4
DL = 0.03007 ug/l
BEC = 0.2997 ug/l

Weight: <None>
Min Conc: <None>

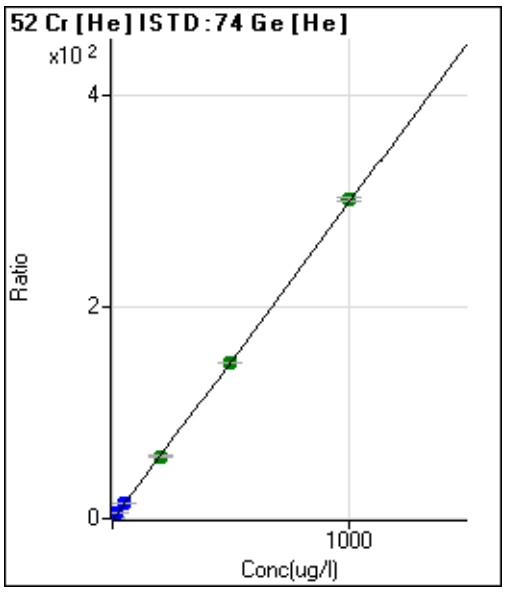

	Rjct	Conc.	Calc Conc.	CPS	Ratio	Det.	RSD	%RE
1	☐	0.000	0.000	483	0.02	P	3.6	
2	☐			1,568	0.08	P	6.5	
3	☐	0.900	0.877	5,965	0.29	P	4.4	-2.5
4	☐	1.800	1.799	11,489	0.56	P	5.5	-0.1
5	☐	3.600	3.566	22,705	1.09	P	1.3	-1.0
6	☐	20.000	19.975	128,278	6.02	P	0.5	-0.1
7	☐	50.000	48.685	320,737	14.64	P	0.5	-2.6
8	☐	200.000	196.153	1,334,256	58.93	A	1.1	-1.9
9	☐	500.000	489.276	3,360,267	146.95	A	0.4	-2.1
10	☐	1000.000	1006.198	6,909,663	302.18	A	0.8	0.6

y = 0.3003 * x + 0.0234
R = 0.9999
%RSE = 1.9
DL = 0.00834 ug/l
BEC = 0.07807 ug/l

Weight: <None>
Min Conc: <None>

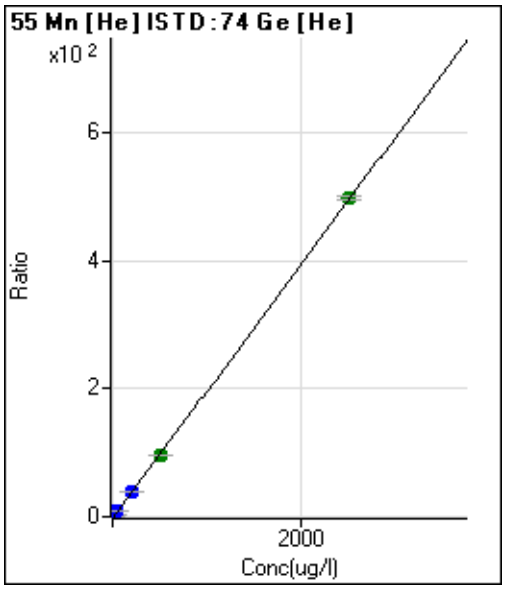

	Rjct	Conc.	Calc Conc.	CPS	Ratio	Det.	RSD	%RE
1	☐	0.000	0.000	128	0.01	P	7.4	
2	☐			908	0.04	P	6.9	
3	☐	0.900	0.894	3,833	0.18	P	3.2	-0.7
4	☐	1.800	1.838	7,591	0.37	P	5.2	2.1
5	☐	3.600	3.594	14,984	0.72	P	1.5	-0.2
6	☐	20.000	20.149	85,631	4.02	P	0.9	0.7
7	☐	50.000	48.889	213,450	9.75	P	1.1	-2.2
8	☐	200.000	199.296	899,053	39.71	P	1.2	-0.4
9	☐	500.000	487.088	2,218,882	97.04	A	0.1	-2.6
10	☐	2500.000	2502.660	11,399,757	498.55	A	0.8	0.1

y = 0.1992 * x + 0.0062
R = 1.0000
%RSE = 1.7
DL = 0.006887 ug/l
BEC = 0.0311 ug/l

Weight: <None>
Min Conc: <None>

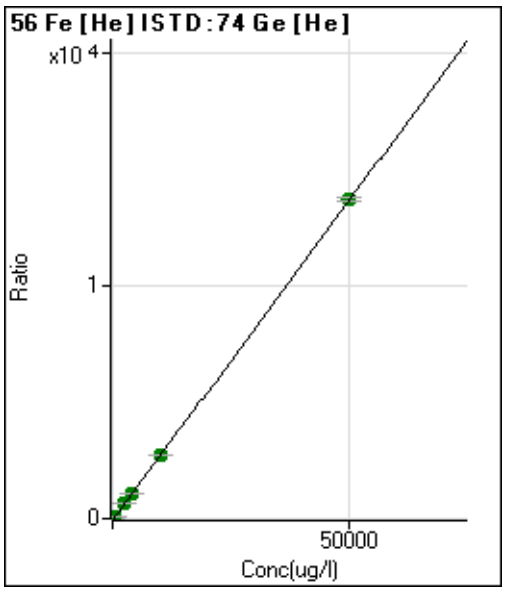

	Rjct	Conc.	Calc Conc.	CPS	Ratio	Det.	RSD	%RE
1	☐	0.000	0.000	7,017	0.34	P	2.1	
2	☐			58,603	2.82	P	0.1	
3	☐	45.000	44.610	261,582	12.58	P	1.1	-0.9
4	☐	90.000	92.509	524,629	25.73	P	4.3	2.8
5	☐	180.000	179.606	1,029,648	49.63	P	0.7	-0.2
6	☐	400.000	406.638	2,384,086	111.93	A	1.1	1.7
7	☐	2500.000	2455.703	14,767,240	674.21	A	0.4	-1.8
8	☐	4000.000	3992.623	24,814,609	1,095.95	A	1.3	-0.2
9	☐	10000.00	9930.525	62,319,584	2,725.37	A	0.3	-0.7
10	☐	50000.00	50016.64	313,840,64	13,725.3	A	0.7	0.0

y = 0.2744 * x + 0.3404
R = 1.0000
%RSE = 1.6
DL = 0.07856 ug/l
BEC = 1.24 ug/l

Weight: <None>
Min Conc: <None>

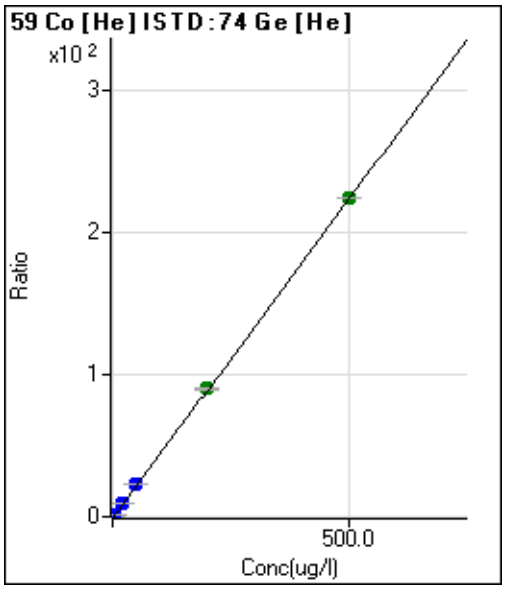

	Rjct	Conc.	Calc Conc.	CPS	Ratio	Det.	RSD	%RE
1	☐	0.000	0.000	57	0.00	P	12.0	
2	☐			1,736	0.08	P	5.5	
3	☐	0.900	0.904	8,488	0.41	P	0.2	0.4
4	☐	1.800	1.879	17,239	0.85	P	6.0	4.4
5	☐	3.600	3.636	33,900	1.63	P	1.4	1.0
6	☐	20.000	20.673	197,642	9.28	P	1.1	3.4
7	☐	50.000	50.047	491,906	22.46	P	0.8	0.1
8	☐	200.000	200.736	2,039,345	90.07	A	1.4	0.4
9	☐	500.000	499.673	5,126,576	224.20	A	0.3	-0.1
10	☐			2,160	0.09	P	3.2	

y = 0.4487 * x + 0.0027
R = 1.0000
%RSE = 2.5
DL = 0.002201 ug/l
BEC = 0.006127 ug/l

Weight: <None>
Min Conc: <None>

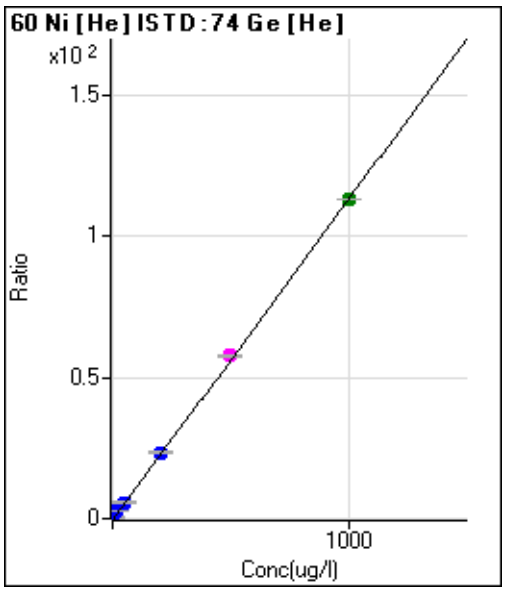

	Rjct	Conc.	Calc Conc.	CPS	Ratio	Det.	RSD	%RE
1	☐	0.000	0.000	120	0.01	P	18.9	
2	☐			514	0.02	P	10.3	
3	☐	0.900	0.888	2,218	0.11	P	8.7	-1.4
4	☐	1.800	1.951	4,641	0.23	P	4.8	8.4
5	☐	3.600	3.714	8,883	0.43	P	1.7	3.2
6	☐	20.000	21.052	51,107	2.40	P	0.5	5.3
7	☐	50.000	50.866	126,783	5.79	P	1.3	1.7
8	☐	200.000	206.435	531,508	23.47	P	1.3	3.2
9	☐	500.000	507.318	1,318,859	57.68	M	1.1	1.5
10	☐	1000.000	994.989	2,586,541	113.12	A	0.6	-0.5

y = 0.1137 * x + 0.0058
R = 0.9999
%RSE = 4.6
DL = 0.02899 ug/l
BEC = 0.05116 ug/l

Weight: <None>
Min Conc: <None>

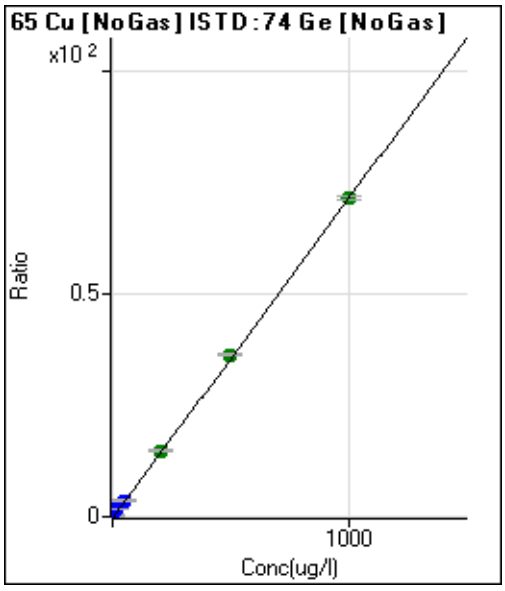

	Rjct	Conc.	Calc Conc.	CPS	Ratio	Det.	RSD	%RE
1	☐	0.000	0.000	528	0.01	P	7.3	
2	☐			1,829	0.02	P	4.9	
3	☐	0.900	0.934	6,783	0.07	P	0.9	3.8
4	☐	1.800	1.910	13,362	0.14	P	0.4	6.1
5	☐	3.600	3.799	25,919	0.28	P	1.5	5.5
6	☐	20.000	21.470	145,878	1.55	P	0.4	7.4
7	☐	50.000	50.880	352,929	3.66	P	0.5	1.8
8	☐	200.000	206.271	1,474,705	14.81	A	0.7	3.1
9	☐	500.000	505.511	3,611,504	36.28	A	0.6	1.1
10	☐	1000.000	995.916	7,046,156	71.48	A	0.7	-0.4

y = 0.0718 * x + 0.0057
R = 1.0000
%RSE = 5.0
DL = 0.01732 ug/l
BEC = 0.07889 ug/l

Weight: <None>
Min Conc: <None>

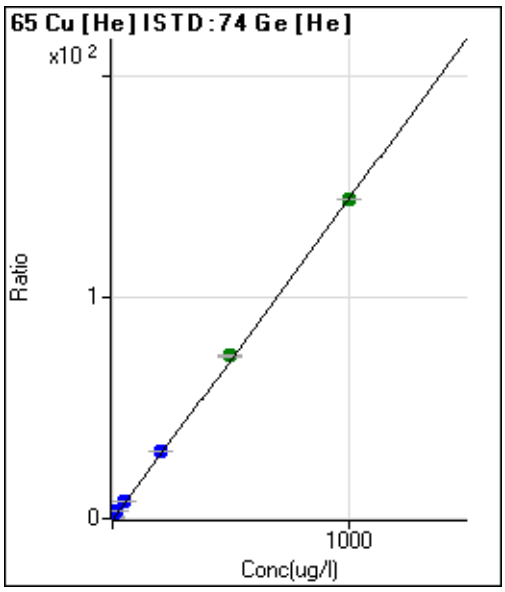

	Rjct	Conc.	Calc Conc.	CPS	Ratio	Det.	RSD	%RE
1	☐	0.000	0.000	249	0.01	P	9.1	
2	☐			806	0.04	P	8.4	
3	☐	0.900	0.956	3,136	0.15	P	2.4	6.2
4	☐	1.800	1.995	6,148	0.30	P	7.4	10.8
5	☐	3.600	3.884	11,955	0.58	P	2.2	7.9
6	☐	20.000	21.862	67,879	3.19	P	1.4	9.3
7	☐	50.000	51.510	164,097	7.49	P	1.1	3.0
8	☐	200.000	209.764	690,003	30.47	P	0.8	4.9
9	☐	500.000	506.600	1,682,464	73.58	A	0.3	1.3
10	☐	1000.000	994.633	3,302,859	144.45	A	0.3	-0.5

y = 0.1452 * x + 0.0121
R = 0.9999
%RSE = 7.5
DL = 0.02275 ug/l
BEC = 0.08312 ug/l

Weight: <None>
Min Conc: <None>

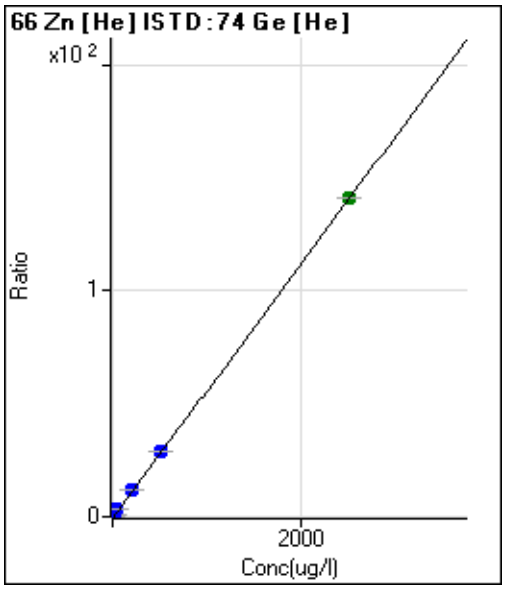

	Rjct	Conc.	Calc Conc.	CPS	Ratio	Det.	RSD	%RE
1	☐	0.000	0.000	129	0.01	P	14.5	
2	☐			760	0.04	P	13.0	
3	☐			1,210	0.06	P	1.2	
4	☐	1.800	1.996	2,426	0.12	P	7.6	10.9
5	☐	3.600	3.882	4,680	0.23	P	2.0	7.8
6	☐	20.000	21.047	25,457	1.20	P	1.0	5.2
7	☐	50.000	53.108	65,846	3.01	P	1.7	6.2
8	☐	200.000	206.342	264,066	11.66	P	1.1	3.2
9	☐	500.000	510.635	659,713	28.85	P	0.6	2.1
10	☐	2500.000	2497.295	3,225,682	141.07	A	0.5	-0.1

y = 0.0565 * x + 0.0063
R = 1.0000
%RSE = 7.2
DL = 0.04816 ug/l
BEC = 0.1107 ug/l

Weight: <None>
Min Conc: <None>

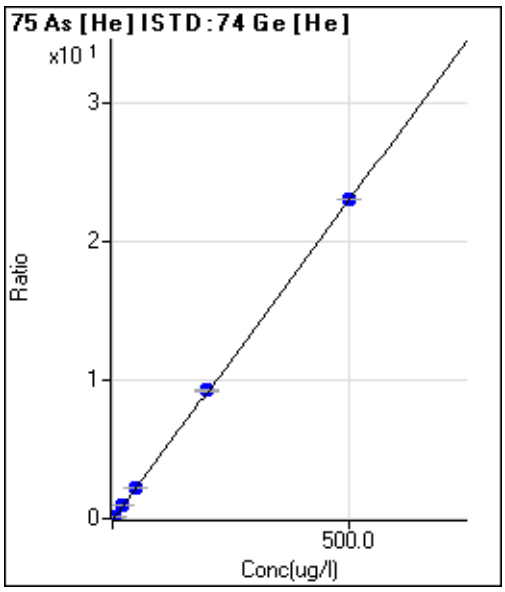

	Rjct	Conc.	Calc Conc.	CPS	Ratio	Det.	RSD	%RE
1	☐	0.000	0.000	39	0.00	P	9.9	
2	☐			210	0.01	P	7.0	
3	☐	0.900	0.886	889	0.04	P	2.5	-1.6
4	☐	1.800	1.843	1,771	0.09	P	5.6	2.4
5	☐	3.600	3.584	3,469	0.17	P	0.8	-0.4
6	☐	20.000	20.347	20,030	0.94	P	1.6	1.7
7	☐	50.000	49.252	49,799	2.27	P	0.7	-1.5
8	☐	200.000	200.727	209,689	9.26	P	0.6	0.4
9	☐	500.000	499.770	527,154	23.05	P	0.4	0.0
10	☐			212	0.01	P	6.3	

y = 0.0461 * x + 0.0019

R = 1.0000

%RSE = 1.7

DL = 0.01219 ug/l

BEC = 0.04099 ug/l

Weight: <None>

Min Conc: <None>

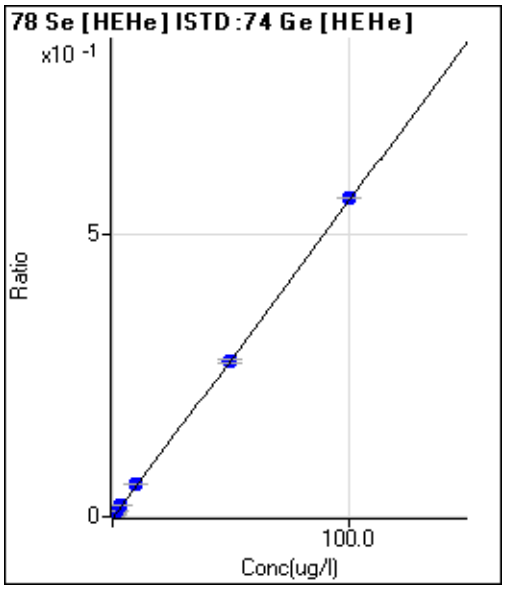

	Rjct	Conc.	Calc Conc.	CPS	Ratio	Det.	RSD	%RE
1	☐	0.000	0.000	0	0.00	P	173.	
2	☐			11	0.00	P	5.9	
3	☐	0.900	0.875	45	0.00	P	7.4	-2.8
4	☐	1.800	1.748	88	0.01	P	2.7	-2.9
5	☐	3.600	3.496	176	0.02	P	1.2	-2.9
6	☐	10.000	10.373	535	0.06	P	1.8	3.7
7	☐	50.000	48.880	2,609	0.27	P	2.5	-2.2
8	☐	100.000	100.528	5,661	0.57	P	0.5	0.5
9	☐			4	0.00	P	32.6	
10	☐			3	0.00	P	32.9	

y = 0.0056 * x + 1.2434E-005

R = 0.9999

%RSE = 3.3

DL = 0.01149 ug/l

BEC = 0.00221 ug/l

Weight: <None>

Min Conc: <None>

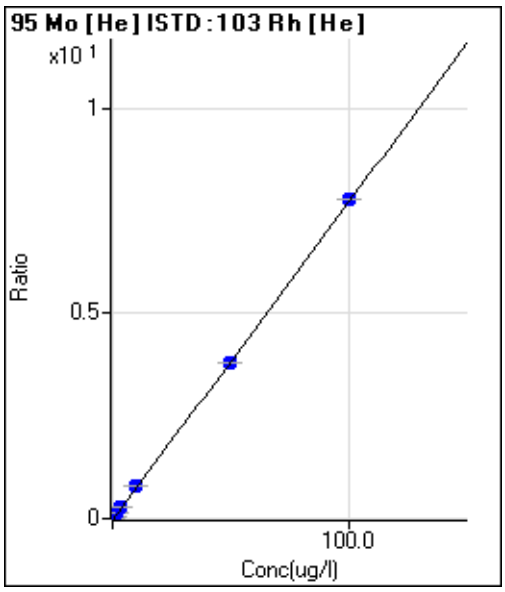

	Rjct	Conc.	Calc Conc.	CPS	Ratio	Det.	RSD	%RE
1	☐	0.000	0.000	12	0.00	P	32.2	
2	☐			788	0.01	P	2.8	
3	☐	0.900	0.874	3,926	0.07	P	5.4	-2.9
4	☐	1.800	1.835	8,096	0.14	P	4.0	2.0
5	☐	3.600	3.516	15,837	0.27	P	1.7	-2.3
6	☐	10.000	10.080	46,204	0.78	P	0.8	0.8
7	☐	50.000	49.179	228,987	3.81	P	0.2	-1.6
8	☐	100.000	100.405	483,204	7.78	P	0.5	0.4
9	☐			383	0.01	P	13.5	
10	☐			529	0.01	P	4.2	

y = 0.0775 * x + 2.1413E-004
R = 1.0000
%RSE = 2.3
DL = 0.002669 ug/l
BEC = 0.002764 ug/l

Weight: <None>
Min Conc: <None>

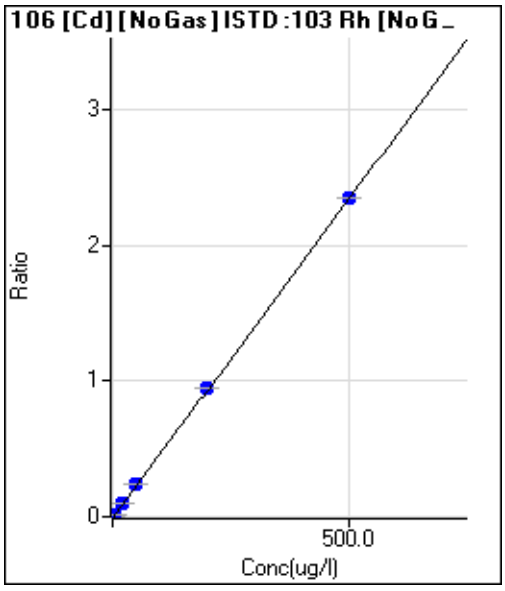

	Rjct	Conc.	Calc Conc.	CPS	Ratio	Det.	RSD	%RE
1	☐	0.000	0.000	41	0.00	P	18.4	
2	☐	0.180	0.177	124	0.00	P	30.2	-1.4
3	☐	0.900	0.898	467	0.00	P	11.3	-0.3
4	☐	1.800	1.749	877	0.01	P	1.6	-2.8
5	☐	3.600	3.481	1,702	0.02	P	5.6	-3.3
6	☐	20.000	19.866	9,565	0.09	P	2.7	-0.7
7	☐	50.000	49.958	24,214	0.24	P	0.4	-0.1
8	☐	200.000	201.381	99,413	0.95	P	0.7	0.7
9	☐	500.000	499.458	243,391	2.35	P	0.3	-0.1
10	☐			434	0.00	P	12.2	

y = 0.0047 * x + 4.1042E-004
R = 1.0000
%RSE = 1.9
DL = 0.04816 ug/l
BEC = 0.08723 ug/l

Weight: <None>
Min Conc: <None>

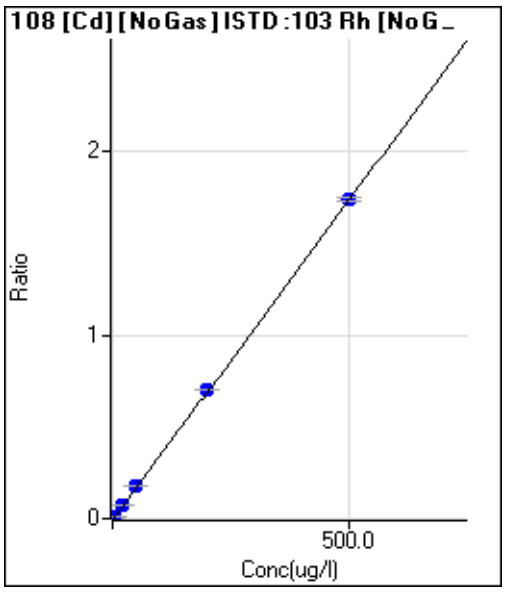

	Rjct	Conc.	Calc Conc.	CPS	Ratio	Det.	RSD	%RE
1	☐	0.000	0.000	23	0.00	P	15.3	
2	☐	0.180	0.185	88	0.00	P	20.7	2.9
3	☐	0.900	0.779	297	0.00	P	5.8	-13.4
4	☐	1.800	1.936	708	0.01	P	6.7	7.5
5	☐	3.600	3.564	1,282	0.01	P	6.0	-1.0
6	☐	20.000	21.203	7,543	0.07	P	2.3	6.0
7	☐	50.000	50.525	18,115	0.18	P	2.0	1.0
8	☐	200.000	201.442	73,582	0.70	P	0.5	0.7
9	☐	500.000	499.322	180,061	1.74	P	0.6	-0.1
10	☐			329	0.00	P	7.7	

y = 0.0035 * x + 2.3323E-004
R = 1.0000
%RSE = 6.9
DL = 0.03076 ug/l
BEC = 0.06698 ug/l

Weight: <None>
Min Conc: <None>

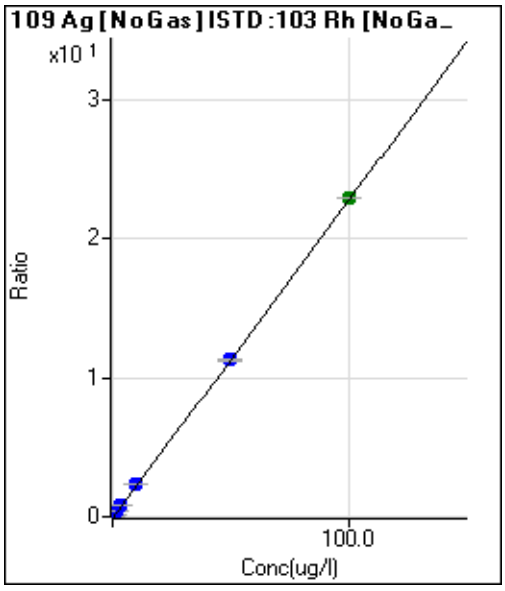

	Rjct	Conc.	Calc Conc.	CPS	Ratio	Det.	RSD	%RE
1	☐	0.000	0.000	22	0.00	P	18.7	
2	☐	0.180	0.172	3,964	0.04	P	2.6	-4.3
3	☐	0.900	0.882	20,357	0.20	P	0.4	-2.1
4	☐	1.800	1.788	41,580	0.41	P	0.4	-0.7
5	☐	3.600	3.584	83,280	0.82	P	1.4	-0.4
6	☐	10.000	10.181	237,589	2.33	P	0.4	1.8
7	☐	50.000	49.408	1,163,876	11.32	P	0.8	-1.2
8	☐	100.000	100.279	2,409,137	22.97	A	0.2	0.3
9	☐			558	0.01	P	4.6	
10	☐			517	0.01	P	7.8	

y = 0.2291 * x + 2.2226E-004
R = 1.0000
%RSE = 2.4
DL = 0.0005442 ug/l
BEC = 0.0009703 ug/l

Weight: <None>
Min Conc: <None>

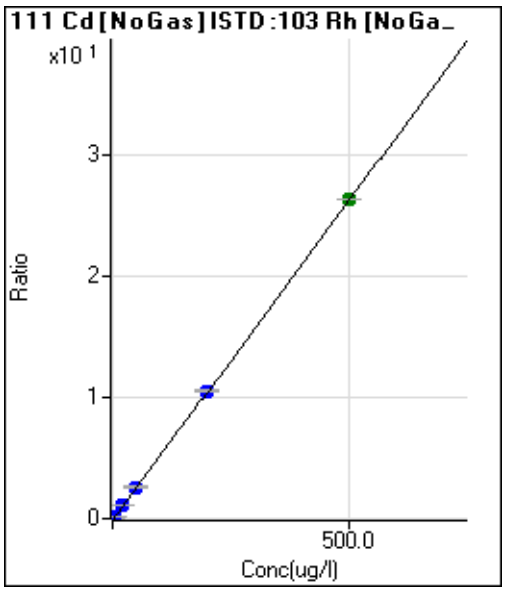

	Rjct	Conc.	Calc Conc.	CPS	Ratio	Det.	RSD	%RE
1	☐	0.000	0.000	11	0.00	P	49.4	
2	☐	0.180	0.184	979	0.01	P	3.3	2.1
3	☐	0.900	0.905	4,812	0.05	P	1.7	0.5
4	☐	1.800	1.758	9,416	0.09	P	0.8	-2.3
5	☐	3.600	3.619	19,359	0.19	P	1.8	0.5
6	☐	20.000	20.216	108,574	1.07	P	1.0	1.1
7	☐	50.000	49.624	269,004	2.62	P	0.5	-0.8
8	☐	200.000	200.121	1,106,365	10.55	P	0.5	0.1
9	☐	500.000	499.981	2,729,289	26.36	A	0.5	0.0
10	☐			1,236	0.01	P	5.5	

y = 0.0527 * x + 1.0801E-004
R = 1.0000
%RSE = 1.4
DL = 0.003034 ug/l
BEC = 0.002049 ug/l

Weight: <None>
Min Conc: <None>

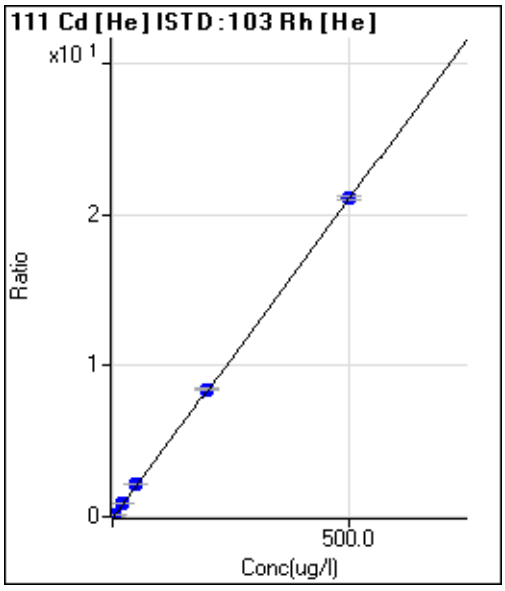

	Rjct	Conc.	Calc Conc.	CPS	Ratio	Det.	RSD	%RE
1	☐	0.000	0.000	3	0.00	P	91.9	
2	☐	0.180	0.182	451	0.01	P	2.2	1.4
3	☐	0.900	0.889	2,176	0.04	P	2.5	-1.2
4	☐	1.800	1.853	4,455	0.08	P	3.6	2.9
5	☐	3.600	3.626	8,904	0.15	P	0.7	0.7
6	☐	20.000	20.328	50,819	0.86	P	0.7	1.6
7	☐	50.000	49.981	126,936	2.11	P	0.6	0.0
8	☐	200.000	200.122	525,314	8.46	P	0.3	0.1
9	☐	500.000	499.940	1,305,713	21.13	P	0.6	0.0
10	☐			570	0.01	P	1.6	

y = 0.0423 * x + 5.8185E-005
R = 1.0000
%RSE = 1.6
DL = 0.003798 ug/l
BEC = 0.001377 ug/l

Weight: <None>
Min Conc: <None>

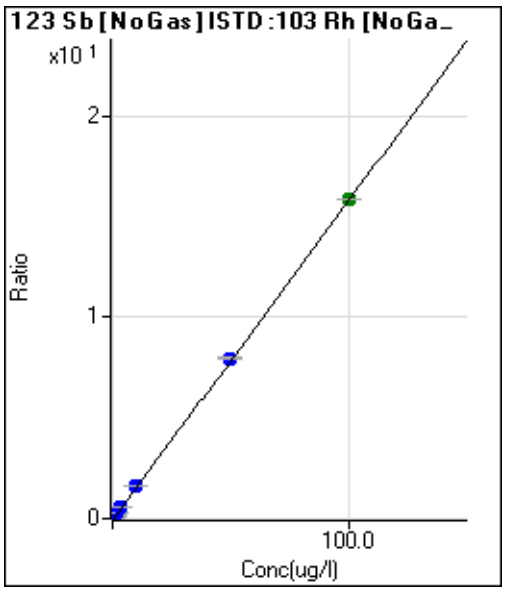

	Rjct	Conc.	Calc Conc.	CPS	Ratio	Det.	RSD	%RE
1	☐	0.000	0.000	74	0.00	P	23.7	
2	☐			2,997	0.03	P	0.8	
3	☐	0.900	0.895	14,402	0.14	P	1.9	-0.6
4	☐	1.800	1.800	29,122	0.29	P	1.5	0.0
5	☐	3.600	3.625	58,529	0.58	P	1.0	0.7
6	☐	10.000	10.144	164,366	1.61	P	0.8	1.4
7	☐	50.000	50.172	820,356	7.98	P	0.3	0.3
8	☐	100.000	99.899	1,665,817	15.88	A	0.0	-0.1
9	☐			1,025	0.01	P	5.2	
10	☐			749	0.01	P	5.1	

y = 0.1590 * x + 7.4194E-004

R = 1.0000

%RSE = 0.9

DL = 0.003315 ug/l

BEC = 0.004667 ug/l

Weight: <None>

Min Conc: <None>

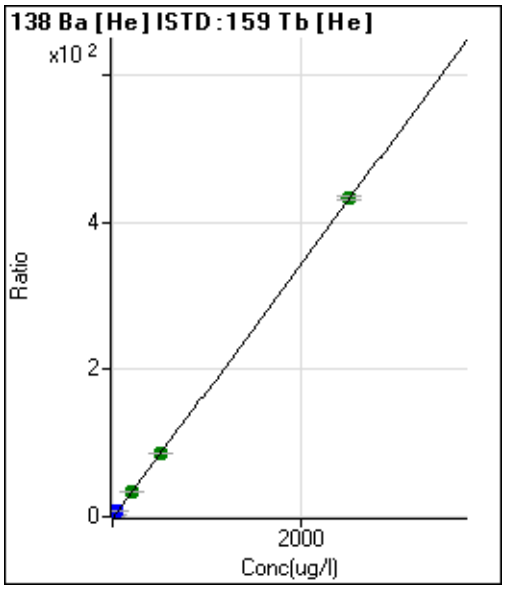

	Rjct	Conc.	Calc Conc.	CPS	Ratio	Det.	RSD	%RE
1	☐	0.000	0.000	231	0.00	P	18.1	
2	☐			3,786	0.03	P	2.8	
3	☐	0.900	0.906	18,053	0.16	P	1.9	0.6
4	☐	1.800	1.887	36,842	0.33	P	5.5	4.9
5	☐	3.600	3.674	73,165	0.64	P	0.3	2.1
6	☐	20.000	20.736	417,019	3.60	P	0.3	3.7
7	☐	50.000	50.121	1,040,536	8.69	P	0.6	0.2
8	☐	200.000	200.430	4,184,068	34.76	A	0.6	0.2
9	☐	500.000	496.224	10,439,844	86.04	A	0.6	-0.8
10	☐	2500.000	2500.712	51,704,434	433.61	A	0.7	0.0

y = 0.1734 * x + 0.0021

R = 1.0000

%RSE = 2.7

DL = 0.006535 ug/l

BEC = 0.01204 ug/l

Weight: <None>

Min Conc: <None>

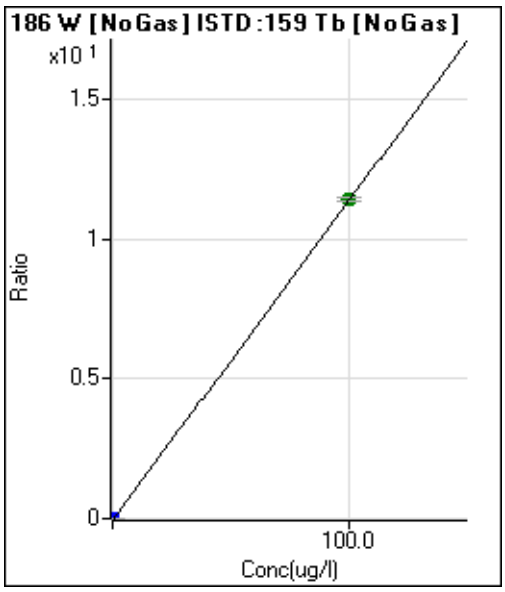

	Rjct	Conc.	Calc Conc.	CPS	Ratio	Det.	RSD	%RE
1	☐	0.000	0.000	34	0.00	P	42.9	
2	☐			31	0.00	P	5.5	
3	☐			36	0.00	P	53.1	
4	☐			36	0.00	P	42.4	
5	☐			49	0.00	P	15.2	
6	☐			54	0.00	P	8.1	
7	☐			156	0.00	P	8.6	
8	☐			331	0.00	P	11.6	
9	☐	100.000	100.000	2,274,682	11.42	A	0.7	0.0
10	☐			3,166	0.02	P	4.2	

y = 0.1142 * x + 1.8192E-004

R = 1.0000

%RSE =

DL = 0.002049 ug/l

BEC = 0.001593 ug/l

Weight: <None>

Min Conc: <None>

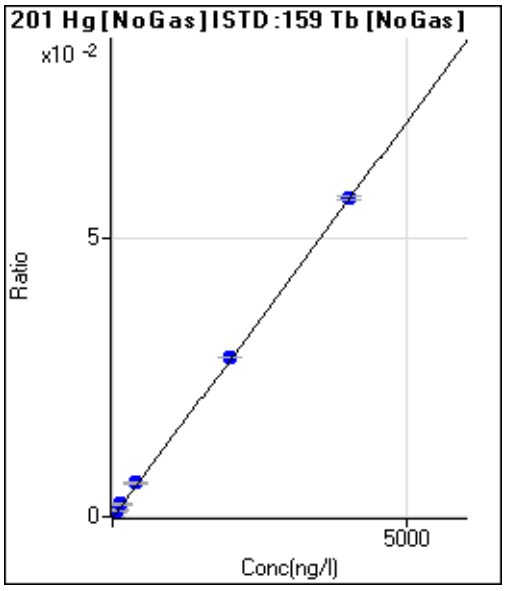

	Rjct	Conc.	Calc Conc.	CPS	Ratio	Det.	RSD	%RE
1	☐	0.000	0.000	16	0.00	P	36.6	
2	☐			35	0.00	P	12.0	
3	☐	36.000	38.700	121	0.00	P	8.7	7.5
4	☐	72.000	75.591	227	0.00	P	8.5	5.0
5	☐	144.000	152.664	443	0.00	P	5.1	6.0
6	☐	400.000	420.038	1,199	0.01	P	2.0	5.0
7	☐	2000.000	1992.738	5,737	0.03	P	0.3	-0.4
8	☐	4000.000	4001.226	11,481	0.06	P	1.0	0.0
9	☐			573	0.00	P	5.2	
10	☐			93	0.00	P	7.9	

y = 1.4290E-005 * x + 8.3940E-005

R = 1.0000

%RSE = 6.0

DL = 6.443 ng/l

BEC = 5.874 ng/l

Weight: <None>

Min Conc: <None>

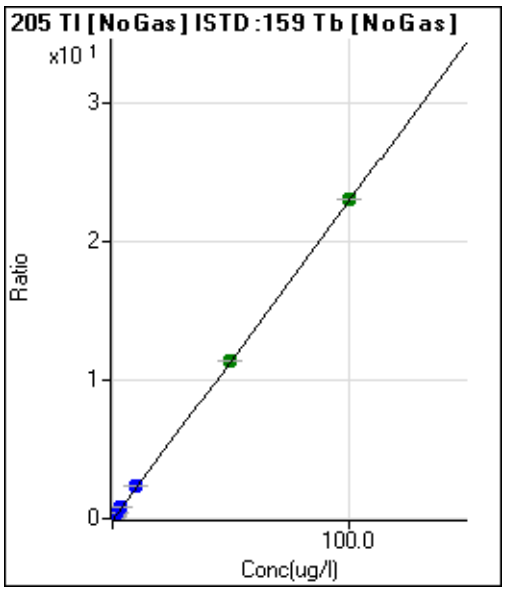

	Rjct	Conc.	Calc Conc.	CPS	Ratio	Det.	RSD	%RE
1	☐	0.000	0.000	683	0.00	P	12.0	
2	☐	0.180	0.183	8,577	0.05	P	2.2	1.8
3	☐	0.900	0.889	39,657	0.21	P	0.3	-1.2
4	☐	1.800	1.836	82,953	0.43	P	1.5	2.0
5	☐	3.600	3.693	166,914	0.85	P	0.9	2.6
6	☐	10.000	10.422	472,473	2.40	P	1.3	4.2
7	☐	50.000	49.515	2,287,019	11.38	A	0.5	-1.0
8	☐	100.000	100.196	4,618,492	23.03	A	0.5	0.2
9	☐			6,355	0.03	P	3.1	
10	☐			2,408	0.01	P	1.7	

y = 0.2298 * x + 0.0036
R = 1.0000
%RSE = 2.6
DL = 0.005668 ug/l
BEC = 0.01574 ug/l

Weight: <None>
Min Conc: <None>

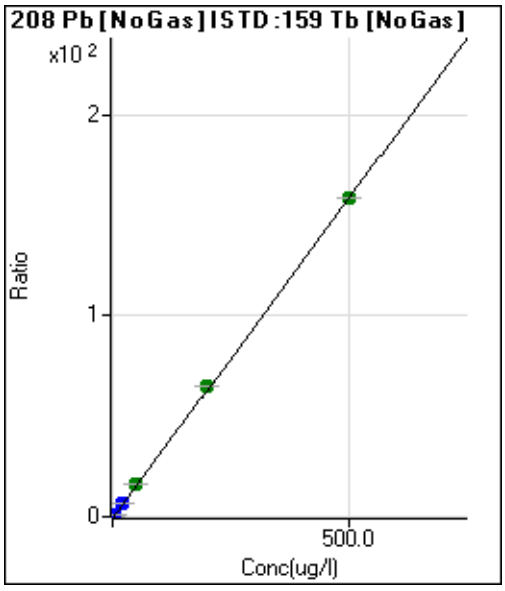

	Rjct	Conc.	Calc Conc.	CPS	Ratio	Det.	RSD	%RE
1	☐	0.000	0.000	897	0.00	P	1.8	
2	☐	0.180	0.191	12,269	0.07	P	1.3	6.0
3	☐	0.900	0.922	56,868	0.30	P	0.6	2.5
4	☐	1.800	1.893	118,314	0.61	P	1.4	5.1
5	☐	3.600	3.812	238,418	1.22	P	1.2	5.9
6	☐	20.000	21.401	1,342,078	6.81	P	0.5	7.0
7	☐	50.000	50.837	3,250,622	16.18	A	0.3	1.7
8	☐	200.000	203.819	13,005,256	64.86	A	0.3	1.9
9	☐	500.000	498.331	31,581,469	158.57	A	0.6	-0.3
10	☐			10,519	0.05	P	1.5	

y = 0.3182 * x + 0.0047
R = 1.0000
%RSE = 5.1
DL = 0.0008017 ug/l
BEC = 0.01491 ug/l

Weight: <None>
Min Conc: <None>

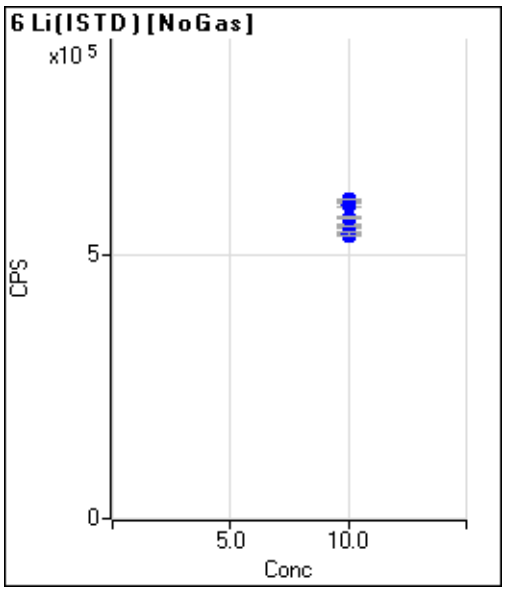

	Rjct	Conc.	Calc Conc.	CPS	Ratio	Det.	RSD	%RE
1	☐	10.000		537,942		P	1.0	
2	☐	10.000		541,034		P	0.3	
3	☐	10.000		540,050		P	0.6	
4	☐	10.000		545,063		P	1.6	
5	☐	10.000		538,896		P	1.1	
6	☐	10.000		556,879		P	0.9	
7	☐	10.000		570,945		P	0.6	
8	☐	10.000		594,385		P	1.0	
9	☐	10.000		600,120		P	0.8	
10	☐	10.000		605,790		P	0.3	

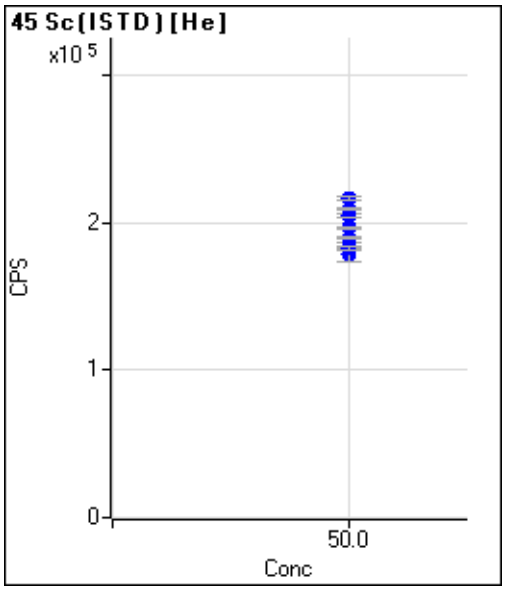

	Rjct	Conc.	Calc Conc.	CPS	Ratio	Det.	RSD	%RE
1	☐	50.000		182,081		P	0.7	
2	☐	50.000		183,502		P	0.4	
3	☐	50.000		184,766		P	1.6	
4	☐	50.000		178,787		P	5.8	
5	☐	50.000		183,115		P	1.2	
6	☐	50.000		189,870		P	0.9	
7	☐	50.000		196,786		P	0.5	
8	☐	50.000		204,554		P	1.4	
9	☐	50.000		209,604		P	0.8	
10	☐	50.000		216,819		P	0.7	

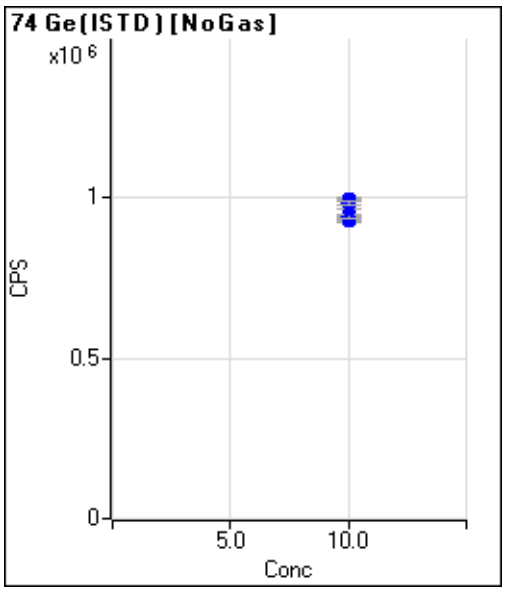

	Rjct	Conc.	Calc Conc.	CPS	Ratio	Det.	RSD	%RE
1	☐	10.000		931,666		P	1.3	
2	☐	10.000		931,318		P	0.3	
3	☐	10.000		933,344		P	0.5	
4	☐	10.000		936,002		P	1.0	
5	☐	10.000		931,446		P	0.7	
6	☐	10.000		943,331		P	1.0	
7	☐	10.000		965,075		P	0.1	
8	☐	10.000		995,893		P	0.9	
9	☐	10.000		995,392		P	0.6	
10	☐	10.000		985,851		P	1.0	

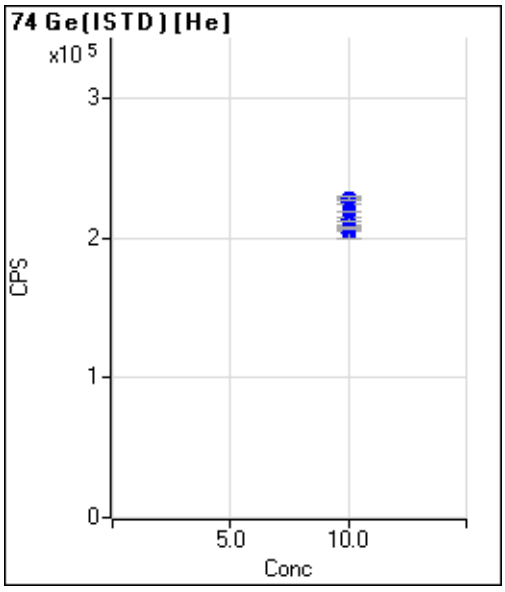

	Rjct	Conc.	Calc Conc.	CPS	Ratio	Det.	RSD	%RE
1	☐	10.000		206,177		P	0.6	
2	☐	10.000		207,972		P	0.3	
3	☐	10.000		207,920		P	1.2	
4	☐	10.000		204,184		P	4.3	
5	☐	10.000		207,486		P	1.0	
6	☐	10.000		213,028		P	1.4	
7	☐	10.000		219,030		P	0.4	
8	☐	10.000		226,451		P	1.6	
9	☐	10.000		228,663		P	0.8	
10	☐	10.000		228,656		P	0.7	

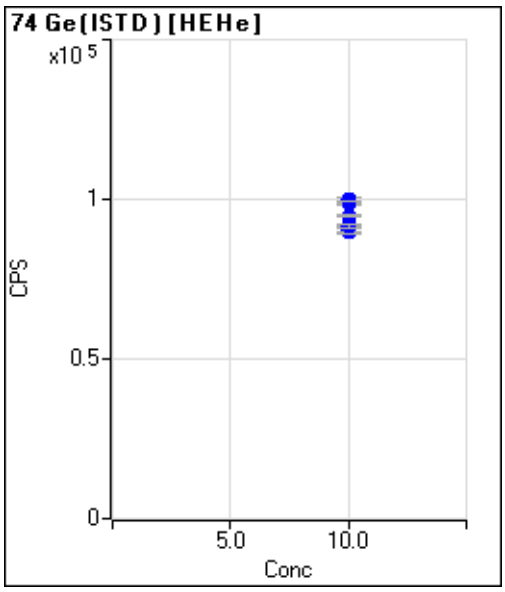

	Rjct	Conc.	Calc Conc.	CPS	Ratio	Det.	RSD	%RE
1	☐	10.000		90,694		P	2.1	
2	☐	10.000		89,708		P	0.9	
3	☐	10.000		90,365		P	2.0	
4	☐	10.000		89,605		P	0.8	
5	☐	10.000		89,661		P	0.7	
6	☐	10.000		91,626		P	1.0	
7	☐	10.000		94,892		P	0.9	
8	☐	10.000		100,096		P	1.0	
9	☐	10.000		98,636		P	0.6	
10	☐	10.000		99,389		P	0.3	

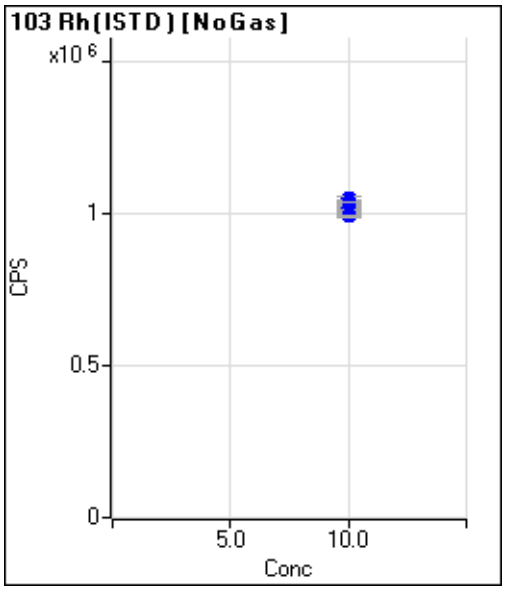

	Rjct	Conc.	Calc Conc.	CPS	Ratio	Det.	RSD	%RE
1	☐	10.000		1,001,448		P	1.3	
2	☐	10.000		999,098		P	0.2	
3	☐	10.000		1,007,038		P	0.2	
4	☐	10.000		1,014,804		P	1.0	
5	☐	10.000		1,014,175		P	0.6	
6	☐	10.000		1,018,685		P	1.0	
7	☐	10.000		1,028,353		P	0.4	
8	☐	10.000		1,048,768		P	0.7	
9	☐	10.000		1,035,576		P	0.5	
10	☐	10.000		989,254		P	1.1	

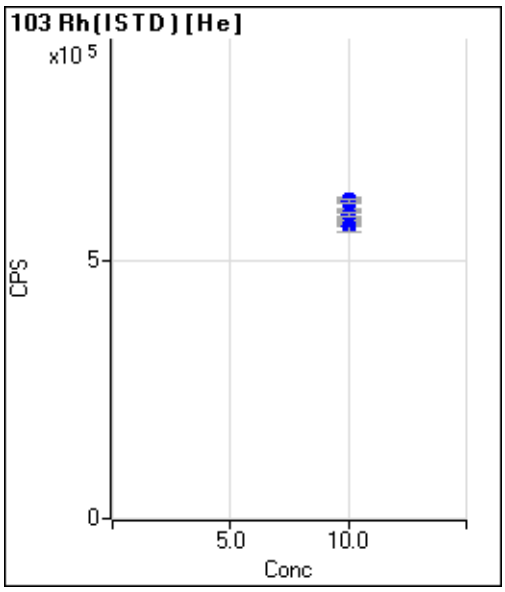

	Rjct	Conc.	Calc Conc.	CPS	Ratio	Det.	RSD	%RE
1	☐	10.000		571,600		P	0.9	
2	☐	10.000		579,974		P	0.4	
3	☐	10.000		578,374		P	1.1	
4	☐	10.000		569,044		P	3.9	
5	☐	10.000		580,877		P	0.4	
6	☐	10.000		591,532		P	0.8	
7	☐	10.000		600,974		P	0.6	
8	☐	10.000		621,152		P	0.8	
9	☐	10.000		618,046		P	1.2	
10	☐	10.000		589,718		P	1.2	

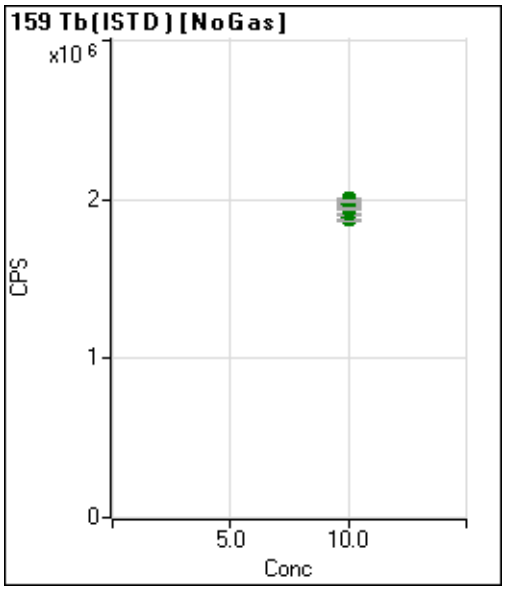

	Rjct	Conc.	Calc Conc.	CPS	Ratio	Det.	RSD	%RE
1	☐	10.000		1,890,427		A	1.2	
2	☐	10.000		1,874,964		A	0.7	
3	☐	10.000		1,907,244		A	0.2	
4	☐	10.000		1,949,243		A	0.9	
5	☐	10.000		1,958,270		A	1.3	
6	☐	10.000		1,969,548		A	1.2	
7	☐	10.000		2,008,953		A	0.2	
8	☐	10.000		2,005,202		A	0.6	
9	☐	10.000		1,991,695		A	0.5	
10	☐	10.000		1,941,352		A	0.8	

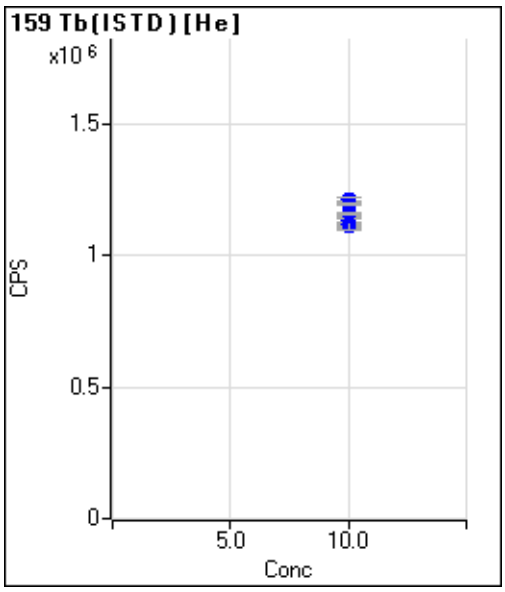

	Rjct	Conc.	Calc Conc.	CPS	Ratio	Det.	RSD	%RE
1	☐	10.000		1,107,689		P	0.5	
2	☐	10.000		1,118,023		P	0.1	
3	☐	10.000		1,134,657		P	1.0	
4	☐	10.000		1,120,142		P	3.9	
5	☐	10.000		1,144,642		P	0.8	
6	☐	10.000		1,159,161		P	0.3	
7	☐	10.000		1,197,037		P	0.6	
8	☐	10.000		1,203,868		P	0.5	
9	☐	10.000		1,213,351		P	1.1	
10	☐	10.000		1,192,409		P	0.5	

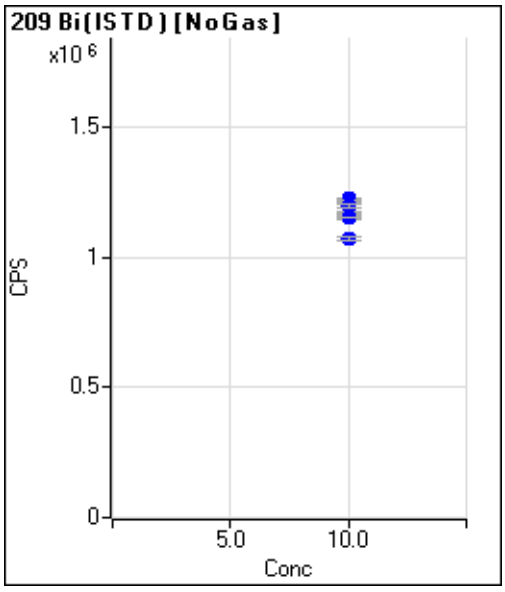

	Rjct	Conc.	Calc Conc.	CPS	Ratio	Det.	RSD	%RE
1	☐	10.000		1,156,702		P	1.4	
2	☐	10.000		1,154,135		P	1.0	
3	☐	10.000		1,172,092		P	0.9	
4	☐	10.000		1,214,888		P	1.4	
5	☐	10.000		1,228,542		P	0.6	
6	☐	10.000		1,220,960		P	1.5	
7	☐	10.000		1,220,524		P	0.3	
8	☐	10.000		1,201,747		P	1.2	
9	☐	10.000		1,157,529		P	0.1	
10	☐	10.000		1,074,021		P	0.9	

Calibration Standard Report ICPMS6

Sample Name	**0L16066-CAL1**	**Sample Type**	CalStd
File Name	005CALS.d	**Vial #**	2101
Data Path Name	C:\Agilent\ICPMH\1\DATA\0L16066_6020.b		
Acq Time	12/16/2020 13:37:57	**Sample QC Pass/Fail**	Fail
Total Dilution	1.0000	**ISTD QC Pass/Fail**	Pass
Comment	A20K361 JPB 12/16		
ISTD Ref FileName	004CALB.d	**Operator**	ICPMS Analyst

QC Analyte Table

Name	Mass	ISTD	Tune	Raw Conc.	Units	CPS	CPS RSD	Rep	Int. sec	QC Flag
Be	9	6	No Gas	0.177	ug/l	483	10.8	3	0.3000	
Na	23	45	He	8.991	ug/l	12,093	2.1	3	0.2001	
Mg	24	45	He	9.389	ug/l	4,439	3.8	3	0.2001	
Al	27	45	He	9.753	ug/l	2,068	0.6	3	0.2001	
K	39	45	He	9.083	ug/l	42,152	0.2	3	0.2001	
Ca	44	45	He	57.291	ug/l	1,654	3.8	3	0.2001	
Ti	47	45	He	0.175	ug/l	38	33.4	3	0.3000	RSD Warning
V	51	74	He	0.166	ug/l	2,397	1.8	3	0.3000	
Cr	52	74	He	0.173	ug/l	1,568	6.2	3	0.3000	
Mn	55	74	He	0.188	ug/l	908	6.9	3	0.3000	
Fe	56	74	He	9.028	ug/l	58,603	0.4	3	0.3000	
Co	59	74	He	0.18	ug/l	1,736	5.2	3	0.3000	
Ni	60	74	He	0.166	ug/l	514	10.0	3	0.3000	
Cu	65	74	He	0.184	ug/l	806	8.7	3	0.3000	
Cu	65	74	No Gas	0.195	ug/l	1,829	5.2	3	0.3000	
Zn	66	74	He	0.536	ug/l	760	13.1	3	0.3000	
As	75	74	He	0.178	ug/l	210	6.7	3	2.0001	
Se	78	74	HEHe	0.207	ug/l	11	6.6	3	3.0000	
Mo	95	103	He	0.173	ug/l	788	2.4	3	0.3000	
Ag	109	103	No Gas	0.172	ug/l	3,964	2.8	3	0.3000	
Cd	111	103	He	0.182	ug/l	451	2.6	3	0.5001	
Cd	111	103	No Gas	0.184	ug/l	979	3.5	3	0.3000	
Sb	123	103	No Gas	0.184	ug/l	2,997	0.6	3	0.3000	
Ba	138	159	He	0.183	ug/l	3,786	2.8	3	0.3000	
W	186	159	No Gas	0	ug/l	31	6.2	3	0.3000	
Hg	201	159	No Gas	7.007	ng/l	35	11.6	3	2.0001	
Tl	205	159	No Gas	0.183	ug/l	8,577	2.4	3	0.3000	
Pb	208	159	No Gas	0.191	ug/l	12,269	1.8	3	0.3000	

QC ISTD Table

Name	Mass	Tune	CPS	CPS RSD	Rep	Ref CPS	% Rec	%QC Low	%QC High	QC Flag
Li	6	No Gas	541,034	0.3	3	537942.49	100.57	70	120	
Sc	45	He	183,502	0.4	3	182081.18	100.78	70	120	
Ge	74	No Gas	931,318	0.3	3	931666.04	99.96	70	120	
Ge	74	He	207,972	0.3	3	206177.27	100.87	70	120	
Ge	74	HEHe	89,708	0.9	3	90694.13	98.91	70	120	
Rh	103	No Gas	999,098	0.2	3	1001447.8	99.77	70	120	
Rh	103	He	579,974	0.4	3	571600.02	101.46	70	120	
Tb	159	No Gas	1,874,964	0.7	3	1890426.69	99.18	70	120	
Tb	159	He	1,118,023	0.1	3	1107688.91	100.93	70	120	

Calibration Standard Report ICPMS6

Name	Mass	Tune	CPS	CPS RSD	Rep	Ref CPS	% Rec	%QC Low	%QC High	QC Flag
Bi	209	No Gas	1,154,135	1.0	3	1156701.88	99.78	70	120	

Calibration Standard Report ICPMS6

Sample Name	**0L16066-CAL2**	**Sample Type**	CalStd
File Name	006CALS.d	**Vial #**	2102
Data Path Name	C:\Agilent\ICPMH\1\DATA\0L16066_6020.b		
Acq Time	12/16/2020 13:43:00	**Sample QC Pass/Fail**	Fail
Total Dilution	1.0000	**ISTD QC Pass/Fail**	Pass
Comment	A20K362 JPB 12/16		
ISTD Ref FileName	004CALB.d	**Operator**	ICPMS Analyst

QC Analyte Table

Name	Mass	ISTD	Tune	Raw Conc.	Units	CPS	CPS RSD	Rep	Int. sec	QC Flag
Be	9	6	No Gas	0.891	ug/l	2,377	6.9	3	0.3000	
Na	23	45	He	44.493	ug/l	41,639	0.5	3	0.2001	
Mg	24	45	He	46.139	ug/l	20,690	2.8	3	0.2001	
Al	27	45	He	46.09	ug/l	9,612	1.9	3	0.2001	
K	39	45	He	43.819	ug/l	60,774	1.4	3	0.2001	
Ca	44	45	He	275.548	ug/l	7,597	2.1	3	0.2001	
Ti	47	45	He	0.876	ug/l	159	29.4	3	0.3000	RSD Warning
V	51	74	He	0.87	ug/l	6,014	2.1	3	0.3000	
Cr	52	74	He	0.877	ug/l	5,965	3.7	3	0.3000	
Mn	55	74	He	0.894	ug/l	3,833	4.0	3	0.3000	
Fe	56	74	He	44.61	ug/l	261,582	0.7	3	0.3000	
Co	59	74	He	0.904	ug/l	8,488	1.2	3	0.3000	
Ni	60	74	He	0.888	ug/l	2,218	7.7	3	0.3000	
Cu	65	74	He	0.956	ug/l	3,136	1.4	3	0.3000	
Cu	65	74	No Gas	0.934	ug/l	6,783	0.4	3	0.3000	
Zn	66	74	He	0.92	ug/l	1,210	0.0	3	0.3000	
As	75	74	He	0.886	ug/l	889	1.8	3	2.0001	
Se	78	74	HEHe	0.875	ug/l	45	6.7	3	3.0000	
Mo	95	103	He	0.874	ug/l	3,926	5.1	3	0.3000	
Ag	109	103	No Gas	0.882	ug/l	20,357	0.6	3	0.3000	
Cd	111	103	He	0.889	ug/l	2,176	1.8	3	0.5001	
Cd	111	103	No Gas	0.905	ug/l	4,812	1.9	3	0.3000	
Sb	123	103	No Gas	0.895	ug/l	14,402	2.0	3	0.3000	
Ba	138	159	He	0.906	ug/l	18,053	1.9	3	0.3000	
W	186	159	No Gas	0	ug/l	36	53.3	3	0.3000	RSD Warning
Hg	201	159	No Gas	38.7	ng/l	121	8.9	3	2.0001	
Tl	205	159	No Gas	0.889	ug/l	39,657	0.5	3	0.3000	
Pb	208	159	No Gas	0.922	ug/l	56,868	0.5	3	0.3000	

QC ISTD Table

Name	Mass	Tune	CPS	CPS RSD	Rep	Ref CPS	% Rec	%QC Low	%QC High	QC Flag
Li	6	No Gas	540,050	0.6	3	537942.49	100.39	70	120	
Sc	45	He	184,766	1.6	3	182081.18	101.47	70	120	
Ge	74	No Gas	933,344	0.5	3	931666.04	100.18	70	120	
Ge	74	He	207,920	1.2	3	206177.27	100.85	70	120	
Ge	74	HEHe	90,365	2.0	3	90694.13	99.64	70	120	
Rh	103	No Gas	1,007,038	0.2	3	1001447.8	100.56	70	120	
Rh	103	He	578,374	1.1	3	571600.02	101.19	70	120	
Tb	159	No Gas	1,907,244	0.2	3	1890426.69	100.89	70	120	
Tb	159	He	1,134,657	1.0	3	1107688.91	102.43	70	120	

Calibration Standard Report ICPMS6

Name	Mass	Tune	CPS	CPS RSD	Rep	Ref CPS	% Rec	%QC Low	%QC High	QC Flag
Bi	209	No Gas	1,172,092	0.9	3	1156701.88	101.33	70	120	

Calibration Standard Report ICPMS6

Sample Name	**0L16066-CAL3**	**Sample Type**	CalStd
File Name	007CALS.d	**Vial #**	2103
Data Path Name	C:\Agilent\ICPMH\1\DATA\0L16066_6020.b		
Acq Time	12/16/2020 13:48:02	**Sample QC Pass/Fail**	Fail
Total Dilution	1.0000	**ISTD QC Pass/Fail**	Pass
Comment	A20K363 JPB 12/16		
ISTD Ref FileName	004CALB.d	**Operator**	ICPMS Analyst

QC Analyte Table

Name	Mass	ISTD	Tune	Raw Conc.	Units	CPS	CPS RSD	Rep	Int. sec	QC Flag
Be	9	6	No Gas	1.74	ug/l	4,674	1.8	3	0.3000	
Na	23	45	He	94.278	ug/l	80,090	1.6	3	0.2001	
Mg	24	45	He	95.968	ug/l	41,223	1.2	3	0.2001	
Al	27	45	He	97.721	ug/l	19,602	1.0	3	0.2001	
K	39	45	He	94.97	ug/l	84,778	1.6	3	0.2001	
Ca	44	45	He	590.469	ug/l	15,598	1.4	3	0.2001	
Ti	47	45	He	1.9	ug/l	322	14.0	3	0.3000	
V	51	74	He	1.751	ug/l	10,341	0.6	3	0.3000	
Cr	52	74	He	1.799	ug/l	11,489	1.5	3	0.3000	
Mn	55	74	He	1.838	ug/l	7,591	0.8	3	0.3000	
Fe	56	74	He	92.509	ug/l	524,629	0.7	3	0.3000	
Co	59	74	He	1.879	ug/l	17,239	1.8	3	0.3000	
Ni	60	74	He	1.951	ug/l	4,641	1.1	3	0.3000	
Cu	65	74	He	1.995	ug/l	6,148	3.1	3	0.3000	
Cu	65	74	No Gas	1.91	ug/l	13,362	0.6	3	0.3000	
Zn	66	74	He	1.996	ug/l	2,426	5.2	3	0.3000	
As	75	74	He	1.843	ug/l	1,771	1.2	3	2.0001	
Se	78	74	HEHe	1.748	ug/l	88	3.4	3	3.0000	
Mo	95	103	He	1.835	ug/l	8,096	1.2	3	0.3000	
Ag	109	103	No Gas	1.788	ug/l	41,580	1.0	3	0.3000	
Cd	111	103	He	1.853	ug/l	4,455	0.5	3	0.5001	
Cd	111	103	No Gas	1.758	ug/l	9,416	1.5	3	0.3000	
Sb	123	103	No Gas	1.8	ug/l	29,122	1.5	3	0.3000	
Ba	138	159	He	1.887	ug/l	36,842	2.0	3	0.3000	
W	186	159	No Gas	0	ug/l	36	43.3	3	0.3000	RSD Warning
Hg	201	159	No Gas	75.591	ng/l	227	7.7	3	2.0001	
Tl	205	159	No Gas	1.836	ug/l	82,953	1.1	3	0.3000	
Pb	208	159	No Gas	1.893	ug/l	118,314	1.6	3	0.3000	

QC ISTD Table

Name	Mass	Tune	CPS	CPS RSD	Rep	Ref CPS	% Rec	%QC Low	%QC High	QC Flag
Li	6	No Gas	545,063	1.6	3	537942.49	101.32	70	120	
Sc	45	He	178,787	5.8	3	182081.18	98.19	70	120	
Ge	74	No Gas	936,002	1.0	3	931666.04	100.47	70	120	
Ge	74	He	204,184	4.3	3	206177.27	99.03	70	120	
Ge	74	HEHe	89,605	0.8	3	90694.13	98.8	70	120	
Rh	103	No Gas	1,014,804	1.0	3	1001447.8	101.33	70	120	
Rh	103	He	569,044	3.9	3	571600.02	99.55	70	120	
Tb	159	No Gas	1,949,243	0.9	3	1890426.69	103.11	70	120	
Tb	159	He	1,120,142	3.9	3	1107688.91	101.12	70	120	

Calibration Standard Report ICPMS6

Name	Mass	Tune	CPS	CPS RSD	Rep	Ref CPS	% Rec	%QC Low	%QC High	QC Flag
Bi	209	No Gas	1,214,888	1.4	3	1156701.88	105.03	70	120	

Calibration Standard Report ICPMS6

Sample Name	**0L16066-CAL4**	**Sample Type**	CalStd
File Name	008CALS.d	**Vial #**	2104
Data Path Name	C:\Agilent\ICPMH\1\DATA\0L16066_6020.b		
Acq Time	12/16/2020 13:53:07	**Sample QC Pass/Fail**	Pass
Total Dilution	1.0000	**ISTD QC Pass/Fail**	Pass
Comment	A20K364 JPB 12/16		
ISTD Ref FileName	004CALB.d	**Operator**	ICPMS Analyst

QC Analyte Table

Name	Mass	ISTD	Tune	Raw Conc.	Units	CPS	CPS RSD	Rep	Int. sec	QC Flag
Be	9	6	No Gas	3.596	ug/l	9,539	1.7	3	0.3000	
Na	23	45	He	183.063	ug/l	155,256	0.8	3	0.2001	
Mg	24	45	He	185.224	ug/l	81,345	1.1	3	0.2001	
Al	27	45	He	187.414	ug/l	38,547	0.9	3	0.2001	
K	39	45	He	181.681	ug/l	132,334	1.3	3	0.2001	
Ca	44	45	He	1134.896	ug/l	30,681	1.2	3	0.2001	
Ti	47	45	He	3.64	ug/l	628	6.3	3	0.3000	
V	51	74	He	3.387	ug/l	18,917	2.0	3	0.3000	
Cr	52	74	He	3.566	ug/l	22,705	2.0	3	0.3000	
Mn	55	74	He	3.594	ug/l	14,984	2.4	3	0.3000	
Fe	56	74	He	179.606	ug/l	1,029,648	1.0	3	0.3000	
Co	59	74	He	3.636	ug/l	33,900	0.7	3	0.3000	
Ni	60	74	He	3.714	ug/l	8,883	2.6	3	0.3000	
Cu	65	74	He	3.884	ug/l	11,955	3.1	3	0.3000	
Cu	65	74	No Gas	3.799	ug/l	25,919	1.5	3	0.3000	
Zn	66	74	He	3.882	ug/l	4,680	2.2	3	0.3000	
As	75	74	He	3.584	ug/l	3,469	1.4	3	2.0001	
Se	78	74	HEHe	3.496	ug/l	176	1.1	3	3.0000	
Mo	95	103	He	3.516	ug/l	15,837	1.9	3	0.3000	
Ag	109	103	No Gas	3.584	ug/l	83,280	0.8	3	0.3000	
Cd	111	103	He	3.626	ug/l	8,904	0.4	3	0.5001	
Cd	111	103	No Gas	3.619	ug/l	19,359	1.2	3	0.3000	
Sb	123	103	No Gas	3.625	ug/l	58,529	0.6	3	0.3000	
Ba	138	159	He	3.674	ug/l	73,165	1.0	3	0.3000	
W	186	159	No Gas	0.001	ug/l	49	15.7	3	0.3000	
Hg	201	159	No Gas	152.664	ng/l	443	4.2	3	2.0001	
Tl	205	159	No Gas	3.693	ug/l	166,914	0.3	3	0.3000	
Pb	208	159	No Gas	3.812	ug/l	238,418	0.2	3	0.3000	

QC ISTD Table

Name	Mass	Tune	CPS	CPS RSD	Rep	Ref CPS	% Rec	%QC Low	%QC High	QC Flag
Li	6	No Gas	538,896	1.1	3	537942.49	100.18	70	120	
Sc	45	He	183,115	1.2	3	182081.18	100.57	70	120	
Ge	74	No Gas	931,446	0.7	3	931666.04	99.98	70	120	
Ge	74	He	207,486	1.0	3	206177.27	100.63	70	120	
Ge	74	HEHe	89,661	0.7	3	90694.13	98.86	70	120	
Rh	103	No Gas	1,014,175	0.6	3	1001447.8	101.27	70	120	
Rh	103	He	580,877	0.4	3	571600.02	101.62	70	120	
Tb	159	No Gas	1,958,270	1.3	3	1890426.69	103.59	70	120	
Tb	159	He	1,144,642	0.8	3	1107688.91	103.34	70	120	

Calibration Standard Report ICPMS6

Name	Mass	Tune	CPS	CPS RSD	Rep	Ref CPS	% Rec	%QC Low	%QC High	QC Flag
Bi	209	No Gas	1,228,542	0.6	3	1156701.88	106.21	70	120	

Calibration Standard Report ICPMS6

Sample Name	**0L16066-CAL5**	**Sample Type**	CalStd
File Name	009CALS.d	**Vial #**	2105
Data Path Name	C:\Agilent\ICPMH\1\DATA\0L16066_6020.b		
Acq Time	12/16/2020 13:58:12	**Sample QC Pass/Fail**	Pass
Total Dilution	1.0000	**ISTD QC Pass/Fail**	Pass
Comment	A20L051 JPB 12/16		
ISTD Ref FileName	004CALB.d	**Operator**	ICPMS Analyst

QC Analyte Table

Name	Mass	ISTD	Tune	Raw Conc.	Units	CPS	CPS RSD	Rep	Int. sec	QC Flag
Be	9	6	No Gas	9.963	ug/l	27,290	1.1	3	0.3000	
Na	23	45	He	411.972	ug/l	356,228	0.7	3	0.2001	
Mg	24	45	He	417.569	ug/l	189,727	0.4	3	0.2001	
Al	27	45	He	420.112	ug/l	89,527	1.3	3	0.2001	
K	39	45	He	414.329	ug/l	263,385	0.7	3	0.2001	
Ca	44	45	He	415.648	ug/l	11,721	1.5	3	0.2001	
Ti	47	45	He	19.585	ug/l	3,469	2.6	3	0.3000	
V	51	74	He	20.107	ug/l	107,497	1.0	3	0.3000	
Cr	52	74	He	19.975	ug/l	128,278	1.1	3	0.3000	
Mn	55	74	He	20.149	ug/l	85,631	1.1	3	0.3000	
Fe	56	74	He	406.638	ug/l	2,384,086	0.4	3	0.3000	
Co	59	74	He	20.673	ug/l	197,642	0.9	3	0.3000	
Ni	60	74	He	21.052	ug/l	51,107	1.5	3	0.3000	
Cu	65	74	He	21.862	ug/l	67,879	0.6	3	0.3000	
Cu	65	74	No Gas	21.47	ug/l	145,878	0.6	3	0.3000	
Zn	66	74	He	21.047	ug/l	25,457	0.6	3	0.3000	
As	75	74	He	20.347	ug/l	20,030	0.3	3	2.0001	
Se	78	74	HEHe	10.373	ug/l	535	2.6	3	3.0000	
Mo	95	103	He	10.08	ug/l	46,204	0.1	3	0.3000	
Ag	109	103	No Gas	10.181	ug/l	237,589	0.5	3	0.3000	
Cd	111	103	He	20.328	ug/l	50,819	1.0	3	0.5001	
Cd	111	103	No Gas	20.216	ug/l	108,574	2.0	3	0.3000	
Sb	123	103	No Gas	10.144	ug/l	164,366	1.3	3	0.3000	
Ba	138	159	He	20.736	ug/l	417,019	0.4	3	0.3000	
W	186	159	No Gas	0.001	ug/l	54	9.4	3	0.3000	
Hg	201	159	No Gas	420.038	ng/l	1,199	0.8	3	2.0001	
Tl	205	159	No Gas	10.422	ug/l	472,473	0.8	3	0.3000	
Pb	208	159	No Gas	21.401	ug/l	1,342,078	0.8	3	0.3000	

QC ISTD Table

Name	Mass	Tune	CPS	CPS RSD	Rep	Ref CPS	% Rec	%QC Low	%QC High	QC Flag
Li	6	No Gas	556,879	0.9	3	537942.49	103.52	70	120	
Sc	45	He	189,870	0.9	3	182081.18	104.28	70	120	
Ge	74	No Gas	943,331	1.0	3	931666.04	101.25	70	120	
Ge	74	He	213,028	1.4	3	206177.27	103.32	70	120	
Ge	74	HEHe	91,626	1.0	3	90694.13	101.03	70	120	
Rh	103	No Gas	1,018,685	1.0	3	1001447.8	101.72	70	120	
Rh	103	He	591,532	0.8	3	571600.02	103.49	70	120	
Tb	159	No Gas	1,969,548	1.2	3	1890426.69	104.19	70	120	
Tb	159	He	1,159,161	0.3	3	1107688.91	104.65	70	120	

Calibration Standard Report ICPMS6

Name	Mass	Tune	CPS	CPS RSD	Rep	Ref CPS	% Rec	%QC Low	%QC High	QC Flag
Bi	209	No Gas	1,220,960	1.5	3	1156701.88	105.56	70	120	

Calibration Standard Report ICPMS6

Sample Name	**0L16066-CAL6**	**Sample Type**	CalStd
File Name	010CALS.d	**Vial #**	2106
Data Path Name	C:\Agilent\ICPMH\1\DATA\0L16066_6020.b		
Acq Time	12/16/2020 14:03:17	**Sample QC Pass/Fail**	Pass
Total Dilution	1.0000	**ISTD QC Pass/Fail**	Pass
Comment	A20K365		
ISTD Ref FileName	004CALB.d	**Operator**	ICPMS Analyst

QC Analyte Table

Name	Mass	ISTD	Tune	Raw Conc.	Units	CPS	CPS RSD	Rep	Int. sec	QC Flag
Be	9	6	No Gas	49.352	ug/l	138,555	0.1	3	0.3000	
Na	23	45	He	2491.62	ug/l	2,207,672	0.3	3	0.2001	
Mg	24	45	He	2505.578	ug/l	1,178,211	0.5	3	0.2001	
Al	27	45	He	2547.704	ug/l	562,363	0.7	3	0.2001	
K	39	45	He	2504.372	ug/l	1,447,719	0.3	3	0.2001	
Ca	44	45	He	15414.307	ug/l	446,392	0.7	3	0.2001	
Ti	47	45	He	49.44	ug/l	9,063	3.2	3	0.3000	
V	51	74	He	49.073	ug/l	267,431	1.2	3	0.3000	
Cr	52	74	He	48.685	ug/l	320,737	0.7	3	0.3000	
Mn	55	74	He	48.889	ug/l	213,450	1.3	3	0.3000	
Fe	56	74	He	2455.703	ug/l	14,767,240	0.7	3	0.3000	
Co	59	74	He	50.047	ug/l	491,906	1.2	3	0.3000	
Ni	60	74	He	50.866	ug/l	126,783	1.1	3	0.3000	
Cu	65	74	He	51.51	ug/l	164,097	1.0	3	0.3000	
Cu	65	74	No Gas	50.88	ug/l	352,929	0.5	3	0.3000	
Zn	66	74	He	53.108	ug/l	65,846	2.0	3	0.3000	
As	75	74	He	49.252	ug/l	49,799	0.9	3	2.0001	
Se	78	74	HEHe	48.88	ug/l	2,609	2.1	3	3.0000	
Mo	95	103	He	49.179	ug/l	228,987	0.5	3	0.3000	
Ag	109	103	No Gas	49.408	ug/l	1,163,876	0.4	3	0.3000	
Cd	111	103	He	49.981	ug/l	126,936	0.5	3	0.5001	
Cd	111	103	No Gas	49.624	ug/l	269,004	0.3	3	0.3000	
Sb	123	103	No Gas	50.172	ug/l	820,356	0.2	3	0.3000	
Ba	138	159	He	50.121	ug/l	1,040,536	0.2	3	0.3000	
W	186	159	No Gas	0.005	ug/l	156	8.7	3	0.3000	
Hg	201	159	No Gas	1992.738	ng/l	5,737	0.4	3	2.0001	
Tl	205	159	No Gas	49.515	ug/l	2,287,019	0.3	3	0.3000	
Pb	208	159	No Gas	50.837	ug/l	3,250,622	0.4	3	0.3000	

QC ISTD Table

Name	Mass	Tune	CPS	CPS RSD	Rep	Ref CPS	% Rec	%QC Low	%QC High	QC Flag
Li	6	No Gas	570,945	0.6	3	537942.49	106.13	70	120	
Sc	45	He	196,786	0.5	3	182081.18	108.08	70	120	
Ge	74	No Gas	965,075	0.1	3	931666.04	103.59	70	120	
Ge	74	He	219,030	0.4	3	206177.27	106.23	70	120	
Ge	74	HEHe	94,892	0.9	3	90694.13	104.63	70	120	
Rh	103	No Gas	1,028,353	0.4	3	1001447.8	102.69	70	120	
Rh	103	He	600,974	0.6	3	571600.02	105.14	70	120	
Tb	159	No Gas	2,008,953	0.2	3	1890426.69	106.27	70	120	
Tb	159	He	1,197,037	0.6	3	1107688.91	108.07	70	120	

Calibration Standard Report ICPMS6

Name	Mass	Tune	CPS	CPS RSD	Rep	Ref CPS	% Rec	%QC Low	%QC High	QC Flag
Bi	209	No Gas	1,220,524	0.3	3	1156701.88	105.52	70	120	

Calibration Standard Report ICPMS6

Sample Name	**0L16066-CAL7**	**Sample Type**	CalStd
File Name	011CALS.d	**Vial #**	2107
Data Path Name	C:\Agilent\ICPMH\1\DATA\0L16066_6020.b		
Acq Time	12/16/2020 14:08:19	**Sample QC Pass/Fail**	Pass
Total Dilution	1.0000	**ISTD QC Pass/Fail**	Pass
Comment	A20L049		
ISTD Ref FileName	004CALB.d	**Operator**	ICPMS Analyst

QC Analyte Table

Name	Mass	ISTD	Tune	Raw Conc.	Units	CPS	CPS RSD	Rep	Int. sec	QC Flag
Be	9	6	No Gas	100.329	ug/l	293,216	0.3	3	0.3000	
Na	23	45	He	4045.182	ug/l	3,722,152	0.5	3	0.2001	
Mg	24	45	He	4092.574	ug/l	2,000,054	0.6	3	0.2001	
Al	27	45	He	4124.824	ug/l	946,347	1.0	3	0.2001	
K	39	45	He	4065.833	ug/l	2,417,073	1.0	3	0.2001	
Ca	44	45	He	4147.876	ug/l	124,947	1.2	3	0.2001	
Ti	47	45	He	200.189	ug/l	38,123	1.2	3	0.3000	
V	51	74	He	201.337	ug/l	1,129,015	0.5	3	0.3000	
Cr	52	74	He	196.153	ug/l	1,334,256	0.6	3	0.3000	
Mn	55	74	He	199.296	ug/l	899,053	0.6	3	0.3000	
Fe	56	74	He	3992.623	ug/l	24,814,609	0.6	3	0.3000	
Co	59	74	He	200.736	ug/l	2,039,345	0.7	3	0.3000	
Ni	60	74	He	206.435	ug/l	531,508	0.8	3	0.3000	
Cu	65	74	He	209.764	ug/l	690,003	0.9	3	0.3000	
Cu	65	74	No Gas	206.271	ug/l	1,474,705	0.4	3	0.3000	
Zn	66	74	He	206.342	ug/l	264,066	1.4	3	0.3000	
As	75	74	He	200.727	ug/l	209,689	1.1	3	2.0001	
Se	78	74	HEHe	100.528	ug/l	5,661	1.4	3	3.0000	
Mo	95	103	He	100.405	ug/l	483,204	1.3	3	0.3000	
Ag	109	103	No Gas	100.279	ug/l	2,409,137	0.5	3	0.3000	
Cd	111	103	He	200.122	ug/l	525,314	0.9	3	0.5001	
Cd	111	103	No Gas	200.121	ug/l	1,106,365	1.1	3	0.3000	
Sb	123	103	No Gas	99.899	ug/l	1,665,817	0.7	3	0.3000	
Ba	138	159	He	200.43	ug/l	4,184,068	0.5	3	0.3000	
W	186	159	No Gas	0.013	ug/l	331	11.1	3	0.3000	
Hg	201	159	No Gas	4001.226	ng/l	11,481	0.6	3	2.0001	
Tl	205	159	No Gas	100.196	ug/l	4,618,492	0.4	3	0.3000	
Pb	208	159	No Gas	203.819	ug/l	13,005,256	0.6	3	0.3000	

QC ISTD Table

Name	Mass	Tune	CPS	CPS RSD	Rep	Ref CPS	% Rec	%QC Low	%QC High	QC Flag
Li	6	No Gas	594,385	1.0	3	537942.49	110.49	70	120	
Sc	45	He	204,554	1.4	3	182081.18	112.34	70	120	
Ge	74	No Gas	995,893	0.9	3	931666.04	106.89	70	120	
Ge	74	He	226,451	1.6	3	206177.27	109.83	70	120	
Ge	74	HEHe	100,096	1.0	3	90694.13	110.37	70	120	
Rh	103	No Gas	1,048,768	0.7	3	1001447.8	104.73	70	120	
Rh	103	He	621,152	0.8	3	571600.02	108.67	70	120	
Tb	159	No Gas	2,005,202	0.6	3	1890426.69	106.07	70	120	
Tb	159	He	1,203,868	0.5	3	1107688.91	108.68	70	120	

Calibration Standard Report ICPMS6

Name	Mass	Tune	CPS	CPS RSD	Rep	Ref CPS	% Rec	%QC Low	%QC High	QC Flag
Bi	209	No Gas	1,201,747	1.2	3	1156701.88	103.89	70	120	

Calibration Standard Report ICPMS6

Sample Name	**0L16066-CAL8**	**Sample Type**	CalStd
File Name	012CALS.d	**Vial #**	2108
Data Path Name	C:\Agilent\ICPMH\1\DATA\0L16066_6020.b		
Acq Time	12/16/2020 14:13:32	**Sample QC Pass/Fail**	Fail
Total Dilution	1.0000	**ISTD QC Pass/Fail**	Pass
Comment	A20L109		
ISTD Ref FileName	004CALB.d	**Operator**	ICPMS Analyst

QC Analyte Table

Name	Mass	ISTD	Tune	Raw Conc.	Units	CPS	CPS RSD	Rep	Int. sec	QC Flag
Be	9	6	No Gas	0.033	ug/l	110	26.9	3	0.3000	RSD Warning
Na	23	45	He	10006.403	ug/l	9,427,598	1.0	3	0.2001	
Mg	24	45	He	10109.838	ug/l	5,062,563	0.9	3	0.2001	
Al	27	45	He	10007.793	ug/l	2,352,707	0.8	3	0.2001	
K	39	45	He	10022.109	ug/l	6,042,685	0.6	3	0.2001	
Ca	44	45	He	10146.98	ug/l	313,029	0.8	3	0.2001	
Ti	47	45	He	498.927	ug/l	97,345	0.9	3	0.3000	
V	51	74	He	499.555	ug/l	2,826,564	1.1	3	0.3000	
Cr	52	74	He	489.276	ug/l	3,360,267	1.1	3	0.3000	
Mn	55	74	He	487.088	ug/l	2,218,882	0.9	3	0.3000	
Fe	56	74	He	9930.525	ug/l	62,319,584	1.0	3	0.3000	
Co	59	74	He	499.673	ug/l	5,126,576	0.9	3	0.3000	
Ni	60	74	He	507.318	ug/l	1,318,859	0.5	3	0.3000	
Cu	65	74	He	506.6	ug/l	1,682,464	0.9	3	0.3000	
Cu	65	74	No Gas	505.511	ug/l	3,611,504	0.3	3	0.3000	
Zn	66	74	He	510.635	ug/l	659,713	1.2	3	0.3000	
As	75	74	He	499.77	ug/l	527,154	0.9	3	2.0001	
Se	78	74	HEHe	0.068	ug/l	4	32.4	3	3.0000	RSD Warning
Mo	95	103	He	0.077	ug/l	383	12.8	3	0.3000	
Ag	109	103	No Gas	0.023	ug/l	558	4.8	3	0.3000	
Cd	111	103	He	499.94	ug/l	1,305,713	1.0	3	0.5001	
Cd	111	103	No Gas	499.981	ug/l	2,729,289	0.5	3	0.3000	
Sb	123	103	No Gas	0.058	ug/l	1,025	5.7	3	0.3000	
Ba	138	159	He	496.224	ug/l	10,439,844	0.7	3	0.3000	
W	186	159	No Gas	100	ug/l	2,274,682	0.2	3	0.3000	
Hg	201	159	No Gas	195.438	ng/l	573	5.5	3	2.0001	
Tl	205	159	No Gas	0.123	ug/l	6,355	2.6	3	0.3000	
Pb	208	159	No Gas	498.331	ug/l	31,581,469	0.2	3	0.3000	

QC ISTD Table

Name	Mass	Tune	CPS	CPS RSD	Rep	Ref CPS	% Rec	%QC Low	%QC High	QC Flag
Li	6	No Gas	600,120	0.8	3	537942.49	111.56	70	120	
Sc	45	He	209,604	0.8	3	182081.18	115.12	70	120	
Ge	74	No Gas	995,392	0.6	3	931666.04	106.84	70	120	
Ge	74	He	228,663	0.8	3	206177.27	110.91	70	120	
Ge	74	HEHe	98,636	0.6	3	90694.13	108.76	70	120	
Rh	103	No Gas	1,035,576	0.5	3	1001447.8	103.41	70	120	
Rh	103	He	618,046	1.2	3	571600.02	108.13	70	120	
Tb	159	No Gas	1,991,695	0.5	3	1890426.69	105.36	70	120	
Tb	159	He	1,213,351	1.1	3	1107688.91	109.54	70	120	

Calibration Standard Report ICPMS6

Name	Mass	Tune	CPS	CPS RSD	Rep	Ref CPS	% Rec	%QC Low	%QC High	QC Flag
Bi	209	No Gas	1,157,529	0.1	3	1156701.88	100.07	70	120	

Calibration Standard Report ICPMS6

Sample Name	**0L16066-CAL9**	**Sample Type**	CalStd
File Name	013CALS.d	**Vial #**	2109
Data Path Name	C:\Agilent\ICPMH\1\DATA\0L16066_6020.b		
Acq Time	12/16/2020 14:18:29	**Sample QC Pass/Fail**	Fail
Total Dilution	1.0000	**ISTD QC Pass/Fail**	Pass
Comment	A20L050		
ISTD Ref FileName	004CALB.d	**Operator**	ICPMS Analyst

QC Analyte Table

Name	Mass	ISTD	Tune	Raw Conc.	Units	CPS	CPS RSD	Rep	Int. sec	QC Flag
Be	9	6	No Gas	0.02	ug/l	73	16.4	3	0.3000	
Na	23	45	He	49995.41	ug/l	48,702,435	0.9	3	0.2001	
Mg	24	45	He	49970.176	ug/l	25,883,006	1.2	3	0.2001	
Al	27	45	He	49985.868	ug/l	12,155,454	0.9	3	0.2001	
K	39	45	He	49989.964	ug/l	31,002,941	1.2	3	0.2001	
Ca	44	45	He	49832.751	ug/l	1,589,779	1.1	3	0.2001	
Ti	47	45	He	2500.214	ug/l	504,580	1.0	3	0.3000	
V	51	74	He	-0.053	ug/l	1,395	5.5	3	0.3000	
Cr	52	74	He	1006.198	ug/l	6,909,663	1.3	3	0.3000	
Mn	55	74	He	2502.66	ug/l	11,399,757	1.2	3	0.3000	
Fe	56	74	He	50016.644	ug/l	313,840,644	1.1	3	0.3000	
Co	59	74	He	0.204	ug/l	2,160	3.4	3	0.3000	
Ni	60	74	He	994.989	ug/l	2,586,541	0.8	3	0.3000	
Cu	65	74	He	994.633	ug/l	3,302,859	0.7	3	0.3000	
Cu	65	74	No Gas	995.916	ug/l	7,046,156	0.3	3	0.3000	
Zn	66	74	He	2497.295	ug/l	3,225,682	1.0	3	0.3000	
As	75	74	He	0.16	ug/l	212	6.2	3	2.0001	
Se	78	74	HEHe	0.045	ug/l	3	33.2	3	3.0000	RSD Warning
Mo	95	103	He	0.113	ug/l	529	3.2	3	0.3000	
Ag	109	103	No Gas	0.022	ug/l	517	8.9	3	0.3000	
Cd	111	103	He	0.227	ug/l	570	2.2	3	0.5001	
Cd	111	103	No Gas	0.235	ug/l	1,236	5.3	3	0.3000	
Sb	123	103	No Gas	0.043	ug/l	749	4.1	3	0.3000	
Ba	138	159	He	2500.712	ug/l	51,704,434	0.9	3	0.3000	
W	186	159	No Gas	0.141	ug/l	3,166	3.4	3	0.3000	
Hg	201	159	No Gas	27.543	ng/l	93	7.2	3	2.0001	
Tl	205	159	No Gas	0.038	ug/l	2,408	0.9	3	0.3000	
Pb	208	159	No Gas	0.155	ug/l	10,519	2.3	3	0.3000	

QC ISTD Table

Name	Mass	Tune	CPS	CPS RSD	Rep	Ref CPS	% Rec	%QC Low	%QC High	QC Flag
Li	6	No Gas	605,790	0.3	3	537942.49	112.61	70	120	
Sc	45	He	216,819	0.7	3	182081.18	119.08	70	120	
Ge	74	No Gas	985,851	1.0	3	931666.04	105.82	70	120	
Ge	74	He	228,656	0.7	3	206177.27	110.9	70	120	
Ge	74	HEHe	99,389	0.3	3	90694.13	109.59	70	120	
Rh	103	No Gas	989,254	1.1	3	1001447.8	98.78	70	120	
Rh	103	He	589,718	1.2	3	571600.02	103.17	70	120	
Tb	159	No Gas	1,941,352	0.8	3	1890426.69	102.69	70	120	
Tb	159	He	1,192,409	0.5	3	1107688.91	107.65	70	120	

Calibration Standard Report ICPMS6

Name	Mass	Tune	CPS	CPS RSD	Rep	Ref CPS	% Rec	%QC Low	%QC High	QC Flag
Bi	209	No Gas	1,074,021	0.9	3	1156701.88	92.85	70	120	

Initial Calibration Verification (ICV) Report ICPMS6

Sample Name	**0L16066-ICV1**	**Sample Type**	ICV
File Name	014_ICV.d	**Vial #**	1301
Data Path Name	C:\Agilent\ICPMH\1\DATA\0L16066_6020.b		
Acq Time	12/16/2020 14:44:06	**Sample QC Pass/Fail**	Pass
Total Dilution	1.0000	**ISTD QC Pass/Fail**	Pass
Comment	A20L107 JPB 12/16		
ISTD Ref FileName	004CALB.d	**Operator**	ICPMS Analyst

QC Analyte Table

Name	Mass	ISTD	Tune	Conc.	Units	RSD	CPS	ExpValue	% Rec	%QC Low	%QC High	QC Flag
Be	9	6	No Gas	40.181	ug/l	0.5	108,986	40	100.45	89.5	110.5	
Na	23	45	He	3954.765	ug/l	1.3	3,339,750	4000	98.87	89.5	110.5	
Mg	24	45	He	4179.484	ug/l	1.4	1,874,508	4000	104.49	89.5	110.5	
Al	27	45	He	4091.892	ug/l	0.8	861,591	4000	102.3	89.5	110.5	
K	39	45	He	4049.135	ug/l	1.0	2,209,334	4000	101.23	89.5	110.5	
Ca	44	45	He	4209.453	ug/l	1.2	116,365	4000	105.24	89.5	110.5	
Ti	47	45	He	102.665	ug/l	0.4	17,948	100	102.66	89.5	110.5	
V	51	74	He	99.136	ug/l	1.3	518,646	100	99.14	89.5	110.5	
Cr	52	74	He	97.268	ug/l	1.2	616,580	100	97.27	89.5	110.5	
Mn	55	74	He	102.605	ug/l	1.3	431,237	100	102.61	89.5	110.5	
Fe	56	74	He	4045.889	ug/l	1.3	23,423,840	4000	101.15	89.5	110.5	
Co	59	74	He	102.531	ug/l	1.1	970,398	100	102.53	89.5	110.5	
Ni	60	74	He	103.849	ug/l	0.8	249,151	100	103.85	89.5	110.5	
Cu	65	74	He	104.138	ug/l	1.4	319,210	100	104.14	89.5	110.5	
Cu	65	74	No Gas	105.117	ug/l	0.8	702,479	100	105.12	89.5	110.5	
Zn	66	74	He	100.987	ug/l	1.6	120,445	100	100.99	89.5	110.5	
As	75	74	He	101.214	ug/l	1.3	98,508	100	101.21	89.5	110.5	
Se	78	74	HEHe	40.038	ug/l	8.2	2,028	40	100.1	89.5	110.5	
Mo	95	103	He	40.170	ug/l	0.8	178,912	40	100.43	89.5	110.5	
Ag	109	103	No Gas	39.504	ug/l	1.0	899,469	40	98.76	89.5	110.5	
Cd	111	103	He	99.857	ug/l	1.1	242,575	100	99.86	89.5	110.5	
Cd	111	103	No Gas	98.441	ug/l	1.2	515,774	100	98.44	89.5	110.5	
Sb	123	103	No Gas	39.150	ug/l	1.1	618,738	40	97.88	89.5	110.5	
Ba	138	159	He	101.503	ug/l	0.9	2,027,386	100	101.5	89.5	110.5	
Hg	201	159	No Gas	793.079	ng/l	2.5	2,180	800	99.13	89.5	110.5	
Tl	205	159	No Gas	43.354	ug/l	1.1	1,903,335	40	108.38	89.5	110.5	
Pb	208	159	No Gas	104.899	ug/l	1.2	6,373,918	100	104.9	89.5	110.5	

QC ISTD Table

Name	Mass	Tune Mode	CPS	CPS RSD	Ref CPS	% Rec	%QC Low	%QC High	QC Flag
Li	6	No Gas	551,568	0.9	537942.49	102.53	70	120	
Ge	74	No Gas	930,598	1.4	931666.04	99.89	70	120	
Rh	103	No Gas	994,067	1.7	1001447.8	99.26	70	120	
Tb	159	No Gas	1,909,593	1.6	1890426.69	101.01	70	120	
Bi	209	No Gas	1,158,918	0.8	1156701.88	100.19	70	120	
Sc	45	He	187,742	1.7	182081.18	103.11	70	120	
Ge	74	He	210,953	1.9	206177.27	102.32	70	120	
Rh	103	He	574,899	1.6	571600.02	100.58	70	120	
Tb	159	He	1,151,884	1.4	1107688.91	103.99	70	120	

Initial Calibration Verification (ICV) Report ICPMS6

Name	Mass	Tune Mode	CPS	CPS RSD	Ref CPS	% Rec	%QC Low	%QC High	QC Flag
Ge	74	HEHe	90,391	6.8	90694.13	99.67	70	120	

Initial Calibration Blank (ICB) Report ICPMS6

Sample Name	**0L16066-ICB1**	**Sample Type**	ICB
File Name	015_ICB.d	**Vial #**	1101
Data Path Name	C:\Agilent\ICPMH\1\DATA\0L16066_6020.b		
Acq Time	12/16/2020 14:48:55	**Sample QC Pass/Fail**	Pass
Total Dilution	1.0000	**ISTD QC Pass/Fail**	Pass
Comment	ICB		
ISTD Ref FileName	004CALB.d	**Operator**	ICPMS Analyst

QC Analyte Table

Name	Mass	ISTD	Tune Mode	Conc.	Units	Conc. RSD	CPS	Limit	QC Flag
Be	9	6	No Gas	0.016	ug/l	19.6	51	0.09	
Na	23	45	He	1.542	ug/l	19.7	5,597	45	
Mg	24	45	He	0.776	ug/l	14.4	623	45	
Al	27	45	He	0.662	ug/l	20.7	185	22.5	
K	39	45	He	3.233	ug/l	52.8	36,757	45	
Ca	44	45	He	-0.371	ug/l	N/A	92	270	
Ti	47	45	He	-0.018	ug/l	N/A	4	1.8	
V	51	74	He	-0.037	ug/l	N/A	1,275	0.9	
Cr	52	74	He	0.026	ug/l	8.6	616	0.45	
Mn	55	74	He	0.036	ug/l	25.9	262	0.45	
Fe	56	74	He	0.717	ug/l	5.4	10,535	22.5	
Co	59	74	He	0.013	ug/l	32.3	169	0.45	
Ni	60	74	He	0.008	ug/l	152.5	131	0.9	
Cu	65	74	He	0.019	ug/l	57.2	290	0.9	
Cu	65	74	No Gas	0.033	ug/l	33.7	700	0.9	
Zn	66	74	He	0.052	ug/l	9.7	180	1.8	
As	75	74	He	0.039	ug/l	12.0	72	0.45	
Se	78	74	HEHe	0.014	ug/l	28.2	1	0.45	
Mo	95	103	He	0.021	ug/l	11.4	99	0.45	
Ag	109	103	No Gas	0.008	ug/l	10.1	190	0.09	
Cd	111	103	He	0.015	ug/l	9.1	37	0.09	
Cd	111	103	No Gas	0.026	ug/l	11.0	139	0.09	
Sb	123	103	No Gas	0.125	ug/l	3.9	1,931	0.45	
Ba	138	159	He	0.023	ug/l	5.1	637	0.45	
Hg	201	159	No Gas	28.868	ng/l	15.9	89	36	
Tl	205	159	No Gas	0.014	ug/l	12.8	1,211	0.09	
Pb	208	159	No Gas	0.020	ug/l	4.2	1,989	0.09	

QC ISTD Table

Name	Mass	Tune Mode	CPS	CPS RSD	Ref CPS	% Rec	%QC Low	%QC High	QC Flag
Li	6	No Gas	513,378	1.0	537942.49	95.43	70	120	
Ge	74	No Gas	874,264	1.1	931666.04	93.84	70	120	
Rh	103	No Gas	938,531	0.6	1001447.8	93.72	70	120	
Tb	159	No Gas	1,782,922	0.4	1890426.69	94.31	70	120	
Bi	209	No Gas	1,088,802	0.8	1156701.88	94.13	70	120	
Sc	45	He	172,561	0.2	182081.18	94.77	70	120	
Ge	74	He	196,186	0.8	206177.27	95.15	70	120	
Rh	103	He	542,392	0.3	571600.02	94.89	70	120	
Tb	159	He	1,062,921	0.8	1107688.91	95.96	70	120	

Initial Calibration Blank (ICB) Report ICPMS6

Name	Mass	Tune Mode	CPS	CPS RSD	Ref CPS	% Rec	%QC Low	%QC High	QC Flag
Ge	74	HEHe	83,830	1.7	90694.13	92.43	70	120	

Interference Check Solution A (ICS-A) Report ICPMS6

Sample Name	**0L16066-IFA1**	**Sample Type**	ICSA
File Name	016ICSA.d	**Vial #**	2111
Data Path Name	C:\Agilent\ICPMH\1\DATA\0L16066_6020.b		
Acq Time	12/16/2020 15:15:29	**Sample QC Pass/Fail**	Fail
Total Dilution	1.0000	**ISTD QC Pass/Fail**	Pass
Comment	A20L211		
ISTD Ref FileName	004CALB.d	**Operator**	ICPMS Analyst

QC Analyte Table

Name	Mass	ISTD	Tune Mode	Conc.	Units	Conc. RSD	CPS	ExpValue	QC Flag
Be	9	6	No Gas	0.011	ug/l	77.5	42	0.18	
Na	23	45	He	247209.194	ug/l	1.3	228,873,801	250000	
Mg	24	45	He	98339.339	ug/l	1.6	48,413,919	100000	
Al	27	45	He	99586.314	ug/l	1.3	23,019,754	100000	
K	39	45	He	100109.708	ug/l	1.0	58,972,920	100000	
Ca	44	45	He	297579.934	ug/l	1.3	9,024,148	300000	
Ti	47	45	He	2004.994	ug/l	1.6	384,571	2000	
V	51	74	He	0.001	ug/l	2589.9	1,561	0.9	
Cr	52	74	He	1.316	ug/l	0.7	8,792	0.9	
Mn	55	74	He	2.564	ug/l	2.6	10,861	0.9	ICSA Warning
Fe	56	74	He	250547.006	ug/l	0.5	1,443,834,752	250000	
Co	59	74	He	0.729	ug/l	1.0	6,928	0.18	ICSA Warning
Ni	60	74	He	0.325	ug/l	3.9	897	0.9	
Cu	65	74	He	0.689	ug/l	1.6	2,355	0.9	
Cu	65	74	No Gas	2.258	ug/l	2.0	15,479	0.9	ICSA Warning
Zn	66	74	He	0.815	ug/l	8.0	1,099	3.6	
As	75	74	He	0.117	ug/l	3.2	153	0.9	
Se	78	74	HEHe	0.039	ug/l	39.6	2	0.9	
Mo	95	103	He	2179.737	ug/l	1.3	8,658,906	2000	
Cd	111	103	He	0.968	ug/l	1.1	2,099	0.18	ICSA Warning
Cd	111	103	No Gas	0.242	ug/l	26.3	1,125	0.18	
Sb	123	103	No Gas	0.137	ug/l	7.4	1,982	0.9	
Ba	138	159	He	0.509	ug/l	0.7	9,757	0.9	
W	186	159	No Gas	66.832	ug/l	2.3	1,330,185	100	ICSA Warning
Hg	201	159	No Gas	56.440	ng/l	4.4	155	72	
Tl	205	159	No Gas	-0.003	ug/l	N/A	499	0.18	
Pb	208	159	No Gas	0.156	ug/l	2.8	9,475	0.18	

OK IFA
JPB 12/17/20

QC ISTD Table

Name	Mass	Tune Mode	CPS	CPS RSD	Ref CPS	% Rec	%QC Low	%QC High	QC Flag
Li	6	No Gas	582,155	1.1	537942.49	108.22	70	120	
Ge	74	No Gas	923,020	1.4	931666.04	99.07	70	120	
Rh	103	No Gas	878,088	1.7	1001447.8	87.68	70	120	
Tb	159	No Gas	1,743,087	1.8	1890426.69	92.21	70	120	
Bi	209	No Gas	931,331	1.2	1156701.88	80.52	70	120	
Sc	45	He	206,119	3.1	182081.18	113.2	70	120	
Ge	74	He	209,992	2.3	206177.27	101.85	70	120	
Rh	103	He	512,765	2.6	571600.02	89.71	70	120	
Tb	159	He	1,079,993	2.3	1107688.91	97.5	70	120	

Interference Check Solution A (ICS-A) Report ICPMS6

Name	Mass	Tune Mode	CPS	CPS RSD	Ref CPS	% Rec	%QC Low	%QC High	QC Flag
Ge	74	HEHe	91,742	5.7	90694.13	101.16	70	120	

Interference Check Solution AB (ICS-AB) Report ICPMS6

Sample Name	**0L16066-IFB1**	**Sample Type**	ICSB
File Name	017ICSB.d	**Vial #**	2112
Data Path Name	C:\Agilent\ICPMH\1\DATA\0L16066_6020.b		
Acq Time	12/16/2020 15:20:22	**Sample QC Pass/Fail**	Fail
Total Dilution	1.0000	**ISTD QC Pass/Fail**	Pass
Comment	A20L212		
ISTD Ref FileName	004CALB.d	**Operator**	ICPMS Analyst

QC Analyte Table

Name	Mass	ISTD	Tune Mode	Conc.	Units	Conc. RSD	CPS	ExpValue	Flag
Be	9	6	No Gas	0.009	ug/l	50.1	39	0.18	
Na	23	45	He	251441.931	ug/l	0.7	239,780,744	250000	
Mg	24	45	He	99277.834	ug/l	0.3	50,343,546	100000	
Al	27	45	He	99504.833	ug/l	0.5	23,689,401	100000	
K	39	45	He	101110.450	ug/l	0.6	61,346,011	100000	
Ca	44	45	He	298895.949	ug/l	0.6	9,335,160	300000	
Ti	47	45	He	2005.786	ug/l	0.8	396,279	2000	
V	51	74	He	212.580	ug/l	0.4	1,150,243	200	
Cr	52	74	He	201.087	ug/l	0.3	1,319,998	200	
Mn	55	74	He	210.307	ug/l	0.1	915,545	200	
Fe	56	74	He	249108.335	ug/l	0.4	1,493,705,791	250000	
Co	59	74	He	199.910	ug/l	0.2	1,959,969	200	
Ni	60	74	He	190.504	ug/l	0.5	473,357	200	
Cu	65	74	He	191.728	ug/l	0.5	608,646	200	
Cu	65	74	No Gas	193.335	ug/l	0.2	1,303,031	200	
Zn	66	74	He	95.470	ug/l	0.8	117,981	100	
As	75	74	He	102.560	ug/l	0.4	103,407	100	
Se	78	74	HEHe	101.342	ug/l	0.4	5,546	100	
Mo	95	103	He	2172.789	ug/l	0.6	8,969,020	2000	
Ag	109	103	No Gas	48.665	ug/l	0.3	987,689	50	
Cd	111	103	He	100.789	ug/l	0.3	226,928	100	
Cd	111	103	No Gas	98.820	ug/l	0.4	461,528	100	
Sb	123	103	No Gas	0.146	ug/l	1.6	2,116	0.9	
Ba	138	159	He	1.086	ug/l	0.8	21,128	100	ICSB Warning
W	186	159	No Gas	66.647	ug/l	0.4	1,354,449	100	
Hg	201	159	No Gas	1880.781	ng/l	1.2	4,797	2000	
Tl	205	159	No Gas	-0.005	ug/l	N/A	443	0.18	
Pb	208	159	No Gas	0.158	ug/l	1.6	9,780	0.18	

OK IFB
JPB 12/17/20

QC ISTD Table

Name	Mass	Tune Mode	CPS	CPS RSD	Ref CPS	% Rec	%QC Low	%QC High	QC Flag
Li	6	No Gas	577,970	0.1	537942.49	107.44	70	120	
Ge	74	No Gas	938,776	0.1	931666.04	100.76	70	120	
Rh	103	No Gas	885,986	0.5	1001447.8	88.47	70	120	
Tb	159	No Gas	1,779,405	0.3	1890426.69	94.13	70	120	
Bi	209	No Gas	935,706	0.8	1156701.88	80.89	70	120	
Sc	45	He	212,283	2.3	182081.18	116.59	70	120	
Ge	74	He	218,503	1.7	206177.27	105.98	70	120	
Rh	103	He	532,783	1.6	571600.02	93.21	70	120	

Interference Check Solution AB (ICS-AB) Report ICPMS6

Name	Mass	Tune Mode	CPS	CPS RSD	Ref CPS	% Rec	%QC Low	%QC High	QC Flag
Tb	159	He	1,109,516	1.1	1107688.91	100.16	70	120	
Ge	74	HEHe	97,285	0.5	90694.13	107.27	70	120	

Continuing Calibration Verification (CCV) Report ICPMS6

Sample Name	**0L16066-CCV1**	**Sample Type**	CCV
File Name	028_CCV.d	**Vial #**	1301
Data Path Name	C:\Agilent\ICPMH\1\DATA\0L16066_6020.b		
Acq Time	12/16/2020 16:50:40	**Sample QC Pass/Fail**	Pass
Total Dilution	1.0000	**ISTD QC Pass/Fail**	Pass
Comment	A20L107 JPB 12/16		
ISTD Ref FileName	004CALB.d	**Operator**	ICPMS Analyst

QC Analyte Table

Name	Mass	ISTD	Tune	Conc.	Units	Conc. RSD	CPS	ExpValue	% Rec	Low	High	Flag
Be	9	6	No Gas	40.435	ug/l	0.9	89,558	40	101.09	89.5	110.5	
Na	23	45	He	3889.458	ug/l	0.4	2,748,645	4000	97.24	89.5	110.5	
Mg	24	45	He	4147.227	ug/l	0.3	1,556,515	4000	103.68	89.5	110.5	
Al	27	45	He	4073.908	ug/l	0.6	717,775	4000	101.85	89.5	110.5	
K	39	45	He	4093.900	ug/l	0.4	1,868,794	4000	102.35	89.5	110.5	
Ca	44	45	He	4226.122	ug/l	1.3	97,759	4000	105.65	89.5	110.5	
Ti	47	45	He	102.772	ug/l	0.6	15,032	100	102.77	89.5	110.5	
V	51	74	He	98.880	ug/l	0.3	437,965	100	98.88	89.5	110.5	
Cr	52	74	He	96.533	ug/l	0.2	518,059	100	96.53	89.5	110.5	
Mn	55	74	He	102.415	ug/l	0.5	364,415	100	102.42	89.5	110.5	
Fe	56	74	He	4053.949	ug/l	0.7	19,870,386	4000	101.35	89.5	110.5	
Co	59	74	He	101.364	ug/l	0.1	812,185	100	101.36	89.5	110.5	
Ni	60	74	He	103.189	ug/l	0.4	209,584	100	103.19	89.5	110.5	
Cu	65	74	He	103.372	ug/l	0.1	268,269	100	103.37	89.5	110.5	
Cu	65	74	No Gas	104.037	ug/l	0.5	609,333	100	104.04	89.5	110.5	
Zn	66	74	He	100.663	ug/l	1.0	101,648	100	100.66	89.5	110.5	
As	75	74	He	101.768	ug/l	0.2	83,855	100	101.77	89.5	110.5	
Se	78	74	HEHe	39.618	ug/l	0.7	1,683	40	99.04	89.5	110.5	
Mo	95	103	He	40.397	ug/l	0.5	153,345	40	100.99	89.5	110.5	
Ag	109	103	No Gas	39.524	ug/l	0.6	803,646	40	98.81	89.5	110.5	
Cd	111	103	He	100.601	ug/l	0.3	208,288	100	100.6	89.5	110.5	
Cd	111	103	No Gas	98.631	ug/l	0.2	461,485	100	98.63	89.5	110.5	
Sb	123	103	No Gas	39.864	ug/l	0.6	562,601	40	99.66	89.5	110.5	
Ba	138	159	He	103.861	ug/l	0.8	1,806,328	100	103.86	89.5	110.5	
Hg	201	159	No Gas	802.665	ng/l	2.7	2,071	800	100.33	89.5	110.5	
Tl	205	159	No Gas	43.436	ug/l	0.4	1,790,047	40	108.59	89.5	110.5	
Pb	208	159	No Gas	104.488	ug/l	0.3	5,960,108	100	104.49	89.5	110.5	

QC ISTD Table

Name	Mass	Tune Mode	CPS	CPS RSD	Ref CPS	% Rec	%QC Low	%QC High	QC Flag
Li	6	No Gas	450,384	1.1	537942.49	83.72	70	120	
Ge	74	No Gas	815,528	1.5	931666.04	87.53	70	120	
Rh	103	No Gas	887,624	2.1	1001447.8	88.63	70	120	
Tb	159	No Gas	1,792,362	1.8	1890426.69	94.81	70	120	
Bi	209	No Gas	1,074,127	2.2	1156701.88	92.86	70	120	
Sc	45	He	157,081	0.3	182081.18	86.27	70	120	
Ge	74	He	178,569	0.7	206177.27	86.61	70	120	
Rh	103	He	489,938	1.0	571600.02	85.71	70	120	
Tb	159	He	1,002,958	1.0	1107688.91	90.55	70	120	
Ge	74	HEHe	75,517	1.1	90694.13	83.27	70	120	

Continuing Calibration Blank (CCB) Report ICPMS6

Sample Name	**0L16066-CCB1**	**Sample Type**	CCB
File Name	029_CCB.d	**Vial #**	1101
Data Path Name	C:\Agilent\ICPMH\1\DATA\0L16066_6020.b		
Acq Time	12/16/2020 16:55:29	**Sample QC Pass/Fail**	Pass
Total Dilution	1.0000	**ISTD QC Pass/Fail**	Pass
Comment	CCB		
ISTD Ref FileName	004CALB.d	**Operator**	ICPMS Analyst

QC Analyte Table

Name	Mass	ISTD	Tune Mode	Conc.	Units	Conc. RSD	CPS	Limit	QC Flag
Be	9	6	No Gas	0.023	ug/l	7.8	56	0.09	
Na	23	45	He	2.595	ug/l	16.4	5,435	45	
Mg	24	45	He	0.870	ug/l	17.9	560	45	
Al	27	45	He	1.586	ug/l	6.4	308	22.5	
K	39	45	He	10.331	ug/l	16.0	34,075	45	
Ca	44	45	He	0.820	ug/l	164.1	103	270	
Ti	47	45	He	0.124	ug/l	66.2	23	1.8	
V	51	74	He	0.041	ug/l	15.6	1,426	0.9	
Cr	52	74	He	0.019	ug/l	36.0	491	0.45	
Mn	55	74	He	0.036	ug/l	24.6	226	0.45	
Fe	56	74	He	2.616	ug/l	3.3	17,909	22.5	
Co	59	74	He	0.012	ug/l	4.8	137	0.45	
Ni	60	74	He	0.014	ug/l	53.8	126	0.9	
Cu	65	74	He	-0.005	ug/l	N/A	192	0.9	
Cu	65	74	No Gas	0.010	ug/l	6.8	481	0.9	
Zn	66	74	He	0.009	ug/l	296.5	114	1.8	
As	75	74	He	0.033	ug/l	4.6	58	0.45	
Se	78	74	HEHe	0.026	ug/l	68.5	1	0.45	
Mo	95	103	He	0.021	ug/l	18.6	87	0.45	
Ag	109	103	No Gas	0.006	ug/l	8.1	131	0.09	
Cd	111	103	He	0.017	ug/l	14.8	37	0.09	
Cd	111	103	No Gas	0.020	ug/l	1.9	96	0.09	
Sb	123	103	No Gas	0.107	ug/l	0.6	1,445	0.45	
Ba	138	159	He	0.014	ug/l	6.9	423	0.45	
Hg	201	159	No Gas	29.881	ng/l	4.4	81	36	
Tl	205	159	No Gas	0.015	ug/l	13.9	1,137	0.09	
Pb	208	159	No Gas	0.020	ug/l	14.3	1,771	0.09	

QC ISTD Table

Name	Mass	Tune Mode	CPS	CPS RSD	Ref CPS	% Rec	%QC Low	%QC High	QC Flag
Li	6	No Gas	417,533	0.5	537942.49	77.62	70	120	
Ge	74	No Gas	751,416	0.7	931666.04	80.65	70	120	
Rh	103	No Gas	814,588	0.7	1001447.8	81.34	70	120	
Tb	159	No Gas	1,588,844	0.8	1890426.69	84.05	70	120	
Bi	209	No Gas	960,334	0.4	1156701.88	83.02	70	120	
Sc	45	He	146,108	3.0	182081.18	80.24	70	120	
Ge	74	He	169,277	2.6	206177.27	82.1	70	120	
Rh	103	He	463,542	2.9	571600.02	81.1	70	120	
Tb	159	He	924,073	2.4	1107688.91	83.42	70	120	

Continuing Calibration Blank (CCB) Report ICPMS6

Name	Mass	Tune Mode	CPS	CPS RSD	Ref CPS	% Rec	%QC Low	%QC High	QC Flag
Ge	74	HEHe	69,059	0.9	90694.13	76.14	70	120	

Sample Report ICPMS6

Sample Name	**0120499-BLK1**	**Sample Type**	Sample
File Name	033SMPL.d	**Vial #**	3101
Data Path Name	C:\Agilent\ICPMH\1\DATA\0L16066_6020.b		
Acq Time	12/16/2020 17:21:03	**Sample QC Pass/Fail**	Pass
Total Dilution	5.0000	**ISTD QC Pass/Fail**	Pass
Comment	0120499 Sediment RCRA		
ISTD Ref FileName	004CALB.d	**Operator**	ICPMS Analyst

QC Analyte Table

Name	Mass	ISTD	Tune	Units	Raw Conc.	Conc RSD	CPS	CPS RSD	LDR	QC Flag
Be	9	6	No Gas	ug/l	0.006	100.3	20	57.7	100	
Na	23	45	He	ug/l	0.727	51.2	4,002	4.4	50000	
Mg	24	45	He	ug/l	0.668	18.8	466	8.6	50000	
Al	27	45	He	ug/l	1.873	9.8	338	9.5	50000	
K	39	45	He	ug/l	5.41	26.3	30,501	0.5	50000	
Ca	44	45	He	ug/l	2.781	37.6	138	14.6	50000	
Ti	47	45	He	ug/l	0.144	82.7	24	61.5	2500	
V	51	74	He	ug/l	0.102	10.7	1,603	3.1	500	
Cr	52	74	He	ug/l	0.052	15.0	632	6.4	1000	
Mn	55	74	He	ug/l	0.051	29.4	263	17.9	2500	
Fe	56	74	He	ug/l	3.081	1.0	19,151	0.3	50000	
Co	59	74	He	ug/l	0.013	29.1	137	20.0	500	
Ni	60	74	He	ug/l	0.001	113.1	96	2.0	1000	
Cu	65	74	He	ug/l	0.033	42.1	272	11.6	1000	
Cu	65	74	No Gas	ug/l	0.032	46.0	589	13.1	1000	
Zn	66	74	He	ug/l	0.005	39.7	106	1.8	2500	
As	75	74	He	ug/l	0.018	22.5	44	7.0	500	
Se	78	74	HEHe	ug/l	0.009	144.2	0	114.9	100	
Mo	95	103	He	ug/l	0.002	162.5	17	69.3	100	
Ag	109	103	No Gas	ug/l	0.001	22.2	43	13.3	100	
Cd	111	103	He	ug/l	0.006	29.7	14	24.7	500	
Cd	111	103	No Gas	ug/l	0.001	494.7	13	146.4	500	
Sb	123	103	No Gas	ug/l	0.004	24.9	108	9.9	100	
Ba	138	159	He	ug/l	0.004	42.1	257	9.8	2500	
W	186	159	No Gas	ug/l	0.001	39.2	58	18.5	35	
Hg	201	159	No Gas	ng/l	8.447	15.7	35	9.3	4000	
Tl	205	159	No Gas	ug/l	0.003	62.2	731	8.5	100	
Pb	208	159	No Gas	ug/l	0.002	45.7	934	6.8	500	

QC ISTD Table

Name	Mass	Tune Mode	CPS	CPS RSD	Ref CPS	% Rec	%QC Low	%QC High	QC Flag
Li	6	No Gas	409,930	1.1	537942.49	76.2	70	120	
Sc	45	He	139,156	1.4	182081.18	76.43	70	120	
Ge	74	No Gas	739,829	1.3	931666.04	79.41	70	120	
Ge	74	He	161,499	0.5	206177.27	78.33	70	120	
Ge	74	HEHe	70,776	4.9	90694.13	78.04	70	120	
Rh	103	No Gas	823,389	1.4	1001447.8	82.22	70	120	
Rh	103	He	447,533	0.7	571600.02	78.29	70	120	
Tb	159	No Gas	1,694,163	1.9	1890426.69	89.62	70	120	
Tb	159	He	914,392	1.3	1107688.91	82.55	70	120	

Sample Report ICPMS6

Name	Mass	Tune Mode	CPS	CPS RSD	Ref CPS	% Rec	%QC Low	%QC High	QC Flag
Bi	209	No Gas	1,021,833	1.7	1156701.88	88.34	70	120	

Sample Report ICPMS6

Sample Name	**0120499-BS1**	**Sample Type**	Sample
File Name	034SMPL.d	**Vial #**	3102
Data Path Name	C:\Agilent\ICPMH\1\DATA\0L16066_6020.b		
Acq Time	12/16/2020 17:25:53	**Sample QC Pass/Fail**	Pass
Total Dilution	5.0000	**ISTD QC Pass/Fail**	Pass
Comment	0120499 Sediment RCRA		
ISTD Ref FileName	004CALB.d	**Operator**	ICPMS Analyst

QC Analyte Table

Name	Mass	ISTD	Tune	Units	Raw Conc.	Conc RSD	CPS	CPS RSD	LDR	QC Flag
Be	9	6	No Gas	ug/l	24.413	0.9	52,176	2.3	100	
Na	23	45	He	ug/l	2419.354	0.5	1,673,246	0.5	50000	
Mg	24	45	He	ug/l	2463.523	0.5	904,175	0.7	50000	
Al	27	45	He	ug/l	2509.433	0.2	432,347	1.0	50000	
K	39	45	He	ug/l	2525.07	0.4	1,139,087	1.2	50000	
Ca	44	45	He	ug/l	2571.148	1.3	58,194	1.9	50000	
Ti	47	45	He	ug/l	50.966	1.8	7,293	2.3	2500	
V	51	74	He	ug/l	49.325	0.8	214,898	0.9	500	
Cr	52	74	He	ug/l	48.239	0.7	254,087	1.0	1000	
Mn	55	74	He	ug/l	49.426	0.6	172,532	1.3	2500	
Fe	56	74	He	ug/l	2455.754	0.9	11,806,403	0.6	50000	
Co	59	74	He	ug/l	49.508	0.7	389,029	0.6	500	
Ni	60	74	He	ug/l	50.074	0.1	99,792	1.3	1000	
Cu	65	74	He	ug/l	51.273	1.5	130,586	0.8	1000	
Cu	65	74	No Gas	ug/l	51.648	0.6	287,068	2.2	1000	
Zn	66	74	He	ug/l	49.338	1.1	48,912	0.7	2500	
As	75	74	He	ug/l	49.846	0.2	40,297	1.3	500	
Se	78	74	HEHe	ug/l	24.305	2.6	1,049	2.8	100	
Mo	95	103	He	ug/l	24.857	0.4	93,127	1.1	100	
Ag	109	103	No Gas	ug/l	25.403	0.6	495,547	2.3	100	
Cd	111	103	He	ug/l	50.487	0.6	103,163	0.3	500	
Cd	111	103	No Gas	ug/l	49.897	0.8	223,979	2.1	500	
Sb	123	103	No Gas	ug/l	24.741	0.3	335,021	2.1	100	
Ba	138	159	He	ug/l	51.441	0.3	890,534	0.7	2500	
W	186	159	No Gas	ug/l	0.005	17.2	126	13.1	35	
Hg	201	159	No Gas	ng/l	992.792	1.8	2,509	2.5	4000	
Tl	205	159	No Gas	ug/l	26.007	1.3	1,051,565	2.6	100	
Pb	208	159	No Gas	ug/l	52.146	0.1	2,917,887	2.0	500	

QC ISTD Table

Name	Mass	Tune Mode	CPS	CPS RSD	Ref CPS	% Rec	%QC Low	%QC High	QC Flag
Li	6	No Gas	434,548	1.4	537942.49	80.78	70	120	
Sc	45	He	153,597	1.0	182081.18	84.36	70	120	
Ge	74	No Gas	773,284	1.7	931666.04	83	70	120	
Ge	74	He	175,124	1.4	206177.27	84.94	70	120	
Ge	74	HEHe	76,687	0.3	90694.13	84.56	70	120	
Rh	103	No Gas	851,530	1.9	1001447.8	85.03	70	120	
Rh	103	He	483,532	0.9	571600.02	84.59	70	120	
Tb	159	No Gas	1,758,076	2.0	1890426.69	93	70	120	
Tb	159	He	998,186	1.0	1107688.91	90.11	70	120	

Sample Report ICPMS6

Name	Mass	Tune Mode	CPS	CPS RSD	Ref CPS	% Rec	%QC Low	%QC High	QC Flag
Bi	209	No Gas	1,054,971	1.9	1156701.88	91.21	70	120	

Sample Report ICPMS6

Sample Name	**A0L0210-02**	**Sample Type**	Sample
File Name	036SMPL.d	**Vial #**	3104
Data Path Name	C:\Agilent\ICPMH\1\DATA\0L16066_6020.b		
Acq Time	12/16/2020 17:35:32	**Sample QC Pass/Fail**	Pass
Total Dilution	5.0000	**ISTD QC Pass/Fail**	Pass
Comment	0120499 Sediment RCRA		
ISTD Ref FileName	004CALB.d	**Operator**	ICPMS Analyst

QC Analyte Table

Name	Mass	ISTD	Tune	Units	Raw Conc.	Conc RSD	CPS	CPS RSD	LDR	QC Flag
Be	9	6	No Gas	ug/l	0.682	1.5	1,511	1.6	100	
Na	23	45	He	ug/l	651.711	0.3	522,301	0.6	50000	
Mg	24	45	He	ug/l	6439.861	0.2	2,721,113	0.7	50000	
Al	27	45	He	ug/l	26719.2	0.4	5,299,997	0.8	50000	
K	39	45	He	ug/l	1341.265	0.2	713,582	0.7	50000	
Ca	44	45	He	ug/l	8803.668	0.4	229,178	0.9	50000	
Ti	47	45	He	ug/l	2339.803	0.3	385,171	0.5	2500	
V	51	74	He	ug/l	127.75	0.4	561,275	0.5	500	
Cr	52	74	He	ug/l	36.403	0.4	194,189	1.3	1000	
Mn	55	74	He	ug/l	596.343	0.2	2,105,771	0.7	2500	
Fe	56	74	He	ug/l	47116.655	0.2	229,178,794	0.7	50000	
Co	59	74	He	ug/l	22.982	0.1	182,823	0.9	500	
Ni	60	74	He	ug/l	34.307	0.5	69,232	0.3	1000	
Cu	65	74	He	ug/l	38.916	0.3	100,384	1.1	1000	
Cu	65	74	No Gas	ug/l	39.956	0.5	226,394	0.4	1000	
Zn	66	74	He	ug/l	104.426	0.6	104,670	1.4	2500	
As	75	74	He	ug/l	5.115	0.4	4,215	0.5	500	
Se	78	74	HEHe	ug/l	1.213	4.6	52	4.9	100	
Mo	95	103	He	ug/l	0.484	2.2	1,833	1.3	100	
Ag	109	103	No Gas	ug/l	0.118	3.1	2,338	3.7	100	
Cd	111	103	He	ug/l	0.185	12.7	382	12.0	500	
Cd	111	103	No Gas	ug/l	0.763	1.5	3,455	1.9	500	
Sb	123	103	No Gas	ug/l	0.273	3.0	3,777	2.2	100	
Ba	138	159	He	ug/l	175.828	0.4	3,181,523	0.6	2500	
W	186	159	No Gas	ug/l	0.085	5.0	1,822	4.8	35	
Hg	201	159	No Gas	ng/l	67.77	11.1	194	10.8	4000	
Tl	205	159	No Gas	ug/l	0.127	4.2	6,065	3.0	100	
Pb	208	159	No Gas	ug/l	13.087	1.3	769,464	0.7	500	

QC ISTD Table

Name	Mass	Tune Mode	CPS	CPS RSD	Ref CPS	% Rec	%QC Low	%QC High	QC Flag
Li	6	No Gas	448,110	0.2	537942.49	83.3	70	120	
Sc	45	He	176,859	0.7	182081.18	97.13	70	120	
Ge	74	No Gas	788,010	0.8	931666.04	84.58	70	120	
Ge	74	He	177,253	0.8	206177.27	85.97	70	120	
Ge	74	HEHe	75,399	1.3	90694.13	83.13	70	120	
Rh	103	No Gas	856,213	0.9	1001447.8	85.5	70	120	
Rh	103	He	485,803	1.3	571600.02	84.99	70	120	
Tb	159	No Gas	1,845,896	0.9	1890426.69	97.64	70	120	
Tb	159	He	1,043,493	0.8	1107688.91	94.2	70	120	

Sample Report ICPMS6

Name	Mass	Tune Mode	CPS	CPS RSD	Ref CPS	% Rec	%QC Low	%QC High	QC Flag
Bi	209	No Gas	1,059,064	0.9	1156701.88	91.56	70	120	

Continuing Calibration Verification (CCV) Report ICPMS6

Sample Name	**0L16066-CCV2**	**Sample Type**	CCV
File Name	040_CCV.d	**Vial #**	1301
Data Path Name	C:\Agilent\ICPMH\1\DATA\0L16066_6020.b		
Acq Time	12/16/2020 17:54:55	**Sample QC Pass/Fail**	Pass
Total Dilution	1.0000	**ISTD QC Pass/Fail**	Pass
Comment	A20L107 JPB 12/16		
ISTD Ref FileName	004CALB.d	**Operator**	ICPMS Analyst

QC Analyte Table

Name	Mass	ISTD	Tune	Conc.	Units	Conc. RSD	CPS	ExpValue	% Rec	Low	High	Flag
Be	9	6	No Gas	39.412	ug/l	1.4	90,744	40	98.53	89.5	110.5	
Na	23	45	He	3953.548	ug/l	1.0	2,851,209	4000	98.84	89.5	110.5	
Mg	24	45	He	4208.272	ug/l	0.5	1,611,883	4000	105.21	89.5	110.5	
Al	27	45	He	4129.296	ug/l	1.1	742,456	4000	103.23	89.5	110.5	
K	39	45	He	4160.286	ug/l	0.8	1,937,558	4000	104.01	89.5	110.5	
Ca	44	45	He	4253.907	ug/l	0.9	100,423	4000	106.35	89.5	110.5	
Ti	47	45	He	103.769	ug/l	1.2	15,490	100	103.77	89.5	110.5	
V	51	74	He	99.075	ug/l	0.8	446,576	100	99.08	89.5	110.5	
Cr	52	74	He	96.994	ug/l	0.9	529,721	100	96.99	89.5	110.5	
Mn	55	74	He	102.425	ug/l	1.1	370,889	100	102.42	89.5	110.5	
Fe	56	74	He	4092.780	ug/l	1.0	20,415,014	4000	102.32	89.5	110.5	
Co	59	74	He	101.532	ug/l	1.0	827,894	100	101.53	89.5	110.5	
Ni	60	74	He	103.022	ug/l	0.9	212,937	100	103.02	89.5	110.5	
Cu	65	74	He	102.881	ug/l	1.2	271,705	100	102.88	89.5	110.5	
Cu	65	74	No Gas	104.370	ug/l	0.1	619,844	100	104.37	89.5	110.5	
Zn	66	74	He	100.849	ug/l	0.9	103,634	100	100.85	89.5	110.5	
As	75	74	He	101.314	ug/l	0.8	84,955	100	101.31	89.5	110.5	
Se	78	74	HEHe	40.119	ug/l	1.5	1,688	40	100.3	89.5	110.5	
Mo	95	103	He	40.313	ug/l	0.7	154,210	40	100.78	89.5	110.5	
Ag	109	103	No Gas	39.280	ug/l	0.8	794,953	40	98.2	89.5	110.5	
Cd	111	103	He	100.133	ug/l	0.7	208,923	100	100.13	89.5	110.5	
Cd	111	103	No Gas	98.133	ug/l	0.9	457,011	100	98.13	89.5	110.5	
Sb	123	103	No Gas	39.523	ug/l	0.8	555,188	40	98.81	89.5	110.5	
Ba	138	159	He	105.091	ug/l	0.8	1,821,946	100	105.09	89.5	110.5	
Hg	201	159	No Gas	827.327	ng/l	1.0	2,090	800	103.42	89.5	110.5	
Tl	205	159	No Gas	43.650	ug/l	0.5	1,761,756	40	109.12	89.5	110.5	
Pb	208	159	No Gas	104.231	ug/l	0.5	5,822,510	100	104.23	89.5	110.5	

QC ISTD Table

Name	Mass	Tune Mode	CPS	CPS RSD	Ref CPS	% Rec	%QC Low	%QC High	QC Flag
Li	6	No Gas	468,225	0.5	537942.49	87.04	70	120	
Ge	74	No Gas	826,942	1.3	931666.04	88.76	70	120	
Rh	103	No Gas	883,489	1.4	1001447.8	88.22	70	120	
Tb	159	No Gas	1,755,332	1.3	1890426.69	92.85	70	120	
Bi	209	No Gas	1,048,234	1.5	1156701.88	90.62	70	120	
Sc	45	He	160,315	1.0	182081.18	88.05	70	120	
Ge	74	He	181,733	1.1	206177.27	88.14	70	120	
Rh	103	He	493,752	1.2	571600.02	86.38	70	120	
Tb	159	He	999,783	0.9	1107688.91	90.26	70	120	
Ge	74	HEHe	74,794	0.9	90694.13	82.47	70	120	

Continuing Calibration Blank (CCB) Report ICPMS6

Sample Name	**0L16066-CCB2**	**Sample Type**	CCB
File Name	041_CCB.d	**Vial #**	1101
Data Path Name	C:\Agilent\ICPMH\1\DATA\0L16066_6020.b		
Acq Time	12/16/2020 17:59:43	**Sample QC Pass/Fail**	Fail
Total Dilution	1.0000	**ISTD QC Pass/Fail**	Pass
Comment	CCB		
ISTD Ref FileName	004CALB.d	**Operator**	ICPMS Analyst

QC Analyte Table

Name	Mass	ISTD	Tune Mode	Conc.	Units	Conc. RSD	CPS	Limit	QC Flag
Be	9	6	No Gas	0.016	ug/l	39.3	42	0.09	
Na	23	45	He	0.826	ug/l	24.1	4,247	45	
Mg	24	45	He	0.992	ug/l	12.2	600	45	
Al	27	45	He	2.037	ug/l	2.7	380	22.5	
K	39	45	He	10.896	ug/l	12.1	34,141	45	
Ca	44	45	He	0.006	ug/l	27873.1	85	270	
Ti	47	45	He	0.102	ug/l	24.7	20	1.8	
V	51	74	He	0.098	ug/l	4.7	1,646	0.9	
Cr	52	74	He	0.032	ug/l	33.6	550	0.45	
Mn	55	74	He	0.067	ug/l	23.1	326	0.45	
Fe	56	74	He	3.188	ug/l	3.4	20,336	22.5	
Co	59	74	He	0.012	ug/l	21.6	137	0.45	
Ni	60	74	He	0.008	ug/l	23.6	112	0.9	
Cu	65	74	He	0.002	ug/l	121.4	206	0.9	
Cu	65	74	No Gas	0.018	ug/l	8.9	518	0.9	
Zn	66	74	He	0.025	ug/l	98.9	128	1.8	
As	75	74	He	0.053	ug/l	13.2	73	0.45	
Se	78	74	HEHe	0.029	ug/l	18.4	1	0.45	
Mo	95	103	He	0.020	ug/l	36.5	80	0.45	
Ag	109	103	No Gas	0.007	ug/l	28.1	141	0.09	
Cd	111	103	He	0.020	ug/l	11.2	41	0.09	
Cd	111	103	No Gas	0.022	ug/l	15.4	100	0.09	
Sb	123	103	No Gas	0.133	ug/l	2.3	1,766	0.45	
Ba	138	159	He	0.017	ug/l	20.5	460	0.45	
Hg	201	159	No Gas	40.120	ng/l	12.6	104	36	>LOD
Tl	205	159	No Gas	0.020	ug/l	8.5	1,308	0.09	
Pb	208	159	No Gas	0.019	ug/l	6.3	1,687	0.09	

Hg B-02
JPB 12/17/20

QC ISTD Table

Name	Mass	Tune Mode	CPS	CPS RSD	Ref CPS	% Rec	%QC Low	%QC High	QC Flag
Li	6	No Gas	423,074	1.1	537942.49	78.65	70	120	
Ge	74	No Gas	747,913	1.1	931666.04	80.28	70	120	
Rh	103	No Gas	806,690	1.1	1001447.8	80.55	70	120	
Tb	159	No Gas	1,576,683	1.7	1890426.69	83.4	70	120	
Bi	209	No Gas	942,512	0.9	1156701.88	81.48	70	120	
Sc	45	He	145,342	1.1	182081.18	79.82	70	120	
Ge	74	He	167,314	1.7	206177.27	81.15	70	120	
Rh	103	He	452,741	0.8	571600.02	79.21	70	120	
Tb	159	He	898,625	1.2	1107688.91	81.13	70	120	

Continuing Calibration Blank (CCB) Report ICPMS6

Name	Mass	Tune Mode	CPS	CPS RSD	Ref CPS	% Rec	%QC Low	%QC High	QC Flag
Ge	74	HEHe	69,644	1.8	90694.13	76.79	70	120	

Continuing Calibration Verification (CCV) Report ICPMS6

Sample Name	**0L16066-CCV3**	**Sample Type**	CCV
File Name	052_CCV.d	**Vial #**	1301
Data Path Name	C:\Agilent\ICPMH\1\DATA\0L16066_6020.b		
Acq Time	12/16/2020 18:52:41	**Sample QC Pass/Fail**	Fail
Total Dilution	1.0000	**ISTD QC Pass/Fail**	Pass
Comment	A20L107 JPB 12/16		
ISTD Ref FileName	004CALB.d	**Operator**	ICPMS Analyst

QC Analyte Table

Name	Mass	ISTD	Tune	Conc.	Units	Conc. RSD	CPS	ExpValue	% Rec	Low	High	Flag
Be	9	6	No Gas	40.433	ug/l	0.3	81,231	40	101.08	89.5	110.5	
Na	23	45	He	3908.588	ug/l	0.2	2,565,385	4000	97.71	89.5	110.5	
Mg	24	45	He	4153.727	ug/l	0.2	1,447,898	4000	103.84	89.5	110.5	
Al	27	45	He	4076.213	ug/l	0.6	667,012	4000	101.91	89.5	110.5	
K	39	45	He	4119.204	ug/l	0.6	1,746,178	4000	102.98	89.5	110.5	
Ca	44	45	He	4195.446	ug/l	0.1	90,137	4000	104.89	89.5	110.5	
Ti	47	45	He	101.851	ug/l	2.1	13,836	100	101.85	89.5	110.5	
V	51	74	He	96.853	ug/l	0.4	402,955	100	96.85	89.5	110.5	
Cr	52	74	He	94.964	ug/l	0.1	478,700	100	94.96	89.5	110.5	
Mn	55	74	He	100.562	ug/l	0.7	336,086	100	100.56	89.5	110.5	
Fe	56	74	He	4037.403	ug/l	0.4	18,587,639	4000	100.94	89.5	110.5	
Co	59	74	He	99.499	ug/l	0.1	748,825	100	99.5	89.5	110.5	
Ni	60	74	He	100.285	ug/l	0.2	191,317	100	100.28	89.5	110.5	
Cu	65	74	He	101.305	ug/l	0.5	246,943	100	101.3	89.5	110.5	
Cu	65	74	No Gas	103.553	ug/l	0.2	550,469	100	103.55	89.5	110.5	
Zn	66	74	He	100.031	ug/l	0.6	94,880	100	100.03	89.5	110.5	
As	75	74	He	100.723	ug/l	0.4	77,953	100	100.72	89.5	110.5	
Se	78	74	HEHe	39.624	ug/l	0.1	1,570	40	99.06	89.5	110.5	
Mo	95	103	He	40.389	ug/l	0.7	144,175	40	100.97	89.5	110.5	
Ag	109	103	No Gas	39.601	ug/l	0.7	740,643	40	99	89.5	110.5	
Cd	111	103	He	100.902	ug/l	0.2	196,461	100	100.9	89.5	110.5	
Cd	111	103	No Gas	98.883	ug/l	1.2	425,574	100	98.88	89.5	110.5	
Sb	123	103	No Gas	40.697	ug/l	0.4	528,345	40	101.74	89.5	110.5	
Ba	138	159	He	104.651	ug/l	0.4	1,741,900	100	104.65	89.5	110.5	
Hg	201	159	No Gas	809.539	ng/l	3.2	2,018	800	101.19	89.5	110.5	
Tl	205	159	No Gas	44.222	ug/l	0.4	1,761,087	40	110.56	89.5	110.5	> +/- 10%
Pb	208	159	No Gas	105.926	ug/l	0.6	5,838,804	100	105.93	89.5	110.5	

Hg B-02
JPB 12/17/20

QC ISTD Table

Name	Mass	Tune Mode	CPS	CPS RSD	Ref CPS	% Rec	%QC Low	%QC High	QC Flag
Li	6	No Gas	408,544	1.0	537942.49	75.95	70	120	
Ge	74	No Gas	740,176	1.6	931666.04	79.45	70	120	
Rh	103	No Gas	816,520	2.1	1001447.8	81.53	70	120	
Tb	159	No Gas	1,732,010	1.4	1890426.69	91.62	70	120	
Bi	209	No Gas	1,036,722	1.9	1156701.88	89.63	70	120	
Sc	45	He	145,892	0.7	182081.18	80.12	70	120	
Ge	74	He	167,726	1.1	206177.27	81.35	70	120	
Rh	103	He	460,733	0.5	571600.02	80.6	70	120	
Tb	159	He	959,832	0.2	1107688.91	86.65	70	120	
Ge	74	HEHe	70,417	2.1	90694.13	77.64	70	120	

Continuing Calibration Blank (CCB) Report ICPMS6

Sample Name	**0L16066-CCB3**	**Sample Type**	CCB
File Name	053_CCB.d	**Vial #**	1101
Data Path Name	C:\Agilent\ICPMH\1\DATA\0L16066_6020.b		
Acq Time	12/16/2020 18:57:30	**Sample QC Pass/Fail**	Pass
Total Dilution	1.0000	**ISTD QC Pass/Fail**	Fail
Comment	CCB		
ISTD Ref FileName	004CALB.d	**Operator**	ICPMS Analyst

QC Analyte Table

Name	Mass	ISTD	Tune Mode	Conc.	Units	Conc. RSD	CPS	Limit	QC Flag
Be	9	6	No Gas	0.018	ug/l	29.4	40	0.09	
Na	23	45	He	7.477	ug/l	2.3	7,738	45	
Mg	24	45	He	2.769	ug/l	4.6	1,096	45	
Al	27	45	He	0.651	ug/l	32.5	138	22.5	
K	39	45	He	9.015	ug/l	7.2	30,048	45	
Ca	44	45	He	5.349	ug/l	27.5	180	270	
Ti	47	45	He	0.063	ug/l	110.9	13	1.8	
V	51	74	He	-0.017	ug/l	N/A	1,075	0.9	
Cr	52	74	He	0.015	ug/l	39.0	428	0.45	
Mn	55	74	He	0.187	ug/l	5.0	668	0.45	
Fe	56	74	He	4.641	ug/l	2.2	24,803	22.5	
Co	59	74	He	0.013	ug/l	37.2	130	0.45	
Ni	60	74	He	-0.001	ug/l	N/A	87	0.9	
Cu	65	74	He	-0.012	ug/l	N/A	159	0.9	
Cu	65	74	No Gas	0.014	ug/l	55.0	450	0.9	
Zn	66	74	He	0.219	ug/l	21.6	287	1.8	
As	75	74	He	0.038	ug/l	34.1	56	0.45	
Se	78	74	HEHe	0.023	ug/l	23.7	1	0.45	
Mo	95	103	He	0.025	ug/l	31.3	92	0.45	
Ag	109	103	No Gas	0.013	ug/l	7.1	244	0.09	
Cd	111	103	He	0.019	ug/l	21.7	37	0.09	
Cd	111	103	No Gas	0.019	ug/l	13.2	83	0.09	
Sb	123	103	No Gas	0.143	ug/l	7.8	1,771	0.45	
Ba	138	159	He	0.037	ug/l	10.4	746	0.45	
Hg	201	159	No Gas	31.509	ng/l	8.9	87	36	
Tl	205	159	No Gas	0.012	ug/l	10.5	1,045	0.09	
Pb	208	159	No Gas	0.015	ug/l	22.6	1,522	0.09	

QC ISTD Table

Name	Mass	Tune Mode	CPS	CPS RSD	Ref CPS	% Rec	%QC Low	%QC High	QC Flag
Li	6	No Gas	372,408	1.5	537942.49	69.23	70	120	Recovery Fail
Ge	74	No Gas	674,374	2.4	931666.04	72.38	70	120	
Rh	103	No Gas	754,209	2.4	1001447.8	75.31	70	120	
Tb	159	No Gas	1,622,770	3.3	1890426.69	85.84	70	120	
Bi	209	No Gas	981,950	2.2	1156701.88	84.89	70	120	
Sc	45	He	130,924	1.9	182081.18	71.9	70	120	
Ge	74	He	153,670	2.8	206177.27	74.53	70	120	
Rh	103	He	425,384	3.2	571600.02	74.42	70	120	
Tb	159	He	882,809	3.2	1107688.91	79.7	70	120	

Li Q-06.
No Be this seq

Continuing Calibration Blank (CCB) Report ICPMS6

Name	Mass	Tune Mode	CPS	CPS RSD	Ref CPS	% Rec	%QC Low	%QC High	QC Flag
Ge	74	HEHe	63,164	0.2	90694.13	69.65	70	120	Recovery Fail

74 HEHe rounds up to 70%
Pass
JPB 12/17/20

Continuing Calibration Verification (CCV) Report ICPMS6

Sample Name	**0L16066-CCV4**	**Sample Type**	CCV
File Name	062_CCV.d	**Vial #**	1301
Data Path Name	C:\Agilent\ICPMH\1\DATA\0L16066_6020.b		
Acq Time	12/16/2020 19:47:40	**Sample QC Pass/Fail**	Pass
Total Dilution	1.0000	**ISTD QC Pass/Fail**	Pass
Comment	A20L107 JPB 12/16		
ISTD Ref FileName	004CALB.d	**Operator**	ICPMS Analyst

QC Analyte Table

Name	Mass	ISTD	Tune	Conc.	Units	Conc. RSD	CPS	ExpValue	% Rec	Low	High	Flag
Be	9	6	No Gas	40.261	ug/l	2.0	79,894	40	100.65	89.5	110.5	
Na	23	45	He	3860.362	ug/l	1.9	2,427,397	4000	96.51	89.5	110.5	
Mg	24	45	He	4134.005	ug/l	2.1	1,380,502	4000	103.35	89.5	110.5	
Al	27	45	He	4000.160	ug/l	2.1	627,092	4000	100	89.5	110.5	
K	39	45	He	4007.785	ug/l	2.0	1,628,394	4000	100.19	89.5	110.5	
Ca	44	45	He	4114.111	ug/l	1.3	84,684	4000	102.85	89.5	110.5	
Ti	47	45	He	101.145	ug/l	2.5	13,164	100	101.14	89.5	110.5	
V	51	74	He	93.557	ug/l	1.4	379,440	100	93.56	89.5	110.5	
Cr	52	74	He	92.511	ug/l	1.4	454,541	100	92.51	89.5	110.5	
Mn	55	74	He	98.532	ug/l	1.5	320,981	100	98.53	89.5	110.5	
Fe	56	74	He	3949.175	ug/l	1.1	17,721,808	4000	98.73	89.5	110.5	
Co	59	74	He	97.124	ug/l	1.1	712,457	100	97.12	89.5	110.5	
Ni	60	74	He	97.661	ug/l	1.4	181,601	100	97.66	89.5	110.5	
Cu	65	74	He	99.005	ug/l	1.4	235,232	100	99	89.5	110.5	
Cu	65	74	No Gas	99.440	ug/l	2.4	526,075	100	99.44	89.5	110.5	
Zn	66	74	He	97.999	ug/l	1.7	90,598	100	98	89.5	110.5	
As	75	74	He	97.805	ug/l	1.3	73,782	100	97.8	89.5	110.5	
Se	78	74	HEHe	39.297	ug/l	1.6	1,542	40	98.24	89.5	110.5	
Mo	95	103	He	39.140	ug/l	1.5	139,628	40	97.85	89.5	110.5	
Ag	109	103	No Gas	38.982	ug/l	3.1	744,896	40	97.46	89.5	110.5	
Cd	111	103	He	100.110	ug/l	1.2	194,796	100	100.11	89.5	110.5	
Cd	111	103	No Gas	98.731	ug/l	3.3	434,138	100	98.73	89.5	110.5	
Sb	123	103	No Gas	40.712	ug/l	3.2	539,980	40	101.78	89.5	110.5	
Ba	138	159	He	99.679	ug/l	1.3	1,717,742	100	99.68	89.5	110.5	
Hg	201	159	No Gas	779.847	ng/l	0.8	2,117	800	97.48	89.5	110.5	
Tl	205	159	No Gas	44.022	ug/l	2.5	1,907,956	40	110.06	89.5	110.5	
Pb	208	159	No Gas	105.933	ug/l	2.9	6,354,605	100	105.93	89.5	110.5	

QC ISTD Table

Name	Mass	Tune Mode	CPS	CPS RSD	Ref CPS	% Rec	%QC Low	%QC High	QC Flag
Li	6	No Gas	403,576	0.8	537942.49	75.02	70	120	
Ge	74	No Gas	736,688	0.7	931666.04	79.07	70	120	
Rh	103	No Gas	834,342	1.2	1001447.8	83.31	70	120	
Tb	159	No Gas	1,885,206	0.7	1890426.69	99.72	70	120	
Bi	209	No Gas	1,172,210	3.3	1156701.88	101.34	70	120	
Sc	45	He	139,790	1.4	182081.18	76.77	70	120	
Ge	74	He	163,485	0.4	206177.27	79.29	70	120	
Rh	103	He	460,465	0.6	571600.02	80.56	70	120	
Tb	159	He	993,821	1.1	1107688.91	89.72	70	120	
Ge	74	HEHe	69,763	1.1	90694.13	76.92	70	120	

Continuing Calibration Blank (CCB) Report ICPMS6

Sample Name	**0L16066-CCB4**	**Sample Type**	CCB
File Name	063_CCB.d	**Vial #**	1101
Data Path Name	C:\Agilent\ICPMH\1\DATA\0L16066_6020.b		
Acq Time	12/16/2020 19:52:29	**Sample QC Pass/Fail**	Pass
Total Dilution	1.0000	**ISTD QC Pass/Fail**	Fail
Comment	CCB		
ISTD Ref FileName	004CALB.d	**Operator**	ICPMS Analyst

QC Analyte Table

Name	Mass	ISTD	Tune Mode	Conc.	Units	Conc. RSD	CPS	Limit	QC Flag
Be	9	6	No Gas	0.021	ug/l	25.3	43	0.09	
Na	23	45	He	3.554	ug/l	7.6	5,283	45	
Mg	24	45	He	1.016	ug/l	9.0	533	45	
Al	27	45	He	0.228	ug/l	62.3	75	22.5	
K	39	45	He	2.834	ug/l	57.8	26,996	45	
Ca	44	45	He	0.450	ug/l	117.4	83	270	
Ti	47	45	He	-0.018	ug/l	N/A	3	1.8	
V	51	74	He	-0.096	ug/l	N/A	760	0.9	
Cr	52	74	He	0.010	ug/l	77.4	401	0.45	
Mn	55	74	He	0.090	ug/l	3.1	366	0.45	
Fe	56	74	He	0.824	ug/l	13.1	8,557	22.5	
Co	59	74	He	0.013	ug/l	23.9	130	0.45	
Ni	60	74	He	0.036	ug/l	35.9	149	0.9	
Cu	65	74	He	0.008	ug/l	62.4	201	0.9	
Cu	65	74	No Gas	0.028	ug/l	36.2	484	0.9	
Zn	66	74	He	0.062	ug/l	22.6	148	1.8	
As	75	74	He	0.026	ug/l	16.2	47	0.45	
Se	78	74	HEHe	0.013	ug/l	108.5	1	0.45	
Mo	95	103	He	0.021	ug/l	17.7	81	0.45	
Ag	109	103	No Gas	0.010	ug/l	4.8	184	0.09	
Cd	111	103	He	0.016	ug/l	23.0	32	0.09	
Cd	111	103	No Gas	0.020	ug/l	17.4	83	0.09	
Sb	123	103	No Gas	0.140	ug/l	3.0	1,655	0.45	
Ba	138	159	He	0.014	ug/l	4.3	408	0.45	
Hg	201	159	No Gas	32.123	ng/l	20.2	88	36	
Tl	205	159	No Gas	0.009	ug/l	8.7	921	0.09	
Pb	208	159	No Gas	0.014	ug/l	11.0	1,505	0.09	

QC ISTD Table

Name	Mass	Tune Mode	CPS	CPS RSD	Ref CPS	% Rec	%QC Low	%QC High	QC Flag
Li	6	No Gas	354,121	0.9	537942.49	65.83	70	120	Recovery Fail
Ge	74	No Gas	634,981	1.4	931666.04	68.16	70	120	Recovery Fail
Rh	103	No Gas	721,488	2.0	1001447.8	72.04	70	120	
Tb	159	No Gas	1,621,474	2.2	1890426.69	85.77	70	120	
Bi	209	No Gas	1,000,538	2.2	1156701.88	86.5	70	120	
Sc	45	He	127,469	3.3	182081.18	70.01	70	120	
Ge	74	He	151,166	2.9	206177.27	73.32	70	120	
Rh	103	He	430,499	3.0	571600.02	75.31	70	120	
Tb	159	He	914,570	2.7	1107688.91	82.57	70	120	

Li Q-06.
74 No gas for DW Cu only not in this sequence.
JPB 12/17/20

Continuing Calibration Blank (CCB) Report ICPMS6

Name	Mass	Tune Mode	CPS	CPS RSD	Ref CPS	% Rec	%QC Low	%QC High	QC Flag
Ge	74	HEHe	63,993	3.1	90694.13	70.56	70	120	

APEX LABORATORIES, LLC
6700 SW Sandburg St. Tigard OR 97223 phone 503-718-2323

Metals IFA/IFB Metals Internal Standards Recovery Summary

A20L211 IFA
A20L212 IFB
A0L0210 (I.S Tables)

APEX LABORATORIES

Analytical Standard Record

Apex Laboratories

A20L211

Description:	ICSA working std	Expires:	03/27/21
Standard Type:	Calibration Standa	Prepared:	12/14/20
Solvent:	3.5% HNO3 + 0.4% HCl	Prepared By:	Kevin Taucher
Final Volume (mls):	50	Department:	Metals
Vials:	1	Last Edit:	12/17/20 17:19 by jsj

Prepare as needed.

Analyte	CAS Number	Concentration	Units
Aluminum	7429-90-5	100	ug/mL
Calcium	7440-70-2	300	ug/mL
Carbon	7440-44-0	200	ug/mL
Chlorine	7782-50-5	2000	ug/mL
Iron	7439-89-6	250	ug/mL
Magnesium	7439-95-4	100	ug/mL
Molybdenum	7439-98-7	2	ug/mL
Phosphorus	7723-14-0	100	ug/mL
Potassium	7440-09-7	100	ug/mL
Sodium	7440-23-5	250	ug/mL
Sulfur	7704-34-9	100	ug/mL
Titanium	7440-32-6	2	ug/mL
Tungsten	7440-33-7	0.1	ug/mL

Parent Standards used in this standard:

Standard	Description	Prepared	Prepared By	Expires	Last Edit	(mls)
A20I395	Conc. HCl - Omnitrace	09/28/20	Nathan R. Potts	03/22/22	12/15/20 12:52 by jsj	0.02
A20J051	6020A ICS Interferents A	10/02/20	Marshall Pattee	09/16/21	10/05/20 16:50 by jsj	5
A20K170	1 W 10 ppm	11/09/20	Kevin Taucher	05/08/21	11/12/20 16:18 by jsj	0.5
A20K177	Conc. HNO3 - Omnitrace	11/10/20	John H. Hoang	05/09/22	12/17/20 17:19 by jsj	1.75

Reviewed By Date

APEX LABORATORIES

Analytical Standard Record

Apex Laboratories

A20L212

Description:	ICSA+B working std	Expires:	01/31/21
Standard Type:	Calibration Standa	Prepared:	12/14/20
Solvent:	3.5% HNO3 + 0.4% HCl	Prepared By:	Kevin Taucher
Final Volume (mls):	50	Department:	Metals
Vials:	1	Last Edit:	12/15/20 14:43 by jsj

Prepare as needed.

Analyte	CAS Number	Concentration	Units
Aluminum	7429-90-5	100	ug/mL
Arsenic	7440-38-2	0.1	ug/mL
Cadmium	7440-43-9	0.1	ug/mL
Calcium	7440-70-2	300	ug/mL
Carbon	7440-44-0	200	ug/mL
Chlorine	7782-50-5	2000	ug/mL
Chromium	7440-47-3	0.2	ug/mL
Cobalt	7440-48-4	0.2	ug/mL
Copper	7440-50-8	0.2	ug/mL
Iron	7439-89-6	250	ug/mL
Magnesium	7439-95-4	100	ug/mL
Manganese	7439-96-5	0.2	ug/mL
Mercury	7439-97-6	0.002	ug/mL
Molybdenum	7439-98-7	2	ug/mL
Nickel	7440-02-0	0.2	ug/mL
Phosphorus	7723-14-0	100	ug/mL
Potassium	7440-09-7	100	ug/mL
Selenium	7782-49-2	0.1	ug/mL
Silver	7440-22-4	0.05	ug/mL
Sodium	7440-23-5	250	ug/mL
Sulfur	7704-34-9	100	ug/mL
Titanium	7440-32-6	2	ug/mL
Tungsten	7440-33-7	0.1	ug/mL
Vanadium	7440-62-2	0.2	ug/mL
Zinc	7440-66-6	0.1	ug/mL

Reviewed By Date

Analytical Standard Record

Apex Laboratories

A20L212

Parent Standards used in this standard:

Standard	Description	Prepared	Prepared By	Expires	Last Edit	(mls)
A20H043	1 Hg Stock 1.00ppm Primary Std	08/04/20	John Beck	01/31/21	08/04/20 18:32 by jpb	0.1
A20H307	Conc. HCl - Omnitrace	08/20/20	Michael J. Griffith	08/20/22	08/21/20 12:29 by jsj	0.2
A20I381	Conc. HNO3 - Omnitrace	09/28/20	Michael J. Griffith	08/31/22	09/30/20 16:53 by mnp	1.75
A20J050	6020A ICS Analytes B	10/02/20	Marshall Pattee	09/16/21	10/05/20 16:46 by jsj	0.5
A20J051	6020A ICS Interferents A	10/02/20	Marshall Pattee	09/16/21	10/05/20 16:50 by jsj	5
A20K170	1 W 10 ppm	11/09/20	Kevin Taucher	05/08/21	11/12/20 16:18 by jsj	0.5

Reviewed By Date

		6 Li (ISTD) [No Gas]	45 Sc (ISTD) [He]	74 Ge (ISTD) [No Gas]	74 Ge (ISTD) [He]	74 Ge (ISTD) [HEHe]	103 Rh (ISTD) [No Gas]	103 Rh (ISTD) [He]	159 Tb (ISTD) [No Gas]	159 Tb (ISTD) [He]	209 Bi (ISTD) [No Gas]
Acq. Date-Time	Sample Name	QC Measured Value	QC Measured Value	QC Measured Value	QC Measured Value	QC Measured Value	QC Measured Value	QC Measured Value	QC Measured Value	QC Measured Value	QC Measured Value
12/16/2020 13:18	rinse										
12/16/2020 13:23	rinse										
12/16/2020 13:28	rinse										
12/16/2020 13:32	0L16066-CAL0	100	100	100	100	100	100	100	100	100	100
12/16/2020 13:37	0L16066-CAL1	100.5747293	100.780412	99.96259103	100.8704144	98.91272636	99.76539732	101.4649737	99.18203652	100.9329455	99.77810474
12/16/2020 13:43	0L16066-CAL2	100.3917965	101.4743881	100.1801185	100.8452629	99.63700332	100.5581845	101.1851242	100.889602	102.434615	101.3304846
12/16/2020 13:48	0L16066-CAL3	101.3236632	98.19072097	100.4653799	99.03301982	98.79920559	101.3336991	99.55285691	103.1112502	101.124204	105.0303325
12/16/2020 13:53	0L16066-CAL4	100.1773331	100.5680122	99.97638961	100.6346303	98.8612346	101.270876	101.6229525	103.5887914	103.3360299	106.2107769
12/16/2020 13:58	0L16066-CAL5	103.520165	104.277656	101.2520584	103.322526	101.0271374	101.7212353	103.4869943	104.1853452	104.646758	105.5553217
12/16/2020 14:03	0L16066-CAL6	106.1349761	108.0759416	103.5859684	106.2338847	104.6288811	102.6866266	105.138872	106.2698175	108.0661696	105.5176372
12/16/2020 14:08	0L16066-CAL7	110.4923427	112.3421595	106.8937821	109.8329526	110.3665258	104.7252029	108.668922	106.0713713	108.6828386	103.8943083
12/16/2020 14:13	0L16066-CAL8	111.5584275	115.1159515	106.8400275	110.9061974	108.7563811	103.4079297	108.1256376	105.3568814	109.5389595	100.0715431
12/16/2020 14:18	0L16066-CAL9	112.6124541	119.078034	105.8159724	110.9024272	109.5866517	98.78238353	103.1696494	102.6938585	107.6483339	92.85201644
12/16/2020 14:44	0L16066-ICV1	102.5329653	103.1087122	99.885323	102.3162641	99.66588428	99.26295842	100.5772236	101.0138759	103.9898239	100.1915486
12/16/2020 14:48	0L16066-ICB1	95.43359864	94.77120599	93.838759	95.15411665	92.43190978	93.71744155	94.89014192	94.31320256	95.95845252	94.1298346
12/16/2020 15:15	0L16066-IFA1	108.2187292	113.201668	99.07195036	101.8504271	101.1553045	87.68190347	89.7070234	92.20598252	97.49967285	80.51609657
12/16/2020 15:20	0L16066-IFB1	107.4409056	116.5868796	100.7631021	105.9780337	107.2668138	88.47055067	93.20912846	94.12717489	100.1649371	80.89432655
12/16/2020 16:01	rinse	74.15043026	73.25808607	76.01982931	75.19516579	76.00132725	77.88226506	76.85156789	83.51962787	80.84172784	85.62257628
12/16/2020 16:05	0120589-BLK1	73.59233528	74.59964333	75.99886937	76.68118799	78.06561013	78.76908878	78.20224547	87.90637807	83.15353666	88.909918
12/16/2020 16:10	0120589-BLK2	77.52297972	79.15908389	79.32687948	81.37941038	79.50072695	82.6215199	82.96654432	91.26803554	87.71253117	93.48246583
12/16/2020 16:15	0120589-BS1	81.71476978	86.45498697	84.01903147	88.26501421	83.96562468	86.64064634	88.4038085	95.95106207	94.69273374	96.444314
12/16/2020 16:20	A0L0505-01	88.18038406	97.92926251	89.13086317	90.36285781	86.91691832	90.34707251	90.21580924	98.79734682	96.89816131	95.44925294
12/16/2020 16:25	0120589-DUP1	86.61981639	94.56257012	88.49715863	87.85152376	90.81255831	90.24136189	87.98707362	99.50283411	94.34799164	95.85124157
12/16/2020 16:29	0120589-MS1	84.73143548	96.59676714	87.42446489	90.23056712	86.72373419	88.29280002	88.3994803	97.69160827	96.30486567	94.62079833
12/16/2020 16:34	A0L0505-02	85.94824646	97.82512947	87.96197008	89.76782455	89.68771884	88.41677519	88.80426334	97.79872501	96.18430565	94.12589409
12/16/2020 16:39	0120589-MSD1	85.57868961	88.45407328	88.31883329	87.60219462	84.27116817	90.04227679	87.00492647	96.15785418	91.3229573	95.06684758
12/16/2020 16:45	A0L0062-03	83.24546314	89.34369111	86.11130551	87.29264062	83.02107987	87.95533493	87.43635869	96.99052651	94.51899001	94.73781552
12/16/2020 16:50	0L16066-CCV1	83.72352229	86.26972346	87.53438768	86.60961835	83.26606817	88.63405561	85.7134867	94.81254855	90.54511707	92.86113979
12/16/2020 16:55	0L16066-CCB1	77.61672332	80.24345917	80.65298162	82.10262783	76.14489406	81.34101115	81.09554544	84.04682455	83.42353365	83.0234237
12/16/2020 17:06	A0L0440-04	80.33562485	86.22097597	82.56797504	82.40392843	79.83769475	84.40405381	82.40882915	94.50069127	89.6908032	91.28081614
12/16/2020 17:11	A0L0440-05	80.30671469	91.96338703	82.38405649	85.65423822	82.87991306	83.75490665	84.67695304	94.27728703	92.50216594	91.2620389
12/16/2020 17:16	A0L0440-10	81.18272221	85.5827515	83.82235871	83.76290461	80.54299584	85.93005979	83.98791761	96.39693619	90.43238205	93.30785703
12/16/2020 17:21	0120499-BLK1	76.20326678	76.42502323	79.40921585	78.33014603	78.03850069	82.21990868	78.29483993	89.61803891	82.54953465	88.34026387
12/16/2020 17:25	0120499-BS1	80.77955396	84.35643039	83.00015887	84.93874551	84.555288	85.02986909	84.59272806	92.99890122	90.11427739	91.2051196
12/16/2020 17:30	A0L0209-01	82.60047412	96.96182042	82.80049863	86.51502499	85.01362345	84.16908067	85.9417518	97.23253802	96.00433664	91.07476506
12/16/2020 17:35	A0L0210-02	83.30076397	97.131946	84.58069732	85.97111602	83.13494244	85.49747775	84.99008984	97.64443621	94.2045025	91.55890393
12/16/2020 17:40	A0L0212-02	82.90888007	93.89353339	84.52675525	87.46764212	82.92942748	85.78909189	86.78259734	97.23118435	95.14765358	92.48202367
12/16/2020 17:45	0120499-DUP1	82.91202663	95.72244286	85.42564458	87.57620728	83.76189594	86.81022782	87.61723459	98.76020159	96.06433394	93.17325335
12/16/2020 17:50	0120499-MS1	83.9745169	93.4781802	85.35571537	86.1101792	85.94159607	86.20834056	85.77565838	97.10219284	93.72881479	91.44553764
12/16/2020 17:54	0L16066-CCV2	87.04006515	88.04584146	88.7594368	88.14387897	82.46860381	88.22119635	86.38060529	92.85372888	90.25849598	90.62263041
12/16/2020 17:59	0L16066-CCB2	78.64673552	79.82267068	80.2769302	81.15037123	76.78986048	80.55239757	79.20598755	83.40354597	81.1261326	81.48270835
12/16/2020 18:04	0120499-MSD1	83.13070056	86.11251703	84.23435863	85.38876279	83.00024059	85.23743391	84.63267966	90.68240567	89.11194122	88.0723432
12/16/2020 18:09	0120485-BLK1	77.42452	79.22103428	80.01585096	80.35619866	77.62399388	81.0511598	79.51836449	85.58766487	82.29564658	83.75583944
12/16/2020 18:14	0120485-BS1	80.50755338	86.43947924	82.38455058	86.44070868	81.18036898	83.81176366	85.83892232	90.29889896	90.69663464	88.60782143
12/16/2020 18:18	A0L0143-01	75.75431607	83.61361704	77.38556547	83.40065323	83.11920456	78.03678701	81.35608952	92.43451417	90.167171	87.47997939
12/16/2020 18:23	A0L0143-02	86.75401289	89.71458244	86.27066161	86.82328723	85.17253488	84.55717312	84.05586081	96.89541906	91.25769228	90.11269205
12/16/2020 18:28	A0L0143-03	90.71628896	92.89440763	89.6687977	90.16037672	86.57194192	85.50806476	85.26454749	94.78862627	92.29357458	87.41614935
12/16/2020 18:33	A0L0143-04	79.54429863	84.34269476	79.90885733	84.00831802	80.60278288	80.95263245	83.6689364	94.40893985	91.87319813	90.5689502
12/16/2020 18:38	0120485-DUP1	80.3868447	82.05016242	81.46832564	82.79178398	83.25691653	82.95400752	81.86449747	97.10655605	89.47297279	92.86630044
12/16/2020 18:43	0120485-MS1	79.74758925	81.95198094	80.9352573	82.43664461	83.07740472	81.77669337	81.26251418	94.93770513	88.66514008	90.95164201
12/16/2020 18:47	A0L0143-05	79.33749895	82.64025452	81.69015692	82.41056188	79.88719446	82.45205591	80.82145226	96.35712842	88.84818034	91.54838177
12/16/2020 18:52	0L16066-CCV3	75.94567419	80.12488202	79.44649852	81.35036903	77.64277496	81.53392019	80.6040345	91.62006524	86.65178359	89.62737742
12/16/2020 18:57	0L16066-CCB3	69.22813522	71.90400875	72.38362937	74.53304625	69.6453111	75.31184085	74.41991357	85.84145731	79.69827533	84.89219016
12/16/2020 19:02	A0L0143-08	69.11063381	76.32045083	72.28247581	76.36768431	74.95758454	74.03493788	75.04028268	90.71931039	85.40403043	86.89761095
12/16/2020 19:07	A0L0143-09	70.72478714	75.71662677	73.87798136	76.28053277	74.22123402	75.36009665	76.04884807	90.96028086	85.41172965	87.49078915
12/16/2020 19:12	A0L0143-10	70.02175908	74.93386787	73.00836718	76.15282389	73.28820411	74.65889219	74.98372215	91.37883875	85.16854013	87.65187531
12/16/2020 19:16	A0L0143-12	69.62475939	74.00609307	72.47274571	75.09061498	73.4941233	74.03428882	73.95151961	90.98125619	83.54395284	87.81040247
12/16/2020 19:21	A0L0143-13	70.76186917	77.43735555	73.0678767	78.54047636	75.10634463	75.51558054	78.05681685	91.8421703	87.42088907	89.10748288
12/16/2020 19:26	A0L0143-14	66.86539505	73.45945595	69.49523279	74.61684954	70.74999123	71.68021771	74.38125659	90.06636151	85.54126542	87.14304642
12/16/2020 19:31	A0L0143-15	72.59343917	76.93391162	74.65385129	77.72234544	74.30676694	76.63953495	76.98352672	94.00167306	86.54136691	91.42396049
12/16/2020 19:36	0120485-MSD1	69.85238162	73.63230376	71.48108672	75.93513743	71.51737279	74.77983509	76.78821357	90.3596281	85.55660817	89.67548316
12/16/2020 19:47	0L16066-CCV4	75.02208291	76.77323604	79.07210972	79.29346754	76.92162572	83.31356329	80.55718764	99.72384259	89.72025491	101.340758
12/16/2020 19:52	0L16066-CCB4	65.82875761	70.00687331	68.15544978	73.3184151	70.55964447	72.04446303	75.31477124	85.77291846	82.56564056	86.4992225

APEX LABORATORIES, LLC
6700 SW Sandburg St. Tigard OR 97223 phone 503-718-2323

Soluble Cyanide by UV Digestion/Gas Diffusion/Amperometric Detection Benchsheet and Analysis Sequence Data (Including Calibration)

Batch 0120343
Sequence 0L09037 (A0L0210-02RE1)

APEX LABORATORIES

Apex Laboratories

PREPARATION BENCH SHEET

DEC 15 2020

BATCH #: 0120343 (Soil)

Prep Method: ASTM D7511-12mod (S)

#	Lab Number		Analysis	Prepared	Initial (g)	Final (mL)	Spike ID	Source ID	ul Spike	ul Surr.	Sample ID	Extraction Comments	pH <2	pH other	pH >11
	0120343-BLK1		QC	12/09/20 12:01	2.5	50									
	0120343-BS1		QC	12/09/20 12:01	2.5	50	A20L085		100						
	A0L0209-01RE1	A	Cyanide, Total (ASTM D7511, OIA)	12/09/20 12:01	2.5426	50					NCPDI-IDW-Sed-201202	Re-extract added 12/9/2020 by jkp			
	A0L0210-02RE1	A	Cyanide, Total (ASTM D7511, OIA)	12/09/20 12:01	2.5241	50					USMPDI-IDW-Sed-201203	Re-extract added 12/9/2020 by jkp			
	A0L0212-02RE1	A	Cyanide, Total (ASTM D7511, OIA)	12/09/20 12:01	2.5502	50					PGM-LTM-IDW-201203	Re-extract added 12/9/2020 by jkp			
	0120343-MS1		QC	12/09/20 12:01	2.5538	50	A20H320	A0L0212-02RE1	200						
	0120343-MSD1		QC	12/09/20 12:01	2.5565	50	A20H320	A0L0212-02RE1	200						
	A0L0212-02RE2	A	Cyanide, Total (ASTM D7511, OIA)	12/09/20 12:01	2.5502	50					PGM-LTM-IDW-201203	Re-extract added 12/9/2020 by jkp			
	0120343-MS2		QC	12/09/20 12:01	2.5538	50	A20H320	A0L0212-02RE2	200						
	0120343-MSD2		QC	12/09/20 12:01	2.5565	50	A20H320	A0L0212-02RE2	200						

Standards/Reagents

Reagent(s)

Std ID	Exp. Date	Description
A19L373	12/31/29	Syringe Filters, 0.45 um PP
A20G015	12/28/20	0.1 N NaOH
A20H410	08/24/29	Air pillow for OIA Total CN
A20K334	05/22/21	Total CN-TA1 working
A20K335	05/22/21	Total CN-TA2/SAR-working

Analyte Spike(s)

Std ID	Exp. Date	Description
A20H320	01/31/21	Cyanide working -1-
A20L085	06/05/21	Cyanide working -2- TOTAL

Surrogate(s)

Std ID	Exp. Date	Description

JKP 12-9-20
Prepared By: Date

Reviewed By: 12/9/2020
Date

APEX LABORATORIES

ELEMENT SEQUENCE LOG

Apex Laboratories

DEC 15 2020

Sequence: 0L09037 ✓ Instrument: OIA FS3000-2

Date: 12/09/20 08:21 Calibration: A0L0904 ✓

#	Lab Number	Matrix	Analysis	Client	Due	Batch	ISTD ID	STD ID
1	0L09037-CAL1	Water	QC	QC				
2	0L09037-CAL2	Water	QC	QC				A20H332 ✓
3	0L09037-CAL3	Water	QC	QC				A20H328 ✓
4	0L09037-CAL4	Water	QC	QC				A20H327 ✓
5	0L09037-CAL5	Water	QC	QC				A20H325 ✓
6	0L09037-CAL6	Water	QC	QC				A20H323 ✓
7	0L09037-CAL7	Water	QC	QC				A20H321 ✓
8	0L09037-ICV1	Water	QC	QC				A20L067 ✓
9	0L09037-ICB1	Water	QC	QC				
10	0120320-BS2	Water	QC	QC		0120320		
11	0120320-BLK1	Water	QC	QC		0120320		
12	0120320-BS1	Water	QC	QC		0120320		
13	A0L0211-01	Water	Cyanide, Total (ASTM D7511, OIA)		12/15/20	0120320		
14	0120320-MS1	Water	QC	QC		0120320		
15	0120320-MSD1	Water	QC	QC		0120320		
16	A0L0211-02	Water	Cyanide, Total (ASTM D7511, OIA)		12/15/20	0120320		
17	A0L0211-03	Water	Cyanide, Total (ASTM D7511, OIA)		12/15/20	0120320		
18	A0L0211-04	Water	Cyanide, Total (ASTM D7511, OIA)		12/15/20	0120320		
19	A0L0211-05	Water	Cyanide, Total (ASTM D7511, OIA)		12/15/20	0120320		
20	0L09037-CCV1	Water	QC	QC				A20H323 ✓
21	0L09037-CCB1	Water	QC	QC				
22	A0L0211-06	Water	Cyanide, Total (ASTM D7511, OIA)		12/15/20	0120320		
23	A0L0211-07	Water	Cyanide, Total (ASTM D7511, OIA)		12/15/20	0120320		
24	A0L0211-08	Water	Cyanide, Total (ASTM D7511, OIA)		12/15/20	0120320		
25	A0L0211-09	Water	Cyanide, Total (ASTM D7511, OIA)		12/15/20	0120320		
26	A0L0224-01	Water	Cyanide, Total (ASTM D7511, OIA)		12/14/20	0120320		
27	0120280-BLK1	Soil	QC	QC		0120280		
28	0120280-BS1	Soil	QC	QC		0120280		
29	A0L0209-01	Soil	Cyanide, Total (ASTM D7511, OIA)	Anchor QEA, LLC	12/16/20	0120280		
30	A0L0210-02	Soil	Cyanide, Total (ASTM D7511, OIA)	Anchor QEA, LLC	12/16/20	0120280		
31	A0L0212-02	Soil	Cyanide, Total (ASTM D7511, OIA)	Anchor QEA, LLC	12/16/20	0120280		
32	0L09037-CCV2	Water	QC	QC				A20H323 ✓
33	0L09037-CCB2	Water	QC	QC				
34	0120280-MS1	Soil	QC	QC		0120280		
35	0120280-MSD1	Soil	QC	QC		0120280		
36	0L09037-CCV3	Water	QC	QC				A20H323 ✓
37	0L09037-CCB3	Water	QC	QC				
38	0L09037-CCV4	Water	QC	QC				A20H323 ✓
39	0L09037-CCB4	Water	QC	QC				
40	0120343-BLK1	Soil	QC	QC		0120343		
41	0120343-BS1	Soil	QC	QC		0120343		
42	A0L0209-01RE1	Soil	Cyanide, Total (ASTM D7511, OIA)	Anchor QEA, LLC	12/16/20	0120343		
43	A0L0210-02RE1	Soil	Cyanide, Total (ASTM D7511, OIA)	Anchor QEA, LLC	12/16/20	0120343		
44	A0L0212-02RE1	Soil	Cyanide, Total (ASTM D7511, OIA)	Anchor QEA, LLC	12/16/20	0120343		
45	0120343-MS1	Soil	QC	QC		0120343		
46	0120343-MSD1	Soil	QC	QC		0120343		
47	0L09037-CCV5	Water	QC	QC				A20H323 ✓
48	0L09037-CCB5	Water	QC	QC				
49	A0L0212-02RE2	Soil	Cyanide, Total (ASTM D7511, OIA)	Anchor QEA, LLC	12/16/20	0120343		
50	0120343-MS2	Soil	QC	QC		0120343		
51	0120343-MSD2	Soil	QC	QC		0120343		

Sequence: **0L09037** Instrument: **OIA FS3000-2**

Date: **12/09/20 08:21** Calibration: **A0L0904**

#	Lab Number	Matrix	Analysis	Client	Due	Batch	ISTD ID	STD ID
52	0L09037-CCV6	Water	QC	QC				A20H323
53	0L09037-CCB6	Water	QC	QC				

Data Entered By/Date: JKP 12-9-20

Comments:

Data Reviewed By/Date: cmm 12/9/2020

Run Results Report

Apex Laboratories OIA FS3000-2

Operator Name	jkp
Operator ID	jkp
Platform	FS III/IV/3100
Software Rev Code	234
Data system ID	57
Result path	C:\FLOW_4\0L09037.RST
Sample table path	C:\FLOW_4\totcn50.tbl
Method path	C:\FLOW_4\totcn50.mth
Date acquired	09-Dec-20
Time acquired	11:58

TOTAL CN 50ppb

Name	Response	Calc [ppb]	Flags	Mean Response	Mean Calc [ppb]	RSD
Sync 25 ppb	1404277	26.698				
Sync 25 ppb	1407312	26.754				
Sync 25 ppb	1378615	26.223				
(Statistics)				1396734	26.559	1.13%
Carryover	41335	1.321				
Read Baseline	7820	0.694	BL			
Cal 0.0 ppb	-17156	0.226				
Cal 1.0 ppb	16087	0.849				
Cal 2.0 ppb	55677	1.590				
Read Baseline	-49465	-0.379	BL			
Cal 5.0 ppb	219519	4.654				
Cal 10.0 ppb	507912	10.039				
Read Baseline	4824	0.638	BL			
Cal 25.0 ppb	1319291	25.124				
Cal 50.0 ppb	2667006	49.971				
Read Baseline	-1783	0.514	BL			
0L09037-ICV1	1251905	23.874				
0L09037-ICB1	5942	0.659				
Read Baseline	-4468	0.464	BL			
0120320-BS2	89432	2.221				
0120320-BLK1	-21169	0.151				
0120320-BS1	1443127	27.418				
Read Baseline	10016	0.735	BL			
A0L0211-01@5	1775694	33.567				
0120320-MS1@5	2952974	55.210	HI			
0120320-MSD1@5	3021696	56.467	HI			
Read Baseline	11125	0.756	BL			

<3% OK 12/9/2020

JKP 12-9-20

Result path	C:\FLOW_4\0L09037.RST
Sample table path	C:\FLOW_4\totcn50.tbl
Method path	C:\FLOW_4\totcn50.mth
Date acquired	09-Dec-20
Time acquired	11:58

TOTAL CN 50ppb

Name	Response	Calc [ppb]	Flags	Mean Response	Mean Calc [ppb]	RSD
A0L0211-02@5	1733849	32.794	FL			
A0L0211-03@5	1793587	33.898				
A0L0211-04@5	1670368	31.621				
A0L0211-05@5	1690716	31.998				
Read Baseline	14897	0.826	BL			
0L09037-CCV1	1306252	24.882				
0L09037-CCB1	20907	0.939				
Read Baseline	-6468	0.427	BL			
A0L0211-06@5	1651807	31.278				
A0L0211-07@5	1606551	30.442				
A0L0211-08@5	1653717	31.314				
Read Baseline	16090	0.849	BL			
A0L0211-09@5	1611326	30.530				
A0L0224-01	36285	1.227				
0120280-BLK1	14030	0.810				
Read Baseline	7609	0.690	BL			
0120280-BS1	527088	10.396				
A0L0209-01@10	933280	17.959				
A0L0210-02@10	390600	7.850				
A0L0212-02@10	339893	6.903				
Read Baseline	-10974	0.342	BL			
0L09037-CCV2	1258298	23.993				
0L09037-CCB2	-1673	0.516				
Read Baseline	-8874	0.381	BL			
0120280-MS1@10	218965	4.644				
0120280-MSD1@10	222907	4.718				
Read Baseline	-12119	0.321	BL			
0L09037-CCV3	1250254	23.844				
0L09037-CCB3	4290	0.628				
Read Baseline	-8382	0.391	BL			

NR. BS failed JKP 12-9-20

NR. BS failed JKP 12-9-20

JKP
12-9-20

Run Results Report

Apex Laboratories OIA FS3000-2

Operator Name	jkp
Operator ID	jkp
Platform	FS III/IV/3100
Software Rev Code	234
Data system ID	57
Result path	C:\FLOW_4\0L09037.RST
Sample table path	C:\FLOW_4\totcn50.tbl
Method path	C:\FLOW_4\totcn50.mth
Date acquired	09-Dec-20
Time acquired	11:58

Date	Time	Cup	Name
09-Dec-20	09:54	106	Sync 25 ppb
09-Dec-20	09:56	106	Sync 25 ppb
09-Dec-20	09:58	106	Sync 25 ppb (Statistics)
09-Dec-20	10:00	0	Carryover
09-Dec-20	10:02	0	Read Baseline
09-Dec-20	10:04	101	Cal 0.0 ppb
09-Dec-20	10:06	102	Cal 1.0 ppb
09-Dec-20	10:08	103	Cal 2.0 ppb
09-Dec-20	10:10	0	Read Baseline
09-Dec-20	10:12	104	Cal 5.0 ppb
09-Dec-20	10:14	105	Cal 10.0 ppb
09-Dec-20	10:16	0	Read Baseline
09-Dec-20	10:18	106	Cal 25.0 ppb
09-Dec-20	10:20	107	Cal 50.0 ppb
09-Dec-20	10:22	0	Read Baseline
09-Dec-20	10:24	108	0L09037-ICV1
09-Dec-20	10:26	0	0L09037-ICB1
09-Dec-20	10:28	0	Read Baseline
09-Dec-20	10:30	109	0120320-BS2
09-Dec-20	10:32	110	0120320-BLK1
09-Dec-20	10:34	111	0120320-BS1
09-Dec-20	10:36	0	Read Baseline
09-Dec-20	10:38	112	A0L0211-01@5
09-Dec-20	10:40	113	0120320-MS1@5
09-Dec-20	10:42	114	0120320-MSD1@5
09-Dec-20	10:44	0	Read Baseline

JKP
12-9-20

Result path	C:\FLOW_4\0L09037.RST
Sample table path	C:\FLOW_4\totcn50.tbl
Method path	C:\FLOW_4\totcn50.mth
Date acquired	09-Dec-20
Time acquired	11:58

Date	Time	Cup	Name
09-Dec-20	10:46	115	A0L0211-02@5
09-Dec-20	10:48	116	A0L0211-03@5
09-Dec-20	10:50	117	A0L0211-04@5
09-Dec-20	10:52	118	A0L0211-05@5
09-Dec-20	10:54	0	Read Baseline
09-Dec-20	10:56	106	0L09037-CCV1
09-Dec-20	10:58	0	0L09037-CCB1
09-Dec-20	11:00	0	Read Baseline
09-Dec-20	11:02	119	A0L0211-06@5
09-Dec-20	11:04	120	A0L0211-07@5
09-Dec-20	11:06	121	A0L0211-08@5
09-Dec-20	11:08	0	Read Baseline
09-Dec-20	11:10	122	A0L0211-09@5
09-Dec-20	11:12	123	A0L0224-01
09-Dec-20	11:14	124	0120280-BLK1
09-Dec-20	11:16	0	Read Baseline
09-Dec-20	11:18	125	0120280-BS1
09-Dec-20	11:20	126	A0L0209-01@10
09-Dec-20	11:22	127	A0L0210-02@10
09-Dec-20	11:24	128	A0L0212-02@10
09-Dec-20	11:26	0	Read Baseline
09-Dec-20	11:28	106	0L09037-CCV2
09-Dec-20	11:30	0	0L09037-CCB2
09-Dec-20	11:32	0	Read Baseline
09-Dec-20	11:34	129	0120280-MS1@10
09-Dec-20	11:36	130	0120280-MSD1@10
09-Dec-20	11:38	0	Read Baseline
09-Dec-20	11:40	106	0L09037-CCV3
09-Dec-20	11:42	0	0L09037-CCB3
09-Dec-20	11:44	0	Read Baseline

JKP
12-9-20

TOTAL CN 50ppb:Calibration 1: Peak 6-56

File name: C:\FLOW_4\0L09037.RST
Date: 09-Dec-20
Operator: jkp

*	Name	Conc	Area
*	Cal 0.0 ppb	0.000000	-17156.033203
*	Cal 1.0 ppb	1.000000	16086.955078
*	Cal 2.0 ppb	2.000000	55677.367188
*	Cal 5.0 ppb	5.000000	219518.937500
*	Cal 10.0 ppb	10.000000	507911.687500
*	Cal 25.0 ppb	25.000000	1319290.625000
*	Cal 50.0 ppb	50.000000	2667005.750000

Calib Coef:
x=cyy+by+a
a: (intercept) 5.4761e-01
b: 1.8723e-05
c: -7.1862e-14

Corr Coef: 0.999844

12/9/2020

Carryover: n/a

No Drift Peaks

JKP

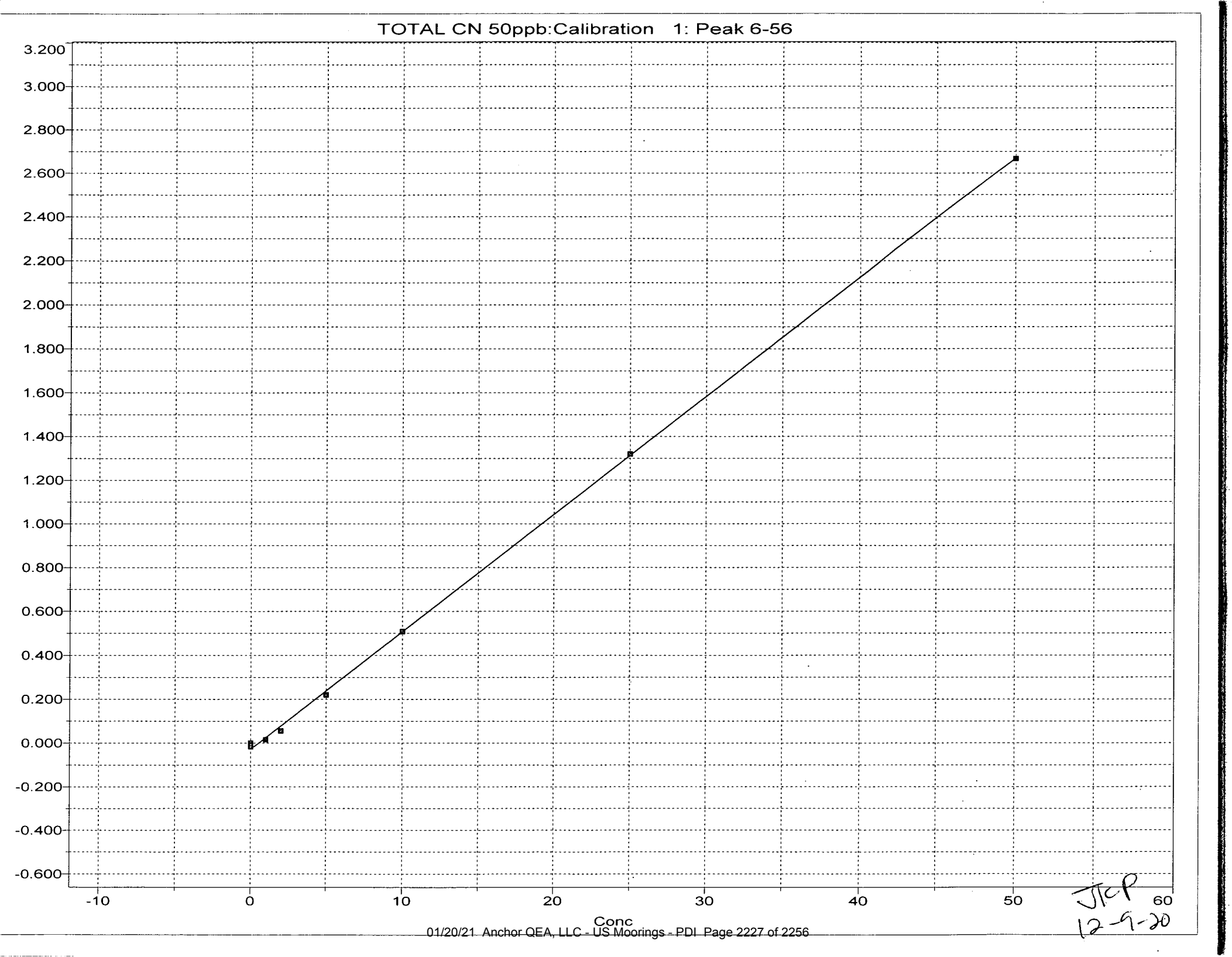
TOTAL CN 50ppb:Calibration 1: Peak 6-56
3.200
3.000
2.800
2.600
2.400
2.200
2.000
1.800
1.600
1.400
1.200
1.000
0.800
0.600
0.400
0.200
0.000
-0.200
-0.400
-0.600
-10
0
10
20
30
40
50
60
Conc

JCP
12-9-20

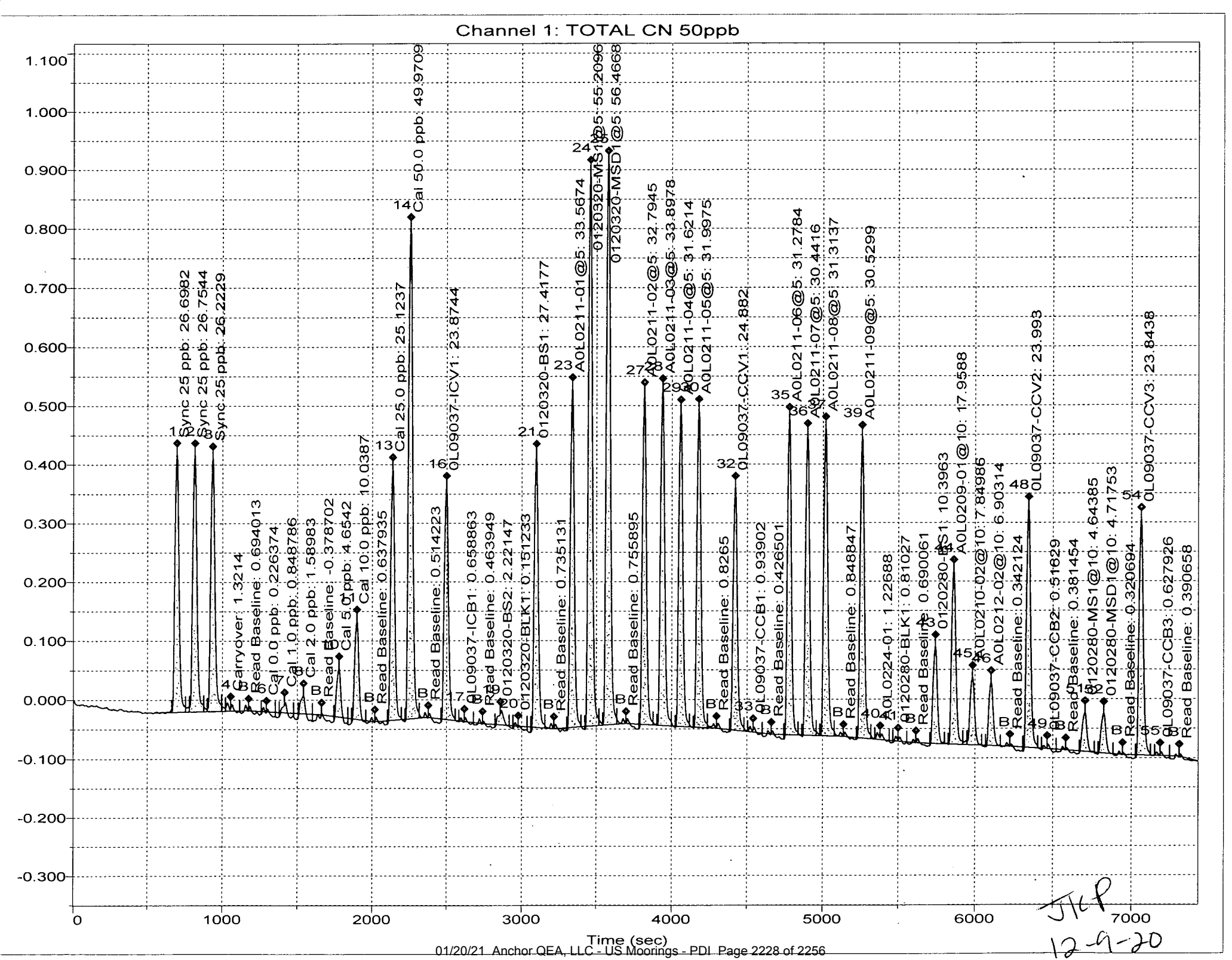
Channel 1: TOTAL CN 50ppb
1.100
1.000
0.900
0.800
0.700
0.600
0.500
0.400
0.300
0.200
0.100
0.000
-0.100
-0.200
-0.300
0
1000
2000
3000
4000
5000
6000
7000
Time (sec)
1 Sync 25 ppb: 26.6982
2 Sync 25 ppb: 26.7544
3 Sync 25 ppb: 26.2229
4 Carryover: 1.3214
5 Read Baseline: 0.694013
6 Cal 0.0 ppb: 0.226374
7 Cal 1.0 ppb: 0.848786
8 Cal 2.0 ppb: 1.58983
9 Read Baseline: -0.378702
10 Cal 5.0 ppb: 4.6542
11 Cal 10.0 ppb: 10.0387
12 Read Baseline: 0.637935
13 Cal 25.0 ppb: 25.1237
14 Cal 50.0 ppb: 49.9709
15 Read Baseline: 0.514223
16 0L09037-ICV1: 23.8744
17 0L09037-ICB1: 0.658863
18 Read Baseline: 0.463949
19 0120320-BS2: 2.22147
20 0120320-BLK1: 0.151233
21 0120320-BS1: 27.4177
22 Read Baseline: 0.735131
23 A0L0211-01@5: 33.5674
24 0120320-MS1@5: 55.2096
25 0120320-MSD1@5: 56.4668
26 Read Baseline: 0.755895
27 A0L0211-02@5: 32.7945
28 A0L0211-03@5: 33.8978
29 A0L0211-04@5: 31.6214
30 A0L0211-05@5: 31.9975
31 0L09037-CCV1: 24.882
32 Read Baseline: 0.8265
33 0L09037-CCB1: 0.93902
34 Read Baseline: 0.426501
35 A0L0211-06@5: 31.2784
36 A0L0211-07@5: 30.4416
37 A0L0211-08@5: 31.3137
38 Read Baseline: 0.848847
39 A0L0211-09@5: 30.5299
40 0L09037-CCB2: 0.93902
41 A0L0224-01: 1.22688
42 0120280-BLK1: 0.81027
43 Read Baseline: 0.690061
44 0120280-BS1: 10.3963
45 A0L0209-01@10: 17.9588
46 A0L0210-02@10: 7.84986
47 A0L0212-02@10: 6.90314
48 Read Baseline: 0.342124
49 0L09037-CCV2: 23.993
50 0L09037-CCB2: 0.51629
51 Read Baseline: 0.381454
52 0120280-MS1@10: 4.64385
53 0120280-MSD1@10: 4.71753
54 Read Baseline: 0.320694
55 0L09037-CCV3: 23.8438
56 Read Baseline: 0.390658

JLP
12-9-20

Run Results Report

Apex Laboratories OIA FS3000-2

Operator Name	jkp
Operator ID	jkp
Platform	FS III/IV/3100
Software Rev Code	234
Data system ID	57
Result path	C:\FLOW_4\0L09037B.RST
Sample table path	C:\FLOW_4\totcn50.tbl
Method path	C:\FLOW_4\totcn50.mth
Date acquired	09-Dec-20
Time acquired	14:00

TOTAL CN 50ppb

Name	Response	Calc [ppb]	Flags	Mean Response	Mean Calc [ppb]	RSD
Sync 25 ppb	1309427	24.941	OL			
Sync 25 ppb	1367754	26.022				
Sync 25 ppb	1358776	25.855				
(Statistics)				1363265	25.938	2.3%
Carryover	30212	1.113				
Read Baseline	4348	0.629	BL			
0L09037-CCV4	1319385	25.125				
0L09037-CCB4	32736	1.160				
Read Baseline	-3621	0.480	BL			
0120343-BLK1	-13123	0.302				
0120343-BS1	1112907	21.296				
A0L0209-01RE1@5	1320938	25.154				
Read Baseline	-1931	0.511	BL			
A0L0210-02RE1@2	1963154	37.027				
A0L0212-02RE1@2	535339	10.550				
0120343-MS1@2	1186431	22.660				
0120343-MSD1@2	1107694	21.199				
Read Baseline	3955	0.622	BL			
0L09037-CCV5	1263861	24.096				
0L09037-CCB5	5140	0.644				
Read Baseline	-3758	0.477	BL			
A0L0212-02RE2	822899	15.906				
0120343-MS2	1743406	32.971				
0120343-MSD2	1672847	31.667				
Read Baseline	-8816	0.383	BL			
0L09037-CCV6	1263337	24.086				
0L09037-CCB6	3450	0.612				

< 3% OK ann 12/9/2020

Over diluted. See IX: JKP 12-9-20

JKP 12-9-20

Result path	C:\FLOW_4\0L09037B.RST
Sample table path	C:\FLOW_4\totcn50.tbl
Method path	C:\FLOW_4\totcn50.mth
Date acquired	09-Dec-20
Time acquired	14:00

TOTAL CN 50ppb

Name	Response	Calc [ppb]	Flags	Mean Response	Mean Calc [ppb]	RSD
Read Baseline	-13907	0.287	BL			

JKP
12-9-20

Run Results Report

Apex Laboratories OIA FS3000-2

Operator Name	jkp
Operator ID	jkp
Platform	FS III/IV/3100
Software Rev Code	234
Data system ID	57
Result path	C:\FLOW_4\0L09037B.RST
Sample table path	C:\FLOW_4\totcn50.tbl
Method path	C:\FLOW_4\totcn50.mth
Date acquired	09-Dec-20
Time acquired	14:00

Date	Time	Cup	Name
09-Dec-20	12:42	106	Sync 25 ppb
09-Dec-20	12:44	106	Sync 25 ppb
09-Dec-20	12:46	106	Sync 25 ppb (Statistics)
09-Dec-20	12:48	0	Carryover
09-Dec-20	12:50	0	Read Baseline
09-Dec-20	12:52	106	0L09037-CCV4
09-Dec-20	12:54	0	0L09037-CCB4
09-Dec-20	12:56	0	Read Baseline
09-Dec-20	12:58	124	0120343-BLK1
09-Dec-20	13:00	125	0120343-BS1
09-Dec-20	13:02	126	A0L0209-01RE1@5
09-Dec-20	13:04	0	Read Baseline
09-Dec-20	13:06	127	A0L0210-02RE1@2
09-Dec-20	13:08	128	A0L0212-02RE1@2
09-Dec-20	13:10	129	0120343-MS1@2
09-Dec-20	13:12	130	0120343-MSD1@2
09-Dec-20	13:14	0	Read Baseline
09-Dec-20	13:16	106	0L09037-CCV5
09-Dec-20	13:18	0	0L09037-CCB5
09-Dec-20	13:20	0	Read Baseline
09-Dec-20	13:34	128	A0L0212-02RE2
09-Dec-20	13:36	129	0120343-MS2
09-Dec-20	13:38	130	0120343-MSD2
09-Dec-20	13:40	0	Read Baseline
09-Dec-20	13:42	106	0L09037-CCV6
09-Dec-20	13:44	0	0L09037-CCB6

JKP
12-9-20

Result path	C:\FLOW_4\0L09037B.RST
Sample table path	C:\FLOW_4\totcn50.tbl
Method path	C:\FLOW_4\totcn50.mth
Date acquired	09-Dec-20
Time acquired	14:00

Date	Time	Cup	Name
09-Dec-20	13:46	0	Read Baseline

JKP
12-9-20

TOTAL CN 50ppb:Calibration None

File name: C:\FLOW_4\0L09037B.RST
Date: 09-Dec-20
Operator: jkp

*	Name	Conc	Area
*	<Loaded>	0.000000	-17156.000000
*	<Loaded>	1.000000	16087.000000
*	<Loaded>	2.000000	55677.398438
*	<Loaded>	5.000000	219519.000000
*	<Loaded>	10.000000	507912.000000
*	<Loaded>	25.000000	1319290.000000
*	<Loaded>	50.000000	2667010.000000

Calib Coef:
x=cyy+by+a
a: (intercept) 5.4760e-01
b: 1.8723e-05
c: -7.1888e-14

Corr Coef: 0.999844

Carryover: n/a

No Drift Peaks

JKP

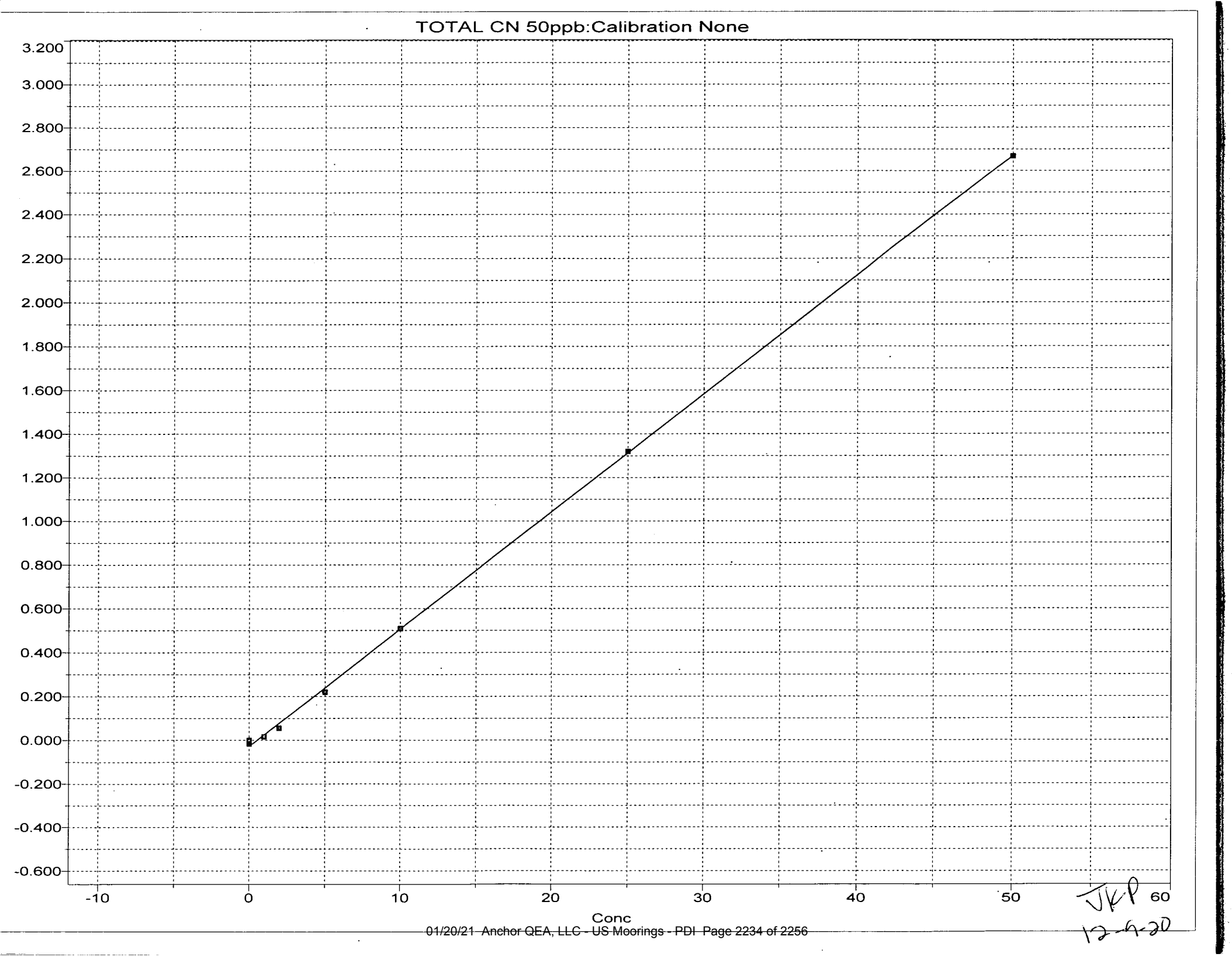
TOTAL CN 50ppb:Calibration None
3.200
3.000
2.800
2.600
2.400
2.200
2.000
1.800
1.600
1.400
1.200
1.000
0.800
0.600
0.400
0.200
0.000
-0.200
-0.400
-0.600
-10
0
10
20
30
40
50
60
Conc

JKP
12-9-20

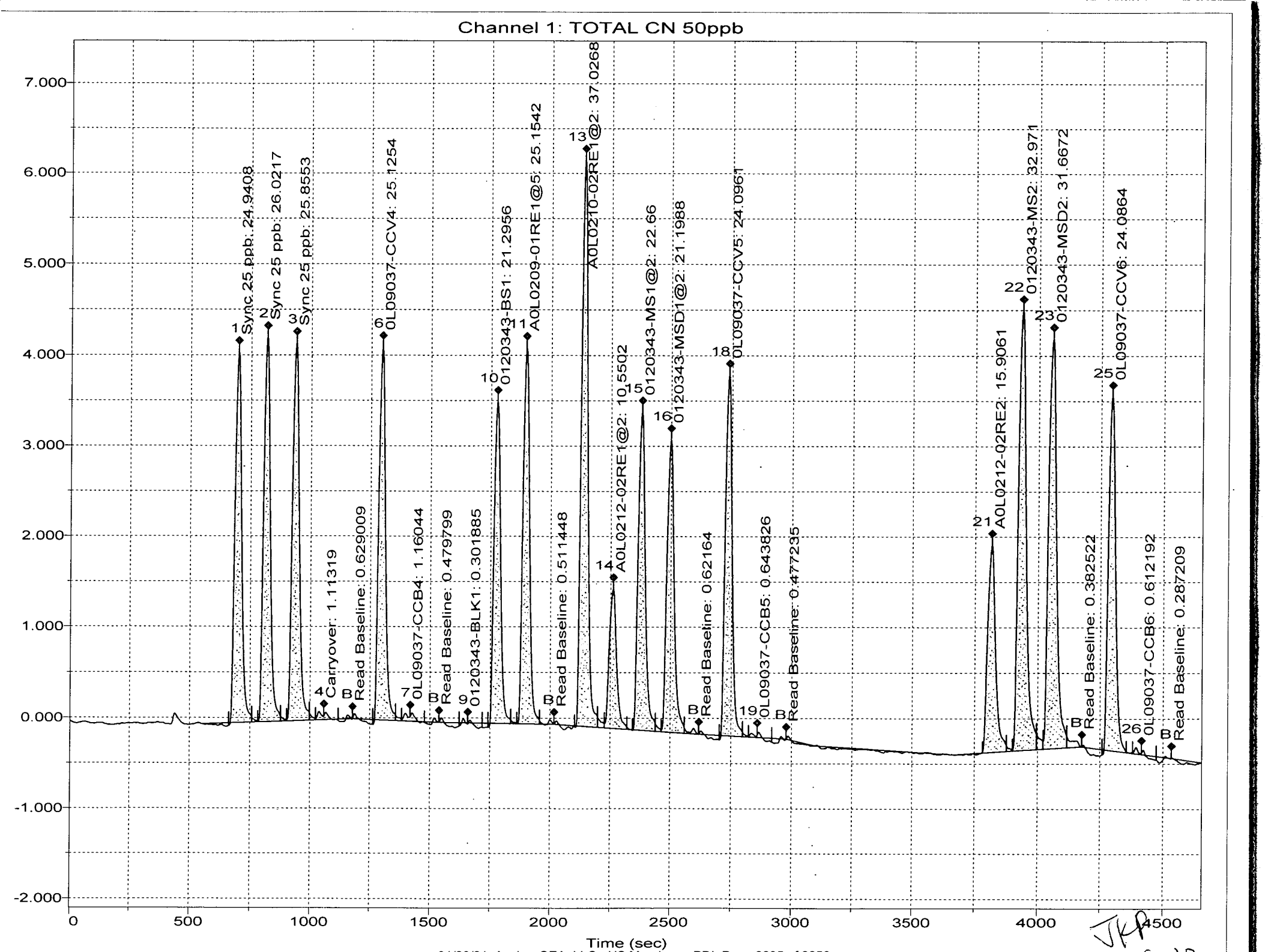
Channel 1: TOTAL CN 50ppb
1 Sync 25 ppb: 24.9408
2 Sync 25 ppb: 26.0217
3 Sync 25 ppb: 25.8553
4 Carryover: 1.11319
B Read Baseline: 0.629009
6 0L09037-CCV4: 25.1254
7 0L09037-CCB4: 1.16044
B Read Baseline: 0.479799
9 0120343-BLK1: 0.301885
10 0120343-BS1: 21.2956
11 A0L0209-01RE1@5: 25.1542
B Read Baseline: 0.511448
13 A0L0210-02RE1@2: 37.0268
14 A0L0212-02RE1@2: 10.5502
15 0120343-MS1@2: 22.66
16 0120343-MSD1@2: 21.1988
B Read Baseline: 0.62164
18 0L09037-CCV5: 24.0961
19 0L09037-CCB5: 0.643826
B Read Baseline: 0.477235
21 A0L0212-02RE2: 15.9061
22 0120343-MS2: 32.971
23 0120343-MSD2: 31.6672
B Read Baseline: 0.382522
25 0L09037-CCV6: 24.0864
26 0L09037-CCB6: 0.612192
B Read Baseline: 0.287209
7.000
6.000
5.000
4.000
3.000
2.000
1.000
0.000
-1.000
-2.000
0
500
1000
1500
2000
2500
3000
3500
4000
4500
Time (sec)

JKP 12-9-20

APEX LABORATORIES, LLC
6700 SW Sandburg St. Tigard OR 97223 phone 503-718-2323

Conventional Chemistry Parameters
Benchsheet Data (Including Calibration)

pH by EPA 9045D

Batch 0120248 (A0L0210-02)

APEX LABORATORIES

DEC 0 9 2020

DEC 0 9 2020

pH PREPARATION BENCH SHEET

Apex Laboratories
BATCH #: 0120248 (Soil)
Prep Method: DI Leach

Orde	Lab Number	Std ID / TV (SU)	Analyzed	Source ID	pH (SU)	Temp (deg C)	ClientID / Sample	Comments
	CAL STD 1		__/__/__@			22.1°C	See batch	slope = 100%
	CAL STD 2		__/__/__@				0120224 for	
	CAL STD 3		__/__/__@				calibration information	
	0120248-SRM1	A19C279 (6)	12/7/2020@ 1454	-	6.02	22.1°C		
	0120248-SRM2	A19C280 (8)	12/7/2020@ 1500	-	7.97	22.1°C		
	A0L0209-01	15.0302g	12/7/2020@ 1456	-	6.47	22.6°C	Anchor QEA, LLC / NCPDI-II	
	0120248-DUP1	15.0279g	12/7/2020@ 1457	A0L0209-01	6.49	22.6°C		
	A0L0210-02	15.0065g	12/7/2020@ 1458	-	7.19	22.9°C	Anchor QEA, LLC / USMPDI-	

Reagent(s)

Std ID	Exp. Date	Description
A19E295	05/23/29	pH Meter 3 (Orion Star A215)
A19I341	05/27/21	pH 4 Buffer
A19J316	03/03/21	pH 7 Buffer ✓
A20G164	09/15/21	pH 10 Buffer
A20J425	11/30/23	Wet Chem Balance 5

AmB 12/7/20 — Prepared By: Date

12/8/2020 — Reviewed By: Date

APEX LABORATORIES, LLC
6700 SW Sandburg St. Tigard OR 97223 phone 503-718-2323

Conventional Chemistry Parameters
Benchsheet Data (Including Calibration)

Flashpoint by EPA 1010M

Batch 0120401 (A0L0210-02)

Apex Laboratories

PREPARATION BENCH SHEET

BATCH #: 0120401 (Water)

DEC 15 2020

Prep Method: Flashpoint

#	Lab Number		Analysis	Prepared	Initial (N/A)	Final (N/A)	Spike ID	Source ID	ul Spike	ul Surr.	Sample ID	Extraction Comments	pH <2	pH adj	pH >11
	0120401-BS1		QC	12/10/20 14:11	70	70	A20F040		1						
	A0L0209-01	A	1010M - Flashpoint of Liquids/Soils	12/10/20 14:11	70	70					NCPDI-IDW-Sed -201202				
	A0L0210-02	A	1010M - Flashpoint of Liquids/Soils	12/10/20 14:11	70	70					USMPDI-IDW-Sed-201203				
	A0L0258-01	A	1010M - Flashpoint of Liquids/Soils	12/10/20 14:11	70	70					Process Sludge				

Standards/Reagents

Reagent(s)			**Analyte Spike(s)**			**Surrogate(s)**		
Std ID	Exp. Date	Description	Std ID	Exp. Date	Description	Std ID	Exp. Date	Description

Prepared By: 12/10/20 Date

Reviewed By: 12/10/2020 Date

Printed: 12/10/2020 2:11:56PM

Analyst: AMB

Batch: 0120401

Date: 12/10/2020

Flash Point Worksheet

Method EPA 1010A

Thermometer ID: SN: P59685

Barometer ID: SN 200573771

Pressure (in Hg): 29.82

Instrument ID: Flashpoint-01

Sample ID:	BS1	A0L0209-01	A0L0210-02	A0L0258-01			
Analysis time:	1420	1446	1503	1525			
Flash checks (°F) (As read from the thermometer)	54 56 58 60 62 64 66 68 70 72 74 76 78 80 82 84 86 88 90 92 94 96 98 100 102 104 106 108 110 112 114 116 118 120 122 124 126 128 130 132 134 136 138 140 142 144 146 148 150 152 154 156 158 160 162 164 166 168 170 172 174 176 178 180 182 184 186 188 190 192 194 196 198 200 202 204 206 208 210 212	54 56 58 60 62 64 66 68 70 72 74 76 78 80 82 84 86 88 90 92 94 96 98 100 102 104 106 108 110 112 114 116 118 120 122 124 126 128 130 132 134 136 138 140 142 144 146 148 150 152 154 156 158 160 162 164 166 168 170 172 174 176 178 180 182 184 186 188 190 192 194 196 198 200 202 204 206 208 210 212	54 56 58 60 62 64 66 68 70 72 74 76 78 80 82 84 86 88 90 92 94 96 98 100 102 104 106 108 110 112 114 116 118 120 122 124 126 128 130 132 134 136 138 140 142 144 146 148 150 152 154 156 158 160 162 164 166 168 170 172 174 176 178 180 182 184 186 188 190 192 194 196 198 200 202 204 206 208 210 212	54 56 58 60 62 64 66 68 70 72 74 76 78 80 82 84 86 88 90 92 94 96 98 100 102 104 106 108 110 112 114 116 118 120 122 124 126 128 130 132 134 136 138 140 142 144 146 148 150 152 154 156 158 160 162 164 166 168 170 172 174 176 178 180 182 184 186 188 190 192 194 196 198 200 202 204 206 208 210 212	54 56 58 60 62 64 66 68 70 72 74 76 78 80 82 84 86 88 90 92 94 96 98 100 102 104 106 108 110 112 114 116 118 120 122 124 126 128 130 132 134 136 138 140 142 144 146 148 150 152 154 156 158 160 162 164 166 168 170 172 174 176 178 180 182 184 186 188 190 192 194 196 198 200 202 204 206 208 210 212	54 56 58 60 62 64 66 68 70 72 74 76 78 80 82 84 86 88 90 92 94 96 98 100 102 104 106 108 110 112 114 116 118 120 122 124 126 128 130 132 134 136 138 140 142 144 146 148 150 152 154 156 158 160 162 164 166 168 170 172 174 176 178 180 182 184 186 188 190 192 194 196 198 200 202 204 206 208 210 212	54 56 58 60 62 64 66 68 70 72 74 76 78 80 82 84 86 88 90 92 94 96 98 100 102 104 106 108 110 112 114 116 118 120 122 124 126 128 130 132 134 136 138 140 142 144 146 148 150 152 154 156 158 160 162 164 166 168 170 172 174 176 178 180 182 184 186 188 190 192 194 196 198 200 202 204 206 208 210 212	54 56 58 60 62 64 66 68 70 72 74 76 78 80 82 84 86 88 90 92 94 96 98 100 102 104 106 108 110 112 114 116 118 120 122 124 126 128 130 132 134 136 138 140 142 144 146 148 150 152 154 156 158 160 162 164 166 168 170 172 174 176 178 180 182 184 186 188 190 192 194 196 198 200 202 204 206 208 210 212
Flash point temperature (°F)	142	>150	>150	>150			
Flash point corrected for thermometer SN: P59685 (°F)	144	#VALUE!	#VALUE!	#VALUE!	autofill	autofill	autofill
Flash point corrected to 29.82 mm Hg (°F)	144	#VALUE!	#VALUE!	#VALUE!	autofill	autofill	autofill
Comments	Flash	No Flash	No Flash	No Flash			

Analyst: AMB

Batch: 0120401

Date: 12/10/2020

Flash Point Worksheet

Method EPA 1010A

Thermometer ID: SN: P59685

Barometer ID: SN 200573771

Pressure (in Hg): 29.82

Instrument ID: Flashpoint-01

Sample ID:	BS1	A0L0209-01	A0L0210-02	A0L0258-01			
Analysis time:	1420	1446	1503	1525			
Flash checks (°F) (As read from the thermometer)	54 56 58 60 62 64 66 68 70 72 ~~74~~ ~~76~~ ~~78~~ ~~80~~ ~~82~~ ~~84~~ ~~86~~ ~~88~~ ~~90~~ ~~92~~ ~~94~~ ~~96~~ ~~98~~ ~~100~~ ~~102~~ ~~104~~ ~~106~~ ~~108~~ ~~110~~ 112 ~~114~~ ~~116~~ ~~118~~ ~~120~~ ~~122~~ ~~124~~ ~~126~~ ~~128~~ ~~130~~ ~~132~~ ~~134~~ 136 ~~138~~ 140 (142) 144 146 148 150 152 154 156 158 160 162 164 166 168 170 172 174 176 178 180 182 184 186 188 190 192 194 196 198 200 202 204 206 208 210 212	54 56 58 60 62 64 66 68 70 72 ~~74~~ ~~76~~ ~~78~~ ~~80~~ ~~82~~ ~~84~~ ~~86~~ ~~88~~ ~~90~~ ~~92~~ ~~94~~ ~~96~~ ~~98~~ ~~100~~ ~~102~~ ~~104~~ ~~106~~ ~~108~~ ~~110~~ ~~112~~ ~~114~~ ~~116~~ ~~118~~ ~~120~~ ~~122~~ ~~124~~ ~~126~~ ~~128~~ ~~130~~ ~~132~~ 134 ~~136~~ ~~138~~ ~~140~~ ~~142~~ ~~144~~ ~~146~~ ~~146~~ ~~150~~ 152 154 156 158 160 162 164 166 168 170 172 174 176 178 180 182 184 186 188 190 192 194 196 198 200 202 204 206 208 210 212	54 56 58 60 62 64 66 68 70 72 ~~74~~ ~~76~~ ~~78~~ ~~80~~ ~~82~~ ~~84~~ ~~86~~ ~~88~~ ~~90~~ ~~92~~ ~~94~~ ~~96~~ ~~98~~ ~~100~~ ~~102~~ ~~104~~ ~~106~~ ~~108~~ ~~110~~ ~~112~~ ~~114~~ ~~116~~ ~~118~~ ~~120~~ ~~122~~ ~~124~~ ~~126~~ ~~128~~ ~~130~~ ~~132~~ ~~134~~ 136 ~~138~~ ~~140~~ 142 ~~144~~ ~~146~~ 148 ~~150~~ 152 154 156 158 160 162 164 166 168 170 172 174 176 178 180 182 184 186 188 190 192 194 196 198 200 202 204 206 208 210 212	54 56 58 60 62 64 66 68 70 72 ~~74~~ ~~76~~ ~~78~~ ~~80~~ ~~82~~ ~~84~~ ~~86~~ ~~88~~ ~~90~~ ~~92~~ ~~94~~ ~~96~~ ~~98~~ ~~100~~ ~~102~~ ~~104~~ ~~106~~ ~~108~~ ~~110~~ ~~112~~ ~~114~~ ~~116~~ ~~118~~ ~~120~~ ~~122~~ ~~124~~ ~~126~~ ~~128~~ ~~130~~ ~~132~~ ~~134~~ 136 ~~138~~ ~~140~~ 142 ~~144~~ ~~146~~ 148 ~~150~~ 152 154 156 158 160 162 164 166 168 170 172 174 176 178 180 182 184 186 188 190 192 194 196 198 200 202 204 206 208 210 212	54 56 58 60 62 64 66 68 70 72 74 76 78 80 82 84 86 88 90 92 94 96 98 100 102 104 106 108 110 112 114 116 118 120 122 124 126 128 130 132 134 136 138 140 142 144 146 148 150 152 154 156 158 160 162 164 166 168 170 172 174 176 178 180 182 184 186 188 190 192 194 196 198 200 202 204 206 208 210 212	54 56 58 60 62 64 66 68 70 72 74 76 78 80 82 84 86 88 90 92 94 96 98 100 102 104 106 108 110 112 114 116 118 120 122 124 126 128 130 132 134 136 138 140 142 144 146 148 150 152 154 156 158 160 162 164 166 168 170 172 174 176 178 180 182 184 186 188 190 192 194 196 198 200 202 204 206 208 210 212	54 56 58 60 62 64 66 68 70 72 74 76 78 80 82 84 86 88 90 92 94 96 98 100 102 104 106 108 110 112 114 116 118 120 122 124 126 128 130 132 134 136 138 140 142 144 146 148 150 152 154 156 158 160 162 164 166 168 170 172 174 176 178 180 182 184 186 188 190 192 194 196 198 200 202 204 206 208 210 212
Flash point temperature (°F)	142°F	>150°F	>150°F	>150°F			
Flash point corrected for thermometer SN: P59685 (°F)	autofill	autofill	autofill	autofill	autofill	autofill	autofill
Flash point corrected to mm Hg (°F)	autofill	autofill	autofill	autofill	autofill	autofill	autofill
Comments	Flash	No Flash	No Flash	No Flash			

APEX LABORATORIES, LLC
6700 SW Sandburg St. Tigard OR 97223 phone 503-718-2323

Conventional Chemistry Parameters
Benchsheet Data (Including Calibration)

Paint Filter by EPA 9095B

Batch 0120352 (A0L0210-02)

APEX LABORATORIES

Apex Laboratories

PREPARATION BENCH SHEET

DEC 1 5 2020

BATCH #: 0120352 (Sediment)

Prep Method: Paint Filter

#	Lab Number		Analysis	Prepared	Initial (g)	Final (N/A)	Spike ID	Source ID	ul Spike	ul Surr.	Sample ID	Extraction Comments	pH <2	pH 2-11	pH >11
	A0L0209-01	A	Paint Filter Test (9095B)	12/09/20 13:31	100.0452	1					NCPDI-IDW-Sed-201202				
	A0L0210-02	B	Paint Filter Test (9095B)	12/09/20 13:37	100.2932	1					USMPDI-IDW-Sed-201203				
	A0L0212-02	A	Paint Filter Test (9095B)	12/09/20 13:44	100.2025	1					PGM-LTM-IDW-201203				
	0120352-DUP1		QC	12/09/20 13:51	100.1866	1		A0L0212-02							

Standards/Reagents

Reagent(s)

Std ID	Exp. Date	Description
A13L221	11/30/23	Wet Chem Balance 3 ✓
A20A312	01/24/29	Paint filters for Free Liquid Testing ✓

Analyte Spike(s)

Std ID	Exp. Date	Description

Surrogate(s)

Std ID	Exp. Date	Description

AMB 12/9/20
Prepared By: Date

AMM 12/9/2020
Reviewed By: Date

Batch: 0120352 Analyst QMB

Paint filter test

Sample ID	Weight	Start time	End time	Liq.Vol
A0L0209-01	100.0452	01:31:00 PM	01:36:00 PM	0
A0L0210-02	100.2932	01:37:00 PM	01:42:00 PM	0
A0L0212-02	100.2025	01:44:00 PM	01:49:00 PM	2 mL
0120352-DUP1	100.1866	01:51:00 PM	01:56:00 PM	1 mL

APEX LABORATORIES, LLC
6700 SW Sandburg St. Tigard OR 97223 phone 503-718-2323

Percent Dry Weight by EPA 8000D
Benchsheet Data

Batch 0120316 (A0L0210-02)

PREPARATION BENCH SHEET

BATCH #: 0120316 (Matrix: Soil)

Apex Laboratories

Percent Solids Worksheet

Lab Number	QC Source ID	Prepared (Time In)	Weighed (Time Out)	Tare Wt. (g)	Wet Weight (+Tare) (g)	Dry Weight (+Tare) (g)	% Solids (Calc)	Sample Comments
A0K0904-01		12/09/20 19:37		1.281	15.086	11.896	76.9	
0120316-DUP5	A0K0904-01	12/09/20 19:37		1.286	13.981	10.976	76.3	
A0K0904-02		12/09/20 19:37		1.289	14.779	11.278	74.0	
A0L0009-01		12/09/20 07:42		1.257	11.727	10.186	85.3	
0120316-DUP1	A0L0009-01	12/09/20 07:42		1.256	11.424	9.969	85.7	
A0L0009-03		12/09/20 07:42		1.269	11.42	9.908	85.1	
A0L0024-02		12/09/20 07:42		1.286	12.318	12.135	98.3	
A0L0024-04		12/09/20 07:42		1.267	11.554	11.363	98.1	
A0L0190-02		12/09/20 07:42		1.255	11.564	11.211	96.6	
A0L0190-04		12/09/20 07:42		1.258	11.41	11.07	96.7	
A0L0209-01		12/09/20 13:23		1.28	12.66	9.878	75.6	
A0L0210-02		12/09/20 13:23		1.28	12.64	9.685	74.0	
A0L0212-02		12/09/20 13:23		1.28	12.07	7.59	58.5	
A0L0221-01		12/09/20 07:42		1.267	12.188	8.193	63.4	
A0L0221-02		12/09/20 07:42		1.291	11.452	7.637	62.5	
A0L0225-01		12/09/20 07:42		1.28	11.886	7.734	60.9	
A0L0225-02		12/09/20 07:42		1.256	11.67	7.491	59.9	
A0L0226-01		12/09/20 07:42		1.264	12.666	10.686	82.6	
0120316-DUP2	A0L0226-01	12/09/20 07:42		1.29	11.78	9.976	82.8	
A0L0226-02		12/09/20 07:42		1.288	12.586	10.146	78.4	
A0L0226-03		12/09/20 07:42		1.292	13.003	10.703	80.4	
A0L0226-04		12/09/20 07:42		1.279	11.545	9.465	79.7	
A0L0229-01		12/09/20 07:42		1.285	16.689	13.356	78.4	

MEB 12/10/20
Prepared By: Date

JC 12-10-2020
Reviewed By: Date

PREPARATION BENCH SHEET

Apex Laboratories

BATCH #: 0120316 (Matrix: Soil)

Percent Solids Worksheet

Lab Number	QC Source ID	Prepared (Time In)	Weighed (Time Out)	Tare Wt. (g)	Wet Weight (+Tare) (g)	Dry Weight (+Tare) (g)	% Solids (Calc)	Sample Comments
A0L0229-02		12/09/20 07:42		1.261	11.727	9.677	80.4	
A0L0252-01		12/09/20 07:42		1.276	11.533	10.774	92.6	
A0L0263-01		12/09/20 07:42		1.275	14.006	13.402	95.3	
A0L0263-03		12/09/20 07:42		1.276	12.306	11.571	93.3	
A0L0263-05		12/09/20 07:42		1.272	13.754	11.421	81.3	
A0L0263-06		12/09/20 07:42		1.278	12.368	10.322	81.6	
A0L0263-08		12/09/20 07:42		1.277	11.819	9.561	78.6	
0120316-DUP3	A0L0263-08	12/09/20 07:42		1.283	12.044	9.572	77.0	
A0L0266-01		12/09/20 07:42		1.274	11.689	9.068	74.8	
A0L0266-02		12/09/20 07:42		1.274	11.367	9.123	77.8	
A0L0266-03		12/09/20 07:42		1.271	12.461	9.714	75.5	
A0L0266-04		12/09/20 07:42		1.268	16.263	13	78.2	
A0L0266-05		12/09/20 07:42		1.255	13.628	11.685	84.3	
A0L0266-06		12/09/20 07:42		1.272	11.649	9.99	84.0	
A0L0266-07		12/09/20 07:42		1.28	12.081	10.724	87.4	
A0L0268-01		12/09/20 07:42		1.28	12.765	8.615	63.9	
A0L0269-01		12/09/20 07:42		1.277	11.973	8.968	71.9	
0120316-DUP4	A0L0269-01	12/09/20 07:42		1.29	11.87	8.662	69.7	
A0L0295-01		12/09/20 19:37		1.289	13.104	10.937	81.7	
A0L0295-02		12/09/20 19:37		1.281	10.557	8.241	75.0	
A0L0295-03		12/09/20 19:37		1.282	11.057	8.617	75.0	
A0L0295-05		12/09/20 19:37		1.279	10.682	8.784	79.8	
A0L0296-01		12/09/20 19:37		1.279	10.524	9.329	87.1	

MEB 12/10/20
Prepared By: Date

JC 12-10-2020
Reviewed By: Date

PREPARATION BENCH SHEET

Apex Laboratories

BATCH #: 0120316 (Matrix: Soil)

Percent Solids Worksheet

Lab Number	QC Source ID	Prepared (Time In)	Weighed (Time Out)	Tare Wt. (g)	Wet Weight (+Tare) (g)	Dry Weight (+Tare) (g)	% Solids (Calc)	Sample Comments
A0L0296-02		12/09/20 19:37		1.283	11.359	9.978	86.3	
A0L0303-01		12/09/20 19:37		1.278	13.142	10.22	75.4	
A0L0303-02		12/09/20 19:37		1.296	14.821	10.801	70.3	
0120316-DUP6	A0L0303-02	12/09/20 19:37		1.285	13.744	10.154	71.2	
A0L0304-01		12/09/20 19:37		1.289	13.683	10.61	75.2	
A0L0304-02		12/09/20 19:37		1.279	12.755	10.137	77.2	
A0L0307-01		12/09/20 19:37		1.291	12.279	10.2	81.1	
A0L0309-01		12/09/20 19:37		1.285	12.246	10.194	81.3	
A0L0309-02		12/09/20 19:37		1.289	12.618	10.669	82.8	
A0L0310-01		12/09/20 19:37		1.283	10.252	9.062	86.7	
A0L0310-02		12/09/20 19:37		1.285	11.585	10.025	84.9	

MEB 12/10/20
Prepared By: Date

JC 12-10-2020
Reviewed By: Date

LabNumber	Prepared	Tare (g)	Wet wt + tare (g)	Dry wt + tare (g)
0120316-DUP1	12/9/2020 7:42	1.256	11.424	9.969
0120316-DUP2	12/9/2020 7:42	1.29	11.78	9.976
0120316-DUP3	12/9/2020 7:42	1.283	12.044	9.572
0120316-DUP4	12/9/2020 7:42	1.29	11.87	8.662
0120316-DUP5	12/9/2020 19:37	1.286	13.981	10.976
0120316-DUP6	12/9/2020 19:37	1.285	13.744	10.154
A0K0904-01	12/9/2020 19:37	1.281	15.086	11.896
A0K0904-02	12/9/2020 19:37	1.289	14.779	11.278
A0L0009-01	12/9/2020 7:42	1.257	11.727	10.186
A0L0009-03	12/9/2020 7:42	1.269	11.42	9.908
A0L0024-02	12/9/2020 7:42	1.286	12.318	12.135
A0L0024-04	12/9/2020 7:42	1.267	11.554	11.363
A0L0190-02	12/9/2020 7:42	1.255	11.564	11.211
A0L0190-04	12/9/2020 7:42	1.258	11.41	11.07
A0L0209-01	12/9/2020 13:23	1.28	12.66	9.878
A0L0210-02	12/9/2020 13:23	1.28	12.64	9.685
A0L0212-02	12/9/2020 13:23	1.28	12.07	7.59
A0L0221-01	12/9/2020 7:42	1.267	12.188	8.193
A0L0221-02	12/9/2020 7:42	1.291	11.452	7.637
A0L0225-01	12/9/2020 7:42	1.28	11.886	7.734
A0L0225-02	12/9/2020 7:42	1.256	11.67	7.491
A0L0226-01	12/9/2020 7:42	1.264	12.666	10.686
A0L0226-02	12/9/2020 7:42	1.288	12.586	10.146
A0L0226-03	12/9/2020 7:42	1.292	13.003	10.703
A0L0226-04	12/9/2020 7:42	1.279	11.545	9.465
A0L0229-01	12/9/2020 7:42	1.285	16.689	13.356
A0L0229-02	12/9/2020 7:42	1.261	11.727	9.677
A0L0252-01	12/9/2020 7:42	1.276	11.533	10.774
A0L0263-01	12/9/2020 7:42	1.275	14.006	13.402
A0L0263-03	12/9/2020 7:42	1.276	12.306	11.571
A0L0263-05	12/9/2020 7:42	1.272	13.754	11.421
A0L0263-06	12/9/2020 7:42	1.278	12.368	10.322
A0L0263-08	12/9/2020 7:42	1.277	11.819	9.561
A0L0266-01	12/9/2020 7:42	1.274	11.689	9.068
A0L0266-02	12/9/2020 7:42	1.274	11.367	9.123
A0L0266-03	12/9/2020 7:42	1.271	12.461	9.714
A0L0266-04	12/9/2020 7:42	1.268	16.263	13
A0L0266-05	12/9/2020 7:42	1.255	13.628	11.685
A0L0266-06	12/9/2020 7:42	1.272	11.649	9.99
A0L0266-07	12/9/2020 7:42	1.28	12.081	10.724
A0L0268-01	12/9/2020 7:42	1.28	12.765	8.615
A0L0269-01	12/9/2020 7:42	1.277	11.973	8.968
A0L0295-01	12/9/2020 19:37	1.289	13.104	10.937
A0L0295-02	12/9/2020 19:37	1.281	10.557	8.241
A0L0295-03	12/9/2020 19:37	1.282	11.057	8.617
A0L0295-05	12/9/2020 19:37	1.279	10.682	8.784
A0L0296-01	12/9/2020 19:37	1.279	10.524	9.329
A0L0296-02	12/9/2020 19:37	1.283	11.359	9.978
A0L0303-01	12/9/2020 19:37	1.278	13.142	10.22
A0L0303-02	12/9/2020 19:37	1.296	14.821	10.801
A0L0304-01	12/9/2020 19:37	1.289	13.683	10.61

A0L0304-02	12/9/2020 19:37	1.279	12.755	10.137
A0L0307-01	12/9/2020 19:37	1.291	12.279	10.2
A0L0309-01	12/9/2020 19:37	1.285	12.246	10.194
A0L0309-02	12/9/2020 19:37	1.289	12.618	10.669
A0L0310-01	12/9/2020 19:37	1.283	10.252	9.062
A0L0310-02	12/9/2020 19:37	1.285	11.585	10.025

APEX LABORATORIES, LLC
6700 SW Sandburg St. Tigard OR 97223 phone 503-718-2323

Balance Checksheets

Extractions December 2020
Dry Weights December 2020
Metals December 2020
Sample Control December 2020
Wet Chem November 2020

Balance Challenge Log

Extractions
AND FX-2000
ID# 5210177

Weight ID	weight (g)	acceptance range (g)	
	=/<1g	± 0.02g	
	>1g	± 2%	
10077	0.5g	0.48	0.52
1000143395	300g	294.00	306.00

If other than as listed above, the weight and tracking ID of the mass used to challenge the balance must be recorded.

Alternate Weight/ID used:

Date Range:

Month: December
Year: 2020

Day/Time	Initials	Weight One	Observed	Weight Two	Observed
1 0651	SCG		0.50		299.99
2 0648	SCG		0.50		300.01
3 0657	SCG		0.51		300.01
4 0744	AJJ		0.49		300.00
5					
6					
7 0806	AJJ		0.50		300.01
8 0650	SCG		0.48		300.00
9 0645	SCG		0.51		300.00
10 0652	SCG		0.50		300.00
11 0653	SCG		0.51		300.01
12 ~~0904: 59~~ 0855	SCG		0.50		300.03
13					
14 0652	SCG		0.50		300.00
15 0648	SCG		0.51		300.01
16 0643	SCG	0.50g	0.49	300.00g	300.00
17 0645	SCG		0.50		299.99
18 0647	SCG		0.49		300.01
19 ~~0644~~	~~SCG 12/12/20~~				
20					
21 0644	SCG		0.50		300.01
22 0649	SCG		0.50		300.02
23 0655	SCG		0.51		300.00
24					
25					
26					
27					
28 0647	SCG		0.51		300.00
29 0647	SCG		0.50		300.00
30 0651	SCG		0.50		300.00
31 0647	SCG		0.51		299.99

~SCG 12/12/20

Balance Challenge Log

Dry Weight Balance 5
Radwag WTC 200
ID# 643426

Weight ID	weight (g)	acceptance range (g)	
	=/<1g	± 0.02g	
	>1g	± 2%	
10077	0.5g	0.48	0.52
10077 and 02-J60965-11	100g	98.000	102.000

If other than as listed above, the weight and tracking ID of the mass used to challenge the balance must be recorded.

Month: December
Year: 2020

Alternate Weight/ID used:

Date Range:

	Day/Time	Initials	Weight One	Observed	Weight Two	Observed
1	0713	MEB		0.501		99.995
2	0711	MEB		0.504		100.004
3	0711	MEB		0.499		99.998
4	0811	MEB		0.501		99.998
5						
6						
7	0735	PJO		0.498		100.002
8	0725	MEB		0.500		~~99.483~~ 99.998 MEB 12/8/20
9	0710	MEB		0.497		99.995
10	0713	MEB		0.498		99.992
11	0709	MEB		0.502		99.997
12						
13						
14	0714	MEB		0.499		99.995
15	0717	MEB		0.498		99.998
16	0704	MEB	0.50g	0.499	100.00g	99.997
17	0705	MEB		0.499		99.997
18	0711	MEB		0.503		99.998
19						
20						
21	0713	MEB		0.496		99.992
22	0707	MEB		0.498		99.998
23	0715	MEB		0.497		99.993
24						
25						
26						
27						
28	0715	MEB		0.500		99.997
29	0718	MEB		0.502		99.997
30	0711	MEB		0.500		99.998
31	0712	MEB		0.500		99.998

Balance Challenge Log

Metals Prep Balance 2
Sartorius LC 620 P
40020073

Weight ID	weight (g) =/<1g >1g	acceptance range (g) ± 0.02g ± 2%	
03-J68049-19	0.100g	0.080	0.120
03-J68814-10	10g	9.800	10.200
15477 (100g + 500g)	600g	588.000	612.000

If other than as listed above, the weight and tracking ID of the mass used to challenge the balance must be recorded.

Month: December
Year: 2020

Alternate Weight/ID used:

Date Range:

Day/Time	Initials	Weight 1	Observed	Weight 2	Observed	Weight 3	Observed
1 ~~1317~~ 845	JHH		599.995		9.999		0.100
2 842	JHH		599.995		10.001		0.100
3 839	MJG		599.990		10.002		0.102
4 830	MJG		599.985		10.000		0.100
5 1010	NP		599.985		10.000		0.098
6							
7 835	MJG		599.985		10.000		0.100
8 859	JHH		599.985		10.000		0.099
9 857	JHH		599.985		9.999		0.099
10 822	MJG		599.985		10.000		0.099
11 836	MJG		599.990		10.003		0.104
12 951	NP		599.985		10.000		0.101
13							
14 817	MJG		599.985		10.001		0.101
15 751	MJG		599.990		10.002		0.103
16 840	JHH	600.000g	599.990	10.000g	9.999	0.100g	0.100
17 841	JHH		599.990		9.999		0.100
18 828	JHH		599.990		9.999		0.100
19							
20							
21 827	MJG		599.995		10.000		0.100
22 755	MJG		599.990		10.000		0.100
23 756	MJG		599.990		10.000		0.101
24							
25							
26							
27							
28 754	MJG		599.985		10.000		0.100
29 853	JHH		599.985		9.999		0.100
30 903	JHH		599.985		9.998		0.099
31 857	JHH		599.985		9.998		0.099
			Observed				

lance Challenge Log

lanceName
dy Justice
593312

Weight ID	weight (g) =/<1g >1g	acceptance range (g) ± 0.02g ± 2%	
10660	0.10g	0.08	0.12
10581	50.00g	49.00	51.00
15477	500.00g	490.00	510.00

If other than as listed above, the weight and tracking ID of the mass used to challenge the balance must be recorded.

nth: Dec
ar: 2020

Alternate Weight/ID used:

Date Range:

Day/Time	Initials	Weight 1	Observed	Weight 2	Observed	Weight 3	Observed
1 9:05	MS		0.10		50.00	ONLY	499.99 JS
2 13:00	MS		0.09		49.99	NEEDED	
3 8:15	MS		0.10		50.00	WHEN	
4 7:40	SO		0.10		50.00	WEIGHING	
5						OVER	
6						50 g	
7 7:50	MS		0.10		50.00	KEPT	
8 7:40	MS		0.10		50.00	IN METALS	
9 7:40	MS		0.09		50.00	DEPT.	499.99 JS
10 7:50	MS		0.10		50.00		499.96 TAG
11 9:01	MS		0.10		49.99		
12 12:00	TAG		0.09		49.99		
13						500.00g	499.97 AAC@1534
14 8:05	MS		0.10		49.99		
15 7:55	SO		0.09		49.99		
16 7:55	MS	0.10g	0.09	50.00g	49.99		
17 7:55	MS		0.09		49.99		
18 8:40	MS		0.10		49.98		
19 9:35	TAG		0.09		49.99		
20							
21 7:55	MS		49.99		0.09		
22 7:45	MS		49.99		0.10		
23 7:40	MS		49.99		0.10		499.99 8:50 MS
24							
25							
26							
27							
28 7:45	SO		0.10		50.00		
29 7:45	SO		0.10		50.00		
30 7:35	MS		0.10		50.00		
31 7:45	MS		0.10		49.99		

Balance Challenge Log

Wet Chem Balance 5
Ohaus Pioneer PX124
ID# C032834626

Weight ID	weight (g)	acceptance range (g)	
	<0.5000g	± 0.5mg	
	>/=0.5000g	± 0.1%	
1000015949	0.005g	0.0045	0.0055
66067	0.100g	0.0995	0.1005
66067	100g	99.9000	100.1000

If other than as listed above, the weight and tracking ID of the mass used to challenge the balance must be recorded.

Month: DECEMBER
Year: 2020

Alternate Weight/ID used:

Date Range:

Day/Time	Initials	Weight 1	Observed	Weight 2	Observed	Weight 3	Observed
1 1008	NMK		99.9994		0.0999		0.0051
2 1339	AMB		99.9996		0.0999		0.0049
3 1121	AMB		99.9996		0.1000		0.0049
4 1003	AMB		99.9994		0.1000		0.0050
5							~~0.0050~~ AMB 12/17/20
6							
7 1007	AMB		99.9995		0.0999		0.0050
8 1030	AMB		99.9994		0.0999		0.0049
9 1034	AMB		99.9997		0.1001		0.0049
10 1307	AMB		99.9998		0.1001		0.0050
11 0910	HAS		99.9996		0.0997		0.0046
12							
13							
14 1003	AMB		100.0001		~~0.000~~ 0.0999 AMB 12/14/20		0.0049
15 1041	AMB		99.9998		0.1000		0.0050
16 1221	AMB	100.0000g	99.9999	0.1000g	0.0998	.0050g	0.0050
17 1104	AMB		99.9998		0.0999		0.0049
18 1431	HAS		99.9998		0.0998		0.0050
19							
20							
21 0930	NMK		99.9995		0.1000		0.0049
22 1054	AMB		99.9996		0.0998		0.0050
23 920	AMB		99.9992		0.0999		0.0049
24							
25							
26							
27							
28 917	HAS		99.9991		0.1000		0.0047
29 ~~1051~~ 1150 AMB 12/17/20	AMB		99.9995		0.1000		0.0049
30 1210	AMB		99.9996		0.0998		0.0048
31 1000	AMB		99.9998		0.1000		0.0050