



Apex Laboratories, LLC
6700 SW Sandburg St. Tigard, Oregon 97223
503.718.2323

**Level IV Data Package for
Anchor QEA, LLC
US Moorings – C2,C3,C4
Apex Laboratories Work Order #:
A0K0733**

The information contained in this Data Package is intended solely for the purpose of validating client sample results submitted under the associated Chain of Custody(ies). An effort has been made to remove all traceable non-client data. Any incidental inclusion of non-client data is considered privileged and confidential information. The use of this information for any purpose other than data validation is strictly prohibited, and constitutes a breach of contract.

Table of Contents
A0K0733
(page 1 of 1)

Analytical Case Narrative

Analytical Report

Sample Receipt Documentation

(Work orders, Chain of Custody & Cooler Receipt Forms)

CLP-Like Forms

Raw Data

Organochlorine Pesticides by EPA 8081B

Benchsheet & Analysis Sequence Data

Batch 0120356

Sequence 0L10062 (A0K0733-01RE1,02RE1,03RE1,04RE1,05RE1)

Calibration Data

Sequence 0J14056 (Cal ID A0J1506) DUALECD5

Soluble Cyanide by UV Digestion/Gas Diffusion/Amperometric Detection

Benchsheet & Analysis Sequence Data (Including Calibration)

Batch 0110763

Sequence 0K20018 (A0K0733-01,02,03,04,05)

Conventional Chemistry Parameters

Benchsheet & Analysis Sequence Data

Total Organic Carbon- Soil (SM 5310 B)

Batch 0120188

Sequence 0L07044 (A0K0733-01,02,03,04,05)

Calibration Data

Sequence 0H18059 (Cal ID A0H1904) TOC6

Total Solids by SM2540G

Benchsheet Data

Batch 0120206 (A0K08733-01,02,03,04,05)

Balance Checksheets

Extractions December 2020

Wet Chem November 2020

Wet Chem December 2020

Analytical Case Narrative

Analytical Case Narrative

Client: Anchor QEA, LLC
Project: US Moorings – C2,C3,C4
Apex Work Order Number: A0K0733

Date: 01/13/21

This data package contains data associated with analysis of samples for the above referenced Apex work order numbers. The data package Table of Contents, along with the PDF bookmarks, allow for ease of navigation and location of items within the data deliverable.

The Sample Receipt Documentation section of this package contains sample receipt information, including sample temperature and condition of receipt documented on Cooler Receipt Form(s). Apex analyzed the samples by the methods indicated on the Chain of Custody. Any additional analyses requested are indicated on the Apex Work Order.

If any anomalies were encountered during analysis that could potentially impact data quality, sample results are qualified and/or a separate Case Narrative is included in the Analytical Report. Please refer to the Notes and Definition section of the Analytical Report(s) for Qualifier explanations, Conventions, and the Blank Policy.

Data represented in this package are in compliance with the referenced method(s), both technically and for completeness, for all conditions other than those stated above and/or noted by qualification of the reported data. The signature below verifies that the Laboratory Director or his designee has authorized release of this data package.



Estella Rieben,
Quality Systems Manager
Apex Laboratories, LLC

Analytical Report



Apex Laboratories, LLC

6700 S.W. Sandburg Street
Tigard, OR 97223
503-718-2323
ORELAP ID: OR100062

Tuesday, January 5, 2021

Delaney Peterson
Anchor QEA, LLC
6720 SW Macadam Ave. Suite 125
Portland, OR 97219

RE: A0K0733 - US Moorings -- C2, C3, C4 - [none]

Thank you for using Apex Laboratories. We greatly appreciate your business and strive to provide the highest quality services to the environmental industry.

Enclosed are the results of analyses for work order A0K0733, which was received by the laboratory on 11/18/2020 at 7:25:00AM.

If you have any questions concerning this report or the services we offer, please feel free to contact me by email at: dthomas@apex-labs.com, or by phone at 503-718-2323.

Please note: All samples will be disposed of within 30 days of sample receipt, unless prior arrangements have been made.

Cooler Receipt Information

(See Cooler Receipt Form for details)

Cooler #1 3.8 degC

This Final Report is the official version of the data results for this sample submission, unless superseded by a subsequent, labeled amended report.

All other deliverables derived from this data, including Electronic Data Deliverables (EDDs), CLP-like forms, client requested summary sheets, and all other products are considered secondary to this report.



Apex Laboratories

The results in this report apply to the samples analyzed in accordance with the chain of custody document. This analytical report must be reproduced in its entirety.



Apex Laboratories, LLC

6700 S.W. Sandburg Street
Tigard, OR 97223
503-718-2323
ORELAP ID: OR100062

Anchor QEA, LLC 6720 SW Macadam Ave. Suite 125 Portland, OR 97219	Project: US Moorings -- C2, C3, C4 Project Number: [none] Project Manager: Delaney Peterson	Report ID: A0K0733 - 01 05 21 1220
--	---	--

ANALYTICAL REPORT FOR SAMPLES

SAMPLE INFORMATION

Client Sample ID	Laboratory ID	Matrix	Date Sampled	Date Received
USMPDI-013SG-201116	A0K0733-01	SE	11/16/20 12:15	11/18/20 07:25
USMPDI-014SG-201116	A0K0733-02	SE	11/16/20 11:10	11/18/20 07:25
USMPDI-018SG-201116	A0K0733-03	SE	11/16/20 14:20	11/18/20 07:25
USMPDI-022SG-201116	A0K0733-04	SE	11/16/20 15:25	11/18/20 07:25
USMPDI-1022SG-201116	A0K0733-05	SE	11/16/20 15:29	11/18/20 07:25

Apex Laboratories

The results in this report apply to the samples analyzed in accordance with the chain of custody document. This analytical report must be reproduced in its entirety.



Anchor QEA, LLC 6720 SW Macadam Ave. Suite 125 Portland, OR 97219	Project: US Moorings -- C2, C3, C4 Project Number: [none] Project Manager: Delaney Peterson	Report ID: A0K0733 - 01 05 21 1220
--	---	---

ANALYTICAL SAMPLE RESULTS

Organochlorine Pesticides by EPA 8081B

Analyte	Sample Result	Detection Limit	Reporting Limit	Units	Dilution	Date Analyzed	Method Ref.	Notes
USMPDI-013SG-201116 (A0K0733-01RE1)			Matrix: SE		Batch: 0120356		C-05, H-08	
2,4'-DDD	ND	4.38	4.38	ug/kg dry	1	12/10/20 18:12	EPA 8081B	
2,4'-DDE	ND	4.38	4.38	ug/kg dry	1	12/10/20 18:12	EPA 8081B	
2,4'-DDT	ND	2.19	4.38	ug/kg dry	1	12/10/20 18:12	EPA 8081B	
4,4'-DDD	10.3	2.19	4.38	ug/kg dry	1	12/10/20 18:12	EPA 8081B	
4,4'-DDE	ND	4.38	4.38	ug/kg dry	1	12/10/20 18:12	EPA 8081B	
4,4'-DDT	ND	4.38	4.38	ug/kg dry	1	12/10/20 18:12	EPA 8081B	
<i>Surrogate: 2,4,5,6-TCMX (Surr)</i>		<i>Recovery: 61 %</i>		<i>Limits: 42-129 %</i>		<i>1</i>	<i>12/10/20 18:12</i>	<i>EPA 8081B</i>
<i>Decachlorobiphenyl (Surr)</i>		<i>85 %</i>		<i>55-130 %</i>		<i>1</i>	<i>12/10/20 18:12</i>	<i>EPA 8081B</i>
USMPDI-014SG-201116 (A0K0733-02RE1)			Matrix: SE		Batch: 0120356		C-05, H-08	
2,4'-DDD	ND	4.15	4.15	ug/kg dry	1	12/10/20 20:29	EPA 8081B	
2,4'-DDE	ND	4.36	4.36	ug/kg dry	1	12/10/20 20:29	EPA 8081B	R-02
2,4'-DDT	ND	4.15	4.15	ug/kg dry	1	12/10/20 20:29	EPA 8081B	
4,4'-DDD	9.32	2.08	4.15	ug/kg dry	1	12/10/20 20:29	EPA 8081B	
4,4'-DDE	ND	4.15	4.15	ug/kg dry	1	12/10/20 20:29	EPA 8081B	
4,4'-DDT	ND	6.02	6.02	ug/kg dry	1	12/10/20 20:29	EPA 8081B	R-02
<i>Surrogate: 2,4,5,6-TCMX (Surr)</i>		<i>Recovery: 80 %</i>		<i>Limits: 42-129 %</i>		<i>1</i>	<i>12/10/20 20:29</i>	<i>EPA 8081B</i>
<i>Decachlorobiphenyl (Surr)</i>		<i>86 %</i>		<i>55-130 %</i>		<i>1</i>	<i>12/10/20 20:29</i>	<i>EPA 8081B</i>
USMPDI-018SG-201116 (A0K0733-03RE1)			Matrix: SE		Batch: 0120356		C-05, H-08	
2,4'-DDD	ND	6.69	6.69	ug/kg dry	1	12/10/20 18:46	EPA 8081B	R-02
2,4'-DDE	ND	7.08	7.08	ug/kg dry	1	12/10/20 18:46	EPA 8081B	R-02
2,4'-DDT	ND	4.33	4.33	ug/kg dry	1	12/10/20 18:46	EPA 8081B	R-02
4,4'-DDD	14.7	1.97	3.94	ug/kg dry	1	12/10/20 18:46	EPA 8081B	
4,4'-DDE	ND	5.90	5.90	ug/kg dry	1	12/10/20 18:46	EPA 8081B	R-02
4,4'-DDT	ND	4.13	4.13	ug/kg dry	1	12/10/20 18:46	EPA 8081B	R-02
<i>Surrogate: 2,4,5,6-TCMX (Surr)</i>		<i>Recovery: 97 %</i>		<i>Limits: 42-129 %</i>		<i>1</i>	<i>12/10/20 18:46</i>	<i>EPA 8081B</i>
<i>Decachlorobiphenyl (Surr)</i>		<i>91 %</i>		<i>55-130 %</i>		<i>1</i>	<i>12/10/20 18:46</i>	<i>EPA 8081B</i>
USMPDI-022SG-201116 (A0K0733-04RE1)			Matrix: SE		Batch: 0120356		C-05, H-08	
2,4'-DDD	ND	4.37	4.37	ug/kg dry	1	12/10/20 20:46	EPA 8081B	
2,4'-DDE	ND	4.37	4.37	ug/kg dry	1	12/10/20 20:46	EPA 8081B	
2,4'-DDT	ND	2.19	4.37	ug/kg dry	1	12/10/20 20:46	EPA 8081B	
4,4'-DDD	11.2	2.19	4.37	ug/kg dry	1	12/10/20 20:46	EPA 8081B	

Apex Laboratories

The results in this report apply to the samples analyzed in accordance with the chain of custody document. This analytical report must be reproduced in its entirety.



Anchor QEA, LLC 6720 SW Macadam Ave. Suite 125 Portland, OR 97219	Project: US Moorings -- C2, C3, C4 Project Number: [none] Project Manager: Delaney Peterson	Report ID: A0K0733 - 01 05 21 1220
--	---	---

ANALYTICAL SAMPLE RESULTS

Organochlorine Pesticides by EPA 8081B

Analyte	Sample Result	Detection Limit	Reporting Limit	Units	Dilution	Date Analyzed	Method Ref.	Notes
USMPDI-022SG-201116 (A0K0733-04RE1)				Matrix: SE		Batch: 0120356		C-05, H-08
4,4'-DDE	ND	4.37	4.37	ug/kg dry	1	12/10/20 20:46	EPA 8081B	
4,4'-DDT	ND	4.37	4.37	ug/kg dry	1	12/10/20 20:46	EPA 8081B	
<i>Surrogate: 2,4,5,6-TCMX (Surr)</i>		<i>Recovery: 64 %</i>		<i>Limits: 42-129 %</i>		<i>1</i>	<i>12/10/20 20:46</i>	<i>EPA 8081B</i>
<i>Decachlorobiphenyl (Surr)</i>		<i>74 %</i>		<i>55-130 %</i>		<i>1</i>	<i>12/10/20 20:46</i>	<i>EPA 8081B</i>
USMPDI-1022SG-201116 (A0K0733-05RE1)				Matrix: SE		Batch: 0120356		C-05, H-08
2,4'-DDD	ND	7.68	7.68	ug/kg dry	1	12/10/20 21:03	EPA 8081B	R-02
2,4'-DDE	ND	9.14	9.14	ug/kg dry	1	12/10/20 21:03	EPA 8081B	R-02
2,4'-DDT	ND	5.61	5.61	ug/kg dry	1	12/10/20 21:03	EPA 8081B	R-02
4,4'-DDD	14.0	2.08	4.15	ug/kg dry	1	12/10/20 21:03	EPA 8081B	
4,4'-DDE	ND	6.44	6.44	ug/kg dry	1	12/10/20 21:03	EPA 8081B	R-02
4,4'-DDT	ND	6.23	6.23	ug/kg dry	1	12/10/20 21:03	EPA 8081B	R-02
<i>Surrogate: 2,4,5,6-TCMX (Surr)</i>		<i>Recovery: 91 %</i>		<i>Limits: 42-129 %</i>		<i>1</i>	<i>12/10/20 21:03</i>	<i>EPA 8081B</i>
<i>Decachlorobiphenyl (Surr)</i>		<i>94 %</i>		<i>55-130 %</i>		<i>1</i>	<i>12/10/20 21:03</i>	<i>EPA 8081B</i>

Apex Laboratories

The results in this report apply to the samples analyzed in accordance with the chain of custody document. This analytical report must be reproduced in its entirety.



Apex Laboratories, LLC

6700 S.W. Sandburg Street
Tigard, OR 97223
503-718-2323
ORELAP ID: OR100062

Anchor QEA, LLC
6720 SW Macadam Ave. Suite 125
Portland, OR 97219

Project: **US Moorings -- C2, C3, C4**
Project Number: [none]
Project Manager: **Delaney Peterson**

Report ID:
A0K0733 - 01 05 21 1220

ANALYTICAL SAMPLE RESULTS

Soluble Cyanide by UV Digestion/Gas Diffusion/Amperometric Detection

Analyte	Sample Result	Detection Limit	Reporting Limit	Units	Dilution	Date Analyzed	Method Ref.	Notes
USMPDI-013SG-201116 (A0K0733-01)				Matrix: SE		Batch: 0110763		
Total Cyanide	2.46	1.15	2.30	mg/kg dry	10	11/20/20 13:53	D7511-12	
USMPDI-014SG-201116 (A0K0733-02)				Matrix: SE		Batch: 0110763		
Total Cyanide	1.64	1.04	2.08	mg/kg dry	10	11/20/20 13:57	D7511-12	J
USMPDI-018SG-201116 (A0K0733-03)				Matrix: SE		Batch: 0110763		
Total Cyanide	1.56	1.01	2.03	mg/kg dry	10	11/20/20 13:59	D7511-12	J
USMPDI-022SG-201116 (A0K0733-04)				Matrix: SE		Batch: 0110763		
Total Cyanide	2.67	1.08	2.16	mg/kg dry	10	11/20/20 14:07	D7511-12	
USMPDI-1022SG-201116 (A0K0733-05)				Matrix: SE		Batch: 0110763		
Total Cyanide	2.58	1.08	2.15	mg/kg dry	10	11/20/20 14:09	D7511-12	

Apex Laboratories

The results in this report apply to the samples analyzed in accordance with the chain of custody document. This analytical report must be reproduced in its entirety.



Anchor QEA, LLC 6720 SW Macadam Ave. Suite 125 Portland, OR 97219	Project: US Moorings -- C2, C3, C4 Project Number: [none] Project Manager: Delaney Peterson	Report ID: A0K0733 - 01 05 21 1220
--	---	---

ANALYTICAL SAMPLE RESULTS

Demand Parameters

Analyte	Sample Result	Detection Limit	Reporting Limit	Units	Dilution	Date Analyzed	Method Ref.	Notes
USMPDI-013SG-201116 (A0K0733-01)				Matrix: SE				
Batch: 0120188								
Total Organic Carbon	2.6	---	0.047	% dry	1	12/07/20 14:50	PSEP_SM 5310B MOD	H-08
USMPDI-014SG-201116 (A0K0733-02)				Matrix: SE				
Batch: 0120188								
Total Organic Carbon	2.3	---	0.042	% dry	1	12/07/20 15:00	PSEP_SM 5310B MOD	H-08
USMPDI-018SG-201116 (A0K0733-03)				Matrix: SE				
Batch: 0120188								
Total Organic Carbon	2.0	---	0.041	% dry	1	12/07/20 15:11	PSEP_SM 5310B MOD	H-08
USMPDI-022SG-201116 (A0K0733-04)				Matrix: SE				
Batch: 0120188								
Total Organic Carbon	2.3	---	0.044	% dry	1	12/07/20 15:44	PSEP_SM 5310B MOD	H-08
USMPDI-1022SG-201116 (A0K0733-05)				Matrix: SE				
Batch: 0120188								
Total Organic Carbon	2.3	---	0.044	% dry	1	12/07/20 15:54	PSEP_SM 5310B MOD	H-08

Apex Laboratories

The results in this report apply to the samples analyzed in accordance with the chain of custody document. This analytical report must be reproduced in its entirety.



Anchor QEA, LLC 6720 SW Macadam Ave. Suite 125 Portland, OR 97219	Project: US Moorings -- C2, C3, C4 Project Number: [none] Project Manager: Delaney Peterson	Report ID: A0K0733 - 01 05 21 1220
--	---	---

ANALYTICAL SAMPLE RESULTS

Solid and Moisture Determinations

Analyte	Sample Result	Detection Limit	Reporting Limit	Units	Dilution	Date Analyzed	Method Ref.	Notes
USMPDI-013SG-201116 (A0K0733-01)				Matrix: SE				
Batch: 0120206								
Total Solids	42.7	---	1.00	%	1	12/07/20 13:11	SM 2540 G	
USMPDI-014SG-201116 (A0K0733-02)				Matrix: SE				
Batch: 0120206								
Total Solids	47.6	---	1.00	%	1	12/07/20 13:11	SM 2540 G	
USMPDI-018SG-201116 (A0K0733-03)				Matrix: SE				
Batch: 0120206								
Total Solids	48.7	---	1.00	%	1	12/07/20 13:11	SM 2540 G	
USMPDI-022SG-201116 (A0K0733-04)				Matrix: SE				
Batch: 0120206								
Total Solids	45.2	---	1.00	%	1	12/07/20 13:11	SM 2540 G	
USMPDI-1022SG-201116 (A0K0733-05)				Matrix: SE				
Batch: 0120206								
Total Solids	46.0	---	1.00	%	1	12/07/20 13:11	SM 2540 G	

Apex Laboratories

The results in this report apply to the samples analyzed in accordance with the chain of custody document. This analytical report must be reproduced in its entirety.



Anchor QEA, LLC 6720 SW Macadam Ave. Suite 125 Portland, OR 97219	Project: US Moorings -- C2, C3, C4 Project Number: [none] Project Manager: Delaney Peterson	Report ID: A0K0733 - 01 05 21 1220
--	---	--

QUALITY CONTROL (QC) SAMPLE RESULTS

Organochlorine Pesticides by EPA 8081B

Analyte	Result	Detection Limit	Reporting Limit	Units	Dilution	Spike Amount	Source Result	% REC	% REC Limits	RPD	RPD Limit	Notes
Batch 0120356 - EPA 3546/3640A (GPC)						Sediment						
Blank (0120356-BLK1)						Prepared: 12/08/20 07:03 Analyzed: 12/10/20 17:37						C-05
EPA 8081B												
2,4'-DDD	ND	0.909	1.82	ug/kg wet	1	---	---	---	---	---	---	
2,4'-DDE	ND	0.909	1.82	ug/kg wet	1	---	---	---	---	---	---	
2,4'-DDT	ND	0.909	1.82	ug/kg wet	1	---	---	---	---	---	---	
4,4'-DDD	ND	0.909	1.82	ug/kg wet	1	---	---	---	---	---	---	
4,4'-DDE	ND	0.909	1.82	ug/kg wet	1	---	---	---	---	---	---	
4,4'-DDT	ND	0.909	1.82	ug/kg wet	1	---	---	---	---	---	---	
Surr: 2,4,5,6-TCMX (Surr)		Recovery: 61 %		Limits: 42-129 %		Dilution: 1x						
Decachlorobiphenyl (Surr)		95 %		55-130 %		"						
LCS (0120356-BS1)						Prepared: 12/08/20 07:03 Analyzed: 12/10/20 17:55						C-05
EPA 8081B												
2,4'-DDD	45.5	1.00	2.00	ug/kg wet	1	50.0	---	91	58-128%	---	---	
2,4'-DDE	35.4	1.00	2.00	ug/kg wet	1	50.0	---	71	49-125%	---	---	
2,4'-DDT	47.2	1.00	2.00	ug/kg wet	1	50.0	---	94	66-145%	---	---	
4,4'-DDD	37.9	1.00	2.00	ug/kg wet	1	50.0	---	76	56-139%	---	---	
4,4'-DDE	37.9	1.00	2.00	ug/kg wet	1	50.0	---	76	56-134%	---	---	
4,4'-DDT	45.8	1.00	2.00	ug/kg wet	1	50.0	---	92	50-141%	---	---	
Surr: 2,4,5,6-TCMX (Surr)		Recovery: 55 %		Limits: 42-129 %		Dilution: 1x						
Decachlorobiphenyl (Surr)		101 %		55-130 %		"						
Duplicate (0120356-DUP1)						Prepared: 12/08/20 07:03 Analyzed: 12/10/20 18:29						C-05, H-08
QC Source Sample: USMPDI-013SG-201116 (A0K0733-01RE1)												
EPA 8081B												
2,4'-DDD	ND	6.12	6.12	ug/kg dry	1	---	ND	---	---	---	30%	R-02
2,4'-DDE	ND	6.77	6.77	ug/kg dry	1	---	ND	---	---	---	30%	R-02
2,4'-DDT	ND	4.59	4.59	ug/kg dry	1	---	ND	---	---	---	30%	R-02
4,4'-DDD	11.4	2.18	4.37	ug/kg dry	1	---	10.3	---	---	10	30%	
4,4'-DDE	ND	5.68	5.68	ug/kg dry	1	---	ND	---	---	---	30%	R-02
4,4'-DDT	ND	4.37	4.37	ug/kg dry	1	---	ND	---	---	---	30%	
Surr: 2,4,5,6-TCMX (Surr)		Recovery: 79 %		Limits: 42-129 %		Dilution: 1x						
Decachlorobiphenyl (Surr)		70 %		55-130 %		"						

Apex Laboratories

The results in this report apply to the samples analyzed in accordance with the chain of custody document. This analytical report must be reproduced in its entirety.



Anchor QEA, LLC 6720 SW Macadam Ave. Suite 125 Portland, OR 97219	Project: US Moorings -- C2, C3, C4 Project Number: [none] Project Manager: Delaney Peterson	Report ID: A0K0733 - 01 05 21 1220
--	---	---

QUALITY CONTROL (QC) SAMPLE RESULTS

Organochlorine Pesticides by EPA 8081B

Analyte	Result	Detection Limit	Reporting Limit	Units	Dilution	Spike Amount	Source Result	% REC	% REC Limits	RPD	RPD Limit	Notes
Batch 0120356 - EPA 3546/3640A (GPC) Sediment												
Matrix Spike (0120356-MS1) Prepared: 12/08/20 07:03 Analyzed: 12/10/20 19:03 C-05, H-08												
QC Source Sample: USMPDI-018SG-201116 (A0K0733-03RE1)												
EPA 8081B												
2,4'-DDD	89.2	6.88	6.88	ug/kg dry	1	101	ND	88	58-128%	---	---	R-02
2,4'-DDE	79.3	7.28	7.28	ug/kg dry	1	101	ND	78	49-125%	---	---	R-02
2,4'-DDT	86.0	4.45	4.45	ug/kg dry	1	101	ND	85	66-145%	---	---	R-02
4,4'-DDD	84.5	2.02	4.04	ug/kg dry	1	101	14.7	69	56-139%	---	---	
4,4'-DDE	77.0	6.07	6.07	ug/kg dry	1	101	ND	76	56-134%	---	---	R-02
4,4'-DDT	81.8	4.25	4.25	ug/kg dry	1	101	ND	81	50-141%	---	---	R-02
<i>Surr: 2,4,5,6-TCMX (Surr) Recovery: 56 % Limits: 42-129 % Dilution: 1x</i>												
<i>Decachlorobiphenyl (Surr) 85 % 55-130 % "</i>												

Matrix Spike Dup (0120356-MSD1) Prepared: 12/08/20 07:04 Analyzed: 12/10/20 19:21 C-05, H-08												
QC Source Sample: USMPDI-018SG-201116 (A0K0733-03RE1)												
EPA 8081B												
2,4'-DDD	92.3	6.86	6.86	ug/kg dry	1	101	ND	91	58-128%	3	30%	R-02
2,4'-DDE	82.8	7.27	7.27	ug/kg dry	1	101	ND	82	49-125%	4	30%	R-02
2,4'-DDT	93.7	4.44	4.44	ug/kg dry	1	101	ND	93	66-145%	9	30%	R-02
4,4'-DDD	86.8	2.02	4.04	ug/kg dry	1	101	14.7	71	56-139%	3	30%	
4,4'-DDE	77.4	6.05	6.05	ug/kg dry	1	101	ND	77	56-134%	0.4	30%	R-02
4,4'-DDT	88.8	4.24	4.24	ug/kg dry	1	101	ND	88	50-141%	8	30%	R-02
<i>Surr: 2,4,5,6-TCMX (Surr) Recovery: 55 % Limits: 42-129 % Dilution: 1x</i>												
<i>Decachlorobiphenyl (Surr) 93 % 55-130 % "</i>												

Apex Laboratories

The results in this report apply to the samples analyzed in accordance with the chain of custody document. This analytical report must be reproduced in its entirety.



Anchor QEA, LLC
6720 SW Macadam Ave. Suite 125
Portland, OR 97219

Project: **US Moorings -- C2, C3, C4**
Project Number: [none]
Project Manager: **Delaney Peterson**

Report ID:
A0K0733 - 01 05 21 1220

QUALITY CONTROL (QC) SAMPLE RESULTS

Soluble Cyanide by UV Digestion/Gas Diffusion/Amperometric Detection

Analyte	Result	Detection Limit	Reporting Limit	Units	Dilution	Spike Amount	Source Result	% REC	% REC Limits	RPD	RPD Limit	Notes
Batch 0110763 - ASTM D7511-12mod (S)						Soil						
Blank (0110763-BLK1)			Prepared: 11/20/20 12:22 Analyzed: 11/20/20 13:49									
<u>D7511-12</u>												
Total Cyanide	ND	0.0500	0.100	mg/kg wet	1	---	---	---	---	---	---	
LCS (0110763-BS1)			Prepared: 11/20/20 12:22 Analyzed: 11/20/20 13:51									
<u>D7511-12</u>												
Total Cyanide	0.453	0.0500	0.100	mg/kg wet	1	0.400	---	113	84-116%	---	---	
Matrix Spike (0110763-MS1)			Prepared: 11/20/20 12:22 Analyzed: 11/20/20 14:01									
<u>QC Source Sample: USMPDI-018SG-201116 (A0K0733-03)</u>												
<u>D7511-12</u>												
Total Cyanide	3.10	1.00	2.01	mg/kg dry	10	0.802	1.56	192	64-136%	---	---	Q-01
Matrix Spike Dup (0110763-MSD1)			Prepared: 11/20/20 12:22 Analyzed: 11/20/20 14:05									
<u>QC Source Sample: USMPDI-018SG-201116 (A0K0733-03)</u>												
<u>D7511-12</u>												
Total Cyanide	3.40	1.03	2.05	mg/kg dry	10	0.820	1.56	225	64-136%	9	47%	Q-01

Apex Laboratories

The results in this report apply to the samples analyzed in accordance with the chain of custody document. This analytical report must be reproduced in its entirety.



Anchor QEA, LLC 6720 SW Macadam Ave. Suite 125 Portland, OR 97219	Project: US Moorings -- C2, C3, C4 Project Number: [none] Project Manager: Delaney Peterson	Report ID: A0K0733 - 01 05 21 1220
--	---	---

QUALITY CONTROL (QC) SAMPLE RESULTS

Demand Parameters

Analyte	Result	Detection Limit	Reporting Limit	Units	Dilution	Spike Amount	Source Result	% REC	% REC Limits	RPD	RPD Limit	Notes
Batch 0120188 - PSEP-5310B TOC						Soil						
Blank (0120188-BLK1)			Prepared: 12/04/20 11:01 Analyzed: 12/07/20 14:17									
<u>PSEP_SM 5310B MOD</u>												
Total Organic Carbon	ND	---	0.020	% wet	1	---	---	---	---	---	---	
LCS (0120188-BS1)			Prepared: 12/04/20 11:01 Analyzed: 12/07/20 14:28									
<u>PSEP_SM 5310B MOD</u>												
Total Organic Carbon	9200	---		mg/kg	1	10000	---	92	88-111%	---	---	
Duplicate (0120188-DUP1)			Prepared: 12/04/20 11:01 Analyzed: 12/07/20 15:22									
<u>QC Source Sample: USMPDI-018SG-201116 (A0K0733-03)</u>												
<u>PSEP_SM 5310B MOD</u>												
Total Organic Carbon	2.0	---	0.041	% dry	1	---	2.0	---	---	0.6	27%	H-08
Duplicate (0120188-DUP2)			Prepared: 12/04/20 11:01 Analyzed: 12/07/20 15:33									
<u>QC Source Sample: USMPDI-018SG-201116 (A0K0733-03)</u>												
<u>PSEP_SM 5310B MOD</u>												
Total Organic Carbon	2.0	---	0.041	% dry	1	---	2.0	---	---	0.6	27%	
Duplicate (0120188-DUP3)			Prepared: 12/04/20 11:01 Analyzed: 12/07/20 16:38									
<u>QC Source Sample: Non-SDG (A0K0819-01)</u>												
Total Organic Carbon	1.3	---	0.027	% dry	1	---	3.3	---	---	85	27%	H-08, Q-04

Apex Laboratories

The results in this report apply to the samples analyzed in accordance with the chain of custody document. This analytical report must be reproduced in its entirety.



Apex Laboratories, LLC

6700 S.W. Sandburg Street
 Tigard, OR 97223
 503-718-2323
 ORELAP ID: OR100062

Anchor QEA, LLC 6720 SW Macadam Ave. Suite 125 Portland, OR 97219	Project: US Moorings -- C2, C3, C4 Project Number: [none] Project Manager: Delaney Peterson	Report ID: A0K0733 - 01 05 21 1220
--	---	---

QUALITY CONTROL (QC) SAMPLE RESULTS

Solid and Moisture Determinations

Analyte	Result	Detection Limit	Reporting Limit	Units	Dilution	Spike Amount	Source Result	% REC	% REC Limits	RPD	RPD Limit	Notes
Batch 0120206 - Total Solids (SM2540G/PSEP)						Soil						
Duplicate (0120206-DUP1)			Prepared: 12/04/20 14:10 Analyzed: 12/07/20 13:11									
<u>QC Source Sample: USMPDI-018SG-201116 (A0K0733-03)</u>												
<u>SM 2540 G</u>												
Total Solids	49.2	---	1.00	%	1	---	48.7	---	---	1	10%	
Duplicate (0120206-DUP2)			Prepared: 12/04/20 14:10 Analyzed: 12/07/20 13:11									
<u>QC Source Sample: Non-SDG (A0K0819-01)</u>												
Total Solids	76.8	---	1.00	%	1	---	74.6	---	---	3	10%	

Apex Laboratories

The results in this report apply to the samples analyzed in accordance with the chain of custody document. This analytical report must be reproduced in its entirety.



Anchor QEA, LLC
6720 SW Macadam Ave. Suite 125
Portland, OR 97219

Project: **US Moorings -- C2, C3, C4**
Project Number: [none]
Project Manager: **Delaney Peterson**

Report ID:
A0K0733 - 01 05 21 1220

SAMPLE PREPARATION INFORMATION

Organochlorine Pesticides by EPA 8081B

Prep: EPA 3546/3640A (GPC)

Lab Number	Matrix	Method	Sampled	Prepared	Sample Initial/Final	Default Initial/Final	RL Prep Factor
Batch: 0120356							
A0K0733-01RE1	SE	EPA 8081B	11/16/20 12:15	12/08/20 07:03	10.69g/10mL	10g/5mL	1.87
A0K0733-02RE1	SE	EPA 8081B	11/16/20 11:10	12/08/20 07:03	10.12g/10mL	10g/5mL	1.98
A0K0733-03RE1	SE	EPA 8081B	11/16/20 14:20	12/08/20 07:03	10.43g/10mL	10g/5mL	1.92
A0K0733-04RE1	SE	EPA 8081B	11/16/20 15:25	12/08/20 07:03	10.12g/10mL	10g/5mL	1.98
A0K0733-05RE1	SE	EPA 8081B	11/16/20 15:29	12/08/20 07:03	10.48g/10mL	10g/5mL	1.91

Soluble Cyanide by UV Digestion/Gas Diffusion/Amperometric Detection

Prep: ASTM D7511-12mod (S)

Lab Number	Matrix	Method	Sampled	Prepared	Sample Initial/Final	Default Initial/Final	RL Prep Factor
Batch: 0110763							
A0K0733-01	SE	D7511-12	11/16/20 12:15	11/20/20 12:33	2.5387g/50mL	2.5g/50mL	0.99
A0K0733-02	SE	D7511-12	11/16/20 11:10	11/20/20 12:33	2.525g/50mL	2.5g/50mL	0.99
A0K0733-03	SE	D7511-12	11/16/20 14:20	11/20/20 12:33	2.5337g/50mL	2.5g/50mL	0.99
A0K0733-04	SE	D7511-12	11/16/20 15:25	11/20/20 12:33	2.5668g/50mL	2.5g/50mL	0.97
A0K0733-05	SE	D7511-12	11/16/20 15:29	11/20/20 12:33	2.5296g/50mL	2.5g/50mL	0.99

Demand Parameters

Prep: PSEP-5310B TOC

Lab Number	Matrix	Method	Sampled	Prepared	Sample Initial/Final	Default Initial/Final	RL Prep Factor
Batch: 0120188							
A0K0733-01	SE	PSEP_SM 5310B MOD	11/16/20 12:15	12/04/20 11:01			NA
A0K0733-02	SE	PSEP_SM 5310B MOD	11/16/20 11:10	12/04/20 11:01			NA
A0K0733-03	SE	PSEP_SM 5310B MOD	11/16/20 14:20	12/04/20 11:01			NA
A0K0733-04	SE	PSEP_SM 5310B MOD	11/16/20 15:25	12/04/20 11:01			NA
A0K0733-05	SE	PSEP_SM 5310B MOD	11/16/20 15:29	12/04/20 11:01			NA

Solid and Moisture Determinations

Prep: Total Solids (SM2540G/PSEP)

Lab Number	Matrix	Method	Sampled	Prepared	Sample Initial/Final	Default Initial/Final	RL Prep Factor
------------	--------	--------	---------	----------	----------------------	-----------------------	----------------

Apex Laboratories

The results in this report apply to the samples analyzed in accordance with the chain of custody document. This analytical report must be reproduced in its entirety.



Apex Laboratories, LLC

6700 S.W. Sandburg Street
Tigard, OR 97223
503-718-2323
ORELAP ID: OR100062

Anchor QEA, LLC
6720 SW Macadam Ave. Suite 125
Portland, OR 97219

Project: **US Moorings -- C2, C3, C4**
Project Number: [none]
Project Manager: **Delaney Peterson**

Report ID:
A0K0733 - 01 05 21 1220

SAMPLE PREPARATION INFORMATION

Solid and Moisture Determinations

Prep: Total Solids (SM2540G/PSEP)

Lab Number	Matrix	Method	Sampled	Prepared	Sample Initial/Final	Default Initial/Final	RL Prep Factor
<u>Batch: 0120206</u>							
A0K0733-01	SE	SM 2540 G	11/16/20 12:15	12/04/20 14:10			NA
A0K0733-02	SE	SM 2540 G	11/16/20 11:10	12/04/20 14:10			NA
A0K0733-03	SE	SM 2540 G	11/16/20 14:20	12/04/20 14:10			NA
A0K0733-04	SE	SM 2540 G	11/16/20 15:25	12/04/20 14:10			NA
A0K0733-05	SE	SM 2540 G	11/16/20 15:29	12/04/20 14:10			NA

Apex Laboratories

The results in this report apply to the samples analyzed in accordance with the chain of custody document. This analytical report must be reproduced in its entirety.



Anchor QEA, LLC

6720 SW Macadam Ave. Suite 125
Portland, OR 97219

Project: **US Moorings -- C2, C3, C4**

Project Number: [none]

Project Manager: **Delaney Peterson**

Report ID:

A0K0733 - 01 05 21 1220

QUALIFIER DEFINITIONS

Client Sample and Quality Control (QC) Sample Qualifier Definitions:

Apex Laboratories

- C-05** Extract has undergone a GPC (Gel-Permeation Chromatography) cleanup per EPA 3640A. Reporting levels may be raised due to dilution necessary for cleanup. Sample Final Volume includes the GPC dilution factor, see the Prep page for details.
- H-08** Sample hold time extended by freezing at -18 degrees C. Total time at 4 degrees C was less than the standard hold time.
- J** Estimated Result. Result detected below the lowest point of the calibration curve, but above the specified MDL.
- Q-01** Spike recovery and/or RPD is outside acceptance limits.
- Q-04** Spike recovery and/or RPD is outside control limits due to a non-homogeneous sample matrix.
- R-02** The Reporting Limit for this analyte has been raised to account for interference from coeluting organic compounds present in the sample.

Apex Laboratories

The results in this report apply to the samples analyzed in accordance with the chain of custody document. This analytical report must be reproduced in its entirety.



Anchor QEA, LLC

6720 SW Macadam Ave. Suite 125
Portland, OR 97219

Project: US Moorings -- C2, C3, C4

Project Number: [none]

Project Manager: Delaney Peterson

Report ID:

A0K0733 - 01 05 21 1220

REPORTING NOTES AND CONVENTIONS:

Abbreviations:

- DET Analyte DETECTED at or above the detection or reporting limit.
- ND Analyte NOT DETECTED at or above the detection or reporting limit.
- NR Result Not Reported
- RPD Relative Percent Difference. RPDs for Matrix Spikes and Matrix Spike Duplicates are based on concentration, not recovery.

Detection Limits: Limit of Detection (LOD)

Limits of Detection (LODs) are normally set at a level of one half the validated Limit of Quantitation (LOQ).
If no value is listed ('-----'), then the data has not been evaluated below the Reporting Limit.

Reporting Limits: Limit of Quantitation (LOQ)

Validated Limits of Quantitation (LOQs) are reported as the Reporting Limits for all analyses where the LOQ, MRL, PQL or CRL are requested. The LOQ represents a level at or above the low point of the calibration curve, that has been validated according to Apex Laboratories' comprehensive LOQ policies and procedures.

Reporting Conventions:

- Basis: Results for soil samples are generally reported on a 100% dry weight basis.
The Result Basis is listed following the units as "dry", "wet", or " " (blank) designation.
 - "dry" Sample results and Reporting Limits are reported on a dry weight basis. (i.e. "ug/kg dry")
See Percent Solids section for details of dry weight analysis.
 - "wet" Sample results and Reporting Limits for this analysis are normally dry weight corrected, but have not been modified in this case.
 - " " Results without 'wet' or 'dry' designation are not normally dry weight corrected. These results are considered 'As Received'.

QC Source:

In cases where there is insufficient sample provided for Sample Duplicates and/or Matrix Spikes, a Lab Control Sample Duplicate (LCS Dup) may be analyzed to demonstrate accuracy and precision of the extraction batch.

Non-Client Batch QC Samples (Duplicates and Matrix Spike/Duplicates) may not be included in this report. Please request a Full QC report if this data is required.

Miscellaneous Notes:

- " --- " QC results are not applicable. For example, % Recoveries for Blanks and Duplicates, % RPD for Blanks, Blank Spikes and Matrix Spikes, etc.
- " *** " Used to indicate a possible discrepancy with the Sample and Sample Duplicate results when the %RPD is not available. In this case, either the Sample or the Sample Duplicate has a reportable result for this analyte, while the other is Non Detect (ND).

Blanks:

Standard practice is to evaluate the results from Blank QC Samples down to a level equal to 1/2 the Reporting Limit (RL).
-For Blank hits falling between 1/2 the RL and the RL (J flagged hits), the associated sample and QC data will receive a 'B-02' qualifier.
-For Blank hits above the RL, the associated sample and QC data will receive a 'B' qualifier, per Apex Laboratories' Blank Policy.
For further details, please request a copy of this document.

Apex Laboratories

The results in this report apply to the samples analyzed in accordance with the chain of custody document. This analytical report must be reproduced in its entirety.



Anchor QEA, LLC

6720 SW Macadam Ave. Suite 125
Portland, OR 97219

Project: US Moorings -- C2, C3, C4

Project Number: [none]

Project Manager: Delaney Peterson

Report ID:

A0K0733 - 01 05 21 1220

REPORTING NOTES AND CONVENTIONS (Cont.):

Blanks (Cont.):

Sample results flagged with a 'B' or 'B-02' qualifier are potentially biased high if the sample results are less than ten times the level found in the blank for inorganic analyses, or less than five times the level found in the blank for organic analyses.

'B' and 'B-02' qualifications are only applied to sample results detected above the Reporting Level.

Preparation Notes:

Mixed Matrix Samples:

Water Samples:

Water samples containing significant amounts of sediment are decanted or separated prior to extraction, and only the water portion analyzed, unless otherwise directed by the client.

Soil and Sediment Samples:

Soil and Sediment samples containing significant amounts of water are decanted prior to extraction, and only the solid portion analyzed, unless otherwise directed by the client.

Sampling and Preservation Notes:

Certain regulatory programs, such as National Pollutant Discharge Elimination System (NPDES), require that activities such as sample filtration (for dissolved metals, orthophosphate, hexavalent chromium, etc.) and testing of short hold analytes (pH, Dissolved Oxygen, etc.) be performed in the field (on-site) within a short time window. In addition, sample matrix spikes are required for some analyses, and sufficient volume must be provided, and billable site specific QC requested, if this is required. All regulatory permits should be reviewed to ensure that these requirements are being met.

Data users should be aware of which regulations pertain to the samples they submit for testing. If related sample collection activities are not approved for a particular regulatory program, results should be considered estimates. Apex Laboratories will qualify these analytes according to the most stringent requirements, however results for samples that are for non-regulatory purposes may be acceptable.

Samples that have been filtered and preserved at Apex Laboratories per client request are listed in the preparation section of the report with the date and time of filtration listed.

Apex Laboratories maintains detailed records on sample receipt, including client label verification, cooler temperature, sample preservation, hold time compliance and field filtration. Data is qualified as necessary, and the lack of qualification indicates compliance with required parameters.

Apex Laboratories

The results in this report apply to the samples analyzed in accordance with the chain of custody document. This analytical report must be reproduced in its entirety.



Apex Laboratories, LLC

6700 S.W. Sandburg Street
Tigard, OR 97223
503-718-2323
ORELAP ID: OR100062

Anchor QEA, LLC 6720 SW Macadam Ave. Suite 125 Portland, OR 97219	Project: US Moorings -- C2, C3, C4 Project Number: [none] Project Manager: Delaney Peterson	Report ID: A0K0733 - 01 05 21 1220
--	---	--

LABORATORY ACCREDITATION INFORMATION

ORELAP Certification ID: OR100062 (Primary Accreditation) -
EPA ID: OR01039

All methods and analytes reported from work performed at Apex Laboratories are included on Apex Laboratories' ORELAP Scope of Certification, with the exception of any analyte(s) listed below:

Apex Laboratories

Matrix	Analysis	TNI_ID	Analyte	TNI_ID	Accreditation
--------	----------	--------	---------	--------	---------------

All reported analytes are included in Apex Laboratories' current ORELAP scope.

Secondary Accreditations

Apex Laboratories also maintains reciprocal accreditation with non-TNI states (Washington DOE), as well as other state specific accreditations not listed here.

Subcontract Laboratory Accreditations

Subcontracted data falls outside of Apex Laboratories' Scope of Accreditation. Please see the Subcontract Laboratory report for full details, or contact your Project Manager for more information.

Field Testing Parameters

Results for Field Tested data are provided by the client or sampler, and fall outside of Apex Laboratories' Scope of Accreditation.

Apex Laboratories

The results in this report apply to the samples analyzed in accordance with the chain of custody document. This analytical report must be reproduced in its entirety.



Apex Laboratories, LLC

6700 S.W. Sandburg Street

Tigard, OR 97223

503-718-2323

ORELAP ID: OR100062

Anchor QEA, LLC

6720 SW Macadam Ave. Suite 125

Portland, OR 97219

Project: US Moorings - C2, C3, C4

Project Number: [none]

Project Manager: Delaney Peterson

Report ID:

A0K0733 - 01 05 21 1220

A0K0733
APEX-20201117-162022

COC ID: APEX-20201117-162022

Sample Custodian: SN

Lab: Apex

ENVIRONMENTAL SAMPLE CHAIN OF CUSTODY

POC: Delaney Peterson (360-715-2707)

Project: Gasco/Siltronic US Moorings

Client: NW Natural

1201 3rd Avenue, Suite 2600, Seattle, WA 98101

1605 Cornwell Avenue, Bellingham, WA 98225

COC Sample Number	Field Sample ID	Sample Type	Matrix	Collected Date	Time	Containers	Lab #	OC*	Test Request	Method	TAT**	Preservative
001	USMPDI-013SG-201116	N	SE	11/16/2020	12:15	1		<input type="checkbox"/>	Cyanide TOC LR Pesticides (OAPP C-2, C-3, and C-4) Total solids (APEX)	D7511-12 SM5310B SW8081B SM2540G	30	4°C
002	USMPDI-014SG-201116	N	SE	11/16/2020	11:10	1		<input type="checkbox"/>	Cyanide TOC LR Pesticides (OAPP C-2, C-3, and C-4) Total solids (APEX)	D7511-12 SM5310B SW8081B SM2540G	30	4°C
003	USMPDI-015SG-201116	N	SE	11/16/2020	11:28	1		<input type="checkbox"/>	TOC + Cyanide LR Pesticides (OAPP C-2, C-3, and C-4) Total solids (APEX)	SM5310B SW8081B SM2540G	30	4°C
004	USMPDI-018SG-201116	N	SE	11/16/2020	09:00	1		<input type="checkbox"/>	Cyanide TOC LR Pesticides (OAPP C-2, C-3, and C-4) Total solids (APEX)	D7511-12 SM5310B SW8081B SM2540G	30	4°C
005	USMPDI-022SG-201116	N	SE	11/16/2020	15:25	1		<input type="checkbox"/>	Cyanide TOC LR Pesticides (OAPP C-2, C-3, and C-4)	D7511-12 SM5310B SW8081B	30	4°C

Received By:	Received By:	Received By:
Signature	Signature	Signature
Print Name	Print Name	Print Name
Company	Company	Company
Date/Time	Date/Time	Date/Time
<i>[Signature]</i>	<i>[Signature]</i>	<i>[Signature]</i>
James Moore	James Moore	James Moore
Apex	Apex	Apex
11/16/20 09:00	11/18/20 13:25	11/18/20 13:25

* Lab OC Requested for sample when box is checked ** TAT = Turn Around Time in DAYS # POC = Project Point of Contact

Date Printed: 11/17/2020

Page 1 of 2

Apex Laboratories

The results in this report apply to the samples analyzed in accordance with the chain of custody document. This analytical report must be reproduced in its entirety.

[Signature]

Anchor QEA, LLC
6720 SW Macadam Ave. Suite 125
Portland, OR 97219

Project: **US Moorings -- C2, C3, C4**
Project Number: [none]
Project Manager: **Delaney Peterson**

Report ID:
A0K0733 - 01 05 21 1220

ENVIRONMENTAL SAMPLE CHAIN OF CUSTODY

Anchor QEA, LLC
1023 34th Avenue, Suite 200, Seaside, WA 98138

POC: Delaney Peterson (360-715-2707) 1605 Cornwell Avenue, Bellingham, WA 98225 **Client:** NW Natural

Project: Gasco/Siltronic: US Moorings
Lab: Apex

COC ID: APEX-20201117-162022
Sample Custodian: SN

COC Sample Number	Field Sample ID	Sample Type	Matrix	Collected Date	Time	Containers	Lab #	OC*	Test Request	Method	TAT**	Preservative
005	USMPDI-10225G-201116	N	SE	11/16/2020	15:25	3		<input type="checkbox"/>	Total solids (APEX)	SMZ540G	30	4°C
006	USMPDI-10225G-201116	FD	SE	11/16/2020		2		<input type="checkbox"/>	Cyanide	D7511-12	30	4°C
									TOC	SM5310B	30	4°C
									LR Pesticides (OAPP C-2, C-3, and C-4)	SMR081B	30	4°C
									Total solids (APEX)	SMZ540G	30	4°C

Received By: [Signature] **Print Name:** James Anwar **Company:** APEX **Date/Time:** 11/18/20 2:13

Relinquished By: [Signature] **Print Name:** [Name] **Company:** [Company] **Date/Time:** [Date/Time]

Received By: [Signature] **Print Name:** [Name] **Company:** [Company] **Date/Time:** [Date/Time]

Relinquished By: [Signature] **Print Name:** [Name] **Company:** [Company] **Date/Time:** [Date/Time]

Date Printed: 11/17/2020

Page 2 of 2

Apex Laboratories

The results in this report apply to the samples analyzed in accordance with the chain of custody document. This analytical report must be reproduced in its entirety.

Anchor QEA, LLC 6720 SW Macadam Ave. Suite 125 Portland, OR 97219	Project: US Moorings -- C2, C3, C4 Project Number: [none] Project Manager: Delaney Peterson	Report ID: A0K0733 - 01 05 21 1220
--	---	---

APEX LABS COOLER RECEIPT FORM

Client: Anchor QEA Element WO#: A0 K0733

Project/Project #: GASLO 5.1 Tronic US Moorings

Delivery Info:
 Date/time received: 11/18/20 @ 7:25 By: PK
 Delivered by: Apex Client ESS FedEx UPS Swift Senvoy SDS Other

Cooler Inspection Date/time inspected: 11/17/20 @ 7:25 By: PK

Chain of Custody included? Yes No Custody seals? Yes No vs 11/18

Signed/dated by client? Yes No
 Signed/dated by Apex? Yes No

	Cooler #1	Cooler #2	Cooler #3	Cooler #4	Cooler #5	Cooler #6	Cooler #7
Temperature (°C)	<u>3.8</u>						
Received on ice? (Y/N)	<u>Y</u>						
Temp. blanks? (Y/N)	<u>Y</u>						
Ice type: (Gel/Real/Other)	<u>Real</u>						
Condition:	<u>Good</u>						

Cooler out of temp? (Y/N) Possible reason why: _____
 If some coolers are in temp and some out, were green dots applied to out of temperature samples? Yes/No/NA NA
 Out of temperature samples form initiated? Yes/No/NA NA

Samples Inspection: Date/time inspected: 11/19/20 @ 1153 By: AKK

All samples intact? Yes No Comments: _____

Bottle labels/COCs agree? Yes No Comments: USMPDI-0185G-20116 T on Conts. read 0000. USMPDI-10225G-20116 no T on COC, T on Cont. reads 1529

COC/container discrepancies form initiated? Yes No

Containers/volumes received appropriate for analysis? Yes No Comments: _____

Do VOA vials have visible headspace? Yes No NA

Comments: _____


Water samples: pH checked: Yes No NA pH appropriate? Yes No NA

Comments: _____

Additional information: _____

Labeled by: AKK Witness: [Signature] Cooler Inspected by: CFH Subsampled By: AKK
 Witnessed By: ST
 See Project Contact Form: Y

Apex Laboratories



The results in this report apply to the samples analyzed in accordance with the chain of custody document. This analytical report must be reproduced in its entirety.

**Sample Receipt Documentation
(Work orders, Chain of Custody & Cooler Receipt Forms)**

A0K0733

Apex Laboratories

Client: Anchor QEA, LLC	Project Manager: Darwin Thomas
Project: US Moorings -- C2, C3, C4	Project Number: [none]

Report To:	Invoice To:
Anchor QEA, LLC	Anchor QEA, LLC
Delaney Peterson	Delaney Peterson
6720 SW Macadam Ave. Suite 125	6720 SW Macadam Ave. Suite 125
Portland, OR 97219	Portland, OR 97219
Phone: (360) 733-4311	Phone : (360) 733-4311
Fax: na	Fax: na

Date Due: 12/04/20 17:00 (10 day TAT)	
Received By: Russ Komorow	Date Received: 11/18/20 07:25
Logged In By: Anissa Kepa	Date Logged In: 11/19/20 12:07

Cooler #1 received at 3.8°C									
Custody Seals	Yes	Containers Intact	Yes	COC/Labels Agree	No	PH Confirmed	No	Received On Ice	Yes
Temperature OK	Yes								

Analysis	Due	TAT	Expires	Comments
A0K0733-01 USMPDI-013SG-201116 [Sediment] Sampled 11/16/20 12:15				
(GMT-08:00) Pacific Time (US & Canada) 2 Containers				
Dry Weight				
Dry Weight	11/23/20 17:00	3	05/15/21 12:15	use TS data, make non-reportable
Project Mgmt				
Data Package	02/12/21 17:00	10	02/23/21 12:15	
Sample Control				
Archive Samples - Frozen	11/19/20 17:00	1	11/17/20 12:15	
Sample Subsampling	11/19/20 17:00	1	02/23/21 12:15	Subsample from A to B Cont.
Semivols (ECD)				
8081B 2,4+4,4-DDx Only (+Add)	12/03/20 17:00	10	11/30/20 12:15	
Wet Chem				
Cyanide, Total (ASTM D7511, OIA)	12/03/20 17:00	10	11/30/20 12:15	
Solids, Total (SM 2540 G,B)	12/03/20 17:00	10	05/15/21 12:15	enter TS data in dry wt
Total Organic Carbon - Sediment (PSEP/BC)	12/03/20 17:00	10	11/30/20 12:15	

A0K0733

Apex Laboratories

Client: Anchor QEA, LLC	Project Manager: Darwin Thomas
Project: US Moorings -- C2, C3, C4	Project Number: [none]

Analysis	Due	TAT	Expires	Comments
----------	-----	-----	---------	----------

**A0K0733-02 USMPDI-014SG-201116 [Sediment] Sampled 11/16/20 11:10
(GMT-08:00) Pacific Time (US & Canada) 2 Containers**
Dry Weight

Analysis	Due	TAT	Expires	Comments
Dry Weight	11/23/20 17:00	3	05/15/21 11:10	use TS data, make non-reportable
Sample Control				
Archive Samples - Frozen	11/19/20 17:00	1	11/17/20 11:10	
Sample Subsampling	11/19/20 17:00	1	02/23/21 11:10	Subsample from A to B Cont.
Semivols (ECD)				
8081B 2,4+4,4-DDx Only (+Add)	12/03/20 17:00	10	11/30/20 11:10	
Wet Chem				
Cyanide, Total (ASTM D7511, OIA)	12/03/20 17:00	10	11/30/20 11:10	
Solids, Total (SM 2540 G,B)	12/03/20 17:00	10	05/15/21 11:10	enter TS data in dry wt
Total Organic Carbon - Sediment (PSEP/BC)	12/03/20 17:00	10	11/30/20 11:10	

A0K0733-03 USMPDI-018SG-201116 [Sediment] Sampled 11/16/20 14:20 **T on Conts. read 0000.**
(GMT-08:00) Pacific Time (US & Canada) 3 Containers

Analysis	Due	TAT	Expires	Comments
Dry Weight	11/23/20 17:00	3	05/15/21 14:20	use TS data, make non-reportable
Sample Control				
Archive Samples - Frozen	11/19/20 17:00	1	11/17/20 14:20	
Sample Subsampling	11/19/20 17:00	1	02/23/21 14:20	Subsample from A to C Cont.
Semivols (ECD)				
8081B 2,4+4,4-DDx Only (+Add)	12/03/20 17:00	10	11/30/20 14:20	MS/MSD
Wet Chem				
Cyanide, Total (ASTM D7511, OIA)	12/03/20 17:00	10	11/30/20 14:20	MS/MSD
Solids, Total (SM 2540 G,B)	12/03/20 17:00	10	05/15/21 14:20	enter TS data in dry wt
Total Organic Carbon - Sediment (PSEP/BC)	12/03/20 17:00	10	11/30/20 14:20	DUP

A0K0733

Apex Laboratories

Client: Anchor QEA, LLC Project: US Moorings -- C2, C3, C4	Project Manager: Darwin Thomas Project Number: [none]
---	--

Analysis	Due	TAT	Expires	Comments
----------	-----	-----	---------	----------

A0K0733-04 USMPDI-022SG-201116 [Sediment] Sampled 11/16/20 15:25

(GMT-08:00) Pacific Time (US & Canada) 2 Containers

Analysis	Due	TAT	Expires	Comments
Dry Weight				
Dry Weight	11/23/20 17:00	3	05/15/21 15:25	use TS data, make non-reportable
Sample Control				
Archive Samples - Frozen	11/19/20 17:00	1	11/17/20 15:25	
Sample Subsampling	11/19/20 17:00	1	02/23/21 15:25	Subsample from A to B Cont.
Semivols (ECD)				
8081B 2,4+4,4-DDx Only (+Add)	12/03/20 17:00	10	11/30/20 15:25	
Wet Chem				
Cyanide, Total (ASTM D7511, OIA)	12/03/20 17:00	10	11/30/20 15:25	
Solids, Total (SM 2540 G,B)	12/03/20 17:00	10	05/15/21 15:25	enter TS data in dry wt
Total Organic Carbon - Sediment (PSEP/BC)	12/03/20 17:00	10	11/30/20 15:25	

A0K0733-05 USMPDI-1022SG-201116 [Sediment] Sampled 11/16/20 15:29

No T on CoC, T on Cont. reads 1529.

(GMT-08:00) Pacific Time (US & Canada) 2 Containers

Analysis	Due	TAT	Expires	Comments
Dry Weight				
Dry Weight	11/23/20 17:00	3	05/15/21 15:29	use TS data, make non-reportable
Sample Control				
Archive Samples - Frozen	11/19/20 17:00	1	11/17/20 15:29	
Sample Subsampling	11/19/20 17:00	1	02/23/21 15:29	Subsample from A to B Cont.
Semivols (ECD)				
8081B 2,4+4,4-DDx Only (+Add)	12/03/20 17:00	10	11/30/20 15:29	
Wet Chem				
Cyanide, Total (ASTM D7511, OIA)	12/03/20 17:00	10	11/30/20 15:29	
Solids, Total (SM 2540 G,B)	12/03/20 17:00	10	05/15/21 15:29	enter TS data in dry wt
Total Organic Carbon - Sediment (PSEP/BC)	12/03/20 17:00	10	11/30/20 15:29	

ENVIRONMENTAL SAMPLE CHAIN OF CUSTODY

POC ID: APEX-20201117-162022
APEX-20201117-162022

POC: * Delaney Peterson (360-715-2707)
1605 Cornwall Avenue, Bellingham, WA 98225

Project: GascoSiltronic: US Moorings
Client: NW Natural

Sample Custodian: SN
Lab: Apex

COC Sample Number	Field Sample ID	Sample Type	Matrix	Collected Date	Collected Time	Containers #	Lab QC*	Test Request	Method	TAT**	Preservative
001	USMPDI-013SG-201116	N	SE	11/16/2020	12:15	2	<input type="checkbox"/>	Cyanide	D7511-12	30	4°C
								TOC	SM5310B	30	4°C
								LR Pesticides (QAPP C-2, C-3, and C-4)	SW8081B	30	4°C
								Total solids (APEX)	SM2540G	30	4°C
002	USMPDI-014SG-201116	N	SE	11/16/2020	11:10	2	<input type="checkbox"/>	Cyanide	D7511-12	30	4°C
								TOC	SM5310B	30	4°C
								LR Pesticides (QAPP C-2, C-3, and C-4)	SW8081B	30	4°C
								Total solids (APEX)	SM2540G	30	4°C
003	USMPDI-015SG-00-9.5-201116	N	SE	11/16/2020	11:28	1	<input type="checkbox"/>	TOC + Cyanide	SM5310B	30	4°C
								LR Pesticides (QAPP C-2, C-3, and C-4)	SW8081B	30	4°C
								Total solids (APEX)	SM2540G	30	4°C
004	USMPDI-018SG-201116	N	SE	11/16/2020	09:00	2	<input checked="" type="checkbox"/>	Cyanide	D7511-12	30	4°C
								TOC	SM5310B	30	4°C
								LR Pesticides (QAPP C-2, C-3, and C-4)	SW8081B	30	4°C
								Total solids (APEX)	SM2540G	30	4°C
005	USMPDI-022SG-201116	N	SE	11/16/2020	15:25	2	<input type="checkbox"/>	Cyanide	D7511-12	30	4°C
								TOC	SM5310B	30	4°C
								LR Pesticides (QAPP C-2, C-3, and C-4)	SW8081B	30	4°C

Comment:							
Relinquished By:		Received By:		Relinquished By:		Received By:	
Signature	Signature	Signature	Signature	Signature	Signature	Signature	Signature
Print Name	Print Name	Print Name	Print Name	Print Name	Print Name	Print Name	Print Name
Company	Company	Company	Company	Company	Company	Company	Company
Date/Time	Date/Time	Date/Time	Date/Time	Date/Time	Date/Time	Date/Time	Date/Time
11/18/20 09:07:25	11/18/20 7:25						

Date Printed: 11/17/2020

* Lab QC Requested for sample when box is checked ** TAT = Turn Around Time in DAYS # POC = Project Point of Contact

ENVIRONMENTAL SAMPLE CHAIN OF CUSTODY

POK0733
 APEX-20201117-162022

POC: Delaney Peterson (360-715-2707)
 1605 Cornwall Avenue, Bellingham, WA 98225

Project: GascoSiltronic: US Moorings
Client: NW Natural

COC ID:
Sample Custodian: SN
Lab: Apex

COC Sample Number	Field Sample ID	Sample Type	Matrix	Collected Date	Time	Containers #	Lab QC*	Test Request	Method	TAT**	Preservative
005	USMPDI-022SG-201116	N	SE	11/16/2020	15:25	2	<input type="checkbox"/>				
								Total solids (APEX)	SM2540G	30	4°C
006	USMPDI-1022SG-201116	FD	SE	11/16/2020		1	<input type="checkbox"/>				
								Cyanide	D7511-12	30	4°C
								TOC	SM5310B	30	4°C
								LR Pesticides (QAPP C-2, C-3, and C-4)	SW8081B	30	4°C
								Total solids (APEX)	SM2540G	30	4°C

Comment:							
Relinquished By:		Received By:		Relinquished By:		Received By:	
Signature	<i>[Signature]</i>	Signature	<i>[Signature]</i>	Signature		Signature	
Print Name	James Moore	Print Name	R. Komarow	Print Name		Print Name	
Company	AO	Company	APEX	Company		Company	
Date/Time	11/18/20 @ 0725	Date/Time	11/18/20 725	Date/Time		Date/Time	

APEX LABS COOLER RECEIPT FORM

Client: Anchor QEA Element WO#: A0 10733

Project/Project #: Gasco S. Ironic US Moorings

Delivery Info:

Date/time received: 11/18/20 @ 7:25 By: PK

Delivered by: Apex Client ESS FedEx UPS Swift Senvoy SDS Other

Cooler Inspection Date/time inspected: 11/17/20 @ 7:25 By: MS

Chain of Custody included? Yes No Custody seals? Yes No

Signed/dated by client? Yes No vs 11/18

Signed/dated by Apex? Yes No

	Cooler #1	Cooler #2	Cooler #3	Cooler #4	Cooler #5	Cooler #6	Cooler #7
Temperature (°C)	<u>3.8</u>						
Received on ice? (Y/N)	<u>Y</u>						
Temp. blanks? (Y/N)	<u>Y</u>						
Ice type: (Gel/Real/Other)	<u>Real</u>						
Condition:	<u>Good</u>						

Cooler out of temp? (Y/N) (N) Possible reason why: _____

If some coolers are in temp and some out, were green dots applied to out of temperature samples? Yes/No/NA (NA)

Out of temperature samples form initiated? Yes/No/NA (NA)

Samples Inspection: Date/time inspected: 11/19/20 @ 1153 By: AKK

All samples intact? Yes No Comments: _____

Bottle labels/COCs agree? Yes No Comments: USMPDI-0185G-20116 T on Conts. mad 0000. USMPDI-10225G-20116 no T on COC, T on Cont. reads 1529.

COC/container discrepancies form initiated? Yes No

Containers/volumes received appropriate for analysis? Yes No Comments: _____

Do VOA vials have visible headspace? Yes No NA

Comments: _____

Water samples: pH checked: Yes No NA pH appropriate? Yes No NA

Comments: _____

Additional information: _____

Subsampled By: AKK
Witnessed By: SI

Labeled by: AKK Witness: (Signature) Cooler Inspected by: CEH See Project Contact Form: Y

CLP-Like Forms

Apex Laboratories

SDG: A0K0733

CLASS: GC

METHOD: EPA 8081B

ANALYSES DATA PACKAGE COVER PAGE

EPA 8081B

Laboratory: Apex Laboratories

SDG: A0K0733

Client: Anchor QEA, LLC

Project: US Moorings -- C2, C3, C4

Client Sample Id:	Lab Sample Id:	Matrix
<u>USMPDI-013SG-201116</u>	<u>A0K0733-01</u>	<u>SE</u>
<u>USMPDI-014SG-201116</u>	<u>A0K0733-02</u>	<u>SE</u>
<u>USMPDI-018SG-201116</u>	<u>A0K0733-03</u>	<u>SE</u>
<u>USMPDI-022SG-201116</u>	<u>A0K0733-04</u>	<u>SE</u>
<u>USMPDI-1022SG-201116</u>	<u>A0K0733-05</u>	<u>SE</u>

I certify that this data package is in compliance with the terms and conditions of the contract, both technically and for completeness, for other than the conditions detailed above. Release of the data contained in this hardcopy data package and in computer-readable data submitted on diskette has been authorized by the Laboratory Manager or the Manager's designee, as verified by the following signatures.

Signature: _____



Name: _____

David G. Jack

Forms Created: _____

1/12/2021 1:42PM

Title: _____

Technical Manager

METHOD DETECTION AND REPORTING LIMITS

EPA 8081B

Laboratory: Apex Laboratories

SDG: A0K0733

Client: Anchor QEA, LLC

Project: US Moorings -- C2, C3, C4

Batch Matrix: Sediment

Analyte	MDL	MRL	Units
2,4'-DDD	0.500	1.00	ug/kg
2,4'-DDE	0.500	1.00	ug/kg
2,4'-DDT	0.500	1.00	ug/kg
4,4'-DDD	0.500	1.00	ug/kg
4,4'-DDE	0.500	1.00	ug/kg
4,4'-DDT	0.500	1.00	ug/kg
4,4'-DDT [2C]	0.500	1.00	ug/kg

Note: MDLs are listed only if the corresponding analyte was evaluated to the MDL in this report .

ORGANIC ANALYSIS DATA SHEET

EPA 8081B

USMPDI-013SG-201116

Laboratory: <u>Apex Laboratories</u>	SDG: <u>A0K0733</u>	
Client: <u>Anchor QEA, LLC</u>	Project: <u>US Moorings -- C2, C3, C4</u>	
Matrix: <u>SE</u>	Laboratory ID: <u>A0K0733-01RE1</u>	File ID: <u>ECD5-12102009.D</u>
Sampled: <u>11/16/20 12:15</u>	Prepared: <u>12/08/20 07:03</u>	Analyzed: <u>12/10/20 18:12</u>
Solids: <u>42.74</u>	Preparation: <u>EPA 3546/3640A (GPC)</u>	Initial/Final: <u>10.69 g / 10 mL</u>
Batch: <u>0120356</u>	Sequence: <u>0L10062</u>	Calibration: <u>A0J1506</u>
		Instrument: <u>DUALECD5</u>

CAS NO.	COMPOUND	DILUTION	CONC. (ug/kg dry)	Q
53-19-0	2,4'-DDD	1	4.38	U
3424-82-6	2,4'-DDE	1	4.38	U
789-02-6	2,4'-DDT	1	2.19	U
72-54-8	4,4'-DDD	1	10.3	
72-55-9	4,4'-DDE	1	4.38	U
50-29-3	4,4'-DDT	1	4.38	U

SYSTEM MONITORING COMPOUND	ADDED (ug/kg dry)	CONC (ug/kg dry)	% REC	QC LIMITS	Q
2,4,5,6-TCMX (Surr)	109	66.9	61	42 - 129	
Decachlorobiphenyl (Surr)	109	93.1	85	55 - 130	

* Values outside of QC limits

ORGANIC ANALYSIS DATA SHEET

EPA 8081B

USMPDI-014SG-201116

Laboratory: <u>Apex Laboratories</u>	SDG: <u>A0K0733</u>	
Client: <u>Anchor QEA, LLC</u>	Project: <u>US Moorings -- C2, C3, C4</u>	
Matrix: <u>SE</u>	Laboratory ID: <u>A0K0733-02RE1</u>	File ID: <u>ECD5-12102017.D</u>
Sampled: <u>11/16/20 11:10</u>	Prepared: <u>12/08/20 07:03</u>	Analyzed: <u>12/10/20 20:29</u>
Solids: <u>47.62</u>	Preparation: <u>EPA 3546/3640A (GPC)</u>	Initial/Final: <u>10.12 g / 10 mL</u>
Batch: <u>0120356</u>	Sequence: <u>0L10062</u>	Calibration: <u>A0J1506</u>
		Instrument: <u>DUALECD5</u>

CAS NO.	COMPOUND	DILUTION	CONC. (ug/kg dry)	Q
53-19-0	2,4'-DDD	1	4.15	U
3424-82-6	2,4'-DDE	1	4.36	U
789-02-6	2,4'-DDT	1	4.15	U
72-54-8	4,4'-DDD	1	9.32	
72-55-9	4,4'-DDE	1	4.15	U
50-29-3	4,4'-DDT [2C]	1	6.02	U

SYSTEM MONITORING COMPOUND	ADDED (ug/kg dry)	CONC (ug/kg dry)	% REC	QC LIMITS	Q
2,4,5,6-TCMX (Surr)	104	83.4	80	42 - 129	
Decachlorobiphenyl (Surr)	104	88.8	86	55 - 130	

* Values outside of QC limits

ORGANIC ANALYSIS DATA SHEET

EPA 8081B

USMPDI-018SG-201116

Laboratory: <u>Apex Laboratories</u>	SDG: <u>A0K0733</u>	
Client: <u>Anchor QEA, LLC</u>	Project: <u>US Moorings -- C2, C3, C4</u>	
Matrix: <u>SE</u>	Laboratory ID: <u>A0K0733-03RE1</u>	File ID: <u>ECD5-12102011.D</u>
Sampled: <u>11/16/20 14:20</u>	Prepared: <u>12/08/20 07:03</u>	Analyzed: <u>12/10/20 18:46</u>
Solids: <u>48.72</u>	Preparation: <u>EPA 3546/3640A (GPC)</u>	Initial/Final: <u>10.43 g / 10 mL</u>
Batch: <u>0120356</u>	Sequence: <u>0L10062</u>	Calibration: <u>A0J1506</u>
		Instrument: <u>DUALECD5</u>

CAS NO.	COMPOUND	DILUTION	CONC. (ug/kg dry)	Q
53-19-0	2,4'-DDD	1	6.69	U
3424-82-6	2,4'-DDE	1	7.08	U
789-02-6	2,4'-DDT	1	4.33	U
72-54-8	4,4'-DDD	1	14.7	
72-55-9	4,4'-DDE	1	5.90	U
50-29-3	4,4'-DDT	1	4.13	U

SYSTEM MONITORING COMPOUND	ADDED (ug/kg dry)	CONC (ug/kg dry)	% REC	QC LIMITS	Q
2,4,5,6-TCMX (Surr)	98.4	95.8	97	42 - 129	
Decachlorobiphenyl (Surr)	98.4	89.5	91	55 - 130	

* Values outside of QC limits

ORGANIC ANALYSIS DATA SHEET

EPA 8081B

USMPDI-022SG-201116

Laboratory: <u>Apex Laboratories</u>	SDG: <u>A0K0733</u>	
Client: <u>Anchor QEA, LLC</u>	Project: <u>US Moorings -- C2, C3, C4</u>	
Matrix: <u>SE</u>	Laboratory ID: <u>A0K0733-04RE1</u>	File ID: <u>ECD5-12102018.D</u>
Sampled: <u>11/16/20 15:25</u>	Prepared: <u>12/08/20 07:03</u>	Analyzed: <u>12/10/20 20:46</u>
Solids: <u>45.19</u>	Preparation: <u>EPA 3546/3640A (GPC)</u>	Initial/Final: <u>10.12 g / 10 mL</u>
Batch: <u>0120356</u>	Sequence: <u>0L10062</u>	Calibration: <u>A0J1506</u>
		Instrument: <u>DUALECD5</u>

CAS NO.	COMPOUND	DILUTION	CONC. (ug/kg dry)	Q
53-19-0	2,4'-DDD	1	4.37	U
3424-82-6	2,4'-DDE	1	4.37	U
789-02-6	2,4'-DDT	1	2.19	U
72-54-8	4,4'-DDD	1	11.2	
72-55-9	4,4'-DDE	1	4.37	U
50-29-3	4,4'-DDT [2C]	1	4.37	U

SYSTEM MONITORING COMPOUND	ADDED (ug/kg dry)	CONC (ug/kg dry)	% REC	QC LIMITS	Q
2,4,5,6-TCMX (Surr)	109	70.3	64	42 - 129	
Decachlorobiphenyl (Surr)	109	80.7	74	55 - 130	

* Values outside of QC limits

ORGANIC ANALYSIS DATA SHEET

EPA 8081B

USMPDI-1022SG-201116

Laboratory: <u>Apex Laboratories</u>	SDG: <u>A0K0733</u>		
Client: <u>Anchor QEA, LLC</u>	Project: <u>US Moorings -- C2, C3, C4</u>		
Matrix: <u>SE</u>	Laboratory ID: <u>A0K0733-05RE1</u>	File ID: <u>ECD5-12102019.D</u>	
Sampled: <u>11/16/20 15:29</u>	Prepared: <u>12/08/20 07:03</u>	Analyzed: <u>12/10/20 21:03</u>	
Solids: <u>45.95</u>	Preparation: <u>EPA 3546/3640A (GPC)</u>	Initial/Final: <u>10.48 g / 10 mL</u>	
Batch: <u>0120356</u>	Sequence: <u>0L10062</u>	Calibration: <u>A0J1506</u>	Instrument: <u>DUALECD5</u>

CAS NO.	COMPOUND	DILUTION	CONC. (ug/kg dry)	Q
53-19-0	2,4'-DDD	1	7.68	U
3424-82-6	2,4'-DDE	1	9.14	U
789-02-6	2,4'-DDT	1	5.61	U
72-54-8	4,4'-DDD	1	14.0	
72-55-9	4,4'-DDE	1	6.44	U
50-29-3	4,4'-DDT [2C]	1	6.23	U

SYSTEM MONITORING COMPOUND	ADDED (ug/kg dry)	CONC (ug/kg dry)	% REC	QC LIMITS	Q
2,4,5,6-TCMX (Surr)	104	94.6	91	42 - 129	
Decachlorobiphenyl (Surr)	104	97.3	94	55 - 130	

* Values outside of QC limits

PREPARATION BATCH SUMMARY

EPA 8081B

Laboratory: Apex Laboratories

SDG: A0K0733

Client: Anchor QEA, LLC

Project: US Moorings -- C2, C3, C4

Batch: 0120356

Batch Matrix: Sediment

Preparation: EPA 3546/3640A (GPC)

SAMPLE NAME	LAB SAMPLE ID	LAB FILE ID	DATE PREPARED	OBSERVATIONS
Blank	0120356-BLK1	ECD5-12102007.D	12/08/20 07:03	
LCS	0120356-BS1	ECD5-12102008.D	12/08/20 07:03	
USMPDI-013SG-201116 (Dup)	0120356-DUP1	ECD5-12102010.D	12/08/20 07:03	
USMPDI-018SG-201116 (MS)	0120356-MS1	ECD5-12102012.D	12/08/20 07:03	
USMPDI-018SG-201116 (MSD)	0120356-MSD1	ECD5-12102013.D	12/08/20 07:04	
USMPDI-013SG-201116	A0K0733-01RE1	ECD5-12102009.D	12/08/20 07:03	
USMPDI-014SG-201116	A0K0733-02RE1	ECD5-12102017.D	12/08/20 07:03	
USMPDI-018SG-201116	A0K0733-03RE1	ECD5-12102011.D	12/08/20 07:03	
USMPDI-022SG-201116	A0K0733-04RE1	ECD5-12102018.D	12/08/20 07:03	
USMPDI-1022SG-201116	A0K0733-05RE1	ECD5-12102019.D	12/08/20 07:03	

Note: Client samples are listed only if they are included in this report.

Duplicates and Matrix Spike/Duplicates QC Samples are only listed if sourced from a sample included in this report.

METHOD BLANK DATA SHEET

EPA 8081B

Laboratory: <u>Apex Laboratories</u>	SDG: <u>A0K0733</u>	
Client: <u>Anchor QEA, LLC</u>	Project: <u>US Moorings -- C2, C3, C4</u>	
Matrix: <u>Sediment</u>	Laboratory ID: <u>0120356-BLK1</u>	File ID: <u>ECD5-12102007.D</u>
Prepared: <u>12/08/20 07:03</u>	Preparation: <u>EPA 3546/3640A (GPC)</u>	Initial/Final: <u>11 g / 10 mL</u>
Analyzed: <u>12/10/20 17:37</u>	Instrument: <u>DUALECD5</u>	
Batch: <u>0120356</u>	Sequence: <u>0L10062</u>	Calibration: <u>A0J1506</u>

CAS NO.	COMPOUND	CONC. (ug/kg wet)	Q
53-19-0	2,4'-DDD	0.909	U
3424-82-6	2,4'-DDE	0.909	U
789-02-6	2,4'-DDT	0.909	U
72-54-8	4,4'-DDD	0.909	U
72-55-9	4,4'-DDE	0.909	U
50-29-3	4,4'-DDT	0.909	U

SYSTEM MONITORING COMPOUND	ADDED (ug/kg wet)	CONC (ug/kg wet)	% REC	QC LIMITS	Q
2,4,5,6-TCMX (Surr)	45.5	27.8	61	42 - 129	
Decachlorobiphenyl (Surr)	45.5	43.4	95	55 - 130	

LCS / LCS DUPLICATE RECOVERY

EPA 8081B

Laboratory: Apex Laboratories

SDG: A0K0733

Client: Anchor QEA, LLC

Project: US Moorings -- C2, C3, C4

Matrix: Sediment

Batch: 0120356

Laboratory ID: 0120356-BS1

Preparation: EPA 3546/3640A (GPC)

Initial/Final: 10 g / 10 mL

COMPOUND	SPIKE ADDED (ug/kg wet)	LCS CONCENTRATION (ug/kg wet)	LCS % REC. (*=Out)	QC LIMITS REC.
2,4'-DDD	50.0	45.5	91	58 - 128
2,4'-DDE	50.0	35.4	71	49 - 125
2,4'-DDT	50.0	47.2	94	66 - 145
4,4'-DDD	50.0	37.9	76	56 - 139
4,4'-DDE	50.0	37.9	76	56 - 134
4,4'-DDT	50.0	45.8	92	50 - 141

* = Values outside of QC limits

DUPLICATES

USMPDI-013SG-201116

EPA 8081B

Laboratory: Apex Laboratories

SDG: A0K0733

Client: Anchor QEA, LLC

Project: US Moorings -- C2, C3, C4

Matrix: Sediment

Laboratory ID: 0120356-DUP1

Batch: 0120356

Lab Source ID: A0K0733-01RE1

Preparation: EPA 3546/3640A (GPC)

Initial/Final: 10.71 g / 10 mL

Source Sample Name: USMPDI-013SG-201116

% Solids: 42.74

ANALYTE	CONTROL LIMIT	SAMPLE CONCENTRATION (ug/kg dry)	C	DUPLICATE CONCENTRATION (ug/kg dry)	C	RPD %	Q	METHOD
2,4'-DDD	30	3.33		ND				EPA 8081B
2,4'-DDE	30	2.52		ND				EPA 8081B
2,4'-DDT	30	1.79		ND				EPA 8081B
4,4'-DDD	30	10.3		11.4		10		EPA 8081B
4,4'-DDE	30	3.96		ND				EPA 8081B
4,4'-DDT	30	2.93		ND				EPA 8081B

* Values outside of QC limits

MATRIX SPIKE / MATRIX SPIKE DUPLICATE RECOVERY

USMPDI-018SG-201116

EPA 8081B

Laboratory: Apex Laboratories

SDG: A0K0733

Client: Anchor QEA, LLC

Project: US Moorings -- C2, C3, C4

Matrix: Sediment

Batch: 0120356

Laboratory ID: 0120356-MS1

Preparation: EPA 3546/3640A (GPC)

Initial/Final: 10.15 g / 10 mL

Source Sample Name: USMPDI-018SG-201116

COMPOUND	SPIKE ADDED (ug/kg dry)	SAMPLE CONCENTRATION (ug/kg dry)	MS CONCENTRATION (ug/kg dry)	MS % REC. (*=Out)	QC LIMITS REC.
2,4'-DDD	101	ND	89.2	88	58 - 128
2,4'-DDE	101	ND	79.3	78	49 - 125
2,4'-DDT	101	ND	86.0	85	66 - 145
4,4'-DDD	101	14.7	84.5	69	56 - 139
4,4'-DDE	101	ND	77.0	76	56 - 134
4,4'-DDT	101	ND	81.8	81	50 - 141

MATRIX SPIKE / MATRIX SPIKE DUPLICATE RECOVERY

EPA 8081B

USMPDI-018SG-201116

Laboratory: Apex Laboratories

SDG: A0K0733

Client: Anchor QEA, LLC

Project: US Moorings -- C2, C3, C4

Matrix: Sediment

Batch: 0120356

Laboratory ID: 0120356-MSD1

Preparation: EPA 3546/3640A (GPC)

Initial/Final: 10.17 g / 10 mL

Source Sample Name: USMPDI-018SG-201116

COMPOUND	SPIKE ADDED (ug/kg dry)	MSD CONCENTRATION (ug/kg dry)	MSD % RECOVERY	% RPD	QC LIMITS	
					RPD	REC.
2,4'-DDD	101	92.3	91	3	30	58 - 128
2,4'-DDE	101	82.8	82	4	30	49 - 125
2,4'-DDT	101	93.7	93	9	30	66 - 145
4,4'-DDD	101	86.8	71	3	30	56 - 139
4,4'-DDE	101	77.4	77	0.4	30	56 - 134
4,4'-DDT	101	88.8	88	8	30	50 - 141

ANALYSIS BATCH (SEQUENCE) SUMMARY

EPA 8081B

Laboratory: Apex Laboratories

SDG: A0K0733

Client: Anchor QEA, LLC

Project: US Moorings -- C2, C3, C4

Sequence: 0J14056

Instrument: DUALECD5

Matrix: Sediment

Calibration: A0J1506

Sample Name	Lab Sample ID	Lab File ID	Analysis Date/Time
Initial Cal Blank	0J14056-ICB1	ECD5-10142010.D	10/14/20 15:30
Cal Standard	0J14056-CAL1	ECD5-10142011.D	10/14/20 15:47
Cal Standard	0J14056-CAL2	ECD5-10142012.D	10/14/20 16:04
Cal Standard	0J14056-CAL3	ECD5-10142013.D	10/14/20 16:21
Cal Standard	0J14056-CAL4	ECD5-10142014.D	10/14/20 16:38
Cal Standard	0J14056-CAL6	ECD5-10142016.D	10/14/20 17:13
Cal Standard	0J14056-CAL7	ECD5-10142017.D	10/14/20 17:30
Cal Standard	0J14056-CAL8	ECD5-10142018.D	10/14/20 17:47
Cal Standard	0J14056-CAL9	ECD5-10142019.D	10/14/20 18:04
Initial Cal Check	0J14056-ICV1	ECD5-10142021.D	10/14/20 18:39
Cal Standard	0J14056-CALA	ECD5-10142022.D	10/14/20 18:56
Cal Standard	0J14056-CALB	ECD5-10142023.D	10/14/20 19:13
Cal Standard	0J14056-CALC	ECD5-10142024.D	10/14/20 19:30
Cal Standard	0J14056-CALD	ECD5-10142025.D	10/14/20 19:47
Cal Standard	0J14056-CALE	ECD5-10142026.D	10/14/20 20:04
Cal Standard	0J14056-CALF	ECD5-10142027.D	10/14/20 20:22
Cal Standard	0J14056-CALG	ECD5-10142028.D	10/14/20 20:39
Cal Standard	0J14056-CALH	ECD5-10142029.D	10/14/20 20:56
Cal Standard	0J14056-CALI	ECD5-10142030.D	10/14/20 21:13
Initial Cal Check	0J14056-ICV2	ECD5-10142032.D	10/14/20 21:47

Note: Client samples are listed only if they are included in this report.

Duplicates and Matrix Spike/Duplicates QC Samples are only listed if sourced from a sample included in this report.

ANALYSIS BATCH (SEQUENCE) SUMMARY

EPA 8081B

Laboratory: Apex Laboratories

SDG: A0K0733

Client: Anchor QEA, LLC

Project: US Moorings -- C2, C3, C4

Sequence: 0L10062

Instrument: DUALECD5

Matrix: Sediment

Calibration: A0J1506

Sample Name	Lab Sample ID	Lab File ID	Analysis Date/Time
Calibration Check	0L10062-CCV1	ECD5-12102004.D	12/10/20 16:46
Calibration Check	0L10062-CCV2	ECD5-12102005.D	12/10/20 17:03
Calibration Blank	0L10062-CCB1	ECD5-12102006.D	12/10/20 17:20
Blank	0120356-BLK1	ECD5-12102007.D	12/10/20 17:37
LCS	0120356-BS1	ECD5-12102008.D	12/10/20 17:55
USMPDI-013SG-201116	A0K0733-01RE1	ECD5-12102009.D	12/10/20 18:12
USMPDI-013SG-201116 (Dup)	0120356-DUP1	ECD5-12102010.D	12/10/20 18:29
USMPDI-018SG-201116	A0K0733-03RE1	ECD5-12102011.D	12/10/20 18:46
USMPDI-018SG-201116 (MS)	0120356-MS1	ECD5-12102012.D	12/10/20 19:03
USMPDI-018SG-201116 (MSD)	0120356-MSD1	ECD5-12102013.D	12/10/20 19:21
Calibration Check	0L10062-CCV3	ECD5-12102014.D	12/10/20 19:38
Calibration Check	0L10062-CCV4	ECD5-12102015.D	12/10/20 19:55
Calibration Blank	0L10062-CCB2	ECD5-12102016.D	12/10/20 20:12
USMPDI-014SG-201116	A0K0733-02RE1	ECD5-12102017.D	12/10/20 20:29
USMPDI-022SG-201116	A0K0733-04RE1	ECD5-12102018.D	12/10/20 20:46
USMPDI-1022SG-201116	A0K0733-05RE1	ECD5-12102019.D	12/10/20 21:03
Calibration Check	0L10062-CCV5	ECD5-12102024.D	12/10/20 22:34
Calibration Check	0L10062-CCV6	ECD5-12102025.D	12/10/20 22:52
Calibration Blank	0L10062-CCB3	ECD5-12102026.D	12/10/20 23:09

Note: Client samples are listed only if they are included in this report.

Duplicates and Matrix Spike/Duplicates QC Samples are only listed if sourced from a sample included in this report.

INITIAL CALIBRATION DATA (Summary)

EPA 8081B

Laboratory: Apex Laboratories

SDG: A0K0733

Client: Anchor QEA, LLC

Project: US Moorings -- C2, C3, C4

Calibration: AQJ1506

Date: 10/15/20 14:51

Instrument: DUALECD5

Compound	Mean RF	FIT	RF RSD	Mean RT	RT RSD	Linear r	Quad COD	LIMIT	Q
2,4'-DDD	152505.6	XXX	14.76157	7.908444	1.603716E-02				
2,4'-DDE	169341.7	XXX	14.31656	7.530556	1.335268E-02				
2,4'-DDT	153106.6	XXX	14.61216	8.090111	6.263801E-03				
4,4'-DDD	218439.9	Ave	6.25924	8.209125	7.292986E-03			20	
4,4'-DDE	259842.1	Ave	4.379257	7.780125	1.399028E-02			20	
4,4'-DDT	199509.6	Ave	6.627697	8.40575	4.045662E-03			20	
2,4,5,6-TCMX (Surr)	242657.7	Ave	7.67716	5.58575	6.817488E-03			20	
Decachlorobiphenyl (Surr)	183738	XXX	18.33782	9.805625	8.325283E-03				

Note: ** Quad COD may be incorrect if weighting (1/a) or (1/a²) used. Weighting not shown here. Please see instrument calibration printouts for validation.

INITIAL CALIBRATION DATA

EPA 8081B

Laboratory: Apex Laboratories

SDG: A0K0733

Client: Anchor QEA, LLC

Project: US Moorings -- C2, C3, C4

Calibration: A0J1506

Instrument: DUALECD5

Calibration Date: 10/15/20 14:51

Compound	Level 01		Level 02		Level 03		Level 04		Level 05		Level 06	
	ng/mL	RF	ng/mL	RF	ng/mL	RF	ng/mL	RF	ng/mL	RF	ng/mL	RF
4,4'-DDD	0.5	246422	1	224880	2	222606	5	214324.4	25	204039.4	50	203944.4
4,4'-DDD [2C]	0.5	258790	1	227533	2	221348	5	215604	25	215827.9	50	228628.2
4,4'-DDE	0.5	284748	1	261532	2	260778	5	256284.4	25	249250.7	50	249681
4,4'-DDE [2C]	0.5	297598	1	276372	2	279042	5	271727.6	25	277957.5	50	293155.6
4,4'-DDT	0.5	227728	1	203498	2	200327	5	191463.8	25	183748.8	50	190942.6
4,4'-DDT [2C]	0.5	196170	1	176159	2	178605.5	5	172900.4	25	175048	50	191025.2
2,4,5,6-TCMX (Surr)	0.5	281058	1	253886	2	248598.5	5	241017.2	25	224237.4	50	227050.6
2,4,5,6-TCMX (Surr) [2C]	0.5	340638	1	311085	2	307220	5	294993.4	25	290239.8	50	301342
Decachlorobiphenyl (Surr)	0.5	254484	1	210456	2	187682	5	172951.8	25	156624.5	50	159460.9
Decachlorobiphenyl (Surr) [2C]	0.5	204270	1	180596	2	165202.5	5	154570.2	25	151569.5	50	150682.8

INITIAL CALIBRATION DATA (Continued)

EPA 8081B

Laboratory: Apex Laboratories

SDG: A0K0733

Client: Anchor QEA, LLC

Project: US Moorings -- C2, C3, C4

Calibration: A0J1506

Instrument: DUALECD5

Matrix:

Calibration Date: 10/15/20 14:51

Compound	Level 07		Level 08		Level 09		Level 10		Level 11		Level 12	
	ng/mL	RF	ng/mL	RF	ng/mL	RF	ng/mL	RF	ng/mL	RF	ng/mL	RF
2,4'-DDD					0.5	195852	1	185364	2	155333.5	5	141495.8
2,4'-DDD [2C]					0.5	217624	1	202997	2	164344	5	147544.2
2,4'-DDE					0.5	219634	1	197885	2	175570	5	157152.8
2,4'-DDE [2C]					0.5	222034	1	219431	2	189004.5	5	179078.4
2,4'-DDT					0.5	195092	1	185344	2	155563	5	136763
2,4'-DDT [2C]					0.5	200362	1	188319	2	152317	5	138610
4,4'-DDD	100	212754.7	200	218548.1								
4,4'-DDD [2C]	100	240609.5	200	259969.5								
4,4'-DDE	100	253277.1	200	263185.4								
4,4'-DDE [2C]	100	313086.3	200	324414.8								
4,4'-DDT	100	195697.4	200	202671.4								
4,4'-DDT [2C]	100	208094.2	200	225434.6								
2,4,5,6-TCMX (Surr)	100	230497.4	200	234916.2								
2,4,5,6-TCMX (Surr) [2C]	100	309643.1	200	322753.4								
Decachlorobiphenyl (Surr)	100	163125.4	200	165119.7								
Decachlorobiphenyl (Surr) [2C]	100	157188.4	200	171290.5								

INITIAL CALIBRATION DATA (Continued)

EPA 8081B

Laboratory: Apex Laboratories

SDG: A0K0733

Client: Anchor QEA, LLC

Project: US Moorings -- C2, C3, C4

Calibration: A0J1506

Instrument: DUALECD5

Matrix:

Calibration Date: 10/15/20 14:51

Compound	Level 13		Level 14		Level 15		Level 16		Level 17		Level 18	
	ng/mL	RF	ng/mL	RF	ng/mL	RF	ng/mL	RF	ng/mL	RF	ng/mL	RF
2,4'-DDD	10	140486.4	25	139288.9	50	134331.9	100	137528.2	200	142869.5		
2,4'-DDD [2C]	10	149956.4	25	156780.2	50	150915.8	100	164388	200	176111.8		
2,4'-DDE	10	162438.6	25	154829.2	50	148157.4	100	152558	200	155850.7		
2,4'-DDE [2C]	10	179389.4	25	182003	50	180418.8	100	188435.6	200	206141.4		
2,4'-DDT	10	141957.7	25	144885	50	130355.2	100	138824.9	200	149174.8		
2,4'-DDT [2C]	10	143969	25	151321.3	50	141558.8	100	150942.5	200	180807.8		

SECOND-SOURCE CALIBRATION VERIFICATION

EPA 8081B

Laboratory: <u>Apex Laboratories</u>	SDG: <u>A0K0733</u>
Client: <u>Anchor QEA, LLC</u>	Project: <u>US Moorings -- C2, C3, C4</u>
Instrument ID: <u>DUALECD5</u>	Calibration: <u>A0J1506</u>
Lab File ID: <u>ECD5-10142021.D</u>	
Sequence: <u>0J14056</u>	Inject Date: <u>10/14/20</u>
Lab Sample ID: <u>0J14056-ICV1</u>	Inject Time: <u>18:39</u>

ANALYTE	EXPECTED (ng/mL)	FOUND (ng/mL)	% DRIFT	QC LIMIT
4,4'-DDD	50.0	47.5	-5.0	70 - 130
4,4'-DDD [2C]	50.0	49.3	-1.4	70 - 130
4,4'-DDE	50.0	47.6	-4.7	70 - 130
4,4'-DDE [2C]	50.0	50.5	0.9	70 - 130
4,4'-DDT	50.0	46.7	-6.7	70 - 130
4,4'-DDT [2C]	50.0	50.6	1.2	70 - 130
2,4,5,6-TCMX (Surr)	50.0	46.7	-6.5	70 - 130
2,4,5,6-TCMX (Surr) [2C]	50.0	47.6	-4.9	70 - 130
Decachlorobiphenyl (Surr)	50.0	48.5	-2.9	70 - 130
Decachlorobiphenyl (Surr) [2C]	50.0	49.0	-2.1	70 - 130

SECOND-SOURCE CALIBRATION VERIFICATION

EPA 8081B

Laboratory: Apex Laboratories SDG: A0K0733
Client: Anchor QEA, LLC Project: US Moorings -- C2, C3, C4
Instrument ID: DUALECD5 Calibration: A0J1506
Lab File ID: ECD5-10142032.D
Sequence: 0J14056 Inject Date: 10/14/20
Lab Sample ID: 0J14056-ICV2 Inject Time: 21:47

ANALYTE	EXPECTED (ng/mL)	FOUND (ng/mL)	% DRIFT	QC LIMIT
2,4'-DDD	50.0	48.3	-3.4	70 - 130
2,4'-DDD [2C]	50.0	49.4	-1.3	70 - 130
2,4'-DDE	50.0	48.7	-2.7	70 - 130
2,4'-DDE [2C]	50.0	45.7	-8.5	70 - 130
2,4'-DDT	50.0	49.0	-2.0	70 - 130
2,4'-DDT [2C]	50.0	49.5	-0.9	70 - 130

CONTINUING CALIBRATION CHECK

EPA 8081B

Laboratory: Apex Laboratories

SDG: A0K0733

Client: Anchor QEA, LLC

Project: US Moorings -- C2, C3, C4

Instrument ID: DUALECD5

Calibration: A0J1506

Lab File ID: ECD5-12102004.D

Calibration Date: 10/15/20 14:51

Sequence: 0L10062

Injection Date: 12/10/20

Lab Sample ID: 0L10062-CCV1

Injection Time: 16:46

COMPOUND	Curve Fit	Calculated Concentration (ng/mL) [L/Q Fits]			Response Factors [Ave RF]			Limit
		STD	CCV	% DIFF	ICAL	CCV	% Drift	
4,4'-DDD	Ave	50.0	47.0		218439.9	205163.6	-6.1	20
4,4'-DDD [2C]	Ave	50.0	57.6		233538.8	269052.4	15.2	20
4,4'-DDE	Ave	50.0	48.5		259842.1	252255.2	-2.9	20
4,4'-DDE [2C]	Ave	50.0	57.2		291669.2	333823.2	14.5	20
4,4'-DDT	Ave	50.0	44.1		199509.6	175959.1	-11.8	20
4,4'-DDT [2C]	Ave	50.0	57.4		190429.6	218750.4	14.9	20

** Quadratic Curve fit may be weighted (1/a or 1/a2).

* = Values outside of QC limits

CONTINUING CALIBRATION CHECK

EPA 8081B

Laboratory: Apex Laboratories

SDG: A0K0733

Client: Anchor QEA, LLC

Project: US Moorings -- C2, C3, C4

Instrument ID: DUALECD5

Calibration: A0J1506

Lab File ID: ECD5-12102005.D

Calibration Date: 10/15/20 14:51

Sequence: 0L10062

Injection Date: 12/10/20

Lab Sample ID: 0L10062-CCV2

Injection Time: 17:03

COMPOUND	Curve Fit	Calculated Concentration (ng/mL) [L/Q Fits]			Response Factors [Ave RF]			Limit
		STD	CCV	% DIFF	ICAL	CCV	% Drift	
2,4'-DDD	XXX	50.0	49.6	-0.8				20
2,4'-DDD [2C]	XXX	50.0	58.0	15.9				20
2,4'-DDE	XXX	50.0	48.8	-2.4				20
2,4'-DDE [2C]	Ave	50.0	51.0		193992.9	198073.2	2.1	20
2,4'-DDT	XXX	50.0	48.0	-4.0				20
2,4'-DDT [2C]	XXX	50.0	56.0	11.9				20

** Quadratic Curve fit may be weighted (1/a or 1/a²).

* = Values outside of QC limits

CONTINUING CALIBRATION CHECK

EPA 8081B

Laboratory: Apex Laboratories

SDG: A0K0733

Client: Anchor QEA, LLC

Project: US Moorings -- C2, C3, C4

Instrument ID: DUALECD5

Calibration: A0J1506

Lab File ID: ECD5-12102014.D

Calibration Date: 10/15/20 14:51

Sequence: 0L10062

Injection Date: 12/10/20

Lab Sample ID: 0L10062-CCV3

Injection Time: 19:38

COMPOUND	Curve Fit	Calculated Concentration (ng/mL) [L/Q Fits]			Response Factors [Ave RF]			Limit
		STD	CCV	% DIFF	ICAL	CCV	% Drift	
4,4'-DDD	Ave	100	103		218439.9	225611.5	3.3	20
4,4'-DDD [2C]	Ave	100	134		233538.8	313073	34.1*	20
4,4'-DDE	Ave	100	100		259842.1	260820.2	0.4	20
4,4'-DDE [2C]	Ave	100	126		291669.2	368467.1	26.3*	20
4,4'-DDT	Ave	100	93.4		199509.6	186291	-6.6	20
4,4'-DDT [2C]	Ave	100	132		190429.6	251755.8	32.2*	20

** Quadratic Curve fit may be weighted (1/a or 1/a²).

* = Values outside of QC limits

CONTINUING CALIBRATION CHECK

EPA 8081B

Laboratory: Apex Laboratories

SDG: A0K0733

Client: Anchor QEA, LLC

Project: US Moorings -- C2, C3, C4

Instrument ID: DUALECD5

Calibration: A0J1506

Lab File ID: ECD5-12102015.D

Calibration Date: 10/15/20 14:51

Sequence: 0L10062

Injection Date: 12/10/20

Lab Sample ID: 0L10062-CCV4

Injection Time: 19:55

COMPOUND	Curve Fit	Calculated Concentration (ng/mL) [L/Q Fits]			Response Factors [Ave RF]			Limit
		STD	CCV	% DIFF	ICAL	CCV	% Drift	
2,4'-DDD	XXX	100	104	3.9				20
2,4'-DDD [2C]	XXX	100	122	21.6 *				20
2,4'-DDE	XXX	100	96.9	-3.1				20
2,4'-DDE [2C]	Ave	100	114		193992.9	220898.1	13.9	20
2,4'-DDT	XXX	100	96.3	-3.7				20
2,4'-DDT [2C]	XXX	100	115	14.9				20

** Quadratic Curve fit may be weighted (1/a or 1/a²).

* = Values outside of QC limits

CONTINUING CALIBRATION CHECK

EPA 8081B

Laboratory: Apex Laboratories

SDG: A0K0733

Client: Anchor QEA, LLC

Project: US Moorings -- C2, C3, C4

Instrument ID: DUALECD5

Calibration: A0J1506

Lab File ID: ECD5-12102024.D

Calibration Date: 10/15/20 14:51

Sequence: 0L10062

Injection Date: 12/10/20

Lab Sample ID: 0L10062-CCV5

Injection Time: 22:34

COMPOUND	Curve Fit	Calculated Concentration (ng/mL) [L/Q Fits]			Response Factors [Ave RF]			Limit
		STD	CCV	% DIFF	ICAL	CCV	% Drift	
4,4'-DDD	Ave	50.0	53.0		218439.9	231443	6.0	20
4,4'-DDD [2C]	Ave	50.0	66.0		233538.8	308473.2	32.1*	20
4,4'-DDE	Ave	50.0	48.8		259842.1	253356.8	-2.5	20
4,4'-DDE [2C]	Ave	50.0	59.1		291669.2	344644.4	18.2	20
4,4'-DDT	Ave	50.0	38.4		199509.6	153247	-23.2*	20
4,4'-DDT [2C]	Ave	50.0	50.5		190429.6	192170.7	0.9	20

** Quadratic Curve fit may be weighted (1/a or 1/a²).

* = Values outside of QC limits

CONTINUING CALIBRATION CHECK

EPA 8081B

Laboratory: Apex Laboratories

SDG: A0K0733

Client: Anchor QEA, LLC

Project: US Moorings -- C2, C3, C4

Instrument ID: DUALECD5

Calibration: A0J1506

Lab File ID: ECD5-12102025.D

Calibration Date: 10/15/20 14:51

Sequence: 0L10062

Injection Date: 12/10/20

Lab Sample ID: 0L10062-CCV6

Injection Time: 22:52

COMPOUND	Curve Fit	Calculated Concentration (ng/mL) [L/Q Fits]			Response Factors [Ave RF]			Limit
		STD	CCV	% DIFF	ICAL	CCV	% Drift	
2,4'-DDD	XXX	50.0	52.4	4.7				20
2,4'-DDD [2C]	XXX	50.0	63.2	26.3 *				20
2,4'-DDE	XXX	50.0	48.6	-2.7				20
2,4'-DDE [2C]	Ave	50.0	53.6		193992.9	207908.4	7.2	20
2,4'-DDT	XXX	50.0	41.9	-16.1				20
2,4'-DDT [2C]	XXX	50.0	51.0	2.0				20

** Quadratic Curve fit may be weighted (1/a or 1/a²).

* = Values outside of QC limits

SURROGATE STANDARD RECOVERY AND RT SUMMARY

EPA 8081B

Laboratory: Apex Laboratories

SDG: A0K0733

Client: Anchor QEA, LLC

Project: US Moorings -- C2, C3, C4

Sequence: 0J14056

Instrument: DUALECD5

Matrix: Sediment

Calibration: A0J1506

Surrogate Compound	Spike Level ng/mL	% Recovery	Recovery Limits	RT	Calibration Mean RT	RT Diff	RT Diff Limit	Q
Initial Cal Check (0J14056-ICV1)			Lab File ID: ECD5-10142021.D		Analyzed: 10/14/20 18:39			
2,4,5,6-TCMX (Surr)	50.0	93	70 - 130	5.585	5.58575	-0.0008	+/-1.0	
2,4,5,6-TCMX (Surr) [2C]	50.0	95	70 - 130	5.871	5.872125	-0.0011	+/-1.0	
Decachlorobiphenyl (Surr)	50.0	97	70 - 130	9.805	9.805625	-0.0006	+/-1.0	
Decachlorobiphenyl (Surr) [2C]	50.0	98	70 - 130	10.366	10.36737	-0.0014	+/-1.0	

SURROGATE STANDARD RECOVERY AND RT SUMMARY

EPA 8081B

Laboratory: Apex Laboratories

SDG: A0K0733

Client: Anchor QEA, LLC

Project: US Moorings -- C2, C3, C4

Sequence: 0L10062

Instrument: DUALECD5

Matrix: Sediment

Calibration: A0J1506

Surrogate Compound	Spike Level ng/mL	% Recovery	Recovery Limits	RT	Calibration Mean RT	RT Diff	RT Diff Limit	Q
Calibration Check (0L10062-CCV1) Lab File ID: ECD5-12102004.D Analyzed: 12/10/20 16:46								
2,4,5,6-TCMX (Surr)	50.0	98	80 - 120	5.488	5.58575	-0.0977	+/-1.0	
2,4,5,6-TCMX (Surr) [2C]	50.0	101	80 - 120	5.727	5.872125	-0.1451	+/-1.0	
Decachlorobiphenyl (Surr)	50.0	104	80 - 120	9.684	9.805625	-0.1216	+/-1.0	
Decachlorobiphenyl (Surr) [2C]	50.0	125	80 - 120	10.189	10.36737	-0.1784	+/-1.0	*
Calibration Blank (0L10062-CCB1) Lab File ID: ECD5-12102006.D Analyzed: 12/10/20 17:20								
2,4,5,6-TCMX (Surr)	100	93	42 - 129	5.489	5.58575	-0.0968	+/-1.0	
Decachlorobiphenyl (Surr)	100	102	55 - 130	9.685	9.805625	-0.1206	+/-1.0	
Blank (0120356-BLK1) Lab File ID: ECD5-12102007.D Analyzed: 12/10/20 17:37								
2,4,5,6-TCMX (Surr)	45.5	61	42 - 129	5.488	5.58575	-0.0977	+/-1.0	
Decachlorobiphenyl (Surr)	45.5	95	55 - 130	9.683	9.805625	-0.1226	+/-1.0	
LCS (0120356-BS1) Lab File ID: ECD5-12102008.D Analyzed: 12/10/20 17:55								
2,4,5,6-TCMX (Surr)	50.0	55	42 - 129	5.488	5.58575	-0.0977	+/-1.0	
Decachlorobiphenyl (Surr)	50.0	101	55 - 130	9.683	9.805625	-0.1226	+/-1.0	
USMPDI-013SG-201116 (A0K0733-01RE1) Lab File ID: ECD5-12102009.D Analyzed: 12/10/20 18:12								
2,4,5,6-TCMX (Surr)	109	61	42 - 129	5.487	5.58575	-0.0987	+/-1.0	
Decachlorobiphenyl (Surr)	109	85	55 - 130	9.683	9.805625	-0.1226	+/-1.0	
Duplicate (0120356-DUP1) Lab File ID: ECD5-12102010.D Analyzed: 12/10/20 18:29								
2,4,5,6-TCMX (Surr)	109	79	42 - 129	5.489	5.58575	-0.0968	+/-1.0	
Decachlorobiphenyl (Surr)	109	70	55 - 130	9.684	9.805625	-0.1216	+/-1.0	
USMPDI-018SG-201116 (A0K0733-03RE1) Lab File ID: ECD5-12102011.D Analyzed: 12/10/20 18:46								
2,4,5,6-TCMX (Surr)	98.4	97	42 - 129	5.487	5.58575	-0.0987	+/-1.0	
Decachlorobiphenyl (Surr)	98.4	91	55 - 130	9.683	9.805625	-0.1226	+/-1.0	
Matrix Spike (0120356-MS1) Lab File ID: ECD5-12102012.D Analyzed: 12/10/20 19:03								
2,4,5,6-TCMX (Surr)	101	56	42 - 129	5.487	5.58575	-0.0987	+/-1.0	
Decachlorobiphenyl (Surr)	101	85	55 - 130	9.682	9.805625	-0.1236	+/-1.0	
Matrix Spike Dup (0120356-MSD1) Lab File ID: ECD5-12102013.D Analyzed: 12/10/20 19:21								
2,4,5,6-TCMX (Surr)	101	55	42 - 129	5.486	5.58575	-0.0998	+/-1.0	
Decachlorobiphenyl (Surr)	101	93	55 - 130	9.682	9.805625	-0.1236	+/-1.0	
Calibration Check (0L10062-CCV3) Lab File ID: ECD5-12102014.D Analyzed: 12/10/20 19:38								
2,4,5,6-TCMX (Surr)	100	101	80 - 120	5.489	5.58575	-0.0968	+/-1.0	
2,4,5,6-TCMX (Surr) [2C]	100	110	80 - 120	5.728	5.872125	-0.1441	+/-1.0	
Decachlorobiphenyl (Surr)	100	109	80 - 120	9.685	9.805625	-0.1206	+/-1.0	
Decachlorobiphenyl (Surr) [2C]	100	133	80 - 120	10.189	10.36737	-0.1784	+/-1.0	*

SURROGATE STANDARD RECOVERY AND RT SUMMARY

EPA 8081B

Laboratory: Apex Laboratories
 Client: Anchor QEA, LLC
 Sequence: 0L10062
 Matrix: Sediment

SDG: A0K0733
 Project: US Moorings -- C2, C3, C4
 Instrument: DUALECD5
 Calibration: A0J1506

Surrogate Compound	Spike Level ng/mL	% Recovery	Recovery Limits	RT	Calibration Mean RT	RT Diff	RT Diff Limit	Q
Calibration Blank (0L10062-CCB2)			Lab File ID: ECD5-12102016.D Analyzed: 12/10/20 20:12					
2,4,5,6-TCMX (Surr)	100	96	42 - 129	5.487	5.58575	-0.0987	+/-1.0	
Decachlorobiphenyl (Surr)	100	107	55 - 130	9.684	9.805625	-0.1216	+/-1.0	
USMPDI-014SG-201116 (A0K0733-02RE1)			Lab File ID: ECD5-12102017.D Analyzed: 12/10/20 20:29					
2,4,5,6-TCMX (Surr)	104	80	42 - 129	5.487	5.58575	-0.0987	+/-1.0	
Decachlorobiphenyl (Surr)	104	86	55 - 130	9.683	9.805625	-0.1226	+/-1.0	
USMPDI-022SG-201116 (A0K0733-04RE1)			Lab File ID: ECD5-12102018.D Analyzed: 12/10/20 20:46					
2,4,5,6-TCMX (Surr)	109	64	42 - 129	5.487	5.58575	-0.0987	+/-1.0	
Decachlorobiphenyl (Surr)	109	74	55 - 130	9.682	9.805625	-0.1236	+/-1.0	
USMPDI-1022SG-201116 (A0K0733-05RE1)			Lab File ID: ECD5-12102019.D Analyzed: 12/10/20 21:03					
2,4,5,6-TCMX (Surr)	104	91	42 - 129	5.487	5.58575	-0.0987	+/-1.0	
Decachlorobiphenyl (Surr)	104	94	55 - 130	9.683	9.805625	-0.1226	+/-1.0	
Calibration Check (0L10062-CCV5)			Lab File ID: ECD5-12102024.D Analyzed: 12/10/20 22:34					
2,4,5,6-TCMX (Surr)	50.0	101	80 - 120	5.489	5.58575	-0.0968	+/-1.0	
2,4,5,6-TCMX (Surr) [2C]	50.0	103	80 - 120	5.726	5.872125	-0.1461	+/-1.0	
Decachlorobiphenyl (Surr)	50.0	111	80 - 120	9.684	9.805625	-0.1216	+/-1.0	
Decachlorobiphenyl (Surr) [2C]	50.0	141	80 - 120	10.188	10.36737	-0.1794	+/-1.0	*
Calibration Blank (0L10062-CCB3)			Lab File ID: ECD5-12102026.D Analyzed: 12/10/20 23:09					
2,4,5,6-TCMX (Surr)	100	101	42 - 129	5.489	5.58575	-0.0968	+/-1.0	
Decachlorobiphenyl (Surr)	100	114	55 - 130	9.684	9.805625	-0.1216	+/-1.0	

HOLDING TIME SUMMARY

EPA 8081B

Laboratory: Apex Laboratories

SDG: A0K0733

Client: Anchor QEA, LLC

Project: US Moorings -- C2, C3, C4

Sample Name	Date Collected	Date Received	Date Prepared	Days to Prep	Max Days to Prep	Date Analyzed	Days to Analysis	Max Days to Analysis	Q
USMPDI-013SG-201116	11/16/20 12:15	11/18/20 07:25	12/08/20 07:03	21.78	14.00	12/10/20 18:12	2.46	40.00	*
USMPDI-014SG-201116	11/16/20 11:10	11/18/20 07:25	12/08/20 07:03	21.83	14.00	12/10/20 20:29	2.56	40.00	*
USMPDI-018SG-201116	11/16/20 14:20	11/18/20 07:25	12/08/20 07:03	21.70	14.00	12/10/20 18:46	2.49	40.00	*
USMPDI-022SG-201116	11/16/20 15:25	11/18/20 07:25	12/08/20 07:03	21.65	14.00	12/10/20 20:46	2.57	40.00	*
USMPDI-1022SG-201116	11/16/20 15:29	11/18/20 07:25	12/08/20 07:03	21.65	14.00	12/10/20 21:03	2.58	40.00	*

Apex Laboratories

SDG: A0K0733

CLASS: WET

METHOD: D7511-12

ANALYSES DATA PACKAGE COVER PAGE

D7511-12

Laboratory: Apex Laboratories

SDG: A0K0733

Client: Anchor QEA, LLC

Project: US Moorings -- C2, C3, C4

Client Sample Id:	Lab Sample Id:	Matrix
<u>USMPDI-013SG-201116</u>	<u>A0K0733-01</u>	<u>SE</u>
<u>USMPDI-014SG-201116</u>	<u>A0K0733-02</u>	<u>SE</u>
<u>USMPDI-018SG-201116</u>	<u>A0K0733-03</u>	<u>SE</u>
<u>USMPDI-022SG-201116</u>	<u>A0K0733-04</u>	<u>SE</u>
<u>USMPDI-1022SG-201116</u>	<u>A0K0733-05</u>	<u>SE</u>

I certify that this data package is in compliance with the terms and conditions of the contract, both technically and for completeness, for other than the conditions detailed above. Release of the data contained in this hardcopy data package and in computer-readable data submitted on diskette has been authorized by the Laboratory Manager or the Manager's designee, as verified by the following signatures.

Signature:



Name:

David G. Jack

Forms Created:

1/12/2021 1:42PM

Title:

Technical Manager

METHOD DETECTION AND REPORTING LIMITS

D7511-12

Laboratory: Apex Laboratories

SDG: A0K0733

Client: Anchor QEA, LLC

Project: US Moorings -- C2, C3, C4

Batch Matrix: Soil

Analyte	MDL	MRL	Units
Total Cyanide	0.0500	0.100	mg/kg

Note: MDLs are listed only if the corresponding analyte was evaluated to the MDL in this report .

INORGANIC ANALYSIS DATA SHEET

D7511-12

USMPDI-013SG-201116

Laboratory: Apex Laboratories

SDG: A0K0733

Client: Anchor QEA, LLC

Project: US Moorings -- C2, C3, C4

Matrix: SE

Laboratory ID: A0K0733-01

File ID: 0K20018-088

Sampled: 11/16/20 12:15

Prepared: 11/20/20 12:33

Analyzed: 11/20/20 13:53

Solids: 42.74

Preparation: ASTM D7511-12mod (S)

Initial/Final: 2.5387 g / 50 mL

Batch: 0110763

Sequence: 0K20018

Calibration: A0K2001

Instrument: OIA FS3000-2

CAS NO.	Analyte	Concentration (mg/kg dry)	Dilution Factor	Q	Method
57-12-5	Total Cyanide	2.46	10	D	D7511-12

INORGANIC ANALYSIS DATA SHEET

D7511-12

USMPDI-014SG-201116

Laboratory: Apex Laboratories

SDG: A0K0733

Client: Anchor QEA, LLC

Project: US Moorings -- C2, C3, C4

Matrix: SE

Laboratory ID: A0K0733-02

File ID: 0K20018-090

Sampled: 11/16/20 11:10

Prepared: 11/20/20 12:33

Analyzed: 11/20/20 13:57

Solids: 47.62

Preparation: ASTM D7511-12mod (S)

Initial/Final: 2.525 g / 50 mL

Batch: 0110763

Sequence: 0K20018

Calibration: A0K2001

Instrument: OIA FS3000-2

CAS NO.	Analyte	Concentration (mg/kg dry)	Dilution Factor	Q	Method
57-12-5	Total Cyanide	1.64	10	JD	D7511-12

INORGANIC ANALYSIS DATA SHEET

D7511-12

USMPDI-018SG-201116

Laboratory: Apex Laboratories

SDG: A0K0733

Client: Anchor QEA, LLC

Project: US Moorings -- C2, C3, C4

Matrix: SE

Laboratory ID: A0K0733-03

File ID: 0K20018-091

Sampled: 11/16/20 14:20

Prepared: 11/20/20 12:33

Analyzed: 11/20/20 13:59

Solids: 48.72

Preparation: ASTM D7511-12mod (S)

Initial/Final: 2.5337 g / 50 mL

Batch: 0110763

Sequence: 0K20018

Calibration: A0K2001

Instrument: OIA FS3000-2

CAS NO.	Analyte	Concentration (mg/kg dry)	Dilution Factor	Q	Method
57-12-5	Total Cyanide	1.56	10	JD	D7511-12

INORGANIC ANALYSIS DATA SHEET

D7511-12

USMPDI-022SG-201116

Laboratory: Apex Laboratories

SDG: A0K0733

Client: Anchor QEA, LLC

Project: US Moorings -- C2, C3, C4

Matrix: SE

Laboratory ID: A0K0733-04

File ID: 0K20018-095

Sampled: 11/16/20 15:25

Prepared: 11/20/20 12:33

Analyzed: 11/20/20 14:07

Solids: 45.19

Preparation: ASTM D7511-12mod (S)

Initial/Final: 2.5668 g / 50 mL

Batch: 0110763

Sequence: 0K20018

Calibration: A0K2001

Instrument: OIA FS3000-2

CAS NO.	Analyte	Concentration (mg/kg dry)	Dilution Factor	Q	Method
57-12-5	Total Cyanide	2.67	10	D	D7511-12

INORGANIC ANALYSIS DATA SHEET

D7511-12

USMPDI-1022SG-201116

Laboratory: Apex Laboratories

SDG: A0K0733

Client: Anchor QEA, LLC

Project: US Moorings -- C2, C3, C4

Matrix: SE

Laboratory ID: A0K0733-05

File ID: 0K20018-096

Sampled: 11/16/20 15:29

Prepared: 11/20/20 12:33

Analyzed: 11/20/20 14:09

Solids: 45.95

Preparation: ASTM D7511-12mod (S)

Initial/Final: 2.5296 g / 50 mL

Batch: 0110763

Sequence: 0K20018

Calibration: A0K2001

Instrument: OIA FS3000-2

CAS NO.	Analyte	Concentration (mg/kg dry)	Dilution Factor	Q	Method
57-12-5	Total Cyanide	2.58	10	D	D7511-12

PREPARATION BATCH SUMMARY

D7511-12

Laboratory: Apex Laboratories

SDG: A0K0733

Client: Anchor QEA, LLC

Project: US Moorings -- C2, C3, C4

Batch: 0110763 Batch Matrix: Soil

Preparation: ASTM D7511-12mod (S)

SAMPLE NAME	LAB SAMPLE ID	LAB FILE ID	DATE PREPARED	OBSERVATIONS
Blank	0110763-BLK1	0K20018-086	11/20/20 12:22	
LCS	0110763-BS1	0K20018-087	11/20/20 12:22	
USMPDI-018SG-201116 (MS)	0110763-MS1	0K20018-092	11/20/20 12:22	
USMPDI-018SG-201116 (MSD)	0110763-MSD1	0K20018-094	11/20/20 12:22	
USMPDI-013SG-201116	A0K0733-01	0K20018-088	11/20/20 12:33	
USMPDI-014SG-201116	A0K0733-02	0K20018-090	11/20/20 12:33	
USMPDI-018SG-201116	A0K0733-03	0K20018-091	11/20/20 12:33	
USMPDI-022SG-201116	A0K0733-04	0K20018-095	11/20/20 12:33	
USMPDI-1022SG-201116	A0K0733-05	0K20018-096	11/20/20 12:33	

Note: Client samples are listed only if they are included in this report.

Duplicates and Matrix Spike/Duplicates QC Samples are only listed if sourced from a sample included in this report.

METHOD BLANK DATA SHEET

D7511-12

Laboratory: Apex Laboratories SDG: A0K0733
Client: Anchor QEA, LLC Project: US Moorings -- C2, C3, C4
Matrix: Soil Laboratory ID: 0110763-BLK1 File ID: 0K20018-086
Prepared: 11/20/20 12:22 Preparation: ASTM D7511-12mod (S) Initial/Final: 2.5 g / 50 mL
Analyzed: 11/20/20 13:49 Instrument: OIA FS3000-2
Batch: 0110763 Sequence: 0K20018 Calibration: A0K2001

CAS NO.	COMPOUND	CONC. (mg/kg wet)	Q
57-12-5	Total Cyanide	0.0500	U

LCS / LCS DUPLICATE RECOVERY

D7511-12

Laboratory: Apex Laboratories

SDG: A0K0733

Client: Anchor QEA, LLC

Project: US Moorings -- C2, C3, C4

Matrix: Soil

Batch: 0110763

Laboratory ID: 0110763-BS1

Preparation: ASTM D7511-12mod (S)

Initial/Final: 2.5 g / 50 mL

COMPOUND	SPIKE ADDED (mg/kg wet)	LCS CONCENTRATION (mg/kg wet)	LCS % REC. (* = Out)	QC LIMITS REC.
Total Cyanide	0.400	0.453	113	84 - 116

* = Values outside of QC limits

MATRIX SPIKE / MATRIX SPIKE DUPLICATE RECOVERY

USMPDI-018SG-201116

D7511-12Laboratory: Apex LaboratoriesSDG: A0K0733Client: Anchor QEA, LLCProject: US Moorings -- C2, C3, C4Matrix: SoilBatch: 0110763Laboratory ID: 0110763-MS1Preparation: ASTM D7511-12mod (S)Initial/Final: 2.5585 g / 50 mLSource Sample Name: USMPDI-018SG-201116

COMPOUND	SPIKE ADDED (mg/kg dry)	SAMPLE CONCENTRATION (mg/kg dry)	MS CONCENTRATION (mg/kg dry)	MS % REC. (* = Out)	QC LIMITS REC.
Total Cyanide	0.802	1.56	3.10	192 *	64 - 136

MATRIX SPIKE / MATRIX SPIKE DUPLICATE RECOVERY

USMPDI-018SG-201116

D7511-12

Laboratory: Apex Laboratories

SDG: A0K0733

Client: Anchor QEA, LLC

Project: US Moorings -- C2, C3, C4

Matrix: Soil

Batch: 0110763

Laboratory ID: 0110763-MSD1

Preparation: ASTM D7511-12mod (S)

Initial/Final: 2.5024 g / 50 mL

Source Sample Name: USMPDI-018SG-201116

COMPOUND	SPIKE ADDED (mg/kg dry)	MSD CONCENTRATION (mg/kg dry)	MSD % RECOVERY	% RPD	QC LIMITS	
					RPD	REC.
Total Cyanide	0.820	3.40	225 *	9	47	64 - 136

ANALYSIS BATCH (SEQUENCE) SUMMARY

D7511-12

Laboratory: Apex Laboratories

SDG: A0K0733

Client: Anchor QEA, LLC

Project: US Moorings -- C2, C3, C4

Sequence: 0K20018

Instrument: OIA FS3000-2

Matrix: Soil

Calibration: A0K2001

Sample Name	Lab Sample ID	Lab File ID	Analysis Date/Time
Cal Standard	0K20018-CAL2	0K20018-008	11/20/20 10:43
Cal Standard	0K20018-CAL3	0K20018-009	11/20/20 10:45
Cal Standard	0K20018-CAL4	0K20018-010	11/20/20 10:47
Cal Standard	0K20018-CAL5	0K20018-011	11/20/20 10:49
Cal Standard	0K20018-CAL6	0K20018-012	11/20/20 10:51
Cal Standard	0K20018-CAL7	0K20018-013	11/20/20 10:53
Initial Cal Check	0K20018-ICV1	0K20018-015	11/20/20 10:57
Initial Cal Blank	0K20018-ICB1	0K20018-016	11/20/20 10:59
Calibration Check	0K20018-CCV1	0K20018-031	11/20/20 11:29
Calibration Blank	0K20018-CCB1	0K20018-032	11/20/20 11:31
Calibration Check	0K20018-CCV2	0K20018-047	11/20/20 12:01
Calibration Blank	0K20018-CCB2	0K20018-048	11/20/20 12:03
Calibration Check	0K20018-CCV3	0K20018-053	11/20/20 12:13
Calibration Blank	0K20018-CCB3	0K20018-054	11/20/20 12:15
Calibration Check	0K20018-CCV4	0K20018-060	11/20/20 12:39
Calibration Blank	0K20018-CCB4	0K20018-061	11/20/20 12:41
Calibration Check	0K20018-CCV5	0K20018-076	11/20/20 13:11
Calibration Blank	0K20018-CCB5	0K20018-077	11/20/20 13:13
Calibration Check	0K20018-CCV6	0K20018-083	11/20/20 13:25
Calibration Blank	0K20018-CCB6	0K20018-084	11/20/20 13:27
Blank	0110763-BLK1	0K20018-086	11/20/20 13:49
LCS	0110763-BS1	0K20018-087	11/20/20 13:51
USMPDI-013SG-201116	A0K0733-01	0K20018-088	11/20/20 13:53
USMPDI-014SG-201116	A0K0733-02	0K20018-090	11/20/20 13:57
USMPDI-018SG-201116	A0K0733-03	0K20018-091	11/20/20 13:59
USMPDI-018SG-201116 (MS)	0110763-MS1	0K20018-092	11/20/20 14:01
USMPDI-018SG-201116 (MSD)	0110763-MSD1	0K20018-094	11/20/20 14:05
USMPDI-022SG-201116	A0K0733-04	0K20018-095	11/20/20 14:07
USMPDI-1022SG-201116	A0K0733-05	0K20018-096	11/20/20 14:09
Calibration Check	0K20018-CCV7	0K20018-098	11/20/20 14:13
Calibration Blank	0K20018-CCB7	0K20018-099	11/20/20 14:15

Note: Client samples are listed only if they are included in this report.

Duplicates and Matrix Spike/Duplicates QC Samples are only listed if sourced from a sample included in this report.

INITIAL CALIBRATION DATA (Summary)

D7511-12

Laboratory: Apex Laboratories

SDG: A0K0733

Client: Anchor QEA, LLC

Project: US Moorings -- C2, C3, C4

Calibration: A0K2001

Date: 11/20/20 08:26

Instrument: OIA FS3000-2

Compound	Mean RF	FIT	RF RSD	Mean RT	RT RSD	Linear r	Quad COD	LIMIT	Q
Total Cyanide	22650.41	Q **	128.3965				0.9997484		

Note: ** Quad COD may be incorrect if weighting (1/a) or (1/a²) used. Weighting not shown here. Please see instrument calibration printouts for validation.

INITIAL CALIBRATION DATA

D7511-12

Laboratory: Apex Laboratories

SDG: A0K0733

Client: Anchor QEA, LLC

Project: US Moorings -- C2, C3, C4

Calibration: A0K2001

Instrument: OIA FS3000-2

Calibration Date: 11/20/20 08:26

Compound	Level 01		Level 02		Level 03		Level 04		Level 05		Level 06	
	ug/L	RF	ug/L	RF	ug/L	RF	ug/L	RF	ug/L	RF	ug/L	RF
Total Cyanide	1	-28536	2	6130	5	28811.6	10	38312.4	25	45707.8	50	45476.64

INITIAL AND CONTINUING CALIBRATION CHECK

D7511-12

Laboratory: Apex Laboratories

SDG: A0K0733

Client: Anchor QEA, LLC

Project: US Moorings -- C2, C3, C4

Instrument ID: OIA FS3000-2

Calibration: A0K2001

Control Limit: +/- 10.00%

Sequence: 0K20018

Lab Sample ID	Analyte	True	Found	%R	Units	Method
0K20018-ICV1	Total Cyanide	25.0	23.8	95	ug/L	D7511-12
0K20018-CCV1	Total Cyanide	25.0	26.0	104	ug/L	D7511-12
0K20018-CCV2	Total Cyanide	25.0	26.4	106	ug/L	D7511-12
0K20018-CCV3	Total Cyanide	25.0	26.9	108	ug/L	D7511-12
0K20018-CCV4	Total Cyanide	25.0	26.6	106	ug/L	D7511-12
0K20018-CCV5	Total Cyanide	25.0	26.6	106	ug/L	D7511-12
0K20018-CCV6	Total Cyanide	25.0	25.1	100	ug/L	D7511-12
0K20018-CCV7	Total Cyanide	25.0	27.5	110	ug/L	D7511-12

* Values outside of OC limits

INSTRUMENT BLANKS

D7511-12

Laboratory: Apex Laboratories

SDG: A0K0733

Client: Anchor QEA, LLC

Instrument ID: OIA FS3000-2

Project: US Moorings -- C2, C3, C4

Sequence: 0K20018

Calibration: A0K2001

Lab Sample ID	Analyte	Found	RL	Units	C	Method
0K20018-ICB1	Total Cyanide	ND	2.50 (Inst)	ug/L		D7511-12
0K20018-CCB1	Total Cyanide	ND	2.50 (Inst)	ug/L		D7511-12
0K20018-CCB2	Total Cyanide	ND	2.50 (Inst)	ug/L		D7511-12
0K20018-CCB3	Total Cyanide	ND	2.50 (Inst)	ug/L		D7511-12
0K20018-CCB4	Total Cyanide	ND	2.50 (Inst)	ug/L		D7511-12
0K20018-CCB5	Total Cyanide	ND	2.50 (Inst)	ug/L		D7511-12
0K20018-CCB6	Total Cyanide	ND	2.50 (Inst)	ug/L		D7511-12
0K20018-CCB7	Total Cyanide	ND	2.50 (Inst)	ug/L		D7511-12

(Inst) indicates on-Instrument Result and Reporting Level. Used for non-digested Instrument Blanks.

HOLDING TIME SUMMARY

D7511-12

Laboratory: Apex Laboratories

SDG: A0K0733

Client: Anchor QEA, LLC

Project: US Moorings -- C2, C3, C4

Sample Name	Date Collected	Date Received	Date Prepared	Days to Prep	Max Days to Prep	Date Analyzed	Days to Analysis	Max Days to Analysis	Q
USMPDI-013SG-201116	11/16/20 12:15	11/18/20 07:25	11/20/20 12:33	4.01	14.00	11/20/20 13:53	4.07	14.00	
USMPDI-014SG-201116	11/16/20 11:10	11/18/20 07:25	11/20/20 12:33	4.06	14.00	11/20/20 13:57	4.12	14.00	
USMPDI-018SG-201116	11/16/20 14:20	11/18/20 07:25	11/20/20 12:33	3.93	14.00	11/20/20 13:59	3.99	14.00	
USMPDI-022SG-201116	11/16/20 15:25	11/18/20 07:25	11/20/20 12:33	3.88	14.00	11/20/20 14:07	3.95	14.00	
USMPDI-1022SG-201116	11/16/20 15:29	11/18/20 07:25	11/20/20 12:33	3.88	14.00	11/20/20 14:09	3.94	14.00	

Apex Laboratories

SDG: A0K0733

CLASS: WET

METHOD: PSEP_SM 5310B MOD

ANALYSES DATA PACKAGE COVER PAGE

PSEP_SM 5310B MOD

Laboratory: Apex Laboratories

SDG: A0K0733

Client: Anchor QEA, LLC

Project: US Moorings -- C2, C3, C4

Client Sample Id:	Lab Sample Id:	Matrix
<u>USMPDI-013SG-201116</u>	<u>A0K0733-01</u>	<u>SE</u>
<u>USMPDI-014SG-201116</u>	<u>A0K0733-02</u>	<u>SE</u>
<u>USMPDI-018SG-201116</u>	<u>A0K0733-03</u>	<u>SE</u>
<u>USMPDI-022SG-201116</u>	<u>A0K0733-04</u>	<u>SE</u>
<u>USMPDI-1022SG-201116</u>	<u>A0K0733-05</u>	<u>SE</u>

I certify that this data package is in compliance with the terms and conditions of the contract, both technically and for completeness, for other than the conditions detailed above. Release of the data contained in this hardcopy data package and in computer-readable data submitted on diskette has been authorized by the Laboratory Manager or the Manager's designee, as verified by the following signatures.

Signature:



Name:

David G. Jack

Forms Created:

1/12/2021 1:42PM

Title:

Technical Manager

METHOD DETECTION AND REPORTING LIMITS

PSEP_SM 5310B MOD

Laboratory: Apex Laboratories

SDG: A0K0733

Client: Anchor QEA, LLC

Project: US Moorings -- C2, C3, C4

Batch Matrix: Soil

Analyte	MDL	MRL	Units
Total Organic Carbon	0.020	0.020	%

Note: MDLs are listed only if the corresponding analyte was evaluated to the MDL in this report .

INORGANIC ANALYSIS DATA SHEET
PSEP_SM 5310B MOD

USMPDI-013SG-201116

Laboratory: Apex Laboratories

SDG: A0K0733

Client: Anchor QEA, LLC

Project: US Moorings -- C2, C3, C4

Matrix: SE

Laboratory ID: A0K0733-01

File ID: 0L07044-7

Sampled: 11/16/20 12:15

Prepared: 12/04/20 11:01

Analyzed: 12/07/20 14:50

Solids: 42.74

Preparation: PSEP-5310B TOC

Initial/Final: 0.2 N/A / 0.2 N/A

Batch: 0120188

Sequence: 0L07044

Calibration: A0H1904

Instrument: TOC6

CAS NO.	Analyte	Concentration (% dry)	Dilution Factor	Q	Method
TOC	Total Organic Carbon	2.6	1		PSEP_SM 5310B MOD

INORGANIC ANALYSIS DATA SHEET

PSEP_SM 5310B MOD

USMPDI-014SG-201116

Laboratory: Apex Laboratories

SDG: A0K0733

Client: Anchor QEA, LLC

Project: US Moorings -- C2, C3, C4

Matrix: SE

Laboratory ID: A0K0733-02

File ID: 0L07044-8

Sampled: 11/16/20 11:10

Prepared: 12/04/20 11:01

Analyzed: 12/07/20 15:00

Solids: 47.62

Preparation: PSEP-5310B TOC

Initial/Final: 0.2 N/A / 0.2 N/A

Batch: 0120188

Sequence: 0L07044

Calibration: A0H1904

Instrument: TOC6

CAS NO.	Analyte	Concentration (% dry)	Dilution Factor	Q	Method
TOC	Total Organic Carbon	2.3	1		PSEP_SM 5310B MOD

INORGANIC ANALYSIS DATA SHEET
PSEP_SM 5310B MOD

USMPDI-018SG-201116

Laboratory: Apex Laboratories

SDG: A0K0733

Client: Anchor QEA, LLC

Project: US Moorings -- C2, C3, C4

Matrix: SE

Laboratory ID: A0K0733-03

File ID: 0L07044-9

Sampled: 11/16/20 14:20

Prepared: 12/04/20 11:01

Analyzed: 12/07/20 15:11

Solids: 48.72

Preparation: PSEP-5310B TOC

Initial/Final: 0.2 N/A / 0.2 N/A

Batch: 0120188

Sequence: 0L07044

Calibration: A0H1904

Instrument: TOC6

CAS NO.	Analyte	Concentration (% dry)	Dilution Factor	Q	Method
TOC	Total Organic Carbon	2.0	1		PSEP_SM 5310B MOD

INORGANIC ANALYSIS DATA SHEET
PSEP_SM 5310B MOD

USMPDI-022SG-201116

Laboratory: Apex Laboratories

SDG: A0K0733

Client: Anchor QEA, LLC

Project: US Moorings -- C2, C3, C4

Matrix: SE

Laboratory ID: A0K0733-04

File ID: 0L07044-12

Sampled: 11/16/20 15:25

Prepared: 12/04/20 11:01

Analyzed: 12/07/20 15:44

Solids: 45.19

Preparation: PSEP-5310B TOC

Initial/Final: 0.2 N/A / 0.2 N/A

Batch: 0120188

Sequence: 0L07044

Calibration: A0H1904

Instrument: TOC6

CAS NO.	Analyte	Concentration (% dry)	Dilution Factor	Q	Method
TOC	Total Organic Carbon	2.3	1		PSEP_SM 5310B MOD

INORGANIC ANALYSIS DATA SHEET
PSEP_SM 5310B MOD

USMPDI-1022SG-201116

Laboratory: Apex Laboratories

SDG: A0K0733

Client: Anchor QEA, LLC

Project: US Moorings -- C2, C3, C4

Matrix: SE

Laboratory ID: A0K0733-05

File ID: 0L07044-13

Sampled: 11/16/20 15:29

Prepared: 12/04/20 11:01

Analyzed: 12/07/20 15:54

Solids: 45.95

Preparation: PSEP-5310B TOC

Initial/Final: 0.2 N/A / 0.2 N/A

Batch: 0120188

Sequence: 0L07044

Calibration: A0H1904

Instrument: TOC6

CAS NO.	Analyte	Concentration (% dry)	Dilution Factor	Q	Method
TOC	Total Organic Carbon	2.3	1		PSEP_SM 5310B MOD

PREPARATION BATCH SUMMARY

PSEP_SM 5310B MOD

Laboratory: Apex Laboratories

SDG: A0K0733

Client: Anchor QEA, LLC

Project: US Moorings -- C2, C3, C4

Batch: 0120188 Batch Matrix: Soil

Preparation: PSEP-5310B TOC

SAMPLE NAME	LAB SAMPLE ID	LAB FILE ID	DATE PREPARED	OBSERVATIONS
Blank	0120188-BLK1	0L07044-4	12/04/20 11:01	
LCS	0120188-BS1	0L07044-5	12/04/20 11:01	
USMPDI-018SG-201116 (Dup)	0120188-DUP1	0L07044-10	12/04/20 11:01	
USMPDI-018SG-201116 (Dup)	0120188-DUP2	0L07044-11	12/04/20 11:01	
USMPDI-013SG-201116	A0K0733-01	0L07044-7	12/04/20 11:01	
USMPDI-014SG-201116	A0K0733-02	0L07044-8	12/04/20 11:01	
USMPDI-018SG-201116	A0K0733-03	0L07044-9	12/04/20 11:01	
USMPDI-022SG-201116	A0K0733-04	0L07044-12	12/04/20 11:01	
USMPDI-1022SG-201116	A0K0733-05	0L07044-13	12/04/20 11:01	

Note: Client samples are listed only if they are included in this report.

Duplicates and Matrix Spike/Duplicates QC Samples are only listed if sourced from a sample included in this report.

METHOD BLANK DATA SHEET
PSEP_SM 5310B MOD

Laboratory: <u>Apex Laboratories</u>	SDG: <u>A0K0733</u>	
Client: <u>Anchor QEA, LLC</u>	Project: <u>US Moorings -- C2, C3, C4</u>	
Matrix: <u>Soil</u>	Laboratory ID: <u>0120188-BLK1</u>	File ID: <u>0L07044-4</u>
Prepared: <u>12/04/20 11:01</u>	Preparation: <u>PSEP-5310B TOC</u>	Initial/Final: <u>0.2 N/A / 0.2 N/A</u>
Analyzed: <u>12/07/20 14:17</u>	Instrument: <u>TOC6</u>	
Batch: <u>0120188</u>	Sequence: <u>0L07044</u>	Calibration: <u>A0H1904</u>

CAS NO.	COMPOUND	CONC. (% wet)	Q
TOC	Total Organic Carbon	0.020	U

LCS / LCS DUPLICATE RECOVERY
PSEP_SM 5310B MOD

Laboratory: Apex Laboratories

SDG: A0K0733

Client: Anchor QEA, LLC

Project: US Moorings -- C2, C3, C4

Matrix: Soil

Batch: 0120188

Laboratory ID: 0120188-BS1

Preparation: PSEP-5310B TOC

Initial/Final: 0.2 N/A / 0.2 N/A

COMPOUND	SPIKE ADDED (mg/kg)	LCS CONCENTRATION (mg/kg)	LCS % REC. (* = Out)	QC LIMITS REC.
Total Organic Carbon	10000	9200	92	88 - 111

* = Values outside of QC limits

DUPLICATES
PSEP_SM 5310B MOD

USMPDI-018SG-201116

Laboratory: Apex Laboratories

SDG: A0K0733

Client: Anchor QEA, LLC

Project: US Moorings -- C2, C3, C4

Matrix: Soil

Laboratory ID: 0120188-DUP1

Batch: 0120188

Lab Source ID: A0K0733-03

Preparation: PSEP-5310B TOC

Initial/Final: 0.2 N/A / 0.2 N/A

Source Sample Name: USMPDI-018SG-201116

% Solids: 48.72

ANALYTE	CONTROL LIMIT	SAMPLE CONCENTRATION (% dry)	C	DUPLICATE CONCENTRATION (% dry)	C	RPD %	Q	METHOD
Total Organic Carbon	27	2.0		2.0		0.6		SEP_SM 5310B MOI

* Values outside of QC limits

DUPLICATES
PSEP_SM 5310B MOD

USMPDI-018SG-201116

Laboratory: Apex Laboratories
 Client: Anchor QEA, LLC
 Matrix: Soil
 Batch: 0120188
 Preparation: PSEP-5310B TOC
 Source Sample Name: USMPDI-018SG-201116

SDG: A0K0733
 Project: US Moorings -- C2, C3, C4
 Laboratory ID: 0120188-DUP2
 Lab Source ID: A0K0733-03
 Initial/Final: 0.2 N/A / 0.2 N/A
 % Solids: 48.72

ANALYTE	CONTROL LIMIT	SAMPLE CONCENTRATION (% dry)	C	DUPLICATE CONCENTRATION (% dry)	C	RPD %	Q	METHOD
Total Organic Carbon	27	2.0		2.0		0.6		PSEP_SM 5310B MOI

* Values outside of QC limits

ANALYSIS BATCH (SEQUENCE) SUMMARY
PSEP_SM 5310B MOD

Laboratory: <u>Apex Laboratories</u>	SDG: <u>A0K0733</u>
Client: <u>Anchor QEA, LLC</u>	Project: <u>US Moorings -- C2, C3, C4</u>
Sequence: <u>0H18059</u>	Instrument: <u>TOC6</u>
Matrix: <u>Soil</u>	Calibration: <u>A0H1904</u>

Sample Name	Lab Sample ID	Lab File ID	Analysis Date/Time
Cal Standard	0H18059-CAL2	0H18059.txt-005	08/18/20 17:43
Cal Standard	0H18059-CAL3	0H18059.txt-006	08/18/20 17:53
Cal Standard	0H18059-CAL4	0H18059.txt-007	08/18/20 18:04
Cal Standard	0H18059-CAL5	0H18059.txt-008	08/18/20 18:15
Cal Standard	0H18059-CAL6	0H18059.txt-009	08/18/20 18:26
Cal Standard	0H18059-CAL7	0H18059.txt-010	08/18/20 18:37
Cal Standard	0H18059-CAL8	0H18059.txt-011	08/18/20 18:47
Cal Standard	0H18059-CAL9	0H18059.txt-012	08/18/20 18:58
Initial Cal Check	0H18059-ICV1	0H18059.txt-014	08/18/20 19:20
Initial Cal Blank	0H18059-ICB1	0H18059.txt-015	08/18/20 19:31

Note: Client samples are listed only if they are included in this report.
 Duplicates and Matrix Spike/Duplicates QC Samples are only listed if sourced from a sample included in this report.

ANALYSIS BATCH (SEQUENCE) SUMMARY
PSEP_SM 5310B MOD

Laboratory: Apex Laboratories
 Client: Anchor QEA, LLC
 Sequence: 0L07044
 Matrix: Soil

SDG: A0K0733
 Project: US Moorings -- C2, C3, C4
 Instrument: TOC6
 Calibration: A0H1904

Sample Name	Lab Sample ID	Lab File ID	Analysis Date/Time
Calibration Check	0L07044-CCV1	0L07044-2	12/07/20 13:56
Calibration Blank	0L07044-CCB1	0L07044-3	12/07/20 14:06
Blank	0120188-BLK1	0L07044-4	12/07/20 14:17
LCS	0120188-BS1	0L07044-5	12/07/20 14:28
USMPDI-013SG-201116	A0K0733-01	0L07044-7	12/07/20 14:50
USMPDI-014SG-201116	A0K0733-02	0L07044-8	12/07/20 15:00
USMPDI-018SG-201116	A0K0733-03	0L07044-9	12/07/20 15:11
USMPDI-018SG-201116 (Dup)	0120188-DUP1	0L07044-10	12/07/20 15:22
USMPDI-018SG-201116 (Dup)	0120188-DUP2	0L07044-11	12/07/20 15:33
USMPDI-022SG-201116	A0K0733-04	0L07044-12	12/07/20 15:44
USMPDI-1022SG-201116	A0K0733-05	0L07044-13	12/07/20 15:54
Calibration Check	0L07044-CCV2	0L07044-14	12/07/20 16:05
Calibration Blank	0L07044-CCB2	0L07044-15	12/07/20 16:16
Calibration Check	0L07044-CCV3	0L07044-25	12/07/20 18:04
Calibration Blank	0L07044-CCB3	0L07044-26	12/07/20 18:15

Note: Client samples are listed only if they are included in this report.

Duplicates and Matrix Spike/Duplicates QC Samples are only listed if sourced from a sample included in this report.

INITIAL CALIBRATION DATA (Summary)

PSEP_SM 5310B MOD

Laboratory: Apex Laboratories

SDG: A0K0733

Client: Anchor QEA, LLC

Project: US Moorings -- C2, C3, C4

Calibration: A0H1904

Date: 08/19/20 16:15

Instrument: TOC6

Compound	Mean RF	FIT	RF RSD	Mean RT	RT RSD	Linear r	Quad COD	LIMIT	Q
Total Organic Carbon	138.9486	Lin	5.543524			0.99974			

Note: ** Quad COD may be incorrect if weighting (1/a) or (1/a²) used. Weighting not shown here. Please see instrument calibration printouts for validation.

INITIAL CALIBRATION DATA
PSEP_SM 5310B MOD

Laboratory: Apex Laboratories

SDG: A0K0733

Client: Anchor QEA, LLC

Project: US Moorings -- C2, C3, C4

Calibration: A0H1904

Instrument: TOC6

Calibration Date: 08/19/20 16:15

Compound	Level 01		Level 02		Level 03		Level 04		Level 05		Level 06	
	mg/kg	RF	mg/kg	RF	mg/kg	RF	mg/kg	RF	mg/kg	RF	mg/kg	RF
Total Organic Carbon	200	152.6808	500	143.8895	1000	143.7313	2500	130.8668	5000	130.5313	12500	139.2529

INITIAL CALIBRATION DATA (Continued)

PSEP_SM 5310B MOD

Laboratory: Apex Laboratories

SDG: A0K0733

Client: Anchor QEA, LLC

Project: US Moorings -- C2, C3, C4

Calibration: A0H1904

Instrument: TOC6

Matrix:

Calibration Date: 08/19/20 16:15

Compound	Level 07		Level 08		Level 09		Level 10		Level 11		Level 12	
	mg/kg	RF	mg/kg	RF	mg/kg	RF	mg/kg	RF	mg/kg	RF	mg/kg	RF
Total Organic Carbon	25000	138.2198	50000	132.4167								

INITIAL AND CONTINUING CALIBRATION CHECK

PSEP_SM 5310B MOD

Laboratory: Apex Laboratories

SDG: A0K0733

Client: Anchor QEA, LLC

Project: US Moorings -- C2, C3, C4

Instrument ID: TOC6

Calibration: A0H1904

Control Limit: +/- 10.00%

Sequence: 0H18059

Lab Sample ID	Analyte	True	Found	%R	Units	Method
0H18059-ICV1	Total Organic Carbon	10000	9800	98	mg/kg	SEP_SM 5310B MOI

* Values outside of QC limits

INITIAL AND CONTINUING CALIBRATION CHECK

PSEP_SM 5310B MOD

Laboratory: Apex Laboratories

SDG: A0K0733

Client: Anchor QEA, LLC

Project: US Moorings -- C2, C3, C4

Instrument ID: TOC6

Calibration: A0H1904

Control Limit: +/- 10.00%

Sequence: 0L07044

Lab Sample ID	Analyte	True	Found	%R	Units	Method
0L07044-CCV1	Total Organic Carbon	10000	10000	100	mg/kg	SEP_SM 5310B MOI
0L07044-CCV2	Total Organic Carbon	10000	10000	101	mg/kg	SEP_SM 5310B MOI
0L07044-CCV3	Total Organic Carbon	10000	10000	100	mg/kg	SEP_SM 5310B MOI

* Values outside of QC limits

INSTRUMENT BLANKS
PSEP_SM 5310B MOD

Laboratory: Apex Laboratories

SDG: A0K0733

Client: Anchor QEA, LLC

Instrument ID: TOC6

Project: US Moorings -- C2, C3, C4

Sequence: 0H18059

Calibration: A0H1904

Lab Sample ID	Analyte	Found	RL	Units	C	Method
0H18059-ICB1	Total Organic Carbon	ND	200 (Inst)	mg/kg		PSEP_SM 5310B MOD

(Inst) indicates on-Instrument Result and Reporting Level. Used for non-digested Instrument Blanks.

INSTRUMENT BLANKS
PSEP_SM 5310B MOD

Laboratory: Apex Laboratories

SDG: A0K0733

Client: Anchor QEA, LLC

Instrument ID: TOC6

Project: US Moorings -- C2, C3, C4

Sequence: 0L07044

Calibration: A0H1904

Lab Sample ID	Analyte	Found	RL	Units	C	Method
0L07044-CCB1	Total Organic Carbon	ND	200 (Inst)	mg/kg		PSEP_SM 5310B MOD
0L07044-CCB2	Total Organic Carbon	ND	200 (Inst)	mg/kg		PSEP_SM 5310B MOD
0L07044-CCB3	Total Organic Carbon	ND	200 (Inst)	mg/kg		PSEP_SM 5310B MOD

(Inst) indicates on-Instrument Result and Reporting Level. Used for non-digested Instrument Blanks.

HOLDING TIME SUMMARY

PSEP_SM 5310B MOD

Laboratory: Apex Laboratories

SDG: A0K0733

Client: Anchor QEA, LLC

Project: US Moorings -- C2, C3, C4

Sample Name	Date Collected	Date Received	Date Prepared	Days to Prep	Max Days to Prep	Date Analyzed	Days to Analysis	Max Days to Analysis	Q
USMPDI-013SG-201116	11/16/20 12:15	11/18/20 07:25	12/04/20 11:01	17.95	14.00	12/07/20 14:50	21.11	14.00	*
USMPDI-014SG-201116	11/16/20 11:10	11/18/20 07:25	12/04/20 11:01	17.99	14.00	12/07/20 15:00	21.16	14.00	*
USMPDI-018SG-201116	11/16/20 14:20	11/18/20 07:25	12/04/20 11:01	17.86	14.00	12/07/20 15:11	21.04	14.00	*
USMPDI-022SG-201116	11/16/20 15:25	11/18/20 07:25	12/04/20 11:01	17.82	14.00	12/07/20 15:44	21.01	14.00	*
USMPDI-1022SG-201116	11/16/20 15:29	11/18/20 07:25	12/04/20 11:01	17.81	14.00	12/07/20 15:54	21.02	14.00	*

Apex Laboratories

SDG: A0K0733

CLASS: WET

METHOD: SM 2540 G

ANALYSES DATA PACKAGE COVER PAGE

SM 2540 G

Laboratory: Apex Laboratories

SDG: A0K0733

Client: Anchor QEA, LLC

Project: US Moorings -- C2, C3, C4

Client Sample Id:	Lab Sample Id:	Matrix
<u>USMPDI-013SG-201116</u>	<u>A0K0733-01</u>	<u>SE</u>
<u>USMPDI-014SG-201116</u>	<u>A0K0733-02</u>	<u>SE</u>
<u>USMPDI-018SG-201116</u>	<u>A0K0733-03</u>	<u>SE</u>
<u>USMPDI-022SG-201116</u>	<u>A0K0733-04</u>	<u>SE</u>
<u>USMPDI-1022SG-201116</u>	<u>A0K0733-05</u>	<u>SE</u>

I certify that this data package is in compliance with the terms and conditions of the contract, both technically and for completeness, for other than the conditions detailed above. Release of the data contained in this hardcopy data package and in computer-readable data submitted on diskette has been authorized by the Laboratory Manager or the Manager's designee, as verified by the following signatures.

Signature: _____



Name: _____

David G. Jack

Forms Created: _____

1/12/2021 1:42PM

Title: _____

Technical Manager

METHOD DETECTION AND REPORTING LIMITS

SM 2540 G

Laboratory: Apex Laboratories

SDG: A0K0733

Client: Anchor QEA, LLC

Project: US Moorings -- C2, C3, C4

Batch Matrix: Soil

Analyte	MDL	MRL	Units
Total Solids	1.00	1.00	%

Note: MDLs are listed only if the corresponding analyte was evaluated to the MDL in this report .

INORGANIC ANALYSIS DATA SHEET

SM 2540 G

USMPDI-013SG-201116

Laboratory: Apex Laboratories

SDG: A0K0733

Client: Anchor QEA, LLC

Project: US Moorings -- C2, C3, C4

Matrix: SE

Laboratory ID: A0K0733-01

Sampled: 11/16/20 12:15

Prepared: 12/04/20 14:10

Analyzed: 12/07/20 13:11

Solids: 42.74

Preparation: Total Solids (SM2540G/PSEP)

Initial/Final: 1 N/A / 1 N/A

Batch: 0120206

Calibration:

Instrument: Wet Chem Balance 5

CAS NO.	Analyte	Concentration (%)	Dilution Factor	Q	Method
TS	Total Solids	42.7	1		SM 2540 G

INORGANIC ANALYSIS DATA SHEET

SM 2540 G

USMPDI-014SG-201116

Laboratory: Apex Laboratories

SDG: A0K0733

Client: Anchor QEA, LLC

Project: US Moorings -- C2, C3, C4

Matrix: SE

Laboratory ID: A0K0733-02

Sampled: 11/16/20 11:10

Prepared: 12/04/20 14:10

Analyzed: 12/07/20 13:11

Solids: 47.62

Preparation: Total Solids (SM2540G/PSEP)

Initial/Final: 1 N/A / 1 N/A

Batch: 0120206

Calibration:

Instrument: Wet Chem Balance 5

CAS NO.	Analyte	Concentration (%)	Dilution Factor	Q	Method
TS	Total Solids	47.6	1		SM 2540 G

INORGANIC ANALYSIS DATA SHEET

SM 2540 G

USMPDI-018SG-201116

Laboratory: Apex Laboratories

SDG: A0K0733

Client: Anchor QEA, LLC

Project: US Moorings -- C2, C3, C4

Matrix: SE

Laboratory ID: A0K0733-03

Sampled: 11/16/20 14:20

Prepared: 12/04/20 14:10

Analyzed: 12/07/20 13:11

Solids: 48.72

Preparation: Total Solids (SM2540G/PSEP)

Initial/Final: 1 N/A / 1 N/A

Batch: 0120206

Calibration:

Instrument: Wet Chem Balance 5

CAS NO.	Analyte	Concentration (%)	Dilution Factor	Q	Method
TS	Total Solids	48.7	1		SM 2540 G

INORGANIC ANALYSIS DATA SHEET

SM 2540 G

USMPDI-022SG-201116

Laboratory: Apex Laboratories

SDG: A0K0733

Client: Anchor QEA, LLC

Project: US Moorings -- C2, C3, C4

Matrix: SE

Laboratory ID: A0K0733-04

Sampled: 11/16/20 15:25

Prepared: 12/04/20 14:10

Analyzed: 12/07/20 13:11

Solids: 45.19

Preparation: Total Solids (SM2540G/PSEP)

Initial/Final: 1 N/A / 1 N/A

Batch: 0120206

Calibration:

Instrument: Wet Chem Balance 5

CAS NO.	Analyte	Concentration (%)	Dilution Factor	Q	Method
TS	Total Solids	45.2	1		SM 2540 G

INORGANIC ANALYSIS DATA SHEET

SM 2540 G

USMPDI-1022SG-201116

Laboratory: Apex Laboratories

SDG: A0K0733

Client: Anchor QEA, LLC

Project: US Moorings -- C2, C3, C4

Matrix: SE

Laboratory ID: A0K0733-05

Sampled: 11/16/20 15:29

Prepared: 12/04/20 14:10

Analyzed: 12/07/20 13:11

Solids: 45.95

Preparation: Total Solids (SM2540G/PSEP)

Initial/Final: 1 N/A / 1 N/A

Batch: 0120206

Calibration:

Instrument: Wet Chem Balance 5

CAS NO.	Analyte	Concentration (%)	Dilution Factor	Q	Method
TS	Total Solids	46.0	1		SM 2540 G

PREPARATION BATCH SUMMARY

SM 2540 G

Laboratory: Apex Laboratories

SDG: A0K0733

Client: Anchor QEA, LLC

Project: US Moorings -- C2, C3, C4

Batch: 0120206 Batch Matrix: Soil

Preparation: Total Solids (SM2540G/PSEP)

SAMPLE NAME	LAB SAMPLE ID	LAB FILE ID	DATE PREPARED	OBSERVATIONS
USMPDI-018SG-201116 (Dup)	0120206-DUP1		12/04/20 14:10	
USMPDI-013SG-201116	A0K0733-01		12/04/20 14:10	
USMPDI-014SG-201116	A0K0733-02		12/04/20 14:10	
USMPDI-018SG-201116	A0K0733-03		12/04/20 14:10	
USMPDI-022SG-201116	A0K0733-04		12/04/20 14:10	
USMPDI-1022SG-201116	A0K0733-05		12/04/20 14:10	

Note: Client samples are listed only if they are included in this report.

Duplicates and Matrix Spike/Duplicates QC Samples are only listed if sourced from a sample included in this report.

DUPLICATES

USMPDI-018SG-201116

SM 2540 G

Laboratory: Apex Laboratories

SDG: A0K0733

Client: Anchor QEA, LLC

Project: US Moorings -- C2, C3, C4

Matrix: Soil

Laboratory ID: 0120206-DUP1

Batch: 0120206

Lab Source ID: A0K0733-03

Preparation: Total Solids (SM2540G/PSEP)

Initial/Final: 1 N/A / 1 N/A

Source Sample Name: USMPDI-018SG-201116

% Solids: 48.72

ANALYTE	CONTROL LIMIT	SAMPLE CONCENTRATION (%)	C	DUPLICATE CONCENTRATION (%)	C	RPD %	Q	METHOD
Total Solids	10	48.7		49.2		1		SM 2540 G

* Values outside of QC limits

HOLDING TIME SUMMARY

SM 2540 G

Laboratory: Apex Laboratories

SDG: A0K0733

Client: Anchor QEA, LLC

Project: US Moorings -- C2, C3, C4

Sample Name	Date Collected	Date Received	Date Prepared	Days to Prep	Max Days to Prep	Date Analyzed	Days to Analysis	Max Days to Analysis	Q
USMPDI-013SG-201116	11/16/20 12:15	11/18/20 07:25	12/04/20 14:10	18.08	180.00	12/07/20 13:11	2.96		
USMPDI-014SG-201116	11/16/20 11:10	11/18/20 07:25	12/04/20 14:10	18.13	180.00	12/07/20 13:11	2.96		
USMPDI-018SG-201116	11/16/20 14:20	11/18/20 07:25	12/04/20 14:10	17.99	180.00	12/07/20 13:11	2.96		
USMPDI-022SG-201116	11/16/20 15:25	11/18/20 07:25	12/04/20 14:10	17.95	180.00	12/07/20 13:11	2.96		
USMPDI-1022SG-201116	11/16/20 15:29	11/18/20 07:25	12/04/20 14:10	17.95	180.00	12/07/20 13:11	2.96		

Raw Data

**Organochloride Pesticides by EPA 8081B
Benchsheet & Analysis Sequence Data**

Batch 0120356

Sequence 0L10062 (A0K0733-01RE1,02RE1,03RE1,04RE1,05RE1)



Apex Laboratories
PREPARATION BENCH SHEET

BATCH #: 0120356 (Sediment)

Prep Method: EPA 3546/3640A (GPC)

#	Lab Number	Analysis	Prepared	Initial (g)	Final (mL)	Spike ID	Source ID	ul Spike	ul Surr.	Sample ID	Extraction Comments	pH	
												<2	>11
	0120356-BLK1	QC	12/08/20 07:03	11	10				100				
	0120356-BS1	QC	12/08/20 07:03	10	10	A20K281		100	100				
	A0K0733-01RE1	A 8081B 2,4+4,4-DDx Only (+Add)	12/08/20 07:03	10.69	10				100	USMPDI-013SG-201116	From 0120264 by gwh on 12/09/20		
	0120356-DUP1	QC	12/08/20 07:03	10.71	10		A0K0733-01RE1		100				
	A0K0733-02RE1	A 8081B 2,4+4,4-DDx Only (+Add)	12/08/20 07:03	10.12	10				100	USMPDI-014SG-201116	From 0120264 by gwh on 12/09/20		
	A0K0733-03RE1	A 8081B 2,4+4,4-DDx Only (+Add)	12/08/20 07:03	10.43	10				100	USMPDI-018SG-201116	MS/MSD		
	0120356-MS1	QC	12/08/20 07:03	10.15	10	A20K281	A0K0733-03RE1	100	100				
	0120356-MSD1	QC	12/08/20 07:04	10.17	10	A20K281	A0K0733-03RE1	100	100				
	A0K0733-04RE1	A 8081B 2,4+4,4-DDx Only (+Add)	12/08/20 07:03	10.12	10				100	USMPDI-022SG-201116	From 0120264 by gwh on 12/09/20		
	A0K0733-05RE1	A 8081B 2,4+4,4-DDx Only (+Add)	12/08/20 07:03	10.48	10				100	USMPDI-1022SG-201116	From 0120264 by gwh on 12/09/20		
	A0K0819-01RE1	A 8081B 2,4+4,4-DDx Only (+Add)	12/08/20 07:03	10.72	20				100	NCPDI-048SG-201118	MDL		
	A0K0819-01RE2	A 8081B 2,4+4,4-DDx Only (+Add)	12/08/20 07:03	10.72	20				100	NCPDI-048SG-201118	Added 12/11/2020 By MJB		
	A0K0819-02RE1	A 8081B 2,4+4,4-DDx Only (+Add)	12/08/20 07:03	10.49	10				100	NCPDI-050SG-201118	MDL		
	A0K0819-03RE1	A 8081B 2,4+4,4-DDx Only (+Add)	12/08/20 07:03	10.19	10				100	NCPDI-055SG-201119	MDL		
	A0K0819-04RE1	A 8081B 2,4+4,4-DDx Only (+Add)	12/08/20 07:03	10.74	10				100	NCPDI-071SG-201118	MDL		
	A0K0819-05RE1	A 8081B 2,4+4,4-DDx Only (+Add)	12/08/20 07:03	10.07	10				100	NCPDI-074SG-201119	MDL		
	A0K0819-06RE1	A 8081B 2,4+4,4-DDx Only (+Add)	12/08/20 07:03	10.59	10				100	NCPDI-075SG-201119	MDL		
	A0K0819-07RE1	A 8081B 2,4+4,4-DDx Only (+Add)	12/08/20 07:03	10.48	10				100	NCPDI-076SG-201119	MDL		
	A0K0819-08RE1	A 8081B 2,4+4,4-DDx Only (+Add)	12/08/20 07:03	10.64	10				100	NCPDI-077SG-201119	MDL		

Prepared By: _____ Date: _____

MJB
Reviewed By: _____ Date: 12/14/20

Apex Laboratories

PREPARATION BENCH SHEET

BATCH #: 0120356 (Sediment)

Prep Method: EPA 3546/3640A (GPC)

#	Lab Number	Analysis	Prepared	Initial (g)	Final (mL)	Spike ID	Source ID	ul Spike	ul Surr.	Sample ID	Extraction Comments	pH	
												<2	>11

Standards/Reagents

Reagent(s)			Analyte Spike(s)			Surrogate(s)		
<u>Std ID</u>	<u>Exp. Date</u>	<u>Description</u>	<u>Std ID</u>	<u>Exp. Date</u>	<u>Description</u>	<u>Std ID</u>	<u>Exp. Date</u>	<u>Description</u>
A20I319	03/21/21	DCM lot # 201490	A20K281	03/30/21	2,4 + 4,4 DDx Pesticide Matrix Spike	A20L001	05/11/21	8082 PCB Surrogate Spike
A20K199	12/31/22	n-Hexane Lot# 0000269095						

From 0120264 on 12/9/2020 by gwh

Prepared By: _____ Date _____

Reviewed By: _____ Date _____



Apex Laboratories
PREPARATION BENCH SHEET

On GPC #2

BATCH #: 0120356 (Sediment)

Prep Method: EPA 3546/3640A (GPC)

in out

#	Lab Number	Analysis	Prepared	Initial (g)	Final (mL)	Spike ID	Source ID	ul Spike	ul Surr.	Sample ID	Extraction	Comments	pH		
													<2	2-11	>11
2	0120356-BLK1	QC	12/08/20 07:03	11	5.10				100		1mL	2mL			
3	0120356-BS1	QC	12/08/20 07:03	10	5.10	A20K281		100	100		1mL	2mL			
4	A0K0733-01RE1	A 8081B 2,4+4,4-DDx Only (+Add)	12/08/20 07:03	10.69	5.10				100	USMPDI-013SG-201116	From 0120264 by gwh on 12/09/20	1mL	2mL		
5	0120356-DUPI	QC	12/08/20 07:03	10.71	5.10		A0K0733-01RE1		100			1mL	2mL		
6	A0K0733-02RE1	A 8081B 2,4+4,4-DDx Only (+Add)	12/08/20 07:03	10.12	5.10				100	USMPDI-014SG-201116	From 0120264 by gwh on 12/09/20	1mL	2mL		
7	A0K0733-03RE1	A 8081B 2,4+4,4-DDx Only (+Add)	12/08/20 07:03	10.43	5.10				100	USMPDI-018SG-201116	MS/MSD	1mL	2mL		
8	0120356-MSI	QC	12/08/20 07:03	10.15	5.10	A20K281	A0K0733-03RE1	100	100			1mL	2mL		
9	0120356-MSDI	QC	12/08/20 07:04	10.17	5.10	A20K281	A0K0733-03RE1	100	100			1mL	2mL		
10	A0K0733-04RE1	A 8081B 2,4+4,4-DDx Only (+Add)	12/08/20 07:03	10.12	5.10				100	USMPDI-022SG-201116	From 0120264 by gwh on 12/09/20	1mL	2mL		
11	A0K0733-05RE1	A 8081B 2,4+4,4-DDx Only (+Add)	12/08/20 07:03	10.48	5.10				100	USMPDI-1022S G-201116	From 0120264 by gwh on 12/09/20	1mL	2mL		
12	A0K0819-01RE1	A 8081B 2,4+4,4-DDx Only (+Add)	12/08/20 07:03	10.72	5.20				100	NCPDI-048SG-201118	MDL	0.5mL	2mL		
13	A0K0819-02RE1	A 8081B 2,4+4,4-DDx Only (+Add)	12/08/20 07:03	10.49	5.10				100	NCPDI-050SG-201118	MDL	1mL	2mL		
14	A0K0819-03RE1	A 8081B 2,4+4,4-DDx Only (+Add)	12/08/20 07:03	10.19	5.10				100	NCPDI-055SG-201119	MDL	1mL	2mL		
15	A0K0819-04RE1	A 8081B 2,4+4,4-DDx Only (+Add)	12/08/20 07:03	10.74	5.10				100	NCPDI-071SG-201118	MDL	1mL	2mL		
16	A0K0819-05RE1	A 8081B 2,4+4,4-DDx Only (+Add)	12/08/20 07:03	10.07	5.10				100	NCPDI-074SG-201119	MDL	1mL	2mL		
17	A0K0819-06RE1	A 8081B 2,4+4,4-DDx Only (+Add)	12/08/20 07:03	10.59	5.10				100	NCPDI-075SG-201119	MDL	1mL	2mL		
18	A0K0819-07RE1	A 8081B 2,4+4,4-DDx Only (+Add)	12/08/20 07:03	10.48	5.10				100	NCPDI-076SG-201119	MDL	1mL	2mL		
19	A0K0819-08RE1	A 8081B 2,4+4,4-DDx Only (+Add)	12/08/20 07:03	10.64	5.10				100	NCPDI-077SG-201119	MDL	1mL	2mL		

Standards/Reagents

Prepared By: *AmM*
 Date: 12/9/20
5/11/20
an
 12-10-2020

Reviewed By: *Cas*
 Date: 12/10/2020

Apex Laboratories

PREPARATION BENCH SHEET

BATCH #: 0120356 (Sediment)

Prep Method: EPA 3546/3640A (GPC)

#	Lab Number	Analysis	Prepared	Initial (g)	Final (mL)	Spike ID	Source ID	ul Spike	ul Surr.	Sample ID	Extraction Comments	pH	
												<2	>11
Reagent(s)				Analyte Spike(s)				Surrogate(s)					
<u>Std ID</u>	<u>Exp. Date</u>	<u>Description</u>		<u>Std ID</u>	<u>Exp. Date</u>	<u>Description</u>		<u>Std ID</u>	<u>Exp. Date</u>	<u>Description</u>			
A20I319	03/21/21	DCM lot # 201490		A20K281	03/30/21	2,4 + 4,4 DDx Pesticide Matrix Spike		A20L001	05/11/21	8082 PCB Surrogate Spike			
A20K199	12/31/22	n-Hexane Lot# 0000269095											

From 0120264 on 12/9/2020 by gwh

Prepared By: _____ Date _____

Reviewed By: _____ Date _____



Apex Laboratories
PREPARATION BENCH SHEET

BATCH #: 0120264 (Sediment)

Prep Method: EPA 3546

#	Lab Number	Analysis	Prepared	Initial (g)	Final (mL)	Spike ID	Source ID	ul Spike	ul Surr.	Sample ID	Extraction Comments	pH			
												<2	Other	>11	
1	0120264-BLK1	QC	12/08/20 07:03	10 11	5 ✓				100						
2	0120264-BS1	QC	12/08/20 07:03	10	5 ✓	A20K281		100	100						
3	A0K0733-01	A 8081B 2,4+4,4-DDx Only (+Add)	12/08/20 07:03	10 10.69	5 ✓				100	USMPDI-013SG-201116	Sed. (mud), odor (S)				
4	0120264-DUP1	QC	12/08/20 07:03	10 10.71	5 ✓		A0K0733-01		100		Sed. (mud), odor (S)				
5	A0K0733-02	A 8081B 2,4+4,4-DDx Only (+Add)	12/08/20 07:03	10 10.12 10.77	5 ✓				100	USMPDI-014SG-201116	Sed. (mud), D (S)				
6	A0K0733-03	A 8081B 2,4+4,4-DDx Only (+Add)	12/08/20 07:03	10 10.43	5 ✓				100	USMPDI-018SG-201116	MS/MSD Sed. (mud), odor (S)				
7	0120264-MS1	QC	12/08/20 07:03	10 10.35	5 ✓	A20K281	A0K0733-03	100	100		Sed. (mud), odor, D (S)				
8	0120264-MSD1	QC	12/08/20 07:04	10 10.47	5 ✓	A20K281	A0K0733-03	100	100		Sed. (mud), odor, D (S)				
9	A0K0733-04	A 8081B 2,4+4,4-DDx Only (+Add)	12/08/20 07:03	10 10.17 10.28	5 ✓				100	USMPDI-022SG-201116	Sed. (mud), D (S)				
10	A0K0733-05	A 8081B 2,4+4,4-DDx Only (+Add)	12/08/20 07:03	10 10.48	5 ✓				100	USMPDI-1022S G-201116	Sed. (mud) (S)				
11	A0K0819-01	A 8081B 2,4+4,4-DDx Only (+Add)	12/08/20 07:03	10 10.72	5 ✓				100	NCPDI-048SG-201118	MDL Sed. (mud), rock, odor (S)				
12	A0K0819-02	A 8081B 2,4+4,4-DDx Only (+Add)	12/08/20 07:03	10 10.49	5 ✓				100	NCPDI-050SG-201118	MDL Sed. (mud), rocks (S)	-scg, 12/08/20			
13	A0K0819-03	A 8081B 2,4+4,4-DDx Only (+Add)	12/08/20 07:03	10 10.19	5 ✓				100	NCPDI-055SG-201119	MDL Sed. (mud) (S)				
14	A0K0819-04	A 8081B 2,4+4,4-DDx Only (+Add)	12/08/20 07:03	10 10.74	5 ✓				100	NCPDI-071SG-201118	MDL Sed. (mud), org (S)				
15	A0K0819-05	A 8081B 2,4+4,4-DDx Only (+Add)	12/08/20 07:03	10 10.07	5 ✓				100	NCPDI-074SG-201119	MDL Sed. (mud), odor (S)				
16	A0K0819-06	A 8081B 2,4+4,4-DDx Only (+Add)	12/08/20 07:03	10 10.59	5 ✓				100	NCPDI-075SG-201119	MDL Sed. (mud), odor (S)				
17	A0K0819-07	A 8081B 2,4+4,4-DDx Only (+Add)	12/08/20 07:03	10 10.48	5 ✓				100	NCPDI-076SG-201119	MDL Sed. (mud), org (S)				
18	A0K0819-08	A 8081B 2,4+4,4-DDx Only (+Add)	12/08/20 07:03	10 10.64	5 ✓				100	NCPDI-077SG-201119	MDL Sed. (mud), rocks (S)				

Standards/Reagents

(changes to default weights)
- scg, 12/08/2020

Prepared By: scg Date: 12/08/2020

Reviewed By: [Signature] Date: 12/8/2020

Apex Laboratories
PREPARATION BENCH SHEET
BATCH #: 0120264 (Sediment)

Prep Method: EPA 3546

#	Lab Number	Analysis	Prepared	Initial (g)	Final (mL)	Spike ID	Source ID	ul Spike	ul Surr.	Sample ID	Extraction Comments	pH		
												<2	Other	>11
Reagent(s)				Analyte Spike(s)				Surrogate(s)						
<u>Std ID</u>	<u>Exp. Date</u>	<u>Description</u>		<u>Std ID</u>	<u>Exp. Date</u>	<u>Description</u>		<u>Std ID</u>	<u>Exp. Date</u>	<u>Description</u>				
A13L219	11/30/23	Extractions Balance		A20K281	03/30/21	2,4 + 4,4 DDx Pesticide Matrix Spike		A20L001	05/11/21	8082 PCB Surrogate Spike				
A20F023	11/29/22	Sodium Sulfate Lot # 196476												
A20I319	03/21/21	DCM lot # 201490												
A20J185	04/10/26	Glass Wool												

Method 3546 digestion time and temperture achieved.

Initial: *SCC*

Witness: MEB # 12/8/20

MEB

12/8/20

D = Drying in microwave. Reweighed/microwaved
(S) = Staining on turbosnap tube

Prepared By: _____ Date _____

Reviewed By: _____ Date _____



ELEMENT SEQUENCE LOG

Apex Laboratories

Sequence: 0L10062

Instrument: DUALECD5

Date: 12/10/20 15:46

Calibration: A0J1506

#	Lab Number	Matrix	Analysis	Client	Due	Batch	ISTD ID	STD ID
1	0L10062-BKD1	Sediment	QC	QC				A20K279
2	0L10062-CCV1	Sediment	QC	QC				A20H475
3	0L10062-CCV2	Sediment	QC	QC				A20I185
4	0L10062-CCB1	Sediment	QC	QC				A20L152
5	0120356-BLK1	Sediment	QC	QC		0120356		
6	0120356-BS1	Sediment	QC	QC		0120356		
7	A0K0733-01RE1	Sediment	8081B 2,4+4,4-DDx Only (+Add)	Anchor QEA, LLC	12/03/20	0120356		
8	0120356-DUP1	Sediment	QC	QC		0120356		
9	A0K0733-03RE1	Sediment	8081B 2,4+4,4-DDx Only (+Add)	Anchor QEA, LLC	12/03/20	0120356		
10	0120356-MS1	Sediment	QC	QC		0120356		
11	0120356-MSD1	Sediment	QC	QC		0120356		
12	0L10062-CCV3	Sediment	QC	QC				A20H476
13	0L10062-CCV4	Sediment	QC	QC				A20I186
14	0L10062-CCB2	Sediment	QC	QC				A20L152
15	A0K0733-02RE1	Sediment	8081B 2,4+4,4-DDx Only (+Add)	Anchor QEA, LLC	12/03/20	0120356		
16	A0K0733-04RE1	Sediment	8081B 2,4+4,4-DDx Only (+Add)	Anchor QEA, LLC	12/03/20	0120356		
17	A0K0733-05RE1	Sediment	8081B 2,4+4,4-DDx Only (+Add)	Anchor QEA, LLC	12/03/20	0120356		
18	A0K0819-02RE1	Sediment	8081B 2,4+4,4-DDx Only (+Add)	Anchor QEA, LLC	12/07/20	0120356		
19	A0K0819-03RE1	Sediment	8081B 2,4+4,4-DDx Only (+Add)	Anchor QEA, LLC	12/07/20	0120356		
20	A0K0819-01RE1	Sediment	8081B 2,4+4,4-DDx Only (+Add)	Anchor QEA, LLC	12/07/20	0120356		
21	0L10062-IBL1	Sediment	QC	QC				
22	0L10062-CCV5	Sediment	QC	QC				A20H475
23	0L10062-CCV6	Sediment	QC	QC				A20I185
24	0L10062-CCB3	Sediment	QC	QC				A20L152
25	0L10062-IBL2	Sediment	QC	QC				

Data Entered By/Date: MJB 12/11/20

Comments: Front column = Primary column

Data Reviewed By/Date: dgj 12/11/20

Quantitation Report (QT Reviewed)

Data Path : C:\msdchem\1\data\2020-12\0L10062\
 Data File : ECD5-12102003.D
 Signal(s) : Signal #1: ECD1A.CH Signal #2: ECD2B.CH
 Acq On : 10 Dec 2020 16:29
 Operator : MJB
 Sample : 0L10062-BKD1
 Misc : A20K279
 ALS Vial : 2 (Sig #1); 0 (Sig #2) Sample Multiplier: 1

MJB 12/11/20

Integration File signal 1: PEST1.e
 Integration File signal 2: PEST2.e
 Quant Time: Dec 10 16:45:52 2020
 Quant Method : C:\msdchem\1\methods\PestBreakdownCHK_201014RT8.M
 Quant Title : Pesticides
 QLast Update : Fri Nov 09 13:28:51 2018
 Response via : Initial Calibration
 Integrator: ChemStation 6890 Scale Mode: Small noise peaks clipped

Volume Inj. : 2uL
 Signal #1 Phase : Rtx-CLPesticides Signal #2 Phase: Rtx-CLPesticides2
 Signal #1 Info : 30m x 0.32mm x 0. Signal #2 Info : 30m x 0.32mm x 0.25um

Compound	R.T.	Response	Conc	Units

Target Compounds				
1) 4,4'-DDE	7.667	2267433	NoCal	ng/mL
2) Endrin	8.054	92325135	NoCal	ng/mL
3) 4,4'-DDD	8.094	10724542	NoCal	ng/mL
4) 4,4'-DDT	8.289	162081533	NoCal	ng/mL
5) Endrin Aldehyde	8.508	3559256	NoCal	ng/mL
6) Endrin Ketone	9.009	4777287	NoCal	ng/mL
8) 4,4'-DDE [2C]	8.048	3753133	NoCal	ng/mL
9) Endrin [2C]	8.399	116173413	NoCal	ng/mL
10) 4,4'-DDD [2C]	8.456	13631071	NoCal	ng/mL
11) Endrin Aldehyde [2C]	8.780	4928662	NoCal	ng/mL
12) 4,4'-DDT [2C]	8.679	200575181	NoCal	ng/mL
13) Endrin Ketone [2C]	9.354	4622816	NoCal	ng/mL

(f)=RT Delta > 1/2 Window

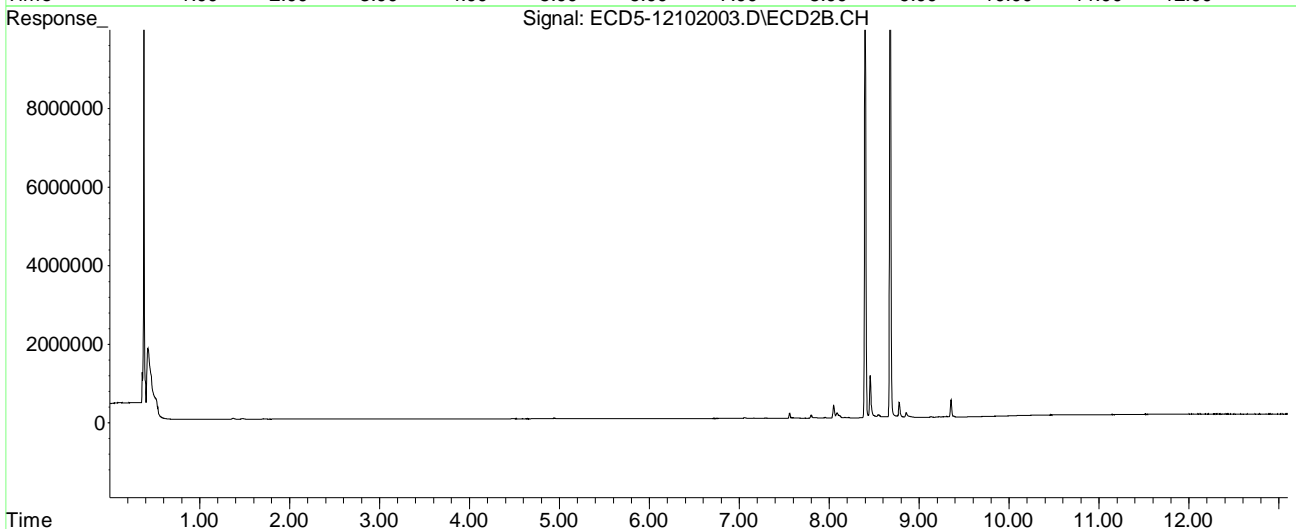
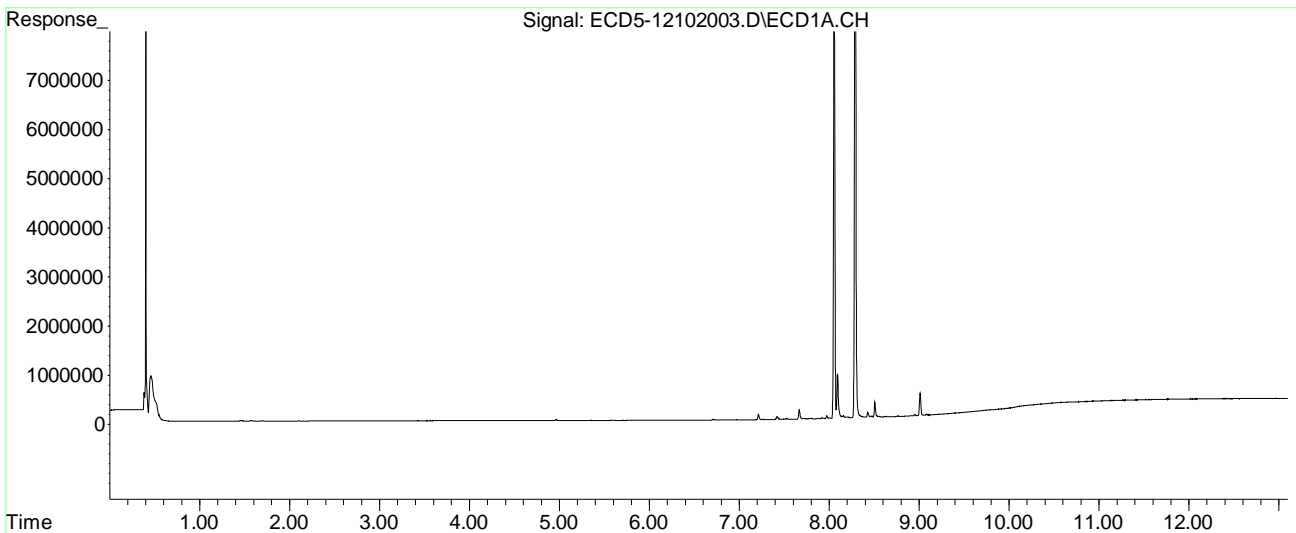
(m)=manual int.

Quantitation Report (QT Reviewed)

Data Path : C:\msdchem\1\data\2020-12\0L10062\
Data File : ECD5-12102003.D
Signal(s) : Signal #1: ECD1A.CH Signal #2: ECD2B.CH
Acq On : 10 Dec 2020 16:29
Operator : MJB
Sample : 0L10062-BKD1
Misc : A20K279
ALS Vial : 2 (Sig #1); 0 (Sig #2) Sample Multiplier: 1

Integration File signal 1: PEST1.e
Integration File signal 2: PEST2.e
Quant Time: Dec 10 16:45:52 2020
Quant Method : C:\msdchem\1\methods\PestBreakdownCHK_201014RT8.M
Quant Title : Pesticides
QLast Update : Fri Nov 09 13:28:51 2018
Response via : Initial Calibration
Integrator: ChemStation 6890 Scale Mode: Small noise peaks clipped

Volume Inj. : 2uL
Signal #1 Phase : Rtx-CLPesticides Signal #2 Phase: Rtx-CLPesticides2
Signal #1 Info : 30m x 0.32mm x 0. Signal #2 Info : 30m x 0.32mm x 0.25um



Quantitation Report (Not Reviewed)

Data Path : C:\msdchem\1\data\2020-12\0L10062\
 Data File : ECD5-12102004.D
 Signal(s) : Signal #1: ECD1A.CH Signal #2: ECD2B.CH
 Acq On : 10 Dec 2020 16:46
 Operator : MJB
 Sample : 0L10062-CCV1
 Misc : A20H475, AB 50 ppb
 ALS Vial : 3 (Sig #1); 0 (Sig #2) Sample Multiplier: 1

MJB 12/11/20

Integration File signal 1: PEST1.e
 Integration File signal 2: PEST2.e
 Quant Time: Dec 11 11:24:08 2020
 Quant Method : C:\msdchem\1\methods\ECD5_QUANTPEST_201014RT8.M
 Quant Title : Instrument: DualECD5
 QLast Update : Thu Oct 15 11:11:37 2020
 Response via : Initial Calibration
 Integrator: ChemStation 6890 Scale Mode: Small noise peaks clipped

Volume Inj. : 2uL
 Signal #1 Phase : Rtx-CLPesticides Signal #2 Phase: Rtx-CLPesticides2
 Signal #1 Info : 30m X 0.32mm X 0. Signal #2 Info : 30m X 0.32mm X 0.25um

Compound	RT#1	RT#2	Resp#1	Resp#2	ng/mL	ng/mL

System Monitoring Compounds						
1) S TCMX (S)	5.488	5.727	11880997	15579450	48.962	50.299
22) S DCBP (S)	9.684	10.189	8383694	9711719	51.767	62.586 Q-41
Target Compounds						
2) a-BHC	6.032	6.315	16557371	22772436	53.234	57.758
3) g-BHC	6.316	6.628	14497104	19695914	54.936	58.933
4) b-BHC	6.394	6.696	5889995	7852615	52.475	51.754
5) Heptachlor	6.714	6.998	13644955	18779141	53.893	66.399
6) d-BHC	6.544	6.941	12942250	16760814	47.287	51.094
7) Aldrin	6.955	7.258	14163314	19412331	53.381	63.671
8) Heptachlo...	7.422	7.691	12324780	16801088	50.471	61.595
9) trans-Chl...	7.514	7.831	12484064	16977201	49.132	60.033
10) cis-Chlor...	7.612	7.937	12036072	16073240	49.506	59.907
11) Endosulfa...	7.713	7.983	11046458	15092094	48.321	59.722
12) 4,4'-DDE	7.666	8.046	12612761	16691164	48.540	57.226
13) Dieldrin	7.887	8.180	12871384	16907120	51.012	60.097
14) Endrin	8.055	8.399	10251945	13480903	55.594	69.012
15) 4,4'-DDD	8.093	8.455	10258177	13452623	46.961	57.603
16) Endosulfa...	8.213	8.546	9440576	12414977	45.299	54.073
17) 4,4'-DDT	8.289	8.678	8797955	10937517	44.098	57.436 #
18) Endrin Al...	8.507	8.780	7677635	9967943	39.923	47.840
19) Endosulfa...	8.810	8.972	8280631	10299158	44.127	49.270
20) Methoxychlor	8.619	9.142	4260239	5420874	43.542	56.068 #
21) Endrin Ke...	9.009	9.354	8805488	9945660	35.967	40.027
23) Hexachlor...	0.000	0.000	0	0	N.D.	N.D.
24) Hexachlor...	5.876	0.000	54089	0	0.023	N.D. #
25) Oxychlorane	7.356	7.621	62459	17977	0.072	0.075
26) 2,4'-DDE	7.422	7.831	12324780	16977201	79.772	87.515

Quantitation Report (Not Reviewed)

Data Path : C:\msdchem\1\data\2020-12\0L10062\
 Data File : ECD5-12102004.D
 Signal(s) : Signal #1: ECD1A.CH Signal #2: ECD2B.CH
 Acq On : 10 Dec 2020 16:46
 Operator : MJB
 Sample : 0L10062-CCV1
 Misc : A20H475, AB 50 ppb
 ALS Vial : 3 (Sig #1); 0 (Sig #2) Sample Multiplier: 1

Integration File signal 1: PEST1.e
 Integration File signal 2: PEST2.e
 Quant Time: Dec 11 11:24:08 2020
 Quant Method : C:\msdchem\1\methods\ECD5_QUANTPEST_201014RT8.M
 Quant Title : Instrument: DualECD5
 QLast Update : Thu Oct 15 11:11:37 2020
 Response via : Initial Calibration
 Integrator: ChemStation 6890 Scale Mode: Small noise peaks clipped

Volume Inj. : 2uL
 Signal #1 Phase : Rtx-CLPesticides Signal #2 Phase: Rtx-CLPesticides2
 Signal #1 Info : 30m X 0.32mm X 0. Signal #2 Info : 30m X 0.32mm X 0.25um

	Compound	RT#1	RT#2	Resp#1	Resp#2	ng/mL	ng/mL
27)	trans-Non...	7.612	7.896	12036072	53121	53.471	0.191 #
28)	2,4'-DDD	7.801	8.180	39545	16907120	0.050	103.985 #
29)	2,4'-DDT	7.972	8.399	30662	13480903	BelowCal	87.057
30)	cis-Nonac...	8.093	8.455	10258177	13452623	42.272	48.702
31)	Mirex	8.738	9.354	65075	9945660	0.099	63.446 #
32)	Chlordane...	7.514	7.831f	12484064	16977201	455.593	479.158
33)	Chlordane...	7.612	7.937f	12036072	16073240	430.612	556.922 #
34)	Chlordane...	8.213f	8.625f	9440576	73416	1169.357	5.489 #
35)	Chlordane...	0.000	0.000	0	0	N.D.	N.D.
36)	Toxaphene...	7.612	8.180	12036072	16907120	7853.829	6177.215
37)	Toxaphene...	7.887	8.546f	12871384	12414977	5926.604	3762.918 #
38)	Toxaphene...	8.213	8.546	9440576	12414977	2184.528	2603.164
39)	Toxaphene...	8.429	8.625	1109333	73416	245.931	9.256 #
40)	Toxaphene...	8.696	8.780	120839	9967943	34.001	2085.567 #
41)	Toxaphene...	8.738	9.142	65075	5420874	15.821	1154.113 #
42)	Toxaphene...	0.000	0.000	0	0	N.D.	N.D.

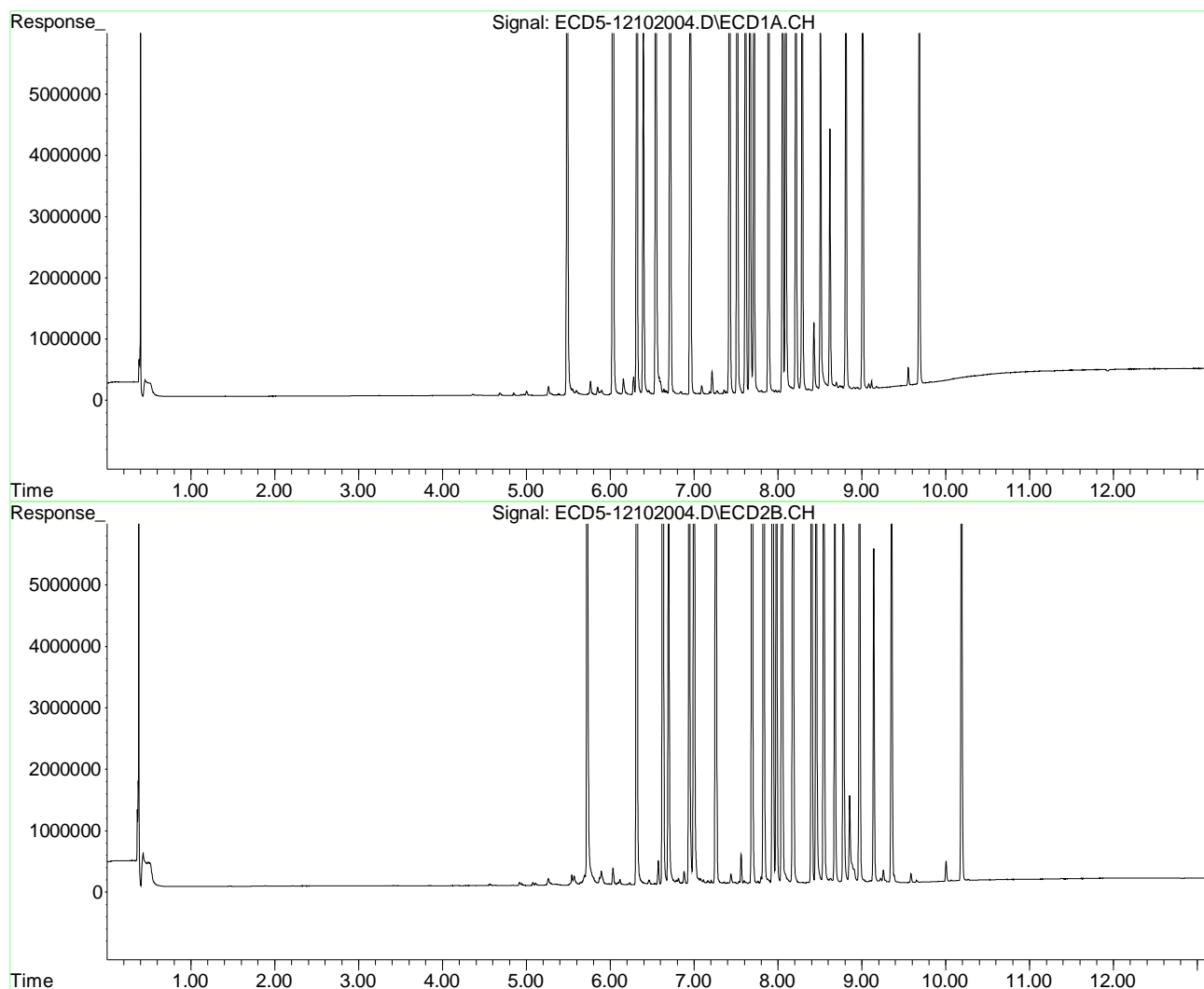
(f)=RT Delta > 1/2 Window (#)=Amounts differ by > 25% (m)=manual int.

Quantitation Report (Not Reviewed)

Data Path : C:\msdchem\1\data\2020-12\0L10062\
Data File : ECD5-12102004.D
Signal(s) : Signal #1: ECD1A.CH Signal #2: ECD2B.CH
Acq On : 10 Dec 2020 16:46
Operator : MJB
Sample : 0L10062-CCV1
Misc : A20H475, AB 50 ppb
ALS Vial : 3 (Sig #1); 0 (Sig #2) Sample Multiplier: 1

Integration File signal 1: PEST1.e
Integration File signal 2: PEST2.e
Quant Time: Dec 11 11:24:08 2020
Quant Method : C:\msdchem\1\methods\ECD5_QUANTPEST_201014RT8.M
Quant Title : Instrument: DualECD5
QLast Update : Thu Oct 15 11:11:37 2020
Response via : Initial Calibration
Integrator: ChemStation 6890 Scale Mode: Small noise peaks clipped

Volume Inj. : 2uL
Signal #1 Phase : Rtx-CLPesticides Signal #2 Phase: Rtx-CLPesticides2
Signal #1 Info : 30m X 0.32mm X 0. Signal #2 Info : 30m X 0.32mm X 0.25um



Quantitation Report (Not Reviewed)

Data Path : C:\msdchem\1\data\2020-12\0L10062\
 Data File : ECD5-12102005.D
 Signal(s) : Signal #1: ECD1A.CH Signal #2: ECD2B.CH
 Acq On : 10 Dec 2020 17:03
 Operator : MJB
 Sample : 0L10062-CCV2
 Misc : A20I185, 9-42 50 ppb
 ALS Vial : 4 (Sig #1); 0 (Sig #2) Sample Multiplier: 1

MJB 12/11/20

Integration File signal 1: PEST1.e
 Integration File signal 2: PEST2.e
 Quant Time: Dec 11 11:25:31 2020
 Quant Method : C:\msdchem\1\methods\ECD5_QUANTPEST_201014RT8.M
 Quant Title : Instrument: DualECD5
 QLast Update : Thu Oct 15 11:11:37 2020
 Response via : Initial Calibration
 Integrator: ChemStation 6890 Scale Mode: Small noise peaks clipped

Volume Inj. : 2uL
 Signal #1 Phase : Rtx-CLPesticides Signal #2 Phase: Rtx-CLPesticides2
 Signal #1 Info : 30m X 0.32mm X 0. Signal #2 Info : 30m X 0.32mm X 0.25um

Compound	RT#1	RT#2	Resp#1	Resp#2	ng/mL	ng/mL

System Monitoring Compounds						
1) S TCMX (S)	5.458f	5.762f	94287	114214	0.389	0.369
22) S DCBP (S)	0.000	0.000	0	0	N.D.	N.D.
Target Compounds						
2) a-BHC	6.058f	0.000	17998	0	0.058	N.D. #
3) g-BHC	6.280f	0.000	27474	0	0.104	N.D. #
4) b-BHC	0.000	6.668f	0	4957	N.D.	0.033 #
5) Heptachlor	6.714	6.998	42838	53038	0.169	0.188
6) d-BHC	6.553	6.947	3569	6544	0.013	BelowCal #
7) Aldrin	6.922f	7.249	6441	7998	0.024	0.026
8) Heptachlo...	7.415	0.000	7563318	0	30.972	N.D. #
9) trans-Chl...	7.512	7.822	30795	9903662	0.121	35.020 #
10) cis-Chlor...	7.599	7.899f	11375017	15753571	46.787	58.716 #
11) Endosulfa...	7.694	8.004f	33099	39097	0.145	0.155
12) 4,4'-DDE	7.694f	0.000	33099	0	0.127	N.D. #
13) Dieldrin	7.864f	8.191	72071	9045709	0.286	32.153 #
14) Endrin	8.075f	8.411	12800149	8334802	69.413	42.668 #
15) 4,4'-DDD	8.075	8.452	12800149	16805129	58.598	71.959
16) Endosulfa...	8.226	0.000	5955	0	0.029	N.D. #
17) 4,4'-DDT	8.288	0.000	5360	0	0.027	N.D. #
18) Endrin Al...	8.508	8.790	20403	17356	6021.121	BelowCal #
19) Endosulfa...	8.846f	0.000	34600	0	BelowCal	N.D.
20) Methoxychlor	0.000	9.102f	0	24112	N.D.	0.249 #
21) Endrin Ke...	0.000	9.345	0	8954796	N.D.	36.039 #
23) Hexachlor...	3.294	3.453	13405937	21543182	59.531	60.026
24) Hexachlor...	5.871	6.186	11712278	15526367	50.509	49.732
25) Oxychlorane	7.345	7.624	10397429	13991911	53.862	58.293
26) 2,4'-DDE	7.415	7.822	7563318	9903662	48.793	51.052

Quantitation Report (Not Reviewed)

Data Path : C:\msdchem\1\data\2020-12\0L10062\
 Data File : ECD5-12102005.D
 Signal(s) : Signal #1: ECD1A.CH Signal #2: ECD2B.CH
 Acq On : 10 Dec 2020 17:03
 Operator : MJB
 Sample : 0L10062-CCV2
 Misc : A20I185, 9-42 50 ppb
 ALS Vial : 4 (Sig #1); 0 (Sig #2) Sample Multiplier: 1

Integration File signal 1: PEST1.e
 Integration File signal 2: PEST2.e
 Quant Time: Dec 11 11:25:31 2020
 Quant Method : C:\msdchem\1\methods\ECD5_QUANTPEST_201014RT8.M
 Quant Title : Instrument: DualECD5
 QLast Update : Thu Oct 15 11:11:37 2020
 Response via : Initial Calibration
 Integrator: ChemStation 6890 Scale Mode: Small noise peaks clipped

Volume Inj. : 2uL
 Signal #1 Phase : Rtx-CLPesticides Signal #2 Phase: Rtx-CLPesticides2
 Signal #1 Info : 30m X 0.32mm X 0. Signal #2 Info : 30m X 0.32mm X 0.25um

	Compound	RT#1	RT#2	Resp#1	Resp#2	ng/mL	ng/mL
27)	trans-Non...	7.599	7.899	11375017	15753571	50.561	56.523
28)	2,4'-DDD	7.792	8.191	6906481	9045709	49.616	57.951
29)	2,4'-DDT	7.972	8.411	6710414	8334802	47.977	55.964
30)	cis-Nonac...	8.075	8.452	12800149	16805129	52.707	60.099
31)	Mirex	8.743	9.345	7461115	8954796	50.879	57.365
32)	Chlordane...	7.512	7.822f	30795	9903662	1.124	279.517 #
33)	Chlordane...	7.599f	0.000	11375017	0	406.962	N.D. #
34)	Chlordane...	0.000	0.000	0	0	N.D.	N.D.
35)	Chlordane...	3.969	0.000	3285	0	NoCal	N.D.
36)	Toxaphene...	7.599	8.191f	11375017	9045709	7545.382	3304.956 #
37)	Toxaphene...	7.864f	0.000	72071	0	33.185	N.D. #
38)	Toxaphene...	8.226	0.000	5955	0	1.378	N.D. #
39)	Toxaphene...	8.464	0.000	4741	0	1.051	N.D. #
40)	Toxaphene...	0.000	8.790	0	17356	N.D.	3.631 #
41)	Toxaphene...	8.743	0.000	7461115	0	1813.903	N.D. #
42)	Toxaphene...	3.969f	0.000	3285	0	NoCal	N.D.

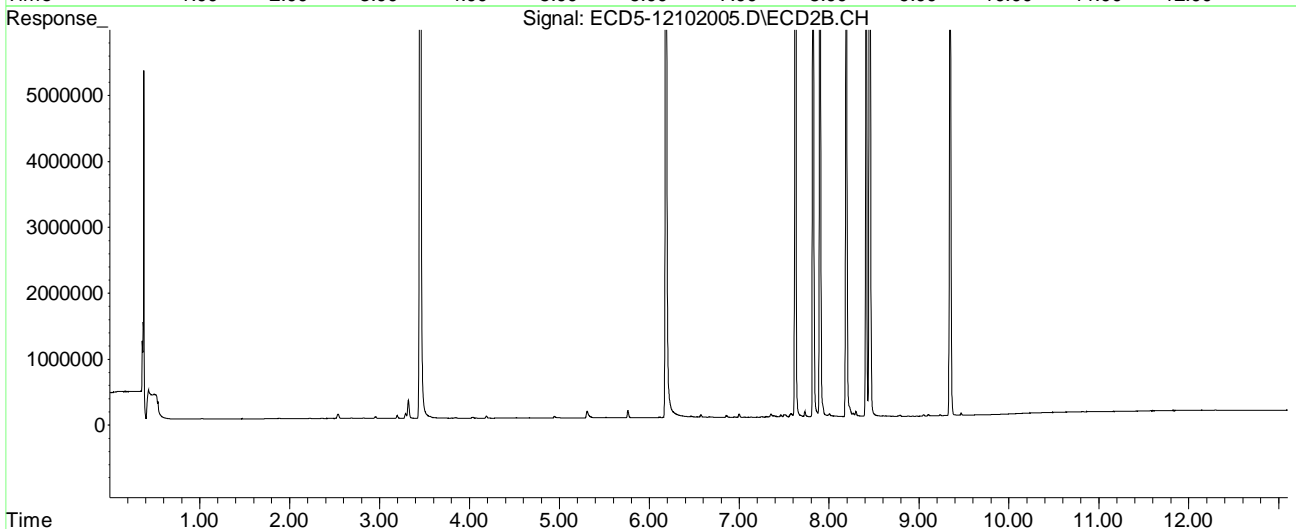
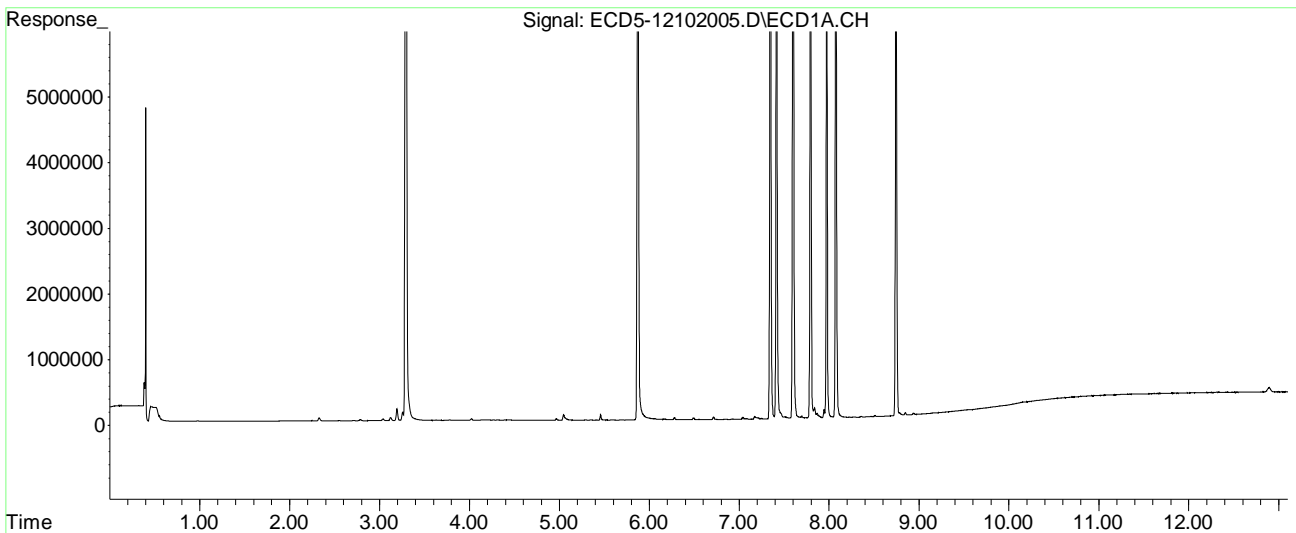
(f)=RT Delta > 1/2 Window (#)=Amounts differ by > 25% (m)=manual int.

Quantitation Report (Not Reviewed)

Data Path : C:\msdchem\1\data\2020-12\0L10062\
Data File : ECD5-12102005.D
Signal(s) : Signal #1: ECD1A.CH Signal #2: ECD2B.CH
Acq On : 10 Dec 2020 17:03
Operator : MJB
Sample : 0L10062-CCV2
Misc : A20I185, 9-42 50 ppb
ALS Vial : 4 (Sig #1); 0 (Sig #2) Sample Multiplier: 1

Integration File signal 1: PEST1.e
Integration File signal 2: PEST2.e
Quant Time: Dec 11 11:25:31 2020
Quant Method : C:\msdchem\1\methods\ECD5_QUANTPEST_201014RT8.M
Quant Title : Instrument: DualECD5
QLast Update : Thu Oct 15 11:11:37 2020
Response via : Initial Calibration
Integrator: ChemStation 6890 Scale Mode: Small noise peaks clipped

Volume Inj. : 2uL
Signal #1 Phase : Rtx-CLPesticides Signal #2 Phase: Rtx-CLPesticides2
Signal #1 Info : 30m X 0.32mm X 0. Signal #2 Info : 30m X 0.32mm X 0.25um



Quantitation Report (Not Reviewed)

Data Path : C:\msdchem\1\data\2020-12\0L10062\
 Data File : ECD5-12102006.D
 Signal(s) : Signal #1: ECD1A.CH Signal #2: ECD2B.CH
 Acq On : 10 Dec 2020 17:20
 Operator : MJB
 Sample : 0L10062-CCB1
 Misc : A20L152
 ALS Vial : 7 (Sig #1); 0 (Sig #2) Sample Multiplier: 1

MJB 12/11/20

Integration File signal 1: PEST1.e
 Integration File signal 2: PEST2.e
 Quant Time: Dec 11 11:26:30 2020
 Quant Method : C:\msdchem\1\methods\ECD5_QUANTPEST_201014RT8.M
 Quant Title : Instrument: DualECD5
 QLast Update : Thu Oct 15 11:11:37 2020
 Response via : Initial Calibration
 Integrator: ChemStation 6890 Scale Mode: Small noise peaks clipped

Volume Inj. : 2uL
 Signal #1 Phase : Rtx-CLPesticides Signal #2 Phase: Rtx-CLPesticides2
 Signal #1 Info : 30m X 0.32mm X 0. Signal #2 Info : 30m X 0.32mm X 0.25um

Compound	RT#1	RT#2	Resp#1	Resp#2	ng/mL	ng/mL

System Monitoring Compounds						
1) S TCMX (S)	5.489	5.728	22585272	31893226	93.075	102.968
22) S DCBP (S)	9.685	10.190	16561748	19386649	101.922	120.315
Target Compounds						
2) a-BHC	0.000	0.000	0	0	N.D.	N.D.
3) g-BHC	0.000	0.000	0	0	N.D.	N.D.
4) b-BHC	0.000	0.000	0	0	N.D.	N.D.
5) Heptachlor	0.000	0.000	0	0	N.D.	N.D.
6) d-BHC	0.000	0.000	0	0	N.D.	N.D.
7) Aldrin	0.000	0.000	0	0	N.D.	N.D.
8) Heptachlo...	0.000	0.000	0	0	N.D.	N.D.
9) trans-Chl...	7.499	0.000	14046	0	0.055	N.D. #
10) cis-Chlor...	7.591	0.000	3770	0	0.016	N.D. #
11) Endosulfa...	7.699	0.000	1385	0	0.006	N.D. #
12) 4,4'-DDE	7.660	0.000	3589	0	0.014	N.D. #
13) Dieldrin	7.882	0.000	2837	0	0.011	N.D. #
14) Endrin	0.000	8.412	0	11442	N.D.	0.059 #
15) 4,4'-DDD	8.108	0.000	6427	0	0.029	N.D. #
16) Endosulfa...	8.217	8.564	9238	7896	0.044	0.034
17) 4,4'-DDT	8.293	8.693	1609	11592	0.008	0.061 #
18) Endrin Al...	8.521	0.000	7793	0	6021.187	N.D. #
19) Endosulfa...	0.000	8.957	0	11897	N.D.	BelowCal
20) Methoxychlor	8.625	0.000	18643	0	BelowCal	N.D.
21) Endrin Ke...	8.992	9.338	8160	1850	0.033	0.007 #
23) Hexachlor...	0.000	0.000	0	0	N.D.	N.D.
24) Hexachlor...	5.874	0.000	44432	0	BelowCal	N.D.
25) Oxychlordan	7.315f	0.000	2352	0	BelowCal	N.D.
26) 2,4'-DDE	0.000	0.000	0	0	N.D.	N.D.

Quantitation Report (Not Reviewed)

Data Path : C:\msdchem\1\data\2020-12\0L10062\
 Data File : ECD5-12102006.D
 Signal(s) : Signal #1: ECD1A.CH Signal #2: ECD2B.CH
 Acq On : 10 Dec 2020 17:20
 Operator : MJB
 Sample : 0L10062-CCB1
 Misc : A20L152
 ALS Vial : 7 (Sig #1); 0 (Sig #2) Sample Multiplier: 1

Integration File signal 1: PEST1.e
 Integration File signal 2: PEST2.e
 Quant Time: Dec 11 11:26:30 2020
 Quant Method : C:\msdchem\1\methods\ECD5_QUANTPEST_201014RT8.M
 Quant Title : Instrument: DualECD5
 QLast Update : Thu Oct 15 11:11:37 2020
 Response via : Initial Calibration
 Integrator: ChemStation 6890 Scale Mode: Small noise peaks clipped

Volume Inj. : 2uL
 Signal #1 Phase : Rtx-CLPesticides Signal #2 Phase: Rtx-CLPesticides2
 Signal #1 Info : 30m X 0.32mm X 0. Signal #2 Info : 30m X 0.32mm X 0.25um

	Compound	RT#1	RT#2	Resp#1	Resp#2	ng/mL	ng/mL	
27)	trans-Non...	7.591	0.000	3770	0	BelowCal	N.D.	
28)	2,4'-DDD	0.000	0.000	0	0	N.D.	N.D.	
29)	2,4'-DDT	7.957	8.412	11472	11442	BelowCal	BelowCal	
30)	cis-Nonac...	8.108f	0.000	6427	0	BelowCal	N.D.	
31)	Mirex	8.738	9.338	29997	1850	BelowCal	BelowCal	
32)	Chlordane...	7.549f	0.000	1108	0	0.040	N.D.	#
33)	Chlordane...	7.660f	0.000	3589	0	0.128	N.D.	#
34)	Chlordane...	8.160f	8.622	8905	13643	1.103	BelowCal	#
35)	Chlordane...	0.000	0.000	0	0	N.D.	N.D.	
36)	Toxaphene...	7.591	0.000	3770	0	0.270	N.D.	#
37)	Toxaphene...	7.882	0.000	2837	0	1.306	N.D.	#
38)	Toxaphene...	8.217	8.564f	9238	7896	2.138	1.656	
39)	Toxaphene...	8.419f	8.622	3968	13643	0.880	1.720	#
40)	Toxaphene...	0.000	0.000	0	0	N.D.	N.D.	
41)	Toxaphene...	8.738	0.000	29997	0	7.293	N.D.	#
42)	Toxaphene...	0.000	0.000	0	0	N.D.	N.D.	

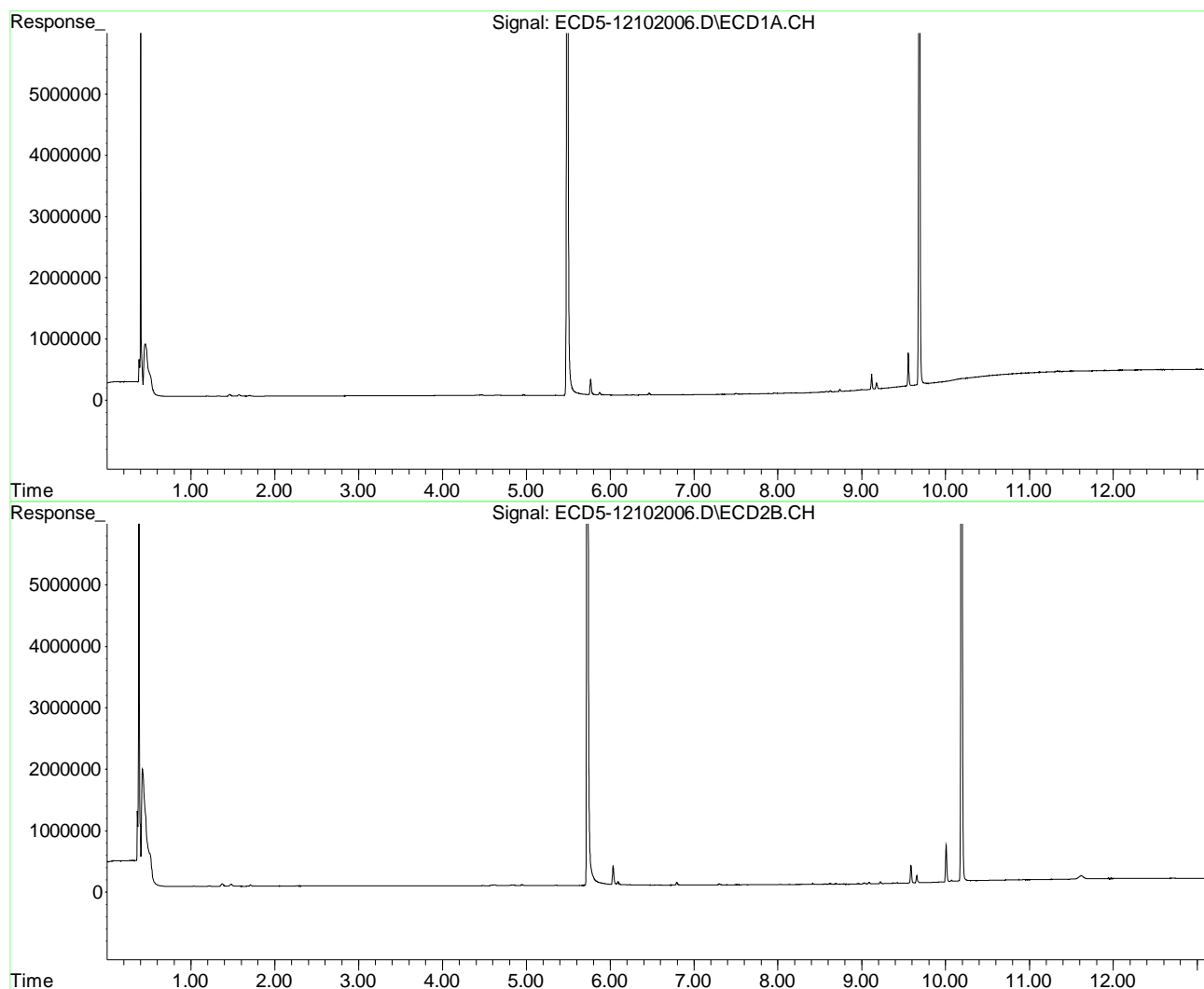
(f)=RT Delta > 1/2 Window (#)=Amounts differ by > 25% (m)=manual int.

Quantitation Report (Not Reviewed)

Data Path : C:\msdchem\1\data\2020-12\0L10062\
Data File : ECD5-12102006.D
Signal(s) : Signal #1: ECD1A.CH Signal #2: ECD2B.CH
Acq On : 10 Dec 2020 17:20
Operator : MJB
Sample : 0L10062-CCB1
Misc : A20L152
ALS Vial : 7 (Sig #1); 0 (Sig #2) Sample Multiplier: 1

Integration File signal 1: PEST1.e
Integration File signal 2: PEST2.e
Quant Time: Dec 11 11:26:30 2020
Quant Method : C:\msdchem\1\methods\ECD5_QUANTPEST_201014RT8.M
Quant Title : Instrument: DualECD5
QLast Update : Thu Oct 15 11:11:37 2020
Response via : Initial Calibration
Integrator: ChemStation 6890 Scale Mode: Small noise peaks clipped

Volume Inj. : 2uL
Signal #1 Phase : Rtx-CLPesticides Signal #2 Phase: Rtx-CLPesticides2
Signal #1 Info : 30m X 0.32mm X 0. Signal #2 Info : 30m X 0.32mm X 0.25um



Quantitation Report (Not Reviewed)

Data Path : C:\msdchem\1\data\2020-12\0L10062\
 Data File : ECD5-12102007.D
 Signal(s) : Signal #1: ECD1A.CH Signal #2: ECD2B.CH
 Acq On : 10 Dec 2020 17:37
 Operator : MJB
 Sample : 0120356-BLK1
 Misc : 1x, 8081B 2,4+4,4-DDx Only, GPC
 ALS Vial : 8 (Sig #1); 0 (Sig #2) Sample Multiplier: 1

MJB 12/11/20

Integration File signal 1: PEST1.e
 Integration File signal 2: PEST2.e
 Quant Time: Dec 11 11:27:10 2020
 Quant Method : C:\msdchem\1\methods\ECD5_QUANTPEST_201014RT8.M
 Quant Title : Instrument: DualECD5
 QLast Update : Thu Oct 15 11:11:37 2020
 Response via : Initial Calibration
 Integrator: ChemStation 6890 Scale Mode: Small noise peaks clipped

Volume Inj. : 2uL
 Signal #1 Phase : Rtx-CLPesticides Signal #2 Phase: Rtx-CLPesticides2
 Signal #1 Info : 30m X 0.32mm X 0. Signal #2 Info : 30m X 0.32mm X 0.25um

Compound	RT#1	RT#2	Resp#1	Resp#2	ng/mL	ng/mL

System Monitoring Compounds						
1) S TCMX (S)	5.488	5.727	7433338	9810681	30.633	31.674
22) S DCBP (S)	9.683	10.188	7725205	8995687	47.702	58.137
Target Compounds						
2) a-BHC	6.020	6.289f	7594	9147	0.024	0.023
3) g-BHC	6.325	6.604f	3582	24259	0.014	0.073 #
4) b-BHC	6.382	6.714	18133	7596	5685.275	0.050 #
5) Heptachlor	6.700	7.022f	53033	11749	0.209	0.042 #
6) d-BHC	6.546	6.912f	13140	71906	0.048	0.039
7) Aldrin	6.985f	7.234f	6413	19210	0.024	0.063 #
8) Heptachlo...	7.403	7.664f	22813	72668	0.093	0.266 #
9) trans-Chl...	7.510	7.822	7322	18351	0.029	0.065 #
10) cis-Chlor...	7.589	7.959f	23473	33330	0.097	0.124 #
11) Endosulfa...	7.731f	7.959f	6470	33330	0.028	0.132 #
12) 4,4'-DDE	7.651	0.000	44161	0	0.170	N.D. #
13) Dieldrin	7.854f	0.000	13804	0	0.055	N.D. #
14) Endrin	8.039	8.409	3081	7236	0.017	0.037 #
15) 4,4'-DDD	8.083	0.000	10870	0	0.050	N.D. #
16) Endosulfa...	8.217	8.559	8019	13156	0.038	0.057 #
17) 4,4'-DDT	8.288	8.689	2081	10463	0.010	0.055 #
18) Endrin Al...	8.518	8.762	4070	25965	6021.206	BelowCal #
19) Endosulfa...	8.848f	8.953	41961	6108	BelowCal	BelowCal
20) Methoxychlor	8.620	9.142	21476	22098	0.029	0.229 #
21) Endrin Ke...	8.988	9.386f	4296	9745	0.018	0.039 #
23) Hexachlor...	3.291	0.000	37808	0	4769.942	N.D. #
24) Hexachlor...	5.871	6.187	21149	18282	BelowCal	BelowCal
25) Oxychlorane	7.323f	7.602f	9441	9857	BelowCal	0.041
26) 2,4'-DDE	7.403	7.822	22813	18351	20649.252	Q-DELO.095 #

Quantitation Report (Not Reviewed)

Data Path : C:\msdchem\1\data\2020-12\0L10062\
 Data File : ECD5-12102007.D
 Signal(s) : Signal #1: ECD1A.CH Signal #2: ECD2B.CH
 Acq On : 10 Dec 2020 17:37
 Operator : MJB
 Sample : 0120356-BLK1
 Misc : 1x, 8081B 2,4+4,4-DDx Only, GPC
 ALS Vial : 8 (Sig #1); 0 (Sig #2) Sample Multiplier: 1

Integration File signal 1: PEST1.e
 Integration File signal 2: PEST2.e
 Quant Time: Dec 11 11:27:10 2020
 Quant Method : C:\msdchem\1\methods\ECD5_QUANTPEST_201014RT8.M
 Quant Title : Instrument: DualECD5
 QLast Update : Thu Oct 15 11:11:37 2020
 Response via : Initial Calibration
 Integrator: ChemStation 6890 Scale Mode: Small noise peaks clipped

Volume Inj. : 2uL
 Signal #1 Phase : Rtx-CLPesticides Signal #2 Phase: Rtx-CLPesticides2
 Signal #1 Info : 30m X 0.32mm X 0. Signal #2 Info : 30m X 0.32mm X 0.25um

	Compound	RT#1	RT#2	Resp#1	Resp#2	ng/mL	ng/mL
27)	trans-Non...	7.589	7.911	23473	17034	BelowCal	0.061
28)	2,4'-DDD	0.000	0.000	0	0	N.D.	N.D.
29)	2,4'-DDT	7.976	8.409	6226	7236	BelowCal	BelowCal
30)	cis-Nonac...	8.083	0.000	10870	0	BelowCal	N.D.
31)	Mirex	8.736	9.386f	10324	9745	BelowCal	BelowCal
32)	Chlordane...	7.510	7.855	7322	16527	0.267	0.466 #
33)	Chlordane...	7.651f	7.959	44161	33330	1.580	1.155 #
34)	Chlordane...	8.190	8.592	7666	11783	0.950	BelowCal #
35)	Chlordane...	3.924f	3.930	70735	14846	NoCal	NoCal
36)	Toxaphene...	7.589	0.000	23473	0	22.216	N.D. #
37)	Toxaphene...	7.854f	0.000	13804	0	6.356	N.D. #
38)	Toxaphene...	8.217	8.559f	8019	13156	1.856	2.759 #
39)	Toxaphene...	8.457	8.592	16665	11783	3.695	1.486 #
40)	Toxaphene...	0.000	8.762f	0	25965	N.D.	5.433 #
41)	Toxaphene...	8.736	9.142	10324	22098	2.510	4.705 #
42)	Toxaphene...	3.924f	3.930	70735	14846	NoCal	NoCal

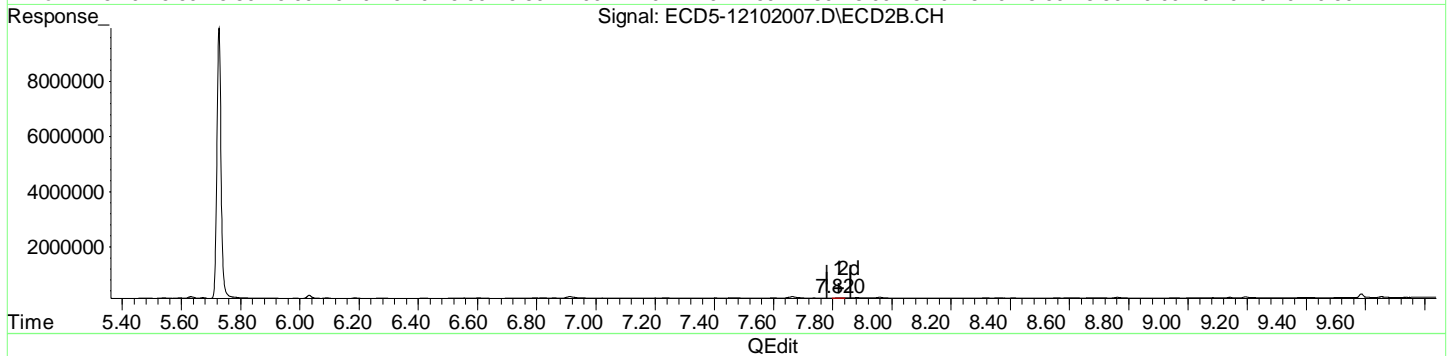
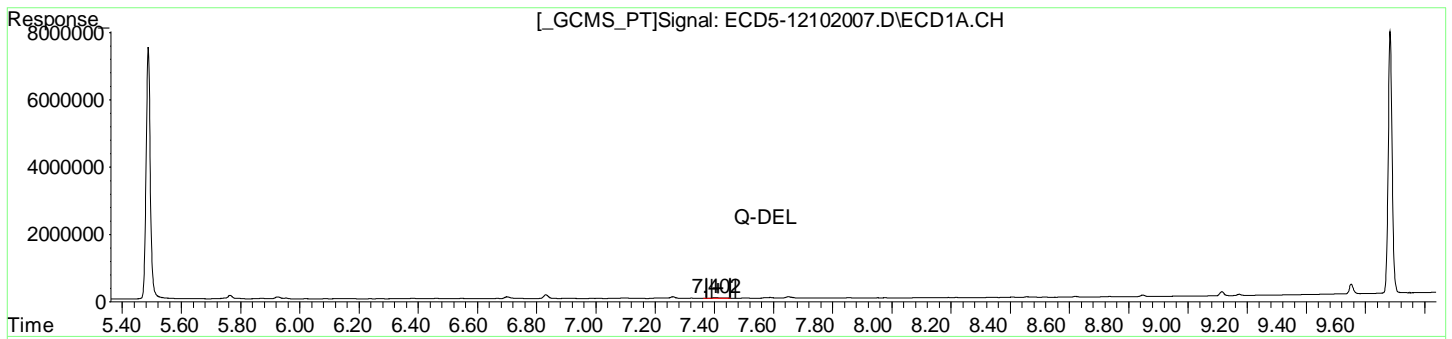
(f)=RT Delta > 1/2 Window (#)=Amounts differ by > 25% (m)=manual int.

Quantitation Report (Qedit)

Data Path : C:\msdchem\1\data\2020-12\0L10062\
Data File : ECD5-12102007.D
Signal(s) : Signal #1: ECD1A.CH Signal #2: ECD2B.CH
Acq On : 10 Dec 2020 17:37
Operator : MJB
Sample : 0120356-BLK1
Misc : 1x, 8081B 2,4+4,4-DDx Only, GPC
ALS Vial : 8 (Sig #1); 0 (Sig #2) Sample Multiplier: 1

Integration File signal 1: PEST1.e
Integration File signal 2: PEST2.e
Quant Time: Dec 11 11:27:10 2020
Quant Method : C:\msdchem\1\methods\ECD5_QUANTPEST_201014RT8.M
Quant Title : Instrument: DualECD5
QLast Update : Thu Oct 15 11:11:37 2020
Response via : Initial Calibration
Integrator: ChemStation 6890 Scale Mode: Small noise peaks clipped

Volume Inj. : 2uL
Signal #1 Phase : Rtx-CLPesticides Signal #2 Phase: Rtx-CLPesticides2
Signal #1 Info : 30m X 0.32mm X 0. Signal #2 Info : 30m X 0.32mm X 0.25um



(26) 2,4'-DDE
~~7.403min 20649.252 ng/mL~~
response ~~22813~~

MJB 12/11/20

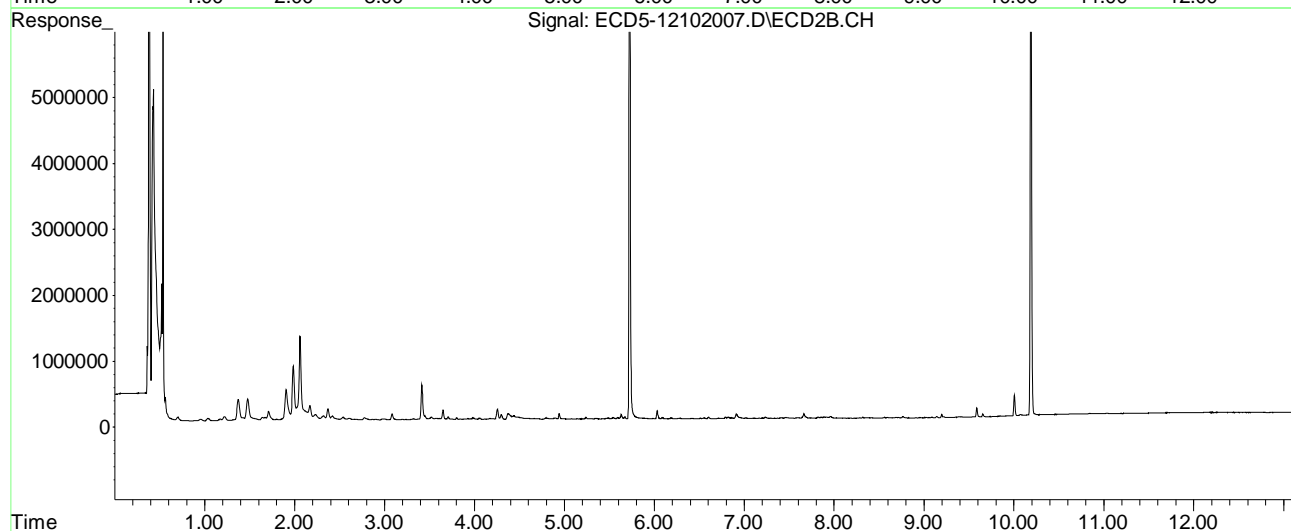
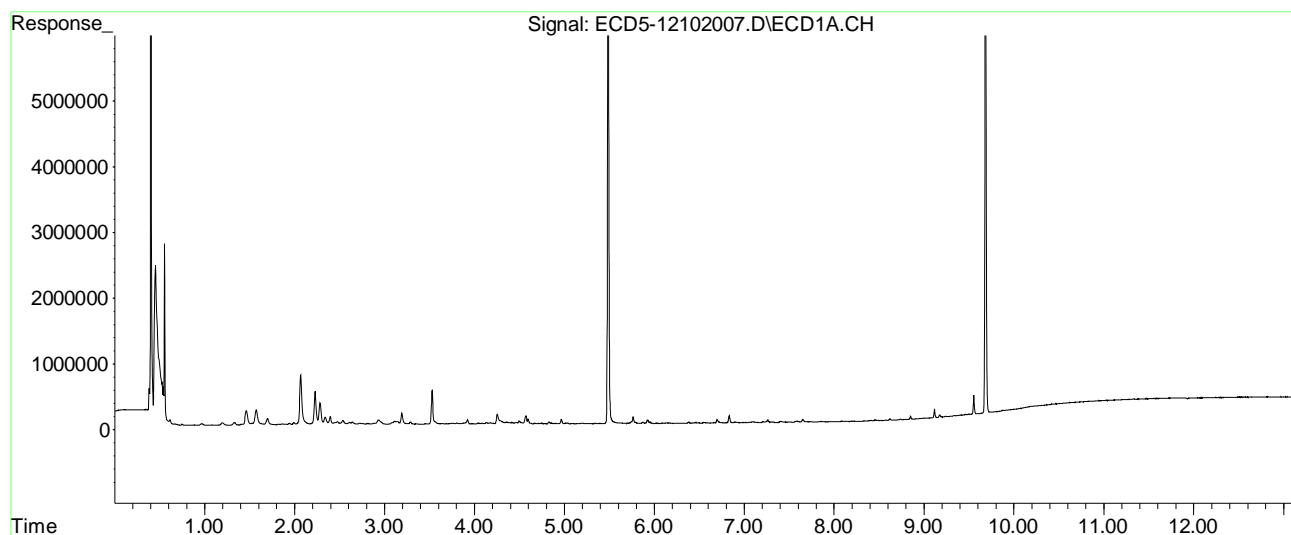
(26) 2,4'-DDE #2
7.822min 0.095 ng/mL
response 18351

Quantitation Report (Not Reviewed)

Data Path : C:\msdchem\1\data\2020-12\0L10062\
Data File : ECD5-12102007.D
Signal(s) : Signal #1: ECD1A.CH Signal #2: ECD2B.CH
Acq On : 10 Dec 2020 17:37
Operator : MJB
Sample : 0120356-BLK1
Misc : 1x, 8081B 2,4+4,4-DDx Only, GPC
ALS Vial : 8 (Sig #1); 0 (Sig #2) Sample Multiplier: 1

Integration File signal 1: PEST1.e
Integration File signal 2: PEST2.e
Quant Time: Dec 11 11:27:10 2020
Quant Method : C:\msdchem\1\methods\ECD5_QUANTPEST_201014RT8.M
Quant Title : Instrument: DualECD5
QLast Update : Thu Oct 15 11:11:37 2020
Response via : Initial Calibration
Integrator: ChemStation 6890 Scale Mode: Small noise peaks clipped

Volume Inj. : 2uL
Signal #1 Phase : Rtx-CLPesticides Signal #2 Phase: Rtx-CLPesticides2
Signal #1 Info : 30m X 0.32mm X 0. Signal #2 Info : 30m X 0.32mm X 0.25um



Quantitation Report (Not Reviewed)

Data Path : C:\msdchem\1\data\2020-12\0L10062\
 Data File : ECD5-12102008.D
 Signal(s) : Signal #1: ECD1A.CH Signal #2: ECD2B.CH
 Acq On : 10 Dec 2020 17:55
 Operator : MJB
 Sample : 0120356-BS1
 Misc : 1x, 8081B 2,4+4,4-DDx Only, GPC
 ALS Vial : 9 (Sig #1); 0 (Sig #2) Sample Multiplier: 1

MJB 12/11/20

Integration File signal 1: PEST1.e
 Integration File signal 2: PEST2.e
 Quant Time: Dec 11 11:29:30 2020
 Quant Method : C:\msdchem\1\methods\ECD5_QUANTPEST_201014RT8.M
 Quant Title : Instrument: DualECD5
 QLast Update : Thu Oct 15 11:11:37 2020
 Response via : Initial Calibration
 Integrator: ChemStation 6890 Scale Mode: Small noise peaks clipped

Volume Inj. : 2uL
 Signal #1 Phase : Rtx-CLPesticides Signal #2 Phase: Rtx-CLPesticides2
 Signal #1 Info : 30m X 0.32mm X 0. Signal #2 Info : 30m X 0.32mm X 0.25um

Compound	RT#1	RT#2	Resp#1	Resp#2	ng/mL	ng/mL

System Monitoring Compounds						
1) S TCMX (S)	5.488	5.726	6620102	8804399	27.282	28.425
22) S DCBP (S)	9.683	10.188	8206936	9636176	50.676	62.118
Target Compounds						
2) a-BHC	6.019	6.287f	7680	9476	0.025	0.024
3) g-BHC	6.325	6.604f	9805	23262	0.037	0.070 #
4) b-BHC	6.382	6.713	19848	10272	5685.260	0.068 #
5) Heptachlor	6.701	7.018f	50917	27017	0.201	0.096 #
6) d-BHC	6.546	6.911f	31471	91490	0.115	0.103
7) Aldrin	6.985f	7.232f	30334	29909	0.114	0.098
8) Heptachlo...	7.413	7.684	5492860	55736	22.494	0.204 #
9) trans-Chl...	7.524	7.821	16402	7357186	0.065	26.016 #
10) cis-Chlor...	7.589f	7.957f	30568	48406	0.126	0.180 #
11) Endosulfa...	7.727	7.957f	30971	48406	0.135	0.192 #
12) 4,4'-DDE	7.665	8.046	9856936	12412609	37.934	42.557
13) Dieldrin	0.000	8.189	0	7841738	N.D.	27.874 #
14) Endrin	8.092f	8.409	8272431	8429718	44.860	43.154
15) 4,4'-DDD	8.092	8.455	8272431	10844055	37.871	46.434
16) Endosulfa...	8.190f	8.558	24777	48308	0.119	0.210 #
17) 4,4'-DDT	8.288	8.677	9139236	11520602	45.808	60.498 #
18) Endrin Al...	8.516	8.761	3877	30955	6021.207	BelowCal #
19) Endosulfa...	8.777f	8.951f	2612	7442	BelowCal	BelowCal
20) Methoxychlor	8.619	9.141	11848	12917	BelowCal	0.134
21) Endrin Ke...	9.013	9.383f	8751	25435	0.036	0.102 #
23) Hexachlor...	3.291	0.000	35603	0	4769.951	N.D. #
24) Hexachlor...	5.870	6.188	19632	18259	BelowCal	BelowCal
25) Oxychlorane	7.323f	7.604f	33216	25332	BelowCal	0.106
26) 2,4'-DDE	7.413	7.821	5492860	7357186	35.351	37.925

Quantitation Report (Not Reviewed)

Data Path : C:\msdchem\1\data\2020-12\0L10062\
 Data File : ECD5-12102008.D
 Signal(s) : Signal #1: ECD1A.CH Signal #2: ECD2B.CH
 Acq On : 10 Dec 2020 17:55
 Operator : MJB
 Sample : 0120356-BS1
 Misc : 1x, 8081B 2,4+4,4-DDx Only, GPC
 ALS Vial : 9 (Sig #1); 0 (Sig #2) Sample Multiplier: 1

Integration File signal 1: PEST1.e
 Integration File signal 2: PEST2.e
 Quant Time: Dec 11 11:29:30 2020
 Quant Method : C:\msdchem\1\methods\ECD5_QUANTPEST_201014RT8.M
 Quant Title : Instrument: DualECD5
 QLast Update : Thu Oct 15 11:11:37 2020
 Response via : Initial Calibration
 Integrator: ChemStation 6890 Scale Mode: Small noise peaks clipped

Volume Inj. : 2uL
 Signal #1 Phase : Rtx-CLPesticides Signal #2 Phase: Rtx-CLPesticides2
 Signal #1 Info : 30m X 0.32mm X 0. Signal #2 Info : 30m X 0.32mm X 0.25um

	Compound	RT#1	RT#2	Resp#1	Resp#2	ng/mL	ng/mL
27)	trans-Non...	7.589	7.904	30568	29861	BelowCal	0.107
28)	2,4'-DDD	7.790	8.189	6328243	7841738	45.460	50.559
29)	2,4'-DDT	7.971	8.409	6605984	8429718	47.238	56.559
30)	cis-Nonac...	8.092	8.455	8272431	10844055	34.095	39.632
31)	Mirex	8.735	9.383f	9250	25435	BelowCal	BelowCal
32)	Chlordane...	7.524	7.880f	16402	53896	0.599	1.521 #
33)	Chlordane...	7.589f	7.957	30568	48406	1.094	1.677 #
34)	Chlordane...	8.190	8.590	24777	19648	3.069	BelowCal #
35)	Chlordane...	3.924f	3.929	61367	14756	NoCal	NoCal
36)	Toxaphene...	7.589	8.148	30568	30141	30.097	11.013 #
37)	Toxaphene...	0.000	0.000	0	0	N.D.	N.D.
38)	Toxaphene...	8.190f	8.558	24777	48308	5.733	10.129 #
39)	Toxaphene...	8.456	8.590	16580	19648	3.676	2.477 #
40)	Toxaphene...	0.000	8.761f	0	30955	N.D.	6.477 #
41)	Toxaphene...	8.735	9.141	9250	12917	2.249	2.750
42)	Toxaphene...	3.924f	3.929	61367	14756	NoCal	NoCal

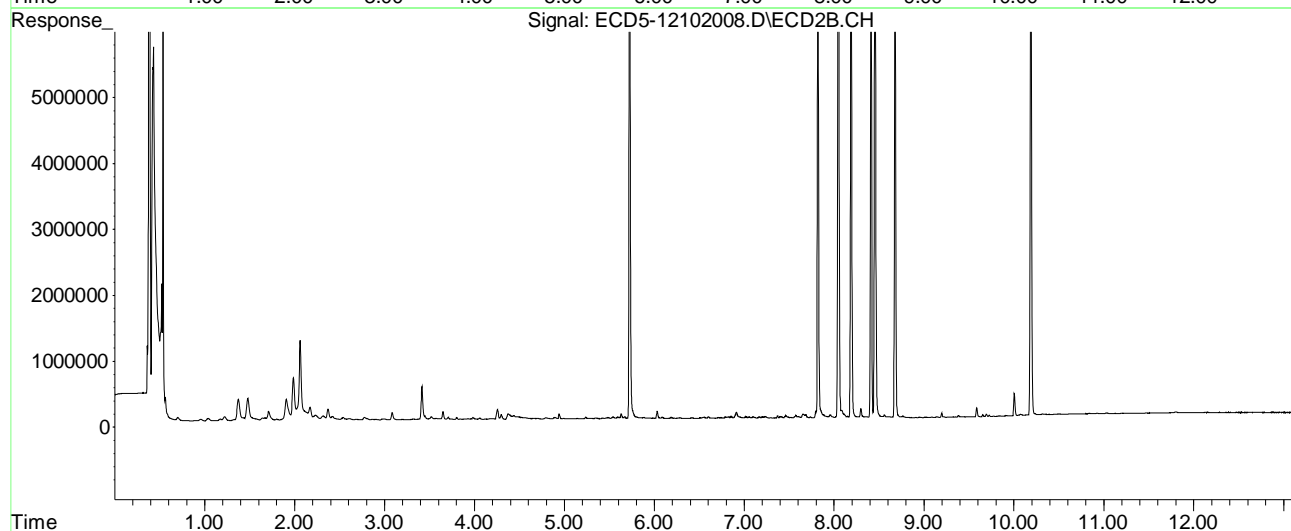
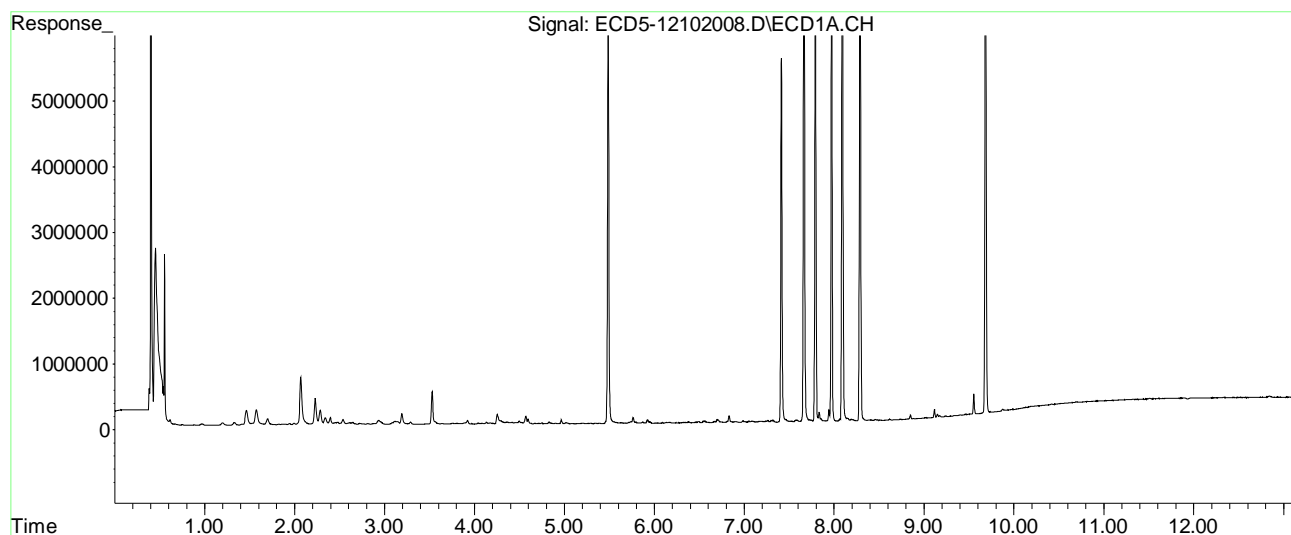
(f)=RT Delta > 1/2 Window (#)=Amounts differ by > 25% (m)=manual int.

Quantitation Report (Not Reviewed)

Data Path : C:\msdchem\1\data\2020-12\0L10062\
Data File : ECD5-12102008.D
Signal(s) : Signal #1: ECD1A.CH Signal #2: ECD2B.CH
Acq On : 10 Dec 2020 17:55
Operator : MJB
Sample : 0120356-BS1
Misc : 1x, 8081B 2,4+4,4-DDx Only, GPC
ALS Vial : 9 (Sig #1); 0 (Sig #2) Sample Multiplier: 1

Integration File signal 1: PEST1.e
Integration File signal 2: PEST2.e
Quant Time: Dec 11 11:29:30 2020
Quant Method : C:\msdchem\1\methods\ECD5_QUANTPEST_201014RT8.M
Quant Title : Instrument: DualECD5
QLast Update : Thu Oct 15 11:11:37 2020
Response via : Initial Calibration
Integrator: ChemStation 6890 Scale Mode: Small noise peaks clipped

Volume Inj. : 2uL
Signal #1 Phase : Rtx-CLPesticides Signal #2 Phase: Rtx-CLPesticides2
Signal #1 Info : 30m X 0.32mm X 0. Signal #2 Info : 30m X 0.32mm X 0.25um



Quantitation Report (QT Reviewed)

Data Path : C:\msdchem\1\data\2020-12\0L10062\
 Data File : ECD5-12102009.D
 Signal(s) : Signal #1: ECD1A.CH Signal #2: ECD2B.CH
 Acq On : 10 Dec 2020 18:12
 Operator : MJB
 Sample : A0K0733-01RE1 MJB 12/11/20
 Misc : 1x, 8081B 2,4+4,4-DDx Only, GPC
 ALS Vial : 10 (Sig #1); 0 (Sig #2) Sample Multiplier: 1

Integration File signal 1: PEST1.e
 Integration File signal 2: PEST2.e
 Quant Time: Dec 11 11:32:41 2020
 Quant Method : C:\msdchem\1\methods\ECD5_QUANTPEST_201014RT8.M
 Quant Title : Instrument: DualECD5
 QLast Update : Thu Oct 15 11:11:37 2020
 Response via : Initial Calibration
 Integrator: ChemStation 6890 Scale Mode: Small noise peaks clipped

Volume Inj. : 2uL
 Signal #1 Phase : Rtx-CLPesticides Signal #2 Phase: Rtx-CLPesticides2
 Signal #1 Info : 30m X 0.32mm X 0. Signal #2 Info : 30m X 0.32mm X 0.25um

Compound	RT#1	RT#2	Resp#1	Resp#2	ng/mL	ng/mL

System Monitoring Compounds						
1) S TCMX (S)	5.487	5.726	7423519	9286053	30.593	29.980
22) S DCBP (S)	9.683	10.188	6890457	8447335	42.542	54.712 #
Target Compounds						
2) a-BHC	6.064f	6.347f	216866	359013	0.697	0.911 #
3) g-BHC	6.283f	6.621	496978	419144	1.883	1.254 #
4) b-BHC	6.383	6.696	1599212	418280	14.014	2.757 #
5) Heptachlor	6.705	7.010	341864	1707260	1.350	6.037 #
6) d-BHC	6.522	6.963f	332619	460557	1.215	1.299
7) Aldrin	6.976f	7.260	183483	281042	0.692	0.922 #
8) Heptachlo...	7.411	7.712f	213070	321209	0.873	1.178 #
9) trans-Chl...	7.496	7.837	239504	448621	0.943	1.586 #
10) cis-Chlor...	7.601	7.959f	261521	394996	1.076	1.472 #
11) Endosulfa...	7.726	7.996	182854	285493	0.800	1.130 #
12) 4,4'-DDE	7.663	8.044	471383	650016	1.814m	MDL=MRL 2.229
13) Dieldrin	7.877	8.188	133331	344865	0.528	1.226 #
14) Endrin	8.087f	8.395	1025512	229724	5.561	1.176 #
15) 4,4'-DDD	8.087	8.453	1025512	751395	4.695	3.217 # Q-41
16) Endosulfa...	8.224	8.539	129483	196039	0.621	0.854 #
17) 4,4'-DDT	8.287	8.676	266509	342080	1.336	MDL=MRL 1.796 #
18) Endrin Al...	8.504	8.783	132237	180665	0.325	0.566 #
19) Endosulfa...	8.811	8.977	256182	190779	1.151	0.746 #
20) Methoxychlor	8.620	9.159	533379	209796	5.330	2.170 #
21) Endrin Ke...	8.997	9.380f	126243	194442	0.516	0.783 #
23) Hexachlor...	3.285	3.449	124013	133524	0.367	0.372
24) Hexachlor...	5.891	6.187	209985	3918703	0.701	12.688 #
25) Oxychlorane	7.344	7.644	202085	392346	0.811	1.635 #
26) 2,4'-DDE	7.411	7.837	213070	448621	1.152	MDL=MRL 2.313 #

Quantitation Report (QT Reviewed)

Data Path : C:\msdchem\1\data\2020-12\0L10062\
 Data File : ECD5-12102009.D
 Signal(s) : Signal #1: ECD1A.CH Signal #2: ECD2B.CH
 Acq On : 10 Dec 2020 18:12
 Operator : MJB
 Sample : A0K0733-01RE1
 Misc : 1x, 8081B 2,4+4,4-DDx Only, GPC
 ALS Vial : 10 (Sig #1); 0 (Sig #2) Sample Multiplier: 1

Integration File signal 1: PEST1.e
 Integration File signal 2: PEST2.e
 Quant Time: Dec 11 11:32:41 2020
 Quant Method : C:\msdchem\1\methods\ECD5_QUANTPEST_201014RT8.M
 Quant Title : Instrument: DualECD5
 QLast Update : Thu Oct 15 11:11:37 2020
 Response via : Initial Calibration
 Integrator: ChemStation 6890 Scale Mode: Small noise peaks clipped

Volume Inj. : 2uL
 Signal #1 Phase : Rtx-CLPesticides Signal #2 Phase: Rtx-CLPesticides2
 Signal #1 Info : 30m X 0.32mm X 0. Signal #2 Info : 30m X 0.32mm X 0.25um

	Compound	RT#1	RT#2	Resp#1	Resp#2	ng/mL	ng/mL	
27)	trans-Non...	7.601	7.889	261521	374166	0.973	1.342	#
28)	2,4'-DDD	7.788	8.188	241796	344865	1.517	2.079	# MDL=MR
29)	2,4'-DDT	7.971	8.395	144573	229724	0.815	1.417	#
30)	cis-Nonac...	8.087	8.453	1025512	751395	4.057	2.653	#
31)	Mirex	8.726f	9.380f	186519	194442	0.935	0.947	
32)	Chlordane...	7.531	7.837	225114	448621	8.215	12.662	#
33)	Chlordane...	7.601f	7.959	261521	394996	9.356	13.686	#
34)	Chlordane...	8.185	8.583f	126501	211432	15.669	22.829	#
35)	Chlordane...	0.000	3.935	0	224465	N.D.	NoCal	
36)	Toxaphene...	7.601	8.152	261521	982910	280.821	359.118	#
37)	Toxaphene...	7.877	8.517	133331	207540	61.392	62.904	
38)	Toxaphene...	8.224	8.539	129483	196039	29.962	41.105	#
39)	Toxaphene...	8.451	8.583f	132758	211432	29.432	26.657	
40)	Toxaphene...	8.675	8.783	216145	180665	60.817	37.800	#
41)	Toxaphene...	8.726f	9.159	186519	209796	45.345	44.666	
42)	Toxaphene...	3.905f	3.935	350963	224465	NoCal	NoCal	

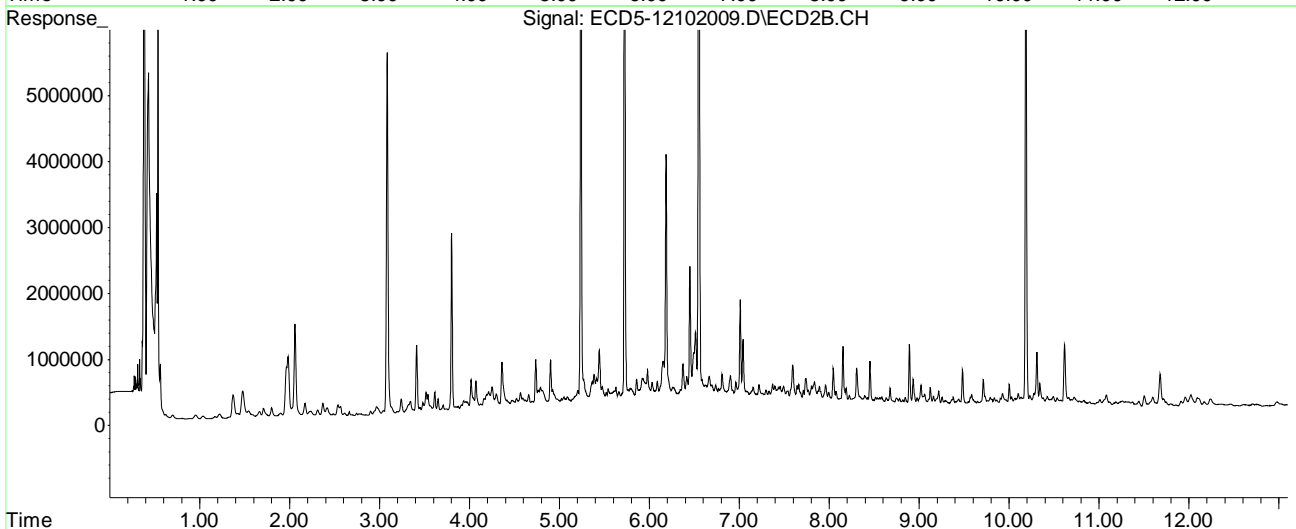
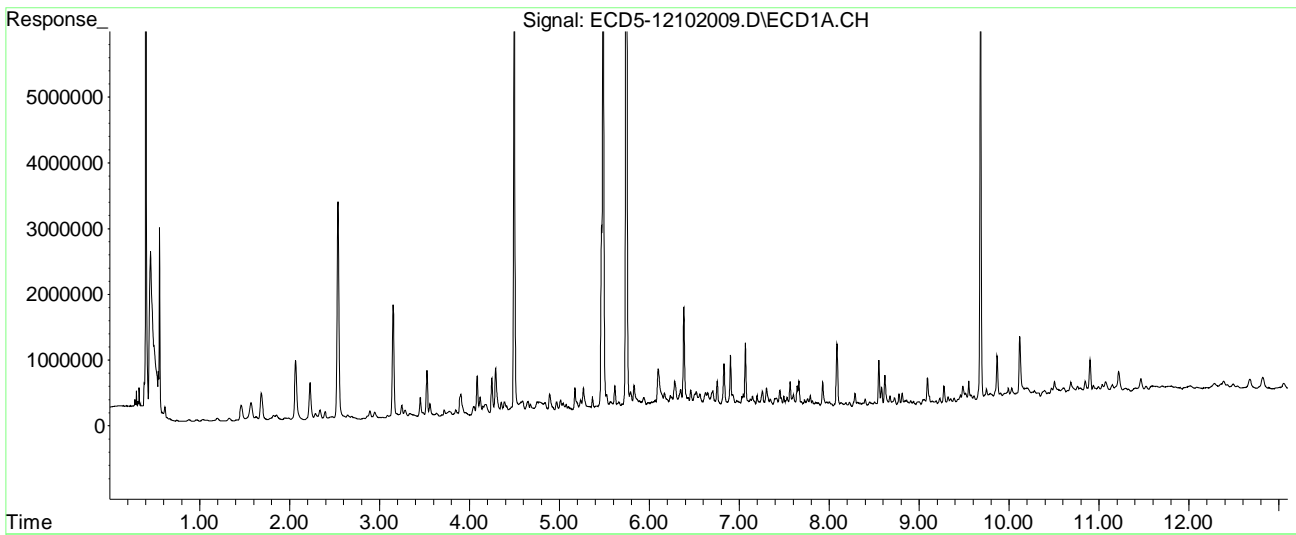
(f)=RT Delta > 1/2 Window (#)=Amounts differ by > 25% (m)=manual int.

Quantitation Report (QT Reviewed)

Data Path : C:\msdchem\1\data\2020-12\0L10062\
Data File : ECD5-12102009.D
Signal(s) : Signal #1: ECD1A.CH Signal #2: ECD2B.CH
Acq On : 10 Dec 2020 18:12
Operator : MJB
Sample : AOK0733-01RE1
Misc : 1x, 8081B 2,4+4,4-DDx Only, GPC
ALS Vial : 10 (Sig #1); 0 (Sig #2) Sample Multiplier: 1

Integration File signal 1: PEST1.e
Integration File signal 2: PEST2.e
Quant Time: Dec 11 11:32:41 2020
Quant Method : C:\msdchem\1\methods\ECD5_QUANTPEST_201014RT8.M
Quant Title : Instrument: DualECD5
QLast Update : Thu Oct 15 11:11:37 2020
Response via : Initial Calibration
Integrator: ChemStation 6890 Scale Mode: Small noise peaks clipped

Volume Inj. : 2uL
Signal #1 Phase : Rtx-CLPesticides Signal #2 Phase: Rtx-CLPesticides2
Signal #1 Info : 30m X 0.32mm X 0. Signal #2 Info : 30m X 0.32mm X 0.25um

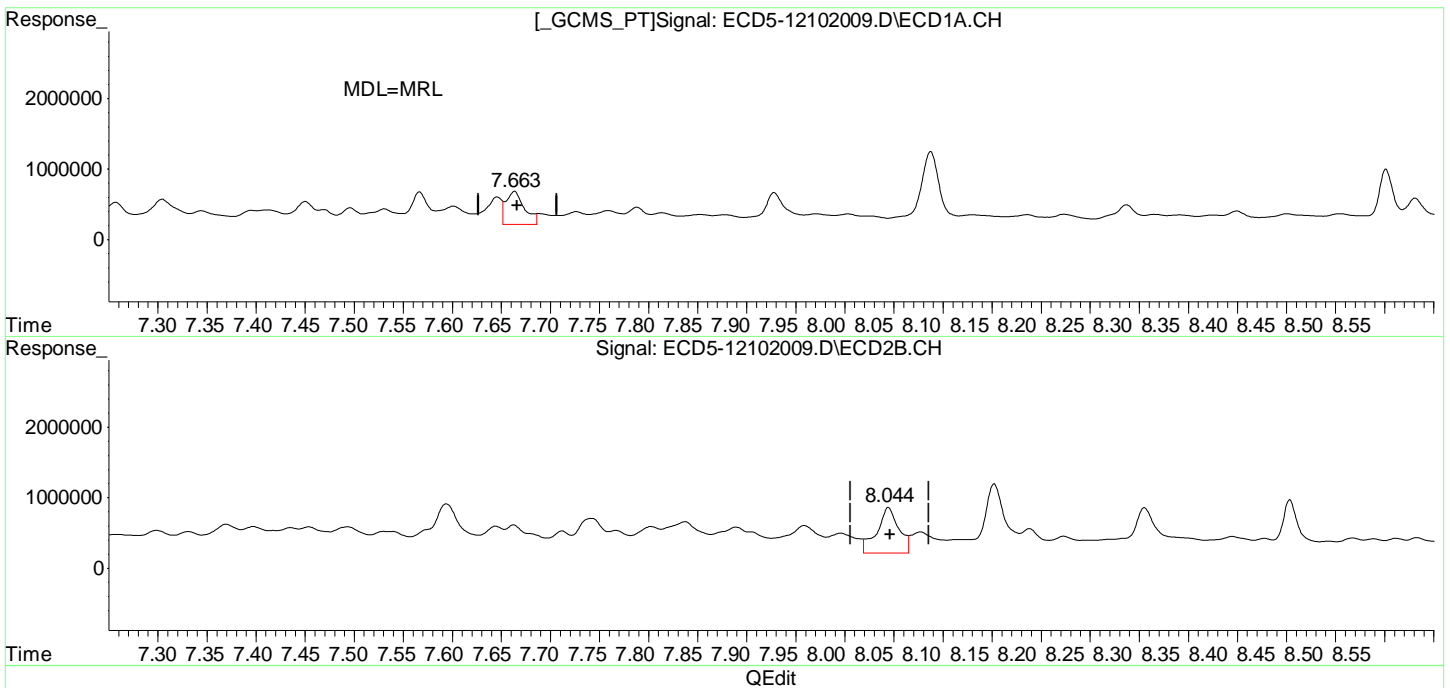


Quantitation Report (Qedit)

Data Path : C:\msdchem\1\data\2020-12\0L10062\
Data File : ECD5-12102009.D
Signal(s) : Signal #1: ECD1A.CH Signal #2: ECD2B.CH
Acq On : 10 Dec 2020 18:12
Operator : MJB
Sample : A0K0733-01RE1
Misc : 1x, 8081B 2,4+4,4-DDx Only, GPC
ALS Vial : 10 (Sig #1); 0 (Sig #2) Sample Multiplier: 1

Integration File signal 1: PEST1.e
Integration File signal 2: PEST2.e
Quant Time: Dec 11 11:31:43 2020
Quant Method : C:\msdchem\1\methods\ECD5_QUANTPEST_201014RT8.M
Quant Title : Instrument: DualECD5
QLast Update : Thu Oct 15 11:11:37 2020
Response via : Initial Calibration
Integrator: ChemStation 6890 Scale Mode: Small noise peaks clipped

Volume Inj. : 2uL
Signal #1 Phase : Rtx-CLPesticides Signal #2 Phase: Rtx-CLPesticides2
Signal #1 Info : 30m X 0.32mm X 0. Signal #2 Info : 30m X 0.32mm X 0.25um



(12) 4,4'-DDE
7.663min 1.814 ng/mL m
response 471383

MJB 12/11/20

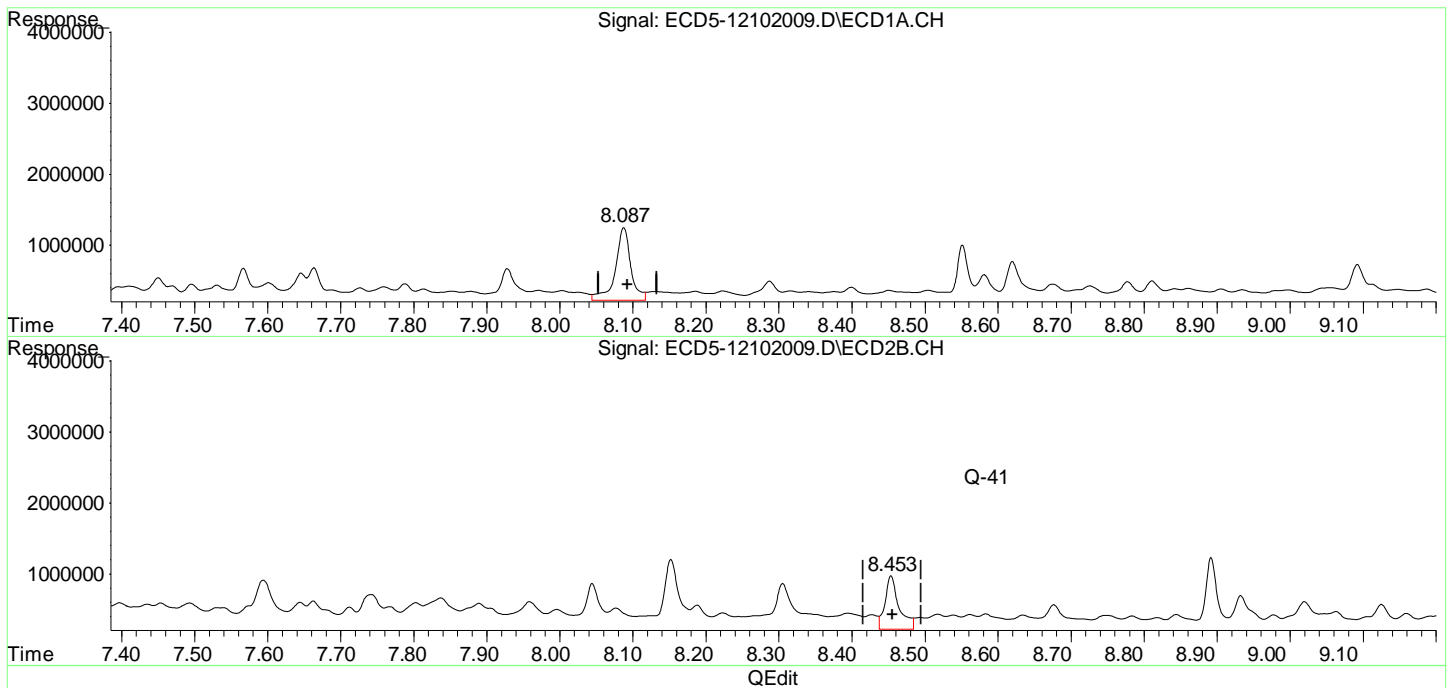
(12) 4,4'-DDE #2
8.044min 2.229 ng/mL
response 650016

Quantitation Report (Qedit)

Data Path : C:\msdchem\1\data\2020-12\0L10062\
Data File : ECD5-12102009.D
Signal(s) : Signal #1: ECD1A.CH Signal #2: ECD2B.CH
Acq On : 10 Dec 2020 18:12
Operator : MJB
Sample : A0K0733-01RE1
Misc : 1x, 8081B 2,4+4,4-DDx Only, GPC
ALS Vial : 10 (Sig #1); 0 (Sig #2) Sample Multiplier: 1

Integration File signal 1: PEST1.e
Integration File signal 2: PEST2.e
Quant Time: Dec 11 11:31:43 2020
Quant Method : C:\msdchem\1\methods\ECD5_QUANTPEST_201014RT8.M
Quant Title : Instrument: DualECD5
QLast Update : Thu Oct 15 11:11:37 2020
Response via : Initial Calibration
Integrator: ChemStation 6890 Scale Mode: Small noise peaks clipped

Volume Inj. : 2uL
Signal #1 Phase : Rtx-CLPesticides Signal #2 Phase: Rtx-CLPesticides2
Signal #1 Info : 30m X 0.32mm X 0. Signal #2 Info : 30m X 0.32mm X 0.25um



(15) 4,4'-DDD
8.087min 4.695 ng/mL
response 1025512

MJB 12/11/20

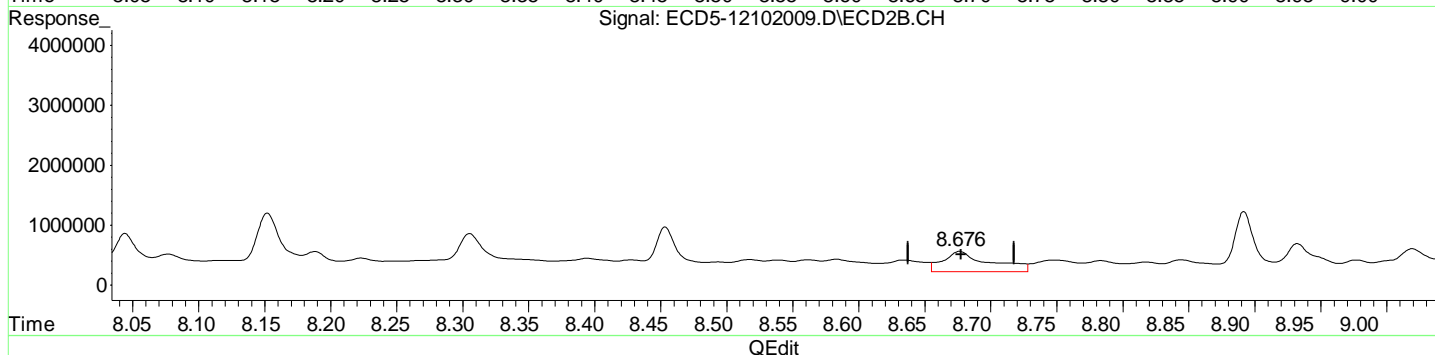
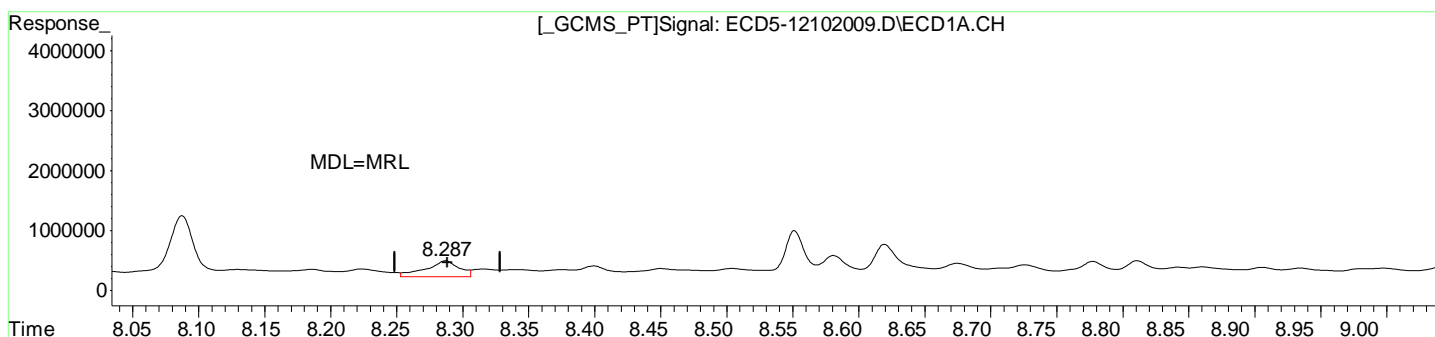
(15) 4,4'-DDD #2
8.453min 3.217 ng/mL
response 751395

Quantitation Report (Qedit)

Data Path : C:\msdchem\1\data\2020-12\0L10062\
Data File : ECD5-12102009.D
Signal(s) : Signal #1: ECD1A.CH Signal #2: ECD2B.CH
Acq On : 10 Dec 2020 18:12
Operator : MJB
Sample : A0K0733-01RE1
Misc : 1x, 8081B 2,4+4,4-DDx Only, GPC
ALS Vial : 10 (Sig #1); 0 (Sig #2) Sample Multiplier: 1

Integration File signal 1: PEST1.e
Integration File signal 2: PEST2.e
Quant Time: Dec 11 11:31:43 2020
Quant Method : C:\msdchem\1\methods\ECD5_QUANTPEST_201014RT8.M
Quant Title : Instrument: DualECD5
QLast Update : Thu Oct 15 11:11:37 2020
Response via : Initial Calibration
Integrator: ChemStation 6890 Scale Mode: Small noise peaks clipped

Volume Inj. : 2uL
Signal #1 Phase : Rtx-CLPesticides Signal #2 Phase: Rtx-CLPesticides2
Signal #1 Info : 30m X 0.32mm X 0. Signal #2 Info : 30m X 0.32mm X 0.25um



(17) 4,4'-DDT
8.287min 1.336 ng/mL
response 266509

MJB 12/11/20

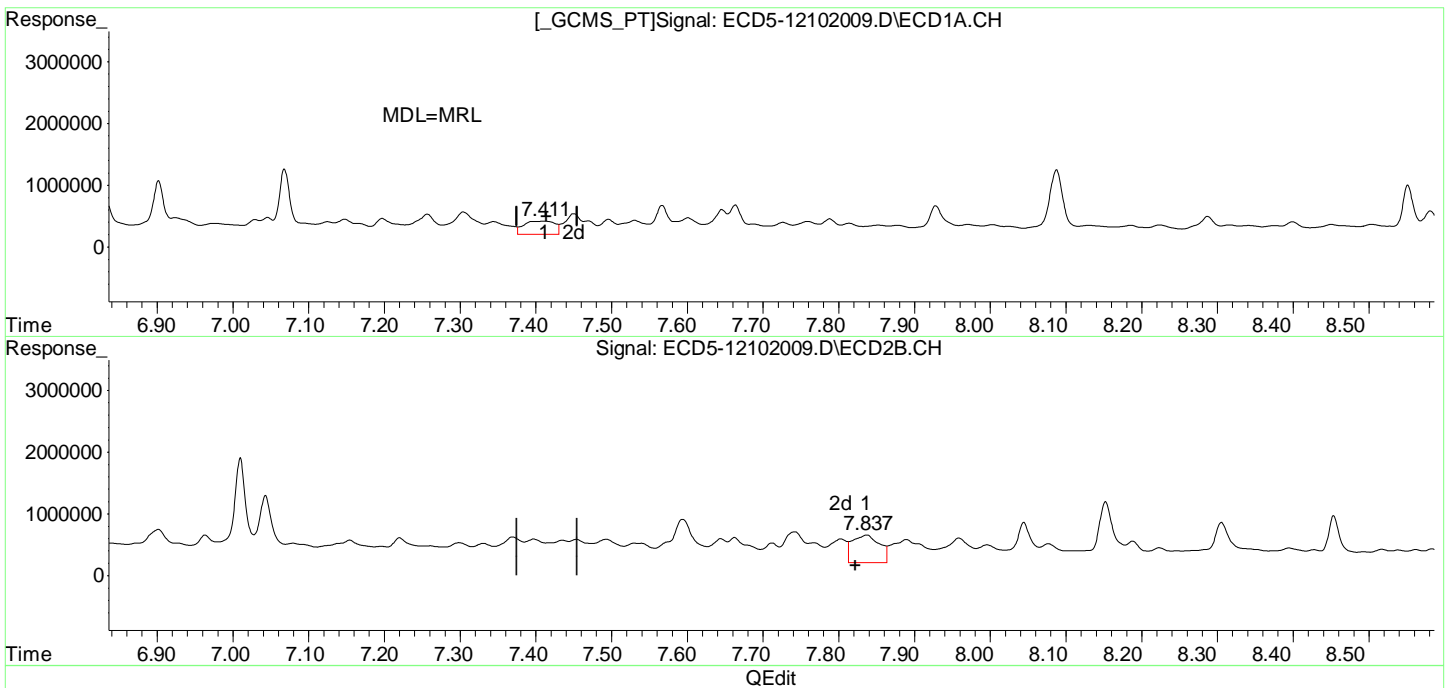
(17) 4,4'-DDT #2
8.676min 1.796 ng/mL
response 342080

Quantitation Report (Qedit)

Data Path : C:\msdchem\1\data\2020-12\0L10062\
Data File : ECD5-12102009.D
Signal(s) : Signal #1: ECD1A.CH Signal #2: ECD2B.CH
Acq On : 10 Dec 2020 18:12
Operator : MJB
Sample : A0K0733-01RE1
Misc : 1x, 8081B 2,4+4,4-DDx Only, GPC
ALS Vial : 10 (Sig #1); 0 (Sig #2) Sample Multiplier: 1

Integration File signal 1: PEST1.e
Integration File signal 2: PEST2.e
Quant Time: Dec 11 11:31:43 2020
Quant Method : C:\msdchem\1\methods\ECD5_QUANTPEST_201014RT8.M
Quant Title : Instrument: DualECD5
QLast Update : Thu Oct 15 11:11:37 2020
Response via : Initial Calibration
Integrator: ChemStation 6890 Scale Mode: Small noise peaks clipped

Volume Inj. : 2uL
Signal #1 Phase : Rtx-CLPesticides Signal #2 Phase: Rtx-CLPesticides2
Signal #1 Info : 30m X 0.32mm X 0. Signal #2 Info : 30m X 0.32mm X 0.25um



(26) 2,4'-DDE
7.411min 1.152 ng/mL
response 213070

MJB 12/11/20

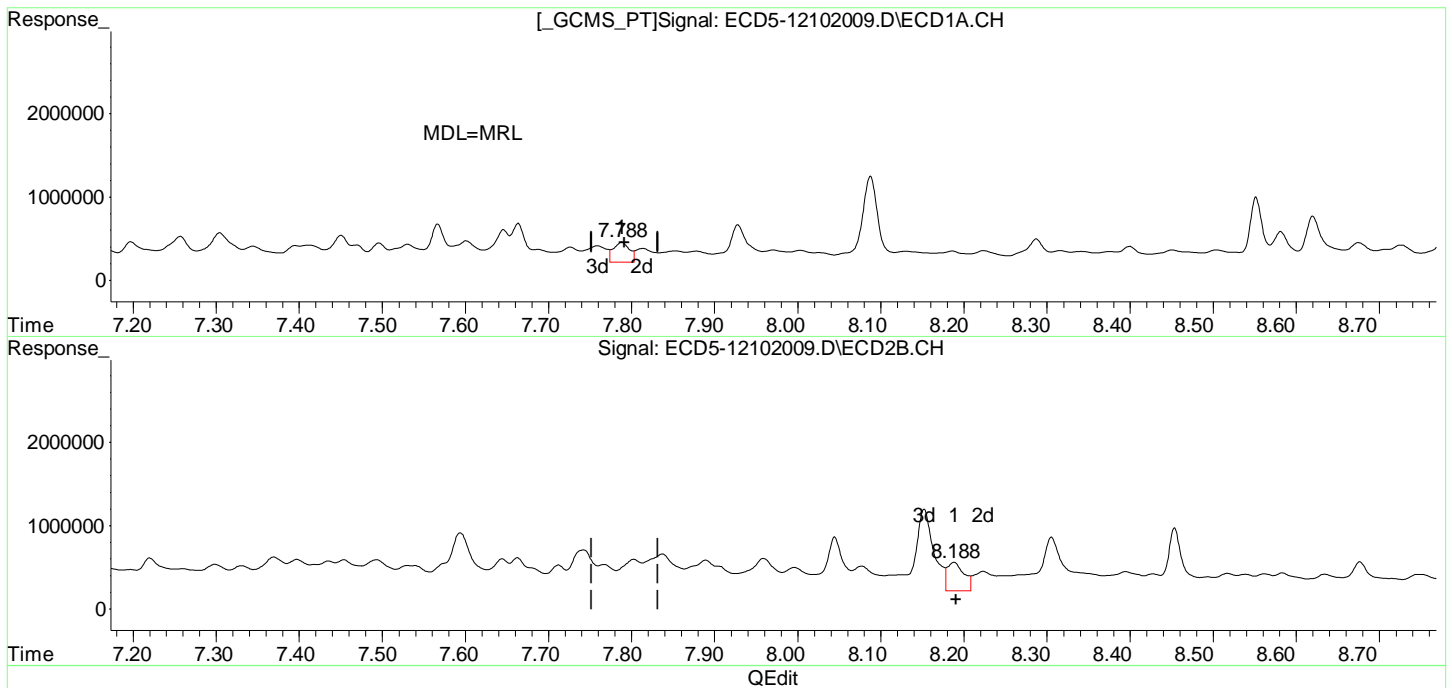
(26) 2,4'-DDE #2
7.837min 2.313 ng/mL
response 448621

Quantitation Report (Qedit)

Data Path : C:\msdchem\1\data\2020-12\0L10062\
Data File : ECD5-12102009.D
Signal(s) : Signal #1: ECD1A.CH Signal #2: ECD2B.CH
Acq On : 10 Dec 2020 18:12
Operator : MJB
Sample : A0K0733-01RE1
Misc : 1x, 8081B 2,4+4,4-DDx Only, GPC
ALS Vial : 10 (Sig #1); 0 (Sig #2) Sample Multiplier: 1

Integration File signal 1: PEST1.e
Integration File signal 2: PEST2.e
Quant Time: Dec 11 11:31:43 2020
Quant Method : C:\msdchem\1\methods\ECD5_QUANTPEST_201014RT8.M
Quant Title : Instrument: DualECD5
QLast Update : Thu Oct 15 11:11:37 2020
Response via : Initial Calibration
Integrator: ChemStation 6890 Scale Mode: Small noise peaks clipped

Volume Inj. : 2uL
Signal #1 Phase : Rtx-CLPesticides Signal #2 Phase: Rtx-CLPesticides2
Signal #1 Info : 30m X 0.32mm X 0. Signal #2 Info : 30m X 0.32mm X 0.25um



(28) 2,4'-DDD
7.788min 1.517 ng/mL
response 241796

MJB 12/11/20

(28) 2,4'-DDD #2
8.188min 2.079 ng/mL
response 344865

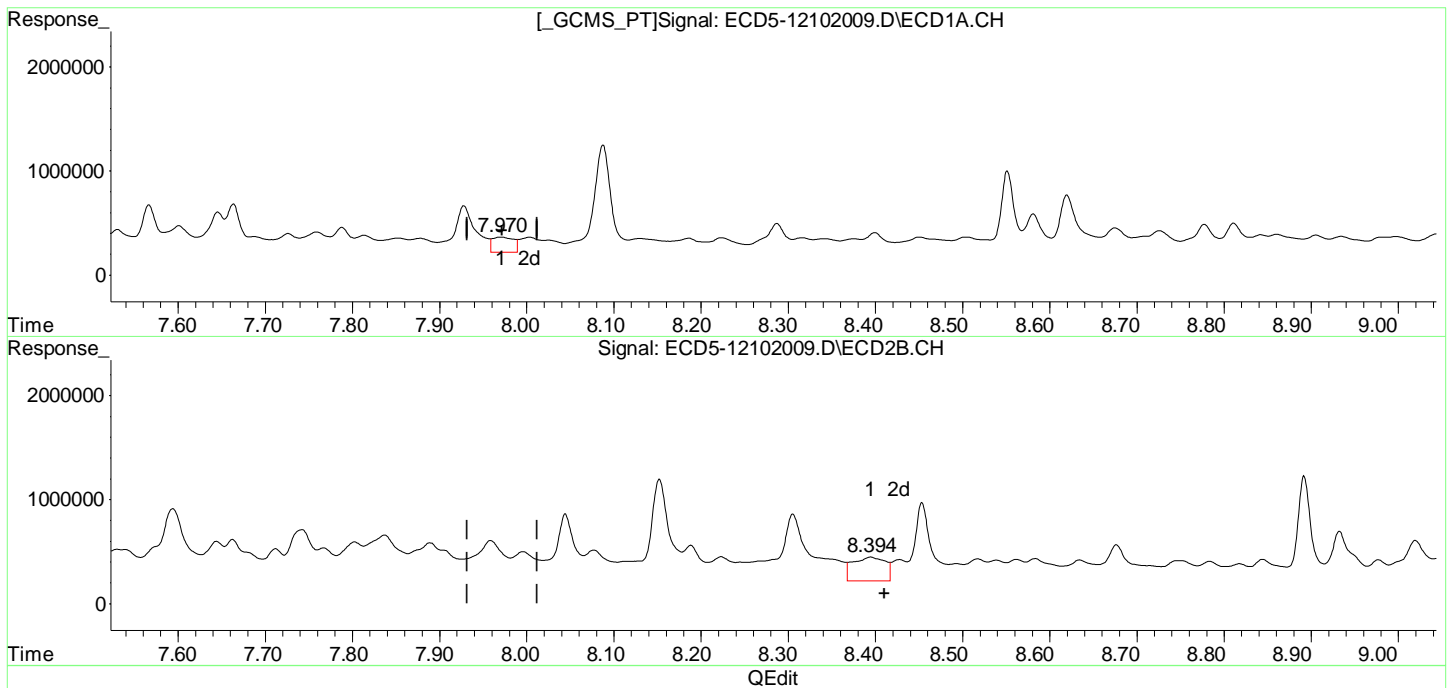
(+) = Expected Retention Time

Quantitation Report (Qedit)

Data Path : C:\msdchem\1\data\2020-12\0L10062\
Data File : ECD5-12102009.D
Signal(s) : Signal #1: ECD1A.CH Signal #2: ECD2B.CH
Acq On : 10 Dec 2020 18:12
Operator : MJB
Sample : A0K0733-01RE1
Misc : 1x, 8081B 2,4+4,4-DDx Only, GPC
ALS Vial : 10 (Sig #1); 0 (Sig #2) Sample Multiplier: 1

Integration File signal 1: PEST1.e
Integration File signal 2: PEST2.e
Quant Time: Dec 11 11:31:43 2020
Quant Method : C:\msdchem\1\methods\ECD5_QUANTPEST_201014RT8.M
Quant Title : Instrument: DualECD5
QLast Update : Thu Oct 15 11:11:37 2020
Response via : Initial Calibration
Integrator: ChemStation 6890 Scale Mode: Small noise peaks clipped

Volume Inj. : 2uL
Signal #1 Phase : Rtx-CLPesticides Signal #2 Phase: Rtx-CLPesticides2
Signal #1 Info : 30m X 0.32mm X 0. Signal #2 Info : 30m X 0.32mm X 0.25um



(29) 2,4'-DDT
7.971min 0.815 ng/mL
response 144573

MJB 12/11/20

(29) 2,4'-DDT #2
8.395min 1.417 ng/mL
response 229724

(+) = Expected Retention Time

ECD5_QUANTP..._201014RT8.M Fri Dec 11 11:35:20 2020

Page: 1

Quantitation Report (Not Reviewed)

Data Path : C:\msdchem\1\data\2020-12\0L10062\
 Data File : ECD5-12102009.D
 Signal(s) : Signal #1: ECD1A.CH Signal #2: ECD2B.CH
 Acq On : 10 Dec 2020 18:12
 Operator : MJB
 Sample : A0K0733-01RE1
 Misc : 1x, 8081B 2,4+4,4-DDx Only, GPC
 ALS Vial : 10 (Sig #1); 0 (Sig #2) Sample Multiplier: 1

MI

MJB 12/11/20

Integration File signal 1: PEST1.e
 Integration File signal 2: PEST2.e
 Quant Time: Dec 11 11:31:43 2020
 Quant Method : C:\msdchem\1\methods\ECD5_QUANTPEST_201014RT8.M
 Quant Title : Instrument: DualECD5
 QLast Update : Thu Oct 15 11:11:37 2020
 Response via : Initial Calibration
 Integrator: ChemStation 6890 Scale Mode: Small noise peaks clipped

Volume Inj. : 2uL
 Signal #1 Phase : Rtx-CLPesticides Signal #2 Phase: Rtx-CLPesticides2
 Signal #1 Info : 30m X 0.32mm X 0. Signal #2 Info : 30m X 0.32mm X 0.25um

Compound	RT#1	RT#2	Resp#1	Resp#2	ng/mL	ng/mL

System Monitoring Compounds						
1) S TCMX (S)	5.487	5.726	7423519	9286053	30.593	29.980
22) S DCBP (S)	9.683	10.188	6890457	8447335	42.542	54.712 #
Target Compounds						
2) a-BHC	6.064f	6.347f	216866	359013	0.697	0.911 #
3) g-BHC	6.283f	6.621	496978	419144	1.883	1.254 #
4) b-BHC	6.383	6.696	1599212	418280	14.014	2.757 #
5) Heptachlor	6.705	7.010	341864	1707260	1.350	6.037 #
6) d-BHC	6.522	6.963f	332619	460557	1.215	1.299
7) Aldrin	6.976f	7.260	183483	281042	0.692	0.922 #
8) Heptachlo...	7.411	7.712f	213070	321209	0.873	1.178 #
9) trans-Chl...	7.496	7.837	239504	448621	0.943	1.586 #
10) cis-Chlor...	7.601	7.959f	261521	394996	1.076	1.472 #
11) Endosulfa...	7.726	7.996	182854	285493	0.800	1.130 #
12) 4,4'-DDE	7.663	8.044	464893	650016	1.789	2.229
13) Dieldrin	7.877	8.188	133331	344865	0.528	1.226 #
14) Endrin	8.087f	8.395	1025512	229724	5.561	1.176 #
15) 4,4'-DDD	8.087	8.453	1025512	751395	4.695	3.217 #
16) Endosulfa...	8.224	8.539	129483	196039	0.621	0.854 #
17) 4,4'-DDT	8.287	8.676	266509	342080	1.336	1.796 #
18) Endrin Al...	8.504	8.783	132237	180665	0.325	0.566 #
19) Endosulfa...	8.811	8.977	256182	190779	1.151	0.746 #
20) Methoxychlor	8.620	9.159	533379	209796	5.330	2.170 #
21) Endrin Ke...	8.997	9.380f	126243	194442	0.516	0.783 #
23) Hexachlor...	3.285	3.449	124013	133524	0.367	0.372
24) Hexachlor...	5.891	6.187	209985	3918703	0.701	12.688 #
25) Oxychlorane	7.344	7.644	202085	392346	0.811	1.635 #
26) 2,4'-DDE	7.411	7.837	213070	448621	1.152	2.313 #

Quantitation Report (Not Reviewed)

Data Path : C:\msdchem\1\data\2020-12\0L10062\
 Data File : ECD5-12102009.D
 Signal(s) : Signal #1: ECD1A.CH Signal #2: ECD2B.CH
 Acq On : 10 Dec 2020 18:12
 Operator : MJB
 Sample : A0K0733-01RE1
 Misc : 1x, 8081B 2,4+4,4-DDx Only, GPC
 ALS Vial : 10 (Sig #1); 0 (Sig #2) Sample Multiplier: 1

Integration File signal 1: PEST1.e
 Integration File signal 2: PEST2.e
 Quant Time: Dec 11 11:31:43 2020
 Quant Method : C:\msdchem\1\methods\ECD5_QUANTPEST_201014RT8.M
 Quant Title : Instrument: DualECD5
 QLast Update : Thu Oct 15 11:11:37 2020
 Response via : Initial Calibration
 Integrator: ChemStation 6890 Scale Mode: Small noise peaks clipped

Volume Inj. : 2uL
 Signal #1 Phase : Rtx-CLPesticides Signal #2 Phase: Rtx-CLPesticides2
 Signal #1 Info : 30m X 0.32mm X 0. Signal #2 Info : 30m X 0.32mm X 0.25um

	Compound	RT#1	RT#2	Resp#1	Resp#2	ng/mL	ng/mL
27)	trans-Non...	7.601	7.889	261521	374166	0.973	1.342 #
28)	2,4'-DDD	7.788	8.188	241796	344865	1.517	2.079 #
29)	2,4'-DDT	7.971	8.395	144573	229724	0.815	1.417 #
30)	cis-Nonac...	8.087	8.453	1025512	751395	4.057	2.653 #
31)	Mirex	8.726f	9.380f	186519	194442	0.935	0.947
32)	Chlordane...	7.531	7.837	225114	448621	8.215	12.662 #
33)	Chlordane...	7.601f	7.959	261521	394996	9.356	13.686 #
34)	Chlordane...	8.185	8.583f	126501	211432	15.669	22.829 #
35)	Chlordane...	0.000	3.935	0	224465	N.D.	NoCal
36)	Toxaphene...	7.601	8.152	261521	982910	280.821	359.118 #
37)	Toxaphene...	7.877	8.517	133331	207540	61.392	62.904
38)	Toxaphene...	8.224	8.539	129483	196039	29.962	41.105 #
39)	Toxaphene...	8.451	8.583f	132758	211432	29.432	26.657
40)	Toxaphene...	8.675	8.783	216145	180665	60.817	37.800 #
41)	Toxaphene...	8.726f	9.159	186519	209796	45.345	44.666
42)	Toxaphene...	3.905f	3.935	350963	224465	NoCal	NoCal

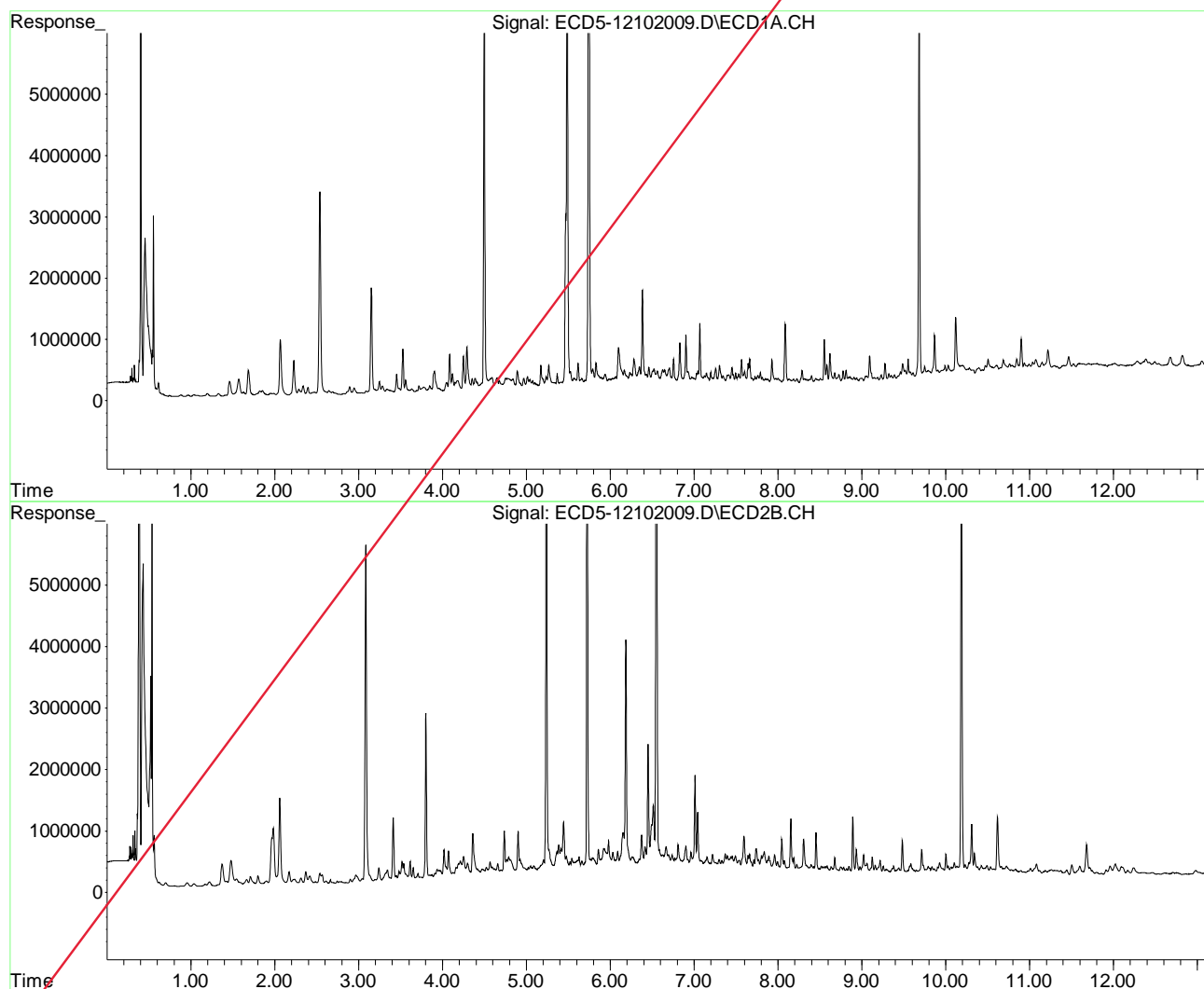
(f)=RT Delta > 1/2 Window (#)=Amounts differ by > 25% (m)=manual int.

Quantitation Report (Not Reviewed)

Data Path : C:\msdchem\1\data\2020-12\0L10062\
Data File : ECD5-12102009.D
Signal(s) : Signal #1: ECD1A.CH Signal #2: ECD2B.CH
Acq On : 10 Dec 2020 18:12
Operator : MJB
Sample : A0K0733-01RE1
Misc : 1x, 8081B 2,4+4,4-DDx Only, GPC
ALS Vial : 10 (Sig #1); 0 (Sig #2) Sample Multiplier: 1

Integration File signal 1: PEST1.e
Integration File signal 2: PEST2.e
Quant Time: Dec 11 11:31:43 2020
Quant Method : C:\msdchem\1\methods\ECD5_QUANTPEST_201014RT8.M
Quant Title : Instrument: DualECD5
QLast Update : Thu Oct 15 11:11:37 2020
Response via : Initial Calibration
Integrator: ChemStation 6890 Scale Mode: Small noise peaks clipped

Volume Inj. : 2uL
Signal #1 Phase : Rtx-CLPesticides Signal #2 Phase: Rtx-CLPesticides2
Signal #1 Info : 30m X 0.32mm X 0. Signal #2 Info : 30m X 0.32mm X 0.25um



Quantitation Report (QT Reviewed)

Data Path : C:\msdchem\1\data\2020-12\0L10062\
 Data File : ECD5-12102010.D
 Signal(s) : Signal #1: ECD1A.CH Signal #2: ECD2B.CH
 Acq On : 10 Dec 2020 18:29
 Operator : MJB
 Sample : 0120356-DUP1
 Misc : 1x, 8081B 2,4+4,4-DDx Only, GPC
 ALS Vial : 11 (Sig #1); 0 (Sig #2) Sample Multiplier: 1

MJB 12/11/20

Integration File signal 1: PEST1.e
 Integration File signal 2: PEST2.e
 Quant Time: Dec 11 11:44:40 2020
 Quant Method : C:\msdchem\1\methods\ECD5_QUANTPEST_201014RT8.M
 Quant Title : Instrument: DualECD5
 QLast Update : Thu Oct 15 11:11:37 2020
 Response via : Initial Calibration
 Integrator: ChemStation 6890 Scale Mode: Small noise peaks clipped

Volume Inj. : 2uL
 Signal #1 Phase : Rtx-CLPesticides Signal #2 Phase: Rtx-CLPesticides2
 Signal #1 Info : 30m X 0.32mm X 0. Signal #2 Info : 30m X 0.32mm X 0.25um

Compound	RT#1	RT#2	Resp#1	Resp#2	ng/mL	ng/mL

System Monitoring Compounds						
1) S TCMX (S)	5.489	5.727	9606689	7752110	39.589	25.028 #
22) S DCBP (S)	9.684	10.189	5674362	6872641	35.014	44.787 #
Target Compounds						
2) a-BHC	6.044	6.293	504044	943849	1.621	2.394 #
3) g-BHC	6.281f	6.625	827622	1277693	3.136	3.823
4) b-BHC	6.384	6.701	3567418	962726	31.591	6.345 #
5) Heptachlor	6.706	7.010	645159	3527535	2.548	12.473 #
6) d-BHC	6.523	6.967f	717167	1130234	2.620	3.462 #
7) Aldrin	6.983f	7.263	480185	652438	1.810	2.140
8) Heptachlo...	7.411	7.683	506038	925865	2.072	3.394 #
9) trans-Chl...	7.497	7.845	486366	861042	1.914	3.045 #
10) cis-Chlor...	7.603	7.924	583212	546393	2.399	2.036
11) Endosulfa...	0.000	7.997	0	599934	N.D.	2.374 #
12) 4,4'-DDE	7.664	8.046	665112	859183	2.560	R-02 2.946
13) Dieldrin	7.883	8.189	343389	536153	1.361	1.906 #
14) Endrin	8.088f	8.394	1134852	452926	6.154	2.319 #
15) 4,4'-DDD	8.088	8.455	1134852	821333	5.195	3.517 # Q-41
16) Endosulfa...	8.229	8.540	259001	410035	1.243	1.786 #
17) 4,4'-DDT	8.288	8.680	319827	400258	1.603	MDL-MR2 2.102 #
18) Endrin Al...	8.510	8.786	286687	341258	1.131	1.361
19) Endosulfa...	8.812	8.979	404007	331274	1.950	1.454 #
20) Methoxychlor	8.620	9.127	568161	531513	5.689	5.497
21) Endrin Ke...	8.998	9.363	249795	279390	1.020	1.124
23) Hexachlor...	3.289	3.481f	147117	490009	0.469	1.365 #
24) Hexachlor...	5.867	6.188	599666	7528329	2.394	24.375 #
25) Oxychlorane	0.000	7.648f	0	884029	N.D.	3.683 #
26) 2,4'-DDE	7.411	7.831	506038	691637	3.047	R-02 3.565m

Quantitation Report (QT Reviewed)

Data Path : C:\msdchem\1\data\2020-12\0L10062\
 Data File : ECD5-12102010.D
 Signal(s) : Signal #1: ECD1A.CH Signal #2: ECD2B.CH
 Acq On : 10 Dec 2020 18:29
 Operator : MJB
 Sample : 0120356-DUP1
 Misc : 1x, 8081B 2,4+4,4-DDx Only, GPC
 ALS Vial : 11 (Sig #1); 0 (Sig #2) Sample Multiplier: 1

Integration File signal 1: PEST1.e
 Integration File signal 2: PEST2.e
 Quant Time: Dec 11 11:44:40 2020
 Quant Method : C:\msdchem\1\methods\ECD5_QUANTPEST_201014RT8.M
 Quant Title : Instrument: DualECD5
 QLast Update : Thu Oct 15 11:11:37 2020
 Response via : Initial Calibration
 Integrator: ChemStation 6890 Scale Mode: Small noise peaks clipped

Volume Inj. : 2uL
 Signal #1 Phase : Rtx-CLPesticides Signal #2 Phase: Rtx-CLPesticides2
 Signal #1 Info : 30m X 0.32mm X 0. Signal #2 Info : 30m X 0.32mm X 0.25um

	Compound	RT#1	RT#2	Resp#1	Resp#2	ng/mL	ng/mL
27)	trans-Non...	7.603	7.887	583212	721438	2.426	2.588
28)	2,4'-DDD	7.789	8.189	406129	536153	2.708	R-02 3.374
29)	2,4'-DDT	7.959	8.394	317941	452926	2.079 ^m	R-023.032 #
30)	cis-Nonac...	8.088	8.455	1134852	821333	4.512	2.920 #
31)	Mirex	8.728	9.363	292498	279390	1.664	1.519
32)	Chlordane...	7.533	7.845	499058	861042	18.213	24.302 #
33)	Chlordane...	7.645	7.961	658817	650037	23.570	22.523
34)	Chlordane...	8.187	8.585	285207	385828	35.327	44.670 #
35)	Chlordane...	0.000	3.935	0	341089	N.D.	NoCal
36)	Toxaphene...	7.603	8.152	583212	1321372	613.024	482.779
37)	Toxaphene...	7.883	8.517	343389	430556	158.113	130.499
38)	Toxaphene...	8.229	8.540	259001	410035	59.932	85.976 #
39)	Toxaphene...	8.451	8.585 ^f	283237	385828	62.792	48.645
40)	Toxaphene...	8.676	8.786	352941	341258	99.308	71.401 #
41)	Toxaphene...	8.728 ^f	9.161	292498	338782	71.111	72.127
42)	Toxaphene...	3.907 ^f	3.935	949093	341089	NoCal	NoCal

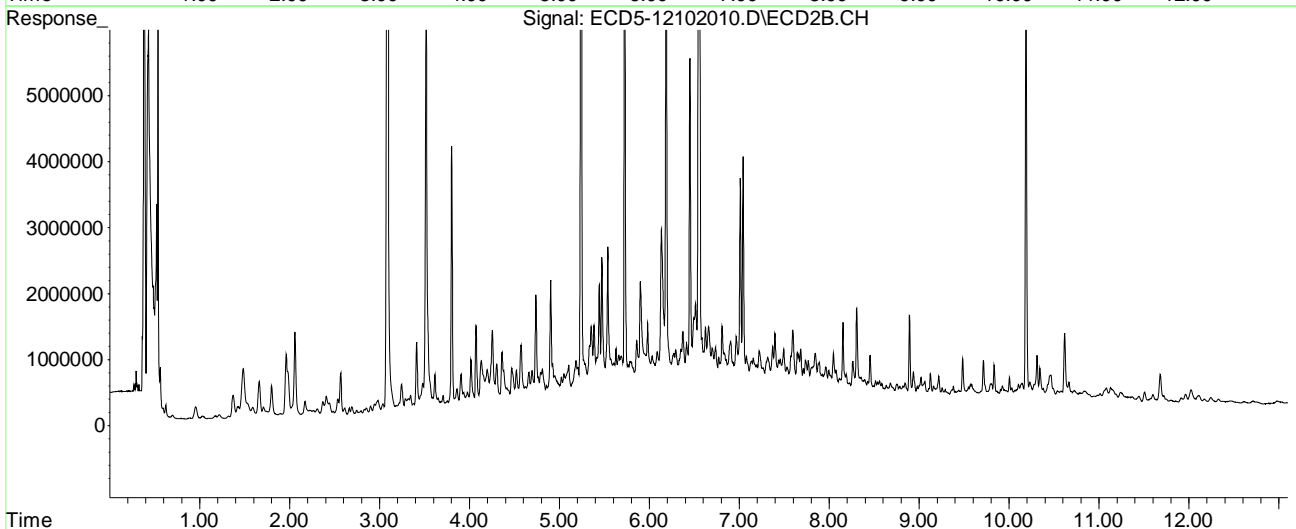
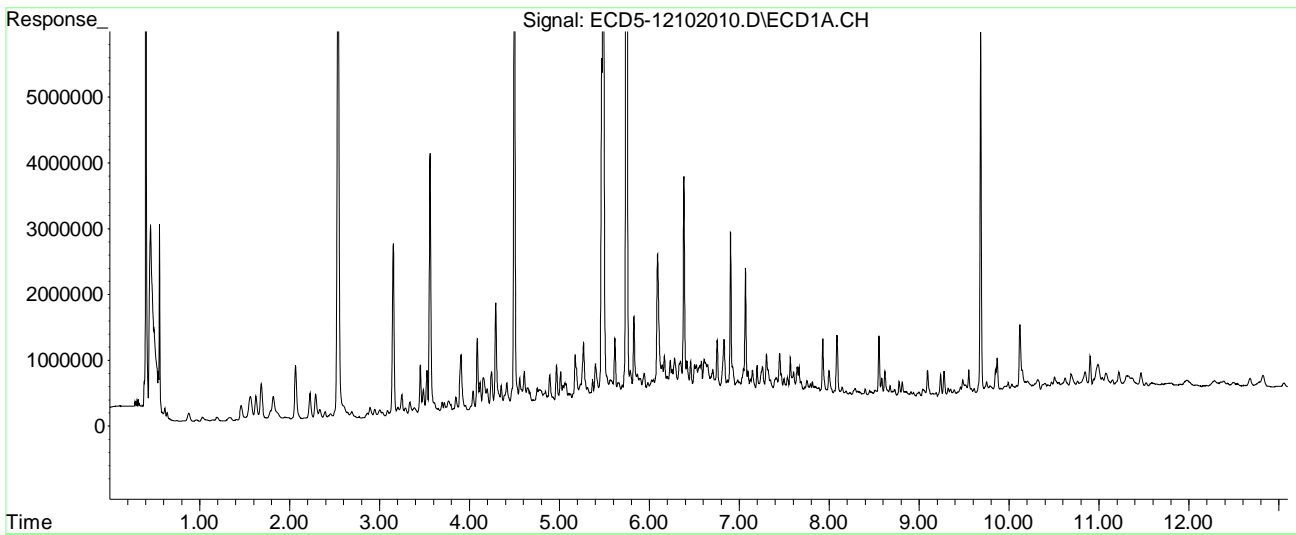
(f)=RT Delta > 1/2 Window (#)=Amounts differ by > 25% (m)=manual int.

Quantitation Report (QT Reviewed)

Data Path : C:\msdchem\1\data\2020-12\0L10062\
Data File : ECD5-12102010.D
Signal(s) : Signal #1: ECD1A.CH Signal #2: ECD2B.CH
Acq On : 10 Dec 2020 18:29
Operator : MJB
Sample : 0120356-DUP1
Misc : 1x, 8081B 2,4+4,4-DDx Only, GPC
ALS Vial : 11 (Sig #1); 0 (Sig #2) Sample Multiplier: 1

Integration File signal 1: PEST1.e
Integration File signal 2: PEST2.e
Quant Time: Dec 11 11:44:40 2020
Quant Method : C:\msdchem\1\methods\ECD5_QUANTPEST_201014RT8.M
Quant Title : Instrument: DualECD5
QLast Update : Thu Oct 15 11:11:37 2020
Response via : Initial Calibration
Integrator: ChemStation 6890 Scale Mode: Small noise peaks clipped

Volume Inj. : 2uL
Signal #1 Phase : Rtx-CLPesticides Signal #2 Phase: Rtx-CLPesticides2
Signal #1 Info : 30m X 0.32mm X 0. Signal #2 Info : 30m X 0.32mm X 0.25um

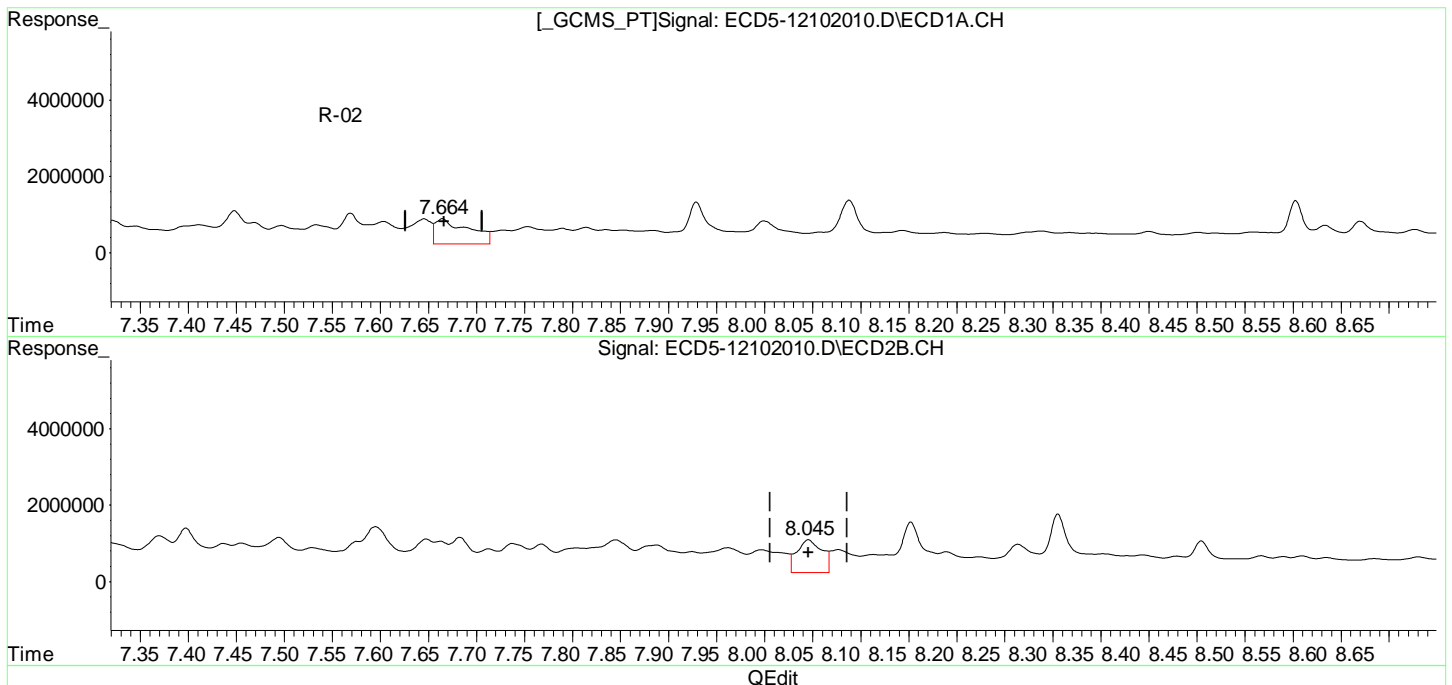


Quantitation Report (Qedit)

Data Path : C:\msdchem\1\data\2020-12\0L10062\
Data File : ECD5-12102010.D
Signal(s) : Signal #1: ECD1A.CH Signal #2: ECD2B.CH
Acq On : 10 Dec 2020 18:29
Operator : MJB
Sample : 0120356-DUP1
Misc : 1x, 8081B 2,4+4,4-DDx Only, GPC
ALS Vial : 11 (Sig #1); 0 (Sig #2) Sample Multiplier: 1

Integration File signal 1: PEST1.e
Integration File signal 2: PEST2.e
Quant Time: Dec 11 11:42:27 2020
Quant Method : C:\msdchem\1\methods\ECD5_QUANTPEST_201014RT8.M
Quant Title : Instrument: DualECD5
QLast Update : Thu Oct 15 11:11:37 2020
Response via : Initial Calibration
Integrator: ChemStation 6890 Scale Mode: Small noise peaks clipped

Volume Inj. : 2uL
Signal #1 Phase : Rtx-CLPesticides Signal #2 Phase: Rtx-CLPesticides2
Signal #1 Info : 30m X 0.32mm X 0. Signal #2 Info : 30m X 0.32mm X 0.25um



(12) 4,4'-DDE
7.664min 2.560 ng/mL
response 665112

MJB 12/11/20

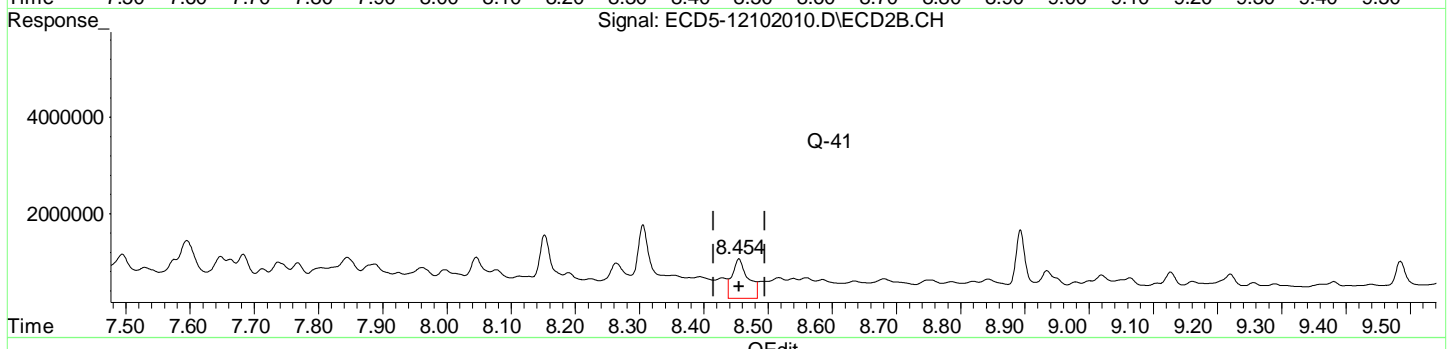
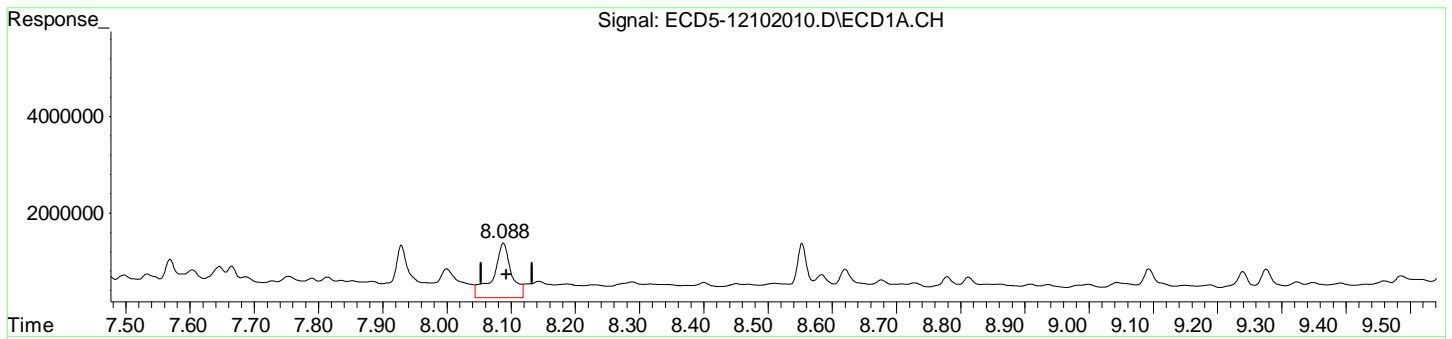
(12) 4,4'-DDE #2
8.046min 2.946 ng/mL
response 859183

Quantitation Report (Qedit)

Data Path : C:\msdchem\1\data\2020-12\0L10062\
Data File : ECD5-12102010.D
Signal(s) : Signal #1: ECD1A.CH Signal #2: ECD2B.CH
Acq On : 10 Dec 2020 18:29
Operator : MJB
Sample : 0120356-DUP1
Misc : 1x, 8081B 2,4+4,4-DDx Only, GPC
ALS Vial : 11 (Sig #1); 0 (Sig #2) Sample Multiplier: 1

Integration File signal 1: PEST1.e
Integration File signal 2: PEST2.e
Quant Time: Dec 11 11:42:27 2020
Quant Method : C:\msdchem\1\methods\ECD5_QUANTPEST_201014RT8.M
Quant Title : Instrument: DualECD5
QLast Update : Thu Oct 15 11:11:37 2020
Response via : Initial Calibration
Integrator: ChemStation 6890 Scale Mode: Small noise peaks clipped

Volume Inj. : 2uL
Signal #1 Phase : Rtx-CLPesticides Signal #2 Phase: Rtx-CLPesticides2
Signal #1 Info : 30m X 0.32mm X 0. Signal #2 Info : 30m X 0.32mm X 0.25um



(15) 4,4'-DDD
8.088min 5.195 ng/mL
response 1134852

MJB 12/11/20

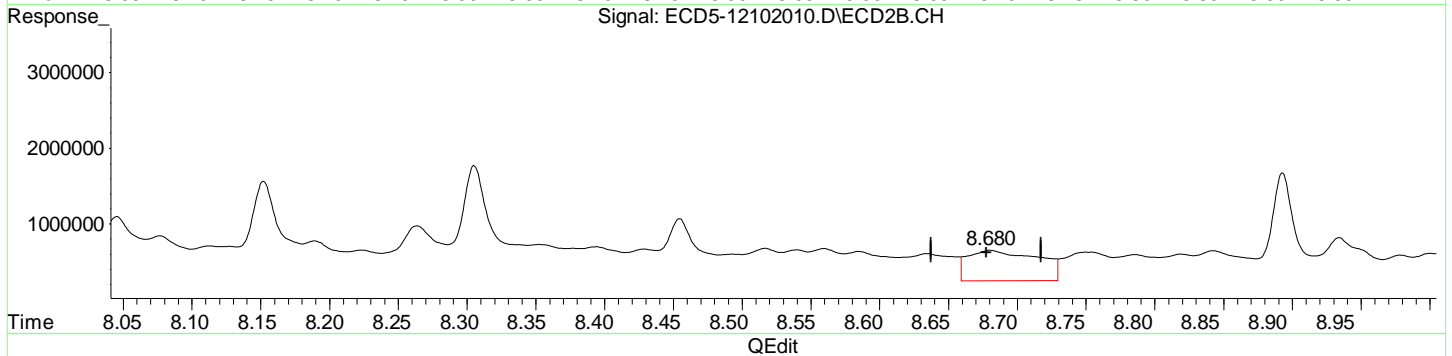
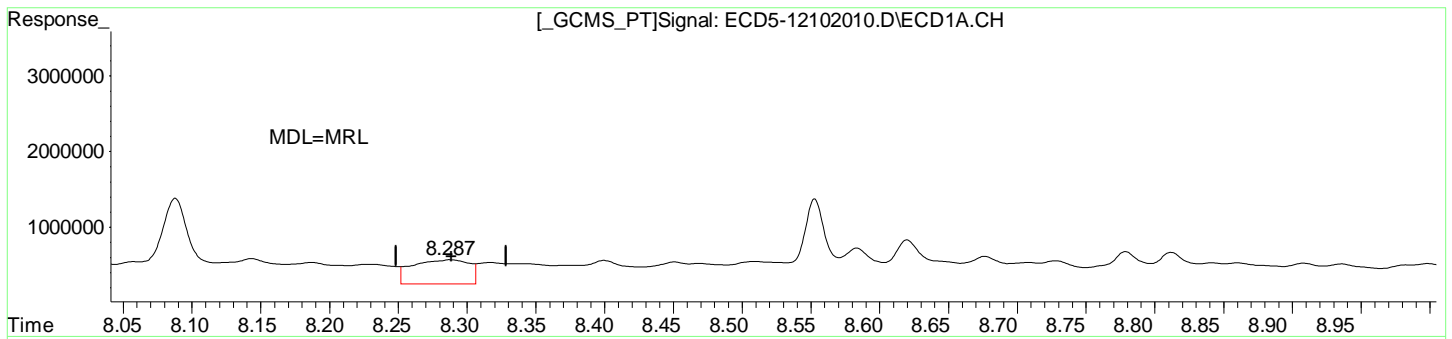
(15) 4,4'-DDD #2
8.455min 3.517 ng/mL
response 821333

Quantitation Report (Qedit)

Data Path : C:\msdchem\1\data\2020-12\0L10062\
Data File : ECD5-12102010.D
Signal(s) : Signal #1: ECD1A.CH Signal #2: ECD2B.CH
Acq On : 10 Dec 2020 18:29
Operator : MJB
Sample : 0120356-DUP1
Misc : 1x, 8081B 2,4+4,4-DDx Only, GPC
ALS Vial : 11 (Sig #1); 0 (Sig #2) Sample Multiplier: 1

Integration File signal 1: PEST1.e
Integration File signal 2: PEST2.e
Quant Time: Dec 11 11:42:27 2020
Quant Method : C:\msdchem\1\methods\ECD5_QUANTPEST_201014RT8.M
Quant Title : Instrument: DualECD5
QLast Update : Thu Oct 15 11:11:37 2020
Response via : Initial Calibration
Integrator: ChemStation 6890 Scale Mode: Small noise peaks clipped

Volume Inj. : 2uL
Signal #1 Phase : Rtx-CLPesticides Signal #2 Phase: Rtx-CLPesticides2
Signal #1 Info : 30m X 0.32mm X 0. Signal #2 Info : 30m X 0.32mm X 0.25um



(17) 4,4'-DDT
8.288min 1.603 ng/mL
response 319827

MJB 12/11/20

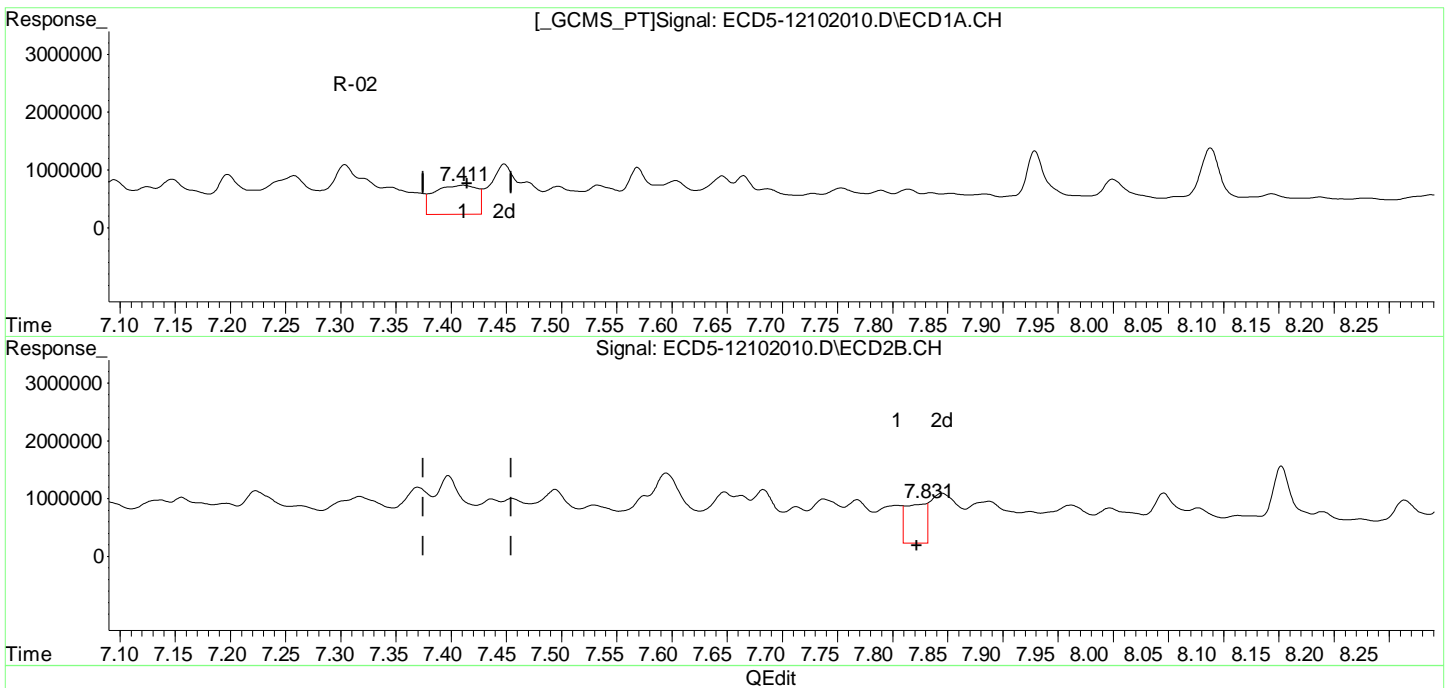
(17) 4,4'-DDT #2
8.680min 2.102 ng/mL
response 400258

Quantitation Report (Qedit)

Data Path : C:\msdchem\1\data\2020-12\0L10062\
Data File : ECD5-12102010.D
Signal(s) : Signal #1: ECD1A.CH Signal #2: ECD2B.CH
Acq On : 10 Dec 2020 18:29
Operator : MJB
Sample : 0120356-DUP1
Misc : 1x, 8081B 2,4+4,4-DDx Only, GPC
ALS Vial : 11 (Sig #1); 0 (Sig #2) Sample Multiplier: 1

Integration File signal 1: PEST1.e
Integration File signal 2: PEST2.e
Quant Time: Dec 11 11:42:27 2020
Quant Method : C:\msdchem\1\methods\ECD5_QUANTPEST_201014RT8.M
Quant Title : Instrument: DualECD5
QLast Update : Thu Oct 15 11:11:37 2020
Response via : Initial Calibration
Integrator: ChemStation 6890 Scale Mode: Small noise peaks clipped

Volume Inj. : 2uL
Signal #1 Phase : Rtx-CLPesticides Signal #2 Phase: Rtx-CLPesticides2
Signal #1 Info : 30m X 0.32mm X 0. Signal #2 Info : 30m X 0.32mm X 0.25um



(26) 2,4'-DDE
7.411min 3.047 ng/mL
response 506038

MJB 12/11/20

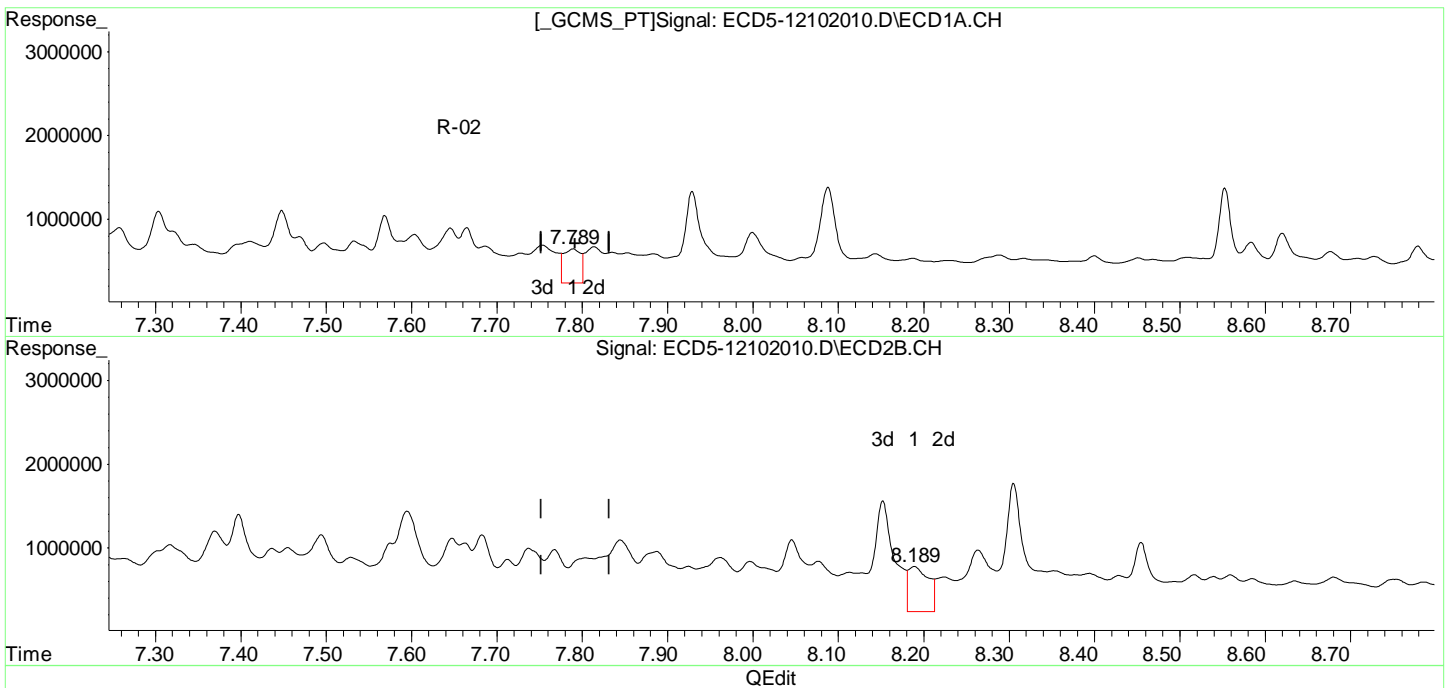
(26) 2,4'-DDE #2
7.831min 3.565 ng/mL m
response 691637

Quantitation Report (Qedit)

Data Path : C:\msdchem\1\data\2020-12\0L10062\
Data File : ECD5-12102010.D
Signal(s) : Signal #1: ECD1A.CH Signal #2: ECD2B.CH
Acq On : 10 Dec 2020 18:29
Operator : MJB
Sample : 0120356-DUP1
Misc : 1x, 8081B 2,4+4,4-DDx Only, GPC
ALS Vial : 11 (Sig #1); 0 (Sig #2) Sample Multiplier: 1

Integration File signal 1: PEST1.e
Integration File signal 2: PEST2.e
Quant Time: Dec 11 11:42:27 2020
Quant Method : C:\msdchem\1\methods\ECD5_QUANTPEST_201014RT8.M
Quant Title : Instrument: DualECD5
QLast Update : Thu Oct 15 11:11:37 2020
Response via : Initial Calibration
Integrator: ChemStation 6890 Scale Mode: Small noise peaks clipped

Volume Inj. : 2uL
Signal #1 Phase : Rtx-CLPesticides Signal #2 Phase: Rtx-CLPesticides2
Signal #1 Info : 30m X 0.32mm X 0. Signal #2 Info : 30m X 0.32mm X 0.25um



(28) 2,4'-DDD
7.789min 2.708 ng/mL
response 406129

MJB 12/11/20

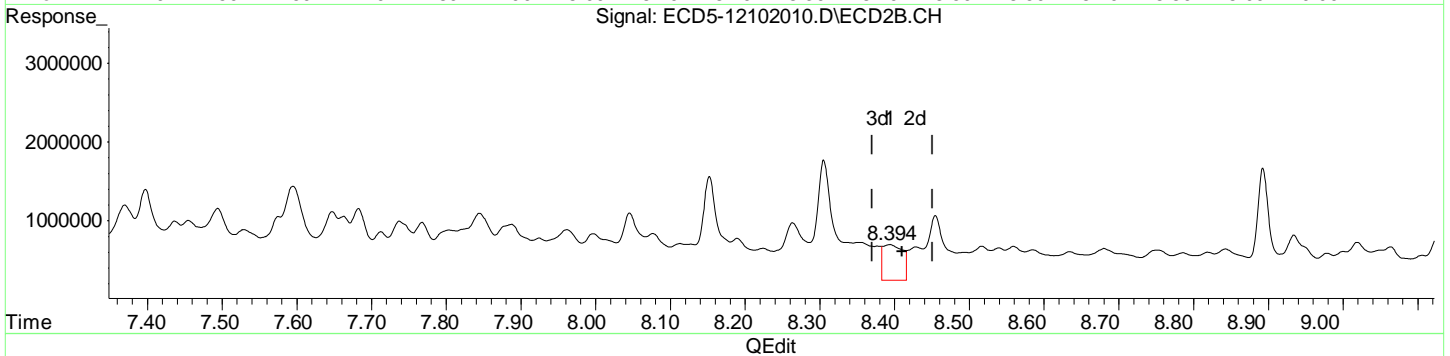
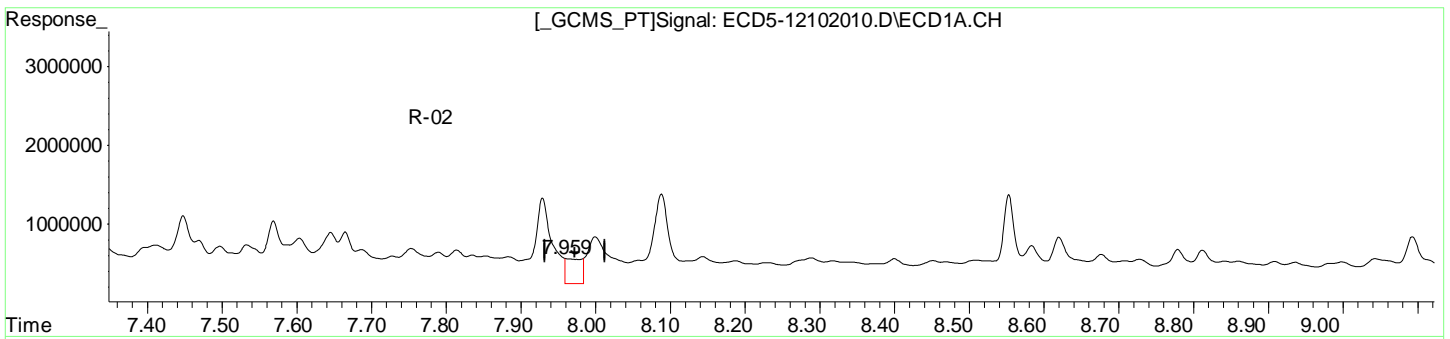
(28) 2,4'-DDD #2
8.189min 3.374 ng/mL
response 536153

Quantitation Report (Qedit)

Data Path : C:\msdchem\1\data\2020-12\0L10062\
Data File : ECD5-12102010.D
Signal(s) : Signal #1: ECD1A.CH Signal #2: ECD2B.CH
Acq On : 10 Dec 2020 18:29
Operator : MJB
Sample : 0120356-DUP1
Misc : 1x, 8081B 2,4+4,4-DDx Only, GPC
ALS Vial : 11 (Sig #1); 0 (Sig #2) Sample Multiplier: 1

Integration File signal 1: PEST1.e
Integration File signal 2: PEST2.e
Quant Time: Dec 11 11:42:27 2020
Quant Method : C:\msdchem\1\methods\ECD5_QUANTPEST_201014RT8.M
Quant Title : Instrument: DualECD5
QLast Update : Thu Oct 15 11:11:37 2020
Response via : Initial Calibration
Integrator: ChemStation 6890 Scale Mode: Small noise peaks clipped

Volume Inj. : 2uL
Signal #1 Phase : Rtx-CLPesticides Signal #2 Phase: Rtx-CLPesticides2
Signal #1 Info : 30m X 0.32mm X 0. Signal #2 Info : 30m X 0.32mm X 0.25um



(29) 2,4'-DDT
7.959min 2.079 ng/mL m
response 317941

MJB 12/11/20

(29) 2,4'-DDT #2
8.394min 3.032 ng/mL
response 452926

Quantitation Report (Not Reviewed)

MI

Data Path : C:\msdchem\1\data\2020-12\0L10062\
 Data File : ECD5-12102010.D
 Signal(s) : Signal #1: ECD1A.CH Signal #2: ECD2B.CH
 Acq On : 10 Dec 2020 18:29
 Operator : MJB
 Sample : 0120356-DUP1
 Misc : 1x, 8081B 2,4+4,4-DDx Only, GPC
 ALS Vial : 11 (Sig #1); 0 (Sig #2) Sample Multiplier: 1

MJB 12/11/20

Integration File signal 1: PEST1.e
 Integration File signal 2: PEST2.e
 Quant Time: Dec 11 11:42:27 2020
 Quant Method : C:\msdchem\1\methods\ECD5_QUANTPEST_201014RT8.M
 Quant Title : Instrument: DualECD5
 QLast Update : Thu Oct 15 11:11:37 2020
 Response via : Initial Calibration
 Integrator: ChemStation 6890 Scale Mode: Small noise peaks clipped

Volume Inj. : 2uL
 Signal #1 Phase : Rtx-CLPesticides Signal #2 Phase: Rtx-CLPesticides2
 Signal #1 Info : 30m X 0.32mm X 0. Signal #2 Info : 30m X 0.32mm X 0.25um

Compound	RT#1	RT#2	Resp#1	Resp#2	ng/mL	ng/mL

System Monitoring Compounds						
1) S TCMX (S)	5.489	5.727	9606689	7752110	39.589	25.028 #
22) S DCBP (S)	9.684	10.189	5674362	6872641	35.014	44.787 #
Target Compounds						
2) a-BHC	6.044	6.293	504044	943849	1.621	2.394 #
3) g-BHC	6.281f	6.625	827622	1277693	3.136	3.823
4) b-BHC	6.384	6.701	3567418	962726	31.591	6.345 #
5) Heptachlor	6.706	7.010	645159	3527535	2.548	12.473 #
6) d-BHC	6.523	6.967f	717167	1130234	2.620	3.462 #
7) Aldrin	6.983f	7.263	480185	652438	1.810	2.140
8) Heptachlo...	7.411	7.683	506038	925865	2.072	3.394 #
9) trans-Chl...	7.497	7.845	486366	861042	1.914	3.045 #
10) cis-Chlor...	7.603	7.924	583212	546393	2.399	2.036
11) Endosulfa...	0.000	7.997	0	599934	N.D.	2.374 #
12) 4,4'-DDE	7.664	8.046	665112	859183	2.560	2.946
13) Dieldrin	7.883	8.189	343389	536153	1.361	1.906 #
14) Endrin	8.088f	8.394	1134852	452926	6.154	2.319 #
15) 4,4'-DDD	8.088	8.455	1134852	821333	5.195	3.517 #
16) Endosulfa...	8.229	8.540	259001	410035	1.243	1.786 #
17) 4,4'-DDT	8.288	8.680	319827	400258	1.603	2.102 #
18) Endrin Al...	8.510	8.786	286687	341258	1.131	1.361
19) Endosulfa...	8.812	8.979	404007	331274	1.950	1.454 #
20) Methoxychlor	8.620	9.127	568161	531513	5.689	5.497
21) Endrin Ke...	8.998	9.363	249795	279390	1.020	1.124
23) Hexachlor...	3.289	3.481f	147117	490009	0.469	1.365 #
24) Hexachlor...	5.867	6.188	599666	7528329	2.394	24.375 #
25) Oxychlorane	0.000	7.648f	0	884029	N.D.	3.683 #
26) 2,4'-DDE	7.411	7.804	506038	650217	3.047	3.352

Quantitation Report (Not Reviewed)

Data Path : C:\msdchem\1\data\2020-12\0L10062\
 Data File : ECD5-12102010.D
 Signal(s) : Signal #1: ECD1A.CH Signal #2: ECD2B.CH
 Acq On : 10 Dec 2020 18:29
 Operator : MJB
 Sample : 0120356-DUP1
 Misc : 1x, 8081B 2,4+4,4-DDx Only, GPC
 ALS Vial : 11 (Sig #1); 0 (Sig #2) Sample Multiplier: 1

Integration File signal 1: PEST1.e
 Integration File signal 2: PEST2.e
 Quant Time: Dec 11 11:42:27 2020
 Quant Method : C:\msdchem\1\methods\ECD5_QUANTPEST_201014RT8.M
 Quant Title : Instrument: DualECD5
 QLast Update : Thu Oct 15 11:11:37 2020
 Response via : Initial Calibration
 Integrator: ChemStation 6890 Scale Mode: Small noise peaks clipped

Volume Inj. : 2uL
 Signal #1 Phase : Rtx-CLPesticides Signal #2 Phase: Rtx-CLPesticides2
 Signal #1 Info : 30m X 0.32mm X 0. Signal #2 Info : 30m X 0.32mm X 0.25um

	Compound	RT#1	RT#2	Resp#1	Resp#2	ng/mL	ng/mL
27)	trans-Non...	7.603	7.887	583212	721438	2.426	2.588
28)	2,4'-DDD	7.789	8.189	406129	536153	2.708	3.374
29)	2,4'-DDT	8.000f	8.394	597150	452926	4.111	3.032 #
30)	cis-Nonac...	8.088	8.455	1134852	821333	4.512	2.920 #
31)	Mirex	8.728	9.363	292498	279390	1.664	1.519
32)	Chlordane...	7.533	7.845	499058	861042	18.213	24.302 #
33)	Chlordane...	7.645	7.961	658817	650037	23.570	22.523
34)	Chlordane...	8.187	8.585	285207	385828	35.327	44.670 #
35)	Chlordane...	0.000	3.935	0	341089	N.D.	NoCal
36)	Toxaphene...	7.603	8.152	583212	1321372	613.024	482.779
37)	Toxaphene...	7.883	8.517	343389	430556	158.113	130.499
38)	Toxaphene...	8.229	8.540	259001	410035	59.932	85.976 #
39)	Toxaphene...	8.451	8.585f	283237	385828	62.792	48.645
40)	Toxaphene...	8.676	8.786	352941	341258	99.308	71.401 #
41)	Toxaphene...	8.728f	9.161	292498	338782	71.111	72.127
42)	Toxaphene...	3.907f	3.935	949093	341089	NoCal	NoCal

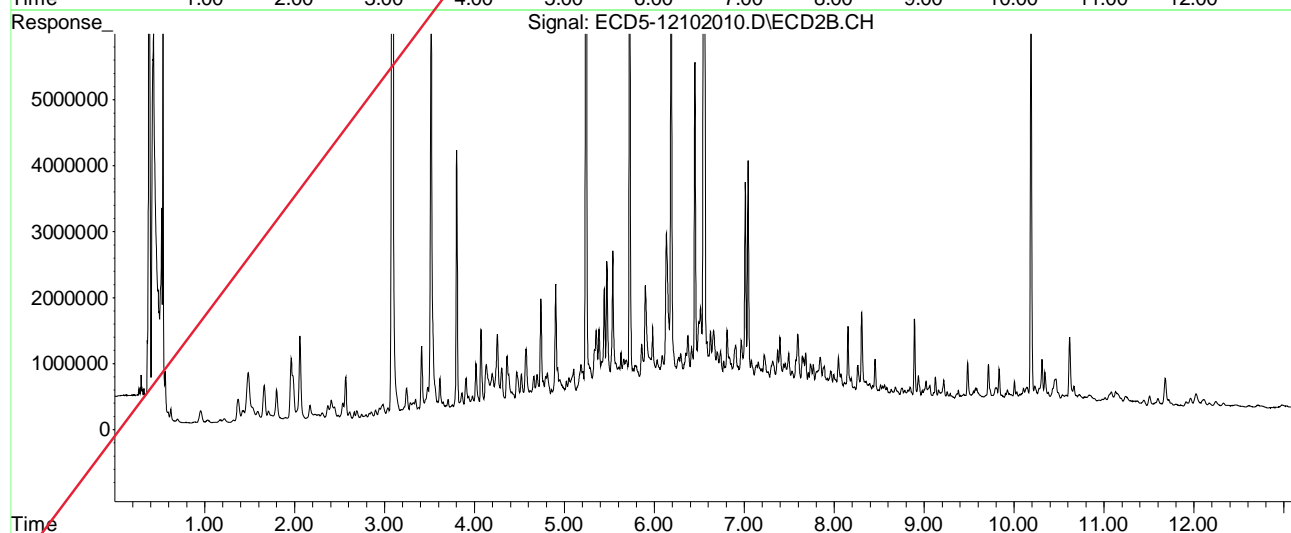
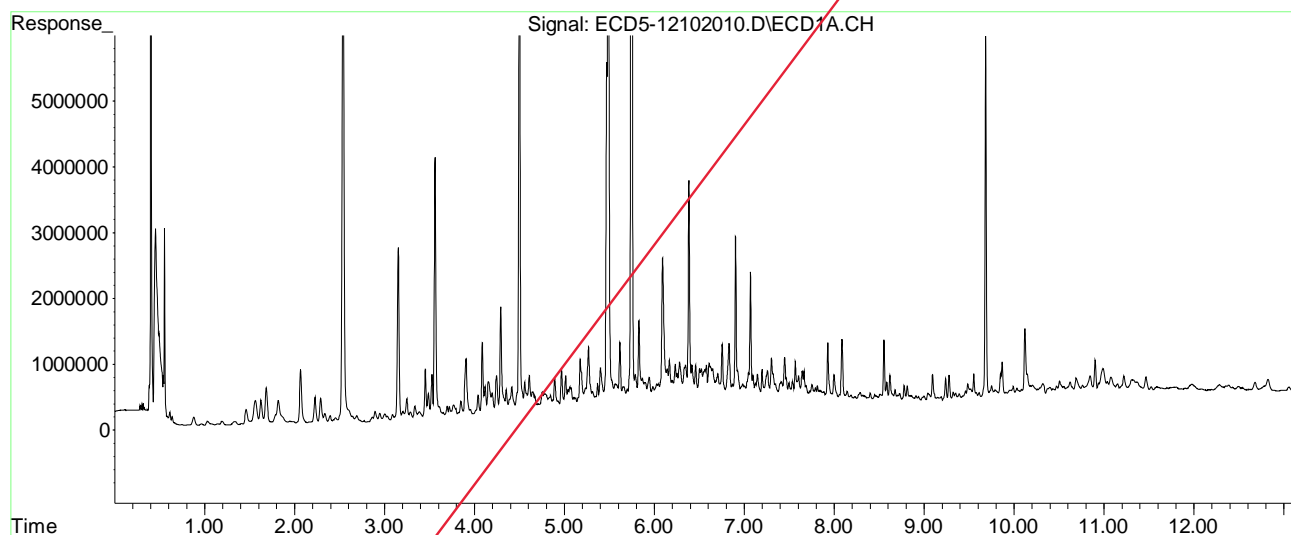
(f)=RT Delta > 1/2 Window (#)=Amounts differ by > 25% (m)=manual int.

Quantitation Report (Not Reviewed)

Data Path : C:\msdchem\1\data\2020-12\0L10062\
Data File : ECD5-12102010.D
Signal(s) : Signal #1: ECD1A.CH Signal #2: ECD2B.CH
Acq On : 10 Dec 2020 18:29
Operator : MJB
Sample : 0120356-DUP1
Misc : 1x, 8081B 2,4+4,4-DDx Only, GPC
ALS Vial : 11 (Sig #1); 0 (Sig #2) Sample Multiplier: 1

Integration File signal 1: PEST1.e
Integration File signal 2: PEST2.e
Quant Time: Dec 11 11:42:27 2020
Quant Method : C:\msdchem\1\methods\ECD5_QUANTPEST_201014RT8.M
Quant Title : Instrument: DualECD5
QLast Update : Thu Oct 15 11:11:37 2020
Response via : Initial Calibration
Integrator: ChemStation 6890 Scale Mode: Small noise peaks clipped

Volume Inj. : 2uL
Signal #1 Phase : Rtx-CLPesticides Signal #2 Phase: Rtx-CLPesticides2
Signal #1 Info : 30m X 0.32mm X 0. Signal #2 Info : 30m X 0.32mm X 0.25um



Quantitation Report (QT Reviewed)

Data Path : C:\msdchem\1\data\2020-12\0L10062\
 Data File : ECD5-12102011.D
 Signal(s) : Signal #1: ECD1A.CH Signal #2: ECD2B.CH
 Acq On : 10 Dec 2020 18:46
 Operator : MJB
 Sample : A0K0733-03RE1
 Misc : 1x, 8081B 2,4+4,4-DDx Only, GPC
 ALS Vial : 12 (Sig #1); 0 (Sig #2) Sample Multiplier: 1

MJB 12/11/20

Integration File signal 1: PEST1.e
 Integration File signal 2: PEST2.e
 Quant Time: Dec 11 11:50:39 2020
 Quant Method : C:\msdchem\1\methods\ECD5_QUANTPEST_201014RT8.M
 Quant Title : Instrument: DualECD5
 QLast Update : Thu Oct 15 11:11:37 2020
 Response via : Initial Calibration
 Integrator: ChemStation 6890 Scale Mode: Small noise peaks clipped

Volume Inj. : 2uL
 Signal #1 Phase : Rtx-CLPesticides Signal #2 Phase: Rtx-CLPesticides2
 Signal #1 Info : 30m X 0.32mm X 0. Signal #2 Info : 30m X 0.32mm X 0.25um

Compound	RT#1	RT#2	Resp#1	Resp#2	ng/mL	ng/mL

System Monitoring Compounds						
1) S TCMX (S)	5.487	5.725	11817943	9323662	48.702	30.102 #
22) S DCBP (S)	9.683	10.188	7362263	9137713	45.459	59.022 #
Target Compounds						
2) a-BHC	6.024	6.290f	573623	1199706	1.844	3.043 #
3) g-BHC	6.344f	6.623	891036	2028341	3.377	6.069 #
4) b-BHC	6.382	6.696	3759989	1020143	33.317	6.723 #
5) Heptachlor	6.702	7.008	671971	3361809	2.654	11.887 #
6) d-BHC	6.521	6.963f	732184	1215474	2.675	3.736 #
7) Aldrin	6.969	7.261	613160	738665	2.311	2.423
8) Heptachlo...	7.407	7.680	589876	809611	2.416	2.968
9) trans-Chl...	7.496	7.838	560464	924954	2.206	3.271 #
10) cis-Chlor...	7.599	7.922	596253	560092	2.452	2.088
11) Endosulfa...	7.726	7.995	482233	709577	2.109	2.808 #
12) 4,4'-DDE	7.663	8.044	777830	1102267	2.993	R-02 3.779 #
13) Dieldrin	7.882	8.188	360262	670073	1.428	2.382 #
14) Endrin	8.087f	8.392	1633438	497648	8.858	2.548 #
15) 4,4'-DDD	8.087	8.453	1633438	1373361	7.478	5.881 Q-41
16) Endosulfa...	8.228	8.538	284561	447373	1.365	1.949 #
17) 4,4'-DDT	8.286	8.676	399949	531690	2.005	R-02 2.792 #
18) Endrin Al...	8.501	8.782	329365	396806	1.353	1.636
19) Endosulfa...	8.810	8.977	535985	449930	2.663	2.050
20) Methoxychlor	8.618	9.159	696003	498797	7.011	5.159 #
21) Endrin Ke...	8.997	9.356	325295	356711	1.329	1.436
23) Hexachlor...	3.283	3.480f	137184	441990	0.425	1.232 #
24) Hexachlor...	5.861	6.187	662159	14537092	2.665	46.634 #
25) Oxychlorane	7.344	7.642	533466	881048	2.562	3.671 #
26) 2,4'-DDE	7.407	7.830	589876	836733	3.589	R-02 4.313m

Quantitation Report (QT Reviewed)

Data Path : C:\msdchem\1\data\2020-12\0L10062\
 Data File : ECD5-12102011.D
 Signal(s) : Signal #1: ECD1A.CH Signal #2: ECD2B.CH
 Acq On : 10 Dec 2020 18:46
 Operator : MJB
 Sample : A0K0733-03RE1
 Misc : 1x, 8081B 2,4+4,4-DDx Only, GPC
 ALS Vial : 12 (Sig #1); 0 (Sig #2) Sample Multiplier: 1

Integration File signal 1: PEST1.e
 Integration File signal 2: PEST2.e
 Quant Time: Dec 11 11:50:39 2020
 Quant Method : C:\msdchem\1\methods\ECD5_QUANTPEST_201014RT8.M
 Quant Title : Instrument: DualECD5
 QLast Update : Thu Oct 15 11:11:37 2020
 Response via : Initial Calibration
 Integrator: ChemStation 6890 Scale Mode: Small noise peaks clipped

Volume Inj. : 2uL
 Signal #1 Phase : Rtx-CLPesticides Signal #2 Phase: Rtx-CLPesticides2
 Signal #1 Info : 30m X 0.32mm X 0. Signal #2 Info : 30m X 0.32mm X 0.25um

	Compound	RT#1	RT#2	Resp#1	Resp#2	ng/mL	ng/mL
27)	trans-Non...	7.599	7.922f	596253	560092	2.485	2.010
28)	2,4'-DDD	7.788	8.188	497175	670073	3.367	R-02 4.279 #
29)	2,4'-DDT	7.957	8.400	332460	452377	2.184m	R-023.029m#
30)	cis-Nonac...	8.087	8.453	1633438	1373361	6.588	5.028
31)	Mirex	8.724f	9.356	358018	356711	2.115	2.040
32)	Chlordane...	7.539	7.838	507761	924954	18.530	26.106 #
33)	Chlordane...	7.643	7.957	694447	669463	24.845	23.196
34)	Chlordane...	8.185	8.583f	290528	542116	35.986	64.178 #
35)	Chlordane...	0.000	3.935	0	388722	N.D.	NoCal
36)	Toxaphene...	7.599	8.150	596253	1667436	626.113	609.217
37)	Toxaphene...	7.882	8.515	360262	477655	165.882	144.775
38)	Toxaphene...	8.228	8.538	284561	447373	65.847	93.805 #
39)	Toxaphene...	8.466	8.583f	291451	542116	64.613	68.350
40)	Toxaphene...	8.676	8.782	454816	396806	127.973	83.023 #
41)	Toxaphene...	8.724f	9.159	358018	498797	87.039	106.195
42)	Toxaphene...	3.906f	3.935	1342339	388722	NoCal	NoCal

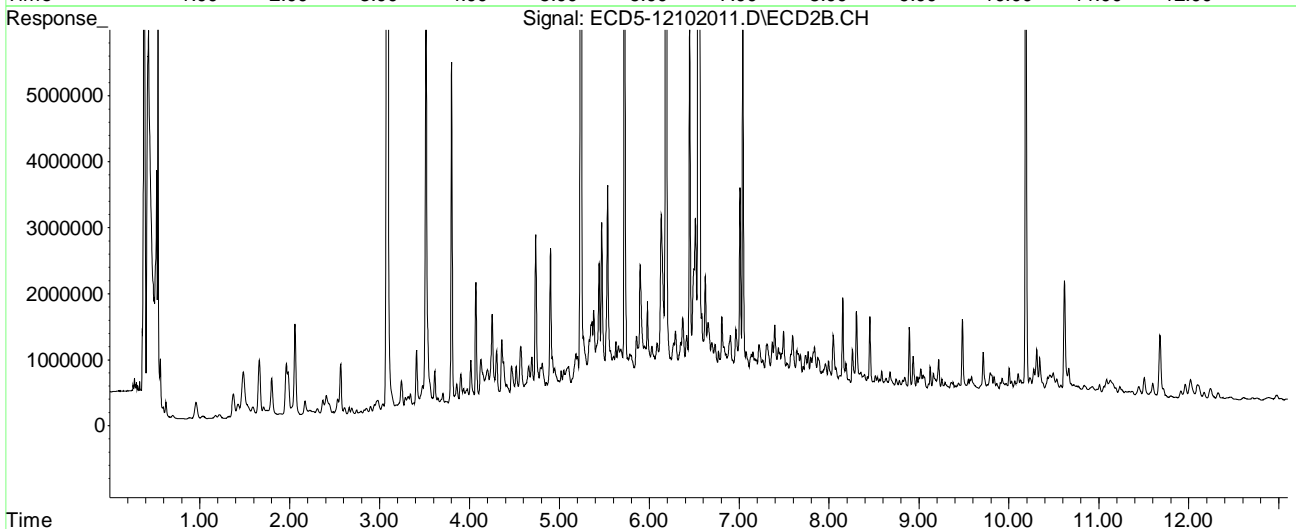
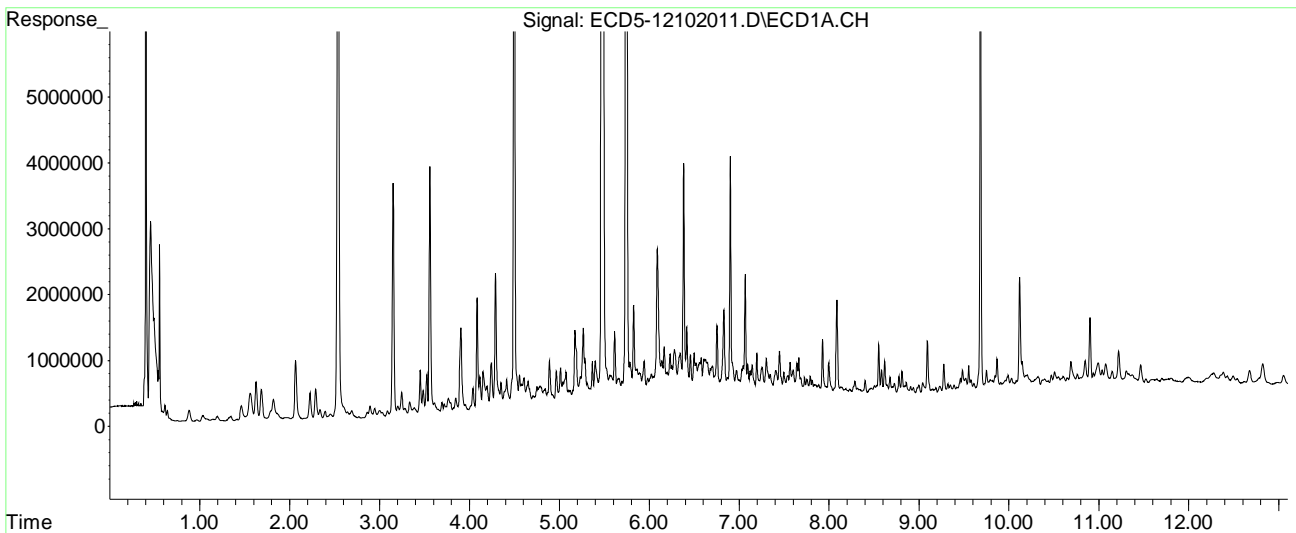
(f)=RT Delta > 1/2 Window (#)=Amounts differ by > 25% (m)=manual int.

Quantitation Report (QT Reviewed)

Data Path : C:\msdchem\1\data\2020-12\0L10062\
Data File : ECD5-12102011.D
Signal(s) : Signal #1: ECD1A.CH Signal #2: ECD2B.CH
Acq On : 10 Dec 2020 18:46
Operator : MJB
Sample : A0K0733-03RE1
Misc : 1x, 8081B 2,4+4,4-DDx Only, GPC
ALS Vial : 12 (Sig #1); 0 (Sig #2) Sample Multiplier: 1

Integration File signal 1: PEST1.e
Integration File signal 2: PEST2.e
Quant Time: Dec 11 11:50:39 2020
Quant Method : C:\msdchem\1\methods\ECD5_QUANTPEST_201014RT8.M
Quant Title : Instrument: DualECD5
QLast Update : Thu Oct 15 11:11:37 2020
Response via : Initial Calibration
Integrator: ChemStation 6890 Scale Mode: Small noise peaks clipped

Volume Inj. : 2uL
Signal #1 Phase : Rtx-CLPesticides Signal #2 Phase: Rtx-CLPesticides2
Signal #1 Info : 30m X 0.32mm X 0. Signal #2 Info : 30m X 0.32mm X 0.25um

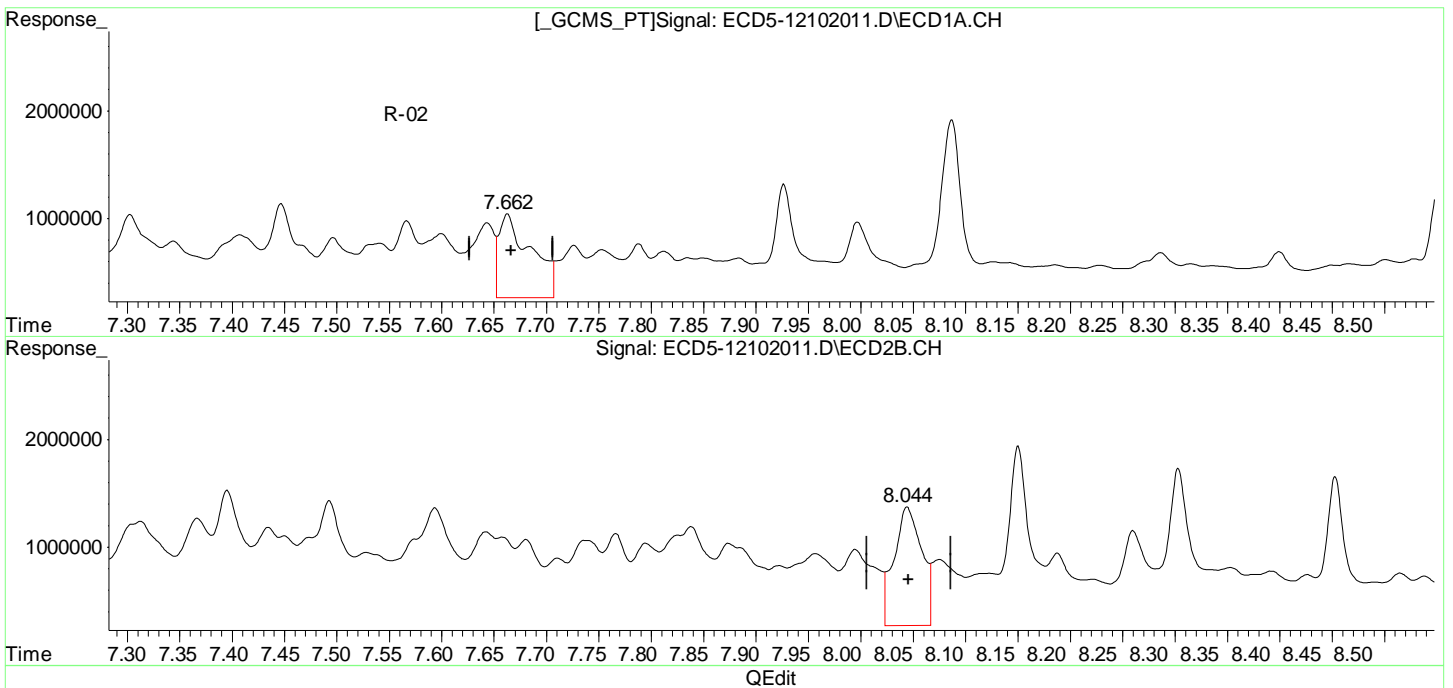


Quantitation Report (Qedit)

Data Path : C:\msdchem\1\data\2020-12\0L10062\
Data File : ECD5-12102011.D
Signal(s) : Signal #1: ECD1A.CH Signal #2: ECD2B.CH
Acq On : 10 Dec 2020 18:46
Operator : MJB
Sample : A0K0733-03RE1
Misc : 1x, 8081B 2,4+4,4-DDx Only, GPC
ALS Vial : 12 (Sig #1); 0 (Sig #2) Sample Multiplier: 1

Integration File signal 1: PEST1.e
Integration File signal 2: PEST2.e
Quant Time: Dec 11 11:48:24 2020
Quant Method : C:\msdchem\1\methods\ECD5_QUANTPEST_201014RT8.M
Quant Title : Instrument: DualECD5
QLast Update : Thu Oct 15 11:11:37 2020
Response via : Initial Calibration
Integrator: ChemStation 6890 Scale Mode: Small noise peaks clipped

Volume Inj. : 2uL
Signal #1 Phase : Rtx-CLPesticides Signal #2 Phase: Rtx-CLPesticides2
Signal #1 Info : 30m X 0.32mm X 0. Signal #2 Info : 30m X 0.32mm X 0.25um



(12) 4,4'-DDE
7.663min 2.993 ng/mL
response 777830

MJB 12/11/20

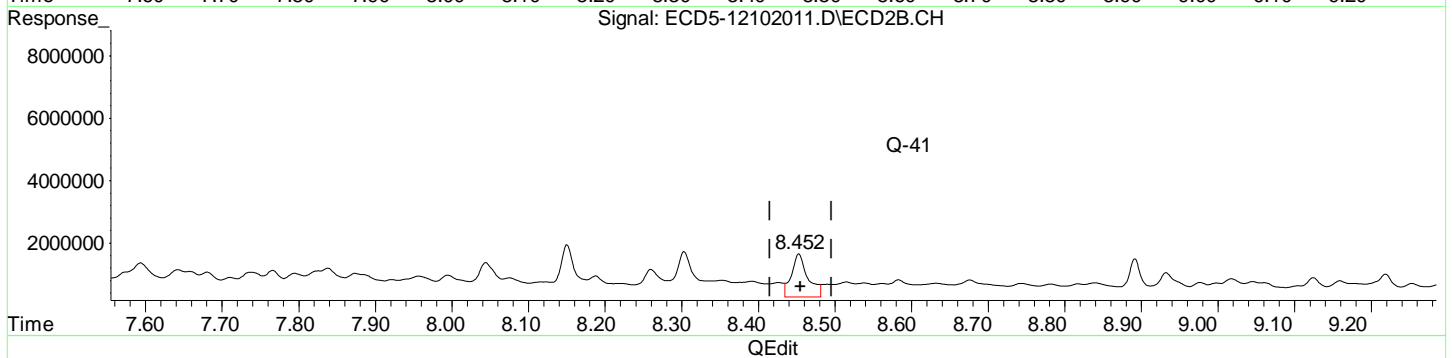
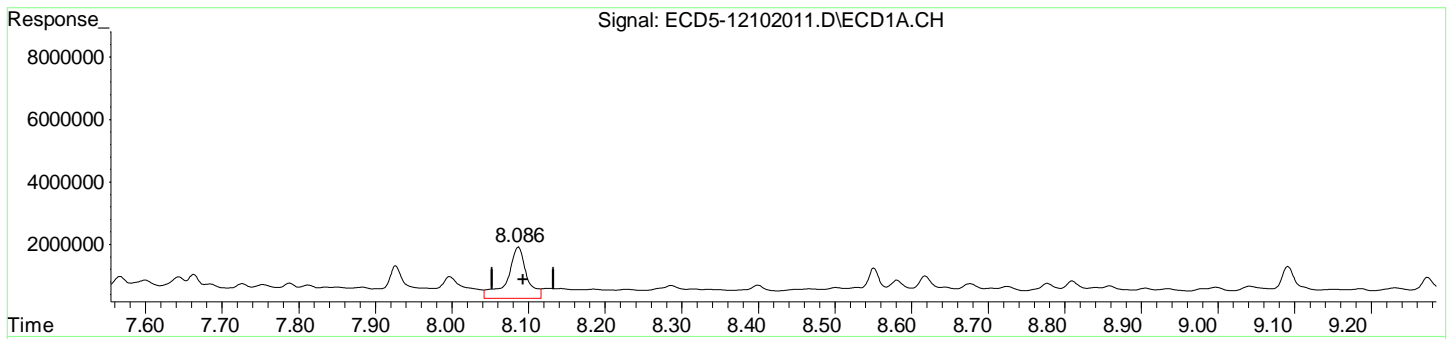
(12) 4,4'-DDE #2
8.044min 3.779 ng/mL
response 1102267

Quantitation Report (Qedit)

Data Path : C:\msdchem\1\data\2020-12\0L10062\
Data File : ECD5-12102011.D
Signal(s) : Signal #1: ECD1A.CH Signal #2: ECD2B.CH
Acq On : 10 Dec 2020 18:46
Operator : MJB
Sample : A0K0733-03RE1
Misc : 1x, 8081B 2,4+4,4-DDx Only, GPC
ALS Vial : 12 (Sig #1); 0 (Sig #2) Sample Multiplier: 1

Integration File signal 1: PEST1.e
Integration File signal 2: PEST2.e
Quant Time: Dec 11 11:48:24 2020
Quant Method : C:\msdchem\1\methods\ECD5_QUANTPEST_201014RT8.M
Quant Title : Instrument: DualECD5
QLast Update : Thu Oct 15 11:11:37 2020
Response via : Initial Calibration
Integrator: ChemStation 6890 Scale Mode: Small noise peaks clipped

Volume Inj. : 2uL
Signal #1 Phase : Rtx-CLPesticides Signal #2 Phase: Rtx-CLPesticides2
Signal #1 Info : 30m X 0.32mm X 0. Signal #2 Info : 30m X 0.32mm X 0.25um



(15) 4,4'-DDD
8.087min 7.478 ng/mL
response 1633438

MJB 12/11/20

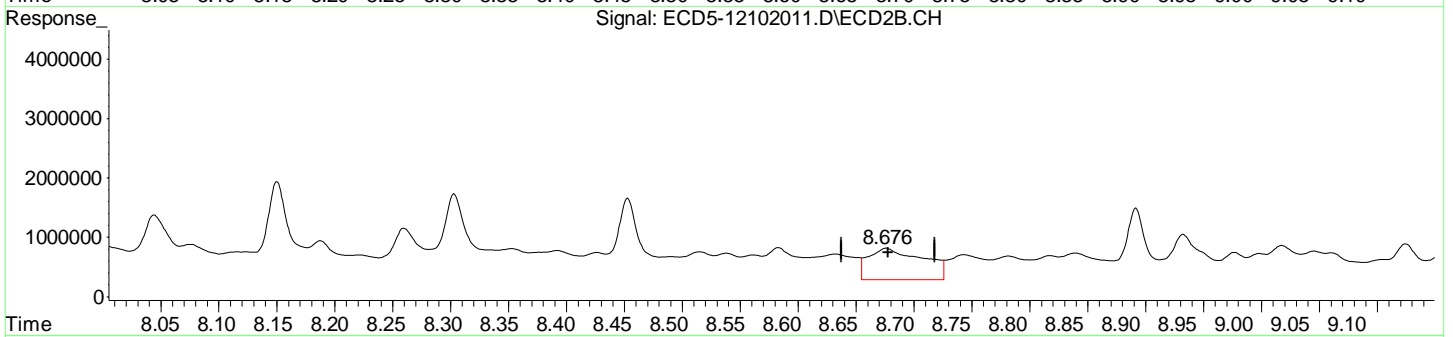
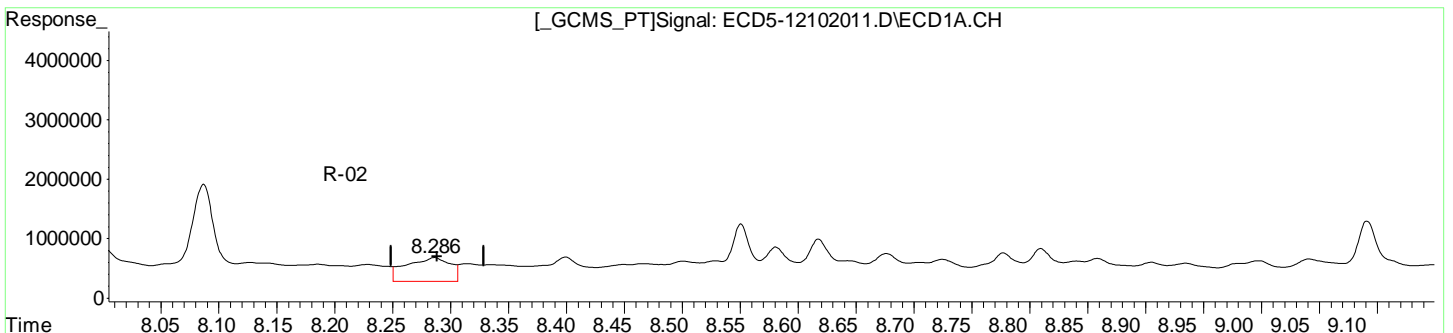
(15) 4,4'-DDD #2
8.453min 5.881 ng/mL
response 1373361

Quantitation Report (Qedit)

Data Path : C:\msdchem\1\data\2020-12\0L10062\
Data File : ECD5-12102011.D
Signal(s) : Signal #1: ECD1A.CH Signal #2: ECD2B.CH
Acq On : 10 Dec 2020 18:46
Operator : MJB
Sample : A0K0733-03RE1
Misc : 1x, 8081B 2,4+4,4-DDx Only, GPC
ALS Vial : 12 (Sig #1); 0 (Sig #2) Sample Multiplier: 1

Integration File signal 1: PEST1.e
Integration File signal 2: PEST2.e
Quant Time: Dec 11 11:48:24 2020
Quant Method : C:\msdchem\1\methods\ECD5_QUANTPEST_201014RT8.M
Quant Title : Instrument: DualECD5
QLast Update : Thu Oct 15 11:11:37 2020
Response via : Initial Calibration
Integrator: ChemStation 6890 Scale Mode: Small noise peaks clipped

Volume Inj. : 2uL
Signal #1 Phase : Rtx-CLPesticides Signal #2 Phase: Rtx-CLPesticides2
Signal #1 Info : 30m X 0.32mm X 0. Signal #2 Info : 30m X 0.32mm X 0.25um



QEdit

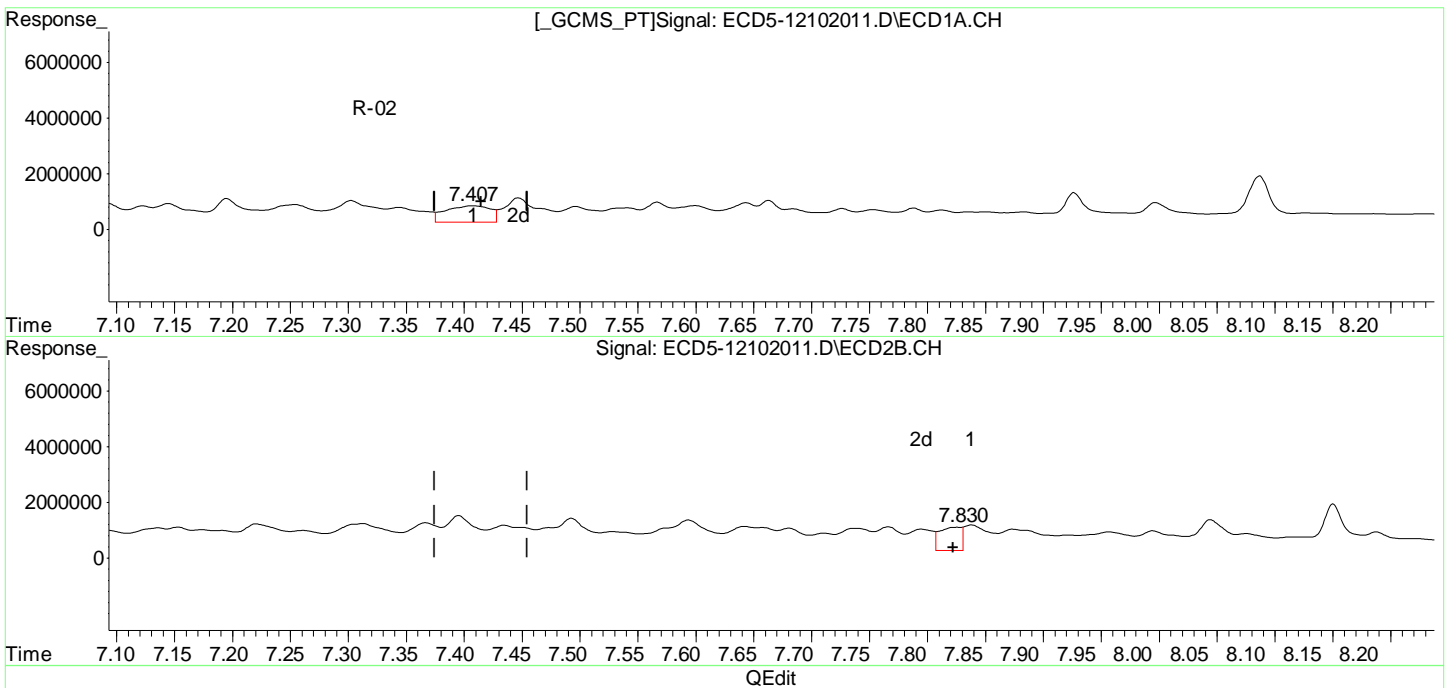
(17) 4,4'-DDT		
8.286min	2.005 ng/mL	
response	399949	
MJB 12/11/20		
(17) 4,4'-DDT #2		
8.676min	2.792 ng/mL	
response	531690	

Quantitation Report (Qedit)

Data Path : C:\msdchem\1\data\2020-12\0L10062\
Data File : ECD5-12102011.D
Signal(s) : Signal #1: ECD1A.CH Signal #2: ECD2B.CH
Acq On : 10 Dec 2020 18:46
Operator : MJB
Sample : A0K0733-03RE1
Misc : 1x, 8081B 2,4+4,4-DDx Only, GPC
ALS Vial : 12 (Sig #1); 0 (Sig #2) Sample Multiplier: 1

Integration File signal 1: PEST1.e
Integration File signal 2: PEST2.e
Quant Time: Dec 11 11:48:24 2020
Quant Method : C:\msdchem\1\methods\ECD5_QUANTPEST_201014RT8.M
Quant Title : Instrument: DualECD5
QLast Update : Thu Oct 15 11:11:37 2020
Response via : Initial Calibration
Integrator: ChemStation 6890 Scale Mode: Small noise peaks clipped

Volume Inj. : 2uL
Signal #1 Phase : Rtx-CLPesticides Signal #2 Phase: Rtx-CLPesticides2
Signal #1 Info : 30m X 0.32mm X 0. Signal #2 Info : 30m X 0.32mm X 0.25um



(26) 2,4'-DDE
7.407min 3.589 ng/mL
response 589876

MJB 12/11/20

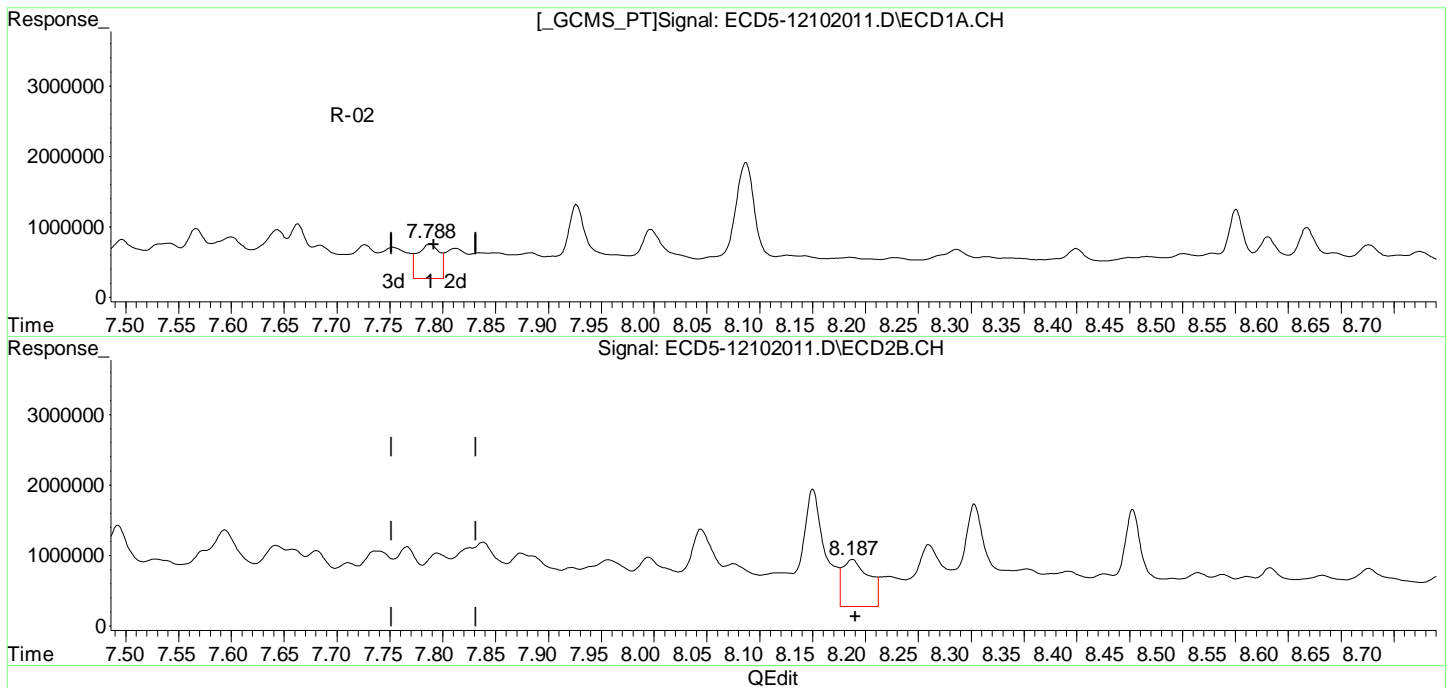
(26) 2,4'-DDE #2
7.830min 4.313 ng/mL m
response 836733

Quantitation Report (Qedit)

Data Path : C:\msdchem\1\data\2020-12\0L10062\
Data File : ECD5-12102011.D
Signal(s) : Signal #1: ECD1A.CH Signal #2: ECD2B.CH
Acq On : 10 Dec 2020 18:46
Operator : MJB
Sample : A0K0733-03RE1
Misc : 1x, 8081B 2,4+4,4-DDx Only, GPC
ALS Vial : 12 (Sig #1); 0 (Sig #2) Sample Multiplier: 1

Integration File signal 1: PEST1.e
Integration File signal 2: PEST2.e
Quant Time: Dec 11 11:48:24 2020
Quant Method : C:\msdchem\1\methods\ECD5_QUANTPEST_201014RT8.M
Quant Title : Instrument: DualECD5
QLast Update : Thu Oct 15 11:11:37 2020
Response via : Initial Calibration
Integrator: ChemStation 6890 Scale Mode: Small noise peaks clipped

Volume Inj. : 2uL
Signal #1 Phase : Rtx-CLPesticides Signal #2 Phase: Rtx-CLPesticides2
Signal #1 Info : 30m X 0.32mm X 0. Signal #2 Info : 30m X 0.32mm X 0.25um



(28) 2,4'-DDD
7.788min 3.367 ng/mL
response 497175

MJB 12/11/20

(28) 2,4'-DDD #2
8.188min 4.279 ng/mL
response 670073

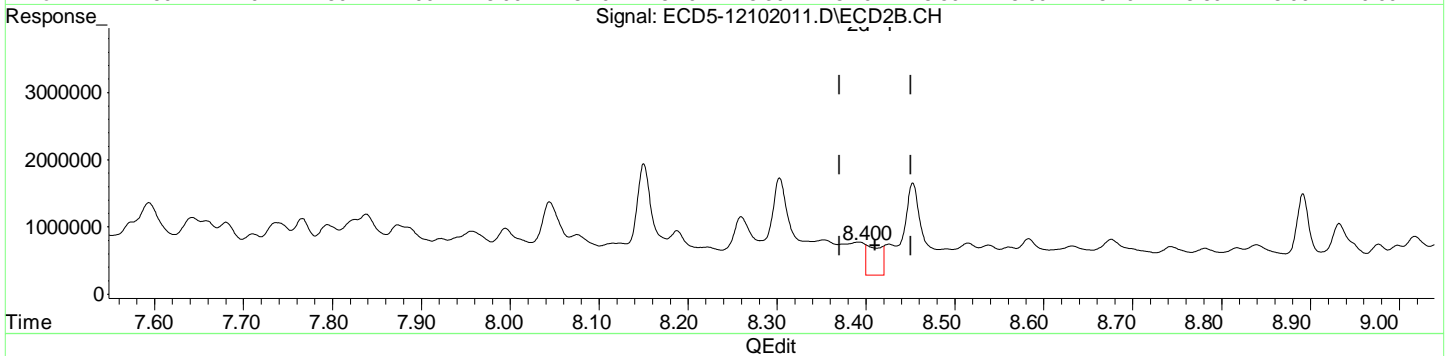
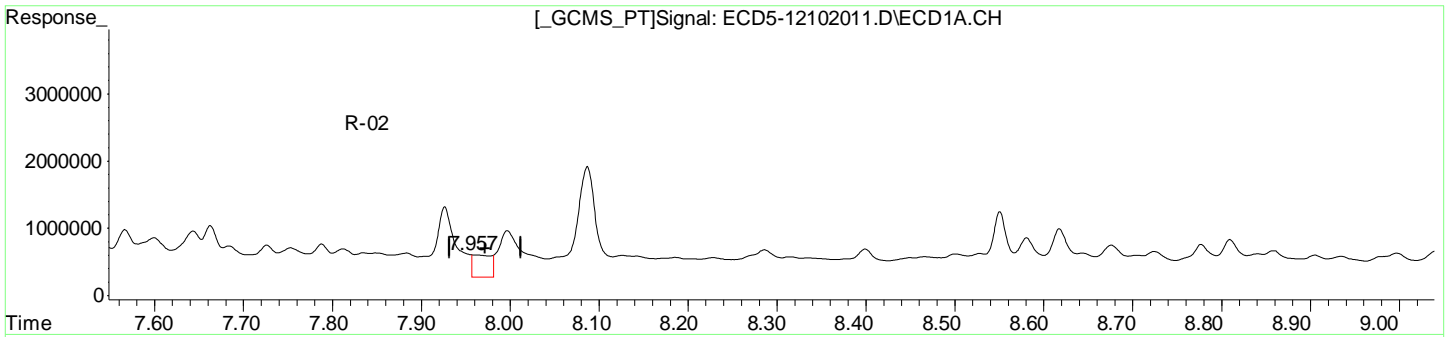
(+) = Expected Retention Time

Quantitation Report (Qedit)

Data Path : C:\msdchem\1\data\2020-12\0L10062\
Data File : ECD5-12102011.D
Signal(s) : Signal #1: ECD1A.CH Signal #2: ECD2B.CH
Acq On : 10 Dec 2020 18:46
Operator : MJB
Sample : A0K0733-03RE1
Misc : 1x, 8081B 2,4+4,4-DDx Only, GPC
ALS Vial : 12 (Sig #1); 0 (Sig #2) Sample Multiplier: 1

Integration File signal 1: PEST1.e
Integration File signal 2: PEST2.e
Quant Time: Dec 11 11:48:24 2020
Quant Method : C:\msdchem\1\methods\ECD5_QUANTPEST_201014RT8.M
Quant Title : Instrument: DualECD5
QLast Update : Thu Oct 15 11:11:37 2020
Response via : Initial Calibration
Integrator: ChemStation 6890 Scale Mode: Small noise peaks clipped

Volume Inj. : 2uL
Signal #1 Phase : Rtx-CLPesticides Signal #2 Phase: Rtx-CLPesticides2
Signal #1 Info : 30m X 0.32mm X 0. Signal #2 Info : 30m X 0.32mm X 0.25um



(29) 2,4'-DDT
7.957min 2.184 ng/mL m
response 332460

MJB 12/11/20

(29) 2,4'-DDT #2
8.400min 3.029 ng/mL m
response 452377

Quantitation Report (Not Reviewed)

MI

Data Path : C:\msdchem\1\data\2020-12\0L10062\
 Data File : ECD5-12102011.D
 Signal(s) : Signal #1: ECD1A.CH Signal #2: ECD2B.CH
 Acq On : 10 Dec 2020 18:46
 Operator : MJB
 Sample : A0K0733-03RE1
 Misc : 1x, 8081B 2,4+4,4-DDx Only, GPC
 ALS Vial : 12 (Sig #1); 0 (Sig #2) Sample Multiplier: 1

MJB 12/11/20

Integration File signal 1: PEST1.e
 Integration File signal 2: PEST2.e
 Quant Time: Dec 11 11:48:24 2020
 Quant Method : C:\msdchem\1\methods\ECD5_QUANTPEST_201014RT8.M
 Quant Title : Instrument: DualECD5
 QLast Update : Thu Oct 15 11:11:37 2020
 Response via : Initial Calibration
 Integrator: ChemStation 6890 Scale Mode: Small noise peaks clipped

Volume Inj. : 2uL
 Signal #1 Phase : Rtx-CLPesticides Signal #2 Phase: Rtx-CLPesticides2
 Signal #1 Info : 30m X 0.32mm X 0. Signal #2 Info : 30m X 0.32mm X 0.25um

Compound	RT#1	RT#2	Resp#1	Resp#2	ng/mL	ng/mL

System Monitoring Compounds						
1) S TCMX (S)	5.487	5.725	11817943	9323662	48.702	30.102 #
22) S DCBP (S)	9.683	10.188	7362263	9137713	45.459	59.022 #
Target Compounds						
2) a-BHC	6.024	6.290f	573623	1199706	1.844	3.043 #
3) g-BHC	6.344f	6.623	891036	2028341	3.377	6.069 #
4) b-BHC	6.382	6.696	3759989	1020143	33.317	6.723 #
5) Heptachlor	6.702	7.008	671971	3361809	2.654	11.887 #
6) d-BHC	6.521	6.963f	732184	1215474	2.675	3.736 #
7) Aldrin	6.969	7.261	613160	738665	2.311	2.423
8) Heptachlo...	7.407	7.680	589876	809611	2.416	2.968
9) trans-Chl...	7.496	7.838	560464	924954	2.206	3.271 #
10) cis-Chlor...	7.599	7.922	596253	560092	2.452	2.088
11) Endosulfa...	7.726	7.995	482233	709577	2.109	2.808 #
12) 4,4'-DDE	7.663	8.044	777830	1102267	2.993	3.779 #
13) Dieldrin	7.882	8.188	360262	670073	1.428	2.382 #
14) Endrin	8.087f	8.392	1633438	497648	8.858	2.548 #
15) 4,4'-DDD	8.087	8.453	1633438	1373361	7.478	5.881
16) Endosulfa...	8.228	8.538	284561	447373	1.365	1.949 #
17) 4,4'-DDT	8.286	8.676	399949	531690	2.005	2.792 #
18) Endrin Al...	8.501	8.782	329365	396806	1.353	1.636
19) Endosulfa...	8.810	8.977	535985	449930	2.663	2.050
20) Methoxychlor	8.618	9.159	696003	498797	7.011	5.159 #
21) Endrin Ke...	8.997	9.356	325295	356711	1.329	1.436
23) Hexachlor...	3.283	3.480f	137184	441990	0.425	1.232 #
24) Hexachlor...	5.861	6.187	662159	14537092	2.665	46.634 #
25) Oxychlorane	7.344	7.642	533466	881048	2.562	3.671 #
26) 2,4'-DDE	7.407	7.838	589876	924954	3.589	4.768 #

Quantitation Report (Not Reviewed)

Data Path : C:\msdchem\1\data\2020-12\0L10062\
 Data File : ECD5-12102011.D
 Signal(s) : Signal #1: ECD1A.CH Signal #2: ECD2B.CH
 Acq On : 10 Dec 2020 18:46
 Operator : MJB
 Sample : A0K0733-03RE1
 Misc : 1x, 8081B 2,4+4,4-DDx Only, GPC
 ALS Vial : 12 (Sig #1); 0 (Sig #2) Sample Multiplier: 1

Integration File signal 1: PEST1.e
 Integration File signal 2: PEST2.e
 Quant Time: Dec 11 11:48:24 2020
 Quant Method : C:\msdchem\1\methods\ECD5_QUANTPEST_201014RT8.M
 Quant Title : Instrument: DualECD5
 QLast Update : Thu Oct 15 11:11:37 2020
 Response via : Initial Calibration
 Integrator: ChemStation 6890 Scale Mode: Small noise peaks clipped

Volume Inj. : 2uL
 Signal #1 Phase : Rtx-CLPesticides Signal #2 Phase: Rtx-CLPesticides2
 Signal #1 Info : 30m X 0.32mm X 0. Signal #2 Info : 30m X 0.32mm X 0.25um

	Compound	RT#1	RT#2	Resp#1	Resp#2	ng/mL	ng/mL
27)	trans-Non...	7.599	7.922f	596253	560092	2.485	2.010
28)	2,4'-DDD	7.788	8.188	497175	670073	3.367	4.279 #
29)	2,4'-DDT	7.997f	8.426	684525	463176	4.747	3.106 #
30)	cis-Nonac...	8.087	8.453	1633438	1373361	6.588	5.028
31)	Mirex	8.724f	9.356	358018	356711	2.115	2.040
32)	Chlordane...	7.539	7.838	507761	924954	18.530	26.106 #
33)	Chlordane...	7.643	7.957	694447	669463	24.845	23.196
34)	Chlordane...	8.185	8.583f	290528	542116	35.986	64.178 #
35)	Chlordane...	0.000	3.935	0	388722	N.D.	NoCal
36)	Toxaphene...	7.599	8.150	596253	1667436	626.113	609.217
37)	Toxaphene...	7.882	8.515	360262	477655	165.882	144.775
38)	Toxaphene...	8.228	8.538	284561	447373	65.847	93.805 #
39)	Toxaphene...	8.466	8.583f	291451	542116	64.613	68.350
40)	Toxaphene...	8.676	8.782	454816	396806	127.973	83.023 #
41)	Toxaphene...	8.724f	9.159	358018	498797	87.039	106.195
42)	Toxaphene...	3.906f	3.935	1342339	388722	NoCal	NoCal

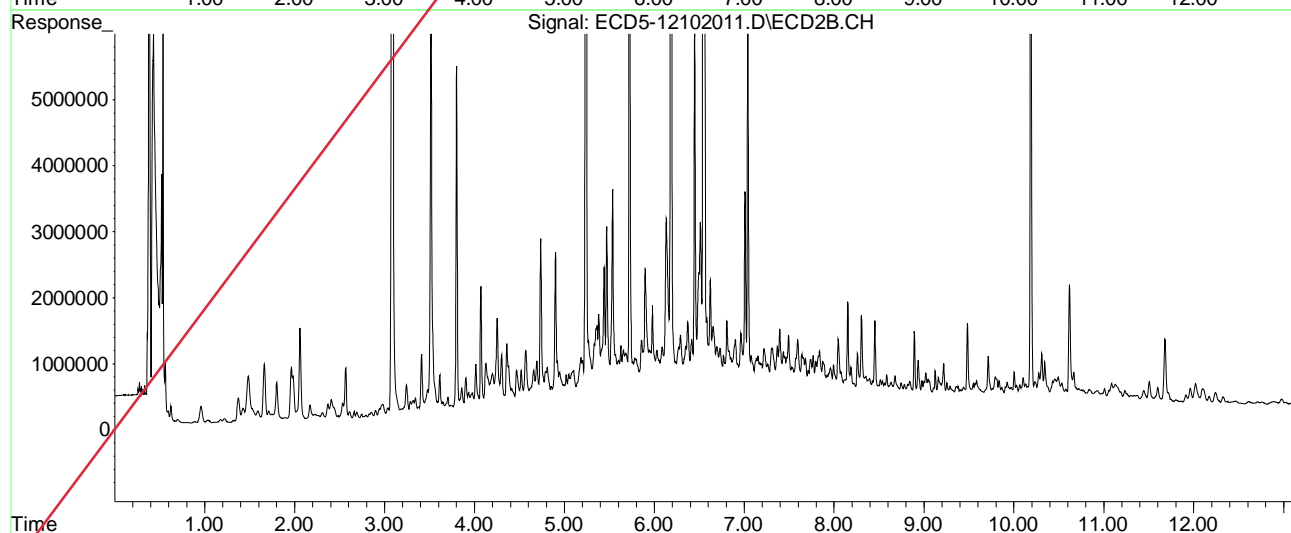
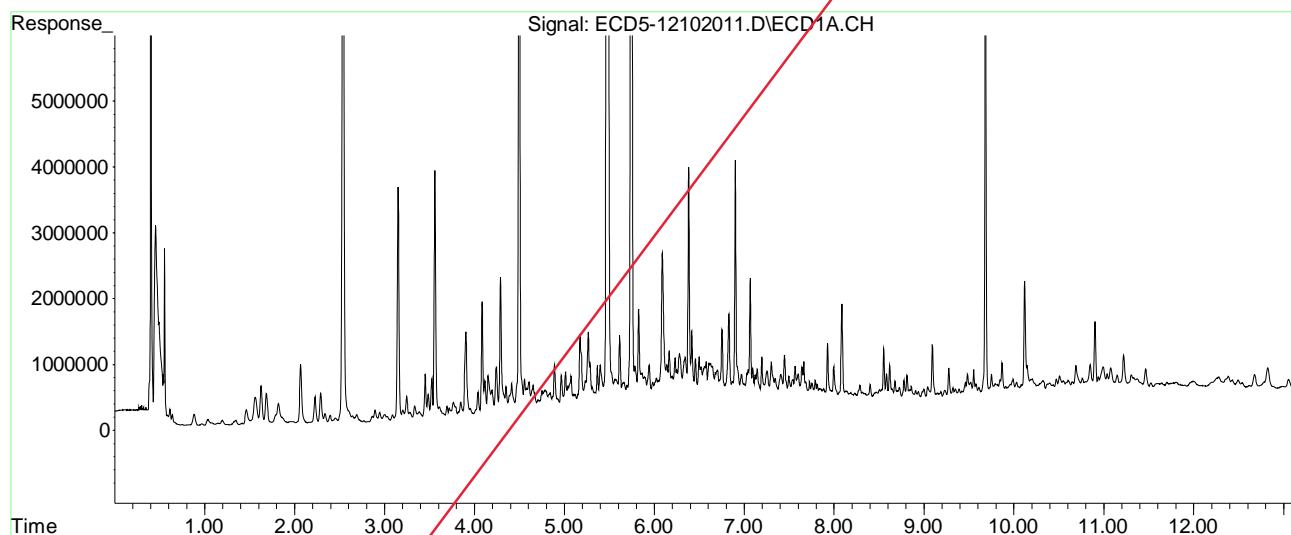
(f)=RT Delta > 1/2 Window (#)=Amounts differ by > 25% (m)=manual int.

Quantitation Report (Not Reviewed)

Data Path : C:\msdchem\1\data\2020-12\0L10062\
Data File : ECD5-12102011.D
Signal(s) : Signal #1: ECD1A.CH Signal #2: ECD2B.CH
Acq On : 10 Dec 2020 18:46
Operator : MJB
Sample : A0K0733-03RE1
Misc : 1x, 8081B 2,4+4,4-DDx Only, GPC
ALS Vial : 12 (Sig #1); 0 (Sig #2) Sample Multiplier: 1

Integration File signal 1: PEST1.e
Integration File signal 2: PEST2.e
Quant Time: Dec 11 11:48:24 2020
Quant Method : C:\msdchem\1\methods\ECD5_QUANTPEST_201014RT8.M
Quant Title : Instrument: DualECD5
QLast Update : Thu Oct 15 11:11:37 2020
Response via : Initial Calibration
Integrator: ChemStation 6890 Scale Mode: Small noise peaks clipped

Volume Inj. : 2uL
Signal #1 Phase : Rtx-CLPesticides Signal #2 Phase: Rtx-CLPesticides2
Signal #1 Info : 30m X 0.32mm X 0. Signal #2 Info : 30m X 0.32mm X 0.25um



Quantitation Report (Not Reviewed)

Data Path : C:\msdchem\1\data\2020-12\0L10062\
 Data File : ECD5-12102012.D
 Signal(s) : Signal #1: ECD1A.CH Signal #2: ECD2B.CH
 Acq On : 10 Dec 2020 19:03
 Operator : MJB
 Sample : 0120356-MS1
 Misc : 1x, 8081B 2,4+4,4-DDx Only, GPC
 ALS Vial : 13 (Sig #1); 0 (Sig #2) Sample Multiplier: 1

MJB 12/11/20

Integration File signal 1: PEST1.e
 Integration File signal 2: PEST2.e
 Quant Time: Dec 11 11:55:09 2020
 Quant Method : C:\msdchem\1\methods\ECD5_QUANTPEST_201014RT8.M
 Quant Title : Instrument: DualECD5
 QLast Update : Thu Oct 15 11:11:37 2020
 Response via : Initial Calibration
 Integrator: ChemStation 6890 Scale Mode: Small noise peaks clipped

Volume Inj. : 2uL
 Signal #1 Phase : Rtx-CLPesticides Signal #2 Phase: Rtx-CLPesticides2
 Signal #1 Info : 30m X 0.32mm X 0. Signal #2 Info : 30m X 0.32mm X 0.25um

Compound	RT#1	RT#2	Resp#1	Resp#2	ng/mL	ng/mL

System Monitoring Compounds						
1) S TCMX (S)	5.487	5.725	6751618	8365637	27.824	27.009
22) S DCBP (S)	9.682	10.187	6844985	8711278	42.261	56.363 #
Target Compounds						
2) a-BHC	6.015	6.288f	87273	297051	0.281	0.753 #
3) g-BHC	6.281f	6.622	338874	319791	1.284	0.957 #
4) b-BHC	6.383	6.676	960911	403194	8.337	2.657 #
5) Heptachlor	6.706	7.010	304858	1064437	1.204	3.764 #
6) d-BHC	6.521	6.963f	220095	466047	0.804	1.317 #
7) Aldrin	6.980f	7.257	114152	214271	0.430	0.703 #
8) Heptachlo...	7.412	7.680	6089555	259190	24.937	0.950 #
9) trans-Chl...	7.495	7.820	159198	9080097	0.627	32.108 #
10) cis-Chlor...	7.600	7.956f	173442	420894	0.713	1.569 #
11) Endosulfa...	7.726	7.995	166065	300066	0.726	1.187 #
12) 4,4'-DDE	7.664	8.044	9898741	15721492	38.095	R-0253.902 #
13) Dieldrin	7.876	8.188	56814	8558520	0.225	30.422 #
14) Endrin	8.024f	8.408	36394	8494663	0.197	43.486 #
15) 4,4'-DDD	8.090	8.453	9130186	12190974	41.797	52.201
16) Endosulfa...	8.228	8.538	53078	217204	0.255	0.946 #
17) 4,4'-DDT	8.287	8.676	8070587	10934391	40.452	R-0257.420 #
18) Endrin Al...	8.502	8.783	54947	172958	6020.941	0.528 #
19) Endosulfa...	8.810	8.976	265930	318784	1.203	1.391
20) Methoxychlor	8.618	9.159	931872	466893	9.447	4.829 #
21) Endrin Ke...	8.996	9.356	70462	211139	0.288	0.850 #
23) Hexachlor...	3.281	3.450	126775	89015	0.379	0.248 #
24) Hexachlor...	5.890	6.186	140149	6690525	0.397	21.676 #
25) Oxychlorane	7.345	7.644	154656	401438	0.560	1.672 #
26) 2,4'-DDE	7.412	7.820	6089555	9080097	39.223	R-0246.806

Quantitation Report (Not Reviewed)

Data Path : C:\msdchem\1\data\2020-12\0L10062\
 Data File : ECD5-12102012.D
 Signal(s) : Signal #1: ECD1A.CH Signal #2: ECD2B.CH
 Acq On : 10 Dec 2020 19:03
 Operator : MJB
 Sample : 0120356-MS1
 Misc : 1x, 8081B 2,4+4,4-DDx Only, GPC
 ALS Vial : 13 (Sig #1); 0 (Sig #2) Sample Multiplier: 1

Integration File signal 1: PEST1.e
 Integration File signal 2: PEST2.e
 Quant Time: Dec 11 11:55:09 2020
 Quant Method : C:\msdchem\1\methods\ECD5_QUANTPEST_201014RT8.M
 Quant Title : Instrument: DualECD5
 QLast Update : Thu Oct 15 11:11:37 2020
 Response via : Initial Calibration
 Integrator: ChemStation 6890 Scale Mode: Small noise peaks clipped

Volume Inj. : 2uL
 Signal #1 Phase : Rtx-CLPesticides Signal #2 Phase: Rtx-CLPesticides2
 Signal #1 Info : 30m X 0.32mm X 0. Signal #2 Info : 30m X 0.32mm X 0.25um

	Compound	RT#1	RT#2	Resp#1	Resp#2	ng/mL	ng/mL
27)	trans-Non...	7.600	7.889	173442	323494	0.575	1.161 #
28)	2,4'-DDD	7.788	8.188	6141072	8558520	44.113	R-0254.972
29)	2,4'-DDT	7.969	8.408	5945344	8494663	42.552	R-0256.966 #
30)	cis-Nonac...	8.090	8.453	9130186	12190974	37.630	44.338
31)	Mirex	8.725f	9.356	138840	211139	0.607	1.059 #
32)	Chlordane...	7.530	7.820f	131961	9080097	4.816	256.273 #
33)	Chlordane...	7.600f	7.956	173442	420894	6.205	14.584 #
34)	Chlordane...	8.186	8.583f	38983	269879	4.829	30.157 #
35)	Chlordane...	3.954	3.911	36524	101542	NoCal	NoCal
36)	Toxaphene...	7.600	8.152	173442	1010875	186.500	369.335 #
37)	Toxaphene...	7.876	8.517	56814	214907	26.160	65.137 #
38)	Toxaphene...	8.228	8.538	53078	217204	12.282	45.543 #
39)	Toxaphene...	8.450	8.583f	40458	269879	8.969	34.026 #
40)	Toxaphene...	8.678	8.783	234336	172958	65.936	36.188 #
41)	Toxaphene...	8.725f	9.159	138840	466893	33.754	99.402 #
42)	Toxaphene...	3.954	3.961f	36524	130132	NoCal	NoCal

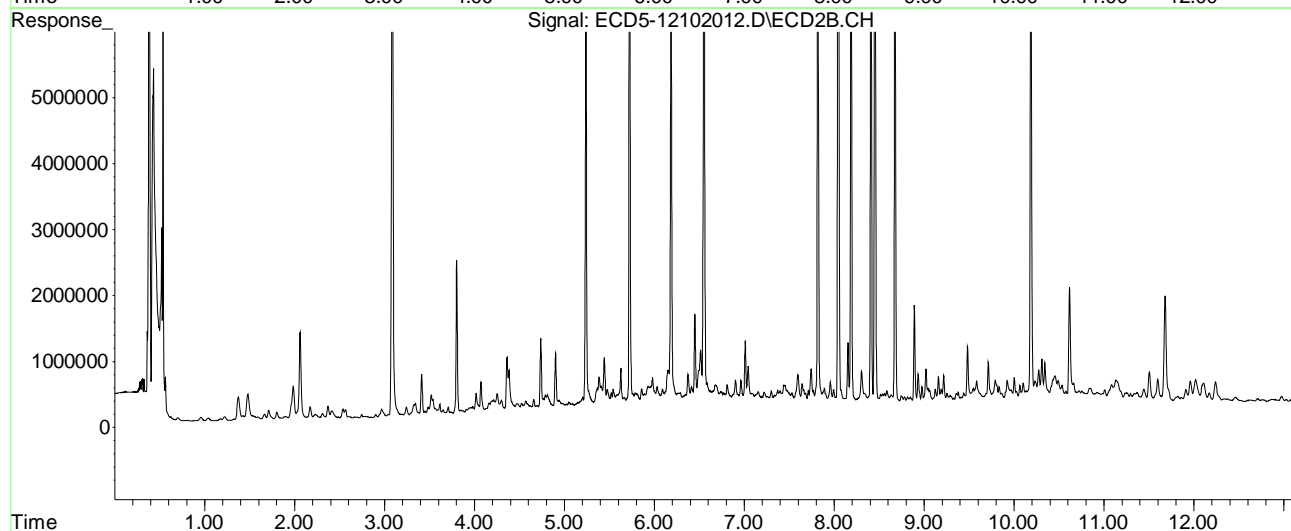
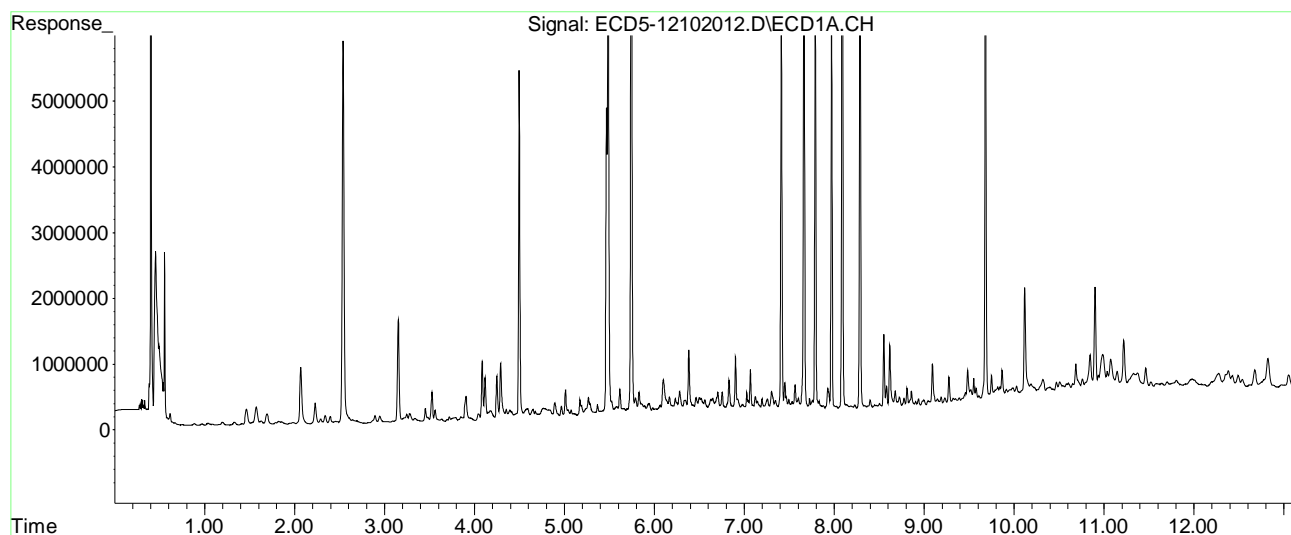
(f)=RT Delta > 1/2 Window (#)=Amounts differ by > 25% (m)=manual int.

Quantitation Report (Not Reviewed)

Data Path : C:\msdchem\1\data\2020-12\0L10062\
Data File : ECD5-12102012.D
Signal(s) : Signal #1: ECD1A.CH Signal #2: ECD2B.CH
Acq On : 10 Dec 2020 19:03
Operator : MJB
Sample : 0120356-MS1
Misc : 1x, 8081B 2,4+4,4-DDx Only, GPC
ALS Vial : 13 (Sig #1); 0 (Sig #2) Sample Multiplier: 1

Integration File signal 1: PEST1.e
Integration File signal 2: PEST2.e
Quant Time: Dec 11 11:55:09 2020
Quant Method : C:\msdchem\1\methods\ECD5_QUANTPEST_201014RT8.M
Quant Title : Instrument: DualECD5
QLast Update : Thu Oct 15 11:11:37 2020
Response via : Initial Calibration
Integrator: ChemStation 6890 Scale Mode: Small noise peaks clipped

Volume Inj. : 2uL
Signal #1 Phase : Rtx-CLPesticides Signal #2 Phase: Rtx-CLPesticides2
Signal #1 Info : 30m X 0.32mm X 0. Signal #2 Info : 30m X 0.32mm X 0.25um



Quantitation Report (Not Reviewed)

Data Path : C:\msdchem\1\data\2020-12\0L10062\
 Data File : ECD5-12102013.D
 Signal(s) : Signal #1: ECD1A.CH Signal #2: ECD2B.CH
 Acq On : 10 Dec 2020 19:21
 Operator : MJB
 Sample : 0120356-MSD1 MJB 12/11/20
 Misc : 1x, 8081B 2,4+4,4-DDx Only, GPC
 ALS Vial : 14 (Sig #1); 0 (Sig #2) Sample Multiplier: 1

Integration File signal 1: PEST1.e
 Integration File signal 2: PEST2.e
 Quant Time: Dec 11 12:01:34 2020
 Quant Method : C:\msdchem\1\methods\ECD5_QUANTPEST_201014RT8.M
 Quant Title : Instrument: DualECD5
 QLast Update : Thu Oct 15 11:11:37 2020
 Response via : Initial Calibration
 Integrator: ChemStation 6890 Scale Mode: Small noise peaks clipped

Volume Inj. : 2uL
 Signal #1 Phase : Rtx-CLPesticides Signal #2 Phase: Rtx-CLPesticides2
 Signal #1 Info : 30m X 0.32mm X 0. Signal #2 Info : 30m X 0.32mm X 0.25um

Compound	RT#1	RT#2	Resp#1	Resp#2	ng/mL	ng/mL

System Monitoring Compounds						
1) S TCMX (S)	5.486	5.725	6716067	8770750	27.677	28.317
22) S DCBP (S)	9.682	10.187	7560151	9142869	46.682	59.054 #
Target Compounds						
2) a-BHC	6.011	6.327	155217	220961	0.499	0.560
3) g-BHC	6.281f	6.620	351688	291774	1.333	0.873 #
4) b-BHC	6.382	6.691	815078	424460	7.042	2.797 #
5) Heptachlor	6.704	7.009	282444	854021	1.116	3.020 #
6) d-BHC	6.521	6.962f	226641	367474	0.828	0.998
7) Aldrin	6.975f	7.255	145827	203702	0.550	0.668
8) Heptachlo...	7.411	7.679	6365894	233624	26.069	0.856 #
9) trans-Chl...	7.494	7.819	239309	9201818	0.942	32.538 #
10) cis-Chlor...	7.599	7.955	238380	405438	0.980	1.511 #
11) Endosulfa...	7.726	7.994	237265	428716	1.038	1.696 #
12) 4,4'-DDE	7.663	8.043	9961454	15881443	38.337	R-0254.450 #
13) Dieldrin	7.876	8.187	113480	8850471	0.450	31.459 #
14) Endrin	8.089f	8.408	9391646	8838161	50.929	45.245
15) 4,4'-DDD	8.089	8.453	9391646	13063318	42.994	55.936 #
16) Endosulfa...	8.226	8.539	104178	233409	0.500	1.017 #
17) 4,4'-DDT	8.286	8.676	8781697	12129488	44.016	R-0263.695 #
18) Endrin Al...	8.502	8.782	127995	188299	0.303	0.604 #
19) Endosulfa...	8.809	8.976	354973	280189	1.685	1.197 #
20) Methoxychlor	8.618	9.158	517102	424162	5.161	4.387
21) Endrin Ke...	8.996	9.356	179210	199182	0.732	0.802
23) Hexachlor...	3.284	3.450	109164	86461	0.302	0.241
24) Hexachlor...	5.889	6.186	162777	5014311	0.496	16.252 #
25) Oxychlorane	7.344	7.643	194946	372700	0.773	1.553 #
26) 2,4'-DDE	7.411	7.819	6365894	9201818	41.017	R-0247.434

Quantitation Report (Not Reviewed)

Data Path : C:\msdchem\1\data\2020-12\0L10062\
 Data File : ECD5-12102013.D
 Signal(s) : Signal #1: ECD1A.CH Signal #2: ECD2B.CH
 Acq On : 10 Dec 2020 19:21
 Operator : MJB
 Sample : 0120356-MSD1
 Misc : 1x, 8081B 2,4+4,4-DDx Only, GPC
 ALS Vial : 14 (Sig #1); 0 (Sig #2) Sample Multiplier: 1

Integration File signal 1: PEST1.e
 Integration File signal 2: PEST2.e
 Quant Time: Dec 11 12:01:34 2020
 Quant Method : C:\msdchem\1\methods\ECD5_QUANTPEST_201014RT8.M
 Quant Title : Instrument: DualECD5
 QLast Update : Thu Oct 15 11:11:37 2020
 Response via : Initial Calibration
 Integrator: ChemStation 6890 Scale Mode: Small noise peaks clipped

Volume Inj. : 2uL
 Signal #1 Phase : Rtx-CLPesticides Signal #2 Phase: Rtx-CLPesticides2
 Signal #1 Info : 30m X 0.32mm X 0. Signal #2 Info : 30m X 0.32mm X 0.25um

	Compound	RT#1	RT#2	Resp#1	Resp#2	ng/mL	ng/mL
27)	trans-Non...	7.599	7.904	238380	245928	0.868	0.882
28)	2,4'-DDD	7.788	8.187	6365041	8850471	45.724	R-0256.759
29)	2,4'-DDT	7.969	8.408	6493841	8838161	46.444	R-0259.110 #
30)	cis-Nonac...	8.089	8.453	9391646	13063318	38.707	47.360
31)	Mirex	8.724f	9.356	190408	199182	0.962	0.979
32)	Chlordane...	7.529	7.819f	176183	9201818	6.430	259.709 #
33)	Chlordane...	7.599f	7.955	238380	405438	8.528	14.048 #
34)	Chlordane...	8.184	8.584f	99670	282522	12.346	31.742 #
35)	Chlordane...	3.955	3.909f	34705	73893	NoCal	NoCal
36)	Toxaphene...	7.599	8.151	238380	802296	256.189	293.128
37)	Toxaphene...	7.876	8.518	113480	220755	52.252	66.910 #
38)	Toxaphene...	8.226	8.539	104178	233409	24.106	48.941 #
39)	Toxaphene...	8.450	8.584f	120316	282522	26.673	35.621 #
40)	Toxaphene...	8.677	8.782	288838	188299	81.271	39.397 #
41)	Toxaphene...	8.724f	9.158	190408	424162	46.291	90.305 #
42)	Toxaphene...	3.955	3.958f	34705	128307	NoCal	NoCal

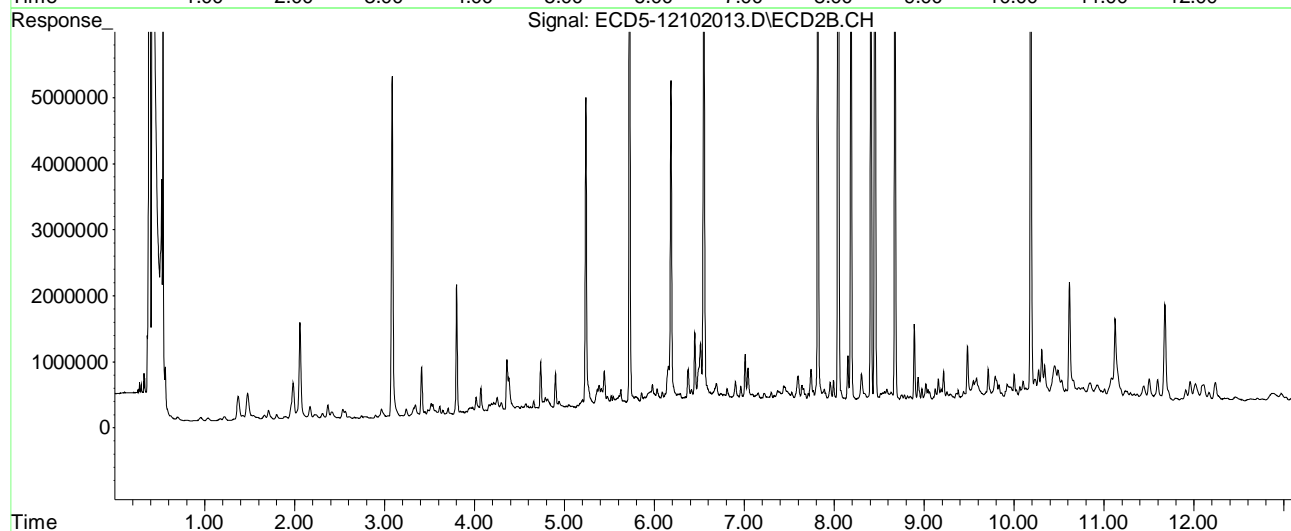
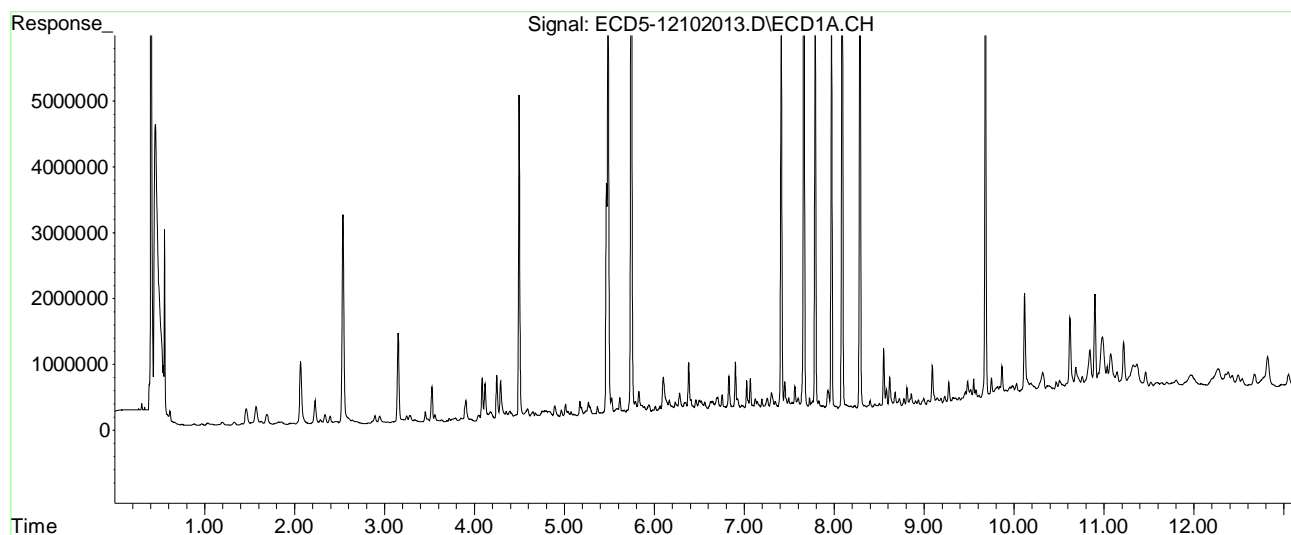
(f)=RT Delta > 1/2 Window (#)=Amounts differ by > 25% (m)=manual int.

Quantitation Report (Not Reviewed)

Data Path : C:\msdchem\1\data\2020-12\0L10062\
Data File : ECD5-12102013.D
Signal(s) : Signal #1: ECD1A.CH Signal #2: ECD2B.CH
Acq On : 10 Dec 2020 19:21
Operator : MJB
Sample : 0120356-MSD1
Misc : 1x, 8081B 2,4+4,4-DDx Only, GPC
ALS Vial : 14 (Sig #1); 0 (Sig #2) Sample Multiplier: 1

Integration File signal 1: PEST1.e
Integration File signal 2: PEST2.e
Quant Time: Dec 11 12:01:34 2020
Quant Method : C:\msdchem\1\methods\ECD5_QUANTPEST_201014RT8.M
Quant Title : Instrument: DualECD5
QLast Update : Thu Oct 15 11:11:37 2020
Response via : Initial Calibration
Integrator: ChemStation 6890 Scale Mode: Small noise peaks clipped

Volume Inj. : 2uL
Signal #1 Phase : Rtx-CLPesticides Signal #2 Phase: Rtx-CLPesticides2
Signal #1 Info : 30m X 0.32mm X 0. Signal #2 Info : 30m X 0.32mm X 0.25um



Quantitation Report (Not Reviewed)

Data Path : C:\msdchem\1\data\2020-12\0L10062\
 Data File : ECD5-12102014.D
 Signal(s) : Signal #1: ECD1A.CH Signal #2: ECD2B.CH
 Acq On : 10 Dec 2020 19:38
 Operator : MJB
 Sample : 0L10062-CCV3
 Misc : A20H476, AB 100 ppb
 ALS Vial : 5 (Sig #1); 0 (Sig #2) Sample Multiplier: 1

MJB 12/11/20

Integration File signal 1: PEST1.e
 Integration File signal 2: PEST2.e
 Quant Time: Dec 11 12:03:46 2020
 Quant Method : C:\msdchem\1\methods\ECD5_QUANTPEST_201014RT8.M
 Quant Title : Instrument: DualECD5
 QLast Update : Thu Oct 15 11:11:37 2020
 Response via : Initial Calibration
 Integrator: ChemStation 6890 Scale Mode: Small noise peaks clipped

Volume Inj. : 2uL
 Signal #1 Phase : Rtx-CLPesticides Signal #2 Phase: Rtx-CLPesticides2
 Signal #1 Info : 30m X 0.32mm X 0. Signal #2 Info : 30m X 0.32mm X 0.25um

Compound	RT#1	RT#2	Resp#1	Resp#2	ng/mL	ng/mL	

System Monitoring Compounds							
1) S TCMX (S)	5.489	5.728	24592631	34138864	101.347	110.218	
22) S DCBP (S)	9.685	10.189	17708304	21598770	108.904	132.946	Q-41
Target Compounds							
2) a-BHC	6.034	6.316	34595443	50562819	111.229	128.243	
3) g-BHC	6.318	6.628	29458849	43381013	111.632	129.801	
4) b-BHC	6.395	6.697	12067715	16711747	108.801	110.142	
5) Heptachlor	6.716	7.000	27283445	40842683	107.760	144.411	#
6) d-BHC	6.545	6.941	27530694	40133770	100.588	114.407	
7) Aldrin	6.956	7.259	27880807	41217254	105.082	135.190	#
8) Heptachlo...	7.423	7.691	24109220	35525208	98.729	130.239	#
9) trans-Chl...	7.515	7.831	24823999	36340858	97.696	128.504	#
10) cis-Chlor...	7.613	7.938	23799838	34626395	97.891	129.058	#
11) Endosulfa...	7.714	7.983	22814607	32408577	99.798	128.246	#
12) 4,4'-DDE	7.667	8.047	26082017	36846713	100.376	126.330	# Q-41
13) Dieldrin	7.888	8.181	25953185	37552821	102.857	133.483	#
14) Endrin	8.055	8.400	21691318	29545454	117.628	151.250	#
15) 4,4'-DDD	8.093	8.456	22561152	31307302	103.283	134.056	# Q-41
16) Endosulfa...	8.214	8.547	20615201	29269846	98.918	127.484	#
17) 4,4'-DDT	8.289	8.678	18629105	25175583	93.374	132.204	# Q-41
18) Endrin Al...	8.508	8.780	16647886	22394372	87.696	104.798	
19) Endosulfa...	8.811	8.973	19391789	26475245	102.294	118.917	
20) Methoxychlor	8.620	9.143	9017147	12394328	91.387	128.195	#
21) Endrin Ke...	9.010	9.354	22539900	29703921	92.066	119.544	#
23) Hexachlor...	0.000	0.000	0	0	N.D.	N.D.	
24) Hexachlor...	5.852f	0.000	167633	0	0.517	N.D.	#
25) Oxychlorane	0.000	7.623	0	16034	N.D.	0.067	#
26) 2,4'-DDE	7.423	7.831	24109220	36340858	156.851	187.331	

Quantitation Report (Not Reviewed)

Data Path : C:\msdchem\1\data\2020-12\0L10062\
 Data File : ECD5-12102014.D
 Signal(s) : Signal #1: ECD1A.CH Signal #2: ECD2B.CH
 Acq On : 10 Dec 2020 19:38
 Operator : MJB
 Sample : 0L10062-CCV3
 Misc : A20H476, AB 100 ppb
 ALS Vial : 5 (Sig #1); 0 (Sig #2) Sample Multiplier: 1

Integration File signal 1: PEST1.e
 Integration File signal 2: PEST2.e
 Quant Time: Dec 11 12:03:46 2020
 Quant Method : C:\msdchem\1\methods\ECD5_QUANTPEST_201014RT8.M
 Quant Title : Instrument: DualECD5
 QLast Update : Thu Oct 15 11:11:37 2020
 Response via : Initial Calibration
 Integrator: ChemStation 6890 Scale Mode: Small noise peaks clipped

Volume Inj. : 2uL
 Signal #1 Phase : Rtx-CLPesticides Signal #2 Phase: Rtx-CLPesticides2
 Signal #1 Info : 30m X 0.32mm X 0. Signal #2 Info : 30m X 0.32mm X 0.25um

	Compound	RT#1	RT#2	Resp#1	Resp#2	ng/mL	ng/mL
27)	trans-Non...	7.613	7.897	23799838	89867	104.573	0.322 #
28)	2,4'-DDD	7.800	8.181	44477	37552821	0.086	210.772 #
29)	2,4'-DDT	0.000	8.400	0	29545454	N.D.	172.289 #
30)	cis-Nonac...	8.093	8.456	22561152	31307302	92.435	106.493
31)	Mirex	8.735	9.354	77323	29703921	0.184	174.852 #
32)	Chlordane...	7.515	7.831f	24823999	36340858	905.926	1025.671
33)	Chlordane...	7.613	7.938	23799838	34626395	851.482	1199.771 #
34)	Chlordane...	8.214f	8.626f	20615201	242870	2553.501	26.772 #
35)	Chlordane...	0.000	0.000	0	0	N.D.	N.D.
36)	Toxaphene...	7.613	8.181	23799838	37552821	12480.051	13720.365
37)	Toxaphene...	7.888	8.547f	25953185	29269846	11950.096	8871.544 #
38)	Toxaphene...	8.214	8.547	20615201	29269846	4770.311	6137.281 #
39)	Toxaphene...	8.429	8.626f	766529	242870	169.934	30.621 #
40)	Toxaphene...	8.694	8.780	189086	22394372	53.203	4685.516 #
41)	Toxaphene...	8.762	9.143	96821	12394328	23.539	2638.772 #
42)	Toxaphene...	0.000	0.000	0	0	N.D.	N.D.

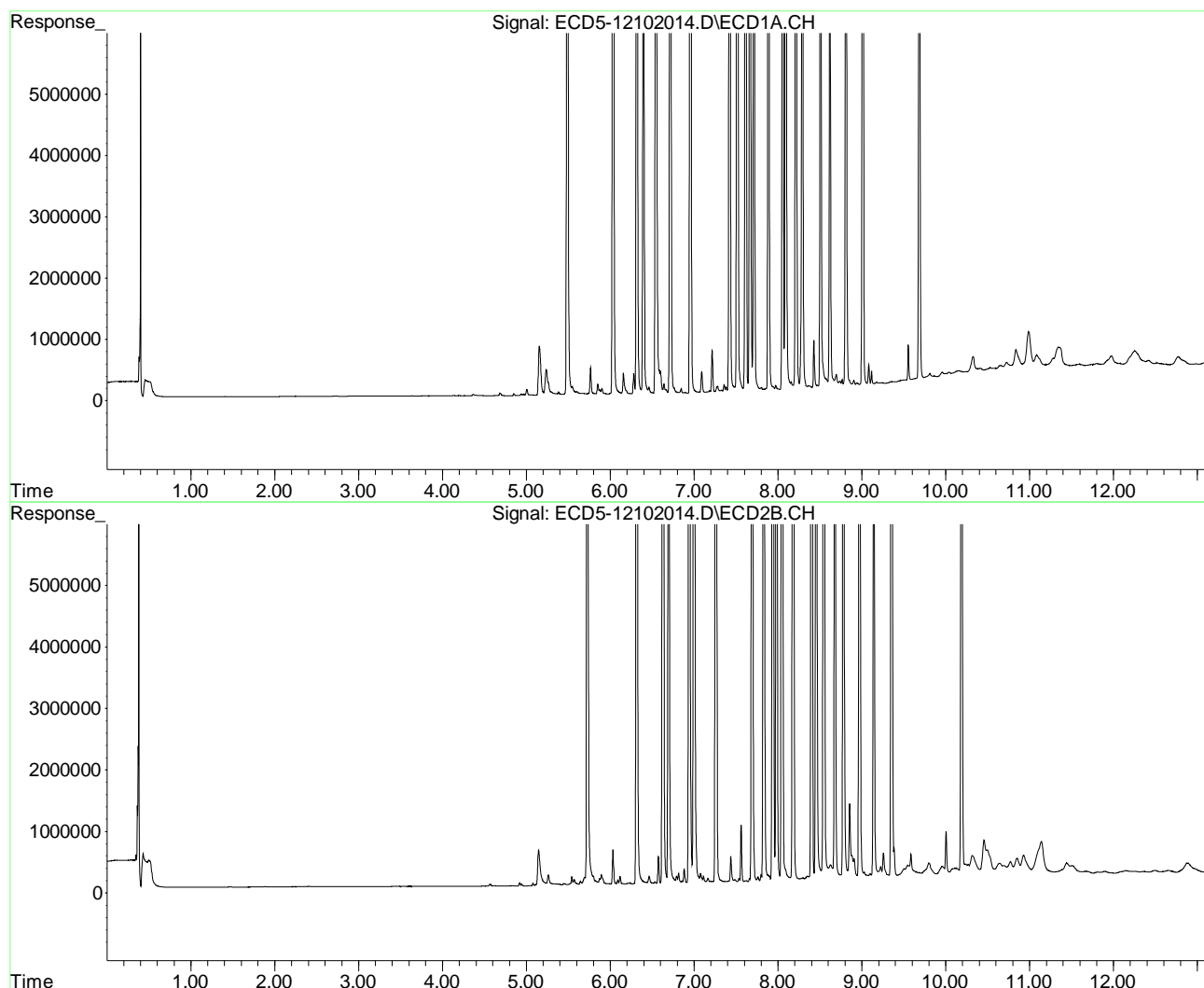
(f)=RT Delta > 1/2 Window (#)=Amounts differ by > 25% (m)=manual int.

Quantitation Report (Not Reviewed)

Data Path : C:\msdchem\1\data\2020-12\0L10062\
Data File : ECD5-12102014.D
Signal(s) : Signal #1: ECD1A.CH Signal #2: ECD2B.CH
Acq On : 10 Dec 2020 19:38
Operator : MJB
Sample : 0L10062-CCV3
Misc : A20H476, AB 100 ppb
ALS Vial : 5 (Sig #1); 0 (Sig #2) Sample Multiplier: 1

Integration File signal 1: PEST1.e
Integration File signal 2: PEST2.e
Quant Time: Dec 11 12:03:46 2020
Quant Method : C:\msdchem\1\methods\ECD5_QUANTPEST_201014RT8.M
Quant Title : Instrument: DualECD5
QLast Update : Thu Oct 15 11:11:37 2020
Response via : Initial Calibration
Integrator: ChemStation 6890 Scale Mode: Small noise peaks clipped

Volume Inj. : 2uL
Signal #1 Phase : Rtx-CLPesticides Signal #2 Phase: Rtx-CLPesticides2
Signal #1 Info : 30m X 0.32mm X 0. Signal #2 Info : 30m X 0.32mm X 0.25um



Quantitation Report (Not Reviewed)

Data Path : C:\msdchem\1\data\2020-12\0L10062\
 Data File : ECD5-12102015.D
 Signal(s) : Signal #1: ECD1A.CH Signal #2: ECD2B.CH
 Acq On : 10 Dec 2020 19:55
 Operator : MJB
 Sample : 0L10062-CCV4
 Misc : A20I186, 9-42 100 ppb
 ALS Vial : 6 (Sig #1); 0 (Sig #2) Sample Multiplier: 1

MJB 12/11/20

Integration File signal 1: PEST1.e
 Integration File signal 2: PEST2.e
 Quant Time: Dec 11 12:05:30 2020
 Quant Method : C:\msdchem\1\methods\ECD5_QUANTPEST_201014RT8.M
 Quant Title : Instrument: DualECD5
 QLast Update : Thu Oct 15 11:11:37 2020
 Response via : Initial Calibration
 Integrator: ChemStation 6890 Scale Mode: Small noise peaks clipped

Volume Inj. : 2uL
 Signal #1 Phase : Rtx-CLPesticides Signal #2 Phase: Rtx-CLPesticides2
 Signal #1 Info : 30m X 0.32mm X 0. Signal #2 Info : 30m X 0.32mm X 0.25um

Compound	RT#1	RT#2	Resp#1	Resp#2	ng/mL	ng/mL

System Monitoring Compounds						
1) S TCMX (S)	5.458f	5.761f	170372	209717	0.702	0.677
22) S DCBP (S)	0.000	0.000	0	0	N.D.	N.D.
Target Compounds						
2) a-BHC	6.057f	0.000	24826	0	0.080	N.D. #
3) g-BHC	6.279f	0.000	12582	0	0.048	N.D. #
4) b-BHC	6.367f	6.666f	5285	4401	5685.389	0.029 #
5) Heptachlor	6.714	6.997	68869	86671	0.272	0.306
6) d-BHC	6.551	6.943	3685	5757	0.013	BelowCal #
7) Aldrin	6.955	7.244	871	7776	0.003	0.026 #
8) Heptachlo...	7.414	7.729f	14956347	278420	61.248	1.021 #
9) trans-Chl...	7.512	7.822	51657	22089811	0.203	78.111 #
10) cis-Chlor...	7.599	7.898f	23473958	33871680	96.551	126.245 #
11) Endosulfa...	7.693	8.003f	68913	89538	0.301	0.354
12) 4,4'-DDE	7.693f	0.000	68913	0	0.265	N.D. #
13) Dieldrin	7.864f	8.190	135556	20073880	0.537	71.353 #
14) Endrin	8.075f	8.409	26338353	18419884	142.828	94.296 #
15) 4,4'-DDD	8.075	8.451	26338353	37613288	120.575	161.058 #
16) Endosulfa...	8.225	0.000	19102	0	0.092	N.D. #
17) 4,4'-DDT	8.288	8.677	11247	73225	0.056	0.385 #
18) Endrin Al...	8.507	8.790	16427	47482	6021.142	BelowCal #
19) Endosulfa...	8.845f	0.000	66036	0	0.122	N.D. #
20) Methoxychlor	8.589f	9.177f	7276	32820	BelowCal	0.339
21) Endrin Ke...	8.989	9.344	10029	20167521	0.041	81.165 #
23) Hexachlor...	3.294	3.453	24733957	42616607	111.208	118.742
24) Hexachlor...	5.871	6.185	23567117	33963037	101.483	105.627
25) Oxychlorane	7.345	7.623	20934078	29598063	106.999	123.310
26) 2,4'-DDE	7.414	7.822	14956347	22089811	96.934	113.869

Quantitation Report (Not Reviewed)

Data Path : C:\msdchem\1\data\2020-12\0L10062\
 Data File : ECD5-12102015.D
 Signal(s) : Signal #1: ECD1A.CH Signal #2: ECD2B.CH
 Acq On : 10 Dec 2020 19:55
 Operator : MJB
 Sample : 0L10062-CCV4
 Misc : A20I186, 9-42 100 ppb
 ALS Vial : 6 (Sig #1); 0 (Sig #2) Sample Multiplier: 1

Integration File signal 1: PEST1.e
 Integration File signal 2: PEST2.e
 Quant Time: Dec 11 12:05:30 2020
 Quant Method : C:\msdchem\1\methods\ECD5_QUANTPEST_201014RT8.M
 Quant Title : Instrument: DualECD5
 QLast Update : Thu Oct 15 11:11:37 2020
 Response via : Initial Calibration
 Integrator: ChemStation 6890 Scale Mode: Small noise peaks clipped

Volume Inj. : 2uL
 Signal #1 Phase : Rtx-CLPesticides Signal #2 Phase: Rtx-CLPesticides2
 Signal #1 Info : 30m X 0.32mm X 0. Signal #2 Info : 30m X 0.32mm X 0.25um

	Compound	RT#1	RT#2	Resp#1	Resp#2	ng/mL	ng/mL	
27)	trans-Non...	7.599	7.898	23473958	33871680	103.175	121.530	
28)	2,4'-DDD	7.791	8.190	14498727	20073880	103.908	121.562	Q-41
29)	2,4'-DDT	7.972	8.409	13631613	18419884	96.256	114.937	
30)	cis-Nonac...	8.075	8.451	26338353	37613288	107.667	125.405	
31)	Mirex	8.742	9.344	15797190	20167521	107.818	123.216	
32)	Chlordane...	7.512	7.822f	51657	22089811	1.885	623.454	#
33)	Chlordane...	7.599f	0.000	23473958	0	839.823	N.D.	#
34)	Chlordane...	0.000	8.630f	0	121836	N.D.	11.578	#
35)	Chlordane...	3.986f	0.000	5006	0	NoCal	N.D.	
36)	Toxaphene...	7.599	8.190f	23473958	20073880	12368.005	7334.228	#
37)	Toxaphene...	7.864f	0.000	135556	0	62.416	N.D.	#
38)	Toxaphene...	8.225	0.000	19102	0	4.420	N.D.	#
39)	Toxaphene...	8.468f	8.630f	11211	121836	2.485	15.361	#
40)	Toxaphene...	0.000	8.790	0	47482	N.D.	9.934	#
41)	Toxaphene...	8.742	9.177f	15797190	32820	3840.522	6.987	#
42)	Toxaphene...	0.000	0.000	0	0	N.D.	N.D.	

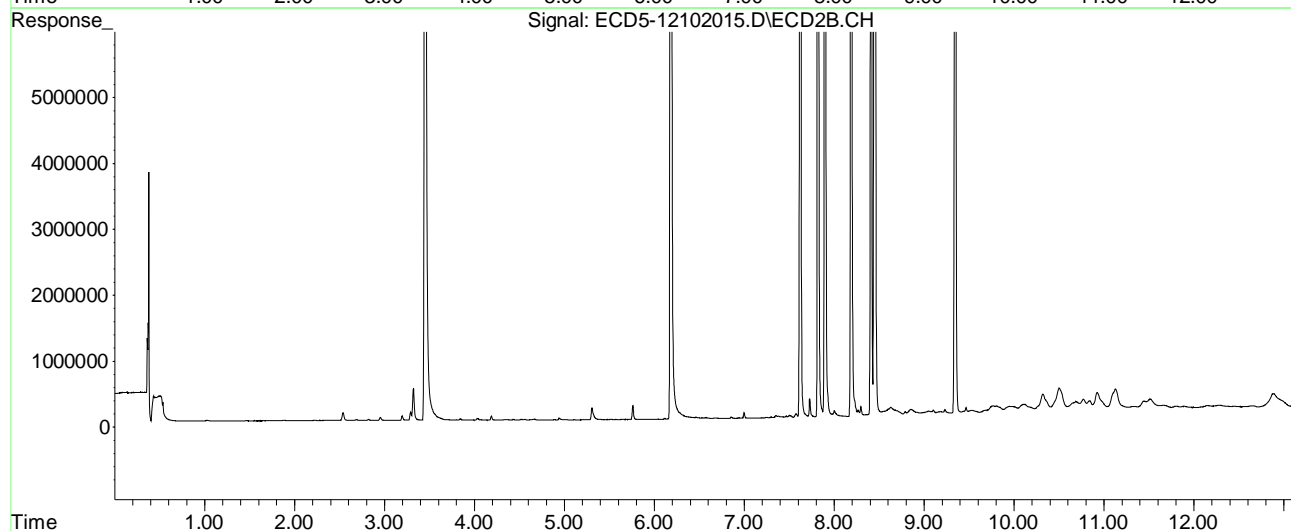
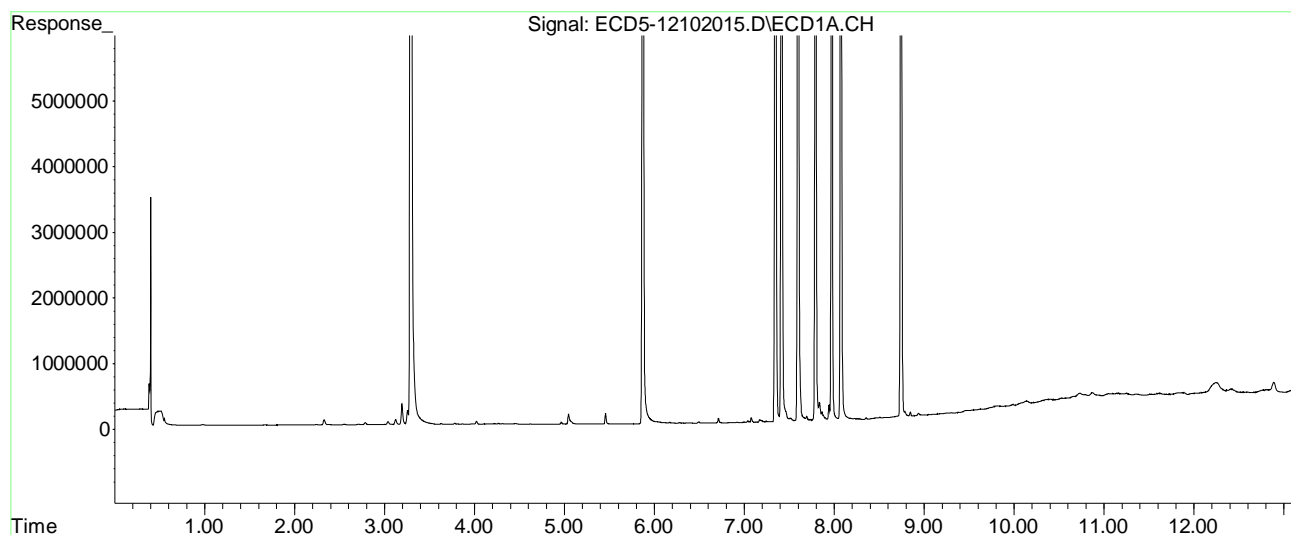
(f)=RT Delta > 1/2 Window (#)=Amounts differ by > 25% (m)=manual int.

Quantitation Report (Not Reviewed)

Data Path : C:\msdchem\1\data\2020-12\0L10062\
Data File : ECD5-12102015.D
Signal(s) : Signal #1: ECD1A.CH Signal #2: ECD2B.CH
Acq On : 10 Dec 2020 19:55
Operator : MJB
Sample : 0L10062-CCV4
Misc : A20I186, 9-42 100 ppb
ALS Vial : 6 (Sig #1); 0 (Sig #2) Sample Multiplier: 1

Integration File signal 1: PEST1.e
Integration File signal 2: PEST2.e
Quant Time: Dec 11 12:05:30 2020
Quant Method : C:\msdchem\1\methods\ECD5_QUANTPEST_201014RT8.M
Quant Title : Instrument: DualECD5
QLast Update : Thu Oct 15 11:11:37 2020
Response via : Initial Calibration
Integrator: ChemStation 6890 Scale Mode: Small noise peaks clipped

Volume Inj. : 2uL
Signal #1 Phase : Rtx-CLPesticides Signal #2 Phase: Rtx-CLPesticides2
Signal #1 Info : 30m X 0.32mm X 0. Signal #2 Info : 30m X 0.32mm X 0.25um



Quantitation Report (Not Reviewed)

Data Path : C:\msdchem\1\data\2020-12\0L10062\
 Data File : ECD5-12102016.D
 Signal(s) : Signal #1: ECD1A.CH Signal #2: ECD2B.CH
 Acq On : 10 Dec 2020 20:12
 Operator : MJB
 Sample : 0L10062-CCB2
 Misc : A20L152
 ALS Vial : 7 (Sig #1); 0 (Sig #2) Sample Multiplier: 1

MJB 12/11/20

Integration File signal 1: PEST1.e
 Integration File signal 2: PEST2.e
 Quant Time: Dec 11 12:06:39 2020
 Quant Method : C:\msdchem\1\methods\ECD5_QUANTPEST_201014RT8.M
 Quant Title : Instrument: DualECD5
 QLast Update : Thu Oct 15 11:11:37 2020
 Response via : Initial Calibration
 Integrator: ChemStation 6890 Scale Mode: Small noise peaks clipped

Volume Inj. : 2uL
 Signal #1 Phase : Rtx-CLPesticides Signal #2 Phase: Rtx-CLPesticides2
 Signal #1 Info : 30m X 0.32mm X 0. Signal #2 Info : 30m X 0.32mm X 0.25um

Compound	RT#1	RT#2	Resp#1	Resp#2	ng/mL	ng/mL

System Monitoring Compounds						
1) S TCMX (S)	5.487	5.726	23283415	32254884	95.952	104.136
22) S DCBP (S)	9.684	10.188	17468660	21175570	107.446	130.545
Target Compounds						
2) a-BHC	0.000	0.000	0	0	N.D.	N.D.
3) g-BHC	0.000	0.000	0	0	N.D.	N.D.
4) b-BHC	0.000	0.000	0	0	N.D.	N.D.
5) Heptachlor	0.000	0.000	0	0	N.D.	N.D.
6) d-BHC	0.000	0.000	0	0	N.D.	N.D.
7) Aldrin	0.000	0.000	0	0	N.D.	N.D.
8) Heptachlo...	0.000	0.000	0	0	N.D.	N.D.
9) trans-Chl...	7.498	0.000	15745	0	0.062	N.D. #
10) cis-Chlor...	0.000	0.000	0	0	N.D.	N.D.
11) Endosulfa...	0.000	0.000	0	0	N.D.	N.D.
12) 4,4'-DDE	7.662	0.000	2603	0	0.010	N.D. #
13) Dieldrin	7.888	0.000	1500	0	0.006	N.D. #
14) Endrin	0.000	0.000	0	0	N.D.	N.D.
15) 4,4'-DDD	8.110	0.000	6309	0	0.029	N.D. #
16) Endosulfa...	8.216	8.561	6072	20603	0.029	0.090 #
17) 4,4'-DDT	8.282	8.693	1716	5490	0.009	0.029 #
18) Endrin Al...	8.514	8.783	6620	6945	6021.193	BelowCal #
19) Endosulfa...	8.810	0.000	6382	0	BelowCal	N.D.
20) Methoxychlor	0.000	0.000	0	0	N.D.	N.D.
21) Endrin Ke...	0.000	9.373	0	18831	N.D.	0.076 #
23) Hexachlor...	0.000	0.000	0	0	N.D.	N.D.
24) Hexachlor...	5.872	0.000	45027	0	BelowCal	N.D.
25) Oxychlorane	7.316f	0.000	826	0	BelowCal	N.D.
26) 2,4'-DDE	0.000	0.000	0	0	N.D.	N.D.

Quantitation Report (Not Reviewed)

Data Path : C:\msdchem\1\data\2020-12\0L10062\
 Data File : ECD5-12102016.D
 Signal(s) : Signal #1: ECD1A.CH Signal #2: ECD2B.CH
 Acq On : 10 Dec 2020 20:12
 Operator : MJB
 Sample : 0L10062-CCB2
 Misc : A20L152
 ALS Vial : 7 (Sig #1); 0 (Sig #2) Sample Multiplier: 1

Integration File signal 1: PEST1.e
 Integration File signal 2: PEST2.e
 Quant Time: Dec 11 12:06:39 2020
 Quant Method : C:\msdchem\1\methods\ECD5_QUANTPEST_201014RT8.M
 Quant Title : Instrument: DualECD5
 QLast Update : Thu Oct 15 11:11:37 2020
 Response via : Initial Calibration
 Integrator: ChemStation 6890 Scale Mode: Small noise peaks clipped

Volume Inj. : 2uL
 Signal #1 Phase : Rtx-CLPesticides Signal #2 Phase: Rtx-CLPesticides2
 Signal #1 Info : 30m X 0.32mm X 0. Signal #2 Info : 30m X 0.32mm X 0.25um

	Compound	RT#1	RT#2	Resp#1	Resp#2	ng/mL	ng/mL
27)	trans-Non...	0.000	0.000	0	0	N.D.	N.D.
28)	2,4'-DDD	0.000	0.000	0	0	N.D.	N.D.
29)	2,4'-DDT	0.000	0.000	0	0	N.D.	N.D.
30)	cis-Nonac...	8.110f	0.000	6309	0	BelowCal	N.D.
31)	Mirex	8.736	9.373f	27599	18831	BelowCal	BelowCal
32)	Chlordane...	7.498f	0.000	15745	0	0.575	N.D. #
33)	Chlordane...	7.662f	0.000	2603	0	0.093	N.D. #
34)	Chlordane...	8.159f	8.593	8537	18591	1.057	BelowCal #
35)	Chlordane...	0.000	0.000	0	0	N.D.	N.D.
36)	Toxaphene...	0.000	0.000	0	0	N.D.	N.D.
37)	Toxaphene...	7.888	0.000	1500	0	0.691	N.D. #
38)	Toxaphene...	8.216	8.561f	6072	20603	1.405	4.320 #
39)	Toxaphene...	8.476f	8.593	10106	18591	2.240	2.344
40)	Toxaphene...	0.000	8.783	0	6945	N.D.	1.453 #
41)	Toxaphene...	8.736	0.000	27599	0	6.710	N.D. #
42)	Toxaphene...	0.000	0.000	0	0	N.D.	N.D.

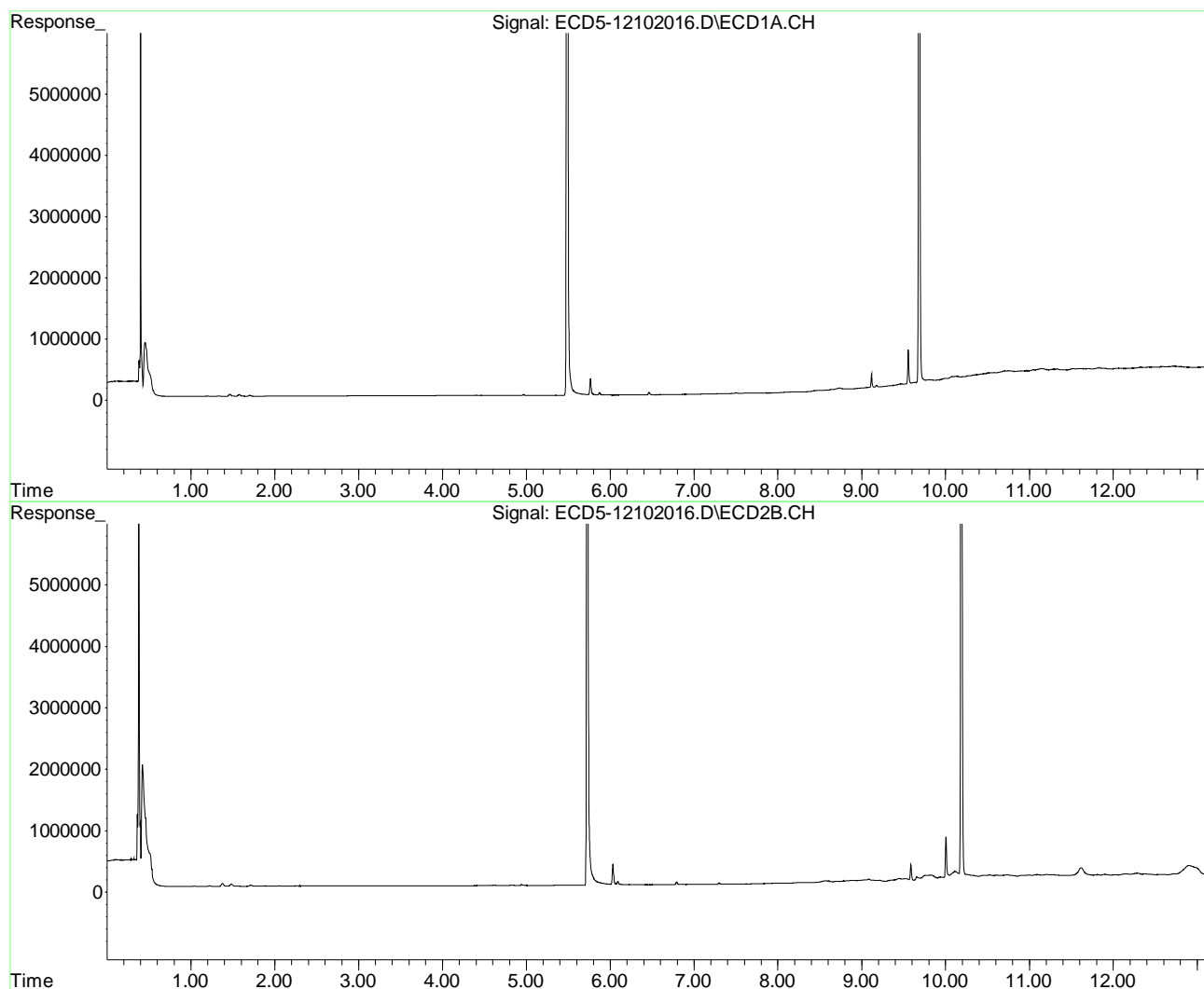
(f)=RT Delta > 1/2 Window (#)=Amounts differ by > 25% (m)=manual int.

Quantitation Report (Not Reviewed)

Data Path : C:\msdchem\1\data\2020-12\0L10062\
Data File : ECD5-12102016.D
Signal(s) : Signal #1: ECD1A.CH Signal #2: ECD2B.CH
Acq On : 10 Dec 2020 20:12
Operator : MJB
Sample : 0L10062-CCB2
Misc : A20L152
ALS Vial : 7 (Sig #1); 0 (Sig #2) Sample Multiplier: 1

Integration File signal 1: PEST1.e
Integration File signal 2: PEST2.e
Quant Time: Dec 11 12:06:39 2020
Quant Method : C:\msdchem\1\methods\ECD5_QUANTPEST_201014RT8.M
Quant Title : Instrument: DualECD5
QLast Update : Thu Oct 15 11:11:37 2020
Response via : Initial Calibration
Integrator: ChemStation 6890 Scale Mode: Small noise peaks clipped

Volume Inj. : 2uL
Signal #1 Phase : Rtx-CLPesticides Signal #2 Phase: Rtx-CLPesticides2
Signal #1 Info : 30m X 0.32mm X 0. Signal #2 Info : 30m X 0.32mm X 0.25um



Quantitation Report (QT Reviewed)

Data Path : C:\msdchem\1\data\2020-12\0L10062\
 Data File : ECD5-12102017.D
 Signal(s) : Signal #1: ECD1A.CH Signal #2: ECD2B.CH
 Acq On : 10 Dec 2020 20:29
 Operator : MJB
 Sample : A0K0733-02RE1
 Misc : 1x, 8081B 2,4+4,4-DDx Only, GPC
 ALS Vial : 15 (Sig #1); 0 (Sig #2) Sample Multiplier: 1

MJB 12/11/20

Integration File signal 1: PEST1.e
 Integration File signal 2: PEST2.e
 Quant Time: Dec 11 12:25:24 2020
 Quant Method : C:\msdchem\1\methods\ECD5_QUANTPEST_201014RT8.M
 Quant Title : Instrument: DualECD5
 QLast Update : Thu Oct 15 11:11:37 2020
 Response via : Initial Calibration
 Integrator: ChemStation 6890 Scale Mode: Small noise peaks clipped

Volume Inj. : 2uL
 Signal #1 Phase : Rtx-CLPesticides Signal #2 Phase: Rtx-CLPesticides2
 Signal #1 Info : 30m X 0.32mm X 0. Signal #2 Info : 30m X 0.32mm X 0.25um

Compound	RT#1	RT#2	Resp#1	Resp#2	ng/mL	ng/mL	

System Monitoring Compounds							
1) S TCMX (S)	5.487	5.725	9755413	9722338	40.202	31.389	
22) S DCBP (S)	9.683	10.187	6930020	8565923	42.787	55.454	#
Target Compounds							
2) a-BHC	6.015	6.289f	333327	1109433	1.072	2.814	#
3) g-BHC	6.280f	6.623	653728	1006540	2.477	3.012	
4) b-BHC	6.383	6.695	2381277	651655	20.985	4.295	#
5) Heptachlor	6.705	7.009	579296	2343336	2.288	8.286	#
6) d-BHC	6.560	6.963f	481794	789365	1.760	2.362	#
7) Aldrin	6.978f	7.256	320102	438161	1.206	1.437	
8) Heptachlo...	7.399	7.711f	358416	458591	1.468	1.681	
9) trans-Chl...	7.496	7.838	355462	592278	1.399	2.094	#
10) cis-Chlor...	7.601	7.956f	434084	500557	1.785	1.866	
11) Endosulfa...	7.726	7.994	253373	445027	1.108	1.761	#
12) 4,4'-DDE	7.663	8.043	484435	636678	1.864	2.183	MDL=MR
13) Dieldrin	7.851f	8.187	236902	374947	0.939	1.333	#
14) Endrin	8.086f	8.391	980053	314272	5.315	1.609	#
15) 4,4'-DDD	8.086	8.453	980053	743575	4.487	3.184	# Q-41
16) Endosulfa...	8.226	8.537	204582	272322	0.982	1.186	Q-31
17) 4,4'-DDT	8.287	8.675	425195	547870	2.131	2.877	# R-02
18) Endrin Al...	8.505	8.784	207216	269972	0.716	1.008	#
19) Endosulfa...	8.810	8.977	304325	242917	1.411	1.009	#
20) Methoxychlor	8.619	9.160	533671	231221	5.333	2.392	#
21) Endrin Ke...	8.997	9.361	188110	190647	0.768	0.767	
23) Hexachlor...	3.275	3.452	198202	167826	0.693	0.468	#
24) Hexachlor...	5.889	6.186	384146	11464753	1.457	36.945	#
25) Oxychlorane	0.000	7.643	0	598753	N.D.	2.495	#
26) 2,4'-DDE	7.399	7.838	358416	592278	2.092	3.053	# R-02

Quantitation Report (QT Reviewed)

Data Path : C:\msdchem\1\data\2020-12\0L10062\
 Data File : ECD5-12102017.D
 Signal(s) : Signal #1: ECD1A.CH Signal #2: ECD2B.CH
 Acq On : 10 Dec 2020 20:29
 Operator : MJB
 Sample : A0K0733-02RE1
 Misc : 1x, 8081B 2,4+4,4-DDx Only, GPC
 ALS Vial : 15 (Sig #1); 0 (Sig #2) Sample Multiplier: 1

Integration File signal 1: PEST1.e
 Integration File signal 2: PEST2.e
 Quant Time: Dec 11 12:25:24 2020
 Quant Method : C:\msdchem\1\methods\ECD5_QUANTPEST_201014RT8.M
 Quant Title : Instrument: DualECD5
 QLast Update : Thu Oct 15 11:11:37 2020
 Response via : Initial Calibration
 Integrator: ChemStation 6890 Scale Mode: Small noise peaks clipped

Volume Inj. : 2uL
 Signal #1 Phase : Rtx-CLPesticides Signal #2 Phase: Rtx-CLPesticides2
 Signal #1 Info : 30m X 0.32mm X 0. Signal #2 Info : 30m X 0.32mm X 0.25um

	Compound	RT#1	RT#2	Resp#1	Resp#2	ng/mL	ng/mL
27)	trans-Non...	7.601	7.887	434084	538308	1.753	1.931
28)	2,4'-DDD	7.788	8.187	286257	374947	1.839	MDL=MR2.283
29)	2,4'-DDT	7.959	8.391	222629	316079	1.384m	MDL=2.043m#
30)	cis-Nonac...	8.086	8.453	980053	743575	3.867	2.623 #
31)	Mirex	8.725f	9.361	211451	190647	1.107	0.921
32)	Chlordane...	7.532	7.838	333690	592278	12.178	16.716 #
33)	Chlordane...	7.644	7.956	475162	500557	17.000	17.344
34)	Chlordane...	8.185	8.580f	197626	254092	24.479	28.179
35)	Chlordane...	0.000	3.934	0	275900	N.D.	NoCal
36)	Toxaphene...	7.601	8.151	434084	1043247	461.313	381.163
37)	Toxaphene...	7.928f	8.515	813827	296276	374.725	89.800 #
38)	Toxaphene...	8.226	8.537	204582	272322	47.340	57.100
39)	Toxaphene...	8.450	8.580f	217019	254092	48.112	32.036 #
40)	Toxaphene...	8.675	8.784	271345	269972	76.349	56.486 #
41)	Toxaphene...	8.725f	9.160	211451	231221	51.407	49.227
42)	Toxaphene...	3.906f	3.934	660176	275900	NoCal	NoCal

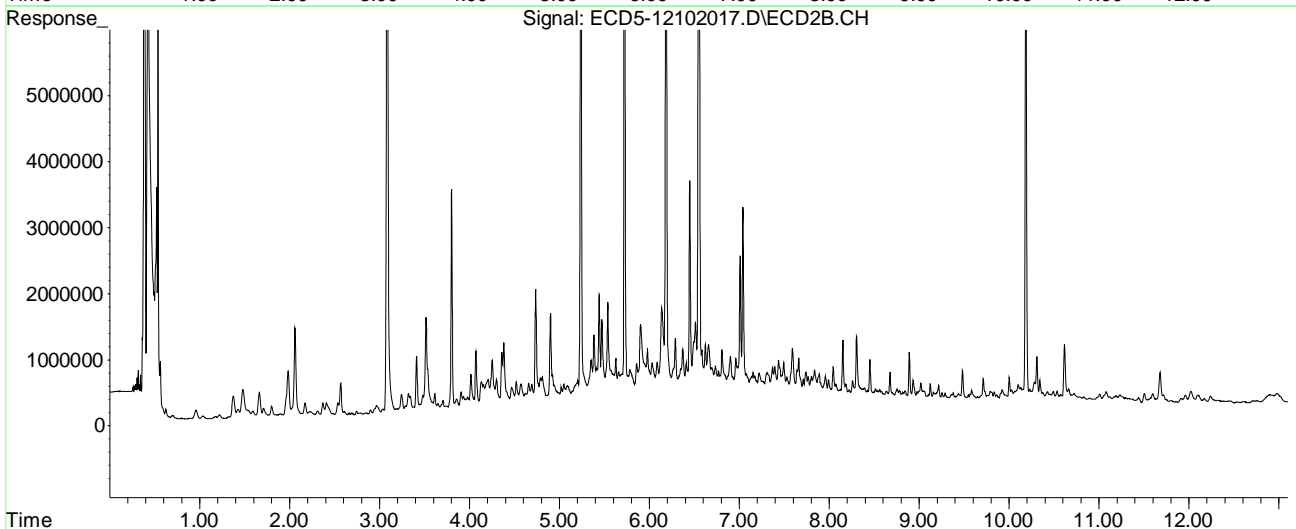
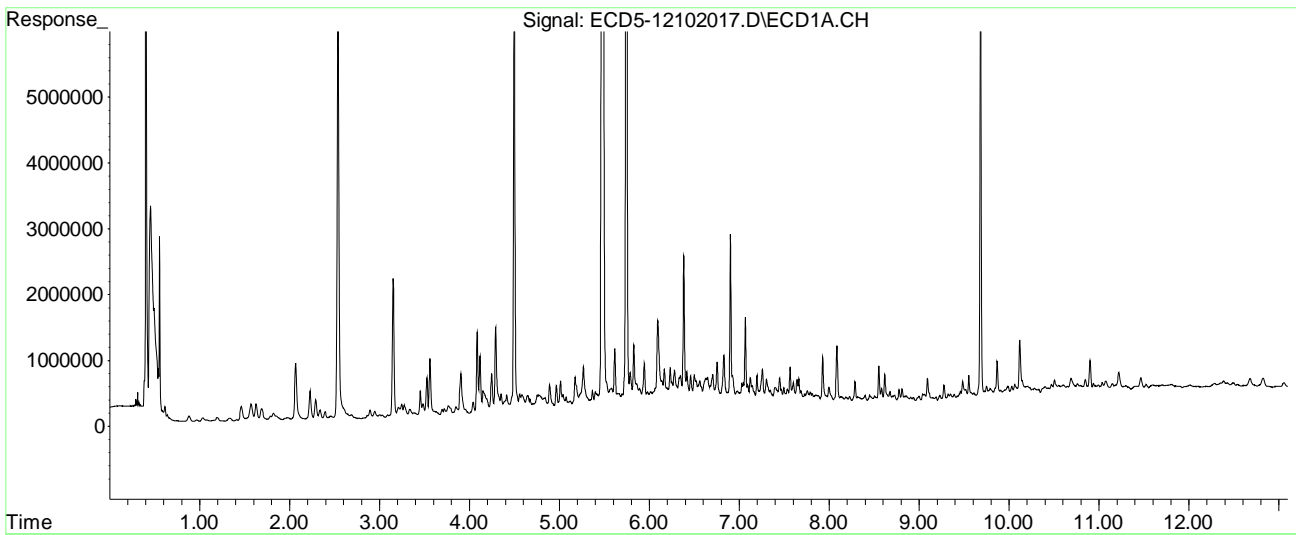
(f)=RT Delta > 1/2 Window (#)=Amounts differ by > 25% (m)=manual int.

Quantitation Report (QT Reviewed)

Data Path : C:\msdchem\1\data\2020-12\0L10062\
Data File : ECD5-12102017.D
Signal(s) : Signal #1: ECD1A.CH Signal #2: ECD2B.CH
Acq On : 10 Dec 2020 20:29
Operator : MJB
Sample : A0K0733-02RE1
Misc : 1x, 8081B 2,4+4,4-DDx Only, GPC
ALS Vial : 15 (Sig #1); 0 (Sig #2) Sample Multiplier: 1

Integration File signal 1: PEST1.e
Integration File signal 2: PEST2.e
Quant Time: Dec 11 12:25:24 2020
Quant Method : C:\msdchem\1\methods\ECD5_QUANTPEST_201014RT8.M
Quant Title : Instrument: DualECD5
QLast Update : Thu Oct 15 11:11:37 2020
Response via : Initial Calibration
Integrator: ChemStation 6890 Scale Mode: Small noise peaks clipped

Volume Inj. : 2uL
Signal #1 Phase : Rtx-CLPesticides Signal #2 Phase: Rtx-CLPesticides2
Signal #1 Info : 30m X 0.32mm X 0. Signal #2 Info : 30m X 0.32mm X 0.25um

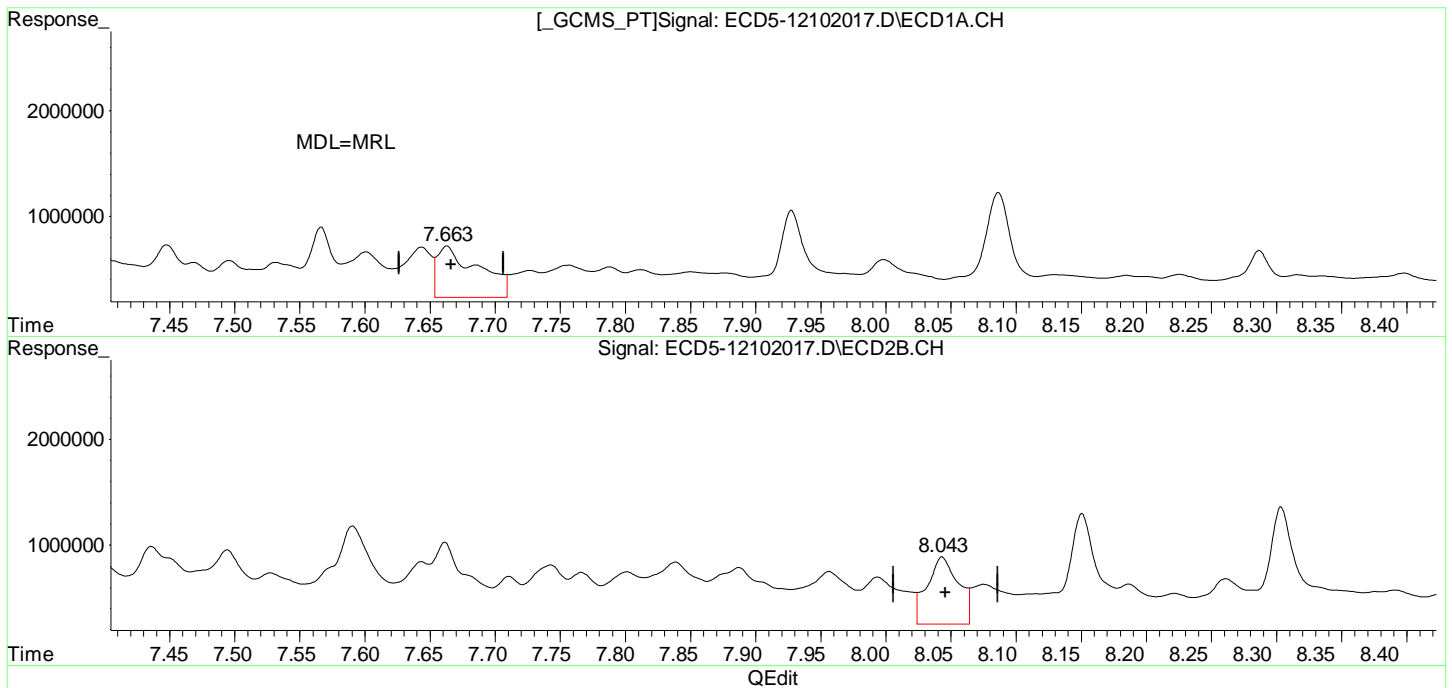


Quantitation Report (Qedit)

Data Path : C:\msdchem\1\data\2020-12\0L10062\
Data File : ECD5-12102017.D
Signal(s) : Signal #1: ECD1A.CH Signal #2: ECD2B.CH
Acq On : 10 Dec 2020 20:29
Operator : MJB
Sample : A0K0733-02RE1
Misc : 1x, 8081B 2,4+4,4-DDx Only, GPC
ALS Vial : 15 (Sig #1); 0 (Sig #2) Sample Multiplier: 1

Integration File signal 1: PEST1.e
Integration File signal 2: PEST2.e
Quant Time: Dec 11 12:22:28 2020
Quant Method : C:\msdchem\1\methods\ECD5_QUANTPEST_201014RT8.M
Quant Title : Instrument: DualECD5
QLast Update : Thu Oct 15 11:11:37 2020
Response via : Initial Calibration
Integrator: ChemStation 6890 Scale Mode: Small noise peaks clipped

Volume Inj. : 2uL
Signal #1 Phase : Rtx-CLPesticides Signal #2 Phase: Rtx-CLPesticides2
Signal #1 Info : 30m X 0.32mm X 0. Signal #2 Info : 30m X 0.32mm X 0.25um



(12) 4,4'-DDE
7.663min 1.864 ng/mL
response 484435

MJB 12/11/20

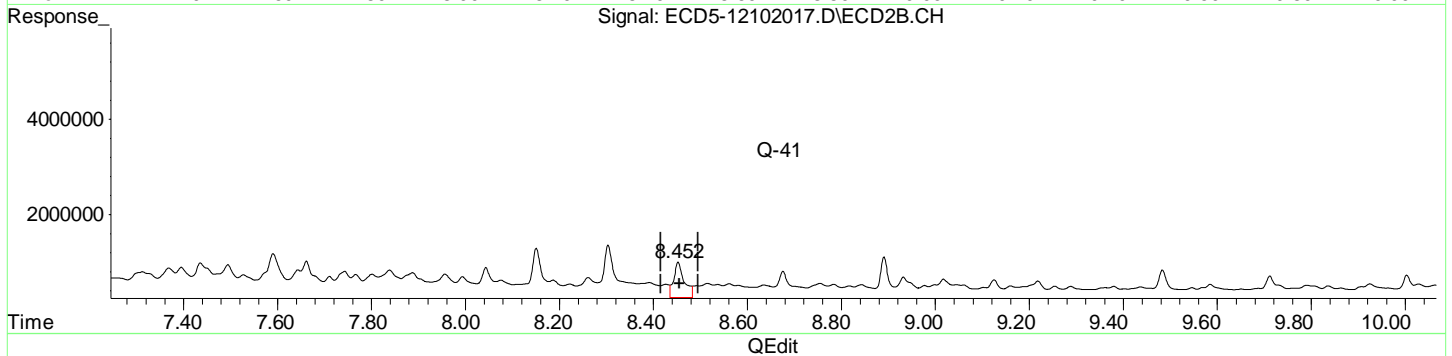
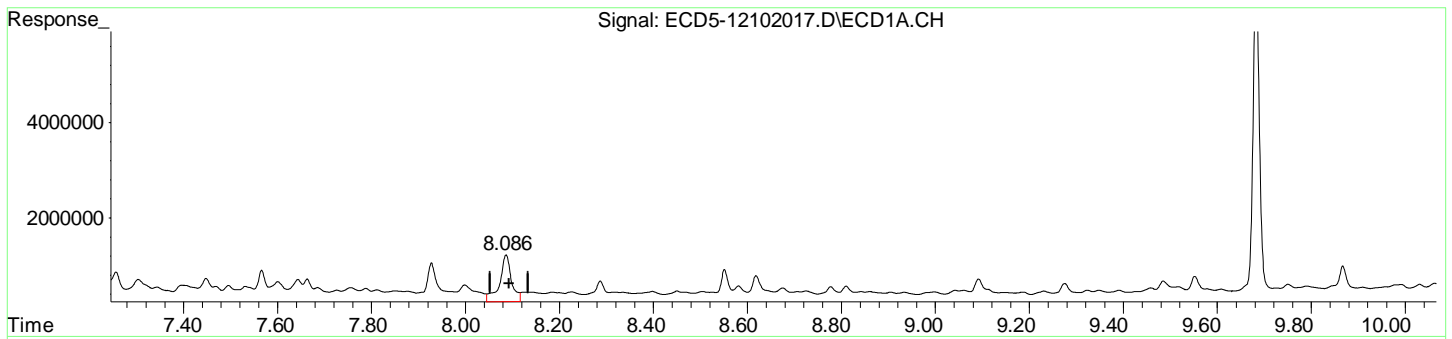
(12) 4,4'-DDE #2
8.043min 2.183 ng/mL
response 636678

Quantitation Report (Qedit)

Data Path : C:\msdchem\1\data\2020-12\0L10062\
Data File : ECD5-12102017.D
Signal(s) : Signal #1: ECD1A.CH Signal #2: ECD2B.CH
Acq On : 10 Dec 2020 20:29
Operator : MJB
Sample : A0K0733-02RE1
Misc : 1x, 8081B 2,4+4,4-DDx Only, GPC
ALS Vial : 15 (Sig #1); 0 (Sig #2) Sample Multiplier: 1

Integration File signal 1: PEST1.e
Integration File signal 2: PEST2.e
Quant Time: Dec 11 12:22:28 2020
Quant Method : C:\msdchem\1\methods\ECD5_QUANTPEST_201014RT8.M
Quant Title : Instrument: DualECD5
QLast Update : Thu Oct 15 11:11:37 2020
Response via : Initial Calibration
Integrator: ChemStation 6890 Scale Mode: Small noise peaks clipped

Volume Inj. : 2uL
Signal #1 Phase : Rtx-CLPesticides Signal #2 Phase: Rtx-CLPesticides2
Signal #1 Info : 30m X 0.32mm X 0. Signal #2 Info : 30m X 0.32mm X 0.25um



(15) 4,4'-DDD
8.086min 4.487 ng/mL
response 980053

MJB 12/11/20

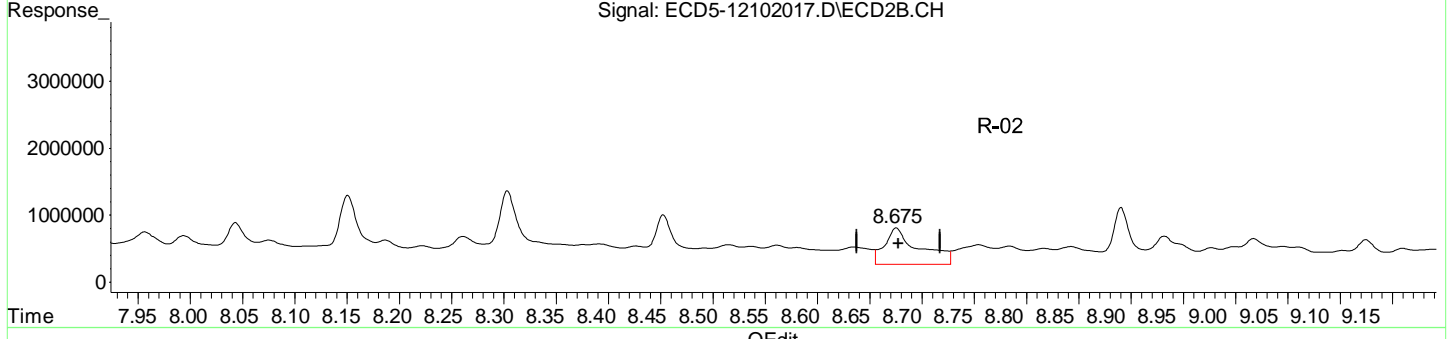
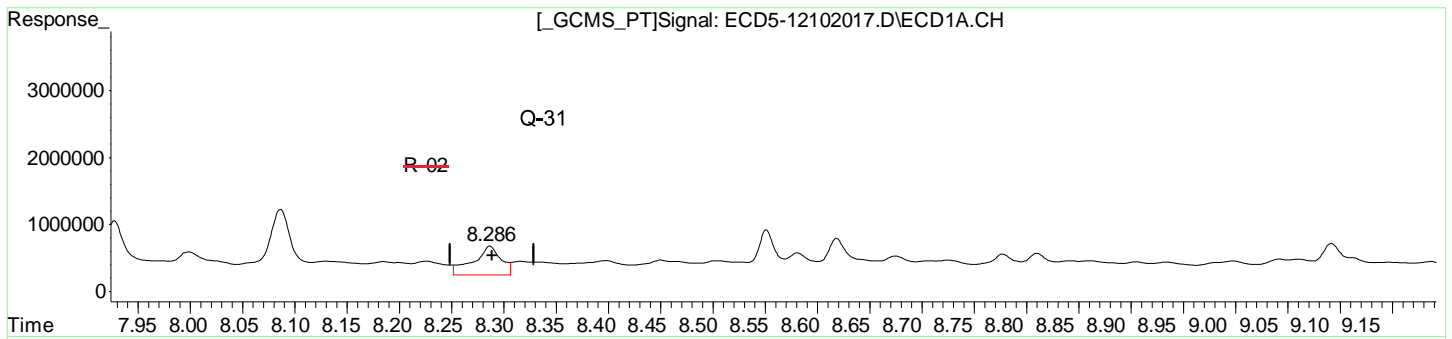
(15) 4,4'-DDD #2
8.453min 3.184 ng/mL
response 743575

Quantitation Report (Qedit)

Data Path : C:\msdchem\1\data\2020-12\0L10062\
Data File : ECD5-12102017.D
Signal(s) : Signal #1: ECD1A.CH Signal #2: ECD2B.CH
Acq On : 10 Dec 2020 20:29
Operator : MJB
Sample : A0K0733-02RE1
Misc : 1x, 8081B 2,4+4,4-DDx Only, GPC
ALS Vial : 15 (Sig #1); 0 (Sig #2) Sample Multiplier: 1

Integration File signal 1: PEST1.e
Integration File signal 2: PEST2.e
Quant Time: Dec 11 12:22:28 2020
Quant Method : C:\msdchem\1\methods\ECD5_QUANTPEST_201014RT8.M
Quant Title : Instrument: DualECD5
QLast Update : Thu Oct 15 11:11:37 2020
Response via : Initial Calibration
Integrator: ChemStation 6890 Scale Mode: Small noise peaks clipped

Volume Inj. : 2uL
Signal #1 Phase : Rtx-CLPesticides Signal #2 Phase: Rtx-CLPesticides2
Signal #1 Info : 30m X 0.32mm X 0. Signal #2 Info : 30m X 0.32mm X 0.25um



(17) 4,4'-DDT	8.287min	2.131 ng/mL	response 425195
(17) 4,4'-DDT #2	8.675min	2.877 ng/mL	response 547870

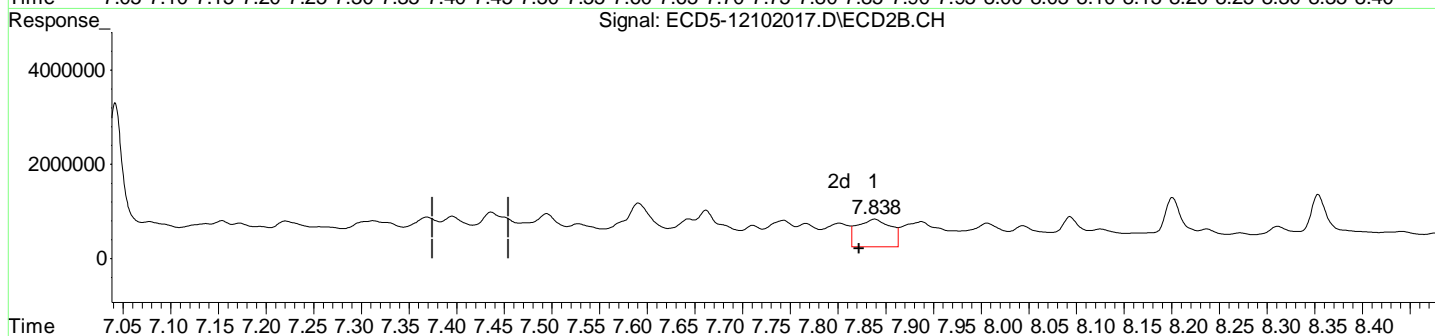
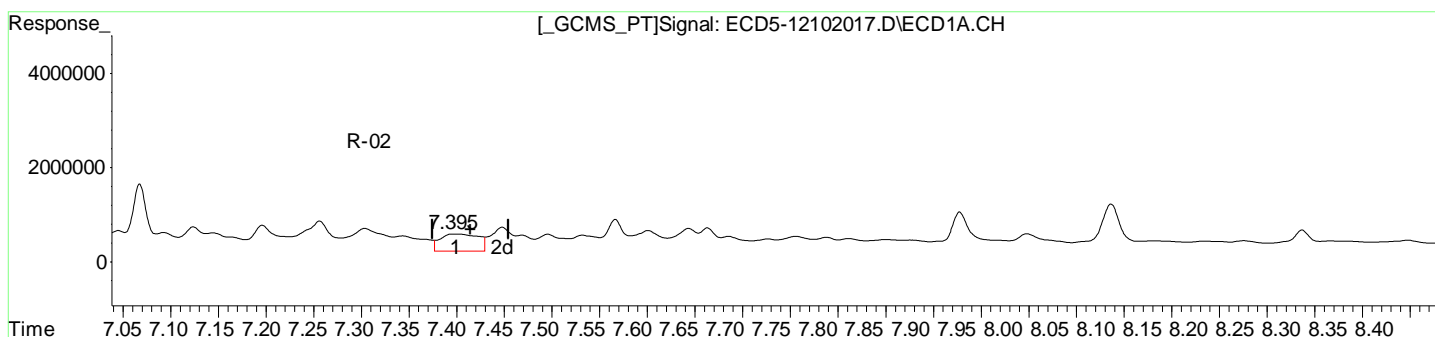
MJB 12/11/20

Quantitation Report (Qedit)

Data Path : C:\msdchem\1\data\2020-12\0L10062\
Data File : ECD5-12102017.D
Signal(s) : Signal #1: ECD1A.CH Signal #2: ECD2B.CH
Acq On : 10 Dec 2020 20:29
Operator : MJB
Sample : A0K0733-02RE1
Misc : 1x, 8081B 2,4+4,4-DDx Only, GPC
ALS Vial : 15 (Sig #1); 0 (Sig #2) Sample Multiplier: 1

Integration File signal 1: PEST1.e
Integration File signal 2: PEST2.e
Quant Time: Dec 11 12:22:28 2020
Quant Method : C:\msdchem\1\methods\ECD5_QUANTPEST_201014RT8.M
Quant Title : Instrument: DualECD5
QLast Update : Thu Oct 15 11:11:37 2020
Response via : Initial Calibration
Integrator: ChemStation 6890 Scale Mode: Small noise peaks clipped

Volume Inj. : 2uL
Signal #1 Phase : Rtx-CLPesticides Signal #2 Phase: Rtx-CLPesticides2
Signal #1 Info : 30m X 0.32mm X 0. Signal #2 Info : 30m X 0.32mm X 0.25um



QEdit

(26) 2,4'-DDE
7.399min 2.092 ng/mL
response 358416

MJB 12/11/20

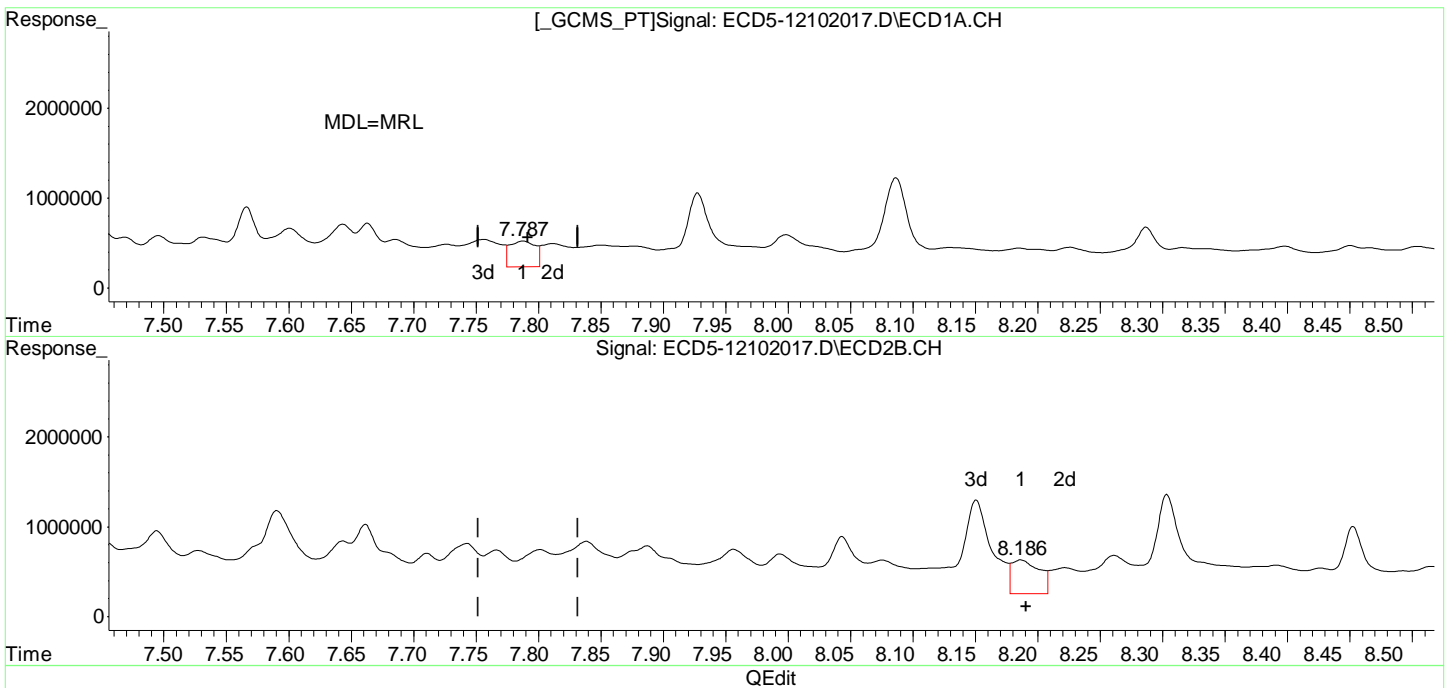
(26) 2,4'-DDE #2
7.838min 3.053 ng/mL
response 592278

Quantitation Report (Qedit)

Data Path : C:\msdchem\1\data\2020-12\0L10062\
Data File : ECD5-12102017.D
Signal(s) : Signal #1: ECD1A.CH Signal #2: ECD2B.CH
Acq On : 10 Dec 2020 20:29
Operator : MJB
Sample : A0K0733-02RE1
Misc : 1x, 8081B 2,4+4,4-DDx Only, GPC
ALS Vial : 15 (Sig #1); 0 (Sig #2) Sample Multiplier: 1

Integration File signal 1: PEST1.e
Integration File signal 2: PEST2.e
Quant Time: Dec 11 12:22:28 2020
Quant Method : C:\msdchem\1\methods\ECD5_QUANTPEST_201014RT8.M
Quant Title : Instrument: DualECD5
QLast Update : Thu Oct 15 11:11:37 2020
Response via : Initial Calibration
Integrator: ChemStation 6890 Scale Mode: Small noise peaks clipped

Volume Inj. : 2uL
Signal #1 Phase : Rtx-CLPesticides Signal #2 Phase: Rtx-CLPesticides2
Signal #1 Info : 30m X 0.32mm X 0. Signal #2 Info : 30m X 0.32mm X 0.25um



(28) 2,4'-DDD
7.788min 1.839 ng/mL
response 286257

MJB 12/11/20

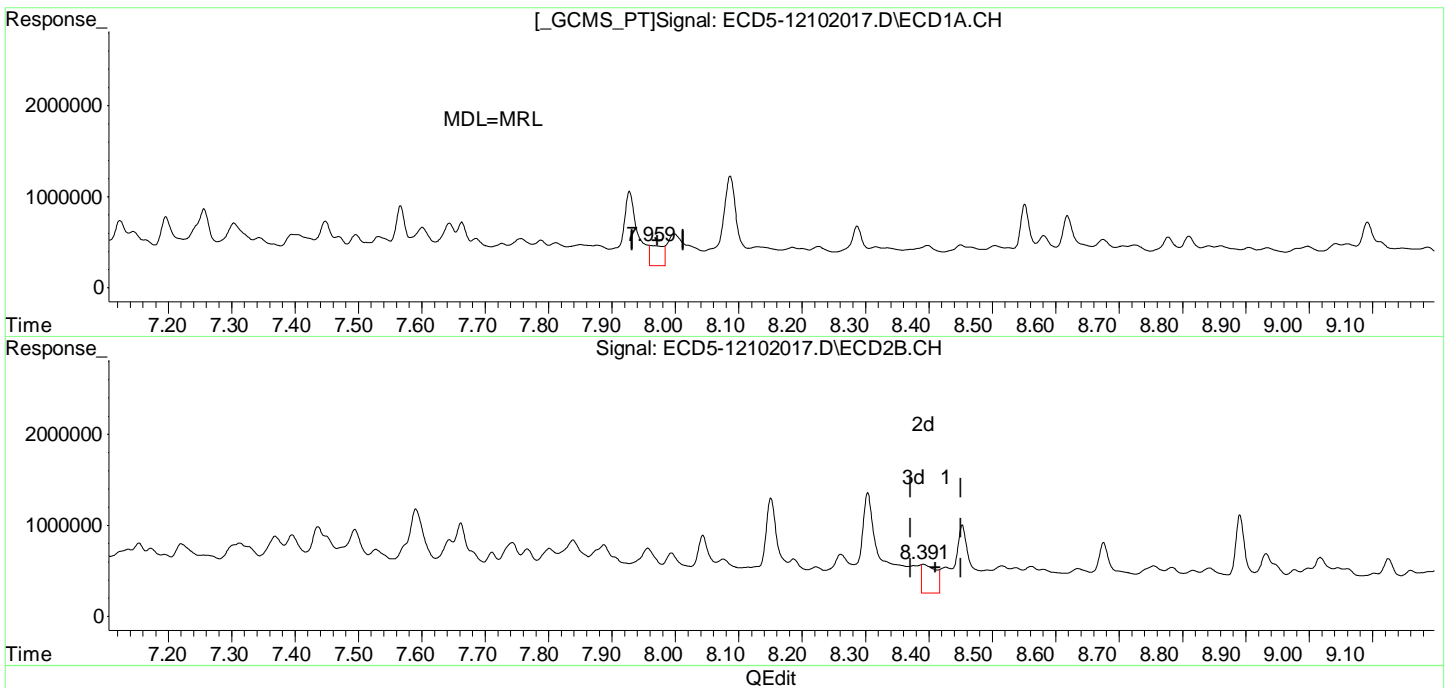
(28) 2,4'-DDD #2
8.187min 2.283 ng/mL
response 374947

Quantitation Report (Qedit)

Data Path : C:\msdchem\1\data\2020-12\0L10062\
Data File : ECD5-12102017.D
Signal(s) : Signal #1: ECD1A.CH Signal #2: ECD2B.CH
Acq On : 10 Dec 2020 20:29
Operator : MJB
Sample : A0K0733-02RE1
Misc : 1x, 8081B 2,4+4,4-DDx Only, GPC
ALS Vial : 15 (Sig #1); 0 (Sig #2) Sample Multiplier: 1

Integration File signal 1: PEST1.e
Integration File signal 2: PEST2.e
Quant Time: Dec 11 12:22:28 2020
Quant Method : C:\msdchem\1\methods\ECD5_QUANTPEST_201014RT8.M
Quant Title : Instrument: DualECD5
QLast Update : Thu Oct 15 11:11:37 2020
Response via : Initial Calibration
Integrator: ChemStation 6890 Scale Mode: Small noise peaks clipped

Volume Inj. : 2uL
Signal #1 Phase : Rtx-CLPesticides Signal #2 Phase: Rtx-CLPesticides2
Signal #1 Info : 30m X 0.32mm X 0. Signal #2 Info : 30m X 0.32mm X 0.25um



(29) 2,4'-DDT
7.959min 1.384 ng/mL m
response 222629

MJB 12/11/20

(29) 2,4'-DDT #2
8.391min 2.043 ng/mL m
response 316079

Quantitation Report (Not Reviewed)

MI

Data Path : C:\msdchem\1\data\2020-12\0L10062\
 Data File : ECD5-12102017.D
 Signal(s) : Signal #1: ECD1A.CH Signal #2: ECD2B.CH
 Acq On : 10 Dec 2020 20:29
 Operator : MJB
 Sample : A0K0733-02RE1
 Misc : 1x, 8081B 2,4+4,4-DDx Only, GPC
 ALS Vial : 15 (Sig #1); 0 (Sig #2) Sample Multiplier: 1

MJB 12/11/20

Integration File signal 1: PEST1.e
 Integration File signal 2: PEST2.e
 Quant Time: Dec 11 12:22:28 2020
 Quant Method : C:\msdchem\1\methods\ECD5_QUANTPEST_201014RT8.M
 Quant Title : Instrument: DualECD5
 QLast Update : Thu Oct 15 11:11:37 2020
 Response via : Initial Calibration
 Integrator: ChemStation 6890 Scale Mode: Small noise peaks clipped

Volume Inj. : 2uL
 Signal #1 Phase : Rtx-CLPesticides Signal #2 Phase: Rtx-CLPesticides2
 Signal #1 Info : 30m X 0.32mm X 0. Signal #2 Info : 30m X 0.32mm X 0.25um

Compound	RT#1	RT#2	Resp#1	Resp#2	ng/mL	ng/mL

System Monitoring Compounds						
1) S TCMX (S)	5.487	5.725	9755413	9722338	40.202	31.389
22) S DCBP (S)	9.683	10.187	6930020	8565923	42.787	55.454 #
Target Compounds						
2) a-BHC	6.015	6.289f	333327	1109433	1.072	2.814 #
3) g-BHC	6.280f	6.823	653728	1006540	2.477	3.012
4) b-BHC	6.383	6.695	2381277	651655	20.985	4.295 #
5) Heptachlor	6.705	7.009	579296	2343336	2.288	8.286 #
6) d-BHC	6.560	6.963f	481794	789365	1.760	2.362 #
7) Aldrin	6.978f	7.256	320102	438161	1.206	1.437
8) Heptachlo...	7.399	7.711f	358416	458591	1.468	1.681
9) trans-Chl...	7.496	7.838	355462	592278	1.399	2.094 #
10) cis-Chlor...	7.601	7.956f	434084	500557	1.785	1.866
11) Endosulfa...	7.726	7.994	253373	445027	1.108	1.761 #
12) 4,4'-DDE	7.663	8.043	484435	636678	1.864	2.183
13) Dieldrin	7.851f	8.187	236902	374947	0.939	1.333 #
14) Endrin	8.086f	8.391	980053	314272	5.315	1.609 #
15) 4,4'-DDD	8.086	8.453	980053	743575	4.487	3.184 #
16) Endosulfa...	8.226	8.537	204582	272322	0.982	1.186
17) 4,4'-DDT	8.287	8.675	425195	547870	2.131	2.877 #
18) Endrin Al...	8.505	8.784	207216	269972	0.716	1.008 #
19) Endosulfa...	8.810	8.977	304325	242917	1.411	1.009 #
20) Methoxychlor	8.619	9.160	533671	231221	5.333	2.392 #
21) Endrin Ke...	8.997	9.361	188110	190647	0.768	0.767
23) Hexachlor...	3.275	3.452	198202	167826	0.693	0.468 #
24) Hexachlor...	5.889	6.186	384146	11464753	1.457	36.945 #
25) Oxychlorane	0.000	7.643	0	598753	N.D.	2.495 #
26) 2,4'-DDE	7.399	7.838	358416	592278	2.092	3.053 #

Quantitation Report (Not Reviewed)

Data Path : C:\msdchem\1\data\2020-12\0L10062\
 Data File : ECD5-12102017.D
 Signal(s) : Signal #1: ECD1A.CH Signal #2: ECD2B.CH
 Acq On : 10 Dec 2020 20:29
 Operator : MJB
 Sample : A0K0733-02RE1
 Misc : 1x, 8081B 2,4+4,4-DDx Only, GPC
 ALS Vial : 15 (Sig #1); 0 (Sig #2) Sample Multiplier: 1

Integration File signal 1: PEST1.e
 Integration File signal 2: PEST2.e
 Quant Time: Dec 11 12:22:28 2020
 Quant Method : C:\msdchem\1\methods\ECD5_QUANTPEST_201014RT8.M
 Quant Title : Instrument: DualECD5
 QLast Update : Thu Oct 15 11:11:37 2020
 Response via : Initial Calibration
 Integrator: ChemStation 6890 Scale Mode: Small noise peaks clipped

Volume Inj. : 2uL
 Signal #1 Phase : Rtx-CLPesticides Signal #2 Phase: Rtx-CLPesticides2
 Signal #1 Info : 30m X 0.32mm X 0. Signal #2 Info : 30m X 0.32mm X 0.25um

	Compound	RT#1	RT#2	Resp#1	Resp#2	ng/mL	ng/mL
27)	trans-Non...	7.601	7.887	434084	538308	1.753	1.931
28)	2,4'-DDD	7.788	8.187	286257	374947	1.839	2.283
29)	2,4'-DDT	7.999f	8.426	350295	279991	2.314	1.781
30)	cis-Nonac...	8.086	8.453	980053	743575	3.867	2.623 #
31)	Mirex	8.725f	9.361	211451	190647	1.107	0.921
32)	Chlordane...	7.532	7.838	333690	592278	12.178	16.716 #
33)	Chlordane...	7.644	7.956	475162	500557	17.000	17.344
34)	Chlordane...	8.185	8.580f	197626	254092	24.479	28.179
35)	Chlordane...	0.000	3.934	0	275900	N.D.	NoCal
36)	Toxaphene...	7.601	8.151	434084	1043247	461.313	381.163
37)	Toxaphene...	7.928f	8.515	813827	296276	374.725	89.800 #
38)	Toxaphene...	8.226	8.537	204582	272322	47.340	57.100
39)	Toxaphene...	8.450	8.580f	217019	254092	48.112	32.036 #
40)	Toxaphene...	8.675	8.784	271345	269972	76.349	56.486 #
41)	Toxaphene...	8.725f	9.160	211451	231221	51.407	49.227
42)	Toxaphene...	3.906f	3.934	660176	275900	NoCal	NoCal

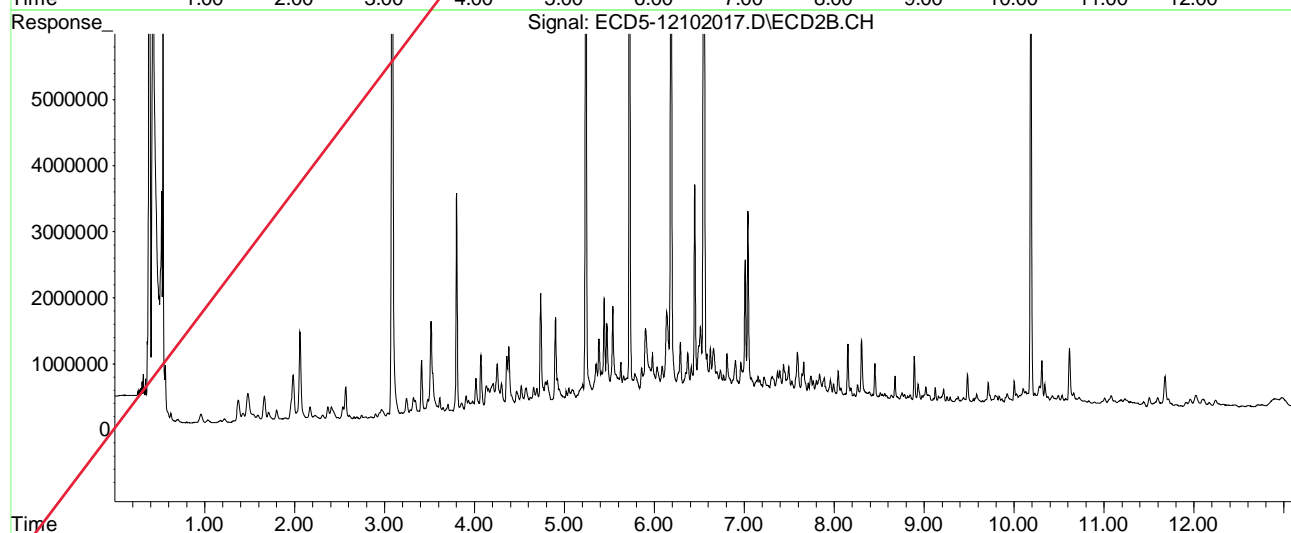
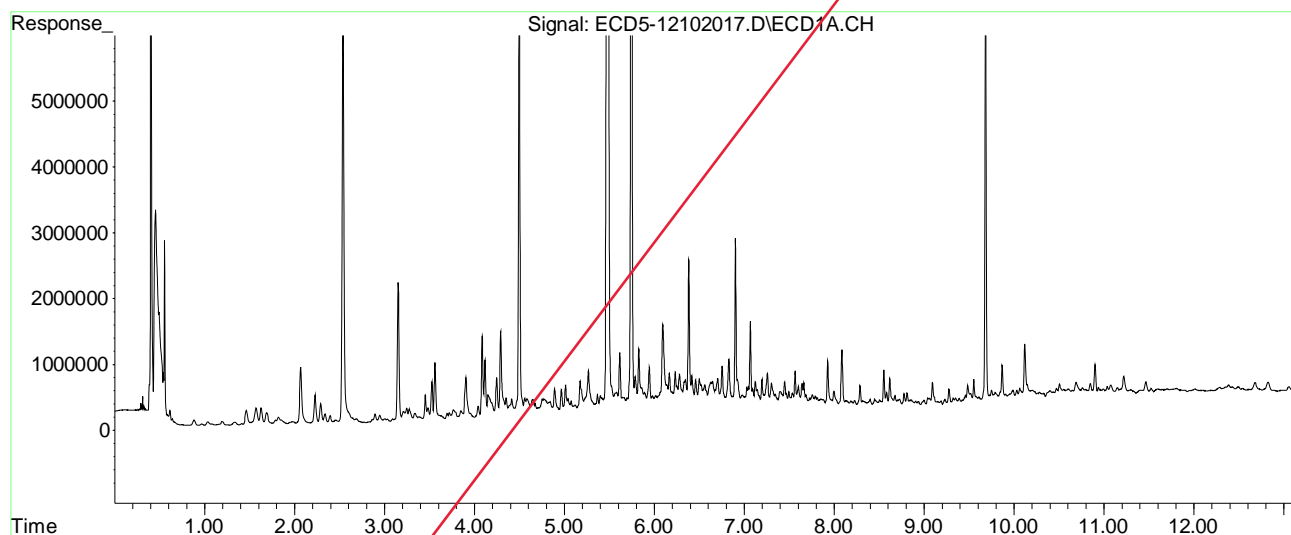
(f)=RT Delta > 1/2 Window (#)=Amounts differ by > 25% (m)=manual int.

Quantitation Report (Not Reviewed)

Data Path : C:\msdchem\1\data\2020-12\0L10062\
Data File : ECD5-12102017.D
Signal(s) : Signal #1: ECD1A.CH Signal #2: ECD2B.CH
Acq On : 10 Dec 2020 20:29
Operator : MJB
Sample : A0K0733-02RE1
Misc : 1x, 8081B 2,4+4,4-DDx Only, GPC
ALS Vial : 15 (Sig #1); 0 (Sig #2) Sample Multiplier: 1

Integration File signal 1: PEST1.e
Integration File signal 2: PEST2.e
Quant Time: Dec 11 12:22:28 2020
Quant Method : C:\msdchem\1\methods\ECD5_QUANTPEST_201014RT8.M
Quant Title : Instrument: DualECD5
QLast Update : Thu Oct 15 11:11:37 2020
Response via : Initial Calibration
Integrator: ChemStation 6890 Scale Mode: Small noise peaks clipped

Volume Inj. : 2uL
Signal #1 Phase : Rtx-CLPesticides Signal #2 Phase: Rtx-CLPesticides2
Signal #1 Info : 30m X 0.32mm X 0. Signal #2 Info : 30m X 0.32mm X 0.25um



Quantitation Report (QT Reviewed)

Data Path : C:\msdchem\1\data\2020-12\0L10062\
 Data File : ECD5-12102018.D
 Signal(s) : Signal #1: ECD1A.CH Signal #2: ECD2B.CH
 Acq On : 10 Dec 2020 20:46
 Operator : MJB
 Sample : A0K0733-04RE1
 Misc : 1x, 8081B 2,4+4,4-DDx Only, GPC
 ALS Vial : 16 (Sig #1); 0 (Sig #2) Sample Multiplier: 1

MJB 12/11/20

Integration File signal 1: PEST1.e
 Integration File signal 2: PEST2.e
 Quant Time: Dec 11 13:07:59 2020
 Quant Method : C:\msdchem\1\methods\ECD5_QUANTPEST_201014RT8.M
 Quant Title : Instrument: DualECD5
 QLast Update : Thu Oct 15 11:11:37 2020
 Response via : Initial Calibration
 Integrator: ChemStation 6890 Scale Mode: Small noise peaks clipped

Volume Inj. : 2uL
 Signal #1 Phase : Rtx-CLPesticides Signal #2 Phase: Rtx-CLPesticides2
 Signal #1 Info : 30m X 0.32mm X 0. Signal #2 Info : 30m X 0.32mm X 0.25um

Compound	RT#1	RT#2	Resp#1	Resp#2	ng/mL	ng/mL

System Monitoring Compounds						
1) S TCMX (S)	5.487	5.725	7807076	7607193	32.173	24.560
22) S DCBP (S)	9.682	10.187	5976448	7492330	36.885	48.709 #
Target Compounds						
2) a-BHC	6.014	6.289f	223836	823374	0.720	2.088 #
3) g-BHC	6.344f	6.622	444847	670083	1.686	2.005
4) b-BHC	6.382	6.693	1880396	630957	16.518	4.158 #
5) Heptachlor	6.702	7.009	381887	2223270	1.508	7.861 #
6) d-BHC	6.560	6.928	395388	521085	1.445	1.495
7) Aldrin	6.973f	7.261	259474	445403	0.978	1.461 #
8) Heptachlo...	7.406	7.680	335218	485222	1.373	1.779 #
9) trans-Chl...	7.496	7.837	241007	566613	0.948	2.004 #
10) cis-Chlor...	7.601	7.955	320736	641303	1.319	2.390 #
11) Endosulfa...	7.726	7.995	191853	567835	0.839	2.247 #
12) 4,4'-DDE	7.663	8.044	380277	663290	1.463	MDL=MR2.274 #
13) Dieldrin	7.878	8.187	117430	456117	0.465	1.621 #
14) Endrin	8.086f	8.392	1120952	355088	6.079	1.818 #
15) 4,4'-DDD	8.086	8.453	1120952	874796	5.132	3.746 # Q-41
16) Endosulfa...	8.202	8.537	74956	314728	0.360	1.371 #
17) 4,4'-DDT	8.286	8.676	165576	324740	0.830	Q-31 1.705 # MDL=MRL
18) Endrin Al...	8.504	8.784	98772	293276	0.151	1.124 #
19) Endosulfa...	8.810	8.976	251439	318952	1.125	1.392
20) Methoxychlor	8.618	9.159	365773	379591	3.596	3.926
21) Endrin Ke...	8.997	9.357	95379	246176	0.390	0.991 #
23) Hexachlor...	3.276	3.449	170759	145544	0.573	0.406 #
24) Hexachlor...	5.890	6.186	306895	8660413	1.122	28.009 #
25) Oxychlorane	7.344	7.642	257185	608960	1.102	2.537 #
26) 2,4'-DDE	7.406	7.837	335218	566613	1.942	MDL=MR2.921 #

Quantitation Report (QT Reviewed)

Data Path : C:\msdchem\1\data\2020-12\0L10062\
 Data File : ECD5-12102018.D
 Signal(s) : Signal #1: ECD1A.CH Signal #2: ECD2B.CH
 Acq On : 10 Dec 2020 20:46
 Operator : MJB
 Sample : A0K0733-04RE1
 Misc : 1x, 8081B 2,4+4,4-DDx Only, GPC
 ALS Vial : 16 (Sig #1); 0 (Sig #2) Sample Multiplier: 1

Integration File signal 1: PEST1.e
 Integration File signal 2: PEST2.e
 Quant Time: Dec 11 13:07:59 2020
 Quant Method : C:\msdchem\1\methods\ECD5_QUANTPEST_201014RT8.M
 Quant Title : Instrument: DualECD5
 QLast Update : Thu Oct 15 11:11:37 2020
 Response via : Initial Calibration
 Integrator: ChemStation 6890 Scale Mode: Small noise peaks clipped

Volume Inj. : 2uL
 Signal #1 Phase : Rtx-CLPesticides Signal #2 Phase: Rtx-CLPesticides2
 Signal #1 Info : 30m X 0.32mm X 0. Signal #2 Info : 30m X 0.32mm X 0.25um

	Compound	RT#1	RT#2	Resp#1	Resp#2	ng/mL	ng/mL
27)	trans-Non...	7.601	7.886	320736	538751	1.240	1.933 #
28)	2,4'-DDD	7.788	8.187	221033	456117	1.366	MDL=MR2.833 #
29)	2,4'-DDT	7.961	8.395	111118	347627	0.571m	2.271m#
30)	cis-Nonac...	8.086	8.453	1120952	874796	4.454	3.125 #
31)	Mirex	8.724f	9.357	149879	246176	0.683	1.296 #
32)	Chlordane...	7.532	7.837	266410	566613	9.722	15.992 #
33)	Chlordane...	7.645	7.955	430277	641303	15.394	22.221 #
34)	Chlordane...	8.183	8.584f	72504	359061	8.981	41.323 #
35)	Chlordane...	0.000	3.934	0	202176	N.D.	NoCal
36)	Toxaphene...	7.601	8.151	320736	1379684	343.382	504.084 #
37)	Toxaphene...	7.878	8.516	117430	343609	54.071	104.146 #
38)	Toxaphene...	8.202	8.537	74956	314728	17.345	65.992 #
39)	Toxaphene...	8.466	8.584f	65593	359061	14.542	45.271 #
40)	Toxaphene...	8.676	8.784	183535	293276	51.642	61.361
41)	Toxaphene...	8.724f	9.159	149879	379591	36.438	80.816 #
42)	Toxaphene...	3.906f	3.934	589026	202176	NoCal	NoCal

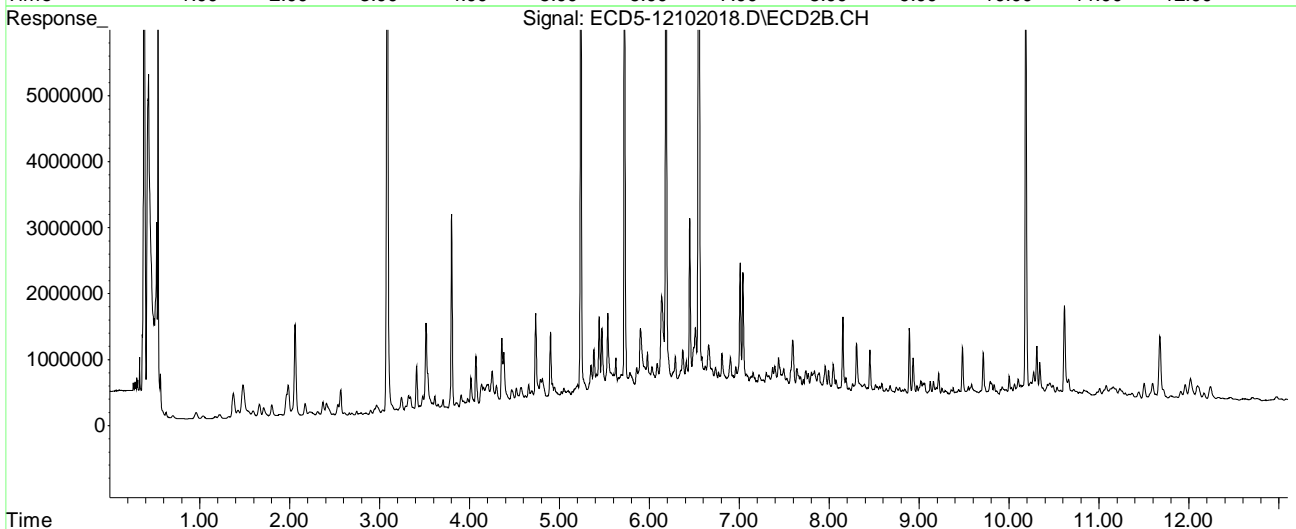
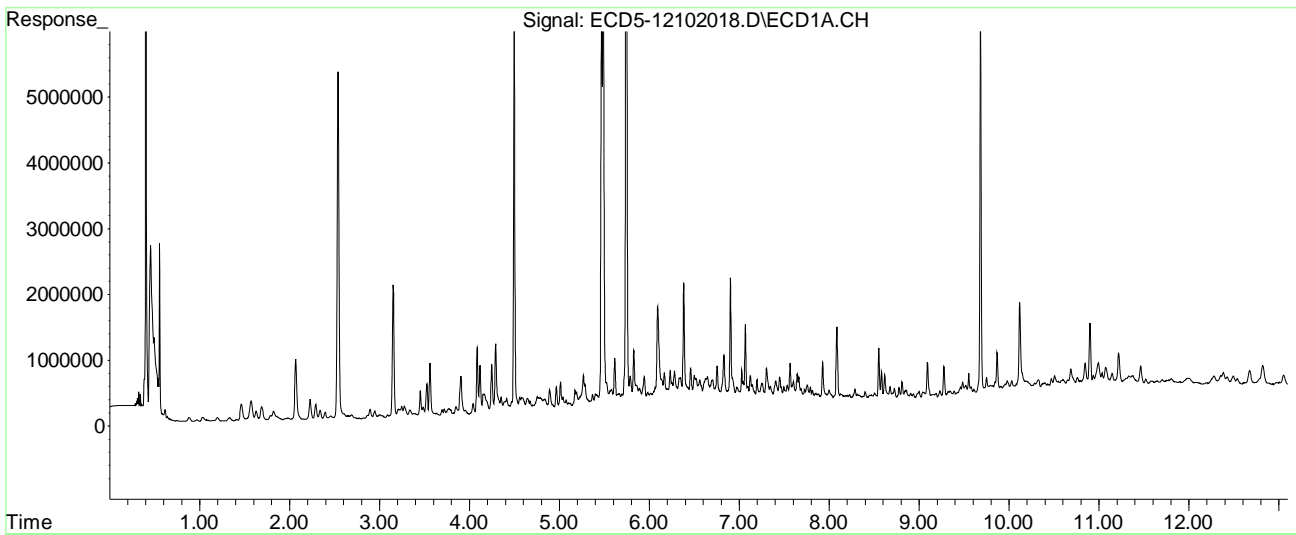
(f)=RT Delta > 1/2 Window (#)=Amounts differ by > 25% (m)=manual int.

Quantitation Report (QT Reviewed)

Data Path : C:\msdchem\1\data\2020-12\0L10062\
Data File : ECD5-12102018.D
Signal(s) : Signal #1: ECD1A.CH Signal #2: ECD2B.CH
Acq On : 10 Dec 2020 20:46
Operator : MJB
Sample : A0K0733-04RE1
Misc : 1x, 8081B 2,4+4,4-DDx Only, GPC
ALS Vial : 16 (Sig #1); 0 (Sig #2) Sample Multiplier: 1

Integration File signal 1: PEST1.e
Integration File signal 2: PEST2.e
Quant Time: Dec 11 13:07:59 2020
Quant Method : C:\msdchem\1\methods\ECD5_QUANTPEST_201014RT8.M
Quant Title : Instrument: DualECD5
QLast Update : Thu Oct 15 11:11:37 2020
Response via : Initial Calibration
Integrator: ChemStation 6890 Scale Mode: Small noise peaks clipped

Volume Inj. : 2uL
Signal #1 Phase : Rtx-CLPesticides Signal #2 Phase: Rtx-CLPesticides2
Signal #1 Info : 30m X 0.32mm X 0. Signal #2 Info : 30m X 0.32mm X 0.25um

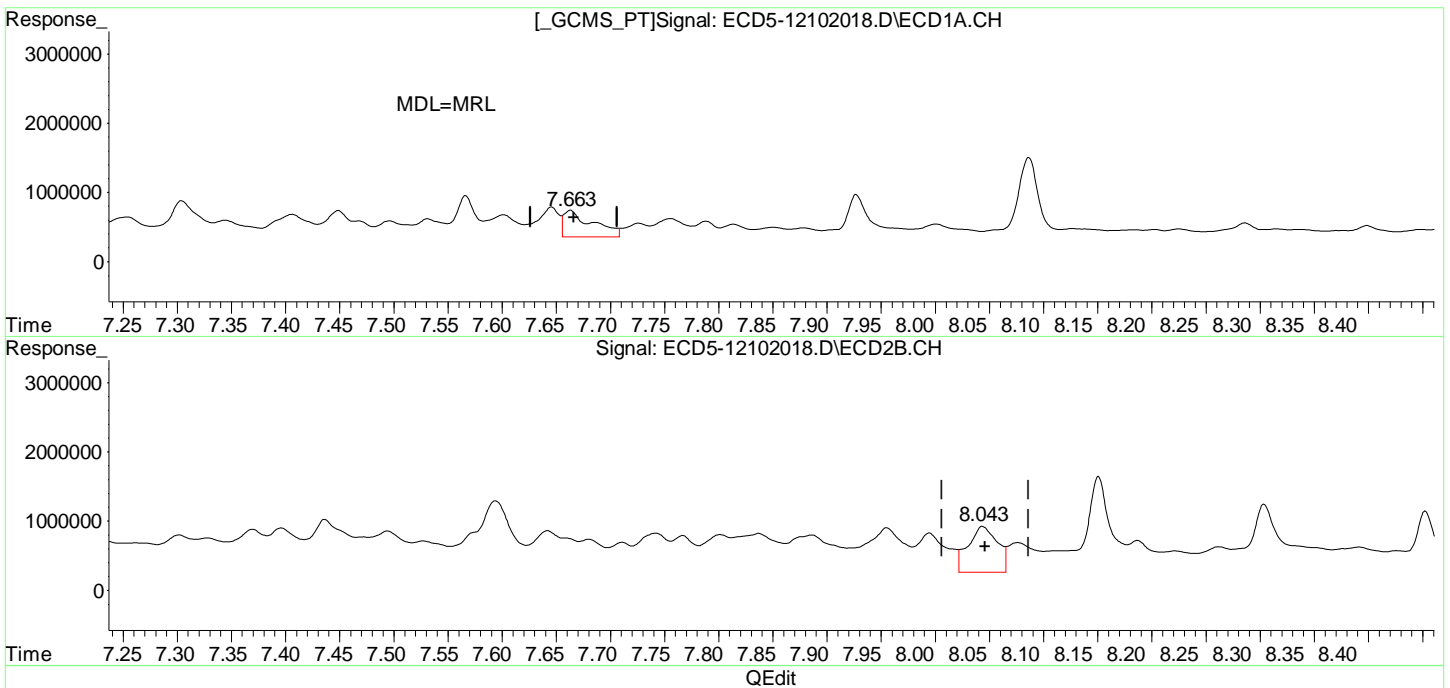


Quantitation Report (Qedit)

Data Path : C:\msdchem\1\data\2020-12\0L10062\
Data File : ECD5-12102018.D
Signal(s) : Signal #1: ECD1A.CH Signal #2: ECD2B.CH
Acq On : 10 Dec 2020 20:46
Operator : MJB
Sample : A0K0733-04RE1
Misc : 1x, 8081B 2,4+4,4-DDx Only, GPC
ALS Vial : 16 (Sig #1); 0 (Sig #2) Sample Multiplier: 1

Integration File signal 1: PEST1.e
Integration File signal 2: PEST2.e
Quant Time: Dec 11 12:29:45 2020
Quant Method : C:\msdchem\1\methods\ECD5_QUANTPEST_201014RT8.M
Quant Title : Instrument: DualECD5
QLast Update : Thu Oct 15 11:11:37 2020
Response via : Initial Calibration
Integrator: ChemStation 6890 Scale Mode: Small noise peaks clipped

Volume Inj. : 2uL
Signal #1 Phase : Rtx-CLPesticides Signal #2 Phase: Rtx-CLPesticides2
Signal #1 Info : 30m X 0.32mm X 0. Signal #2 Info : 30m X 0.32mm X 0.25um



(12) 4,4'-DDE
7.663min 1.463 ng/mL
response 380277

MJB 12/11/20

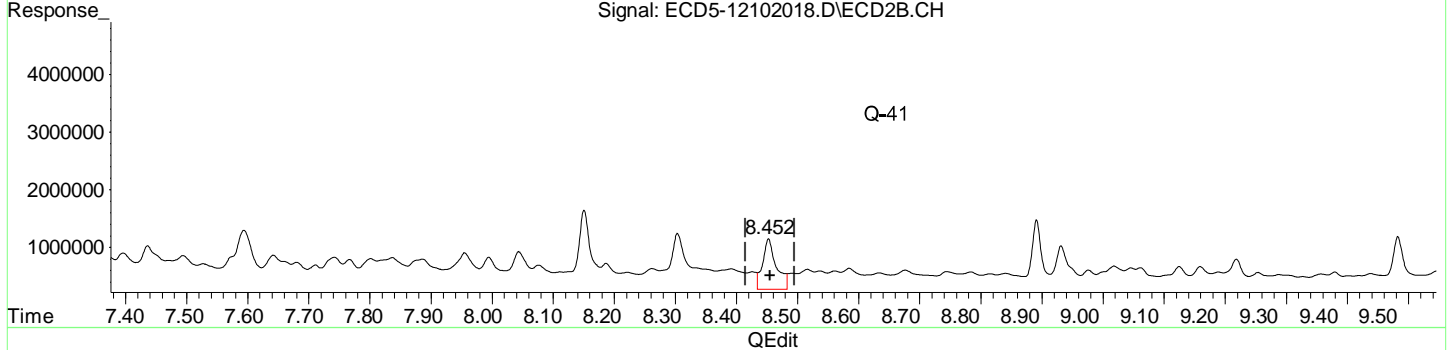
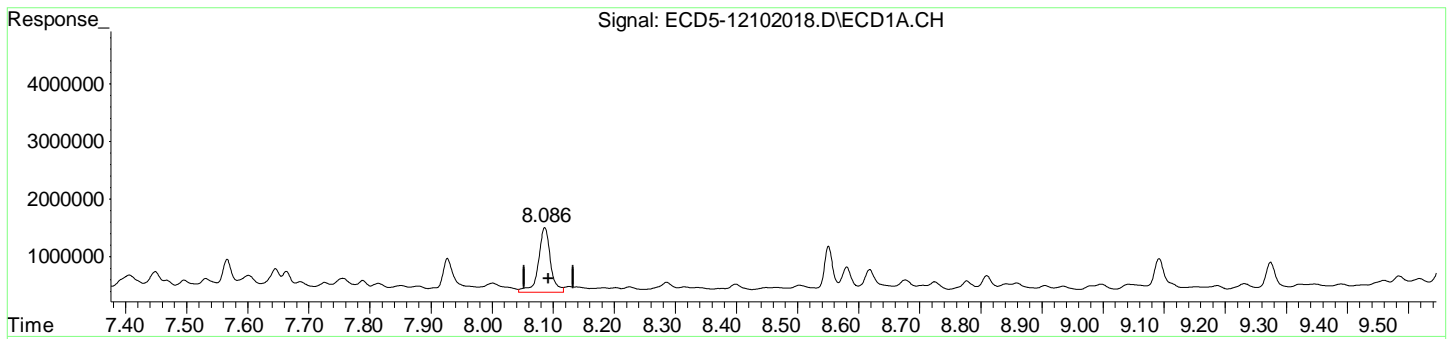
(12) 4,4'-DDE #2
8.044min 2.274 ng/mL
response 663290

Quantitation Report (Qedit)

Data Path : C:\msdchem\1\data\2020-12\0L10062\
Data File : ECD5-12102018.D
Signal(s) : Signal #1: ECD1A.CH Signal #2: ECD2B.CH
Acq On : 10 Dec 2020 20:46
Operator : MJB
Sample : A0K0733-04RE1
Misc : 1x, 8081B 2,4+4,4-DDx Only, GPC
ALS Vial : 16 (Sig #1); 0 (Sig #2) Sample Multiplier: 1

Integration File signal 1: PEST1.e
Integration File signal 2: PEST2.e
Quant Time: Dec 11 12:29:45 2020
Quant Method : C:\msdchem\1\methods\ECD5_QUANTPEST_201014RT8.M
Quant Title : Instrument: DualECD5
QLast Update : Thu Oct 15 11:11:37 2020
Response via : Initial Calibration
Integrator: ChemStation 6890 Scale Mode: Small noise peaks clipped

Volume Inj. : 2uL
Signal #1 Phase : Rtx-CLPesticides Signal #2 Phase: Rtx-CLPesticides2
Signal #1 Info : 30m X 0.32mm X 0. Signal #2 Info : 30m X 0.32mm X 0.25um



(15) 4,4'-DDD
8.086min 5.132 ng/mL
response 1120952

MJB 12/11/20

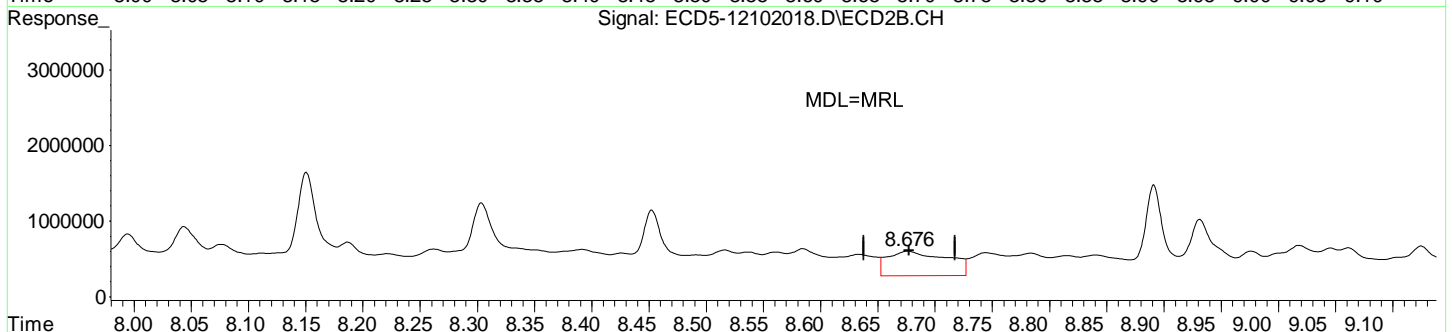
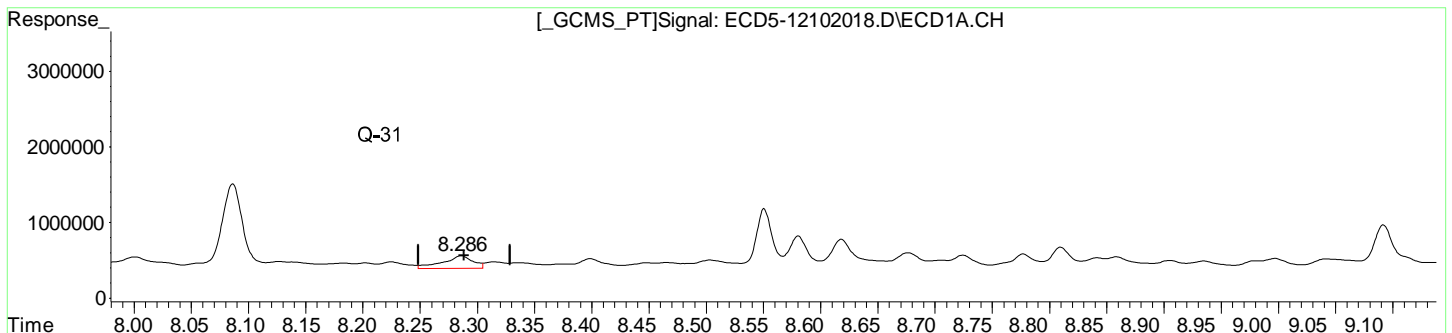
(15) 4,4'-DDD #2
8.453min 3.746 ng/mL
response 874796

Quantitation Report (Qedit)

Data Path : C:\msdchem\1\data\2020-12\0L10062\
Data File : ECD5-12102018.D
Signal(s) : Signal #1: ECD1A.CH Signal #2: ECD2B.CH
Acq On : 10 Dec 2020 20:46
Operator : MJB
Sample : A0K0733-04RE1
Misc : 1x, 8081B 2,4+4,4-DDx Only, GPC
ALS Vial : 16 (Sig #1); 0 (Sig #2) Sample Multiplier: 1

Integration File signal 1: PEST1.e
Integration File signal 2: PEST2.e
Quant Time: Dec 11 12:29:45 2020
Quant Method : C:\msdchem\1\methods\ECD5_QUANTPEST_201014RT8.M
Quant Title : Instrument: DualECD5
QLast Update : Thu Oct 15 11:11:37 2020
Response via : Initial Calibration
Integrator: ChemStation 6890 Scale Mode: Small noise peaks clipped

Volume Inj. : 2uL
Signal #1 Phase : Rtx-CLPesticides Signal #2 Phase: Rtx-CLPesticides2
Signal #1 Info : 30m X 0.32mm X 0. Signal #2 Info : 30m X 0.32mm X 0.25um



Retention Time (min)	Concentration (ng/mL)	Response
8.286	0.830	165576
8.676	1.705	324740

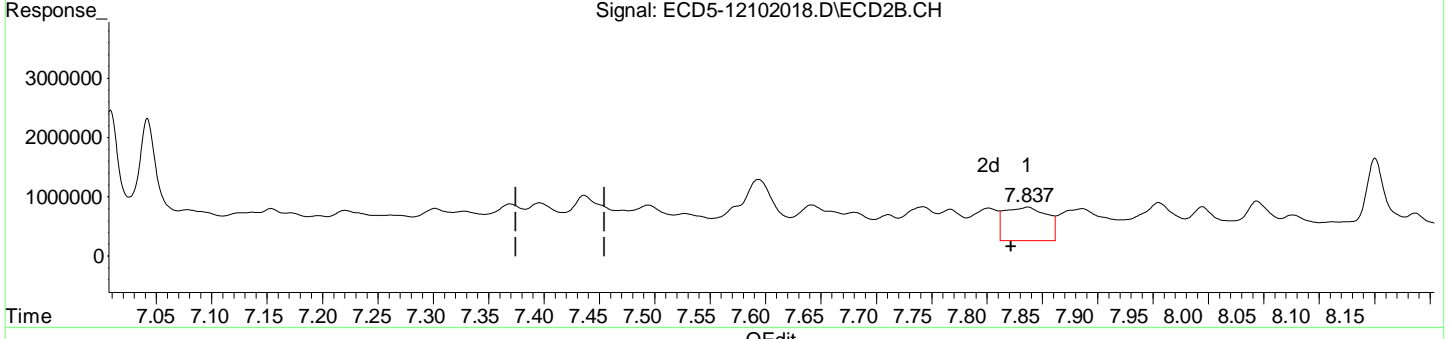
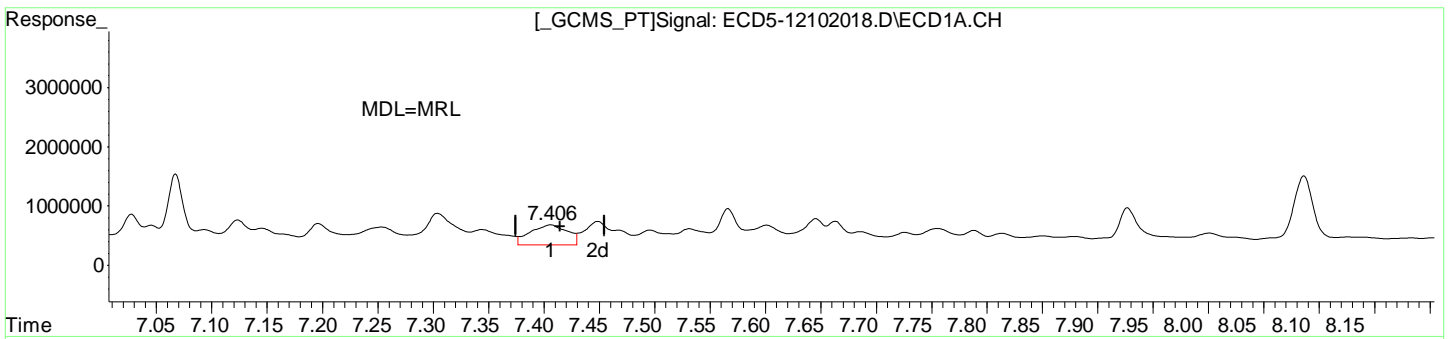
MJB 12/11/20

Quantitation Report (Qedit)

Data Path : C:\msdchem\1\data\2020-12\0L10062\
Data File : ECD5-12102018.D
Signal(s) : Signal #1: ECD1A.CH Signal #2: ECD2B.CH
Acq On : 10 Dec 2020 20:46
Operator : MJB
Sample : A0K0733-04RE1
Misc : 1x, 8081B 2,4+4,4-DDx Only, GPC
ALS Vial : 16 (Sig #1); 0 (Sig #2) Sample Multiplier: 1

Integration File signal 1: PEST1.e
Integration File signal 2: PEST2.e
Quant Time: Dec 11 12:29:45 2020
Quant Method : C:\msdchem\1\methods\ECD5_QUANTPEST_201014RT8.M
Quant Title : Instrument: DualECD5
QLast Update : Thu Oct 15 11:11:37 2020
Response via : Initial Calibration
Integrator: ChemStation 6890 Scale Mode: Small noise peaks clipped

Volume Inj. : 2uL
Signal #1 Phase : Rtx-CLPesticides Signal #2 Phase: Rtx-CLPesticides2
Signal #1 Info : 30m X 0.32mm X 0. Signal #2 Info : 30m X 0.32mm X 0.25um



(26) 2,4'-DDE
7.406min 1.942 ng/mL
response 335218

MJB 12/11/20

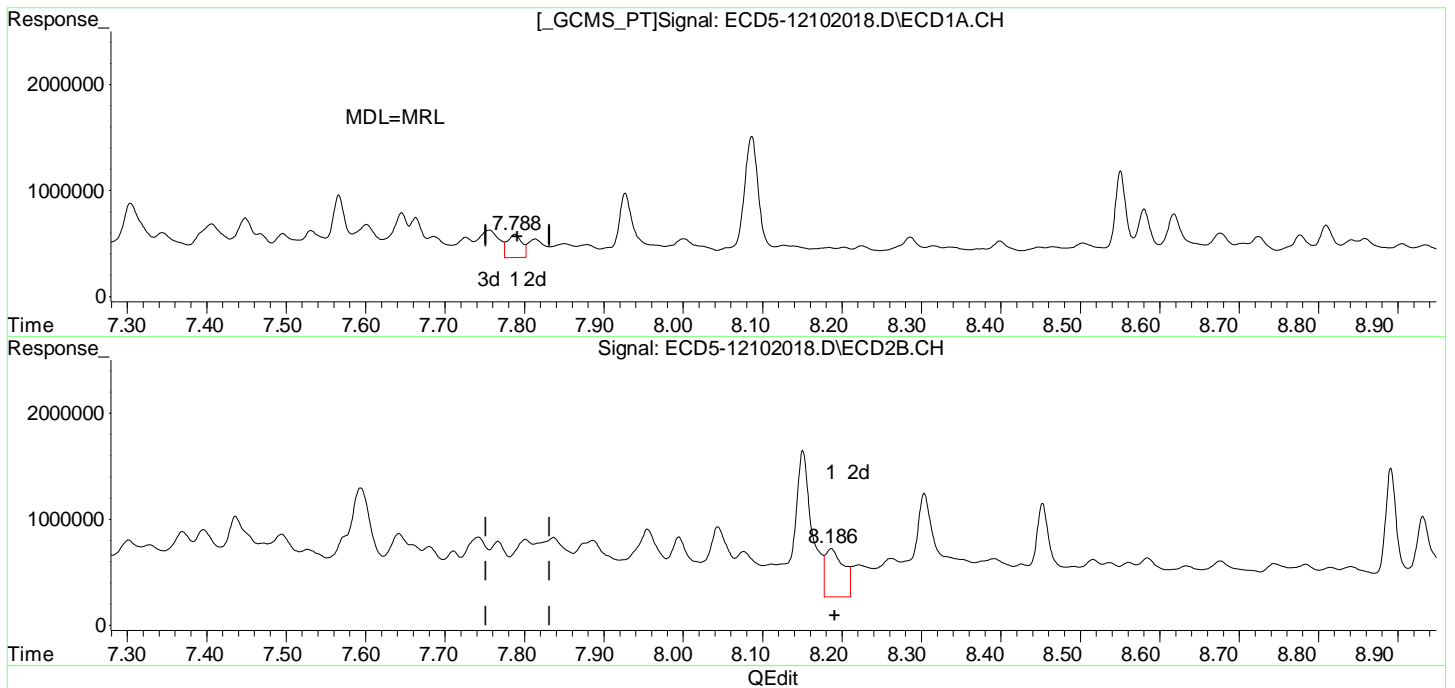
(26) 2,4'-DDE #2
7.837min 2.921 ng/mL
response 566613

Quantitation Report (Qedit)

Data Path : C:\msdchem\1\data\2020-12\0L10062\
Data File : ECD5-12102018.D
Signal(s) : Signal #1: ECD1A.CH Signal #2: ECD2B.CH
Acq On : 10 Dec 2020 20:46
Operator : MJB
Sample : A0K0733-04RE1
Misc : 1x, 8081B 2,4+4,4-DDx Only, GPC
ALS Vial : 16 (Sig #1); 0 (Sig #2) Sample Multiplier: 1

Integration File signal 1: PEST1.e
Integration File signal 2: PEST2.e
Quant Time: Dec 11 12:29:45 2020
Quant Method : C:\msdchem\1\methods\ECD5_QUANTPEST_201014RT8.M
Quant Title : Instrument: DualECD5
QLast Update : Thu Oct 15 11:11:37 2020
Response via : Initial Calibration
Integrator: ChemStation 6890 Scale Mode: Small noise peaks clipped

Volume Inj. : 2uL
Signal #1 Phase : Rtx-CLPesticides Signal #2 Phase: Rtx-CLPesticides2
Signal #1 Info : 30m X 0.32mm X 0. Signal #2 Info : 30m X 0.32mm X 0.25um



(28) 2,4'-DDD
7.788min 1.366 ng/mL
response 221033

MJB 12/11/20

(28) 2,4'-DDD #2
8.187min 2.833 ng/mL
response 456117

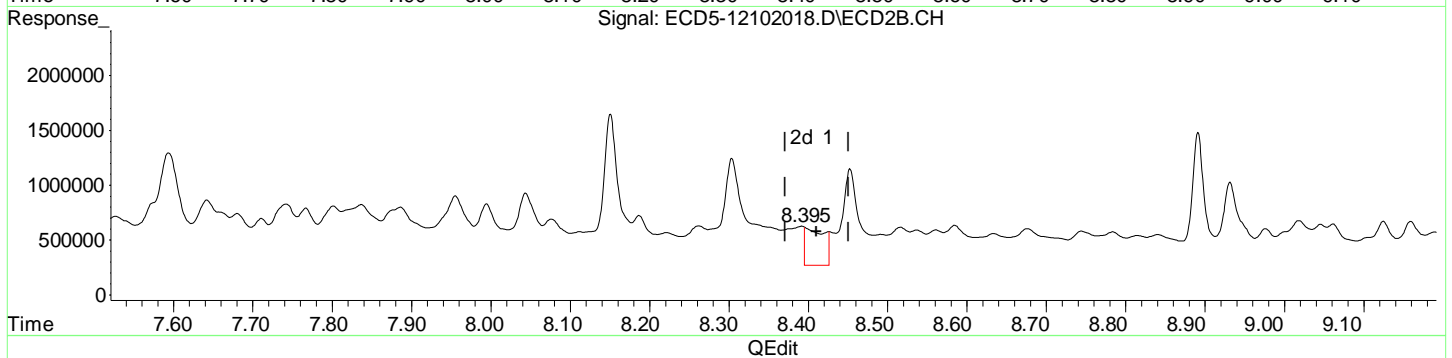
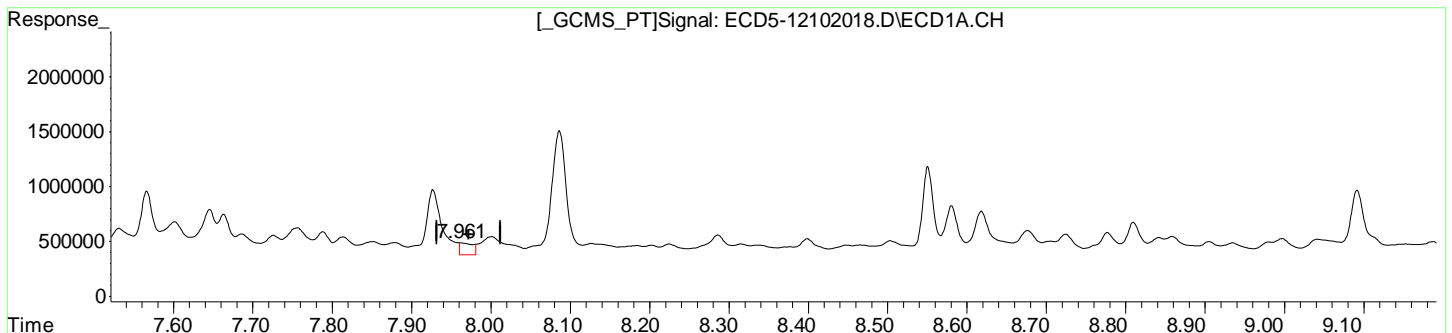
(+) = Expected Retention Time

Quantitation Report (Qedit)

Data Path : C:\msdchem\1\data\2020-12\0L10062\
Data File : ECD5-12102018.D
Signal(s) : Signal #1: ECD1A.CH Signal #2: ECD2B.CH
Acq On : 10 Dec 2020 20:46
Operator : MJB
Sample : A0K0733-04RE1
Misc : 1x, 8081B 2,4+4,4-DDx Only, GPC
ALS Vial : 16 (Sig #1); 0 (Sig #2) Sample Multiplier: 1

Integration File signal 1: PEST1.e
Integration File signal 2: PEST2.e
Quant Time: Dec 11 12:29:45 2020
Quant Method : C:\msdchem\1\methods\ECD5_QUANTPEST_201014RT8.M
Quant Title : Instrument: DualECD5
QLast Update : Thu Oct 15 11:11:37 2020
Response via : Initial Calibration
Integrator: ChemStation 6890 Scale Mode: Small noise peaks clipped

Volume Inj. : 2uL
Signal #1 Phase : Rtx-CLPesticides Signal #2 Phase: Rtx-CLPesticides2
Signal #1 Info : 30m X 0.32mm X 0. Signal #2 Info : 30m X 0.32mm X 0.25um



(29) 2,4'-DDT
7.961min 0.571 ng/mL m
response 111118

MJB 12/11/20

(29) 2,4'-DDT #2
8.395min 2.271 ng/mL m
response 347627

Quantitation Report (Not Reviewed)

MI

Data Path : C:\msdchem\1\data\2020-12\0L10062\
 Data File : ECD5-12102018.D
 Signal(s) : Signal #1: ECD1A.CH Signal #2: ECD2B.CH
 Acq On : 10 Dec 2020 20:46
 Operator : MJB
 Sample : A0K0733-04RE1
 Misc : 1x, 8081B 2,4+4,4-DDx Only, GPC
 ALS Vial : 16 (Sig #1); 0 (Sig #2) Sample Multiplier: 1

MJB 12/11/20

Integration File signal 1: PEST1.e
 Integration File signal 2: PEST2.e
 Quant Time: Dec 11 12:29:45 2020
 Quant Method : C:\msdchem\1\methods\ECD5_QUANTPEST_201014RT8.M
 Quant Title : Instrument: DualECD5
 QLast Update : Thu Oct 15 11:11:37 2020
 Response via : Initial Calibration
 Integrator: ChemStation 6890 Scale Mode: Small noise peaks clipped

Volume Inj. : 2uL
 Signal #1 Phase : Rtx-CLPesticides Signal #2 Phase: Rtx-CLPesticides2
 Signal #1 Info : 30m X 0.32mm X 0. Signal #2 Info : 30m X 0.32mm X 0.25um

Compound	RT#1	RT#2	Resp#1	Resp#2	ng/mL	ng/mL

System Monitoring Compounds						
1) S TCMX (S)	5.487	5.725	7807076	7607193	32.173	24.560
22) S DCBP (S)	9.682	10.187	5976448	7492330	36.885	48.709 #
Target Compounds						
2) a-BHC	6.014	6.289f	223836	823374	0.720	2.088 #
3) g-BHC	6.344f	6.822	444847	670083	1.686	2.005
4) b-BHC	6.382	6.693	1880396	630957	16.518	4.158 #
5) Heptachlor	6.702	7.009	381887	2223270	1.508	7.861 #
6) d-BHC	6.560	6.928	395388	521085	1.445	1.495
7) Aldrin	6.973f	7.261	259474	445403	0.978	1.461 #
8) Heptachlo...	7.406	7.680	335218	485222	1.373	1.779 #
9) trans-Chl...	7.496	7.837	241007	566613	0.948	2.004 #
10) cis-Chlor...	7.601	7.955	320736	641303	1.319	2.390 #
11) Endosulfa...	7.726	7.995	191853	567835	0.839	2.247 #
12) 4,4'-DDE	7.663	8.044	380277	663290	1.463	2.274 #
13) Dieldrin	7.878	8.187	117430	456117	0.465	1.621 #
14) Endrin	8.086f	8.392	1120952	355088	6.079	1.818 #
15) 4,4'-DDD	8.086	8.453	1120952	874796	5.132	3.746 #
16) Endosulfa...	8.202	8.537	74956	314728	0.360	1.371 #
17) 4,4'-DDT	8.286	8.676	165576	324740	0.830	1.705 #
18) Endrin Al...	8.504	8.784	98772	293276	0.151	1.124 #
19) Endosulfa...	8.810	8.976	251439	318952	1.125	1.392
20) Methoxychlor	8.618	9.159	365773	379591	3.596	3.926
21) Endrin Ke...	8.997	9.357	95379	246176	0.390	0.991 #
23) Hexachlor...	3.276	3.449	170759	145544	0.573	0.406 #
24) Hexachlor...	5.890	6.186	306895	8660413	1.122	28.009 #
25) Oxychlorane	7.344	7.642	257185	608960	1.102	2.537 #
26) 2,4'-DDE	7.406	7.837	335218	566613	1.942	2.921 #

Quantitation Report (Not Reviewed)

Data Path : C:\msdchem\1\data\2020-12\0L10062\
 Data File : ECD5-12102018.D
 Signal(s) : Signal #1: ECD1A.CH Signal #2: ECD2B.CH
 Acq On : 10 Dec 2020 20:46
 Operator : MJB
 Sample : A0K0733-04RE1
 Misc : 1x, 8081B 2,4+4,4-DDx Only, GPC
 ALS Vial : 16 (Sig #1); 0 (Sig #2) Sample Multiplier: 1

Integration File signal 1: PEST1.e
 Integration File signal 2: PEST2.e
 Quant Time: Dec 11 12:29:45 2020
 Quant Method : C:\msdchem\1\methods\ECD5_QUANTPEST_201014RT8.M
 Quant Title : Instrument: DualECD5
 QLast Update : Thu Oct 15 11:11:37 2020
 Response via : Initial Calibration
 Integrator: ChemStation 6890 Scale Mode: Small noise peaks clipped

Volume Inj. : 2uL
 Signal #1 Phase : Rtx-CLPesticides Signal #2 Phase: Rtx-CLPesticides2
 Signal #1 Info : 30m X 0.32mm X 0. Signal #2 Info : 30m X 0.32mm X 0.25um

	Compound	RT#1	RT#2	Resp#1	Resp#2	ng/mL	ng/mL
27)	trans-Non...	7.601	7.886	320736	538751	1.240	1.933 #
28)	2,4'-DDD	7.788	8.187	221033	456117	1.366	2.833 #
29)	2,4'-DDT	8.001f	8.426	166168	303665	0.973	1.953 #
30)	cis-Nonac...	8.086	8.453	1120952	874796	4.454	3.125 #
31)	Mirex	8.724f	9.357	149879	246176	0.683	1.296 #
32)	Chlordane...	7.532	7.837	266410	566613	9.722	15.992 #
33)	Chlordane...	7.645	7.955	430277	641303	15.394	22.221 #
34)	Chlordane...	8.183	8.584f	72504	359061	8.981	41.323 #
35)	Chlordane...	0.000	3.934	0	202176	N.D.	NoCal
36)	Toxaphene...	7.601	8.151	320736	1379684	343.382	504.084 #
37)	Toxaphene...	7.878	8.516	117430	343609	54.071	104.146 #
38)	Toxaphene...	8.202	8.537	74956	314728	17.345	65.992 #
39)	Toxaphene...	8.466	8.584f	65593	359061	14.542	45.271 #
40)	Toxaphene...	8.676	8.784	183535	293276	51.642	61.361
41)	Toxaphene...	8.724f	9.159	149879	379591	36.438	80.816 #
42)	Toxaphene...	3.906f	3.934	589026	202176	NoCal	NoCal

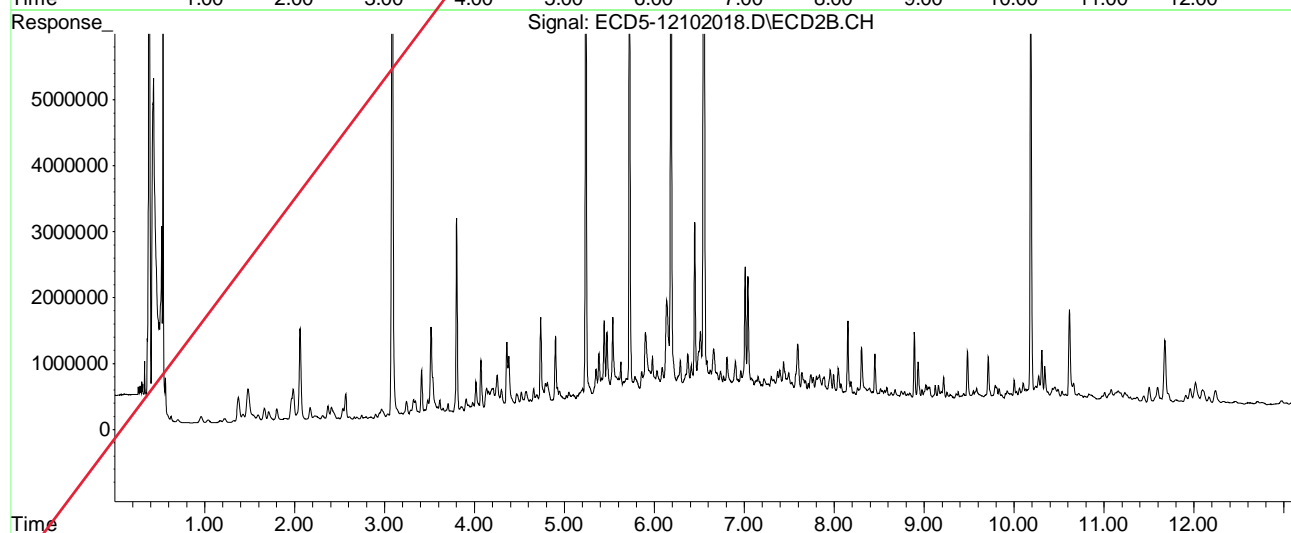
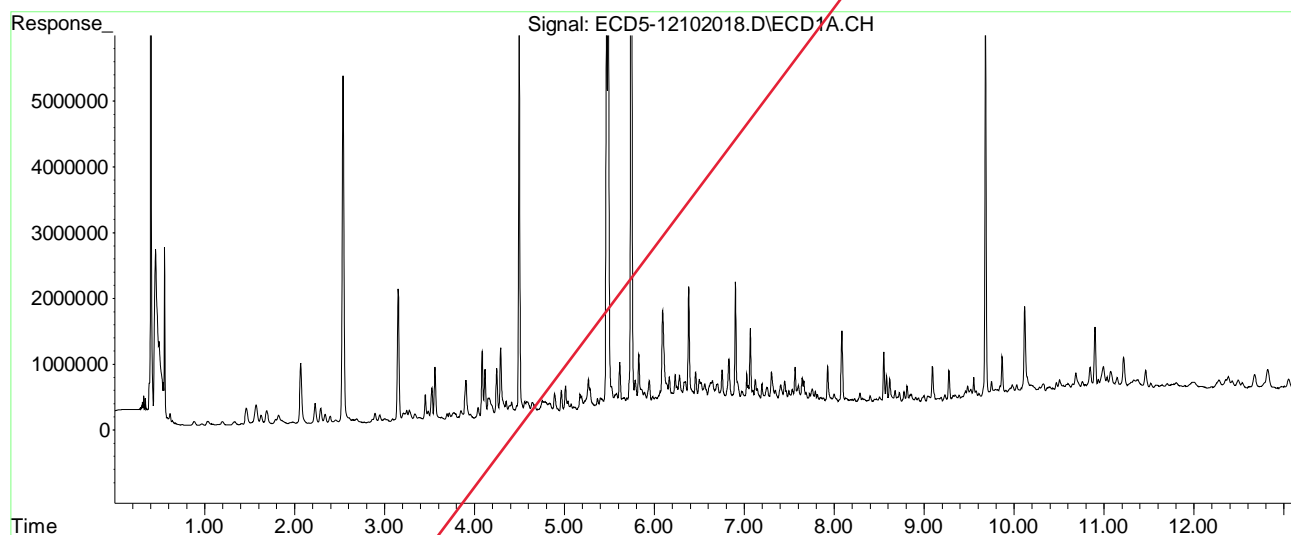
(f)=RT Delta > 1/2 Window (#)=Amounts differ by > 25% (m)=manual int.

Quantitation Report (Not Reviewed)

Data Path : C:\msdchem\1\data\2020-12\0L10062\
Data File : ECD5-12102018.D
Signal(s) : Signal #1: ECD1A.CH Signal #2: ECD2B.CH
Acq On : 10 Dec 2020 20:46
Operator : MJB
Sample : A0K0733-04RE1
Misc : 1x, 8081B 2,4+4,4-DDx Only, GPC
ALS Vial : 16 (Sig #1); 0 (Sig #2) Sample Multiplier: 1

Integration File signal 1: PEST1.e
Integration File signal 2: PEST2.e
Quant Time: Dec 11 12:29:45 2020
Quant Method : C:\msdchem\1\methods\ECD5_QUANTPEST_201014RT8.M
Quant Title : Instrument: DualECD5
QLast Update : Thu Oct 15 11:11:37 2020
Response via : Initial Calibration
Integrator: ChemStation 6890 Scale Mode: Small noise peaks clipped

Volume Inj. : 2uL
Signal #1 Phase : Rtx-CLPesticides Signal #2 Phase: Rtx-CLPesticides2
Signal #1 Info : 30m X 0.32mm X 0. Signal #2 Info : 30m X 0.32mm X 0.25um



Quantitation Report (QT Reviewed)

Data Path : C:\msdchem\1\data\2020-12\0L10062\
 Data File : ECD5-12102019.D
 Signal(s) : Signal #1: ECD1A.CH Signal #2: ECD2B.CH
 Acq On : 10 Dec 2020 21:03
 Operator : MJB
 Sample : A0K0733-05RE1
 Misc : 1x, 8081B 2,4+4,4-DDx Only, GPC
 ALS Vial : 17 (Sig #1); 0 (Sig #2) Sample Multiplier: 1

MJB 12/11/20

Integration File signal 1: PEST1.e
 Integration File signal 2: PEST2.e
 Quant Time: Dec 11 13:14:20 2020
 Quant Method : C:\msdchem\1\methods\ECD5_QUANTPEST_201014RT8.M
 Quant Title : Instrument: DualECD5
 QLast Update : Thu Oct 15 11:11:37 2020
 Response via : Initial Calibration
 Integrator: ChemStation 6890 Scale Mode: Small noise peaks clipped

Volume Inj. : 2uL
 Signal #1 Phase : Rtx-CLPesticides Signal #2 Phase: Rtx-CLPesticides2
 Signal #1 Info : 30m X 0.32mm X 0. Signal #2 Info : 30m X 0.32mm X 0.25um

Compound	RT#1	RT#2	Resp#1	Resp#2	ng/mL	ng/mL

System Monitoring Compounds						
1) S TCMX (S)	5.487	5.724	11059281	8773996	45.576	28.327 #
22) S DCBP (S)	9.683	10.187	7590241	9147683	46.868	59.084 #
Target Compounds						
2) a-BHC	6.023	6.289f	553657	1368297	1.780	3.470 #
3) g-BHC	6.343f	6.622	908925	1662682	3.444	4.975 #
4) b-BHC	6.381	6.696	3636146	1052767	32.207	6.938 #
5) Heptachlor	6.703	7.007	774598	3338131	3.059	11.803 #
6) d-BHC	6.559	6.960f	844024	1581464	3.084	4.912 #
7) Aldrin	6.969	7.261	646160	763709	2.435	2.505
8) Heptachlo...	7.406	7.679	699737	865610	2.865	3.173
9) trans-Chl...	7.495	7.837	643770	1005516	2.534	3.556 #
10) cis-Chlor...	7.599	7.939	748747	746636	3.080	2.783
11) Endosulfa...	0.000	7.994	0	856259	N.D.	3.388 #
12) 4,4'-DDE	7.663	8.044	780869	1050568	3.005	R-02 3.602
13) Dieldrin	7.882	8.187	425366	685354	1.686	2.436 #
14) Endrin	8.086f	8.390	1475820	567216	8.003	2.904 #
15) 4,4'-DDD	8.086	8.453	1475820	1285154	6.756	5.503 Q-41
16) Endosulfa...	8.229	8.536	373597	513899	1.793	2.238
17) 4,4'-DDT	8.285	8.675	466659	552864	2.339	Q-31 2.903 R-02
18) Endrin Al...	8.505	8.780	396160	527518	1.702	2.282 #
19) Endosulfa...	8.810	8.977	555828	458225	2.771	2.092
20) Methoxychlor	8.618	9.125	724054	673210	7.301	6.963
21) Endrin Ke...	8.998	9.355	361201	385453	1.475	1.551
23) Hexachlor...	3.280	3.479f	148314	450038	0.474	1.254 #
24) Hexachlor...	5.885	6.186	628106	11126778	2.517	35.873 #
25) Oxychlorane	0.000	7.641	0	954463	N.D.	3.976 #
26) 2,4'-DDE	7.406	7.837	699737	1005516	4.300	R-02 5.183

Quantitation Report (QT Reviewed)

Data Path : C:\msdchem\1\data\2020-12\0L10062\
 Data File : ECD5-12102019.D
 Signal(s) : Signal #1: ECD1A.CH Signal #2: ECD2B.CH
 Acq On : 10 Dec 2020 21:03
 Operator : MJB
 Sample : A0K0733-05RE1
 Misc : 1x, 8081B 2,4+4,4-DDx Only, GPC
 ALS Vial : 17 (Sig #1); 0 (Sig #2) Sample Multiplier: 1

Integration File signal 1: PEST1.e
 Integration File signal 2: PEST2.e
 Quant Time: Dec 11 13:14:20 2020
 Quant Method : C:\msdchem\1\methods\ECD5_QUANTPEST_201014RT8.M
 Quant Title : Instrument: DualECD5
 QLast Update : Thu Oct 15 11:11:37 2020
 Response via : Initial Calibration
 Integrator: ChemStation 6890 Scale Mode: Small noise peaks clipped

Volume Inj. : 2uL
 Signal #1 Phase : Rtx-CLPesticides Signal #2 Phase: Rtx-CLPesticides2
 Signal #1 Info : 30m X 0.32mm X 0. Signal #2 Info : 30m X 0.32mm X 0.25um

	Compound	RT#1	RT#2	Resp#1	Resp#2	ng/mL	ng/mL
27)	trans-Non...	7.599	7.874f	748747	830831	3.173	2.981
28)	2,4'-DDD	7.788	8.187	537495	685354	3.660	R-02 4.382
29)	2,4'-DDT	7.969	8.395	392816	547478	2.624m	R-023.715m#
30)	cis-Nonac...	8.086	8.453	1475820	1285154	5.932	4.692
31)	Mirex	8.726f	9.355	369996	385453	2.198	2.233
32)	Chlordane...	7.533	7.837	569602	1005516	20.787	28.379 #
33)	Chlordane...	7.644	7.956	772489	842908	27.637	29.206
34)	Chlordane...	8.186	8.614	364607	452792	45.162	53.036
35)	Chlordane...	0.000	3.934	0	347471	N.D.	NoCal
36)	Toxaphene...	7.599	8.150	748747	1614373	777.154	589.830
37)	Toxaphene...	7.882	8.514	425366	559684	195.859	169.637
38)	Toxaphene...	8.229	8.536	373597	513899	86.450	107.754
39)	Toxaphene...	8.465	8.614	352924	452792	78.241	57.088 #
40)	Toxaphene...	8.676	8.780	483427	527518	136.023	110.371
41)	Toxaphene...	8.726f	9.160	369996	516044	89.951	109.867
42)	Toxaphene...	3.906f	3.934	1129065	347471	NoCal	NoCal

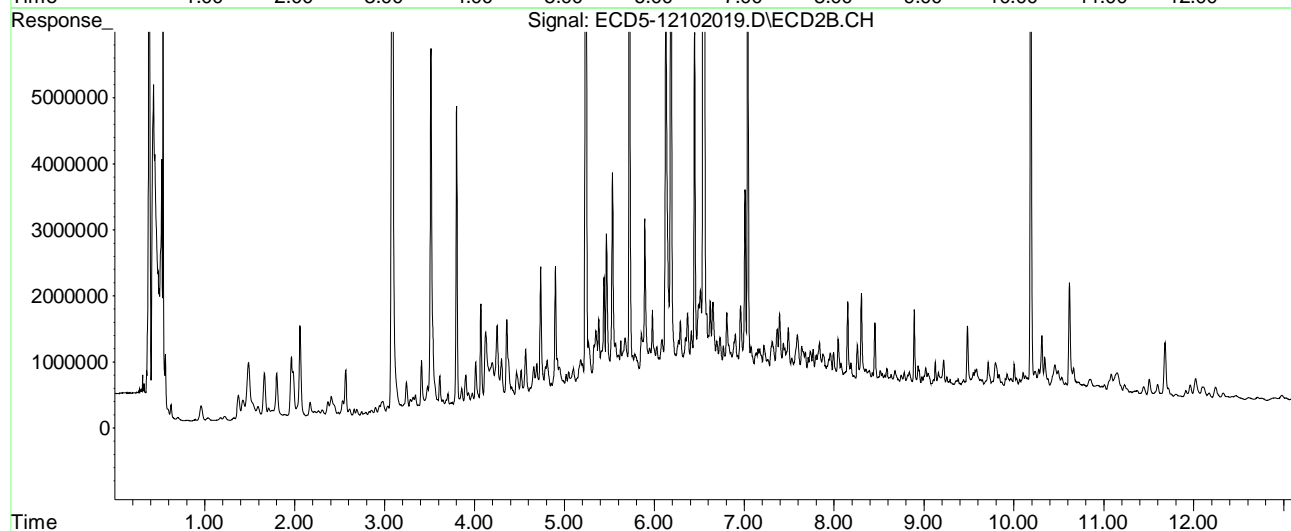
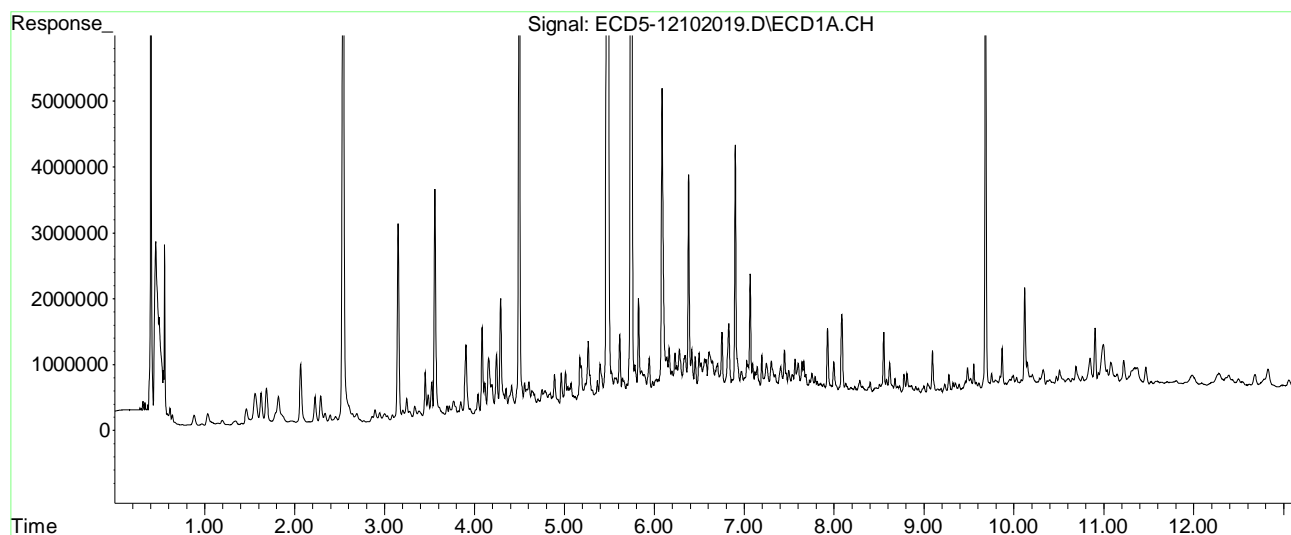
(f)=RT Delta > 1/2 Window (#)=Amounts differ by > 25% (m)=manual int.

Quantitation Report (QT Reviewed)

Data Path : C:\msdchem\1\data\2020-12\0L10062\
Data File : ECD5-12102019.D
Signal(s) : Signal #1: ECD1A.CH Signal #2: ECD2B.CH
Acq On : 10 Dec 2020 21:03
Operator : MJB
Sample : A0K0733-05RE1
Misc : 1x, 8081B 2,4+4,4-DDx Only, GPC
ALS Vial : 17 (Sig #1); 0 (Sig #2) Sample Multiplier: 1

Integration File signal 1: PEST1.e
Integration File signal 2: PEST2.e
Quant Time: Dec 11 13:14:20 2020
Quant Method : C:\msdchem\1\methods\ECD5_QUANTPEST_201014RT8.M
Quant Title : Instrument: DualECD5
QLast Update : Thu Oct 15 11:11:37 2020
Response via : Initial Calibration
Integrator: ChemStation 6890 Scale Mode: Small noise peaks clipped

Volume Inj. : 2uL
Signal #1 Phase : Rtx-CLPesticides Signal #2 Phase: Rtx-CLPesticides2
Signal #1 Info : 30m X 0.32mm X 0. Signal #2 Info : 30m X 0.32mm X 0.25um

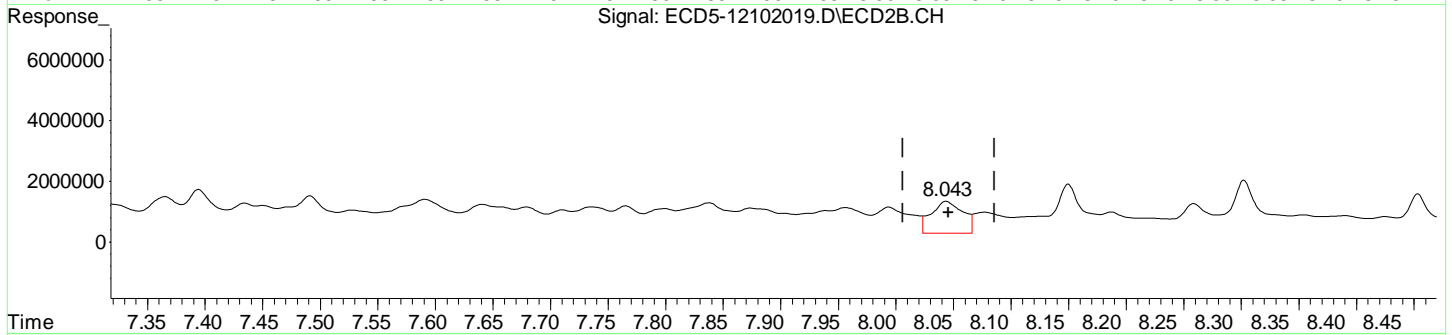
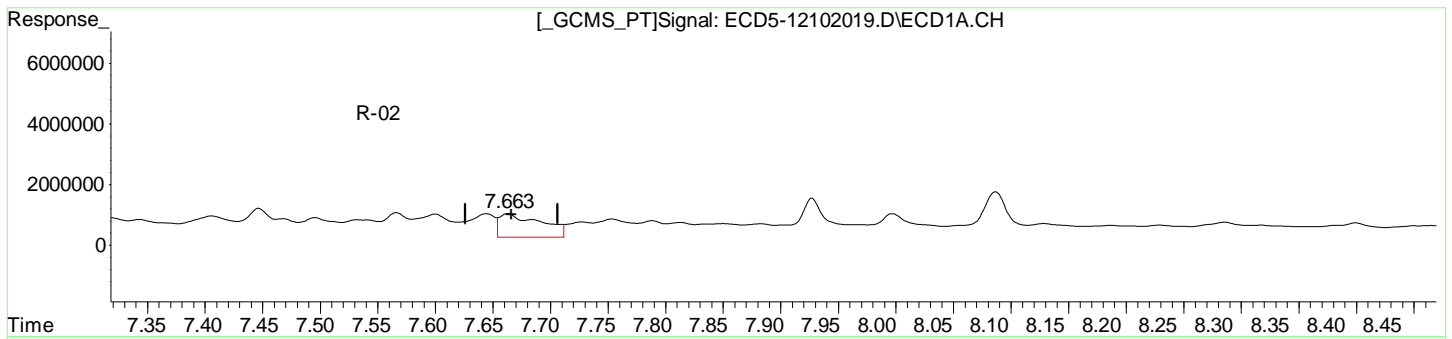


Quantitation Report (Qedit)

Data Path : C:\msdchem\1\data\2020-12\0L10062\
Data File : ECD5-12102019.D
Signal(s) : Signal #1: ECD1A.CH Signal #2: ECD2B.CH
Acq On : 10 Dec 2020 21:03
Operator : MJB
Sample : A0K0733-05RE1
Misc : 1x, 8081B 2,4+4,4-DDx Only, GPC
ALS Vial : 17 (Sig #1); 0 (Sig #2) Sample Multiplier: 1

Integration File signal 1: PEST1.e
Integration File signal 2: PEST2.e
Quant Time: Dec 11 13:12:46 2020
Quant Method : C:\msdchem\1\methods\ECD5_QUANTPEST_201014RT8.M
Quant Title : Instrument: DualECD5
QLast Update : Thu Oct 15 11:11:37 2020
Response via : Initial Calibration
Integrator: ChemStation 6890 Scale Mode: Small noise peaks clipped

Volume Inj. : 2uL
Signal #1 Phase : Rtx-CLPesticides Signal #2 Phase: Rtx-CLPesticides2
Signal #1 Info : 30m X 0.32mm X 0. Signal #2 Info : 30m X 0.32mm X 0.25um



(12) 4,4'-DDE
7.663min 3.005 ng/mL
response 780869

MJB 12/11/20

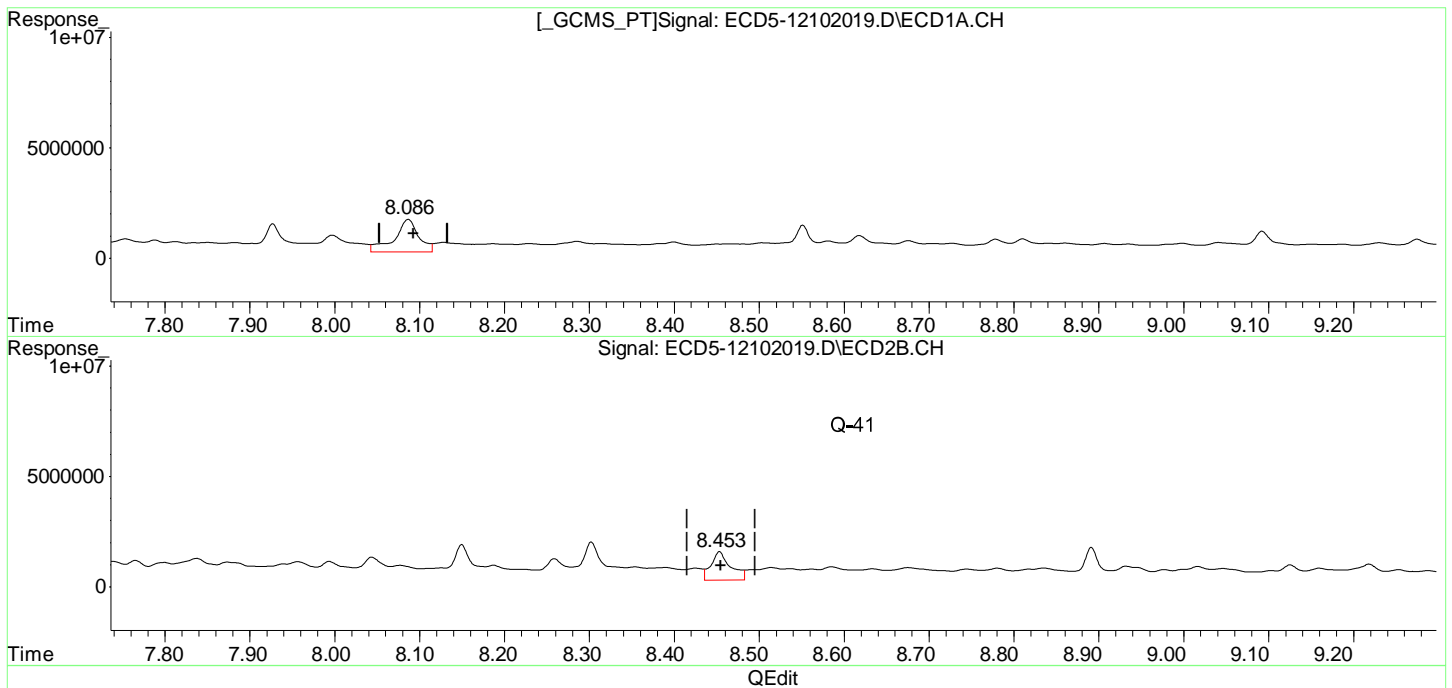
(12) 4,4'-DDE #2
8.044min 3.602 ng/mL
response 1050568

Quantitation Report (Qedit)

Data Path : C:\msdchem\1\data\2020-12\0L10062\
Data File : ECD5-12102019.D
Signal(s) : Signal #1: ECD1A.CH Signal #2: ECD2B.CH
Acq On : 10 Dec 2020 21:03
Operator : MJB
Sample : A0K0733-05RE1
Misc : 1x, 8081B 2,4+4,4-DDx Only, GPC
ALS Vial : 17 (Sig #1); 0 (Sig #2) Sample Multiplier: 1

Integration File signal 1: PEST1.e
Integration File signal 2: PEST2.e
Quant Time: Dec 11 13:12:46 2020
Quant Method : C:\msdchem\1\methods\ECD5_QUANTPEST_201014RT8.M
Quant Title : Instrument: DualECD5
QLast Update : Thu Oct 15 11:11:37 2020
Response via : Initial Calibration
Integrator: ChemStation 6890 Scale Mode: Small noise peaks clipped

Volume Inj. : 2uL
Signal #1 Phase : Rtx-CLPesticides Signal #2 Phase: Rtx-CLPesticides2
Signal #1 Info : 30m X 0.32mm X 0. Signal #2 Info : 30m X 0.32mm X 0.25um



(15) 4,4'-DDD
8.086min 6.756 ng/mL
response 1475820

MJB 12/11/20

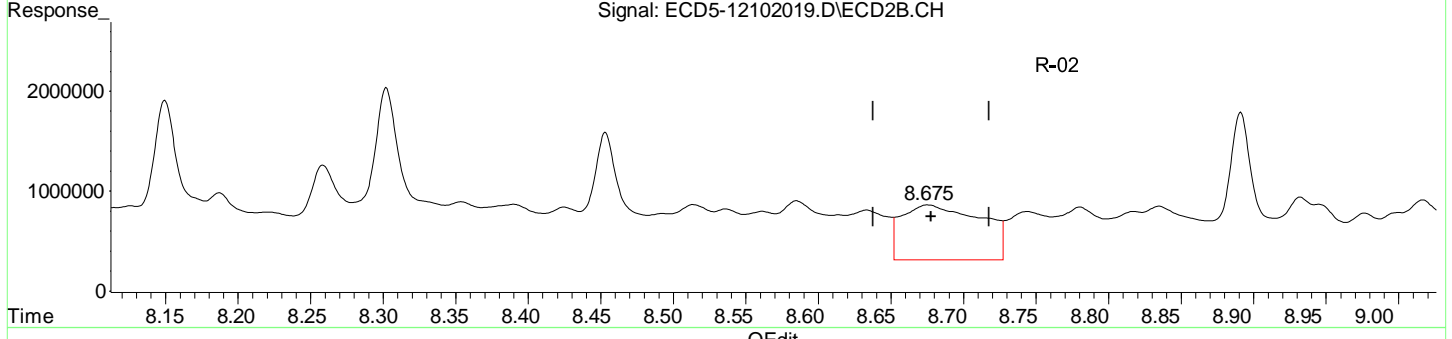
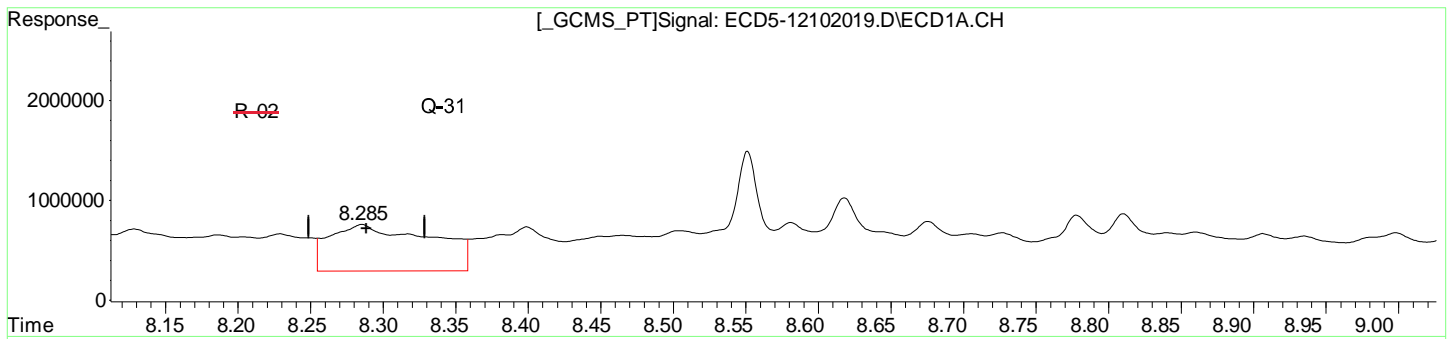
(15) 4,4'-DDD #2
8.453min 5.503 ng/mL
response 1285154

Quantitation Report (Qedit)

Data Path : C:\msdchem\1\data\2020-12\0L10062\
Data File : ECD5-12102019.D
Signal(s) : Signal #1: ECD1A.CH Signal #2: ECD2B.CH
Acq On : 10 Dec 2020 21:03
Operator : MJB
Sample : A0K0733-05RE1
Misc : 1x, 8081B 2,4+4,4-DDx Only, GPC
ALS Vial : 17 (Sig #1); 0 (Sig #2) Sample Multiplier: 1

Integration File signal 1: PEST1.e
Integration File signal 2: PEST2.e
Quant Time: Dec 11 13:12:46 2020
Quant Method : C:\msdchem\1\methods\ECD5_QUANTPEST_201014RT8.M
Quant Title : Instrument: DualECD5
QLast Update : Thu Oct 15 11:11:37 2020
Response via : Initial Calibration
Integrator: ChemStation 6890 Scale Mode: Small noise peaks clipped

Volume Inj. : 2uL
Signal #1 Phase : Rtx-CLPesticides Signal #2 Phase: Rtx-CLPesticides2
Signal #1 Info : 30m X 0.32mm X 0. Signal #2 Info : 30m X 0.32mm X 0.25um



(17) 4,4'-DDT	8.285min	2.339 ng/mL	response 466659
(17) 4,4'-DDT #2	8.675min	2.903 ng/mL	response 552864

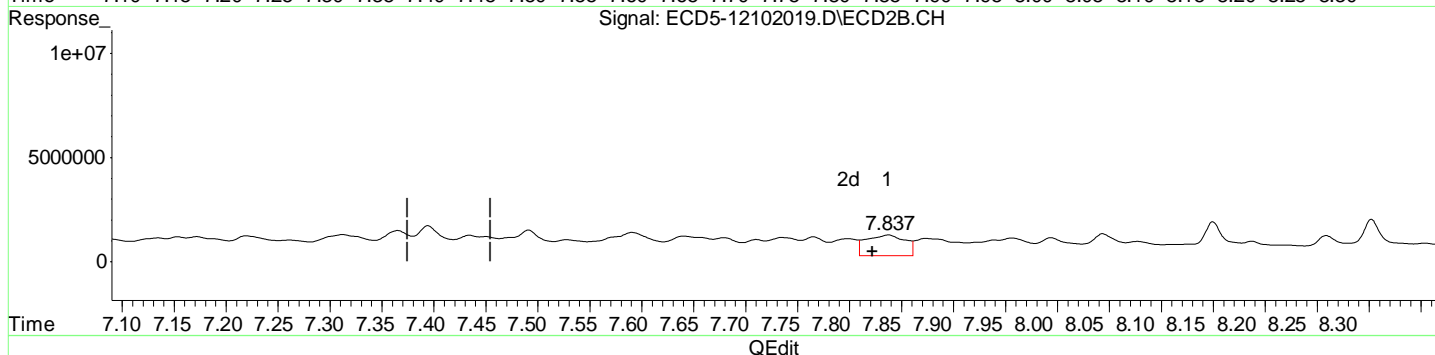
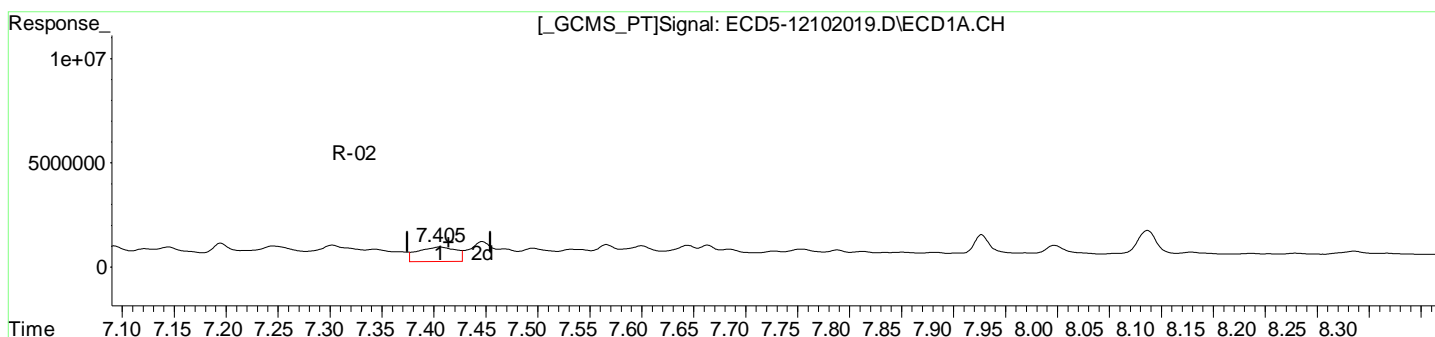
MJB 12/11/20

Quantitation Report (Qedit)

Data Path : C:\msdchem\1\data\2020-12\0L10062\
Data File : ECD5-12102019.D
Signal(s) : Signal #1: ECD1A.CH Signal #2: ECD2B.CH
Acq On : 10 Dec 2020 21:03
Operator : MJB
Sample : A0K0733-05RE1
Misc : 1x, 8081B 2,4+4,4-DDx Only, GPC
ALS Vial : 17 (Sig #1); 0 (Sig #2) Sample Multiplier: 1

Integration File signal 1: PEST1.e
Integration File signal 2: PEST2.e
Quant Time: Dec 11 13:12:46 2020
Quant Method : C:\msdchem\1\methods\ECD5_QUANTPEST_201014RT8.M
Quant Title : Instrument: DualECD5
QLast Update : Thu Oct 15 11:11:37 2020
Response via : Initial Calibration
Integrator: ChemStation 6890 Scale Mode: Small noise peaks clipped

Volume Inj. : 2uL
Signal #1 Phase : Rtx-CLPesticides Signal #2 Phase: Rtx-CLPesticides2
Signal #1 Info : 30m X 0.32mm X 0. Signal #2 Info : 30m X 0.32mm X 0.25um



(26) 2,4'-DDE
7.406min 4.300 ng/mL
response 699737

MJB 12/11/20

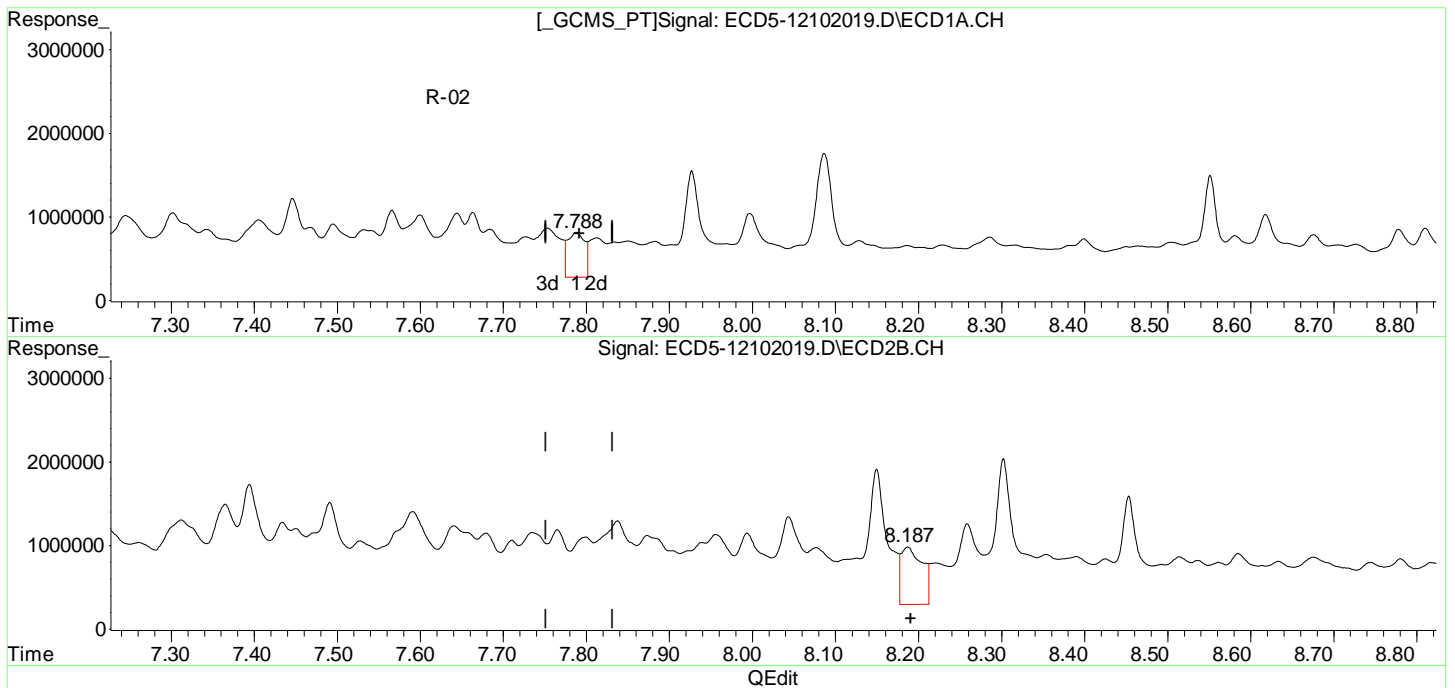
(26) 2,4'-DDE #2
7.837min 5.183 ng/mL
response 1005516

Quantitation Report (Qedit)

Data Path : C:\msdchem\1\data\2020-12\0L10062\
Data File : ECD5-12102019.D
Signal(s) : Signal #1: ECD1A.CH Signal #2: ECD2B.CH
Acq On : 10 Dec 2020 21:03
Operator : MJB
Sample : A0K0733-05RE1
Misc : 1x, 8081B 2,4+4,4-DDx Only, GPC
ALS Vial : 17 (Sig #1); 0 (Sig #2) Sample Multiplier: 1

Integration File signal 1: PEST1.e
Integration File signal 2: PEST2.e
Quant Time: Dec 11 13:12:46 2020
Quant Method : C:\msdchem\1\methods\ECD5_QUANTPEST_201014RT8.M
Quant Title : Instrument: DualECD5
QLast Update : Thu Oct 15 11:11:37 2020
Response via : Initial Calibration
Integrator: ChemStation 6890 Scale Mode: Small noise peaks clipped

Volume Inj. : 2uL
Signal #1 Phase : Rtx-CLPesticides Signal #2 Phase: Rtx-CLPesticides2
Signal #1 Info : 30m X 0.32mm X 0. Signal #2 Info : 30m X 0.32mm X 0.25um



(28) 2,4'-DDD
7.788min 3.660 ng/mL
response 537495

MJB 12/11/20

(28) 2,4'-DDD #2
8.187min 4.382 ng/mL
response 685354

(+) = Expected Retention Time

ECD5_QUANTP..._201014RT8.M Fri Dec 11 13:14:07 2020

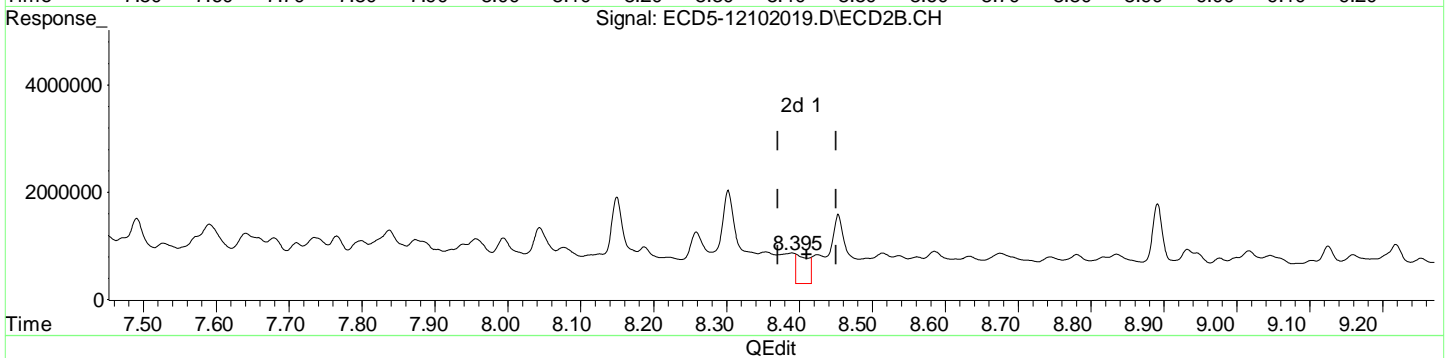
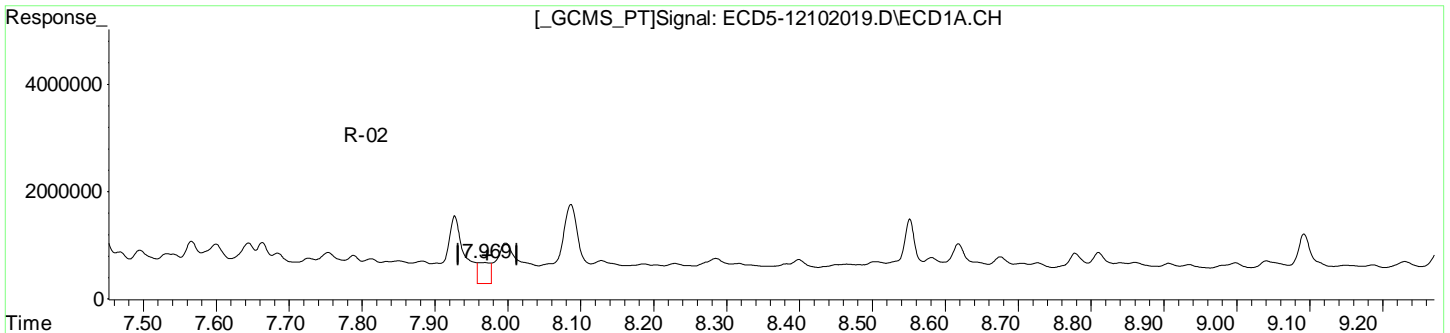
Page: 1

Quantitation Report (Qedit)

Data Path : C:\msdchem\1\data\2020-12\0L10062\
Data File : ECD5-12102019.D
Signal(s) : Signal #1: ECD1A.CH Signal #2: ECD2B.CH
Acq On : 10 Dec 2020 21:03
Operator : MJB
Sample : A0K0733-05RE1
Misc : 1x, 8081B 2,4+4,4-DDx Only, GPC
ALS Vial : 17 (Sig #1); 0 (Sig #2) Sample Multiplier: 1

Integration File signal 1: PEST1.e
Integration File signal 2: PEST2.e
Quant Time: Dec 11 13:12:46 2020
Quant Method : C:\msdchem\1\methods\ECD5_QUANTPEST_201014RT8.M
Quant Title : Instrument: DualECD5
QLast Update : Thu Oct 15 11:11:37 2020
Response via : Initial Calibration
Integrator: ChemStation 6890 Scale Mode: Small noise peaks clipped

Volume Inj. : 2uL
Signal #1 Phase : Rtx-CLPesticides Signal #2 Phase: Rtx-CLPesticides2
Signal #1 Info : 30m X 0.32mm X 0. Signal #2 Info : 30m X 0.32mm X 0.25um



(29) 2,4'-DDT
7.969min 2.624 ng/mL m
response 392816

MJB 12/11/20

(29) 2,4'-DDT #2
8.395min 3.715 ng/mL m
response 547478

Quantitation Report (Not Reviewed)

MI

Data Path : C:\msdchem\1\data\2020-12\0L10062\
 Data File : ECD5-12102019.D
 Signal(s) : Signal #1: ECD1A.CH Signal #2: ECD2B.CH
 Acq On : 10 Dec 2020 21:03
 Operator : MJB
 Sample : A0K0733-05RE1
 Misc : 1x, 8081B 2,4+4,4-DDx Only, GPC
 ALS Vial : 17 (Sig #1); 0 (Sig #2) Sample Multiplier: 1

MJB 12/11/20

Integration File signal 1: PEST1.e
 Integration File signal 2: PEST2.e
 Quant Time: Dec 11 13:12:46 2020
 Quant Method : C:\msdchem\1\methods\ECD5_QUANTPEST_201014RT8.M
 Quant Title : Instrument: DualECD5
 QLast Update : Thu Oct 15 11:11:37 2020
 Response via : Initial Calibration
 Integrator: ChemStation 6890 Scale Mode: Small noise peaks clipped

Volume Inj. : 2uL
 Signal #1 Phase : Rtx-CLPesticides Signal #2 Phase: Rtx-CLPesticides2
 Signal #1 Info : 30m X 0.32mm X 0. Signal #2 Info : 30m X 0.32mm X 0.25um

Compound	RT#1	RT#2	Resp#1	Resp#2	ng/mL	ng/mL

System Monitoring Compounds						
1) S TCMX (S)	5.487	5.724	11059281	8773996	45.576	28.327 #
22) S DCBP (S)	9.683	10.187	7590241	9147683	46.868	59.084 #
Target Compounds						
2) a-BHC	6.023	6.289f	553657	1368297	1.780	3.470 #
3) g-BHC	6.343f	6.822	908925	1662682	3.444	4.975 #
4) b-BHC	6.381	6.696	3636146	1052767	32.207	6.938 #
5) Heptachlor	6.703	7.007	774598	3338131	3.059	11.803 #
6) d-BHC	6.559	6.960f	844024	1581464	3.084	4.912 #
7) Aldrin	6.969	7.261	646160	763709	2.435	2.505
8) Heptachlo...	7.406	7.679	699737	865610	2.865	3.173
9) trans-Chl...	7.495	7.837	643770	1005516	2.534	3.556 #
10) cis-Chlor...	7.599	7.939	748747	746636	3.080	2.783
11) Endosulfa...	0.000	7.994	0	856259	N.D.	3.388 #
12) 4,4'-DDE	7.663	8.044	780869	1050568	3.005	3.602
13) Dieldrin	7.882	8.187	425366	685354	1.686	2.436 #
14) Endrin	8.086f	8.390	1475820	567216	8.003	2.904 #
15) 4,4'-DDD	8.086	8.453	1475820	1285154	6.756	5.503
16) Endosulfa...	8.229	8.536	373597	513899	1.793	2.238
17) 4,4'-DDT	8.285	8.675	466659	552864	2.339	2.903
18) Endrin Al...	8.505	8.780	396160	527518	1.702	2.282 #
19) Endosulfa...	8.810	8.977	555828	458225	2.771	2.092
20) Methoxychlor	8.618	9.125	724054	673210	7.301	6.963
21) Endrin Ke...	8.998	9.355	361201	385453	1.475	1.551
23) Hexachlor...	3.280	3.479f	148314	450038	0.474	1.254 #
24) Hexachlor...	5.885	6.186	628106	11126778	2.517	35.873 #
25) Oxychlorane	0.000	7.641	0	954463	N.D.	3.976 #
26) 2,4'-DDE	7.406	7.837	699737	1005516	4.300	5.183

Quantitation Report (Not Reviewed)

Data Path : C:\msdchem\1\data\2020-12\0L10062\
 Data File : ECD5-12102019.D
 Signal(s) : Signal #1: ECD1A.CH Signal #2: ECD2B.CH
 Acq On : 10 Dec 2020 21:03
 Operator : MJB
 Sample : A0K0733-05RE1
 Misc : 1x, 8081B 2,4+4,4-DDx Only, GPC
 ALS Vial : 17 (Sig #1); 0 (Sig #2) Sample Multiplier: 1

Integration File signal 1: PEST1.e
 Integration File signal 2: PEST2.e
 Quant Time: Dec 11 13:12:46 2020
 Quant Method : C:\msdchem\1\methods\ECD5_QUANTPEST_201014RT8.M
 Quant Title : Instrument: DualECD5
 QLast Update : Thu Oct 15 11:11:37 2020
 Response via : Initial Calibration
 Integrator: ChemStation 6890 Scale Mode: Small noise peaks clipped

Volume Inj. : 2uL
 Signal #1 Phase : Rtx-CLPesticides Signal #2 Phase: Rtx-CLPesticides2
 Signal #1 Info : 30m X 0.32mm X 0. Signal #2 Info : 30m X 0.32mm X 0.25um

	Compound	RT#1	RT#2	Resp#1	Resp#2	ng/mL	ng/mL
27)	trans-Non...	7.599	7.874f	748747	830831	3.173	2.981
28)	2,4'-DDD	7.788	8.187	537495	685354	3.660	4.382
29)	2,4'-DDT	7.997f	8.425	755063	534629	5.260	3.622 #
30)	cis-Nonac...	8.086	8.453	1475820	1285154	5.932	4.692
31)	Mirex	8.726f	9.355	369996	385453	2.198	2.233
32)	Chlordane...	7.533	7.837	569602	1005516	20.787	28.379 #
33)	Chlordane...	7.644	7.956	772489	842908	27.637	29.206
34)	Chlordane...	8.186	8.614	364607	452792	45.162	53.036
35)	Chlordane...	0.000	3.934	0	347471	N.D.	NoCal
36)	Toxaphene...	7.599	8.150	748747	1614373	777.154	589.830
37)	Toxaphene...	7.882	8.514	425366	559684	195.859	169.637
38)	Toxaphene...	8.229	8.536	373597	513899	86.450	107.754
39)	Toxaphene...	8.465	8.614	352924	452792	78.241	57.088 #
40)	Toxaphene...	8.676	8.780	483427	527518	136.023	110.371
41)	Toxaphene...	8.726f	9.160	369996	516044	89.951	109.867
42)	Toxaphene...	3.906f	3.934	1129065	347471	NoCal	NoCal

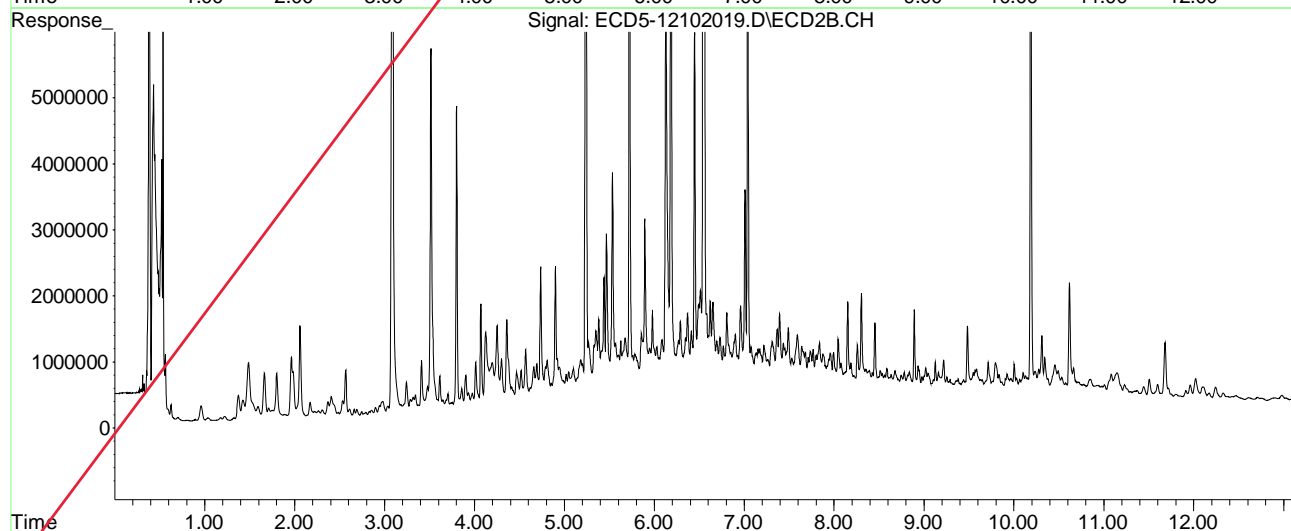
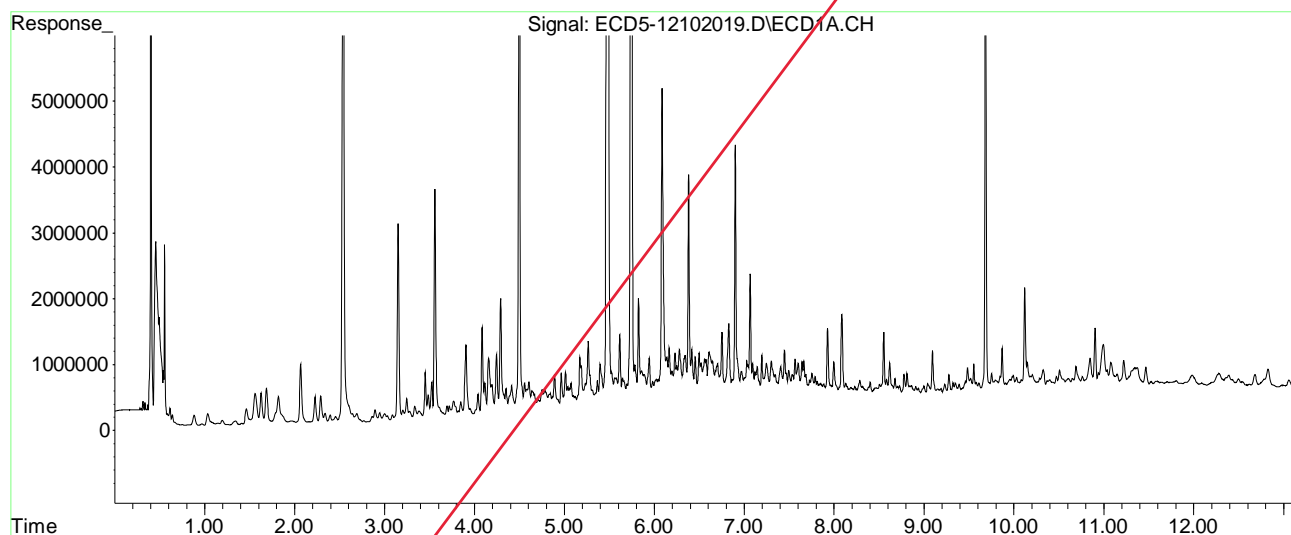
(f)=RT Delta > 1/2 Window (#)=Amounts differ by > 25% (m)=manual int.

Quantitation Report (Not Reviewed)

Data Path : C:\msdchem\1\data\2020-12\0L10062\
Data File : ECD5-12102019.D
Signal(s) : Signal #1: ECD1A.CH Signal #2: ECD2B.CH
Acq On : 10 Dec 2020 21:03
Operator : MJB
Sample : A0K0733-05RE1
Misc : 1x, 8081B 2,4+4,4-DDx Only, GPC
ALS Vial : 17 (Sig #1); 0 (Sig #2) Sample Multiplier: 1

Integration File signal 1: PEST1.e
Integration File signal 2: PEST2.e
Quant Time: Dec 11 13:12:46 2020
Quant Method : C:\msdchem\1\methods\ECD5_QUANTPEST_201014RT8.M
Quant Title : Instrument: DualECD5
QLast Update : Thu Oct 15 11:11:37 2020
Response via : Initial Calibration
Integrator: ChemStation 6890 Scale Mode: Small noise peaks clipped

Volume Inj. : 2uL
Signal #1 Phase : Rtx-CLPesticides Signal #2 Phase: Rtx-CLPesticides2
Signal #1 Info : 30m X 0.32mm X 0. Signal #2 Info : 30m X 0.32mm X 0.25um



Quantitation Report (Not Reviewed)

Data Path : C:\msdchem\1\data\2020-12\0L10062\
 Data File : ECD5-12102024.D
 Signal(s) : Signal #1: ECD1A.CH Signal #2: ECD2B.CH
 Acq On : 10 Dec 2020 22:34
 Operator : MJB
 Sample : 0L10062-CCV5
 Misc : A20H475, AB 50 ppb
 ALS Vial : 3 (Sig #1); 0 (Sig #2) Sample Multiplier: 1

MJB 12/11/20

Integration File signal 1: PEST1.e
 Integration File signal 2: PEST2.e
 Quant Time: Dec 11 13:31:05 2020
 Quant Method : C:\msdchem\1\methods\ECD5_QUANTPEST_201014RT8.M
 Quant Title : Instrument: DualECD5
 QLast Update : Thu Oct 15 11:11:37 2020
 Response via : Initial Calibration
 Integrator: ChemStation 6890 Scale Mode: Small noise peaks clipped

Volume Inj. : 2uL
 Signal #1 Phase : Rtx-CLPesticides Signal #2 Phase: Rtx-CLPesticides2
 Signal #1 Info : 30m X 0.32mm X 0. Signal #2 Info : 30m X 0.32mm X 0.25um

Compound	RT#1	RT#2	Resp#1	Resp#2	ng/mL	ng/mL	

System Monitoring Compounds							
1) S TCMX (S)	5.489	5.726	12300094	15882711	50.689	51.278	
22) S DCBP (S)	9.684	10.188	9027364	10956750	55.737	70.261	# Q-41
Target Compounds							
2) a-BHC	6.033	6.315	17474911	23779435	56.184	60.312	
3) g-BHC	6.317	6.627	14928685	20500442	56.571	61.340	
4) b-BHC	6.394	6.696	5973752	7903294	53.231	52.088	
5) Heptachlor	6.715	6.998	14484987	19523809	57.211	69.032	
6) d-BHC	6.545	6.941	13033129	17889034	47.619	54.346	
7) Aldrin	6.956	7.258	14419206	19503769	54.346	63.971	
8) Heptachlo...	7.422	7.690	12803979	17690772	52.433	64.856	
9) trans-Chl...	7.514	7.830	12757194	17614691	50.207	62.287	
10) cis-Chlor...	7.612	7.936	12477210	16942299	51.320	63.147	
11) Endosulfa...	7.713	7.982	11308988	15866497	49.469	62.786	#
12) 4,4'-DDE	7.667	8.046	12667841	17232223	48.752	59.081	
13) Dieldrin	7.887	8.180	13356396	17774907	52.934	63.181	
14) Endrin	8.055	8.399	10840357	14141415	58.785	72.393	
15) 4,4'-DDD	8.093	8.455	11572148	15423659	52.976	66.043	Q-41
16) Endosulfa...	8.214	8.546	9984289	13594680	47.908	59.211	
17) 4,4'-DDT	8.289	8.678	7662350	9608535	38.406	50.457	# Q-31
18) Endrin Al...	8.507	8.779	8300105	11086385	43.213	53.100	
19) Endosulfa...	8.810	8.971	9476527	12473399	50.461	59.146	
20) Methoxychlor	8.620	9.142	4013077	5086827	41.028	52.613	#
21) Endrin Ke...	9.009	9.353	11059212	13304693	45.172	53.545	
23) Hexachlor...	0.000	0.000	0	0	N.D.	N.D.	
24) Hexachlor...	5.874	0.000	43572	0	BelowCal	N.D.	
25) Oxychlorane	7.356	7.623	61156	12957	0.065	0.054	
26) 2,4'-DDE	7.422	7.830	12803979	17614691	82.895	90.801	

Quantitation Report (Not Reviewed)

Data Path : C:\msdchem\1\data\2020-12\0L10062\
 Data File : ECD5-12102024.D
 Signal(s) : Signal #1: ECD1A.CH Signal #2: ECD2B.CH
 Acq On : 10 Dec 2020 22:34
 Operator : MJB
 Sample : 0L10062-CCV5
 Misc : A20H475, AB 50 ppb
 ALS Vial : 3 (Sig #1); 0 (Sig #2) Sample Multiplier: 1

Integration File signal 1: PEST1.e
 Integration File signal 2: PEST2.e
 Quant Time: Dec 11 13:31:05 2020
 Quant Method : C:\msdchem\1\methods\ECD5_QUANTPEST_201014RT8.M
 Quant Title : Instrument: DualECD5
 QLast Update : Thu Oct 15 11:11:37 2020
 Response via : Initial Calibration
 Integrator: ChemStation 6890 Scale Mode: Small noise peaks clipped

Volume Inj. : 2uL
 Signal #1 Phase : Rtx-CLPesticides Signal #2 Phase: Rtx-CLPesticides2
 Signal #1 Info : 30m X 0.32mm X 0. Signal #2 Info : 30m X 0.32mm X 0.25um

	Compound	RT#1	RT#2	Resp#1	Resp#2	ng/mL	ng/mL
27)	trans-Non...	7.612	7.896	12477210	58520	55.411	0.210 #
28)	2,4'-DDD	7.798	8.180	29252	17774907	BelowCal	108.852
29)	2,4'-DDT	7.972	8.399	32934	14141415	0.001	90.888 #
30)	cis-Nonac...	8.093	8.455	11572148	15423659	47.671	55.437
31)	Mirex	8.736	9.353	44147	13304693	BelowCal	83.661
32)	Chlordane...	7.514	7.830f	12757194	17614691	465.560	497.150
33)	Chlordane...	7.612	7.936f	12477210	16942299	446.395	587.034 #
34)	Chlordane...	8.214f	8.627f	9984289	77037	1236.704	5.945 #
35)	Chlordane...	0.000	0.000	0	0	N.D.	N.D.
36)	Toxaphene...	7.612	8.180	12477210	17774907	8055.767	6494.271
37)	Toxaphene...	7.887	8.546f	13356396	13594680	6149.927	4120.480 #
38)	Toxaphene...	8.214	8.546	9984289	13594680	2310.342	2850.523
39)	Toxaphene...	8.429	8.627f	547936	77037	121.474	9.713 #
40)	Toxaphene...	8.695	8.779	107182	11086385	30.158	2319.576 #
41)	Toxaphene...	8.736	9.142	44147	5086827	10.733	1082.993 #
42)	Toxaphene...	0.000	0.000	0	0	N.D.	N.D.

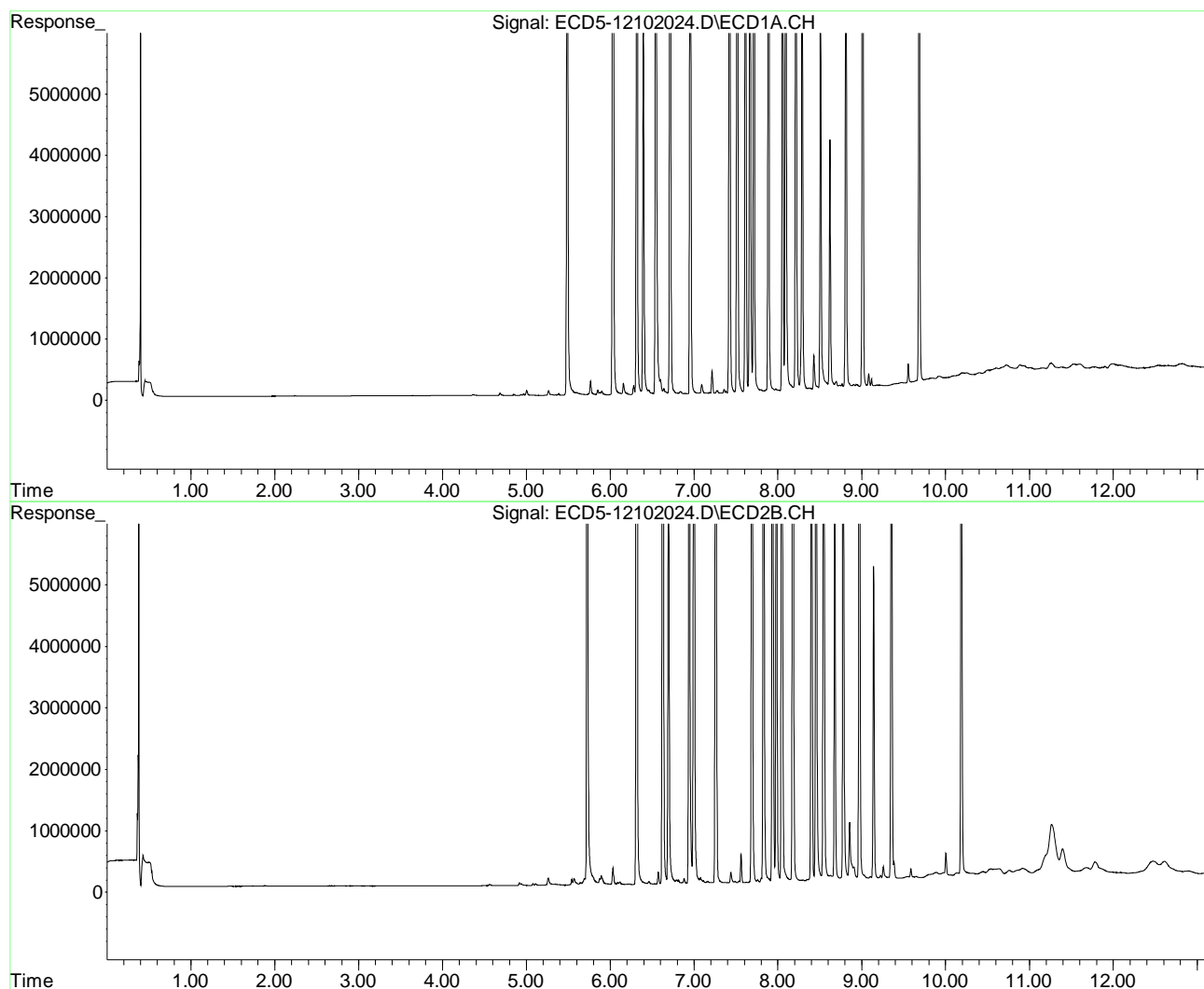
(f)=RT Delta > 1/2 Window (#)=Amounts differ by > 25% (m)=manual int.

Quantitation Report (Not Reviewed)

Data Path : C:\msdchem\1\data\2020-12\0L10062\
Data File : ECD5-12102024.D
Signal(s) : Signal #1: ECD1A.CH Signal #2: ECD2B.CH
Acq On : 10 Dec 2020 22:34
Operator : MJB
Sample : 0L10062-CCV5
Misc : A20H475, AB 50 ppb
ALS Vial : 3 (Sig #1); 0 (Sig #2) Sample Multiplier: 1

Integration File signal 1: PEST1.e
Integration File signal 2: PEST2.e
Quant Time: Dec 11 13:31:05 2020
Quant Method : C:\msdchem\1\methods\ECD5_QUANTPEST_201014RT8.M
Quant Title : Instrument: DualECD5
QLast Update : Thu Oct 15 11:11:37 2020
Response via : Initial Calibration
Integrator: ChemStation 6890 Scale Mode: Small noise peaks clipped

Volume Inj. : 2uL
Signal #1 Phase : Rtx-CLPesticides Signal #2 Phase: Rtx-CLPesticides2
Signal #1 Info : 30m X 0.32mm X 0. Signal #2 Info : 30m X 0.32mm X 0.25um



Quantitation Report (Not Reviewed)

Data Path : C:\msdchem\1\data\2020-12\0L10062\
 Data File : ECD5-12102025.D
 Signal(s) : Signal #1: ECD1A.CH Signal #2: ECD2B.CH
 Acq On : 10 Dec 2020 22:52
 Operator : MJB
 Sample : 0L10062-CCV6
 Misc : A20I185, 9-42 50 ppb
 ALS Vial : 4 (Sig #1); 0 (Sig #2) Sample Multiplier: 1

MJB 12/11/20

Integration File signal 1: PEST1.e
 Integration File signal 2: PEST2.e
 Quant Time: Dec 11 13:32:41 2020
 Quant Method : C:\msdchem\1\methods\ECD5_QUANTPEST_201014RT8.M
 Quant Title : Instrument: DualECD5
 QLast Update : Thu Oct 15 11:11:37 2020
 Response via : Initial Calibration
 Integrator: ChemStation 6890 Scale Mode: Small noise peaks clipped

Volume Inj. : 2uL
 Signal #1 Phase : Rtx-CLPesticides Signal #2 Phase: Rtx-CLPesticides2
 Signal #1 Info : 30m X 0.32mm X 0. Signal #2 Info : 30m X 0.32mm X 0.25um

Compound	RT#1	RT#2	Resp#1	Resp#2	ng/mL	ng/mL

System Monitoring Compounds						
1) S TCMX (S)	5.461f	5.762f	95752	118647	0.395	0.383
22) S DCBP (S)	9.646f	10.213f	57294	15737	0.056	BelowCal #
Target Compounds						
2) a-BHC	6.060f	0.000	20665	0	0.066	N.D. #
3) g-BHC	6.282f	0.000	5782	0	0.022	N.D. #
4) b-BHC	0.000	0.000	0	0	N.D.	N.D.
5) Heptachlor	6.716	6.999	42016	52147	0.166	0.184
6) d-BHC	0.000	0.000	0	0	N.D.	N.D.
7) Aldrin	0.000	7.255	0	5329	N.D.	0.017 #
8) Heptachlo...	7.417	0.000	7541508	0	30.883	N.D. #
9) trans-Chl...	7.514	7.823	33661	10395418	0.132	36.759 #
10) cis-Chlor...	7.601	7.899f	11671165	16127792	48.005	60.111 #
11) Endosulfa...	7.696	8.005f	33856	40668	0.148	0.161
12) 4,4'-DDE	7.696f	0.000	33856	0	0.130	N.D. #
13) Dieldrin	0.000	8.191	0	9903356	N.D.	35.202 #
14) Endrin	8.077f	8.411	12697344	7545783	68.855	38.629 #
15) 4,4'-DDD	8.077	8.452	12697344	17672029	58.127	75.671 #
16) Endosulfa...	8.227	0.000	10388	0	0.050	N.D. #
17) 4,4'-DDT	8.292	8.661	6485	9319	0.033	0.049 #
18) Endrin Al...	8.512	8.790	13224	19133	6021.159	BelowCal #
19) Endosulfa...	8.848f	0.000	39693	0	BelowCal	N.D.
20) Methoxychlor	0.000	9.105f	0	52289	N.D.	0.541 #
21) Endrin Ke...	0.000	9.345	0	9873035	N.D.	39.734 #
23) Hexachlor...	3.296	3.453	13647028	22261397	60.619	62.027
24) Hexachlor...	5.873	6.186	11767004	16295724	50.745	52.133
25) Oxychlorane	7.347	7.624	10445215	14418425	54.106	60.070
26) 2,4'-DDE	7.417	7.823	7541508	10395418	48.651	53.587

Quantitation Report (Not Reviewed)

Data Path : C:\msdchem\1\data\2020-12\0L10062\
 Data File : ECD5-12102025.D
 Signal(s) : Signal #1: ECD1A.CH Signal #2: ECD2B.CH
 Acq On : 10 Dec 2020 22:52
 Operator : MJB
 Sample : 0L10062-CCV6
 Misc : A20I185, 9-42 50 ppb
 ALS Vial : 4 (Sig #1); 0 (Sig #2) Sample Multiplier: 1

Integration File signal 1: PEST1.e
 Integration File signal 2: PEST2.e
 Quant Time: Dec 11 13:32:41 2020
 Quant Method : C:\msdchem\1\methods\ECD5_QUANTPEST_201014RT8.M
 Quant Title : Instrument: DualECD5
 QLast Update : Thu Oct 15 11:11:37 2020
 Response via : Initial Calibration
 Integrator: ChemStation 6890 Scale Mode: Small noise peaks clipped

Volume Inj. : 2uL
 Signal #1 Phase : Rtx-CLPesticides Signal #2 Phase: Rtx-CLPesticides2
 Signal #1 Info : 30m X 0.32mm X 0. Signal #2 Info : 30m X 0.32mm X 0.25um

	Compound	RT#1	RT#2	Resp#1	Resp#2	ng/mL	ng/mL	
27)	trans-Non...	7.601	7.899	11671165	16127792	51.865	57.866	
28)	2,4'-DDD	7.794	8.191	7287465	9903356	52.353	63.157	Q-41
29)	2,4'-DDT	7.974	8.411	5858508	7545783	41.936	50.982	
30)	cis-Nonac...	8.077	8.452	12697344	17672029	52.286	63.001	
31)	Mirex	8.745	9.345	7762728	9873035	52.944	63.002	
32)	Chlordane...	7.514	7.823f	33661	10395418	1.228	293.396	#
33)	Chlordane...	7.601f	0.000	11671165	0	417.557	N.D.	#
34)	Chlordane...	0.000	8.634f	0	7418	N.D.	BelowCal	
35)	Chlordane...	3.986f	0.000	4773	0	NoCal	N.D.	
36)	Toxaphene...	7.601	8.191f	11671165	9903356	7684.454	3618.308	#
37)	Toxaphene...	0.000	0.000	0	0	N.D.	N.D.	
38)	Toxaphene...	8.227	0.000	10388	0	2.404	N.D.	#
39)	Toxaphene...	8.420f	8.634f	4783	7418	1.060	0.935	
40)	Toxaphene...	0.000	8.790	0	19133	N.D.	4.003	#
41)	Toxaphene...	8.745	9.189f	7762728	53762	1887.230	11.446	#
42)	Toxaphene...	0.000	0.000	0	0	N.D.	N.D.	

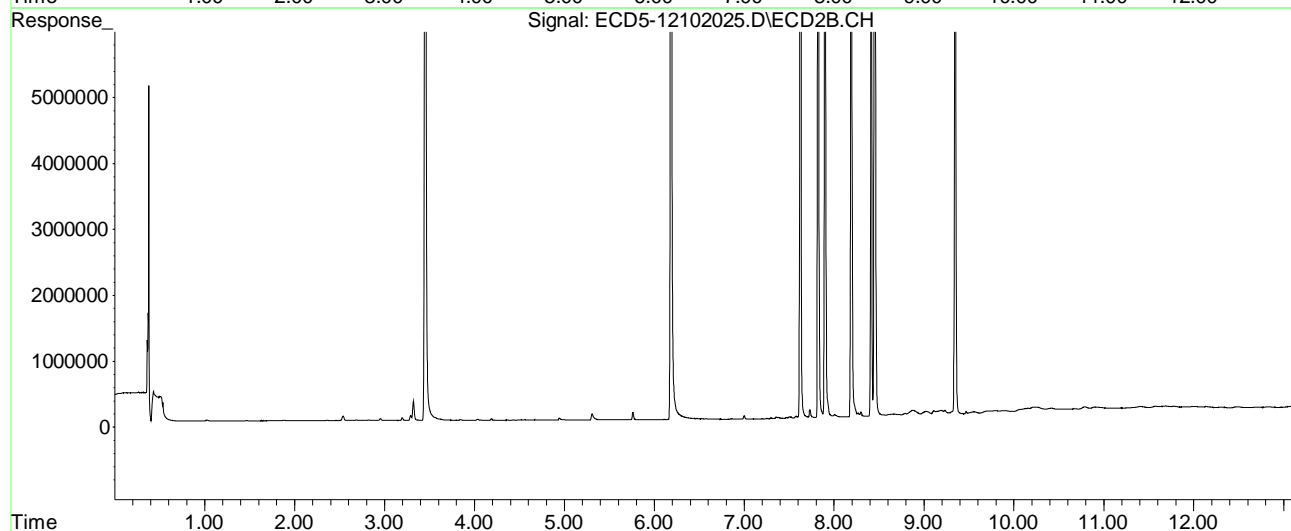
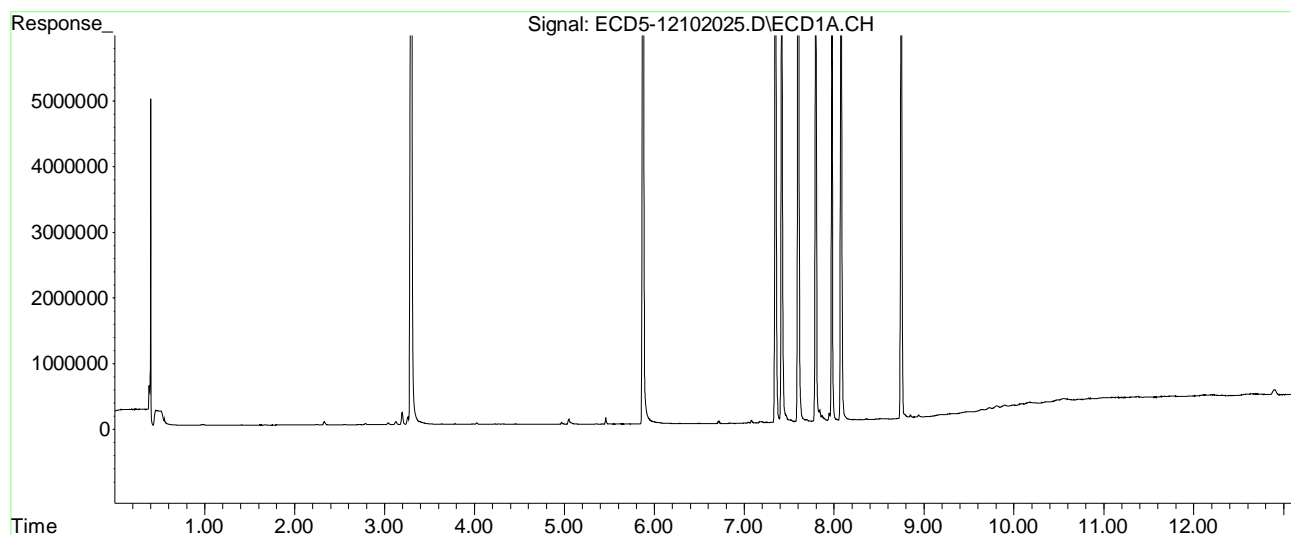
(f)=RT Delta > 1/2 Window (#)=Amounts differ by > 25% (m)=manual int.

Quantitation Report (Not Reviewed)

Data Path : C:\msdchem\1\data\2020-12\0L10062\
Data File : ECD5-12102025.D
Signal(s) : Signal #1: ECD1A.CH Signal #2: ECD2B.CH
Acq On : 10 Dec 2020 22:52
Operator : MJB
Sample : 0L10062-CCV6
Misc : A20I185, 9-42 50 ppb
ALS Vial : 4 (Sig #1); 0 (Sig #2) Sample Multiplier: 1

Integration File signal 1: PEST1.e
Integration File signal 2: PEST2.e
Quant Time: Dec 11 13:32:41 2020
Quant Method : C:\msdchem\1\methods\ECD5_QUANTPEST_201014RT8.M
Quant Title : Instrument: DualECD5
QLast Update : Thu Oct 15 11:11:37 2020
Response via : Initial Calibration
Integrator: ChemStation 6890 Scale Mode: Small noise peaks clipped

Volume Inj. : 2uL
Signal #1 Phase : Rtx-CLPesticides Signal #2 Phase: Rtx-CLPesticides2
Signal #1 Info : 30m X 0.32mm X 0. Signal #2 Info : 30m X 0.32mm X 0.25um



Quantitation Report (Not Reviewed)

Data Path : C:\msdchem\1\data\2020-12\0L10062\
 Data File : ECD5-12102026.D
 Signal(s) : Signal #1: ECD1A.CH Signal #2: ECD2B.CH
 Acq On : 10 Dec 2020 23:09
 Operator : MJB
 Sample : 0L10062-CCB3
 Misc : A20L152
 ALS Vial : 7 (Sig #1); 0 (Sig #2) Sample Multiplier: 1

MJB 12/11/20

Integration File signal 1: PEST1.e
 Integration File signal 2: PEST2.e
 Quant Time: Dec 11 13:33:56 2020
 Quant Method : C:\msdchem\1\methods\ECD5_QUANTPEST_201014RT8.M
 Quant Title : Instrument: DualECD5
 QLast Update : Thu Oct 15 11:11:37 2020
 Response via : Initial Calibration
 Integrator: ChemStation 6890 Scale Mode: Small noise peaks clipped

Volume Inj. : 2uL
 Signal #1 Phase : Rtx-CLPesticides Signal #2 Phase: Rtx-CLPesticides2
 Signal #1 Info : 30m X 0.32mm X 0. Signal #2 Info : 30m X 0.32mm X 0.25um

Compound	RT#1	RT#2	Resp#1	Resp#2	ng/mL	ng/mL

System Monitoring Compounds						
1) S TCMX (S)	5.489	5.727	24408279	33853657	100.587	109.297
22) S DCBP (S)	9.684	10.188	18625496	22526930	114.482	138.189
Target Compounds						
2) a-BHC	0.000	0.000	0	0	N.D.	N.D.
3) g-BHC	0.000	0.000	0	0	N.D.	N.D.
4) b-BHC	0.000	0.000	0	0	N.D.	N.D.
5) Heptachlor	0.000	0.000	0	0	N.D.	N.D.
6) d-BHC	0.000	0.000	0	0	N.D.	N.D.
7) Aldrin	0.000	0.000	0	0	N.D.	N.D.
8) Heptachlo...	0.000	0.000	0	0	N.D.	N.D.
9) trans-Chl...	7.499	0.000	16171	0	0.064	N.D. #
10) cis-Chlor...	0.000	0.000	0	0	N.D.	N.D.
11) Endosulfa...	0.000	0.000	0	0	N.D.	N.D.
12) 4,4'-DDE	7.662	0.000	1698	0	0.007	N.D. #
13) Dieldrin	0.000	0.000	0	0	N.D.	N.D.
14) Endrin	0.000	8.423f	0	2315	N.D.	0.012 #
15) 4,4'-DDD	8.110	8.423f	978	2315	0.004	0.010 #
16) Endosulfa...	8.218	8.562	1331	1624	0.006	0.007
17) 4,4'-DDT	0.000	8.690	0	2222	N.D.	0.012 #
18) Endrin Al...	8.522	8.777	3789	5187	6021.208	BelowCal #
19) Endosulfa...	8.813	8.971	1718	2325	BelowCal	BelowCal
20) Methoxychlor	8.629	9.122f	3961	5896	BelowCal	0.061
21) Endrin Ke...	0.000	0.000	0	0	N.D.	N.D.
23) Hexachlor...	0.000	0.000	0	0	N.D.	N.D.
24) Hexachlor...	5.873	0.000	47030	0	BelowCal	N.D.
25) Oxychlorane	7.316f	0.000	790	0	BelowCal	N.D.
26) 2,4'-DDE	0.000	0.000	0	0	N.D.	N.D.

Quantitation Report (Not Reviewed)

Data Path : C:\msdchem\1\data\2020-12\0L10062\
 Data File : ECD5-12102026.D
 Signal(s) : Signal #1: ECD1A.CH Signal #2: ECD2B.CH
 Acq On : 10 Dec 2020 23:09
 Operator : MJB
 Sample : 0L10062-CCB3
 Misc : A20L152
 ALS Vial : 7 (Sig #1); 0 (Sig #2) Sample Multiplier: 1

Integration File signal 1: PEST1.e
 Integration File signal 2: PEST2.e
 Quant Time: Dec 11 13:33:56 2020
 Quant Method : C:\msdchem\1\methods\ECD5_QUANTPEST_201014RT8.M
 Quant Title : Instrument: DualECD5
 QLast Update : Thu Oct 15 11:11:37 2020
 Response via : Initial Calibration
 Integrator: ChemStation 6890 Scale Mode: Small noise peaks clipped

Volume Inj. : 2uL
 Signal #1 Phase : Rtx-CLPesticides Signal #2 Phase: Rtx-CLPesticides2
 Signal #1 Info : 30m X 0.32mm X 0. Signal #2 Info : 30m X 0.32mm X 0.25um

	Compound	RT#1	RT#2	Resp#1	Resp#2	ng/mL	ng/mL
27)	trans-Non...	0.000	0.000	0	0	N.D.	N.D.
28)	2,4'-DDD	0.000	8.222f	0	2221	N.D.	BelowCal
29)	2,4'-DDT	0.000	8.423	0	2315	N.D.	BelowCal
30)	cis-Nonac...	8.110f	8.423f	978	2315	BelowCal	BelowCal
31)	Mirex	8.739	0.000	9037	0	BelowCal	N.D.
32)	Chlordane...	7.499f	0.000	16171	0	0.590	N.D. #
33)	Chlordane...	7.662f	0.000	1698	0	0.061	N.D. #
34)	Chlordane...	8.161	8.617	1856	4475	0.230	BelowCal #
35)	Chlordane...	0.000	0.000	0	0	N.D.	N.D.
36)	Toxaphene...	0.000	0.000	0	0	N.D.	N.D.
37)	Toxaphene...	0.000	0.000	0	0	N.D.	N.D.
38)	Toxaphene...	8.218	8.562f	1331	1624	0.308	0.341
39)	Toxaphene...	8.423f	8.617	2606	4475	0.578	0.564
40)	Toxaphene...	0.000	8.777	0	5187	N.D.	1.085 #
41)	Toxaphene...	8.739	9.122f	9037	5896	2.197	1.255 #
42)	Toxaphene...	0.000	0.000	0	0	N.D.	N.D.

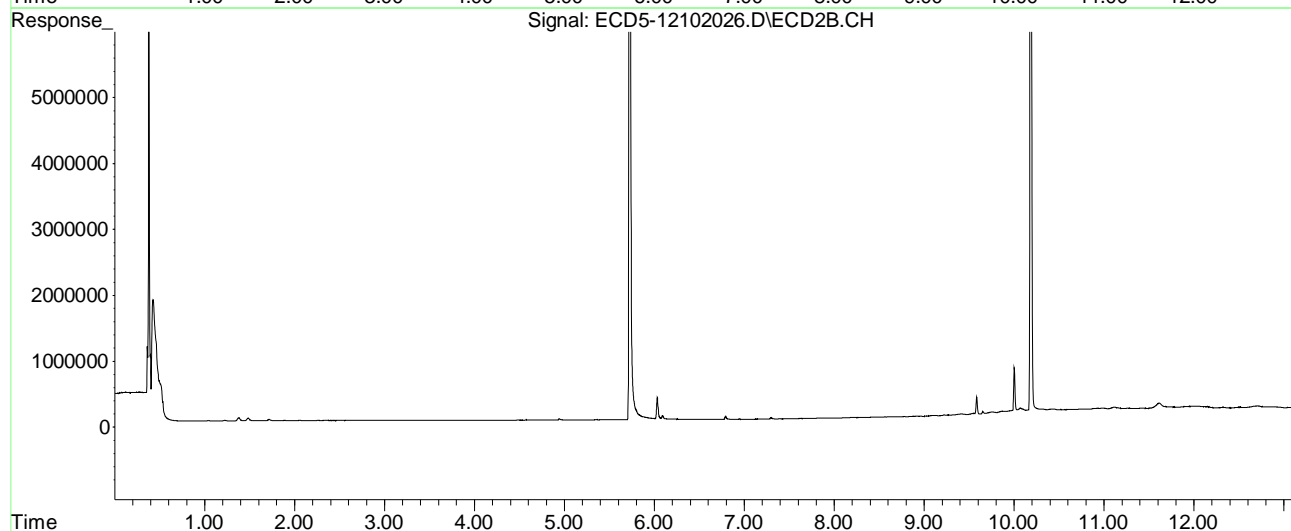
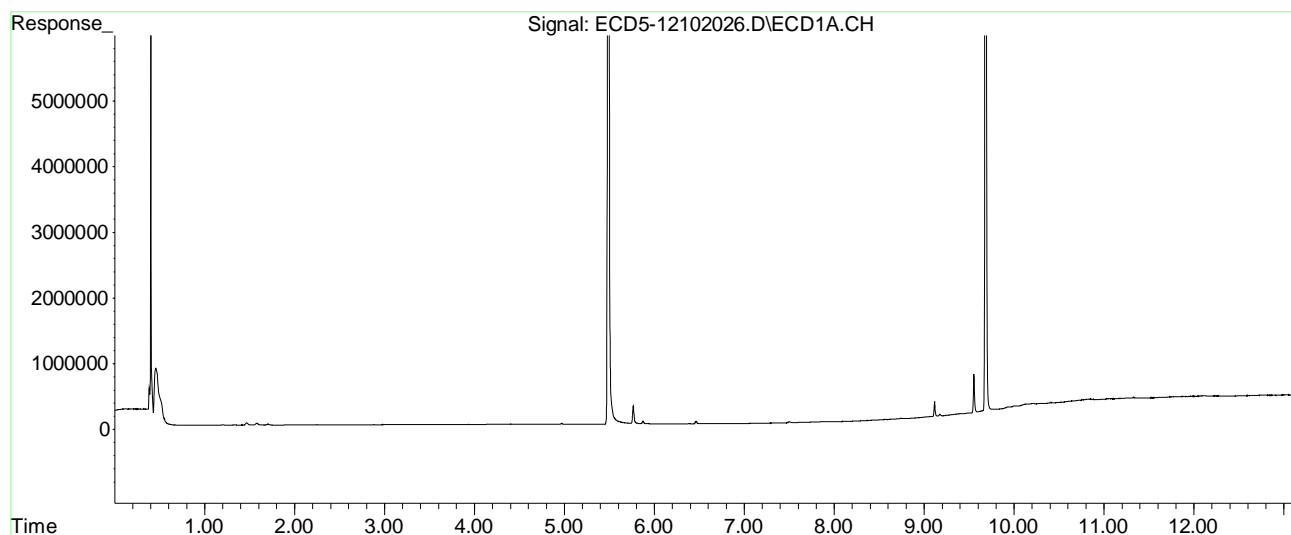
(f)=RT Delta > 1/2 Window (#)=Amounts differ by > 25% (m)=manual int.

Quantitation Report (Not Reviewed)

Data Path : C:\msdchem\1\data\2020-12\0L10062\
Data File : ECD5-12102026.D
Signal(s) : Signal #1: ECD1A.CH Signal #2: ECD2B.CH
Acq On : 10 Dec 2020 23:09
Operator : MJB
Sample : 0L10062-CCB3
Misc : A20L152
ALS Vial : 7 (Sig #1); 0 (Sig #2) Sample Multiplier: 1

Integration File signal 1: PEST1.e
Integration File signal 2: PEST2.e
Quant Time: Dec 11 13:33:56 2020
Quant Method : C:\msdchem\1\methods\ECD5_QUANTPEST_201014RT8.M
Quant Title : Instrument: DualECD5
QLast Update : Thu Oct 15 11:11:37 2020
Response via : Initial Calibration
Integrator: ChemStation 6890 Scale Mode: Small noise peaks clipped

Volume Inj. : 2uL
Signal #1 Phase : Rtx-CLPesticides Signal #2 Phase: Rtx-CLPesticides2
Signal #1 Info : 30m X 0.32mm X 0. Signal #2 Info : 30m X 0.32mm X 0.25um



**Organochloride Pesticides by EPA 8081B
Calibration Data**

Sequence 0J14056 (Cal ID A0J1506) DUALECD5



ELEMENT SEQUENCE LOG

Apex Laboratories

Sequence: OJ14056
Date: 10/14/20 12:16

Instrument: DUALECD5
Calibration: A0J1506

#	Lab Number	Matrix	Analysis	Client	Due	Batch	ISTD ID	STD ID
1	OJ14056-BKD1	Water	QC	QC				A20H479
2	OJ14056-ICB1	Water	QC	QC				A20J148
3	OJ14056-CAL1	Water	QC	QC				A20J229
4	OJ14056-CAL2	Water	QC	QC				A20J230
5	OJ14056-CAL3	Water	QC	QC				A20H471
6	OJ14056-CAL4	Water	QC	QC				A20H472
7	OJ14056-CAL5	Water	QC	QC				A20H473
8	OJ14056-CAL6	Water	QC	QC				A20H474
9	OJ14056-CAL7	Water	QC	QC				A20H475
10	OJ14056-CAL8	Water	QC	QC				A20H476
11	OJ14056-CAL9	Water	QC	QC				A20H470
12	OJ14056-IBL1	Water	QC	QC				
13	OJ14056-ICV1	Water	QC	QC				A20I130
14	OJ14056-CALA	Water	QC	QC				A20J231
15	OJ14056-CALB	Water	QC	QC				A20I180
16	OJ14056-CALC	Water	QC	QC				A20I181
17	OJ14056-CALD	Water	QC	QC				A20I182
18	OJ14056-CALE	Water	QC	QC				A20I183
19	OJ14056-CALF	Water	QC	QC				A20I184
20	OJ14056-CALG	Water	QC	QC				A20I185
21	OJ14056-CALH	Water	QC	QC				A20I186
22	OJ14056-CALI	Water	QC	QC				A20I179
23	OJ14056-IBL2	Water	QC	QC				
24	OJ14056-ICV2	Water	QC	QC				A20I187
25	OJ14056-CALJ	Water	QC	QC				A20J232
26	OJ14056-CALK	Water	QC	QC				A20F057
27	OJ14056-CALL	Water	QC	QC				A20F058
28	OJ14056-CALM	Water	QC	QC				A20F059
29	OJ14056-CALN	Water	QC	QC				A20F060
30	OJ14056-CALO	Water	QC	QC				A20F061
31	OJ14056-CALP	Water	QC	QC				A20F056
32	OJ14056-IBL3	Water	QC	QC				
33	OJ14056-ICV3	Water	QC	QC				A20F062
34	OJ14056-CALQ	Water	QC	QC				A20J233
35	OJ14056-CALR	Water	QC	QC				A20F064
36	OJ14056-CALS	Water	QC	QC				A20F065
37	OJ14056-CALT	Water	QC	QC				A20F066
38	OJ14056-CALU	Water	QC	QC				A20D430
39	OJ14056-CALV	Water	QC	QC				A20D431
40	OJ14056-CALW	Water	QC	QC				A20F063
41	OJ14056-IBL4	Water	QC	QC				
42	OJ14056-ICV4	Water	QC	QC				A20F067

Data Entered By/Date: MJB 10/15/20

Comments: **ICAL**

Data Reviewed By/Date: MKZ 10/16/2020

Cal level 5 not analyzed

10/15/2020 3:25:36PM

Calibration Status Report DUALECD5

A0J1506

Method Path : C:\msdchem\1\methods\
 Method File : ECD5_QUANTPEST_201014.M
 Title : Instrument: DualECD5
 Last Update : Thu Oct 15 11:11:37 2020
 Response Via : Initial Calibration

MJB 10/15/20

#	ID	Conc	ISTD Conc	Path\File
1	1	10	0	C:\msdchem\1\data\2020-10\0J14056\ECD5-10142042.D
2	2	50	0	C:\msdchem\1\data\2020-10\0J14056\ECD5-10142043.D
3	3	100	0	C:\msdchem\1\data\2020-10\0J14056\ECD5-10142044.D
4	4	200	0	C:\msdchem\1\data\2020-10\0J14056\ECD5-10142045.D
5	5	500	0	C:\msdchem\1\data\2020-10\0J14056\ECD5-10142046.D
6	6	1000	0	C:\msdchem\1\data\2020-10\0J14056\ECD5-10142047.D
7	7	2000	0	C:\msdchem\1\data\2020-10\0J14056\ECD5-10142048.D
8	8	-1	0	C:\msdchem\1\data\2020-10\0J14056\ECD5-10142029.D
9	9	-1	0	C:\msdchem\1\data\2020-10\0J14056\ECD5-10142030.D

#	ID	Update Time	Quant Time	Acquisition Time
1	1	Oct 15 11:10 2020	Oct 15 11:06 2020	15 Oct 2020 0:41
2	2	Oct 15 11:10 2020	Oct 15 11:06 2020	15 Oct 2020 0:58
3	3	Oct 15 11:11 2020	Oct 15 11:07 2020	15 Oct 2020 1:15
4	4	Oct 15 11:11 2020	Oct 15 11:08 2020	15 Oct 2020 1:33
5	5	Oct 15 11:11 2020	Oct 15 11:05 2020	15 Oct 2020 1:50
6	6	Oct 15 11:11 2020	Oct 15 11:08 2020	15 Oct 2020 2:07
7	7	Oct 15 11:11 2020	Oct 15 11:09 2020	15 Oct 2020 2:24
8	8	Oct 15 10:38 2020	Oct 15 10:36 2020	14 Oct 2020 20:56
9	9	Oct 15 10:38 2020	Oct 15 10:36 2020	14 Oct 2020 21:13

ECD5_QUANTPEST_201014.M Thu Oct 15 12:35:53 2020

Response Factor Report DUALECD5

Method Path : C:\msdchem\1\methods\
 Method File : ECD5_QUANTPEST_201014.M
 Title : Instrument: DualECD5
 Last Update : Thu Oct 15 11:11:37 2020
 Response Via : Initial Calibration

MJB 10/15/20

Calibration Files

1 =ECD5-10142042.D 2 =ECD5-10142043.D 3 =ECD5-10142044.D 4 =ECD5-10142045.D
 5 =ECD5-10142046.D 6 =ECD5-10142047.D 7 =ECD5-10142048.D 8 =ECD5-10142029.D
 9 =ECD5-10142030.D

Compound	1	2	3	4	5	6	7	8	9	Avg	%RSD	
1) S TCMX (S)	2.811	2.539	2.486	2.410		2.242	2.271	2.305	2.349	2.427	E5	7.68
2) a-BHC	3.356	3.062	3.142	3.082		2.929	3.008	3.118	3.186	3.110	E5	4.10
3) g-BHC	2.805	2.688	2.668	2.573		2.487	2.514	2.628	2.748	2.639	E5	4.20
4) b-BHC	1.537	1.342	1.285	1.202		1.090	1.100	1.086	1.113	1.219	E5	13.19
5) Heptachlor	2.838	2.544	2.556	2.522		2.346	2.409	2.528	2.512	2.532	E5	5.68
6) d-BHC	3.062	2.800	2.771	2.707		2.618	2.590	2.629	2.719	2.737	E5	5.51
7) Aldrin	2.879	2.744	2.711	2.634		2.490	2.571	2.578	2.618	2.653	E5	4.57
8) Heptachlor Exp...	2.816	2.590	2.508	2.378		2.294	2.279	2.335	2.335	2.442	E5	7.61
9) trans-Chlordane	2.889	2.670	2.585	2.479		2.337	2.385	2.470	2.511	2.541	E5	6.91
10) cis-Chlordane	2.751	2.562	2.490	2.365		2.273	2.307	2.343	2.358	2.431	E5	6.61
11) Endosulfan I	2.578	2.400	2.344	2.273		2.136	2.146	2.191	2.220	2.286	E5	6.56
12) 4,4'-DDE	2.847	2.615	2.608	2.563		2.493	2.497	2.533	2.632	2.598	E5	4.38
13) Dieldrin	2.763	2.604	2.506	2.449		2.400	2.442	2.506	2.517	2.523	E5	4.54
14) Endrin	2.106	1.889	1.926	1.822		1.676	1.724	1.781	1.830	1.844	E5	7.23
15) 4,4'-DDD	2.464	2.249	2.226	2.143		2.040	2.039	2.128	2.185	2.184	E5	6.26
16) Endosulfan II	2.531	2.210	2.106	1.997		1.918	1.937	1.955	2.018	2.084	E5	9.83
17) 4,4'-DDT	2.277	2.035	2.003	1.915		1.837	1.909	1.957	2.027	1.995	E5	6.63
18) Endrin Aldehyde	3.221	2.678	2.551	1.997		1.818	1.827	1.852	1.915	2.232	E5	23.43
19) Endosulfan Sul...	2.726	2.247	2.093	1.977		1.843	1.864	1.898	1.940	2.074	E5	14.25
20) Methoxychlor	1.334	1.147	1.076	1.029		0.951	0.965	0.987	1.016	1.063	E5	11.89
21) Endrin Ketone	2.863	2.566	2.452	2.320		2.280	2.304	2.356	2.445	2.448	E5	7.87
22) S DCBP (S)	2.545	2.105	1.877	1.730		1.566	1.595	1.631	1.651	1.837	E5	18.34
23) Hexachlorobuta...	3.000	2.775	2.658	2.305	2.234	2.397	2.158	2.027	2.295	2.428	E5	13.07
24) Hexachlorobenzene	3.185	2.939	2.639	2.335	2.358	2.326	2.221	2.276	2.383	2.518	E5	13.30
25) Oxychlorane	2.806	2.489	2.190	1.913	1.962	1.950	1.865	1.919	2.038	2.126	E5	15.06
26) 2,4'-DDE	2.196	1.979	1.756	1.572	1.624	1.548	1.482	1.526	1.559	1.693	E5	14.32
27) trans-Nonachlor	3.035	2.877	2.478	2.242	2.287	2.225	2.169	2.250	2.362	2.436	E5	12.75

Response Factor Report DUALECD5

Method Path : C:\msdchem\1\methods\
 Method File : ECD5_QUANTPEST_201014.M
 Title : Instrument: DualECD5
 Last Update : Thu Oct 15 11:11:37 2020

28)	2,4'-DDD	1.959	1.854	1.553	1.415	1.405	1.393	1.343	1.375	1.429	1.525	E5	14.76
29)	2,4'-DDT	1.951	1.853	1.556	1.368	1.420	1.449	1.304	1.388	1.492	1.531	E5	14.61
30)	cis-Nonachlor	3.307	3.212	2.685	2.435	2.447	2.429	2.331	2.394	2.532	2.641	E5	13.81
31)	Mirex	2.344	2.199	1.741	1.503	1.482	1.466	1.398	1.422	1.510	1.674	E5	21.18
32)	Chlordane (1)	3.046	2.669	2.656	2.637	2.731	2.702	2.741			2.740	E4	5.11
33)	Chlordane (2)	3.073	2.693	2.730	2.693	2.691	2.819	2.866			2.795	E4	5.04
34)	Chlordane (3)	9.034	7.927	7.777	7.782	7.952	7.957	8.084			8.073	E3	5.41
35)	Chlordane - AVE										0.000		-1.00
36)	Toxaphene (1)	1.255	0.941	0.949	0.895	0.968	1.035	1.030			1.010	E3	11.77
37)	Toxaphene (2)	2.486	2.164	2.195	1.996	2.108	2.113	2.141			2.172	E3	7.00
38)	Toxaphene (3)	4.704	4.261	4.315	3.925	4.192	4.402	4.451			4.322	E3	5.56
39)	Toxaphene (4)	4.982	4.392	4.425	4.033	4.424	4.563	4.757			4.511	E3	6.67
40)	Toxaphene (5)	3.626	3.416	3.465	3.180	3.653	3.714	3.823			3.554	E3	6.07
41)	Toxaphene (6)	4.500	4.013	3.996	3.820	4.081	4.174	4.210			4.113	E3	5.19
42)	Toxaphene - AVE										0.000		-1.00

Signal #2 Calibration Files

1	=ECD5-10142042.D	2	=ECD5-10142043.D	3	=ECD5-10142044.D
4	=ECD5-10142045.D	5	=ECD5-10142046.D	6	=ECD5-10142047.D

Compound	1	2	3	4	5	6	Avg	%RSD				
44) S	TCMX (S) #2	3.406	3.111	3.072	2.950	2.902	3.013	3.096	3.228	3.097	E5	5.18
45)	a-BHC #2	3.880	3.697	3.766	3.857	3.759	4.063	4.215	4.306	3.943	E5	5.73
46)	g-BHC #2	3.388	3.154	3.210	3.196	3.238	3.331	3.525	3.696	3.342	E5	5.60
47)	b-BHC #2	1.810	1.631	1.534	1.443	1.376	1.381	1.430	1.535	1.517	E5	9.68
48)	Heptachlor #2	3.110	2.636	2.585	2.656	2.644	2.818	3.017	3.161	2.828	E5	8.29
49)	d-BHC #2	4.376	3.540	3.247	3.260	3.239	3.317	3.596	3.737	3.539	E5	10.92
50)	Aldrin #2	3.092	2.884	2.923	2.943	2.941	3.102	3.209	3.297	3.049	E5	4.92
51)	Heptachlor Exp...	2.851	2.684	2.582	2.572	2.626	2.673	2.826	3.008	2.728	E5	5.62
52)	trans-Chlordan...	3.009	2.751	2.734	2.676	2.680	2.802	2.911	3.061	2.828	E5	5.25
53)	cis-Chlordane #2	2.863	2.621	2.598	2.481	2.533	2.612	2.803	2.954	2.683	E5	6.30
54)	Endosulfan I #2	2.702	2.510	2.366	2.389	2.410	2.480	2.547	2.812	2.527	E5	6.23
55)	4,4'-DDE #2	2.976	2.764	2.790	2.717	2.780	2.932	3.131	3.244	2.917	E5	6.54
56)	Dieldrin #2	3.027	2.683	2.653	2.617	2.687	2.749	2.970	3.121	2.813	E5	6.94
57)	Endrin #2	2.190	1.858	1.866	1.837	1.806	1.864	2.021	2.186	1.953	E5	8.09

Response Factor Report DUALECD5

Method Path : C:\msdchem\1\methods\
 Method File : ECD5_QUANTPEST_201014.M
 Title : Instrument: DualECD5
 Last Update : Thu Oct 15 11:11:37 2020

58)	4,4'-DDD #2	2.588	2.275	2.213	2.156		2.158	2.286	2.406	2.600	2.335	E5	7.64
59)	Endosulfan II #2	2.632	2.342	2.199	2.077		2.096	2.215	2.333	2.474	2.296	E5	8.26
60)	4,4'-DDT #2	1.962	1.762	1.786	1.729		1.750	1.910	2.081	2.254	1.904	E5	9.84
61)	Endrin Aldehyd...	3.231	2.816	2.608	2.036		1.945	2.026	2.137	2.264	2.383	E5	19.24
62)	Endosulfan Sul...	2.865	2.358	2.187	2.105		2.069	2.061	2.225	2.376	2.281	E5	11.63
63)	Methoxychlor #2	1.132	0.994	0.945	0.879		0.853	0.875	0.991	1.066	0.967	E5	10.21
64)	Endrin Ketone #2	2.825	2.410	2.309	2.228		2.278	2.399	2.602	2.826	2.485	E5	9.60
65) S	DCBP (S) #2	2.043	1.806	1.652	1.546		1.516	1.507	1.572	1.713	1.669	E5	10.98
66)	Hexachlorobuta...	4.122	3.998	3.758	3.424	3.286	3.610	3.288	3.164	3.651	3.589	E5	9.21
67)	Hexachlorobenz...	4.020	3.767	3.383	3.026	3.046	3.139	3.066	3.184	3.403	3.337	E5	10.46
68)	Oxychlorthane #2	2.829	2.649	2.375	2.145	2.190	2.263	2.148	2.400	2.604	2.400	E5	10.20
69)	2,4'-DDE #2	2.220	2.194	1.890	1.791	1.794	1.820	1.804	1.884	2.061	1.940	E5	8.93
70)	trans-Nonachlo...	3.259	3.094	2.693	2.514	2.562	2.570	2.597	2.770	3.025	2.787	E5	9.76
71)	2,4'-DDD #2	2.176	2.030	1.643	1.475	1.500	1.568	1.509	1.644	1.761	1.701	E5	14.56
72)	2,4'-DDT #2	2.004	1.883	1.523	1.386	1.440	1.513	1.416	1.509	1.808	1.609	E5	14.12
73)	cis-Nonachlor #2	3.767	3.356	2.865	2.541	2.688	2.792	2.814	2.934	3.209	2.996	E5	12.75
74)	Mirex #2	2.481	2.181	1.793	1.536	1.540	1.527	1.499	1.606	1.747	1.768	E5	19.43
75)	Chlordane (1) #2	3.570	3.274	3.329	3.456	3.669	3.646	3.859			3.543	E4	5.79
76)	Chlordane (2) #2	2.945	2.650	2.771	2.784	2.915	2.987	3.151			2.886	E4	5.72
77)	Chlordane (3) #2	1.097	0.836	0.833	0.813	0.844	0.888	0.910			0.889	E4	11.00
78)	Chlordane - AV...										0.000		-1.00
79)	Toxaphene (1) #2	2.933	2.864	2.746	2.556	2.578	2.707	2.775			2.737	E3	5.06
80)	Toxaphene (2) #2	3.528	3.352	3.352	2.973	3.165	3.276	3.450			3.299	E3	5.61
81)	Toxaphene (3) #2	5.584	4.685	4.679	4.250	4.487	4.734	4.965			4.769	E3	8.85
82)	Toxaphene (4) #2	9.074	7.545	7.526	7.137	7.669	8.114	8.456			7.931	E3	8.35
83)	Toxaphene (5) #2	5.692	4.634	4.534	4.205	4.578	4.805	5.008			4.779	E3	9.88
84)	Toxaphene (6) #2	5.366	4.568	4.326	4.222	4.501	4.795	5.099			4.697	E3	8.85
85)	Toxaphene - AV...										0.000		-1.00

 (#) = Out of Range

Compound List Report DUALECD5

Method Path : C:\msdchem\1\methods\
Method File : ECD5_QUANTPEST_201014.M
Title : Instrument: DualECD5
Last Update : Thu Oct 15 11:11:37 2020
Response Via : Initial Calibration

Total Cpnds : 85

MJB 10/15/20

PK#	Compound Name	Exp_RT	Rel_RT	Cal	A/H	ID
1	S TCMX (S)	5.585	1.000	A	H	R
2	a-BHC	6.137	1.000	A	H	R
3	g-BHC	6.426	1.000	A	H	R
4	b-BHC	6.507	1.000	• Q	H	R
5	Heptachlor	6.828	1.000	A	H	R
6	d-BHC	6.660	1.000	A	H	R
7	Aldrin	7.070	1.000	A	H	R
8	Heptachlor Expoxide	7.539	1.000	A	H	R
9	trans-Chlordane	7.632	1.000	A	H	R
10	cis-Chlordane	7.729	1.000	A	H	R
11	Endosulfan I	7.833	1.000	A	H	R
12	4,4'-DDE	7.779	1.000	A	H	R
13	Dieldrin	8.006	1.000	A	H	R
14	Endrin	8.175	1.000	A	H	R
15	4,4'-DDD	8.208	1.000	A	H	R
16	Endosulfan II	8.336	1.000	A	H	R
17	4,4'-DDT	8.404	1.000	A	H	R
18	Endrin Aldehyde	8.631	1.000	• Q	H	R
19	Endosulfan Sulfate	8.935	1.000	• Q	H	R
20	Methoxychlor	8.738	1.000	• Q	H	R
21	Endrin Ketone	9.137	1.000	A	H	R
22	S DCBP (S)	9.805	1.000	• Q	H	R
23	Hexachlorobutadiene	3.383	1.000	• Q	H	R
24	Hexachlorobenzene	5.972	1.000	• Q	H	R
25	Oxychlorane	7.465	1.000	• Q	H	R
26	2,4'-DDE	7.530	1.000	• Q	H	R
27	trans-Nonachlor	7.718	1.000	• Q	H	R
28	2,4'-DDD	7.908	1.000	• Q	H	R
29	2,4'-DDT	8.090	1.000	• Q	H	R
30	cis-Nonachlor	8.196	1.000	• Q	H	R
31	Mirex	8.869	1.000	• Q	H	R
32	Chlordane (1)	7.634	1.000	A	H	R
33	Chlordane (2)	7.725	1.000	A	H	R
34	Chlordane (3)	8.287	1.000	A	H	R
35	Chlordane - AVE	3.935	1.000	A	H	R
36	Toxaphene (1)	7.716	1.000	• Q	H	R
37	Toxaphene (2)	8.012	1.000	A	H	R
38	Toxaphene (3)	8.330	1.000	A	H	R
39	Toxaphene (4)	8.569	1.000	A	H	R
40	Toxaphene (5)	8.803	1.000	A	H	R
41	Toxaphene (6)	8.872	1.000	A	H	R
42	Toxaphene - AVE	3.929	1.000	A	H	R
43	Signal #2	4.059	1.000	A	H	R
44	S TCMX (S) #2	5.872	1.000	A	H	R
45	a-BHC #2	6.467	1.000	A	H	R
46	g-BHC #2	6.783	1.000	A	H	R
47	b-BHC #2	6.851	1.000	A	H	R
48	Heptachlor #2	7.157	1.000	A	H	R
49	d-BHC #2	7.098	1.000	• Q	H	R
50	Aldrin #2	7.420	1.000	A	H	R
51	Heptachlor Expoxide #2	7.854	1.000	A	H	R
52	trans-Chlordane #2	7.993	1.000	A	H	R
53	cis-Chlordane #2	8.100	1.000	A	H	R
54	Endosulfan I #2	8.149	1.000	A	H	R
55	4,4'-DDE #2	8.202	1.000	A	H	R
56	Dieldrin #2	8.347	1.000	A	H	R

57	Endrin #2	8.569	1.000	A	H	R
58	4,4'-DDD #2	8.614	1.000	A	H	R
59	Endosulfan II #2	8.715	1.000	A	H	R
60	4,4'-DDT #2	8.838	1.000	A	H	R
61	Endrin Aldehyde #2	8.950	1.000	• Q	H	R
62	Endosulfan Sulfate #2	9.143	1.000	• Q	H	R
63	Methoxychlor #2	9.304	1.000	A	H	R
64	Endrin Ketone #2	9.531	1.000	A	H	R
65	S DCBP (S) #2	10.366	1.000	• Q	H	R
66	Hexachlorobutadiene #2	3.586	1.000	A	H	R
67	Hexachlorobenzene #2	6.334	1.000	• Q	H	R
68	Oxychlorthane #2	7.787	1.000	A	H	R
69	2,4'-DDE #2	7.980	1.000	A	H	R
70	trans-Nonachlor #2	8.061	1.000	A	H	R
71	2,4'-DDD #2	8.351	1.000	• Q	H	R
72	2,4'-DDT #2	8.572	1.000	• Q	H	R
73	cis-Nonachlor #2	8.617	1.000	• Q	H	R
74	Mirex #2	9.521	1.000	• Q	H	R
75	Chlordane (1) #2	7.994	1.000	A	H	R
76	Chlordane (2) #2	8.100	1.000	A	H	R
77	Chlordane (3) #2	8.752	1.000	• Q	H	R
78	Chlordane - AVE #2	3.916	1.000	A	H	R
79	Toxaphene (1) #2	8.328	1.000	A	H	R
80	Toxaphene (2) #2	8.676	1.000	A	H	R
81	Toxaphene (3) #2	8.708	1.000	A	H	R
82	Toxaphene (4) #2	8.775	1.000	A	H	R
83	Toxaphene (5) #2	8.954	1.000	A	H	R
84	Toxaphene (6) #2	9.323	1.000	A	H	R
85	Toxaphene - AVE #2	3.922	1.000	A	H	R

Cal A = Average L = Linear LO = Linear w/origin Q = Quad QO = Quad w/origin
A/H = Area or Height
ID R = R.T. B = R.T. & Q Q = Qvalue L = Largest A = All

ECD5_QUANTPEST_201014.M Thu Oct 15 12:37:14 2020

Calibration Report DUALECD5

Method Path : C:\msdchem\1\methods\
 Method File : ECD5_QUANTPEST_201014.M
 Title : Instrument: DualECD5
 Last Update : Thu Oct 15 11:11:37 2020
 Response Via : Initial Calibration

MJB 10/15/20

Calibration Files

1 =ECD5-10142042 2 =ECD5-10142043 3 =ECD5-10142044 4 =ECD5-10142045 5 =ECD5-10142046
 6 =ECD5-10142047 7 =ECD5-10142048 8 =ECD5-10142029 9 =ECD5-10142030

	Compound	Fit	Constant	Linear	Quad	RSD/Cf
1) S	TCMX (S)	Avg	-----	2.4266 e5	-----	0.0768
2)	a-BHC	Avg	-----	3.1103 e5	-----	0.0410
3)	g-BHC	Avg	-----	2.6389 e5	-----	0.0420
4)	b-BHC	Quad	2.1200 e4	1.1288 e5	-1.9855 e1	0.9989
5)	Heptachlor	Avg	-----	2.5319 e5	-----	0.0568
6)	d-BHC	Avg	-----	2.7370 e5	-----	0.0551
7)	Aldrin	Avg	-----	2.6532 e5	-----	0.0457
8)	Heptachlor Epoxide	Avg	-----	2.4420 e5	-----	0.0761
9)	trans-Chlordane	Avg	-----	2.5409 e5	-----	0.0691
10)	cis-Chlordane	Avg	-----	2.4313 e5	-----	0.0661
11)	Endosulfan I	Avg	-----	2.2861 e5	-----	0.0656
12)	4,4'-DDE	Avg	-----	2.5984 e5	-----	0.0438
13)	Dieldrin	Avg	-----	2.5232 e5	-----	0.0454
14)	Endrin	Avg	-----	1.8441 e5	-----	0.0723
15)	4,4'-DDD	Avg	-----	2.1844 e5	-----	0.0626
16)	Endosulfan II	Avg	-----	2.0841 e5	-----	0.0983
17)	4,4'-DDT	Avg	-----	1.9951 e5	-----	0.0663
18)	Endrin Aldehyde	Quad	6.9807 e4	1.9184 e5	-3.1862 e1	0.9935
19)	Endosulfan Sulfate	Quad	4.3501 e4	1.8479 e5	4.2566 e1	0.9997
20)	Methoxychlor	Quad	1.8682 e4	9.6454 e4	2.2015 e1	0.9996
21)	Endrin Ketone	Avg	-----	2.4482 e5	-----	0.0787
22) S	DCBP (S)	Quad	4.8313 e4	1.5998 e5	2.0011 e1	0.9995
23)	Hexachlorobutadiene	Quad	4.0615 e4	2.2735 e5	-4.7663 e1	0.9956
24)	Hexachlorobenzene	Quad	4.8750 e4	2.3010 e5	1.6225 e1	0.9983
25)	Oxychlordane	Quad	4.8822 e4	1.8903 e5	5.7549 e1	0.9986
26)	2,4'-DDE	Quad	3.4861 e4	1.5466 e5	-7.4899	0.9986
27)	trans-Nonachlor	Quad	4.6293 e4	2.2117 e5	5.7127 e1	0.9979
28)	2,4'-DDD	Quad	3.2606 e4	1.3792 e5	1.2529 e1	0.9973
29)	2,4'-DDT	Quad	3.2767 e4	1.3710 e5	4.3379 e1	0.9959
30)	cis-Nonachlor	Quad	5.2604 e4	2.3967 e5	4.1496 e1	0.9966
31)	Mirex	Quad	5.0637 e4	1.4529 e5	6.9904	0.9936
32)	Chlordane (1)	Avg	-----	2.7402 e4	-----	0.0511
33)	Chlordane (2)	Avg	-----	2.7951 e4	-----	0.0504
34)	Chlordane (3)	Avg	-----	8.0733 e3	-----	0.0541
35)	Chlordane - AVE	Avg	-----	-----	-----	0.0000
36)	Toxaphene (1)	Quad	3.5283 e3	8.9596 e2	0.0810	0.9986
37)	Toxaphene (2)	Avg	-----	2.1718 e3	-----	0.0700
38)	Toxaphene (3)	Avg	-----	4.3216 e3	-----	0.0556
39)	Toxaphene (4)	Avg	-----	4.5107 e3	-----	0.0667
40)	Toxaphene (5)	Avg	-----	3.5540 e3	-----	0.0607
41)	Toxaphene (6)	Avg	-----	4.1133 e3	-----	0.0519
42)	Toxaphene - AVE	Avg	-----	-----	-----	0.0000

Signal #2

	Compound	Fit	Constant	Linear	Quad	RSD/Cf
1) S	TCMX (S)	Avg	-----	3.0974 e5	-----	0.0518
2)	a-BHC	Avg	-----	3.9427 e5	-----	0.0573
3)	g-BHC	Avg	-----	3.3421 e5	-----	0.0560
4)	b-BHC	Avg	-----	1.5173 e5	-----	0.0968
5)	Heptachlor	Avg	-----	2.8282 e5	-----	0.0829
6)	d-BHC	Quad	5.9742 e4	3.0797 e5	3.6975 e2	0.9986
7)	Aldrin	Avg	-----	3.0488 e5	-----	0.0492

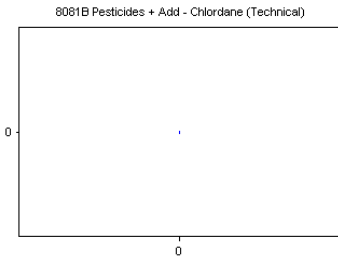
8)	Heptachlor Expoxide	Avg	-----	2.7277	e5	-----	0.0562
9)	trans-Chlordane	Avg	-----	2.8280	e5	-----	0.0525
10)	cis-Chlordane	Avg	-----	2.6830	e5	-----	0.0630
11)	Endosulfan I	Avg	-----	2.5271	e5	-----	0.0623
12)	4,4'-DDE	Avg	-----	2.9167	e5	-----	0.0654
13)	Dieldrin	Avg	-----	2.8133	e5	-----	0.0694
14)	Endrin	Avg	-----	1.9534	e5	-----	0.0809
15)	4,4'-DDD	Avg	-----	2.3354	e5	-----	0.0764
16)	Endosulfan II	Avg	-----	2.2960	e5	-----	0.0826
17)	4,4'-DDT	Avg	-----	1.9043	e5	-----	0.0984
18)	Endrin Aldehyde	Quad	6.6339 e4	2.0186	e5	1.0685 e2	0.9944
19)	Endosulfan Sulfate	Quad	4.2747 e4	1.9819	e5	2.0258 e2	0.9997
20)	Methoxychlor	Avg	-----	9.6683	e4	-----	0.1021
21)	Endrin Ketone	Avg	-----	2.4848	e5	-----	0.0960
22) S	DCBP (S)	Quad	2.9211 e4	1.4800	e5	1.0712 e2	0.9997
23)	Hexachlorobutadiene	Avg	-----	3.5890	e5	-----	0.0921
24)	Hexachlorobenzene	Quad	5.4975 e4	3.0227	e5	1.7749 e2	0.9987
25)	Oxychlorane	Avg	-----	2.4003	e5	-----	0.1020
26)	2,4'-DDE	Avg	-----	1.9399	e5	-----	0.0893
27)	trans-Nonachlor	Avg	-----	2.7871	e5	-----	0.0976
28)	2,4'-DDD	Quad	3.8909 e4	1.4687	e5	1.4763 e2	0.9970
29)	2,4'-DDT	Quad	3.4887 e4	1.3726	e5	1.9751 e2	0.9964
30)	cis-Nonachlor	Quad	6.0952 e4	2.5943	e5	3.1910 e2	0.9985
31)	Mirex	Quad	5.4072 e4	1.4812	e5	1.2266 e2	0.9973
32)	Chlordane (1)	Avg	-----	3.5431	e4	-----	0.0579
33)	Chlordane (2)	Avg	-----	2.8861	e4	-----	0.0572
34)	Chlordane (3)	Quad	2.9808 e4	7.9411	e3	0.6462	0.9996
35)	Chlordane - AVE	Avg	-----	-----	-----	-----	0.0000
36)	Toxaphene (1)	Avg	-----	2.7370	e3	-----	0.0506
37)	Toxaphene (2)	Avg	-----	3.2993	e3	-----	0.0561
38)	Toxaphene (3)	Avg	-----	4.7692	e3	-----	0.0885
39)	Toxaphene (4)	Avg	-----	7.9314	e3	-----	0.0835
40)	Toxaphene (5)	Avg	-----	4.7795	e3	-----	0.0988
41)	Toxaphene (6)	Avg	-----	4.6970	e3	-----	0.0885
42)	Toxaphene - AVE	Avg	-----	-----	-----	-----	0.0000

ECD5_QUANTPEST_201014.M Thu Oct 15 12:37:22 2020

Element Calibration Review Sheet

Calibration ID: **A0J1506**Instrument: **DUALECD5**Calibration Date: **10/15/2020**Analysis: **8081B Pesticides + Add**Instrument Cal ID: **ECD5_QUANTPEST_20101**

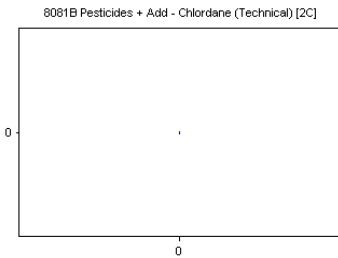
Chlordane (Technical)

Curve Fit: **AVERAGE RF**

Standard	Concentration	Response	Response Factor	RT
0J14056-CALJ	40	0	0.000	0.00
0J14056-CALK	50	0	0.000	0.00
0J14056-CALL	100	0	0.000	0.00
0J14056-CALM	200	0	0.000	0.00
0J14056-CALN	500	0	0.000	0.00
0J14056-CALO	1000	0	0.000	0.00
0J14056-CALP	2000	0	0.000	0.00

AVE RF **0.000** RF RSD **0.00** AVE RT **0.00**

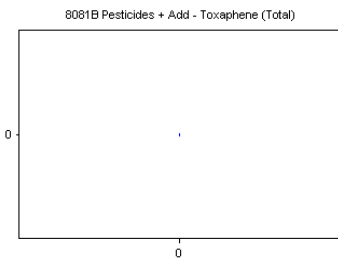
Chlordane (Technical) [2C]

Curve Fit: **AVERAGE RF**

Standard	Concentration	Response	Response Factor	RT
0J14056-CALJ	40	0	0.000	0.00
0J14056-CALK	50	0	0.000	0.00
0J14056-CALL	100	0	0.000	0.00
0J14056-CALM	200	0	0.000	0.00
0J14056-CALN	500	0	0.000	0.00
0J14056-CALO	1000	0	0.000	0.00
0J14056-CALP	2000	0	0.000	0.00

AVE RF **0.000** RF RSD **0.00** AVE RT **0.00**

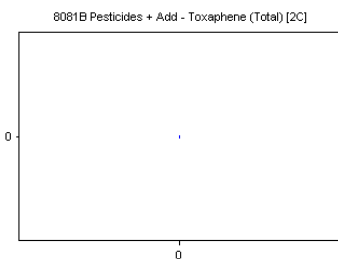
Toxaphene (Total)

Curve Fit: **AVERAGE RF**

Standard	Concentration	Response	Response Factor	RT
0J14056-CALQ	40	0	0.000	0.00
0J14056-CALR	50	0	0.000	0.00
0J14056-CALS	100	0	0.000	0.00
0J14056-CALT	200	0	0.000	0.00
0J14056-CALU	500	0	0.000	0.00
0J14056-CALV	1000	0	0.000	0.00
0J14056-CALW	2000	0	0.000	0.00

AVE RF **0.000** RF RSD **0.00** AVE RT **0.00**

Toxaphene (Total) [2C]

Curve Fit: **AVERAGE RF**

Standard	Concentration	Response	Response Factor	RT
0J14056-CALQ	40	0	0.000	0.00
0J14056-CALR	50	0	0.000	0.00
0J14056-CALS	100	0	0.000	0.00
0J14056-CALT	200	0	0.000	0.00
0J14056-CALU	500	0	0.000	0.00
0J14056-CALV	1000	0	0.000	0.00
0J14056-CALW	2000	0	0.000	0.00

AVE RF **0.000** RF RSD **0.00** AVE RT **0.00**

Element Calibration Review Sheet

Calibration ID: **A0J1506**

Instrument: **DUALECD5**

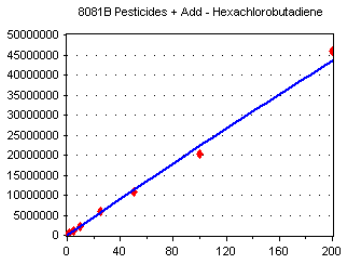
Calibration Date: **10/15/2020**

Analysis: **8081B Pesticides + Add**

Instrument Cal ID: **ECD5_QUANTPEST_20101**

Hexachlorobutadiene

Curve Fit: **QUADRATIC: Weighting: (1/a^2), Origin: Ignore**

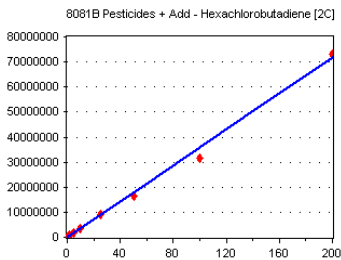


Standard	Concentration	Response	Response Factor	RT
OJ14056-CALA	0.5	150001	300002.000	3.38
OJ14056-CALB	1	277482	277482.000	3.38
OJ14056-CALC	2	531546	265773.000	3.38
OJ14056-CALD	5	1152385	230477.000	3.38
OJ14056-CALE	10	2234208	223420.800	3.38
OJ14056-CALF	25	5991942	239677.700	3.38
OJ14056-CALG	50	1.078914E+07	215782.800	3.38
OJ14056-CALH	100	2.026594E+07	202659.400	3.38
OJ14056-CALI	200	4.589582E+07	229479.100	3.38

AVE RF 242750.400 **RF RSD** 13.07 **AVE RT** 3.38

Hexachlorobutadiene [2C]

Curve Fit: **AVERAGE RF**

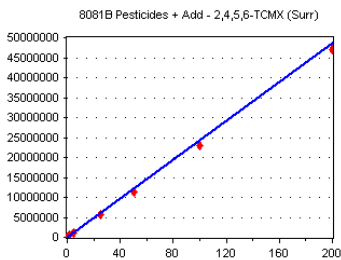


Standard	Concentration	Response	Response Factor	RT
OJ14056-CALA	0.5	206112	412224.000	3.59
OJ14056-CALB	1	399831	399831.000	3.59
OJ14056-CALC	2	751508	375754.000	3.59
OJ14056-CALD	5	1711788	342357.600	3.58
OJ14056-CALE	10	3285717	328571.700	3.59
OJ14056-CALF	25	9024692	360987.700	3.59
OJ14056-CALG	50	1.644154E+07	328830.800	3.59
OJ14056-CALH	100	3.164254E+07	316425.400	3.59
OJ14056-CALI	200	7.302382E+07	365119.100	3.59

AVE RF 358900.100 **RF RSD** 9.21 **AVE RT** 3.59

2,4,5,6-TCMX (Surr)

Curve Fit: **AVERAGE RF**

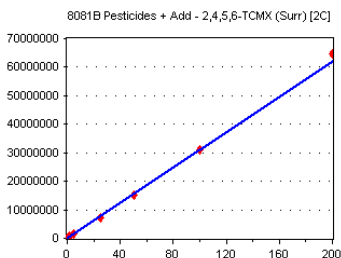


Standard	Concentration	Response	Response Factor	RT
OJ14056-CAL1	0.5	140529	281058.000	5.59
OJ14056-CAL2	1	253886	253886.000	5.59
OJ14056-CAL3	2	497197	248598.500	5.59
OJ14056-CAL4	5	1205086	241017.200	5.59
OJ14056-CAL6	25	5605935	224237.400	5.59
OJ14056-CAL7	50	1.135253E+07	227050.600	5.59
OJ14056-CAL8	100	2.304974E+07	230497.400	5.59
OJ14056-CAL9	200	4.698324E+07	234916.200	5.59

AVE RF 242657.700 **RF RSD** 7.68 **AVE RT** 5.59

2,4,5,6-TCMX (Surr) [2C]

Curve Fit: **AVERAGE RF**



Standard	Concentration	Response	Response Factor	RT
OJ14056-CAL1	0.5	170319	340638.000	5.87
OJ14056-CAL2	1	311085	311085.000	5.87
OJ14056-CAL3	2	614440	307220.000	5.87
OJ14056-CAL4	5	1474967	294993.400	5.87
OJ14056-CAL6	25	7255995	290239.800	5.87
OJ14056-CAL7	50	1.50671E+07	301342.000	5.87
OJ14056-CAL8	100	3.096431E+07	309643.100	5.87
OJ14056-CAL9	200	6.455068E+07	322753.400	5.87

AVE RF 309739.300 **RF RSD** 5.18 **AVE RT** 5.87

Element Calibration Review Sheet

Calibration ID: **A0J1506**

Instrument: **DUALECD5**

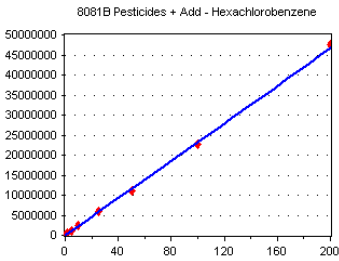
Calibration Date: **10/15/2020**

Analysis: **8081B Pesticides + Add**

Instrument Cal ID: **ECD5_QUANTPEST_20101**

Hexachlorobenzene

Curve Fit: **QUADRATIC: Weighting: (1/a^2), Origin: Ignore**

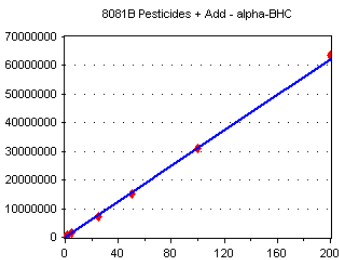


Standard	Concentration	Response	Factor	RT
OJ14056-CALA	0.5	159234	318468.000	5.97
OJ14056-CALB	1	293882	293882.000	5.97
OJ14056-CALC	2	527783	263891.500	5.97
OJ14056-CALD	5	1167435	233487.000	5.97
OJ14056-CALE	10	2358277	235827.700	5.97
OJ14056-CALF	25	5814466	232578.600	5.97
OJ14056-CALG	50	1.110695E+07	222139.000	5.97
OJ14056-CALH	100	2.276342E+07	227634.200	5.97
OJ14056-CALI	200	4.765559E+07	238278.000	5.97

AVE RF 251798.400 RF RSD 13.30 AVE RT 5.97

alpha-BHC

Curve Fit: **AVERAGE RF**

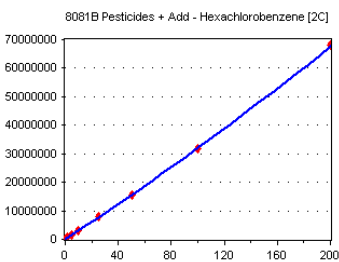


Standard	Concentration	Response	Factor	RT
OJ14056-CAL1	0.5	167796	335592.000	6.14
OJ14056-CAL2	1	306194	306194.000	6.14
OJ14056-CAL3	2	628323	314161.500	6.14
OJ14056-CAL4	5	1541028	308205.600	6.14
OJ14056-CAL6	25	7321853	292874.100	6.14
OJ14056-CAL7	50	1.50395E+07	300790.000	6.14
OJ14056-CAL8	100	3.118256E+07	311825.600	6.14
OJ14056-CAL9	200	6.371859E+07	318593.000	6.14

AVE RF 311029.500 RF RSD 4.10 AVE RT 6.14

Hexachlorobenzene [2C]

Curve Fit: **QUADRATIC: Weighting: (1/a^2), Origin: Ignore**

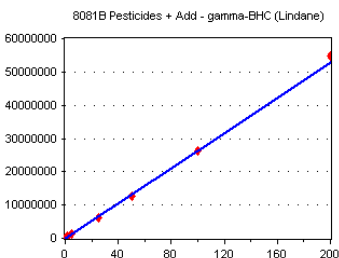


Standard	Concentration	Response	Factor	RT
OJ14056-CALA	0.5	201011	402022.000	6.33
OJ14056-CALB	1	376662	376662.000	6.33
OJ14056-CALC	2	676521	338260.500	6.34
OJ14056-CALD	5	1512851	302570.200	6.33
OJ14056-CALE	10	3045667	304566.700	6.33
OJ14056-CALF	25	7847210	313888.400	6.33
OJ14056-CALG	50	1.5331E+07	306620.000	6.33
OJ14056-CALH	100	3.184312E+07	318431.200	6.34
OJ14056-CALI	200	6.80564E+07	340282.000	6.34

AVE RF 333700.300 RF RSD 10.46 AVE RT 6.33

gamma-BHC (Lindane)

Curve Fit: **AVERAGE RF**



Standard	Concentration	Response	Factor	RT
OJ14056-CAL1	0.5	140254	280508.000	6.43
OJ14056-CAL2	1	268763	268763.000	6.43
OJ14056-CAL3	2	533694	266847.000	6.43
OJ14056-CAL4	5	1286671	257334.200	6.43
OJ14056-CAL6	25	6218049	248722.000	6.43
OJ14056-CAL7	50	1.256765E+07	251353.000	6.43
OJ14056-CAL8	100	2.627935E+07	262793.500	6.43
OJ14056-CAL9	200	5.496429E+07	274821.400	6.43

AVE RF 263892.800 RF RSD 4.20 AVE RT 6.43

Element Calibration Review Sheet

Calibration ID: **A0J1506**

Instrument: **DUALECD5**

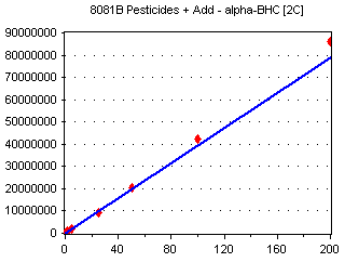
Calibration Date: **10/15/2020**

Analysis: **8081B Pesticides + Add**

Instrument Cal ID: **ECD5_QUANTPEST_20101**

alpha-BHC [2C]

Curve Fit: **AVERAGE RF**

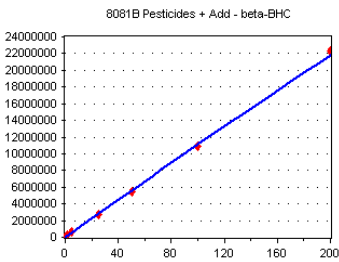


Standard	Concentration	Response	Response Factor	RT
OJ14056-CAL1	0.5	193976	387952.000	6.47
OJ14056-CAL2	1	369703	369703.000	6.47
OJ14056-CAL3	2	753186	376593.000	6.47
OJ14056-CAL4	5	1928602	385720.400	6.47
OJ14056-CAL6	25	9397096	375883.800	6.47
OJ14056-CAL7	50	2.031477E+07	406295.400	6.47
OJ14056-CAL8	100	4.21483E+07	421483.000	6.47
OJ14056-CAL9	200	8.611002E+07	430550.100	6.47

AVE RF 394272.600 RF RSD 5.73 AVE RT 6.47

beta-BHC

Curve Fit: **QUADRATIC: Weighting: (1/a^2), Origin: Ignore**



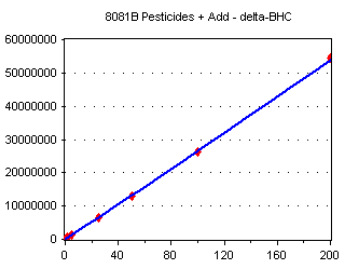
Standard	Concentration	Response	Response Factor	RT
OJ14056-CAL1	0.5	76860	153720.000	6.51
OJ14056-CAL2	1	134233	134233.000	6.51
OJ14056-CAL3	2	257026	128513.000	6.51
OJ14056-CAL4	5	600757	120151.400	6.51
OJ14056-CAL6	25	2725704	109028.200	6.51
OJ14056-CAL7	50	5498441	109968.800	6.51
OJ14056-CAL8	100	1.085926E+07	108592.600	6.51
OJ14056-CAL9	200	2.225188E+07	111259.400	6.51

AVE RF 121933.300 RF RSD 13.19 AVE RT 6.51

delta-BHC

Curve Fit: ~~QUADRATIC: Weighting: (1/a^2), Origin: Ignore~~

AVE MKZ 10/16/2020

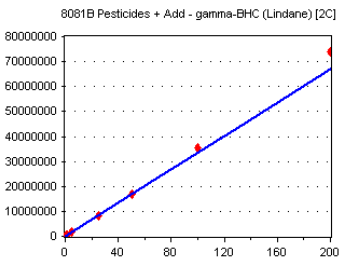


Standard	Concentration	Response	Response Factor	RT
OJ14056-CAL1	0.5	153083	306166.000	6.66
OJ14056-CAL2	1	279968	279968.000	6.66
OJ14056-CAL3	2	554144	277072.000	6.66
OJ14056-CAL4	5	1353451	270690.200	6.66
OJ14056-CAL6	25	6544991	261799.600	6.66
OJ14056-CAL7	50	1.295229E+07	259045.800	6.66
OJ14056-CAL8	100	2.62927E+07	262927.000	6.66
OJ14056-CAL9	200	5.438156E+07	271907.800	6.66

AVE RF 273697.100 RF RSD 5.51 AVE RT 6.66

gamma-BHC (Lindane) [2C]

Curve Fit: **AVERAGE RF**



Standard	Concentration	Response	Response Factor	RT
OJ14056-CAL1	0.5	169378	338756.000	6.79
OJ14056-CAL2	1	315438	315438.000	6.78
OJ14056-CAL3	2	641946	320973.000	6.79
OJ14056-CAL4	5	1598007	319601.400	6.78
OJ14056-CAL6	25	8095839	323833.600	6.79
OJ14056-CAL7	50	1.665291E+07	333058.200	6.78
OJ14056-CAL8	100	3.524576E+07	352457.600	6.78
OJ14056-CAL9	200	7.391321E+07	369566.000	6.79

AVE RF 334210.500 RF RSD 5.60 AVE RT 6.78

Element Calibration Review Sheet

Calibration ID: **A0J1506**

Instrument: **DUALECD5**

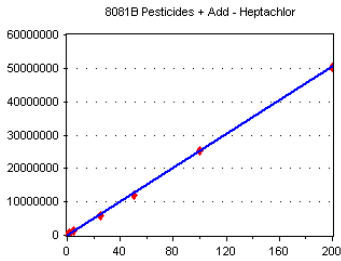
Calibration Date: **10/15/2020**

Analysis: **8081B Pesticides + Add**

Instrument Cal ID: **ECD5_QUANTPEST_20101**

Heptachlor

Curve Fit: **AVERAGE RF**

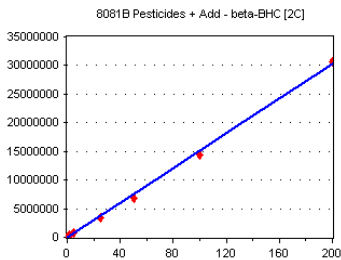


Standard	Concentration	Response	Factor	RT
OJ14056-CAL1	0.5	141918	283836.000	6.83
OJ14056-CAL2	1	254387	254387.000	6.83
OJ14056-CAL3	2	511111	255555.500	6.83
OJ14056-CAL4	5	1261215	252243.000	6.83
OJ14056-CAL6	25	5863869	234554.800	6.83
OJ14056-CAL7	50	1.204687E+07	240937.400	6.83
OJ14056-CAL8	100	2.52799E+07	252799.000	6.83
OJ14056-CAL9	200	5.023593E+07	251179.600	6.83

AVE RF 253186.500 **RF RSD** 5.68 **AVE RT** 6.83

beta-BHC [2C]

Curve Fit: **AVERAGE RF**

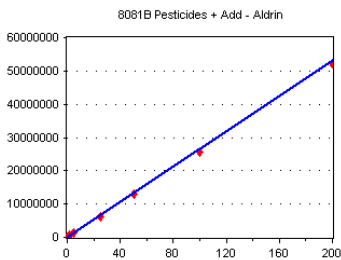


Standard	Concentration	Response	Factor	RT
OJ14056-CAL1	0.5	90501	181002.000	6.85
OJ14056-CAL2	1	163076	163076.000	6.85
OJ14056-CAL3	2	306878	153439.000	6.85
OJ14056-CAL4	5	721255	144251.000	6.85
OJ14056-CAL6	25	3439511	137580.400	6.85
OJ14056-CAL7	50	6903913	138078.300	6.85
OJ14056-CAL8	100	1.429516E+07	142951.600	6.85
OJ14056-CAL9	200	3.069146E+07	153457.300	6.85

AVE RF 151729.500 **RF RSD** 9.68 **AVE RT** 6.85

Aldrin

Curve Fit: **AVERAGE RF**



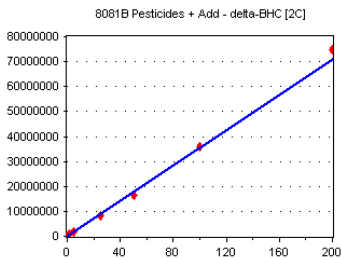
Standard	Concentration	Response	Factor	RT
OJ14056-CAL1	0.5	143946	287892.000	7.07
OJ14056-CAL2	1	274443	274443.000	7.07
OJ14056-CAL3	2	542139	271069.500	7.07
OJ14056-CAL4	5	1317210	263442.000	7.07
OJ14056-CAL6	25	6225758	249030.300	7.07
OJ14056-CAL7	50	1.285643E+07	257128.600	7.07
OJ14056-CAL8	100	2.578344E+07	257834.400	7.07
OJ14056-CAL9	200	5.235125E+07	261756.200	7.07

AVE RF 265324.500 **RF RSD** 4.57 **AVE RT** 7.07

delta-BHC [2C]

Curve Fit: ~~AVERAGE RF~~

Quag 1/a2 MKZ 10/16/2020



Standard	Concentration	Response	Factor	RT
OJ14056-CAL1	0.5	218781	437562.000	7.10
OJ14056-CAL2	1	354018	354018.000	7.10
OJ14056-CAL3	2	649345	324672.500	7.10
OJ14056-CAL4	5	1629779	325955.800	7.10
OJ14056-CAL6	25	8097153	323886.100	7.10
OJ14056-CAL7	50	1.658316E+07	331663.200	7.10
OJ14056-CAL8	100	3.596457E+07	359645.700	7.10
OJ14056-CAL9	200	7.474338E+07	373716.900	7.10

AVE RF 353890.000 **RF RSD** 10.92 **AVE RT** 7.10

Element Calibration Review Sheet

Calibration ID: **A0J1506**

Instrument: **DUALECD5**

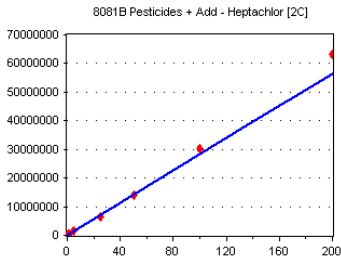
Calibration Date: **10/15/2020**

Analysis: **8081B Pesticides + Add**

Instrument Cal ID: **ECD5_QUANTPEST_20101**

Heptachlor [2C]

Curve Fit: **AVERAGE RF**

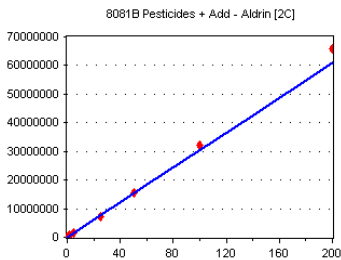


Standard	Concentration	Response	Factor	RT
OJ14056-CAL1	0.5	155482	310964.000	7.16
OJ14056-CAL2	1	263644	263644.000	7.16
OJ14056-CAL3	2	517087	258543.500	7.16
OJ14056-CAL4	5	1327780	265556.000	7.16
OJ14056-CAL6	25	6609002	264360.100	7.16
OJ14056-CAL7	50	1.40882E+07	281764.000	7.16
OJ14056-CAL8	100	3.016639E+07	301663.900	7.16
OJ14056-CAL9	200	6.321702E+07	316085.100	7.16

AVE RF 282822.600 **RF RSD** 8.29 **AVE RT** 7.16

Aldrin [2C]

Curve Fit: **AVERAGE RF**

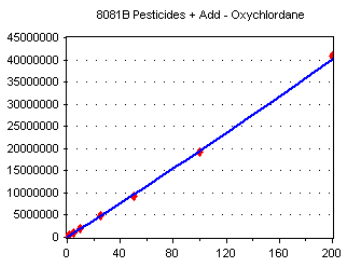


Standard	Concentration	Response	Factor	RT
OJ14056-CAL1	0.5	154585	309170.000	7.42
OJ14056-CAL2	1	288446	288446.000	7.42
OJ14056-CAL3	2	584662	292331.000	7.42
OJ14056-CAL4	5	1471589	294317.800	7.42
OJ14056-CAL6	25	7351725	294069.000	7.42
OJ14056-CAL7	50	1.550758E+07	310151.600	7.42
OJ14056-CAL8	100	3.208644E+07	320864.400	7.42
OJ14056-CAL9	200	6.594338E+07	329716.900	7.42

AVE RF 304883.300 **RF RSD** 4.92 **AVE RT** 7.42

Oxychlorodane

Curve Fit: **QUADRATIC: Weighting: (1/a^2), Origin: Ignore**

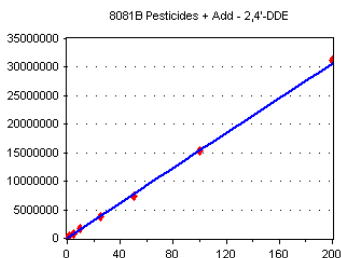


Standard	Concentration	Response	Factor	RT
OJ14056-CALA	0.5	140283	280566.000	7.47
OJ14056-CALB	1	248898	248898.000	7.47
OJ14056-CALC	2	438019	219009.500	7.47
OJ14056-CALD	5	956472	191294.400	7.47
OJ14056-CALE	10	1961806	196180.600	7.47
OJ14056-CALF	25	4875285	195011.400	7.47
OJ14056-CALG	50	9326636	186532.700	7.47
OJ14056-CALH	100	1.918585E+07	191858.500	7.47
OJ14056-CALI	200	4.075551E+07	203777.600	7.46

AVE RF 212569.900 **RF RSD** 15.06 **AVE RT** 7.47

2,4'-DDE

Curve Fit: **QUADRATIC: Weighting: (1/a^2), Origin: Ignore**



Standard	Concentration	Response	Factor	RT
OJ14056-CALA	0.5	109817	219634.000	7.53
OJ14056-CALB	1	197885	197885.000	7.53
OJ14056-CALC	2	351140	175570.000	7.53
OJ14056-CALD	5	785764	157152.800	7.53
OJ14056-CALE	10	1624386	162438.600	7.53
OJ14056-CALF	25	3870731	154829.200	7.53
OJ14056-CALG	50	7407872	148157.400	7.53
OJ14056-CALH	100	1.52558E+07	152558.000	7.53
OJ14056-CALI	200	3.117013E+07	155850.700	7.53

AVE RF 169341.700 **RF RSD** 14.32 **AVE RT** 7.53

Element Calibration Review Sheet

Calibration ID: **A0J1506**

Instrument: **DUALECD5**

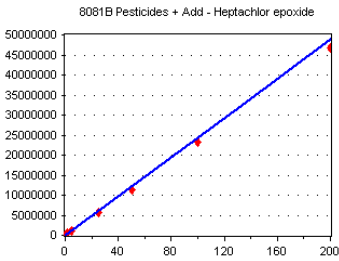
Calibration Date: **10/15/2020**

Analysis: **8081B Pesticides + Add**

Instrument Cal ID: **ECD5_QUANTPEST_20101**

Heptachlor epoxide

Curve Fit: **AVERAGE RF**

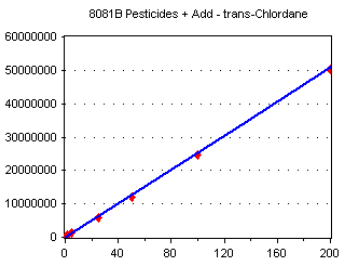


Standard	Concentration	Response	Response Factor	RT
OJ14056-CAL1	0.5	140794	281588.000	7.54
OJ14056-CAL2	1	259023	259023.000	7.54
OJ14056-CAL3	2	501641	250820.500	7.54
OJ14056-CAL4	5	1188991	237798.200	7.54
OJ14056-CAL6	25	5734577	229383.100	7.54
OJ14056-CAL7	50	1.139438E+07	227887.600	7.54
OJ14056-CAL8	100	2.335274E+07	233527.400	7.54
OJ14056-CAL9	200	4.670645E+07	233532.200	7.54

AVE RF 244195.000 **RF RSD** 7.61 **AVE RT** 7.54

trans-Chlordane

Curve Fit: **AVERAGE RF**

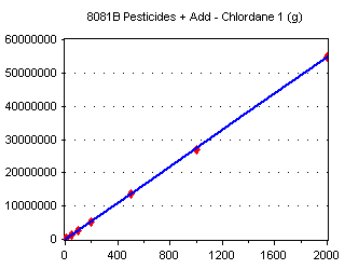


Standard	Concentration	Response	Response Factor	RT
OJ14056-CAL1	0.5	144465	288930.000	7.64
OJ14056-CAL2	1	267031	267031.000	7.64
OJ14056-CAL3	2	517096	258548.000	7.64
OJ14056-CAL4	5	1239286	247857.200	7.63
OJ14056-CAL6	25	5843575	233743.000	7.63
OJ14056-CAL7	50	1.192348E+07	238469.600	7.63
OJ14056-CAL8	100	2.470292E+07	247029.200	7.63
OJ14056-CAL9	200	5.022904E+07	251145.200	7.63

AVE RF 254094.200 **RF RSD** 6.91 **AVE RT** 7.63

Chlordane 1 (g)

Curve Fit: **AVERAGE RF**

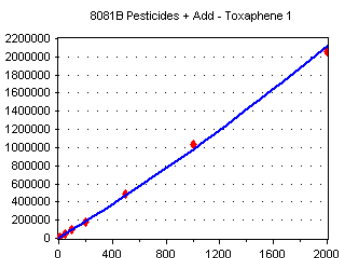


Standard	Concentration	Response	Response Factor	RT
OJ14056-CALJ	10	304550	30455.000	7.64
OJ14056-CALK	50	1334556	26691.120	7.63
OJ14056-CALL	100	2655740	26557.400	7.64
OJ14056-CALM	200	5274036	26370.180	7.64
OJ14056-CALN	500	1.365404E+07	27308.080	7.63
OJ14056-CALO	1000	2.701681E+07	27016.810	7.63
OJ14056-CALP	2000	5.482797E+07	27413.980	7.63

AVE RF 27401.800 **RF RSD** 5.11 **AVE RT** 7.63

Toxaphene 1

Curve Fit: **QUADRATIC: Weighting: (1/a^2), Origin: Ignore**



Standard	Concentration	Response	Response Factor	RT
OJ14056-CALQ	10	12555	1255.500	7.72
OJ14056-CALR	50	47028	940.560	7.72
OJ14056-CALS	100	94938	949.380	7.72
OJ14056-CALT	200	178948	894.740	7.72
OJ14056-CALU	500	483885	967.770	7.72
OJ14056-CALV	1000	1035009	1035.009	7.72
OJ14056-CALW	2000	2060224	1030.112	7.71

AVE RF 1010.439 **RF RSD** 11.77 **AVE RT** 7.72

Element Calibration Review Sheet

Calibration ID: **A0J1506**

Instrument: **DUALECD5**

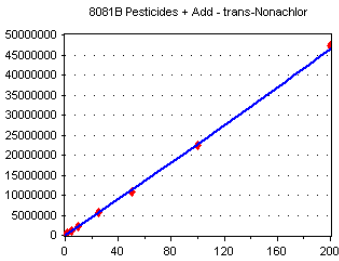
Calibration Date: **10/15/2020**

Analysis: **8081B Pesticides + Add**

Instrument Cal ID: **ECD5_QUANTPEST_20101**

trans-Nonachlor

Curve Fit: **QUADRATIC: Weighting: (1/a^2), Origin: Ignore**

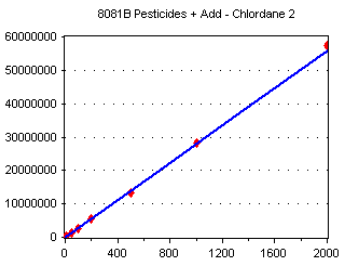


Standard	Concentration	Response	Response Factor	RT
OJ14056-CALA	0.5	151770	303540.000	7.72
OJ14056-CALB	1	287672	287672.000	7.72
OJ14056-CALC	2	495556	247778.000	7.72
OJ14056-CALD	5	1120921	224184.200	7.72
OJ14056-CALE	10	2286824	228682.400	7.72
OJ14056-CALF	25	5561787	222471.500	7.72
OJ14056-CALG	50	1.084382E+07	216876.400	7.72
OJ14056-CALH	100	2.250183E+07	225018.300	7.72
OJ14056-CALI	200	4.724043E+07	236202.200	7.72

AVE RF **243602.800** RF RSD **12.75** AVE RT **7.72**

Chlordane 2

Curve Fit: **AVERAGE RF**

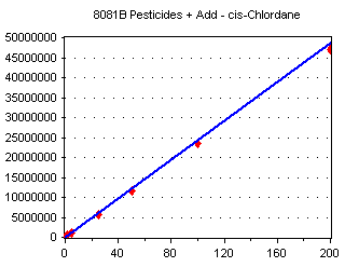


Standard	Concentration	Response	Response Factor	RT
OJ14056-CALJ	10	307347	30734.700	7.73
OJ14056-CALK	50	1346695	26933.900	7.73
OJ14056-CALL	100	2729980	27299.800	7.73
OJ14056-CALM	200	5386626	26933.130	7.73
OJ14056-CALN	500	1.345283E+07	26905.660	7.73
OJ14056-CALO	1000	2.818756E+07	28187.560	7.73
OJ14056-CALP	2000	5.732546E+07	28662.730	7.73

AVE RF **27951.070** RF RSD **5.04** AVE RT **7.73**

cis-Chlordane

Curve Fit: **AVERAGE RF**

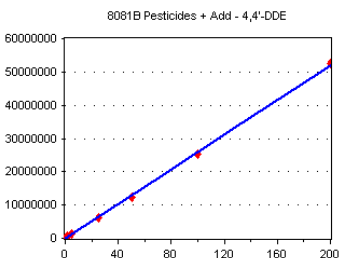


Standard	Concentration	Response	Response Factor	RT
OJ14056-CAL1	0.5	137544	275088.000	7.73
OJ14056-CAL2	1	256225	256225.000	7.73
OJ14056-CAL3	2	497982	248991.000	7.73
OJ14056-CAL4	5	1182697	236539.400	7.73
OJ14056-CAL6	25	5682477	227299.100	7.73
OJ14056-CAL7	50	1.153708E+07	230741.600	7.73
OJ14056-CAL8	100	2.343476E+07	234347.600	7.73
OJ14056-CAL9	200	4.715408E+07	235770.400	7.73

AVE RF **243125.300** RF RSD **6.61** AVE RT **7.73**

4,4'-DDE

Curve Fit: **AVERAGE RF**



Standard	Concentration	Response	Response Factor	RT
OJ14056-CAL1	0.5	142374	284748.000	7.78
OJ14056-CAL2	1	261532	261532.000	7.78
OJ14056-CAL3	2	521556	260778.000	7.78
OJ14056-CAL4	5	1281422	256284.400	7.78
OJ14056-CAL6	25	6231267	249250.700	7.78
OJ14056-CAL7	50	1.248405E+07	249681.000	7.78
OJ14056-CAL8	100	2.532771E+07	253277.100	7.78
OJ14056-CAL9	200	5.263708E+07	263185.400	7.78

AVE RF **259842.100** RF RSD **4.38** AVE RT **7.78**

Element Calibration Review Sheet

Calibration ID: **A0J1506**

Instrument: **DUALECD5**

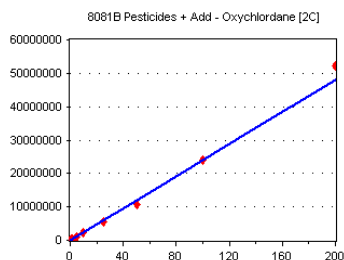
Calibration Date: **10/15/2020**

Analysis: **8081B Pesticides + Add**

Instrument Cal ID: **ECD5_QUANTPEST_20101**

Oxychlorthane [2C]

Curve Fit: **AVERAGE RF**

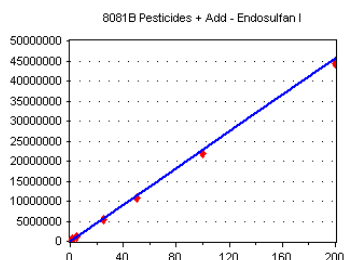


Standard	Concentration	Response	Response Factor	RT
OJ14056-CALA	0.5	141434	282868.000	7.79
OJ14056-CALB	1	264881	264881.000	7.79
OJ14056-CALC	2	475085	237542.500	7.79
OJ14056-CALD	5	1072428	214485.600	7.79
OJ14056-CALE	10	2190386	219038.600	7.79
OJ14056-CALF	25	5656841	226273.600	7.79
OJ14056-CALG	50	1.073844E+07	214768.800	7.79
OJ14056-CALH	100	2.399976E+07	239997.600	7.79
OJ14056-CALI	200	5.208058E+07	260402.900	7.79

AVE RF 240028.700 RF RSD 10.20 AVE RT 7.79

Endosulfan I

Curve Fit: **AVERAGE RF**

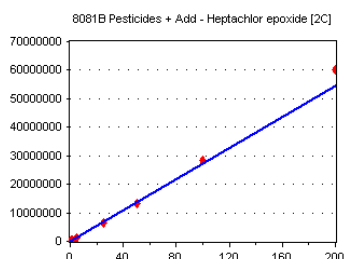


Standard	Concentration	Response	Response Factor	RT
OJ14056-CAL1	0.5	128922	257844.000	7.84
OJ14056-CAL2	1	240021	240021.000	7.84
OJ14056-CAL3	2	468891	234445.500	7.84
OJ14056-CAL4	5	1136280	227256.000	7.84
OJ14056-CAL6	25	5340395	213615.800	7.84
OJ14056-CAL7	50	1.073011E+07	214602.200	7.83
OJ14056-CAL8	100	2.190826E+07	219082.600	7.83
OJ14056-CAL9	200	4.439775E+07	221988.800	7.83

AVE RF 228607.000 RF RSD 6.56 AVE RT 7.83

Heptachlor epoxide [2C]

Curve Fit: **AVERAGE RF**

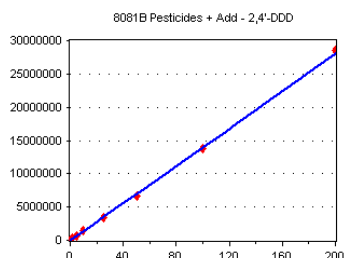


Standard	Concentration	Response	Response Factor	RT
OJ14056-CAL1	0.5	142572	285144.000	7.86
OJ14056-CAL2	1	268398	268398.000	7.86
OJ14056-CAL3	2	516383	258191.500	7.86
OJ14056-CAL4	5	1285859	257171.800	7.86
OJ14056-CAL6	25	6565406	262616.300	7.86
OJ14056-CAL7	50	1.336361E+07	267272.200	7.85
OJ14056-CAL8	100	2.825746E+07	282574.600	7.86
OJ14056-CAL9	200	6.015658E+07	300782.900	7.86

AVE RF 272768.900 RF RSD 5.62 AVE RT 7.86

2,4'-DDD

Curve Fit: **QUADRATIC: Weighting: (1/a^2), Origin: Ignore**



Standard	Concentration	Response	Response Factor	RT
OJ14056-CALA	0.5	97926	195852.000	7.91
OJ14056-CALB	1	185364	185364.000	7.91
OJ14056-CALC	2	310667	155333.500	7.91
OJ14056-CALD	5	707479	141495.800	7.91
OJ14056-CALE	10	1404864	140486.400	7.91
OJ14056-CALF	25	3482222	139288.900	7.91
OJ14056-CALG	50	6716596	134331.900	7.91
OJ14056-CALH	100	1.375282E+07	137528.200	7.91
OJ14056-CALI	200	2.857391E+07	142869.500	7.91

AVE RF 152505.600 RF RSD 14.76 AVE RT 7.91

Element Calibration Review Sheet

Calibration ID: **A0J1506**

Instrument: **DUALECD5**

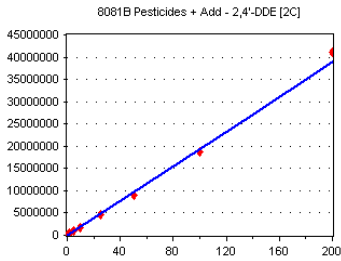
Calibration Date: **10/15/2020**

Analysis: **8081B Pesticides + Add**

Instrument Cal ID: **ECD5_QUANTPEST_20101**

2,4'-DDE [2C]

Curve Fit: **AVERAGE RF**

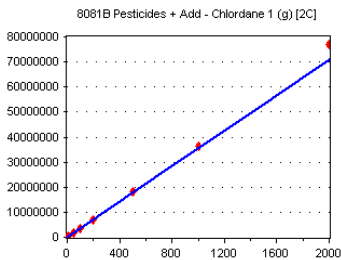


Standard	Concentration	Response	Response Factor	RT
OJ14056-CALA	0.5	111017	222034.000	7.98
OJ14056-CALB	1	219431	219431.000	7.98
OJ14056-CALC	2	378009	189004.500	7.98
OJ14056-CALD	5	895392	179078.400	7.98
OJ14056-CALE	10	1793894	179389.400	7.98
OJ14056-CALF	25	4550076	182003.000	7.98
OJ14056-CALG	50	9020941	180418.800	7.98
OJ14056-CALH	100	1.884356E+07	188435.600	7.98
OJ14056-CALI	200	4.122828E+07	206141.400	7.98

AVE RF 193992.900 **RF RSD** 8.93 **AVE RT** 7.98

Chlordane 1 (g) [2C]

Curve Fit: **AVERAGE RF**

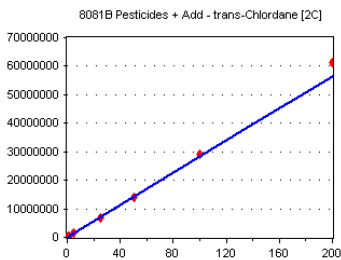


Standard	Concentration	Response	Response Factor	RT
OJ14056-CALJ	10	356975	35697.500	7.99
OJ14056-CALK	50	1636860	32737.200	7.99
OJ14056-CALL	100	3329301	33293.010	7.99
OJ14056-CALM	200	6911106	34555.530	7.99
OJ14056-CALN	500	1.834704E+07	36694.080	7.99
OJ14056-CALO	1000	3.645556E+07	36455.560	7.99
OJ14056-CALP	2000	7.717278E+07	38586.390	7.99

AVE RF 35431.320 **RF RSD** 5.79 **AVE RT** 7.99

trans-Chlordane [2C]

Curve Fit: **AVERAGE RF**

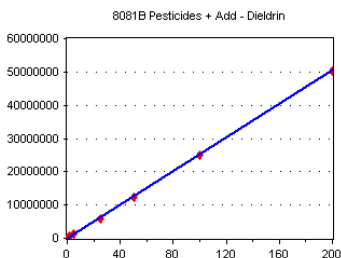


Standard	Concentration	Response	Response Factor	RT
OJ14056-CAL1	0.5	150441	300882.000	8.00
OJ14056-CAL2	1	275149	275149.000	8.00
OJ14056-CAL3	2	546800	273400.000	8.00
OJ14056-CAL4	5	1337960	267592.000	7.99
OJ14056-CAL6	25	6700617	268024.700	8.00
OJ14056-CAL7	50	1.400931E+07	280186.200	7.99
OJ14056-CAL8	100	2.910629E+07	291062.900	7.99
OJ14056-CAL9	200	6.121987E+07	306099.400	7.99

AVE RF 282799.500 **RF RSD** 5.25 **AVE RT** 7.99

Dieldrin

Curve Fit: **AVERAGE RF**



Standard	Concentration	Response	Response Factor	RT
OJ14056-CAL1	0.5	138131	276262.000	8.01
OJ14056-CAL2	1	260366	260366.000	8.01
OJ14056-CAL3	2	501289	250644.500	8.01
OJ14056-CAL4	5	1224275	244855.000	8.01
OJ14056-CAL6	25	5999680	239987.200	8.01
OJ14056-CAL7	50	1.220871E+07	244174.200	8.01
OJ14056-CAL8	100	2.505786E+07	250578.600	8.01
OJ14056-CAL9	200	5.034135E+07	251706.800	8.01

AVE RF 252321.800 **RF RSD** 4.54 **AVE RT** 8.01

Element Calibration Review Sheet

Calibration ID: **A0J1506**

Instrument: **DUALECD5**

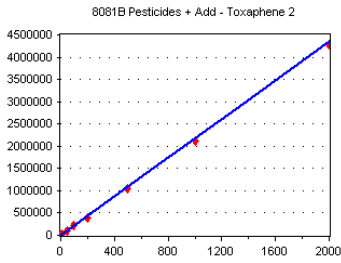
Calibration Date: **10/15/2020**

Analysis: **8081B Pesticides + Add**

Instrument Cal ID: **ECD5_QUANTPEST_20101**

Toxaphene 2

Curve Fit: **AVERAGE RF**

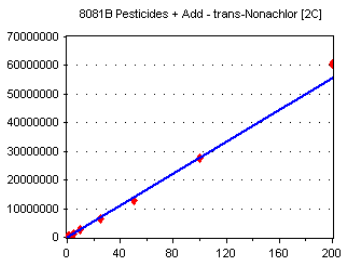


Standard	Concentration	Response	Response Factor	RT
OJ14056-CALQ	10	24856	2485.600	8.01
OJ14056-CALR	50	108189	2163.780	8.01
OJ14056-CALS	100	219547	2195.470	8.01
OJ14056-CALT	200	399138	1995.690	8.01
OJ14056-CALU	500	1053998	2107.996	8.01
OJ14056-CALV	1000	2113258	2113.258	8.01
OJ14056-CALW	2000	4281496	2140.748	8.01

AVE RF 2171.792 **RF RSD** 7.00 **AVE RT** 8.01

trans-Nonachlor [2C]

Curve Fit: **AVERAGE RF**

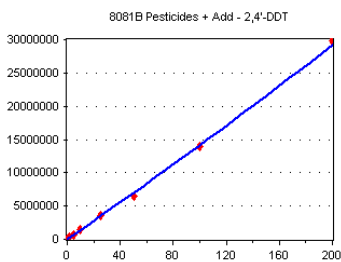


Standard	Concentration	Response	Response Factor	RT
OJ14056-CALA	0.5	162972	325944.000	8.06
OJ14056-CALB	1	309445	309445.000	8.06
OJ14056-CALC	2	538531	269265.500	8.06
OJ14056-CALD	5	1256872	251374.400	8.06
OJ14056-CALE	10	2561574	256157.400	8.06
OJ14056-CALF	25	6425020	257000.800	8.06
OJ14056-CALG	50	1.298621E+07	259724.200	8.06
OJ14056-CALH	100	2.769776E+07	276977.600	8.06
OJ14056-CALI	200	6.049995E+07	302499.800	8.06

AVE RF 278709.900 **RF RSD** 9.76 **AVE RT** 8.06

2,4'-DDT

Curve Fit: **QUADRATIC: Weighting: (1/a^2), Origin: Ignore**

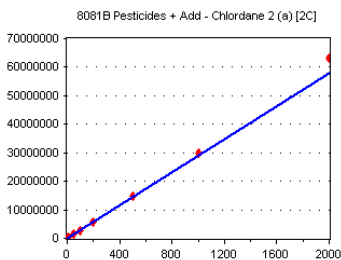


Standard	Concentration	Response	Response Factor	RT
OJ14056-CALA	0.5	97546	195092.000	8.09
OJ14056-CALB	1	185344	185344.000	8.09
OJ14056-CALC	2	311126	155563.000	8.09
OJ14056-CALD	5	683815	136763.000	8.09
OJ14056-CALE	10	1419577	141957.700	8.09
OJ14056-CALF	25	3622126	144885.000	8.09
OJ14056-CALG	50	6517761	130355.200	8.09
OJ14056-CALH	100	1.388249E+07	138824.900	8.09
OJ14056-CALI	200	2.983495E+07	149174.800	8.09

AVE RF 153106.600 **RF RSD** 14.61 **AVE RT** 8.09

Chlordane 2 (a) [2C]

Curve Fit: **AVERAGE RF**



Standard	Concentration	Response	Response Factor	RT
OJ14056-CALJ	10	294489	29448.900	8.10
OJ14056-CALK	50	1325165	26503.300	8.10
OJ14056-CALL	100	2770653	27706.530	8.10
OJ14056-CALM	200	5568695	27843.470	8.10
OJ14056-CALN	500	1.457407E+07	29148.140	8.10
OJ14056-CALO	1000	2.986599E+07	29865.990	8.10
OJ14056-CALP	2000	6.301906E+07	31509.530	8.10

AVE RF 28860.840 **RF RSD** 5.72 **AVE RT** 8.10

Element Calibration Review Sheet

Calibration ID: **A0J1506**

Instrument: **DUALECD5**

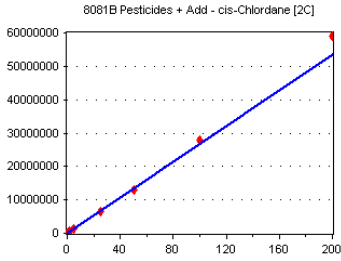
Calibration Date: **10/15/2020**

Analysis: **8081B Pesticides + Add**

Instrument Cal ID: **ECD5_QUANTPEST_20101**

cis-Chlordane [2C]

Curve Fit: **AVERAGE RF**

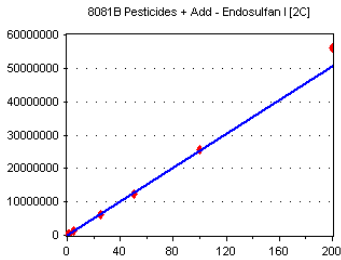


Standard	Concentration	Response	Response Factor	RT
OJ14056-CAL1	0.5	143168	286336.000	8.10
OJ14056-CAL2	1	262088	262088.000	8.10
OJ14056-CAL3	2	519519	259759.500	8.10
OJ14056-CAL4	5	1240277	248055.400	8.10
OJ14056-CAL6	25	6333107	253324.300	8.10
OJ14056-CAL7	50	1.306013E+07	261202.600	8.10
OJ14056-CAL8	100	2.802674E+07	280267.400	8.10
OJ14056-CAL9	200	5.907559E+07	295378.000	8.10

AVE RF 268301.400 **RF RSD** 6.30 **AVE RT** 8.10

Endosulfan I [2C]

Curve Fit: **AVERAGE RF**

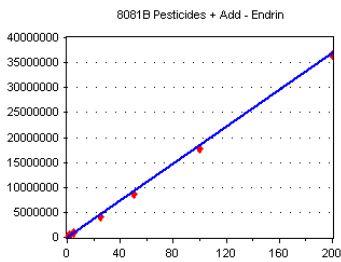


Standard	Concentration	Response	Response Factor	RT
OJ14056-CAL1	0.5	135108	270216.000	8.15
OJ14056-CAL2	1	251042	251042.000	8.15
OJ14056-CAL3	2	473272	236636.000	8.15
OJ14056-CAL4	5	1194602	238920.400	8.15
OJ14056-CAL6	25	6024680	240987.200	8.15
OJ14056-CAL7	50	1.239928E+07	247985.600	8.15
OJ14056-CAL8	100	2.546735E+07	254673.500	8.15
OJ14056-CAL9	200	5.623964E+07	281198.200	8.15

AVE RF 252707.400 **RF RSD** 6.23 **AVE RT** 8.15

Endrin

Curve Fit: **AVERAGE RF**

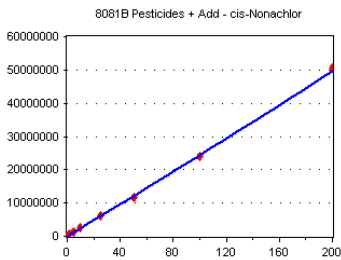


Standard	Concentration	Response	Response Factor	RT
OJ14056-CAL1	0.5	105277	210554.000	8.18
OJ14056-CAL2	1	188876	188876.000	8.18
OJ14056-CAL3	2	385124	192562.000	8.18
OJ14056-CAL4	5	910916	182183.200	8.18
OJ14056-CAL6	25	4189458	167578.300	8.18
OJ14056-CAL7	50	8619344	172386.900	8.18
OJ14056-CAL8	100	1.780678E+07	178067.800	8.18
OJ14056-CAL9	200	3.660876E+07	183043.800	8.17

AVE RF 184406.500 **RF RSD** 7.23 **AVE RT** 8.18

cis-Nonachlor

Curve Fit: **QUADRATIC: Weighting: (1/a^2), Origin: Ignore**



Standard	Concentration	Response	Response Factor	RT
OJ14056-CALA	0.5	165341	330682.000	8.20
OJ14056-CALB	1	321171	321171.000	8.20
OJ14056-CALC	2	537042	268521.000	8.20
OJ14056-CALD	5	1217681	243536.200	8.20
OJ14056-CALE	10	2447188	244718.800	8.20
OJ14056-CALF	25	6071870	242874.800	8.20
OJ14056-CALG	50	1.16553E+07	233106.000	8.20
OJ14056-CALH	100	2.394096E+07	239409.600	8.20
OJ14056-CALI	200	5.06371E+07	253185.500	8.20

AVE RF 264133.900 **RF RSD** 13.81 **AVE RT** 8.20

Element Calibration Review Sheet

Calibration ID: **A0J1506**

Instrument: **DUALECD5**

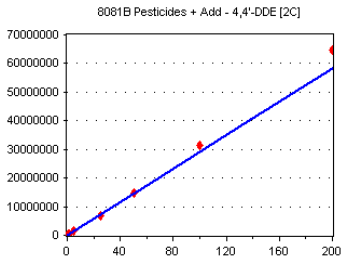
Calibration Date: **10/15/2020**

Analysis: **8081B Pesticides + Add**

Instrument Cal ID: **ECD5_QUANTPEST_20101**

4,4'-DDE [2C]

Curve Fit: **AVERAGE RF**

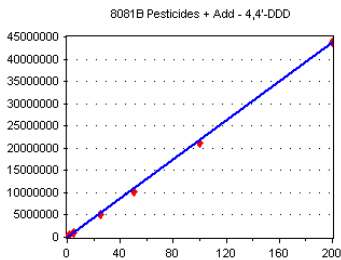


Standard	Concentration	Response	Response Factor	RT
OJ14056-CAL1	0.5	148799	297598.000	8.20
OJ14056-CAL2	1	276372	276372.000	8.20
OJ14056-CAL3	2	558084	279042.000	8.20
OJ14056-CAL4	5	1358638	271727.600	8.20
OJ14056-CAL6	25	6948937	277957.500	8.20
OJ14056-CAL7	50	1.465778E+07	293155.600	8.20
OJ14056-CAL8	100	3.130863E+07	313086.300	8.20
OJ14056-CAL9	200	6.488296E+07	324414.800	8.20

AVE RF 291669.200 **RF RSD** 6.54 **AVE RT** 8.20

4,4'-DDD

Curve Fit: **AVERAGE RF**

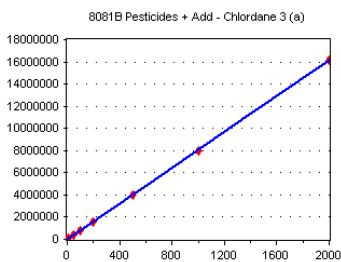


Standard	Concentration	Response	Response Factor	RT
OJ14056-CAL1	0.5	123211	246422.000	8.21
OJ14056-CAL2	1	224880	224880.000	8.21
OJ14056-CAL3	2	445212	222606.000	8.21
OJ14056-CAL4	5	1071622	214324.400	8.21
OJ14056-CAL6	25	5100984	204039.400	8.21
OJ14056-CAL7	50	1.019722E+07	203944.400	8.21
OJ14056-CAL8	100	2.127547E+07	212754.700	8.21
OJ14056-CAL9	200	4.370962E+07	218548.100	8.21

AVE RF 218439.900 **RF RSD** 6.26 **AVE RT** 8.21

Chlordane 3 (a)

Curve Fit: **AVERAGE RF**

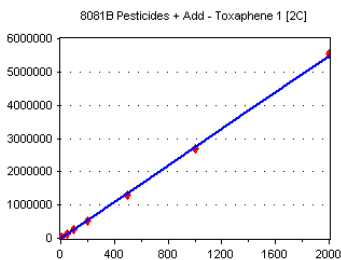


Standard	Concentration	Response	Response Factor	RT
OJ14056-CALJ	10	90342	9034.200	8.29
OJ14056-CALK	50	396365	7927.300	8.29
OJ14056-CALL	100	777703	7777.030	8.29
OJ14056-CALM	200	1556390	7781.950	8.29
OJ14056-CALN	500	3976029	7952.058	8.29
OJ14056-CALO	1000	7956827	7956.827	8.29
OJ14056-CALP	2000	1.61676E+07	8083.800	8.29

AVE RF 8073.309 **RF RSD** 5.41 **AVE RT** 8.29

Toxaphene 1 [2C]

Curve Fit: **AVERAGE RF**



Standard	Concentration	Response	Response Factor	RT
OJ14056-CALQ	10	29330	2933.000	8.33
OJ14056-CALR	50	143205	2864.100	8.33
OJ14056-CALS	100	274596	2745.960	8.33
OJ14056-CALT	200	511160	2555.800	8.33
OJ14056-CALU	500	1288935	2577.870	8.33
OJ14056-CALV	1000	2707259	2707.259	8.33
OJ14056-CALW	2000	5550124	2775.062	8.33

AVE RF 2737.007 **RF RSD** 5.06 **AVE RT** 8.33

Element Calibration Review Sheet

Calibration ID: **A0J1506**

Instrument: **DUALECD5**

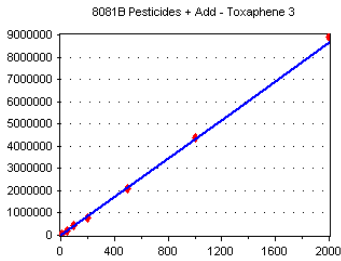
Calibration Date: **10/15/2020**

Analysis: **8081B Pesticides + Add**

Instrument Cal ID: **ECD5_QUANTPEST_20101**

Toxaphene 3

Curve Fit: **AVERAGE RF**

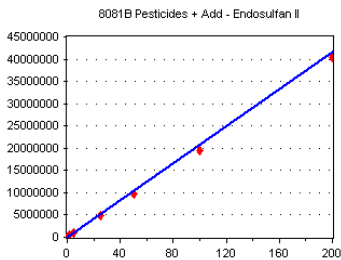


Standard	Concentration	Response	Response Factor	RT
OJ14056-CALQ	10	47042	4704.200	8.33
OJ14056-CALR	50	213060	4261.200	8.33
OJ14056-CALS	100	431516	4315.160	8.33
OJ14056-CALT	200	785098	3925.490	8.33
OJ14056-CALU	500	2095888	4191.776	8.33
OJ14056-CALV	1000	4402201	4402.201	8.33
OJ14056-CALW	2000	8901901	4450.951	8.33

AVE RF 4321.568 **RF RSD** 5.57 **AVE RT** 8.33

Endosulfan II

Curve Fit: **AVERAGE RF**

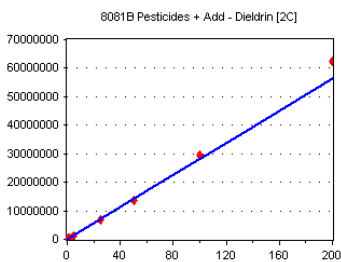


Standard	Concentration	Response	Response Factor	RT
OJ14056-CAL1	0.5	126564	253128.000	8.34
OJ14056-CAL2	1	220968	220968.000	8.34
OJ14056-CAL3	2	421233	210616.500	8.34
OJ14056-CAL4	5	998320	199664.000	8.34
OJ14056-CAL6	25	4795425	191817.000	8.34
OJ14056-CAL7	50	9684792	193695.800	8.34
OJ14056-CAL8	100	1.955239E+07	195523.900	8.34
OJ14056-CAL9	200	4.036804E+07	201840.200	8.34

AVE RF 208406.700 **RF RSD** 9.83 **AVE RT** 8.34

Dieldrin [2C]

Curve Fit: **AVERAGE RF**

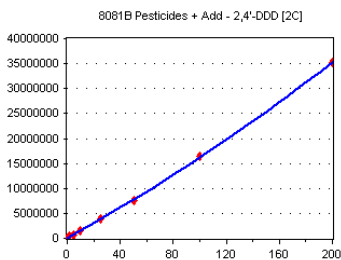


Standard	Concentration	Response	Response Factor	RT
OJ14056-CAL1	0.5	151375	302750.000	8.35
OJ14056-CAL2	1	268257	268257.000	8.35
OJ14056-CAL3	2	530524	265262.000	8.35
OJ14056-CAL4	5	1308319	261663.800	8.35
OJ14056-CAL6	25	6716667	268666.700	8.35
OJ14056-CAL7	50	1.374707E+07	274941.400	8.35
OJ14056-CAL8	100	2.969901E+07	296990.100	8.35
OJ14056-CAL9	200	6.242352E+07	312117.600	8.35

AVE RF 281331.100 **RF RSD** 6.94 **AVE RT** 8.35

2,4'-DDD [2C]

Curve Fit: **QUADRATIC: Weighting: (1/a^2), Origin: Ignore**



Standard	Concentration	Response	Response Factor	RT
OJ14056-CALA	0.5	108812	217624.000	8.35
OJ14056-CALB	1	202997	202997.000	8.35
OJ14056-CALC	2	328688	164344.000	8.35
OJ14056-CALD	5	737721	147544.200	8.35
OJ14056-CALE	10	1499564	149956.400	8.35
OJ14056-CALF	25	3919505	156780.200	8.35
OJ14056-CALG	50	7545788	150915.800	8.35
OJ14056-CALH	100	1.64388E+07	164388.000	8.35
OJ14056-CALI	200	3.522235E+07	176111.800	8.35

AVE RF 170073.500 **RF RSD** 14.56 **AVE RT** 8.35

Element Calibration Review Sheet

Calibration ID: **A0J1506**

Instrument: **DUALECD5**

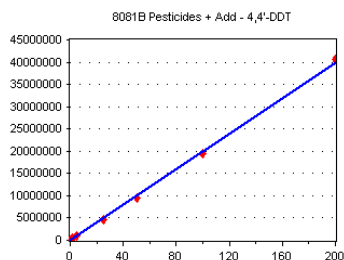
Calibration Date: **10/15/2020**

Analysis: **8081B Pesticides + Add**

Instrument Cal ID: **ECD5_QUANTPEST_20101**

4,4'-DDT

Curve Fit: **AVERAGE RF**

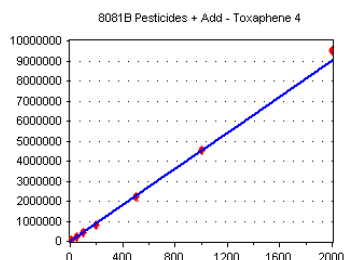


Standard	Concentration	Response	Response Factor	RT
OJ14056-CAL1	0.5	113864	227728.000	8.41
OJ14056-CAL2	1	203498	203498.000	8.41
OJ14056-CAL3	2	400654	200327.000	8.41
OJ14056-CAL4	5	957319	191463.800	8.41
OJ14056-CAL6	25	4593721	183748.800	8.41
OJ14056-CAL7	50	9547128	190942.600	8.41
OJ14056-CAL8	100	1.956974E+07	195697.400	8.41
OJ14056-CAL9	200	4.053428E+07	202671.400	8.41

AVE RF 199509.600 **RF RSD** 6.63 **AVE RT** 8.41

Toxaphene 4

Curve Fit: **AVERAGE RF**

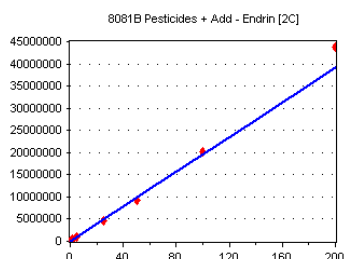


Standard	Concentration	Response	Response Factor	RT
OJ14056-CALQ	10	49818	4981.800	8.57
OJ14056-CALR	50	219607	4392.140	8.57
OJ14056-CALS	100	442500	4425.000	8.57
OJ14056-CALT	200	806552	4032.760	8.57
OJ14056-CALU	500	2211804	4423.608	8.57
OJ14056-CALV	1000	4563231	4563.231	8.57
OJ14056-CALW	2000	9513358	4756.679	8.57

AVE RF 4510.745 **RF RSD** 6.67 **AVE RT** 8.57

Endrin [2C]

Curve Fit: **AVERAGE RF**

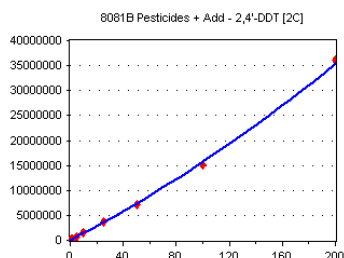


Standard	Concentration	Response	Response Factor	RT
OJ14056-CAL1	0.5	109506	219012.000	8.57
OJ14056-CAL2	1	185759	185759.000	8.57
OJ14056-CAL3	2	373106	186553.000	8.57
OJ14056-CAL4	5	918333	183666.600	8.57
OJ14056-CAL6	25	4516170	180646.800	8.57
OJ14056-CAL7	50	9319162	186383.200	8.57
OJ14056-CAL8	100	2.021237E+07	202123.700	8.57
OJ14056-CAL9	200	4.371823E+07	218591.200	8.57

AVE RF 195341.900 **RF RSD** 8.09 **AVE RT** 8.57

2,4'-DDT [2C]

Curve Fit: **QUADRATIC: Weighting: (1/a^2), Origin: Ignore**



Standard	Concentration	Response	Response Factor	RT
OJ14056-CALA	0.5	100181	200362.000	8.57
OJ14056-CALB	1	188319	188319.000	8.57
OJ14056-CALC	2	304634	152317.000	8.57
OJ14056-CALD	5	693050	138610.000	8.57
OJ14056-CALE	10	1439690	143969.000	8.57
OJ14056-CALF	25	3783032	151321.300	8.57
OJ14056-CALG	50	7077939	141558.800	8.57
OJ14056-CALH	100	1.509425E+07	150942.500	8.57
OJ14056-CALI	200	3.616156E+07	180807.800	8.57

AVE RF 160911.900 **RF RSD** 14.12 **AVE RT** 8.57

Element Calibration Review Sheet

Calibration ID: **A0J1506**

Instrument: **DUALECD5**

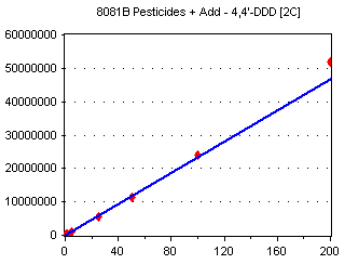
Calibration Date: **10/15/2020**

Analysis: **8081B Pesticides + Add**

Instrument Cal ID: **ECD5_QUANTPEST_20101**

4,4'-DDD [2C]

Curve Fit: **AVERAGE RF**

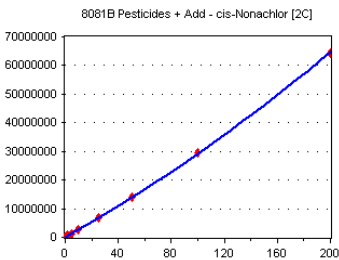


Standard	Concentration	Response	Response Factor	RT
OJ14056-CAL1	0.5	129395	258790.000	8.62
OJ14056-CAL2	1	227533	227533.000	8.62
OJ14056-CAL3	2	442696	221348.000	8.62
OJ14056-CAL4	5	1078020	215604.000	8.62
OJ14056-CAL6	25	5395697	215827.900	8.62
OJ14056-CAL7	50	1.143141E+07	228628.200	8.61
OJ14056-CAL8	100	2.406095E+07	240609.500	8.62
OJ14056-CAL9	200	5.19939E+07	259969.500	8.62

AVE RF 233538.800 **RF RSD** 7.64 **AVE RT** 8.62

cis-Nonachlor [2C]

Curve Fit: **QUADRATIC: Weighting: (1/a^2), Origin: Ignore**

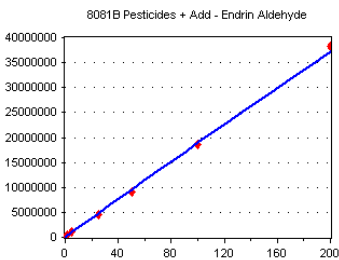


Standard	Concentration	Response	Response Factor	RT
OJ14056-CALA	0.5	188367	376734.000	8.62
OJ14056-CALB	1	335608	335608.000	8.62
OJ14056-CALC	2	572924	286462.000	8.62
OJ14056-CALD	5	1270505	254101.000	8.62
OJ14056-CALE	10	2688062	268806.200	8.62
OJ14056-CALF	25	6980137	279205.500	8.62
OJ14056-CALG	50	1.407102E+07	281420.400	8.62
OJ14056-CALH	100	2.933816E+07	293381.600	8.62
OJ14056-CALI	200	6.418387E+07	320919.400	8.62

AVE RF 299626.400 **RF RSD** 12.75 **AVE RT** 8.62

Endrin Aldehyde

Curve Fit: **QUADRATIC: Weighting: (1/a^2), Origin: Ignore**

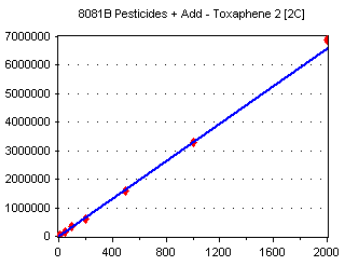


Standard	Concentration	Response	Response Factor	RT
OJ14056-CAL1	0.5	161066	322132.000	8.63
OJ14056-CAL2	1	267831	267831.000	8.64
OJ14056-CAL3	2	510289	255144.500	8.64
OJ14056-CAL4	5	998718	199743.600	8.63
OJ14056-CAL6	25	4543966	181758.600	8.63
OJ14056-CAL7	50	9134784	182695.700	8.63
OJ14056-CAL8	100	1.851875E+07	185187.500	8.63
OJ14056-CAL9	200	3.829829E+07	191491.400	8.63

AVE RF 223248.000 **RF RSD** 23.43 **AVE RT** 8.63

Toxaphene 2 [2C]

Curve Fit: **AVERAGE RF**



Standard	Concentration	Response	Response Factor	RT
OJ14056-CALQ	10	35277	3527.700	8.68
OJ14056-CALR	50	167605	3352.100	8.68
OJ14056-CALS	100	335190	3351.900	8.68
OJ14056-CALT	200	594557	2972.785	8.68
OJ14056-CALU	500	1582264	3164.528	8.68
OJ14056-CALV	1000	3275662	3275.662	8.68
OJ14056-CALW	2000	6900893	3450.447	8.67

AVE RF 3299.303 **RF RSD** 5.61 **AVE RT** 8.68

Element Calibration Review Sheet

Calibration ID: **A0J1506**

Instrument: **DUALECD5**

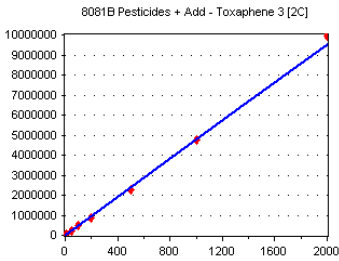
Calibration Date: **10/15/2020**

Analysis: **8081B Pesticides + Add**

Instrument Cal ID: **ECD5_QUANTPEST_20101**

Toxaphene 3 [2C]

Curve Fit: **AVERAGE RF**

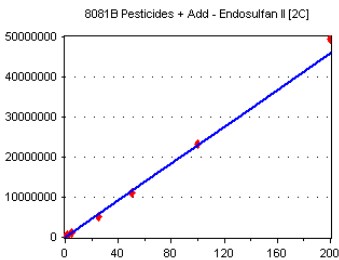


Standard	Concentration	Response	Response Factor	RT
OJ14056-CALQ	10	55840	5584.000	8.71
OJ14056-CALR	50	234274	4685.480	8.71
OJ14056-CALS	100	467877	4678.770	8.71
OJ14056-CALT	200	849986	4249.930	8.71
OJ14056-CALU	500	2243365	4486.730	8.71
OJ14056-CALV	1000	4734432	4734.432	8.71
OJ14056-CALW	2000	9929921	4964.960	8.71

AVE RF 4769.186 **RF RSD** 8.85 **AVE RT** 8.71

Endosulfan II [2C]

Curve Fit: **AVERAGE RF**

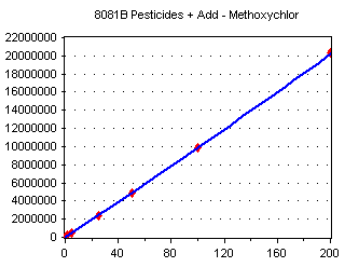


Standard	Concentration	Response	Response Factor	RT
OJ14056-CAL1	0.5	131578	263156.000	8.72
OJ14056-CAL2	1	234183	234183.000	8.72
OJ14056-CAL3	2	439713	219856.500	8.72
OJ14056-CAL4	5	1038306	207661.200	8.72
OJ14056-CAL6	25	5241221	209648.800	8.72
OJ14056-CAL7	50	1.107484E+07	221496.800	8.72
OJ14056-CAL8	100	2.333356E+07	233335.600	8.72
OJ14056-CAL9	200	4.948781E+07	247439.000	8.72

AVE RF 229597.100 **RF RSD** 8.26 **AVE RT** 8.72

Methoxychlor

Curve Fit: **QUADRATIC: Weighting: (1/a^2), Origin: Ignore**

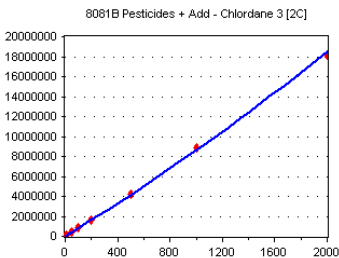


Standard	Concentration	Response	Response Factor	RT
OJ14056-CAL1	0.5	66721	133442.000	8.74
OJ14056-CAL2	1	114664	114664.000	8.74
OJ14056-CAL3	2	215205	107602.500	8.74
OJ14056-CAL4	5	514454	102890.800	8.74
OJ14056-CAL6	25	2377939	95117.560	8.74
OJ14056-CAL7	50	4827454	96549.080	8.74
OJ14056-CAL8	100	9873445	98734.450	8.74
OJ14056-CAL9	200	2.031986E+07	101599.300	8.74

AVE RF 106325.000 **RF RSD** 11.89 **AVE RT** 8.74

Chlordane 3 [2C]

Curve Fit: **QUADRATIC: Weighting: (1/a^2), Origin: Ignore**



Standard	Concentration	Response	Response Factor	RT
OJ14056-CALJ	10	109674	10967.400	8.75
OJ14056-CALK	50	418197	8363.940	8.75
OJ14056-CALL	100	832789	8327.890	8.75
OJ14056-CALM	200	1625382	8126.910	8.75
OJ14056-CALN	500	4222031	8444.062	8.75
OJ14056-CALO	1000	8880946	8880.946	8.75
OJ14056-CALP	2000	1.819892E+07	9099.460	8.75

AVE RF 8887.230 **RF RSD** 11.00 **AVE RT** 8.75

Element Calibration Review Sheet

Calibration ID: **A0J1506**

Instrument: **DUALECD5**

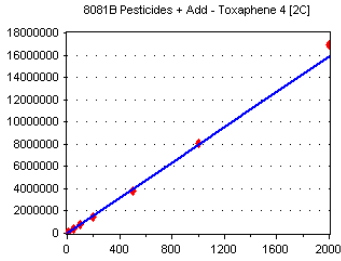
Calibration Date: **10/15/2020**

Analysis: **8081B Pesticides + Add**

Instrument Cal ID: **ECD5_QUANTPEST_20101**

Toxaphene 4 [2C]

Curve Fit: **AVERAGE RF**

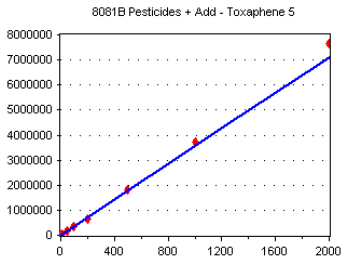


Standard	Concentration	Response	Response Factor	RT
OJ14056-CALQ	10	90741	9074.100	8.77
OJ14056-CALR	50	377227	7544.540	8.77
OJ14056-CALS	100	752568	7525.680	8.77
OJ14056-CALT	200	1427424	7137.120	8.77
OJ14056-CALU	500	3834253	7668.506	8.78
OJ14056-CALV	1000	8114254	8114.254	8.77
OJ14056-CALW	2000	1.691179E+07	8455.895	8.77

AVE RF 7931.442 **RF RSD** 8.35 **AVE RT** 8.77

Toxaphene 5

Curve Fit: **AVERAGE RF**

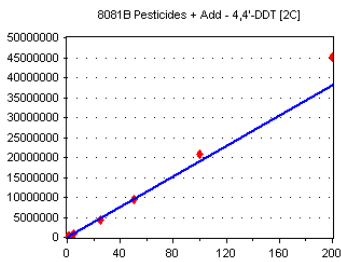


Standard	Concentration	Response	Response Factor	RT
OJ14056-CALQ	10	36261	3626.100	8.80
OJ14056-CALR	50	170790	3415.800	8.80
OJ14056-CALS	100	346542	3465.420	8.80
OJ14056-CALT	200	636088	3180.440	8.80
OJ14056-CALU	500	1826728	3653.456	8.80
OJ14056-CALV	1000	3713660	3713.660	8.80
OJ14056-CALW	2000	7646412	3823.206	8.80

AVE RF 3554.012 **RF RSD** 6.07 **AVE RT** 8.80

4,4'-DDT [2C]

Curve Fit: **AVERAGE RF**

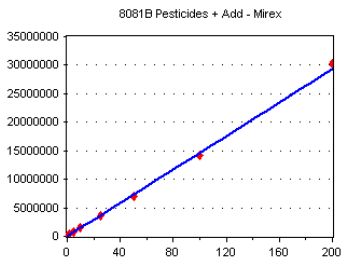


Standard	Concentration	Response	Response Factor	RT
OJ14056-CAL1	0.5	98085	196170.000	8.84
OJ14056-CAL2	1	176159	176159.000	8.84
OJ14056-CAL3	2	357211	178605.500	8.84
OJ14056-CAL4	5	864502	172900.400	8.84
OJ14056-CAL6	25	4376201	175048.000	8.84
OJ14056-CAL7	50	9551259	191025.200	8.84
OJ14056-CAL8	100	2.080942E+07	208094.200	8.84
OJ14056-CAL9	200	4.508691E+07	225434.600	8.84

AVE RF 190429.600 **RF RSD** 9.84 **AVE RT** 8.84

Mirex

Curve Fit: **QUADRATIC: Weighting: (1/a^2), Origin: Ignore**



Standard	Concentration	Response	Response Factor	RT
OJ14056-CALA	0.5	117218	234436.000	8.87
OJ14056-CALB	1	219913	219913.000	8.87
OJ14056-CALC	2	348236	174118.000	8.87
OJ14056-CALD	5	751440	150288.000	8.87
OJ14056-CALE	10	1482445	148244.500	8.87
OJ14056-CALF	25	3665359	146614.400	8.87
OJ14056-CALG	50	6988668	139773.400	8.87
OJ14056-CALH	100	1.421832E+07	142183.200	8.87
OJ14056-CALI	200	3.020977E+07	151048.800	8.87

AVE RF 167402.100 **RF RSD** 21.18 **AVE RT** 8.87

Element Calibration Review Sheet

Calibration ID: **A0J1506**

Instrument: **DUALECD5**

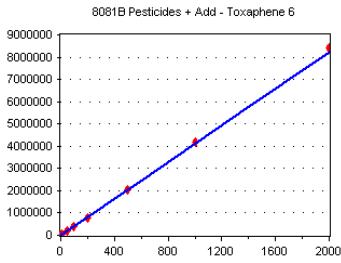
Calibration Date: **10/15/2020**

Analysis: **8081B Pesticides + Add**

Instrument Cal ID: **ECD5_QUANTPEST_20101**

Toxaphene 6

Curve Fit: **AVERAGE RF**

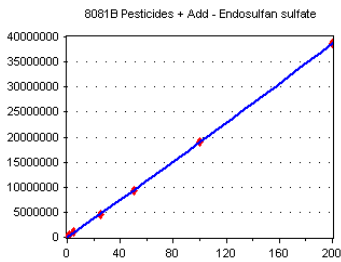


Standard	Concentration	Response	Factor	RT
OJ14056-CALQ	10	45002	4500.200	8.87
OJ14056-CALR	50	200646	4012.920	8.87
OJ14056-CALS	100	399552	3995.520	8.87
OJ14056-CALT	200	764046	3820.230	8.87
OJ14056-CALU	500	2040358	4080.716	8.87
OJ14056-CALV	1000	4173509	4173.509	8.87
OJ14056-CALW	2000	8420013	4210.006	8.87

AVE RF 4113.300 **RF RSD** 5.19 **AVE RT** 8.87

Endosulfan sulfate

Curve Fit: **QUADRATIC: Weighting: (1/a^2), Origin: Ignore**

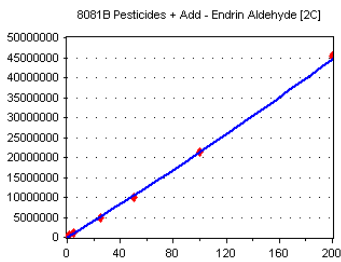


Standard	Concentration	Response	Factor	RT
OJ14056-CAL1	0.5	136316	272632.000	8.94
OJ14056-CAL2	1	224706	224706.000	8.94
OJ14056-CAL3	2	418629	209314.500	8.94
OJ14056-CAL4	5	988428	197685.600	8.94
OJ14056-CAL6	25	4608552	184342.100	8.94
OJ14056-CAL7	50	9319195	186383.900	8.94
OJ14056-CAL8	100	1.897665E+07	189766.500	8.94
OJ14056-CAL9	200	3.880484E+07	194024.200	8.94

AVE RF 207356.800 **RF RSD** 14.25 **AVE RT** 8.94

Endrin Aldehyde [2C]

Curve Fit: **QUADRATIC: Weighting: (1/a^2), Origin: Ignore**

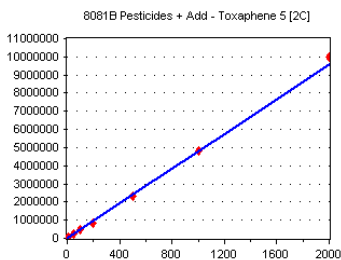


Standard	Concentration	Response	Factor	RT
OJ14056-CAL1	0.5	161530	323060.000	8.95
OJ14056-CAL2	1	281603	281603.000	8.95
OJ14056-CAL3	2	521610	260805.000	8.95
OJ14056-CAL4	5	1018074	203614.800	8.95
OJ14056-CAL6	25	4863133	194525.300	8.95
OJ14056-CAL7	50	1.012985E+07	202597.000	8.95
OJ14056-CAL8	100	2.136864E+07	213686.400	8.95
OJ14056-CAL9	200	4.527934E+07	226396.700	8.95

AVE RF 238286.000 **RF RSD** 19.24 **AVE RT** 8.95

Toxaphene 5 [2C]

Curve Fit: **AVERAGE RF**



Standard	Concentration	Response	Factor	RT
OJ14056-CALQ	10	56924	5692.400	8.95
OJ14056-CALR	50	231691	4633.820	8.95
OJ14056-CALS	100	453357	4533.570	8.95
OJ14056-CALT	200	841042	4205.210	8.95
OJ14056-CALU	500	2289232	4578.464	8.95
OJ14056-CALV	1000	4805037	4805.037	8.95
OJ14056-CALW	2000	1.001586E+07	5007.930	8.95

AVE RF 4779.490 **RF RSD** 9.88 **AVE RT** 8.95

Element Calibration Review Sheet

Calibration ID: **A0J1506**

Instrument: **DUALECD5**

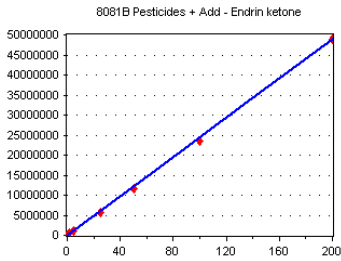
Calibration Date: **10/15/2020**

Analysis: **8081B Pesticides + Add**

Instrument Cal ID: **ECD5_QUANTPEST_20101**

Endrin ketone

Curve Fit: **AVERAGE RF**

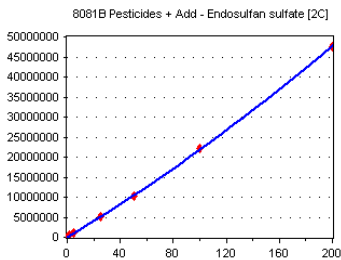


Standard	Concentration	Response	Response Factor	RT
OJ14056-CAL1	0.5	143156	286312.000	9.14
OJ14056-CAL2	1	256580	256580.000	9.14
OJ14056-CAL3	2	490417	245208.500	9.14
OJ14056-CAL4	5	1160086	232017.200	9.14
OJ14056-CAL6	25	5699447	227977.900	9.14
OJ14056-CAL7	50	1.151973E+07	230394.600	9.14
OJ14056-CAL8	100	2.355918E+07	235591.800	9.14
OJ14056-CAL9	200	4.890257E+07	244512.800	9.14

AVE RF 244824.400 **RF RSD** 7.87 **AVE RT** 9.14

Endosulfan sulfate [2C]

Curve Fit: **QUADRATIC: Weighting: (1/a^2), Origin: Ignore**

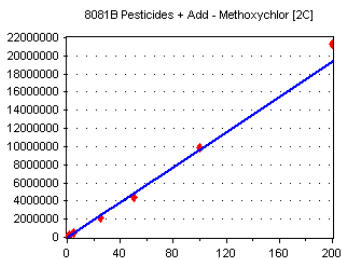


Standard	Concentration	Response	Response Factor	RT
OJ14056-CAL1	0.5	143250	286500.000	9.14
OJ14056-CAL2	1	235751	235751.000	9.15
OJ14056-CAL3	2	437332	218666.000	9.15
OJ14056-CAL4	5	1052641	210528.200	9.14
OJ14056-CAL6	25	5172587	206903.500	9.15
OJ14056-CAL7	50	1.030511E+07	206102.200	9.14
OJ14056-CAL8	100	2.225262E+07	222526.200	9.14
OJ14056-CAL9	200	4.751555E+07	237577.800	9.15

AVE RF 228069.400 **RF RSD** 11.63 **AVE RT** 9.14

Methoxychlor [2C]

Curve Fit: **AVERAGE RF**

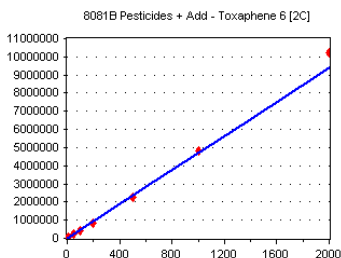


Standard	Concentration	Response	Response Factor	RT
OJ14056-CAL1	0.5	56609	113218.000	9.31
OJ14056-CAL2	1	99371	99371.000	9.31
OJ14056-CAL3	2	189005	94502.500	9.31
OJ14056-CAL4	5	439519	87903.800	9.31
OJ14056-CAL6	25	2132144	85285.760	9.31
OJ14056-CAL7	50	4372733	87454.660	9.31
OJ14056-CAL8	100	9914061	99140.610	9.31
OJ14056-CAL9	200	2.131793E+07	106589.600	9.31

AVE RF 96683.250 **RF RSD** 10.21 **AVE RT** 9.31

Toxaphene 6 [2C]

Curve Fit: **AVERAGE RF**



Standard	Concentration	Response	Response Factor	RT
OJ14056-CALQ	10	53664	5366.400	9.32
OJ14056-CALR	50	228420	4568.400	9.32
OJ14056-CALS	100	432629	4326.290	9.32
OJ14056-CALT	200	844436	4222.180	9.32
OJ14056-CALU	500	2250663	4501.326	9.32
OJ14056-CALV	1000	4795078	4795.078	9.32
OJ14056-CALW	2000	1.019871E+07	5099.355	9.32

AVE RF 4697.004 **RF RSD** 8.85 **AVE RT** 9.32

Element Calibration Review Sheet

Calibration ID: **A0J1506**

Instrument: **DUALECD5**

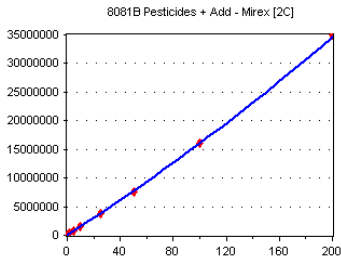
Calibration Date: **10/15/2020**

Analysis: **8081B Pesticides + Add**

Instrument Cal ID: **ECD5_QUANTPEST_20101**

Mirex [2C]

Curve Fit: **QUADRATIC: Weighting: (1/a^2), Origin: Ignore**

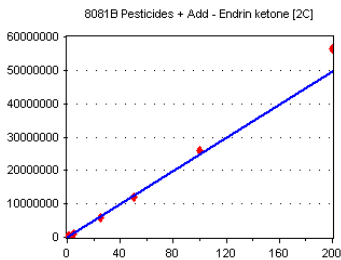


Standard	Concentration	Response	Response Factor	RT
OJ14056-CALA	0.5	124073	248146.000	9.52
OJ14056-CALB	1	218149	218149.000	9.52
OJ14056-CALC	2	358541	179270.500	9.52
OJ14056-CALD	5	768030	153606.000	9.52
OJ14056-CALE	10	1539687	153968.700	9.52
OJ14056-CALF	25	3817069	152682.800	9.52
OJ14056-CALG	50	7493572	149871.400	9.52
OJ14056-CALH	100	1.605623E+07	160562.300	9.52
OJ14056-CALI	200	3.493021E+07	174651.000	9.52

AVE RF 176767.500 **RF RSD** 19.43 **AVE RT** 9.52

Endrin ketone [2C]

Curve Fit: **AVERAGE RF**

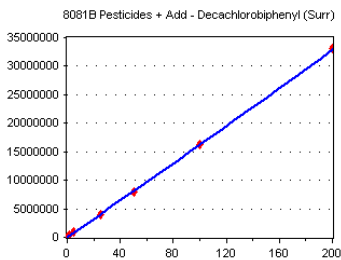


Standard	Concentration	Response	Response Factor	RT
OJ14056-CAL1	0.5	141257	282514.000	9.53
OJ14056-CAL2	1	241014	241014.000	9.53
OJ14056-CAL3	2	461874	230937.000	9.53
OJ14056-CAL4	5	1114109	222821.800	9.53
OJ14056-CAL6	25	5694932	227797.300	9.53
OJ14056-CAL7	50	1.199701E+07	239940.200	9.53
OJ14056-CAL8	100	2.60175E+07	260175.000	9.53
OJ14056-CAL9	200	5.652196E+07	282609.800	9.53

AVE RF 248476.100 **RF RSD** 9.60 **AVE RT** 9.53

Decachlorobiphenyl (Surr)

Curve Fit: **QUADRATIC: Weighting: (1/a^2), Origin: Ignore**

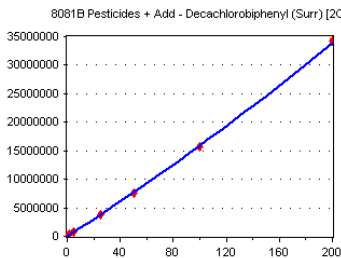


Standard	Concentration	Response	Response Factor	RT
OJ14056-CAL1	0.5	127242	254484.000	9.81
OJ14056-CAL2	1	210456	210456.000	9.81
OJ14056-CAL3	2	375364	187682.000	9.81
OJ14056-CAL4	5	864759	172951.800	9.81
OJ14056-CAL6	25	3915613	156624.500	9.81
OJ14056-CAL7	50	7973046	159460.900	9.81
OJ14056-CAL8	100	1.631254E+07	163125.400	9.81
OJ14056-CAL9	200	3.302394E+07	165119.700	9.81

AVE RF 183738.000 **RF RSD** 18.34 **AVE RT** 9.81

Decachlorobiphenyl (Surr) [2C]

Curve Fit: **QUADRATIC: Weighting: (1/a^2), Origin: Ignore**



Standard	Concentration	Response	Response Factor	RT
OJ14056-CAL1	0.5	102135	204270.000	10.37
OJ14056-CAL2	1	180596	180596.000	10.37
OJ14056-CAL3	2	330405	165202.500	10.37
OJ14056-CAL4	5	772851	154570.200	10.37
OJ14056-CAL6	25	3789238	151569.500	10.37
OJ14056-CAL7	50	7534139	150682.800	10.37
OJ14056-CAL8	100	1.571884E+07	157188.400	10.37
OJ14056-CAL9	200	3.42581E+07	171290.500	10.37

AVE RF 166921.200 **RF RSD** 10.98 **AVE RT** 10.37

CALIBRATION SEQUENCE REVIEW SHEET

SEQUENCE: 0J14056

Analysis Included

**1311/8081B TCLP Pest Reg List
1311/8081B TCLP Pest Reg List +ADD
1311/8081B TCLP Pesticides (All)
1311/8081B TCLP Pesticides + Add (All)
1312/8081B SPLP Pesticides
608.3 Pesticides
608.3 Additional
608.3 Chlordane
608.3 Pest (Chlordane)
608.3 Pest + Add (250mL) - Development
608.3 Pesticides (DDT Only)
608.3 Pesticides (SW)
608.3 Pesticides (SW) Full List
608.3 Pesticides (TTO)
608.3 Toxaphene
8081B Pesticides
8081B 2,4+4,4-DDx Only (+Add)
8081B Chlordane
8081B DDT Only
8081B Pesticides + Add
8081B Pesticides + Add (Diss)
8081B RSET FW Sed (+Add) (2016)
8081B RSET Sediment List (+Add)
8081B RSET Sediment Marine (2016) (+Add)
8081B Toxaphene**

CALIBRATION SEQUENCE REVIEW SHEET

SEQUENCE: 0J14056

INSTRUMENT SEQUENCE LOG

<u>SampleID</u>	<u>SampleName</u>	<u>Matrix</u>	<u>STDID</u>	<u>ISTD_ID</u>	<u>Analyzed</u>
0J14056-ICB1	Initial Cal Blank	Water	A20J148		10/14/2020 3:30:00PM
0J14056-CAL1	Cal Standard	Water	A20J229	"	10/14/2020 3:47:00PM
0J14056-CAL2	Cal Standard	Water	A20J230	"	10/14/2020 4:04:00PM
0J14056-CAL3	Cal Standard	Water	A20H471	"	10/14/2020 4:21:00PM
0J14056-CAL4	Cal Standard	Water	A20H472	"	10/14/2020 4:38:00PM
0J14056-CAL5	Cal Standard	Water	A20H473	"	10/14/2020 4:56:00PM
0J14056-CAL6	Cal Standard	Water	A20H474	"	10/14/2020 5:13:00PM
0J14056-CAL7	Cal Standard	Water	A20H475	"	10/14/2020 5:30:00PM
0J14056-CAL8	Cal Standard	Water	A20H476	"	10/14/2020 5:47:00PM
0J14056-CAL9	Cal Standard	Water	A20H470	"	10/14/2020 6:04:00PM
0J14056-ICV1	Initial Cal Check	Water	A20I130	"	10/14/2020 6:39:00PM
0J14056-CALA	Cal Standard	Water	A20J231	"	10/14/2020 6:56:00PM
0J14056-CALB	Cal Standard	Water	A20I180	"	10/14/2020 7:13:00PM
0J14056-CALC	Cal Standard	Water	A20I181	"	10/14/2020 7:30:00PM
0J14056-CALD	Cal Standard	Water	A20I182	"	10/14/2020 7:47:00PM
0J14056-CALE	Cal Standard	Water	A20I183	"	10/14/2020 8:04:00PM
0J14056-CALF	Cal Standard	Water	A20I184	"	10/14/2020 8:22:00PM
0J14056-CALG	Cal Standard	Water	A20I185	"	10/14/2020 8:39:00PM
0J14056-CALH	Cal Standard	Water	A20I186	"	10/14/2020 8:56:00PM
0J14056-CALI	Cal Standard	Water	A20I179	"	10/14/2020 9:13:00PM
0J14056-ICV2	Initial Cal Check	Water	A20I187	"	10/14/2020 9:47:00PM
0J14056-CALJ	Cal Standard	Water	A20J232	"	10/14/2020 10:05:00PM
0J14056-CALK	Cal Standard	Water	A20F057	"	10/14/2020 10:22:00PM
0J14056-CALL	Cal Standard	Water	A20F058	"	10/14/2020 10:39:00PM
0J14056-CALM	Cal Standard	Water	A20F059	"	10/14/2020 10:56:00PM
0J14056-CALN	Cal Standard	Water	A20F060	"	10/14/2020 11:14:00PM
0J14056-CALO	Cal Standard	Water	A20F061	"	10/14/2020 11:32:00PM
0J14056-CALP	Cal Standard	Water	A20F056	"	10/14/2020 11:49:00PM
0J14056-ICV3	Initial Cal Check	Water	A20F062	"	10/15/2020 12:24:00AM
0J14056-CALQ	Cal Standard	Water	A20J233	"	10/15/2020 12:41:00AM
0J14056-CALR	Cal Standard	Water	A20F064	"	10/15/2020 12:58:00AM
0J14056-CALS	Cal Standard	Water	A20F065	"	10/15/2020 1:15:00AM
0J14056-CALT	Cal Standard	Water	A20F066	"	10/15/2020 1:33:00AM
0J14056-CALU	Cal Standard	Water	A20D430	"	10/15/2020 1:50:00AM
0J14056-CALV	Cal Standard	Water	A20D431	"	10/15/2020 2:07:00AM
0J14056-CALW	Cal Standard	Water	A20F063	"	10/15/2020 2:24:00AM
0J14056-ICV4	Initial Cal Check	Water	A20F067	"	10/15/2020 2:59:00AM

CALIBRATION STANDARD RECOVERIES

Calibration: **A0J1506**

Instrument: **DUALECD5F**

1311/8081B TCLP Pest Reg L

Sequence: **0J14056**

Matrix: **Water**

0J14056-CAL1	Inst. MRL	Recalc Res.	Cal Level	%Rec.	Qual
0J14056-CAL2	Inst. MRL	Recalc Res.	Cal Level	%Rec.	Qual
0J14056-CAL3	Inst. MRL	Recalc Res.	Cal Level	%Rec.	Qual

CALIBRATION SEQUENCE REVIEW SHEET

SEQUENCE: 0J14056

0J14056-CAL4	Inst. MRL	Recalc Res.	Cal Level	%Rec.	Qual
0J14056-CAL5	Inst. MRL	Recalc Res.	Cal Level	%Rec.	Qual
0J14056-CAL6	Inst. MRL	Recalc Res.	Cal Level	%Rec.	Qual
0J14056-CAL7	Inst. MRL	Recalc Res.	Cal Level	%Rec.	Qual
0J14056-CAL8	Inst. MRL	Recalc Res.	Cal Level	%Rec.	Qual
0J14056-CAL9	Inst. MRL	Recalc Res.	Cal Level	%Rec.	Qual
0J14056-CALA	Inst. MRL	Recalc Res.	Cal Level	%Rec.	Qual
0J14056-CALB	Inst. MRL	Recalc Res.	Cal Level	%Rec.	Qual
0J14056-CALC	Inst. MRL	Recalc Res.	Cal Level	%Rec.	Qual
0J14056-CALD	Inst. MRL	Recalc Res.	Cal Level	%Rec.	Qual
0J14056-CALE	Inst. MRL	Recalc Res.	Cal Level	%Rec.	Qual
0J14056-CALF	Inst. MRL	Recalc Res.	Cal Level	%Rec.	Qual
0J14056-CALG	Inst. MRL	Recalc Res.	Cal Level	%Rec.	Qual
0J14056-CALH	Inst. MRL	Recalc Res.	Cal Level	%Rec.	Qual
0J14056-CALI	Inst. MRL	Recalc Res.	Cal Level	%Rec.	Qual
0J14056-CALJ	Inst. MRL	Recalc Res.	Cal Level	%Rec.	Qual
0J14056-CALK	Inst. MRL	Recalc Res.	Cal Level	%Rec.	Qual
0J14056-CALL	Inst. MRL	Recalc Res.	Cal Level	%Rec.	Qual
0J14056-CALM	Inst. MRL	Recalc Res.	Cal Level	%Rec.	Qual
0J14056-CALN	Inst. MRL	Recalc Res.	Cal Level	%Rec.	Qual
0J14056-CALO	Inst. MRL	Recalc Res.	Cal Level	%Rec.	Qual
Chlordane (Technical)	940.0000	0.00	1000	0	
Chlordane (Technical) [2C]	940.0000	0.00	1000	0	
0J14056-CALP	Inst. MRL	Recalc Res.	Cal Level	%Rec.	Qual
Chlordane (Technical)	940.0000	0.00	2000	0	
Chlordane (Technical) [2C]	940.0000	0.00	2000	0	
0J14056-CALQ	Inst. MRL	Recalc Res.	Cal Level	%Rec.	Qual
0J14056-CALR	Inst. MRL	Recalc Res.	Cal Level	%Rec.	Qual
0J14056-CALS	Inst. MRL	Recalc Res.	Cal Level	%Rec.	Qual
0J14056-CALT	Inst. MRL	Recalc Res.	Cal Level	%Rec.	Qual
0J14056-CALU	Inst. MRL	Recalc Res.	Cal Level	%Rec.	Qual

CALIBRATION SEQUENCE REVIEW SHEET

SEQUENCE: 0J14056

0J14056-CALV	Inst. MRL	Recalc Res.	Cal Level	%Rec.	Qual
Toxaphene (Total)	940.0000	0.00	1000	0	
Toxaphene (Total) [2C]	940.0000	0.00	1000	0	
0J14056-CALW	Inst. MRL	Recalc Res.	Cal Level	%Rec.	Qual
Toxaphene (Total)	940.0000	0.00	2000	0	
Toxaphene (Total) [2C]	940.0000	0.00	2000	0	

Compounds listed above have recalculated recoveries outside 70-130% of the true values, and the calibration levels are above the reporting level. If no compounds are listed, all are OK. Please see the next section for quadratic fit compounds.

Analytes With Quadratic Curve Fits

Qualifier iMDL iMRL Spike Amt %Difference OK? Raise MRL to ?

Analytes listed above have quadratic curve fits. If they are using a weighting option, they must be checked against the requested curve points to determine if the recalculated results are within limits (70-130 or as specified).

ICV RECOVERIES

Calibration: **A0J1506**

Instrument: **DUALECD5F**

608.3 Pest + Add (250mL) - Dc

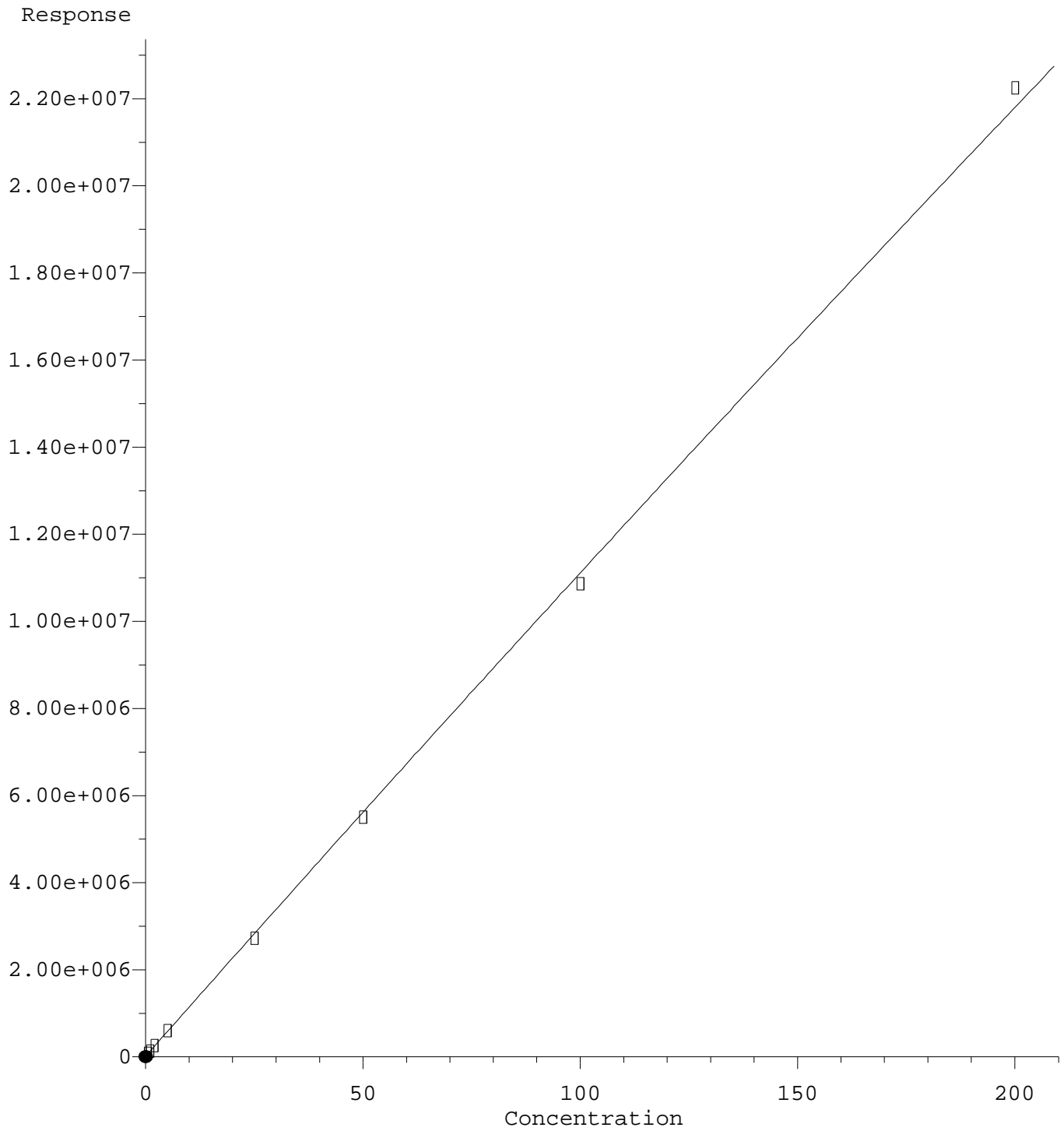
Sequence: **0J14056**

Matrix: **Water**

0J14056-ICV1	Inst. MRL	ICV Level	Result	%Rec.	Qual
0J14056-ICV2	Inst. MRL	ICV Level	Result	%Rec.	Qual
0J14056-ICV3	Inst. MRL	ICV Level	Result	%Rec.	Qual
0J14056-ICV4	Inst. MRL	ICV Level	Result	%Rec.	Qual

Compounds listed above have Initial Calibration Verification standard recoveries outside 70-130% of the true values. If no compounds are listed, all have passing recoveries.

b-BHC



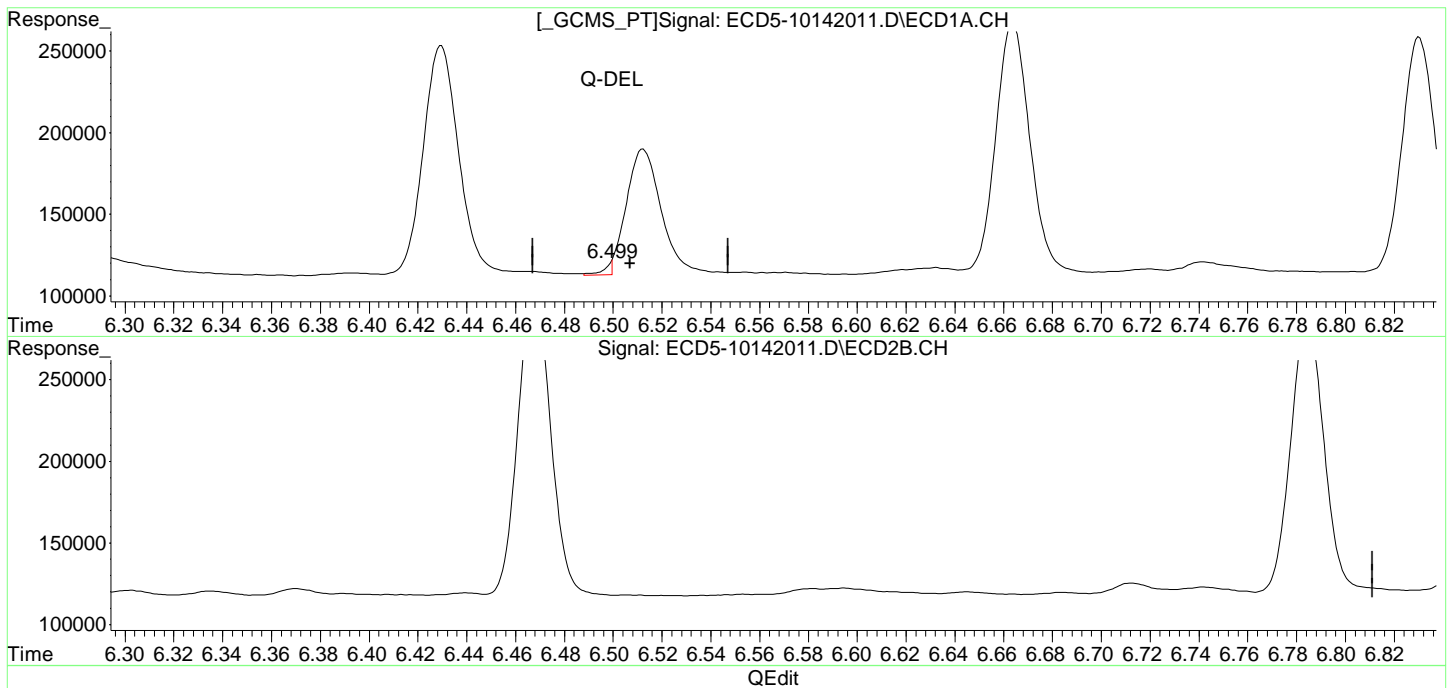
R = -1.99e+001 A*A + 1.13e+005 A + 2.12e+004
Coef of Det (r^2) = 0.999 Curve Fit: Quadratic w(1/a^2)
Method Name: C:\msdchem\1\methods\ECD5_QUANTPEST_201014.M
Calibration Table Last Updated: Thu Oct 15 11:14:22 2020

Quantitation Report (Qedit)

Data Path : C:\msdchem\1\data\2020-10\0J14056\REQUANT\
Data File : ECD5-10142011.D
Signal(s) : Signal #1: ECD1A.CH Signal #2: ECD2B.CH
Acq On : 14 Oct 2020 15:47
Operator : MJB
Sample : 0J14056-CAL1
Misc : A20J229, AB 0.5 ppb
ALS Vial : 4 (Sig #1); 0 (Sig #2) Sample Multiplier: 1

Integration File signal 1: PEST1.e
Integration File signal 2: PEST2.e
Quant Time: Oct 14 18:33:13 2020
Quant Method : C:\msdchem\1\methods\ECD5_QUANTPEST_201014.M
Quant Title : Instrument: DualECD5
QLast Update : Wed Oct 14 18:23:10 2020
Response via : Initial Calibration
Integrator: ChemStation 6890 Scale Mode: Small noise peaks clipped

Volume Inj. : 2uL
Signal #1 Phase : Rtx-CLPesticides Signal #2 Phase: Rtx-CLPesticides2
Signal #1 Info : 30m X 0.32mm X 0. Signal #2 Info : 30m X 0.32mm X 0.25um

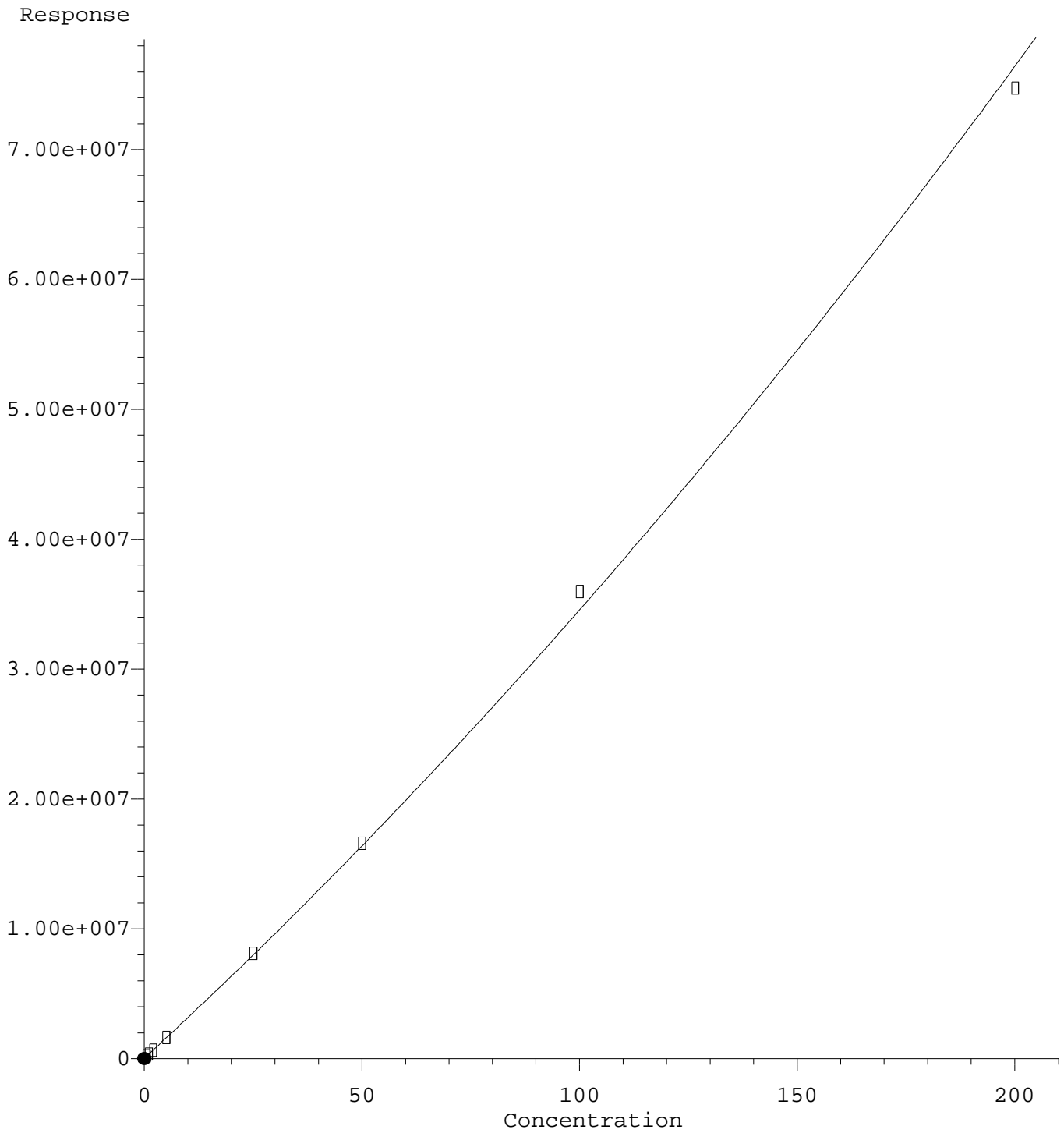


(4) b-BHC
~~6.499min 5685.373 ng/mL m-~~
response 7407

MJB 10/15/20

(4) b-BHC #2
6.853min 0.596 ng/mL
response 90501

d-BHC #2



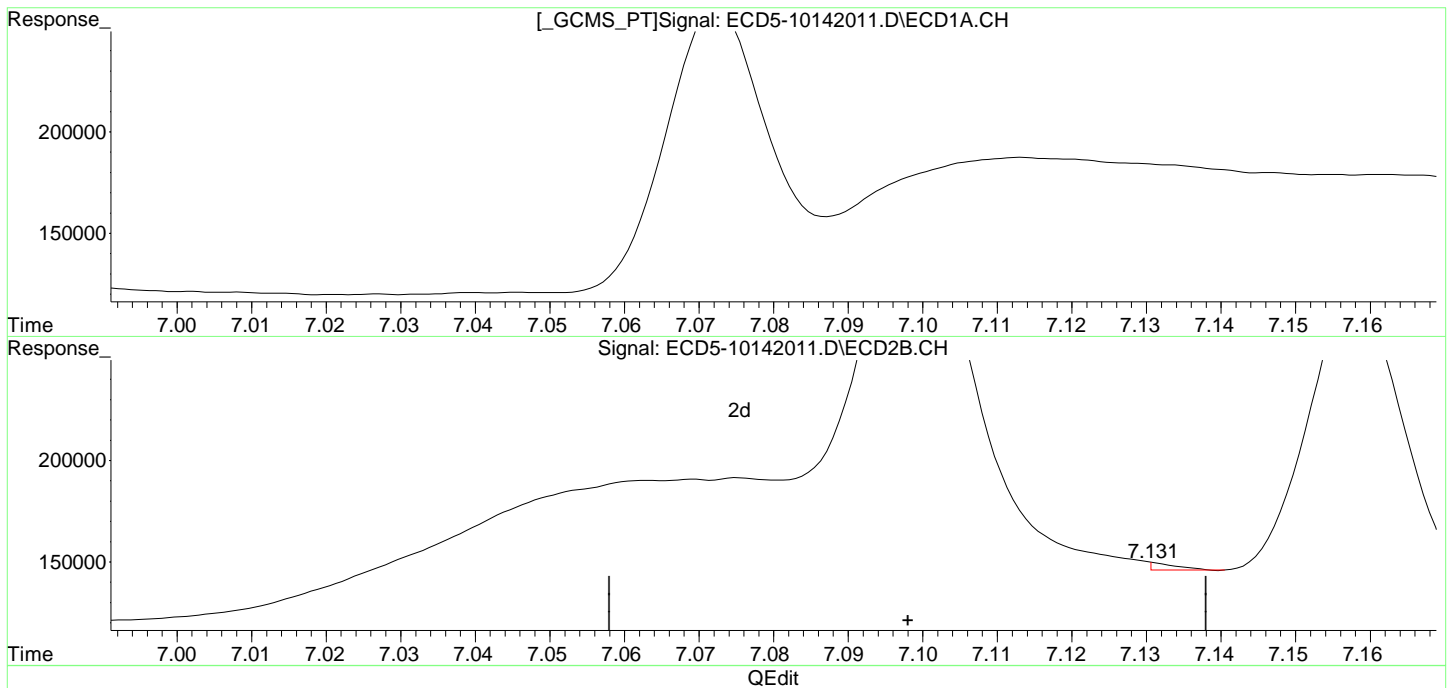
R = 3.70e+002 A*A + 3.08e+005 A + 5.97e+004
Coef of Det (r^2) = 0.999 Curve Fit: Quadratic w(1/a^2)
Method Name: C:\msdchem\1\methods\ECD5_QUANTPEST_201014.M
Calibration Table Last Updated: Thu Oct 15 11:14:22 2020

Quantitation Report (Qedit)

Data Path : C:\msdchem\1\data\2020-10\0J14056\REQUANT\
Data File : ECD5-10142011.D
Signal(s) : Signal #1: ECD1A.CH Signal #2: ECD2B.CH
Acq On : 14 Oct 2020 15:47
Operator : MJB
Sample : 0J14056-CAL1
Misc : A20J229, AB 0.5 ppb
ALS Vial : 4 (Sig #1); 0 (Sig #2) Sample Multiplier: 1

Integration File signal 1: PEST1.e
Integration File signal 2: PEST2.e
Quant Time: Oct 14 18:33:13 2020
Quant Method : C:\msdchem\1\methods\ECD5_QUANTPEST_201014.M
Quant Title : Instrument: DualECD5
QLast Update : Wed Oct 14 18:23:10 2020
Response via : Initial Calibration
Integrator: ChemStation 6890 Scale Mode: Small noise peaks clipped

Volume Inj. : 2uL
Signal #1 Phase : Rtx-CLPesticides Signal #2 Phase: Rtx-CLPesticides2
Signal #1 Info : 30m X 0.32mm X 0. Signal #2 Info : 30m X 0.32mm X 0.25um

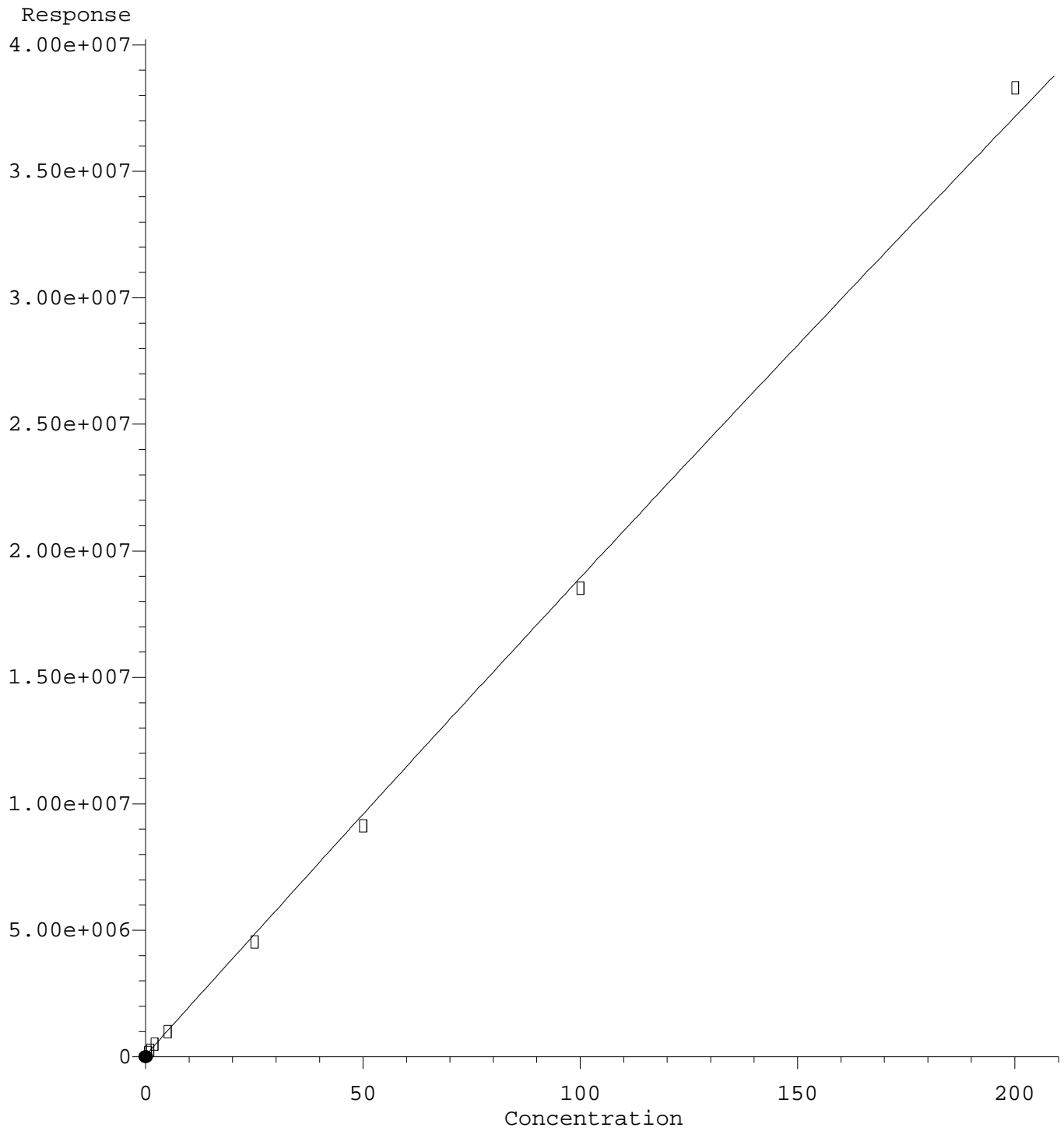


(6) d-BHC
6.664min 0.559 ng/mL
response 153083

MJB 10/15/20

(6) d-BHC #2
7.131min -0.181 ng/mL m
response 3968

Endrin Aldehyde



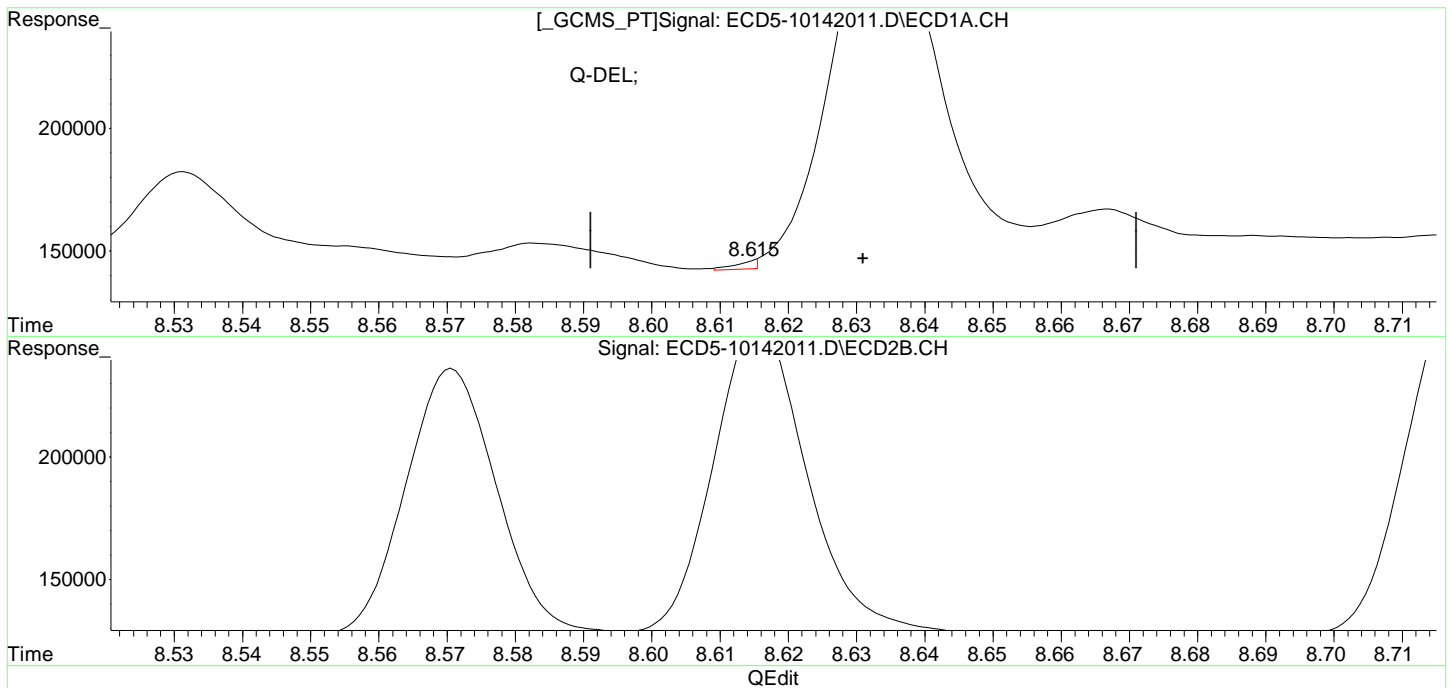
R = -3.19e+001 A*A + 1.92e+005 A + 6.98e+004
Coef of Det (r^2) = 0.994 Curve Fit: Quadratic w(1/a^2)
Method Name: C:\msdchem\1\methods\ECD5_QUANTPEST_201014.M
Calibration Table Last Updated: Thu Oct 15 11:14:22 2020

Quantitation Report (Qedit)

Data Path : C:\msdchem\1\data\2020-10\0J14056\REQUANT\
Data File : ECD5-10142011.D
Signal(s) : Signal #1: ECD1A.CH Signal #2: ECD2B.CH
Acq On : 14 Oct 2020 15:47
Operator : MJB
Sample : 0J14056-CAL1
Misc : A20J229, AB 0.5 ppb
ALS Vial : 4 (Sig #1); 0 (Sig #2) Sample Multiplier: 1

Integration File signal 1: PEST1.e
Integration File signal 2: PEST2.e
Quant Time: Oct 14 18:33:13 2020
Quant Method : C:\msdchem\1\methods\ECD5_QUANTPEST_201014.M
Quant Title : Instrument: DualECD5
QLast Update : Wed Oct 14 18:23:10 2020
Response via : Initial Calibration
Integrator: ChemStation 6890 Scale Mode: Small noise peaks clipped

Volume Inj. : 2uL
Signal #1 Phase : Rtx-CLPesticides Signal #2 Phase: Rtx-CLPesticides2
Signal #1 Info : 30m X 0.32mm X 0. Signal #2 Info : 30m X 0.32mm X 0.25um

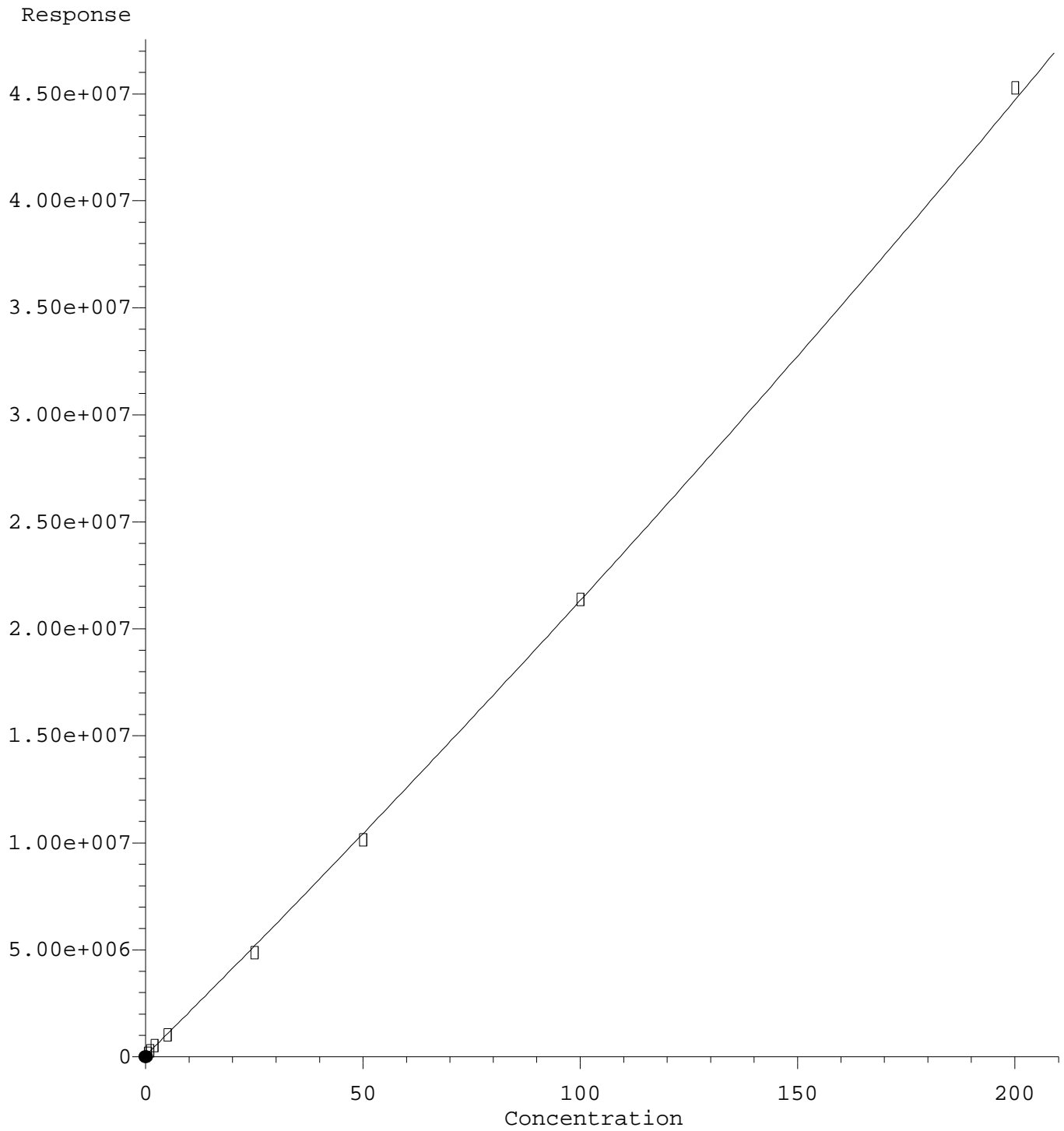


(18) Endrin Aldehyde
~~8.615min 6021.211 ng/mL m-~~
response ~~3457~~

MJB 10/15/20

(18) Endrin Aldehyde #2
8.951min 0.471 ng/mL
response 161530

Endrin Aldehyde #2



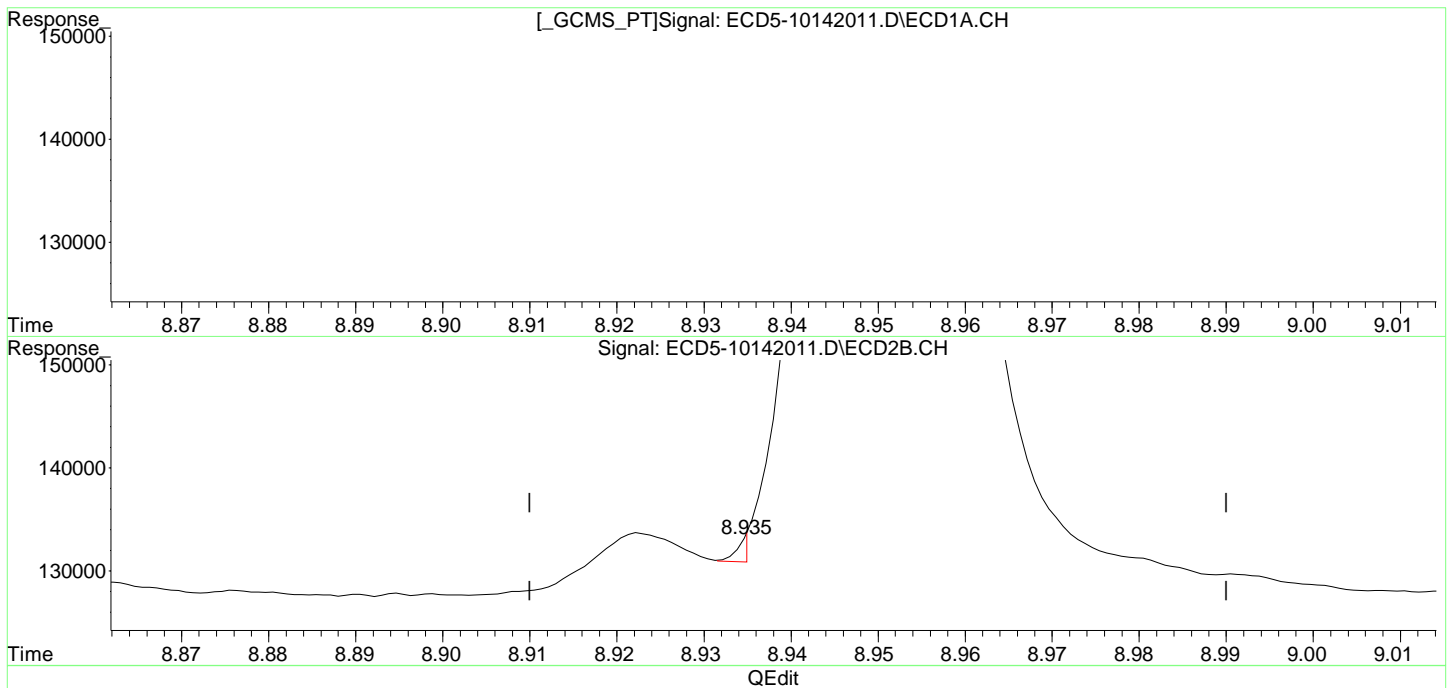
R = 1.07e+002 A*A + 2.02e+005 A + 6.63e+004
Coef of Det (r^2) = 0.994 Curve Fit: Quadratic w(1/a^2)
Method Name: C:\msdchem\1\methods\ECD5_QUANTPEST_201014.M
Calibration Table Last Updated: Thu Oct 15 11:14:22 2020

Quantitation Report (Qedit)

Data Path : C:\msdchem\1\data\2020-10\0J14056\REQUANT\
Data File : ECD5-10142011.D
Signal(s) : Signal #1: ECD1A.CH Signal #2: ECD2B.CH
Acq On : 14 Oct 2020 15:47
Operator : MJB
Sample : 0J14056-CAL1
Misc : A20J229, AB 0.5 ppb
ALS Vial : 4 (Sig #1); 0 (Sig #2) Sample Multiplier: 1

Integration File signal 1: PEST1.e
Integration File signal 2: PEST2.e
Quant Time: Oct 14 18:33:13 2020
Quant Method : C:\msdchem\1\methods\ECD5_QUANTPEST_201014.M
Quant Title : Instrument: DualECD5
QLast Update : Wed Oct 14 18:23:10 2020
Response via : Initial Calibration
Integrator: ChemStation 6890 Scale Mode: Small noise peaks clipped

Volume Inj. : 2uL
Signal #1 Phase : Rtx-CLPesticides Signal #2 Phase: Rtx-CLPesticides2
Signal #1 Info : 30m X 0.32mm X 0. Signal #2 Info : 30m X 0.32mm X 0.25um

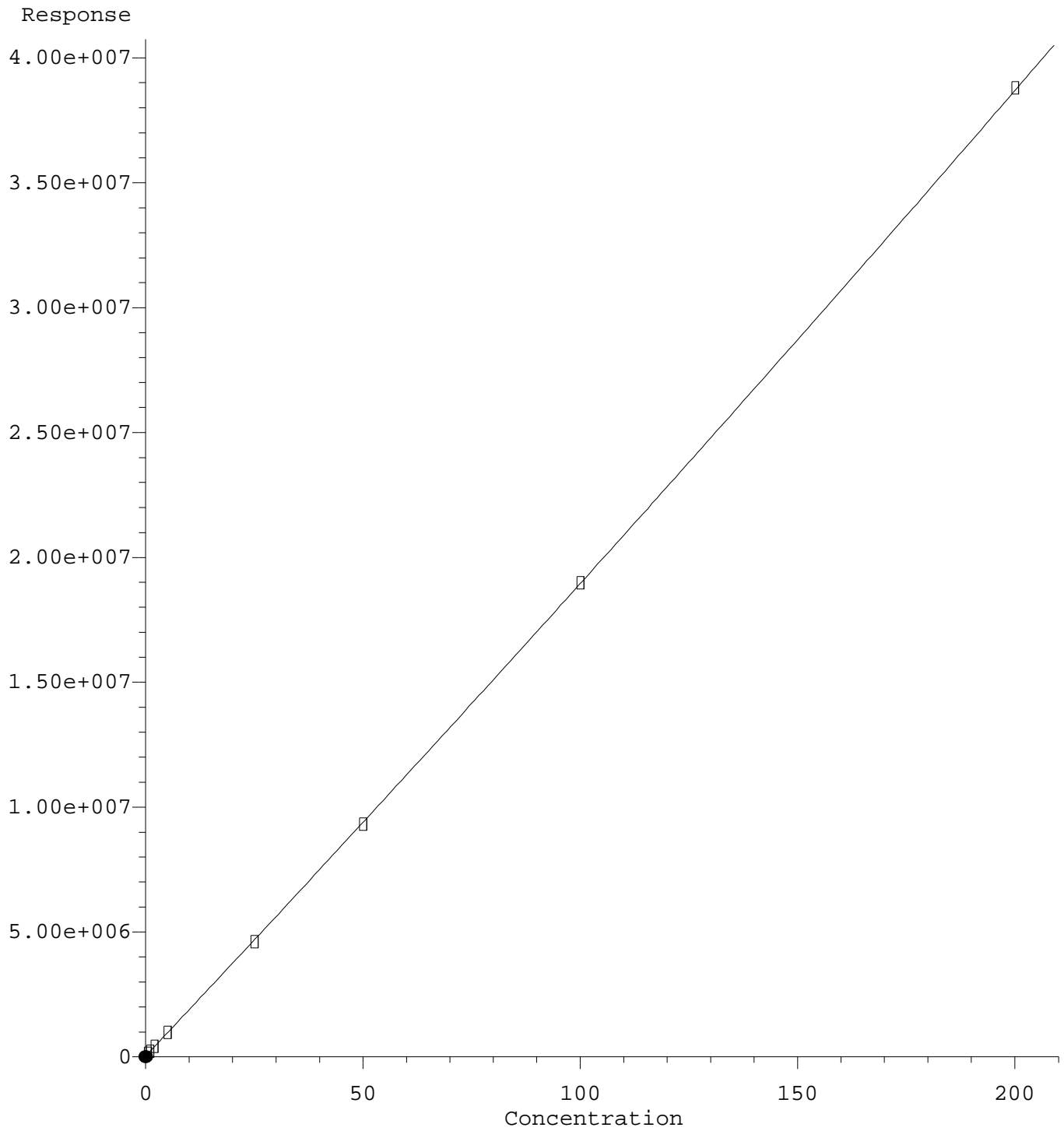


(18) Endrin Aldehyde
8.615min 6021.211 ng/mL m
response 3157

MJB 10/15/20

(18) Endrin Aldehyde #2
8.935min -0.317 ng/mL m
response 2295

Endosulfan Sulfate



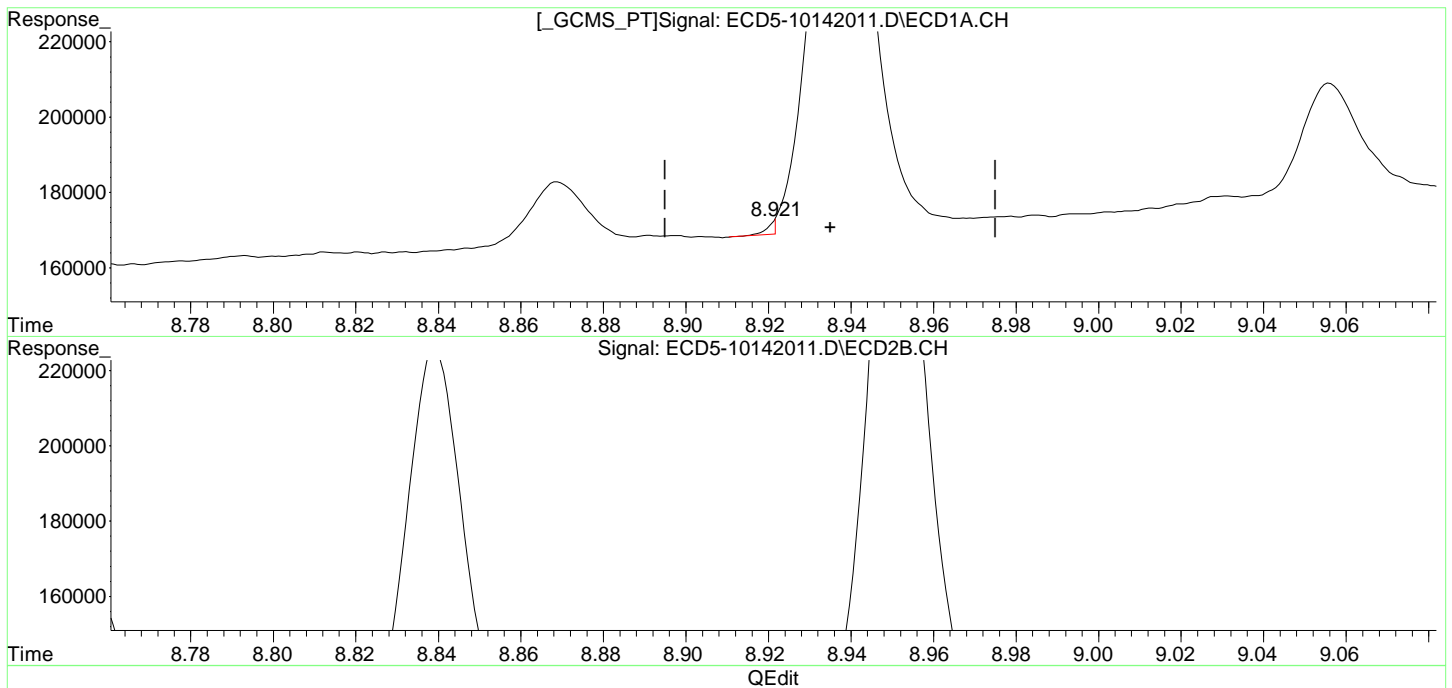
R = 4.26e+001 A*A + 1.85e+005 A + 4.35e+004
Coef of Det (r^2) = 1.000 Curve Fit: Quadratic w(1/a^2)
Method Name: C:\msdchem\1\methods\ECD5_QUANTPEST_201014.M
Calibration Table Last Updated: Thu Oct 15 11:14:22 2020

Quantitation Report (Qedit)

Data Path : C:\msdchem\1\data\2020-10\0J14056\REQUANT\
Data File : ECD5-10142011.D
Signal(s) : Signal #1: ECD1A.CH Signal #2: ECD2B.CH
Acq On : 14 Oct 2020 15:47
Operator : MJB
Sample : 0J14056-CAL1
Misc : A20J229, AB 0.5 ppb
ALS Vial : 4 (Sig #1); 0 (Sig #2) Sample Multiplier: 1

Integration File signal 1: PEST1.e
Integration File signal 2: PEST2.e
Quant Time: Oct 14 18:33:13 2020
Quant Method : C:\msdchem\1\methods\ECD5_QUANTPEST_201014.M
Quant Title : Instrument: DualECD5
QLast Update : Wed Oct 14 18:23:10 2020
Response via : Initial Calibration
Integrator: ChemStation 6890 Scale Mode: Small noise peaks clipped

Volume Inj. : 2uL
Signal #1 Phase : Rtx-CLPesticides Signal #2 Phase: Rtx-CLPesticides2
Signal #1 Info : 30m X 0.32mm X 0. Signal #2 Info : 30m X 0.32mm X 0.25um

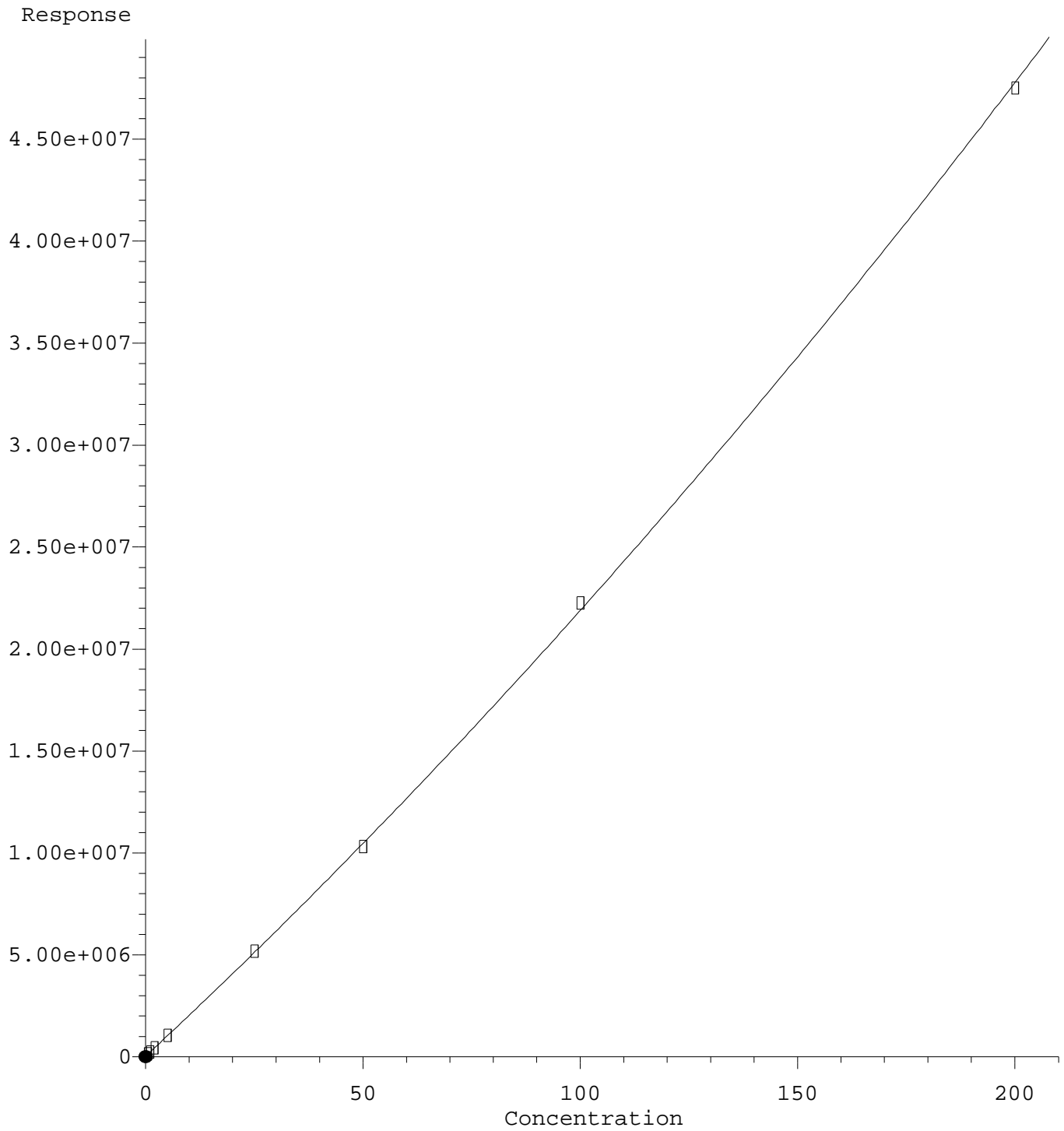


(19) Endosulfan Sulfate
8.921min -0.216 ng/mL m
response 3508

MJB 10/15/20

(19) Endosulfan Sulfate #2
9.144min 0.507 ng/mL
response 143250

Endosulfan Sulfate #2



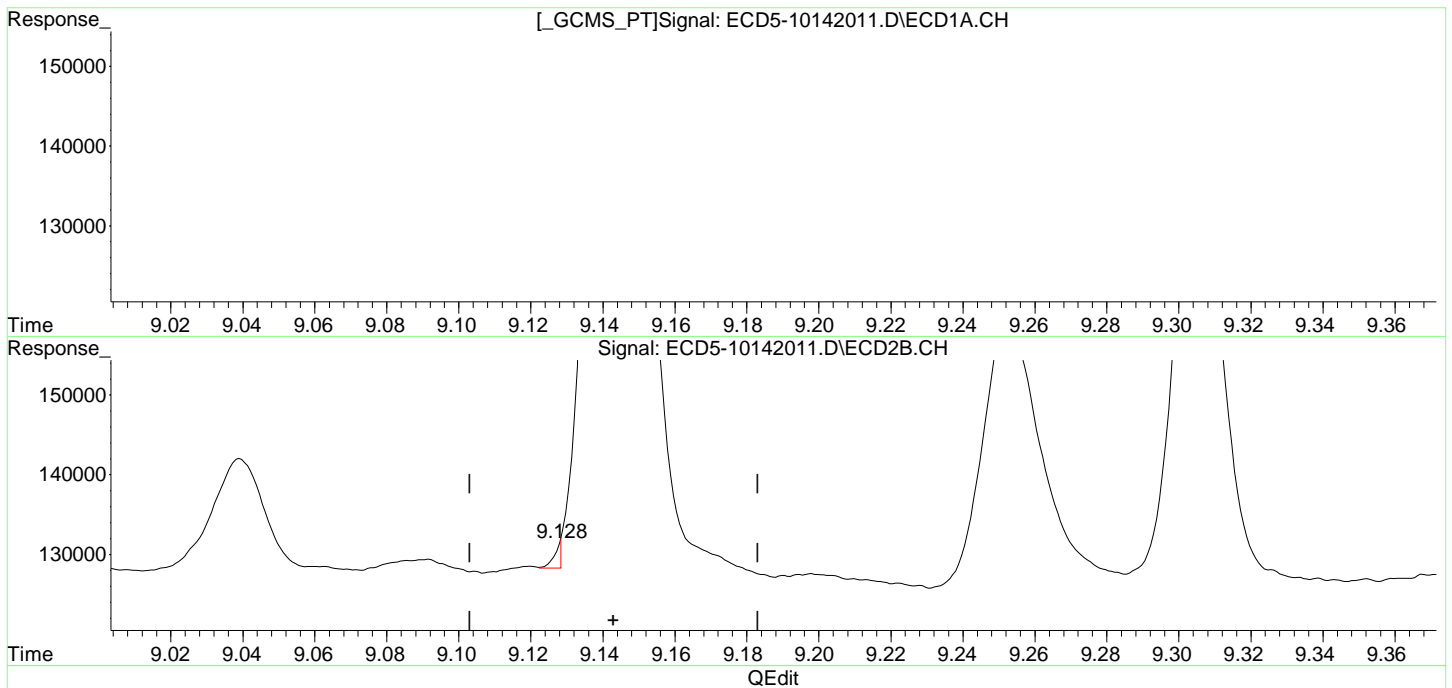
R = 2.03e+002 A*A + 1.98e+005 A + 4.27e+004
Coef of Det (r^2) = 1.000 Curve Fit: Quadratic w(1/a^2)
Method Name: C:\msdchem\1\methods\ECD5_QUANTPEST_201014.M
Calibration Table Last Updated: Thu Oct 15 11:14:22 2020

Quantitation Report (Qedit)

Data Path : C:\msdchem\1\data\2020-10\0J14056\REQUANT\
Data File : ECD5-10142011.D
Signal(s) : Signal #1: ECD1A.CH Signal #2: ECD2B.CH
Acq On : 14 Oct 2020 15:47
Operator : MJB
Sample : 0J14056-CAL1
Misc : A20J229, AB 0.5 ppb
ALS Vial : 4 (Sig #1); 0 (Sig #2) Sample Multiplier: 1

Integration File signal 1: PEST1.e
Integration File signal 2: PEST2.e
Quant Time: Oct 14 18:33:13 2020
Quant Method : C:\msdchem\1\methods\ECD5_QUANTPEST_201014.M
Quant Title : Instrument: DualECD5
QLast Update : Wed Oct 14 18:23:10 2020
Response via : Initial Calibration
Integrator: ChemStation 6890 Scale Mode: Small noise peaks clipped

Volume Inj. : 2uL
Signal #1 Phase : Rtx-CLPesticides Signal #2 Phase: Rtx-CLPesticides2
Signal #1 Info : 30m X 0.32mm X 0. Signal #2 Info : 30m X 0.32mm X 0.25um

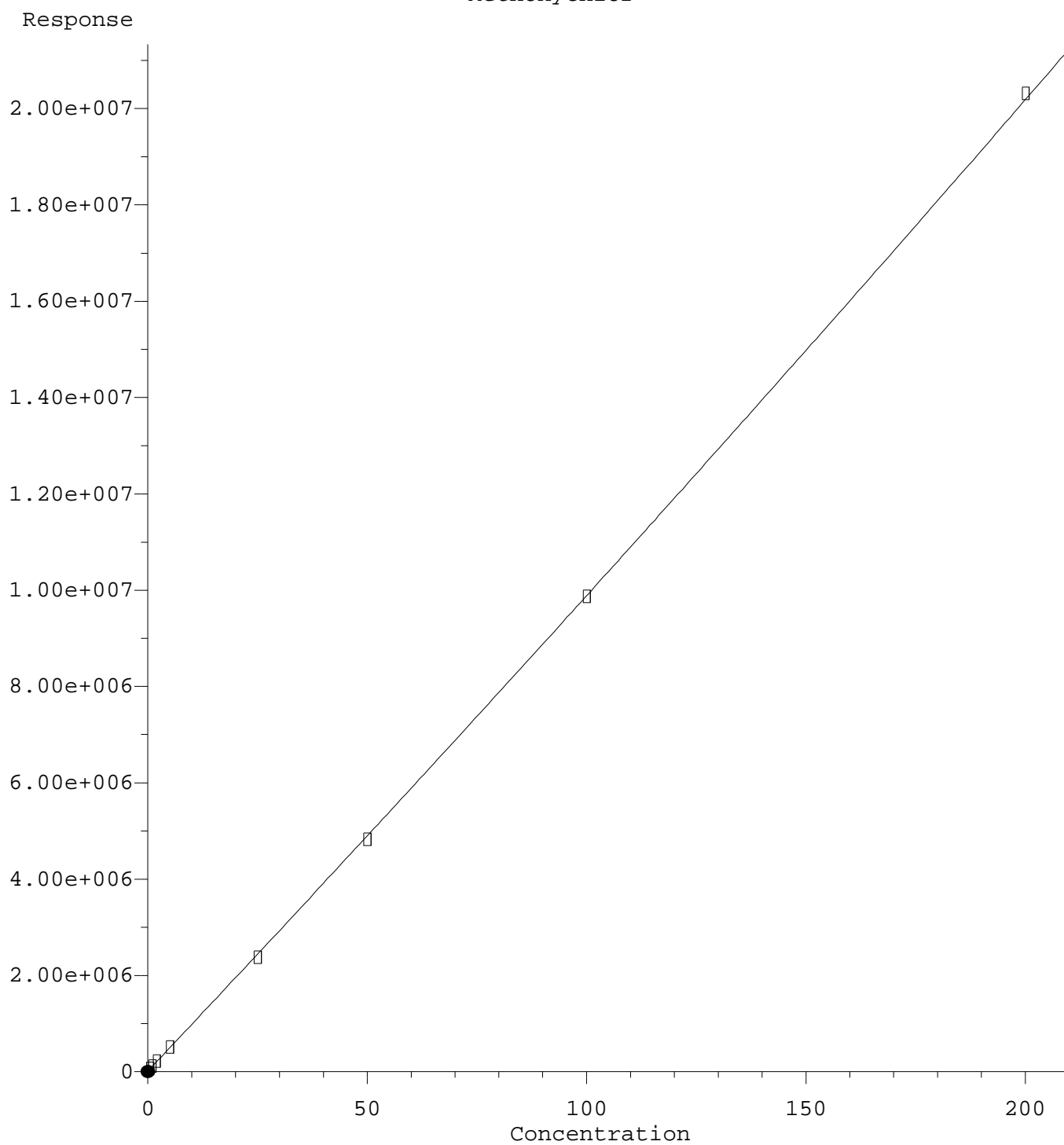


(19) Endosulfan Sulfate
8.921min -0.216 ng/mL m
response 3508

MJB 10/15/20

(19) Endosulfan Sulfate #2
9.128min -0.200 ng/mL m
response 3160

Methoxychlor



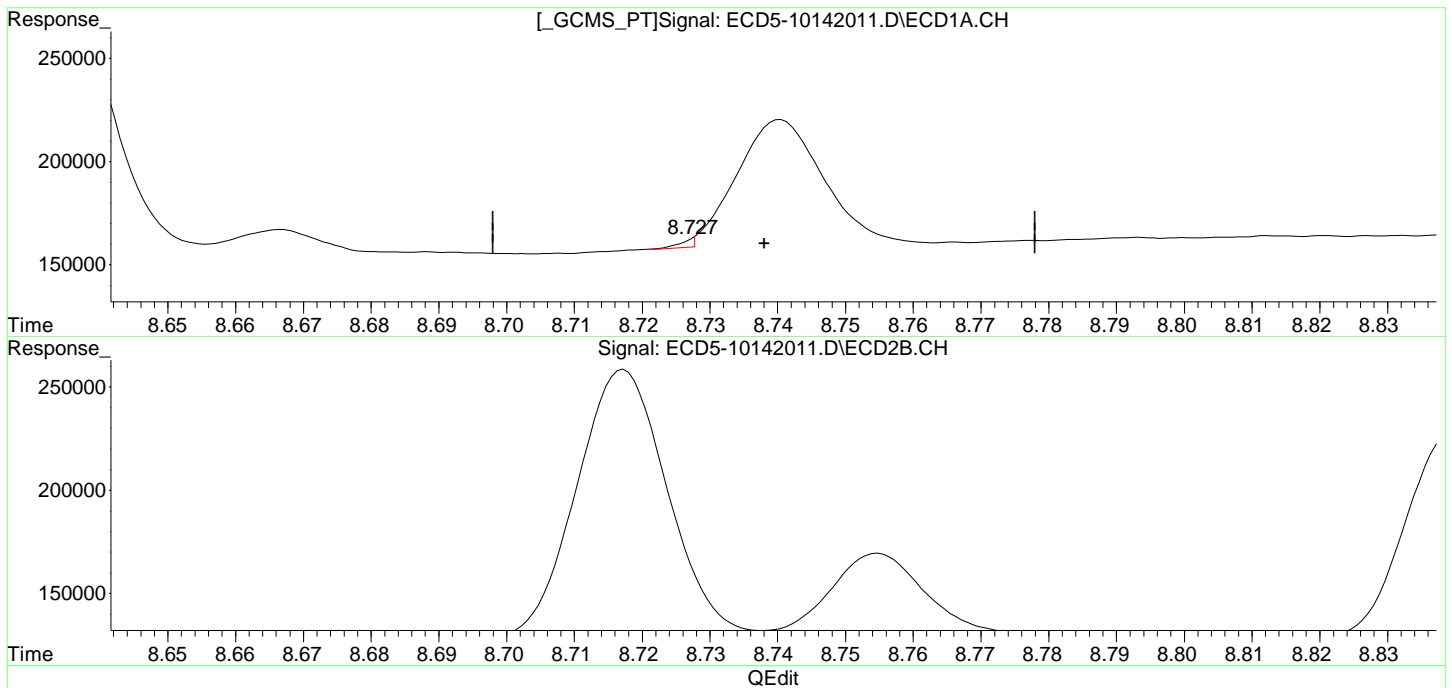
R = 2.20e+001 A*A + 9.65e+004 A + 1.87e+004
Coef of Det (r^2) = 1.000 Curve Fit: Quadratic w(1/a^2)
Method Name: C:\msdchem\1\methods\ECD5_QUANTPEST_201014.M
Calibration Table Last Updated: Thu Oct 15 11:14:22 2020

Quantitation Report (Qedit)

Data Path : C:\msdchem\1\data\2020-10\0J14056\REQUANT\
Data File : ECD5-10142011.D
Signal(s) : Signal #1: ECD1A.CH Signal #2: ECD2B.CH
Acq On : 14 Oct 2020 15:47
Operator : MJB
Sample : 0J14056-CAL1
Misc : A20J229, AB 0.5 ppb
ALS Vial : 4 (Sig #1); 0 (Sig #2) Sample Multiplier: 1

Integration File signal 1: PEST1.e
Integration File signal 2: PEST2.e
Quant Time: Oct 14 18:33:13 2020
Quant Method : C:\msdchem\1\methods\ECD5_QUANTPEST_201014.M
Quant Title : Instrument: DualECD5
QLast Update : Wed Oct 14 18:23:10 2020
Response via : Initial Calibration
Integrator: ChemStation 6890 Scale Mode: Small noise peaks clipped

Volume Inj. : 2uL
Signal #1 Phase : Rtx-CLPesticides Signal #2 Phase: Rtx-CLPesticides2
Signal #1 Info : 30m X 0.32mm X 0. Signal #2 Info : 30m X 0.32mm X 0.25um



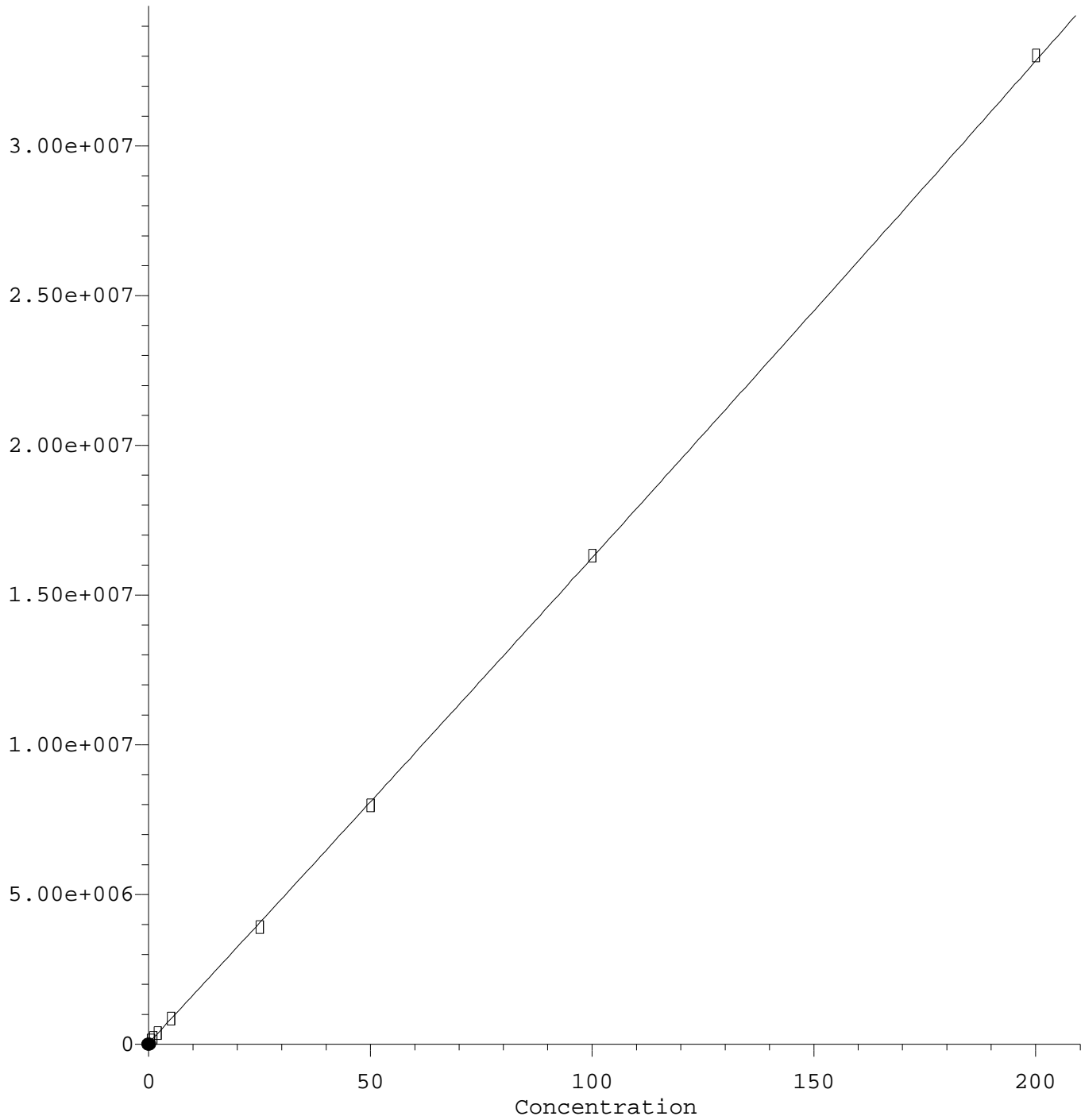
(20) Methoxychlor
8.727min -0.153 ng/mL m
response 3942

MJB 10/15/20

(20) Methoxychlor #2
9.305min 0.586 ng/mL
response 56609

DCBP (S)

Response



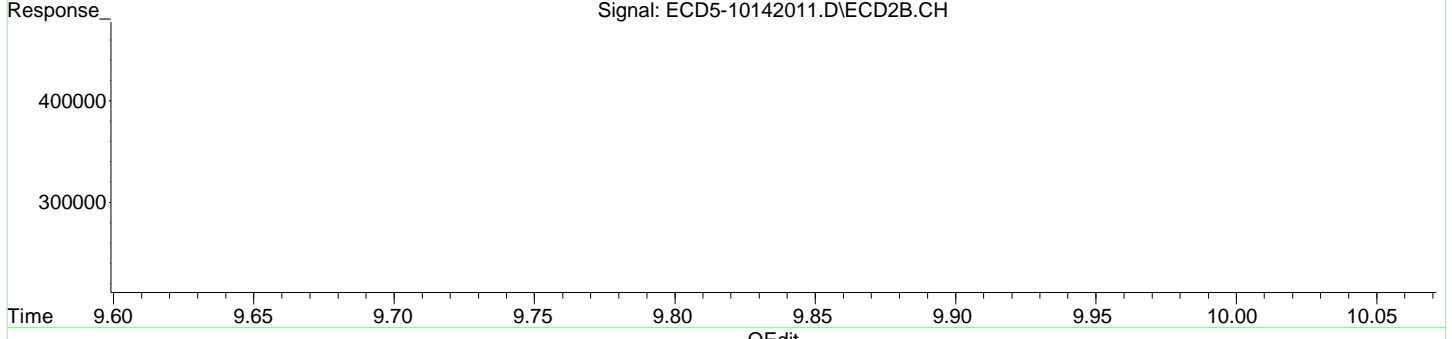
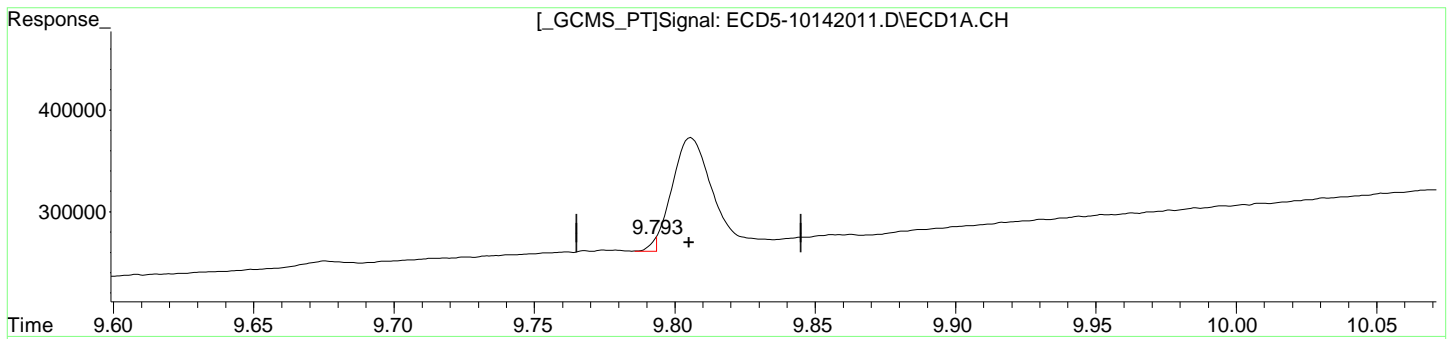
R = 2.00e+001 A*A + 1.60e+005 A + 4.83e+004
Coef of Det (r^2) = 0.999 Curve Fit: Quadratic w(1/a^2)
Method Name: C:\msdchem\1\methods\ECD5_QUANTPEST_201014.M
Calibration Table Last Updated: Thu Oct 15 11:14:22 2020

Quantitation Report (Qedit)

Data Path : C:\msdchem\1\data\2020-10\0J14056\REQUANT\
Data File : ECD5-10142011.D
Signal(s) : Signal #1: ECD1A.CH Signal #2: ECD2B.CH
Acq On : 14 Oct 2020 15:47
Operator : MJB
Sample : 0J14056-CAL1
Misc : A20J229, AB 0.5 ppb
ALS Vial : 4 (Sig #1); 0 (Sig #2) Sample Multiplier: 1

Integration File signal 1: PEST1.e
Integration File signal 2: PEST2.e
Quant Time: Oct 14 18:33:13 2020
Quant Method : C:\msdchem\1\methods\ECD5_QUANTPEST_201014.M
Quant Title : Instrument: DualECD5
QLast Update : Wed Oct 14 18:23:10 2020
Response via : Initial Calibration
Integrator: ChemStation 6890 Scale Mode: Small noise peaks clipped

Volume Inj. : 2uL
Signal #1 Phase : Rtx-CLPesticides Signal #2 Phase: Rtx-CLPesticides2
Signal #1 Info : 30m X 0.32mm X 0. Signal #2 Info : 30m X 0.32mm X 0.25um

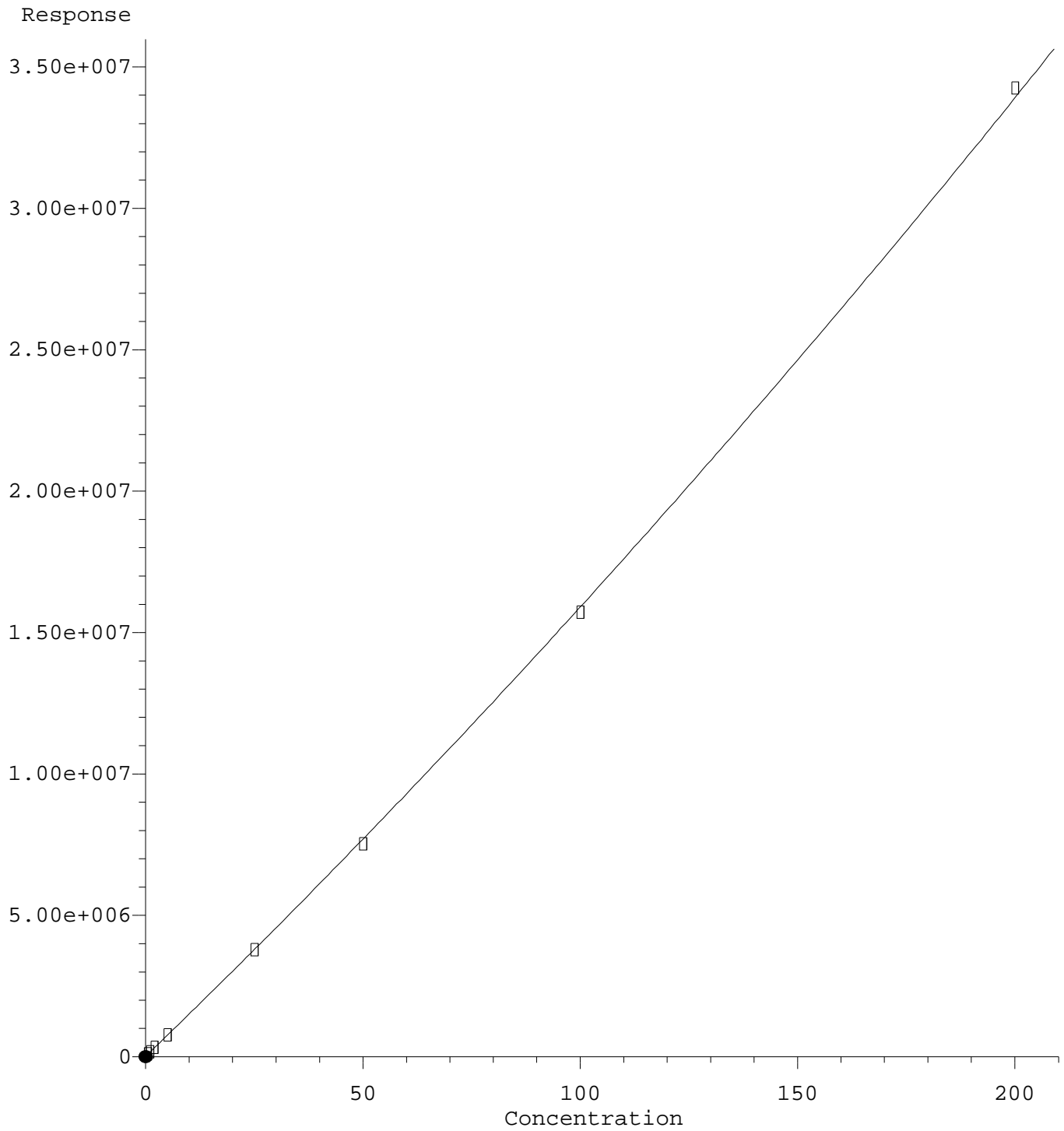


(22) DCBP (S) (S)
9.793min -0.227 ng/mL m
response 12049

MJB 10/15/20

(22) DCBP (S) #2 (S)
10.368min 0.493 ng/mL
response 102135

DCBP (S) #2



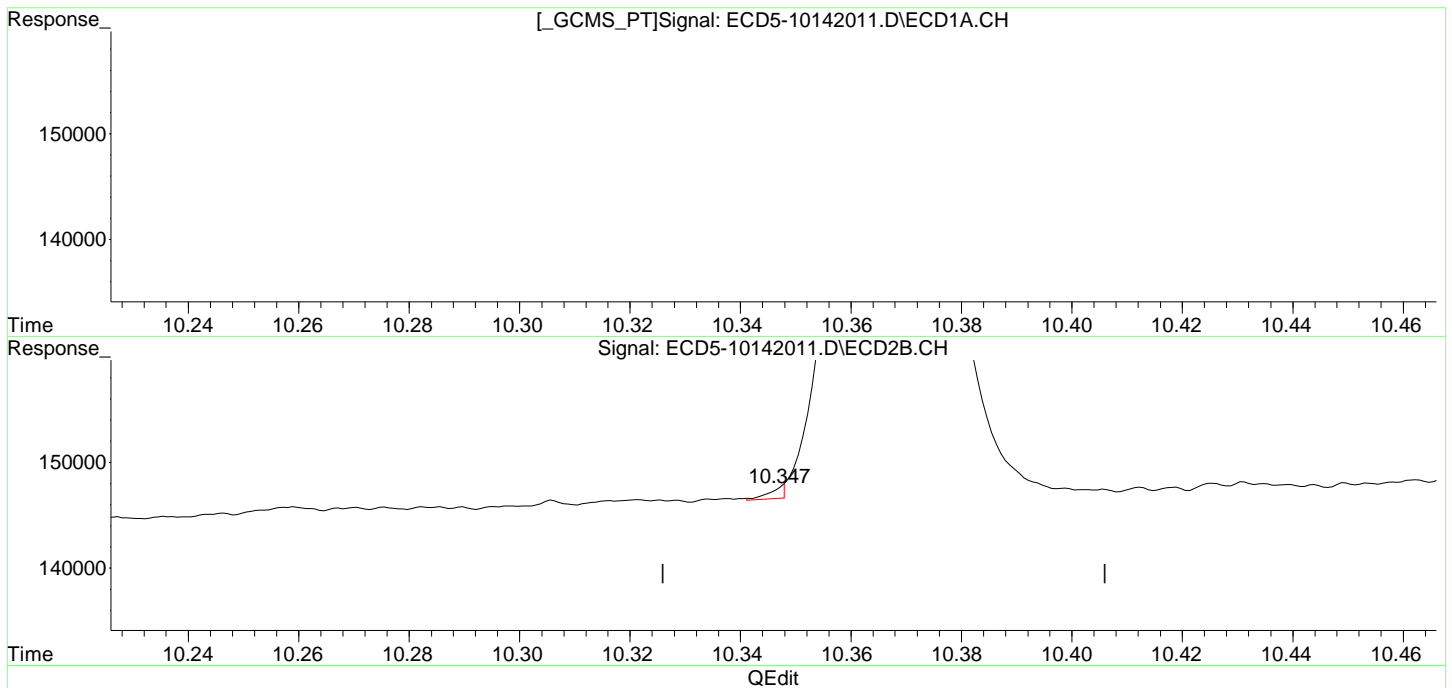
R = 1.07e+002 A*A + 1.48e+005 A + 2.92e+004
Coef of Det (r^2) = 1.000 Curve Fit: Quadratic w(1/a^2)
Method Name: C:\msdchem\1\methods\ECD5_QUANTPEST_201014.M
Calibration Table Last Updated: Thu Oct 15 11:14:22 2020

Quantitation Report (Qedit)

Data Path : C:\msdchem\1\data\2020-10\0J14056\REQUANT\
Data File : ECD5-10142011.D
Signal(s) : Signal #1: ECD1A.CH Signal #2: ECD2B.CH
Acq On : 14 Oct 2020 15:47
Operator : MJB
Sample : 0J14056-CAL1
Misc : A20J229, AB 0.5 ppb
ALS Vial : 4 (Sig #1); 0 (Sig #2) Sample Multiplier: 1

Integration File signal 1: PEST1.e
Integration File signal 2: PEST2.e
Quant Time: Oct 14 18:33:13 2020
Quant Method : C:\msdchem\1\methods\ECD5_QUANTPEST_201014.M
Quant Title : Instrument: DualECD5
QLast Update : Wed Oct 14 18:23:10 2020
Response via : Initial Calibration
Integrator: ChemStation 6890 Scale Mode: Small noise peaks clipped

Volume Inj. : 2uL
Signal #1 Phase : Rtx-CLPesticides Signal #2 Phase: Rtx-CLPesticides2
Signal #1 Info : 30m X 0.32mm X 0. Signal #2 Info : 30m X 0.32mm X 0.25um

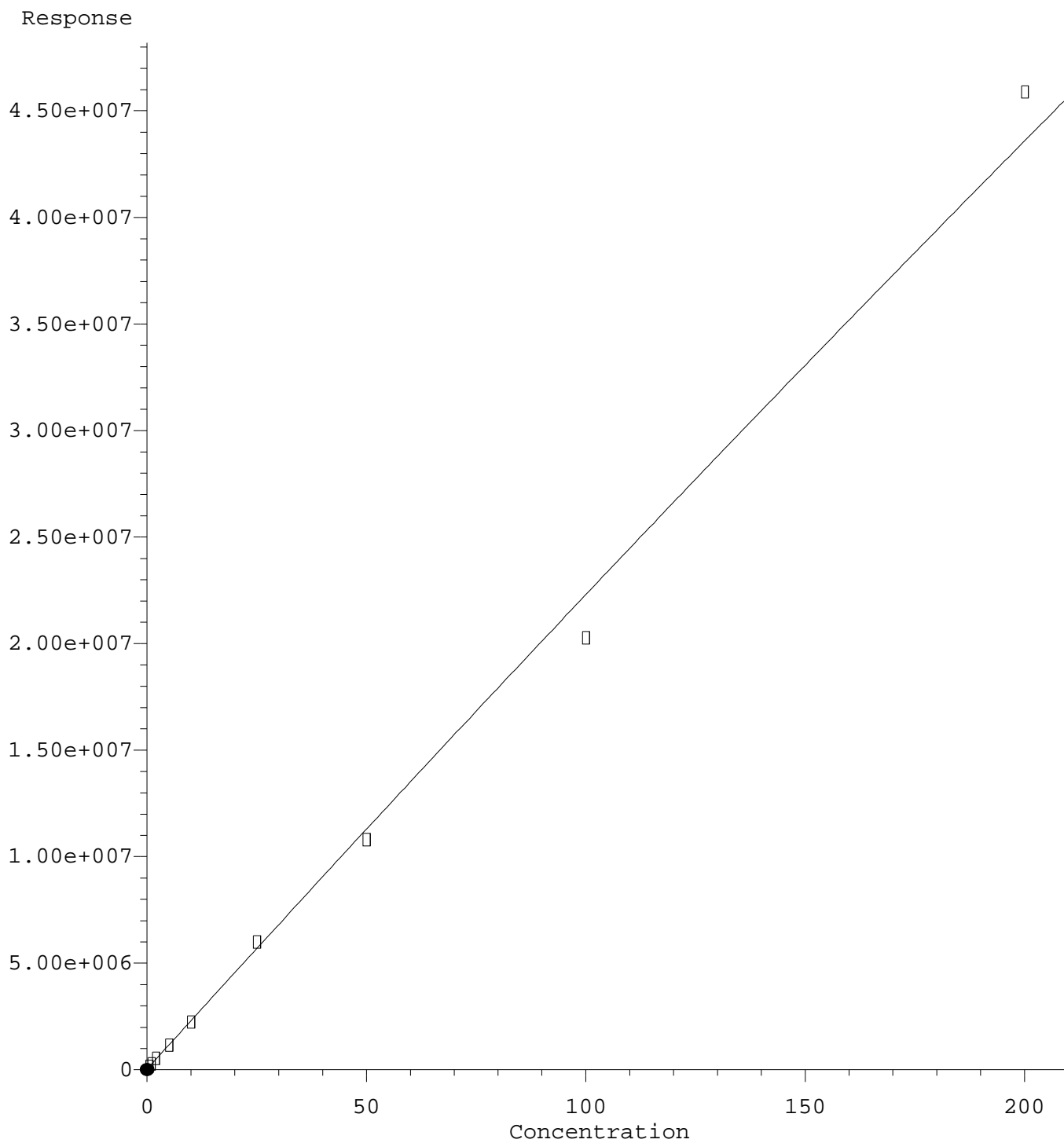


(22) DCBP (S) (S)
9.793min -0.227 ng/mL m
response 12049

MJB 10/15/20

(22) DCBP (S) #2 (S)
10.347min -0.190 ng/mL m
response 1030

Hexachlorobutadiene



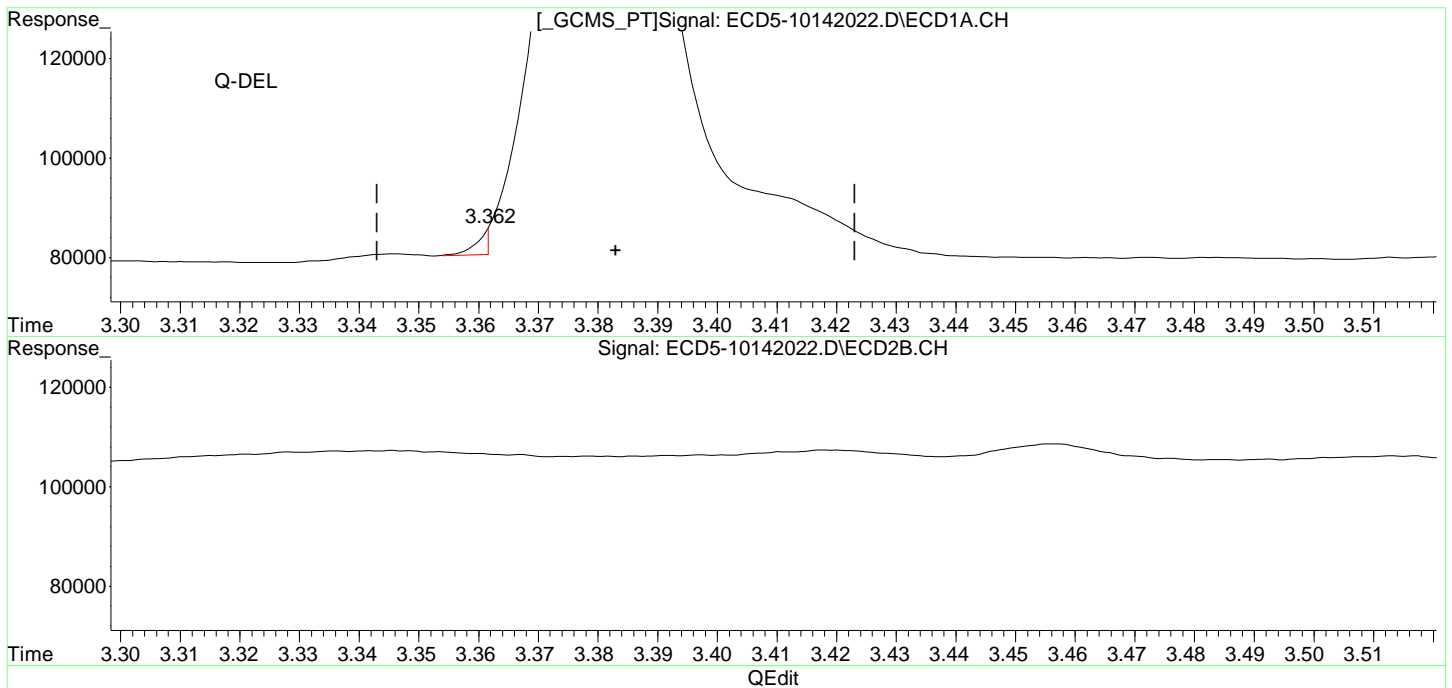
R = -4.77e+001 A*A + 2.27e+005 A + 4.06e+004
Coef of Det (r^2) = 0.996 Curve Fit: Quadratic w(1/a^2)
Method Name: C:\msdchem\1\methods\ECD5_QUANTPEST_201014.M
Calibration Table Last Updated: Thu Oct 15 11:14:22 2020

Quantitation Report (Qedit)

Data Path : C:\msdchem\1\data\2020-10\0J14056\REQUANT\
Data File : ECD5-10142022.D
Signal(s) : Signal #1: ECD1A.CH Signal #2: ECD2B.CH
Acq On : 14 Oct 2020 18:56
Operator : MJB
Sample : 0J14056-CALA
Misc : A20J231, 9-42 0.5 ppb
ALS Vial : 14 (Sig #1); 0 (Sig #2) Sample Multiplier: 1

Integration File signal 1: PEST1.e
Integration File signal 2: PEST2.e
Quant Time: Oct 15 10:42:47 2020
Quant Method : C:\msdchem\1\methods\ECD5_QUANTPEST_201014.M
Quant Title : Instrument: DualECD5
QLast Update : Thu Oct 15 10:38:19 2020
Response via : Initial Calibration
Integrator: ChemStation 6890 Scale Mode: Small noise peaks clipped

Volume Inj. : 2uL
Signal #1 Phase : Rtx-CLPesticides Signal #2 Phase: Rtx-CLPesticides2
Signal #1 Info : 30m X 0.32mm X 0. Signal #2 Info : 30m X 0.32mm X 0.25um

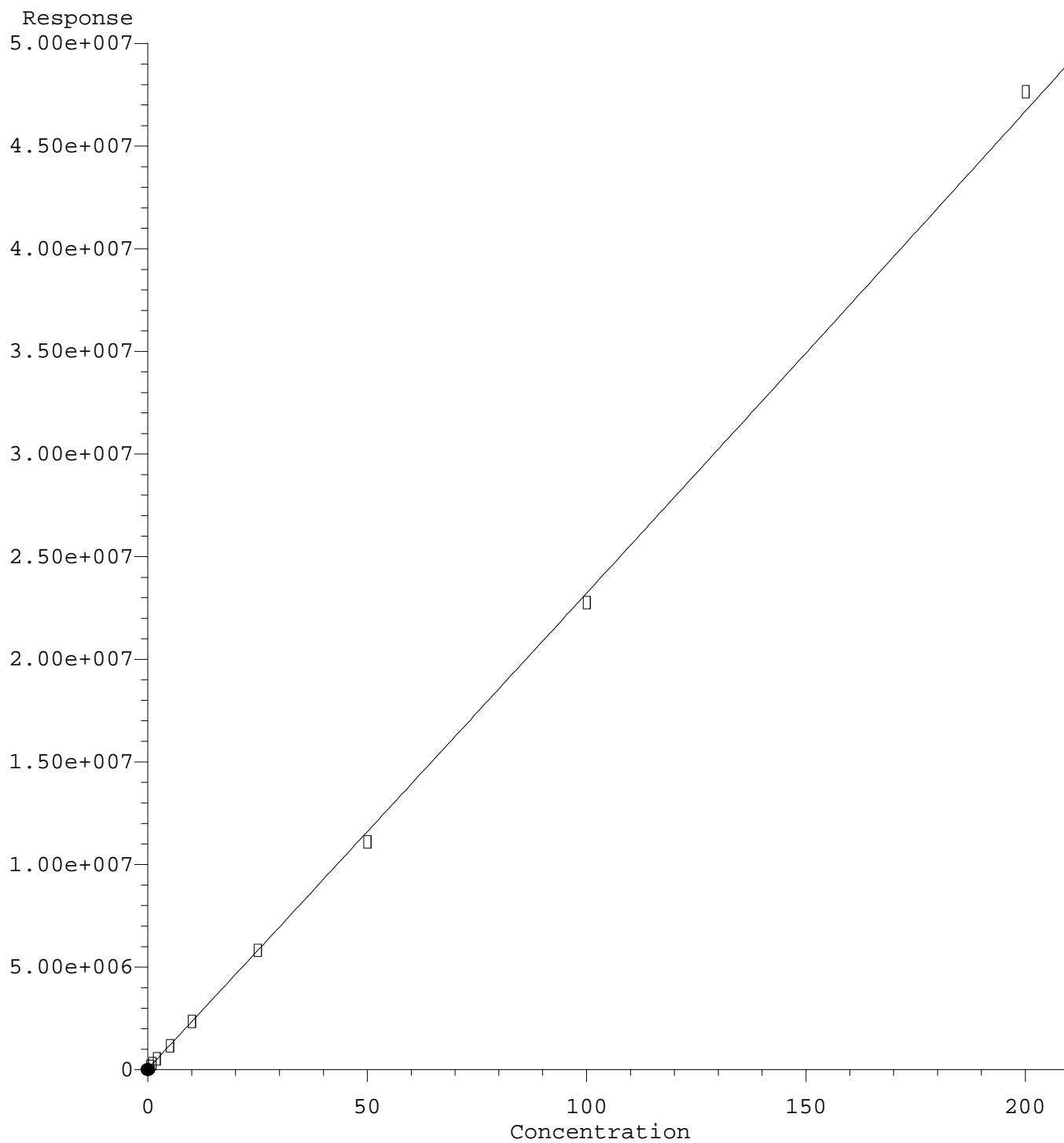


(23) Hexachlorobutadiene
~~3.362min 4770.085 ng/mL m-~~
response 5283

MJB 10/15/20

(23) Hexachlorobutadiene #2
3.586min 0.574 ng/mL
response 206112

Hexachlorobenzene



$$R = 1.62e+001 A^2 + 2.30e+005 A + 4.87e+004$$

Coef of Det (r^2) = 0.998 Curve Fit: Quadratic w(1/a²)

Method Name: C:\msdchem\1\methods\ECD5_QUANTPEST_201014.M

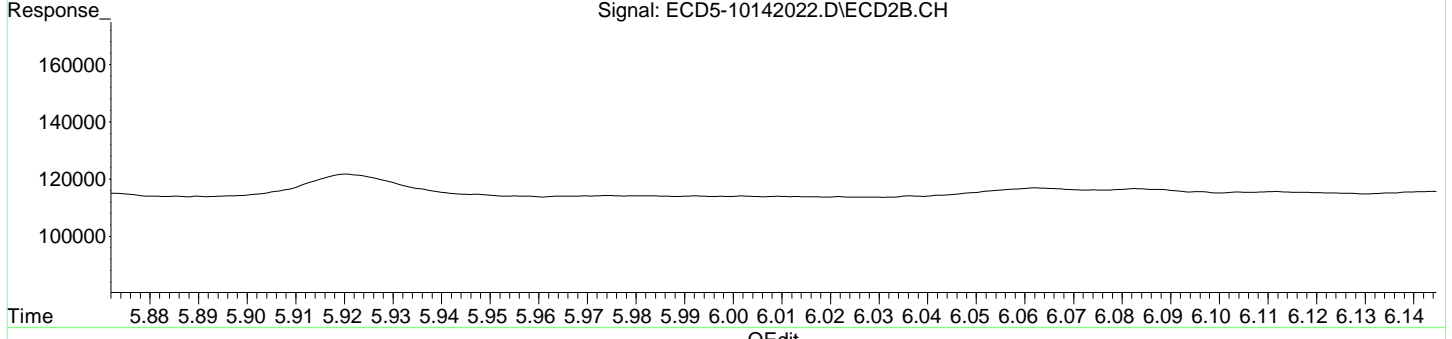
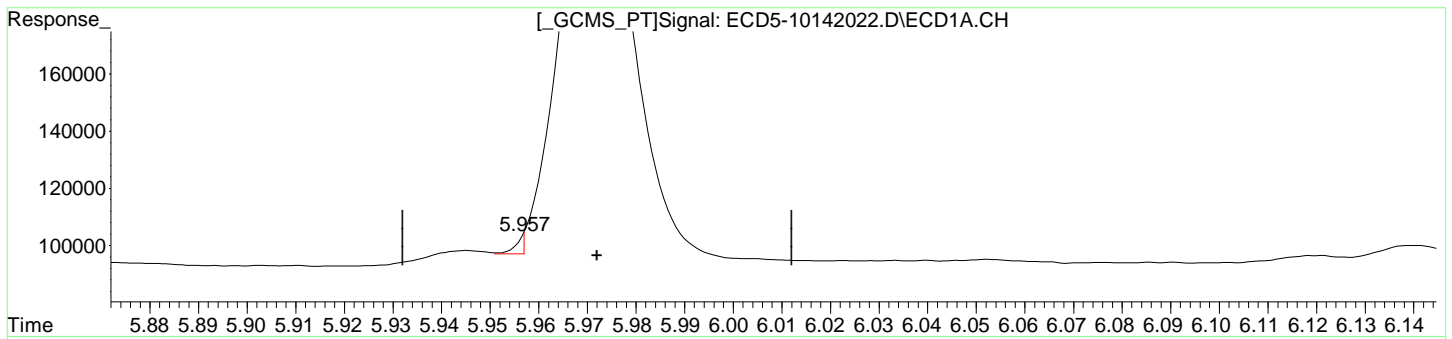
Calibration Table Last Updated: Thu Oct 15 11:14:22 2020

Quantitation Report (Qedit)

Data Path : C:\msdchem\1\data\2020-10\0J14056\REQUANT\
Data File : ECD5-10142022.D
Signal(s) : Signal #1: ECD1A.CH Signal #2: ECD2B.CH
Acq On : 14 Oct 2020 18:56
Operator : MJB
Sample : 0J14056-CALA
Misc : A20J231, 9-42 0.5 ppb
ALS Vial : 14 (Sig #1); 0 (Sig #2) Sample Multiplier: 1

Integration File signal 1: PEST1.e
Integration File signal 2: PEST2.e
Quant Time: Oct 15 10:42:47 2020
Quant Method : C:\msdchem\1\methods\ECD5_QUANTPEST_201014.M
Quant Title : Instrument: DualECD5
QLast Update : Thu Oct 15 10:38:19 2020
Response via : Initial Calibration
Integrator: ChemStation 6890 Scale Mode: Small noise peaks clipped

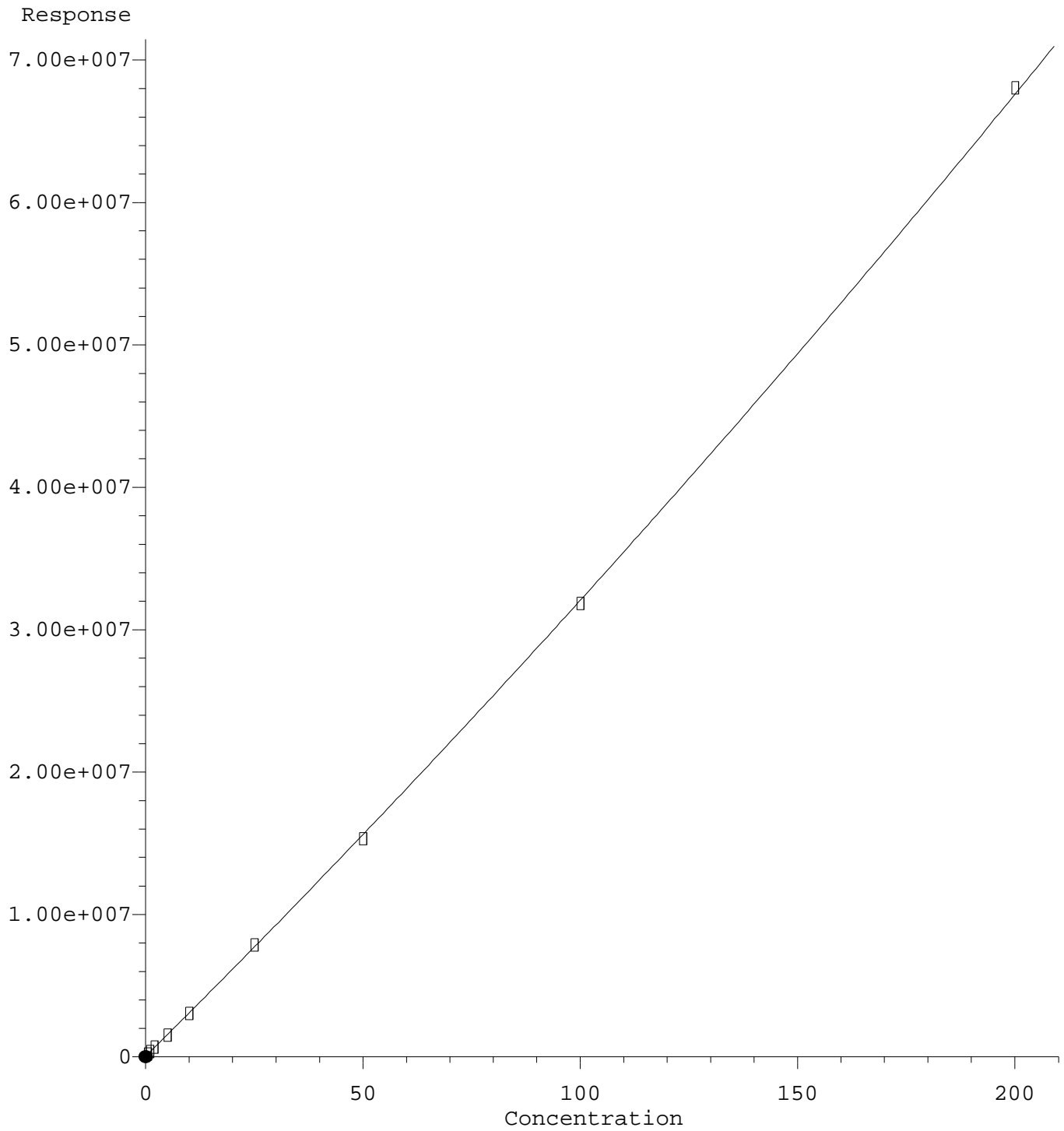
Volume Inj. : 2uL
Signal #1 Phase : Rtx-CLPesticides Signal #2 Phase: Rtx-CLPesticides2
Signal #1 Info : 30m X 0.32mm X 0. Signal #2 Info : 30m X 0.32mm X 0.25um



QEdit

(24) Hexachlorobenzene 5.957min -0.185 ng/mL m response 6265	<i>MJB 10/15/20</i>
(24) Hexachlorobenzene #2 6.334min 0.483 ng/mL response 201011	

Hexachlorobenzene #2



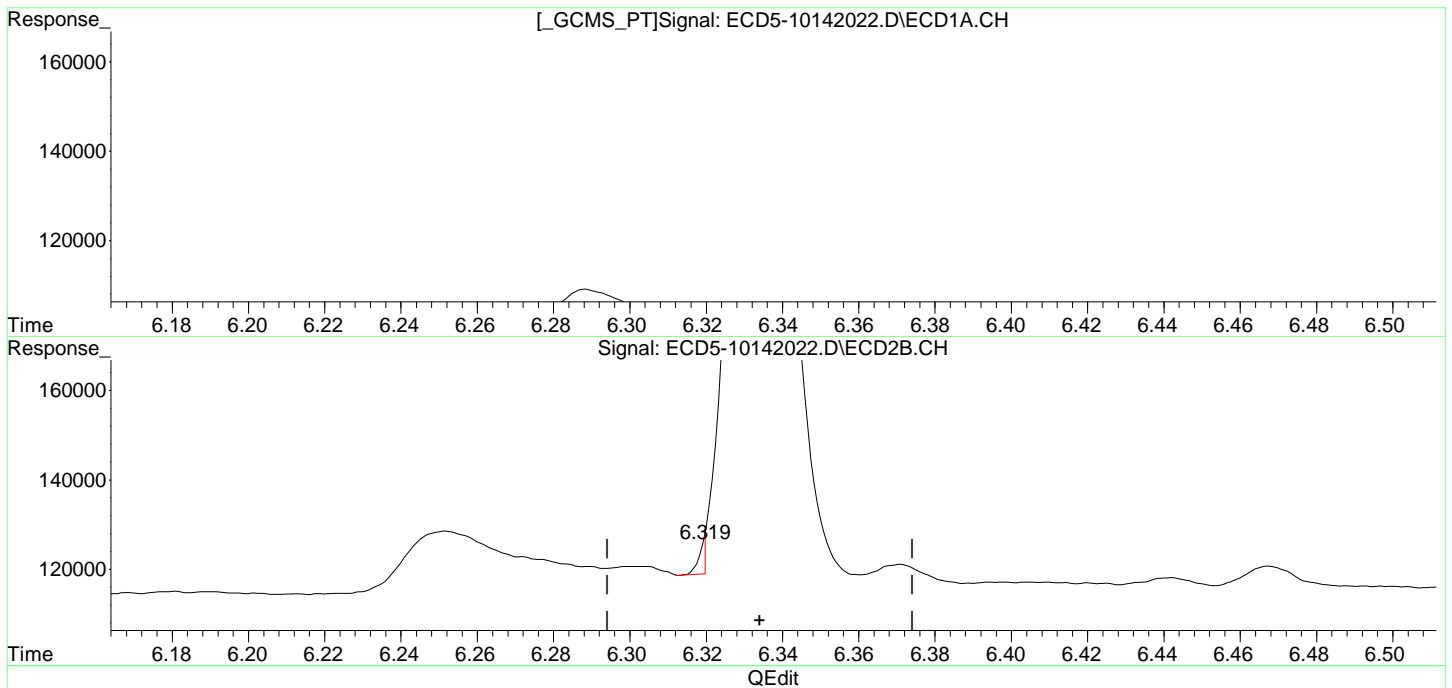
R = 1.77e+002 A*A + 3.02e+005 A + 5.50e+004
Coef of Det (r^2) = 0.999 Curve Fit: Quadratic w(1/a^2)
Method Name: C:\msdchem\1\methods\ECD5_QUANTPEST_201014.M
Calibration Table Last Updated: Thu Oct 15 11:14:22 2020

Quantitation Report (Qedit)

Data Path : C:\msdchem\1\data\2020-10\0J14056\REQUANT\
Data File : ECD5-10142022.D
Signal(s) : Signal #1: ECD1A.CH Signal #2: ECD2B.CH
Acq On : 14 Oct 2020 18:56
Operator : MJB
Sample : 0J14056-CALA
Misc : A20J231, 9-42 0.5 ppb
ALS Vial : 14 (Sig #1); 0 (Sig #2) Sample Multiplier: 1

Integration File signal 1: PEST1.e
Integration File signal 2: PEST2.e
Quant Time: Oct 15 10:42:47 2020
Quant Method : C:\msdchem\1\methods\ECD5_QUANTPEST_201014.M
Quant Title : Instrument: DualECD5
QLast Update : Thu Oct 15 10:38:19 2020
Response via : Initial Calibration
Integrator: ChemStation 6890 Scale Mode: Small noise peaks clipped

Volume Inj. : 2uL
Signal #1 Phase : Rtx-CLPesticides Signal #2 Phase: Rtx-CLPesticides2
Signal #1 Info : 30m X 0.32mm X 0. Signal #2 Info : 30m X 0.32mm X 0.25um

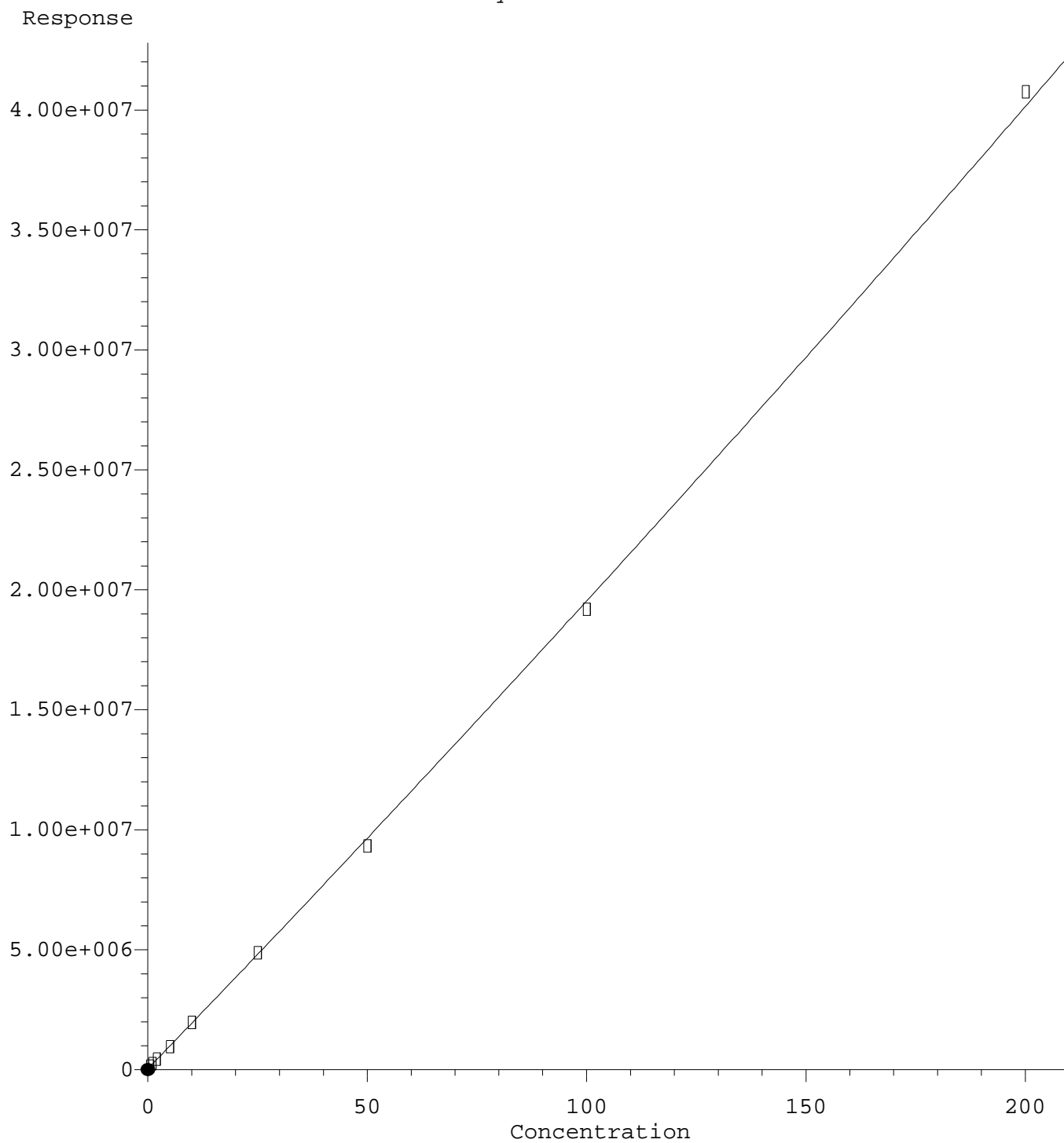


(24) Hexachlorobenzene
5.957min -0.185 ng/mL m
response 6265

MJB 10/15/20

(24) Hexachlorobenzene #2
6.319min -0.160 ng/mL m
response 6621

Oxychlorthane



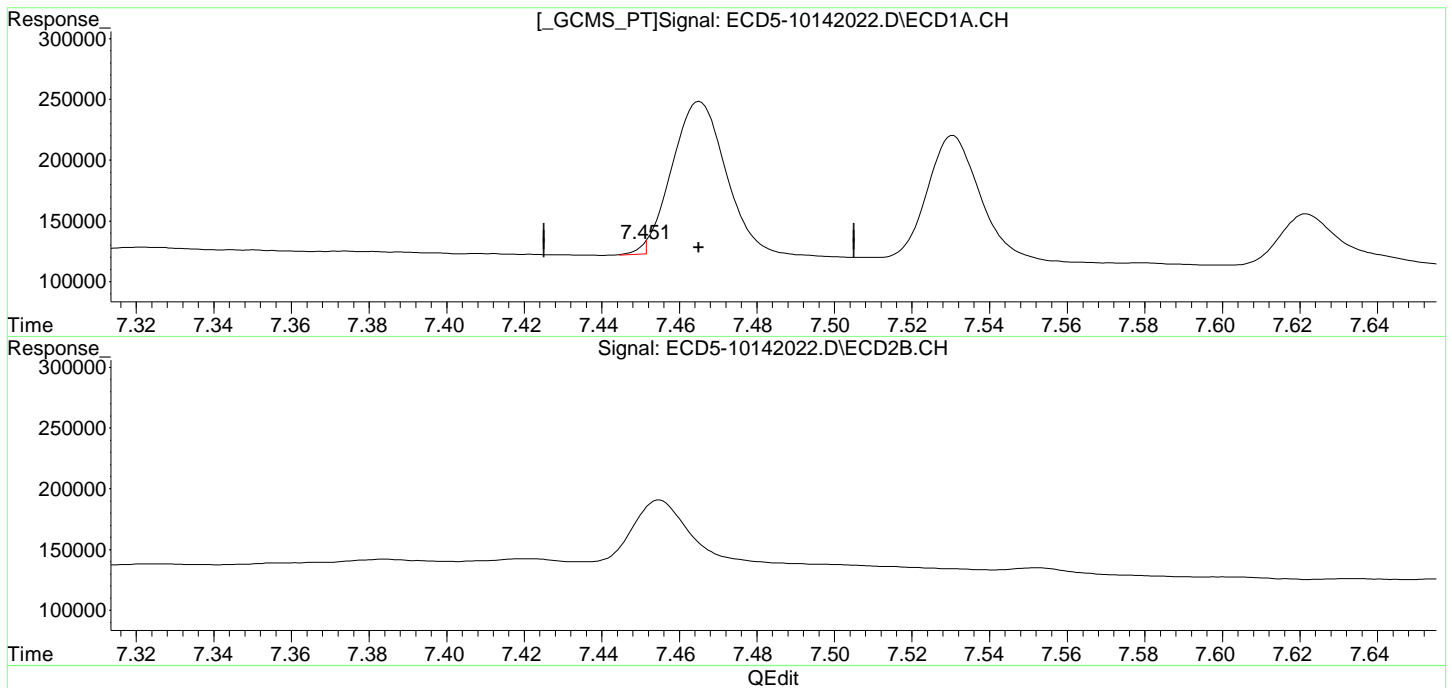
R = 5.75e+001 A*A + 1.89e+005 A + 4.88e+004
Coef of Det (r^2) = 0.999 Curve Fit: Quadratic w(1/a^2)
Method Name: C:\msdchem\1\methods\ECD5_QUANTPEST_201014.M
Calibration Table Last Updated: Thu Oct 15 11:14:22 2020

Quantitation Report (Qedit)

Data Path : C:\msdchem\1\data\2020-10\0J14056\REQUANT\
Data File : ECD5-10142022.D
Signal(s) : Signal #1: ECD1A.CH Signal #2: ECD2B.CH
Acq On : 14 Oct 2020 18:56
Operator : MJB
Sample : 0J14056-CALA
Misc : A20J231, 9-42 0.5 ppb
ALS Vial : 14 (Sig #1); 0 (Sig #2) Sample Multiplier: 1

Integration File signal 1: PEST1.e
Integration File signal 2: PEST2.e
Quant Time: Oct 15 10:42:47 2020
Quant Method : C:\msdchem\1\methods\ECD5_QUANTPEST_201014.M
Quant Title : Instrument: DualECD5
QLast Update : Thu Oct 15 10:38:19 2020
Response via : Initial Calibration
Integrator: ChemStation 6890 Scale Mode: Small noise peaks clipped

Volume Inj. : 2uL
Signal #1 Phase : Rtx-CLPesticides Signal #2 Phase: Rtx-CLPesticides2
Signal #1 Info : 30m X 0.32mm X 0. Signal #2 Info : 30m X 0.32mm X 0.25um

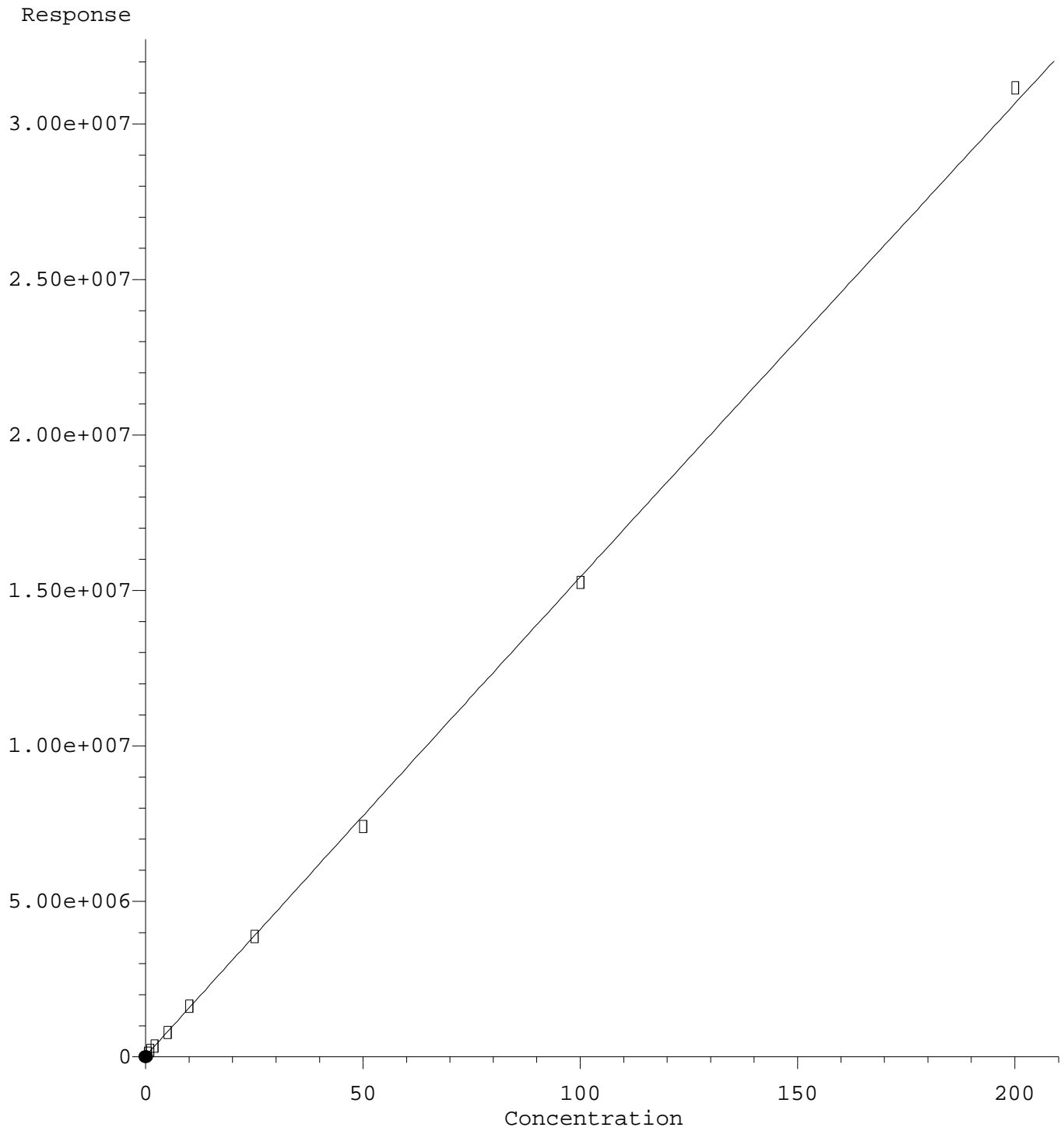


(25) Oxychlordane
7.451min -0.214 ng/mL m
response 8305

MJB 10/15/20

(25) Oxychlordane #2
7.787min 0.589 ng/mL
response 141434

2,4'-DDE



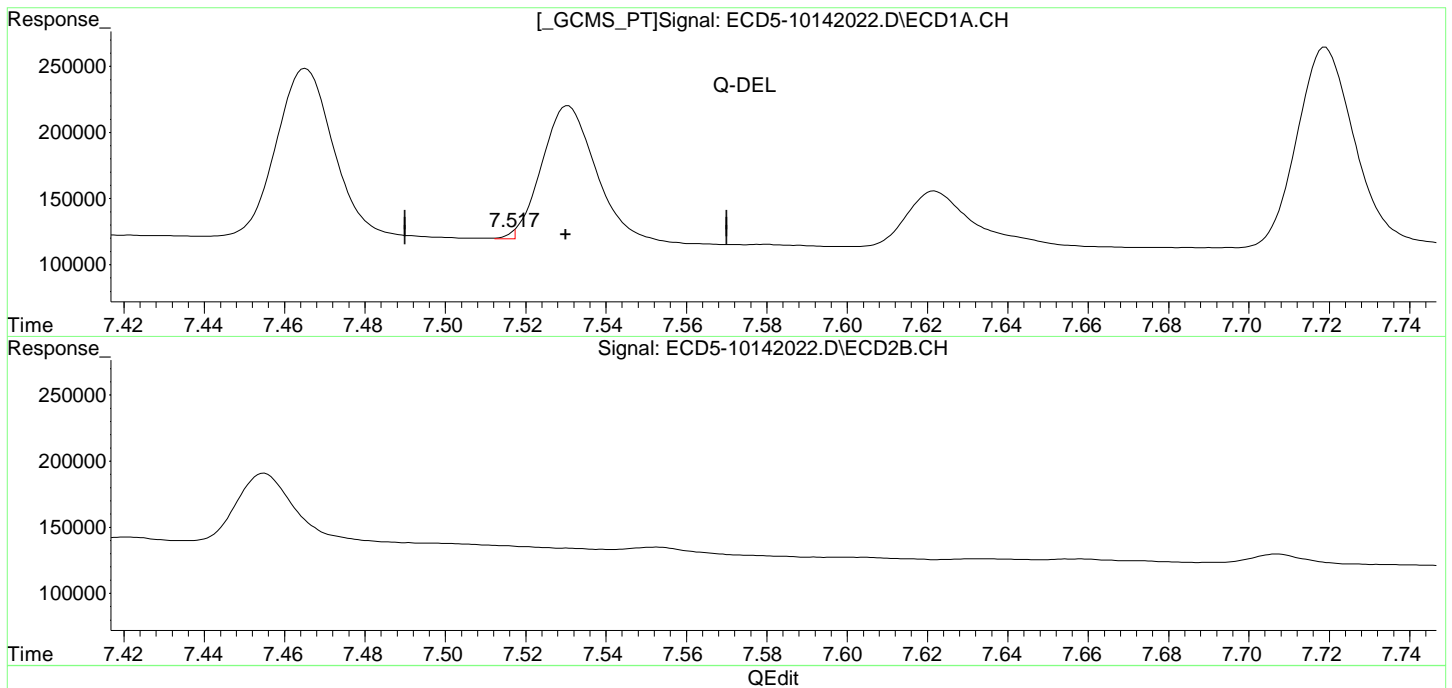
R = -7.49e+000 A*A + 1.55e+005 A + 3.49e+004
Coef of Det (r^2) = 0.999 Curve Fit: Quadratic w(1/a^2)
Method Name: C:\msdchem\1\methods\ECD5_QUANTPEST_201014.M
Calibration Table Last Updated: Thu Oct 15 11:14:22 2020

Quantitation Report (Qedit)

Data Path : C:\msdchem\1\data\2020-10\0J14056\REQUANT\
Data File : ECD5-10142022.D
Signal(s) : Signal #1: ECD1A.CH Signal #2: ECD2B.CH
Acq On : 14 Oct 2020 18:56
Operator : MJB
Sample : 0J14056-CALA
Misc : A20J231, 9-42 0.5 ppb
ALS Vial : 14 (Sig #1); 0 (Sig #2) Sample Multiplier: 1

Integration File signal 1: PEST1.e
Integration File signal 2: PEST2.e
Quant Time: Oct 15 10:42:47 2020
Quant Method : C:\msdchem\1\methods\ECD5_QUANTPEST_201014.M
Quant Title : Instrument: DualECD5
QLast Update : Thu Oct 15 10:38:19 2020
Response via : Initial Calibration
Integrator: ChemStation 6890 Scale Mode: Small noise peaks clipped

Volume Inj. : 2uL
Signal #1 Phase : Rtx-CLPesticides Signal #2 Phase: Rtx-CLPesticides2
Signal #1 Info : 30m X 0.32mm X 0. Signal #2 Info : 30m X 0.32mm X 0.25um

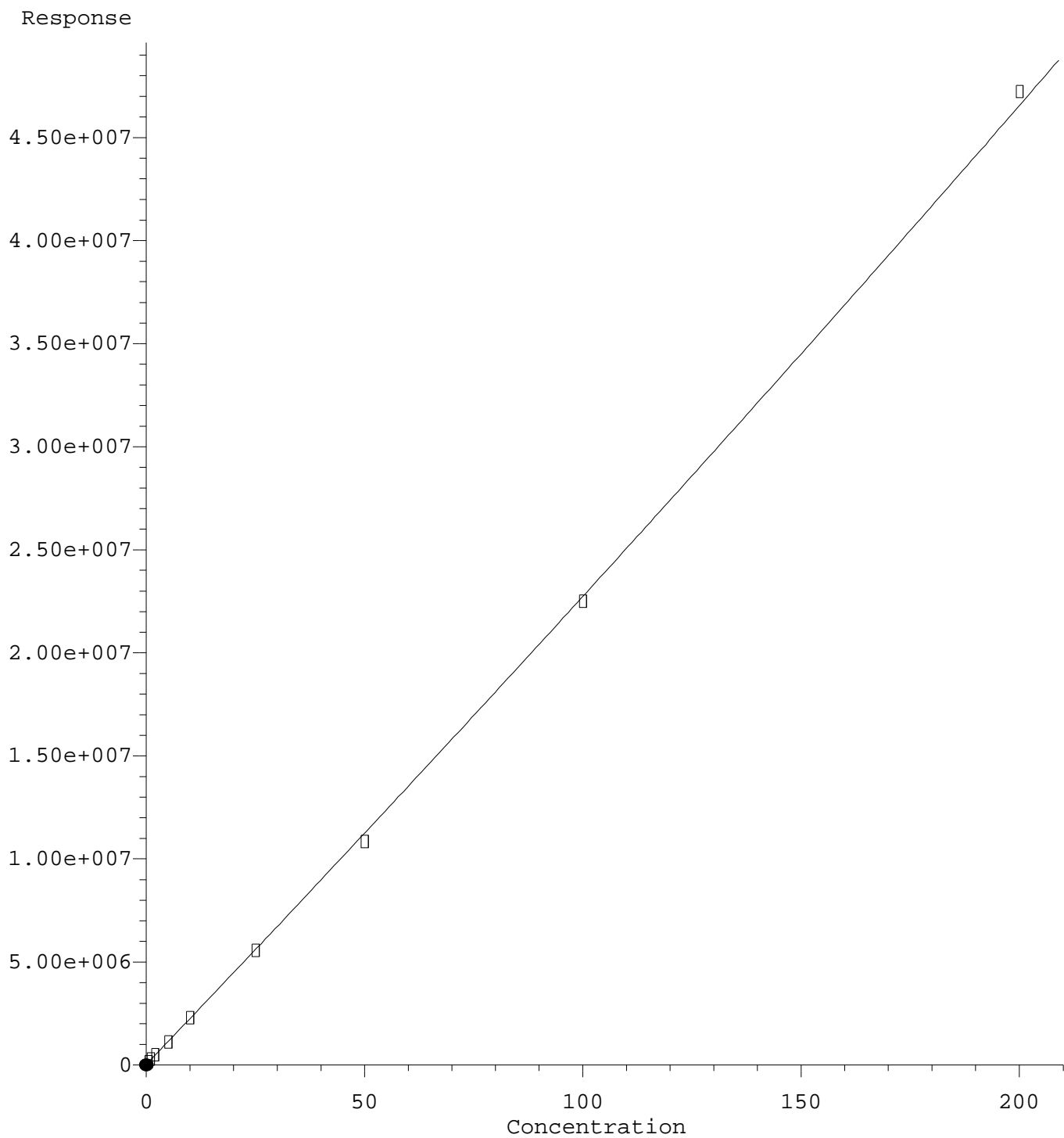


(26) 2,4'-DDE
~~7.517min 20640.366 ng/mL m~~
response 5270

MJB 10/15/20

(26) 2,4'-DDE #2
7.981min 0.572 ng/mL
response 111017

trans-Nonachlor



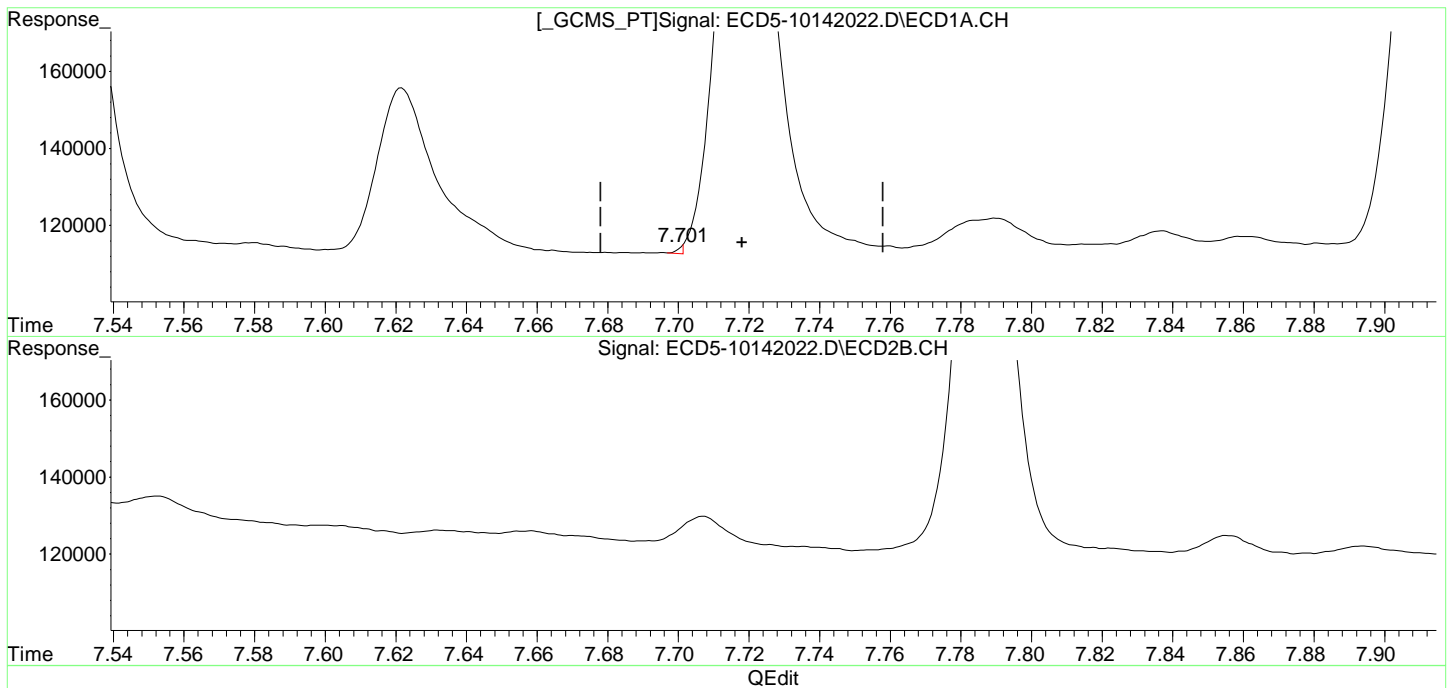
R = 5.71e+001 A*A + 2.21e+005 A + 4.63e+004
Coef of Det (r^2) = 0.998 Curve Fit: Quadratic w(1/a^2)
Method Name: C:\msdchem\1\methods\ECD5_QUANTPEST_201014.M
Calibration Table Last Updated: Thu Oct 15 11:14:22 2020

Quantitation Report (Qedit)

Data Path : C:\msdchem\1\data\2020-10\0J14056\REQUANT\
Data File : ECD5-10142022.D
Signal(s) : Signal #1: ECD1A.CH Signal #2: ECD2B.CH
Acq On : 14 Oct 2020 18:56
Operator : MJB
Sample : 0J14056-CALA
Misc : A20J231, 9-42 0.5 ppb
ALS Vial : 14 (Sig #1); 0 (Sig #2) Sample Multiplier: 1

Integration File signal 1: PEST1.e
Integration File signal 2: PEST2.e
Quant Time: Oct 15 10:42:47 2020
Quant Method : C:\msdchem\1\methods\ECD5_QUANTPEST_201014.M
Quant Title : Instrument: DualECD5
QLast Update : Thu Oct 15 10:38:19 2020
Response via : Initial Calibration
Integrator: ChemStation 6890 Scale Mode: Small noise peaks clipped

Volume Inj. : 2uL
Signal #1 Phase : Rtx-CLPesticides Signal #2 Phase: Rtx-CLPesticides2
Signal #1 Info : 30m X 0.32mm X 0. Signal #2 Info : 30m X 0.32mm X 0.25um

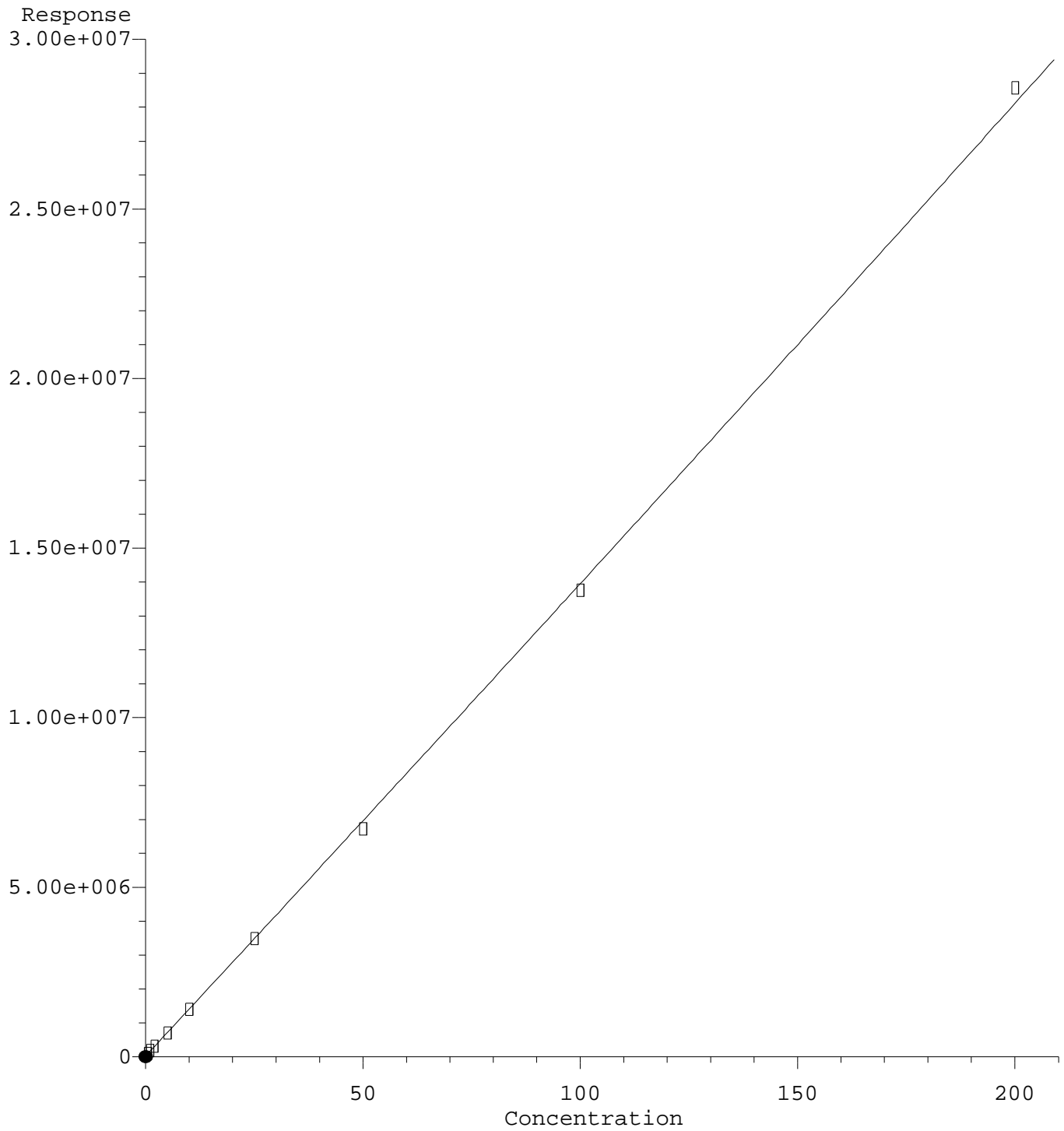


(27) trans-Nonachlor
7.701min -0.201 ng/mL m
response 1821

MJB 10/15/20

(27) trans-Nonachlor #2
8.061min 0.585 ng/mL
response 162972

2,4'-DDD



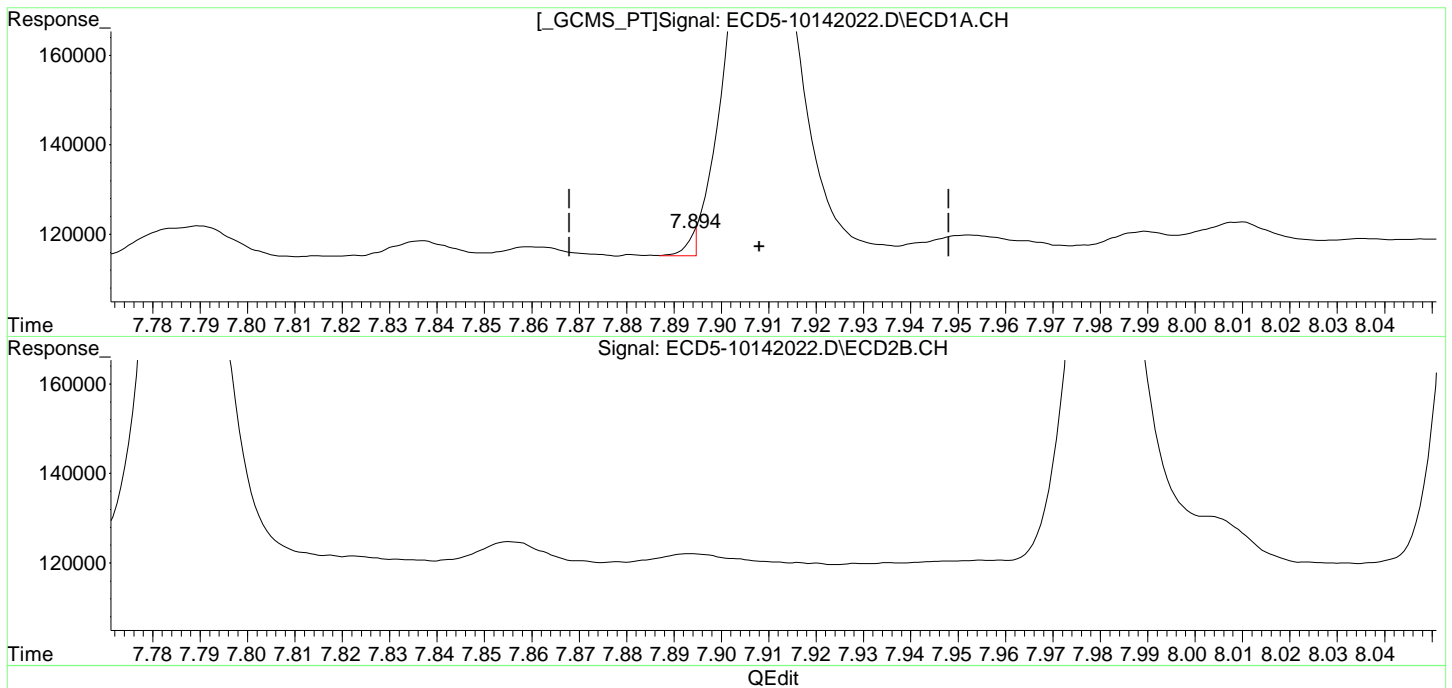
R = 1.25e+001 A*A + 1.38e+005 A + 3.26e+004
Coef of Det (r^2) = 0.997 Curve Fit: Quadratic w(1/a^2)
Method Name: C:\msdchem\1\methods\ECD5_QUANTPEST_201014.M
Calibration Table Last Updated: Thu Oct 15 11:14:22 2020

Quantitation Report (Qedit)

Data Path : C:\msdchem\1\data\2020-10\0J14056\REQUANT\
Data File : ECD5-10142022.D
Signal(s) : Signal #1: ECD1A.CH Signal #2: ECD2B.CH
Acq On : 14 Oct 2020 18:56
Operator : MJB
Sample : 0J14056-CALA
Misc : A20J231, 9-42 0.5 ppb
ALS Vial : 14 (Sig #1); 0 (Sig #2) Sample Multiplier: 1

Integration File signal 1: PEST1.e
Integration File signal 2: PEST2.e
Quant Time: Oct 15 10:42:47 2020
Quant Method : C:\msdchem\1\methods\ECD5_QUANTPEST_201014.M
Quant Title : Instrument: DualECD5
QLast Update : Thu Oct 15 10:38:19 2020
Response via : Initial Calibration
Integrator: ChemStation 6890 Scale Mode: Small noise peaks clipped

Volume Inj. : 2uL
Signal #1 Phase : Rtx-CLPesticides Signal #2 Phase: Rtx-CLPesticides2
Signal #1 Info : 30m X 0.32mm X 0. Signal #2 Info : 30m X 0.32mm X 0.25um

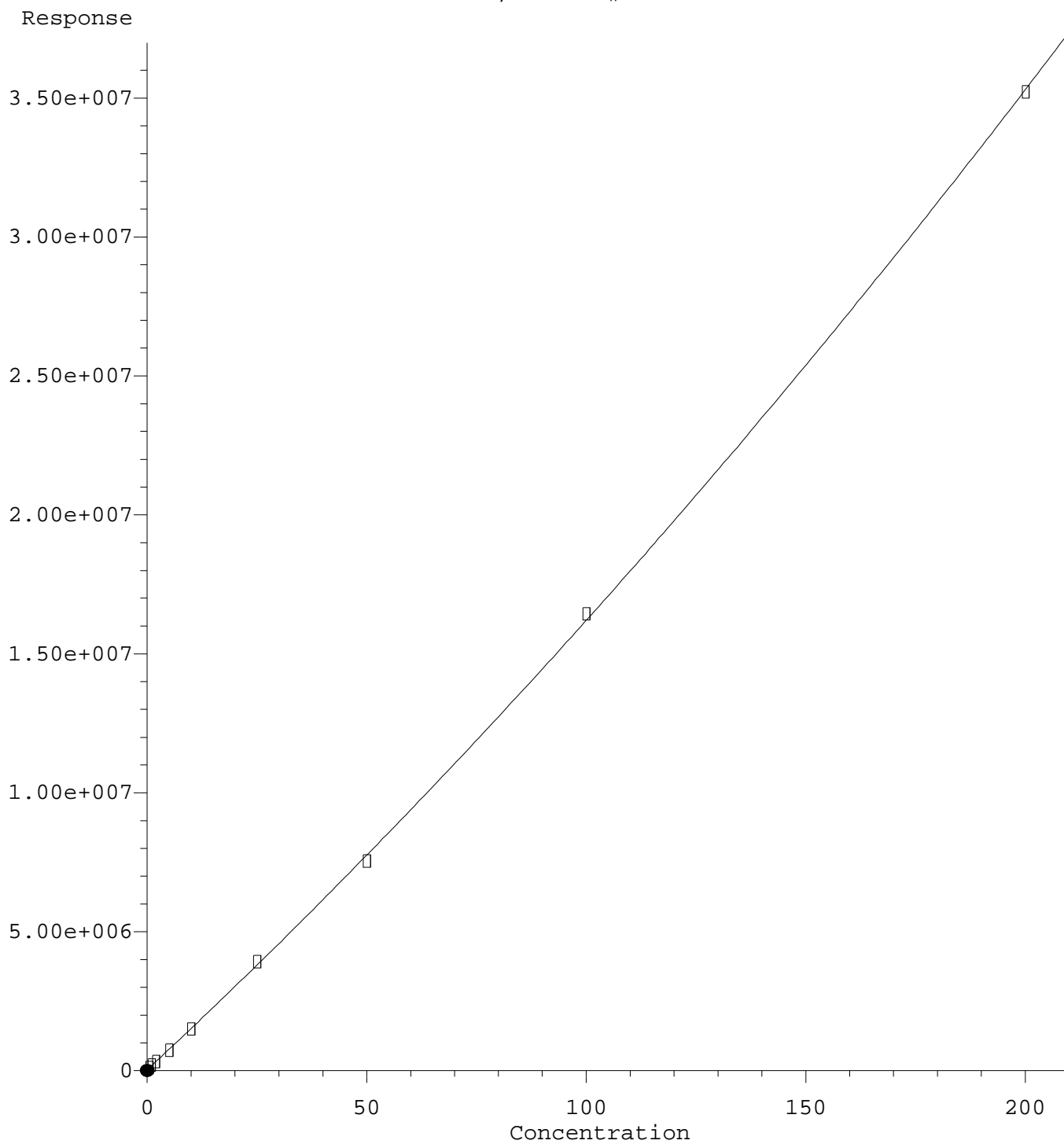


(28) 2,4'-DDD
7.894min -0.199 ng/mL m
response 5123

MJB 10/15/20

(28) 2,4'-DDD #2
8.351min 0.476 ng/mL
response 108812

2,4'-DDD #2



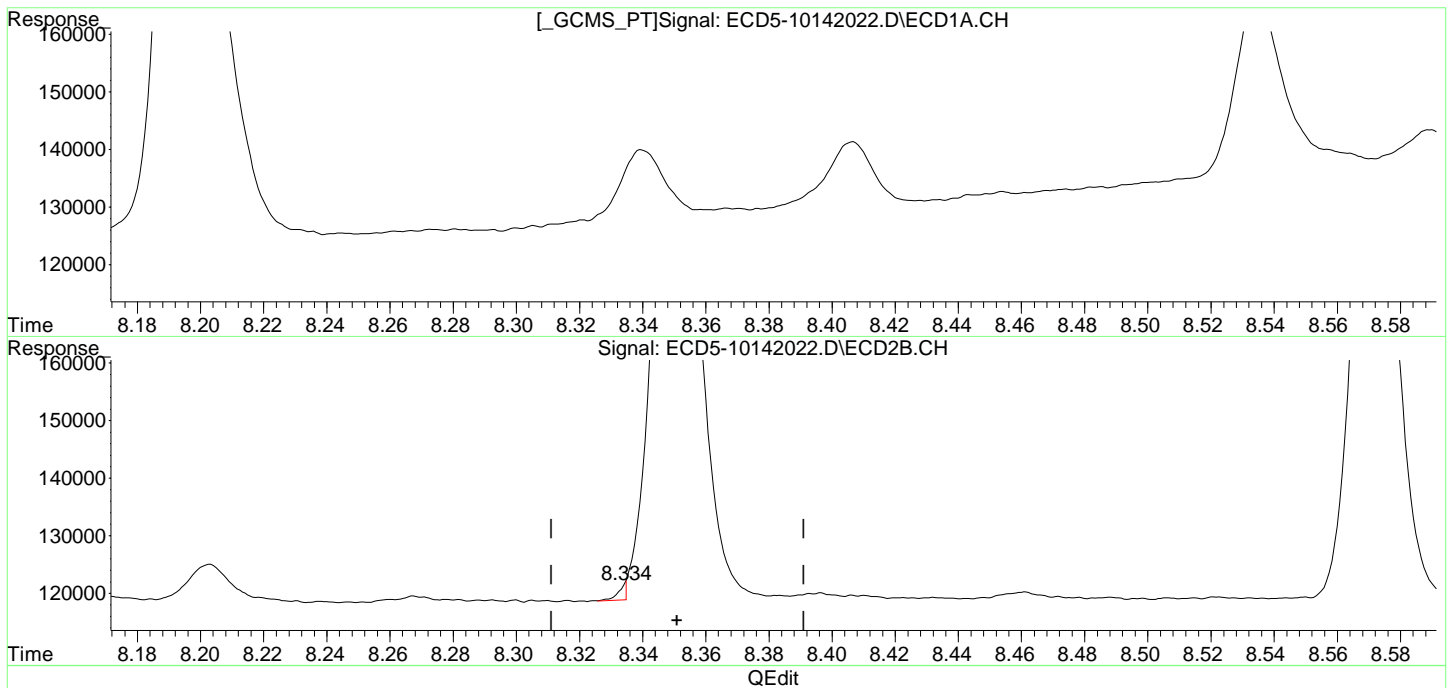
R = 1.48e+002 A*A + 1.47e+005 A + 3.89e+004
Coef of Det (r^2) = 0.997 Curve Fit: Quadratic w(1/a^2)
Method Name: C:\msdchem\1\methods\ECD5_QUANTPEST_201014.M
Calibration Table Last Updated: Thu Oct 15 11:14:22 2020

Quantitation Report (Qedit)

Data Path : C:\msdchem\1\data\2020-10\0J14056\REQUANT\
Data File : ECD5-10142022.D
Signal(s) : Signal #1: ECD1A.CH Signal #2: ECD2B.CH
Acq On : 14 Oct 2020 18:56
Operator : MJB
Sample : 0J14056-CALA
Misc : A20J231, 9-42 0.5 ppb
ALS Vial : 14 (Sig #1); 0 (Sig #2) Sample Multiplier: 1

Integration File signal 1: PEST1.e
Integration File signal 2: PEST2.e
Quant Time: Oct 15 10:42:47 2020
Quant Method : C:\msdchem\1\methods\ECD5_QUANTPEST_201014.M
Quant Title : Instrument: DualECD5
QLast Update : Thu Oct 15 10:38:19 2020
Response via : Initial Calibration
Integrator: ChemStation 6890 Scale Mode: Small noise peaks clipped

Volume Inj. : 2uL
Signal #1 Phase : Rtx-CLPesticides Signal #2 Phase: Rtx-CLPesticides2
Signal #1 Info : 30m X 0.32mm X 0. Signal #2 Info : 30m X 0.32mm X 0.25um

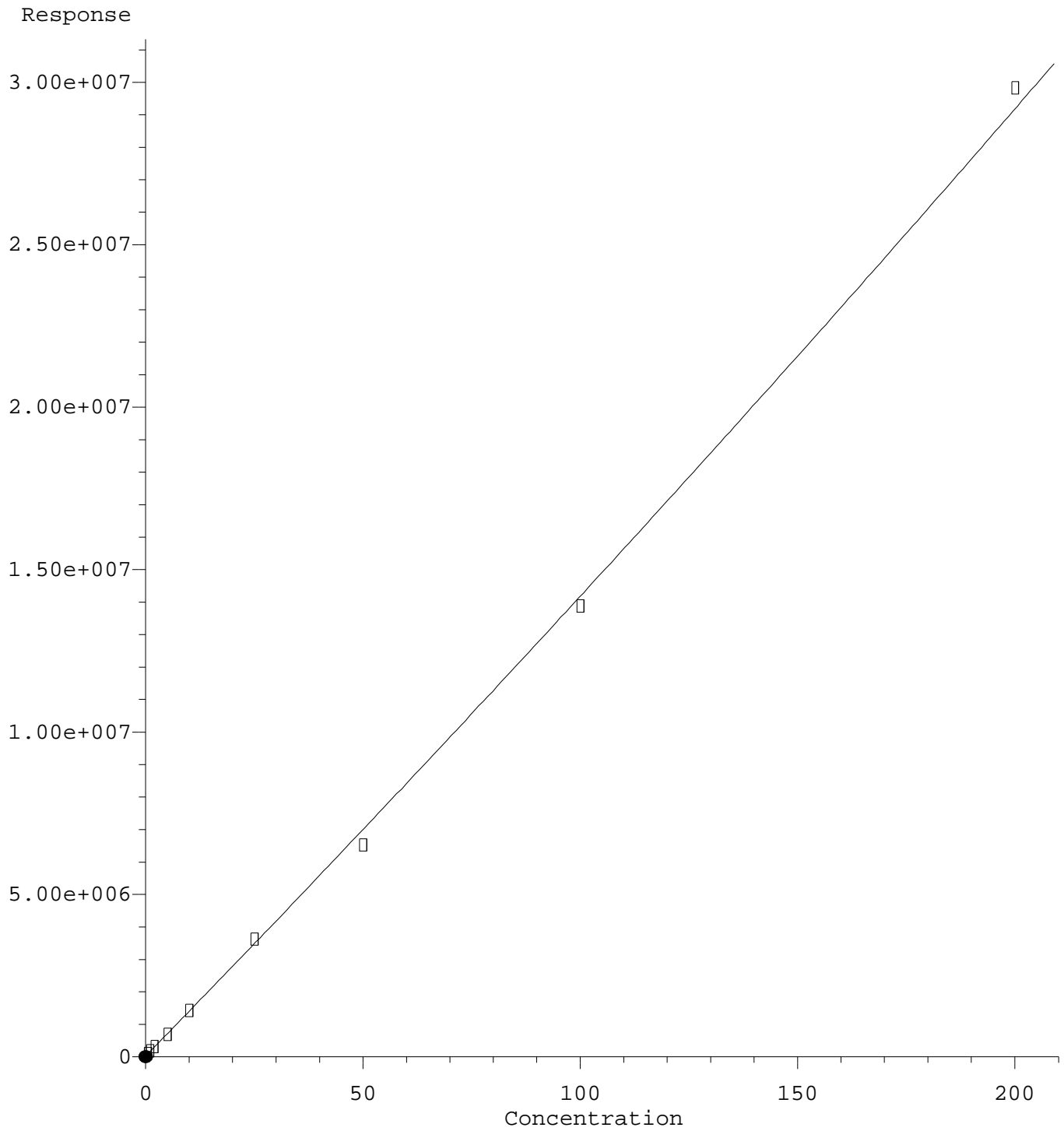


(28) 2,4'-DDD
7.894min -0.199 ng/mL m
response 5123

MJB 10/15/20

(28) 2,4'-DDD #2
8.334min -0.247 ng/mL m
response 2588

2,4'-DDT



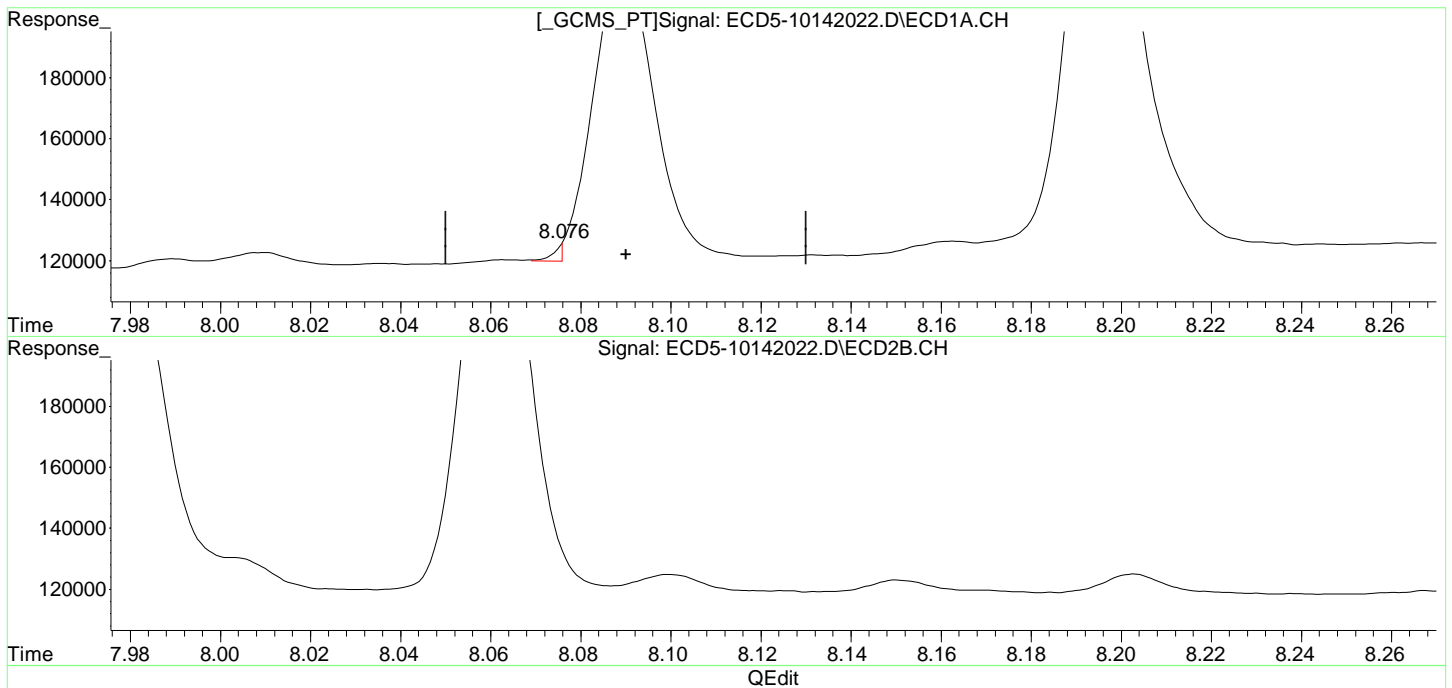
R = 4.34e+001 A*A + 1.37e+005 A + 3.28e+004
Coef of Det (r^2) = 0.996 Curve Fit: Quadratic w(1/a^2)
Method Name: C:\msdchem\1\methods\ECD5_QUANTPEST_201014.M
Calibration Table Last Updated: Thu Oct 15 11:14:22 2020

Quantitation Report (Qedit)

Data Path : C:\msdchem\1\data\2020-10\0J14056\REQUANT\
Data File : ECD5-10142022.D
Signal(s) : Signal #1: ECD1A.CH Signal #2: ECD2B.CH
Acq On : 14 Oct 2020 18:56
Operator : MJB
Sample : 0J14056-CALA
Misc : A20J231, 9-42 0.5 ppb
ALS Vial : 14 (Sig #1); 0 (Sig #2) Sample Multiplier: 1

Integration File signal 1: PEST1.e
Integration File signal 2: PEST2.e
Quant Time: Oct 15 10:42:47 2020
Quant Method : C:\msdchem\1\methods\ECD5_QUANTPEST_201014.M
Quant Title : Instrument: DualECD5
QLast Update : Thu Oct 15 10:38:19 2020
Response via : Initial Calibration
Integrator: ChemStation 6890 Scale Mode: Small noise peaks clipped

Volume Inj. : 2uL
Signal #1 Phase : Rtx-CLPesticides Signal #2 Phase: Rtx-CLPesticides2
Signal #1 Info : 30m X 0.32mm X 0. Signal #2 Info : 30m X 0.32mm X 0.25um

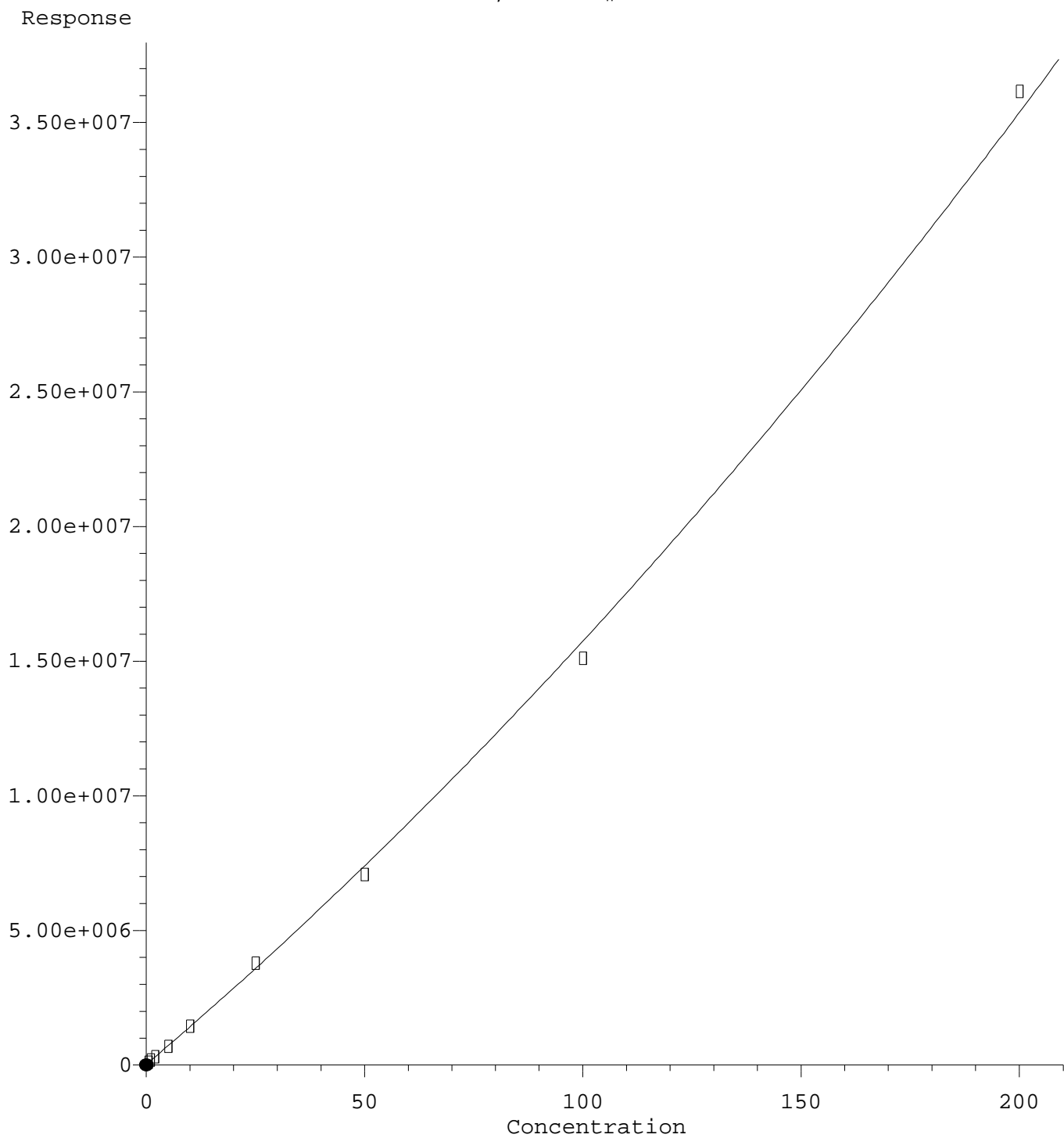


(29) 2,4'-DDT
8.076min -0.196 ng/mL m
response 5870

MJB 10/15/20

(29) 2,4'-DDT #2
8.572min 0.475 ng/mL
response 100181

2,4'-DDT #2



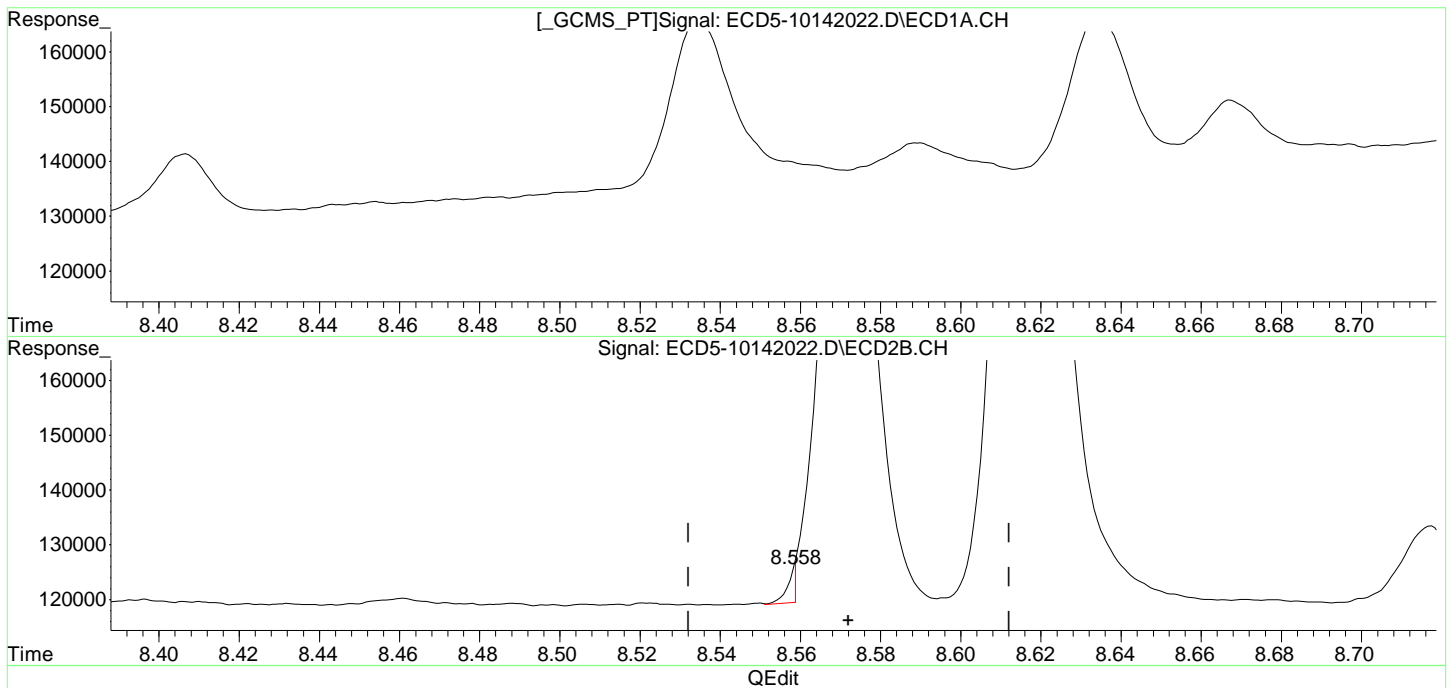
R = 1.98e+002 A*A + 1.37e+005 A + 3.49e+004
Coef of Det (r^2) = 0.996 Curve Fit: Quadratic w(1/a^2)
Method Name: C:\msdchem\1\methods\ECD5_QUANTPEST_201014.M
Calibration Table Last Updated: Thu Oct 15 11:14:22 2020

Quantitation Report (Qedit)

Data Path : C:\msdchem\1\data\2020-10\0J14056\REQUANT\
Data File : ECD5-10142022.D
Signal(s) : Signal #1: ECD1A.CH Signal #2: ECD2B.CH
Acq On : 14 Oct 2020 18:56
Operator : MJB
Sample : 0J14056-CALA
Misc : A20J231, 9-42 0.5 ppb
ALS Vial : 14 (Sig #1); 0 (Sig #2) Sample Multiplier: 1

Integration File signal 1: PEST1.e
Integration File signal 2: PEST2.e
Quant Time: Oct 15 10:42:47 2020
Quant Method : C:\msdchem\1\methods\ECD5_QUANTPEST_201014.M
Quant Title : Instrument: DualECD5
QLast Update : Thu Oct 15 10:38:19 2020
Response via : Initial Calibration
Integrator: ChemStation 6890 Scale Mode: Small noise peaks clipped

Volume Inj. : 2uL
Signal #1 Phase : Rtx-CLPesticides Signal #2 Phase: Rtx-CLPesticides2
Signal #1 Info : 30m X 0.32mm X 0. Signal #2 Info : 30m X 0.32mm X 0.25um

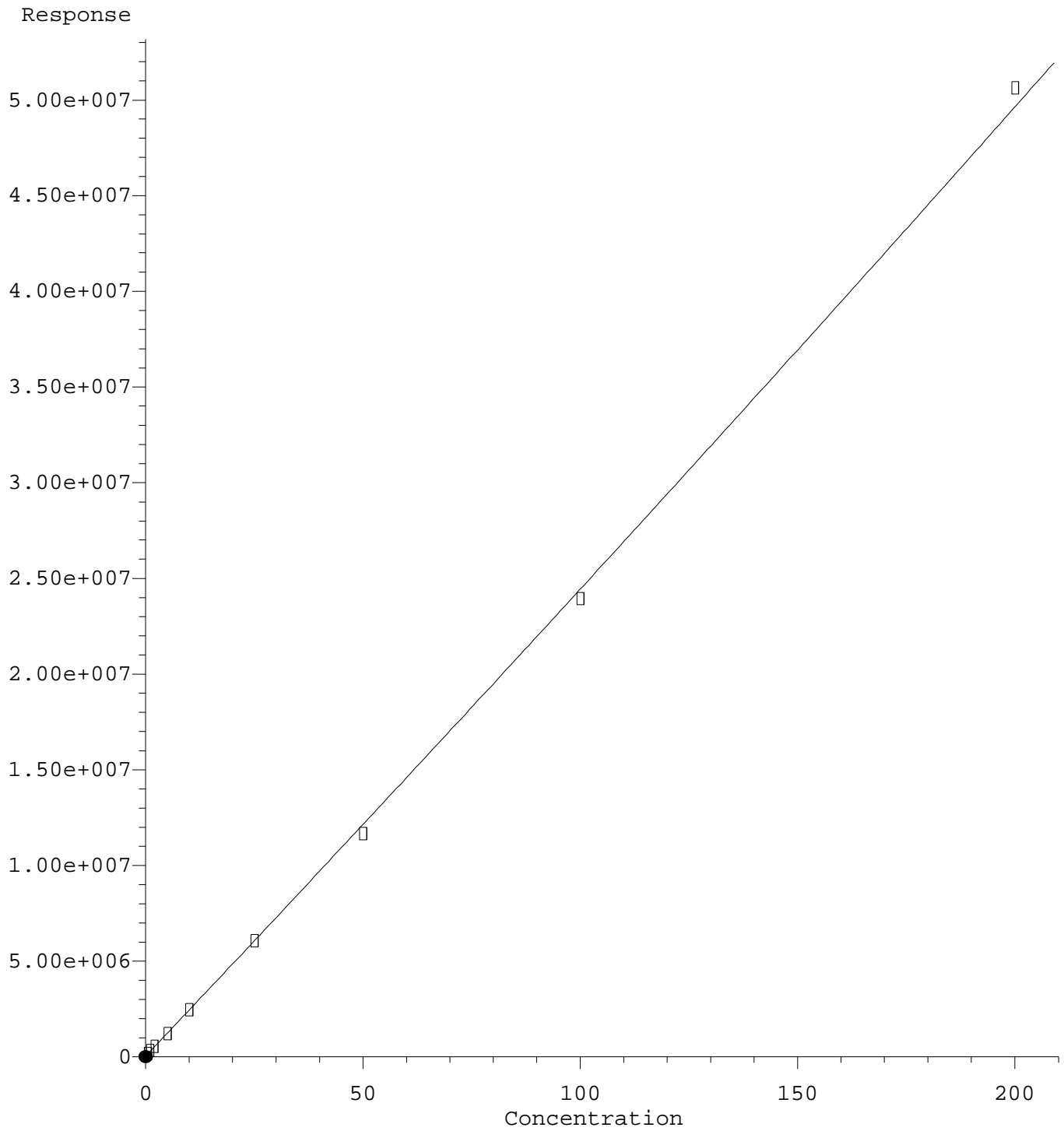


(29) 2,4'-DDT
8.076min -0.196 ng/mL m
response 5870

MJB 10/15/20

(29) 2,4'-DDT #2
8.558min -0.209 ng/mL m
response 6176

cis-Nonachlor



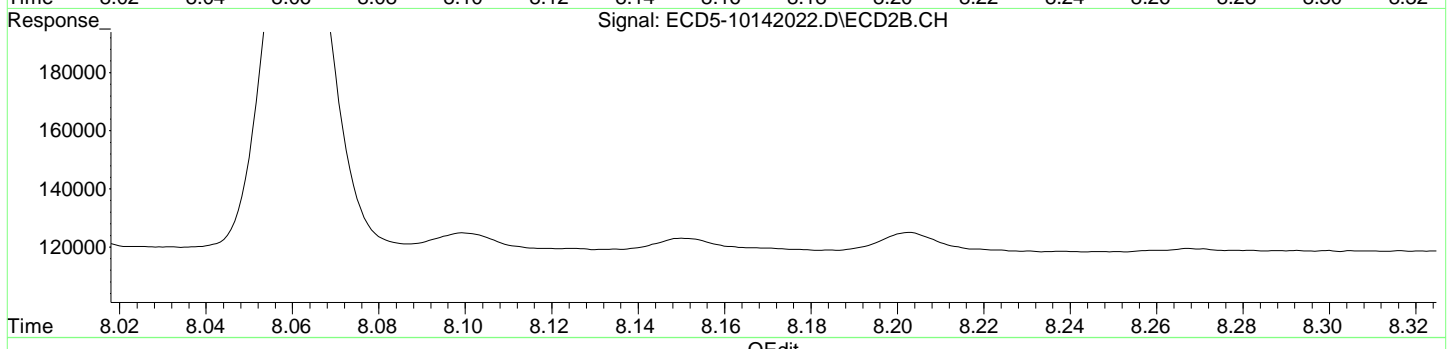
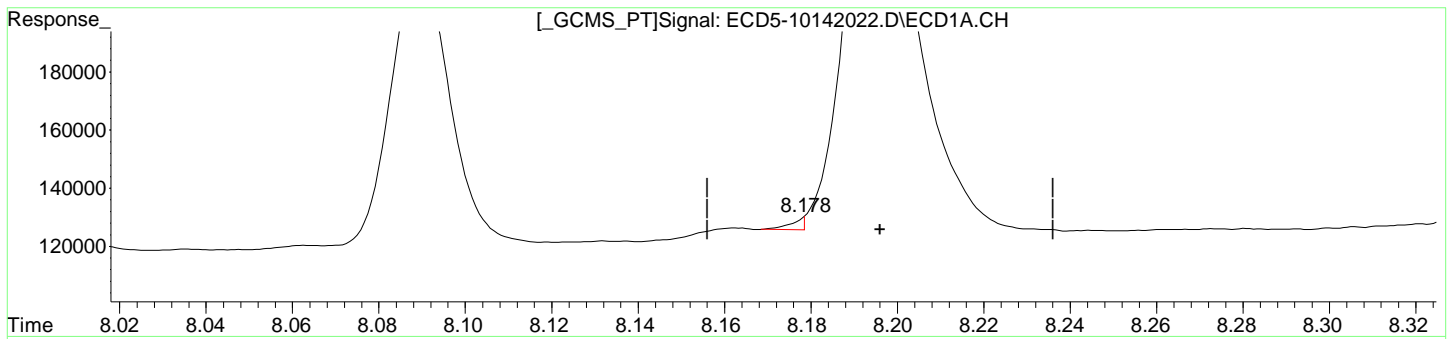
R = 4.15e+001 A*A + 2.40e+005 A + 5.26e+004
Coef of Det (r^2) = 0.997 Curve Fit: Quadratic w(1/a^2)
Method Name: C:\msdchem\1\methods\ECD5_QUANTPEST_201014.M
Calibration Table Last Updated: Thu Oct 15 11:14:22 2020

Quantitation Report (Qedit)

Data Path : C:\msdchem\1\data\2020-10\0J14056\REQUANT\
Data File : ECD5-10142022.D
Signal(s) : Signal #1: ECD1A.CH Signal #2: ECD2B.CH
Acq On : 14 Oct 2020 18:56
Operator : MJB
Sample : 0J14056-CALA
Misc : A20J231, 9-42 0.5 ppb
ALS Vial : 14 (Sig #1); 0 (Sig #2) Sample Multiplier: 1

Integration File signal 1: PEST1.e
Integration File signal 2: PEST2.e
Quant Time: Oct 15 10:42:47 2020
Quant Method : C:\msdchem\1\methods\ECD5_QUANTPEST_201014.M
Quant Title : Instrument: DualECD5
QLast Update : Thu Oct 15 10:38:19 2020
Response via : Initial Calibration
Integrator: ChemStation 6890 Scale Mode: Small noise peaks clipped

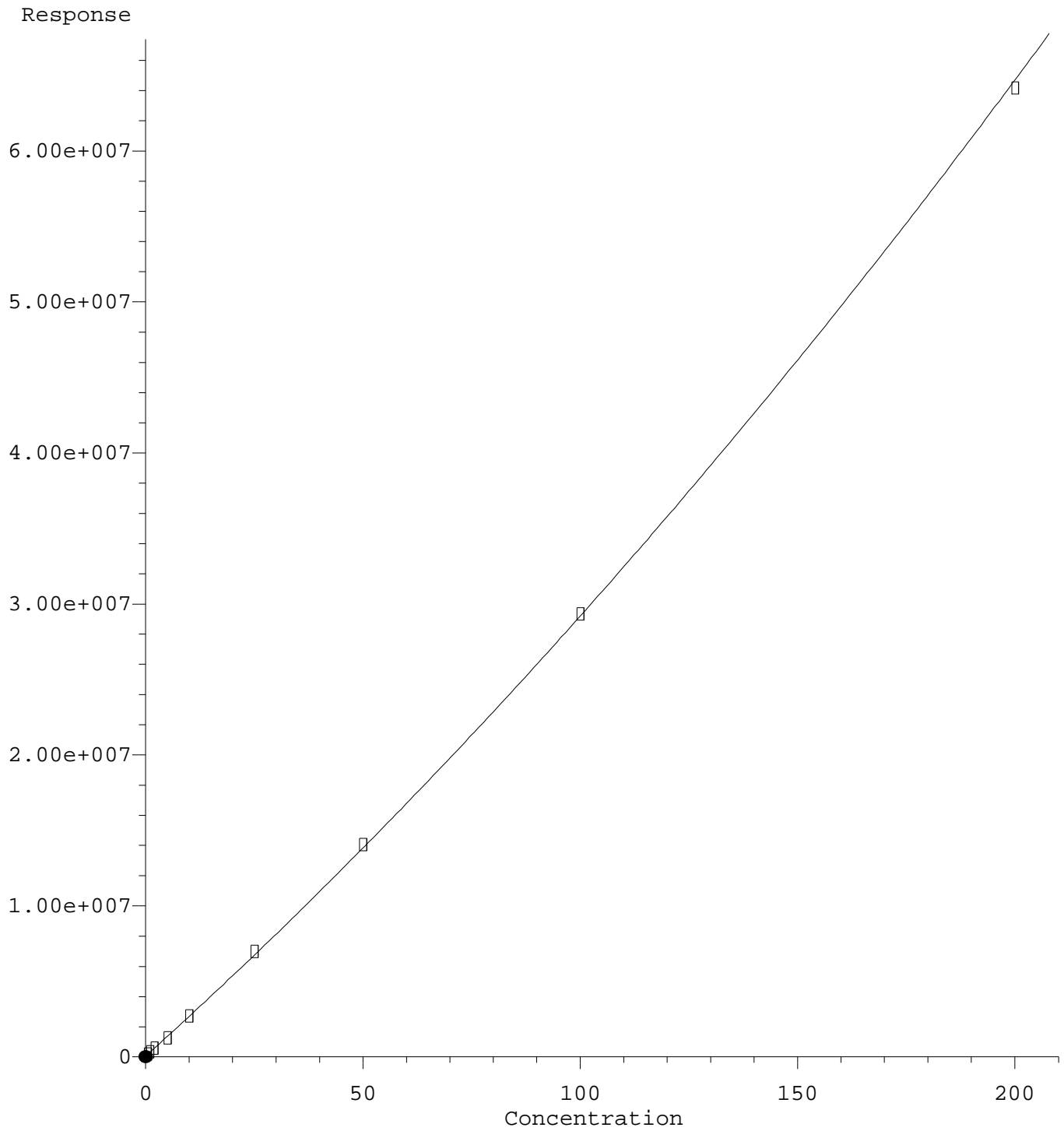
Volume Inj. : 2uL
Signal #1 Phase : Rtx-CLPesticides Signal #2 Phase: Rtx-CLPesticides2
Signal #1 Info : 30m X 0.32mm X 0. Signal #2 Info : 30m X 0.32mm X 0.25um



QEdit

(30) cis-Nonachlor 8.178min -0.201 ng/mL m response 4395	MJB 10/15/20
(30) cis-Nonachlor #2 8.617min 0.491 ng/mL response 188367	

cis-Nonachlor #2



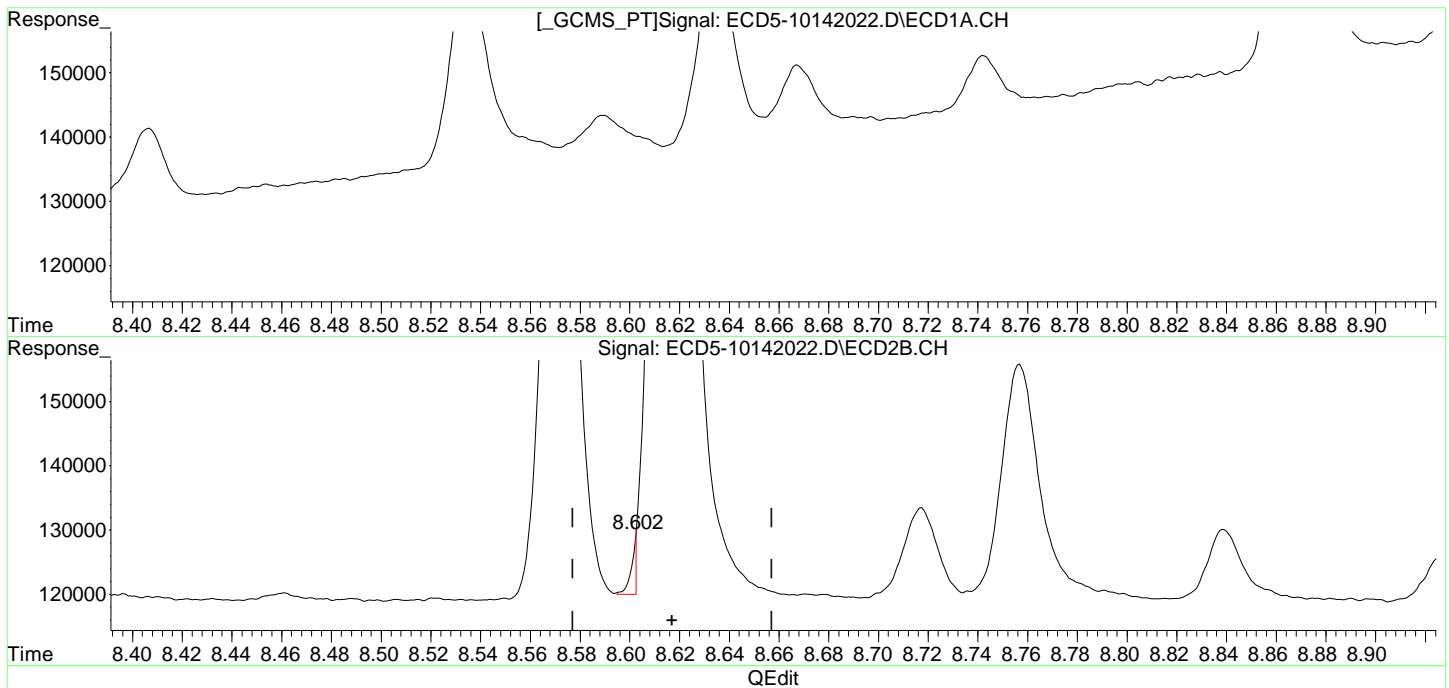
R = 3.19e+002 A*A + 2.59e+005 A + 6.10e+004
Coef of Det (r^2) = 0.998 Curve Fit: Quadratic w(1/a^2)
Method Name: C:\msdchem\1\methods\ECD5_QUANTPEST_201014.M
Calibration Table Last Updated: Thu Oct 15 11:14:22 2020

Quantitation Report (Qedit)

Data Path : C:\msdchem\1\data\2020-10\0J14056\REQUANT\
Data File : ECD5-10142022.D
Signal(s) : Signal #1: ECD1A.CH Signal #2: ECD2B.CH
Acq On : 14 Oct 2020 18:56
Operator : MJB
Sample : 0J14056-CALA
Misc : A20J231, 9-42 0.5 ppb
ALS Vial : 14 (Sig #1); 0 (Sig #2) Sample Multiplier: 1

Integration File signal 1: PEST1.e
Integration File signal 2: PEST2.e
Quant Time: Oct 15 10:42:47 2020
Quant Method : C:\msdchem\1\methods\ECD5_QUANTPEST_201014.M
Quant Title : Instrument: DualECD5
QLast Update : Thu Oct 15 10:38:19 2020
Response via : Initial Calibration
Integrator: ChemStation 6890 Scale Mode: Small noise peaks clipped

Volume Inj. : 2uL
Signal #1 Phase : Rtx-CLPesticides Signal #2 Phase: Rtx-CLPesticides2
Signal #1 Info : 30m X 0.32mm X 0. Signal #2 Info : 30m X 0.32mm X 0.25um

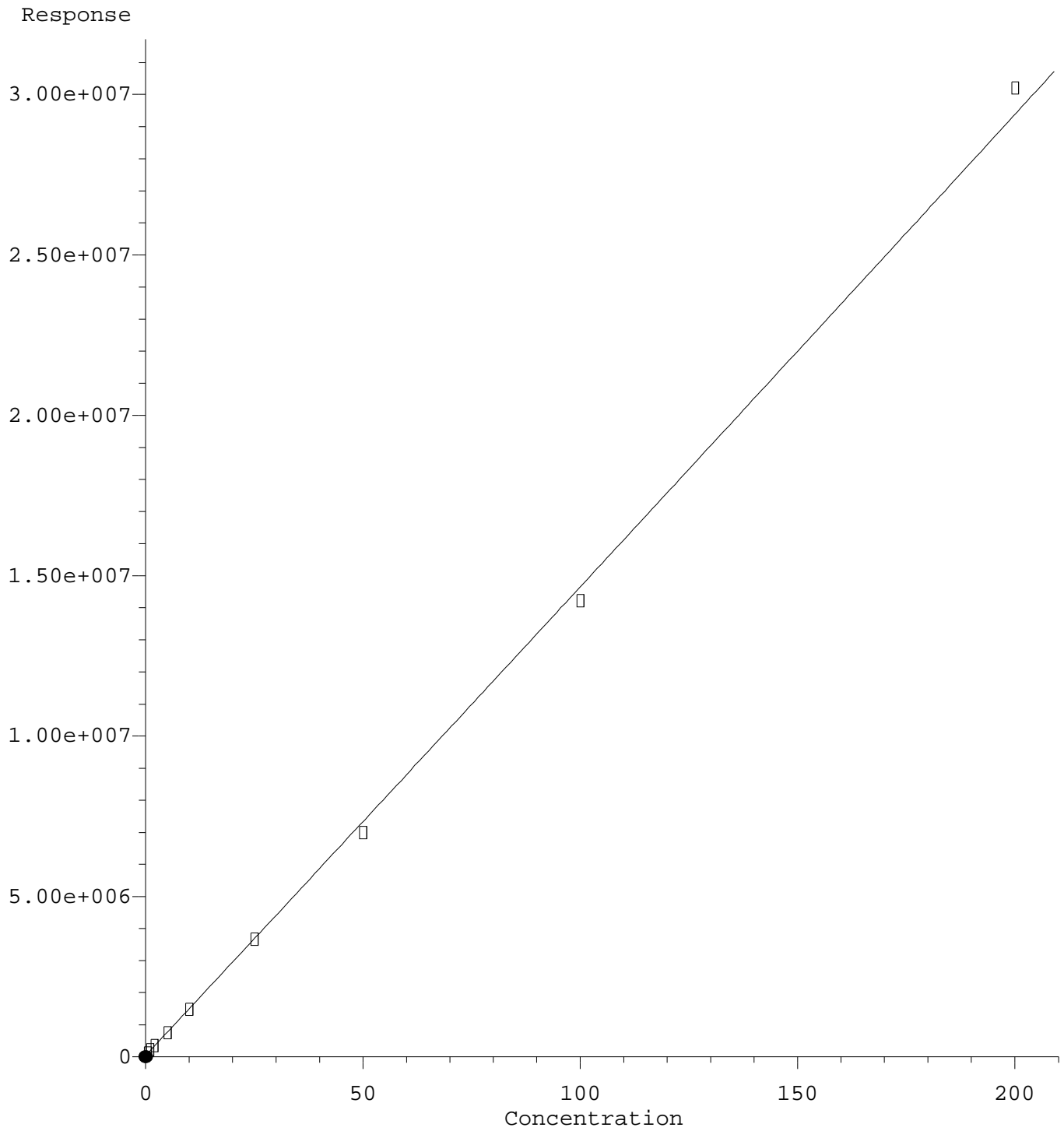


(30) cis-Nonachlor
8.178min -0.201 ng/mL m
response 4395

MJB 10/15/20

(30) cis-Nonachlor #2
8.602min -0.199 ng/mL m
response 9362

Mirex



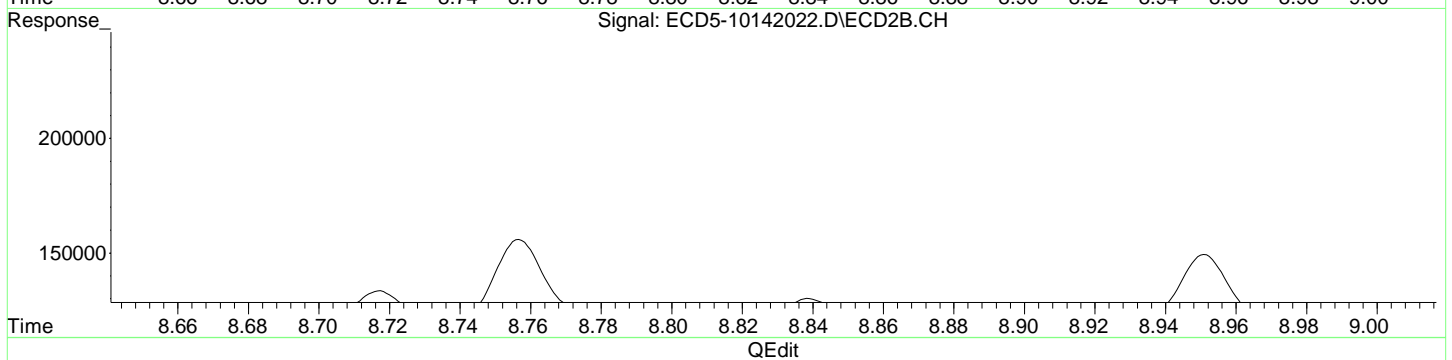
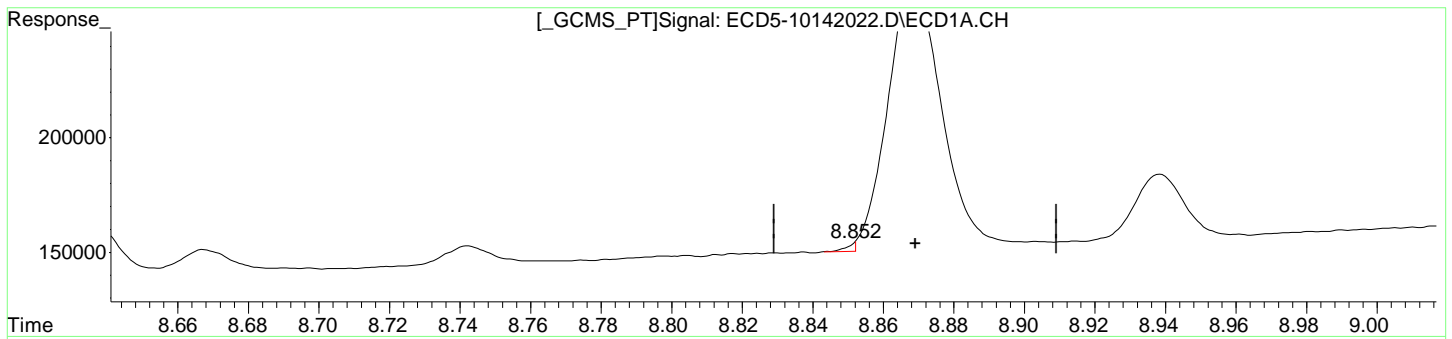
R = 6.99e+000 A*A + 1.45e+005 A + 5.06e+004
Coef of Det (r^2) = 0.994 Curve Fit: Quadratic w(1/a^2)
Method Name: C:\msdchem\1\methods\ECD5_QUANTPEST_201014.M
Calibration Table Last Updated: Thu Oct 15 11:14:22 2020

Quantitation Report (Qedit)

Data Path : C:\msdchem\1\data\2020-10\0J14056\REQUANT\
Data File : ECD5-10142022.D
Signal(s) : Signal #1: ECD1A.CH Signal #2: ECD2B.CH
Acq On : 14 Oct 2020 18:56
Operator : MJB
Sample : 0J14056-CALA
Misc : A20J231, 9-42 0.5 ppb
ALS Vial : 14 (Sig #1); 0 (Sig #2) Sample Multiplier: 1

Integration File signal 1: PEST1.e
Integration File signal 2: PEST2.e
Quant Time: Oct 15 10:42:47 2020
Quant Method : C:\msdchem\1\methods\ECD5_QUANTPEST_201014.M
Quant Title : Instrument: DualECD5
QLast Update : Thu Oct 15 10:38:19 2020
Response via : Initial Calibration
Integrator: ChemStation 6890 Scale Mode: Small noise peaks clipped

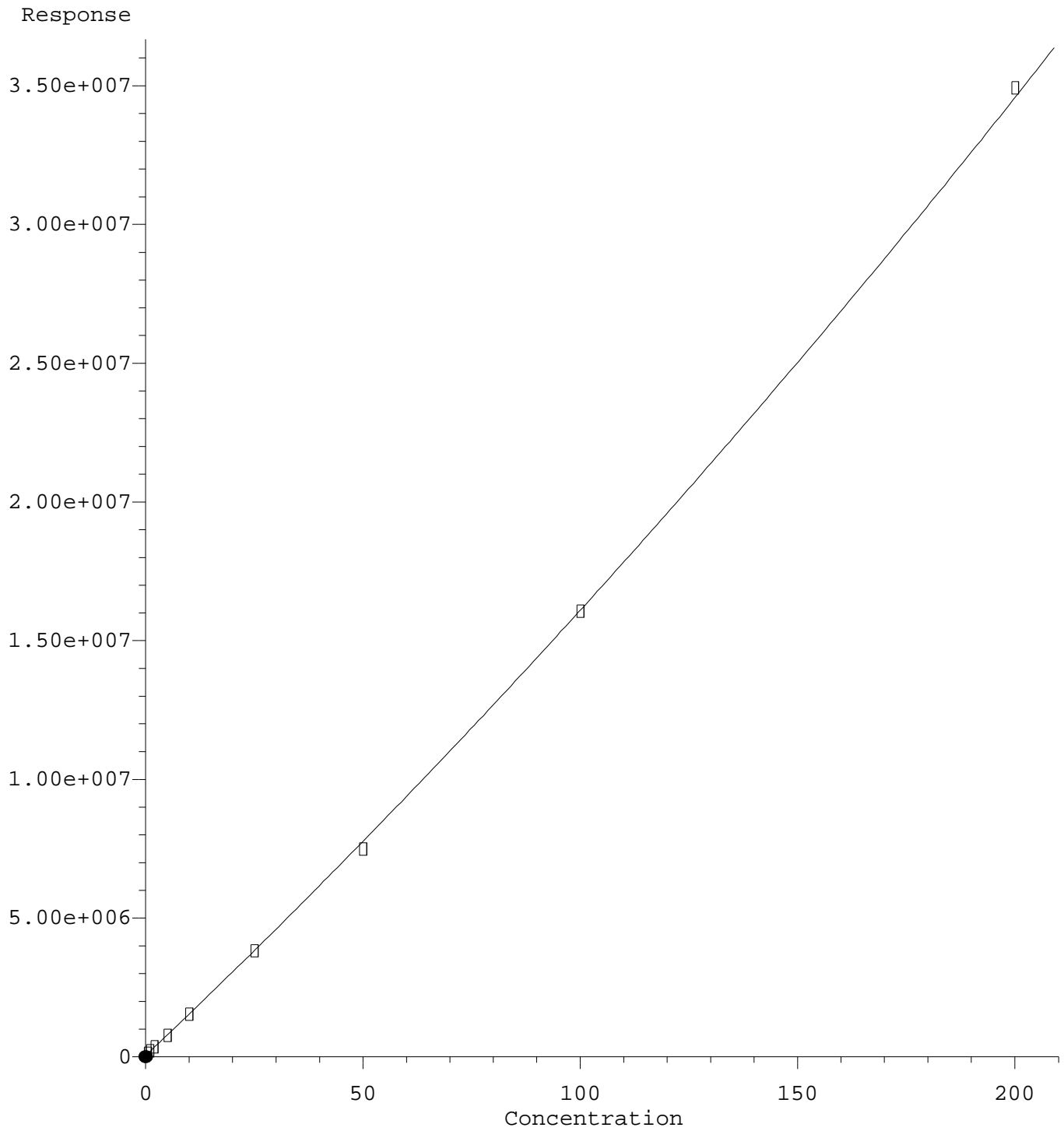
Volume Inj. : 2uL
Signal #1 Phase : Rtx-CLPesticides Signal #2 Phase: Rtx-CLPesticides2
Signal #1 Info : 30m X 0.32mm X 0. Signal #2 Info : 30m X 0.32mm X 0.25um



QEdit

(31) Mirex	8.852min	-0.325 ng/mL m	response 3470	<i>MJB 10/15/20</i>
(31) Mirex #2	9.522min	0.472 ng/mL	response 124073	

Mirex #2



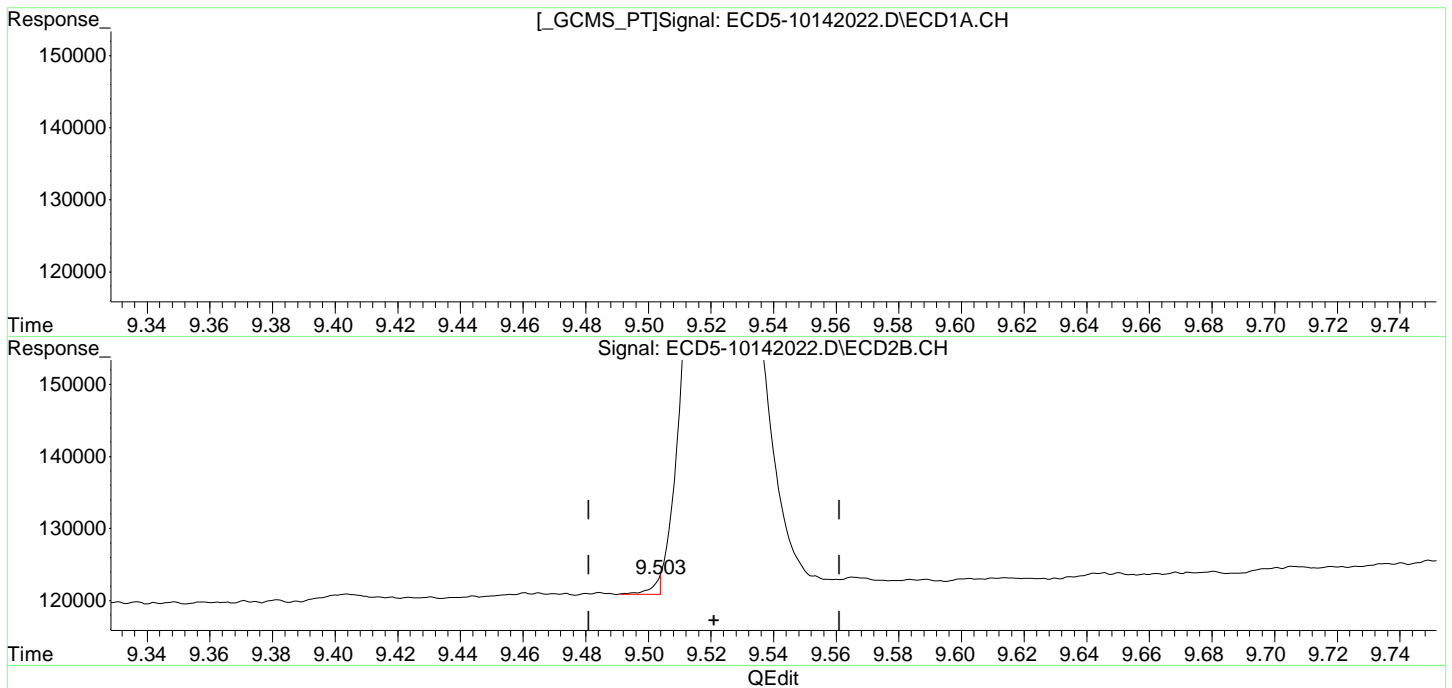
R = 1.23e+002 A*A + 1.48e+005 A + 5.41e+004
Coef of Det (r^2) = 0.997 Curve Fit: Quadratic w(1/a^2)
Method Name: C:\msdchem\1\methods\ECD5_QUANTPEST_201014.M
Calibration Table Last Updated: Thu Oct 15 11:14:22 2020

Quantitation Report (Qedit)

Data Path : C:\msdchem\1\data\2020-10\0J14056\REQUANT\
Data File : ECD5-10142022.D
Signal(s) : Signal #1: ECD1A.CH Signal #2: ECD2B.CH
Acq On : 14 Oct 2020 18:56
Operator : MJB
Sample : 0J14056-CALA
Misc : A20J231, 9-42 0.5 ppb
ALS Vial : 14 (Sig #1); 0 (Sig #2) Sample Multiplier: 1

Integration File signal 1: PEST1.e
Integration File signal 2: PEST2.e
Quant Time: Oct 15 10:42:47 2020
Quant Method : C:\msdchem\1\methods\ECD5_QUANTPEST_201014.M
Quant Title : Instrument: DualECD5
QLast Update : Thu Oct 15 10:38:19 2020
Response via : Initial Calibration
Integrator: ChemStation 6890 Scale Mode: Small noise peaks clipped

Volume Inj. : 2uL
Signal #1 Phase : Rtx-CLPesticides Signal #2 Phase: Rtx-CLPesticides2
Signal #1 Info : 30m X 0.32mm X 0. Signal #2 Info : 30m X 0.32mm X 0.25um

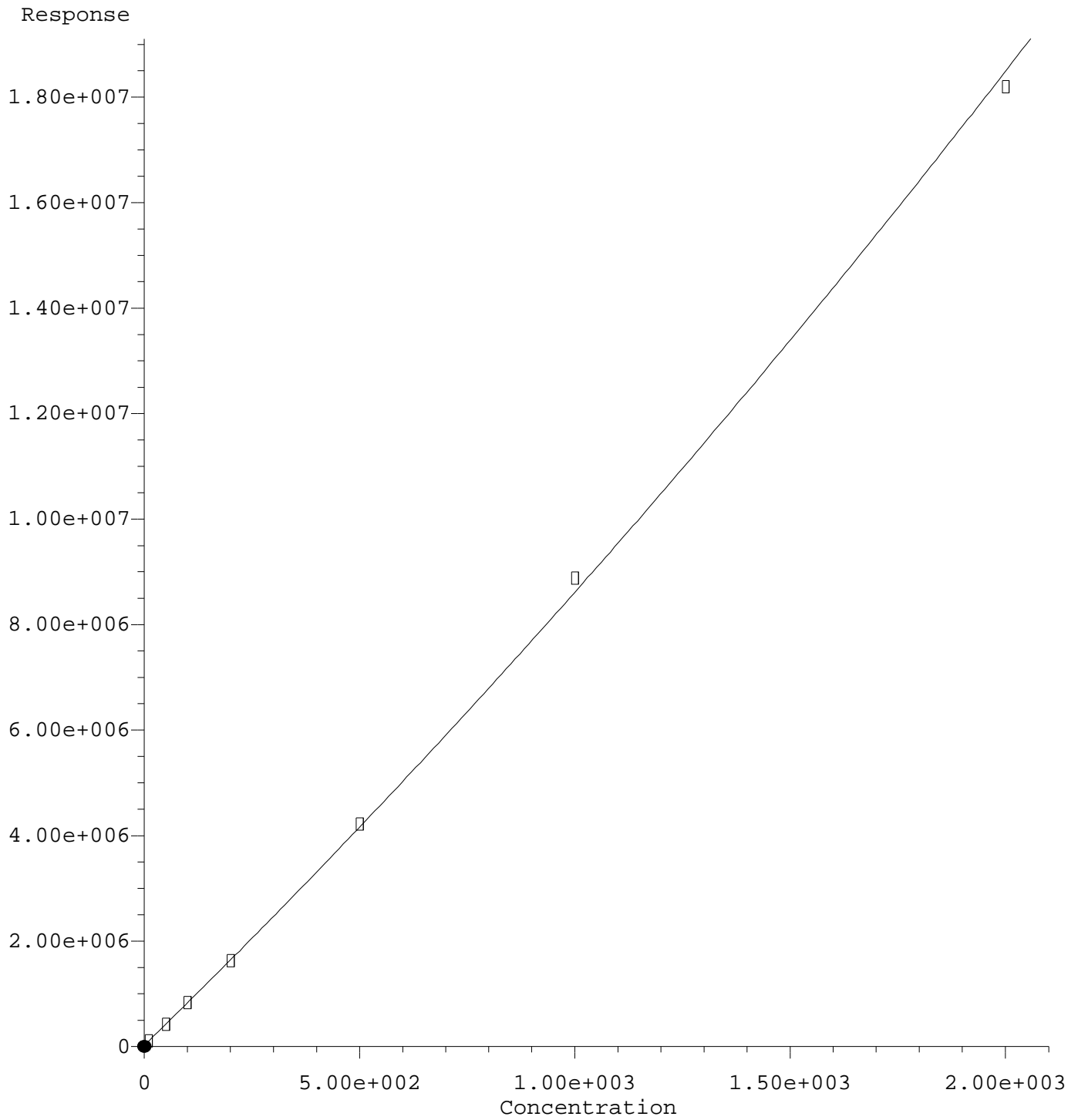


(31) Mirex
8.852min -0.325 ng/mL m
response 3470

MJB 10/15/20

(31) Mirex #2
9.503min -0.351 ng/mL m
response 2121

Chlordane (3) #2



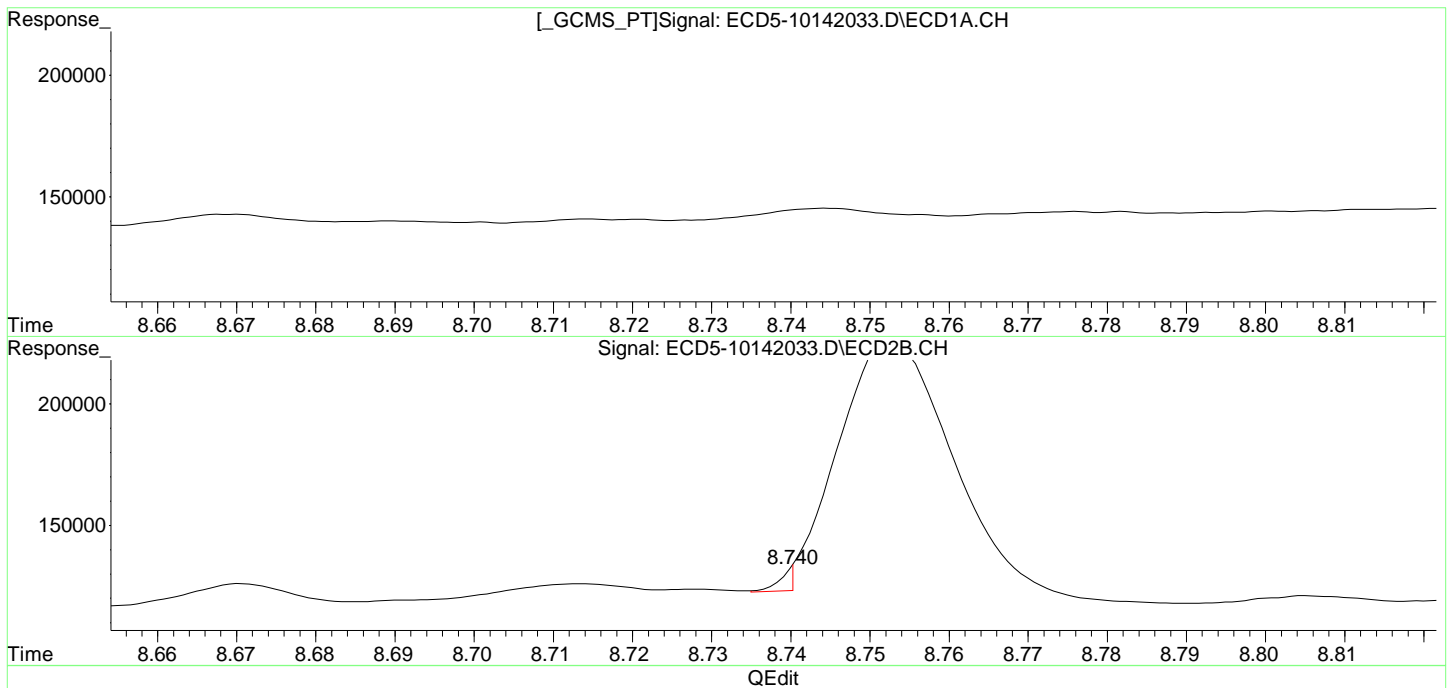
R = 6.46e-001 A*A + 7.94e+003 A + 2.98e+004
Coef of Det (r^2) = 1.000 Curve Fit: Quadratic w(1/a^2)
Method Name: C:\msdchem\1\methods\ECD5_QUANTPEST_201014.M
Calibration Table Last Updated: Thu Oct 15 11:14:22 2020

Quantitation Report (Qedit)

Data Path : C:\msdchem\1\data\2020-10\0J14056\REQUANT\
Data File : ECD5-10142033.D
Signal(s) : Signal #1: ECD1A.CH Signal #2: ECD2B.CH
Acq On : 14 Oct 2020 22:05
Operator : MJB
Sample : 0J14056-CALJ
Misc : A20J232, CHLOR 10 ppb
ALS Vial : 24 (Sig #1); 0 (Sig #2) Sample Multiplier: 1

Integration File signal 1: PEST1.e
Integration File signal 2: PEST2.e
Quant Time: Oct 15 11:16:04 2020
Quant Method : C:\msdchem\1\methods\ECD5_QUANTPEST_201014.M
Quant Title : Instrument: DualECD5
QLast Update : Thu Oct 15 11:11:37 2020
Response via : Initial Calibration
Integrator: ChemStation 6890 Scale Mode: Small noise peaks clipped

Volume Inj. : 2uL
Signal #1 Phase : Rtx-CLPesticides Signal #2 Phase: Rtx-CLPesticides2
Signal #1 Info : 30m X 0.32mm X 0. Signal #2 Info : 30m X 0.32mm X 0.25um

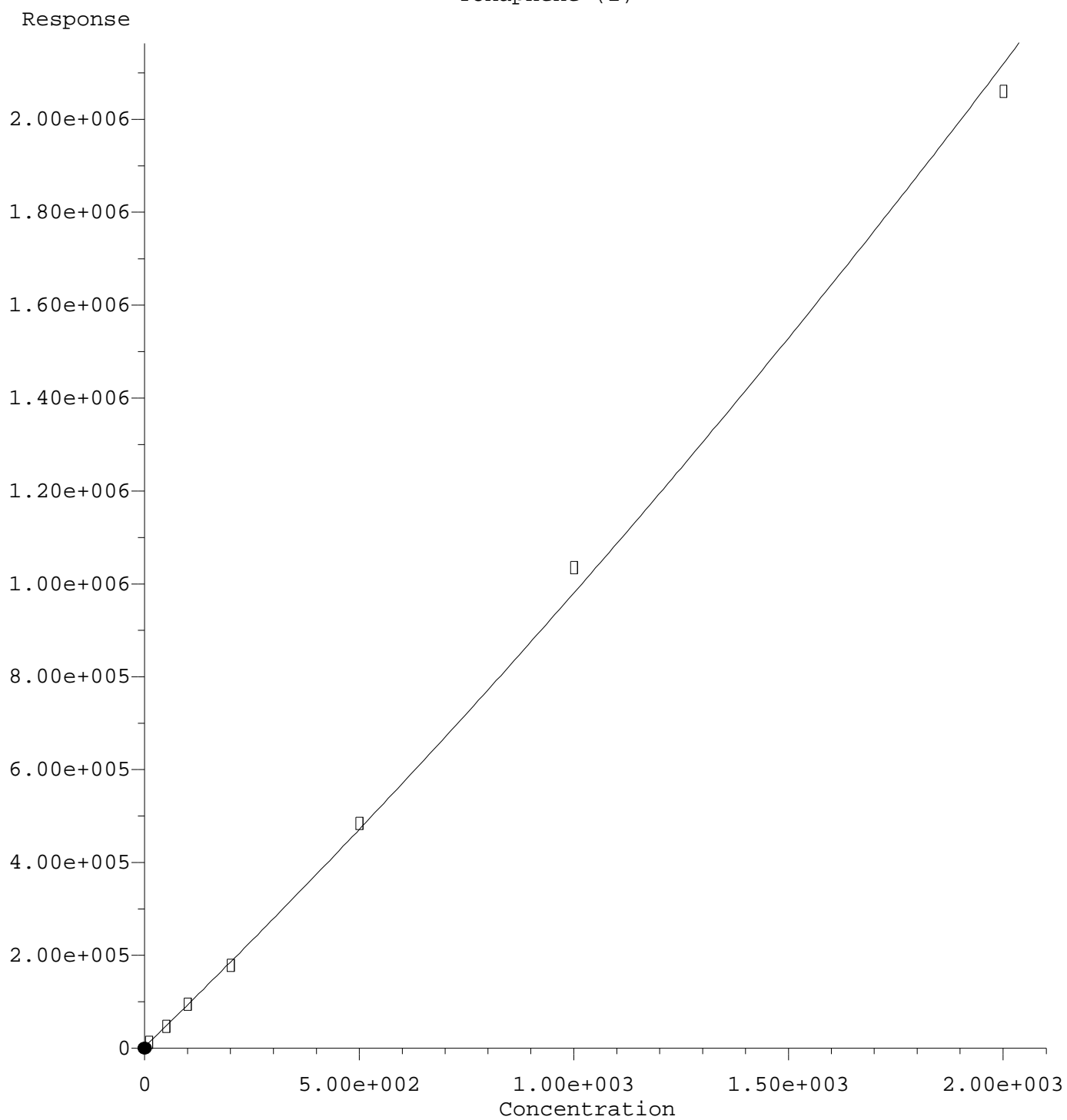


(34) Chlordane (3)
8.287min 11.190 ng/mL
response 90342

MJB 10/15/20

(34) Chlordane (3) #2
8.740min -2.602 ng/mL m
response 9152

Toxaphene (1)



$R = 8.10e-002 A^2 + 8.96e+002 A + 3.53e+003$

Coef of Det (r^2) = 0.999 Curve Fit: Quadratic w($1/a^2$)

Method Name: C:\msdchem\1\methods\ECD5_QUANTPEST_201014.M

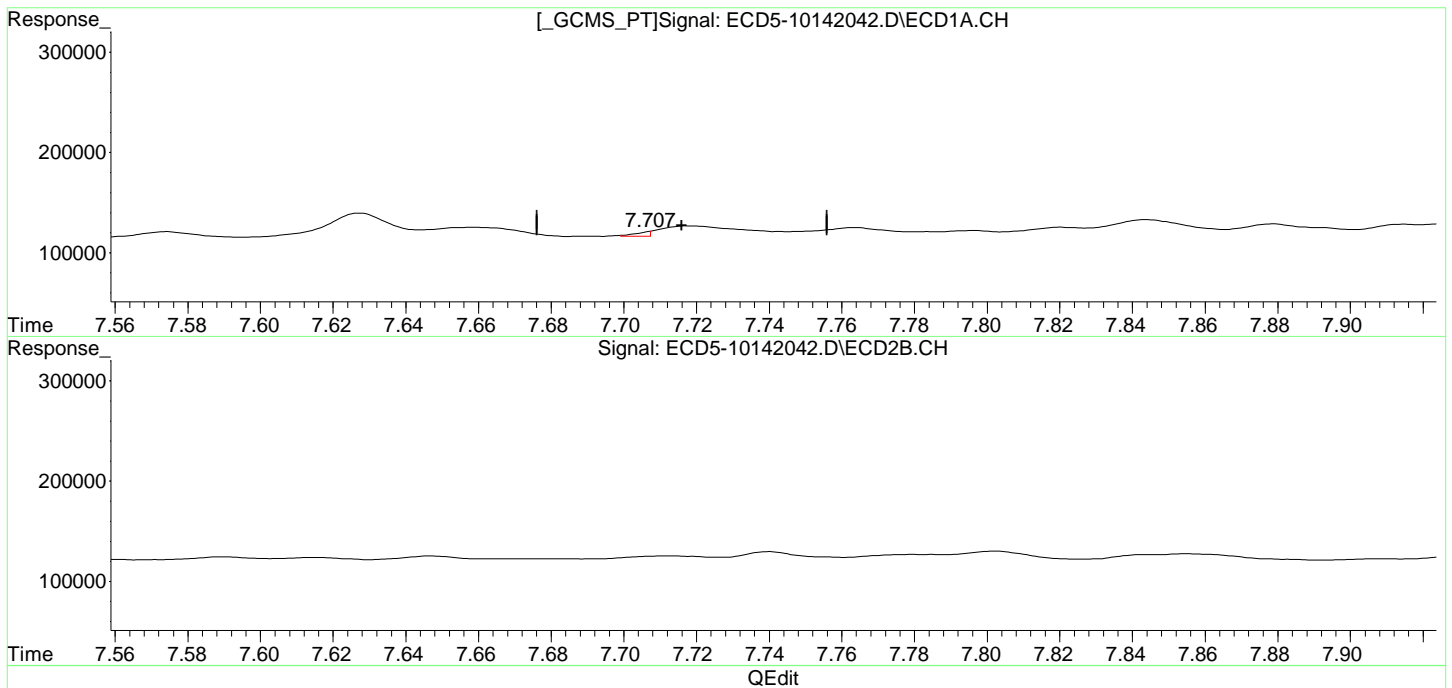
Calibration Table Last Updated: Thu Oct 15 11:14:22 2020

Quantitation Report (Qedit)

Data Path : C:\msdchem\1\data\2020-10\0J14056\REQUANT\
Data File : ECD5-10142042.D
Signal(s) : Signal #1: ECD1A.CH Signal #2: ECD2B.CH
Acq On : 15 Oct 2020 0:41
Operator : MJB
Sample : 0J14056-CALQ
Misc : A20J233, TOX 10 ppb
ALS Vial : 32 (Sig #1); 0 (Sig #2) Sample Multiplier: 1

Integration File signal 1: PEST1.e
Integration File signal 2: PEST2.e
Quant Time: Oct 15 11:17:30 2020
Quant Method : C:\msdchem\1\methods\ECD5_QUANTPEST_201014.M
Quant Title : Instrument: DualECD5
QLast Update : Thu Oct 15 11:11:37 2020
Response via : Initial Calibration
Integrator: ChemStation 6890 Scale Mode: Small noise peaks clipped

Volume Inj. : 2uL
Signal #1 Phase : Rtx-CLPesticides Signal #2 Phase: Rtx-CLPesticides2
Signal #1 Info : 30m X 0.32mm X 0. Signal #2 Info : 30m X 0.32mm X 0.25um



(36) Toxaphene (1)
7.707min 0.901 ng/mL m
response 4336

MJB 10/15/20

(36) Toxaphene (1) #2
8.327min 10.716 ng/mL
response 29330

Quantitation Report (Not Reviewed)

Data Path : C:\msdchem\1\data\2020-10\0J14056\
 Data File : ECD5-10142010.D
 Signal(s) : Signal #1: ECD1A.CH Signal #2: ECD2B.CH
 Acq On : 14 Oct 2020 15:30
 Operator : MJB
 Sample : 0J14056-ICB1
 Misc : A20J148
 ALS Vial : 3 (Sig #1); 0 (Sig #2) Sample Multiplier: 1

MJB 10/15/20

Integration File signal 1: PEST1.e
 Integration File signal 2: PEST2.e
 Quant Time: Oct 15 12:15:38 2020
 Quant Method : C:\msdchem\1\methods\ECD5_QUANTPEST_201014.M
 Quant Title : Instrument: DualECD5
 QLast Update : Thu Oct 15 11:11:37 2020
 Response via : Initial Calibration
 Integrator: ChemStation 6890 Scale Mode: Small noise peaks clipped

Volume Inj. : 2uL
 Signal #1 Phase : Rtx-CLPesticides Signal #2 Phase: Rtx-CLPesticides2
 Signal #1 Info : 30m X 0.32mm X 0. Signal #2 Info : 30m X 0.32mm X 0.25um

Compound	RT#1	RT#2	Resp#1	Resp#2	ng/mL	ng/mL
System Monitoring Compounds						
1) S TCMX (S)	5.588	5.874	22356860	28904371	92.133	93.318
22) S DCBP (S)	9.807	10.368	15118556	15023156	93.116	94.804
Target Compounds						
2) a-BHC	6.134	0.000	5530	0	0.018	N.D. #
3) g-BHC	0.000	0.000	0	0	N.D.	N.D.
4) b-BHC	0.000	0.000	0	0	N.D.	N.D.
5) Heptachlor	0.000	0.000	0	0	N.D.	N.D.
6) d-BHC	6.664	7.100	6745	8527	0.025	BelowCal #
7) Aldrin	0.000	7.454f	0	25918	N.D.	0.085 #
8) Heptachlo...	0.000	0.000	0	0	N.D.	N.D.
9) trans-Chl...	7.621	8.008	23496	6437	0.092	0.023 #
10) cis-Chlor...	7.708f	0.000	1872	0	0.008	N.D. #
11) Endosulfa...	7.847	0.000	1287	0	0.006	N.D. #
12) 4,4'-DDE	7.790	0.000	1596	0	0.006	N.D. #
13) Dieldrin	7.988	0.000	2613	0	0.010	N.D. #
14) Endrin	8.150f	0.000	8699	0	0.047	N.D. #
15) 4,4'-DDD	0.000	0.000	0	0	N.D.	N.D.
16) Endosulfa...	8.340	8.718	12337	8082	0.059	0.035 #
17) 4,4'-DDT	8.393	0.000	8961	0	0.045	N.D. #
18) Endrin Al...	8.635	8.952	28536	20605	6021.079	BelowCal #
19) Endosulfa...	8.938	9.145	18987	19573	BelowCal	BelowCal
20) Methoxychlor	0.000	0.000	0	0	N.D.	N.D.
21) Endrin Ke...	9.140	9.535	9023	10535	0.037	0.042
23) Hexachlor...	0.000	0.000	0	0	N.D.	N.D.
24) Hexachlor...	5.974	0.000	44076	0	BelowCal	N.D.
25) Oxychlorane	0.000	0.000	0	0	N.D.	N.D.
26) 2,4'-DDE	0.000	8.008f	0	6437	N.D.	0.033 #

Quantitation Report (Not Reviewed)

Data Path : C:\msdchem\1\data\2020-10\0J14056\
 Data File : ECD5-10142010.D
 Signal(s) : Signal #1: ECD1A.CH Signal #2: ECD2B.CH
 Acq On : 14 Oct 2020 15:30
 Operator : MJB
 Sample : 0J14056-ICB1
 Misc : A20J148
 ALS Vial : 3 (Sig #1); 0 (Sig #2) Sample Multiplier: 1

Integration File signal 1: PEST1.e
 Integration File signal 2: PEST2.e
 Quant Time: Oct 15 12:15:38 2020
 Quant Method : C:\msdchem\1\methods\ECD5_QUANTPEST_201014.M
 Quant Title : Instrument: DualECD5
 QLast Update : Thu Oct 15 11:11:37 2020
 Response via : Initial Calibration
 Integrator: ChemStation 6890 Scale Mode: Small noise peaks clipped

Volume Inj. : 2uL
 Signal #1 Phase : Rtx-CLPesticides Signal #2 Phase: Rtx-CLPesticides2
 Signal #1 Info : 30m X 0.32mm X 0. Signal #2 Info : 30m X 0.32mm X 0.25um

	Compound	RT#1	RT#2	Resp#1	Resp#2	ng/mL	ng/mL
27)	trans-Non...	7.708	0.000	1872	0	BelowCal	N.D.
28)	2,4'-DDD	0.000	0.000	0	0	N.D.	N.D.
29)	2,4'-DDT	8.107	0.000	2067	0	BelowCal	N.D.
30)	cis-Nonac...	0.000	0.000	0	0	N.D.	N.D.
31)	Mirex	8.857	9.535	5716	10535	BelowCal	BelowCal
32)	Chlordane...	7.621	8.008	23496	6437	0.857	0.182 #
33)	Chlordane...	7.708	0.000	1872	0	0.067	N.D. #
34)	Chlordane...	8.280	8.755	6722	49078	0.833	2.426 #
35)	Chlordane...	3.937	3.899	68307	65369	NoCal	NoCal
36)	Toxaphene...	7.708	0.000	1872	0	BelowCal	N.D.
37)	Toxaphene...	8.036f	0.000	1570	0	0.723	N.D. #
38)	Toxaphene...	8.340	8.718	12337	8082	2.855	1.695 #
39)	Toxaphene...	8.582	8.755f	36799	49078	8.158	6.188
40)	Toxaphene...	0.000	8.952	0	20605	N.D.	4.311 #
41)	Toxaphene...	8.857	0.000	5716	0	1.390	N.D. #
42)	Toxaphene...	3.937	3.899f	68307	65369	NoCal	NoCal

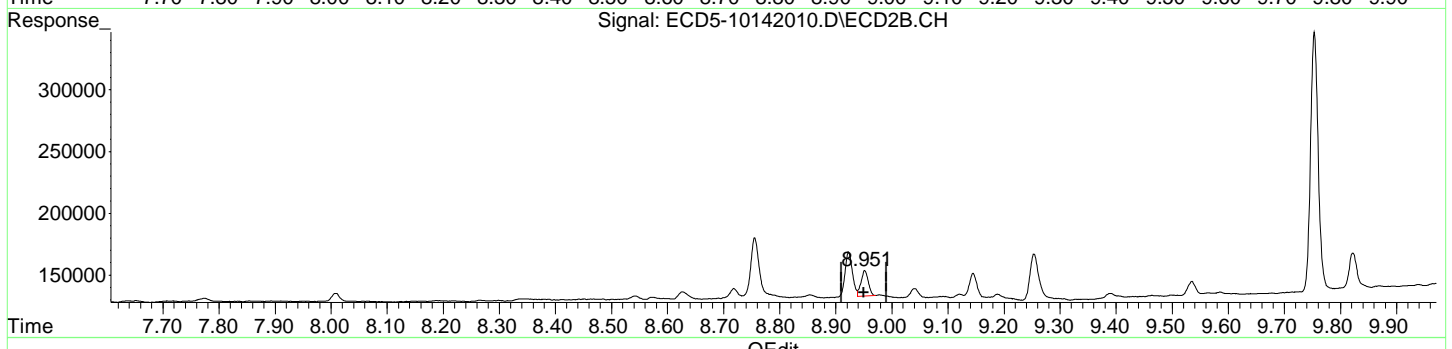
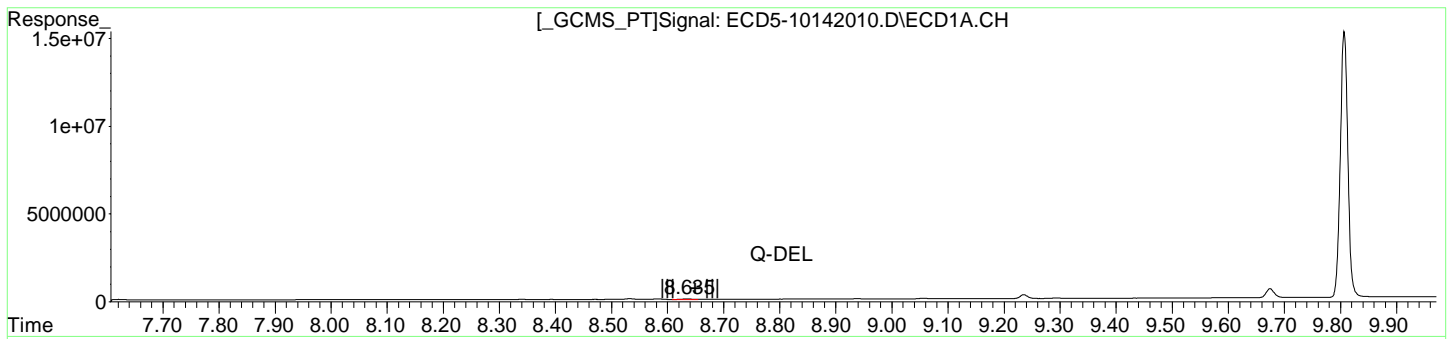
(f)=RT Delta > 1/2 Window (#)=Amounts differ by > 25% (m)=manual int.

Quantitation Report (Qedit)

Data Path : C:\msdchem\1\data\2020-10\0J14056\
Data File : ECD5-10142010.D
Signal(s) : Signal #1: ECD1A.CH Signal #2: ECD2B.CH
Acq On : 14 Oct 2020 15:30
Operator : MJB
Sample : 0J14056-ICB1
Misc : A20J148
ALS Vial : 3 (Sig #1); 0 (Sig #2) Sample Multiplier: 1

Integration File signal 1: PEST1.e
Integration File signal 2: PEST2.e
Quant Time: Oct 15 12:15:38 2020
Quant Method : C:\msdchem\1\methods\ECD5_QUANTPEST_201014.M
Quant Title : Instrument: DualECD5
QLast Update : Thu Oct 15 11:11:37 2020
Response via : Initial Calibration
Integrator: ChemStation 6890 Scale Mode: Small noise peaks clipped

Volume Inj. : 2uL
Signal #1 Phase : Rtx-CLPesticides Signal #2 Phase: Rtx-CLPesticides2
Signal #1 Info : 30m X 0.32mm X 0. Signal #2 Info : 30m X 0.32mm X 0.25um



(18) Endrin Aldehyde
~~8.635min - 6024.079 ng/mL~~
response 28536

MJB 10/15/20

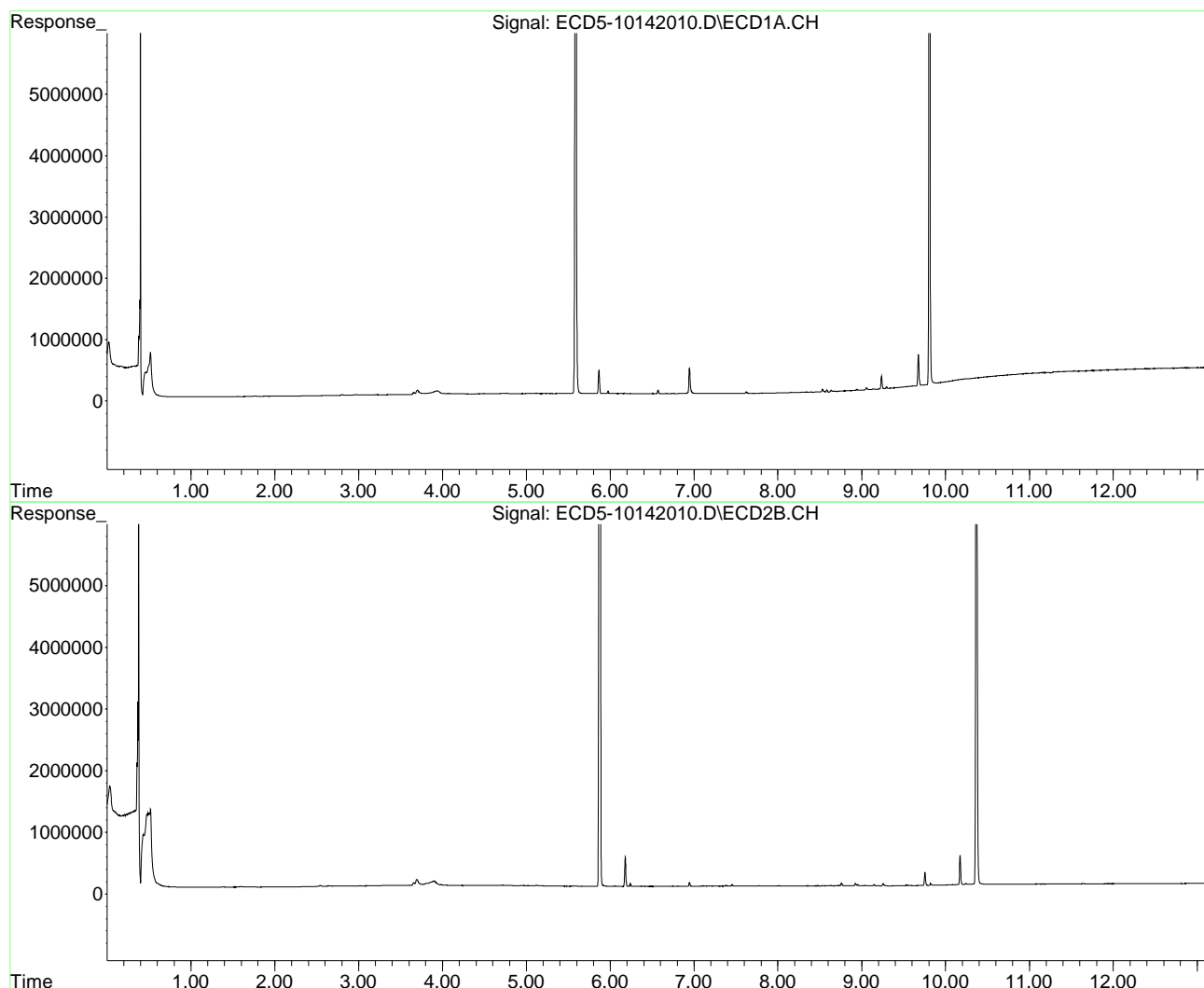
(18) Endrin Aldehyde #2
8.952min -0.227 ng/mL
response 20605

Quantitation Report (Not Reviewed)

Data Path : C:\msdchem\1\data\2020-10\0J14056\
Data File : ECD5-10142010.D
Signal(s) : Signal #1: ECD1A.CH Signal #2: ECD2B.CH
Acq On : 14 Oct 2020 15:30
Operator : MJB
Sample : 0J14056-ICB1
Misc : A20J148
ALS Vial : 3 (Sig #1); 0 (Sig #2) Sample Multiplier: 1

Integration File signal 1: PEST1.e
Integration File signal 2: PEST2.e
Quant Time: Oct 15 12:15:38 2020
Quant Method : C:\msdchem\1\methods\ECD5_QUANTPEST_201014.M
Quant Title : Instrument: DualECD5
QLast Update : Thu Oct 15 11:11:37 2020
Response via : Initial Calibration
Integrator: ChemStation 6890 Scale Mode: Small noise peaks clipped

Volume Inj. : 2uL
Signal #1 Phase : Rtx-CLPesticides Signal #2 Phase: Rtx-CLPesticides2
Signal #1 Info : 30m X 0.32mm X 0. Signal #2 Info : 30m X 0.32mm X 0.25um



Quantitation Report (Not Reviewed)

Data Path : C:\msdchem\1\data\2020-10\0J14056\
 Data File : ECD5-10142020.D
 Signal(s) : Signal #1: ECD1A.CH Signal #2: ECD2B.CH
 Acq On : 14 Oct 2020 18:22
 Operator : MJB
 Sample : 0J14056-IBL1
 Misc : Instrument Blank
 ALS Vial : 1 (Sig #1); 0 (Sig #2) Sample Multiplier: 1

CLEAN

MJB 10/15/20

Integration File signal 1: PEST1.e
 Integration File signal 2: PEST2.e
 Quant Time: Oct 15 12:17:25 2020
 Quant Method : C:\msdchem\1\methods\ECD5_QUANTPEST_201014.M
 Quant Title : Instrument: DualECD5
 QLast Update : Thu Oct 15 11:11:37 2020
 Response via : Initial Calibration
 Integrator: ChemStation 6890 Scale Mode: Small noise peaks clipped

Volume Inj. : 2uL
 Signal #1 Phase : Rtx-CLPesticides Signal #2 Phase: Rtx-CLPesticides2
 Signal #1 Info : 30m X 0.32mm X 0. Signal #2 Info : 30m X 0.32mm X 0.25um

Compound	RT#1	RT#2	Resp#1	Resp#2	ng/mL	ng/mL	

System Monitoring Compounds							
1) S TCMX (S)	0.000	0.000	0	0	N.D.	N.D.	
22) S DCBP (S)	0.000	10.366	0	4922	N.D.	BelowCal	
Target Compounds							
2) a-BHC	6.143	0.000	3268	0	0.011	N.D.	#
3) g-BHC	6.463f	0.000	5817	0	0.022	N.D.	#
4) b-BHC	0.000	0.000	0	0	N.D.	N.D.	
5) Heptachlor	0.000	0.000	0	0	N.D.	N.D.	
6) d-BHC	6.665	7.100	7553	8488	0.028	BelowCal	#
7) Aldrin	7.045f	0.000	5997	0	0.023	N.D.	#
8) Heptachlo...	7.541	0.000	1598	0	0.007	N.D.	#
9) trans-Chl...	7.593f	0.000	5470	0	0.022	N.D.	#
10) cis-Chlor...	7.733	0.000	785	0	0.003	N.D.	#
11) Endosulfa...	7.850	0.000	1727	0	0.008	N.D.	#
12) 4,4'-DDE	7.782	0.000	639	0	0.002	N.D.	#
13) Dieldrin	0.000	0.000	0	0	N.D.	N.D.	
14) Endrin	8.162	0.000	5002	0	0.027	N.D.	#
15) 4,4'-DDD	0.000	8.634f	0	5460	N.D.	0.023	#
16) Endosulfa...	8.342	8.718	7874	7136	0.038	0.031	
17) 4,4'-DDT	8.398	0.000	2051	0	0.010	N.D.	#
18) Endrin Al...	8.635	8.952	36815	39993	6021.036	BelowCal	#
19) Endosulfa...	8.938	9.145	15975	20514	BelowCal	BelowCal	
20) Methoxychlor	8.746	0.000	1054	0	BelowCal	N.D.	
21) Endrin Ke...	9.140	9.536	9845	17599	0.040	0.071	#
23) Hexachlor...	0.000	0.000	0	0	N.D.	N.D.	
24) Hexachlor...	0.000	0.000	0	0	N.D.	N.D.	
25) Oxychlorane	0.000	0.000	0	0	N.D.	N.D.	
26) 2,4'-DDE	7.541	0.000	1598	0	20649.389	N.D.	#

Quantitation Report (Not Reviewed)

Data Path : C:\msdchem\1\data\2020-10\0J14056\
 Data File : ECD5-10142020.D
 Signal(s) : Signal #1: ECD1A.CH Signal #2: ECD2B.CH
 Acq On : 14 Oct 2020 18:22
 Operator : MJB
 Sample : 0J14056-IBL1
 Misc : Instrument Blank
 ALS Vial : 1 (Sig #1); 0 (Sig #2) Sample Multiplier: 1

Integration File signal 1: PEST1.e
 Integration File signal 2: PEST2.e
 Quant Time: Oct 15 12:17:25 2020
 Quant Method : C:\msdchem\1\methods\ECD5_QUANTPEST_201014.M
 Quant Title : Instrument: DualECD5
 QLast Update : Thu Oct 15 11:11:37 2020
 Response via : Initial Calibration
 Integrator: ChemStation 6890 Scale Mode: Small noise peaks clipped

Volume Inj. : 2uL
 Signal #1 Phase : Rtx-CLPesticides Signal #2 Phase: Rtx-CLPesticides2
 Signal #1 Info : 30m X 0.32mm X 0. Signal #2 Info : 30m X 0.32mm X 0.25um

	Compound	RT#1	RT#2	Resp#1	Resp#2	ng/mL	ng/mL
27)	trans-Non...	7.733	0.000	785	0	BelowCal	N.D.
28)	2,4'-DDD	0.000	0.000	0	0	N.D.	N.D.
29)	2,4'-DDT	8.089	0.000	3035	0	BelowCal	N.D.
30)	cis-Nonac...	8.162f	8.634	5002	5460	BelowCal	BelowCal
31)	Mirex	0.000	9.536	0	17599	N.D.	BelowCal
32)	Chlordane...	0.000	0.000	0	0	N.D.	N.D.
33)	Chlordane...	7.733	0.000	785	0	0.028	N.D. #
34)	Chlordane...	0.000	8.758	0	41542	N.D.	1.478 #
35)	Chlordane...	3.959f	3.917	36511	34442	NoCal	NoCal
36)	Toxaphene...	7.733	0.000	785	0	BelowCal	N.D.
37)	Toxaphene...	0.000	0.000	0	0	N.D.	N.D.
38)	Toxaphene...	8.342	8.718	7874	7136	1.822	1.496
39)	Toxaphene...	8.588	8.758	4270	41542	0.947	5.238 #
40)	Toxaphene...	0.000	8.952	0	39993	N.D.	8.368 #
41)	Toxaphene...	0.000	0.000	0	0	N.D.	N.D.
42)	Toxaphene...	3.959f	3.917	36511	34442	NoCal	NoCal

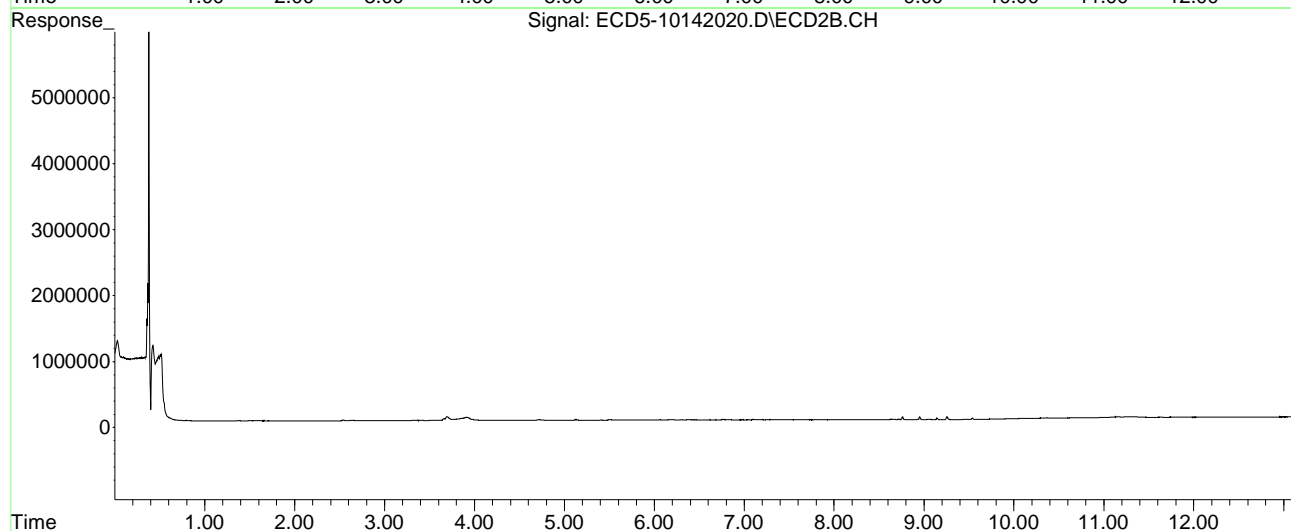
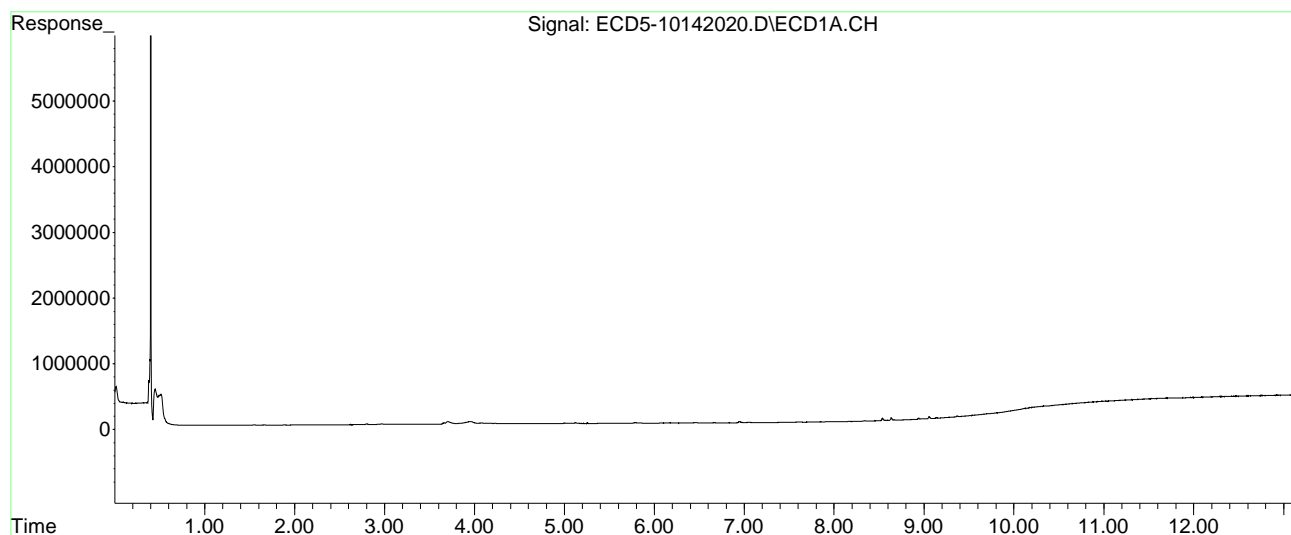
(f)=RT Delta > 1/2 Window (#)=Amounts differ by > 25% (m)=manual int.

Quantitation Report (Not Reviewed)

Data Path : C:\msdchem\1\data\2020-10\0J14056\
Data File : ECD5-10142020.D
Signal(s) : Signal #1: ECD1A.CH Signal #2: ECD2B.CH
Acq On : 14 Oct 2020 18:22
Operator : MJB
Sample : 0J14056-IBL1
Misc : Instrument Blank
ALS Vial : 1 (Sig #1); 0 (Sig #2) Sample Multiplier: 1

Integration File signal 1: PEST1.e
Integration File signal 2: PEST2.e
Quant Time: Oct 15 12:17:25 2020
Quant Method : C:\msdchem\1\methods\ECD5_QUANTPEST_201014.M
Quant Title : Instrument: DualECD5
QLast Update : Thu Oct 15 11:11:37 2020
Response via : Initial Calibration
Integrator: ChemStation 6890 Scale Mode: Small noise peaks clipped

Volume Inj. : 2uL
Signal #1 Phase : Rtx-CLPesticides Signal #2 Phase: Rtx-CLPesticides2
Signal #1 Info : 30m X 0.32mm X 0. Signal #2 Info : 30m X 0.32mm X 0.25um



Quantitation Report (Not Reviewed)

Data Path : C:\msdchem\1\data\2020-10\0J14056\
 Data File : ECD5-10142021.D
 Signal(s) : Signal #1: ECD1A.CH Signal #2: ECD2B.CH
 Acq On : 14 Oct 2020 18:39
 Operator : MJB
 Sample : 0J14056-ICV1
 Misc : A20I130, AB 50 ppb
 ALS Vial : 13 (Sig #1); 0 (Sig #2) Sample Multiplier: 1

MJB 10/15/20

Integration File signal 1: PEST1.e
 Integration File signal 2: PEST2.e
 Quant Time: Oct 15 12:17:38 2020
 Quant Method : C:\msdchem\1\methods\ECD5_QUANTPEST_201014.M
 Quant Title : Instrument: DualECD5
 QLast Update : Thu Oct 15 11:11:37 2020
 Response via : Initial Calibration
 Integrator: ChemStation 6890 Scale Mode: Small noise peaks clipped

Volume Inj. : 2uL
 Signal #1 Phase : Rtx-CLPesticides Signal #2 Phase: Rtx-CLPesticides2
 Signal #1 Info : 30m X 0.32mm X 0. Signal #2 Info : 30m X 0.32mm X 0.25um

Compound	RT#1	RT#2	Resp#1	Resp#2	ng/mL	ng/mL

System Monitoring Compounds						
1) S TCMX (S)	5.585	5.871	11338398	14733952	46.726	47.569
22) S DCBP (S)	9.805	10.366	7858960	7532882	48.528	48.965
Target Compounds						
2) a-BHC	6.138	6.467	15020058	20133389	48.291	51.065
3) g-BHC	6.426	6.783	12830672	16580506	48.621	49.611
4) b-BHC	6.507	6.851	5309433	6960268	47.240	45.873
5) Heptachlor	6.828	7.157	11688278	13879575	46.165	49.075
6) d-BHC	6.661	7.098	12813872	16831576	46.818	51.299
7) Aldrin	7.071	7.420	13108692	15719509	49.406	51.559
8) Heptachlo...	7.540	7.854	11247347	13181825	46.059	48.326
9) trans-Chl...	7.632	7.993	11964884	13814464	47.088	48.849
10) cis-Chlor...	7.729	8.100	11295269	13175398	46.459	49.107
11) Endosulfa...	7.834	8.149	10661147	12285122	46.635	48.614
12) 4,4'-DDE	7.780	8.202	12377340	14719358	47.634	50.466
13) Dieldrin	8.007	8.347	11962267	13695344	47.409	48.681
14) Endrin	8.176	8.569	8286980	9108981	44.939	46.631
15) 4,4'-DDD	8.209	8.614	10373170	11517384	47.488	49.317
16) Endosulfa...	8.337	8.716	9525270	11152203	45.705	48.573
17) 4,4'-DDT	8.405	8.838	9310922	9632241	46.669	50.582
18) Endrin Al...	8.632	8.950	9684490	10886188	50.544	52.161
19) Endosulfa...	8.937	9.143	9382131	10693779	49.962	51.076
20) Methoxychlor	8.740	9.305	4713235	4507263	48.142	46.619
21) Endrin Ke...	9.138	9.531	11289442	12241555	46.112	49.267
23) Hexachlor...	0.000	0.000	0	0	N.D.	N.D.
24) Hexachlor...	5.971	0.000	26939	0	BelowCal	N.D.
25) Oxychlorane	0.000	7.774	0	18526	N.D.	0.077 #
26) 2,4'-DDE	7.540	7.993	11247347	13814464	72.754	71.211

Quantitation Report (Not Reviewed)

Data Path : C:\msdchem\1\data\2020-10\0J14056\
 Data File : ECD5-10142021.D
 Signal(s) : Signal #1: ECD1A.CH Signal #2: ECD2B.CH
 Acq On : 14 Oct 2020 18:39
 Operator : MJB
 Sample : 0J14056-ICV1
 Misc : A20I130, AB 50 ppb
 ALS Vial : 13 (Sig #1); 0 (Sig #2) Sample Multiplier: 1

Integration File signal 1: PEST1.e
 Integration File signal 2: PEST2.e
 Quant Time: Oct 15 12:17:38 2020
 Quant Method : C:\msdchem\1\methods\ECD5_QUANTPEST_201014.M
 Quant Title : Instrument: DualECD5
 QLast Update : Thu Oct 15 11:11:37 2020
 Response via : Initial Calibration
 Integrator: ChemStation 6890 Scale Mode: Small noise peaks clipped

Volume Inj. : 2uL
 Signal #1 Phase : Rtx-CLPesticides Signal #2 Phase: Rtx-CLPesticides2
 Signal #1 Info : 30m X 0.32mm X 0. Signal #2 Info : 30m X 0.32mm X 0.25um

	Compound	RT#1	RT#2	Resp#1	Resp#2	ng/mL	ng/mL	
27)	trans-Non...	7.729	8.058	11295269	37965	50.209	0.136	#
28)	2,4'-DDD	7.923	8.347	53398	13695344	0.151	85.617	#
29)	2,4'-DDT	8.089	8.569	55544	9108981	0.166	60.793	#
30)	cis-Nonac...	8.209	8.614	10373170	11517384	42.745	41.991	
31)	Mirex	8.890f	9.531	39653	12241555	BelowCal	77.327	
32)	Chlordane...	7.632	7.993	11964884	13814464	436.646	389.894	
33)	Chlordane...	7.729	8.100	11295269	13175398	404.109	456.515	
34)	Chlordane...	0.000	8.755	0	63454	N.D.	4.235	#
35)	Chlordane...	3.957f	3.911	31888	33893	NoCal	NoCal	
36)	Toxaphene...	7.729	8.347	11295269	13695344	7507.679	5003.755	#
37)	Toxaphene...	8.007	0.000	11962267	0	5508.003	N.D.	#
38)	Toxaphene...	8.337	8.716	9525270	11152203	2204.126	2338.386	
39)	Toxaphene...	8.557	8.792	237368	49219	52.623	6.206	#
40)	Toxaphene...	0.000	8.950	0	10886188	N.D.	2277.689	#
41)	Toxaphene...	8.890	9.305	39653	4507263	9.640	959.603	#
42)	Toxaphene...	3.957f	3.911	31888	33893	NoCal	NoCal	

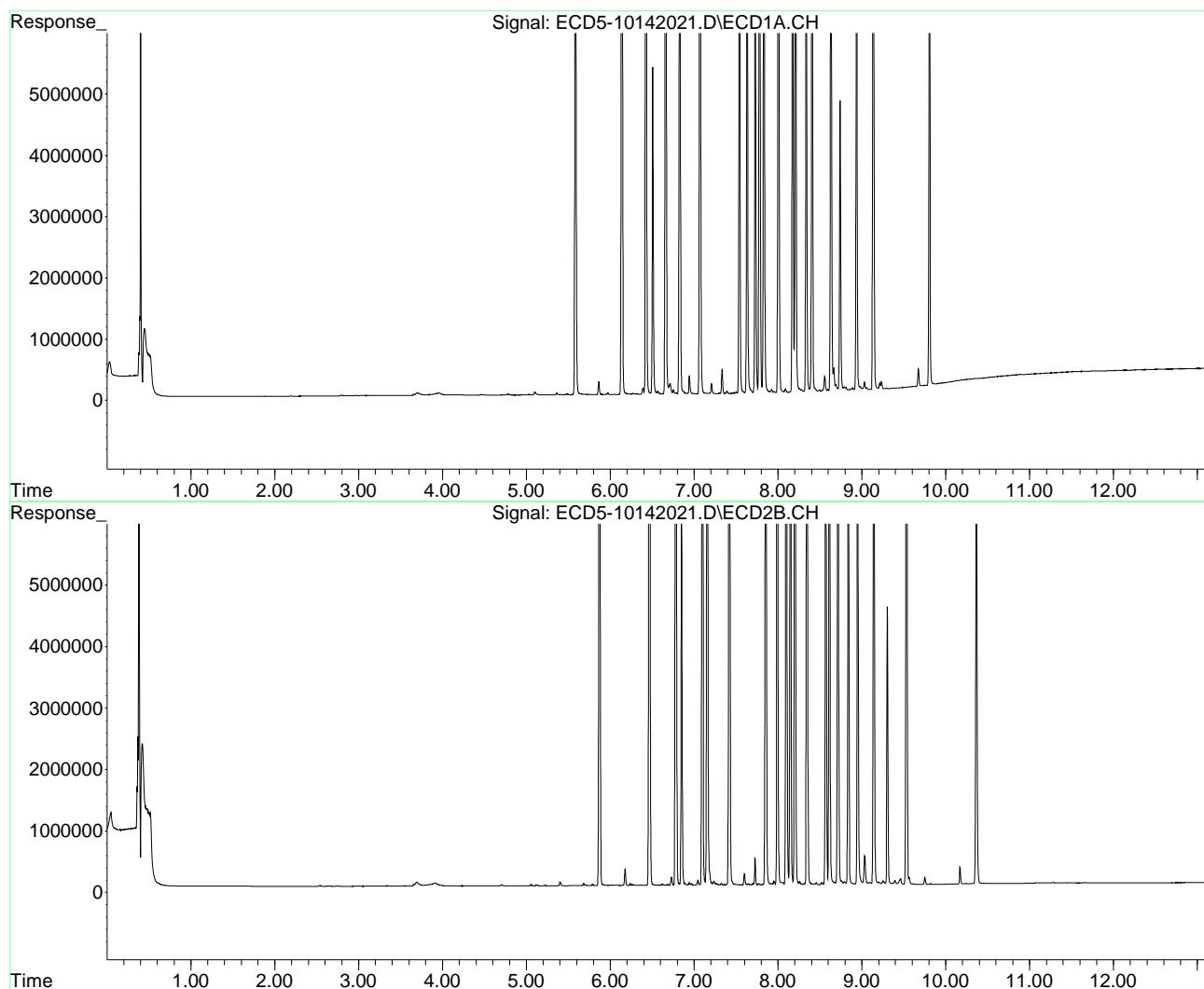
(f)=RT Delta > 1/2 Window (#)=Amounts differ by > 25% (m)=manual int.

Quantitation Report (Not Reviewed)

Data Path : C:\msdchem\1\data\2020-10\0J14056\
Data File : ECD5-10142021.D
Signal(s) : Signal #1: ECD1A.CH Signal #2: ECD2B.CH
Acq On : 14 Oct 2020 18:39
Operator : MJB
Sample : 0J14056-ICV1
Misc : A20I130, AB 50 ppb
ALS Vial : 13 (Sig #1); 0 (Sig #2) Sample Multiplier: 1

Integration File signal 1: PEST1.e
Integration File signal 2: PEST2.e
Quant Time: Oct 15 12:17:38 2020
Quant Method : C:\msdchem\1\methods\ECD5_QUANTPEST_201014.M
Quant Title : Instrument: DualECD5
QLast Update : Thu Oct 15 11:11:37 2020
Response via : Initial Calibration
Integrator: ChemStation 6890 Scale Mode: Small noise peaks clipped

Volume Inj. : 2uL
Signal #1 Phase : Rtx-CLPesticides Signal #2 Phase: Rtx-CLPesticides2
Signal #1 Info : 30m X 0.32mm X 0. Signal #2 Info : 30m X 0.32mm X 0.25um



Quantitation Report (Not Reviewed)

Data Path : C:\msdchem\1\data\2020-10\0J14056\
 Data File : ECD5-10142031.D
 Signal(s) : Signal #1: ECD1A.CH Signal #2: ECD2B.CH
 Acq On : 14 Oct 2020 21:30
 Operator : MJB
 Sample : 0J14056-IBL2
 Misc : Instrument Blank
 ALS Vial : 1 (Sig #1); 0 (Sig #2) Sample Multiplier: 1

CLEAN

MJB 10/15/20

Integration File signal 1: PEST1.e
 Integration File signal 2: PEST2.e
 Quant Time: Oct 15 12:24:52 2020
 Quant Method : C:\msdchem\1\methods\ECD5_QUANTPEST_201014.M
 Quant Title : Instrument: DualECD5
 QLast Update : Thu Oct 15 11:11:37 2020
 Response via : Initial Calibration
 Integrator: ChemStation 6890 Scale Mode: Small noise peaks clipped

Volume Inj. : 2uL
 Signal #1 Phase : Rtx-CLPesticides Signal #2 Phase: Rtx-CLPesticides2
 Signal #1 Info : 30m X 0.32mm X 0. Signal #2 Info : 30m X 0.32mm X 0.25um

Compound	RT#1	RT#2	Resp#1	Resp#2	ng/mL	ng/mL

System Monitoring Compounds						
1) S TCMX (S)	0.000	0.000	0	0	N.D.	N.D.
22) S DCBP (S)	0.000	0.000	0	0	N.D.	N.D.
Target Compounds						
2) a-BHC	6.118	0.000	2753	0	0.009	N.D. #
3) g-BHC	6.464f	6.757f	9806	6059	0.037	0.018 #
4) b-BHC	6.514	0.000	6521	0	5685.378	N.D. #
5) Heptachlor	0.000	0.000	0	0	N.D.	N.D.
6) d-BHC	6.666	7.099	11603	6915	0.042	BelowCal #
7) Aldrin	0.000	0.000	0	0	N.D.	N.D.
8) Heptachlo...	0.000	0.000	0	0	N.D.	N.D.
9) trans-Chl...	0.000	0.000	0	0	N.D.	N.D.
10) cis-Chlor...	7.719	0.000	765	0	0.003	N.D. #
11) Endosulfa...	7.856f	0.000	938	0	0.004	N.D. #
12) 4,4'-DDE	0.000	0.000	0	0	N.D.	N.D.
13) Dieldrin	0.000	0.000	0	0	N.D.	N.D.
14) Endrin	8.171	0.000	2336	0	0.013	N.D. #
15) 4,4'-DDD	8.171f	0.000	2336	0	0.011	N.D. #
16) Endosulfa...	8.343	8.718	4869	5509	0.023	0.024
17) 4,4'-DDT	0.000	0.000	0	0	N.D.	N.D.
18) Endrin Al...	8.636	8.950	13496	15566	6021.157	BelowCal #
19) Endosulfa...	8.939	9.144	11265	14156	BelowCal	BelowCal
20) Methoxychlor	0.000	0.000	0	0	N.D.	N.D.
21) Endrin Ke...	9.141	9.534	7487	14278	0.031	0.057 #
23) Hexachlor...	0.000	0.000	0	0	N.D.	N.D.
24) Hexachlor...	5.973	6.370f	1457	4660	BelowCal	BelowCal
25) Oxychlorane	0.000	0.000	0	0	N.D.	N.D.
26) 2,4'-DDE	0.000	0.000	0	0	N.D.	N.D.

Quantitation Report (Not Reviewed)

Data Path : C:\msdchem\1\data\2020-10\0J14056\
 Data File : ECD5-10142031.D
 Signal(s) : Signal #1: ECD1A.CH Signal #2: ECD2B.CH
 Acq On : 14 Oct 2020 21:30
 Operator : MJB
 Sample : 0J14056-IBL2
 Misc : Instrument Blank
 ALS Vial : 1 (Sig #1); 0 (Sig #2) Sample Multiplier: 1

Integration File signal 1: PEST1.e
 Integration File signal 2: PEST2.e
 Quant Time: Oct 15 12:24:52 2020
 Quant Method : C:\msdchem\1\methods\ECD5_QUANTPEST_201014.M
 Quant Title : Instrument: DualECD5
 QLast Update : Thu Oct 15 11:11:37 2020
 Response via : Initial Calibration
 Integrator: ChemStation 6890 Scale Mode: Small noise peaks clipped

Volume Inj. : 2uL
 Signal #1 Phase : Rtx-CLPesticides Signal #2 Phase: Rtx-CLPesticides2
 Signal #1 Info : 30m X 0.32mm X 0. Signal #2 Info : 30m X 0.32mm X 0.25um

	Compound	RT#1	RT#2	Resp#1	Resp#2	ng/mL	ng/mL
27)	trans-Non...	7.719	0.000	765	0	BelowCal	N.D.
28)	2,4'-DDD	7.909	0.000	834	0	BelowCal	N.D.
29)	2,4'-DDT	8.085	0.000	3948	0	BelowCal	N.D.
30)	cis-Nonac...	8.171f	0.000	2336	0	BelowCal	N.D.
31)	Mirex	8.868	9.534	1817	14278	BelowCal	BelowCal
32)	Chlordane...	0.000	0.000	0	0	N.D.	N.D.
33)	Chlordane...	7.719	0.000	765	0	0.027	N.D. #
34)	Chlordane...	0.000	8.758	0	46990	N.D.	2.163 #
35)	Chlordane...	3.964f	3.920	24461	17287	NoCal	NoCal
36)	Toxaphene...	7.719	0.000	765	0	BelowCal	N.D.
37)	Toxaphene...	0.000	0.000	0	0	N.D.	N.D.
38)	Toxaphene...	8.343	8.718	4869	5509	1.127	1.155
39)	Toxaphene...	8.591f	8.758	3786	46990	0.839	5.924 #
40)	Toxaphene...	0.000	8.950	0	15566	N.D.	3.257 #
41)	Toxaphene...	8.868	0.000	1817	0	0.442	N.D. #
42)	Toxaphene...	3.964f	3.920	24461	17287	NoCal	NoCal

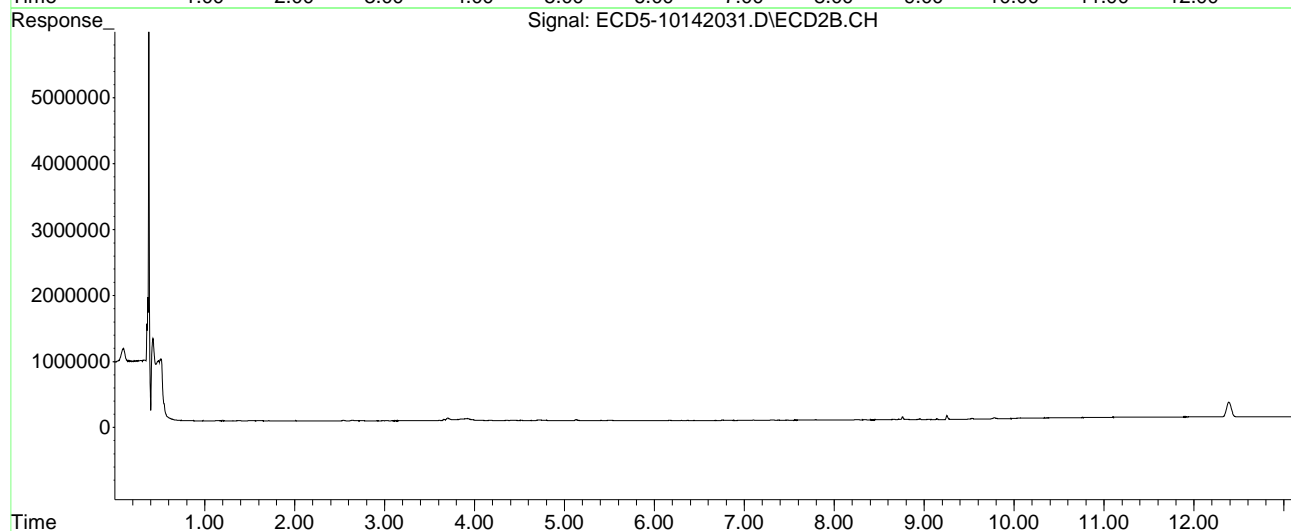
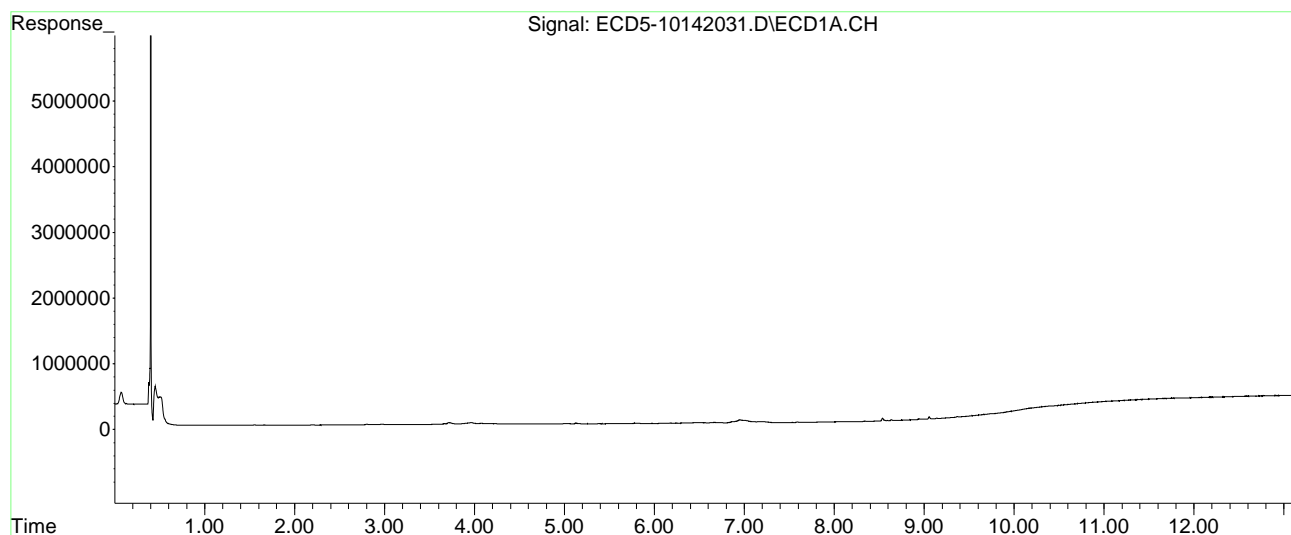
(f)=RT Delta > 1/2 Window (#)=Amounts differ by > 25% (m)=manual int.

Quantitation Report (Not Reviewed)

Data Path : C:\msdchem\1\data\2020-10\0J14056\
Data File : ECD5-10142031.D
Signal(s) : Signal #1: ECD1A.CH Signal #2: ECD2B.CH
Acq On : 14 Oct 2020 21:30
Operator : MJB
Sample : 0J14056-IBL2
Misc : Instrument Blank
ALS Vial : 1 (Sig #1); 0 (Sig #2) Sample Multiplier: 1

Integration File signal 1: PEST1.e
Integration File signal 2: PEST2.e
Quant Time: Oct 15 12:24:52 2020
Quant Method : C:\msdchem\1\methods\ECD5_QUANTPEST_201014.M
Quant Title : Instrument: DualECD5
QLast Update : Thu Oct 15 11:11:37 2020
Response via : Initial Calibration
Integrator: ChemStation 6890 Scale Mode: Small noise peaks clipped

Volume Inj. : 2uL
Signal #1 Phase : Rtx-CLPesticides Signal #2 Phase: Rtx-CLPesticides2
Signal #1 Info : 30m X 0.32mm X 0. Signal #2 Info : 30m X 0.32mm X 0.25um



Quantitation Report (Not Reviewed)

Data Path : C:\msdchem\1\data\2020-10\0J14056\
 Data File : ECD5-10142032.D
 Signal(s) : Signal #1: ECD1A.CH Signal #2: ECD2B.CH
 Acq On : 14 Oct 2020 21:47
 Operator : MJB
 Sample : 0J14056-ICV2
 Misc : A20I187, 9-42 50 ppb
 ALS Vial : 23 (Sig #1); 0 (Sig #2) Sample Multiplier: 1

MJB 10/15/20

Integration File signal 1: PEST1.e
 Integration File signal 2: PEST2.e
 Quant Time: Oct 15 12:25:08 2020
 Quant Method : C:\msdchem\1\methods\ECD5_QUANTPEST_201014.M
 Quant Title : Instrument: DualECD5
 QLast Update : Thu Oct 15 11:11:37 2020
 Response via : Initial Calibration
 Integrator: ChemStation 6890 Scale Mode: Small noise peaks clipped

Volume Inj. : 2uL
 Signal #1 Phase : Rtx-CLPesticides Signal #2 Phase: Rtx-CLPesticides2
 Signal #1 Info : 30m X 0.32mm X 0. Signal #2 Info : 30m X 0.32mm X 0.25um

Compound	RT#1	RT#2	Resp#1	Resp#2	ng/mL	ng/mL
System Monitoring Compounds						
1) S TCMX (S)	5.558f	5.908f	25835	33238	0.106	0.107
22) S DCBP (S)	0.000	0.000	0	0	N.D.	N.D.
Target Compounds						
2) a-BHC	6.141	0.000	6392	0	0.021	N.D. #
3) g-BHC	6.394f	0.000	5159	0	0.020	N.D. #
4) b-BHC	6.518	0.000	2916	0	5685.410	N.D. #
5) Heptachlor	6.831	7.157	7565	8541	0.030	0.030
6) d-BHC	6.667	7.098	8991	14163	0.033	BelowCal #
7) Aldrin	7.073	7.457f	2082	15663	0.008	0.051 #
8) Heptachlo...	7.530	7.892f	7542738	128764	30.888	0.472 #
9) trans-Chl...	7.634	7.980	172034	8872756	0.677	31.375 #
10) cis-Chlor...	7.718	8.095	11086314	386044	45.599	1.439 #
11) Endosulfa...	7.829	8.166	150848	53337	0.660	0.211 #
12) 4,4'-DDE	0.000	8.210	0	133129	N.D.	0.456 #
13) Dieldrin	8.001	8.350	24657	7646020	0.098	27.178 #
14) Endrin	8.195	8.572	12045440	7320003	65.320	37.473 #
15) 4,4'-DDD	8.195	8.617	12045440	14115367	55.143	60.441
16) Endosulfa...	8.341	0.000	7764	0	0.037	N.D. #
17) 4,4'-DDT	8.406	0.000	6060	0	0.030	N.D. #
18) Endrin Al...	8.632	8.953	23228	9021	6021.107	BelowCal #
19) Endosulfa...	8.972f	9.144	31250	7871	BelowCal	BelowCal
20) Methoxychlor	0.000	0.000	0	0	N.D.	N.D.
21) Endrin Ke...	9.140	9.521	6409	7672362	0.026	30.878 #
23) Hexachlor...	3.383	3.586	11083426	16714142	49.077	46.570
24) Hexachlor...	5.972	6.334	10883939	15251983	46.934	48.874
25) Oxychlorane	7.464	7.786	9416225	11171858	48.828	46.544
26) 2,4'-DDE	7.530	7.980	7542738	8872756	48.659	45.738

Quantitation Report (Not Reviewed)

Data Path : C:\msdchem\1\data\2020-10\0J14056\
 Data File : ECD5-10142032.D
 Signal(s) : Signal #1: ECD1A.CH Signal #2: ECD2B.CH
 Acq On : 14 Oct 2020 21:47
 Operator : MJB
 Sample : 0J14056-ICV2
 Misc : A20I187, 9-42 50 ppb
 ALS Vial : 23 (Sig #1); 0 (Sig #2) Sample Multiplier: 1

Integration File signal 1: PEST1.e
 Integration File signal 2: PEST2.e
 Quant Time: Oct 15 12:25:08 2020
 Quant Method : C:\msdchem\1\methods\ECD5_QUANTPEST_201014.M
 Quant Title : Instrument: DualECD5
 QLast Update : Thu Oct 15 11:11:37 2020
 Response via : Initial Calibration
 Integrator: ChemStation 6890 Scale Mode: Small noise peaks clipped

Volume Inj. : 2uL
 Signal #1 Phase : Rtx-CLPesticides Signal #2 Phase: Rtx-CLPesticides2
 Signal #1 Info : 30m X 0.32mm X 0. Signal #2 Info : 30m X 0.32mm X 0.25um

	Compound	RT#1	RT#2	Resp#1	Resp#2	ng/mL	ng/mL
27)	trans-Non...	7.718	8.060	11086314	13103962	49.288	47.016
28)	2,4'-DDD	7.908	8.350	6723363	7646020	48.300	49.348
29)	2,4'-DDT	8.089	8.572	6857309	7320003	49.017	49.545
30)	cis-Nonac...	8.195	8.617	12045440	14115367	49.613	50.977
31)	Mirex	8.868	9.521	6781528	7672362	46.223	49.410
32)	Chlordane...	7.634	7.980	172034	8872756	6.278	250.421 #
33)	Chlordane...	7.718	8.095	11086314	386044	396.633	13.376 #
34)	Chlordane...	8.304	8.757	8114	28762	1.005	BelowCal #
35)	Chlordane...	3.963f	3.924	25254	27924	NoCal	NoCal
36)	Toxaphene...	7.718	8.350f	11086314	7646020	7408.368	2793.563 #
37)	Toxaphene...	8.022	0.000	18816	0	8.664	N.D. #
38)	Toxaphene...	8.341	0.000	7764	0	1.796	N.D. #
39)	Toxaphene...	8.592f	8.757	5833	28762	1.293	3.626 #
40)	Toxaphene...	0.000	8.953	0	9021	N.D.	1.887 #
41)	Toxaphene...	8.868	0.000	6781528	0	1648.686	N.D. #
42)	Toxaphene...	3.963f	3.924	25254	27924	NoCal	NoCal

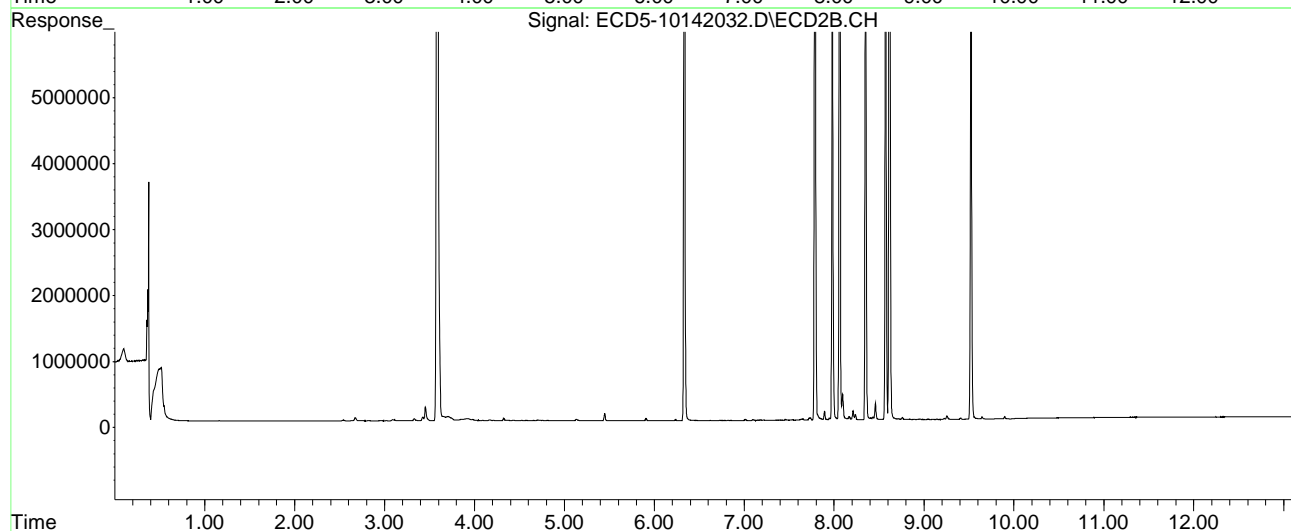
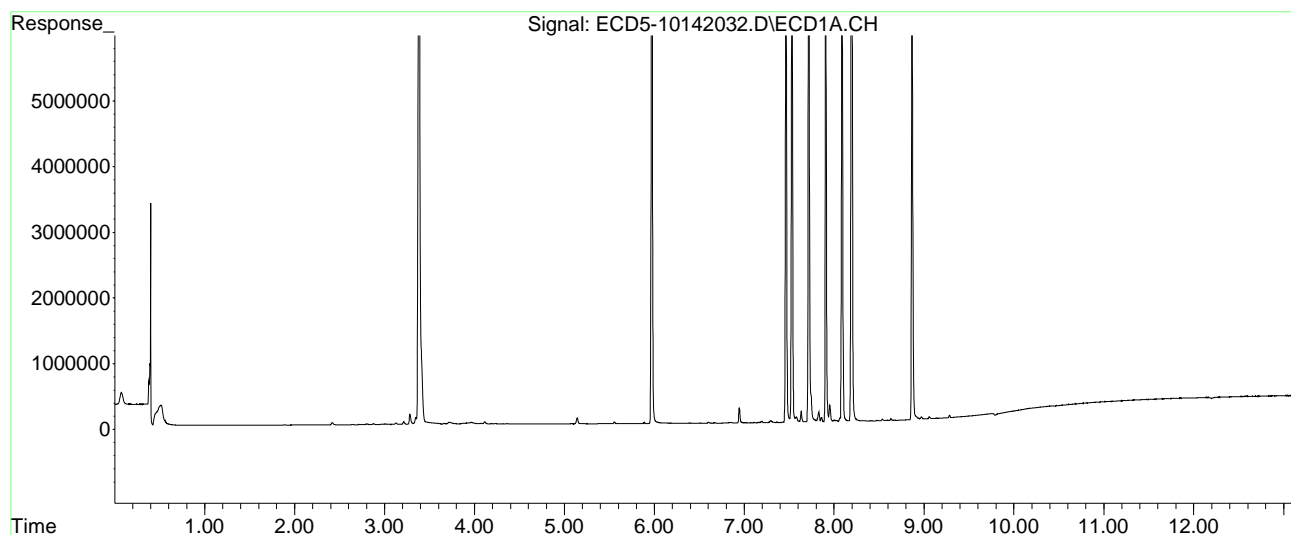
(f)=RT Delta > 1/2 Window (#)=Amounts differ by > 25% (m)=manual int.

Quantitation Report (Not Reviewed)

Data Path : C:\msdchem\1\data\2020-10\0J14056\
Data File : ECD5-10142032.D
Signal(s) : Signal #1: ECD1A.CH Signal #2: ECD2B.CH
Acq On : 14 Oct 2020 21:47
Operator : MJB
Sample : 0J14056-ICV2
Misc : A20I187, 9-42 50 ppb
ALS Vial : 23 (Sig #1); 0 (Sig #2) Sample Multiplier: 1

Integration File signal 1: PEST1.e
Integration File signal 2: PEST2.e
Quant Time: Oct 15 12:25:08 2020
Quant Method : C:\msdchem\1\methods\ECD5_QUANTPEST_201014.M
Quant Title : Instrument: DualECD5
QLast Update : Thu Oct 15 11:11:37 2020
Response via : Initial Calibration
Integrator: ChemStation 6890 Scale Mode: Small noise peaks clipped

Volume Inj. : 2uL
Signal #1 Phase : Rtx-CLPesticides Signal #2 Phase: Rtx-CLPesticides2
Signal #1 Info : 30m X 0.32mm X 0. Signal #2 Info : 30m X 0.32mm X 0.25um



Quantitation Report (Not Reviewed)

Data Path : C:\msdchem\1\data\2020-10\0J14056\
 Data File : ECD5-10142040.D
 Signal(s) : Signal #1: ECD1A.CH Signal #2: ECD2B.CH
 Acq On : 15 Oct 2020 0:06
 Operator : MJB
 Sample : 0J14056-IBL3
 Misc : Instrument Blank
 ALS Vial : 1 (Sig #1); 0 (Sig #2) Sample Multiplier: 1

CLEAN

MJB 10/15/20

Integration File signal 1: PEST1.e
 Integration File signal 2: PEST2.e
 Quant Time: Oct 15 12:25:47 2020
 Quant Method : C:\msdchem\1\methods\ECD5_QUANTPEST_201014.M
 Quant Title : Instrument: DualECD5
 QLast Update : Thu Oct 15 11:11:37 2020
 Response via : Initial Calibration
 Integrator: ChemStation 6890 Scale Mode: Small noise peaks clipped

Volume Inj. : 2uL
 Signal #1 Phase : Rtx-CLPesticides Signal #2 Phase: Rtx-CLPesticides2
 Signal #1 Info : 30m X 0.32mm X 0. Signal #2 Info : 30m X 0.32mm X 0.25um

Compound	RT#1	RT#2	Resp#1	Resp#2	ng/mL	ng/mL

System Monitoring Compounds						
1) S TCMX (S)	0.000	0.000	0	0	N.D.	N.D.
22) S DCBP (S)	0.000	0.000	0	0	N.D.	N.D.
Target Compounds						
2) a-BHC	0.000	0.000	0	0	N.D.	N.D.
3) g-BHC	6.452f	0.000	3800	0	0.014	N.D. #
4) b-BHC	0.000	0.000	0	0	N.D.	N.D.
5) Heptachlor	0.000	0.000	0	0	N.D.	N.D.
6) d-BHC	6.668	7.099	4896	7191	0.018	BelowCal #
7) Aldrin	7.048f	0.000	5778	0	0.022	N.D. #
8) Heptachlo...	0.000	0.000	0	0	N.D.	N.D.
9) trans-Chl...	7.633	0.000	3479	0	0.014	N.D. #
10) cis-Chlor...	7.731	0.000	1238	0	0.005	N.D. #
11) Endosulfa...	0.000	0.000	0	0	N.D.	N.D.
12) 4,4'-DDE	0.000	0.000	0	0	N.D.	N.D.
13) Dieldrin	8.013	0.000	723	0	0.003	N.D. #
14) Endrin	0.000	0.000	0	0	N.D.	N.D.
15) 4,4'-DDD	0.000	0.000	0	0	N.D.	N.D.
16) Endosulfa...	8.344	0.000	4071	0	0.020	N.D. #
17) 4,4'-DDT	0.000	0.000	0	0	N.D.	N.D.
18) Endrin Al...	8.638	8.952	11717	15215	6021.167	BelowCal #
19) Endosulfa...	8.941	9.144	9014	14227	BelowCal	BelowCal
20) Methoxychlor	0.000	0.000	0	0	N.D.	N.D.
21) Endrin Ke...	9.143	9.534	8075	9562	0.033	0.038
23) Hexachlor...	0.000	0.000	0	0	N.D.	N.D.
24) Hexachlor...	0.000	0.000	0	0	N.D.	N.D.
25) Oxychlorane	0.000	0.000	0	0	N.D.	N.D.
26) 2,4'-DDE	0.000	0.000	0	0	N.D.	N.D.

Quantitation Report (Not Reviewed)

Data Path : C:\msdchem\1\data\2020-10\0J14056\
 Data File : ECD5-10142040.D
 Signal(s) : Signal #1: ECD1A.CH Signal #2: ECD2B.CH
 Acq On : 15 Oct 2020 0:06
 Operator : MJB
 Sample : 0J14056-IBL3
 Misc : Instrument Blank
 ALS Vial : 1 (Sig #1); 0 (Sig #2) Sample Multiplier: 1

Integration File signal 1: PEST1.e
 Integration File signal 2: PEST2.e
 Quant Time: Oct 15 12:25:47 2020
 Quant Method : C:\msdchem\1\methods\ECD5_QUANTPEST_201014.M
 Quant Title : Instrument: DualECD5
 QLast Update : Thu Oct 15 11:11:37 2020
 Response via : Initial Calibration
 Integrator: ChemStation 6890 Scale Mode: Small noise peaks clipped

Volume Inj. : 2uL
 Signal #1 Phase : Rtx-CLPesticides Signal #2 Phase: Rtx-CLPesticides2
 Signal #1 Info : 30m X 0.32mm X 0. Signal #2 Info : 30m X 0.32mm X 0.25um

	Compound	RT#1	RT#2	Resp#1	Resp#2	ng/mL	ng/mL
27)	trans-Non...	7.731	0.000	1238	0	BelowCal	N.D.
28)	2,4'-DDD	0.000	0.000	0	0	N.D.	N.D.
29)	2,4'-DDT	8.086	0.000	3906	0	BelowCal	N.D.
30)	cis-Nonac...	0.000	0.000	0	0	N.D.	N.D.
31)	Mirex	0.000	9.534	0	9562	N.D.	BelowCal
32)	Chlordane...	7.633	0.000	3479	0	0.127	N.D. #
33)	Chlordane...	7.731	0.000	1238	0	0.044	N.D. #
34)	Chlordane...	0.000	8.760	0	28864	N.D.	BelowCal
35)	Chlordane...	3.966f	3.928	16622	10543	NoCal	NoCal
36)	Toxaphene...	7.731	0.000	1238	0	BelowCal	N.D.
37)	Toxaphene...	8.013	0.000	723	0	0.333	N.D. #
38)	Toxaphene...	8.344	0.000	4071	0	0.942	N.D. #
39)	Toxaphene...	8.595f	8.760	3469	28864	0.769	3.639 #
40)	Toxaphene...	0.000	8.952	0	15215	N.D.	3.183 #
41)	Toxaphene...	0.000	0.000	0	0	N.D.	N.D.
42)	Toxaphene...	3.966f	3.928	16622	10543	NoCal	NoCal

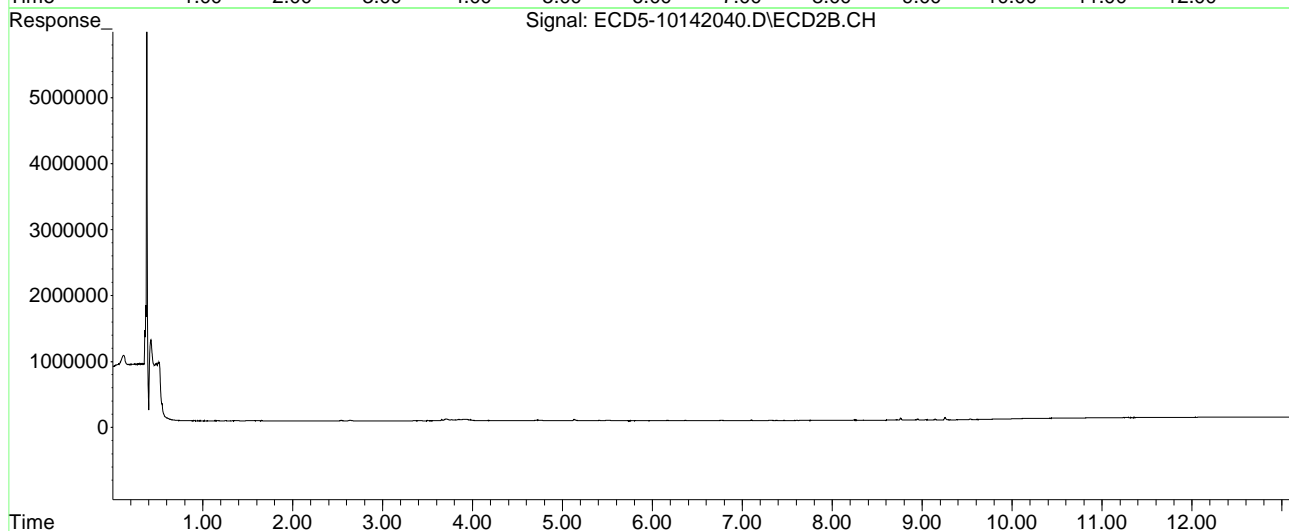
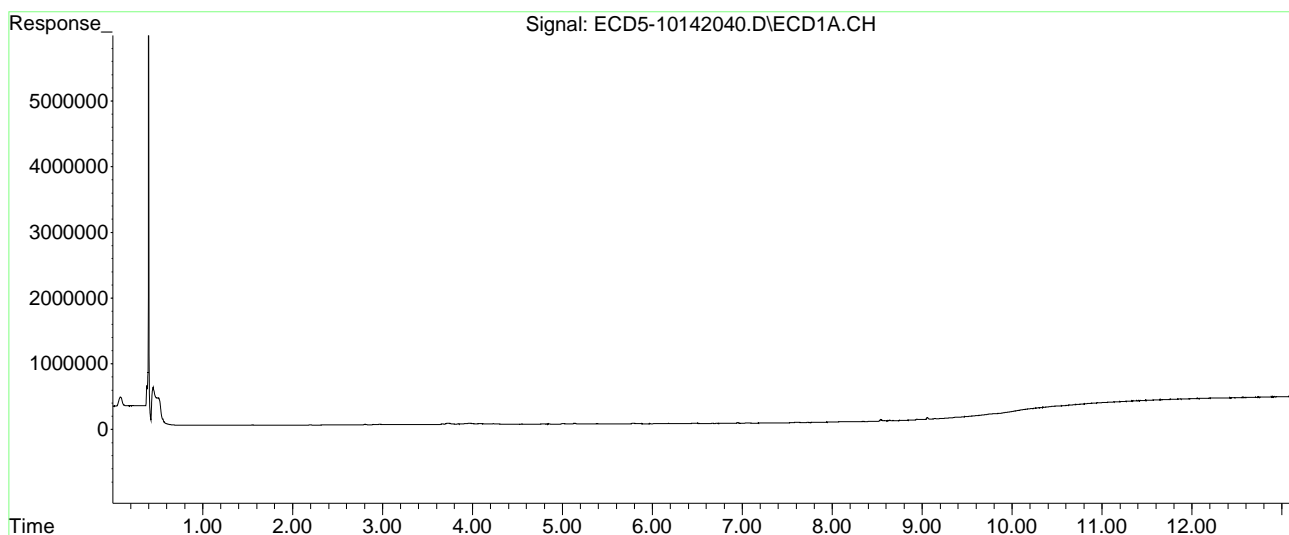
(f)=RT Delta > 1/2 Window (#)=Amounts differ by > 25% (m)=manual int.

Quantitation Report (Not Reviewed)

Data Path : C:\msdchem\1\data\2020-10\0J14056\
Data File : ECD5-10142040.D
Signal(s) : Signal #1: ECD1A.CH Signal #2: ECD2B.CH
Acq On : 15 Oct 2020 0:06
Operator : MJB
Sample : 0J14056-IBL3
Misc : Instrument Blank
ALS Vial : 1 (Sig #1); 0 (Sig #2) Sample Multiplier: 1

Integration File signal 1: PEST1.e
Integration File signal 2: PEST2.e
Quant Time: Oct 15 12:25:47 2020
Quant Method : C:\msdchem\1\methods\ECD5_QUANTPEST_201014.M
Quant Title : Instrument: DualECD5
QLast Update : Thu Oct 15 11:11:37 2020
Response via : Initial Calibration
Integrator: ChemStation 6890 Scale Mode: Small noise peaks clipped

Volume Inj. : 2uL
Signal #1 Phase : Rtx-CLPesticides Signal #2 Phase: Rtx-CLPesticides2
Signal #1 Info : 30m X 0.32mm X 0. Signal #2 Info : 30m X 0.32mm X 0.25um



Quantitation Report (Not Reviewed)

Data Path : C:\msdchem\1\data\2020-10\0J14056\
 Data File : ECD5-10142041.D
 Signal(s) : Signal #1: ECD1A.CH Signal #2: ECD2B.CH
 Acq On : 15 Oct 2020 0:24
 Operator : MJB
 Sample : 0J14056-ICV3
 Misc : A20F062, CHLOR 500 ppb
 ALS Vial : 31 (Sig #1); 0 (Sig #2) Sample Multiplier: 1

MJB 10/15/20

Integration File signal 1: PEST1.e
 Integration File signal 2: PEST2.e
 Quant Time: Oct 15 12:26:02 2020
 Quant Method : C:\msdchem\1\methods\ECD5_QUANTPEST_201014.M
 Quant Title : Instrument: DualECD5
 QLast Update : Thu Oct 15 11:11:37 2020
 Response via : Initial Calibration
 Integrator: ChemStation 6890 Scale Mode: Small noise peaks clipped

Volume Inj. : 2uL
 Signal #1 Phase : Rtx-CLPesticides Signal #2 Phase: Rtx-CLPesticides2
 Signal #1 Info : 30m X 0.32mm X 0. Signal #2 Info : 30m X 0.32mm X 0.25um

Compound	RT#1	RT#2	Resp#1	Resp#2	ng/mL	ng/mL

System Monitoring Compounds						
1) S TCMX (S)	5.587	5.909f	4979	1141121	0.021	3.684 #
22) S DCBP (S)	9.828f	10.338f	29020	9448	BelowCal	BelowCal
Target Compounds						
2) a-BHC	6.100f	6.498f	14762	344753	0.047	0.874 #
3) g-BHC	6.439	6.797	12737	170805	0.048	0.511 #
4) b-BHC	6.522	6.888f	144947	514581	1.096	3.391 #
5) Heptachlor	6.831	7.157	6010030	7190072	23.738	25.423
6) d-BHC	6.647	7.096	83754	57211	0.306	BelowCal #
7) Aldrin	7.049f	7.429	86726	98029	0.327	0.322
8) Heptachlo...	7.544	7.872	931923	394163	3.816	1.445 #
9) trans-Chl...	7.635	7.995	13786444	18818744	54.257	66.544
10) cis-Chlor...	7.728	8.100	13943366	15159520	57.351	56.502
11) Endosulfa...	7.850	8.165	361484	287125	1.581	1.136 #
12) 4,4'-DDE	7.793	8.200	394132	410408	1.517	1.407
13) Dieldrin	8.021	8.349	448876	1433824	1.779	5.097 #
14) Endrin	8.197f	8.571	2452703	352354	13.301	1.804 #
15) 4,4'-DDD	8.197	8.618	2452703	2861374	11.228	12.252
16) Endosulfa...	8.335	8.707	308857	371178	1.482	1.617
17) 4,4'-DDT	8.378f	8.829	140769	284372	0.706	1.493 #
18) Endrin Al...	8.649	8.980f	73569	826033	0.020	3.756 #
19) Endosulfa...	8.937	9.167f	166803	86337	0.667	0.220 #
20) Methoxychlor	8.748	9.330f	71644	24972	0.549	0.258 #
21) Endrin Ke...	9.144	9.535	12667	161483	0.052	0.650 #
23) Hexachlor...	0.000	0.000	0	0	N.D.	N.D.
24) Hexachlor...	5.964	6.303f	16110	40844	BelowCal	BelowCal
25) Oxychlorane	7.494f	7.767	2745005	191752	14.202	0.799 #
26) 2,4'-DDE	7.544	7.995	931923	18818744	5.802	97.007 #

Quantitation Report (Not Reviewed)

Data Path : C:\msdchem\1\data\2020-10\0J14056\
 Data File : ECD5-10142041.D
 Signal(s) : Signal #1: ECD1A.CH Signal #2: ECD2B.CH
 Acq On : 15 Oct 2020 0:24
 Operator : MJB FRONT COLUMN: 505.63
 Sample : 0J14056-ICV3 REAR COLUMN: 530.38
 Misc : A20F062, CHLOR 500 ppb
 ALS Vial : 31 (Sig #1); 0 (Sig #2) Sample Multiplier: 1

Integration File signal 1: PEST1.e
 Integration File signal 2: PEST2.e
 Quant Time: Oct 15 12:26:02 2020
 Quant Method : C:\msdchem\1\methods\ECD5_QUANTPEST_201014.M
 Quant Title : Instrument: DualECD5
 QLast Update : Thu Oct 15 11:11:37 2020
 Response via : Initial Calibration
 Integrator: ChemStation 6890 Scale Mode: Small noise peaks clipped

Volume Inj. : 2uL
 Signal #1 Phase : Rtx-CLPesticides Signal #2 Phase: Rtx-CLPesticides2
 Signal #1 Info : 30m X 0.32mm X 0. Signal #2 Info : 30m X 0.32mm X 0.25um

	Compound	RT#1	RT#2	Resp#1	Resp#2	ng/mL	ng/mL
27)	trans-Non...	7.728	8.061	13943366	13031298	61.846	46.756
28)	2,4'-DDD	7.886f	8.349	1178784	1433824	8.304	9.409
29)	2,4'-DDT	8.067f	8.571	1106799	352354	7.814	2.305 #
30)	cis-Nonac...	8.197	8.618	2452703	2861374	9.997	10.655
31)	Mirex	8.837f	9.535	27556	161483	BelowCal	0.725
32)	Chlordane...	7.635	7.995	13786444	18818744	503.122	531.133
33)	Chlordane...	7.728	8.100	13943366	15159520	498.849	525.263
34)	Chlordane...	8.288	8.752	4157061	4461021	514.914	534.739
35)	Chlordane...	3.967f	3.928	14135	12178	NoCal	NoCal
36)	Toxaphene...	7.728	8.349f	13943366	1433824	8706.362	523.864 #
37)	Toxaphene...	8.021	8.671	448876	504914	206.684	153.037 #
38)	Toxaphene...	8.335	8.707	308857	371178	71.469	77.828
39)	Toxaphene...	8.565	8.752f	163949	4461021	36.346	562.447 #
40)	Toxaphene...	8.777f	8.980f	75642	826033	21.284	172.829 #
41)	Toxaphene...	8.837f	9.330	27556	24972	6.699	5.317
42)	Toxaphene...	3.967f	3.928	14135	12178	NoCal	NoCal

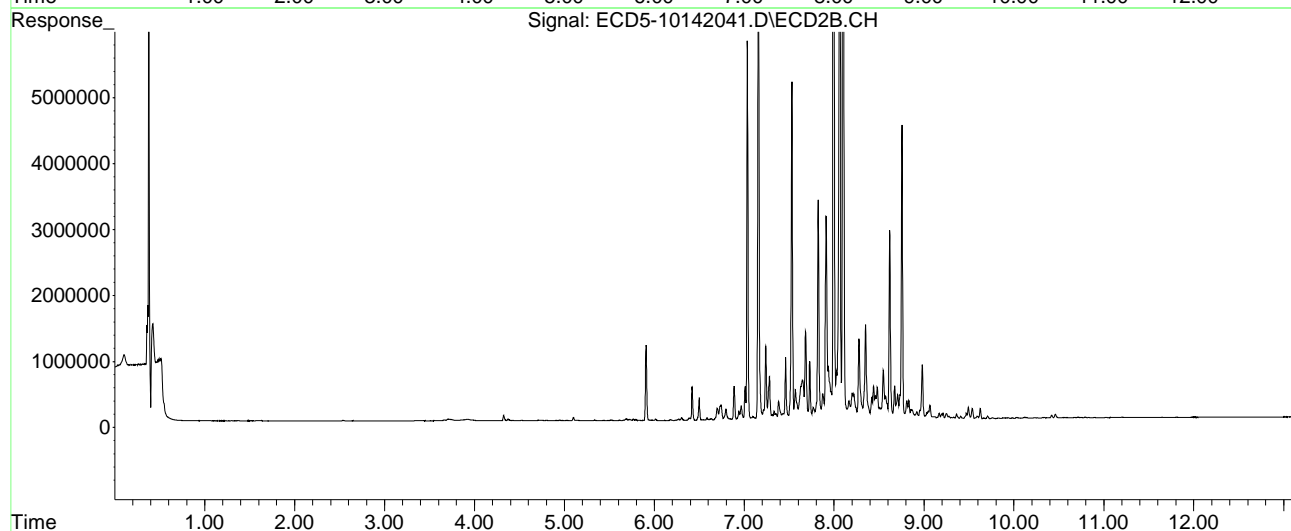
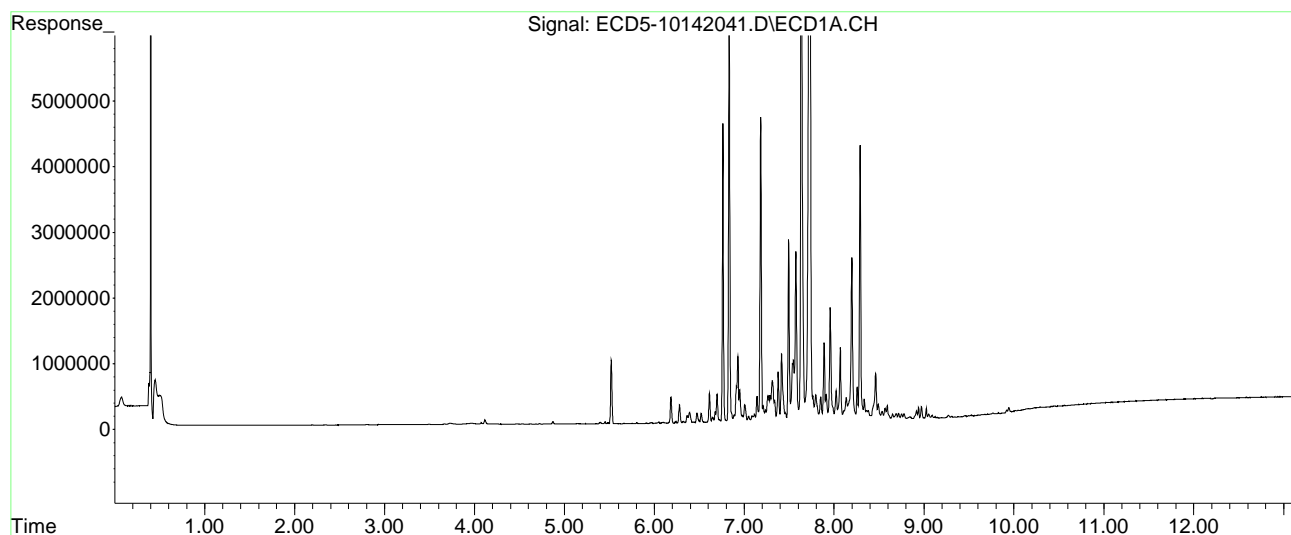
(f)=RT Delta > 1/2 Window (#)=Amounts differ by > 25% (m)=manual int.

Quantitation Report (Not Reviewed)

Data Path : C:\msdchem\1\data\2020-10\0J14056\
Data File : ECD5-10142041.D
Signal(s) : Signal #1: ECD1A.CH Signal #2: ECD2B.CH
Acq On : 15 Oct 2020 0:24
Operator : MJB
Sample : 0J14056-ICV3
Misc : A20F062, CHLOR 500 ppb
ALS Vial : 31 (Sig #1); 0 (Sig #2) Sample Multiplier: 1

Integration File signal 1: PEST1.e
Integration File signal 2: PEST2.e
Quant Time: Oct 15 12:26:02 2020
Quant Method : C:\msdchem\1\methods\ECD5_QUANTPEST_201014.M
Quant Title : Instrument: DualECD5
QLast Update : Thu Oct 15 11:11:37 2020
Response via : Initial Calibration
Integrator: ChemStation 6890 Scale Mode: Small noise peaks clipped

Volume Inj. : 2uL
Signal #1 Phase : Rtx-CLPesticides Signal #2 Phase: Rtx-CLPesticides2
Signal #1 Info : 30m X 0.32mm X 0. Signal #2 Info : 30m X 0.32mm X 0.25um



Quantitation Report (Not Reviewed)

Data Path : C:\msdchem\1\data\2020-10\0J14056\
 Data File : ECD5-10142049.D
 Signal(s) : Signal #1: ECD1A.CH Signal #2: ECD2B.CH
 Acq On : 15 Oct 2020 2:42
 Operator : MJB
 Sample : 0J14056-IBL4
 Misc : Instrument Blank
 ALS Vial : 1 (Sig #1); 0 (Sig #2) Sample Multiplier: 1

CLEAN

MJB 10/15/20

Integration File signal 1: PEST1.e
 Integration File signal 2: PEST2.e
 Quant Time: Oct 15 12:26:35 2020
 Quant Method : C:\msdchem\1\methods\ECD5_QUANTPEST_201014.M
 Quant Title : Instrument: DualECD5
 QLast Update : Thu Oct 15 11:11:37 2020
 Response via : Initial Calibration
 Integrator: ChemStation 6890 Scale Mode: Small noise peaks clipped

Volume Inj. : 2uL
 Signal #1 Phase : Rtx-CLPesticides Signal #2 Phase: Rtx-CLPesticides2
 Signal #1 Info : 30m X 0.32mm X 0. Signal #2 Info : 30m X 0.32mm X 0.25um

Compound	RT#1	RT#2	Resp#1	Resp#2	ng/mL	ng/mL

System Monitoring Compounds						
1) S TCMX (S)	0.000	0.000	0	0	N.D.	N.D.
22) S DCBP (S)	0.000	0.000	0	0	N.D.	N.D.
Target Compounds						
2) a-BHC	6.120	0.000	2371	0	0.008	N.D. #
3) g-BHC	6.454f	0.000	4874	0	0.018	N.D. #
4) b-BHC	0.000	0.000	0	0	N.D.	N.D.
5) Heptachlor	0.000	0.000	0	0	N.D.	N.D.
6) d-BHC	6.669	7.100	4951	7226	0.018	BelowCal #
7) Aldrin	7.047f	0.000	5634	0	0.021	N.D. #
8) Heptachlo...	0.000	0.000	0	0	N.D.	N.D.
9) trans-Chl...	7.593f	0.000	5198	0	0.020	N.D. #
10) cis-Chlor...	0.000	0.000	0	0	N.D.	N.D.
11) Endosulfa...	0.000	0.000	0	0	N.D.	N.D.
12) 4,4'-DDE	0.000	0.000	0	0	N.D.	N.D.
13) Dieldrin	8.012	0.000	601	0	0.002	N.D. #
14) Endrin	0.000	0.000	0	0	N.D.	N.D.
15) 4,4'-DDD	0.000	0.000	0	0	N.D.	N.D.
16) Endosulfa...	8.346	0.000	4477	0	0.021	N.D. #
17) 4,4'-DDT	8.408	0.000	855	0	0.004	N.D. #
18) Endrin Al...	8.639	8.953	11463	15021	6021.168	BelowCal #
19) Endosulfa...	8.943	9.145	8927	13913	BelowCal	BelowCal
20) Methoxychlor	0.000	0.000	0	0	N.D.	N.D.
21) Endrin Ke...	9.144	9.534	6993	9296	0.029	0.037 #
23) Hexachlor...	0.000	0.000	0	0	N.D.	N.D.
24) Hexachlor...	0.000	6.370f	0	4849	N.D.	BelowCal
25) Oxychlorane	0.000	0.000	0	0	N.D.	N.D.
26) 2,4'-DDE	0.000	0.000	0	0	N.D.	N.D.

Quantitation Report (Not Reviewed)

Data Path : C:\msdchem\1\data\2020-10\0J14056\
 Data File : ECD5-10142049.D
 Signal(s) : Signal #1: ECD1A.CH Signal #2: ECD2B.CH
 Acq On : 15 Oct 2020 2:42
 Operator : MJB
 Sample : 0J14056-IBL4
 Misc : Instrument Blank
 ALS Vial : 1 (Sig #1); 0 (Sig #2) Sample Multiplier: 1

Integration File signal 1: PEST1.e
 Integration File signal 2: PEST2.e
 Quant Time: Oct 15 12:26:35 2020
 Quant Method : C:\msdchem\1\methods\ECD5_QUANTPEST_201014.M
 Quant Title : Instrument: DualECD5
 QLast Update : Thu Oct 15 11:11:37 2020
 Response via : Initial Calibration
 Integrator: ChemStation 6890 Scale Mode: Small noise peaks clipped

Volume Inj. : 2uL
 Signal #1 Phase : Rtx-CLPesticides Signal #2 Phase: Rtx-CLPesticides2
 Signal #1 Info : 30m X 0.32mm X 0. Signal #2 Info : 30m X 0.32mm X 0.25um

	Compound	RT#1	RT#2	Resp#1	Resp#2	ng/mL	ng/mL
27)	trans-Non...	0.000	0.000	0	0	N.D.	N.D.
28)	2,4'-DDD	0.000	0.000	0	0	N.D.	N.D.
29)	2,4'-DDT	8.084	0.000	4158	0	BelowCal	N.D.
30)	cis-Nonac...	0.000	0.000	0	0	N.D.	N.D.
31)	Mirex	0.000	9.534	0	9296	N.D.	BelowCal
32)	Chlordane...	0.000	0.000	0	0	N.D.	N.D.
33)	Chlordane...	0.000	0.000	0	0	N.D.	N.D.
34)	Chlordane...	0.000	8.761	0	29798	N.D.	BelowCal
35)	Chlordane...	3.967f	0.000	11821	0	NoCal	N.D.
36)	Toxaphene...	0.000	0.000	0	0	N.D.	N.D.
37)	Toxaphene...	8.012	0.000	601	0	0.277	N.D. #
38)	Toxaphene...	8.346	0.000	4477	0	1.036	N.D. #
39)	Toxaphene...	8.543f	8.761	25764	29798	5.712	3.757 #
40)	Toxaphene...	0.000	8.953	0	15021	N.D.	3.143 #
41)	Toxaphene...	0.000	0.000	0	0	N.D.	N.D.
42)	Toxaphene...	3.967f	0.000	11821	0	NoCal	N.D.

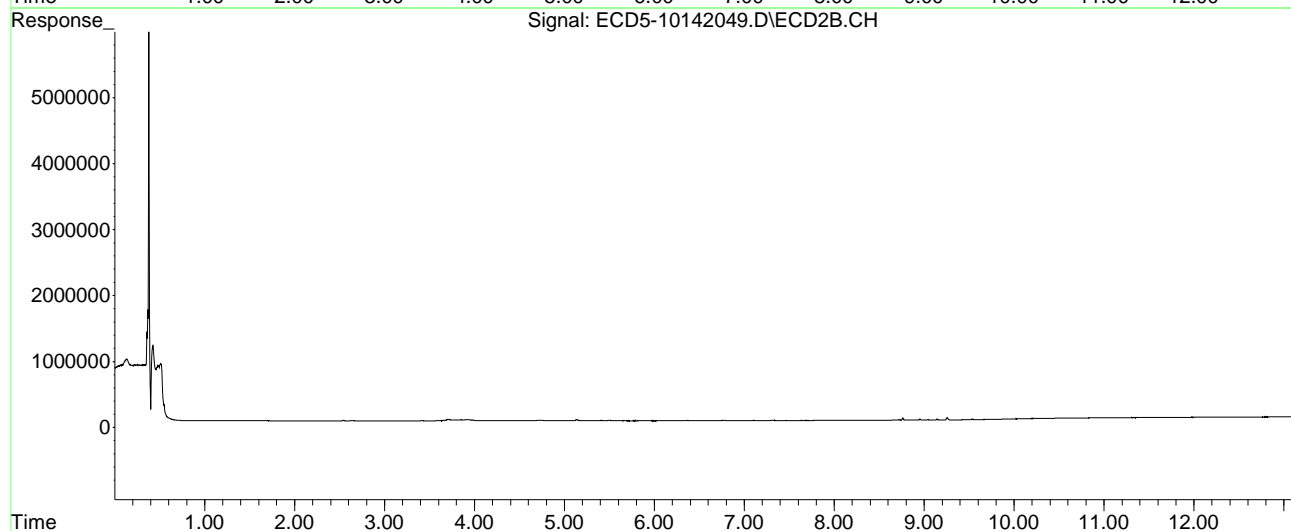
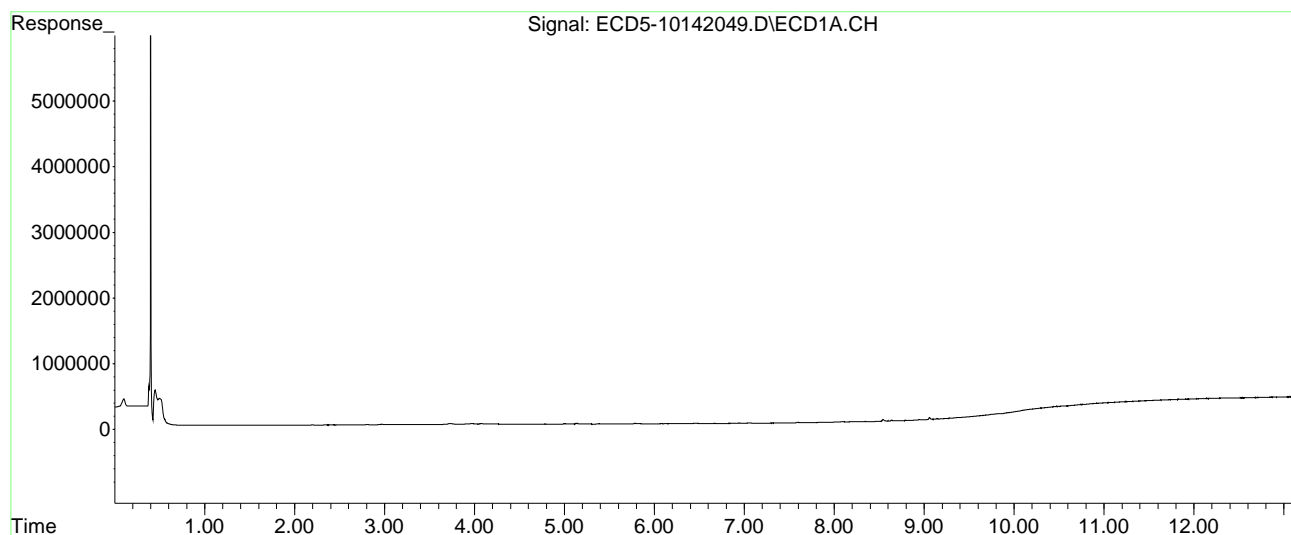
(f)=RT Delta > 1/2 Window (#)=Amounts differ by > 25% (m)=manual int.

Quantitation Report (Not Reviewed)

Data Path : C:\msdchem\1\data\2020-10\0J14056\
Data File : ECD5-10142049.D
Signal(s) : Signal #1: ECD1A.CH Signal #2: ECD2B.CH
Acq On : 15 Oct 2020 2:42
Operator : MJB
Sample : 0J14056-IBL4
Misc : Instrument Blank
ALS Vial : 1 (Sig #1); 0 (Sig #2) Sample Multiplier: 1

Integration File signal 1: PEST1.e
Integration File signal 2: PEST2.e
Quant Time: Oct 15 12:26:35 2020
Quant Method : C:\msdchem\1\methods\ECD5_QUANTPEST_201014.M
Quant Title : Instrument: DualECD5
QLast Update : Thu Oct 15 11:11:37 2020
Response via : Initial Calibration
Integrator: ChemStation 6890 Scale Mode: Small noise peaks clipped

Volume Inj. : 2uL
Signal #1 Phase : Rtx-CLPesticides Signal #2 Phase: Rtx-CLPesticides2
Signal #1 Info : 30m X 0.32mm X 0. Signal #2 Info : 30m X 0.32mm X 0.25um



Quantitation Report (Not Reviewed)

Data Path : C:\msdchem\1\data\2020-10\0J14056\
 Data File : ECD5-10142050.D
 Signal(s) : Signal #1: ECD1A.CH Signal #2: ECD2B.CH
 Acq On : 15 Oct 2020 2:59
 Operator : MJB
 Sample : 0J14056-ICV4
 Misc : A20F067, TOX 500 ppb
 ALS Vial : 39 (Sig #1); 0 (Sig #2) Sample Multiplier: 1

MJB 10/15/20

Integration File signal 1: PEST1.e
 Integration File signal 2: PEST2.e
 Quant Time: Oct 15 12:26:51 2020
 Quant Method : C:\msdchem\1\methods\ECD5_QUANTPEST_201014.M
 Quant Title : Instrument: DualECD5
 QLast Update : Thu Oct 15 11:11:37 2020
 Response via : Initial Calibration
 Integrator: ChemStation 6890 Scale Mode: Small noise peaks clipped

Volume Inj. : 2uL
 Signal #1 Phase : Rtx-CLPesticides Signal #2 Phase: Rtx-CLPesticides2
 Signal #1 Info : 30m X 0.32mm X 0. Signal #2 Info : 30m X 0.32mm X 0.25um

Compound	RT#1	RT#2	Resp#1	Resp#2	ng/mL	ng/mL

System Monitoring Compounds						
1) S TCMX (S)	5.605	0.000	2254	0	0.009	N.D. #
22) S DCBP (S)	9.815	10.348	50694	64868	0.015	0.241 #
Target Compounds						
2) a-BHC	6.140	6.470	6783	6487	0.022	0.016
3) g-BHC	6.433	6.775	5593	20544	0.021	0.061 #
4) b-BHC	6.497	6.839	12694	24566	5685.323	0.162 #
5) Heptachlor	6.835	7.170	21771	39049	0.086	0.138 #
6) d-BHC	6.670	7.102	17985	40266	0.066	BelowCal #
7) Aldrin	7.078	7.389f	57233	62247	0.216	0.204
8) Heptachlo...	7.548	7.854	179467	354766	0.735	1.301 #
9) trans-Chl...	7.614	7.994	294598	296602	1.159	1.049
10) cis-Chlor...	7.715	8.083	516495	455473	2.124	1.698
11) Endosulfa...	7.842	8.160	718927	553793	3.145	2.191 #
12) 4,4'-DDE	7.762	8.188	419124	593442	1.613	2.035 #
13) Dieldrin	8.010	8.366	1092400	725268	4.329	2.578 #
14) Endrin	8.192	8.568	1496418	1292028	8.115	6.614
15) 4,4'-DDD	8.192	8.621	1496418	873846	6.850	3.742 #
16) Endosulfa...	8.328	8.706	2223236	2329966	10.668	10.148
17) 4,4'-DDT	8.413	8.833	2019601	963881	10.123	5.062 #
18) Endrin Al...	8.655f	8.952	1416676	2376171	7.029	11.374 #
19) Endosulfa...	8.934	9.144	963703	983445	4.974	4.724
20) Methoxychlor	8.724	9.322	1376196	2362974	14.029	24.440 #
21) Endrin Ke...	9.123	9.564f	608605	501172	2.486	2.017
23) Hexachlor...	0.000	0.000	0	0	N.D.	N.D.
24) Hexachlor...	5.978	6.307f	1967	3327	BelowCal	BelowCal
25) Oxychlorane	7.470	7.802	369469	380947	1.695	1.587
26) 2,4'-DDE	7.548	7.977	179467	423782	0.935	2.185 #

Quantitation Report (Not Reviewed)

Data Path : C:\msdchem\1\data\2020-10\0J14056\
 Data File : ECD5-10142050.D
 Signal(s) : Signal #1: ECD1A.CH Signal #2: ECD2B.CH
 Acq On : 15 Oct 2020 2:59
 Operator : MJB
 Sample : 0J14056-ICV4
 Misc : A20F067, TOX 500 ppb
 ALS Vial : 39 (Sig #1); 0 (Sig #2) Sample Multiplier: 1

FRONT COLUMN: 520.5
 REAR COLUMN: 499.05

Integration File signal 1: PEST1.e
 Integration File signal 2: PEST2.e
 Quant Time: Oct 15 12:26:51 2020
 Quant Method : C:\msdchem\1\methods\ECD5_QUANTPEST_201014.M
 Quant Title : Instrument: DualECD5
 QLast Update : Thu Oct 15 11:11:37 2020
 Response via : Initial Calibration
 Integrator: ChemStation 6890 Scale Mode: Small noise peaks clipped

Volume Inj. : 2uL
 Signal #1 Phase : Rtx-CLPesticides Signal #2 Phase: Rtx-CLPesticides2
 Signal #1 Info : 30m X 0.32mm X 0. Signal #2 Info : 30m X 0.32mm X 0.25um

	Compound	RT#1	RT#2	Resp#1	Resp#2	ng/mL	ng/mL
27)	trans-Non...	7.715	8.040f	516495	624458	2.125	2.241
28)	2,4'-DDD	7.931f	8.366	796059	725268	5.533	4.652
29)	2,4'-DDT	8.074	8.568	1162375	1292028	8.218	9.041
30)	cis-Nonac...	8.192	8.621	1496418	873846	6.018	3.121 #
31)	Mirex	8.870	9.491f	2110979	543998	14.171	3.299 #
32)	Chlordane...	7.614f	7.994	294598	296602	10.751	8.371
33)	Chlordane...	7.715	8.083	516495	455473	18.479	15.782
34)	Chlordane...	8.271	8.774f	947798	3989349	117.399	479.873 #
35)	Chlordane...	3.944	3.932	11293	8112	NoCal	NoCal
36)	Toxaphene...	7.715	8.326	516495	1366155	545.619	499.141
37)	Toxaphene...	8.010	8.674	1092400	1660743	502.993	503.363
38)	Toxaphene...	8.328	8.706	2223236	2329966	514.452	488.546
39)	Toxaphene...	8.567	8.774	2333915	3989349	517.412	502.979
40)	Toxaphene...	8.801	8.952	1881253	2376171	529.332	497.160
41)	Toxaphene...	8.870	9.322	2110979	2362974	513.209	503.081
42)	Toxaphene...	3.944	3.932	11293	8112	NoCal	NoCal

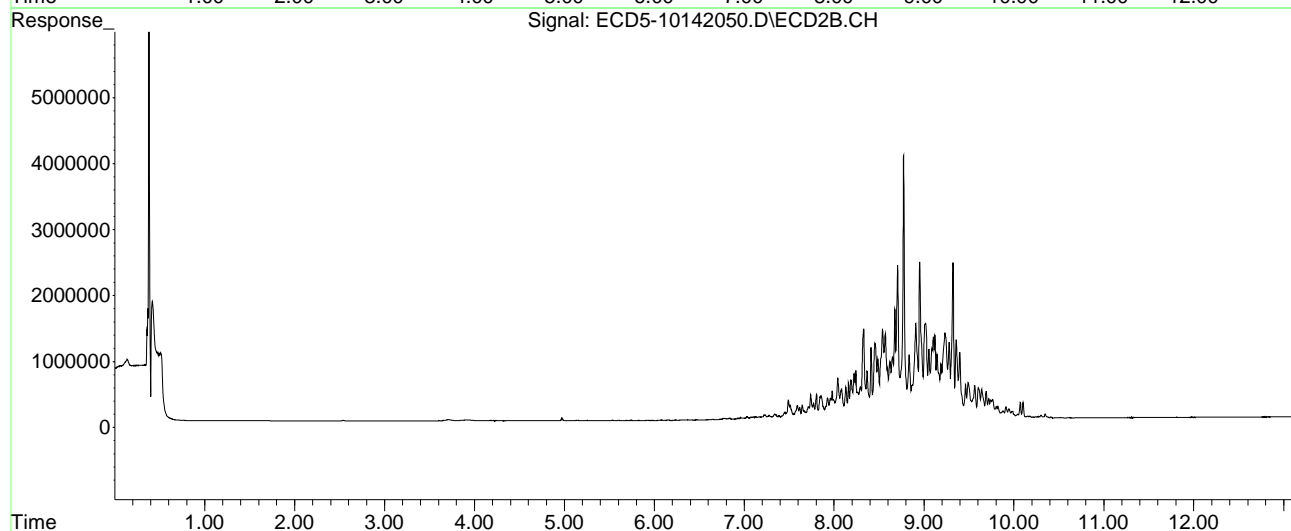
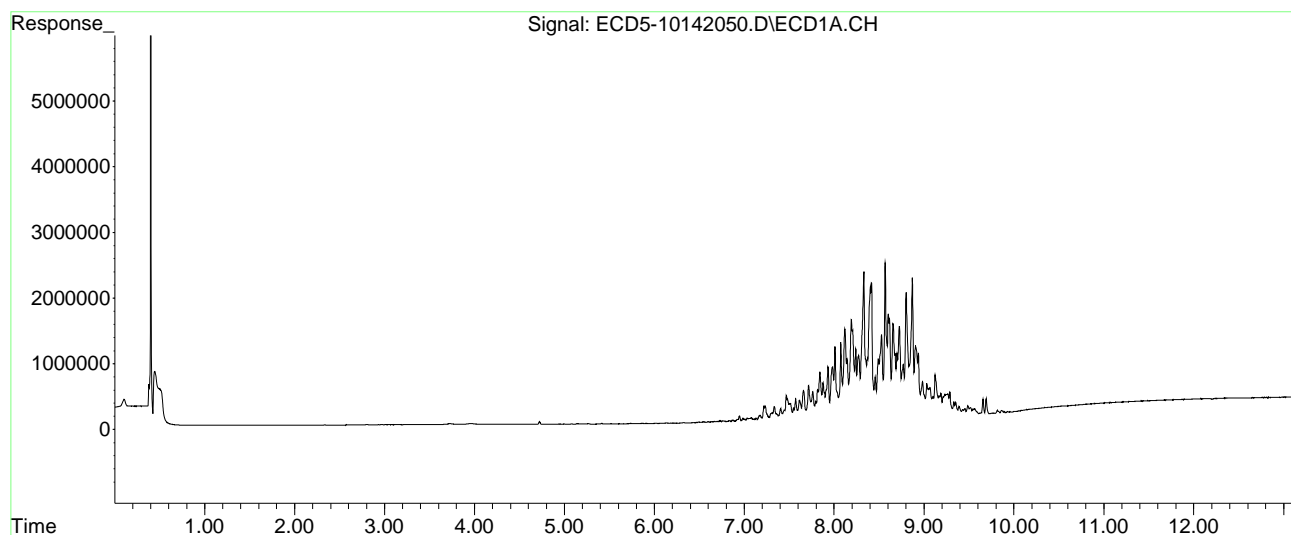
(f)=RT Delta > 1/2 Window (#)=Amounts differ by > 25% (m)=manual int.

Quantitation Report (Not Reviewed)

Data Path : C:\msdchem\1\data\2020-10\0J14056\
Data File : ECD5-10142050.D
Signal(s) : Signal #1: ECD1A.CH Signal #2: ECD2B.CH
Acq On : 15 Oct 2020 2:59
Operator : MJB
Sample : 0J14056-ICV4
Misc : A20F067, TOX 500 ppb
ALS Vial : 39 (Sig #1); 0 (Sig #2) Sample Multiplier: 1

Integration File signal 1: PEST1.e
Integration File signal 2: PEST2.e
Quant Time: Oct 15 12:26:51 2020
Quant Method : C:\msdchem\1\methods\ECD5_QUANTPEST_201014.M
Quant Title : Instrument: DualECD5
QLast Update : Thu Oct 15 11:11:37 2020
Response via : Initial Calibration
Integrator: ChemStation 6890 Scale Mode: Small noise peaks clipped

Volume Inj. : 2uL
Signal #1 Phase : Rtx-CLPesticides Signal #2 Phase: Rtx-CLPesticides2
Signal #1 Info : 30m X 0.32mm X 0. Signal #2 Info : 30m X 0.32mm X 0.25um



Quantitation Report (Not Reviewed)

Data Path : C:\msdchem\1\data\2020-10\0J14056\REQUANT\
 Data File : ECD5-10142011.D
 Signal(s) : Signal #1: ECD1A.CH Signal #2: ECD2B.CH
 Acq On : 14 Oct 2020 15:47
 Operator : MJB
 Sample : 0J14056-CAL1
 Misc : A20J229, AB 0.5 ppb
 ALS Vial : 4 (Sig #1); 0 (Sig #2) Sample Multiplier: 1

MJB 10/15/20

Integration File signal 1: PEST1.e
 Integration File signal 2: PEST2.e
 Quant Time: Oct 14 18:33:13 2020
 Quant Method : C:\msdchem\1\methods\ECD5_QUANTPEST_201014.M
 Quant Title : Instrument: DualECD5
 QLast Update : Wed Oct 14 18:23:10 2020
 Response via : Initial Calibration
 Integrator: ChemStation 6890 Scale Mode: Small noise peaks clipped

Volume Inj. : 2uL
 Signal #1 Phase : Rtx-CLPesticides Signal #2 Phase: Rtx-CLPesticides2
 Signal #1 Info : 30m X 0.32mm X 0. Signal #2 Info : 30m X 0.32mm X 0.25um

Compound	RT#1	RT#2	Resp#1	Resp#2	ng/mL	ng/mL

System Monitoring Compounds						
1) S TCMX (S)	5.586	5.872	140529	170319	0.579	0.550
22) S DCBP (S)	9.806	10.368	127242	102135	0.493	0.493
Target Compounds						
2) a-BHC	6.140	6.468	167796	193976	0.539	0.492
3) g-BHC	6.430	6.785	140254	169378	0.531	0.507
4) b-BHC	6.512	6.853	76860	90501	0.493	0.596
5) Heptachlor	6.830	7.158	141918	155482	0.561	0.550
6) d-BHC	6.664	7.099	153083	218781	0.559	0.516
7) Aldrin	7.073	7.421	143946	154585	0.543	0.507
8) Heptachlo...	7.543	7.855	140794	142572	0.577	0.523
9) trans-Chl...	7.635	7.995	144465	150441	0.569	0.532
10) cis-Chlor...	7.732	8.101	137544	143168	0.566	0.534
11) Endosulfa...	7.837	8.150	128922	135108	0.564	0.535
12) 4,4'-DDE	7.781	8.204	142374	148799	0.548	0.510
13) Dieldrin	8.009	8.349	138131	151375	0.547	0.538
14) Endrin	8.179	8.571	105277	109506	0.571	0.561
15) 4,4'-DDD	8.210	8.616	123211	129395	0.564	0.554
16) Endosulfa...	8.340	8.717	126564	131578	0.607	0.573
17) 4,4'-DDT	8.407	8.839	113864	98085	0.571	0.515
18) Endrin Al...	8.634	8.951	161066	161530	0.476	0.471
19) Endosulfa...	8.938	9.144	136316	143250	0.502	0.507
20) Methoxychlor	8.741	9.305	66721	56609	0.498	0.586
21) Endrin Ke...	9.139	9.532	143156	141257	0.585	0.568
23) Hexachlor...	3.227f	0.000	1832	0	5503.644	N.D. #
24) Hexachlor...	5.864	0.000	5503	0	BelowCal	N.D.
25) Oxychlorane	7.335	0.000	5452	0	BelowCal	N.D.
26) 2,4'-DDE	0.000	7.995	0	150441	N.D.	0.468 #

Quantitation Report (Not Reviewed)

Data Path : C:\msdchem\1\data\2020-10\0J14056\REQUANT\
 Data File : ECD5-10142011.D
 Signal(s) : Signal #1: ECD1A.CH Signal #2: ECD2B.CH
 Acq On : 14 Oct 2020 15:47
 Operator : MJB
 Sample : 0J14056-CAL1
 Misc : A20J229, AB 0.5 ppb
 ALS Vial : 4 (Sig #1); 0 (Sig #2) Sample Multiplier: 1

Integration File signal 1: PEST1.e
 Integration File signal 2: PEST2.e
 Quant Time: Oct 14 18:33:13 2020
 Quant Method : C:\msdchem\1\methods\ECD5_QUANTPEST_201014.M
 Quant Title : Instrument: DualECD5
 QLast Update : Wed Oct 14 18:23:10 2020
 Response via : Initial Calibration
 Integrator: ChemStation 6890 Scale Mode: Small noise peaks clipped

Volume Inj. : 2uL
 Signal #1 Phase : Rtx-CLPesticides Signal #2 Phase: Rtx-CLPesticides2
 Signal #1 Info : 30m X 0.32mm X 0. Signal #2 Info : 30m X 0.32mm X 0.25um

	Compound	RT#1	RT#2	Resp#1	Resp#2	ng/mL	ng/mL
27)	trans-Non...	0.000	8.101	0	143168	N.D.	0.212 #
28)	2,4'-DDD	7.781	8.349f	142374	151375	0.992	0.721 #
29)	2,4'-DDT	0.000	8.616	0	129395	N.D.	0.907 #
30)	cis-Nonac...	8.060	8.616f	2424	129395	BelowCal	0.337
31)	Mirex	8.741	9.532f	66721	141257	0.232	0.479 #
32)	Chlordane...	7.543	8.101	140794	143168	5.887	3.187 #
33)	Chlordane...	7.635	8.204	144465	148799	5.455	3.954 #
34)	Chlordane...	8.210	8.839	123211	98085	19.505	9.934 #
35)	Chlordane...	3.941	3.902	51823	58510	NoCal	NoCal
36)	Toxaphene...	7.635	0.000	144465	0	151.961	N.D. #
37)	Toxaphene...	7.909	8.755	4865	42014	2.687	12.028 #
38)	Toxaphene...	8.210f	8.839f	123211	98085	35.690	18.359 #
39)	Toxaphene...	0.000	8.839f	0	98085	N.D.	10.714 #
40)	Toxaphene...	8.741f	9.039	66721	14019	26.527	2.773 #
41)	Toxaphene...	8.741f	0.000	66721	0	21.374	N.D. #
42)	Toxaphene...	3.941	3.902f	51823	58510	NoCal	NoCal

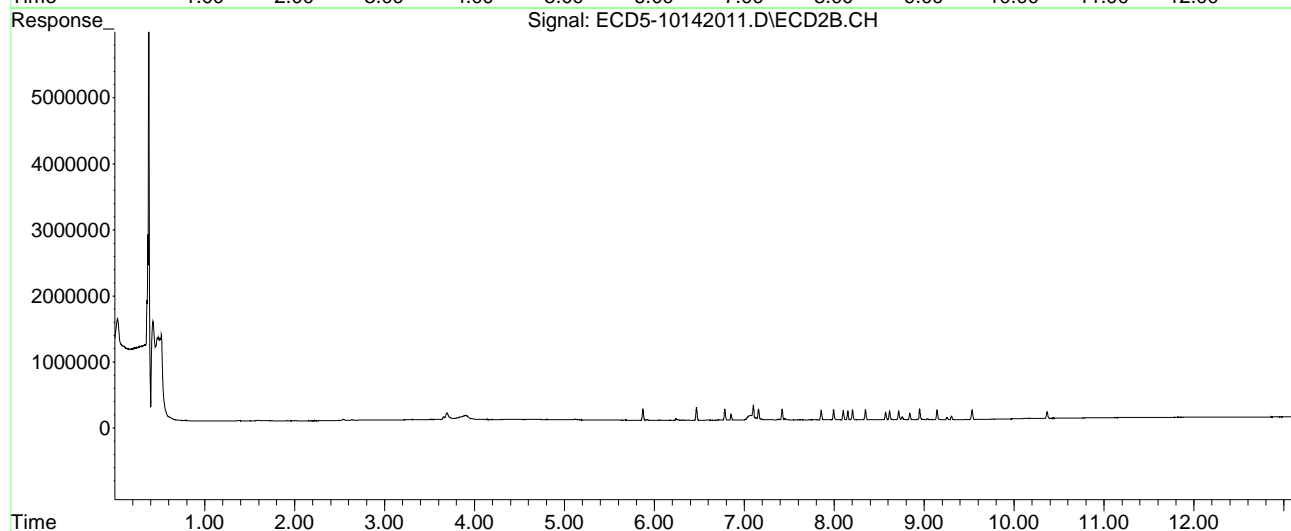
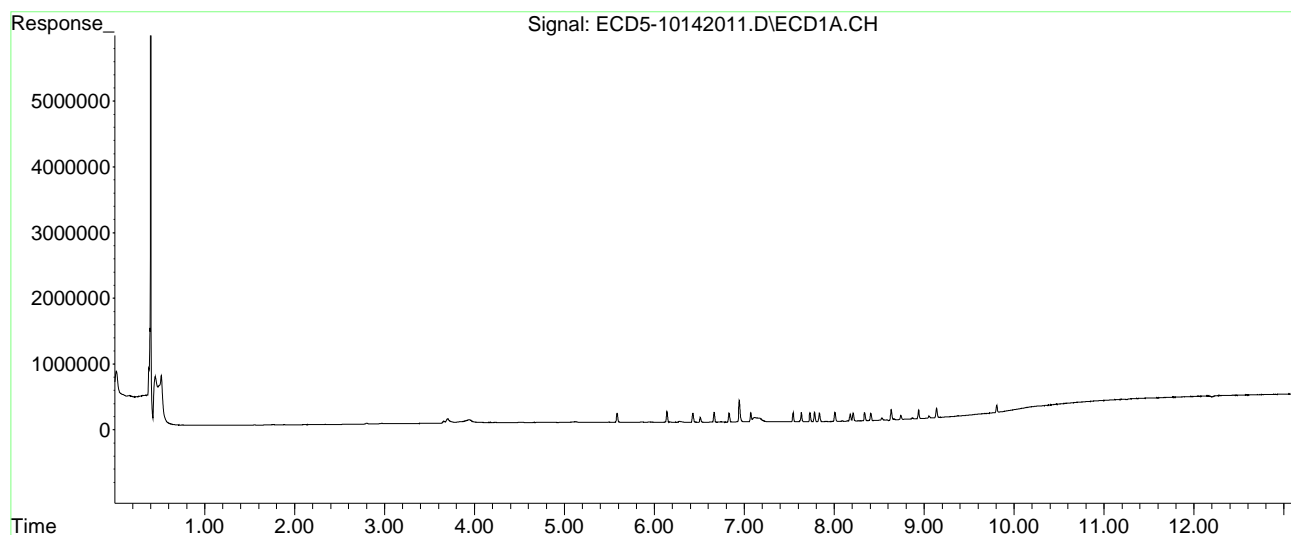
(f)=RT Delta > 1/2 Window (#)=Amounts differ by > 25% (m)=manual int.

Quantitation Report (Not Reviewed)

Data Path : C:\msdchem\1\data\2020-10\0J14056\REQUANT\
Data File : ECD5-10142011.D
Signal(s) : Signal #1: ECD1A.CH Signal #2: ECD2B.CH
Acq On : 14 Oct 2020 15:47
Operator : MJB
Sample : 0J14056-CAL1
Misc : A20J229, AB 0.5 ppb
ALS Vial : 4 (Sig #1); 0 (Sig #2) Sample Multiplier: 1

Integration File signal 1: PEST1.e
Integration File signal 2: PEST2.e
Quant Time: Oct 14 18:33:13 2020
Quant Method : C:\msdchem\1\methods\ECD5_QUANTPEST_201014.M
Quant Title : Instrument: DualECD5
QLast Update : Wed Oct 14 18:23:10 2020
Response via : Initial Calibration
Integrator: ChemStation 6890 Scale Mode: Small noise peaks clipped

Volume Inj. : 2uL
Signal #1 Phase : Rtx-CLPesticides Signal #2 Phase: Rtx-CLPesticides2
Signal #1 Info : 30m X 0.32mm X 0. Signal #2 Info : 30m X 0.32mm X 0.25um



Quantitation Report (Not Reviewed)

Data Path : C:\msdchem\1\data\2020-10\0J14056\REQUANT\
 Data File : ECD5-10142012.D
 Signal(s) : Signal #1: ECD1A.CH Signal #2: ECD2B.CH
 Acq On : 14 Oct 2020 16:04
 Operator : MJB
 Sample : 0J14056-CAL2
 Misc : A20J230, AB 1 ppb
 ALS Vial : 5 (Sig #1); 0 (Sig #2) Sample Multiplier: 1

MJB 10/15/20

Integration File signal 1: PEST1.e
 Integration File signal 2: PEST2.e
 Quant Time: Oct 14 18:33:28 2020
 Quant Method : C:\msdchem\1\methods\ECD5_QUANTPEST_201014.M
 Quant Title : Instrument: DualECD5
 QLast Update : Wed Oct 14 18:23:10 2020
 Response via : Initial Calibration
 Integrator: ChemStation 6890 Scale Mode: Small noise peaks clipped

Volume Inj. : 2uL
 Signal #1 Phase : Rtx-CLPesticides Signal #2 Phase: Rtx-CLPesticides2
 Signal #1 Info : 30m X 0.32mm X 0. Signal #2 Info : 30m X 0.32mm X 0.25um

Compound	RT#1	RT#2	Resp#1	Resp#2	ng/mL	ng/mL

System Monitoring Compounds						
1) S TCMX (S)	5.586	5.872	253886	311085	1.046	1.004
22) S DCBP (S)	9.806	10.367	210456	180596	1.013	1.022
Target Compounds						
2) a-BHC	6.139	6.467	306194	369703	0.984	0.938
3) g-BHC	6.429	6.784	268763	315438	1.018	0.944
4) b-BHC	6.512	6.853	134233	163076	1.002	1.075
5) Heptachlor	6.830	7.158	254387	263644	1.005	0.932
6) d-BHC	6.664	7.099	279968	354018	1.023	0.954
7) Aldrin	7.072	7.420	274443	288446	1.034	0.946
8) Heptachlo...	7.542	7.856	259023	268398	1.061	0.984
9) trans-Chl...	7.635	7.995	267031	275149	1.051	0.973
10) cis-Chlor...	7.732	8.102	256225	262088	1.054	0.977
11) Endosulfa...	7.836	8.151	240021	251042	1.050	0.993
12) 4,4'-DDE	7.781	8.203	261532	276372	1.007	0.948
13) Dieldrin	8.009	8.349	260366	268257	1.032	0.954
14) Endrin	8.178	8.571	188876	185759	1.024	0.951
15) 4,4'-DDD	8.210	8.616	224880	227533	1.029	0.974
16) Endosulfa...	8.340	8.718	220968	234183	1.060	1.020
17) 4,4'-DDT	8.406	8.840	203498	176159	1.020	0.925
18) Endrin Al...	8.635	8.951	267831	281603	1.032	1.066
19) Endosulfa...	8.938	9.145	224706	235751	0.980	0.973
20) Methoxychlor	8.741	9.306	114664	99371	0.995	1.028
21) Endrin Ke...	9.139	9.533	256580	241014	1.048	0.970
23) Hexachlor...	0.000	0.000	0	0	N.D.	N.D.
24) Hexachlor...	5.864	0.000	6935	0	BelowCal	N.D.
25) Oxychlorane	7.335	0.000	9476	0	BelowCal	N.D.
26) 2,4'-DDE	0.000	7.995	0	275149	N.D.	1.044 #

Quantitation Report (Not Reviewed)

Data Path : C:\msdchem\1\data\2020-10\0J14056\REQUANT\
 Data File : ECD5-10142012.D
 Signal(s) : Signal #1: ECD1A.CH Signal #2: ECD2B.CH
 Acq On : 14 Oct 2020 16:04
 Operator : MJB
 Sample : 0J14056-CAL2
 Misc : A20J230, AB 1 ppb
 ALS Vial : 5 (Sig #1); 0 (Sig #2) Sample Multiplier: 1

Integration File signal 1: PEST1.e
 Integration File signal 2: PEST2.e
 Quant Time: Oct 14 18:33:28 2020
 Quant Method : C:\msdchem\1\methods\ECD5_QUANTPEST_201014.M
 Quant Title : Instrument: DualECD5
 QLast Update : Wed Oct 14 18:23:10 2020
 Response via : Initial Calibration
 Integrator: ChemStation 6890 Scale Mode: Small noise peaks clipped

Volume Inj. : 2uL
 Signal #1 Phase : Rtx-CLPesticides Signal #2 Phase: Rtx-CLPesticides2
 Signal #1 Info : 30m X 0.32mm X 0. Signal #2 Info : 30m X 0.32mm X 0.25um

	Compound	RT#1	RT#2	Resp#1	Resp#2	ng/mL	ng/mL
27)	trans-Non...	0.000	8.102	0	262088	N.D.	0.580 #
28)	2,4'-DDD	7.781	8.349f	261532	268257	1.978	1.278 #
29)	2,4'-DDT	7.927f	8.616	1289	227533	0.013	1.641 #
30)	cis-Nonac...	8.092f	8.616f	3257	227533	BelowCal	0.593
31)	Mirex	8.741	9.533f	114664	241014	0.593	0.991 #
32)	Chlordane...	7.542	8.102	259023	262088	10.831	5.834 #
33)	Chlordane...	7.635	8.203	267031	276372	10.084	7.344 #
34)	Chlordane...	8.210	8.840	224880	176159	35.600	17.841 #
35)	Chlordane...	3.943	3.906	49464	57614	NoCal	NoCal
36)	Toxaphene...	7.635	0.000	267031	0	280.886	N.D. #
37)	Toxaphene...	7.927	8.755	1289	45917	0.712	13.145 #
38)	Toxaphene...	8.210f	8.840f	224880	176159	65.140	32.972 #
39)	Toxaphene...	8.448f	8.840f	7326	176159	2.164	19.243 #
40)	Toxaphene...	8.741f	9.039	114664	13356	45.587	2.642 #
41)	Toxaphene...	8.741f	0.000	114664	0	36.732	N.D. #
42)	Toxaphene...	3.943	3.906	49464	57614	NoCal	NoCal

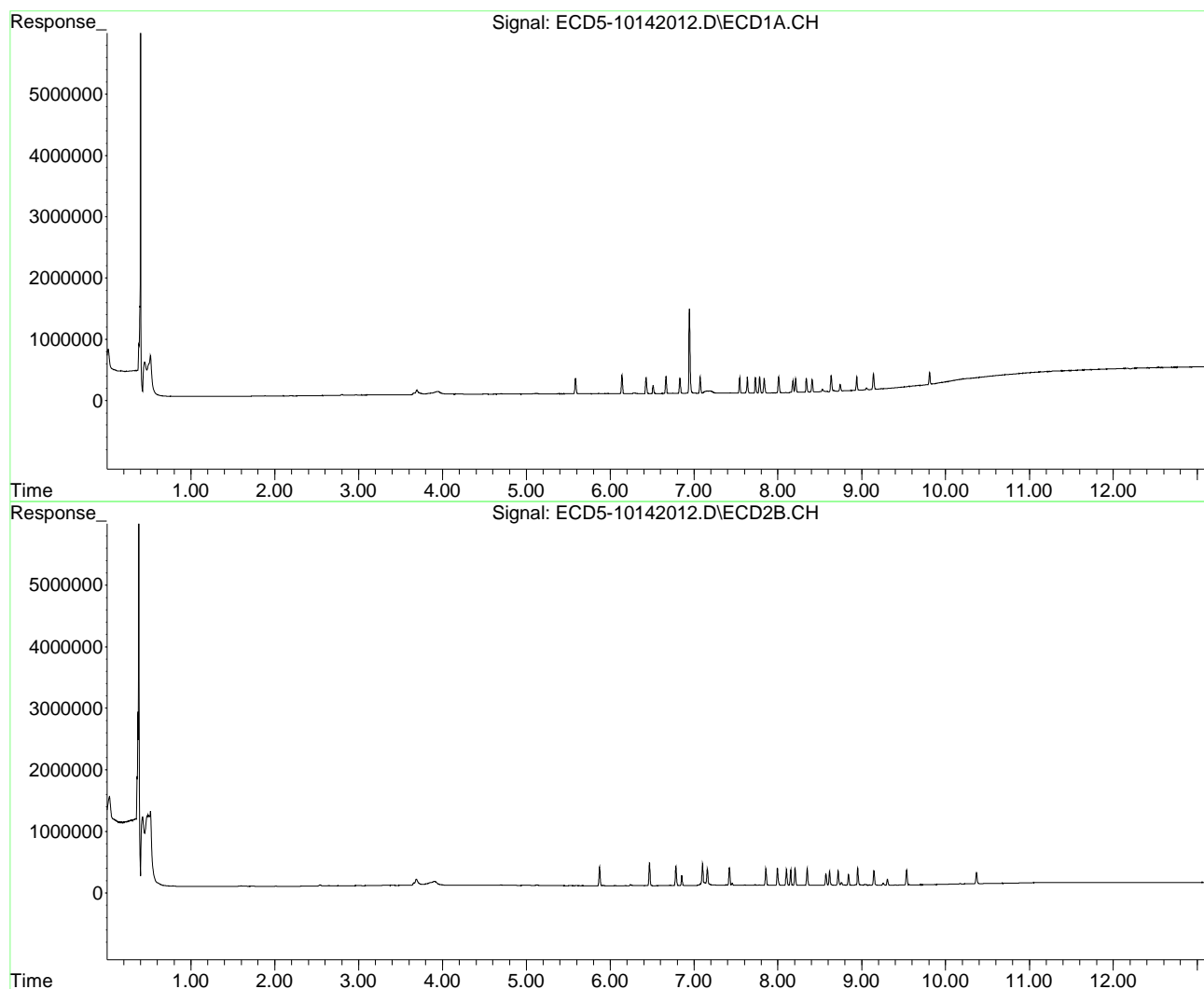
(f)=RT Delta > 1/2 Window (#)=Amounts differ by > 25% (m)=manual int.

Quantitation Report (Not Reviewed)

Data Path : C:\msdchem\1\data\2020-10\0J14056\REQUANT\
Data File : ECD5-10142012.D
Signal(s) : Signal #1: ECD1A.CH Signal #2: ECD2B.CH
Acq On : 14 Oct 2020 16:04
Operator : MJB
Sample : 0J14056-CAL2
Misc : A20J230, AB 1 ppb
ALS Vial : 5 (Sig #1); 0 (Sig #2) Sample Multiplier: 1

Integration File signal 1: PEST1.e
Integration File signal 2: PEST2.e
Quant Time: Oct 14 18:33:28 2020
Quant Method : C:\msdchem\1\methods\ECD5_QUANTPEST_201014.M
Quant Title : Instrument: DualECD5
QLast Update : Wed Oct 14 18:23:10 2020
Response via : Initial Calibration
Integrator: ChemStation 6890 Scale Mode: Small noise peaks clipped

Volume Inj. : 2uL
Signal #1 Phase : Rtx-CLPesticides Signal #2 Phase: Rtx-CLPesticides2
Signal #1 Info : 30m X 0.32mm X 0. Signal #2 Info : 30m X 0.32mm X 0.25um



Quantitation Report (Not Reviewed)

Data Path : C:\msdchem\1\data\2020-10\0J14056\REQUANT\
 Data File : ECD5-10142013.D
 Signal(s) : Signal #1: ECD1A.CH Signal #2: ECD2B.CH
 Acq On : 14 Oct 2020 16:21
 Operator : MJB
 Sample : 0J14056-CAL3
 Misc : A20H471, AB 2 ppb
 ALS Vial : 6 (Sig #1); 0 (Sig #2) Sample Multiplier: 1

MJB 10/15/20

Integration File signal 1: PEST1.e
 Integration File signal 2: PEST2.e
 Quant Time: Oct 14 18:33:42 2020
 Quant Method : C:\msdchem\1\methods\ECD5_QUANTPEST_201014.M
 Quant Title : Instrument: DualECD5
 QLast Update : Wed Oct 14 18:23:10 2020
 Response via : Initial Calibration
 Integrator: ChemStation 6890 Scale Mode: Small noise peaks clipped

Volume Inj. : 2uL
 Signal #1 Phase : Rtx-CLPesticides Signal #2 Phase: Rtx-CLPesticides2
 Signal #1 Info : 30m X 0.32mm X 0. Signal #2 Info : 30m X 0.32mm X 0.25um

Compound	RT#1	RT#2	Resp#1	Resp#2	ng/mL	ng/mL

System Monitoring Compounds						
1) S TCMX (S)	5.586	5.871	497197	614440	2.049	1.984
22) S DCBP (S)	9.806	10.367	375364	330405	2.044	2.032
Target Compounds						
2) a-BHC	6.139	6.468	628323	753186	2.020	1.910
3) g-BHC	6.429	6.785	533694	641946	2.022	1.921
4) b-BHC	6.512	6.853	257026	306878	2.090	2.023
5) Heptachlor	6.830	7.158	511111	517087	2.019	1.828
6) d-BHC	6.664	7.100	554144	649345	2.025	1.910
7) Aldrin	7.072	7.420	542139	584662	2.043	1.918
8) Heptachlo...	7.542	7.856	501641	516383	2.054	1.893
9) trans-Chl...	7.635	7.996	517096	546800	2.035	1.934
10) cis-Chlor...	7.732	8.102	497982	519519	2.048	1.936
11) Endosulfa...	7.836	8.151	468891	473272	2.051	1.873
12) 4,4'-DDE	7.781	8.204	521556	558084	2.007	1.913
13) Dieldrin	8.009	8.349	501289	530524	1.987	1.886
14) Endrin	8.179	8.572	385124	373106	2.088	1.910
15) 4,4'-DDD	8.210	8.616	445212	442696	2.038	1.896
16) Endosulfa...	8.340	8.718	421233	439713	2.021	1.915
17) 4,4'-DDT	8.406	8.840	400654	357211	2.008	1.876
18) Endrin Al...	8.635	8.952	510289	521610	2.297	2.253
19) Endosulfa...	8.938	9.145	418629	437332	2.029	1.987
20) Methoxychlor	8.740	9.306	215205	189005	2.037	1.955
21) Endrin Ke...	9.139	9.534	490417	461874	2.003	1.859
23) Hexachlor...	3.229f	0.000	2760	0	5503.640	N.D. #
24) Hexachlor...	5.864	0.000	12264	0	BelowCal	N.D.
25) Oxychlorane	7.335	0.000	15802	0	BelowCal	N.D.
26) 2,4'-DDE	0.000	7.996	0	546800	N.D.	2.298 #

Quantitation Report (Not Reviewed)

Data Path : C:\msdchem\1\data\2020-10\0J14056\REQUANT\
 Data File : ECD5-10142013.D
 Signal(s) : Signal #1: ECD1A.CH Signal #2: ECD2B.CH
 Acq On : 14 Oct 2020 16:21
 Operator : MJB
 Sample : 0J14056-CAL3
 Misc : A20H471, AB 2 ppb
 ALS Vial : 6 (Sig #1); 0 (Sig #2) Sample Multiplier: 1

Integration File signal 1: PEST1.e
 Integration File signal 2: PEST2.e
 Quant Time: Oct 14 18:33:42 2020
 Quant Method : C:\msdchem\1\methods\ECD5_QUANTPEST_201014.M
 Quant Title : Instrument: DualECD5
 QLast Update : Wed Oct 14 18:23:10 2020
 Response via : Initial Calibration
 Integrator: ChemStation 6890 Scale Mode: Small noise peaks clipped

Volume Inj. : 2uL
 Signal #1 Phase : Rtx-CLPesticides Signal #2 Phase: Rtx-CLPesticides2
 Signal #1 Info : 30m X 0.32mm X 0. Signal #2 Info : 30m X 0.32mm X 0.25um

	Compound	RT#1	RT#2	Resp#1	Resp#2	ng/mL	ng/mL	
27)	trans-Non...	0.000	8.102	0	519519	N.D.	1.375	#
28)	2,4'-DDD	7.781	8.349f	521556	530524	4.130	2.527	#
29)	2,4'-DDT	7.928f	8.616	1656	442696	0.017	3.241	#
30)	cis-Nonac...	8.091f	8.616f	2866	442696	BelowCal	1.153	
31)	Mirex	8.740	9.566	215205	6215	1.348	BelowCal	#
32)	Chlordane...	7.542	8.102	501641	519519	20.977	11.565	#
33)	Chlordane...	7.635	8.204	517096	558084	19.527	14.831	
34)	Chlordane...	8.210	8.840	445212	357211	70.480	36.178	#
35)	Chlordane...	3.944	3.906	50099	55611	NoCal	NoCal	
36)	Toxaphene...	7.635	0.000	517096	0	543.926	N.D.	#
37)	Toxaphene...	7.928	8.757	1656	37150	0.915	10.635	#
38)	Toxaphene...	8.210f	8.840f	445212	357211	128.963	66.859	#
39)	Toxaphene...	8.448f	8.840f	8559	357211	2.528	39.020	#
40)	Toxaphene...	8.740f	9.039	215205	19449	85.560	3.847	#
41)	Toxaphene...	8.815f	9.465f	5061	6183	1.621	1.401	
42)	Toxaphene...	3.944	3.906	50099	55611	NoCal	NoCal	

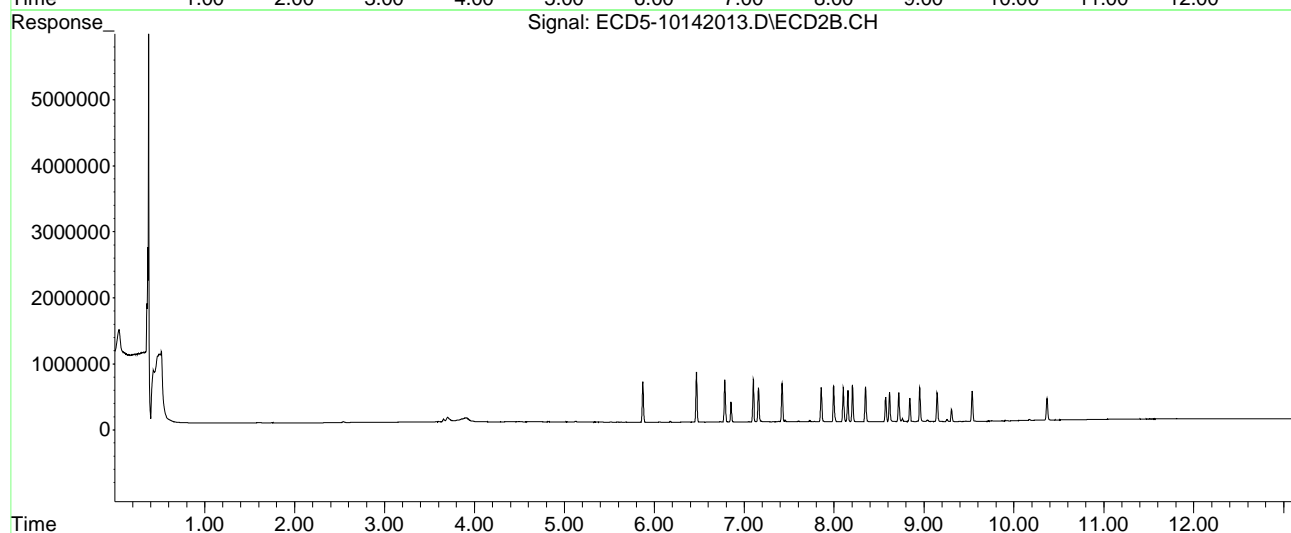
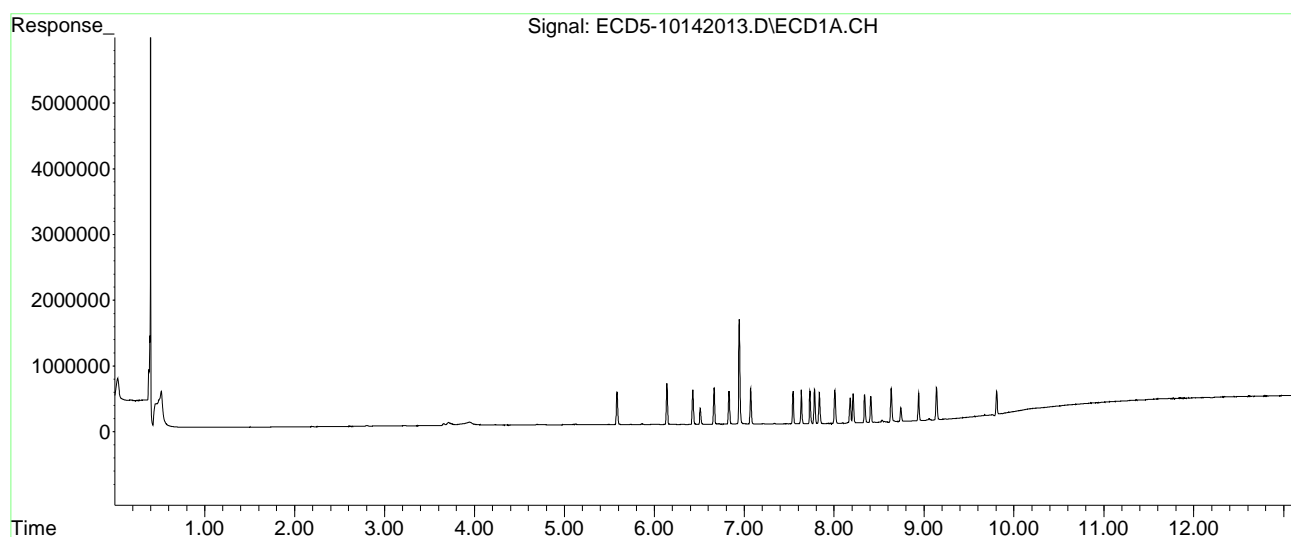
(f)=RT Delta > 1/2 Window (#)=Amounts differ by > 25% (m)=manual int.

Quantitation Report (Not Reviewed)

Data Path : C:\msdchem\1\data\2020-10\0J14056\REQUANT\
Data File : ECD5-10142013.D
Signal(s) : Signal #1: ECD1A.CH Signal #2: ECD2B.CH
Acq On : 14 Oct 2020 16:21
Operator : MJB
Sample : 0J14056-CAL3
Misc : A20H471, AB 2 ppb
ALS Vial : 6 (Sig #1); 0 (Sig #2) Sample Multiplier: 1

Integration File signal 1: PEST1.e
Integration File signal 2: PEST2.e
Quant Time: Oct 14 18:33:42 2020
Quant Method : C:\msdchem\1\methods\ECD5_QUANTPEST_201014.M
Quant Title : Instrument: DualECD5
QLast Update : Wed Oct 14 18:23:10 2020
Response via : Initial Calibration
Integrator: ChemStation 6890 Scale Mode: Small noise peaks clipped

Volume Inj. : 2uL
Signal #1 Phase : Rtx-CLPesticides Signal #2 Phase: Rtx-CLPesticides2
Signal #1 Info : 30m X 0.32mm X 0. Signal #2 Info : 30m X 0.32mm X 0.25um



Quantitation Report (Not Reviewed)

Data Path : C:\msdchem\1\data\2020-10\0J14056\REQUANT\
 Data File : ECD5-10142014.D
 Signal(s) : Signal #1: ECD1A.CH Signal #2: ECD2B.CH
 Acq On : 14 Oct 2020 16:38
 Operator : MJB
 Sample : 0J14056-CAL4
 Misc : A20H472, AB 5 ppb
 ALS Vial : 7 (Sig #1); 0 (Sig #2) Sample Multiplier: 1

MJB 10/15/20

Integration File signal 1: PEST1.e
 Integration File signal 2: PEST2.e
 Quant Time: Oct 14 18:33:55 2020
 Quant Method : C:\msdchem\1\methods\ECD5_QUANTPEST_201014.M
 Quant Title : Instrument: DualECD5
 QLast Update : Wed Oct 14 18:23:10 2020
 Response via : Initial Calibration
 Integrator: ChemStation 6890 Scale Mode: Small noise peaks clipped

Volume Inj. : 2uL
 Signal #1 Phase : Rtx-CLPesticides Signal #2 Phase: Rtx-CLPesticides2
 Signal #1 Info : 30m X 0.32mm X 0. Signal #2 Info : 30m X 0.32mm X 0.25um

Compound	RT#1	RT#2	Resp#1	Resp#2	ng/mL	ng/mL

System Monitoring Compounds						
1) S TCMX (S)	5.585	5.872	1205086	1474967	4.966	4.762
22) S DCBP (S)	9.805	10.367	864759	772851	5.100	5.006
Target Compounds						
2) a-BHC	6.139	6.467	1541028	1928602	4.955	4.892
3) g-BHC	6.428	6.784	1286671	1598007	4.876	4.781
4) b-BHC	6.511	6.852	600757	721255	5.139	4.754
5) Heptachlor	6.830	7.158	1261215	1327780	4.981	4.695
6) d-BHC	6.663	7.099	1353451	1629779	4.945	5.067
7) Aldrin	7.072	7.421	1317210	1471589	4.965	4.827
8) Heptachlo...	7.542	7.855	1188991	1285859	4.869	4.714
9) trans-Chl...	7.634	7.994	1239286	1337960	4.877	4.731
10) cis-Chlor...	7.731	8.101	1182697	1240277	4.865	4.623
11) Endosulfa...	7.835	8.149	1136280	1194602	4.970	4.727
12) 4,4'-DDE	7.780	8.203	1281422	1358638	4.932	4.658
13) Dieldrin	8.007	8.348	1224275	1308319	4.852	4.650
14) Endrin	8.177	8.570	910916	918333	4.940	4.701
15) 4,4'-DDD	8.209	8.615	1071622	1078020	4.906	4.616
16) Endosulfa...	8.338	8.717	998320	1038306	4.790	4.522
17) 4,4'-DDT	8.405	8.839	957319	864502	4.798	4.540
18) Endrin Al...	8.633	8.951	998718	1018074	4.846	4.703
19) Endosulfa...	8.937	9.144	988428	1052641	5.108	5.069
20) Methoxychlor	8.740	9.305	514454	439519	5.134	4.546
21) Endrin Ke...	9.138	9.532	1160086	1114109	4.738	4.484
23) Hexachlor...	0.000	0.000	0	0	N.D.	N.D.
24) Hexachlor...	5.864	0.000	26670	0	BelowCal	N.D.
25) Oxychlorane	7.335	0.000	37053	0	0.016	N.D. #
26) 2,4'-DDE	7.393	7.994	3869	1337960	40483.273	5.930 #

Quantitation Report (Not Reviewed)

Data Path : C:\msdchem\1\data\2020-10\0J14056\REQUANT\
 Data File : ECD5-10142014.D
 Signal(s) : Signal #1: ECD1A.CH Signal #2: ECD2B.CH
 Acq On : 14 Oct 2020 16:38
 Operator : MJB
 Sample : 0J14056-CAL4
 Misc : A20H472, AB 5 ppb
 ALS Vial : 7 (Sig #1); 0 (Sig #2) Sample Multiplier: 1

Integration File signal 1: PEST1.e
 Integration File signal 2: PEST2.e
 Quant Time: Oct 14 18:33:55 2020
 Quant Method : C:\msdchem\1\methods\ECD5_QUANTPEST_201014.M
 Quant Title : Instrument: DualECD5
 QLast Update : Wed Oct 14 18:23:10 2020
 Response via : Initial Calibration
 Integrator: ChemStation 6890 Scale Mode: Small noise peaks clipped

Volume Inj. : 2uL
 Signal #1 Phase : Rtx-CLPesticides Signal #2 Phase: Rtx-CLPesticides2
 Signal #1 Info : 30m X 0.32mm X 0. Signal #2 Info : 30m X 0.32mm X 0.25um

	Compound	RT#1	RT#2	Resp#1	Resp#2	ng/mL	ng/mL	
27)	trans-Non...	0.000	8.101	0	1240277	N.D.	3.596	#
28)	2,4'-DDD	7.780	8.348f	1281422	1308319	10.408	6.232	#
29)	2,4'-DDT	7.926f	8.615	4617	1078020	0.048	7.898	#
30)	cis-Nonac...	8.064	8.615f	3598	1078020	BelowCal	2.808	
31)	Mirex	8.740	9.565	514454	14987	3.595	BelowCal	#
32)	Chlordane...	7.542	8.101	1188991	1240277	49.719	27.610	#
33)	Chlordane...	7.634	8.203	1239286	1358638	46.799	36.105	
34)	Chlordane...	8.209	8.839	1071622	864502	169.644	87.555	#
35)	Chlordane...	3.948	3.905	48500	53085	NoCal	NoCal	
36)	Toxaphene...	7.634	0.000	1239286	0	1303.587	N.D.	#
37)	Toxaphene...	7.926	8.755	4617	42560	2.550	12.184	#
38)	Toxaphene...	8.209f	8.839f	1071622	864502	310.414	161.809	#
39)	Toxaphene...	8.445f	8.839f	8880	864502	2.623	94.433	#
40)	Toxaphene...	8.688f	9.034	13678	27493	5.438	5.438	
41)	Toxaphene...	8.791	9.463f	7884	11605	2.526	2.615	
42)	Toxaphene...	3.948	3.905	48500	53085	NoCal	NoCal	

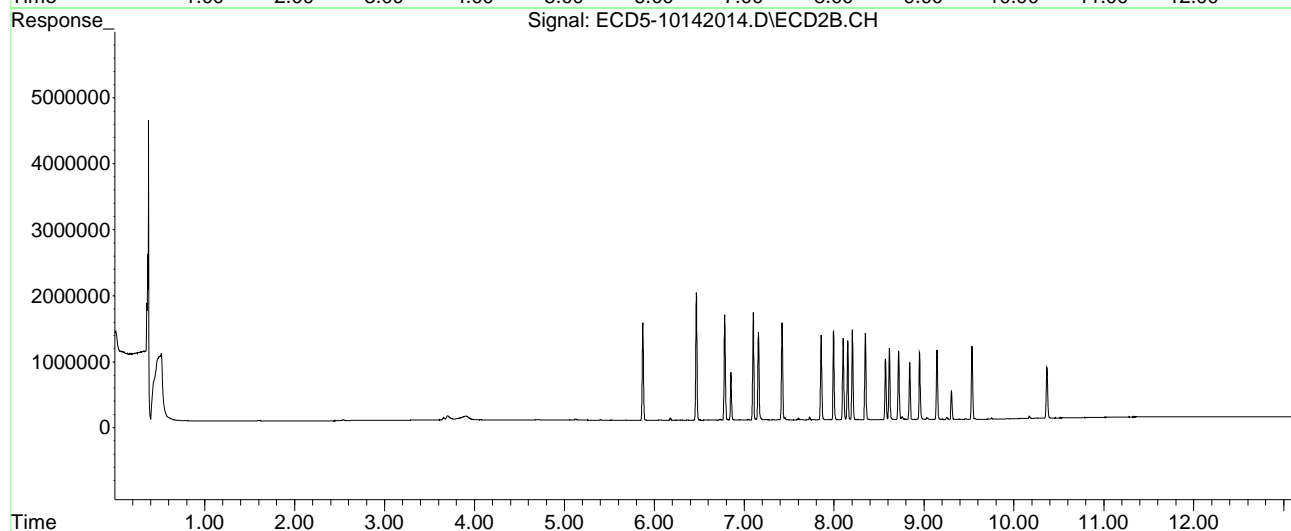
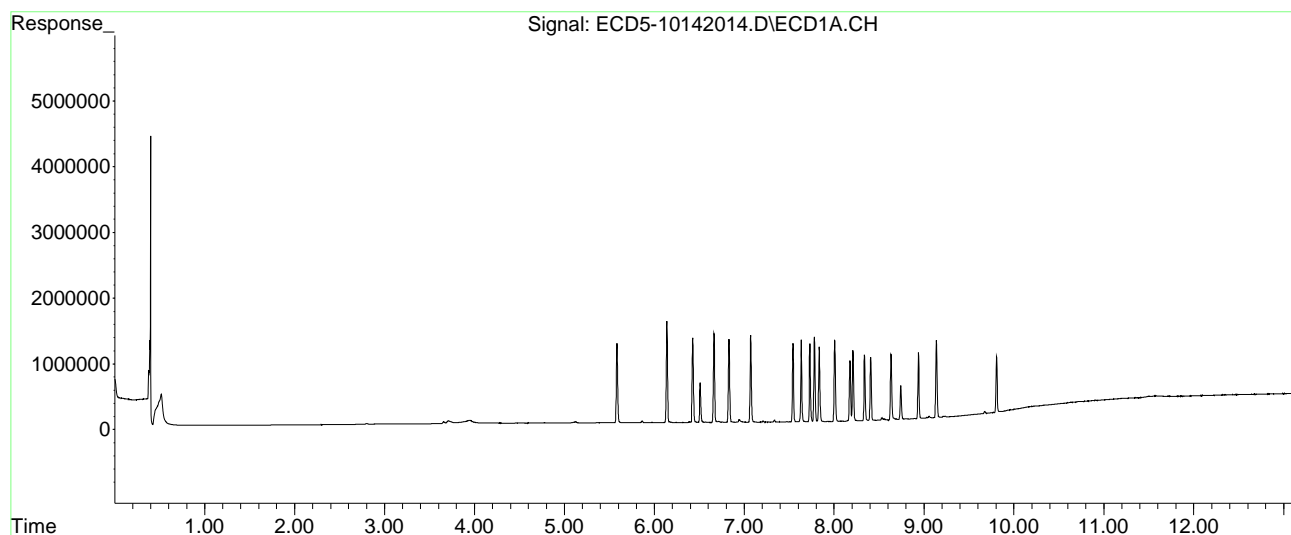
(f)=RT Delta > 1/2 Window (#)=Amounts differ by > 25% (m)=manual int.

Quantitation Report (Not Reviewed)

Data Path : C:\msdchem\1\data\2020-10\0J14056\REQUANT\
Data File : ECD5-10142014.D
Signal(s) : Signal #1: ECD1A.CH Signal #2: ECD2B.CH
Acq On : 14 Oct 2020 16:38
Operator : MJB
Sample : 0J14056-CAL4
Misc : A20H472, AB 5 ppb
ALS Vial : 7 (Sig #1); 0 (Sig #2) Sample Multiplier: 1

Integration File signal 1: PEST1.e
Integration File signal 2: PEST2.e
Quant Time: Oct 14 18:33:55 2020
Quant Method : C:\msdchem\1\methods\ECD5_QUANTPEST_201014.M
Quant Title : Instrument: DualECD5
QLast Update : Wed Oct 14 18:23:10 2020
Response via : Initial Calibration
Integrator: ChemStation 6890 Scale Mode: Small noise peaks clipped

Volume Inj. : 2uL
Signal #1 Phase : Rtx-CLPesticides Signal #2 Phase: Rtx-CLPesticides2
Signal #1 Info : 30m X 0.32mm X 0. Signal #2 Info : 30m X 0.32mm X 0.25um



Quantitation Report (Not Reviewed)

Data Path : C:\msdchem\1\data\2020-10\0J14056\REQUANT\
 Data File : ECD5-10142016.D
 Signal(s) : Signal #1: ECD1A.CH Signal #2: ECD2B.CH
 Acq On : 14 Oct 2020 17:13
 Operator : MJB
 Sample : 0J14056-CAL6
 Misc : A20H474, AB 25 ppb
 ALS Vial : 9 (Sig #1); 0 (Sig #2) Sample Multiplier: 1

MJB 10/15/20

Integration File signal 1: PEST1.e
 Integration File signal 2: PEST2.e
 Quant Time: Oct 14 18:34:11 2020
 Quant Method : C:\msdchem\1\methods\ECD5_QUANTPEST_201014.M
 Quant Title : Instrument: DualECD5
 QLast Update : Wed Oct 14 18:23:10 2020
 Response via : Initial Calibration
 Integrator: ChemStation 6890 Scale Mode: Small noise peaks clipped

Volume Inj. : 2uL
 Signal #1 Phase : Rtx-CLPesticides Signal #2 Phase: Rtx-CLPesticides2
 Signal #1 Info : 30m X 0.32mm X 0. Signal #2 Info : 30m X 0.32mm X 0.25um

Compound	RT#1	RT#2	Resp#1	Resp#2	ng/mL	ng/mL

System Monitoring Compounds						
1) S TCMX (S)	5.587	5.873	5605935	7255995	23.102	23.426
22) S DCBP (S)	9.807	10.368	3915613	3789238	24.101	24.955
Target Compounds						
2) a-BHC	6.139	6.469	7321853	9397096	23.541	23.834
3) g-BHC	6.428	6.785	6218049	8095839	23.563	24.224
4) b-BHC	6.510	6.853	2725704	3439511	24.061	22.669
5) Heptachlor	6.830	7.160	5863869	6609002	23.160	23.368
6) d-BHC	6.663	7.100	6544991	8097153	23.913	25.328
7) Aldrin	7.073	7.422	6225758	7351725	23.465	24.113
8) Heptachlo...	7.542	7.856	5734577	6565406	23.484	24.069
9) trans-Chl...	7.634	7.996	5843575	6700617	22.998	23.694
10) cis-Chlor...	7.731	8.102	5682477	6333107	23.373	23.604
11) Endosulfa...	7.835	8.151	5340395	6024680	23.361	23.841
12) 4,4'-DDE	7.781	8.204	6231267	6948937	23.981	23.825
13) Dieldrin	8.008	8.349	5999680	6716667	23.778	23.875
14) Endrin	8.178	8.571	4189458	4516170	22.719	23.119
15) 4,4'-DDD	8.210	8.616	5100984	5395697	23.352	23.104
16) Endosulfa...	8.339	8.718	4795425	5241221	23.010	22.828
17) 4,4'-DDT	8.407	8.840	4593721	4376201	23.025	22.981
18) Endrin Al...	8.634	8.953	4543966	4863133	23.414	23.471
19) Endosulfa...	8.938	9.145	4608552	5172587	24.565	25.233
20) Methoxychlor	8.741	9.306	2377939	2132144	24.325	22.053
21) Endrin Ke...	9.139	9.534	5699447	5694932	23.280	22.919
23) Hexachlor...	0.000	0.000	0	0	N.D.	N.D.
24) Hexachlor...	5.865	0.000	113950	0	0.338	N.D. #
25) Oxychlorane	7.335	7.776f	165682	10479	0.796	0.034 #
26) 2,4'-DDE	7.394	7.996	18691	6700617	40483.167	29.889 #

Quantitation Report (Not Reviewed)

Data Path : C:\msdchem\1\data\2020-10\0J14056\REQUANT\
 Data File : ECD5-10142016.D
 Signal(s) : Signal #1: ECD1A.CH Signal #2: ECD2B.CH
 Acq On : 14 Oct 2020 17:13
 Operator : MJB
 Sample : 0J14056-CAL6
 Misc : A20H474, AB 25 ppb
 ALS Vial : 9 (Sig #1); 0 (Sig #2) Sample Multiplier: 1

Integration File signal 1: PEST1.e
 Integration File signal 2: PEST2.e
 Quant Time: Oct 14 18:34:11 2020
 Quant Method : C:\msdchem\1\methods\ECD5_QUANTPEST_201014.M
 Quant Title : Instrument: DualECD5
 QLast Update : Wed Oct 14 18:23:10 2020
 Response via : Initial Calibration
 Integrator: ChemStation 6890 Scale Mode: Small noise peaks clipped

Volume Inj. : 2uL
 Signal #1 Phase : Rtx-CLPesticides Signal #2 Phase: Rtx-CLPesticides2
 Signal #1 Info : 30m X 0.32mm X 0. Signal #2 Info : 30m X 0.32mm X 0.25um

	Compound	RT#1	RT#2	Resp#1	Resp#2	ng/mL	ng/mL	
27)	trans-Non...	0.000	8.102f	0	6333107	N.D.	19.056	#
28)	2,4'-DDD	7.781	8.349f	6231267	6716667	50.908	31.993	#
29)	2,4'-DDT	0.000	8.616	0	5395697	N.D.	37.244	#
30)	cis-Nonac...	8.092f	8.616f	21742	5395697	BelowCal	14.054	
31)	Mirex	8.741	9.567	2377939	61517	17.561	0.069	#
32)	Chlordane...	7.542	8.102	5734577	6333107	239.796	140.980	#
33)	Chlordane...	7.634	8.204	5843575	6948937	220.669	184.662	
34)	Chlordane...	8.210	8.840	5100984	4376201	807.516	443.212	#
35)	Chlordane...	3.954	3.912	44059	42847	NoCal	NoCal	
36)	Toxaphene...	7.634	8.456f	5843575	11518	6146.771	3.833	#
37)	Toxaphene...	7.925	8.757	26655	49708	14.723	14.231	
38)	Toxaphene...	8.210f	8.794	5100984	20479	1477.588	3.833	#
39)	Toxaphene...	8.494	8.840f	12641	4376201	3.734	478.031	#
40)	Toxaphene...	8.741f	9.032	2377939	122501	945.410	24.232	#
41)	Toxaphene...	8.741f	9.396f	2377939	23988	761.760	5.385	#
42)	Toxaphene...	3.954f	3.912	44059	42847	NoCal	NoCal	

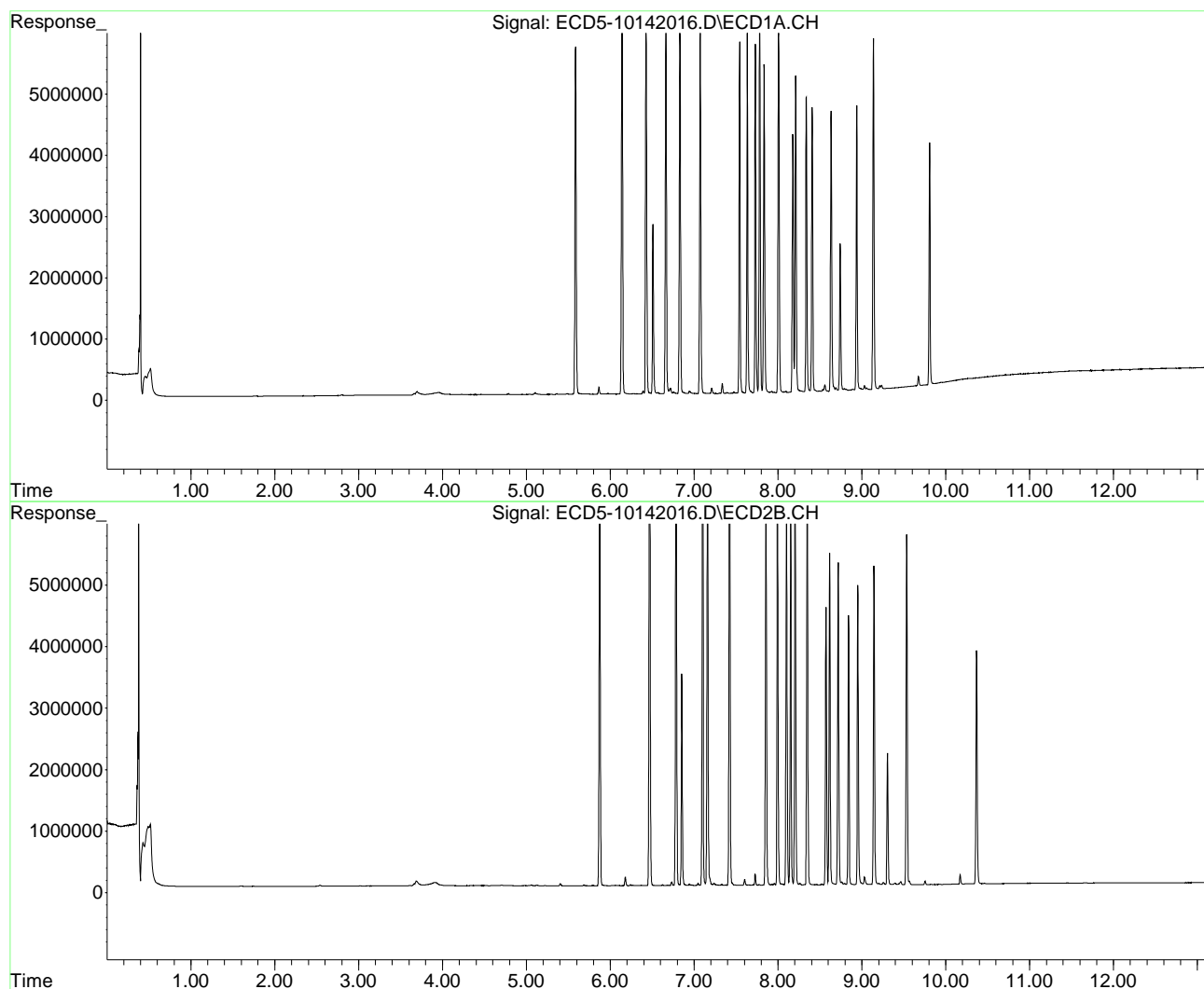
(f)=RT Delta > 1/2 Window (#)=Amounts differ by > 25% (m)=manual int.

Quantitation Report (Not Reviewed)

Data Path : C:\msdchem\1\data\2020-10\0J14056\REQUANT\
Data File : ECD5-10142016.D
Signal(s) : Signal #1: ECD1A.CH Signal #2: ECD2B.CH
Acq On : 14 Oct 2020 17:13
Operator : MJB
Sample : 0J14056-CAL6
Misc : A20H474, AB 25 ppb
ALS Vial : 9 (Sig #1); 0 (Sig #2) Sample Multiplier: 1

Integration File signal 1: PEST1.e
Integration File signal 2: PEST2.e
Quant Time: Oct 14 18:34:11 2020
Quant Method : C:\msdchem\1\methods\ECD5_QUANTPEST_201014.M
Quant Title : Instrument: DualECD5
QLast Update : Wed Oct 14 18:23:10 2020
Response via : Initial Calibration
Integrator: ChemStation 6890 Scale Mode: Small noise peaks clipped

Volume Inj. : 2uL
Signal #1 Phase : Rtx-CLPesticides Signal #2 Phase: Rtx-CLPesticides2
Signal #1 Info : 30m X 0.32mm X 0. Signal #2 Info : 30m X 0.32mm X 0.25um



Quantitation Report (Not Reviewed)

Data Path : C:\msdchem\1\data\2020-10\0J14056\REQUANT\
 Data File : ECD5-10142017.D
 Signal(s) : Signal #1: ECD1A.CH Signal #2: ECD2B.CH
 Acq On : 14 Oct 2020 17:30
 Operator : MJB
 Sample : 0J14056-CAL7
 Misc : A20H475, AB 50 ppb
 ALS Vial : 10 (Sig #1); 0 (Sig #2) Sample Multiplier: 1

MJB 10/15/20

Integration File signal 1: PEST1.e
 Integration File signal 2: PEST2.e
 Quant Time: Oct 14 18:34:23 2020
 Quant Method : C:\msdchem\1\methods\ECD5_QUANTPEST_201014.M
 Quant Title : Instrument: DualECD5
 QLast Update : Wed Oct 14 18:23:10 2020
 Response via : Initial Calibration
 Integrator: ChemStation 6890 Scale Mode: Small noise peaks clipped

Volume Inj. : 2uL
 Signal #1 Phase : Rtx-CLPesticides Signal #2 Phase: Rtx-CLPesticides2
 Signal #1 Info : 30m X 0.32mm X 0. Signal #2 Info : 30m X 0.32mm X 0.25um

Compound	RT#1	RT#2	Resp#1	Resp#2	ng/mL	ng/mL

System Monitoring Compounds						
1) S TCMX (S)	5.585	5.872	11352526	15067103	46.784	48.644
22) S DCBP (S)	9.805	10.367	7973046	7534139	49.232	48.972
Target Compounds						
2) a-BHC	6.138	6.468	15039504	20314768	48.354	51.525
3) g-BHC	6.426	6.784	12567647	16652911	47.624	49.828
4) b-BHC	6.507	6.851	5498441	6903913	48.943	45.502
5) Heptachlor	6.828	7.158	12046871	14088204	47.581	49.813
6) d-BHC	6.660	7.099	12952285	16583164	47.323	50.580
7) Aldrin	7.071	7.420	12856429	15507578	48.456	50.864
8) Heptachlo...	7.540	7.854	11394384	13363611	46.661	48.992
9) trans-Chl...	7.632	7.994	11923480	14009308	46.925	49.538
10) cis-Chlor...	7.729	8.100	11537076	13060134	47.453	48.677
11) Endosulfa...	7.833	8.149	10730108	12399275	46.937	49.066
12) 4,4'-DDE	7.779	8.203	12484045	14657782	48.045	50.255
13) Dieldrin	8.006	8.347	12208714	13747070	48.385	48.864
14) Endrin	8.175	8.570	8619344	9319162	46.741	47.707
15) 4,4'-DDD	8.208	8.614	10197219	11431408	46.682	48.949
16) Endosulfa...	8.337	8.716	9684792	11074835	46.471	48.236
17) 4,4'-DDT	8.405	8.839	9547128	9551259	47.853	50.156
18) Endrin Al...	8.632	8.950	9134784	10129852	47.631	48.603
19) Endosulfa...	8.936	9.144	9319195	10305111	49.629	49.297
20) Methoxychlor	8.739	9.305	4827454	4372733	49.301	45.227
21) Endrin Ke...	9.137	9.532	11519728	11997009	47.053	48.282
23) Hexachlor...	0.000	0.000	0	0	N.D.	N.D.
24) Hexachlor...	5.863	0.000	211577	0	0.831	N.D. #
25) Oxychlorane	7.333	7.821	325951	12985	1.768	0.042 #
26) 2,4'-DDE	7.391	7.994	37828	14009308	0.104	60.887 #

Quantitation Report (Not Reviewed)

Data Path : C:\msdchem\1\data\2020-10\0J14056\REQUANT\
 Data File : ECD5-10142017.D
 Signal(s) : Signal #1: ECD1A.CH Signal #2: ECD2B.CH
 Acq On : 14 Oct 2020 17:30
 Operator : MJB
 Sample : 0J14056-CAL7
 Misc : A20H475, AB 50 ppb
 ALS Vial : 10 (Sig #1); 0 (Sig #2) Sample Multiplier: 1

Integration File signal 1: PEST1.e
 Integration File signal 2: PEST2.e
 Quant Time: Oct 14 18:34:23 2020
 Quant Method : C:\msdchem\1\methods\ECD5_QUANTPEST_201014.M
 Quant Title : Instrument: DualECD5
 QLast Update : Wed Oct 14 18:23:10 2020
 Response via : Initial Calibration
 Integrator: ChemStation 6890 Scale Mode: Small noise peaks clipped

Volume Inj. : 2uL
 Signal #1 Phase : Rtx-CLPesticides Signal #2 Phase: Rtx-CLPesticides2
 Signal #1 Info : 30m X 0.32mm X 0. Signal #2 Info : 30m X 0.32mm X 0.25um

	Compound	RT#1	RT#2	Resp#1	Resp#2	ng/mL	ng/mL	
27)	trans-Non...	7.632f	8.100	11923480	13060134	59.698	38.886	#
28)	2,4'-DDD	7.779	8.347f	12484045	13747070	101.129	65.480	#
29)	2,4'-DDT	7.951	8.614	20242	11431408	0.209	73.237	#
30)	cis-Nonac...	8.089f	8.614f	42813	11431408	0.021	29.775	#
31)	Mirex	8.739	9.565	4827454	103454	35.855	0.284	#
32)	Chlordane...	7.540	8.100	11394384	13060134	476.466	290.729	#
33)	Chlordane...	7.632	8.203	11923480	14657782	450.263	389.518	
34)	Chlordane...	8.208	8.839	10197219	9551259	1614.280	967.330	#
35)	Chlordane...	3.954	3.915	40219	40987	NoCal	NoCal	
36)	Toxaphene...	7.632	8.455f	11923480	22957	12542.135	7.639	#
37)	Toxaphene...	7.923	8.755	51224	61386	28.295	17.573	#
38)	Toxaphene...	8.208f	8.792	10197219	40660	2953.800	7.610	#
39)	Toxaphene...	8.491	8.839f	22010	9551259	6.501	1043.325	#
40)	Toxaphene...	8.689f	9.029	101852	272623	40.494	53.927	#
41)	Toxaphene...	8.790	9.395f	53591	49944	17.168	11.184	#
42)	Toxaphene...	3.954f	3.915	40219	40987	NoCal	NoCal	

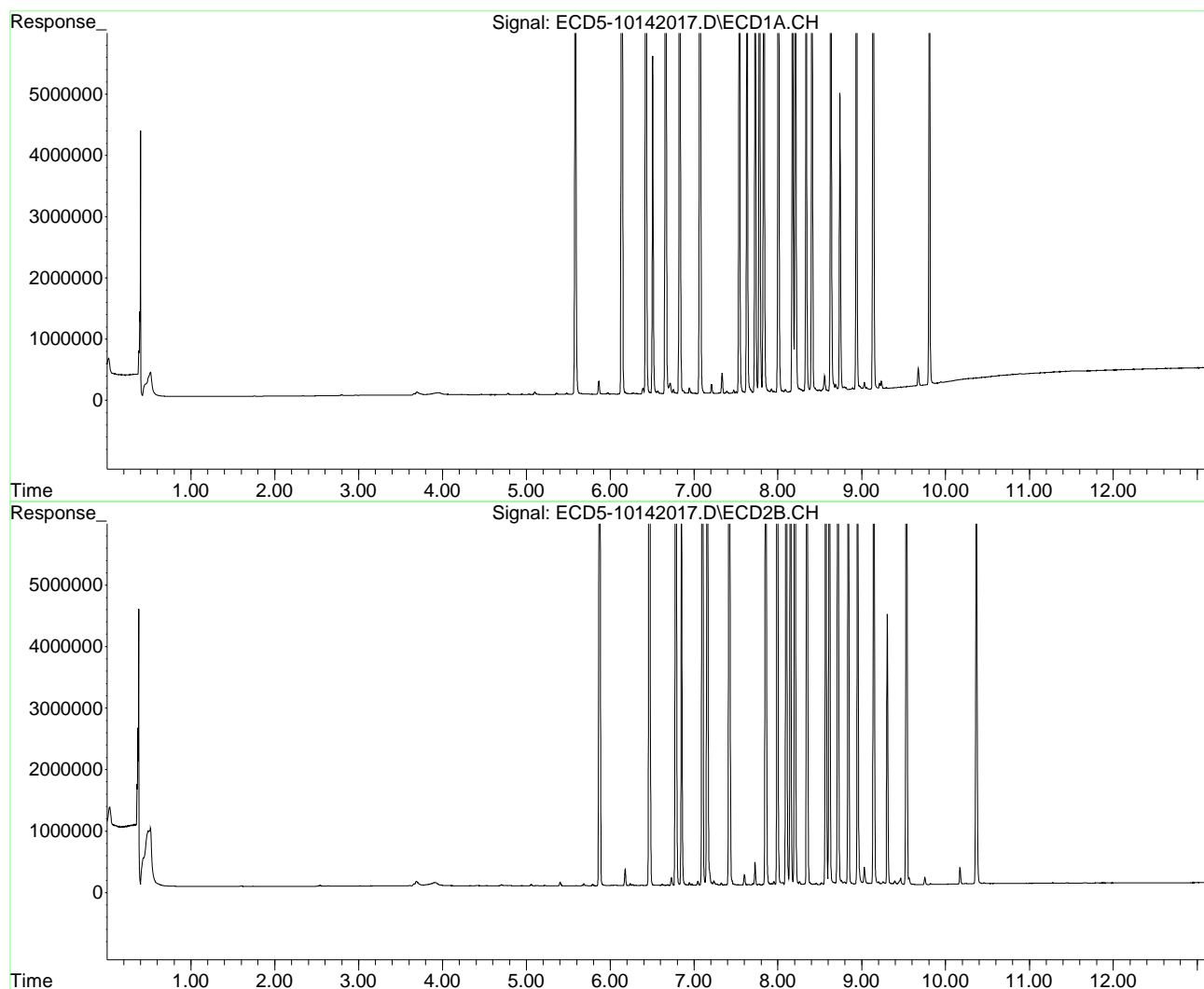
(f)=RT Delta > 1/2 Window (#)=Amounts differ by > 25% (m)=manual int.

Quantitation Report (Not Reviewed)

Data Path : C:\msdchem\1\data\2020-10\0J14056\REQUANT\
Data File : ECD5-10142017.D
Signal(s) : Signal #1: ECD1A.CH Signal #2: ECD2B.CH
Acq On : 14 Oct 2020 17:30
Operator : MJB
Sample : 0J14056-CAL7
Misc : A20H475, AB 50 ppb
ALS Vial : 10 (Sig #1); 0 (Sig #2) Sample Multiplier: 1

Integration File signal 1: PEST1.e
Integration File signal 2: PEST2.e
Quant Time: Oct 14 18:34:23 2020
Quant Method : C:\msdchem\1\methods\ECD5_QUANTPEST_201014.M
Quant Title : Instrument: DualECD5
QLast Update : Wed Oct 14 18:23:10 2020
Response via : Initial Calibration
Integrator: ChemStation 6890 Scale Mode: Small noise peaks clipped

Volume Inj. : 2uL
Signal #1 Phase : Rtx-CLPesticides Signal #2 Phase: Rtx-CLPesticides2
Signal #1 Info : 30m X 0.32mm X 0. Signal #2 Info : 30m X 0.32mm X 0.25um



Quantitation Report (Not Reviewed)

Data Path : C:\msdchem\1\data\2020-10\0J14056\REQUANT\
 Data File : ECD5-10142018.D
 Signal(s) : Signal #1: ECD1A.CH Signal #2: ECD2B.CH
 Acq On : 14 Oct 2020 17:47
 Operator : MJB
 Sample : 0J14056-CAL8
 Misc : A20H476, AB 100 ppb
 ALS Vial : 11 (Sig #1); 0 (Sig #2) Sample Multiplier: 1

MJB 10/15/20

Integration File signal 1: PEST1.e
 Integration File signal 2: PEST2.e
 Quant Time: Oct 14 18:34:35 2020
 Quant Method : C:\msdchem\1\methods\ECD5_QUANTPEST_201014.M
 Quant Title : Instrument: DualECD5
 QLast Update : Wed Oct 14 18:23:10 2020
 Response via : Initial Calibration
 Integrator: ChemStation 6890 Scale Mode: Small noise peaks clipped

Volume Inj. : 2uL
 Signal #1 Phase : Rtx-CLPesticides Signal #2 Phase: Rtx-CLPesticides2
 Signal #1 Info : 30m X 0.32mm X 0. Signal #2 Info : 30m X 0.32mm X 0.25um

Compound	RT#1	RT#2	Resp#1	Resp#2	ng/mL	ng/mL

System Monitoring Compounds						
1) S TCMX (S)	5.585	5.872	23049738	30964306	94.989	99.969
22) S DCBP (S)	9.805	10.367	16312536	15718841	100.402	98.927
Target Compounds						
2) a-BHC	6.138	6.468	31182562	42148302	100.256	106.901
3) g-BHC	6.426	6.784	26279346	35245762	99.583	105.460
4) b-BHC	6.507	6.851	10859255	14295163	97.692	94.215
5) Heptachlor	6.828	7.158	25279902	30166394	99.847	106.662
6) d-BHC	6.660	7.099	26292698	35964570	96.065	103.678
7) Aldrin	7.070	7.421	25783435	32086436	97.177	105.242
8) Heptachlo...	7.539	7.855	23352737	28257457	95.631	103.595
9) trans-Chl...	7.631	7.994	24702924	29106292	97.220	102.922
10) cis-Chlor...	7.729	8.100	23434759	28026744	96.390	104.460
11) Endosulfa...	7.832	8.149	21908259	25467351	95.834	100.778
12) 4,4'-DDE	7.779	8.203	25327711	31308633	97.473	107.343
13) Dieldrin	8.006	8.348	25057861	29699008	99.309	105.566
14) Endrin	8.175	8.570	17806784	20212366	96.563	103.472
15) 4,4'-DDD	8.208	8.615	21275467	24060950	97.397	103.028
16) Endosulfa...	8.336	8.716	19552387	23333560	93.818	101.628
17) 4,4'-DDT	8.405	8.839	19569737	20809420	98.089	109.276
18) Endrin Al...	8.631	8.950	18518754	21368641	97.758	100.214
19) Endosulfa...	8.936	9.144	18976648	22252624	100.148	101.529
20) Methoxychlor	8.738	9.305	9873445	9914061	99.893	102.542
21) Endrin Ke...	9.137	9.532	23559183	26017499	96.229	104.708
23) Hexachlor...	0.000	0.000	0	0	N.D.	N.D.
24) Hexachlor...	5.863	6.367f	412161	4513	1.844	0.014 #
25) Oxychlorane	7.332	7.821	637885	19377	3.658	0.063 #
26) 2,4'-DDE	7.390	7.994	57454	29106292	0.245	119.999 #

Quantitation Report (Not Reviewed)

Data Path : C:\msdchem\1\data\2020-10\0J14056\REQUANT\
 Data File : ECD5-10142018.D
 Signal(s) : Signal #1: ECD1A.CH Signal #2: ECD2B.CH
 Acq On : 14 Oct 2020 17:47
 Operator : MJB
 Sample : 0J14056-CAL8
 Misc : A20H476, AB 100 ppb
 ALS Vial : 11 (Sig #1); 0 (Sig #2) Sample Multiplier: 1

Integration File signal 1: PEST1.e
 Integration File signal 2: PEST2.e
 Quant Time: Oct 14 18:34:35 2020
 Quant Method : C:\msdchem\1\methods\ECD5_QUANTPEST_201014.M
 Quant Title : Instrument: DualECD5
 QLast Update : Wed Oct 14 18:23:10 2020
 Response via : Initial Calibration
 Integrator: ChemStation 6890 Scale Mode: Small noise peaks clipped

Volume Inj. : 2uL
 Signal #1 Phase : Rtx-CLPesticides Signal #2 Phase: Rtx-CLPesticides2
 Signal #1 Info : 30m X 0.32mm X 0. Signal #2 Info : 30m X 0.32mm X 0.25um

	Compound	RT#1	RT#2	Resp#1	Resp#2	ng/mL	ng/mL	
27)	trans-Non...	7.631f	8.100	24702924	28026744	122.394	80.878	#
28)	2,4'-DDD	7.779	8.425f	25327711	17940	201.241	0.085	#
29)	2,4'-DDT	7.950	8.615	36077	24060950	0.373	136.703	#
30)	cis-Nonac...	8.088f	8.615f	77168	24060950	0.179	62.670	#
31)	Mirex	8.738	9.565	9873445	164654	73.310	0.599	#
32)	Chlordane...	7.539	8.100	23352737	28026744	976.514	623.898	#
33)	Chlordane...	7.631	8.203	24702924	31308633	932.850	831.999	
34)	Chlordane...	8.208	8.839	21275467	20809420	3368.032	2107.530	#
35)	Chlordane...	3.954	3.910	37336	39761	NoCal	NoCal	
36)	Toxaphene...	7.631	8.425	24702924	17940	25984.647	5.970	#
37)	Toxaphene...	7.922	8.792f	80302	65302	44.357	18.695	#
38)	Toxaphene...	8.208f	8.792	21275467	65302	6162.806	12.223	#
39)	Toxaphene...	8.491	8.839f	38291	20809420	11.310	2273.102	#
40)	Toxaphene...	8.688f	9.029	175803	438474	69.895	86.734	
41)	Toxaphene...	8.790	9.393f	98976	86819	31.707	19.406	#
42)	Toxaphene...	3.954f	3.910	37336	39761	NoCal	NoCal	

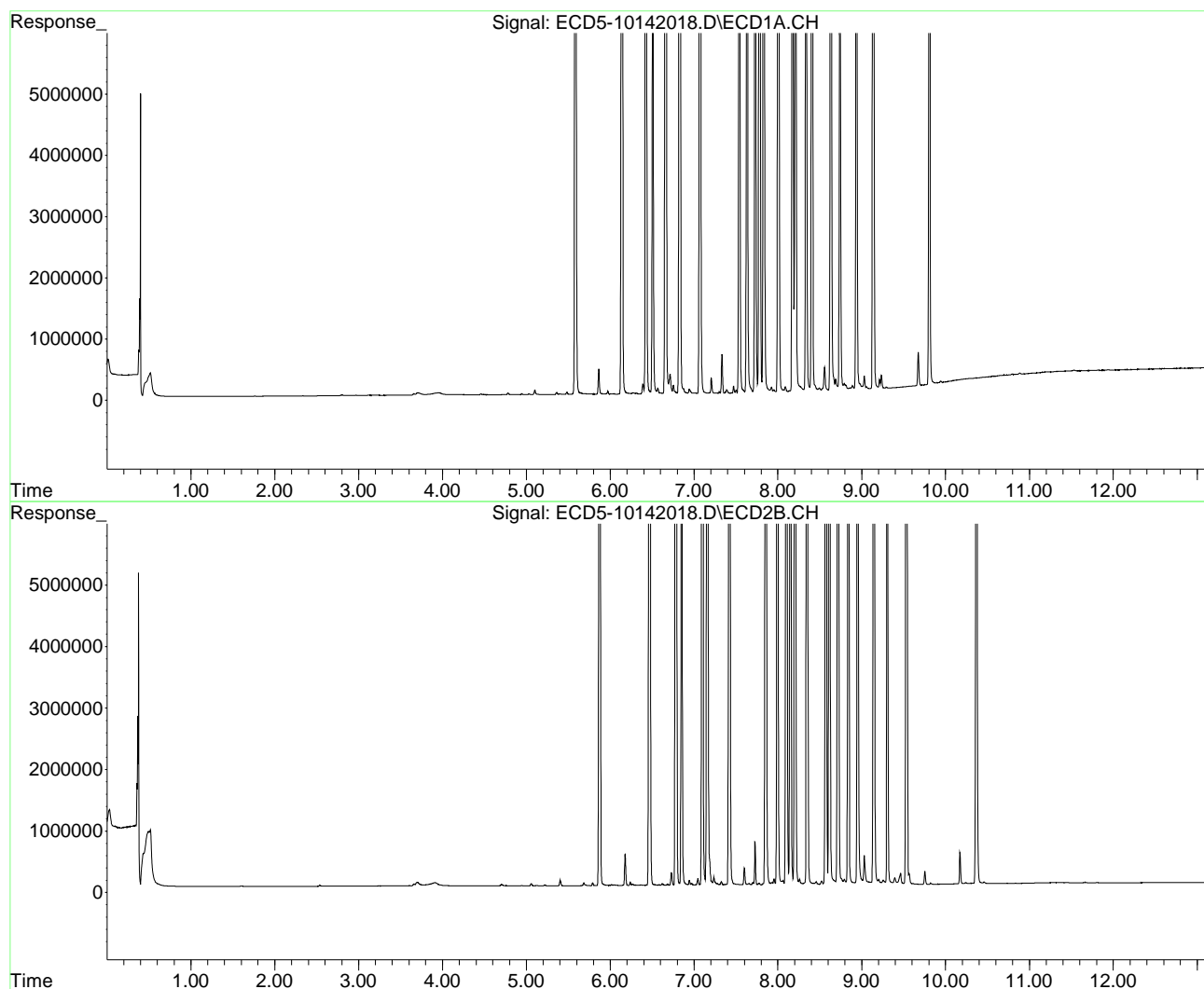
(f)=RT Delta > 1/2 Window (#)=Amounts differ by > 25% (m)=manual int.

Quantitation Report (Not Reviewed)

Data Path : C:\msdchem\1\data\2020-10\0J14056\REQUANT\
Data File : ECD5-10142018.D
Signal(s) : Signal #1: ECD1A.CH Signal #2: ECD2B.CH
Acq On : 14 Oct 2020 17:47
Operator : MJB
Sample : 0J14056-CAL8
Misc : A20H476, AB 100 ppb
ALS Vial : 11 (Sig #1); 0 (Sig #2) Sample Multiplier: 1

Integration File signal 1: PEST1.e
Integration File signal 2: PEST2.e
Quant Time: Oct 14 18:34:35 2020
Quant Method : C:\msdchem\1\methods\ECD5_QUANTPEST_201014.M
Quant Title : Instrument: DualECD5
QLast Update : Wed Oct 14 18:23:10 2020
Response via : Initial Calibration
Integrator: ChemStation 6890 Scale Mode: Small noise peaks clipped

Volume Inj. : 2uL
Signal #1 Phase : Rtx-CLPesticides Signal #2 Phase: Rtx-CLPesticides2
Signal #1 Info : 30m X 0.32mm X 0. Signal #2 Info : 30m X 0.32mm X 0.25um



Quantitation Report (Not Reviewed)

Data Path : C:\msdchem\1\data\2020-10\0J14056\REQUANT\
 Data File : ECD5-10142019.D
 Signal(s) : Signal #1: ECD1A.CH Signal #2: ECD2B.CH
 Acq On : 14 Oct 2020 18:04
 Operator : MJB
 Sample : 0J14056-CAL9
 Misc : A20H470, AB 200 ppb
 ALS Vial : 12 (Sig #1); 0 (Sig #2) Sample Multiplier: 1

MJB 10/15/20

Integration File signal 1: PEST1.e
 Integration File signal 2: PEST2.e
 Quant Time: Oct 14 18:34:48 2020
 Quant Method : C:\msdchem\1\methods\ECD5_QUANTPEST_201014.M
 Quant Title : Instrument: DualECD5
 QLast Update : Wed Oct 14 18:23:10 2020
 Response via : Initial Calibration
 Integrator: ChemStation 6890 Scale Mode: Small noise peaks clipped

Volume Inj. : 2uL
 Signal #1 Phase : Rtx-CLPesticides Signal #2 Phase: Rtx-CLPesticides2
 Signal #1 Info : 30m X 0.32mm X 0. Signal #2 Info : 30m X 0.32mm X 0.25um

Compound	RT#1	RT#2	Resp#1	Resp#2	ng/mL	ng/mL

System Monitoring Compounds						
1) S TCMX (S)	5.586	5.873	46983236	64550678	193.620	208.403
22) S DCBP (S)	9.805	10.368	33023937	34258099	201.065	201.800
Target Compounds						
2) a-BHC	6.139	6.469	63718589	86110024	204.863	218.402
3) g-BHC	6.426	6.785	54964289	73913210	208.283	221.158
4) b-BHC	6.505	6.850	22251881	30691462	204.279	202.278
5) Heptachlor	6.827	7.157	50235930	63217018	198.415	223.522
6) d-BHC	6.659	7.099	54381561	74743385	198.693	196.257
7) Aldrin	7.070	7.421	52351251	65943380	197.310	216.291
8) Heptachlo...	7.538	7.855	46706447	60156577	191.267	220.540
9) trans-Chl...	7.631	7.993	50229041	61219867	197.679	216.478
10) cis-Chlor...	7.728	8.101	47154077	59075588	193.950	220.184
11) Endosulfa...	7.831	8.149	44397747	56239640	194.210	222.549
12) 4,4'-DDE	7.779	8.203	52637083	64882960	202.573	222.454
13) Dieldrin	8.005	8.348	50341347	62423525	199.512	221.886
14) Endrin	8.174	8.570	36608762	43718232	198.522	223.804
15) 4,4'-DDD	8.208	8.615	43709616	51993903	200.099	222.635
16) Endosulfa...	8.335	8.717	40368044	49487811	193.698	215.542
17) 4,4'-DDT	8.405	8.840	40534278	45086910	203.170	236.764
18) Endrin Al...	8.631	8.951	38298293	45279339	206.350	202.315
19) Endosulfa...	8.936	9.145	38804835	47515553	200.500	199.040
20) Methoxychlor	8.737	9.305	20319864	21317927	201.233	220.492
21) Endrin Ke...	9.137	9.533	48902572	56521958	199.745	227.475
23) Hexachlor...	0.000	0.000	0	0	N.D.	N.D.
24) Hexachlor...	5.863	6.362f	792555	11687	3.765	0.035 #
25) Oxychlorane	7.331	7.821	1242170	46146	7.316	0.150 #
26) 2,4'-DDE	7.389	7.993	119930	61219867	0.692	229.910 #

Quantitation Report (Not Reviewed)

Data Path : C:\msdchem\1\data\2020-10\0J14056\REQUANT\
 Data File : ECD5-10142019.D
 Signal(s) : Signal #1: ECD1A.CH Signal #2: ECD2B.CH
 Acq On : 14 Oct 2020 18:04
 Operator : MJB
 Sample : 0J14056-CAL9
 Misc : A20H470, AB 200 ppb
 ALS Vial : 12 (Sig #1); 0 (Sig #2) Sample Multiplier: 1

Integration File signal 1: PEST1.e
 Integration File signal 2: PEST2.e
 Quant Time: Oct 14 18:34:48 2020
 Quant Method : C:\msdchem\1\methods\ECD5_QUANTPEST_201014.M
 Quant Title : Instrument: DualECD5
 QLast Update : Wed Oct 14 18:23:10 2020
 Response via : Initial Calibration
 Integrator: ChemStation 6890 Scale Mode: Small noise peaks clipped

Volume Inj. : 2uL
 Signal #1 Phase : Rtx-CLPesticides Signal #2 Phase: Rtx-CLPesticides2
 Signal #1 Info : 30m X 0.32mm X 0. Signal #2 Info : 30m X 0.32mm X 0.25um

	Compound	RT#1	RT#2	Resp#1	Resp#2	ng/mL	ng/mL	
27)	trans-Non...	7.631f	8.101	50229041	59075588	243.178	160.447	#
28)	2,4'-DDD	7.779	8.425f	52637083	50911	402.223	0.242	#
29)	2,4'-DDT	7.949	8.615	71655	51993903	0.741	246.835	#
30)	cis-Nonac...	8.061	8.615f	65439	51993903	0.125	135.425	#
31)	Mirex	8.737	9.565	20319864	355026	149.897	1.576	#
32)	Chlordane...	7.538	8.101	46706447	59075588	1953.069	1315.070	#
33)	Chlordane...	7.631	8.203	50229041	64882960	1896.786	1724.207	
34)	Chlordane...	8.208	8.840	43709616	45086910	6919.491	4566.299	#
35)	Chlordane...	3.950	3.909	33716	38135	NoCal	NoCal	
36)	Toxaphene...	7.631	8.425	50229041	50911	52835.199	16.941	#
37)	Toxaphene...	7.921	8.791f	186546	158576	103.044	45.397	#
38)	Toxaphene...	8.208f	8.791	43709616	158576	12661.244	29.681	#
39)	Toxaphene...	8.491	8.840f	86569	45086910	25.569	4925.037	#
40)	Toxaphene...	8.737f	9.029	20319864	876745	8078.681	173.428	#
41)	Toxaphene...	8.788	9.394f	213314	215221	68.334	47.876	#
42)	Toxaphene...	3.950f	3.909	33716	38135	NoCal	NoCal	

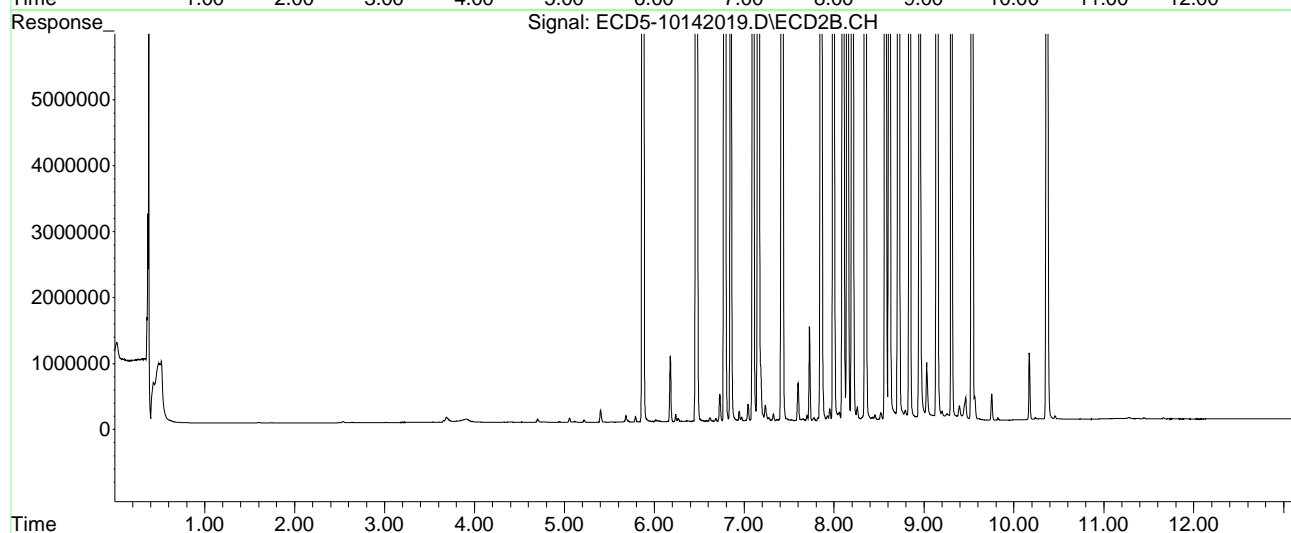
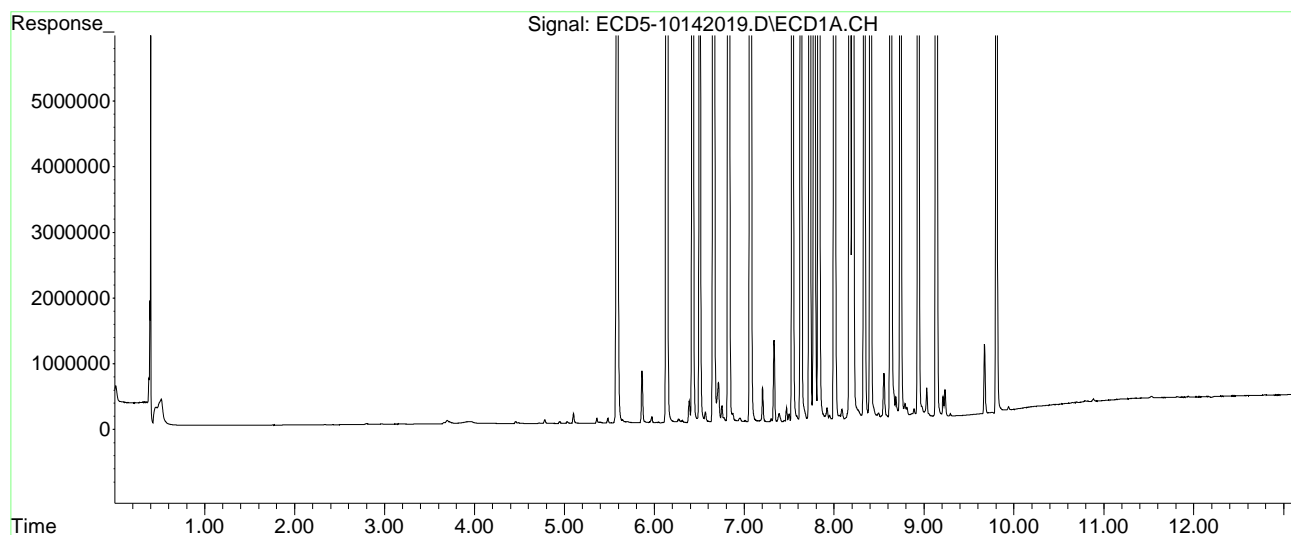
(f)=RT Delta > 1/2 Window (#)=Amounts differ by > 25% (m)=manual int.

Quantitation Report (Not Reviewed)

Data Path : C:\msdchem\1\data\2020-10\0J14056\REQUANT\
Data File : ECD5-10142019.D
Signal(s) : Signal #1: ECD1A.CH Signal #2: ECD2B.CH
Acq On : 14 Oct 2020 18:04
Operator : MJB
Sample : 0J14056-CAL9
Misc : A20H470, AB 200 ppb
ALS Vial : 12 (Sig #1); 0 (Sig #2) Sample Multiplier: 1

Integration File signal 1: PEST1.e
Integration File signal 2: PEST2.e
Quant Time: Oct 14 18:34:48 2020
Quant Method : C:\msdchem\1\methods\ECD5_QUANTPEST_201014.M
Quant Title : Instrument: DualECD5
QLast Update : Wed Oct 14 18:23:10 2020
Response via : Initial Calibration
Integrator: ChemStation 6890 Scale Mode: Small noise peaks clipped

Volume Inj. : 2uL
Signal #1 Phase : Rtx-CLPesticides Signal #2 Phase: Rtx-CLPesticides2
Signal #1 Info : 30m X 0.32mm X 0. Signal #2 Info : 30m X 0.32mm X 0.25um



Quantitation Report (Not Reviewed)

Data Path : C:\msdchem\1\data\2020-10\0J14056\REQUANT\
 Data File : ECD5-10142022.D
 Signal(s) : Signal #1: ECD1A.CH Signal #2: ECD2B.CH
 Acq On : 14 Oct 2020 18:56
 Operator : MJB
 Sample : 0J14056-CALA
 Misc : A20J231, 9-42 0.5 ppb
 ALS Vial : 14 (Sig #1); 0 (Sig #2) Sample Multiplier: 1

MJB 10/15/20

Integration File signal 1: PEST1.e
 Integration File signal 2: PEST2.e
 Quant Time: Oct 15 10:42:47 2020
 Quant Method : C:\msdchem\1\methods\ECD5_QUANTPEST_201014.M
 Quant Title : Instrument: DualECD5
 QLast Update : Thu Oct 15 10:38:19 2020
 Response via : Initial Calibration
 Integrator: ChemStation 6890 Scale Mode: Small noise peaks clipped

Volume Inj. : 2uL
 Signal #1 Phase : Rtx-CLPesticides Signal #2 Phase: Rtx-CLPesticides2
 Signal #1 Info : 30m X 0.32mm X 0. Signal #2 Info : 30m X 0.32mm X 0.25um

Compound	RT#1	RT#2	Resp#1	Resp#2	ng/mL	ng/mL

System Monitoring Compounds						
1) S TCMX (S)	0.000	0.000	0	0	N.D.	N.D.
22) S DCBP (S)	0.000	10.366	0	5057	N.D.	BelowCal
Target Compounds						
2) a-BHC	6.140	0.000	5389	0	0.017	N.D. #
3) g-BHC	6.430	0.000	5545	0	0.021	N.D. #
4) b-BHC	6.515	0.000	3927	0	5685.401	N.D. #
5) Heptachlor	6.831	0.000	4072	0	0.016	N.D. #
6) d-BHC	6.665	7.100	12629	15938	0.046	BelowCal #
7) Aldrin	7.073	7.421	3246	13794	0.012	0.045 #
8) Heptachlo...	7.531	0.000	109817	0	0.450	N.D. #
9) trans-Chl...	7.622	7.981	44730	111017	0.176	0.393 #
10) cis-Chlor...	7.719	8.061f	151770	162972	0.624	0.607
11) Endosulfa...	7.837	0.000	4022	0	0.018	N.D. #
12) 4,4'-DDE	7.788	8.203	8153	6399	0.031	0.022 #
13) Dieldrin	8.009	8.351	4644	108812	0.018	0.387 #
14) Endrin	8.196f	8.572	165341	100181	0.897	0.513 #
15) 4,4'-DDD	8.196	8.617	165341	188367	0.757	0.807
16) Endosulfa...	8.340	8.717	11739	13901	0.056	0.061
17) 4,4'-DDT	8.406	8.839	10927	10836	0.055	0.057
18) Endrin Al...	8.635	8.951	26929	29315	6021.087	BelowCal #
19) Endosulfa...	8.939	9.144	28035	33374	BelowCal	BelowCal
20) Methoxychlor	8.743	9.306	7788	8003	BelowCal	0.083
21) Endrin Ke...	9.140	9.522	23675	124073	0.097	0.499 #
23) Hexachlor...	3.381	3.586	150001	206112	0.481	0.574
24) Hexachlor...	5.972	6.334	159234	201011	0.480	0.483
25) Oxychlorane	7.465	7.787	140283	141434	0.484	0.589
26) 2,4'-DDE	7.531	7.981	109817	111017	0.485	0.572

Quantitation Report (Not Reviewed)

Data Path : C:\msdchem\1\data\2020-10\0J14056\REQUANT\
 Data File : ECD5-10142022.D
 Signal(s) : Signal #1: ECD1A.CH Signal #2: ECD2B.CH
 Acq On : 14 Oct 2020 18:56
 Operator : MJB
 Sample : 0J14056-CALA
 Misc : A20J231, 9-42 0.5 ppb
 ALS Vial : 14 (Sig #1); 0 (Sig #2) Sample Multiplier: 1

Integration File signal 1: PEST1.e
 Integration File signal 2: PEST2.e
 Quant Time: Oct 15 10:42:47 2020
 Quant Method : C:\msdchem\1\methods\ECD5_QUANTPEST_201014.M
 Quant Title : Instrument: DualECD5
 QLast Update : Thu Oct 15 10:38:19 2020
 Response via : Initial Calibration
 Integrator: ChemStation 6890 Scale Mode: Small noise peaks clipped

Volume Inj. : 2uL
 Signal #1 Phase : Rtx-CLPesticides Signal #2 Phase: Rtx-CLPesticides2
 Signal #1 Info : 30m X 0.32mm X 0. Signal #2 Info : 30m X 0.32mm X 0.25um

	Compound	RT#1	RT#2	Resp#1	Resp#2	ng/mL	ng/mL
27)	trans-Non...	7.719	8.061	151770	162972	0.477	0.585
28)	2,4'-DDD	7.909	8.351	97926	108812	0.474	0.476
29)	2,4'-DDT	8.090	8.572	97546	100181	0.472	0.475
30)	cis-Nonac...	8.196	8.617	165341	188367	0.470	0.491
31)	Mirex	8.869	9.522	117218	124073	0.458	0.472
32)	Chlordane...	7.531f	8.061f	109817	162972	4.592	3.628
33)	Chlordane...	7.622f	8.203	44730	6399	1.689	0.170 #
34)	Chlordane...	8.196	8.839	165341	10836	26.174	1.097 #
35)	Chlordane...	3.958f	3.917	34473	32465	NoCal	NoCal
36)	Toxaphene...	7.622	0.000	44730	0	47.051	N.D. #
37)	Toxaphene...	7.909	8.757	97926	36340	54.092	10.403 #
38)	Toxaphene...	0.000	8.839f	0	10836	N.D.	2.028 #
39)	Toxaphene...	0.000	8.839f	0	10836	N.D.	1.184 #
40)	Toxaphene...	8.743f	9.040	7788	10712	3.096	2.119 #
41)	Toxaphene...	8.743f	0.000	7788	0	2.495	N.D. #
42)	Toxaphene...	3.958f	3.917	34473	32465	NoCal	NoCal

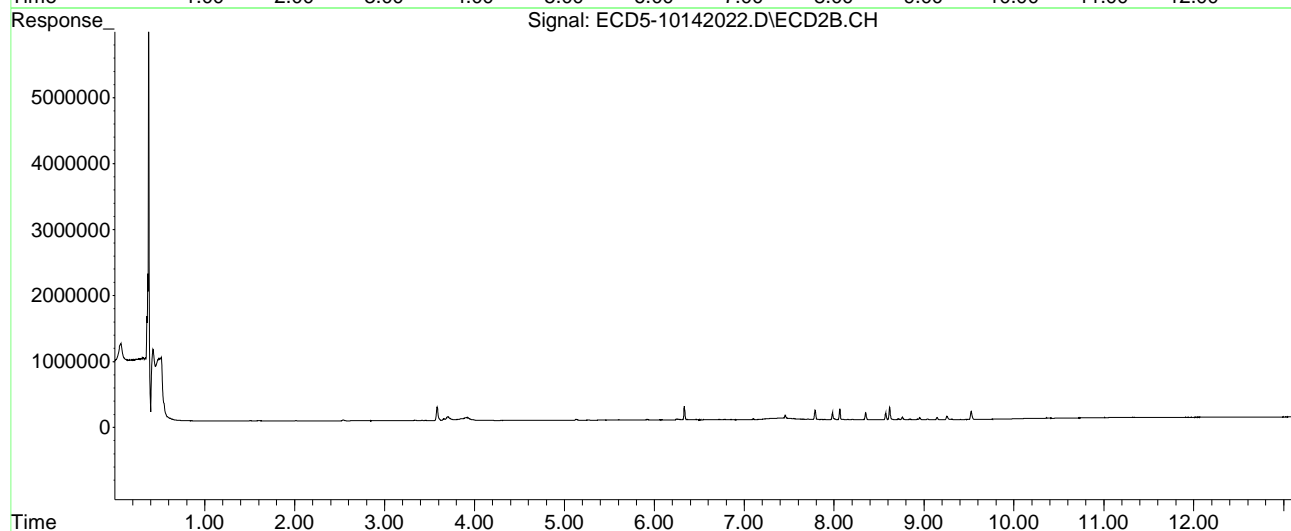
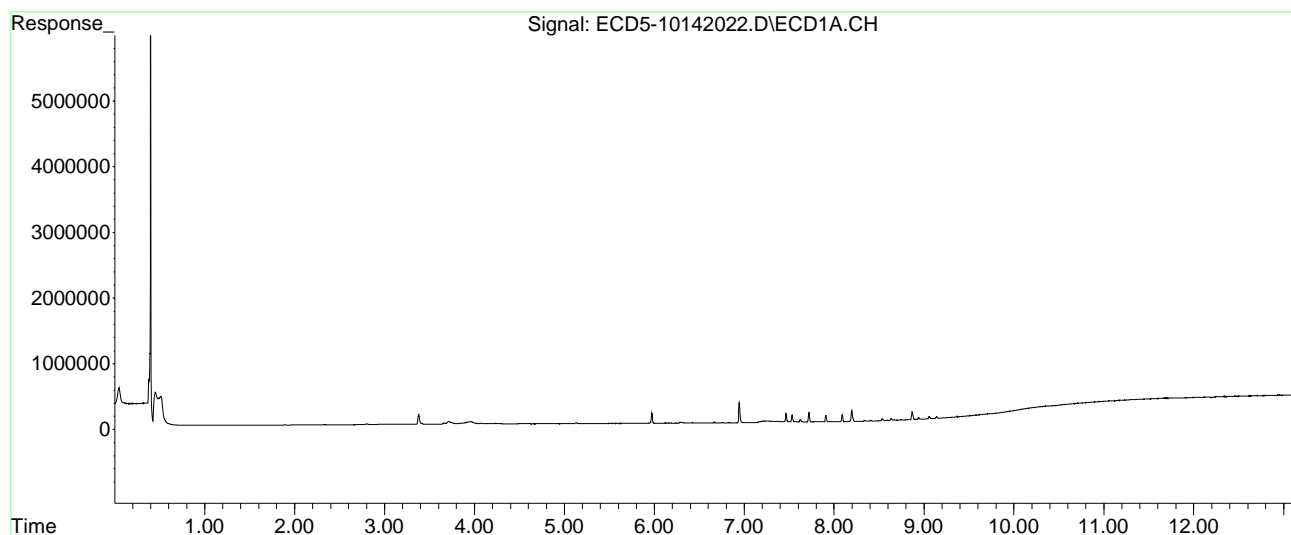
(f)=RT Delta > 1/2 Window (#)=Amounts differ by > 25% (m)=manual int.

Quantitation Report (Not Reviewed)

Data Path : C:\msdchem\1\data\2020-10\0J14056\REQUANT\
Data File : ECD5-10142022.D
Signal(s) : Signal #1: ECD1A.CH Signal #2: ECD2B.CH
Acq On : 14 Oct 2020 18:56
Operator : MJB
Sample : 0J14056-CALA
Misc : A20J231, 9-42 0.5 ppb
ALS Vial : 14 (Sig #1); 0 (Sig #2) Sample Multiplier: 1

Integration File signal 1: PEST1.e
Integration File signal 2: PEST2.e
Quant Time: Oct 15 10:42:47 2020
Quant Method : C:\msdchem\1\methods\ECD5_QUANTPEST_201014.M
Quant Title : Instrument: DualECD5
QLast Update : Thu Oct 15 10:38:19 2020
Response via : Initial Calibration
Integrator: ChemStation 6890 Scale Mode: Small noise peaks clipped

Volume Inj. : 2uL
Signal #1 Phase : Rtx-CLPesticides Signal #2 Phase: Rtx-CLPesticides2
Signal #1 Info : 30m X 0.32mm X 0. Signal #2 Info : 30m X 0.32mm X 0.25um



Quantitation Report (Not Reviewed)

Data Path : C:\msdchem\1\data\2020-10\0J14056\REQUANT\
 Data File : ECD5-10142023.D
 Signal(s) : Signal #1: ECD1A.CH Signal #2: ECD2B.CH
 Acq On : 14 Oct 2020 19:13
 Operator : MJB
 Sample : 0J14056-CALB
 Misc : A20I180, 9-42 1 ppb
 ALS Vial : 15 (Sig #1); 0 (Sig #2) Sample Multiplier: 1

MJB 10/15/20

Integration File signal 1: PEST1.e
 Integration File signal 2: PEST2.e
 Quant Time: Oct 15 10:43:01 2020
 Quant Method : C:\msdchem\1\methods\ECD5_QUANTPEST_201014.M
 Quant Title : Instrument: DualECD5
 QLast Update : Thu Oct 15 10:38:19 2020
 Response via : Initial Calibration
 Integrator: ChemStation 6890 Scale Mode: Small noise peaks clipped

Volume Inj. : 2uL
 Signal #1 Phase : Rtx-CLPesticides Signal #2 Phase: Rtx-CLPesticides2
 Signal #1 Info : 30m X 0.32mm X 0. Signal #2 Info : 30m X 0.32mm X 0.25um

Compound	RT#1	RT#2	Resp#1	Resp#2	ng/mL	ng/mL	
System Monitoring Compounds							
1) S TCMX (S)	5.556f	0.000	2464	0	0.010	N.D.	#
22) S DCBP (S)	9.781f	0.000	18327	0	BelowCal	N.D.	
Target Compounds							
2) a-BHC	6.140	6.467	8405	7704	0.027	0.020	#
3) g-BHC	6.430	6.785	7136	9180	0.027	0.027	
4) b-BHC	6.516	0.000	5672	0	5685.385	N.D.	#
5) Heptachlor	6.831	7.157	7234	7074	0.029	0.025	
6) d-BHC	6.665	7.099	16841	21537	0.062	BelowCal	#
7) Aldrin	7.072	7.419	6502	6294	0.025	0.021	
8) Heptachlo...	7.530	7.855	197885	7551	0.810	0.028	#
9) trans-Chl...	7.623	7.980	28073	219431	0.110	0.776	#
10) cis-Chlor...	7.718	8.099	287672	10465	1.183	0.039	#
11) Endosulfa...	7.836	8.151	6918	7133	0.030	0.028	
12) 4,4'-DDE	7.781	8.202	6532	7977	0.025	0.027	
13) Dieldrin	8.009	8.350	7487	202997	0.030	0.722	#
14) Endrin	8.195f	8.571	321171	188319	1.742	0.964	#
15) 4,4'-DDD	8.195	8.617	321171	335608	1.470	1.437	
16) Endosulfa...	8.340	8.716	12755	14809	0.061	0.064	
17) 4,4'-DDT	8.406	0.000	5916	0	0.030	N.D.	#
18) Endrin Al...	8.634	8.951	24771	24433	6021.098	BelowCal	#
19) Endosulfa...	8.938	9.144	19426	21415	BelowCal	BelowCal	
20) Methoxychlor	8.743	0.000	3630	0	BelowCal	N.D.	
21) Endrin Ke...	9.139	9.521	16431	218149	0.067	0.878	#
23) Hexachlor...	3.382	3.585	277482	399831	1.042	1.114	
24) Hexachlor...	5.972	6.333	293882	376662	1.065	1.064	
25) Oxychlorane	7.465	7.786	248898	264881	1.058	1.104	
26) 2,4'-DDE	7.530	7.980	197885	219431	1.054	1.131	

Quantitation Report (Not Reviewed)

Data Path : C:\msdchem\1\data\2020-10\0J14056\REQUANT\
 Data File : ECD5-10142023.D
 Signal(s) : Signal #1: ECD1A.CH Signal #2: ECD2B.CH
 Acq On : 14 Oct 2020 19:13
 Operator : MJB
 Sample : 0J14056-CALB
 Misc : A20I180, 9-42 1 ppb
 ALS Vial : 15 (Sig #1); 0 (Sig #2) Sample Multiplier: 1

Integration File signal 1: PEST1.e
 Integration File signal 2: PEST2.e
 Quant Time: Oct 15 10:43:01 2020
 Quant Method : C:\msdchem\1\methods\ECD5_QUANTPEST_201014.M
 Quant Title : Instrument: DualECD5
 QLast Update : Thu Oct 15 10:38:19 2020
 Response via : Initial Calibration
 Integrator: ChemStation 6890 Scale Mode: Small noise peaks clipped

Volume Inj. : 2uL
 Signal #1 Phase : Rtx-CLPesticides Signal #2 Phase: Rtx-CLPesticides2
 Signal #1 Info : 30m X 0.32mm X 0. Signal #2 Info : 30m X 0.32mm X 0.25um

	Compound	RT#1	RT#2	Resp#1	Resp#2	ng/mL	ng/mL
27)	trans-Non...	7.718	8.060	287672	309445	1.091	1.110
28)	2,4'-DDD	7.908	8.350	185364	202997	1.107	1.116
29)	2,4'-DDT	8.089	8.571	185344	188319	1.112	1.116
30)	cis-Nonac...	8.195	8.617	321171	335608	1.120	1.057
31)	Mirex	8.868	9.521	219913	218149	1.165	1.107
32)	Chlordane...	7.530f	8.099	197885	10465	8.275	0.233 #
33)	Chlordane...	7.623f	8.202	28073	7977	1.060	0.212 #
34)	Chlordane...	8.195	0.000	321171	0	50.843	N.D. #
35)	Chlordane...	3.961f	3.921	33251	39467	NoCal	NoCal
36)	Toxaphene...	7.623	0.000	28073	0	29.529	N.D. #
37)	Toxaphene...	7.908	8.756	185364	37755	102.392	10.809 #
38)	Toxaphene...	0.000	0.000	0	0	N.D.	N.D.
39)	Toxaphene...	0.000	0.000	0	0	N.D.	N.D.
40)	Toxaphene...	8.743f	9.039	3630	7182	1.443	1.421
41)	Toxaphene...	8.743f	0.000	3630	0	1.163	N.D. #
42)	Toxaphene...	3.961f	3.921	33251	39467	NoCal	NoCal

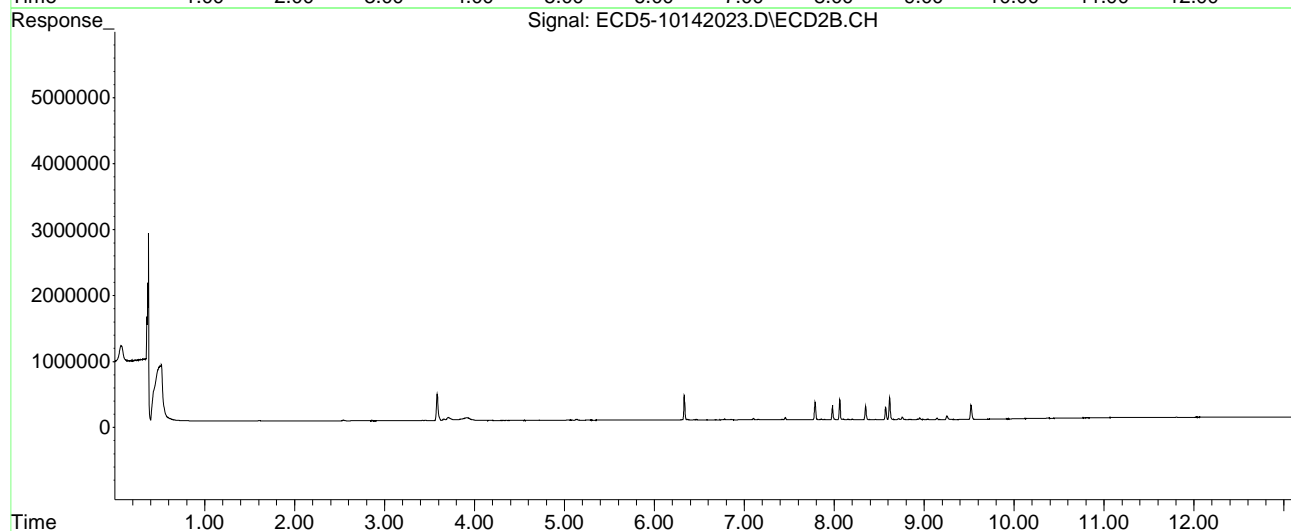
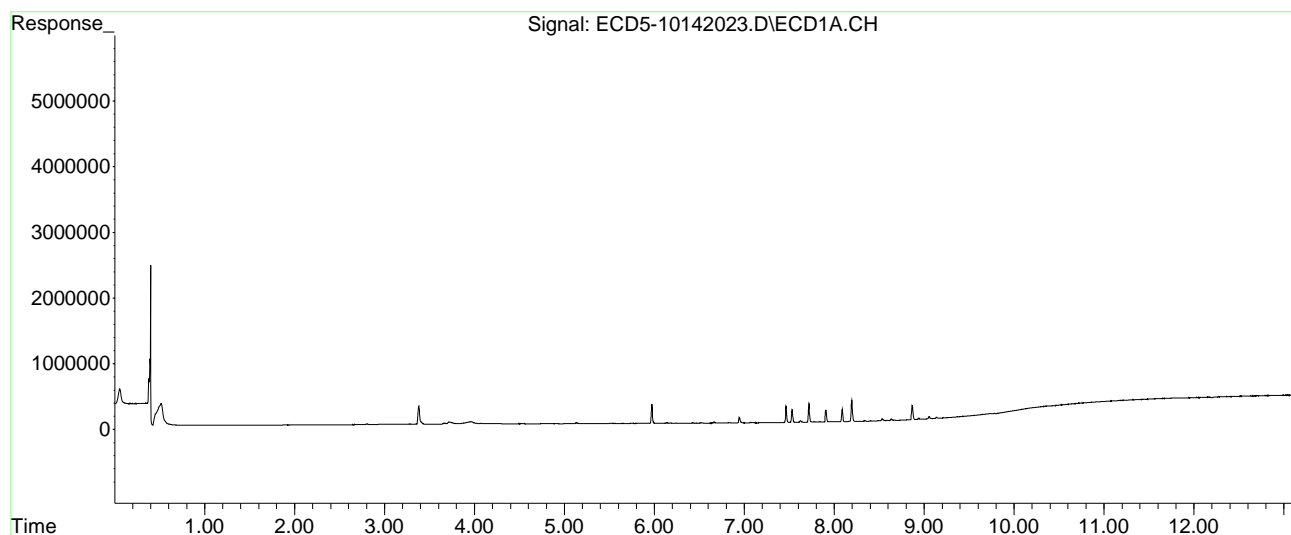
(f)=RT Delta > 1/2 Window (#)=Amounts differ by > 25% (m)=manual int.

Quantitation Report (Not Reviewed)

Data Path : C:\msdchem\1\data\2020-10\0J14056\REQUANT\
Data File : ECD5-10142023.D
Signal(s) : Signal #1: ECD1A.CH Signal #2: ECD2B.CH
Acq On : 14 Oct 2020 19:13
Operator : MJB
Sample : 0J14056-CALB
Misc : A20I180, 9-42 1 ppb
ALS Vial : 15 (Sig #1); 0 (Sig #2) Sample Multiplier: 1

Integration File signal 1: PEST1.e
Integration File signal 2: PEST2.e
Quant Time: Oct 15 10:43:01 2020
Quant Method : C:\msdchem\1\methods\ECD5_QUANTPEST_201014.M
Quant Title : Instrument: DualECD5
QLast Update : Thu Oct 15 10:38:19 2020
Response via : Initial Calibration
Integrator: ChemStation 6890 Scale Mode: Small noise peaks clipped

Volume Inj. : 2uL
Signal #1 Phase : Rtx-CLPesticides Signal #2 Phase: Rtx-CLPesticides2
Signal #1 Info : 30m X 0.32mm X 0. Signal #2 Info : 30m X 0.32mm X 0.25um



Quantitation Report (Not Reviewed)

Data Path : C:\msdchem\1\data\2020-10\0J14056\REQUANT\
 Data File : ECD5-10142024.D
 Signal(s) : Signal #1: ECD1A.CH Signal #2: ECD2B.CH
 Acq On : 14 Oct 2020 19:30
 Operator : MJB
 Sample : 0J14056-CALC
 Misc : A20I181, 9-42 2 ppb
 ALS Vial : 16 (Sig #1); 0 (Sig #2) Sample Multiplier: 1

MJB 10/15/20

Integration File signal 1: PEST1.e
 Integration File signal 2: PEST2.e
 Quant Time: Oct 15 10:43:12 2020
 Quant Method : C:\msdchem\1\methods\ECD5_QUANTPEST_201014.M
 Quant Title : Instrument: DualECD5
 QLast Update : Thu Oct 15 10:38:19 2020
 Response via : Initial Calibration
 Integrator: ChemStation 6890 Scale Mode: Small noise peaks clipped

Volume Inj. : 2uL
 Signal #1 Phase : Rtx-CLPesticides Signal #2 Phase: Rtx-CLPesticides2
 Signal #1 Info : 30m X 0.32mm X 0. Signal #2 Info : 30m X 0.32mm X 0.25um

Compound	RT#1	RT#2	Resp#1	Resp#2	ng/mL	ng/mL	

System Monitoring Compounds							
1) S TCMX (S)	5.558f	0.000	4714	0	0.019	N.D.	#
22) S DCBP (S)	0.000	0.000	0	0	N.D.	N.D.	
Target Compounds							
2) a-BHC	6.144	0.000	3591	0	0.012	N.D.	#
3) g-BHC	6.432	0.000	2405	0	0.009	N.D.	#
4) b-BHC	6.518	0.000	2907	0	5685.410	N.D.	#
5) Heptachlor	6.833	0.000	3672	0	0.015	N.D.	#
6) d-BHC	6.668	7.101	9411	13330	0.034	BelowCal	#
7) Aldrin	7.074	7.457f	2207	30859	0.008	0.101	#
8) Heptachlo...	7.532	0.000	351140	0	1.438	N.D.	#
9) trans-Chl...	7.625	7.982	25250	378009	0.099	1.337	#
10) cis-Chlor...	7.720	8.100	495556	8651	2.038	0.032	#
11) Endosulfa...	7.838	0.000	4667	0	0.020	N.D.	#
12) 4,4'-DDE	7.783	0.000	6189	0	0.024	N.D.	#
13) Dieldrin	8.010	8.352	5817	328688	0.023	1.168	#
14) Endrin	8.197f	8.573	537042	304634	2.912	1.559	#
15) 4,4'-DDD	8.197	8.618	537042	572924	2.459	2.453	
16) Endosulfa...	8.342	8.719	9338	11496	0.045	0.050	
17) 4,4'-DDT	8.407	0.000	5444	0	0.027	N.D.	#
18) Endrin Al...	8.637	8.952	14303	15768	6021.153	BelowCal	#
19) Endosulfa...	8.940	9.145	15135	18333	BelowCal	BelowCal	
20) Methoxychlor	8.745	0.000	3045	0	BelowCal	N.D.	
21) Endrin Ke...	9.142	9.523	14738	358541	0.060	1.443	#
23) Hexachlor...	3.383	3.587	531546	751508	2.160	2.094	
24) Hexachlor...	5.973	6.335	527783	676521	2.082	2.054	
25) Oxychlorane	7.467	7.787	438019	475085	2.058	1.979	
26) 2,4'-DDE	7.532	7.982	351140	378009	2.045	1.949	

Quantitation Report (Not Reviewed)

Data Path : C:\msdchem\1\data\2020-10\0J14056\REQUANT\
 Data File : ECD5-10142024.D
 Signal(s) : Signal #1: ECD1A.CH Signal #2: ECD2B.CH
 Acq On : 14 Oct 2020 19:30
 Operator : MJB
 Sample : 0J14056-CALC
 Misc : A20I181, 9-42 2 ppb
 ALS Vial : 16 (Sig #1); 0 (Sig #2) Sample Multiplier: 1

Integration File signal 1: PEST1.e
 Integration File signal 2: PEST2.e
 Quant Time: Oct 15 10:43:12 2020
 Quant Method : C:\msdchem\1\methods\ECD5_QUANTPEST_201014.M
 Quant Title : Instrument: DualECD5
 QLast Update : Thu Oct 15 10:38:19 2020
 Response via : Initial Calibration
 Integrator: ChemStation 6890 Scale Mode: Small noise peaks clipped

Volume Inj. : 2uL
 Signal #1 Phase : Rtx-CLPesticides Signal #2 Phase: Rtx-CLPesticides2
 Signal #1 Info : 30m X 0.32mm X 0. Signal #2 Info : 30m X 0.32mm X 0.25um

	Compound	RT#1	RT#2	Resp#1	Resp#2	ng/mL	ng/mL
27)	trans-Non...	7.720	8.062	495556	538531	2.030	1.932
28)	2,4'-DDD	7.910	8.352	310667	328688	2.016	1.969
29)	2,4'-DDT	8.091	8.573	311126	304634	2.029	1.960
30)	cis-Nonac...	8.197	8.618	537042	572924	2.021	1.969
31)	Mirex	8.870	9.523	348236	358541	2.048	2.052
32)	Chlordane...	7.532f	8.100	351140	8651	14.683	0.193 #
33)	Chlordane...	7.625f	0.000	25250	0	0.954	N.D. #
34)	Chlordane...	8.197	0.000	537042	0	85.017	N.D. #
35)	Chlordane...	3.966f	3.924	32453	29761	NoCal	NoCal
36)	Toxaphene...	7.625	0.000	25250	0	26.561	N.D. #
37)	Toxaphene...	7.910	8.759	310667	31100	171.606	8.903 #
38)	Toxaphene...	0.000	0.000	0	0	N.D.	N.D.
39)	Toxaphene...	0.000	0.000	0	0	N.D.	N.D.
40)	Toxaphene...	8.745f	0.000	3045	0	1.211	N.D. #
41)	Toxaphene...	8.745f	0.000	3045	0	0.975	N.D. #
42)	Toxaphene...	3.966f	3.924	32453	29761	NoCal	NoCal

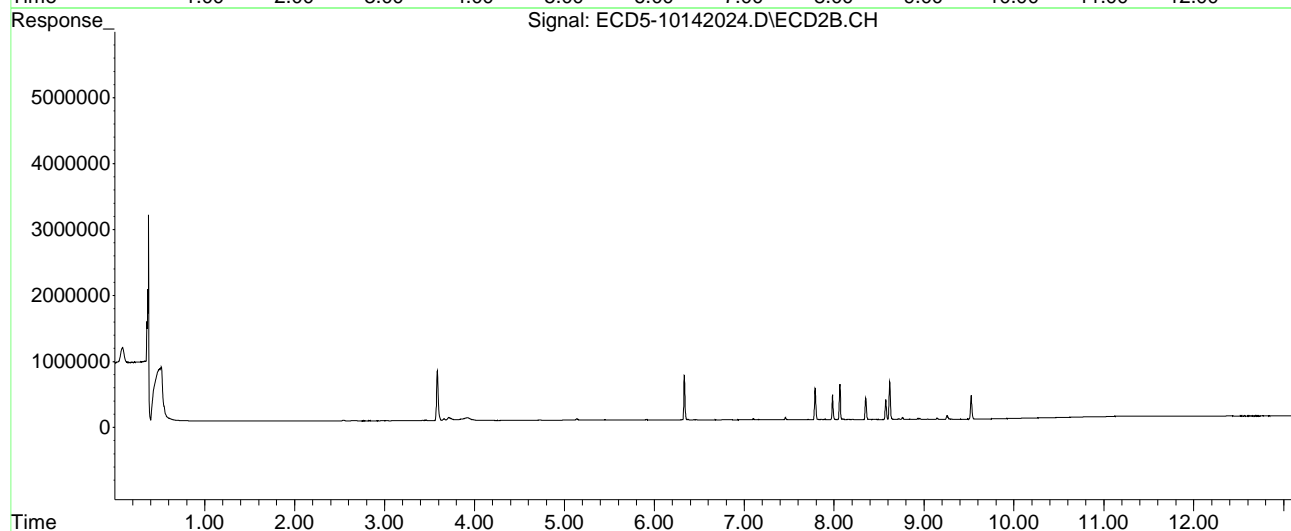
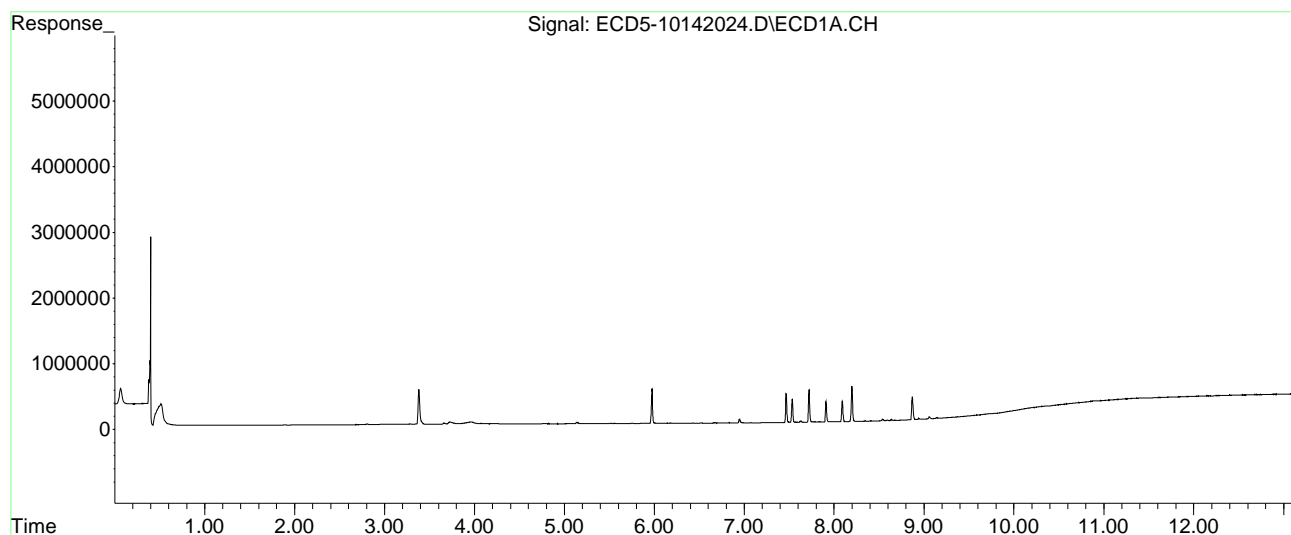
(f)=RT Delta > 1/2 Window (#)=Amounts differ by > 25% (m)=manual int.

Quantitation Report (Not Reviewed)

Data Path : C:\msdchem\1\data\2020-10\0J14056\REQUANT\
Data File : ECD5-10142024.D
Signal(s) : Signal #1: ECD1A.CH Signal #2: ECD2B.CH
Acq On : 14 Oct 2020 19:30
Operator : MJB
Sample : 0J14056-CALC
Misc : A20I181, 9-42 2 ppb
ALS Vial : 16 (Sig #1); 0 (Sig #2) Sample Multiplier: 1

Integration File signal 1: PEST1.e
Integration File signal 2: PEST2.e
Quant Time: Oct 15 10:43:12 2020
Quant Method : C:\msdchem\1\methods\ECD5_QUANTPEST_201014.M
Quant Title : Instrument: DualECD5
QLast Update : Thu Oct 15 10:38:19 2020
Response via : Initial Calibration
Integrator: ChemStation 6890 Scale Mode: Small noise peaks clipped

Volume Inj. : 2uL
Signal #1 Phase : Rtx-CLPesticides Signal #2 Phase: Rtx-CLPesticides2
Signal #1 Info : 30m X 0.32mm X 0. Signal #2 Info : 30m X 0.32mm X 0.25um



Quantitation Report (Not Reviewed)

Data Path : C:\msdchem\1\data\2020-10\0J14056\REQUANT\
 Data File : ECD5-10142025.D
 Signal(s) : Signal #1: ECD1A.CH Signal #2: ECD2B.CH
 Acq On : 14 Oct 2020 19:47
 Operator : MJB
 Sample : 0J14056-CALD
 Misc : A20I182, 9-42 5 ppb
 ALS Vial : 17 (Sig #1); 0 (Sig #2) Sample Multiplier: 1

MJB 10/15/20

Integration File signal 1: PEST1.e
 Integration File signal 2: PEST2.e
 Quant Time: Oct 15 10:43:22 2020
 Quant Method : C:\msdchem\1\methods\ECD5_QUANTPEST_201014.M
 Quant Title : Instrument: DualECD5
 QLast Update : Thu Oct 15 10:38:19 2020
 Response via : Initial Calibration
 Integrator: ChemStation 6890 Scale Mode: Small noise peaks clipped

Volume Inj. : 2uL
 Signal #1 Phase : Rtx-CLPesticides Signal #2 Phase: Rtx-CLPesticides2
 Signal #1 Info : 30m X 0.32mm X 0. Signal #2 Info : 30m X 0.32mm X 0.25um

Compound	RT#1	RT#2	Resp#1	Resp#2	ng/mL	ng/mL

System Monitoring Compounds						
1) S TCMX (S)	5.557f	5.908f	10186	11727	0.042	0.038
22) S DCBP (S)	0.000	0.000	0	0	N.D.	N.D.
Target Compounds						
2) a-BHC	6.119	0.000	2933	0	0.009	N.D. #
3) g-BHC	0.000	0.000	0	0	N.D.	N.D.
4) b-BHC	0.000	0.000	0	0	N.D.	N.D.
5) Heptachlor	6.832	0.000	4177	0	0.016	N.D. #
6) d-BHC	6.666	7.099	7186	11244	0.026	BelowCal #
7) Aldrin	7.073	7.455f	1110	43396	0.004	0.142 #
8) Heptachlo...	7.531	7.893f	785764	16180	3.218	0.059 #
9) trans-Chl...	7.623	7.980	35227	895392	0.139	3.166 #
10) cis-Chlor...	7.719	8.095	1120921	12696	4.610	0.047 #
11) Endosulfa...	7.817	0.000	4959	0	0.022	N.D. #
12) 4,4'-DDE	7.793	0.000	5012	0	0.019	N.D. #
13) Dieldrin	7.989	8.350	7393	737721	0.029	2.622 #
14) Endrin	8.196f	8.571	1217681	693050	6.603	3.548 #
15) 4,4'-DDD	8.196	8.617	1217681	1270505	5.574	5.440
16) Endosulfa...	8.342	0.000	4492	0	0.022	N.D. #
17) 4,4'-DDT	8.405	0.000	1494	0	0.007	N.D. #
18) Endrin Al...	8.636	8.951	10420	10674	6021.173	BelowCal #
19) Endosulfa...	8.940	9.144	8897	9857	BelowCal	BelowCal
20) Methoxychlor	0.000	0.000	0	0	N.D.	N.D.
21) Endrin Ke...	9.141	9.521	6698	768030	0.027	3.091 #
23) Hexachlor...	3.381	3.584	1152385	1711788	4.895	4.770
24) Hexachlor...	5.971	6.333	1167435	1512851	4.860	4.810
25) Oxychlorane	7.466	7.786	956472	1072428	4.795	4.468
26) 2,4'-DDE	7.531	7.980	785764	895392	4.856	4.616

Quantitation Report (Not Reviewed)

Data Path : C:\msdchem\1\data\2020-10\0J14056\REQUANT\
 Data File : ECD5-10142025.D
 Signal(s) : Signal #1: ECD1A.CH Signal #2: ECD2B.CH
 Acq On : 14 Oct 2020 19:47
 Operator : MJB
 Sample : 0J14056-CALD
 Misc : A20I182, 9-42 5 ppb
 ALS Vial : 17 (Sig #1); 0 (Sig #2) Sample Multiplier: 1

Integration File signal 1: PEST1.e
 Integration File signal 2: PEST2.e
 Quant Time: Oct 15 10:43:22 2020
 Quant Method : C:\msdchem\1\methods\ECD5_QUANTPEST_201014.M
 Quant Title : Instrument: DualECD5
 QLast Update : Thu Oct 15 10:38:19 2020
 Response via : Initial Calibration
 Integrator: ChemStation 6890 Scale Mode: Small noise peaks clipped

Volume Inj. : 2uL
 Signal #1 Phase : Rtx-CLPesticides Signal #2 Phase: Rtx-CLPesticides2
 Signal #1 Info : 30m X 0.32mm X 0. Signal #2 Info : 30m X 0.32mm X 0.25um

	Compound	RT#1	RT#2	Resp#1	Resp#2	ng/mL	ng/mL
27)	trans-Non...	7.719	8.060	1120921	1256872	4.853	4.510
28)	2,4'-DDD	7.909	8.350	707479	737721	4.891	4.736
29)	2,4'-DDT	8.090	8.571	683815	693050	4.742	4.763
30)	cis-Nonac...	8.196	8.617	1217681	1270505	4.857	4.636
31)	Mirex	8.869	9.521	751440	768030	4.822	4.801
32)	Chlordane...	7.531f	8.095	785764	12696	32.857	0.283 #
33)	Chlordane...	7.623f	0.000	35227	0	1.330	N.D. #
34)	Chlordane...	8.196	0.000	1217681	0	192.766	N.D. #
35)	Chlordane...	3.961f	3.923	29820	37951	NoCal	NoCal
36)	Toxaphene...	7.623	8.392f	35227	6618	37.055	2.202 #
37)	Toxaphene...	7.909	8.757	707479	27405	390.797	7.845 #
38)	Toxaphene...	0.000	0.000	0	0	N.D.	N.D.
39)	Toxaphene...	8.485	0.000	910	0	0.269	N.D. #
40)	Toxaphene...	0.000	0.000	0	0	N.D.	N.D.
41)	Toxaphene...	0.000	0.000	0	0	N.D.	N.D.
42)	Toxaphene...	3.961f	3.923	29820	37951	NoCal	NoCal

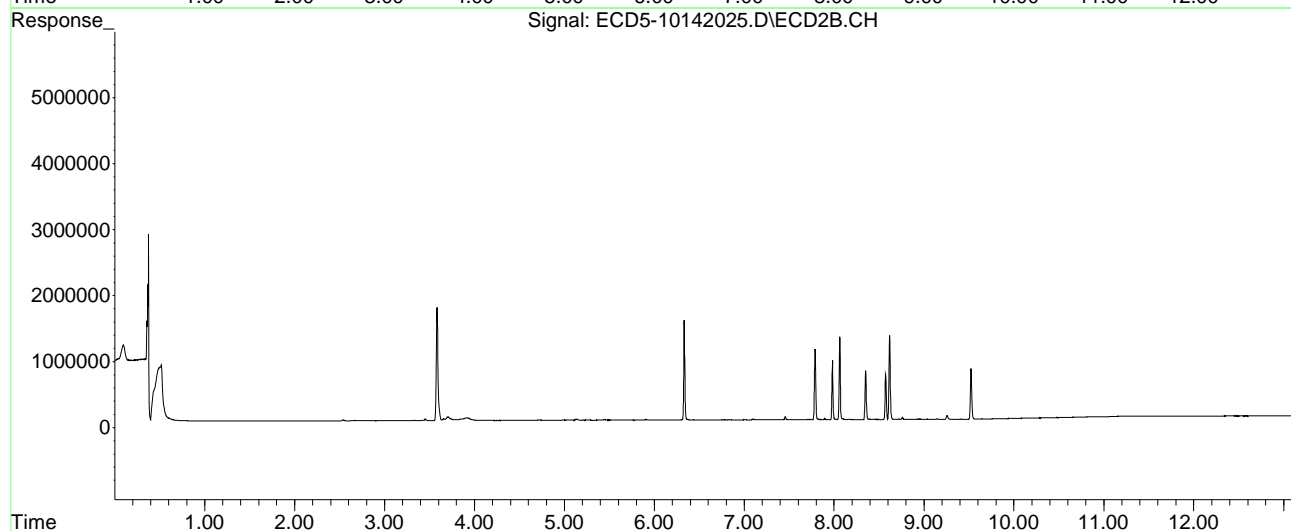
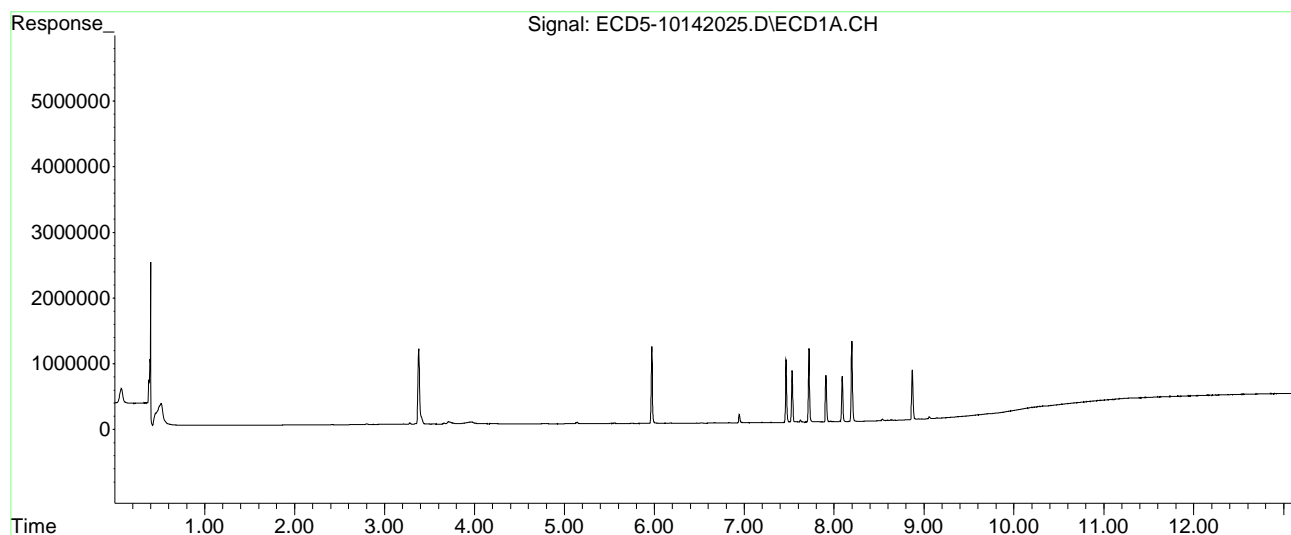
(f)=RT Delta > 1/2 Window (#)=Amounts differ by > 25% (m)=manual int.

Quantitation Report (Not Reviewed)

Data Path : C:\msdchem\1\data\2020-10\0J14056\REQUANT\
Data File : ECD5-10142025.D
Signal(s) : Signal #1: ECD1A.CH Signal #2: ECD2B.CH
Acq On : 14 Oct 2020 19:47
Operator : MJB
Sample : 0J14056-CALD
Misc : A20I182, 9-42 5 ppb
ALS Vial : 17 (Sig #1); 0 (Sig #2) Sample Multiplier: 1

Integration File signal 1: PEST1.e
Integration File signal 2: PEST2.e
Quant Time: Oct 15 10:43:22 2020
Quant Method : C:\msdchem\1\methods\ECD5_QUANTPEST_201014.M
Quant Title : Instrument: DualECD5
QLast Update : Thu Oct 15 10:38:19 2020
Response via : Initial Calibration
Integrator: ChemStation 6890 Scale Mode: Small noise peaks clipped

Volume Inj. : 2uL
Signal #1 Phase : Rtx-CLPesticides Signal #2 Phase: Rtx-CLPesticides2
Signal #1 Info : 30m X 0.32mm X 0. Signal #2 Info : 30m X 0.32mm X 0.25um



Quantitation Report (Not Reviewed)

Data Path : C:\msdchem\1\data\2020-10\0J14056\REQUANT\
 Data File : ECD5-10142026.D
 Signal(s) : Signal #1: ECD1A.CH Signal #2: ECD2B.CH
 Acq On : 14 Oct 2020 20:04
 Operator : MJB
 Sample : 0J14056-CALE
 Misc : A20I183, 9-42 10 ppb
 ALS Vial : 18 (Sig #1); 0 (Sig #2) Sample Multiplier: 1

MJB 10/15/20

Integration File signal 1: PEST1.e
 Integration File signal 2: PEST2.e
 Quant Time: Oct 15 10:43:31 2020
 Quant Method : C:\msdchem\1\methods\ECD5_QUANTPEST_201014.M
 Quant Title : Instrument: DualECD5
 QLast Update : Thu Oct 15 10:38:19 2020
 Response via : Initial Calibration
 Integrator: ChemStation 6890 Scale Mode: Small noise peaks clipped

Volume Inj. : 2uL
 Signal #1 Phase : Rtx-CLPesticides Signal #2 Phase: Rtx-CLPesticides2
 Signal #1 Info : 30m X 0.32mm X 0. Signal #2 Info : 30m X 0.32mm X 0.25um

Compound	RT#1	RT#2	Resp#1	Resp#2	ng/mL	ng/mL

System Monitoring Compounds						
1) S TCMX (S)	5.558f	5.908f	20149	23802	0.083	0.077
22) S DCBP (S)	0.000	0.000	0	0	N.D.	N.D.
Target Compounds						
2) a-BHC	6.142	0.000	3642	0	0.012	N.D. #
3) g-BHC	0.000	0.000	0	0	N.D.	N.D.
4) b-BHC	6.518	0.000	2527	0	5685.413	N.D. #
5) Heptachlor	6.831	7.157	7658	8271	0.030	0.029
6) d-BHC	6.666	7.099	10027	14392	0.037	BelowCal #
7) Aldrin	7.073	7.456f	1842	28733	0.007	0.094 #
8) Heptachlo...	7.531	7.894f	1624386	30033	6.652	0.110 #
9) trans-Chl...	7.625	7.981	24740	1793894	0.097	6.343 #
10) cis-Chlor...	7.719	8.096	2286824	26296	9.406	0.098 #
11) Endosulfa...	7.816	8.167	8814	9689	0.039	0.038
12) 4,4'-DDE	7.816f	8.167f	8814	9689	0.034	0.033
13) Dieldrin	7.988	8.351	12923	1499564	0.051	5.330 #
14) Endrin	8.197f	8.572	2447188	1439690	13.271	7.370 #
15) 4,4'-DDD	8.197	8.617	2447188	2688062	11.203	11.510
16) Endosulfa...	8.342	8.717	6791	8917	0.033	0.039
17) 4,4'-DDT	8.407	0.000	2542	0	0.013	N.D. #
18) Endrin Al...	8.635	8.952	13481	11442	6021.157	BelowCal #
19) Endosulfa...	8.939	9.144	11379	11740	BelowCal	BelowCal
20) Methoxychlor	0.000	0.000	0	0	N.D.	N.D.
21) Endrin Ke...	9.141	9.521	8730	1539687	0.036	6.197 #
23) Hexachlor...	3.382	3.586	2234208	3285717	9.668	9.155
24) Hexachlor...	5.972	6.334	2358277	3045667	10.030	9.837
25) Oxychlorane	7.465	7.786	1961806	2190386	10.089	9.126
26) 2,4'-DDE	7.531	7.981	1624386	1793894	10.283	9.247

Quantitation Report (Not Reviewed)

Data Path : C:\msdchem\1\data\2020-10\0J14056\REQUANT\
 Data File : ECD5-10142026.D
 Signal(s) : Signal #1: ECD1A.CH Signal #2: ECD2B.CH
 Acq On : 14 Oct 2020 20:04
 Operator : MJB
 Sample : 0J14056-CALE
 Misc : A20I183, 9-42 10 ppb
 ALS Vial : 18 (Sig #1); 0 (Sig #2) Sample Multiplier: 1

Integration File signal 1: PEST1.e
 Integration File signal 2: PEST2.e
 Quant Time: Oct 15 10:43:31 2020
 Quant Method : C:\msdchem\1\methods\ECD5_QUANTPEST_201014.M
 Quant Title : Instrument: DualECD5
 QLast Update : Thu Oct 15 10:38:19 2020
 Response via : Initial Calibration
 Integrator: ChemStation 6890 Scale Mode: Small noise peaks clipped

Volume Inj. : 2uL
 Signal #1 Phase : Rtx-CLPesticides Signal #2 Phase: Rtx-CLPesticides2
 Signal #1 Info : 30m X 0.32mm X 0. Signal #2 Info : 30m X 0.32mm X 0.25um

	Compound	RT#1	RT#2	Resp#1	Resp#2	ng/mL	ng/mL
27)	trans-Non...	7.719	8.061	2286824	2561574	10.104	9.191
28)	2,4'-DDD	7.909	8.351	1404864	1499564	9.941	9.848
29)	2,4'-DDT	8.091	8.572	1419577	1439690	10.083	10.088
30)	cis-Nonac...	8.197	8.617	2447188	2688062	9.974	10.003
31)	Mirex	8.869	9.521	1482445	1539687	9.850	9.948
32)	Chlordane...	7.531f	8.096	1624386	26296	67.925	0.585 #
33)	Chlordane...	7.625f	8.167f	24740	9689	0.934	0.257 #
34)	Chlordane...	8.197	0.000	2447188	0	387.404	N.D. #
35)	Chlordane...	3.963f	3.922	30055	26283	NoCal	NoCal
36)	Toxaphene...	7.625	8.392f	24740	14673	26.024	4.882 #
37)	Toxaphene...	7.909	8.757	1404864	29575	776.018	8.467 #
38)	Toxaphene...	0.000	0.000	0	0	N.D.	N.D.
39)	Toxaphene...	8.482	0.000	2387	0	0.705	N.D. #
40)	Toxaphene...	0.000	0.000	0	0	N.D.	N.D.
41)	Toxaphene...	0.000	0.000	0	0	N.D.	N.D.
42)	Toxaphene...	3.963f	3.922	30055	26283	NoCal	NoCal

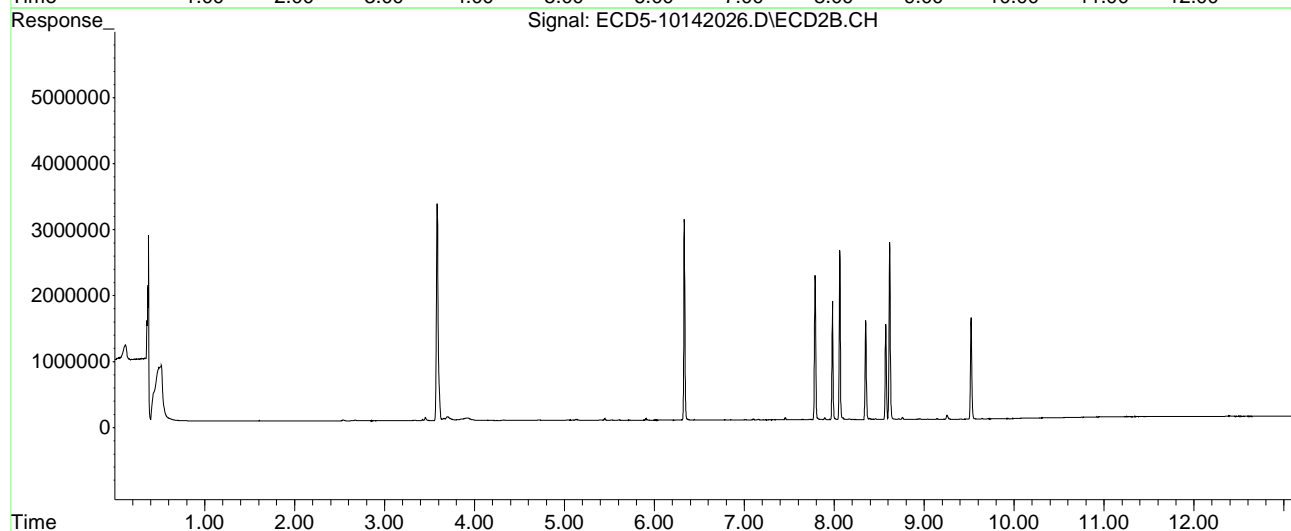
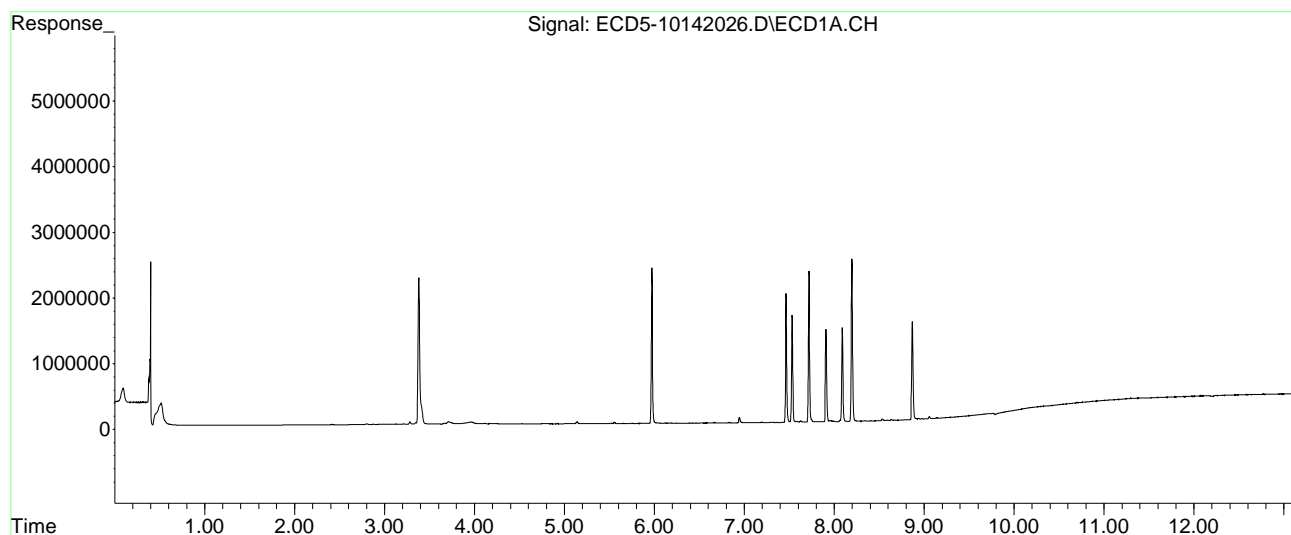
(f)=RT Delta > 1/2 Window (#)=Amounts differ by > 25% (m)=manual int.

Quantitation Report (Not Reviewed)

Data Path : C:\msdchem\1\data\2020-10\0J14056\REQUANT\
Data File : ECD5-10142026.D
Signal(s) : Signal #1: ECD1A.CH Signal #2: ECD2B.CH
Acq On : 14 Oct 2020 20:04
Operator : MJB
Sample : 0J14056-CALE
Misc : A20I183, 9-42 10 ppb
ALS Vial : 18 (Sig #1); 0 (Sig #2) Sample Multiplier: 1

Integration File signal 1: PEST1.e
Integration File signal 2: PEST2.e
Quant Time: Oct 15 10:43:31 2020
Quant Method : C:\msdchem\1\methods\ECD5_QUANTPEST_201014.M
Quant Title : Instrument: DualECD5
QLast Update : Thu Oct 15 10:38:19 2020
Response via : Initial Calibration
Integrator: ChemStation 6890 Scale Mode: Small noise peaks clipped

Volume Inj. : 2uL
Signal #1 Phase : Rtx-CLPesticides Signal #2 Phase: Rtx-CLPesticides2
Signal #1 Info : 30m X 0.32mm X 0. Signal #2 Info : 30m X 0.32mm X 0.25um



Quantitation Report (Not Reviewed)

Data Path : C:\msdchem\1\data\2020-10\0J14056\REQUANT\
 Data File : ECD5-10142027.D
 Signal(s) : Signal #1: ECD1A.CH Signal #2: ECD2B.CH
 Acq On : 14 Oct 2020 20:22
 Operator : MJB
 Sample : 0J14056-CALF
 Misc : A20I184, 9-42 25 ppb
 ALS Vial : 19 (Sig #1); 0 (Sig #2) Sample Multiplier: 1

MJB 10/15/20

Integration File signal 1: PEST1.e
 Integration File signal 2: PEST2.e
 Quant Time: Oct 15 10:43:42 2020
 Quant Method : C:\msdchem\1\methods\ECD5_QUANTPEST_201014.M
 Quant Title : Instrument: DualECD5
 QLast Update : Thu Oct 15 10:38:19 2020
 Response via : Initial Calibration
 Integrator: ChemStation 6890 Scale Mode: Small noise peaks clipped

Volume Inj. : 2uL
 Signal #1 Phase : Rtx-CLPesticides Signal #2 Phase: Rtx-CLPesticides2
 Signal #1 Info : 30m X 0.32mm X 0. Signal #2 Info : 30m X 0.32mm X 0.25um

Compound	RT#1	RT#2	Resp#1	Resp#2	ng/mL	ng/mL

System Monitoring Compounds						
1) S TCMX (S)	5.558f	5.909f	47671	55949	0.196	0.181
22) S DCBP (S)	9.784f	0.000	19003	0	BelowCal	N.D.
Target Compounds						
2) a-BHC	6.143	0.000	6131	0	0.020	N.D. #
3) g-BHC	6.396f	0.000	4944	0	0.019	N.D. #
4) b-BHC	6.527f	0.000	3111	0	5685.408	N.D. #
5) Heptachlor	6.831	7.157	15602	16513	0.062	0.058
6) d-BHC	6.666	7.099	8033	9881	0.029	BelowCal #
7) Aldrin	7.109f	7.457f	4204	12772	0.016	0.042 #
8) Heptachlo...	7.531	7.893f	3870731	54223	15.851	0.199 #
9) trans-Chl...	7.628	7.980	15602	4550076	0.061	16.089 #
10) cis-Chlor...	7.718	8.094	5561787	54072	22.876	0.202 #
11) Endosulfa...	7.816	8.167	18582	20203	0.081	0.080
12) 4,4'-DDE	7.816f	8.167f	18582	20203	0.072	0.069
13) Dieldrin	7.986f	8.351	29311	3919505	0.116	13.932 #
14) Endrin	8.196f	8.572	6071870	3783032	32.927	19.366 #
15) 4,4'-DDD	8.196	8.618	6071870	6980137	27.797	29.889
16) Endosulfa...	8.344	0.000	7261	0	0.035	N.D. #
17) 4,4'-DDT	8.407	0.000	4511	0	0.023	N.D. #
18) Endrin Al...	8.634	8.954	15557	11801	6021.146	BelowCal #
19) Endosulfa...	8.938	9.144	12744	9128	BelowCal	BelowCal
20) Methoxychlor	0.000	0.000	0	0	N.D.	N.D.
21) Endrin Ke...	9.141	9.521	6928	3817069	0.028	15.362 #
23) Hexachlor...	3.384	3.587	5991942	9024692	26.322	25.145
24) Hexachlor...	5.973	6.334	5814466	7847210	25.013	25.400
25) Oxychlorane	7.465	7.786	4875285	5656841	25.337	23.567
26) 2,4'-DDE	7.531	7.980	3870731	4550076	24.832	23.455

Quantitation Report (Not Reviewed)

Data Path : C:\msdchem\1\data\2020-10\0J14056\REQUANT\
 Data File : ECD5-10142027.D
 Signal(s) : Signal #1: ECD1A.CH Signal #2: ECD2B.CH
 Acq On : 14 Oct 2020 20:22
 Operator : MJB
 Sample : 0J14056-CALF
 Misc : A20I184, 9-42 25 ppb
 ALS Vial : 19 (Sig #1); 0 (Sig #2) Sample Multiplier: 1

Integration File signal 1: PEST1.e
 Integration File signal 2: PEST2.e
 Quant Time: Oct 15 10:43:42 2020
 Quant Method : C:\msdchem\1\methods\ECD5_QUANTPEST_201014.M
 Quant Title : Instrument: DualECD5
 QLast Update : Thu Oct 15 10:38:19 2020
 Response via : Initial Calibration
 Integrator: ChemStation 6890 Scale Mode: Small noise peaks clipped

Volume Inj. : 2uL
 Signal #1 Phase : Rtx-CLPesticides Signal #2 Phase: Rtx-CLPesticides2
 Signal #1 Info : 30m X 0.32mm X 0. Signal #2 Info : 30m X 0.32mm X 0.25um

	Compound	RT#1	RT#2	Resp#1	Resp#2	ng/mL	ng/mL
27)	trans-Non...	7.718	8.061	5561787	6425020	24.779	23.053
28)	2,4'-DDD	7.908	8.351	3482222	3919505	24.955	25.756
29)	2,4'-DDT	8.090	8.572	3622126	3783032	25.967	26.312
30)	cis-Nonac...	8.196	8.618	6071870	6980137	25.006	25.849
31)	Mirex	8.869	9.521	3665359	3817069	24.849	24.891
32)	Chlordane...	7.531f	8.094	3870731	54072	161.858	1.204 #
33)	Chlordane...	7.628f	8.167f	15602	20203	0.589	0.537
34)	Chlordane...	8.196	0.000	6071870	0	961.213	N.D. #
35)	Chlordane...	3.963f	3.920	29657	26557	NoCal	NoCal
36)	Toxaphene...	7.628	8.431	15602	11877	16.411	3.952 #
37)	Toxaphene...	7.908	8.756	3482222	23041	1923.509	6.596 #
38)	Toxaphene...	0.000	0.000	0	0	N.D.	N.D.
39)	Toxaphene...	8.481	0.000	7421	0	2.192	N.D. #
40)	Toxaphene...	0.000	0.000	0	0	N.D.	N.D.
41)	Toxaphene...	0.000	9.406f	0	12849	N.D.	2.894 #
42)	Toxaphene...	3.963f	3.920	29657	26557	NoCal	NoCal

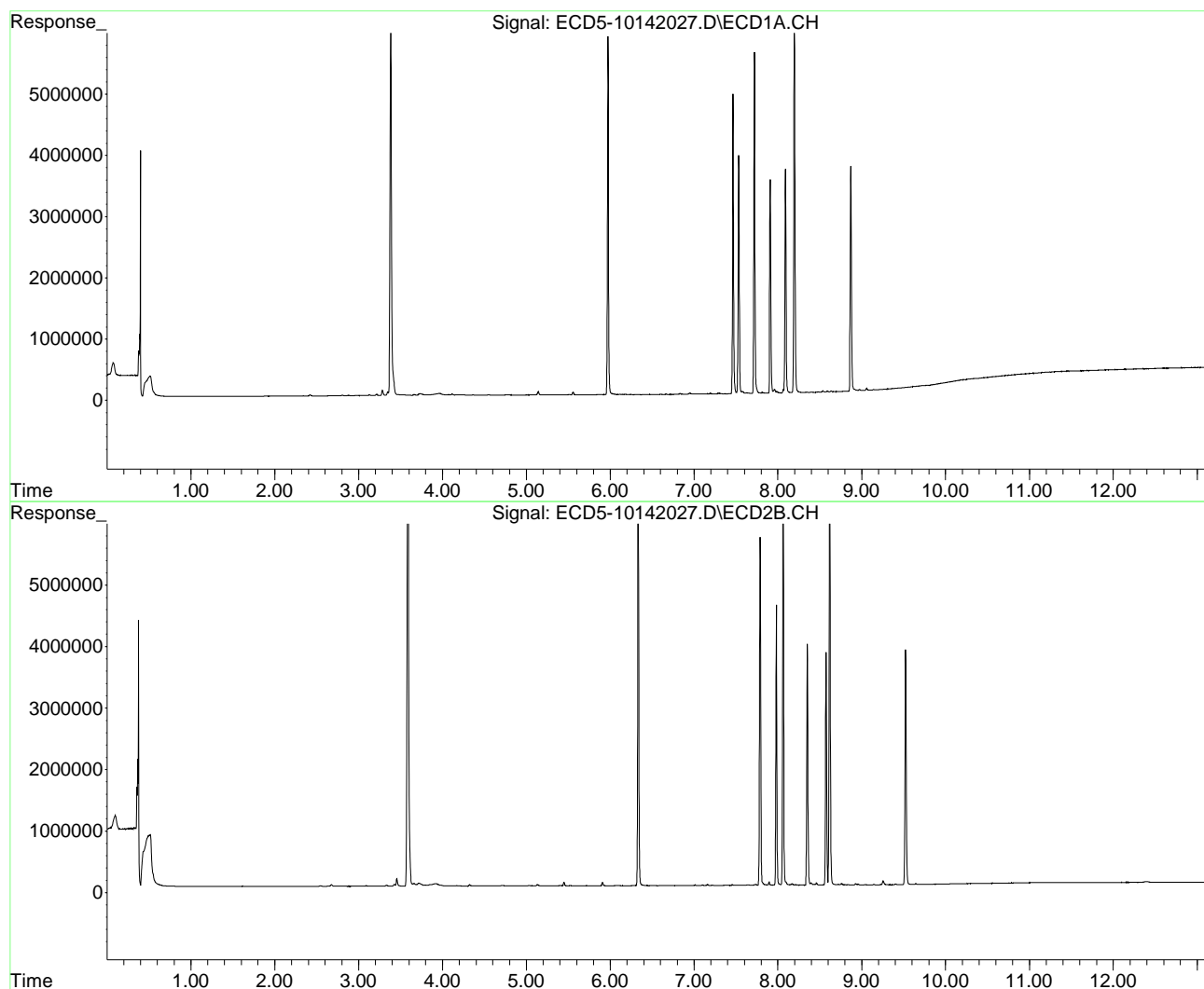
(f)=RT Delta > 1/2 Window (#)=Amounts differ by > 25% (m)=manual int.

Quantitation Report (Not Reviewed)

Data Path : C:\msdchem\1\data\2020-10\0J14056\REQUANT\
Data File : ECD5-10142027.D
Signal(s) : Signal #1: ECD1A.CH Signal #2: ECD2B.CH
Acq On : 14 Oct 2020 20:22
Operator : MJB
Sample : 0J14056-CALF
Misc : A20I184, 9-42 25 ppb
ALS Vial : 19 (Sig #1); 0 (Sig #2) Sample Multiplier: 1

Integration File signal 1: PEST1.e
Integration File signal 2: PEST2.e
Quant Time: Oct 15 10:43:42 2020
Quant Method : C:\msdchem\1\methods\ECD5_QUANTPEST_201014.M
Quant Title : Instrument: DualECD5
QLast Update : Thu Oct 15 10:38:19 2020
Response via : Initial Calibration
Integrator: ChemStation 6890 Scale Mode: Small noise peaks clipped

Volume Inj. : 2uL
Signal #1 Phase : Rtx-CLPesticides Signal #2 Phase: Rtx-CLPesticides2
Signal #1 Info : 30m X 0.32mm X 0. Signal #2 Info : 30m X 0.32mm X 0.25um



Quantitation Report (Not Reviewed)

Data Path : C:\msdchem\1\data\2020-10\0J14056\REQUANT\
 Data File : ECD5-10142028.D
 Signal(s) : Signal #1: ECD1A.CH Signal #2: ECD2B.CH
 Acq On : 14 Oct 2020 20:39
 Operator : MJB
 Sample : 0J14056-CALG MJB 10/15/20
 Misc : A20I185, 9-42 50 ppb
 ALS Vial : 20 (Sig #1); 0 (Sig #2) Sample Multiplier: 1

Integration File signal 1: PEST1.e
 Integration File signal 2: PEST2.e
 Quant Time: Oct 15 10:43:52 2020
 Quant Method : C:\msdchem\1\methods\ECD5_QUANTPEST_201014.M
 Quant Title : Instrument: DualECD5
 QLast Update : Thu Oct 15 10:38:19 2020
 Response via : Initial Calibration
 Integrator: ChemStation 6890 Scale Mode: Small noise peaks clipped

Volume Inj. : 2uL
 Signal #1 Phase : Rtx-CLPesticides Signal #2 Phase: Rtx-CLPesticides2
 Signal #1 Info : 30m X 0.32mm X 0. Signal #2 Info : 30m X 0.32mm X 0.25um

Compound	RT#1	RT#2	Resp#1	Resp#2	ng/mL	ng/mL

System Monitoring Compounds						
1) S TCMX (S)	5.558f	5.909f	82661	98294	0.341	0.317
22) S DCBP (S)	9.769f	0.000	17765	0	BelowCal	N.D.
Target Compounds						
2) a-BHC	0.000	0.000	0	0	N.D.	N.D.
3) g-BHC	6.394f	0.000	5700	0	0.022	N.D. #
4) b-BHC	6.518	0.000	3470	0	5685.405	N.D. #
5) Heptachlor	6.832	7.158	25926	28713	0.102	0.102
6) d-BHC	6.668	7.100	6595	8142	0.024	BelowCal #
7) Aldrin	0.000	7.458f	0	9477	N.D.	0.031 #
8) Heptachlo...	7.531	7.893f	7407872	144044	30.336	0.528 #
9) trans-Chl...	7.632	7.981	24188	9020941	0.095	31.899 #
10) cis-Chlor...	7.719	8.061f	10843817	12986213	44.602	48.402
11) Endosulfa...	7.816	8.168	37640	43933	0.165	0.174
12) 4,4'-DDE	7.816f	8.210	37640	10747	0.145	0.037 #
13) Dieldrin	0.000	8.351	0	7545788	N.D.	26.822 #
14) Endrin	8.196f	8.572	11655304	7077939	63.204	36.234 #
15) 4,4'-DDD	8.196	8.617	11655304	14071019	53.357	60.251
16) Endosulfa...	8.346	0.000	9478	0	0.045	N.D. #
17) 4,4'-DDT	8.405	0.000	6193	0	0.031	N.D. #
18) Endrin Al...	8.634	8.957	21862	14944	6021.114	BelowCal #
19) Endosulfa...	8.973f	9.144	35996	6945	BelowCal	BelowCal
20) Methoxychlor	0.000	0.000	0	0	N.D.	N.D.
21) Endrin Ke...	9.142	9.522	4867	7493572	0.020	30.158 #
23) Hexachlor...	3.384	3.587	10789137	16441536	47.756	45.811
24) Hexachlor...	5.973	6.334	11106946	15331000	47.897	49.121
25) Oxychlorane	7.465	7.787	9326636	10738437	48.368	44.738
26) 2,4'-DDE	7.531	7.981	7407872	9020941	47.783	46.501

Quantitation Report (Not Reviewed)

Data Path : C:\msdchem\1\data\2020-10\0J14056\REQUANT\
 Data File : ECD5-10142028.D
 Signal(s) : Signal #1: ECD1A.CH Signal #2: ECD2B.CH
 Acq On : 14 Oct 2020 20:39
 Operator : MJB
 Sample : 0J14056-CALG
 Misc : A20I185, 9-42 50 ppb
 ALS Vial : 20 (Sig #1); 0 (Sig #2) Sample Multiplier: 1

Integration File signal 1: PEST1.e
 Integration File signal 2: PEST2.e
 Quant Time: Oct 15 10:43:52 2020
 Quant Method : C:\msdchem\1\methods\ECD5_QUANTPEST_201014.M
 Quant Title : Instrument: DualECD5
 QLast Update : Thu Oct 15 10:38:19 2020
 Response via : Initial Calibration
 Integrator: ChemStation 6890 Scale Mode: Small noise peaks clipped

Volume Inj. : 2uL
 Signal #1 Phase : Rtx-CLPesticides Signal #2 Phase: Rtx-CLPesticides2
 Signal #1 Info : 30m X 0.32mm X 0. Signal #2 Info : 30m X 0.32mm X 0.25um

	Compound	RT#1	RT#2	Resp#1	Resp#2	ng/mL	ng/mL
27)	trans-Non...	7.719	8.061	10843817	12986213	48.219	46.594
28)	2,4'-DDD	7.909	8.351	6716596	7545788	48.252	48.727
29)	2,4'-DDT	8.091	8.572	6517761	7077939	46.613	47.998
30)	cis-Nonac...	8.196	8.617	11655304	14071019	48.012	50.826
31)	Mirex	8.869	9.522	6988668	7493572	47.642	48.294
32)	Chlordane...	7.531f	8.061f	7407872	12986213	309.766	289.084
33)	Chlordane...	7.632	8.210	24188	10747	0.913	0.286 #
34)	Chlordane...	8.196	0.000	11655304	0	1845.104	N.D. #
35)	Chlordane...	3.963f	3.929	29886	23596	NoCal	NoCal
36)	Toxaphene...	7.632	8.432	24188	26831	25.443	8.928 #
37)	Toxaphene...	7.909	8.758	6716596	39180	3710.111	11.217 #
38)	Toxaphene...	0.000	0.000	0	0	N.D.	N.D.
39)	Toxaphene...	8.481	0.000	11252	0	3.323	N.D. #
40)	Toxaphene...	0.000	0.000	0	0	N.D.	N.D.
41)	Toxaphene...	0.000	9.406f	0	23483	N.D.	5.272 #
42)	Toxaphene...	3.963f	3.929	29886	23596	NoCal	NoCal

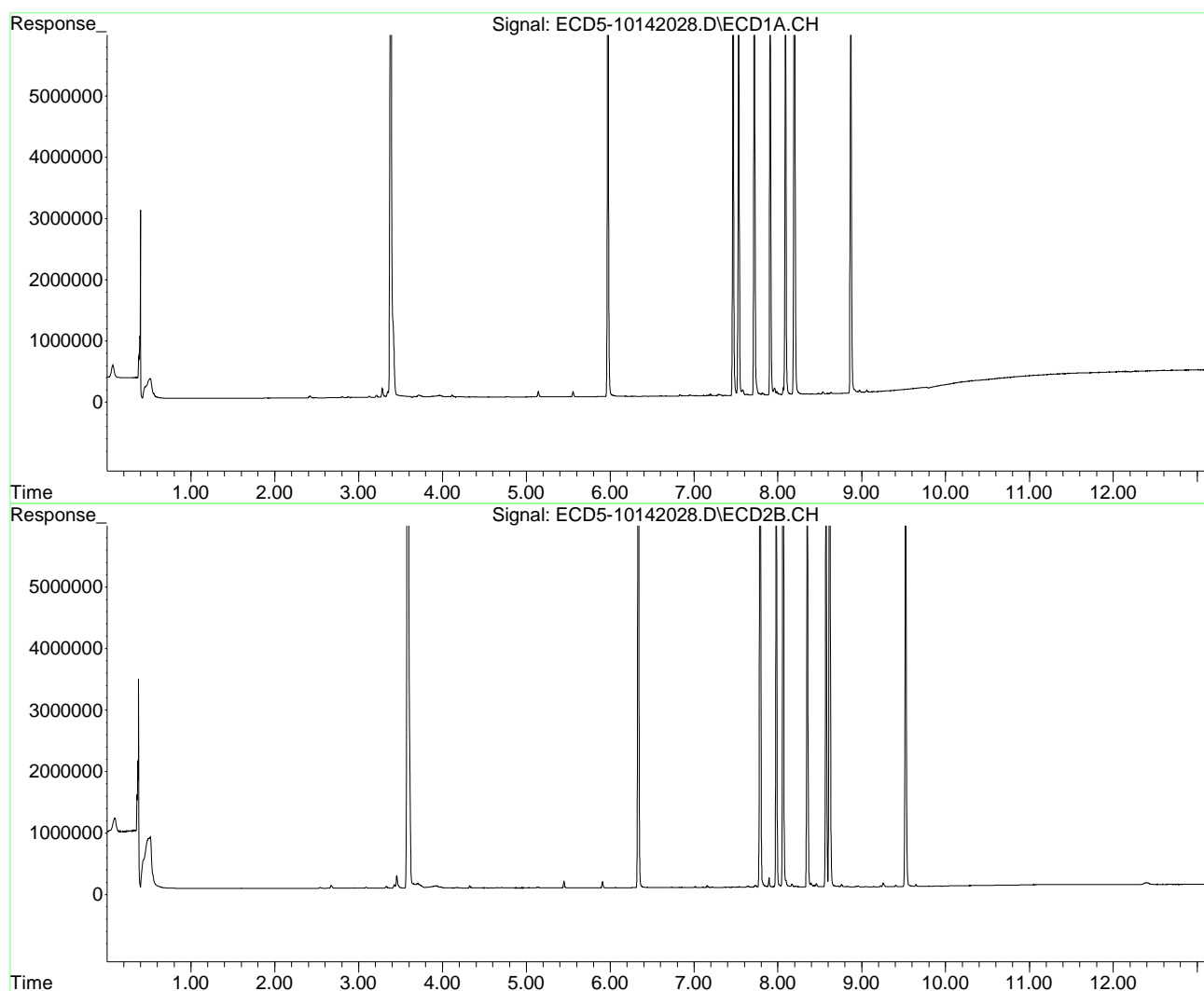
(f)=RT Delta > 1/2 Window (#)=Amounts differ by > 25% (m)=manual int.

Quantitation Report (Not Reviewed)

Data Path : C:\msdchem\1\data\2020-10\0J14056\REQUANT\
Data File : ECD5-10142028.D
Signal(s) : Signal #1: ECD1A.CH Signal #2: ECD2B.CH
Acq On : 14 Oct 2020 20:39
Operator : MJB
Sample : 0J14056-CALG
Misc : A20I185, 9-42 50 ppb
ALS Vial : 20 (Sig #1); 0 (Sig #2) Sample Multiplier: 1

Integration File signal 1: PEST1.e
Integration File signal 2: PEST2.e
Quant Time: Oct 15 10:43:52 2020
Quant Method : C:\msdchem\1\methods\ECD5_QUANTPEST_201014.M
Quant Title : Instrument: DualECD5
QLast Update : Thu Oct 15 10:38:19 2020
Response via : Initial Calibration
Integrator: ChemStation 6890 Scale Mode: Small noise peaks clipped

Volume Inj. : 2uL
Signal #1 Phase : Rtx-CLPesticides Signal #2 Phase: Rtx-CLPesticides2
Signal #1 Info : 30m X 0.32mm X 0. Signal #2 Info : 30m X 0.32mm X 0.25um



Quantitation Report (Not Reviewed)

Data Path : C:\msdchem\1\data\2020-10\0J14056\REQUANT\
 Data File : ECD5-10142029.D
 Signal(s) : Signal #1: ECD1A.CH Signal #2: ECD2B.CH
 Acq On : 14 Oct 2020 20:56
 Operator : MJB
 Sample : 0J14056-CALH
 Misc : A20I186, 9-42 100 ppb
 ALS Vial : 21 (Sig #1); 0 (Sig #2) Sample Multiplier: 1

MJB 10/15/20

Integration File signal 1: PEST1.e
 Integration File signal 2: PEST2.e
 Quant Time: Oct 15 10:44:01 2020
 Quant Method : C:\msdchem\1\methods\ECD5_QUANTPEST_201014.M
 Quant Title : Instrument: DualECD5
 QLast Update : Thu Oct 15 10:38:19 2020
 Response via : Initial Calibration
 Integrator: ChemStation 6890 Scale Mode: Small noise peaks clipped

Volume Inj. : 2uL
 Signal #1 Phase : Rtx-CLPesticides Signal #2 Phase: Rtx-CLPesticides2
 Signal #1 Info : 30m X 0.32mm X 0. Signal #2 Info : 30m X 0.32mm X 0.25um

Compound	RT#1	RT#2	Resp#1	Resp#2	ng/mL	ng/mL

System Monitoring Compounds						
1) S TCMX (S)	5.559f	5.909f	158926	192859	0.655	0.623
22) S DCBP (S)	9.793	0.000	19297	0	BelowCal	N.D.
Target Compounds						
2) a-BHC	6.117f	6.439f	10406	4671	0.033	0.012 #
3) g-BHC	6.395f	0.000	9258	0	0.035	N.D. #
4) b-BHC	6.517	6.853	4496	6988	5685.396	0.046 #
5) Heptachlor	6.831	7.158	49313	54537	0.195	0.193
6) d-BHC	6.668	7.099	8195	10877	0.030	BelowCal #
7) Aldrin	7.075	7.393f	4065	8162	0.015	0.027 #
8) Heptachlo...	7.530	7.892f	15255802	219946	62.474	0.806 #
9) trans-Chl...	7.631	7.981	47424	18843562	0.187	66.632 #
10) cis-Chlor...	7.718	8.061f	22501834	27697760	92.552	103.234
11) Endosulfa...	7.815	8.168	63518	76369	0.278	0.302
12) 4,4'-DDE	7.815f	8.209	63518	30206	0.244	0.104 #
13) Dieldrin	7.985f	8.351	109738	16438803	0.435	58.432 #
14) Endrin	8.196f	8.573	23940957	15094249	129.827	77.271 #
15) 4,4'-DDD	8.196	8.618	23940957	29338156	109.600	125.624
16) Endosulfa...	8.347	0.000	15690	0	0.075	N.D. #
17) 4,4'-DDT	8.407	8.830	11366	12698	0.057	0.067
18) Endrin Al...	8.633	8.958	29226	25661	6021.075	BelowCal #
19) Endosulfa...	8.972f	0.000	72561	0	0.157	N.D. #
20) Methoxychlor	8.715f	0.000	2265	0	BelowCal	N.D.
21) Endrin Ke...	9.142	9.522	4785	16056234	0.020	64.619 #
23) Hexachlor...	3.384	3.587	20265944	31642538	90.686	88.165
24) Hexachlor...	5.973	6.335	22763420	31843115	98.039	99.367
25) Oxychlorane	7.465	7.787	19185849	23999757	98.295	99.987
26) 2,4'-DDE	7.530	7.981	15255802	18843562	98.889	97.135

Quantitation Report (Not Reviewed)

Data Path : C:\msdchem\1\data\2020-10\0J14056\REQUANT\
 Data File : ECD5-10142029.D
 Signal(s) : Signal #1: ECD1A.CH Signal #2: ECD2B.CH
 Acq On : 14 Oct 2020 20:56
 Operator : MJB
 Sample : 0J14056-CALH
 Misc : A20I186, 9-42 100 ppb
 ALS Vial : 21 (Sig #1); 0 (Sig #2) Sample Multiplier: 1

Integration File signal 1: PEST1.e
 Integration File signal 2: PEST2.e
 Quant Time: Oct 15 10:44:01 2020
 Quant Method : C:\msdchem\1\methods\ECD5_QUANTPEST_201014.M
 Quant Title : Instrument: DualECD5
 QLast Update : Thu Oct 15 10:38:19 2020
 Response via : Initial Calibration
 Integrator: ChemStation 6890 Scale Mode: Small noise peaks clipped

Volume Inj. : 2uL
 Signal #1 Phase : Rtx-CLPesticides Signal #2 Phase: Rtx-CLPesticides2
 Signal #1 Info : 30m X 0.32mm X 0. Signal #2 Info : 30m X 0.32mm X 0.25um

	Compound	RT#1	RT#2	Resp#1	Resp#2	ng/mL	ng/mL
27)	trans-Non...	7.718	8.061	22501834	27697760	98.998	99.378
28)	2,4'-DDD	7.908	8.351	13752816	16438803	98.597	101.342
29)	2,4'-DDT	8.090	8.573	13882492	15094249	97.980	96.357
30)	cis-Nonac...	8.196	8.618	23940957	29338156	98.009	100.442
31)	Mirex	8.869	9.522	14218322	16056234	97.057	99.787
32)	Chlordane...	7.579f	8.061f	141438	27697760	5.914	616.574 #
33)	Chlordane...	7.631	8.209	47424	30206	1.791	0.803 #
34)	Chlordane...	8.196	8.830f	23940957	12698	3789.995	1.286 #
35)	Chlordane...	3.908f	3.929	19870	30915	NoCal	NoCal
36)	Toxaphene...	7.631	8.431	47424	44716	49.884	14.880 #
37)	Toxaphene...	7.908	8.758	13752816	34225	7596.775	9.798 #
38)	Toxaphene...	0.000	8.800	0	9980	N.D.	1.868 #
39)	Toxaphene...	8.480	0.000	22897	0	6.763	N.D. #
40)	Toxaphene...	8.715	9.051	2265	6777	0.900	1.340 #
41)	Toxaphene...	0.000	9.406f	0	45929	N.D.	10.288 #
42)	Toxaphene...	3.908f	3.929	19870	30915	NoCal	NoCal

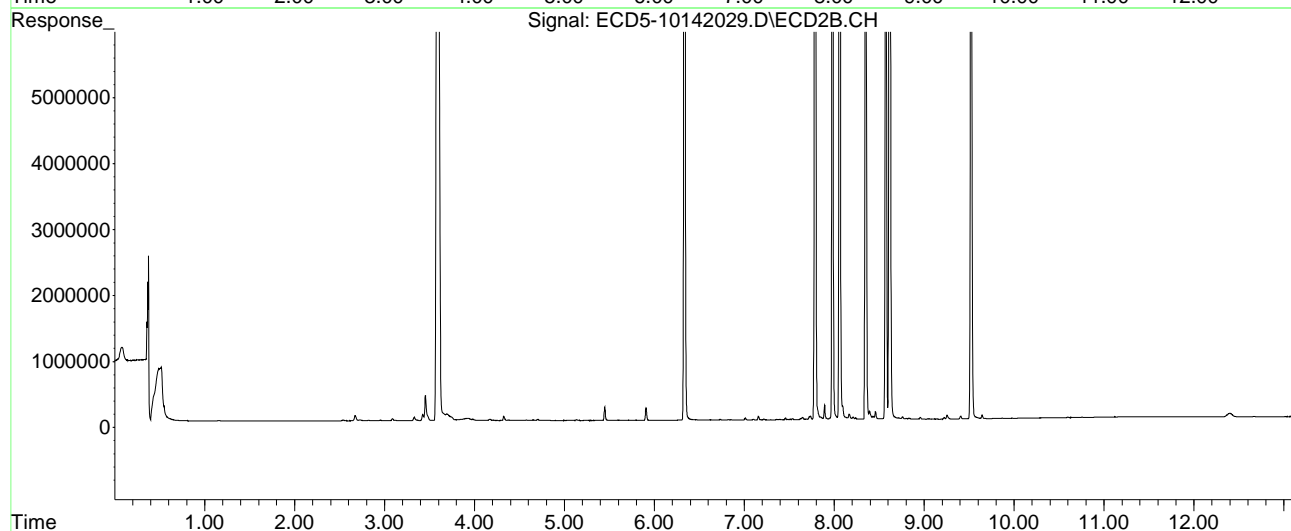
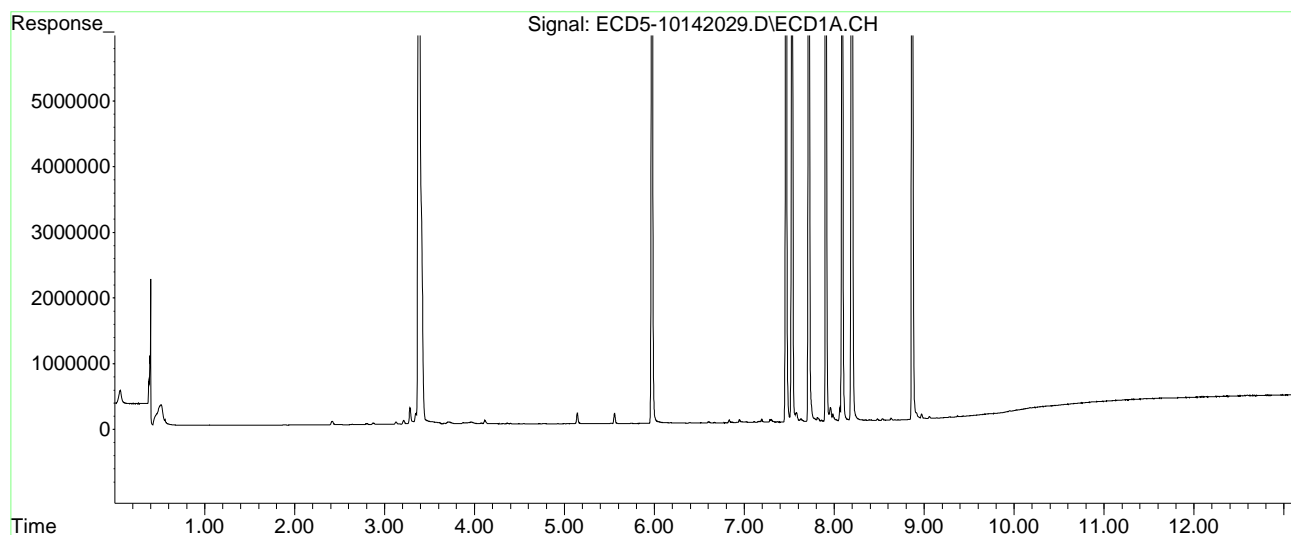
(f)=RT Delta > 1/2 Window (#)=Amounts differ by > 25% (m)=manual int.

Quantitation Report (Not Reviewed)

Data Path : C:\msdchem\1\data\2020-10\0J14056\REQUANT\
Data File : ECD5-10142029.D
Signal(s) : Signal #1: ECD1A.CH Signal #2: ECD2B.CH
Acq On : 14 Oct 2020 20:56
Operator : MJB
Sample : 0J14056-CALH
Misc : A20I186, 9-42 100 ppb
ALS Vial : 21 (Sig #1); 0 (Sig #2) Sample Multiplier: 1

Integration File signal 1: PEST1.e
Integration File signal 2: PEST2.e
Quant Time: Oct 15 10:44:01 2020
Quant Method : C:\msdchem\1\methods\ECD5_QUANTPEST_201014.M
Quant Title : Instrument: DualECD5
QLast Update : Thu Oct 15 10:38:19 2020
Response via : Initial Calibration
Integrator: ChemStation 6890 Scale Mode: Small noise peaks clipped

Volume Inj. : 2uL
Signal #1 Phase : Rtx-CLPesticides Signal #2 Phase: Rtx-CLPesticides2
Signal #1 Info : 30m X 0.32mm X 0. Signal #2 Info : 30m X 0.32mm X 0.25um



Quantitation Report (Not Reviewed)

Data Path : C:\msdchem\1\data\2020-10\0J14056\REQUANT\
 Data File : ECD5-10142030.D
 Signal(s) : Signal #1: ECD1A.CH Signal #2: ECD2B.CH
 Acq On : 14 Oct 2020 21:13
 Operator : MJB
 Sample : 0J14056-CALI
 Misc : A20I179, 9-42 200 ppb
 ALS Vial : 22 (Sig #1); 0 (Sig #2) Sample Multiplier: 1

MJB 10/15/20

Integration File signal 1: PEST1.e
 Integration File signal 2: PEST2.e
 Quant Time: Oct 15 10:44:13 2020
 Quant Method : C:\msdchem\1\methods\ECD5_QUANTPEST_201014.M
 Quant Title : Instrument: DualECD5
 QLast Update : Thu Oct 15 10:38:19 2020
 Response via : Initial Calibration
 Integrator: ChemStation 6890 Scale Mode: Small noise peaks clipped

Volume Inj. : 2uL
 Signal #1 Phase : Rtx-CLPesticides Signal #2 Phase: Rtx-CLPesticides2
 Signal #1 Info : 30m X 0.32mm X 0. Signal #2 Info : 30m X 0.32mm X 0.25um

Compound	RT#1	RT#2	Resp#1	Resp#2	ng/mL	ng/mL

System Monitoring Compounds						
1) S TCMX (S)	5.557f	5.908f	309726	382982	1.276	1.236
22) S DCBP (S)	0.000	0.000	0	0	N.D.	N.D.
Target Compounds						
2) a-BHC	6.139	6.466	24480	17928	0.079	0.045 #
3) g-BHC	6.429	6.784	13078	14902	0.050	0.045
4) b-BHC	6.514	6.853	16395	22769	5685.290	0.150 #
5) Heptachlor	6.829	7.156	101584	111558	0.401	0.394
6) d-BHC	6.664	7.098	30880	37583	0.113	BelowCal #
7) Aldrin	7.071	7.417	18862	14350	0.071	0.047 #
8) Heptachlo...	7.528	7.850	31170134	66703	127.644	0.245 #
9) trans-Chl...	7.629	7.980	96704	41228281	0.381	145.786 #
10) cis-Chlor...	7.716	8.060f	47240427	60499948	194.305	225.493
11) Endosulfa...	7.825	8.166	114988	126998	0.503	0.503
12) 4,4'-DDE	0.000	8.207	0	88921	N.D.	0.305 #
13) Dieldrin	7.983f	8.350	211358	35222352	0.838	125.199 #
14) Endrin	8.195	8.572	50637102	36161564	274.595	185.119 #
15) 4,4'-DDD	8.195	8.618	50637102	64183868	231.813	274.832
16) Endosulfa...	8.342	8.716	41361	47020	0.198	0.205
17) 4,4'-DDT	8.406	8.835	39490	39082	0.198	0.205
18) Endrin Al...	8.632	8.956	55280	60836	6020.939	BelowCal #
19) Endosulfa...	8.970f	9.143	136379	22770	0.503	BelowCal #
20) Methoxychlor	8.742	9.305	9961	7405	BelowCal	0.077
21) Endrin Ke...	9.140	9.522	21235	34930206	0.087	140.578 #
23) Hexachlor...	3.384	3.588	45895823	73023819	211.033	203.465
24) Hexachlor...	5.973	6.335	47655589	68056397	203.963	201.199
25) Oxychlorane	7.463	7.786	40755507	52080586	202.818	216.976
26) 2,4'-DDE	7.528	7.980	31170134	41228281	203.316	212.525

Quantitation Report (Not Reviewed)

Data Path : C:\msdchem\1\data\2020-10\0J14056\REQUANT\
 Data File : ECD5-10142030.D
 Signal(s) : Signal #1: ECD1A.CH Signal #2: ECD2B.CH
 Acq On : 14 Oct 2020 21:13
 Operator : MJB
 Sample : 0J14056-CALI
 Misc : A20I179, 9-42 200 ppb
 ALS Vial : 22 (Sig #1); 0 (Sig #2) Sample Multiplier: 1

Integration File signal 1: PEST1.e
 Integration File signal 2: PEST2.e
 Quant Time: Oct 15 10:44:13 2020
 Quant Method : C:\msdchem\1\methods\ECD5_QUANTPEST_201014.M
 Quant Title : Instrument: DualECD5
 QLast Update : Thu Oct 15 10:38:19 2020
 Response via : Initial Calibration
 Integrator: ChemStation 6890 Scale Mode: Small noise peaks clipped

Volume Inj. : 2uL
 Signal #1 Phase : Rtx-CLPesticides Signal #2 Phase: Rtx-CLPesticides2
 Signal #1 Info : 30m X 0.32mm X 0. Signal #2 Info : 30m X 0.32mm X 0.25um

	Compound	RT#1	RT#2	Resp#1	Resp#2	ng/mL	ng/mL
27)	trans-Non...	7.716	8.060	47240427	60499948	202.762	217.071
28)	2,4'-DDD	7.906	8.350	28573910	35222352	203.192	199.538
29)	2,4'-DDT	8.089	8.572	29834951	36161564	204.181	203.572
30)	cis-Nonac...	8.195	8.618	50637102	64183868	203.863	198.636
31)	Mirex	8.867	9.522	30209770	34930206	205.540	201.748
32)	Chlordane...	7.576f	8.060f	244527	60499948	10.225	1346.777 #
33)	Chlordane...	7.629	8.207	96704	88921	3.652	2.363 #
34)	Chlordane...	8.195	8.835	50637102	39082	8016.153	3.958 #
35)	Chlordane...	3.961f	3.931	34247	30529	NoCal	NoCal
36)	Toxaphene...	7.629	8.430	96704	84747	101.722	28.200 #
37)	Toxaphene...	7.906f	8.757	28573910	39394	15783.645	11.278 #
38)	Toxaphene...	0.000	8.799	0	22732	N.D.	4.255 #
39)	Toxaphene...	8.478	8.835f	48187	39082	14.232	4.269 #
40)	Toxaphene...	8.712	9.050	6738	13172	2.679	2.606
41)	Toxaphene...	8.742f	9.405f	9961	93735	3.191	20.945 #
42)	Toxaphene...	3.906f	3.931	25685	30529	NoCal	NoCal

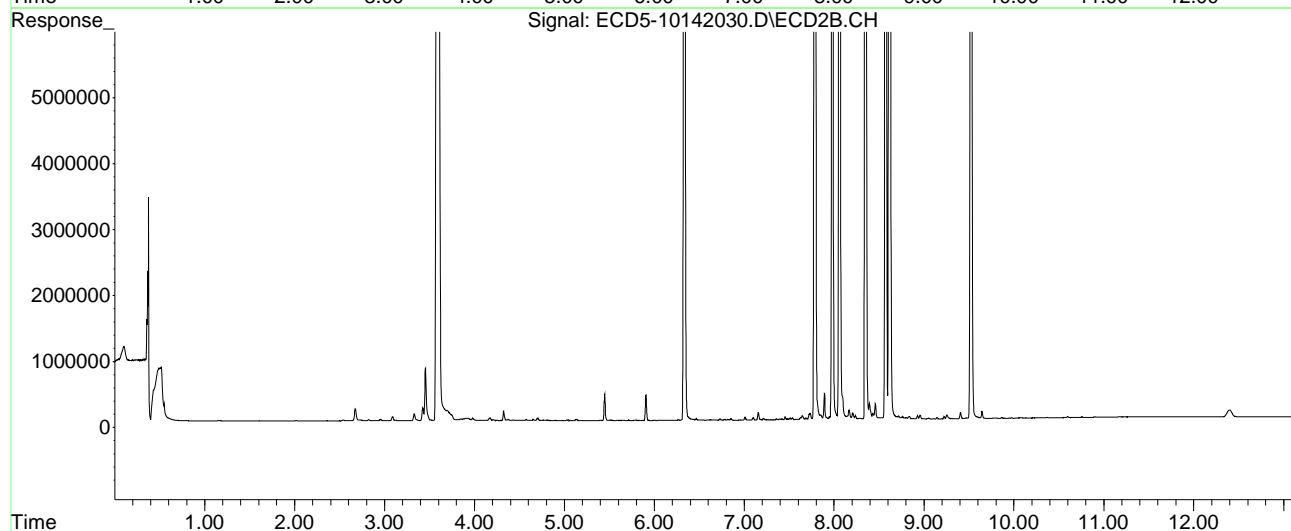
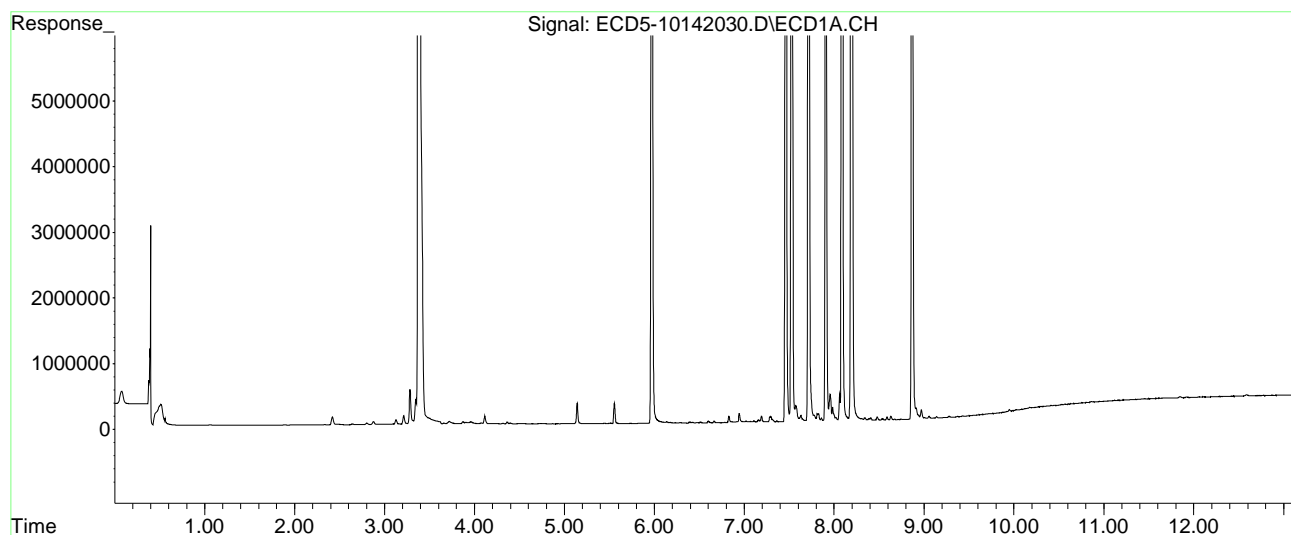
(f)=RT Delta > 1/2 Window (#)=Amounts differ by > 25% (m)=manual int.

Quantitation Report (Not Reviewed)

Data Path : C:\msdchem\1\data\2020-10\0J14056\REQUANT\
Data File : ECD5-10142030.D
Signal(s) : Signal #1: ECD1A.CH Signal #2: ECD2B.CH
Acq On : 14 Oct 2020 21:13
Operator : MJB
Sample : 0J14056-CALI
Misc : A20I179, 9-42 200 ppb
ALS Vial : 22 (Sig #1); 0 (Sig #2) Sample Multiplier: 1

Integration File signal 1: PEST1.e
Integration File signal 2: PEST2.e
Quant Time: Oct 15 10:44:13 2020
Quant Method : C:\msdchem\1\methods\ECD5_QUANTPEST_201014.M
Quant Title : Instrument: DualECD5
QLast Update : Thu Oct 15 10:38:19 2020
Response via : Initial Calibration
Integrator: ChemStation 6890 Scale Mode: Small noise peaks clipped

Volume Inj. : 2uL
Signal #1 Phase : Rtx-CLPesticides Signal #2 Phase: Rtx-CLPesticides2
Signal #1 Info : 30m X 0.32mm X 0. Signal #2 Info : 30m X 0.32mm X 0.25um



Quantitation Report (Not Reviewed)

Data Path : C:\msdchem\1\data\2020-10\0J14056\REQUANT\
 Data File : ECD5-10142033.D
 Signal(s) : Signal #1: ECD1A.CH Signal #2: ECD2B.CH
 Acq On : 14 Oct 2020 22:05
 Operator : MJB
 Sample : 0J14056-CALJ
 Misc : A20J232, CHLOR 10 ppb
 ALS Vial : 24 (Sig #1); 0 (Sig #2) Sample Multiplier: 1

MJB 10/15/20

Integration File signal 1: PEST1.e
 Integration File signal 2: PEST2.e
 Quant Time: Oct 15 11:16:04 2020
 Quant Method : C:\msdchem\1\methods\ECD5_QUANTPEST_201014.M
 Quant Title : Instrument: DualECD5
 QLast Update : Thu Oct 15 11:11:37 2020
 Response via : Initial Calibration
 Integrator: ChemStation 6890 Scale Mode: Small noise peaks clipped

Volume Inj. : 2uL
 Signal #1 Phase : Rtx-CLPesticides Signal #2 Phase: Rtx-CLPesticides2
 Signal #1 Info : 30m X 0.32mm X 0. Signal #2 Info : 30m X 0.32mm X 0.25um

Compound	RT#1	RT#2	Resp#1	Resp#2	ng/mL	ng/mL

System Monitoring Compounds						
1) S TCMX (S)	0.000	5.909f	0	30132	N.D.	0.097 #
22) S DCBP (S)	0.000	0.000	0	0	N.D.	N.D.
Target Compounds						
2) a-BHC	6.120	6.498f	2363	10030	0.008	0.025 #
3) g-BHC	6.390f	0.000	5900	0	0.022	N.D. #
4) b-BHC	6.521	6.887f	4394	12452	5685.397	0.082 #
5) Heptachlor	6.830	7.157	131663	149537	0.520	0.529
6) d-BHC	6.670	7.099	7216	7353	0.026	BelowCal #
7) Aldrin	0.000	7.385f	0	7513	N.D.	0.025 #
8) Heptachlo...	7.542	7.823f	25459	74299	0.104	0.272 #
9) trans-Chl...	7.635	7.994	304550	356975	1.199	1.262
10) cis-Chlor...	7.728	8.100	307347	294489	1.264	1.098
11) Endosulfa...	7.850	0.000	6962	0	0.030	N.D. #
12) 4,4'-DDE	7.793	8.201	11002	9181	0.042	0.031 #
13) Dieldrin	8.020	8.349	8902	27784	0.035	0.099 #
14) Endrin	8.195f	8.571	61431	6753	0.333	0.035 #
15) 4,4'-DDD	8.195	8.617	61431	75793	0.281	0.325
16) Endosulfa...	8.338	8.714	8628	8716	0.041	0.038
17) 4,4'-DDT	8.406	0.000	4772	0	0.024	N.D. #
18) Endrin Al...	8.637	8.951	6155	8853	6021.195	BelowCal #
19) Endosulfa...	8.938	9.144	16565	16955	BelowCal	BelowCal
20) Methoxychlor	8.745	0.000	4125	0	BelowCal	N.D.
21) Endrin Ke...	9.140	9.533	13559	17476	0.055	0.070 #
23) Hexachlor...	0.000	0.000	0	0	N.D.	N.D.
24) Hexachlor...	5.970	6.303f	2989	6115	BelowCal	BelowCal
25) Oxychlorane	7.494f	7.823f	68804	74299	0.106	0.310 #
26) 2,4'-DDE	7.542	7.994	25459	356975	20649.235	1.840 #

Quantitation Report (Not Reviewed)

Data Path : C:\msdchem\1\data\2020-10\0J14056\REQUANT\
 Data File : ECD5-10142033.D
 Signal(s) : Signal #1: ECD1A.CH Signal #2: ECD2B.CH
 Acq On : 14 Oct 2020 22:05
 Operator : MJB
 Sample : 0J14056-CALJ
 Misc : A20J232, CHLOR 10 ppb
 ALS Vial : 24 (Sig #1); 0 (Sig #2) Sample Multiplier: 1

Integration File signal 1: PEST1.e
 Integration File signal 2: PEST2.e
 Quant Time: Oct 15 11:16:04 2020
 Quant Method : C:\msdchem\1\methods\ECD5_QUANTPEST_201014.M
 Quant Title : Instrument: DualECD5
 QLast Update : Thu Oct 15 11:11:37 2020
 Response via : Initial Calibration
 Integrator: ChemStation 6890 Scale Mode: Small noise peaks clipped

Volume Inj. : 2uL
 Signal #1 Phase : Rtx-CLPesticides Signal #2 Phase: Rtx-CLPesticides2
 Signal #1 Info : 30m X 0.32mm X 0. Signal #2 Info : 30m X 0.32mm X 0.25um

	Compound	RT#1	RT#2	Resp#1	Resp#2	ng/mL	ng/mL
27)	trans-Non...	7.728	8.061	307347	264994	1.180	0.951
28)	2,4'-DDD	7.911	8.349	8106	27784	BelowCal	BelowCal
29)	2,4'-DDT	8.066f	8.571	21439	6753	BelowCal	BelowCal
30)	cis-Nonac...	8.195	8.617	61431	75793	0.037	0.057 #
31)	Mirex	8.871	9.533	983	17476	BelowCal	BelowCal
32)	Chlordane...	7.635	7.994	304550	356975	11.114	10.075
33)	Chlordane...	7.728	8.100	307347	294489	10.996	10.204
34)	Chlordane...	8.287	8.753	90342	109674	11.190	10.049
35)	Chlordane...	3.964f	3.925	23017	16640	NoCal	NoCal
36)	Toxaphene...	7.728	8.349f	307347	27784	329.295	10.151 #
37)	Toxaphene...	8.020	8.671	8902	9218	4.099	2.794 #
38)	Toxaphene...	8.338	8.714	8628	8716	1.996	1.827
39)	Toxaphene...	8.590f	8.753f	6979	109674	1.547	13.828 #
40)	Toxaphene...	8.777f	8.951	992	8853	0.279	1.852 #
41)	Toxaphene...	8.871	0.000	983	0	0.239	N.D. #
42)	Toxaphene...	3.964f	3.925	23017	16640	NoCal	NoCal

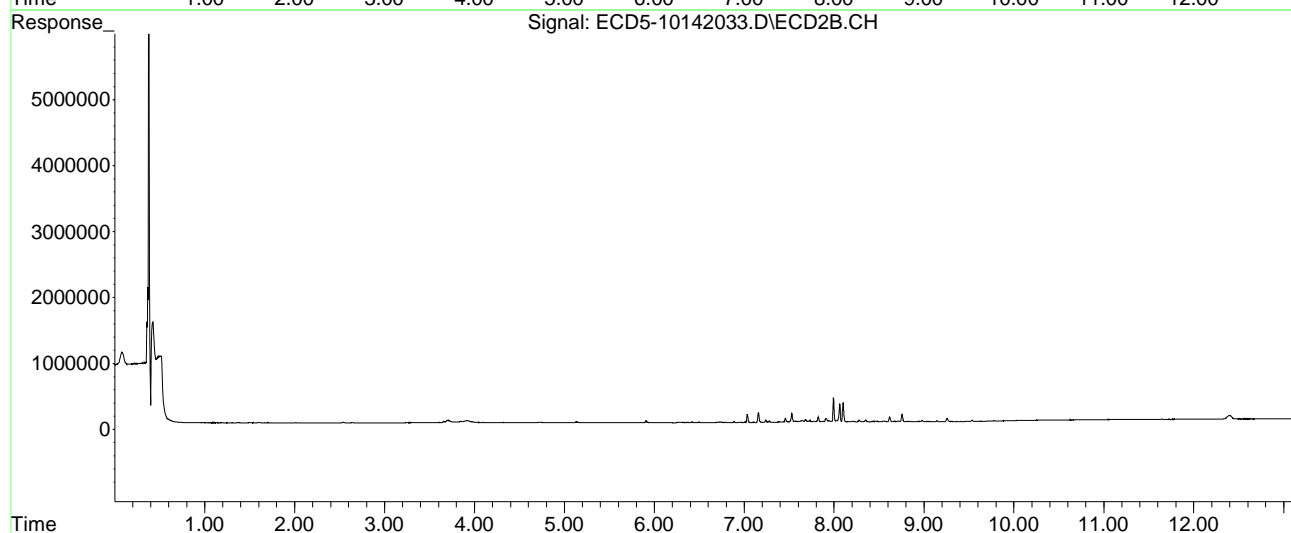
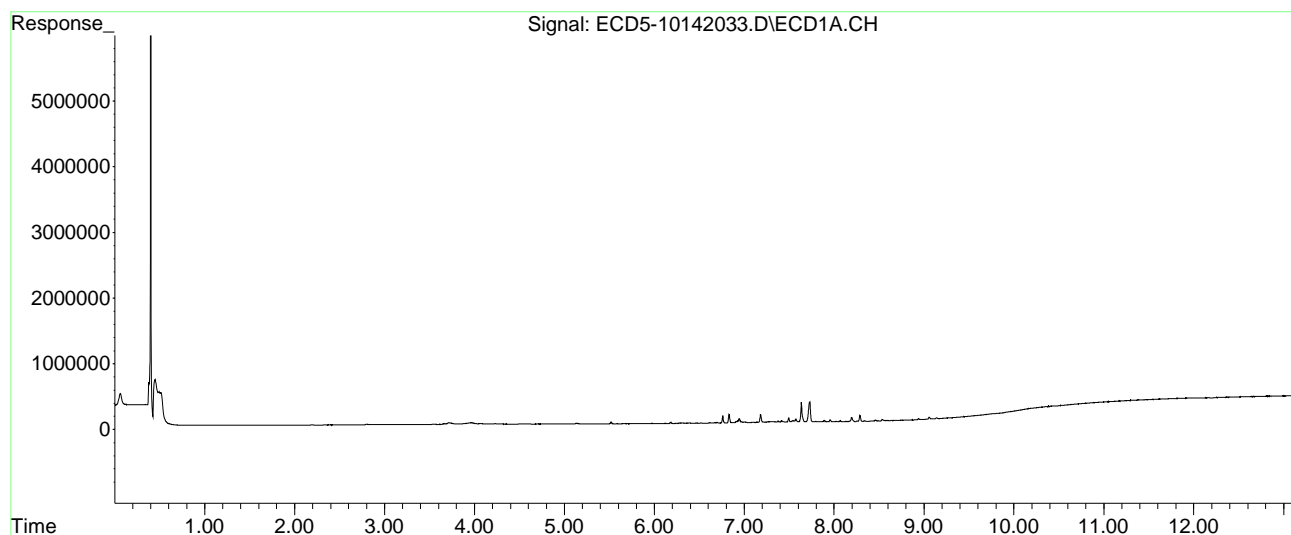
(f)=RT Delta > 1/2 Window (#)=Amounts differ by > 25% (m)=manual int.

Quantitation Report (Not Reviewed)

Data Path : C:\msdchem\1\data\2020-10\0J14056\REQUANT\
Data File : ECD5-10142033.D
Signal(s) : Signal #1: ECD1A.CH Signal #2: ECD2B.CH
Acq On : 14 Oct 2020 22:05
Operator : MJB
Sample : 0J14056-CALJ
Misc : A20J232, CHLOR 10 ppb
ALS Vial : 24 (Sig #1); 0 (Sig #2) Sample Multiplier: 1

Integration File signal 1: PEST1.e
Integration File signal 2: PEST2.e
Quant Time: Oct 15 11:16:04 2020
Quant Method : C:\msdchem\1\methods\ECD5_QUANTPEST_201014.M
Quant Title : Instrument: DualECD5
QLast Update : Thu Oct 15 11:11:37 2020
Response via : Initial Calibration
Integrator: ChemStation 6890 Scale Mode: Small noise peaks clipped

Volume Inj. : 2uL
Signal #1 Phase : Rtx-CLPesticides Signal #2 Phase: Rtx-CLPesticides2
Signal #1 Info : 30m X 0.32mm X 0. Signal #2 Info : 30m X 0.32mm X 0.25um



Quantitation Report (Not Reviewed)

Data Path : C:\msdchem\1\data\2020-10\0J14056\REQUANT\
 Data File : ECD5-10142034.D
 Signal(s) : Signal #1: ECD1A.CH Signal #2: ECD2B.CH
 Acq On : 14 Oct 2020 22:22
 Operator : MJB
 Sample : 0J14056-CALK
 Misc : A20F057, CHLOR 50 ppb
 ALS Vial : 25 (Sig #1); 0 (Sig #2) Sample Multiplier: 1

MJB 10/15/20

Integration File signal 1: PEST1.e
 Integration File signal 2: PEST2.e
 Quant Time: Oct 15 11:16:14 2020
 Quant Method : C:\msdchem\1\methods\ECD5_QUANTPEST_201014.M
 Quant Title : Instrument: DualECD5
 QLast Update : Thu Oct 15 11:11:37 2020
 Response via : Initial Calibration
 Integrator: ChemStation 6890 Scale Mode: Small noise peaks clipped

Volume Inj. : 2uL
 Signal #1 Phase : Rtx-CLPesticides Signal #2 Phase: Rtx-CLPesticides2
 Signal #1 Info : 30m X 0.32mm X 0. Signal #2 Info : 30m X 0.32mm X 0.25um

Compound	RT#1	RT#2	Resp#1	Resp#2	ng/mL	ng/mL

System Monitoring Compounds						
1) S TCMX (S)	0.000	5.908f	0	119815	N.D.	0.387 #
22) S DCBP (S)	9.787	0.000	19598	0	BelowCal	N.D.
Target Compounds						
2) a-BHC	6.118	6.497f	2363	42422	0.008	0.108 #
3) g-BHC	6.390f	6.795	21792	15760	0.083	0.047 #
4) b-BHC	6.521	6.887f	15315	52490	5685.300	0.346 #
5) Heptachlor	6.830	7.156	572164	649501	2.260	2.296
6) d-BHC	6.645	7.098	11390	8544	0.042	BelowCal #
7) Aldrin	7.048f	7.457f	5430	115836	0.020	0.380 #
8) Heptachlo...	7.542	7.871	94964	41797	0.389	0.153 #
9) trans-Chl...	7.634	7.993	1334556	1636860	5.252	5.788
10) cis-Chlor...	7.727	8.099	1346695	1325165	5.539	4.939
11) Endosulfa...	7.848	8.163	32133	26494	0.141	0.105 #
12) 4,4'-DDE	7.792	8.198	35507	43462	0.137	0.149
13) Dieldrin	8.020	8.348	42801	123741	0.170	0.440 #
14) Endrin	8.195	8.569	249695	37358	1.354	0.191 #
15) 4,4'-DDD	8.195	8.616	249695	285691	1.143	1.223
16) Endosulfa...	8.333	8.706	27839	36036	0.134	0.157
17) 4,4'-DDT	0.000	8.827	0	27068	N.D.	0.142 #
18) Endrin Al...	8.645	8.951	6329	13292	6021.195	BelowCal #
19) Endosulfa...	8.935	9.166f	19508	7234	BelowCal	BelowCal
20) Methoxychlor	8.746	0.000	5308	0	BelowCal	N.D.
21) Endrin Ke...	9.139	9.533	5133	21793	0.021	0.088 #
23) Hexachlor...	0.000	0.000	0	0	N.D.	N.D.
24) Hexachlor...	5.966	6.303f	2454	6296	BelowCal	BelowCal
25) Oxychlorane	7.493f	7.766f	278697	19084	1.216	0.080 #
26) 2,4'-DDE	7.542	7.993	94964	1636860	0.389	8.438 #

Quantitation Report (Not Reviewed)

Data Path : C:\msdchem\1\data\2020-10\0J14056\REQUANT\
 Data File : ECD5-10142034.D
 Signal(s) : Signal #1: ECD1A.CH Signal #2: ECD2B.CH
 Acq On : 14 Oct 2020 22:22
 Operator : MJB
 Sample : 0J14056-CALK
 Misc : A20F057, CHLOR 50 ppb
 ALS Vial : 25 (Sig #1); 0 (Sig #2) Sample Multiplier: 1

Integration File signal 1: PEST1.e
 Integration File signal 2: PEST2.e
 Quant Time: Oct 15 11:16:14 2020
 Quant Method : C:\msdchem\1\methods\ECD5_QUANTPEST_201014.M
 Quant Title : Instrument: DualECD5
 QLast Update : Thu Oct 15 11:11:37 2020
 Response via : Initial Calibration
 Integrator: ChemStation 6890 Scale Mode: Small noise peaks clipped

Volume Inj. : 2uL
 Signal #1 Phase : Rtx-CLPesticides Signal #2 Phase: Rtx-CLPesticides2
 Signal #1 Info : 30m X 0.32mm X 0. Signal #2 Info : 30m X 0.32mm X 0.25um

	Compound	RT#1	RT#2	Resp#1	Resp#2	ng/mL	ng/mL	
27)	trans-Non...	7.727	8.059	1346695	1162834	5.871	4.172	#
28)	2,4'-DDD	7.910	8.348	34750	123741	0.016	0.577	#
29)	2,4'-DDT	8.065f	8.569	102595	37358	0.509	0.018	#
30)	cis-Nonac...	8.195	8.616	249695	285691	0.822	0.865	
31)	Mirex	8.836f	9.533	1938	21793	BelowCal	BelowCal	
32)	Chlordane...	7.634	7.993	1334556	1636860	48.703	46.198	
33)	Chlordane...	7.727	8.099	1346695	1325165	48.180	45.916	
34)	Chlordane...	8.286	8.751	396365	418197	49.096	48.715	
35)	Chlordane...	3.965f	3.925	18849	23626	NoCal	NoCal	
36)	Toxaphene...	7.727	8.348f	1346695	123741	1337.435	45.210	#
37)	Toxaphene...	8.020	8.669	42801	50810	19.708	15.400	
38)	Toxaphene...	8.333	8.706	27839	36036	6.442	7.556	
39)	Toxaphene...	8.561	8.751f	16630	418197	3.687	52.726	#
40)	Toxaphene...	8.775f	8.951	6408	13292	1.803	2.781	#
41)	Toxaphene...	8.836f	9.358f	1938	6567	0.471	1.398	#
42)	Toxaphene...	3.965f	3.925	18849	23626	NoCal	NoCal	

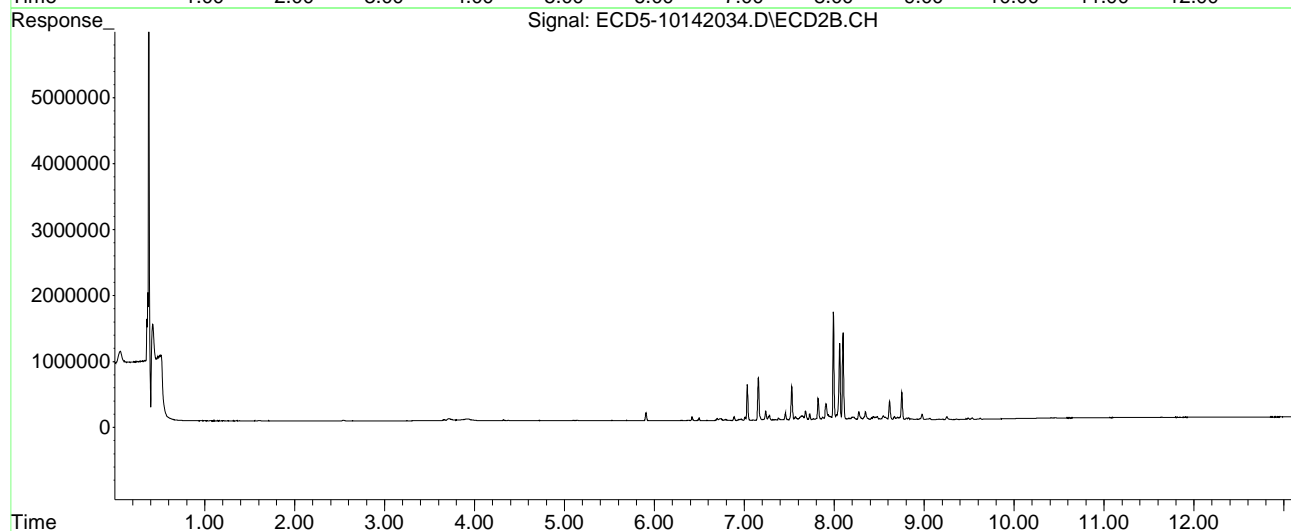
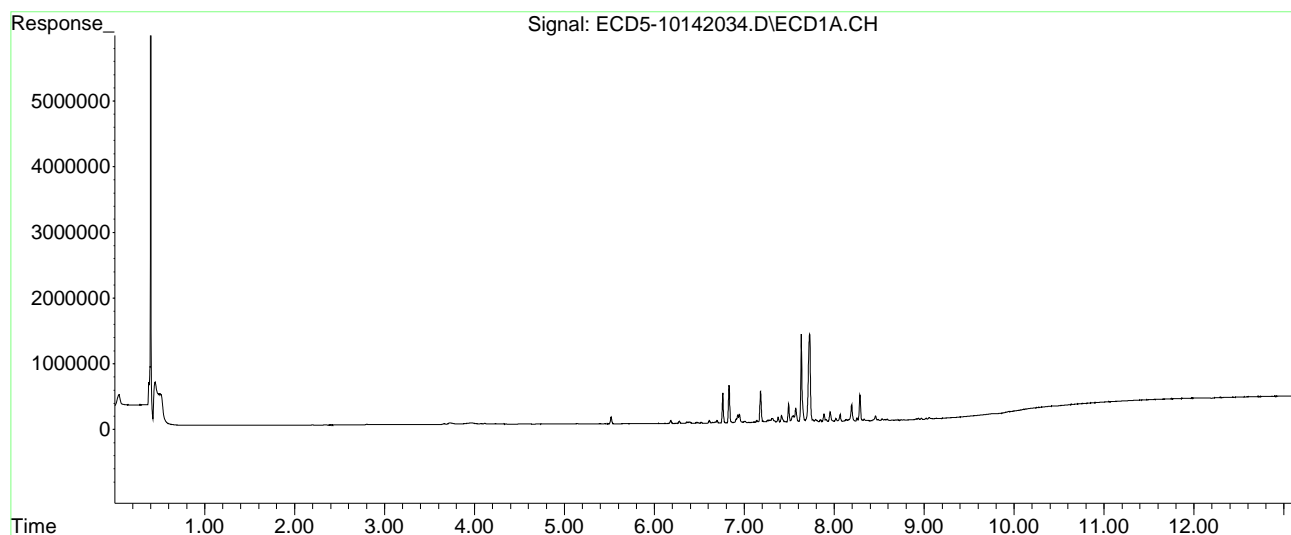
(f)=RT Delta > 1/2 Window (#)=Amounts differ by > 25% (m)=manual int.

Quantitation Report (Not Reviewed)

Data Path : C:\msdchem\1\data\2020-10\0J14056\REQUANT\
Data File : ECD5-10142034.D
Signal(s) : Signal #1: ECD1A.CH Signal #2: ECD2B.CH
Acq On : 14 Oct 2020 22:22
Operator : MJB
Sample : 0J14056-CALK
Misc : A20F057, CHLOR 50 ppb
ALS Vial : 25 (Sig #1); 0 (Sig #2) Sample Multiplier: 1

Integration File signal 1: PEST1.e
Integration File signal 2: PEST2.e
Quant Time: Oct 15 11:16:14 2020
Quant Method : C:\msdchem\1\methods\ECD5_QUANTPEST_201014.M
Quant Title : Instrument: DualECD5
QLast Update : Thu Oct 15 11:11:37 2020
Response via : Initial Calibration
Integrator: ChemStation 6890 Scale Mode: Small noise peaks clipped

Volume Inj. : 2uL
Signal #1 Phase : Rtx-CLPesticides Signal #2 Phase: Rtx-CLPesticides2
Signal #1 Info : 30m X 0.32mm X 0. Signal #2 Info : 30m X 0.32mm X 0.25um



Quantitation Report (Not Reviewed)

Data Path : C:\msdchem\1\data\2020-10\0J14056\REQUANT\
 Data File : ECD5-10142035.D
 Signal(s) : Signal #1: ECD1A.CH Signal #2: ECD2B.CH
 Acq On : 14 Oct 2020 22:39
 Operator : MJB
 Sample : 0J14056-CALL
 Misc : A20F058, CHLOR 100 ppb
 ALS Vial : 26 (Sig #1); 0 (Sig #2) Sample Multiplier: 1

MJB 10/15/20

Integration File signal 1: PEST1.e
 Integration File signal 2: PEST2.e
 Quant Time: Oct 15 11:16:23 2020
 Quant Method : C:\msdchem\1\methods\ECD5_QUANTPEST_201014.M
 Quant Title : Instrument: DualECD5
 QLast Update : Thu Oct 15 11:11:37 2020
 Response via : Initial Calibration
 Integrator: ChemStation 6890 Scale Mode: Small noise peaks clipped

Volume Inj. : 2uL
 Signal #1 Phase : Rtx-CLPesticides Signal #2 Phase: Rtx-CLPesticides2
 Signal #1 Info : 30m X 0.32mm X 0. Signal #2 Info : 30m X 0.32mm X 0.25um

Compound	RT#1	RT#2	Resp#1	Resp#2	ng/mL	ng/mL

System Monitoring Compounds						
1) S TCMX (S)	0.000	5.909f	0	228008	N.D.	0.736 #
22) S DCBP (S)	9.829f	0.000	24471	0	BelowCal	N.D.
Target Compounds						
2) a-BHC	6.117f	6.497f	3198	82546	0.010	0.209 #
3) g-BHC	6.390f	6.797	44598	31695	0.169	0.095 #
4) b-BHC	6.522	6.887f	29499	101411	0.074	0.668 #
5) Heptachlor	6.830	7.157	1123443	1284015	4.437	4.540
6) d-BHC	6.646	7.097	20708	12172	0.076	BelowCal #
7) Aldrin	7.087	7.432	15416	20399	0.058	0.067
8) Heptachlo...	7.544	7.872	189435	84608	0.776	0.310 #
9) trans-Chl...	7.635	7.993	2655740	3329301	10.452	11.773
10) cis-Chlor...	7.728	8.100	2729980	2770653	11.229	10.327
11) Endosulfa...	7.850	8.164	70603	52771	0.309	0.209 #
12) 4,4'-DDE	7.793	8.200	78053	84318	0.300	0.289
13) Dieldrin	8.021	8.349	92089	239289	0.365	0.851 #
14) Endrin	8.196f	8.570	486172	70126	2.636	0.359 #
15) 4,4'-DDD	8.196	8.617	486172	560498	2.226	2.400
16) Endosulfa...	8.335	8.707	57610	70753	0.276	0.308
17) 4,4'-DDT	8.378f	8.828	21942	53955	0.110	0.283 #
18) Endrin Al...	8.648	8.979f	12682	160470	6021.161	0.466 #
19) Endosulfa...	8.936	9.166f	35428	12713	BelowCal	BelowCal
20) Methoxychlor	8.748	0.000	11663	0	BelowCal	N.D.
21) Endrin Ke...	9.142	9.534	5537	37661	0.023	0.152 #
23) Hexachlor...	0.000	0.000	0	0	N.D.	N.D.
24) Hexachlor...	5.964	6.303f	3929	12095	BelowCal	BelowCal
25) Oxychlorane	7.494f	7.768	544397	39090	2.620	0.163 #
26) 2,4'-DDE	7.544	7.993	189435	3329301	0.999	17.162 #

Quantitation Report (Not Reviewed)

Data Path : C:\msdchem\1\data\2020-10\0J14056\REQUANT\
 Data File : ECD5-10142035.D
 Signal(s) : Signal #1: ECD1A.CH Signal #2: ECD2B.CH
 Acq On : 14 Oct 2020 22:39
 Operator : MJB
 Sample : 0J14056-CALL
 Misc : A20F058, CHLOR 100 ppb
 ALS Vial : 26 (Sig #1); 0 (Sig #2) Sample Multiplier: 1

Integration File signal 1: PEST1.e
 Integration File signal 2: PEST2.e
 Quant Time: Oct 15 11:16:23 2020
 Quant Method : C:\msdchem\1\methods\ECD5_QUANTPEST_201014.M
 Quant Title : Instrument: DualECD5
 QLast Update : Thu Oct 15 11:11:37 2020
 Response via : Initial Calibration
 Integrator: ChemStation 6890 Scale Mode: Small noise peaks clipped

Volume Inj. : 2uL
 Signal #1 Phase : Rtx-CLPesticides Signal #2 Phase: Rtx-CLPesticides2
 Signal #1 Info : 30m X 0.32mm X 0. Signal #2 Info : 30m X 0.32mm X 0.25um

	Compound	RT#1	RT#2	Resp#1	Resp#2	ng/mL	ng/mL	
27)	trans-Non...	7.728	8.060	2729980	2391793	12.096	8.582	#
28)	2,4'-DDD	7.911	8.349	77276	239289	0.324	1.363	#
29)	2,4'-DDT	8.066f	8.570	203524	70126	1.245	0.257	#
30)	cis-Nonac...	8.196	8.617	486172	560498	1.808	1.921	
31)	Mirex	8.836f	9.534	4769	37661	BelowCal	BelowCal	
32)	Chlordane...	7.635	7.993	2655740	3329301	96.918	93.965	
33)	Chlordane...	7.728	8.100	2729980	2770653	97.670	96.000	
34)	Chlordane...	8.287	8.751	777703	832789	96.330	100.298	
35)	Chlordane...	3.968f	3.928	19995	22719	NoCal	NoCal	
36)	Toxaphene...	7.728	8.349f	2729980	239289	2484.875	87.427	#
37)	Toxaphene...	8.021	8.671	92089	100006	42.402	30.311	#
38)	Toxaphene...	8.335	8.707	57610	70753	13.331	14.835	
39)	Toxaphene...	8.563	8.751f	33122	832789	7.343	104.998	#
40)	Toxaphene...	8.776f	8.979f	13198	160470	3.714	33.575	#
41)	Toxaphene...	8.836f	9.358f	4769	13356	1.159	2.844	#
42)	Toxaphene...	3.968f	3.928	19995	22719	NoCal	NoCal	

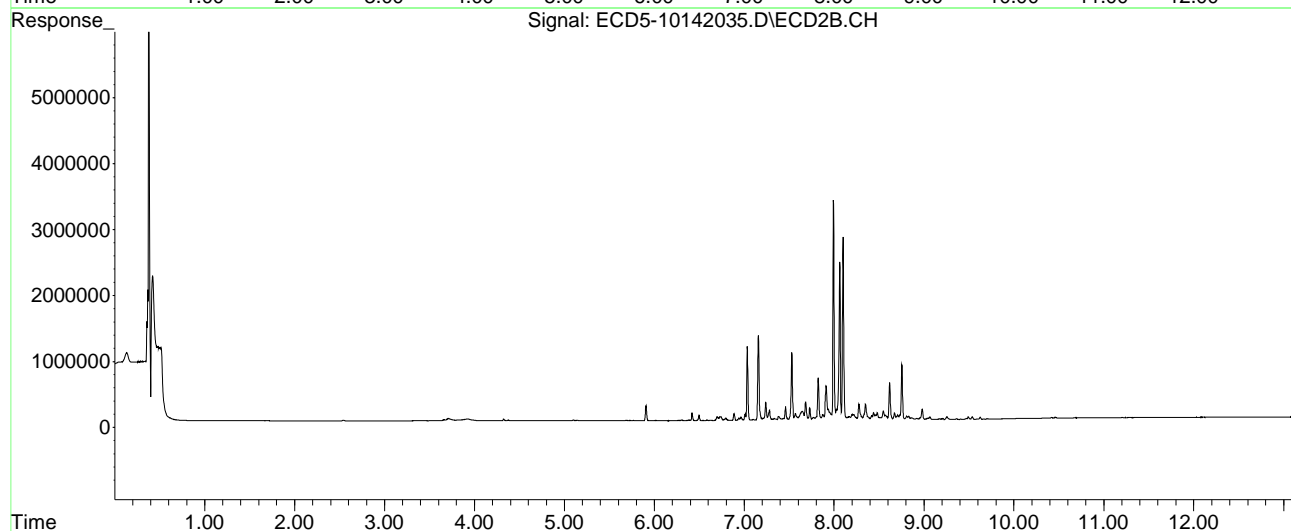
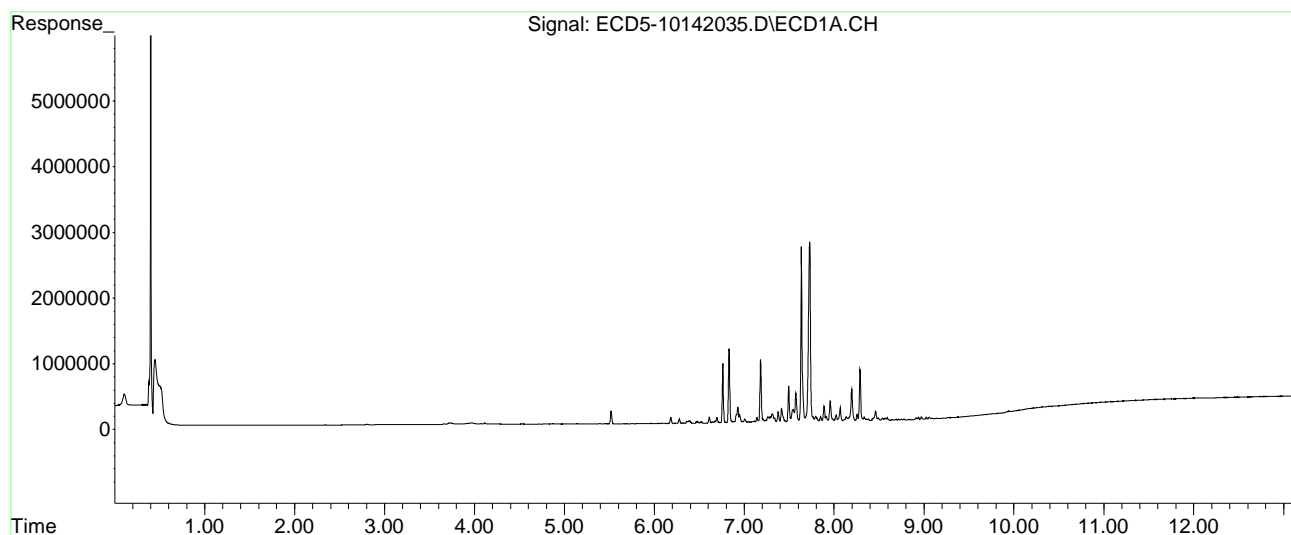
(f)=RT Delta > 1/2 Window (#)=Amounts differ by > 25% (m)=manual int.

Quantitation Report (Not Reviewed)

Data Path : C:\msdchem\1\data\2020-10\0J14056\REQUANT\
Data File : ECD5-10142035.D
Signal(s) : Signal #1: ECD1A.CH Signal #2: ECD2B.CH
Acq On : 14 Oct 2020 22:39
Operator : MJB
Sample : 0J14056-CALL
Misc : A20F058, CHLOR 100 ppb
ALS Vial : 26 (Sig #1); 0 (Sig #2) Sample Multiplier: 1

Integration File signal 1: PEST1.e
Integration File signal 2: PEST2.e
Quant Time: Oct 15 11:16:23 2020
Quant Method : C:\msdchem\1\methods\ECD5_QUANTPEST_201014.M
Quant Title : Instrument: DualECD5
QLast Update : Thu Oct 15 11:11:37 2020
Response via : Initial Calibration
Integrator: ChemStation 6890 Scale Mode: Small noise peaks clipped

Volume Inj. : 2uL
Signal #1 Phase : Rtx-CLPesticides Signal #2 Phase: Rtx-CLPesticides2
Signal #1 Info : 30m X 0.32mm X 0. Signal #2 Info : 30m X 0.32mm X 0.25um



Quantitation Report (Not Reviewed)

Data Path : C:\msdchem\1\data\2020-10\0J14056\REQUANT\
 Data File : ECD5-10142036.D
 Signal(s) : Signal #1: ECD1A.CH Signal #2: ECD2B.CH
 Acq On : 14 Oct 2020 22:56
 Operator : MJB
 Sample : 0J14056-CALM
 Misc : A20F059, CHLOR 200 ppb
 ALS Vial : 27 (Sig #1); 0 (Sig #2) Sample Multiplier: 1

MJB 10/15/20

Integration File signal 1: PEST1.e
 Integration File signal 2: PEST2.e
 Quant Time: Oct 15 11:16:32 2020
 Quant Method : C:\msdchem\1\methods\ECD5_QUANTPEST_201014.M
 Quant Title : Instrument: DualECD5
 QLast Update : Thu Oct 15 11:11:37 2020
 Response via : Initial Calibration
 Integrator: ChemStation 6890 Scale Mode: Small noise peaks clipped

Volume Inj. : 2uL
 Signal #1 Phase : Rtx-CLPesticides Signal #2 Phase: Rtx-CLPesticides2
 Signal #1 Info : 30m X 0.32mm X 0. Signal #2 Info : 30m X 0.32mm X 0.25um

Compound	RT#1	RT#2	Resp#1	Resp#2	ng/mL	ng/mL

System Monitoring Compounds						
1) S TCMX (S)	0.000	5.909f	0	430531	N.D.	1.390 #
22) S DCBP (S)	9.800	0.000	19665	0	BelowCal	N.D.
Target Compounds						
2) a-BHC	6.098f	6.497f	7336	146948	0.024	0.373 #
3) g-BHC	6.389f	6.796	84290	59305	0.319	0.177 #
4) b-BHC	6.521	6.887f	55582	190157	0.305	1.253 #
5) Heptachlor	6.830	7.156	2257097	2627243	8.915	9.289
6) d-BHC	6.646	7.096	38368	20745	0.140	BelowCal #
7) Aldrin	7.087	7.430	33906	40057	0.128	0.131
8) Heptachlo...	7.544	7.872	365539	161328	1.497	0.591 #
9) trans-Chl...	7.635	7.994	5274036	6911106	20.756	24.438
10) cis-Chlor...	7.728	8.100	5386626	5568695	22.156	20.755
11) Endosulfa...	7.850	8.164	143263	106514	0.627	0.421 #
12) 4,4'-DDE	7.793	8.200	153076	167021	0.589	0.573
13) Dieldrin	8.021	8.349	180085	484844	0.714	1.723 #
14) Endrin	8.196f	8.570	949961	137216	5.151	0.702 #
15) 4,4'-DDD	8.196	8.617	949961	1107249	4.349	4.741
16) Endosulfa...	8.335	8.707	115902	139589	0.556	0.608
17) 4,4'-DDT	8.378f	8.829	49061	106864	0.246	0.561 #
18) Endrin Al...	8.648	8.979f	25687	308136	6021.094	1.197 #
19) Endosulfa...	8.936	9.167f	67694	30712	0.131	BelowCal #
20) Methoxychlor	8.747	9.273f	25668	17125	0.072	0.177 #
21) Endrin Ke...	9.143	9.534	6688	67126	0.027	0.270 #
23) Hexachlor...	0.000	0.000	0	0	N.D.	N.D.
24) Hexachlor...	5.964	6.303f	8437	19873	BelowCal	BelowCal
25) Oxychlorane	7.493f	7.767	1045695	77832	5.265	0.324 #
26) 2,4'-DDE	7.544	7.994	365539	6911106	2.138	35.626 #

Quantitation Report (Not Reviewed)

Data Path : C:\msdchem\1\data\2020-10\0J14056\REQUANT\
 Data File : ECD5-10142036.D
 Signal(s) : Signal #1: ECD1A.CH Signal #2: ECD2B.CH
 Acq On : 14 Oct 2020 22:56
 Operator : MJB
 Sample : 0J14056-CALM
 Misc : A20F059, CHLOR 200 ppb
 ALS Vial : 27 (Sig #1); 0 (Sig #2) Sample Multiplier: 1

Integration File signal 1: PEST1.e
 Integration File signal 2: PEST2.e
 Quant Time: Oct 15 11:16:32 2020
 Quant Method : C:\msdchem\1\methods\ECD5_QUANTPEST_201014.M
 Quant Title : Instrument: DualECD5
 QLast Update : Thu Oct 15 11:11:37 2020
 Response via : Initial Calibration
 Integrator: ChemStation 6890 Scale Mode: Small noise peaks clipped

Volume Inj. : 2uL
 Signal #1 Phase : Rtx-CLPesticides Signal #2 Phase: Rtx-CLPesticides2
 Signal #1 Info : 30m X 0.32mm X 0. Signal #2 Info : 30m X 0.32mm X 0.25um

	Compound	RT#1	RT#2	Resp#1	Resp#2	ng/mL	ng/mL	
27)	trans-Non...	7.728	8.060	5386626	4797272	23.997	17.212	#
28)	2,4'-DDD	7.912	8.349	156280	484844	0.897	3.027	#
29)	2,4'-DDT	8.066f	8.570	404602	137216	2.710	0.745	#
30)	cis-Nonac...	8.196	8.617	949961	1107249	3.742	4.013	
31)	Mirex	8.835f	9.534	9711	67126	BelowCal	0.088	
32)	Chlordane...	7.635	7.994	5274036	6911106	192.470	195.056	
33)	Chlordane...	7.728	8.100	5386626	5568695	192.716	192.950	
34)	Chlordane...	8.287	8.752	1556390	1625382	192.782	197.743	
35)	Chlordane...	3.966f	3.920	17538	14771	NoCal	NoCal	
36)	Toxaphene...	7.728	8.349f	5386626	484844	4320.645	177.143	#
37)	Toxaphene...	8.021	8.670	180085	192728	82.920	58.415	#
38)	Toxaphene...	8.335	8.707	115902	139589	26.820	29.269	
39)	Toxaphene...	8.563	8.752f	64095	1625382	14.209	204.929	#
40)	Toxaphene...	8.776f	8.979f	28023	308136	7.885	64.470	#
41)	Toxaphene...	8.835f	9.359f	9711	27176	2.361	5.786	#
42)	Toxaphene...	3.966f	3.920	17538	14771	NoCal	NoCal	

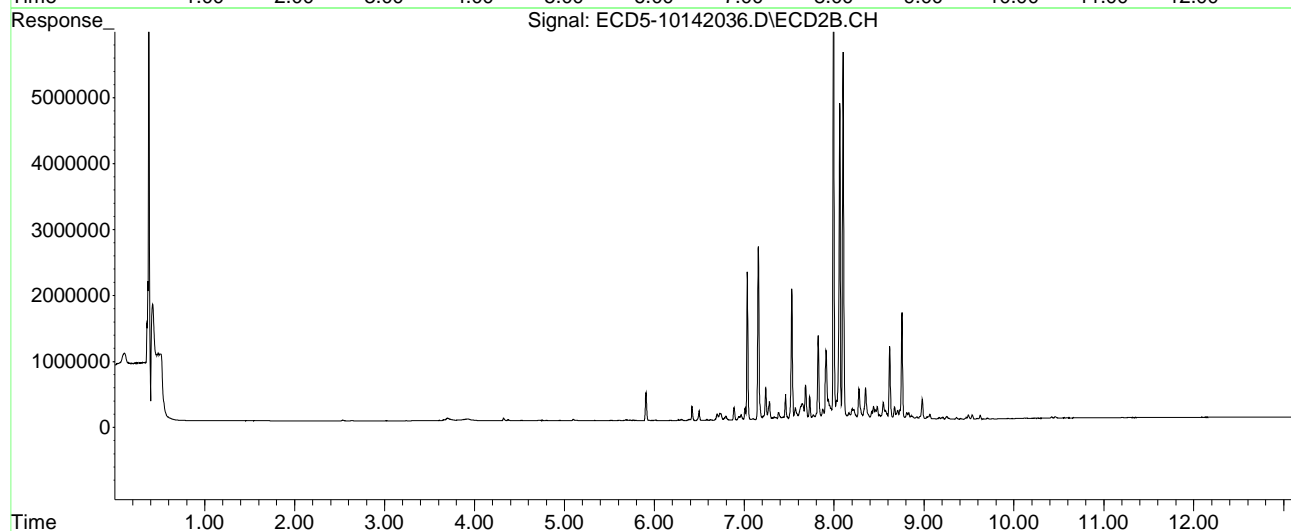
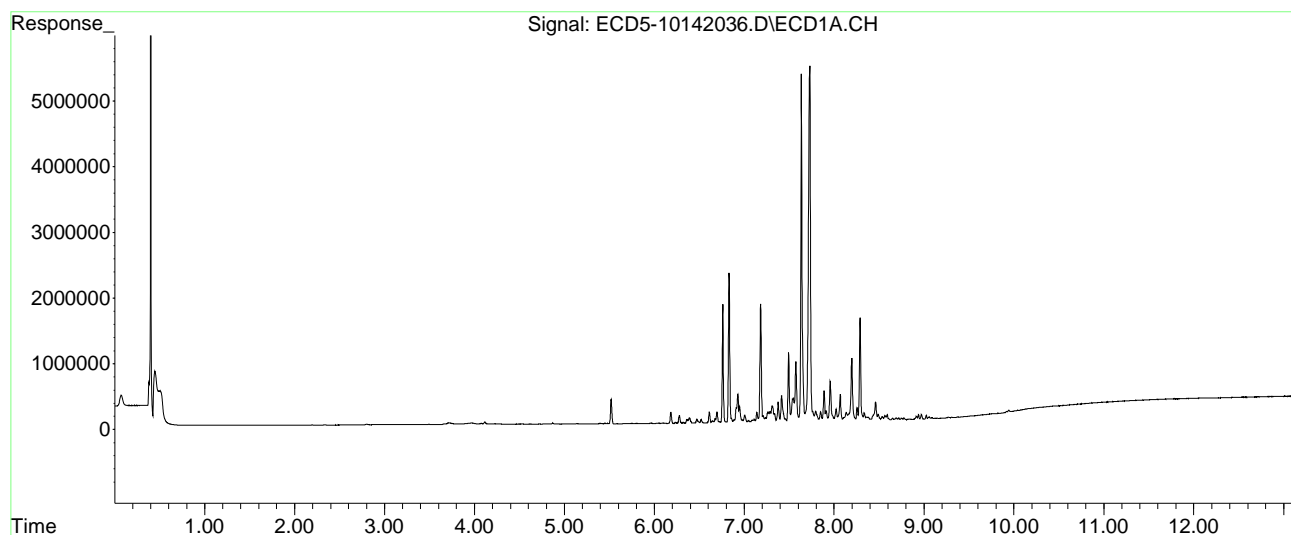
(f)=RT Delta > 1/2 Window (#)=Amounts differ by > 25% (m)=manual int.

Quantitation Report (Not Reviewed)

Data Path : C:\msdchem\1\data\2020-10\0J14056\REQUANT\
Data File : ECD5-10142036.D
Signal(s) : Signal #1: ECD1A.CH Signal #2: ECD2B.CH
Acq On : 14 Oct 2020 22:56
Operator : MJB
Sample : 0J14056-CALM
Misc : A20F059, CHLOR 200 ppb
ALS Vial : 27 (Sig #1); 0 (Sig #2) Sample Multiplier: 1

Integration File signal 1: PEST1.e
Integration File signal 2: PEST2.e
Quant Time: Oct 15 11:16:32 2020
Quant Method : C:\msdchem\1\methods\ECD5_QUANTPEST_201014.M
Quant Title : Instrument: DualECD5
QLast Update : Thu Oct 15 11:11:37 2020
Response via : Initial Calibration
Integrator: ChemStation 6890 Scale Mode: Small noise peaks clipped

Volume Inj. : 2uL
Signal #1 Phase : Rtx-CLPesticides Signal #2 Phase: Rtx-CLPesticides2
Signal #1 Info : 30m X 0.32mm X 0. Signal #2 Info : 30m X 0.32mm X 0.25um



Quantitation Report (Not Reviewed)

Data Path : C:\msdchem\1\data\2020-10\0J14056\REQUANT\
 Data File : ECD5-10142037.D
 Signal(s) : Signal #1: ECD1A.CH Signal #2: ECD2B.CH
 Acq On : 14 Oct 2020 23:14
 Operator : MJB
 Sample : 0J14056-CALN
 Misc : A20F060, CHLOR 500 ppb
 ALS Vial : 28 (Sig #1); 0 (Sig #2) Sample Multiplier: 1

MJB 10/15/20

Integration File signal 1: PEST1.e
 Integration File signal 2: PEST2.e
 Quant Time: Oct 15 11:16:40 2020
 Quant Method : C:\msdchem\1\methods\ECD5_QUANTPEST_201014.M
 Quant Title : Instrument: DualECD5
 QLast Update : Thu Oct 15 11:11:37 2020
 Response via : Initial Calibration
 Integrator: ChemStation 6890 Scale Mode: Small noise peaks clipped

Volume Inj. : 2uL
 Signal #1 Phase : Rtx-CLPesticides Signal #2 Phase: Rtx-CLPesticides2
 Signal #1 Info : 30m X 0.32mm X 0. Signal #2 Info : 30m X 0.32mm X 0.25um

Compound	RT#1	RT#2	Resp#1	Resp#2	ng/mL	ng/mL

System Monitoring Compounds						
1) S TCMX (S)	5.586	5.909f	4946	1086143	0.020	3.507 #
22) S DCBP (S)	9.827f	10.336f	30464	9076	BelowCal	BelowCal
Target Compounds						
2) a-BHC	6.099f	6.498f	17666	335907	0.057	0.852 #
3) g-BHC	6.390f	6.796	183781	158740	0.696	0.475 #
4) b-BHC	6.522	6.887f	138488	497762	1.039	3.281 #
5) Heptachlor	6.830	7.157	5658656	6948459	22.350	24.568
6) d-BHC	6.697f	7.096	417805	57353	1.527	BelowCal #
7) Aldrin	7.048f	7.429	84550	98976	0.319	0.325
8) Heptachlo...	7.574f	7.872	2474239	397803	10.132	1.458 #
9) trans-Chl...	7.634	7.994	13654042	18347035	53.736	64.876
10) cis-Chlor...	7.725	8.100	13452829	14574069	55.333	54.320
11) Endosulfa...	7.849	8.164	360290	271889	1.576	1.076 #
12) 4,4'-DDE	7.793	8.200	383721	399592	1.477	1.370
13) Dieldrin	0.000	8.349	0	1340603	N.D.	4.765 #
14) Endrin	8.196f	8.570	2364275	337551	12.821	1.728 #
15) 4,4'-DDD	8.196	8.618	2364275	2729394	10.823	11.687
16) Endosulfa...	8.334	8.707	289327	340279	1.388	1.482
17) 4,4'-DDT	0.000	8.829	0	264517	N.D.	1.389 #
18) Endrin Al...	8.649	8.979f	68645	795199	6020.870	3.604 #
19) Endosulfa...	8.935	9.166f	158390	79855	0.622	0.187 #
20) Methoxychlor	8.715f	9.330f	80612	22237	0.642	0.230 #
21) Endrin Ke...	0.000	9.535	0	157502	N.D.	0.634 #
23) Hexachlor...	0.000	0.000	0	0	N.D.	N.D.
24) Hexachlor...	5.963	6.303f	21110	41984	BelowCal	BelowCal
25) Oxychlorane	7.493f	7.767	2693073	185591	13.929	0.773 #
26) 2,4'-DDE	7.493f	7.994	2693073	18347035	17.202	94.576 #

Quantitation Report (Not Reviewed)

Data Path : C:\msdchem\1\data\2020-10\0J14056\REQUANT\
 Data File : ECD5-10142037.D
 Signal(s) : Signal #1: ECD1A.CH Signal #2: ECD2B.CH
 Acq On : 14 Oct 2020 23:14
 Operator : MJB
 Sample : 0J14056-CALN
 Misc : A20F060, CHLOR 500 ppb
 ALS Vial : 28 (Sig #1); 0 (Sig #2) Sample Multiplier: 1

Integration File signal 1: PEST1.e
 Integration File signal 2: PEST2.e
 Quant Time: Oct 15 11:16:40 2020
 Quant Method : C:\msdchem\1\methods\ECD5_QUANTPEST_201014.M
 Quant Title : Instrument: DualECD5
 QLast Update : Thu Oct 15 11:11:37 2020
 Response via : Initial Calibration
 Integrator: ChemStation 6890 Scale Mode: Small noise peaks clipped

Volume Inj. : 2uL
 Signal #1 Phase : Rtx-CLPesticides Signal #2 Phase: Rtx-CLPesticides2
 Signal #1 Info : 30m X 0.32mm X 0. Signal #2 Info : 30m X 0.32mm X 0.25um

	Compound	RT#1	RT#2	Resp#1	Resp#2	ng/mL	ng/mL
27)	trans-Non...	7.725	8.060	13452829	12605042	59.695	45.226
28)	2,4'-DDD	7.886f	8.349	1132172	1340603	7.967	8.786
29)	2,4'-DDT	8.066f	8.570	1054336	337551	7.434	2.198 #
30)	cis-Nonac...	8.196	8.618	2364275	2729394	9.629	10.159
31)	Mirex	8.838f	9.535	21774	157502	BelowCal	0.698
32)	Chlordane...	7.634	7.994	13654042	18347035	498.290	517.820
33)	Chlordane...	7.725	8.100	13452829	14574069	481.299	504.977
34)	Chlordane...	8.287	8.752	3976029	4222031	492.491	506.996
35)	Chlordane...	3.965f	3.925	19406	22138	NoCal	NoCal
36)	Toxaphene...	7.725	8.349f	13452829	1340603	8492.051	489.805 #
37)	Toxaphene...	0.000	8.670	0	471230	N.D.	142.828 #
38)	Toxaphene...	8.334	8.707	289327	340279	66.950	71.349
39)	Toxaphene...	8.587	8.752f	197472	4222031	43.778	532.315 #
40)	Toxaphene...	8.776f	8.979f	71789	795199	20.199	166.377 #
41)	Toxaphene...	8.838f	9.330	21774	22237	5.293	4.734
42)	Toxaphene...	3.965f	3.925	19406	22138	NoCal	NoCal

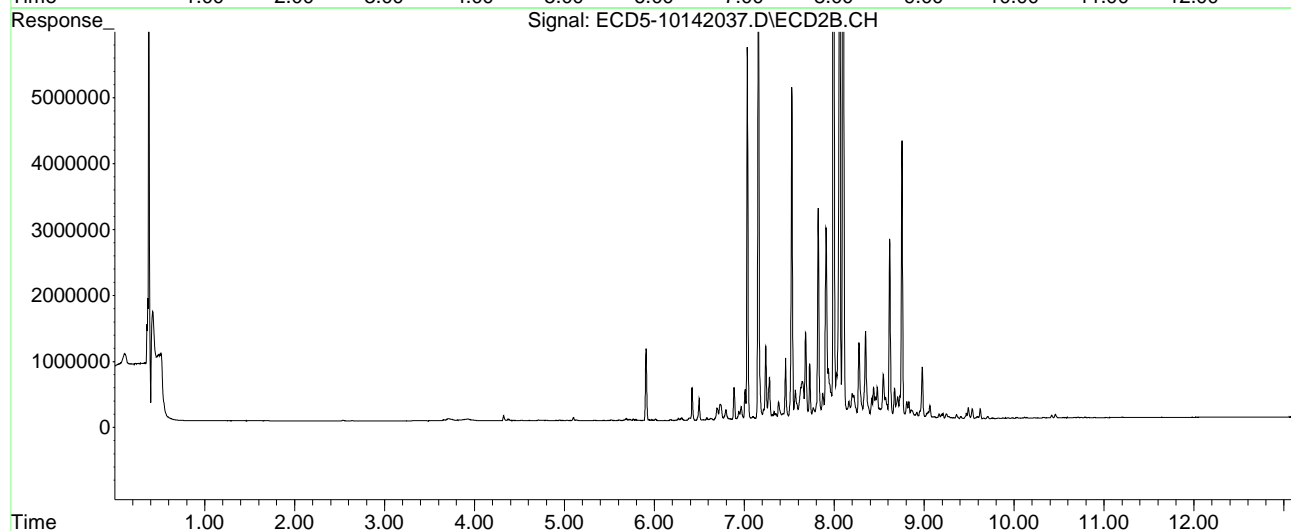
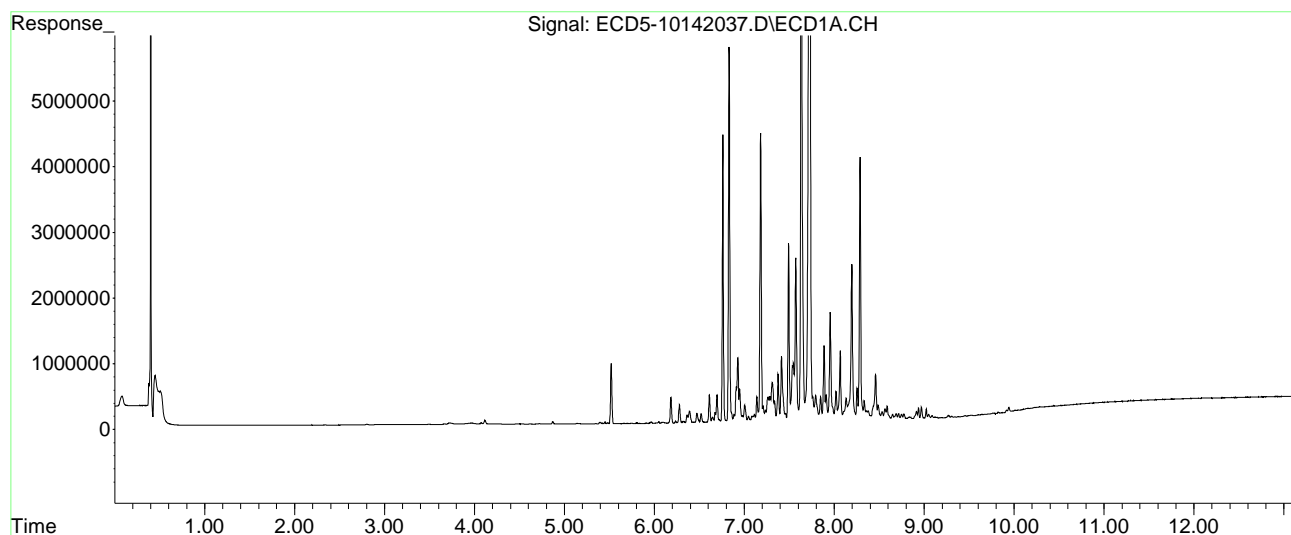
(f)=RT Delta > 1/2 Window (#)=Amounts differ by > 25% (m)=manual int.

Quantitation Report (Not Reviewed)

Data Path : C:\msdchem\1\data\2020-10\0J14056\REQUANT\
Data File : ECD5-10142037.D
Signal(s) : Signal #1: ECD1A.CH Signal #2: ECD2B.CH
Acq On : 14 Oct 2020 23:14
Operator : MJB
Sample : 0J14056-CALN
Misc : A20F060, CHLOR 500 ppb
ALS Vial : 28 (Sig #1); 0 (Sig #2) Sample Multiplier: 1

Integration File signal 1: PEST1.e
Integration File signal 2: PEST2.e
Quant Time: Oct 15 11:16:40 2020
Quant Method : C:\msdchem\1\methods\ECD5_QUANTPEST_201014.M
Quant Title : Instrument: DualECD5
QLast Update : Thu Oct 15 11:11:37 2020
Response via : Initial Calibration
Integrator: ChemStation 6890 Scale Mode: Small noise peaks clipped

Volume Inj. : 2uL
Signal #1 Phase : Rtx-CLPesticides Signal #2 Phase: Rtx-CLPesticides2
Signal #1 Info : 30m X 0.32mm X 0. Signal #2 Info : 30m X 0.32mm X 0.25um



Quantitation Report (Not Reviewed)

Data Path : C:\msdchem\1\data\2020-10\0J14056\REQUANT\
 Data File : ECD5-10142038.D
 Signal(s) : Signal #1: ECD1A.CH Signal #2: ECD2B.CH
 Acq On : 14 Oct 2020 23:32
 Operator : MJB
 Sample : 0J14056-CALO
 Misc : A20F061, CHLOR 100 ppb
 ALS Vial : 29 (Sig #1); 0 (Sig #2) Sample Multiplier: 1

MJB 10/15/20

Integration File signal 1: PEST1.e
 Integration File signal 2: PEST2.e
 Quant Time: Oct 15 11:16:51 2020
 Quant Method : C:\msdchem\1\methods\ECD5_QUANTPEST_201014.M
 Quant Title : Instrument: DualECD5
 QLast Update : Thu Oct 15 11:11:37 2020
 Response via : Initial Calibration
 Integrator: ChemStation 6890 Scale Mode: Small noise peaks clipped

Volume Inj. : 2uL
 Signal #1 Phase : Rtx-CLPesticides Signal #2 Phase: Rtx-CLPesticides2
 Signal #1 Info : 30m X 0.32mm X 0. Signal #2 Info : 30m X 0.32mm X 0.25um

Compound	RT#1	RT#2	Resp#1	Resp#2	ng/mL	ng/mL

System Monitoring Compounds						
1) S TCMX (S)	5.587	5.909f	9881	2194435	0.041	7.085 #
22) S DCBP (S)	9.826f	10.337f	53015	15896	0.029	BelowCal #
Target Compounds						
2) a-BHC	6.099f	6.497f	29014	636613	0.093	1.615 #
3) g-BHC	6.439	6.796	24218	300811	0.092	0.900 #
4) b-BHC	6.521	6.887f	266490	969519	2.174	6.390 #
5) Heptachlor	6.830	7.156	11488994	14257000	45.378	50.410
6) d-BHC	6.646	7.095	144546	100599	0.528	0.133 #
7) Aldrin	7.086	7.429	167603	175208	0.632	0.575
8) Heptachlo...	7.542	7.871	1728377	753762	7.078	2.763 #
9) trans-Chl...	7.634	7.993	27016807	36455555	106.326	128.910
10) cis-Chlor...	7.727	8.100	28187565	29865994	115.938	111.315
11) Endosulfa...	7.849	8.164	694519	536234	3.038	2.122 #
12) 4,4'-DDE	7.792	8.199	758617	772730	2.920	2.649
13) Dieldrin	8.020	8.349	849348	2797370	3.366	9.943 #
14) Endrin	8.196f	8.570	4647637	666117	25.203	3.410 #
15) 4,4'-DDD	8.196	8.617	4647637	5403251	21.277	23.136
16) Endosulfa...	8.334	8.706	583567	688607	2.800	2.999
17) 4,4'-DDT	8.378f	8.829	278662	517335	1.397	2.717 #
18) Endrin Al...	8.649	8.979f	147718	1534492	0.406	7.245 #
19) Endosulfa...	8.935	9.122f	310644	72909	1.445	0.152 #
20) Methoxychlor	8.747	9.300	147207	45754	1.332	0.473 #
21) Endrin Ke...	9.144	9.535	21285	285564	0.087	1.149 #
23) Hexachlor...	0.000	0.000	0	0	N.D.	N.D.
24) Hexachlor...	5.962	6.303f	35252	72171	BelowCal	0.057
25) Oxychlorane	7.492f	7.766f	5219241	340535	27.128	1.419 #
26) 2,4'-DDE	7.542	7.993	1728377	36455555	10.956	187.922 #

Quantitation Report (Not Reviewed)

Data Path : C:\msdchem\1\data\2020-10\0J14056\REQUANT\
 Data File : ECD5-10142038.D
 Signal(s) : Signal #1: ECD1A.CH Signal #2: ECD2B.CH
 Acq On : 14 Oct 2020 23:32
 Operator : MJB
 Sample : 0J14056-CALO
 Misc : A20F061, CHLOR 100 ppb
 ALS Vial : 29 (Sig #1); 0 (Sig #2) Sample Multiplier: 1

Integration File signal 1: PEST1.e
 Integration File signal 2: PEST2.e
 Quant Time: Oct 15 11:16:51 2020
 Quant Method : C:\msdchem\1\methods\ECD5_QUANTPEST_201014.M
 Quant Title : Instrument: DualECD5
 QLast Update : Thu Oct 15 11:11:37 2020
 Response via : Initial Calibration
 Integrator: ChemStation 6890 Scale Mode: Small noise peaks clipped

Volume Inj. : 2uL
 Signal #1 Phase : Rtx-CLPesticides Signal #2 Phase: Rtx-CLPesticides2
 Signal #1 Info : 30m X 0.32mm X 0. Signal #2 Info : 30m X 0.32mm X 0.25um

	Compound	RT#1	RT#2	Resp#1	Resp#2	ng/mL	ng/mL	
27)	trans-Non...	7.727	8.060	28187565	25464747	123.309	91.366	#
28)	2,4'-DDD	7.911	8.349	761549	2797370	5.283	18.440	#
29)	2,4'-DDT	8.066f	8.570	2100911	666117	15.013	4.569	#
30)	cis-Nonac...	8.196	8.617	4647637	5403251	19.109	20.096	
31)	Mirex	8.835f	9.535	59655	285564	0.062	1.561	#
32)	Chlordane...	7.634	7.993	27016807	36455555	985.950	1028.908	
33)	Chlordane...	7.727	8.100	28187565	29865994	1008.461	1034.828	
34)	Chlordane...	8.287	8.752	7956827	8880946	985.572	1028.514	
35)	Chlordane...	3.968f	3.923	18550	13059	NoCal	NoCal	
36)	Toxaphene...	7.727	8.349f	28187565	2797370	13925.933	1022.052	#
37)	Toxaphene...	8.020	8.670	849348	912135	391.080	276.464	#
38)	Toxaphene...	8.334	8.706	583567	688607	135.036	144.387	
39)	Toxaphene...	8.563	8.752f	313012	8880946	69.393	1119.713	#
40)	Toxaphene...	8.776f	8.979f	149043	1534492	41.937	321.058	#
41)	Toxaphene...	8.835f	9.331	59655	51032	14.503	10.865	#
42)	Toxaphene...	3.968f	3.923	18550	13059	NoCal	NoCal	

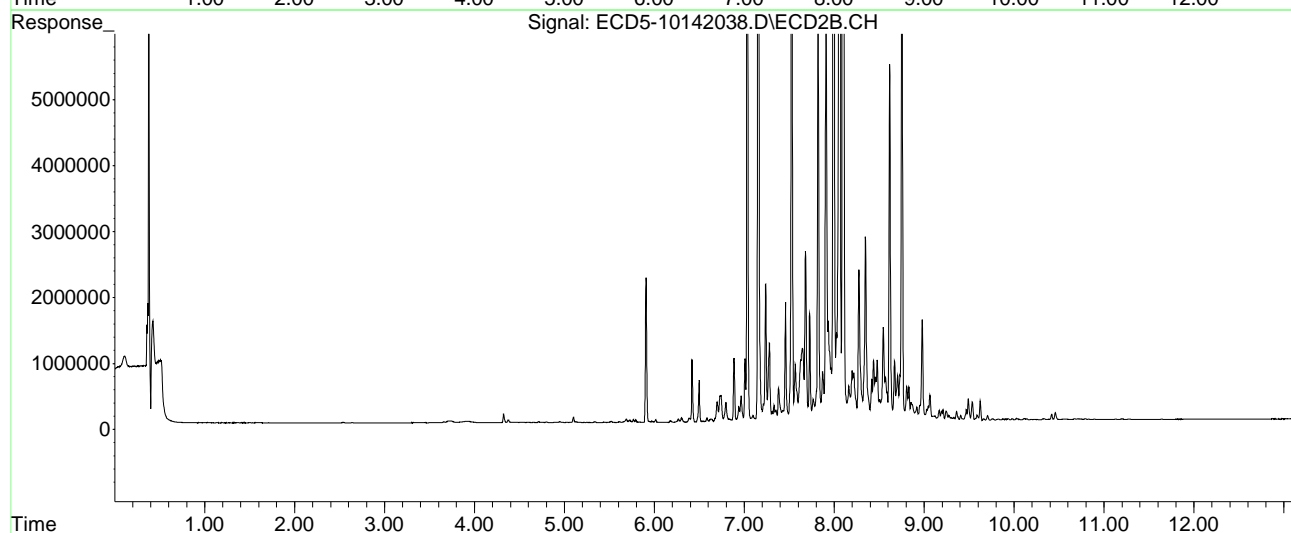
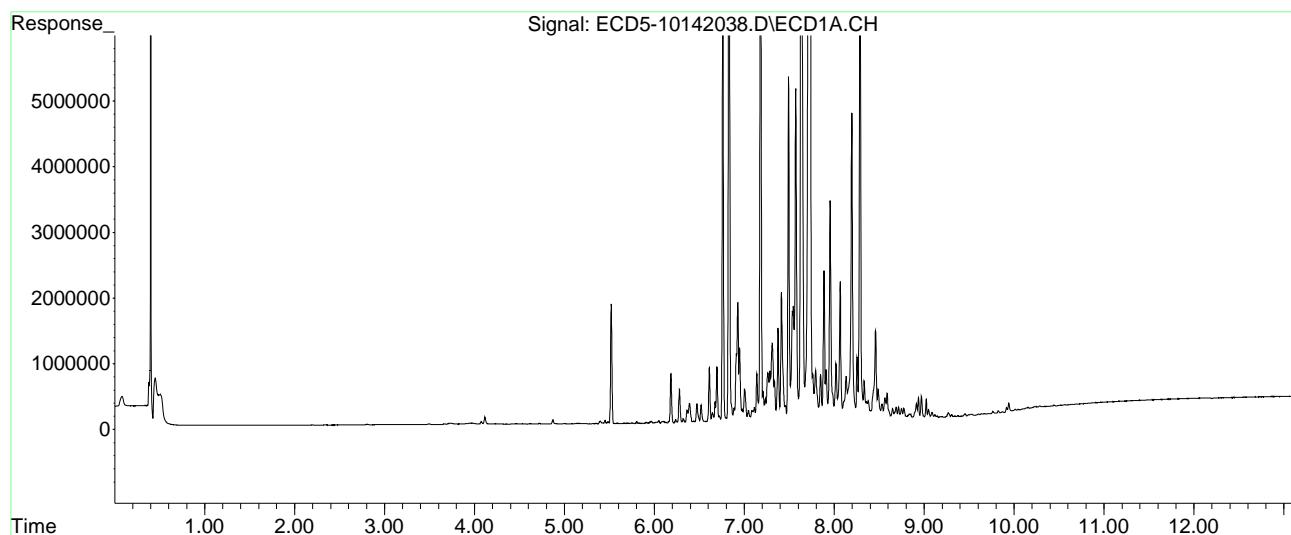
(f)=RT Delta > 1/2 Window (#)=Amounts differ by > 25% (m)=manual int.

Quantitation Report (Not Reviewed)

Data Path : C:\msdchem\1\data\2020-10\0J14056\REQUANT\
Data File : ECD5-10142038.D
Signal(s) : Signal #1: ECD1A.CH Signal #2: ECD2B.CH
Acq On : 14 Oct 2020 23:32
Operator : MJB
Sample : 0J14056-CALO
Misc : A20F061, CHLOR 100 ppb
ALS Vial : 29 (Sig #1); 0 (Sig #2) Sample Multiplier: 1

Integration File signal 1: PEST1.e
Integration File signal 2: PEST2.e
Quant Time: Oct 15 11:16:51 2020
Quant Method : C:\msdchem\1\methods\ECD5_QUANTPEST_201014.M
Quant Title : Instrument: DualECD5
QLast Update : Thu Oct 15 11:11:37 2020
Response via : Initial Calibration
Integrator: ChemStation 6890 Scale Mode: Small noise peaks clipped

Volume Inj. : 2uL
Signal #1 Phase : Rtx-CLPesticides Signal #2 Phase: Rtx-CLPesticides2
Signal #1 Info : 30m X 0.32mm X 0. Signal #2 Info : 30m X 0.32mm X 0.25um



Quantitation Report (Not Reviewed)

Data Path : C:\msdchem\1\data\2020-10\0J14056\REQUANT\
 Data File : ECD5-10142039.D
 Signal(s) : Signal #1: ECD1A.CH Signal #2: ECD2B.CH
 Acq On : 14 Oct 2020 23:49
 Operator : MJB
 Sample : 0J14056-CALP
 Misc : A20F056, CHLOR 2000 ppb
 ALS Vial : 30 (Sig #1); 0 (Sig #2) Sample Multiplier: 1

MJB 10/15/20

Integration File signal 1: PEST1.e
 Integration File signal 2: PEST2.e
 Quant Time: Oct 15 11:16:59 2020
 Quant Method : C:\msdchem\1\methods\ECD5_QUANTPEST_201014.M
 Quant Title : Instrument: DualECD5
 QLast Update : Thu Oct 15 11:11:37 2020
 Response via : Initial Calibration
 Integrator: ChemStation 6890 Scale Mode: Small noise peaks clipped

Volume Inj. : 2uL
 Signal #1 Phase : Rtx-CLPesticides Signal #2 Phase: Rtx-CLPesticides2
 Signal #1 Info : 30m X 0.32mm X 0. Signal #2 Info : 30m X 0.32mm X 0.25um

Compound	RT#1	RT#2	Resp#1	Resp#2	ng/mL	ng/mL

System Monitoring Compounds						
1) S TCMX (S)	5.586	5.909f	19486	4352806	0.080	14.053 #
22) S DCBP (S)	9.825	10.382	74566	7313	0.164	BelowCal #
Target Compounds						
2) a-BHC	6.100f	6.498f	61213	1233548	0.197	3.129 #
3) g-BHC	6.438	6.796	50070	605261	0.190	1.811 #
4) b-BHC	6.520	6.886f	527083	1946656	4.485	12.830 #
5) Heptachlor	6.829	7.156	22568591	29573454	89.138	104.565
6) d-BHC	6.645	7.095	259868	183571	0.949	0.402 #
7) Aldrin	7.046f	7.428	335566	328447	1.265	1.077
8) Heptachlo...	7.541	7.870	3442040	1528339	14.095	5.603 #
9) trans-Chl...	7.632	7.993	54827973	77172780	215.778	272.889 #
10) cis-Chlor...	7.726	8.100	57325465	63019054	235.786	234.882
11) Endosulfa...	7.847	8.163	1406978	1097696	6.155	4.344 #
12) 4,4'-DDE	7.790	8.197	1495074	1555871	5.754	5.334
13) Dieldrin	8.019	8.348	1670671	5889325	6.621	20.934 #
14) Endrin	8.195	8.569	9389932	1321863	50.920	6.767 #
15) 4,4'-DDD	8.195	8.617	9389932	11341058	42.986	48.562
16) Endosulfa...	8.333	8.706	1160485	1338892	5.568	5.831
17) 4,4'-DDT	0.000	8.828	0	1054916	N.D.	5.540 #
18) Endrin Al...	8.647	8.978f	291056	3076870	1.154	14.798 #
19) Endosulfa...	8.934	9.165f	598694	305314	3.002	1.323 #
20) Methoxychlor	8.746	9.300	293158	96779	2.844	1.001 #
21) Endrin Ke...	9.120	9.534	88146	565294	0.360	2.275 #
23) Hexachlor...	3.385	0.000	927	0	4770.104	N.D. #
24) Hexachlor...	5.961	6.303f	74213	133189	0.111	0.259 #
25) Oxychlorane	7.491f	7.766f	10512519	668817	54.451	2.786 #
26) 2,4'-DDE	7.541	7.993	3442040	77172780	22.054	397.812 #

Quantitation Report (Not Reviewed)

Data Path : C:\msdchem\1\data\2020-10\0J14056\REQUANT\
 Data File : ECD5-10142039.D
 Signal(s) : Signal #1: ECD1A.CH Signal #2: ECD2B.CH
 Acq On : 14 Oct 2020 23:49
 Operator : MJB
 Sample : 0J14056-CALP
 Misc : A20F056, CHLOR 2000 ppb
 ALS Vial : 30 (Sig #1); 0 (Sig #2) Sample Multiplier: 1

Integration File signal 1: PEST1.e
 Integration File signal 2: PEST2.e
 Quant Time: Oct 15 11:16:59 2020
 Quant Method : C:\msdchem\1\methods\ECD5_QUANTPEST_201014.M
 Quant Title : Instrument: DualECD5
 QLast Update : Thu Oct 15 11:11:37 2020
 Response via : Initial Calibration
 Integrator: ChemStation 6890 Scale Mode: Small noise peaks clipped

Volume Inj. : 2uL
 Signal #1 Phase : Rtx-CLPesticides Signal #2 Phase: Rtx-CLPesticides2
 Signal #1 Info : 30m X 0.32mm X 0. Signal #2 Info : 30m X 0.32mm X 0.25um

	Compound	RT#1	RT#2	Resp#1	Resp#2	ng/mL	ng/mL
27)	trans-Non...	7.726	8.060	57325465	54841519	243.646	196.769
28)	2,4'-DDD	7.884f	8.348	4477336	5889325	32.133	38.356
29)	2,4'-DDT	8.064f	8.569	4340278	1321863	31.112	9.253 #
30)	cis-Nonac...	8.195	8.617	9389932	11341058	38.700	41.375
31)	Mirex	8.848f	9.534	131144	565294	0.554	3.442 #
32)	Chlordane...	7.632	7.993	54827973	77172780	2000.889	2178.095
33)	Chlordane...	7.726	8.100	57325465	63019054	2050.922	2183.549
34)	Chlordane...	8.286	8.752	16167597	18198924	2002.599	1971.647
35)	Chlordane...	3.966f	3.924	17327	13859	NoCal	NoCal
36)	Toxaphene...	7.726	8.348	57325465	5889325	21641.268	2151.734 #
37)	Toxaphene...	8.019	8.669	1670671	1835166	769.258	556.230 #
38)	Toxaphene...	8.333	8.706	1160485	1338892	268.534	280.738
39)	Toxaphene...	8.562	8.752f	626715	18198924	138.938	2294.527 #
40)	Toxaphene...	8.775f	8.978f	302354	3076870	85.074	643.766 #
41)	Toxaphene...	8.848f	9.329	131144	116830	31.883	24.873
42)	Toxaphene...	3.966f	3.924	17327	13859	NoCal	NoCal

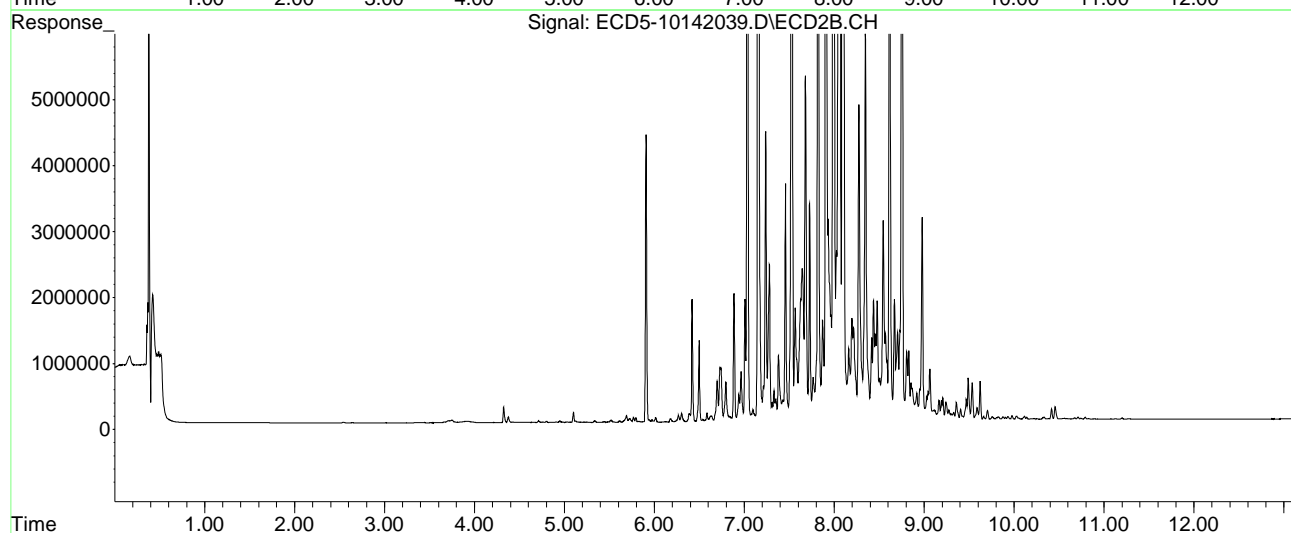
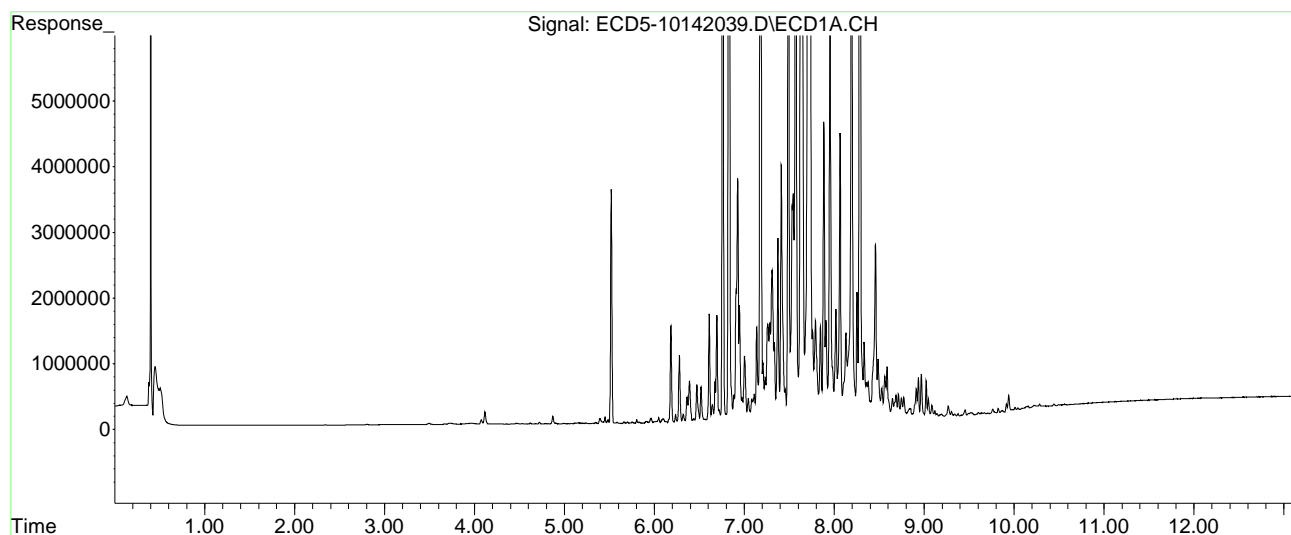
(f)=RT Delta > 1/2 Window (#)=Amounts differ by > 25% (m)=manual int.

Quantitation Report (Not Reviewed)

Data Path : C:\msdchem\1\data\2020-10\0J14056\REQUANT\
Data File : ECD5-10142039.D
Signal(s) : Signal #1: ECD1A.CH Signal #2: ECD2B.CH
Acq On : 14 Oct 2020 23:49
Operator : MJB
Sample : 0J14056-CALP
Misc : A20F056, CHLOR 2000 ppb
ALS Vial : 30 (Sig #1); 0 (Sig #2) Sample Multiplier: 1

Integration File signal 1: PEST1.e
Integration File signal 2: PEST2.e
Quant Time: Oct 15 11:16:59 2020
Quant Method : C:\msdchem\1\methods\ECD5_QUANTPEST_201014.M
Quant Title : Instrument: DualECD5
QLast Update : Thu Oct 15 11:11:37 2020
Response via : Initial Calibration
Integrator: ChemStation 6890 Scale Mode: Small noise peaks clipped

Volume Inj. : 2uL
Signal #1 Phase : Rtx-CLPesticides Signal #2 Phase: Rtx-CLPesticides2
Signal #1 Info : 30m X 0.32mm X 0. Signal #2 Info : 30m X 0.32mm X 0.25um



Quantitation Report (Not Reviewed)

Data Path : C:\msdchem\1\data\2020-10\0J14056\REQUANT\
 Data File : ECD5-10142042.D
 Signal(s) : Signal #1: ECD1A.CH Signal #2: ECD2B.CH
 Acq On : 15 Oct 2020 0:41
 Operator : MJB
 Sample : 0J14056-CALQ
 Misc : A20J233, TOX 10 ppb
 ALS Vial : 32 (Sig #1); 0 (Sig #2) Sample Multiplier: 1

MJB 10/15/20

Integration File signal 1: PEST1.e
 Integration File signal 2: PEST2.e
 Quant Time: Oct 15 11:17:30 2020
 Quant Method : C:\msdchem\1\methods\ECD5_QUANTPEST_201014.M
 Quant Title : Instrument: DualECD5
 QLast Update : Thu Oct 15 11:11:37 2020
 Response via : Initial Calibration
 Integrator: ChemStation 6890 Scale Mode: Small noise peaks clipped

Volume Inj. : 2uL
 Signal #1 Phase : Rtx-CLPesticides Signal #2 Phase: Rtx-CLPesticides2
 Signal #1 Info : 30m X 0.32mm X 0. Signal #2 Info : 30m X 0.32mm X 0.25um

Compound	RT#1	RT#2	Resp#1	Resp#2	ng/mL	ng/mL

System Monitoring Compounds						
1) S TCMX (S)	0.000	0.000	0	0	N.D.	N.D.
22) S DCBP (S)	0.000	0.000	0	0	N.D.	N.D.
Target Compounds						
2) a-BHC	0.000	0.000	0	0	N.D.	N.D.
3) g-BHC	0.000	0.000	0	0	N.D.	N.D.
4) b-BHC	6.519	0.000	1760	0	5685.420	N.D. #
5) Heptachlor	6.841	0.000	2805	0	0.011	N.D. #
6) d-BHC	6.669	7.100	5440	6552	0.020	BelowCal #
7) Aldrin	7.078	7.458f	2213	31576	0.008	0.104 #
8) Heptachlo...	7.548	7.855	8236	6449	0.034	0.024 #
9) trans-Chl...	7.627	8.006	28150	28164	0.111	0.100
10) cis-Chlor...	7.719	8.129f	12555	6843	0.052	0.026 #
11) Endosulfa...	7.844	8.161	15132	9160	0.066	0.036 #
12) 4,4'-DDE	7.763	8.189	9663	9315	0.037	0.032
13) Dieldrin	8.012	8.327f	24856	29330	0.099	0.104
14) Endrin	8.211f	8.569	34773	25903	0.189	0.133 #
15) 4,4'-DDD	8.211	8.617	34773	26768	0.159	0.115 #
16) Endosulfa...	8.332	8.708	47042	55840	0.226	0.243
17) 4,4'-DDT	8.407	8.836	44015	22742	0.221	0.119 #
18) Endrin Al...	8.656f	8.953	25855	56924	6021.093	BelowCal #
19) Endosulfa...	8.939	9.146	27910	35635	BelowCal	BelowCal
20) Methoxychlor	8.727	9.322	23025	53664	0.045	0.555 #
21) Endrin Ke...	9.142	9.533	20120	19209	0.082	0.077
23) Hexachlor...	0.000	0.000	0	0	N.D.	N.D.
24) Hexachlor...	5.970	0.000	8390	0	BelowCal	N.D.
25) Oxychlorane	7.471	7.802	16256	8543	BelowCal	0.036
26) 2,4'-DDE	7.514	7.978	11839	8604	20649.323	0.044 #

Quantitation Report (Not Reviewed)

Data Path : C:\msdchem\1\data\2020-10\0J14056\REQUANT\
 Data File : ECD5-10142042.D
 Signal(s) : Signal #1: ECD1A.CH Signal #2: ECD2B.CH
 Acq On : 15 Oct 2020 0:41
 Operator : MJB
 Sample : 0J14056-CALQ
 Misc : A20J233, TOX 10 ppb
 ALS Vial : 32 (Sig #1); 0 (Sig #2) Sample Multiplier: 1

Integration File signal 1: PEST1.e
 Integration File signal 2: PEST2.e
 Quant Time: Oct 15 11:17:30 2020
 Quant Method : C:\msdchem\1\methods\ECD5_QUANTPEST_201014.M
 Quant Title : Instrument: DualECD5
 QLast Update : Thu Oct 15 11:11:37 2020
 Response via : Initial Calibration
 Integrator: ChemStation 6890 Scale Mode: Small noise peaks clipped

Volume Inj. : 2uL
 Signal #1 Phase : Rtx-CLPesticides Signal #2 Phase: Rtx-CLPesticides2
 Signal #1 Info : 30m X 0.32mm X 0. Signal #2 Info : 30m X 0.32mm X 0.25um

	Compound	RT#1	RT#2	Resp#1	Resp#2	ng/mL	ng/mL
27)	trans-Non...	7.719	8.040f	12555	12453	BelowCal	0.045
28)	2,4'-DDD	7.934f	8.368	14620	12816	BelowCal	BelowCal
29)	2,4'-DDT	8.077	8.569	21490	25903	BelowCal	BelowCal
30)	cis-Nonac...	8.211	8.617	34773	26768	BelowCal	BelowCal
31)	Mirex	8.873	9.533	45002	19209	BelowCal	BelowCal
32)	Chlordane...	7.627	8.006	28150	28164	1.027	0.795
33)	Chlordane...	7.719	8.129f	12555	6843	0.449	0.237 #
34)	Chlordane...	8.275	8.774f	13743	90741	1.702	7.668 #
35)	Chlordane...	3.969f	3.928	15766	10284	NoCal	NoCal
36)	Toxaphene...	7.719	8.327	12555	29330	10.065	10.716
37)	Toxaphene...	8.012	8.675	24856	35277	11.445	10.692
38)	Toxaphene...	8.332	8.708	47042	55840	10.885	11.709
39)	Toxaphene...	8.569	8.774	49818	90741	11.044	11.441
40)	Toxaphene...	8.802	8.953	36261	56924	10.203	11.910
41)	Toxaphene...	8.873	9.322	45002	53664	10.941	11.425
42)	Toxaphene...	3.969f	3.928	15766	10284	NoCal	NoCal

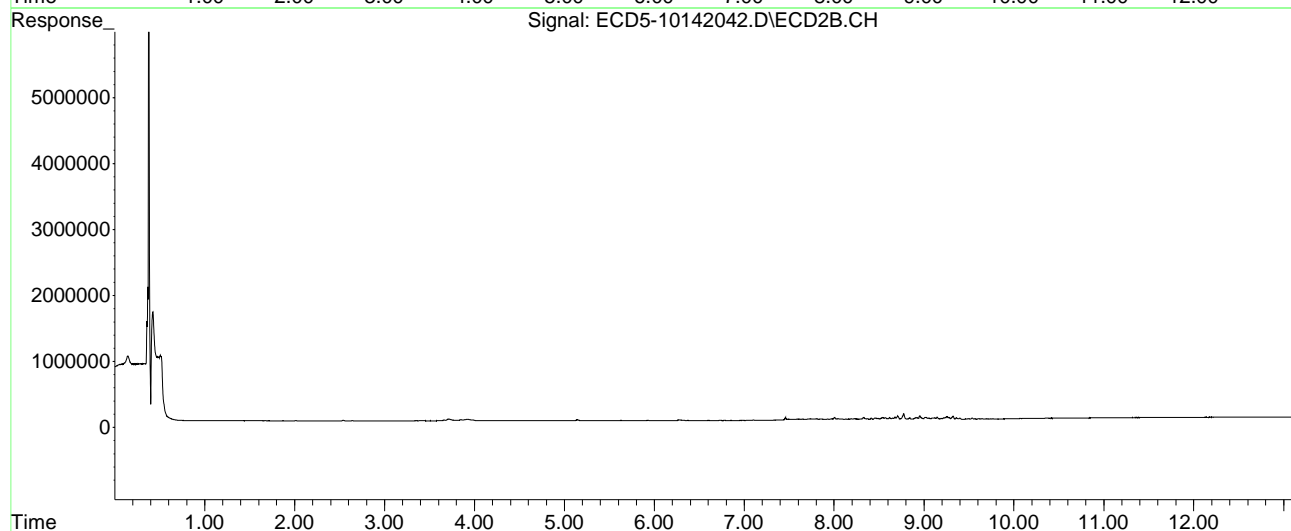
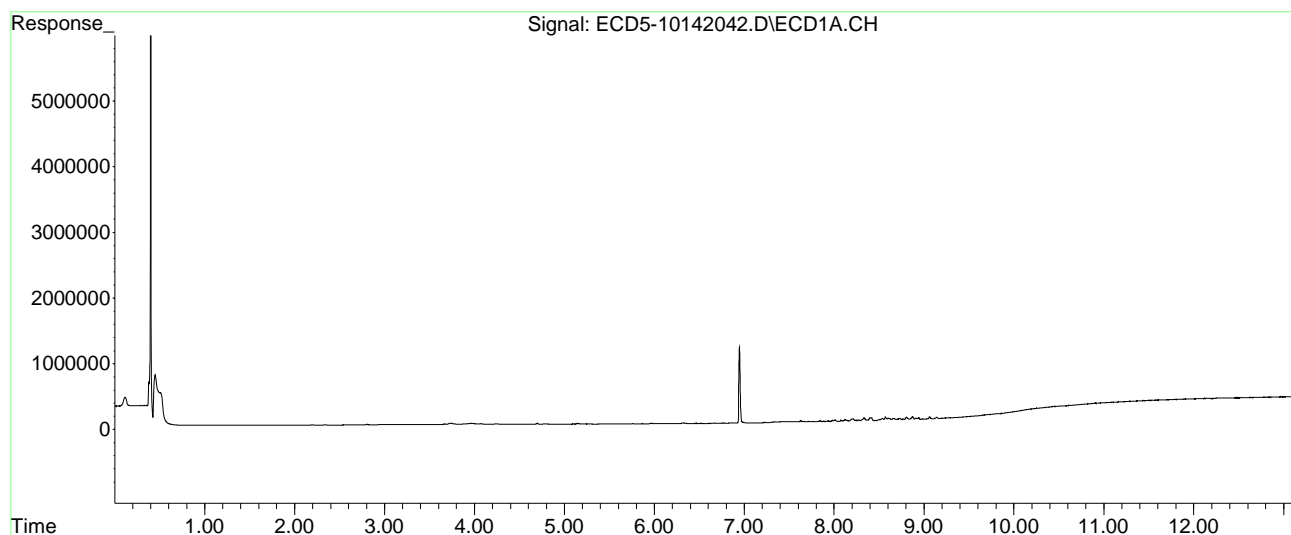
(f)=RT Delta > 1/2 Window (#)=Amounts differ by > 25% (m)=manual int.

Quantitation Report (Not Reviewed)

Data Path : C:\msdchem\1\data\2020-10\0J14056\REQUANT\
Data File : ECD5-10142042.D
Signal(s) : Signal #1: ECD1A.CH Signal #2: ECD2B.CH
Acq On : 15 Oct 2020 0:41
Operator : MJB
Sample : 0J14056-CALQ
Misc : A20J233, TOX 10 ppb
ALS Vial : 32 (Sig #1); 0 (Sig #2) Sample Multiplier: 1

Integration File signal 1: PEST1.e
Integration File signal 2: PEST2.e
Quant Time: Oct 15 11:17:30 2020
Quant Method : C:\msdchem\1\methods\ECD5_QUANTPEST_201014.M
Quant Title : Instrument: DualECD5
QLast Update : Thu Oct 15 11:11:37 2020
Response via : Initial Calibration
Integrator: ChemStation 6890 Scale Mode: Small noise peaks clipped

Volume Inj. : 2uL
Signal #1 Phase : Rtx-CLPesticides Signal #2 Phase: Rtx-CLPesticides2
Signal #1 Info : 30m X 0.32mm X 0. Signal #2 Info : 30m X 0.32mm X 0.25um



Quantitation Report (Not Reviewed)

Data Path : C:\msdchem\1\data\2020-10\0J14056\REQUANT\
 Data File : ECD5-10142043.D
 Signal(s) : Signal #1: ECD1A.CH Signal #2: ECD2B.CH
 Acq On : 15 Oct 2020 0:58
 Operator : MJB
 Sample : 0J14056-CALR
 Misc : A20F064, TOX 50 ppb
 ALS Vial : 33 (Sig #1); 0 (Sig #2) Sample Multiplier: 1

MJB 10/15/20

Integration File signal 1: PEST1.e
 Integration File signal 2: PEST2.e
 Quant Time: Oct 15 11:17:40 2020
 Quant Method : C:\msdchem\1\methods\ECD5_QUANTPEST_201014.M
 Quant Title : Instrument: DualECD5
 QLast Update : Thu Oct 15 11:11:37 2020
 Response via : Initial Calibration
 Integrator: ChemStation 6890 Scale Mode: Small noise peaks clipped

Volume Inj. : 2uL
 Signal #1 Phase : Rtx-CLPesticides Signal #2 Phase: Rtx-CLPesticides2
 Signal #1 Info : 30m X 0.32mm X 0. Signal #2 Info : 30m X 0.32mm X 0.25um

Compound	RT#1	RT#2	Resp#1	Resp#2	ng/mL	ng/mL

System Monitoring Compounds						
1) S TCMX (S)	0.000	0.000	0	0	N.D.	N.D.
22) S DCBP (S)	0.000	0.000	0	0	N.D.	N.D.
Target Compounds						
2) a-BHC	6.124	0.000	2169	0	0.007	N.D. #
3) g-BHC	0.000	0.000	0	0	N.D.	N.D.
4) b-BHC	6.547f	0.000	2268	0	5685.415	N.D. #
5) Heptachlor	6.834	0.000	3547	0	0.014	N.D. #
6) d-BHC	6.670	7.101	4439	4326	0.016	BelowCal #
7) Aldrin	7.079	7.458f	5628	17499	0.021	0.057 #
8) Heptachlo...	7.549	7.855	10359	37897	0.042	0.139 #
9) trans-Chl...	7.619	7.978	25022	45866	0.098	0.162 #
10) cis-Chlor...	7.717	8.085	47028	50460	0.193	0.188
11) Endosulfa...	7.843	8.161	66847	60052	0.292	0.238
12) 4,4'-DDE	7.763	8.189	36811	63743	0.142	0.219 #
13) Dieldrin	8.011	8.327	108189	143205	0.429	0.509
14) Endrin	8.194	8.568	141155	128803	0.765	0.659
15) 4,4'-DDD	8.194	8.621	141155	84820	0.646	0.363 #
16) Endosulfa...	8.330	8.707	213060	234274	1.022	1.020
17) 4,4'-DDT	8.414	8.835	187554	92907	0.940	0.488 #
18) Endrin Al...	8.655f	8.952	127354	231691	0.300	0.819 #
19) Endosulfa...	8.935	9.145	77079	93779	0.182	0.257 #
20) Methoxychlor	8.726	9.322	117642	228420	1.026	2.363 #
21) Endrin Ke...	9.124	9.543	46567	26731	0.190	0.108 #
23) Hexachlor...	0.000	0.000	0	0	N.D.	N.D.
24) Hexachlor...	0.000	0.000	0	0	N.D.	N.D.
25) Oxychlorane	7.470	7.771	36726	26687	BelowCal	0.111
26) 2,4'-DDE	7.514	7.978	23277	45866	20649.249	0.236 #

Quantitation Report (Not Reviewed)

Data Path : C:\msdchem\1\data\2020-10\0J14056\REQUANT\
 Data File : ECD5-10142043.D
 Signal(s) : Signal #1: ECD1A.CH Signal #2: ECD2B.CH
 Acq On : 15 Oct 2020 0:58
 Operator : MJB
 Sample : 0J14056-CALR
 Misc : A20F064, TOX 50 ppb
 ALS Vial : 33 (Sig #1); 0 (Sig #2) Sample Multiplier: 1

Integration File signal 1: PEST1.e
 Integration File signal 2: PEST2.e
 Quant Time: Oct 15 11:17:40 2020
 Quant Method : C:\msdchem\1\methods\ECD5_QUANTPEST_201014.M
 Quant Title : Instrument: DualECD5
 QLast Update : Thu Oct 15 11:11:37 2020
 Response via : Initial Calibration
 Integrator: ChemStation 6890 Scale Mode: Small noise peaks clipped

Volume Inj. : 2uL
 Signal #1 Phase : Rtx-CLPesticides Signal #2 Phase: Rtx-CLPesticides2
 Signal #1 Info : 30m X 0.32mm X 0. Signal #2 Info : 30m X 0.32mm X 0.25um

	Compound	RT#1	RT#2	Resp#1	Resp#2	ng/mL	ng/mL	
27)	trans-Non...	7.717	8.041f	47028	67072	0.003	0.241	#
28)	2,4'-DDD	7.933f	8.368	69167	77102	0.265	0.260	
29)	2,4'-DDT	8.076	8.568	108875	128803	0.555	0.684	
30)	cis-Nonac...	8.194	8.621	141155	84820	0.369	0.092	#
31)	Mirex	8.871	9.543f	200646	26731	1.032	BelowCal	#
32)	Chlordane...	7.619	7.978	25022	45866	0.913	1.295	#
33)	Chlordane...	7.717	8.085	47028	50460	1.683	1.748	
34)	Chlordane...	8.274	8.774f	78949	377227	9.779	43.595	#
35)	Chlordane...	3.974f	3.935	13838	10812	NoCal	NoCal	
36)	Toxaphene...	7.717	8.327	47028	143205	48.339	52.321	
37)	Toxaphene...	8.011	8.675	108189	167605	49.815	50.800	
38)	Toxaphene...	8.330	8.707	213060	234274	49.302	49.122	
39)	Toxaphene...	8.568	8.774	219607	377227	48.685	47.561	
40)	Toxaphene...	8.802	8.952	170790	231691	48.056	48.476	
41)	Toxaphene...	8.871	9.322	200646	228420	48.780	48.631	
42)	Toxaphene...	0.000	3.935	0	10812	N.D.	NoCal	

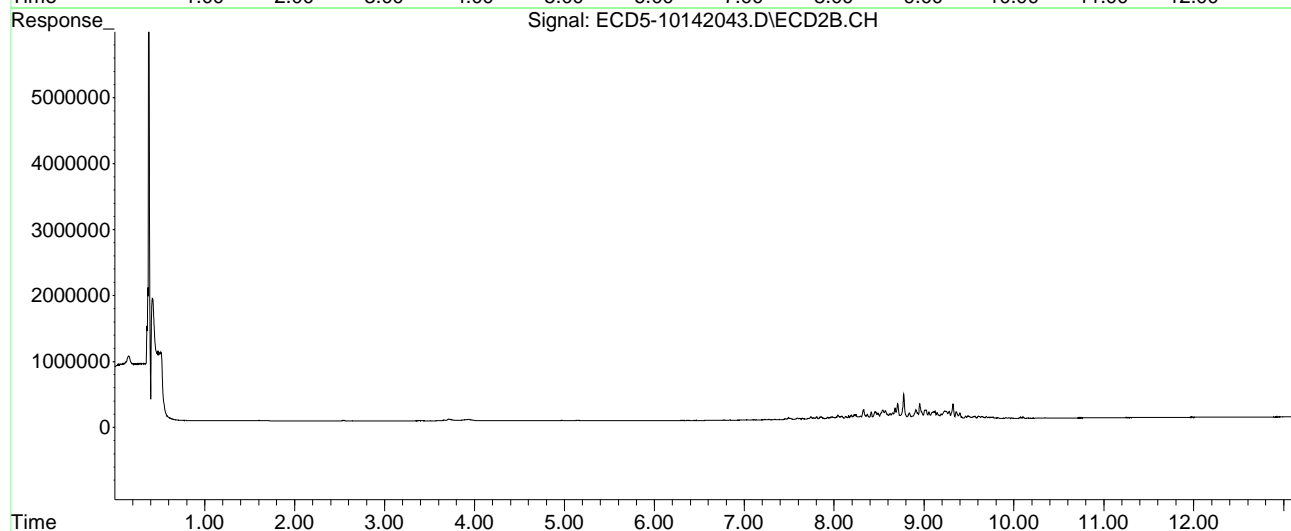
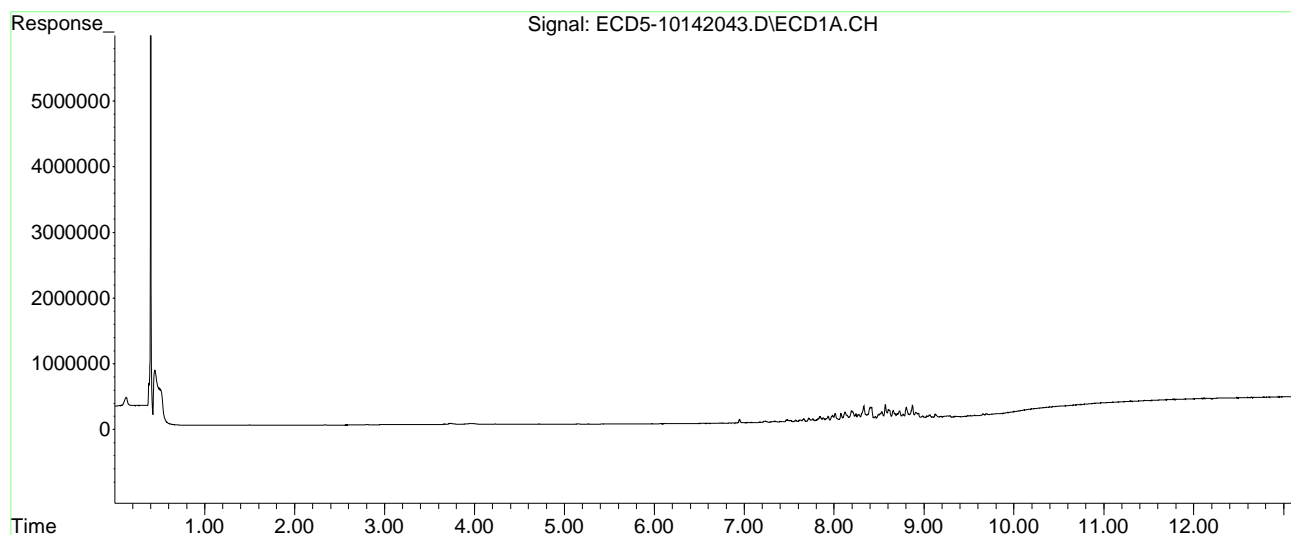
(f)=RT Delta > 1/2 Window (#)=Amounts differ by > 25% (m)=manual int.

Quantitation Report (Not Reviewed)

Data Path : C:\msdchem\1\data\2020-10\0J14056\REQUANT\
Data File : ECD5-10142043.D
Signal(s) : Signal #1: ECD1A.CH Signal #2: ECD2B.CH
Acq On : 15 Oct 2020 0:58
Operator : MJB
Sample : 0J14056-CALR
Misc : A20F064, TOX 50 ppb
ALS Vial : 33 (Sig #1); 0 (Sig #2) Sample Multiplier: 1

Integration File signal 1: PEST1.e
Integration File signal 2: PEST2.e
Quant Time: Oct 15 11:17:40 2020
Quant Method : C:\msdchem\1\methods\ECD5_QUANTPEST_201014.M
Quant Title : Instrument: DualECD5
QLast Update : Thu Oct 15 11:11:37 2020
Response via : Initial Calibration
Integrator: ChemStation 6890 Scale Mode: Small noise peaks clipped

Volume Inj. : 2uL
Signal #1 Phase : Rtx-CLPesticides Signal #2 Phase: Rtx-CLPesticides2
Signal #1 Info : 30m X 0.32mm X 0. Signal #2 Info : 30m X 0.32mm X 0.25um



Quantitation Report (Not Reviewed)

Data Path : C:\msdchem\1\data\2020-10\0J14056\REQUANT\
 Data File : ECD5-10142044.D
 Signal(s) : Signal #1: ECD1A.CH Signal #2: ECD2B.CH
 Acq On : 15 Oct 2020 1:15
 Operator : MJB
 Sample : 0J14056-CALS
 Misc : A20F065, TOX 100 ppb
 ALS Vial : 34 (Sig #1); 0 (Sig #2) Sample Multiplier: 1

MJB 10/15/20

Integration File signal 1: PEST1.e
 Integration File signal 2: PEST2.e
 Quant Time: Oct 15 11:17:57 2020
 Quant Method : C:\msdchem\1\methods\ECD5_QUANTPEST_201014.M
 Quant Title : Instrument: DualECD5
 QLast Update : Thu Oct 15 11:11:37 2020
 Response via : Initial Calibration
 Integrator: ChemStation 6890 Scale Mode: Small noise peaks clipped

Volume Inj. : 2uL
 Signal #1 Phase : Rtx-CLPesticides Signal #2 Phase: Rtx-CLPesticides2
 Signal #1 Info : 30m X 0.32mm X 0. Signal #2 Info : 30m X 0.32mm X 0.25um

Compound	RT#1	RT#2	Resp#1	Resp#2	ng/mL	ng/mL

System Monitoring Compounds						
1) S TCMX (S)	0.000	0.000	0	0	N.D.	N.D.
22) S DCBP (S)	9.818	10.379	34633	8377	BelowCal	BelowCal
Target Compounds						
2) a-BHC	0.000	0.000	0	0	N.D.	N.D.
3) g-BHC	6.432	0.000	2202	0	0.008	N.D. #
4) b-BHC	6.493	0.000	4612	0	5685.395	N.D. #
5) Heptachlor	6.832	7.130f	7248	7929	0.029	0.028
6) d-BHC	6.668	7.101	8748	9311	0.032	BelowCal #
7) Aldrin	7.076	7.390f	8538	12131	0.032	0.040
8) Heptachlo...	7.511f	7.854	48041	88414	0.197	0.324 #
9) trans-Chl...	7.620	8.005	69370	89351	0.273	0.316
10) cis-Chlor...	7.715	8.084	94938	100935	0.390	0.376
11) Endosulfa...	7.842	8.162	133972	117427	0.586	0.465
12) 4,4'-DDE	7.762	8.189	73757	122368	0.284	0.420 #
13) Dieldrin	8.011	8.328	219547	274596	0.870	0.976
14) Endrin	8.193	8.569	281770	256876	1.528	1.315
15) 4,4'-DDD	8.193	8.621	281770	201623	1.290	0.863 #
16) Endosulfa...	8.330	8.708	431516	467877	2.071	2.038
17) 4,4'-DDT	8.414	8.834	400259	189917	2.006	0.997 #
18) Endrin Al...	8.655f	8.953	260591	453357	0.995	1.915 #
19) Endosulfa...	8.934	9.145	166729	192486	0.667	0.755
20) Methoxychlor	8.725	9.323	247323	432629	2.369	4.475 #
21) Endrin Ke...	9.124	9.543	101001	59566	0.413	0.240 #
23) Hexachlor...	3.384	3.586	7235	7567	4770.076	0.021 #
24) Hexachlor...	5.974	0.000	15376	0	BelowCal	N.D.
25) Oxychlorane	7.469	7.771	76428	55760	0.146	0.232 #
26) 2,4'-DDE	7.511	7.978	48041	95933	0.085	0.495 #

Quantitation Report (Not Reviewed)

Data Path : C:\msdchem\1\data\2020-10\0J14056\REQUANT\
 Data File : ECD5-10142044.D
 Signal(s) : Signal #1: ECD1A.CH Signal #2: ECD2B.CH
 Acq On : 15 Oct 2020 1:15
 Operator : MJB
 Sample : 0J14056-CALS
 Misc : A20F065, TOX 100 ppb
 ALS Vial : 34 (Sig #1); 0 (Sig #2) Sample Multiplier: 1

Integration File signal 1: PEST1.e
 Integration File signal 2: PEST2.e
 Quant Time: Oct 15 11:17:57 2020
 Quant Method : C:\msdchem\1\methods\ECD5_QUANTPEST_201014.M
 Quant Title : Instrument: DualECD5
 QLast Update : Thu Oct 15 11:11:37 2020
 Response via : Initial Calibration
 Integrator: ChemStation 6890 Scale Mode: Small noise peaks clipped

Volume Inj. : 2uL
 Signal #1 Phase : Rtx-CLPesticides Signal #2 Phase: Rtx-CLPesticides2
 Signal #1 Info : 30m X 0.32mm X 0. Signal #2 Info : 30m X 0.32mm X 0.25um

	Compound	RT#1	RT#2	Resp#1	Resp#2	ng/mL	ng/mL	
27)	trans-Non...	7.715	8.040f	94938	131982	0.220	0.474	#
28)	2,4'-DDD	7.932f	8.368	151815	153639	0.864	0.781	
29)	2,4'-DDT	8.075	8.569	221953	256876	1.379	1.614	
30)	cis-Nonac...	8.193	8.621	281770	201623	0.956	0.542	#
31)	Mirex	8.871	9.543f	399552	59566	2.401	0.037	#
32)	Chlordane...	7.620	8.005	69370	89351	2.532	2.522	
33)	Chlordane...	7.715	8.084	94938	100935	3.397	3.497	
34)	Chlordane...	8.272	8.774f	190135	752568	23.551	90.350	#
35)	Chlordane...	3.964f	3.914	12592	13933	NoCal	NoCal	
36)	Toxaphene...	7.715	8.328	94938	274596	101.100	100.327	
37)	Toxaphene...	8.011	8.675	219547	335190	101.090	101.594	
38)	Toxaphene...	8.330	8.708	431516	467877	99.852	98.104	
39)	Toxaphene...	8.568	8.774	442500	752568	98.099	94.884	
40)	Toxaphene...	8.801	8.953	346542	453357	97.507	94.855	
41)	Toxaphene...	8.871	9.323	399552	432629	97.137	92.107	
42)	Toxaphene...	3.964f	3.914	12592	13933	NoCal	NoCal	

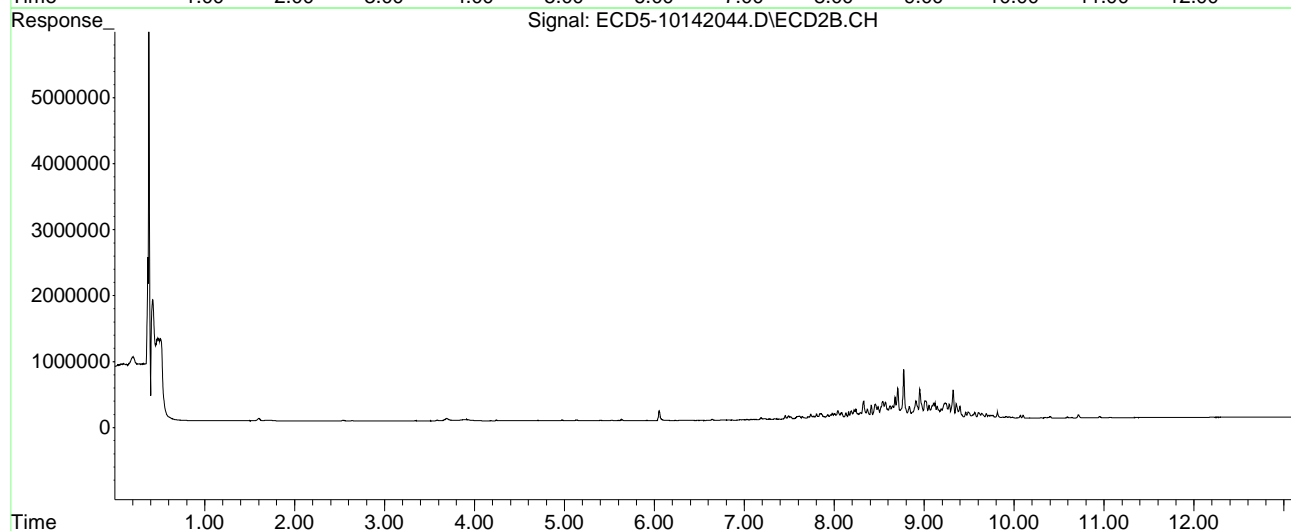
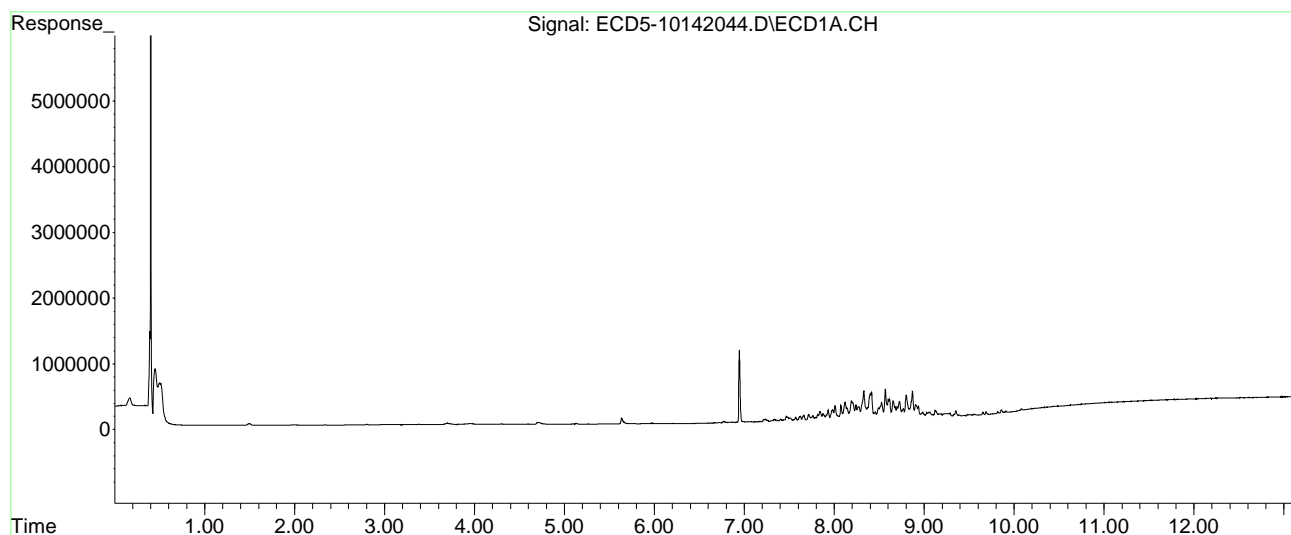
(f)=RT Delta > 1/2 Window (#)=Amounts differ by > 25% (m)=manual int.

Quantitation Report (Not Reviewed)

Data Path : C:\msdchem\1\data\2020-10\0J14056\REQUANT\
Data File : ECD5-10142044.D
Signal(s) : Signal #1: ECD1A.CH Signal #2: ECD2B.CH
Acq On : 15 Oct 2020 1:15
Operator : MJB
Sample : 0J14056-CALS
Misc : A20F065, TOX 100 ppb
ALS Vial : 34 (Sig #1); 0 (Sig #2) Sample Multiplier: 1

Integration File signal 1: PEST1.e
Integration File signal 2: PEST2.e
Quant Time: Oct 15 11:17:57 2020
Quant Method : C:\msdchem\1\methods\ECD5_QUANTPEST_201014.M
Quant Title : Instrument: DualECD5
QLast Update : Thu Oct 15 11:11:37 2020
Response via : Initial Calibration
Integrator: ChemStation 6890 Scale Mode: Small noise peaks clipped

Volume Inj. : 2uL
Signal #1 Phase : Rtx-CLPesticides Signal #2 Phase: Rtx-CLPesticides2
Signal #1 Info : 30m X 0.32mm X 0. Signal #2 Info : 30m X 0.32mm X 0.25um



Quantitation Report (Not Reviewed)

Data Path : C:\msdchem\1\data\2020-10\0J14056\REQUANT\
 Data File : ECD5-10142045.D
 Signal(s) : Signal #1: ECD1A.CH Signal #2: ECD2B.CH
 Acq On : 15 Oct 2020 1:33
 Operator : MJB
 Sample : 0J14056-CALT
 Misc : A20F066, TOX 200 ppb
 ALS Vial : 35 (Sig #1); 0 (Sig #2) Sample Multiplier: 1

MJB 10/15/20

Integration File signal 1: PEST1.e
 Integration File signal 2: PEST2.e
 Quant Time: Oct 15 11:18:07 2020
 Quant Method : C:\msdchem\1\methods\ECD5_QUANTPEST_201014.M
 Quant Title : Instrument: DualECD5
 QLast Update : Thu Oct 15 11:11:37 2020
 Response via : Initial Calibration
 Integrator: ChemStation 6890 Scale Mode: Small noise peaks clipped

Volume Inj. : 2uL
 Signal #1 Phase : Rtx-CLPesticides Signal #2 Phase: Rtx-CLPesticides2
 Signal #1 Info : 30m X 0.32mm X 0. Signal #2 Info : 30m X 0.32mm X 0.25um

Compound	RT#1	RT#2	Resp#1	Resp#2	ng/mL	ng/mL

System Monitoring Compounds						
1) S TCMX (S)	0.000	0.000	0	0	N.D.	N.D.
22) S DCBP (S)	9.816	10.348	20434	19827	BelowCal	BelowCal
Target Compounds						
2) a-BHC	6.141	6.473	4039	10126	0.013	0.026 #
3) g-BHC	0.000	6.773	0	17564	N.D.	0.053 #
4) b-BHC	6.495	6.838	7618	18426	5685.368	0.121 #
5) Heptachlor	6.835	7.172	14944	25739	0.059	0.091 #
6) d-BHC	6.670	7.101	11958	29023	0.044	BelowCal #
7) Aldrin	7.034f	7.390f	25637	39695	0.097	0.130 #
8) Heptachlo...	7.573f	7.855	113122	150440	0.463	0.552
9) trans-Chl...	7.618	8.007	102122	237761	0.402	0.841 #
10) cis-Chlor...	7.717	8.083	178948	188945	0.736	0.704
11) Endosulfa...	7.843	8.161	251646	218533	1.101	0.865
12) 4,4'-DDE	7.762	8.188	150965	221009	0.581	0.758 #
13) Dieldrin	8.010	8.368f	399138	273115	1.582	0.971 #
14) Endrin	8.195f	8.568	499582	452342	2.709	2.316
15) 4,4'-DDD	8.195	8.622	499582	297628	2.287	1.274 #
16) Endosulfa...	8.329	8.707	785098	849986	3.767	3.702
17) 4,4'-DDT	8.407	8.834	676222	338770	3.389	1.779 #
18) Endrin Al...	8.608f	8.952	494971	841042	2.217	3.830 #
19) Endosulfa...	0.000	9.145	0	332390	N.D.	1.459 #
20) Methoxychlor	8.725	9.322	459326	844436	4.564	8.734 #
21) Endrin Ke...	9.126	9.565f	180048	162708	0.735	0.655
23) Hexachlor...	3.383	3.584	8313	9094	4770.071	0.025 #
24) Hexachlor...	5.971	6.365f	30856	9817	BelowCal	BelowCal
25) Oxychlorane	7.472	7.802	130930	172778	0.434	0.720 #
26) 2,4'-DDE	0.000	7.977	0	175521	N.D.	0.905 #

Quantitation Report (Not Reviewed)

Data Path : C:\msdchem\1\data\2020-10\0J14056\REQUANT\
 Data File : ECD5-10142045.D
 Signal(s) : Signal #1: ECD1A.CH Signal #2: ECD2B.CH
 Acq On : 15 Oct 2020 1:33
 Operator : MJB
 Sample : 0J14056-CALT
 Misc : A20F066, TOX 200 ppb
 ALS Vial : 35 (Sig #1); 0 (Sig #2) Sample Multiplier: 1

Integration File signal 1: PEST1.e
 Integration File signal 2: PEST2.e
 Quant Time: Oct 15 11:18:07 2020
 Quant Method : C:\msdchem\1\methods\ECD5_QUANTPEST_201014.M
 Quant Title : Instrument: DualECD5
 QLast Update : Thu Oct 15 11:11:37 2020
 Response via : Initial Calibration
 Integrator: ChemStation 6890 Scale Mode: Small noise peaks clipped

Volume Inj. : 2uL
 Signal #1 Phase : Rtx-CLPesticides Signal #2 Phase: Rtx-CLPesticides2
 Signal #1 Info : 30m X 0.32mm X 0. Signal #2 Info : 30m X 0.32mm X 0.25um

	Compound	RT#1	RT#2	Resp#1	Resp#2	ng/mL	ng/mL	
27)	trans-Non...	7.717	8.040f	178948	245455	0.600	0.881	#
28)	2,4'-DDD	7.932f	8.368	280068	273115	1.794	1.592	
29)	2,4'-DDT	8.076	8.568	414767	452342	2.784	3.028	
30)	cis-Nonac...	8.195	8.622	499582	297628	1.864	0.911	#
31)	Mirex	8.870	9.491f	764046	178847	4.909	0.842	#
32)	Chlordane...	7.618	8.007	102122	237761	3.727	6.710	#
33)	Chlordane...	7.717	8.083	178948	188945	6.402	6.547	
34)	Chlordane...	8.272	8.774f	314531	1427424	38.959	173.546	#
35)	Chlordane...	3.969f	3.923	14998	13211	NoCal	NoCal	
36)	Toxaphene...	7.717	8.326	178948	511160	192.441	186.758	
37)	Toxaphene...	8.010	8.675	399138	594557	183.782	180.207	
38)	Toxaphene...	8.329	8.707	785098	849986	181.670	178.224	
39)	Toxaphene...	8.568	8.774	806552	1427424	178.807	179.970	
40)	Toxaphene...	8.803	8.952	636088	841042	178.977	175.969	
41)	Toxaphene...	8.870	9.322	764046	844436	185.750	179.782	
42)	Toxaphene...	0.000	3.923	0	13211	N.D.	NoCal	

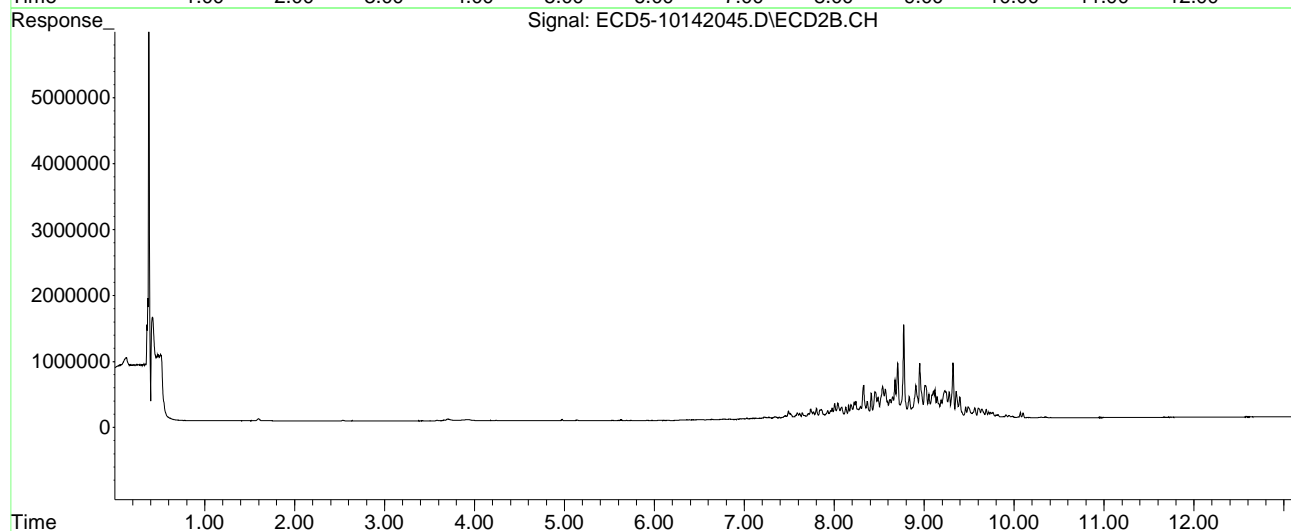
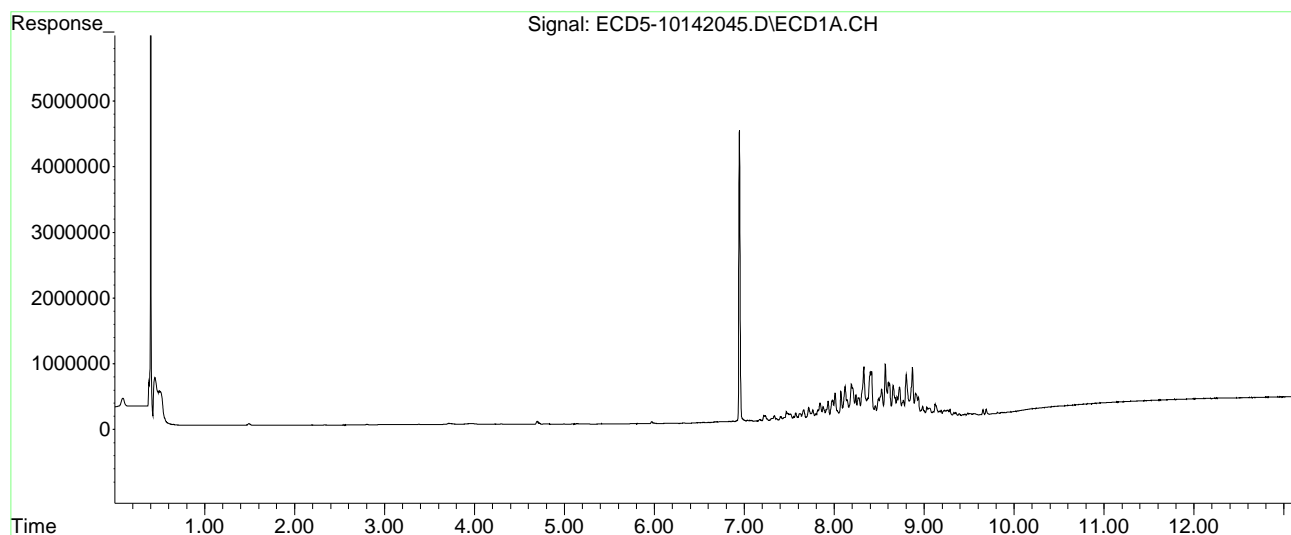
(f)=RT Delta > 1/2 Window (#)=Amounts differ by > 25% (m)=manual int.

Quantitation Report (Not Reviewed)

Data Path : C:\msdchem\1\data\2020-10\0J14056\REQUANT\
Data File : ECD5-10142045.D
Signal(s) : Signal #1: ECD1A.CH Signal #2: ECD2B.CH
Acq On : 15 Oct 2020 1:33
Operator : MJB
Sample : 0J14056-CALT
Misc : A20F066, TOX 200 ppb
ALS Vial : 35 (Sig #1); 0 (Sig #2) Sample Multiplier: 1

Integration File signal 1: PEST1.e
Integration File signal 2: PEST2.e
Quant Time: Oct 15 11:18:07 2020
Quant Method : C:\msdchem\1\methods\ECD5_QUANTPEST_201014.M
Quant Title : Instrument: DualECD5
QLast Update : Thu Oct 15 11:11:37 2020
Response via : Initial Calibration
Integrator: ChemStation 6890 Scale Mode: Small noise peaks clipped

Volume Inj. : 2uL
Signal #1 Phase : Rtx-CLPesticides Signal #2 Phase: Rtx-CLPesticides2
Signal #1 Info : 30m X 0.32mm X 0. Signal #2 Info : 30m X 0.32mm X 0.25um



Quantitation Report (Not Reviewed)

Data Path : C:\msdchem\1\data\2020-10\0J14056\REQUANT\
 Data File : ECD5-10142046.D
 Signal(s) : Signal #1: ECD1A.CH Signal #2: ECD2B.CH
 Acq On : 15 Oct 2020 1:50
 Operator : MJB
 Sample : 0J14056-CALU
 Misc : A20D430, TOX 500 ppb
 ALS Vial : 36 (Sig #1); 0 (Sig #2) Sample Multiplier: 1

MJB 10/15/20

Integration File signal 1: PEST1.e
 Integration File signal 2: PEST2.e
 Quant Time: Oct 15 11:18:19 2020
 Quant Method : C:\msdchem\1\methods\ECD5_QUANTPEST_201014.M
 Quant Title : Instrument: DualECD5
 QLast Update : Thu Oct 15 11:11:37 2020
 Response via : Initial Calibration
 Integrator: ChemStation 6890 Scale Mode: Small noise peaks clipped

Volume Inj. : 2uL
 Signal #1 Phase : Rtx-CLPesticides Signal #2 Phase: Rtx-CLPesticides2
 Signal #1 Info : 30m X 0.32mm X 0. Signal #2 Info : 30m X 0.32mm X 0.25um

Compound	RT#1	RT#2	Resp#1	Resp#2	ng/mL	ng/mL	

System Monitoring Compounds							
1) S TCMX (S)	5.604	0.000	2294	0	0.009	N.D.	#
22) S DCBP (S)	9.818	10.350	48322	64119	0.000	0.236	#
Target Compounds							
2) a-BHC	6.141	6.471	7147	6430	0.023	0.016	#
3) g-BHC	6.435	6.775	5285	23863	0.020	0.071	#
4) b-BHC	6.498	6.841	12025	27188	5685.329	0.179	#
5) Heptachlor	6.837	7.170	21450	40168	0.085	0.142	#
6) d-BHC	6.671	7.104	17145	40536	0.063	BelowCal	#
7) Aldrin	7.080	7.391f	52838	61979	0.199	0.203	
8) Heptachlo...	7.550	7.855	169388	336733	0.694	1.235	#
9) trans-Chl...	7.617	7.979	284905	406174	1.121	1.436	#
10) cis-Chlor...	7.717	8.084	483885	439619	1.990	1.639	
11) Endosulfa...	7.843	8.162	679410	526533	2.972	2.084	#
12) 4,4'-DDE	7.764	8.190	398051	569789	1.532	1.954	#
13) Dieldrin	8.012	8.328	1053998	1288935	4.177	4.582	
14) Endrin	8.193	8.570	1428741	1238047	7.748	6.338	
15) 4,4'-DDD	8.193	8.622	1428741	814591	6.541	3.488	#
16) Endosulfa...	8.330	8.708	2095888	2243365	10.057	9.771	
17) 4,4'-DDT	8.414	8.835	1943077	929957	9.739	4.883	#
18) Endrin Al...	8.606f	8.954	1473196	2289232	7.325	10.949	#
19) Endosulfa...	8.907f	9.146	1032547	931448	5.346	4.464	
20) Methoxychlor	8.726	9.323	1314228	2250663	13.391	23.279	#
21) Endrin Ke...	9.125	9.566f	583323	483551	2.383	1.946	
23) Hexachlor...	0.000	3.609f	0	10756	N.D.	0.030	#
24) Hexachlor...	5.980	6.314f	2348	1835	BelowCal	BelowCal	
25) Oxychlorane	7.472	7.772	358221	236460	1.636	0.985	#
26) 2,4'-DDE	7.511	7.979	239290	406174	1.322	2.094	#

Quantitation Report (Not Reviewed)

Data Path : C:\msdchem\1\data\2020-10\0J14056\REQUANT\
 Data File : ECD5-10142046.D
 Signal(s) : Signal #1: ECD1A.CH Signal #2: ECD2B.CH
 Acq On : 15 Oct 2020 1:50
 Operator : MJB
 Sample : 0J14056-CALU
 Misc : A20D430, TOX 500 ppb
 ALS Vial : 36 (Sig #1); 0 (Sig #2) Sample Multiplier: 1

Integration File signal 1: PEST1.e
 Integration File signal 2: PEST2.e
 Quant Time: Oct 15 11:18:19 2020
 Quant Method : C:\msdchem\1\methods\ECD5_QUANTPEST_201014.M
 Quant Title : Instrument: DualECD5
 QLast Update : Thu Oct 15 11:11:37 2020
 Response via : Initial Calibration
 Integrator: ChemStation 6890 Scale Mode: Small noise peaks clipped

Volume Inj. : 2uL
 Signal #1 Phase : Rtx-CLPesticides Signal #2 Phase: Rtx-CLPesticides2
 Signal #1 Info : 30m X 0.32mm X 0. Signal #2 Info : 30m X 0.32mm X 0.25um

	Compound	RT#1	RT#2	Resp#1	Resp#2	ng/mL	ng/mL
27)	trans-Non...	7.717	8.041f	483885	599182	1.977	2.150
28)	2,4'-DDD	7.933f	8.368	739045	702112	5.120	4.495
29)	2,4'-DDT	8.076	8.570	1119078	1238047	7.904	8.658
30)	cis-Nonac...	8.193	8.622	1428741	814591	5.736	2.895 #
31)	Mirex	8.872	9.492f	2040358	527263	13.685	3.186 #
32)	Chlordane...	7.617	7.979	284905	406174	10.397	11.464
33)	Chlordane...	7.717	8.084	483885	439619	17.312	15.232
34)	Chlordane...	8.273	8.775f	904654	3834253	112.055	461.732 #
35)	Chlordane...	3.968f	3.928	17289	14710	NoCal	NoCal
36)	Toxaphene...	7.717	8.328	483885	1288935	512.400	470.928
37)	Toxaphene...	8.012	8.676	1053998	1582264	485.312	479.576
38)	Toxaphene...	8.330	8.708	2095888	2243365	484.984	470.387
39)	Toxaphene...	8.569	8.775	2211804	3834253	490.341	483.424
40)	Toxaphene...	8.803	8.954	1826728	2289232	513.991	478.970
41)	Toxaphene...	8.872	9.323	2040358	2250663	496.040	479.170
42)	Toxaphene...	3.968f	3.928	17289	14710	NoCal	NoCal

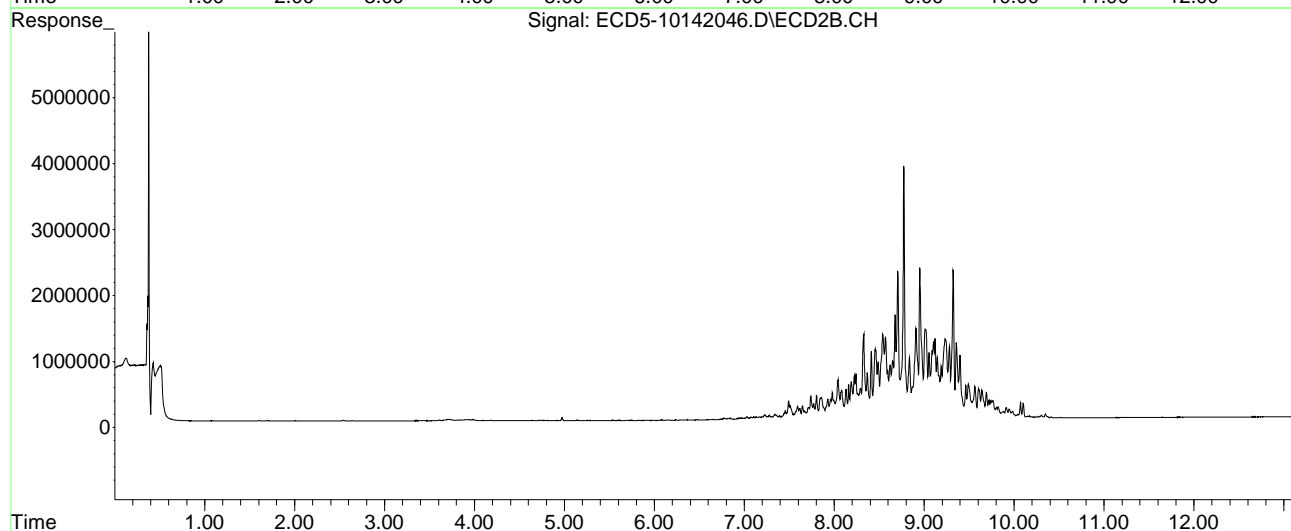
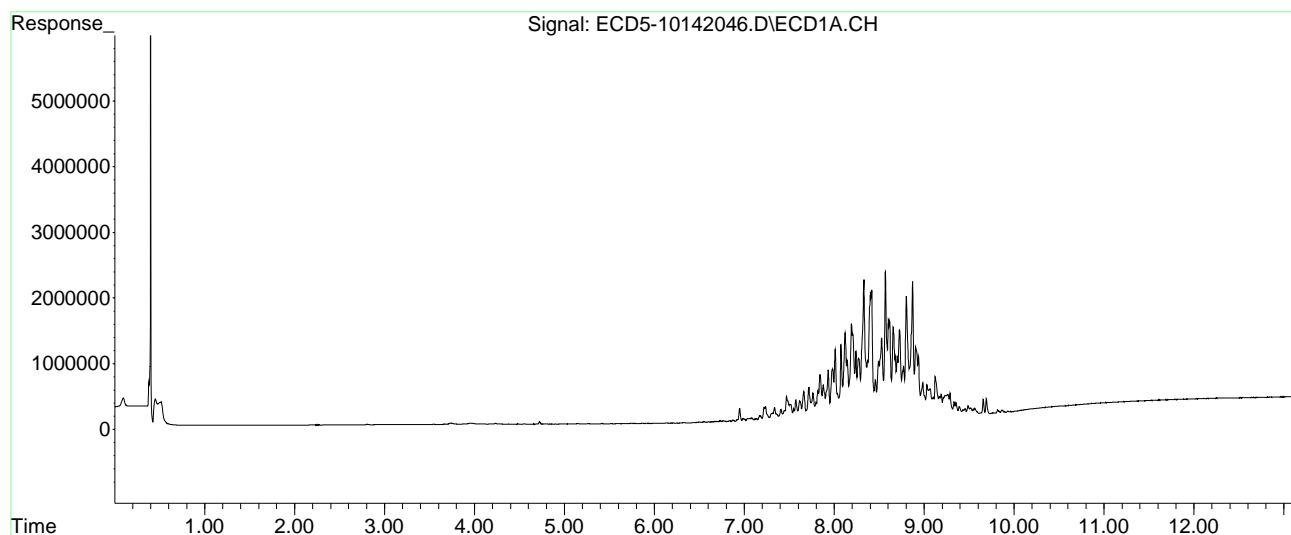
(f)=RT Delta > 1/2 Window (#)=Amounts differ by > 25% (m)=manual int.

Quantitation Report (Not Reviewed)

Data Path : C:\msdchem\1\data\2020-10\0J14056\REQUANT\
Data File : ECD5-10142046.D
Signal(s) : Signal #1: ECD1A.CH Signal #2: ECD2B.CH
Acq On : 15 Oct 2020 1:50
Operator : MJB
Sample : 0J14056-CALU
Misc : A20D430, TOX 500 ppb
ALS Vial : 36 (Sig #1); 0 (Sig #2) Sample Multiplier: 1

Integration File signal 1: PEST1.e
Integration File signal 2: PEST2.e
Quant Time: Oct 15 11:18:19 2020
Quant Method : C:\msdchem\1\methods\ECD5_QUANTPEST_201014.M
Quant Title : Instrument: DualECD5
QLast Update : Thu Oct 15 11:11:37 2020
Response via : Initial Calibration
Integrator: ChemStation 6890 Scale Mode: Small noise peaks clipped

Volume Inj. : 2uL
Signal #1 Phase : Rtx-CLPesticides Signal #2 Phase: Rtx-CLPesticides2
Signal #1 Info : 30m X 0.32mm X 0. Signal #2 Info : 30m X 0.32mm X 0.25um



Quantitation Report (Not Reviewed)

Data Path : C:\msdchem\1\data\2020-10\0J14056\REQUANT\
 Data File : ECD5-10142047.D
 Signal(s) : Signal #1: ECD1A.CH Signal #2: ECD2B.CH
 Acq On : 15 Oct 2020 2:07
 Operator : MJB
 Sample : 0J14056-CALV
 Misc : A20D431, TOX 1000 ppb
 ALS Vial : 37 (Sig #1); 0 (Sig #2) Sample Multiplier: 1

MJB 10/15/20

Integration File signal 1: PEST1.e
 Integration File signal 2: PEST2.e
 Quant Time: Oct 15 11:18:29 2020
 Quant Method : C:\msdchem\1\methods\ECD5_QUANTPEST_201014.M
 Quant Title : Instrument: DualECD5
 QLast Update : Thu Oct 15 11:11:37 2020
 Response via : Initial Calibration
 Integrator: ChemStation 6890 Scale Mode: Small noise peaks clipped

Volume Inj. : 2uL
 Signal #1 Phase : Rtx-CLPesticides Signal #2 Phase: Rtx-CLPesticides2
 Signal #1 Info : 30m X 0.32mm X 0. Signal #2 Info : 30m X 0.32mm X 0.25um

Compound	RT#1	RT#2	Resp#1	Resp#2	ng/mL	ng/mL	

System Monitoring Compounds							
1) S TCMX (S)	5.605f	0.000	3884	0	0.016	N.D.	#
22) S DCBP (S)	9.816	10.349	99914	131291	0.323	0.689	#
Target Compounds							
2) a-BHC	6.142	6.470	12008	17891	0.039	0.045	
3) g-BHC	6.435	6.775	9494	48562	0.036	0.145	#
4) b-BHC	6.499	6.841	20480	57337	5685.254	0.378	#
5) Heptachlor	6.838	7.170	42990	80406	0.170	0.284	#
6) d-BHC	6.671	7.104	31615	76921	0.116	0.056	#
7) Aldrin	7.079	7.391f	109709	118999	0.413	0.390	
8) Heptachlo...	7.548	7.854	353930	679664	1.449	2.492	#
9) trans-Chl...	7.614	7.978	575047	818633	2.263	2.895	#
10) cis-Chlor...	7.715	8.084	1035009	892366	4.257	3.326	
11) Endosulfa...	7.842	8.161	1402060	1067699	6.133	4.225	#
12) 4,4'-DDE	7.762	8.189	809332	1136356	3.115	3.896	#
13) Dieldrin	8.010	8.327	2113258	2707259	8.375	9.623	
14) Endrin	8.192	8.569	2938206	2624439	15.933	13.435	
15) 4,4'-DDD	8.192	8.622	2938206	1718673	13.451	7.359	#
16) Endosulfa...	8.329	8.707	4402201	4734432	21.123	20.621	
17) 4,4'-DDT	8.413	8.834	4143905	1928731	20.770	10.128	#
18) Endrin Al...	8.655f	8.953	2849369	4805037	14.524	23.190	#
19) Endosulfa...	8.934	9.145	1955844	1987251	10.324	9.715	
20) Methoxychlor	8.725	9.322	2787867	4795078	28.524	49.596	#
21) Endrin Ke...	9.124	9.565f	1228129	1026180	5.016	4.130	
23) Hexachlor...	0.000	3.611f	0	10149	N.D.	0.028	#
24) Hexachlor...	5.981	6.335	3354	10174	BelowCal	BelowCal	
25) Oxychlorane	7.471	7.803	707220	714372	3.479	2.976	
26) 2,4'-DDE	7.548	7.978	353930	818633	2.063	4.220	#

Quantitation Report (Not Reviewed)

Data Path : C:\msdchem\1\data\2020-10\0J14056\REQUANT\
 Data File : ECD5-10142047.D
 Signal(s) : Signal #1: ECD1A.CH Signal #2: ECD2B.CH
 Acq On : 15 Oct 2020 2:07
 Operator : MJB
 Sample : 0J14056-CALV
 Misc : A20D431, TOX 1000 ppb
 ALS Vial : 37 (Sig #1); 0 (Sig #2) Sample Multiplier: 1

Integration File signal 1: PEST1.e
 Integration File signal 2: PEST2.e
 Quant Time: Oct 15 11:18:29 2020
 Quant Method : C:\msdchem\1\methods\ECD5_QUANTPEST_201014.M
 Quant Title : Instrument: DualECD5
 QLast Update : Thu Oct 15 11:11:37 2020
 Response via : Initial Calibration
 Integrator: ChemStation 6890 Scale Mode: Small noise peaks clipped

Volume Inj. : 2uL
 Signal #1 Phase : Rtx-CLPesticides Signal #2 Phase: Rtx-CLPesticides2
 Signal #1 Info : 30m X 0.32mm X 0. Signal #2 Info : 30m X 0.32mm X 0.25um

	Compound	RT#1	RT#2	Resp#1	Resp#2	ng/mL	ng/mL
27)	trans-Non...	7.715	8.040f	1035009	1191331	4.465	4.274
28)	2,4'-DDD	7.932f	8.368	1534618	1389440	10.880	9.112
29)	2,4'-DDT	8.075	8.569	2305526	2624439	16.491	18.381
30)	cis-Nonac...	8.192	8.622	2938206	1718673	12.015	6.340 #
31)	Mirex	8.871	9.491f	4173509	1099056	28.337	7.014 #
32)	Chlordane...	7.614f	7.978	575047	818633	20.986	23.105
33)	Chlordane...	7.715	8.084	1035009	892366	37.029	30.920
34)	Chlordane...	8.272	8.774f	1864093	8114254	230.896	945.328 #
35)	Chlordane...	3.946	3.913	19368	9726	NoCal	NoCal
36)	Toxaphene...	7.715	8.327	1035009	2707259	1051.336	989.129
37)	Toxaphene...	8.010	8.675	2113258	3275662	973.046	992.837
38)	Toxaphene...	8.329	8.707	4402201	4734432	1018.659	992.712
39)	Toxaphene...	8.567	8.774	4563231	8114254	1011.635	1023.048
40)	Toxaphene...	8.802	8.953	3713660	4805037	1044.921	1005.346
41)	Toxaphene...	8.871	9.322	4173509	4795078	1014.640	1020.879
42)	Toxaphene...	3.946	3.913	19368	9726	NoCal	NoCal

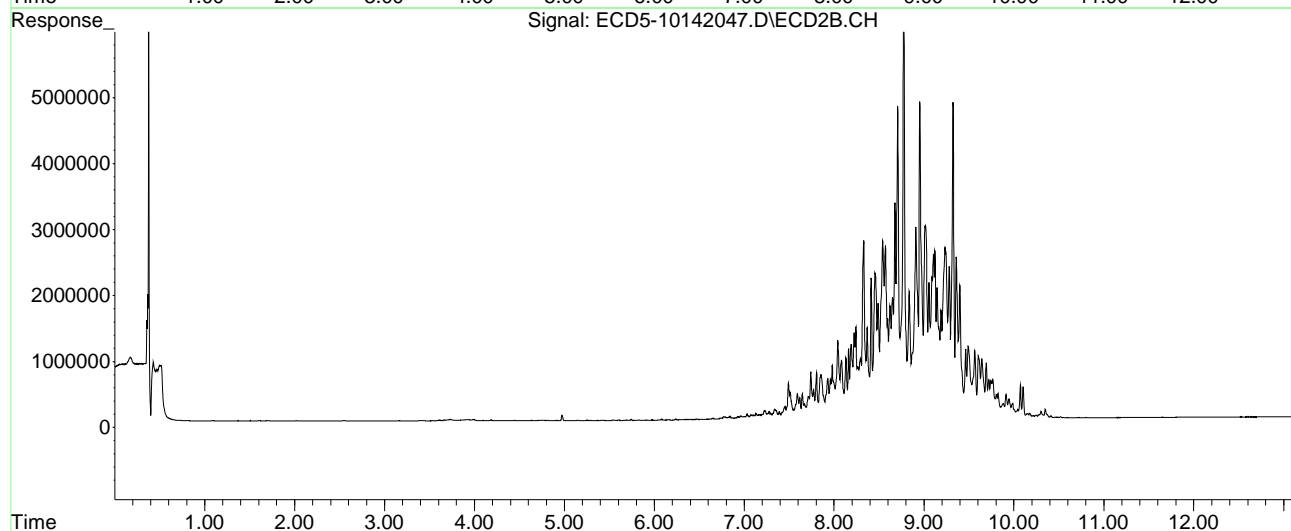
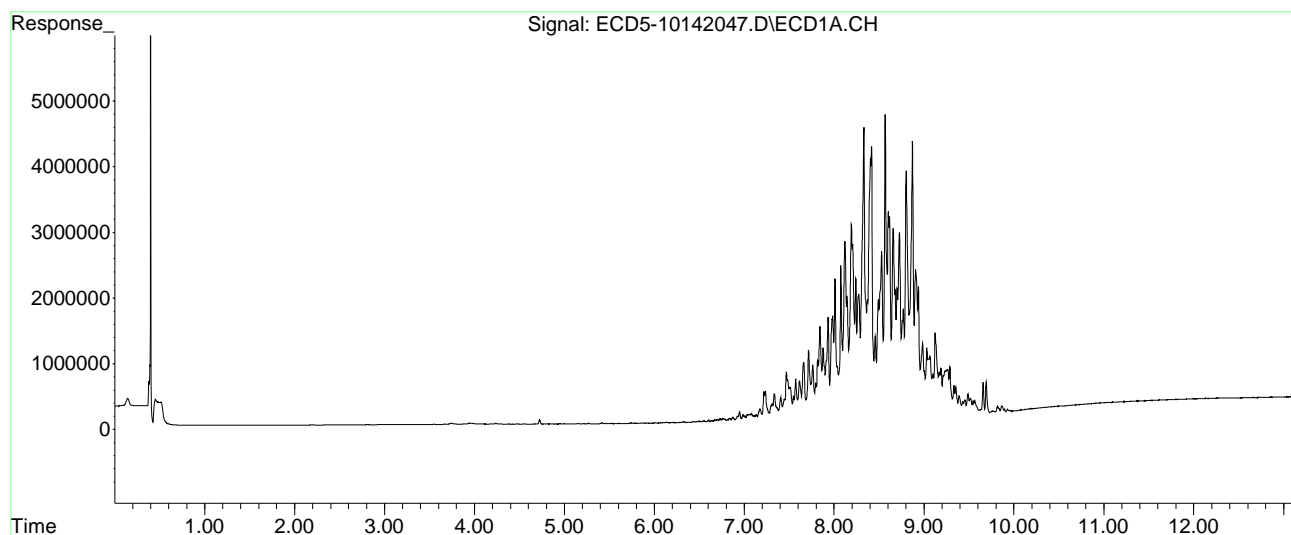
(f)=RT Delta > 1/2 Window (#)=Amounts differ by > 25% (m)=manual int.

Quantitation Report (Not Reviewed)

Data Path : C:\msdchem\1\data\2020-10\0J14056\REQUANT\
Data File : ECD5-10142047.D
Signal(s) : Signal #1: ECD1A.CH Signal #2: ECD2B.CH
Acq On : 15 Oct 2020 2:07
Operator : MJB
Sample : 0J14056-CALV
Misc : A20D431, TOX 1000 ppb
ALS Vial : 37 (Sig #1); 0 (Sig #2) Sample Multiplier: 1

Integration File signal 1: PEST1.e
Integration File signal 2: PEST2.e
Quant Time: Oct 15 11:18:29 2020
Quant Method : C:\msdchem\1\methods\ECD5_QUANTPEST_201014.M
Quant Title : Instrument: DualECD5
QLast Update : Thu Oct 15 11:11:37 2020
Response via : Initial Calibration
Integrator: ChemStation 6890 Scale Mode: Small noise peaks clipped

Volume Inj. : 2uL
Signal #1 Phase : Rtx-CLPesticides Signal #2 Phase: Rtx-CLPesticides2
Signal #1 Info : 30m X 0.32mm X 0. Signal #2 Info : 30m X 0.32mm X 0.25um



Quantitation Report (Not Reviewed)

Data Path : C:\msdchem\1\data\2020-10\0J14056\REQUANT\
 Data File : ECD5-10142048.D
 Signal(s) : Signal #1: ECD1A.CH Signal #2: ECD2B.CH
 Acq On : 15 Oct 2020 2:24
 Operator : MJB
 Sample : 0J14056-CALW
 Misc : A20F063, TOX 2000 ppb
 ALS Vial : 38 (Sig #1); 0 (Sig #2) Sample Multiplier: 1

MJB 10/15/20

Integration File signal 1: PEST1.e
 Integration File signal 2: PEST2.e
 Quant Time: Oct 15 11:18:40 2020
 Quant Method : C:\msdchem\1\methods\ECD5_QUANTPEST_201014.M
 Quant Title : Instrument: DualECD5
 QLast Update : Thu Oct 15 11:11:37 2020
 Response via : Initial Calibration
 Integrator: ChemStation 6890 Scale Mode: Small noise peaks clipped

Volume Inj. : 2uL
 Signal #1 Phase : Rtx-CLPesticides Signal #2 Phase: Rtx-CLPesticides2
 Signal #1 Info : 30m X 0.32mm X 0. Signal #2 Info : 30m X 0.32mm X 0.25um

Compound	RT#1	RT#2	Resp#1	Resp#2	ng/mL	ng/mL

System Monitoring Compounds						
1) S TCMX (S)	5.602	5.866	9057	8017	0.037	0.026 #
22) S DCBP (S)	9.816	10.348	211632	275310	1.021	1.661 #
Target Compounds						
2) a-BHC	6.139	6.469	24388	42880	0.078	0.109 #
3) g-BHC	6.432	6.774	23496	107427	0.089	0.321 #
4) b-BHC	6.496	6.839	51531	118768	0.269	0.783 #
5) Heptachlor	6.834	7.167	105322	167832	0.416	0.593 #
6) d-BHC	6.669	7.101	74396	157656	0.272	0.318
7) Aldrin	7.078	7.389f	240078	238988	0.905	0.784
8) Heptachlo...	7.546	7.853	722438	1346224	2.958	4.935 #
9) trans-Chl...	7.612	7.977	1193066	1634370	4.695	5.779
10) cis-Chlor...	7.714	8.082	2060224	1760313	8.474	6.561
11) Endosulfa...	7.841	8.160	2851765	2157821	12.475	8.539 #
12) 4,4'-DDE	7.760	8.187	1650192	2314779	6.351	7.936
13) Dieldrin	8.009	8.366	4281496	2846922	16.968	10.119 #
14) Endrin	8.191	8.568	6014348	5453752	32.615	27.919
15) 4,4'-DDD	8.191	8.620	6014348	3549679	27.533	15.200 #
16) Endosulfa...	8.327	8.706	8901901	9929921	42.714	43.249
17) 4,4'-DDT	8.412	8.833	8358705	3981838	41.896	20.910 #
18) Endrin Al...	8.653f	8.952	5797419	10015855	30.006	48.066 #
19) Endosulfa...	8.905f	9.144	4541238	4183678	24.205	20.466
20) Methoxychlor	8.723	9.321	5704554	10198707	58.177	105.486 #
21) Endrin Ke...	9.123	9.564f	2544196	2152981	10.392	8.665
23) Hexachlor...	0.000	0.000	0	0	N.D.	N.D.
24) Hexachlor...	5.978	6.339	8607	25302	BelowCal	BelowCal
25) Oxychlorane	7.469	7.801	1454623	1429798	7.420	5.957
26) 2,4'-DDE	7.546	7.977	722438	1634370	4.447	8.425 #

Quantitation Report (Not Reviewed)

Data Path : C:\msdchem\1\data\2020-10\0J14056\REQUANT\
 Data File : ECD5-10142048.D
 Signal(s) : Signal #1: ECD1A.CH Signal #2: ECD2B.CH
 Acq On : 15 Oct 2020 2:24
 Operator : MJB
 Sample : 0J14056-CALW
 Misc : A20F063, TOX 2000 ppb
 ALS Vial : 38 (Sig #1); 0 (Sig #2) Sample Multiplier: 1

Integration File signal 1: PEST1.e
 Integration File signal 2: PEST2.e
 Quant Time: Oct 15 11:18:40 2020
 Quant Method : C:\msdchem\1\methods\ECD5_QUANTPEST_201014.M
 Quant Title : Instrument: DualECD5
 QLast Update : Thu Oct 15 11:11:37 2020
 Response via : Initial Calibration
 Integrator: ChemStation 6890 Scale Mode: Small noise peaks clipped

Volume Inj. : 2uL
 Signal #1 Phase : Rtx-CLPesticides Signal #2 Phase: Rtx-CLPesticides2
 Signal #1 Info : 30m X 0.32mm X 0. Signal #2 Info : 30m X 0.32mm X 0.25um

	Compound	RT#1	RT#2	Resp#1	Resp#2	ng/mL	ng/mL	
27)	trans-Non...	7.714	8.082f	2060224	1760313	9.084	6.316	#
28)	2,4'-DDD	7.930f	8.366	3193844	2846922	22.873	18.766	
29)	2,4'-DDT	8.073	8.568	4667536	5453752	33.451	37.461	
30)	cis-Nonac...	8.191	8.620	6014348	3549679	24.769	13.232	#
31)	Mirex	8.870	9.491f	8420013	2309854	57.444	15.042	#
32)	Chlordane...	7.612f	7.977	1193066	1634370	43.540	46.128	
33)	Chlordane...	7.714	8.082	2060224	1760313	73.708	60.993	
34)	Chlordane...	8.270	8.773f	3850763	16911794	476.975	1847.996	#
35)	Chlordane...	3.943	3.927	23560	14903	NoCal	NoCal	
36)	Toxaphene...	7.714	8.327	2060224	5550124	1951.315	2027.803	
37)	Toxaphene...	8.009	8.674	4281496	6900893	1971.407	2091.626	
38)	Toxaphene...	8.327	8.706	8901901	9929921	2059.880	2082.099	
39)	Toxaphene...	8.566	8.773	9513358	16911794	2109.043	2132.245	
40)	Toxaphene...	8.800	8.952	7646412	10015855	2151.489	2095.591	
41)	Toxaphene...	8.870	9.321	8420013	10198707	2047.025	2171.321	
42)	Toxaphene...	3.943	3.927	23560	14903	NoCal	NoCal	

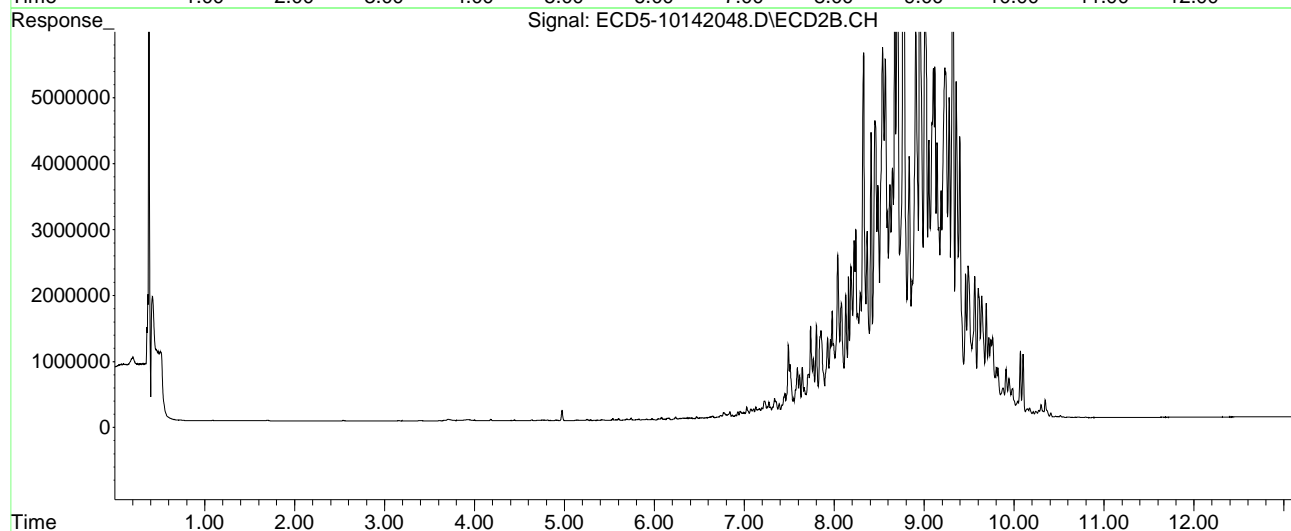
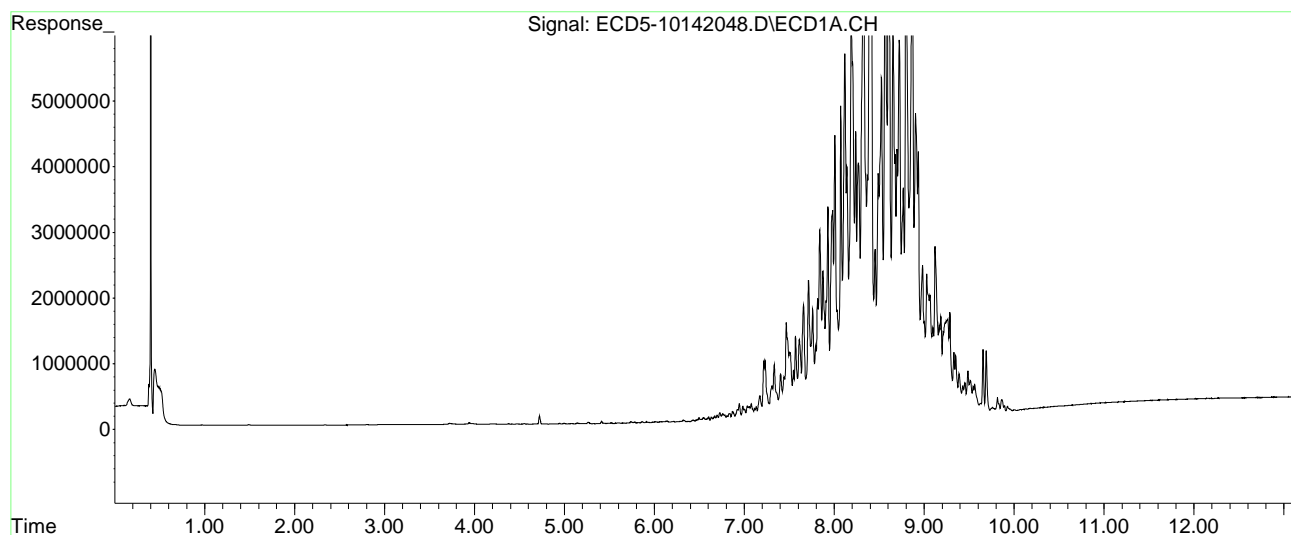
(f)=RT Delta > 1/2 Window (#)=Amounts differ by > 25% (m)=manual int.

Quantitation Report (Not Reviewed)

Data Path : C:\msdchem\1\data\2020-10\0J14056\REQUANT\
Data File : ECD5-10142048.D
Signal(s) : Signal #1: ECD1A.CH Signal #2: ECD2B.CH
Acq On : 15 Oct 2020 2:24
Operator : MJB
Sample : 0J14056-CALW
Misc : A20F063, TOX 2000 ppb
ALS Vial : 38 (Sig #1); 0 (Sig #2) Sample Multiplier: 1

Integration File signal 1: PEST1.e
Integration File signal 2: PEST2.e
Quant Time: Oct 15 11:18:40 2020
Quant Method : C:\msdchem\1\methods\ECD5_QUANTPEST_201014.M
Quant Title : Instrument: DualECD5
QLast Update : Thu Oct 15 11:11:37 2020
Response via : Initial Calibration
Integrator: ChemStation 6890 Scale Mode: Small noise peaks clipped

Volume Inj. : 2uL
Signal #1 Phase : Rtx-CLPesticides Signal #2 Phase: Rtx-CLPesticides2
Signal #1 Info : 30m X 0.32mm X 0. Signal #2 Info : 30m X 0.32mm X 0.25um



Pesticide BKD

Pesticide Breakdown Check (Validated 8/8/2013)

Sequence: 0J14056 BKD1
Data File: ECD5-10142009.D

MJB 10/15/20

First Column Area Counts		Percent Breakdown	
DDE	683200		
DDD	5065645		
DDT	188033450	2.97	PASS
Endrin	96763125	14.79	PASS
Endrin Aldehyde	6694153		
Endrin Ketone	10095363		

Second Column Area Counts		Percent Breakdown	
DDE	697785		
DDD	5348236		
DDT	181158345	3.23	PASS
Endrin	100845737	13.06	PASS
Endrin Aldehyde	6810109		
Endrin Ketone	8340338		

Breakdown must be less than 20% for Method 608. For method 8081 it must be less than 15% or within 7.5% of the breakdown prior to the most recent calibration.

Quantitation Report (QT Reviewed)

Data Path : C:\msdchem\1\data\2020-10\0J14056\
 Data File : ECD5-10142009.D
 Signal(s) : Signal #1: ECD1A.CH Signal #2: ECD2B.CH
 Acq On : 14 Oct 2020 15:12
 Operator : MJB
 Sample : 0J14056-BKD1 MJB 10/15/20
 Misc : A20H479
 ALS Vial : 2 (Sig #1); 0 (Sig #2) Sample Multiplier: 1

Integration File signal 1: PEST1.e
 Integration File signal 2: PEST2.e
 Quant Time: Oct 14 15:27:07 2020
 Quant Method : C:\msdchem\1\methods\PestBreakdownCHK_201014.M
 Quant Title : Pesticides
 QLast Update : Fri Nov 09 13:28:51 2018
 Response via : Initial Calibration
 Integrator: ChemStation 6890 Scale Mode: Small noise peaks clipped

Volume Inj. : 2uL
 Signal #1 Phase : Rtx-CLPesticides Signal #2 Phase: Rtx-CLPesticides2
 Signal #1 Info : 30m x 0.32mm x 0. Signal #2 Info : 30m x 0.32mm x 0.25um

Compound	R.T.	Response	Conc	Units

Target Compounds				
1) 4,4'-DDE	7.782	683200	NoCal	ng/mL
2) Endrin	8.179	96763125	NoCal	ng/mL
3) 4,4'-DDD	8.210	5065645	NoCal	ng/mL
4) 4,4'-DDT	8.408	188033450	NoCal	ng/mL
5) Endrin Aldehyde	8.635	6694153	NoCal	ng/mL
6) Endrin Ketone	9.139	10095363	NoCal	ng/mL
8) 4,4'-DDE [2C]	8.204	697785	NoCal	ng/mL
9) Endrin [2C]	8.572	100845737	NoCal	ng/mL
10) 4,4'-DDD [2C]	8.616	5348236	NoCal	ng/mL
11) Endrin Aldehyde [2C]	8.952	6810109	NoCal	ng/mL
12) 4,4'-DDT [2C]	8.841	181158345	NoCal	ng/mL
13) Endrin Ketone [2C]	9.533	8340338	NoCal	ng/mL

(f)=RT Delta > 1/2 Window

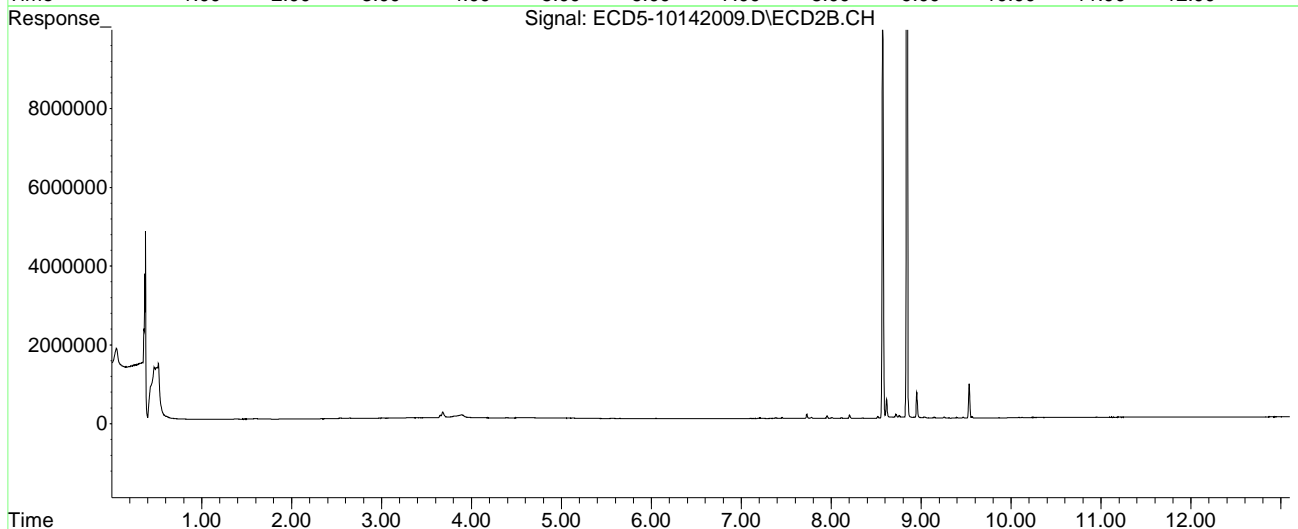
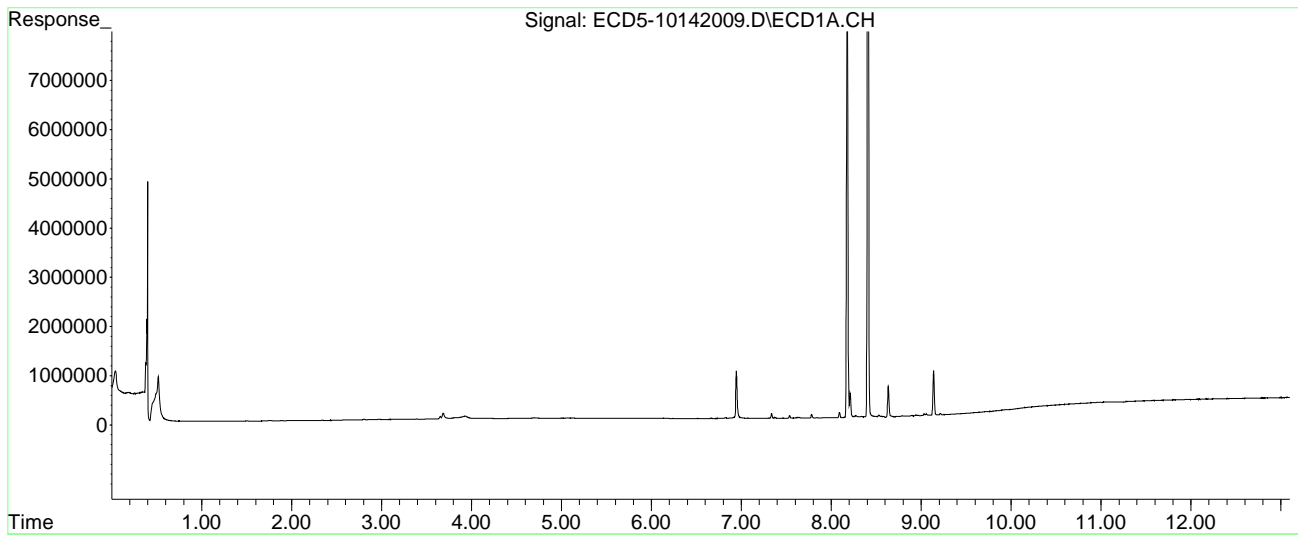
(m)=manual int.

Quantitation Report (QT Reviewed)

Data Path : C:\msdchem\1\data\2020-10\0J14056\
Data File : ECD5-10142009.D
Signal(s) : Signal #1: ECD1A.CH Signal #2: ECD2B.CH
Acq On : 14 Oct 2020 15:12
Operator : MJB
Sample : 0J14056-BKD1
Misc : A20H479
ALS Vial : 2 (Sig #1); 0 (Sig #2) Sample Multiplier: 1

Integration File signal 1: PEST1.e
Integration File signal 2: PEST2.e
Quant Time: Oct 14 15:27:07 2020
Quant Method : C:\msdchem\1\methods\PestBreakdownCHK_201014.M
Quant Title : Pesticides
QLast Update : Fri Nov 09 13:28:51 2018
Response via : Initial Calibration
Integrator: ChemStation 6890 Scale Mode: Small noise peaks clipped

Volume Inj. : 2uL
Signal #1 Phase : Rtx-CLPesticides Signal #2 Phase: Rtx-CLPesticides2
Signal #1 Info : 30m x 0.32mm x 0. Signal #2 Info : 30m x 0.32mm x 0.25um



Sequence Name: C:\msdchem\1\sequence\0J14056.s
Comment: Pesticides
Operator: MJB
Data Path: C:\MSDCHEM\1\DATA\2020-10\0J14056\
Instrument Control Pre-Seq Cmd:
Data Analysis Pre-Seq Cmd:

Instrument Control Post-Seq Cmd:
Data Analysis Post-Seq Cmd:

Method Sections To Run Sequence Barcode Options
(X) Full Method (X) On Mismatch, Inject Anyway
() Reprocessing Only () On Mismatch, Don't Inject
 () Barcode Disabled

Line Sample Name/Misc Info
1) Sample 100 Conditioning Run
 Datafile ECD5-10142001
 Method ECD5_AQUPEST_160111
2) Sample 100 Conditioning Run
 Datafile ECD5-10142002
 Method ECD5_AQUPEST_160111
3) Sample 1 Hexane
 Datafile ECD5-10142003
 Method ECD5_AQUPEST_160111
4) Sample 2 0J14056-BKD1
 Datafile ECD5-10142004
 Method ECD5_AQUPEST_160111
5) Sample 3 0J14056-ICB1
 Datafile ECD5-10142005
 Method ECD5_AQUPEST_160111
6) Sample 4 0J14056-CAL1
 Datafile ECD5-10142006
 Method ECD5_AQUPEST_160111
7) Sample 1 Hexane
 Datafile ECD5-10142007
 Method ECD5_AQUPEST_160111
8) Sample 1 Hexane
 Datafile ECD5-10142008
 Method ECD5_AQUPEST_160111
9) Sample 2 0J14056-BKD1
 Datafile ECD5-10142009
 Method ECD5_AQUPEST_160111
10) Sample 3 0J14056-ICB1
 Datafile ECD5-10142010
 Method ECD5_AQUPEST_160111
11) Sample 4 0J14056-CAL1
 Datafile ECD5-10142011
 Method ECD5_AQUPEST_160111
12) Sample 5 0J14056-CAL2
 Datafile ECD5-10142012
 Method ECD5_AQUPEST_160111
13) Sample 6 0J14056-CAL3
 Datafile ECD5-10142013
 Method ECD5_AQUPEST_160111
14) Sample 7 0J14056-CAL4

BKD failed. Cut about 5 inches off guard column.

MJB 10/15/20

	Datafile		ECD5-10142014
	Method		ECD5_AQUPEST_160111
15)	Sample	8	0J14056-CAL5
	Datafile		ECD5-10142015
	Method		ECD5_AQUPEST_160111
16)	Sample	9	0J14056-CAL6
	Datafile		ECD5-10142016
	Method		ECD5_AQUPEST_160111
17)	Sample	10	0J14056-CAL7
	Datafile		ECD5-10142017
	Method		ECD5_AQUPEST_160111
18)	Sample	11	0J14056-CAL8
	Datafile		ECD5-10142018
	Method		ECD5_AQUPEST_160111
19)	Sample	12	0J14056-CAL9
	Datafile		ECD5-10142019
	Method		ECD5_AQUPEST_160111
20)	Sample	1	0J14056-IBL1
	Datafile		ECD5-10142020
	Method		ECD5_AQUPEST_160111
21)	Sample	13	0J14056-ICV1
	Datafile		ECD5-10142021
	Method		ECD5_AQUPEST_160111
22)	Sample	14	0J14056-CALA
	Datafile		ECD5-10142022
	Method		ECD5_AQUPEST_160111
23)	Sample	15	0J14056-CALB
	Datafile		ECD5-10142023
	Method		ECD5_AQUPEST_160111
24)	Sample	16	0J14056-CALC
	Datafile		ECD5-10142024
	Method		ECD5_AQUPEST_160111
25)	Sample	17	0J14056-CALD
	Datafile		ECD5-10142025
	Method		ECD5_AQUPEST_160111
26)	Sample	18	0J14056-CALE
	Datafile		ECD5-10142026
	Method		ECD5_AQUPEST_160111
27)	Sample	19	0J14056-CALF
	Datafile		ECD5-10142027
	Method		ECD5_AQUPEST_160111
28)	Sample	20	0J14056-CALG
	Datafile		ECD5-10142028
	Method		ECD5_AQUPEST_160111
29)	Sample	21	0J14056-CALH
	Datafile		ECD5-10142029
	Method		ECD5_AQUPEST_160111
30)	Sample	22	0J14056-CALI
	Datafile		ECD5-10142030
	Method		ECD5_AQUPEST_160111
31)	Sample	1	0J14056-IBL2
	Datafile		ECD5-10142031
	Method		ECD5_AQUPEST_160111
32)	Sample	23	0J14056-ICV2
	Datafile		ECD5-10142032
	Method		ECD5_AQUPEST_160111

33) Sample	24	0J14056-CALJ
Datafile		ECD5-10142033
Method		ECD5_AQUPEST_160111
34) Sample	25	0J14056-CALK
Datafile		ECD5-10142034
Method		ECD5_AQUPEST_160111
35) Sample	26	0J14056-CALL
Datafile		ECD5-10142035
Method		ECD5_AQUPEST_160111
36) Sample	27	0J14056-CALM
Datafile		ECD5-10142036
Method		ECD5_AQUPEST_160111
37) Sample	28	0J14056-CALN
Datafile		ECD5-10142037
Method		ECD5_AQUPEST_160111
38) Sample	29	0J14056-CALO
Datafile		ECD5-10142038
Method		ECD5_AQUPEST_160111
39) Sample	30	0J14056-CALP
Datafile		ECD5-10142039
Method		ECD5_AQUPEST_160111
40) Sample	1	0J14056-IBL3
Datafile		ECD5-10142040
Method		ECD5_AQUPEST_160111
41) Sample	31	0J14056-ICV3
Datafile		ECD5-10142041
Method		ECD5_AQUPEST_160111
42) Sample	32	0J14056-CALQ
Datafile		ECD5-10142042
Method		ECD5_AQUPEST_160111
43) Sample	33	0J14056-CALR
Datafile		ECD5-10142043
Method		ECD5_AQUPEST_160111

Sequence Name: C:\msdchem\1\sequence\0J14056.s

Line	Type	Vial	DataFile	Method	Sample Name
44)	Sample	34	0J14056-CALS		
	Datafile		ECD5-10142044		
	Method		ECD5_AQUPEST_160111		
45)	Sample	35	0J14056-CALT		
	Datafile		ECD5-10142045		
	Method		ECD5_AQUPEST_160111		
46)	Sample	36	0J14056-CALU		
	Datafile		ECD5-10142046		
	Method		ECD5_AQUPEST_160111		
47)	Sample	37	0J14056-CALV		
	Datafile		ECD5-10142047		
	Method		ECD5_AQUPEST_160111		
48)	Sample	38	0J14056-CALW		
	Datafile		ECD5-10142048		
	Method		ECD5_AQUPEST_160111		
49)	Sample	1	0J14056-IBL4		
	Datafile		ECD5-10142049		
	Method		ECD5_AQUPEST_160111		
50)	Sample	39	0J14056-ICV4		
	Datafile		ECD5-10142050		
	Method		ECD5_AQUPEST_160111		

Quantitation Report (QT Reviewed)

Data Path : C:\msdchem\1\data\2020-10\0J14056\
 Data File : ECD5-10142011.D
 Signal(s) : Signal #1: ECD1A.CH Signal #2: ECD2B.CH
 Acq On : 14 Oct 2020 15:47
 Operator : MJB
 Sample : 0J14056-CAL1
 Misc : A20J229, AB 0.5 ppb
 ALS Vial : 4 (Sig #1); 0 (Sig #2) Sample Multiplier: 1

MJB 10/15/20

Integration File signal 1: PEST1.e
 Integration File signal 2: PEST2.e
 Quant Time: Oct 14 17:48:11 2020
 Quant Method : C:\msdchem\1\methods\ECD5_QUANTPEST_201014.M
 Quant Title : Instrument: DualECD5
 QLast Update : Wed Oct 14 17:46:59 2020
 Response via : Initial Calibration
 Integrator: ChemStation 6890 Scale Mode: Small noise peaks clipped

Volume Inj. : 2uL
 Signal #1 Phase : Rtx-CLPesticides Signal #2 Phase: Rtx-CLPesticides2
 Signal #1 Info : 30m X 0.32mm X 0. Signal #2 Info : 30m X 0.32mm X 0.25um

Compound	RT#1	RT#2	Resp#1	Resp#2	ng/mL	ng/mL

System Monitoring Compounds						
1) S TCMX (S)	5.586	5.872	140529	170319	0.681	0.520
22) S DCBP (S)	9.806	10.368	127242	102135	0.649	0.485 #
Target Compounds						
2) a-BHC	6.140	6.468	167796	193976	0.609	0.457
3) g-BHC	6.430	6.785	140254	169378	0.588	0.437 #
4) b-BHC	6.512	6.853	76860	90501	0.589	0.509
5) Heptachlor	6.830	7.158	141918	155482	0.742	0.466 #
6) d-BHC	6.664	7.099	153083	218781	0.645	0.703
7) Aldrin	7.073	7.421	143946	154585	0.616	0.378 #
8) Heptachlo...	7.543	7.855	140794	142572	0.664	0.407 #
9) trans-Chl...	7.635	7.995	144465	150441	0.645	0.401 #
10) cis-Chlor...	7.732	8.101	137544	143168	0.630	0.398 #
11) Endosulfa...	7.837	8.150	128922	135108	0.667	0.424 #
12) 4,4'-DDE	7.781	8.204	142374	148799	0.637	0.469 #
13) Dieldrin	8.009	8.349	138131	151375	0.655	0.435 #
14) Endrin	8.179	8.571	105277	109506	0.684	0.460 #
15) 4,4'-DDD	8.210	8.616	123211	129395	0.678	0.494 #
16) Endosulfa...	8.340	8.717	126564	131578	0.784	0.507 #
17) 4,4'-DDT	8.407	8.839	113864	98085	0.991	0.688 #
18) Endrin Al...	8.634	8.951	161066	161530	1.164	0.704 #
19) Endosulfa...	8.938	9.144	136316	143250	0.829	0.621 #
20) Methoxychlor	8.741	9.305	66721	56609	1.023	0.690 #
21) Endrin Ke...	9.139	9.532	143156	141257	0.794	0.593 #
23) Hexachlor...	0.000	0.000	0	0	N.D. d	N.D. d
24) Hexachlor...	0.000	0.000	0	0	N.D. d	N.D. d
25) Oxychlorane	0.000	0.000	0	0	N.D. d	N.D. d
26) 2,4'-DDE	0.000	0.000	0	0	N.D. d	N.D. d

Quantitation Report (QT Reviewed)

Data Path : C:\msdchem\1\data\2020-10\0J14056\
 Data File : ECD5-10142011.D
 Signal(s) : Signal #1: ECD1A.CH Signal #2: ECD2B.CH
 Acq On : 14 Oct 2020 15:47
 Operator : MJB
 Sample : 0J14056-CAL1
 Misc : A20J229, AB 0.5 ppb
 ALS Vial : 4 (Sig #1); 0 (Sig #2) Sample Multiplier: 1

Integration File signal 1: PEST1.e
 Integration File signal 2: PEST2.e
 Quant Time: Oct 14 17:48:11 2020
 Quant Method : C:\msdchem\1\methods\ECD5_QUANTPEST_201014.M
 Quant Title : Instrument: DualECD5
 QLast Update : Wed Oct 14 17:46:59 2020
 Response via : Initial Calibration
 Integrator: ChemStation 6890 Scale Mode: Small noise peaks clipped

Volume Inj. : 2uL
 Signal #1 Phase : Rtx-CLPesticides Signal #2 Phase: Rtx-CLPesticides2
 Signal #1 Info : 30m X 0.32mm X 0. Signal #2 Info : 30m X 0.32mm X 0.25um

	Compound	RT#1	RT#2	Resp#1	Resp#2	ng/mL	ng/mL
27)	trans-Non...	0.000	0.000	0	0	N.D. d	N.D. d
28)	2,4'-DDD	0.000	0.000	0	0	N.D. d	N.D. d
29)	2,4'-DDT	0.000	0.000	0	0	N.D. d	N.D. d
30)	cis-Nonac...	0.000	0.000	0	0	N.D. d	N.D. d
31)	Mirex	0.000	0.000	0	0	N.D. d	N.D. d
32)	Chlordane...	0.000	0.000	0	0	N.D. d	N.D. d
33)	Chlordane...	0.000	0.000	0	0	N.D. d	N.D. d
34)	Chlordane...	0.000	0.000	0	0	N.D. d	N.D. d
35)	Chlordane...	0.000	0.000	0	0	N.D. d	N.D. d
36)	Toxaphene...	0.000	0.000	0	0	N.D. d	N.D. d
37)	Toxaphene...	0.000	0.000	0	0	N.D. d	N.D. d
38)	Toxaphene...	0.000	0.000	0	0	N.D. d	N.D. d
39)	Toxaphene...	0.000	0.000	0	0	N.D. d	N.D. d
40)	Toxaphene...	0.000	0.000	0	0	N.D. d	N.D. d
41)	Toxaphene...	0.000	0.000	0	0	N.D. d	N.D. d
42)	Toxaphene...	0.000	0.000	0	0	N.D. d	N.D. d

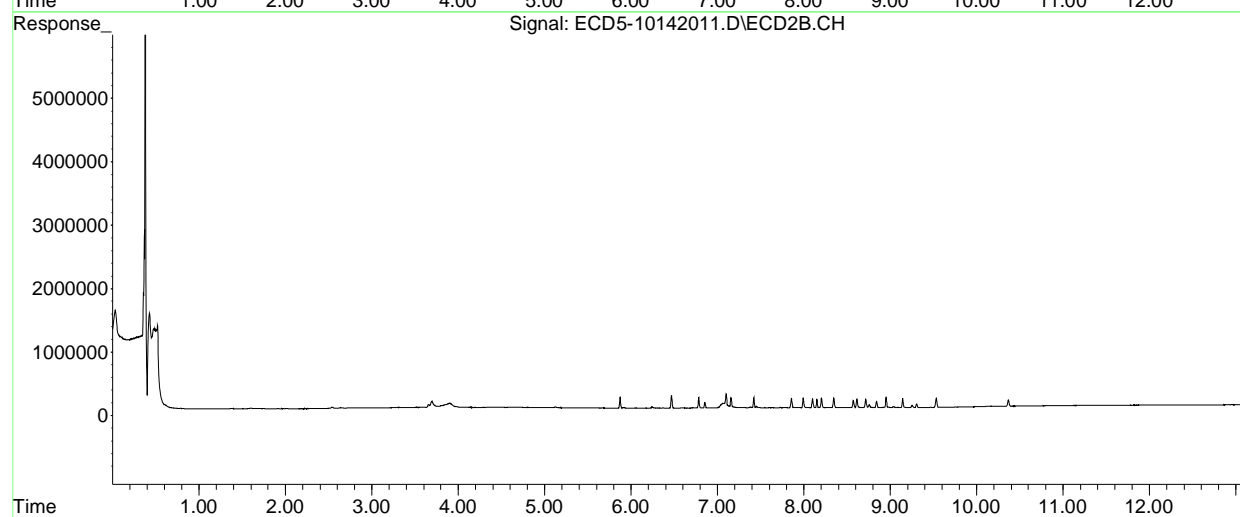
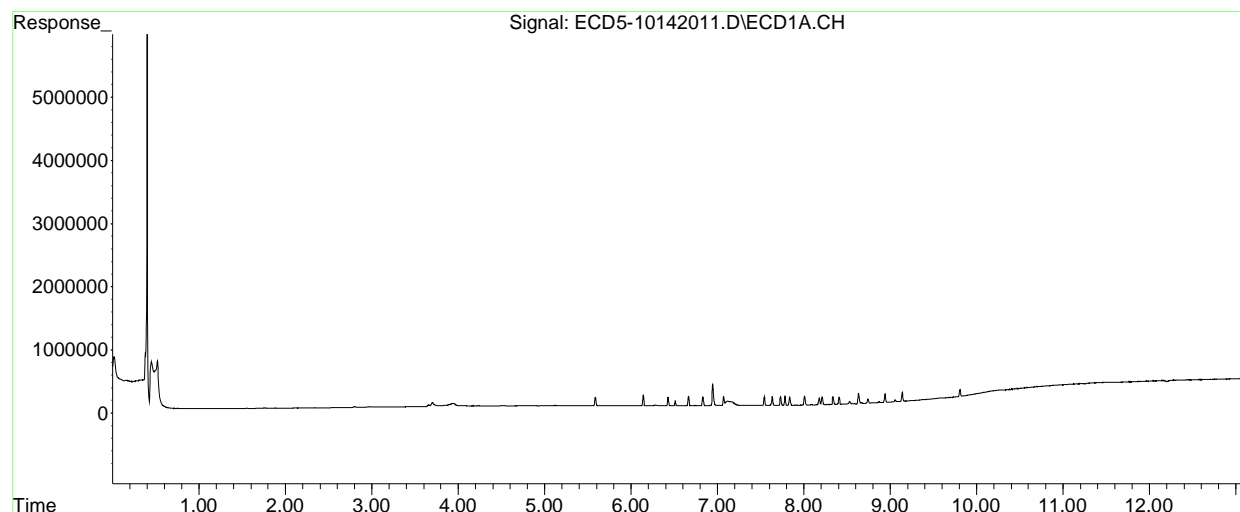
(f)=RT Delta > 1/2 Window (#)=Amounts differ by > 25% (m)=manual int.

Quantitation Report (QT Reviewed)

Data Path : C:\msdchem\1\data\2020-10\0J14056\
Data File : ECD5-10142011.D
Signal(s) : Signal #1: ECD1A.CH Signal #2: ECD2B.CH
Acq On : 14 Oct 2020 15:47
Operator : MJB
Sample : 0J14056-CAL1
Misc : A20J229, AB 0.5 ppb
ALS Vial : 4 (Sig #1); 0 (Sig #2) Sample Multiplier: 1

Integration File signal 1: PEST1.e
Integration File signal 2: PEST2.e
Quant Time: Oct 14 17:48:11 2020
Quant Method : C:\msdchem\1\methods\ECD5_QUANTPEST_201014.M
Quant Title : Instrument: DualECD5
QLast Update : Wed Oct 14 17:46:59 2020
Response via : Initial Calibration
Integrator: ChemStation 6890 Scale Mode: Small noise peaks clipped

Volume Inj. : 2uL
Signal #1 Phase : Rtx-CLPesticides Signal #2 Phase: Rtx-CLPesticides2
Signal #1 Info : 30m X 0.32mm X 0. Signal #2 Info : 30m X 0.32mm X 0.25um



Quantitation Report (QT Reviewed)

Data Path : C:\msdchem\1\data\2020-10\0J14056\
 Data File : ECD5-10142012.D
 Signal(s) : Signal #1: ECD1A.CH Signal #2: ECD2B.CH
 Acq On : 14 Oct 2020 16:04
 Operator : MJB
 Sample : 0J14056-CAL2
 Misc : A20J230, AB 1 ppb
 ALS Vial : 5 (Sig #1); 0 (Sig #2) Sample Multiplier: 1

MJB 10/15/20

Integration File signal 1: PEST1.e
 Integration File signal 2: PEST2.e
 Quant Time: Oct 14 17:49:00 2020
 Quant Method : C:\msdchem\1\methods\ECD5_QUANTPEST_201014.M
 Quant Title : Instrument: DualECD5
 QLast Update : Wed Oct 14 17:46:59 2020
 Response via : Initial Calibration
 Integrator: ChemStation 6890 Scale Mode: Small noise peaks clipped

Volume Inj. : 2uL
 Signal #1 Phase : Rtx-CLPesticides Signal #2 Phase: Rtx-CLPesticides2
 Signal #1 Info : 30m X 0.32mm X 0. Signal #2 Info : 30m X 0.32mm X 0.25um

Compound	RT#1	RT#2	Resp#1	Resp#2	ng/mL	ng/mL

System Monitoring Compounds						
1) S TCMX (S)	5.586	5.872	253886	311085	1.230	0.949
22) S DCBP (S)	9.806	10.367	210456	180596	1.200	0.858 #
Target Compounds						
2) a-BHC	6.139	6.467	306194	369703	1.111	0.861
3) g-BHC	6.429	6.784	268763	315438	1.126	0.826 #
4) b-BHC	6.512	6.853	134233	163076	1.147	0.918
5) Heptachlor	6.830	7.158	254387	263644	1.330	0.790 #
6) d-BHC	6.664	7.099	279968	354018	1.180	1.134
7) Aldrin	7.072	7.420	274443	288446	1.175	0.705 #
8) Heptachlo...	7.542	7.856	259023	268398	1.221	0.765 #
9) trans-Chl...	7.635	7.995	267031	275149	1.191	0.734 #
10) cis-Chlor...	7.732	8.102	256225	262088	1.174	0.729 #
11) Endosulfa...	7.836	8.151	240021	251042	1.242	0.787 #
12) 4,4'-DDE	7.781	8.203	261532	276372	1.171	0.854 #
13) Dieldrin	8.009	8.349	260366	268257	1.235	0.771 #
14) Endrin	8.178	8.571	188876	185759	1.226	0.780 #
15) 4,4'-DDD	8.210	8.616	224880	227533	1.237	0.882 #
16) Endosulfa...	8.340	8.718	220968	234183	1.369	0.902 #
17) 4,4'-DDT	8.406	8.840	203498	176159	1.792	1.228 #
18) Endrin Al...	8.635	8.951	267831	281603	2.052	1.228 #
19) Endosulfa...	8.938	9.145	224706	235751	1.366	1.071
20) Methoxychlor	8.741	9.306	114664	99371	1.836	1.264 #
21) Endrin Ke...	9.139	9.533	256580	241014	1.423	1.062 #
23) Hexachlor...	0.000	0.000	0	0	N.D. d	N.D. d
24) Hexachlor...	0.000	0.000	0	0	N.D. d	N.D. d
25) Oxychlorane	0.000	0.000	0	0	N.D. d	N.D. d
26) 2,4'-DDE	0.000	0.000	0	0	N.D. d	N.D. d

Quantitation Report (QT Reviewed)

Data Path : C:\msdchem\1\data\2020-10\0J14056\
 Data File : ECD5-10142012.D
 Signal(s) : Signal #1: ECD1A.CH Signal #2: ECD2B.CH
 Acq On : 14 Oct 2020 16:04
 Operator : MJB
 Sample : 0J14056-CAL2
 Misc : A20J230, AB 1 ppb
 ALS Vial : 5 (Sig #1); 0 (Sig #2) Sample Multiplier: 1

Integration File signal 1: PEST1.e
 Integration File signal 2: PEST2.e
 Quant Time: Oct 14 17:49:00 2020
 Quant Method : C:\msdchem\1\methods\ECD5_QUANTPEST_201014.M
 Quant Title : Instrument: DualECD5
 QLast Update : Wed Oct 14 17:46:59 2020
 Response via : Initial Calibration
 Integrator: ChemStation 6890 Scale Mode: Small noise peaks clipped

Volume Inj. : 2uL
 Signal #1 Phase : Rtx-CLPesticides Signal #2 Phase: Rtx-CLPesticides2
 Signal #1 Info : 30m X 0.32mm X 0. Signal #2 Info : 30m X 0.32mm X 0.25um

	Compound	RT#1	RT#2	Resp#1	Resp#2	ng/mL	ng/mL
27)	trans-Non...	0.000	0.000	0	0	N.D. d	N.D. d
28)	2,4'-DDD	0.000	0.000	0	0	N.D. d	N.D. d
29)	2,4'-DDT	0.000	0.000	0	0	N.D. d	N.D. d
30)	cis-Nonac...	0.000	0.000	0	0	N.D. d	N.D. d
31)	Mirex	0.000	0.000	0	0	N.D. d	N.D. d
32)	Chlordane...	0.000	0.000	0	0	N.D. d	N.D. d
33)	Chlordane...	0.000	0.000	0	0	N.D. d	N.D. d
34)	Chlordane...	0.000	0.000	0	0	N.D. d	N.D. d
35)	Chlordane...	0.000	0.000	0	0	N.D. d	N.D. d
36)	Toxaphene...	0.000	0.000	0	0	N.D. d	N.D. d
37)	Toxaphene...	0.000	0.000	0	0	N.D. d	N.D. d
38)	Toxaphene...	0.000	0.000	0	0	N.D. d	N.D. d
39)	Toxaphene...	0.000	0.000	0	0	N.D. d	N.D. d
40)	Toxaphene...	0.000	0.000	0	0	N.D. d	N.D. d
41)	Toxaphene...	0.000	0.000	0	0	N.D. d	N.D. d
42)	Toxaphene...	0.000	0.000	0	0	N.D. d	N.D. d

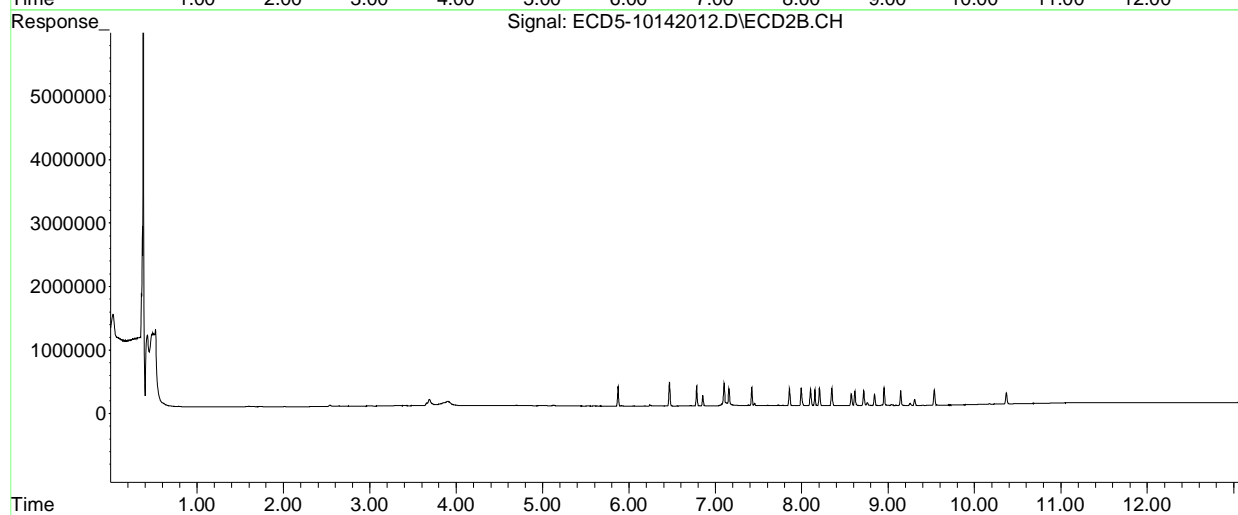
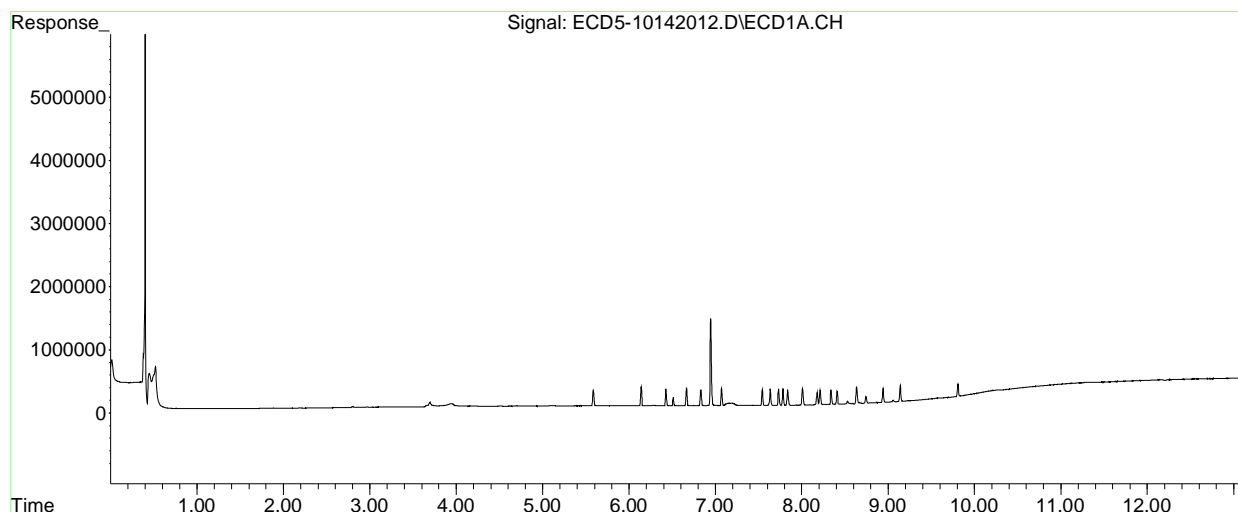
(f)=RT Delta > 1/2 Window (#)=Amounts differ by > 25% (m)=manual int.

Quantitation Report (QT Reviewed)

Data Path : C:\msdchem\1\data\2020-10\0J14056\
Data File : ECD5-10142012.D
Signal(s) : Signal #1: ECD1A.CH Signal #2: ECD2B.CH
Acq On : 14 Oct 2020 16:04
Operator : MJB
Sample : 0J14056-CAL2
Misc : A20J230, AB 1 ppb
ALS Vial : 5 (Sig #1); 0 (Sig #2) Sample Multiplier: 1

Integration File signal 1: PEST1.e
Integration File signal 2: PEST2.e
Quant Time: Oct 14 17:49:00 2020
Quant Method : C:\msdchem\1\methods\ECD5_QUANTPEST_201014.M
Quant Title : Instrument: DualECD5
QLast Update : Wed Oct 14 17:46:59 2020
Response via : Initial Calibration
Integrator: ChemStation 6890 Scale Mode: Small noise peaks clipped

Volume Inj. : 2uL
Signal #1 Phase : Rtx-CLPesticides Signal #2 Phase: Rtx-CLPesticides2
Signal #1 Info : 30m X 0.32mm X 0. Signal #2 Info : 30m X 0.32mm X 0.25um



Quantitation Report (QT Reviewed)

Data Path : C:\msdchem\1\data\2020-10\0J14056\
 Data File : ECD5-10142013.D
 Signal(s) : Signal #1: ECD1A.CH Signal #2: ECD2B.CH
 Acq On : 14 Oct 2020 16:21
 Operator : MJB
 Sample : 0J14056-CAL3
 Misc : A20H471, AB 2 ppb
 ALS Vial : 6 (Sig #1); 0 (Sig #2) Sample Multiplier: 1

MJB 10/15/20

Integration File signal 1: PEST1.e
 Integration File signal 2: PEST2.e
 Quant Time: Oct 14 17:49:35 2020
 Quant Method : C:\msdchem\1\methods\ECD5_QUANTPEST_201014.M
 Quant Title : Instrument: DualECD5
 QLast Update : Wed Oct 14 17:46:59 2020
 Response via : Initial Calibration
 Integrator: ChemStation 6890 Scale Mode: Small noise peaks clipped

Volume Inj. : 2uL
 Signal #1 Phase : Rtx-CLPesticides Signal #2 Phase: Rtx-CLPesticides2
 Signal #1 Info : 30m X 0.32mm X 0. Signal #2 Info : 30m X 0.32mm X 0.25um

Compound	RT#1	RT#2	Resp#1	Resp#2	ng/mL	ng/mL
System Monitoring Compounds						
1) S TCMX (S)	5.586	5.871	497197	614440	2.408	1.874
22) S DCBP (S)	9.806	10.367	375364	330405	2.293	1.570 #
Target Compounds						
2) a-BHC	6.139	6.468	628323	753186	2.281	1.739
3) g-BHC	6.429	6.785	533694	641946	2.236	1.692
4) b-BHC	6.512	6.853	257026	306878	2.341	1.727 #
5) Heptachlor	6.830	7.158	511111	517087	2.672	1.549 #
6) d-BHC	6.664	7.100	554144	649345	2.336	2.071
7) Aldrin	7.072	7.420	542139	584662	2.320	1.429 #
8) Heptachlo...	7.542	7.856	501641	516383	2.365	1.472 #
9) trans-Chl...	7.635	7.996	517096	546800	2.307	1.458 #
10) cis-Chlor...	7.732	8.102	497982	519519	2.282	1.445 #
11) Endosulfa...	7.836	8.151	468891	473272	2.427	1.484 #
12) 4,4'-DDE	7.781	8.204	521556	558084	2.335	1.701 #
13) Dieldrin	8.009	8.349	501289	530524	2.378	1.525 #
14) Endrin	8.179	8.572	385124	373106	2.500	1.566 #
15) 4,4'-DDD	8.210	8.616	445212	442696	2.448	1.731 #
16) Endosulfa...	8.340	8.718	421233	439713	2.610	1.693 #
17) 4,4'-DDT	8.406	8.840	400654	357211	3.544	2.471 #
18) Endrin Al...	8.635	8.952	510289	521610	4.068	2.275 #
19) Endosulfa...	8.938	9.145	418629	437332	2.545	2.049
20) Methoxychlor	8.740	9.306	215205	189005	3.534	2.460 #
21) Endrin Ke...	9.139	9.534	490417	461874	2.720	2.098
23) Hexachlor...	0.000	0.000	0	0	N.D. d	N.D. d
24) Hexachlor...	0.000	0.000	0	0	N.D. d	N.D. d
25) Oxychlorane	0.000	0.000	0	0	N.D. d	N.D. d
26) 2,4'-DDE	0.000	0.000	0	0	N.D. d	N.D. d

Quantitation Report (QT Reviewed)

Data Path : C:\msdchem\1\data\2020-10\0J14056\
 Data File : ECD5-10142013.D
 Signal(s) : Signal #1: ECD1A.CH Signal #2: ECD2B.CH
 Acq On : 14 Oct 2020 16:21
 Operator : MJB
 Sample : 0J14056-CAL3
 Misc : A20H471, AB 2 ppb
 ALS Vial : 6 (Sig #1); 0 (Sig #2) Sample Multiplier: 1

Integration File signal 1: PEST1.e
 Integration File signal 2: PEST2.e
 Quant Time: Oct 14 17:49:35 2020
 Quant Method : C:\msdchem\1\methods\ECD5_QUANTPEST_201014.M
 Quant Title : Instrument: DualECD5
 QLast Update : Wed Oct 14 17:46:59 2020
 Response via : Initial Calibration
 Integrator: ChemStation 6890 Scale Mode: Small noise peaks clipped

Volume Inj. : 2uL
 Signal #1 Phase : Rtx-CLPesticides Signal #2 Phase: Rtx-CLPesticides2
 Signal #1 Info : 30m X 0.32mm X 0. Signal #2 Info : 30m X 0.32mm X 0.25um

	Compound	RT#1	RT#2	Resp#1	Resp#2	ng/mL	ng/mL
27)	trans-Non...	0.000	0.000	0	0	N.D. d	N.D. d
28)	2,4'-DDD	0.000	0.000	0	0	N.D. d	N.D. d
29)	2,4'-DDT	0.000	0.000	0	0	N.D. d	N.D. d
30)	cis-Nonac...	0.000	0.000	0	0	N.D. d	N.D. d
31)	Mirex	0.000	0.000	0	0	N.D. d	N.D. d
32)	Chlordane...	0.000	0.000	0	0	N.D. d	N.D. d
33)	Chlordane...	0.000	0.000	0	0	N.D. d	N.D. d
34)	Chlordane...	0.000	0.000	0	0	N.D. d	N.D. d
35)	Chlordane...	0.000	0.000	0	0	N.D. d	N.D. d
36)	Toxaphene...	0.000	0.000	0	0	N.D. d	N.D. d
37)	Toxaphene...	0.000	0.000	0	0	N.D. d	N.D. d
38)	Toxaphene...	0.000	0.000	0	0	N.D. d	N.D. d
39)	Toxaphene...	0.000	0.000	0	0	N.D. d	N.D. d
40)	Toxaphene...	0.000	0.000	0	0	N.D. d	N.D. d
41)	Toxaphene...	0.000	0.000	0	0	N.D. d	N.D. d
42)	Toxaphene...	0.000	0.000	0	0	N.D. d	N.D. d

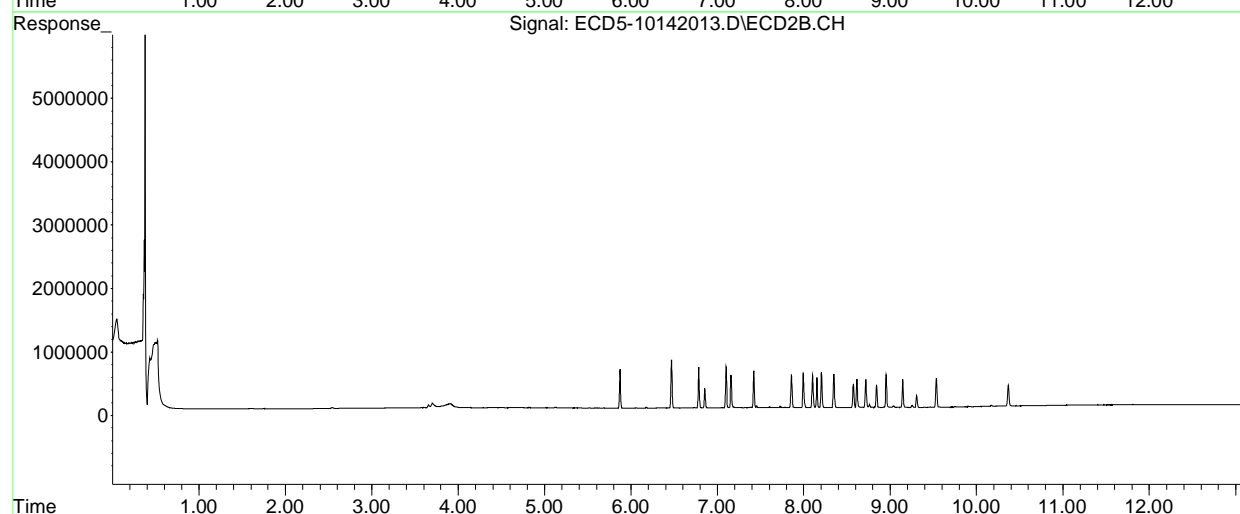
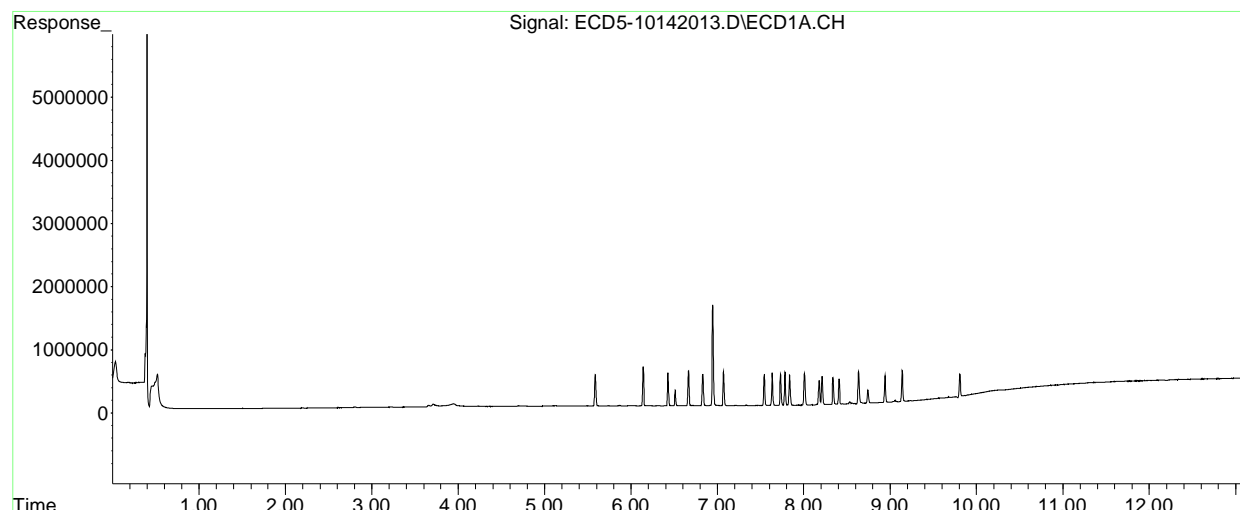
(f)=RT Delta > 1/2 Window (#)=Amounts differ by > 25% (m)=manual int.

Quantitation Report (QT Reviewed)

Data Path : C:\msdchem\1\data\2020-10\0J14056\
Data File : ECD5-10142013.D
Signal(s) : Signal #1: ECD1A.CH Signal #2: ECD2B.CH
Acq On : 14 Oct 2020 16:21
Operator : MJB
Sample : 0J14056-CAL3
Misc : A20H471, AB 2 ppb
ALS Vial : 6 (Sig #1); 0 (Sig #2) Sample Multiplier: 1

Integration File signal 1: PEST1.e
Integration File signal 2: PEST2.e
Quant Time: Oct 14 17:49:35 2020
Quant Method : C:\msdchem\1\methods\ECD5_QUANTPEST_201014.M
Quant Title : Instrument: DualECD5
QLast Update : Wed Oct 14 17:46:59 2020
Response via : Initial Calibration
Integrator: ChemStation 6890 Scale Mode: Small noise peaks clipped

Volume Inj. : 2uL
Signal #1 Phase : Rtx-CLPesticides Signal #2 Phase: Rtx-CLPesticides2
Signal #1 Info : 30m X 0.32mm X 0. Signal #2 Info : 30m X 0.32mm X 0.25um



Quantitation Report (QT Reviewed)

Data Path : C:\msdchem\1\data\2020-10\0J14056\
 Data File : ECD5-10142014.D
 Signal(s) : Signal #1: ECD1A.CH Signal #2: ECD2B.CH
 Acq On : 14 Oct 2020 16:38
 Operator : MJB
 Sample : 0J14056-CAL4
 Misc : A20H472, AB 5 ppb
 ALS Vial : 7 (Sig #1); 0 (Sig #2) Sample Multiplier: 1

MJB 10/15/20

Integration File signal 1: PEST1.e
 Integration File signal 2: PEST2.e
 Quant Time: Oct 14 17:50:14 2020
 Quant Method : C:\msdchem\1\methods\ECD5_QUANTPEST_201014.M
 Quant Title : Instrument: DualECD5
 QLast Update : Wed Oct 14 17:46:59 2020
 Response via : Initial Calibration
 Integrator: ChemStation 6890 Scale Mode: Small noise peaks clipped

Volume Inj. : 2uL
 Signal #1 Phase : Rtx-CLPesticides Signal #2 Phase: Rtx-CLPesticides2
 Signal #1 Info : 30m X 0.32mm X 0. Signal #2 Info : 30m X 0.32mm X 0.25um

Compound	RT#1	RT#2	Resp#1	Resp#2	ng/mL	ng/mL
System Monitoring Compounds						
1) S TCMX (S)	5.585	5.872	1205086	1474967	5.837	4.499
22) S DCBP (S)	9.805	10.367	864759	772851	5.533	3.672 #
Target Compounds						
2) a-BHC	6.139	6.467	1541028	1928602	5.593	4.415
3) g-BHC	6.428	6.784	1286671	1598007	5.391	4.213
4) b-BHC	6.511	6.852	600757	721255	5.681	4.059 #
5) Heptachlor	6.830	7.158	1261215	1327780	6.594	3.979 #
6) d-BHC	6.663	7.099	1353451	1629779	5.707	5.149
7) Aldrin	7.072	7.421	1317210	1471589	5.638	3.597 #
8) Heptachlo...	7.542	7.855	1188991	1285859	5.605	3.666 #
9) trans-Chl...	7.634	7.994	1239286	1337960	5.529	3.568 #
10) cis-Chlor...	7.731	8.101	1182697	1240277	5.419	3.450 #
11) Endosulfa...	7.835	8.149	1136280	1194602	5.881	3.747 #
12) 4,4'-DDE	7.780	8.203	1281422	1358638	5.736	4.095 #
13) Dieldrin	8.007	8.348	1224275	1308319	5.807	3.761 #
14) Endrin	8.177	8.570	910916	918333	5.914	3.854 #
15) 4,4'-DDD	8.209	8.615	1071622	1078020	5.893	4.219 #
16) Endosulfa...	8.338	8.717	998320	1038306	6.187	3.999 #
17) 4,4'-DDT	8.405	8.839	957319	864502	8.411	5.875 #
18) Endrin Al...	8.633	8.951	998718	1018074	8.130	4.440 #
19) Endosulfa...	8.937	9.144	988428	1052641	6.008	5.008
20) Methoxychlor	8.740	9.305	514454	439519	8.522	5.749 #
21) Endrin Ke...	9.138	9.532	1160086	1114109	6.434	5.130
23) Hexachlor...	0.000	0.000	0	0	N.D. d	N.D. d
24) Hexachlor...	0.000	0.000	0	0	N.D. d	N.D. d
25) Oxychlorane	0.000	0.000	0	0	N.D. d	N.D. d
26) 2,4'-DDE	0.000	0.000	0	0	N.D. d	N.D. d

Quantitation Report (QT Reviewed)

Data Path : C:\msdchem\1\data\2020-10\0J14056\
 Data File : ECD5-10142014.D
 Signal(s) : Signal #1: ECD1A.CH Signal #2: ECD2B.CH
 Acq On : 14 Oct 2020 16:38
 Operator : MJB
 Sample : 0J14056-CAL4
 Misc : A20H472, AB 5 ppb
 ALS Vial : 7 (Sig #1); 0 (Sig #2) Sample Multiplier: 1

Integration File signal 1: PEST1.e
 Integration File signal 2: PEST2.e
 Quant Time: Oct 14 17:50:14 2020
 Quant Method : C:\msdchem\1\methods\ECD5_QUANTPEST_201014.M
 Quant Title : Instrument: DualECD5
 QLast Update : Wed Oct 14 17:46:59 2020
 Response via : Initial Calibration
 Integrator: ChemStation 6890 Scale Mode: Small noise peaks clipped

Volume Inj. : 2uL
 Signal #1 Phase : Rtx-CLPesticides Signal #2 Phase: Rtx-CLPesticides2
 Signal #1 Info : 30m X 0.32mm X 0. Signal #2 Info : 30m X 0.32mm X 0.25um

	Compound	RT#1	RT#2	Resp#1	Resp#2	ng/mL	ng/mL
27)	trans-Non...	0.000	0.000	0	0	N.D. d	N.D. d
28)	2,4'-DDD	0.000	0.000	0	0	N.D. d	N.D. d
29)	2,4'-DDT	0.000	0.000	0	0	N.D. d	N.D. d
30)	cis-Nonac...	0.000	0.000	0	0	N.D. d	N.D. d
31)	Mirex	0.000	0.000	0	0	N.D. d	N.D. d
32)	Chlordane...	0.000	0.000	0	0	N.D. d	N.D. d
33)	Chlordane...	0.000	0.000	0	0	N.D. d	N.D. d
34)	Chlordane...	0.000	0.000	0	0	N.D. d	N.D. d
35)	Chlordane...	0.000	0.000	0	0	N.D. d	N.D. d
36)	Toxaphene...	0.000	0.000	0	0	N.D. d	N.D. d
37)	Toxaphene...	0.000	0.000	0	0	N.D. d	N.D. d
38)	Toxaphene...	0.000	0.000	0	0	N.D. d	N.D. d
39)	Toxaphene...	0.000	0.000	0	0	N.D. d	N.D. d
40)	Toxaphene...	0.000	0.000	0	0	N.D. d	N.D. d
41)	Toxaphene...	0.000	0.000	0	0	N.D. d	N.D. d
42)	Toxaphene...	0.000	0.000	0	0	N.D. d	N.D. d

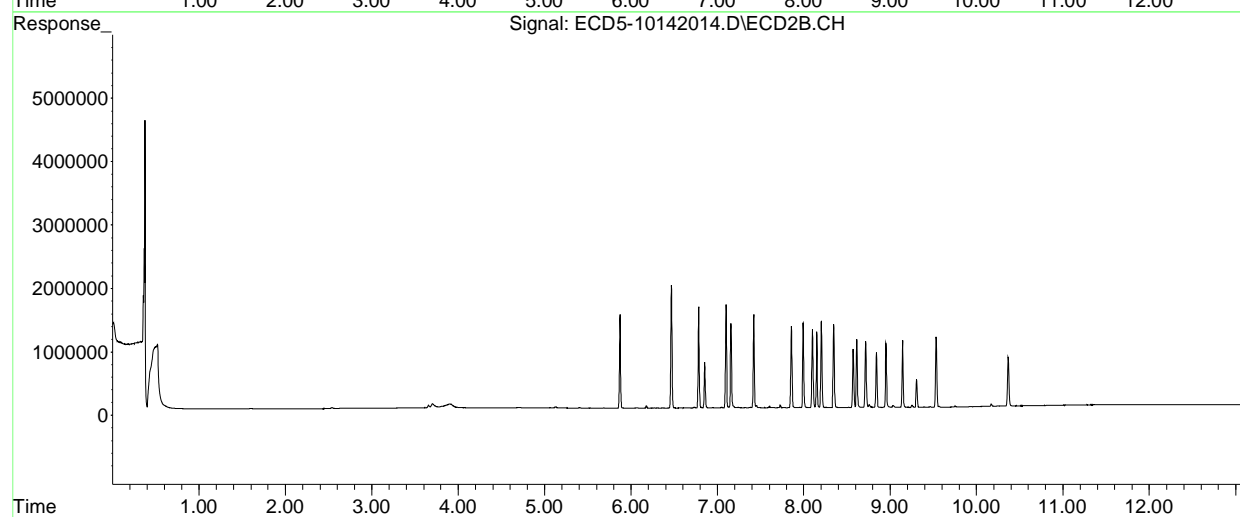
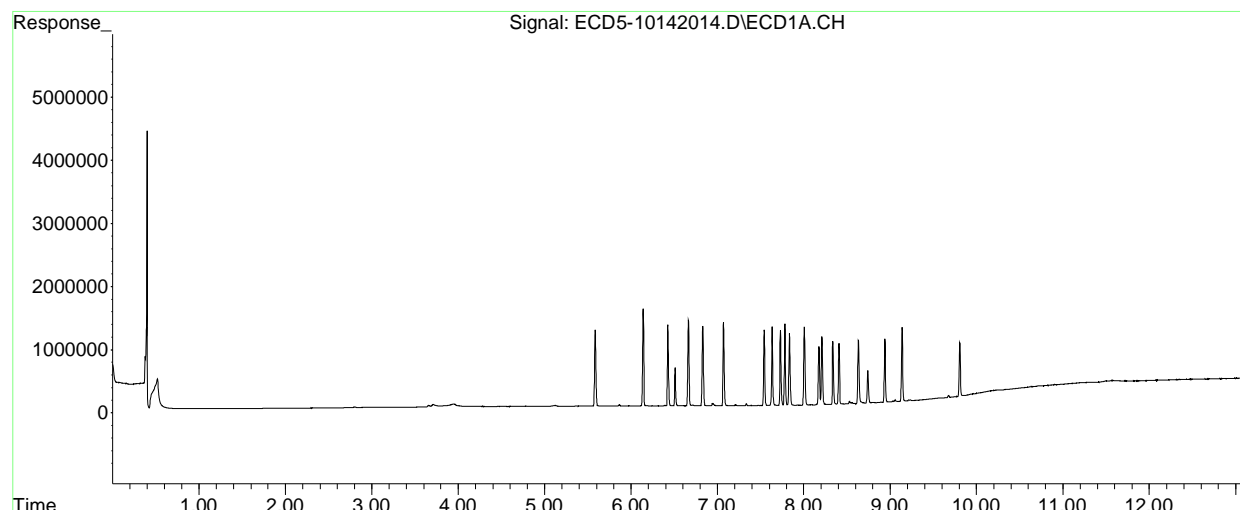
(f)=RT Delta > 1/2 Window (#)=Amounts differ by > 25% (m)=manual int.

Quantitation Report (QT Reviewed)

Data Path : C:\msdchem\1\data\2020-10\0J14056\
Data File : ECD5-10142014.D
Signal(s) : Signal #1: ECD1A.CH Signal #2: ECD2B.CH
Acq On : 14 Oct 2020 16:38
Operator : MJB
Sample : 0J14056-CAL4
Misc : A20H472, AB 5 ppb
ALS Vial : 7 (Sig #1); 0 (Sig #2) Sample Multiplier: 1

Integration File signal 1: PEST1.e
Integration File signal 2: PEST2.e
Quant Time: Oct 14 17:50:14 2020
Quant Method : C:\msdchem\1\methods\ECD5_QUANTPEST_201014.M
Quant Title : Instrument: DualECD5
QLast Update : Wed Oct 14 17:46:59 2020
Response via : Initial Calibration
Integrator: ChemStation 6890 Scale Mode: Small noise peaks clipped

Volume Inj. : 2uL
Signal #1 Phase : Rtx-CLPesticides Signal #2 Phase: Rtx-CLPesticides2
Signal #1 Info : 30m X 0.32mm X 0. Signal #2 Info : 30m X 0.32mm X 0.25um



Quantitation Report (Not Reviewed)

Data Path : C:\msdchem\1\data\2020-10\0J14056\
 Data File : ECD5-10142015.D
 Signal(s) : Signal #1: ECD1A.CH Signal #2: ECD2B.CH NR. Vial was empty.
 Acq On : 14 Oct 2020 16:56
 Operator : MJB
 Sample : 0J14056-CAL5 MJB 10/15/20
 Misc : A20H473, AB 10 ppb
 ALS Vial : 8 (Sig #1); 0 (Sig #2) Sample Multiplier: 1

Integration File signal 1: PEST1.e
 Integration File signal 2: PEST2.e
 Quant Time: Oct 14 17:50:33 2020
 Quant Method : C:\msdchem\1\methods\ECD5_QUANTPEST_201014.M
 Quant Title : Instrument: DualECD5
 QLast Update : Wed Oct 14 17:46:59 2020
 Response via : Initial Calibration
 Integrator: ChemStation 6890 Scale Mode: Small noise peaks clipped

Volume Inj. : 2uL
 Signal #1 Phase : Rtx-CLPesticides Signal #2 Phase: Rtx-CLPesticides2
 Signal #1 Info : 30m X 0.32mm X 0. Signal #2 Info : 30m X 0.32mm X 0.25um

Compound	RT#1	RT#2	Resp#1	Resp#2	ng/mL	ng/mL

System Monitoring Compounds						
1) S TCMX (S)	0.000	0.000	0	0	N.D.	N.D.
22) S DCBP (S)	0.000	0.000	0	0	N.D.	N.D.
Target Compounds						
2) a-BHC	6.143	0.000	3963	0	0.014	N.D. #
3) g-BHC	0.000	0.000	0	0	N.D.	N.D.
4) b-BHC	0.000	0.000	0	0	N.D.	N.D.
5) Heptachlor	0.000	0.000	0	0	N.D.	N.D.
6) d-BHC	0.000	0.000	0	0	N.D.	N.D.
7) Aldrin	0.000	7.385f	0	5639	N.D.	0.014 #
8) Heptachlo...	7.538	0.000	399	0	0.002	N.D. #
9) trans-Chl...	0.000	0.000	0	0	N.D.	N.D.
10) cis-Chlor...	0.000	0.000	0	0	N.D.	N.D.
11) Endosulfa...	0.000	0.000	0	0	N.D.	N.D.
12) 4,4'-DDE	0.000	0.000	0	0	N.D.	N.D.
13) Dieldrin	0.000	0.000	0	0	N.D.	N.D.
14) Endrin	0.000	0.000	0	0	N.D.	N.D.
15) 4,4'-DDD	0.000	0.000	0	0	N.D.	N.D.
16) Endosulfa...	0.000	0.000	0	0	N.D.	N.D.
17) 4,4'-DDT	0.000	0.000	0	0	N.D.	N.D.
18) Endrin Al...	0.000	0.000	0	0	N.D.	N.D.
19) Endosulfa...	0.000	0.000	0	0	N.D.	N.D.
20) Methoxychlor	0.000	0.000	0	0	N.D.	N.D.
21) Endrin Ke...	0.000	0.000	0	0	N.D.	N.D.
23) Hexachlor...	0.000	0.000	0	0	N.D.	N.D.
24) Hexachlor...	0.000	0.000	0	0	N.D.	N.D.
25) Oxychlorane	0.000	0.000	0	0	N.D.	N.D.
26) 2,4'-DDE	7.385f	0.000	768	0	40483.295	N.D. #

Quantitation Report (Not Reviewed)

Data Path : C:\msdchem\1\data\2020-10\0J14056\
 Data File : ECD5-10142015.D
 Signal(s) : Signal #1: ECD1A.CH Signal #2: ECD2B.CH
 Acq On : 14 Oct 2020 16:56
 Operator : MJB
 Sample : 0J14056-CAL5
 Misc : A20H473, AB 10 ppb
 ALS Vial : 8 (Sig #1); 0 (Sig #2) Sample Multiplier: 1

Integration File signal 1: PEST1.e
 Integration File signal 2: PEST2.e
 Quant Time: Oct 14 17:50:33 2020
 Quant Method : C:\msdchem\1\methods\ECD5_QUANTPEST_201014.M
 Quant Title : Instrument: DualECD5
 QLast Update : Wed Oct 14 17:46:59 2020
 Response via : Initial Calibration
 Integrator: ChemStation 6890 Scale Mode: Small noise peaks clipped

Volume Inj. : 2uL
 Signal #1 Phase : Rtx-CLPesticides Signal #2 Phase: Rtx-CLPesticides2
 Signal #1 Info : 30m X 0.32mm X 0. Signal #2 Info : 30m X 0.32mm X 0.25um

	Compound	RT#1	RT#2	Resp#1	Resp#2	ng/mL	ng/mL
27)	trans-Non...	0.000	0.000	0	0	N.D.	N.D.
28)	2,4'-DDD	0.000	0.000	0	0	N.D.	N.D.
29)	2,4'-DDT	0.000	0.000	0	0	N.D.	N.D.
30)	cis-Nonac...	0.000	0.000	0	0	N.D.	N.D.
31)	Mirex	0.000	0.000	0	0	N.D.	N.D.
32)	Chlordane...	7.538	0.000	399	0	0.017	N.D. #
33)	Chlordane...	0.000	0.000	0	0	N.D.	N.D.
34)	Chlordane...	0.000	0.000	0	0	N.D.	N.D.
35)	Chlordane...	3.960f	3.919	58308	71575	NoCal	NoCal
36)	Toxaphene...	0.000	0.000	0	0	N.D.	N.D.
37)	Toxaphene...	0.000	8.757	0	29826	N.D.	8.539 #
38)	Toxaphene...	0.000	0.000	0	0	N.D.	N.D.
39)	Toxaphene...	0.000	0.000	0	0	N.D.	N.D.
40)	Toxaphene...	0.000	0.000	0	0	N.D.	N.D.
41)	Toxaphene...	0.000	0.000	0	0	N.D.	N.D.
42)	Toxaphene...	3.960f	3.919	58308	71575	NoCal	NoCal

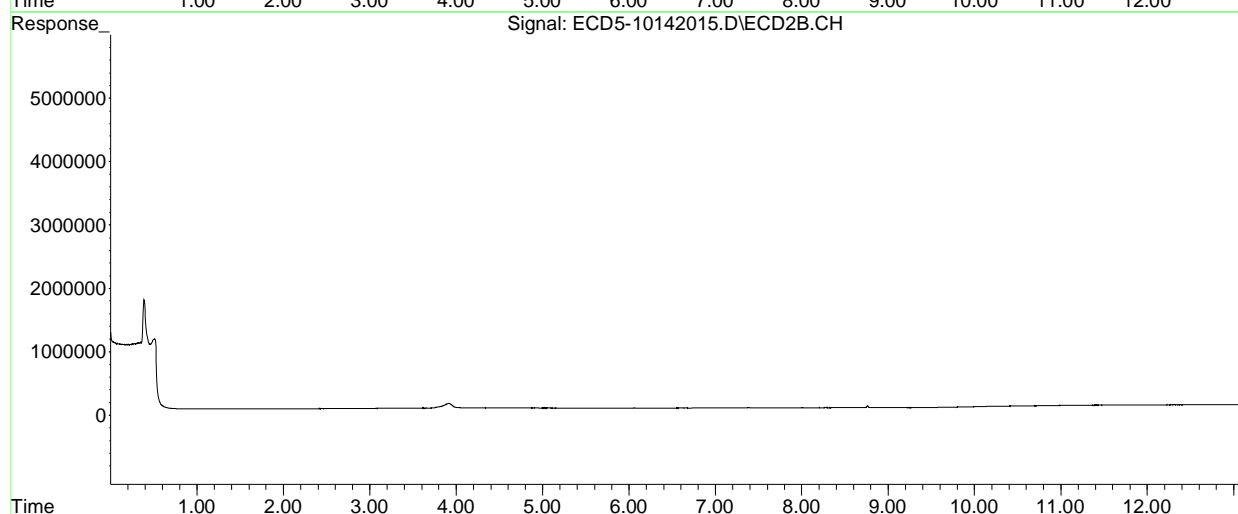
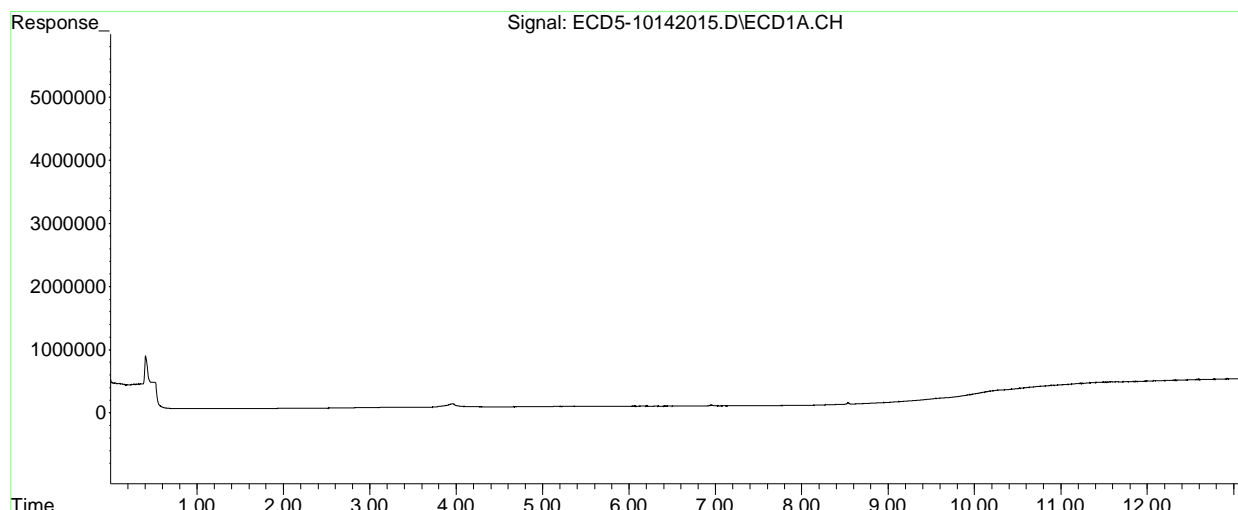
(f)=RT Delta > 1/2 Window (#)=Amounts differ by > 25% (m)=manual int.

Quantitation Report (Not Reviewed)

Data Path : C:\msdchem\1\data\2020-10\0J14056\
Data File : ECD5-10142015.D
Signal(s) : Signal #1: ECD1A.CH Signal #2: ECD2B.CH
Acq On : 14 Oct 2020 16:56
Operator : MJB
Sample : 0J14056-CAL5
Misc : A20H473, AB 10 ppb
ALS Vial : 8 (Sig #1); 0 (Sig #2) Sample Multiplier: 1

Integration File signal 1: PEST1.e
Integration File signal 2: PEST2.e
Quant Time: Oct 14 17:50:33 2020
Quant Method : C:\msdchem\1\methods\ECD5_QUANTPEST_201014.M
Quant Title : Instrument: DualECD5
QLast Update : Wed Oct 14 17:46:59 2020
Response via : Initial Calibration
Integrator: ChemStation 6890 Scale Mode: Small noise peaks clipped

Volume Inj. : 2uL
Signal #1 Phase : Rtx-CLPesticides Signal #2 Phase: Rtx-CLPesticides2
Signal #1 Info : 30m X 0.32mm X 0. Signal #2 Info : 30m X 0.32mm X 0.25um



Quantitation Report (QT Reviewed)

Data Path : C:\msdchem\1\data\2020-10\0J14056\
 Data File : ECD5-10142016.D
 Signal(s) : Signal #1: ECD1A.CH Signal #2: ECD2B.CH
 Acq On : 14 Oct 2020 17:13
 Operator : MJB
 Sample : 0J14056-CAL6
 Misc : A20H474, AB 25 ppb
 ALS Vial : 9 (Sig #1); 0 (Sig #2) Sample Multiplier: 1

MJB 10/15/20

Integration File signal 1: PEST1.e
 Integration File signal 2: PEST2.e
 Quant Time: Oct 14 17:51:08 2020
 Quant Method : C:\msdchem\1\methods\ECD5_QUANTPEST_201014.M
 Quant Title : Instrument: DualECD5
 QLast Update : Wed Oct 14 17:46:59 2020
 Response via : Initial Calibration
 Integrator: ChemStation 6890 Scale Mode: Small noise peaks clipped

Volume Inj. : 2uL
 Signal #1 Phase : Rtx-CLPesticides Signal #2 Phase: Rtx-CLPesticides2
 Signal #1 Info : 30m X 0.32mm X 0. Signal #2 Info : 30m X 0.32mm X 0.25um

Compound	RT#1	RT#2	Resp#1	Resp#2	ng/mL	ng/mL
System Monitoring Compounds						
1) S TCMX (S)	5.587	5.873	5605935	7255995	27.154	22.133
22) S DCBP (S)	9.807	10.368	3915613	3789238	25.650	18.004 #
Target Compounds						
2) a-BHC	6.139	6.469	7321853	9397096	26.575	20.877
3) g-BHC	6.428	6.785	6218049	8095839	26.053	20.796
4) b-BHC	6.510	6.853	2725704	3439511	26.265	19.358 #
5) Heptachlor	6.830	7.160	5863869	6609002	30.658	19.804 #
6) d-BHC	6.663	7.100	6544991	8097153	27.596	24.323
7) Aldrin	7.073	7.422	6225758	7351725	26.646	17.970 #
8) Heptachlo...	7.542	7.856	5734577	6565406	27.034	18.720 #
9) trans-Chl...	7.634	7.996	5843575	6700617	26.073	17.869 #
10) cis-Chlor...	7.731	8.102	5682477	6333107	26.039	17.618 #
11) Endosulfa...	7.835	8.151	5340395	6024680	27.640	18.897 #
12) 4,4'-DDE	7.781	8.204	6231267	6948937	27.892	20.345 #
13) Dieldrin	8.008	8.349	5999680	6716667	28.457	19.307 #
14) Endrin	8.178	8.571	4189458	4516170	27.201	18.953 #
15) 4,4'-DDD	8.210	8.616	5100984	5395697	28.052	20.486 #
16) Endosulfa...	8.339	8.718	4795425	5241221	29.717	20.186 #
17) 4,4'-DDT	8.407	8.840	4593721	4376201	37.797	27.018 #
18) Endrin Al...	8.634	8.953	4543966	4863133	37.604	21.208 #
19) Endosulfa...	8.938	9.145	4608552	5172587	28.012	23.900
20) Methoxychlor	8.741	9.306	2377939	2132144	37.686	26.247 #
21) Endrin Ke...	9.139	9.534	5699447	5694932	31.608	25.409
23) Hexachlor...	0.000	0.000	0	0	N.D. d	N.D. d
24) Hexachlor...	0.000	0.000	0	0	N.D. d	N.D. d
25) Oxychlorane	0.000	0.000	0	0	N.D. d	N.D. d
26) 2,4'-DDE	0.000	0.000	0	0	N.D. d	N.D. d

Quantitation Report (QT Reviewed)

Data Path : C:\msdchem\1\data\2020-10\0J14056\
 Data File : ECD5-10142016.D
 Signal(s) : Signal #1: ECD1A.CH Signal #2: ECD2B.CH
 Acq On : 14 Oct 2020 17:13
 Operator : MJB
 Sample : 0J14056-CAL6
 Misc : A20H474, AB 25 ppb
 ALS Vial : 9 (Sig #1); 0 (Sig #2) Sample Multiplier: 1

Integration File signal 1: PEST1.e
 Integration File signal 2: PEST2.e
 Quant Time: Oct 14 17:51:08 2020
 Quant Method : C:\msdchem\1\methods\ECD5_QUANTPEST_201014.M
 Quant Title : Instrument: DualECD5
 QLast Update : Wed Oct 14 17:46:59 2020
 Response via : Initial Calibration
 Integrator: ChemStation 6890 Scale Mode: Small noise peaks clipped

Volume Inj. : 2uL
 Signal #1 Phase : Rtx-CLPesticides Signal #2 Phase: Rtx-CLPesticides2
 Signal #1 Info : 30m X 0.32mm X 0. Signal #2 Info : 30m X 0.32mm X 0.25um

	Compound	RT#1	RT#2	Resp#1	Resp#2	ng/mL	ng/mL
27)	trans-Non...	0.000	0.000	0	0	N.D. d	N.D. d
28)	2,4'-DDD	0.000	0.000	0	0	N.D. d	N.D. d
29)	2,4'-DDT	0.000	0.000	0	0	N.D. d	N.D. d
30)	cis-Nonac...	0.000	0.000	0	0	N.D. d	N.D. d
31)	Mirex	0.000	0.000	0	0	N.D. d	N.D. d
32)	Chlordane...	0.000	0.000	0	0	N.D. d	N.D. d
33)	Chlordane...	0.000	0.000	0	0	N.D. d	N.D. d
34)	Chlordane...	0.000	0.000	0	0	N.D. d	N.D. d
35)	Chlordane...	0.000	0.000	0	0	N.D. d	N.D. d
36)	Toxaphene...	0.000	0.000	0	0	N.D. d	N.D. d
37)	Toxaphene...	0.000	0.000	0	0	N.D. d	N.D. d
38)	Toxaphene...	0.000	0.000	0	0	N.D. d	N.D. d
39)	Toxaphene...	0.000	0.000	0	0	N.D. d	N.D. d
40)	Toxaphene...	0.000	0.000	0	0	N.D. d	N.D. d
41)	Toxaphene...	0.000	0.000	0	0	N.D. d	N.D. d
42)	Toxaphene...	0.000	0.000	0	0	N.D. d	N.D. d

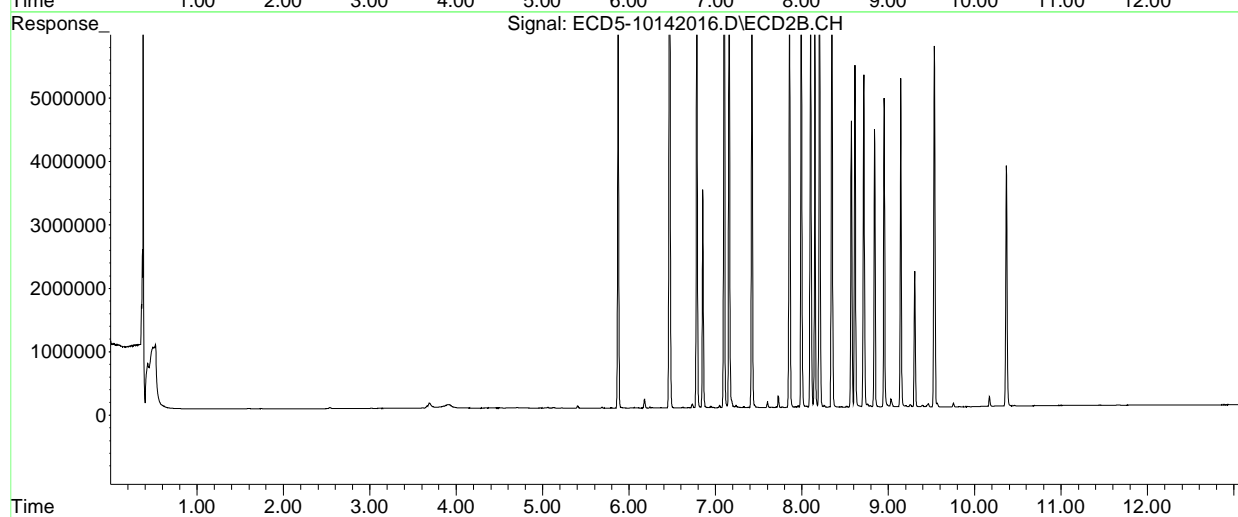
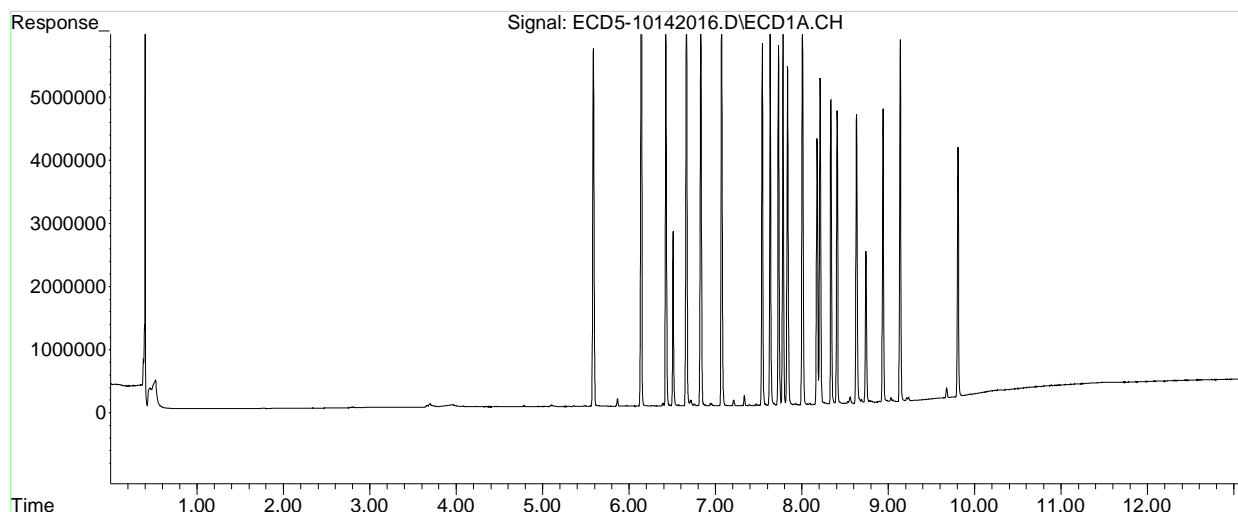
(f)=RT Delta > 1/2 Window (#)=Amounts differ by > 25% (m)=manual int.

Quantitation Report (QT Reviewed)

Data Path : C:\msdchem\1\data\2020-10\0J14056\
Data File : ECD5-10142016.D
Signal(s) : Signal #1: ECD1A.CH Signal #2: ECD2B.CH
Acq On : 14 Oct 2020 17:13
Operator : MJB
Sample : 0J14056-CAL6
Misc : A20H474, AB 25 ppb
ALS Vial : 9 (Sig #1); 0 (Sig #2) Sample Multiplier: 1

Integration File signal 1: PEST1.e
Integration File signal 2: PEST2.e
Quant Time: Oct 14 17:51:08 2020
Quant Method : C:\msdchem\1\methods\ECD5_QUANTPEST_201014.M
Quant Title : Instrument: DualECD5
QLast Update : Wed Oct 14 17:46:59 2020
Response via : Initial Calibration
Integrator: ChemStation 6890 Scale Mode: Small noise peaks clipped

Volume Inj. : 2uL
Signal #1 Phase : Rtx-CLPesticides Signal #2 Phase: Rtx-CLPesticides2
Signal #1 Info : 30m X 0.32mm X 0. Signal #2 Info : 30m X 0.32mm X 0.25um



Quantitation Report (QT Reviewed)

Data Path : C:\msdchem\1\data\2020-10\0J14056\
 Data File : ECD5-10142017.D
 Signal(s) : Signal #1: ECD1A.CH Signal #2: ECD2B.CH
 Acq On : 14 Oct 2020 17:30
 Operator : MJB
 Sample : 0J14056-CAL7 MJB 10/15/20
 Misc : A20H475, AB 50 ppb
 ALS Vial : 10 (Sig #1); 0 (Sig #2) Sample Multiplier: 1

Integration File signal 1: PEST1.e
 Integration File signal 2: PEST2.e
 Quant Time: Oct 14 17:46:48 2020
 Quant Method : C:\msdchem\1\methods\ECD5_QUANTPEST_201014.M
 Quant Title : Instrument: DualECD5
 QLast Update : Fri Jul 17 15:13:52 2020
 Response via : Initial Calibration
 Integrator: ChemStation 6890 Scale Mode: Small noise peaks clipped

Volume Inj. : 2uL
 Signal #1 Phase : Rtx-CLPesticides Signal #2 Phase: Rtx-CLPesticides2
 Signal #1 Info : 30m X 0.32mm X 0. Signal #2 Info : 30m X 0.32mm X 0.25um

Compound	RT#1	RT#2	Resp#1	Resp#2	ng/mL	ng/mL

System Monitoring Compounds						
1) S TCMX (S)	5.585	5.872	11352526	15067103	54.988	45.960
22) S DCBP (S)	9.805	10.367	7973046	7534139	52.194	35.798 #
Target Compounds						
2) a-BHC	6.138	6.468	15039504	20314768	54.587	43.481
3) g-BHC	6.426	6.784	12567647	16652911	52.658	41.345
4) b-BHC	6.507	6.851	5498441	6903913	52.960	38.856 #
5) Heptachlor	6.828	7.158	12046871	14088204	62.984	42.215 #
6) d-BHC	6.660	7.099	12952285	16583164	54.611	47.098
7) Aldrin	7.071	7.420	12856429	15507578	55.025	37.905 #
8) Heptachlo...	7.540	7.854	11394384	13363611	53.715	38.104 #
9) trans-Chl...	7.632	7.994	11923480	14009308	53.200	37.359 #
10) cis-Chlor...	7.729	8.100	11537076	13060134	52.866	36.332 #
11) Endosulfa...	7.833	8.149	10730108	12399275	55.535	38.891 #
12) 4,4'-DDE	7.779	8.203	12484045	14657782	55.881	41.545 #
13) Dieldrin	8.006	8.347	12208714	13747070	57.907	39.516 #
14) Endrin	8.175	8.570	8619344	9319162	55.962	39.109 #
15) 4,4'-DDD	8.208	8.614	10197219	11431408	56.078	41.630 #
16) Endosulfa...	8.337	8.716	9684792	11074835	60.016	42.653 #
17) 4,4'-DDT	8.405	8.839	9547128	9551259	72.837	53.028 #
18) Endrin Al...	8.632	8.950	9134784	10129852	75.745	44.176 #
19) Endosulfa...	8.936	9.144	9319195	10305111	56.644	45.567
20) Methoxychlor	8.739	9.305	4827454	4372733	72.103	49.954 #
21) Endrin Ke...	9.137	9.532	11519728	11997009	63.886	50.923
23) Hexachlor...	0.000	0.000	0	0	N.D. d	N.D. d
24) Hexachlor...	0.000	0.000	0	0	N.D. d	N.D. d
25) Oxychlorane	0.000	0.000	0	0	N.D. d	N.D. d
26) 2,4'-DDE	0.000	0.000	0	0	N.D. d	N.D. d

Quantitation Report (QT Reviewed)

Data Path : C:\msdchem\1\data\2020-10\0J14056\
 Data File : ECD5-10142017.D
 Signal(s) : Signal #1: ECD1A.CH Signal #2: ECD2B.CH
 Acq On : 14 Oct 2020 17:30
 Operator : MJB
 Sample : 0J14056-CAL7
 Misc : A20H475, AB 50 ppb
 ALS Vial : 10 (Sig #1); 0 (Sig #2) Sample Multiplier: 1

Integration File signal 1: PEST1.e
 Integration File signal 2: PEST2.e
 Quant Time: Oct 14 17:46:48 2020
 Quant Method : C:\msdchem\1\methods\ECD5_QUANTPEST_201014.M
 Quant Title : Instrument: DualECD5
 QLast Update : Fri Jul 17 15:13:52 2020
 Response via : Initial Calibration
 Integrator: ChemStation 6890 Scale Mode: Small noise peaks clipped

Volume Inj. : 2uL
 Signal #1 Phase : Rtx-CLPesticides Signal #2 Phase: Rtx-CLPesticides2
 Signal #1 Info : 30m X 0.32mm X 0. Signal #2 Info : 30m X 0.32mm X 0.25um

	Compound	RT#1	RT#2	Resp#1	Resp#2	ng/mL	ng/mL
27)	trans-Non...	0.000	0.000	0	0	N.D. d	N.D. d
28)	2,4'-DDD	0.000	0.000	0	0	N.D. d	N.D. d
29)	2,4'-DDT	0.000	0.000	0	0	N.D. d	N.D. d
30)	cis-Nonac...	0.000	0.000	0	0	N.D. d	N.D. d
31)	Mirex	0.000	0.000	0	0	N.D. d	N.D. d
32)	Chlordane...	0.000	0.000	0	0	N.D. d	N.D. d
33)	Chlordane...	0.000	0.000	0	0	N.D. d	N.D. d
34)	Chlordane...	0.000	0.000	0	0	N.D. d	N.D. d
35)	Chlordane...	0.000	0.000	0	0	N.D. d	N.D. d
36)	Toxaphene...	0.000	0.000	0	0	N.D. d	N.D. d
37)	Toxaphene...	0.000	0.000	0	0	N.D. d	N.D. d
38)	Toxaphene...	0.000	0.000	0	0	N.D. d	N.D. d
39)	Toxaphene...	0.000	0.000	0	0	N.D. d	N.D. d
40)	Toxaphene...	0.000	0.000	0	0	N.D. d	N.D. d
41)	Toxaphene...	0.000	0.000	0	0	N.D. d	N.D. d
42)	Toxaphene...	0.000	0.000	0	0	N.D. d	N.D. d

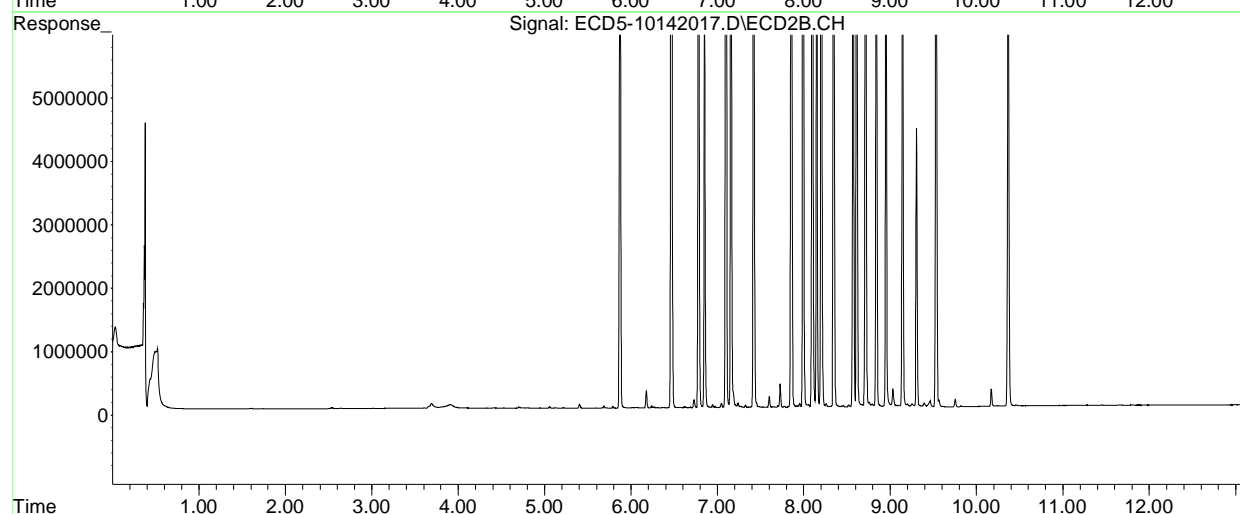
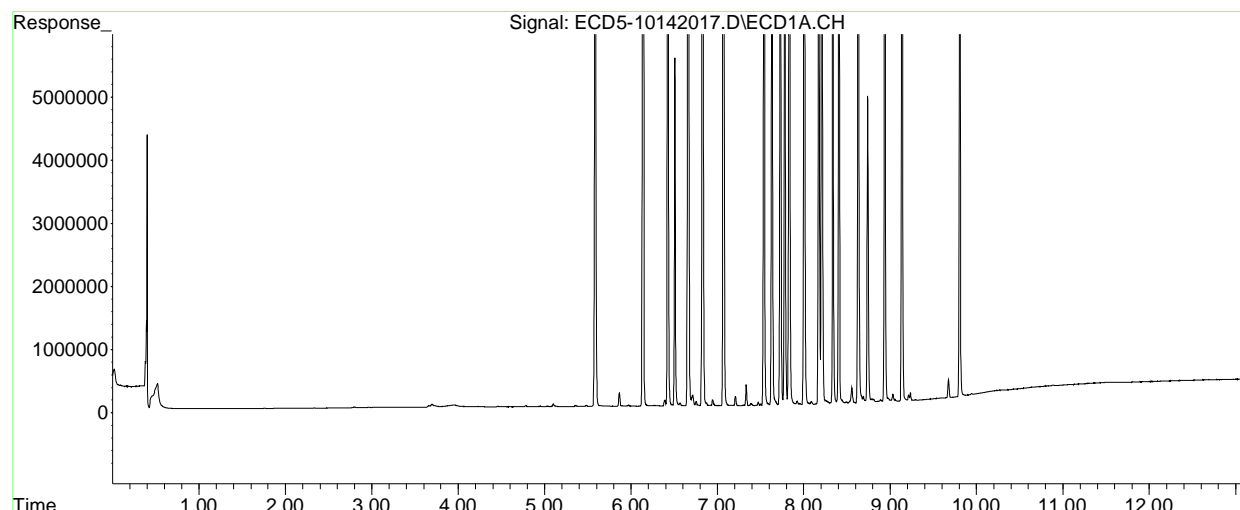
(f)=RT Delta > 1/2 Window (#)=Amounts differ by > 25% (m)=manual int.

Quantitation Report (QT Reviewed)

Data Path : C:\msdchem\1\data\2020-10\0J14056\
Data File : ECD5-10142017.D
Signal(s) : Signal #1: ECD1A.CH Signal #2: ECD2B.CH
Acq On : 14 Oct 2020 17:30
Operator : MJB
Sample : 0J14056-CAL7
Misc : A20H475, AB 50 ppb
ALS Vial : 10 (Sig #1); 0 (Sig #2) Sample Multiplier: 1

Integration File signal 1: PEST1.e
Integration File signal 2: PEST2.e
Quant Time: Oct 14 17:46:48 2020
Quant Method : C:\msdchem\1\methods\ECD5_QUANTPEST_201014.M
Quant Title : Instrument: DualECD5
QLast Update : Fri Jul 17 15:13:52 2020
Response via : Initial Calibration
Integrator: ChemStation 6890 Scale Mode: Small noise peaks clipped

Volume Inj. : 2uL
Signal #1 Phase : Rtx-CLPesticides Signal #2 Phase: Rtx-CLPesticides2
Signal #1 Info : 30m X 0.32mm X 0. Signal #2 Info : 30m X 0.32mm X 0.25um



Quantitation Report (QT Reviewed)

Data Path : C:\msdchem\1\data\2020-10\0J14056\
 Data File : ECD5-10142018.D
 Signal(s) : Signal #1: ECD1A.CH Signal #2: ECD2B.CH
 Acq On : 14 Oct 2020 17:47
 Operator : MJB
 Sample : 0J14056-CAL8
 Misc : A20H476, AB 100 ppb
 ALS Vial : 11 (Sig #1); 0 (Sig #2) Sample Multiplier: 1

MJB 10/15/20

Integration File signal 1: PEST1.e
 Integration File signal 2: PEST2.e
 Quant Time: Oct 14 18:01:37 2020
 Quant Method : C:\msdchem\1\methods\ECD5_QUANTPEST_201014.M
 Quant Title : Instrument: DualECD5
 QLast Update : Wed Oct 14 17:46:59 2020
 Response via : Initial Calibration
 Integrator: ChemStation 6890 Scale Mode: Small noise peaks clipped

Volume Inj. : 2uL
 Signal #1 Phase : Rtx-CLPesticides Signal #2 Phase: Rtx-CLPesticides2
 Signal #1 Info : 30m X 0.32mm X 0. Signal #2 Info : 30m X 0.32mm X 0.25um

Compound	RT#1	RT#2	Resp#1	Resp#2	ng/mL	ng/mL
System Monitoring Compounds						
1) S TCMX (S)	5.585	5.872	23049738	30964306	111.646	94.451
22) S DCBP (S)	9.805	10.367	16312536	15718841	106.019	74.687 #
Target Compounds						
2) a-BHC	6.138	6.468	31182562	42148302	113.179	84.613 #
3) g-BHC	6.426	6.784	26279346	35245762	110.110	82.033 #
4) b-BHC	6.507	6.851	10859255	14295163	104.062	80.454
5) Heptachlor	6.828	7.158	25279902	30166394	132.170	90.394 #
6) d-BHC	6.660	7.099	26292698	35964570	110.859	92.196
7) Aldrin	7.070	7.421	25783435	32086436	110.352	78.428 #
8) Heptachlo...	7.539	7.855	23352737	28257457	110.088	80.571 #
9) trans-Chl...	7.631	7.994	24702924	29106292	110.220	77.619 #
10) cis-Chlor...	7.729	8.100	23434759	28026744	107.385	77.968 #
11) Endosulfa...	7.832	8.149	21908259	25467351	113.389	79.880 #
12) 4,4'-DDE	7.779	8.203	25327711	31308633	113.371	83.526 #
13) Dieldrin	8.006	8.348	25057861	29699008	118.852	85.369 #
14) Endrin	8.175	8.570	17806784	20212366	115.613	84.823 #
15) 4,4'-DDD	8.208	8.615	21275467	24060950	117.002	81.339 #
16) Endosulfa...	8.336	8.716	19552387	23333560	121.166	89.865 #
17) 4,4'-DDT	8.405	8.839	19569737	20809420	132.734	98.307 #
18) Endrin Al...	8.631	8.950	18518754	21368641	153.617	93.187 #
19) Endosulfa...	8.936	9.144	18976648	22252624	115.344	90.209
20) Methoxychlor	8.738	9.305	9873445	9914061	133.535	98.553 #
21) Endrin Ke...	9.137	9.532	23559183	26017499	130.654	100.693
23) Hexachlor...	0.000	0.000	0	0	N.D. d	N.D. d
24) Hexachlor...	0.000	0.000	0	0	N.D. d	N.D. d
25) Oxychlorane	0.000	0.000	0	0	N.D. d	N.D. d
26) 2,4'-DDE	0.000	0.000	0	0	N.D. d	N.D. d

Quantitation Report (QT Reviewed)

Data Path : C:\msdchem\1\data\2020-10\0J14056\
 Data File : ECD5-10142018.D
 Signal(s) : Signal #1: ECD1A.CH Signal #2: ECD2B.CH
 Acq On : 14 Oct 2020 17:47
 Operator : MJB
 Sample : 0J14056-CAL8
 Misc : A20H476, AB 100 ppb
 ALS Vial : 11 (Sig #1); 0 (Sig #2) Sample Multiplier: 1

Integration File signal 1: PEST1.e
 Integration File signal 2: PEST2.e
 Quant Time: Oct 14 18:01:37 2020
 Quant Method : C:\msdchem\1\methods\ECD5_QUANTPEST_201014.M
 Quant Title : Instrument: DualECD5
 QLast Update : Wed Oct 14 17:46:59 2020
 Response via : Initial Calibration
 Integrator: ChemStation 6890 Scale Mode: Small noise peaks clipped

Volume Inj. : 2uL
 Signal #1 Phase : Rtx-CLPesticides Signal #2 Phase: Rtx-CLPesticides2
 Signal #1 Info : 30m X 0.32mm X 0. Signal #2 Info : 30m X 0.32mm X 0.25um

	Compound	RT#1	RT#2	Resp#1	Resp#2	ng/mL	ng/mL
27)	trans-Non...	0.000	0.000	0	0	N.D. d	N.D. d
28)	2,4'-DDD	0.000	0.000	0	0	N.D. d	N.D. d
29)	2,4'-DDT	0.000	0.000	0	0	N.D. d	N.D. d
30)	cis-Nonac...	0.000	0.000	0	0	N.D. d	N.D. d
31)	Mirex	0.000	0.000	0	0	N.D. d	N.D. d
32)	Chlordane...	0.000	0.000	0	0	N.D. d	N.D. d
33)	Chlordane...	0.000	0.000	0	0	N.D. d	N.D. d
34)	Chlordane...	0.000	0.000	0	0	N.D. d	N.D. d
35)	Chlordane...	0.000	0.000	0	0	N.D. d	N.D. d
36)	Toxaphene...	0.000	0.000	0	0	N.D. d	N.D. d
37)	Toxaphene...	0.000	0.000	0	0	N.D. d	N.D. d
38)	Toxaphene...	0.000	0.000	0	0	N.D. d	N.D. d
39)	Toxaphene...	0.000	0.000	0	0	N.D. d	N.D. d
40)	Toxaphene...	0.000	0.000	0	0	N.D. d	N.D. d
41)	Toxaphene...	0.000	0.000	0	0	N.D. d	N.D. d
42)	Toxaphene...	0.000	0.000	0	0	N.D. d	N.D. d

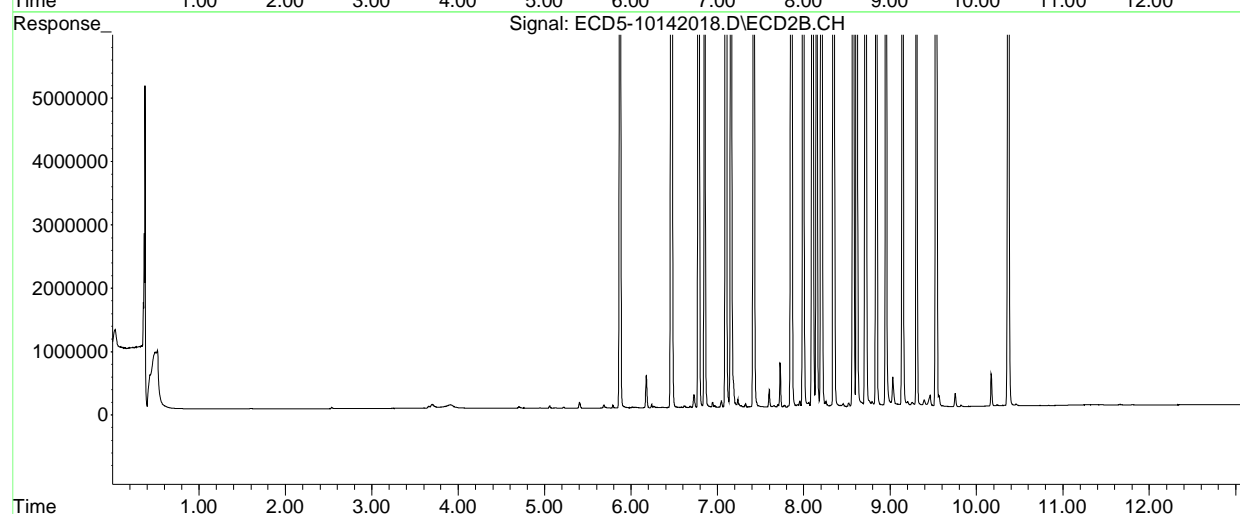
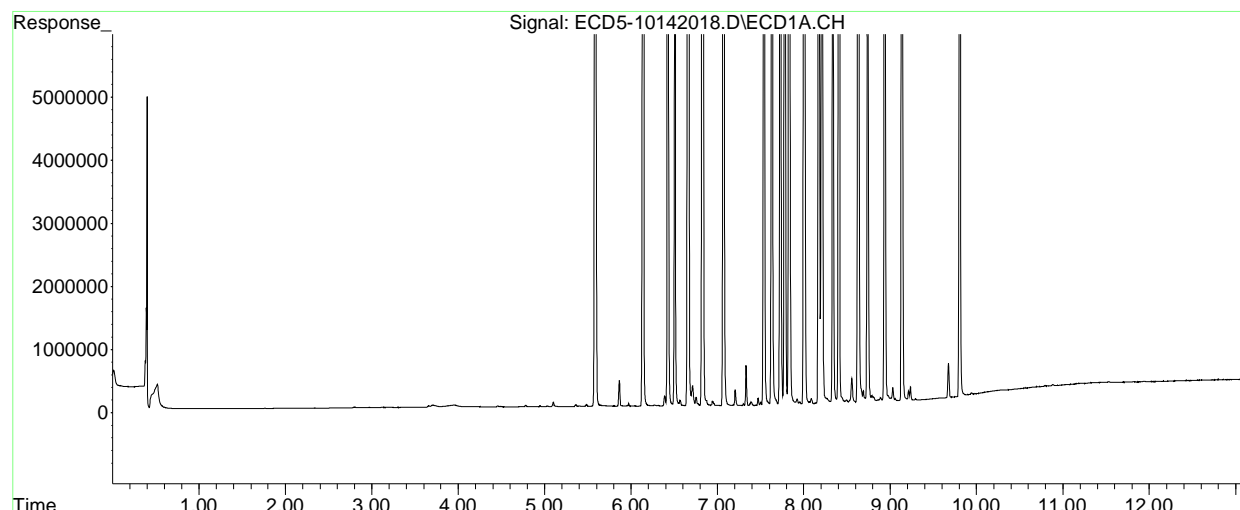
(f)=RT Delta > 1/2 Window (#)=Amounts differ by > 25% (m)=manual int.

Quantitation Report (QT Reviewed)

Data Path : C:\msdchem\1\data\2020-10\0J14056\
Data File : ECD5-10142018.D
Signal(s) : Signal #1: ECD1A.CH Signal #2: ECD2B.CH
Acq On : 14 Oct 2020 17:47
Operator : MJB
Sample : 0J14056-CAL8
Misc : A20H476, AB 100 ppb
ALS Vial : 11 (Sig #1); 0 (Sig #2) Sample Multiplier: 1

Integration File signal 1: PEST1.e
Integration File signal 2: PEST2.e
Quant Time: Oct 14 18:01:37 2020
Quant Method : C:\msdchem\1\methods\ECD5_QUANTPEST_201014.M
Quant Title : Instrument: DualECD5
QLast Update : Wed Oct 14 17:46:59 2020
Response via : Initial Calibration
Integrator: ChemStation 6890 Scale Mode: Small noise peaks clipped

Volume Inj. : 2uL
Signal #1 Phase : Rtx-CLPesticides Signal #2 Phase: Rtx-CLPesticides2
Signal #1 Info : 30m X 0.32mm X 0. Signal #2 Info : 30m X 0.32mm X 0.25um



Quantitation Report (QT Reviewed)

Data Path : C:\msdchem\1\data\2020-10\0J14056\
 Data File : ECD5-10142019.D
 Signal(s) : Signal #1: ECD1A.CH Signal #2: ECD2B.CH
 Acq On : 14 Oct 2020 18:04
 Operator : MJB
 Sample : 0J14056-CAL9 MJB 10/15/20
 Misc : A20H470, AB 200 ppb
 ALS Vial : 12 (Sig #1); 0 (Sig #2) Sample Multiplier: 1

Integration File signal 1: PEST1.e
 Integration File signal 2: PEST2.e
 Quant Time: Oct 14 18:18:41 2020
 Quant Method : C:\msdchem\1\methods\ECD5_QUANTPEST_201014.M
 Quant Title : Instrument: DualECD5
 QLast Update : Wed Oct 14 17:46:59 2020
 Response via : Initial Calibration
 Integrator: ChemStation 6890 Scale Mode: Small noise peaks clipped

Volume Inj. : 2uL
 Signal #1 Phase : Rtx-CLPesticides Signal #2 Phase: Rtx-CLPesticides2
 Signal #1 Info : 30m X 0.32mm X 0. Signal #2 Info : 30m X 0.32mm X 0.25um

	Compound	RT#1	RT#2	Resp#1	Resp#2	ng/mL	ng/mL

System Monitoring Compounds							
1)	S TCMX (S)	5.586	5.873	46983236	64550678	227.574	196.901
22)	S DCBP (S)	9.805	10.368	33023937	34258099	211.091	162.776
Target Compounds							
2)	a-BHC	6.139	6.469	63718589	86110024	231.271	156.060 #
3)	g-BHC	6.426	6.785	54964289	73913210	230.299	154.717 #
4)	b-BHC	6.505	6.850	22251881	30691462	210.525	172.734
5)	Heptachlor	6.827	7.157	50235930	63217018	262.646	189.430 #
6)	d-BHC	6.659	7.099	54381561	74743385	229.292	165.445 #
7)	Aldrin	7.070	7.421	52351251	65943380	224.062	161.184 #
8)	Heptachlo...	7.538	7.855	46706447	60156577	220.181	171.525
9)	trans-Chl...	7.631	7.993	50229041	61219867	224.113	163.257 #
10)	cis-Chlor...	7.728	8.101	47154077	59075588	216.075	164.343
11)	Endosulfa...	7.831	8.149	44397747	56239640	229.786	176.400
12)	4,4'-DDE	7.779	8.203	52637083	64882960	235.612	156.996 #
13)	Dieldrin	8.005	8.348	50341347	62423525	238.775	179.435
14)	Endrin	8.174	8.570	36608762	43718232	237.687	183.468
15)	4,4'-DDD	8.208	8.615	43709616	51993903	240.376	155.076 #
16)	Endosulfa...	8.335	8.717	40368044	49487811	250.160	190.594
17)	4,4'-DDT	8.405	8.840	40534278	45086910	232.139	171.594 #
18)	Endrin Al...	8.631	8.951	38298293	45279339	317.361	197.460 #
19)	Endosulfa...	8.936	9.145	38804835	47515553	235.863	168.078 #
20)	Methoxychlor	8.737	9.305	20319864	21317927	236.961	175.636 #
21)	Endrin Ke...	9.137	9.533	48902572	56521958	271.203	189.019 #
23)	Hexachlor...	0.000	0.000	0	0	N.D. d	N.D. d
24)	Hexachlor...	0.000	0.000	0	0	N.D. d	N.D. d
25)	Oxychlorane	0.000	0.000	0	0	N.D. d	N.D. d
26)	2,4'-DDE	0.000	0.000	0	0	N.D. d	N.D. d

Quantitation Report (QT Reviewed)

Data Path : C:\msdchem\1\data\2020-10\0J14056\
 Data File : ECD5-10142019.D
 Signal(s) : Signal #1: ECD1A.CH Signal #2: ECD2B.CH
 Acq On : 14 Oct 2020 18:04
 Operator : MJB
 Sample : 0J14056-CAL9
 Misc : A20H470, AB 200 ppb
 ALS Vial : 12 (Sig #1); 0 (Sig #2) Sample Multiplier: 1

Integration File signal 1: PEST1.e
 Integration File signal 2: PEST2.e
 Quant Time: Oct 14 18:18:41 2020
 Quant Method : C:\msdchem\1\methods\ECD5_QUANTPEST_201014.M
 Quant Title : Instrument: DualECD5
 QLast Update : Wed Oct 14 17:46:59 2020
 Response via : Initial Calibration
 Integrator: ChemStation 6890 Scale Mode: Small noise peaks clipped

Volume Inj. : 2uL
 Signal #1 Phase : Rtx-CLPesticides Signal #2 Phase: Rtx-CLPesticides2
 Signal #1 Info : 30m X 0.32mm X 0. Signal #2 Info : 30m X 0.32mm X 0.25um

	Compound	RT#1	RT#2	Resp#1	Resp#2	ng/mL	ng/mL
27)	trans-Non...	0.000	0.000	0	0	N.D. d	N.D. d
28)	2,4'-DDD	0.000	0.000	0	0	N.D. d	N.D. d
29)	2,4'-DDT	0.000	0.000	0	0	N.D. d	N.D. d
30)	cis-Nonac...	0.000	0.000	0	0	N.D. d	N.D. d
31)	Mirex	0.000	0.000	0	0	N.D. d	N.D. d
32)	Chlordane...	0.000	0.000	0	0	N.D. d	N.D. d
33)	Chlordane...	0.000	0.000	0	0	N.D. d	N.D. d
34)	Chlordane...	0.000	0.000	0	0	N.D. d	N.D. d
35)	Chlordane...	0.000	0.000	0	0	N.D. d	N.D. d
36)	Toxaphene...	0.000	0.000	0	0	N.D. d	N.D. d
37)	Toxaphene...	0.000	0.000	0	0	N.D. d	N.D. d
38)	Toxaphene...	0.000	0.000	0	0	N.D. d	N.D. d
39)	Toxaphene...	0.000	0.000	0	0	N.D. d	N.D. d
40)	Toxaphene...	0.000	0.000	0	0	N.D. d	N.D. d
41)	Toxaphene...	0.000	0.000	0	0	N.D. d	N.D. d
42)	Toxaphene...	0.000	0.000	0	0	N.D. d	N.D. d

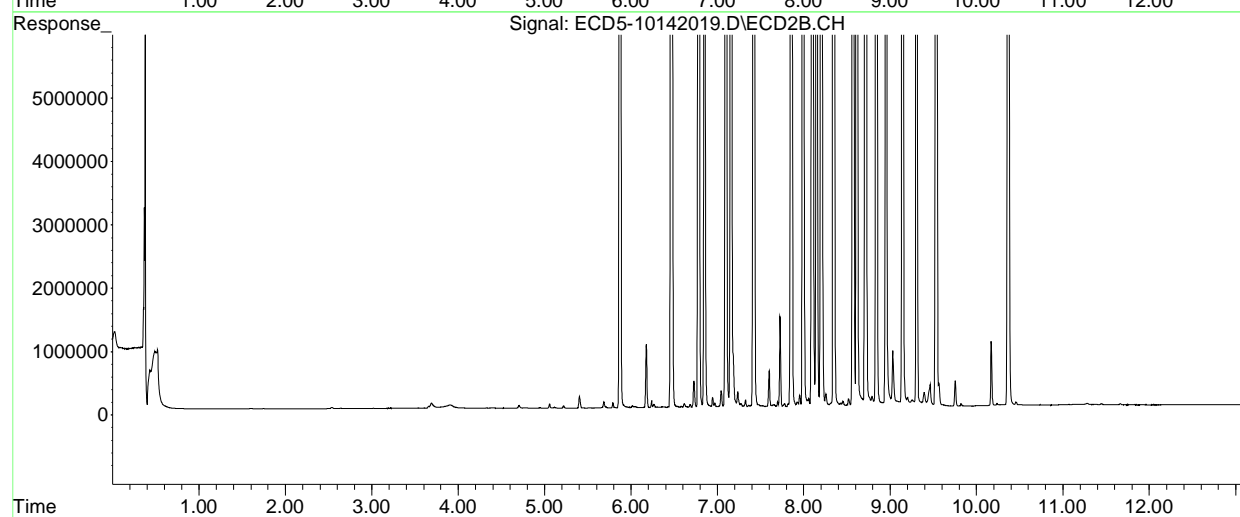
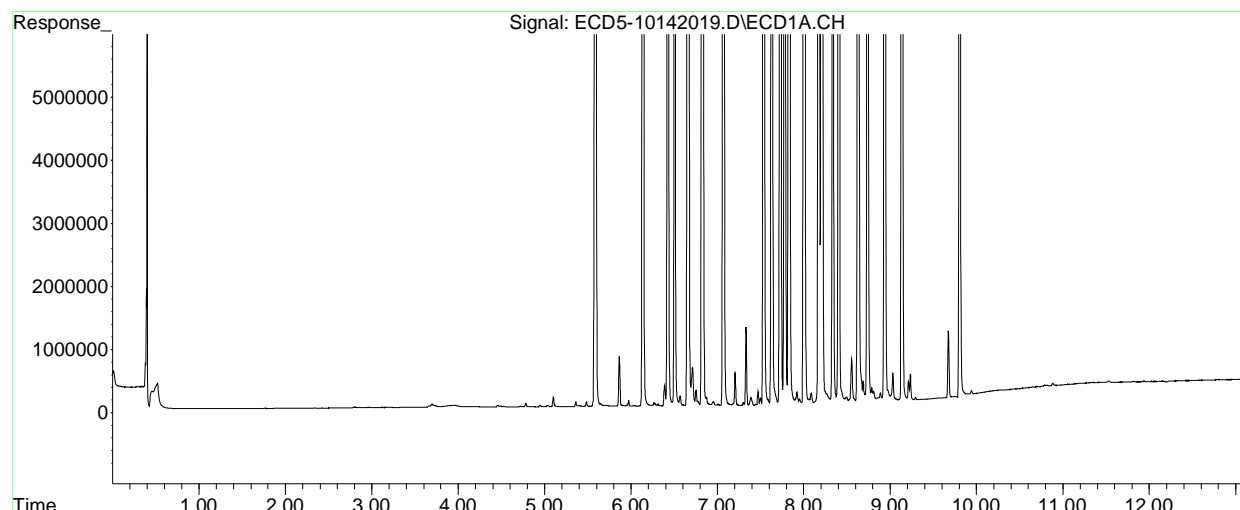
(f)=RT Delta > 1/2 Window (#)=Amounts differ by > 25% (m)=manual int.

Quantitation Report (QT Reviewed)

Data Path : C:\msdchem\1\data\2020-10\0J14056\
Data File : ECD5-10142019.D
Signal(s) : Signal #1: ECD1A.CH Signal #2: ECD2B.CH
Acq On : 14 Oct 2020 18:04
Operator : MJB
Sample : 0J14056-CAL9
Misc : A20H470, AB 200 ppb
ALS Vial : 12 (Sig #1); 0 (Sig #2) Sample Multiplier: 1

Integration File signal 1: PEST1.e
Integration File signal 2: PEST2.e
Quant Time: Oct 14 18:18:41 2020
Quant Method : C:\msdchem\1\methods\ECD5_QUANTPEST_201014.M
Quant Title : Instrument: DualECD5
QLast Update : Wed Oct 14 17:46:59 2020
Response via : Initial Calibration
Integrator: ChemStation 6890 Scale Mode: Small noise peaks clipped

Volume Inj. : 2uL
Signal #1 Phase : Rtx-CLPesticides Signal #2 Phase: Rtx-CLPesticides2
Signal #1 Info : 30m X 0.32mm X 0. Signal #2 Info : 30m X 0.32mm X 0.25um



Quantitation Report (QT Reviewed)

Data Path : C:\msdchem\1\data\2020-10\0J14056\
 Data File : ECD5-10142022.D
 Signal(s) : Signal #1: ECD1A.CH Signal #2: ECD2B.CH
 Acq On : 14 Oct 2020 18:56
 Operator : MJB
 Sample : 0J14056-CALA
 Misc : A20J231, 9-42 0.5 ppb
 ALS Vial : 14 (Sig #1); 0 (Sig #2) Sample Multiplier: 1

MJB 10/15/20

Integration File signal 1: PEST1.e
 Integration File signal 2: PEST2.e
 Quant Time: Oct 15 10:32:37 2020
 Quant Method : C:\msdchem\1\methods\ECD5_QUANTPEST_201014.M
 Quant Title : Instrument: DualECD5
 QLast Update : Thu Oct 15 10:30:26 2020
 Response via : Initial Calibration
 Integrator: ChemStation 6890 Scale Mode: Small noise peaks clipped

Volume Inj. : 2uL
 Signal #1 Phase : Rtx-CLPesticides Signal #2 Phase: Rtx-CLPesticides2
 Signal #1 Info : 30m X 0.32mm X 0. Signal #2 Info : 30m X 0.32mm X 0.25um

Compound	RT#1	RT#2	Resp#1	Resp#2	ng/mL	ng/mL

System Monitoring Compounds						
1) S TCMX (S)	0.000	0.000	0	0	N.D. d	N.D. d
22) S DCBP (S)	0.000	0.000	0	0	N.D. d	N.D. d
Target Compounds						
2) a-BHC	0.000	0.000	0	0	N.D. d	N.D. d
3) g-BHC	0.000	0.000	0	0	N.D. d	N.D. d
4) b-BHC	0.000	0.000	0	0	N.D. d	N.D. d
5) Heptachlor	0.000	0.000	0	0	N.D. d	N.D. d
6) d-BHC	0.000	0.000	0	0	N.D. d	N.D. d
7) Aldrin	0.000	0.000	0	0	N.D. d	N.D. d
8) Heptachlo...	0.000	0.000	0	0	N.D. d	N.D. d
9) trans-Chl...	0.000	0.000	0	0	N.D. d	N.D. d
10) cis-Chlor...	0.000	0.000	0	0	N.D. d	N.D. d
11) Endosulfa...	0.000	0.000	0	0	N.D. d	N.D. d
12) 4,4'-DDE	0.000	0.000	0	0	N.D. d	N.D. d
13) Dieldrin	0.000	0.000	0	0	N.D. d	N.D. d
14) Endrin	0.000	0.000	0	0	N.D. d	N.D. d
15) 4,4'-DDD	0.000	0.000	0	0	N.D. d	N.D. d
16) Endosulfa...	0.000	0.000	0	0	N.D. d	N.D. d
17) 4,4'-DDT	0.000	0.000	0	0	N.D. d	N.D. d
18) Endrin Al...	0.000	0.000	0	0	N.D. d	N.D. d
19) Endosulfa...	0.000	0.000	0	0	N.D. d	N.D. d
20) Methoxychlor	0.000	0.000	0	0	N.D. d	N.D. d
21) Endrin Ke...	0.000	0.000	0	0	N.D. d	N.D. d
23) Hexachlor...	3.381	3.586	150001	206112	0.491	0.274 #
24) Hexachlor...	5.972	6.334	159234	201011	0.566	0.605
25) Oxychlorane	7.465	7.787	140283	141434	0.642	0.461 #
26) 2,4'-DDE	7.531	7.981	109817	111017	0.620	0.286 #

Quantitation Report (QT Reviewed)

Data Path : C:\msdchem\1\data\2020-10\0J14056\
 Data File : ECD5-10142022.D
 Signal(s) : Signal #1: ECD1A.CH Signal #2: ECD2B.CH
 Acq On : 14 Oct 2020 18:56
 Operator : MJB
 Sample : 0J14056-CALA
 Misc : A20J231, 9-42 0.5 ppb
 ALS Vial : 14 (Sig #1); 0 (Sig #2) Sample Multiplier: 1

Integration File signal 1: PEST1.e
 Integration File signal 2: PEST2.e
 Quant Time: Oct 15 10:32:37 2020
 Quant Method : C:\msdchem\1\methods\ECD5_QUANTPEST_201014.M
 Quant Title : Instrument: DualECD5
 QLast Update : Thu Oct 15 10:30:26 2020
 Response via : Initial Calibration
 Integrator: ChemStation 6890 Scale Mode: Small noise peaks clipped

Volume Inj. : 2uL
 Signal #1 Phase : Rtx-CLPesticides Signal #2 Phase: Rtx-CLPesticides2
 Signal #1 Info : 30m X 0.32mm X 0. Signal #2 Info : 30m X 0.32mm X 0.25um

	Compound	RT#1	RT#2	Resp#1	Resp#2	ng/mL	ng/mL	
27)	trans-Non...	7.719	8.061	151770	162972	0.499	0.273	#
28)	2,4'-DDD	7.909	8.351	97926	108812	0.623	0.518	
29)	2,4'-DDT	8.090	8.572	97546	100181	1.008	0.688	#
30)	cis-Nonac...	8.196	8.617	165341	188367	0.584	0.491	
31)	Mirex	8.869	9.522	117218	124073	0.612	0.390	#
32)	Chlordane...	0.000	0.000	0	0	N.D. d	N.D. d	
33)	Chlordane...	0.000	0.000	0	0	N.D. d	N.D. d	
34)	Chlordane...	0.000	0.000	0	0	N.D. d	N.D. d	
35)	Chlordane...	0.000	0.000	0	0	N.D. d	N.D. d	
36)	Toxaphene...	0.000	0.000	0	0	N.D. d	N.D. d	
37)	Toxaphene...	0.000	0.000	0	0	N.D. d	N.D. d	
38)	Toxaphene...	0.000	0.000	0	0	N.D. d	N.D. d	
39)	Toxaphene...	0.000	0.000	0	0	N.D. d	N.D. d	
40)	Toxaphene...	0.000	0.000	0	0	N.D. d	N.D. d	
41)	Toxaphene...	0.000	0.000	0	0	N.D. d	N.D. d	
42)	Toxaphene...	0.000	0.000	0	0	N.D. d	N.D. d	

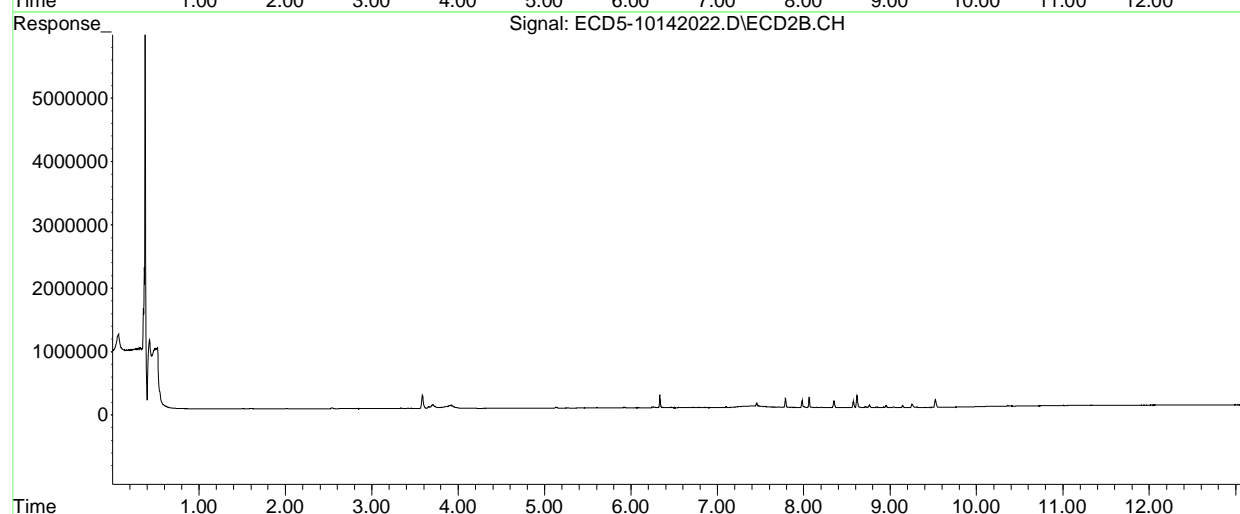
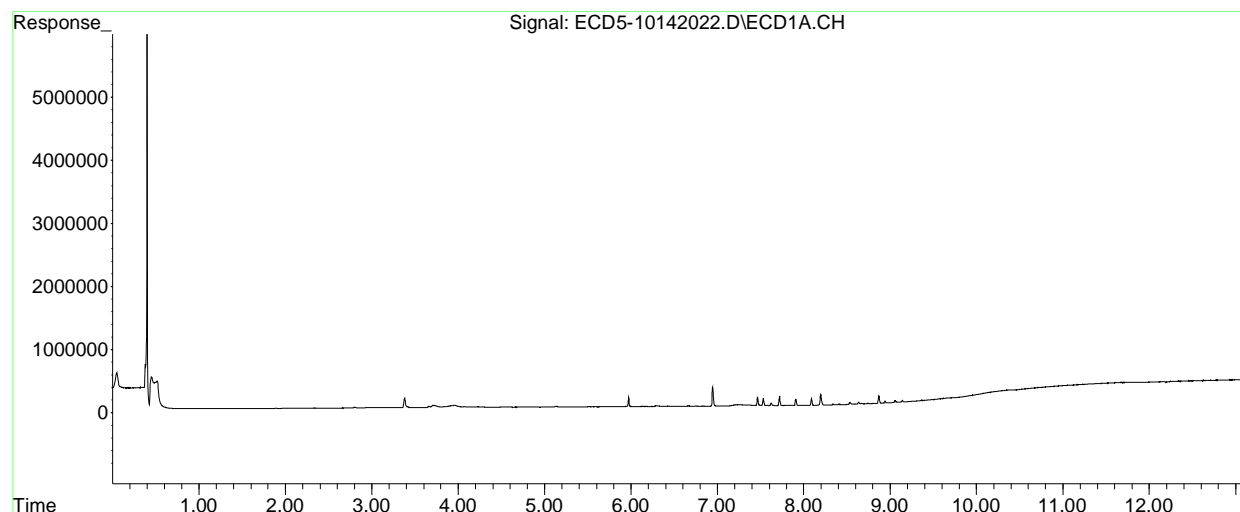
(f)=RT Delta > 1/2 Window (#)=Amounts differ by > 25% (m)=manual int.

Quantitation Report (QT Reviewed)

Data Path : C:\msdchem\1\data\2020-10\0J14056\
Data File : ECD5-10142022.D
Signal(s) : Signal #1: ECD1A.CH Signal #2: ECD2B.CH
Acq On : 14 Oct 2020 18:56
Operator : MJB
Sample : 0J14056-CALA
Misc : A20J231, 9-42 0.5 ppb
ALS Vial : 14 (Sig #1); 0 (Sig #2) Sample Multiplier: 1

Integration File signal 1: PEST1.e
Integration File signal 2: PEST2.e
Quant Time: Oct 15 10:32:37 2020
Quant Method : C:\msdchem\1\methods\ECD5_QUANTPEST_201014.M
Quant Title : Instrument: DualECD5
QLast Update : Thu Oct 15 10:30:26 2020
Response via : Initial Calibration
Integrator: ChemStation 6890 Scale Mode: Small noise peaks clipped

Volume Inj. : 2uL
Signal #1 Phase : Rtx-CLPesticides Signal #2 Phase: Rtx-CLPesticides2
Signal #1 Info : 30m X 0.32mm X 0. Signal #2 Info : 30m X 0.32mm X 0.25um



Quantitation Report (QT Reviewed)

Data Path : C:\msdchem\1\data\2020-10\0J14056\
 Data File : ECD5-10142023.D
 Signal(s) : Signal #1: ECD1A.CH Signal #2: ECD2B.CH
 Acq On : 14 Oct 2020 19:13
 Operator : MJB
 Sample : 0J14056-CALB MJB 10/15/20
 Misc : A20I180, 9-42 1 ppb
 ALS Vial : 15 (Sig #1); 0 (Sig #2) Sample Multiplier: 1

Integration File signal 1: PEST1.e
 Integration File signal 2: PEST2.e
 Quant Time: Oct 15 10:33:13 2020
 Quant Method : C:\msdchem\1\methods\ECD5_QUANTPEST_201014.M
 Quant Title : Instrument: DualECD5
 QLast Update : Thu Oct 15 10:30:26 2020
 Response via : Initial Calibration
 Integrator: ChemStation 6890 Scale Mode: Small noise peaks clipped

Volume Inj. : 2uL
 Signal #1 Phase : Rtx-CLPesticides Signal #2 Phase: Rtx-CLPesticides2
 Signal #1 Info : 30m X 0.32mm X 0. Signal #2 Info : 30m X 0.32mm X 0.25um

Compound	RT#1	RT#2	Resp#1	Resp#2	ng/mL	ng/mL

System Monitoring Compounds						
1) S TCMX (S)	0.000	0.000	0	0	N.D. d	N.D. d
22) S DCBP (S)	0.000	0.000	0	0	N.D. d	N.D. d
Target Compounds						
2) a-BHC	0.000	0.000	0	0	N.D. d	N.D. d
3) g-BHC	0.000	0.000	0	0	N.D. d	N.D. d
4) b-BHC	0.000	0.000	0	0	N.D. d	N.D. d
5) Heptachlor	0.000	0.000	0	0	N.D. d	N.D. d
6) d-BHC	0.000	0.000	0	0	N.D. d	N.D. d
7) Aldrin	0.000	0.000	0	0	N.D. d	N.D. d
8) Heptachlo...	0.000	0.000	0	0	N.D. d	N.D. d
9) trans-Chl...	0.000	0.000	0	0	N.D. d	N.D. d
10) cis-Chlor...	0.000	0.000	0	0	N.D. d	N.D. d
11) Endosulfa...	0.000	0.000	0	0	N.D. d	N.D. d
12) 4,4'-DDE	0.000	0.000	0	0	N.D. d	N.D. d
13) Dieldrin	0.000	0.000	0	0	N.D. d	N.D. d
14) Endrin	0.000	0.000	0	0	N.D. d	N.D. d
15) 4,4'-DDD	0.000	0.000	0	0	N.D. d	N.D. d
16) Endosulfa...	0.000	0.000	0	0	N.D. d	N.D. d
17) 4,4'-DDT	0.000	0.000	0	0	N.D. d	N.D. d
18) Endrin Al...	0.000	0.000	0	0	N.D. d	N.D. d
19) Endosulfa...	0.000	0.000	0	0	N.D. d	N.D. d
20) Methoxychlor	0.000	0.000	0	0	N.D. d	N.D. d
21) Endrin Ke...	0.000	0.000	0	0	N.D. d	N.D. d
23) Hexachlor...	3.382	3.585	277482	399831	1.082	0.700 #
24) Hexachlor...	5.972	6.333	293882	376662	1.247	1.135
25) Oxychlorane	7.465	7.786	248898	264881	1.301	0.864 #
26) 2,4'-DDE	7.530	7.980	197885	219431	1.250	0.787 #

Quantitation Report (QT Reviewed)

Data Path : C:\msdchem\1\data\2020-10\0J14056\
 Data File : ECD5-10142023.D
 Signal(s) : Signal #1: ECD1A.CH Signal #2: ECD2B.CH
 Acq On : 14 Oct 2020 19:13
 Operator : MJB
 Sample : 0J14056-CALB
 Misc : A20I180, 9-42 1 ppb
 ALS Vial : 15 (Sig #1); 0 (Sig #2) Sample Multiplier: 1

Integration File signal 1: PEST1.e
 Integration File signal 2: PEST2.e
 Quant Time: Oct 15 10:33:13 2020
 Quant Method : C:\msdchem\1\methods\ECD5_QUANTPEST_201014.M
 Quant Title : Instrument: DualECD5
 QLast Update : Thu Oct 15 10:30:26 2020
 Response via : Initial Calibration
 Integrator: ChemStation 6890 Scale Mode: Small noise peaks clipped

Volume Inj. : 2uL
 Signal #1 Phase : Rtx-CLPesticides Signal #2 Phase: Rtx-CLPesticides2
 Signal #1 Info : 30m X 0.32mm X 0. Signal #2 Info : 30m X 0.32mm X 0.25um

	Compound	RT#1	RT#2	Resp#1	Resp#2	ng/mL	ng/mL
27)	trans-Non...	7.718	8.060	287672	309445	1.190	0.726 #
28)	2,4'-DDD	7.908	8.350	185364	202997	1.348	0.967 #
29)	2,4'-DDT	8.089	8.571	185344	188319	1.916	1.348 #
30)	cis-Nonac...	8.195	8.617	321171	335608	1.300	0.874 #
31)	Mirex	8.868	9.521	219913	218149	1.383	0.874 #
32)	Chlordane...	0.000	0.000	0	0	N.D. d	N.D. d
33)	Chlordane...	0.000	0.000	0	0	N.D. d	N.D. d
34)	Chlordane...	0.000	0.000	0	0	N.D. d	N.D. d
35)	Chlordane...	0.000	0.000	0	0	N.D. d	N.D. d
36)	Toxaphene...	0.000	0.000	0	0	N.D. d	N.D. d
37)	Toxaphene...	0.000	0.000	0	0	N.D. d	N.D. d
38)	Toxaphene...	0.000	0.000	0	0	N.D. d	N.D. d
39)	Toxaphene...	0.000	0.000	0	0	N.D. d	N.D. d
40)	Toxaphene...	0.000	0.000	0	0	N.D. d	N.D. d
41)	Toxaphene...	0.000	0.000	0	0	N.D. d	N.D. d
42)	Toxaphene...	0.000	0.000	0	0	N.D. d	N.D. d

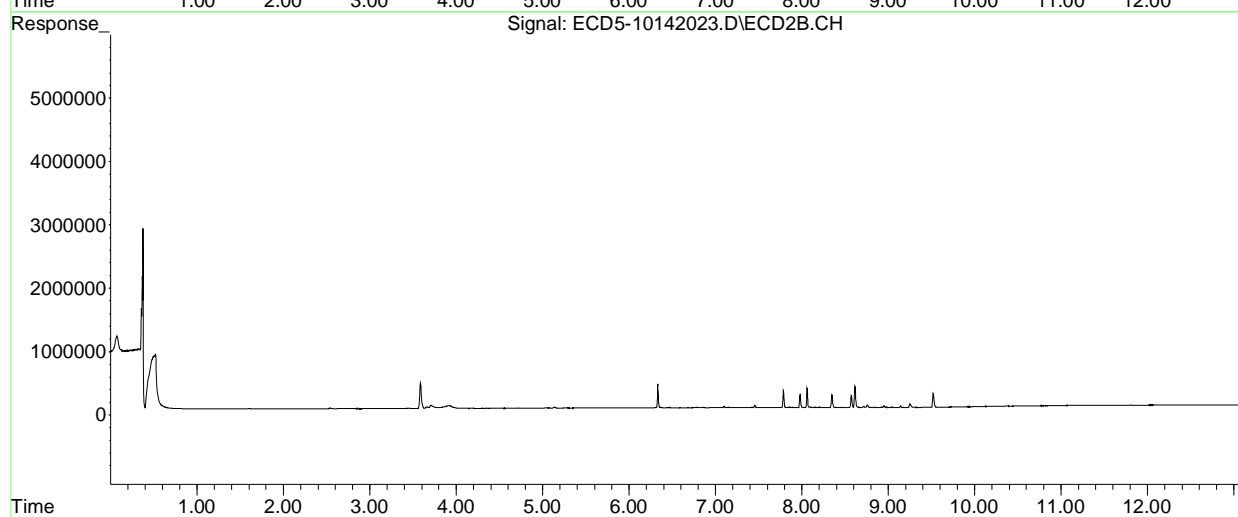
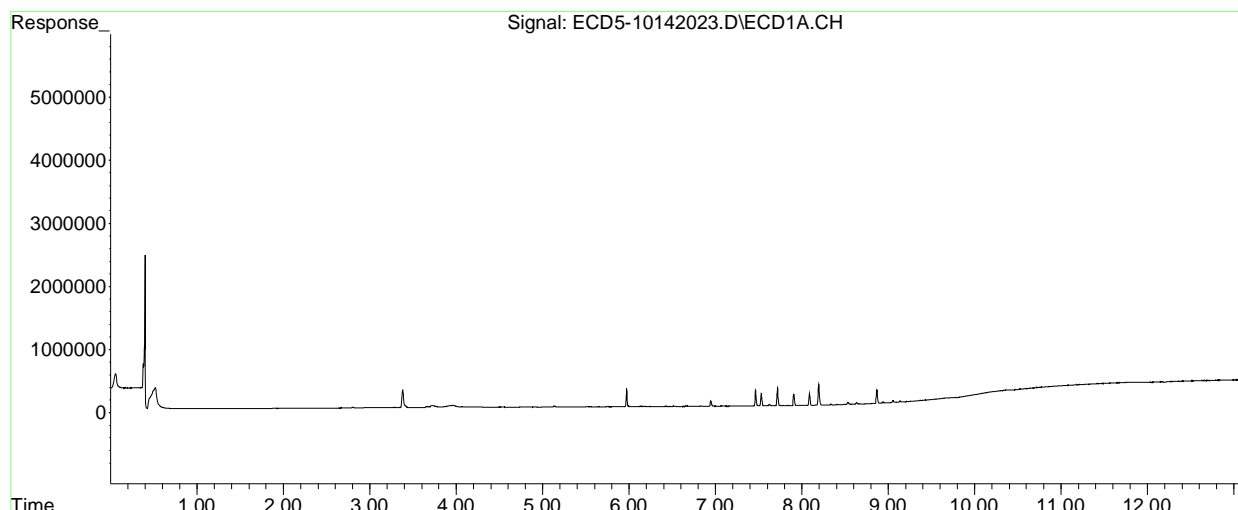
(f)=RT Delta > 1/2 Window (#)=Amounts differ by > 25% (m)=manual int.

Quantitation Report (QT Reviewed)

Data Path : C:\msdchem\1\data\2020-10\0J14056\
Data File : ECD5-10142023.D
Signal(s) : Signal #1: ECD1A.CH Signal #2: ECD2B.CH
Acq On : 14 Oct 2020 19:13
Operator : MJB
Sample : 0J14056-CALB
Misc : A20I180, 9-42 1 ppb
ALS Vial : 15 (Sig #1); 0 (Sig #2) Sample Multiplier: 1

Integration File signal 1: PEST1.e
Integration File signal 2: PEST2.e
Quant Time: Oct 15 10:33:13 2020
Quant Method : C:\msdchem\1\methods\ECD5_QUANTPEST_201014.M
Quant Title : Instrument: DualECD5
QLast Update : Thu Oct 15 10:30:26 2020
Response via : Initial Calibration
Integrator: ChemStation 6890 Scale Mode: Small noise peaks clipped

Volume Inj. : 2uL
Signal #1 Phase : Rtx-CLPesticides Signal #2 Phase: Rtx-CLPesticides2
Signal #1 Info : 30m X 0.32mm X 0. Signal #2 Info : 30m X 0.32mm X 0.25um



Quantitation Report (QT Reviewed)

Data Path : C:\msdchem\1\data\2020-10\0J14056\
 Data File : ECD5-10142024.D
 Signal(s) : Signal #1: ECD1A.CH Signal #2: ECD2B.CH
 Acq On : 14 Oct 2020 19:30
 Operator : MJB
 Sample : 0J14056-CALC
 Misc : A20I181, 9-42 2 ppb
 ALS Vial : 16 (Sig #1); 0 (Sig #2) Sample Multiplier: 1

MJB 10/15/20

Integration File signal 1: PEST1.e
 Integration File signal 2: PEST2.e
 Quant Time: Oct 15 10:33:47 2020
 Quant Method : C:\msdchem\1\methods\ECD5_QUANTPEST_201014.M
 Quant Title : Instrument: DualECD5
 QLast Update : Thu Oct 15 10:30:26 2020
 Response via : Initial Calibration
 Integrator: ChemStation 6890 Scale Mode: Small noise peaks clipped

Volume Inj. : 2uL
 Signal #1 Phase : Rtx-CLPesticides Signal #2 Phase: Rtx-CLPesticides2
 Signal #1 Info : 30m X 0.32mm X 0. Signal #2 Info : 30m X 0.32mm X 0.25um

Compound	RT#1	RT#2	Resp#1	Resp#2	ng/mL	ng/mL

System Monitoring Compounds						
1) S TCMX (S)	0.000	0.000	0	0	N.D. d	N.D. d
22) S DCBP (S)	0.000	0.000	0	0	N.D. d	N.D. d
Target Compounds						
2) a-BHC	0.000	0.000	0	0	N.D. d	N.D. d
3) g-BHC	0.000	0.000	0	0	N.D. d	N.D. d
4) b-BHC	0.000	0.000	0	0	N.D. d	N.D. d
5) Heptachlor	0.000	0.000	0	0	N.D. d	N.D. d
6) d-BHC	0.000	0.000	0	0	N.D. d	N.D. d
7) Aldrin	0.000	0.000	0	0	N.D. d	N.D. d
8) Heptachlo...	0.000	0.000	0	0	N.D. d	N.D. d
9) trans-Chl...	0.000	0.000	0	0	N.D. d	N.D. d
10) cis-Chlor...	0.000	0.000	0	0	N.D. d	N.D. d
11) Endosulfa...	0.000	0.000	0	0	N.D. d	N.D. d
12) 4,4'-DDE	0.000	0.000	0	0	N.D. d	N.D. d
13) Dieldrin	0.000	0.000	0	0	N.D. d	N.D. d
14) Endrin	0.000	0.000	0	0	N.D. d	N.D. d
15) 4,4'-DDD	0.000	0.000	0	0	N.D. d	N.D. d
16) Endosulfa...	0.000	0.000	0	0	N.D. d	N.D. d
17) 4,4'-DDT	0.000	0.000	0	0	N.D. d	N.D. d
18) Endrin Al...	0.000	0.000	0	0	N.D. d	N.D. d
19) Endosulfa...	0.000	0.000	0	0	N.D. d	N.D. d
20) Methoxychlor	0.000	0.000	0	0	N.D. d	N.D. d
21) Endrin Ke...	0.000	0.000	0	0	N.D. d	N.D. d
23) Hexachlor...	3.383	3.587	531546	751508	2.260	1.472 #
24) Hexachlor...	5.973	6.335	527783	676521	2.428	2.038
25) Oxychlorane	7.467	7.787	438019	475085	2.447	1.549 #
26) 2,4'-DDE	7.532	7.982	351140	378009	2.347	1.519 #

Quantitation Report (QT Reviewed)

Data Path : C:\msdchem\1\data\2020-10\0J14056\
 Data File : ECD5-10142024.D
 Signal(s) : Signal #1: ECD1A.CH Signal #2: ECD2B.CH
 Acq On : 14 Oct 2020 19:30
 Operator : MJB
 Sample : 0J14056-CALC
 Misc : A20I181, 9-42 2 ppb
 ALS Vial : 16 (Sig #1); 0 (Sig #2) Sample Multiplier: 1

Integration File signal 1: PEST1.e
 Integration File signal 2: PEST2.e
 Quant Time: Oct 15 10:33:47 2020
 Quant Method : C:\msdchem\1\methods\ECD5_QUANTPEST_201014.M
 Quant Title : Instrument: DualECD5
 QLast Update : Thu Oct 15 10:30:26 2020
 Response via : Initial Calibration
 Integrator: ChemStation 6890 Scale Mode: Small noise peaks clipped

Volume Inj. : 2uL
 Signal #1 Phase : Rtx-CLPesticides Signal #2 Phase: Rtx-CLPesticides2
 Signal #1 Info : 30m X 0.32mm X 0. Signal #2 Info : 30m X 0.32mm X 0.25um

	Compound	RT#1	RT#2	Resp#1	Resp#2	ng/mL	ng/mL
27)	trans-Non...	7.720	8.062	495556	538531	2.248	1.434 #
28)	2,4'-DDD	7.910	8.352	310667	328688	2.385	1.566 #
29)	2,4'-DDT	8.091	8.573	311126	304634	3.216	2.215 #
30)	cis-Nonac...	8.197	8.618	537042	572924	2.292	1.492 #
31)	Mirex	8.870	9.523	348236	358541	2.347	1.594 #
32)	Chlordane...	0.000	0.000	0	0	N.D. d	N.D. d
33)	Chlordane...	0.000	0.000	0	0	N.D. d	N.D. d
34)	Chlordane...	0.000	0.000	0	0	N.D. d	N.D. d
35)	Chlordane...	0.000	0.000	0	0	N.D. d	N.D. d
36)	Toxaphene...	0.000	0.000	0	0	N.D. d	N.D. d
37)	Toxaphene...	0.000	0.000	0	0	N.D. d	N.D. d
38)	Toxaphene...	0.000	0.000	0	0	N.D. d	N.D. d
39)	Toxaphene...	0.000	0.000	0	0	N.D. d	N.D. d
40)	Toxaphene...	0.000	0.000	0	0	N.D. d	N.D. d
41)	Toxaphene...	0.000	0.000	0	0	N.D. d	N.D. d
42)	Toxaphene...	0.000	0.000	0	0	N.D. d	N.D. d

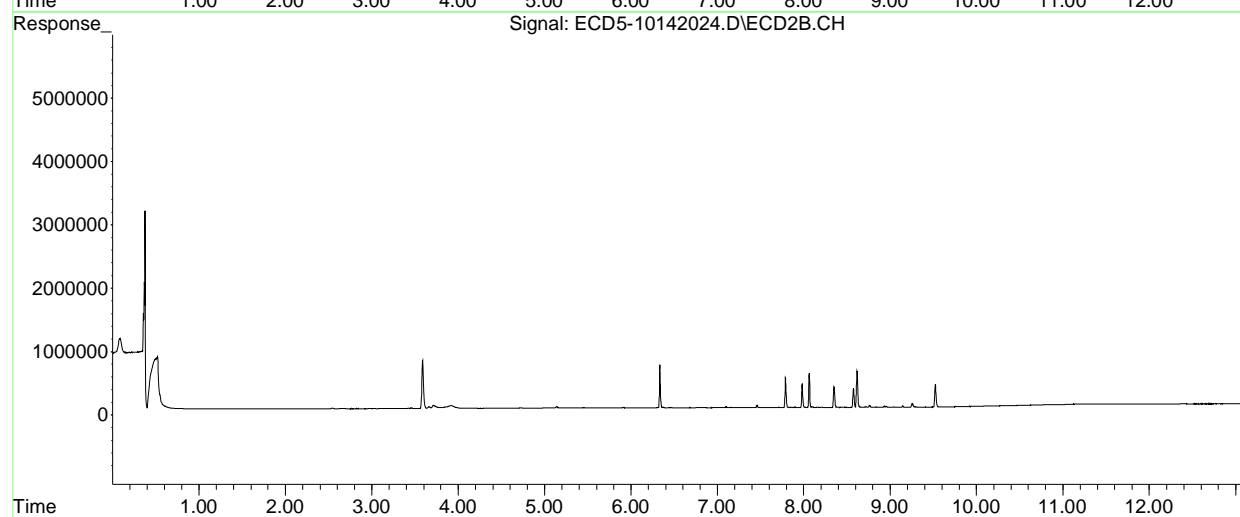
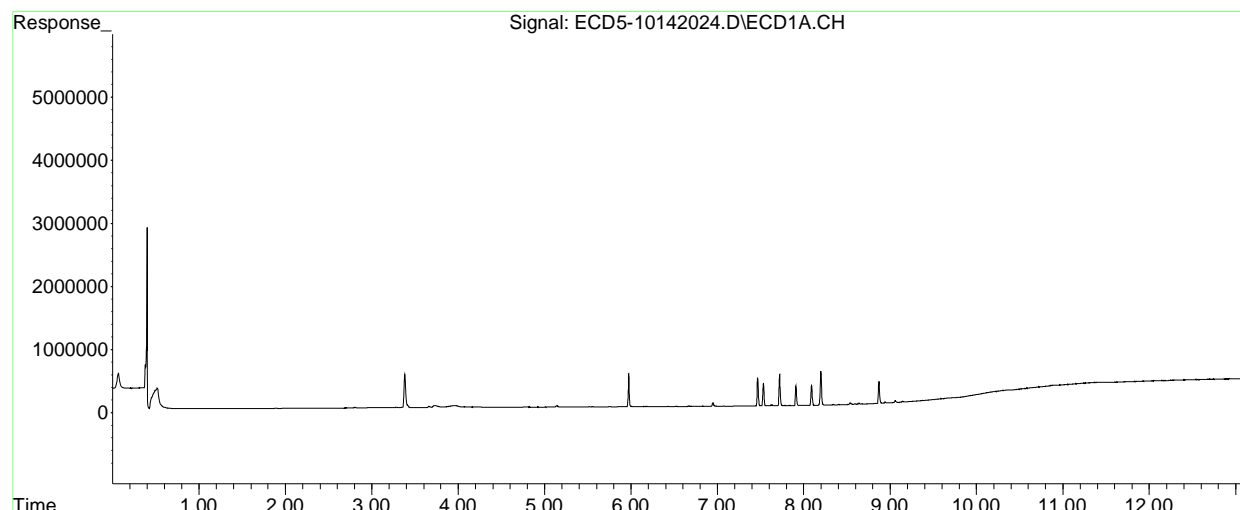
(f)=RT Delta > 1/2 Window (#)=Amounts differ by > 25% (m)=manual int.

Quantitation Report (QT Reviewed)

Data Path : C:\msdchem\1\data\2020-10\0J14056\
Data File : ECD5-10142024.D
Signal(s) : Signal #1: ECD1A.CH Signal #2: ECD2B.CH
Acq On : 14 Oct 2020 19:30
Operator : MJB
Sample : 0J14056-CALC
Misc : A20I181, 9-42 2 ppb
ALS Vial : 16 (Sig #1); 0 (Sig #2) Sample Multiplier: 1

Integration File signal 1: PEST1.e
Integration File signal 2: PEST2.e
Quant Time: Oct 15 10:33:47 2020
Quant Method : C:\msdchem\1\methods\ECD5_QUANTPEST_201014.M
Quant Title : Instrument: DualECD5
QLast Update : Thu Oct 15 10:30:26 2020
Response via : Initial Calibration
Integrator: ChemStation 6890 Scale Mode: Small noise peaks clipped

Volume Inj. : 2uL
Signal #1 Phase : Rtx-CLPesticides Signal #2 Phase: Rtx-CLPesticides2
Signal #1 Info : 30m X 0.32mm X 0. Signal #2 Info : 30m X 0.32mm X 0.25um



Quantitation Report (QT Reviewed)

Data Path : C:\msdchem\1\data\2020-10\0J14056\
 Data File : ECD5-10142025.D
 Signal(s) : Signal #1: ECD1A.CH Signal #2: ECD2B.CH
 Acq On : 14 Oct 2020 19:47
 Operator : MJB
 Sample : 0J14056-CALD MJB 10/15/20
 Misc : A20I182, 9-42 5 ppb
 ALS Vial : 17 (Sig #1); 0 (Sig #2) Sample Multiplier: 1

Integration File signal 1: PEST1.e
 Integration File signal 2: PEST2.e
 Quant Time: Oct 15 10:34:20 2020
 Quant Method : C:\msdchem\1\methods\ECD5_QUANTPEST_201014.M
 Quant Title : Instrument: DualECD5
 QLast Update : Thu Oct 15 10:30:26 2020
 Response via : Initial Calibration
 Integrator: ChemStation 6890 Scale Mode: Small noise peaks clipped

Volume Inj. : 2uL
 Signal #1 Phase : Rtx-CLPesticides Signal #2 Phase: Rtx-CLPesticides2
 Signal #1 Info : 30m X 0.32mm X 0. Signal #2 Info : 30m X 0.32mm X 0.25um

Compound	RT#1	RT#2	Resp#1	Resp#2	ng/mL	ng/mL

System Monitoring Compounds						
1) S TCMX (S)	0.000	0.000	0	0	N.D. d	N.D. d
22) S DCBP (S)	0.000	0.000	0	0	N.D. d	N.D. d
Target Compounds						
2) a-BHC	0.000	0.000	0	0	N.D. d	N.D. d
3) g-BHC	0.000	0.000	0	0	N.D. d	N.D. d
4) b-BHC	0.000	0.000	0	0	N.D. d	N.D. d
5) Heptachlor	0.000	0.000	0	0	N.D. d	N.D. d
6) d-BHC	0.000	0.000	0	0	N.D. d	N.D. d
7) Aldrin	0.000	0.000	0	0	N.D. d	N.D. d
8) Heptachlo...	0.000	0.000	0	0	N.D. d	N.D. d
9) trans-Chl...	0.000	0.000	0	0	N.D. d	N.D. d
10) cis-Chlor...	0.000	0.000	0	0	N.D. d	N.D. d
11) Endosulfa...	0.000	0.000	0	0	N.D. d	N.D. d
12) 4,4'-DDE	0.000	0.000	0	0	N.D. d	N.D. d
13) Dieldrin	0.000	0.000	0	0	N.D. d	N.D. d
14) Endrin	0.000	0.000	0	0	N.D. d	N.D. d
15) 4,4'-DDD	0.000	0.000	0	0	N.D. d	N.D. d
16) Endosulfa...	0.000	0.000	0	0	N.D. d	N.D. d
17) 4,4'-DDT	0.000	0.000	0	0	N.D. d	N.D. d
18) Endrin Al...	0.000	0.000	0	0	N.D. d	N.D. d
19) Endosulfa...	0.000	0.000	0	0	N.D. d	N.D. d
20) Methoxychlor	0.000	0.000	0	0	N.D. d	N.D. d
21) Endrin Ke...	0.000	0.000	0	0	N.D. d	N.D. d
23) Hexachlor...	3.381	3.584	1152385	1711788	5.140	3.579 #
24) Hexachlor...	5.971	6.333	1167435	1512851	5.657	4.557
25) Oxychlorane	7.466	7.786	956472	1072428	5.587	3.497 #
26) 2,4'-DDE	7.531	7.980	785764	895392	5.458	3.901 #

Quantitation Report (QT Reviewed)

Data Path : C:\msdchem\1\data\2020-10\0J14056\
 Data File : ECD5-10142025.D
 Signal(s) : Signal #1: ECD1A.CH Signal #2: ECD2B.CH
 Acq On : 14 Oct 2020 19:47
 Operator : MJB
 Sample : 0J14056-CALD
 Misc : A20I182, 9-42 5 ppb
 ALS Vial : 17 (Sig #1); 0 (Sig #2) Sample Multiplier: 1

Integration File signal 1: PEST1.e
 Integration File signal 2: PEST2.e
 Quant Time: Oct 15 10:34:20 2020
 Quant Method : C:\msdchem\1\methods\ECD5_QUANTPEST_201014.M
 Quant Title : Instrument: DualECD5
 QLast Update : Thu Oct 15 10:30:26 2020
 Response via : Initial Calibration
 Integrator: ChemStation 6890 Scale Mode: Small noise peaks clipped

Volume Inj. : 2uL
 Signal #1 Phase : Rtx-CLPesticides Signal #2 Phase: Rtx-CLPesticides2
 Signal #1 Info : 30m X 0.32mm X 0. Signal #2 Info : 30m X 0.32mm X 0.25um

	Compound	RT#1	RT#2	Resp#1	Resp#2	ng/mL	ng/mL
27)	trans-Non...	7.719	8.060	1120921	1256872	5.428	3.647 #
28)	2,4'-DDD	7.909	8.350	707479	737721	5.668	3.514 #
29)	2,4'-DDT	8.090	8.571	683815	693050	7.069	5.088 #
30)	cis-Nonac...	8.196	8.617	1217681	1270505	5.417	3.309 #
31)	Mirex	8.869	9.521	751440	768030	5.373	3.691 #
32)	Chlordane...	0.000	0.000	0	0	N.D. d	N.D. d
33)	Chlordane...	0.000	0.000	0	0	N.D. d	N.D. d
34)	Chlordane...	0.000	0.000	0	0	N.D. d	N.D. d
35)	Chlordane...	0.000	0.000	0	0	N.D. d	N.D. d
36)	Toxaphene...	0.000	0.000	0	0	N.D. d	N.D. d
37)	Toxaphene...	0.000	0.000	0	0	N.D. d	N.D. d
38)	Toxaphene...	0.000	0.000	0	0	N.D. d	N.D. d
39)	Toxaphene...	0.000	0.000	0	0	N.D. d	N.D. d
40)	Toxaphene...	0.000	0.000	0	0	N.D. d	N.D. d
41)	Toxaphene...	0.000	0.000	0	0	N.D. d	N.D. d
42)	Toxaphene...	0.000	0.000	0	0	N.D. d	N.D. d

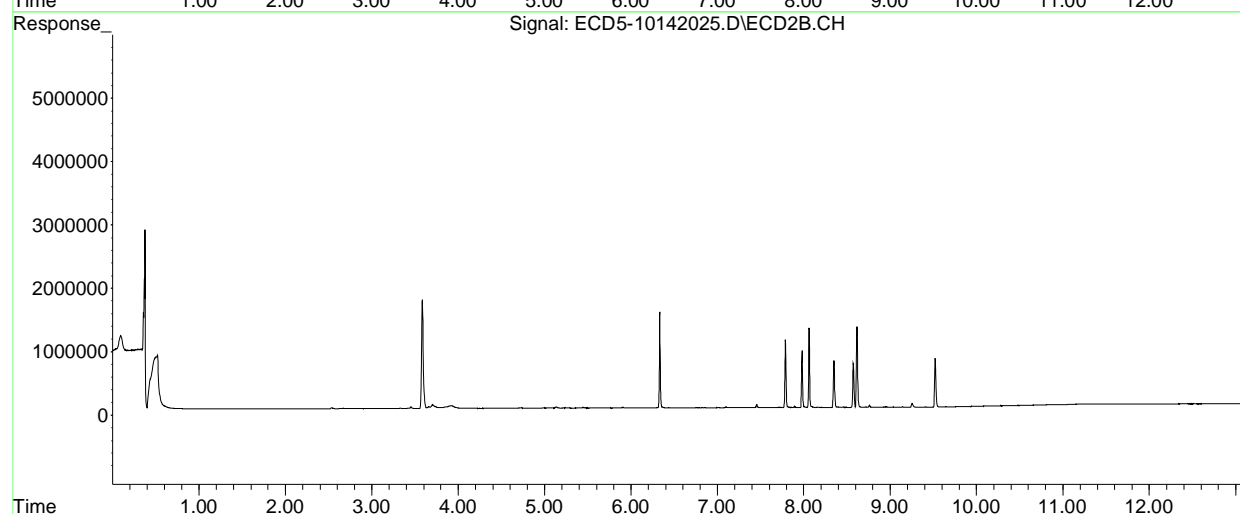
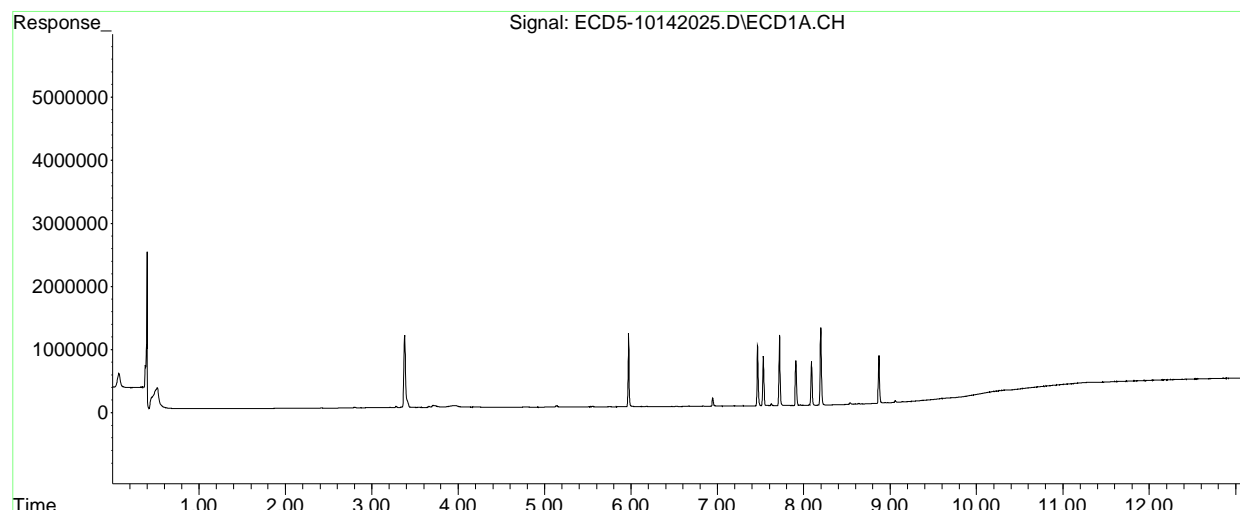
(f)=RT Delta > 1/2 Window (#)=Amounts differ by > 25% (m)=manual int.

Quantitation Report (QT Reviewed)

Data Path : C:\msdchem\1\data\2020-10\0J14056\
Data File : ECD5-10142025.D
Signal(s) : Signal #1: ECD1A.CH Signal #2: ECD2B.CH
Acq On : 14 Oct 2020 19:47
Operator : MJB
Sample : 0J14056-CALD
Misc : A20I182, 9-42 5 ppb
ALS Vial : 17 (Sig #1); 0 (Sig #2) Sample Multiplier: 1

Integration File signal 1: PEST1.e
Integration File signal 2: PEST2.e
Quant Time: Oct 15 10:34:20 2020
Quant Method : C:\msdchem\1\methods\ECD5_QUANTPEST_201014.M
Quant Title : Instrument: DualECD5
QLast Update : Thu Oct 15 10:30:26 2020
Response via : Initial Calibration
Integrator: ChemStation 6890 Scale Mode: Small noise peaks clipped

Volume Inj. : 2uL
Signal #1 Phase : Rtx-CLPesticides Signal #2 Phase: Rtx-CLPesticides2
Signal #1 Info : 30m X 0.32mm X 0. Signal #2 Info : 30m X 0.32mm X 0.25um



Quantitation Report (QT Reviewed)

Data Path : C:\msdchem\1\data\2020-10\0J14056\
 Data File : ECD5-10142026.D
 Signal(s) : Signal #1: ECD1A.CH Signal #2: ECD2B.CH
 Acq On : 14 Oct 2020 20:04
 Operator : MJB
 Sample : 0J14056-CALE MJB 10/15/20
 Misc : A20I183, 9-42 10 ppb
 ALS Vial : 18 (Sig #1); 0 (Sig #2) Sample Multiplier: 1

Integration File signal 1: PEST1.e
 Integration File signal 2: PEST2.e
 Quant Time: Oct 15 10:34:55 2020
 Quant Method : C:\msdchem\1\methods\ECD5_QUANTPEST_201014.M
 Quant Title : Instrument: DualECD5
 QLast Update : Thu Oct 15 10:30:26 2020
 Response via : Initial Calibration
 Integrator: ChemStation 6890 Scale Mode: Small noise peaks clipped

Volume Inj. : 2uL
 Signal #1 Phase : Rtx-CLPesticides Signal #2 Phase: Rtx-CLPesticides2
 Signal #1 Info : 30m X 0.32mm X 0. Signal #2 Info : 30m X 0.32mm X 0.25um

Compound	RT#1	RT#2	Resp#1	Resp#2	ng/mL	ng/mL

System Monitoring Compounds						
1) S TCMX (S)	0.000	0.000	0	0	N.D. d	N.D. d
22) S DCBP (S)	0.000	0.000	0	0	N.D. d	N.D. d
Target Compounds						
2) a-BHC	0.000	0.000	0	0	N.D. d	N.D. d
3) g-BHC	0.000	0.000	0	0	N.D. d	N.D. d
4) b-BHC	0.000	0.000	0	0	N.D. d	N.D. d
5) Heptachlor	0.000	0.000	0	0	N.D. d	N.D. d
6) d-BHC	0.000	0.000	0	0	N.D. d	N.D. d
7) Aldrin	0.000	0.000	0	0	N.D. d	N.D. d
8) Heptachlo...	0.000	0.000	0	0	N.D. d	N.D. d
9) trans-Chl...	0.000	0.000	0	0	N.D. d	N.D. d
10) cis-Chlor...	0.000	0.000	0	0	N.D. d	N.D. d
11) Endosulfa...	0.000	0.000	0	0	N.D. d	N.D. d
12) 4,4'-DDE	0.000	0.000	0	0	N.D. d	N.D. d
13) Dieldrin	0.000	0.000	0	0	N.D. d	N.D. d
14) Endrin	0.000	0.000	0	0	N.D. d	N.D. d
15) 4,4'-DDD	0.000	0.000	0	0	N.D. d	N.D. d
16) Endosulfa...	0.000	0.000	0	0	N.D. d	N.D. d
17) 4,4'-DDT	0.000	0.000	0	0	N.D. d	N.D. d
18) Endrin Al...	0.000	0.000	0	0	N.D. d	N.D. d
19) Endosulfa...	0.000	0.000	0	0	N.D. d	N.D. d
20) Methoxychlor	0.000	0.000	0	0	N.D. d	N.D. d
21) Endrin Ke...	0.000	0.000	0	0	N.D. d	N.D. d
23) Hexachlor...	3.382	3.586	2234208	3285717	10.166	7.020 #
24) Hexachlor...	5.972	6.334	2358277	3045667	11.664	9.174
25) Oxychlorane	7.465	7.786	1961806	2190386	11.666	7.143 #
26) 2,4'-DDE	7.531	7.981	1624386	1793894	11.463	8.011 #

Quantitation Report (QT Reviewed)

Data Path : C:\msdchem\1\data\2020-10\0J14056\
 Data File : ECD5-10142026.D
 Signal(s) : Signal #1: ECD1A.CH Signal #2: ECD2B.CH
 Acq On : 14 Oct 2020 20:04
 Operator : MJB
 Sample : 0J14056-CALE
 Misc : A20I183, 9-42 10 ppb
 ALS Vial : 18 (Sig #1); 0 (Sig #2) Sample Multiplier: 1

Integration File signal 1: PEST1.e
 Integration File signal 2: PEST2.e
 Quant Time: Oct 15 10:34:55 2020
 Quant Method : C:\msdchem\1\methods\ECD5_QUANTPEST_201014.M
 Quant Title : Instrument: DualECD5
 QLast Update : Thu Oct 15 10:30:26 2020
 Response via : Initial Calibration
 Integrator: ChemStation 6890 Scale Mode: Small noise peaks clipped

Volume Inj. : 2uL
 Signal #1 Phase : Rtx-CLPesticides Signal #2 Phase: Rtx-CLPesticides2
 Signal #1 Info : 30m X 0.32mm X 0. Signal #2 Info : 30m X 0.32mm X 0.25um

	Compound	RT#1	RT#2	Resp#1	Resp#2	ng/mL	ng/mL
27)	trans-Non...	7.719	8.061	2286824	2561574	11.344	7.646 #
28)	2,4'-DDD	7.909	8.351	1404864	1499564	11.426	7.143 #
29)	2,4'-DDT	8.091	8.572	1419577	1439690	14.674	10.505 #
30)	cis-Nonac...	8.197	8.617	2447188	2688062	11.056	7.001 #
31)	Mirex	8.869	9.521	1482445	1539687	10.855	7.623 #
32)	Chlordane...	0.000	0.000	0	0	N.D. d	N.D. d
33)	Chlordane...	0.000	0.000	0	0	N.D. d	N.D. d
34)	Chlordane...	0.000	0.000	0	0	N.D. d	N.D. d
35)	Chlordane...	0.000	0.000	0	0	N.D. d	N.D. d
36)	Toxaphene...	0.000	0.000	0	0	N.D. d	N.D. d
37)	Toxaphene...	0.000	0.000	0	0	N.D. d	N.D. d
38)	Toxaphene...	0.000	0.000	0	0	N.D. d	N.D. d
39)	Toxaphene...	0.000	0.000	0	0	N.D. d	N.D. d
40)	Toxaphene...	0.000	0.000	0	0	N.D. d	N.D. d
41)	Toxaphene...	0.000	0.000	0	0	N.D. d	N.D. d
42)	Toxaphene...	0.000	0.000	0	0	N.D. d	N.D. d

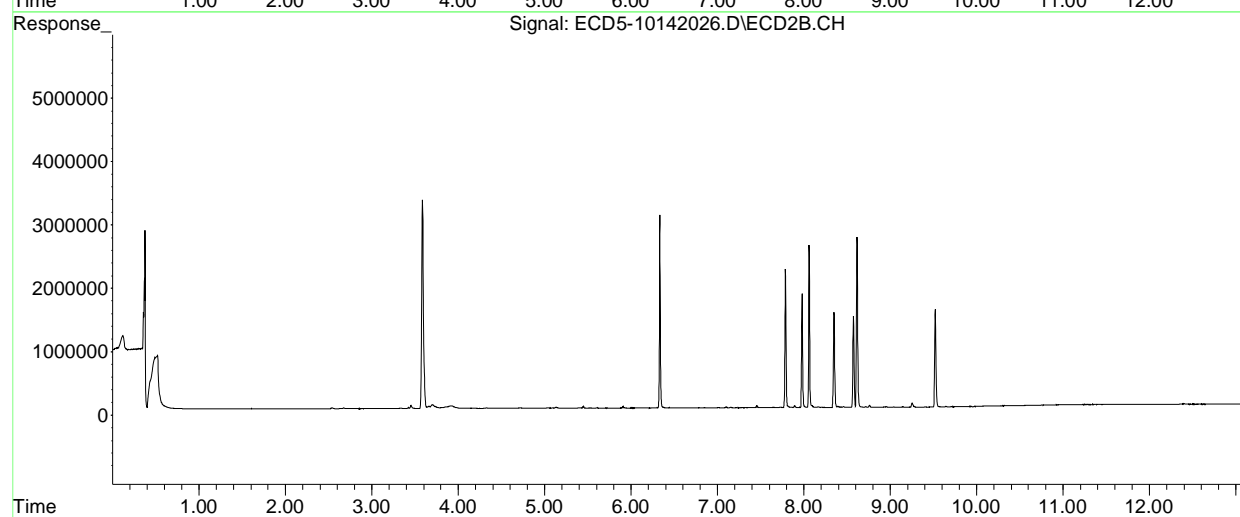
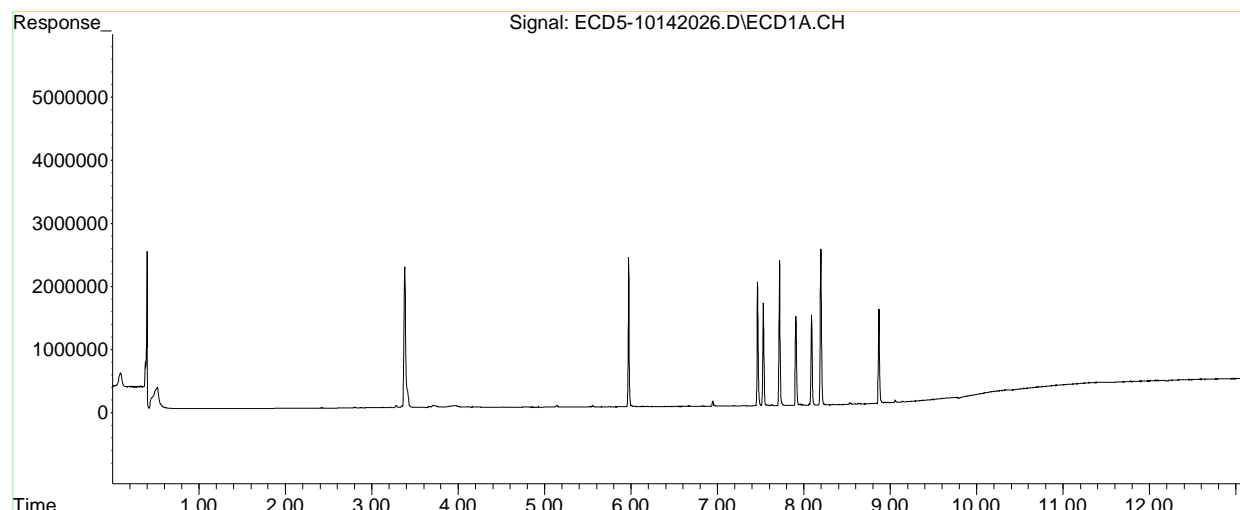
(f)=RT Delta > 1/2 Window (#)=Amounts differ by > 25% (m)=manual int.

Quantitation Report (QT Reviewed)

Data Path : C:\msdchem\1\data\2020-10\0J14056\
Data File : ECD5-10142026.D
Signal(s) : Signal #1: ECD1A.CH Signal #2: ECD2B.CH
Acq On : 14 Oct 2020 20:04
Operator : MJB
Sample : 0J14056-CALE
Misc : A20I183, 9-42 10 ppb
ALS Vial : 18 (Sig #1); 0 (Sig #2) Sample Multiplier: 1

Integration File signal 1: PEST1.e
Integration File signal 2: PEST2.e
Quant Time: Oct 15 10:34:55 2020
Quant Method : C:\msdchem\1\methods\ECD5_QUANTPEST_201014.M
Quant Title : Instrument: DualECD5
QLast Update : Thu Oct 15 10:30:26 2020
Response via : Initial Calibration
Integrator: ChemStation 6890 Scale Mode: Small noise peaks clipped

Volume Inj. : 2uL
Signal #1 Phase : Rtx-CLPesticides Signal #2 Phase: Rtx-CLPesticides2
Signal #1 Info : 30m X 0.32mm X 0. Signal #2 Info : 30m X 0.32mm X 0.25um



Quantitation Report (QT Reviewed)

Data Path : C:\msdchem\1\data\2020-10\0J14056\
 Data File : ECD5-10142027.D
 Signal(s) : Signal #1: ECD1A.CH Signal #2: ECD2B.CH
 Acq On : 14 Oct 2020 20:22
 Operator : MJB
 Sample : 0J14056-CALF MJB 10/15/20
 Misc : A20I184, 9-42 25 ppb
 ALS Vial : 19 (Sig #1); 0 (Sig #2) Sample Multiplier: 1

Integration File signal 1: PEST1.e
 Integration File signal 2: PEST2.e
 Quant Time: Oct 15 10:35:29 2020
 Quant Method : C:\msdchem\1\methods\ECD5_QUANTPEST_201014.M
 Quant Title : Instrument: DualECD5
 QLast Update : Thu Oct 15 10:30:26 2020
 Response via : Initial Calibration
 Integrator: ChemStation 6890 Scale Mode: Small noise peaks clipped

Volume Inj. : 2uL
 Signal #1 Phase : Rtx-CLPesticides Signal #2 Phase: Rtx-CLPesticides2
 Signal #1 Info : 30m X 0.32mm X 0. Signal #2 Info : 30m X 0.32mm X 0.25um

Compound	RT#1	RT#2	Resp#1	Resp#2	ng/mL	ng/mL

System Monitoring Compounds						
1) S TCMX (S)	0.000	0.000	0	0	N.D. d	N.D. d
22) S DCBP (S)	0.000	0.000	0	0	N.D. d	N.D. d
Target Compounds						
2) a-BHC	0.000	0.000	0	0	N.D. d	N.D. d
3) g-BHC	0.000	0.000	0	0	N.D. d	N.D. d
4) b-BHC	0.000	0.000	0	0	N.D. d	N.D. d
5) Heptachlor	0.000	0.000	0	0	N.D. d	N.D. d
6) d-BHC	0.000	0.000	0	0	N.D. d	N.D. d
7) Aldrin	0.000	0.000	0	0	N.D. d	N.D. d
8) Heptachlo...	0.000	0.000	0	0	N.D. d	N.D. d
9) trans-Chl...	0.000	0.000	0	0	N.D. d	N.D. d
10) cis-Chlor...	0.000	0.000	0	0	N.D. d	N.D. d
11) Endosulfa...	0.000	0.000	0	0	N.D. d	N.D. d
12) 4,4'-DDE	0.000	0.000	0	0	N.D. d	N.D. d
13) Dieldrin	0.000	0.000	0	0	N.D. d	N.D. d
14) Endrin	0.000	0.000	0	0	N.D. d	N.D. d
15) 4,4'-DDD	0.000	0.000	0	0	N.D. d	N.D. d
16) Endosulfa...	0.000	0.000	0	0	N.D. d	N.D. d
17) 4,4'-DDT	0.000	0.000	0	0	N.D. d	N.D. d
18) Endrin Al...	0.000	0.000	0	0	N.D. d	N.D. d
19) Endosulfa...	0.000	0.000	0	0	N.D. d	N.D. d
20) Methoxychlor	0.000	0.000	0	0	N.D. d	N.D. d
21) Endrin Ke...	0.000	0.000	0	0	N.D. d	N.D. d
23) Hexachlor...	3.384	3.587	5991942	9024692	27.697	19.455 #
24) Hexachlor...	5.973	6.334	5814466	7847210	29.062	23.638
25) Oxychlorane	7.465	7.786	4875285	5656841	29.215	18.446 #
26) 2,4'-DDE	7.531	7.980	3870731	4550076	27.556	20.414 #

Quantitation Report (QT Reviewed)

Data Path : C:\msdchem\1\data\2020-10\0J14056\
 Data File : ECD5-10142027.D
 Signal(s) : Signal #1: ECD1A.CH Signal #2: ECD2B.CH
 Acq On : 14 Oct 2020 20:22
 Operator : MJB
 Sample : 0J14056-CALF
 Misc : A20I184, 9-42 25 ppb
 ALS Vial : 19 (Sig #1); 0 (Sig #2) Sample Multiplier: 1

Integration File signal 1: PEST1.e
 Integration File signal 2: PEST2.e
 Quant Time: Oct 15 10:35:29 2020
 Quant Method : C:\msdchem\1\methods\ECD5_QUANTPEST_201014.M
 Quant Title : Instrument: DualECD5
 QLast Update : Thu Oct 15 10:30:26 2020
 Response via : Initial Calibration
 Integrator: ChemStation 6890 Scale Mode: Small noise peaks clipped

Volume Inj. : 2uL
 Signal #1 Phase : Rtx-CLPesticides Signal #2 Phase: Rtx-CLPesticides2
 Signal #1 Info : 30m X 0.32mm X 0. Signal #2 Info : 30m X 0.32mm X 0.25um

	Compound	RT#1	RT#2	Resp#1	Resp#2	ng/mL	ng/mL
27)	trans-Non...	7.718	8.061	5561787	6425020	27.885	19.331 #
28)	2,4'-DDD	7.908	8.351	3482222	3919505	28.499	18.669 #
29)	2,4'-DDT	8.090	8.572	3622126	3783032	37.442	26.707 #
30)	cis-Nonac...	8.196	8.618	6071870	6980137	27.628	18.181 #
31)	Mirex	8.869	9.521	3665359	3817069	27.185	19.085 #
32)	Chlordane...	0.000	0.000	0	0	N.D. d	N.D. d
33)	Chlordane...	0.000	0.000	0	0	N.D. d	N.D. d
34)	Chlordane...	0.000	0.000	0	0	N.D. d	N.D. d
35)	Chlordane...	0.000	0.000	0	0	N.D. d	N.D. d
36)	Toxaphene...	0.000	0.000	0	0	N.D. d	N.D. d
37)	Toxaphene...	0.000	0.000	0	0	N.D. d	N.D. d
38)	Toxaphene...	0.000	0.000	0	0	N.D. d	N.D. d
39)	Toxaphene...	0.000	0.000	0	0	N.D. d	N.D. d
40)	Toxaphene...	0.000	0.000	0	0	N.D. d	N.D. d
41)	Toxaphene...	0.000	0.000	0	0	N.D. d	N.D. d
42)	Toxaphene...	0.000	0.000	0	0	N.D. d	N.D. d

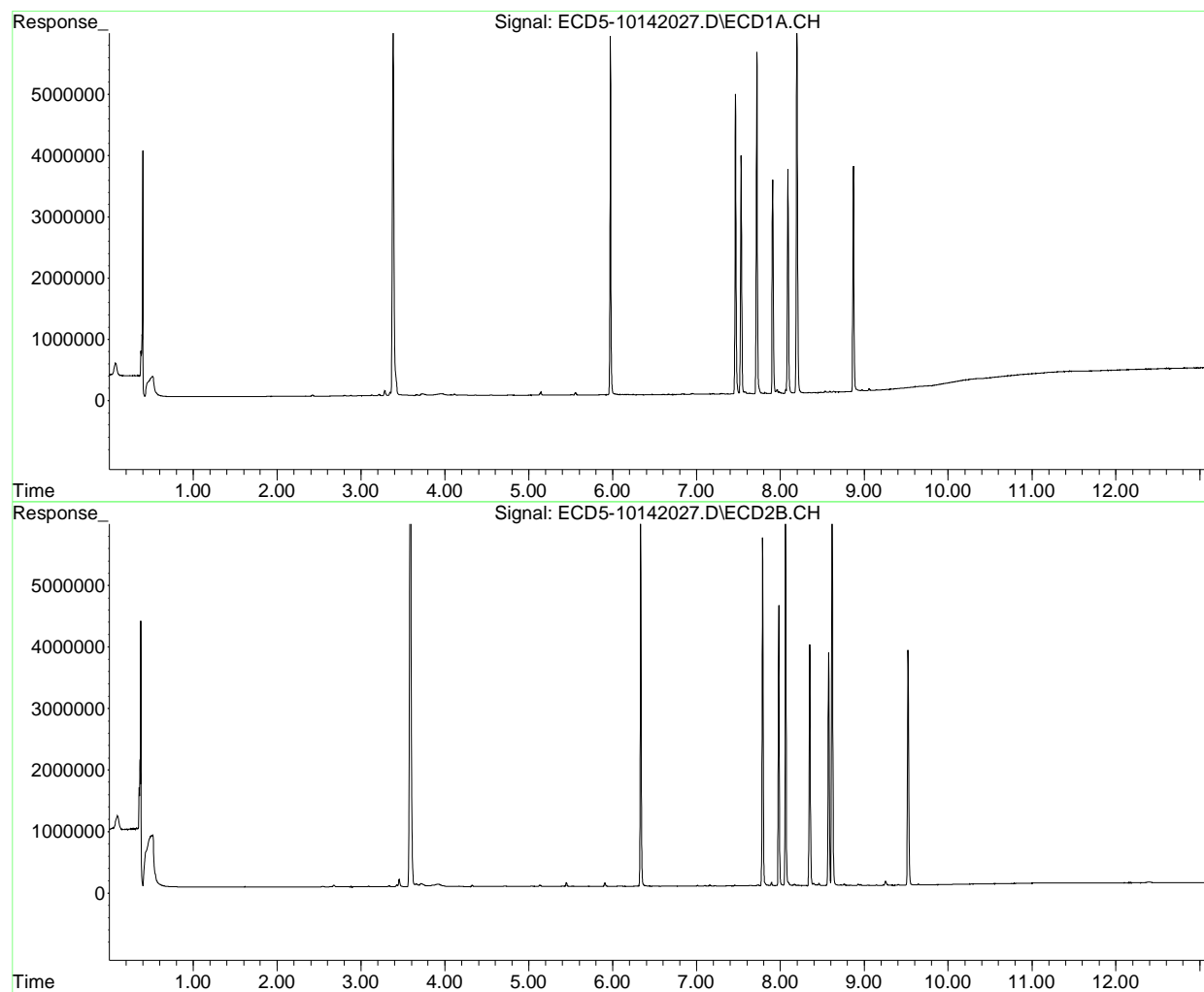
(f)=RT Delta > 1/2 Window (#)=Amounts differ by > 25% (m)=manual int.

Quantitation Report (QT Reviewed)

Data Path : C:\msdchem\1\data\2020-10\0J14056\
Data File : ECD5-10142027.D
Signal(s) : Signal #1: ECD1A.CH Signal #2: ECD2B.CH
Acq On : 14 Oct 2020 20:22
Operator : MJB
Sample : 0J14056-CALF
Misc : A20I184, 9-42 25 ppb
ALS Vial : 19 (Sig #1); 0 (Sig #2) Sample Multiplier: 1

Integration File signal 1: PEST1.e
Integration File signal 2: PEST2.e
Quant Time: Oct 15 10:35:29 2020
Quant Method : C:\msdchem\1\methods\ECD5_QUANTPEST_201014.M
Quant Title : Instrument: DualECD5
QLast Update : Thu Oct 15 10:30:26 2020
Response via : Initial Calibration
Integrator: ChemStation 6890 Scale Mode: Small noise peaks clipped

Volume Inj. : 2uL
Signal #1 Phase : Rtx-CLPesticides Signal #2 Phase: Rtx-CLPesticides2
Signal #1 Info : 30m X 0.32mm X 0. Signal #2 Info : 30m X 0.32mm X 0.25um



Quantitation Report (QT Reviewed)

Data Path : C:\msdchem\1\data\2020-10\0J14056\
 Data File : ECD5-10142028.D
 Signal(s) : Signal #1: ECD1A.CH Signal #2: ECD2B.CH
 Acq On : 14 Oct 2020 20:39
 Operator : MJB
 Sample : 0J14056-CALG MJB 10/15/20
 Misc : A20I185, 9-42 50 ppb
 ALS Vial : 20 (Sig #1); 0 (Sig #2) Sample Multiplier: 1

Integration File signal 1: PEST1.e
 Integration File signal 2: PEST2.e
 Quant Time: Oct 15 10:29:57 2020
 Quant Method : C:\msdchem\1\methods\ECD5_QUANTPEST_201014.M
 Quant Title : Instrument: DualECD5
 QLast Update : Wed Oct 14 18:23:10 2020
 Response via : Initial Calibration
 Integrator: ChemStation 6890 Scale Mode: Small noise peaks clipped

Volume Inj. : 2uL
 Signal #1 Phase : Rtx-CLPesticides Signal #2 Phase: Rtx-CLPesticides2
 Signal #1 Info : 30m X 0.32mm X 0. Signal #2 Info : 30m X 0.32mm X 0.25um

Compound	RT#1	RT#2	Resp#1	Resp#2	ng/mL	ng/mL

System Monitoring Compounds						
1) S TCMX (S)	0.000	0.000	0	0	N.D. d	N.D. d
22) S DCBP (S)	0.000	0.000	0	0	N.D. d	N.D. d
Target Compounds						
2) a-BHC	0.000	0.000	0	0	N.D. d	N.D. d
3) g-BHC	0.000	0.000	0	0	N.D. d	N.D. d
4) b-BHC	0.000	0.000	0	0	N.D. d	N.D. d
5) Heptachlor	0.000	0.000	0	0	N.D. d	N.D. d
6) d-BHC	0.000	0.000	0	0	N.D. d	N.D. d
7) Aldrin	0.000	0.000	0	0	N.D. d	N.D. d
8) Heptachlo...	0.000	0.000	0	0	N.D. d	N.D. d
9) trans-Chl...	0.000	0.000	0	0	N.D. d	N.D. d
10) cis-Chlor...	0.000	0.000	0	0	N.D. d	N.D. d
11) Endosulfa...	0.000	0.000	0	0	N.D. d	N.D. d
12) 4,4'-DDE	0.000	0.000	0	0	N.D. d	N.D. d
13) Dieldrin	0.000	0.000	0	0	N.D. d	N.D. d
14) Endrin	0.000	0.000	0	0	N.D. d	N.D. d
15) 4,4'-DDD	0.000	0.000	0	0	N.D. d	N.D. d
16) Endosulfa...	0.000	0.000	0	0	N.D. d	N.D. d
17) 4,4'-DDT	0.000	0.000	0	0	N.D. d	N.D. d
18) Endrin Al...	0.000	0.000	0	0	N.D. d	N.D. d
19) Endosulfa...	0.000	0.000	0	0	N.D. d	N.D. d
20) Methoxychlor	0.000	0.000	0	0	N.D. d	N.D. d
21) Endrin Ke...	0.000	0.000	0	0	N.D. d	N.D. d
23) Hexachlor...	3.384	3.587	10789137	16441536	50.241	35.270 #
24) Hexachlor...	5.973	6.334	11106946	15331000	55.601	46.181
25) Oxychlorane	7.465	7.787	9326636	10738437	55.831	35.017 #
26) 2,4'-DDE	7.531	7.981	7407872	9020941	52.923	39.924

Quantitation Report (QT Reviewed)

Data Path : C:\msdchem\1\data\2020-10\0J14056\
 Data File : ECD5-10142028.D
 Signal(s) : Signal #1: ECD1A.CH Signal #2: ECD2B.CH
 Acq On : 14 Oct 2020 20:39
 Operator : MJB
 Sample : 0J14056-CALG
 Misc : A20I185, 9-42 50 ppb
 ALS Vial : 20 (Sig #1); 0 (Sig #2) Sample Multiplier: 1

Integration File signal 1: PEST1.e
 Integration File signal 2: PEST2.e
 Quant Time: Oct 15 10:29:57 2020
 Quant Method : C:\msdchem\1\methods\ECD5_QUANTPEST_201014.M
 Quant Title : Instrument: DualECD5
 QLast Update : Wed Oct 14 18:23:10 2020
 Response via : Initial Calibration
 Integrator: ChemStation 6890 Scale Mode: Small noise peaks clipped

Volume Inj. : 2uL
 Signal #1 Phase : Rtx-CLPesticides Signal #2 Phase: Rtx-CLPesticides2
 Signal #1 Info : 30m X 0.32mm X 0. Signal #2 Info : 30m X 0.32mm X 0.25um

	Compound	RT#1	RT#2	Resp#1	Resp#2	ng/mL	ng/mL
27)	trans-Non...	7.719	8.061	10843817	12986213	54.328	38.672 #
28)	2,4'-DDD	7.909	8.351	6716596	7545788	54.843	35.942 #
29)	2,4'-DDT	8.091	8.572	6517761	7077939	67.375	47.779 #
30)	cis-Nonac...	8.196	8.617	11655304	14071019	53.007	36.650 #
31)	Mirex	8.869	9.522	6988668	7493572	51.935	37.161 #
32)	Chlordane...	0.000	0.000	0	0	N.D. d	N.D. d
33)	Chlordane...	0.000	0.000	0	0	N.D. d	N.D. d
34)	Chlordane...	0.000	0.000	0	0	N.D. d	N.D. d
35)	Chlordane...	0.000	0.000	0	0	N.D. d	N.D. d
36)	Toxaphene...	0.000	0.000	0	0	N.D. d	N.D. d
37)	Toxaphene...	0.000	0.000	0	0	N.D. d	N.D. d
38)	Toxaphene...	0.000	0.000	0	0	N.D. d	N.D. d
39)	Toxaphene...	0.000	0.000	0	0	N.D. d	N.D. d
40)	Toxaphene...	0.000	0.000	0	0	N.D. d	N.D. d
41)	Toxaphene...	0.000	0.000	0	0	N.D. d	N.D. d
42)	Toxaphene...	0.000	0.000	0	0	N.D. d	N.D. d

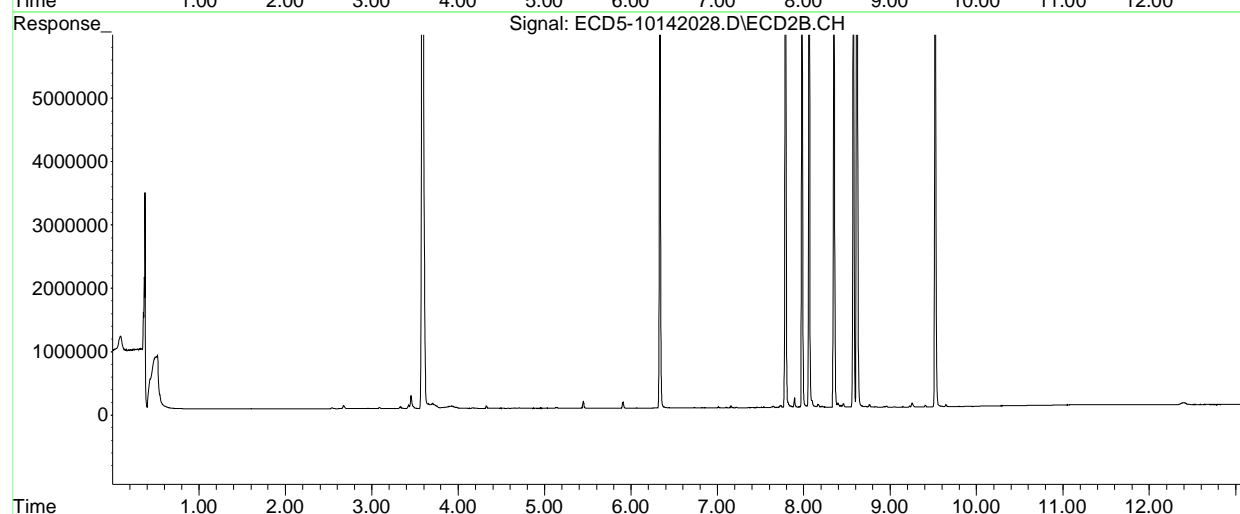
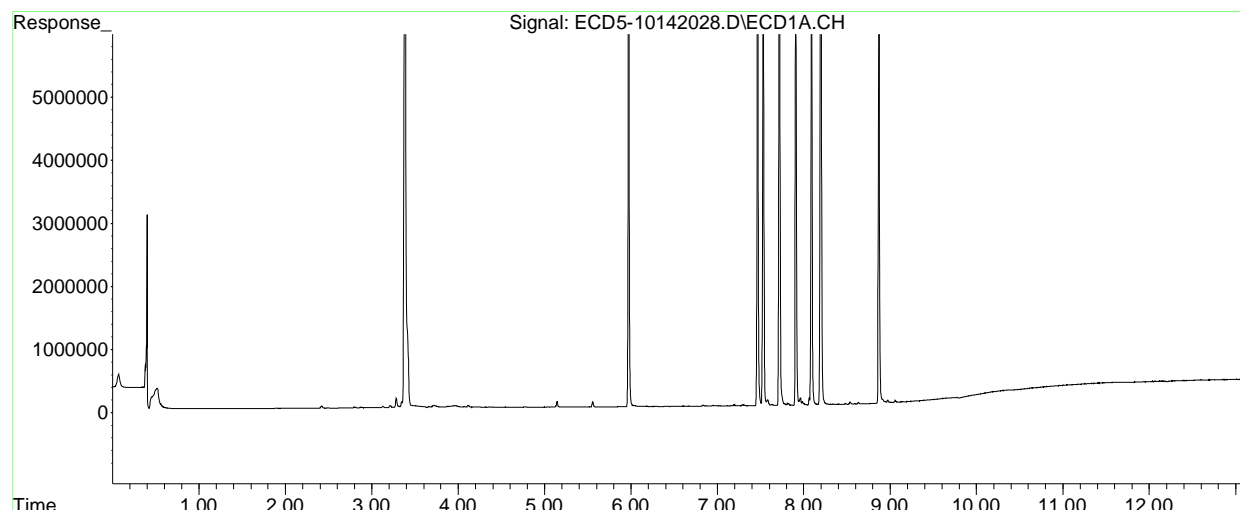
(f)=RT Delta > 1/2 Window (#)=Amounts differ by > 25% (m)=manual int.

Quantitation Report (QT Reviewed)

Data Path : C:\msdchem\1\data\2020-10\0J14056\
Data File : ECD5-10142028.D
Signal(s) : Signal #1: ECD1A.CH Signal #2: ECD2B.CH
Acq On : 14 Oct 2020 20:39
Operator : MJB
Sample : 0J14056-CALG
Misc : A20I185, 9-42 50 ppb
ALS Vial : 20 (Sig #1); 0 (Sig #2) Sample Multiplier: 1

Integration File signal 1: PEST1.e
Integration File signal 2: PEST2.e
Quant Time: Oct 15 10:29:57 2020
Quant Method : C:\msdchem\1\methods\ECD5_QUANTPEST_201014.M
Quant Title : Instrument: DualECD5
QLast Update : Wed Oct 14 18:23:10 2020
Response via : Initial Calibration
Integrator: ChemStation 6890 Scale Mode: Small noise peaks clipped

Volume Inj. : 2uL
Signal #1 Phase : Rtx-CLPesticides Signal #2 Phase: Rtx-CLPesticides2
Signal #1 Info : 30m X 0.32mm X 0. Signal #2 Info : 30m X 0.32mm X 0.25um



Quantitation Report (QT Reviewed)

Data Path : C:\msdchem\1\data\2020-10\0J14056\
 Data File : ECD5-10142029.D
 Signal(s) : Signal #1: ECD1A.CH Signal #2: ECD2B.CH
 Acq On : 14 Oct 2020 20:56
 Operator : MJB
 Sample : 0J14056-CALH MJB 10/15/20
 Misc : A20I186, 9-42 100 ppb
 ALS Vial : 21 (Sig #1); 0 (Sig #2) Sample Multiplier: 1

Integration File signal 1: PEST1.e
 Integration File signal 2: PEST2.e
 Quant Time: Oct 15 10:36:05 2020
 Quant Method : C:\msdchem\1\methods\ECD5_QUANTPEST_201014.M
 Quant Title : Instrument: DualECD5
 QLast Update : Thu Oct 15 10:30:26 2020
 Response via : Initial Calibration
 Integrator: ChemStation 6890 Scale Mode: Small noise peaks clipped

Volume Inj. : 2uL
 Signal #1 Phase : Rtx-CLPesticides Signal #2 Phase: Rtx-CLPesticides2
 Signal #1 Info : 30m X 0.32mm X 0. Signal #2 Info : 30m X 0.32mm X 0.25um

Compound	RT#1	RT#2	Resp#1	Resp#2	ng/mL	ng/mL

System Monitoring Compounds						
1) S TCMX (S)	0.000	0.000	0	0	N.D. d	N.D. d
22) S DCBP (S)	0.000	0.000	0	0	N.D. d	N.D. d
Target Compounds						
2) a-BHC	0.000	0.000	0	0	N.D. d	N.D. d
3) g-BHC	0.000	0.000	0	0	N.D. d	N.D. d
4) b-BHC	0.000	0.000	0	0	N.D. d	N.D. d
5) Heptachlor	0.000	0.000	0	0	N.D. d	N.D. d
6) d-BHC	0.000	0.000	0	0	N.D. d	N.D. d
7) Aldrin	0.000	0.000	0	0	N.D. d	N.D. d
8) Heptachlo...	0.000	0.000	0	0	N.D. d	N.D. d
9) trans-Chl...	0.000	0.000	0	0	N.D. d	N.D. d
10) cis-Chlor...	0.000	0.000	0	0	N.D. d	N.D. d
11) Endosulfa...	0.000	0.000	0	0	N.D. d	N.D. d
12) 4,4'-DDE	0.000	0.000	0	0	N.D. d	N.D. d
13) Dieldrin	0.000	0.000	0	0	N.D. d	N.D. d
14) Endrin	0.000	0.000	0	0	N.D. d	N.D. d
15) 4,4'-DDD	0.000	0.000	0	0	N.D. d	N.D. d
16) Endosulfa...	0.000	0.000	0	0	N.D. d	N.D. d
17) 4,4'-DDT	0.000	0.000	0	0	N.D. d	N.D. d
18) Endrin Al...	0.000	0.000	0	0	N.D. d	N.D. d
19) Endosulfa...	0.000	0.000	0	0	N.D. d	N.D. d
20) Methoxychlor	0.000	0.000	0	0	N.D. d	N.D. d
21) Endrin Ke...	0.000	0.000	0	0	N.D. d	N.D. d
23) Hexachlor...	3.384	3.587	20265944	31642538	95.341	66.840 #
24) Hexachlor...	5.973	6.335	22763420	31843115	113.625	95.920
25) Oxychlorane	7.465	7.787	19185849	23999757	113.969	78.261 #
26) 2,4'-DDE	7.530	7.981	15255802	18843562	109.319	80.475 #

Quantitation Report (QT Reviewed)

Data Path : C:\msdchem\1\data\2020-10\0J14056\
 Data File : ECD5-10142029.D
 Signal(s) : Signal #1: ECD1A.CH Signal #2: ECD2B.CH
 Acq On : 14 Oct 2020 20:56
 Operator : MJB
 Sample : 0J14056-CALH
 Misc : A20I186, 9-42 100 ppb
 ALS Vial : 21 (Sig #1); 0 (Sig #2) Sample Multiplier: 1

Integration File signal 1: PEST1.e
 Integration File signal 2: PEST2.e
 Quant Time: Oct 15 10:36:05 2020
 Quant Method : C:\msdchem\1\methods\ECD5_QUANTPEST_201014.M
 Quant Title : Instrument: DualECD5
 QLast Update : Thu Oct 15 10:30:26 2020
 Response via : Initial Calibration
 Integrator: ChemStation 6890 Scale Mode: Small noise peaks clipped

Volume Inj. : 2uL
 Signal #1 Phase : Rtx-CLPesticides Signal #2 Phase: Rtx-CLPesticides2
 Signal #1 Info : 30m X 0.32mm X 0. Signal #2 Info : 30m X 0.32mm X 0.25um

	Compound	RT#1	RT#2	Resp#1	Resp#2	ng/mL	ng/mL
27)	trans-Non...	7.718	8.061	22501834	27697760	111.707	79.983 #
28)	2,4'-DDD	7.908	8.351	13752816	16438803	111.197	78.301 #
29)	2,4'-DDT	8.090	8.573	13882492	15094249	143.505	93.010 #
30)	cis-Nonac...	8.196	8.618	23940957	29338156	108.232	76.415 #
31)	Mirex	8.869	9.522	14218322	16056234	105.318	77.425 #
32)	Chlordane...	0.000	0.000	0	0	N.D. d	N.D. d
33)	Chlordane...	0.000	0.000	0	0	N.D. d	N.D. d
34)	Chlordane...	0.000	0.000	0	0	N.D. d	N.D. d
35)	Chlordane...	0.000	0.000	0	0	N.D. d	N.D. d
36)	Toxaphene...	0.000	0.000	0	0	N.D. d	N.D. d
37)	Toxaphene...	0.000	0.000	0	0	N.D. d	N.D. d
38)	Toxaphene...	0.000	0.000	0	0	N.D. d	N.D. d
39)	Toxaphene...	0.000	0.000	0	0	N.D. d	N.D. d
40)	Toxaphene...	0.000	0.000	0	0	N.D. d	N.D. d
41)	Toxaphene...	0.000	0.000	0	0	N.D. d	N.D. d
42)	Toxaphene...	0.000	0.000	0	0	N.D. d	N.D. d

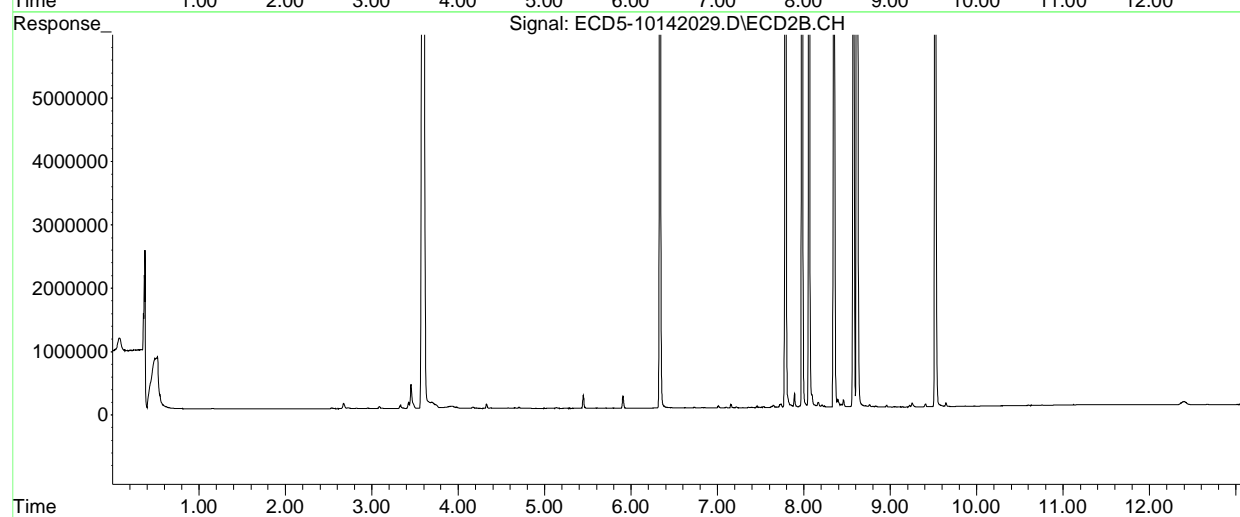
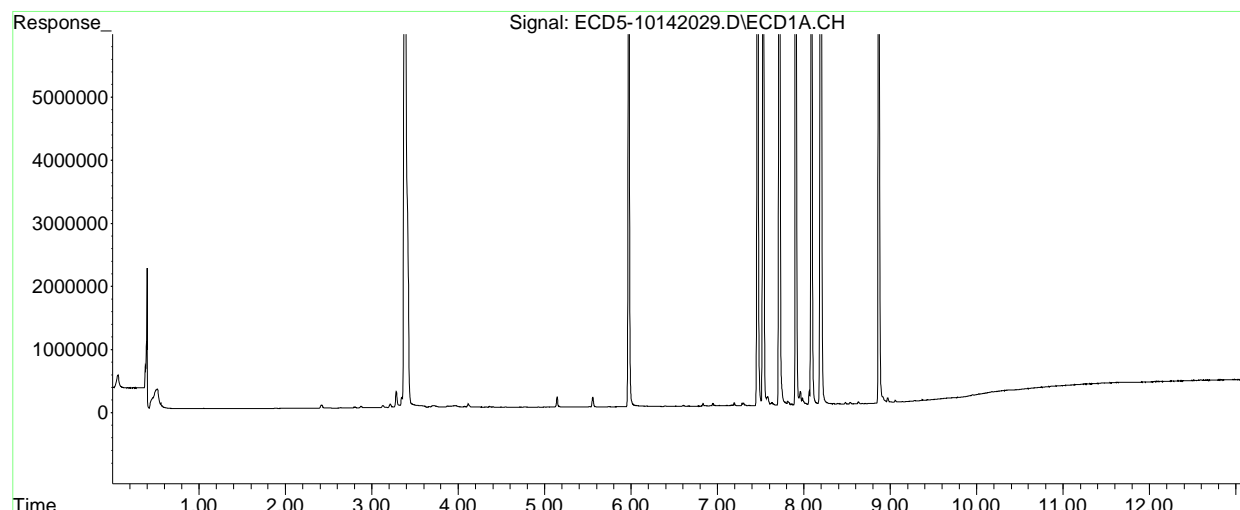
(f)=RT Delta > 1/2 Window (#)=Amounts differ by > 25% (m)=manual int.

Quantitation Report (QT Reviewed)

Data Path : C:\msdchem\1\data\2020-10\0J14056\
Data File : ECD5-10142029.D
Signal(s) : Signal #1: ECD1A.CH Signal #2: ECD2B.CH
Acq On : 14 Oct 2020 20:56
Operator : MJB
Sample : 0J14056-CALH
Misc : A20I186, 9-42 100 ppb
ALS Vial : 21 (Sig #1); 0 (Sig #2) Sample Multiplier: 1

Integration File signal 1: PEST1.e
Integration File signal 2: PEST2.e
Quant Time: Oct 15 10:36:05 2020
Quant Method : C:\msdchem\1\methods\ECD5_QUANTPEST_201014.M
Quant Title : Instrument: DualECD5
QLast Update : Thu Oct 15 10:30:26 2020
Response via : Initial Calibration
Integrator: ChemStation 6890 Scale Mode: Small noise peaks clipped

Volume Inj. : 2uL
Signal #1 Phase : Rtx-CLPesticides Signal #2 Phase: Rtx-CLPesticides2
Signal #1 Info : 30m X 0.32mm X 0. Signal #2 Info : 30m X 0.32mm X 0.25um



Quantitation Report (QT Reviewed)

Data Path : C:\msdchem\1\data\2020-10\0J14056\
 Data File : ECD5-10142030.D
 Signal(s) : Signal #1: ECD1A.CH Signal #2: ECD2B.CH
 Acq On : 14 Oct 2020 21:13
 Operator : MJB
 Sample : 0J14056-CALI MJB 10/15/20
 Misc : A20I179, 9-42 200 ppb
 ALS Vial : 22 (Sig #1); 0 (Sig #2) Sample Multiplier: 1

Integration File signal 1: PEST1.e
 Integration File signal 2: PEST2.e
 Quant Time: Oct 15 10:36:41 2020
 Quant Method : C:\msdchem\1\methods\ECD5_QUANTPEST_201014.M
 Quant Title : Instrument: DualECD5
 QLast Update : Thu Oct 15 10:30:26 2020
 Response via : Initial Calibration
 Integrator: ChemStation 6890 Scale Mode: Small noise peaks clipped

Volume Inj. : 2uL
 Signal #1 Phase : Rtx-CLPesticides Signal #2 Phase: Rtx-CLPesticides2
 Signal #1 Info : 30m X 0.32mm X 0. Signal #2 Info : 30m X 0.32mm X 0.25um

Compound	RT#1	RT#2	Resp#1	Resp#2	ng/mL	ng/mL

System Monitoring Compounds						
1) S TCMX (S)	0.000	0.000	0	0	N.D. d	N.D. d
22) S DCBP (S)	0.000	0.000	0	0	N.D. d	N.D. d
Target Compounds						
2) a-BHC	0.000	0.000	0	0	N.D. d	N.D. d
3) g-BHC	0.000	0.000	0	0	N.D. d	N.D. d
4) b-BHC	0.000	0.000	0	0	N.D. d	N.D. d
5) Heptachlor	0.000	0.000	0	0	N.D. d	N.D. d
6) d-BHC	0.000	0.000	0	0	N.D. d	N.D. d
7) Aldrin	0.000	0.000	0	0	N.D. d	N.D. d
8) Heptachlo...	0.000	0.000	0	0	N.D. d	N.D. d
9) trans-Chl...	0.000	0.000	0	0	N.D. d	N.D. d
10) cis-Chlor...	0.000	0.000	0	0	N.D. d	N.D. d
11) Endosulfa...	0.000	0.000	0	0	N.D. d	N.D. d
12) 4,4'-DDE	0.000	0.000	0	0	N.D. d	N.D. d
13) Dieldrin	0.000	0.000	0	0	N.D. d	N.D. d
14) Endrin	0.000	0.000	0	0	N.D. d	N.D. d
15) 4,4'-DDD	0.000	0.000	0	0	N.D. d	N.D. d
16) Endosulfa...	0.000	0.000	0	0	N.D. d	N.D. d
17) 4,4'-DDT	0.000	0.000	0	0	N.D. d	N.D. d
18) Endrin Al...	0.000	0.000	0	0	N.D. d	N.D. d
19) Endosulfa...	0.000	0.000	0	0	N.D. d	N.D. d
20) Methoxychlor	0.000	0.000	0	0	N.D. d	N.D. d
21) Endrin Ke...	0.000	0.000	0	0	N.D. d	N.D. d
23) Hexachlor...	3.384	3.588	45895823	73023819	221.334	147.788 #
24) Hexachlor...	5.973	6.335	47655589	68056397	235.635	205.003
25) Oxychlorane	7.463	7.786	40755507	52080586	237.505	169.831 #
26) 2,4'-DDE	7.528	7.980	31170134	41228281	224.169	163.642 #

Quantitation Report (QT Reviewed)

Data Path : C:\msdchem\1\data\2020-10\0J14056\
 Data File : ECD5-10142030.D
 Signal(s) : Signal #1: ECD1A.CH Signal #2: ECD2B.CH
 Acq On : 14 Oct 2020 21:13
 Operator : MJB
 Sample : 0J14056-CALI
 Misc : A20I179, 9-42 200 ppb
 ALS Vial : 22 (Sig #1); 0 (Sig #2) Sample Multiplier: 1

Integration File signal 1: PEST1.e
 Integration File signal 2: PEST2.e
 Quant Time: Oct 15 10:36:41 2020
 Quant Method : C:\msdchem\1\methods\ECD5_QUANTPEST_201014.M
 Quant Title : Instrument: DualECD5
 QLast Update : Thu Oct 15 10:30:26 2020
 Response via : Initial Calibration
 Integrator: ChemStation 6890 Scale Mode: Small noise peaks clipped

Volume Inj. : 2uL
 Signal #1 Phase : Rtx-CLPesticides Signal #2 Phase: Rtx-CLPesticides2
 Signal #1 Info : 30m X 0.32mm X 0. Signal #2 Info : 30m X 0.32mm X 0.25um

	Compound	RT#1	RT#2	Resp#1	Resp#2	ng/mL	ng/mL
27)	trans-Non...	7.716	8.060	47240427	60499948	229.324	163.893 #
28)	2,4'-DDD	7.906	8.350	28573910	35222352	225.939	167.770 #
29)	2,4'-DDT	8.089	8.572	29834951	36161564	308.408	188.159 #
30)	cis-Nonac...	8.195	8.618	50637102	64183868	225.455	167.175 #
31)	Mirex	8.867	9.522	30209770	34930206	221.264	158.782 #
32)	Chlordane...	0.000	0.000	0	0	N.D. d	N.D. d
33)	Chlordane...	0.000	0.000	0	0	N.D. d	N.D. d
34)	Chlordane...	0.000	0.000	0	0	N.D. d	N.D. d
35)	Chlordane...	0.000	0.000	0	0	N.D. d	N.D. d
36)	Toxaphene...	0.000	0.000	0	0	N.D. d	N.D. d
37)	Toxaphene...	0.000	0.000	0	0	N.D. d	N.D. d
38)	Toxaphene...	0.000	0.000	0	0	N.D. d	N.D. d
39)	Toxaphene...	0.000	0.000	0	0	N.D. d	N.D. d
40)	Toxaphene...	0.000	0.000	0	0	N.D. d	N.D. d
41)	Toxaphene...	0.000	0.000	0	0	N.D. d	N.D. d
42)	Toxaphene...	0.000	0.000	0	0	N.D. d	N.D. d

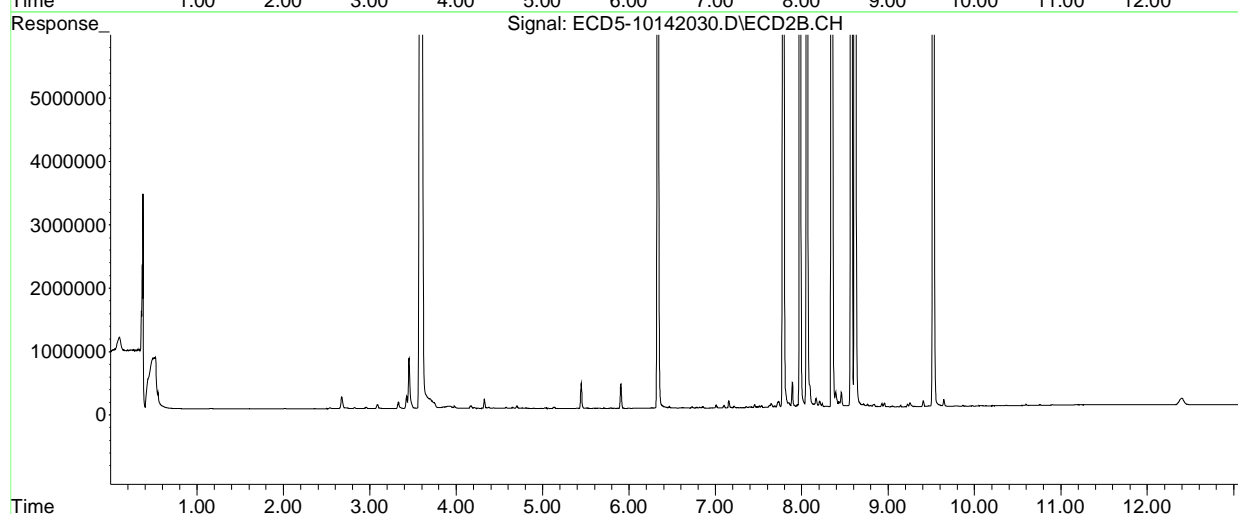
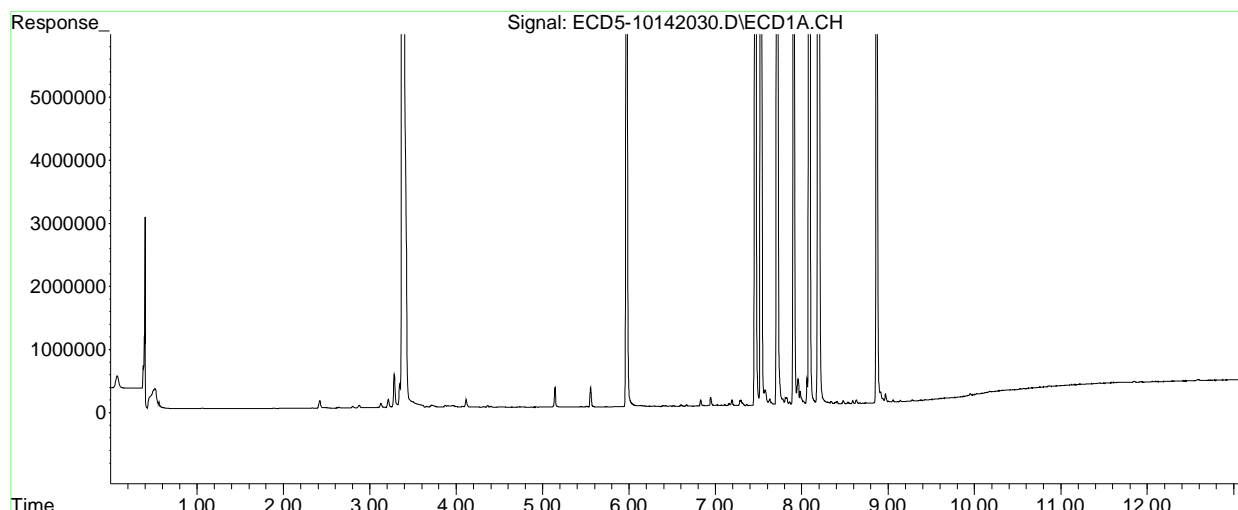
(f)=RT Delta > 1/2 Window (#)=Amounts differ by > 25% (m)=manual int.

Quantitation Report (QT Reviewed)

Data Path : C:\msdchem\1\data\2020-10\0J14056\
Data File : ECD5-10142030.D
Signal(s) : Signal #1: ECD1A.CH Signal #2: ECD2B.CH
Acq On : 14 Oct 2020 21:13
Operator : MJB
Sample : 0J14056-CALI
Misc : A20I179, 9-42 200 ppb
ALS Vial : 22 (Sig #1); 0 (Sig #2) Sample Multiplier: 1

Integration File signal 1: PEST1.e
Integration File signal 2: PEST2.e
Quant Time: Oct 15 10:36:41 2020
Quant Method : C:\msdchem\1\methods\ECD5_QUANTPEST_201014.M
Quant Title : Instrument: DualECD5
QLast Update : Thu Oct 15 10:30:26 2020
Response via : Initial Calibration
Integrator: ChemStation 6890 Scale Mode: Small noise peaks clipped

Volume Inj. : 2uL
Signal #1 Phase : Rtx-CLPesticides Signal #2 Phase: Rtx-CLPesticides2
Signal #1 Info : 30m X 0.32mm X 0. Signal #2 Info : 30m X 0.32mm X 0.25um



Quantitation Report (QT Reviewed)

Data Path : C:\msdchem\1\data\2020-10\0J14056\
 Data File : ECD5-10142033.D
 Signal(s) : Signal #1: ECD1A.CH Signal #2: ECD2B.CH
 Acq On : 14 Oct 2020 22:05
 Operator : MJB
 Sample : 0J14056-CALJ MJB 10/15/20
 Misc : A20J232, CHLOR 10 ppb
 ALS Vial : 24 (Sig #1); 0 (Sig #2) Sample Multiplier: 1

Integration File signal 1: PEST1.e
 Integration File signal 2: PEST2.e
 Quant Time: Oct 15 11:00:09 2020
 Quant Method : C:\msdchem\1\methods\ECD5_QUANTPEST_201014.M
 Quant Title : Instrument: DualECD5
 QLast Update : Thu Oct 15 10:59:27 2020
 Response via : Initial Calibration
 Integrator: ChemStation 6890 Scale Mode: Small noise peaks clipped

Volume Inj. : 2uL
 Signal #1 Phase : Rtx-CLPesticides Signal #2 Phase: Rtx-CLPesticides2
 Signal #1 Info : 30m X 0.32mm X 0. Signal #2 Info : 30m X 0.32mm X 0.25um

Compound	RT#1	RT#2	Resp#1	Resp#2	ng/mL	ng/mL

System Monitoring Compounds						
1) S TCMX (S)	0.000	0.000	0	0	N.D. d	N.D. d
22) S DCBP (S)	0.000	0.000	0	0	N.D. d	N.D. d
Target Compounds						
2) a-BHC	0.000	0.000	0	0	N.D. d	N.D. d
3) g-BHC	0.000	0.000	0	0	N.D. d	N.D. d
4) b-BHC	0.000	0.000	0	0	N.D. d	N.D. d
5) Heptachlor	0.000	0.000	0	0	N.D. d	N.D. d
6) d-BHC	0.000	0.000	0	0	N.D. d	N.D. d
7) Aldrin	0.000	0.000	0	0	N.D. d	N.D. d
8) Heptachlo...	0.000	0.000	0	0	N.D. d	N.D. d
9) trans-Chl...	0.000	0.000	0	0	N.D. d	N.D. d
10) cis-Chlor...	0.000	0.000	0	0	N.D. d	N.D. d
11) Endosulfa...	0.000	0.000	0	0	N.D. d	N.D. d
12) 4,4'-DDE	0.000	0.000	0	0	N.D. d	N.D. d
13) Dieldrin	0.000	0.000	0	0	N.D. d	N.D. d
14) Endrin	0.000	0.000	0	0	N.D. d	N.D. d
15) 4,4'-DDD	0.000	0.000	0	0	N.D. d	N.D. d
16) Endosulfa...	0.000	0.000	0	0	N.D. d	N.D. d
17) 4,4'-DDT	0.000	0.000	0	0	N.D. d	N.D. d
18) Endrin Al...	0.000	0.000	0	0	N.D. d	N.D. d
19) Endosulfa...	0.000	0.000	0	0	N.D. d	N.D. d
20) Methoxychlor	0.000	0.000	0	0	N.D. d	N.D. d
21) Endrin Ke...	0.000	0.000	0	0	N.D. d	N.D. d
23) Hexachlor...	0.000	0.000	0	0	N.D. d	N.D. d
24) Hexachlor...	0.000	0.000	0	0	N.D. d	N.D. d
25) Oxychlorane	0.000	0.000	0	0	N.D. d	N.D. d
26) 2,4'-DDE	0.000	0.000	0	0	N.D. d	N.D. d

Quantitation Report (QT Reviewed)

Data Path : C:\msdchem\1\data\2020-10\0J14056\
 Data File : ECD5-10142033.D
 Signal(s) : Signal #1: ECD1A.CH Signal #2: ECD2B.CH
 Acq On : 14 Oct 2020 22:05
 Operator : MJB
 Sample : 0J14056-CALJ
 Misc : A20J232, CHLOR 10 ppb
 ALS Vial : 24 (Sig #1); 0 (Sig #2) Sample Multiplier: 1

Integration File signal 1: PEST1.e
 Integration File signal 2: PEST2.e
 Quant Time: Oct 15 11:00:09 2020
 Quant Method : C:\msdchem\1\methods\ECD5_QUANTPEST_201014.M
 Quant Title : Instrument: DualECD5
 QLast Update : Thu Oct 15 10:59:27 2020
 Response via : Initial Calibration
 Integrator: ChemStation 6890 Scale Mode: Small noise peaks clipped

Volume Inj. : 2uL
 Signal #1 Phase : Rtx-CLPesticides Signal #2 Phase: Rtx-CLPesticides2
 Signal #1 Info : 30m X 0.32mm X 0. Signal #2 Info : 30m X 0.32mm X 0.25um

	Compound	RT#1	RT#2	Resp#1	Resp#2	ng/mL	ng/mL
27)	trans-Non...	0.000	0.000	0	0	N.D. d	N.D. d
28)	2,4'-DDD	0.000	0.000	0	0	N.D. d	N.D. d
29)	2,4'-DDT	0.000	0.000	0	0	N.D. d	N.D. d
30)	cis-Nonac...	0.000	0.000	0	0	N.D. d	N.D. d
31)	Mirex	0.000	0.000	0	0	N.D. d	N.D. d
32)	Chlordane...	7.635	7.994	304550	356975	12.735	7.947 #
33)	Chlordane...	7.728	8.100	307347	294489	11.606	7.826 #
34)	Chlordane...	8.287	8.753	90342	109674	14.302	11.108
35)	Chlordane...	0.000	0.000	0	0	N.D. d	N.D. d
36)	Toxaphene...	0.000	0.000	0	0	N.D. d	N.D. d
37)	Toxaphene...	0.000	0.000	0	0	N.D. d	N.D. d
38)	Toxaphene...	0.000	0.000	0	0	N.D. d	N.D. d
39)	Toxaphene...	0.000	0.000	0	0	N.D. d	N.D. d
40)	Toxaphene...	0.000	0.000	0	0	N.D. d	N.D. d
41)	Toxaphene...	0.000	0.000	0	0	N.D. d	N.D. d
42)	Toxaphene...	0.000	0.000	0	0	N.D. d	N.D. d

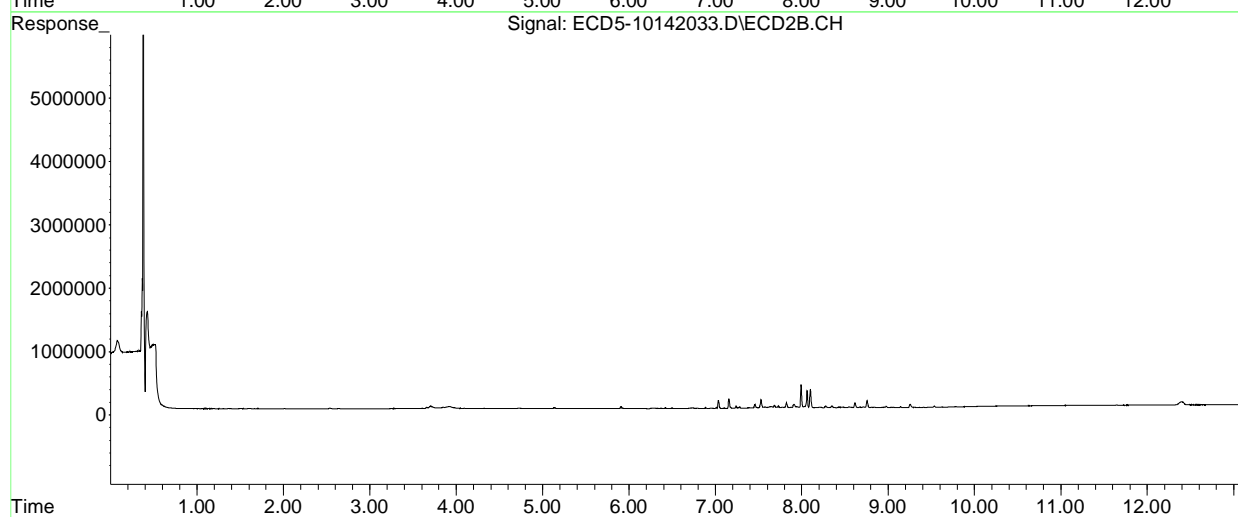
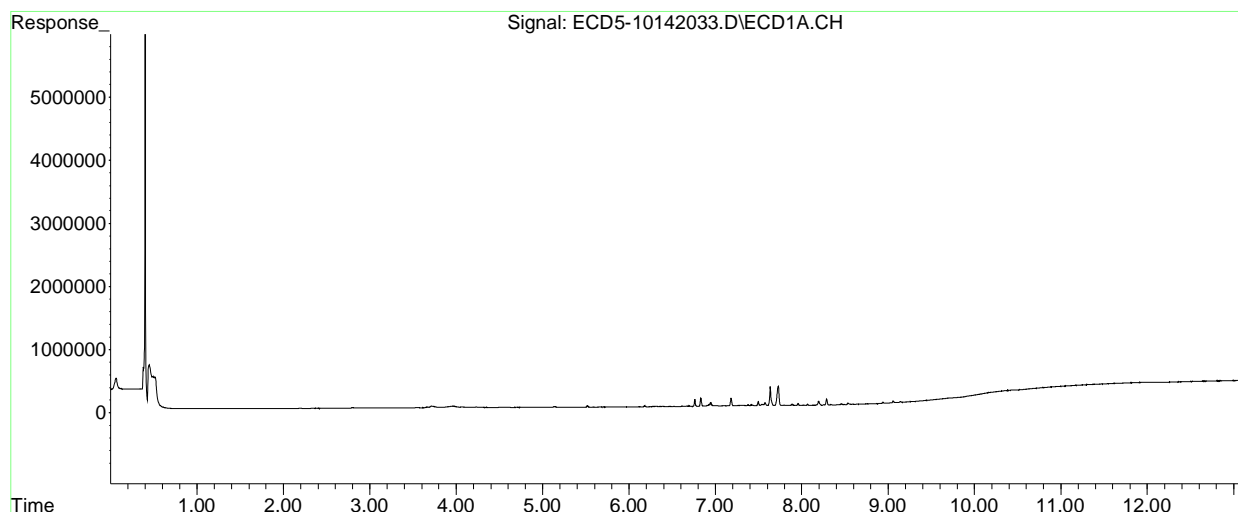
(f)=RT Delta > 1/2 Window (#)=Amounts differ by > 25% (m)=manual int.

Quantitation Report (QT Reviewed)

Data Path : C:\msdchem\1\data\2020-10\0J14056\
Data File : ECD5-10142033.D
Signal(s) : Signal #1: ECD1A.CH Signal #2: ECD2B.CH
Acq On : 14 Oct 2020 22:05
Operator : MJB
Sample : 0J14056-CALJ
Misc : A20J232, CHLOR 10 ppb
ALS Vial : 24 (Sig #1); 0 (Sig #2) Sample Multiplier: 1

Integration File signal 1: PEST1.e
Integration File signal 2: PEST2.e
Quant Time: Oct 15 11:00:09 2020
Quant Method : C:\msdchem\1\methods\ECD5_QUANTPEST_201014.M
Quant Title : Instrument: DualECD5
QLast Update : Thu Oct 15 10:59:27 2020
Response via : Initial Calibration
Integrator: ChemStation 6890 Scale Mode: Small noise peaks clipped

Volume Inj. : 2uL
Signal #1 Phase : Rtx-CLPesticides Signal #2 Phase: Rtx-CLPesticides2
Signal #1 Info : 30m X 0.32mm X 0. Signal #2 Info : 30m X 0.32mm X 0.25um



Quantitation Report (QT Reviewed)

Data Path : C:\msdchem\1\data\2020-10\0J14056\
 Data File : ECD5-10142034.D
 Signal(s) : Signal #1: ECD1A.CH Signal #2: ECD2B.CH
 Acq On : 14 Oct 2020 22:22
 Operator : MJB
 Sample : 0J14056-CALK
 Misc : A20F057, CHLOR 50 ppb
 ALS Vial : 25 (Sig #1); 0 (Sig #2) Sample Multiplier: 1

MJB 10/15/20

Integration File signal 1: PEST1.e
 Integration File signal 2: PEST2.e
 Quant Time: Oct 15 11:00:38 2020
 Quant Method : C:\msdchem\1\methods\ECD5_QUANTPEST_201014.M
 Quant Title : Instrument: DualECD5
 QLast Update : Thu Oct 15 10:59:27 2020
 Response via : Initial Calibration
 Integrator: ChemStation 6890 Scale Mode: Small noise peaks clipped

Volume Inj. : 2uL
 Signal #1 Phase : Rtx-CLPesticides Signal #2 Phase: Rtx-CLPesticides2
 Signal #1 Info : 30m X 0.32mm X 0. Signal #2 Info : 30m X 0.32mm X 0.25um

Compound	RT#1	RT#2	Resp#1	Resp#2	ng/mL	ng/mL

System Monitoring Compounds						
1) S TCMX (S)	0.000	0.000	0	0	N.D. d	N.D. d
22) S DCBP (S)	0.000	0.000	0	0	N.D. d	N.D. d
Target Compounds						
2) a-BHC	0.000	0.000	0	0	N.D. d	N.D. d
3) g-BHC	0.000	0.000	0	0	N.D. d	N.D. d
4) b-BHC	0.000	0.000	0	0	N.D. d	N.D. d
5) Heptachlor	0.000	0.000	0	0	N.D. d	N.D. d
6) d-BHC	0.000	0.000	0	0	N.D. d	N.D. d
7) Aldrin	0.000	0.000	0	0	N.D. d	N.D. d
8) Heptachlo...	0.000	0.000	0	0	N.D. d	N.D. d
9) trans-Chl...	0.000	0.000	0	0	N.D. d	N.D. d
10) cis-Chlor...	0.000	0.000	0	0	N.D. d	N.D. d
11) Endosulfa...	0.000	0.000	0	0	N.D. d	N.D. d
12) 4,4'-DDE	0.000	0.000	0	0	N.D. d	N.D. d
13) Dieldrin	0.000	0.000	0	0	N.D. d	N.D. d
14) Endrin	0.000	0.000	0	0	N.D. d	N.D. d
15) 4,4'-DDD	0.000	0.000	0	0	N.D. d	N.D. d
16) Endosulfa...	0.000	0.000	0	0	N.D. d	N.D. d
17) 4,4'-DDT	0.000	0.000	0	0	N.D. d	N.D. d
18) Endrin Al...	0.000	0.000	0	0	N.D. d	N.D. d
19) Endosulfa...	0.000	0.000	0	0	N.D. d	N.D. d
20) Methoxychlor	0.000	0.000	0	0	N.D. d	N.D. d
21) Endrin Ke...	0.000	0.000	0	0	N.D. d	N.D. d
23) Hexachlor...	0.000	0.000	0	0	N.D. d	N.D. d
24) Hexachlor...	0.000	0.000	0	0	N.D. d	N.D. d
25) Oxychlorane	0.000	0.000	0	0	N.D. d	N.D. d
26) 2,4'-DDE	0.000	0.000	0	0	N.D. d	N.D. d

Quantitation Report (QT Reviewed)

Data Path : C:\msdchem\1\data\2020-10\0J14056\
 Data File : ECD5-10142034.D
 Signal(s) : Signal #1: ECD1A.CH Signal #2: ECD2B.CH
 Acq On : 14 Oct 2020 22:22
 Operator : MJB
 Sample : 0J14056-CALK
 Misc : A20F057, CHLOR 50 ppb
 ALS Vial : 25 (Sig #1); 0 (Sig #2) Sample Multiplier: 1

Integration File signal 1: PEST1.e
 Integration File signal 2: PEST2.e
 Quant Time: Oct 15 11:00:38 2020
 Quant Method : C:\msdchem\1\methods\ECD5_QUANTPEST_201014.M
 Quant Title : Instrument: DualECD5
 QLast Update : Thu Oct 15 10:59:27 2020
 Response via : Initial Calibration
 Integrator: ChemStation 6890 Scale Mode: Small noise peaks clipped

Volume Inj. : 2uL
 Signal #1 Phase : Rtx-CLPesticides Signal #2 Phase: Rtx-CLPesticides2
 Signal #1 Info : 30m X 0.32mm X 0. Signal #2 Info : 30m X 0.32mm X 0.25um

	Compound	RT#1	RT#2	Resp#1	Resp#2	ng/mL	ng/mL
27)	trans-Non...	0.000	0.000	0	0	N.D. d	N.D. d
28)	2,4'-DDD	0.000	0.000	0	0	N.D. d	N.D. d
29)	2,4'-DDT	0.000	0.000	0	0	N.D. d	N.D. d
30)	cis-Nonac...	0.000	0.000	0	0	N.D. d	N.D. d
31)	Mirex	0.000	0.000	0	0	N.D. d	N.D. d
32)	Chlordane...	7.634	7.993	1334556	1636860	55.806	36.438 #
33)	Chlordane...	7.727	8.099	1346695	1325165	50.855	35.215 #
34)	Chlordane...	8.286	8.751	396365	418197	62.747	42.354 #
35)	Chlordane...	0.000	0.000	0	0	N.D. d	N.D. d
36)	Toxaphene...	0.000	0.000	0	0	N.D. d	N.D. d
37)	Toxaphene...	0.000	0.000	0	0	N.D. d	N.D. d
38)	Toxaphene...	0.000	0.000	0	0	N.D. d	N.D. d
39)	Toxaphene...	0.000	0.000	0	0	N.D. d	N.D. d
40)	Toxaphene...	0.000	0.000	0	0	N.D. d	N.D. d
41)	Toxaphene...	0.000	0.000	0	0	N.D. d	N.D. d
42)	Toxaphene...	0.000	0.000	0	0	N.D. d	N.D. d

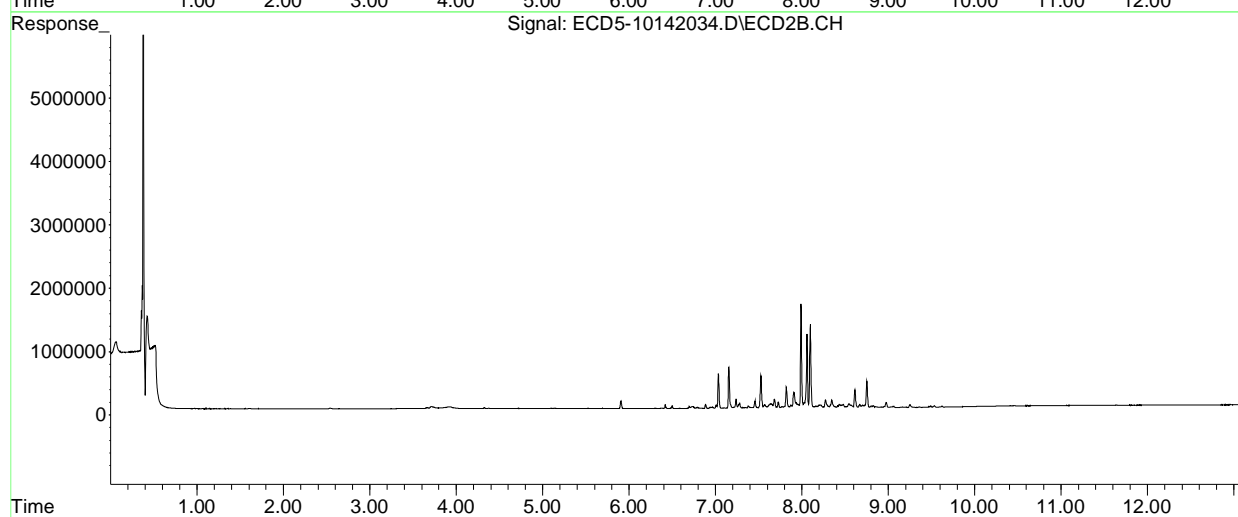
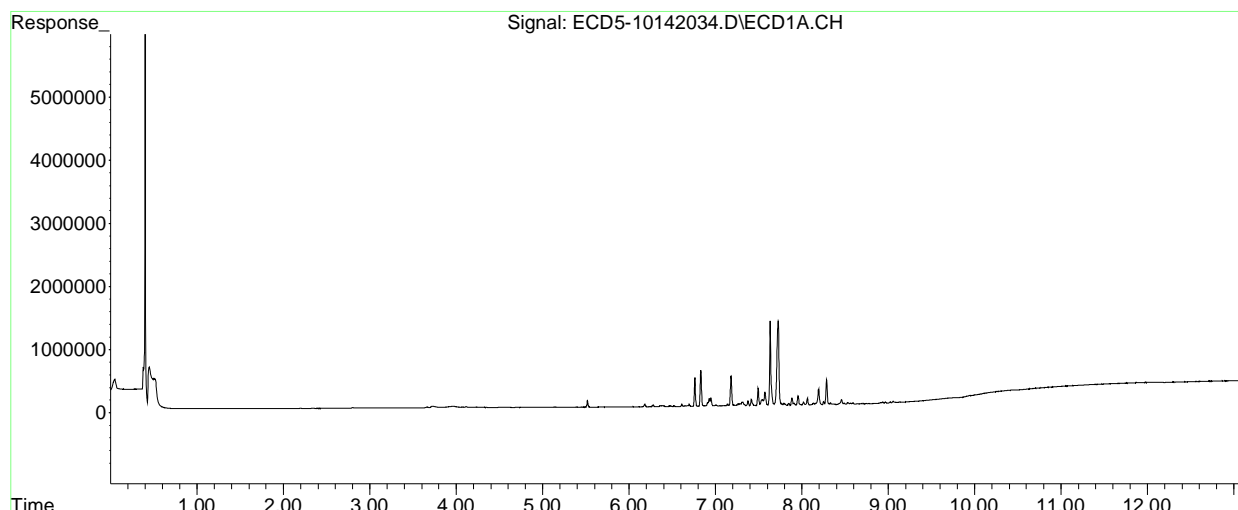
(f)=RT Delta > 1/2 Window (#)=Amounts differ by > 25% (m)=manual int.

Quantitation Report (QT Reviewed)

Data Path : C:\msdchem\1\data\2020-10\0J14056\
Data File : ECD5-10142034.D
Signal(s) : Signal #1: ECD1A.CH Signal #2: ECD2B.CH
Acq On : 14 Oct 2020 22:22
Operator : MJB
Sample : 0J14056-CALK
Misc : A20F057, CHLOR 50 ppb
ALS Vial : 25 (Sig #1); 0 (Sig #2) Sample Multiplier: 1

Integration File signal 1: PEST1.e
Integration File signal 2: PEST2.e
Quant Time: Oct 15 11:00:38 2020
Quant Method : C:\msdchem\1\methods\ECD5_QUANTPEST_201014.M
Quant Title : Instrument: DualECD5
QLast Update : Thu Oct 15 10:59:27 2020
Response via : Initial Calibration
Integrator: ChemStation 6890 Scale Mode: Small noise peaks clipped

Volume Inj. : 2uL
Signal #1 Phase : Rtx-CLPesticides Signal #2 Phase: Rtx-CLPesticides2
Signal #1 Info : 30m X 0.32mm X 0. Signal #2 Info : 30m X 0.32mm X 0.25um



Quantitation Report (QT Reviewed)

Data Path : C:\msdchem\1\data\2020-10\0J14056\
 Data File : ECD5-10142035.D
 Signal(s) : Signal #1: ECD1A.CH Signal #2: ECD2B.CH
 Acq On : 14 Oct 2020 22:39
 Operator : MJB MJB 10/15/20
 Sample : 0J14056-CALL
 Misc : A20F058, CHLOR 100 ppb
 ALS Vial : 26 (Sig #1); 0 (Sig #2) Sample Multiplier: 1

Integration File signal 1: PEST1.e
 Integration File signal 2: PEST2.e
 Quant Time: Oct 15 11:01:08 2020
 Quant Method : C:\msdchem\1\methods\ECD5_QUANTPEST_201014.M
 Quant Title : Instrument: DualECD5
 QLast Update : Thu Oct 15 10:59:27 2020
 Response via : Initial Calibration
 Integrator: ChemStation 6890 Scale Mode: Small noise peaks clipped

Volume Inj. : 2uL
 Signal #1 Phase : Rtx-CLPesticides Signal #2 Phase: Rtx-CLPesticides2
 Signal #1 Info : 30m X 0.32mm X 0. Signal #2 Info : 30m X 0.32mm X 0.25um

Compound	RT#1	RT#2	Resp#1	Resp#2	ng/mL	ng/mL

System Monitoring Compounds						
1) S TCMX (S)	0.000	0.000	0	0	N.D. d	N.D. d
22) S DCBP (S)	0.000	0.000	0	0	N.D. d	N.D. d
Target Compounds						
2) a-BHC	0.000	0.000	0	0	N.D. d	N.D. d
3) g-BHC	0.000	0.000	0	0	N.D. d	N.D. d
4) b-BHC	0.000	0.000	0	0	N.D. d	N.D. d
5) Heptachlor	0.000	0.000	0	0	N.D. d	N.D. d
6) d-BHC	0.000	0.000	0	0	N.D. d	N.D. d
7) Aldrin	0.000	0.000	0	0	N.D. d	N.D. d
8) Heptachlo...	0.000	0.000	0	0	N.D. d	N.D. d
9) trans-Chl...	0.000	0.000	0	0	N.D. d	N.D. d
10) cis-Chlor...	0.000	0.000	0	0	N.D. d	N.D. d
11) Endosulfa...	0.000	0.000	0	0	N.D. d	N.D. d
12) 4,4'-DDE	0.000	0.000	0	0	N.D. d	N.D. d
13) Dieldrin	0.000	0.000	0	0	N.D. d	N.D. d
14) Endrin	0.000	0.000	0	0	N.D. d	N.D. d
15) 4,4'-DDD	0.000	0.000	0	0	N.D. d	N.D. d
16) Endosulfa...	0.000	0.000	0	0	N.D. d	N.D. d
17) 4,4'-DDT	0.000	0.000	0	0	N.D. d	N.D. d
18) Endrin Al...	0.000	0.000	0	0	N.D. d	N.D. d
19) Endosulfa...	0.000	0.000	0	0	N.D. d	N.D. d
20) Methoxychlor	0.000	0.000	0	0	N.D. d	N.D. d
21) Endrin Ke...	0.000	0.000	0	0	N.D. d	N.D. d
23) Hexachlor...	0.000	0.000	0	0	N.D. d	N.D. d
24) Hexachlor...	0.000	0.000	0	0	N.D. d	N.D. d
25) Oxychlorane	0.000	0.000	0	0	N.D. d	N.D. d
26) 2,4'-DDE	0.000	0.000	0	0	N.D. d	N.D. d

Quantitation Report (QT Reviewed)

Data Path : C:\msdchem\1\data\2020-10\0J14056\
 Data File : ECD5-10142035.D
 Signal(s) : Signal #1: ECD1A.CH Signal #2: ECD2B.CH
 Acq On : 14 Oct 2020 22:39
 Operator : MJB
 Sample : 0J14056-CALL
 Misc : A20F058, CHLOR 100 ppb
 ALS Vial : 26 (Sig #1); 0 (Sig #2) Sample Multiplier: 1

Integration File signal 1: PEST1.e
 Integration File signal 2: PEST2.e
 Quant Time: Oct 15 11:01:08 2020
 Quant Method : C:\msdchem\1\methods\ECD5_QUANTPEST_201014.M
 Quant Title : Instrument: DualECD5
 QLast Update : Thu Oct 15 10:59:27 2020
 Response via : Initial Calibration
 Integrator: ChemStation 6890 Scale Mode: Small noise peaks clipped

Volume Inj. : 2uL
 Signal #1 Phase : Rtx-CLPesticides Signal #2 Phase: Rtx-CLPesticides2
 Signal #1 Info : 30m X 0.32mm X 0. Signal #2 Info : 30m X 0.32mm X 0.25um

	Compound	RT#1	RT#2	Resp#1	Resp#2	ng/mL	ng/mL
27)	trans-Non...	0.000	0.000	0	0	N.D. d	N.D. d
28)	2,4'-DDD	0.000	0.000	0	0	N.D. d	N.D. d
29)	2,4'-DDT	0.000	0.000	0	0	N.D. d	N.D. d
30)	cis-Nonac...	0.000	0.000	0	0	N.D. d	N.D. d
31)	Mirex	0.000	0.000	0	0	N.D. d	N.D. d
32)	Chlordane...	7.635	7.993	2655740	3329301	111.052	74.113 #
33)	Chlordane...	7.728	8.100	2729980	2770653	103.091	73.628 #
34)	Chlordane...	8.287	8.751	777703	832789	123.115	84.343 #
35)	Chlordane...	0.000	0.000	0	0	N.D. d	N.D. d
36)	Toxaphene...	0.000	0.000	0	0	N.D. d	N.D. d
37)	Toxaphene...	0.000	0.000	0	0	N.D. d	N.D. d
38)	Toxaphene...	0.000	0.000	0	0	N.D. d	N.D. d
39)	Toxaphene...	0.000	0.000	0	0	N.D. d	N.D. d
40)	Toxaphene...	0.000	0.000	0	0	N.D. d	N.D. d
41)	Toxaphene...	0.000	0.000	0	0	N.D. d	N.D. d
42)	Toxaphene...	0.000	0.000	0	0	N.D. d	N.D. d

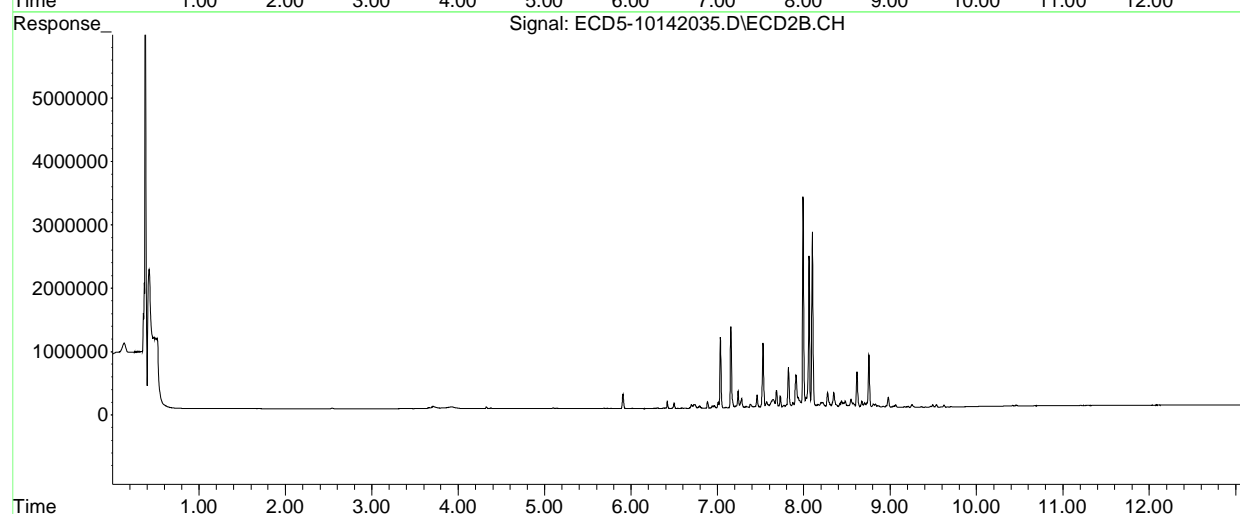
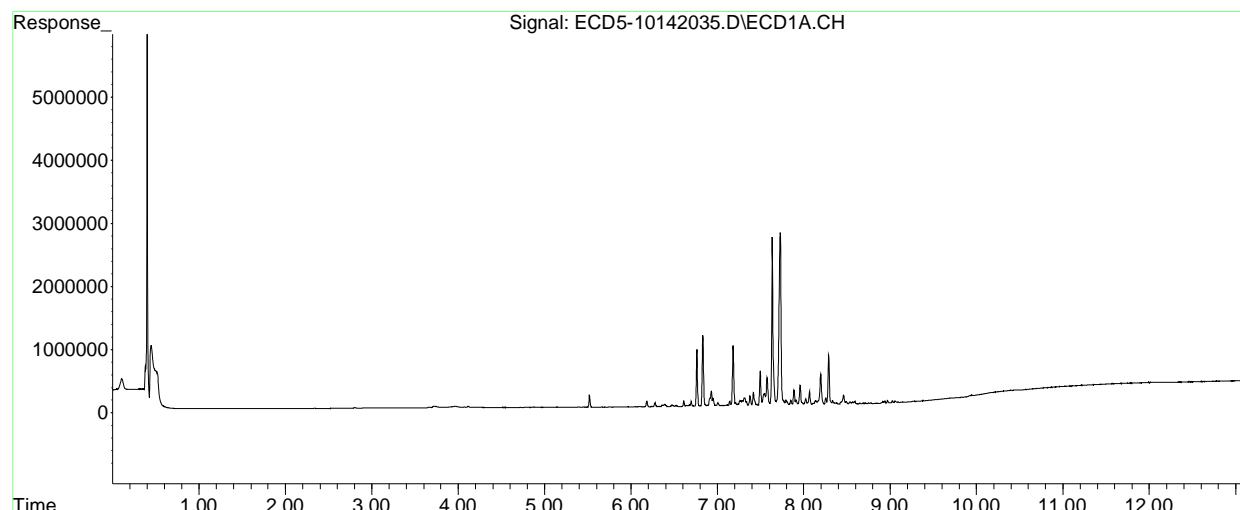
(f)=RT Delta > 1/2 Window (#)=Amounts differ by > 25% (m)=manual int.

Quantitation Report (QT Reviewed)

Data Path : C:\msdchem\1\data\2020-10\0J14056\
Data File : ECD5-10142035.D
Signal(s) : Signal #1: ECD1A.CH Signal #2: ECD2B.CH
Acq On : 14 Oct 2020 22:39
Operator : MJB
Sample : 0J14056-CALL
Misc : A20F058, CHLOR 100 ppb
ALS Vial : 26 (Sig #1); 0 (Sig #2) Sample Multiplier: 1

Integration File signal 1: PEST1.e
Integration File signal 2: PEST2.e
Quant Time: Oct 15 11:01:08 2020
Quant Method : C:\msdchem\1\methods\ECD5_QUANTPEST_201014.M
Quant Title : Instrument: DualECD5
QLast Update : Thu Oct 15 10:59:27 2020
Response via : Initial Calibration
Integrator: ChemStation 6890 Scale Mode: Small noise peaks clipped

Volume Inj. : 2uL
Signal #1 Phase : Rtx-CLPesticides Signal #2 Phase: Rtx-CLPesticides2
Signal #1 Info : 30m X 0.32mm X 0. Signal #2 Info : 30m X 0.32mm X 0.25um



Quantitation Report (QT Reviewed)

Data Path : C:\msdchem\1\data\2020-10\0J14056\
 Data File : ECD5-10142036.D
 Signal(s) : Signal #1: ECD1A.CH Signal #2: ECD2B.CH
 Acq On : 14 Oct 2020 22:56
 Operator : MJB
 Sample : 0J14056-CALM
 Misc : A20F059, CHLOR 200 ppb
 ALS Vial : 27 (Sig #1); 0 (Sig #2) Sample Multiplier: 1

MJB 10/15/20

Integration File signal 1: PEST1.e
 Integration File signal 2: PEST2.e
 Quant Time: Oct 15 11:01:46 2020
 Quant Method : C:\msdchem\1\methods\ECD5_QUANTPEST_201014.M
 Quant Title : Instrument: DualECD5
 QLast Update : Thu Oct 15 10:59:27 2020
 Response via : Initial Calibration
 Integrator: ChemStation 6890 Scale Mode: Small noise peaks clipped

Volume Inj. : 2uL
 Signal #1 Phase : Rtx-CLPesticides Signal #2 Phase: Rtx-CLPesticides2
 Signal #1 Info : 30m X 0.32mm X 0. Signal #2 Info : 30m X 0.32mm X 0.25um

Compound	RT#1	RT#2	Resp#1	Resp#2	ng/mL	ng/mL

System Monitoring Compounds						
1) S TCMX (S)	0.000	0.000	0	0	N.D. d	N.D. d
22) S DCBP (S)	0.000	0.000	0	0	N.D. d	N.D. d
Target Compounds						
2) a-BHC	0.000	0.000	0	0	N.D. d	N.D. d
3) g-BHC	0.000	0.000	0	0	N.D. d	N.D. d
4) b-BHC	0.000	0.000	0	0	N.D. d	N.D. d
5) Heptachlor	0.000	0.000	0	0	N.D. d	N.D. d
6) d-BHC	0.000	0.000	0	0	N.D. d	N.D. d
7) Aldrin	0.000	0.000	0	0	N.D. d	N.D. d
8) Heptachlo...	0.000	0.000	0	0	N.D. d	N.D. d
9) trans-Chl...	0.000	0.000	0	0	N.D. d	N.D. d
10) cis-Chlor...	0.000	0.000	0	0	N.D. d	N.D. d
11) Endosulfa...	0.000	0.000	0	0	N.D. d	N.D. d
12) 4,4'-DDE	0.000	0.000	0	0	N.D. d	N.D. d
13) Dieldrin	0.000	0.000	0	0	N.D. d	N.D. d
14) Endrin	0.000	0.000	0	0	N.D. d	N.D. d
15) 4,4'-DDD	0.000	0.000	0	0	N.D. d	N.D. d
16) Endosulfa...	0.000	0.000	0	0	N.D. d	N.D. d
17) 4,4'-DDT	0.000	0.000	0	0	N.D. d	N.D. d
18) Endrin Al...	0.000	0.000	0	0	N.D. d	N.D. d
19) Endosulfa...	0.000	0.000	0	0	N.D. d	N.D. d
20) Methoxychlor	0.000	0.000	0	0	N.D. d	N.D. d
21) Endrin Ke...	0.000	0.000	0	0	N.D. d	N.D. d
23) Hexachlor...	0.000	0.000	0	0	N.D. d	N.D. d
24) Hexachlor...	0.000	0.000	0	0	N.D. d	N.D. d
25) Oxychlorane	0.000	0.000	0	0	N.D. d	N.D. d
26) 2,4'-DDE	0.000	0.000	0	0	N.D. d	N.D. d

Quantitation Report (QT Reviewed)

Data Path : C:\msdchem\1\data\2020-10\0J14056\
 Data File : ECD5-10142036.D
 Signal(s) : Signal #1: ECD1A.CH Signal #2: ECD2B.CH
 Acq On : 14 Oct 2020 22:56
 Operator : MJB
 Sample : 0J14056-CALM
 Misc : A20F059, CHLOR 200 ppb
 ALS Vial : 27 (Sig #1); 0 (Sig #2) Sample Multiplier: 1

Integration File signal 1: PEST1.e
 Integration File signal 2: PEST2.e
 Quant Time: Oct 15 11:01:46 2020
 Quant Method : C:\msdchem\1\methods\ECD5_QUANTPEST_201014.M
 Quant Title : Instrument: DualECD5
 QLast Update : Thu Oct 15 10:59:27 2020
 Response via : Initial Calibration
 Integrator: ChemStation 6890 Scale Mode: Small noise peaks clipped

Volume Inj. : 2uL
 Signal #1 Phase : Rtx-CLPesticides Signal #2 Phase: Rtx-CLPesticides2
 Signal #1 Info : 30m X 0.32mm X 0. Signal #2 Info : 30m X 0.32mm X 0.25um

	Compound	RT#1	RT#2	Resp#1	Resp#2	ng/mL	ng/mL
27)	trans-Non...	0.000	0.000	0	0	N.D. d	N.D. d
28)	2,4'-DDD	0.000	0.000	0	0	N.D. d	N.D. d
29)	2,4'-DDT	0.000	0.000	0	0	N.D. d	N.D. d
30)	cis-Nonac...	0.000	0.000	0	0	N.D. d	N.D. d
31)	Mirex	0.000	0.000	0	0	N.D. d	N.D. d
32)	Chlordane...	7.635	7.994	5274036	6911106	220.538	153.847 #
33)	Chlordane...	7.728	8.100	5386626	5568695	203.414	147.983 #
34)	Chlordane...	8.287	8.752	1556390	1625382	246.386	164.615 #
35)	Chlordane...	0.000	0.000	0	0	N.D. d	N.D. d
36)	Toxaphene...	0.000	0.000	0	0	N.D. d	N.D. d
37)	Toxaphene...	0.000	0.000	0	0	N.D. d	N.D. d
38)	Toxaphene...	0.000	0.000	0	0	N.D. d	N.D. d
39)	Toxaphene...	0.000	0.000	0	0	N.D. d	N.D. d
40)	Toxaphene...	0.000	0.000	0	0	N.D. d	N.D. d
41)	Toxaphene...	0.000	0.000	0	0	N.D. d	N.D. d
42)	Toxaphene...	0.000	0.000	0	0	N.D. d	N.D. d

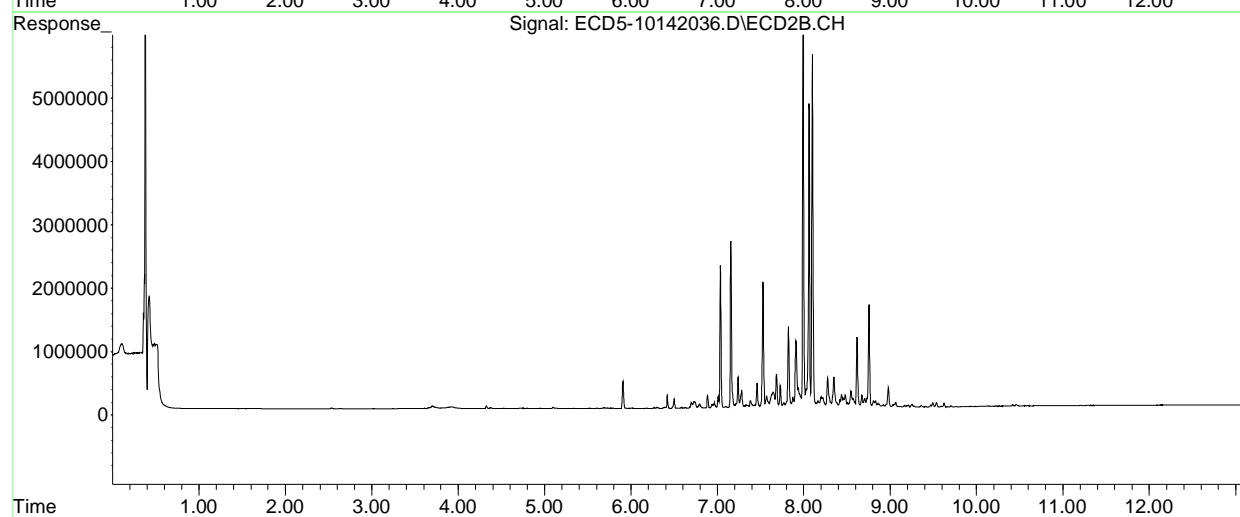
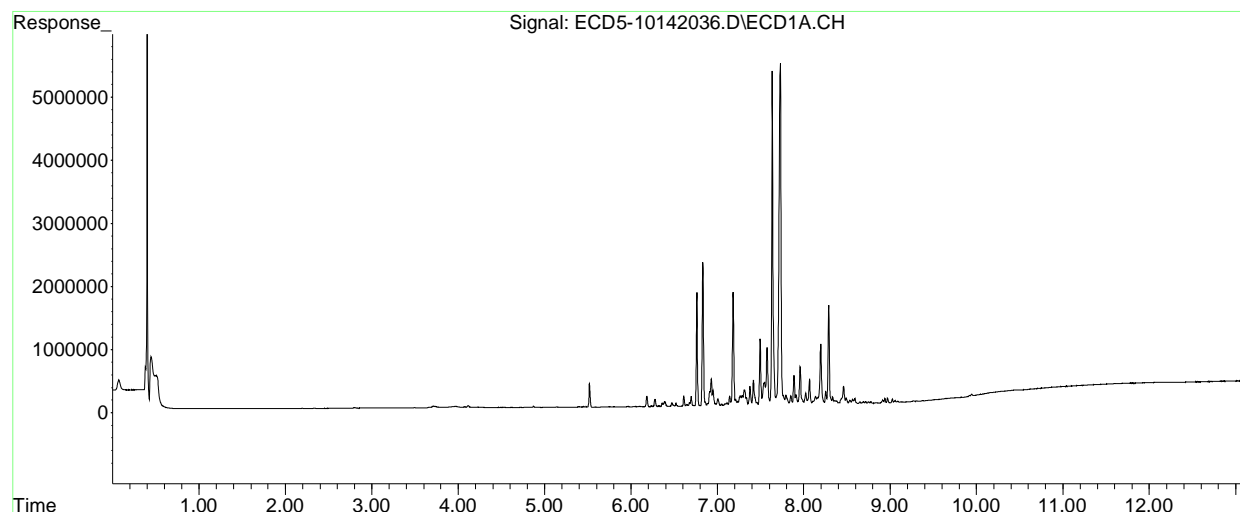
(f)=RT Delta > 1/2 Window (#)=Amounts differ by > 25% (m)=manual int.

Quantitation Report (QT Reviewed)

Data Path : C:\msdchem\1\data\2020-10\0J14056\
Data File : ECD5-10142036.D
Signal(s) : Signal #1: ECD1A.CH Signal #2: ECD2B.CH
Acq On : 14 Oct 2020 22:56
Operator : MJB
Sample : 0J14056-CALM
Misc : A20F059, CHLOR 200 ppb
ALS Vial : 27 (Sig #1); 0 (Sig #2) Sample Multiplier: 1

Integration File signal 1: PEST1.e
Integration File signal 2: PEST2.e
Quant Time: Oct 15 11:01:46 2020
Quant Method : C:\msdchem\1\methods\ECD5_QUANTPEST_201014.M
Quant Title : Instrument: DualECD5
QLast Update : Thu Oct 15 10:59:27 2020
Response via : Initial Calibration
Integrator: ChemStation 6890 Scale Mode: Small noise peaks clipped

Volume Inj. : 2uL
Signal #1 Phase : Rtx-CLPesticides Signal #2 Phase: Rtx-CLPesticides2
Signal #1 Info : 30m X 0.32mm X 0. Signal #2 Info : 30m X 0.32mm X 0.25um



Quantitation Report (QT Reviewed)

Data Path : C:\msdchem\1\data\2020-10\0J14056\
 Data File : ECD5-10142037.D
 Signal(s) : Signal #1: ECD1A.CH Signal #2: ECD2B.CH
 Acq On : 14 Oct 2020 23:14
 Operator : MJB
 Sample : 0J14056-CALN
 Misc : A20F060, CHLOR 500 ppb
 ALS Vial : 28 (Sig #1); 0 (Sig #2) Sample Multiplier: 1

MJB 10/15/20

Integration File signal 1: PEST1.e
 Integration File signal 2: PEST2.e
 Quant Time: Oct 15 10:59:13 2020
 Quant Method : C:\msdchem\1\methods\ECD5_QUANTPEST_201014.M
 Quant Title : Instrument: DualECD5
 QLast Update : Thu Oct 15 10:38:19 2020
 Response via : Initial Calibration
 Integrator: ChemStation 6890 Scale Mode: Small noise peaks clipped

Volume Inj. : 2uL
 Signal #1 Phase : Rtx-CLPesticides Signal #2 Phase: Rtx-CLPesticides2
 Signal #1 Info : 30m X 0.32mm X 0. Signal #2 Info : 30m X 0.32mm X 0.25um

Compound	RT#1	RT#2	Resp#1	Resp#2	ng/mL	ng/mL

System Monitoring Compounds						
1) S TCMX (S)	0.000	0.000	0	0	N.D. d	N.D. d
22) S DCBP (S)	0.000	0.000	0	0	N.D. d	N.D. d
Target Compounds						
2) a-BHC	0.000	0.000	0	0	N.D. d	N.D. d
3) g-BHC	0.000	0.000	0	0	N.D. d	N.D. d
4) b-BHC	0.000	0.000	0	0	N.D. d	N.D. d
5) Heptachlor	0.000	0.000	0	0	N.D. d	N.D. d
6) d-BHC	0.000	0.000	0	0	N.D. d	N.D. d
7) Aldrin	0.000	0.000	0	0	N.D. d	N.D. d
8) Heptachlo...	0.000	0.000	0	0	N.D. d	N.D. d
9) trans-Chl...	0.000	0.000	0	0	N.D. d	N.D. d
10) cis-Chlor...	0.000	0.000	0	0	N.D. d	N.D. d
11) Endosulfa...	0.000	0.000	0	0	N.D. d	N.D. d
12) 4,4'-DDE	0.000	0.000	0	0	N.D. d	N.D. d
13) Dieldrin	0.000	0.000	0	0	N.D. d	N.D. d
14) Endrin	0.000	0.000	0	0	N.D. d	N.D. d
15) 4,4'-DDD	0.000	0.000	0	0	N.D. d	N.D. d
16) Endosulfa...	0.000	0.000	0	0	N.D. d	N.D. d
17) 4,4'-DDT	0.000	0.000	0	0	N.D. d	N.D. d
18) Endrin Al...	0.000	0.000	0	0	N.D. d	N.D. d
19) Endosulfa...	0.000	0.000	0	0	N.D. d	N.D. d
20) Methoxychlor	0.000	0.000	0	0	N.D. d	N.D. d
21) Endrin Ke...	0.000	0.000	0	0	N.D. d	N.D. d
23) Hexachlor...	0.000	0.000	0	0	N.D. d	N.D. d
24) Hexachlor...	0.000	0.000	0	0	N.D. d	N.D. d
25) Oxychlorane	0.000	0.000	0	0	N.D. d	N.D. d
26) 2,4'-DDE	0.000	0.000	0	0	N.D. d	N.D. d

Quantitation Report (QT Reviewed)

Data Path : C:\msdchem\1\data\2020-10\0J14056\
 Data File : ECD5-10142037.D
 Signal(s) : Signal #1: ECD1A.CH Signal #2: ECD2B.CH
 Acq On : 14 Oct 2020 23:14
 Operator : MJB
 Sample : 0J14056-CALN
 Misc : A20F060, CHLOR 500 ppb
 ALS Vial : 28 (Sig #1); 0 (Sig #2) Sample Multiplier: 1

Integration File signal 1: PEST1.e
 Integration File signal 2: PEST2.e
 Quant Time: Oct 15 10:59:13 2020
 Quant Method : C:\msdchem\1\methods\ECD5_QUANTPEST_201014.M
 Quant Title : Instrument: DualECD5
 QLast Update : Thu Oct 15 10:38:19 2020
 Response via : Initial Calibration
 Integrator: ChemStation 6890 Scale Mode: Small noise peaks clipped

Volume Inj. : 2uL
 Signal #1 Phase : Rtx-CLPesticides Signal #2 Phase: Rtx-CLPesticides2
 Signal #1 Info : 30m X 0.32mm X 0. Signal #2 Info : 30m X 0.32mm X 0.25um

	Compound	RT#1	RT#2	Resp#1	Resp#2	ng/mL	ng/mL
27)	trans-Non...	0.000	0.000	0	0	N.D. d	N.D. d
28)	2,4'-DDD	0.000	0.000	0	0	N.D. d	N.D. d
29)	2,4'-DDT	0.000	0.000	0	0	N.D. d	N.D. d
30)	cis-Nonac...	0.000	0.000	0	0	N.D. d	N.D. d
31)	Mirex	0.000	0.000	0	0	N.D. d	N.D. d
32)	Chlordane...	7.634	7.994	13654042	18347035	570.955	408.420 #
33)	Chlordane...	7.725	8.100	13452829	14574069	508.016	387.293
34)	Chlordane...	8.287	8.752	3976029	4222031	629.429	427.598 #
35)	Chlordane...	0.000	0.000	0	0	N.D. d	N.D. d
36)	Toxaphene...	0.000	0.000	0	0	N.D. d	N.D. d
37)	Toxaphene...	0.000	0.000	0	0	N.D. d	N.D. d
38)	Toxaphene...	0.000	0.000	0	0	N.D. d	N.D. d
39)	Toxaphene...	0.000	0.000	0	0	N.D. d	N.D. d
40)	Toxaphene...	0.000	0.000	0	0	N.D. d	N.D. d
41)	Toxaphene...	0.000	0.000	0	0	N.D. d	N.D. d
42)	Toxaphene...	0.000	0.000	0	0	N.D. d	N.D. d

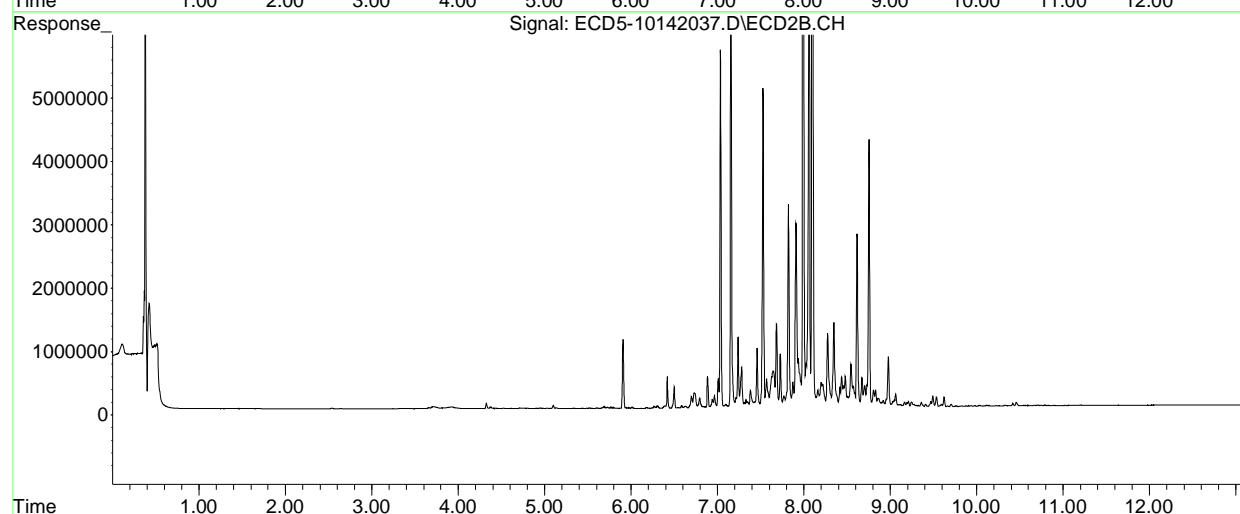
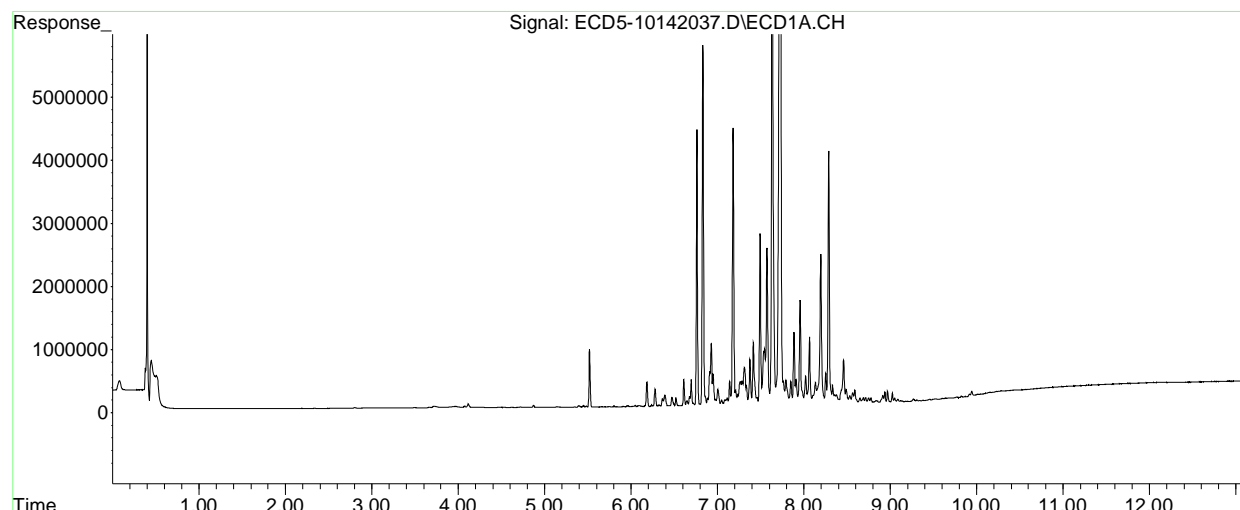
(f)=RT Delta > 1/2 Window (#)=Amounts differ by > 25% (m)=manual int.

Quantitation Report (QT Reviewed)

Data Path : C:\msdchem\1\data\2020-10\0J14056\
Data File : ECD5-10142037.D
Signal(s) : Signal #1: ECD1A.CH Signal #2: ECD2B.CH
Acq On : 14 Oct 2020 23:14
Operator : MJB
Sample : 0J14056-CALN
Misc : A20F060, CHLOR 500 ppb
ALS Vial : 28 (Sig #1); 0 (Sig #2) Sample Multiplier: 1

Integration File signal 1: PEST1.e
Integration File signal 2: PEST2.e
Quant Time: Oct 15 10:59:13 2020
Quant Method : C:\msdchem\1\methods\ECD5_QUANTPEST_201014.M
Quant Title : Instrument: DualECD5
QLast Update : Thu Oct 15 10:38:19 2020
Response via : Initial Calibration
Integrator: ChemStation 6890 Scale Mode: Small noise peaks clipped

Volume Inj. : 2uL
Signal #1 Phase : Rtx-CLPesticides Signal #2 Phase: Rtx-CLPesticides2
Signal #1 Info : 30m X 0.32mm X 0. Signal #2 Info : 30m X 0.32mm X 0.25um



Quantitation Report (QT Reviewed)

Data Path : C:\msdchem\1\data\2020-10\0J14056\
 Data File : ECD5-10142038.D
 Signal(s) : Signal #1: ECD1A.CH Signal #2: ECD2B.CH
 Acq On : 14 Oct 2020 23:32
 Operator : MJB
 Sample : 0J14056-CALO MJB 10/15/20
 Misc : A20F061, CHLOR 100 ppb
 ALS Vial : 29 (Sig #1); 0 (Sig #2) Sample Multiplier: 1

Integration File signal 1: PEST1.e
 Integration File signal 2: PEST2.e
 Quant Time: Oct 15 11:02:58 2020
 Quant Method : C:\msdchem\1\methods\ECD5_QUANTPEST_201014.M
 Quant Title : Instrument: DualECD5
 QLast Update : Thu Oct 15 10:59:27 2020
 Response via : Initial Calibration
 Integrator: ChemStation 6890 Scale Mode: Small noise peaks clipped

Volume Inj. : 2uL
 Signal #1 Phase : Rtx-CLPesticides Signal #2 Phase: Rtx-CLPesticides2
 Signal #1 Info : 30m X 0.32mm X 0. Signal #2 Info : 30m X 0.32mm X 0.25um

Compound	RT#1	RT#2	Resp#1	Resp#2	ng/mL	ng/mL

System Monitoring Compounds						
1) S TCMX (S)	0.000	0.000	0	0	N.D. d	N.D. d
22) S DCBP (S)	0.000	0.000	0	0	N.D. d	N.D. d
Target Compounds						
2) a-BHC	0.000	0.000	0	0	N.D. d	N.D. d
3) g-BHC	0.000	0.000	0	0	N.D. d	N.D. d
4) b-BHC	0.000	0.000	0	0	N.D. d	N.D. d
5) Heptachlor	0.000	0.000	0	0	N.D. d	N.D. d
6) d-BHC	0.000	0.000	0	0	N.D. d	N.D. d
7) Aldrin	0.000	0.000	0	0	N.D. d	N.D. d
8) Heptachlo...	0.000	0.000	0	0	N.D. d	N.D. d
9) trans-Chl...	0.000	0.000	0	0	N.D. d	N.D. d
10) cis-Chlor...	0.000	0.000	0	0	N.D. d	N.D. d
11) Endosulfa...	0.000	0.000	0	0	N.D. d	N.D. d
12) 4,4'-DDE	0.000	0.000	0	0	N.D. d	N.D. d
13) Dieldrin	0.000	0.000	0	0	N.D. d	N.D. d
14) Endrin	0.000	0.000	0	0	N.D. d	N.D. d
15) 4,4'-DDD	0.000	0.000	0	0	N.D. d	N.D. d
16) Endosulfa...	0.000	0.000	0	0	N.D. d	N.D. d
17) 4,4'-DDT	0.000	0.000	0	0	N.D. d	N.D. d
18) Endrin Al...	0.000	0.000	0	0	N.D. d	N.D. d
19) Endosulfa...	0.000	0.000	0	0	N.D. d	N.D. d
20) Methoxychlor	0.000	0.000	0	0	N.D. d	N.D. d
21) Endrin Ke...	0.000	0.000	0	0	N.D. d	N.D. d
23) Hexachlor...	0.000	0.000	0	0	N.D. d	N.D. d
24) Hexachlor...	0.000	0.000	0	0	N.D. d	N.D. d
25) Oxychlorane	0.000	0.000	0	0	N.D. d	N.D. d
26) 2,4'-DDE	0.000	0.000	0	0	N.D. d	N.D. d

Quantitation Report (QT Reviewed)

Data Path : C:\msdchem\1\data\2020-10\0J14056\
 Data File : ECD5-10142038.D
 Signal(s) : Signal #1: ECD1A.CH Signal #2: ECD2B.CH
 Acq On : 14 Oct 2020 23:32
 Operator : MJB
 Sample : 0J14056-CALO
 Misc : A20F061, CHLOR 100 ppb
 ALS Vial : 29 (Sig #1); 0 (Sig #2) Sample Multiplier: 1

Integration File signal 1: PEST1.e
 Integration File signal 2: PEST2.e
 Quant Time: Oct 15 11:02:58 2020
 Quant Method : C:\msdchem\1\methods\ECD5_QUANTPEST_201014.M
 Quant Title : Instrument: DualECD5
 QLast Update : Thu Oct 15 10:59:27 2020
 Response via : Initial Calibration
 Integrator: ChemStation 6890 Scale Mode: Small noise peaks clipped

Volume Inj. : 2uL
 Signal #1 Phase : Rtx-CLPesticides Signal #2 Phase: Rtx-CLPesticides2
 Signal #1 Info : 30m X 0.32mm X 0. Signal #2 Info : 30m X 0.32mm X 0.25um

	Compound	RT#1	RT#2	Resp#1	Resp#2	ng/mL	ng/mL
27)	trans-Non...	0.000	0.000	0	0	N.D. d	N.D. d
28)	2,4'-DDD	0.000	0.000	0	0	N.D. d	N.D. d
29)	2,4'-DDT	0.000	0.000	0	0	N.D. d	N.D. d
30)	cis-Nonac...	0.000	0.000	0	0	N.D. d	N.D. d
31)	Mirex	0.000	0.000	0	0	N.D. d	N.D. d
32)	Chlordane...	7.634	7.993	27016807	36455555	1129.730	811.530 #
33)	Chlordane...	7.727	8.100	28187565	29865994	1064.439	793.662 #
34)	Chlordane...	8.287	8.752	7956827	8880946	1259.613	899.442 #
35)	Chlordane...	0.000	0.000	0	0	N.D. d	N.D. d
36)	Toxaphene...	0.000	0.000	0	0	N.D. d	N.D. d
37)	Toxaphene...	0.000	0.000	0	0	N.D. d	N.D. d
38)	Toxaphene...	0.000	0.000	0	0	N.D. d	N.D. d
39)	Toxaphene...	0.000	0.000	0	0	N.D. d	N.D. d
40)	Toxaphene...	0.000	0.000	0	0	N.D. d	N.D. d
41)	Toxaphene...	0.000	0.000	0	0	N.D. d	N.D. d
42)	Toxaphene...	0.000	0.000	0	0	N.D. d	N.D. d

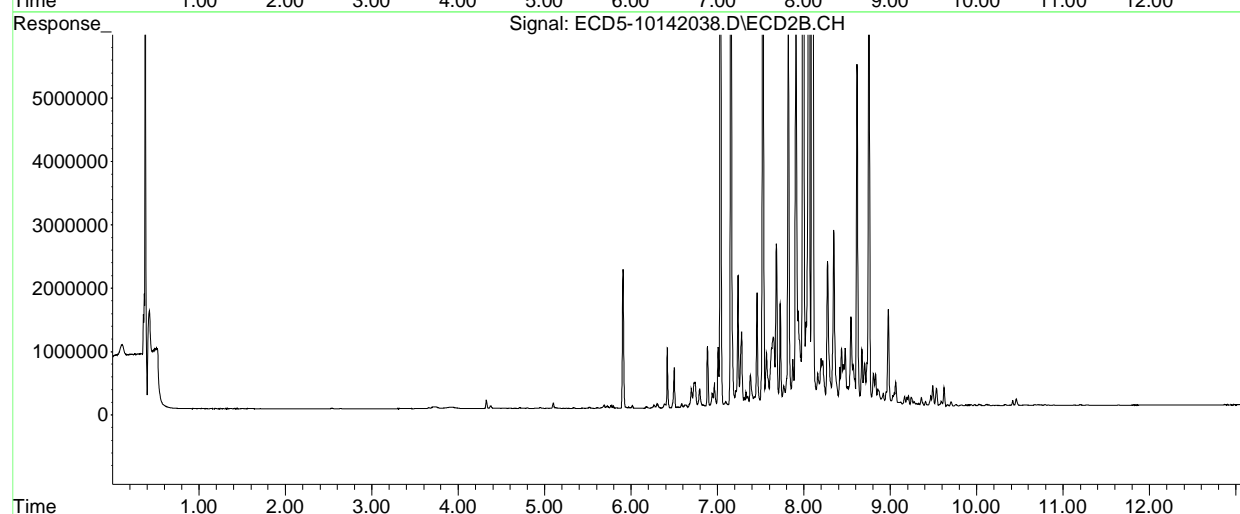
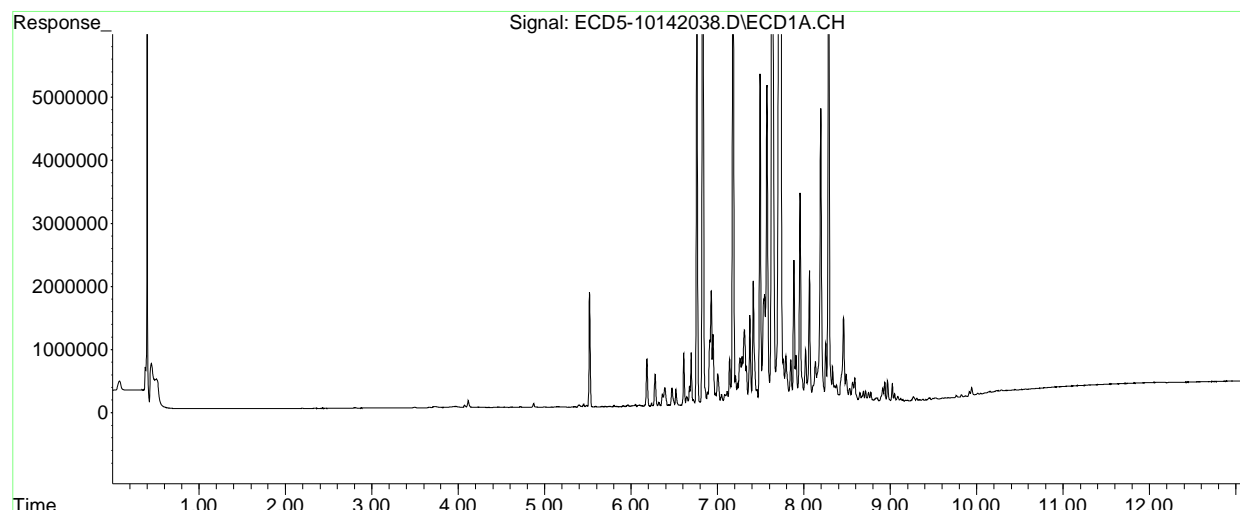
(f)=RT Delta > 1/2 Window (#)=Amounts differ by > 25% (m)=manual int.

Quantitation Report (QT Reviewed)

Data Path : C:\msdchem\1\data\2020-10\0J14056\
Data File : ECD5-10142038.D
Signal(s) : Signal #1: ECD1A.CH Signal #2: ECD2B.CH
Acq On : 14 Oct 2020 23:32
Operator : MJB
Sample : 0J14056-CALO
Misc : A20F061, CHLOR 100 ppb
ALS Vial : 29 (Sig #1); 0 (Sig #2) Sample Multiplier: 1

Integration File signal 1: PEST1.e
Integration File signal 2: PEST2.e
Quant Time: Oct 15 11:02:58 2020
Quant Method : C:\msdchem\1\methods\ECD5_QUANTPEST_201014.M
Quant Title : Instrument: DualECD5
QLast Update : Thu Oct 15 10:59:27 2020
Response via : Initial Calibration
Integrator: ChemStation 6890 Scale Mode: Small noise peaks clipped

Volume Inj. : 2uL
Signal #1 Phase : Rtx-CLPesticides Signal #2 Phase: Rtx-CLPesticides2
Signal #1 Info : 30m X 0.32mm X 0. Signal #2 Info : 30m X 0.32mm X 0.25um



Quantitation Report (QT Reviewed)

Data Path : C:\msdchem\1\data\2020-10\0J14056\
 Data File : ECD5-10142039.D
 Signal(s) : Signal #1: ECD1A.CH Signal #2: ECD2B.CH
 Acq On : 14 Oct 2020 23:49
 Operator : MJB
 Sample : 0J14056-CALP
 Misc : A20F056, CHLOR 2000 ppb
 ALS Vial : 30 (Sig #1); 0 (Sig #2) Sample Multiplier: 1

MJB 10/15/20

Integration File signal 1: PEST1.e
 Integration File signal 2: PEST2.e
 Quant Time: Oct 15 11:03:37 2020
 Quant Method : C:\msdchem\1\methods\ECD5_QUANTPEST_201014.M
 Quant Title : Instrument: DualECD5
 QLast Update : Thu Oct 15 10:59:27 2020
 Response via : Initial Calibration
 Integrator: ChemStation 6890 Scale Mode: Small noise peaks clipped

Volume Inj. : 2uL
 Signal #1 Phase : Rtx-CLPesticides Signal #2 Phase: Rtx-CLPesticides2
 Signal #1 Info : 30m X 0.32mm X 0. Signal #2 Info : 30m X 0.32mm X 0.25um

Compound	RT#1	RT#2	Resp#1	Resp#2	ng/mL	ng/mL

System Monitoring Compounds						
1) S TCMX (S)	0.000	0.000	0	0	N.D. d	N.D. d
22) S DCBP (S)	0.000	0.000	0	0	N.D. d	N.D. d
Target Compounds						
2) a-BHC	0.000	0.000	0	0	N.D. d	N.D. d
3) g-BHC	0.000	0.000	0	0	N.D. d	N.D. d
4) b-BHC	0.000	0.000	0	0	N.D. d	N.D. d
5) Heptachlor	0.000	0.000	0	0	N.D. d	N.D. d
6) d-BHC	0.000	0.000	0	0	N.D. d	N.D. d
7) Aldrin	0.000	0.000	0	0	N.D. d	N.D. d
8) Heptachlo...	0.000	0.000	0	0	N.D. d	N.D. d
9) trans-Chl...	0.000	0.000	0	0	N.D. d	N.D. d
10) cis-Chlor...	0.000	0.000	0	0	N.D. d	N.D. d
11) Endosulfa...	0.000	0.000	0	0	N.D. d	N.D. d
12) 4,4'-DDE	0.000	0.000	0	0	N.D. d	N.D. d
13) Dieldrin	0.000	0.000	0	0	N.D. d	N.D. d
14) Endrin	0.000	0.000	0	0	N.D. d	N.D. d
15) 4,4'-DDD	0.000	0.000	0	0	N.D. d	N.D. d
16) Endosulfa...	0.000	0.000	0	0	N.D. d	N.D. d
17) 4,4'-DDT	0.000	0.000	0	0	N.D. d	N.D. d
18) Endrin Al...	0.000	0.000	0	0	N.D. d	N.D. d
19) Endosulfa...	0.000	0.000	0	0	N.D. d	N.D. d
20) Methoxychlor	0.000	0.000	0	0	N.D. d	N.D. d
21) Endrin Ke...	0.000	0.000	0	0	N.D. d	N.D. d
23) Hexachlor...	0.000	0.000	0	0	N.D. d	N.D. d
24) Hexachlor...	0.000	0.000	0	0	N.D. d	N.D. d
25) Oxychlorane	0.000	0.000	0	0	N.D. d	N.D. d
26) 2,4'-DDE	0.000	0.000	0	0	N.D. d	N.D. d

Quantitation Report (QT Reviewed)

Data Path : C:\msdchem\1\data\2020-10\0J14056\
 Data File : ECD5-10142039.D
 Signal(s) : Signal #1: ECD1A.CH Signal #2: ECD2B.CH
 Acq On : 14 Oct 2020 23:49
 Operator : MJB
 Sample : 0J14056-CALP
 Misc : A20F056, CHLOR 2000 ppb
 ALS Vial : 30 (Sig #1); 0 (Sig #2) Sample Multiplier: 1

Integration File signal 1: PEST1.e
 Integration File signal 2: PEST2.e
 Quant Time: Oct 15 11:03:37 2020
 Quant Method : C:\msdchem\1\methods\ECD5_QUANTPEST_201014.M
 Quant Title : Instrument: DualECD5
 QLast Update : Thu Oct 15 10:59:27 2020
 Response via : Initial Calibration
 Integrator: ChemStation 6890 Scale Mode: Small noise peaks clipped

Volume Inj. : 2uL
 Signal #1 Phase : Rtx-CLPesticides Signal #2 Phase: Rtx-CLPesticides2
 Signal #1 Info : 30m X 0.32mm X 0. Signal #2 Info : 30m X 0.32mm X 0.25um

	Compound	RT#1	RT#2	Resp#1	Resp#2	ng/mL	ng/mL
27)	trans-Non...	0.000	0.000	0	0	N.D. d	N.D. d
28)	2,4'-DDD	0.000	0.000	0	0	N.D. d	N.D. d
29)	2,4'-DDT	0.000	0.000	0	0	N.D. d	N.D. d
30)	cis-Nonac...	0.000	0.000	0	0	N.D. d	N.D. d
31)	Mirex	0.000	0.000	0	0	N.D. d	N.D. d
32)	Chlordane...	7.632	7.993	54827973	77172780	2292.678	1717.928 #
33)	Chlordane...	7.726	8.100	57325465	63019054	2164.766	1674.676
34)	Chlordane...	8.286	8.752	16167597	18198924	2559.426	1843.145 #
35)	Chlordane...	0.000	0.000	0	0	N.D. d	N.D. d
36)	Toxaphene...	0.000	0.000	0	0	N.D. d	N.D. d
37)	Toxaphene...	0.000	0.000	0	0	N.D. d	N.D. d
38)	Toxaphene...	0.000	0.000	0	0	N.D. d	N.D. d
39)	Toxaphene...	0.000	0.000	0	0	N.D. d	N.D. d
40)	Toxaphene...	0.000	0.000	0	0	N.D. d	N.D. d
41)	Toxaphene...	0.000	0.000	0	0	N.D. d	N.D. d
42)	Toxaphene...	0.000	0.000	0	0	N.D. d	N.D. d

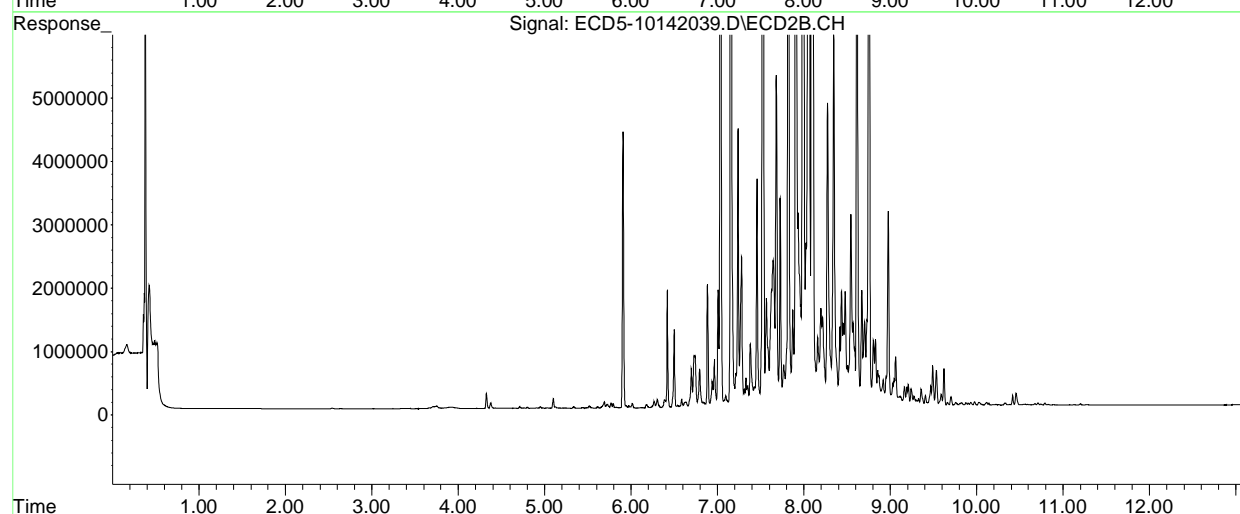
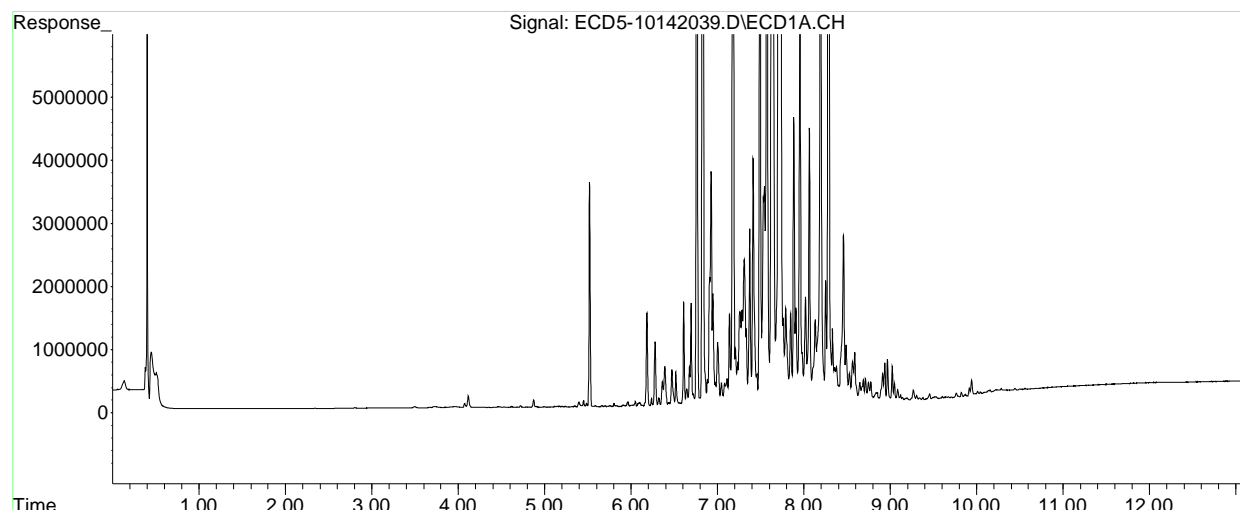
(f)=RT Delta > 1/2 Window (#)=Amounts differ by > 25% (m)=manual int.

Quantitation Report (QT Reviewed)

Data Path : C:\msdchem\1\data\2020-10\0J14056\
Data File : ECD5-10142039.D
Signal(s) : Signal #1: ECD1A.CH Signal #2: ECD2B.CH
Acq On : 14 Oct 2020 23:49
Operator : MJB
Sample : 0J14056-CALP
Misc : A20F056, CHLOR 2000 ppb
ALS Vial : 30 (Sig #1); 0 (Sig #2) Sample Multiplier: 1

Integration File signal 1: PEST1.e
Integration File signal 2: PEST2.e
Quant Time: Oct 15 11:03:37 2020
Quant Method : C:\msdchem\1\methods\ECD5_QUANTPEST_201014.M
Quant Title : Instrument: DualECD5
QLast Update : Thu Oct 15 10:59:27 2020
Response via : Initial Calibration
Integrator: ChemStation 6890 Scale Mode: Small noise peaks clipped

Volume Inj. : 2uL
Signal #1 Phase : Rtx-CLPesticides Signal #2 Phase: Rtx-CLPesticides2
Signal #1 Info : 30m X 0.32mm X 0. Signal #2 Info : 30m X 0.32mm X 0.25um



Quantitation Report (QT Reviewed)

Data Path : C:\msdchem\1\data\2020-10\0J14056\
 Data File : ECD5-10142042.D
 Signal(s) : Signal #1: ECD1A.CH Signal #2: ECD2B.CH
 Acq On : 15 Oct 2020 0:41
 Operator : MJB MJB 10/15/20
 Sample : 0J14056-CALQ
 Misc : A20J233, TOX 10 ppb
 ALS Vial : 32 (Sig #1); 0 (Sig #2) Sample Multiplier: 1

Integration File signal 1: PEST1.e
 Integration File signal 2: PEST2.e
 Quant Time: Oct 15 11:06:21 2020
 Quant Method : C:\msdchem\1\methods\ECD5_QUANTPEST_201014.M
 Quant Title : Instrument: DualECD5
 QLast Update : Thu Oct 15 11:05:32 2020
 Response via : Initial Calibration
 Integrator: ChemStation 6890 Scale Mode: Small noise peaks clipped

Volume Inj. : 2uL
 Signal #1 Phase : Rtx-CLPesticides Signal #2 Phase: Rtx-CLPesticides2
 Signal #1 Info : 30m X 0.32mm X 0. Signal #2 Info : 30m X 0.32mm X 0.25um

Compound	RT#1	RT#2	Resp#1	Resp#2	ng/mL	ng/mL

System Monitoring Compounds						
1) S TCMX (S)	0.000	0.000	0	0	N.D. d	N.D. d
22) S DCBP (S)	0.000	0.000	0	0	N.D. d	N.D. d
Target Compounds						
2) a-BHC	0.000	0.000	0	0	N.D. d	N.D. d
3) g-BHC	0.000	0.000	0	0	N.D. d	N.D. d
4) b-BHC	0.000	0.000	0	0	N.D. d	N.D. d
5) Heptachlor	0.000	0.000	0	0	N.D. d	N.D. d
6) d-BHC	0.000	0.000	0	0	N.D. d	N.D. d
7) Aldrin	0.000	0.000	0	0	N.D. d	N.D. d
8) Heptachlo...	0.000	0.000	0	0	N.D. d	N.D. d
9) trans-Chl...	0.000	0.000	0	0	N.D. d	N.D. d
10) cis-Chlor...	0.000	0.000	0	0	N.D. d	N.D. d
11) Endosulfa...	0.000	0.000	0	0	N.D. d	N.D. d
12) 4,4'-DDE	0.000	0.000	0	0	N.D. d	N.D. d
13) Dieldrin	0.000	0.000	0	0	N.D. d	N.D. d
14) Endrin	0.000	0.000	0	0	N.D. d	N.D. d
15) 4,4'-DDD	0.000	0.000	0	0	N.D. d	N.D. d
16) Endosulfa...	0.000	0.000	0	0	N.D. d	N.D. d
17) 4,4'-DDT	0.000	0.000	0	0	N.D. d	N.D. d
18) Endrin Al...	0.000	0.000	0	0	N.D. d	N.D. d
19) Endosulfa...	0.000	0.000	0	0	N.D. d	N.D. d
20) Methoxychlor	0.000	0.000	0	0	N.D. d	N.D. d
21) Endrin Ke...	0.000	0.000	0	0	N.D. d	N.D. d
23) Hexachlor...	0.000	0.000	0	0	N.D. d	N.D. d
24) Hexachlor...	0.000	0.000	0	0	N.D. d	N.D. d
25) Oxychlorane	0.000	0.000	0	0	N.D. d	N.D. d
26) 2,4'-DDE	0.000	0.000	0	0	N.D. d	N.D. d

Quantitation Report (QT Reviewed)

Data Path : C:\msdchem\1\data\2020-10\0J14056\
 Data File : ECD5-10142042.D
 Signal(s) : Signal #1: ECD1A.CH Signal #2: ECD2B.CH
 Acq On : 15 Oct 2020 0:41
 Operator : MJB
 Sample : 0J14056-CALQ
 Misc : A20J233, TOX 10 ppb
 ALS Vial : 32 (Sig #1); 0 (Sig #2) Sample Multiplier: 1

Integration File signal 1: PEST1.e
 Integration File signal 2: PEST2.e
 Quant Time: Oct 15 11:06:21 2020
 Quant Method : C:\msdchem\1\methods\ECD5_QUANTPEST_201014.M
 Quant Title : Instrument: DualECD5
 QLast Update : Thu Oct 15 11:05:32 2020
 Response via : Initial Calibration
 Integrator: ChemStation 6890 Scale Mode: Small noise peaks clipped

Volume Inj. : 2uL
 Signal #1 Phase : Rtx-CLPesticides Signal #2 Phase: Rtx-CLPesticides2
 Signal #1 Info : 30m X 0.32mm X 0. Signal #2 Info : 30m X 0.32mm X 0.25um

	Compound	RT#1	RT#2	Resp#1	Resp#2	ng/mL	ng/mL
27)	trans-Non...	0.000	0.000	0	0	N.D. d	N.D. d
28)	2,4'-DDD	0.000	0.000	0	0	N.D. d	N.D. d
29)	2,4'-DDT	0.000	0.000	0	0	N.D. d	N.D. d
30)	cis-Nonac...	0.000	0.000	0	0	N.D. d	N.D. d
31)	Mirex	0.000	0.000	0	0	N.D. d	N.D. d
32)	Chlordane...	0.000	0.000	0	0	N.D. d	N.D. d
33)	Chlordane...	0.000	0.000	0	0	N.D. d	N.D. d
34)	Chlordane...	0.000	0.000	0	0	N.D. d	N.D. d
35)	Chlordane...	0.000	0.000	0	0	N.D. d	N.D. d
36)	Toxaphene...	7.719	8.327	12555	29330	13.206	9.760 #
37)	Toxaphene...	8.012	8.675	24856	35277	13.730	10.099 #
38)	Toxaphene...	8.332	8.708	47042	55840	13.626	10.452
39)	Toxaphene...	8.569	8.774	49818	90741	14.714	9.912 #
40)	Toxaphene...	8.802	8.953	36261	56924	14.416	11.260
41)	Toxaphene...	8.873	9.322	45002	53664	14.416	12.015
42)	Toxaphene...	0.000	0.000	0	0	N.D. d	N.D. d

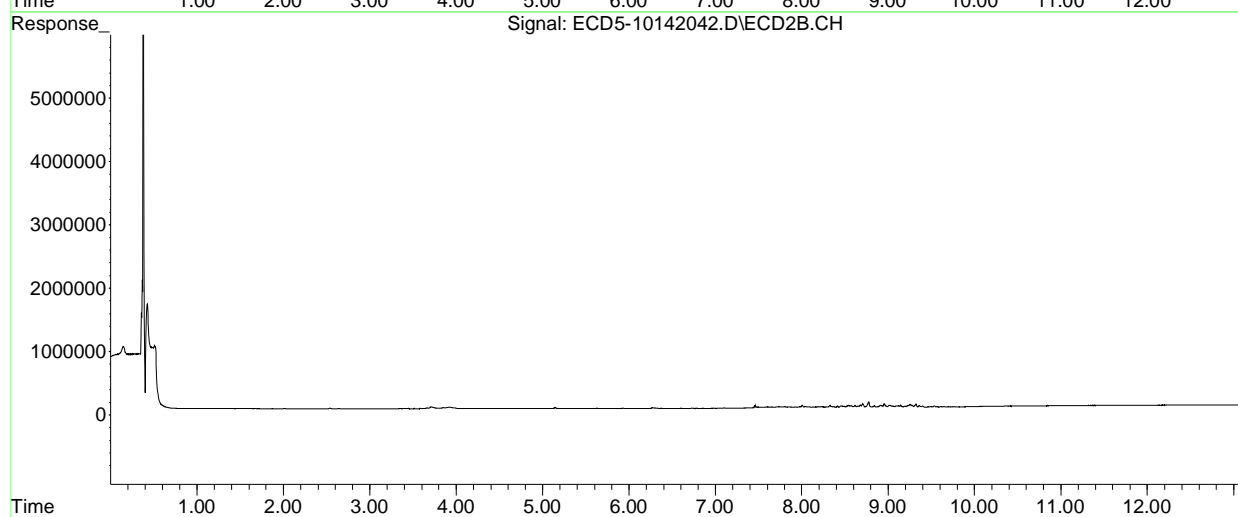
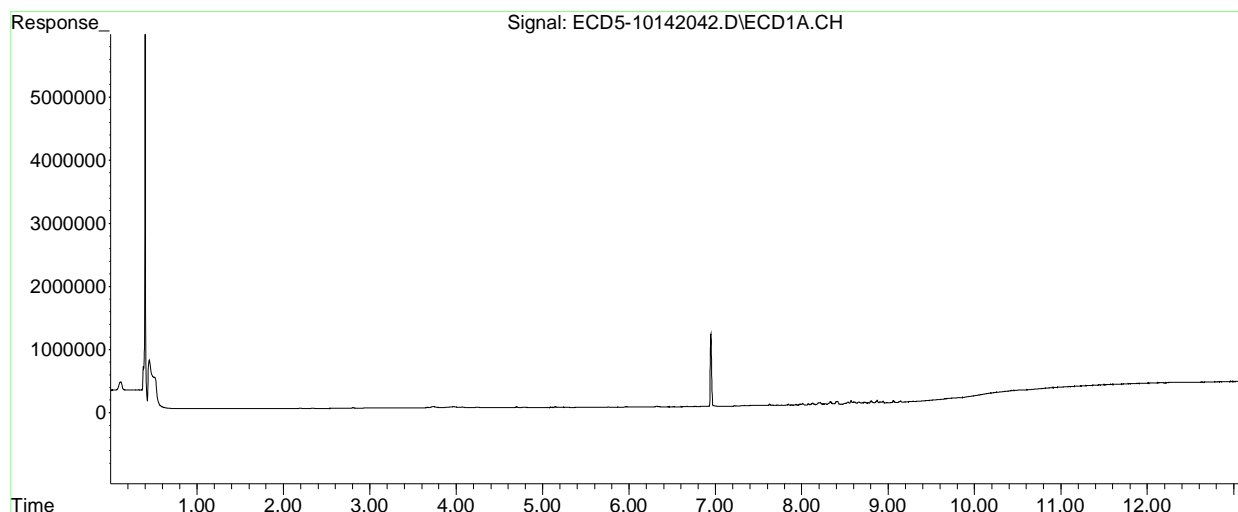
(f)=RT Delta > 1/2 Window (#)=Amounts differ by > 25% (m)=manual int.

Quantitation Report (QT Reviewed)

Data Path : C:\msdchem\1\data\2020-10\0J14056\
Data File : ECD5-10142042.D
Signal(s) : Signal #1: ECD1A.CH Signal #2: ECD2B.CH
Acq On : 15 Oct 2020 0:41
Operator : MJB
Sample : 0J14056-CALQ
Misc : A20J233, TOX 10 ppb
ALS Vial : 32 (Sig #1); 0 (Sig #2) Sample Multiplier: 1

Integration File signal 1: PEST1.e
Integration File signal 2: PEST2.e
Quant Time: Oct 15 11:06:21 2020
Quant Method : C:\msdchem\1\methods\ECD5_QUANTPEST_201014.M
Quant Title : Instrument: DualECD5
QLast Update : Thu Oct 15 11:05:32 2020
Response via : Initial Calibration
Integrator: ChemStation 6890 Scale Mode: Small noise peaks clipped

Volume Inj. : 2uL
Signal #1 Phase : Rtx-CLPesticides Signal #2 Phase: Rtx-CLPesticides2
Signal #1 Info : 30m X 0.32mm X 0. Signal #2 Info : 30m X 0.32mm X 0.25um



Quantitation Report (QT Reviewed)

Data Path : C:\msdchem\1\data\2020-10\0J14056\
 Data File : ECD5-10142043.D
 Signal(s) : Signal #1: ECD1A.CH Signal #2: ECD2B.CH
 Acq On : 15 Oct 2020 0:58
 Operator : MJB
 Sample : 0J14056-CALR
 Misc : A20F064, TOX 50 ppb
 ALS Vial : 33 (Sig #1); 0 (Sig #2) Sample Multiplier: 1

MJB 10/15/20

Integration File signal 1: PEST1.e
 Integration File signal 2: PEST2.e
 Quant Time: Oct 15 11:06:54 2020
 Quant Method : C:\msdchem\1\methods\ECD5_QUANTPEST_201014.M
 Quant Title : Instrument: DualECD5
 QLast Update : Thu Oct 15 11:05:32 2020
 Response via : Initial Calibration
 Integrator: ChemStation 6890 Scale Mode: Small noise peaks clipped

Volume Inj. : 2uL
 Signal #1 Phase : Rtx-CLPesticides Signal #2 Phase: Rtx-CLPesticides2
 Signal #1 Info : 30m X 0.32mm X 0. Signal #2 Info : 30m X 0.32mm X 0.25um

Compound	RT#1	RT#2	Resp#1	Resp#2	ng/mL	ng/mL

System Monitoring Compounds						
1) S TCMX (S)	0.000	0.000	0	0	N.D. d	N.D. d
22) S DCBP (S)	0.000	0.000	0	0	N.D. d	N.D. d
Target Compounds						
2) a-BHC	0.000	0.000	0	0	N.D. d	N.D. d
3) g-BHC	0.000	0.000	0	0	N.D. d	N.D. d
4) b-BHC	0.000	0.000	0	0	N.D. d	N.D. d
5) Heptachlor	0.000	0.000	0	0	N.D. d	N.D. d
6) d-BHC	0.000	0.000	0	0	N.D. d	N.D. d
7) Aldrin	0.000	0.000	0	0	N.D. d	N.D. d
8) Heptachlo...	0.000	0.000	0	0	N.D. d	N.D. d
9) trans-Chl...	0.000	0.000	0	0	N.D. d	N.D. d
10) cis-Chlor...	0.000	0.000	0	0	N.D. d	N.D. d
11) Endosulfa...	0.000	0.000	0	0	N.D. d	N.D. d
12) 4,4'-DDE	0.000	0.000	0	0	N.D. d	N.D. d
13) Dieldrin	0.000	0.000	0	0	N.D. d	N.D. d
14) Endrin	0.000	0.000	0	0	N.D. d	N.D. d
15) 4,4'-DDD	0.000	0.000	0	0	N.D. d	N.D. d
16) Endosulfa...	0.000	0.000	0	0	N.D. d	N.D. d
17) 4,4'-DDT	0.000	0.000	0	0	N.D. d	N.D. d
18) Endrin Al...	0.000	0.000	0	0	N.D. d	N.D. d
19) Endosulfa...	0.000	0.000	0	0	N.D. d	N.D. d
20) Methoxychlor	0.000	0.000	0	0	N.D. d	N.D. d
21) Endrin Ke...	0.000	0.000	0	0	N.D. d	N.D. d
23) Hexachlor...	0.000	0.000	0	0	N.D. d	N.D. d
24) Hexachlor...	0.000	0.000	0	0	N.D. d	N.D. d
25) Oxychlorane	0.000	0.000	0	0	N.D. d	N.D. d
26) 2,4'-DDE	0.000	0.000	0	0	N.D. d	N.D. d

Quantitation Report (QT Reviewed)

Data Path : C:\msdchem\1\data\2020-10\0J14056\
 Data File : ECD5-10142043.D
 Signal(s) : Signal #1: ECD1A.CH Signal #2: ECD2B.CH
 Acq On : 15 Oct 2020 0:58
 Operator : MJB
 Sample : 0J14056-CALR
 Misc : A20F064, TOX 50 ppb
 ALS Vial : 33 (Sig #1); 0 (Sig #2) Sample Multiplier: 1

Integration File signal 1: PEST1.e
 Integration File signal 2: PEST2.e
 Quant Time: Oct 15 11:06:54 2020
 Quant Method : C:\msdchem\1\methods\ECD5_QUANTPEST_201014.M
 Quant Title : Instrument: DualECD5
 QLast Update : Thu Oct 15 11:05:32 2020
 Response via : Initial Calibration
 Integrator: ChemStation 6890 Scale Mode: Small noise peaks clipped

Volume Inj. : 2uL
 Signal #1 Phase : Rtx-CLPesticides Signal #2 Phase: Rtx-CLPesticides2
 Signal #1 Info : 30m X 0.32mm X 0. Signal #2 Info : 30m X 0.32mm X 0.25um

	Compound	RT#1	RT#2	Resp#1	Resp#2	ng/mL	ng/mL
27)	trans-Non...	0.000	0.000	0	0	N.D. d	N.D. d
28)	2,4'-DDD	0.000	0.000	0	0	N.D. d	N.D. d
29)	2,4'-DDT	0.000	0.000	0	0	N.D. d	N.D. d
30)	cis-Nonac...	0.000	0.000	0	0	N.D. d	N.D. d
31)	Mirex	0.000	0.000	0	0	N.D. d	N.D. d
32)	Chlordane...	0.000	0.000	0	0	N.D. d	N.D. d
33)	Chlordane...	0.000	0.000	0	0	N.D. d	N.D. d
34)	Chlordane...	0.000	0.000	0	0	N.D. d	N.D. d
35)	Chlordane...	0.000	0.000	0	0	N.D. d	N.D. d
36)	Toxaphene...	7.717	8.327	47028	143205	49.468	47.653
37)	Toxaphene...	8.011	8.675	108189	167605	59.761	47.982
38)	Toxaphene...	8.330	8.707	213060	234274	61.717	43.849 #
39)	Toxaphene...	8.568	8.774	219607	377227	64.863	41.206 #
40)	Toxaphene...	8.802	8.952	170790	231691	67.902	45.831 #
41)	Toxaphene...	8.871	9.322	200646	228420	64.276	50.789
42)	Toxaphene...	0.000	0.000	0	0	N.D. d	N.D. d

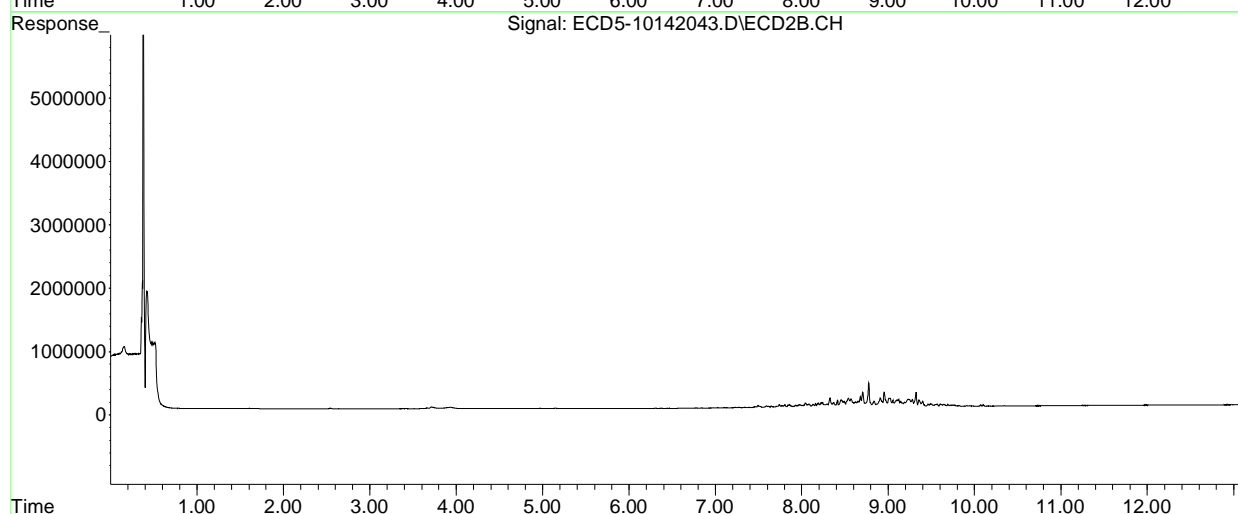
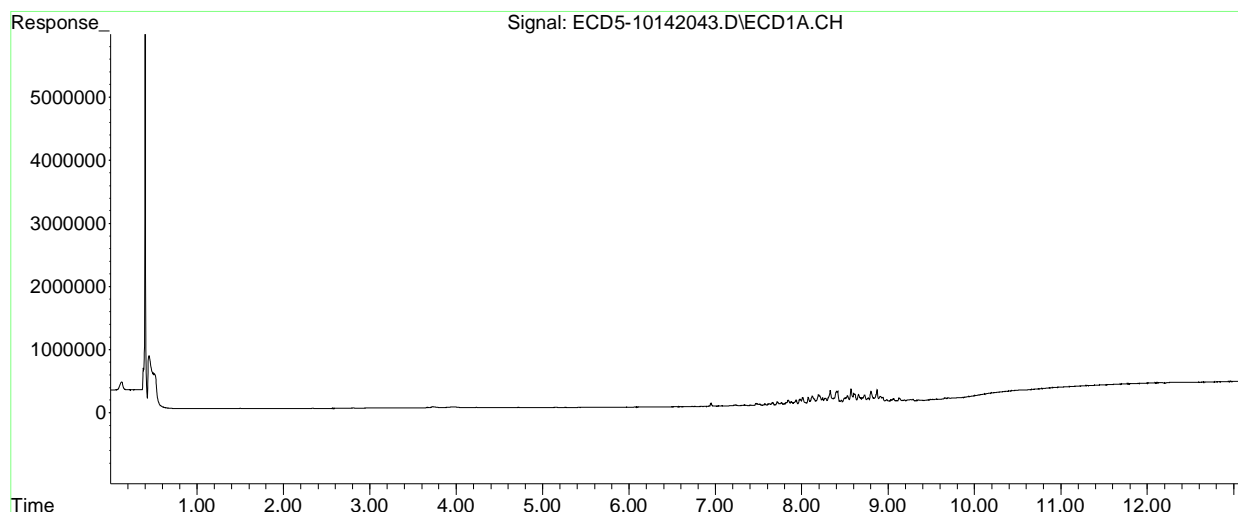
(f)=RT Delta > 1/2 Window (#)=Amounts differ by > 25% (m)=manual int.

Quantitation Report (QT Reviewed)

Data Path : C:\msdchem\1\data\2020-10\0J14056\
Data File : ECD5-10142043.D
Signal(s) : Signal #1: ECD1A.CH Signal #2: ECD2B.CH
Acq On : 15 Oct 2020 0:58
Operator : MJB
Sample : 0J14056-CALR
Misc : A20F064, TOX 50 ppb
ALS Vial : 33 (Sig #1); 0 (Sig #2) Sample Multiplier: 1

Integration File signal 1: PEST1.e
Integration File signal 2: PEST2.e
Quant Time: Oct 15 11:06:54 2020
Quant Method : C:\msdchem\1\methods\ECD5_QUANTPEST_201014.M
Quant Title : Instrument: DualECD5
QLast Update : Thu Oct 15 11:05:32 2020
Response via : Initial Calibration
Integrator: ChemStation 6890 Scale Mode: Small noise peaks clipped

Volume Inj. : 2uL
Signal #1 Phase : Rtx-CLPesticides Signal #2 Phase: Rtx-CLPesticides2
Signal #1 Info : 30m X 0.32mm X 0. Signal #2 Info : 30m X 0.32mm X 0.25um



Quantitation Report (QT Reviewed)

Data Path : C:\msdchem\1\data\2020-10\0J14056\
 Data File : ECD5-10142044.D
 Signal(s) : Signal #1: ECD1A.CH Signal #2: ECD2B.CH
 Acq On : 15 Oct 2020 1:15
 Operator : MJB
 Sample : 0J14056-CALS MJB 10/15/20
 Misc : A20F065, TOX 100 ppb
 ALS Vial : 34 (Sig #1); 0 (Sig #2) Sample Multiplier: 1

Integration File signal 1: PEST1.e
 Integration File signal 2: PEST2.e
 Quant Time: Oct 15 11:07:28 2020
 Quant Method : C:\msdchem\1\methods\ECD5_QUANTPEST_201014.M
 Quant Title : Instrument: DualECD5
 QLast Update : Thu Oct 15 11:05:32 2020
 Response via : Initial Calibration
 Integrator: ChemStation 6890 Scale Mode: Small noise peaks clipped

Volume Inj. : 2uL
 Signal #1 Phase : Rtx-CLPesticides Signal #2 Phase: Rtx-CLPesticides2
 Signal #1 Info : 30m X 0.32mm X 0. Signal #2 Info : 30m X 0.32mm X 0.25um

Compound	RT#1	RT#2	Resp#1	Resp#2	ng/mL	ng/mL

System Monitoring Compounds						
1) S TCMX (S)	0.000	0.000	0	0	N.D. d	N.D. d
22) S DCBP (S)	0.000	0.000	0	0	N.D. d	N.D. d
Target Compounds						
2) a-BHC	0.000	0.000	0	0	N.D. d	N.D. d
3) g-BHC	0.000	0.000	0	0	N.D. d	N.D. d
4) b-BHC	0.000	0.000	0	0	N.D. d	N.D. d
5) Heptachlor	0.000	0.000	0	0	N.D. d	N.D. d
6) d-BHC	0.000	0.000	0	0	N.D. d	N.D. d
7) Aldrin	0.000	0.000	0	0	N.D. d	N.D. d
8) Heptachlo...	0.000	0.000	0	0	N.D. d	N.D. d
9) trans-Chl...	0.000	0.000	0	0	N.D. d	N.D. d
10) cis-Chlor...	0.000	0.000	0	0	N.D. d	N.D. d
11) Endosulfa...	0.000	0.000	0	0	N.D. d	N.D. d
12) 4,4'-DDE	0.000	0.000	0	0	N.D. d	N.D. d
13) Dieldrin	0.000	0.000	0	0	N.D. d	N.D. d
14) Endrin	0.000	0.000	0	0	N.D. d	N.D. d
15) 4,4'-DDD	0.000	0.000	0	0	N.D. d	N.D. d
16) Endosulfa...	0.000	0.000	0	0	N.D. d	N.D. d
17) 4,4'-DDT	0.000	0.000	0	0	N.D. d	N.D. d
18) Endrin Al...	0.000	0.000	0	0	N.D. d	N.D. d
19) Endosulfa...	0.000	0.000	0	0	N.D. d	N.D. d
20) Methoxychlor	0.000	0.000	0	0	N.D. d	N.D. d
21) Endrin Ke...	0.000	0.000	0	0	N.D. d	N.D. d
23) Hexachlor...	0.000	0.000	0	0	N.D. d	N.D. d
24) Hexachlor...	0.000	0.000	0	0	N.D. d	N.D. d
25) Oxychlorane	0.000	0.000	0	0	N.D. d	N.D. d
26) 2,4'-DDE	0.000	0.000	0	0	N.D. d	N.D. d

Quantitation Report (QT Reviewed)

Data Path : C:\msdchem\1\data\2020-10\0J14056\
 Data File : ECD5-10142044.D
 Signal(s) : Signal #1: ECD1A.CH Signal #2: ECD2B.CH
 Acq On : 15 Oct 2020 1:15
 Operator : MJB
 Sample : 0J14056-CALS
 Misc : A20F065, TOX 100 ppb
 ALS Vial : 34 (Sig #1); 0 (Sig #2) Sample Multiplier: 1

Integration File signal 1: PEST1.e
 Integration File signal 2: PEST2.e
 Quant Time: Oct 15 11:07:28 2020
 Quant Method : C:\msdchem\1\methods\ECD5_QUANTPEST_201014.M
 Quant Title : Instrument: DualECD5
 QLast Update : Thu Oct 15 11:05:32 2020
 Response via : Initial Calibration
 Integrator: ChemStation 6890 Scale Mode: Small noise peaks clipped

Volume Inj. : 2uL
 Signal #1 Phase : Rtx-CLPesticides Signal #2 Phase: Rtx-CLPesticides2
 Signal #1 Info : 30m X 0.32mm X 0. Signal #2 Info : 30m X 0.32mm X 0.25um

	Compound	RT#1	RT#2	Resp#1	Resp#2	ng/mL	ng/mL
27)	trans-Non...	0.000	0.000	0	0	N.D. d	N.D. d
28)	2,4'-DDD	0.000	0.000	0	0	N.D. d	N.D. d
29)	2,4'-DDT	0.000	0.000	0	0	N.D. d	N.D. d
30)	cis-Nonac...	0.000	0.000	0	0	N.D. d	N.D. d
31)	Mirex	0.000	0.000	0	0	N.D. d	N.D. d
32)	Chlordane...	0.000	0.000	0	0	N.D. d	N.D. d
33)	Chlordane...	0.000	0.000	0	0	N.D. d	N.D. d
34)	Chlordane...	0.000	0.000	0	0	N.D. d	N.D. d
35)	Chlordane...	0.000	0.000	0	0	N.D. d	N.D. d
36)	Toxaphene...	7.715	8.328	94938	274596	99.864	91.374
37)	Toxaphene...	8.011	8.675	219547	335190	121.273	95.958
38)	Toxaphene...	8.330	8.708	431516	467877	124.996	87.573 #
39)	Toxaphene...	8.568	8.774	442500	752568	130.696	82.206 #
40)	Toxaphene...	8.801	8.953	346542	453357	137.777	89.678 #
41)	Toxaphene...	8.871	9.323	399552	432629	127.994	95.539 #
42)	Toxaphene...	0.000	0.000	0	0	N.D. d	N.D. d

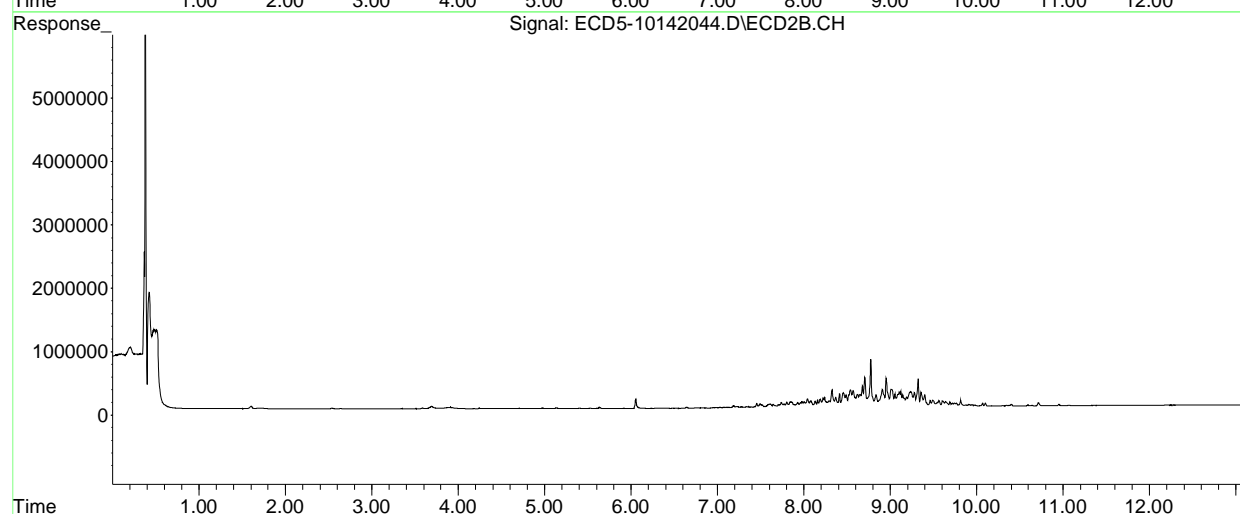
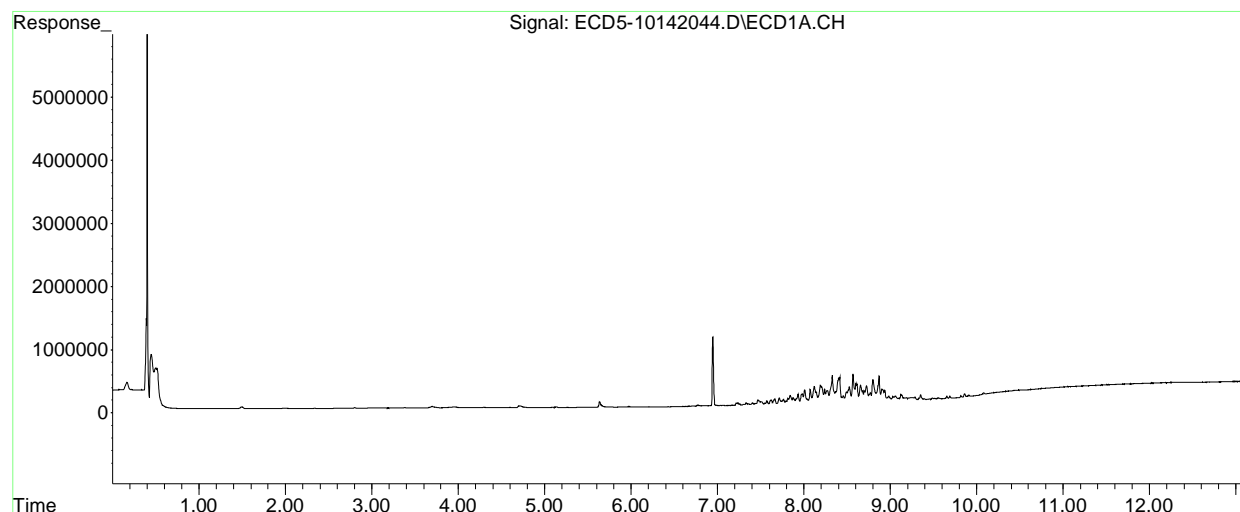
(f)=RT Delta > 1/2 Window (#)=Amounts differ by > 25% (m)=manual int.

Quantitation Report (QT Reviewed)

Data Path : C:\msdchem\1\data\2020-10\0J14056\
Data File : ECD5-10142044.D
Signal(s) : Signal #1: ECD1A.CH Signal #2: ECD2B.CH
Acq On : 15 Oct 2020 1:15
Operator : MJB
Sample : 0J14056-CALS
Misc : A20F065, TOX 100 ppb
ALS Vial : 34 (Sig #1); 0 (Sig #2) Sample Multiplier: 1

Integration File signal 1: PEST1.e
Integration File signal 2: PEST2.e
Quant Time: Oct 15 11:07:28 2020
Quant Method : C:\msdchem\1\methods\ECD5_QUANTPEST_201014.M
Quant Title : Instrument: DualECD5
QLast Update : Thu Oct 15 11:05:32 2020
Response via : Initial Calibration
Integrator: ChemStation 6890 Scale Mode: Small noise peaks clipped

Volume Inj. : 2uL
Signal #1 Phase : Rtx-CLPesticides Signal #2 Phase: Rtx-CLPesticides2
Signal #1 Info : 30m X 0.32mm X 0. Signal #2 Info : 30m X 0.32mm X 0.25um



Quantitation Report (QT Reviewed)

Data Path : C:\msdchem\1\data\2020-10\0J14056\
 Data File : ECD5-10142045.D
 Signal(s) : Signal #1: ECD1A.CH Signal #2: ECD2B.CH
 Acq On : 15 Oct 2020 1:33
 Operator : MJB
 Sample : 0J14056-CALT
 Misc : A20F066, TOX 200 ppb
 ALS Vial : 35 (Sig #1); 0 (Sig #2) Sample Multiplier: 1

MJB 10/15/20

Integration File signal 1: PEST1.e
 Integration File signal 2: PEST2.e
 Quant Time: Oct 15 11:08:04 2020
 Quant Method : C:\msdchem\1\methods\ECD5_QUANTPEST_201014.M
 Quant Title : Instrument: DualECD5
 QLast Update : Thu Oct 15 11:05:32 2020
 Response via : Initial Calibration
 Integrator: ChemStation 6890 Scale Mode: Small noise peaks clipped

Volume Inj. : 2uL
 Signal #1 Phase : Rtx-CLPesticides Signal #2 Phase: Rtx-CLPesticides2
 Signal #1 Info : 30m X 0.32mm X 0. Signal #2 Info : 30m X 0.32mm X 0.25um

Compound	RT#1	RT#2	Resp#1	Resp#2	ng/mL	ng/mL

System Monitoring Compounds						
1) S TCMX (S)	0.000	0.000	0	0	N.D. d	N.D. d
22) S DCBP (S)	0.000	0.000	0	0	N.D. d	N.D. d
Target Compounds						
2) a-BHC	0.000	0.000	0	0	N.D. d	N.D. d
3) g-BHC	0.000	0.000	0	0	N.D. d	N.D. d
4) b-BHC	0.000	0.000	0	0	N.D. d	N.D. d
5) Heptachlor	0.000	0.000	0	0	N.D. d	N.D. d
6) d-BHC	0.000	0.000	0	0	N.D. d	N.D. d
7) Aldrin	0.000	0.000	0	0	N.D. d	N.D. d
8) Heptachlo...	0.000	0.000	0	0	N.D. d	N.D. d
9) trans-Chl...	0.000	0.000	0	0	N.D. d	N.D. d
10) cis-Chlor...	0.000	0.000	0	0	N.D. d	N.D. d
11) Endosulfa...	0.000	0.000	0	0	N.D. d	N.D. d
12) 4,4'-DDE	0.000	0.000	0	0	N.D. d	N.D. d
13) Dieldrin	0.000	0.000	0	0	N.D. d	N.D. d
14) Endrin	0.000	0.000	0	0	N.D. d	N.D. d
15) 4,4'-DDD	0.000	0.000	0	0	N.D. d	N.D. d
16) Endosulfa...	0.000	0.000	0	0	N.D. d	N.D. d
17) 4,4'-DDT	0.000	0.000	0	0	N.D. d	N.D. d
18) Endrin Al...	0.000	0.000	0	0	N.D. d	N.D. d
19) Endosulfa...	0.000	0.000	0	0	N.D. d	N.D. d
20) Methoxychlor	0.000	0.000	0	0	N.D. d	N.D. d
21) Endrin Ke...	0.000	0.000	0	0	N.D. d	N.D. d
23) Hexachlor...	0.000	0.000	0	0	N.D. d	N.D. d
24) Hexachlor...	0.000	0.000	0	0	N.D. d	N.D. d
25) Oxychlorane	0.000	0.000	0	0	N.D. d	N.D. d
26) 2,4'-DDE	0.000	0.000	0	0	N.D. d	N.D. d

Quantitation Report (QT Reviewed)

Data Path : C:\msdchem\1\data\2020-10\0J14056\
 Data File : ECD5-10142045.D
 Signal(s) : Signal #1: ECD1A.CH Signal #2: ECD2B.CH
 Acq On : 15 Oct 2020 1:33
 Operator : MJB
 Sample : 0J14056-CALT
 Misc : A20F066, TOX 200 ppb
 ALS Vial : 35 (Sig #1); 0 (Sig #2) Sample Multiplier: 1

Integration File signal 1: PEST1.e
 Integration File signal 2: PEST2.e
 Quant Time: Oct 15 11:08:04 2020
 Quant Method : C:\msdchem\1\methods\ECD5_QUANTPEST_201014.M
 Quant Title : Instrument: DualECD5
 QLast Update : Thu Oct 15 11:05:32 2020
 Response via : Initial Calibration
 Integrator: ChemStation 6890 Scale Mode: Small noise peaks clipped

Volume Inj. : 2uL
 Signal #1 Phase : Rtx-CLPesticides Signal #2 Phase: Rtx-CLPesticides2
 Signal #1 Info : 30m X 0.32mm X 0. Signal #2 Info : 30m X 0.32mm X 0.25um

	Compound	RT#1	RT#2	Resp#1	Resp#2	ng/mL	ng/mL
27)	trans-Non...	0.000	0.000	0	0	N.D. d	N.D. d
28)	2,4'-DDD	0.000	0.000	0	0	N.D. d	N.D. d
29)	2,4'-DDT	0.000	0.000	0	0	N.D. d	N.D. d
30)	cis-Nonac...	0.000	0.000	0	0	N.D. d	N.D. d
31)	Mirex	0.000	0.000	0	0	N.D. d	N.D. d
32)	Chlordane...	0.000	0.000	0	0	N.D. d	N.D. d
33)	Chlordane...	0.000	0.000	0	0	N.D. d	N.D. d
34)	Chlordane...	0.000	0.000	0	0	N.D. d	N.D. d
35)	Chlordane...	0.000	0.000	0	0	N.D. d	N.D. d
36)	Toxaphene...	7.717	8.326	178948	511160	188.233	170.093
37)	Toxaphene...	8.010	8.675	399138	594557	220.476	170.209
38)	Toxaphene...	8.329	8.707	785098	849986	227.417	159.092 #
39)	Toxaphene...	8.568	8.774	806552	1427424	238.222	155.924 #
40)	Toxaphene...	8.803	8.952	636088	841042	252.893	166.365 #
41)	Toxaphene...	8.870	9.322	764046	844436	244.758	184.043
42)	Toxaphene...	0.000	0.000	0	0	N.D. d	N.D. d

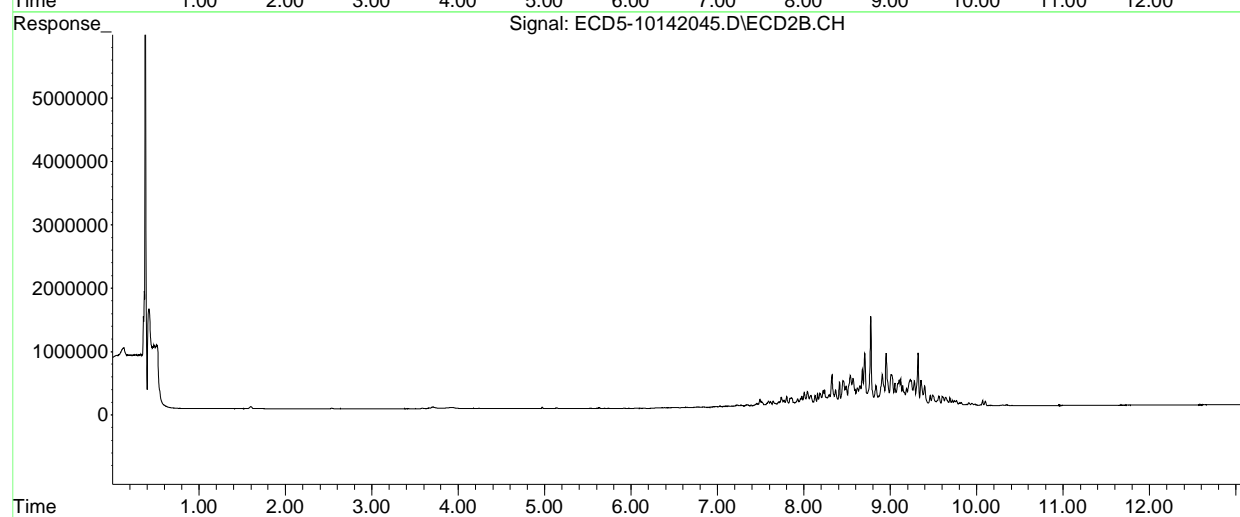
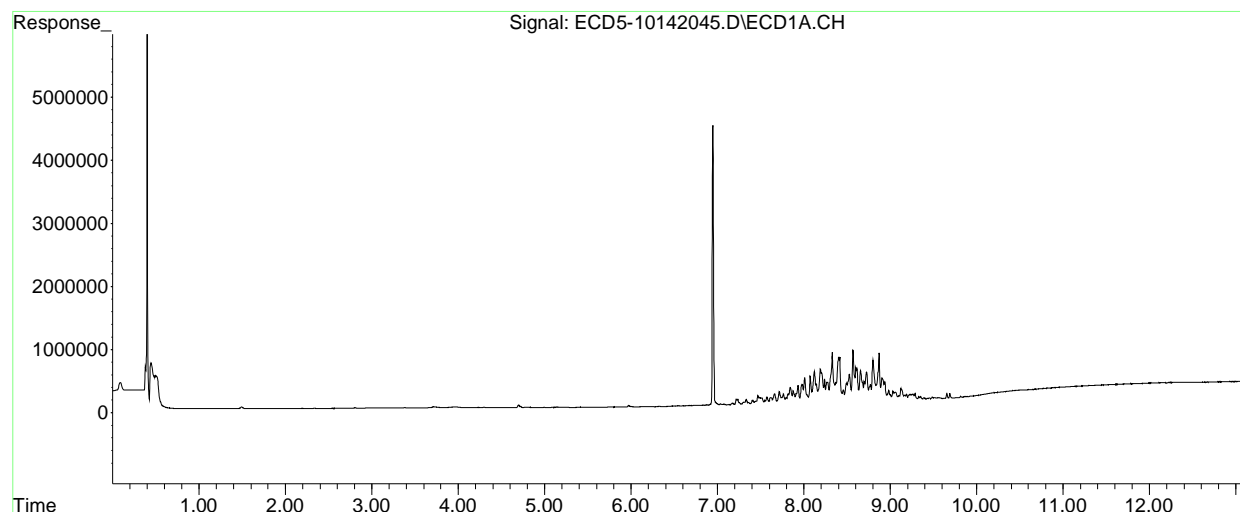
(f)=RT Delta > 1/2 Window (#)=Amounts differ by > 25% (m)=manual int.

Quantitation Report (QT Reviewed)

Data Path : C:\msdchem\1\data\2020-10\0J14056\
Data File : ECD5-10142045.D
Signal(s) : Signal #1: ECD1A.CH Signal #2: ECD2B.CH
Acq On : 15 Oct 2020 1:33
Operator : MJB
Sample : 0J14056-CALT
Misc : A20F066, TOX 200 ppb
ALS Vial : 35 (Sig #1); 0 (Sig #2) Sample Multiplier: 1

Integration File signal 1: PEST1.e
Integration File signal 2: PEST2.e
Quant Time: Oct 15 11:08:04 2020
Quant Method : C:\msdchem\1\methods\ECD5_QUANTPEST_201014.M
Quant Title : Instrument: DualECD5
QLast Update : Thu Oct 15 11:05:32 2020
Response via : Initial Calibration
Integrator: ChemStation 6890 Scale Mode: Small noise peaks clipped

Volume Inj. : 2uL
Signal #1 Phase : Rtx-CLPesticides Signal #2 Phase: Rtx-CLPesticides2
Signal #1 Info : 30m X 0.32mm X 0. Signal #2 Info : 30m X 0.32mm X 0.25um



Quantitation Report (QT Reviewed)

Data Path : C:\msdchem\1\data\2020-10\0J14056\
 Data File : ECD5-10142046.D
 Signal(s) : Signal #1: ECD1A.CH Signal #2: ECD2B.CH
 Acq On : 15 Oct 2020 1:50
 Operator : MJB
 Sample : 0J14056-CALU
 Misc : A20D430, TOX 500 ppb
 ALS Vial : 36 (Sig #1); 0 (Sig #2) Sample Multiplier: 1

MJB 10/15/20

Integration File signal 1: PEST1.e
 Integration File signal 2: PEST2.e
 Quant Time: Oct 15 11:05:24 2020
 Quant Method : C:\msdchem\1\methods\ECD5_QUANTPEST_201014.M
 Quant Title : Instrument: DualECD5
 QLast Update : Thu Oct 15 10:59:27 2020
 Response via : Initial Calibration
 Integrator: ChemStation 6890 Scale Mode: Small noise peaks clipped

Volume Inj. : 2uL
 Signal #1 Phase : Rtx-CLPesticides Signal #2 Phase: Rtx-CLPesticides2
 Signal #1 Info : 30m X 0.32mm X 0. Signal #2 Info : 30m X 0.32mm X 0.25um

Compound	RT#1	RT#2	Resp#1	Resp#2	ng/mL	ng/mL

System Monitoring Compounds						
1) S TCMX (S)	0.000	0.000	0	0	N.D. d	N.D. d
22) S DCBP (S)	0.000	0.000	0	0	N.D. d	N.D. d
Target Compounds						
2) a-BHC	0.000	0.000	0	0	N.D. d	N.D. d
3) g-BHC	0.000	0.000	0	0	N.D. d	N.D. d
4) b-BHC	0.000	0.000	0	0	N.D. d	N.D. d
5) Heptachlor	0.000	0.000	0	0	N.D. d	N.D. d
6) d-BHC	0.000	0.000	0	0	N.D. d	N.D. d
7) Aldrin	0.000	0.000	0	0	N.D. d	N.D. d
8) Heptachlo...	0.000	0.000	0	0	N.D. d	N.D. d
9) trans-Chl...	0.000	0.000	0	0	N.D. d	N.D. d
10) cis-Chlor...	0.000	0.000	0	0	N.D. d	N.D. d
11) Endosulfa...	0.000	0.000	0	0	N.D. d	N.D. d
12) 4,4'-DDE	0.000	0.000	0	0	N.D. d	N.D. d
13) Dieldrin	0.000	0.000	0	0	N.D. d	N.D. d
14) Endrin	0.000	0.000	0	0	N.D. d	N.D. d
15) 4,4'-DDD	0.000	0.000	0	0	N.D. d	N.D. d
16) Endosulfa...	0.000	0.000	0	0	N.D. d	N.D. d
17) 4,4'-DDT	0.000	0.000	0	0	N.D. d	N.D. d
18) Endrin Al...	0.000	0.000	0	0	N.D. d	N.D. d
19) Endosulfa...	0.000	0.000	0	0	N.D. d	N.D. d
20) Methoxychlor	0.000	0.000	0	0	N.D. d	N.D. d
21) Endrin Ke...	0.000	0.000	0	0	N.D. d	N.D. d
23) Hexachlor...	0.000	0.000	0	0	N.D. d	N.D. d
24) Hexachlor...	0.000	0.000	0	0	N.D. d	N.D. d
25) Oxychlorane	0.000	0.000	0	0	N.D. d	N.D. d
26) 2,4'-DDE	0.000	0.000	0	0	N.D. d	N.D. d

Quantitation Report (QT Reviewed)

Data Path : C:\msdchem\1\data\2020-10\0J14056\
 Data File : ECD5-10142046.D
 Signal(s) : Signal #1: ECD1A.CH Signal #2: ECD2B.CH
 Acq On : 15 Oct 2020 1:50
 Operator : MJB
 Sample : 0J14056-CALU
 Misc : A20D430, TOX 500 ppb
 ALS Vial : 36 (Sig #1); 0 (Sig #2) Sample Multiplier: 1

Integration File signal 1: PEST1.e
 Integration File signal 2: PEST2.e
 Quant Time: Oct 15 11:05:24 2020
 Quant Method : C:\msdchem\1\methods\ECD5_QUANTPEST_201014.M
 Quant Title : Instrument: DualECD5
 QLast Update : Thu Oct 15 10:59:27 2020
 Response via : Initial Calibration
 Integrator: ChemStation 6890 Scale Mode: Small noise peaks clipped

Volume Inj. : 2uL
 Signal #1 Phase : Rtx-CLPesticides Signal #2 Phase: Rtx-CLPesticides2
 Signal #1 Info : 30m X 0.32mm X 0. Signal #2 Info : 30m X 0.32mm X 0.25um

	Compound	RT#1	RT#2	Resp#1	Resp#2	ng/mL	ng/mL
27)	trans-Non...	0.000	0.000	0	0	N.D. d	N.D. d
28)	2,4'-DDD	0.000	0.000	0	0	N.D. d	N.D. d
29)	2,4'-DDT	0.000	0.000	0	0	N.D. d	N.D. d
30)	cis-Nonac...	0.000	0.000	0	0	N.D. d	N.D. d
31)	Mirex	0.000	0.000	0	0	N.D. d	N.D. d
32)	Chlordane...	0.000	0.000	0	0	N.D. d	N.D. d
33)	Chlordane...	0.000	0.000	0	0	N.D. d	N.D. d
34)	Chlordane...	0.000	0.000	0	0	N.D. d	N.D. d
35)	Chlordane...	0.000	0.000	0	0	N.D. d	N.D. d
36)	Toxaphene...	7.717	8.328	483885	1288935	508.992	428.904
37)	Toxaphene...	8.012	8.676	1053998	1582264	582.207	452.970
38)	Toxaphene...	8.330	8.708	2095888	2243365	607.110	419.891 #
39)	Toxaphene...	8.569	8.775	2211804	3834253	653.276	418.832 #
40)	Toxaphene...	8.803	8.954	1826728	2289232	726.263	452.830 #
41)	Toxaphene...	8.872	9.323	2040358	2250663	653.617	470.706 #
42)	Toxaphene...	0.000	0.000	0	0	N.D. d	N.D. d

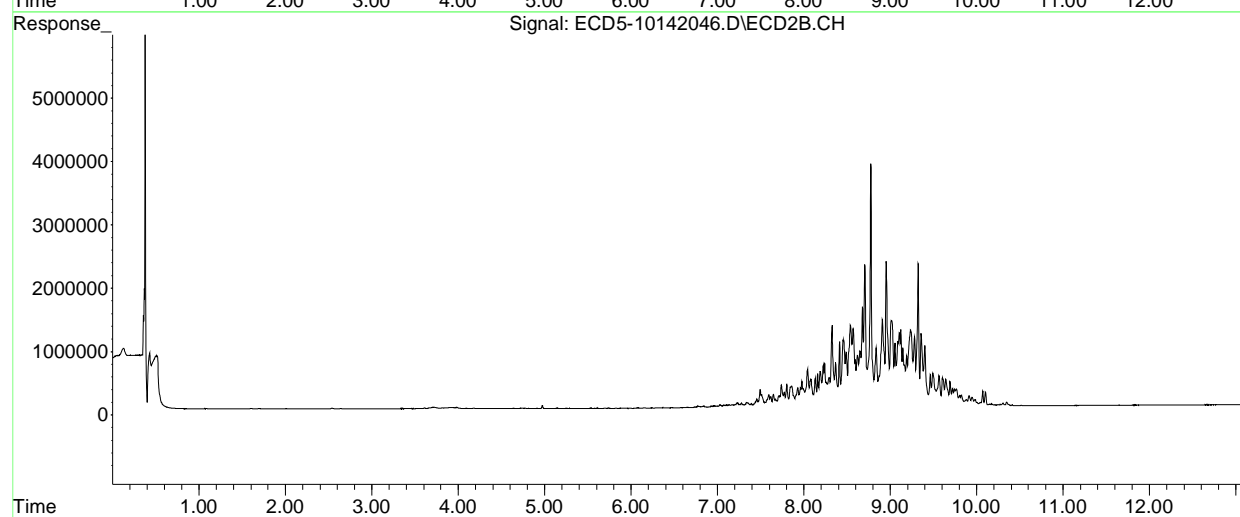
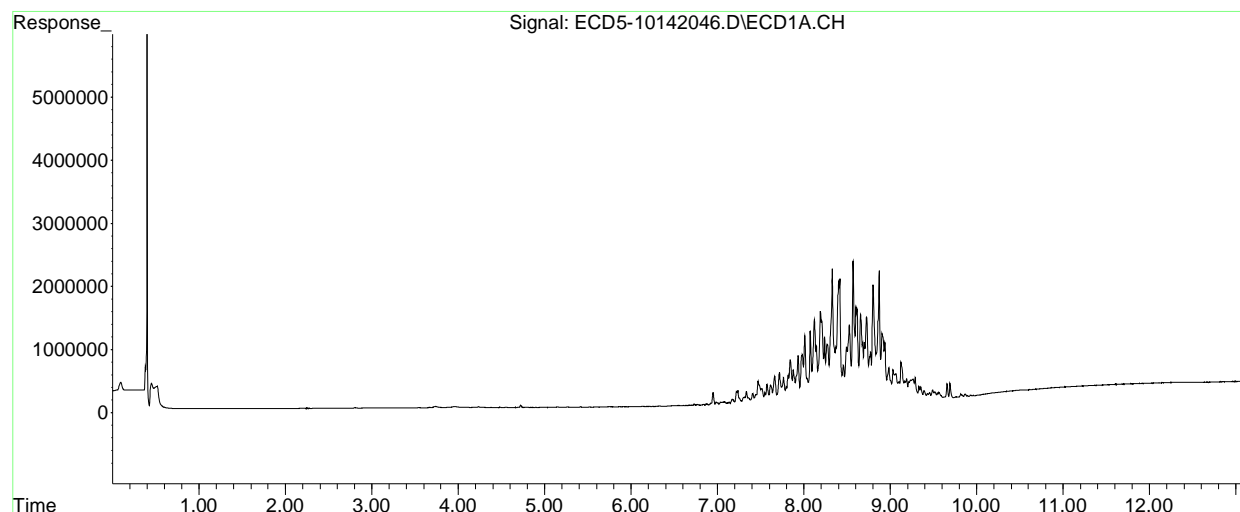
(f)=RT Delta > 1/2 Window (#)=Amounts differ by > 25% (m)=manual int.

Quantitation Report (QT Reviewed)

Data Path : C:\msdchem\1\data\2020-10\0J14056\
Data File : ECD5-10142046.D
Signal(s) : Signal #1: ECD1A.CH Signal #2: ECD2B.CH
Acq On : 15 Oct 2020 1:50
Operator : MJB
Sample : 0J14056-CALU
Misc : A20D430, TOX 500 ppb
ALS Vial : 36 (Sig #1); 0 (Sig #2) Sample Multiplier: 1

Integration File signal 1: PEST1.e
Integration File signal 2: PEST2.e
Quant Time: Oct 15 11:05:24 2020
Quant Method : C:\msdchem\1\methods\ECD5_QUANTPEST_201014.M
Quant Title : Instrument: DualECD5
QLast Update : Thu Oct 15 10:59:27 2020
Response via : Initial Calibration
Integrator: ChemStation 6890 Scale Mode: Small noise peaks clipped

Volume Inj. : 2uL
Signal #1 Phase : Rtx-CLPesticides Signal #2 Phase: Rtx-CLPesticides2
Signal #1 Info : 30m X 0.32mm X 0. Signal #2 Info : 30m X 0.32mm X 0.25um



Quantitation Report (QT Reviewed)

Data Path : C:\msdchem\1\data\2020-10\0J14056\
 Data File : ECD5-10142047.D
 Signal(s) : Signal #1: ECD1A.CH Signal #2: ECD2B.CH
 Acq On : 15 Oct 2020 2:07
 Operator : MJB
 Sample : 0J14056-CALV
 Misc : A20D431, TOX 1000 ppb
 ALS Vial : 37 (Sig #1); 0 (Sig #2) Sample Multiplier: 1

MJB 10/15/20

Integration File signal 1: PEST1.e
 Integration File signal 2: PEST2.e
 Quant Time: Oct 15 11:08:44 2020
 Quant Method : C:\msdchem\1\methods\ECD5_QUANTPEST_201014.M
 Quant Title : Instrument: DualECD5
 QLast Update : Thu Oct 15 11:05:32 2020
 Response via : Initial Calibration
 Integrator: ChemStation 6890 Scale Mode: Small noise peaks clipped

Volume Inj. : 2uL
 Signal #1 Phase : Rtx-CLPesticides Signal #2 Phase: Rtx-CLPesticides2
 Signal #1 Info : 30m X 0.32mm X 0. Signal #2 Info : 30m X 0.32mm X 0.25um

Compound	RT#1	RT#2	Resp#1	Resp#2	ng/mL	ng/mL

System Monitoring Compounds						
1) S TCMX (S)	0.000	0.000	0	0	N.D. d	N.D. d
22) S DCBP (S)	0.000	0.000	0	0	N.D. d	N.D. d
Target Compounds						
2) a-BHC	0.000	0.000	0	0	N.D. d	N.D. d
3) g-BHC	0.000	0.000	0	0	N.D. d	N.D. d
4) b-BHC	0.000	0.000	0	0	N.D. d	N.D. d
5) Heptachlor	0.000	0.000	0	0	N.D. d	N.D. d
6) d-BHC	0.000	0.000	0	0	N.D. d	N.D. d
7) Aldrin	0.000	0.000	0	0	N.D. d	N.D. d
8) Heptachlo...	0.000	0.000	0	0	N.D. d	N.D. d
9) trans-Chl...	0.000	0.000	0	0	N.D. d	N.D. d
10) cis-Chlor...	0.000	0.000	0	0	N.D. d	N.D. d
11) Endosulfa...	0.000	0.000	0	0	N.D. d	N.D. d
12) 4,4'-DDE	0.000	0.000	0	0	N.D. d	N.D. d
13) Dieldrin	0.000	0.000	0	0	N.D. d	N.D. d
14) Endrin	0.000	0.000	0	0	N.D. d	N.D. d
15) 4,4'-DDD	0.000	0.000	0	0	N.D. d	N.D. d
16) Endosulfa...	0.000	0.000	0	0	N.D. d	N.D. d
17) 4,4'-DDT	0.000	0.000	0	0	N.D. d	N.D. d
18) Endrin Al...	0.000	0.000	0	0	N.D. d	N.D. d
19) Endosulfa...	0.000	0.000	0	0	N.D. d	N.D. d
20) Methoxychlor	0.000	0.000	0	0	N.D. d	N.D. d
21) Endrin Ke...	0.000	0.000	0	0	N.D. d	N.D. d
23) Hexachlor...	0.000	0.000	0	0	N.D. d	N.D. d
24) Hexachlor...	0.000	0.000	0	0	N.D. d	N.D. d
25) Oxychlorane	0.000	0.000	0	0	N.D. d	N.D. d
26) 2,4'-DDE	0.000	0.000	0	0	N.D. d	N.D. d

Quantitation Report (QT Reviewed)

Data Path : C:\msdchem\1\data\2020-10\0J14056\
 Data File : ECD5-10142047.D
 Signal(s) : Signal #1: ECD1A.CH Signal #2: ECD2B.CH
 Acq On : 15 Oct 2020 2:07
 Operator : MJB
 Sample : 0J14056-CALV
 Misc : A20D431, TOX 1000 ppb
 ALS Vial : 37 (Sig #1); 0 (Sig #2) Sample Multiplier: 1

Integration File signal 1: PEST1.e
 Integration File signal 2: PEST2.e
 Quant Time: Oct 15 11:08:44 2020
 Quant Method : C:\msdchem\1\methods\ECD5_QUANTPEST_201014.M
 Quant Title : Instrument: DualECD5
 QLast Update : Thu Oct 15 11:05:32 2020
 Response via : Initial Calibration
 Integrator: ChemStation 6890 Scale Mode: Small noise peaks clipped

Volume Inj. : 2uL
 Signal #1 Phase : Rtx-CLPesticides Signal #2 Phase: Rtx-CLPesticides2
 Signal #1 Info : 30m X 0.32mm X 0. Signal #2 Info : 30m X 0.32mm X 0.25um

	Compound	RT#1	RT#2	Resp#1	Resp#2	ng/mL	ng/mL
27)	trans-Non...	0.000	0.000	0	0	N.D. d	N.D. d
28)	2,4'-DDD	0.000	0.000	0	0	N.D. d	N.D. d
29)	2,4'-DDT	0.000	0.000	0	0	N.D. d	N.D. d
30)	cis-Nonac...	0.000	0.000	0	0	N.D. d	N.D. d
31)	Mirex	0.000	0.000	0	0	N.D. d	N.D. d
32)	Chlordane...	0.000	0.000	0	0	N.D. d	N.D. d
33)	Chlordane...	0.000	0.000	0	0	N.D. d	N.D. d
34)	Chlordane...	0.000	0.000	0	0	N.D. d	N.D. d
35)	Chlordane...	0.000	0.000	0	0	N.D. d	N.D. d
36)	Toxaphene...	7.715	8.327	1035009	2707259	1088.710	900.864
37)	Toxaphene...	8.010	8.675	2113258	3275662	1167.321	937.755
38)	Toxaphene...	8.329	8.707	4402201	4734432	1275.173	886.145 #
39)	Toxaphene...	8.567	8.774	4563231	8114254	1347.792	886.355 #
40)	Toxaphene...	8.802	8.953	3713660	4805037	1476.460	950.478 #
41)	Toxaphene...	8.871	9.322	4173509	4795078	1336.961	940.610 #
42)	Toxaphene...	0.000	0.000	0	0	N.D. d	N.D. d

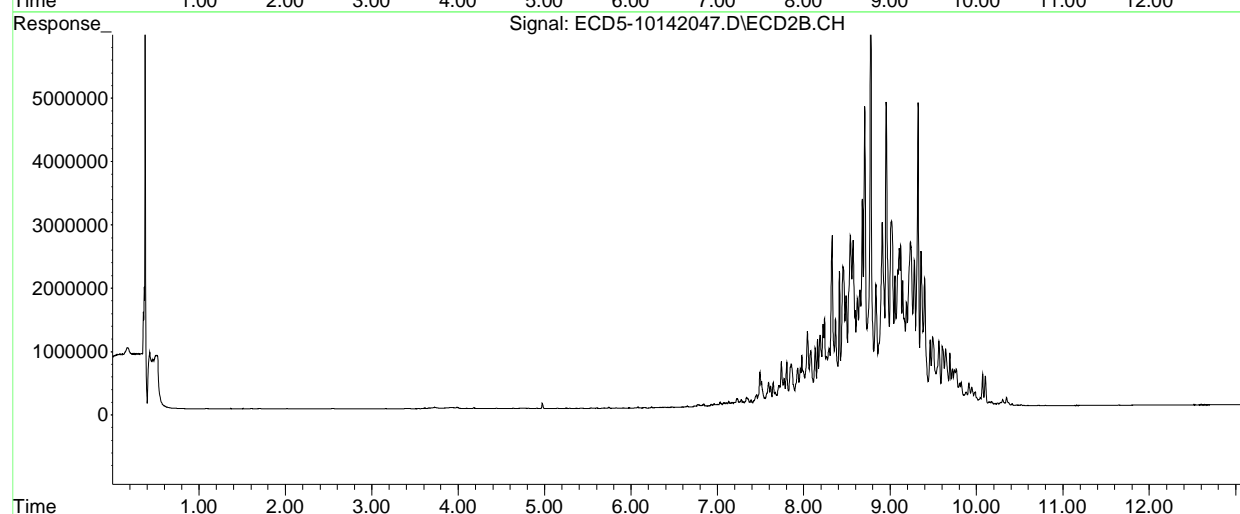
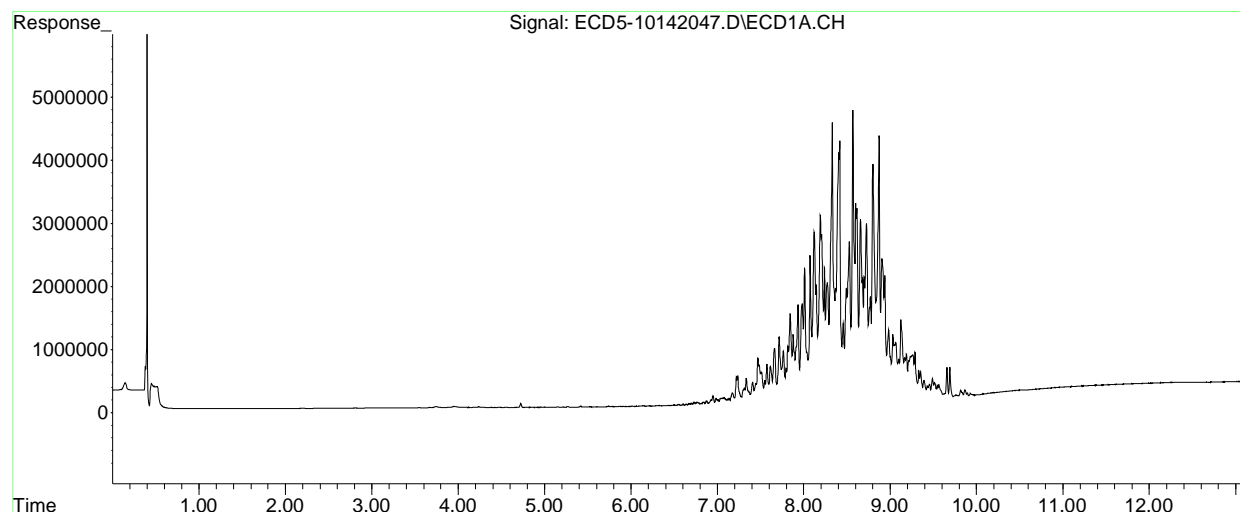
(f)=RT Delta > 1/2 Window (#)=Amounts differ by > 25% (m)=manual int.

Quantitation Report (QT Reviewed)

Data Path : C:\msdchem\1\data\2020-10\0J14056\
Data File : ECD5-10142047.D
Signal(s) : Signal #1: ECD1A.CH Signal #2: ECD2B.CH
Acq On : 15 Oct 2020 2:07
Operator : MJB
Sample : 0J14056-CALV
Misc : A20D431, TOX 1000 ppb
ALS Vial : 37 (Sig #1); 0 (Sig #2) Sample Multiplier: 1

Integration File signal 1: PEST1.e
Integration File signal 2: PEST2.e
Quant Time: Oct 15 11:08:44 2020
Quant Method : C:\msdchem\1\methods\ECD5_QUANTPEST_201014.M
Quant Title : Instrument: DualECD5
QLast Update : Thu Oct 15 11:05:32 2020
Response via : Initial Calibration
Integrator: ChemStation 6890 Scale Mode: Small noise peaks clipped

Volume Inj. : 2uL
Signal #1 Phase : Rtx-CLPesticides Signal #2 Phase: Rtx-CLPesticides2
Signal #1 Info : 30m X 0.32mm X 0. Signal #2 Info : 30m X 0.32mm X 0.25um



Quantitation Report (QT Reviewed)

Data Path : C:\msdchem\1\data\2020-10\0J14056\
 Data File : ECD5-10142048.D
 Signal(s) : Signal #1: ECD1A.CH Signal #2: ECD2B.CH
 Acq On : 15 Oct 2020 2:24
 Operator : MJB
 Sample : 0J14056-CALW MJB 10/15/20
 Misc : A20F063, TOX 2000 ppb
 ALS Vial : 38 (Sig #1); 0 (Sig #2) Sample Multiplier: 1

Integration File signal 1: PEST1.e
 Integration File signal 2: PEST2.e
 Quant Time: Oct 15 11:09:24 2020
 Quant Method : C:\msdchem\1\methods\ECD5_QUANTPEST_201014.M
 Quant Title : Instrument: DualECD5
 QLast Update : Thu Oct 15 11:05:32 2020
 Response via : Initial Calibration
 Integrator: ChemStation 6890 Scale Mode: Small noise peaks clipped

Volume Inj. : 2uL
 Signal #1 Phase : Rtx-CLPesticides Signal #2 Phase: Rtx-CLPesticides2
 Signal #1 Info : 30m X 0.32mm X 0. Signal #2 Info : 30m X 0.32mm X 0.25um

Compound	RT#1	RT#2	Resp#1	Resp#2	ng/mL	ng/mL

System Monitoring Compounds						
1) S TCMX (S)	0.000	0.000	0	0	N.D. d	N.D. d
22) S DCBP (S)	0.000	0.000	0	0	N.D. d	N.D. d
Target Compounds						
2) a-BHC	0.000	0.000	0	0	N.D. d	N.D. d
3) g-BHC	0.000	0.000	0	0	N.D. d	N.D. d
4) b-BHC	0.000	0.000	0	0	N.D. d	N.D. d
5) Heptachlor	0.000	0.000	0	0	N.D. d	N.D. d
6) d-BHC	0.000	0.000	0	0	N.D. d	N.D. d
7) Aldrin	0.000	0.000	0	0	N.D. d	N.D. d
8) Heptachlo...	0.000	0.000	0	0	N.D. d	N.D. d
9) trans-Chl...	0.000	0.000	0	0	N.D. d	N.D. d
10) cis-Chlor...	0.000	0.000	0	0	N.D. d	N.D. d
11) Endosulfa...	0.000	0.000	0	0	N.D. d	N.D. d
12) 4,4'-DDE	0.000	0.000	0	0	N.D. d	N.D. d
13) Dieldrin	0.000	0.000	0	0	N.D. d	N.D. d
14) Endrin	0.000	0.000	0	0	N.D. d	N.D. d
15) 4,4'-DDD	0.000	0.000	0	0	N.D. d	N.D. d
16) Endosulfa...	0.000	0.000	0	0	N.D. d	N.D. d
17) 4,4'-DDT	0.000	0.000	0	0	N.D. d	N.D. d
18) Endrin Al...	0.000	0.000	0	0	N.D. d	N.D. d
19) Endosulfa...	0.000	0.000	0	0	N.D. d	N.D. d
20) Methoxychlor	0.000	0.000	0	0	N.D. d	N.D. d
21) Endrin Ke...	0.000	0.000	0	0	N.D. d	N.D. d
23) Hexachlor...	0.000	0.000	0	0	N.D. d	N.D. d
24) Hexachlor...	0.000	0.000	0	0	N.D. d	N.D. d
25) Oxychlorane	0.000	0.000	0	0	N.D. d	N.D. d
26) 2,4'-DDE	0.000	0.000	0	0	N.D. d	N.D. d

Quantitation Report (QT Reviewed)

Data Path : C:\msdchem\1\data\2020-10\0J14056\
 Data File : ECD5-10142048.D
 Signal(s) : Signal #1: ECD1A.CH Signal #2: ECD2B.CH
 Acq On : 15 Oct 2020 2:24
 Operator : MJB
 Sample : 0J14056-CALW
 Misc : A20F063, TOX 2000 ppb
 ALS Vial : 38 (Sig #1); 0 (Sig #2) Sample Multiplier: 1

Integration File signal 1: PEST1.e
 Integration File signal 2: PEST2.e
 Quant Time: Oct 15 11:09:24 2020
 Quant Method : C:\msdchem\1\methods\ECD5_QUANTPEST_201014.M
 Quant Title : Instrument: DualECD5
 QLast Update : Thu Oct 15 11:05:32 2020
 Response via : Initial Calibration
 Integrator: ChemStation 6890 Scale Mode: Small noise peaks clipped

Volume Inj. : 2uL
 Signal #1 Phase : Rtx-CLPesticides Signal #2 Phase: Rtx-CLPesticides2
 Signal #1 Info : 30m X 0.32mm X 0. Signal #2 Info : 30m X 0.32mm X 0.25um

	Compound	RT#1	RT#2	Resp#1	Resp#2	ng/mL	ng/mL
27)	trans-Non...	0.000	0.000	0	0	N.D. d	N.D. d
28)	2,4'-DDD	0.000	0.000	0	0	N.D. d	N.D. d
29)	2,4'-DDT	0.000	0.000	0	0	N.D. d	N.D. d
30)	cis-Nonac...	0.000	0.000	0	0	N.D. d	N.D. d
31)	Mirex	0.000	0.000	0	0	N.D. d	N.D. d
32)	Chlordane...	0.000	0.000	0	0	N.D. d	N.D. d
33)	Chlordane...	0.000	0.000	0	0	N.D. d	N.D. d
34)	Chlordane...	0.000	0.000	0	0	N.D. d	N.D. d
35)	Chlordane...	0.000	0.000	0	0	N.D. d	N.D. d
36)	Toxaphene...	7.714	8.327	2060224	5550124	2167.120	1846.852
37)	Toxaphene...	8.009	8.674	4281496	6900893	2365.011	1975.584
38)	Toxaphene...	8.327	8.706	8901901	9929921	2578.589	1858.586 #
39)	Toxaphene...	8.566	8.773	9513358	16911794	2809.857	1847.348 #
40)	Toxaphene...	8.800	8.952	7646412	10015855	3040.027	1981.222 #
41)	Toxaphene...	8.870	9.321	8420013	10198707	2697.306	1797.281 #
42)	Toxaphene...	0.000	0.000	0	0	N.D. d	N.D. d

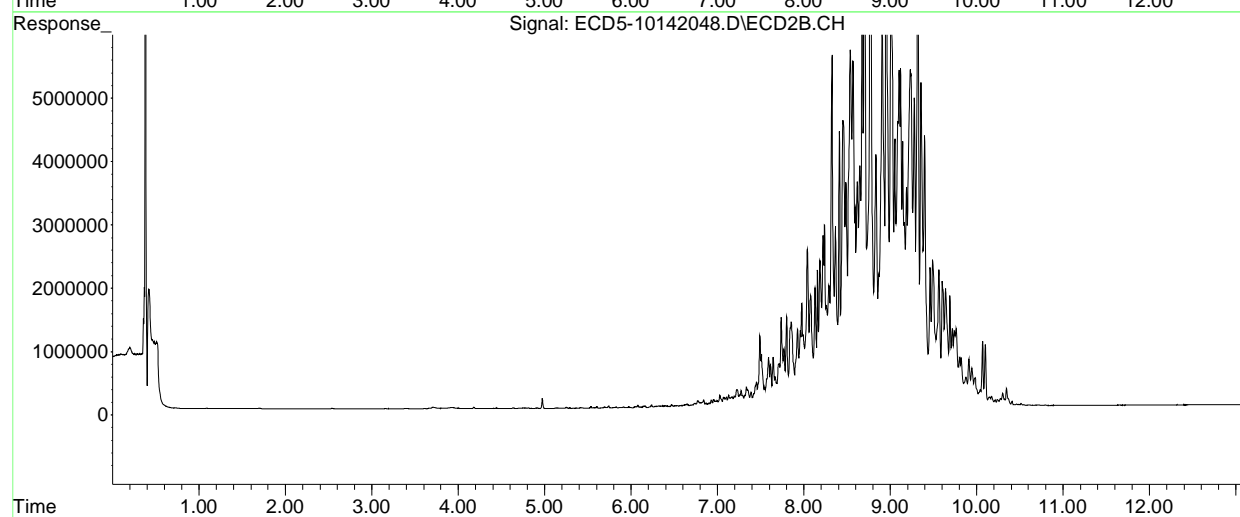
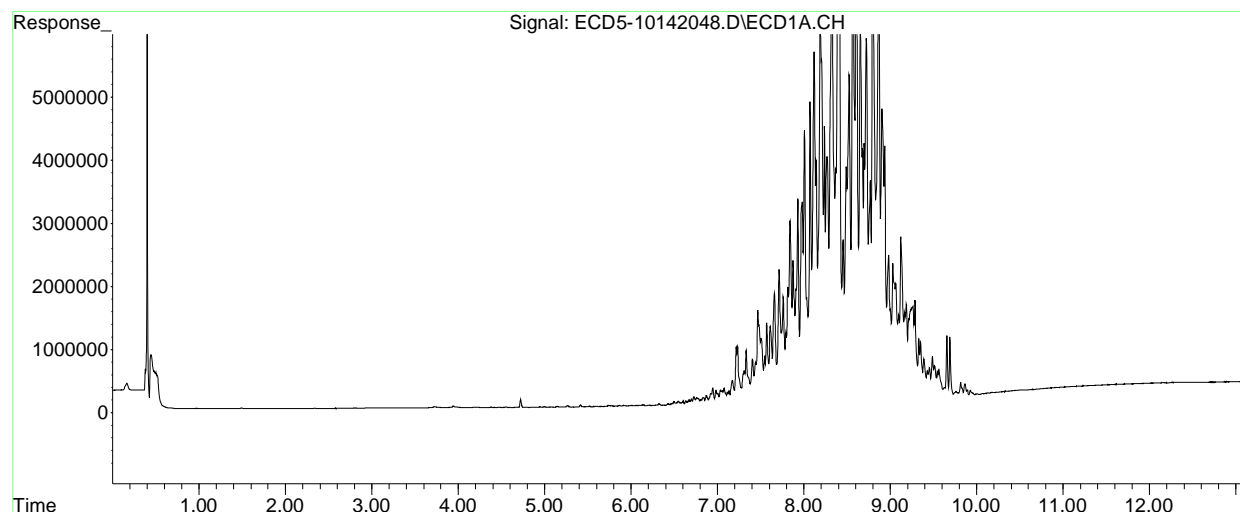
(f)=RT Delta > 1/2 Window (#)=Amounts differ by > 25% (m)=manual int.

Quantitation Report (QT Reviewed)

Data Path : C:\msdchem\1\data\2020-10\0J14056\
Data File : ECD5-10142048.D
Signal(s) : Signal #1: ECD1A.CH Signal #2: ECD2B.CH
Acq On : 15 Oct 2020 2:24
Operator : MJB
Sample : 0J14056-CALW
Misc : A20F063, TOX 2000 ppb
ALS Vial : 38 (Sig #1); 0 (Sig #2) Sample Multiplier: 1

Integration File signal 1: PEST1.e
Integration File signal 2: PEST2.e
Quant Time: Oct 15 11:09:24 2020
Quant Method : C:\msdchem\1\methods\ECD5_QUANTPEST_201014.M
Quant Title : Instrument: DualECD5
QLast Update : Thu Oct 15 11:05:32 2020
Response via : Initial Calibration
Integrator: ChemStation 6890 Scale Mode: Small noise peaks clipped

Volume Inj. : 2uL
Signal #1 Phase : Rtx-CLPesticides Signal #2 Phase: Rtx-CLPesticides2
Signal #1 Info : 30m X 0.32mm X 0. Signal #2 Info : 30m X 0.32mm X 0.25um



**Soluble Cyanide by UV Digestion/Gas Diffusion/Amperometric Detection
Benchsheet & Analysis Sequence Data (Including Calibration)**

Batch 0110763
Sequence 0K20018 (A0K0733-01,02,03,04,05)



Apex Laboratories
PREPARATION BENCH SHEET

JAN 07 2021

BATCH #: 0110763 (Soil)

Prep Method: ASTM D7511-12mod (S)

#	Lab Number	Analysis	Prepared	Initial (g)	Final (mL)	Spike ID	Source ID	ul Spike	ul Surr.	Sample ID	Extraction Comments	pH		
												<2	2-8	>11
	0110763-BLK1	QC	11/20/20 12:22	2.5	50									
	0110763-BS1	QC	11/20/20 12:22	2.5	50	A20H257		100						
	0110763-BS2	QC	11/20/20 12:22	2.5	50	A20J028		1000						
	A0K0733-01	B Cyanide, Total (ASTM D7511, OIA)	11/20/20 12:33	2.5387	50					USMPDI-013SG-201116				
	A0K0733-01RE1	B Cyanide, Total (ASTM D7511, OIA)	11/20/20 12:33	2.5387	50					USMPDI-013SG-201116	Added 11/20/2020 by jkp			
	A0K0733-01RE2	B Cyanide, Total (ASTM D7511, OIA)	11/20/20 12:33	2.5387	50					USMPDI-013SG-201116	Added 11/20/2020 by jkp			
	A0K0733-01RE3	B Cyanide, Total (ASTM D7511, OIA)	11/20/20 12:33	2.5387	50					USMPDI-013SG-201116	Added 11/23/2020 by jkp			
	A0K0733-02	B Cyanide, Total (ASTM D7511, OIA)	11/20/20 12:33	2.525	50					USMPDI-014SG-201116				
	A0K0733-02RE1	B Cyanide, Total (ASTM D7511, OIA)	11/20/20 12:33	2.525	50					USMPDI-014SG-201116	Added 11/20/2020 by jkp			
	A0K0733-02RE2	B Cyanide, Total (ASTM D7511, OIA)	11/20/20 12:33	2.525	50					USMPDI-014SG-201116	Added 11/20/2020 by jkp			
	A0K0733-02RE3	B Cyanide, Total (ASTM D7511, OIA)	11/20/20 12:33	2.525	50					USMPDI-014SG-201116	Added 11/23/2020 by jkp			
	A0K0733-03	C Cyanide, Total (ASTM D7511, OIA)	11/20/20 12:33	2.5337	50					USMPDI-018SG-201116	MS/MSD			
	0110763-MS1	QC	11/20/20 12:22	2.5585	50	A20H320	A0K0733-03 ✓	200						
	0110763-MSD1	QC	11/20/20 12:22	2.5024	50	A20H320	A0K0733-03	200						
	A0K0733-03RE1	C Cyanide, Total (ASTM D7511, OIA)	11/20/20 12:33	2.5337	50					USMPDI-018SG-201116	MS/MSD			
	0110763-MS2	QC	11/20/20 12:22	2.5585	50	A20H320	A0K0733-03RE1 ✓	200			2x			
	0110763-MSD2	QC	11/20/20 12:22	2.5024	50	A20H320	A0K0733-03RE1	200			2x	OK 12/31/20		
	A0K0733-03RE2	C Cyanide, Total (ASTM D7511, OIA)	11/20/20 12:33	2.5337	50					USMPDI-018SG-201116	MS/MSD			
	0110763-MS3	QC	11/20/20 12:22	2.5585	50	A20H320	A0K0733-03RE2 ✓	200			2x			
	0110763-MSD3	QC	11/20/20 12:22	2.5024	50	A20H320	A0K0733-03RE2	200			2x	OK 12/31/20		
	A0K0733-03RE3	C Cyanide, Total (ASTM D7511, OIA)	11/20/20 12:33	2.5337	50					USMPDI-018SG-201116	MS/MSD			
	0110763-MS4	QC	11/20/20 12:22	2.5585	50	A20H320	A0K0733-03RE3 ✓	200			5x			
	0110763-MSD4	QC	11/20/20 12:22	2.5024	50	A20H320	A0K0733-03RE3	200			5x	OK 12/31/20		

CLM 12/31/2020

OK

12/31/20

Prepared By: _____ Date

Reviewed By: _____ Date

Apex Laboratories
PREPARATION BENCH SHEET

BATCH #: 0110763 (Soil)

Prep Method: ASTM D7511-12mod (S)

#	Lab Number	Analysis	Prepared	Initial (g)	Final (mL)	Spike ID	Source ID	ul Spike	ul Surr.	Sample ID	Extraction Comments	pH		
												<2	5	>11
	A0K0733-04	B Cyanide, Total (ASTM D7511, OIA)	11/20/20 12:33	2.5668	50					USMPDI-022SG-201116				
	A0K0733-04RE1	B Cyanide, Total (ASTM D7511, OIA)	11/20/20 12:33	2.5668	50					USMPDI-022SG-201116	Added 11/20/2020 by jkp			
	A0K0733-04RE2	B Cyanide, Total (ASTM D7511, OIA)	11/20/20 12:33	2.5668	50					USMPDI-022SG-201116	Added 11/20/2020 by jkp			
	A0K0733-04RE3	B Cyanide, Total (ASTM D7511, OIA)	11/20/20 12:33	2.5668	50					USMPDI-022SG-201116	Added 11/23/2020 by jkp			
	A0K0733-05	B Cyanide, Total (ASTM D7511, OIA)	11/20/20 12:33	2.5296	50					USMPDI-1022S G-201116				
	A0K0733-05RE1	B Cyanide, Total (ASTM D7511, OIA)	11/20/20 12:33	2.5296	50					USMPDI-1022S G-201116	Added 11/20/2020 by jkp			
	A0K0733-05RE2	B Cyanide, Total (ASTM D7511, OIA)	11/20/20 12:33	2.5296	50					USMPDI-1022S G-201116	Added 11/20/2020 by jkp			
	A0K0733-05RE3	B Cyanide, Total (ASTM D7511, OIA)	11/20/20 12:33	2.5296	50					USMPDI-1022S G-201116	Added 11/23/2020 by jkp			

Standards/Reagents

Reagent(s)			Analyte Spike(s)			Surrogate(s)		
Std ID	Exp. Date	Description	Std ID	Exp. Date	Description	Std ID	Exp. Date	Description
A19L373	12/31/29	Syringe Filters, 0.45 um PP	A20H257	12/05/20	Cyanide working -2- TOTAL			
A20G015	12/28/20	0.1 N NaOH	A20H320	01/31/21	Cyanide working -1-			
A20H410	08/24/29	Air pillow for OIA Total CN	A20J028	03/31/21	Total CN Challenge Mtx. Stock Solution			
A20I340	03/23/21	Total CN-TA1 working						
A20I341	03/23/21	Total CN-TA2/SAR-working						

Prepared By: _____ Date _____

Reviewed By: _____ Date _____



ELEMENT SEQUENCE LOG

Apex Laboratories

NOV 25 2020

Sequence: 0K20018 ✓

Instrument: OIA FS3000-2

Date: 11/20/20 08:19

Calibration: A0K2001 ✓

#	Lab Number	Matrix	Analysis	Client	Due	Batch	ISTD ID	STD ID
1	0K20018-CAL1	Soil	QC	QC				
2	0K20018-CAL2	Soil	QC	QC				A20H332 ✓
3	0K20018-CAL3	Soil	QC	QC				A20H328 ✓
4	0K20018-CAL4	Soil	QC	QC				A20H327 ✓
5	0K20018-CAL5	Soil	QC	QC				A20H325 ✓
6	0K20018-CAL6	Soil	QC	QC				A20H323 ✓
7	0K20018-CAL7	Soil	QC	QC				A20H321 ✓
8	0K20018-ICV1	Soil	QC	QC				A20K295 ✓
9	0K20018-ICB1	Soil	QC	QC				
10	0110681-BS3	Soil	QC	QC		0110681		
11	0110681-BLK2	Soil	QC	QC		0110681		
12	0110681-BS2	Soil	QC	QC		0110681		
13	A0K0578-08RE1	Soil	Cyanide, Total (ASTM D7511, OIA)	Anchor QEA, LLC	11/25/20	0110681		
14	0110681-MS3	Soil	QC	QC		0110681		
15	0110681-MSD3	Soil	QC	QC		0110681		
16	A0K0578-37RE1	Soil	Cyanide, Total (ASTM D7511, OIA)	Anchor QEA, LLC	11/25/20	0110681		
17	A0K0582-07RE1	Soil	Cyanide, Total (ASTM D7511, OIA)	Anchor QEA, LLC	11/30/20	0110681		
18	A0K0582-09RE1	Soil	Cyanide, Total (ASTM D7511, OIA)	Anchor QEA, LLC	11/30/20	0110681		
19	A0K0582-10RE1	Soil	Cyanide, Total (ASTM D7511, OIA)	Anchor QEA, LLC	11/30/20	0110681		
20	0K20018-CCV1	Soil	QC	QC				A20H323 ✓
21	0K20018-CCB1	Soil	QC	QC				
22	A0K0578-21RE1	Soil	Cyanide, Total (ASTM D7511, OIA)	Anchor QEA, LLC	11/25/20	0110610		
23	0110610-MS3	Soil	QC	QC		0110610		
24	0110610-MSD3	Soil	QC	QC		0110610		
25	A0K0578-23RE1	Soil	Cyanide, Total (ASTM D7511, OIA)	Anchor QEA, LLC	11/25/20	0110610		
26	A0K0578-24RE1	Soil	Cyanide, Total (ASTM D7511, OIA)	Anchor QEA, LLC	11/25/20	0110610		
27	A0K0578-26RE1	Soil	Cyanide, Total (ASTM D7511, OIA)	Anchor QEA, LLC	11/25/20	0110610		
28	A0K0578-27RE1	Soil	Cyanide, Total (ASTM D7511, OIA)	Anchor QEA, LLC	11/25/20	0110610		
29	A0K0578-32RE1	Soil	Cyanide, Total (ASTM D7511, OIA)	Anchor QEA, LLC	11/25/20	0110610		
30	A0K0578-33RE1	Soil	Cyanide, Total (ASTM D7511, OIA)	Anchor QEA, LLC	11/25/20	0110610		
31	A0K0578-34RE1	Soil	Cyanide, Total (ASTM D7511, OIA)	Anchor QEA, LLC	11/25/20	0110610		
32	0K20018-CCV2	Soil	QC	QC				A20H323 ✓
33	0K20018-CCB2	Soil	QC	QC				
34	A0K0578-35RE1	Soil	Cyanide, Total (ASTM D7511, OIA)	Anchor QEA, LLC	11/25/20	0110610		
35	A0K0578-36RE1	Soil	Cyanide, Total (ASTM D7511, OIA)	Anchor QEA, LLC	11/25/20	0110610		
36	0K20018-CCV3	Soil	QC	QC				A20H323,
37	0K20018-CCB3	Soil	QC	QC				
38	A0K0582-07RE2	Soil	Cyanide, Total (ASTM D7511, OIA)	Anchor QEA, LLC	11/30/20	0110681		
39	A0K0582-09RE2	Soil	Cyanide, Total (ASTM D7511, OIA)	Anchor QEA, LLC	11/30/20	0110681		
40	A0K0578-33RE2	Soil	Cyanide, Total (ASTM D7511, OIA)	Anchor QEA, LLC	11/25/20	0110610		
41	0K20018-CCV4	Soil	QC	QC				A20H323 ✓
42	0K20018-CCB4	Soil	QC	QC				
43	0110761-BLK1	Water	QC	QC		0110761		
44	0110761-BS1	Water	QC	QC		0110761		
45	A0K0597-01RE1	Water	Cyanide, Total (ASTM D7511, OIA)		12/01/20	0110761		
46	0110761-MS1	Water	QC	QC		0110761		
47	0110761-MSD1	Water	QC	QC		0110761		
48	A0K0597-02RE1	Water	Cyanide, Total (ASTM D7511, OIA)		12/01/20	0110761		
49	A0K0597-03RE1	Water	Cyanide, Total (ASTM D7511, OIA)		12/01/20	0110761		
50	A0K0597-04RE1	Water	Cyanide, Total (ASTM D7511, OIA)		12/01/20	0110761		
51	A0K0597-05RE1	Water	Cyanide, Total (ASTM D7511, OIA)		12/01/20	0110761		

Sequence:

OK20018

Instrument:

OIA FS3000-2

Date:

11/20/20 08:19

Calibration:

A0K2001

#	Lab Number	Matrix	Analysis	Client	Due	Batch	ISTD ID	STD ID
52	A0K0656-01RE1	Water	Cyanide, Total (ASTM D7511, OIA)		12/03/20	0110761		
53	OK20018-CCV5	Soil	QC	QC				A20H323 ✓
54	OK20018-CCB5	Soil	QC	QC				
55	A0K0669-07RE1	Water	Cyanide, Total (ASTM D7511, OIA)		12/03/20	0110761		
56	A0K0673-01RE1	Water	Cyanide, Total (ASTM D7511, OIA)		12/03/20	0110761		
57	A0K0648-02RE1	Water	Cyanide, Total (ASTM D7511, OIA)		12/02/20	0110761		
58	OK20018-CCV6	Soil	QC	QC				A20H323 ✓
59	OK20018-CCB6	Soil	QC	QC				
60	0110763-BLK1	Soil	QC	QC		0110763		
61	0110763-BS1	Soil	QC	QC		0110763		
62	A0K0733-01	Soil	Cyanide, Total (ASTM D7511, OIA)	Anchor QEA, LLC	12/03/20	0110763		
63	A0K0733-02	Soil	Cyanide, Total (ASTM D7511, OIA)	Anchor QEA, LLC	12/03/20	0110763		
64	A0K0733-03	Soil	Cyanide, Total (ASTM D7511, OIA)	Anchor QEA, LLC	12/03/20	0110763		
65	0110763-MS1	Soil	QC	QC		0110763		
66	0110763-MSD1	Soil	QC	QC		0110763		
67	A0K0733-04	Soil	Cyanide, Total (ASTM D7511, OIA)	Anchor QEA, LLC	12/03/20	0110763		
68	A0K0733-05	Soil	Cyanide, Total (ASTM D7511, OIA)	Anchor QEA, LLC	12/03/20	0110763		
69	OK20018-CCV7	Soil	QC	QC				A20H323 ✓
70	OK20018-CCB7	Soil	QC	QC				
71	A0K0733-01RE1	Soil	Cyanide, Total (ASTM D7511, OIA)	Anchor QEA, LLC	12/03/20	0110763		
72	A0K0733-02RE1	Soil	Cyanide, Total (ASTM D7511, OIA)	Anchor QEA, LLC	12/03/20	0110763		
73	A0K0733-03RE1	Soil	Cyanide, Total (ASTM D7511, OIA)	Anchor QEA, LLC	12/03/20	0110763		
74	0110763-MS2	Soil	QC	QC		0110763		
75	0110763-MSD2	Soil	QC	QC		0110763		
76	A0K0733-04RE1	Soil	Cyanide, Total (ASTM D7511, OIA)	Anchor QEA, LLC	12/03/20	0110763		
77	A0K0733-05RE1	Soil	Cyanide, Total (ASTM D7511, OIA)	Anchor QEA, LLC	12/03/20	0110763		
78	OK20018-CCV8	Soil	QC	QC				A20H323 ✓
79	OK20018-CCB8	Soil	QC	QC				

Comments:

Data Entered By/Date: JKP 11-20-20

Data Reviewed By/Date: [Signature] 11/24/2020

Run Results Report

Apex Laboratories OIA FS3000-2

Operator Name jkp
 Operator ID jkp
 Platform FS III/IV/3100
 Software Rev Code 234
 Data system ID 57
 Result path C:\FLOW_4\OK20018.RST
 Sample table path C:\FLOW_4\totcn50.tbl
 Method path C:\FLOW_4\totcn50.mth
 Date acquired 20-Nov-20
 Time acquired 15:08

Saved as OK20018B JKP 11-24-20

----- TOTAL CN 50ppb -----

Name	Response	Calc [ppb]	Flags	Mean Response	Mean Calc [ppb]	RSD
Sync 25 ppb	1207252	26.872				
Sync 25 ppb	1230087	27.360				
Sync 25 ppb	1215777	27.055				
(Statistics)				1217706	27.096	.948%
Carryover	36755	2.131				
Read Baseline	19783	1.776	BL			
Cal 0.0 ppb	-60932	0.091				
Cal 1.0 ppb	-28536	0.767				
Cal 2.0 ppb	12260	1.619				
Cal 5.0 ppb	144058	4.376				
Cal 10.0 ppb	383124	9.395				
Cal 25.0 ppb	1142695	25.493				
Cal 50.0 ppb	2273832	49.895				
Read Baseline	17960	1.738	BL			
OK20018-ICV1	1062569	23.784				
OK20018-ICB1	17448	1.728				
Read Baseline	9205	1.555	BL			
0110681-BS3	162326	4.759				
0110681-BLK2	-18521	0.976				
0110681-BS2	884324	19.992				
Read Baseline	27507	1.938	BL			
AOK0578-08RE1	57765	2.570				
0110681-MS3	488562	11.616				
0100681-MSD3	503209	11.925				
Read Baseline	-6399	1.229	BL			
AOK0578-37RE1	51271	2.434				
AOK0582-07RE102	12045550	282.047	HI			

*.948% < 3%
OK
11/24/2020*

Over range. JKP 11-20-20

*JKP
11-20-20*

Result path C:\FLOW_4\OK20018.RST
 Sample table path C:\FLOW_4\totcn50.tbl
 Method path C:\FLOW_4\totcn50.mth
 Date acquired 20-Nov-20
 Time acquired 15:08

----- TOTAL CN 50ppb -----

Name	Response	Calc [ppb]	Flags	Mean Response	Mean Calc [ppb]	RSD
AOK0582-09RE1	666772	15.380-	FL			
AOK0582-10RE1	494246	11.736-	FL			
Read Baseline	2147	1.408	BL			
OK20018-CCV1	1166826	26.009-				
OK20018-CCB1	24212	1.869-				
Read Baseline	5104	1.470	BL			
AOK0578-21RE1@2-	2092199	45.942-				
0110610-MS3@2 -	1998788	43.915-				
0110610-MSD3@2 ✓	1815484	39.946-				
Read Baseline	19055	1.761	BL			
AOK0578-23RE1@4✓	2094898	46.001-				
AOK0578-24RE1	617084	14.329-				
AOK0578-26RE1	191936	5.380-				
Read Baseline	-10968	1.134	BL			
AOK0578-27RE1	161531	4.742-				
AOK0578-32RE1@4 -	1418141	31.388✓				
AOK0578-33RE1@50-	2723889	59.747-	HI	<i>Over range. JKP 11-20-20</i>		
AOK0578-34RE1@40-	1773707	39.043-	FL			
Read Baseline	4045	1.447	BL			
OK20018-CCV2	1186172	26.422-				
OK20018-CCB2	-16186	1.025-				
Read Baseline	-15175	1.046	BL			
AOK0578-35RE1	313701	7.935-				
AOK0578-36RE1	143642	4.368✓				
Read Baseline	-3189	1.296	BL			
OK20018-CCV3	1208470	26.898-				
OK20018-CCB3	16254	1.703✓				
Read Baseline	20719	1.796	BL			
AOK0582-07RE2@20-	1690753	37.252-				
AOK0582-09RE2	623009	14.454✓				
AOK0578-33RE2@100	1238967	27.550-				
Read Baseline	7378	1.517	BL			
OK20018-CCV4	1194516	26.600✓				
OK20018-CCB4	-5385	1.251-				
Read Baseline	8734	1.545	BL			
0110761-BLK1	-44461	0.435-				
0110761-BS1	1193313	26.574✓				

JKP
11-20-20

Result path C:\FLOW_4\OK20018.RST
 Sample table path C:\FLOW_4\totcn50.tbl
 Method path C:\FLOW_4\totcn50.mth
 Date acquired 20-Nov-20
 Time acquired 15:08

----- TOTAL CN 50ppb -----

Name	Response	Calc [ppb]	Flags	Mean Response	Mean Calc [ppb]	RSD
AOK0597-01RE1	16666	1.711				
Read Baseline	7171	1.513	BL			
0110761-MS1	1263421	28.073				
0110761-MSD1	1310594	29.083				
AOK0597-02RE1	42766	2.257				
Read Baseline	3617	1.439	BL			
AOK0597-03RE1	15743	1.692				
AOK0597-04RE1	28663	1.962				
AOK0597-05RE1	-14883	1.052				
AOK0656-01RE1 <i>JLP 11-24-20</i>	-3788	1.284				
Read Baseline	-11144	1.130	BL			
OK20018-CCV5	1194745	26.605				
OK20018-CCB5	-13869	1.073				
Read Baseline	-14599	1.058	BL			
AOK0669-07RE1	-83372	-0.377	LO			
AOK0673-01RE1	-182270	-2.438	LO			
AOK0648-02RE1@50	537431	12.647				
Read Baseline	-36527	0.600	BL			
OK20018-CCV6	1124696	25.109				
OK20018-CCB6	-55743	0.199				
Read Baseline	-4864	1.261	BL			
0110763-BLK1	13955	1.655				
0110763-BS1	1009765	22.659				
AOK0733-01@10	189784	5.334				
Read Baseline	-3413	1.292	BL			
AOK0733-02@10	122894	3.933				
AOK0733-03@10	118701	3.845				
0110763-MS1@10	303971	7.731				
Read Baseline	8185	1.534	BL			
0110763-MSD1@10	330825	8.295				
AOK0733-04@10	230679	6.192				
AOK0733-05@10	221403	5.998				
Read Baseline	-4383	1.271	BL			
OK20018-CCV7	1238005	27.530				
OK20018-CCB7	14778	1.672				
Read Baseline	5815	1.484	BL			
AOK0733-01RE1@2	867001	19.624				

JLP
11-20-20

Result path C:\FLOW_4\OK20018.RST
 Sample table path C:\FLOW_4\totcn50.tbl
 Method path C:\FLOW_4\totcn50.mth
 Date acquired 20-Nov-20
 Time acquired 15:08

----- TOTAL CN 50ppb -----

Name	Response	Calc [ppb]	Flags	Mean Response	Mean Calc [ppb]	RSD
AOK0733-02RE1@2-	628497	14.570-				
AOK0733-03RE1@2 ✓	612785	14.238-				
Read Baseline	-5406	1.250	BL			
0110763-MS2@2-	1501435	33.177-				
0110763-MSD2@2-	1547633	34.170				
AOK0733-04RE1@2-	1103001	24.646-				
AOK0733-05RE1@2-	1097366	24.526-				
Read Baseline	1331	1.391	BL			
OK20018-CCV8	1254131	27.875				
OK20018-CCB8	-18532	0.976				
Read Baseline	-24968	0.842	BL			

JKP
11-20-20

Run Results Report

Apex Laboratories OIA FS3000-2

Operator Name jkp
 Operator ID jkp
 Platform FS III/IV/3100
 Software Rev Code 234
 Data system ID 57

Result path C:\FLOW_4\OK20018.RST
 Sample table path C:\FLOW_4\totcn50.tbl
 Method path C:\FLOW_4\totcn50.mth
 Date acquired 20-Nov-20
 Time acquired 15:08

Date	Time	Cup	Name
20-Nov-20	10:31	106	Sync 25 ppb
20-Nov-20	10:33	106	Sync 25 ppb
20-Nov-20	10:35	106	Sync 25 ppb
			.(Statistics)
20-Nov-20	10:37	0	Carryover
20-Nov-20	10:39	0	Read Baseline
20-Nov-20	10:41	101	Cal 0.0 ppb
20-Nov-20	10:43	102	Cal 1.0 ppb
20-Nov-20	10:45	103	Cal 2.0 ppb
20-Nov-20	10:47	104	Cal 5.0 ppb
20-Nov-20	10:49	105	Cal 10.0 ppb
20-Nov-20	10:51	106	Cal 25.0 ppb
20-Nov-20	10:53	107	Cal 50.0 ppb
20-Nov-20	10:55	0	Read Baseline
20-Nov-20	10:57	108	OK20018-ICV1
20-Nov-20	10:59	0	OK20018-ICB1
20-Nov-20	11:01	0	Read Baseline
20-Nov-20	11:03	109	0110681-BS3
20-Nov-20	11:05	110	0110681-BLK2
20-Nov-20	11:07	111	0110681-BS2
20-Nov-20	11:09	0	Read Baseline
20-Nov-20	11:11	112	AOK0578-08RE1
20-Nov-20	11:13	113	0110681-MS3
20-Nov-20	11:15	114	0100681-MSD3
20-Nov-20	11:17	0	Read Baseline
20-Nov-20	11:19	115	AOK0578-37RE1
20-Nov-20	11:21	116	AOK0582-07RE1@2

JKP
11-20-20

Result path C:\FLOW_4\OK20018.RST
Sample table path C:\FLOW_4\totcn50.tbl
Method path C:\FLOW_4\totcn50.mth
Date acquired 20-Nov-20
Time acquired 15:08

Date	Time	Cup	Name
20-Nov-20	11:23	117	AOK0582-09RE1
20-Nov-20	11:25	118	AOK0582-10RE1
20-Nov-20	11:27	0	Read Baseline
20-Nov-20	11:29	106	OK20018-CCV1
20-Nov-20	11:31	0	OK20018-CCB1
20-Nov-20	11:33	0	Read Baseline
20-Nov-20	11:35	119	AOK0578-21RE1@2
20-Nov-20	11:37	120	0110610-MS3@2
20-Nov-20	11:39	121	0110610-MSD3@2
20-Nov-20	11:41	0	Read Baseline
20-Nov-20	11:43	122	AOK0578-23RE1@4
20-Nov-20	11:45	123	AOK0578-24RE1
20-Nov-20	11:47	124	AOK0578-26RE1
20-Nov-20	11:49	0	Read Baseline
20-Nov-20	11:51	125	AOK0578-27RE1
20-Nov-20	11:53	126	AOK0578-32RE1@4
20-Nov-20	11:55	127	AOK0578-33RE1@50
20-Nov-20	11:57	128	AOK0578-34RE1@40
20-Nov-20	11:59	0	Read Baseline
20-Nov-20	12:01	106	OK20018-CCV2
20-Nov-20	12:03	0	OK20018-CCB2
20-Nov-20	12:05	0	Read Baseline
20-Nov-20	12:07	129	AOK0578-35RE1
20-Nov-20	12:09	130	AOK0578-36RE1
20-Nov-20	12:11	0	Read Baseline
20-Nov-20	12:13	106	OK20018-CCV3
20-Nov-20	12:15	0	OK20018-CCB3
20-Nov-20	12:17	0	Read Baseline
20-Nov-20	12:31	116	AOK0582-07RE2@20
20-Nov-20	12:33	117	AOK0582-09RE2
20-Nov-20	12:35	127	AOK0578-33RE2@100
20-Nov-20	12:37	0	Read Baseline
20-Nov-20	12:39	106	OK20018-CCV4
20-Nov-20	12:41	0	OK20018-CCB4
20-Nov-20	12:43	0	Read Baseline
20-Nov-20	12:45	131	0110761-BLK1
20-Nov-20	12:47	132	0110761-BS1

JKP
11-20-20

Result path C:\FLOW_4\OK20018.RST
Sample table path C:\FLOW_4\totcn50.tbl
Method path C:\FLOW_4\totcn50.mth
Date acquired 20-Nov-20
Time acquired 15:08

Date	Time	Cup	Name
20-Nov-20	12:49	133	AOK0597-01RE1
20-Nov-20	12:51	0	Read Baseline
20-Nov-20	12:53	134	0110761-MS1
20-Nov-20	12:55	135	0110761-MSD1
20-Nov-20	12:57	136	AOK0597-02RE1
20-Nov-20	12:59	0	Read Baseline
20-Nov-20	13:01	137	AOK0597-03RE1
20-Nov-20	13:03	138	AOK0597-04RE1
20-Nov-20	13:05	139	AOK0597-05RE1
20-Nov-20	13:07	140	AOK0656-01
20-Nov-20	13:09	0	Read Baseline
20-Nov-20	13:11	106	OK20018-CCV5
20-Nov-20	13:13	0	OK20018-CCB5
20-Nov-20	13:15	0	Read Baseline
20-Nov-20	13:17	141	AOK0669-07RE1
20-Nov-20	13:19	142	AOK0673-01RE1
20-Nov-20	13:21	143	AOK0648-02RE1@50
20-Nov-20	13:23	0	Read Baseline
20-Nov-20	13:25	106	OK20018-CCV6
20-Nov-20	13:27	0	OK20018-CCB6
20-Nov-20	13:29	0	Read Baseline
20-Nov-20	13:49	144	0110763-BLK1
20-Nov-20	13:51	145	0110763-BS1
20-Nov-20	13:53	146	AOK0733-01@10
20-Nov-20	13:55	0	Read Baseline
20-Nov-20	13:57	147	AOK0733-02@10
20-Nov-20	13:59	148	AOK0733-03@10
20-Nov-20	14:01	149	0110763-MS1@10
20-Nov-20	14:03	0	Read Baseline
20-Nov-20	14:05	150	0110763-MSD1@10
20-Nov-20	14:07	151	AOK0733-04@10
20-Nov-20	14:09	152	AOK0733-05@10
20-Nov-20	14:11	0	Read Baseline
20-Nov-20	14:13	106	OK20018-CCV7
20-Nov-20	14:15	0	OK20018-CCB7
20-Nov-20	14:17	0	Read Baseline
20-Nov-20	14:31	146	AOK0733-01RE1@2

JRP
11-20-20

Result path C:\FLOW_4\OK20018.RST
Sample table path C:\FLOW_4\totcn50.tbl
Method path C:\FLOW_4\totcn50.mth
Date acquired 20-Nov-20
Time acquired 15:08

Date	Time	Cup	Name
20-Nov-20	14:33	147	AOK0733-02RE1@2
20-Nov-20	14:35	148	AOK0733-03RE1@2
20-Nov-20	14:37	0	Read Baseline
20-Nov-20	14:39	149	0110763-MS2@2
20-Nov-20	14:41	150	0110763-MSD2@2
20-Nov-20	14:43	151	AOK0733-04RE1@2
20-Nov-20	14:45	152	AOK0733-05RE1@2
20-Nov-20	14:47	0	Read Baseline
20-Nov-20	14:49	106	OK20018-CCV8
20-Nov-20	14:51	0	OK20018-CCB8
20-Nov-20	14:53	0	Read Baseline

JKP
11-20-20

TOTAL CN 50ppb:Calibration 1: Peak 6-111

File name: C:\FLOW_4\0K20018.RST
Date: 20-Nov-20
Operator: jkp

* Name	Conc	Area
* Cal 0.0 ppb	0.000000	-60931.710938
* Cal 1.0 ppb	1.000000	-28536.203125
* Cal 2.0 ppb	2.000000	12259.658203
* Cal 5.0 ppb	5.000000	144058.093750
* Cal 10.0 ppb	10.000000	383123.875000
* Cal 25.0 ppb	25.000000	1142694.750000
* Cal 50.0 ppb	50.000000	2273831.500000

Calib Coef:

$x = cy + by + a$

a: (intercept) 1.3630e+00
b: 2.0888e-05
c: 2.0039e-13

Corr Coef: 0.999293

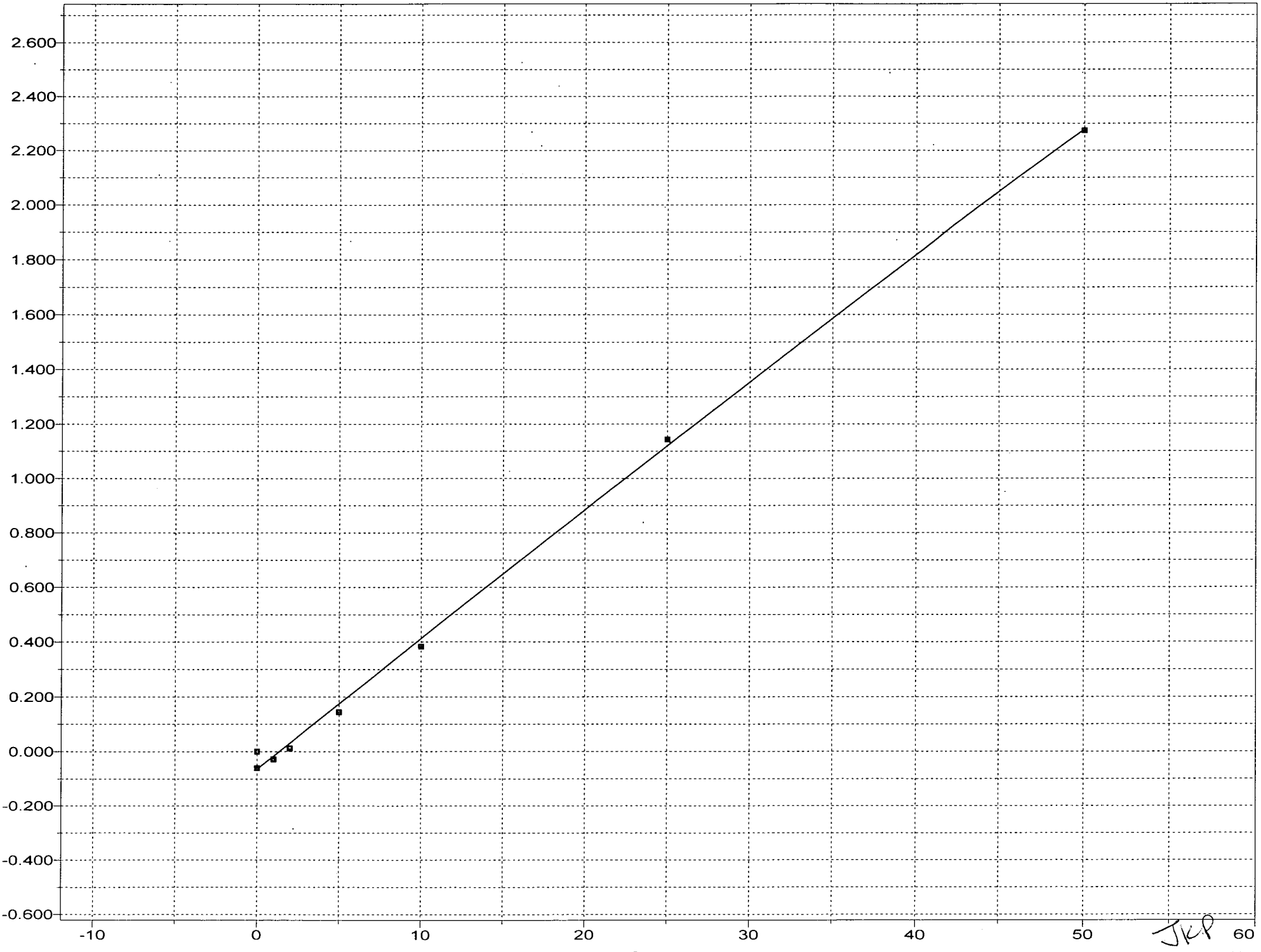
Carryover: n/a

*OK
11/24/2020*

No Drift Peaks

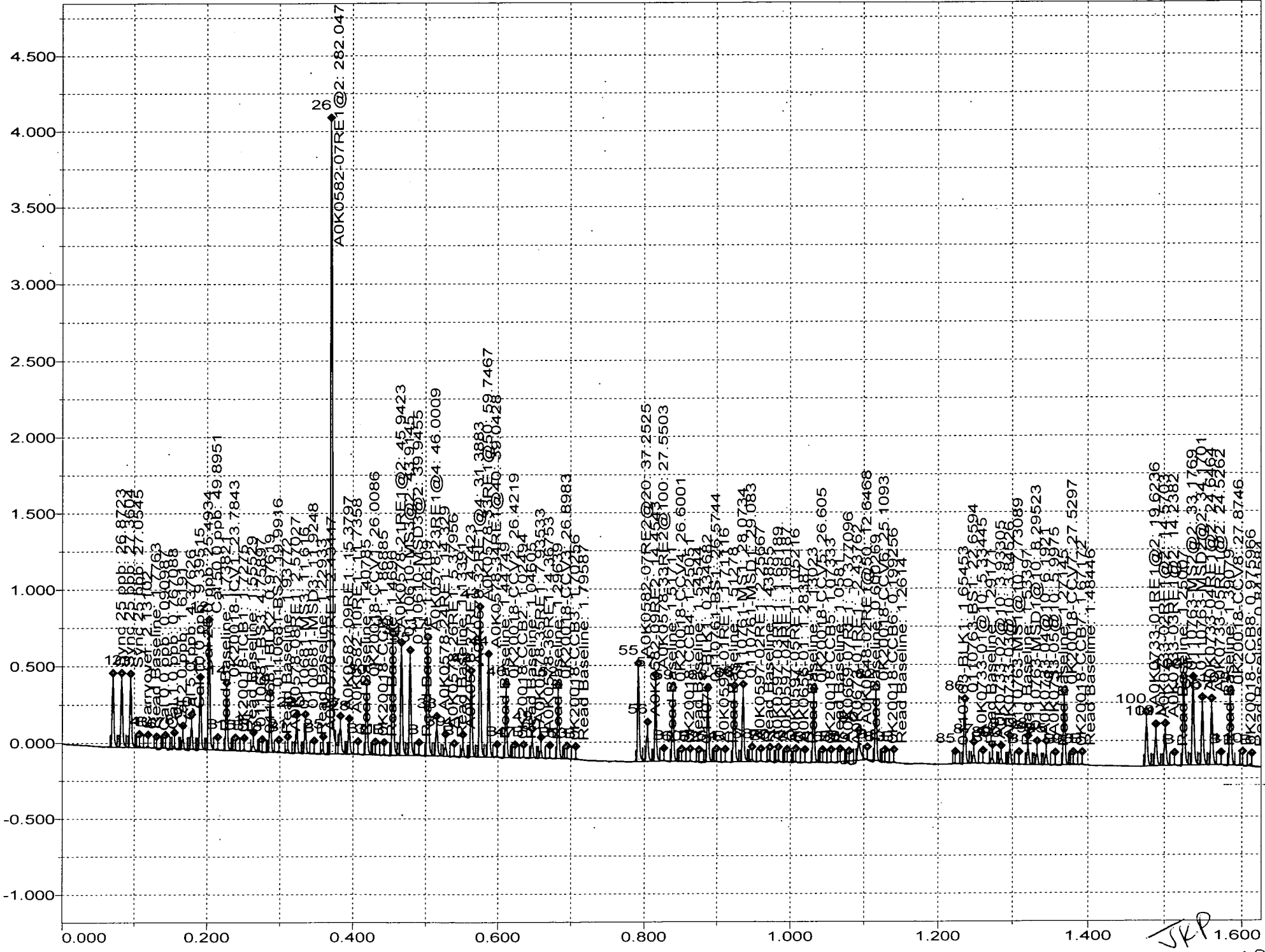
*JKP
11-20-20*

TOTAL CN 50ppb:Calibration 1: Peak 6-111



JKP 60
11-20-20

Channel 1: TOTAL CN 50ppb



JKP
11-20-20

Conventional Chemistry Parameters

**Total Organic Carbon- Soil (5310 B)
Benchsheet & Analysis Sequence Data**

Batch 0120188
Sequence 0L07044 (A0K0733-01,02,03,04,05)



Apex Laboratories
PREPARATION BENCH SHEET

DEC 09 2020

BATCH #: 0120188 (Soil)

Prep Method: PSEP-5310B TOC

#	Lab Number	Analysis	Prepared	Initial (N/A)	Final (N/A)	Spike ID	Source ID	ul Spike	ul Surr.	Sample ID	Extraction Comments	pH		
												<2	5-8	>11
	0120188-BLK1	QC	12/04/20 11:01	0.2	0.2									
	0120188-BS1	QC	12/04/20 11:01	0.2	0.2	A201375		1						
	A0K0015-06	A Total Organic Carbon - Soil (5310 B)	12/04/20 11:01	0.2	0.2					Nutrients				
	A0K0733-01	A Total Organic Carbon - Sediment (PSEP/BC)	12/04/20 11:01	0.2	0.2					USMPDI-013SG-201116				
	A0K0733-02	A Total Organic Carbon - Sediment (PSEP/BC)	12/04/20 11:01	0.2	0.2					USMPDI-014SG-201116				
	A0K0733-03	B Total Organic Carbon - Sediment (PSEP/BC)	12/04/20 11:01	0.2	0.2					USMPDI-018SG-201116	DUP			
	A0K0733-03	B Total Organic Carbon - Soil (5310 B)	12/04/20 11:01	0.2	0.2					USMPDI-018SG-201116	Added for BatchQC in: 0120188			
	0120188-DUP1	QC	12/04/20 11:01	0.2	0.2		A0K0733-03							
	0120188-DUP2	QC	12/04/20 11:01	0.2	0.2		A0K0733-03							
	A0K0733-04	A Total Organic Carbon - Sediment (PSEP/BC)	12/04/20 11:01	0.2	0.2					USMPDI-022SG-201116				
	A0K0733-05	A Total Organic Carbon - Sediment (PSEP/BC)	12/04/20 11:01	0.2	0.2					USMPDI-1022S G-201116				
	A0K0819-01	A Total Organic Carbon - Sediment (PSEP/BC)	12/04/20 11:01	0.2	0.2					NCPDI-048SG-201118				
	A0K0819-01	A Total Organic Carbon - Soil (5310 B)	12/04/20 11:01	0.2	0.2					NCPDI-048SG-201118	Added for BatchQC in: 0120188			
	0120188-DUP3	QC	12/04/20 11:01	0.2	0.2		A0K0819-01							
	A0K0819-02	A Total Organic Carbon - Sediment (PSEP/BC)	12/04/20 11:01	0.2	0.2					NCPDI-050SG-201118				
	A0K0819-03	A Total Organic Carbon - Sediment (PSEP/BC)	12/04/20 11:01	0.2	0.2					NCPDI-055SG-201119				
	A0K0819-04	A Total Organic Carbon - Sediment (PSEP/BC)	12/04/20 11:01	0.2	0.2					NCPDI-071SG-201118				
	A0K0819-05	A Total Organic Carbon - Sediment (PSEP/BC)	12/04/20 11:01	0.2	0.2					NCPDI-074SG-201119				
	A0K0819-06	A Total Organic Carbon - Sediment (PSEP/BC)	12/04/20 11:01	0.2	0.2					NCPDI-075SG-201119				
	A0K0819-07	A Total Organic Carbon - Sediment (PSEP/BC)	12/04/20 11:01	0.2	0.2					NCPDI-076SG-201119				

Prepared By: WVO Date: 12/7/20

Reviewed By: CMK Date: 12/8/2020

Apex Laboratories
PREPARATION BENCH SHEET

BATCH #: **0120188 (Soil)**

Prep Method: PSEP-5310B TOC

#	Lab Number	Analysis	Prepared	Initial (N/A)	Final (N/A)	Spike ID	Source ID	ul Spike	ul Surr.	Sample ID	Extraction Comments	pH		
												<2	5-8	>11
	A0K0819-08	A Total Organic Carbon - Sediment (PSEP/BC)	12/04/20 11:01	0.2	0.2					NCPDI-077SG-201119				

Standards/Reagents

Reagent(s)			Analyte Spike(s)			Surrogate(s)		
Std ID	Exp. Date	Description	Std ID	Exp. Date	Description	Std ID	Exp. Date	Description
A19F020	06/03/29	TOC Soil Drying Oven @70oC	A20I375	03/24/21	TOC 10k ppm secondary ✓			
A19J023	11/30/23	Wet Chem Balance 4						
A19J145	05/30/22	TOC Soil Blank Matrix ✓						
A19K369	11/27/24	VWR002V ✓						
A20F100	12/08/20	10% Phosphoric Acid						
A20J425	11/30/23	Wet Chem Balance 5						

Prepared By: _____ Date _____

Reviewed By: _____ Date _____

Batch#: 0120188

TOC soil drying

Date: 12/04/20

Analyst: wvo

Page: 1 of 1

Sample ID	Tare Weight (g)	Wet Weight (g)	Dried Weight (g)				Comments	Effervesces? (Y or N)	Correction Factor
			1 st weighing	2nd Weighing	3rd Weighing	4th Weighing			
			Date/ Time: 12/7/2020	12/7/2020					
			Oven Temp. (°C) in/out: 70.1/70.8	70.4/71.2	/	/			
0120188-BLK1									
0120188-BS1									
A0K0015-06	1.2882	10.3797	10.3090	10.3108				Y	0.99222
A0K0733-01	1.2748	11.1872	5.7211	5.7219				N	0.44856
A0K0733-02	1.2814	11.4185	6.1437	6.1431				N	0.47959
A0K0733-03	1.2846	11.6160	6.4664	6.4687				N	0.50156
0120188-DUP1	1.2850	11.5004	6.4122	6.4136			A0K0733-03	N	0.50191
0120188-DUP2							0120188-DUP1	N	
A0K0733-04	1.2864	11.6865	6.0228	6.0238				N	0.45542
A0K0733-05	1.2777	10.8275	5.6338	5.6366				N	0.45615
A0K0819-01	1.2800	11.4786	8.7718	8.7719				N	0.73459
0120188-DUP3	1.2707	11.7088	8.9264	8.9263			A0K0819-01	N	0.73343
A0K0819-02	1.2816	12.0421	9.5547	9.5543				N	0.76880
A0K0819-03	1.2729	12.1035	6.7568	6.7562				N	0.50628
A0K0819-04	1.2879	11.4482	7.0730	7.0742				N	0.56938
A0K0819-05	1.2892	11.3698	6.1023	6.1023				N	0.47746
A0K0819-06	1.2884	11.6008	5.9489	5.9503				N	0.45193
A0K0819-07	1.2923	11.4062	6.3325	6.3333				N	0.49834
A0K0819-08	1.2866	11.8553	9.1592	9.1601				N	0.74490

Batch#: 0120188

TOC soil acidification

Date: *12/4/2020* ~~12/18/2020~~

Analyst: wvo

Page :

Sample ID	Tare Weight (g)	Pre-acidification Weight (g)	Dried Weight (g)	Comments	Correction Factor
0120188-BLK1				Please check for effervescence	1
0120188-BS1				Please check for effervescence	1
AOK0015-06	33.7139	35.0581	35.2618		1.151539949
AOK0733-01				no effervescence	1
AOK0733-02				no effervescence	1
AOK0733-03				no effervescence	1
0120188-DUP1				no effervescence	1
0120188-DUP2				no effervescence	1
AOK0733-04				no effervescence	1
AOK0733-05				no effervescence	1
AOK0819-01				no effervescence	1
0120188-DUP3				no effervescence	1
AOK0819-02				no effervescence	1
AOK0819-03				no effervescence	1
AOK0819-04				no effervescence	1
AOK0819-05				no effervescence	1
AOK0819-06				no effervescence	1
AOK0819-07				no effervescence	1
AOK0819-08				no effervescence	1
					1
					1
					1
					1
					1
					1
					1
					1
					1
					1



ELEMENT SEQUENCE LOG

Apex Laboratories

DEC 09 2020

Sequence: 0L07044
Date: 12/07/20 09:49

Instrument: TOC6
Calibration: A0H1904

Table with columns: #, Lab Number, Matrix, Analysis, Client, Due, Batch, ISTD ID, STD ID. Contains 25 rows of sample data including QC checks and Total Organic Carbon analyses.

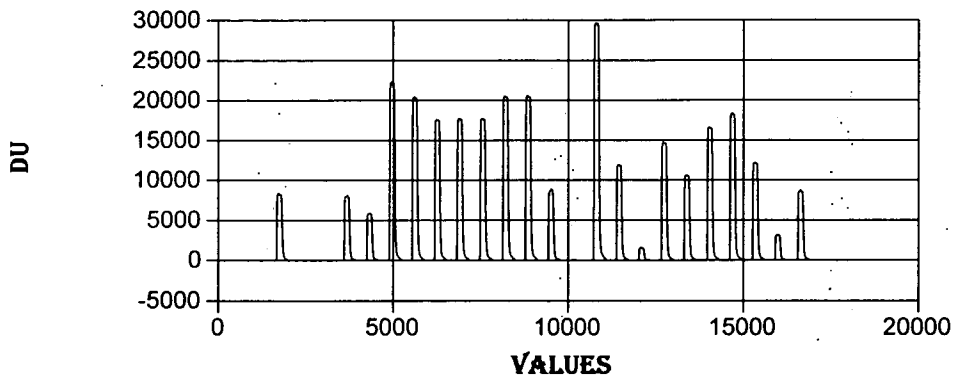
Data Entered By/Date: WJ 12/7/20

Comments:

Data Reviewed By/Date: [Signature] 12/8/2020

Method: TCDirect Run Start Time: 12/7/2020 1:23:07 P
Method Type: TC_DIRECT Run End Time: 12/7/2020 6:31:17 P
Table: OL07044 Device ID: TOC6
Analyst: Administrator Run Name: SN10020201207A1

Cup Position	Sample ID	Weight (mg)	Final Result (mg/kg)	Result mg C abs	Peak Area	Analysed Date and time
A100	PRIME	200	57.117	0.011	7643.51	12/7/2020 1:33:38 PM
A2	BLANK	200	31.443	0.006	4207.72	12/7/2020 1:45:20 PM
A1	OL07044-CCV1	200	9978.012	1.996	1335266.97	12/7/2020 1:56:13 PM
A2	OL07044-CCB1	200	43.772	0.009	5857.58	12/7/2020 2:06:59 PM
A3	0120188-BLK1	215.2	63.33	0.014	9118.91	12/7/2020 2:17:45 PM
A4	0120188-BS1	200	9208.828	1.842	1232334.025	12/7/2020 2:28:32 PM
A5	AOK0015-06	205.6	6606.667	1.358	908865.48	12/7/2020 2:39:18 PM
A6	AOK0733-01	208.6	24469.161	5.104	3415288.985	12/7/2020 2:50:05 PM
A7	AOK0733-02	206.7	22730.41	4.698	3143705.22	12/7/2020 3:00:51 PM
A8	AOK0733-03	205.2	19749.678	4.053	2711636.39	12/7/2020 3:11:38 PM
A9	0120188-DUP1	206.2	19863.948	4.096	2740616.665	12/7/2020 3:22:24 PM
A10	0120188-DUP2	206.3	19853.993	4.096	2740571.605	12/7/2020 3:33:18 PM
A11	AOK0733-04	204.2	23255.3	4.749	3177399.01	12/7/2020 3:44:04 PM
A12	AOK0733-05	207.7	22823.562	4.74	3171859.79	12/7/2020 3:54:52 PM
A13	OL07044-CCV2	200	10093.617	2.019	1350737.215	12/7/2020 4:05:39 PM
A2	OL07044-CCB2	200	73.518	0.015	9838.24	12/7/2020 4:16:25 PM
A14	AOK0819-01	206.9	33214.661	6.872	4598163.21	12/7/2020 4:27:19 PM
A15	0120188-DUP3	204.6	13495.567	2.761	1847527.16	12/7/2020 4:38:12 PM
A16	AOK0819-02	205.4	1763.578	0.362	242375.71	12/7/2020 4:48:59 PM
A17	AOK0819-03	204.6	16556.492	3.387	2266564.245	12/7/2020 4:59:45 PM
A18	AOK0819-04	204.3	11977.43	2.447	1637291.76	12/7/2020 5:10:32 PM
A19	AOK0819-05	207.2	18559.486	3.846	2573059.13	12/7/2020 5:21:18 PM
A20	AOK0819-06	206	20566.739	4.237	2834828.13	12/7/2020 5:32:05 PM
A21	AOK0819-07	207.5	13539.949	2.81	1879875.93	12/7/2020 5:42:51 PM
A22	AOK0819-08	207.6	3487.033	0.724	484370.235	12/7/2020 5:53:38 PM
A23	OL07044-CCV3	200	9967.911	1.994	1333915.22	12/7/2020 6:04:25 PM
A2	OL07044-CCB3	200	58.638	0.012	7846.98	12/7/2020 6:15:11 PM



Demetrius
12/8/2020

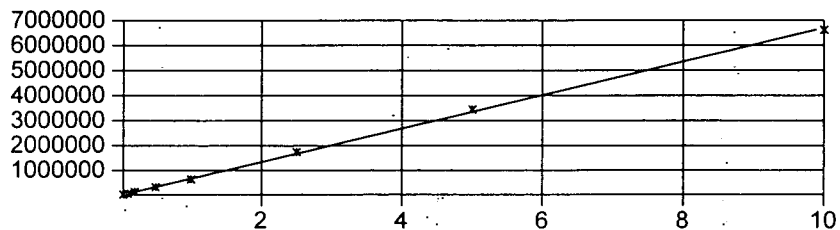
SNACCESS

RUN NAME : SN10020200818A3 METHOD NAME : TCDIRECT CALIBRATION TYPE : I

ORDER FORCED THRO ZERO GROUP : 1

A = 0.0000000000000000 B = 669104.68364697200000 R = 0.99973664180877 R-

SQUARED = 0.99942005573222



Sequence: 0L07044

TOC soil final data

OK
12/8/2020

Analyst: WVO

Sample ID	>>> IF <<< sample is a QC reshot, replace formula with sample ID used for drying	Skalar TOC result (mg/kg)	70 °C drying correction factor (if not dried = 1)	acidification correction factor (if not acidified = 1)	Result for Element (mg/kg)
0L07044-CCV1	0L07044-CCV1	9978.012	1	1	9978.012
0L07044-CCB1	0L07044-CCB1	43.772	1	1	43.772
0120188-BLK1	0120188-BLK1	63.33	1	1	63.33
0120188-BS1	0120188-BS1	9208.828	1	1	9208.828
AOK0015-06	AOK0015-06	6606.667	1	1.151539949	7607.840983
AOK0733-01	AOK0733-01	24469.161	0.44856	1	10975.88686
AOK0733-02	AOK0733-02	22730.41	0.47959	1	10901.27733
AOK0733-03	AOK0733-03	19749.678	0.50156	1	9905.648498
0120188-DUP1	0120188-DUP1	19863.948	0.50191	1	9969.914141
0120188-DUP2	0120188-DUP1	19853.993	0.50191	1	9964.917627
AOK0733-04	AOK0733-04	23255.3	0.45542	1	10590.92873
AOK0733-05	AOK0733-05	22823.562	0.45615	1	10410.96781
0L07044-CCV2	0L07044-CCV2	10093.617	1	1	10093.617
0L07044-CCB2	0L07044-CCB2	73.518	1	1	73.518
AOK0819-01	AOK0819-01	33214.661	0.73459	1	24399.15782
0120188-DUP3	0120188-DUP3	13495.567	0.73343	1	9898.053705
AOK0819-02	AOK0819-02	1763.578	0.7688	1	1355.838766
AOK0819-03	AOK0819-03	16556.492	0.50628	1	8382.22077
AOK0819-04	AOK0819-04	11977.43	0.56938	1	6819.709093
AOK0819-05	AOK0819-05	18559.486	0.47746	1	8861.412186
AOK0819-06	AOK0819-06	20566.739	0.45193	1	9294.726356
AOK0819-07	AOK0819-07	13539.949	0.49834	1	6747.498185
AOK0819-08	AOK0819-08	3487.033	0.7449	1	2597.490882
0L07044-CCV3	0L07044-CCV3	9967.911	1	1	9967.911
0L07044-CCB3	0L07044-CCB3	58.638	1	1	58.638
			1	1	
			1	1	
			1	1	
			1	1	
			1	1	
			1	1	
			1	1	
			1	1	
			1	1	
			1	1	
			1	1	
			1	1	
			1	1	
			1	1	
			1	1	
			1	1	
			1	1	
			1	1	
			1	1	
			1	1	
			1	1	
			1	1	
			1	1	
			1	1	
			1	1	
			1	1	

Conventional Chemistry Parameters

**Total Organic Carbon- Soil (5310 B)
Calibration Data**

Sequence 0H18059 (Cal ID A0H1904) TOC6



ELEMENT SEQUENCE LOG

Apex Laboratories

AUG 24 2020

Sequence: 0H18059 -

Instrument: TOC6

Date: 08/18/20 16:37

Calibration: AOH1804

AOH1904 mo 8/19/20

#	Lab Number	Matrix	Analysis	Client	Due	Batch	ISTD ID	STD ID
1	0H18059-CAL1	Sediment	QC	QC				
2	0H18059-CAL2	Sediment	QC	QC				A20H281 ✓
3	0H18059-CAL3	Sediment	QC	QC				A20H282 ✓
4	0H18059-CAL4	Sediment	QC	QC				A20H283 ✓
5	0H18059-CAL5	Sediment	QC	QC				A20H284 ✓
6	0H18059-CAL6	Sediment	QC	QC				A20H285 ✓
7	0H18059-CAL7	Sediment	QC	QC				A20H286 ✓
8	0H18059-CAL8	Sediment	QC	QC				A20H287 ✓
9	0H18059-CAL9	Sediment	QC	QC				A20H288 ✓
10	0H18059-ICV1	Sediment	QC	QC				A20E110 ✓
11	0H18059-ICB1	Sediment	QC	QC				

Data Entered By/Date: *WVO 8/18/20*


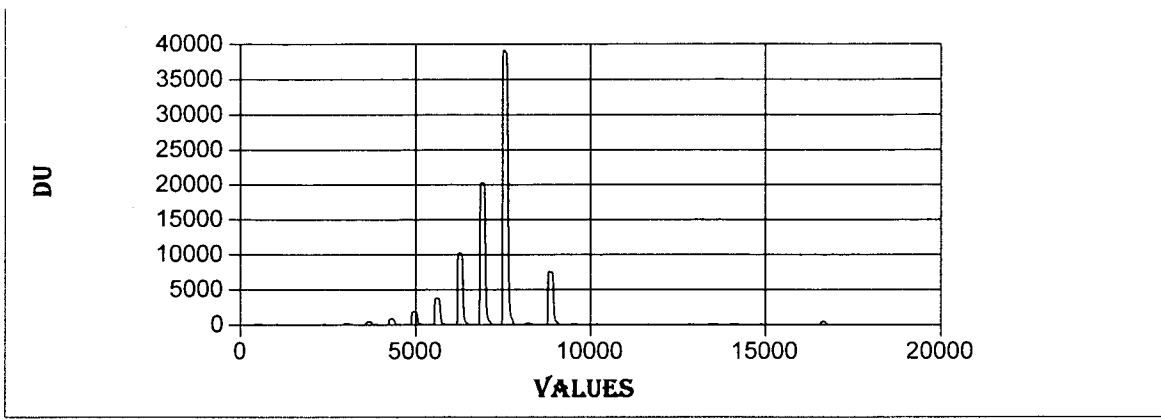
Comments:

Data Reviewed By/Date: *AWZ 8/19/2020*

Method: TCDirect Run Start Time: 8/18/2020 4:59:13 P
 Method Type: TC_DIRECT Run End Time: 8/18/2020 9:46:17 P
 Table: OH18059 Device ID: TOC6
 Analyst: Administrator Run Name: SN10020200818A3

Cup Position	Sample ID	Weight (mg)	Final Result (mg/kg)	Result mg C abs	Peak Area	Analysed Date and time
A98	prime	200	105.248	0.021	14084.43	8/18/2020 4:59:24 PM
A18	blank	200	0	0	0	8/18/2020 5:10:25 PM
A2	blank	200	19.356	0.004	2590.265	8/18/2020 5:21:20 PM
A18	OH18059-CAL1	200	0	0	0	8/18/2020 5:32:13 PM
A19	OH18059-CAL2	40	1140.934	0.046	30536.16	8/18/2020 5:43:07 PM
A20	OH18059-CAL3	100	1075.239	0.108	71944.735	8/18/2020 5:53:54 PM
A21	OH18059-CAL4	200	1074.057	0.215	143731.35	8/18/2020 6:04:42 PM
A22	OH18059-CAL5	50	9779.244	0.489	327166.91	8/18/2020 6:15:28 PM
A23	OH18059-CAL6	100	9754.176	0.975	652656.49	8/18/2020 6:26:14 PM
A24	OH18059-CAL7	250	10405.909	2.601	1740660.62	8/18/2020 6:37:07 PM
A25	OH18059-CAL8	500	10328.711	5.164	3455494.44	8/18/2020 6:47:54 PM
A26	OH18059-CAL9	1000	9895.069	9.895	6620837.05	8/18/2020 6:58:40 PM
A98	OH18059-IBL1	200	251.829	0.05	33699.97	8/18/2020 7:09:26 PM
A27	OH18059-ICV1	200	9819.341 ✓	1.964	1314033.455	8/18/2020 7:20:27 PM
A2	OH18059-ICB1	200	162.52 ✓	0.033	21748.54	8/18/2020 7:31:13 PM
A19	CLEAN19	200	85.855	0.017	11489.14	8/18/2020 7:42:06 PM
A20	CLEAN20	200	62.561	0.013	8372.015	8/18/2020 7:53:00 PM
A21	CLEAN21	200	48.713	0.01	6518.76	8/18/2020 8:03:53 PM
A22	CLEAN22	200	48.015	0.01	6425.385	8/18/2020 8:14:46 PM
A23	CLEAN23	200	69.557	0.014	9308.23	8/18/2020 8:25:32 PM
A24	CLEAN24	200	46.695	0.009	6248.81	8/18/2020 8:36:19 PM
A25	CLEAN25	200	89.279	0.018	11947.395	8/18/2020 8:47:05 PM
A26	CLEAN26	200	49.395	0.01	6610.08	8/18/2020 8:57:52 PM
A27	CLEAN27	200	50.304	0.01	6731.79	8/18/2020 9:08:38 PM
A28	CLEAN28	200	23.025	0.005	3081.205	8/18/2020 9:19:31 PM
A30	CLEAN30	200	558.249	0.112	74705.365	8/18/2020 9:30:18 PM

Handwritten notes:
 WWS 8/19/20
 2445 = 0.489
 4875 = 0.975
 13,005 = 2.601
 49475 = 9.895
 -230 -
 -540 -
 -1075 -
 0.0002
 25,820
 49475
 WWS 8/19/20



Date : 8/19/2020

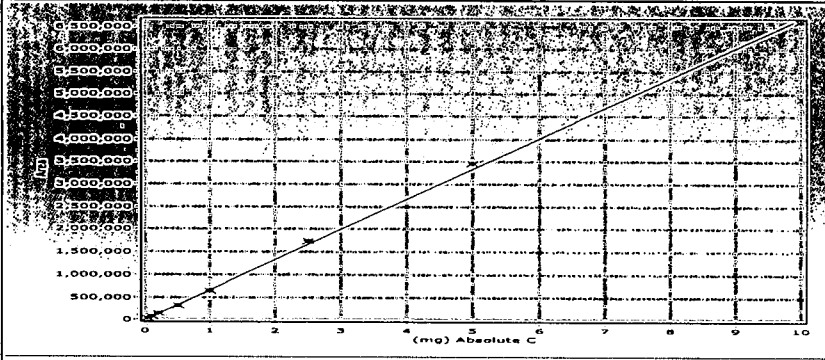
Run start date time : 8/18/2020 4:59:13 PM

Run end date : 8/18/2020 9:46:13 PM

Run Display Name : 0H18059

Run DB : SN10020200818A3

Created User : Administrator



Method Name	TCDirect		
Type	Order Forced thro Zero	Group =	
a =	0	r =	0.99973664180877
b =	669104.683646972	R-Squared =	0.99942005573222

Serial No.	Position	Type	Identity	Weight	Peak Area	Residuals
5	A19	S	0H18059-CAL2	40	30536.1600	12.3525
6	A20	S	0H18059-CAL3	100	71944.7350	6.9974
7	A21	S	0H18059-CAL4	200	143731.3500	6.8951
8	A22	S	0H18059-CAL5	50	327166.9100	2.2574
9	A23	S	0H18059-CAL6	100	652656.4900	2.5202
10	A24	S	0H18059-CAL7	250	1740660.6200	3.9008
11	A25	S	0H18059-CAL8	500	3455494.4400	3.1825
12	A26	S	0H18059-CAL9	1000	6620837.0500	1.0604

OK
 8/19/2020
 ↓

**Total Solids by SM2540G
Benchsheet Data**

Batch 0120206 (A0K08733-01,02,03,04,05)



Apex Laboratories
PREPARATION BENCH SHEET

Percent Solids + Dry Weight Worksheet

DEC 09 2020

BATCH #: 0120206 (Matrix: Soil)

Lab Number	Analysis	QC Source ID	Prepared (Time In)	Weighed (Time Out)	Tare Wt. (g)	Wet Weight (+Tare) (g)	Dry Weight (+Tare) (g)	% Solids (Calc)	LogComments
A0K0733-01	Dry Weight		12/04/20 14:10		1.2744	28.3850	12.8627	42.7	use TS data, make non-reportable
A0K0733-01	Solids, Total (SM 254)		12/04/20 14:10		1.2744	28.3850	12.8627	42.7	enter TS data in dry wt
A0K0733-02	Dry Weight		12/04/20 14:10		1.2769	27.6409	13.8305	47.6	use TS data, make non-reportable
A0K0733-02	Solids, Total (SM 254)		12/04/20 14:10		1.2769	27.6409	13.8305	47.6	enter TS data in dry wt
A0K0733-03	Dry Weight		12/04/20 14:10		1.2727	28.6274	14.5994	48.7	use TS data, make non-reportable
A0K0733-03	Solids, Total (SM 254)		12/04/20 14:10		1.2727	28.6274	14.5994	48.7	enter TS data in dry wt
0120206-DUP1	QC	A0K0733-03	12/04/20 14:10		1.2715	28.1365	14.4990	49.2	
A0K0733-04	Dry Weight		12/04/20 14:10		1.2753	28.5997	13.6241	45.2	use TS data, make non-reportable
A0K0733-04	Solids, Total (SM 254)		12/04/20 14:10		1.2753	28.5997	13.6241	45.2	enter TS data in dry wt
A0K0733-05	Dry Weight		12/04/20 14:10		1.2879	27.6224	13.3896	46.0	use TS data, make non-reportable
A0K0733-05	Solids, Total (SM 254)		12/04/20 14:10		1.2879	27.6224	13.3896	46.0	enter TS data in dry wt
A0K0819-01	Dry Weight		12/04/20 14:10		1.2860	26.9906	20.4503	74.6	use TS data
A0K0819-01	Solids, Total (SM 254)		12/04/20 14:10		1.2860	26.9906	20.4503	74.6	enter TS data into DW
0120206-DUP2	QC	A0K0819-01	12/04/20 14:10		1.2813	26.511	20.6617	76.8	
A0K0819-02	Dry Weight		12/04/20 14:10		1.2893	29.1571	22.7652	77.1	use TS data
A0K0819-02	Solids, Total (SM 254)		12/04/20 14:10		1.2893	29.1571	22.7652	77.1	enter TS data into DW
A0K0819-03	Dry Weight		12/04/20 14:10		1.2844	28.4550	13.4131	44.6	use TS data
A0K0819-03	Solids, Total (SM 254)		12/04/20 14:10		1.2844	28.4550	13.4131	44.6	enter TS data into DW
A0K0819-04	Dry Weight		12/04/20 14:10		1.2858	29.5432	18.6291	61.4	use TS data
A0K0819-04	Solids, Total (SM 254)		12/04/20 14:10		1.2858	29.5432	18.6291	61.4	enter TS data into DW
A0K0819-05	Dry Weight		12/04/20 14:10		1.2746	27.7141	12.9039	44.0	use TS data

Prepared By: ams Date: 12/7/20

Reviewed By: ams Date: 12/8/2020



Apex Laboratories
PREPARATION BENCH SHEET

Percent Solids + Dry Weight Worksheet

BATCH #: 0120206 (Matrix: Soil)

Lab Number	Analysis	QC Source ID	Prepared (Time In)	Weighed (Time Out)	Tare Wt. (g)	Wet Weight (+Tare) (g)	Dry Weight (+Tare) (g)	% Solids (Calc)	LogComments
A0K0819-05	Solids, Total (SM 254)		12/04/20 14:10		1.2746 -	27.7141 -	12.9039 -	44.0 -	enter TS data into DW
A0K0819-06	Dry Weight		12/04/20 14:10		1.2780 ✓	29.0723 -	12.4453 -	40.2 -	use TS data
A0K0819-06	Solids, Total (SM 254)		12/04/20 14:10		1.2780 ✓	29.0723 ✓	12.4453 ✓	40.2 -	enter TS data into DW
A0K0819-07	Dry Weight		12/04/20 14:10		1.2696 -	26.7932 -	14.4754 -	51.7 -	use TS data
A0K0819-07	Solids, Total (SM 254)		12/04/20 14:10		1.2696 ✓	26.7932 -	14.4754 ✓	51.7 -	enter TS data into DW
A0K0819-08	Dry Weight		12/04/20 14:10		1.2770 -	27.8496 -	21.0542 -	74.4 -	use TS data
A0K0819-08	Solids, Total (SM 254)		12/04/20 14:10		1.2770 ✓	27.8496 ✓	21.0542 -	74.4 -	enter TS data into DW

Prepared By: Amb Date: 12/17/20

Reviewed By: _____ Date: _____

Total Solids Worksheet

Analyst: AMB

Date: 12/04/20

Batch: 0120206

Sample ID	Vessel ID	Tare Weight (g)	Wet+ Tare Weight (g)	Dry Weight (g)		Comments
				1st weighing	2nd weighing	
A0K0733-01	733-1	1.2744	28.385	12.8628	12.8627	
A0K0733-02	733-2	1.2769	27.6409	13.8305	13.8317	
A0K0733-03	733-3	1.2727	28.6274	14.5999	14.5994	
0120206-DUP1	733-3D	1.2715	28.1365	14.5015	14.499	A0K0733-03
A0K0733-04	733-4	1.2753	28.5997	13.6242	13.6241	
A0K0733-05	733-5	1.2879	27.6224	13.39	13.3896	
A0K0819-01	819-1	1.286	26.9906	20.4503	20.4509	
0120206-DUP2	819-1D	1.2813	26.511	20.6617	20.6617	A0K0819-01
A0K0819-02	819-2	1.2893	29.1571	22.7748	22.7652	
A0K0819-03	819-3	1.2844	28.455	13.4131	13.4139	
A0K0819-04	819-4	1.2858	29.5432	18.6291	18.6299	
A0K0819-05	819-5	1.2746	27.7141	12.9039	12.9047	
A0K0819-06	819-6	1.278	29.0723	12.4456	12.4453	
A0K0819-07	819-7	1.2696	26.7932	14.4754	14.4757	
A0K0819-08	819-8	1.277	27.8496	21.0542	21.0546	

Oven Temp at Sample Introduction	104.0	-	104.2	-	*Constant weight = +/- 50 mg.
Oven Temp at sample removal	103.9	-	104.4	-	
Time/date	12/7/20	10:20	12/7/20	12:57	

Balance Checksheets

Extractions December 2020
Wet Chem November 2020
Wet Chem December 2020

Balance Challenge Log

Extractions

AND FX-2000
ID# 5210177

Weight ID	weight (g)	acceptance range (g)	
	=<1g	± 0.02g	
	>1g	± 2%	
10077	0.5g	0.48	0.52
1000143395	300g	294.00	306.00

If other than as listed above, the weight and tracking ID of the mass used to challenge the balance must be recorded.

Alternate Weight/ID used:

Date Range:

Month: December
Year: 2020

-SCG, 12/12/20

Day/Time	Initials
1 0651	SCG
2 0648	SCG
3 0657	SCG
4 0744	ART
5	
6	
7 0806	ART
8 0650	SCG
9 0645	SCG
10 0652	SCG
11 0653	SCG
12 0755 0759	SCG
13	
14 0652	SCG
15 0648	SCG
16 0643	SCG
17 0645	SCG
18 0647	SCG
19 0644	SCG 5-SCG, 12/21/20
20	
21 0644	SCG
22 0649	SCG
23 0655	SCG
24	
25	
26	
27	
28 0647	SCG
29 0647	SCG
30 0651	SCG
31 0647	SCG

Weight One	Observed	Weight Two	Observed
	0.50		299.99
	0.50		300.01
	0.51		300.01
	0.49		300.00
	0.50		300.01
	0.48		300.00
	0.51		300.00
	0.50		300.00
	0.51		300.01
	0.50		300.03
	0.50		300.00
	0.51		300.01
0.50g	0.49	300.00g	300.00
	0.50		299.99
	0.49		300.01
	0.50		300.01
	0.50		300.02
	0.51		300.00
	0.51		300.00
	0.50		300.00
	0.50		300.00
	0.51		299.99

Balance Challenge Log

Wet Chem Balance 5
 Ohaus Pioneer PX124
 ID# C032834626

Weight ID	weight (g)	acceptance range (g)	
	<0.5000g	± 0.5mg	
	>=0.5000g	± 0.1%	
1000015949	0.005g	0.0045	0.0055
66067	0.100g	0.0995	0.1005
66067	100g	99.9000	100.1000

If other than as listed above, the weight and tracking ID of the mass used to challenge the balance must be recorded.

Month: NOVEMBER
 Year: 2020

Alternate Weight/ID used: _____
 Date Range: _____

Day/Time	Initials	Weight 1	Observed	Weight 2	Observed	Weight 3	Observed
1	0931		HAS		0.1001		0.0049
2	1027		JKP		0.1000		0.0051
3	1049		AMB		0.1000		0.0051
4	057		HAS		0.1000		0.0051
5	1112		AMB		0.1000		0.0050
6	0938		HAS		0.1002		0.0048
7	0908		HAS	HAS 11/9/20	0.		
8							
9	0908		HAS		0.1000		0.0050
10	1100		AMB		0.0999		0.0051
11	0904		HAS		0.0999		0.0048
12	1315		AMB		0.0999		0.0048
13	0935		HAS		0.1000		0.0050
14							
15							
16	1015	100.0000g	HAS	0.1000g	0.1000	.0050g	0.0051
17	1307		UMB		0.0999		0.0050
18	0944		HAS		0.0998		0.0048
19	0941		UMB		0.1000		0.0050
20	1017		HAS		0.1004		0.0051
21							
22							
23	0848		UMB		0.0999		0.0051
24	1039		AMB		0.1000		0.0048
25	0950		AMB		0.0999		0.0048
26	1147		AMB				
27							
28							
29							
30					0.1002		0.0048
31							

Balance Challenge Log

Wet Chem Balance 5
Ohaus Pioneer PX124
ID# C032834626

Weight ID	weight (g)	acceptance range (g)	
	<0.5000g	± 0.5mg	
	>=0.5000g	± 0.1%	
1000015949	0.005g	0.0045	0.0055
66067	0.100g	0.0995	0.1005
66067	100g	99.9000	100.1000

If other than as listed above, the weight and tracking ID of the mass used to challenge the balance must be recorded.

Month: December
Year: 2020

Alternate Weight/ID used: _____
Date Range: _____

Day/Time	Initials
1 1008	MMK
2 1339	AMB
3 1121	AMB
4 1003	AMB
5	
6	
7 1007	AMB
8 1030	AMB
9 1034	AMB
10 1307	AMB
11 0910	HAS
12	
13	
14 1003	AMB
15 1041	AMB
16 1221	AMB
17 1104	AMB
18 1431	HAS
19	
20	
21 0930	MMK
22 1054	AMB
23 920	AMB
24	
25	
26	
27	
28 917	HAS
29 10150	AMB
30 1210	AMB
31 1000	AMB

Weight 1	Observed
	99.9994
	99.9994
	99.9996
	99.9994
	99.9995
	99.9994
	99.9997
	99.9998
	99.9996
100.0000g	100.0001
	99.9998
	99.9999
	99.9998
	99.9998
	99.9995
	99.9996
	99.9992
	99.9991
	99.9995
	99.9996
	99.9998

Weight 2	Observed
	0.0999
	0.0999
	0.1000
	0.1000
	0.0999
	0.0999
	0.1001
	0.1001
	0.0997
	AMB 12/14/20
	0.0999
0.1000g	0.1000
	0.0998
	0.0999
	0.0998
	0.1000
	0.0998
	0.0999
	0.1000
	0.1000
	0.0998
	0.1000

Weight 3	Observed
	0.0051
	0.0049
	0.0049
	0.0050
	0.0050
	0.0050
	0.0049
	0.0049
	0.0050
	0.0046
.0050g	0.0049
	0.0050
	0.0050
	0.0049
	0.0050
	0.0049
	0.0050
	0.0049
	0.0047
	0.0049
	0.0048
	0.0050

AMB 12/17/20