



2018 CAF ICC Data Collection

NECA Home NECA Data Collections Contact Us CAF ICC - Instructions & Documents NECA IR - Paper Certification Tracking Logout

Logged in User: Gisele Dube



Home Select Company Main Page Study Area Data Input Menu > CAF & ARC Output > Historic Reports > E-Certification >

Study Area: ELLENSBURG TELEPHONE COMPANY (ID: 522412)
Holding Company: FAIRPOINT COMMUNICATIONS, INC. (ID: 200000037)

Study Area USAC Reports

[View printer-friendly report]

2018 USAC Data Report (Test Period 2018-2019)

CONNECT AMERICA FUND

[Data to be provided to USAC/FCC in June 2018 for CAF ICC Purposes]

Settlement Type: Cost

Test Period 7/1/18-6/30/19 Post True-up (Filing) View

Table with 27 rows detailing financial metrics such as Rate-of-Return (ROR) Carrier Revenue Requirement, Revenues from Reformed Inter-carrier Compensation (ICC) Rates, Eligible Recovery, and Revenues from Access Recovery Charges (ARC). The table is partially obscured by a large black redaction box on the right side.

NOTES:
#Per FCC Designation Order, calculated as (Sum of Line 9 for all TS pool participants) * (Line 1/ Sum of Line 1 for all TS pool participants)
**NECA estimate provided for informational purposes only - actual to be calculated by USAC.



2018 CAF ICC Data Collection

NECA Home NECA Data Collections Contact Us CAF ICC - Instructions & Documents NECA IR - Paper Certification Tracking Logout
Logged in User: Gisele Dube

Home Select Company Main Page Study Area Data Input Menu > CAF & ARC Output > Historic Reports > E-Certification >

Study Area: ELLENSBURG TELEPHONE COMPANY (ID: 522412)
Holding Company: FAIRPOINT COMMUNICATIONS, INC. (ID: 20000037)

Study Area Test Period 2018-19 Summary Report


View Summary Report in Excel

Summary Report for Study Area ID 522412 - For data collected during year 2018
for Test Period 2018-2019

Interstate Revenues Eligible Recovery Data

Study Area Amounts

- 1 TY 2011-2012 Frozen Interstate Switched Access Revenue Requirement excluding Pool Administration Expenses
- 2 Projected TY 2018-2019 Interstate Switched Access Revenue Requirement + Pool Administration Expenses
- 3 Current TY 2017-2018 Interstate Terminating Switched Access End Office Rate = $\$0.0007+2/3*(0.005-0.0007)$
- 4 Proposed July 1, 2018 Interstate Terminating Switched Access End Office Rate = $\$0.0007+1/3*(0.005-0.0007)$
- 5 TY 2017-2018 Total Interstate Switched Access Composite Rate incl Rate Impact due to Changes in Pool Participation
- 6 Projected TY 2018-2019 Total Interstate Local Switching Minutes
- 7 Projected TY 2018-2019 Total Interstate Switched Access Revenue at the Current Rate
- 8 Projected TY 2018-2019 Interstate Terminating Switched Access End Office (Local Switching) Minutes
- 9 Projected TY 2018-2019 Interstate Terminating Switched Access End Office Revenue at Current Rate
- 10 Projected TY 2018-2019 Interstate Terminating Switched Access End Office Revenue at Proposed Rate
- 11 Adjustments to the Total Projected TY 2018-2019 Interstate Switched Access Revenue
- 12 Projected TY 2018-2019 Total Interstate Switched Access Revenue at the Proposed Rate
- 13 Projected TY 2018-2019 Allocated Interstate Switched Access Revenue
- 14A Adjustments to the 2011-2012 Interstate Switched Access Revenue Requirement to Avoid Double Recovery
- 14B *No double recovery option is selected*
- 14C1 Adjustment in 2011-2012 Interstate Special Access Revenue Requirement Related to Double Recovery
- 14C2 Adjustment in 2011-2012 Interstate Common Line Revenue Requirement Related to Double Recovery
- 14C3 Adjustment in 2011-2012 Other Related to Double Recovery
- 14 Projected TY 2018-2019 Interstate Eligible Recovery
- 14D True-Up Adjustments for Interstate Switched Access in 2014-2015 and 2016-2017 for Double Recovery
- 14E **Adjusted TY 2018-2019 Interstate Eligible Recovery**
- 15 Proposed TY 2018-2019 Total Interstate Switched Access Composite Rate
- 16 FY 2017 (October 1, 2016 - September 30, 2017) Total Interstate Local Switching Minutes
- 17 TY 2018-2019 Growth Rate relative to FY 2017




(Interstate Data for Study Area 522412)

Intrastate Revenues Eligible Recovery Data

Study Area Amounts

Line 1	FY 2011 (October 2010 through September 2011) Received Revenue including Correct on of Errors and Halo
Line 2	95% of Total TY2018-2019 Revenue Requirement (95%^6 Line 1)
(Option B) Line 9	Projected Total TY2018-2019 Intrastate Terminating Switched Access Service Revenue
Line 10	Test Year 2018-2019 Net settlement from the State Pool
Line 11	Test Year 2018-2019 State Terminating Access Support Rebalancing Fund Revenue
Line 12	Total Test Year 2018-2019 Projected Intrastate Terminating Sw tched Access Service Revenue
Line 13A	Adjustments to FY2011 Received Revenue due to Halo Uncollectibles
Line 13B	Correction of Errors Resulting in Downward Adjustments in FY2011 Received Revenue
Line 13C	Adjustments to FY2011 Received Revenue to Avoid Double Recovery
Line 13D	Correction of Errors Resulting in Upward Adjustments in FY2011 Received Revenue
Line 13	The Total TY 2018-2019 Intrastate Eligible Recovery
Line 13E	True-Up Adjustment for Intrastate Terminating Switched Access in 2013-2014, 2014-2015, 2015-2016 and 2016-2017 for Double Recovery
Line 13F	Adjusted TY2018-2019 Intrastate Eligible Recovery (Intrastate Data for Study Area 522412)



Reciprocal Compensation Revenue Eligible Recovery Data

		CMRS Amount	NON CMRS Amount
Line 1/Line 10	FY2011 (October 2010 through September 2011) Net Reciprocal Compensation Received Revenue		
Line 2/Line 11	TY 2018 - 2019 Terminating Reciprocal Compensation Minutes		
Line 3/Line 12	TY 2018 - 2019 Terminating Reciprocal Compensation Composite Rate		
Line 4/Line 13	TY 2018 - 2019 Originating Reciprocal Compensation Minutes		
Line 5/Line 14	TY 2018 - 2019 Originating Reciprocal Compensation Composite Rate		
Line 6/Line 15	TY 2018 - 2019 Terminating Reciprocal Compensation Revenue		
Line 7/Line 16	TY 2018 - 2019 Originating Reciprocal Compensation Expense		
Line 8/Line 17	TY 2018 - 2019 Net Forecasted Reciprocal Compensation Revenue		
Line 9/Line 18	TY 2018 - 2019 Net Reciprocal Compensation Revenue Requirement		
Line 19/Line 20	Eligible Recovery		
Line 19A/Line 20A	Downward Adjustments to FY2011 Net Reciprocal Compensation Received Revenue		
Line 19B/Line 20B	Upward Adjustments to FY2011 Net Reciprocal Compensation Received Revenue		
Line 21	Total Adjusted Reciprocal Compensation Eligible Recovery		

(CMRS Data for Study Area 522412)

REDACTED

Test Period 2018-2019 Lines Data

Test Year 2018-19 Single Line Business Lines



Test Year 2018-19 Multi-Line Business Lines



(Test Period Lines Data for Study Area 522412)

Exogenous Data

Telecommunications Relay Service
Increment



Regulatory-Fees Increment



NANPA Increment



Total Exogenous Costs



(Exogeneous Data for Study Area 522412)

Test Period 2016-17 True-Up Data

	Study Area Forecasted Amount	Study Area Reported Amount	Difference [Reported - Forecasted]
1	TY 2016-2017 Allocated Interstate Access Revenue		
2	Total TY 2016-2017 Intrastate Terminating & Reciprocal Compensation Revenue		
3	Total TY 2016-2017 Intrastate Terminating Sw tched Access Service Revenue		
4	Total TY 2016-2017 Net Reciprocal Compensat on Revenue		
5	TY 2016-2017 Residential ARC Revenue		
6	TY 2016-2017 SLB ARC Revenue		
7	TY 2016-2017 MLB ARC Revenue		
8	TY 2016-2017 TRS Increment		
9	TY 2016-2017 Regulatory Fees Increment		
10	TY 2016-2017 NANPA Increment		
11	Total Exogenous Costs		
12	Net impact on Total Eligible Recovery		
13	TY 2016-2017 Eligible Recovery		
14	TY 2016-2017 CAFICC Support		

(TP 16-17 True-up Data for Study Area 522412)

REDACTED

ARC Rates - Test Period 2018-2019 Pre-True-Up View

Exchange/Zone Name	Residential Lines excluding Lifelines	Residential ARC	Residential ARC Revenue	SLB ARC	SLB ARC Revenue	MLB ARC	MLB ARC Revenue	Total ARC Revenue
Ellensburg Selah Study Area Summary								

(Pre True-Up ARC Rates - for Study Area 522412)


CAF ICC - Test Period 2018-2019 Pre-True-Up View

Line ID	Line Description	Study Area Amounts
10	Interstate Eligible Recovery	
20	Intrastate Eligible Recovery	
30	Reciprocal Compensation Eligible Recovery	
40	Interstate Local Switching Support for Price Cap Affiliates or Estimated Duplicate LSS Costs in CAF II	
50	Total Exogenous Costs	
60	Total Eligible Recovery	
80	Residential ARC Revenue at the FCC Prescribed Rate	
90	SLB ARC Revenue at the FCC Prescribed Rate	
100	MLB ARC Revenue at the FCC Prescribed Rate	
110	Total ARC Revenue	
120	CAF ICC Support	

(Before TP 16-17 True-Up CAF ICC Data for Study Area 522412)


REDACTED

ARC Rates - Test Period 2018-2019 Post-True-Up View

Exchange/Zone Name	Residential Lines excluding Lifelines	Residential ARC	Residential ARC Revenue	SLB ARC	SLB ARC Revenue	MLB ARC	MLB ARC Revenue	Total ARC Revenue
Ellensburg Selah Study Area Summary								

(Filing View (Post True-Up) ARC Rates - for Study Area 522412)

CAF ICC - Test Period 2018-2019 Post True-Up (Filing) View

Line ID	Line Description	Study Area Amounts	
Test Period 2018-2019 Pre True-Up View			
10	Total Eligible Recovery (Pre-TrueUp)		
30	Residential ARC Revenue at FCC Prescribed Rate		
40	SLB ARC Revenue at FCC Prescribed Rate		
50	MLB ARC Revenue at FCC Prescribed Rate		
60	Total ARC Revenue (Pre-TrueUp)		
70	CAFICC Support (Pre-TrueUp)		
Test Period 2016-2017 TrueUp			
80	Net Impact on Total Eligible Recovery		
Test Period 2018-2019 Filing (Post True-Up) View			
90	Total Eligible Recovery (Post-TrueUp)		
110	Residential ARC Revenue at FCC Prescribed Rate		
120	SLB ARC Revenue at FCC Prescribed Rate		
130	MLB ARC Revenue at FCC Prescribed Rate		
140	Total ARC Revenue (Post-TrueUp)		
150	CAFICC Support (Post-TrueUp)		

(Filing view - After TP 16-17 True-Up CAF ICC Data for Study Area 522412)

Revised CAF ICC Support with Imputed ARC Revenue for Consumer Broadband Loops

*****REDACTED*****

Broadband-only Residential Lines (Submitted at Exchange level)

Exchange/Zone (Plan) Name	Col A -- Projected Residential Broadband-only Lines for CBOL Support	Col B -- Projected Residential Broadband-only New Lines for CBOL Support	Col C -- [A+B] Total Projected Residential Broadband-only New Lines for CBOL Support	Col D -- Residential ARC	Col F -- [A1*D*12+B1*E*12] Imputed Residential ARC Revenue
Ellensburg Selah Study Area Summary					

Monthly Weighted Average of SLB and MLB ARC (Col K)=(SLB ARC Revenue + MLB ARC Revenue)/(SLB Lines + MLB Lines)/12 based on Voice-Data or Voice lines

Broadband-only Business Lines Input Selection: Option B
Company submitted combined projected Broadband-only SLB and MLB lines.

Col M -- Projected SLB+MLB Broadband-only Lines	Col N -- Monthly Weighted Average of SLB and MLB ARC	Col O -- [M*N*12] Imputed SLB+MLB ARC Revenue	Col P -- [F+O] Total Imputed ARC Revenue	Total Actual ARC revenue for TP 2015-16	Total Voice ARC Revenue for TP 2018-19

Monthly Weighted Average of SLB and MLB ARC (Col K)=(SLB ARC Revenue + MLB ARC Revenue)/(SLB Lines + MLB Lines)/12 based on Voice-Data or Voice lines

Line ID	Line Description	Source	Amount
10	Test Period 2018-2019 CAF ICC Support	Prepopulated (Line 150 (Post True-Up) on the Eligible Recovery and CAF ICC screen)	
20	Total Test Period 2018-2019 Imputed ARC Revenue	Columns on the table above	
20A	Total Test Period 2018-2019 Imputed ARC Revenue following FCC 18-13	Revised ARC imputation following "Second Order on Reconsideration and Clarification" released on 2/16/2018.	
30	Adjusted Test Period 2018-2019 CAF ICC Support	Line 10 - Line 20A	