



**Apex Laboratories, LLC**  
6700 SW Sandburg St. Tigard, Oregon 97223  
503.718.2323

**Level IV Data Package for  
Anchor QEA, LLC  
US Moorings – C2, C3, C4  
Apex Laboratories Work Order #:  
A0J0273**

***The information contained in this Data Package is intended solely for the purpose of validating client sample results submitted under the associated Chain of Custody(ies). An effort has been made to remove all traceable non-client data. Any incidental inclusion of non-client data is considered privileged and confidential information. The use of this information for any purpose other than data validation is strictly prohibited, and constitutes a breach of contract.***

**Table of Contents**  
**A0J0273**  
(page 1 of 2)

**Analytical Case Narrative**  
**Analytical Report**  
**Sample Receipt Documentation**  
(Work orders, Chain of Custody & Cooler Receipt Forms)  
**CLP-Like Forms**  
**Raw Data**

**Organochlorine Pesticides by EPA 8081B**  
**Benchsheet & Analysis Sequence Data**

Batch 0100635  
Sequence 0J21046 (A0J0273-01RE1)  
Sequence 0J22055 (A0J0273-01RE2)  
Sequence 0J20064 (QC Only)

**Calibration Data**

Sequence 0J14056 (Cal ID A0J1506) DUALECD5  
Sequence 0J15061 (Cal ID A0J2107) DUALECD8

**Soluble Cyanide by UV Digestion/Gas Diffusion/Amperometric Detection**  
**Benchsheet & Analysis Sequence Data (Including Calibration)**

Batch 0100374  
Sequence 0J15041 (A0J0273-01RE1)

**Conventional Chemistry Parameters**  
**Benchsheet & Analysis Sequence Data**

**Total Organic Carbon- Soil (SM 5310 B)**

Batch 0100306  
Sequence 0J12061 (A0J0273-01)

**Calibration Data**

Sequence OH18059 (Cal ID A0H1904) TOC6

**Total Solids by SM2540G**  
**Benchsheet Data**

Batch 0100297 (A0J00273-01)

**APEX LABORATORIES, LLC**  
6700 SW Sandburg St. Tigard, OR 97223

phone 503-718-2323

**Table of Contents**  
**A0J0273**  
(page 2 of 2)

**Balance Checksheets**  
Extractions October 2020  
Wet Chem October 2020

## Analytical Case Narrative

## **Analytical Case Narrative**

Client: Anchor QEA, LLC  
Project: US Moorings – C2, C3, C4  
Apex Work Order Number: A0J0273

Date: 12/17/2020

This data package contains data associated with analysis of samples for the above referenced Apex work order numbers. The data package Table of Contents, along with the PDF bookmarks, allow for ease of navigation and location of items within the data deliverable.

The Sample Receipt Documentation section of this package contains sample receipt information, including sample temperature and condition of receipt documented on Cooler Receipt Form(s). Apex analyzed the samples by the methods indicated on the Chain of Custody. Any additional analyses requested are indicated on the Apex Work Order.

If any anomalies were encountered during analysis that could potentially impact data quality, sample results are qualified and/or a separate Case Narrative is included in the Analytical Report. Please refer to the Notes and Definition section of the Analytical Report(s) for Qualifier explanations, Conventions, and the Blank Policy.

Data represented in this package are in compliance with the referenced method(s), both technically and for completeness, for all conditions other than those stated above and/or noted by qualification of the reported data. The signature below verifies that the Laboratory Director or his designee has authorized release of this data package.



Estella Rieben,  
Quality Systems Manager  
Apex Laboratories, LLC

## Analytical Report



Thursday, November 19, 2020

Delaney Peterson  
Anchor QEA, LLC  
6720 SW Macadam Ave. Suite 125  
Portland, OR 97219

RE: A0J0273 - US Moorings -- C2, C3, C4 - [none]

Thank you for using Apex Laboratories. We greatly appreciate your business and strive to provide the highest quality services to the environmental industry.

Enclosed are the results of analyses for work order A0J0273, which was received by the laboratory on 10/7/2020 at 7:35:00AM.

If you have any questions concerning this report or the services we offer, please feel free to contact me by email at: [dthomas@apex-labs.com](mailto:dthomas@apex-labs.com), or by phone at 503-718-2323.

Please note: All samples will be disposed of within 30 days of sample receipt, unless prior arrangements have been made.

---

Cooler Receipt Information

(See Cooler Receipt Form for details)

Cooler #1            0.1 degC

---

This Final Report is the official version of the data results for this sample submission, unless superseded by a subsequent, labeled amended report.  
All other deliverables derived from this data, including Electronic Data Deliverables (EDDs), CLP-like forms, client requested summary sheets, and all other products are considered secondary to this report.

---



---

Apex Laboratories

*The results in this report apply to the samples analyzed in accordance with the chain of custody document. This analytical report must be reproduced in its entirety.*



**Apex Laboratories, LLC**

6700 S.W. Sandburg Street  
Tigard, OR 97223  
503-718-2323  
ORELAP ID: OR100062

<b>Anchor QEA, LLC</b> 6720 SW Macadam Ave. Suite 125 Portland, OR 97219	Project: <b>US Moorings -- C2, C3, C4</b> Project Number: [none] Project Manager: <b>Delaney Peterson</b>	<b>Report ID:</b> A0J0273 - 11 19 20 1054
--	---	--

**ANALYTICAL REPORT FOR SAMPLES**

**SAMPLE INFORMATION**

Client Sample ID	Laboratory ID	Matrix	Date Sampled	Date Received
USMPDI-055SG-201006	A0J0273-01	Sediment	10/06/20 15:56	10/07/20 07:35

Apex Laboratories

*The results in this report apply to the samples analyzed in accordance with the chain of custody document. This analytical report must be reproduced in its entirety.*





<b>Anchor QEA, LLC</b> 6720 SW Macadam Ave. Suite 125 Portland, OR 97219	Project: <b>US Moorings -- C2, C3, C4</b> Project Number: [none] Project Manager: <b>Delaney Peterson</b>	<b>Report ID:</b> A0J0273 - 11 19 20 1054
--	---	--

**ANALYTICAL SAMPLE RESULTS**

**Organochlorine Pesticides by EPA 8081B**

Analyte	Sample Result	Detection Limit	Reporting Limit	Units	Dilution	Date Analyzed	Method Ref.	Notes
<b>USMPDI-055SG-201006 (A0J0273-01RE1)</b>			<b>Matrix: Sediment</b>		<b>Batch: 0100635</b>		<b>C-05</b>	
2,4'-DDD	ND	6.50	6.50	ug/kg dry	1	10/21/20 13:51	EPA 8081B	R-02
2,4'-DDE	ND	9.69	9.69	ug/kg dry	1	10/21/20 13:51	EPA 8081B	R-02
2,4'-DDT	ND	7.00	7.00	ug/kg dry	1	10/21/20 13:51	EPA 8081B	R-02
4,4'-DDE	ND	5.00	5.00	ug/kg dry	1	10/21/20 13:51	EPA 8081B	
4,4'-DDT	ND	5.00	5.00	ug/kg dry	1	10/21/20 13:51	EPA 8081B	
<i>Surrogate: 2,4,5,6-TCMX (Surr)</i>		<i>Recovery: 51 %</i>		<i>Limits: 42-129 %</i>		<i>1</i>	<i>10/21/20 13:51</i>	<i>EPA 8081B</i>
<i>Decachlorobiphenyl (Surr)</i>		<i>91 %</i>		<i>55-130 %</i>		<i>1</i>	<i>10/21/20 13:51</i>	<i>EPA 8081B</i>
<b>USMPDI-055SG-201006 (A0J0273-01RE2)</b>			<b>Matrix: Sediment</b>		<b>Batch: 0100635</b>		<b>C-05</b>	
<b>4,4'-DDD</b>	<b>8.62</b>	2.50	5.00	ug/kg dry	1	10/22/20 13:10	EPA 8081B	<b>P-11</b>
<i>Surrogate: 2,4,5,6-TCMX (Surr)</i>		<i>Recovery: 46 %</i>		<i>Limits: 42-129 %</i>		<i>1</i>	<i>10/22/20 13:10</i>	<i>EPA 8081B</i>
<i>Decachlorobiphenyl (Surr)</i>		<i>72 %</i>		<i>55-130 %</i>		<i>1</i>	<i>10/22/20 13:10</i>	<i>EPA 8081B</i>

Apex Laboratories

The results in this report apply to the samples analyzed in accordance with the chain of custody document. This analytical report must be reproduced in its entirety.



**Apex Laboratories, LLC**

6700 S.W. Sandburg Street  
Tigard, OR 97223  
503-718-2323  
ORELAP ID: OR100062

<b>Anchor QEA, LLC</b> 6720 SW Macadam Ave. Suite 125 Portland, OR 97219	Project: <b>US Moorings -- C2, C3, C4</b> Project Number: [none] Project Manager: <b>Delaney Peterson</b>	<b>Report ID:</b> <b>A0J0273 - 11 19 20 1054</b>
--	---	---

**ANALYTICAL SAMPLE RESULTS**

**Soluble Cyanide by UV Digestion/Gas Diffusion/Amperometric Detection**

Analyte	Sample Result	Detection Limit	Reporting Limit	Units	Dilution	Date Analyzed	Method Ref.	Notes
<b>USMPDI-055SG-201006 (A0J0273-01RE1)</b>				<b>Matrix: Sediment</b>		<b>Batch: 0100374</b>		
<b>Total Cyanide</b>	<b>41.4</b>	2.58	5.16	mg/kg dry	20	10/15/20 15:10	D7511-12	

Apex Laboratories

*The results in this report apply to the samples analyzed in accordance with the chain of custody document. This analytical report must be reproduced in its entirety.*

Darwin Thomas, Business Development Director  
12/21/20 Anchor QEA, LLC - US Moorings- C2, C3, C4 Page 10 of 865



**Apex Laboratories, LLC**

6700 S.W. Sandburg Street  
Tigard, OR 97223  
503-718-2323  
ORELAP ID: OR100062

<b>Anchor QEA, LLC</b> 6720 SW Macadam Ave. Suite 125 Portland, OR 97219	Project: <b>US Moorings -- C2, C3, C4</b> Project Number: [none] Project Manager: <b>Delaney Peterson</b>	<b>Report ID:</b> A0J0273 - 11 19 20 1054
--	---	--

**ANALYTICAL SAMPLE RESULTS**

**Demand Parameters**

Analyte	Sample Result	Detection Limit	Reporting Limit	Units	Dilution	Date Analyzed	Method Ref.	Notes
<b>USMPDI-055SG-201006 (A0J0273-01)</b>				<b>Matrix: Sediment</b>				
Batch: 0100306								
<b>Total Organic Carbon</b>	2.7	---	0.052	% dry	1	10/12/20 21:41	PSEP_SM 5310B MOD	

Apex Laboratories

*The results in this report apply to the samples analyzed in accordance with the chain of custody document. This analytical report must be reproduced in its entirety.*



**Apex Laboratories, LLC**

6700 S.W. Sandburg Street  
Tigard, OR 97223  
503-718-2323  
ORELAP ID: OR100062

<b>Anchor QEA, LLC</b> 6720 SW Macadam Ave. Suite 125 Portland, OR 97219	Project: <b>US Moorings -- C2, C3, C4</b> Project Number: [none] Project Manager: <b>Delaney Peterson</b>	<b>Report ID:</b> A0J0273 - 11 19 20 1054
--	---	--

**ANALYTICAL SAMPLE RESULTS**

**Solid and Moisture Determinations**

Analyte	Sample Result	Detection Limit	Reporting Limit	Units	Dilution	Date Analyzed	Method Ref.	Notes
<b>USMPDI-055SG-201006 (A0J0273-01)</b>				<b>Matrix: Sediment</b>				
Batch: 0100297								
<b>Total Solids</b>	<b>38.2</b>	---	1.00	%	1	10/09/20 15:17	SM 2540 G	

Apex Laboratories

*The results in this report apply to the samples analyzed in accordance with the chain of custody document. This analytical report must be reproduced in its entirety.*



<b>Anchor QEA, LLC</b> 6720 SW Macadam Ave. Suite 125 Portland, OR 97219	Project: <b>US Moorings -- C2, C3, C4</b> Project Number: [none] Project Manager: <b>Delaney Peterson</b>	<b>Report ID:</b> A0J0273 - 11 19 20 1054
--	---	--

**QUALITY CONTROL (QC) SAMPLE RESULTS**

**Organochlorine Pesticides by EPA 8081B**

Analyte	Result	Detection Limit	Reporting Limit	Units	Dilution	Spike Amount	Source Result	% REC	% REC Limits	RPD	RPD Limit	Notes
<b>Batch 0100635 - EPA 3546/3640A (GPC) Sediment</b>												
<b>Blank (0100635-BLK1)</b> Prepared: 10/17/20 08:55 Analyzed: 10/20/20 18:12 <b>C-05</b>												
<u>EPA 8081B</u>												
2,4'-DDD	ND	0.833	1.67	ug/kg wet	1	---	---	---	---	---	---	
2,4'-DDE	ND	0.833	1.67	ug/kg wet	1	---	---	---	---	---	---	
2,4'-DDT	ND	0.833	1.67	ug/kg wet	1	---	---	---	---	---	---	
4,4'-DDD	ND	0.833	1.67	ug/kg wet	1	---	---	---	---	---	---	
4,4'-DDE	ND	0.833	1.67	ug/kg wet	1	---	---	---	---	---	---	
4,4'-DDT	ND	0.833	1.67	ug/kg wet	1	---	---	---	---	---	---	
Surr: 2,4,5,6-TCMX (Surr)		Recovery: 50 %		Limits: 42-129 %		Dilution: 1x						
Decachlorobiphenyl (Surr)		104 %		55-130 %		"						
<b>LCS (0100635-BS1)</b> Prepared: 10/17/20 08:55 Analyzed: 10/20/20 18:29 <b>C-05</b>												
<u>EPA 8081B</u>												
2,4'-DDD	54.7	1.00	2.00	ug/kg wet	1	50.0	---	109	58-128%	---	---	
2,4'-DDE	44.9	1.00	2.00	ug/kg wet	1	50.0	---	90	49-125%	---	---	
2,4'-DDT	57.7	1.00	2.00	ug/kg wet	1	50.0	---	115	66-145%	---	---	
4,4'-DDD	48.1	1.00	2.00	ug/kg wet	1	50.0	---	96	56-139%	---	---	Q-41
4,4'-DDE	48.8	1.00	2.00	ug/kg wet	1	50.0	---	98	56-134%	---	---	
4,4'-DDT	60.0	1.00	2.00	ug/kg wet	1	50.0	---	120	50-141%	---	---	
Surr: 2,4,5,6-TCMX (Surr)		Recovery: 63 %		Limits: 42-129 %		Dilution: 1x						
Decachlorobiphenyl (Surr)		119 %		55-130 %		"						
<b>Duplicate (0100635-DUP1)</b> Prepared: 10/17/20 08:55 Analyzed: 10/20/20 19:03 <b>C-05</b>												
<u>QC Source Sample: Non-SDG (A0J0236-01RE1)</u>												
2,4'-DDD	<b>5.61</b>	1.12	2.25	ug/kg dry	1	---	4.56	---	---	21	30%	
2,4'-DDE	<b>1.12</b>	1.12	2.25	ug/kg dry	1	---	ND	---	---		<b>30%</b>	J, Q-05
2,4'-DDT	<b>1.34</b>	1.12	2.25	ug/kg dry	1	---	2.73	---	---	<b>69</b>	<b>30%</b>	J, Q-05
4,4'-DDD	<b>11.0</b>	1.12	2.25	ug/kg dry	1	---	6.28	---	---	<b>55</b>	<b>30%</b>	Q-05
4,4'-DDE	<b>1.84</b>	1.12	2.25	ug/kg dry	1	---	1.64	---	---	12	30%	J
4,4'-DDT	<b>4.64</b>	1.12	2.25	ug/kg dry	1	---	3.70	---	---	23	30%	
Surr: 2,4,5,6-TCMX (Surr)		Recovery: 54 %		Limits: 42-129 %		Dilution: 1x						
Decachlorobiphenyl (Surr)		110 %		55-130 %		"						
<b>Matrix Spike (0100635-MS1)</b> Prepared: 10/17/20 08:55 Analyzed: 10/21/20 17:16 <b>C-05</b>												

Apex Laboratories

The results in this report apply to the samples analyzed in accordance with the chain of custody document. This analytical report must be reproduced in its entirety.



<b>Anchor QEA, LLC</b> 6720 SW Macadam Ave. Suite 125 Portland, OR 97219	Project: <b>US Moorings -- C2, C3, C4</b> Project Number: [none] Project Manager: <b>Delaney Peterson</b>	<b>Report ID:</b> <b>A0J0273 - 11 19 20 1054</b>
--	---	---

**QUALITY CONTROL (QC) SAMPLE RESULTS**

**Organochlorine Pesticides by EPA 8081B**

Analyte	Result	Detection Limit	Reporting Limit	Units	Dilution	Spike Amount	Source Result	% REC	% REC Limits	RPD	RPD Limit	Notes
<b>Batch 0100635 - EPA 3546/3640A (GPC)</b>						<b>Sediment</b>						
<b>Matrix Spike (0100635-MS1)</b>						Prepared: 10/17/20 08:55 Analyzed: 10/21/20 17:16						<b>C-05</b>
<b>QC Source Sample: Non-SDG (A0J0281-03RE1)</b>												
<b>EPA 8081B</b>												
2,4'-DDD	116	5.00	5.00	ug/kg dry	1	125	ND	93	58-128%	---	---	
2,4'-DDE	119	7.74	7.74	ug/kg dry	1	125	ND	95	49-125%	---	---	R-02
2,4'-DDT	103	2.50	5.00	ug/kg dry	1	125	ND	83	66-145%	---	---	
4,4'-DDE	100	5.00	5.00	ug/kg dry	1	125	ND	80	56-134%	---	---	
4,4'-DDT	94.2	2.50	5.00	ug/kg dry	1	125	ND	75	50-141%	---	---	
<i>Surr: 2,4,5,6-TCMX (Surr)</i>		<i>Recovery: 56 %</i>		<i>Limits: 42-129 %</i>		<i>Dilution: 1x</i>						
<i>Decachlorobiphenyl (Surr)</i>		<i>70 %</i>		<i>55-130 %</i>		<i>"</i>						
<b>Matrix Spike (0100635-MS2)</b>						Prepared: 10/17/20 08:55 Analyzed: 10/22/20 16:44						<b>C-05</b>
<b>QC Source Sample: Non-SDG (A0J0281-03RE2)</b>												
<b>EPA 8081B</b>												
4,4'-DDD	126	2.50	5.00	ug/kg dry	1	125	7.20	95	56-139%	---	---	
<i>Surr: 2,4,5,6-TCMX (Surr)</i>		<i>Recovery: 49 %</i>		<i>Limits: 42-129 %</i>		<i>Dilution: 1x</i>						
<i>Decachlorobiphenyl (Surr)</i>		<i>71 %</i>		<i>55-130 %</i>		<i>"</i>						
												AMEND
												AMEND
<b>Matrix Spike Dup (0100635-MSD1)</b>						Prepared: 10/17/20 08:55 Analyzed: 10/21/20 17:54						<b>C-05</b>
<b>QC Source Sample: Non-SDG (A0J0281-03RE1)</b>												
2,4'-DDD	103	5.10	5.10	ug/kg dry	1	127	ND	81	58-128%	12	30%	
2,4'-DDE	101	7.90	7.90	ug/kg dry	1	127	ND	79	49-125%	16	30%	R-02
2,4'-DDT	82.7	2.55	5.10	ug/kg dry	1	127	ND	<b>65</b>	<b>66-145%</b>	22	30%	Q-17
4,4'-DDE	87.4	5.10	5.10	ug/kg dry	1	127	ND	69	56-134%	14	30%	
4,4'-DDT	76.8	2.55	5.10	ug/kg dry	1	127	ND	60	50-141%	20	30%	
<i>Surr: 2,4,5,6-TCMX (Surr)</i>		<i>Recovery: 49 %</i>		<i>Limits: 42-129 %</i>		<i>Dilution: 1x</i>						
<i>Decachlorobiphenyl (Surr)</i>		<i>66 %</i>		<i>55-130 %</i>		<i>"</i>						
<b>Matrix Spike Dup (0100635-MSD2)</b>						Prepared: 10/17/20 08:55 Analyzed: 10/22/20 17:20						<b>C-05</b>
<b>QC Source Sample: Non-SDG (A0J0281-03RE2)</b>												
4,4'-DDD	115	2.55	5.10	ug/kg dry	1	127	7.20	85	56-139%	8	30%	
<i>Surr: 2,4,5,6-TCMX (Surr)</i>		<i>Recovery: 46 %</i>		<i>Limits: 42-129 %</i>		<i>Dilution: 1x</i>						
<i>Decachlorobiphenyl (Surr)</i>		<i>66 %</i>		<i>55-130 %</i>		<i>"</i>						
												AMEND
												AMEND

Apex Laboratories

*The results in this report apply to the samples analyzed in accordance with the chain of custody document. This analytical report must be reproduced in its entirety.*



**Apex Laboratories, LLC**

6700 S.W. Sandburg Street  
Tigard, OR 97223  
503-718-2323  
ORELAP ID: OR100062

<b>Anchor QEA, LLC</b> 6720 SW Macadam Ave. Suite 125 Portland, OR 97219	Project: <b>US Moorings -- C2, C3, C4</b> Project Number: [none] Project Manager: <b>Delaney Peterson</b>	<b>Report ID:</b> A0J0273 - 11 19 20 1054
--	---	--

**QUALITY CONTROL (QC) SAMPLE RESULTS**

**Organochlorine Pesticides by EPA 8081B**

Analyte	Result	Detection Limit	Reporting Limit	Units	Dilution	Spike Amount	Source Result	% REC	% REC Limits	RPD	RPD Limit	Notes
<b>Batch 0100635 - EPA 3546/3640A (GPC)</b>							<b>Sediment</b>					

Apex Laboratories

*The results in this report apply to the samples analyzed in accordance with the chain of custody document. This analytical report must be reproduced in its entirety.*



<b>Anchor QEA, LLC</b> 6720 SW Macadam Ave. Suite 125 Portland, OR 97219	Project: <b>US Moorings -- C2, C3, C4</b> Project Number: [none] Project Manager: <b>Delaney Peterson</b>	<b>Report ID:</b> A0J0273 - 11 19 20 1054
--	---	--

**QUALITY CONTROL (QC) SAMPLE RESULTS**

**Soluble Cyanide by UV Digestion/Gas Diffusion/Amperometric Detection**

Analyte	Result	Detection Limit	Reporting Limit	Units	Dilution	Spike Amount	Source Result	% REC	% REC Limits	RPD	RPD Limit	Notes
<b>Batch 0100374 - ASTM D7511-12mod (S)</b>						<b>Soil</b>						
<b>Blank (0100374-BLK1)</b>			Prepared: 10/12/20 09:51 Analyzed: 10/15/20 13:12									
<u>D7511-12</u>												
Total Cyanide	ND	0.0500	0.100	mg/kg wet	1	---	---	---	---	---	---	
<b>LCS (0100374-BS1)</b>			Prepared: 10/12/20 09:51 Analyzed: 10/15/20 13:14									
<u>D7511-12</u>												
Total Cyanide	0.395	0.0500	0.100	mg/kg wet	1	0.400	---	99	84-116%	---	---	
<b>Matrix Spike (0100374-MS1)</b>			Prepared: 10/12/20 09:51 Analyzed: 10/15/20 14:02									
<u>QC Source Sample: Non-SDG (A0J0278-06)</u>												
<u>D7511-12</u>												
Total Cyanide	0.254	0.0560	0.112	mg/kg dry	1	0.448	0.0584	44	64-136%	---	---	Q-04
<b>Matrix Spike (0100374-MS3)</b>			Prepared: 10/12/20 14:33 Analyzed: 10/15/20 15:39									
<u>QC Source Sample: Non-SDG (A0J0371-07)</u>												
<u>D7511-12</u>												
Total Cyanide	2.59	0.129	0.259	mg/kg dry	1	1.04	2.40	18	64-136%	---	---	Q-04, Q-16
<b>Matrix Spike Dup (0100374-MSD1)</b>			Prepared: 10/12/20 09:51 Analyzed: 10/15/20 14:04									
<u>QC Source Sample: Non-SDG (A0J0278-06)</u>												
Total Cyanide	0.385	0.0554	0.111	mg/kg dry	1	0.443	0.0584	74	64-136%	41	47%	
<b>Matrix Spike Dup (0100374-MSD3)</b>			Prepared: 10/12/20 14:33 Analyzed: 10/15/20 15:41									
<u>QC Source Sample: Non-SDG (A0J0371-07)</u>												
Total Cyanide	1.98	0.130	0.259	mg/kg dry	1	1.04	2.40	-40	64-136%	26	47%	Q-04, Q-16

Apex Laboratories

The results in this report apply to the samples analyzed in accordance with the chain of custody document. This analytical report must be reproduced in its entirety.





<b>Anchor QEA, LLC</b> 6720 SW Macadam Ave. Suite 125 Portland, OR 97219	Project: <b>US Moorings -- C2, C3, C4</b> Project Number: [none] Project Manager: <b>Delaney Peterson</b>	<b>Report ID:</b> A0J0273 - 11 19 20 1054
--	---	--

**QUALITY CONTROL (QC) SAMPLE RESULTS**

**Demand Parameters**

Analyte	Result	Detection Limit	Reporting Limit	Units	Dilution	Spike Amount	Source Result	% REC	% REC Limits	RPD	RPD Limit	Notes
<b>Batch 0100306 - PSEP-5310B TOC</b>						<b>Soil</b>						
<b>Blank (0100306-BLK1)</b>			Prepared: 10/09/20 08:41 Analyzed: 10/12/20 17:22									
<u>PSEP SM 5310B MOD</u>												
Total Organic Carbon	ND	---	0.020	% wet	1	---	---	---	---	---	---	
<b>LCS (0100306-BS1)</b>			Prepared: 10/09/20 08:41 Analyzed: 10/12/20 17:33									
<u>PSEP SM 5310B MOD</u>												
Total Organic Carbon	9400	---		mg/kg	1	10000	---	94	88-111%	---	---	
<b>Duplicate (0100306-DUP1)</b>			Prepared: 10/09/20 08:41 Analyzed: 10/12/20 18:16									
<u>QC Source Sample: Non-SDG (A0J0236-01)</u>												
Total Organic Carbon	0.49	---	0.025	% dry	1	---	0.27	---	---	58	27%	Q-04
<b>Duplicate (0100306-DUP2)</b>			Prepared: 10/09/20 08:41 Analyzed: 10/12/20 18:27									
<u>QC Source Sample: Non-SDG (A0J0236-01)</u>												
Total Organic Carbon	0.35	---	0.025	% dry	1	---	0.27	---	---	24	27%	
<b>Duplicate (0100306-DUP3)</b>			Prepared: 10/09/20 08:41 Analyzed: 10/12/20 22:25									
<u>QC Source Sample: Non-SDG (A0J0281-03)</u>												
Total Organic Carbon	3.0	---	0.052	% dry	1	---	2.9	---	---	3	27%	

Apex Laboratories

*The results in this report apply to the samples analyzed in accordance with the chain of custody document. This analytical report must be reproduced in its entirety.*



<b>Anchor QEA, LLC</b> 6720 SW Macadam Ave. Suite 125 Portland, OR 97219	Project: <b>US Moorings -- C2, C3, C4</b> Project Number: [none] Project Manager: <b>Delaney Peterson</b>	<b>Report ID:</b> A0J0273 - 11 19 20 1054
--	---	--

**QUALITY CONTROL (QC) SAMPLE RESULTS**

**Solid and Moisture Determinations**

Analyte	Result	Detection Limit	Reporting Limit	Units	Dilution	Spike Amount	Source Result	% REC	% REC Limits	RPD	RPD Limit	Notes
<b>Batch 0100297 - Total Solids (SM2540G/PSEP)</b>						<b>Sediment</b>						
<b>Duplicate (0100297-DUP1)</b>						Prepared: 10/08/20 17:17 Analyzed: 10/09/20 15:17						
<u>QC Source Sample: Non-SDG (A0J0236-01)</u>												
Total Solids	79.8	---	1.00	%	1	---	81.4	---	---	2	10%	
<b>Duplicate (0100297-DUP2)</b>						Prepared: 10/08/20 17:17 Analyzed: 10/09/20 15:17						
<u>QC Source Sample: Non-SDG (A0J0269-01)</u>												
Total Solids	70.9	---	1.00	%	1	---	68.6	---	---	3	10%	

Apex Laboratories

*The results in this report apply to the samples analyzed in accordance with the chain of custody document. This analytical report must be reproduced in its entirety.*



<b>Anchor QEA, LLC</b> 6720 SW Macadam Ave. Suite 125 Portland, OR 97219	Project: <b>US Moorings -- C2, C3, C4</b> Project Number: [none] Project Manager: <b>Delaney Peterson</b>	<b>Report ID:</b> A0J0273 - 11 19 20 1054
--	---	--

**SAMPLE PREPARATION INFORMATION**

**Organochlorine Pesticides by EPA 8081B**

Prep: EPA 3546/3640A (GPC)

Lab Number	Matrix	Method	Sampled	Prepared	Sample Initial/Final	Default Initial/Final	RL Prep Factor
Batch: 0100635							
A0J0273-01RE1	Sediment	EPA 8081B	10/06/20 15:56	10/17/20 08:55	10.49g/10mL	10g/5mL	1.91
A0J0273-01RE2	Sediment	EPA 8081B	10/06/20 15:56	10/17/20 08:55	10.49g/10mL	10g/5mL	1.91

**Soluble Cyanide by UV Digestion/Gas Diffusion/Amperometric Detection**

Prep: ASTM D7511-12mod (S)

Lab Number	Matrix	Method	Sampled	Prepared	Sample Initial/Final	Default Initial/Final	RL Prep Factor
Batch: 0100374							
A0J0273-01RE1	Sediment	D7511-12	10/06/20 15:56	10/12/20 09:51	2.5414g/50mL	2.5g/50mL	0.98

**Demand Parameters**

Prep: PSEP-5310B TOC

Lab Number	Matrix	Method	Sampled	Prepared	Sample Initial/Final	Default Initial/Final	RL Prep Factor
Batch: 0100306							
A0J0273-01	Sediment	PSEP_SM 5310B MOD	10/06/20 15:56	10/09/20 08:41			NA

**Solid and Moisture Determinations**

Prep: Total Solids (SM2540G/PSEP)

Lab Number	Matrix	Method	Sampled	Prepared	Sample Initial/Final	Default Initial/Final	RL Prep Factor
Batch: 0100297							
A0J0273-01	Sediment	SM 2540 G	10/06/20 15:56	10/08/20 17:17			NA

Apex Laboratories

*The results in this report apply to the samples analyzed in accordance with the chain of custody document. This analytical report must be reproduced in its entirety.*



**Anchor QEA, LLC**

6720 SW Macadam Ave. Suite 125  
Portland, OR 97219

Project: **US Moorings -- C2, C3, C4**

Project Number: [none]

Project Manager: **Delaney Peterson**

**Report ID:**

**A0J0273 - 11 19 20 1054**

### QUALIFIER DEFINITIONS

#### Client Sample and Quality Control (QC) Sample Qualifier Definitions:

##### Apex Laboratories

- AMEND** Result for this sample or analyte has been amended from the original report. See Case Narrative for details.
- C-05** Extract has undergone a GPC (Gel-Permeation Chromatography) cleanup per EPA 3640A. Reporting levels may be raised due to dilution necessary for cleanup. Sample Final Volume includes the GPC dilution factor, see the Prep page for details.
- J** Estimated Result. Result detected below the lowest point of the calibration curve, but above the specified MDL.
- P-11** Result estimated. Secondary column confirmation does not meet method criteria due to matrix interference.
- Q-04** Spike recovery and/or RPD is outside control limits due to a non-homogeneous sample matrix.
- Q-05** Analyses are not controlled on RPD values from sample and duplicate concentrations that are below 5 times the reporting level.
- Q-16** Reanalysis of an original Batch QC sample.
- Q-17** RPD between original and duplicate sample is outside of established control limits.
- Q-41** Estimated Results. Recovery of Continuing Calibration Verification sample above upper control limit for this analyte. Results are likely biased high.
- R-02** The Reporting Limit for this analyte has been raised to account for interference from coeluting organic compounds present in the sample.

Apex Laboratories

*The results in this report apply to the samples analyzed in accordance with the chain of custody document. This analytical report must be reproduced in its entirety.*



Anchor QEA, LLC

6720 SW Macadam Ave. Suite 125  
Portland, OR 97219

Project: US Moorings -- C2, C3, C4

Project Number: [none]

Project Manager: Delaney Peterson

Report ID:

A0J0273 - 11 19 20 1054

**REPORTING NOTES AND CONVENTIONS:**

**Abbreviations:**

- DET Analyte DETECTED at or above the detection or reporting limit.
- ND Analyte NOT DETECTED at or above the detection or reporting limit.
- NR Result Not Reported
- RPD Relative Percent Difference. RPDs for Matrix Spikes and Matrix Spike Duplicates are based on concentration, not recovery.

**Detection Limits: Limit of Detection (LOD)**

Limits of Detection (LODs) are normally set at a level of one half the validated Limit of Quantitation (LOQ).  
If no value is listed ('-----'), then the data has not been evaluated below the Reporting Limit.

**Reporting Limits: Limit of Quantitation (LOQ)**

Validated Limits of Quantitation (LOQs) are reported as the Reporting Limits for all analyses where the LOQ, MRL, PQL or CRL are requested. The LOQ represents a level at or above the low point of the calibration curve, that has been validated according to Apex Laboratories' comprehensive LOQ policies and procedures.

**Reporting Conventions:**

- Basis: Results for soil samples are generally reported on a 100% dry weight basis.  
The Result Basis is listed following the units as "dry", "wet", or "" (blank) designation.
  - "dry" Sample results and Reporting Limits are reported on a dry weight basis. (i.e. "ug/kg dry")  
See Percent Solids section for details of dry weight analysis.
  - "wet" Sample results and Reporting Limits for this analysis are normally dry weight corrected, but have not been modified in this case.
  - "" Results without 'wet' or 'dry' designation are not normally dry weight corrected. These results are considered 'As Received'.

**QC Source:**

In cases where there is insufficient sample provided for Sample Duplicates and/or Matrix Spikes, a Lab Control Sample Duplicate (LCS Dup) may be analyzed to demonstrate accuracy and precision of the extraction batch.  
  
Non-Client Batch QC Samples (Duplicates and Matrix Spike/Duplicates) may not be included in this report. Please request a Full QC report if this data is required.

**Miscellaneous Notes:**

- " --- " QC results are not applicable. For example, % Recoveries for Blanks and Duplicates, % RPD for Blanks, Blank Spikes and Matrix Spikes, etc.
- " \*\*\* " Used to indicate a possible discrepancy with the Sample and Sample Duplicate results when the %RPD is not available. In this case, either the Sample or the Sample Duplicate has a reportable result for this analyte, while the other is Non Detect (ND).

**Blanks:**

Standard practice is to evaluate the results from Blank QC Samples down to a level equal to 1/2 the Reporting Limit (RL).  
-For Blank hits falling between 1/2 the RL and the RL (J flagged hits), the associated sample and QC data will receive a 'B-02' qualifier.  
-For Blank hits above the RL, the associated sample and QC data will receive a 'B' qualifier, per Apex Laboratories' Blank Policy.  
For further details, please request a copy of this document.

Apex Laboratories

*The results in this report apply to the samples analyzed in accordance with the chain of custody document. This analytical report must be reproduced in its entirety.*



Anchor QEA, LLC

6720 SW Macadam Ave. Suite 125  
Portland, OR 97219

Project: US Moorings -- C2, C3, C4

Project Number: [none]

Project Manager: Delaney Peterson

Report ID:

A0J0273 - 11 19 20 1054

REPORTING NOTES AND CONVENTIONS (Cont.):

Blanks (Cont.):

Sample results flagged with a 'B' or 'B-02' qualifier are potentially biased high if the sample results are less than ten times the level found in the blank for inorganic analyses, or less than five times the level found in the blank for organic analyses.

'B' and 'B-02' qualifications are only applied to sample results detected above the Reporting Level.

Preparation Notes:

Mixed Matrix Samples:

Water Samples:

Water samples containing significant amounts of sediment are decanted or separated prior to extraction, and only the water portion analyzed, unless otherwise directed by the client.

Soil and Sediment Samples:

Soil and Sediment samples containing significant amounts of water are decanted prior to extraction, and only the solid portion analyzed, unless otherwise directed by the client.

Sampling and Preservation Notes:

Certain regulatory programs, such as National Pollutant Discharge Elimination System (NPDES), require that activities such as sample filtration (for dissolved metals, orthophosphate, hexavalent chromium, etc.) and testing of short hold analytes (pH, Dissolved Oxygen, etc.) be performed in the field (on-site) within a short time window. In addition, sample matrix spikes are required for some analyses, and sufficient volume must be provided, and billable site specific QC requested, if this is required. All regulatory permits should be reviewed to ensure that these requirements are being met.

Data users should be aware of which regulations pertain to the samples they submit for testing. If related sample collection activities are not approved for a particular regulatory program, results should be considered estimates. Apex Laboratories will qualify these analytes according to the most stringent requirements, however results for samples that are for non-regulatory purposes may be acceptable.

Samples that have been filtered and preserved at Apex Laboratories per client request are listed in the preparation section of the report with the date and time of filtration listed.

Apex Laboratories maintains detailed records on sample receipt, including client label verification, cooler temperature, sample preservation, hold time compliance and field filtration. Data is qualified as necessary, and the lack of qualification indicates compliance with required parameters.

Apex Laboratories

*The results in this report apply to the samples analyzed in accordance with the chain of custody document. This analytical report must be reproduced in its entirety.*



**Apex Laboratories, LLC**

6700 S.W. Sandburg Street  
Tigard, OR 97223  
503-718-2323  
ORELAP ID: OR100062

<b><u>Anchor QEA, LLC</u></b> 6720 SW Macadam Ave. Suite 125 Portland, OR 97219	Project: <b><u>US Moorings -- C2, C3, C4</u></b> Project Number: [none] Project Manager: <b>Delaney Peterson</b>	<b>Report ID:</b> A0J0273 - 11 19 20 1054
---	--	--

**LABORATORY ACCREDITATION INFORMATION**

**ORELAP Certification ID: OR100062 (Primary Accreditation) -**  
**EPA ID: OR01039**

All methods and analytes reported from work performed at Apex Laboratories are included on Apex Laboratories' ORELAP Scope of Certification, with the exception of any analyte(s) listed below:

**Apex Laboratories**

Matrix	Analysis	TNI_ID	Analyte	TNI_ID	Accreditation
--------	----------	--------	---------	--------	---------------

All reported analytes are included in Apex Laboratories' current ORELAP scope.

**Secondary Accreditations**

Apex Laboratories also maintains reciprocal accreditation with non-TNI states (Washington DOE), as well as other state specific accreditations not listed here.

**Subcontract Laboratory Accreditations**

Subcontracted data falls outside of Apex Laboratories' Scope of Accreditation. Please see the Subcontract Laboratory report for full details, or contact your Project Manager for more information.

**Field Testing Parameters**

Results for Field Tested data are provided by the client or sampler, and fall outside of Apex Laboratories' Scope of Accreditation.

Apex Laboratories

*The results in this report apply to the samples analyzed in accordance with the chain of custody document. This analytical report must be reproduced in its entirety.*



Apex Laboratories, LLC

6700 S.W. Sandburg Street  
Tigard, OR 97223  
503-718-2323

ORELAP ID: OR100062

Anchor QEA, LLC

6720 SW Macadam Ave. Suite 125

Portland, OR 97219

Project: US Moorings -- C2, C3, C4

Project Number: [none]

Project Manager: **Delaney Peterson**

**Report ID:**

A0J0273 - 11 19 20 1054

A0J0273

ENVIRONMENTAL SAMPLE CHAIN OF CUSTODY

POC: # Delaney Peterson (360-715-2707) Project: GascoSiltionic: US Moorings  
 1605 Cornwall Avenue, Bellingham, WA 98225 Client: NW Natural

COC ID: APEX-20201006-165822  
 Sample Custodian: dp, ns, sl  
 Lab: Apex

COC Sample Number	Field Sample ID	Sample Type	Matrix	Collected Date	Time	Containers	Lab QC	Test Request	Method	TAT**	Preservative
001	USMPDI-0555G-201006	N	SE	10/06/2020	15:56	1	<input type="checkbox"/>	Cyanide	D7511-12	30	4°C
								TOC	SM5310B	30	4°C
								LR Pesticides (QAPP C-2, C-3, and C-4)	SM6081B	30	4°C
								Total solids (APEX)	SM2540G	30	4°C

Comment:

Received By:	Received By:	Received By:	Received By:	Received By:
Signature	Signature	Signature	Signature	Signature
Print Name	Print Name	Print Name	Print Name	Print Name
Company	Company	Company	Company	Company
Date/Time	Date/Time	Date/Time	Date/Time	Date/Time
<i>[Signature]</i>	<i>[Signature]</i>	<i>[Signature]</i>	<i>[Signature]</i>	<i>[Signature]</i>
Delaney Peterson	Delaney Peterson	Delaney Peterson	Delaney Peterson	Delaney Peterson
AP	AP	AP	AP	AP
10.7.20 0735	10/7/20 0735	10/7/20 0735	10/7/20 0735	10/7/20 0735

Date Printed: 10/6/2020

\* Lab QC Requested for sample when box is checked \*\* TAT = Turn-Around Time in DAYS # POC = Project Point of Contact

Page 1 of 1

Apex Laboratories

The results in this report apply to the samples analyzed in accordance with the chain of custody document. This analytical report must be reproduced in its entirety.

*[Signature]*





<b>Anchor QEA, LLC</b> 6720 SW Macadam Ave. Suite 125 Portland, OR 97219	Project: <b>US Moorings -- C2, C3, C4</b> Project Number: [none] Project Manager: <b>Delaney Peterson</b>	Report ID: <b>A0J0273 - 11 19 20 1054</b>
--	---	--

**APEX LABS COOLER RECEIPT FORM**

Client: Anchor Element WO#: A0 J0273

Project/Project #: Gasco Siltronic - US Moorings

**Delivery Info:**  
Date/time received: 10/7/20 @ 7:35 By: RK  
Delivered by: Apex  Client  ESS  FedEx  UPS  Swift  Senvoy  SDS  Other \_\_\_\_\_

**Cooler Inspection** Date/time inspected: 10/7/20 @ 8:35 By: PKS  
Chain of Custody included? Yes  No  Custody seals? Yes  No   
Signed/dated by client? Yes  No   
Signed/dated by Apex? Yes  No

	Cooler #1	Cooler #2	Cooler #3	Cooler #4	Cooler #5	Cooler #6	Cooler #7
Temperature (°C)	<u>0.1</u>						
Received on ice? (Y/N)	<u>Y</u>						
Temp. blanks? (Y/N)	<u>Y</u>						
Ice type: (Gel/Real/Other)	<u>Real</u>						
Condition:	<u>Good</u>						

Cooler out of temp? (Y/N) Possible reason why: \_\_\_\_\_  
If some coolers are in temp and some out, were green dots applied to out of temperature samples? Yes/No/NA NA  
Out of temperature samples form initiated? Yes/No/NA NA

**Samples Inspection:** Date/time inspected: 10/8/20 @ 16:14 By: PKS  
All samples intact? Yes  No  Comments: \_\_\_\_\_  
Bottle labels/COCs agree? Yes  No  Comments: \_\_\_\_\_  
COC/container discrepancies form initiated? Yes  No   
Containers/volumes received appropriate for analysis? Yes  No  Comments: \_\_\_\_\_  
Do VOA vials have visible headspace? Yes  No  NA   
Comments: \_\_\_\_\_  
Water samples: pH checked: Yes  No  NA  pH appropriate? Yes  No   
Comments: \_\_\_\_\_

Additional information: \_\_\_\_\_  
\_\_\_\_\_  
\_\_\_\_\_  
Labeled by: [Signature] Witness: Anchor Cooler Inspected by: PKS See Project Contact Form: Y

**Sample Receipt Documentation  
(Work orders, Chain of Custody & Cooler Receipt Forms)**

**A0J0273**

**Apex Laboratories**

<b>Client:</b> Anchor QEA, LLC	<b>Project Manager:</b> Darwin Thomas
<b>Project:</b> US Moorings -- C2, C3, C4	<b>Project Number:</b> [none]

<p><b>Report To:</b>                  Anchor QEA, LLC                  Delaney Peterson                  6720 SW Macadam Ave. Suite 125                  Portland, OR 97219                  Phone: (360) 733-4311                  Fax: na</p>	<p><b>Invoice To:</b>                  Anchor QEA, LLC                  Delaney Peterson                  6720 SW Macadam Ave. Suite 125                  Portland, OR 97219                  Phone : (360) 733-4311                  Fax: na</p>
---	---

Date Due: 10/21/20 17:00 (10 day TAT)	
Received By: Russ Komorow	Date Received: 10/07/20 07:35
Logged In By: Susan Treat	Date Logged In: 10/08/20 16:55

**Cooler #1 received at 0.1°C**

Custody Seals	No	Containers Intact	Yes	COC/Labels Agree	Yes	PH Confirmed	No	Received On Ice	Yes
Temperature OK	Yes								

Analysis	Due	TAT	Expires	Comments
<b>A0J0273-01 USMPDI-055SG-201006 [Sediment] Sampled 10/06/20 15:56</b>				
<b>(GMT-08:00) Pacific Time (US &amp; Canada) 1 Containers</b>				
<b>Dry Weight</b>				
Dry Weight	10/12/20 17:00	3	04/04/21 15:56	use TS data, make non-reportable
<b>Project Mgmt</b>				
Data Package	12/08/20 17:00	10	01/13/21 15:56	added 10/26; due date??????
<b>Semivols (ECD)</b>				
8081B 2,4+4,4-DDx Only (+Add)	10/20/20 17:00	10	10/20/20 15:56	
<b>Wet Chem</b>				
Cyanide, Total (ASTM D7511, OIA)	10/20/20 17:00	10	10/20/20 15:56	
Solids, Total (SM 2540 G,B)	10/20/20 17:00	10	04/04/21 15:56	enter TS data in dry wt
Total Organic Carbon - Sediment (PSEP/BC)	11/03/20 17:00	10	11/03/20 15:56	5310C is completed; added 10/26, 2 d
<del>Total Organic Carbon - Soil (5310 B)</del>	10/20/20 17:00	10	11/03/20 15:56	

**ENVIRONMENTAL SAMPLE CHAIN OF CUSTODY**

A0J02173

**POC:** \* Delaney Peterson (360-715-2707)  
1605 Cornwall Avenue, Bellingham, WA 98225

**Project:** GascoSiltronic: US Moorings  
**Client:** NW Natural

**COC ID:** APEX-20201006-165822  
**Sample Custodian:** dp, ns, sl  
**Lab:** Apex

COC Sample Number	Field Sample ID	Sample Type	Matrix	Collected Date	Time	Containers #	Lab QC*	Test Request	Method	TAT**	Preservative
001	USMPDI-055SG-201006	N	SE	10/06/2020	15:56	1	<input type="checkbox"/>				
								Cyanide	D7511-12	30	4°C
								TOC	SM5310B	30	4°C
								LR Pesticides (QAPP C-2, C-3, and C-4)	SW8081B	30	4°C
								Total solids (APEX)	SM2540G	30	4°C

Comment:					
Relinquished By:	Received By:	Relinquished By:	Received By:	Relinquished By:	Received By:
Signature: <i>[Signature]</i>	Signature: <i>[Signature]</i>	Signature:	Signature:	Signature:	Signature:
Print Name: D. Peterson	Print Name: R. Komorow	Print Name:	Print Name:	Print Name:	Print Name:
Company: AQ	Company: APEX	Company:	Company:	Company:	Company:
Date/Time: 10.7.20 0735	Date/Time: 10/7/20 0735	Date/Time:	Date/Time:	Date/Time:	Date/Time:

**APEX LABS COOLER RECEIPT FORM**

Client: Anchor Element WO#: A0 J0293

Project/Project #: Gasco Siltronic: US Moorings

**Delivery Info:**

Date/time received: 10/7/20 @ 7:35 By: RK

Delivered by: Apex  Client  ESS  FedEx  UPS  Swift  Senvoy  SDS  Other

**Cooler Inspection** Date/time inspected: 10/7/20 @ 8:35 By: MS

Chain of Custody included? Yes  No  Custody seals? Yes  No

Signed/dated by client? Yes  No

Signed/dated by Apex? Yes  No

	Cooler #1	Cooler #2	Cooler #3	Cooler #4	Cooler #5	Cooler #6	Cooler #7
Temperature (°C)	<u>0.1</u>						
Received on ice? (Y/N)	<u>Y</u>						
Temp. blanks? (Y/N)	<u>Y</u>						
Ice type: (Gel/Real/Other)	<u>Real</u>						
Condition:	<u>Good</u>						

Cooler out of temp? (Y/N) Possible reason why: \_\_\_\_\_  
If some coolers are in temp and some out, were green dots applied to out of temperature samples? Yes/No/NA

Out of temperature samples form initiated? Yes/No/NA

**Samples Inspection:** Date/time inspected: 10/8/20 @ 1614 By: SO

All samples intact? Yes  No  Comments: \_\_\_\_\_

Bottle labels/COCs agree? Yes  No  Comments: \_\_\_\_\_

COC/container discrepancies form initiated? Yes  No

Containers/volumes received appropriate for analysis? Yes  No  Comments: \_\_\_\_\_

Do VOA vials have visible headspace? Yes  No  NA

Comments: \_\_\_\_\_

Water samples: pH checked: Yes  No  NA  pH appropriate? Yes  No  NA

Comments: \_\_\_\_\_

**Additional information:** \_\_\_\_\_

Labeled by: [Signature] Witness: [Signature] Cooler Inspected by: [Signature] See Project Contact Form: Y

## CLP-Like Forms

# Apex Laboratories

SDG: A0J0273  
CLASS: GC  
METHOD: EPA 8081B

**ANALYSES DATA PACKAGE COVER PAGE**

**EPA 8081B**

Laboratory: Apex Laboratories

SDG: A0J0273

Client: Anchor QEA, LLC

Project: US Moorings -- C2, C3, C4

---

**Client Sample Id:**

USMPDI-055SG-201006

**Lab Sample Id:**

A0J0273-01

**Matrix**

Sediment

I certify that this data package is in compliance with the terms and conditions of the contract, both technically and for completeness, for other than the conditions detailed above. Release of the data contained in this hardcopy data package and in computer-readable data submitted on diskette has been authorized by the Laboratory Manager or the Manager's designee, as verified by the following signatures.

Signature: \_\_\_\_\_



Name: \_\_\_\_\_

David G. Jack

Forms Created: \_\_\_\_\_

12/16/2020 3:48PM

Title: \_\_\_\_\_

Technical Manager



# METHOD DETECTION AND REPORTING LIMITS

## EPA 8081B

Laboratory: Apex Laboratories

SDG: A0J0273

Client: Anchor QEA, LLC

Project: US Moorings -- C2, C3, C4

Batch Matrix: Sediment

Analyte	MDL	MRL	Units
2,4'-DDD	0.500	1.00	ug/kg
2,4'-DDD [2C]	0.500	1.00	ug/kg
2,4'-DDE	0.500	1.00	ug/kg
2,4'-DDE [2C]	0.500	1.00	ug/kg
2,4'-DDT	0.500	1.00	ug/kg
2,4'-DDT [2C]	0.500	1.00	ug/kg
4,4'-DDD [2C]	0.500	1.00	ug/kg
4,4'-DDE	0.500	1.00	ug/kg
4,4'-DDE [2C]	0.500	1.00	ug/kg
4,4'-DDT	0.500	1.00	ug/kg
4,4'-DDT [2C]	0.500	1.00	ug/kg

Note: MDLs are listed only if the corresponding analyte was evaluated to the MDL in this report .

# ORGANIC ANALYSIS DATA SHEET

EPA 8081B

USMPDI-055SG-201006

Laboratory: <u>Apex Laboratories</u>	SDG: <u>A0J0273</u>	
Client: <u>Anchor QEA, LLC</u>	Project: <u>US Moorings -- C2, C3, C4</u>	
Matrix: <u>Sediment</u>	Laboratory ID: <u>A0J0273-01RE1</u>	File ID: <u>ECD5-10212010.D</u>
Sampled: <u>10/06/20 15:56</u>	Prepared: <u>10/17/20 08:55</u>	Analyzed: <u>10/21/20 13:51</u>
Solids: <u>38.16</u>	Preparation: <u>EPA 3546/3640A (GPC)</u>	Initial/Final: <u>10.49 g / 10 mL</u>
Batch: <u>0100635</u>	Sequence: <u>0J21046</u>	Calibration: <u>A0J1506</u> Instrument: <u>DUALECD5</u>

CAS NO.	COMPOUND	DILUTION	CONC. (ug/kg dry)	Q
53-19-0	2,4'-DDD	1	6.50	U
3424-82-6	2,4'-DDE	1	9.69	U
789-02-6	2,4'-DDT	1	7.00	U
72-55-9	4,4'-DDE	1	5.00	U
50-29-3	4,4'-DDT	1	5.00	U

SYSTEM MONITORING COMPOUND	ADDED (ug/kg dry)	CONC (ug/kg dry)	% REC	QC LIMITS	Q
2,4,5,6-TCMX (Surr) [2C]	125	63.2	51	42 - 129	
Decachlorobiphenyl (Surr) [2C]	125	113	91	55 - 130	

\* Values outside of QC limits

# ORGANIC ANALYSIS DATA SHEET

EPA 8081B

USMPDI-055SG-201006

Laboratory: <u>Apex Laboratories</u>	SDG: <u>A0J0273</u>	Client: <u>Anchor QEA, LLC</u>	Project: <u>US Moorings -- C2, C3, C4</u>
Matrix: <u>Sediment</u>	Laboratory ID: <u>A0J0273-01RE2</u>	File ID: <u>ECD8-10222007.D</u>	
Sampled: <u>10/06/20 15:56</u>	Prepared: <u>10/17/20 08:55</u>	Analyzed: <u>10/22/20 13:10</u>	
Solids: <u>38.16</u>	Preparation: <u>EPA 3546/3640A (GPC)</u>	Initial/Final: <u>10.49 g / 10 mL</u>	
Batch: <u>0100635</u>	Sequence: <u>0J22055</u>	Calibration: <u>A0J2107</u>	Instrument: <u>DUALECD8</u>

CAS NO.	COMPOUND	DILUTION	CONC. (ug/kg dry)	Q
72-54-8	4,4'-DDD [2C]	1	8.62	

SYSTEM MONITORING COMPOUND	ADDED (ug/kg dry)	CONC (ug/kg dry)	% REC	QC LIMITS	Q
2,4,5,6-TCMX (Surr) [2C]	125	57.7	46	42 - 129	
Decachlorobiphenyl (Surr) [2C]	125	90.1	72	55 - 130	

\* Values outside of QC limits

# PREPARATION BATCH SUMMARY

## EPA 8081B

Laboratory: Apex Laboratories

SDG: A0J0273

Client: Anchor QEA, LLC

Project: US Moorings -- C2, C3, C4

Batch: 0100635

Batch Matrix: Sediment

Preparation: EPA 3546/3640A (GPC)

SAMPLE NAME	LAB SAMPLE ID	LAB FILE ID	DATE PREPARED	OBSERVATIONS
Blank	0100635-BLK1	ECD5-10202007.D	10/17/20 08:55	
LCS	0100635-BS1	ECD5-10202008.D	10/17/20 08:55	
USMPDI-055SG-201006	A0J0273-01RE1	ECD5-10212010.D	10/17/20 08:55	
USMPDI-055SG-201006	A0J0273-01RE2	ECD8-10222007.D	10/17/20 08:55	

Note: Client samples are listed only if they are included in this report.

Duplicates and Matrix Spike/Duplicates QC Samples are only listed if sourced from a sample included in this report.

# METHOD BLANK DATA SHEET

## EPA 8081B

Laboratory: Apex Laboratories SDG: A0J0273  
Client: Anchor QEA, LLC Project: US Moorings -- C2, C3, C4  
Matrix: Sediment Laboratory ID: 0100635-BLK1 File ID: ECD5-10202007.D  
Prepared: 10/17/20 08:55 Preparation: EPA 3546/3640A (GPC) Initial/Final: 12 g / 10 mL  
Analyzed: 10/20/20 18:12 Instrument: DUALECD5  
Batch: 0100635 Sequence: 0J20064 Calibration: A0J1506

CAS NO.	COMPOUND	CONC. (ug/kg wet)	Q
53-19-0	2,4'-DDD [2C]	0.833	U
3424-82-6	2,4'-DDE [2C]	0.833	U
789-02-6	2,4'-DDT [2C]	0.833	U
72-54-8	4,4'-DDD [2C]	0.833	U
72-55-9	4,4'-DDE [2C]	0.833	U
50-29-3	4,4'-DDT [2C]	0.833	U

SYSTEM MONITORING COMPOUND	ADDED (ug/kg wet)	CONC (ug/kg wet)	% REC	QC LIMITS	Q
2,4,5,6-TCMX (Surr) [2C]	41.7	20.8	50	42 - 129	
Decachlorobiphenyl (Surr) [2C]	41.7	43.2	104	55 - 130	

# LCS / LCS DUPLICATE RECOVERY

## EPA 8081B

Laboratory: Apex Laboratories

SDG: A0J0273

Client: Anchor QEA, LLC

Project: US Moorings -- C2, C3, C4

Matrix: Sediment

Batch: 0100635

Laboratory ID: 0100635-BS1

Preparation: EPA 3546/3640A (GPC)

Initial/Final: 10 g / 10 mL

COMPOUND	SPIKE ADDED (ug/kg wet)	LCS CONCENTRATION (ug/kg wet)	LCS % REC. (*=Out)	QC LIMITS REC.
2,4'-DDD [2C]	50.0	54.7	109	58 - 128
2,4'-DDE [2C]	50.0	44.9	90	49 - 125
2,4'-DDT [2C]	50.0	57.7	115	66 - 145
4,4'-DDD [2C]	50.0	48.1	96	56 - 139
4,4'-DDE [2C]	50.0	48.8	98	56 - 134
4,4'-DDT [2C]	50.0	60.0	120	50 - 141

\* = Values outside of QC limits

# ANALYSIS BATCH (SEQUENCE) SUMMARY

## EPA 8081B

Laboratory: Apex Laboratories

SDG: A0J0273

Client: Anchor QEA, LLC

Project: US Moorings -- C2, C3, C4

Sequence: 0J14056

Instrument: DUALECD5

Matrix: Sediment

Calibration: A0J1506

Sample Name	Lab Sample ID	Lab File ID	Analysis Date/Time
Initial Cal Blank	0J14056-ICB1	ECD5-10142010.D	10/14/20 15:30
Cal Standard	0J14056-CAL1	ECD5-10142011.D	10/14/20 15:47
Cal Standard	0J14056-CAL2	ECD5-10142012.D	10/14/20 16:04
Cal Standard	0J14056-CAL3	ECD5-10142013.D	10/14/20 16:21
Cal Standard	0J14056-CAL4	ECD5-10142014.D	10/14/20 16:38
Cal Standard	0J14056-CAL6	ECD5-10142016.D	10/14/20 17:13
Cal Standard	0J14056-CAL7	ECD5-10142017.D	10/14/20 17:30
Cal Standard	0J14056-CAL8	ECD5-10142018.D	10/14/20 17:47
Cal Standard	0J14056-CAL9	ECD5-10142019.D	10/14/20 18:04
Initial Cal Check	0J14056-ICV1	ECD5-10142021.D	10/14/20 18:39
Cal Standard	0J14056-CALA	ECD5-10142022.D	10/14/20 18:56
Cal Standard	0J14056-CALB	ECD5-10142023.D	10/14/20 19:13
Cal Standard	0J14056-CALC	ECD5-10142024.D	10/14/20 19:30
Cal Standard	0J14056-CALD	ECD5-10142025.D	10/14/20 19:47
Cal Standard	0J14056-CALE	ECD5-10142026.D	10/14/20 20:04
Cal Standard	0J14056-CALF	ECD5-10142027.D	10/14/20 20:22
Cal Standard	0J14056-CALG	ECD5-10142028.D	10/14/20 20:39
Cal Standard	0J14056-CALH	ECD5-10142029.D	10/14/20 20:56
Cal Standard	0J14056-CALI	ECD5-10142030.D	10/14/20 21:13
Initial Cal Check	0J14056-ICV2	ECD5-10142032.D	10/14/20 21:47

Note: Client samples are listed only if they are included in this report.

Duplicates and Matrix Spike/Duplicates QC Samples are only listed if sourced from a sample included in this report.

# ANALYSIS BATCH (SEQUENCE) SUMMARY

## EPA 8081B

Laboratory: Apex Laboratories

SDG: A0J0273

Client: Anchor QEA, LLC

Project: US Moorings -- C2, C3, C4

Sequence: 0J15061

Instrument: DUALECD8

Matrix: Sediment

Calibration: A0J2107

Sample Name	Lab Sample ID	Lab File ID	Analysis Date/Time
Initial Cal Blank	0J15061-ICB1	ECD8-10152005.D	10/15/20 18:15
Cal Standard	0J15061-CAL1	ECD8-10152006.D	10/15/20 18:32
Cal Standard	0J15061-CAL2	ECD8-10152007.D	10/15/20 18:48
Cal Standard	0J15061-CAL3	ECD8-10152008.D	10/15/20 19:05
Cal Standard	0J15061-CAL4	ECD8-10152009.D	10/15/20 19:21
Cal Standard	0J15061-CAL5	ECD8-10152010.D	10/15/20 19:38
Cal Standard	0J15061-CAL6	ECD8-10152011.D	10/15/20 19:54
Cal Standard	0J15061-CAL7	ECD8-10152012.D	10/15/20 20:11
Cal Standard	0J15061-CAL8	ECD8-10152013.D	10/15/20 20:27
Cal Standard	0J15061-CAL9	ECD8-10152014.D	10/15/20 20:44
Initial Cal Check	0J15061-ICV1	ECD8-10152016.D	10/15/20 21:17
Cal Standard	0J15061-CALA	ECD8-10152017.D	10/15/20 21:33
Cal Standard	0J15061-CALB	ECD8-10152018.D	10/15/20 21:50
Cal Standard	0J15061-CALC	ECD8-10152019.D	10/15/20 22:06
Cal Standard	0J15061-CALD	ECD8-10152020.D	10/15/20 22:23
Cal Standard	0J15061-CALE	ECD8-10152021.D	10/15/20 22:39
Cal Standard	0J15061-CALF	ECD8-10152022.D	10/15/20 22:56
Cal Standard	0J15061-CALG	ECD8-10152023.D	10/15/20 23:12
Cal Standard	0J15061-CALH	ECD8-10152024.D	10/15/20 23:29
Cal Standard	0J15061-CALI	ECD8-10152025.D	10/15/20 23:46
Initial Cal Check	0J15061-ICV2	ECD8-10152027.D	10/16/20 00:19

Note: Client samples are listed only if they are included in this report.

Duplicates and Matrix Spike/Duplicates QC Samples are only listed if sourced from a sample included in this report.



# ANALYSIS BATCH (SEQUENCE) SUMMARY

## EPA 8081B

Laboratory: Apex Laboratories

SDG: A0J0273

Client: Anchor QEA, LLC

Project: US Moorings -- C2, C3, C4

Sequence: 0J20064

Instrument: DUALECD5

Matrix: Sediment

Calibration: A0J1506

Sample Name	Lab Sample ID	Lab File ID	Analysis Date/Time
Calibration Check	0J20064-CCV1	ECD5-10202004.D	10/20/20 17:18
Calibration Check	0J20064-CCV2	ECD5-10202005.D	10/20/20 17:35
Calibration Blank	0J20064-CCB1	ECD5-10202006.D	10/20/20 17:52
Blank	0100635-BLK1	ECD5-10202007.D	10/20/20 18:12
LCS	0100635-BS1	ECD5-10202008.D	10/20/20 18:29
Calibration Check	0J20064-CCV3	ECD5-10202020.D	10/20/20 22:07
Calibration Check	0J20064-CCV4	ECD5-10202021.D	10/20/20 22:24
Calibration Blank	0J20064-CCB2	ECD5-10202022.D	10/20/20 22:41

Note: Client samples are listed only if they are included in this report.

Duplicates and Matrix Spike/Duplicates QC Samples are only listed if sourced from a sample included in this report.

# ANALYSIS BATCH (SEQUENCE) SUMMARY

## EPA 8081B

Laboratory: Apex Laboratories

SDG: A0J0273

Client: Anchor QEA, LLC

Project: US Moorings -- C2, C3, C4

Sequence: 0J21046

Instrument: DUALECD5

Matrix: Sediment

Calibration: A0J1506

Sample Name	Lab Sample ID	Lab File ID	Analysis Date/Time
Calibration Check	0J21046-CCV1	ECD5-10212004.D	10/21/20 12:07
Calibration Check	0J21046-CCV2	ECD5-10212005.D	10/21/20 12:25
Calibration Blank	0J21046-CCB1	ECD5-10212006.D	10/21/20 12:42
USMPDI-055SG-201006	A0J0273-01RE1	ECD5-10212010.D	10/21/20 13:51
Calibration Check	0J21046-CCV3	ECD5-10212018.D	10/21/20 16:24
Calibration Check	0J21046-CCV4	ECD5-10212019.D	10/21/20 16:41
Calibration Blank	0J21046-CCB2	ECD5-10212020.D	10/21/20 16:58
Calibration Check	0J21046-CCV5	ECD5-10212035.D	10/21/20 21:43
Calibration Check	0J21046-CCV6	ECD5-10212036.D	10/21/20 22:00
Calibration Blank	0J21046-CCB3	ECD5-10212037.D	10/21/20 22:18

Note: Client samples are listed only if they are included in this report.

Duplicates and Matrix Spike/Duplicates QC Samples are only listed if sourced from a sample included in this report.

# ANALYSIS BATCH (SEQUENCE) SUMMARY

## EPA 8081B

Laboratory: Apex Laboratories

SDG: A0J0273

Client: Anchor QEA, LLC

Project: US Moorings -- C2, C3, C4

Sequence: 0J22055

Instrument: DUALECD8

Matrix: Sediment

Calibration: A0J2107

Sample Name	Lab Sample ID	Lab File ID	Analysis Date/Time
Calibration Check	0J22055-CCV1	ECD8-10222004.D	10/22/20 12:19
Calibration Check	0J22055-CCV2	ECD8-10222005.D	10/22/20 12:36
Calibration Blank	0J22055-CCB1	ECD8-10222006.D	10/22/20 12:52
USMPDI-055SG-201006	A0J0273-01RE2	ECD8-10222007.D	10/22/20 13:10
Calibration Check	0J22055-CCV3	ECD8-10222019.D	10/22/20 17:57
Calibration Check	0J22055-CCV4	ECD8-10222020.D	10/22/20 18:14
Calibration Blank	0J22055-CCB2	ECD8-10222021.D	10/22/20 18:31
Calibration Check	0J22055-CCV5	ECD8-10222032.D	10/22/20 21:51
Calibration Check	0J22055-CCV6	ECD8-10222033.D	10/22/20 22:08
Calibration Blank	0J22055-CCB3	ECD8-10222034.D	10/22/20 22:24

Note: Client samples are listed only if they are included in this report.

Duplicates and Matrix Spike/Duplicates QC Samples are only listed if sourced from a sample included in this report.

# INITIAL CALIBRATION DATA (Summary)

## EPA 8081B

Laboratory: Apex Laboratories

SDG: A0J0273

Client: Anchor QEA, LLC

Project: US Moorings -- C2, C3, C4

Calibration: A0J1506

Date: 10/15/20 14:51

Instrument: DUALECD5

Compound	Mean RF	FIT	RF RSD	Mean RT	RT RSD	Linear r	Quad COD	LIMIT	Q
2,4'-DDD	152505.6	XXX	14.76157	7.908444	1.603716E-02				
2,4'-DDE	169341.7	XXX	14.31656	7.530556	1.335268E-02				
2,4'-DDE [2C]	193992.9	Ave	8.929299	7.980667	1.534442E-02			20	
2,4'-DDT	153106.6	XXX	14.61216	8.090111	6.263801E-03				
4,4'-DDD [2C]	233538.8	Ave	7.643227	8.615375	1.476731E-02			20	
4,4'-DDE	259842.1	Ave	4.379257	7.780125	1.399028E-02			20	
4,4'-DDT	199509.6	Ave	6.627697	8.40575	4.045662E-03			20	
2,4,5,6-TCMX (Surr) [2C]	309739.3	Ave	5.177799	5.872125	1.581447E-02			20	
Decachlorobiphenyl (Surr)	183738	XXX	18.33782	9.805625	8.325283E-03				
Decachlorobiphenyl (Surr) [2C]	166921.2	XXX	10.97817	10.36737	1.669812E-02				

Note: \*\* Quad COD may be incorrect if weighting (1/a) or (1/a<sup>2</sup>) used. Weighting not shown here. Please see instrument calibration printouts for validation.

# INITIAL CALIBRATION DATA

## EPA 8081B

Laboratory: Apex Laboratories

SDG: A0J0273

Client: Anchor QEA, LLC

Project: US Moorings -- C2, C3, C4

Calibration: A0J1506

Instrument: DUALECD5

Calibration Date: 10/15/20 14:51

Compound	Level 01		Level 02		Level 03		Level 04		Level 05		Level 06	
	ng/mL	RF	ng/mL	RF	ng/mL	RF	ng/mL	RF	ng/mL	RF	ng/mL	RF
4,4'-DDD	0.5	246422	1	224880	2	222606	5	214324.4	25	204039.4	50	203944.4
4,4'-DDD [2C]	0.5	258790	1	227533	2	221348	5	215604	25	215827.9	50	228628.2
4,4'-DDE	0.5	284748	1	261532	2	260778	5	256284.4	25	249250.7	50	249681
4,4'-DDE [2C]	0.5	297598	1	276372	2	279042	5	271727.6	25	277957.5	50	293155.6
4,4'-DDT	0.5	227728	1	203498	2	200327	5	191463.8	25	183748.8	50	190942.6
4,4'-DDT [2C]	0.5	196170	1	176159	2	178605.5	5	172900.4	25	175048	50	191025.2
2,4,5,6-TCMX (Surr)	0.5	281058	1	253886	2	248598.5	5	241017.2	25	224237.4	50	227050.6
2,4,5,6-TCMX (Surr) [2C]	0.5	340638	1	311085	2	307220	5	294993.4	25	290239.8	50	301342
Decachlorobiphenyl (Surr)	0.5	254484	1	210456	2	187682	5	172951.8	25	156624.5	50	159460.9
Decachlorobiphenyl (Surr) [2C]	0.5	204270	1	180596	2	165202.5	5	154570.2	25	151569.5	50	150682.8

# INITIAL CALIBRATION DATA (Continued)

EPA 8081B

Laboratory: Apex Laboratories

SDG: A0J0273

Client: Anchor QEA, LLC

Project: US Moorings -- C2, C3, C4

Calibration: A0J1506

Instrument: DUALECD5

Matrix:

Calibration Date: 10/15/20 14:51

Compound	Level 07		Level 08		Level 09		Level 10		Level 11		Level 12	
	ng/mL	RF	ng/mL	RF	ng/mL	RF	ng/mL	RF	ng/mL	RF	ng/mL	RF
2,4'-DDD					0.5	195852	1	185364	2	155333.5	5	141495.8
2,4'-DDD [2C]					0.5	217624	1	202997	2	164344	5	147544.2
2,4'-DDE					0.5	219634	1	197885	2	175570	5	157152.8
2,4'-DDE [2C]					0.5	222034	1	219431	2	189004.5	5	179078.4
2,4'-DDT					0.5	195092	1	185344	2	155563	5	136763
2,4'-DDT [2C]					0.5	200362	1	188319	2	152317	5	138610
4,4'-DDD	100	212754.7	200	218548.1								
4,4'-DDD [2C]	100	240609.5	200	259969.5								
4,4'-DDE	100	253277.1	200	263185.4								
4,4'-DDE [2C]	100	313086.3	200	324414.8								
4,4'-DDT	100	195697.4	200	202671.4								
4,4'-DDT [2C]	100	208094.2	200	225434.6								
2,4,5,6-TCMX (Surr)	100	230497.4	200	234916.2								
2,4,5,6-TCMX (Surr) [2C]	100	309643.1	200	322753.4								
Decachlorobiphenyl (Surr)	100	163125.4	200	165119.7								
Decachlorobiphenyl (Surr) [2C]	100	157188.4	200	171290.5								

# INITIAL CALIBRATION DATA (Continued)

## EPA 8081B

Laboratory: Apex Laboratories

SDG: A0J0273

Client: Anchor QEA, LLC

Project: US Moorings -- C2, C3, C4

Calibration: A0J1506

Instrument: DUALECD5

Matrix:

Calibration Date: 10/15/20 14:51

Compound	Level 13		Level 14		Level 15		Level 16		Level 17		Level 18	
	ng/mL	RF	ng/mL	RF	ng/mL	RF	ng/mL	RF	ng/mL	RF	ng/mL	RF
2,4'-DDD	10	140486.4	25	139288.9	50	134331.9	100	137528.2	200	142869.5		
2,4'-DDD [2C]	10	149956.4	25	156780.2	50	150915.8	100	164388	200	176111.8		
2,4'-DDE	10	162438.6	25	154829.2	50	148157.4	100	152558	200	155850.7		
2,4'-DDE [2C]	10	179389.4	25	182003	50	180418.8	100	188435.6	200	206141.4		
2,4'-DDT	10	141957.7	25	144885	50	130355.2	100	138824.9	200	149174.8		
2,4'-DDT [2C]	10	143969	25	151321.3	50	141558.8	100	150942.5	200	180807.8		

# INITIAL CALIBRATION DATA (Summary)

## EPA 8081B

Laboratory: Apex Laboratories

SDG: A0J0273

Client: Anchor QEA, LLC

Project: US Moorings -- C2, C3, C4

Calibration: A0J2107

Date: 10/21/20 12:29

Instrument: DUALECD8

Compound	Mean RF	FIT	RF RSD	Mean RT	RT RSD	Linear r	Quad COD	LIMIT	Q
2,4'-DDD	1921377	Ave	9.626247	8.001889	3.406474E-02			20	
2,4'-DDE	2126918	Ave	7.999272	7.623	3.690063E-02			20	
2,4'-DDE [2C]	2426629	Ave	9.253413	8.097555	2.473262E-02			20	
2,4'-DDT	2145969	Ave	9.33146	8.181667	0.0248323			20	
4,4'-DDD [2C]	3114105	XXX	13.37351	8.733556	2.484861E-02				
4,4'-DDE	3151100	Ave	10.12842	7.874444	4.348044E-02			20	
4,4'-DDT	2669241	XXX	14.07186	8.499222	1.960454E-02				
2,4,5,6-TCMX (Surr) [2C]	4000851	Ave	6.026316	5.989889	1.267914E-02			20	
Decachlorobiphenyl (Surr)	2770260	XXX	15.57952	9.902556	5.397021E-03				
Decachlorobiphenyl (Surr) [2C]	2419306	Ave	8.467837	10.50489	4.088253E-03			20	

Note: \*\* Quad COD may be incorrect if weighting (1/a) or (1/a<sup>2</sup>) used. Weighting not shown here. Please see instrument calibration printouts for validation.



# INITIAL CALIBRATION DATA

## EPA 8081B

Laboratory: Apex Laboratories

SDG: A0J0273

Client: Anchor QEA, LLC

Project: US Moorings -- C2, C3, C4

Calibration: A0J2107

Instrument: DUALECD8

Calibration Date: 10/21/20 12:29

Compound	Level 01		Level 02		Level 03		Level 04		Level 05		Level 06	
	ng/mL	RF	ng/mL	RF	ng/mL	RF	ng/mL	RF	ng/mL	RF	ng/mL	RF
4,4'-DDD	0.5	2676466	1	2561702	2	2554366	5	2463434	10	2560811	25	2715372
4,4'-DDD [2C]	0.5	2920602	1	2804997	2	2726823	5	2746150	10	2943807	25	3074127
4,4'-DDE	0.5	2977348	1	2806594	2	2916029	5	2870674	10	3025077	25	3167186
4,4'-DDE [2C]	0.5	3177518	1	3083622	2	3233695	5	3173250	10	3369230	25	3700062
4,4'-DDT	0.5	2405018	1	2340699	2	2388133	5	2338044	10	2509615	25	2748200
4,4'-DDT [2C]	0.5	2455666	1	2447680	2	2432603	5	2550826	10	2696225	25	3041346
2,4,5,6-TCMX (Surr)	0.5	3928930	1	3675375	2	3487494	5	3391336	10	3378580	25	3464495
2,4,5,6-TCMX (Surr) [2C]	0.5	4189348	1	3996914	2	3763994	5	3696812	10	3769119	25	3900728
Decachlorobiphenyl (Surr)	0.5	3732602	1	3197716	2	2850842	5	2572640	10	2566336	25	2492739
Decachlorobiphenyl (Surr) [2C]	0.5	2821606	1	2586506	2	2395772	5	2256766	10	2221992	25	2250438

# INITIAL CALIBRATION DATA (Continued)

## EPA 8081B

Laboratory: Apex Laboratories

SDG: A0J0273

Client: Anchor QEA, LLC

Project: US Moorings -- C2, C3, C4

Calibration: A0J2107

Instrument: DUALECD8

Matrix:

Calibration Date: 10/21/20 12:29

Compound	Level 07		Level 08		Level 09		Level 10		Level 11		Level 12	
	ng/mL	RF	ng/mL	RF	ng/mL	RF	ng/mL	RF	ng/mL	RF	ng/mL	RF
2,4'-DDD							0.5	2250420	1	2191428	2	1841175
2,4'-DDD [2C]							0.5	2638212	1	2545735	2	2064664
2,4'-DDE							0.5	2403006	1	2330761	2	1950579
2,4'-DDE [2C]							0.5	2609542	1	2507932	2	2192344
2,4'-DDT							0.5	2443218	1	2264292	2	1871040
2,4'-DDT [2C]							0.5	2710858	1	2394823	2	1994345
4,4'-DDD	50	2681748	100	3139188	200	3123894						
4,4'-DDD [2C]	50	3264048	100	3619428	200	3926966						
4,4'-DDE	50	3302522	100	3627906	200	3666564						
4,4'-DDE [2C]	50	3914178	100	4401254	200	4661297						
4,4'-DDT	50	2757558	100	3214173	200	3321730						
4,4'-DDT [2C]	50	3168274	100	3736752	200	4032396						
2,4,5,6-TCMX (Surr)	50	3426378	100	3539420	200	3535657						
2,4,5,6-TCMX (Surr) [2C]	50	4046088	100	4257161	200	4387498						
Decachlorobiphenyl (Surr)	50	2431280	100	2543656	200	2544531						
Decachlorobiphenyl (Surr) [2C]	50	2248670	100	2423042	200	2568961						

# INITIAL CALIBRATION DATA (Continued)

## EPA 8081B

Laboratory: Apex Laboratories

SDG: A0J0273

Client: Anchor QEA, LLC

Project: US Moorings -- C2, C3, C4

Calibration: A0J2107

Instrument: DUALECD8

Matrix:

Calibration Date: 10/21/20 12:29

Compound	Level 13		Level 14		Level 15		Level 16		Level 17		Level 18	
	ng/mL	RF	ng/mL	RF	ng/mL	RF	ng/mL	RF	ng/mL	RF	ng/mL	RF
2,4'-DDD	5	1750274	10	1764873	25	1863625	50	1780154	100	1858274	200	1992166
2,4'-DDD [2C]	5	1987760	10	2043638	25	2135228	50	2155648	100	2226407	200	2488622
2,4'-DDE	5	1915228	10	2016633	25	2088811	50	2067330	100	2101327	200	2268587
2,4'-DDE [2C]	5	2163242	10	2214220	25	2396393	50	2355954	100	2561226	200	2838812
2,4'-DDT	5	1917403	10	1970236	25	2099731	50	2163314	100	2207085	200	2377399
2,4'-DDT [2C]	5	2023114	10	2090847	25	2320531	50	2406058	100	2572524	200	2835386

# SECOND-SOURCE CALIBRATION VERIFICATION

## EPA 8081B

Laboratory: Apex Laboratories

SDG: A0J0273

Client: Anchor QEA, LLC

Project: US Moorings -- C2, C3, C4

Instrument ID: DUALECD5

Calibration: A0J1506

Lab File ID: ECD5-10142021.D

Sequence: 0J14056

Inject Date: 10/14/20

Lab Sample ID: 0J14056-ICV1

Inject Time: 18:39

ANALYTE	EXPECTED (ng/mL)	FOUND (ng/mL)	% DRIFT	QC LIMIT
4,4'-DDD	50.0	47.5	-5.0	70 - 130
4,4'-DDD [2C]	50.0	49.3	-1.4	70 - 130
4,4'-DDE	50.0	47.6	-4.7	70 - 130
4,4'-DDE [2C]	50.0	50.5	0.9	70 - 130
4,4'-DDT	50.0	46.7	-6.7	70 - 130
4,4'-DDT [2C]	50.0	50.6	1.2	70 - 130
2,4,5,6-TCMX (Surr)	50.0	46.7	-6.5	70 - 130
2,4,5,6-TCMX (Surr) [2C]	50.0	47.6	-4.9	70 - 130
Decachlorobiphenyl (Surr)	50.0	48.5	-2.9	70 - 130
Decachlorobiphenyl (Surr) [2C]	50.0	49.0	-2.1	70 - 130

# SECOND-SOURCE CALIBRATION VERIFICATION

## EPA 8081B

Laboratory: Apex Laboratories SDG: A0J0273  
Client: Anchor QEA, LLC Project: US Moorings -- C2, C3, C4  
Instrument ID: DUALECD5 Calibration: A0J1506  
Lab File ID: ECD5-10142032.D  
Sequence: 0J14056 Inject Date: 10/14/20  
Lab Sample ID: 0J14056-ICV2 Inject Time: 21:47

ANALYTE	EXPECTED (ng/mL)	FOUND (ng/mL)	% DRIFT	QC LIMIT
2,4'-DDD	50.0	48.3	-3.4	70 - 130
2,4'-DDD [2C]	50.0	49.4	-1.3	70 - 130
2,4'-DDE	50.0	48.7	-2.7	70 - 130
2,4'-DDE [2C]	50.0	45.7	-8.5	70 - 130
2,4'-DDT	50.0	49.0	-2.0	70 - 130
2,4'-DDT [2C]	50.0	49.5	-0.9	70 - 130

# SECOND-SOURCE CALIBRATION VERIFICATION

## EPA 8081B

Laboratory: Apex Laboratories SDG: A0J0273  
Client: Anchor QEA, LLC Project: US Moorings -- C2, C3, C4  
Instrument ID: DUALECD8 Calibration: A0J2107  
Lab File ID: ECD8-10152016.D  
Sequence: 0J15061 Inject Date: 10/15/20  
Lab Sample ID: 0J15061-ICV1 Inject Time: 21:17

ANALYTE	EXPECTED (ng/mL)	FOUND (ng/mL)	% DRIFT	QC LIMIT
4,4'-DDD	50.0	50.4	0.8	70 - 130
4,4'-DDD [2C]	50.0	51.8	3.6	70 - 130
4,4'-DDE	50.0	51.4	2.7	70 - 130
4,4'-DDE [2C]	50.0	50.9	1.7	70 - 130
4,4'-DDT	50.0	51.6	3.3	70 - 130
4,4'-DDT [2C]	50.0	51.9	3.8	70 - 130
2,4,5,6-TCMX (Surr)	50.0	46.6	-6.7	70 - 130
2,4,5,6-TCMX (Surr) [2C]	50.0	48.9	-2.2	70 - 130
Decachlorobiphenyl (Surr)	50.0	47.7	-4.7	70 - 130
Decachlorobiphenyl (Surr) [2C]	50.0	46.5	-7.0	70 - 130

# SECOND-SOURCE CALIBRATION VERIFICATION

## EPA 8081B

Laboratory: Apex Laboratories SDG: A0J0273  
Client: Anchor QEA, LLC Project: US Moorings -- C2, C3, C4  
Instrument ID: DUALECD8 Calibration: A0J2107  
Lab File ID: ECD8-10152027.D  
Sequence: 0J15061 Inject Date: 10/16/20  
Lab Sample ID: 0J15061-ICV2 Inject Time: 00:19

ANALYTE	EXPECTED (ng/mL)	FOUND (ng/mL)	% DRIFT	QC LIMIT
2,4'-DDD	50.0	46.0	-8.0	70 - 130
2,4'-DDD [2C]	50.0	50.4	0.9	70 - 130
2,4'-DDE	50.0	48.3	-3.4	70 - 130
2,4'-DDE [2C]	50.0	50.6	1.2	70 - 130
2,4'-DDT	50.0	51.9	3.9	70 - 130
2,4'-DDT [2C]	50.0	54.6	9.3	70 - 130

# CONTINUING CALIBRATION CHECK

## EPA 8081B

Laboratory: Apex Laboratories

SDG: A0J0273

Client: Anchor QEA, LLC

Project: US Moorings -- C2, C3, C4

Instrument ID: DUALECD5

Calibration: A0J1506

Lab File ID: ECD5-10202004.D

Calibration Date: 10/15/20 14:51

Sequence: 0J20064

Injection Date: 10/20/20

Lab Sample ID: 0J20064-CCV1

Injection Time: 17:18

COMPOUND	Curve Fit	Calculated Concentration (ng/mL) [L/Q Fits]			Response Factors [Ave RF]			Limit
		STD	CCV	% DIFF	ICAL	CCV	% Drift	
4,4'-DDD	Ave	50.0	46.0		218439.9	200741.4	-8.1	20
4,4'-DDD [2C]	Ave	50.0	59.7		233538.8	278846.8	19.4	20
4,4'-DDE	Ave	50.0	46.8		259842.1	243399.2	-6.3	20
4,4'-DDE [2C]	Ave	50.0	56.6		291669.2	330364.2	13.3	20
4,4'-DDT	Ave	50.0	42.0		199509.6	167787.9	-15.9	20
4,4'-DDT [2C]	Ave	50.0	54.8		190429.6	208720.2	9.6	20

\*\* Quadratic Curve fit may be weighted (1/a or 1/a2).

\* = Values outside of QC limits



# CONTINUING CALIBRATION CHECK

## EPA 8081B

Laboratory: Apex Laboratories

SDG: A0J0273

Client: Anchor QEA, LLC

Project: US Moorings -- C2, C3, C4

Instrument ID: DUALECD5

Calibration: A0J1506

Lab File ID: ECD5-10202005.D

Calibration Date: 10/15/20 14:51

Sequence: 0J20064

Injection Date: 10/20/20

Lab Sample ID: 0J20064-CCV2

Injection Time: 17:35

COMPOUND	Curve Fit	Calculated Concentration (ng/mL) [L/Q Fits]			Response Factors [Ave RF]			Limit
		STD	CCV	% DIFF	ICAL	CCV	% Drift	
2,4'-DDD	XXX	50.0	46.5	-6.9				20
2,4'-DDD [2C]	XXX	50.0	55.2	10.3				20
2,4'-DDE	XXX	50.0	45.7	-8.7				20
2,4'-DDE [2C]	Ave	50.0	50.8		193992.9	197076.4	1.6	20
2,4'-DDT	XXX	50.0	42.4	-15.2				20
2,4'-DDT [2C]	XXX	50.0	51.8	3.7				20

\*\* Quadratic Curve fit may be weighted (1/a or 1/a<sup>2</sup>).

\* = Values outside of QC limits

# CONTINUING CALIBRATION CHECK

## EPA 8081B

Laboratory: Apex Laboratories

SDG: A0J0273

Client: Anchor QEA, LLC

Project: US Moorings -- C2, C3, C4

Instrument ID: DUALECD5

Calibration: A0J1506

Lab File ID: ECD5-10202020.D

Calibration Date: 10/15/20 14:51

Sequence: 0J20064

Injection Date: 10/20/20

Lab Sample ID: 0J20064-CCV3

Injection Time: 22:07

COMPOUND	Curve Fit	Calculated Concentration (ng/mL) [L/Q Fits]			Response Factors [Ave RF]			Limit
		STD	CCV	% DIFF	ICAL	CCV	% Drift	
4,4'-DDD	Ave	100	91.8		218439.9	200531.2	-8.2	20
4,4'-DDD [2C]	Ave	100	123		233538.8	286343.6	22.6*	20
4,4'-DDE [2C]	Ave	100	113		291669.2	330101	13.2	20
4,4'-DDT [2C]	Ave	100	115		190429.6	219767.9	15.4	20

\*\* Quadratic Curve fit may be weighted (1/a or 1/a2).

\* = Values outside of QC limits

# CONTINUING CALIBRATION CHECK

## EPA 8081B

Laboratory: Apex Laboratories

SDG: A0J0273

Client: Anchor QEA, LLC

Project: US Moorings -- C2, C3, C4

Instrument ID: DUALECD5

Calibration: A0J1506

Lab File ID: ECD5-10202021.D

Calibration Date: 10/15/20 14:51

Sequence: 0J20064

Injection Date: 10/20/20

Lab Sample ID: 0J20064-CCV4

Injection Time: 22:24

COMPOUND	Curve Fit	Calculated Concentration (ng/mL) [L/Q Fits]			Response Factors [Ave RF]			Limit
		STD	CCV	% DIFF	ICAL	CCV	% Drift	
2,4'-DDD [2C]	XXX	100	111	10.6				20
2,4'-DDE [2C]	Ave	100	105		193992.9	204217.1	5.3	20
2,4'-DDT [2C]	XXX	100	109	9.0				20

\*\* Quadratic Curve fit may be weighted (1/a or 1/a<sup>2</sup>).

\* = Values outside of QC limits

# CONTINUING CALIBRATION CHECK

## EPA 8081B

Laboratory: Apex Laboratories

SDG: A0J0273

Client: Anchor QEA, LLC

Project: US Moorings -- C2, C3, C4

Instrument ID: DUALECD5

Calibration: A0J1506

Lab File ID: ECD5-10212004.D

Calibration Date: 10/15/20 14:51

Sequence: 0J21046

Injection Date: 10/21/20

Lab Sample ID: 0J21046-CCV1

Injection Time: 12:07

COMPOUND	Curve Fit	Calculated Concentration (ng/mL) [L/Q Fits]			Response Factors [Ave RF]			Limit
		STD	CCV	% DIFF	ICAL	CCV	% Drift	
4,4'-DDD	Ave	50.0	47.3		218439.9	206689.2	-5.4	20
4,4'-DDD [2C]	Ave	50.0	59.6		233538.8	278462.6	19.2	20
4,4'-DDE	Ave	50.0	47.5		259842.1	246815	-5.0	20
4,4'-DDE [2C]	Ave	50.0	55.9		291669.2	325964.6	11.8	20
4,4'-DDT	Ave	50.0	44.8		199509.6	178664	-10.4	20
4,4'-DDT [2C]	Ave	50.0	58.5		190429.6	222823	17.0	20

\*\* Quadratic Curve fit may be weighted (1/a or 1/a2).

\* = Values outside of QC limits

# CONTINUING CALIBRATION CHECK

## EPA 8081B

Laboratory: Apex Laboratories

SDG: A0J0273

Client: Anchor QEA, LLC

Project: US Moorings -- C2, C3, C4

Instrument ID: DUALECD5

Calibration: A0J1506

Lab File ID: ECD5-10212005.D

Calibration Date: 10/15/20 14:51

Sequence: 0J21046

Injection Date: 10/21/20

Lab Sample ID: 0J21046-CCV2

Injection Time: 12:25

COMPOUND	Curve Fit	Calculated Concentration (ng/mL) [L/Q Fits]			Response Factors [Ave RF]			Limit
		STD	CCV	% DIFF	ICAL	CCV	% Drift	
2,4'-DDD	XXX	50.0	46.3	-7.3				20
2,4'-DDD [2C]	XXX	50.0	55.8	11.6				20
2,4'-DDE	XXX	50.0	47.8	-4.5				20
2,4'-DDE [2C]	Ave	50.0	51.3		193992.9	198900.3	2.5	20
2,4'-DDT	XXX	50.0	47.1	-5.7				20
2,4'-DDT [2C]	XXX	50.0	55.3	10.7				20

\*\* Quadratic Curve fit may be weighted (1/a or 1/a<sup>2</sup>).

\* = Values outside of QC limits

# CONTINUING CALIBRATION CHECK

## EPA 8081B

Laboratory: Apex Laboratories

SDG: A0J0273

Client: Anchor QEA, LLC

Project: US Moorings -- C2, C3, C4

Instrument ID: DUALECD5

Calibration: A0J1506

Lab File ID: ECD5-10212018.D

Calibration Date: 10/15/20 14:51

Sequence: 0J21046

Injection Date: 10/21/20

Lab Sample ID: 0J21046-CCV3

Injection Time: 16:24

COMPOUND	Curve Fit	Calculated Concentration (ng/mL) [L/Q Fits]			Response Factors [Ave RF]			Limit
		STD	CCV	% DIFF	ICAL	CCV	% Drift	
4,4'-DDD	Ave	100	95.3		218439.9	208118.8	-4.7	20
4,4'-DDD [2C]	Ave	100	122		233538.8	285292.9	22.2*	20
4,4'-DDE	Ave	100	93.4		259842.1	242697.2	-6.6	20
4,4'-DDE [2C]	Ave	100	118		291669.2	343939.2	17.9	20
4,4'-DDT	Ave	100	94.6		199509.6	188675.1	-5.4	20
4,4'-DDT [2C]	Ave	100	132		190429.6	251521.4	32.1*	20

\*\* Quadratic Curve fit may be weighted (1/a or 1/a2).

\* = Values outside of QC limits

# CONTINUING CALIBRATION CHECK

## EPA 8081B

Laboratory: Apex Laboratories

SDG: A0J0273

Client: Anchor QEA, LLC

Project: US Moorings -- C2, C3, C4

Instrument ID: DUALECD5

Calibration: A0J1506

Lab File ID: ECD5-10212019.D

Calibration Date: 10/15/20 14:51

Sequence: 0J21046

Injection Date: 10/21/20

Lab Sample ID: 0J21046-CCV4

Injection Time: 16:41

COMPOUND	Curve Fit	Calculated Concentration (ng/mL) [L/Q Fits]			Response Factors [Ave RF]			Limit
		STD	CCV	% DIFF	ICAL	CCV	% Drift	
2,4'-DDD	XXX	100	94.5	-5.5				20
2,4'-DDD [2C]	XXX	100	112	11.7				20
2,4'-DDE	XXX	100	95.6	-4.4				20
2,4'-DDE [2C]	Ave	100	107		193992.9	208273.7	7.4	20
2,4'-DDT	XXX	100	97.7	-2.3				20
2,4'-DDT [2C]	XXX	100	115	14.5				20

\*\* Quadratic Curve fit may be weighted (1/a or 1/a<sup>2</sup>).

\* = Values outside of QC limits

# CONTINUING CALIBRATION CHECK

## EPA 8081B

Laboratory: Apex Laboratories

SDG: A0J0273

Client: Anchor QEA, LLC

Project: US Moorings -- C2, C3, C4

Instrument ID: DUALECD5

Calibration: A0J1506

Lab File ID: ECD5-10212035.D

Calibration Date: 10/15/20 14:51

Sequence: 0J21046

Injection Date: 10/21/20

Lab Sample ID: 0J21046-CCV5

Injection Time: 21:43

COMPOUND	Curve Fit	Calculated Concentration (ng/mL) [L/Q Fits]			Response Factors [Ave RF]			Limit
		STD	CCV	% DIFF	ICAL	CCV	% Drift	
4,4'-DDD	Ave	50.0	45.9		218439.9	200473.4	-8.2	20
4,4'-DDD [2C]	Ave	50.0	59.8		233538.8	279094.2	19.5	20
4,4'-DDE	Ave	50.0	46.1		259842.1	239776.4	-7.7	20
4,4'-DDE [2C]	Ave	50.0	55.7		291669.2	324672.2	11.3	20
4,4'-DDT	Ave	50.0	45.4		199509.6	181064.9	-9.2	20
4,4'-DDT [2C]	Ave	50.0	62.2		190429.6	236714	24.3*	20

\*\* Quadratic Curve fit may be weighted (1/a or 1/a2).

\* = Values outside of QC limits



# CONTINUING CALIBRATION CHECK

## EPA 8081B

Laboratory: Apex Laboratories

SDG: A0J0273

Client: Anchor QEA, LLC

Project: US Moorings -- C2, C3, C4

Instrument ID: DUALECD5

Calibration: A0J1506

Lab File ID: ECD5-10212036.D

Calibration Date: 10/15/20 14:51

Sequence: 0J21046

Injection Date: 10/21/20

Lab Sample ID: 0J21046-CCV6

Injection Time: 22:00

COMPOUND	Curve Fit	Calculated Concentration (ng/mL) [L/Q Fits]			Response Factors [Ave RF]			Limit
		STD	CCV	% DIFF	ICAL	CCV	% Drift	
2,4'-DDD	XXX	50.0	46.6	-6.8				20
2,4'-DDD [2C]	XXX	50.0	56.7	13.5				20
2,4'-DDE	XXX	50.0	46.2	-7.5				20
2,4'-DDE [2C]	Ave	50.0	50.5		193992.9	195988.7	1.0	20
2,4'-DDT	XXX	50.0	47.0	-6.0				20
2,4'-DDT [2C]	XXX	50.0	59.4	18.9				20

\*\* Quadratic Curve fit may be weighted (1/a or 1/a<sup>2</sup>).

\* = Values outside of QC limits

# CONTINUING CALIBRATION CHECK

## EPA 8081B

Laboratory: Apex Laboratories

SDG: A0J0273

Client: Anchor QEA, LLC

Project: US Moorings -- C2, C3, C4

Instrument ID: DUALECD8

Calibration: A0J2107

Lab File ID: ECD8-10222004.D

Calibration Date: 10/21/20 12:29

Sequence: 0J22055

Injection Date: 10/22/20

Lab Sample ID: 0J22055-CCV1

Injection Time: 12:19

COMPOUND	Curve Fit	Calculated Concentration (ng/mL) [L/Q Fits]			Response Factors [Ave RF]			Limit
		STD	CCV	% DIFF	ICAL	CCV	% Drift	
4,4'-DDD	Ave	50.0	55.0		2719664	2989336	9.9	20
4,4'-DDD [2C]	XXX	50.0	52.4	4.8				20
4,4'-DDE	Ave	50.0	56.6		3151100	3566660	13.2	20
4,4'-DDE [2C]	XXX	50.0	55.8	11.6				20
4,4'-DDT	XXX	50.0	52.7	5.4				20
4,4'-DDT [2C]	XXX	50.0	51.3	2.5				20

\*\* Quadratic Curve fit may be weighted (1/a or 1/a<sup>2</sup>).

\* = Values outside of QC limits

# CONTINUING CALIBRATION CHECK

## EPA 8081B

Laboratory: Apex Laboratories

SDG: A0J0273

Client: Anchor QEA, LLC

Project: US Moorings -- C2, C3, C4

Instrument ID: DUALECD8

Calibration: A0J2107

Lab File ID: ECD8-10222005.D

Calibration Date: 10/21/20 12:29

Sequence: 0J22055

Injection Date: 10/22/20

Lab Sample ID: 0J22055-CCV2

Injection Time: 12:36

COMPOUND	Curve Fit	Calculated Concentration (ng/mL) [L/Q Fits]			Response Factors [Ave RF]			Limit
		STD	CCV	% DIFF	ICAL	CCV	% Drift	
2,4'-DDD	Ave	50.0	41.5		1921377	1595464	-17.0	20
2,4'-DDD [2C]	XXX	50.0	43.1	-13.8				20
2,4'-DDE	Ave	50.0	44.2		2126918	1882354	-11.5	20
2,4'-DDE [2C]	Ave	50.0	43.9		2426629	2131334	-12.2	20
2,4'-DDT	Ave	50.0	39.1		2145969	1676795	-21.9*	20
2,4'-DDT [2C]	XXX	50.0	41.4	-17.1				20

\*\* Quadratic Curve fit may be weighted (1/a or 1/a2).

\* = Values outside of QC limits

# CONTINUING CALIBRATION CHECK

## EPA 8081B

Laboratory: Apex Laboratories

SDG: A0J0273

Client: Anchor QEA, LLC

Project: US Moorings -- C2, C3, C4

Instrument ID: DUALECD8

Calibration: A0J2107

Lab File ID: ECD8-10222019.D

Calibration Date: 10/21/20 12:29

Sequence: 0J22055

Injection Date: 10/22/20

Lab Sample ID: 0J22055-CCV3

Injection Time: 17:57

COMPOUND	Curve Fit	Calculated Concentration (ng/mL) [L/Q Fits]			Response Factors [Ave RF]			Limit
		STD	CCV	% DIFF	ICAL	CCV	% Drift	
4,4'-DDD	Ave	100	112		2719664	3036041	11.6	20
4,4'-DDD [2C]	XXX	100	106	6.5				20
4,4'-DDE	Ave	100	114		3151100	3598741	14.2	20
4,4'-DDE [2C]	XXX	100	102	2.4				20
4,4'-DDT	XXX	100	93.4	-6.6				20
4,4'-DDT [2C]	XXX	100	95.2	-4.8				20

\*\* Quadratic Curve fit may be weighted (1/a or 1/a2).

\* = Values outside of QC limits

# CONTINUING CALIBRATION CHECK

## EPA 8081B

Laboratory: Apex Laboratories

SDG: A0J0273

Client: Anchor QEA, LLC

Project: US Moorings -- C2, C3, C4

Instrument ID: DUALECD8

Calibration: A0J2107

Lab File ID: ECD8-10222020.D

Calibration Date: 10/21/20 12:29

Sequence: 0J22055

Injection Date: 10/22/20

Lab Sample ID: 0J22055-CCV4

Injection Time: 18:14

COMPOUND	Curve Fit	Calculated Concentration (ng/mL) [L/Q Fits]			Response Factors [Ave RF]			Limit
		STD	CCV	% DIFF	ICAL	CCV	% Drift	
2,4'-DDD	Ave	100	102		1921377	1957080	1.9	20
2,4'-DDD [2C]	XXX	100	106	6.1				20
2,4'-DDE	Ave	100	103		2126918	2194898	3.2	20
2,4'-DDE [2C]	Ave	100	108		2426629	2627987	8.3	20
2,4'-DDT	Ave	100	101		2145969	2170662	1.2	20
2,4'-DDT [2C]	XXX	100	102	2.1				20

\*\* Quadratic Curve fit may be weighted (1/a or 1/a2).

\* = Values outside of QC limits

# CONTINUING CALIBRATION CHECK

## EPA 8081B

Laboratory: Apex Laboratories

SDG: A0J0273

Client: Anchor QEA, LLC

Project: US Moorings -- C2, C3, C4

Instrument ID: DUALECD8

Calibration: A0J2107

Lab File ID: ECD8-10222032.D

Calibration Date: 10/21/20 12:29

Sequence: 0J22055

Injection Date: 10/22/20

Lab Sample ID: 0J22055-CCV5

Injection Time: 21:51

COMPOUND	Curve Fit	Calculated Concentration (ng/mL) [L/Q Fits]			Response Factors [Ave RF]			Limit
		STD	CCV	% DIFF	ICAL	CCV	% Drift	
4,4'-DDD	Ave	50.0	56.5		2719664	3071154	12.9	20
4,4'-DDD [2C]	XXX	50.0	56.9	13.8				20
4,4'-DDE	Ave	50.0	57.9		3151100	3646330	15.7	20
4,4'-DDE [2C]	XXX	50.0	56.4	12.7				20
4,4'-DDT	XXX	50.0	48.6	-2.9				20
4,4'-DDT [2C]	XXX	50.0	49.4	-1.2				20

\*\* Quadratic Curve fit may be weighted (1/a or 1/a2).

\* = Values outside of QC limits

# CONTINUING CALIBRATION CHECK

## EPA 8081B

Laboratory: Apex Laboratories

SDG: A0J0273

Client: Anchor QEA, LLC

Project: US Moorings -- C2, C3, C4

Instrument ID: DUALECD8

Calibration: A0J2107

Lab File ID: ECD8-10222033.D

Calibration Date: 10/21/20 12:29

Sequence: 0J22055

Injection Date: 10/22/20

Lab Sample ID: 0J22055-CCV6

Injection Time: 22:08

COMPOUND	Curve Fit	Calculated Concentration (ng/mL) [L/Q Fits]			Response Factors [Ave RF]			Limit
		STD	CCV	% DIFF	ICAL	CCV	% Drift	
2,4'-DDD	Ave	50.0	50.0		1921377	1922251	0.05	20
2,4'-DDD [2C]	XXX	50.0	54.8	9.6				20
2,4'-DDE	Ave	50.0	50.7		2126918	2157814	1.5	20
2,4'-DDE [2C]	Ave	50.0	51.7		2426629	2510996	3.5	20
2,4'-DDT	Ave	50.0	47.5		2145969	2036948	-5.1	20
2,4'-DDT [2C]	XXX	50.0	51.8	3.7				20

\*\* Quadratic Curve fit may be weighted (1/a or 1/a<sup>2</sup>).

\* = Values outside of QC limits

# SURROGATE STANDARD RECOVERY AND RT SUMMARY

## EPA 8081B

Laboratory: <u>Apex Laboratories</u>	SDG: <u>A0J0273</u>
Client: <u>Anchor QEA, LLC</u>	Project: <u>US Moorings -- C2, C3, C4</u>
Sequence: <u>0J14056</u>	Instrument: <u>DUALECD5</u>
Matrix: <u>Sediment</u>	Calibration: <u>A0J1506</u>

Surrogate Compound	Spike Level ng/mL	% Recovery	Recovery Limits	RT	Calibration Mean RT	RT Diff	RT Diff Limit	Q
<b>Initial Cal Check (0J14056-ICV1)</b>			Lab File ID: ECD5-10142021.D		Analyzed: 10/14/20 18:39			
2,4,5,6-TCMX (Surr)	50.0	93	70 - 130	5.585	5.58575	-0.0008	+/-1.0	
2,4,5,6-TCMX (Surr) [2C]	50.0	95	70 - 130	5.871	5.872125	-0.0011	+/-1.0	
Decachlorobiphenyl (Surr)	50.0	97	70 - 130	9.805	9.805625	-0.0006	+/-1.0	
Decachlorobiphenyl (Surr) [2C]	50.0	98	70 - 130	10.366	10.36737	-0.0014	+/-1.0	



# SURROGATE STANDARD RECOVERY AND RT SUMMARY

## EPA 8081B

Laboratory: <u>Apex Laboratories</u>	SDG: <u>A0J0273</u>
Client: <u>Anchor QEA, LLC</u>	Project: <u>US Moorings -- C2, C3, C4</u>
Sequence: <u>0J15061</u>	Instrument: <u>DUALECD8</u>
Matrix: <u>Sediment</u>	Calibration: <u>A0J2107</u>

Surrogate Compound	Spike Level ng/mL	% Recovery	Recovery Limits	RT	Calibration Mean RT	RT Diff	RT Diff Limit	Q
<b>Initial Cal Check (0J15061-ICV1)</b>			Lab File ID: ECD8-10152016.D		Analyzed: 10/15/20 21:17			
2,4,5,6-TCMX (Surr)	50.0	93	70 - 130	5.683	5.682556	0.0004	+/-1.0	
2,4,5,6-TCMX (Surr) [2C]	50.0	98	70 - 130	5.99	5.989889	0.0001	+/-1.0	
Decachlorobiphenyl (Surr)	50.0	95	70 - 130	9.905	9.902556	0.0024	+/-1.0	
Decachlorobiphenyl (Surr) [2C]	50.0	93	70 - 130	10.507	10.50489	0.0021	+/-1.0	

# SURROGATE STANDARD RECOVERY AND RT SUMMARY

## EPA 8081B

Laboratory: Apex Laboratories

SDG: A0J0273

Client: Anchor QEA, LLC

Project: US Moorings -- C2, C3, C4

Sequence: 0J20064

Instrument: DUALECD5

Matrix: Sediment

Calibration: A0J1506

Surrogate Compound	Spike Level ng/mL	% Recovery	Recovery Limits	RT	Calibration Mean RT	RT Diff	RT Diff Limit	Q
<b>Calibration Check (0J20064-CCV1)</b> Lab File ID: ECD5-10202004.D Analyzed: 10/20/20 17:18								
2,4,5,6-TCMX (Surr)	50.0	93	80 - 120	5.564	5.58575	-0.0217	+/-1.0	
2,4,5,6-TCMX (Surr) [2C]	50.0	107	80 - 120	5.854	5.872125	-0.0181	+/-1.0	
Decachlorobiphenyl (Surr)	50.0	101	80 - 120	9.784	9.805625	-0.0216	+/-1.0	
Decachlorobiphenyl (Surr) [2C]	50.0	119	80 - 120	10.346	10.36737	-0.0214	+/-1.0	
<b>Calibration Blank (0J20064-CCB1)</b> Lab File ID: ECD5-10202006.D Analyzed: 10/20/20 17:52								
2,4,5,6-TCMX (Surr) [2C]	100	103	42 - 129	5.852	5.872125	-0.0201	+/-1.0	
Decachlorobiphenyl (Surr) [2C]	100	110	55 - 130	10.344	10.36737	-0.0234	+/-1.0	
<b>Blank (0100635-BLK1)</b> Lab File ID: ECD5-10202007.D Analyzed: 10/20/20 18:12								
2,4,5,6-TCMX (Surr) [2C]	41.7	50	42 - 129	5.851	5.872125	-0.0211	+/-1.0	
Decachlorobiphenyl (Surr) [2C]	41.7	104	55 - 130	10.342	10.36737	-0.0254	+/-1.0	
<b>LCS (0100635-BS1)</b> Lab File ID: ECD5-10202008.D Analyzed: 10/20/20 18:29								
2,4,5,6-TCMX (Surr) [2C]	50.0	63	42 - 129	5.851	5.872125	-0.0211	+/-1.0	
Decachlorobiphenyl (Surr) [2C]	50.0	119	55 - 130	10.342	10.36737	-0.0254	+/-1.0	
<b>Calibration Check (0J20064-CCV3)</b> Lab File ID: ECD5-10202020.D Analyzed: 10/20/20 22:07								
2,4,5,6-TCMX (Surr)	100	94	80 - 120	5.561	5.58575	-0.0248	+/-1.0	
2,4,5,6-TCMX (Surr) [2C]	100	107	80 - 120	5.851	5.872125	-0.0211	+/-1.0	
Decachlorobiphenyl (Surr) [2C]	100	115	80 - 120	10.342	10.36737	-0.0254	+/-1.0	
<b>Calibration Blank (0J20064-CCB2)</b> Lab File ID: ECD5-10202022.D Analyzed: 10/20/20 22:41								
2,4,5,6-TCMX (Surr) [2C]	100	105	42 - 129	5.851	5.872125	-0.0211	+/-1.0	
Decachlorobiphenyl (Surr) [2C]	100	111	55 - 130	10.342	10.36737	-0.0254	+/-1.0	

# SURROGATE STANDARD RECOVERY AND RT SUMMARY

## EPA 8081B

Laboratory: Apex Laboratories  
 Client: Anchor QEA, LLC  
 Sequence: 0J21046  
 Matrix: Sediment

SDG: A0J0273  
 Project: US Moorings -- C2, C3, C4  
 Instrument: DUALECD5  
 Calibration: A0J1506

Surrogate Compound	Spike Level ng/mL	% Recovery	Recovery Limits	RT	Calibration Mean RT	RT Diff	RT Diff Limit	Q
<b>Calibration Check (0J21046-CCV1)</b> Lab File ID: ECD5-10212004.D Analyzed: 10/21/20 12:07								
2,4,5,6-TCMX (Surr)	50.0	95	80 - 120	5.543	5.58575	-0.0427	+/-1.0	
2,4,5,6-TCMX (Surr) [2C]	50.0	109	80 - 120	5.832	5.872125	-0.0401	+/-1.0	
Decachlorobiphenyl (Surr)	50.0	103	80 - 120	9.762	9.805625	-0.0436	+/-1.0	
Decachlorobiphenyl (Surr) [2C]	50.0	118	80 - 120	10.321	10.36737	-0.0464	+/-1.0	
<b>Calibration Blank (0J21046-CCB1)</b> Lab File ID: ECD5-10212006.D Analyzed: 10/21/20 12:42								
2,4,5,6-TCMX (Surr) [2C]	100	103	42 - 129	5.831	5.872125	-0.0411	+/-1.0	
Decachlorobiphenyl (Surr) [2C]	100	112	55 - 130	10.321	10.36737	-0.0464	+/-1.0	
<b>USMPDI-055SG-201006 (A0J0273-01RE1)</b> Lab File ID: ECD5-10212010.D Analyzed: 10/21/20 13:51								
2,4,5,6-TCMX (Surr) [2C]	125	51	42 - 129	5.829	5.872125	-0.0431	+/-1.0	
Decachlorobiphenyl (Surr) [2C]	125	91	55 - 130	10.319	10.36737	-0.0484	+/-1.0	
<b>Calibration Check (0J21046-CCV3)</b> Lab File ID: ECD5-10212018.D Analyzed: 10/21/20 16:24								
2,4,5,6-TCMX (Surr)	100	95	80 - 120	5.538	5.58575	-0.0477	+/-1.0	
2,4,5,6-TCMX (Surr) [2C]	100	110	80 - 120	5.828	5.872125	-0.0441	+/-1.0	
Decachlorobiphenyl (Surr)	100	102	80 - 120	9.758	9.805625	-0.0476	+/-1.0	
Decachlorobiphenyl (Surr) [2C]	100	119	80 - 120	10.317	10.36737	-0.0504	+/-1.0	
<b>Calibration Blank (0J21046-CCB2)</b> Lab File ID: ECD5-10212020.D Analyzed: 10/21/20 16:58								
2,4,5,6-TCMX (Surr) [2C]	100	104	42 - 129	5.828	5.872125	-0.0441	+/-1.0	
Decachlorobiphenyl (Surr) [2C]	100	116	55 - 130	10.318	10.36737	-0.0494	+/-1.0	
<b>Calibration Check (0J21046-CCV5)</b> Lab File ID: ECD5-10212035.D Analyzed: 10/21/20 21:43								
2,4,5,6-TCMX (Surr)	50.0	94	80 - 120	5.537	5.58575	-0.0488	+/-1.0	
2,4,5,6-TCMX (Surr) [2C]	50.0	107	80 - 120	5.826	5.872125	-0.0461	+/-1.0	
Decachlorobiphenyl (Surr)	50.0	102	80 - 120	9.755	9.805625	-0.0506	+/-1.0	
Decachlorobiphenyl (Surr) [2C]	50.0	123	80 - 120	10.314	10.36737	-0.0534	+/-1.0	*
<b>Calibration Blank (0J21046-CCB3)</b> Lab File ID: ECD5-10212037.D Analyzed: 10/21/20 22:18								
2,4,5,6-TCMX (Surr) [2C]	100	106	42 - 129	5.824	5.872125	-0.0481	+/-1.0	
Decachlorobiphenyl (Surr) [2C]	100	114	55 - 130	10.314	10.36737	-0.0534	+/-1.0	

# SURROGATE STANDARD RECOVERY AND RT SUMMARY

## EPA 8081B

Laboratory: Apex Laboratories  
 Client: Anchor QEA, LLC  
 Sequence: 0J22055  
 Matrix: Sediment

SDG: A0J0273  
 Project: US Moorings -- C2, C3, C4  
 Instrument: DUALECD8  
 Calibration: A0J2107

Surrogate Compound	Spike Level ng/mL	% Recovery	Recovery Limits	RT	Calibration Mean RT	RT Diff	RT Diff Limit	Q
<b>Calibration Check (0J22055-CCV1)</b> Lab File ID: ECD8-10222004.D Analyzed: 10/22/20 12:19								
2,4,5,6-TCMX (Surr)	50.0	97	80 - 120	5.673	5.682556	-0.0096	+/-1.0	
2,4,5,6-TCMX (Surr) [2C]	50.0	100	80 - 120	5.978	5.989889	-0.0119	+/-1.0	
Decachlorobiphenyl (Surr)	50.0	96	80 - 120	9.894	9.902556	-0.0086	+/-1.0	
Decachlorobiphenyl (Surr) [2C]	50.0	95	80 - 120	10.49	10.50489	-0.0149	+/-1.0	
<b>Calibration Blank (0J22055-CCB1)</b> Lab File ID: ECD8-10222006.D Analyzed: 10/22/20 12:52								
2,4,5,6-TCMX (Surr) [2C]	100	95	42 - 129	5.979	5.989889	-0.0109	+/-1.0	
Decachlorobiphenyl (Surr) [2C]	100	83	55 - 130	10.491	10.50489	-0.0139	+/-1.0	
<b>USMPDI-055SG-201006 (A0J0273-01RE2)</b> Lab File ID: ECD8-10222007.D Analyzed: 10/22/20 13:10								
2,4,5,6-TCMX (Surr) [2C]	125	46	42 - 129	5.977	5.989889	-0.0129	+/-1.0	
Decachlorobiphenyl (Surr) [2C]	125	72	55 - 130	10.49	10.50489	-0.0149	+/-1.0	
<b>Calibration Check (0J22055-CCV3)</b> Lab File ID: ECD8-10222019.D Analyzed: 10/22/20 17:57								
2,4,5,6-TCMX (Surr)	100	99	80 - 120	5.672	5.682556	-0.0106	+/-1.0	
2,4,5,6-TCMX (Surr) [2C]	100	104	80 - 120	5.977	5.989889	-0.0129	+/-1.0	
Decachlorobiphenyl (Surr)	100	99	80 - 120	9.889	9.902556	-0.0136	+/-1.0	
Decachlorobiphenyl (Surr) [2C]	100	98	80 - 120	10.487	10.50489	-0.0179	+/-1.0	
<b>Calibration Blank (0J22055-CCB2)</b> Lab File ID: ECD8-10222021.D Analyzed: 10/22/20 18:31								
2,4,5,6-TCMX (Surr) [2C]	100	99	42 - 129	5.977	5.989889	-0.0129	+/-1.0	
Decachlorobiphenyl (Surr) [2C]	100	93	55 - 130	10.489	10.50489	-0.0159	+/-1.0	
<b>Calibration Check (0J22055-CCV5)</b> Lab File ID: ECD8-10222032.D Analyzed: 10/22/20 21:51								
2,4,5,6-TCMX (Surr)	50.0	101	80 - 120	5.67	5.682556	-0.0126	+/-1.0	
2,4,5,6-TCMX (Surr) [2C]	50.0	106	80 - 120	5.976	5.989889	-0.0139	+/-1.0	
Decachlorobiphenyl (Surr)	50.0	103	80 - 120	9.889	9.902556	-0.0136	+/-1.0	
Decachlorobiphenyl (Surr) [2C]	50.0	106	80 - 120	10.484	10.50489	-0.0209	+/-1.0	
<b>Calibration Blank (0J22055-CCB3)</b> Lab File ID: ECD8-10222034.D Analyzed: 10/22/20 22:24								
2,4,5,6-TCMX (Surr) [2C]	100	100	42 - 129	5.975	5.989889	-0.0149	+/-1.0	
Decachlorobiphenyl (Surr) [2C]	100	98	55 - 130	10.488	10.50489	-0.0169	+/-1.0	

# HOLDING TIME SUMMARY

## EPA 8081B

Laboratory: Apex Laboratories

SDG: A0J0273

Client: Anchor QEA, LLC

Project: US Moorings -- C2, C3, C4

Sample Name	Date Collected	Date Received	Date Prepared	Days to Prep	Max Days to Prep	Date Analyzed	Days to Analysis	Max Days to Analysis	Q
USMPDI-055SG-201006	10/06/20 15:56	10/07/20 07:35	10/17/20 08:55	10.71	14.00	10/21/20 13:51	4.21	40.00	
USMPDI-055SG-201006	10/06/20 15:56	10/07/20 07:35	10/17/20 08:55	10.71	14.00	10/22/20 13:10	5.18	40.00	

# Apex Laboratories

SDG: A0J0273  
CLASS: WET  
METHOD: D7511-12

**ANALYSES DATA PACKAGE COVER PAGE**

**D7511-12**

Laboratory: Apex Laboratories

SDG: A0J0273

Client: Anchor QEA, LLC

Project: US Moorings -- C2, C3, C4

---

**Client Sample Id:**

USMPDI-055SG-201006

**Lab Sample Id:**

A0J0273-01

**Matrix**

Sediment

I certify that this data package is in compliance with the terms and conditions of the contract, both technically and for completeness, for other than the conditions detailed above. Release of the data contained in this hardcopy data package and in computer-readable data submitted on diskette has been authorized by the Laboratory Manager or the Manager's designee, as verified by the following signatures.

Signature: \_\_\_\_\_



Name: \_\_\_\_\_

David G. Jack

Forms Created: \_\_\_\_\_

12/16/2020 3:48PM

Title: \_\_\_\_\_

Technical Manager

# METHOD DETECTION AND REPORTING LIMITS

D7511-12

Laboratory: Apex Laboratories

SDG: A0J0273

Client: Anchor QEA, LLC

Project: US Moorings -- C2, C3, C4

Batch Matrix: Soil

Analyte	MDL	MRL	Units
Total Cyanide	0.0500	0.100	mg/kg

Note: MDLs are listed only if the corresponding analyte was evaluated to the MDL in this report .



# INORGANIC ANALYSIS DATA SHEET

D7511-12

USMPDI-055SG-201006

Laboratory: Apex Laboratories

SDG: A0J0273

Client: Anchor QEA, LLC

Project: US Moorings -- C2, C3, C4

Matrix: Sediment

Laboratory ID: A0J0273-01RE1

File ID: 0J15041A-077

Sampled: 10/06/20 15:56

Prepared: 10/12/20 09:51

Analyzed: 10/15/20 15:10

Solids: 38.16

Preparation: ASTM D7511-12mod (S)

Initial/Final: 2.5414 g / 50 mL

Batch: 0100374

Sequence: 0J15041

Calibration: A0J1509

Instrument: OIA FS3000-2

CAS NO.	Analyte	Concentration (mg/kg dry)	Dilution Factor	Q	Method
57-12-5	Total Cyanide	41.4	20	D	D7511-12

# PREPARATION BATCH SUMMARY

D7511-12

Laboratory: Apex Laboratories

SDG: A0J0273

Client: Anchor QEA, LLC

Project: US Moorings -- C2, C3, C4

Batch: 0100374 Batch Matrix: Soil

Preparation: ASTM D7511-12mod (S)

SAMPLE NAME	LAB SAMPLE ID	LAB FILE ID	DATE PREPARED	OBSERVATIONS
Blank	0100374-BLK1	0J15041A-024	10/12/20 09:51	
LCS	0100374-BS1	0J15041A-025	10/12/20 09:51	
USMPDI-055SG-201006	A0J0273-01RE1	0J15041A-077	10/12/20 09:51	

Note: Client samples are listed only if they are included in this report.

Duplicates and Matrix Spike/Duplicates QC Samples are only listed if sourced from a sample included in this report.

# METHOD BLANK DATA SHEET

D7511-12

Laboratory: Apex Laboratories SDG: A0J0273  
Client: Anchor QEA, LLC Project: US Moorings -- C2, C3, C4  
Matrix: Soil Laboratory ID: 0100374-BLK1 File ID: 0J15041A-024  
Prepared: 10/12/20 09:51 Preparation: ASTM D7511-12mod (S) Initial/Final: 2.5 g / 50 mL  
Analyzed: 10/15/20 13:12 Instrument: OIA FS3000-2  
Batch: 0100374 Sequence: 0J15041 Calibration: A0J1509

CAS NO.	COMPOUND	CONC. (mg/kg wet)	Q
57-12-5	Total Cyanide	0.0500	U

# LCS / LCS DUPLICATE RECOVERY

## D7511-12

Laboratory: Apex Laboratories

SDG: A0J0273

Client: Anchor QEA, LLC

Project: US Moorings -- C2, C3, C4

Matrix: Soil

Batch: 0100374

Laboratory ID: 0100374-BS1

Preparation: ASTM D7511-12mod (S)

Initial/Final: 2.5 g / 50 mL

COMPOUND	SPIKE ADDED (mg/kg wet)	LCS CONCENTRATION (mg/kg wet)	LCS % REC. (* = Out)	QC LIMITS REC.
Total Cyanide	0.400	0.395	99	84 - 116

\* = Values outside of QC limits

# ANALYSIS BATCH (SEQUENCE) SUMMARY

**D7511-12**

Laboratory: Apex Laboratories

SDG: A0J0273

Client: Anchor QEA, LLC

Project: US Moorings -- C2, C3, C4

Sequence: 0J15041

Instrument: OIA FS3000-2

Matrix: Soil

Calibration: A0J1509

Sample Name	Lab Sample ID	Lab File ID	Analysis Date/Time
Cal Standard	0J15041-CAL2	0J15041A-008	10/15/20 12:40
Cal Standard	0J15041-CAL3	0J15041A-009	10/15/20 12:42
Cal Standard	0J15041-CAL4	0J15041A-010	10/15/20 12:44
Cal Standard	0J15041-CAL5	0J15041A-011	10/15/20 12:46
Cal Standard	0J15041-CAL6	0J15041A-012	10/15/20 12:48
Cal Standard	0J15041-CAL7	0J15041A-013	10/15/20 12:50
Initial Cal Check	0J15041-ICV1	0J15041A-016	10/15/20 12:56
Initial Cal Blank	0J15041-ICB1	0J15041A-017	10/15/20 12:58
Blank	0100374-BLK1	0J15041A-024	10/15/20 13:12
LCS	0100374-BS1	0J15041A-025	10/15/20 13:14
Calibration Check	0J15041-CCV1	0J15041A-034	10/15/20 13:32
Calibration Blank	0J15041-CCB1	0J15041A-035	10/15/20 13:34
Calibration Check	0J15041-CCV2	0J15041A-052	10/15/20 14:08
Calibration Blank	0J15041-CCB2	0J15041A-053	10/15/20 14:10
Calibration Check	0J15041-CCV3	0J15041A-070	10/15/20 14:44
Calibration Blank	0J15041-CCB3	0J15041A-071	10/15/20 14:46
USMPDI-055SG-201006	A0J0273-01RE1	0J15041A-077	10/15/20 15:10
Calibration Check	0J15041-CCV4	0J15041A-087	10/15/20 15:30
Calibration Blank	0J15041-CCB4	0J15041A-088	10/15/20 15:32
Calibration Check	0J15041-CCV5	0J15041A-098	10/15/20 15:53
Calibration Blank	0J15041-CCB5	0J15041A-099	10/15/20 15:55
Calibration Check	0J15041-CCV6	0J15041A-112	10/15/20 16:33
Calibration Blank	0J15041-CCB6	0J15041A-113	10/15/20 16:35

Note: Client samples are listed only if they are included in this report.

Duplicates and Matrix Spike/Duplicates QC Samples are only listed if sourced from a sample included in this report.

# INITIAL CALIBRATION DATA (Summary)

D7511-12

Laboratory: Apex Laboratories

SDG: A0J0273

Client: Anchor QEA, LLC

Project: US Moorings -- C2, C3, C4

Calibration: A0J1509

Date: 10/15/20 16:57

Instrument: OIA FS3000-2

Compound	Mean RF	FIT	RF RSD	Mean RT	RT RSD	Linear r	Quad COD	LIMIT	Q
Total Cyanide	31457.36	Q **	54.81802				0.9997577		

Note: \*\* Quad COD may be incorrect if weighting (1/a) or (1/a<sup>2</sup>) used. Weighting not shown here. Please see instrument calibration printouts for validation.

# INITIAL CALIBRATION DATA

D7511-12

Laboratory: Apex Laboratories

SDG: A0J0273

Client: Anchor QEA, LLC

Project: US Moorings -- C2, C3, C4

Calibration: A0J1509

Instrument: OIA FS3000-2

Calibration Date: 10/15/20 16:57

Compound	Level 01		Level 02		Level 03		Level 04		Level 05		Level 06	
	ug/L	RF	ug/L	RF	ug/L	RF	ug/L	RF	ug/L	RF	ug/L	RF
Total Cyanide	50	44917.86	25	44584.92	10	42832.5	5	31089.4	2	24847.5	1	472

# INITIAL AND CONTINUING CALIBRATION CHECK

D7511-12

Laboratory: Apex Laboratories

SDG: A0J0273

Client: Anchor QEA, LLC

Project: US Moorings -- C2, C3, C4

Instrument ID: OIA FS3000-2

Calibration: A0J1509

Control Limit: +/- 10.00%

Sequence: 0J15041

Lab Sample ID	Analyte	True	Found	%R	Units	Method
0J15041-ICV1	Total Cyanide	25.0	23.8	95	ug/L	D7511-12
0J15041-CCV1	Total Cyanide	25.0	24.5	98	ug/L	D7511-12
0J15041-CCV2	Total Cyanide	25.0	24.5	98	ug/L	D7511-12
0J15041-CCV3	Total Cyanide	25.0	24.2	97	ug/L	D7511-12
0J15041-CCV4	Total Cyanide	25.0	25.3	101	ug/L	D7511-12
0J15041-CCV5	Total Cyanide	25.0	25.9	104	ug/L	D7511-12
0J15041-CCV6	Total Cyanide	25.0	26.7	107	ug/L	D7511-12

\* Values outside of QC limits



# INSTRUMENT BLANKS

D7511-12

Laboratory: Apex Laboratories

SDG: A0J0273

Client: Anchor QEA, LLC

Instrument ID: OIA FS3000-2

Project: US Moorings -- C2, C3, C4

Sequence: 0J15041

Calibration: A0J1509

Lab Sample ID	Analyte	Found	RL	Units	C	Method
0J15041-ICB1	Total Cyanide	ND	2.50 (Inst)	ug/L		D7511-12
0J15041-CCB1	Total Cyanide	ND	2.50 (Inst)	ug/L		D7511-12
0J15041-CCB2	Total Cyanide	ND	2.50 (Inst)	ug/L		D7511-12
0J15041-CCB3	Total Cyanide	ND	2.50 (Inst)	ug/L		D7511-12
0J15041-CCB4	Total Cyanide	ND	2.50 (Inst)	ug/L		D7511-12
0J15041-CCB5	Total Cyanide	ND	2.50 (Inst)	ug/L		D7511-12
0J15041-CCB6	Total Cyanide	ND	2.50 (Inst)	ug/L		D7511-12

(Inst) indicates on-Instrument Result and Reporting Level. Used for non-digested Instrument Blanks.

# HOLDING TIME SUMMARY

D7511-12

Laboratory: Apex Laboratories

SDG: A0J0273

Client: Anchor QEA, LLC

Project: US Moorings -- C2, C3, C4

Sample Name	Date Collected	Date Received	Date Prepared	Days to Prep	Max Days to Prep	Date Analyzed	Days to Analysis	Max Days to Analysis	Q
USMPDI-055SG-201006	10/06/20 15:56	10/07/20 07:35	10/12/20 09:51	5.75	14.00	10/15/20 15:10	8.97	14.00	

# Apex Laboratories

SDG: A0J0273

CLASS: WET

METHOD: PSEP\_SM 5310B MOD

**ANALYSES DATA PACKAGE COVER PAGE**

**PSEP\_SM 5310B MOD**

Laboratory: Apex Laboratories

SDG: A0J0273

Client: Anchor QEA, LLC

Project: US Moorings -- C2, C3, C4

---

**Client Sample Id:**

USMPDI-055SG-201006

**Lab Sample Id:**

A0J0273-01

**Matrix**

Sediment

I certify that this data package is in compliance with the terms and conditions of the contract, both technically and for completeness, for other than the conditions detailed above. Release of the data contained in this hardcopy data package and in computer-readable data submitted on diskette has been authorized by the Laboratory Manager or the Manager's designee, as verified by the following signatures.

Signature: \_\_\_\_\_



Name: \_\_\_\_\_

David G. Jack

Forms Created: \_\_\_\_\_

12/16/2020 3:48PM

Title: \_\_\_\_\_

Technical Manager

# METHOD DETECTION AND REPORTING LIMITS

## PSEP\_SM 5310B MOD

Laboratory: Apex Laboratories

SDG: A0J0273

Client: Anchor QEA, LLC

Project: US Moorings -- C2, C3, C4

Batch Matrix: Soil

Analyte	MDL	MRL	Units
Total Organic Carbon	0.020	0.020	%

Note: MDLs are listed only if the corresponding analyte was evaluated to the MDL in this report .

**INORGANIC ANALYSIS DATA SHEET**  
**PSEP\_SM 5310B MOD**

USMPDI-055SG-201006

Laboratory: Apex Laboratories

SDG: A0J0273

Client: Anchor QEA, LLC

Project: US Moorings -- C2, C3, C4

Matrix: Sediment

Laboratory ID: A0J0273-01

File ID: 0J12061.txt-029

Sampled: 10/06/20 15:56

Prepared: 10/09/20 08:41

Analyzed: 10/12/20 21:41

Solids: 38.16

Preparation: PSEP-5310B TOC

Initial/Final: 0.2 N/A / 0.2 N/A

Batch: 0100306

Sequence: 0J12061

Calibration: A0H1904

Instrument: TOC6

CAS NO.	Analyte	Concentration (% dry)	Dilution Factor	Q	Method
TOC	Total Organic Carbon	2.7	1		PSEP_SM 5310B MOD

# PREPARATION BATCH SUMMARY

## PSEP\_SM 5310B MOD

Laboratory: Apex Laboratories

SDG: A0J0273

Client: Anchor QEA, LLC

Project: US Moorings -- C2, C3, C4

Batch: 0100306 Batch Matrix: Soil

Preparation: PSEP-5310B TOC

SAMPLE NAME	LAB SAMPLE ID	LAB FILE ID	DATE PREPARED	OBSERVATIONS
Blank	0100306-BLK1	0J12061.txt-005	10/09/20 08:41	
LCS	0100306-BS1	0J12061.txt-006	10/09/20 08:41	
USMPDI-055SG-201006	A0J0273-01	0J12061.txt-029	10/09/20 08:41	

Note: Client samples are listed only if they are included in this report.

Duplicates and Matrix Spike/Duplicates QC Samples are only listed if sourced from a sample included in this report.

**METHOD BLANK DATA SHEET**  
**PSEP\_SM 5310B MOD**

Laboratory: Apex Laboratories SDG: A0J0273  
Client: Anchor QEA, LLC Project: US Moorings -- C2, C3, C4  
Matrix: Soil Laboratory ID: 0100306-BLK1 File ID: 0J12061.txt-005  
Prepared: 10/09/20 08:41 Preparation: PSEP-5310B TOC Initial/Final: 0.2 N/A / 0.2 N/A  
Analyzed: 10/12/20 17:22 Instrument: TOC6  
Batch: 0100306 Sequence: 0J12061 Calibration: A0H1904

CAS NO.	COMPOUND	CONC. (% wet)	Q
TOC	Total Organic Carbon	0.020	U



**LCS / LCS DUPLICATE RECOVERY**  
**PSEP\_SM 5310B MOD**

Laboratory: Apex Laboratories

SDG: A0J0273

Client: Anchor QEA, LLC

Project: US Moorings -- C2, C3, C4

Matrix: Soil

Batch: 0100306

Laboratory ID: 0100306-BS1

Preparation: PSEP-5310B TOC

Initial/Final: 0.2 N/A / 0.2 N/A

COMPOUND	SPIKE ADDED (mg/kg)	LCS CONCENTRATION (mg/kg)	LCS % REC. (* = Out)	QC LIMITS REC.
Total Organic Carbon	10000	9400	94	88 - 111

\* = Values outside of QC limits

**ANALYSIS BATCH (SEQUENCE) SUMMARY**  
**PSEP\_SM 5310B MOD**

Laboratory: Apex Laboratories

SDG: A0J0273

Client: Anchor QEA, LLC

Project: US Moorings -- C2, C3, C4

Sequence: 0H18059

Instrument: TOC6

Matrix: Soil

Calibration: A0H1904

Sample Name	Lab Sample ID	Lab File ID	Analysis Date/Time
Cal Standard	0H18059-CAL2	0H18059.txt-005	08/18/20 17:43
Cal Standard	0H18059-CAL3	0H18059.txt-006	08/18/20 17:53
Cal Standard	0H18059-CAL4	0H18059.txt-007	08/18/20 18:04
Cal Standard	0H18059-CAL5	0H18059.txt-008	08/18/20 18:15
Cal Standard	0H18059-CAL6	0H18059.txt-009	08/18/20 18:26
Cal Standard	0H18059-CAL7	0H18059.txt-010	08/18/20 18:37
Cal Standard	0H18059-CAL8	0H18059.txt-011	08/18/20 18:47
Cal Standard	0H18059-CAL9	0H18059.txt-012	08/18/20 18:58
Initial Cal Check	0H18059-ICV1	0H18059.txt-014	08/18/20 19:20
Initial Cal Blank	0H18059-ICB1	0H18059.txt-015	08/18/20 19:31

Note: Client samples are listed only if they are included in this report.

Duplicates and Matrix Spike/Duplicates QC Samples are only listed if sourced from a sample included in this report.

**ANALYSIS BATCH (SEQUENCE) SUMMARY**  
**PSEP\_SM 5310B MOD**

Laboratory: Apex Laboratories  
 Client: Anchor QEA, LLC  
 Sequence: 0J12061  
 Matrix: Soil

SDG: A0J0273  
 Project: US Moorings -- C2, C3, C4  
 Instrument: TOC6  
 Calibration: A0H1904

Sample Name	Lab Sample ID	Lab File ID	Analysis Date/Time
Calibration Check	0J12061-CCV1	0J12061.txt-003	10/12/20 17:01
Calibration Blank	0J12061-CCB1	0J12061.txt-004	10/12/20 17:11
Blank	0100306-BLK1	0J12061.txt-005	10/12/20 17:22
LCS	0100306-BS1	0J12061.txt-006	10/12/20 17:33
Calibration Check	0J12061-CCV2	0J12061.txt-015	10/12/20 19:10
Calibration Blank	0J12061-CCB2	0J12061.txt-016	10/12/20 19:21
Calibration Check	0J12061-CCV3	0J12061.txt-027	10/12/20 21:20
Calibration Blank	0J12061-CCB3	0J12061.txt-028	10/12/20 21:30
USMPDI-055SG-201006	A0J0273-01	0J12061.txt-029	10/12/20 21:41
Calibration Check	0J12061-CCV4	0J12061.txt-039	10/12/20 23:29
Calibration Blank	0J12061-CCB4	0J12061.txt-040	10/12/20 23:40
Calibration Check	0J12061-CCV5	0J12061.txt-051	10/13/20 01:40
Calibration Blank	0J12061-CCB5	0J12061.txt-052	10/13/20 01:50
Calibration Check	0J12061-CCV6	0J12061.txt-063	10/13/20 03:50
Calibration Blank	0J12061-CCB6	0J12061.txt-064	10/13/20 04:01

Note: Client samples are listed only if they are included in this report.

Duplicates and Matrix Spike/Duplicates QC Samples are only listed if sourced from a sample included in this report.

# INITIAL CALIBRATION DATA (Summary)

## PSEP\_SM 5310B MOD

Laboratory: Apex Laboratories

SDG: A0J0273

Client: Anchor QEA, LLC

Project: US Moorings -- C2, C3, C4

Calibration: A0H1904

Date: 08/19/20 16:15

Instrument: TOC6

Compound	Mean RF	FIT	RF RSD	Mean RT	RT RSD	Linear r	Quad COD	LIMIT	Q
Total Organic Carbon	138.9486	Lin	5.543524			0.99974			

Note: \*\* Quad COD may be incorrect if weighting (1/a) or (1/a<sup>2</sup>) used. Weighting not shown here. Please see instrument calibration printouts for validation.

**INITIAL CALIBRATION DATA**  
**PSEP\_SM 5310B MOD**

Laboratory: Apex Laboratories

SDG: A0J0273

Client: Anchor QEA, LLC

Project: US Moorings -- C2, C3, C4

Calibration: A0H1904

Instrument: TOC6

Calibration Date: 08/19/20 16:15

Compound	Level 01		Level 02		Level 03		Level 04		Level 05		Level 06	
	mg/kg	RF	mg/kg	RF	mg/kg	RF	mg/kg	RF	mg/kg	RF	mg/kg	RF
Total Organic Carbon	200	152.6808	500	143.8895	1000	143.7313	2500	130.8668	5000	130.5313	12500	139.2529
Total Organic Carbon	200	152.6808	500	143.8895	1000	143.7313	2500	130.8668	5000	130.5313	12500	139.2529

## INITIAL CALIBRATION DATA (Continued)

### PSEP\_SM 5310B MOD

Laboratory: Apex Laboratories

SDG: A0J0273

Client: Anchor QEA, LLC

Project: US Moorings -- C2, C3, C4

Calibration: A0H1904

Instrument: TOC6

Matrix:

Calibration Date: 08/19/20 16:15

Compound	Level 07		Level 08		Level 09		Level 10		Level 11		Level 12	
	mg/kg	RF	mg/kg	RF	mg/kg	RF	mg/kg	RF	mg/kg	RF	mg/kg	RF
Total Organic Carbon	25000	138.2198	50000	132.4167								
Total Organic Carbon	25000	138.2198	50000	132.4167								

# INITIAL AND CONTINUING CALIBRATION CHECK

## PSEP\_SM 5310B MOD

Laboratory: Apex Laboratories

SDG: A0J0273

Client: Anchor QEA, LLC

Project: US Moorings -- C2, C3, C4

Instrument ID: TOC6

Calibration: A0H1904

Control Limit: +/- 10.00%

Sequence: 0H18059

Lab Sample ID	Analyte	True	Found	%R	Units	Method
0H18059-ICV1	Total Organic Carbon	10000	9800	98	mg/kg	SEP_SM 5310B MOI

\* Values outside of QC limits

# INITIAL AND CONTINUING CALIBRATION CHECK

## PSEP\_SM 5310B MOD

Laboratory: Apex Laboratories

SDG: A0J0273

Client: Anchor QEA, LLC

Project: US Moorings -- C2, C3, C4

Instrument ID: TOC6

Calibration: A0H1904

Control Limit: +/- 10.00%

Sequence: 0J12061

Lab Sample ID	Analyte	True	Found	%R	Units	Method
0J12061-CCV1	Total Organic Carbon	10000	10000	104	mg/kg	SEP_SM 5310B MOI
0J12061-CCV2	Total Organic Carbon	10000	9100	91	mg/kg	SEP_SM 5310B MOI
0J12061-CCV3	Total Organic Carbon	10000	9400	94	mg/kg	SEP_SM 5310B MOI
0J12061-CCV4	Total Organic Carbon	10000	9500	95	mg/kg	SEP_SM 5310B MOI
0J12061-CCV5	Total Organic Carbon	10000	9500	95	mg/kg	SEP_SM 5310B MOI
0J12061-CCV6	Total Organic Carbon	10000	9100	91	mg/kg	SEP_SM 5310B MOI

\* Values outside of OC limits



**INSTRUMENT BLANKS**  
**PSEP\_SM 5310B MOD**

Laboratory: Apex Laboratories

SDG: A0J0273

Client: Anchor QEA, LLC

Project: US Moorings -- C2, C3, C4

Instrument ID: TOC6

Calibration: A0H1904

Sequence: 0H18059

Lab Sample ID	Analyte	Found	RL	Units	C	Method
0H18059-ICB1	Total Organic Carbon	ND	200 (Inst)	mg/kg		PSEP_SM 5310B MOD

(Inst) indicates on-Instrument Result and Reporting Level. Used for non-digested Instrument Blanks.

**INSTRUMENT BLANKS**  
**PSEP\_SM 5310B MOD**

Laboratory: Apex Laboratories

SDG: A0J0273

Client: Anchor QEA, LLC

Instrument ID: TOC6

Project: US Moorings -- C2, C3, C4

Sequence: 0J12061

Calibration: A0H1904

<b>Lab Sample ID</b>	<b>Analyte</b>	<b>Found</b>	<b>RL</b>	<b>Units</b>	<b>C</b>	<b>Method</b>
0J12061-CCB1	Total Organic Carbon	ND	200 (Inst)	mg/kg		PSEP_SM 5310B MOD
0J12061-CCB2	Total Organic Carbon	ND	200 (Inst)	mg/kg		PSEP_SM 5310B MOD
0J12061-CCB3	Total Organic Carbon	ND	200 (Inst)	mg/kg		PSEP_SM 5310B MOD
0J12061-CCB4	Total Organic Carbon	ND	200 (Inst)	mg/kg		PSEP_SM 5310B MOD
0J12061-CCB5	Total Organic Carbon	ND	200 (Inst)	mg/kg		PSEP_SM 5310B MOD
0J12061-CCB6	Total Organic Carbon	ND	200 (Inst)	mg/kg		PSEP_SM 5310B MOD

(Inst) indicates on-Instrument Result and Reporting Level. Used for non-digested Instrument Blanks.

**HOLDING TIME SUMMARY**  
**PSEP\_SM 5310B MOD**

Laboratory: Apex Laboratories

SDG: A0J0273

Client: Anchor QEA, LLC

Project: US Moorings -- C2, C3, C4

Sample Name	Date Collected	Date Received	Date Prepared	Days to Prep	Max Days to Prep	Date Analyzed	Days to Analysis	Max Days to Analysis	Q
USMPDI-055SG-201006	10/06/20 15:56	10/07/20 07:35	10/09/20 08:41	2.70	28.00	10/12/20 21:41	6.24	28.00	

# Apex Laboratories

SDG: A0J0273  
CLASS: WET  
METHOD: SM 2540 G

**ANALYSES DATA PACKAGE COVER PAGE**

**SM 2540 G**

Laboratory: Apex Laboratories

SDG: A0J0273

Client: Anchor QEA, LLC

Project: US Moorings -- C2, C3, C4

---

**Client Sample Id:**

USMPDI-055SG-201006

**Lab Sample Id:**

A0J0273-01

**Matrix**

Sediment

I certify that this data package is in compliance with the terms and conditions of the contract, both technically and for completeness, for other than the conditions detailed above. Release of the data contained in this hardcopy data package and in computer-readable data submitted on diskette has been authorized by the Laboratory Manager or the Manager's designee, as verified by the following signatures.

Signature:



Name:

David G. Jack

Forms Created:

12/16/2020 3:48PM

Title:

Technical Manager

# METHOD DETECTION AND REPORTING LIMITS

## SM 2540 G

Laboratory: Apex Laboratories

SDG: A0J0273

Client: Anchor QEA, LLC

Project: US Moorings -- C2, C3, C4

Batch Matrix: Sediment

Analyte	MDL	MRL	Units
Total Solids	1.00	1.00	%

Note: MDLs are listed only if the corresponding analyte was evaluated to the MDL in this report .

# INORGANIC ANALYSIS DATA SHEET

SM 2540 G

USMPDI-055SG-201006

Laboratory: Apex Laboratories

SDG: A0J0273

Client: Anchor QEA, LLC

Project: US Moorings -- C2, C3, C4

Matrix: Sediment

Laboratory ID: A0J0273-01

Sampled: 10/06/20 15:56

Prepared: 10/08/20 17:17

Analyzed: 10/09/20 15:17

Solids: 38.16

Preparation: Total Solids (SM2540G/PSEP)

Initial/Final: 1 N/A / 1 N/A

Batch: 0100297

Calibration:

Instrument: Wet Chem Balance 1

CAS NO.	Analyte	Concentration (%)	Dilution Factor	Q	Method
TS	Total Solids	38.2	1		SM 2540 G

**PREPARATION BATCH SUMMARY**

**SM 2540 G**

Laboratory: Apex Laboratories

SDG: A0J0273

Client: Anchor QEA, LLC

Project: US Moorings -- C2, C3, C4

Batch: 0100297

Batch Matrix: Sediment

Preparation: Total Solids (SM2540G/PSEP)

SAMPLE NAME	LAB SAMPLE ID	LAB FILE ID	DATE PREPARED	OBSERVATIONS
USMPDI-055SG-201006	A0J0273-01		10/08/20 17:17	

Note: Client samples are listed only if they are included in this report.

Duplicates and Matrix Spike/Duplicates QC Samples are only listed if sourced from a sample included in this report.



# HOLDING TIME SUMMARY

## SM 2540 G

Laboratory: Apex Laboratories

SDG: A0J0273

Client: Anchor QEA, LLC

Project: US Moorings -- C2, C3, C4

Sample Name	Date Collected	Date Received	Date Prepared	Days to Prep	Max Days to Prep	Date Analyzed	Days to Analysis	Max Days to Analysis	Q
USMPDI-055SG-201006	10/06/20 15:56	10/07/20 07:35	10/08/20 17:17	2.06	180.00	10/09/20 15:17	0.92		

**Raw Data**

**Organochloride Pesticides by EPA 8081B  
Benchsheet & Analysis Sequence Data**

Batch 0100635  
Sequence 0J21046 (A0J0273-01RE1)



**Apex Laboratories**  
**PREPARATION BENCH SHEET**  
**BATCH #: 0100635 (Sediment)**  
**Prep Method: EPA 3546/3640A (GPC)**

#	Lab Number	Analysis	Prepared	Initial (g)	Final (mL)	Spike ID	Source ID	ul Spike	ul Surr.	Sample ID	Extraction Comments	pH		
												<2	2-11	>11
	0100635-BLK1	QC	10/17/20 08:55	12	10				100					
	0100635-BS1	QC	10/17/20 08:55	10	10	A20I454		100	100					
	A0J0236-01RE1	A 8081B 2,4+4,4-DDx Only (+Add)	10/17/20 08:55	10.69	10				100	WC-G010	From 0100587 by gwh on 10/19/20			
	0100635-DUP1	QC	10/17/20 08:55	10.92	10		A0J0236-01RE1		100					
	A0J0236-02RE1	A 8081B 2,4+4,4-DDx Only (+Add)	10/17/20 08:55	10.4	10				100	WC-G011	From 0100587 by gwh on 10/19/20			
	A0J0236-03RE1	A 8081B 2,4+4,4-DDx Only (+Add)	10/17/20 08:55	11.09	10				100	WC-G014	From 0100587 by gwh on 10/19/20			
	A0J0236-04RE1	A 8081B 2,4+4,4-DDx Only (+Add)	10/17/20 08:55	10.72	10				100	WC-G015	From 0100587 by gwh on 10/19/20			
	A0J0236-05RE1	A 8081B 2,4+4,4-DDx Only (+Add)	10/17/20 08:55	11	10				100	WC-G016	From 0100587 by gwh on 10/19/20			
	A0J0236-06RE1	A 8081B 2,4+4,4-DDx Only (+Add)	10/17/20 08:55	11.37	20				100	WC-G017	From 0100587 by gwh on 10/19/20			
	A0J0236-07RE1	A 8081B 2,4+4,4-DDx Only (+Add)	10/17/20 08:55	10.72	10				100	WC-G019	From 0100587 by gwh on 10/19/20			
	A0J0236-08RE1	A 8081B 2,4+4,4-DDx Only (+Add)	10/17/20 08:55	10.89	10				100	WC-C007-1-2	From 0100587 by gwh on 10/19/20			
	A0J0236-08RE2	A 8081B 2,4+4,4-DDx Only (+Add)	10/17/20 08:55	10.89	10				100	WC-C007-1-2	Added 10/22/2020 By hml			
	A0J0236-09RE1	A 8081B 2,4+4,4-DDx Only (+Add)	10/17/20 08:55	10.5	10				100	WC-C009-1-2	From 0100587 by gwh on 10/19/20			
	A0J0236-10RE1	A 8081B 2,4+4,4-DDx Only (+Add)	10/17/20 08:55	10.79	10				100	WC-C1009-1-2	From 0100587 by gwh on 10/19/20			
	A0J0236-11RE1	A 8081B 2,4+4,4-DDx Only (+Add)	10/17/20 08:55	10.49	10				100	WC-C022-1-2	From 0100587 by gwh on 10/19/20			
	A0J0236-11RE2	A 8081B 2,4+4,4-DDx Only (+Add)	10/17/20 08:55	10.49	10				100	WC-C022-1-2	Added 10/22/2020 By hml			
	A0J0236-12RE1	A 8081B 2,4+4,4-DDx Only (+Add)	10/17/20 08:55	10.69	10				100	WC-C075-1-2	From 0100587 by gwh on 10/19/20			
	A0J0273-01RE1	A 8081B 2,4+4,4-DDx Only (+Add)	10/17/20 08:55	10.49	10				100	USMPDI-055SG-201006	From 0100587 by gwh on 10/19/20			
	A0J0273-01RE2	A 8081B 2,4+4,4-DDx Only (+Add)	10/17/20 08:55	10.49	10				100	USMPDI-055SG-201006	Added 10/22/2020 By hml			

Prepared By: \_\_\_\_\_ Date \_\_\_\_\_

WP  
 Reviewed By: \_\_\_\_\_ Date 10/23/20

**Apex Laboratories**  
**PREPARATION BENCH SHEET**  
**BATCH #: 0100635 (Sediment)**  
**Prep Method: EPA 3546/3640A (GPC)**

#	Lab Number	Analysis	Prepared	Initial (g)	Final (mL)	Spike ID	Source ID	ul Spike	ul Surr.	Sample ID	Extraction Comments	pH		
												<2	5-11	>11
	A0J0281-01RE1	A 8081B 2,4+4,4-DDx Only (+Add)	10/17/20 08:55	10.22	10				100	USMPDI-027SG-201007	From 0100587 by gwh on 10/19/20			
	A0J0281-01RE2	A 8081B 2,4+4,4-DDx Only (+Add)	10/17/20 08:55	10.22	10				100	USMPDI-027SG-201007	Added 10/22/2020 By hml			
	A0J0281-02RE1	A 8081B 2,4+4,4-DDx Only (+Add)	10/17/20 08:55	10.27	10				100	USMPDI-034SG-201007	From 0100587 by gwh on 10/19/20			
	A0J0281-02RE2	A 8081B 2,4+4,4-DDx Only (+Add)	10/17/20 08:55	10.27	10				100	USMPDI-034SG-201007	Added 10/22/2020 By hml			
	A0J0281-03RE1	A 8081B 2,4+4,4-DDx Only (+Add)	10/17/20 08:55	10.75	10				100	USMPDI-040SG-201007	MS/MSD this sample			
	0100635-MS1	QC	10/17/20 08:55	10.5	10	A20I454	A0J0281-03RE1	100	100					
	0100635-MSD1	QC	10/17/20 08:55	10.29	10	A20I454	A0J0281-03RE1	100	100					
	A0J0281-03RE2	A 8081B 2,4+4,4-DDx Only (+Add)	10/17/20 08:55	10.75	10				100	USMPDI-040SG-201007	Added 10/22/2020 By hml			
	0100635-MS2	QC	10/17/20 08:55	10.5	10	A20I454	A0J0281-03RE2	100	100					
	0100635-MSD2	QC	10/17/20 08:55	10.29	10	A20I454	A0J0281-03RE2	100	100					
	A0J0281-04RE1	A 8081B 2,4+4,4-DDx Only (+Add)	10/17/20 08:55	10.4	10				100	USMPDI-046SG-201007	From 0100587 by gwh on 10/19/20			
	A0J0281-04RE2	A 8081B 2,4+4,4-DDx Only (+Add)	10/17/20 08:55	10.4	10				100	USMPDI-046SG-201007	Added 10/22/2020 By hml			
	A0J0281-05RE1	A 8081B 2,4+4,4-DDx Only (+Add)	10/17/20 08:55	10.46	10				100	USMPDI-048SG-201007	From 0100587 by gwh on 10/19/20			
	A0J0281-05RE2	A 8081B 2,4+4,4-DDx Only (+Add)	10/17/20 08:55	10.46	10				100	USMPDI-048SG-201007	From 0100587 by MJB on 10/23/20			
	A0J0281-06RE1	A 8081B 2,4+4,4-DDx Only (+Add)	10/17/20 08:55	10.19	10				100	USMPDI-1048S G-201007	From 0100587 by gwh on 10/19/20			
	A0J0281-06RE2	A 8081B 2,4+4,4-DDx Only (+Add)	10/17/20 08:55	10.19	10				100	USMPDI-1048S G-201007	Added 10/22/2020 By hml			

**Standards/Reagents**

Reagent(s)			Analyte Spike(s)			Surrogate(s)		
Std ID	Exp. Date	Description	Std ID	Exp. Date	Description	Std ID	Exp. Date	Description
A20H026	01/31/21	DCM CHEM PROD. DZ242-US	A20I454	03/30/21	2,4 + 4,4 DDx Pesticide Matrix Spike	A20J060	03/09/21	8082 PCB Surrogate Spike
A20J128	12/01/21	n-Hexane Lot# DX860-US						
A20J129	04/06/21	n-Hexane Lot# DX990-US						

Prepared By: \_\_\_\_\_ Date \_\_\_\_\_

Reviewed By: \_\_\_\_\_ Date \_\_\_\_\_

**Apex Laboratories**

**PREPARATION BENCH SHEET**

**BATCH #: 0100635 (Sediment)**

**Prep Method: EPA 3546/3640A (GPC)**

#	Lab Number	Analysis	Prepared	Initial (g)	Final (mL)	Spike ID	Source ID	ul Spike	ul Surr.	Sample ID	Extraction Comments	pH	
												<2	>11

From 0100587 on 10/19/2020 by gwh

Prepared By: \_\_\_\_\_ Date \_\_\_\_\_

Reviewed By: \_\_\_\_\_ Date \_\_\_\_\_



**Apex Laboratories**  
**PREPARATION BENCH SHEET**

*Adj 281-05*  
*On GPC #2*

**BATCH #: 0100635 (Sediment)**

Prep Method: EPA 3546/3640A (GPC)

*In | Out*

#	Lab Number	Analysis	Prepared	Initial (g)	Final (mL)	Spike ID	Source ID	ul Spike	ul Surr.	Sample ID	Extraction	Comments	pH	
													<2	>11
	0100635-BLK1	QC	10/17/20 08:55	12	5 <sub>10</sub>				100		1mL	2mL		
	0100635-BS1	QC	10/17/20 08:55	10	5 <sub>10</sub>	A201454		100	100		1mL	2mL		
	A0J0236-01RE1	A 8081B 2,4+4,4-DDx Only (+Add)	10/17/20 08:55	10.69	5 <sub>10</sub>				100	WC-G010	From 0100587 by gwh on 10/19/20	1mL	2mL	
	0100635-DUP1	QC	10/17/20 08:55	10.92	5 <sub>10</sub>		A0J0236-01RE1		100		1mL	2mL		
	A0J0236-02RE1	A 8081B 2,4+4,4-DDx Only (+Add)	10/17/20 08:55	10.4	5 <sub>10</sub>				100	WC-G011	From 0100587 by gwh on 10/19/20	1mL	2mL	
	A0J0236-03RE1	A 8081B 2,4+4,4-DDx Only (+Add)	10/17/20 08:55	11.09	5 <sub>10</sub>				100	WC-G014	From 0100587 by gwh on 10/19/20	1mL	2mL	
	A0J0236-04RE1	A 8081B 2,4+4,4-DDx Only (+Add)	10/17/20 08:55	10.72	5 <sub>10</sub>				100	WC-G015	From 0100587 by gwh on 10/19/20	1mL	2mL	
	A0J0236-05RE1	A 8081B 2,4+4,4-DDx Only (+Add)	10/17/20 08:55	11	5 <sub>10</sub>				100	WC-G016	From 0100587 by gwh on 10/19/20	1mL	2mL	
	A0J0236-06RE1	A 8081B 2,4+4,4-DDx Only (+Add)	10/17/20 08:55	11.37	5 <sub>20</sub>				100	WC-G017	From 0100587 by gwh on 10/19/20	0.5mL	2mL	
	A0J0236-07RE1	A 8081B 2,4+4,4-DDx Only (+Add)	10/17/20 08:55	10.72	5 <sub>10</sub>				100	WC-G019	From 0100587 by gwh on 10/19/20	1mL	2mL	
	A0J0236-08RE1	A 8081B 2,4+4,4-DDx Only (+Add)	10/17/20 08:55	10.89	5 <sub>10</sub>				100	WC-C007-1-2	From 0100587 by gwh on 10/19/20	1mL	2mL *	
	A0J0236-09RE1	A 8081B 2,4+4,4-DDx Only (+Add)	10/17/20 08:55	10.5	5 <sub>10</sub>				100	WC-C009-1-2	From 0100587 by gwh on 10/19/20	1mL	2mL *	
	A0J0236-10RE1	A 8081B 2,4+4,4-DDx Only (+Add)	10/17/20 08:55	10.79	5 <sub>10</sub>				100	WC-C1009-1-2	From 0100587 by gwh on 10/19/20	1mL	2mL *	
	A0J0236-11RE1	A 8081B 2,4+4,4-DDx Only (+Add)	10/17/20 08:55	10.49	5 <sub>10</sub>				100	WC-C022-1-2	From 0100587 by gwh on 10/19/20	1mL	2mL *	
	A0J0236-12RE1	A 8081B 2,4+4,4-DDx Only (+Add)	10/17/20 08:55	10.69	5 <sub>10</sub>				100	WC-C075-1-2	From 0100587 by gwh on 10/19/20	1mL	2mL *	
	A0J0273-01RE1	A 8081B 2,4+4,4-DDx Only (+Add)	10/17/20 08:55	10.49	5 <sub>10</sub>				100	USMPDI-055SG-201006	From 0100587 by gwh on 10/19/20	1mL	2mL *	
	A0J0281-01RE1	A 8081B 2,4+4,4-DDx Only (+Add)	10/17/20 08:55	10.22	5 <sub>10</sub>				100	USMPDI-027SG-201007	From 0100587 by gwh on 10/19/20	1mL	2mL *	
	A0J0281-02RE1	A 8081B 2,4+4,4-DDx Only (+Add)	10/17/20 08:55	10.27	5 <sub>10</sub>				100	USMPDI-034SG-201007	From 0100587 by gwh on 10/19/20	1mL	2mL *	
	A0J0281-03RE1	A 8081B 2,4+4,4-DDx Only (+Add)	10/17/20 08:55	10.75	5 <sub>10</sub>				100	USMPDI-040SG-201007	MS/MSD this sample	1mL	2mL *	
	0100635-MS1	QC	10/17/20 08:55	10.5	5 <sub>10</sub>	A201454	A0J0281-03RE1	100	100		1mL	2mL *		

Prepared By: *SCC*  
Date: *10/19/20*  
*SCC* *10/20/2020*  
*SCC* *10/21/2020*

Reviewed By: *CAS*  
Date: *10/21/2020*

**Apex Laboratories**  
**PREPARATION BENCH SHEET**

**BATCH #: 0100635 (Sediment)**

Prep Method: EPA 3546/3640A (GPC)

in | Out

#	Lab Number	Analysis	Prepared	Initial (g)	Final (mL)	Spike ID	Source ID	ul Spike	ul Surr.	Sample ID	Extraction	Comments	pH				
													<2	5-8	>11		
	0100635-MSD1	QC	10/17/20 08:55	10.29	5.10	A201454	A0J0281-03RE1	100	100								
	A0J0281-04RE1	A 8081B 2,4+4,4-DDx Only (+Add)	10/17/20 08:55	10.4	5.10				100	USMPDI-046SG-201007	From 0100587 by gwh on 10/19/20	1ml 2ml *					
	A0J0281-05RE1	A 8081B 2,4+4,4-DDx Only (+Add)	10/17/20 08:55	10.46	5.10				100	USMPDI-048SG-201007	From 0100587 by gwh on 10/19/20	1ml 2ml *					
	A0J0281-06RE1	A 8081B 2,4+4,4-DDx Only (+Add)	10/17/20 08:55	10.19	5.10				100	USMPDI-1048S-G-201007	From 0100587 by gwh on 10/19/20	1ml 2ml *					

**Standards/Reagents**

Reagent(s)			Analyte Spike(s)			Surrogate(s)		
Std ID	Exp. Date	Description	Std ID	Exp. Date	Description	Std ID	Exp. Date	Description
A20H026	01/31/21	DCM CHEM PROD. DZ242-US	A201454	03/30/21	2,4 + 4,4 DDx Pesticide Matrix Spike	A20J060	03/09/21	8082 PCB Surrogate Spike
<del>A20J128</del> A20J129	<del>12/01/21</del> 04/06/21	n-Hexane Lot# <del>DX860-US</del> DX990-US } sec. 10/21/2020						

From 0100587 on 10/19/2020 by gwh  
A20J128 12/01/21 n-Hexane Lot# DX860-US  
Used for first 10 and GPC IBL on 10/20/2020  
- sec, 10/21/2020

\* = Hexane lot A20J129 used for exchange into hexane.

Prepared By: \_\_\_\_\_ Date \_\_\_\_\_

Reviewed By: \_\_\_\_\_ Date \_\_\_\_\_





**Apex Laboratories**  
**PREPARATION BENCH SHEET**

**BATCH #: 0100587 (Sediment)**

Prep Method: EPA 3546

#	Lab Number	Analysis	Prepared	Initial (g)	Final (mL)	Spike ID	Source ID	ul Spike	ul Surr.	Sample ID	Extraction Comments	pH			
												<2	Other	>11	
1	0100587-BLK1	QC	10/17/20 08:55	10 11	5 ✓				100						
2	0100587-BS1	QC	10/17/20 08:55	10	5 ✓	A201454		100	100						
3	A0J0236-01	A 8081B 2,4+4,4-DDx Only (+Add)	10/17/20 08:55	10 10.69	5 ✓				100	WC-G010	ROCKS, SAND/MUD				
4	0100587-DUP1	QC	10/17/20 08:55	10 10.92	5 ✓		A0J0236-01		100						
5	A0J0236-02	A 8081B 2,4+4,4-DDx Only (+Add)	10/17/20 08:55	10 10.40	5 ✓				100	WC-G011	ROCKS, SAND/MUD				
6	A0J0236-03	A 8081B 2,4+4,4-DDx Only (+Add)	10/17/20 08:55	10 11.09	5 ✓				100	WC-G014	SAND/MUD, ROCKS				
7	A0J0236-04	A 8081B 2,4+4,4-DDx Only (+Add)	10/17/20 08:55	10 10.72	5 ✓				100	WC-G015	SAND/MUD, ROCKS				
8	A0J0236-05	A 8081B 2,4+4,4-DDx Only (+Add)	10/17/20 08:55	10 11.05	5 ✓				100	WC-G016	ROCKS, SAND				
9	A0J0236-06	A 8081B 2,4+4,4-DDx Only (+Add)	10/17/20 08:55	10 11.37	5 ✓				100	WC-G017	MUD, ROCKS				
10	A0J0236-07	A 8081B 2,4+4,4-DDx Only (+Add)	10/17/20 08:55	10 10.72	5 ✓				100	WC-G019	ROCKS, SAND/DIRT				
11	A0J0236-08	A 8081B 2,4+4,4-DDx Only (+Add)	10/17/20 08:55	10 10.89	5 ✓				100	WC-C007-1-2	ROCKS, SOIL				
12	A0J0236-09	A 8081B 2,4+4,4-DDx Only (+Add)	10/17/20 08:55	10 10.50	5 ✓				100	WC-C009-1-2	SOIL				
13	A0J0236-10	A 8081B 2,4+4,4-DDx Only (+Add)	10/17/20 08:55	10 10.79	5				100	WC-C1009-1-2	SOIL				
14	A0J0236-11	A 8081B 2,4+4,4-DDx Only (+Add)	10/17/20 08:55	10 10.49	5 ✓				100	WC-C022-1-2	SOIL, ROCKS, ORG, S				
15	A0J0236-12	A 8081B 2,4+4,4-DDx Only (+Add)	10/17/20 08:55	10 10.69	5 ✓				100	WC-C075-1-2	SOIL				
16	A0J0273-01	A 8081B 2,4+4,4-DDx Only (+Add)	10/17/20 08:55	10 10.49	5 ✓				100	USMPDI-055SG-201006	MUD, S				
17	A0J0281-01	A 8081B 2,4+4,4-DDx Only (+Add)	10/17/20 08:55	10 10.22	5 ✓				100	USMPDI-027SG-201007	MUD, S				
18	A0J0281-02	A 8081B 2,4+4,4-DDx Only (+Add)	10/17/20 08:55	10 10.27	5 ✓				100	USMPDI-034SG-201007	MUD, S				
19	A0J0281-03	A 8081B 2,4+4,4-DDx Only (+Add)	10/17/20 08:55	10 10.75	5 ✓				100	USMPDI-040SG-201007	MS/MSD this sample MUD, S				
20	0100587-MS1	QC	10/17/20 08:55	10 10.50	5 ✓	A201454	A0J0281-03	100	100		S				

MEB  
Prepared By: \_\_\_\_\_  
Date: 10/17/20  
10-17-2020

Curt  
Reviewed By: \_\_\_\_\_  
Date: 10/19/20

# Apex Laboratories

## PREPARATION BENCH SHEET

BATCH #: **0100587 (Sediment)**

Prep Method: EPA 3546

#	Lab Number	Analysis	Prepared	Initial (g)	Final (mL)	Spike ID	Source ID	ul Spike	ul Surr.	Sample ID	Extraction Comments	pH		
												<2	Other	>11
21	0100587-MSD1	QC	10/17/20 08:55	10 10.29	5 ✓	A201454	A0J0281-03	100	100		S			
22	A0J0281-04	A 8081B 2,4+4,4-DDx Only (+Add)	10/17/20 08:55	10 10.40	5 ✓				100	USMPDI-046SG-201007	MUD, S			
23	A0J0281-05	A 8081B 2,4+4,4-DDx Only (+Add)	10/17/20 08:55	10 10.46	5 ✓				100	USMPDI-048SG-201007	MUD, S			
24	A0J0281-06	A 8081B 2,4+4,4-DDx Only (+Add)	10/17/20 08:55	10 10.19	5 ✓				100	USMPDI-1048S G-201007	MUD, S			

### Standards/Reagents

Reagent(s)			Analyte Spike(s) <i>cen</i>			Surrogate(s) <i>cen</i>		
Std ID	Exp. Date	Description	Std ID	Exp. Date	Description	Std ID	Exp. Date	Description
A13L219	11/30/23	Extractions Balance	A201454	03/30/21	2,4 + 4,4 DDx Pesticide Matrix Spike	A20J060	03/09/21	8082 PCB Surrogate Spike
A20B017	02/01/21	Glass Wool						
A20F023	11/29/22	Sodium Sulfate Lot # 196476						
A20H026	01/31/21	DCM CHEM PROD. DZ242-US						

Method 3546 digestion time and temperture achieved.

Initial: *cen*

Witness: MEB 10/17/20

*ORG = organic material*  
*S = staining on furbovap tube*

Prepared By: MEB Date: 10/17/20

Reviewed By: \_\_\_\_\_ Date: \_\_\_\_\_



ELEMENT SEQUENCE LOG

Apex Laboratories

Sequence: 0J21046

Instrument: DUALECD5

Date: 10/21/20 11:00

Calibration: A0J1506

#	Lab Number	Matrix	Analysis	Client	Due	Batch	ISTD ID	STD ID
1	0J21046-BKD1	Sediment	QC	QC				A20H479
2	0J21046-CCV1	Sediment	QC	QC				A20H475
3	0J21046-CCV2	Sediment	QC	QC				A20I185
4	0J21046-CCB1	Sediment	QC	QC				A20J148
5	A0J0236-09RE1	Sediment	8081B 2,4+4,4-DDx Only (+Add)		10/21/20	0100635		
6	A0J0236-10RE1	Sediment	8081B 2,4+4,4-DDx Only (+Add)		10/21/20	0100635		
7	A0J0236-12RE1	Sediment	8081B 2,4+4,4-DDx Only (+Add)		10/21/20	0100635		
8	A0J0273-01RE1	Sediment	8081B 2,4+4,4-DDx Only (+Add)	Anchor QEA, LLC	10/20/20	0100635		
9	0J21046-IBL1	Sediment	QC	QC				
10	A0J0236-11RE1	Sediment	8081B 2,4+4,4-DDx Only (+Add)		10/21/20	0100635		
11	0J21046-IBL2	Sediment	QC	QC				
12	A0J0281-02RE1	Sediment	8081B 2,4+4,4-DDx Only (+Add)	Anchor QEA, LLC	10/21/20	0100635		
13	0J21046-IBL3	Sediment	QC	QC				
14	A0J0281-03RE1	Sediment	8081B 2,4+4,4-DDx Only (+Add)	Anchor QEA, LLC	10/21/20	0100635		
15	0J21046-IBL4	Sediment	QC	QC				
16	0J21046-CCV3	Sediment	QC	QC				A20H476
17	0J21046-CCV4	Sediment	QC	QC				A20I186
18	0J21046-CCB2	Sediment	QC	QC				A20J148
19	0100635-MS1	Sediment	QC	QC		0100635		
20	0J21046-IBL5	Sediment	QC	QC				
21	0100635-MSD1	Sediment	QC	QC		0100635		
22	0J21046-IBL6	Sediment	QC	QC				
23	A0J0281-04RE1	Sediment	8081B 2,4+4,4-DDx Only (+Add)	Anchor QEA, LLC	10/21/20	0100635		
24	0J21046-IBL7	Sediment	QC	QC				
25	A0J0281-05RE1	Sediment	8081B 2,4+4,4-DDx Only (+Add)	Anchor QEA, LLC	10/21/20	0100635		
26	0J21046-IBL8	Sediment	QC	QC				
27	A0J0281-06RE1	Sediment	8081B 2,4+4,4-DDx Only (+Add)	Anchor QEA, LLC	10/21/20	0100635		
28	0J21046-IBL9	Sediment	QC	QC				
29	A0J0236-08RE1	Sediment	8081B 2,4+4,4-DDx Only (+Add)		10/21/20	0100635		
30	0J21046-IBLA	Sediment	QC	QC				
31	A0J0281-01RE1	Sediment	8081B 2,4+4,4-DDx Only (+Add)	Anchor QEA, LLC	10/21/20	0100635		
32	0J21046-IBLB	Sediment	QC	QC				
33	0J21046-CCV5	Sediment	QC	QC				A20H475
34	0J21046-CCV6	Sediment	QC	QC				A20I185
35	0J21046-CCB3	Sediment	QC	QC				A20J148

Data Entered By/Date: ATML 10/22/20

Comments:

Data Reviewed By/Date: dgj 10/22/20

10/22/2020 1:47:26PM

Page 1 of 1

Quantitation Report (QT Reviewed)

Data Path : C:\msdchem\1\data\2020-10\0J21046\  
 Data File : ECD5-10212003.D  
 Signal(s) : Signal #1: ECD1A.CH Signal #2: ECD2B.CH  
 Acq On : 21 Oct 2020 11:50  
 Operator : MJB  
 Sample : 0J21046-BKD1  
 Misc : A20H479  
 ALS Vial : 2 (Sig #1); 0 (Sig #2) Sample Multiplier: 1

MJB 10/21/20

Integration File signal 1: PEST1.e  
 Integration File signal 2: PEST2.e  
 Quant Time: Oct 21 17:37:28 2020  
 Quant Method : C:\msdchem\1\methods\PestBreakdownCHK\_201014RT1.M  
 Quant Title : Pesticides  
 QLast Update : Fri Nov 09 13:28:51 2018  
 Response via : Initial Calibration  
 Integrator: ChemStation 6890 Scale Mode: Small noise peaks clipped

RT UPDATE

Volume Inj. : 2uL  
 Signal #1 Phase : Rtx-CLPesticides Signal #2 Phase: Rtx-CLPesticides2  
 Signal #1 Info : 30m x 0.32mm x 0. Signal #2 Info : 30m x 0.32mm x 0.25um

Compound	R.T.	Response	Conc	Units
-----				
Target Compounds				
1) 4,4'-DDE	7.740	1211893	NoCal	ng/mL
2) Endrin	8.133	92688604	NoCal	ng/mL
3) 4,4'-DDD	8.169	9264225	NoCal	ng/mL
4) 4,4'-DDT	8.365	173825075	NoCal	ng/mL
5) Endrin Aldehyde	8.590	6300166	NoCal	ng/mL
6) Endrin Ketone	9.094	11380394	NoCal	ng/mL
8) 4,4'-DDE [2C]	8.165	1340981	NoCal	ng/mL
9) Endrin [2C]	8.528	115013951	NoCal	ng/mL
10) 4,4'-DDD [2C]	8.576	10712228	NoCal	ng/mL
11) Endrin Aldehyde [2C]	8.909	7737880	NoCal	ng/mL
12) 4,4'-DDT [2C]	8.800	215540173	NoCal	ng/mL
13) Endrin Ketone [2C]	9.489	13188708	NoCal	ng/mL
-----				

(f)=RT Delta > 1/2 Window

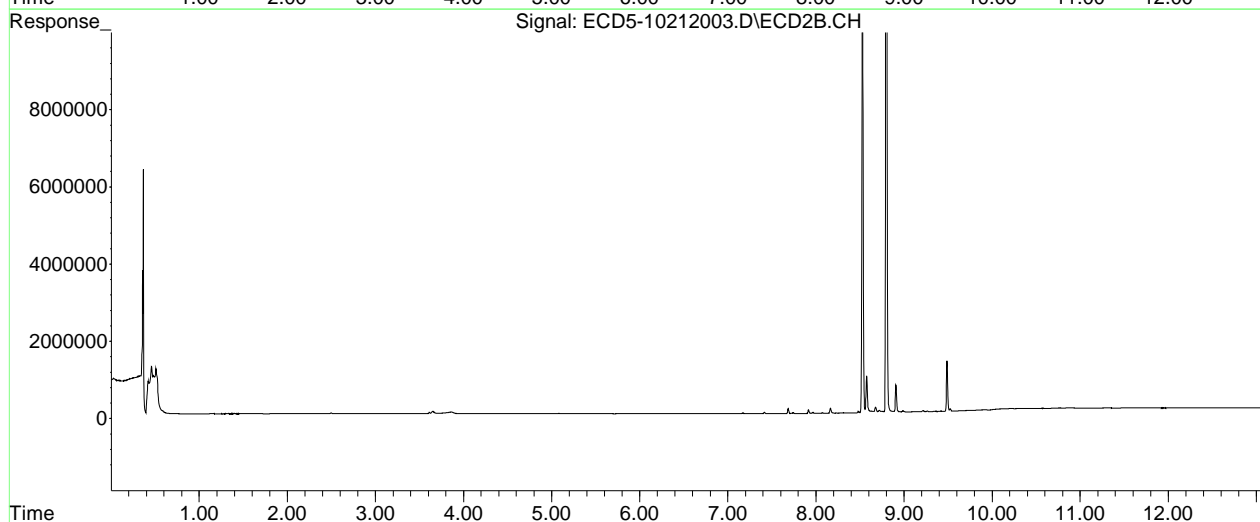
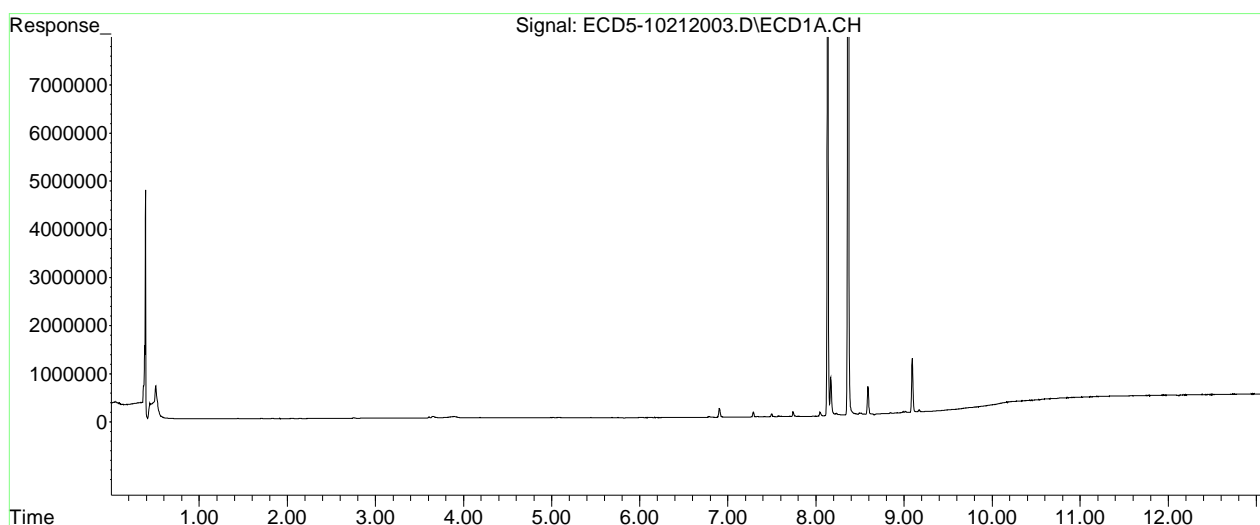
(m)=manual int.

Quantitation Report (QT Reviewed)

Data Path : C:\msdchem\1\data\2020-10\0J21046\  
Data File : ECD5-10212003.D  
Signal(s) : Signal #1: ECD1A.CH Signal #2: ECD2B.CH  
Acq On : 21 Oct 2020 11:50  
Operator : MJB  
Sample : 0J21046-BKD1  
Misc : A20H479  
ALS Vial : 2 (Sig #1); 0 (Sig #2) Sample Multiplier: 1

Integration File signal 1: PEST1.e  
Integration File signal 2: PEST2.e  
Quant Time: Oct 21 17:37:28 2020  
Quant Method : C:\msdchem\1\methods\PestBreakdownCHK\_201014RT1.M  
Quant Title : Pesticides  
QLast Update : Fri Nov 09 13:28:51 2018  
Response via : Initial Calibration  
Integrator: ChemStation 6890 Scale Mode: Small noise peaks clipped

Volume Inj. : 2uL  
Signal #1 Phase : Rtx-CLPesticides Signal #2 Phase: Rtx-CLPesticides2  
Signal #1 Info : 30m x 0.32mm x 0. Signal #2 Info : 30m x 0.32mm x 0.25um



Quantitation Report (Not Reviewed)

Data Path : C:\msdchem\1\data\2020-10\0J21046\  
 Data File : ECD5-10212004.D  
 Signal(s) : Signal #1: ECD1A.CH Signal #2: ECD2B.CH  
 Acq On : 21 Oct 2020 12:07  
 Operator : MJB  
 Sample : 0J21046-CCV1  
 Misc : A20H475, AB 50 ppb  
 ALS Vial : 3 (Sig #1); 0 (Sig #2) Sample Multiplier: 1

MJB 10/21/20

Integration File signal 1: PEST1.e  
 Integration File signal 2: PEST2.e RT UPDATE  
 Quant Time: Oct 21 17:49:12 2020  
 Quant Method : C:\msdchem\1\methods\ECD5\_QUANTPEST\_201014RT1.M  
 Quant Title : Instrument: DualECD5  
 QLast Update : Thu Oct 15 11:11:37 2020  
 Response via : Initial Calibration  
 Integrator: ChemStation 6890 Scale Mode: Small noise peaks clipped

Volume Inj. : 2uL  
 Signal #1 Phase : Rtx-CLPesticides Signal #2 Phase: Rtx-CLPesticides2  
 Signal #1 Info : 30m X 0.32mm X 0. Signal #2 Info : 30m X 0.32mm X 0.25um

Compound	RT#1	RT#2	Resp#1	Resp#2	ng/mL	ng/mL
System Monitoring Compounds						
1) S TCMX (S)	5.543	5.832	11482758	16871347	47.321	54.469
22) S DCBP (S)	9.762	10.321	8325614	9125642	51.409	58.947
Target Compounds						
2) a-BHC	6.095	6.428	15534982	23446713	49.947	59.468
3) g-BHC	6.384	6.743	12836047	19994552	48.641	59.826
4) b-BHC	6.465	6.812	5350217	8048136	47.608	53.043
5) Heptachlor	6.783	7.115	10915896	14488951	43.114	51.230
6) d-BHC	6.618	7.058	12268870	18998316	44.826	57.522 #
7) Aldrin	7.025	7.377	13263477	17951206	49.990	58.879
8) Heptachlo...	7.495	7.812	12135568	16025990	49.696	58.753
9) trans-Chl...	7.588	7.952	12228139	16187607	48.124	57.241
10) cis-Chlor...	7.685	8.058	11722944	15659706	48.218	58.366
11) Endosulfa...	7.788	8.107	11175978	14524675	48.887	57.476
12) 4,4'-DDE	7.738	8.163	12340751	16298232	47.493	55.879
13) Dieldrin	7.962	8.305	12761935	16626849	50.578	59.101
14) Endrin	8.131	8.526	9687034	12181027	52.531	62.35 #Q-41
15) 4,4'-DDD	8.167	8.575	10334460	13923127	47.310	59.618 #
16) Endosulfa...	8.292	8.673	9834533	12960565	47.189	56.449
17) 4,4'-DDT	8.363	8.799	8933200	11141147	44.776	58.505 #
18) Endrin Al...	8.587	8.908	8907882	11550016	46.429	55.272
19) Endosulfa...	8.892	9.101	9503429	12332159	50.603	58.510
20) Methoxychlor	8.698	9.265	4455208	5330270	45.523	55.131
21) Endrin Ke...	9.093	9.488	11830939	14817779	48.324	59.635
23) Hexachlor...	0.000	0.000	0	0	N.D.	N.D.
24) Hexachlor...	5.924	0.000	50263	0	0.007	N.D. #
25) Oxychlorane	7.429	7.732	56502	31077	0.041	0.129 #
26) 2,4'-DDE	7.495	7.952	12135568	16187607	78.539	83.444

Quantitation Report (Not Reviewed)

Data Path : C:\msdchem\1\data\2020-10\0J21046\  
 Data File : ECD5-10212004.D  
 Signal(s) : Signal #1: ECD1A.CH Signal #2: ECD2B.CH  
 Acq On : 21 Oct 2020 12:07  
 Operator : MJB  
 Sample : 0J21046-CCV1  
 Misc : A20H475, AB 50 ppb  
 ALS Vial : 3 (Sig #1); 0 (Sig #2) Sample Multiplier: 1

Integration File signal 1: PEST1.e  
 Integration File signal 2: PEST2.e  
 Quant Time: Oct 21 17:49:12 2020  
 Quant Method : C:\msdchem\1\methods\ECD5\_QUANTPEST\_201014RT1.M  
 Quant Title : Instrument: DualECD5  
 QLast Update : Thu Oct 15 11:11:37 2020  
 Response via : Initial Calibration  
 Integrator: ChemStation 6890 Scale Mode: Small noise peaks clipped

Volume Inj. : 2uL  
 Signal #1 Phase : Rtx-CLPesticides Signal #2 Phase: Rtx-CLPesticides2  
 Signal #1 Info : 30m X 0.32mm X 0. Signal #2 Info : 30m X 0.32mm X 0.25um

	Compound	RT#1	RT#2	Resp#1	Resp#2	ng/mL	ng/mL	
27)	trans-Non...	7.685	8.016	11722944	40385	52.093	0.145	#
28)	2,4'-DDD	0.000	8.305	0	16626849	N.D.	102.405	#
29)	2,4'-DDT	8.045	8.526	33674	12181027	0.007	79.417	#
30)	cis-Nonac...	8.131	8.575	9687034	13923127	39.923	50.319	#
31)	Mirex	8.845f	9.488	36879	14817779	BelowCal	92.575	
32)	Chlordane...	7.588	7.952	12228139	16187607	446.253	456.873	
33)	Chlordane...	7.685	8.058	11722944	15659706	419.410	542.594	#
34)	Chlordane...	8.292f	8.752f	9834533	59600	1218.154	3.750	#
35)	Chlordane...	3.893	3.860f	25474	34186	NoCal	NoCal	
36)	Toxaphene...	7.685	8.305	11722944	16626849	7708.620	6074.815	
37)	Toxaphene...	7.962	8.673f	12761935	12960565	5876.209	3928.283	#
38)	Toxaphene...	8.292	8.673	9834533	12960565	2275.689	2717.562	
39)	Toxaphene...	8.510	8.752	174249	59600	38.630	7.514	#
40)	Toxaphene...	8.765	8.908	48709	11550016	13.705	2416.580	#
41)	Toxaphene...	8.845	9.265f	36879	5330270	8.966	1134.823	#
42)	Toxaphene...	3.893	3.860f	25474	34186	NoCal	NoCal	

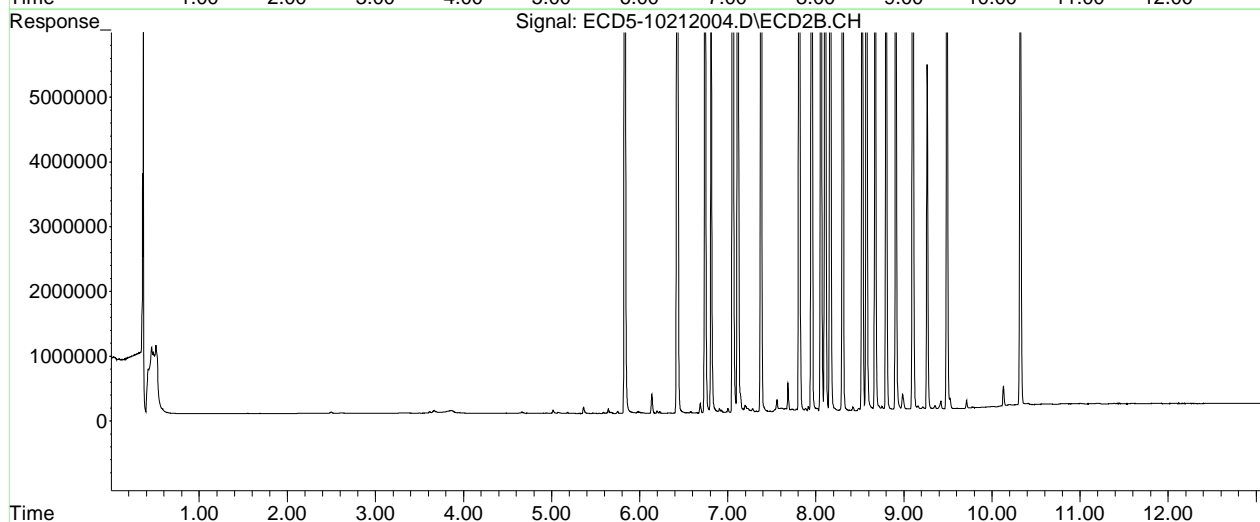
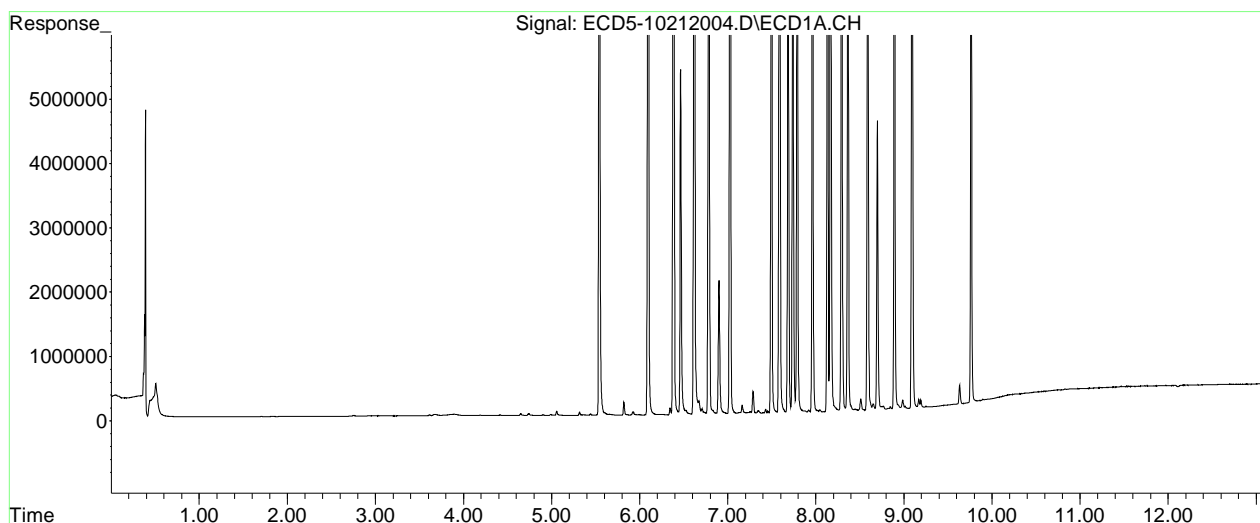
(f)=RT Delta > 1/2 Window (#)=Amounts differ by > 25% (m)=manual int.

Quantitation Report (Not Reviewed)

Data Path : C:\msdchem\1\data\2020-10\0J21046\  
Data File : ECD5-10212004.D  
Signal(s) : Signal #1: ECD1A.CH Signal #2: ECD2B.CH  
Acq On : 21 Oct 2020 12:07  
Operator : MJB  
Sample : 0J21046-CCV1  
Misc : A20H475, AB 50 ppb  
ALS Vial : 3 (Sig #1); 0 (Sig #2) Sample Multiplier: 1

Integration File signal 1: PEST1.e  
Integration File signal 2: PEST2.e  
Quant Time: Oct 21 17:49:12 2020  
Quant Method : C:\msdchem\1\methods\ECD5\_QUANTPEST\_201014RT1.M  
Quant Title : Instrument: DualECD5  
QLast Update : Thu Oct 15 11:11:37 2020  
Response via : Initial Calibration  
Integrator: ChemStation 6890 Scale Mode: Small noise peaks clipped

Volume Inj. : 2uL  
Signal #1 Phase : Rtx-CLPesticides Signal #2 Phase: Rtx-CLPesticides2  
Signal #1 Info : 30m X 0.32mm X 0. Signal #2 Info : 30m X 0.32mm X 0.25um





Quantitation Report (Not Reviewed)

Data Path : C:\msdchem\1\data\2020-10\0J21046\  
 Data File : ECD5-10212005.D  
 Signal(s) : Signal #1: ECD1A.CH Signal #2: ECD2B.CH  
 Acq On : 21 Oct 2020 12:25  
 Operator : MJB  
 Sample : 0J21046-CCV2 MJB 10/21/20  
 Misc : A20I185, 9-42 50 ppb  
 ALS Vial : 4 (Sig #1); 0 (Sig #2) Sample Multiplier: 1

Integration File signal 1: PEST1.e  
 Integration File signal 2: PEST2.e RT UPDATE  
 Quant Time: Oct 21 17:51:49 2020  
 Quant Method : C:\msdchem\1\methods\ECD5\_QUANTPEST\_201014RT1.M  
 Quant Title : Instrument: DualECD5  
 QLast Update : Thu Oct 15 11:11:37 2020  
 Response via : Initial Calibration  
 Integrator: ChemStation 6890 Scale Mode: Small noise peaks clipped

Volume Inj. : 2uL  
 Signal #1 Phase : Rtx-CLPesticides Signal #2 Phase: Rtx-CLPesticides2  
 Signal #1 Info : 30m X 0.32mm X 0. Signal #2 Info : 30m X 0.32mm X 0.25um

Compound	RT#1	RT#2	Resp#1	Resp#2	ng/mL	ng/mL
-----						
System Monitoring Compounds						
1) S TCMX (S)	5.513f	5.868f	89412	123378	0.368	0.398
22) S DCBP (S)	0.000	10.320	0	24631	N.D.	BelowCal
Target Compounds						
2) a-BHC	6.131f	6.425	9345	8957	0.030	0.023
3) g-BHC	6.382	0.000	3487	0	0.013	N.D. #
4) b-BHC	6.474	0.000	3205	0	5685.407	N.D. #
5) Heptachlor	6.784	7.115	27406	21368	0.108	0.076 #
6) d-BHC	6.624	7.061	6431	5276	0.023	BelowCal #
7) Aldrin	0.000	7.358	0	7529	N.D.	0.025 #
8) Heptachlo...	7.486	7.850f	7403050	150767	30.316	0.553 #
9) trans-Chl...	7.584	7.939	30793	9945015	0.121	35.166 #
10) cis-Chlor...	7.671	0.000	11405243	0	46.911	N.D. #
11) Endosulfa...	7.768	8.124	32968	34194	0.144	0.135
12) 4,4'-DDE	7.768f	8.124f	32968	34194	0.127	0.117
13) Dieldrin	7.938f	8.310	65341	8691640	0.259	30.895 #
14) Endrin	8.149	8.530	11830258	8234215	64.153	42.153 #
15) 4,4'-DDD	8.149	8.574	11830258	16145020	54.158	69.132 #
16) Endosulfa...	8.299	0.000	7276	0	0.035	N.D. #
17) 4,4'-DDT	8.363	0.000	4844	0	0.024	N.D. #
18) Endrin Al...	8.586	8.913	15673	17417	6021.146	BelowCal #
19) Endosulfa...	8.924f	0.000	38816	0	BelowCal	N.D.
20) Methoxychlor	0.000	0.000	0	0	N.D.	N.D.
21) Endrin Ke...	9.096	9.476	4865	8905182	0.020	35.839 #
23) Hexachlor...	3.336	3.545	12281154	19522803	54.463	54.396
24) Hexachlor...	5.928	6.294	10772392	16134617	46.452	51.631
25) Oxychlorane	7.417	7.743	9771987	12852367	50.655	53.545
26) 2,4'-DDE	7.486	7.939	7403050	9945015	47.752	51.265

Quantitation Report (Not Reviewed)

Data Path : C:\msdchem\1\data\2020-10\0J21046\  
 Data File : ECD5-10212005.D  
 Signal(s) : Signal #1: ECD1A.CH Signal #2: ECD2B.CH  
 Acq On : 21 Oct 2020 12:25  
 Operator : MJB  
 Sample : 0J21046-CCV2  
 Misc : A20I185, 9-42 50 ppb  
 ALS Vial : 4 (Sig #1); 0 (Sig #2) Sample Multiplier: 1

Integration File signal 1: PEST1.e  
 Integration File signal 2: PEST2.e  
 Quant Time: Oct 21 17:51:49 2020  
 Quant Method : C:\msdchem\1\methods\ECD5\_QUANTPEST\_201014RT1.M  
 Quant Title : Instrument: DualECD5  
 QLast Update : Thu Oct 15 11:11:37 2020  
 Response via : Initial Calibration  
 Integrator: ChemStation 6890 Scale Mode: Small noise peaks clipped

Volume Inj. : 2uL  
 Signal #1 Phase : Rtx-CLPesticides Signal #2 Phase: Rtx-CLPesticides2  
 Signal #1 Info : 30m X 0.32mm X 0. Signal #2 Info : 30m X 0.32mm X 0.25um

	Compound	RT#1	RT#2	Resp#1	Resp#2	ng/mL	ng/mL	
27)	trans-Non...	7.671	8.018	11405243	14671411	50.694	52.640	
28)	2,4'-DDD	7.864	8.310	6450170	8691640	46.336	55.787	
29)	2,4'-DDT	8.045	8.530	6592743	8234215	47.144	55.332	
30)	cis-Nonac...	8.149	8.574	11830258	16145020	48.730	57.877	
31)	Mirex	8.821	9.476	7175805	8905182	48.924	57.059	
32)	Chlordane...	7.584f	7.939f	30793	9945015	1.124	280.684	#
33)	Chlordane...	7.671f	0.000	11405243	0	408.043	N.D.	#
34)	Chlordane...	8.299f	8.717	7276	21827	0.901	BelowCal	#
35)	Chlordane...	3.907	3.865f	29224	37619	NoCal	NoCal	
36)	Toxaphene...	7.671	8.310	11405243	8691640	7559.644	3175.593	#
37)	Toxaphene...	7.938f	0.000	65341	0	30.086	N.D.	#
38)	Toxaphene...	8.299	0.000	7276	0	1.684	N.D.	#
39)	Toxaphene...	8.545	8.717f	12586	21827	2.790	2.752	
40)	Toxaphene...	0.000	8.913	0	17417	N.D.	3.644	#
41)	Toxaphene...	8.821	0.000	7175805	0	1744.540	N.D.	#
42)	Toxaphene...	3.907	3.865f	29224	37619	NoCal	NoCal	

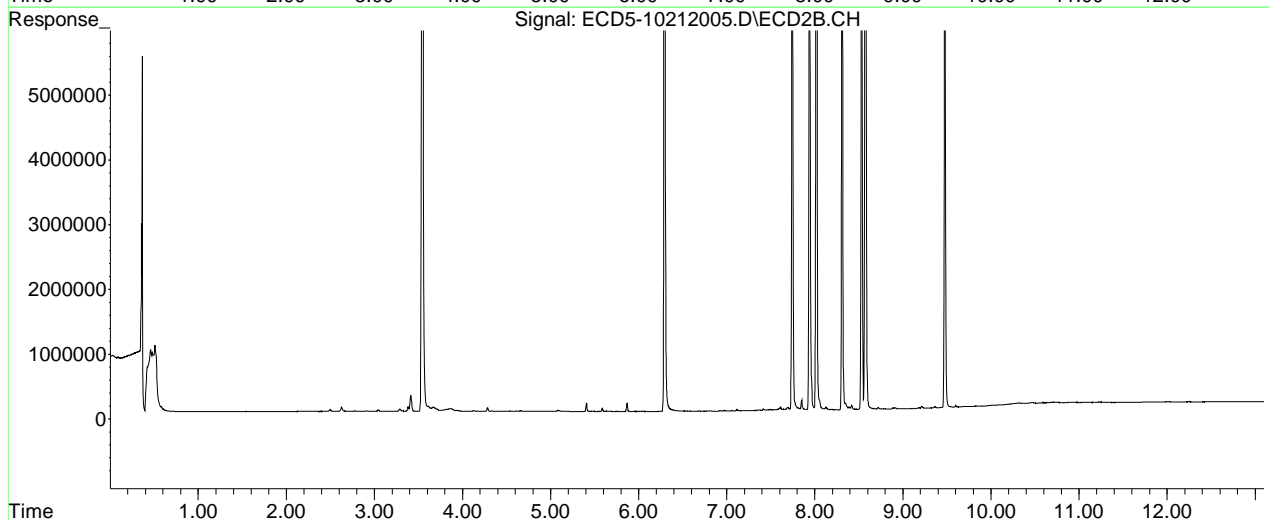
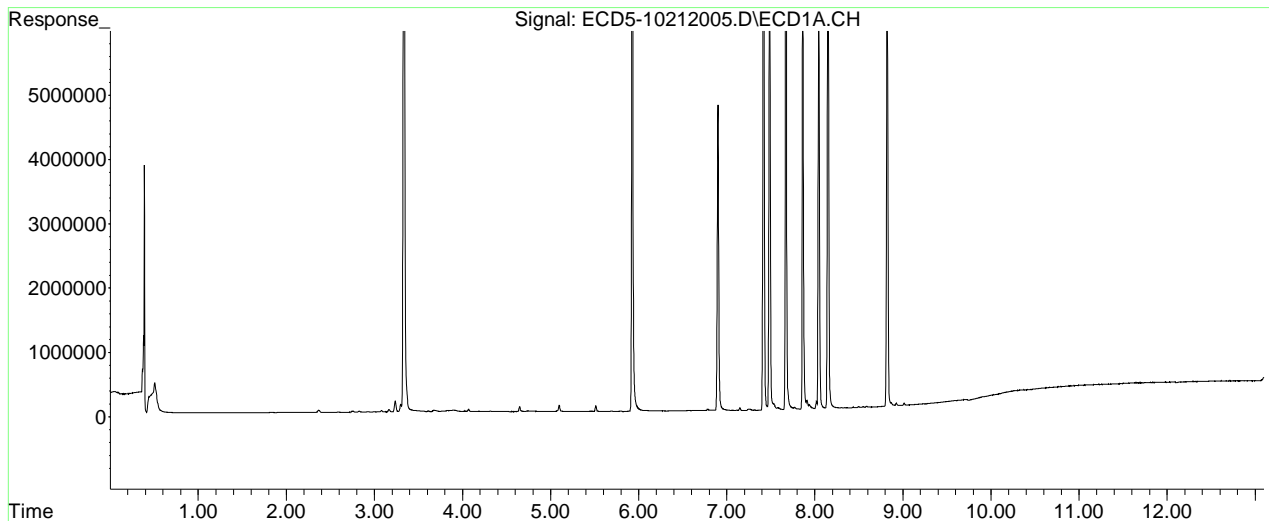
(f)=RT Delta > 1/2 Window (#)=Amounts differ by > 25% (m)=manual int.

Quantitation Report (Not Reviewed)

Data Path : C:\msdchem\1\data\2020-10\0J21046\  
Data File : ECD5-10212005.D  
Signal(s) : Signal #1: ECD1A.CH Signal #2: ECD2B.CH  
Acq On : 21 Oct 2020 12:25  
Operator : MJB  
Sample : 0J21046-CCV2  
Misc : A20I185, 9-42 50 ppb  
ALS Vial : 4 (Sig #1); 0 (Sig #2) Sample Multiplier: 1

Integration File signal 1: PEST1.e  
Integration File signal 2: PEST2.e  
Quant Time: Oct 21 17:51:49 2020  
Quant Method : C:\msdchem\1\methods\ECD5\_QUANTPEST\_201014RT1.M  
Quant Title : Instrument: DualECD5  
QLast Update : Thu Oct 15 11:11:37 2020  
Response via : Initial Calibration  
Integrator: ChemStation 6890 Scale Mode: Small noise peaks clipped

Volume Inj. : 2uL  
Signal #1 Phase : Rtx-CLPesticides Signal #2 Phase: Rtx-CLPesticides2  
Signal #1 Info : 30m X 0.32mm X 0. Signal #2 Info : 30m X 0.32mm X 0.25um



Quantitation Report (QT Reviewed)

Data Path : C:\msdchem\1\data\2020-10\0J21046\  
 Data File : ECD5-10212006.D  
 Signal(s) : Signal #1: ECD1A.CH Signal #2: ECD2B.CH  
 Acq On : 21 Oct 2020 12:42  
 Operator : MJB  
 Sample : 0J21046-CCB1  
 Misc : A20J148  
 ALS Vial : 7 (Sig #1); 0 (Sig #2) Sample Multiplier: 1

MJB 10/21/20

Integration File signal 1: PEST1.e  
 Integration File signal 2: PEST2.e  
 Quant Time: Oct 21 17:53:10 2020  
 Quant Method : C:\msdchem\1\methods\ECD5\_QUANTPEST\_201014RT1.M  
 Quant Title : Instrument: DualECD5  
 QLast Update : Thu Oct 15 11:11:37 2020  
 Response via : Initial Calibration  
 Integrator: ChemStation 6890 Scale Mode: Small noise peaks clipped

Volume Inj. : 2uL  
 Signal #1 Phase : Rtx-CLPesticides Signal #2 Phase: Rtx-CLPesticides2  
 Signal #1 Info : 30m X 0.32mm X 0. Signal #2 Info : 30m X 0.32mm X 0.25um

Compound	RT#1	RT#2	Resp#1	Resp#2	ng/mL	ng/mL
-----						
System Monitoring Compounds						
1) S TCMX (S)	5.541	5.831	21566659	31884752	88.877	102.941
22) S DCBP (S)	9.762	10.321	15306265	18014204	94.262	112.378
Target Compounds						
2) a-BHC	0.000	0.000	0	0	N.D.	N.D.
3) g-BHC	0.000	0.000	0	0	N.D.	N.D.
4) b-BHC	0.000	0.000	0	0	N.D.	N.D.
5) Heptachlor	0.000	0.000	0	0	N.D.	N.D.
6) d-BHC	0.000	0.000	0	0	N.D.	N.D.
7) Aldrin	0.000	7.415f	0	39424	N.D.	0.129 #
8) Heptachlo...	0.000	0.000	0	0	N.D.	N.D.
9) trans-Chl...	7.577	7.965	25074	19709	0.099	0.070 #
10) cis-Chlor...	7.704	0.000	8007	0	0.033	N.D. #
11) Endosulfa...	7.816f	0.000	694	0	0.003	N.D. #
12) 4,4'-DDE	7.747	0.000	5681	0	0.022	N.D. #
13) Dieldrin	7.946	0.000	1724	0	0.007	N.D. #
14) Endrin	0.000	8.531	0	2133	N.D.	0.011 #
15) 4,4'-DDD	0.000	0.000	0	0	N.D.	N.D.
16) Endosulfa...	8.295	0.000	1585	0	0.008	N.D. #
17) 4,4'-DDT	0.000	0.000	0	0	N.D.	N.D.
18) Endrin Al...	8.592	8.887f	5655	35274	6021.198	BelowCal #
19) Endosulfa...	8.896	9.101	1349	3073	BelowCal	BelowCal
20) Methoxychlor	8.703	0.000	3969	0	BelowCal	N.D.
21) Endrin Ke...	9.069f	9.495	1201	4037	0.005	0.016 #
23) Hexachlor...	0.000	0.000	0	0	N.D.	N.D.
24) Hexachlor...	5.929	0.000	45005	0	BelowCal	N.D.
25) Oxychlorane	0.000	0.000	0	0	N.D.	N.D.
26) 2,4'-DDE	0.000	7.965f	0	19709	N.D.	0.102 #

Quantitation Report (QT Reviewed)

Data Path : C:\msdchem\1\data\2020-10\0J21046\  
 Data File : ECD5-10212006.D  
 Signal(s) : Signal #1: ECD1A.CH Signal #2: ECD2B.CH  
 Acq On : 21 Oct 2020 12:42  
 Operator : MJB  
 Sample : 0J21046-CCB1  
 Misc : A20J148  
 ALS Vial : 7 (Sig #1); 0 (Sig #2) Sample Multiplier: 1

Integration File signal 1: PEST1.e  
 Integration File signal 2: PEST2.e  
 Quant Time: Oct 21 17:53:10 2020  
 Quant Method : C:\msdchem\1\methods\ECD5\_QUANTPEST\_201014RT1.M  
 Quant Title : Instrument: DualECD5  
 QLast Update : Thu Oct 15 11:11:37 2020  
 Response via : Initial Calibration  
 Integrator: ChemStation 6890 Scale Mode: Small noise peaks clipped

Volume Inj. : 2uL  
 Signal #1 Phase : Rtx-CLPesticides Signal #2 Phase: Rtx-CLPesticides2  
 Signal #1 Info : 30m X 0.32mm X 0. Signal #2 Info : 30m X 0.32mm X 0.25um

	Compound	RT#1	RT#2	Resp#1	Resp#2	ng/mL	ng/mL	
27)	trans-Non...	7.704f	0.000	8007	0	BelowCal	N.D.	
28)	2,4'-DDD	0.000	0.000	0	0	N.D.	N.D.	
29)	2,4'-DDT	8.031	8.531	1118	2133	BelowCal	BelowCal	
30)	cis-Nonac...	0.000	0.000	0	0	N.D.	N.D.	
31)	Mirex	8.815	9.495f	4053	4037	BelowCal	BelowCal	
32)	Chlordane...	7.577f	7.965	25074	19709	0.915	0.556	#
33)	Chlordane...	7.704	0.000	8007	0	0.286	N.D.	#
34)	Chlordane...	8.295f	8.717	1585	38936	0.196	1.149	#
35)	Chlordane...	3.901	3.865f	23950	30751	NoCal	NoCal	
36)	Toxaphene...	7.704f	0.000	8007	0	4.997	N.D.	#
37)	Toxaphene...	7.946f	0.000	1724	0	0.794	N.D.	#
38)	Toxaphene...	8.295	0.000	1585	0	0.367	N.D.	#
39)	Toxaphene...	8.545	8.717f	24798	38936	5.497	4.909	
40)	Toxaphene...	0.000	8.887f	0	35274	N.D.	7.380	#
41)	Toxaphene...	8.815	0.000	4053	0	0.985	N.D.	#
42)	Toxaphene...	3.901	3.865f	23950	30751	NoCal	NoCal	

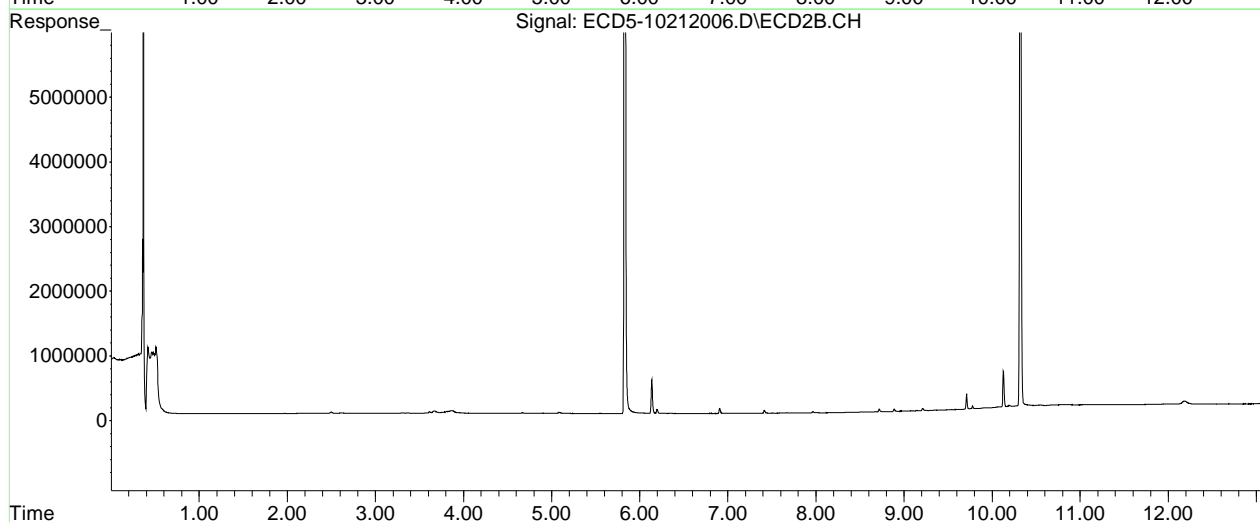
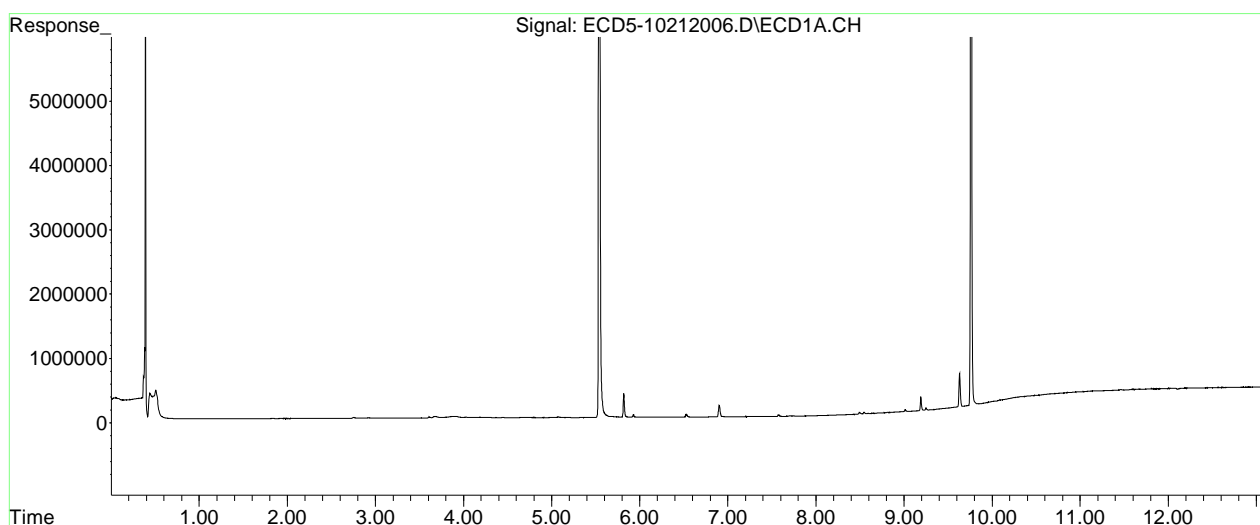
(f)=RT Delta > 1/2 Window (#)=Amounts differ by > 25% (m)=manual int.

Quantitation Report (QT Reviewed)

Data Path : C:\msdchem\1\data\2020-10\0J21046\  
Data File : ECD5-10212006.D  
Signal(s) : Signal #1: ECD1A.CH Signal #2: ECD2B.CH  
Acq On : 21 Oct 2020 12:42  
Operator : MJB  
Sample : 0J21046-CCB1  
Misc : A20J148  
ALS Vial : 7 (Sig #1); 0 (Sig #2) Sample Multiplier: 1

Integration File signal 1: PEST1.e  
Integration File signal 2: PEST2.e  
Quant Time: Oct 21 17:53:10 2020  
Quant Method : C:\msdchem\1\methods\ECD5\_QUANTPEST\_201014RT1.M  
Quant Title : Instrument: DualECD5  
QLast Update : Thu Oct 15 11:11:37 2020  
Response via : Initial Calibration  
Integrator: ChemStation 6890 Scale Mode: Small noise peaks clipped

Volume Inj. : 2uL  
Signal #1 Phase : Rtx-CLPesticides Signal #2 Phase: Rtx-CLPesticides2  
Signal #1 Info : 30m X 0.32mm X 0. Signal #2 Info : 30m X 0.32mm X 0.25um



Quantitation Report (QT Reviewed)

Data Path : C:\msdchem\1\data\2020-10\0J21046\  
 Data File : ECD5-10212010.D  
 Signal(s) : Signal #1: ECD1A.CH Signal #2: ECD2B.CH  
 Acq On : 21 Oct 2020 13:51  
 Operator : MJB  
 Sample : A0J0273-01RE1  
 Misc : 1x, 8081B 2,4+4,4-DDx Only, GPC  
 ALS Vial : 11 (Sig #1); 0 (Sig #2) Sample Multiplier: 1

MJB 10/21/20

Integration File signal 1: PEST1.e  
 Integration File signal 2: PEST2.e  
 Quant Time: Oct 21 18:05:04 2020  
 Quant Method : C:\msdchem\1\methods\ECD5\_QUANTPEST\_201014RT1.M  
 Quant Title : Instrument: DualECD5  
 QLast Update : Thu Oct 15 11:11:37 2020  
 Response via : Initial Calibration  
 Integrator: ChemStation 6890 Scale Mode: Small noise peaks clipped

Volume Inj. : 2uL  
 Signal #1 Phase : Rtx-CLPesticides Signal #2 Phase: Rtx-CLPesticides2  
 Signal #1 Info : 30m X 0.32mm X 0. Signal #2 Info : 30m X 0.32mm X 0.25um

Compound	RT#1	RT#2	Resp#1	Resp#2	ng/mL	ng/mL
System Monitoring Compounds						
1) S TCMX (S)	5.527	5.829	7393745	7835486	30.470	25.297
22) S DCBP (S)	9.758	10.319	5701319	6949601	35.181	45.275 #
Target Compounds						
2) a-BHC	6.068f	6.430	303597	788488	0.976	2.000 #
3) g-BHC	6.364	6.737	513157	1007063	1.945	3.013 #
4) b-BHC	6.455	6.805	1780574	946992	15.629	6.241 #
5) Heptachlor	0.000	7.129	0	2785750	N.D.	9.850 #
6) d-BHC	6.587f	7.064	543903	1459204	1.987	4.520 #
7) Aldrin	7.034	7.364	409407	795556	1.543	2.609 #
8) Heptachlo...	7.472f	7.807	631074	782828	2.584	2.870
9) trans-Chl...	7.601	7.955	462153	986238	1.819	3.487 #
10) cis-Chlor...	7.669	8.072	400622	1020726	1.648	3.804 #
11) Endosulfa...	7.794	8.120	342544	1078874	1.498	4.269 #
12) 4,4'-DDE	7.729	8.160	462898	992858	1.781 <sup>MRL=MRL</sup>	3.404 #P-01
13) Dieldrin	7.951	8.304	276937	873270	1.098	3.104 #
14) Endrin	8.161f	8.521	1789211	738679	9.703	3.781 #
15) 4,4'-DDD	8.161	8.570	1789211	1392777	8.191	5.964m <sup>M-Q-14</sup>
16) Endosulfa...	8.294	8.686	266115	710025	1.277	3.092 #
17) 4,4'-DDT	8.369	8.790	255639	790582	1.281 <sup>MRL=MRL</sup>	4.152 #P-01
18) Endrin Al...	8.582	8.925	284930	1013796	1.122	4.682 #
19) Endosulfa...	8.885	9.105	425291	848150	2.065	4.047 #
20) Methoxychlor	8.686	9.250	464132	780174	4.613	8.069 #
21) Endrin Ke...	9.072f	9.484	247723	742442	1.012	2.988 #
23) Hexachlor...	3.336	3.558	71953	350583	0.138	0.977 #
24) Hexachlor...	5.946	6.304	392102	10902743	1.492	35.162 #
25) Oxychlorane	7.419	7.722f	370816	982086	1.702	4.092 #
26) 2,4'-DDE	7.472	7.922	631074	952210	3.856 <sup>R-02</sup>	4.908m <sup>#P-01</sup>

Quantitation Report (QT Reviewed)

Data Path : C:\msdchem\1\data\2020-10\0J21046\  
 Data File : ECD5-10212010.D  
 Signal(s) : Signal #1: ECD1A.CH Signal #2: ECD2B.CH  
 Acq On : 21 Oct 2020 13:51  
 Operator : MJB  
 Sample : A0J0273-01RE1  
 Misc : 1x, 8081B 2,4+4,4-DDx Only, GPC  
 ALS Vial : 11 (Sig #1); 0 (Sig #2) Sample Multiplier: 1

Integration File signal 1: PEST1.e  
 Integration File signal 2: PEST2.e  
 Quant Time: Oct 21 18:05:04 2020  
 Quant Method : C:\msdchem\1\methods\ECD5\_QUANTPEST\_201014RT1.M  
 Quant Title : Instrument: DualECD5  
 QLast Update : Thu Oct 15 11:11:37 2020  
 Response via : Initial Calibration  
 Integrator: ChemStation 6890 Scale Mode: Small noise peaks clipped

Volume Inj. : 2uL  
 Signal #1 Phase : Rtx-CLPesticides Signal #2 Phase: Rtx-CLPesticides2  
 Signal #1 Info : 30m X 0.32mm X 0. Signal #2 Info : 30m X 0.32mm X 0.25um

	Compound	RT#1	RT#2	Resp#1	Resp#2	ng/mL	ng/mL	
27)	trans-Non...	7.669	8.001	400622	892920	1.601	3.204	#
28)	2,4'-DDD	7.856	8.304	366921	873270	2.423 <sup>R-02</sup>	5.649	#-01
29)	2,4'-DDT	8.023 <sup>f</sup>	8.521	399227	738679	2.671 <sup>mR-02</sup>	5.090	#-01
30)	cis-Nonac...	8.161	8.570	1789211	1394245	7.237	5.107	#
31)	Mirex	8.798 <sup>f</sup>	9.484	282210	742442	1.594	4.630	#
32)	Chlordane...	7.601	7.955	462153	986238	16.866	27.835	#
33)	Chlordane...	7.715	8.072	555423	1020726	19.871	35.367	#
34)	Chlordane...	8.272	8.708	254158	768339	31.481	92.307	#
35)	Chlordane...	3.914	3.908 <sup>f</sup>	432744	2185725	NoCal	NoCal	
36)	Toxaphene...	7.669	8.304	400622	873270	426.741	319.059	#
37)	Toxaphene...	7.951 <sup>f</sup>	8.643	276937	779390	127.515	236.229	#
38)	Toxaphene...	8.294	8.660	266115	742028	61.578	155.588	#
39)	Toxaphene...	8.525	8.758	270411	694795	59.948	87.600	#
40)	Toxaphene...	8.755	8.925	324771	1013796	91.382	212.114	#
41)	Toxaphene...	8.854 <sup>f</sup>	9.287	288317	878678	70.094	187.072	#
42)	Toxaphene...	3.914	3.908	432744	2185725	NoCal	NoCal	

(f)=RT Delta > 1/2 Window (#)=Amounts differ by > 25% (m)=manual int.

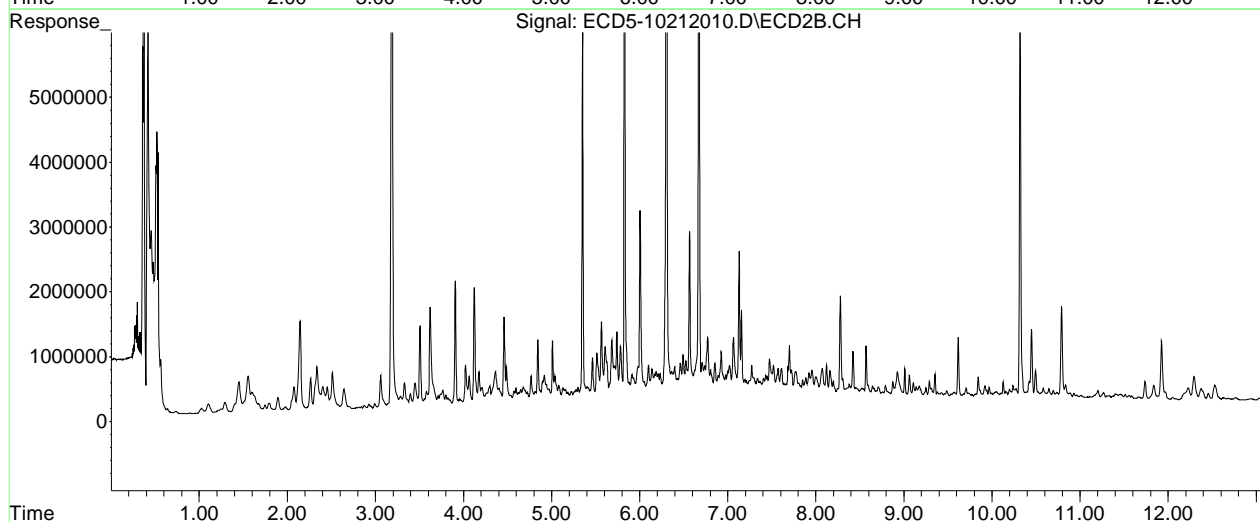
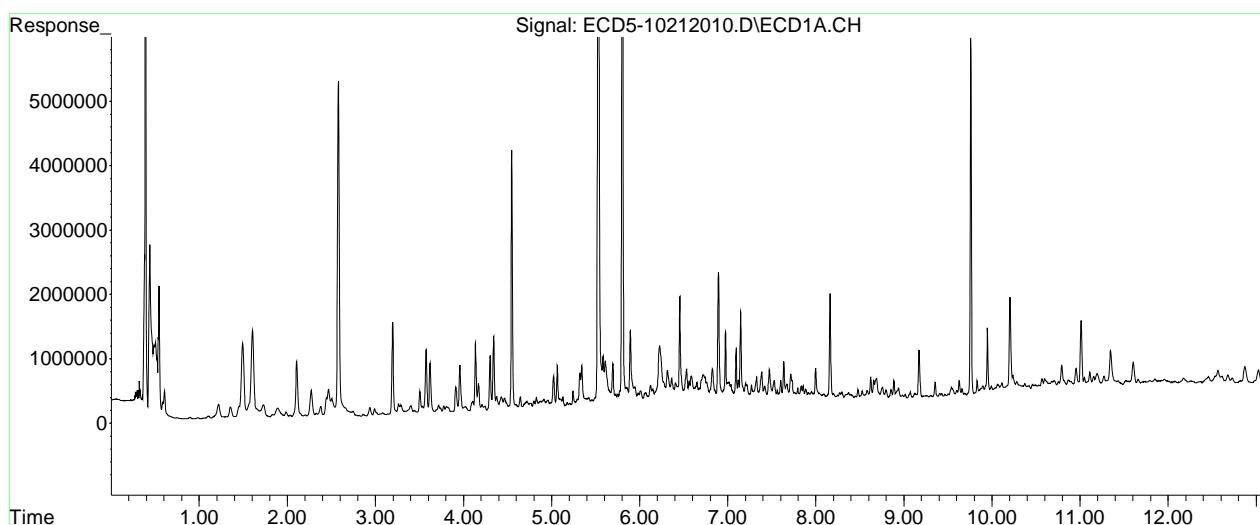


Quantitation Report (QT Reviewed)

Data Path : C:\msdchem\1\data\2020-10\0J21046\  
Data File : ECD5-10212010.D  
Signal(s) : Signal #1: ECD1A.CH Signal #2: ECD2B.CH  
Acq On : 21 Oct 2020 13:51  
Operator : MJB  
Sample : A0J0273-01RE1  
Misc : 1x, 8081B 2,4+4,4-DDx Only, GPC  
ALS Vial : 11 (Sig #1); 0 (Sig #2) Sample Multiplier: 1

Integration File signal 1: PEST1.e  
Integration File signal 2: PEST2.e  
Quant Time: Oct 21 18:05:04 2020  
Quant Method : C:\msdchem\1\methods\ECD5\_QUANTPEST\_201014RT1.M  
Quant Title : Instrument: DualECD5  
QLast Update : Thu Oct 15 11:11:37 2020  
Response via : Initial Calibration  
Integrator: ChemStation 6890 Scale Mode: Small noise peaks clipped

Volume Inj. : 2uL  
Signal #1 Phase : Rtx-CLPesticides Signal #2 Phase: Rtx-CLPesticides2  
Signal #1 Info : 30m X 0.32mm X 0. Signal #2 Info : 30m X 0.32mm X 0.25um

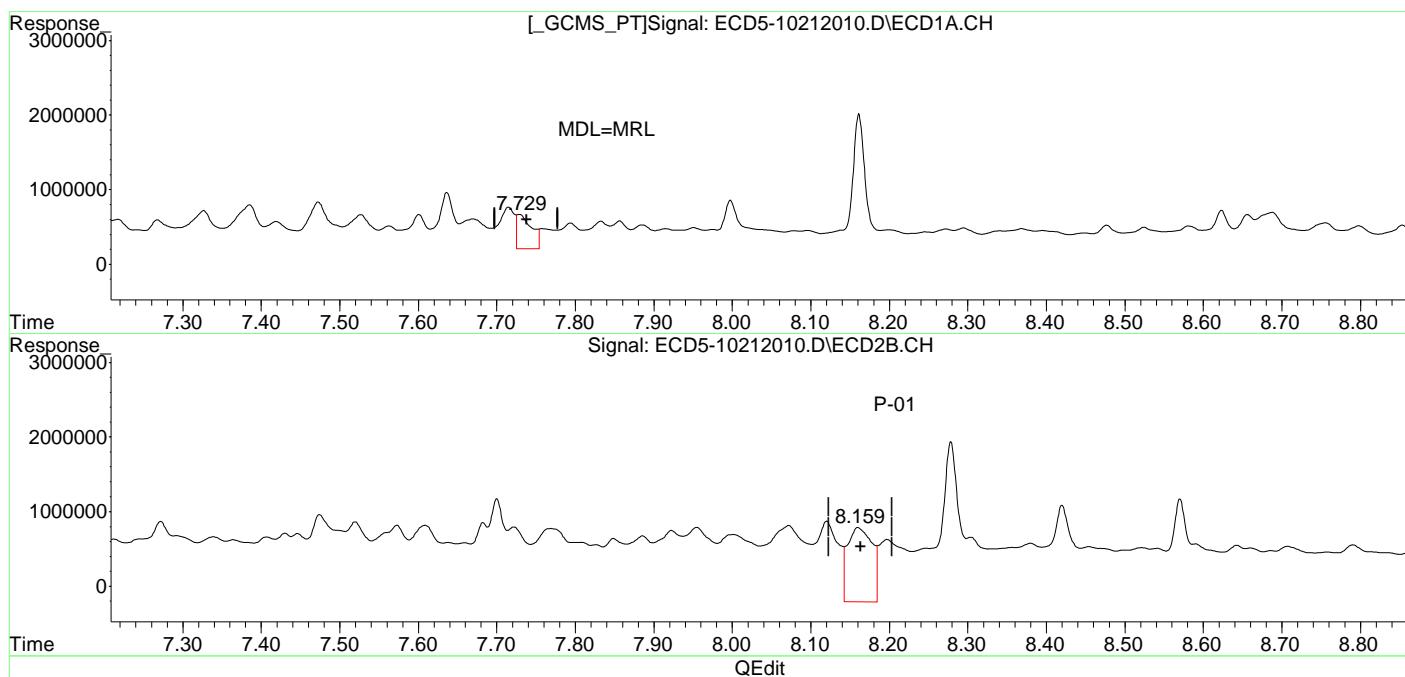


Quantitation Report (Qedit)

Data Path : C:\msdchem\1\data\2020-10\0J21046\  
Data File : ECD5-10212010.D  
Signal(s) : Signal #1: ECD1A.CH Signal #2: ECD2B.CH  
Acq On : 21 Oct 2020 13:51  
Operator : MJB  
Sample : A0J0273-01RE1  
Misc : 1x, 8081B 2,4+4,4-DDx Only, GPC  
ALS Vial : 11 (Sig #1); 0 (Sig #2) Sample Multiplier: 1

Integration File signal 1: PEST1.e  
Integration File signal 2: PEST2.e  
Quant Time: Oct 21 18:02:09 2020  
Quant Method : C:\msdchem\1\methods\ECD5\_QUANTPEST\_201014RT1.M  
Quant Title : Instrument: DualECD5  
QLast Update : Thu Oct 15 11:11:37 2020  
Response via : Initial Calibration  
Integrator: ChemStation 6890 Scale Mode: Small noise peaks clipped

Volume Inj. : 2uL  
Signal #1 Phase : Rtx-CLPesticides Signal #2 Phase: Rtx-CLPesticides2  
Signal #1 Info : 30m X 0.32mm X 0. Signal #2 Info : 30m X 0.32mm X 0.25um



(12) 4,4'-DDE  
7.729min 1.781 ng/mL m  
response 462898

MJB 10/21/20

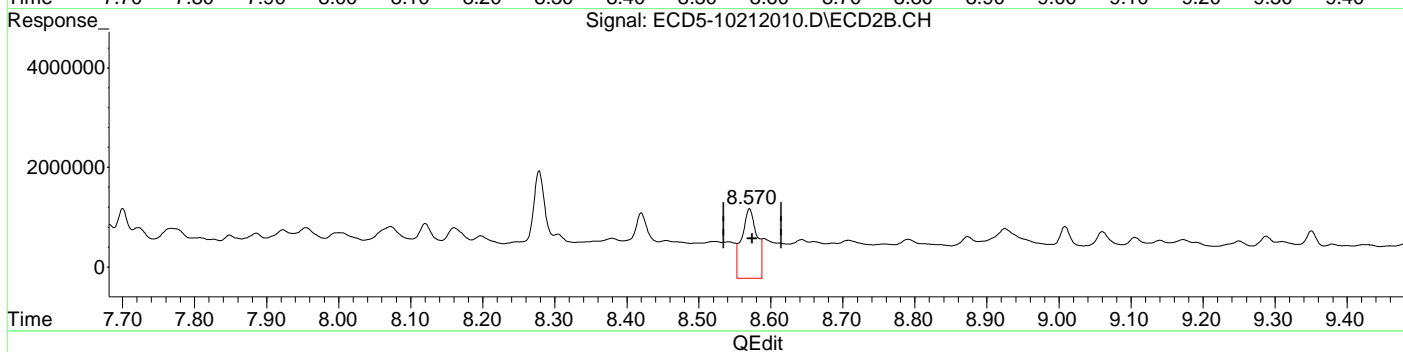
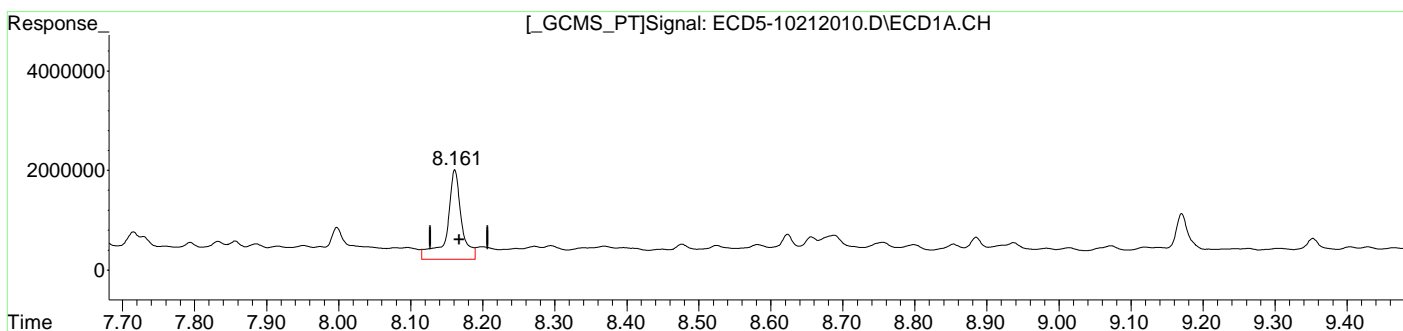
(12) 4,4'-DDE #2  
8.160min 3.404 ng/mL  
response 992858

Quantitation Report (Qedit)

Data Path : C:\msdchem\1\data\2020-10\0J21046\  
Data File : ECD5-10212010.D  
Signal(s) : Signal #1: ECD1A.CH Signal #2: ECD2B.CH  
Acq On : 21 Oct 2020 13:51  
Operator : MJB  
Sample : A0J0273-01RE1  
Misc : 1x, 8081B 2,4+4,4-DDx Only, GPC  
ALS Vial : 11 (Sig #1); 0 (Sig #2) Sample Multiplier: 1

Integration File signal 1: PEST1.e  
Integration File signal 2: PEST2.e  
Quant Time: Oct 21 18:02:09 2020  
Quant Method : C:\msdchem\1\methods\ECD5\_QUANTPEST\_201014RT1.M  
Quant Title : Instrument: DualECD5  
QLast Update : Thu Oct 15 11:11:37 2020  
Response via : Initial Calibration  
Integrator: ChemStation 6890 Scale Mode: Small noise peaks clipped

Volume Inj. : 2uL  
Signal #1 Phase : Rtx-CLPesticides Signal #2 Phase: Rtx-CLPesticides2  
Signal #1 Info : 30m X 0.32mm X 0. Signal #2 Info : 30m X 0.32mm X 0.25um



(15) 4,4'-DDD  
8.161min 8.191 ng/mL  
response 1789211

Q-14

MJB 10/21/20

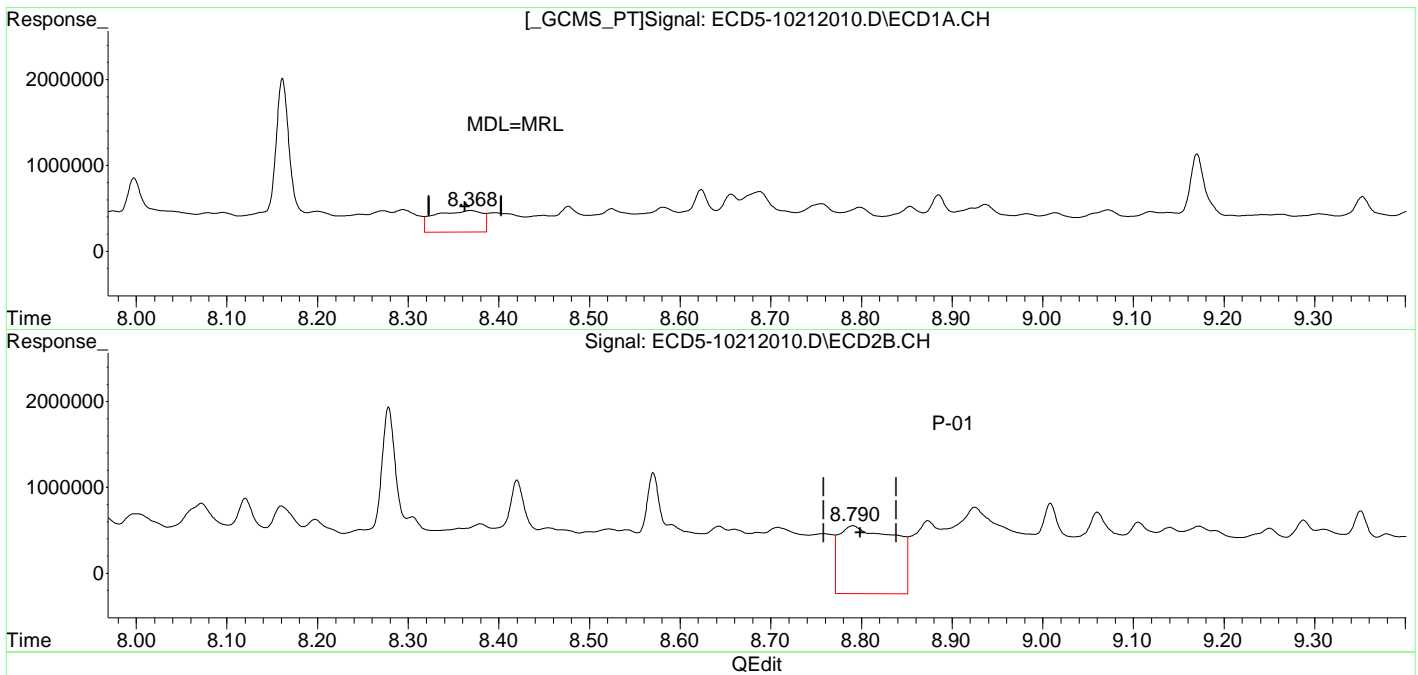
(15) 4,4'-DDD #2  
8.570min 5.964 ng/mL m  
response 1392777

Quantitation Report (Qedit)

Data Path : C:\msdchem\1\data\2020-10\0J21046\  
Data File : ECD5-10212010.D  
Signal(s) : Signal #1: ECD1A.CH Signal #2: ECD2B.CH  
Acq On : 21 Oct 2020 13:51  
Operator : MJB  
Sample : A0J0273-01RE1  
Misc : 1x, 8081B 2,4+4,4-DDx Only, GPC  
ALS Vial : 11 (Sig #1); 0 (Sig #2) Sample Multiplier: 1

Integration File signal 1: PEST1.e  
Integration File signal 2: PEST2.e  
Quant Time: Oct 21 18:02:09 2020  
Quant Method : C:\msdchem\1\methods\ECD5\_QUANTPEST\_201014RT1.M  
Quant Title : Instrument: DualECD5  
QLast Update : Thu Oct 15 11:11:37 2020  
Response via : Initial Calibration  
Integrator: ChemStation 6890 Scale Mode: Small noise peaks clipped

Volume Inj. : 2uL  
Signal #1 Phase : Rtx-CLPesticides Signal #2 Phase: Rtx-CLPesticides2  
Signal #1 Info : 30m X 0.32mm X 0. Signal #2 Info : 30m X 0.32mm X 0.25um



(17) 4,4'-DDT  
8.369min 1.281 ng/mL  
response 255639

MJB 10/21/20

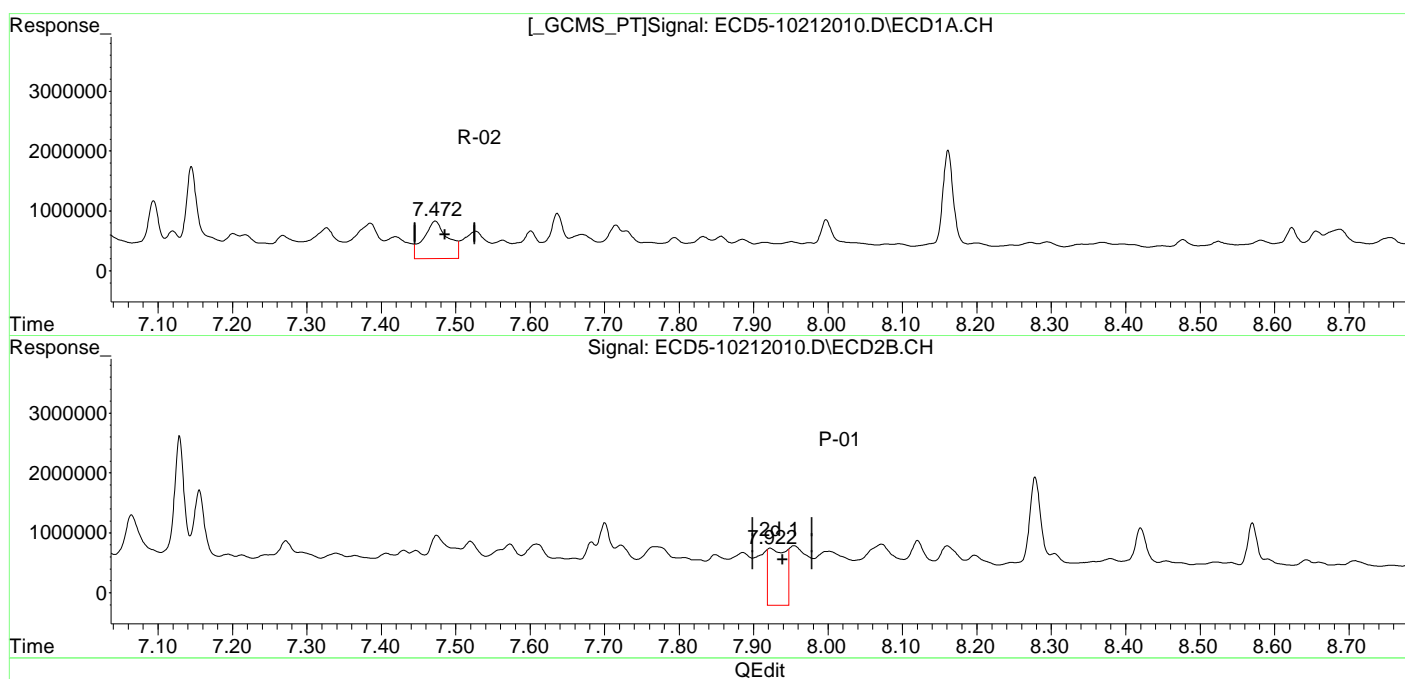
(17) 4,4'-DDT #2  
8.790min 4.152 ng/mL  
response 790582

Quantitation Report (Qedit)

Data Path : C:\msdchem\1\data\2020-10\0J21046\  
Data File : ECD5-10212010.D  
Signal(s) : Signal #1: ECD1A.CH Signal #2: ECD2B.CH  
Acq On : 21 Oct 2020 13:51  
Operator : MJB  
Sample : A0J0273-01RE1  
Misc : 1x, 8081B 2,4+4,4-DDx Only, GPC  
ALS Vial : 11 (Sig #1); 0 (Sig #2) Sample Multiplier: 1

Integration File signal 1: PEST1.e  
Integration File signal 2: PEST2.e  
Quant Time: Oct 21 18:02:09 2020  
Quant Method : C:\msdchem\1\methods\ECD5\_QUANTPEST\_201014RT1.M  
Quant Title : Instrument: DualECD5  
QLast Update : Thu Oct 15 11:11:37 2020  
Response via : Initial Calibration  
Integrator: ChemStation 6890 Scale Mode: Small noise peaks clipped

Volume Inj. : 2uL  
Signal #1 Phase : Rtx-CLPesticides Signal #2 Phase: Rtx-CLPesticides2  
Signal #1 Info : 30m X 0.32mm X 0. Signal #2 Info : 30m X 0.32mm X 0.25um



(26) 2,4'-DDE  
7.472min 3.856 ng/mL  
response 631074

MJB 10/21/20

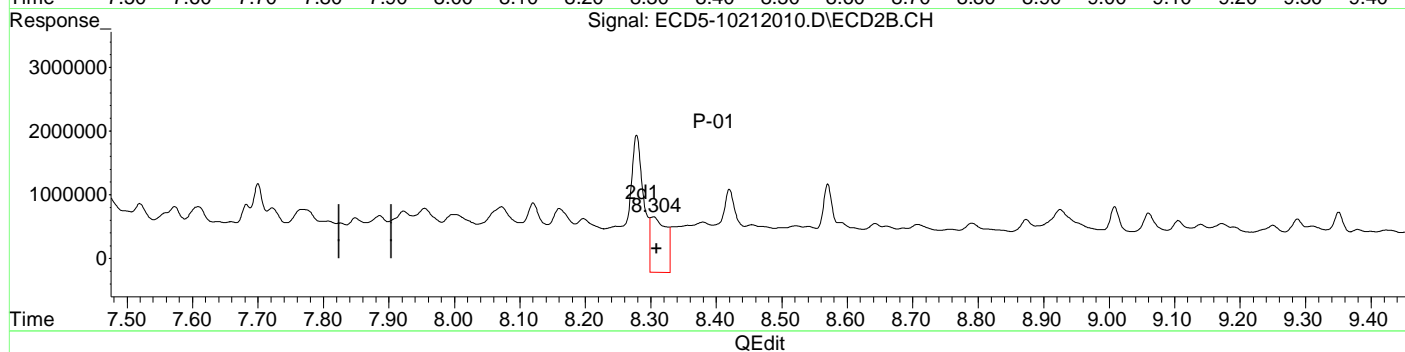
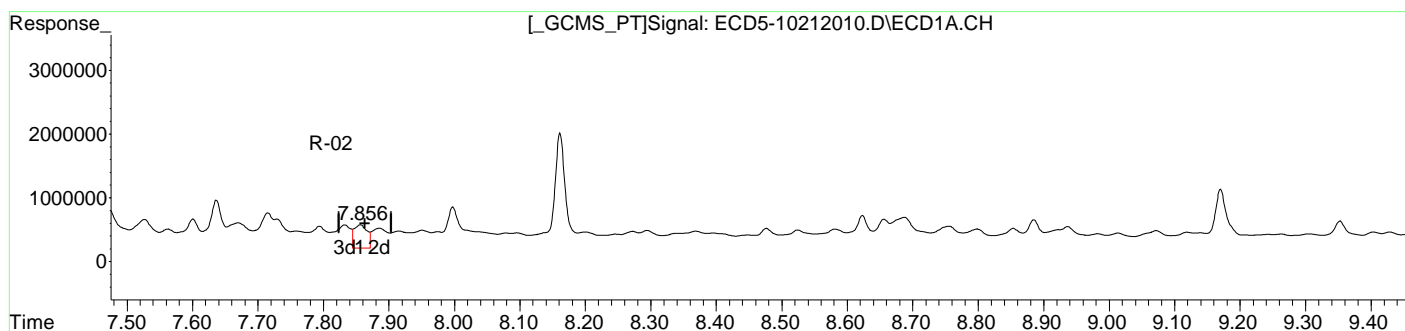
(26) 2,4'-DDE #2  
7.922min 4.908 ng/mL m  
response 952210

Quantitation Report (Qedit)

Data Path : C:\msdchem\1\data\2020-10\0J21046\  
Data File : ECD5-10212010.D  
Signal(s) : Signal #1: ECD1A.CH Signal #2: ECD2B.CH  
Acq On : 21 Oct 2020 13:51  
Operator : MJB  
Sample : A0J0273-01RE1  
Misc : 1x, 8081B 2,4+4,4-DDx Only, GPC  
ALS Vial : 11 (Sig #1); 0 (Sig #2) Sample Multiplier: 1

Integration File signal 1: PEST1.e  
Integration File signal 2: PEST2.e  
Quant Time: Oct 21 18:02:09 2020  
Quant Method : C:\msdchem\1\methods\ECD5\_QUANTPEST\_201014RT1.M  
Quant Title : Instrument: DualECD5  
QLast Update : Thu Oct 15 11:11:37 2020  
Response via : Initial Calibration  
Integrator: ChemStation 6890 Scale Mode: Small noise peaks clipped

Volume Inj. : 2uL  
Signal #1 Phase : Rtx-CLPesticides Signal #2 Phase: Rtx-CLPesticides2  
Signal #1 Info : 30m X 0.32mm X 0. Signal #2 Info : 30m X 0.32mm X 0.25um



(28) 2,4'-DDD  
7.856min 2.423 ng/mL  
response 366921

MJB 10/21/20

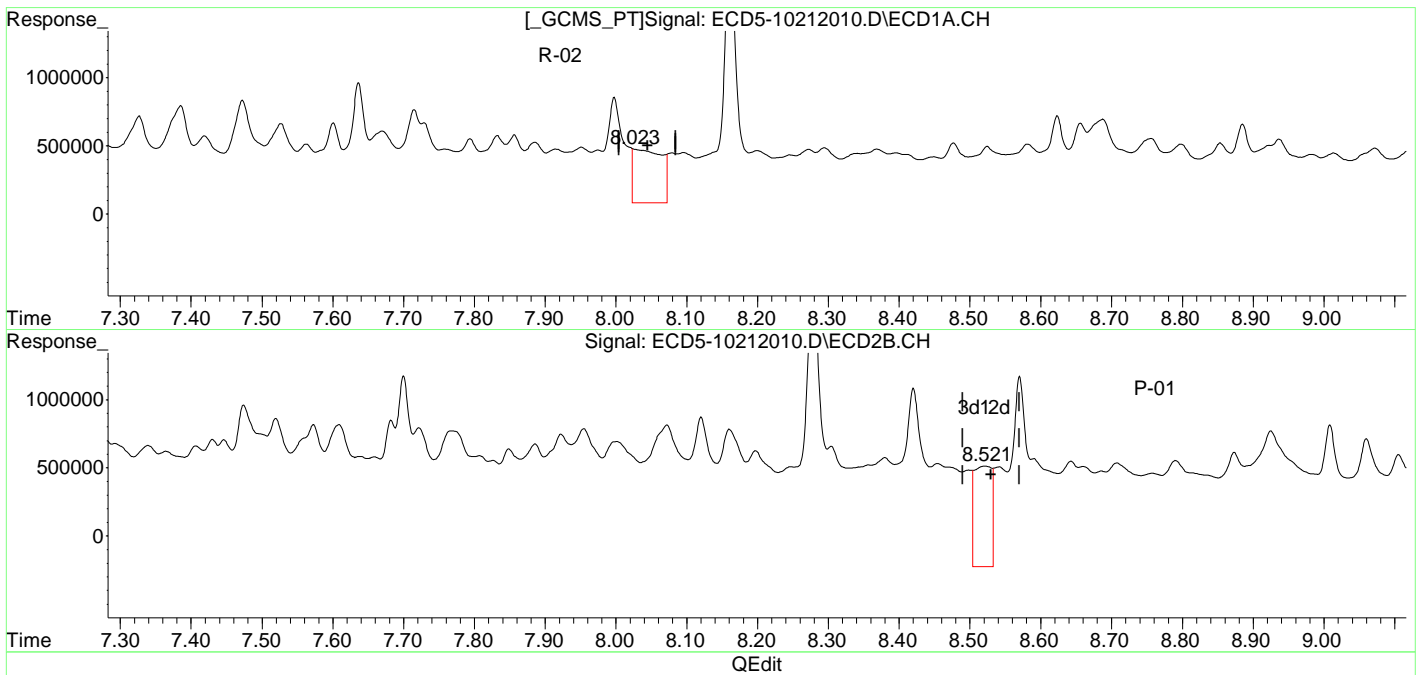
(28) 2,4'-DDD #2  
8.304min 5.649 ng/mL  
response 873270

Quantitation Report (Qedit)

Data Path : C:\msdchem\1\data\2020-10\0J21046\  
Data File : ECD5-10212010.D  
Signal(s) : Signal #1: ECD1A.CH Signal #2: ECD2B.CH  
Acq On : 21 Oct 2020 13:51  
Operator : MJB  
Sample : A0J0273-01RE1  
Misc : 1x, 8081B 2,4+4,4-DDx Only, GPC  
ALS Vial : 11 (Sig #1); 0 (Sig #2) Sample Multiplier: 1

Integration File signal 1: PEST1.e  
Integration File signal 2: PEST2.e  
Quant Time: Oct 21 18:02:09 2020  
Quant Method : C:\msdchem\1\methods\ECD5\_QUANTPEST\_201014RT1.M  
Quant Title : Instrument: DualECD5  
QLast Update : Thu Oct 15 11:11:37 2020  
Response via : Initial Calibration  
Integrator: ChemStation 6890 Scale Mode: Small noise peaks clipped

Volume Inj. : 2uL  
Signal #1 Phase : Rtx-CLPesticides Signal #2 Phase: Rtx-CLPesticides2  
Signal #1 Info : 30m X 0.32mm X 0. Signal #2 Info : 30m X 0.32mm X 0.25um



(29) 2,4'-DDT  
8.023min 2.671 ng/mL m  
response 399227

MJB 10/21/20

(29) 2,4'-DDT #2  
8.521min 5.090 ng/mL  
response 738679

Quantitation Report (Not Reviewed)

MI

Data Path : C:\msdchem\1\data\2020-10\0J21046\  
 Data File : ECD5-10212010.D  
 Signal(s) : Signal #1: ECD1A.CH Signal #2: ECD2B.CH  
 Acq On : 21 Oct 2020 13:51  
 Operator : MJB  
 Sample : A0J0273-01RE1  
 Misc : 1x, 8081B 2,4+4,4-DDx Only, GPC  
 ALS Vial : 11 (Sig #1); 0 (Sig #2) Sample Multiplier: 1

MJB 10/21/20

Integration File signal 1: PEST1.e  
 Integration File signal 2: PEST2.e  
 Quant Time: Oct 21 18:02:09 2020  
 Quant Method : C:\msdchem\1\methods\ECD5\_QUANTPEST\_201014RT1.M  
 Quant Title : Instrument: DualECD5  
 QLast Update : Thu Oct 15 11:11:37 2020  
 Response via : Initial Calibration  
 Integrator: ChemStation 6890 Scale Mode: Small noise peaks clipped

Volume Inj. : 2uL  
 Signal #1 Phase : Rtx-CLPesticides Signal #2 Phase: Rtx-CLPesticides2  
 Signal #1 Info : 30m X 0.32mm X 0. Signal #2 Info : 30m X 0.32mm X 0.25um

Compound	RT#1	RT#2	Resp#1	Resp#2	ng/mL	ng/mL
System Monitoring Compounds						
1) S TCMX (S)	5.527	5.829	7393745	7835486	30.470	25.297
22) S DCBP (S)	9.758	10.319	5701319	6949601	35.181	45.275 #
Target Compounds						
2) a-BHC	6.068f	6.430	303597	788488	0.976	2.000 #
3) g-BHC	6.364	6.737	513157	1007063	1.945	3.013 #
4) b-BHC	6.455	6.805	1780574	946992	15.629	6.241 #
5) Heptachlor	0.000	7.129	0	2785750	N.D.	9.850 #
6) d-BHC	6.587f	7.064	543903	1459204	1.987	4.520 #
7) Aldrin	7.034	7.364	409407	795556	1.543	2.609 #
8) Heptachlo...	7.472f	7.807	631074	782828	2.584	2.870
9) trans-Chl...	7.601	7.955	462153	986238	1.819	3.487 #
10) cis-Chlor...	7.669	8.072	400622	1020726	1.648	3.804 #
11) Endosulfa...	7.794	8.120	342544	1078874	1.498	4.269 #
12) 4,4'-DDE	7.715f	8.160	555423	992858	2.138	3.404 #
13) Dieldrin	7.951	8.304	276937	873270	1.098	3.104 #
14) Endrin	8.161f	8.521	1789211	738679	9.703	3.781 #
15) 4,4'-DDD	8.161	8.570	1789211	1394245	8.191	5.970 #
16) Endosulfa...	8.294	8.686	266115	710025	1.277	3.092 #
17) 4,4'-DDT	8.369	8.790	255639	790582	1.281	4.152 #
18) Endrin Al...	8.582	8.925	284930	1013796	1.122	4.682 #
19) Endosulfa...	8.885	9.105	425291	848150	2.065	4.047 #
20) Methoxychlor	8.686	9.250	464132	780174	4.613	8.069 #
21) Endrin Ke...	9.072f	9.484	247723	742442	1.012	2.988 #
23) Hexachlor...	3.336	3.558	71953	350583	0.138	0.977 #
24) Hexachlor...	5.946	6.304	392102	10902743	1.492	35.162 #
25) Oxychlorane	7.419	7.722f	370816	982086	1.702	4.092 #
26) 2,4'-DDE	7.472	7.955	631074	986238	3.856	5.084 #



Quantitation Report (Not Reviewed)

Data Path : C:\msdchem\1\data\2020-10\0J21046\  
 Data File : ECD5-10212010.D  
 Signal(s) : Signal #1: ECD1A.CH Signal #2: ECD2B.CH  
 Acq On : 21 Oct 2020 13:51  
 Operator : MJB  
 Sample : A0J0273-01RE1  
 Misc : 1x, 8081B 2,4+4,4-DDx Only, GPC  
 ALS Vial : 11 (Sig #1); 0 (Sig #2) Sample Multiplier: 1

Integration File signal 1: PEST1.e  
 Integration File signal 2: PEST2.e  
 Quant Time: Oct 21 18:02:09 2020  
 Quant Method : C:\msdchem\1\methods\ECD5\_QUANTPEST\_201014RT1.M  
 Quant Title : Instrument: DualECD5  
 QLast Update : Thu Oct 15 11:11:37 2020  
 Response via : Initial Calibration  
 Integrator: ChemStation 6890 Scale Mode: Small noise peaks clipped

Volume Inj. : 2uL  
 Signal #1 Phase : Rtx-CLPesticides Signal #2 Phase: Rtx-CLPesticides2  
 Signal #1 Info : 30m X 0.32mm X 0. Signal #2 Info : 30m X 0.32mm X 0.25um

	Compound	RT#1	RT#2	Resp#1	Resp#2	ng/mL	ng/mL
27)	trans-Non...	7.669	8.001	400622	892920	1.601	3.204 #
28)	2,4'-DDD	7.856	8.304	366921	873270	2.423	5.649 #
29)	2,4'-DDT	0.000	8.521	0	738679	N.D.	5.090 #
30)	cis-Nonac...	8.161	8.570	1789211	1394245	7.237	5.107 #
31)	Mirex	8.798f	9.484	282210	742442	1.594	4.630 #
32)	Chlordane...	7.601	7.955	462153	986238	16.866	27.835 #
33)	Chlordane...	7.715	8.072	555423	1020726	19.871	35.367 #
34)	Chlordane...	8.272	8.708	254158	768339	31.481	92.307 #
35)	Chlordane...	3.914	3.908f	432744	2185725	NoCal	NoCal
36)	Toxaphene...	7.669	8.304	400622	873270	426.741	319.059 #
37)	Toxaphene...	7.951f	8.643	276937	779390	127.515	236.229 #
38)	Toxaphene...	8.294	8.660	266115	742028	61.578	155.588 #
39)	Toxaphene...	8.525	8.758	270411	694795	59.948	87.600 #
40)	Toxaphene...	8.755	8.925	324771	1013796	91.382	212.114 #
41)	Toxaphene...	8.854f	9.287	288317	878678	70.094	187.072 #
42)	Toxaphene...	3.914	3.908	432744	2185725	NoCal	NoCal

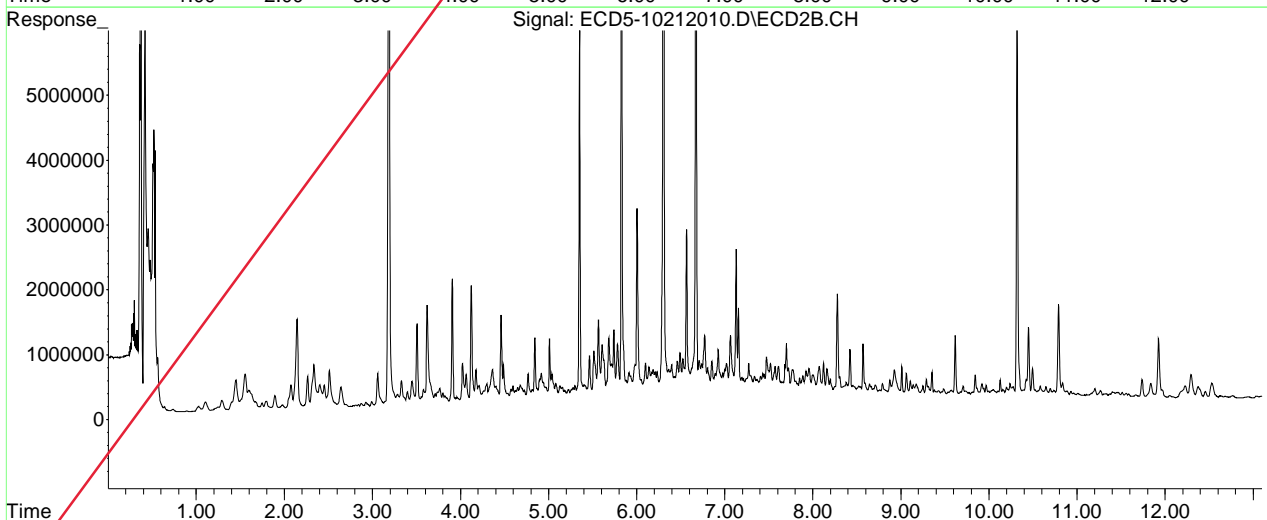
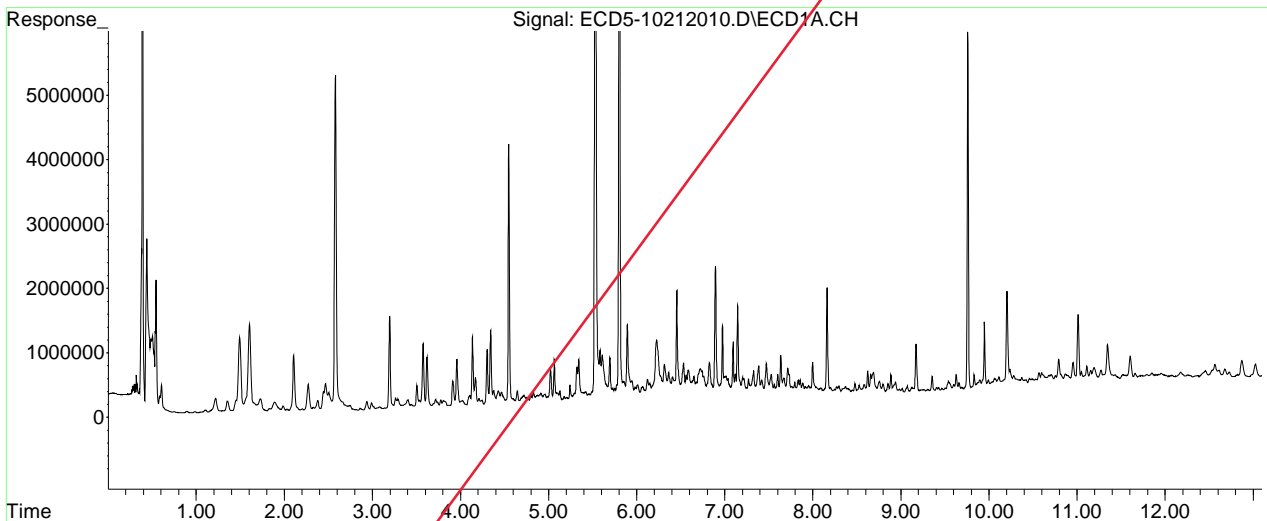
(f)=RT Delta > 1/2 Window (#)=Amounts differ by > 25% (m)=manual int.

Quantitation Report (Not Reviewed)

Data Path : C:\msdchem\1\data\2020-10\0J21046\  
Data File : ECD5-10212010.D  
Signal(s) : Signal #1: ECD1A.CH Signal #2: ECD2B.CH  
Acq On : 21 Oct 2020 13:51  
Operator : MJB  
Sample : A0J0273-01RE1  
Misc : 1x, 8081B 2,4+4,4-DDx Only, GPC  
ALS Vial : 11 (Sig #1); 0 (Sig #2) Sample Multiplier: 1

Integration File signal 1: PEST1.e  
Integration File signal 2: PEST2.e  
Quant Time: Oct 21 18:02:09 2020  
Quant Method : C:\msdchem\1\methods\ECD5\_QUANTPEST\_201014RT1.M  
Quant Title : Instrument: DualECD5  
QLast Update : Thu Oct 15 11:11:37 2020  
Response via : Initial Calibration  
Integrator: ChemStation 6890 Scale Mode: Small noise peaks clipped

Volume Inj. : 2uL  
Signal #1 Phase : Rtx-CLPesticides Signal #2 Phase: Rtx-CLPesticides2  
Signal #1 Info : 30m X 0.32mm X 0. Signal #2 Info : 30m X 0.32mm X 0.25um



Quantitation Report (Not Reviewed)

Data Path : C:\msdchem\1\data\2020-10\0J21046\  
 Data File : ECD5-10212018.D  
 Signal(s) : Signal #1: ECD1A.CH Signal #2: ECD2B.CH  
 Acq On : 21 Oct 2020 16:24  
 Operator : MJB  
 Sample : 0J21046-CCV3  
 Misc : A20H476, AB 100 ppb  
 ALS Vial : 5 (Sig #1); 0 (Sig #2) Sample Multiplier: 1

MJB 10/21/20

Integration File signal 1: PEST1.e  
 Integration File signal 2: PEST2.e  
 Quant Time: Oct 21 18:38:40 2020  
 Quant Method : C:\msdchem\1\methods\ECD5\_QUANTPEST\_201014RT1.M  
 Quant Title : Instrument: DualECD5  
 QLast Update : Thu Oct 15 11:11:37 2020  
 Response via : Initial Calibration  
 Integrator: ChemStation 6890 Scale Mode: Small noise peaks clipped

Volume Inj. : 2uL  
 Signal #1 Phase : Rtx-CLPesticides Signal #2 Phase: Rtx-CLPesticides2  
 Signal #1 Info : 30m X 0.32mm X 0. Signal #2 Info : 30m X 0.32mm X 0.25um

Compound	RT#1	RT#2	Resp#1	Resp#2	ng/mL	ng/mL
System Monitoring Compounds						
1) S TCMX (S)	5.538	5.828	22967188	34007206	94.649	109.793
22) S DCBP (S)	9.758	10.317	16572814	19150435	101.989	118.954
Target Compounds						
2) a-BHC	6.091	6.424	31222545	47794784	100.384	121.223
3) g-BHC	6.379	6.739	25979315	40482024	98.446	121.127
4) b-BHC	6.460	6.808	10215632	15938906	91.793	105.048
5) Heptachlor	6.778	7.112	24278158	35053088	95.890	123.940 #
6) d-BHC	6.613	7.055	24284998	40301117	88.729	114.833 #
7) Aldrin	7.021	7.373	26338611	37402339	99.269	122.678
8) Heptachlo...	7.490	7.808	24084654	33260885	98.629	121.938
9) trans-Chl...	7.582	7.948	24700543	33516859	97.210	118.518
10) cis-Chlor...	7.680	8.054	23505169	31650159	96.679	117.965
11) Endosulfa...	7.783	8.102	21951015	29684764	96.021	117.467
12) 4,4'-DDE	7.733	8.159	24269723	34393915	93.402	117.921 #
13) Dieldrin	7.957	8.301	25286863	34106612	100.217	121.233
14) Endrin	8.126	8.522	17166465	22152772	93.090	113.405
15) 4,4'-DDD	8.162	8.571	20811881	28529294	95.275	122.161 #41
16) Endosulfa...	8.287	8.669	20239236	27369386	97.114	119.206
17) 4,4'-DDT	8.358	8.795	18867511	25152145	94.569	132.081 #41
18) Endrin Al...	8.582	8.903	19229957	25385535	101.592	118.052
19) Endosulfa...	8.887	9.097	19112592	26729744	100.851	119.949
20) Methoxychlor	8.692	9.261	9406741	12146798	95.261	125.635 #
21) Endrin Ke...	9.087	9.484	25238855	34075333	103.090	137.137 #
23) Hexachlor...	0.000	0.000	0	0	N.D.	N.D.
24) Hexachlor...	5.924	6.318f	53270	6180	0.020	BelowCal #
25) Oxychlorane	7.423	7.735	109206	21886	0.319	0.091 #
26) 2,4'-DDE	7.490	7.948	24084654	33516859	156.690	172.774

Quantitation Report (Not Reviewed)

Data Path : C:\msdchem\1\data\2020-10\0J21046\  
 Data File : ECD5-10212018.D  
 Signal(s) : Signal #1: ECD1A.CH Signal #2: ECD2B.CH  
 Acq On : 21 Oct 2020 16:24  
 Operator : MJB  
 Sample : 0J21046-CCV3  
 Misc : A20H476, AB 100 ppb  
 ALS Vial : 5 (Sig #1); 0 (Sig #2) Sample Multiplier: 1

Integration File signal 1: PEST1.e  
 Integration File signal 2: PEST2.e  
 Quant Time: Oct 21 18:38:40 2020  
 Quant Method : C:\msdchem\1\methods\ECD5\_QUANTPEST\_201014RT1.M  
 Quant Title : Instrument: DualECD5  
 QLast Update : Thu Oct 15 11:11:37 2020  
 Response via : Initial Calibration  
 Integrator: ChemStation 6890 Scale Mode: Small noise peaks clipped

Volume Inj. : 2uL  
 Signal #1 Phase : Rtx-CLPesticides Signal #2 Phase: Rtx-CLPesticides2  
 Signal #1 Info : 30m X 0.32mm X 0. Signal #2 Info : 30m X 0.32mm X 0.25um

	Compound	RT#1	RT#2	Resp#1	Resp#2	ng/mL	ng/mL
27)	trans-Non...	7.680	8.012	23505169	87088	103.309	0.312 #
28)	2,4'-DDD	0.000	8.301	0	34106612	N.D.	194.095 #
29)	2,4'-DDT	0.000	8.522	0	22152772	N.D.	134.941 #
30)	cis-Nonac...	8.162	8.571	20811881	28529294	85.355	97.936
31)	Mirex	8.840	9.484	67394	34075333	0.115	197.410 #
32)	Chlordane...	7.582f	7.948	24700543	33516859	901.420	945.967
33)	Chlordane...	7.680	8.054	23505169	31650159	840.940	1096.647 #
34)	Chlordane...	8.287f	8.747f	20239236	97009	2506.933	8.457 #
35)	Chlordane...	3.907	3.865f	15725	17885	NoCal	NoCal
36)	Toxaphene...	7.680	8.301	23505169	34106612	12378.767	12461.252
37)	Toxaphene...	7.957	8.669f	25286863	27369386	11643.289	8295.524 #
38)	Toxaphene...	8.287	8.669	20239236	27369386	4683.314	5738.794
39)	Toxaphene...	8.505f	8.747	191569	97009	42.469	12.231 #
40)	Toxaphene...	0.000	8.903	0	25385535	N.D.	5311.350 #
41)	Toxaphene...	8.840	9.261f	67394	12146798	16.384	2586.072 #
42)	Toxaphene...	3.907	3.865f	15725	17885	NoCal	NoCal

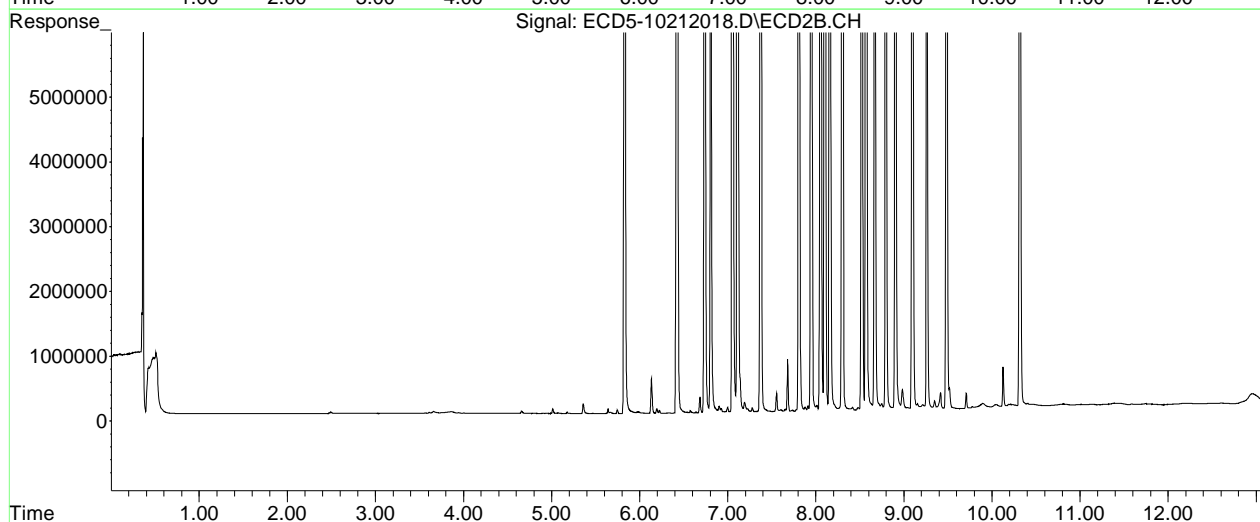
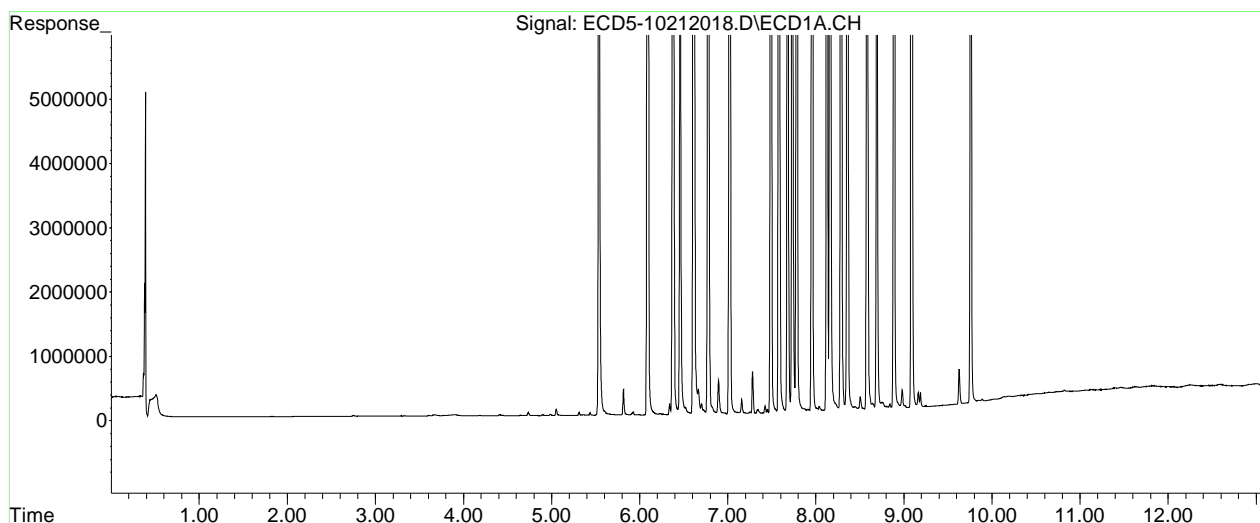
(f)=RT Delta > 1/2 Window (#)=Amounts differ by > 25% (m)=manual int.

Quantitation Report (Not Reviewed)

Data Path : C:\msdchem\1\data\2020-10\0J21046\  
Data File : ECD5-10212018.D  
Signal(s) : Signal #1: ECD1A.CH Signal #2: ECD2B.CH  
Acq On : 21 Oct 2020 16:24  
Operator : MJB  
Sample : 0J21046-CCV3  
Misc : A20H476, AB 100 ppb  
ALS Vial : 5 (Sig #1); 0 (Sig #2) Sample Multiplier: 1

Integration File signal 1: PEST1.e  
Integration File signal 2: PEST2.e  
Quant Time: Oct 21 18:38:40 2020  
Quant Method : C:\msdchem\1\methods\ECD5\_QUANTPEST\_201014RT1.M  
Quant Title : Instrument: DualECD5  
QLast Update : Thu Oct 15 11:11:37 2020  
Response via : Initial Calibration  
Integrator: ChemStation 6890 Scale Mode: Small noise peaks clipped

Volume Inj. : 2uL  
Signal #1 Phase : Rtx-CLPesticides Signal #2 Phase: Rtx-CLPesticides2  
Signal #1 Info : 30m X 0.32mm X 0. Signal #2 Info : 30m X 0.32mm X 0.25um



Quantitation Report (Not Reviewed)

Data Path : C:\msdchem\1\data\2020-10\0J21046\  
 Data File : ECD5-10212019.D  
 Signal(s) : Signal #1: ECD1A.CH Signal #2: ECD2B.CH  
 Acq On : 21 Oct 2020 16:41  
 Operator : MJB  
 Sample : 0J21046-CCV4  
 Misc : A20I186, 9-42 100 ppb  
 ALS Vial : 6 (Sig #1); 0 (Sig #2) Sample Multiplier: 1

MJB 10/21/20

Integration File signal 1: PEST1.e  
 Integration File signal 2: PEST2.e  
 Quant Time: Oct 21 18:40:27 2020  
 Quant Method : C:\msdchem\1\methods\ECD5\_QUANTPEST\_201014RT1.M  
 Quant Title : Instrument: DualECD5  
 QLast Update : Thu Oct 15 11:11:37 2020  
 Response via : Initial Calibration  
 Integrator: ChemStation 6890 Scale Mode: Small noise peaks clipped

Volume Inj. : 2uL  
 Signal #1 Phase : Rtx-CLPesticides Signal #2 Phase: Rtx-CLPesticides2  
 Signal #1 Info : 30m X 0.32mm X 0. Signal #2 Info : 30m X 0.32mm X 0.25um

Compound	RT#1	RT#2	Resp#1	Resp#2	ng/mL	ng/mL
System Monitoring Compounds						
1) S TCMX (S)	5.510f	5.865f	167543	216350	0.690	0.698
22) S DCBP (S)	0.000	10.302	0	58776	N.D.	0.200 #
Target Compounds						
2) a-BHC	0.000	0.000	0	0	N.D.	N.D.
3) g-BHC	6.345f	0.000	6765	0	0.026	N.D. #
4) b-BHC	6.472	6.812	2958	6952	5685.409	0.046 #
5) Heptachlor	6.781	7.112	53651	67830	0.212	0.240
6) d-BHC	6.621	7.057	3884	6743	0.014	BelowCal #
7) Aldrin	7.022	7.357	1511	5218	0.006	0.017 #
8) Heptachlo...	7.483	7.846f	14744223	239556	60.379	0.878 #
9) trans-Chl...	7.580	7.937	62722	20827371	0.247	73.647 #
10) cis-Chlor...	7.669	0.000	22874739	0	94.086	N.D. #
11) Endosulfa...	7.809f	8.121	25331	58893	0.111	0.233 #
12) 4,4'-DDE	7.766f	8.161	54374	29787	0.209	0.102 #
13) Dieldrin	7.935f	8.308	132390	18279931	0.525	64.977 #
14) Endrin	8.146	8.527	24210461	18347027	131.289	93.923 #
15) 4,4'-DDD	8.146f	8.572	24210461	33696930	110.834	144.288 #
16) Endosulfa...	8.296	0.000	17571	0	0.084	N.D. #
17) 4,4'-DDT	8.361	8.793	11323	22247	0.057	0.117 #
18) Endrin Al...	8.583	8.912	10357	31733	6021.174	BelowCal #
19) Endosulfa...	8.921f	9.098	73518	15908	0.162	BelowCal #
20) Methoxychlor	8.664f	0.000	2644	0	BelowCal	N.D.
21) Endrin Ke...	9.095	9.473	9115	18500407	0.037	74.456 #
23) Hexachlor...	3.334	3.542	24307101	40614273	109.239	113.163
24) Hexachlor...	5.925	6.291	21909487	33242427	94.377	103.503
25) Oxychlorane	7.414	7.741	20038403	27135754	102.545	113.052
26) 2,4'-DDE	7.483	7.937	14744223	20827371	95.550	107.362

Quantitation Report (Not Reviewed)

Data Path : C:\msdchem\1\data\2020-10\0J21046\  
 Data File : ECD5-10212019.D  
 Signal(s) : Signal #1: ECD1A.CH Signal #2: ECD2B.CH  
 Acq On : 21 Oct 2020 16:41  
 Operator : MJB  
 Sample : 0J21046-CCV4  
 Misc : A20I186, 9-42 100 ppb  
 ALS Vial : 6 (Sig #1); 0 (Sig #2) Sample Multiplier: 1

Integration File signal 1: PEST1.e  
 Integration File signal 2: PEST2.e  
 Quant Time: Oct 21 18:40:27 2020  
 Quant Method : C:\msdchem\1\methods\ECD5\_QUANTPEST\_201014RT1.M  
 Quant Title : Instrument: DualECD5  
 QLast Update : Thu Oct 15 11:11:37 2020  
 Response via : Initial Calibration  
 Integrator: ChemStation 6890 Scale Mode: Small noise peaks clipped

Volume Inj. : 2uL  
 Signal #1 Phase : Rtx-CLPesticides Signal #2 Phase: Rtx-CLPesticides2  
 Signal #1 Info : 30m X 0.32mm X 0. Signal #2 Info : 30m X 0.32mm X 0.25um

	Compound	RT#1	RT#2	Resp#1	Resp#2	ng/mL	ng/mL
27)	trans-Non...	7.669	8.016	22874739	31379116	100.601	112.587
28)	2,4'-DDD	7.861	8.308	13171647	18279931	94.456	111.667
29)	2,4'-DDT	8.042	8.527	13837538	18347027	97.671	114.538
30)	cis-Nonac...	8.146	8.572	24210461	33696930	99.096	113.740
31)	Mirex	8.818	9.473	14831348	18500407	101.236	113.808
32)	Chlordane...	7.580f	7.937f	62722	20827371	2.289	587.824 #
33)	Chlordane...	7.669f	0.000	22874739	0	818.385	N.D. #
34)	Chlordane...	8.296f	8.715	17571	39127	2.176	1.173 #
35)	Chlordane...	3.910	3.869	21569	19053	NoCal	NoCal
36)	Toxaphene...	7.669	8.308	22874739	18279931	12160.127	6678.788 #
37)	Toxaphene...	7.935f	0.000	132390	0	60.959	N.D. #
38)	Toxaphene...	8.296	0.000	17571	0	4.066	N.D. #
39)	Toxaphene...	8.542	8.753	4209	17599	0.933	2.219 #
40)	Toxaphene...	0.000	8.912	0	31733	N.D.	6.639 #
41)	Toxaphene...	8.818	0.000	14831348	0	3605.712	N.D. #
42)	Toxaphene...	3.910	3.869f	21569	19053	NoCal	NoCal

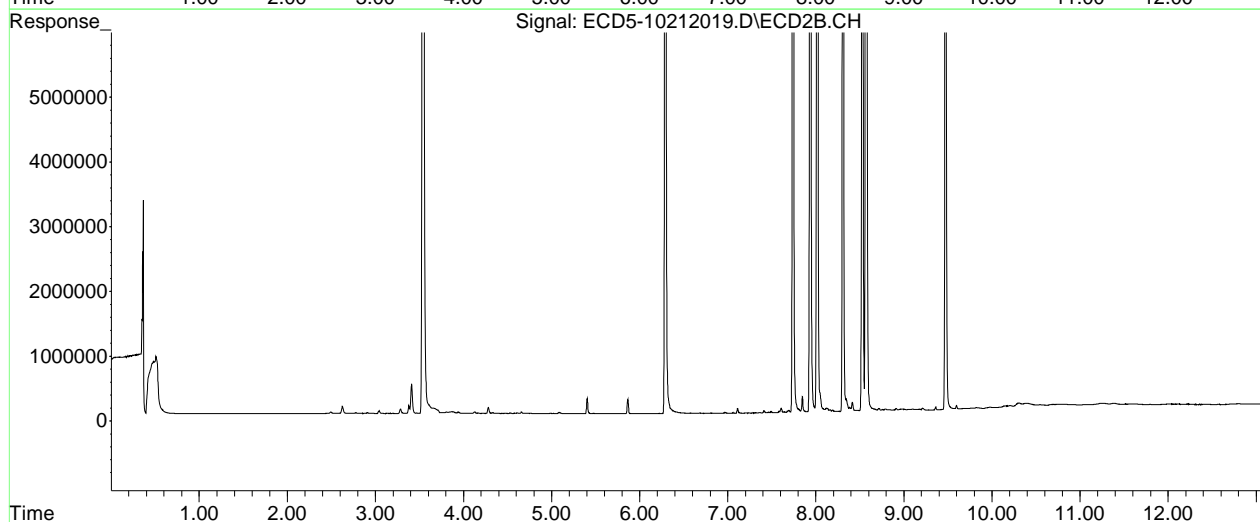
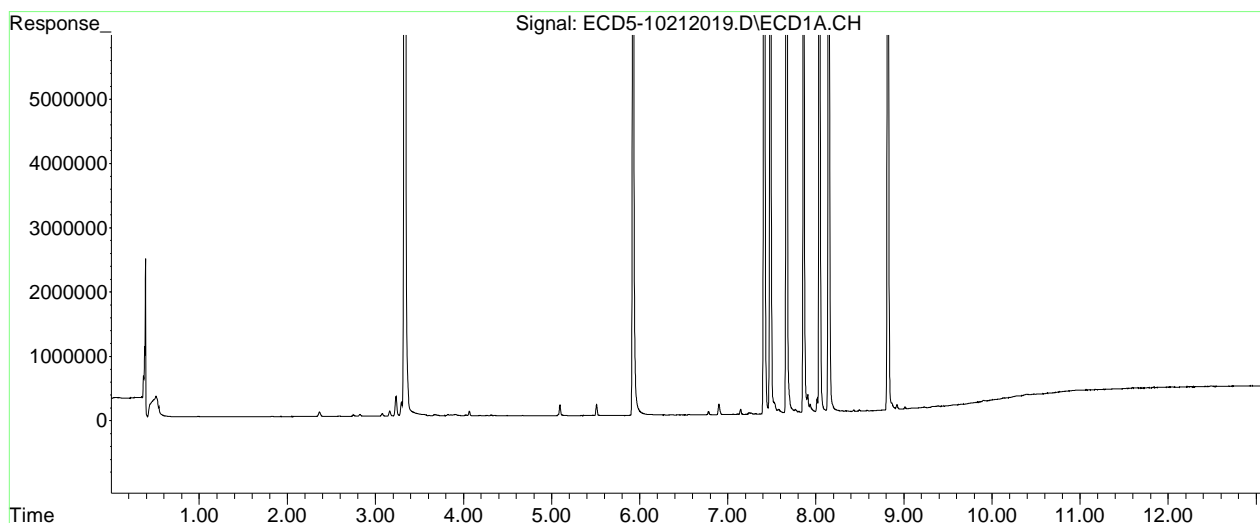
(f)=RT Delta > 1/2 Window (#)=Amounts differ by > 25% (m)=manual int.

Quantitation Report (Not Reviewed)

Data Path : C:\msdchem\1\data\2020-10\0J21046\  
Data File : ECD5-10212019.D  
Signal(s) : Signal #1: ECD1A.CH Signal #2: ECD2B.CH  
Acq On : 21 Oct 2020 16:41  
Operator : MJB  
Sample : 0J21046-CCV4  
Misc : A20I186, 9-42 100 ppb  
ALS Vial : 6 (Sig #1); 0 (Sig #2) Sample Multiplier: 1

Integration File signal 1: PEST1.e  
Integration File signal 2: PEST2.e  
Quant Time: Oct 21 18:40:27 2020  
Quant Method : C:\msdchem\1\methods\ECD5\_QUANTPEST\_201014RT1.M  
Quant Title : Instrument: DualECD5  
QLast Update : Thu Oct 15 11:11:37 2020  
Response via : Initial Calibration  
Integrator: ChemStation 6890 Scale Mode: Small noise peaks clipped

Volume Inj. : 2uL  
Signal #1 Phase : Rtx-CLPesticides Signal #2 Phase: Rtx-CLPesticides2  
Signal #1 Info : 30m X 0.32mm X 0. Signal #2 Info : 30m X 0.32mm X 0.25um





Quantitation Report (Not Reviewed)

Data Path : C:\msdchem\1\data\2020-10\0J21046\  
 Data File : ECD5-10212020.D  
 Signal(s) : Signal #1: ECD1A.CH Signal #2: ECD2B.CH  
 Acq On : 21 Oct 2020 16:58  
 Operator : MJB  
 Sample : 0J21046-CCB2  
 Misc : A20J148  
 ALS Vial : 7 (Sig #1); 0 (Sig #2) Sample Multiplier: 1

MJB 10/21/20

Integration File signal 1: PEST1.e  
 Integration File signal 2: PEST2.e  
 Quant Time: Oct 21 18:41:28 2020  
 Quant Method : C:\msdchem\1\methods\ECD5\_QUANTPEST\_201014RT1.M  
 Quant Title : Instrument: DualECD5  
 QLast Update : Thu Oct 15 11:11:37 2020  
 Response via : Initial Calibration  
 Integrator: ChemStation 6890 Scale Mode: Small noise peaks clipped

Volume Inj. : 2uL  
 Signal #1 Phase : Rtx-CLPesticides Signal #2 Phase: Rtx-CLPesticides2  
 Signal #1 Info : 30m X 0.32mm X 0. Signal #2 Info : 30m X 0.32mm X 0.25um

Compound	RT#1	RT#2	Resp#1	Resp#2	ng/mL	ng/mL
-----						
System Monitoring Compounds						
1) S TCMX (S)	5.539	5.828	21733612	32270310	89.565	104.185
22) S DCBP (S)	9.759	10.318	15661857	18567870	96.433	115.589
Target Compounds						
2) a-BHC	0.000	0.000	0	0	N.D.	N.D.
3) g-BHC	0.000	0.000	0	0	N.D.	N.D.
4) b-BHC	0.000	0.000	0	0	N.D.	N.D.
5) Heptachlor	0.000	0.000	0	0	N.D.	N.D.
6) d-BHC	6.622	0.000	1331	0	0.005	N.D. #
7) Aldrin	6.999f	7.412f	1940	39249	0.007	0.129 #
8) Heptachlo...	0.000	0.000	0	0	N.D.	N.D.
9) trans-Chl...	7.575	7.959	24866	26945	0.098	0.095
10) cis-Chlor...	7.702	0.000	5959	0	0.025	N.D. #
11) Endosulfa...	0.000	0.000	0	0	N.D.	N.D.
12) 4,4'-DDE	7.745	0.000	5345	0	0.021	N.D. #
13) Dieldrin	7.944	0.000	1594	0	0.006	N.D. #
14) Endrin	0.000	0.000	0	0	N.D.	N.D.
15) 4,4'-DDD	0.000	0.000	0	0	N.D.	N.D.
16) Endosulfa...	8.292	0.000	1779	0	0.009	N.D. #
17) 4,4'-DDT	0.000	0.000	0	0	N.D.	N.D.
18) Endrin Al...	8.589	8.884f	4196	36774	6021.206	BelowCal #
19) Endosulfa...	0.000	9.097	0	3558	N.D.	BelowCal
20) Methoxychlor	8.700	0.000	3277	0	BelowCal	N.D.
21) Endrin Ke...	9.093	0.000	2705	0	0.011	N.D. #
23) Hexachlor...	0.000	0.000	0	0	N.D.	N.D.
24) Hexachlor...	5.926	0.000	48612	0	BelowCal	N.D.
25) Oxychlorane	0.000	0.000	0	0	N.D.	N.D.
26) 2,4'-DDE	0.000	7.959f	0	26945	N.D.	0.139 #

Quantitation Report (Not Reviewed)

Data Path : C:\msdchem\1\data\2020-10\0J21046\  
 Data File : ECD5-10212020.D  
 Signal(s) : Signal #1: ECD1A.CH Signal #2: ECD2B.CH  
 Acq On : 21 Oct 2020 16:58  
 Operator : MJB  
 Sample : 0J21046-CCB2  
 Misc : A20J148  
 ALS Vial : 7 (Sig #1); 0 (Sig #2) Sample Multiplier: 1

Integration File signal 1: PEST1.e  
 Integration File signal 2: PEST2.e  
 Quant Time: Oct 21 18:41:28 2020  
 Quant Method : C:\msdchem\1\methods\ECD5\_QUANTPEST\_201014RT1.M  
 Quant Title : Instrument: DualECD5  
 QLast Update : Thu Oct 15 11:11:37 2020  
 Response via : Initial Calibration  
 Integrator: ChemStation 6890 Scale Mode: Small noise peaks clipped

Volume Inj. : 2uL  
 Signal #1 Phase : Rtx-CLPesticides Signal #2 Phase: Rtx-CLPesticides2  
 Signal #1 Info : 30m X 0.32mm X 0. Signal #2 Info : 30m X 0.32mm X 0.25um

	Compound	RT#1	RT#2	Resp#1	Resp#2	ng/mL	ng/mL
27)	trans-Non...	7.702f	0.000	5959	0	BelowCal	N.D.
28)	2,4'-DDD	0.000	0.000	0	0	N.D.	N.D.
29)	2,4'-DDT	0.000	0.000	0	0	N.D.	N.D.
30)	cis-Nonac...	0.000	0.000	0	0	N.D.	N.D.
31)	Mirex	8.813	0.000	3180	0	BelowCal	N.D.
32)	Chlordane...	7.575f	7.959	24866	26945	0.907	0.760
33)	Chlordane...	7.702	0.000	5959	0	0.213	N.D. #
34)	Chlordane...	8.292f	8.714	1779	34831	0.220	0.633 #
35)	Chlordane...	3.913	3.872	15954	18200	NoCal	NoCal
36)	Toxaphene...	7.702f	0.000	5959	0	2.713	N.D. #
37)	Toxaphene...	7.944f	0.000	1594	0	0.734	N.D. #
38)	Toxaphene...	8.292	0.000	1779	0	0.412	N.D. #
39)	Toxaphene...	8.544	8.714f	24355	34831	5.399	4.392
40)	Toxaphene...	0.000	8.884f	0	36774	N.D.	7.694 #
41)	Toxaphene...	8.813f	0.000	3180	0	0.773	N.D. #
42)	Toxaphene...	3.913	3.872f	15954	18200	NoCal	NoCal

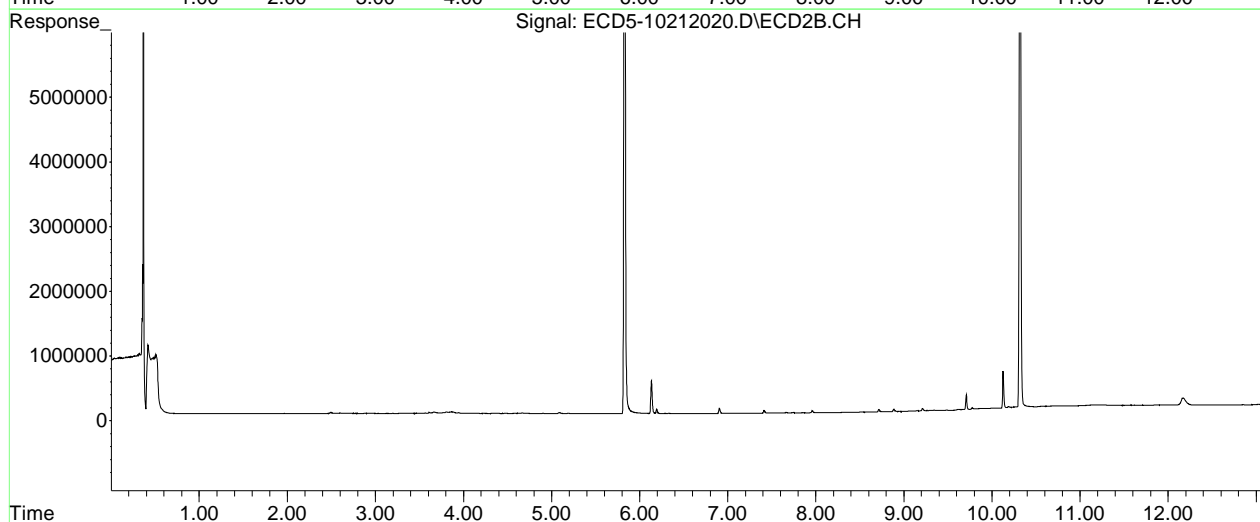
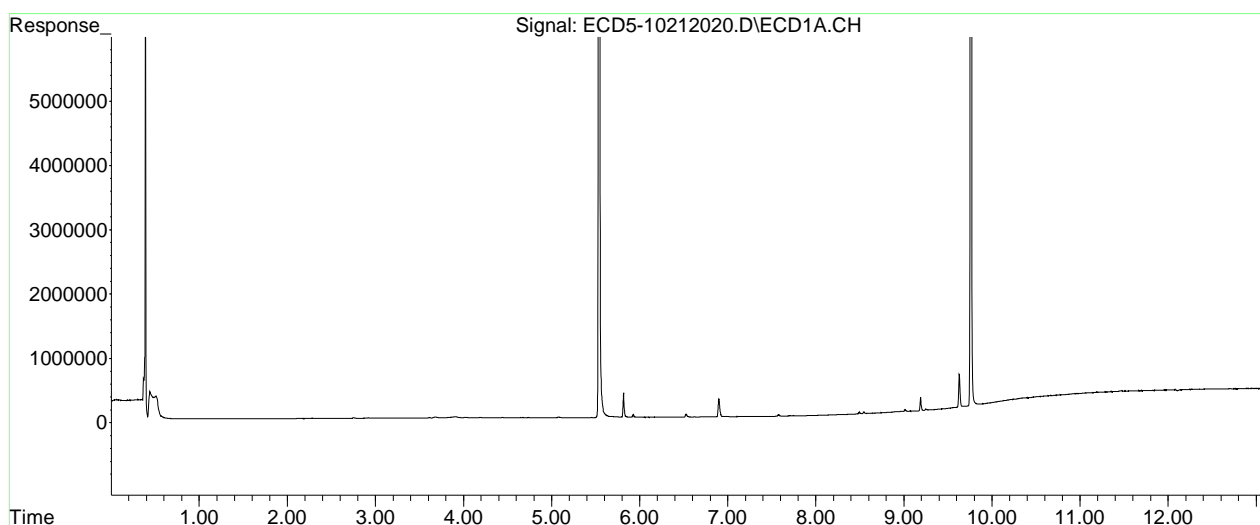
(f)=RT Delta > 1/2 Window (#)=Amounts differ by > 25% (m)=manual int.

Quantitation Report (Not Reviewed)

Data Path : C:\msdchem\1\data\2020-10\0J21046\  
Data File : ECD5-10212020.D  
Signal(s) : Signal #1: ECD1A.CH Signal #2: ECD2B.CH  
Acq On : 21 Oct 2020 16:58  
Operator : MJB  
Sample : 0J21046-CCB2  
Misc : A20J148  
ALS Vial : 7 (Sig #1); 0 (Sig #2) Sample Multiplier: 1

Integration File signal 1: PEST1.e  
Integration File signal 2: PEST2.e  
Quant Time: Oct 21 18:41:28 2020  
Quant Method : C:\msdchem\1\methods\ECD5\_QUANTPEST\_201014RT1.M  
Quant Title : Instrument: DualECD5  
QLast Update : Thu Oct 15 11:11:37 2020  
Response via : Initial Calibration  
Integrator: ChemStation 6890 Scale Mode: Small noise peaks clipped

Volume Inj. : 2uL  
Signal #1 Phase : Rtx-CLPesticides Signal #2 Phase: Rtx-CLPesticides2  
Signal #1 Info : 30m X 0.32mm X 0. Signal #2 Info : 30m X 0.32mm X 0.25um



**Organochloride Pesticides by EPA 8081B  
Benchsheet & Analysis Sequence Data**

Sequence 0J22055 (A0J0273-01RE2)



# ELEMENT SEQUENCE LOG

Apex Laboratories

Sequence: **OJ22055**

Instrument: **DUALECD8**

Date: **10/22/20 11:18**

Calibration: **A0J2107**

#	Lab Number	Matrix	Analysis	Client	Due	Batch	ISTD ID	STD ID
1	OJ22055-BKD1	Sediment	QC	QC				A20H479
2	OJ22055-CCV1	Sediment	QC	QC				A20H475
3	OJ22055-CCV2	Sediment	QC	QC				A20I185
4	OJ22055-CCB1	Sediment	QC	QC				A20J148
5	A0J0273-01RE2	Sediment	8081B 2,4+4,4-DDx Only (+Add)	Anchor QEA, LLC	10/20/20	0100635		
6	OJ22055-IBL1	Sediment	QC	QC				
7	A0J0236-11RE2	Sediment	8081B 2,4+4,4-DDx Only (+Add)		10/21/20	0100635		
8	OJ22055-IBL2	Sediment	QC	QC				
9	A0J0281-02RE2	Sediment	8081B 2,4+4,4-DDx Only (+Add)	Anchor QEA, LLC	10/21/20	0100635		
10	OJ22055-IBL3	Sediment	QC	QC				
11	A0J0281-03RE2	Sediment	8081B 2,4+4,4-DDx Only (+Add)	Anchor QEA, LLC	10/21/20	0100635		
12	OJ22055-IBL4	Sediment	QC	QC				
13	0100635-MS2	Sediment	QC	QC		0100635		
14	OJ22055-IBL5	Sediment	QC	QC				
15	0100635-MSD2	Sediment	QC	QC		0100635		
16	OJ22055-IBL6	Sediment	QC	QC				
17	OJ22055-CCV3	Sediment	QC	QC				A20H476
18	OJ22055-CCV4	Sediment	QC	QC				A20I186
19	OJ22055-CCB2	Sediment	QC	QC				A20J148
20	A0J0281-04RE2	Sediment	8081B 2,4+4,4-DDx Only (+Add)	Anchor QEA, LLC	10/21/20	0100635		
21	OJ22055-IBL7	Sediment	QC	QC				
22	A0J0281-05RE2	Sediment	8081B 2,4+4,4-DDx Only (+Add)	Anchor QEA, LLC	10/21/20	0100635		
23	OJ22055-IBL8	Sediment	QC	QC				
24	A0J0281-06RE2	Sediment	8081B 2,4+4,4-DDx Only (+Add)	Anchor QEA, LLC	10/21/20	0100635		
25	OJ22055-IBL9	Sediment	QC	QC				
26	A0J0236-08RE2	Sediment	8081B 2,4+4,4-DDx Only (+Add)		10/21/20	0100635		
27	OJ22055-IBLA	Sediment	QC	QC				
28	A0J0281-01RE2	Sediment	8081B 2,4+4,4-DDx Only (+Add)	Anchor QEA, LLC	10/21/20	0100635		
29	OJ22055-IBLB	Sediment	QC	QC				
30	OJ22055-CCV5	Sediment	QC	QC				A20H475
31	OJ22055-CCV6	Sediment	QC	QC				A20I185
32	OJ22055-CCB3	Sediment	QC	QC				A20J148
33	0100714-BLK1	Solid	QC	QC		0100714		
34	0100714-BS1	Solid	QC	QC		0100714		
35	0100714-BSD1	Solid	QC	QC		0100714		
36	A0J0331-02	Solid	1311/8081B TCLP Pest Reg List		10/22/20	0100714		
37	OJ22055-CCV7	Sediment	QC	QC				A20H476
38	OJ22055-CCB4	Sediment	QC	QC				A20J148

Data Entered By/Date: MJB 10/23/20

Comments:

Data Reviewed By/Date: MKZ 10/23/2020

Quantitation Report (QT Reviewed)

Data Path : C:\msdchem\1\data\2020-10\0J22055\  
 Data File : ECD8-10222003.D  
 Signal(s) : Signal #1: ECD1A.ch Signal #2: ECD2B.ch  
 Acq On : 22 Oct 2020 12:03  
 Operator : MJB  
 Sample : 0J22055-BKD1  
 Misc : A20H479  
 ALS Vial : 2 Sample Multiplier: 1

MJB 10/21/20

Integration File signal 1: PEST1.e  
 Integration File signal 2: PEST2.e  
 Quant Time: Oct 22 12:17:21 2020  
 Quant Method : C:\msdchem\1\methods\PestBreakdownCHK\_2010015.M  
 Quant Title : Pesticides  
 QLast Update : Fri Nov 09 13:28:51 2018  
 Response via : Initial Calibration  
 Integrator: ChemStation

Compound	R.T.	Response	Conc	Units
-----				
Target Compounds				
1) 4,4'-DDE	7.865	21380701	NoCal	ng/mL
2) Endrin	8.260	1469129925	NoCal	ng/mL
3) 4,4'-DDD	8.294	82798464	NoCal	ng/mL
4) 4,4'-DDT	8.489	2939081704	NoCal	ng/mL
5) Endrin Aldehyde	8.717	112498518	NoCal	ng/mL
6) Endrin Ketone	9.223	160880630	NoCal	ng/mL
8) 4,4'-DDE [2C]	8.308	21146967	NoCal	ng/mL
9) Endrin [2C]	8.677	1502767672	NoCal	ng/mL
10) 4,4'-DDD [2C]	8.720	82862168	NoCal	ng/mL
11) Endrin Aldehyde [2C]	9.058	98717125	NoCal	ng/mL
12) 4,4'-DDT [2C]	8.945	3166464783	NoCal	ng/mL
13) Endrin Ketone [2C]	9.642	138867757	NoCal	ng/mL
-----				

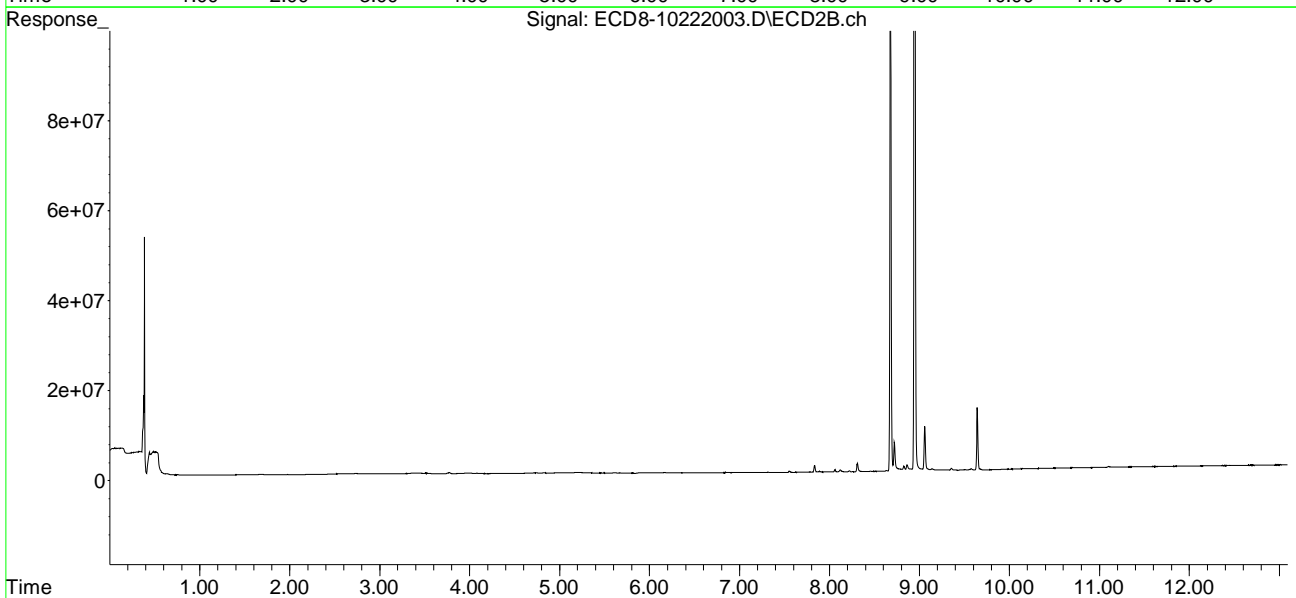
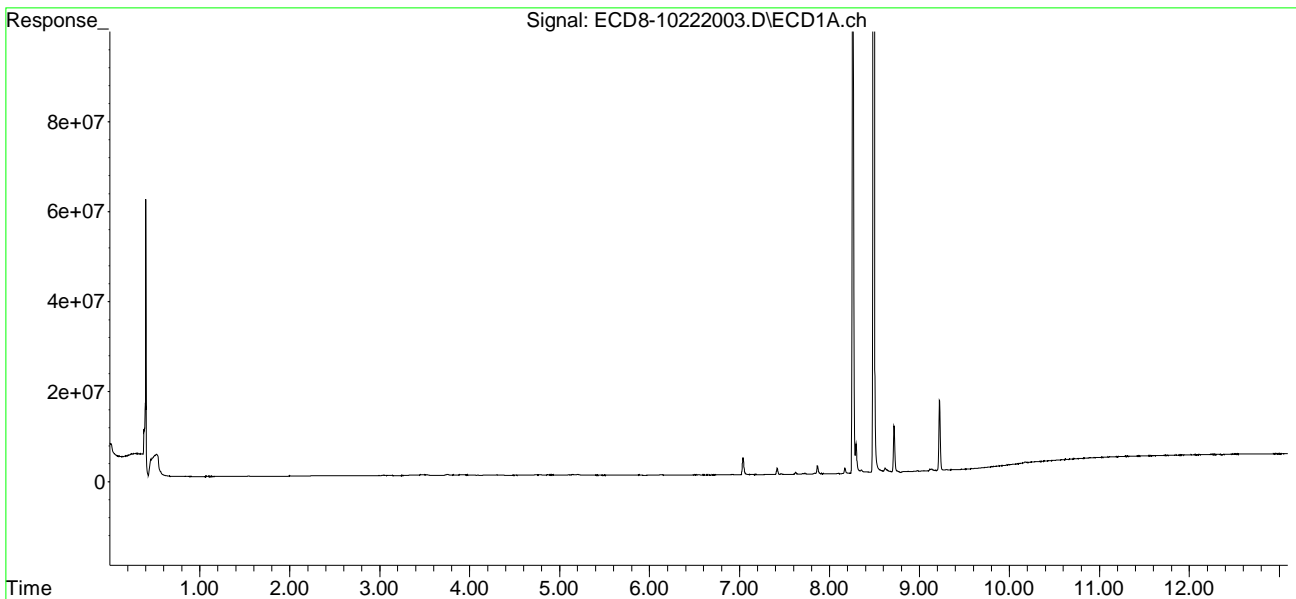
(f)=RT Delta > 1/2 Window

(m)=manual int.

Quantitation Report (QT Reviewed)

Data Path : C:\msdchem\1\data\2020-10\0J22055\  
Data File : ECD8-10222003.D  
Signal(s) : Signal #1: ECD1A.ch Signal #2: ECD2B.ch  
Acq On : 22 Oct 2020 12:03  
Operator : MJB  
Sample : 0J22055-BKD1  
Misc : A20H479  
ALS Vial : 2 Sample Multiplier: 1

Integration File signal 1: PEST1.e  
Integration File signal 2: PEST2.e  
Quant Time: Oct 22 12:17:21 2020  
Quant Method : C:\msdchem\1\methods\PestBreakdownCHK\_2010015.M  
Quant Title : Pesticides  
QLast Update : Fri Nov 09 13:28:51 2018  
Response via : Initial Calibration  
Integrator: ChemStation



Quantitation Report (Not Reviewed)

Data Path : C:\msdchem\1\data\2020-10\0J22055\  
 Data File : ECD8-10222004.D  
 Signal(s) : Signal #1: ECD1A.ch Signal #2: ECD2B.ch  
 Acq On : 22 Oct 2020 12:19  
 Operator : MJB  
 Sample : 0J22055-CCV1  
 Misc : A20H475, AB 50 ppb  
 ALS Vial : 3 Sample Multiplier: 1

MJB 10/22/20

Integration File signal 1: PEST1.e  
 Integration File signal 2: PEST2.e  
 Quant Time: Oct 22 17:51:00 2020  
 Quant Method : C:\msdchem\1\methods\ECD8\_QUANTPEST\_201015.M  
 Quant Title : Instrument: DualECD8  
 QLast Update : Tue Oct 20 17:18:04 2020  
 Response via : Initial Calibration  
 Integrator: ChemStation

Compound	RT#1	RT#2	Resp#1	Resp#2	ng/mL	ng/mL
-----						
System Monitoring Compounds						
1) S TCMX (S)	5.673	5.978	171.1E6	200.8E6	48.381	50.186
22) S DCBP (S)	9.894	10.490	120.2E6	114.5E6	47.983	47.334
Target Compounds						
2) a-BHC	6.224	6.573	240.8E6	283.4E6	51.112	52.981
3) g-BHC	6.511	6.888	209.3E6	241.4E6	51.995	51.909
4) b-BHC	6.591	6.954	81648621	101.4E6	52.310	51.849
5) Heptachlor	6.910	7.262	201.2E6	232.4E6	49.582	50.781
6) d-BHC	6.745	7.203	187.3E6	235.6E6	55.463	53.070
7) Aldrin	7.152	7.524	199.2E6	227.3E6	50.721	53.241
8) Heptachlo...	7.621	7.959	182.7E6	206.5E6	49.973	51.429
9) trans-Chl...	7.715	8.098	192.9E6	205.7E6	52.390	51.672
10) cis-Chlor...	7.811	8.205	179.8E6	203.0E6	49.628	52.335
11) Endosulfa...	7.915	8.254	169.5E6	184.1E6	49.841	51.193
12) 4,4'-DDE	7.863	8.307	178.3E6	211.5E6	56.594	55.813
13) Dieldrin	8.089	8.453	195.2E6	213.4E6	51.970	51.883
14) Endrin	8.259	8.676	145.1E6	156.7E6	52.910	54.079
15) 4,4'-DDD	8.293	8.720	149.5E6	165.9E6	54.958	52.383
16) Endosulfa...	8.421	8.822	146.1E6	162.4E6	49.605	49.865
17) 4,4'-DDT	8.488	8.944	144.8E6	157.8E6	52.723	51.271
18) Endrin Al...	8.715	9.057	135.9E6	145.0E6	47.565	47.671
19) Endosulfa...	9.021	9.251	143.3E6	156.6E6	47.959	47.132
20) Methoxychlor	8.821	9.411	69674836	74955158	50.614	48.937
21) Endrin Ke...	9.224	9.642	175.3E6	190.1E6	47.415	48.668
23) Hexachlor...	3.462	3.706	12620	46179	BelowCal	BelowCal
24) Hexachlor...	6.061	6.440	416785	16100	0.125	0.004 #
25) Oxychlorane	7.555	7.875	858167	156453	0.266	0.044 #
26) 2,4'-DDE	7.621	8.098	182.7E6	205.7E6	85.900	84.754
27) trans-Non...	7.811	8.163	179.8E6	599536	49.751	0.152 #
28) 2,4'-DDD	8.005	8.453	436455	213.4E6	0.227	95.530 #
29) 2,4'-DDT	8.170	8.676	539900	156.7E6	0.252	66.825 #



Quantitation Report (Not Reviewed)

Data Path : C:\msdchem\1\data\2020-10\0J22055\  
 Data File : ECD8-10222004.D  
 Signal(s) : Signal #1: ECD1A.ch Signal #2: ECD2B.ch  
 Acq On : 22 Oct 2020 12:19  
 Operator : MJB  
 Sample : 0J22055-CCV1  
 Misc : A20H475, AB 50 ppb  
 ALS Vial : 3 Sample Multiplier: 1

Integration File signal 1: PEST1.e  
 Integration File signal 2: PEST2.e  
 Quant Time: Oct 22 17:51:00 2020  
 Quant Method : C:\msdchem\1\methods\ECD8\_QUANTPEST\_201015.M  
 Quant Title : Instrument: DualECD8  
 QLast Update : Tue Oct 20 17:18:04 2020  
 Response via : Initial Calibration  
 Integrator: ChemStation

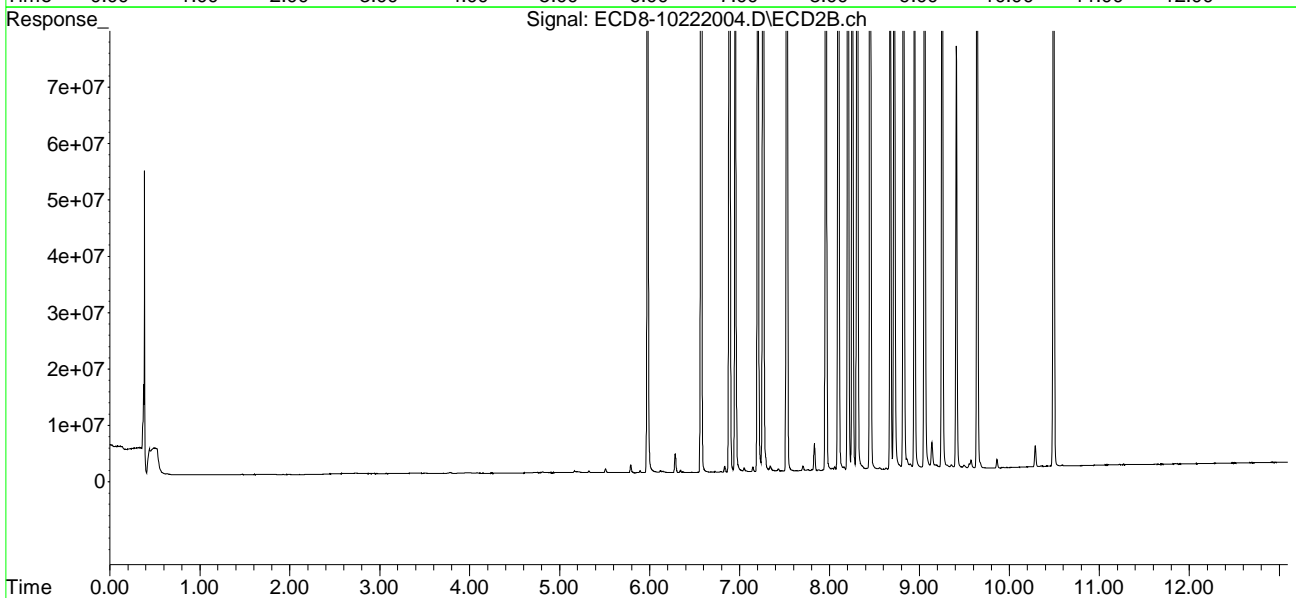
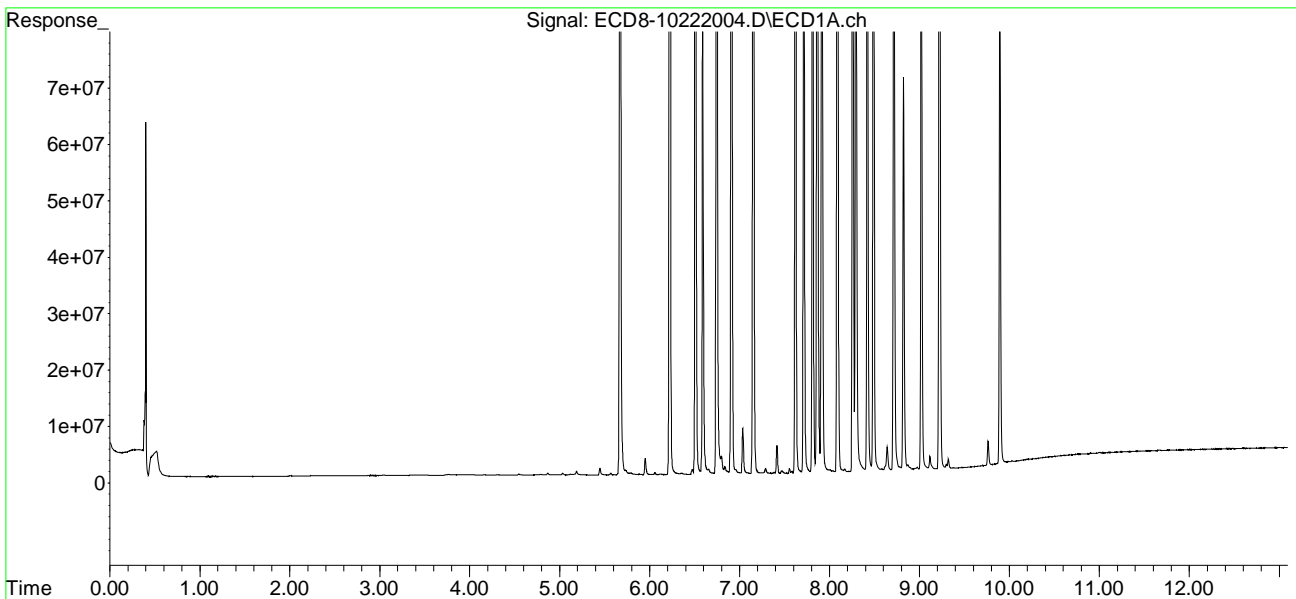
	Compound	RT#1	RT#2	Resp#1	Resp#2	ng/mL	ng/mL
30)	cis-Nonac...	8.293	8.720	149.5E6	165.9E6	37.901	38.786
31)	Mirex	8.954	9.642	235340	190.1E6	BelowCal	76.145
32)	Chlordane...	7.715	8.098	192.9E6	205.7E6	468.348	422.189
33)	Chlordane...	7.811	8.205	179.8E6	203.0E6	428.870	490.435
34)	Chlordane...	0.000	8.860	0	1861307	N.D.	13.762 #
35)	Chlordane...	0.000	0.000	0	0	N.D.	N.D.
36)	Toxaphene...	7.811	8.453	179.8E6	213.4E6	12083.599	5616.201 #
37)	Toxaphene...	8.089	8.822f	195.2E6	162.4E6	5927.459	3443.914 #
38)	Toxaphene...	8.421	8.822	146.1E6	162.4E6	2107.647	2308.475
39)	Toxaphene...	8.640	8.896	4130640	990271	55.504	8.312 #
40)	Toxaphene...	8.894	9.057	421681	145.0E6	7.103	2105.166 #
41)	Toxaphene...	8.954	9.411f	235340	74955158	3.496	1000.980 #
42)	Toxaphene...	0.000	0.000	0	0	N.D.	N.D.

(f)=RT Delta > 1/2 Window (#)=Amounts differ by > 25% (m)=manual int.

Quantitation Report (Not Reviewed)

Data Path : C:\msdchem\1\data\2020-10\0J22055\  
Data File : ECD8-10222004.D  
Signal(s) : Signal #1: ECD1A.ch Signal #2: ECD2B.ch  
Acq On : 22 Oct 2020 12:19  
Operator : MJB  
Sample : 0J22055-CCV1  
Misc : A20H475, AB 50 ppb  
ALS Vial : 3 Sample Multiplier: 1

Integration File signal 1: PEST1.e  
Integration File signal 2: PEST2.e  
Quant Time: Oct 22 17:51:00 2020  
Quant Method : C:\msdchem\1\methods\ECD8\_QUANTPEST\_201015.M  
Quant Title : Instrument: DualECD8  
QLast Update : Tue Oct 20 17:18:04 2020  
Response via : Initial Calibration  
Integrator: ChemStation



Quantitation Report (Not Reviewed)

Data Path : C:\msdchem\1\data\2020-10\0J22055\  
 Data File : ECD8-10222005.D  
 Signal(s) : Signal #1: ECD1A.ch Signal #2: ECD2B.ch  
 Acq On : 22 Oct 2020 12:36  
 Operator : MJB  
 Sample : 0J22055-CCV2  
 Misc : A20I185, 9-42 50 ppb  
 ALS Vial : 4 Sample Multiplier: 1

MJB 10/22/20

Integration File signal 1: PEST1.e  
 Integration File signal 2: PEST2.e  
 Quant Time: Oct 22 18:00:40 2020  
 Quant Method : C:\msdchem\1\methods\ECD8\_QUANTPEST\_201015.M  
 Quant Title : Instrument: DualECD8  
 QLast Update : Tue Oct 20 17:18:04 2020  
 Response via : Initial Calibration  
 Integrator: ChemStation

Compound	RT#1	RT#2	Resp#1	Resp#2	ng/mL	ng/mL
-----						
System Monitoring Compounds						
1) S TCMX (S)	5.644f	5.979	1271297	115121	0.359	0.029 #
22) S DCBP (S)	9.858f	10.491	280898	125638	BelowCal	0.052
Target Compounds						
2) a-BHC	6.221	6.571	256007	230678	0.054	0.043
3) g-BHC	6.512	6.888	101678	68802	0.025	0.015 #
4) b-BHC	6.604	6.959	78670	106675	0.050	0.055
5) Heptachlor	6.910	7.261	402132	458171	0.099	0.100
6) d-BHC	6.751	7.206	87156	103469	0.086	0.093
7) Aldrin	7.152	7.520	33869	56836	0.009	0.013 #
8) Heptachlo...	7.611	7.997f	94117715	1389434	25.743	0.346 #
9) trans-Chl...	7.713	8.085	468395	106.6E6	0.127	26.774 #
10) cis-Chlor...	7.798	8.199	146.9E6	1463380	40.560	0.377 #
11) Endosulfa...	7.897	8.270	474330	476054	0.139	0.132
12) 4,4'-DDE	7.897f	8.314	474330	257854	0.151	0.124
13) Dieldrin	8.066f	8.455	911537	90920796	0.243	23.021 #
14) Endrin	8.277	8.677	154.5E6	92705194	56.352	33.394 #
15) 4,4'-DDD	8.277	8.723	154.5E6	172.3E6	56.821	54.225
16) Endosulfa...	8.428	8.824	110116	149316	0.037	0.046
17) 4,4'-DDT	8.490	8.939	75542	126851	0.062	0.110 #
18) Endrin Al...	8.717	9.065	176637	204382	BelowCal	BelowCal
19) Endosulfa...	8.995f	9.253	520997	43131	0.174	0.013 #
20) Methoxychlor	8.822	9.410	18203	17751	0.013	BelowCal #
21) Endrin Ke...	9.227	9.632	51937	95295767	0.014	24.396 #
23) Hexachlor...	3.464	3.691	172.8E6	211.3E6	53.207	53.619
24) Hexachlor...	6.060	6.442	145.3E6	175.8E6	43.452	44.180
25) Oxychlorane	7.544	7.890	131.1E6	147.8E6	40.581	41.980
26) 2,4'-DDE	7.611	8.085	94117715	106.6E6	44.251	43.916
27) trans-Non...	7.798	8.164	146.9E6	158.5E6	40.661	40.199
28) 2,4'-DDD	7.990	8.455	79773203	90920796	41.519	43.121
29) 2,4'-DDT	8.171	8.677	83839766	92705194	39.068	Q-3141.438

Quantitation Report (Not Reviewed)

Data Path : C:\msdchem\1\data\2020-10\0J22055\  
 Data File : ECD8-10222005.D  
 Signal(s) : Signal #1: ECD1A.ch Signal #2: ECD2B.ch  
 Acq On : 22 Oct 2020 12:36  
 Operator : MJB  
 Sample : 0J22055-CCV2  
 Misc : A20I185, 9-42 50 ppb  
 ALS Vial : 4 Sample Multiplier: 1

Integration File signal 1: PEST1.e  
 Integration File signal 2: PEST2.e  
 Quant Time: Oct 22 18:00:40 2020  
 Quant Method : C:\msdchem\1\methods\ECD8\_QUANTPEST\_201015.M  
 Quant Title : Instrument: DualECD8  
 QLast Update : Tue Oct 20 17:18:04 2020  
 Response via : Initial Calibration  
 Integrator: ChemStation

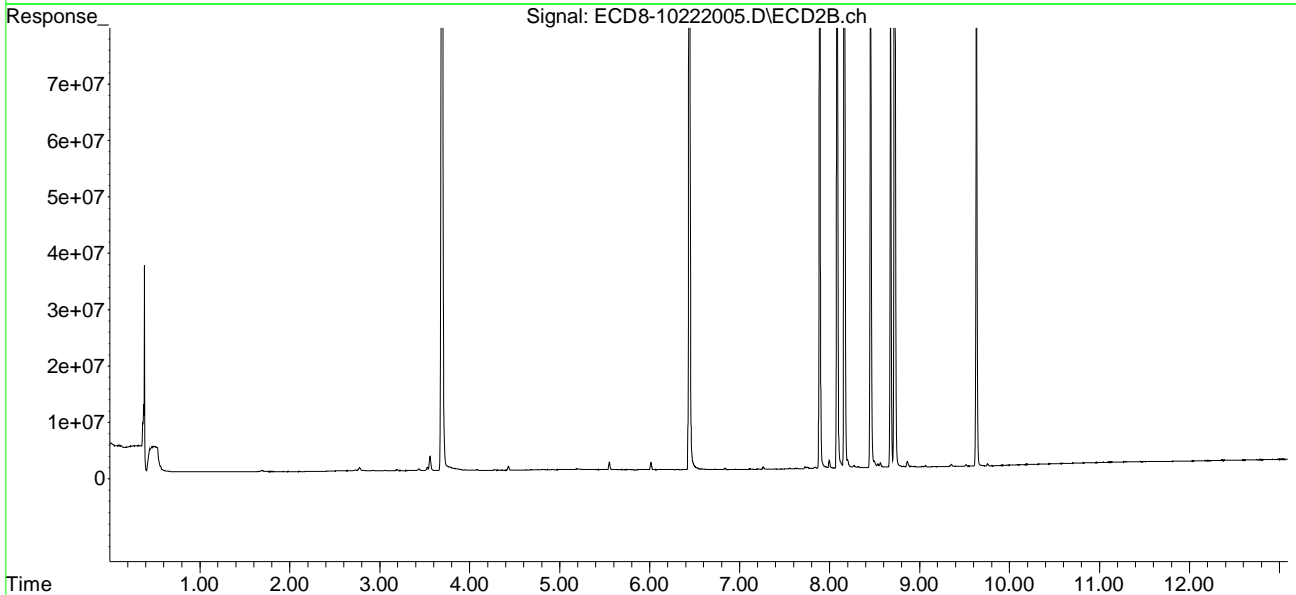
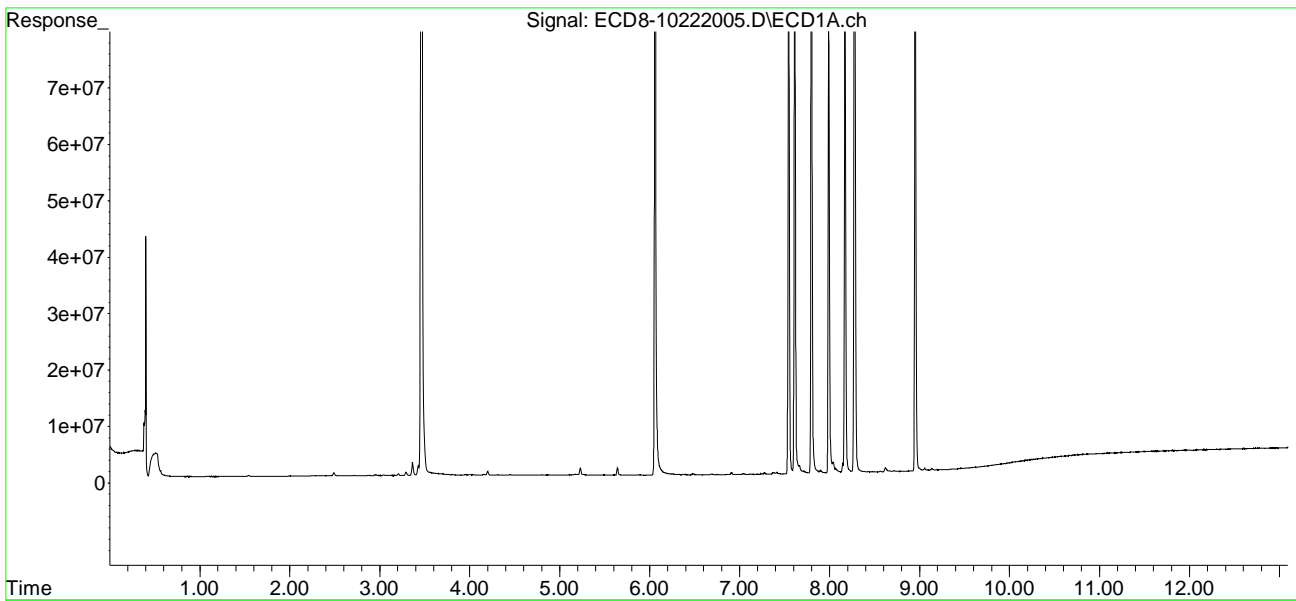
	Compound	RT#1	RT#2	Resp#1	Resp#2	ng/mL	ng/mL
30)	cis-Nonac...	8.277	8.723	154.5E6	172.3E6	39.186	40.288
31)	Mirex	8.952	9.632	93373502	95295767	39.571	38.980
32)	Chlordane...	7.713	8.085f	468395	106.6E6	1.137	218.760 #
33)	Chlordane...	7.798	8.199	146.9E6	1463380	350.510	3.535 #
34)	Chlordane...	0.000	8.864	0	1003509	N.D.	7.420 #
35)	Chlordane...	0.000	0.000	0	0	N.D.	N.D.
36)	Toxaphene...	7.798	8.455	146.9E6	90920796	9875.780	2392.302 #
37)	Toxaphene...	8.066f	8.824f	911537	149316	27.674	3.167 #
38)	Toxaphene...	8.428	8.824	110116	149316	1.588	2.123 #
39)	Toxaphene...	8.667	8.905	138867	147436	1.866	1.238 #
40)	Toxaphene...	8.899	9.065	12067	204382	0.203	2.967 #
41)	Toxaphene...	8.952	9.433	93373502	18743	1386.903	0.250 #
42)	Toxaphene...	0.000	0.000	0	0	N.D.	N.D.

(f)=RT Delta > 1/2 Window (#)=Amounts differ by > 25% (m)=manual int.

Quantitation Report (Not Reviewed)

Data Path : C:\msdchem\1\data\2020-10\0J22055\  
Data File : ECD8-10222005.D  
Signal(s) : Signal #1: ECD1A.ch Signal #2: ECD2B.ch  
Acq On : 22 Oct 2020 12:36  
Operator : MJB  
Sample : 0J22055-CCV2  
Misc : A20I185, 9-42 50 ppb  
ALS Vial : 4 Sample Multiplier: 1

Integration File signal 1: PEST1.e  
Integration File signal 2: PEST2.e  
Quant Time: Oct 22 18:00:40 2020  
Quant Method : C:\msdchem\1\methods\ECD8\_QUANTPEST\_201015.M  
Quant Title : Instrument: DualECD8  
QLast Update : Tue Oct 20 17:18:04 2020  
Response via : Initial Calibration  
Integrator: ChemStation



Quantitation Report (Not Reviewed)

Data Path : C:\msdchem\1\data\2020-10\0J22055\  
 Data File : ECD8-10222006.D  
 Signal(s) : Signal #1: ECD1A.ch Signal #2: ECD2B.ch  
 Acq On : 22 Oct 2020 12:52  
 Operator : MJB  
 Sample : 0J22055-CCB1  
 Misc : A2J148  
 ALS Vial : 7 Sample Multiplier: 1

MJB 10/22/20

Integration File signal 1: PEST1.e  
 Integration File signal 2: PEST2.e  
 Quant Time: Oct 22 18:02:08 2020  
 Quant Method : C:\msdchem\1\methods\ECD8\_QUANTPEST\_201015.M  
 Quant Title : Instrument: DualECD8  
 QLast Update : Tue Oct 20 17:18:04 2020  
 Response via : Initial Calibration  
 Integrator: ChemStation

Compound	RT#1	RT#2	Resp#1	Resp#2	ng/mL	ng/mL
-----						
System Monitoring Compounds						
1) S TCMX (S)	5.673	5.979	312.4E6	380.6E6	88.343	95.131
22) S DCBP (S)	9.893	10.491	205.7E6	201.2E6	81.944	83.175
Target Compounds						
2) a-BHC	6.201f	6.545f	35006	47829	0.007	0.009
3) g-BHC	6.530	6.905	24851	3152	0.006	0.001 #
4) b-BHC	0.000	6.960	0	18318	N.D.	0.009 #
5) Heptachlor	6.889f	7.279	5989	17306	0.001	0.004 #
6) d-BHC	6.757	7.209	23476	39571	0.066	0.077
7) Aldrin	7.128f	7.527	25931	13225	0.007	0.003 #
8) Heptachlo...	7.623	7.965	11852	14558	0.003	0.004
9) trans-Chl...	7.706	8.086	93277	7876	0.025	0.002 #
10) cis-Chlor...	7.814	8.200	6641	28927	0.002	0.007 #
11) Endosulfa...	7.908	8.267	36503	21659	0.011	0.006 #
12) 4,4'-DDE	7.852	8.311	147788	11715	0.047	0.051
13) Dieldrin	8.075	8.471	15091	21394	0.004	0.022 #
14) Endrin	8.259	8.682	7399	35455	0.003	0.040 #
15) 4,4'-DDD	8.288	8.727	14739	17036	0.005	0.008 #
16) Endosulfa...	0.000	8.824	0	19066	N.D.	0.006 #
17) 4,4'-DDT	8.482	8.941	347003	34527	0.171	0.076 #
18) Endrin Al...	8.720	9.057	96130	91947	BelowCal	BelowCal
19) Endosulfa...	9.024	9.254	24017	26746	0.008	0.008
20) Methoxychlor	8.828	9.411	37541	26393	0.027	BelowCal #
21) Endrin Ke...	9.230	9.647	20345	67371	0.006	0.017 #
23) Hexachlor...	0.000	3.706	0	45234	N.D.	BelowCal
24) Hexachlor...	6.061	6.440	645041	63171	0.193	0.016 #
25) Oxychlorane	7.549	7.890	9697	38023	0.003	0.011 #
26) 2,4'-DDE	7.623	8.086	11852	7876	0.006	0.003 #
27) trans-Non...	7.796	8.180	12959	33732	0.004	0.009 #
28) 2,4'-DDD	8.024f	8.471	6613	21394	0.003	BelowCal #
29) 2,4'-DDT	8.169	8.682	30707	35455	0.014	BelowCal #

Quantitation Report (Not Reviewed)

Data Path : C:\msdchem\1\data\2020-10\0J22055\  
 Data File : ECD8-10222006.D  
 Signal(s) : Signal #1: ECD1A.ch Signal #2: ECD2B.ch  
 Acq On : 22 Oct 2020 12:52  
 Operator : MJB  
 Sample : 0J22055-CCB1  
 Misc : A2J148  
 ALS Vial : 7 Sample Multiplier: 1

Integration File signal 1: PEST1.e  
 Integration File signal 2: PEST2.e  
 Quant Time: Oct 22 18:02:08 2020  
 Quant Method : C:\msdchem\1\methods\ECD8\_QUANTPEST\_201015.M  
 Quant Title : Instrument: DualECD8  
 QLast Update : Tue Oct 20 17:18:04 2020  
 Response via : Initial Calibration  
 Integrator: ChemStation

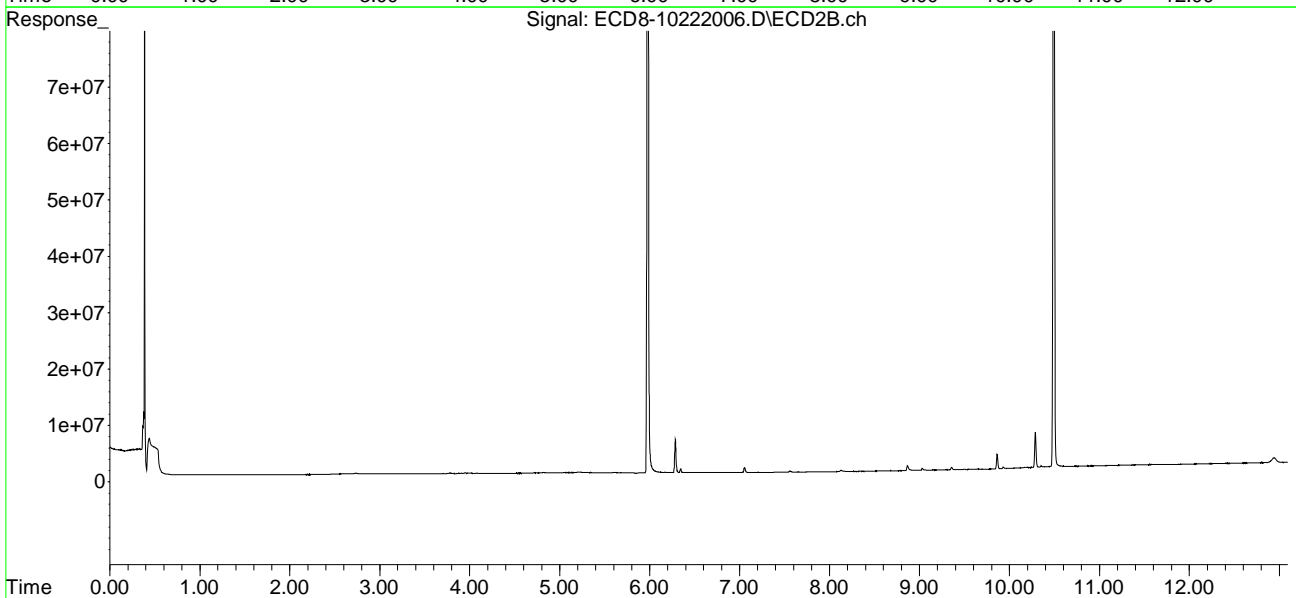
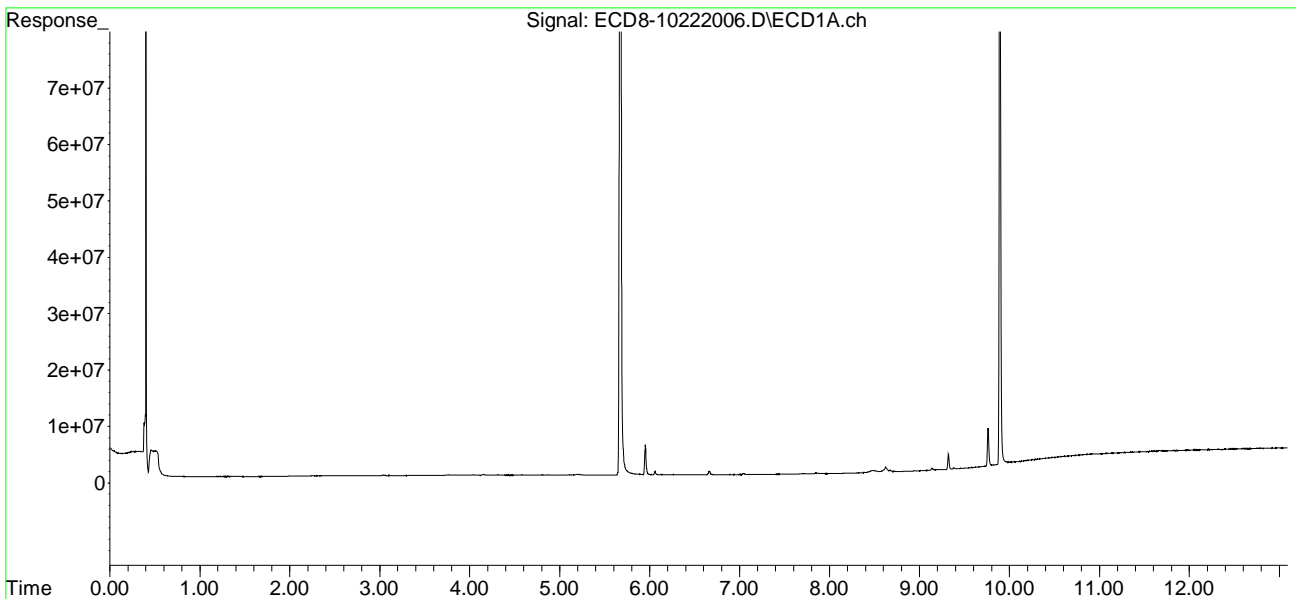
	Compound	RT#1	RT#2	Resp#1	Resp#2	ng/mL	ng/mL
30)	cis-Nonac...	8.288	8.727	14739	17036	0.004	0.004
31)	Mirex	8.941	9.647	73892	67371	BelowCal	BelowCal
32)	Chlordane...	7.706	8.125	93277	231591	0.226	0.475 #
33)	Chlordane...	7.814	8.218	6641	20475	0.016	0.049 #
34)	Chlordane...	8.367	8.867	29557	819213	0.229	6.057 #
35)	Chlordane...	0.000	0.000	0	0	N.D.	N.D.
36)	Toxaphene...	7.808	8.422f	8528	10175	0.573	0.268 #
37)	Toxaphene...	8.075f	8.786	15091	13499	0.458	0.286 #
38)	Toxaphene...	0.000	8.824	0	19066	N.D.	0.271 #
39)	Toxaphene...	8.671	8.867f	319399	819213	4.292	6.876 #
40)	Toxaphene...	8.875	9.057	12850	91947	0.216	1.335 #
41)	Toxaphene...	8.941f	9.442	73892	14374	1.098	0.192 #
42)	Toxaphene...	0.000	0.000	0	0	N.D.	N.D.

(f)=RT Delta > 1/2 Window (#)=Amounts differ by > 25% (m)=manual int.

Quantitation Report (Not Reviewed)

Data Path : C:\msdchem\1\data\2020-10\0J22055\  
Data File : ECD8-10222006.D  
Signal(s) : Signal #1: ECD1A.ch Signal #2: ECD2B.ch  
Acq On : 22 Oct 2020 12:52  
Operator : MJB  
Sample : 0J22055-CCB1  
Misc : A2J148  
ALS Vial : 7 Sample Multiplier: 1

Integration File signal 1: PEST1.e  
Integration File signal 2: PEST2.e  
Quant Time: Oct 22 18:02:08 2020  
Quant Method : C:\msdchem\1\methods\ECD8\_QUANTPEST\_201015.M  
Quant Title : Instrument: DualECD8  
QLast Update : Tue Oct 20 17:18:04 2020  
Response via : Initial Calibration  
Integrator: ChemStation





Quantitation Report (QT Reviewed)

Data Path : C:\msdchem\1\data\2020-10\0J22055\  
 Data File : ECD8-10222007.D  
 Signal(s) : Signal #1: ECD1A.ch Signal #2: ECD2B.ch.  
 Acq On : 22 Oct 2020 13:10  
 Operator : MJB  
 Sample : A0J0273-01RE2  
 Misc : 1x, 8081B 2,4+4,4-DDx Only, GPC, 4,4-DDD Only  
 ALS Vial : 8 Sample Multiplier: 1

MJB 10/22/20

Integration File signal 1: PEST1.e  
 Integration File signal 2: PEST2.e  
 Quant Time: Oct 22 18:03:30 2020  
 Quant Method : C:\msdchem\1\methods\ECD8\_QUANTPEST\_201015.M  
 Quant Title : Instrument: DualECD8  
 QLast Update : Tue Oct 20 17:18:04 2020  
 Response via : Initial Calibration  
 Integrator: ChemStation

Compound	RT#1	RT#2	Resp#1	Resp#2	ng/mL	ng/mL
-----						
System Monitoring Compounds						
1) S TCMX (S)	5.669	5.977	153.0E6	92348307	43.277	23.082 #
22) S DCBP (S)	9.892	10.490	90471323	87269079	36.092	36.072
Target Compounds						
2) a-BHC	6.251f	6.600f	4492582	9833380	0.954	1.838 #
3) g-BHC	6.484f	6.878	5223727	8432753	1.298	1.813 #
4) b-BHC	6.579	6.955	24662378	8728040	15.801	4.461 #
5) Heptachlor	6.885f	7.268	5833830	27833342	1.437	6.081 #
6) d-BHC	6.757	7.204	4484528	12062766	1.516	3.043 #
7) Aldrin	7.137	7.510	5110790	6758375	1.301	1.583
8) Heptachlo...	7.607	7.961	7817131	6846123	2.138	1.705
9) trans-Chl...	7.726	8.098	4781521	8209057	1.298	2.062 #
10) cis-Chlor...	7.792	8.217	3315971	9774891	0.915	2.520 #
11) Endosulfa...	7.922	8.250	2835754	6411633	0.834	1.783 #
12) 4,4'-DDE	7.842f	8.304	7134139	9133136	2.264	2.731
13) Dieldrin	8.079	8.430f	2133503	24748368	0.568	6.430 #
14) Endrin	8.291f	8.683	25659291	5913778	9.357	2.304 #
15) 4,4'-DDD	8.291	8.717	25659291	9928477	9.435	3.453m# P-11
16) Endosulfa...	8.425	8.834	1691883	5485481	0.574	1.685 #
17) 4,4'-DDT	8.486	8.938	1393232	6501808	0.590	2.461 #
18) Endrin Al...	8.713	9.076	2105108	7539928	0.441	2.313 #
19) Endosulfa...	9.019	9.259	4188530	7313906	1.401	2.201 #
20) Methoxychlor	8.788f	9.401	4214885	6384614	3.062	4.468 #
21) Endrin Ke...	9.205	9.639	1394736	6034855	0.377	1.545 #
23) Hexachlor...	3.469	3.696	2333349	2689225	0.529	0.549
24) Hexachlor...	6.059	6.459	4320238	130.0E6	1.292	32.659 #
25) Oxychlorane	7.550	7.910f	2913279	8820098	0.902	2.506 #
26) 2,4'-DDE	7.607	8.098	7817131	8209057	3.675	3.383
27) trans-Non...	7.792	8.150	3315971	8023548	0.918	2.035 #
28) 2,4'-DDD	7.986	8.430f	3450757	24748368	1.796	12.058 #
29) 2,4'-DDT	8.163	8.683	1879753	5913778	0.876	2.720 #

Quantitation Report (QT Reviewed)

Data Path : C:\msdchem\1\data\2020-10\0J22055\  
 Data File : ECD8-10222007.D  
 Signal(s) : Signal #1: ECD1A.ch Signal #2: ECD2B.ch  
 Acq On : 22 Oct 2020 13:10  
 Operator : MJB  
 Sample : A0J0273-01RE2  
 Misc : 1x, 8081B 2,4+4,4-DDx Only, GPC, 4,4-DDD Only  
 ALS Vial : 8 Sample Multiplier: 1

Integration File signal 1: PEST1.e  
 Integration File signal 2: PEST2.e  
 Quant Time: Oct 22 18:03:30 2020  
 Quant Method : C:\msdchem\1\methods\ECD8\_QUANTPEST\_201015.M  
 Quant Title : Instrument: DualECD8  
 QLast Update : Tue Oct 20 17:18:04 2020  
 Response via : Initial Calibration  
 Integrator: ChemStation

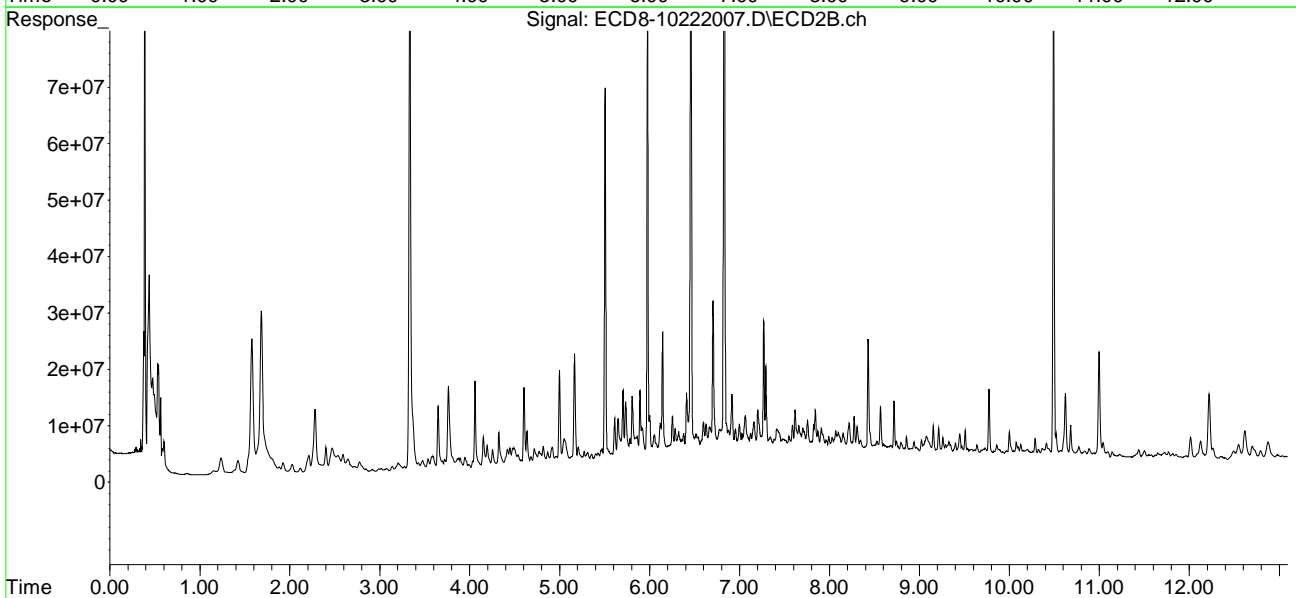
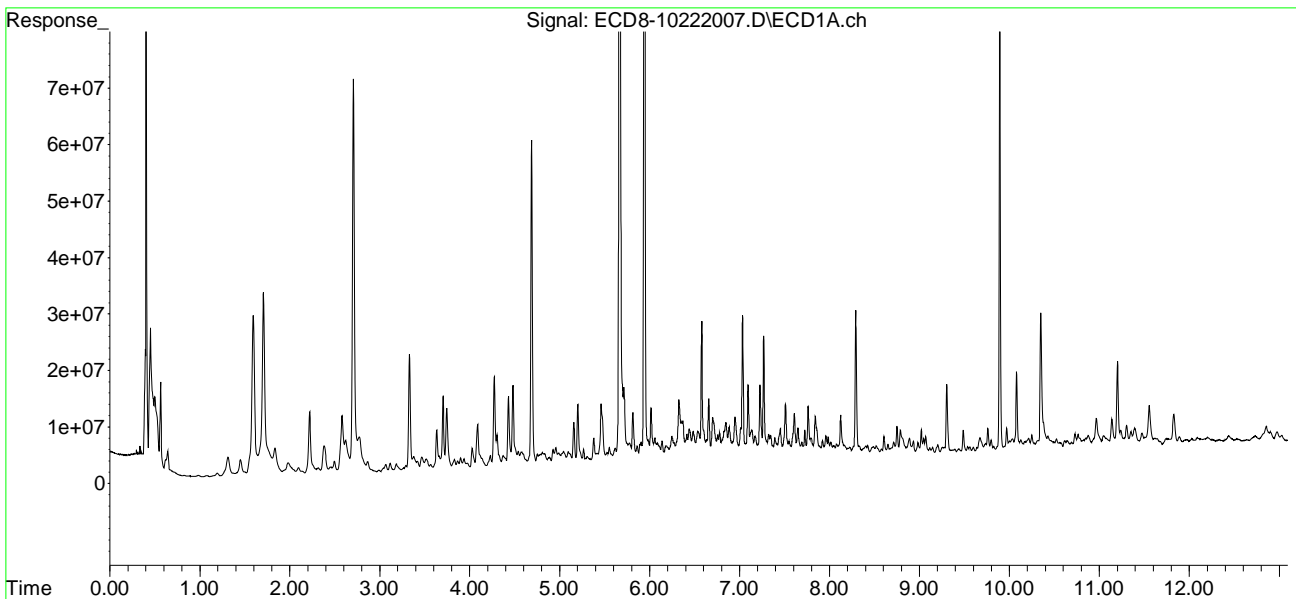
	Compound	RT#1	RT#2	Resp#1	Resp#2	ng/mL	ng/mL
30)	cis-Nonac...	8.291	8.717	25659291	13782755	6.507	3.222 #
31)	Mirex	8.930f	9.639	2172176	6034855	0.621	2.210 #
32)	Chlordane...	7.726	8.098	4781521	8209057	11.607	16.852 #
33)	Chlordane...	7.842f	8.217	7134139	9774891	17.020	23.611 #
34)	Chlordane...	8.356f	8.856	962569	7454204	7.464	55.114 #
35)	Chlordane...	0.000	0.000	0	0	N.D.	N.D.
36)	Toxaphene...	7.792	8.430	3315971	24748368	222.896	651.177 #
37)	Toxaphene...	8.079	8.794	2133503	6432895	64.772	136.451 #
38)	Toxaphene...	8.425	8.834	1691883	5485481	24.406	77.993 #
39)	Toxaphene...	8.649	8.909	1768113	5417542	23.758	45.475 #
40)	Toxaphene...	8.889	9.076	2731071	7539928	46.006	109.448 #
41)	Toxaphene...	8.983f	9.446	1880667	7963593	27.934	106.349 #
42)	Toxaphene...	0.000	0.000	0	0	N.D.	N.D.

(f)=RT Delta > 1/2 Window (#)=Amounts differ by > 25% (m)=manual int.

Quantitation Report (QT Reviewed)

Data Path : C:\msdchem\1\data\2020-10\0J22055\  
Data File : ECD8-10222007.D  
Signal(s) : Signal #1: ECD1A.ch Signal #2: ECD2B.ch  
Acq On : 22 Oct 2020 13:10  
Operator : MJB  
Sample : A0J0273-01RE2  
Misc : 1x, 8081B 2,4+4,4-DDx Only, GPC, 4,4-DDD Only  
ALS Vial : 8 Sample Multiplier: 1

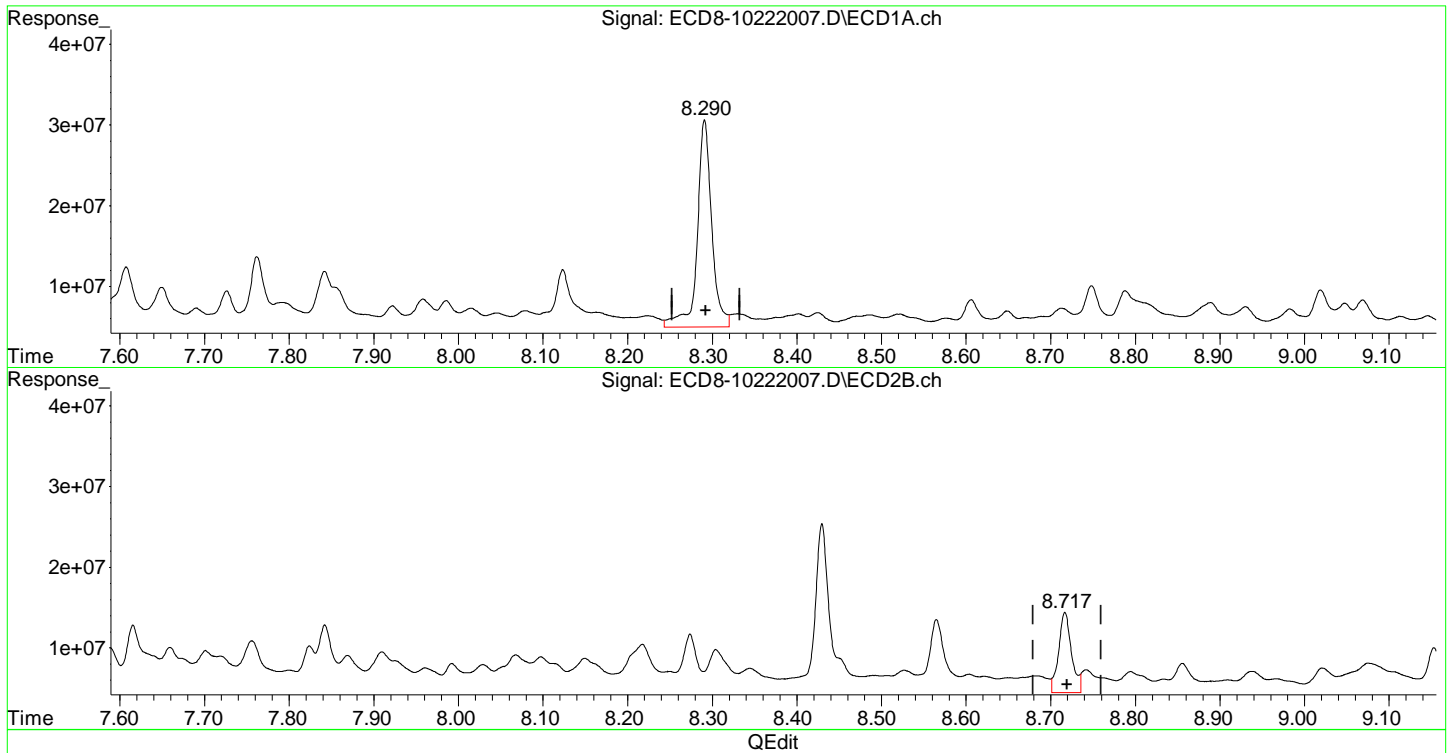
Integration File signal 1: PEST1.e  
Integration File signal 2: PEST2.e  
Quant Time: Oct 22 18:03:30 2020  
Quant Method : C:\msdchem\1\methods\ECD8\_QUANTPEST\_201015.M  
Quant Title : Instrument: DualECD8  
QLast Update : Tue Oct 20 17:18:04 2020  
Response via : Initial Calibration  
Integrator: ChemStation



Quantitation Report (Qedit)

Data Path : C:\msdchem\1\data\2020-10\0J22055\  
Data File : ECD8-10222007.D  
Signal(s) : Signal #1: ECD1A.ch Signal #2: ECD2B.ch  
Acq On : 22 Oct 2020 13:10  
Operator : MJB  
Sample : A0J0273-01RE2  
Misc : 1x, 8081B 2,4+4,4-DDx Only, GPC, 4,4-DDD Only  
ALS Vial : 8 Sample Multiplier: 1

Integration File signal 1: PEST1.e  
Integration File signal 2: PEST2.e  
Quant Time: Oct 22 18:03:30 2020  
Quant Method : C:\msdchem\1\methods\ECD8\_QUANTPEST\_201015.M  
Quant Title : Instrument: DualECD8  
QLast Update : Tue Oct 20 17:18:04 2020  
Response via : Initial Calibration  
Integrator: ChemStation



(15) 4,4'-DDD  
8.291min 9.435 ng/mL  
response 25659291

MJB 10/22/20

P-11

(15) 4,4'-DDD #2  
8.717min 3.453 ng/mL m  
response 9928477

Quantitation Report (Not Reviewed)

MI

Data Path : C:\msdchem\1\data\2020-10\0J22055\  
 Data File : ECD8-10222007.D  
 Signal(s) : Signal #1: ECD1A.ch Signal #2: ECD2B.ch  
 Acq On : 22 Oct 2020 13:10  
 Operator : MJB  
 Sample : A0J0273-01RE2  
 Misc : 1x, 8081B 2,4+4,4-DDx Only, GPC, 4,4-DDD Only  
 ALS Vial : 8 Sample Multiplier: 1

MJB 10/22/20

Integration File signal 1: PEST1.e  
 Integration File signal 2: PEST2.e  
 Quant Time: Oct 22 18:03:30 2020  
 Quant Method : C:\msdchem\1\methods\ECD8\_QUANTPEST\_201015.M  
 Quant Title : Instrument: DualECD8  
 QLast Update : Tue Oct 20 17:18:04 2020  
 Response via : Initial Calibration  
 Integrator: ChemStation

Compound	RT#1	RT#2	Resp#1	Resp#2	ng/mL	ng/mL
System Monitoring Compounds						
1) S TCMX (S)	5.669	5.977	153.0E6	92348307	43.277	23.082 #
22) S DCBP (S)	9.892	10.490	90471323	87269079	36.092	36.072
Target Compounds						
2) a-BHC	6.251f	6.600f	4492582	9833380	0.954	1.838 #
3) g-BHC	6.484f	6.878	5223727	8432753	1.298	1.813 #
4) b-BHC	6.579	6.955	24662378	8728040	15.801	4.461 #
5) Heptachlor	6.885f	7.268	5833830	27833342	1.437	6.081 #
6) d-BHC	6.757	7.204	4484528	12062766	1.516	3.043 #
7) Aldrin	7.137	7.510	5110790	6758375	1.301	1.583
8) Heptachlo...	7.607	7.961	7817131	6846123	2.138	1.705
9) trans-Chl...	7.726	8.098	4781521	8209057	1.298	2.062 #
10) cis-Chlor...	7.792	8.217	3315971	9774891	0.915	2.520 #
11) Endosulfa...	7.922	8.250	2835754	6411633	0.834	1.783 #
12) 4,4'-DDE	7.842f	8.304	7134139	9133136	2.264	2.731
13) Dieldrin	8.079	8.430f	2133503	24748368	0.568	6.430 #
14) Endrin	8.291f	8.683	25659291	5913778	9.357	2.304 #
15) 4,4'-DDD	8.291	8.717	25659291	13782755	9.435	4.779 #
16) Endosulfa...	8.425	8.834	1691883	5485481	0.574	1.685 #
17) 4,4'-DDT	8.486	8.938	1393232	6501808	0.590	2.461 #
18) Endrin Al...	8.713	9.076	2105108	7539928	0.441	2.313 #
19) Endosulfa...	9.019	9.259	4188530	7313906	1.401	2.201 #
20) Methoxychlor	8.788f	9.401	4214885	6384614	3.062	4.468 #
21) Endrin Ke...	9.205	9.639	1394736	6034855	0.377	1.545 #
23) Hexachlor...	3.469	3.696	2333349	2689225	0.529	0.549
24) Hexachlor...	6.059	6.459	4320238	130.0E6	1.292	32.659 #
25) Oxychlorane	7.550	7.910f	2913279	8820098	0.902	2.506 #
26) 2,4'-DDE	7.607	8.098	7817131	8209057	3.675	3.383
27) trans-Non...	7.792	8.150	3315971	8023548	0.918	2.035 #
28) 2,4'-DDD	7.986	8.430f	3450757	24748368	1.796	12.058 #
29) 2,4'-DDT	8.163	8.683	1879753	5913778	0.876	2.720 #

Quantitation Report (Not Reviewed)

Data Path : C:\msdchem\1\data\2020-10\0J22055\  
 Data File : ECD8-10222007.D  
 Signal(s) : Signal #1: ECD1A.ch Signal #2: ECD2B.ch  
 Acq On : 22 Oct 2020 13:10  
 Operator : MJB  
 Sample : A0J0273-01RE2  
 Misc : 1x, 8081B 2,4+4,4-DDx Only, GPC, 4,4-DDD Only  
 ALS Vial : 8 Sample Multiplier: 1

Integration File signal 1: PEST1.e  
 Integration File signal 2: PEST2.e  
 Quant Time: Oct 22 18:03:30 2020  
 Quant Method : C:\msdchem\1\methods\ECD8\_QUANTPEST\_201015.M  
 Quant Title : Instrument: DualECD8  
 QLast Update : Tue Oct 20 17:18:04 2020  
 Response via : Initial Calibration  
 Integrator: ChemStation

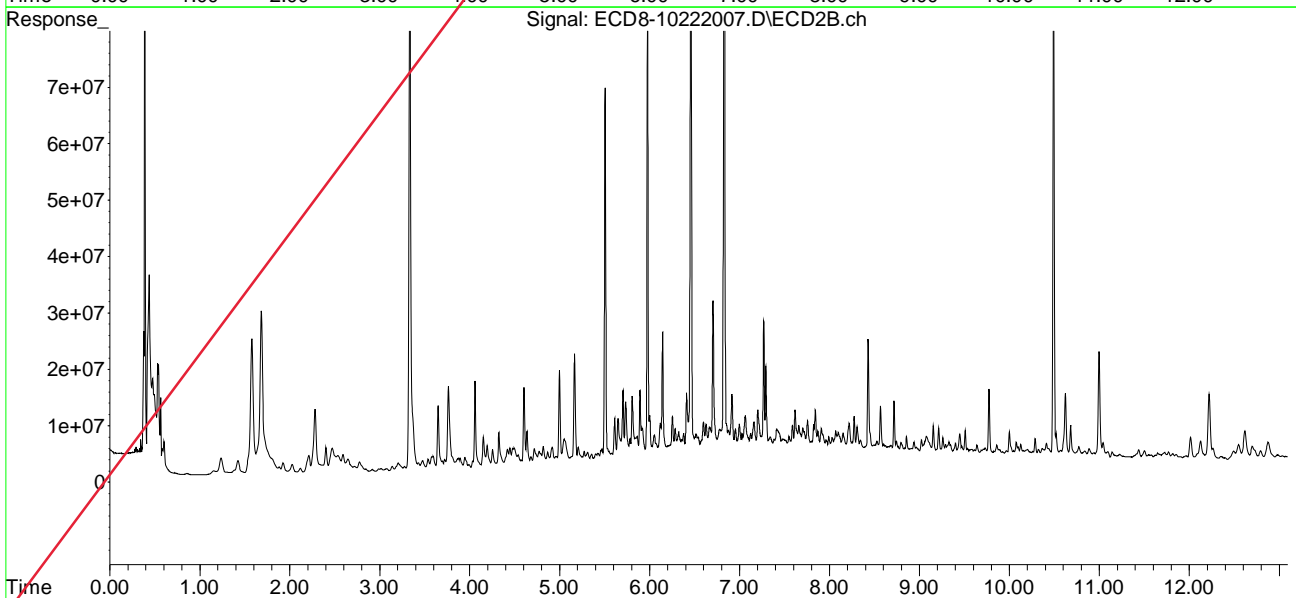
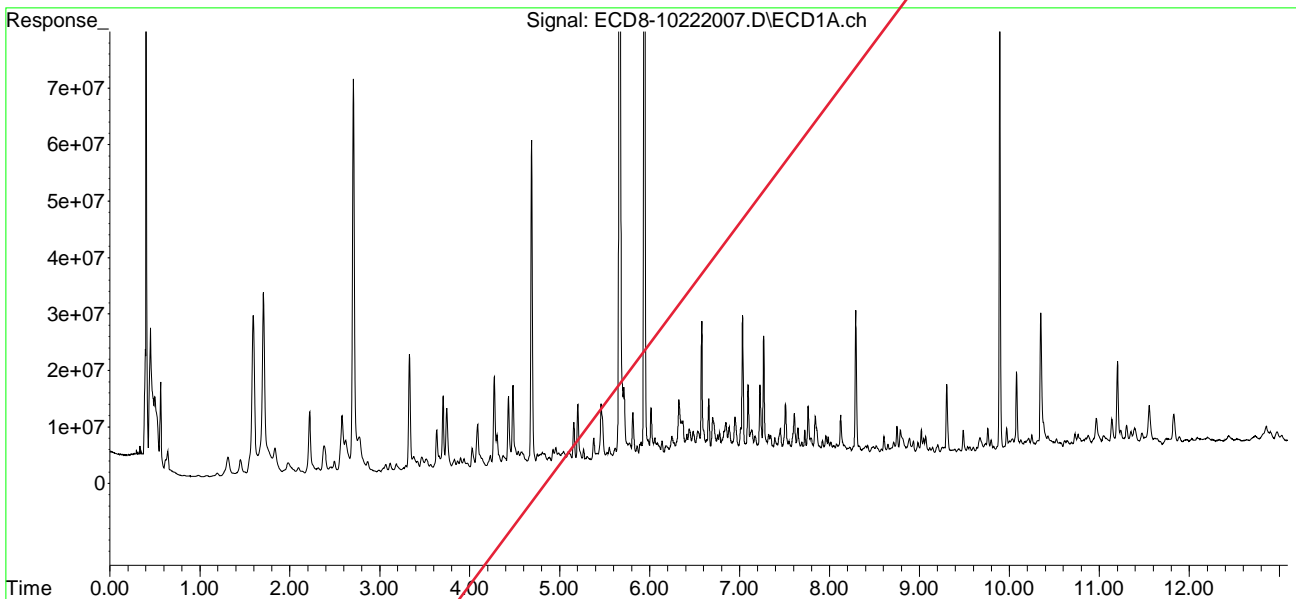
	Compound	RT#1	RT#2	Resp#1	Resp#2	ng/mL	ng/mL
30)	cis-Nonac...	8.291	8.717	25659291	13782755	6.507	3.222 #
31)	Mirex	8.930f	9.639	2172176	6034855	0.621	2.210 #
32)	Chlordane...	7.726	8.098	4781521	8209057	11.607	16.852 #
33)	Chlordane...	7.842f	8.217	7134139	9774891	17.020	23.611 #
34)	Chlordane...	8.356f	8.856	962569	7454204	7.464	55.114 #
35)	Chlordane...	0.000	0.000	0	0	N.D.	N.D.
36)	Toxaphene...	7.792	8.430	3315971	24748368	222.896	651.177 #
37)	Toxaphene...	8.079	8.794	2133503	6432895	64.772	136.451 #
38)	Toxaphene...	8.425	8.834	1691883	5485481	24.406	77.993 #
39)	Toxaphene...	8.649	8.909	1768113	5417542	23.758	45.475 #
40)	Toxaphene...	8.889	9.076	2731071	7539928	46.006	109.448 #
41)	Toxaphene...	8.983f	9.446	1880667	7963593	27.934	106.349 #
42)	Toxaphene...	0.000	0.000	0	0	N.D.	N.D.

(f)=RT Delta > 1/2 Window (#)=Amounts differ by > 25% (m)=manual int.

Quantitation Report (Not Reviewed)

Data Path : C:\msdchem\1\data\2020-10\0J22055\  
Data File : ECD8-10222007.D  
Signal(s) : Signal #1: ECD1A.ch Signal #2: ECD2B.ch  
Acq On : 22 Oct 2020 13:10  
Operator : MJB  
Sample : A0J0273-01RE2  
Misc : 1x, 8081B 2,4+4,4-DDx Only, GPC, 4,4-DDD Only  
ALS Vial : 8 Sample Multiplier: 1

Integration File signal 1: PEST1.e  
Integration File signal 2: PEST2.e  
Quant Time: Oct 22 18:03:30 2020  
Quant Method : C:\msdchem\1\methods\ECD8\_QUANTPEST\_201015.M  
Quant Title : Instrument: DualECD8  
QLast Update : Tue Oct 20 17:18:04 2020  
Response via : Initial Calibration  
Integrator: ChemStation



Quantitation Report (Not Reviewed)

Data Path : C:\msdchem\1\data\2020-10\0J22055\  
 Data File : ECD8-10222019.D  
 Signal(s) : Signal #1: ECD1A.ch Signal #2: ECD2B.ch  
 Acq On : 22 Oct 2020 17:57  
 Operator : MJB  
 Sample : 0J22055-CCV3  
 Misc : A20H476, AB 100 ppb  
 ALS Vial : 5 Sample Multiplier: 1

MJB 10/22/20

Integration File signal 1: PEST1.e  
 Integration File signal 2: PEST2.e  
 Quant Time: Oct 22 18:16:14 2020  
 Quant Method : C:\msdchem\1\methods\ECD8\_QUANTPEST\_201015.M  
 Quant Title : Instrument: DualECD8  
 QLast Update : Tue Oct 20 17:18:04 2020  
 Response via : Initial Calibration  
 Integrator: ChemStation

Compound	RT#1	RT#2	Resp#1	Resp#2	ng/mL	ng/mL
-----						
System Monitoring Compounds						
1) S TCMX (S)	5.672	5.977	351.0E6	417.6E6	99.249	104.389
22) S DCBP (S)	9.889	10.487	248.1E6	238.0E6	98.702	98.395
Target Compounds						
2) a-BHC	6.222	6.572	493.5E6	594.7E6	104.739	111.187
3) g-BHC	6.509	6.887	421.2E6	514.2E6	104.647	110.577
4) b-BHC	6.589	6.952	166.2E6	205.7E6	106.469	105.135
5) Heptachlor	6.907	7.259	406.4E6	489.7E6	100.127	106.987
6) d-BHC	6.742	7.200	373.9E6	489.4E6	102.624	101.527
7) Aldrin	7.150	7.523	398.6E6	464.3E6	101.476	108.759
8) Heptachlo...	7.618	7.957	366.2E6	424.6E6	100.169	105.724
9) trans-Chl...	7.711	8.096	376.4E6	429.7E6	102.196	107.963
10) cis-Chlor...	7.808	8.202	364.4E6	414.4E6	100.601	106.825
11) Endosulfa...	7.912	8.252	346.2E6	386.5E6	101.772	107.466
12) 4,4'-DDE	7.860	8.305	359.9E6	423.3E6	114.206	102.400
13) Dieldrin	8.086	8.451	388.3E6	440.9E6	103.350	100.455
14) Endrin	8.256	8.673	261.2E6	294.0E6	95.264	93.898
15) 4,4'-DDD	8.289	8.717	303.6E6	371.5E6	111.633	106.492
16) Endosulfa...	8.416	8.820	300.3E6	341.6E6	101.954	104.918
17) 4,4'-DDT	8.485	8.942	274.8E6	325.1E6	93.377	95.217
18) Endrin Al...	8.711	9.054	296.5E6	327.3E6	104.150	103.350
19) Endosulfa...	9.017	9.249	296.6E6	335.3E6	99.250	100.910
20) Methoxychlor	8.817	9.407	136.5E6	156.1E6	99.147	94.553
21) Endrin Ke...	9.219	9.639	384.4E6	425.7E6	103.944	108.969
23) Hexachlor...	3.459	3.684	14175	16338	BelowCal	BelowCal
24) Hexachlor...	6.059	6.439	731596	30106	0.219	0.008 #
25) Oxychlorane	7.552	7.876	1573981	338195	0.487	0.096 #
26) 2,4'-DDE	7.618	8.096	366.2E6	429.7E6	172.184	177.083
27) trans-Non...	7.808	8.160	364.4E6	1109424	100.851	0.281 #
28) 2,4'-DDD	0.000	8.451	0	440.9E6	N.D.	180.421 #
29) 2,4'-DDT	8.166	8.673	1037986	294.0E6	0.484	115.127 #



Quantitation Report (Not Reviewed)

Data Path : C:\msdchem\1\data\2020-10\0J22055\  
 Data File : ECD8-10222019.D  
 Signal(s) : Signal #1: ECD1A.ch Signal #2: ECD2B.ch  
 Acq On : 22 Oct 2020 17:57  
 Operator : MJB  
 Sample : 0J22055-CCV3  
 Misc : A20H476, AB 100 ppb  
 ALS Vial : 5 Sample Multiplier: 1

Integration File signal 1: PEST1.e  
 Integration File signal 2: PEST2.e  
 Quant Time: Oct 22 18:16:14 2020  
 Quant Method : C:\msdchem\1\methods\ECD8\_QUANTPEST\_201015.M  
 Quant Title : Instrument: DualECD8  
 QLast Update : Tue Oct 20 17:18:04 2020  
 Response via : Initial Calibration  
 Integrator: ChemStation

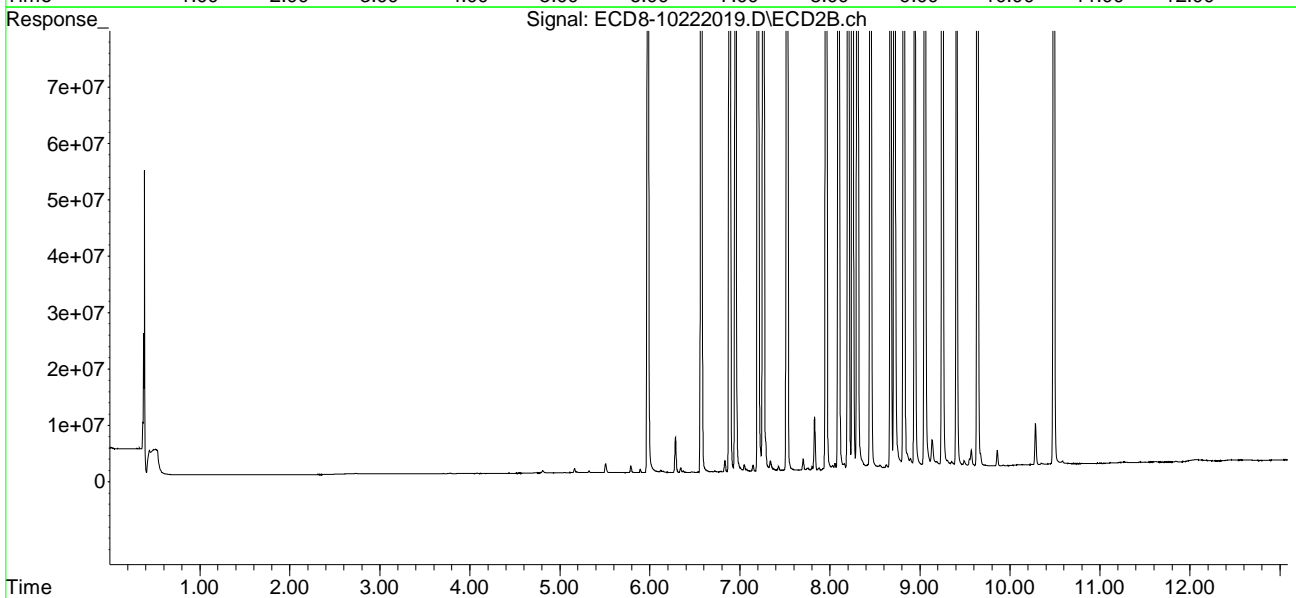
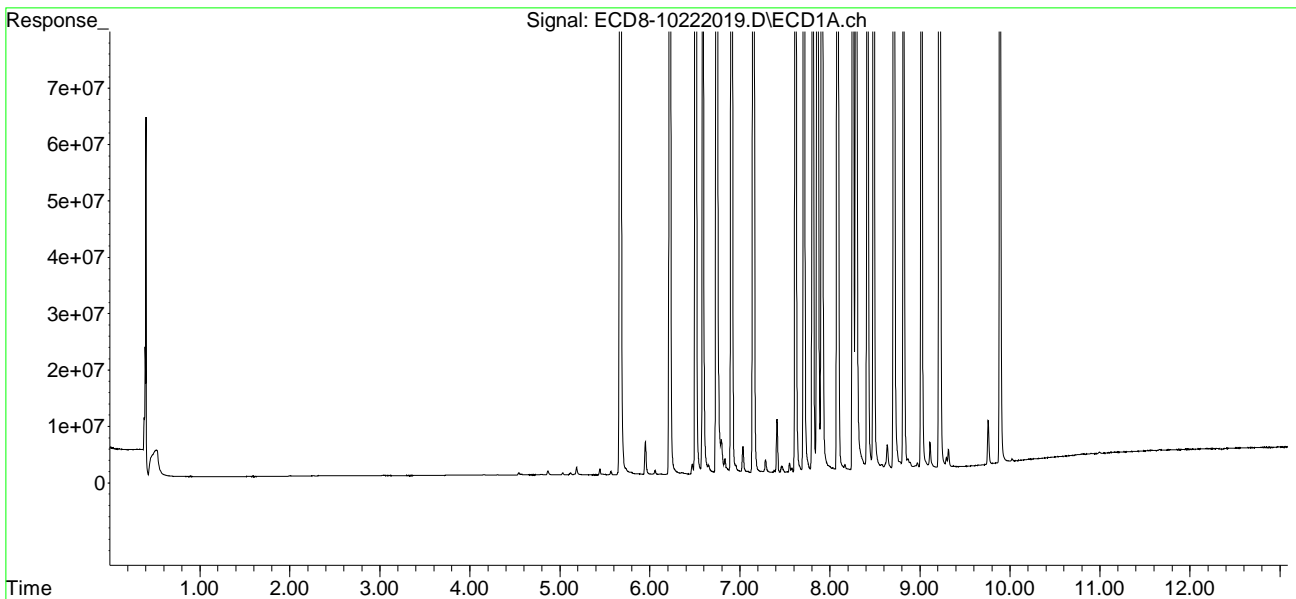
	Compound	RT#1	RT#2	Resp#1	Resp#2	ng/mL	ng/mL
30)	cis-Nonac...	8.289	8.717	303.6E6	371.5E6	76.987	86.851
31)	Mirex	8.948	9.639	409730	425.7E6	BelowCal	161.609
32)	Chlordane...	7.711	8.096	376.4E6	429.7E6	913.588	882.119
33)	Chlordane...	7.808	8.202	364.4E6	414.4E6	869.361	1001.078
34)	Chlordane...	8.416f	8.893f	300.3E6	1686126	2328.672	12.467 #
35)	Chlordane...	0.000	0.000	0	0	N.D.	N.D.
36)	Toxaphene...	7.808	8.451	364.4E6	440.9E6	24494.655	11600.960 #
37)	Toxaphene...	8.086	8.820f	388.3E6	341.6E6	11787.655	7246.099 #
38)	Toxaphene...	8.416	8.820	300.3E6	341.6E6	4331.831	4857.101
39)	Toxaphene...	8.636f	8.893	4326448	1686126	58.135	14.153 #
40)	Toxaphene...	8.889	9.054	1042134	327.3E6	17.555	4751.205 #
41)	Toxaphene...	8.971	9.407f	889263	156.1E6	13.208	2085.170 #
42)	Toxaphene...	0.000	0.000	0	0	N.D.	N.D.

(f)=RT Delta > 1/2 Window (#)=Amounts differ by > 25% (m)=manual int.

Quantitation Report (Not Reviewed)

Data Path : C:\msdchem\1\data\2020-10\0J22055\  
Data File : ECD8-10222019.D  
Signal(s) : Signal #1: ECD1A.ch Signal #2: ECD2B.ch  
Acq On : 22 Oct 2020 17:57  
Operator : MJB  
Sample : 0J22055-CCV3  
Misc : A20H476, AB 100 ppb  
ALS Vial : 5 Sample Multiplier: 1

Integration File signal 1: PEST1.e  
Integration File signal 2: PEST2.e  
Quant Time: Oct 22 18:16:14 2020  
Quant Method : C:\msdchem\1\methods\ECD8\_QUANTPEST\_201015.M  
Quant Title : Instrument: DualECD8  
QLast Update : Tue Oct 20 17:18:04 2020  
Response via : Initial Calibration  
Integrator: ChemStation



Quantitation Report (Not Reviewed)

Data Path : C:\msdchem\1\data\2020-10\0J22055\  
 Data File : ECD8-10222020.D  
 Signal(s) : Signal #1: ECD1A.ch Signal #2: ECD2B.ch  
 Acq On : 22 Oct 2020 18:14  
 Operator : MJB  
 Sample : 0J22055-CCV4  
 Misc : A20I186, 9-42 100 ppb  
 ALS Vial : 6 Sample Multiplier: 1

MJB 10/22/20

Integration File signal 1: PEST1.e  
 Integration File signal 2: PEST2.e  
 Quant Time: Oct 22 18:32:08 2020  
 Quant Method : C:\msdchem\1\methods\ECD8\_QUANTPEST\_201015.M  
 Quant Title : Instrument: DualECD8  
 QLast Update : Tue Oct 20 17:18:04 2020  
 Response via : Initial Calibration  
 Integrator: ChemStation

Compound	RT#1	RT#2	Resp#1	Resp#2	ng/mL	ng/mL
-----						
System Monitoring Compounds						
1) S TCMX (S)	5.642f	5.987	2582727	67670	0.730	0.017 #
22) S DCBP (S)	9.905	10.493	274216	182688	BelowCal	0.076
Target Compounds						
2) a-BHC	6.220	6.569	376521	277218	0.080	0.052 #
3) g-BHC	6.509	6.887	69109	32059	0.017	0.007 #
4) b-BHC	6.601	6.959	62841	89930	0.040	0.046
5) Heptachlor	6.910	7.260	656376	754486	0.162	0.165
6) d-BHC	6.752	7.204	71930	87336	0.081	0.089
7) Aldrin	7.148	7.520	45385	49430	0.012	0.012
8) Heptachlo...	7.610	7.994f	219.5E6	1335574	60.035	0.333 #
9) trans-Chl...	7.711	8.082	1133538	262.8E6	0.308	66.026 #
10) cis-Chlor...	7.796	8.196	354.8E6	3634586	97.948	0.937 #
11) Endosulfa...	7.936f	8.268	335811	627829	0.099	0.175 #
12) 4,4'-DDE	7.893f	8.308	767468	365658	0.244	0.156 #
13) Dieldrin	8.098	8.453	796788	239.8E6	0.212	57.823 #
14) Endrin	8.275	8.675	383.0E6	255.0E6	139.651	83.121 #
15) 4,4'-DDD	8.275	8.720	383.0E6	439.6E6	140.815	122.642
16) Endosulfa...	8.425	8.820	347941	381196	0.118	0.117
17) 4,4'-DDT	8.489	8.933	214059	268707	0.118	0.163 #
18) Endrin Al...	8.715	9.062	227672	392498	BelowCal	BelowCal
19) Endosulfa...	9.054f	9.249	1200791	77444	0.402	0.023 #
20) Methoxychlor	8.820	9.420	14290	32329	0.010	BelowCal #
21) Endrin Ke...	9.223	9.630	92632	251.4E6	0.025	64.368 #
23) Hexachlor...	3.464	3.690	353.2E6	440.4E6	105.266	104.631
24) Hexachlor...	6.059	6.440	328.4E6	406.1E6	98.165	102.032
25) Oxychlorane	7.543	7.888	312.6E6	355.4E6	96.808	100.966
26) 2,4'-DDE	7.610	8.082	219.5E6	262.8E6	103.196	108.298
27) trans-Non...	7.796	8.163	354.8E6	405.5E6	98.191	102.854
28) 2,4'-DDD	7.989	8.453	195.7E6	239.8E6	101.858	106.108
29) 2,4'-DDT	8.170	8.675	217.1E6	255.0E6	101.151	102.115

Quantitation Report (Not Reviewed)

Data Path : C:\msdchem\1\data\2020-10\0J22055\  
 Data File : ECD8-10222020.D  
 Signal(s) : Signal #1: ECD1A.ch Signal #2: ECD2B.ch  
 Acq On : 22 Oct 2020 18:14  
 Operator : MJB  
 Sample : 0J22055-CCV4  
 Misc : A20I186, 9-42 100 ppb  
 ALS Vial : 6 Sample Multiplier: 1

Integration File signal 1: PEST1.e  
 Integration File signal 2: PEST2.e  
 Quant Time: Oct 22 18:32:08 2020  
 Quant Method : C:\msdchem\1\methods\ECD8\_QUANTPEST\_201015.M  
 Quant Title : Instrument: DualECD8  
 QLast Update : Tue Oct 20 17:18:04 2020  
 Response via : Initial Calibration  
 Integrator: ChemStation

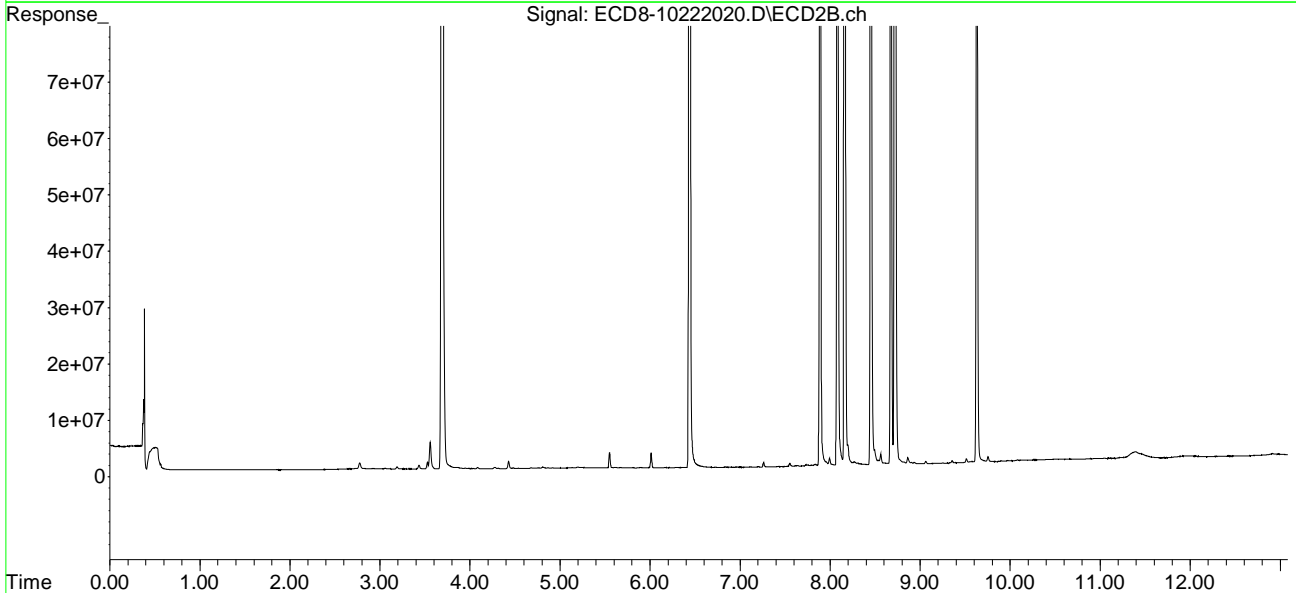
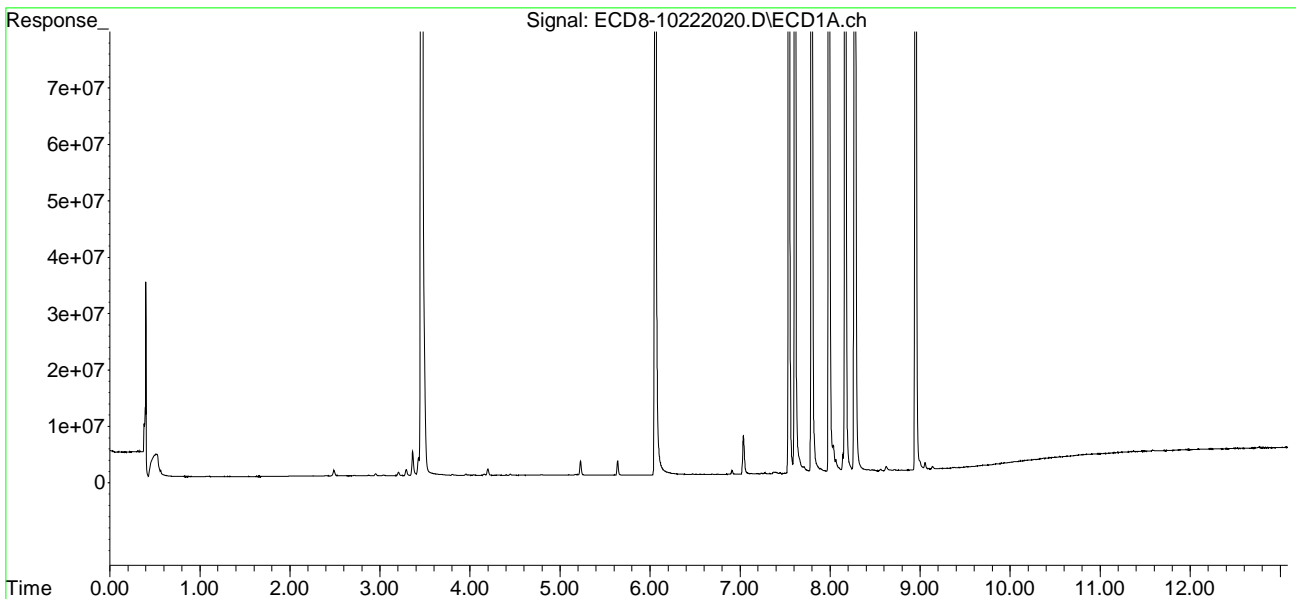
	Compound	RT#1	RT#2	Resp#1	Resp#2	ng/mL	ng/mL
30)	cis-Nonac...	8.275	8.720	383.0E6	439.6E6	97.112	102.772
31)	Mirex	8.950	9.630	238.8E6	251.4E6	101.233	99.270
32)	Chlordane...	7.711	8.082f	1133538	262.8E6	2.752	539.472 #
33)	Chlordane...	7.796f	8.196f	354.8E6	3634586	846.432	8.779 #
34)	Chlordane...	0.000	8.863	0	1159675	N.D.	8.574 #
35)	Chlordane...	0.000	0.000	0	0	N.D.	N.D.
36)	Toxaphene...	7.796	8.453	354.8E6	239.8E6	23848.627	6310.485 #
37)	Toxaphene...	8.098	8.820f	796788	381196	24.190	8.086 #
38)	Toxaphene...	8.425	8.820	347941	381196	5.019	5.420
39)	Toxaphene...	8.669	8.903	135553	276961	1.821	2.325 #
40)	Toxaphene...	8.895	9.062	12332	392498	0.208	5.697 #
41)	Toxaphene...	8.950	9.446	238.8E6	28625	3546.633	0.382 #
42)	Toxaphene...	0.000	0.000	0	0	N.D.	N.D.

(f)=RT Delta > 1/2 Window (#)=Amounts differ by > 25% (m)=manual int.

Quantitation Report (Not Reviewed)

Data Path : C:\msdchem\1\data\2020-10\0J22055\  
Data File : ECD8-10222020.D  
Signal(s) : Signal #1: ECD1A.ch Signal #2: ECD2B.ch  
Acq On : 22 Oct 2020 18:14  
Operator : MJB  
Sample : 0J22055-CCV4  
Misc : A20I186, 9-42 100 ppb  
ALS Vial : 6 Sample Multiplier: 1

Integration File signal 1: PEST1.e  
Integration File signal 2: PEST2.e  
Quant Time: Oct 22 18:32:08 2020  
Quant Method : C:\msdchem\1\methods\ECD8\_QUANTPEST\_201015.M  
Quant Title : Instrument: DualECD8  
QLast Update : Tue Oct 20 17:18:04 2020  
Response via : Initial Calibration  
Integrator: ChemStation



Quantitation Report (Not Reviewed)

Data Path : C:\msdchem\1\data\2020-10\0J22055\  
 Data File : ECD8-10222021.D  
 Signal(s) : Signal #1: ECD1A.ch Signal #2: ECD2B.ch  
 Acq On : 22 Oct 2020 18:31  
 Operator : MJB  
 Sample : 0J22055-CCB2  
 Misc : A2J148  
 ALS Vial : 7 Sample Multiplier: 1

MJB 10/22/20

Integration File signal 1: PEST1.e  
 Integration File signal 2: PEST2.e  
 Quant Time: Oct 22 18:47:45 2020  
 Quant Method : C:\msdchem\1\methods\ECD8\_QUANTPEST\_201015.M  
 Quant Title : Instrument: DualECD8  
 QLast Update : Tue Oct 20 17:18:04 2020  
 Response via : Initial Calibration  
 Integrator: ChemStation

Compound	RT#1	RT#2	Resp#1	Resp#2	ng/mL	ng/mL
-----						
System Monitoring Compounds						
1) S TCMX (S)	5.672	5.977	327.7E6	394.2E6	92.673	98.519
22) S DCBP (S)	9.893	10.489	228.9E6	224.1E6	91.119	92.630
Target Compounds						
2) a-BHC	6.207	6.575	34524	7162	0.007	0.001 #
3) g-BHC	0.000	6.887	0	20456	N.D.	0.004 #
4) b-BHC	6.573	6.960	15537	19459	0.010	0.010
5) Heptachlor	0.000	7.255	0	9924	N.D.	0.002 #
6) d-BHC	6.750	7.207	18416	50121	0.064	0.079
7) Aldrin	7.154	7.524	26279	10690	0.007	0.003 #
8) Heptachlo...	7.619	7.960	10881	17667	0.003	0.004 #
9) trans-Chl...	7.705	8.094	110425	19249	0.030	0.005 #
10) cis-Chlor...	7.811	8.205	10455	52713	0.003	0.014 #
11) Endosulfa...	0.000	8.262	0	39854	N.D.	0.011 #
12) 4,4'-DDE	7.861	8.292	91083	25608	0.029	0.055 #
13) Dieldrin	8.094	8.458	14793	17596	0.004	0.021 #
14) Endrin	8.258	8.676	9542	45370	0.003	0.044 #
15) 4,4'-DDD	8.290	8.722	14379	58206	0.005	0.022 #
16) Endosulfa...	8.404	8.810	73425	60256	0.025	0.019 #
17) 4,4'-DDT	8.484	8.954	654818	69792	0.295	0.089 #
18) Endrin Al...	8.716	9.056	134734	102300	BelowCal	BelowCal
19) Endosulfa...	9.022	9.254	36243	74641	0.012	0.022 #
20) Methoxychlor	8.829	9.392	33237	65112	0.024	BelowCal #
21) Endrin Ke...	9.227	9.643	40611	110103	0.011	0.028 #
23) Hexachlor...	0.000	3.706	0	43689	N.D.	BelowCal
24) Hexachlor...	6.059	6.439	668555	50262	0.200	0.013 #
25) Oxychlorane	7.544	7.888	9743	30512	0.003	0.009 #
26) 2,4'-DDE	7.615	8.094	10761	19249	0.005	0.008 #
27) trans-Non...	7.798	8.163	16344	63483	0.005	0.016 #
28) 2,4'-DDD	7.994	8.458	9581	17596	0.005	BelowCal #
29) 2,4'-DDT	8.174	8.676	9392	45370	0.004	BelowCal #

Quantitation Report (Not Reviewed)

Data Path : C:\msdchem\1\data\2020-10\0J22055\  
 Data File : ECD8-10222021.D  
 Signal(s) : Signal #1: ECD1A.ch Signal #2: ECD2B.ch  
 Acq On : 22 Oct 2020 18:31  
 Operator : MJB  
 Sample : 0J22055-CCB2  
 Misc : A2J148  
 ALS Vial : 7 Sample Multiplier: 1

Integration File signal 1: PEST1.e  
 Integration File signal 2: PEST2.e  
 Quant Time: Oct 22 18:47:45 2020  
 Quant Method : C:\msdchem\1\methods\ECD8\_QUANTPEST\_201015.M  
 Quant Title : Instrument: DualECD8  
 QLast Update : Tue Oct 20 17:18:04 2020  
 Response via : Initial Calibration  
 Integrator: ChemStation

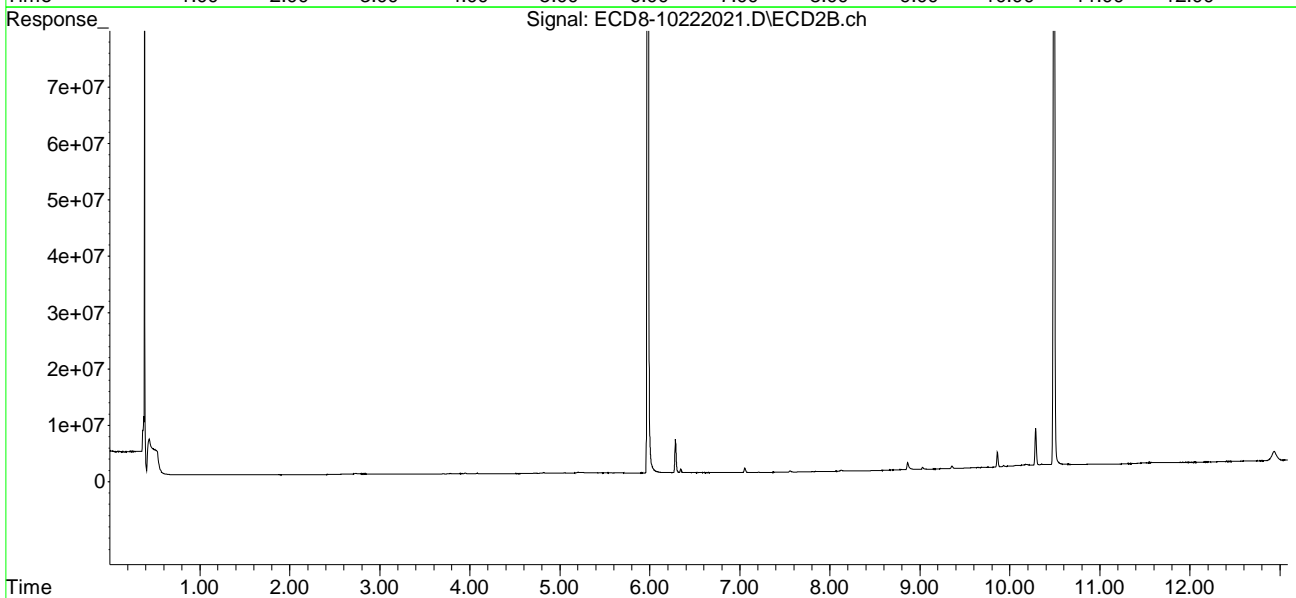
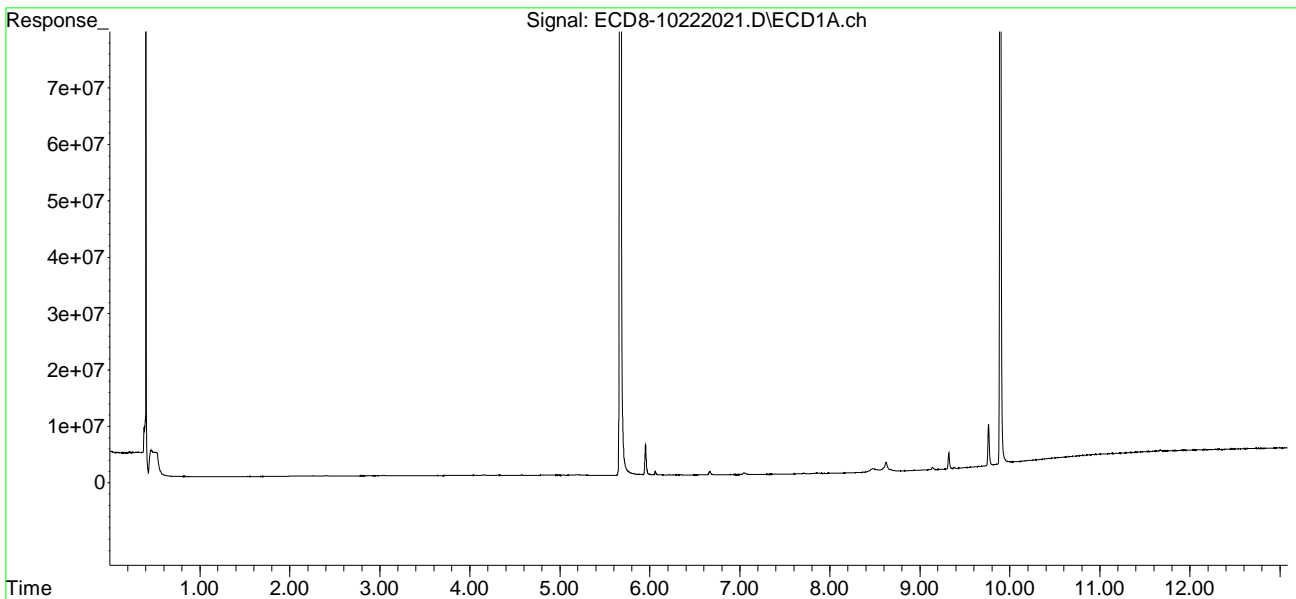
	Compound	RT#1	RT#2	Resp#1	Resp#2	ng/mL	ng/mL
30)	cis-Nonac...	8.280	8.722	23977	58206	0.006	0.014 #
31)	Mirex	8.953	9.643	26218	110103	BelowCal	BelowCal
32)	Chlordane...	7.740	8.122	16862	191796	0.041	0.394 #
33)	Chlordane...	7.816	8.223	11449	40183	0.027	0.097 #
34)	Chlordane...	8.380	8.864	45922	1288328	0.356	9.526 #
35)	Chlordane...	0.000	0.000	0	0	N.D.	N.D.
36)	Toxaphene...	7.807	8.458	18118	17596	1.218	0.463 #
37)	Toxaphene...	8.094	8.810	14793	60256	0.449	1.278 #
38)	Toxaphene...	8.404	8.835	73425	66221	1.059	0.942
39)	Toxaphene...	8.672	8.864f	446661	1288328	6.002	10.814 #
40)	Toxaphene...	8.895	9.056	10192	102300	0.172	1.485 #
41)	Toxaphene...	8.962	9.442	15683	33917	0.233	0.453 #
42)	Toxaphene...	0.000	0.000	0	0	N.D.	N.D.

(f)=RT Delta > 1/2 Window (#)=Amounts differ by > 25% (m)=manual int.

Quantitation Report (Not Reviewed)

Data Path : C:\msdchem\1\data\2020-10\0J22055\  
Data File : ECD8-10222021.D  
Signal(s) : Signal #1: ECD1A.ch Signal #2: ECD2B.ch  
Acq On : 22 Oct 2020 18:31  
Operator : MJB  
Sample : 0J22055-CCB2  
Misc : A2J148  
ALS Vial : 7 Sample Multiplier: 1

Integration File signal 1: PEST1.e  
Integration File signal 2: PEST2.e  
Quant Time: Oct 22 18:47:45 2020  
Quant Method : C:\msdchem\1\methods\ECD8\_QUANTPEST\_201015.M  
Quant Title : Instrument: DualECD8  
QLast Update : Tue Oct 20 17:18:04 2020  
Response via : Initial Calibration  
Integrator: ChemStation





**Organochloride Pesticides by EPA 8081B  
Benchsheet & Analysis Sequence Data**

Sequence 0J20064 (QC Only)



ELEMENT SEQUENCE LOG

Apex Laboratories

Sequence: 0J20064

Instrument: DUALECD5

Date: 10/20/20 16:12

Calibration: A0J1506

#	Lab Number	Matrix	Analysis	Client	Due	Batch	ISTD ID	STD ID
1	0J20064-BKD1	Soil	QC	QC				A20H479
2	0J20064-CCV1	Soil	QC	QC				A20H475
3	0J20064-CCV2	Soil	QC	QC				A20I185
4	0J20064-CCB1	Soil	QC	QC				A20J148
5	0100635-BLK1	Sediment	QC	QC		0100635		
6	0100635-BS1	Sediment	QC	QC		0100635		
7	A0J0236-01RE1	Sediment	8081B 2,4+4,4-DDx Only (+Add)		10/21/20	0100635		
8	0100635-DUP1	Sediment	QC	QC		0100635		
9	0J20064-IBL1	Soil	QC	QC				
10	A0J0236-02RE1	Sediment	8081B 2,4+4,4-DDx Only (+Add)		10/21/20	0100635		
11	0J20064-IBL2	Soil	QC	QC				
12	A0J0236-03RE1	Sediment	8081B 2,4+4,4-DDx Only (+Add)		10/21/20	0100635		
13	A0J0236-04RE1	Sediment	8081B 2,4+4,4-DDx Only (+Add)		10/21/20	0100635		
14	A0J0236-05RE1	Sediment	8081B 2,4+4,4-DDx Only (+Add)		10/21/20	0100635		
15	A0J0236-06RE1	Sediment	8081B 2,4+4,4-DDx Only (+Add)		10/21/20	0100635		
16	0J20064-IBL3	Soil	QC	QC				
17	A0J0236-07RE1	Sediment	8081B 2,4+4,4-DDx Only (+Add)		10/21/20	0100635		
18	0J20064-CCV3	Soil	QC	QC				A20H476
19	0J20064-CCV4	Soil	QC	QC				A20I186
20	0J20064-CCB2	Soil	QC	QC				A20J148
21	0J20064-IBL4	Soil	QC	QC				

Data Entered By/Date: AWL 10/21/20

Comments:

Data Reviewed By/Date: MKZ 10/22/2020

10/21/2020 4:44:51PM

Quantitation Report (QT Reviewed)

Data Path : K:\data\2020-10\0J20064\  
 Data File : ECD5-10202003.D  
 Signal(s) : Signal #1: ECD1A.CH Signal #2: ECD2B.CH  
 Acq On : 20 Oct 2020 17:00  
 Operator : MJB  
 Sample : 0J20064-BKD1  
 Misc : A20H479  
 ALS Vial : 2 (Sig #1); 0 (Sig #2) Sample Multiplier: 1

Integration File signal 1: PEST1.e  
 Integration File signal 2: PEST2.e  
 Quant Time: Oct 21 12:52:18 2020  
 Quant Method : K:\methods\PestBreakdownCHK\_201014.M  
 Quant Title : Pesticides  
 QLast Update : Fri Nov 09 13:28:51 2018  
 Response via : Initial Calibration  
 Integrator: ChemStation 6890 Scale Mode: Small noise peaks clipped

Volume Inj. : 2uL  
 Signal #1 Phase : Rtx-CLPesticides Signal #2 Phase: Rtx-CLPesticides2  
 Signal #1 Info : 30m x 0.32mm x 0. Signal #2 Info : 30m x 0.32mm x 0.25um

Compound	R.T.	Response	Conc	Units
-----				
Target Compounds				
1) 4,4'-DDE	7.760	1323535	NoCal	ng/mL
2) Endrin	8.154	86828548	NoCal	ng/mL
3) 4,4'-DDD	8.189	14369260	NoCal	ng/mL
4) 4,4'-DDT	8.385	163394913	NoCal	ng/mL
5) Endrin Aldehyde	8.610	7465941	NoCal	ng/mL
6) Endrin Ketone	9.115	13760978	NoCal	ng/mL
8) 4,4'-DDE [2C]	8.185	1529156	NoCal	ng/mL
9) Endrin [2C]	8.549	106990640	NoCal	ng/mL
10) 4,4'-DDD [2C]	8.597	17408526	NoCal	ng/mL
11) Endrin Aldehyde [2C]	8.930	9097145	NoCal	ng/mL
12) 4,4'-DDT [2C]	8.821	202334107	NoCal	ng/mL
13) Endrin Ketone [2C]	9.511	15716384	NoCal	ng/mL
-----				

(f)=RT Delta > 1/2 Window

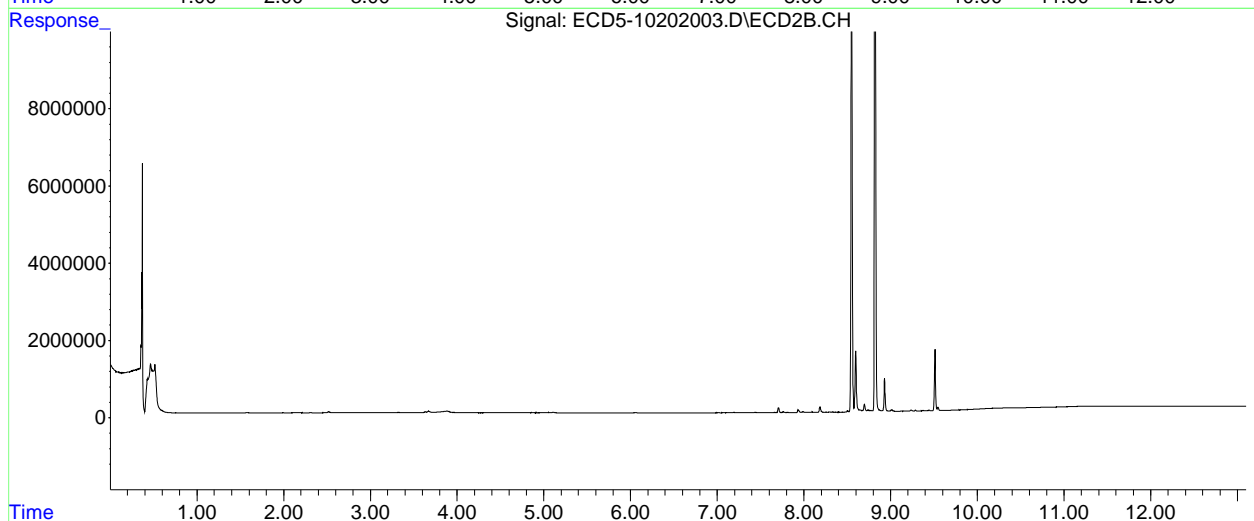
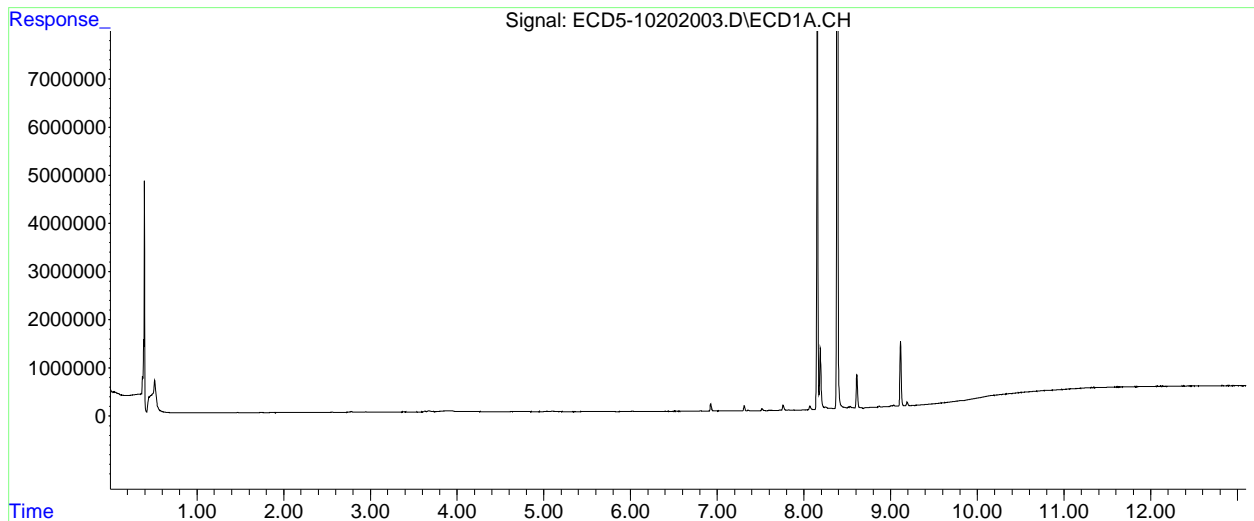
(m)=manual int.

Quantitation Report (QT Reviewed)

Data Path : K:\data\2020-10\0J20064\  
Data File : ECD5-10202003.D  
Signal(s) : Signal #1: ECD1A.CH Signal #2: ECD2B.CH  
Acq On : 20 Oct 2020 17:00  
Operator : MJB  
Sample : 0J20064-BKD1  
Misc : A20H479  
ALS Vial : 2 (Sig #1); 0 (Sig #2) Sample Multiplier: 1

Integration File signal 1: PEST1.e  
Integration File signal 2: PEST2.e  
Quant Time: Oct 21 12:52:18 2020  
Quant Method : K:\methods\PestBreakdownCHK\_201014.M  
Quant Title : Pesticides  
QLast Update : Fri Nov 09 13:28:51 2018  
Response via : Initial Calibration  
Integrator: ChemStation 6890 Scale Mode: Small noise peaks clipped

Volume Inj. : 2uL  
Signal #1 Phase : Rtx-CLPesticides Signal #2 Phase: Rtx-CLPesticides2  
Signal #1 Info : 30m x 0.32mm x 0. Signal #2 Info : 30m x 0.32mm x 0.25um



Data Path : K:\data\2020-10\0J20064\  
 Data File : ECD5-10202004.D  
 Signal(s) : Signal #1: ECD1A.CH Signal #2: ECD2B.CH  
 Acq On : 20 Oct 2020 17:18  
 Operator : MJB  
 Sample : 0J20064-CCV1  
 Misc : A20H475, AB 50 ppb  
 ALS Vial : 3 (Sig #1); 0 (Sig #2) Sample Multiplier: 1

Integration File signal 1: PEST1.e  
 Integration File signal 2: PEST2.e  
 Quant Time: Oct 21 13:09:48 2020  
 Quant Method : K:\methods\ECD5\_QUANTPEST\_201014.M  
 Quant Title : Instrument: DualECD5  
 QLast Update : Thu Oct 15 11:11:37 2020  
 Response via : Initial Calibration  
 Integrator: ChemStation 6890 Scale Mode: Small noise peaks clipped

Volume Inj. : 2uL  
 Signal #1 Phase : Rtx-CLPesticides Signal #2 Phase: Rtx-CLPesticides2  
 Signal #1 Info : 30m X 0.32mm X 0. Signal #2 Info : 30m X 0.32mm X 0.25um

Compound	RT#1	RT#2	Resp#1	Resp#2	ng/mL	ng/mL
-----						
System Monitoring Compounds						
1) S TCMX (S)	5.564	5.854	11328272	16605304	46.684	53.611
22) S DCBP (S)	9.784	10.346	8145365	9232547	50.296	59.612
Target Compounds						
2) a-BHC	6.118	6.450	15179882	22423552	48.805	56.873
3) g-BHC	6.406	6.766	12545631	19434732	47.541	58.151
4) b-BHC	6.488	6.834	5131922	7792919	45.642	51.361
5) Heptachlor	6.805	7.139	10838329	14466208	42.808	51.149
6) d-BHC	6.641	7.082	11882139	18867512	43.413	57.148 #
7) Aldrin	7.048	7.400	13040285	17742414	49.148	58.194
8) Heptachlo...	7.517	7.835	11669576	15897049	47.788	58.280
9) trans-Chl...	7.610	7.975	11977191	15798324	47.137	55.864
10) cis-Chlor...	7.707	8.081	11407735	15015408	46.921	55.965
11) Endosulfa...	7.811	8.130	10950244	14492199	47.900	57.348
12) 4,4'-DDE	7.760	8.186	12169955	16518208	46.836	56.633
13) Dieldrin	7.985	8.328	12268543	16148035	48.623	57.399
14) Endrin	8.154	8.549	8924603	11185870	48.396	57.263
15) 4,4'-DDD	8.189	8.597	10037068	13942343	45.949	59.700 #
16) Endosulfa...	8.315	8.697	9614310	12785941	46.132	55.689
17) 4,4'-DDT	8.385	8.821	8389397	10436009	42.050	54.802 #
18) Endrin Al...	8.610	8.930	8737301	11766424	45.526	56.284
19) Endosulfa...	8.915	9.125	9400102	12103554	50.057	57.479
20) Methoxychlor	8.719	9.287	4082565	4853937	41.735	50.205
21) Endrin Ke...	9.115	9.512	11461871	14684888	46.817	59.100 #
23) Hexachlor...	0.000	0.000	0	0	N.D.	N.D.
24) Hexachlor...	5.946	0.000	46382	0	BelowCal	N.D.
25) Oxychlordan	7.451	7.765	54496	24174	0.030	0.101 #

Quantitation Report (QT Reviewed)

Data Path : K:\data\2020-10\0J20064\  
 Data File : ECD5-10202004.D  
 Signal(s) : Signal #1: ECD1A.CH Signal #2: ECD2B.CH  
 Acq On : 20 Oct 2020 17:18  
 Operator : MJB  
 Sample : 0J20064-CCV1  
 Misc : A20H475, AB 50 ppb  
 ALS Vial : 3 (Sig #1); 0 (Sig #2) Sample Multiplier: 1

Integration File signal 1: PEST1.e  
 Integration File signal 2: PEST2.e  
 Quant Time: Oct 21 13:09:48 2020  
 Quant Method : K:\methods\ECD5\_QUANTPEST\_201014.M  
 Quant Title : Instrument: DualECD5  
 QLast Update : Thu Oct 15 11:11:37 2020  
 Response via : Initial Calibration  
 Integrator: ChemStation 6890 Scale Mode: Small noise peaks clipped

Volume Inj. : 2uL  
 Signal #1 Phase : Rtx-CLPesticides Signal #2 Phase: Rtx-CLPesticides2  
 Signal #1 Info : 30m X 0.32mm X 0. Signal #2 Info : 30m X 0.32mm X 0.25um

	Compound	RT#1	RT#2	Resp#1	Resp#2	ng/mL	ng/mL
26)	2,4'-DDE	7.517	7.975	11669576	15798324	75.504	81.438
27)	trans-Non...	7.707	8.038	11407735	49012	50.705	0.176 #
28)	2,4'-DDD	7.901	8.328	26214	16148035	BelowCal	99.695
29)	2,4'-DDT	8.067	8.549	32348	11185870	BelowCal	73.474
30)	cis-Nonac...	8.189	8.597	10037068	13942343	41.363	50.384
31)	Mirex	8.868	9.512	55465	14684888	0.033	91.796 #
32)	Chlordane...	7.610f	7.975	11977191	15798324	437.095	445.886
33)	Chlordane...	7.707	8.081	11407735	15015408	408.132	520.269 #
34)	Chlordane...	8.315f	8.773f	9614310	75169	1190.876	5.710 #
35)	Chlordane...	3.918	3.891f	22640	28583	NoCal	NoCal
36)	Toxaphene...	7.707	8.328	11407735	16148035	7560.819	5899.875
37)	Toxaphene...	7.985	8.697f	12268543	12785941	5649.028	3875.355 #
38)	Toxaphene...	8.315	8.697	9614310	12785941	2224.730	2680.947
39)	Toxaphene...	8.533f	8.773	180177	75169	39.944	9.477 #
40)	Toxaphene...	8.789	8.930	68760	11766424	19.347	2461.858 #
41)	Toxaphene...	8.868	9.287f	55465	4853937	13.484	1033.411 #
42)	Toxaphene...	3.918	3.891f	22640	28583	NoCal	NoCal

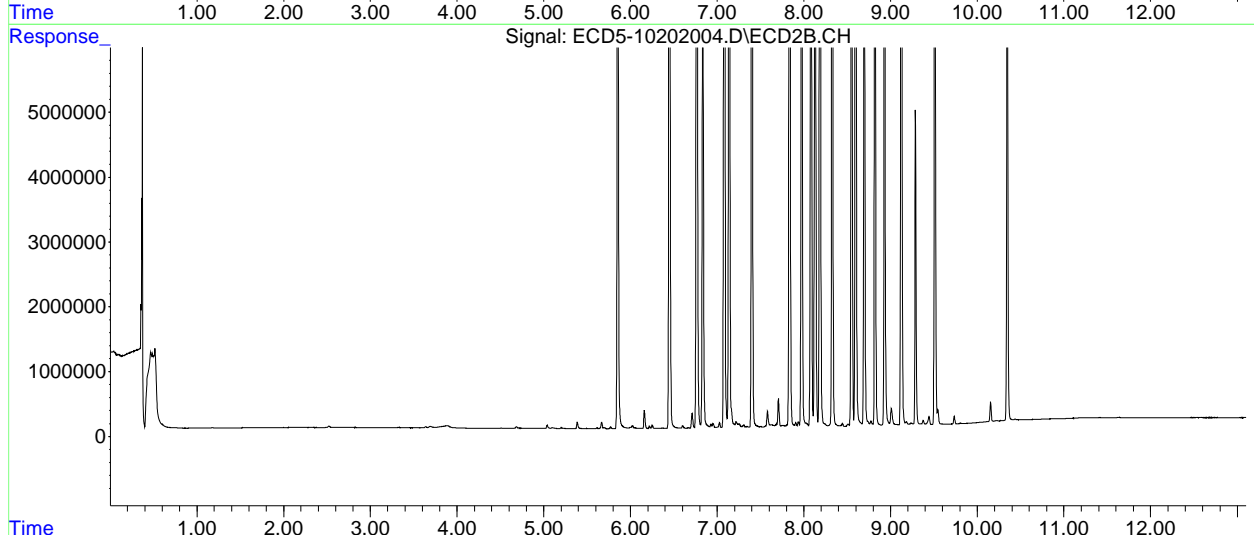
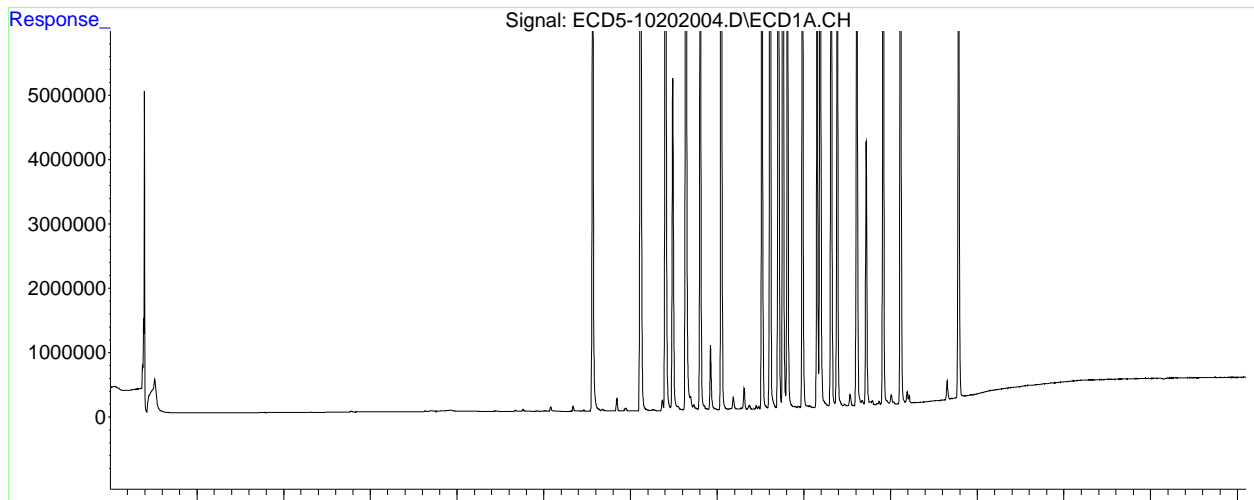
(f)=RT Delta > 1/2 Window (#)=Amounts differ by > 25% (m)=manual int.

Quantitation Report (QT Reviewed)

Data Path : K:\data\2020-10\0J20064\  
Data File : ECD5-10202004.D  
Signal(s) : Signal #1: ECD1A.CH Signal #2: ECD2B.CH  
Acq On : 20 Oct 2020 17:18  
Operator : MJB  
Sample : 0J20064-CCV1  
Misc : A20H475, AB 50 ppb  
ALS Vial : 3 (Sig #1); 0 (Sig #2) Sample Multiplier: 1

Integration File signal 1: PEST1.e  
Integration File signal 2: PEST2.e  
Quant Time: Oct 21 13:09:48 2020  
Quant Method : K:\methods\ECD5\_QUANTPEST\_201014.M  
Quant Title : Instrument: DualECD5  
QLast Update : Thu Oct 15 11:11:37 2020  
Response via : Initial Calibration  
Integrator: ChemStation 6890 Scale Mode: Small noise peaks clipped

Volume Inj. : 2uL  
Signal #1 Phase : Rtx-CLPesticides Signal #2 Phase: Rtx-CLPesticides2  
Signal #1 Info : 30m X 0.32mm X 0. Signal #2 Info : 30m X 0.32mm X 0.25um



Data Path : K:\data\2020-10\0J20064\  
 Data File : ECD5-10202005.D  
 Signal(s) : Signal #1: ECD1A.CH Signal #2: ECD2B.CH  
 Acq On : 20 Oct 2020 17:35  
 Operator : MJB  
 Sample : 0J20064-CCV2  
 Misc : A20I185, 9-42 50 ppb  
 ALS Vial : 4 (Sig #1); 0 (Sig #2) Sample Multiplier: 1

Integration File signal 1: PEST1.e  
 Integration File signal 2: PEST2.e  
 Quant Time: Oct 21 13:25:07 2020  
 Quant Method : K:\methods\ECD5\_QUANTPEST\_201014.M  
 Quant Title : Instrument: DualECD5  
 QLast Update : Thu Oct 15 11:11:37 2020  
 Response via : Initial Calibration  
 Integrator: ChemStation 6890 Scale Mode: Small noise peaks clipped

Volume Inj. : 2uL  
 Signal #1 Phase : Rtx-CLPesticides Signal #2 Phase: Rtx-CLPesticides2  
 Signal #1 Info : 30m X 0.32mm X 0. Signal #2 Info : 30m X 0.32mm X 0.25um

Compound	RT#1	RT#2	Resp#1	Resp#2	ng/mL	ng/mL
-----						
System Monitoring Compounds						
1) S TCMX (S)	5.533f	5.888f	84907	113843	0.350	0.368
22) S DCBP (S)	0.000	0.000	0	0	N.D.	N.D.
Target Compounds						
2) a-BHC	6.153f	0.000	12295	0	0.040	N.D. #
3) g-BHC	0.000	0.000	0	0	N.D.	N.D.
4) b-BHC	0.000	0.000	0	0	N.D.	N.D.
5) Heptachlor	6.804	7.136	31284	40220	0.124	0.142
6) d-BHC	6.644	7.081	4347	6204	0.016	BelowCal #
7) Aldrin	7.046	7.380f	1702	6939	0.006	0.023 #
8) Heptachlo...	7.505	7.871f	7082380	232580	29.003	0.853 #
9) trans-Chl...	7.598	7.960	35848	9853821	0.141	34.844 #
10) cis-Chlor...	7.692f	0.000	10848447	0	44.621	N.D. #
11) Endosulfa...	7.789f	8.144	46558	57367	0.204	0.227
12) 4,4'-DDE	7.789f	0.000	46558	0	0.179	N.D. #
13) Dieldrin	7.959f	8.330	65095	8588400	0.258	30.528 #
14) Endrin	8.169	8.551	11652857	7678844	63.191	39.310 #
15) 4,4'-DDD	8.169f	8.596	11652857	15331548	53.346	65.649
16) Endosulfa...	8.319	8.738f	7199	22742	0.035	0.099 #
17) 4,4'-DDT	8.383	0.000	4243	0	0.021	N.D. #
18) Endrin Al...	8.607	8.935	12851	17433	6021.161	BelowCal #
19) Endosulfa...	8.945f	9.123	36670	4878	BelowCal	BelowCal
20) Methoxychlor	8.690f	0.000	987	0	BelowCal	N.D.
21) Endrin Ke...	9.117	9.499	4136	8522654	0.017	34.300 #
23) Hexachlor...	3.358	3.566	11550358	18232611	51.175	50.801
24) Hexachlor...	5.948	6.314	10549335	16069942	45.489	51.429
25) Oxychlorane	7.437	7.764	9368843	12289257	48.585	51.199



Quantitation Report (QT Reviewed)

Data Path : K:\data\2020-10\0J20064\  
 Data File : ECD5-10202005.D  
 Signal(s) : Signal #1: ECD1A.CH Signal #2: ECD2B.CH  
 Acq On : 20 Oct 2020 17:35  
 Operator : MJB  
 Sample : 0J20064-CCV2  
 Misc : A20I185, 9-42 50 ppb  
 ALS Vial : 4 (Sig #1); 0 (Sig #2) Sample Multiplier: 1

Integration File signal 1: PEST1.e  
 Integration File signal 2: PEST2.e  
 Quant Time: Oct 21 13:25:07 2020  
 Quant Method : K:\methods\ECD5\_QUANTPEST\_201014.M  
 Quant Title : Instrument: DualECD5  
 QLast Update : Thu Oct 15 11:11:37 2020  
 Response via : Initial Calibration  
 Integrator: ChemStation 6890 Scale Mode: Small noise peaks clipped

Volume Inj. : 2uL  
 Signal #1 Phase : Rtx-CLPesticides Signal #2 Phase: Rtx-CLPesticides2  
 Signal #1 Info : 30m X 0.32mm X 0. Signal #2 Info : 30m X 0.32mm X 0.25um

	Compound	RT#1	RT#2	Resp#1	Resp#2	ng/mL	ng/mL
26)	2,4'-DDE	7.505	7.960	7082380	9853821	45.669	50.795
27)	trans-Non...	7.692	8.039	10848447	14378198	48.239	51.588
28)	2,4'-DDD	7.884	8.330	6477372	8588400	46.532	55.155
29)	2,4'-DDT	8.065	8.551	5921097	7678844	42.380	51.826
30)	cis-Nonac...	8.169	8.596	11652857	15331548	48.002	55.124
31)	Mirex	8.842	9.499	6863501	8522654	46.785	54.695
32)	Chlordane...	7.598f	7.960f	35848	9853821	1.308	278.111 #
33)	Chlordane...	7.692f	0.000	10848447	0	388.123	N.D. #
34)	Chlordane...	8.319f	8.738	7199	22742	0.892	BelowCal #
35)	Chlordane...	3.933	3.889f	24069	30730	NoCal	NoCal
36)	Toxaphene...	7.692	8.330	10848447	8588400	7294.379	3137.873 #
37)	Toxaphene...	0.000	0.000	0	0	N.D.	N.D.
38)	Toxaphene...	8.319	0.000	7199	0	1.666	N.D. #
39)	Toxaphene...	8.564	8.738f	11552	22742	2.561	2.867
40)	Toxaphene...	0.000	8.935	0	17433	N.D.	3.647 #
41)	Toxaphene...	8.842	0.000	6863501	0	1668.615	N.D. #
42)	Toxaphene...	3.933	3.889f	24069	30730	NoCal	NoCal

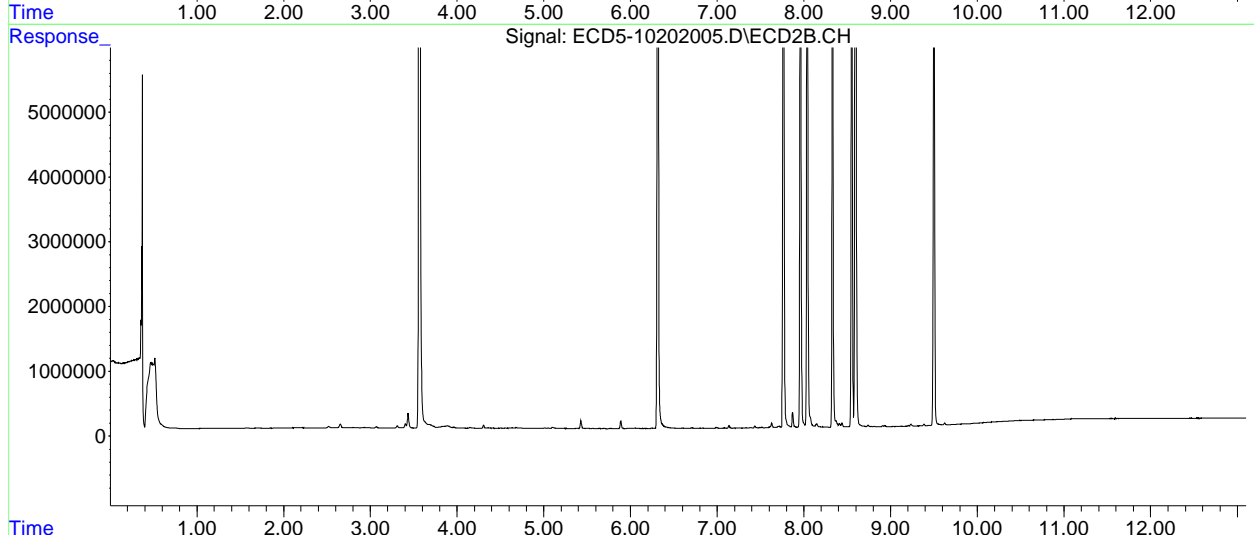
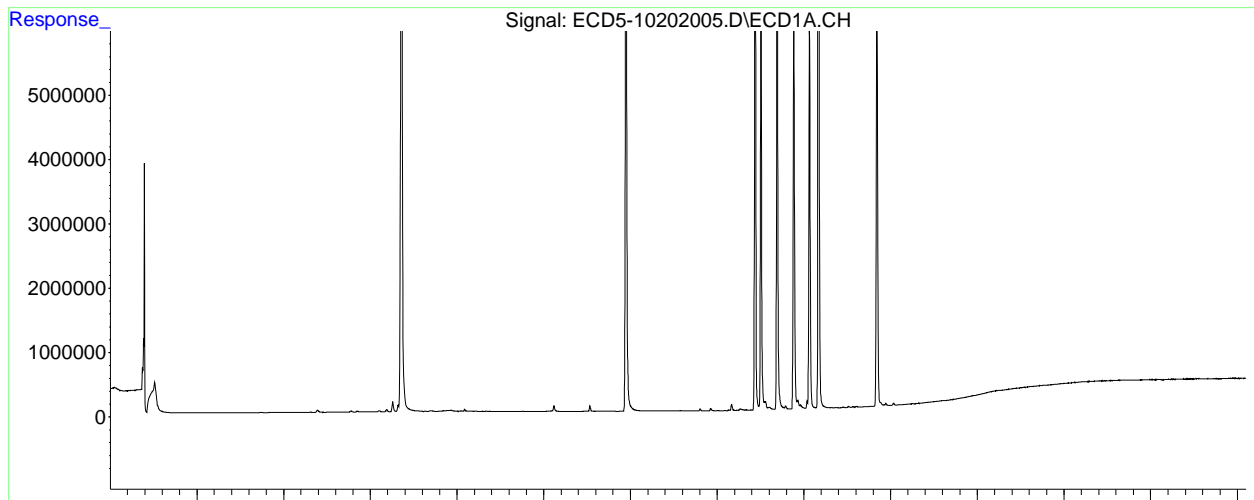
(f)=RT Delta > 1/2 Window (#)=Amounts differ by > 25% (m)=manual int.

Quantitation Report (QT Reviewed)

Data Path : K:\data\2020-10\0J20064\  
Data File : ECD5-10202005.D  
Signal(s) : Signal #1: ECD1A.CH Signal #2: ECD2B.CH  
Acq On : 20 Oct 2020 17:35  
Operator : MJB  
Sample : 0J20064-CCV2  
Misc : A20I185, 9-42 50 ppb  
ALS Vial : 4 (Sig #1); 0 (Sig #2) Sample Multiplier: 1

Integration File signal 1: PEST1.e  
Integration File signal 2: PEST2.e  
Quant Time: Oct 21 13:25:07 2020  
Quant Method : K:\methods\ECD5\_QUANTPEST\_201014.M  
Quant Title : Instrument: DualECD5  
QLast Update : Thu Oct 15 11:11:37 2020  
Response via : Initial Calibration  
Integrator: ChemStation 6890 Scale Mode: Small noise peaks clipped

Volume Inj. : 2uL  
Signal #1 Phase : Rtx-CLPesticides Signal #2 Phase: Rtx-CLPesticides2  
Signal #1 Info : 30m X 0.32mm X 0. Signal #2 Info : 30m X 0.32mm X 0.25um



*AML 10/21/20*

Data Path : K:\data\2020-10\0J20064\  
 Data File : ECD5-10202006.D  
 Signal(s) : Signal #1: ECD1A.CH Signal #2: ECD2B.CH  
 Acq On : 20 Oct 2020 17:52  
 Operator : MJB  
 Sample : 0J20064-CCB1  
 Misc : A20J148  
 ALS Vial : 7 (Sig #1); 0 (Sig #2) Sample Multiplier: 1

Integration File signal 1: PEST1.e  
 Integration File signal 2: PEST2.e  
 Quant Time: Oct 21 14:15:17 2020  
 Quant Method : K:\methods\ECD5\_QUANTPEST\_201014.M  
 Quant Title : Instrument: DualECD5  
 QLast Update : Thu Oct 15 11:11:37 2020  
 Response via : Initial Calibration  
 Integrator: ChemStation 6890 Scale Mode: Small noise peaks clipped

Volume Inj. : 2uL  
 Signal #1 Phase : Rtx-CLPesticides Signal #2 Phase: Rtx-CLPesticides2  
 Signal #1 Info : 30m X 0.32mm X 0. Signal #2 Info : 30m X 0.32mm X 0.25um

Compound	RT#1	RT#2	Resp#1	Resp#2	ng/mL	ng/mL
-----						
System Monitoring Compounds						
1) S TCMX (S)	5.562	5.852	21325707	31844832	87.884	102.812
22) S DCBP (S)	9.782	10.344	15321133	17602572	94.353	109.983
Target Compounds						
2) a-BHC	6.154f	0.000	1726	0	0.006	N.D. #
3) g-BHC	0.000	0.000	0	0	N.D.	N.D.
4) b-BHC	0.000	0.000	0	0	N.D.	N.D.
5) Heptachlor	0.000	0.000	0	0	N.D.	N.D.
6) d-BHC	0.000	0.000	0	0	N.D.	N.D.
7) Aldrin	0.000	7.434f	0	40006	N.D.	0.131 #
8) Heptachlo...	0.000	0.000	0	0	N.D.	N.D.
9) trans-Chl...	7.597	7.986	24168	16780	0.095	0.059 #
10) cis-Chlor...	7.725	0.000	6643	0	0.027	N.D. #
11) Endosulfa...	0.000	0.000	0	0	N.D.	N.D.
12) 4,4'-DDE	0.000	0.000	0	0	N.D.	N.D.
13) Dieldrin	0.000	0.000	0	0	N.D.	N.D.
14) Endrin	0.000	0.000	0	0	N.D.	N.D.
15) 4,4'-DDD	0.000	0.000	0	0	N.D.	N.D.
16) Endosulfa...	0.000	8.738f	0	27537	N.D.	0.120 #
17) 4,4'-DDT	0.000	0.000	0	0	N.D.	N.D.
18) Endrin Al...	0.000	8.906f	0	32781	N.D. d	BelowCal
19) Endosulfa...	0.000	9.123	0	3130	N.D.	BelowCal
20) Methoxychlor	0.000	0.000	0	0	N.D.	N.D.
21) Endrin Ke...	0.000	9.519	0	8960	N.D.	0.036 #
23) Hexachlor...	0.000	0.000	0	0	N.D. d	N.D.
24) Hexachlor...	5.949	0.000	46083	0	BelowCal	N.D.
25) Oxychlorane	0.000	0.000	0	0	N.D.	N.D.

Quantitation Report (QT Reviewed)

Data Path : K:\data\2020-10\0J20064\  
 Data File : ECD5-10202006.D  
 Signal(s) : Signal #1: ECD1A.CH Signal #2: ECD2B.CH  
 Acq On : 20 Oct 2020 17:52  
 Operator : MJB  
 Sample : 0J20064-CCB1  
 Misc : A20J148  
 ALS Vial : 7 (Sig #1); 0 (Sig #2) Sample Multiplier: 1

Integration File signal 1: PEST1.e  
 Integration File signal 2: PEST2.e  
 Quant Time: Oct 21 14:15:17 2020  
 Quant Method : K:\methods\ECD5\_QUANTPEST\_201014.M  
 Quant Title : Instrument: DualECD5  
 QLast Update : Thu Oct 15 11:11:37 2020  
 Response via : Initial Calibration  
 Integrator: ChemStation 6890 Scale Mode: Small noise peaks clipped

Volume Inj. : 2uL  
 Signal #1 Phase : Rtx-CLPesticides Signal #2 Phase: Rtx-CLPesticides2  
 Signal #1 Info : 30m X 0.32mm X 0. Signal #2 Info : 30m X 0.32mm X 0.25um

	Compound	RT#1	RT#2	Resp#1	Resp#2	ng/mL	ng/mL
26)	2,4'-DDE	0.000	7.986f	0	16780	N.D.	0.086 #
27)	trans-Non...	7.725f	0.000	6643	0	BelowCal	N.D.
28)	2,4'-DDD	0.000	0.000	0	0	N.D.	N.D.
29)	2,4'-DDT	0.000	0.000	0	0	N.D.	N.D.
30)	cis-Nonac...	0.000	0.000	0	0	N.D.	N.D.
31)	Mirex	8.836	9.519	3808	8960	BelowCal	BelowCal
32)	Chlordane...	7.597f	7.986	24168	16780	0.882	0.474 #
33)	Chlordane...	7.725	0.000	6643	0	0.238	N.D. #
34)	Chlordane...	0.000	8.738	0	27537	N.D.	BelowCal
35)	Chlordane...	3.922	3.880f	21405	24500	NoCal	NoCal
36)	Toxaphene...	7.725f	0.000	6643	0	3.476	N.D. #
37)	Toxaphene...	0.000	0.000	0	0	N.D.	N.D.
38)	Toxaphene...	0.000	8.738f	0	27537	N.D.	5.774 #
39)	Toxaphene...	8.565	8.738f	20697	27537	4.588	3.472
40)	Toxaphene...	0.000	8.906f	0	32781	N.D.	6.859 #
41)	Toxaphene...	8.836f	0.000	3808	0	0.926	N.D. #
42)	Toxaphene...	3.922	0.000	21405	0	NoCal	N.D.

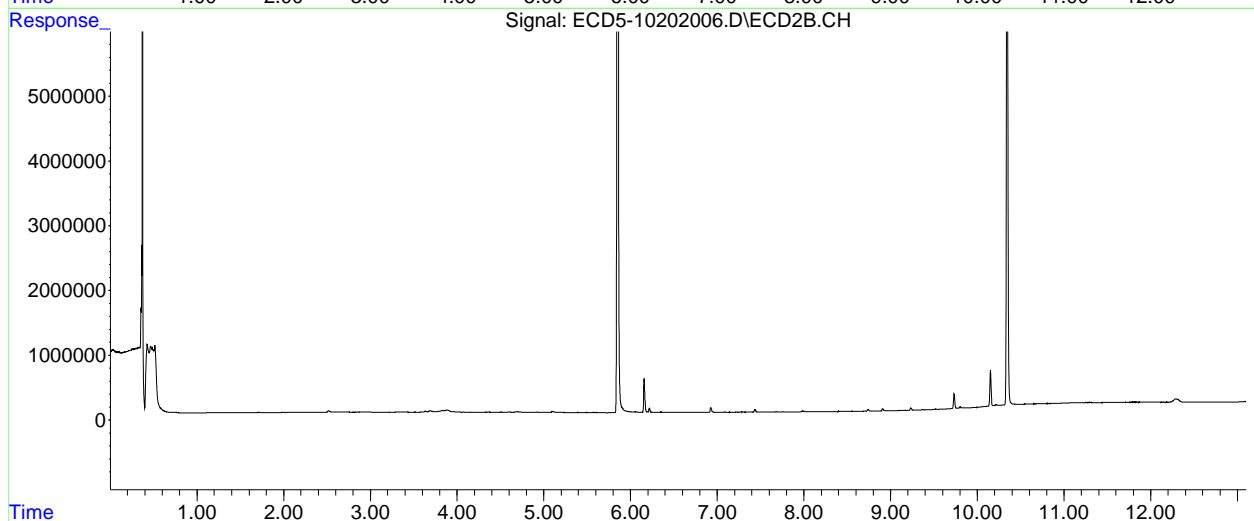
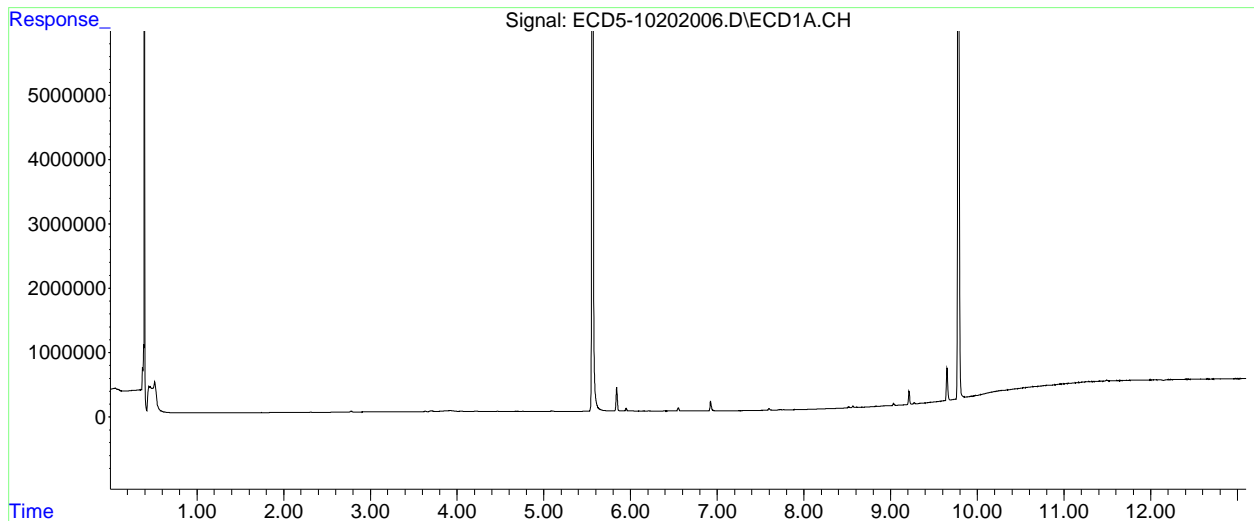
(f)=RT Delta > 1/2 Window (#)=Amounts differ by > 25% (m)=manual int.

Quantitation Report (QT Reviewed)

Data Path : K:\data\2020-10\0J20064\  
Data File : ECD5-10202006.D  
Signal(s) : Signal #1: ECD1A.CH Signal #2: ECD2B.CH  
Acq On : 20 Oct 2020 17:52  
Operator : MJB  
Sample : 0J20064-CCB1  
Misc : A20J148  
ALS Vial : 7 (Sig #1); 0 (Sig #2) Sample Multiplier: 1

Integration File signal 1: PEST1.e  
Integration File signal 2: PEST2.e  
Quant Time: Oct 21 14:15:17 2020  
Quant Method : K:\methods\ECD5\_QUANTPEST\_201014.M  
Quant Title : Instrument: DualECD5  
QLast Update : Thu Oct 15 11:11:37 2020  
Response via : Initial Calibration  
Integrator: ChemStation 6890 Scale Mode: Small noise peaks clipped

Volume Inj. : 2uL  
Signal #1 Phase : Rtx-CLPesticides Signal #2 Phase: Rtx-CLPesticides2  
Signal #1 Info : 30m X 0.32mm X 0. Signal #2 Info : 30m X 0.32mm X 0.25um

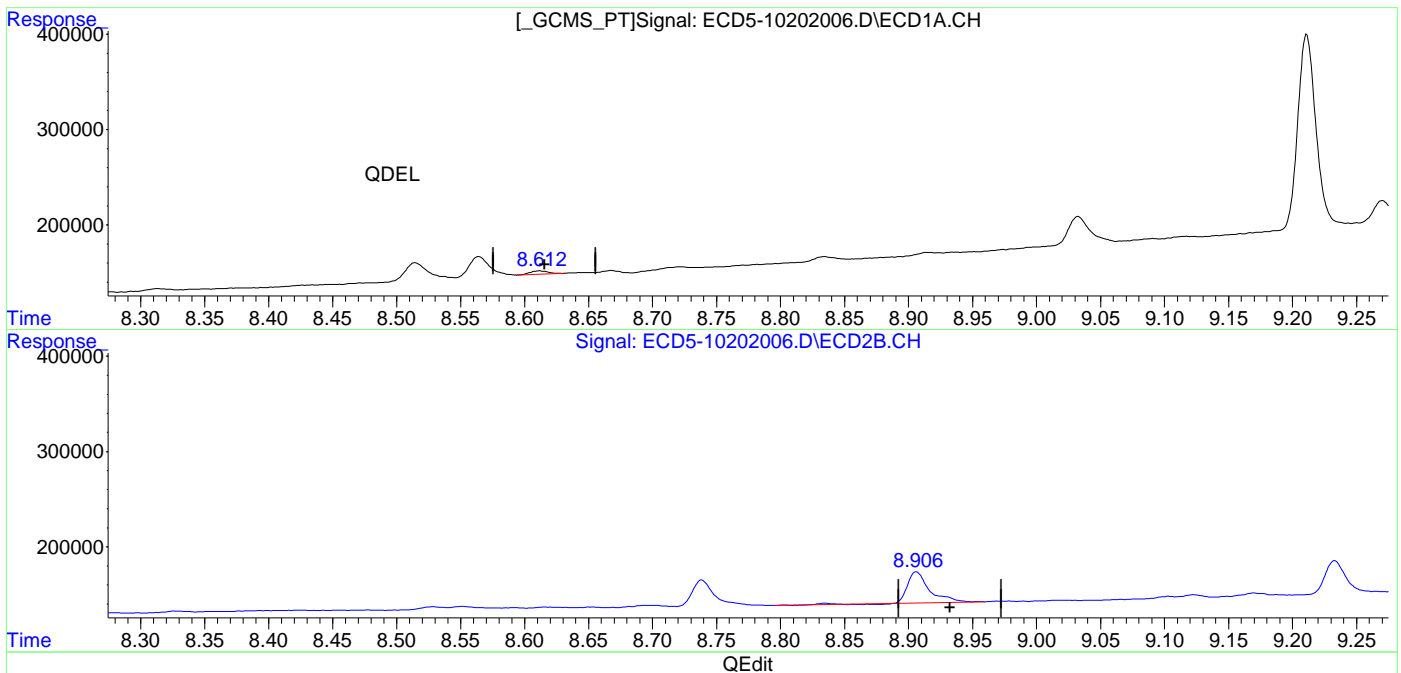


Quantitation Report (Qedit)

Data Path : K:\data\2020-10\0J20064\  
Data File : ECD5-10202006.D  
Signal(s) : Signal #1: ECD1A.CH Signal #2: ECD2B.CH  
Acq On : 20 Oct 2020 17:52  
Operator : MJB  
Sample : 0J20064-CCB1  
Misc : A20J148  
ALS Vial : 7 (Sig #1); 0 (Sig #2) Sample Multiplier: 1

Integration File signal 1: PEST1.e  
Integration File signal 2: PEST2.e  
Quant Time: Oct 21 13:29:03 2020  
Quant Method : K:\methods\ECD5\_QUANTPEST\_201014.M  
Quant Title : Instrument: DualECD5  
QLast Update : Thu Oct 15 11:11:37 2020  
Response via : Initial Calibration  
Integrator: ChemStation 6890 Scale Mode: Small noise peaks clipped

Volume Inj. : 2uL  
Signal #1 Phase : Rtx-CLPesticides Signal #2 Phase: Rtx-CLPesticides2  
Signal #1 Info : 30m X 0.32mm X 0. Signal #2 Info : 30m X 0.32mm X 0.25um



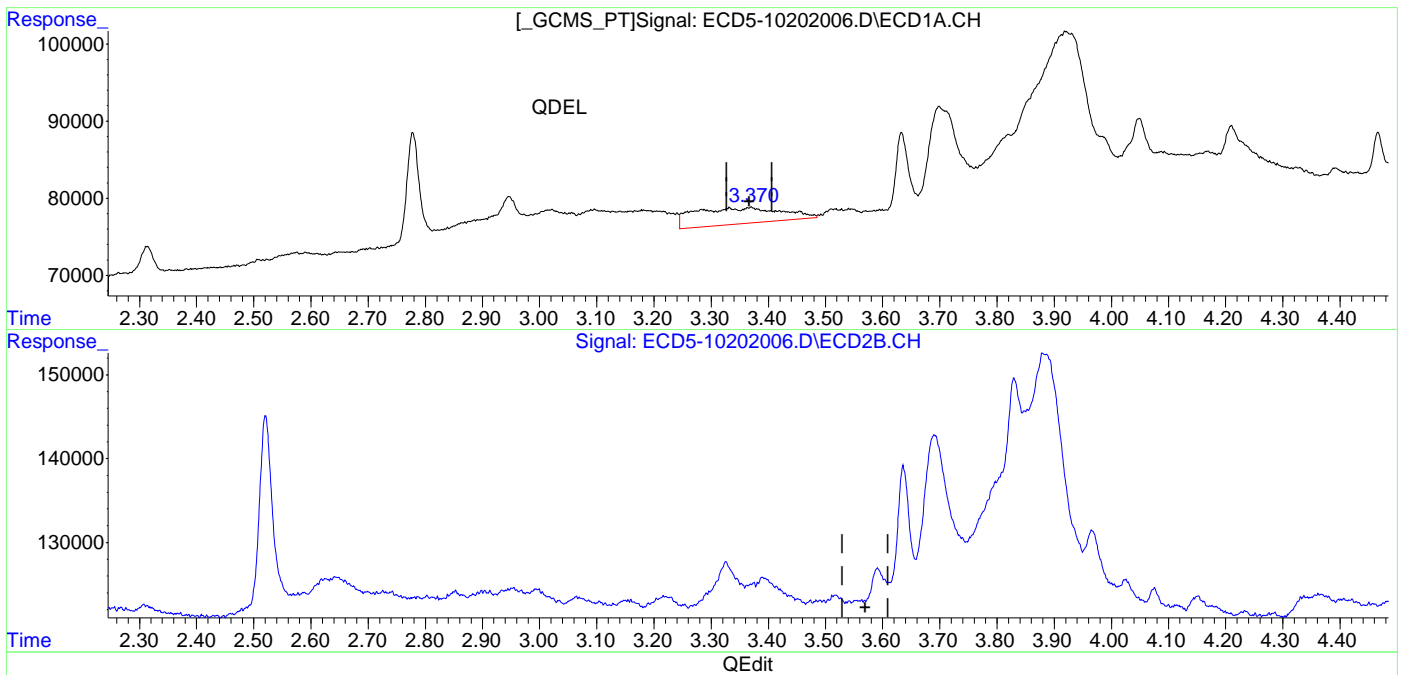
(18) Endrin Aldehyde  
~~8.613min 6021.208 ng/mL~~  
~~response 3704~~  
  
(18) Endrin Aldehyde #2  
8.906min -0.166 ng/mL  
response 32781

Quantitation Report (Qedit)

Data Path : K:\data\2020-10\0J20064\  
Data File : ECD5-10202006.D  
Signal(s) : Signal #1: ECD1A.CH Signal #2: ECD2B.CH  
Acq On : 20 Oct 2020 17:52  
Operator : MJB  
Sample : 0J20064-CCB1  
Misc : A20J148  
ALS Vial : 7 (Sig #1); 0 (Sig #2) Sample Multiplier: 1

Integration File signal 1: PEST1.e  
Integration File signal 2: PEST2.e  
Quant Time: Oct 21 13:29:03 2020  
Quant Method : K:\methods\ECD5\_QUANTPEST\_201014.M  
Quant Title : Instrument: DualECD5  
QLast Update : Thu Oct 15 11:11:37 2020  
Response via : Initial Calibration  
Integrator: ChemStation 6890 Scale Mode: Small noise peaks clipped

Volume Inj. : 2uL  
Signal #1 Phase : Rtx-CLPesticides Signal #2 Phase: Rtx-CLPesticides2  
Signal #1 Info : 30m X 0.32mm X 0. Signal #2 Info : 30m X 0.32mm X 0.25um



(23) Hexachlorobutadiene  
~~3.369min 4770.099 ng/mL~~  
~~response 2000~~

(23) Hexachlorobutadiene #2  
0.000min 0.000 ng/mL  
response 0

Data Path : K:\data\2020-10\0J20064\  
 Data File : ECD5-10202007.D  
 Signal(s) : Signal #1: ECD1A.CH Signal #2: ECD2B.CH  
 Acq On : 20 Oct 2020 18:12  
 Operator : MJB  
 Sample : 0100635-BLK1  
 Misc : 1x, 8081B 2,4+4,4-DDx Only, GPC  
 ALS Vial : 8 (Sig #1); 0 (Sig #2) Sample Multiplier: 1

Integration File signal 1: PEST1.e  
 Integration File signal 2: PEST2.e  
 Quant Time: Oct 21 14:18:40 2020  
 Quant Method : K:\methods\ECD5\_QUANTPEST\_201014.M  
 Quant Title : Instrument: DualECD5  
 QLast Update : Thu Oct 15 11:11:37 2020  
 Response via : Initial Calibration  
 Integrator: ChemStation 6890 Scale Mode: Small noise peaks clipped

Volume Inj. : 2uL  
 Signal #1 Phase : Rtx-CLPesticides Signal #2 Phase: Rtx-CLPesticides2  
 Signal #1 Info : 30m X 0.32mm X 0. Signal #2 Info : 30m X 0.32mm X 0.25um

Compound	RT#1	RT#2	Resp#1	Resp#2	ng/mL	ng/mL
-----						
System Monitoring Compounds						
1) S TCMX (S)	5.561	5.851	5000976	7723120	20.609	24.934
22) S DCBP (S)	9.779	10.342	7313085	7995450	45.155	51.877
Target Compounds						
2) a-BHC	6.134	0.000	17389	0	0.056	N.D. #
3) g-BHC	6.415	6.787	17023	10256	0.065	0.031 #
4) b-BHC	6.516f	0.000	18855	0	5685.269	N.D. #
5) Heptachlor	6.802	7.141	49319	8691	0.195	0.031 #
6) d-BHC	6.645	7.050f	13720	58674	0.050	BelowCal #
7) Aldrin	0.000	7.431f	0	9121	N.D.	0.030 #
8) Heptachlo...	7.505	7.872f	33317	11400	0.136	0.042 #
9) trans-Chl...	7.610	7.983	32687	82710	0.129	0.292 #
10) cis-Chlor...	7.714	8.114f	16166	49643	0.066	0.185 #
11) Endosulfa...	7.827	8.147	9427	14527	0.041	0.057 #
12) 4,4'-DDE	7.751	8.182	53634	13974	0.206	0.048 #
13) Dieldrin	7.988	8.315	11365	22336	0.045	0.079 #
14) Endrin	8.136f	0.000	7282	0	0.039	N.D. #
15) 4,4'-DDD	8.209	0.000	11379	0	0.052	N.D. #
16) Endosulfa...	8.299f	8.685	34111	5769	0.164	0.025 #
17) 4,4'-DDT	8.382	8.819	2021	10418	0.010	0.055 #
18) Endrin Al...	8.608	8.901f	5137	41269	6021.201	BelowCal #
19) Endosulfa...	8.946f	9.155f	30326	4527	BelowCal	BelowCal
20) Methoxychlor	8.715	9.283	5502	6578	BelowCal	0.068
21) Endrin Ke...	9.109	9.521	7872	11646	0.032	0.047 #
23) Hexachlor...	3.358	0.000	31988	0	4769.967	N.D. #
24) Hexachlor...	5.945	6.350f	29507	11067	BelowCal	BelowCal
25) Oxychlorane	0.000	7.739f	0	6938	N.D.	0.029 #



Quantitation Report (QT Reviewed)

Data Path : K:\data\2020-10\0J20064\  
 Data File : ECD5-10202007.D  
 Signal(s) : Signal #1: ECD1A.CH Signal #2: ECD2B.CH  
 Acq On : 20 Oct 2020 18:12  
 Operator : MJB  
 Sample : 0100635-BLK1  
 Misc : 1x, 8081B 2,4+4,4-DDx Only, GPC  
 ALS Vial : 8 (Sig #1); 0 (Sig #2) Sample Multiplier: 1

Integration File signal 1: PEST1.e  
 Integration File signal 2: PEST2.e  
 Quant Time: Oct 21 14:18:40 2020  
 Quant Method : K:\methods\ECD5\_QUANTPEST\_201014.M  
 Quant Title : Instrument: DualECD5  
 QLast Update : Thu Oct 15 11:11:37 2020  
 Response via : Initial Calibration  
 Integrator: ChemStation 6890 Scale Mode: Small noise peaks clipped

Volume Inj. : 2uL  
 Signal #1 Phase : Rtx-CLPesticides Signal #2 Phase: Rtx-CLPesticides2  
 Signal #1 Info : 30m X 0.32mm X 0. Signal #2 Info : 30m X 0.32mm X 0.25um

	Compound	RT#1	RT#2	Resp#1	Resp#2	ng/mL	ng/mL
26)	2,4'-DDE	7.505	7.956	33317	51518	20649.184	0.266 #
27)	trans-Non...	7.714	8.042	16166	37993	BelowCal	0.136
28)	2,4'-DDD	7.884	8.315	7019	22336	BelowCal	BelowCal
29)	2,4'-DDT	8.066	0.000	9842	0	BelowCal	N.D.
30)	cis-Nonac...	8.209f	0.000	11379	0	BelowCal	N.D.
31)	Mirex	8.830	9.521f	3381	11646	BelowCal	BelowCal
32)	Chlordane...	7.610f	7.983	32687	82710	1.193	2.334 #
33)	Chlordane...	7.714	8.114	16166	49643	0.578	1.720 #
34)	Chlordane...	8.299	8.733	34111	41793	4.225	1.509 #
35)	Chlordane...	3.944	3.909	40066	42590	NoCal	NoCal
36)	Toxaphene...	7.714	8.315	16166	22336	14.087	8.161 #
37)	Toxaphene...	7.988	8.685	11365	5769	5.233	1.748 #
38)	Toxaphene...	8.299	8.685	34111	5769	7.893	1.210 #
39)	Toxaphene...	8.556	8.785	28556	13198	6.331	1.664 #
40)	Toxaphene...	8.830f	0.000	3381	0	0.951	N.D. #
41)	Toxaphene...	8.875	9.330	2928	39898	0.712	8.494 #
42)	Toxaphene...	3.944	3.909	40066	42590	NoCal	NoCal

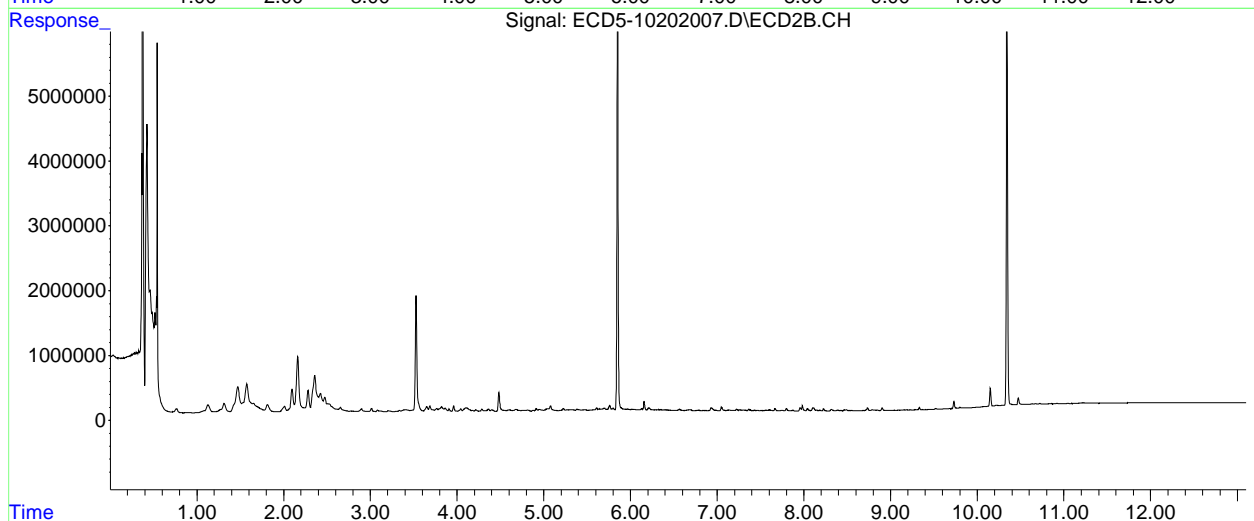
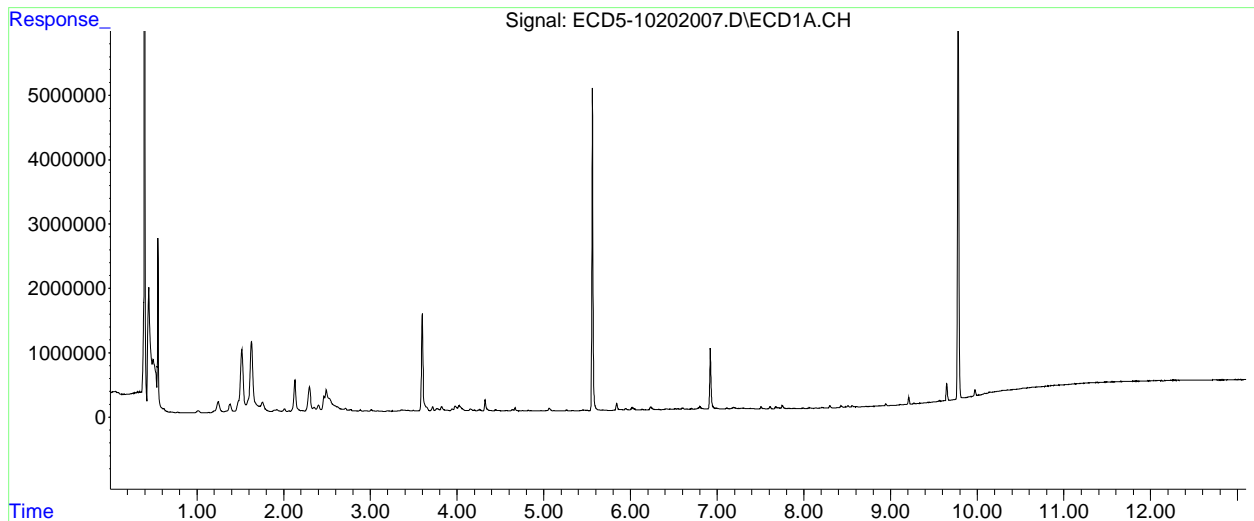
(f)=RT Delta > 1/2 Window (#)=Amounts differ by > 25% (m)=manual int.

Quantitation Report (QT Reviewed)

Data Path : K:\data\2020-10\0J20064\  
Data File : ECD5-10202007.D  
Signal(s) : Signal #1: ECD1A.CH Signal #2: ECD2B.CH  
Acq On : 20 Oct 2020 18:12  
Operator : MJB  
Sample : 0100635-BLK1  
Misc : 1x, 8081B 2,4+4,4-DDx Only, GPC  
ALS Vial : 8 (Sig #1); 0 (Sig #2) Sample Multiplier: 1

Integration File signal 1: PEST1.e  
Integration File signal 2: PEST2.e  
Quant Time: Oct 21 14:18:40 2020  
Quant Method : K:\methods\ECD5\_QUANTPEST\_201014.M  
Quant Title : Instrument: DualECD5  
QLast Update : Thu Oct 15 11:11:37 2020  
Response via : Initial Calibration  
Integrator: ChemStation 6890 Scale Mode: Small noise peaks clipped

Volume Inj. : 2uL  
Signal #1 Phase : Rtx-CLPesticides Signal #2 Phase: Rtx-CLPesticides2  
Signal #1 Info : 30m X 0.32mm X 0. Signal #2 Info : 30m X 0.32mm X 0.25um



Data Path : K:\data\2020-10\0J20064\  
 Data File : ECD5-10202008.D  
 Signal(s) : Signal #1: ECD1A.CH Signal #2: ECD2B.CH  
 Acq On : 20 Oct 2020 18:29  
 Operator : MJB  
 Sample : 0100635-BS1  
 Misc : 1x, 8081B 2,4+4,4-DDx Only, GPC  
 ALS Vial : 9 (Sig #1); 0 (Sig #2) Sample Multiplier: 1

Integration File signal 1: PEST1.e  
 Integration File signal 2: PEST2.e  
 Quant Time: Oct 21 15:08:12 2020  
 Quant Method : K:\methods\ECD5\_QUANTPEST\_201014.M  
 Quant Title : Instrument: DualECD5  
 QLast Update : Thu Oct 15 11:11:37 2020  
 Response via : Initial Calibration  
 Integrator: ChemStation 6890 Scale Mode: Small noise peaks clipped

Volume Inj. : 2uL  
 Signal #1 Phase : Rtx-CLPesticides Signal #2 Phase: Rtx-CLPesticides2  
 Signal #1 Info : 30m X 0.32mm X 0. Signal #2 Info : 30m X 0.32mm X 0.25um

Compound	RT#1	RT#2	Resp#1	Resp#2	ng/mL	ng/mL
-----						
System Monitoring Compounds						
1) S TCMX (S)	5.561	5.851	6798635	9791628	28.017	31.612
22) S DCBP (S)	9.780	10.342	8458061	9202470	52.226	59.425
Target Compounds						
2) a-BHC	6.133	6.420f	13246	8047	0.043	0.020 #
3) g-BHC	6.406	0.000	4651	0	0.018	N.D. #
4) b-BHC	6.519f	6.840	5713	7619	5685.385	0.050 #
5) Heptachlor	6.799	0.000	57367	0	0.227	N.D. #
6) d-BHC	6.644	7.049f	10179	77249	0.037	0.057 #
7) Aldrin	0.000	7.389	0	14942	N.D.	0.049 #
8) Heptachlo...	7.503f	7.872f	6624906	17275	27.130	0.063 #
9) trans-Chl...	7.612	7.958	24922	8708687	0.098	30.795 #
10) cis-Chlor...	7.675f	8.099	30596	54459	0.126	0.203 #
11) Endosulfa...	7.822	8.114	33422	45957	0.146	0.182
12) 4,4'-DDE	7.755	8.182	10865979	14243434	41.818	48.834
13) Dieldrin	7.989	8.329	12823	8517046	0.051	30.274 #
14) Endrin	8.134f	8.550	8260	8617157	0.045	44.113 #
15) 4,4'-DDD	8.184	8.594	8739020	11238479	40.007	48.123
16) Endosulfa...	8.301	8.698	29679	23524	0.142	0.102 #
17) 4,4'-DDT	8.381	8.818	9381110	11426125	47.021	60.002 #
18) Endrin Al...	8.610	8.901f	4893	44120	6021.202	BelowCal #
19) Endosulfa...	8.946f	9.159f	44156	5681	0.004	BelowCal #
20) Methoxychlor	8.714	9.284	10018	10483	BelowCal	0.108
21) Endrin Ke...	9.110	9.522	6027	18775	0.025	0.076 #
23) Hexachlor...	3.356	3.530f	23984	1925823	4770.002	5.366 #
24) Hexachlor...	5.945	6.317	39085	7256	BelowCal	BelowCal
25) Oxychlorane	7.408f	7.798f	7262	49368	BelowCal	0.206

Quantitation Report (QT Reviewed)

Data Path : K:\data\2020-10\0J20064\  
 Data File : ECD5-10202008.D  
 Signal(s) : Signal #1: ECD1A.CH Signal #2: ECD2B.CH  
 Acq On : 20 Oct 2020 18:29  
 Operator : MJB  
 Sample : 0100635-BS1  
 Misc : 1x, 8081B 2,4+4,4-DDx Only, GPC  
 ALS Vial : 9 (Sig #1); 0 (Sig #2) Sample Multiplier: 1

Integration File signal 1: PEST1.e  
 Integration File signal 2: PEST2.e  
 Quant Time: Oct 21 15:08:12 2020  
 Quant Method : K:\methods\ECD5\_QUANTPEST\_201014.M  
 Quant Title : Instrument: DualECD5  
 QLast Update : Thu Oct 15 11:11:37 2020  
 Response via : Initial Calibration  
 Integrator: ChemStation 6890 Scale Mode: Small noise peaks clipped

Volume Inj. : 2uL  
 Signal #1 Phase : Rtx-CLPesticides Signal #2 Phase: Rtx-CLPesticides2  
 Signal #1 Info : 30m X 0.32mm X 0. Signal #2 Info : 30m X 0.32mm X 0.25um

	Compound	RT#1	RT#2	Resp#1	Resp#2	ng/mL	ng/mL
26)	2,4'-DDE	7.503	7.958	6624906	8708687	42.698	44.892
27)	trans-Non...	7.675f	8.043	30596	40714	BelowCal	0.146
28)	2,4'-DDD	7.882	8.329	6543594	8517046	47.008	54.717
29)	2,4'-DDT	8.063	8.550	6832483	8617157	48.841	57.732
30)	cis-Nonac...	8.184	8.594	8739020	11238479	36.019	41.015
31)	Mirex	8.830	9.485	4778	3486	BelowCal	BelowCal
32)	Chlordane...	7.612f	7.958f	24922	8708687	0.910	245.791 #
33)	Chlordane...	7.755f	8.099	10865979	54459	388.750	1.887 #
34)	Chlordane...	8.301	8.734	29679	31241	3.676	0.180 #
35)	Chlordane...	3.944	3.911	42465	48403	NoCal	NoCal
36)	Toxaphene...	7.675f	8.329	30596	8517046	30.128	3111.803 #
37)	Toxaphene...	7.989	8.698f	12823	23524	5.904	7.130
38)	Toxaphene...	8.301	8.698	29679	23524	6.868	4.933 #
39)	Toxaphene...	8.557	8.734f	27051	31241	5.997	3.939 #
40)	Toxaphene...	8.830f	0.000	4778	0	1.344	N.D. #
41)	Toxaphene...	8.874	9.301	4064	6158	0.988	1.311 #
42)	Toxaphene...	3.944	3.911	42465	48403	NoCal	NoCal

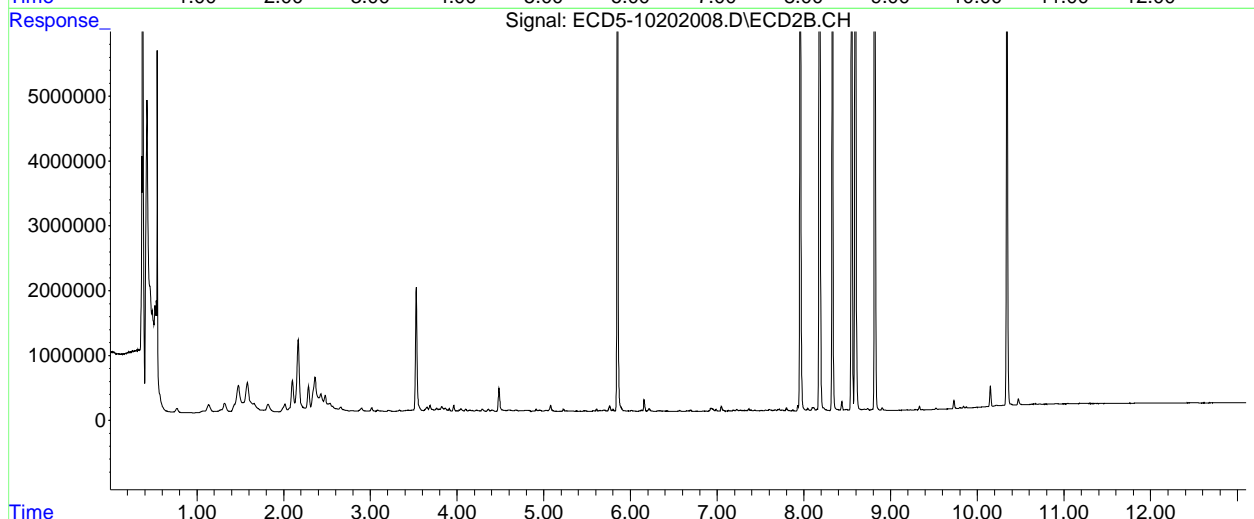
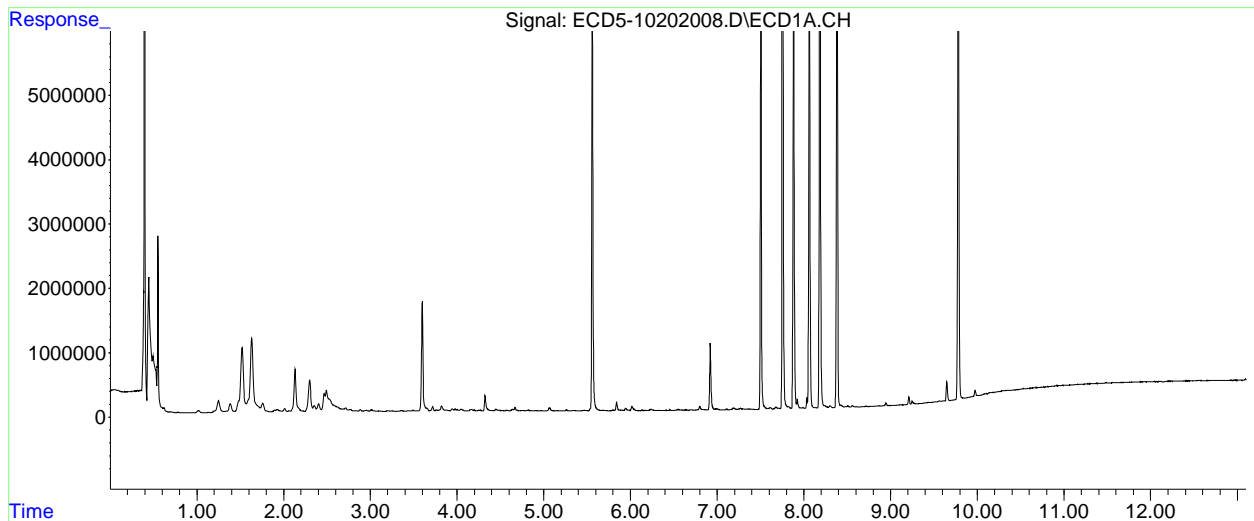
(f)=RT Delta > 1/2 Window (#)=Amounts differ by > 25% (m)=manual int.

Quantitation Report (QT Reviewed)

Data Path : K:\data\2020-10\0J20064\  
Data File : ECD5-10202008.D  
Signal(s) : Signal #1: ECD1A.CH Signal #2: ECD2B.CH  
Acq On : 20 Oct 2020 18:29  
Operator : MJB  
Sample : 0100635-BS1  
Misc : 1x, 8081B 2,4+4,4-DDx Only, GPC  
ALS Vial : 9 (Sig #1); 0 (Sig #2) Sample Multiplier: 1

Integration File signal 1: PEST1.e  
Integration File signal 2: PEST2.e  
Quant Time: Oct 21 15:08:12 2020  
Quant Method : K:\methods\ECD5\_QUANTPEST\_201014.M  
Quant Title : Instrument: DualECD5  
QLast Update : Thu Oct 15 11:11:37 2020  
Response via : Initial Calibration  
Integrator: ChemStation 6890 Scale Mode: Small noise peaks clipped

Volume Inj. : 2uL  
Signal #1 Phase : Rtx-CLPesticides Signal #2 Phase: Rtx-CLPesticides2  
Signal #1 Info : 30m X 0.32mm X 0. Signal #2 Info : 30m X 0.32mm X 0.25um



Data Path : K:\data\2020-10\0J20064\  
 Data File : ECD5-10202020.D  
 Signal(s) : Signal #1: ECD1A.CH Signal #2: ECD2B.CH  
 Acq On : 20 Oct 2020 22:07  
 Operator : MJB  
 Sample : 0J20064-CCV3  
 Misc : A20H476, AB 100 ppb  
 ALS Vial : 5 (Sig #1); 0 (Sig #2) Sample Multiplier: 1

Integration File signal 1: PEST1.e  
 Integration File signal 2: PEST2.e  
 Quant Time: Oct 21 16:05:04 2020  
 Quant Method : K:\methods\ECD5\_QUANTPEST\_201014.M  
 Quant Title : Instrument: DualECD5  
 QLast Update : Thu Oct 15 11:11:37 2020  
 Response via : Initial Calibration  
 Integrator: ChemStation 6890 Scale Mode: Small noise peaks clipped

Volume Inj. : 2uL  
 Signal #1 Phase : Rtx-CLPesticides Signal #2 Phase: Rtx-CLPesticides2  
 Signal #1 Info : 30m X 0.32mm X 0. Signal #2 Info : 30m X 0.32mm X 0.25um

Compound	RT#1	RT#2	Resp#1	Resp#2	ng/mL	ng/mL
System Monitoring Compounds						
1) S TCMX (S)	5.561	5.851	22837002	33110062	94.112	106.896
22) S DCBP (S)	9.781	10.342	15831122	18509201	97.466	115.250
Target Compounds						
2) a-BHC	6.114	6.447	30648022	46520755	98.537	117.991
3) g-BHC	6.402	6.762	25434003	39934933	96.380	119.490
4) b-BHC	6.483	6.830	9886886	15403531	88.785	101.520
5) Heptachlor	6.801	7.135	24217752	35964904	95.652	127.164 #Q41
6) d-BHC	6.636	7.077	23398670	37594250	85.491	107.898 #
7) Aldrin	7.044	7.397	25540645	37050581	96.262	121.524 #Q41
8) Heptachlo...	7.513	7.832	23251828	32038643	95.218	117.457
9) trans-Chl...	7.606	7.971	23624767	32631655	92.976	115.388
10) cis-Chlor...	7.703	8.078	22503344	30845381	92.559	114.965
11) Endosulfa...	7.807	8.126	21247978	29450835	92.945	116.541 #
12) 4,4'-DDE	7.756	8.183	23601588	33010101	90.831	113.177
13) Dieldrin	7.981	8.325	24270122	33814882	96.187	120.190 #Q41
14) Endrin	8.150	8.546	15454292	20090045	83.806	102.846
15) 4,4'-DDD	8.186	8.594	20053115	28634360	91.802	122.611 #Q41
16) Endosulfa...	8.311	8.693	18590974	26038982	89.205	113.412 #
17) 4,4'-DDT	8.381	8.818	17023697	21976786	85.328	115.406 #
18) Endrin Al...	8.606	8.927	18015889	24470353	95.050	114.015
19) Endosulfa...	8.911	9.121	18412287	25144114	97.226	113.490
20) Methoxychlor	8.715	9.284	8328975	10833792	84.527	112.054 #
21) Endrin Ke...	9.112	9.508	24033419	31679510	98.166	127.495 #Q41
23) Hexachlor...	0.000	0.000	0	0	N.D.	N.D.
24) Hexachlor...	5.946	6.344f	50947	8014	0.010	BelowCal #
25) Oxychlorane	7.447	7.756	97478	25254	0.257	0.105 #

Quantitation Report (Not Reviewed)

Data Path : K:\data\2020-10\0J20064\  
 Data File : ECD5-10202020.D  
 Signal(s) : Signal #1: ECD1A.CH Signal #2: ECD2B.CH  
 Acq On : 20 Oct 2020 22:07  
 Operator : MJB  
 Sample : 0J20064-CCV3  
 Misc : A20H476, AB 100 ppb  
 ALS Vial : 5 (Sig #1); 0 (Sig #2) Sample Multiplier: 1

Integration File signal 1: PEST1.e  
 Integration File signal 2: PEST2.e  
 Quant Time: Oct 21 16:05:04 2020  
 Quant Method : K:\methods\ECD5\_QUANTPEST\_201014.M  
 Quant Title : Instrument: DualECD5  
 QLast Update : Thu Oct 15 11:11:37 2020  
 Response via : Initial Calibration  
 Integrator: ChemStation 6890 Scale Mode: Small noise peaks clipped

Volume Inj. : 2uL  
 Signal #1 Phase : Rtx-CLPesticides Signal #2 Phase: Rtx-CLPesticides2  
 Signal #1 Info : 30m X 0.32mm X 0. Signal #2 Info : 30m X 0.32mm X 0.25um

	Compound	RT#1	RT#2	Resp#1	Resp#2	ng/mL	ng/mL
26)	2,4'-DDE	7.513	7.971	23251828	32631655	151.224	168.211
27)	trans-Non...	7.703	8.034	22503344	90739	99.004	0.326 #
28)	2,4'-DDD	7.929f	8.325	38815	33814882	0.045	192.665 #
29)	2,4'-DDT	8.063	8.546	64165	20090045	0.229	123.992 #
30)	cis-Nonac...	8.186	8.594	20053115	28634360	82.278	98.262
31)	Mirex	8.864	9.508	73890	31679510	0.160	185.127 #
32)	Chlordane...	7.606f	7.971f	23624767	32631655	862.161	920.983
33)	Chlordane...	7.703f	8.078f	22503344	30845381	805.098	1068.763 #
34)	Chlordane...	8.311f	8.771	18590974	122690	2302.771	11.685 #
35)	Chlordane...	3.940	3.886f	9021	8548	NoCal	NoCal
36)	Toxaphene...	7.703	8.325	22503344	33814882	12030.049	12354.665
37)	Toxaphene...	7.981	8.693f	24270122	26038982	11175.132	7892.286 #
38)	Toxaphene...	8.311	8.693	18590974	26038982	4301.910	5459.836 #
39)	Toxaphene...	8.530f	8.771	249176	122690	55.240	15.469 #
40)	Toxaphene...	8.784	8.927	103214	24470353	29.042	5119.868 #
41)	Toxaphene...	8.864	9.284f	73890	10833792	17.964	2306.531 #
42)	Toxaphene...	3.940	3.886f	9021	8548	NoCal	NoCal

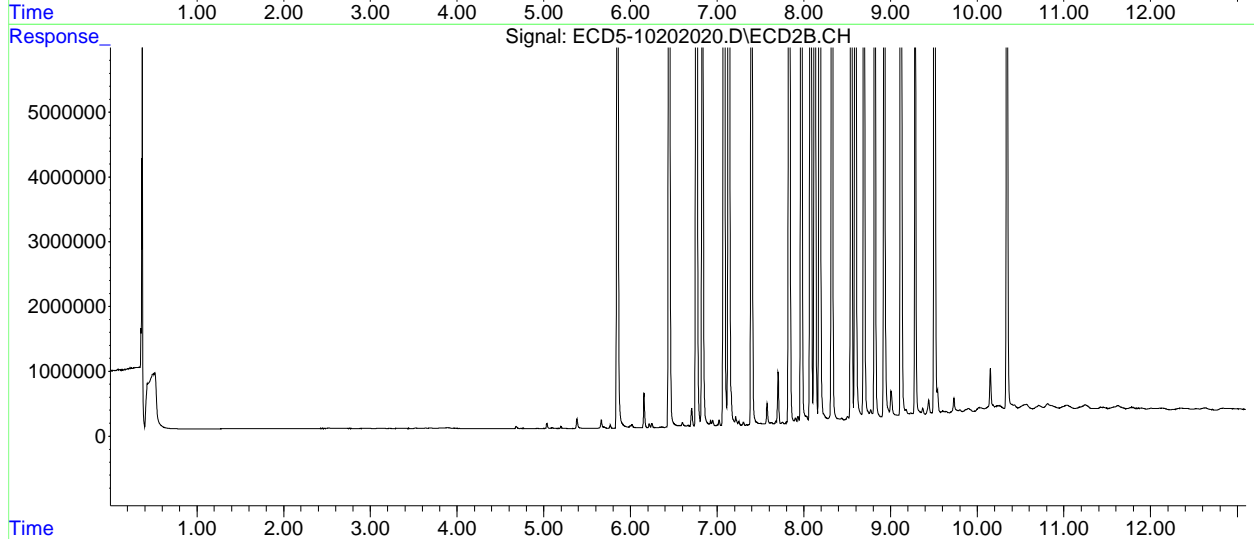
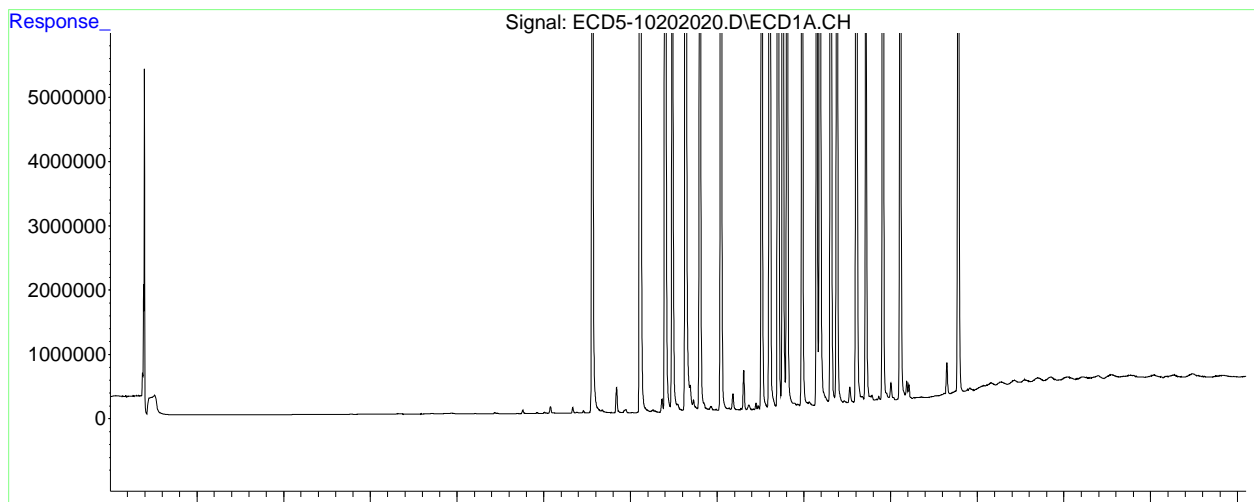
(f)=RT Delta > 1/2 Window (#)=Amounts differ by > 25% (m)=manual int.

Quantitation Report (Not Reviewed)

Data Path : K:\data\2020-10\0J20064\  
Data File : ECD5-10202020.D  
Signal(s) : Signal #1: ECD1A.CH Signal #2: ECD2B.CH  
Acq On : 20 Oct 2020 22:07  
Operator : MJB  
Sample : 0J20064-CCV3  
Misc : A20H476, AB 100 ppb  
ALS Vial : 5 (Sig #1); 0 (Sig #2) Sample Multiplier: 1

Integration File signal 1: PEST1.e  
Integration File signal 2: PEST2.e  
Quant Time: Oct 21 16:05:04 2020  
Quant Method : K:\methods\ECD5\_QUANTPEST\_201014.M  
Quant Title : Instrument: DualECD5  
QLast Update : Thu Oct 15 11:11:37 2020  
Response via : Initial Calibration  
Integrator: ChemStation 6890 Scale Mode: Small noise peaks clipped

Volume Inj. : 2uL  
Signal #1 Phase : Rtx-CLPesticides Signal #2 Phase: Rtx-CLPesticides2  
Signal #1 Info : 30m X 0.32mm X 0. Signal #2 Info : 30m X 0.32mm X 0.25um





*HWML 10/21/20*

Data Path : K:\data\2020-10\0J20064\  
 Data File : ECD5-10202021.D  
 Signal(s) : Signal #1: ECD1A.CH Signal #2: ECD2B.CH  
 Acq On : 20 Oct 2020 22:24  
 Operator : MJB  
 Sample : 0J20064-CCV4  
 Misc : A20I186, 9-42 100 ppb  
 ALS Vial : 6 (Sig #1); 0 (Sig #2) Sample Multiplier: 1

Integration File signal 1: PEST1.e  
 Integration File signal 2: PEST2.e  
 Quant Time: Oct 21 16:10:09 2020  
 Quant Method : K:\methods\ECD5\_QUANTPEST\_201014.M  
 Quant Title : Instrument: DualECD5  
 QLast Update : Thu Oct 15 11:11:37 2020  
 Response via : Initial Calibration  
 Integrator: ChemStation 6890 Scale Mode: Small noise peaks clipped

Volume Inj. : 2uL  
 Signal #1 Phase : Rtx-CLPesticides Signal #2 Phase: Rtx-CLPesticides2  
 Signal #1 Info : 30m X 0.32mm X 0. Signal #2 Info : 30m X 0.32mm X 0.25um

Compound	RT#1	RT#2	Resp#1	Resp#2	ng/mL	ng/mL
-----						
System Monitoring Compounds						
1) S TCMX (S)	5.533f	5.887f	168273	222861	0.693	0.720
22) S DCBP (S)	9.780	0.000	49174	0	0.005	N.D. #
Target Compounds						
2) a-BHC	0.000	0.000	0	0	N.D.	N.D.
3) g-BHC	0.000	6.803f	0	5853	N.D.	0.018 #
4) b-BHC	6.495	6.835	4943	6350	5685.392	0.042 #
5) Heptachlor	6.804	7.135	51189	64713	0.202	0.229
6) d-BHC	6.645	7.080	5385	6983	0.020	BelowCal #
7) Aldrin	7.086f	7.379f	11941	12969	0.045	0.043
8) Heptachlo...	7.505	7.869f	14537507	287790	59.532	1.055 #
9) trans-Chl...	7.603	7.959	63678	20421707	0.251	72.213 #
10) cis-Chlor...	7.691f	0.000	21882736	0	90.006	N.D. #
11) Endosulfa...	7.787f	8.143	68467	72980	0.299	0.289
12) 4,4'-DDE	7.787f	0.000	68467	0	0.263	N.D. #
13) Dieldrin	7.958f	8.329	135870	18091028	0.538	64.305 #
14) Endrin	8.169	8.550	23834629	17342862	129.251	88.782 #
15) 4,4'-DDD	8.169f	8.595	23834629	33039299	109.113	141.472 #
16) Endosulfa...	8.319	8.738f	15605	12242	0.075	0.053 #
17) 4,4'-DDT	8.382	8.807	7584	13627	0.038	0.072 #
18) Endrin Al...	8.606	8.935	13805	33279	6021.156	BelowCal #
19) Endosulfa...	8.943f	0.000	85362	0	0.227	N.D. #
20) Methoxychlor	8.686f	9.288	2601	39137	BelowCal	0.405
21) Endrin Ke...	0.000	9.496	0	18888693	N.D.	76.018 #
23) Hexachlor...	3.359	3.566	25764936	41522238	115.969	115.693
24) Hexachlor...	5.948	6.314	21293254	33237026	91.734	103.487
25) Oxychlorane	7.437	7.763	19436376	26695755	99.545	111.219

Quantitation Report (Not Reviewed)

Data Path : K:\data\2020-10\0J20064\  
 Data File : ECD5-10202021.D  
 Signal(s) : Signal #1: ECD1A.CH Signal #2: ECD2B.CH  
 Acq On : 20 Oct 2020 22:24  
 Operator : MJB  
 Sample : 0J20064-CCV4  
 Misc : A20I186, 9-42 100 ppb  
 ALS Vial : 6 (Sig #1); 0 (Sig #2) Sample Multiplier: 1

Integration File signal 1: PEST1.e  
 Integration File signal 2: PEST2.e  
 Quant Time: Oct 21 16:10:09 2020  
 Quant Method : K:\methods\ECD5\_QUANTPEST\_201014.M  
 Quant Title : Instrument: DualECD5  
 QLast Update : Thu Oct 15 11:11:37 2020  
 Response via : Initial Calibration  
 Integrator: ChemStation 6890 Scale Mode: Small noise peaks clipped

Volume Inj. : 2uL  
 Signal #1 Phase : Rtx-CLPesticides Signal #2 Phase: Rtx-CLPesticides2  
 Signal #1 Info : 30m X 0.32mm X 0. Signal #2 Info : 30m X 0.32mm X 0.25um

	Compound	RT#1	RT#2	Resp#1	Resp#2	ng/mL	ng/mL
26)	2,4'-DDE	7.505	7.959	14537507	20421707	94.201	105.270
27)	trans-Non...	7.691	8.038	21882736	30390222	96.333	109.039
28)	2,4'-DDD	7.884	8.329	12873602	18091028	92.331	110.616
29)	2,4'-DDT	8.064	8.550	13050795	17342862	92.258	109.003
30)	cis-Nonac...	8.169	8.595	23834629	33039299	97.579	111.756
31)	Mirex	8.841	9.496	14246017	18888693	97.246	116.010
32)	Chlordane...	7.603f	7.959f	63678	20421707	2.324	576.375 #
33)	Chlordane...	7.691f	0.000	21882736	0	782.895	N.D. #
34)	Chlordane...	8.319f	8.738	15605	12242	1.933	BelowCal #
35)	Chlordane...	3.936	3.900	13973	11458	NoCal	NoCal
36)	Toxaphene...	7.691	8.329	21882736	18091028	11810.509	6609.770 #
37)	Toxaphene...	0.000	0.000	0	0	N.D.	N.D.
38)	Toxaphene...	8.319	8.738f	15605	12242	3.611	2.567 #
39)	Toxaphene...	8.565	8.777	3729	6470	0.827	0.816
40)	Toxaphene...	0.000	8.935	0	33279	N.D.	6.963 #
41)	Toxaphene...	8.841f	9.288f	14246017	39137	3463.410	8.332 #
42)	Toxaphene...	3.936	3.900f	13973	11458	NoCal	NoCal

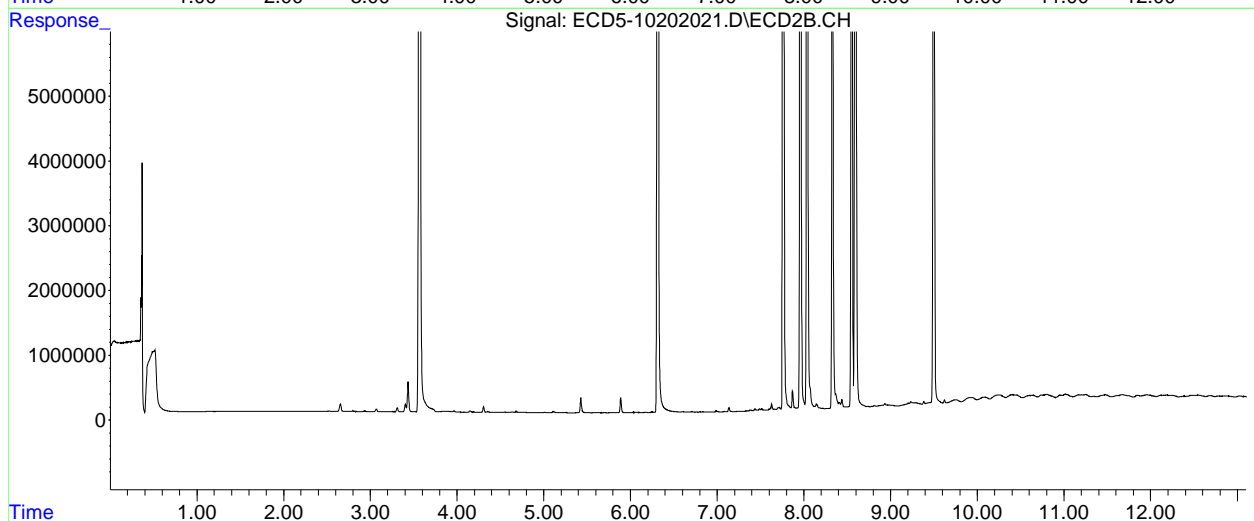
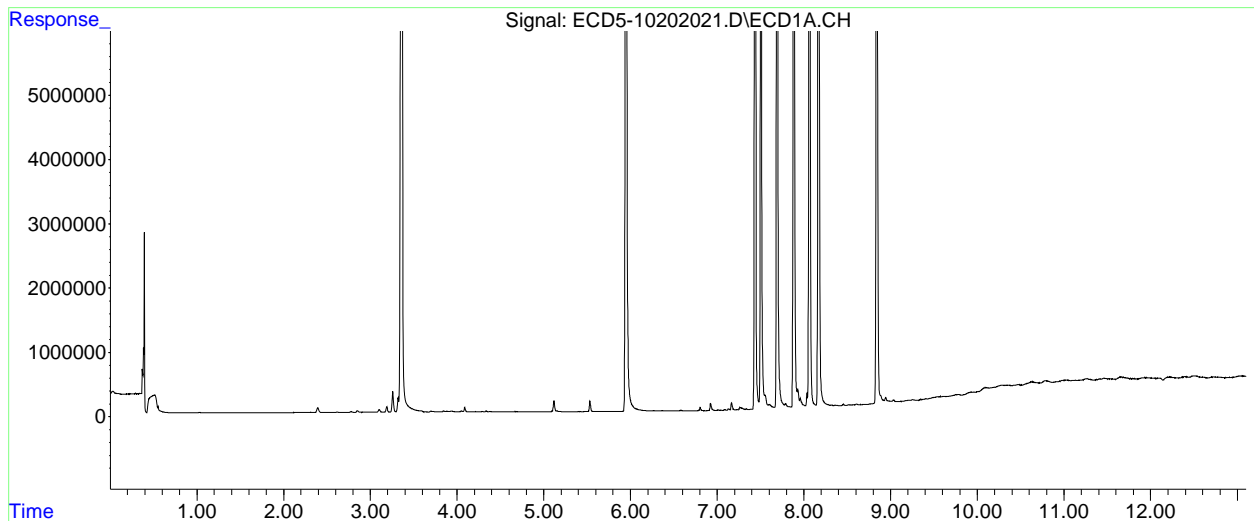
(f)=RT Delta > 1/2 Window (#)=Amounts differ by > 25% (m)=manual int.

Quantitation Report (Not Reviewed)

Data Path : K:\data\2020-10\0J20064\  
Data File : ECD5-10202021.D  
Signal(s) : Signal #1: ECD1A.CH Signal #2: ECD2B.CH  
Acq On : 20 Oct 2020 22:24  
Operator : MJB  
Sample : 0J20064-CCV4  
Misc : A20I186, 9-42 100 ppb  
ALS Vial : 6 (Sig #1); 0 (Sig #2) Sample Multiplier: 1

Integration File signal 1: PEST1.e  
Integration File signal 2: PEST2.e  
Quant Time: Oct 21 16:10:09 2020  
Quant Method : K:\methods\ECD5\_QUANTPEST\_201014.M  
Quant Title : Instrument: DualECD5  
QLast Update : Thu Oct 15 11:11:37 2020  
Response via : Initial Calibration  
Integrator: ChemStation 6890 Scale Mode: Small noise peaks clipped

Volume Inj. : 2uL  
Signal #1 Phase : Rtx-CLPesticides Signal #2 Phase: Rtx-CLPesticides2  
Signal #1 Info : 30m X 0.32mm X 0. Signal #2 Info : 30m X 0.32mm X 0.25um



*AML 10/21/20*

Data Path : K:\data\2020-10\0J20064\  
 Data File : ECD5-10202022.D  
 Signal(s) : Signal #1: ECD1A.CH Signal #2: ECD2B.CH  
 Acq On : 20 Oct 2020 22:41  
 Operator : MJB  
 Sample : 0J20064-CCB2  
 Misc : A20J148  
 ALS Vial : 7 (Sig #1); 0 (Sig #2) Sample Multiplier: 1

Integration File signal 1: PEST1.e  
 Integration File signal 2: PEST2.e  
 Quant Time: Oct 21 16:13:06 2020  
 Quant Method : K:\methods\ECD5\_QUANTPEST\_201014.M  
 Quant Title : Instrument: DualECD5  
 QLast Update : Thu Oct 15 11:11:37 2020  
 Response via : Initial Calibration  
 Integrator: ChemStation 6890 Scale Mode: Small noise peaks clipped

Volume Inj. : 2uL  
 Signal #1 Phase : Rtx-CLPesticides Signal #2 Phase: Rtx-CLPesticides2  
 Signal #1 Info : 30m X 0.32mm X 0. Signal #2 Info : 30m X 0.32mm X 0.25um

Compound	RT#1	RT#2	Resp#1	Resp#2	ng/mL	ng/mL
-----						
System Monitoring Compounds						
1) S TCMX (S)	5.561	5.851	21499855	32380989	88.602	104.543
22) S DCBP (S)	9.781	10.342	15454407	17811648	95.167	111.200
Target Compounds						
2) a-BHC	0.000	0.000	0	0	N.D.	N.D.
3) g-BHC	0.000	0.000	0	0	N.D.	N.D.
4) b-BHC	0.000	0.000	0	0	N.D.	N.D.
5) Heptachlor	0.000	0.000	0	0	N.D.	N.D.
6) d-BHC	6.646	0.000	1495	0	0.005	N.D. #
7) Aldrin	7.027f	7.434f	1407	38864	0.005	0.127 #
8) Heptachlo...	0.000	0.000	0	0	N.D.	N.D.
9) trans-Chl...	7.597	7.986	23024	12911	0.091	0.046 #
10) cis-Chlor...	7.729	0.000	4275	0	0.018	N.D. #
11) Endosulfa...	7.836	0.000	824	0	0.004	N.D. #
12) 4,4'-DDE	7.767	0.000	3830	0	0.015	N.D. #
13) Dieldrin	0.000	0.000	0	0	N.D.	N.D.
14) Endrin	0.000	8.552	0	12588	N.D.	0.064 #
15) 4,4'-DDD	8.205	8.585	2946	9209	0.013	0.039 #
16) Endosulfa...	8.316	0.000	1564	0	0.008	N.D. #
17) 4,4'-DDT	0.000	0.000	0	0	N.D.	N.D.
18) Endrin Al...	0.000	8.907f	0	40014	N.D. d	BelowCal
19) Endosulfa...	0.000	9.121	0	31118	N.D.	BelowCal
20) Methoxychlor	0.000	0.000	0	0	N.D.	N.D.
21) Endrin Ke...	9.117	9.520	3739	25427	0.015	0.102 #
23) Hexachlor...	0.000	0.000	0	0	N.D.	N.D.
24) Hexachlor...	5.948	0.000	46204	0	BelowCal	N.D.
25) Oxychlorane	0.000	0.000	0	0	N.D.	N.D.

Quantitation Report (QT Reviewed)

Data Path : K:\data\2020-10\0J20064\  
 Data File : ECD5-10202022.D  
 Signal(s) : Signal #1: ECD1A.CH Signal #2: ECD2B.CH  
 Acq On : 20 Oct 2020 22:41  
 Operator : MJB  
 Sample : 0J20064-CCB2  
 Misc : A20J148  
 ALS Vial : 7 (Sig #1); 0 (Sig #2) Sample Multiplier: 1

Integration File signal 1: PEST1.e  
 Integration File signal 2: PEST2.e  
 Quant Time: Oct 21 16:13:06 2020  
 Quant Method : K:\methods\ECD5\_QUANTPEST\_201014.M  
 Quant Title : Instrument: DualECD5  
 QLast Update : Thu Oct 15 11:11:37 2020  
 Response via : Initial Calibration  
 Integrator: ChemStation 6890 Scale Mode: Small noise peaks clipped

Volume Inj. : 2uL  
 Signal #1 Phase : Rtx-CLPesticides Signal #2 Phase: Rtx-CLPesticides2  
 Signal #1 Info : 30m X 0.32mm X 0. Signal #2 Info : 30m X 0.32mm X 0.25um

	Compound	RT#1	RT#2	Resp#1	Resp#2	ng/mL	ng/mL
26)	2,4'-DDE	0.000	7.986f	0	12911	N.D.	0.067 #
27)	trans-Non...	7.729f	8.023	4275	896	BelowCal	0.003
28)	2,4'-DDD	0.000	0.000	0	0	N.D.	N.D.
29)	2,4'-DDT	0.000	8.552	0	12588	N.D.	BelowCal
30)	cis-Nonac...	8.205f	8.585	2946	9209	BelowCal	BelowCal
31)	Mirex	8.834	9.520	5543	25427	BelowCal	BelowCal
32)	Chlordane...	7.597f	7.986	23024	12911	0.840	0.364 #
33)	Chlordane...	7.729	0.000	4275	0	0.153	N.D. #
34)	Chlordane...	8.316f	8.739	1564	16455	0.194	BelowCal #
35)	Chlordane...	3.941	3.894f	8454	8704	NoCal	NoCal
36)	Toxaphene...	7.729f	0.000	4275	0	0.833	N.D. #
37)	Toxaphene...	0.000	0.000	0	0	N.D.	N.D.
38)	Toxaphene...	8.316	0.000	1564	0	0.362	N.D. #
39)	Toxaphene...	8.567	8.739f	20357	16455	4.513	2.075 #
40)	Toxaphene...	0.000	8.907f	0	40014	N.D.	8.372 #
41)	Toxaphene...	8.834f	0.000	5543	0	1.348	N.D. #
42)	Toxaphene...	3.941	3.894f	8454	8704	NoCal	NoCal

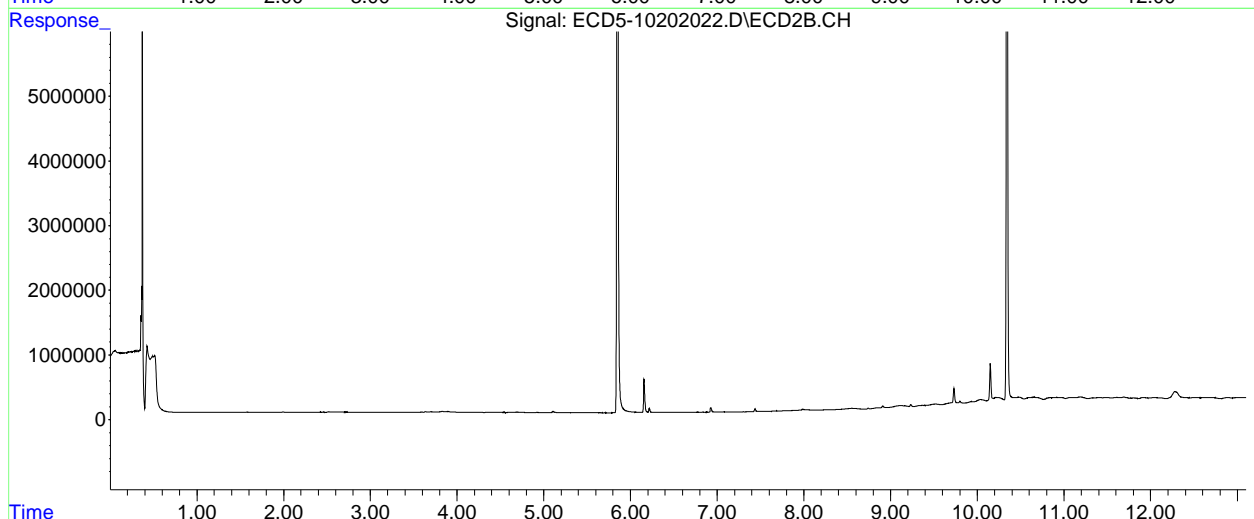
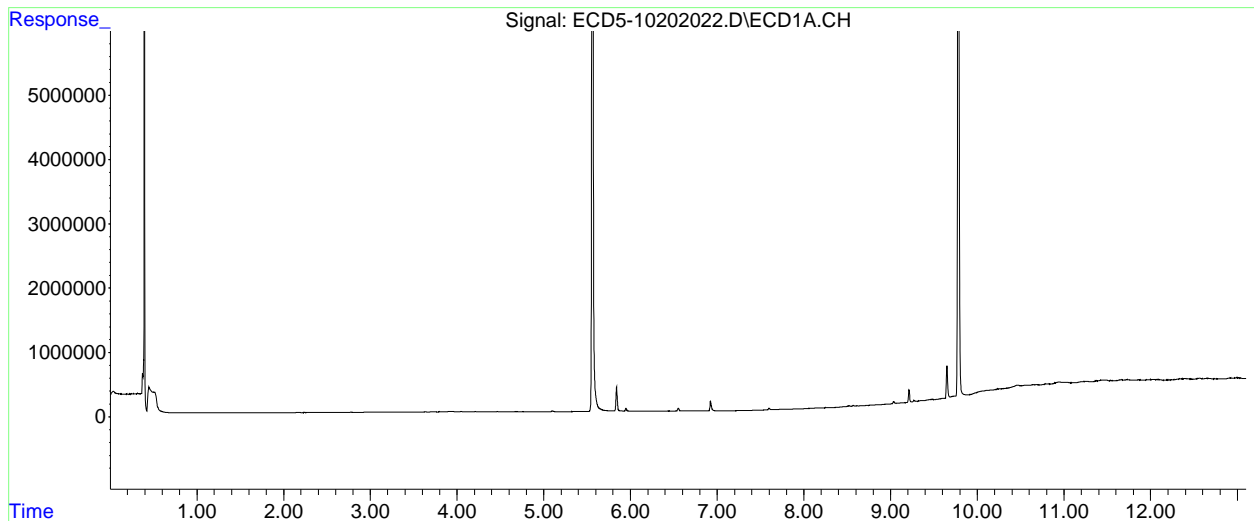
(f)=RT Delta > 1/2 Window (#)=Amounts differ by > 25% (m)=manual int.

Quantitation Report (QT Reviewed)

Data Path : K:\data\2020-10\0J20064\  
Data File : ECD5-10202022.D  
Signal(s) : Signal #1: ECD1A.CH Signal #2: ECD2B.CH  
Acq On : 20 Oct 2020 22:41  
Operator : MJB  
Sample : 0J20064-CCB2  
Misc : A20J148  
ALS Vial : 7 (Sig #1); 0 (Sig #2) Sample Multiplier: 1

Integration File signal 1: PEST1.e  
Integration File signal 2: PEST2.e  
Quant Time: Oct 21 16:13:06 2020  
Quant Method : K:\methods\ECD5\_QUANTPEST\_201014.M  
Quant Title : Instrument: DualECD5  
QLast Update : Thu Oct 15 11:11:37 2020  
Response via : Initial Calibration  
Integrator: ChemStation 6890 Scale Mode: Small noise peaks clipped

Volume Inj. : 2uL  
Signal #1 Phase : Rtx-CLPesticides Signal #2 Phase: Rtx-CLPesticides2  
Signal #1 Info : 30m X 0.32mm X 0. Signal #2 Info : 30m X 0.32mm X 0.25um

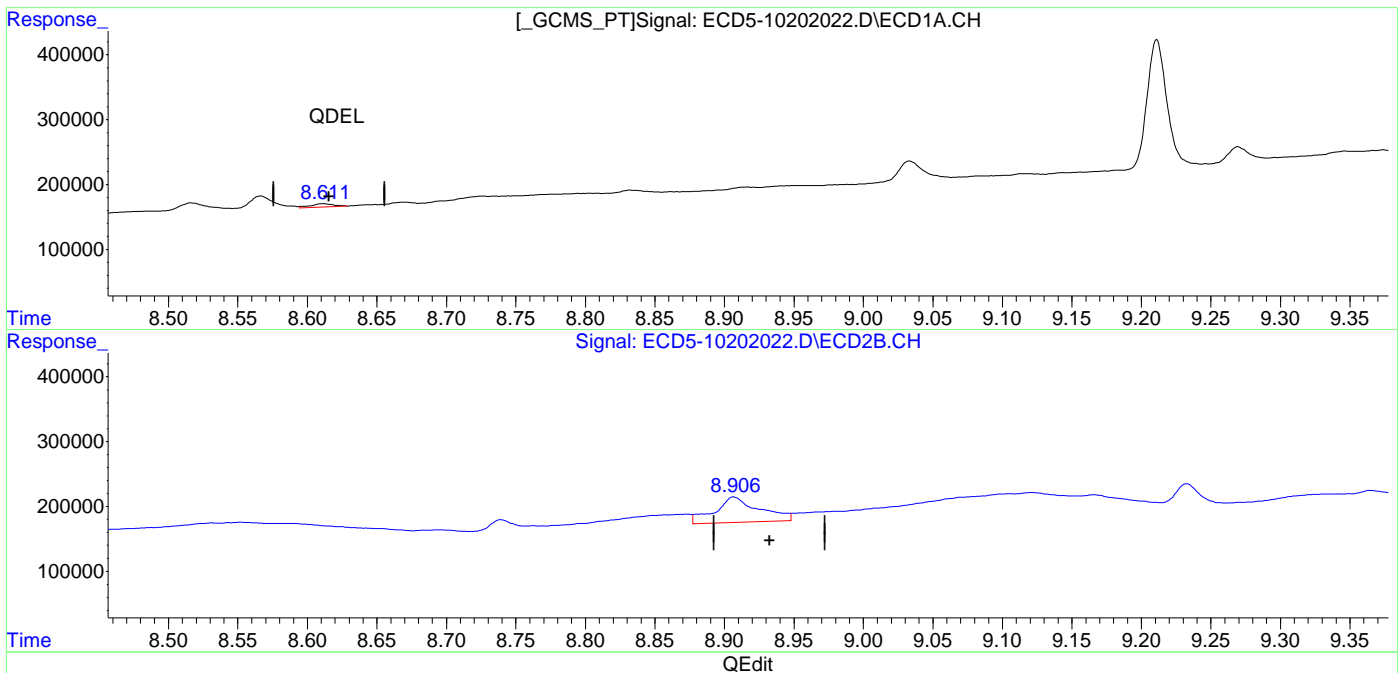


Quantitation Report (Qedit)

Data Path : K:\data\2020-10\0J20064\  
Data File : ECD5-10202022.D  
Signal(s) : Signal #1: ECD1A.CH Signal #2: ECD2B.CH  
Acq On : 20 Oct 2020 22:41  
Operator : MJB  
Sample : 0J20064-CCB2  
Misc : A20J148  
ALS Vial : 7 (Sig #1); 0 (Sig #2) Sample Multiplier: 1

Integration File signal 1: PEST1.e  
Integration File signal 2: PEST2.e  
Quant Time: Oct 21 16:11:31 2020  
Quant Method : K:\methods\ECD5\_QUANTPEST\_201014.M  
Quant Title : Instrument: DualECD5  
QLast Update : Thu Oct 15 11:11:37 2020  
Response via : Initial Calibration  
Integrator: ChemStation 6890 Scale Mode: Small noise peaks clipped

Volume Inj. : 2uL  
Signal #1 Phase : Rtx-CLPesticides Signal #2 Phase: Rtx-CLPesticides2  
Signal #1 Info : 30m X 0.32mm X 0. Signal #2 Info : 30m X 0.32mm X 0.25um



(18) Endrin Aldehyde  
~~8.612min 6021.204 ng/mL~~  
~~response 5103~~

(18) Endrin Aldehyde #2  
8.907min -0.130 ng/mL  
response 40014

**Organochloride Pesticides by EPA 8081B  
Calibration Data**

Sequence 0J14056 (Cal ID A0J1506) DUALECD5





ELEMENT SEQUENCE LOG

Apex Laboratories

Sequence: OJ14056  
Date: 10/14/20 12:16

Instrument: DUALECD5  
Calibration: A0J1506

#	Lab Number	Matrix	Analysis	Client	Due	Batch	ISTD ID	STD ID
1	OJ14056-BKD1	Water	QC	QC				A20H479
2	OJ14056-ICB1	Water	QC	QC				A20J148
3	OJ14056-CAL1	Water	QC	QC				A20J229
4	OJ14056-CAL2	Water	QC	QC				A20J230
5	OJ14056-CAL3	Water	QC	QC				A20H471
6	OJ14056-CAL4	Water	QC	QC				A20H472
7	OJ14056-CAL5	Water	QC	QC				A20H473
8	OJ14056-CAL6	Water	QC	QC				A20H474
9	OJ14056-CAL7	Water	QC	QC				A20H475
10	OJ14056-CAL8	Water	QC	QC				A20H476
11	OJ14056-CAL9	Water	QC	QC				A20H470
12	OJ14056-IBL1	Water	QC	QC				
13	OJ14056-ICV1	Water	QC	QC				A20I130
14	OJ14056-CALA	Water	QC	QC				A20J231
15	OJ14056-CALB	Water	QC	QC				A20I180
16	OJ14056-CALC	Water	QC	QC				A20I181
17	OJ14056-CALD	Water	QC	QC				A20I182
18	OJ14056-CALE	Water	QC	QC				A20I183
19	OJ14056-CALF	Water	QC	QC				A20I184
20	OJ14056-CALG	Water	QC	QC				A20I185
21	OJ14056-CALH	Water	QC	QC				A20I186
22	OJ14056-CALI	Water	QC	QC				A20I179
23	OJ14056-IBL2	Water	QC	QC				
24	OJ14056-ICV2	Water	QC	QC				A20I187
25	OJ14056-CALJ	Water	QC	QC				A20J232
26	OJ14056-CALK	Water	QC	QC				A20F057
27	OJ14056-CALL	Water	QC	QC				A20F058
28	OJ14056-CALM	Water	QC	QC				A20F059
29	OJ14056-CALN	Water	QC	QC				A20F060
30	OJ14056-CALO	Water	QC	QC				A20F061
31	OJ14056-CALP	Water	QC	QC				A20F056
32	OJ14056-IBL3	Water	QC	QC				
33	OJ14056-ICV3	Water	QC	QC				A20F062
34	OJ14056-CALQ	Water	QC	QC				A20J233
35	OJ14056-CALR	Water	QC	QC				A20F064
36	OJ14056-CALS	Water	QC	QC				A20F065
37	OJ14056-CALT	Water	QC	QC				A20F066
38	OJ14056-CALU	Water	QC	QC				A20D430
39	OJ14056-CALV	Water	QC	QC				A20D431
40	OJ14056-CALW	Water	QC	QC				A20F063
41	OJ14056-IBL4	Water	QC	QC				
42	OJ14056-ICV4	Water	QC	QC				A20F067

Data Entered By/Date: MJB 10/15/20

Comments: **ICAL**

Data Reviewed By/Date: MKZ 10/16/2020

Cal level 5 not analyzed

10/15/2020 3:25:36PM

Calibration Status Report DUALECD5

A0J1506

Method Path : C:\msdchem\1\methods\  
 Method File : ECD5\_QUANTPEST\_201014.M  
 Title : Instrument: DualECD5  
 Last Update : Thu Oct 15 11:11:37 2020  
 Response Via : Initial Calibration

MJB 10/15/20

#	ID	Conc	ISTD Conc	Path\File
1	1	10	0	C:\msdchem\1\data\2020-10\0J14056\ECD5-10142042.D
2	2	50	0	C:\msdchem\1\data\2020-10\0J14056\ECD5-10142043.D
3	3	100	0	C:\msdchem\1\data\2020-10\0J14056\ECD5-10142044.D
4	4	200	0	C:\msdchem\1\data\2020-10\0J14056\ECD5-10142045.D
5	5	500	0	C:\msdchem\1\data\2020-10\0J14056\ECD5-10142046.D
6	6	1000	0	C:\msdchem\1\data\2020-10\0J14056\ECD5-10142047.D
7	7	2000	0	C:\msdchem\1\data\2020-10\0J14056\ECD5-10142048.D
8	8	-1	0	C:\msdchem\1\data\2020-10\0J14056\ECD5-10142029.D
9	9	-1	0	C:\msdchem\1\data\2020-10\0J14056\ECD5-10142030.D

#	ID	Update Time	Quant Time	Acquisition Time
1	1	Oct 15 11:10 2020	Oct 15 11:06 2020	15 Oct 2020 0:41
2	2	Oct 15 11:10 2020	Oct 15 11:06 2020	15 Oct 2020 0:58
3	3	Oct 15 11:11 2020	Oct 15 11:07 2020	15 Oct 2020 1:15
4	4	Oct 15 11:11 2020	Oct 15 11:08 2020	15 Oct 2020 1:33
5	5	Oct 15 11:11 2020	Oct 15 11:05 2020	15 Oct 2020 1:50
6	6	Oct 15 11:11 2020	Oct 15 11:08 2020	15 Oct 2020 2:07
7	7	Oct 15 11:11 2020	Oct 15 11:09 2020	15 Oct 2020 2:24
8	8	Oct 15 10:38 2020	Oct 15 10:36 2020	14 Oct 2020 20:56
9	9	Oct 15 10:38 2020	Oct 15 10:36 2020	14 Oct 2020 21:13

ECD5\_QUANTPEST\_201014.M Thu Oct 15 12:35:53 2020

Response Factor Report DUALECD5

Method Path : C:\msdchem\1\methods\  
 Method File : ECD5\_QUANTPEST\_201014.M  
 Title : Instrument: DualECD5  
 Last Update : Thu Oct 15 11:11:37 2020  
 Response Via : Initial Calibration

MJB 10/15/20

Calibration Files

1 =ECD5-10142042.D 2 =ECD5-10142043.D 3 =ECD5-10142044.D 4 =ECD5-10142045.D  
 5 =ECD5-10142046.D 6 =ECD5-10142047.D 7 =ECD5-10142048.D 8 =ECD5-10142029.D  
 9 =ECD5-10142030.D

Compound	1	2	3	4	5	6	7	8	9	Avg	%RSD	
1) S TCMX (S)	2.811	2.539	2.486	2.410		2.242	2.271	2.305	2.349	2.427	E5	7.68
2) a-BHC	3.356	3.062	3.142	3.082		2.929	3.008	3.118	3.186	3.110	E5	4.10
3) g-BHC	2.805	2.688	2.668	2.573		2.487	2.514	2.628	2.748	2.639	E5	4.20
4) b-BHC	1.537	1.342	1.285	1.202		1.090	1.100	1.086	1.113	1.219	E5	13.19
5) Heptachlor	2.838	2.544	2.556	2.522		2.346	2.409	2.528	2.512	2.532	E5	5.68
6) d-BHC	3.062	2.800	2.771	2.707		2.618	2.590	2.629	2.719	2.737	E5	5.51
7) Aldrin	2.879	2.744	2.711	2.634		2.490	2.571	2.578	2.618	2.653	E5	4.57
8) Heptachlor Exp...	2.816	2.590	2.508	2.378		2.294	2.279	2.335	2.335	2.442	E5	7.61
9) trans-Chlordane	2.889	2.670	2.585	2.479		2.337	2.385	2.470	2.511	2.541	E5	6.91
10) cis-Chlordane	2.751	2.562	2.490	2.365		2.273	2.307	2.343	2.358	2.431	E5	6.61
11) Endosulfan I	2.578	2.400	2.344	2.273		2.136	2.146	2.191	2.220	2.286	E5	6.56
12) 4,4'-DDE	2.847	2.615	2.608	2.563		2.493	2.497	2.533	2.632	2.598	E5	4.38
13) Dieldrin	2.763	2.604	2.506	2.449		2.400	2.442	2.506	2.517	2.523	E5	4.54
14) Endrin	2.106	1.889	1.926	1.822		1.676	1.724	1.781	1.830	1.844	E5	7.23
15) 4,4'-DDD	2.464	2.249	2.226	2.143		2.040	2.039	2.128	2.185	2.184	E5	6.26
16) Endosulfan II	2.531	2.210	2.106	1.997		1.918	1.937	1.955	2.018	2.084	E5	9.83
17) 4,4'-DDT	2.277	2.035	2.003	1.915		1.837	1.909	1.957	2.027	1.995	E5	6.63
18) Endrin Aldehyde	3.221	2.678	2.551	1.997		1.818	1.827	1.852	1.915	2.232	E5	23.43
19) Endosulfan Sul...	2.726	2.247	2.093	1.977		1.843	1.864	1.898	1.940	2.074	E5	14.25
20) Methoxychlor	1.334	1.147	1.076	1.029		0.951	0.965	0.987	1.016	1.063	E5	11.89
21) Endrin Ketone	2.863	2.566	2.452	2.320		2.280	2.304	2.356	2.445	2.448	E5	7.87
22) S DCBP (S)	2.545	2.105	1.877	1.730		1.566	1.595	1.631	1.651	1.837	E5	18.34
23) Hexachlorobuta...	3.000	2.775	2.658	2.305	2.234	2.397	2.158	2.027	2.295	2.428	E5	13.07
24) Hexachlorobenzene	3.185	2.939	2.639	2.335	2.358	2.326	2.221	2.276	2.383	2.518	E5	13.30
25) Oxychlorane	2.806	2.489	2.190	1.913	1.962	1.950	1.865	1.919	2.038	2.126	E5	15.06
26) 2,4'-DDE	2.196	1.979	1.756	1.572	1.624	1.548	1.482	1.526	1.559	1.693	E5	14.32
27) trans-Nonachlor	3.035	2.877	2.478	2.242	2.287	2.225	2.169	2.250	2.362	2.436	E5	12.75

Response Factor Report DUALECD5

Method Path : C:\msdchem\1\methods\  
 Method File : ECD5\_QUANTPEST\_201014.M  
 Title : Instrument: DualECD5  
 Last Update : Thu Oct 15 11:11:37 2020

28)	2,4'-DDD	1.959	1.854	1.553	1.415	1.405	1.393	1.343	1.375	1.429	1.525	E5	14.76
29)	2,4'-DDT	1.951	1.853	1.556	1.368	1.420	1.449	1.304	1.388	1.492	1.531	E5	14.61
30)	cis-Nonachlor	3.307	3.212	2.685	2.435	2.447	2.429	2.331	2.394	2.532	2.641	E5	13.81
31)	Mirex	2.344	2.199	1.741	1.503	1.482	1.466	1.398	1.422	1.510	1.674	E5	21.18
32)	Chlordane (1)	3.046	2.669	2.656	2.637	2.731	2.702	2.741			2.740	E4	5.11
33)	Chlordane (2)	3.073	2.693	2.730	2.693	2.691	2.819	2.866			2.795	E4	5.04
34)	Chlordane (3)	9.034	7.927	7.777	7.782	7.952	7.957	8.084			8.073	E3	5.41
35)	Chlordane - AVE										0.000		-1.00
36)	Toxaphene (1)	1.255	0.941	0.949	0.895	0.968	1.035	1.030			1.010	E3	11.77
37)	Toxaphene (2)	2.486	2.164	2.195	1.996	2.108	2.113	2.141			2.172	E3	7.00
38)	Toxaphene (3)	4.704	4.261	4.315	3.925	4.192	4.402	4.451			4.322	E3	5.56
39)	Toxaphene (4)	4.982	4.392	4.425	4.033	4.424	4.563	4.757			4.511	E3	6.67
40)	Toxaphene (5)	3.626	3.416	3.465	3.180	3.653	3.714	3.823			3.554	E3	6.07
41)	Toxaphene (6)	4.500	4.013	3.996	3.820	4.081	4.174	4.210			4.113	E3	5.19
42)	Toxaphene - AVE										0.000		-1.00

Signal #2 Calibration Files

1	=ECD5-10142042.D	2	=ECD5-10142043.D	3	=ECD5-10142044.D
4	=ECD5-10142045.D	5	=ECD5-10142046.D	6	=ECD5-10142047.D

Compound	1	2	3	4	5	6	Avg	%RSD				
44) S	TCMX (S) #2	3.406	3.111	3.072	2.950	2.902	3.013	3.096	3.228	3.097	E5	5.18
45)	a-BHC #2	3.880	3.697	3.766	3.857	3.759	4.063	4.215	4.306	3.943	E5	5.73
46)	g-BHC #2	3.388	3.154	3.210	3.196	3.238	3.331	3.525	3.696	3.342	E5	5.60
47)	b-BHC #2	1.810	1.631	1.534	1.443	1.376	1.381	1.430	1.535	1.517	E5	9.68
48)	Heptachlor #2	3.110	2.636	2.585	2.656	2.644	2.818	3.017	3.161	2.828	E5	8.29
49)	d-BHC #2	4.376	3.540	3.247	3.260	3.239	3.317	3.596	3.737	3.539	E5	10.92
50)	Aldrin #2	3.092	2.884	2.923	2.943	2.941	3.102	3.209	3.297	3.049	E5	4.92
51)	Heptachlor Exp...	2.851	2.684	2.582	2.572	2.626	2.673	2.826	3.008	2.728	E5	5.62
52)	trans-Chlordan...	3.009	2.751	2.734	2.676	2.680	2.802	2.911	3.061	2.828	E5	5.25
53)	cis-Chlordane #2	2.863	2.621	2.598	2.481	2.533	2.612	2.803	2.954	2.683	E5	6.30
54)	Endosulfan I #2	2.702	2.510	2.366	2.389	2.410	2.480	2.547	2.812	2.527	E5	6.23
55)	4,4'-DDE #2	2.976	2.764	2.790	2.717	2.780	2.932	3.131	3.244	2.917	E5	6.54
56)	Dieldrin #2	3.027	2.683	2.653	2.617	2.687	2.749	2.970	3.121	2.813	E5	6.94
57)	Endrin #2	2.190	1.858	1.866	1.837	1.806	1.864	2.021	2.186	1.953	E5	8.09

Response Factor Report DUALECD5

Method Path : C:\msdchem\1\methods\  
 Method File : ECD5\_QUANTPEST\_201014.M  
 Title : Instrument: DualECD5  
 Last Update : Thu Oct 15 11:11:37 2020

58)	4,4'-DDD #2	2.588	2.275	2.213	2.156		2.158	2.286	2.406	2.600	2.335	E5	7.64
59)	Endosulfan II #2	2.632	2.342	2.199	2.077		2.096	2.215	2.333	2.474	2.296	E5	8.26
60)	4,4'-DDT #2	1.962	1.762	1.786	1.729		1.750	1.910	2.081	2.254	1.904	E5	9.84
61)	Endrin Aldehyd...	3.231	2.816	2.608	2.036		1.945	2.026	2.137	2.264	2.383	E5	19.24
62)	Endosulfan Sul...	2.865	2.358	2.187	2.105		2.069	2.061	2.225	2.376	2.281	E5	11.63
63)	Methoxychlor #2	1.132	0.994	0.945	0.879		0.853	0.875	0.991	1.066	0.967	E5	10.21
64)	Endrin Ketone #2	2.825	2.410	2.309	2.228		2.278	2.399	2.602	2.826	2.485	E5	9.60
65) S	DCBP (S) #2	2.043	1.806	1.652	1.546		1.516	1.507	1.572	1.713	1.669	E5	10.98
66)	Hexachlorobuta...	4.122	3.998	3.758	3.424	3.286	3.610	3.288	3.164	3.651	3.589	E5	9.21
67)	Hexachlorobenz...	4.020	3.767	3.383	3.026	3.046	3.139	3.066	3.184	3.403	3.337	E5	10.46
68)	Oxychlorthane #2	2.829	2.649	2.375	2.145	2.190	2.263	2.148	2.400	2.604	2.400	E5	10.20
69)	2,4'-DDE #2	2.220	2.194	1.890	1.791	1.794	1.820	1.804	1.884	2.061	1.940	E5	8.93
70)	trans-Nonachlo...	3.259	3.094	2.693	2.514	2.562	2.570	2.597	2.770	3.025	2.787	E5	9.76
71)	2,4'-DDD #2	2.176	2.030	1.643	1.475	1.500	1.568	1.509	1.644	1.761	1.701	E5	14.56
72)	2,4'-DDT #2	2.004	1.883	1.523	1.386	1.440	1.513	1.416	1.509	1.808	1.609	E5	14.12
73)	cis-Nonachlor #2	3.767	3.356	2.865	2.541	2.688	2.792	2.814	2.934	3.209	2.996	E5	12.75
74)	Mirex #2	2.481	2.181	1.793	1.536	1.540	1.527	1.499	1.606	1.747	1.768	E5	19.43
75)	Chlordane (1) #2	3.570	3.274	3.329	3.456	3.669	3.646	3.859			3.543	E4	5.79
76)	Chlordane (2) #2	2.945	2.650	2.771	2.784	2.915	2.987	3.151			2.886	E4	5.72
77)	Chlordane (3) #2	1.097	0.836	0.833	0.813	0.844	0.888	0.910			0.889	E4	11.00
78)	Chlordane - AV...										0.000		-1.00
79)	Toxaphene (1) #2	2.933	2.864	2.746	2.556	2.578	2.707	2.775			2.737	E3	5.06
80)	Toxaphene (2) #2	3.528	3.352	3.352	2.973	3.165	3.276	3.450			3.299	E3	5.61
81)	Toxaphene (3) #2	5.584	4.685	4.679	4.250	4.487	4.734	4.965			4.769	E3	8.85
82)	Toxaphene (4) #2	9.074	7.545	7.526	7.137	7.669	8.114	8.456			7.931	E3	8.35
83)	Toxaphene (5) #2	5.692	4.634	4.534	4.205	4.578	4.805	5.008			4.779	E3	9.88
84)	Toxaphene (6) #2	5.366	4.568	4.326	4.222	4.501	4.795	5.099			4.697	E3	8.85
85)	Toxaphene - AV...										0.000		-1.00

-----  
 (#) = Out of Range

## Compound List Report DUALECD5

Method Path : C:\msdchem\1\methods\  
 Method File : ECD5\_QUANTPEST\_201014.M  
 Title : Instrument: DualECD5  
 Last Update : Thu Oct 15 11:11:37 2020  
 Response Via : Initial Calibration

Total Cpnds : 85

MJB 10/15/20

PK#	Compound Name	Exp_RT	Rel_RT	Cal	A/H	ID
1	S TCMX (S)	5.585	1.000	A	H	R
2	a-BHC	6.137	1.000	A	H	R
3	g-BHC	6.426	1.000	A	H	R
4	b-BHC	6.507	1.000	• Q	H	R
5	Heptachlor	6.828	1.000	A	H	R
6	d-BHC	6.660	1.000	A	H	R
7	Aldrin	7.070	1.000	A	H	R
8	Heptachlor Expoxide	7.539	1.000	A	H	R
9	trans-Chlordane	7.632	1.000	A	H	R
10	cis-Chlordane	7.729	1.000	A	H	R
11	Endosulfan I	7.833	1.000	A	H	R
12	4,4'-DDE	7.779	1.000	A	H	R
13	Dieldrin	8.006	1.000	A	H	R
14	Endrin	8.175	1.000	A	H	R
15	4,4'-DDD	8.208	1.000	A	H	R
16	Endosulfan II	8.336	1.000	A	H	R
17	4,4'-DDT	8.404	1.000	A	H	R
18	Endrin Aldehyde	8.631	1.000	• Q	H	R
19	Endosulfan Sulfate	8.935	1.000	• Q	H	R
20	Methoxychlor	8.738	1.000	• Q	H	R
21	Endrin Ketone	9.137	1.000	A	H	R
22	S DCBP (S)	9.805	1.000	• Q	H	R
23	Hexachlorobutadiene	3.383	1.000	• Q	H	R
24	Hexachlorobenzene	5.972	1.000	• Q	H	R
25	Oxychlorane	7.465	1.000	• Q	H	R
26	2,4'-DDE	7.530	1.000	• Q	H	R
27	trans-Nonachlor	7.718	1.000	• Q	H	R
28	2,4'-DDD	7.908	1.000	• Q	H	R
29	2,4'-DDT	8.090	1.000	• Q	H	R
30	cis-Nonachlor	8.196	1.000	• Q	H	R
31	Mirex	8.869	1.000	• Q	H	R
32	Chlordane (1)	7.634	1.000	A	H	R
33	Chlordane (2)	7.725	1.000	A	H	R
34	Chlordane (3)	8.287	1.000	A	H	R
35	Chlordane - AVE	3.935	1.000	A	H	R
36	Toxaphene (1)	7.716	1.000	• Q	H	R
37	Toxaphene (2)	8.012	1.000	A	H	R
38	Toxaphene (3)	8.330	1.000	A	H	R
39	Toxaphene (4)	8.569	1.000	A	H	R
40	Toxaphene (5)	8.803	1.000	A	H	R
41	Toxaphene (6)	8.872	1.000	A	H	R
42	Toxaphene - AVE	3.929	1.000	A	H	R
43	Signal #2	4.059	1.000	A	H	R
44	S TCMX (S) #2	5.872	1.000	A	H	R
45	a-BHC #2	6.467	1.000	A	H	R
46	g-BHC #2	6.783	1.000	A	H	R
47	b-BHC #2	6.851	1.000	A	H	R
48	Heptachlor #2	7.157	1.000	A	H	R
49	d-BHC #2	7.098	1.000	• Q	H	R
50	Aldrin #2	7.420	1.000	A	H	R
51	Heptachlor Expoxide #2	7.854	1.000	A	H	R
52	trans-Chlordane #2	7.993	1.000	A	H	R
53	cis-Chlordane #2	8.100	1.000	A	H	R
54	Endosulfan I #2	8.149	1.000	A	H	R
55	4,4'-DDE #2	8.202	1.000	A	H	R
56	Dieldrin #2	8.347	1.000	A	H	R

57	Endrin #2	8.569	1.000	A	H	R
58	4,4'-DDD #2	8.614	1.000	A	H	R
59	Endosulfan II #2	8.715	1.000	A	H	R
60	4,4'-DDT #2	8.838	1.000	A	H	R
61	Endrin Aldehyde #2	8.950	1.000	• Q	H	R
62	Endosulfan Sulfate #2	9.143	1.000	• Q	H	R
63	Methoxychlor #2	9.304	1.000	A	H	R
64	Endrin Ketone #2	9.531	1.000	A	H	R
65	S DCBP (S) #2	10.366	1.000	• Q	H	R
66	Hexachlorobutadiene #2	3.586	1.000	A	H	R
67	Hexachlorobenzene #2	6.334	1.000	• Q	H	R
68	Oxychlorthane #2	7.787	1.000	A	H	R
69	2,4'-DDE #2	7.980	1.000	A	H	R
70	trans-Nonachlor #2	8.061	1.000	A	H	R
71	2,4'-DDD #2	8.351	1.000	• Q	H	R
72	2,4'-DDT #2	8.572	1.000	• Q	H	R
73	cis-Nonachlor #2	8.617	1.000	• Q	H	R
74	Mirex #2	9.521	1.000	• Q	H	R
75	Chlordane (1) #2	7.994	1.000	A	H	R
76	Chlordane (2) #2	8.100	1.000	A	H	R
77	Chlordane (3) #2	8.752	1.000	• Q	H	R
78	Chlordane - AVE #2	3.916	1.000	A	H	R
79	Toxaphene (1) #2	8.328	1.000	A	H	R
80	Toxaphene (2) #2	8.676	1.000	A	H	R
81	Toxaphene (3) #2	8.708	1.000	A	H	R
82	Toxaphene (4) #2	8.775	1.000	A	H	R
83	Toxaphene (5) #2	8.954	1.000	A	H	R
84	Toxaphene (6) #2	9.323	1.000	A	H	R
85	Toxaphene - AVE #2	3.922	1.000	A	H	R

Cal A = Average L = Linear LO = Linear w/origin Q = Quad QO = Quad w/origin  
A/H = Area or Height  
ID R = R.T. B = R.T. & Q Q = Qvalue L = Largest A = All

-----  
ECD5\_QUANTPEST\_201014.M Thu Oct 15 12:37:14 2020

Calibration Report DUALECD5

Method Path : C:\msdchem\1\methods\  
 Method File : ECD5\_QUANTPEST\_201014.M  
 Title : Instrument: DualECD5  
 Last Update : Thu Oct 15 11:11:37 2020  
 Response Via : Initial Calibration

MJB 10/15/20

Calibration Files

1 =ECD5-10142042 2 =ECD5-10142043 3 =ECD5-10142044 4 =ECD5-10142045 5 =ECD5-10142046  
 6 =ECD5-10142047 7 =ECD5-10142048 8 =ECD5-10142029 9 =ECD5-10142030

	Compound	Fit	Constant	Linear	Quad	RSD/Cf
1) S	TCMX (S)	Avg	-----	2.4266 e5	-----	0.0768
2)	a-BHC	Avg	-----	3.1103 e5	-----	0.0410
3)	g-BHC	Avg	-----	2.6389 e5	-----	0.0420
4)	b-BHC	Quad	2.1200 e4	1.1288 e5	-1.9855 e1	0.9989
5)	Heptachlor	Avg	-----	2.5319 e5	-----	0.0568
6)	d-BHC	Avg	-----	2.7370 e5	-----	0.0551
7)	Aldrin	Avg	-----	2.6532 e5	-----	0.0457
8)	Heptachlor Epoxide	Avg	-----	2.4420 e5	-----	0.0761
9)	trans-Chlordane	Avg	-----	2.5409 e5	-----	0.0691
10)	cis-Chlordane	Avg	-----	2.4313 e5	-----	0.0661
11)	Endosulfan I	Avg	-----	2.2861 e5	-----	0.0656
12)	4,4'-DDE	Avg	-----	2.5984 e5	-----	0.0438
13)	Dieldrin	Avg	-----	2.5232 e5	-----	0.0454
14)	Endrin	Avg	-----	1.8441 e5	-----	0.0723
15)	4,4'-DDD	Avg	-----	2.1844 e5	-----	0.0626
16)	Endosulfan II	Avg	-----	2.0841 e5	-----	0.0983
17)	4,4'-DDT	Avg	-----	1.9951 e5	-----	0.0663
18)	Endrin Aldehyde	Quad	6.9807 e4	1.9184 e5	-3.1862 e1	0.9935
19)	Endosulfan Sulfate	Quad	4.3501 e4	1.8479 e5	4.2566 e1	0.9997
20)	Methoxychlor	Quad	1.8682 e4	9.6454 e4	2.2015 e1	0.9996
21)	Endrin Ketone	Avg	-----	2.4482 e5	-----	0.0787
22) S	DCBP (S)	Quad	4.8313 e4	1.5998 e5	2.0011 e1	0.9995
23)	Hexachlorobutadiene	Quad	4.0615 e4	2.2735 e5	-4.7663 e1	0.9956
24)	Hexachlorobenzene	Quad	4.8750 e4	2.3010 e5	1.6225 e1	0.9983
25)	Oxychlordane	Quad	4.8822 e4	1.8903 e5	5.7549 e1	0.9986
26)	2,4'-DDE	Quad	3.4861 e4	1.5466 e5	-7.4899	0.9986
27)	trans-Nonachlor	Quad	4.6293 e4	2.2117 e5	5.7127 e1	0.9979
28)	2,4'-DDD	Quad	3.2606 e4	1.3792 e5	1.2529 e1	0.9973
29)	2,4'-DDT	Quad	3.2767 e4	1.3710 e5	4.3379 e1	0.9959
30)	cis-Nonachlor	Quad	5.2604 e4	2.3967 e5	4.1496 e1	0.9966
31)	Mirex	Quad	5.0637 e4	1.4529 e5	6.9904	0.9936
32)	Chlordane (1)	Avg	-----	2.7402 e4	-----	0.0511
33)	Chlordane (2)	Avg	-----	2.7951 e4	-----	0.0504
34)	Chlordane (3)	Avg	-----	8.0733 e3	-----	0.0541
35)	Chlordane - AVE	Avg	-----	-----	-----	0.0000
36)	Toxaphene (1)	Quad	3.5283 e3	8.9596 e2	0.0810	0.9986
37)	Toxaphene (2)	Avg	-----	2.1718 e3	-----	0.0700
38)	Toxaphene (3)	Avg	-----	4.3216 e3	-----	0.0556
39)	Toxaphene (4)	Avg	-----	4.5107 e3	-----	0.0667
40)	Toxaphene (5)	Avg	-----	3.5540 e3	-----	0.0607
41)	Toxaphene (6)	Avg	-----	4.1133 e3	-----	0.0519
42)	Toxaphene - AVE	Avg	-----	-----	-----	0.0000

Signal #2

	Compound	Fit	Constant	Linear	Quad	RSD/Cf
1) S	TCMX (S)	Avg	-----	3.0974 e5	-----	0.0518
2)	a-BHC	Avg	-----	3.9427 e5	-----	0.0573
3)	g-BHC	Avg	-----	3.3421 e5	-----	0.0560
4)	b-BHC	Avg	-----	1.5173 e5	-----	0.0968
5)	Heptachlor	Avg	-----	2.8282 e5	-----	0.0829
6)	d-BHC	Quad	5.9742 e4	3.0797 e5	3.6975 e2	0.9986
7)	Aldrin	Avg	-----	3.0488 e5	-----	0.0492



8)	Heptachlor Expoxide	Avg	-----	2.7277	e5	-----	0.0562
9)	trans-Chlordane	Avg	-----	2.8280	e5	-----	0.0525
10)	cis-Chlordane	Avg	-----	2.6830	e5	-----	0.0630
11)	Endosulfan I	Avg	-----	2.5271	e5	-----	0.0623
12)	4,4'-DDE	Avg	-----	2.9167	e5	-----	0.0654
13)	Dieldrin	Avg	-----	2.8133	e5	-----	0.0694
14)	Endrin	Avg	-----	1.9534	e5	-----	0.0809
15)	4,4'-DDD	Avg	-----	2.3354	e5	-----	0.0764
16)	Endosulfan II	Avg	-----	2.2960	e5	-----	0.0826
17)	4,4'-DDT	Avg	-----	1.9043	e5	-----	0.0984
18)	Endrin Aldehyde	Quad	6.6339 e4	2.0186	e5	1.0685 e2	0.9944
19)	Endosulfan Sulfate	Quad	4.2747 e4	1.9819	e5	2.0258 e2	0.9997
20)	Methoxychlor	Avg	-----	9.6683	e4	-----	0.1021
21)	Endrin Ketone	Avg	-----	2.4848	e5	-----	0.0960
22) S	DCBP (S)	Quad	2.9211 e4	1.4800	e5	1.0712 e2	0.9997
23)	Hexachlorobutadiene	Avg	-----	3.5890	e5	-----	0.0921
24)	Hexachlorobenzene	Quad	5.4975 e4	3.0227	e5	1.7749 e2	0.9987
25)	Oxychlorane	Avg	-----	2.4003	e5	-----	0.1020
26)	2,4'-DDE	Avg	-----	1.9399	e5	-----	0.0893
27)	trans-Nonachlor	Avg	-----	2.7871	e5	-----	0.0976
28)	2,4'-DDD	Quad	3.8909 e4	1.4687	e5	1.4763 e2	0.9970
29)	2,4'-DDT	Quad	3.4887 e4	1.3726	e5	1.9751 e2	0.9964
30)	cis-Nonachlor	Quad	6.0952 e4	2.5943	e5	3.1910 e2	0.9985
31)	Mirex	Quad	5.4072 e4	1.4812	e5	1.2266 e2	0.9973
32)	Chlordane (1)	Avg	-----	3.5431	e4	-----	0.0579
33)	Chlordane (2)	Avg	-----	2.8861	e4	-----	0.0572
34)	Chlordane (3)	Quad	2.9808 e4	7.9411	e3	0.6462	0.9996
35)	Chlordane - AVE	Avg	-----	-----	-----	-----	0.0000
36)	Toxaphene (1)	Avg	-----	2.7370	e3	-----	0.0506
37)	Toxaphene (2)	Avg	-----	3.2993	e3	-----	0.0561
38)	Toxaphene (3)	Avg	-----	4.7692	e3	-----	0.0885
39)	Toxaphene (4)	Avg	-----	7.9314	e3	-----	0.0835
40)	Toxaphene (5)	Avg	-----	4.7795	e3	-----	0.0988
41)	Toxaphene (6)	Avg	-----	4.6970	e3	-----	0.0885
42)	Toxaphene - AVE	Avg	-----	-----	-----	-----	0.0000

-----

ECD5\_QUANTPEST\_201014.M Thu Oct 15 12:37:22 2020

# Element Calibration Review Sheet

Calibration ID: **A0J1506**

Instrument: **DUALECD5**

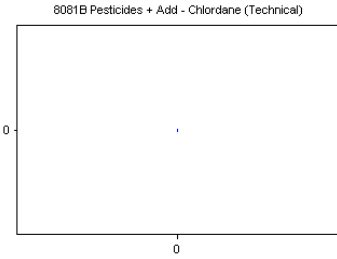
Calibration Date: **10/15/2020**

Analysis: **8081B Pesticides + Add**

Instrument Cal ID: **ECD5\_QUANTPEST\_20101**

## Chlordane (Technical)

Curve Fit: **AVERAGE RF**

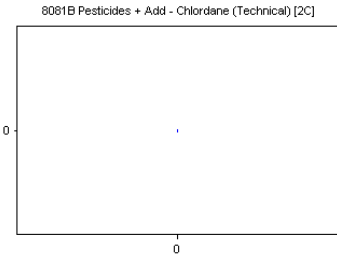


Standard	Concentration	Response	Response Factor	RT
0J14056-CALJ	40	0	0.000	0.00
0J14056-CALK	50	0	0.000	0.00
0J14056-CALL	100	0	0.000	0.00
0J14056-CALM	200	0	0.000	0.00
0J14056-CALN	500	0	0.000	0.00
0J14056-CALO	1000	0	0.000	0.00
0J14056-CALP	2000	0	0.000	0.00

AVE RF **0.000** RF RSD **0.00** AVE RT **0.00**

## Chlordane (Technical) [2C]

Curve Fit: **AVERAGE RF**

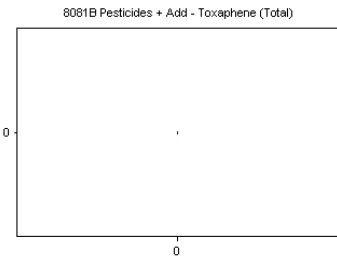


Standard	Concentration	Response	Response Factor	RT
0J14056-CALJ	40	0	0.000	0.00
0J14056-CALK	50	0	0.000	0.00
0J14056-CALL	100	0	0.000	0.00
0J14056-CALM	200	0	0.000	0.00
0J14056-CALN	500	0	0.000	0.00
0J14056-CALO	1000	0	0.000	0.00
0J14056-CALP	2000	0	0.000	0.00

AVE RF **0.000** RF RSD **0.00** AVE RT **0.00**

## Toxaphene (Total)

Curve Fit: **AVERAGE RF**

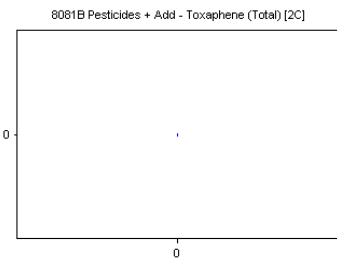


Standard	Concentration	Response	Response Factor	RT
0J14056-CALQ	40	0	0.000	0.00
0J14056-CALR	50	0	0.000	0.00
0J14056-CALS	100	0	0.000	0.00
0J14056-CALT	200	0	0.000	0.00
0J14056-CALU	500	0	0.000	0.00
0J14056-CALV	1000	0	0.000	0.00
0J14056-CALW	2000	0	0.000	0.00

AVE RF **0.000** RF RSD **0.00** AVE RT **0.00**

## Toxaphene (Total) [2C]

Curve Fit: **AVERAGE RF**



Standard	Concentration	Response	Response Factor	RT
0J14056-CALQ	40	0	0.000	0.00
0J14056-CALR	50	0	0.000	0.00
0J14056-CALS	100	0	0.000	0.00
0J14056-CALT	200	0	0.000	0.00
0J14056-CALU	500	0	0.000	0.00
0J14056-CALV	1000	0	0.000	0.00
0J14056-CALW	2000	0	0.000	0.00

AVE RF **0.000** RF RSD **0.00** AVE RT **0.00**

## Element Calibration Review Sheet

Calibration ID: **A0J1506**

Instrument: **DUALECD5**

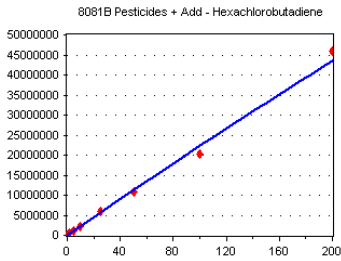
Calibration Date: **10/15/2020**

Analysis: **8081B Pesticides + Add**

Instrument Cal ID: **ECD5\_QUANTPEST\_20101**

### Hexachlorobutadiene

Curve Fit: **QUADRATIC: Weighting: (1/a^2), Origin: Ignore**

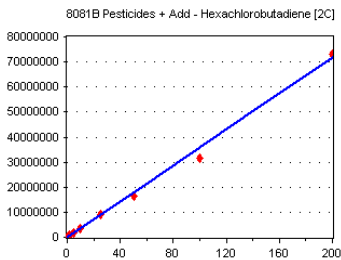


Standard	Concentration	Response	Response Factor	RT
OJ14056-CALA	0.5	150001	300002.000	3.38
OJ14056-CALB	1	277482	277482.000	3.38
OJ14056-CALC	2	531546	265773.000	3.38
OJ14056-CALD	5	1152385	230477.000	3.38
OJ14056-CALE	10	2234208	223420.800	3.38
OJ14056-CALF	25	5991942	239677.700	3.38
OJ14056-CALG	50	1.078914E+07	215782.800	3.38
OJ14056-CALH	100	2.026594E+07	202659.400	3.38
OJ14056-CALI	200	4.589582E+07	229479.100	3.38

**AVE RF** 242750.400    **RF RSD** 13.07    **AVE RT** 3.38

### Hexachlorobutadiene [2C]

Curve Fit: **AVERAGE RF**

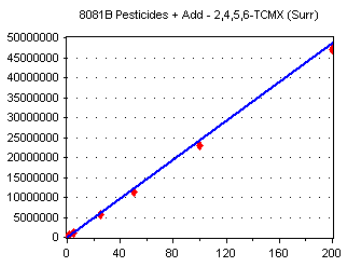


Standard	Concentration	Response	Response Factor	RT
OJ14056-CALA	0.5	206112	412224.000	3.59
OJ14056-CALB	1	399831	399831.000	3.59
OJ14056-CALC	2	751508	375754.000	3.59
OJ14056-CALD	5	1711788	342357.600	3.58
OJ14056-CALE	10	3285717	328571.700	3.59
OJ14056-CALF	25	9024692	360987.700	3.59
OJ14056-CALG	50	1.644154E+07	328830.800	3.59
OJ14056-CALH	100	3.164254E+07	316425.400	3.59
OJ14056-CALI	200	7.302382E+07	365119.100	3.59

**AVE RF** 358900.100    **RF RSD** 9.21    **AVE RT** 3.59

### 2,4,5,6-TCMX (Surr)

Curve Fit: **AVERAGE RF**

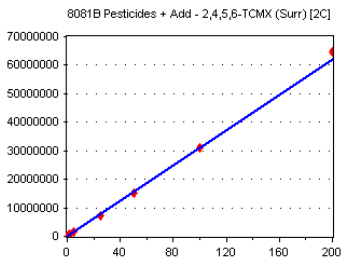


Standard	Concentration	Response	Response Factor	RT
OJ14056-CAL1	0.5	140529	281058.000	5.59
OJ14056-CAL2	1	253886	253886.000	5.59
OJ14056-CAL3	2	497197	248598.500	5.59
OJ14056-CAL4	5	1205086	241017.200	5.59
OJ14056-CAL6	25	5605935	224237.400	5.59
OJ14056-CAL7	50	1.135253E+07	227050.600	5.59
OJ14056-CAL8	100	2.304974E+07	230497.400	5.59
OJ14056-CAL9	200	4.698324E+07	234916.200	5.59

**AVE RF** 242657.700    **RF RSD** 7.68    **AVE RT** 5.59

### 2,4,5,6-TCMX (Surr) [2C]

Curve Fit: **AVERAGE RF**



Standard	Concentration	Response	Response Factor	RT
OJ14056-CAL1	0.5	170319	340638.000	5.87
OJ14056-CAL2	1	311085	311085.000	5.87
OJ14056-CAL3	2	614440	307220.000	5.87
OJ14056-CAL4	5	1474967	294993.400	5.87
OJ14056-CAL6	25	7255995	290239.800	5.87
OJ14056-CAL7	50	1.50671E+07	301342.000	5.87
OJ14056-CAL8	100	3.096431E+07	309643.100	5.87
OJ14056-CAL9	200	6.455068E+07	322753.400	5.87

**AVE RF** 309739.300    **RF RSD** 5.18    **AVE RT** 5.87

## Element Calibration Review Sheet

Calibration ID: **A0J1506**

Instrument: **DUALECD5**

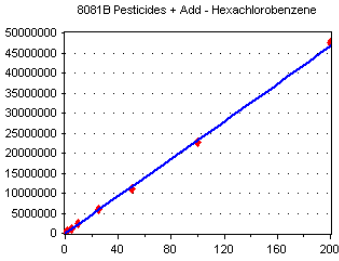
Calibration Date: **10/15/2020**

Analysis: **8081B Pesticides + Add**

Instrument Cal ID: **ECD5\_QUANTPEST\_20101**

### Hexachlorobenzene

Curve Fit: **QUADRATIC: Weighting: (1/a^2), Origin: Ignore**

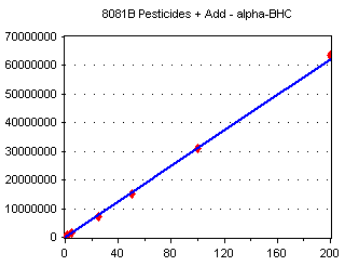


Standard	Concentration	Response	Response Factor	RT
OJ14056-CALA	0.5	159234	318468.000	5.97
OJ14056-CALB	1	293882	293882.000	5.97
OJ14056-CALC	2	527783	263891.500	5.97
OJ14056-CALD	5	1167435	233487.000	5.97
OJ14056-CALE	10	2358277	235827.700	5.97
OJ14056-CALF	25	5814466	232578.600	5.97
OJ14056-CALG	50	1.110695E+07	222139.000	5.97
OJ14056-CALH	100	2.276342E+07	227634.200	5.97
OJ14056-CALI	200	4.765559E+07	238278.000	5.97

**AVE RF 251798.400 RF RSD 13.30 AVE RT 5.97**

### alpha-BHC

Curve Fit: **AVERAGE RF**

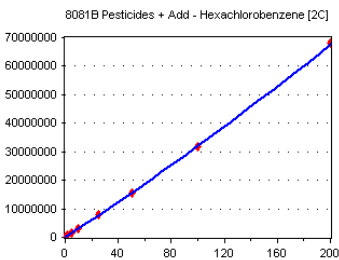


Standard	Concentration	Response	Response Factor	RT
OJ14056-CAL1	0.5	167796	335592.000	6.14
OJ14056-CAL2	1	306194	306194.000	6.14
OJ14056-CAL3	2	628323	314161.500	6.14
OJ14056-CAL4	5	1541028	308205.600	6.14
OJ14056-CAL6	25	7321853	292874.100	6.14
OJ14056-CAL7	50	1.50395E+07	300790.000	6.14
OJ14056-CAL8	100	3.118256E+07	311825.600	6.14
OJ14056-CAL9	200	6.371859E+07	318593.000	6.14

**AVE RF 311029.500 RF RSD 4.10 AVE RT 6.14**

### Hexachlorobenzene [2C]

Curve Fit: **QUADRATIC: Weighting: (1/a^2), Origin: Ignore**

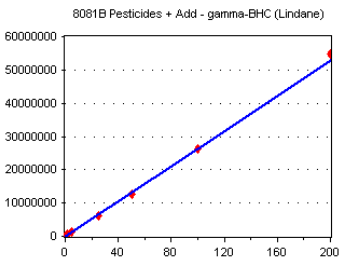


Standard	Concentration	Response	Response Factor	RT
OJ14056-CALA	0.5	201011	402022.000	6.33
OJ14056-CALB	1	376662	376662.000	6.33
OJ14056-CALC	2	676521	338260.500	6.34
OJ14056-CALD	5	1512851	302570.200	6.33
OJ14056-CALE	10	3045667	304566.700	6.33
OJ14056-CALF	25	7847210	313888.400	6.33
OJ14056-CALG	50	1.5331E+07	306620.000	6.33
OJ14056-CALH	100	3.184312E+07	318431.200	6.34
OJ14056-CALI	200	6.80564E+07	340282.000	6.34

**AVE RF 333700.300 RF RSD 10.46 AVE RT 6.33**

### gamma-BHC (Lindane)

Curve Fit: **AVERAGE RF**



Standard	Concentration	Response	Response Factor	RT
OJ14056-CAL1	0.5	140254	280508.000	6.43
OJ14056-CAL2	1	268763	268763.000	6.43
OJ14056-CAL3	2	533694	266847.000	6.43
OJ14056-CAL4	5	1286671	257334.200	6.43
OJ14056-CAL6	25	6218049	248722.000	6.43
OJ14056-CAL7	50	1.256765E+07	251353.000	6.43
OJ14056-CAL8	100	2.627935E+07	262793.500	6.43
OJ14056-CAL9	200	5.496429E+07	274821.400	6.43

**AVE RF 263892.800 RF RSD 4.20 AVE RT 6.43**

## Element Calibration Review Sheet

Calibration ID: **A0J1506**

Instrument: **DUALECD5**

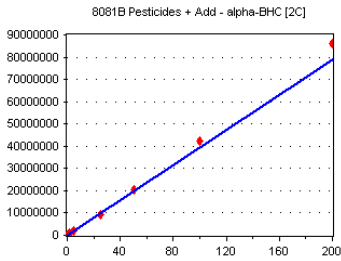
Calibration Date: **10/15/2020**

Analysis: **8081B Pesticides + Add**

Instrument Cal ID: **ECD5\_QUANTPEST\_20101**

### alpha-BHC [2C]

Curve Fit: **AVERAGE RF**

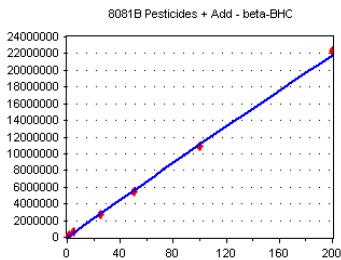


Standard	Concentration	Response	Response Factor	RT
OJ14056-CAL1	0.5	193976	387952.000	6.47
OJ14056-CAL2	1	369703	369703.000	6.47
OJ14056-CAL3	2	753186	376593.000	6.47
OJ14056-CAL4	5	1928602	385720.400	6.47
OJ14056-CAL6	25	9397096	375883.800	6.47
OJ14056-CAL7	50	2.031477E+07	406295.400	6.47
OJ14056-CAL8	100	4.21483E+07	421483.000	6.47
OJ14056-CAL9	200	8.611002E+07	430550.100	6.47

**AVE RF** 394272.600    **RF RSD** 5.73    **AVE RT** 6.47

### beta-BHC

Curve Fit: **QUADRATIC: Weighting: (1/a^2), Origin: Ignore**



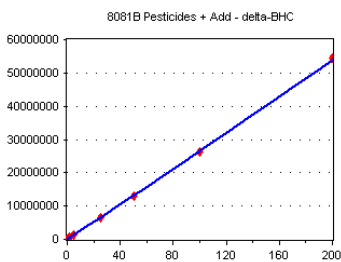
Standard	Concentration	Response	Response Factor	RT
OJ14056-CAL1	0.5	76860	153720.000	6.51
OJ14056-CAL2	1	134233	134233.000	6.51
OJ14056-CAL3	2	257026	128513.000	6.51
OJ14056-CAL4	5	600757	120151.400	6.51
OJ14056-CAL6	25	2725704	109028.200	6.51
OJ14056-CAL7	50	5498441	109968.800	6.51
OJ14056-CAL8	100	1.085926E+07	108592.600	6.51
OJ14056-CAL9	200	2.225188E+07	111259.400	6.51

**AVE RF** 121933.300    **RF RSD** 13.19    **AVE RT** 6.51

### delta-BHC

Curve Fit: ~~QUADRATIC: Weighting: (1/a^2), Origin: Ignore~~

AVE MKZ 10/16/2020

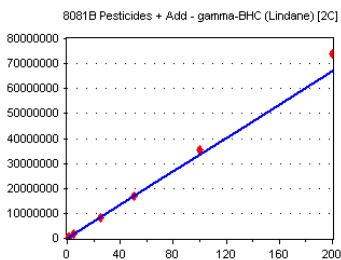


Standard	Concentration	Response	Response Factor	RT
OJ14056-CAL1	0.5	153083	306166.000	6.66
OJ14056-CAL2	1	279968	279968.000	6.66
OJ14056-CAL3	2	554144	277072.000	6.66
OJ14056-CAL4	5	1353451	270690.200	6.66
OJ14056-CAL6	25	6544991	261799.600	6.66
OJ14056-CAL7	50	1.295229E+07	259045.800	6.66
OJ14056-CAL8	100	2.62927E+07	262927.000	6.66
OJ14056-CAL9	200	5.438156E+07	271907.800	6.66

**AVE RF** 273697.100    **RF RSD** 5.51    **AVE RT** 6.66

### gamma-BHC (Lindane) [2C]

Curve Fit: **AVERAGE RF**



Standard	Concentration	Response	Response Factor	RT
OJ14056-CAL1	0.5	169378	338756.000	6.79
OJ14056-CAL2	1	315438	315438.000	6.78
OJ14056-CAL3	2	641946	320973.000	6.79
OJ14056-CAL4	5	1598007	319601.400	6.78
OJ14056-CAL6	25	8095839	323833.600	6.79
OJ14056-CAL7	50	1.665291E+07	333058.200	6.78
OJ14056-CAL8	100	3.524576E+07	352457.600	6.78
OJ14056-CAL9	200	7.391321E+07	369566.000	6.79

**AVE RF** 334210.500    **RF RSD** 5.60    **AVE RT** 6.78

## Element Calibration Review Sheet

Calibration ID: **A0J1506**

Instrument: **DUALECD5**

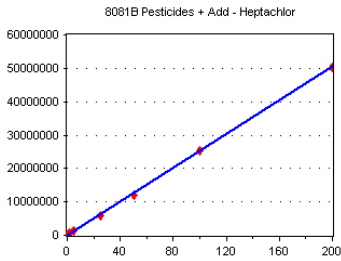
Calibration Date: **10/15/2020**

Analysis: **8081B Pesticides + Add**

Instrument Cal ID: **ECD5\_QUANTPEST\_20101**

### Heptachlor

Curve Fit: **AVERAGE RF**

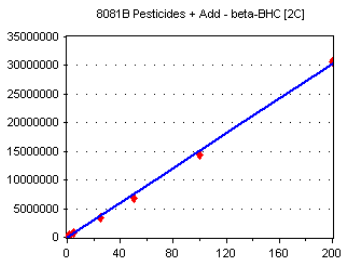


Standard	Concentration	Response	Response Factor	RT
OJ14056-CAL1	0.5	141918	283836.000	6.83
OJ14056-CAL2	1	254387	254387.000	6.83
OJ14056-CAL3	2	511111	255555.500	6.83
OJ14056-CAL4	5	1261215	252243.000	6.83
OJ14056-CAL6	25	5863869	234554.800	6.83
OJ14056-CAL7	50	1.204687E+07	240937.400	6.83
OJ14056-CAL8	100	2.52799E+07	252799.000	6.83
OJ14056-CAL9	200	5.023593E+07	251179.600	6.83

**AVE RF** 253186.500    **RF RSD** 5.68    **AVE RT** 6.83

### beta-BHC [2C]

Curve Fit: **AVERAGE RF**

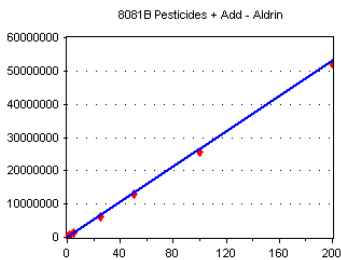


Standard	Concentration	Response	Response Factor	RT
OJ14056-CAL1	0.5	90501	181002.000	6.85
OJ14056-CAL2	1	163076	163076.000	6.85
OJ14056-CAL3	2	306878	153439.000	6.85
OJ14056-CAL4	5	721255	144251.000	6.85
OJ14056-CAL6	25	3439511	137580.400	6.85
OJ14056-CAL7	50	6903913	138078.300	6.85
OJ14056-CAL8	100	1.429516E+07	142951.600	6.85
OJ14056-CAL9	200	3.069146E+07	153457.300	6.85

**AVE RF** 151729.500    **RF RSD** 9.68    **AVE RT** 6.85

### Aldrin

Curve Fit: **AVERAGE RF**



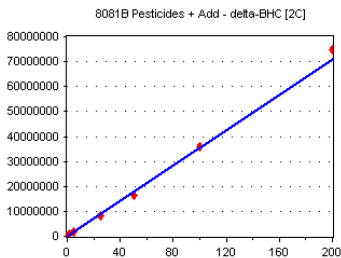
Standard	Concentration	Response	Response Factor	RT
OJ14056-CAL1	0.5	143946	287892.000	7.07
OJ14056-CAL2	1	274443	274443.000	7.07
OJ14056-CAL3	2	542139	271069.500	7.07
OJ14056-CAL4	5	1317210	263442.000	7.07
OJ14056-CAL6	25	6225758	249030.300	7.07
OJ14056-CAL7	50	1.285643E+07	257128.600	7.07
OJ14056-CAL8	100	2.578344E+07	257834.400	7.07
OJ14056-CAL9	200	5.235125E+07	261756.200	7.07

**AVE RF** 265324.500    **RF RSD** 4.57    **AVE RT** 7.07

### delta-BHC [2C]

Curve Fit: ~~AVERAGE RF~~

Quag 1/a2 MKZ 10/16/2020



Standard	Concentration	Response	Response Factor	RT
OJ14056-CAL1	0.5	218781	437562.000	7.10
OJ14056-CAL2	1	354018	354018.000	7.10
OJ14056-CAL3	2	649345	324672.500	7.10
OJ14056-CAL4	5	1629779	325955.800	7.10
OJ14056-CAL6	25	8097153	323886.100	7.10
OJ14056-CAL7	50	1.658316E+07	331663.200	7.10
OJ14056-CAL8	100	3.596457E+07	359645.700	7.10
OJ14056-CAL9	200	7.474338E+07	373716.900	7.10

**AVE RF** 353890.000    **RF RSD** 10.92    **AVE RT** 7.10

## Element Calibration Review Sheet

Calibration ID: **A0J1506**

Instrument: **DUALECD5**

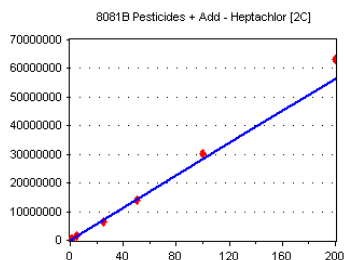
Calibration Date: **10/15/2020**

Analysis: **8081B Pesticides + Add**

Instrument Cal ID: **ECD5\_QUANTPEST\_20101**

### Heptachlor [2C]

Curve Fit: **AVERAGE RF**

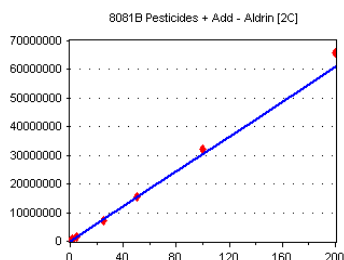


Standard	Concentration	Response	Factor	RT
OJ14056-CAL1	0.5	155482	310964.000	7.16
OJ14056-CAL2	1	263644	263644.000	7.16
OJ14056-CAL3	2	517087	258543.500	7.16
OJ14056-CAL4	5	1327780	265556.000	7.16
OJ14056-CAL6	25	6609002	264360.100	7.16
OJ14056-CAL7	50	1.40882E+07	281764.000	7.16
OJ14056-CAL8	100	3.016639E+07	301663.900	7.16
OJ14056-CAL9	200	6.321702E+07	316085.100	7.16

**AVE RF** 282822.600    **RF RSD** 8.29    **AVE RT** 7.16

### Aldrin [2C]

Curve Fit: **AVERAGE RF**

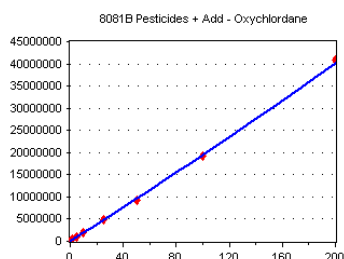


Standard	Concentration	Response	Factor	RT
OJ14056-CAL1	0.5	154585	309170.000	7.42
OJ14056-CAL2	1	288446	288446.000	7.42
OJ14056-CAL3	2	584662	292331.000	7.42
OJ14056-CAL4	5	1471589	294317.800	7.42
OJ14056-CAL6	25	7351725	294069.000	7.42
OJ14056-CAL7	50	1.550758E+07	310151.600	7.42
OJ14056-CAL8	100	3.208644E+07	320864.400	7.42
OJ14056-CAL9	200	6.594338E+07	329716.900	7.42

**AVE RF** 304883.300    **RF RSD** 4.92    **AVE RT** 7.42

### Oxychlorodane

Curve Fit: **QUADRATIC: Weighting: (1/a^2), Origin: Ignore**

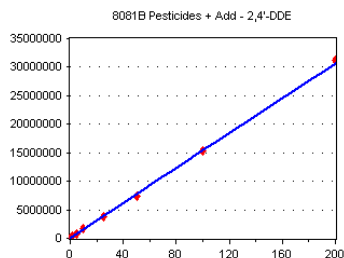


Standard	Concentration	Response	Factor	RT
OJ14056-CALA	0.5	140283	280566.000	7.47
OJ14056-CALB	1	248898	248898.000	7.47
OJ14056-CALC	2	438019	219009.500	7.47
OJ14056-CALD	5	956472	191294.400	7.47
OJ14056-CALE	10	1961806	196180.600	7.47
OJ14056-CALF	25	4875285	195011.400	7.47
OJ14056-CALG	50	9326636	186532.700	7.47
OJ14056-CALH	100	1.918585E+07	191858.500	7.47
OJ14056-CALI	200	4.075551E+07	203777.600	7.46

**AVE RF** 212569.900    **RF RSD** 15.06    **AVE RT** 7.47

### 2,4'-DDE

Curve Fit: **QUADRATIC: Weighting: (1/a^2), Origin: Ignore**



Standard	Concentration	Response	Factor	RT
OJ14056-CALA	0.5	109817	219634.000	7.53
OJ14056-CALB	1	197885	197885.000	7.53
OJ14056-CALC	2	351140	175570.000	7.53
OJ14056-CALD	5	785764	157152.800	7.53
OJ14056-CALE	10	1624386	162438.600	7.53
OJ14056-CALF	25	3870731	154829.200	7.53
OJ14056-CALG	50	7407872	148157.400	7.53
OJ14056-CALH	100	1.52558E+07	152558.000	7.53
OJ14056-CALI	200	3.117013E+07	155850.700	7.53

**AVE RF** 169341.700    **RF RSD** 14.32    **AVE RT** 7.53

## Element Calibration Review Sheet

Calibration ID: **A0J1506**

Instrument: **DUALECD5**

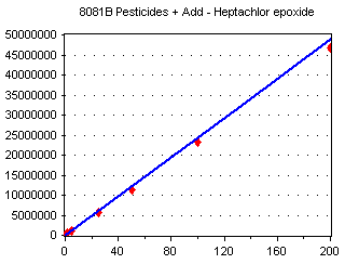
Calibration Date: **10/15/2020**

Analysis: **8081B Pesticides + Add**

Instrument Cal ID: **ECD5\_QUANTPEST\_20101**

### Heptachlor epoxide

Curve Fit: **AVERAGE RF**

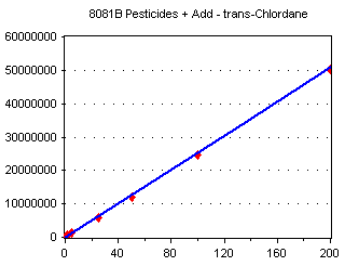


Standard	Concentration	Response	Response Factor	RT
OJ14056-CAL1	0.5	140794	281588.000	7.54
OJ14056-CAL2	1	259023	259023.000	7.54
OJ14056-CAL3	2	501641	250820.500	7.54
OJ14056-CAL4	5	1188991	237798.200	7.54
OJ14056-CAL6	25	5734577	229383.100	7.54
OJ14056-CAL7	50	1.139438E+07	227887.600	7.54
OJ14056-CAL8	100	2.335274E+07	233527.400	7.54
OJ14056-CAL9	200	4.670645E+07	233532.200	7.54

**AVE RF** 244195.000    **RF RSD** 7.61    **AVE RT** 7.54

### trans-Chlordane

Curve Fit: **AVERAGE RF**

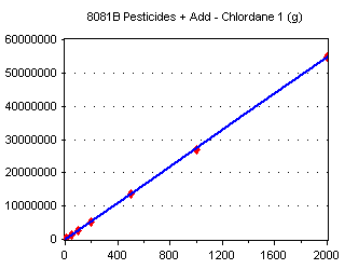


Standard	Concentration	Response	Response Factor	RT
OJ14056-CAL1	0.5	144465	288930.000	7.64
OJ14056-CAL2	1	267031	267031.000	7.64
OJ14056-CAL3	2	517096	258548.000	7.64
OJ14056-CAL4	5	1239286	247857.200	7.63
OJ14056-CAL6	25	5843575	233743.000	7.63
OJ14056-CAL7	50	1.192348E+07	238469.600	7.63
OJ14056-CAL8	100	2.470292E+07	247029.200	7.63
OJ14056-CAL9	200	5.022904E+07	251145.200	7.63

**AVE RF** 254094.200    **RF RSD** 6.91    **AVE RT** 7.63

### Chlordane 1 (g)

Curve Fit: **AVERAGE RF**

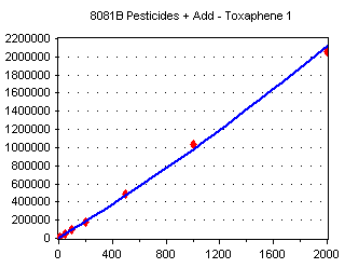


Standard	Concentration	Response	Response Factor	RT
OJ14056-CALJ	10	304550	30455.000	7.64
OJ14056-CALK	50	1334556	26691.120	7.63
OJ14056-CALL	100	2655740	26557.400	7.64
OJ14056-CALM	200	5274036	26370.180	7.64
OJ14056-CALN	500	1.365404E+07	27308.080	7.63
OJ14056-CALO	1000	2.701681E+07	27016.810	7.63
OJ14056-CALP	2000	5.482797E+07	27413.980	7.63

**AVE RF** 27401.800    **RF RSD** 5.11    **AVE RT** 7.63

### Toxaphene 1

Curve Fit: **QUADRATIC: Weighting: (1/a^2), Origin: Ignore**



Standard	Concentration	Response	Response Factor	RT
OJ14056-CALQ	10	12555	1255.500	7.72
OJ14056-CALR	50	47028	940.560	7.72
OJ14056-CALS	100	94938	949.380	7.72
OJ14056-CALT	200	178948	894.740	7.72
OJ14056-CALU	500	483885	967.770	7.72
OJ14056-CALV	1000	1035009	1035.009	7.72
OJ14056-CALW	2000	2060224	1030.112	7.71

**AVE RF** 1010.439    **RF RSD** 11.77    **AVE RT** 7.72



# Element Calibration Review Sheet

Calibration ID: **A0J1506**

Instrument: **DUALECD5**

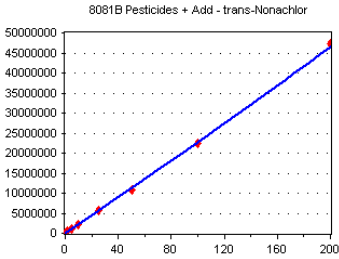
Calibration Date: **10/15/2020**

Analysis: **8081B Pesticides + Add**

Instrument Cal ID: **ECD5\_QUANTPEST\_20101**

## trans-Nonachlor

Curve Fit: **QUADRATIC: Weighting: (1/a^2), Origin: Ignore**

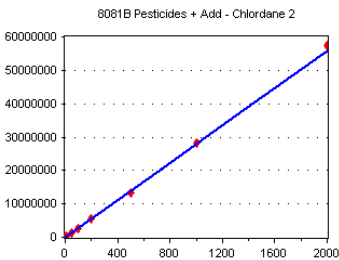


Standard	Concentration	Response	Response Factor	RT
OJ14056-CALA	0.5	151770	303540.000	7.72
OJ14056-CALB	1	287672	287672.000	7.72
OJ14056-CALC	2	495556	247778.000	7.72
OJ14056-CALD	5	1120921	224184.200	7.72
OJ14056-CALE	10	2286824	228682.400	7.72
OJ14056-CALF	25	5561787	222471.500	7.72
OJ14056-CALG	50	1.084382E+07	216876.400	7.72
OJ14056-CALH	100	2.250183E+07	225018.300	7.72
OJ14056-CALI	200	4.724043E+07	236202.200	7.72

AVE RF **243602.800** RF RSD **12.75** AVE RT **7.72**

## Chlordane 2

Curve Fit: **AVERAGE RF**

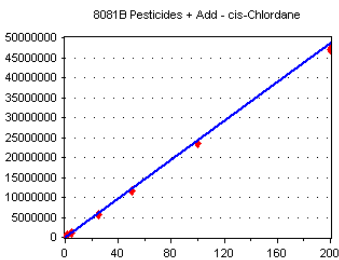


Standard	Concentration	Response	Response Factor	RT
OJ14056-CALJ	10	307347	30734.700	7.73
OJ14056-CALK	50	1346695	26933.900	7.73
OJ14056-CALL	100	2729980	27299.800	7.73
OJ14056-CALM	200	5386626	26933.130	7.73
OJ14056-CALN	500	1.345283E+07	26905.660	7.73
OJ14056-CALO	1000	2.818756E+07	28187.560	7.73
OJ14056-CALP	2000	5.732546E+07	28662.730	7.73

AVE RF **27951.070** RF RSD **5.04** AVE RT **7.73**

## cis-Chlordane

Curve Fit: **AVERAGE RF**

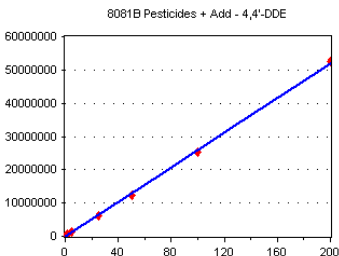


Standard	Concentration	Response	Response Factor	RT
OJ14056-CAL1	0.5	137544	275088.000	7.73
OJ14056-CAL2	1	256225	256225.000	7.73
OJ14056-CAL3	2	497982	248991.000	7.73
OJ14056-CAL4	5	1182697	236539.400	7.73
OJ14056-CAL6	25	5682477	227299.100	7.73
OJ14056-CAL7	50	1.153708E+07	230741.600	7.73
OJ14056-CAL8	100	2.343476E+07	234347.600	7.73
OJ14056-CAL9	200	4.715408E+07	235770.400	7.73

AVE RF **243125.300** RF RSD **6.61** AVE RT **7.73**

## 4,4'-DDE

Curve Fit: **AVERAGE RF**



Standard	Concentration	Response	Response Factor	RT
OJ14056-CAL1	0.5	142374	284748.000	7.78
OJ14056-CAL2	1	261532	261532.000	7.78
OJ14056-CAL3	2	521556	260778.000	7.78
OJ14056-CAL4	5	1281422	256284.400	7.78
OJ14056-CAL6	25	6231267	249250.700	7.78
OJ14056-CAL7	50	1.248405E+07	249681.000	7.78
OJ14056-CAL8	100	2.532771E+07	253277.100	7.78
OJ14056-CAL9	200	5.263708E+07	263185.400	7.78

AVE RF **259842.100** RF RSD **4.38** AVE RT **7.78**

# Element Calibration Review Sheet

Calibration ID: **A0J1506**

Instrument: **DUALECD5**

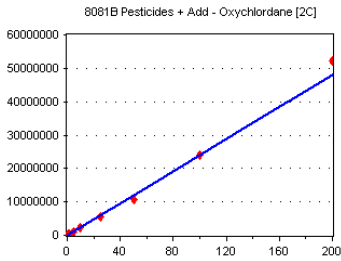
Calibration Date: **10/15/2020**

Analysis: **8081B Pesticides + Add**

Instrument Cal ID: **ECD5\_QUANTPEST\_20101**

## Oxychlorthane [2C]

Curve Fit: **AVERAGE RF**

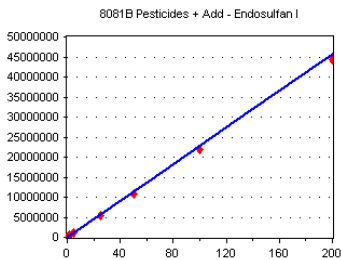


Standard	Concentration	Response	Response Factor	RT
OJ14056-CALA	0.5	141434	282868.000	7.79
OJ14056-CALB	1	264881	264881.000	7.79
OJ14056-CALC	2	475085	237542.500	7.79
OJ14056-CALD	5	1072428	214485.600	7.79
OJ14056-CALE	10	2190386	219038.600	7.79
OJ14056-CALF	25	5656841	226273.600	7.79
OJ14056-CALG	50	1.073844E+07	214768.800	7.79
OJ14056-CALH	100	2.399976E+07	239997.600	7.79
OJ14056-CALI	200	5.208058E+07	260402.900	7.79

**AVE RF 240028.700 RF RSD 10.20 AVE RT 7.79**

## Endosulfan I

Curve Fit: **AVERAGE RF**

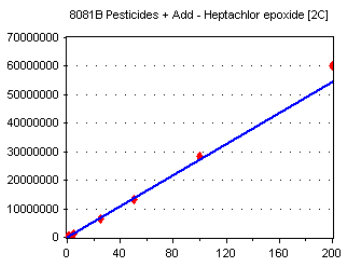


Standard	Concentration	Response	Response Factor	RT
OJ14056-CAL1	0.5	128922	257844.000	7.84
OJ14056-CAL2	1	240021	240021.000	7.84
OJ14056-CAL3	2	468891	234445.500	7.84
OJ14056-CAL4	5	1136280	227256.000	7.84
OJ14056-CAL6	25	5340395	213615.800	7.84
OJ14056-CAL7	50	1.073011E+07	214602.200	7.83
OJ14056-CAL8	100	2.190826E+07	219082.600	7.83
OJ14056-CAL9	200	4.439775E+07	221988.800	7.83

**AVE RF 228607.000 RF RSD 6.56 AVE RT 7.83**

## Heptachlor epoxide [2C]

Curve Fit: **AVERAGE RF**

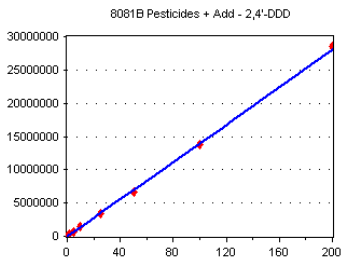


Standard	Concentration	Response	Response Factor	RT
OJ14056-CAL1	0.5	142572	285144.000	7.86
OJ14056-CAL2	1	268398	268398.000	7.86
OJ14056-CAL3	2	516383	258191.500	7.86
OJ14056-CAL4	5	1285859	257171.800	7.86
OJ14056-CAL6	25	6565406	262616.300	7.86
OJ14056-CAL7	50	1.336361E+07	267272.200	7.85
OJ14056-CAL8	100	2.825746E+07	282574.600	7.86
OJ14056-CAL9	200	6.015658E+07	300782.900	7.86

**AVE RF 272768.900 RF RSD 5.62 AVE RT 7.86**

## 2,4'-DDD

Curve Fit: **QUADRATIC: Weighting: (1/a^2), Origin: Ignore**



Standard	Concentration	Response	Response Factor	RT
OJ14056-CALA	0.5	97926	195852.000	7.91
OJ14056-CALB	1	185364	185364.000	7.91
OJ14056-CALC	2	310667	155333.500	7.91
OJ14056-CALD	5	707479	141495.800	7.91
OJ14056-CALE	10	1404864	140486.400	7.91
OJ14056-CALF	25	3482222	139288.900	7.91
OJ14056-CALG	50	6716596	134331.900	7.91
OJ14056-CALH	100	1.375282E+07	137528.200	7.91
OJ14056-CALI	200	2.857391E+07	142869.500	7.91

**AVE RF 152505.600 RF RSD 14.76 AVE RT 7.91**

## Element Calibration Review Sheet

Calibration ID: **A0J1506**

Instrument: **DUALECD5**

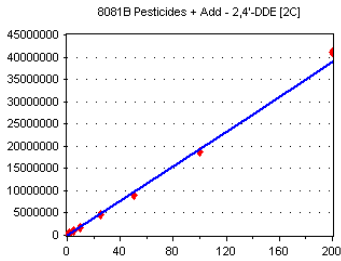
Calibration Date: **10/15/2020**

Analysis: **8081B Pesticides + Add**

Instrument Cal ID: **ECD5\_QUANTPEST\_20101**

### 2,4'-DDE [2C]

Curve Fit: **AVERAGE RF**

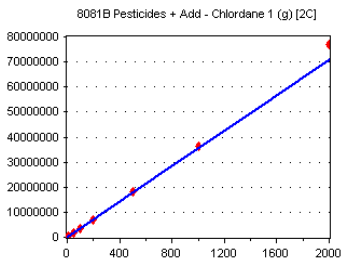


Standard	Concentration	Response	Response Factor	RT
OJ14056-CALA	0.5	111017	222034.000	7.98
OJ14056-CALB	1	219431	219431.000	7.98
OJ14056-CALC	2	378009	189004.500	7.98
OJ14056-CALD	5	895392	179078.400	7.98
OJ14056-CALE	10	1793894	179389.400	7.98
OJ14056-CALF	25	4550076	182003.000	7.98
OJ14056-CALG	50	9020941	180418.800	7.98
OJ14056-CALH	100	1.884356E+07	188435.600	7.98
OJ14056-CALI	200	4.122828E+07	206141.400	7.98

**AVE RF 193992.900 RF RSD 8.93 AVE RT 7.98**

### Chlordane 1 (g) [2C]

Curve Fit: **AVERAGE RF**

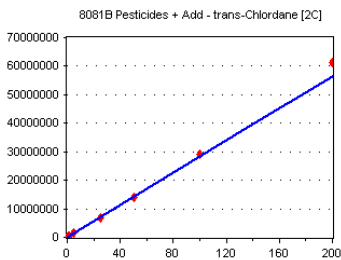


Standard	Concentration	Response	Response Factor	RT
OJ14056-CALJ	10	356975	35697.500	7.99
OJ14056-CALK	50	1636860	32737.200	7.99
OJ14056-CALL	100	3329301	33293.010	7.99
OJ14056-CALM	200	6911106	34555.530	7.99
OJ14056-CALN	500	1.834704E+07	36694.080	7.99
OJ14056-CALO	1000	3.645556E+07	36455.560	7.99
OJ14056-CALP	2000	7.717278E+07	38586.390	7.99

**AVE RF 35431.320 RF RSD 5.79 AVE RT 7.99**

### trans-Chlordane [2C]

Curve Fit: **AVERAGE RF**

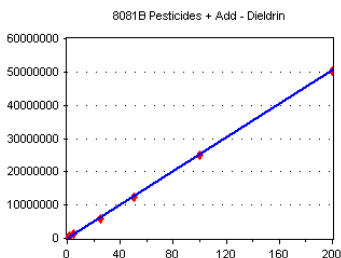


Standard	Concentration	Response	Response Factor	RT
OJ14056-CAL1	0.5	150441	300882.000	8.00
OJ14056-CAL2	1	275149	275149.000	8.00
OJ14056-CAL3	2	546800	273400.000	8.00
OJ14056-CAL4	5	1337960	267592.000	7.99
OJ14056-CAL6	25	6700617	268024.700	8.00
OJ14056-CAL7	50	1.400931E+07	280186.200	7.99
OJ14056-CAL8	100	2.910629E+07	291062.900	7.99
OJ14056-CAL9	200	6.121987E+07	306099.400	7.99

**AVE RF 282799.500 RF RSD 5.25 AVE RT 7.99**

### Dieldrin

Curve Fit: **AVERAGE RF**



Standard	Concentration	Response	Response Factor	RT
OJ14056-CAL1	0.5	138131	276262.000	8.01
OJ14056-CAL2	1	260366	260366.000	8.01
OJ14056-CAL3	2	501289	250644.500	8.01
OJ14056-CAL4	5	1224275	244855.000	8.01
OJ14056-CAL6	25	5999680	239987.200	8.01
OJ14056-CAL7	50	1.220871E+07	244174.200	8.01
OJ14056-CAL8	100	2.505786E+07	250578.600	8.01
OJ14056-CAL9	200	5.034135E+07	251706.800	8.01

**AVE RF 252321.800 RF RSD 4.54 AVE RT 8.01**

## Element Calibration Review Sheet

Calibration ID: **A0J1506**

Instrument: **DUALECD5**

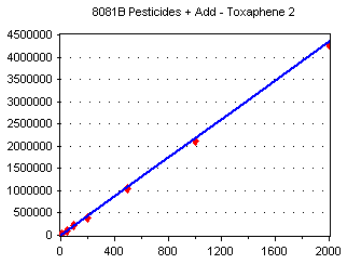
Calibration Date: **10/15/2020**

Analysis: **8081B Pesticides + Add**

Instrument Cal ID: **ECD5\_QUANTPEST\_20101**

### Toxaphene 2

Curve Fit: **AVERAGE RF**

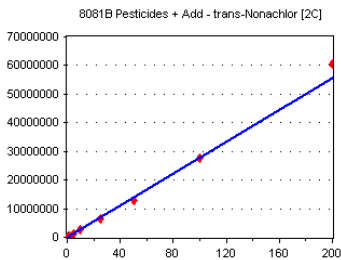


Standard	Concentration	Response	Factor	RT
OJ14056-CALQ	10	24856	2485.600	8.01
OJ14056-CALR	50	108189	2163.780	8.01
OJ14056-CALS	100	219547	2195.470	8.01
OJ14056-CALT	200	399138	1995.690	8.01
OJ14056-CALU	500	1053998	2107.996	8.01
OJ14056-CALV	1000	2113258	2113.258	8.01
OJ14056-CALW	2000	4281496	2140.748	8.01

**AVE RF** 2171.792    **RF RSD** 7.00    **AVE RT** 8.01

### trans-Nonachlor [2C]

Curve Fit: **AVERAGE RF**

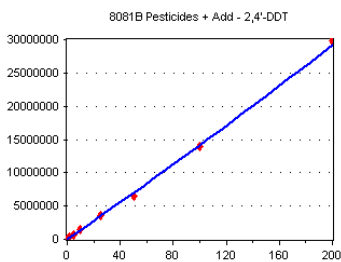


Standard	Concentration	Response	Factor	RT
OJ14056-CALA	0.5	162972	325944.000	8.06
OJ14056-CALB	1	309445	309445.000	8.06
OJ14056-CALC	2	538531	269265.500	8.06
OJ14056-CALD	5	1256872	251374.400	8.06
OJ14056-CALE	10	2561574	256157.400	8.06
OJ14056-CALF	25	6425020	257000.800	8.06
OJ14056-CALG	50	1.298621E+07	259724.200	8.06
OJ14056-CALH	100	2.769776E+07	276977.600	8.06
OJ14056-CALI	200	6.049995E+07	302499.800	8.06

**AVE RF** 278709.900    **RF RSD** 9.76    **AVE RT** 8.06

### 2,4'-DDT

Curve Fit: **QUADRATIC: Weighting: (1/a^2), Origin: Ignore**

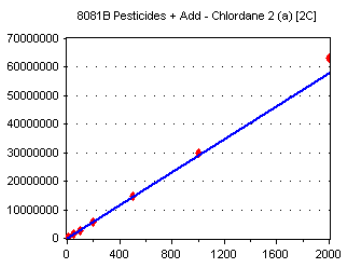


Standard	Concentration	Response	Factor	RT
OJ14056-CALA	0.5	97546	195092.000	8.09
OJ14056-CALB	1	185344	185344.000	8.09
OJ14056-CALC	2	311126	155563.000	8.09
OJ14056-CALD	5	683815	136763.000	8.09
OJ14056-CALE	10	1419577	141957.700	8.09
OJ14056-CALF	25	3622126	144885.000	8.09
OJ14056-CALG	50	6517761	130355.200	8.09
OJ14056-CALH	100	1.388249E+07	138824.900	8.09
OJ14056-CALI	200	2.983495E+07	149174.800	8.09

**AVE RF** 153106.600    **RF RSD** 14.61    **AVE RT** 8.09

### Chlordane 2 (a) [2C]

Curve Fit: **AVERAGE RF**



Standard	Concentration	Response	Factor	RT
OJ14056-CALJ	10	294489	29448.900	8.10
OJ14056-CALK	50	1325165	26503.300	8.10
OJ14056-CALL	100	2770653	27706.530	8.10
OJ14056-CALM	200	5568695	27843.470	8.10
OJ14056-CALN	500	1.457407E+07	29148.140	8.10
OJ14056-CALO	1000	2.986599E+07	29865.990	8.10
OJ14056-CALP	2000	6.301906E+07	31509.530	8.10

**AVE RF** 28860.840    **RF RSD** 5.72    **AVE RT** 8.10

## Element Calibration Review Sheet

Calibration ID: **A0J1506**

Instrument: **DUALECD5**

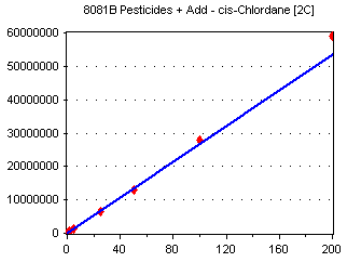
Calibration Date: **10/15/2020**

Analysis: **8081B Pesticides + Add**

Instrument Cal ID: **ECD5\_QUANTPEST\_20101**

### cis-Chlordane [2C]

Curve Fit: **AVERAGE RF**

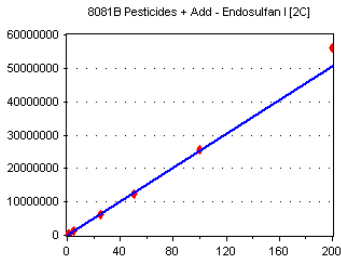


Standard	Concentration	Response	Response Factor	RT
OJ14056-CAL1	0.5	143168	286336.000	8.10
OJ14056-CAL2	1	262088	262088.000	8.10
OJ14056-CAL3	2	519519	259759.500	8.10
OJ14056-CAL4	5	1240277	248055.400	8.10
OJ14056-CAL6	25	6333107	253324.300	8.10
OJ14056-CAL7	50	1.306013E+07	261202.600	8.10
OJ14056-CAL8	100	2.802674E+07	280267.400	8.10
OJ14056-CAL9	200	5.907559E+07	295378.000	8.10

**AVE RF 268301.400 RF RSD 6.30 AVE RT 8.10**

### Endosulfan I [2C]

Curve Fit: **AVERAGE RF**

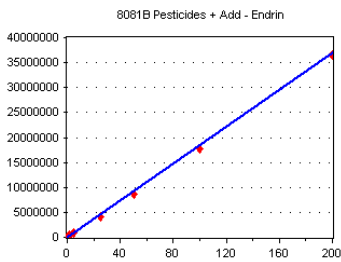


Standard	Concentration	Response	Response Factor	RT
OJ14056-CAL1	0.5	135108	270216.000	8.15
OJ14056-CAL2	1	251042	251042.000	8.15
OJ14056-CAL3	2	473272	236636.000	8.15
OJ14056-CAL4	5	1194602	238920.400	8.15
OJ14056-CAL6	25	6024680	240987.200	8.15
OJ14056-CAL7	50	1.239928E+07	247985.600	8.15
OJ14056-CAL8	100	2.546735E+07	254673.500	8.15
OJ14056-CAL9	200	5.623964E+07	281198.200	8.15

**AVE RF 252707.400 RF RSD 6.23 AVE RT 8.15**

### Endrin

Curve Fit: **AVERAGE RF**

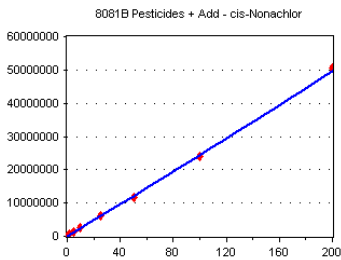


Standard	Concentration	Response	Response Factor	RT
OJ14056-CAL1	0.5	105277	210554.000	8.18
OJ14056-CAL2	1	188876	188876.000	8.18
OJ14056-CAL3	2	385124	192562.000	8.18
OJ14056-CAL4	5	910916	182183.200	8.18
OJ14056-CAL6	25	4189458	167578.300	8.18
OJ14056-CAL7	50	8619344	172386.900	8.18
OJ14056-CAL8	100	1.780678E+07	178067.800	8.18
OJ14056-CAL9	200	3.660876E+07	183043.800	8.17

**AVE RF 184406.500 RF RSD 7.23 AVE RT 8.18**

### cis-Nonachlor

Curve Fit: **QUADRATIC: Weighting: (1/a^2), Origin: Ignore**



Standard	Concentration	Response	Response Factor	RT
OJ14056-CALA	0.5	165341	330682.000	8.20
OJ14056-CALB	1	321171	321171.000	8.20
OJ14056-CALC	2	537042	268521.000	8.20
OJ14056-CALD	5	1217681	243536.200	8.20
OJ14056-CALE	10	2447188	244718.800	8.20
OJ14056-CALF	25	6071870	242874.800	8.20
OJ14056-CALG	50	1.16553E+07	233106.000	8.20
OJ14056-CALH	100	2.394096E+07	239409.600	8.20
OJ14056-CALI	200	5.06371E+07	253185.500	8.20

**AVE RF 264133.900 RF RSD 13.81 AVE RT 8.20**

## Element Calibration Review Sheet

Calibration ID: **A0J1506**

Instrument: **DUALECD5**

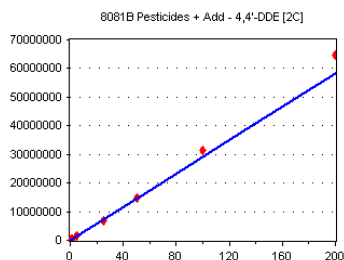
Calibration Date: **10/15/2020**

Analysis: **8081B Pesticides + Add**

Instrument Cal ID: **ECD5\_QUANTPEST\_20101**

### 4,4'-DDE [2C]

Curve Fit: **AVERAGE RF**

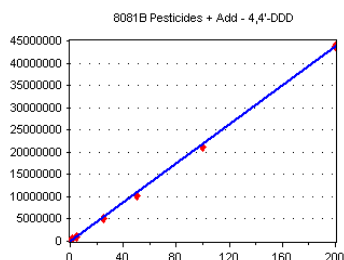


Standard	Concentration	Response	Response Factor	RT
OJ14056-CAL1	0.5	148799	297598.000	8.20
OJ14056-CAL2	1	276372	276372.000	8.20
OJ14056-CAL3	2	558084	279042.000	8.20
OJ14056-CAL4	5	1358638	271727.600	8.20
OJ14056-CAL6	25	6948937	277957.500	8.20
OJ14056-CAL7	50	1.465778E+07	293155.600	8.20
OJ14056-CAL8	100	3.130863E+07	313086.300	8.20
OJ14056-CAL9	200	6.488296E+07	324414.800	8.20

**AVE RF** 291669.200    **RF RSD** 6.54    **AVE RT** 8.20

### 4,4'-DDD

Curve Fit: **AVERAGE RF**

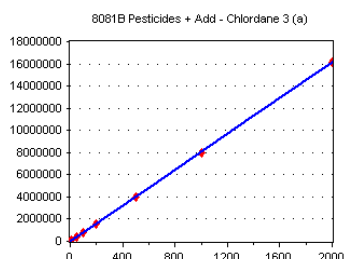


Standard	Concentration	Response	Response Factor	RT
OJ14056-CAL1	0.5	123211	246422.000	8.21
OJ14056-CAL2	1	224880	224880.000	8.21
OJ14056-CAL3	2	445212	222606.000	8.21
OJ14056-CAL4	5	1071622	214324.400	8.21
OJ14056-CAL6	25	5100984	204039.400	8.21
OJ14056-CAL7	50	1.019722E+07	203944.400	8.21
OJ14056-CAL8	100	2.127547E+07	212754.700	8.21
OJ14056-CAL9	200	4.370962E+07	218548.100	8.21

**AVE RF** 218439.900    **RF RSD** 6.26    **AVE RT** 8.21

### Chlordane 3 (a)

Curve Fit: **AVERAGE RF**

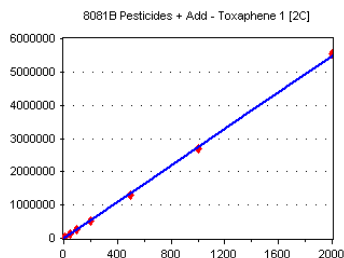


Standard	Concentration	Response	Response Factor	RT
OJ14056-CALJ	10	90342	9034.200	8.29
OJ14056-CALK	50	396365	7927.300	8.29
OJ14056-CALL	100	777703	7777.030	8.29
OJ14056-CALM	200	1556390	7781.950	8.29
OJ14056-CALN	500	3976029	7952.058	8.29
OJ14056-CALO	1000	7956827	7956.827	8.29
OJ14056-CALP	2000	1.61676E+07	8083.800	8.29

**AVE RF** 8073.309    **RF RSD** 5.41    **AVE RT** 8.29

### Toxaphene 1 [2C]

Curve Fit: **AVERAGE RF**



Standard	Concentration	Response	Response Factor	RT
OJ14056-CALQ	10	29330	2933.000	8.33
OJ14056-CALR	50	143205	2864.100	8.33
OJ14056-CALS	100	274596	2745.960	8.33
OJ14056-CALT	200	511160	2555.800	8.33
OJ14056-CALU	500	1288935	2577.870	8.33
OJ14056-CALV	1000	2707259	2707.259	8.33
OJ14056-CALW	2000	5550124	2775.062	8.33

**AVE RF** 2737.007    **RF RSD** 5.06    **AVE RT** 8.33

## Element Calibration Review Sheet

Calibration ID: **A0J1506**

Instrument: **DUALECD5**

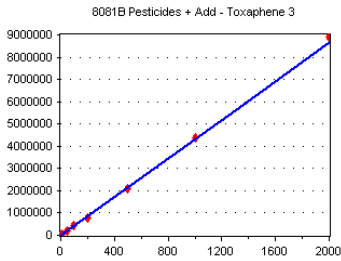
Calibration Date: **10/15/2020**

Analysis: **8081B Pesticides + Add**

Instrument Cal ID: **ECD5\_QUANTPEST\_20101**

### Toxaphene 3

Curve Fit: **AVERAGE RF**

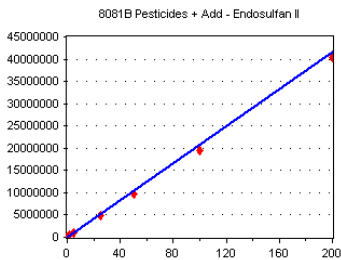


Standard	Concentration	Response	Response Factor	RT
OJ14056-CALQ	10	47042	4704.200	8.33
OJ14056-CALR	50	213060	4261.200	8.33
OJ14056-CALS	100	431516	4315.160	8.33
OJ14056-CALT	200	785098	3925.490	8.33
OJ14056-CALU	500	2095888	4191.776	8.33
OJ14056-CALV	1000	4402201	4402.201	8.33
OJ14056-CALW	2000	8901901	4450.951	8.33

**AVE RF** 4321.568    **RF RSD** 5.57    **AVE RT** 8.33

### Endosulfan II

Curve Fit: **AVERAGE RF**

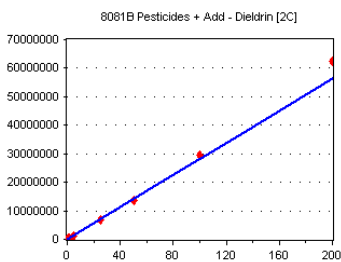


Standard	Concentration	Response	Response Factor	RT
OJ14056-CAL1	0.5	126564	253128.000	8.34
OJ14056-CAL2	1	220968	220968.000	8.34
OJ14056-CAL3	2	421233	210616.500	8.34
OJ14056-CAL4	5	998320	199664.000	8.34
OJ14056-CAL6	25	4795425	191817.000	8.34
OJ14056-CAL7	50	9684792	193695.800	8.34
OJ14056-CAL8	100	1.955239E+07	195523.900	8.34
OJ14056-CAL9	200	4.036804E+07	201840.200	8.34

**AVE RF** 208406.700    **RF RSD** 9.83    **AVE RT** 8.34

### Dieldrin [2C]

Curve Fit: **AVERAGE RF**

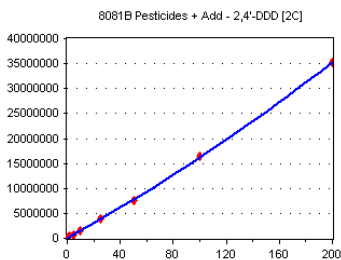


Standard	Concentration	Response	Response Factor	RT
OJ14056-CAL1	0.5	151375	302750.000	8.35
OJ14056-CAL2	1	268257	268257.000	8.35
OJ14056-CAL3	2	530524	265262.000	8.35
OJ14056-CAL4	5	1308319	261663.800	8.35
OJ14056-CAL6	25	6716667	268666.700	8.35
OJ14056-CAL7	50	1.374707E+07	274941.400	8.35
OJ14056-CAL8	100	2.969901E+07	296990.100	8.35
OJ14056-CAL9	200	6.242352E+07	312117.600	8.35

**AVE RF** 281331.100    **RF RSD** 6.94    **AVE RT** 8.35

### 2,4'-DDD [2C]

Curve Fit: **QUADRATIC: Weighting: (1/a^2), Origin: Ignore**



Standard	Concentration	Response	Response Factor	RT
OJ14056-CALA	0.5	108812	217624.000	8.35
OJ14056-CALB	1	202997	202997.000	8.35
OJ14056-CALC	2	328688	164344.000	8.35
OJ14056-CALD	5	737721	147544.200	8.35
OJ14056-CALE	10	1499564	149956.400	8.35
OJ14056-CALF	25	3919505	156780.200	8.35
OJ14056-CALG	50	7545788	150915.800	8.35
OJ14056-CALH	100	1.64388E+07	164388.000	8.35
OJ14056-CALI	200	3.522235E+07	176111.800	8.35

**AVE RF** 170073.500    **RF RSD** 14.56    **AVE RT** 8.35

## Element Calibration Review Sheet

Calibration ID: **A0J1506**

Instrument: **DUALECD5**

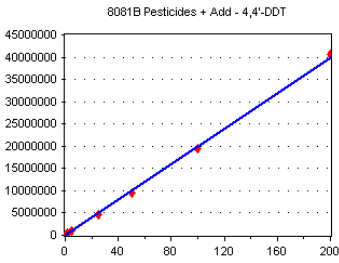
Calibration Date: **10/15/2020**

Analysis: **8081B Pesticides + Add**

Instrument Cal ID: **ECD5\_QUANTPEST\_20101**

### 4,4'-DDT

Curve Fit: **AVERAGE RF**

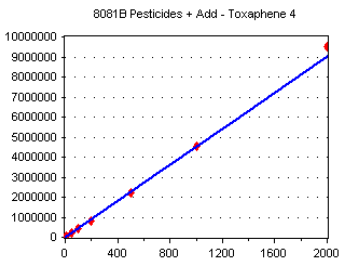


Standard	Concentration	Response	Response Factor	RT
OJ14056-CAL1	0.5	113864	227728.000	8.41
OJ14056-CAL2	1	203498	203498.000	8.41
OJ14056-CAL3	2	400654	200327.000	8.41
OJ14056-CAL4	5	957319	191463.800	8.41
OJ14056-CAL6	25	4593721	183748.800	8.41
OJ14056-CAL7	50	9547128	190942.600	8.41
OJ14056-CAL8	100	1.956974E+07	195697.400	8.41
OJ14056-CAL9	200	4.053428E+07	202671.400	8.41

**AVE RF 199509.600 RF RSD 6.63 AVE RT 8.41**

### Toxaphene 4

Curve Fit: **AVERAGE RF**

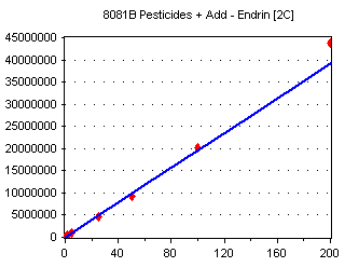


Standard	Concentration	Response	Response Factor	RT
OJ14056-CALQ	10	49818	4981.800	8.57
OJ14056-CALR	50	219607	4392.140	8.57
OJ14056-CALS	100	442500	4425.000	8.57
OJ14056-CALT	200	806552	4032.760	8.57
OJ14056-CALU	500	2211804	4423.608	8.57
OJ14056-CALV	1000	4563231	4563.231	8.57
OJ14056-CALW	2000	9513358	4756.679	8.57

**AVE RF 4510.745 RF RSD 6.67 AVE RT 8.57**

### Endrin [2C]

Curve Fit: **AVERAGE RF**

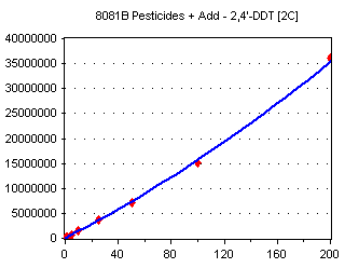


Standard	Concentration	Response	Response Factor	RT
OJ14056-CAL1	0.5	109506	219012.000	8.57
OJ14056-CAL2	1	185759	185759.000	8.57
OJ14056-CAL3	2	373106	186553.000	8.57
OJ14056-CAL4	5	918333	183666.600	8.57
OJ14056-CAL6	25	4516170	180646.800	8.57
OJ14056-CAL7	50	9319162	186383.200	8.57
OJ14056-CAL8	100	2.021237E+07	202123.700	8.57
OJ14056-CAL9	200	4.371823E+07	218591.200	8.57

**AVE RF 195341.900 RF RSD 8.09 AVE RT 8.57**

### 2,4'-DDT [2C]

Curve Fit: **QUADRATIC: Weighting: (1/a^2), Origin: Ignore**



Standard	Concentration	Response	Response Factor	RT
OJ14056-CALA	0.5	100181	200362.000	8.57
OJ14056-CALB	1	188319	188319.000	8.57
OJ14056-CALC	2	304634	152317.000	8.57
OJ14056-CALD	5	693050	138610.000	8.57
OJ14056-CALE	10	1439690	143969.000	8.57
OJ14056-CALF	25	3783032	151321.300	8.57
OJ14056-CALG	50	7077939	141558.800	8.57
OJ14056-CALH	100	1.509425E+07	150942.500	8.57
OJ14056-CALI	200	3.616156E+07	180807.800	8.57

**AVE RF 160911.900 RF RSD 14.12 AVE RT 8.57**



## Element Calibration Review Sheet

Calibration ID: **A0J1506**

Instrument: **DUALECD5**

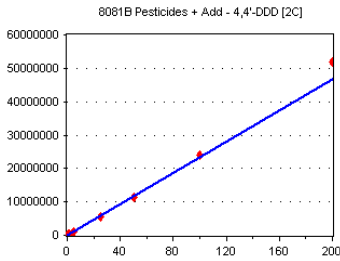
Calibration Date: **10/15/2020**

Analysis: **8081B Pesticides + Add**

Instrument Cal ID: **ECD5\_QUANTPEST\_20101**

### 4,4'-DDD [2C]

Curve Fit: **AVERAGE RF**

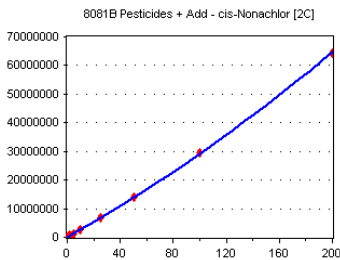


Standard	Concentration	Response	Response Factor	RT
OJ14056-CAL1	0.5	129395	258790.000	8.62
OJ14056-CAL2	1	227533	227533.000	8.62
OJ14056-CAL3	2	442696	221348.000	8.62
OJ14056-CAL4	5	1078020	215604.000	8.62
OJ14056-CAL6	25	5395697	215827.900	8.62
OJ14056-CAL7	50	1.143141E+07	228628.200	8.61
OJ14056-CAL8	100	2.406095E+07	240609.500	8.62
OJ14056-CAL9	200	5.19939E+07	259969.500	8.62

**AVE RF** 233538.800    **RF RSD** 7.64    **AVE RT** 8.62

### cis-Nonachlor [2C]

Curve Fit: **QUADRATIC: Weighting: (1/a^2), Origin: Ignore**

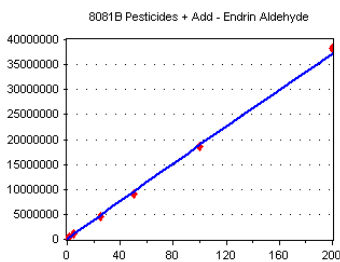


Standard	Concentration	Response	Response Factor	RT
OJ14056-CALA	0.5	188367	376734.000	8.62
OJ14056-CALB	1	335608	335608.000	8.62
OJ14056-CALC	2	572924	286462.000	8.62
OJ14056-CALD	5	1270505	254101.000	8.62
OJ14056-CALE	10	2688062	268806.200	8.62
OJ14056-CALF	25	6980137	279205.500	8.62
OJ14056-CALG	50	1.407102E+07	281420.400	8.62
OJ14056-CALH	100	2.933816E+07	293381.600	8.62
OJ14056-CALI	200	6.418387E+07	320919.400	8.62

**AVE RF** 299626.400    **RF RSD** 12.75    **AVE RT** 8.62

### Endrin Aldehyde

Curve Fit: **QUADRATIC: Weighting: (1/a^2), Origin: Ignore**

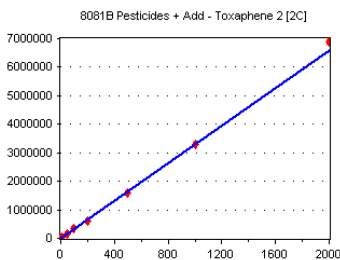


Standard	Concentration	Response	Response Factor	RT
OJ14056-CAL1	0.5	161066	322132.000	8.63
OJ14056-CAL2	1	267831	267831.000	8.64
OJ14056-CAL3	2	510289	255144.500	8.63
OJ14056-CAL4	5	998718	199743.600	8.63
OJ14056-CAL6	25	4543966	181758.600	8.63
OJ14056-CAL7	50	9134784	182695.700	8.63
OJ14056-CAL8	100	1.851875E+07	185187.500	8.63
OJ14056-CAL9	200	3.829829E+07	191491.400	8.63

**AVE RF** 223248.000    **RF RSD** 23.43    **AVE RT** 8.63

### Toxaphene 2 [2C]

Curve Fit: **AVERAGE RF**



Standard	Concentration	Response	Response Factor	RT
OJ14056-CALQ	10	35277	3527.700	8.68
OJ14056-CALR	50	167605	3352.100	8.68
OJ14056-CALS	100	335190	3351.900	8.68
OJ14056-CALT	200	594557	2972.785	8.68
OJ14056-CALU	500	1582264	3164.528	8.68
OJ14056-CALV	1000	3275662	3275.662	8.68
OJ14056-CALW	2000	6900893	3450.447	8.67

**AVE RF** 3299.303    **RF RSD** 5.61    **AVE RT** 8.68

## Element Calibration Review Sheet

Calibration ID: **A0J1506**

Instrument: **DUALECD5**

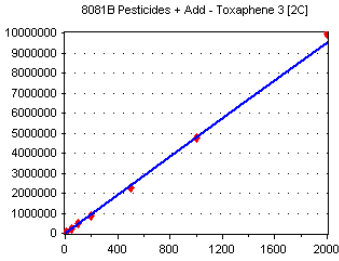
Calibration Date: **10/15/2020**

Analysis: **8081B Pesticides + Add**

Instrument Cal ID: **ECD5\_QUANTPEST\_20101**

### Toxaphene 3 [2C]

Curve Fit: **AVERAGE RF**

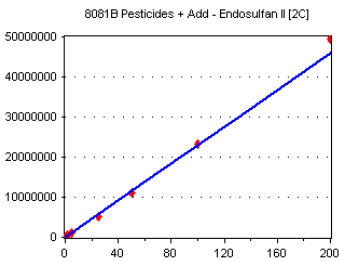


Standard	Concentration	Response	Factor	RT
OJ14056-CALQ	10	55840	5584.000	8.71
OJ14056-CALR	50	234274	4685.480	8.71
OJ14056-CALS	100	467877	4678.770	8.71
OJ14056-CALT	200	849986	4249.930	8.71
OJ14056-CALU	500	2243365	4486.730	8.71
OJ14056-CALV	1000	4734432	4734.432	8.71
OJ14056-CALW	2000	9929921	4964.960	8.71

**AVE RF** 4769.186    **RF RSD** 8.85    **AVE RT** 8.71

### Endosulfan II [2C]

Curve Fit: **AVERAGE RF**

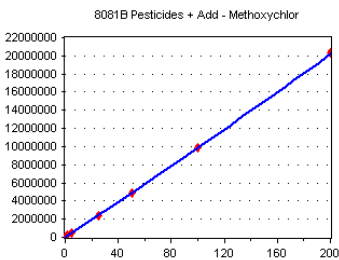


Standard	Concentration	Response	Factor	RT
OJ14056-CAL1	0.5	131578	263156.000	8.72
OJ14056-CAL2	1	234183	234183.000	8.72
OJ14056-CAL3	2	439713	219856.500	8.72
OJ14056-CAL4	5	1038306	207661.200	8.72
OJ14056-CAL6	25	5241221	209648.800	8.72
OJ14056-CAL7	50	1.107484E+07	221496.800	8.72
OJ14056-CAL8	100	2.333356E+07	233335.600	8.72
OJ14056-CAL9	200	4.948781E+07	247439.000	8.72

**AVE RF** 229597.100    **RF RSD** 8.26    **AVE RT** 8.72

### Methoxychlor

Curve Fit: **QUADRATIC: Weighting: (1/a^2), Origin: Ignore**

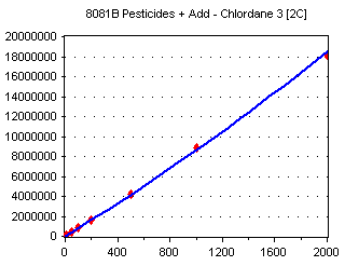


Standard	Concentration	Response	Factor	RT
OJ14056-CAL1	0.5	66721	133442.000	8.74
OJ14056-CAL2	1	114664	114664.000	8.74
OJ14056-CAL3	2	215205	107602.500	8.74
OJ14056-CAL4	5	514454	102890.800	8.74
OJ14056-CAL6	25	2377939	95117.560	8.74
OJ14056-CAL7	50	4827454	96549.080	8.74
OJ14056-CAL8	100	9873445	98734.450	8.74
OJ14056-CAL9	200	2.031986E+07	101599.300	8.74

**AVE RF** 106325.000    **RF RSD** 11.89    **AVE RT** 8.74

### Chlordane 3 [2C]

Curve Fit: **QUADRATIC: Weighting: (1/a^2), Origin: Ignore**



Standard	Concentration	Response	Factor	RT
OJ14056-CALJ	10	109674	10967.400	8.75
OJ14056-CALK	50	418197	8363.940	8.75
OJ14056-CALL	100	832789	8327.890	8.75
OJ14056-CALM	200	1625382	8126.910	8.75
OJ14056-CALN	500	4222031	8444.062	8.75
OJ14056-CALO	1000	8880946	8880.946	8.75
OJ14056-CALP	2000	1.819892E+07	9099.460	8.75

**AVE RF** 8887.230    **RF RSD** 11.00    **AVE RT** 8.75

## Element Calibration Review Sheet

Calibration ID: **A0J1506**

Instrument: **DUALECD5**

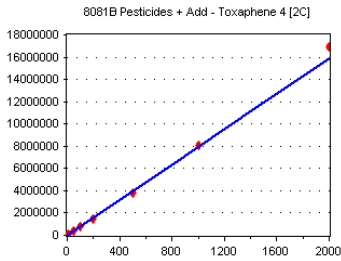
Calibration Date: **10/15/2020**

Analysis: **8081B Pesticides + Add**

Instrument Cal ID: **ECD5\_QUANTPEST\_20101**

### Toxaphene 4 [2C]

Curve Fit: **AVERAGE RF**

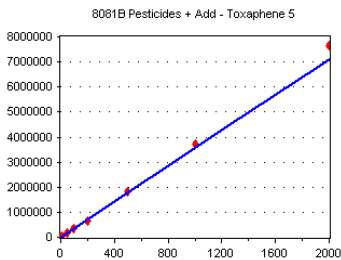


Standard	Concentration	Response	Response Factor	RT
OJ14056-CALQ	10	90741	9074.100	8.77
OJ14056-CALR	50	377227	7544.540	8.77
OJ14056-CALS	100	752568	7525.680	8.77
OJ14056-CALT	200	1427424	7137.120	8.77
OJ14056-CALU	500	3834253	7668.506	8.78
OJ14056-CALV	1000	8114254	8114.254	8.77
OJ14056-CALW	2000	1.691179E+07	8455.895	8.77

**AVE RF** 7931.442    **RF RSD** 8.35    **AVE RT** 8.77

### Toxaphene 5

Curve Fit: **AVERAGE RF**

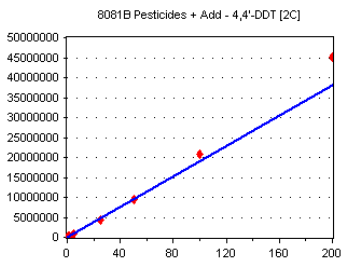


Standard	Concentration	Response	Response Factor	RT
OJ14056-CALQ	10	36261	3626.100	8.80
OJ14056-CALR	50	170790	3415.800	8.80
OJ14056-CALS	100	346542	3465.420	8.80
OJ14056-CALT	200	636088	3180.440	8.80
OJ14056-CALU	500	1826728	3653.456	8.80
OJ14056-CALV	1000	3713660	3713.660	8.80
OJ14056-CALW	2000	7646412	3823.206	8.80

**AVE RF** 3554.012    **RF RSD** 6.07    **AVE RT** 8.80

### 4,4'-DDT [2C]

Curve Fit: **AVERAGE RF**

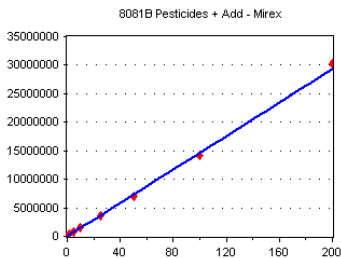


Standard	Concentration	Response	Response Factor	RT
OJ14056-CAL1	0.5	98085	196170.000	8.84
OJ14056-CAL2	1	176159	176159.000	8.84
OJ14056-CAL3	2	357211	178605.500	8.84
OJ14056-CAL4	5	864502	172900.400	8.84
OJ14056-CAL6	25	4376201	175048.000	8.84
OJ14056-CAL7	50	9551259	191025.200	8.84
OJ14056-CAL8	100	2.080942E+07	208094.200	8.84
OJ14056-CAL9	200	4.508691E+07	225434.600	8.84

**AVE RF** 190429.600    **RF RSD** 9.84    **AVE RT** 8.84

### Mirex

Curve Fit: **QUADRATIC: Weighting: (1/a^2), Origin: Ignore**



Standard	Concentration	Response	Response Factor	RT
OJ14056-CALA	0.5	117218	234436.000	8.87
OJ14056-CALB	1	219913	219913.000	8.87
OJ14056-CALC	2	348236	174118.000	8.87
OJ14056-CALD	5	751440	150288.000	8.87
OJ14056-CALE	10	1482445	148244.500	8.87
OJ14056-CALF	25	3665359	146614.400	8.87
OJ14056-CALG	50	6988668	139773.400	8.87
OJ14056-CALH	100	1.421832E+07	142183.200	8.87
OJ14056-CALI	200	3.020977E+07	151048.800	8.87

**AVE RF** 167402.100    **RF RSD** 21.18    **AVE RT** 8.87

## Element Calibration Review Sheet

Calibration ID: **A0J1506**

Instrument: **DUALECD5**

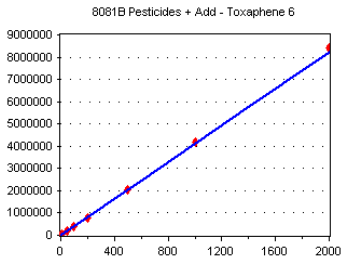
Calibration Date: **10/15/2020**

Analysis: **8081B Pesticides + Add**

Instrument Cal ID: **ECD5\_QUANTPEST\_20101**

### Toxaphene 6

Curve Fit: **AVERAGE RF**

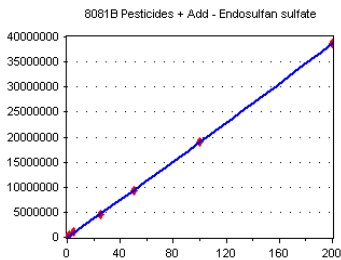


Standard	Concentration	Response	Response Factor	RT
OJ14056-CALQ	10	45002	4500.200	8.87
OJ14056-CALR	50	200646	4012.920	8.87
OJ14056-CALS	100	399552	3995.520	8.87
OJ14056-CALT	200	764046	3820.230	8.87
OJ14056-CALU	500	2040358	4080.716	8.87
OJ14056-CALV	1000	4173509	4173.509	8.87
OJ14056-CALW	2000	8420013	4210.006	8.87

**AVE RF** 4113.300    **RF RSD** 5.19    **AVE RT** 8.87

### Endosulfan sulfate

Curve Fit: **QUADRATIC: Weighting: (1/a^2), Origin: Ignore**

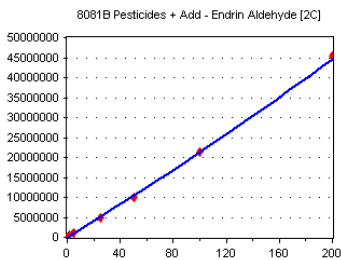


Standard	Concentration	Response	Response Factor	RT
OJ14056-CAL1	0.5	136316	272632.000	8.94
OJ14056-CAL2	1	224706	224706.000	8.94
OJ14056-CAL3	2	418629	209314.500	8.94
OJ14056-CAL4	5	988428	197685.600	8.94
OJ14056-CAL6	25	4608552	184342.100	8.94
OJ14056-CAL7	50	9319195	186383.900	8.94
OJ14056-CAL8	100	1.897665E+07	189766.500	8.94
OJ14056-CAL9	200	3.880484E+07	194024.200	8.94

**AVE RF** 207356.800    **RF RSD** 14.25    **AVE RT** 8.94

### Endrin Aldehyde [2C]

Curve Fit: **QUADRATIC: Weighting: (1/a^2), Origin: Ignore**

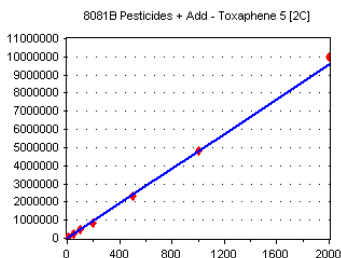


Standard	Concentration	Response	Response Factor	RT
OJ14056-CAL1	0.5	161530	323060.000	8.95
OJ14056-CAL2	1	281603	281603.000	8.95
OJ14056-CAL3	2	521610	260805.000	8.95
OJ14056-CAL4	5	1018074	203614.800	8.95
OJ14056-CAL6	25	4863133	194525.300	8.95
OJ14056-CAL7	50	1.012985E+07	202597.000	8.95
OJ14056-CAL8	100	2.136864E+07	213686.400	8.95
OJ14056-CAL9	200	4.527934E+07	226396.700	8.95

**AVE RF** 238286.000    **RF RSD** 19.24    **AVE RT** 8.95

### Toxaphene 5 [2C]

Curve Fit: **AVERAGE RF**



Standard	Concentration	Response	Response Factor	RT
OJ14056-CALQ	10	56924	5692.400	8.95
OJ14056-CALR	50	231691	4633.820	8.95
OJ14056-CALS	100	453357	4533.570	8.95
OJ14056-CALT	200	841042	4205.210	8.95
OJ14056-CALU	500	2289232	4578.464	8.95
OJ14056-CALV	1000	4805037	4805.037	8.95
OJ14056-CALW	2000	1.001586E+07	5007.930	8.95

**AVE RF** 4779.490    **RF RSD** 9.88    **AVE RT** 8.95

## Element Calibration Review Sheet

Calibration ID: **A0J1506**

Instrument: **DUALECD5**

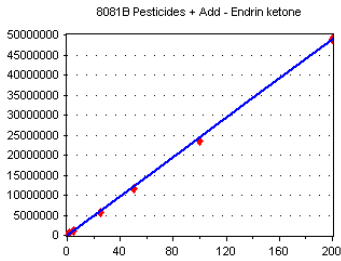
Calibration Date: **10/15/2020**

Analysis: **8081B Pesticides + Add**

Instrument Cal ID: **ECD5\_QUANTPEST\_20101**

### Endrin ketone

Curve Fit: **AVERAGE RF**

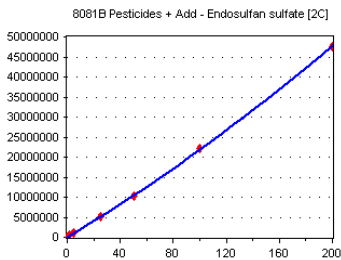


Standard	Concentration	Response	Response Factor	RT
OJ14056-CAL1	0.5	143156	286312.000	9.14
OJ14056-CAL2	1	256580	256580.000	9.14
OJ14056-CAL3	2	490417	245208.500	9.14
OJ14056-CAL4	5	1160086	232017.200	9.14
OJ14056-CAL6	25	5699447	227977.900	9.14
OJ14056-CAL7	50	1.151973E+07	230394.600	9.14
OJ14056-CAL8	100	2.355918E+07	235591.800	9.14
OJ14056-CAL9	200	4.890257E+07	244512.800	9.14

**AVE RF** 244824.400    **RF RSD** 7.87    **AVE RT** 9.14

### Endosulfan sulfate [2C]

Curve Fit: **QUADRATIC: Weighting: (1/a^2), Origin: Ignore**

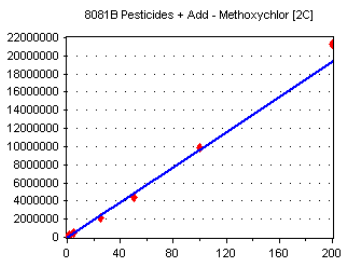


Standard	Concentration	Response	Response Factor	RT
OJ14056-CAL1	0.5	143250	286500.000	9.14
OJ14056-CAL2	1	235751	235751.000	9.15
OJ14056-CAL3	2	437332	218666.000	9.15
OJ14056-CAL4	5	1052641	210528.200	9.14
OJ14056-CAL6	25	5172587	206903.500	9.15
OJ14056-CAL7	50	1.030511E+07	206102.200	9.14
OJ14056-CAL8	100	2.225262E+07	222526.200	9.14
OJ14056-CAL9	200	4.751555E+07	237577.800	9.15

**AVE RF** 228069.400    **RF RSD** 11.63    **AVE RT** 9.14

### Methoxychlor [2C]

Curve Fit: **AVERAGE RF**

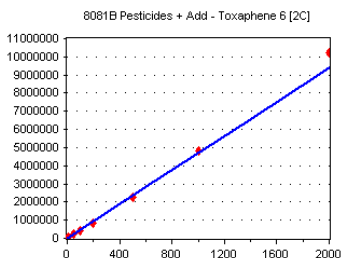


Standard	Concentration	Response	Response Factor	RT
OJ14056-CAL1	0.5	56609	113218.000	9.31
OJ14056-CAL2	1	99371	99371.000	9.31
OJ14056-CAL3	2	189005	94502.500	9.31
OJ14056-CAL4	5	439519	87903.800	9.31
OJ14056-CAL6	25	2132144	85285.760	9.31
OJ14056-CAL7	50	4372733	87454.660	9.31
OJ14056-CAL8	100	9914061	99140.610	9.31
OJ14056-CAL9	200	2.131793E+07	106589.600	9.31

**AVE RF** 96683.250    **RF RSD** 10.21    **AVE RT** 9.31

### Toxaphene 6 [2C]

Curve Fit: **AVERAGE RF**



Standard	Concentration	Response	Response Factor	RT
OJ14056-CALQ	10	53664	5366.400	9.32
OJ14056-CALR	50	228420	4568.400	9.32
OJ14056-CALS	100	432629	4326.290	9.32
OJ14056-CALT	200	844436	4222.180	9.32
OJ14056-CALU	500	2250663	4501.326	9.32
OJ14056-CALV	1000	4795078	4795.078	9.32
OJ14056-CALW	2000	1.019871E+07	5099.355	9.32

**AVE RF** 4697.004    **RF RSD** 8.85    **AVE RT** 9.32

## Element Calibration Review Sheet

Calibration ID: **A0J1506**

Instrument: **DUALECD5**

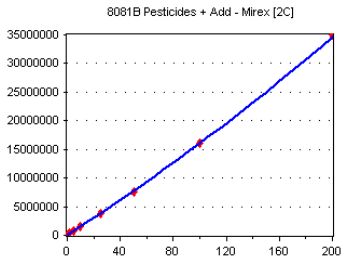
Calibration Date: **10/15/2020**

Analysis: **8081B Pesticides + Add**

Instrument Cal ID: **ECD5\_QUANTPEST\_20101**

### Mirex [2C]

Curve Fit: **QUADRATIC: Weighting: (1/a^2), Origin: Ignore**

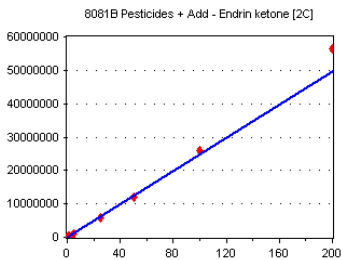


Standard	Concentration	Response	Response Factor	RT
OJ14056-CALA	0.5	124073	248146.000	9.52
OJ14056-CALB	1	218149	218149.000	9.52
OJ14056-CALC	2	358541	179270.500	9.52
OJ14056-CALD	5	768030	153606.000	9.52
OJ14056-CALE	10	1539687	153968.700	9.52
OJ14056-CALF	25	3817069	152682.800	9.52
OJ14056-CALG	50	7493572	149871.400	9.52
OJ14056-CALH	100	1.605623E+07	160562.300	9.52
OJ14056-CALI	200	3.493021E+07	174651.000	9.52

**AVE RF 176767.500 RF RSD 19.43 AVE RT 9.52**

### Endrin ketone [2C]

Curve Fit: **AVERAGE RF**

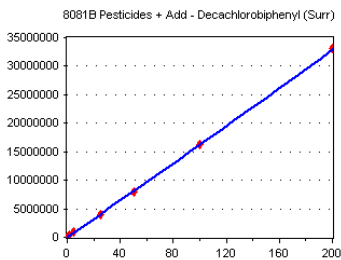


Standard	Concentration	Response	Response Factor	RT
OJ14056-CAL1	0.5	141257	282514.000	9.53
OJ14056-CAL2	1	241014	241014.000	9.53
OJ14056-CAL3	2	461874	230937.000	9.53
OJ14056-CAL4	5	1114109	222821.800	9.53
OJ14056-CAL6	25	5694932	227797.300	9.53
OJ14056-CAL7	50	1.199701E+07	239940.200	9.53
OJ14056-CAL8	100	2.60175E+07	260175.000	9.53
OJ14056-CAL9	200	5.652196E+07	282609.800	9.53

**AVE RF 248476.100 RF RSD 9.60 AVE RT 9.53**

### Decachlorobiphenyl (Surr)

Curve Fit: **QUADRATIC: Weighting: (1/a^2), Origin: Ignore**

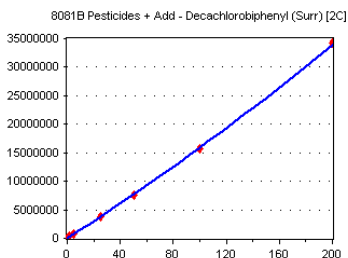


Standard	Concentration	Response	Response Factor	RT
OJ14056-CAL1	0.5	127242	254484.000	9.81
OJ14056-CAL2	1	210456	210456.000	9.81
OJ14056-CAL3	2	375364	187682.000	9.81
OJ14056-CAL4	5	864759	172951.800	9.81
OJ14056-CAL6	25	3915613	156624.500	9.81
OJ14056-CAL7	50	7973046	159460.900	9.81
OJ14056-CAL8	100	1.631254E+07	163125.400	9.81
OJ14056-CAL9	200	3.302394E+07	165119.700	9.81

**AVE RF 183738.000 RF RSD 18.34 AVE RT 9.81**

### Decachlorobiphenyl (Surr) [2C]

Curve Fit: **QUADRATIC: Weighting: (1/a^2), Origin: Ignore**



Standard	Concentration	Response	Response Factor	RT
OJ14056-CAL1	0.5	102135	204270.000	10.37
OJ14056-CAL2	1	180596	180596.000	10.37
OJ14056-CAL3	2	330405	165202.500	10.37
OJ14056-CAL4	5	772851	154570.200	10.37
OJ14056-CAL6	25	3789238	151569.500	10.37
OJ14056-CAL7	50	7534139	150682.800	10.37
OJ14056-CAL8	100	1.571884E+07	157188.400	10.37
OJ14056-CAL9	200	3.42581E+07	171290.500	10.37

**AVE RF 166921.200 RF RSD 10.98 AVE RT 10.37**

# **CALIBRATION SEQUENCE REVIEW SHEET**

**SEQUENCE: 0J14056**

## **Analysis Included**

**1311/8081B TCLP Pest Reg List  
1311/8081B TCLP Pest Reg List +ADD  
1311/8081B TCLP Pesticides (All)  
1311/8081B TCLP Pesticides + Add (All)  
1312/8081B SPLP Pesticides  
608.3 Pesticides  
608.3 Additional  
608.3 Chlordane  
608.3 Pest (Chlordane)  
608.3 Pest + Add (250mL) - Development  
608.3 Pesticides (DDT Only)  
608.3 Pesticides (SW)  
608.3 Pesticides (SW) Full List  
608.3 Pesticides (TTO)  
608.3 Toxaphene  
8081B Pesticides  
8081B 2,4+4,4-DDx Only (+Add)  
8081B Chlordane  
8081B DDT Only  
8081B Pesticides + Add  
8081B Pesticides + Add (Diss)  
8081B RSET FW Sed (+Add) (2016)  
8081B RSET Sediment List (+Add)  
8081B RSET Sediment Marine (2016) (+Add)  
8081B Toxaphene**

## CALIBRATION SEQUENCE REVIEW SHEET

SEQUENCE: 0J14056

### INSTRUMENT SEQUENCE LOG

<u>SampleID</u>	<u>SampleName</u>	<u>Matrix</u>	<u>STDID</u>	<u>ISTD_ID</u>	<u>Analyzed</u>
0J14056-ICB1	Initial Cal Blank	Water	A20J148		10/14/2020 3:30:00PM
0J14056-CAL1	Cal Standard	Water	A20J229	"	10/14/2020 3:47:00PM
0J14056-CAL2	Cal Standard	Water	A20J230	"	10/14/2020 4:04:00PM
0J14056-CAL3	Cal Standard	Water	A20H471	"	10/14/2020 4:21:00PM
0J14056-CAL4	Cal Standard	Water	A20H472	"	10/14/2020 4:38:00PM
0J14056-CAL5	Cal Standard	Water	A20H473	"	10/14/2020 4:56:00PM
0J14056-CAL6	Cal Standard	Water	A20H474	"	10/14/2020 5:13:00PM
0J14056-CAL7	Cal Standard	Water	A20H475	"	10/14/2020 5:30:00PM
0J14056-CAL8	Cal Standard	Water	A20H476	"	10/14/2020 5:47:00PM
0J14056-CAL9	Cal Standard	Water	A20H470	"	10/14/2020 6:04:00PM
0J14056-ICV1	Initial Cal Check	Water	A20I130	"	10/14/2020 6:39:00PM
0J14056-CALA	Cal Standard	Water	A20J231	"	10/14/2020 6:56:00PM
0J14056-CALB	Cal Standard	Water	A20I180	"	10/14/2020 7:13:00PM
0J14056-CALC	Cal Standard	Water	A20I181	"	10/14/2020 7:30:00PM
0J14056-CALD	Cal Standard	Water	A20I182	"	10/14/2020 7:47:00PM
0J14056-CALE	Cal Standard	Water	A20I183	"	10/14/2020 8:04:00PM
0J14056-CALF	Cal Standard	Water	A20I184	"	10/14/2020 8:22:00PM
0J14056-CALG	Cal Standard	Water	A20I185	"	10/14/2020 8:39:00PM
0J14056-CALH	Cal Standard	Water	A20I186	"	10/14/2020 8:56:00PM
0J14056-CALI	Cal Standard	Water	A20I179	"	10/14/2020 9:13:00PM
0J14056-ICV2	Initial Cal Check	Water	A20I187	"	10/14/2020 9:47:00PM
0J14056-CALJ	Cal Standard	Water	A20J232	"	10/14/2020 10:05:00PM
0J14056-CALK	Cal Standard	Water	A20F057	"	10/14/2020 10:22:00PM
0J14056-CALL	Cal Standard	Water	A20F058	"	10/14/2020 10:39:00PM
0J14056-CALM	Cal Standard	Water	A20F059	"	10/14/2020 10:56:00PM
0J14056-CALN	Cal Standard	Water	A20F060	"	10/14/2020 11:14:00PM
0J14056-CALO	Cal Standard	Water	A20F061	"	10/14/2020 11:32:00PM
0J14056-CALP	Cal Standard	Water	A20F056	"	10/14/2020 11:49:00PM
0J14056-ICV3	Initial Cal Check	Water	A20F062	"	10/15/2020 12:24:00AM
0J14056-CALQ	Cal Standard	Water	A20J233	"	10/15/2020 12:41:00AM
0J14056-CALR	Cal Standard	Water	A20F064	"	10/15/2020 12:58:00AM
0J14056-CALS	Cal Standard	Water	A20F065	"	10/15/2020 1:15:00AM
0J14056-CALT	Cal Standard	Water	A20F066	"	10/15/2020 1:33:00AM
0J14056-CALU	Cal Standard	Water	A20D430	"	10/15/2020 1:50:00AM
0J14056-CALV	Cal Standard	Water	A20D431	"	10/15/2020 2:07:00AM
0J14056-CALW	Cal Standard	Water	A20F063	"	10/15/2020 2:24:00AM
0J14056-ICV4	Initial Cal Check	Water	A20F067	"	10/15/2020 2:59:00AM

### CALIBRATION STANDARD RECOVERIES

Calibration: **A0J1506**

Instrument: **DUALECD5F**

1311/8081B TCLP Pest Reg L

Sequence: **0J14056**

Matrix: **Water**

0J14056-CAL1	Inst. MRL	Recalc Res.	Cal Level	%Rec.	Qual
0J14056-CAL2	Inst. MRL	Recalc Res.	Cal Level	%Rec.	Qual
0J14056-CAL3	Inst. MRL	Recalc Res.	Cal Level	%Rec.	Qual



## CALIBRATION SEQUENCE REVIEW SHEET

SEQUENCE: 0J14056

0J14056-CAL4	Inst. MRL	Recalc Res.	Cal Level	%Rec.	Qual
0J14056-CAL5	Inst. MRL	Recalc Res.	Cal Level	%Rec.	Qual
0J14056-CAL6	Inst. MRL	Recalc Res.	Cal Level	%Rec.	Qual
0J14056-CAL7	Inst. MRL	Recalc Res.	Cal Level	%Rec.	Qual
0J14056-CAL8	Inst. MRL	Recalc Res.	Cal Level	%Rec.	Qual
0J14056-CAL9	Inst. MRL	Recalc Res.	Cal Level	%Rec.	Qual
0J14056-CALA	Inst. MRL	Recalc Res.	Cal Level	%Rec.	Qual
0J14056-CALB	Inst. MRL	Recalc Res.	Cal Level	%Rec.	Qual
0J14056-CALC	Inst. MRL	Recalc Res.	Cal Level	%Rec.	Qual
0J14056-CALD	Inst. MRL	Recalc Res.	Cal Level	%Rec.	Qual
0J14056-CALE	Inst. MRL	Recalc Res.	Cal Level	%Rec.	Qual
0J14056-CALF	Inst. MRL	Recalc Res.	Cal Level	%Rec.	Qual
0J14056-CALG	Inst. MRL	Recalc Res.	Cal Level	%Rec.	Qual
0J14056-CALH	Inst. MRL	Recalc Res.	Cal Level	%Rec.	Qual
0J14056-CALI	Inst. MRL	Recalc Res.	Cal Level	%Rec.	Qual
0J14056-CALJ	Inst. MRL	Recalc Res.	Cal Level	%Rec.	Qual
0J14056-CALK	Inst. MRL	Recalc Res.	Cal Level	%Rec.	Qual
0J14056-CALL	Inst. MRL	Recalc Res.	Cal Level	%Rec.	Qual
0J14056-CALM	Inst. MRL	Recalc Res.	Cal Level	%Rec.	Qual
0J14056-CALN	Inst. MRL	Recalc Res.	Cal Level	%Rec.	Qual
0J14056-CALO	Inst. MRL	Recalc Res.	Cal Level	%Rec.	Qual
Chlordane (Technical)	940.0000	0.00	1000	0	
Chlordane (Technical) [2C]	940.0000	0.00	1000	0	
0J14056-CALP	Inst. MRL	Recalc Res.	Cal Level	%Rec.	Qual
Chlordane (Technical)	940.0000	0.00	2000	0	
Chlordane (Technical) [2C]	940.0000	0.00	2000	0	
0J14056-CALQ	Inst. MRL	Recalc Res.	Cal Level	%Rec.	Qual
0J14056-CALR	Inst. MRL	Recalc Res.	Cal Level	%Rec.	Qual
0J14056-CALS	Inst. MRL	Recalc Res.	Cal Level	%Rec.	Qual
0J14056-CALT	Inst. MRL	Recalc Res.	Cal Level	%Rec.	Qual
0J14056-CALU	Inst. MRL	Recalc Res.	Cal Level	%Rec.	Qual

## CALIBRATION SEQUENCE REVIEW SHEET

SEQUENCE: 0J14056

<b>0J14056-CALV</b>	<b>Inst. MRL</b>	<b>Recalc Res.</b>	<b>Cal Level</b>	<b>%Rec.</b>	<b>Qual</b>
Toxaphene (Total)	940.0000	0.00	1000	0	
Toxaphene (Total) [2C]	940.0000	0.00	1000	0	
<b>0J14056-CALW</b>	<b>Inst. MRL</b>	<b>Recalc Res.</b>	<b>Cal Level</b>	<b>%Rec.</b>	<b>Qual</b>
Toxaphene (Total)	940.0000	0.00	2000	0	
Toxaphene (Total) [2C]	940.0000	0.00	2000	0	

Compounds listed above have recalculated recoveries outside 70-130% of the true values, and the calibration levels are above the reporting level. If no compounds are listed, all are OK. Please see the next section for quadratic fit compounds.

### Analytes With Quadratic Curve Fits

Qualifier   iMDL   iMRL   Spike Amt   %Difference   OK?   Raise MRL to ?  
        

Analytes listed above have quadratic curve fits. If they are using a weighting option, they must be checked against the requested curve points to determine if the recalculated results are within limits (70-130 or as specified).

### ICV RECOVERIES

Calibration: **A0J1506**

Instrument: **DUALECD5F**

608.3 Pest + Add (250mL) - Dc

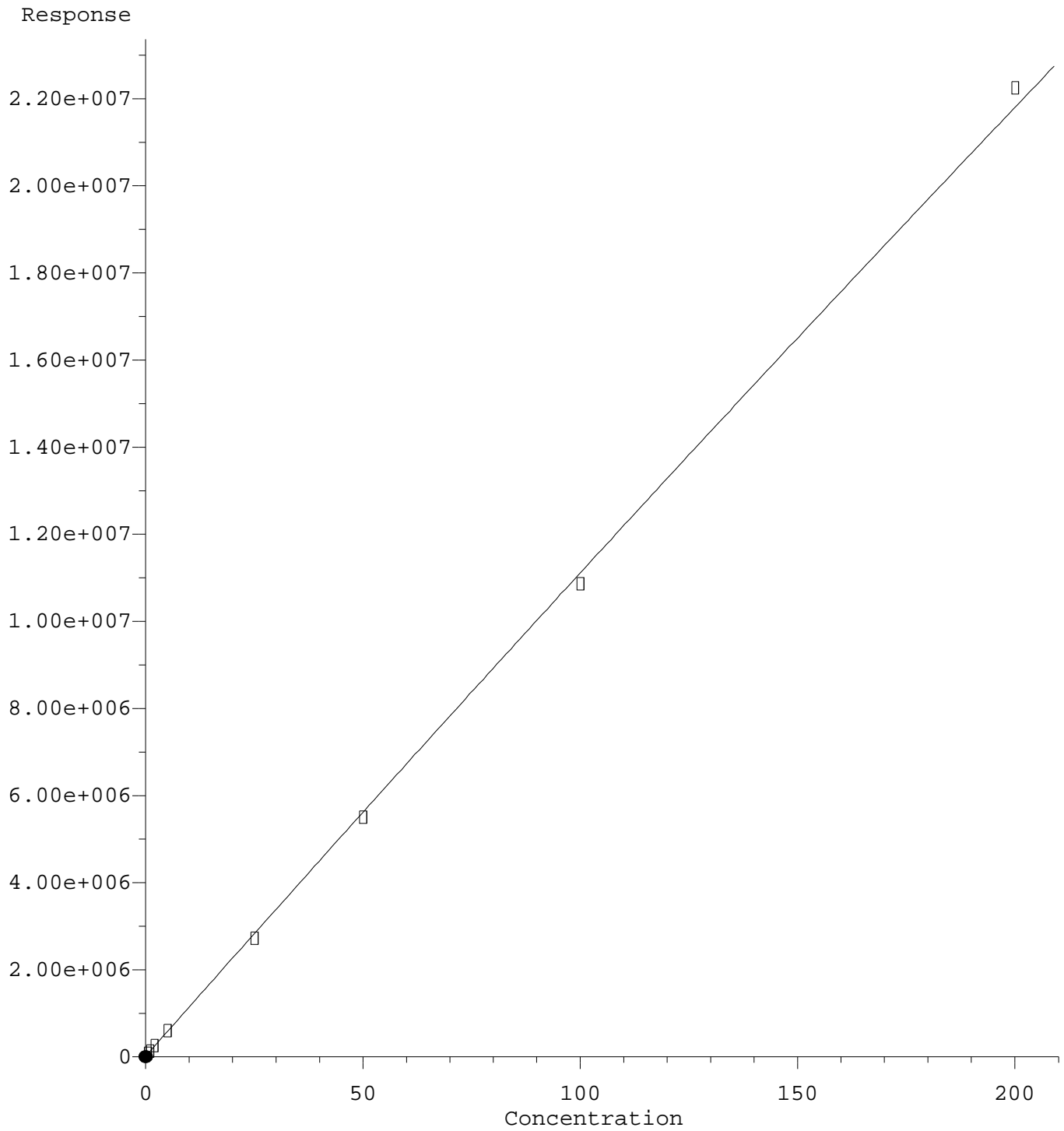
Sequence: **0J14056**

Matrix: **Water**

<b>0J14056-ICV1</b>	<b>Inst. MRL</b>	<b>ICV Level</b>	<b>Result</b>	<b>%Rec.</b>	<b>Qual</b>
<b>0J14056-ICV2</b>	<b>Inst. MRL</b>	<b>ICV Level</b>	<b>Result</b>	<b>%Rec.</b>	<b>Qual</b>
<b>0J14056-ICV3</b>	<b>Inst. MRL</b>	<b>ICV Level</b>	<b>Result</b>	<b>%Rec.</b>	<b>Qual</b>
<b>0J14056-ICV4</b>	<b>Inst. MRL</b>	<b>ICV Level</b>	<b>Result</b>	<b>%Rec.</b>	<b>Qual</b>

Compounds listed above have Initial Calibration Verification standard recoveries outside 70-130% of the true values. If no compounds are listed, all have passing recoveries.

b-BHC



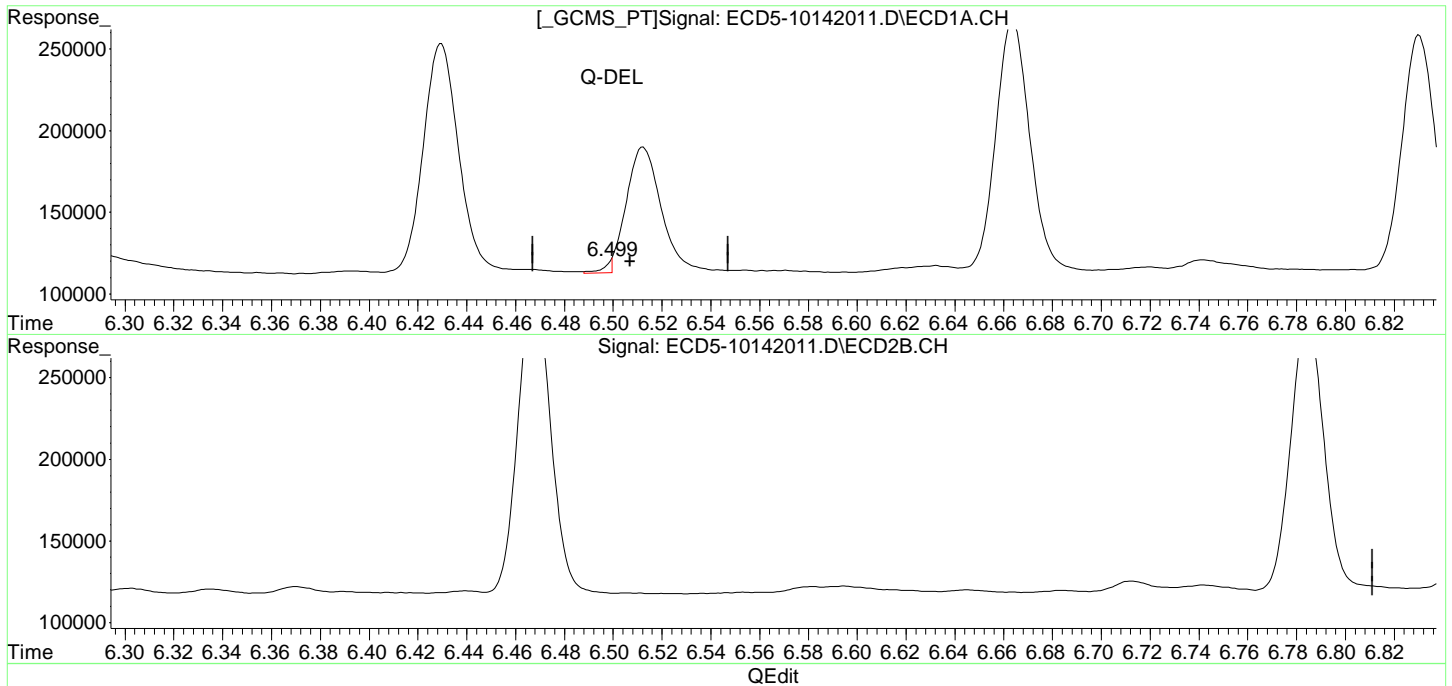
R = -1.99e+001 A\*A + 1.13e+005 A + 2.12e+004  
Coef of Det (r^2) = 0.999 Curve Fit: Quadratic w(1/a^2)  
Method Name: C:\msdchem\1\methods\ECD5\_QUANTPEST\_201014.M  
Calibration Table Last Updated: Thu Oct 15 11:14:22 2020

Quantitation Report (Qedit)

Data Path : C:\msdchem\1\data\2020-10\0J14056\REQUANT\  
Data File : ECD5-10142011.D  
Signal(s) : Signal #1: ECD1A.CH Signal #2: ECD2B.CH  
Acq On : 14 Oct 2020 15:47  
Operator : MJB  
Sample : 0J14056-CAL1  
Misc : A20J229, AB 0.5 ppb  
ALS Vial : 4 (Sig #1); 0 (Sig #2) Sample Multiplier: 1

Integration File signal 1: PEST1.e  
Integration File signal 2: PEST2.e  
Quant Time: Oct 14 18:33:13 2020  
Quant Method : C:\msdchem\1\methods\ECD5\_QUANTPEST\_201014.M  
Quant Title : Instrument: DualECD5  
QLast Update : Wed Oct 14 18:23:10 2020  
Response via : Initial Calibration  
Integrator: ChemStation 6890 Scale Mode: Small noise peaks clipped

Volume Inj. : 2uL  
Signal #1 Phase : Rtx-CLPesticides Signal #2 Phase: Rtx-CLPesticides2  
Signal #1 Info : 30m X 0.32mm X 0. Signal #2 Info : 30m X 0.32mm X 0.25um

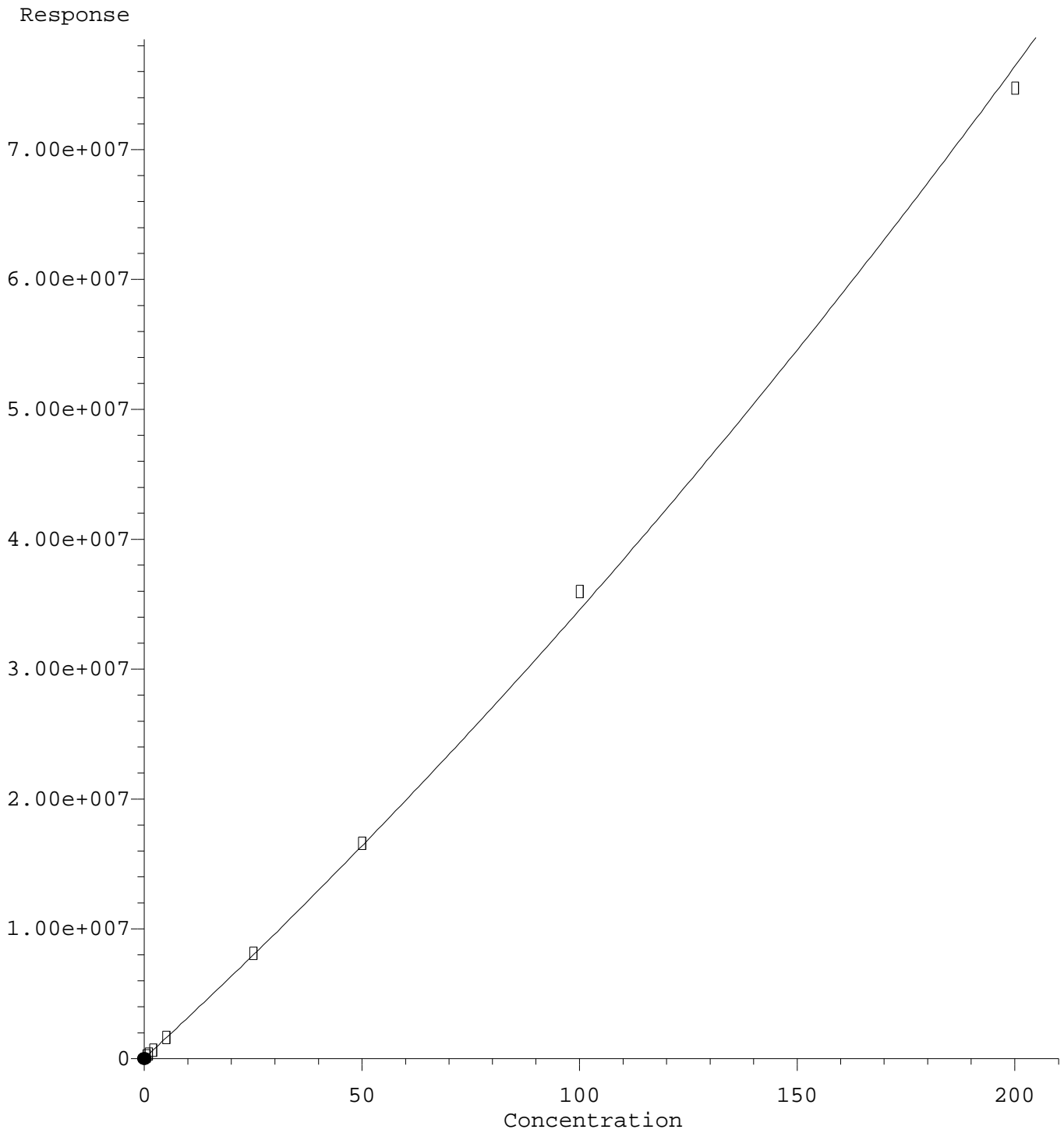


(4) b-BHC  
~~6.499min 5685.373 ng/mL m-~~  
response 7407

MJB 10/15/20

(4) b-BHC #2  
6.853min 0.596 ng/mL  
response 90501

d-BHC #2



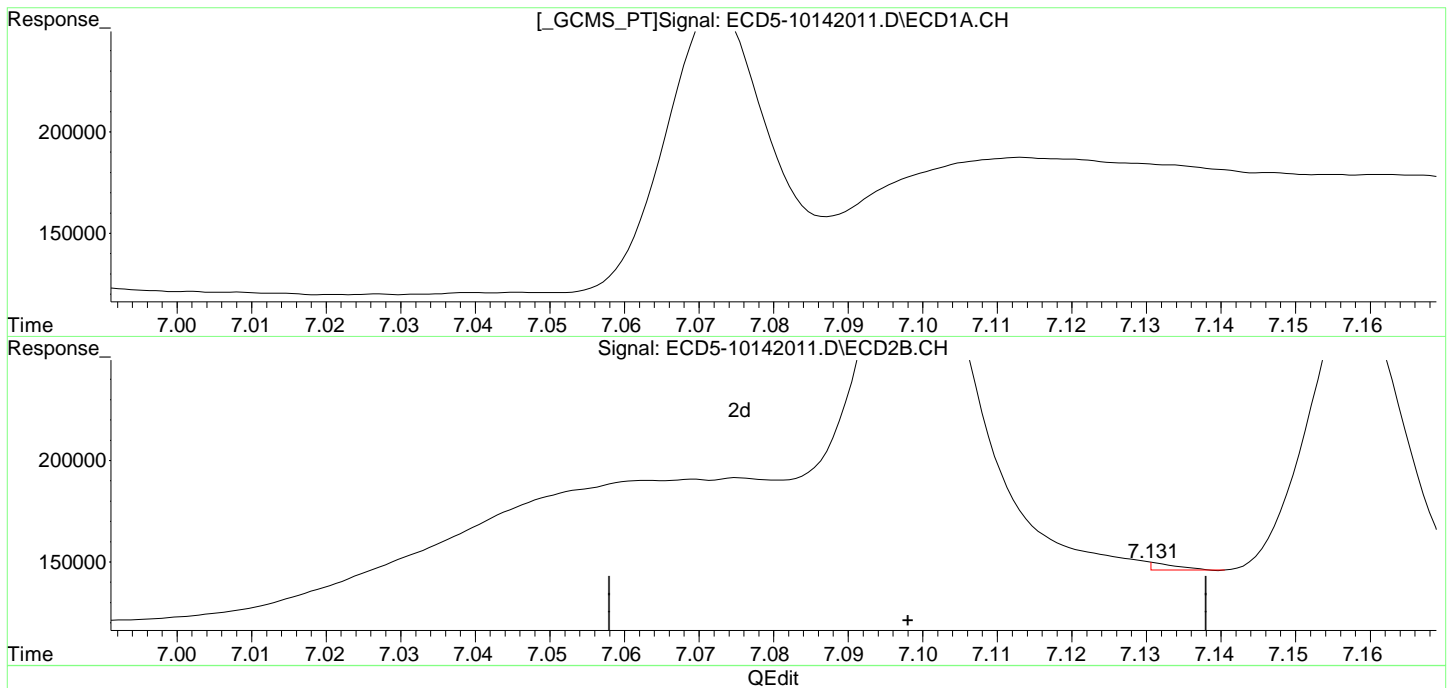
R = 3.70e+002 A\*A + 3.08e+005 A + 5.97e+004  
Coef of Det (r^2) = 0.999 Curve Fit: Quadratic w(1/a^2)  
Method Name: C:\msdchem\1\methods\ECD5\_QUANTPEST\_201014.M  
Calibration Table Last Updated: Thu Oct 15 11:14:22 2020

Quantitation Report (Qedit)

Data Path : C:\msdchem\1\data\2020-10\0J14056\REQUANT\  
Data File : ECD5-10142011.D  
Signal(s) : Signal #1: ECD1A.CH Signal #2: ECD2B.CH  
Acq On : 14 Oct 2020 15:47  
Operator : MJB  
Sample : 0J14056-CAL1  
Misc : A20J229, AB 0.5 ppb  
ALS Vial : 4 (Sig #1); 0 (Sig #2) Sample Multiplier: 1

Integration File signal 1: PEST1.e  
Integration File signal 2: PEST2.e  
Quant Time: Oct 14 18:33:13 2020  
Quant Method : C:\msdchem\1\methods\ECD5\_QUANTPEST\_201014.M  
Quant Title : Instrument: DualECD5  
QLast Update : Wed Oct 14 18:23:10 2020  
Response via : Initial Calibration  
Integrator: ChemStation 6890 Scale Mode: Small noise peaks clipped

Volume Inj. : 2uL  
Signal #1 Phase : Rtx-CLPesticides Signal #2 Phase: Rtx-CLPesticides2  
Signal #1 Info : 30m X 0.32mm X 0. Signal #2 Info : 30m X 0.32mm X 0.25um

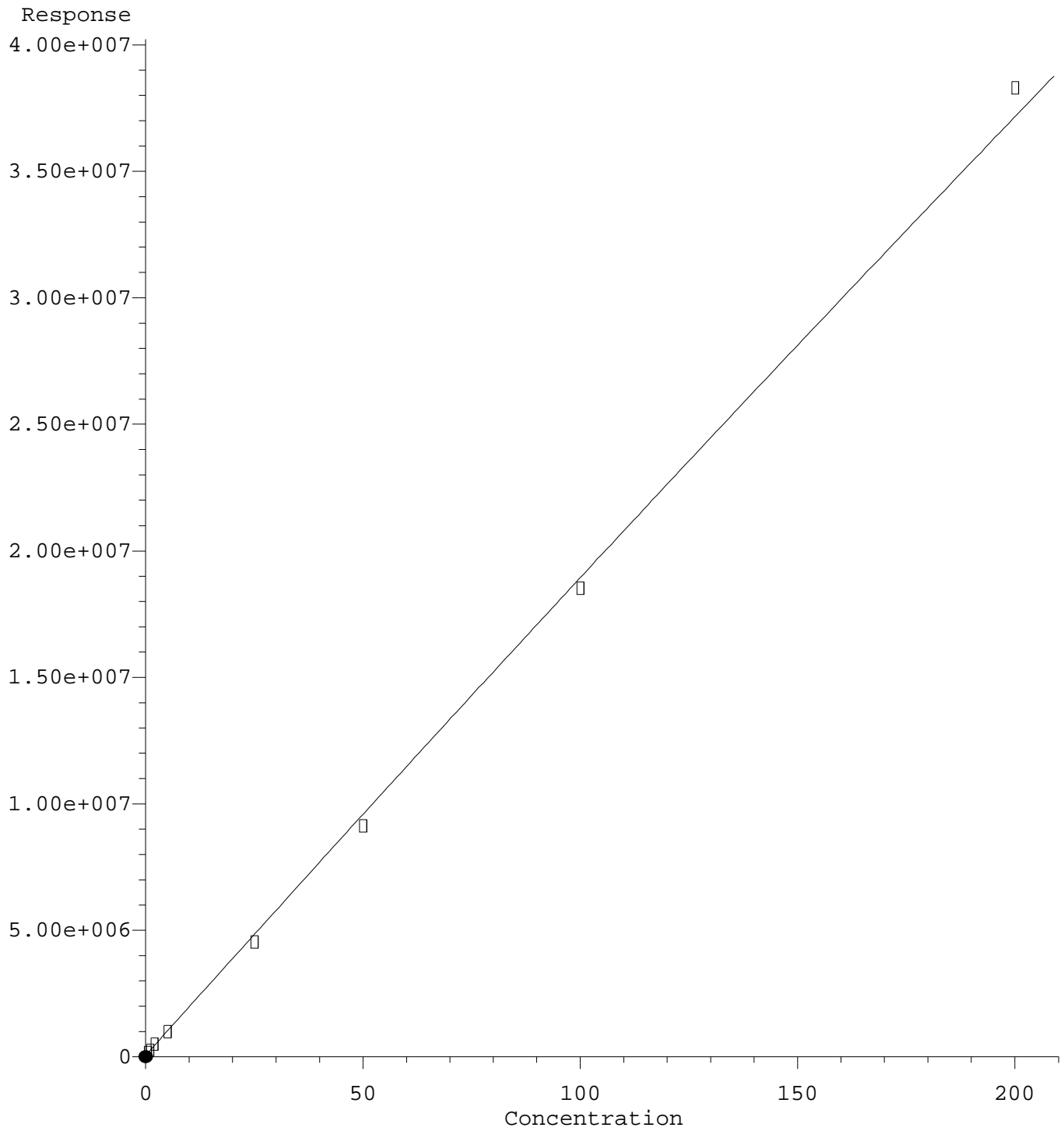


(6) d-BHC  
6.664min 0.559 ng/mL  
response 153083

MJB 10/15/20

(6) d-BHC #2  
7.131min -0.181 ng/mL m  
response 3968

Endrin Aldehyde



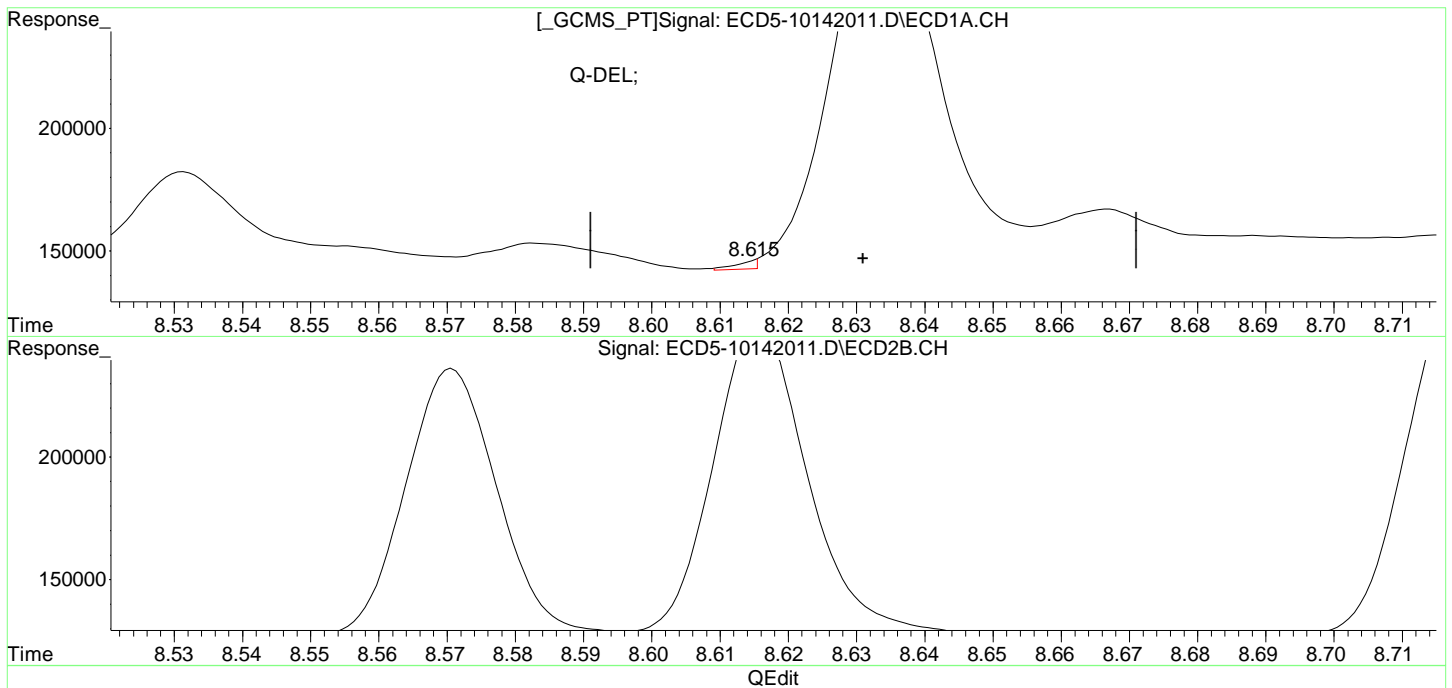
R = -3.19e+001 A\*A + 1.92e+005 A + 6.98e+004  
Coef of Det (r^2) = 0.994 Curve Fit: Quadratic w(1/a^2)  
Method Name: C:\msdchem\1\methods\ECD5\_QUANTPEST\_201014.M  
Calibration Table Last Updated: Thu Oct 15 11:14:22 2020

Quantitation Report (Qedit)

Data Path : C:\msdchem\1\data\2020-10\0J14056\REQUANT\  
Data File : ECD5-10142011.D  
Signal(s) : Signal #1: ECD1A.CH Signal #2: ECD2B.CH  
Acq On : 14 Oct 2020 15:47  
Operator : MJB  
Sample : 0J14056-CAL1  
Misc : A20J229, AB 0.5 ppb  
ALS Vial : 4 (Sig #1); 0 (Sig #2) Sample Multiplier: 1

Integration File signal 1: PEST1.e  
Integration File signal 2: PEST2.e  
Quant Time: Oct 14 18:33:13 2020  
Quant Method : C:\msdchem\1\methods\ECD5\_QUANTPEST\_201014.M  
Quant Title : Instrument: DualECD5  
QLast Update : Wed Oct 14 18:23:10 2020  
Response via : Initial Calibration  
Integrator: ChemStation 6890 Scale Mode: Small noise peaks clipped

Volume Inj. : 2uL  
Signal #1 Phase : Rtx-CLPesticides Signal #2 Phase: Rtx-CLPesticides2  
Signal #1 Info : 30m X 0.32mm X 0. Signal #2 Info : 30m X 0.32mm X 0.25um



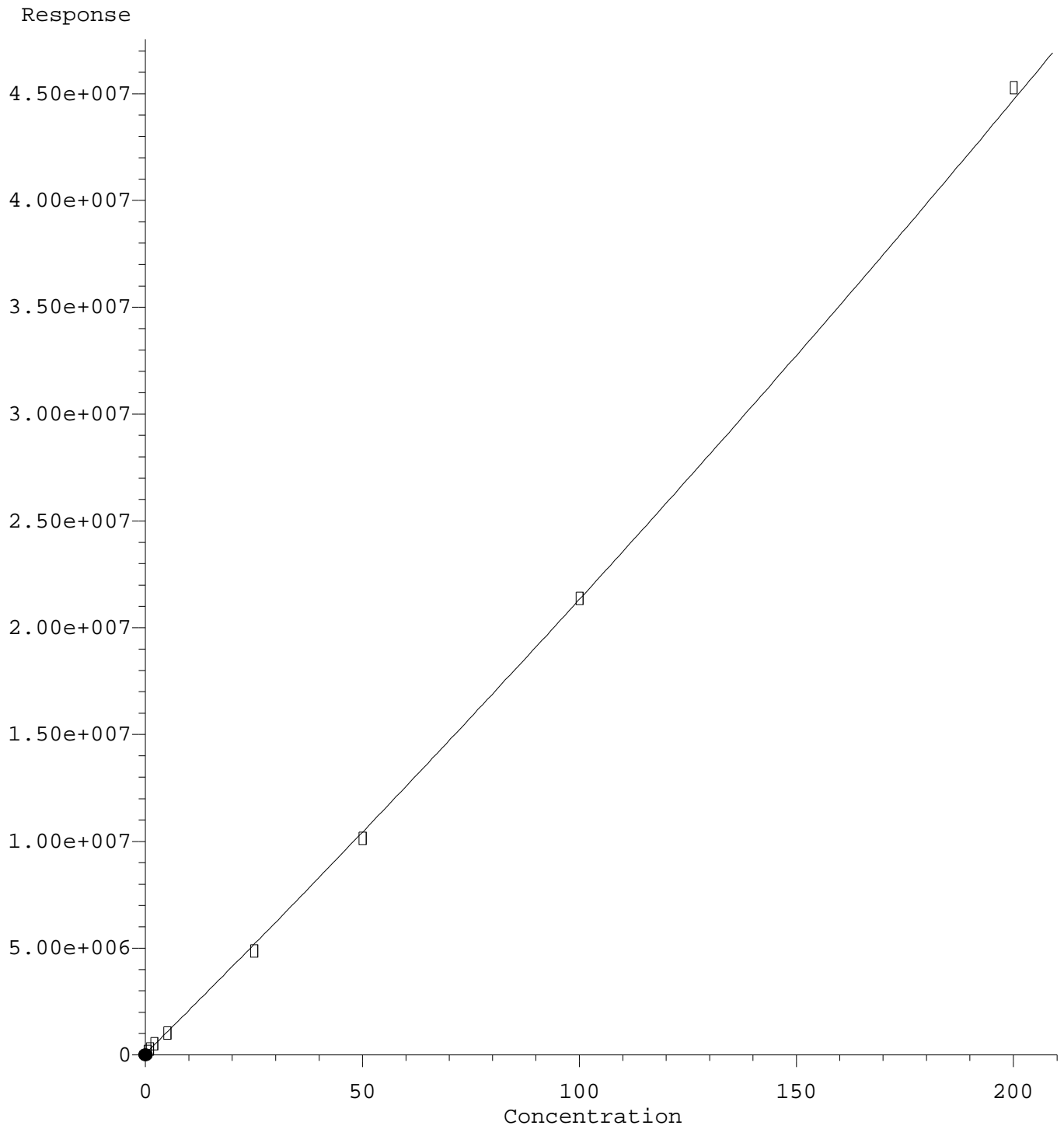
(18) Endrin Aldehyde  
~~8.615min 6021.211 ng/mL m-~~  
response ~~3457~~

MJB 10/15/20

(18) Endrin Aldehyde #2  
8.951min 0.471 ng/mL  
response 161530



Endrin Aldehyde #2



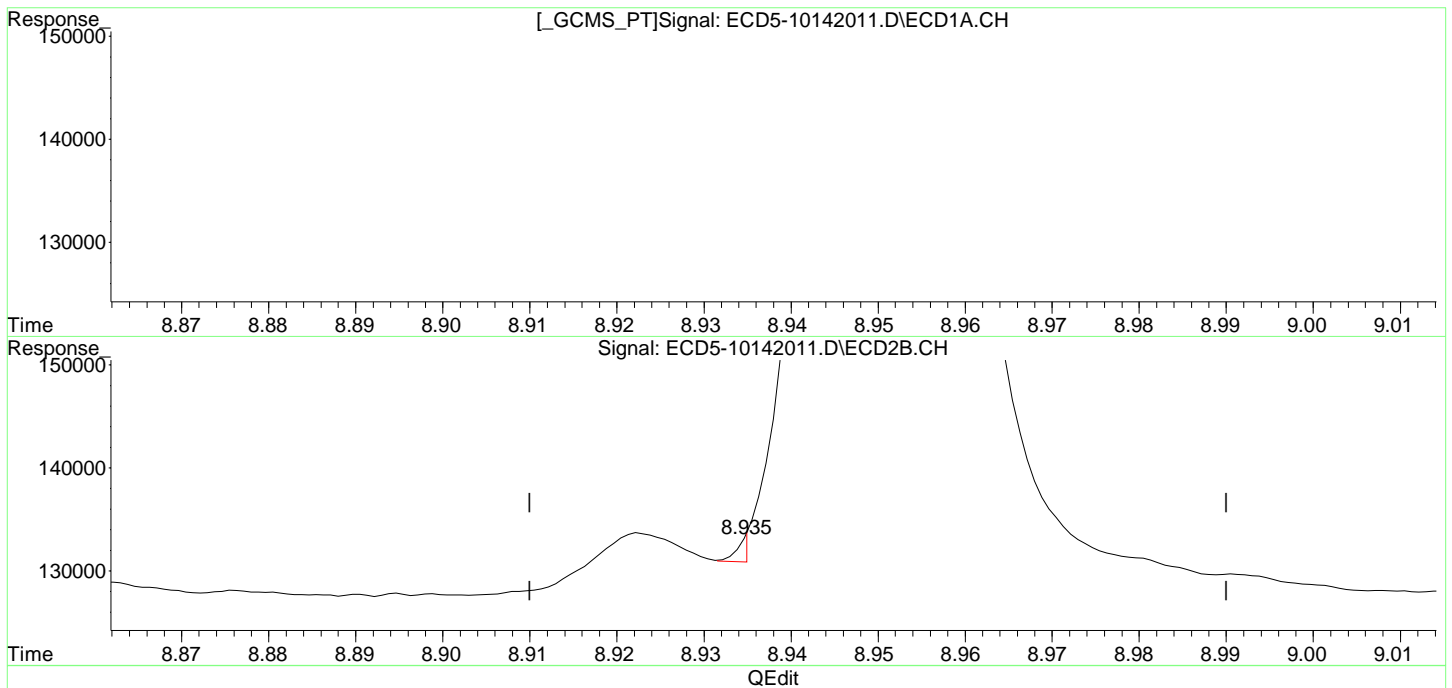
R = 1.07e+002 A\*A + 2.02e+005 A + 6.63e+004  
Coef of Det (r^2) = 0.994 Curve Fit: Quadratic w(1/a^2)  
Method Name: C:\msdchem\1\methods\ECD5\_QUANTPEST\_201014.M  
Calibration Table Last Updated: Thu Oct 15 11:14:22 2020

Quantitation Report (Qedit)

Data Path : C:\msdchem\1\data\2020-10\0J14056\REQUANT\  
Data File : ECD5-10142011.D  
Signal(s) : Signal #1: ECD1A.CH Signal #2: ECD2B.CH  
Acq On : 14 Oct 2020 15:47  
Operator : MJB  
Sample : 0J14056-CAL1  
Misc : A20J229, AB 0.5 ppb  
ALS Vial : 4 (Sig #1); 0 (Sig #2) Sample Multiplier: 1

Integration File signal 1: PEST1.e  
Integration File signal 2: PEST2.e  
Quant Time: Oct 14 18:33:13 2020  
Quant Method : C:\msdchem\1\methods\ECD5\_QUANTPEST\_201014.M  
Quant Title : Instrument: DualECD5  
QLast Update : Wed Oct 14 18:23:10 2020  
Response via : Initial Calibration  
Integrator: ChemStation 6890 Scale Mode: Small noise peaks clipped

Volume Inj. : 2uL  
Signal #1 Phase : Rtx-CLPesticides Signal #2 Phase: Rtx-CLPesticides2  
Signal #1 Info : 30m X 0.32mm X 0. Signal #2 Info : 30m X 0.32mm X 0.25um

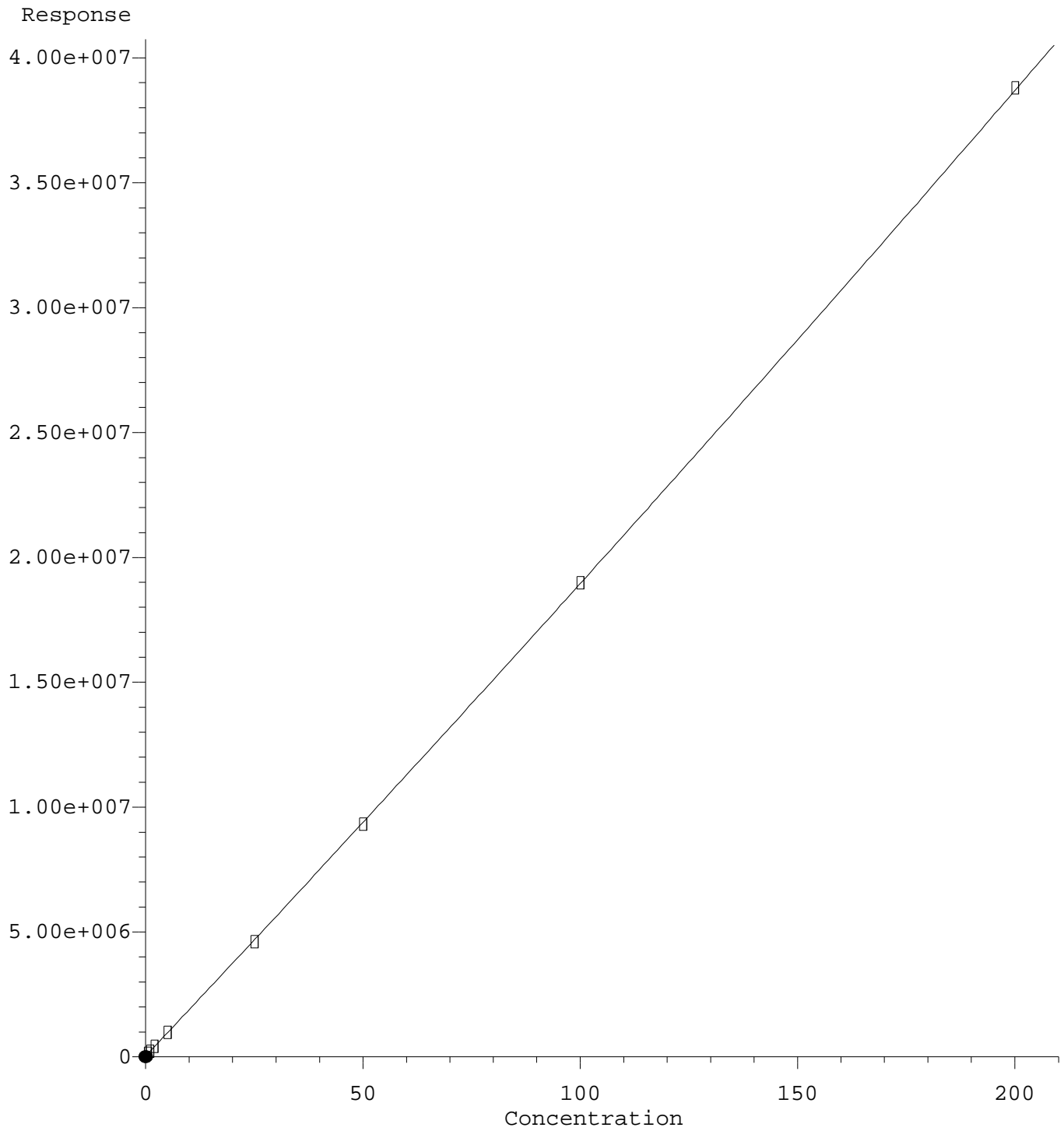


(18) Endrin Aldehyde  
8.615min 6021.211 ng/mL m  
response 3157

MJB 10/15/20

(18) Endrin Aldehyde #2  
8.935min -0.317 ng/mL m  
response 2295

Endosulfan Sulfate



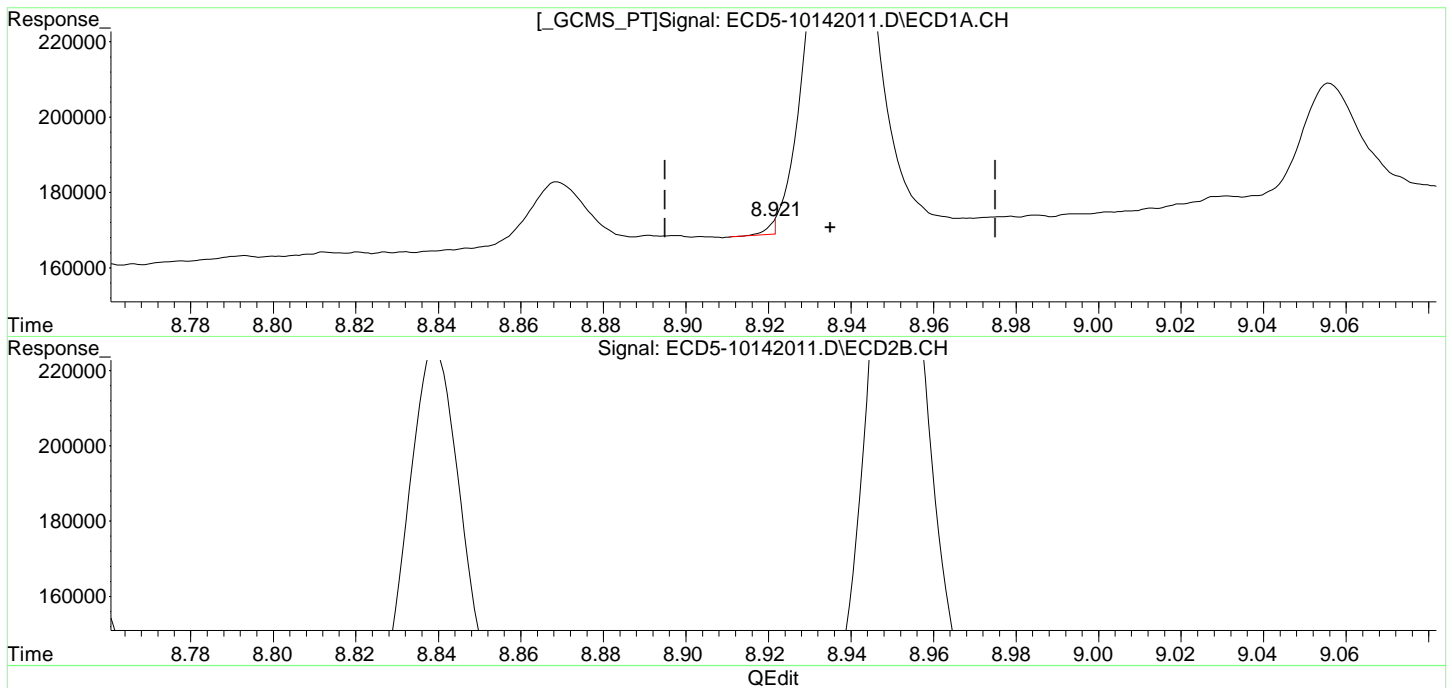
R = 4.26e+001 A\*A + 1.85e+005 A + 4.35e+004  
Coef of Det (r^2) = 1.000 Curve Fit: Quadratic w(1/a^2)  
Method Name: C:\msdchem\1\methods\ECD5\_QUANTPEST\_201014.M  
Calibration Table Last Updated: Thu Oct 15 11:14:22 2020

Quantitation Report (Qedit)

Data Path : C:\msdchem\1\data\2020-10\0J14056\REQUANT\  
Data File : ECD5-10142011.D  
Signal(s) : Signal #1: ECD1A.CH Signal #2: ECD2B.CH  
Acq On : 14 Oct 2020 15:47  
Operator : MJB  
Sample : 0J14056-CAL1  
Misc : A20J229, AB 0.5 ppb  
ALS Vial : 4 (Sig #1); 0 (Sig #2) Sample Multiplier: 1

Integration File signal 1: PEST1.e  
Integration File signal 2: PEST2.e  
Quant Time: Oct 14 18:33:13 2020  
Quant Method : C:\msdchem\1\methods\ECD5\_QUANTPEST\_201014.M  
Quant Title : Instrument: DualECD5  
QLast Update : Wed Oct 14 18:23:10 2020  
Response via : Initial Calibration  
Integrator: ChemStation 6890 Scale Mode: Small noise peaks clipped

Volume Inj. : 2uL  
Signal #1 Phase : Rtx-CLPesticides Signal #2 Phase: Rtx-CLPesticides2  
Signal #1 Info : 30m X 0.32mm X 0. Signal #2 Info : 30m X 0.32mm X 0.25um

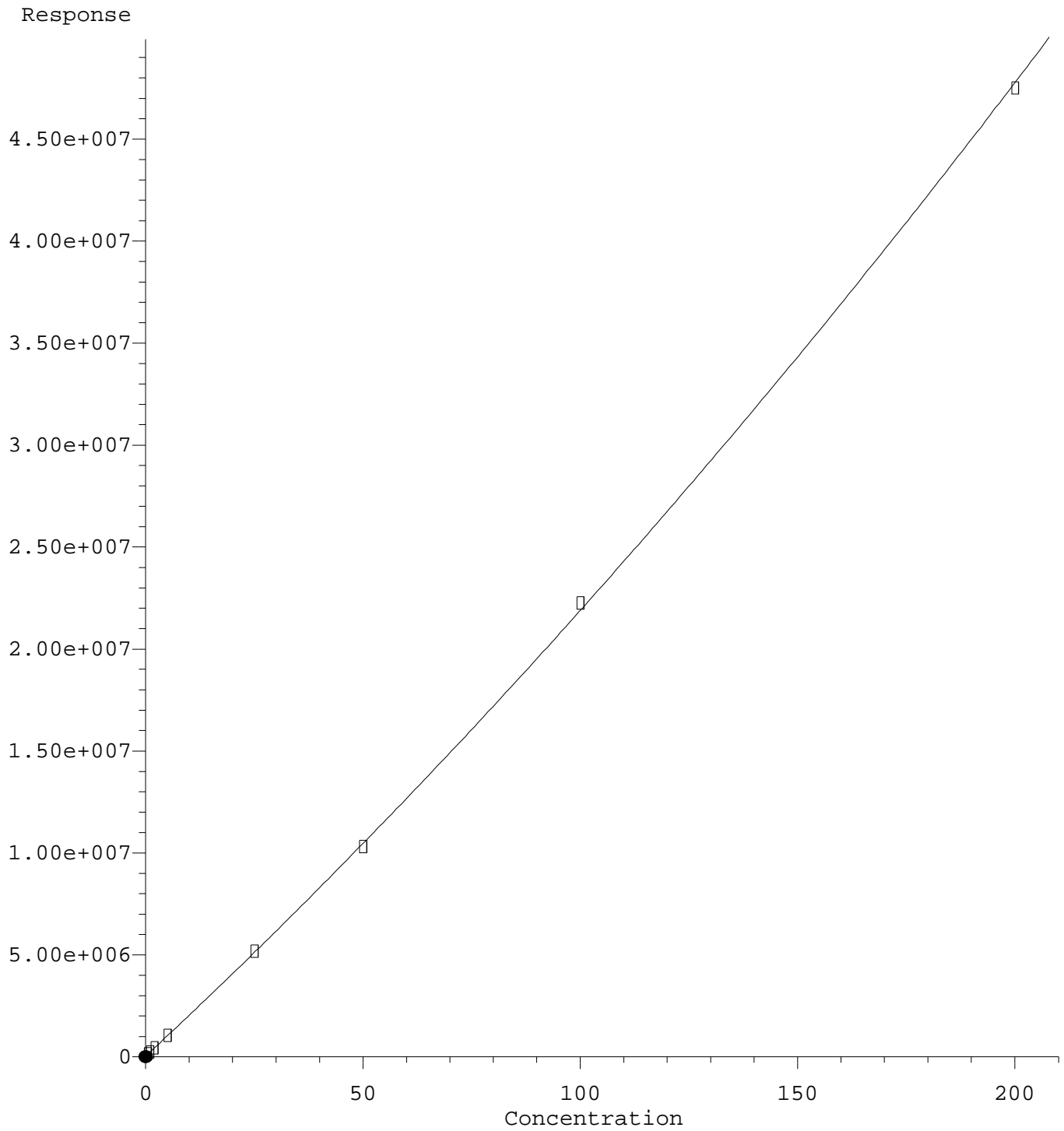


(19) Endosulfan Sulfate  
8.921min -0.216 ng/mL m  
response 3508

MJB 10/15/20

(19) Endosulfan Sulfate #2  
9.144min 0.507 ng/mL  
response 143250

Endosulfan Sulfate #2



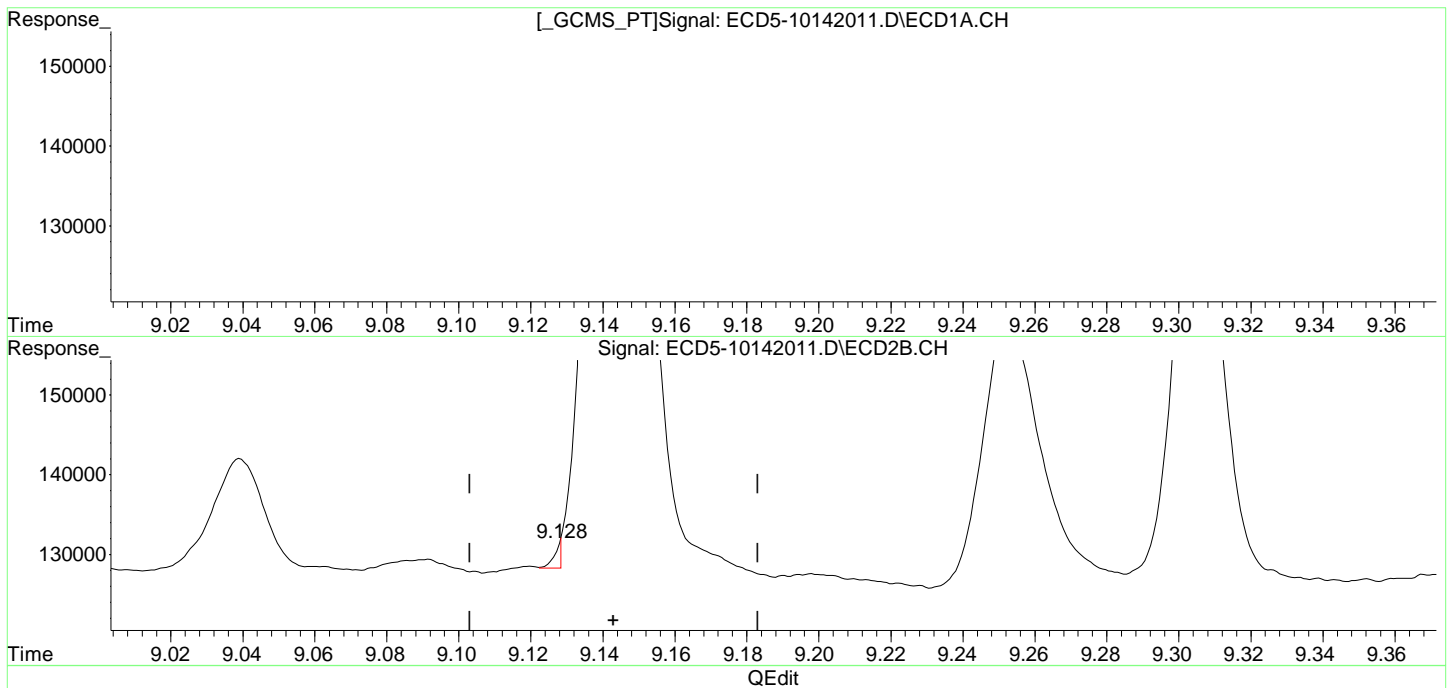
R = 2.03e+002 A\*A + 1.98e+005 A + 4.27e+004  
Coef of Det (r^2) = 1.000 Curve Fit: Quadratic w(1/a^2)  
Method Name: C:\msdchem\1\methods\ECD5\_QUANTPEST\_201014.M  
Calibration Table Last Updated: Thu Oct 15 11:14:22 2020

Quantitation Report (Qedit)

Data Path : C:\msdchem\1\data\2020-10\0J14056\REQUANT\  
Data File : ECD5-10142011.D  
Signal(s) : Signal #1: ECD1A.CH Signal #2: ECD2B.CH  
Acq On : 14 Oct 2020 15:47  
Operator : MJB  
Sample : 0J14056-CAL1  
Misc : A20J229, AB 0.5 ppb  
ALS Vial : 4 (Sig #1); 0 (Sig #2) Sample Multiplier: 1

Integration File signal 1: PEST1.e  
Integration File signal 2: PEST2.e  
Quant Time: Oct 14 18:33:13 2020  
Quant Method : C:\msdchem\1\methods\ECD5\_QUANTPEST\_201014.M  
Quant Title : Instrument: DualECD5  
QLast Update : Wed Oct 14 18:23:10 2020  
Response via : Initial Calibration  
Integrator: ChemStation 6890 Scale Mode: Small noise peaks clipped

Volume Inj. : 2uL  
Signal #1 Phase : Rtx-CLPesticides Signal #2 Phase: Rtx-CLPesticides2  
Signal #1 Info : 30m X 0.32mm X 0. Signal #2 Info : 30m X 0.32mm X 0.25um

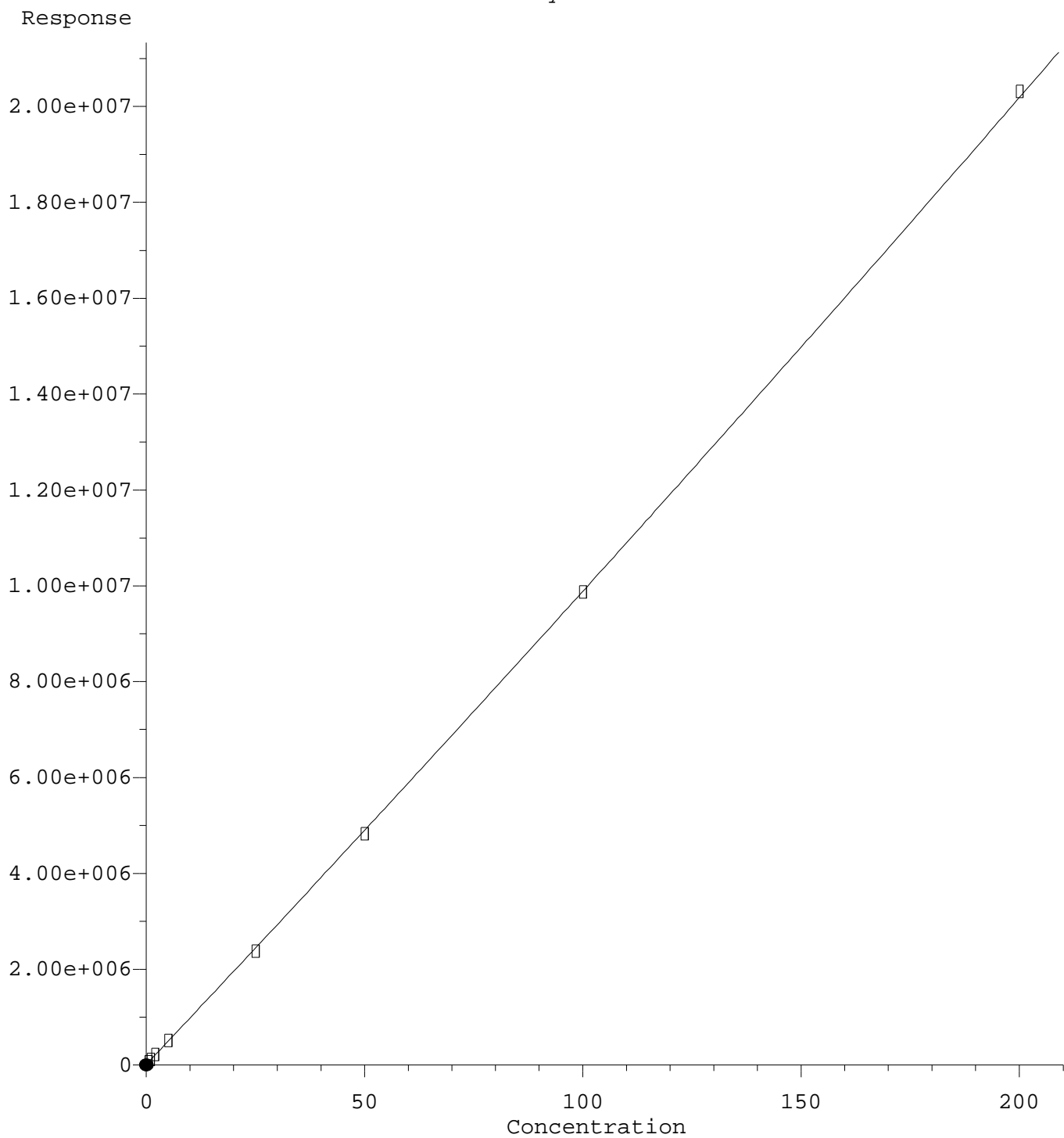


(19) Endosulfan Sulfate  
8.921min -0.216 ng/mL m  
response 3508

MJB 10/15/20

(19) Endosulfan Sulfate #2  
9.128min -0.200 ng/mL m  
response 3160

Methoxychlor



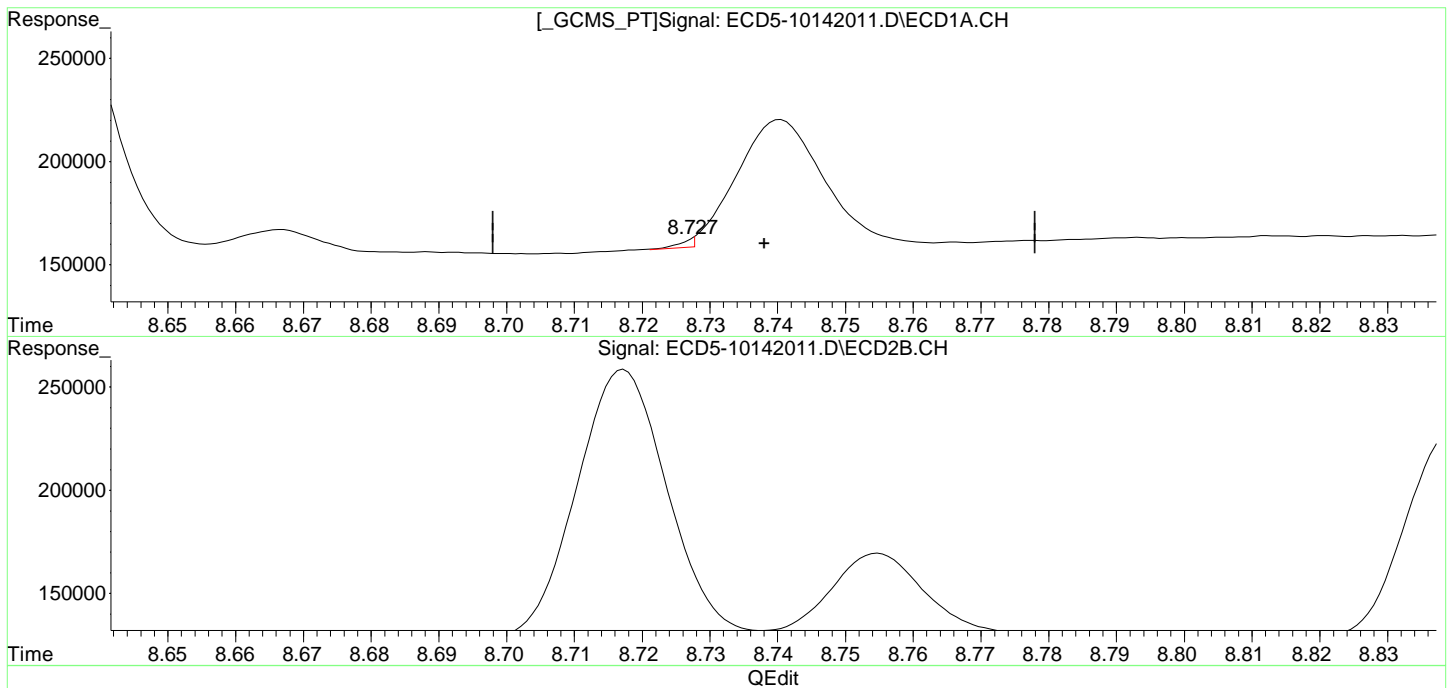
R = 2.20e+001 A\*A + 9.65e+004 A + 1.87e+004  
Coef of Det (r^2) = 1.000 Curve Fit: Quadratic w(1/a^2)  
Method Name: C:\msdchem\1\methods\ECD5\_QUANTPEST\_201014.M  
Calibration Table Last Updated: Thu Oct 15 11:14:22 2020

Quantitation Report (Qedit)

Data Path : C:\msdchem\1\data\2020-10\0J14056\REQUANT\  
Data File : ECD5-10142011.D  
Signal(s) : Signal #1: ECD1A.CH Signal #2: ECD2B.CH  
Acq On : 14 Oct 2020 15:47  
Operator : MJB  
Sample : 0J14056-CAL1  
Misc : A20J229, AB 0.5 ppb  
ALS Vial : 4 (Sig #1); 0 (Sig #2) Sample Multiplier: 1

Integration File signal 1: PEST1.e  
Integration File signal 2: PEST2.e  
Quant Time: Oct 14 18:33:13 2020  
Quant Method : C:\msdchem\1\methods\ECD5\_QUANTPEST\_201014.M  
Quant Title : Instrument: DualECD5  
QLast Update : Wed Oct 14 18:23:10 2020  
Response via : Initial Calibration  
Integrator: ChemStation 6890 Scale Mode: Small noise peaks clipped

Volume Inj. : 2uL  
Signal #1 Phase : Rtx-CLPesticides Signal #2 Phase: Rtx-CLPesticides2  
Signal #1 Info : 30m X 0.32mm X 0. Signal #2 Info : 30m X 0.32mm X 0.25um



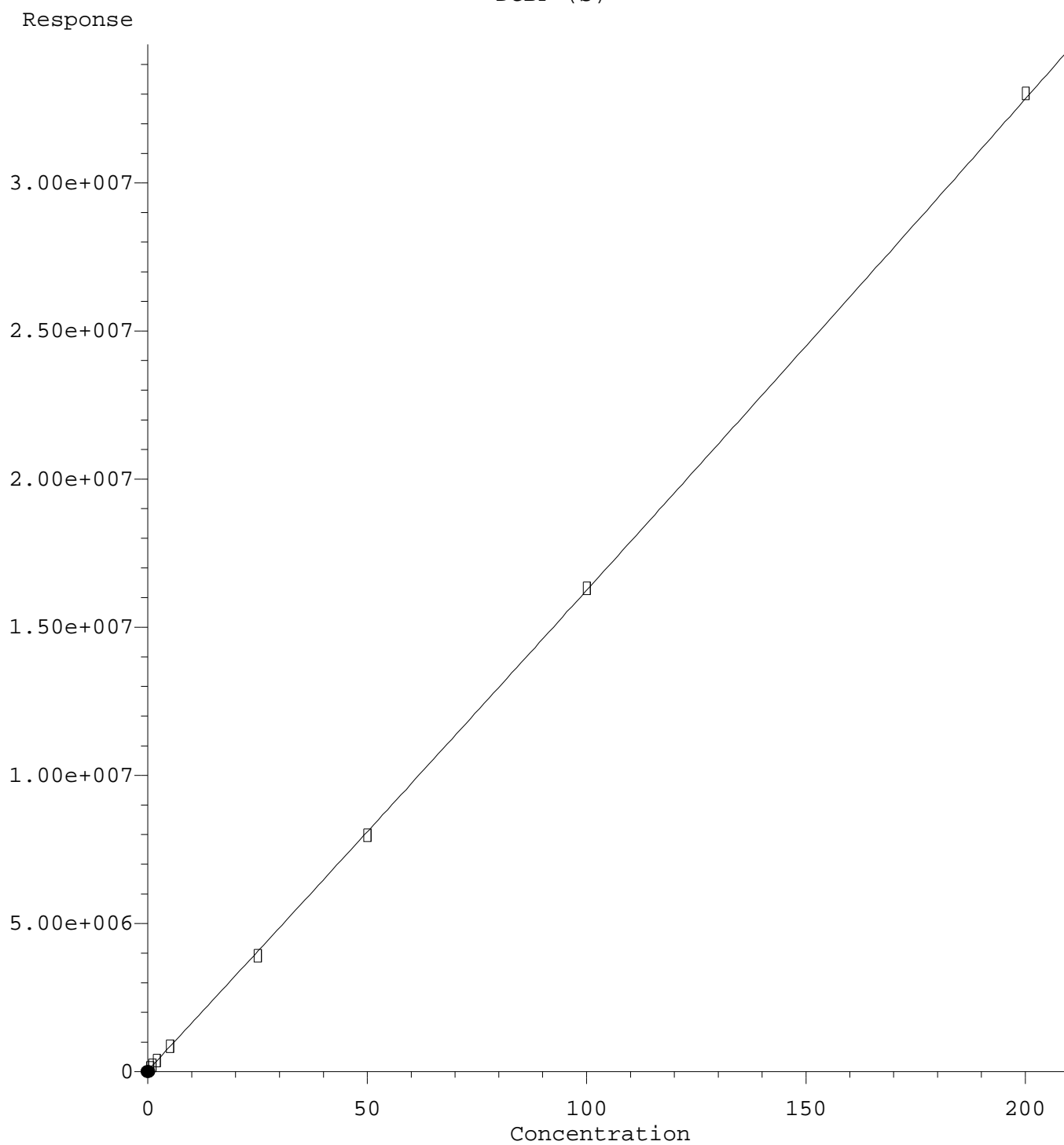
(20) Methoxychlor  
8.727min -0.153 ng/mL m  
response 3942

MJB 10/15/20

(20) Methoxychlor #2  
9.305min 0.586 ng/mL  
response 56609



DCBP (S)



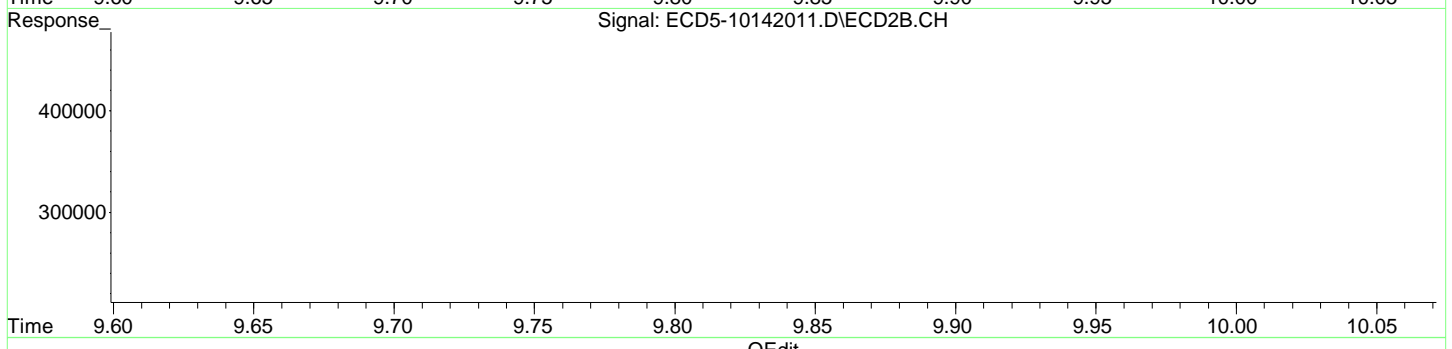
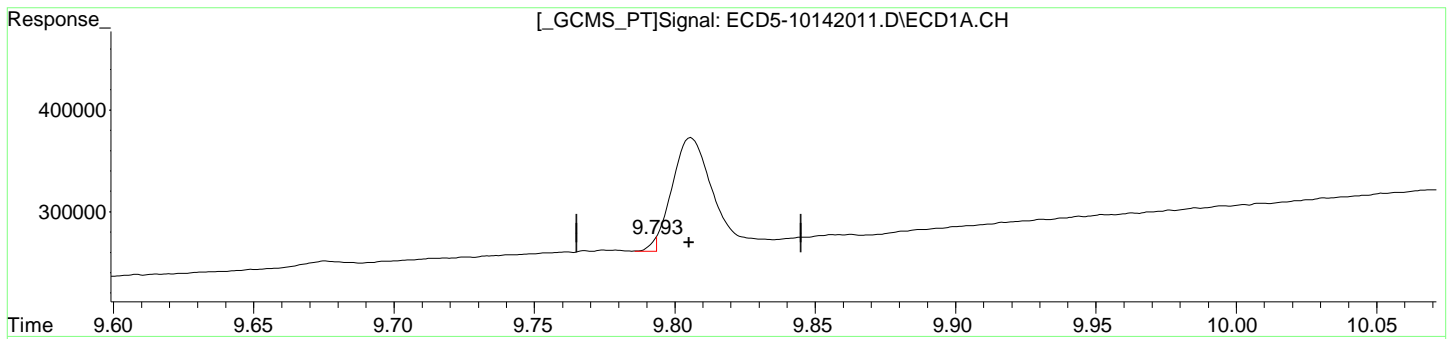
R = 2.00e+001 A\*A + 1.60e+005 A + 4.83e+004  
Coef of Det (r^2) = 0.999 Curve Fit: Quadratic w(1/a^2)  
Method Name: C:\msdchem\1\methods\ECD5\_QUANTPEST\_201014.M  
Calibration Table Last Updated: Thu Oct 15 11:14:22 2020

Quantitation Report (Qedit)

Data Path : C:\msdchem\1\data\2020-10\0J14056\REQUANT\  
Data File : ECD5-10142011.D  
Signal(s) : Signal #1: ECD1A.CH Signal #2: ECD2B.CH  
Acq On : 14 Oct 2020 15:47  
Operator : MJB  
Sample : 0J14056-CAL1  
Misc : A20J229, AB 0.5 ppb  
ALS Vial : 4 (Sig #1); 0 (Sig #2) Sample Multiplier: 1

Integration File signal 1: PEST1.e  
Integration File signal 2: PEST2.e  
Quant Time: Oct 14 18:33:13 2020  
Quant Method : C:\msdchem\1\methods\ECD5\_QUANTPEST\_201014.M  
Quant Title : Instrument: DualECD5  
QLast Update : Wed Oct 14 18:23:10 2020  
Response via : Initial Calibration  
Integrator: ChemStation 6890 Scale Mode: Small noise peaks clipped

Volume Inj. : 2uL  
Signal #1 Phase : Rtx-CLPesticides Signal #2 Phase: Rtx-CLPesticides2  
Signal #1 Info : 30m X 0.32mm X 0. Signal #2 Info : 30m X 0.32mm X 0.25um

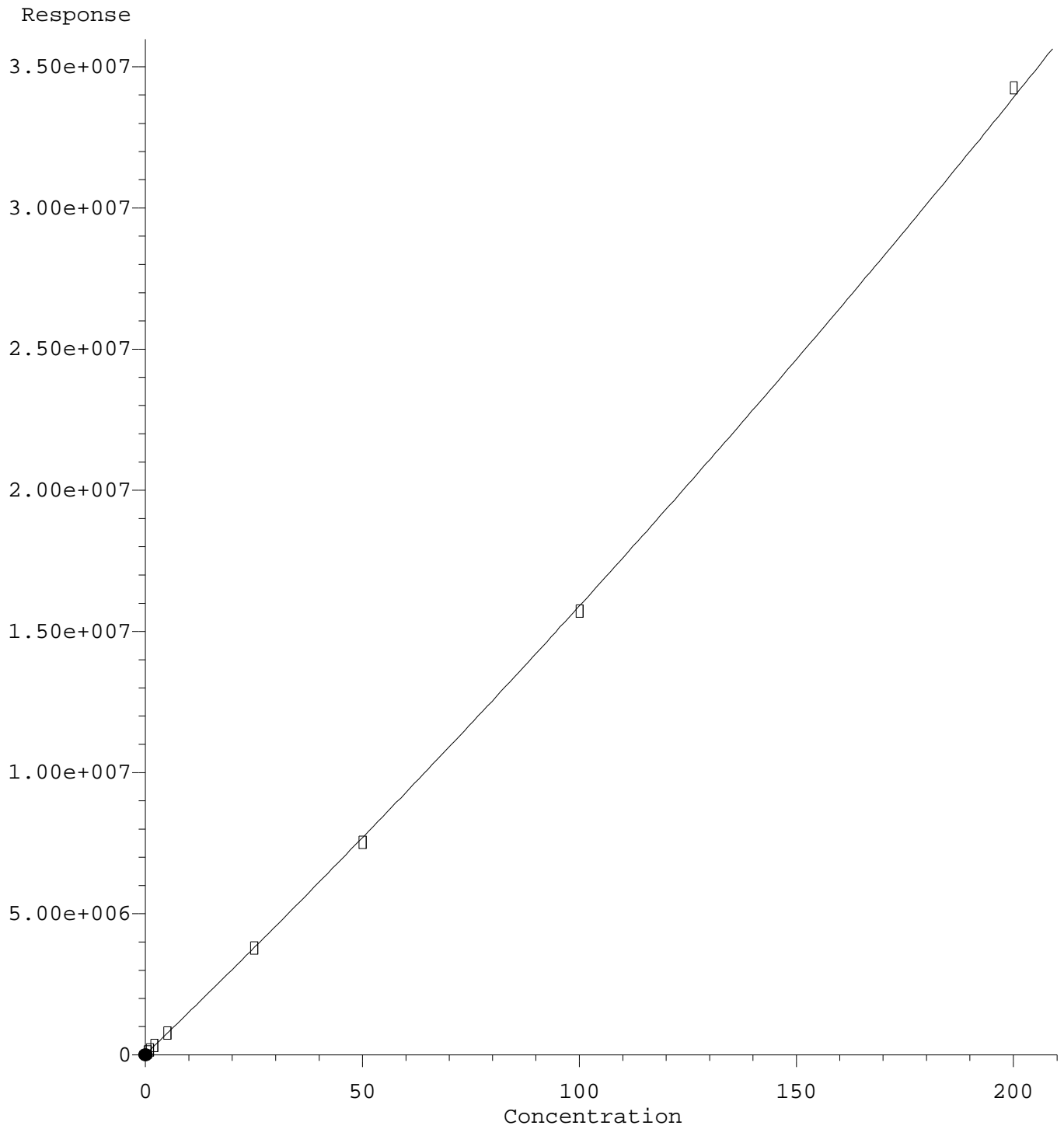


(22) DCBP (S) (S)  
9.793min -0.227 ng/mL m  
response 12049

MJB 10/15/20

(22) DCBP (S) #2 (S)  
10.368min 0.493 ng/mL  
response 102135

DCBP (S) #2



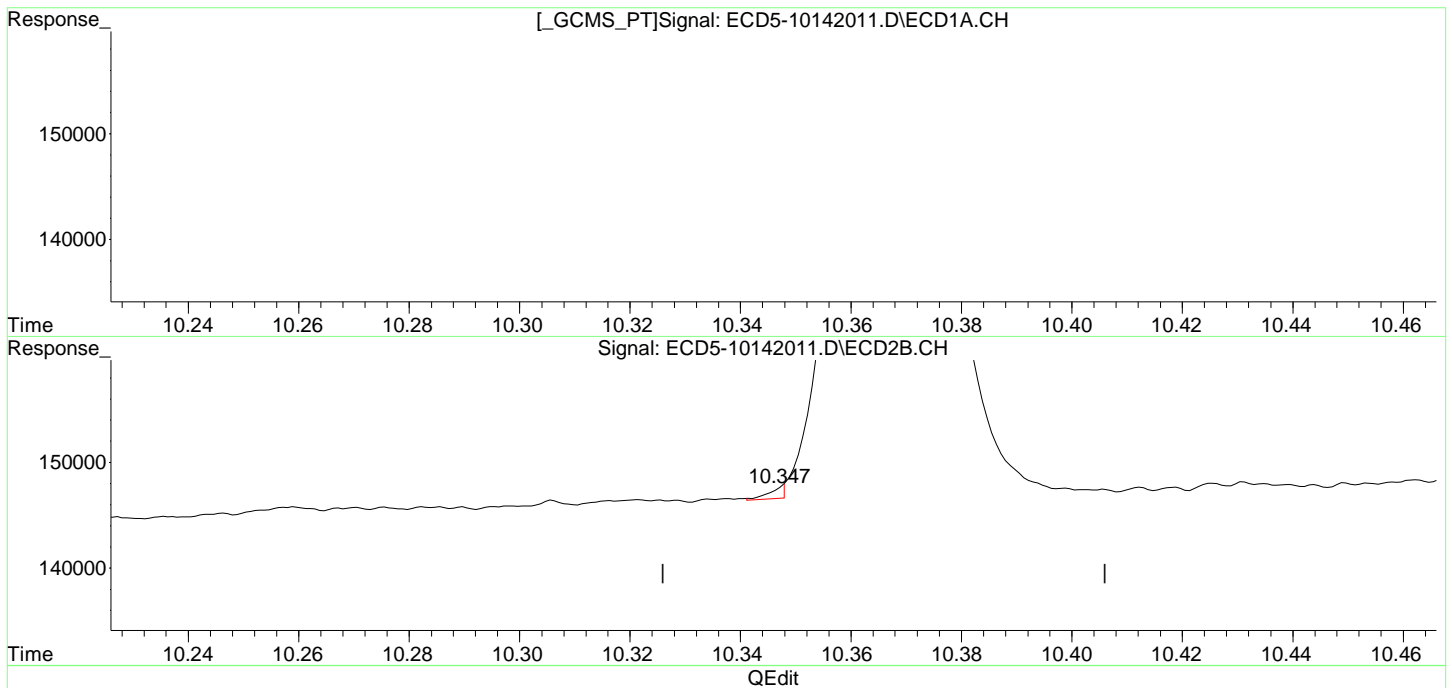
R = 1.07e+002 A\*A + 1.48e+005 A + 2.92e+004  
Coef of Det (r^2) = 1.000 Curve Fit: Quadratic w(1/a^2)  
Method Name: C:\msdchem\1\methods\ECD5\_QUANTPEST\_201014.M  
Calibration Table Last Updated: Thu Oct 15 11:14:22 2020

Quantitation Report (Qedit)

Data Path : C:\msdchem\1\data\2020-10\0J14056\REQUANT\  
Data File : ECD5-10142011.D  
Signal(s) : Signal #1: ECD1A.CH Signal #2: ECD2B.CH  
Acq On : 14 Oct 2020 15:47  
Operator : MJB  
Sample : 0J14056-CAL1  
Misc : A20J229, AB 0.5 ppb  
ALS Vial : 4 (Sig #1); 0 (Sig #2) Sample Multiplier: 1

Integration File signal 1: PEST1.e  
Integration File signal 2: PEST2.e  
Quant Time: Oct 14 18:33:13 2020  
Quant Method : C:\msdchem\1\methods\ECD5\_QUANTPEST\_201014.M  
Quant Title : Instrument: DualECD5  
QLast Update : Wed Oct 14 18:23:10 2020  
Response via : Initial Calibration  
Integrator: ChemStation 6890 Scale Mode: Small noise peaks clipped

Volume Inj. : 2uL  
Signal #1 Phase : Rtx-CLPesticides Signal #2 Phase: Rtx-CLPesticides2  
Signal #1 Info : 30m X 0.32mm X 0. Signal #2 Info : 30m X 0.32mm X 0.25um

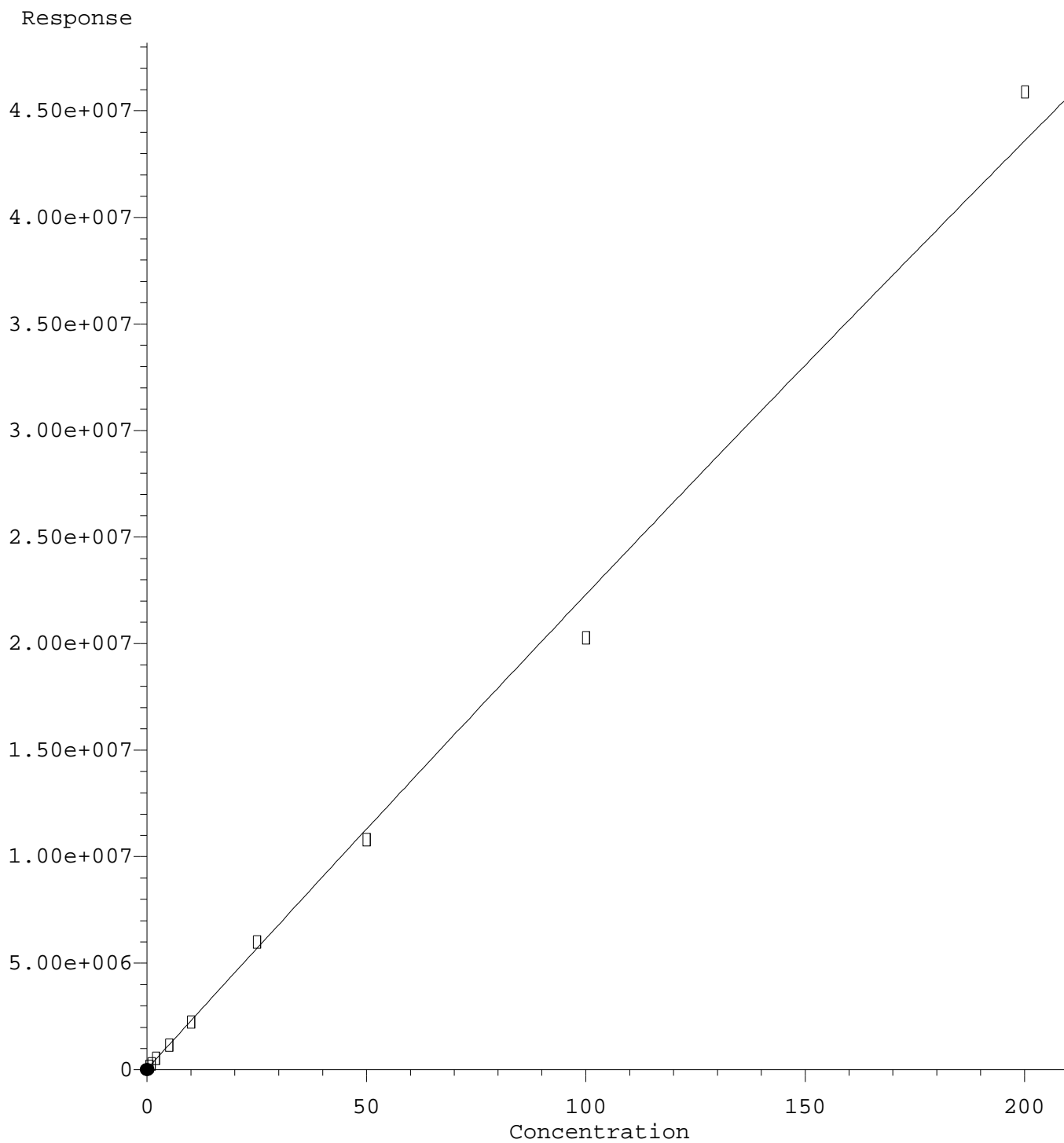


(22) DCBP (S) (S)  
9.793min -0.227 ng/mL m  
response 12049

MJB 10/15/20

(22) DCBP (S) #2 (S)  
10.347min -0.190 ng/mL m  
response 1030

Hexachlorobutadiene



$R = -4.77e+001 A^2 + 2.27e+005 A + 4.06e+004$

Coef of Det ( $r^2$ ) = 0.996 Curve Fit: Quadratic w(1/a<sup>2</sup>)

Method Name: C:\msdchem\1\methods\ECD5\_QUANTPEST\_201014.M

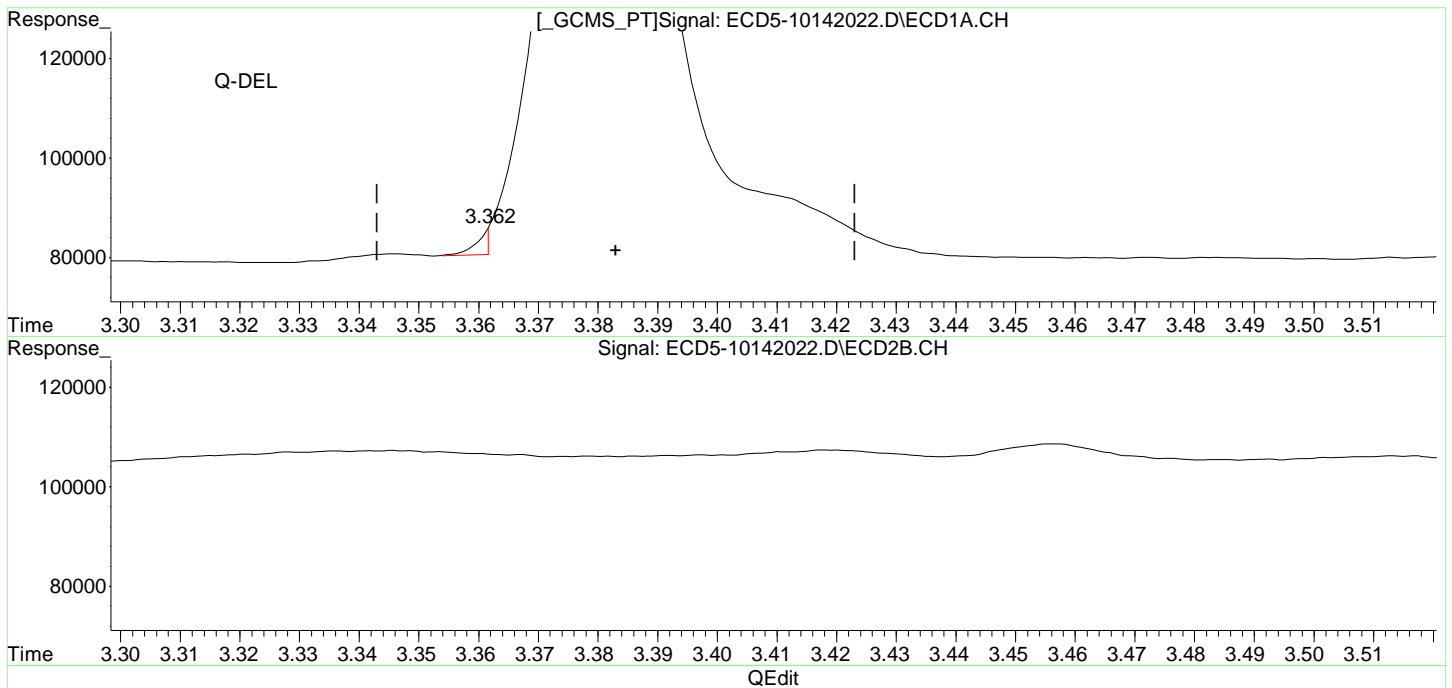
Calibration Table Last Updated: Thu Oct 15 11:14:22 2020

Quantitation Report (Qedit)

Data Path : C:\msdchem\1\data\2020-10\0J14056\REQUANT\  
Data File : ECD5-10142022.D  
Signal(s) : Signal #1: ECD1A.CH Signal #2: ECD2B.CH  
Acq On : 14 Oct 2020 18:56  
Operator : MJB  
Sample : 0J14056-CALA  
Misc : A20J231, 9-42 0.5 ppb  
ALS Vial : 14 (Sig #1); 0 (Sig #2) Sample Multiplier: 1

Integration File signal 1: PEST1.e  
Integration File signal 2: PEST2.e  
Quant Time: Oct 15 10:42:47 2020  
Quant Method : C:\msdchem\1\methods\ECD5\_QUANTPEST\_201014.M  
Quant Title : Instrument: DualECD5  
QLast Update : Thu Oct 15 10:38:19 2020  
Response via : Initial Calibration  
Integrator: ChemStation 6890 Scale Mode: Small noise peaks clipped

Volume Inj. : 2uL  
Signal #1 Phase : Rtx-CLPesticides Signal #2 Phase: Rtx-CLPesticides2  
Signal #1 Info : 30m X 0.32mm X 0. Signal #2 Info : 30m X 0.32mm X 0.25um

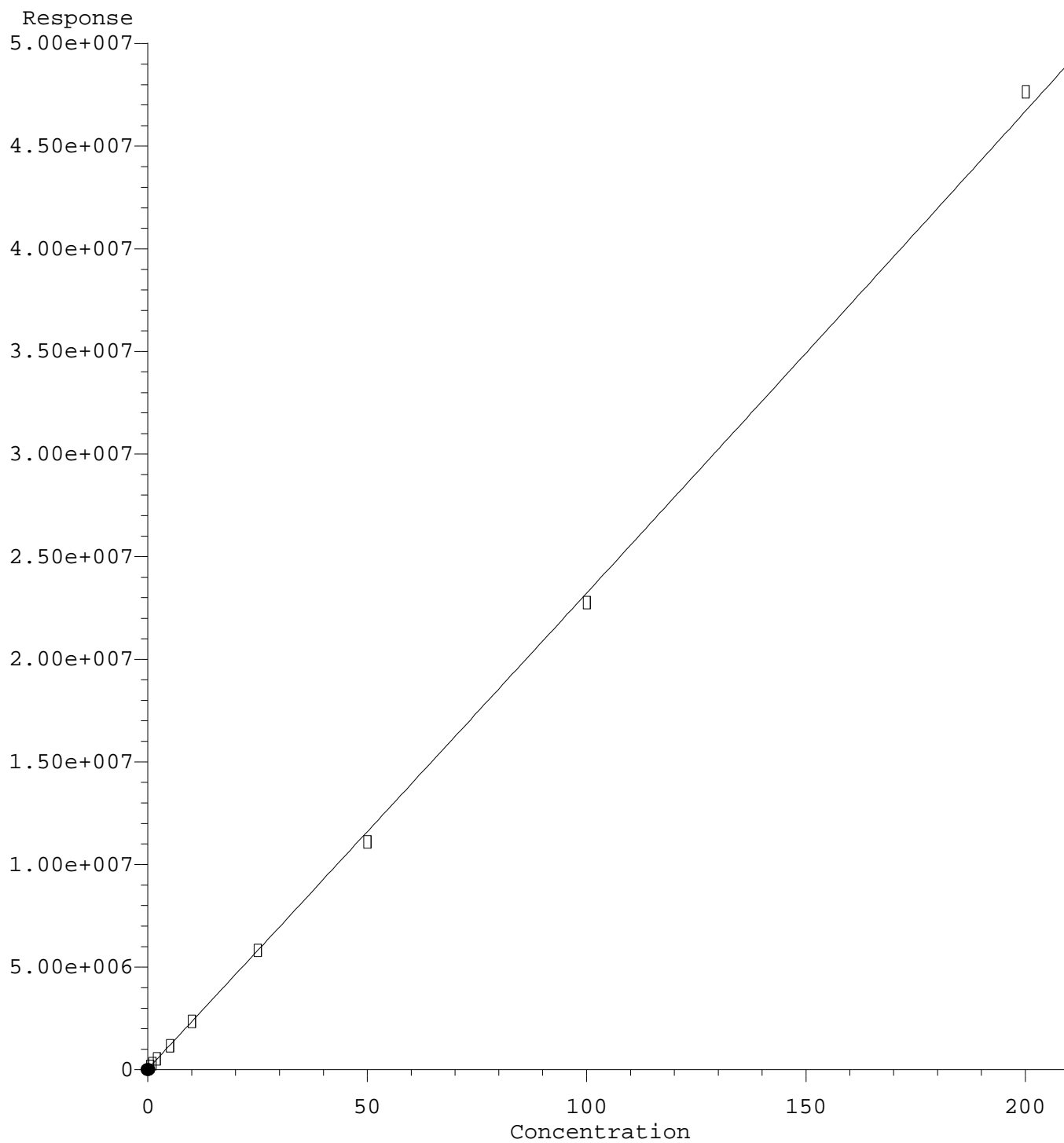


(23) Hexachlorobutadiene  
~~3.362min 4770.085 ng/mL m-~~  
response 5283

MJB 10/15/20

(23) Hexachlorobutadiene #2  
3.586min 0.574 ng/mL  
response 206112

# Hexachlorobenzene



$$R = 1.62e+001 A^2 + 2.30e+005 A + 4.87e+004$$

Coef of Det ( $r^2$ ) = 0.998 Curve Fit: Quadratic w(1/a<sup>2</sup>)

Method Name: C:\msdchem\1\methods\ECD5\_QUANTPEST\_201014.M

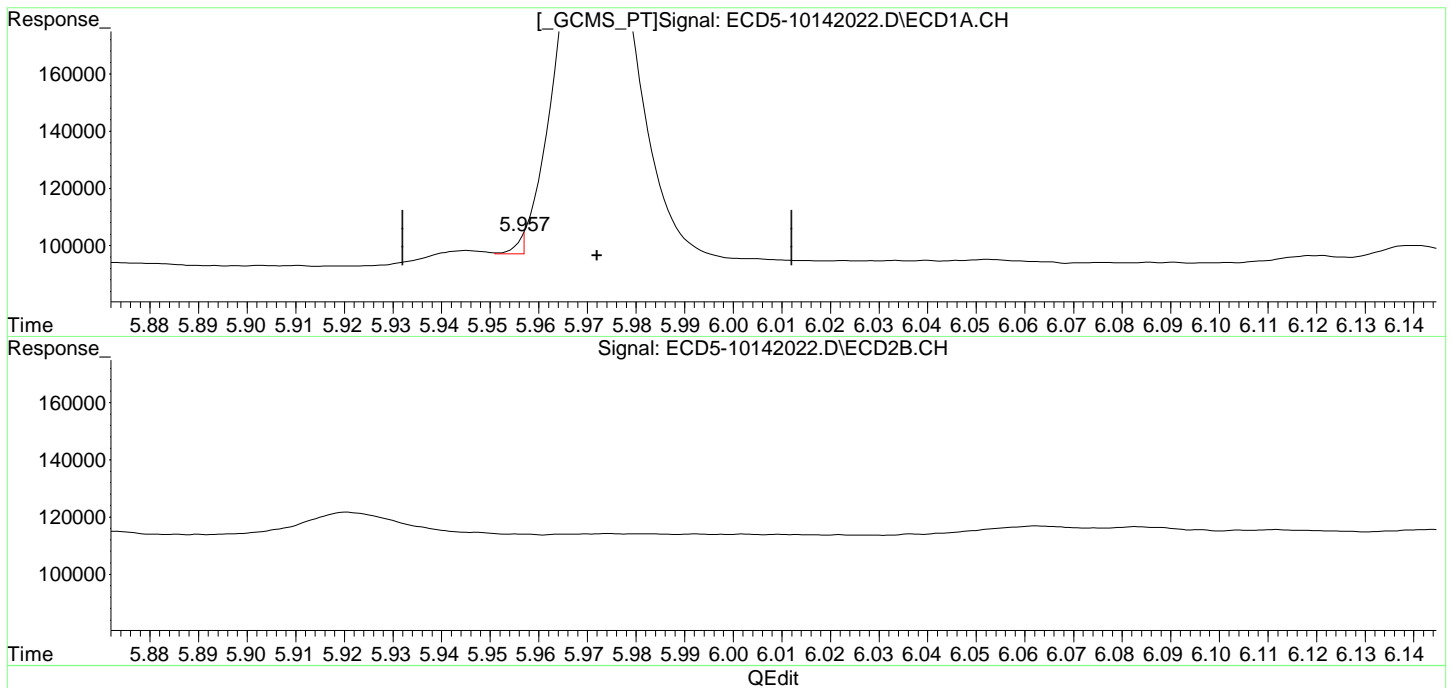
Calibration Table Last Updated: Thu Oct 15 11:14:22 2020

Quantitation Report (Qedit)

Data Path : C:\msdchem\1\data\2020-10\0J14056\REQUANT\  
Data File : ECD5-10142022.D  
Signal(s) : Signal #1: ECD1A.CH Signal #2: ECD2B.CH  
Acq On : 14 Oct 2020 18:56  
Operator : MJB  
Sample : 0J14056-CALA  
Misc : A20J231, 9-42 0.5 ppb  
ALS Vial : 14 (Sig #1); 0 (Sig #2) Sample Multiplier: 1

Integration File signal 1: PEST1.e  
Integration File signal 2: PEST2.e  
Quant Time: Oct 15 10:42:47 2020  
Quant Method : C:\msdchem\1\methods\ECD5\_QUANTPEST\_201014.M  
Quant Title : Instrument: DualECD5  
QLast Update : Thu Oct 15 10:38:19 2020  
Response via : Initial Calibration  
Integrator: ChemStation 6890 Scale Mode: Small noise peaks clipped

Volume Inj. : 2uL  
Signal #1 Phase : Rtx-CLPesticides Signal #2 Phase: Rtx-CLPesticides2  
Signal #1 Info : 30m X 0.32mm X 0. Signal #2 Info : 30m X 0.32mm X 0.25um



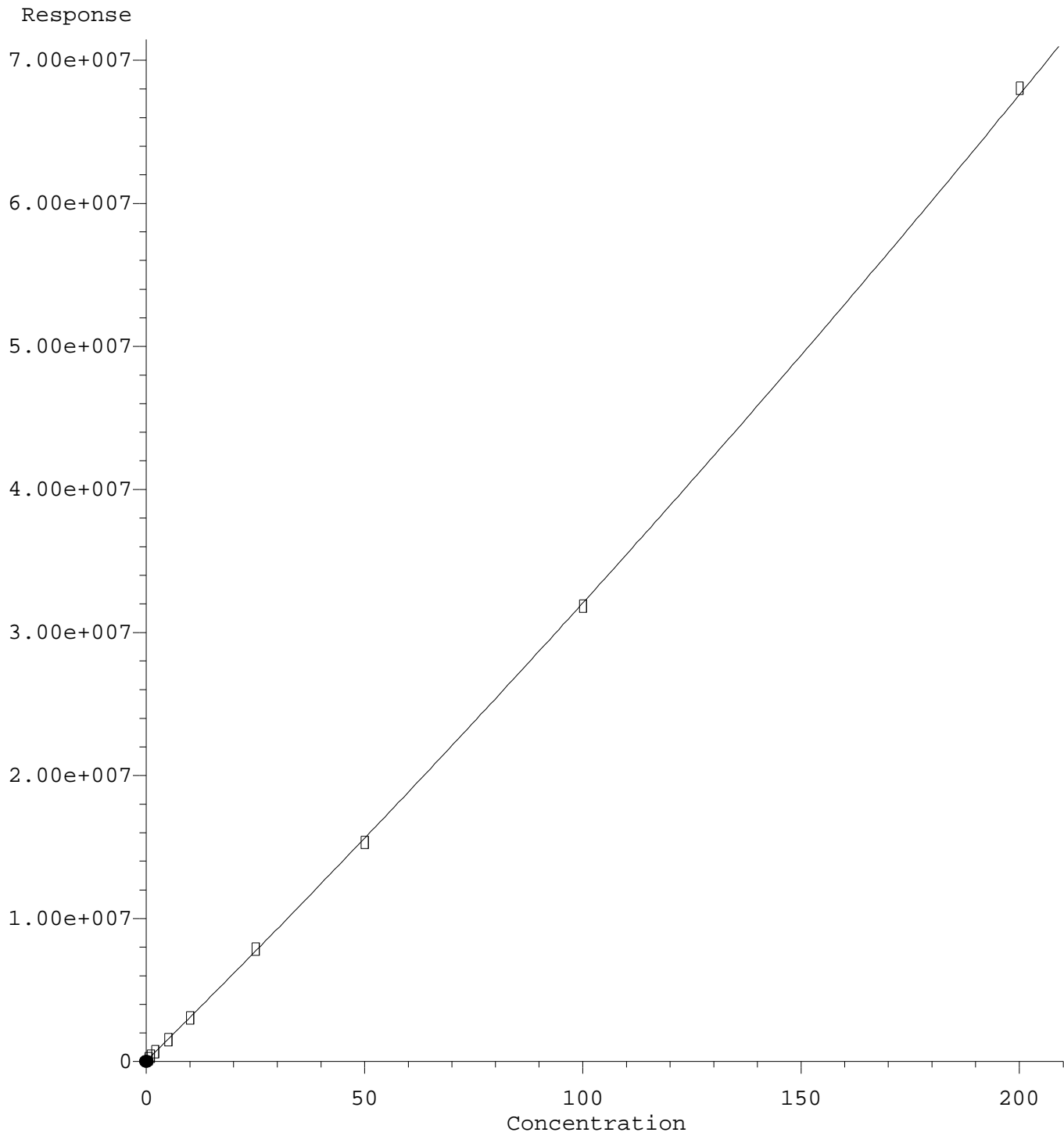
(24) Hexachlorobenzene  
5.957min -0.185 ng/mL m  
response 6265

MJB 10/15/20

(24) Hexachlorobenzene #2  
6.334min 0.483 ng/mL  
response 201011



Hexachlorobenzene #2



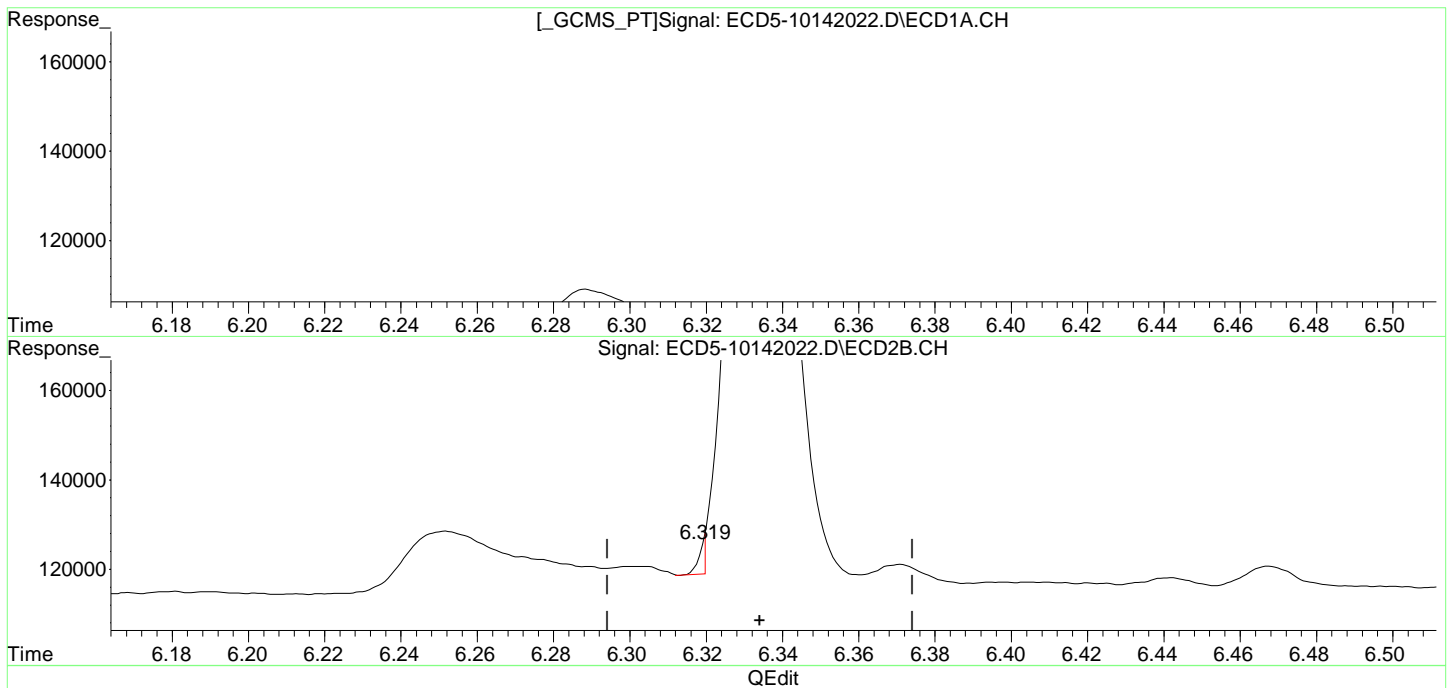
R = 1.77e+002 A\*A + 3.02e+005 A + 5.50e+004  
Coef of Det (r^2) = 0.999 Curve Fit: Quadratic w(1/a^2)  
Method Name: C:\msdchem\1\methods\ECD5\_QUANTPEST\_201014.M  
Calibration Table Last Updated: Thu Oct 15 11:14:22 2020

Quantitation Report (Qedit)

Data Path : C:\msdchem\1\data\2020-10\0J14056\REQUANT\  
Data File : ECD5-10142022.D  
Signal(s) : Signal #1: ECD1A.CH Signal #2: ECD2B.CH  
Acq On : 14 Oct 2020 18:56  
Operator : MJB  
Sample : 0J14056-CALA  
Misc : A20J231, 9-42 0.5 ppb  
ALS Vial : 14 (Sig #1); 0 (Sig #2) Sample Multiplier: 1

Integration File signal 1: PEST1.e  
Integration File signal 2: PEST2.e  
Quant Time: Oct 15 10:42:47 2020  
Quant Method : C:\msdchem\1\methods\ECD5\_QUANTPEST\_201014.M  
Quant Title : Instrument: DualECD5  
QLast Update : Thu Oct 15 10:38:19 2020  
Response via : Initial Calibration  
Integrator: ChemStation 6890 Scale Mode: Small noise peaks clipped

Volume Inj. : 2uL  
Signal #1 Phase : Rtx-CLPesticides Signal #2 Phase: Rtx-CLPesticides2  
Signal #1 Info : 30m X 0.32mm X 0. Signal #2 Info : 30m X 0.32mm X 0.25um

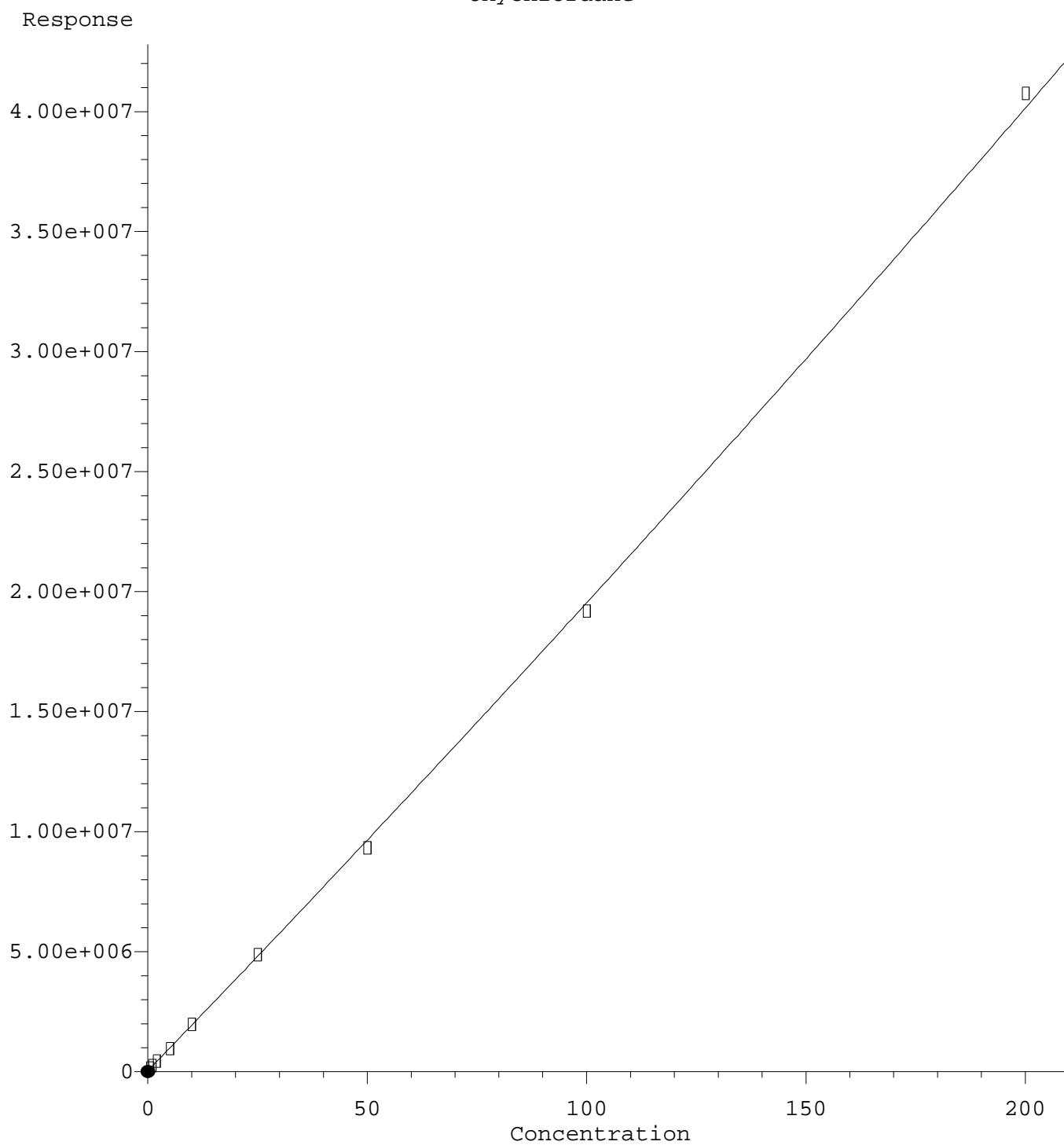


(24) Hexachlorobenzene  
5.957min -0.185 ng/mL m  
response 6265

MJB 10/15/20

(24) Hexachlorobenzene #2  
6.319min -0.160 ng/mL m  
response 6621

# Oxychlorthane



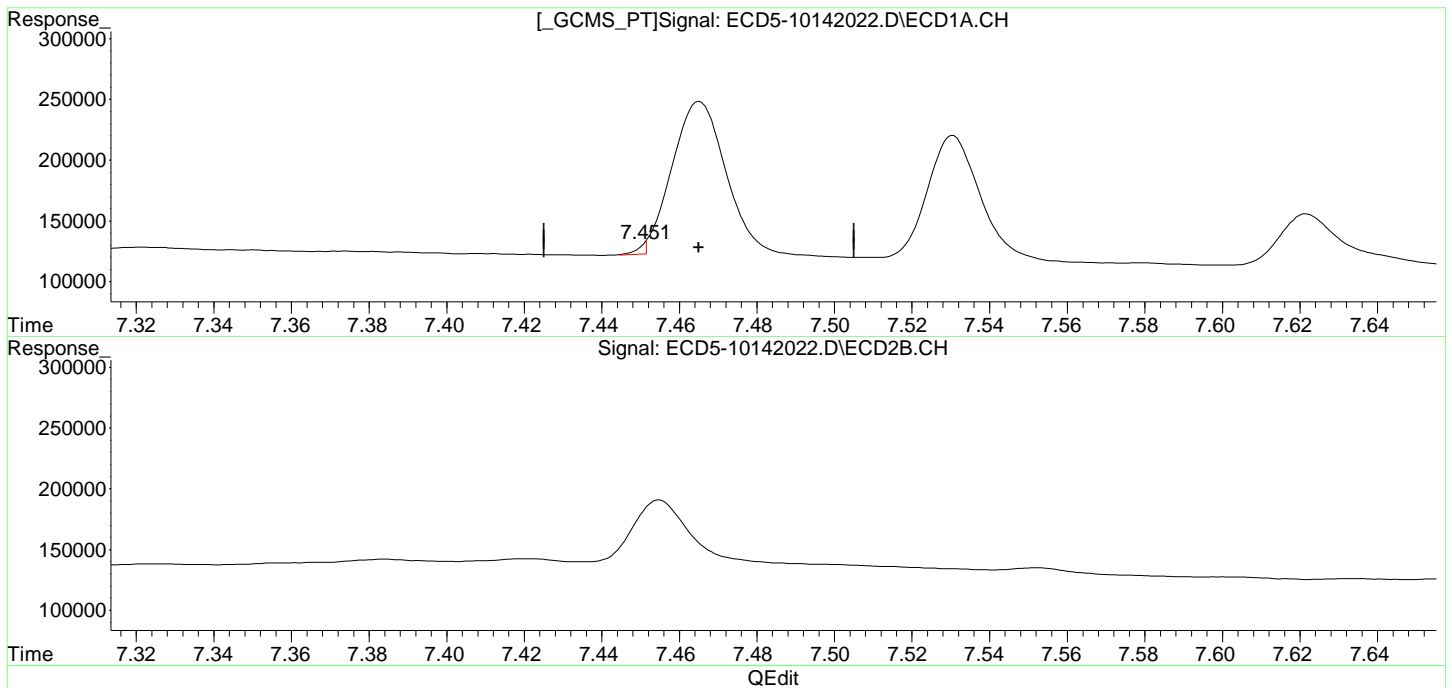
R = 5.75e+001 A\*A + 1.89e+005 A + 4.88e+004  
Coef of Det (r^2) = 0.999 Curve Fit: Quadratic w(1/a^2)  
Method Name: C:\msdchem\1\methods\ECD5\_QUANTPEST\_201014.M  
Calibration Table Last Updated: Thu Oct 15 11:14:22 2020

Quantitation Report (Qedit)

Data Path : C:\msdchem\1\data\2020-10\0J14056\REQUANT\  
Data File : ECD5-10142022.D  
Signal(s) : Signal #1: ECD1A.CH Signal #2: ECD2B.CH  
Acq On : 14 Oct 2020 18:56  
Operator : MJB  
Sample : 0J14056-CALA  
Misc : A20J231, 9-42 0.5 ppb  
ALS Vial : 14 (Sig #1); 0 (Sig #2) Sample Multiplier: 1

Integration File signal 1: PEST1.e  
Integration File signal 2: PEST2.e  
Quant Time: Oct 15 10:42:47 2020  
Quant Method : C:\msdchem\1\methods\ECD5\_QUANTPEST\_201014.M  
Quant Title : Instrument: DualECD5  
QLast Update : Thu Oct 15 10:38:19 2020  
Response via : Initial Calibration  
Integrator: ChemStation 6890 Scale Mode: Small noise peaks clipped

Volume Inj. : 2uL  
Signal #1 Phase : Rtx-CLPesticides Signal #2 Phase: Rtx-CLPesticides2  
Signal #1 Info : 30m X 0.32mm X 0. Signal #2 Info : 30m X 0.32mm X 0.25um

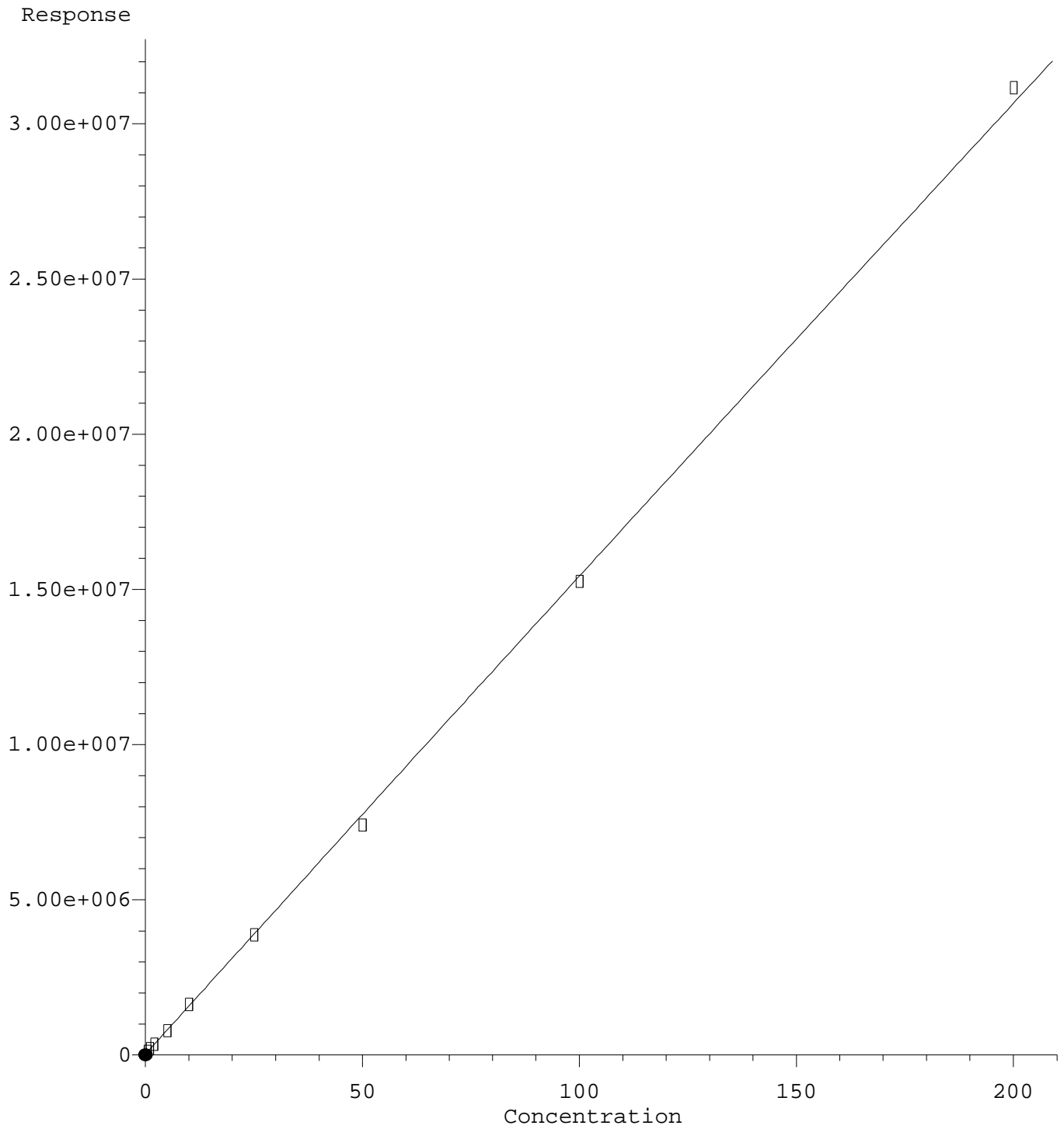


(25) Oxychlordan  
7.451min -0.214 ng/mL m  
response 8305

MJB 10/15/20

(25) Oxychlordan #2  
7.787min 0.589 ng/mL  
response 141434

2,4'-DDE



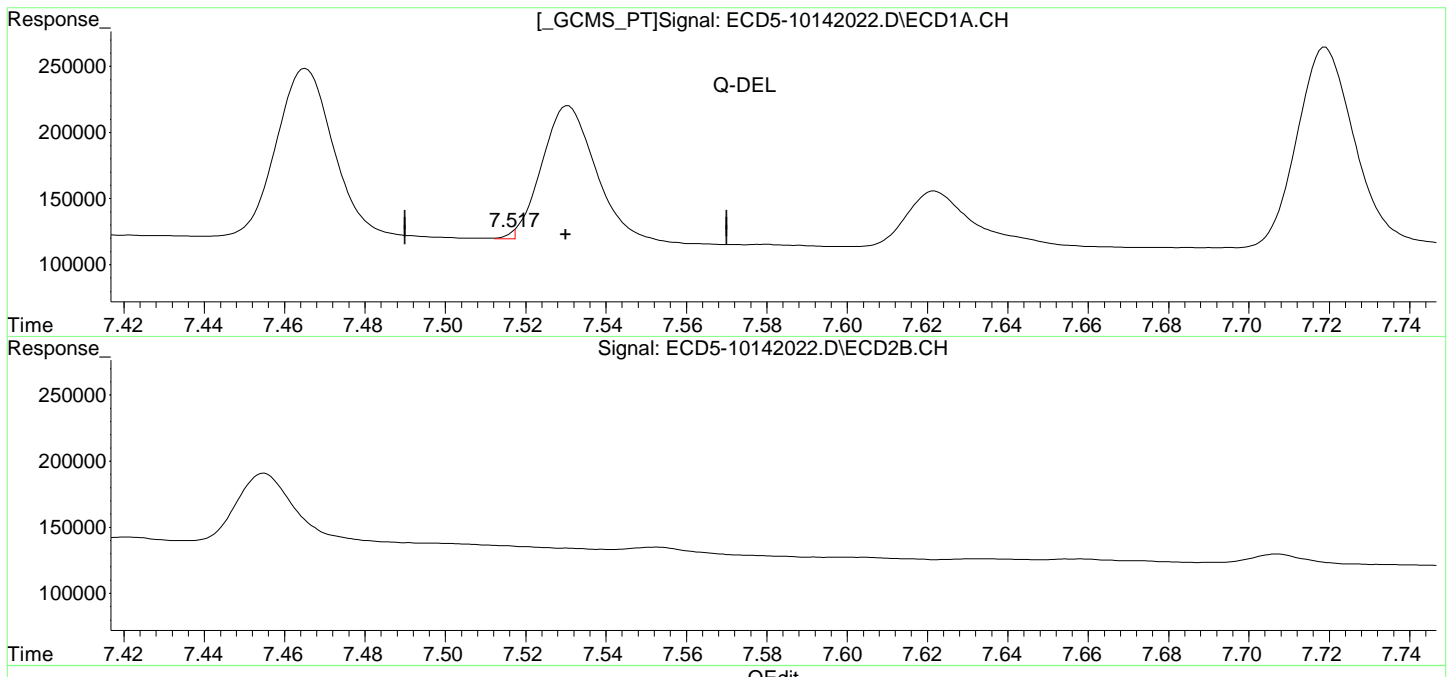
R = -7.49e+000 A\*A + 1.55e+005 A + 3.49e+004  
Coef of Det (r^2) = 0.999 Curve Fit: Quadratic w(1/a^2)  
Method Name: C:\msdchem\1\methods\ECD5\_QUANTPEST\_201014.M  
Calibration Table Last Updated: Thu Oct 15 11:14:22 2020

Quantitation Report (Qedit)

Data Path : C:\msdchem\1\data\2020-10\0J14056\REQUANT\  
Data File : ECD5-10142022.D  
Signal(s) : Signal #1: ECD1A.CH Signal #2: ECD2B.CH  
Acq On : 14 Oct 2020 18:56  
Operator : MJB  
Sample : 0J14056-CALA  
Misc : A20J231, 9-42 0.5 ppb  
ALS Vial : 14 (Sig #1); 0 (Sig #2) Sample Multiplier: 1

Integration File signal 1: PEST1.e  
Integration File signal 2: PEST2.e  
Quant Time: Oct 15 10:42:47 2020  
Quant Method : C:\msdchem\1\methods\ECD5\_QUANTPEST\_201014.M  
Quant Title : Instrument: DualECD5  
QLast Update : Thu Oct 15 10:38:19 2020  
Response via : Initial Calibration  
Integrator: ChemStation 6890 Scale Mode: Small noise peaks clipped

Volume Inj. : 2uL  
Signal #1 Phase : Rtx-CLPesticides Signal #2 Phase: Rtx-CLPesticides2  
Signal #1 Info : 30m X 0.32mm X 0. Signal #2 Info : 30m X 0.32mm X 0.25um

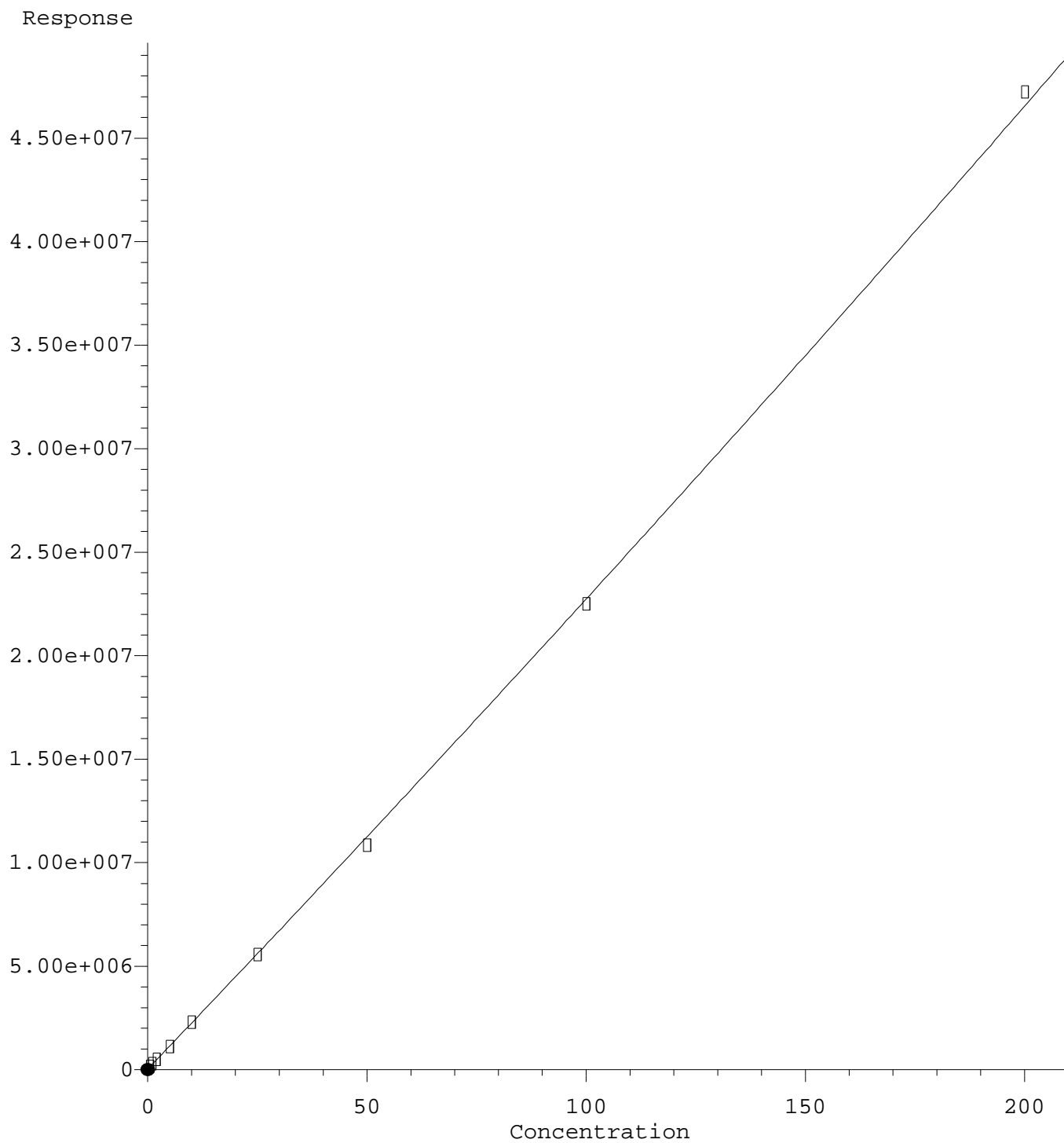


(26) 2,4'-DDE  
~~7.517min 20640.366 ng/mL m~~  
response 5270

MJB 10/15/20

(26) 2,4'-DDE #2  
7.981min 0.572 ng/mL  
response 111017

trans-Nonachlor



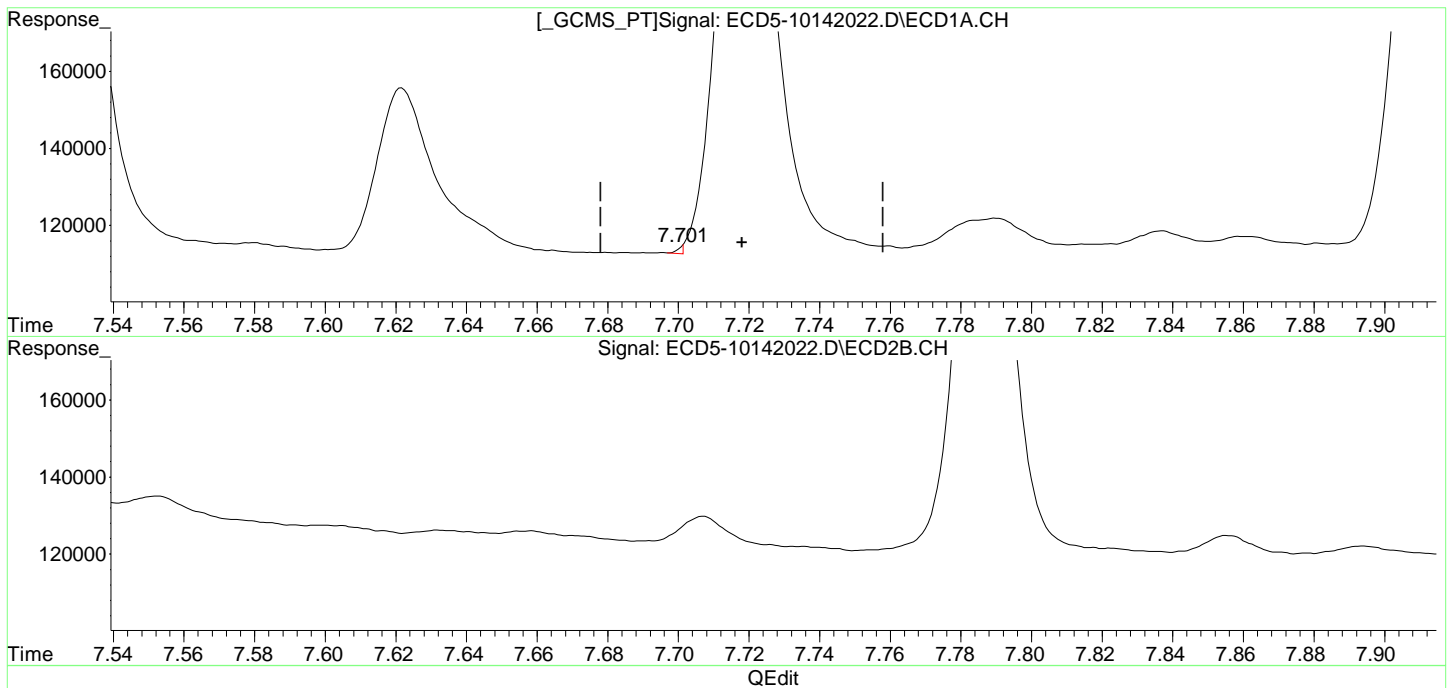
R = 5.71e+001 A\*A + 2.21e+005 A + 4.63e+004  
Coef of Det (r^2) = 0.998 Curve Fit: Quadratic w(1/a^2)  
Method Name: C:\msdchem\1\methods\ECD5\_QUANTPEST\_201014.M  
Calibration Table Last Updated: Thu Oct 15 11:14:22 2020

Quantitation Report (Qedit)

Data Path : C:\msdchem\1\data\2020-10\0J14056\REQUANT\  
Data File : ECD5-10142022.D  
Signal(s) : Signal #1: ECD1A.CH Signal #2: ECD2B.CH  
Acq On : 14 Oct 2020 18:56  
Operator : MJB  
Sample : 0J14056-CALA  
Misc : A20J231, 9-42 0.5 ppb  
ALS Vial : 14 (Sig #1); 0 (Sig #2) Sample Multiplier: 1

Integration File signal 1: PEST1.e  
Integration File signal 2: PEST2.e  
Quant Time: Oct 15 10:42:47 2020  
Quant Method : C:\msdchem\1\methods\ECD5\_QUANTPEST\_201014.M  
Quant Title : Instrument: DualECD5  
QLast Update : Thu Oct 15 10:38:19 2020  
Response via : Initial Calibration  
Integrator: ChemStation 6890 Scale Mode: Small noise peaks clipped

Volume Inj. : 2uL  
Signal #1 Phase : Rtx-CLPesticides Signal #2 Phase: Rtx-CLPesticides2  
Signal #1 Info : 30m X 0.32mm X 0. Signal #2 Info : 30m X 0.32mm X 0.25um



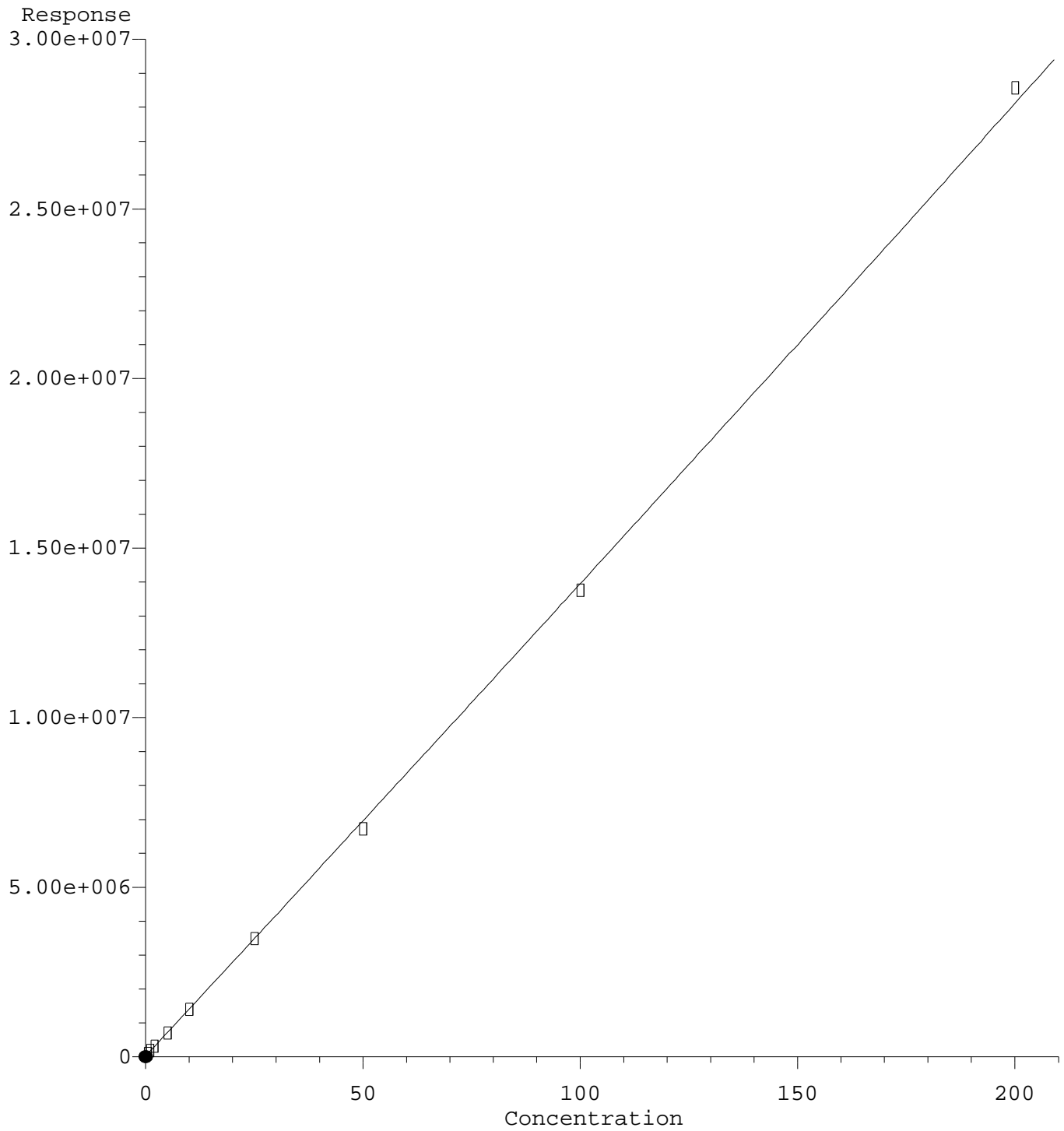
(27) trans-Nonachlor  
7.701min -0.201 ng/mL m  
response 1821

MJB 10/15/20

(27) trans-Nonachlor #2  
8.061min 0.585 ng/mL  
response 162972



2,4'-DDD



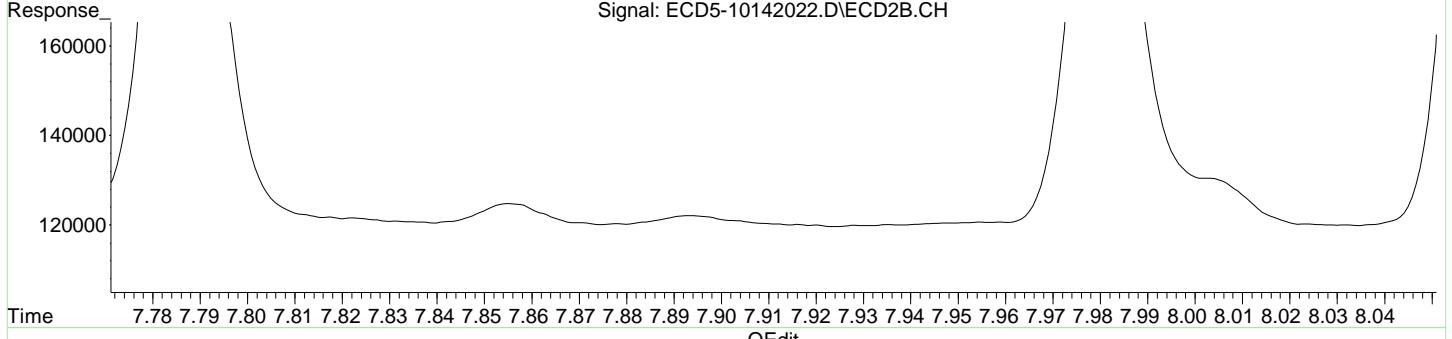
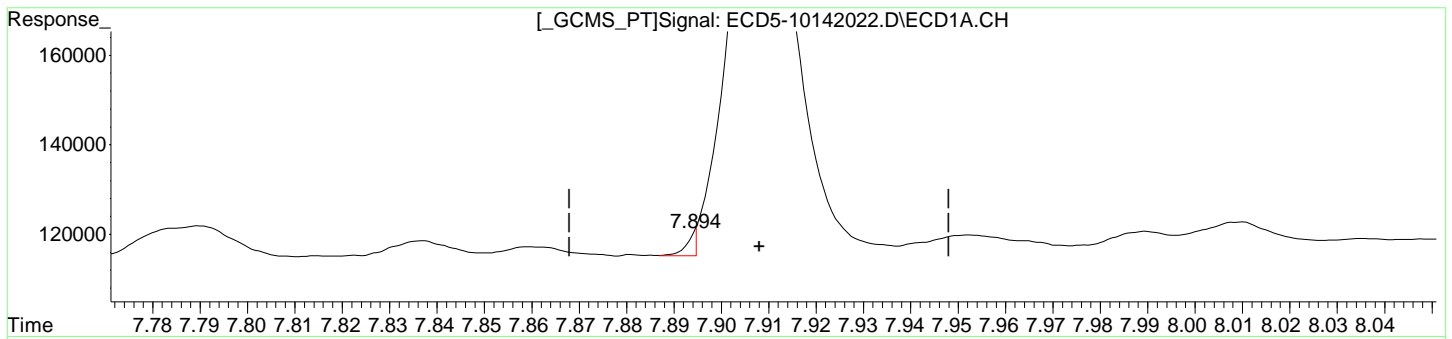
R = 1.25e+001 A\*A + 1.38e+005 A + 3.26e+004  
Coef of Det (r^2) = 0.997 Curve Fit: Quadratic w(1/a^2)  
Method Name: C:\msdchem\1\methods\ECD5\_QUANTPEST\_201014.M  
Calibration Table Last Updated: Thu Oct 15 11:14:22 2020

Quantitation Report (Qedit)

Data Path : C:\msdchem\1\data\2020-10\0J14056\REQUANT\  
Data File : ECD5-10142022.D  
Signal(s) : Signal #1: ECD1A.CH Signal #2: ECD2B.CH  
Acq On : 14 Oct 2020 18:56  
Operator : MJB  
Sample : 0J14056-CALA  
Misc : A20J231, 9-42 0.5 ppb  
ALS Vial : 14 (Sig #1); 0 (Sig #2) Sample Multiplier: 1

Integration File signal 1: PEST1.e  
Integration File signal 2: PEST2.e  
Quant Time: Oct 15 10:42:47 2020  
Quant Method : C:\msdchem\1\methods\ECD5\_QUANTPEST\_201014.M  
Quant Title : Instrument: DualECD5  
QLast Update : Thu Oct 15 10:38:19 2020  
Response via : Initial Calibration  
Integrator: ChemStation 6890 Scale Mode: Small noise peaks clipped

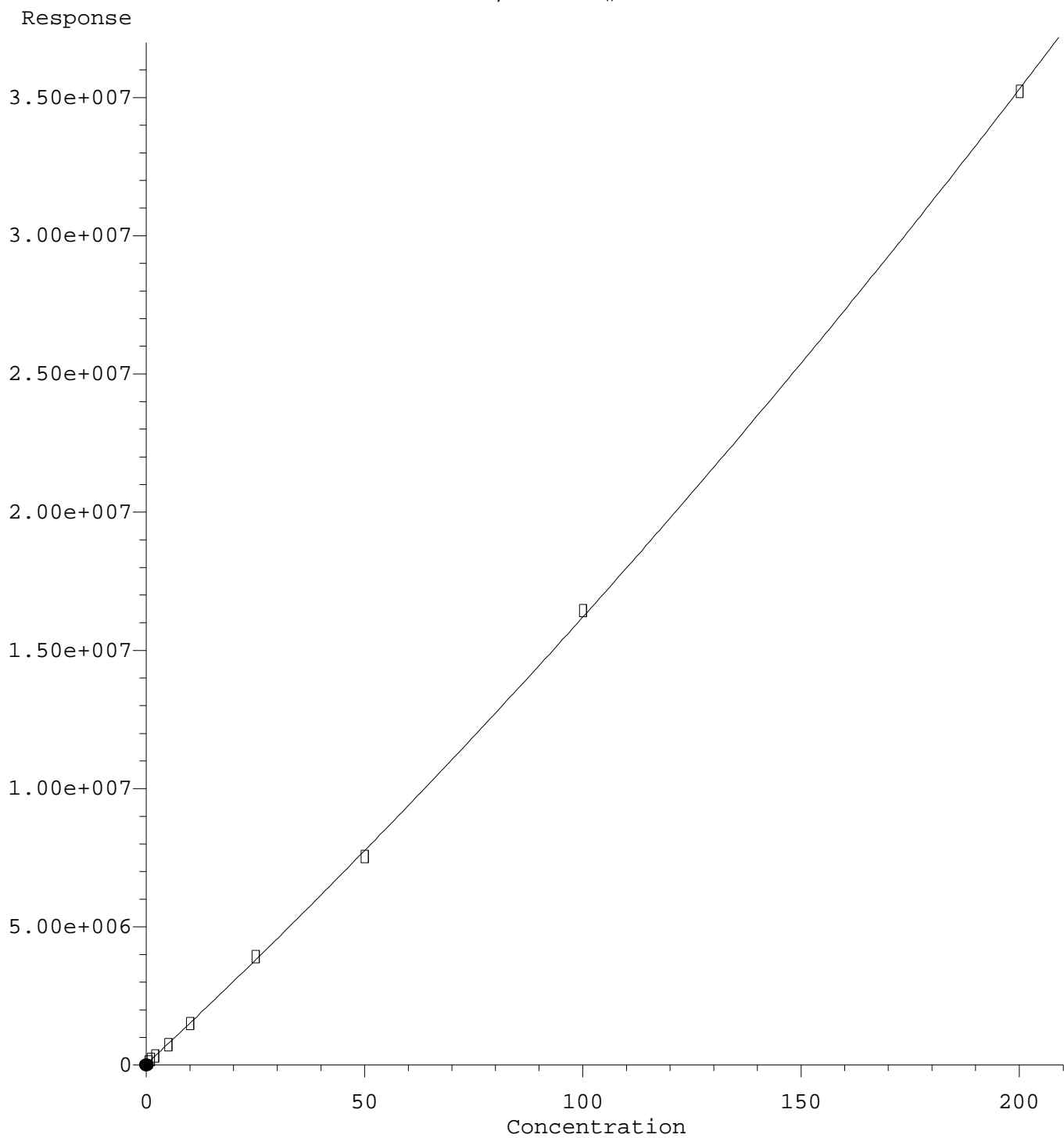
Volume Inj. : 2uL  
Signal #1 Phase : Rtx-CLPesticides Signal #2 Phase: Rtx-CLPesticides2  
Signal #1 Info : 30m X 0.32mm X 0. Signal #2 Info : 30m X 0.32mm X 0.25um



QEdit

(28) 2,4'-DDD 7.894min -0.199 ng/mL m response 5123	MJB 10/15/20
(28) 2,4'-DDD #2 8.351min 0.476 ng/mL response 108812	

2,4'-DDD #2



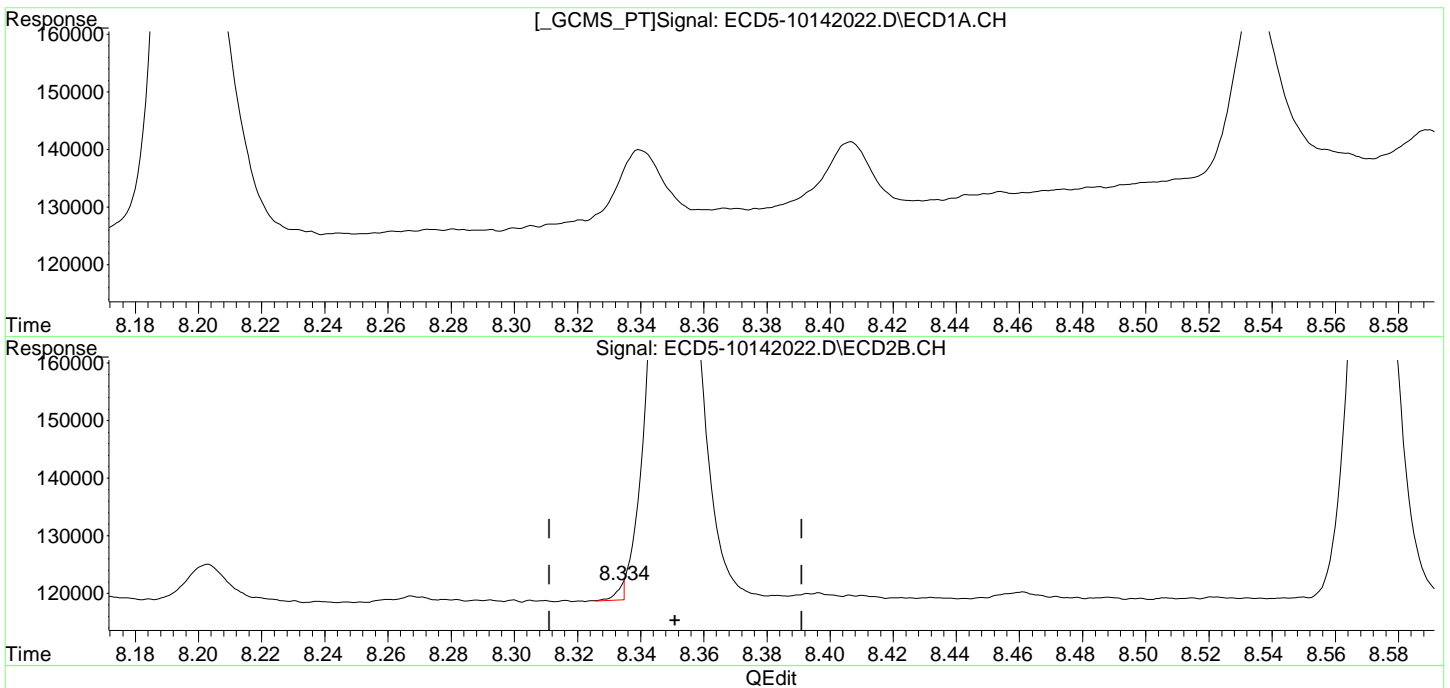
R = 1.48e+002 A\*A + 1.47e+005 A + 3.89e+004  
Coef of Det (r^2) = 0.997 Curve Fit: Quadratic w(1/a^2)  
Method Name: C:\msdchem\1\methods\ECD5\_QUANTPEST\_201014.M  
Calibration Table Last Updated: Thu Oct 15 11:14:22 2020

Quantitation Report (Qedit)

Data Path : C:\msdchem\1\data\2020-10\0J14056\REQUANT\  
Data File : ECD5-10142022.D  
Signal(s) : Signal #1: ECD1A.CH Signal #2: ECD2B.CH  
Acq On : 14 Oct 2020 18:56  
Operator : MJB  
Sample : 0J14056-CALA  
Misc : A20J231, 9-42 0.5 ppb  
ALS Vial : 14 (Sig #1); 0 (Sig #2) Sample Multiplier: 1

Integration File signal 1: PEST1.e  
Integration File signal 2: PEST2.e  
Quant Time: Oct 15 10:42:47 2020  
Quant Method : C:\msdchem\1\methods\ECD5\_QUANTPEST\_201014.M  
Quant Title : Instrument: DualECD5  
QLast Update : Thu Oct 15 10:38:19 2020  
Response via : Initial Calibration  
Integrator: ChemStation 6890 Scale Mode: Small noise peaks clipped

Volume Inj. : 2uL  
Signal #1 Phase : Rtx-CLPesticides Signal #2 Phase: Rtx-CLPesticides2  
Signal #1 Info : 30m X 0.32mm X 0. Signal #2 Info : 30m X 0.32mm X 0.25um

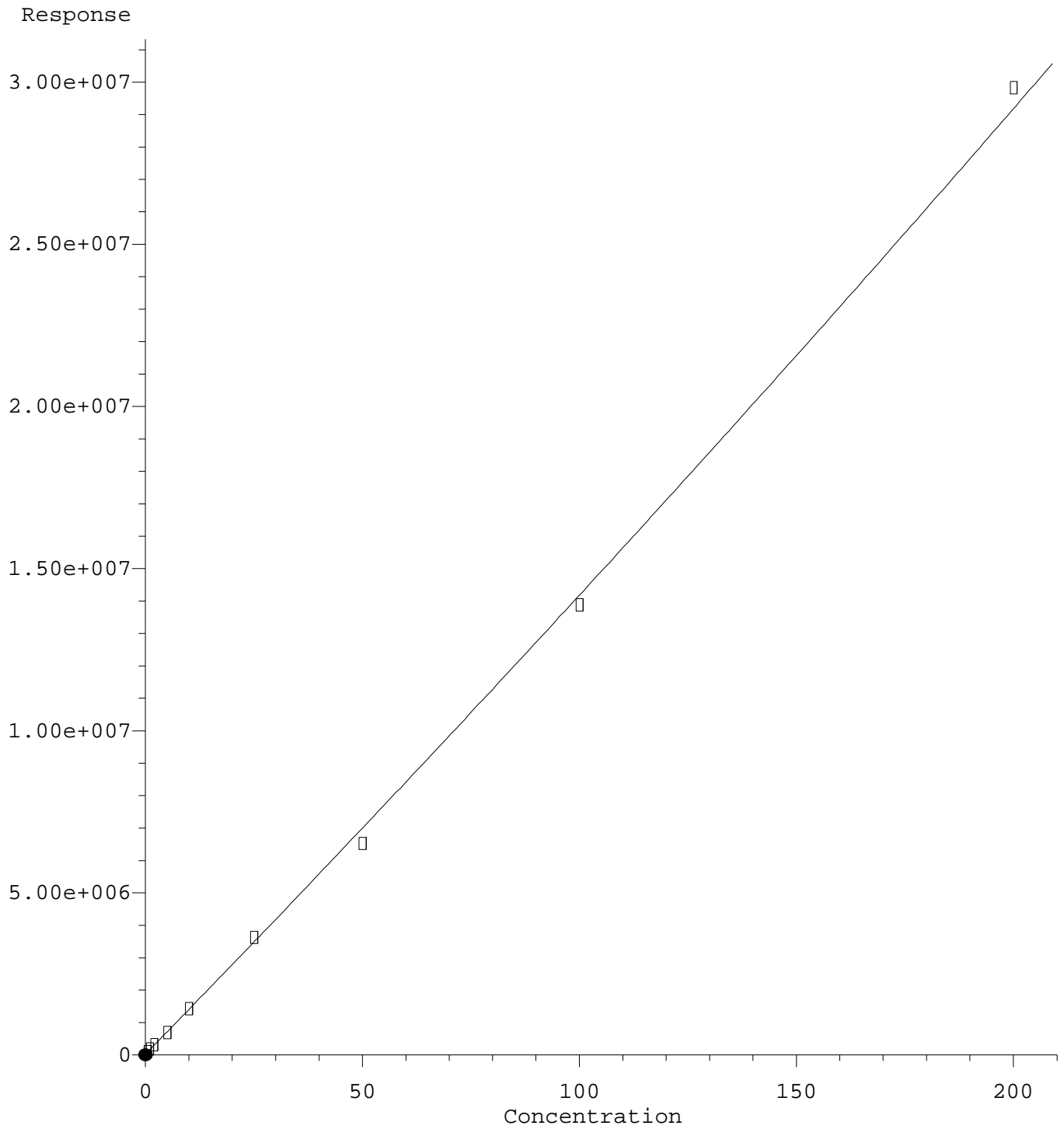


(28) 2,4'-DDD  
7.894min -0.199 ng/mL m  
response 5123

MJB 10/15/20

(28) 2,4'-DDD #2  
8.334min -0.247 ng/mL m  
response 2588

2,4'-DDT



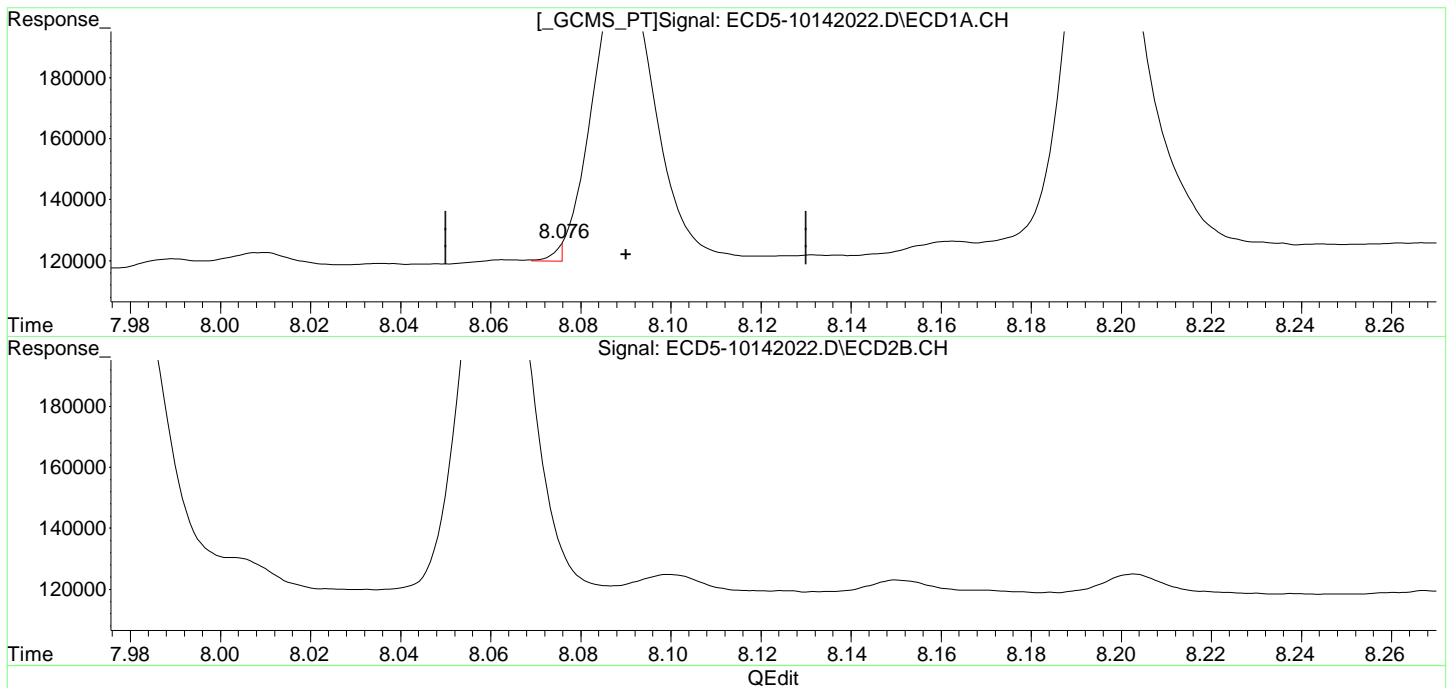
R = 4.34e+001 A\*A + 1.37e+005 A + 3.28e+004  
Coef of Det (r^2) = 0.996 Curve Fit: Quadratic w(1/a^2)  
Method Name: C:\msdchem\1\methods\ECD5\_QUANTPEST\_201014.M  
Calibration Table Last Updated: Thu Oct 15 11:14:22 2020

Quantitation Report (Qedit)

Data Path : C:\msdchem\1\data\2020-10\0J14056\REQUANT\  
Data File : ECD5-10142022.D  
Signal(s) : Signal #1: ECD1A.CH Signal #2: ECD2B.CH  
Acq On : 14 Oct 2020 18:56  
Operator : MJB  
Sample : 0J14056-CALA  
Misc : A20J231, 9-42 0.5 ppb  
ALS Vial : 14 (Sig #1); 0 (Sig #2) Sample Multiplier: 1

Integration File signal 1: PEST1.e  
Integration File signal 2: PEST2.e  
Quant Time: Oct 15 10:42:47 2020  
Quant Method : C:\msdchem\1\methods\ECD5\_QUANTPEST\_201014.M  
Quant Title : Instrument: DualECD5  
QLast Update : Thu Oct 15 10:38:19 2020  
Response via : Initial Calibration  
Integrator: ChemStation 6890 Scale Mode: Small noise peaks clipped

Volume Inj. : 2uL  
Signal #1 Phase : Rtx-CLPesticides Signal #2 Phase: Rtx-CLPesticides2  
Signal #1 Info : 30m X 0.32mm X 0. Signal #2 Info : 30m X 0.32mm X 0.25um

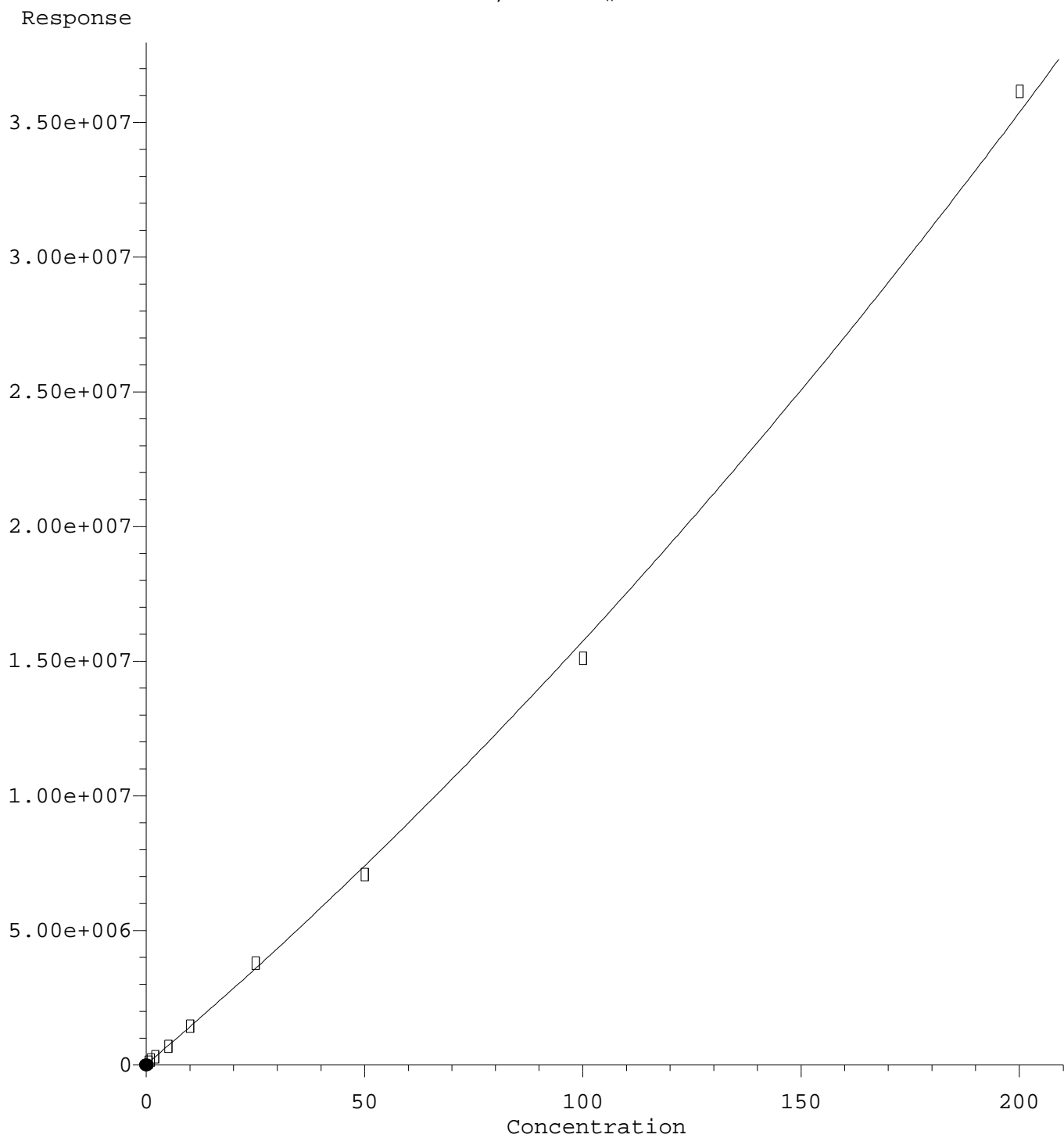


(29) 2,4'-DDT  
8.076min -0.196 ng/mL m  
response 5870

MJB 10/15/20

(29) 2,4'-DDT #2  
8.572min 0.475 ng/mL  
response 100181

2,4'-DDT #2



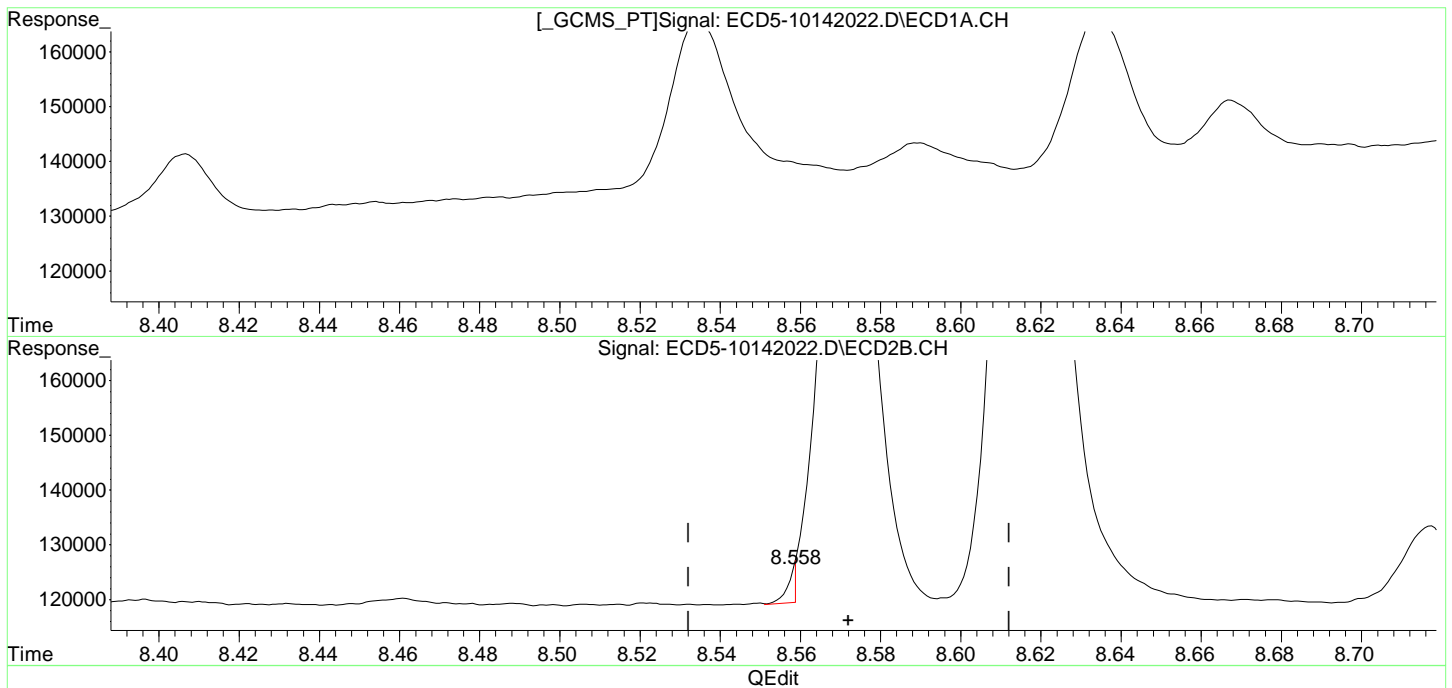
R = 1.98e+002 A\*A + 1.37e+005 A + 3.49e+004  
Coef of Det (r^2) = 0.996 Curve Fit: Quadratic w(1/a^2)  
Method Name: C:\msdchem\1\methods\ECD5\_QUANTPEST\_201014.M  
Calibration Table Last Updated: Thu Oct 15 11:14:22 2020

Quantitation Report (Qedit)

Data Path : C:\msdchem\1\data\2020-10\0J14056\REQUANT\  
Data File : ECD5-10142022.D  
Signal(s) : Signal #1: ECD1A.CH Signal #2: ECD2B.CH  
Acq On : 14 Oct 2020 18:56  
Operator : MJB  
Sample : 0J14056-CALA  
Misc : A20J231, 9-42 0.5 ppb  
ALS Vial : 14 (Sig #1); 0 (Sig #2) Sample Multiplier: 1

Integration File signal 1: PEST1.e  
Integration File signal 2: PEST2.e  
Quant Time: Oct 15 10:42:47 2020  
Quant Method : C:\msdchem\1\methods\ECD5\_QUANTPEST\_201014.M  
Quant Title : Instrument: DualECD5  
QLast Update : Thu Oct 15 10:38:19 2020  
Response via : Initial Calibration  
Integrator: ChemStation 6890 Scale Mode: Small noise peaks clipped

Volume Inj. : 2uL  
Signal #1 Phase : Rtx-CLPesticides Signal #2 Phase: Rtx-CLPesticides2  
Signal #1 Info : 30m X 0.32mm X 0. Signal #2 Info : 30m X 0.32mm X 0.25um



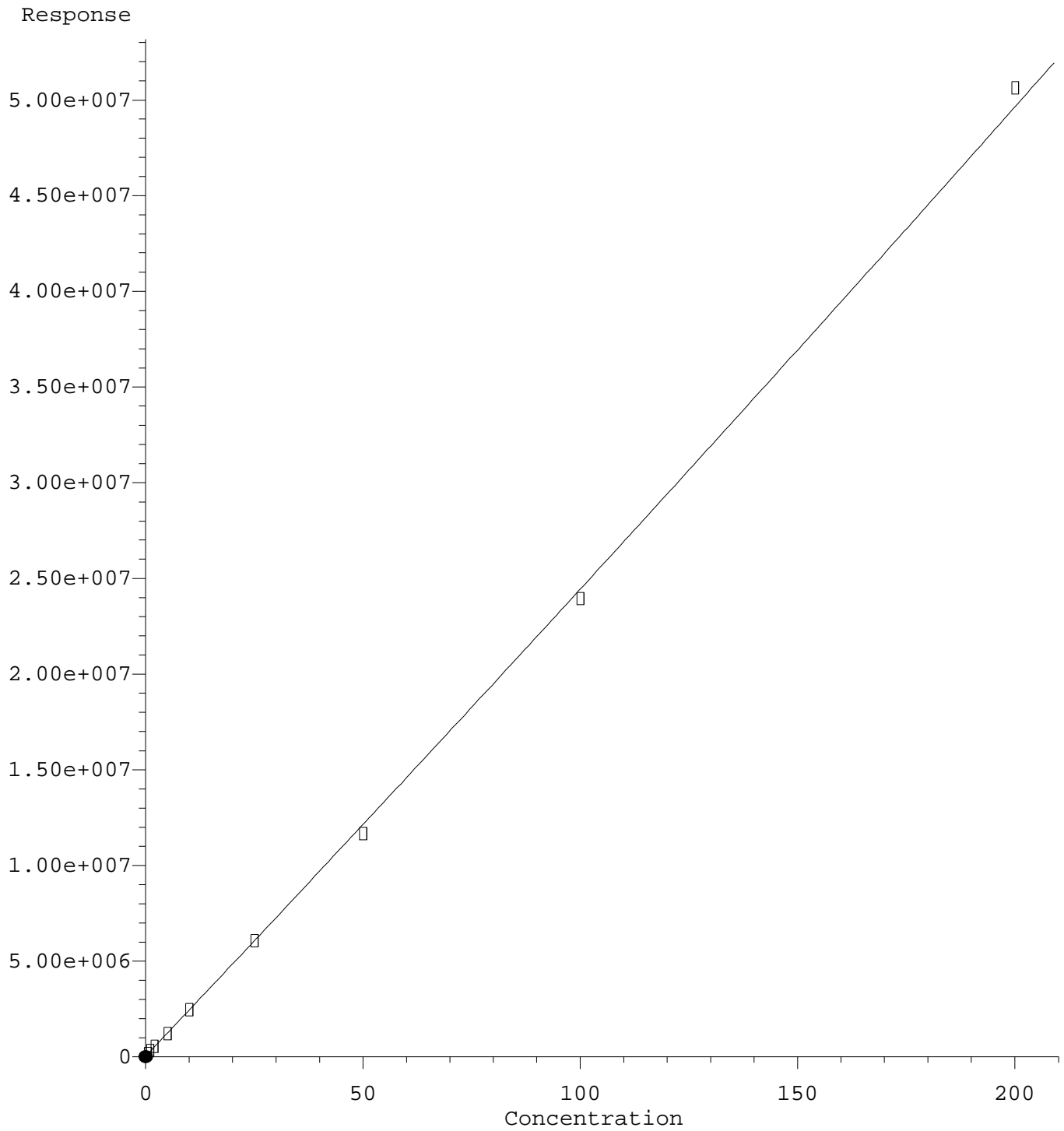
(29) 2,4'-DDT  
8.076min -0.196 ng/mL m  
response 5870

MJB 10/15/20

(29) 2,4'-DDT #2  
8.558min -0.209 ng/mL m  
response 6176



cis-Nonachlor



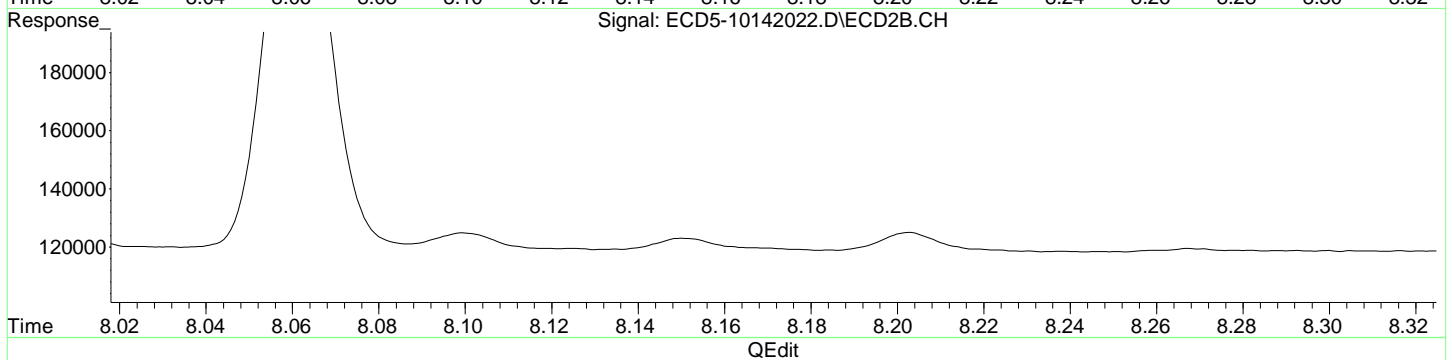
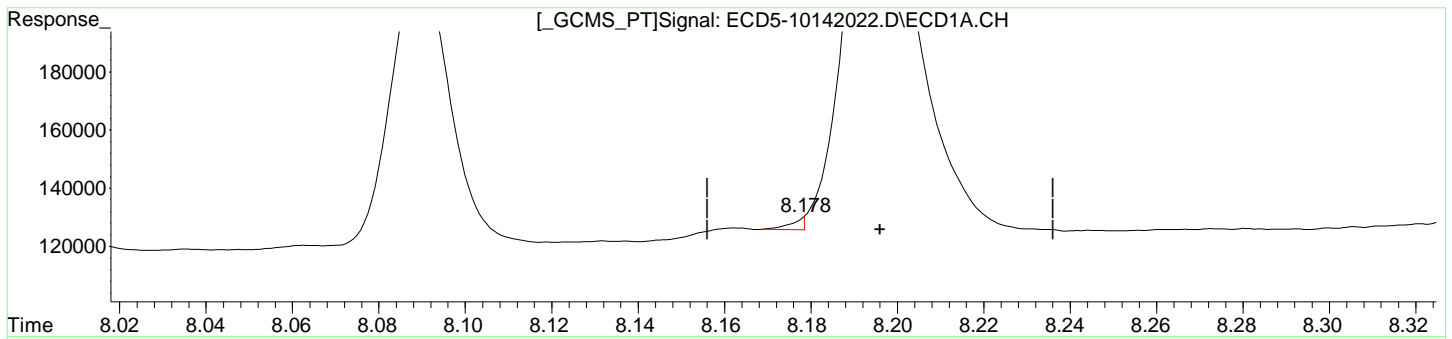
R = 4.15e+001 A\*A + 2.40e+005 A + 5.26e+004  
Coef of Det (r^2) = 0.997 Curve Fit: Quadratic w(1/a^2)  
Method Name: C:\msdchem\1\methods\ECD5\_QUANTPEST\_201014.M  
Calibration Table Last Updated: Thu Oct 15 11:14:22 2020

Quantitation Report (Qedit)

Data Path : C:\msdchem\1\data\2020-10\0J14056\REQUANT\  
Data File : ECD5-10142022.D  
Signal(s) : Signal #1: ECD1A.CH Signal #2: ECD2B.CH  
Acq On : 14 Oct 2020 18:56  
Operator : MJB  
Sample : 0J14056-CALA  
Misc : A20J231, 9-42 0.5 ppb  
ALS Vial : 14 (Sig #1); 0 (Sig #2) Sample Multiplier: 1

Integration File signal 1: PEST1.e  
Integration File signal 2: PEST2.e  
Quant Time: Oct 15 10:42:47 2020  
Quant Method : C:\msdchem\1\methods\ECD5\_QUANTPEST\_201014.M  
Quant Title : Instrument: DualECD5  
QLast Update : Thu Oct 15 10:38:19 2020  
Response via : Initial Calibration  
Integrator: ChemStation 6890 Scale Mode: Small noise peaks clipped

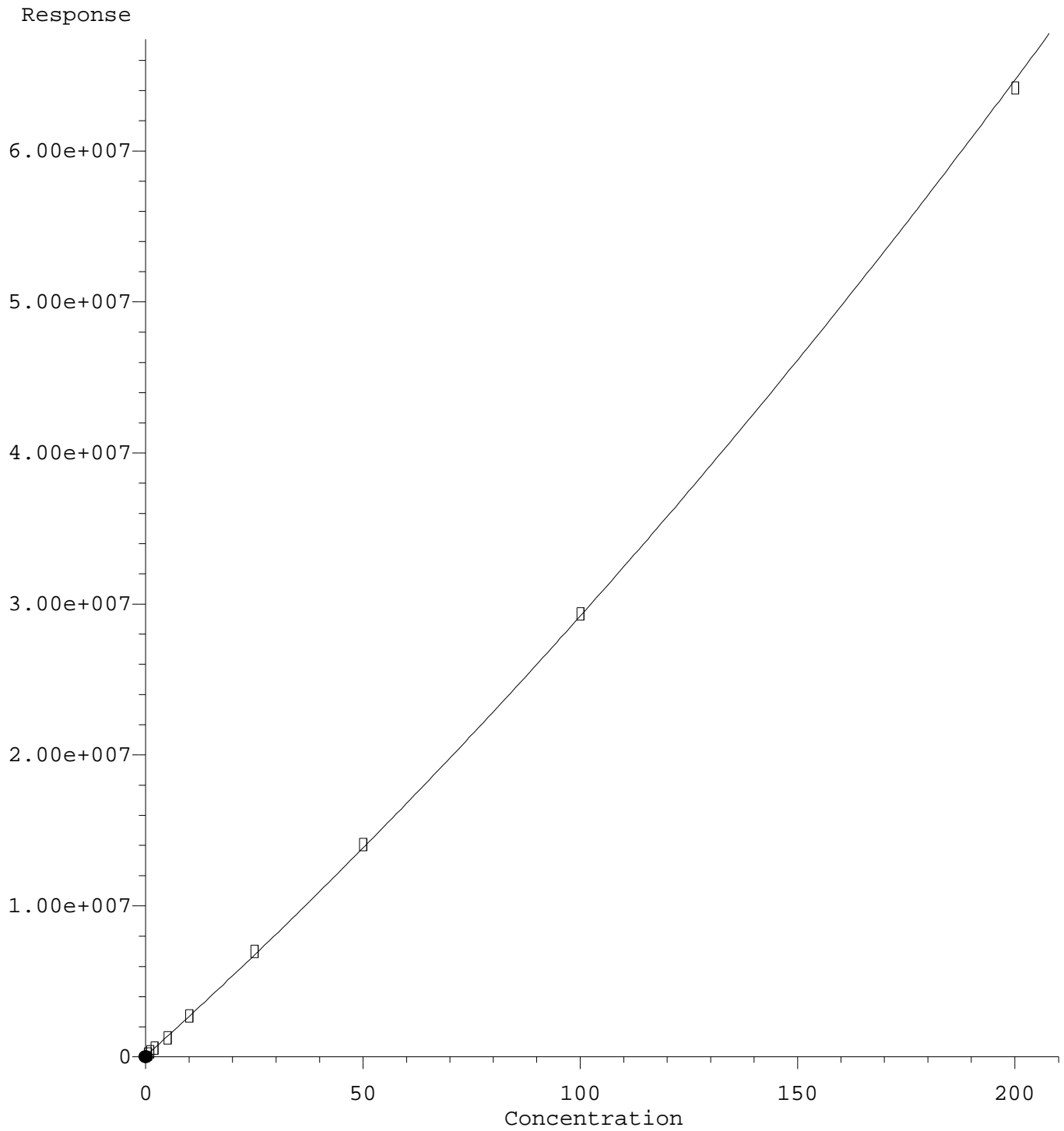
Volume Inj. : 2uL  
Signal #1 Phase : Rtx-CLPesticides Signal #2 Phase: Rtx-CLPesticides2  
Signal #1 Info : 30m X 0.32mm X 0. Signal #2 Info : 30m X 0.32mm X 0.25um



QEdit

(30) cis-Nonachlor 8.178min -0.201 ng/mL m response 4395	MJB 10/15/20
(30) cis-Nonachlor #2 8.617min 0.491 ng/mL response 188367	

cis-Nonachlor #2



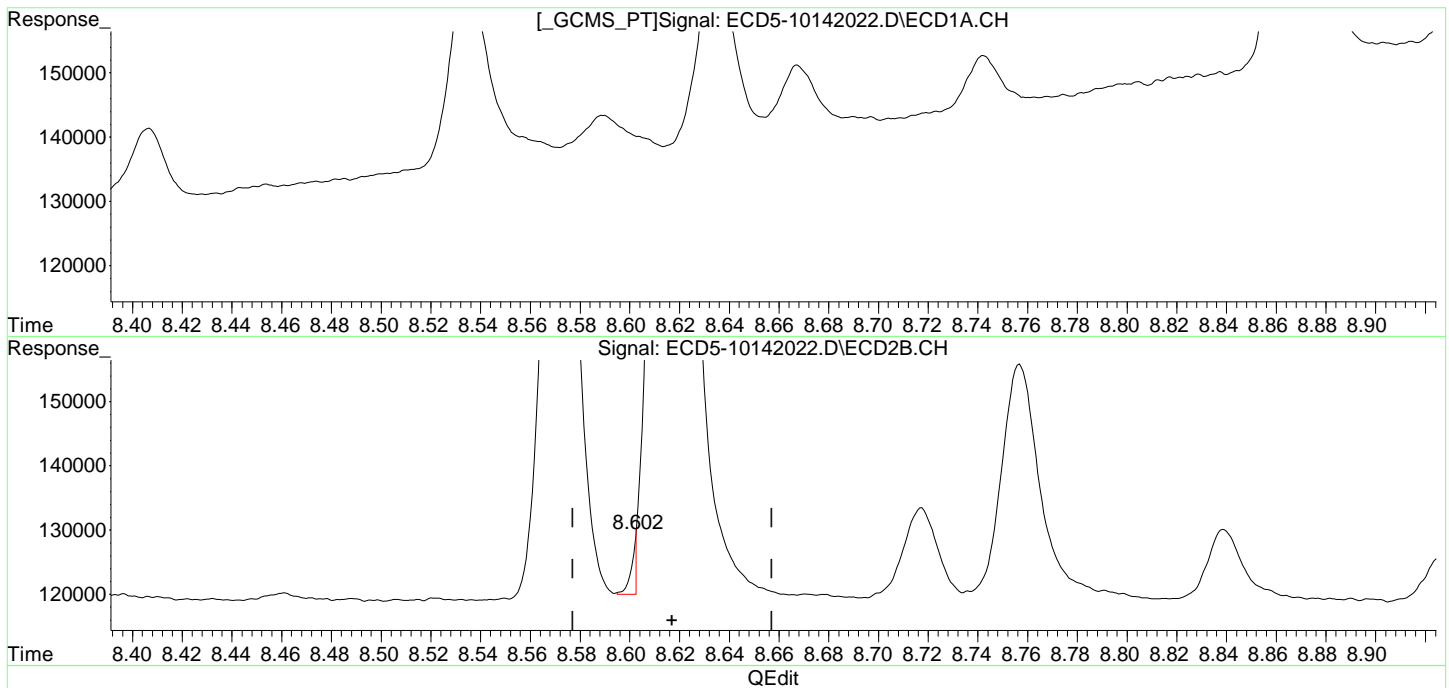
R = 3.19e+002 A\*A + 2.59e+005 A + 6.10e+004  
Coef of Det (r^2) = 0.998 Curve Fit: Quadratic w(1/a^2)  
Method Name: C:\msdchem\1\methods\ECD5\_QUANTPEST\_201014.M  
Calibration Table Last Updated: Thu Oct 15 11:14:22 2020

Quantitation Report (Qedit)

Data Path : C:\msdchem\1\data\2020-10\0J14056\REQUANT\  
Data File : ECD5-10142022.D  
Signal(s) : Signal #1: ECD1A.CH Signal #2: ECD2B.CH  
Acq On : 14 Oct 2020 18:56  
Operator : MJB  
Sample : 0J14056-CALA  
Misc : A20J231, 9-42 0.5 ppb  
ALS Vial : 14 (Sig #1); 0 (Sig #2) Sample Multiplier: 1

Integration File signal 1: PEST1.e  
Integration File signal 2: PEST2.e  
Quant Time: Oct 15 10:42:47 2020  
Quant Method : C:\msdchem\1\methods\ECD5\_QUANTPEST\_201014.M  
Quant Title : Instrument: DualECD5  
QLast Update : Thu Oct 15 10:38:19 2020  
Response via : Initial Calibration  
Integrator: ChemStation 6890 Scale Mode: Small noise peaks clipped

Volume Inj. : 2uL  
Signal #1 Phase : Rtx-CLPesticides Signal #2 Phase: Rtx-CLPesticides2  
Signal #1 Info : 30m X 0.32mm X 0. Signal #2 Info : 30m X 0.32mm X 0.25um

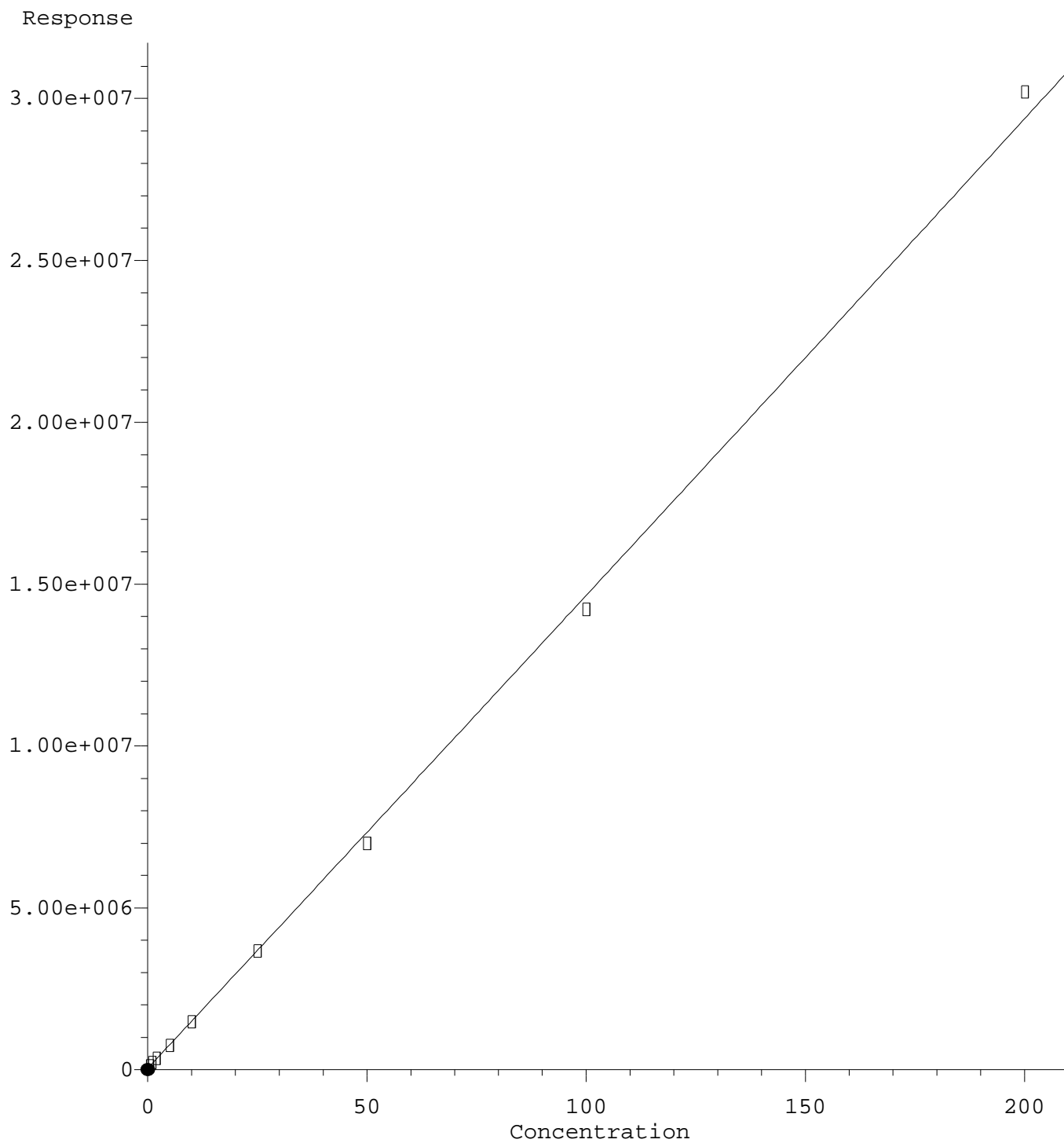


(30) cis-Nonachlor  
8.178min -0.201 ng/mL m  
response 4395

MJB 10/15/20

(30) cis-Nonachlor #2  
8.602min -0.199 ng/mL m  
response 9362

Mirex



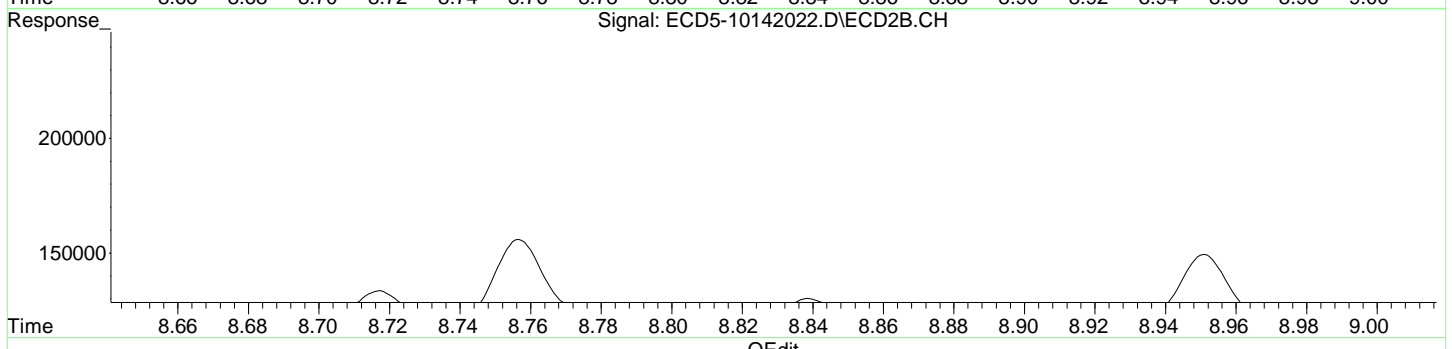
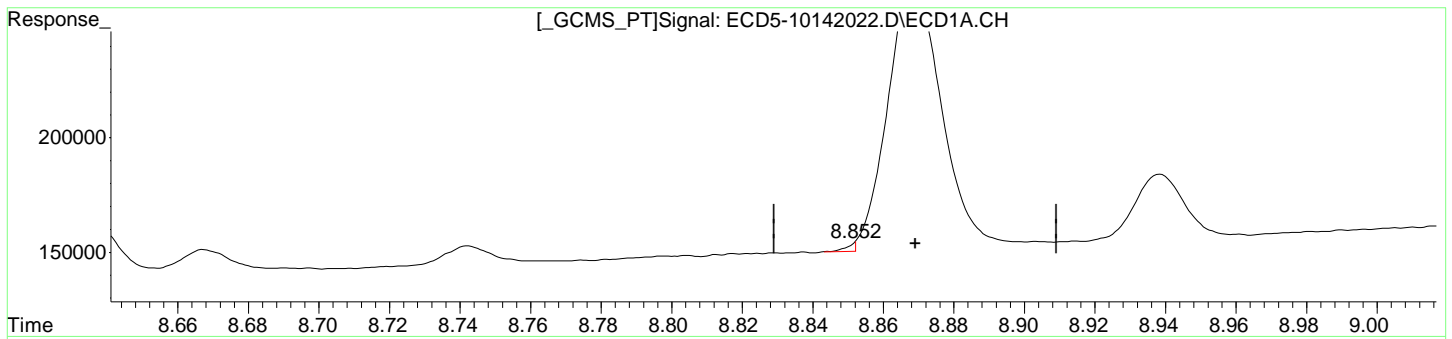
R = 6.99e+000 A\*A + 1.45e+005 A + 5.06e+004  
Coef of Det (r^2) = 0.994 Curve Fit: Quadratic w(1/a^2)  
Method Name: C:\msdchem\1\methods\ECD5\_QUANTPEST\_201014.M  
Calibration Table Last Updated: Thu Oct 15 11:14:22 2020

Quantitation Report (Qedit)

Data Path : C:\msdchem\1\data\2020-10\0J14056\REQUANT\  
Data File : ECD5-10142022.D  
Signal(s) : Signal #1: ECD1A.CH Signal #2: ECD2B.CH  
Acq On : 14 Oct 2020 18:56  
Operator : MJB  
Sample : 0J14056-CALA  
Misc : A20J231, 9-42 0.5 ppb  
ALS Vial : 14 (Sig #1); 0 (Sig #2) Sample Multiplier: 1

Integration File signal 1: PEST1.e  
Integration File signal 2: PEST2.e  
Quant Time: Oct 15 10:42:47 2020  
Quant Method : C:\msdchem\1\methods\ECD5\_QUANTPEST\_201014.M  
Quant Title : Instrument: DualECD5  
QLast Update : Thu Oct 15 10:38:19 2020  
Response via : Initial Calibration  
Integrator: ChemStation 6890 Scale Mode: Small noise peaks clipped

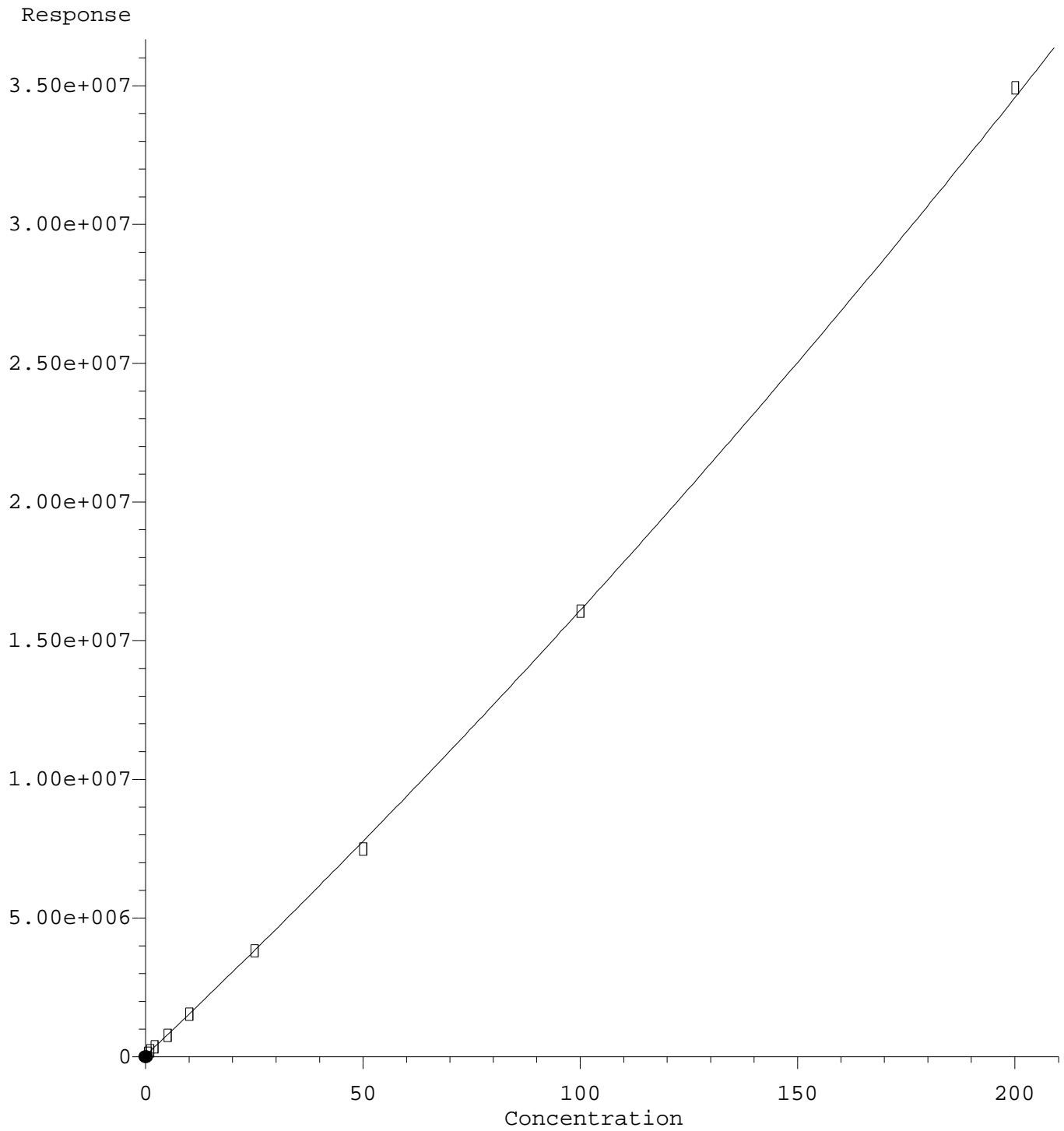
Volume Inj. : 2uL  
Signal #1 Phase : Rtx-CLPesticides Signal #2 Phase: Rtx-CLPesticides2  
Signal #1 Info : 30m X 0.32mm X 0. Signal #2 Info : 30m X 0.32mm X 0.25um



Retention Time (min)	Concentration (ng/mL)	Response
8.852	0.325	3470
9.522	0.472	124073

MJB 10/15/20

Mirex #2



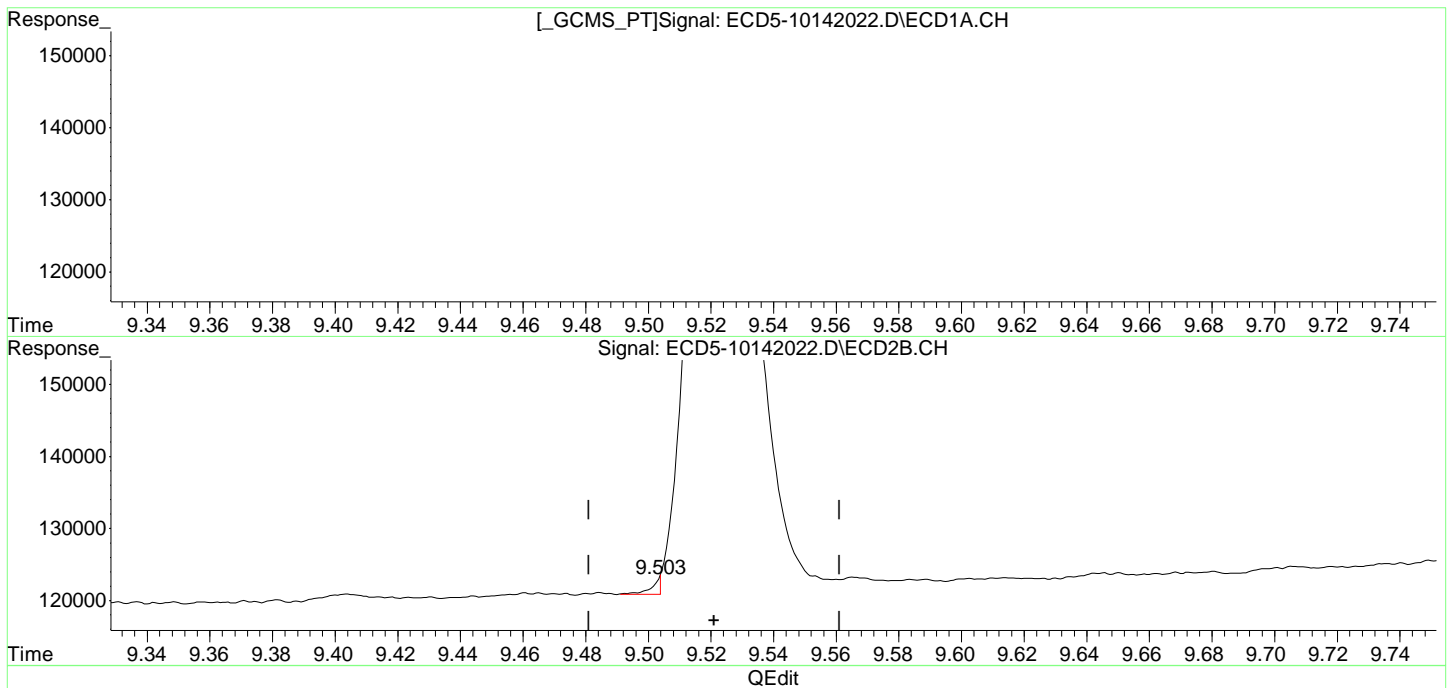
R = 1.23e+002 A\*A + 1.48e+005 A + 5.41e+004  
Coef of Det (r^2) = 0.997 Curve Fit: Quadratic w(1/a^2)  
Method Name: C:\msdchem\1\methods\ECD5\_QUANTPEST\_201014.M  
Calibration Table Last Updated: Thu Oct 15 11:14:22 2020

Quantitation Report (Qedit)

Data Path : C:\msdchem\1\data\2020-10\0J14056\REQUANT\  
Data File : ECD5-10142022.D  
Signal(s) : Signal #1: ECD1A.CH Signal #2: ECD2B.CH  
Acq On : 14 Oct 2020 18:56  
Operator : MJB  
Sample : 0J14056-CALA  
Misc : A20J231, 9-42 0.5 ppb  
ALS Vial : 14 (Sig #1); 0 (Sig #2) Sample Multiplier: 1

Integration File signal 1: PEST1.e  
Integration File signal 2: PEST2.e  
Quant Time: Oct 15 10:42:47 2020  
Quant Method : C:\msdchem\1\methods\ECD5\_QUANTPEST\_201014.M  
Quant Title : Instrument: DualECD5  
QLast Update : Thu Oct 15 10:38:19 2020  
Response via : Initial Calibration  
Integrator: ChemStation 6890 Scale Mode: Small noise peaks clipped

Volume Inj. : 2uL  
Signal #1 Phase : Rtx-CLPesticides Signal #2 Phase: Rtx-CLPesticides2  
Signal #1 Info : 30m X 0.32mm X 0. Signal #2 Info : 30m X 0.32mm X 0.25um



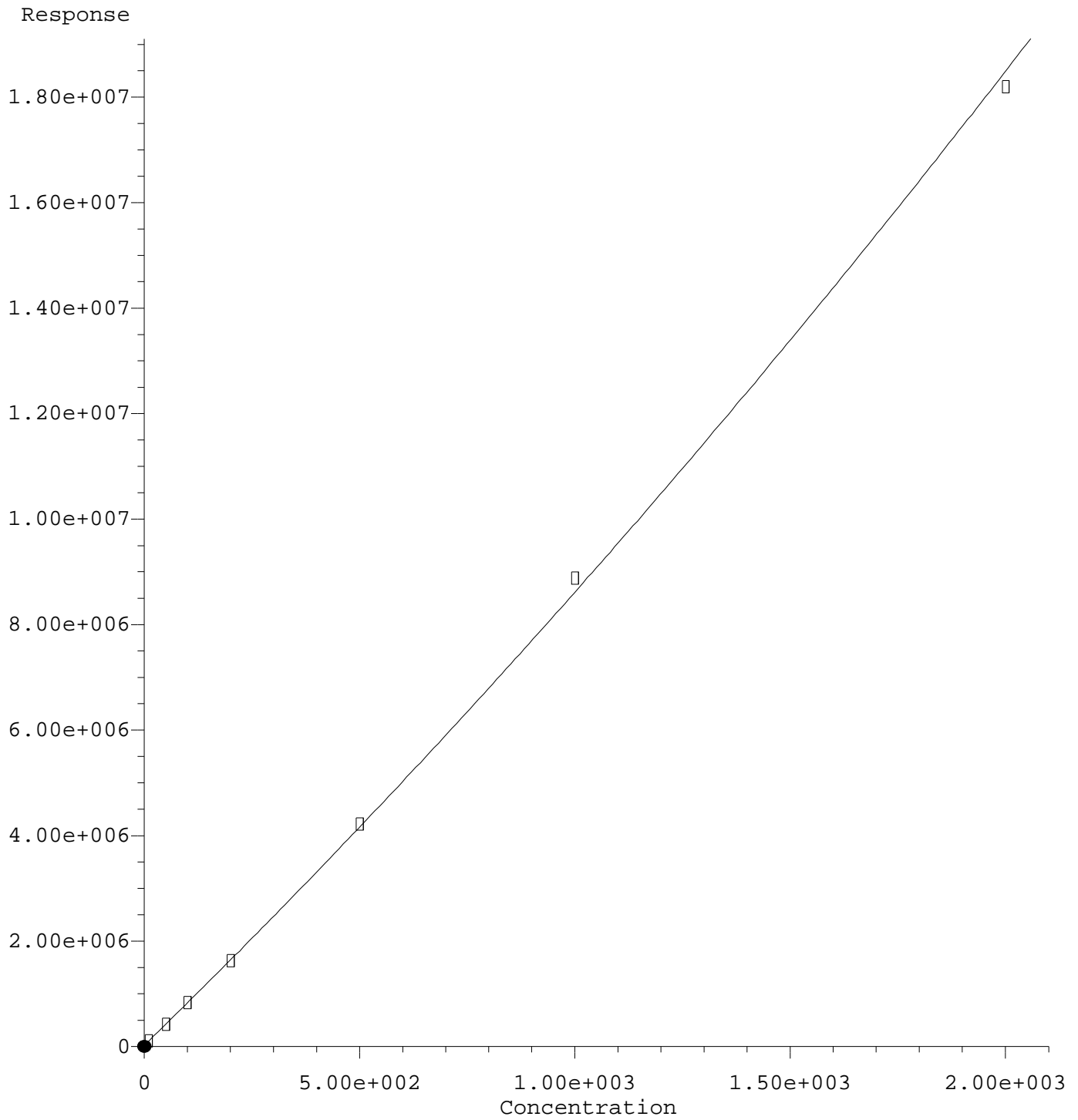
(31) Mirex  
8.852min -0.325 ng/mL m  
response 3470

MJB 10/15/20

(31) Mirex #2  
9.503min -0.351 ng/mL m  
response 2121



Chlordane (3) #2



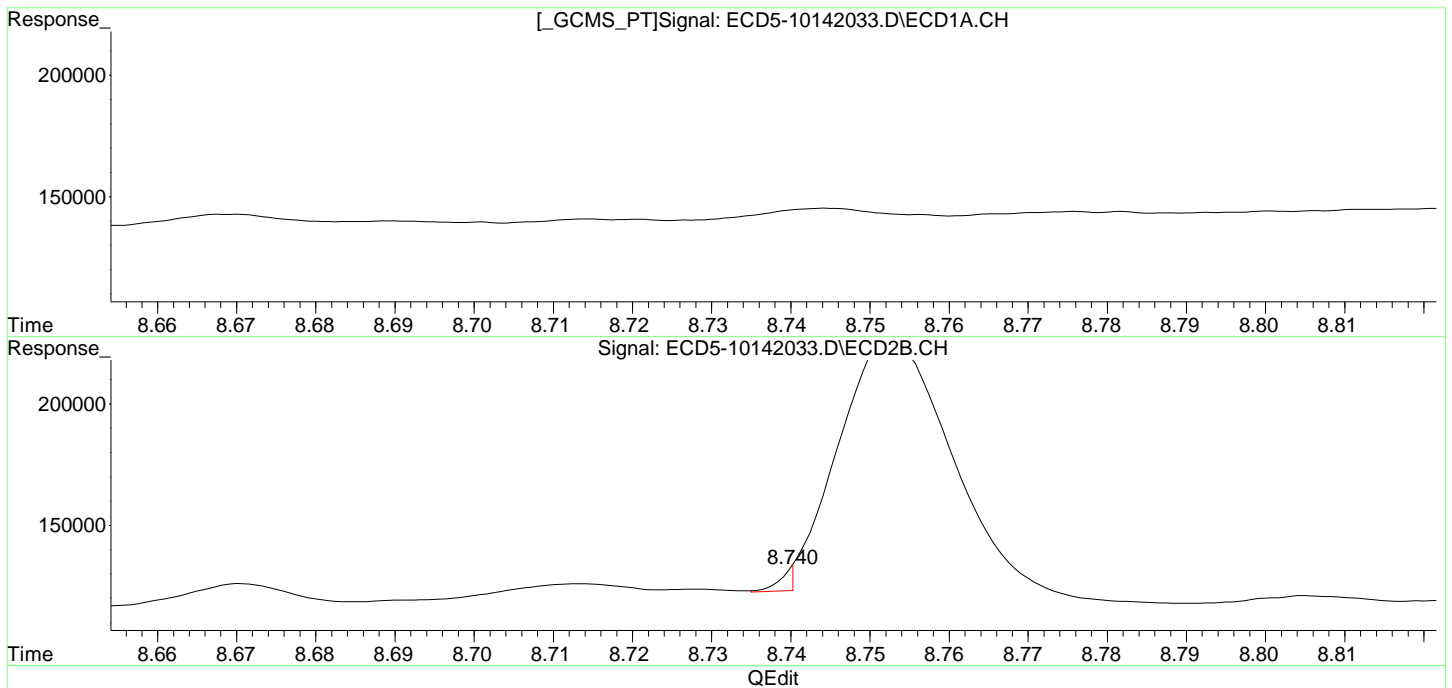
R = 6.46e-001 A\*A + 7.94e+003 A + 2.98e+004  
Coef of Det (r^2) = 1.000 Curve Fit: Quadratic w(1/a^2)  
Method Name: C:\msdchem\1\methods\ECD5\_QUANTPEST\_201014.M  
Calibration Table Last Updated: Thu Oct 15 11:14:22 2020

Quantitation Report (Qedit)

Data Path : C:\msdchem\1\data\2020-10\0J14056\REQUANT\  
Data File : ECD5-10142033.D  
Signal(s) : Signal #1: ECD1A.CH Signal #2: ECD2B.CH  
Acq On : 14 Oct 2020 22:05  
Operator : MJB  
Sample : 0J14056-CALJ  
Misc : A20J232, CHLOR 10 ppb  
ALS Vial : 24 (Sig #1); 0 (Sig #2) Sample Multiplier: 1

Integration File signal 1: PEST1.e  
Integration File signal 2: PEST2.e  
Quant Time: Oct 15 11:16:04 2020  
Quant Method : C:\msdchem\1\methods\ECD5\_QUANTPEST\_201014.M  
Quant Title : Instrument: DualECD5  
QLast Update : Thu Oct 15 11:11:37 2020  
Response via : Initial Calibration  
Integrator: ChemStation 6890 Scale Mode: Small noise peaks clipped

Volume Inj. : 2uL  
Signal #1 Phase : Rtx-CLPesticides Signal #2 Phase: Rtx-CLPesticides2  
Signal #1 Info : 30m X 0.32mm X 0. Signal #2 Info : 30m X 0.32mm X 0.25um

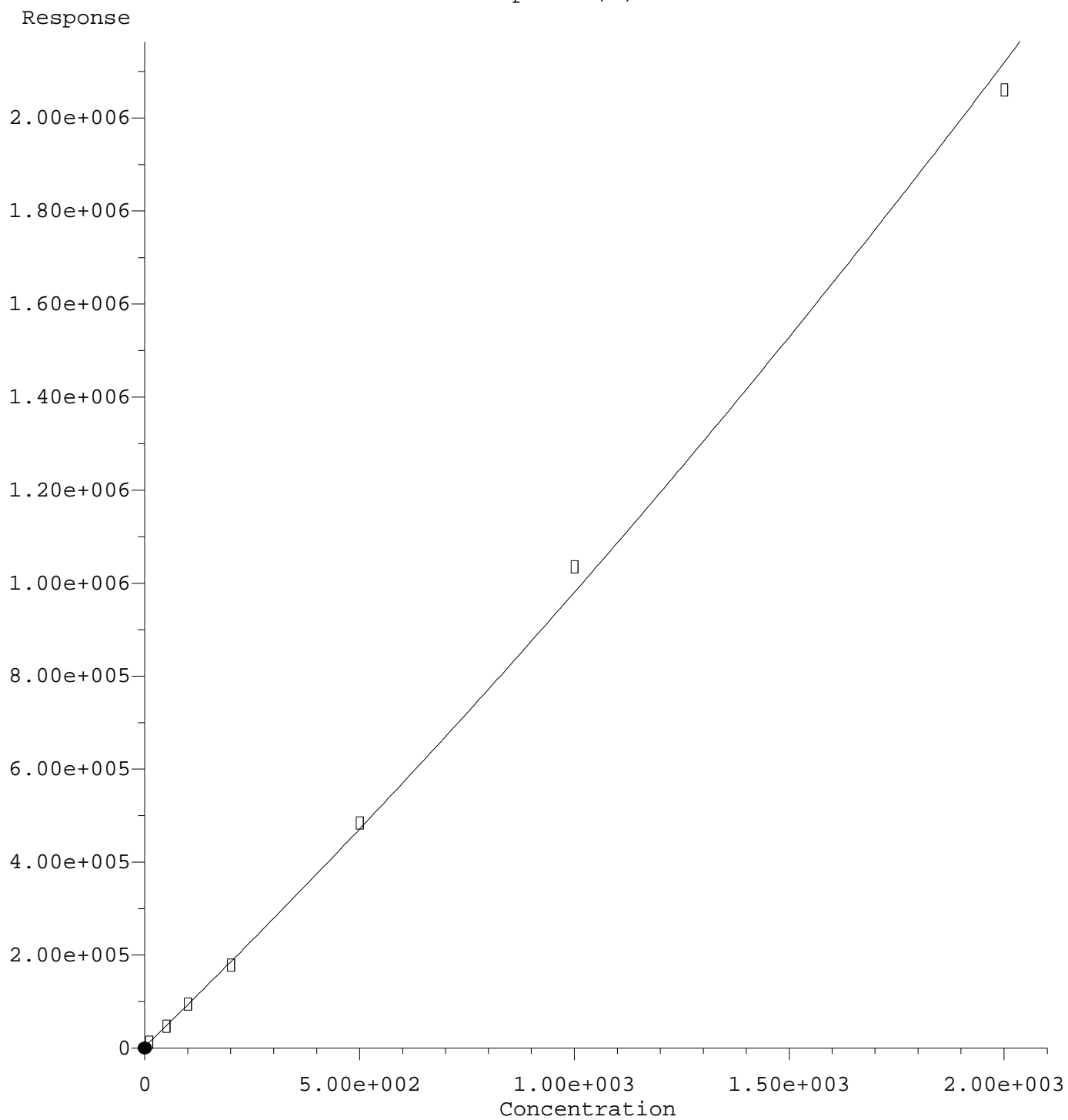


(34) Chlordane (3)  
8.287min 11.190 ng/mL  
response 90342

MJB 10/15/20

(34) Chlordane (3) #2  
8.740min -2.602 ng/mL m  
response 9152

Toxaphene (1)



$R = 8.10e-002 A^2 + 8.96e+002 A + 3.53e+003$

Coef of Det ( $r^2$ ) = 0.999 Curve Fit: Quadratic w( $1/a^2$ )

Method Name: C:\msdchem\1\methods\ECD5\_QUANTPEST\_201014.M

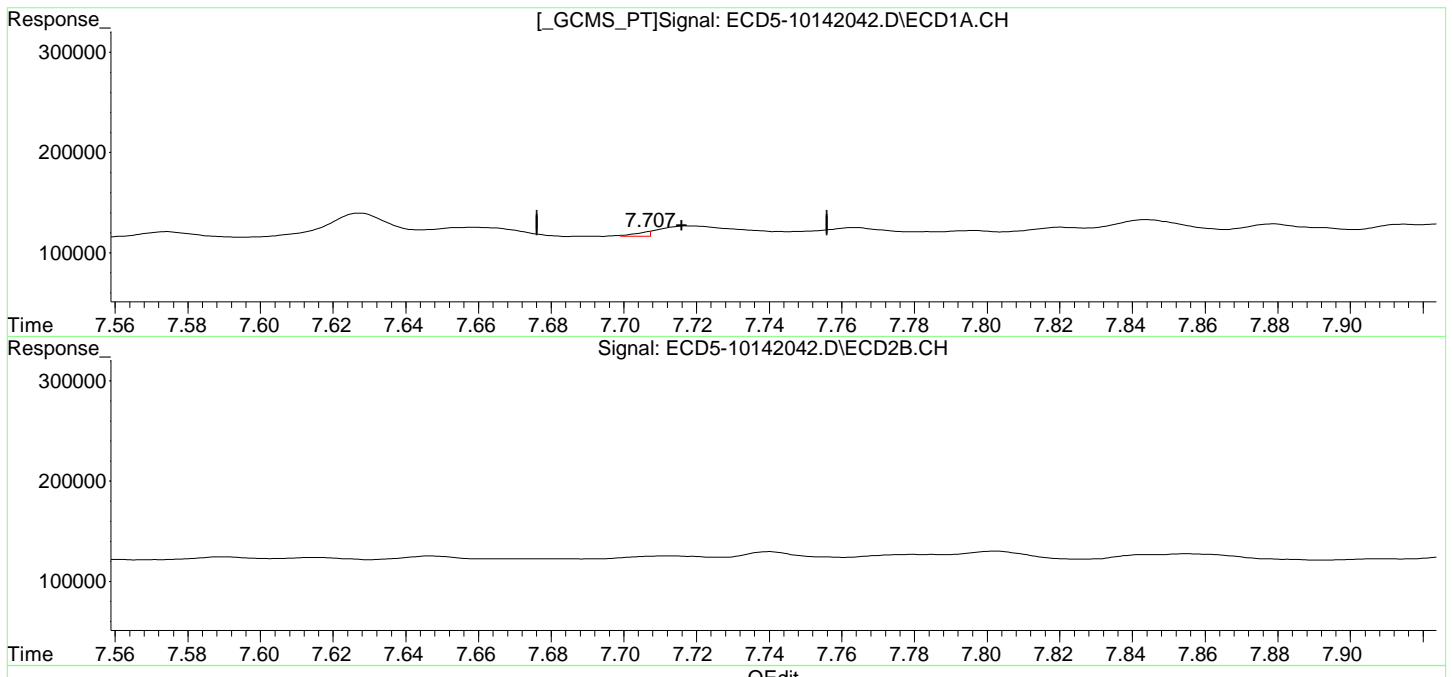
Calibration Table Last Updated: Thu Oct 15 11:14:22 2020

Quantitation Report (Qedit)

Data Path : C:\msdchem\1\data\2020-10\0J14056\REQUANT\  
Data File : ECD5-10142042.D  
Signal(s) : Signal #1: ECD1A.CH Signal #2: ECD2B.CH  
Acq On : 15 Oct 2020 0:41  
Operator : MJB  
Sample : 0J14056-CALQ  
Misc : A20J233, TOX 10 ppb  
ALS Vial : 32 (Sig #1); 0 (Sig #2) Sample Multiplier: 1

Integration File signal 1: PEST1.e  
Integration File signal 2: PEST2.e  
Quant Time: Oct 15 11:17:30 2020  
Quant Method : C:\msdchem\1\methods\ECD5\_QUANTPEST\_201014.M  
Quant Title : Instrument: DualECD5  
QLast Update : Thu Oct 15 11:11:37 2020  
Response via : Initial Calibration  
Integrator: ChemStation 6890 Scale Mode: Small noise peaks clipped

Volume Inj. : 2uL  
Signal #1 Phase : Rtx-CLPesticides Signal #2 Phase: Rtx-CLPesticides2  
Signal #1 Info : 30m X 0.32mm X 0. Signal #2 Info : 30m X 0.32mm X 0.25um



QEdit

(36) Toxaphene (1) 7.707min 0.901 ng/mL m response 4336	MJB 10/15/20
(36) Toxaphene (1) #2 8.327min 10.716 ng/mL response 29330	

Quantitation Report (Not Reviewed)

Data Path : C:\msdchem\1\data\2020-10\0J14056\  
 Data File : ECD5-10142010.D  
 Signal(s) : Signal #1: ECD1A.CH Signal #2: ECD2B.CH  
 Acq On : 14 Oct 2020 15:30  
 Operator : MJB  
 Sample : 0J14056-ICB1  
 Misc : A20J148  
 ALS Vial : 3 (Sig #1); 0 (Sig #2) Sample Multiplier: 1

MJB 10/15/20

Integration File signal 1: PEST1.e  
 Integration File signal 2: PEST2.e  
 Quant Time: Oct 15 12:15:38 2020  
 Quant Method : C:\msdchem\1\methods\ECD5\_QUANTPEST\_201014.M  
 Quant Title : Instrument: DualECD5  
 QLast Update : Thu Oct 15 11:11:37 2020  
 Response via : Initial Calibration  
 Integrator: ChemStation 6890 Scale Mode: Small noise peaks clipped

Volume Inj. : 2uL  
 Signal #1 Phase : Rtx-CLPesticides Signal #2 Phase: Rtx-CLPesticides2  
 Signal #1 Info : 30m X 0.32mm X 0. Signal #2 Info : 30m X 0.32mm X 0.25um

Compound	RT#1	RT#2	Resp#1	Resp#2	ng/mL	ng/mL
System Monitoring Compounds						
1) S TCMX (S)	5.588	5.874	22356860	28904371	92.133	93.318
22) S DCBP (S)	9.807	10.368	15118556	15023156	93.116	94.804
Target Compounds						
2) a-BHC	6.134	0.000	5530	0	0.018	N.D. #
3) g-BHC	0.000	0.000	0	0	N.D.	N.D.
4) b-BHC	0.000	0.000	0	0	N.D.	N.D.
5) Heptachlor	0.000	0.000	0	0	N.D.	N.D.
6) d-BHC	6.664	7.100	6745	8527	0.025	BelowCal #
7) Aldrin	0.000	7.454f	0	25918	N.D.	0.085 #
8) Heptachlo...	0.000	0.000	0	0	N.D.	N.D.
9) trans-Chl...	7.621	8.008	23496	6437	0.092	0.023 #
10) cis-Chlor...	7.708f	0.000	1872	0	0.008	N.D. #
11) Endosulfa...	7.847	0.000	1287	0	0.006	N.D. #
12) 4,4'-DDE	7.790	0.000	1596	0	0.006	N.D. #
13) Dieldrin	7.988	0.000	2613	0	0.010	N.D. #
14) Endrin	8.150f	0.000	8699	0	0.047	N.D. #
15) 4,4'-DDD	0.000	0.000	0	0	N.D.	N.D.
16) Endosulfa...	8.340	8.718	12337	8082	0.059	0.035 #
17) 4,4'-DDT	8.393	0.000	8961	0	0.045	N.D. #
18) Endrin Al...	<del>8.635</del>	8.952	<del>28536</del>	20605	<del>6021.079</del>	BelowCal #
19) Endosulfa...	8.938	9.145	18987	19573	BelowCal	BelowCal
20) Methoxychlor	0.000	0.000	0	0	N.D.	N.D.
21) Endrin Ke...	9.140	9.535	9023	10535	0.037	0.042
23) Hexachlor...	0.000	0.000	0	0	N.D.	N.D.
24) Hexachlor...	5.974	0.000	44076	0	BelowCal	N.D.
25) Oxychlorane	0.000	0.000	0	0	N.D.	N.D.
26) 2,4'-DDE	0.000	8.008f	0	6437	N.D.	0.033 #

Quantitation Report (Not Reviewed)

Data Path : C:\msdchem\1\data\2020-10\0J14056\  
 Data File : ECD5-10142010.D  
 Signal(s) : Signal #1: ECD1A.CH Signal #2: ECD2B.CH  
 Acq On : 14 Oct 2020 15:30  
 Operator : MJB  
 Sample : 0J14056-ICB1  
 Misc : A20J148  
 ALS Vial : 3 (Sig #1); 0 (Sig #2) Sample Multiplier: 1

Integration File signal 1: PEST1.e  
 Integration File signal 2: PEST2.e  
 Quant Time: Oct 15 12:15:38 2020  
 Quant Method : C:\msdchem\1\methods\ECD5\_QUANTPEST\_201014.M  
 Quant Title : Instrument: DualECD5  
 QLast Update : Thu Oct 15 11:11:37 2020  
 Response via : Initial Calibration  
 Integrator: ChemStation 6890 Scale Mode: Small noise peaks clipped

Volume Inj. : 2uL  
 Signal #1 Phase : Rtx-CLPesticides Signal #2 Phase: Rtx-CLPesticides2  
 Signal #1 Info : 30m X 0.32mm X 0. Signal #2 Info : 30m X 0.32mm X 0.25um

	Compound	RT#1	RT#2	Resp#1	Resp#2	ng/mL	ng/mL
27)	trans-Non...	7.708	0.000	1872	0	BelowCal	N.D.
28)	2,4'-DDD	0.000	0.000	0	0	N.D.	N.D.
29)	2,4'-DDT	8.107	0.000	2067	0	BelowCal	N.D.
30)	cis-Nonac...	0.000	0.000	0	0	N.D.	N.D.
31)	Mirex	8.857	9.535	5716	10535	BelowCal	BelowCal
32)	Chlordane...	7.621	8.008	23496	6437	0.857	0.182 #
33)	Chlordane...	7.708	0.000	1872	0	0.067	N.D. #
34)	Chlordane...	8.280	8.755	6722	49078	0.833	2.426 #
35)	Chlordane...	3.937	3.899	68307	65369	NoCal	NoCal
36)	Toxaphene...	7.708	0.000	1872	0	BelowCal	N.D.
37)	Toxaphene...	8.036f	0.000	1570	0	0.723	N.D. #
38)	Toxaphene...	8.340	8.718	12337	8082	2.855	1.695 #
39)	Toxaphene...	8.582	8.755f	36799	49078	8.158	6.188
40)	Toxaphene...	0.000	8.952	0	20605	N.D.	4.311 #
41)	Toxaphene...	8.857	0.000	5716	0	1.390	N.D. #
42)	Toxaphene...	3.937	3.899f	68307	65369	NoCal	NoCal

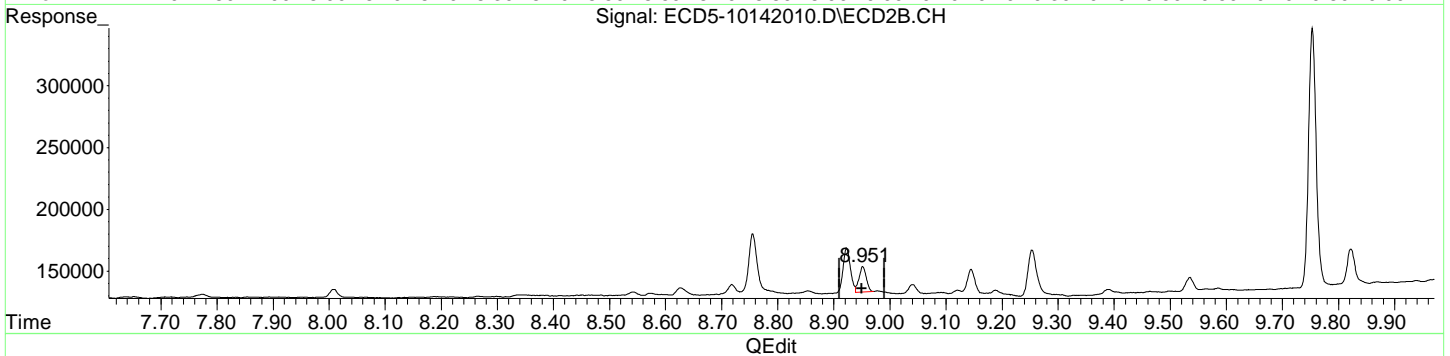
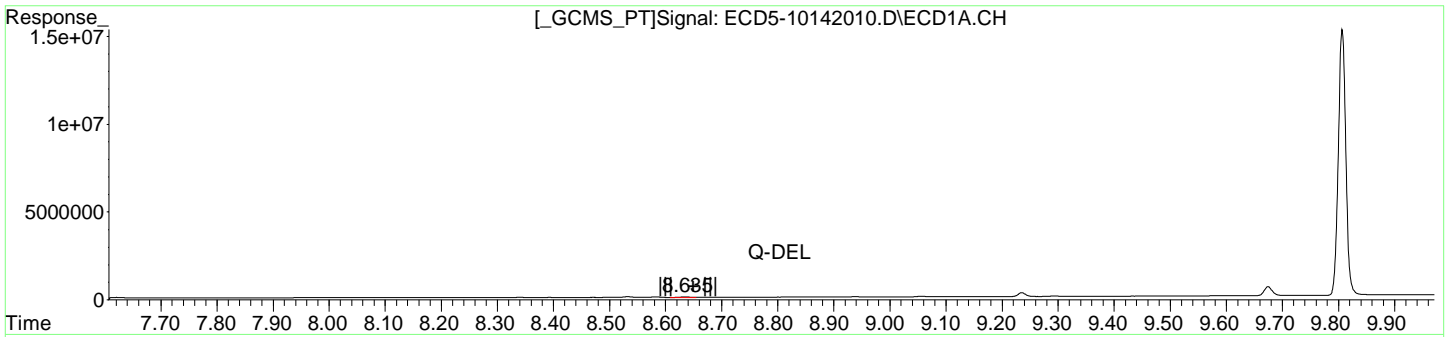
(f)=RT Delta > 1/2 Window (#)=Amounts differ by > 25% (m)=manual int.

Quantitation Report (Qedit)

Data Path : C:\msdchem\1\data\2020-10\0J14056\  
Data File : ECD5-10142010.D  
Signal(s) : Signal #1: ECD1A.CH Signal #2: ECD2B.CH  
Acq On : 14 Oct 2020 15:30  
Operator : MJB  
Sample : 0J14056-ICB1  
Misc : A20J148  
ALS Vial : 3 (Sig #1); 0 (Sig #2) Sample Multiplier: 1

Integration File signal 1: PEST1.e  
Integration File signal 2: PEST2.e  
Quant Time: Oct 15 12:15:38 2020  
Quant Method : C:\msdchem\1\methods\ECD5\_QUANTPEST\_201014.M  
Quant Title : Instrument: DualECD5  
QLast Update : Thu Oct 15 11:11:37 2020  
Response via : Initial Calibration  
Integrator: ChemStation 6890 Scale Mode: Small noise peaks clipped

Volume Inj. : 2uL  
Signal #1 Phase : Rtx-CLPesticides Signal #2 Phase: Rtx-CLPesticides2  
Signal #1 Info : 30m X 0.32mm X 0. Signal #2 Info : 30m X 0.32mm X 0.25um



(18) Endrin Aldehyde  
~~8.635min - 6024.079 ng/mL~~  
response 28536

MJB 10/15/20

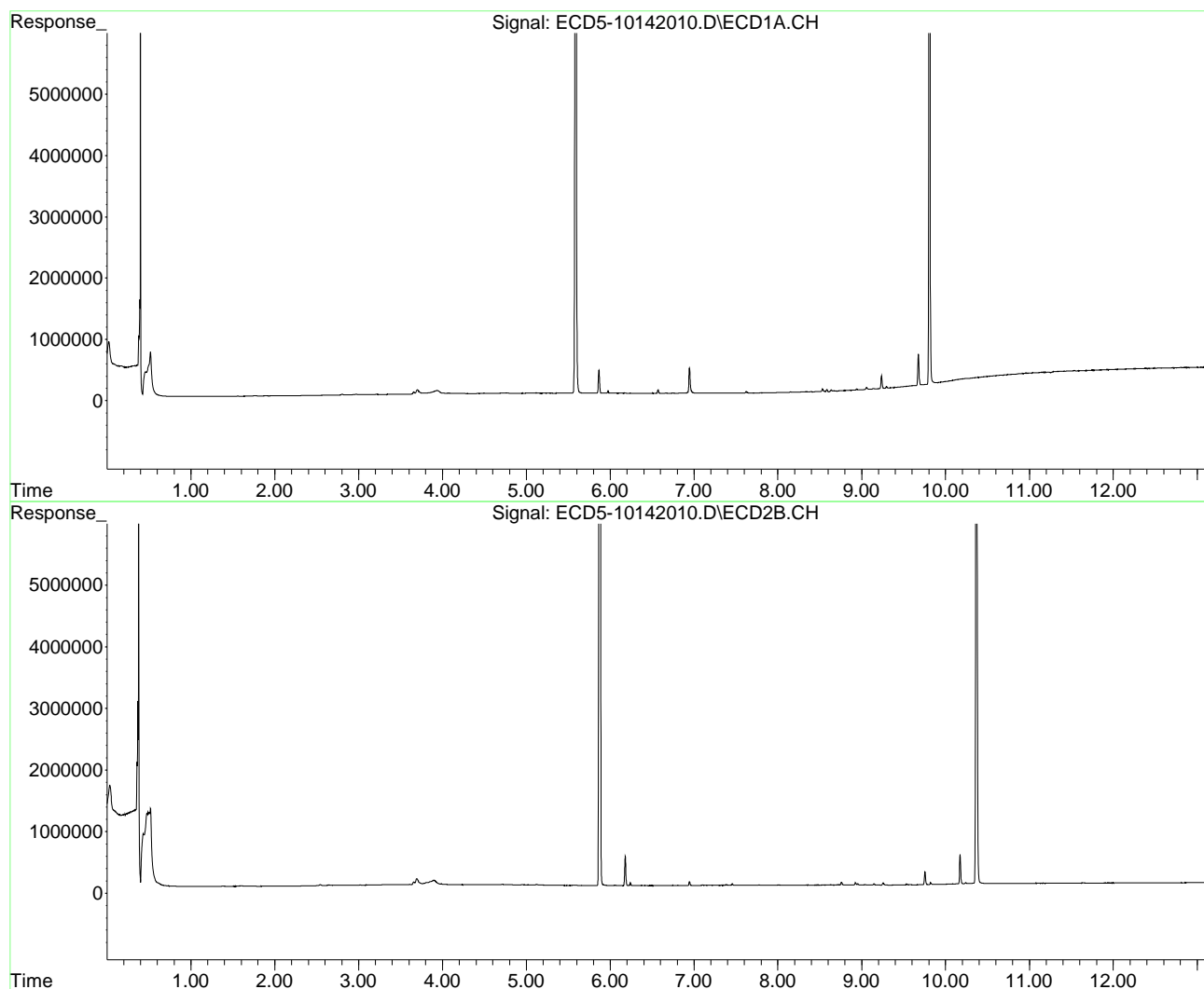
(18) Endrin Aldehyde #2  
8.952min -0.227 ng/mL  
response 20605

Quantitation Report (Not Reviewed)

Data Path : C:\msdchem\1\data\2020-10\0J14056\  
Data File : ECD5-10142010.D  
Signal(s) : Signal #1: ECD1A.CH Signal #2: ECD2B.CH  
Acq On : 14 Oct 2020 15:30  
Operator : MJB  
Sample : 0J14056-ICB1  
Misc : A20J148  
ALS Vial : 3 (Sig #1); 0 (Sig #2) Sample Multiplier: 1

Integration File signal 1: PEST1.e  
Integration File signal 2: PEST2.e  
Quant Time: Oct 15 12:15:38 2020  
Quant Method : C:\msdchem\1\methods\ECD5\_QUANTPEST\_201014.M  
Quant Title : Instrument: DualECD5  
QLast Update : Thu Oct 15 11:11:37 2020  
Response via : Initial Calibration  
Integrator: ChemStation 6890 Scale Mode: Small noise peaks clipped

Volume Inj. : 2uL  
Signal #1 Phase : Rtx-CLPesticides Signal #2 Phase: Rtx-CLPesticides2  
Signal #1 Info : 30m X 0.32mm X 0. Signal #2 Info : 30m X 0.32mm X 0.25um





Quantitation Report (Not Reviewed)

Data Path : C:\msdchem\1\data\2020-10\0J14056\  
 Data File : ECD5-10142020.D  
 Signal(s) : Signal #1: ECD1A.CH Signal #2: ECD2B.CH  
 Acq On : 14 Oct 2020 18:22  
 Operator : MJB  
 Sample : 0J14056-IBL1  
 Misc : Instrument Blank  
 ALS Vial : 1 (Sig #1); 0 (Sig #2) Sample Multiplier: 1

CLEAN

MJB 10/15/20

Integration File signal 1: PEST1.e  
 Integration File signal 2: PEST2.e  
 Quant Time: Oct 15 12:17:25 2020  
 Quant Method : C:\msdchem\1\methods\ECD5\_QUANTPEST\_201014.M  
 Quant Title : Instrument: DualECD5  
 QLast Update : Thu Oct 15 11:11:37 2020  
 Response via : Initial Calibration  
 Integrator: ChemStation 6890 Scale Mode: Small noise peaks clipped

Volume Inj. : 2uL  
 Signal #1 Phase : Rtx-CLPesticides Signal #2 Phase: Rtx-CLPesticides2  
 Signal #1 Info : 30m X 0.32mm X 0. Signal #2 Info : 30m X 0.32mm X 0.25um

Compound	RT#1	RT#2	Resp#1	Resp#2	ng/mL	ng/mL	
-----							
System Monitoring Compounds							
1) S TCMX (S)	0.000	0.000	0	0	N.D.	N.D.	
22) S DCBP (S)	0.000	10.366	0	4922	N.D.	BelowCal	
Target Compounds							
2) a-BHC	6.143	0.000	3268	0	0.011	N.D.	#
3) g-BHC	6.463f	0.000	5817	0	0.022	N.D.	#
4) b-BHC	0.000	0.000	0	0	N.D.	N.D.	
5) Heptachlor	0.000	0.000	0	0	N.D.	N.D.	
6) d-BHC	6.665	7.100	7553	8488	0.028	BelowCal	#
7) Aldrin	7.045f	0.000	5997	0	0.023	N.D.	#
8) Heptachlo...	7.541	0.000	1598	0	0.007	N.D.	#
9) trans-Chl...	7.593f	0.000	5470	0	0.022	N.D.	#
10) cis-Chlor...	7.733	0.000	785	0	0.003	N.D.	#
11) Endosulfa...	7.850	0.000	1727	0	0.008	N.D.	#
12) 4,4'-DDE	7.782	0.000	639	0	0.002	N.D.	#
13) Dieldrin	0.000	0.000	0	0	N.D.	N.D.	
14) Endrin	8.162	0.000	5002	0	0.027	N.D.	#
15) 4,4'-DDD	0.000	8.634f	0	5460	N.D.	0.023	#
16) Endosulfa...	8.342	8.718	7874	7136	0.038	0.031	
17) 4,4'-DDT	8.398	0.000	2051	0	0.010	N.D.	#
18) Endrin Al...	8.635	8.952	36815	39993	6021.036	BelowCal	#
19) Endosulfa...	8.938	9.145	15975	20514	BelowCal	BelowCal	
20) Methoxychlor	8.746	0.000	1054	0	BelowCal	N.D.	
21) Endrin Ke...	9.140	9.536	9845	17599	0.040	0.071	#
23) Hexachlor...	0.000	0.000	0	0	N.D.	N.D.	
24) Hexachlor...	0.000	0.000	0	0	N.D.	N.D.	
25) Oxychlorane	0.000	0.000	0	0	N.D.	N.D.	
26) 2,4'-DDE	7.541	0.000	1598	0	20649.389	N.D.	#

Quantitation Report (Not Reviewed)

Data Path : C:\msdchem\1\data\2020-10\0J14056\  
 Data File : ECD5-10142020.D  
 Signal(s) : Signal #1: ECD1A.CH Signal #2: ECD2B.CH  
 Acq On : 14 Oct 2020 18:22  
 Operator : MJB  
 Sample : 0J14056-IBL1  
 Misc : Instrument Blank  
 ALS Vial : 1 (Sig #1); 0 (Sig #2) Sample Multiplier: 1

Integration File signal 1: PEST1.e  
 Integration File signal 2: PEST2.e  
 Quant Time: Oct 15 12:17:25 2020  
 Quant Method : C:\msdchem\1\methods\ECD5\_QUANTPEST\_201014.M  
 Quant Title : Instrument: DualECD5  
 QLast Update : Thu Oct 15 11:11:37 2020  
 Response via : Initial Calibration  
 Integrator: ChemStation 6890 Scale Mode: Small noise peaks clipped

Volume Inj. : 2uL  
 Signal #1 Phase : Rtx-CLPesticides Signal #2 Phase: Rtx-CLPesticides2  
 Signal #1 Info : 30m X 0.32mm X 0. Signal #2 Info : 30m X 0.32mm X 0.25um

	Compound	RT#1	RT#2	Resp#1	Resp#2	ng/mL	ng/mL
27)	trans-Non...	7.733	0.000	785	0	BelowCal	N.D.
28)	2,4'-DDD	0.000	0.000	0	0	N.D.	N.D.
29)	2,4'-DDT	8.089	0.000	3035	0	BelowCal	N.D.
30)	cis-Nonac...	8.162f	8.634	5002	5460	BelowCal	BelowCal
31)	Mirex	0.000	9.536	0	17599	N.D.	BelowCal
32)	Chlordane...	0.000	0.000	0	0	N.D.	N.D.
33)	Chlordane...	7.733	0.000	785	0	0.028	N.D. #
34)	Chlordane...	0.000	8.758	0	41542	N.D.	1.478 #
35)	Chlordane...	3.959f	3.917	36511	34442	NoCal	NoCal
36)	Toxaphene...	7.733	0.000	785	0	BelowCal	N.D.
37)	Toxaphene...	0.000	0.000	0	0	N.D.	N.D.
38)	Toxaphene...	8.342	8.718	7874	7136	1.822	1.496
39)	Toxaphene...	8.588	8.758	4270	41542	0.947	5.238 #
40)	Toxaphene...	0.000	8.952	0	39993	N.D.	8.368 #
41)	Toxaphene...	0.000	0.000	0	0	N.D.	N.D.
42)	Toxaphene...	3.959f	3.917	36511	34442	NoCal	NoCal

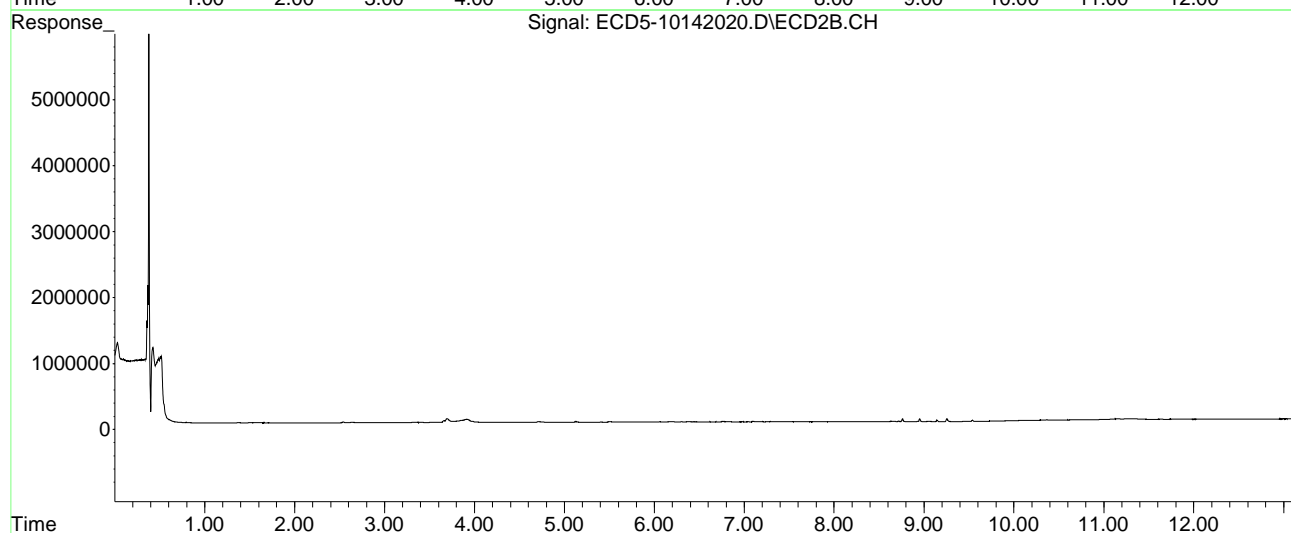
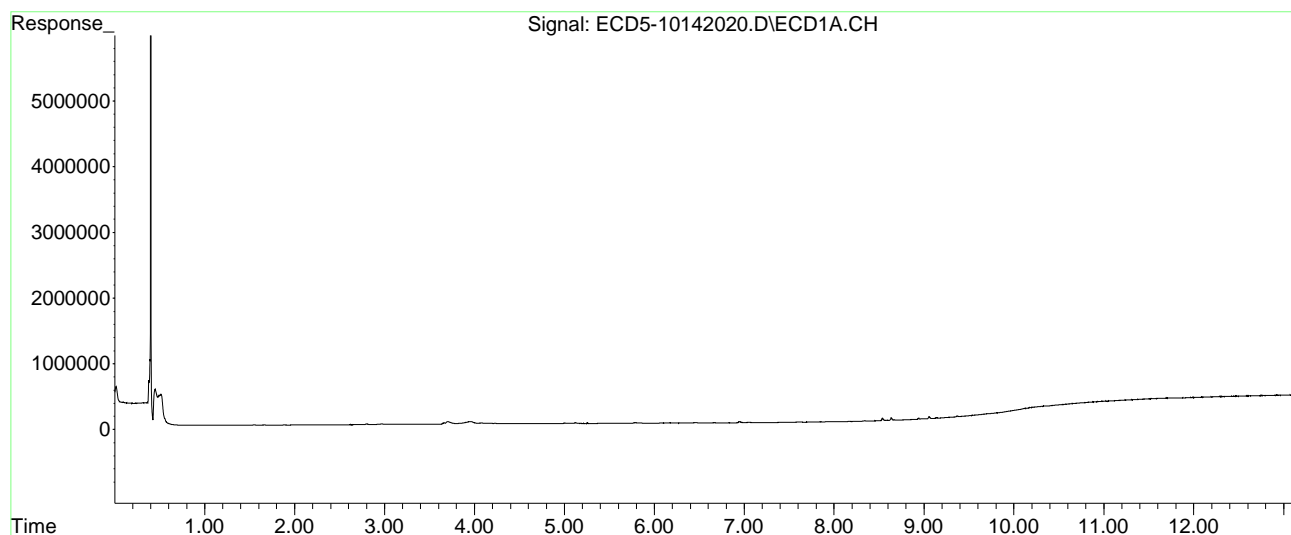
(f)=RT Delta > 1/2 Window (#)=Amounts differ by > 25% (m)=manual int.

Quantitation Report (Not Reviewed)

Data Path : C:\msdchem\1\data\2020-10\0J14056\  
Data File : ECD5-10142020.D  
Signal(s) : Signal #1: ECD1A.CH Signal #2: ECD2B.CH  
Acq On : 14 Oct 2020 18:22  
Operator : MJB  
Sample : 0J14056-IBL1  
Misc : Instrument Blank  
ALS Vial : 1 (Sig #1); 0 (Sig #2) Sample Multiplier: 1

Integration File signal 1: PEST1.e  
Integration File signal 2: PEST2.e  
Quant Time: Oct 15 12:17:25 2020  
Quant Method : C:\msdchem\1\methods\ECD5\_QUANTPEST\_201014.M  
Quant Title : Instrument: DualECD5  
QLast Update : Thu Oct 15 11:11:37 2020  
Response via : Initial Calibration  
Integrator: ChemStation 6890 Scale Mode: Small noise peaks clipped

Volume Inj. : 2uL  
Signal #1 Phase : Rtx-CLPesticides Signal #2 Phase: Rtx-CLPesticides2  
Signal #1 Info : 30m X 0.32mm X 0. Signal #2 Info : 30m X 0.32mm X 0.25um



Quantitation Report (Not Reviewed)

Data Path : C:\msdchem\1\data\2020-10\0J14056\  
 Data File : ECD5-10142021.D  
 Signal(s) : Signal #1: ECD1A.CH Signal #2: ECD2B.CH  
 Acq On : 14 Oct 2020 18:39  
 Operator : MJB  
 Sample : 0J14056-ICV1  
 Misc : A20I130, AB 50 ppb  
 ALS Vial : 13 (Sig #1); 0 (Sig #2) Sample Multiplier: 1

MJB 10/15/20

Integration File signal 1: PEST1.e  
 Integration File signal 2: PEST2.e  
 Quant Time: Oct 15 12:17:38 2020  
 Quant Method : C:\msdchem\1\methods\ECD5\_QUANTPEST\_201014.M  
 Quant Title : Instrument: DualECD5  
 QLast Update : Thu Oct 15 11:11:37 2020  
 Response via : Initial Calibration  
 Integrator: ChemStation 6890 Scale Mode: Small noise peaks clipped

Volume Inj. : 2uL  
 Signal #1 Phase : Rtx-CLPesticides Signal #2 Phase: Rtx-CLPesticides2  
 Signal #1 Info : 30m X 0.32mm X 0. Signal #2 Info : 30m X 0.32mm X 0.25um

Compound	RT#1	RT#2	Resp#1	Resp#2	ng/mL	ng/mL
-----						
System Monitoring Compounds						
1) S TCMX (S)	5.585	5.871	11338398	14733952	46.726	47.569
22) S DCBP (S)	9.805	10.366	7858960	7532882	48.528	48.965
Target Compounds						
2) a-BHC	6.138	6.467	15020058	20133389	48.291	51.065
3) g-BHC	6.426	6.783	12830672	16580506	48.621	49.611
4) b-BHC	6.507	6.851	5309433	6960268	47.240	45.873
5) Heptachlor	6.828	7.157	11688278	13879575	46.165	49.075
6) d-BHC	6.661	7.098	12813872	16831576	46.818	51.299
7) Aldrin	7.071	7.420	13108692	15719509	49.406	51.559
8) Heptachlo...	7.540	7.854	11247347	13181825	46.059	48.326
9) trans-Chl...	7.632	7.993	11964884	13814464	47.088	48.849
10) cis-Chlor...	7.729	8.100	11295269	13175398	46.459	49.107
11) Endosulfa...	7.834	8.149	10661147	12285122	46.635	48.614
12) 4,4'-DDE	7.780	8.202	12377340	14719358	47.634	50.466
13) Dieldrin	8.007	8.347	11962267	13695344	47.409	48.681
14) Endrin	8.176	8.569	8286980	9108981	44.939	46.631
15) 4,4'-DDD	8.209	8.614	10373170	11517384	47.488	49.317
16) Endosulfa...	8.337	8.716	9525270	11152203	45.705	48.573
17) 4,4'-DDT	8.405	8.838	9310922	9632241	46.669	50.582
18) Endrin Al...	8.632	8.950	9684490	10886188	50.544	52.161
19) Endosulfa...	8.937	9.143	9382131	10693779	49.962	51.076
20) Methoxychlor	8.740	9.305	4713235	4507263	48.142	46.619
21) Endrin Ke...	9.138	9.531	11289442	12241555	46.112	49.267
23) Hexachlor...	0.000	0.000	0	0	N.D.	N.D.
24) Hexachlor...	5.971	0.000	26939	0	BelowCal	N.D.
25) Oxychlorane	0.000	7.774	0	18526	N.D.	0.077 #
26) 2,4'-DDE	7.540	7.993	11247347	13814464	72.754	71.211

Quantitation Report (Not Reviewed)

Data Path : C:\msdchem\1\data\2020-10\0J14056\  
 Data File : ECD5-10142021.D  
 Signal(s) : Signal #1: ECD1A.CH Signal #2: ECD2B.CH  
 Acq On : 14 Oct 2020 18:39  
 Operator : MJB  
 Sample : 0J14056-ICV1  
 Misc : A20I130, AB 50 ppb  
 ALS Vial : 13 (Sig #1); 0 (Sig #2) Sample Multiplier: 1

Integration File signal 1: PEST1.e  
 Integration File signal 2: PEST2.e  
 Quant Time: Oct 15 12:17:38 2020  
 Quant Method : C:\msdchem\1\methods\ECD5\_QUANTPEST\_201014.M  
 Quant Title : Instrument: DualECD5  
 QLast Update : Thu Oct 15 11:11:37 2020  
 Response via : Initial Calibration  
 Integrator: ChemStation 6890 Scale Mode: Small noise peaks clipped

Volume Inj. : 2uL  
 Signal #1 Phase : Rtx-CLPesticides Signal #2 Phase: Rtx-CLPesticides2  
 Signal #1 Info : 30m X 0.32mm X 0. Signal #2 Info : 30m X 0.32mm X 0.25um

	Compound	RT#1	RT#2	Resp#1	Resp#2	ng/mL	ng/mL	
27)	trans-Non...	7.729	8.058	11295269	37965	50.209	0.136	#
28)	2,4'-DDD	7.923	8.347	53398	13695344	0.151	85.617	#
29)	2,4'-DDT	8.089	8.569	55544	9108981	0.166	60.793	#
30)	cis-Nonac...	8.209	8.614	10373170	11517384	42.745	41.991	
31)	Mirex	8.890f	9.531	39653	12241555	BelowCal	77.327	
32)	Chlordane...	7.632	7.993	11964884	13814464	436.646	389.894	
33)	Chlordane...	7.729	8.100	11295269	13175398	404.109	456.515	
34)	Chlordane...	0.000	8.755	0	63454	N.D.	4.235	#
35)	Chlordane...	3.957f	3.911	31888	33893	NoCal	NoCal	
36)	Toxaphene...	7.729	8.347	11295269	13695344	7507.679	5003.755	#
37)	Toxaphene...	8.007	0.000	11962267	0	5508.003	N.D.	#
38)	Toxaphene...	8.337	8.716	9525270	11152203	2204.126	2338.386	
39)	Toxaphene...	8.557	8.792	237368	49219	52.623	6.206	#
40)	Toxaphene...	0.000	8.950	0	10886188	N.D.	2277.689	#
41)	Toxaphene...	8.890	9.305	39653	4507263	9.640	959.603	#
42)	Toxaphene...	3.957f	3.911	31888	33893	NoCal	NoCal	

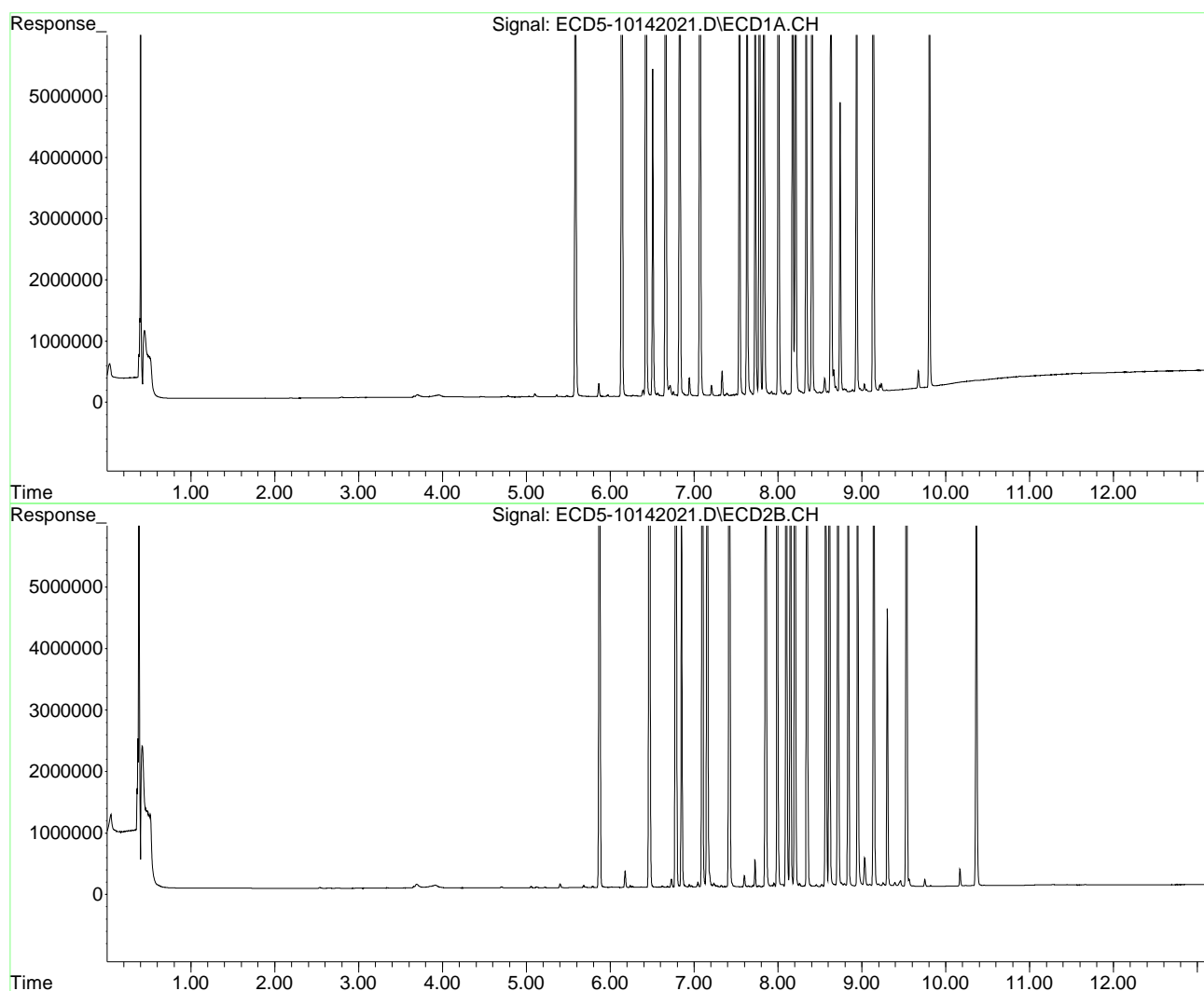
(f)=RT Delta > 1/2 Window (#)=Amounts differ by > 25% (m)=manual int.

Quantitation Report (Not Reviewed)

Data Path : C:\msdchem\1\data\2020-10\0J14056\  
Data File : ECD5-10142021.D  
Signal(s) : Signal #1: ECD1A.CH Signal #2: ECD2B.CH  
Acq On : 14 Oct 2020 18:39  
Operator : MJB  
Sample : 0J14056-ICV1  
Misc : A20I130, AB 50 ppb  
ALS Vial : 13 (Sig #1); 0 (Sig #2) Sample Multiplier: 1

Integration File signal 1: PEST1.e  
Integration File signal 2: PEST2.e  
Quant Time: Oct 15 12:17:38 2020  
Quant Method : C:\msdchem\1\methods\ECD5\_QUANTPEST\_201014.M  
Quant Title : Instrument: DualECD5  
QLast Update : Thu Oct 15 11:11:37 2020  
Response via : Initial Calibration  
Integrator: ChemStation 6890 Scale Mode: Small noise peaks clipped

Volume Inj. : 2uL  
Signal #1 Phase : Rtx-CLPesticides Signal #2 Phase: Rtx-CLPesticides2  
Signal #1 Info : 30m X 0.32mm X 0. Signal #2 Info : 30m X 0.32mm X 0.25um



Quantitation Report (Not Reviewed)

Data Path : C:\msdchem\1\data\2020-10\0J14056\  
 Data File : ECD5-10142031.D  
 Signal(s) : Signal #1: ECD1A.CH Signal #2: ECD2B.CH  
 Acq On : 14 Oct 2020 21:30  
 Operator : MJB  
 Sample : 0J14056-IBL2  
 Misc : Instrument Blank  
 ALS Vial : 1 (Sig #1); 0 (Sig #2) Sample Multiplier: 1

CLEAN

MJB 10/15/20

Integration File signal 1: PEST1.e  
 Integration File signal 2: PEST2.e  
 Quant Time: Oct 15 12:24:52 2020  
 Quant Method : C:\msdchem\1\methods\ECD5\_QUANTPEST\_201014.M  
 Quant Title : Instrument: DualECD5  
 QLast Update : Thu Oct 15 11:11:37 2020  
 Response via : Initial Calibration  
 Integrator: ChemStation 6890 Scale Mode: Small noise peaks clipped

Volume Inj. : 2uL  
 Signal #1 Phase : Rtx-CLPesticides Signal #2 Phase: Rtx-CLPesticides2  
 Signal #1 Info : 30m X 0.32mm X 0. Signal #2 Info : 30m X 0.32mm X 0.25um

Compound	RT#1	RT#2	Resp#1	Resp#2	ng/mL	ng/mL
-----						
System Monitoring Compounds						
1) S TCMX (S)	0.000	0.000	0	0	N.D.	N.D.
22) S DCBP (S)	0.000	0.000	0	0	N.D.	N.D.
Target Compounds						
2) a-BHC	6.118	0.000	2753	0	0.009	N.D. #
3) g-BHC	6.464f	6.757f	9806	6059	0.037	0.018 #
4) b-BHC	6.514	0.000	6521	0	5685.378	N.D. #
5) Heptachlor	0.000	0.000	0	0	N.D.	N.D.
6) d-BHC	6.666	7.099	11603	6915	0.042	BelowCal #
7) Aldrin	0.000	0.000	0	0	N.D.	N.D.
8) Heptachlo...	0.000	0.000	0	0	N.D.	N.D.
9) trans-Chl...	0.000	0.000	0	0	N.D.	N.D.
10) cis-Chlor...	7.719	0.000	765	0	0.003	N.D. #
11) Endosulfa...	7.856f	0.000	938	0	0.004	N.D. #
12) 4,4'-DDE	0.000	0.000	0	0	N.D.	N.D.
13) Dieldrin	0.000	0.000	0	0	N.D.	N.D.
14) Endrin	8.171	0.000	2336	0	0.013	N.D. #
15) 4,4'-DDD	8.171f	0.000	2336	0	0.011	N.D. #
16) Endosulfa...	8.343	8.718	4869	5509	0.023	0.024
17) 4,4'-DDT	0.000	0.000	0	0	N.D.	N.D.
18) Endrin Al...	8.636	8.950	13496	15566	6021.157	BelowCal #
19) Endosulfa...	8.939	9.144	11265	14156	BelowCal	BelowCal
20) Methoxychlor	0.000	0.000	0	0	N.D.	N.D.
21) Endrin Ke...	9.141	9.534	7487	14278	0.031	0.057 #
23) Hexachlor...	0.000	0.000	0	0	N.D.	N.D.
24) Hexachlor...	5.973	6.370f	1457	4660	BelowCal	BelowCal
25) Oxychlorane	0.000	0.000	0	0	N.D.	N.D.
26) 2,4'-DDE	0.000	0.000	0	0	N.D.	N.D.

Quantitation Report (Not Reviewed)

Data Path : C:\msdchem\1\data\2020-10\0J14056\  
 Data File : ECD5-10142031.D  
 Signal(s) : Signal #1: ECD1A.CH Signal #2: ECD2B.CH  
 Acq On : 14 Oct 2020 21:30  
 Operator : MJB  
 Sample : 0J14056-IBL2  
 Misc : Instrument Blank  
 ALS Vial : 1 (Sig #1); 0 (Sig #2) Sample Multiplier: 1

Integration File signal 1: PEST1.e  
 Integration File signal 2: PEST2.e  
 Quant Time: Oct 15 12:24:52 2020  
 Quant Method : C:\msdchem\1\methods\ECD5\_QUANTPEST\_201014.M  
 Quant Title : Instrument: DualECD5  
 QLast Update : Thu Oct 15 11:11:37 2020  
 Response via : Initial Calibration  
 Integrator: ChemStation 6890 Scale Mode: Small noise peaks clipped

Volume Inj. : 2uL  
 Signal #1 Phase : Rtx-CLPesticides Signal #2 Phase: Rtx-CLPesticides2  
 Signal #1 Info : 30m X 0.32mm X 0. Signal #2 Info : 30m X 0.32mm X 0.25um

	Compound	RT#1	RT#2	Resp#1	Resp#2	ng/mL	ng/mL
27)	trans-Non...	7.719	0.000	765	0	BelowCal	N.D.
28)	2,4'-DDD	7.909	0.000	834	0	BelowCal	N.D.
29)	2,4'-DDT	8.085	0.000	3948	0	BelowCal	N.D.
30)	cis-Nonac...	8.171f	0.000	2336	0	BelowCal	N.D.
31)	Mirex	8.868	9.534	1817	14278	BelowCal	BelowCal
32)	Chlordane...	0.000	0.000	0	0	N.D.	N.D.
33)	Chlordane...	7.719	0.000	765	0	0.027	N.D. #
34)	Chlordane...	0.000	8.758	0	46990	N.D.	2.163 #
35)	Chlordane...	3.964f	3.920	24461	17287	NoCal	NoCal
36)	Toxaphene...	7.719	0.000	765	0	BelowCal	N.D.
37)	Toxaphene...	0.000	0.000	0	0	N.D.	N.D.
38)	Toxaphene...	8.343	8.718	4869	5509	1.127	1.155
39)	Toxaphene...	8.591f	8.758	3786	46990	0.839	5.924 #
40)	Toxaphene...	0.000	8.950	0	15566	N.D.	3.257 #
41)	Toxaphene...	8.868	0.000	1817	0	0.442	N.D. #
42)	Toxaphene...	3.964f	3.920	24461	17287	NoCal	NoCal

(f)=RT Delta > 1/2 Window (#)=Amounts differ by > 25% (m)=manual int.

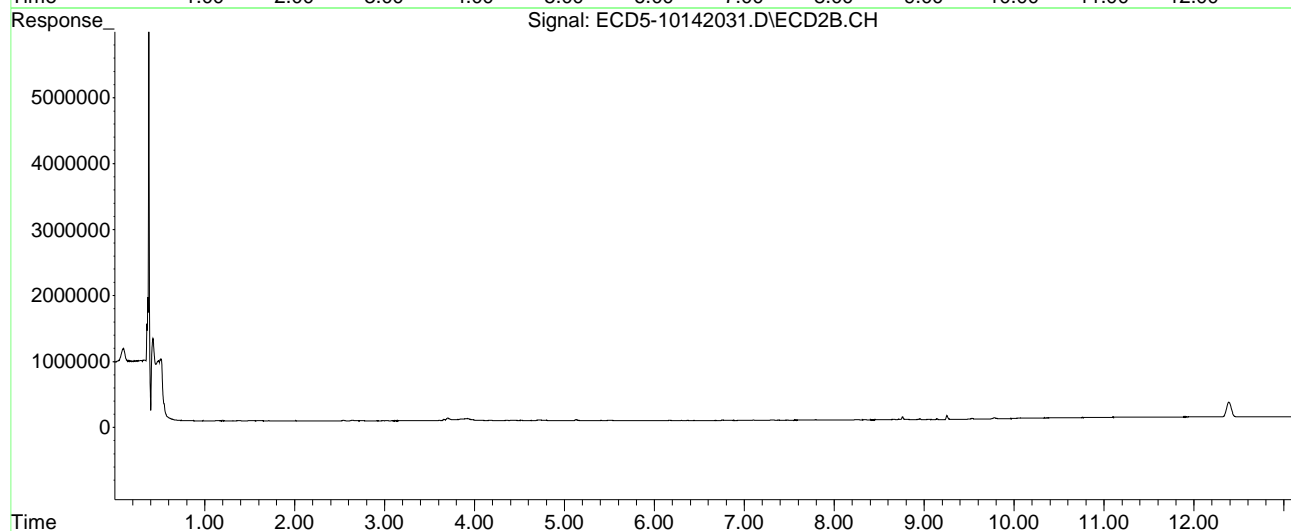
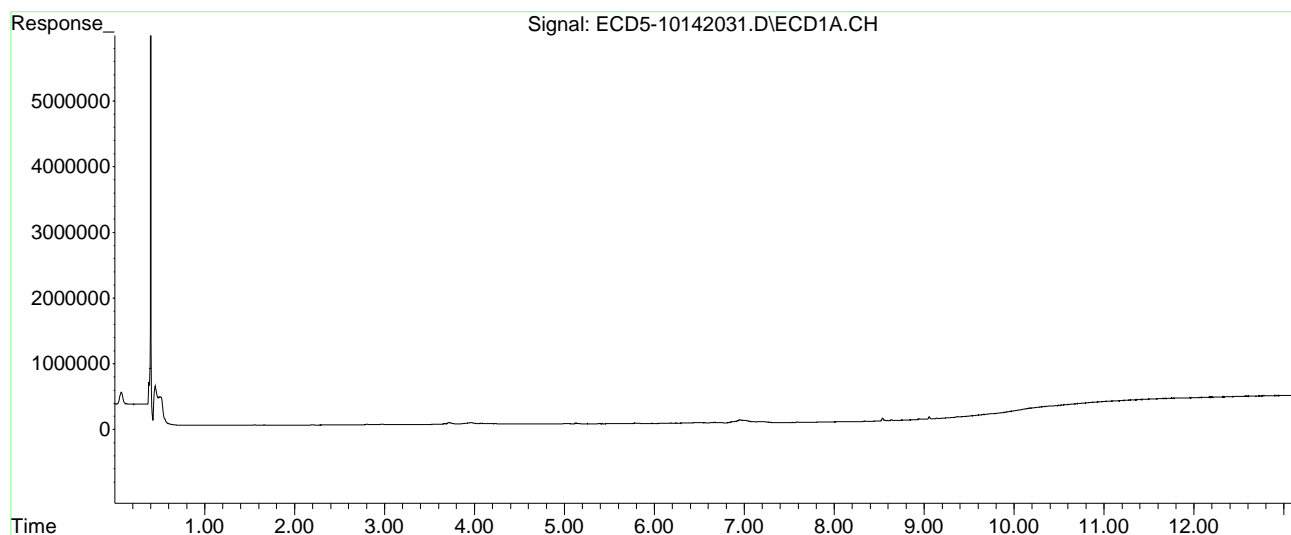


Quantitation Report (Not Reviewed)

Data Path : C:\msdchem\1\data\2020-10\0J14056\  
Data File : ECD5-10142031.D  
Signal(s) : Signal #1: ECD1A.CH Signal #2: ECD2B.CH  
Acq On : 14 Oct 2020 21:30  
Operator : MJB  
Sample : 0J14056-IBL2  
Misc : Instrument Blank  
ALS Vial : 1 (Sig #1); 0 (Sig #2) Sample Multiplier: 1

Integration File signal 1: PEST1.e  
Integration File signal 2: PEST2.e  
Quant Time: Oct 15 12:24:52 2020  
Quant Method : C:\msdchem\1\methods\ECD5\_QUANTPEST\_201014.M  
Quant Title : Instrument: DualECD5  
QLast Update : Thu Oct 15 11:11:37 2020  
Response via : Initial Calibration  
Integrator: ChemStation 6890 Scale Mode: Small noise peaks clipped

Volume Inj. : 2uL  
Signal #1 Phase : Rtx-CLPesticides Signal #2 Phase: Rtx-CLPesticides2  
Signal #1 Info : 30m X 0.32mm X 0. Signal #2 Info : 30m X 0.32mm X 0.25um



Quantitation Report (Not Reviewed)

Data Path : C:\msdchem\1\data\2020-10\0J14056\  
 Data File : ECD5-10142032.D  
 Signal(s) : Signal #1: ECD1A.CH Signal #2: ECD2B.CH  
 Acq On : 14 Oct 2020 21:47  
 Operator : MJB  
 Sample : 0J14056-ICV2  
 Misc : A20I187, 9-42 50 ppb  
 ALS Vial : 23 (Sig #1); 0 (Sig #2) Sample Multiplier: 1

MJB 10/15/20

Integration File signal 1: PEST1.e  
 Integration File signal 2: PEST2.e  
 Quant Time: Oct 15 12:25:08 2020  
 Quant Method : C:\msdchem\1\methods\ECD5\_QUANTPEST\_201014.M  
 Quant Title : Instrument: DualECD5  
 QLast Update : Thu Oct 15 11:11:37 2020  
 Response via : Initial Calibration  
 Integrator: ChemStation 6890 Scale Mode: Small noise peaks clipped

Volume Inj. : 2uL  
 Signal #1 Phase : Rtx-CLPesticides Signal #2 Phase: Rtx-CLPesticides2  
 Signal #1 Info : 30m X 0.32mm X 0. Signal #2 Info : 30m X 0.32mm X 0.25um

Compound	RT#1	RT#2	Resp#1	Resp#2	ng/mL	ng/mL
System Monitoring Compounds						
1) S TCMX (S)	5.558f	5.908f	25835	33238	0.106	0.107
22) S DCBP (S)	0.000	0.000	0	0	N.D.	N.D.
Target Compounds						
2) a-BHC	6.141	0.000	6392	0	0.021	N.D. #
3) g-BHC	6.394f	0.000	5159	0	0.020	N.D. #
4) b-BHC	6.518	0.000	2916	0	5685.410	N.D. #
5) Heptachlor	6.831	7.157	7565	8541	0.030	0.030
6) d-BHC	6.667	7.098	8991	14163	0.033	BelowCal #
7) Aldrin	7.073	7.457f	2082	15663	0.008	0.051 #
8) Heptachlo...	7.530	7.892f	7542738	128764	30.888	0.472 #
9) trans-Chl...	7.634	7.980	172034	8872756	0.677	31.375 #
10) cis-Chlor...	7.718	8.095	11086314	386044	45.599	1.439 #
11) Endosulfa...	7.829	8.166	150848	53337	0.660	0.211 #
12) 4,4'-DDE	0.000	8.210	0	133129	N.D.	0.456 #
13) Dieldrin	8.001	8.350	24657	7646020	0.098	27.178 #
14) Endrin	8.195	8.572	12045440	7320003	65.320	37.473 #
15) 4,4'-DDD	8.195	8.617	12045440	14115367	55.143	60.441
16) Endosulfa...	8.341	0.000	7764	0	0.037	N.D. #
17) 4,4'-DDT	8.406	0.000	6060	0	0.030	N.D. #
18) Endrin Al...	8.632	8.953	23228	9021	6021.107	BelowCal #
19) Endosulfa...	8.972f	9.144	31250	7871	BelowCal	BelowCal
20) Methoxychlor	0.000	0.000	0	0	N.D.	N.D.
21) Endrin Ke...	9.140	9.521	6409	7672362	0.026	30.878 #
23) Hexachlor...	3.383	3.586	11083426	16714142	49.077	46.570
24) Hexachlor...	5.972	6.334	10883939	15251983	46.934	48.874
25) Oxychlorane	7.464	7.786	9416225	11171858	48.828	46.544
26) 2,4'-DDE	7.530	7.980	7542738	8872756	48.659	45.738

Quantitation Report (Not Reviewed)

Data Path : C:\msdchem\1\data\2020-10\0J14056\  
 Data File : ECD5-10142032.D  
 Signal(s) : Signal #1: ECD1A.CH Signal #2: ECD2B.CH  
 Acq On : 14 Oct 2020 21:47  
 Operator : MJB  
 Sample : 0J14056-ICV2  
 Misc : A20I187, 9-42 50 ppb  
 ALS Vial : 23 (Sig #1); 0 (Sig #2) Sample Multiplier: 1

Integration File signal 1: PEST1.e  
 Integration File signal 2: PEST2.e  
 Quant Time: Oct 15 12:25:08 2020  
 Quant Method : C:\msdchem\1\methods\ECD5\_QUANTPEST\_201014.M  
 Quant Title : Instrument: DualECD5  
 QLast Update : Thu Oct 15 11:11:37 2020  
 Response via : Initial Calibration  
 Integrator: ChemStation 6890 Scale Mode: Small noise peaks clipped

Volume Inj. : 2uL  
 Signal #1 Phase : Rtx-CLPesticides Signal #2 Phase: Rtx-CLPesticides2  
 Signal #1 Info : 30m X 0.32mm X 0. Signal #2 Info : 30m X 0.32mm X 0.25um

Compound	RT#1	RT#2	Resp#1	Resp#2	ng/mL	ng/mL
27) trans-Non...	7.718	8.060	11086314	13103962	49.288	47.016
28) 2,4'-DDD	7.908	8.350	6723363	7646020	48.300	49.348
29) 2,4'-DDT	8.089	8.572	6857309	7320003	49.017	49.545
30) cis-Nonac...	8.195	8.617	12045440	14115367	49.613	50.977
31) Mirex	8.868	9.521	6781528	7672362	46.223	49.410
32) Chlordane...	7.634	7.980	172034	8872756	6.278	250.421 #
33) Chlordane...	7.718	8.095	11086314	386044	396.633	13.376 #
34) Chlordane...	8.304	8.757	8114	28762	1.005	BelowCal #
35) Chlordane...	3.963f	3.924	25254	27924	NoCal	NoCal
36) Toxaphene...	7.718	8.350f	11086314	7646020	7408.368	2793.563 #
37) Toxaphene...	8.022	0.000	18816	0	8.664	N.D. #
38) Toxaphene...	8.341	0.000	7764	0	1.796	N.D. #
39) Toxaphene...	8.592f	8.757	5833	28762	1.293	3.626 #
40) Toxaphene...	0.000	8.953	0	9021	N.D.	1.887 #
41) Toxaphene...	8.868	0.000	6781528	0	1648.686	N.D. #
42) Toxaphene...	3.963f	3.924	25254	27924	NoCal	NoCal

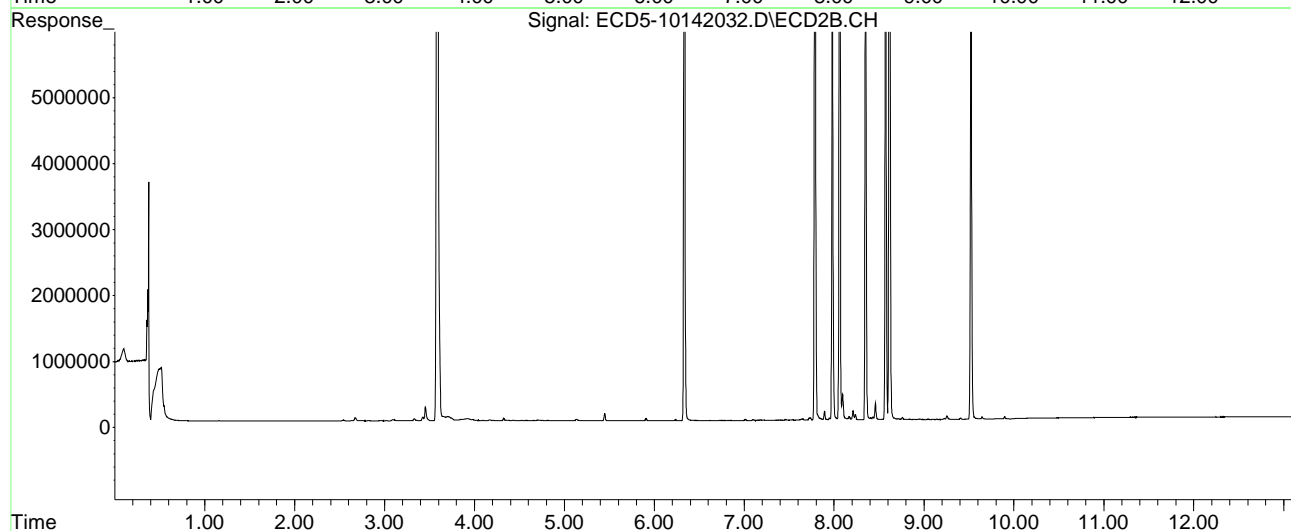
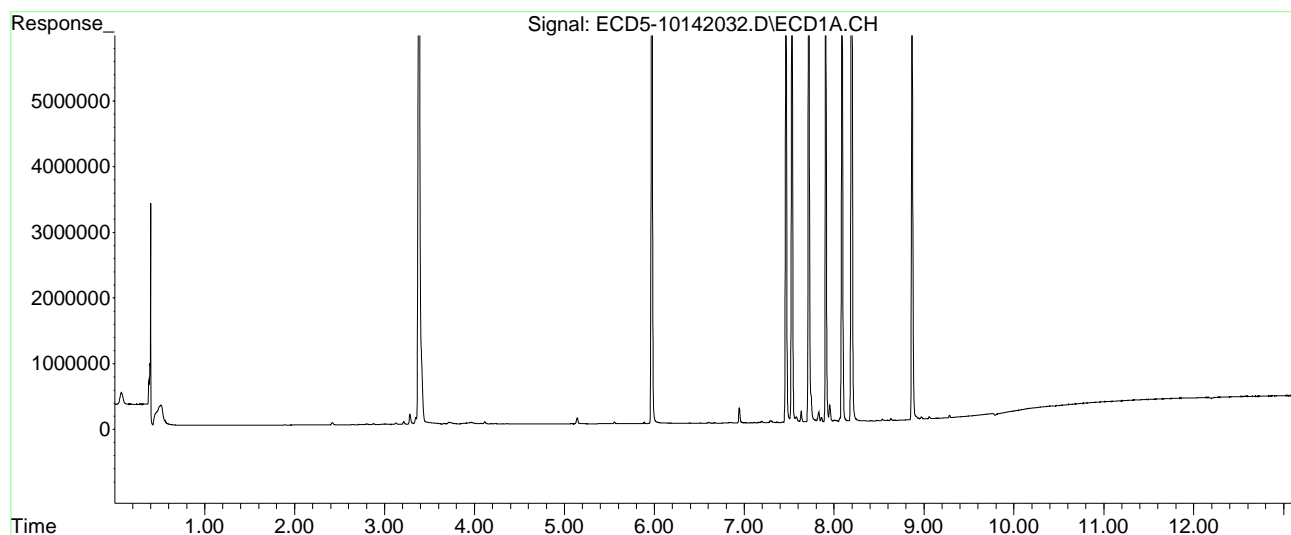
(f)=RT Delta > 1/2 Window (#)=Amounts differ by > 25% (m)=manual int.

Quantitation Report (Not Reviewed)

Data Path : C:\msdchem\1\data\2020-10\0J14056\  
Data File : ECD5-10142032.D  
Signal(s) : Signal #1: ECD1A.CH Signal #2: ECD2B.CH  
Acq On : 14 Oct 2020 21:47  
Operator : MJB  
Sample : 0J14056-ICV2  
Misc : A20I187, 9-42 50 ppb  
ALS Vial : 23 (Sig #1); 0 (Sig #2) Sample Multiplier: 1

Integration File signal 1: PEST1.e  
Integration File signal 2: PEST2.e  
Quant Time: Oct 15 12:25:08 2020  
Quant Method : C:\msdchem\1\methods\ECD5\_QUANTPEST\_201014.M  
Quant Title : Instrument: DualECD5  
QLast Update : Thu Oct 15 11:11:37 2020  
Response via : Initial Calibration  
Integrator: ChemStation 6890 Scale Mode: Small noise peaks clipped

Volume Inj. : 2uL  
Signal #1 Phase : Rtx-CLPesticides Signal #2 Phase: Rtx-CLPesticides2  
Signal #1 Info : 30m X 0.32mm X 0. Signal #2 Info : 30m X 0.32mm X 0.25um



Quantitation Report (Not Reviewed)

Data Path : C:\msdchem\1\data\2020-10\0J14056\  
 Data File : ECD5-10142040.D  
 Signal(s) : Signal #1: ECD1A.CH Signal #2: ECD2B.CH  
 Acq On : 15 Oct 2020 0:06  
 Operator : MJB  
 Sample : 0J14056-IBL3  
 Misc : Instrument Blank  
 ALS Vial : 1 (Sig #1); 0 (Sig #2) Sample Multiplier: 1

CLEAN

MJB 10/15/20

Integration File signal 1: PEST1.e  
 Integration File signal 2: PEST2.e  
 Quant Time: Oct 15 12:25:47 2020  
 Quant Method : C:\msdchem\1\methods\ECD5\_QUANTPEST\_201014.M  
 Quant Title : Instrument: DualECD5  
 QLast Update : Thu Oct 15 11:11:37 2020  
 Response via : Initial Calibration  
 Integrator: ChemStation 6890 Scale Mode: Small noise peaks clipped

Volume Inj. : 2uL  
 Signal #1 Phase : Rtx-CLPesticides Signal #2 Phase: Rtx-CLPesticides2  
 Signal #1 Info : 30m X 0.32mm X 0. Signal #2 Info : 30m X 0.32mm X 0.25um

Compound	RT#1	RT#2	Resp#1	Resp#2	ng/mL	ng/mL
-----						
System Monitoring Compounds						
1) S TCMX (S)	0.000	0.000	0	0	N.D.	N.D.
22) S DCBP (S)	0.000	0.000	0	0	N.D.	N.D.
Target Compounds						
2) a-BHC	0.000	0.000	0	0	N.D.	N.D.
3) g-BHC	6.452f	0.000	3800	0	0.014	N.D. #
4) b-BHC	0.000	0.000	0	0	N.D.	N.D.
5) Heptachlor	0.000	0.000	0	0	N.D.	N.D.
6) d-BHC	6.668	7.099	4896	7191	0.018	BelowCal #
7) Aldrin	7.048f	0.000	5778	0	0.022	N.D. #
8) Heptachlo...	0.000	0.000	0	0	N.D.	N.D.
9) trans-Chl...	7.633	0.000	3479	0	0.014	N.D. #
10) cis-Chlor...	7.731	0.000	1238	0	0.005	N.D. #
11) Endosulfa...	0.000	0.000	0	0	N.D.	N.D.
12) 4,4'-DDE	0.000	0.000	0	0	N.D.	N.D.
13) Dieldrin	8.013	0.000	723	0	0.003	N.D. #
14) Endrin	0.000	0.000	0	0	N.D.	N.D.
15) 4,4'-DDD	0.000	0.000	0	0	N.D.	N.D.
16) Endosulfa...	8.344	0.000	4071	0	0.020	N.D. #
17) 4,4'-DDT	0.000	0.000	0	0	N.D.	N.D.
18) Endrin Al...	8.638	8.952	11717	15215	6021.167	BelowCal #
19) Endosulfa...	8.941	9.144	9014	14227	BelowCal	BelowCal
20) Methoxychlor	0.000	0.000	0	0	N.D.	N.D.
21) Endrin Ke...	9.143	9.534	8075	9562	0.033	0.038
23) Hexachlor...	0.000	0.000	0	0	N.D.	N.D.
24) Hexachlor...	0.000	0.000	0	0	N.D.	N.D.
25) Oxychlorane	0.000	0.000	0	0	N.D.	N.D.
26) 2,4'-DDE	0.000	0.000	0	0	N.D.	N.D.

Quantitation Report (Not Reviewed)

Data Path : C:\msdchem\1\data\2020-10\0J14056\  
 Data File : ECD5-10142040.D  
 Signal(s) : Signal #1: ECD1A.CH Signal #2: ECD2B.CH  
 Acq On : 15 Oct 2020 0:06  
 Operator : MJB  
 Sample : 0J14056-IBL3  
 Misc : Instrument Blank  
 ALS Vial : 1 (Sig #1); 0 (Sig #2) Sample Multiplier: 1

Integration File signal 1: PEST1.e  
 Integration File signal 2: PEST2.e  
 Quant Time: Oct 15 12:25:47 2020  
 Quant Method : C:\msdchem\1\methods\ECD5\_QUANTPEST\_201014.M  
 Quant Title : Instrument: DualECD5  
 QLast Update : Thu Oct 15 11:11:37 2020  
 Response via : Initial Calibration  
 Integrator: ChemStation 6890 Scale Mode: Small noise peaks clipped

Volume Inj. : 2uL  
 Signal #1 Phase : Rtx-CLPesticides Signal #2 Phase: Rtx-CLPesticides2  
 Signal #1 Info : 30m X 0.32mm X 0. Signal #2 Info : 30m X 0.32mm X 0.25um

	Compound	RT#1	RT#2	Resp#1	Resp#2	ng/mL	ng/mL
27)	trans-Non...	7.731	0.000	1238	0	BelowCal	N.D.
28)	2,4'-DDD	0.000	0.000	0	0	N.D.	N.D.
29)	2,4'-DDT	8.086	0.000	3906	0	BelowCal	N.D.
30)	cis-Nonac...	0.000	0.000	0	0	N.D.	N.D.
31)	Mirex	0.000	9.534	0	9562	N.D.	BelowCal
32)	Chlordane...	7.633	0.000	3479	0	0.127	N.D. #
33)	Chlordane...	7.731	0.000	1238	0	0.044	N.D. #
34)	Chlordane...	0.000	8.760	0	28864	N.D.	BelowCal
35)	Chlordane...	3.966f	3.928	16622	10543	NoCal	NoCal
36)	Toxaphene...	7.731	0.000	1238	0	BelowCal	N.D.
37)	Toxaphene...	8.013	0.000	723	0	0.333	N.D. #
38)	Toxaphene...	8.344	0.000	4071	0	0.942	N.D. #
39)	Toxaphene...	8.595f	8.760	3469	28864	0.769	3.639 #
40)	Toxaphene...	0.000	8.952	0	15215	N.D.	3.183 #
41)	Toxaphene...	0.000	0.000	0	0	N.D.	N.D.
42)	Toxaphene...	3.966f	3.928	16622	10543	NoCal	NoCal

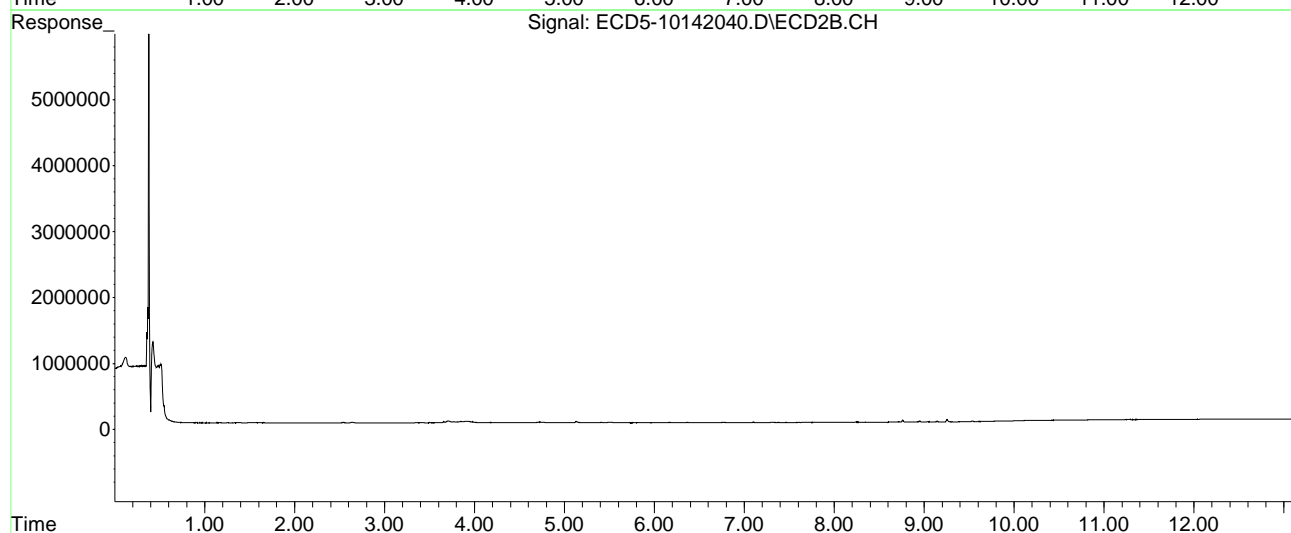
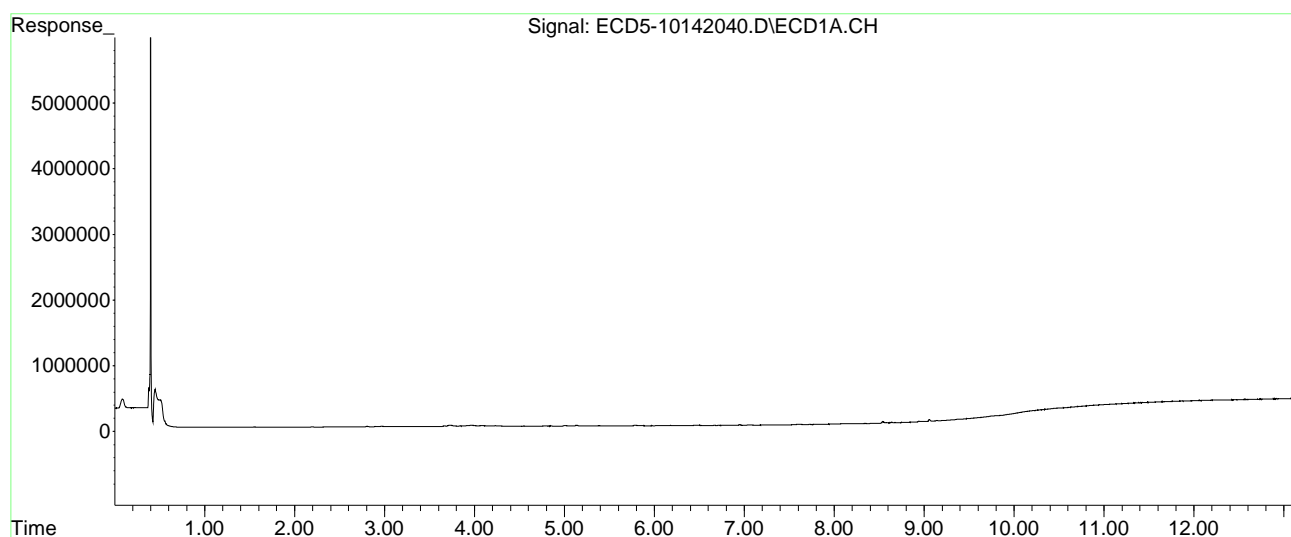
(f)=RT Delta > 1/2 Window (#)=Amounts differ by > 25% (m)=manual int.

Quantitation Report (Not Reviewed)

Data Path : C:\msdchem\1\data\2020-10\0J14056\  
Data File : ECD5-10142040.D  
Signal(s) : Signal #1: ECD1A.CH Signal #2: ECD2B.CH  
Acq On : 15 Oct 2020 0:06  
Operator : MJB  
Sample : 0J14056-IBL3  
Misc : Instrument Blank  
ALS Vial : 1 (Sig #1); 0 (Sig #2) Sample Multiplier: 1

Integration File signal 1: PEST1.e  
Integration File signal 2: PEST2.e  
Quant Time: Oct 15 12:25:47 2020  
Quant Method : C:\msdchem\1\methods\ECD5\_QUANTPEST\_201014.M  
Quant Title : Instrument: DualECD5  
QLast Update : Thu Oct 15 11:11:37 2020  
Response via : Initial Calibration  
Integrator: ChemStation 6890 Scale Mode: Small noise peaks clipped

Volume Inj. : 2uL  
Signal #1 Phase : Rtx-CLPesticides Signal #2 Phase: Rtx-CLPesticides2  
Signal #1 Info : 30m X 0.32mm X 0. Signal #2 Info : 30m X 0.32mm X 0.25um



Quantitation Report (Not Reviewed)

Data Path : C:\msdchem\1\data\2020-10\0J14056\  
 Data File : ECD5-10142041.D  
 Signal(s) : Signal #1: ECD1A.CH Signal #2: ECD2B.CH  
 Acq On : 15 Oct 2020 0:24  
 Operator : MJB  
 Sample : 0J14056-ICV3  
 Misc : A20F062, CHLOR 500 ppb  
 ALS Vial : 31 (Sig #1); 0 (Sig #2) Sample Multiplier: 1

MJB 10/15/20

Integration File signal 1: PEST1.e  
 Integration File signal 2: PEST2.e  
 Quant Time: Oct 15 12:26:02 2020  
 Quant Method : C:\msdchem\1\methods\ECD5\_QUANTPEST\_201014.M  
 Quant Title : Instrument: DualECD5  
 QLast Update : Thu Oct 15 11:11:37 2020  
 Response via : Initial Calibration  
 Integrator: ChemStation 6890 Scale Mode: Small noise peaks clipped

Volume Inj. : 2uL  
 Signal #1 Phase : Rtx-CLPesticides Signal #2 Phase: Rtx-CLPesticides2  
 Signal #1 Info : 30m X 0.32mm X 0. Signal #2 Info : 30m X 0.32mm X 0.25um

Compound	RT#1	RT#2	Resp#1	Resp#2	ng/mL	ng/mL
-----						
System Monitoring Compounds						
1) S TCMX (S)	5.587	5.909f	4979	1141121	0.021	3.684 #
22) S DCBP (S)	9.828f	10.338f	29020	9448	BelowCal	BelowCal
Target Compounds						
2) a-BHC	6.100f	6.498f	14762	344753	0.047	0.874 #
3) g-BHC	6.439	6.797	12737	170805	0.048	0.511 #
4) b-BHC	6.522	6.888f	144947	514581	1.096	3.391 #
5) Heptachlor	6.831	7.157	6010030	7190072	23.738	25.423
6) d-BHC	6.647	7.096	83754	57211	0.306	BelowCal #
7) Aldrin	7.049f	7.429	86726	98029	0.327	0.322
8) Heptachlo...	7.544	7.872	931923	394163	3.816	1.445 #
9) trans-Chl...	7.635	7.995	13786444	18818744	54.257	66.544
10) cis-Chlor...	7.728	8.100	13943366	15159520	57.351	56.502
11) Endosulfa...	7.850	8.165	361484	287125	1.581	1.136 #
12) 4,4'-DDE	7.793	8.200	394132	410408	1.517	1.407
13) Dieldrin	8.021	8.349	448876	1433824	1.779	5.097 #
14) Endrin	8.197f	8.571	2452703	352354	13.301	1.804 #
15) 4,4'-DDD	8.197	8.618	2452703	2861374	11.228	12.252
16) Endosulfa...	8.335	8.707	308857	371178	1.482	1.617
17) 4,4'-DDT	8.378f	8.829	140769	284372	0.706	1.493 #
18) Endrin Al...	8.649	8.980f	73569	826033	0.020	3.756 #
19) Endosulfa...	8.937	9.167f	166803	86337	0.667	0.220 #
20) Methoxychlor	8.748	9.330f	71644	24972	0.549	0.258 #
21) Endrin Ke...	9.144	9.535	12667	161483	0.052	0.650 #
23) Hexachlor...	0.000	0.000	0	0	N.D.	N.D.
24) Hexachlor...	5.964	6.303f	16110	40844	BelowCal	BelowCal
25) Oxychlorane	7.494f	7.767	2745005	191752	14.202	0.799 #
26) 2,4'-DDE	7.544	7.995	931923	18818744	5.802	97.007 #



Quantitation Report (Not Reviewed)

Data Path : C:\msdchem\1\data\2020-10\0J14056\  
 Data File : ECD5-10142041.D  
 Signal(s) : Signal #1: ECD1A.CH Signal #2: ECD2B.CH  
 Acq On : 15 Oct 2020 0:24  
 Operator : MJB FRONT COLUMN: 505.63  
 Sample : 0J14056-ICV3 REAR COLUMN: 530.38  
 Misc : A20F062, CHLOR 500 ppb  
 ALS Vial : 31 (Sig #1); 0 (Sig #2) Sample Multiplier: 1

Integration File signal 1: PEST1.e  
 Integration File signal 2: PEST2.e  
 Quant Time: Oct 15 12:26:02 2020  
 Quant Method : C:\msdchem\1\methods\ECD5\_QUANTPEST\_201014.M  
 Quant Title : Instrument: DualECD5  
 QLast Update : Thu Oct 15 11:11:37 2020  
 Response via : Initial Calibration  
 Integrator: ChemStation 6890 Scale Mode: Small noise peaks clipped

Volume Inj. : 2uL  
 Signal #1 Phase : Rtx-CLPesticides Signal #2 Phase: Rtx-CLPesticides2  
 Signal #1 Info : 30m X 0.32mm X 0. Signal #2 Info : 30m X 0.32mm X 0.25um

	Compound	RT#1	RT#2	Resp#1	Resp#2	ng/mL	ng/mL
27)	trans-Non...	7.728	8.061	13943366	13031298	61.846	46.756
28)	2,4'-DDD	7.886f	8.349	1178784	1433824	8.304	9.409
29)	2,4'-DDT	8.067f	8.571	1106799	352354	7.814	2.305 #
30)	cis-Nonac...	8.197	8.618	2452703	2861374	9.997	10.655
31)	Mirex	8.837f	9.535	27556	161483	BelowCal	0.725
32)	Chlordane...	7.635	7.995	13786444	18818744	503.122	531.133
33)	Chlordane...	7.728	8.100	13943366	15159520	498.849	525.263
34)	Chlordane...	8.288	8.752	4157061	4461021	514.914	534.739
35)	Chlordane...	3.967f	3.928	14135	12178	NoCal	NoCal
36)	Toxaphene...	7.728	8.349f	13943366	1433824	8706.362	523.864 #
37)	Toxaphene...	8.021	8.671	448876	504914	206.684	153.037 #
38)	Toxaphene...	8.335	8.707	308857	371178	71.469	77.828
39)	Toxaphene...	8.565	8.752f	163949	4461021	36.346	562.447 #
40)	Toxaphene...	8.777f	8.980f	75642	826033	21.284	172.829 #
41)	Toxaphene...	8.837f	9.330	27556	24972	6.699	5.317
42)	Toxaphene...	3.967f	3.928	14135	12178	NoCal	NoCal

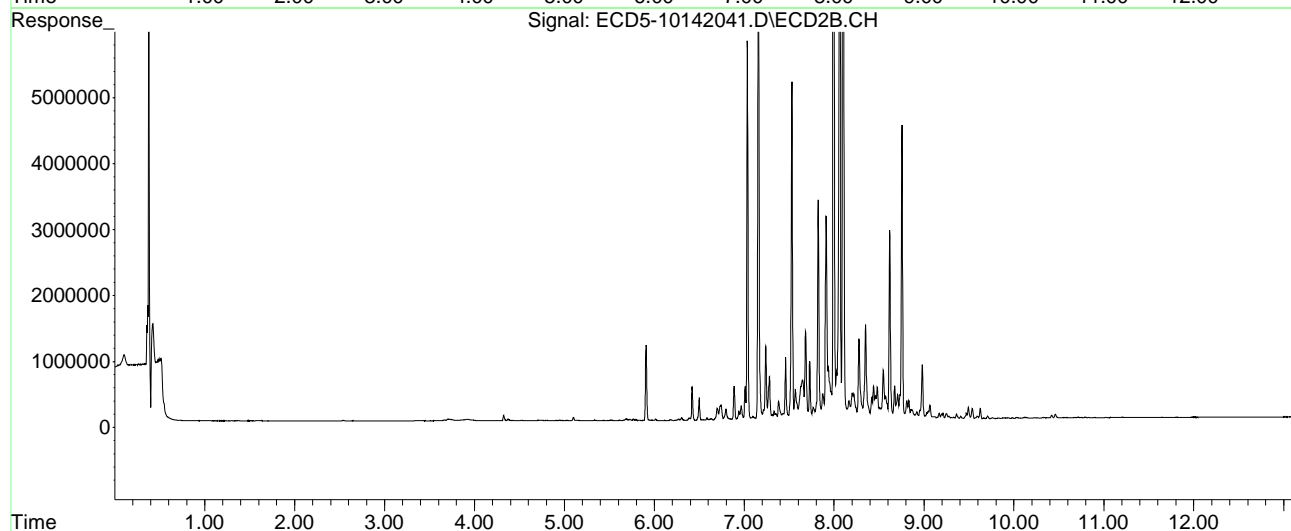
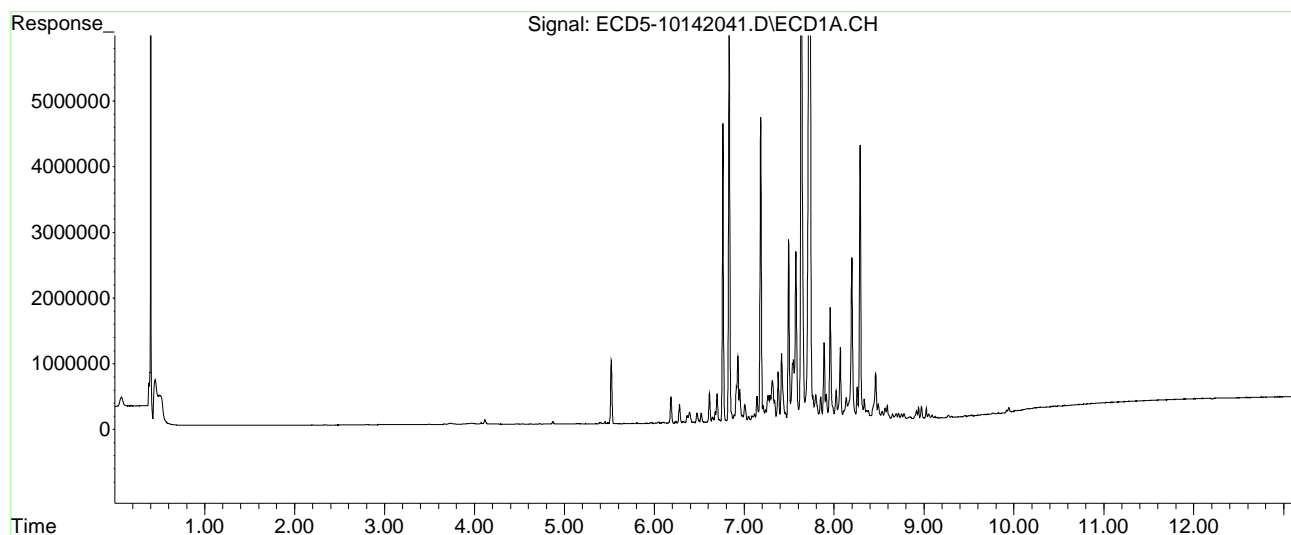
(f)=RT Delta > 1/2 Window (#)=Amounts differ by > 25% (m)=manual int.

Quantitation Report (Not Reviewed)

Data Path : C:\msdchem\1\data\2020-10\0J14056\  
Data File : ECD5-10142041.D  
Signal(s) : Signal #1: ECD1A.CH Signal #2: ECD2B.CH  
Acq On : 15 Oct 2020 0:24  
Operator : MJB  
Sample : 0J14056-ICV3  
Misc : A20F062, CHLOR 500 ppb  
ALS Vial : 31 (Sig #1); 0 (Sig #2) Sample Multiplier: 1

Integration File signal 1: PEST1.e  
Integration File signal 2: PEST2.e  
Quant Time: Oct 15 12:26:02 2020  
Quant Method : C:\msdchem\1\methods\ECD5\_QUANTPEST\_201014.M  
Quant Title : Instrument: DualECD5  
QLast Update : Thu Oct 15 11:11:37 2020  
Response via : Initial Calibration  
Integrator: ChemStation 6890 Scale Mode: Small noise peaks clipped

Volume Inj. : 2uL  
Signal #1 Phase : Rtx-CLPesticides Signal #2 Phase: Rtx-CLPesticides2  
Signal #1 Info : 30m X 0.32mm X 0. Signal #2 Info : 30m X 0.32mm X 0.25um



Quantitation Report (Not Reviewed)

Data Path : C:\msdchem\1\data\2020-10\0J14056\  
 Data File : ECD5-10142049.D  
 Signal(s) : Signal #1: ECD1A.CH Signal #2: ECD2B.CH  
 Acq On : 15 Oct 2020 2:42  
 Operator : MJB  
 Sample : 0J14056-IBL4  
 Misc : Instrument Blank  
 ALS Vial : 1 (Sig #1); 0 (Sig #2) Sample Multiplier: 1

CLEAN

MJB 10/15/20

Integration File signal 1: PEST1.e  
 Integration File signal 2: PEST2.e  
 Quant Time: Oct 15 12:26:35 2020  
 Quant Method : C:\msdchem\1\methods\ECD5\_QUANTPEST\_201014.M  
 Quant Title : Instrument: DualECD5  
 QLast Update : Thu Oct 15 11:11:37 2020  
 Response via : Initial Calibration  
 Integrator: ChemStation 6890 Scale Mode: Small noise peaks clipped

Volume Inj. : 2uL  
 Signal #1 Phase : Rtx-CLPesticides Signal #2 Phase: Rtx-CLPesticides2  
 Signal #1 Info : 30m X 0.32mm X 0. Signal #2 Info : 30m X 0.32mm X 0.25um

Compound	RT#1	RT#2	Resp#1	Resp#2	ng/mL	ng/mL
-----						
System Monitoring Compounds						
1) S TCMX (S)	0.000	0.000	0	0	N.D.	N.D.
22) S DCBP (S)	0.000	0.000	0	0	N.D.	N.D.
Target Compounds						
2) a-BHC	6.120	0.000	2371	0	0.008	N.D. #
3) g-BHC	6.454f	0.000	4874	0	0.018	N.D. #
4) b-BHC	0.000	0.000	0	0	N.D.	N.D.
5) Heptachlor	0.000	0.000	0	0	N.D.	N.D.
6) d-BHC	6.669	7.100	4951	7226	0.018	BelowCal #
7) Aldrin	7.047f	0.000	5634	0	0.021	N.D. #
8) Heptachlo...	0.000	0.000	0	0	N.D.	N.D.
9) trans-Chl...	7.593f	0.000	5198	0	0.020	N.D. #
10) cis-Chlor...	0.000	0.000	0	0	N.D.	N.D.
11) Endosulfa...	0.000	0.000	0	0	N.D.	N.D.
12) 4,4'-DDE	0.000	0.000	0	0	N.D.	N.D.
13) Dieldrin	8.012	0.000	601	0	0.002	N.D. #
14) Endrin	0.000	0.000	0	0	N.D.	N.D.
15) 4,4'-DDD	0.000	0.000	0	0	N.D.	N.D.
16) Endosulfa...	8.346	0.000	4477	0	0.021	N.D. #
17) 4,4'-DDT	8.408	0.000	855	0	0.004	N.D. #
18) Endrin Al...	8.639	8.953	11463	15021	6021.168	BelowCal #
19) Endosulfa...	8.943	9.145	8927	13913	BelowCal	BelowCal
20) Methoxychlor	0.000	0.000	0	0	N.D.	N.D.
21) Endrin Ke...	9.144	9.534	6993	9296	0.029	0.037 #
23) Hexachlor...	0.000	0.000	0	0	N.D.	N.D.
24) Hexachlor...	0.000	6.370f	0	4849	N.D.	BelowCal
25) Oxychlorane	0.000	0.000	0	0	N.D.	N.D.
26) 2,4'-DDE	0.000	0.000	0	0	N.D.	N.D.

Quantitation Report (Not Reviewed)

Data Path : C:\msdchem\1\data\2020-10\0J14056\  
 Data File : ECD5-10142049.D  
 Signal(s) : Signal #1: ECD1A.CH Signal #2: ECD2B.CH  
 Acq On : 15 Oct 2020 2:42  
 Operator : MJB  
 Sample : 0J14056-IBL4  
 Misc : Instrument Blank  
 ALS Vial : 1 (Sig #1); 0 (Sig #2) Sample Multiplier: 1

Integration File signal 1: PEST1.e  
 Integration File signal 2: PEST2.e  
 Quant Time: Oct 15 12:26:35 2020  
 Quant Method : C:\msdchem\1\methods\ECD5\_QUANTPEST\_201014.M  
 Quant Title : Instrument: DualECD5  
 QLast Update : Thu Oct 15 11:11:37 2020  
 Response via : Initial Calibration  
 Integrator: ChemStation 6890 Scale Mode: Small noise peaks clipped

Volume Inj. : 2uL  
 Signal #1 Phase : Rtx-CLPesticides Signal #2 Phase: Rtx-CLPesticides2  
 Signal #1 Info : 30m X 0.32mm X 0. Signal #2 Info : 30m X 0.32mm X 0.25um

	Compound	RT#1	RT#2	Resp#1	Resp#2	ng/mL	ng/mL	
27)	trans-Non...	0.000	0.000	0	0	N.D.	N.D.	
28)	2,4'-DDD	0.000	0.000	0	0	N.D.	N.D.	
29)	2,4'-DDT	8.084	0.000	4158	0	BelowCal	N.D.	
30)	cis-Nonac...	0.000	0.000	0	0	N.D.	N.D.	
31)	Mirex	0.000	9.534	0	9296	N.D.	BelowCal	
32)	Chlordane...	0.000	0.000	0	0	N.D.	N.D.	
33)	Chlordane...	0.000	0.000	0	0	N.D.	N.D.	
34)	Chlordane...	0.000	8.761	0	29798	N.D.	BelowCal	
35)	Chlordane...	3.967f	0.000	11821	0	NoCal	N.D.	
36)	Toxaphene...	0.000	0.000	0	0	N.D.	N.D.	
37)	Toxaphene...	8.012	0.000	601	0	0.277	N.D.	#
38)	Toxaphene...	8.346	0.000	4477	0	1.036	N.D.	#
39)	Toxaphene...	8.543f	8.761	25764	29798	5.712	3.757	#
40)	Toxaphene...	0.000	8.953	0	15021	N.D.	3.143	#
41)	Toxaphene...	0.000	0.000	0	0	N.D.	N.D.	
42)	Toxaphene...	3.967f	0.000	11821	0	NoCal	N.D.	

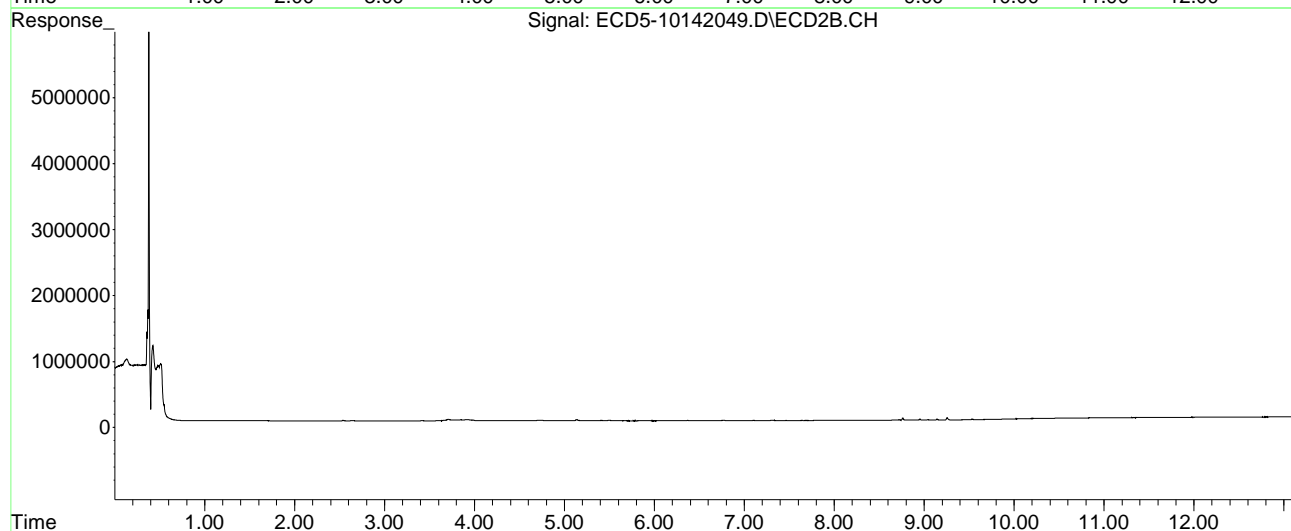
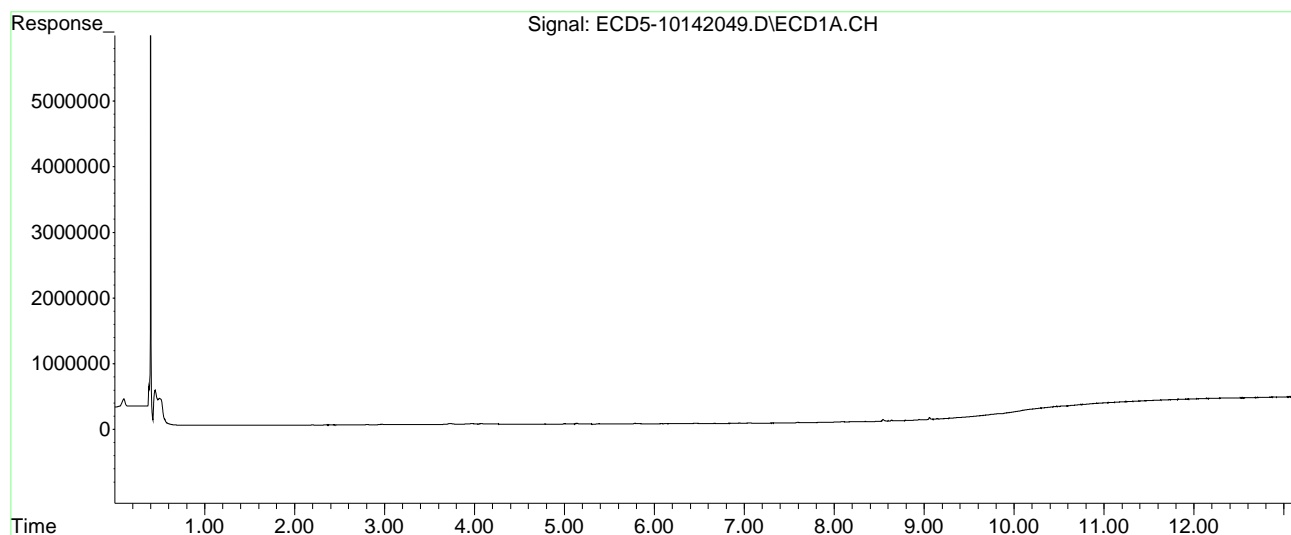
(f)=RT Delta > 1/2 Window (#)=Amounts differ by > 25% (m)=manual int.

Quantitation Report (Not Reviewed)

Data Path : C:\msdchem\1\data\2020-10\0J14056\  
Data File : ECD5-10142049.D  
Signal(s) : Signal #1: ECD1A.CH Signal #2: ECD2B.CH  
Acq On : 15 Oct 2020 2:42  
Operator : MJB  
Sample : 0J14056-IBL4  
Misc : Instrument Blank  
ALS Vial : 1 (Sig #1); 0 (Sig #2) Sample Multiplier: 1

Integration File signal 1: PEST1.e  
Integration File signal 2: PEST2.e  
Quant Time: Oct 15 12:26:35 2020  
Quant Method : C:\msdchem\1\methods\ECD5\_QUANTPEST\_201014.M  
Quant Title : Instrument: DualECD5  
QLast Update : Thu Oct 15 11:11:37 2020  
Response via : Initial Calibration  
Integrator: ChemStation 6890 Scale Mode: Small noise peaks clipped

Volume Inj. : 2uL  
Signal #1 Phase : Rtx-CLPesticides Signal #2 Phase: Rtx-CLPesticides2  
Signal #1 Info : 30m X 0.32mm X 0. Signal #2 Info : 30m X 0.32mm X 0.25um



Quantitation Report (Not Reviewed)

Data Path : C:\msdchem\1\data\2020-10\0J14056\  
 Data File : ECD5-10142050.D  
 Signal(s) : Signal #1: ECD1A.CH Signal #2: ECD2B.CH  
 Acq On : 15 Oct 2020 2:59  
 Operator : MJB  
 Sample : 0J14056-ICV4  
 Misc : A20F067, TOX 500 ppb  
 ALS Vial : 39 (Sig #1); 0 (Sig #2) Sample Multiplier: 1

MJB 10/15/20

Integration File signal 1: PEST1.e  
 Integration File signal 2: PEST2.e  
 Quant Time: Oct 15 12:26:51 2020  
 Quant Method : C:\msdchem\1\methods\ECD5\_QUANTPEST\_201014.M  
 Quant Title : Instrument: DualECD5  
 QLast Update : Thu Oct 15 11:11:37 2020  
 Response via : Initial Calibration  
 Integrator: ChemStation 6890 Scale Mode: Small noise peaks clipped

Volume Inj. : 2uL  
 Signal #1 Phase : Rtx-CLPesticides Signal #2 Phase: Rtx-CLPesticides2  
 Signal #1 Info : 30m X 0.32mm X 0. Signal #2 Info : 30m X 0.32mm X 0.25um

Compound	RT#1	RT#2	Resp#1	Resp#2	ng/mL	ng/mL
System Monitoring Compounds						
1) S TCMX (S)	5.605	0.000	2254	0	0.009	N.D. #
22) S DCBP (S)	9.815	10.348	50694	64868	0.015	0.241 #
Target Compounds						
2) a-BHC	6.140	6.470	6783	6487	0.022	0.016
3) g-BHC	6.433	6.775	5593	20544	0.021	0.061 #
4) b-BHC	6.497	6.839	12694	24566	5685.323	0.162 #
5) Heptachlor	6.835	7.170	21771	39049	0.086	0.138 #
6) d-BHC	6.670	7.102	17985	40266	0.066	BelowCal #
7) Aldrin	7.078	7.389f	57233	62247	0.216	0.204
8) Heptachlo...	7.548	7.854	179467	354766	0.735	1.301 #
9) trans-Chl...	7.614	7.994	294598	296602	1.159	1.049
10) cis-Chlor...	7.715	8.083	516495	455473	2.124	1.698
11) Endosulfa...	7.842	8.160	718927	553793	3.145	2.191 #
12) 4,4'-DDE	7.762	8.188	419124	593442	1.613	2.035 #
13) Dieldrin	8.010	8.366	1092400	725268	4.329	2.578 #
14) Endrin	8.192	8.568	1496418	1292028	8.115	6.614
15) 4,4'-DDD	8.192	8.621	1496418	873846	6.850	3.742 #
16) Endosulfa...	8.328	8.706	2223236	2329966	10.668	10.148
17) 4,4'-DDT	8.413	8.833	2019601	963881	10.123	5.062 #
18) Endrin Al...	8.655f	8.952	1416676	2376171	7.029	11.374 #
19) Endosulfa...	8.934	9.144	963703	983445	4.974	4.724
20) Methoxychlor	8.724	9.322	1376196	2362974	14.029	24.440 #
21) Endrin Ke...	9.123	9.564f	608605	501172	2.486	2.017
23) Hexachlor...	0.000	0.000	0	0	N.D.	N.D.
24) Hexachlor...	5.978	6.307f	1967	3327	BelowCal	BelowCal
25) Oxychlorane	7.470	7.802	369469	380947	1.695	1.587
26) 2,4'-DDE	7.548	7.977	179467	423782	0.935	2.185 #

Quantitation Report (Not Reviewed)

Data Path : C:\msdchem\1\data\2020-10\0J14056\  
 Data File : ECD5-10142050.D  
 Signal(s) : Signal #1: ECD1A.CH Signal #2: ECD2B.CH  
 Acq On : 15 Oct 2020 2:59  
 Operator : MJB  
 Sample : 0J14056-ICV4  
 Misc : A20F067, TOX 500 ppb  
 ALS Vial : 39 (Sig #1); 0 (Sig #2) Sample Multiplier: 1  
 FRONT COLUMN: 520.5  
 REAR COLUMN: 499.05

Integration File signal 1: PEST1.e  
 Integration File signal 2: PEST2.e  
 Quant Time: Oct 15 12:26:51 2020  
 Quant Method : C:\msdchem\1\methods\ECD5\_QUANTPEST\_201014.M  
 Quant Title : Instrument: DualECD5  
 QLast Update : Thu Oct 15 11:11:37 2020  
 Response via : Initial Calibration  
 Integrator: ChemStation 6890 Scale Mode: Small noise peaks clipped

Volume Inj. : 2uL  
 Signal #1 Phase : Rtx-CLPesticides Signal #2 Phase: Rtx-CLPesticides2  
 Signal #1 Info : 30m X 0.32mm X 0. Signal #2 Info : 30m X 0.32mm X 0.25um

	Compound	RT#1	RT#2	Resp#1	Resp#2	ng/mL	ng/mL
27)	trans-Non...	7.715	8.040f	516495	624458	2.125	2.241
28)	2,4'-DDD	7.931f	8.366	796059	725268	5.533	4.652
29)	2,4'-DDT	8.074	8.568	1162375	1292028	8.218	9.041
30)	cis-Nonac...	8.192	8.621	1496418	873846	6.018	3.121 #
31)	Mirex	8.870	9.491f	2110979	543998	14.171	3.299 #
32)	Chlordane...	7.614f	7.994	294598	296602	10.751	8.371
33)	Chlordane...	7.715	8.083	516495	455473	18.479	15.782
34)	Chlordane...	8.271	8.774f	947798	3989349	117.399	479.873 #
35)	Chlordane...	3.944	3.932	11293	8112	NoCal	NoCal
36)	Toxaphene...	7.715	8.326	516495	1366155	545.619	499.141
37)	Toxaphene...	8.010	8.674	1092400	1660743	502.993	503.363
38)	Toxaphene...	8.328	8.706	2223236	2329966	514.452	488.546
39)	Toxaphene...	8.567	8.774	2333915	3989349	517.412	502.979
40)	Toxaphene...	8.801	8.952	1881253	2376171	529.332	497.160
41)	Toxaphene...	8.870	9.322	2110979	2362974	513.209	503.081
42)	Toxaphene...	3.944	3.932	11293	8112	NoCal	NoCal

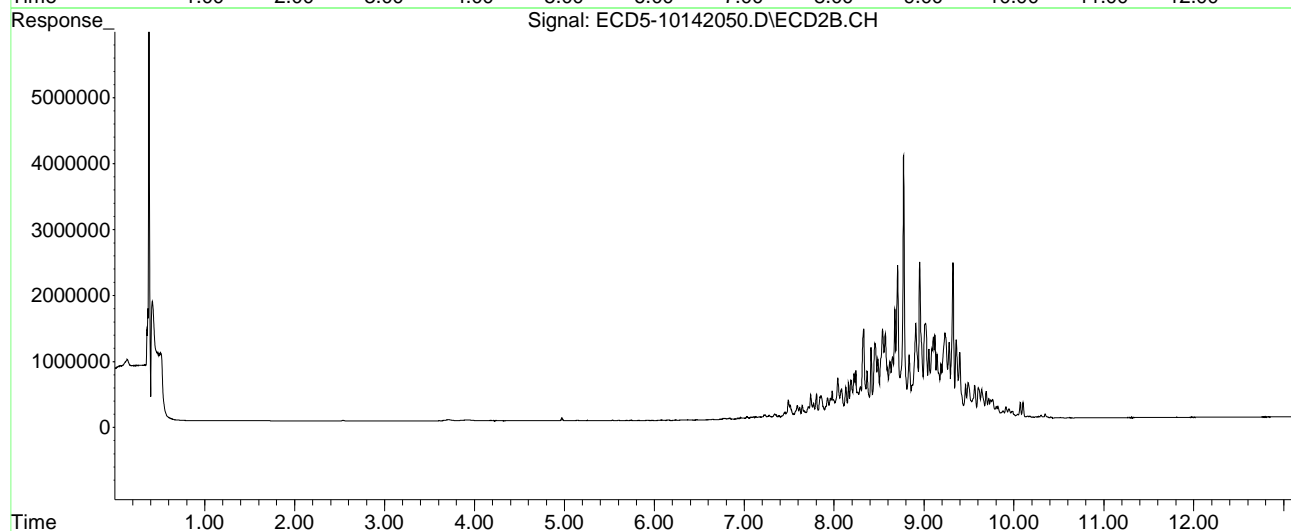
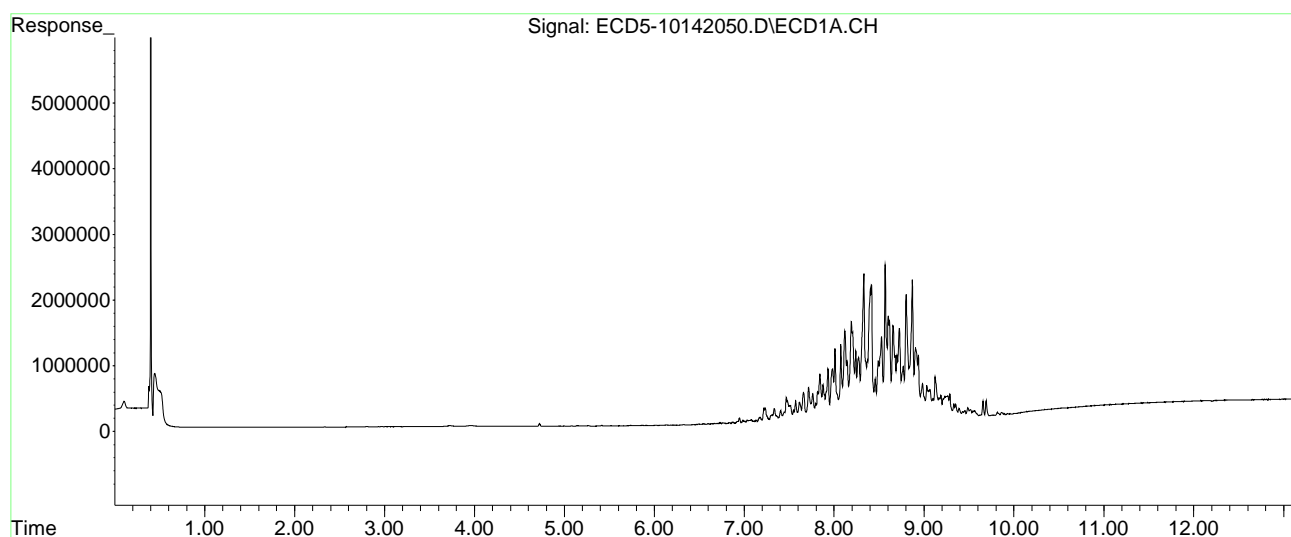
(f)=RT Delta > 1/2 Window (#)=Amounts differ by > 25% (m)=manual int.

Quantitation Report (Not Reviewed)

Data Path : C:\msdchem\1\data\2020-10\0J14056\  
Data File : ECD5-10142050.D  
Signal(s) : Signal #1: ECD1A.CH Signal #2: ECD2B.CH  
Acq On : 15 Oct 2020 2:59  
Operator : MJB  
Sample : 0J14056-ICV4  
Misc : A20F067, TOX 500 ppb  
ALS Vial : 39 (Sig #1); 0 (Sig #2) Sample Multiplier: 1

Integration File signal 1: PEST1.e  
Integration File signal 2: PEST2.e  
Quant Time: Oct 15 12:26:51 2020  
Quant Method : C:\msdchem\1\methods\ECD5\_QUANTPEST\_201014.M  
Quant Title : Instrument: DualECD5  
QLast Update : Thu Oct 15 11:11:37 2020  
Response via : Initial Calibration  
Integrator: ChemStation 6890 Scale Mode: Small noise peaks clipped

Volume Inj. : 2uL  
Signal #1 Phase : Rtx-CLPesticides Signal #2 Phase: Rtx-CLPesticides2  
Signal #1 Info : 30m X 0.32mm X 0. Signal #2 Info : 30m X 0.32mm X 0.25um





Quantitation Report (Not Reviewed)

Data Path : C:\msdchem\1\data\2020-10\0J14056\REQUANT\  
 Data File : ECD5-10142011.D  
 Signal(s) : Signal #1: ECD1A.CH Signal #2: ECD2B.CH  
 Acq On : 14 Oct 2020 15:47  
 Operator : MJB  
 Sample : 0J14056-CAL1  
 Misc : A20J229, AB 0.5 ppb  
 ALS Vial : 4 (Sig #1); 0 (Sig #2) Sample Multiplier: 1

MJB 10/15/20

Integration File signal 1: PEST1.e  
 Integration File signal 2: PEST2.e  
 Quant Time: Oct 14 18:33:13 2020  
 Quant Method : C:\msdchem\1\methods\ECD5\_QUANTPEST\_201014.M  
 Quant Title : Instrument: DualECD5  
 QLast Update : Wed Oct 14 18:23:10 2020  
 Response via : Initial Calibration  
 Integrator: ChemStation 6890 Scale Mode: Small noise peaks clipped

Volume Inj. : 2uL  
 Signal #1 Phase : Rtx-CLPesticides Signal #2 Phase: Rtx-CLPesticides2  
 Signal #1 Info : 30m X 0.32mm X 0. Signal #2 Info : 30m X 0.32mm X 0.25um

Compound	RT#1	RT#2	Resp#1	Resp#2	ng/mL	ng/mL
-----						
System Monitoring Compounds						
1) S TCMX (S)	5.586	5.872	140529	170319	0.579	0.550
22) S DCBP (S)	9.806	10.368	127242	102135	0.493	0.493
Target Compounds						
2) a-BHC	6.140	6.468	167796	193976	0.539	0.492
3) g-BHC	6.430	6.785	140254	169378	0.531	0.507
4) b-BHC	6.512	6.853	76860	90501	0.493	0.596
5) Heptachlor	6.830	7.158	141918	155482	0.561	0.550
6) d-BHC	6.664	7.099	153083	218781	0.559	0.516
7) Aldrin	7.073	7.421	143946	154585	0.543	0.507
8) Heptachlo...	7.543	7.855	140794	142572	0.577	0.523
9) trans-Chl...	7.635	7.995	144465	150441	0.569	0.532
10) cis-Chlor...	7.732	8.101	137544	143168	0.566	0.534
11) Endosulfa...	7.837	8.150	128922	135108	0.564	0.535
12) 4,4'-DDE	7.781	8.204	142374	148799	0.548	0.510
13) Dieldrin	8.009	8.349	138131	151375	0.547	0.538
14) Endrin	8.179	8.571	105277	109506	0.571	0.561
15) 4,4'-DDD	8.210	8.616	123211	129395	0.564	0.554
16) Endosulfa...	8.340	8.717	126564	131578	0.607	0.573
17) 4,4'-DDT	8.407	8.839	113864	98085	0.571	0.515
18) Endrin Al...	8.634	8.951	161066	161530	0.476	0.471
19) Endosulfa...	8.938	9.144	136316	143250	0.502	0.507
20) Methoxychlor	8.741	9.305	66721	56609	0.498	0.586
21) Endrin Ke...	9.139	9.532	143156	141257	0.585	0.568
23) Hexachlor...	3.227f	0.000	1832	0	5503.644	N.D. #
24) Hexachlor...	5.864	0.000	5503	0	BelowCal	N.D.
25) Oxychlorane	7.335	0.000	5452	0	BelowCal	N.D.
26) 2,4'-DDE	0.000	7.995	0	150441	N.D.	0.468 #

Quantitation Report (Not Reviewed)

Data Path : C:\msdchem\1\data\2020-10\0J14056\REQUANT\  
 Data File : ECD5-10142011.D  
 Signal(s) : Signal #1: ECD1A.CH Signal #2: ECD2B.CH  
 Acq On : 14 Oct 2020 15:47  
 Operator : MJB  
 Sample : 0J14056-CAL1  
 Misc : A20J229, AB 0.5 ppb  
 ALS Vial : 4 (Sig #1); 0 (Sig #2) Sample Multiplier: 1

Integration File signal 1: PEST1.e  
 Integration File signal 2: PEST2.e  
 Quant Time: Oct 14 18:33:13 2020  
 Quant Method : C:\msdchem\1\methods\ECD5\_QUANTPEST\_201014.M  
 Quant Title : Instrument: DualECD5  
 QLast Update : Wed Oct 14 18:23:10 2020  
 Response via : Initial Calibration  
 Integrator: ChemStation 6890 Scale Mode: Small noise peaks clipped

Volume Inj. : 2uL  
 Signal #1 Phase : Rtx-CLPesticides Signal #2 Phase: Rtx-CLPesticides2  
 Signal #1 Info : 30m X 0.32mm X 0. Signal #2 Info : 30m X 0.32mm X 0.25um

	Compound	RT#1	RT#2	Resp#1	Resp#2	ng/mL	ng/mL
27)	trans-Non...	0.000	8.101	0	143168	N.D.	0.212 #
28)	2,4'-DDD	7.781	8.349f	142374	151375	0.992	0.721 #
29)	2,4'-DDT	0.000	8.616	0	129395	N.D.	0.907 #
30)	cis-Nonac...	8.060	8.616f	2424	129395	BelowCal	0.337
31)	Mirex	8.741	9.532f	66721	141257	0.232	0.479 #
32)	Chlordane...	7.543	8.101	140794	143168	5.887	3.187 #
33)	Chlordane...	7.635	8.204	144465	148799	5.455	3.954 #
34)	Chlordane...	8.210	8.839	123211	98085	19.505	9.934 #
35)	Chlordane...	3.941	3.902	51823	58510	NoCal	NoCal
36)	Toxaphene...	7.635	0.000	144465	0	151.961	N.D. #
37)	Toxaphene...	7.909	8.755	4865	42014	2.687	12.028 #
38)	Toxaphene...	8.210f	8.839f	123211	98085	35.690	18.359 #
39)	Toxaphene...	0.000	8.839f	0	98085	N.D.	10.714 #
40)	Toxaphene...	8.741f	9.039	66721	14019	26.527	2.773 #
41)	Toxaphene...	8.741f	0.000	66721	0	21.374	N.D. #
42)	Toxaphene...	3.941	3.902f	51823	58510	NoCal	NoCal

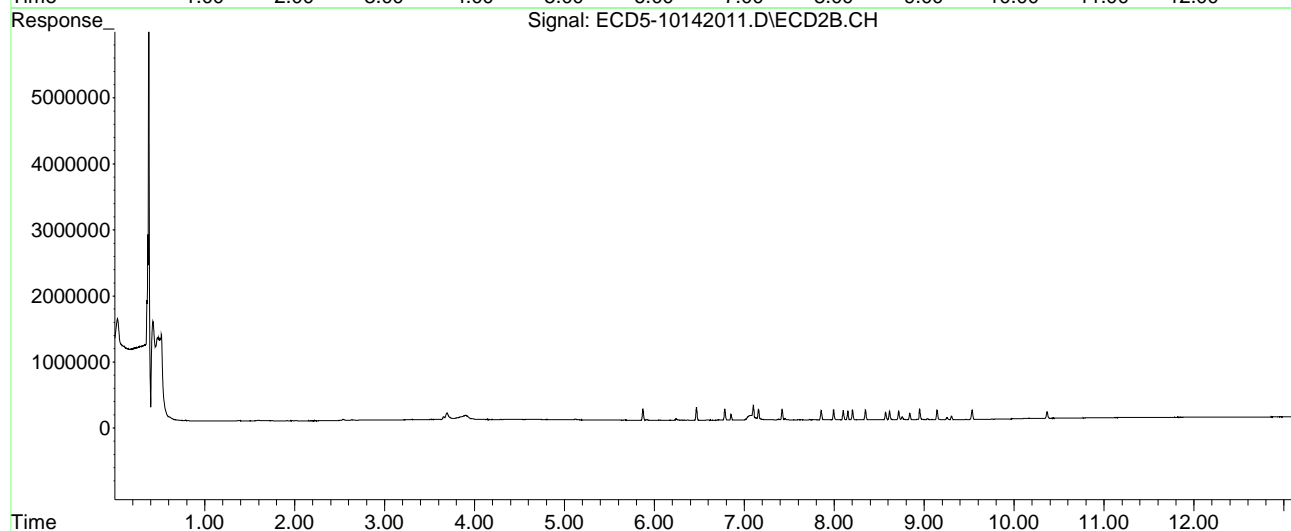
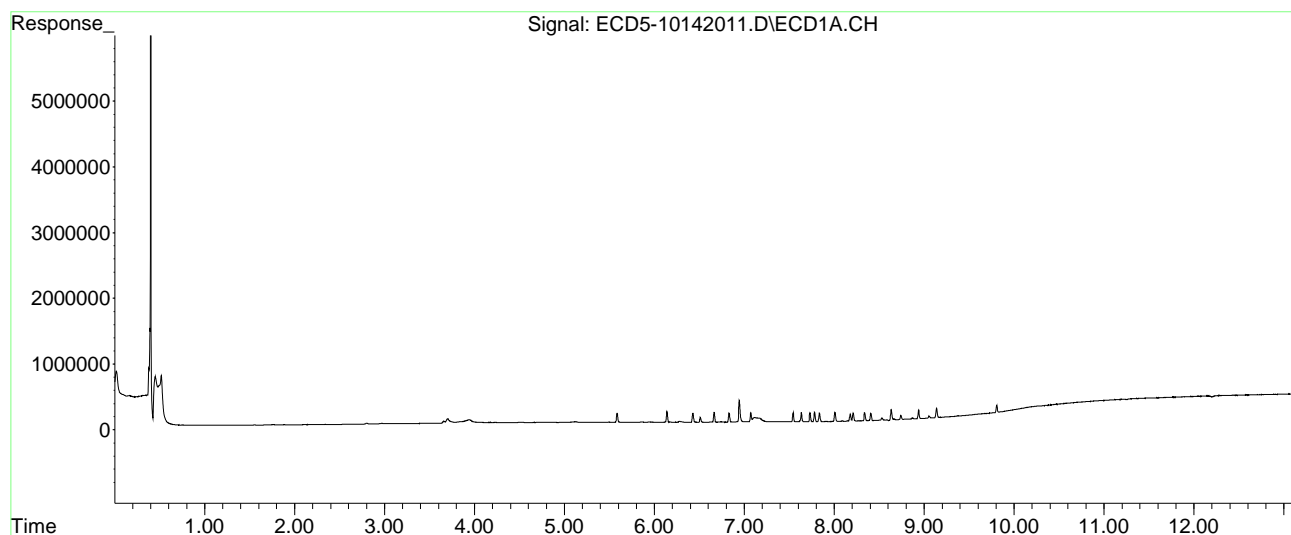
(f)=RT Delta > 1/2 Window (#)=Amounts differ by > 25% (m)=manual int.

Quantitation Report (Not Reviewed)

Data Path : C:\msdchem\1\data\2020-10\0J14056\REQUANT\  
Data File : ECD5-10142011.D  
Signal(s) : Signal #1: ECD1A.CH Signal #2: ECD2B.CH  
Acq On : 14 Oct 2020 15:47  
Operator : MJB  
Sample : 0J14056-CAL1  
Misc : A20J229, AB 0.5 ppb  
ALS Vial : 4 (Sig #1); 0 (Sig #2) Sample Multiplier: 1

Integration File signal 1: PEST1.e  
Integration File signal 2: PEST2.e  
Quant Time: Oct 14 18:33:13 2020  
Quant Method : C:\msdchem\1\methods\ECD5\_QUANTPEST\_201014.M  
Quant Title : Instrument: DualECD5  
QLast Update : Wed Oct 14 18:23:10 2020  
Response via : Initial Calibration  
Integrator: ChemStation 6890 Scale Mode: Small noise peaks clipped

Volume Inj. : 2uL  
Signal #1 Phase : Rtx-CLPesticides Signal #2 Phase: Rtx-CLPesticides2  
Signal #1 Info : 30m X 0.32mm X 0. Signal #2 Info : 30m X 0.32mm X 0.25um



Quantitation Report (Not Reviewed)

Data Path : C:\msdchem\1\data\2020-10\0J14056\REQUANT\  
 Data File : ECD5-10142012.D  
 Signal(s) : Signal #1: ECD1A.CH Signal #2: ECD2B.CH  
 Acq On : 14 Oct 2020 16:04  
 Operator : MJB  
 Sample : 0J14056-CAL2  
 Misc : A20J230, AB 1 ppb  
 ALS Vial : 5 (Sig #1); 0 (Sig #2) Sample Multiplier: 1

MJB 10/15/20

Integration File signal 1: PEST1.e  
 Integration File signal 2: PEST2.e  
 Quant Time: Oct 14 18:33:28 2020  
 Quant Method : C:\msdchem\1\methods\ECD5\_QUANTPEST\_201014.M  
 Quant Title : Instrument: DualECD5  
 QLast Update : Wed Oct 14 18:23:10 2020  
 Response via : Initial Calibration  
 Integrator: ChemStation 6890 Scale Mode: Small noise peaks clipped

Volume Inj. : 2uL  
 Signal #1 Phase : Rtx-CLPesticides Signal #2 Phase: Rtx-CLPesticides2  
 Signal #1 Info : 30m X 0.32mm X 0. Signal #2 Info : 30m X 0.32mm X 0.25um

Compound	RT#1	RT#2	Resp#1	Resp#2	ng/mL	ng/mL
-----						
System Monitoring Compounds						
1) S TCMX (S)	5.586	5.872	253886	311085	1.046	1.004
22) S DCBP (S)	9.806	10.367	210456	180596	1.013	1.022
Target Compounds						
2) a-BHC	6.139	6.467	306194	369703	0.984	0.938
3) g-BHC	6.429	6.784	268763	315438	1.018	0.944
4) b-BHC	6.512	6.853	134233	163076	1.002	1.075
5) Heptachlor	6.830	7.158	254387	263644	1.005	0.932
6) d-BHC	6.664	7.099	279968	354018	1.023	0.954
7) Aldrin	7.072	7.420	274443	288446	1.034	0.946
8) Heptachlo...	7.542	7.856	259023	268398	1.061	0.984
9) trans-Chl...	7.635	7.995	267031	275149	1.051	0.973
10) cis-Chlor...	7.732	8.102	256225	262088	1.054	0.977
11) Endosulfa...	7.836	8.151	240021	251042	1.050	0.993
12) 4,4'-DDE	7.781	8.203	261532	276372	1.007	0.948
13) Dieldrin	8.009	8.349	260366	268257	1.032	0.954
14) Endrin	8.178	8.571	188876	185759	1.024	0.951
15) 4,4'-DDD	8.210	8.616	224880	227533	1.029	0.974
16) Endosulfa...	8.340	8.718	220968	234183	1.060	1.020
17) 4,4'-DDT	8.406	8.840	203498	176159	1.020	0.925
18) Endrin Al...	8.635	8.951	267831	281603	1.032	1.066
19) Endosulfa...	8.938	9.145	224706	235751	0.980	0.973
20) Methoxychlor	8.741	9.306	114664	99371	0.995	1.028
21) Endrin Ke...	9.139	9.533	256580	241014	1.048	0.970
23) Hexachlor...	0.000	0.000	0	0	N.D.	N.D.
24) Hexachlor...	5.864	0.000	6935	0	BelowCal	N.D.
25) Oxychlorane	7.335	0.000	9476	0	BelowCal	N.D.
26) 2,4'-DDE	0.000	7.995	0	275149	N.D.	1.044 #

Quantitation Report (Not Reviewed)

Data Path : C:\msdchem\1\data\2020-10\0J14056\REQUANT\  
 Data File : ECD5-10142012.D  
 Signal(s) : Signal #1: ECD1A.CH Signal #2: ECD2B.CH  
 Acq On : 14 Oct 2020 16:04  
 Operator : MJB  
 Sample : 0J14056-CAL2  
 Misc : A20J230, AB 1 ppb  
 ALS Vial : 5 (Sig #1); 0 (Sig #2) Sample Multiplier: 1

Integration File signal 1: PEST1.e  
 Integration File signal 2: PEST2.e  
 Quant Time: Oct 14 18:33:28 2020  
 Quant Method : C:\msdchem\1\methods\ECD5\_QUANTPEST\_201014.M  
 Quant Title : Instrument: DualECD5  
 QLast Update : Wed Oct 14 18:23:10 2020  
 Response via : Initial Calibration  
 Integrator: ChemStation 6890 Scale Mode: Small noise peaks clipped

Volume Inj. : 2uL  
 Signal #1 Phase : Rtx-CLPesticides Signal #2 Phase: Rtx-CLPesticides2  
 Signal #1 Info : 30m X 0.32mm X 0. Signal #2 Info : 30m X 0.32mm X 0.25um

	Compound	RT#1	RT#2	Resp#1	Resp#2	ng/mL	ng/mL	
27)	trans-Non...	0.000	8.102	0	262088	N.D.	0.580	#
28)	2,4'-DDD	7.781	8.349f	261532	268257	1.978	1.278	#
29)	2,4'-DDT	7.927f	8.616	1289	227533	0.013	1.641	#
30)	cis-Nonac...	8.092f	8.616f	3257	227533	BelowCal	0.593	
31)	Mirex	8.741	9.533f	114664	241014	0.593	0.991	#
32)	Chlordane...	7.542	8.102	259023	262088	10.831	5.834	#
33)	Chlordane...	7.635	8.203	267031	276372	10.084	7.344	#
34)	Chlordane...	8.210	8.840	224880	176159	35.600	17.841	#
35)	Chlordane...	3.943	3.906	49464	57614	NoCal	NoCal	
36)	Toxaphene...	7.635	0.000	267031	0	280.886	N.D.	#
37)	Toxaphene...	7.927	8.755	1289	45917	0.712	13.145	#
38)	Toxaphene...	8.210f	8.840f	224880	176159	65.140	32.972	#
39)	Toxaphene...	8.448f	8.840f	7326	176159	2.164	19.243	#
40)	Toxaphene...	8.741f	9.039	114664	13356	45.587	2.642	#
41)	Toxaphene...	8.741f	0.000	114664	0	36.732	N.D.	#
42)	Toxaphene...	3.943	3.906	49464	57614	NoCal	NoCal	

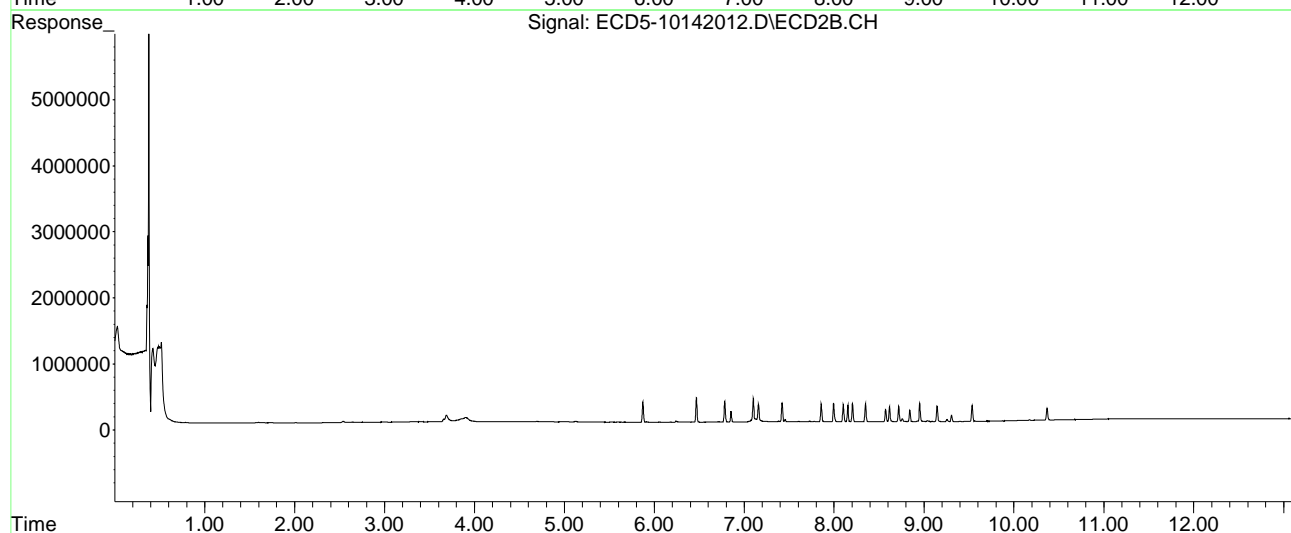
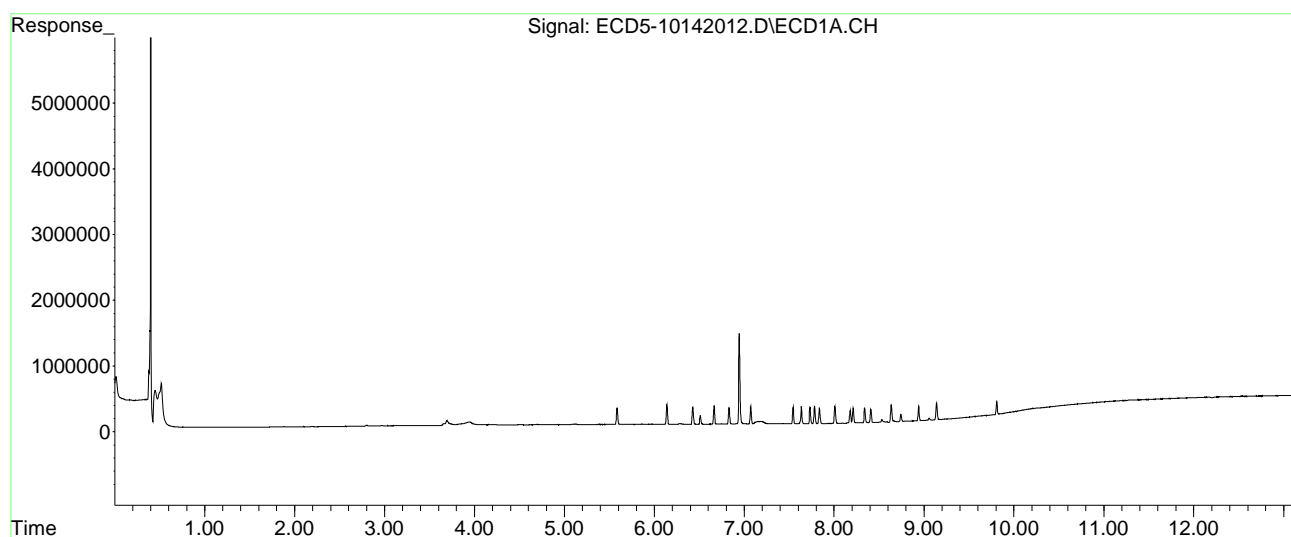
(f)=RT Delta > 1/2 Window (#)=Amounts differ by > 25% (m)=manual int.

Quantitation Report (Not Reviewed)

Data Path : C:\msdchem\1\data\2020-10\0J14056\REQUANT\  
Data File : ECD5-10142012.D  
Signal(s) : Signal #1: ECD1A.CH Signal #2: ECD2B.CH  
Acq On : 14 Oct 2020 16:04  
Operator : MJB  
Sample : 0J14056-CAL2  
Misc : A20J230, AB 1 ppb  
ALS Vial : 5 (Sig #1); 0 (Sig #2) Sample Multiplier: 1

Integration File signal 1: PEST1.e  
Integration File signal 2: PEST2.e  
Quant Time: Oct 14 18:33:28 2020  
Quant Method : C:\msdchem\1\methods\ECD5\_QUANTPEST\_201014.M  
Quant Title : Instrument: DualECD5  
QLast Update : Wed Oct 14 18:23:10 2020  
Response via : Initial Calibration  
Integrator: ChemStation 6890 Scale Mode: Small noise peaks clipped

Volume Inj. : 2uL  
Signal #1 Phase : Rtx-CLPesticides Signal #2 Phase: Rtx-CLPesticides2  
Signal #1 Info : 30m X 0.32mm X 0. Signal #2 Info : 30m X 0.32mm X 0.25um



Quantitation Report (Not Reviewed)

Data Path : C:\msdchem\1\data\2020-10\0J14056\REQUANT\  
 Data File : ECD5-10142013.D  
 Signal(s) : Signal #1: ECD1A.CH Signal #2: ECD2B.CH  
 Acq On : 14 Oct 2020 16:21  
 Operator : MJB  
 Sample : 0J14056-CAL3  
 Misc : A20H471, AB 2 ppb  
 ALS Vial : 6 (Sig #1); 0 (Sig #2) Sample Multiplier: 1

MJB 10/15/20

Integration File signal 1: PEST1.e  
 Integration File signal 2: PEST2.e  
 Quant Time: Oct 14 18:33:42 2020  
 Quant Method : C:\msdchem\1\methods\ECD5\_QUANTPEST\_201014.M  
 Quant Title : Instrument: DualECD5  
 QLast Update : Wed Oct 14 18:23:10 2020  
 Response via : Initial Calibration  
 Integrator: ChemStation 6890 Scale Mode: Small noise peaks clipped

Volume Inj. : 2uL  
 Signal #1 Phase : Rtx-CLPesticides Signal #2 Phase: Rtx-CLPesticides2  
 Signal #1 Info : 30m X 0.32mm X 0. Signal #2 Info : 30m X 0.32mm X 0.25um

Compound	RT#1	RT#2	Resp#1	Resp#2	ng/mL	ng/mL
-----						
System Monitoring Compounds						
1) S TCMX (S)	5.586	5.871	497197	614440	2.049	1.984
22) S DCBP (S)	9.806	10.367	375364	330405	2.044	2.032
Target Compounds						
2) a-BHC	6.139	6.468	628323	753186	2.020	1.910
3) g-BHC	6.429	6.785	533694	641946	2.022	1.921
4) b-BHC	6.512	6.853	257026	306878	2.090	2.023
5) Heptachlor	6.830	7.158	511111	517087	2.019	1.828
6) d-BHC	6.664	7.100	554144	649345	2.025	1.910
7) Aldrin	7.072	7.420	542139	584662	2.043	1.918
8) Heptachlo...	7.542	7.856	501641	516383	2.054	1.893
9) trans-Chl...	7.635	7.996	517096	546800	2.035	1.934
10) cis-Chlor...	7.732	8.102	497982	519519	2.048	1.936
11) Endosulfa...	7.836	8.151	468891	473272	2.051	1.873
12) 4,4'-DDE	7.781	8.204	521556	558084	2.007	1.913
13) Dieldrin	8.009	8.349	501289	530524	1.987	1.886
14) Endrin	8.179	8.572	385124	373106	2.088	1.910
15) 4,4'-DDD	8.210	8.616	445212	442696	2.038	1.896
16) Endosulfa...	8.340	8.718	421233	439713	2.021	1.915
17) 4,4'-DDT	8.406	8.840	400654	357211	2.008	1.876
18) Endrin Al...	8.635	8.952	510289	521610	2.297	2.253
19) Endosulfa...	8.938	9.145	418629	437332	2.029	1.987
20) Methoxychlor	8.740	9.306	215205	189005	2.037	1.955
21) Endrin Ke...	9.139	9.534	490417	461874	2.003	1.859
23) Hexachlor...	3.229f	0.000	2760	0	5503.640	N.D. #
24) Hexachlor...	5.864	0.000	12264	0	BelowCal	N.D.
25) Oxychlorane	7.335	0.000	15802	0	BelowCal	N.D.
26) 2,4'-DDE	0.000	7.996	0	546800	N.D.	2.298 #

Quantitation Report (Not Reviewed)

Data Path : C:\msdchem\1\data\2020-10\0J14056\REQUANT\  
 Data File : ECD5-10142013.D  
 Signal(s) : Signal #1: ECD1A.CH Signal #2: ECD2B.CH  
 Acq On : 14 Oct 2020 16:21  
 Operator : MJB  
 Sample : 0J14056-CAL3  
 Misc : A20H471, AB 2 ppb  
 ALS Vial : 6 (Sig #1); 0 (Sig #2) Sample Multiplier: 1

Integration File signal 1: PEST1.e  
 Integration File signal 2: PEST2.e  
 Quant Time: Oct 14 18:33:42 2020  
 Quant Method : C:\msdchem\1\methods\ECD5\_QUANTPEST\_201014.M  
 Quant Title : Instrument: DualECD5  
 QLast Update : Wed Oct 14 18:23:10 2020  
 Response via : Initial Calibration  
 Integrator: ChemStation 6890 Scale Mode: Small noise peaks clipped

Volume Inj. : 2uL  
 Signal #1 Phase : Rtx-CLPesticides Signal #2 Phase: Rtx-CLPesticides2  
 Signal #1 Info : 30m X 0.32mm X 0. Signal #2 Info : 30m X 0.32mm X 0.25um

	Compound	RT#1	RT#2	Resp#1	Resp#2	ng/mL	ng/mL	
27)	trans-Non...	0.000	8.102	0	519519	N.D.	1.375	#
28)	2,4'-DDD	7.781	8.349f	521556	530524	4.130	2.527	#
29)	2,4'-DDT	7.928f	8.616	1656	442696	0.017	3.241	#
30)	cis-Nonac...	8.091f	8.616f	2866	442696	BelowCal	1.153	
31)	Mirex	8.740	9.566	215205	6215	1.348	BelowCal	#
32)	Chlordane...	7.542	8.102	501641	519519	20.977	11.565	#
33)	Chlordane...	7.635	8.204	517096	558084	19.527	14.831	
34)	Chlordane...	8.210	8.840	445212	357211	70.480	36.178	#
35)	Chlordane...	3.944	3.906	50099	55611	NoCal	NoCal	
36)	Toxaphene...	7.635	0.000	517096	0	543.926	N.D.	#
37)	Toxaphene...	7.928	8.757	1656	37150	0.915	10.635	#
38)	Toxaphene...	8.210f	8.840f	445212	357211	128.963	66.859	#
39)	Toxaphene...	8.448f	8.840f	8559	357211	2.528	39.020	#
40)	Toxaphene...	8.740f	9.039	215205	19449	85.560	3.847	#
41)	Toxaphene...	8.815f	9.465f	5061	6183	1.621	1.401	
42)	Toxaphene...	3.944	3.906	50099	55611	NoCal	NoCal	

(f)=RT Delta > 1/2 Window (#)=Amounts differ by > 25% (m)=manual int.

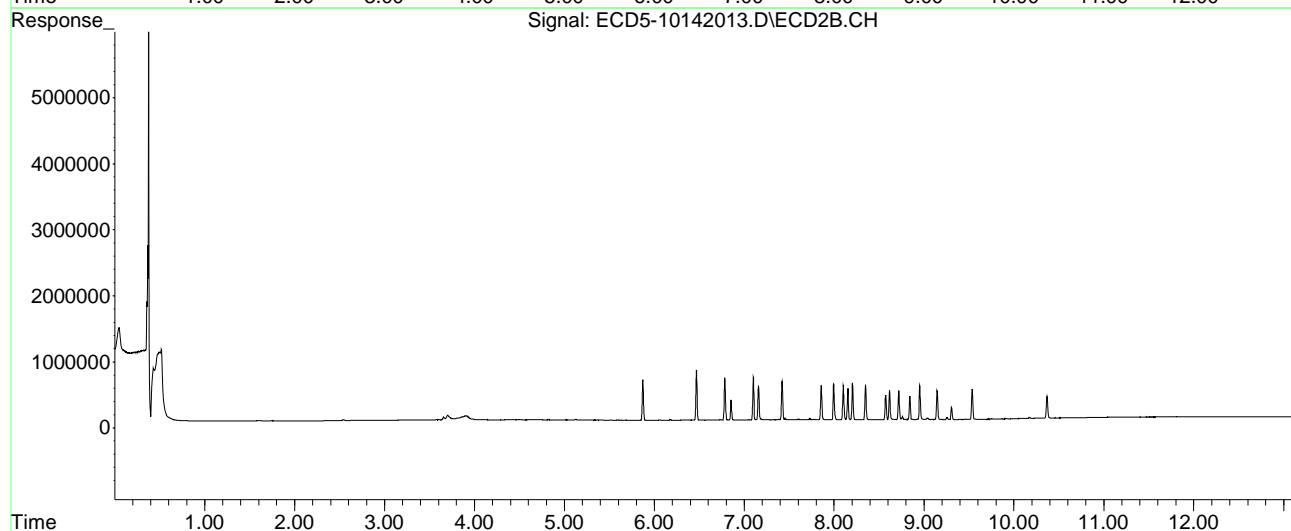
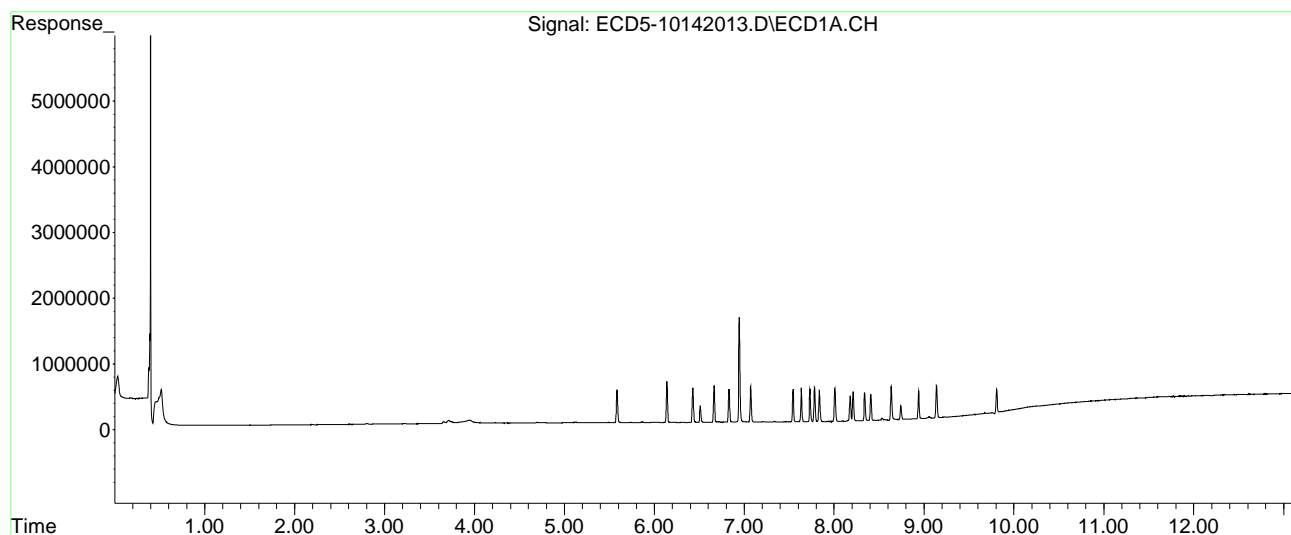


Quantitation Report (Not Reviewed)

Data Path : C:\msdchem\1\data\2020-10\0J14056\REQUANT\  
Data File : ECD5-10142013.D  
Signal(s) : Signal #1: ECD1A.CH Signal #2: ECD2B.CH  
Acq On : 14 Oct 2020 16:21  
Operator : MJB  
Sample : 0J14056-CAL3  
Misc : A20H471, AB 2 ppb  
ALS Vial : 6 (Sig #1); 0 (Sig #2) Sample Multiplier: 1

Integration File signal 1: PEST1.e  
Integration File signal 2: PEST2.e  
Quant Time: Oct 14 18:33:42 2020  
Quant Method : C:\msdchem\1\methods\ECD5\_QUANTPEST\_201014.M  
Quant Title : Instrument: DualECD5  
QLast Update : Wed Oct 14 18:23:10 2020  
Response via : Initial Calibration  
Integrator: ChemStation 6890 Scale Mode: Small noise peaks clipped

Volume Inj. : 2uL  
Signal #1 Phase : Rtx-CLPesticides Signal #2 Phase: Rtx-CLPesticides2  
Signal #1 Info : 30m X 0.32mm X 0. Signal #2 Info : 30m X 0.32mm X 0.25um



Quantitation Report (Not Reviewed)

Data Path : C:\msdchem\1\data\2020-10\0J14056\REQUANT\  
 Data File : ECD5-10142014.D  
 Signal(s) : Signal #1: ECD1A.CH Signal #2: ECD2B.CH  
 Acq On : 14 Oct 2020 16:38  
 Operator : MJB  
 Sample : 0J14056-CAL4  
 Misc : A20H472, AB 5 ppb  
 ALS Vial : 7 (Sig #1); 0 (Sig #2) Sample Multiplier: 1

MJB 10/15/20

Integration File signal 1: PEST1.e  
 Integration File signal 2: PEST2.e  
 Quant Time: Oct 14 18:33:55 2020  
 Quant Method : C:\msdchem\1\methods\ECD5\_QUANTPEST\_201014.M  
 Quant Title : Instrument: DualECD5  
 QLast Update : Wed Oct 14 18:23:10 2020  
 Response via : Initial Calibration  
 Integrator: ChemStation 6890 Scale Mode: Small noise peaks clipped

Volume Inj. : 2uL  
 Signal #1 Phase : Rtx-CLPesticides Signal #2 Phase: Rtx-CLPesticides2  
 Signal #1 Info : 30m X 0.32mm X 0. Signal #2 Info : 30m X 0.32mm X 0.25um

Compound	RT#1	RT#2	Resp#1	Resp#2	ng/mL	ng/mL
-----						
System Monitoring Compounds						
1) S TCMX (S)	5.585	5.872	1205086	1474967	4.966	4.762
22) S DCBP (S)	9.805	10.367	864759	772851	5.100	5.006
Target Compounds						
2) a-BHC	6.139	6.467	1541028	1928602	4.955	4.892
3) g-BHC	6.428	6.784	1286671	1598007	4.876	4.781
4) b-BHC	6.511	6.852	600757	721255	5.139	4.754
5) Heptachlor	6.830	7.158	1261215	1327780	4.981	4.695
6) d-BHC	6.663	7.099	1353451	1629779	4.945	5.067
7) Aldrin	7.072	7.421	1317210	1471589	4.965	4.827
8) Heptachlo...	7.542	7.855	1188991	1285859	4.869	4.714
9) trans-Chl...	7.634	7.994	1239286	1337960	4.877	4.731
10) cis-Chlor...	7.731	8.101	1182697	1240277	4.865	4.623
11) Endosulfa...	7.835	8.149	1136280	1194602	4.970	4.727
12) 4,4'-DDE	7.780	8.203	1281422	1358638	4.932	4.658
13) Dieldrin	8.007	8.348	1224275	1308319	4.852	4.650
14) Endrin	8.177	8.570	910916	918333	4.940	4.701
15) 4,4'-DDD	8.209	8.615	1071622	1078020	4.906	4.616
16) Endosulfa...	8.338	8.717	998320	1038306	4.790	4.522
17) 4,4'-DDT	8.405	8.839	957319	864502	4.798	4.540
18) Endrin Al...	8.633	8.951	998718	1018074	4.846	4.703
19) Endosulfa...	8.937	9.144	988428	1052641	5.108	5.069
20) Methoxychlor	8.740	9.305	514454	439519	5.134	4.546
21) Endrin Ke...	9.138	9.532	1160086	1114109	4.738	4.484
23) Hexachlor...	0.000	0.000	0	0	N.D.	N.D.
24) Hexachlor...	5.864	0.000	26670	0	BelowCal	N.D.
25) Oxychlorane	7.335	0.000	37053	0	0.016	N.D. #
26) 2,4'-DDE	7.393	7.994	3869	1337960	40483.273	5.930 #

Quantitation Report (Not Reviewed)

Data Path : C:\msdchem\1\data\2020-10\0J14056\REQUANT\  
 Data File : ECD5-10142014.D  
 Signal(s) : Signal #1: ECD1A.CH Signal #2: ECD2B.CH  
 Acq On : 14 Oct 2020 16:38  
 Operator : MJB  
 Sample : 0J14056-CAL4  
 Misc : A20H472, AB 5 ppb  
 ALS Vial : 7 (Sig #1); 0 (Sig #2) Sample Multiplier: 1

Integration File signal 1: PEST1.e  
 Integration File signal 2: PEST2.e  
 Quant Time: Oct 14 18:33:55 2020  
 Quant Method : C:\msdchem\1\methods\ECD5\_QUANTPEST\_201014.M  
 Quant Title : Instrument: DualECD5  
 QLast Update : Wed Oct 14 18:23:10 2020  
 Response via : Initial Calibration  
 Integrator: ChemStation 6890 Scale Mode: Small noise peaks clipped

Volume Inj. : 2uL  
 Signal #1 Phase : Rtx-CLPesticides Signal #2 Phase: Rtx-CLPesticides2  
 Signal #1 Info : 30m X 0.32mm X 0. Signal #2 Info : 30m X 0.32mm X 0.25um

	Compound	RT#1	RT#2	Resp#1	Resp#2	ng/mL	ng/mL	
27)	trans-Non...	0.000	8.101	0	1240277	N.D.	3.596	#
28)	2,4'-DDD	7.780	8.348f	1281422	1308319	10.408	6.232	#
29)	2,4'-DDT	7.926f	8.615	4617	1078020	0.048	7.898	#
30)	cis-Nonac...	8.064	8.615f	3598	1078020	BelowCal	2.808	
31)	Mirex	8.740	9.565	514454	14987	3.595	BelowCal	#
32)	Chlordane...	7.542	8.101	1188991	1240277	49.719	27.610	#
33)	Chlordane...	7.634	8.203	1239286	1358638	46.799	36.105	
34)	Chlordane...	8.209	8.839	1071622	864502	169.644	87.555	#
35)	Chlordane...	3.948	3.905	48500	53085	NoCal	NoCal	
36)	Toxaphene...	7.634	0.000	1239286	0	1303.587	N.D.	#
37)	Toxaphene...	7.926	8.755	4617	42560	2.550	12.184	#
38)	Toxaphene...	8.209f	8.839f	1071622	864502	310.414	161.809	#
39)	Toxaphene...	8.445f	8.839f	8880	864502	2.623	94.433	#
40)	Toxaphene...	8.688f	9.034	13678	27493	5.438	5.438	
41)	Toxaphene...	8.791	9.463f	7884	11605	2.526	2.615	
42)	Toxaphene...	3.948	3.905	48500	53085	NoCal	NoCal	

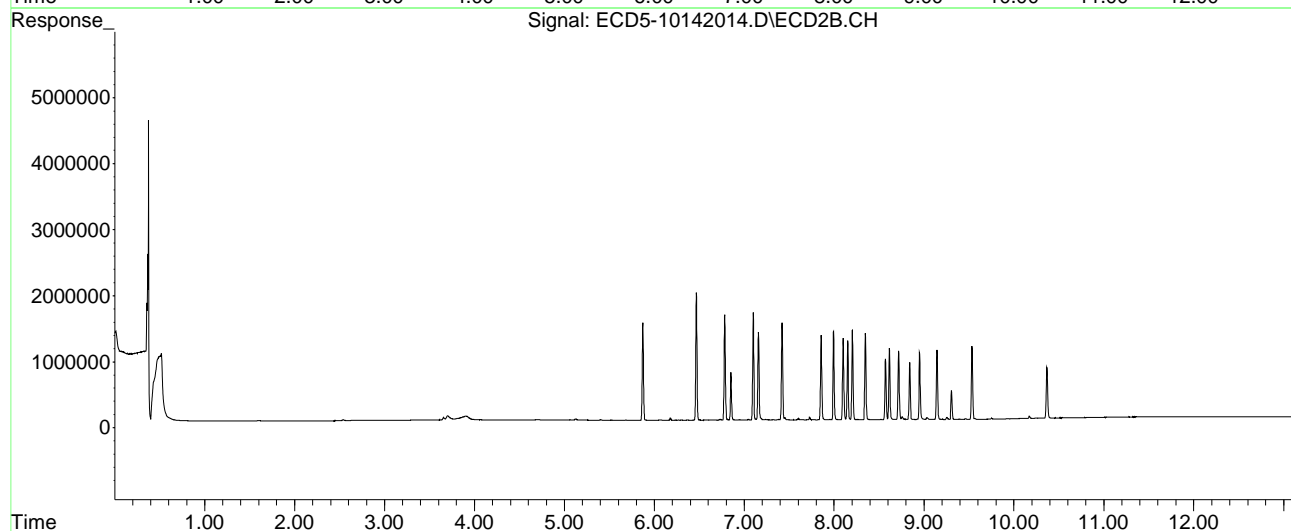
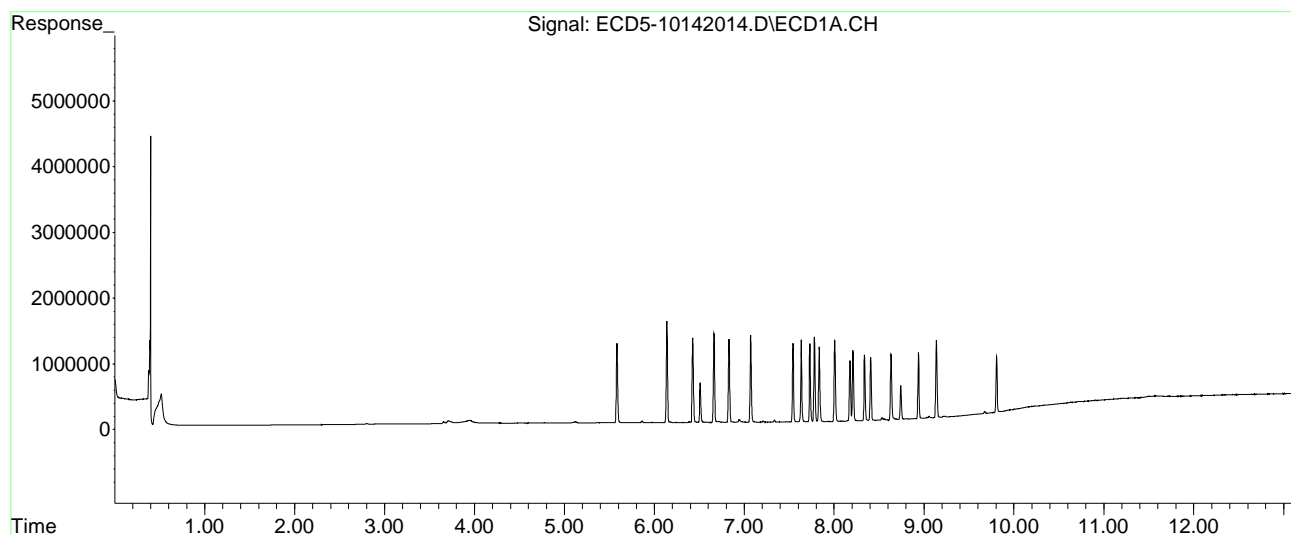
(f)=RT Delta > 1/2 Window (#)=Amounts differ by > 25% (m)=manual int.

Quantitation Report (Not Reviewed)

Data Path : C:\msdchem\1\data\2020-10\0J14056\REQUANT\  
Data File : ECD5-10142014.D  
Signal(s) : Signal #1: ECD1A.CH Signal #2: ECD2B.CH  
Acq On : 14 Oct 2020 16:38  
Operator : MJB  
Sample : 0J14056-CAL4  
Misc : A20H472, AB 5 ppb  
ALS Vial : 7 (Sig #1); 0 (Sig #2) Sample Multiplier: 1

Integration File signal 1: PEST1.e  
Integration File signal 2: PEST2.e  
Quant Time: Oct 14 18:33:55 2020  
Quant Method : C:\msdchem\1\methods\ECD5\_QUANTPEST\_201014.M  
Quant Title : Instrument: DualECD5  
QLast Update : Wed Oct 14 18:23:10 2020  
Response via : Initial Calibration  
Integrator: ChemStation 6890 Scale Mode: Small noise peaks clipped

Volume Inj. : 2uL  
Signal #1 Phase : Rtx-CLPesticides Signal #2 Phase: Rtx-CLPesticides2  
Signal #1 Info : 30m X 0.32mm X 0. Signal #2 Info : 30m X 0.32mm X 0.25um



Quantitation Report (Not Reviewed)

Data Path : C:\msdchem\1\data\2020-10\0J14056\REQUANT\  
 Data File : ECD5-10142016.D  
 Signal(s) : Signal #1: ECD1A.CH Signal #2: ECD2B.CH  
 Acq On : 14 Oct 2020 17:13  
 Operator : MJB  
 Sample : 0J14056-CAL6  
 Misc : A20H474, AB 25 ppb  
 ALS Vial : 9 (Sig #1); 0 (Sig #2) Sample Multiplier: 1

MJB 10/15/20

Integration File signal 1: PEST1.e  
 Integration File signal 2: PEST2.e  
 Quant Time: Oct 14 18:34:11 2020  
 Quant Method : C:\msdchem\1\methods\ECD5\_QUANTPEST\_201014.M  
 Quant Title : Instrument: DualECD5  
 QLast Update : Wed Oct 14 18:23:10 2020  
 Response via : Initial Calibration  
 Integrator: ChemStation 6890 Scale Mode: Small noise peaks clipped

Volume Inj. : 2uL  
 Signal #1 Phase : Rtx-CLPesticides Signal #2 Phase: Rtx-CLPesticides2  
 Signal #1 Info : 30m X 0.32mm X 0. Signal #2 Info : 30m X 0.32mm X 0.25um

Compound	RT#1	RT#2	Resp#1	Resp#2	ng/mL	ng/mL
-----						
System Monitoring Compounds						
1) S TCMX (S)	5.587	5.873	5605935	7255995	23.102	23.426
22) S DCBP (S)	9.807	10.368	3915613	3789238	24.101	24.955
Target Compounds						
2) a-BHC	6.139	6.469	7321853	9397096	23.541	23.834
3) g-BHC	6.428	6.785	6218049	8095839	23.563	24.224
4) b-BHC	6.510	6.853	2725704	3439511	24.061	22.669
5) Heptachlor	6.830	7.160	5863869	6609002	23.160	23.368
6) d-BHC	6.663	7.100	6544991	8097153	23.913	25.328
7) Aldrin	7.073	7.422	6225758	7351725	23.465	24.113
8) Heptachlo...	7.542	7.856	5734577	6565406	23.484	24.069
9) trans-Chl...	7.634	7.996	5843575	6700617	22.998	23.694
10) cis-Chlor...	7.731	8.102	5682477	6333107	23.373	23.604
11) Endosulfa...	7.835	8.151	5340395	6024680	23.361	23.841
12) 4,4'-DDE	7.781	8.204	6231267	6948937	23.981	23.825
13) Dieldrin	8.008	8.349	5999680	6716667	23.778	23.875
14) Endrin	8.178	8.571	4189458	4516170	22.719	23.119
15) 4,4'-DDD	8.210	8.616	5100984	5395697	23.352	23.104
16) Endosulfa...	8.339	8.718	4795425	5241221	23.010	22.828
17) 4,4'-DDT	8.407	8.840	4593721	4376201	23.025	22.981
18) Endrin Al...	8.634	8.953	4543966	4863133	23.414	23.471
19) Endosulfa...	8.938	9.145	4608552	5172587	24.565	25.233
20) Methoxychlor	8.741	9.306	2377939	2132144	24.325	22.053
21) Endrin Ke...	9.139	9.534	5699447	5694932	23.280	22.919
23) Hexachlor...	0.000	0.000	0	0	N.D.	N.D.
24) Hexachlor...	5.865	0.000	113950	0	0.338	N.D. #
25) Oxychlorane	7.335	7.776f	165682	10479	0.796	0.034 #
26) 2,4'-DDE	7.394	7.996	18691	6700617	40483.167	29.889 #

Quantitation Report (Not Reviewed)

Data Path : C:\msdchem\1\data\2020-10\0J14056\REQUANT\  
 Data File : ECD5-10142016.D  
 Signal(s) : Signal #1: ECD1A.CH Signal #2: ECD2B.CH  
 Acq On : 14 Oct 2020 17:13  
 Operator : MJB  
 Sample : 0J14056-CAL6  
 Misc : A20H474, AB 25 ppb  
 ALS Vial : 9 (Sig #1); 0 (Sig #2) Sample Multiplier: 1

Integration File signal 1: PEST1.e  
 Integration File signal 2: PEST2.e  
 Quant Time: Oct 14 18:34:11 2020  
 Quant Method : C:\msdchem\1\methods\ECD5\_QUANTPEST\_201014.M  
 Quant Title : Instrument: DualECD5  
 QLast Update : Wed Oct 14 18:23:10 2020  
 Response via : Initial Calibration  
 Integrator: ChemStation 6890 Scale Mode: Small noise peaks clipped

Volume Inj. : 2uL  
 Signal #1 Phase : Rtx-CLPesticides Signal #2 Phase: Rtx-CLPesticides2  
 Signal #1 Info : 30m X 0.32mm X 0. Signal #2 Info : 30m X 0.32mm X 0.25um

	Compound	RT#1	RT#2	Resp#1	Resp#2	ng/mL	ng/mL	
27)	trans-Non...	0.000	8.102f	0	6333107	N.D.	19.056	#
28)	2,4'-DDD	7.781	8.349f	6231267	6716667	50.908	31.993	#
29)	2,4'-DDT	0.000	8.616	0	5395697	N.D.	37.244	#
30)	cis-Nonac...	8.092f	8.616f	21742	5395697	BelowCal	14.054	
31)	Mirex	8.741	9.567	2377939	61517	17.561	0.069	#
32)	Chlordane...	7.542	8.102	5734577	6333107	239.796	140.980	#
33)	Chlordane...	7.634	8.204	5843575	6948937	220.669	184.662	
34)	Chlordane...	8.210	8.840	5100984	4376201	807.516	443.212	#
35)	Chlordane...	3.954	3.912	44059	42847	NoCal	NoCal	
36)	Toxaphene...	7.634	8.456f	5843575	11518	6146.771	3.833	#
37)	Toxaphene...	7.925	8.757	26655	49708	14.723	14.231	
38)	Toxaphene...	8.210f	8.794	5100984	20479	1477.588	3.833	#
39)	Toxaphene...	8.494	8.840f	12641	4376201	3.734	478.031	#
40)	Toxaphene...	8.741f	9.032	2377939	122501	945.410	24.232	#
41)	Toxaphene...	8.741f	9.396f	2377939	23988	761.760	5.385	#
42)	Toxaphene...	3.954f	3.912	44059	42847	NoCal	NoCal	

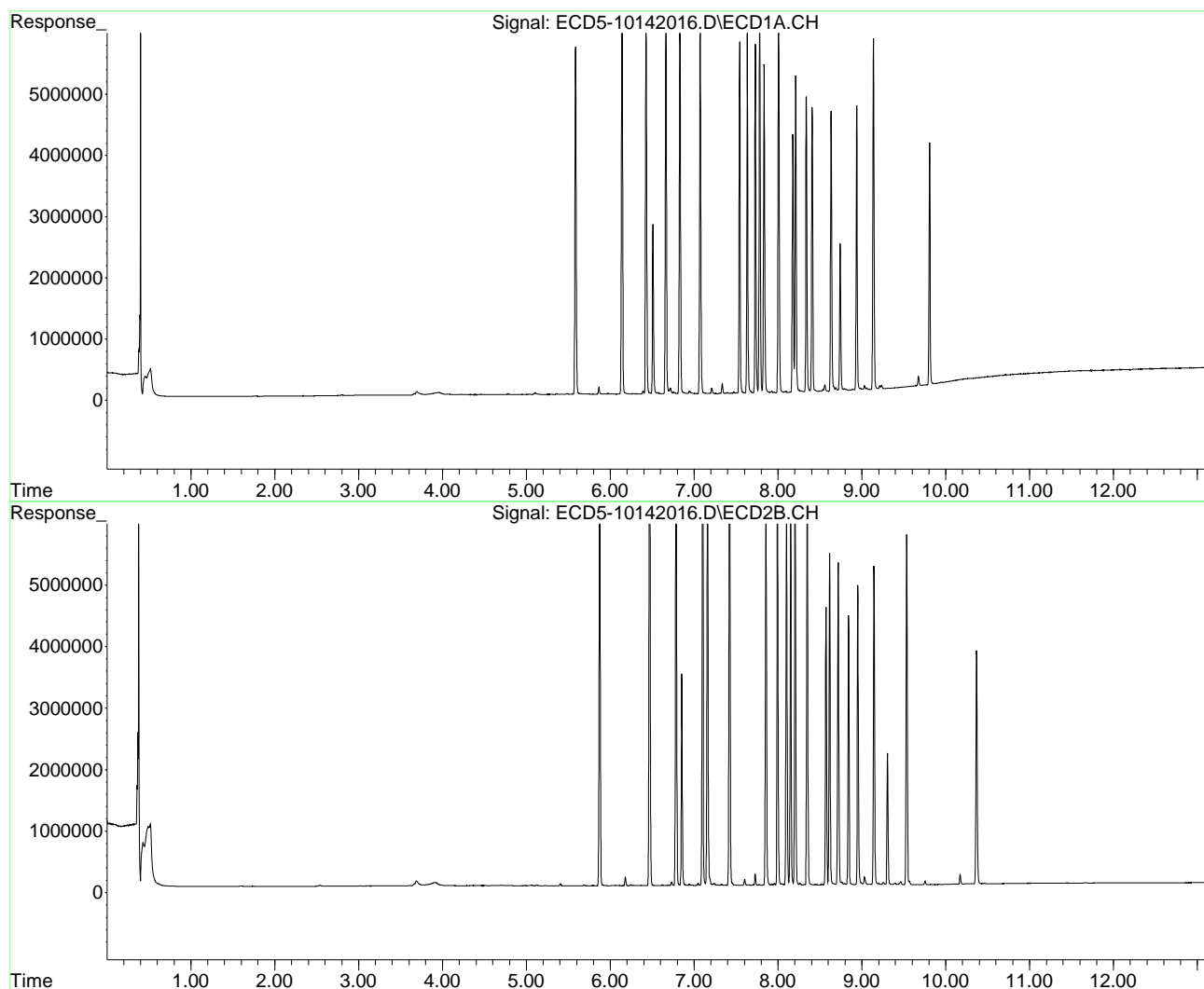
(f)=RT Delta > 1/2 Window (#)=Amounts differ by > 25% (m)=manual int.

Quantitation Report (Not Reviewed)

Data Path : C:\msdchem\1\data\2020-10\0J14056\REQUANT\  
Data File : ECD5-10142016.D  
Signal(s) : Signal #1: ECD1A.CH Signal #2: ECD2B.CH  
Acq On : 14 Oct 2020 17:13  
Operator : MJB  
Sample : 0J14056-CAL6  
Misc : A20H474, AB 25 ppb  
ALS Vial : 9 (Sig #1); 0 (Sig #2) Sample Multiplier: 1

Integration File signal 1: PEST1.e  
Integration File signal 2: PEST2.e  
Quant Time: Oct 14 18:34:11 2020  
Quant Method : C:\msdchem\1\methods\ECD5\_QUANTPEST\_201014.M  
Quant Title : Instrument: DualECD5  
QLast Update : Wed Oct 14 18:23:10 2020  
Response via : Initial Calibration  
Integrator: ChemStation 6890 Scale Mode: Small noise peaks clipped

Volume Inj. : 2uL  
Signal #1 Phase : Rtx-CLPesticides Signal #2 Phase: Rtx-CLPesticides2  
Signal #1 Info : 30m X 0.32mm X 0. Signal #2 Info : 30m X 0.32mm X 0.25um



Quantitation Report (Not Reviewed)

Data Path : C:\msdchem\1\data\2020-10\0J14056\REQUANT\  
 Data File : ECD5-10142017.D  
 Signal(s) : Signal #1: ECD1A.CH Signal #2: ECD2B.CH  
 Acq On : 14 Oct 2020 17:30  
 Operator : MJB  
 Sample : 0J14056-CAL7  
 Misc : A20H475, AB 50 ppb  
 ALS Vial : 10 (Sig #1); 0 (Sig #2) Sample Multiplier: 1

MJB 10/15/20

Integration File signal 1: PEST1.e  
 Integration File signal 2: PEST2.e  
 Quant Time: Oct 14 18:34:23 2020  
 Quant Method : C:\msdchem\1\methods\ECD5\_QUANTPEST\_201014.M  
 Quant Title : Instrument: DualECD5  
 QLast Update : Wed Oct 14 18:23:10 2020  
 Response via : Initial Calibration  
 Integrator: ChemStation 6890 Scale Mode: Small noise peaks clipped

Volume Inj. : 2uL  
 Signal #1 Phase : Rtx-CLPesticides Signal #2 Phase: Rtx-CLPesticides2  
 Signal #1 Info : 30m X 0.32mm X 0. Signal #2 Info : 30m X 0.32mm X 0.25um

Compound	RT#1	RT#2	Resp#1	Resp#2	ng/mL	ng/mL
-----						
System Monitoring Compounds						
1) S TCMX (S)	5.585	5.872	11352526	15067103	46.784	48.644
22) S DCBP (S)	9.805	10.367	7973046	7534139	49.232	48.972
Target Compounds						
2) a-BHC	6.138	6.468	15039504	20314768	48.354	51.525
3) g-BHC	6.426	6.784	12567647	16652911	47.624	49.828
4) b-BHC	6.507	6.851	5498441	6903913	48.943	45.502
5) Heptachlor	6.828	7.158	12046871	14088204	47.581	49.813
6) d-BHC	6.660	7.099	12952285	16583164	47.323	50.580
7) Aldrin	7.071	7.420	12856429	15507578	48.456	50.864
8) Heptachlo...	7.540	7.854	11394384	13363611	46.661	48.992
9) trans-Chl...	7.632	7.994	11923480	14009308	46.925	49.538
10) cis-Chlor...	7.729	8.100	11537076	13060134	47.453	48.677
11) Endosulfa...	7.833	8.149	10730108	12399275	46.937	49.066
12) 4,4'-DDE	7.779	8.203	12484045	14657782	48.045	50.255
13) Dieldrin	8.006	8.347	12208714	13747070	48.385	48.864
14) Endrin	8.175	8.570	8619344	9319162	46.741	47.707
15) 4,4'-DDD	8.208	8.614	10197219	11431408	46.682	48.949
16) Endosulfa...	8.337	8.716	9684792	11074835	46.471	48.236
17) 4,4'-DDT	8.405	8.839	9547128	9551259	47.853	50.156
18) Endrin Al...	8.632	8.950	9134784	10129852	47.631	48.603
19) Endosulfa...	8.936	9.144	9319195	10305111	49.629	49.297
20) Methoxychlor	8.739	9.305	4827454	4372733	49.301	45.227
21) Endrin Ke...	9.137	9.532	11519728	11997009	47.053	48.282
23) Hexachlor...	0.000	0.000	0	0	N.D.	N.D.
24) Hexachlor...	5.863	0.000	211577	0	0.831	N.D. #
25) Oxychlorane	7.333	7.821	325951	12985	1.768	0.042 #
26) 2,4'-DDE	7.391	7.994	37828	14009308	0.104	60.887 #



Quantitation Report (Not Reviewed)

Data Path : C:\msdchem\1\data\2020-10\0J14056\REQUANT\  
 Data File : ECD5-10142017.D  
 Signal(s) : Signal #1: ECD1A.CH Signal #2: ECD2B.CH  
 Acq On : 14 Oct 2020 17:30  
 Operator : MJB  
 Sample : 0J14056-CAL7  
 Misc : A20H475, AB 50 ppb  
 ALS Vial : 10 (Sig #1); 0 (Sig #2) Sample Multiplier: 1

Integration File signal 1: PEST1.e  
 Integration File signal 2: PEST2.e  
 Quant Time: Oct 14 18:34:23 2020  
 Quant Method : C:\msdchem\1\methods\ECD5\_QUANTPEST\_201014.M  
 Quant Title : Instrument: DualECD5  
 QLast Update : Wed Oct 14 18:23:10 2020  
 Response via : Initial Calibration  
 Integrator: ChemStation 6890 Scale Mode: Small noise peaks clipped

Volume Inj. : 2uL  
 Signal #1 Phase : Rtx-CLPesticides Signal #2 Phase: Rtx-CLPesticides2  
 Signal #1 Info : 30m X 0.32mm X 0. Signal #2 Info : 30m X 0.32mm X 0.25um

	Compound	RT#1	RT#2	Resp#1	Resp#2	ng/mL	ng/mL	
27)	trans-Non...	7.632f	8.100	11923480	13060134	59.698	38.886	#
28)	2,4'-DDD	7.779	8.347f	12484045	13747070	101.129	65.480	#
29)	2,4'-DDT	7.951	8.614	20242	11431408	0.209	73.237	#
30)	cis-Nonac...	8.089f	8.614f	42813	11431408	0.021	29.775	#
31)	Mirex	8.739	9.565	4827454	103454	35.855	0.284	#
32)	Chlordane...	7.540	8.100	11394384	13060134	476.466	290.729	#
33)	Chlordane...	7.632	8.203	11923480	14657782	450.263	389.518	
34)	Chlordane...	8.208	8.839	10197219	9551259	1614.280	967.330	#
35)	Chlordane...	3.954	3.915	40219	40987	NoCal	NoCal	
36)	Toxaphene...	7.632	8.455f	11923480	22957	12542.135	7.639	#
37)	Toxaphene...	7.923	8.755	51224	61386	28.295	17.573	#
38)	Toxaphene...	8.208f	8.792	10197219	40660	2953.800	7.610	#
39)	Toxaphene...	8.491	8.839f	22010	9551259	6.501	1043.325	#
40)	Toxaphene...	8.689f	9.029	101852	272623	40.494	53.927	#
41)	Toxaphene...	8.790	9.395f	53591	49944	17.168	11.184	#
42)	Toxaphene...	3.954f	3.915	40219	40987	NoCal	NoCal	

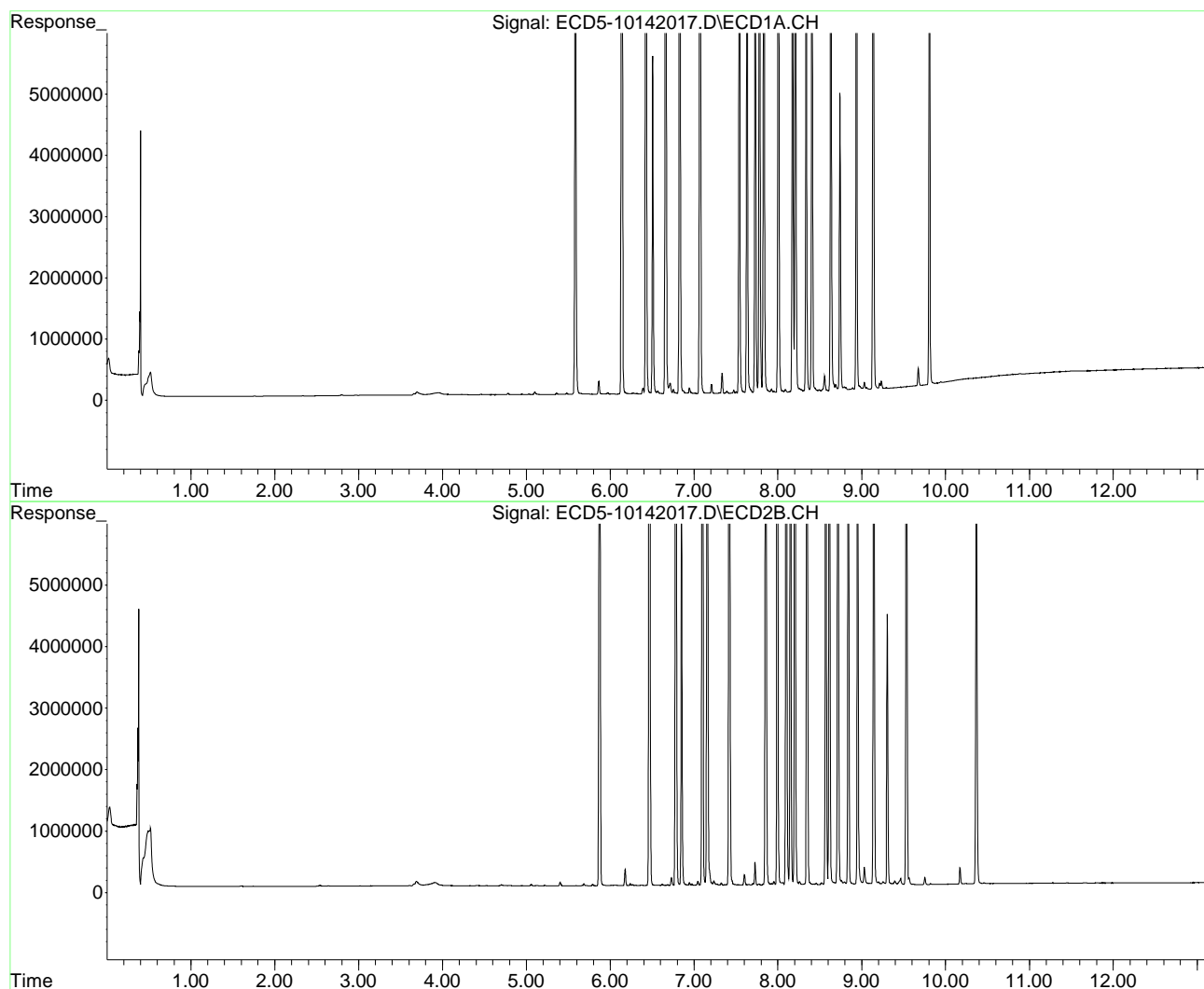
(f)=RT Delta > 1/2 Window (#)=Amounts differ by > 25% (m)=manual int.

Quantitation Report (Not Reviewed)

Data Path : C:\msdchem\1\data\2020-10\0J14056\REQUANT\  
Data File : ECD5-10142017.D  
Signal(s) : Signal #1: ECD1A.CH Signal #2: ECD2B.CH  
Acq On : 14 Oct 2020 17:30  
Operator : MJB  
Sample : 0J14056-CAL7  
Misc : A20H475, AB 50 ppb  
ALS Vial : 10 (Sig #1); 0 (Sig #2) Sample Multiplier: 1

Integration File signal 1: PEST1.e  
Integration File signal 2: PEST2.e  
Quant Time: Oct 14 18:34:23 2020  
Quant Method : C:\msdchem\1\methods\ECD5\_QUANTPEST\_201014.M  
Quant Title : Instrument: DualECD5  
QLast Update : Wed Oct 14 18:23:10 2020  
Response via : Initial Calibration  
Integrator: ChemStation 6890 Scale Mode: Small noise peaks clipped

Volume Inj. : 2uL  
Signal #1 Phase : Rtx-CLPesticides Signal #2 Phase: Rtx-CLPesticides2  
Signal #1 Info : 30m X 0.32mm X 0. Signal #2 Info : 30m X 0.32mm X 0.25um



Quantitation Report (Not Reviewed)

Data Path : C:\msdchem\1\data\2020-10\0J14056\REQUANT\  
 Data File : ECD5-10142018.D  
 Signal(s) : Signal #1: ECD1A.CH Signal #2: ECD2B.CH  
 Acq On : 14 Oct 2020 17:47  
 Operator : MJB  
 Sample : 0J14056-CAL8  
 Misc : A20H476, AB 100 ppb  
 ALS Vial : 11 (Sig #1); 0 (Sig #2) Sample Multiplier: 1

MJB 10/15/20

Integration File signal 1: PEST1.e  
 Integration File signal 2: PEST2.e  
 Quant Time: Oct 14 18:34:35 2020  
 Quant Method : C:\msdchem\1\methods\ECD5\_QUANTPEST\_201014.M  
 Quant Title : Instrument: DualECD5  
 QLast Update : Wed Oct 14 18:23:10 2020  
 Response via : Initial Calibration  
 Integrator: ChemStation 6890 Scale Mode: Small noise peaks clipped

Volume Inj. : 2uL  
 Signal #1 Phase : Rtx-CLPesticides Signal #2 Phase: Rtx-CLPesticides2  
 Signal #1 Info : 30m X 0.32mm X 0. Signal #2 Info : 30m X 0.32mm X 0.25um

Compound	RT#1	RT#2	Resp#1	Resp#2	ng/mL	ng/mL
-----						
System Monitoring Compounds						
1) S TCMX (S)	5.585	5.872	23049738	30964306	94.989	99.969
22) S DCBP (S)	9.805	10.367	16312536	15718841	100.402	98.927
Target Compounds						
2) a-BHC	6.138	6.468	31182562	42148302	100.256	106.901
3) g-BHC	6.426	6.784	26279346	35245762	99.583	105.460
4) b-BHC	6.507	6.851	10859255	14295163	97.692	94.215
5) Heptachlor	6.828	7.158	25279902	30166394	99.847	106.662
6) d-BHC	6.660	7.099	26292698	35964570	96.065	103.678
7) Aldrin	7.070	7.421	25783435	32086436	97.177	105.242
8) Heptachlo...	7.539	7.855	23352737	28257457	95.631	103.595
9) trans-Chl...	7.631	7.994	24702924	29106292	97.220	102.922
10) cis-Chlor...	7.729	8.100	23434759	28026744	96.390	104.460
11) Endosulfa...	7.832	8.149	21908259	25467351	95.834	100.778
12) 4,4'-DDE	7.779	8.203	25327711	31308633	97.473	107.343
13) Dieldrin	8.006	8.348	25057861	29699008	99.309	105.566
14) Endrin	8.175	8.570	17806784	20212366	96.563	103.472
15) 4,4'-DDD	8.208	8.615	21275467	24060950	97.397	103.028
16) Endosulfa...	8.336	8.716	19552387	23333560	93.818	101.628
17) 4,4'-DDT	8.405	8.839	19569737	20809420	98.089	109.276
18) Endrin Al...	8.631	8.950	18518754	21368641	97.758	100.214
19) Endosulfa...	8.936	9.144	18976648	22252624	100.148	101.529
20) Methoxychlor	8.738	9.305	9873445	9914061	99.893	102.542
21) Endrin Ke...	9.137	9.532	23559183	26017499	96.229	104.708
23) Hexachlor...	0.000	0.000	0	0	N.D.	N.D.
24) Hexachlor...	5.863	6.367f	412161	4513	1.844	0.014 #
25) Oxychlorane	7.332	7.821	637885	19377	3.658	0.063 #
26) 2,4'-DDE	7.390	7.994	57454	29106292	0.245	119.999 #

Quantitation Report (Not Reviewed)

Data Path : C:\msdchem\1\data\2020-10\0J14056\REQUANT\  
 Data File : ECD5-10142018.D  
 Signal(s) : Signal #1: ECD1A.CH Signal #2: ECD2B.CH  
 Acq On : 14 Oct 2020 17:47  
 Operator : MJB  
 Sample : 0J14056-CAL8  
 Misc : A20H476, AB 100 ppb  
 ALS Vial : 11 (Sig #1); 0 (Sig #2) Sample Multiplier: 1

Integration File signal 1: PEST1.e  
 Integration File signal 2: PEST2.e  
 Quant Time: Oct 14 18:34:35 2020  
 Quant Method : C:\msdchem\1\methods\ECD5\_QUANTPEST\_201014.M  
 Quant Title : Instrument: DualECD5  
 QLast Update : Wed Oct 14 18:23:10 2020  
 Response via : Initial Calibration  
 Integrator: ChemStation 6890 Scale Mode: Small noise peaks clipped

Volume Inj. : 2uL  
 Signal #1 Phase : Rtx-CLPesticides Signal #2 Phase: Rtx-CLPesticides2  
 Signal #1 Info : 30m X 0.32mm X 0. Signal #2 Info : 30m X 0.32mm X 0.25um

	Compound	RT#1	RT#2	Resp#1	Resp#2	ng/mL	ng/mL	
27)	trans-Non...	7.631f	8.100	24702924	28026744	122.394	80.878	#
28)	2,4'-DDD	7.779	8.425f	25327711	17940	201.241	0.085	#
29)	2,4'-DDT	7.950	8.615	36077	24060950	0.373	136.703	#
30)	cis-Nonac...	8.088f	8.615f	77168	24060950	0.179	62.670	#
31)	Mirex	8.738	9.565	9873445	164654	73.310	0.599	#
32)	Chlordane...	7.539	8.100	23352737	28026744	976.514	623.898	#
33)	Chlordane...	7.631	8.203	24702924	31308633	932.850	831.999	
34)	Chlordane...	8.208	8.839	21275467	20809420	3368.032	2107.530	#
35)	Chlordane...	3.954	3.910	37336	39761	NoCal	NoCal	
36)	Toxaphene...	7.631	8.425	24702924	17940	25984.647	5.970	#
37)	Toxaphene...	7.922	8.792f	80302	65302	44.357	18.695	#
38)	Toxaphene...	8.208f	8.792	21275467	65302	6162.806	12.223	#
39)	Toxaphene...	8.491	8.839f	38291	20809420	11.310	2273.102	#
40)	Toxaphene...	8.688f	9.029	175803	438474	69.895	86.734	
41)	Toxaphene...	8.790	9.393f	98976	86819	31.707	19.406	#
42)	Toxaphene...	3.954f	3.910	37336	39761	NoCal	NoCal	

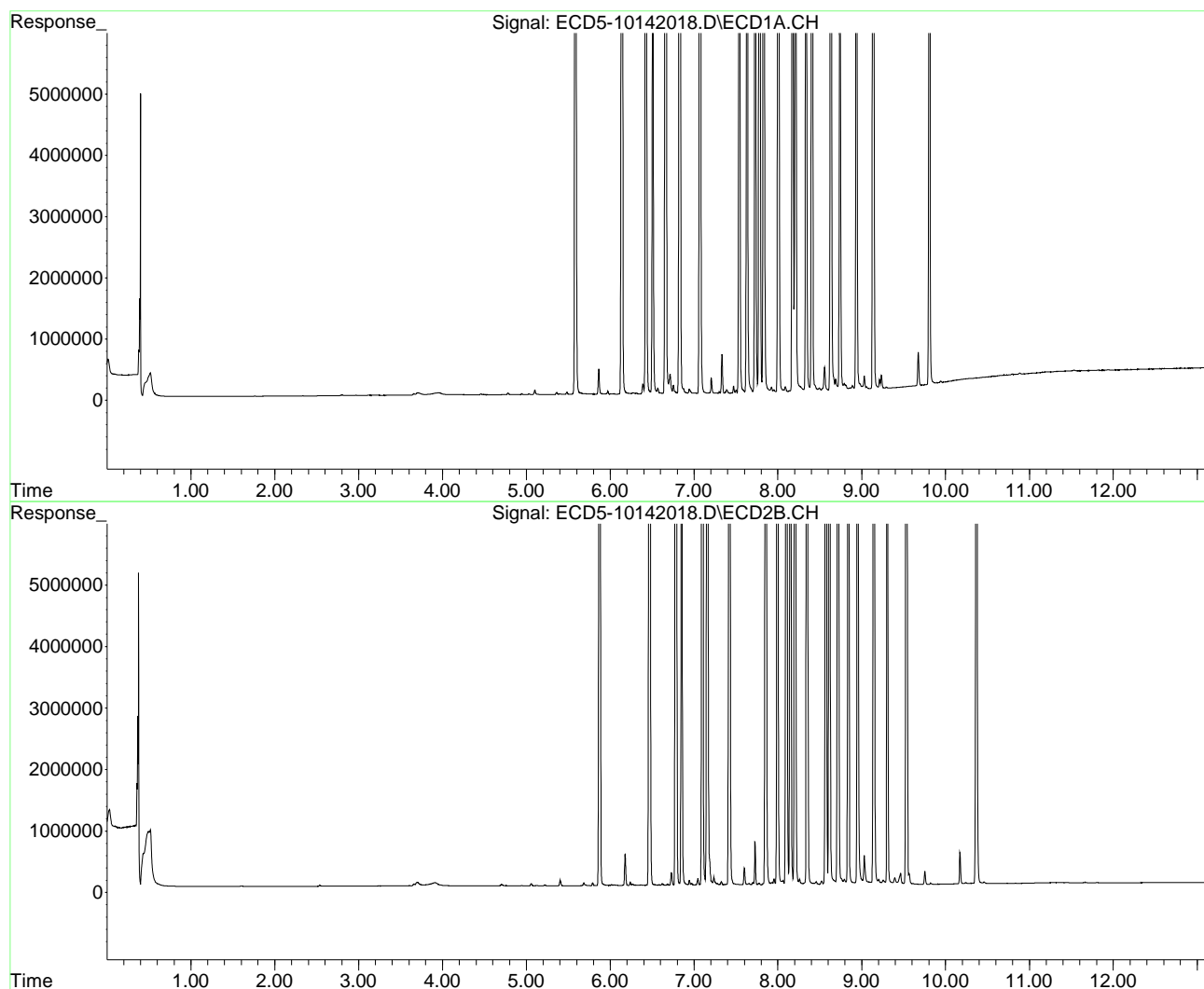
(f)=RT Delta > 1/2 Window (#)=Amounts differ by > 25% (m)=manual int.

Quantitation Report (Not Reviewed)

Data Path : C:\msdchem\1\data\2020-10\0J14056\REQUANT\  
Data File : ECD5-10142018.D  
Signal(s) : Signal #1: ECD1A.CH Signal #2: ECD2B.CH  
Acq On : 14 Oct 2020 17:47  
Operator : MJB  
Sample : 0J14056-CAL8  
Misc : A20H476, AB 100 ppb  
ALS Vial : 11 (Sig #1); 0 (Sig #2) Sample Multiplier: 1

Integration File signal 1: PEST1.e  
Integration File signal 2: PEST2.e  
Quant Time: Oct 14 18:34:35 2020  
Quant Method : C:\msdchem\1\methods\ECD5\_QUANTPEST\_201014.M  
Quant Title : Instrument: DualECD5  
QLast Update : Wed Oct 14 18:23:10 2020  
Response via : Initial Calibration  
Integrator: ChemStation 6890 Scale Mode: Small noise peaks clipped

Volume Inj. : 2uL  
Signal #1 Phase : Rtx-CLPesticides Signal #2 Phase: Rtx-CLPesticides2  
Signal #1 Info : 30m X 0.32mm X 0. Signal #2 Info : 30m X 0.32mm X 0.25um



Quantitation Report (Not Reviewed)

Data Path : C:\msdchem\1\data\2020-10\0J14056\REQUANT\  
 Data File : ECD5-10142019.D  
 Signal(s) : Signal #1: ECD1A.CH Signal #2: ECD2B.CH  
 Acq On : 14 Oct 2020 18:04  
 Operator : MJB  
 Sample : 0J14056-CAL9  
 Misc : A20H470, AB 200 ppb  
 ALS Vial : 12 (Sig #1); 0 (Sig #2) Sample Multiplier: 1

MJB 10/15/20

Integration File signal 1: PEST1.e  
 Integration File signal 2: PEST2.e  
 Quant Time: Oct 14 18:34:48 2020  
 Quant Method : C:\msdchem\1\methods\ECD5\_QUANTPEST\_201014.M  
 Quant Title : Instrument: DualECD5  
 QLast Update : Wed Oct 14 18:23:10 2020  
 Response via : Initial Calibration  
 Integrator: ChemStation 6890 Scale Mode: Small noise peaks clipped

Volume Inj. : 2uL  
 Signal #1 Phase : Rtx-CLPesticides Signal #2 Phase: Rtx-CLPesticides2  
 Signal #1 Info : 30m X 0.32mm X 0. Signal #2 Info : 30m X 0.32mm X 0.25um

Compound	RT#1	RT#2	Resp#1	Resp#2	ng/mL	ng/mL
-----						
System Monitoring Compounds						
1) S TCMX (S)	5.586	5.873	46983236	64550678	193.620	208.403
22) S DCBP (S)	9.805	10.368	33023937	34258099	201.065	201.800
Target Compounds						
2) a-BHC	6.139	6.469	63718589	86110024	204.863	218.402
3) g-BHC	6.426	6.785	54964289	73913210	208.283	221.158
4) b-BHC	6.505	6.850	22251881	30691462	204.279	202.278
5) Heptachlor	6.827	7.157	50235930	63217018	198.415	223.522
6) d-BHC	6.659	7.099	54381561	74743385	198.693	196.257
7) Aldrin	7.070	7.421	52351251	65943380	197.310	216.291
8) Heptachlo...	7.538	7.855	46706447	60156577	191.267	220.540
9) trans-Chl...	7.631	7.993	50229041	61219867	197.679	216.478
10) cis-Chlor...	7.728	8.101	47154077	59075588	193.950	220.184
11) Endosulfa...	7.831	8.149	44397747	56239640	194.210	222.549
12) 4,4'-DDE	7.779	8.203	52637083	64882960	202.573	222.454
13) Dieldrin	8.005	8.348	50341347	62423525	199.512	221.886
14) Endrin	8.174	8.570	36608762	43718232	198.522	223.804
15) 4,4'-DDD	8.208	8.615	43709616	51993903	200.099	222.635
16) Endosulfa...	8.335	8.717	40368044	49487811	193.698	215.542
17) 4,4'-DDT	8.405	8.840	40534278	45086910	203.170	236.764
18) Endrin Al...	8.631	8.951	38298293	45279339	206.350	202.315
19) Endosulfa...	8.936	9.145	38804835	47515553	200.500	199.040
20) Methoxychlor	8.737	9.305	20319864	21317927	201.233	220.492
21) Endrin Ke...	9.137	9.533	48902572	56521958	199.745	227.475
23) Hexachlor...	0.000	0.000	0	0	N.D.	N.D.
24) Hexachlor...	5.863	6.362f	792555	11687	3.765	0.035 #
25) Oxychlorane	7.331	7.821	1242170	46146	7.316	0.150 #
26) 2,4'-DDE	7.389	7.993	119930	61219867	0.692	229.910 #

Quantitation Report (Not Reviewed)

Data Path : C:\msdchem\1\data\2020-10\0J14056\REQUANT\  
 Data File : ECD5-10142019.D  
 Signal(s) : Signal #1: ECD1A.CH Signal #2: ECD2B.CH  
 Acq On : 14 Oct 2020 18:04  
 Operator : MJB  
 Sample : 0J14056-CAL9  
 Misc : A20H470, AB 200 ppb  
 ALS Vial : 12 (Sig #1); 0 (Sig #2) Sample Multiplier: 1

Integration File signal 1: PEST1.e  
 Integration File signal 2: PEST2.e  
 Quant Time: Oct 14 18:34:48 2020  
 Quant Method : C:\msdchem\1\methods\ECD5\_QUANTPEST\_201014.M  
 Quant Title : Instrument: DualECD5  
 QLast Update : Wed Oct 14 18:23:10 2020  
 Response via : Initial Calibration  
 Integrator: ChemStation 6890 Scale Mode: Small noise peaks clipped

Volume Inj. : 2uL  
 Signal #1 Phase : Rtx-CLPesticides Signal #2 Phase: Rtx-CLPesticides2  
 Signal #1 Info : 30m X 0.32mm X 0. Signal #2 Info : 30m X 0.32mm X 0.25um

	Compound	RT#1	RT#2	Resp#1	Resp#2	ng/mL	ng/mL	
27)	trans-Non...	7.631f	8.101	50229041	59075588	243.178	160.447	#
28)	2,4'-DDD	7.779	8.425f	52637083	50911	402.223	0.242	#
29)	2,4'-DDT	7.949	8.615	71655	51993903	0.741	246.835	#
30)	cis-Nonac...	8.061	8.615f	65439	51993903	0.125	135.425	#
31)	Mirex	8.737	9.565	20319864	355026	149.897	1.576	#
32)	Chlordane...	7.538	8.101	46706447	59075588	1953.069	1315.070	#
33)	Chlordane...	7.631	8.203	50229041	64882960	1896.786	1724.207	
34)	Chlordane...	8.208	8.840	43709616	45086910	6919.491	4566.299	#
35)	Chlordane...	3.950	3.909	33716	38135	NoCal	NoCal	
36)	Toxaphene...	7.631	8.425	50229041	50911	52835.199	16.941	#
37)	Toxaphene...	7.921	8.791f	186546	158576	103.044	45.397	#
38)	Toxaphene...	8.208f	8.791	43709616	158576	12661.244	29.681	#
39)	Toxaphene...	8.491	8.840f	86569	45086910	25.569	4925.037	#
40)	Toxaphene...	8.737f	9.029	20319864	876745	8078.681	173.428	#
41)	Toxaphene...	8.788	9.394f	213314	215221	68.334	47.876	#
42)	Toxaphene...	3.950f	3.909	33716	38135	NoCal	NoCal	

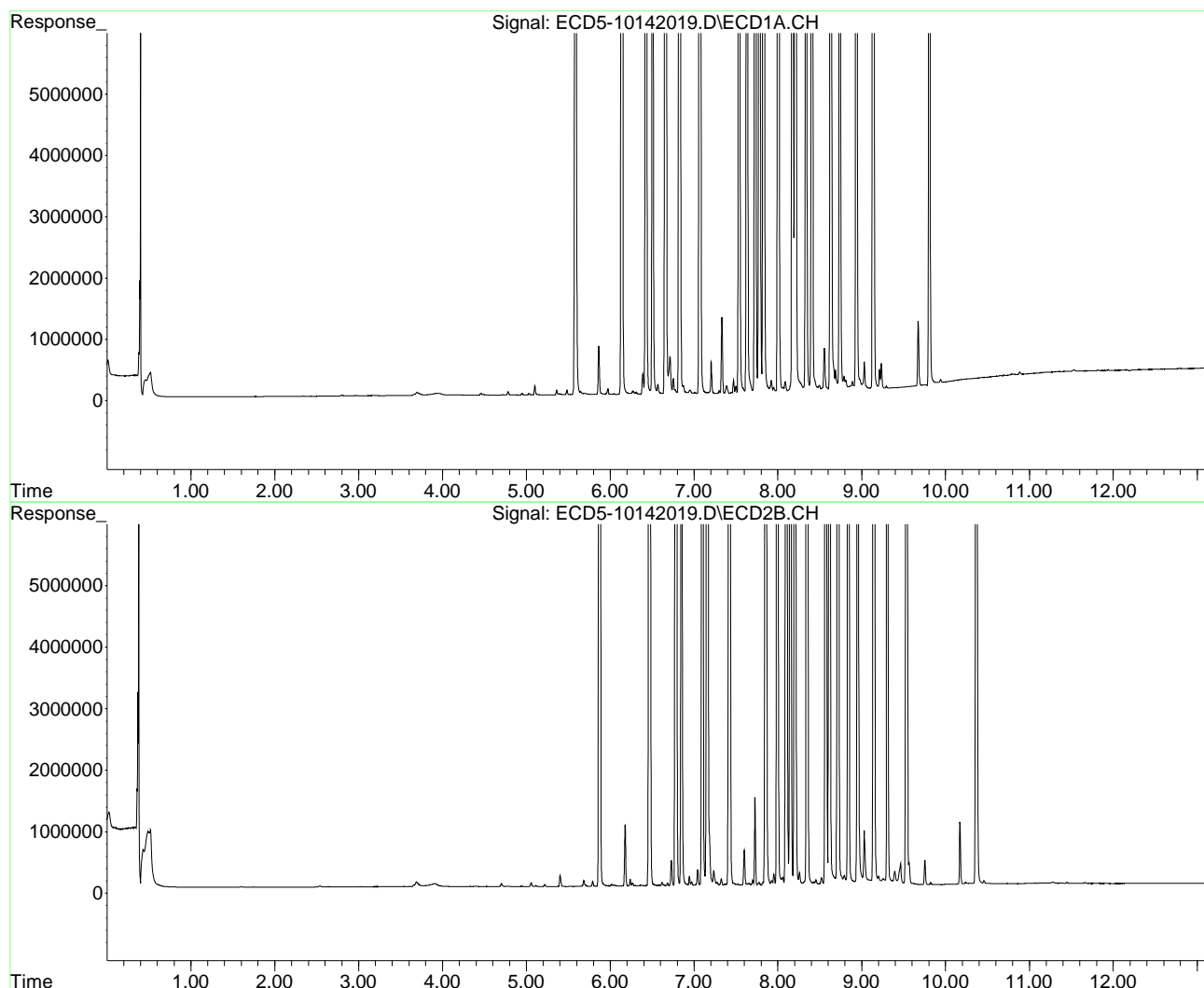
(f)=RT Delta > 1/2 Window (#)=Amounts differ by > 25% (m)=manual int.

Quantitation Report (Not Reviewed)

Data Path : C:\msdchem\1\data\2020-10\0J14056\REQUANT\  
Data File : ECD5-10142019.D  
Signal(s) : Signal #1: ECD1A.CH Signal #2: ECD2B.CH  
Acq On : 14 Oct 2020 18:04  
Operator : MJB  
Sample : 0J14056-CAL9  
Misc : A20H470, AB 200 ppb  
ALS Vial : 12 (Sig #1); 0 (Sig #2) Sample Multiplier: 1

Integration File signal 1: PEST1.e  
Integration File signal 2: PEST2.e  
Quant Time: Oct 14 18:34:48 2020  
Quant Method : C:\msdchem\1\methods\ECD5\_QUANTPEST\_201014.M  
Quant Title : Instrument: DualECD5  
QLast Update : Wed Oct 14 18:23:10 2020  
Response via : Initial Calibration  
Integrator: ChemStation 6890 Scale Mode: Small noise peaks clipped

Volume Inj. : 2uL  
Signal #1 Phase : Rtx-CLPesticides Signal #2 Phase: Rtx-CLPesticides2  
Signal #1 Info : 30m X 0.32mm X 0. Signal #2 Info : 30m X 0.32mm X 0.25um





Quantitation Report (Not Reviewed)

Data Path : C:\msdchem\1\data\2020-10\0J14056\REQUANT\  
 Data File : ECD5-10142022.D  
 Signal(s) : Signal #1: ECD1A.CH Signal #2: ECD2B.CH  
 Acq On : 14 Oct 2020 18:56  
 Operator : MJB  
 Sample : 0J14056-CALA  
 Misc : A20J231, 9-42 0.5 ppb  
 ALS Vial : 14 (Sig #1); 0 (Sig #2) Sample Multiplier: 1

MJB 10/15/20

Integration File signal 1: PEST1.e  
 Integration File signal 2: PEST2.e  
 Quant Time: Oct 15 10:42:47 2020  
 Quant Method : C:\msdchem\1\methods\ECD5\_QUANTPEST\_201014.M  
 Quant Title : Instrument: DualECD5  
 QLast Update : Thu Oct 15 10:38:19 2020  
 Response via : Initial Calibration  
 Integrator: ChemStation 6890 Scale Mode: Small noise peaks clipped

Volume Inj. : 2uL  
 Signal #1 Phase : Rtx-CLPesticides Signal #2 Phase: Rtx-CLPesticides2  
 Signal #1 Info : 30m X 0.32mm X 0. Signal #2 Info : 30m X 0.32mm X 0.25um

Compound	RT#1	RT#2	Resp#1	Resp#2	ng/mL	ng/mL
-----						
System Monitoring Compounds						
1) S TCMX (S)	0.000	0.000	0	0	N.D.	N.D.
22) S DCBP (S)	0.000	10.366	0	5057	N.D.	BelowCal
Target Compounds						
2) a-BHC	6.140	0.000	5389	0	0.017	N.D. #
3) g-BHC	6.430	0.000	5545	0	0.021	N.D. #
4) b-BHC	6.515	0.000	3927	0	5685.401	N.D. #
5) Heptachlor	6.831	0.000	4072	0	0.016	N.D. #
6) d-BHC	6.665	7.100	12629	15938	0.046	BelowCal #
7) Aldrin	7.073	7.421	3246	13794	0.012	0.045 #
8) Heptachlo...	7.531	0.000	109817	0	0.450	N.D. #
9) trans-Chl...	7.622	7.981	44730	111017	0.176	0.393 #
10) cis-Chlor...	7.719	8.061f	151770	162972	0.624	0.607
11) Endosulfa...	7.837	0.000	4022	0	0.018	N.D. #
12) 4,4'-DDE	7.788	8.203	8153	6399	0.031	0.022 #
13) Dieldrin	8.009	8.351	4644	108812	0.018	0.387 #
14) Endrin	8.196f	8.572	165341	100181	0.897	0.513 #
15) 4,4'-DDD	8.196	8.617	165341	188367	0.757	0.807
16) Endosulfa...	8.340	8.717	11739	13901	0.056	0.061
17) 4,4'-DDT	8.406	8.839	10927	10836	0.055	0.057
18) Endrin Al...	8.635	8.951	26929	29315	6021.087	BelowCal #
19) Endosulfa...	8.939	9.144	28035	33374	BelowCal	BelowCal
20) Methoxychlor	8.743	9.306	7788	8003	BelowCal	0.083
21) Endrin Ke...	9.140	9.522	23675	124073	0.097	0.499 #
23) Hexachlor...	3.381	3.586	150001	206112	0.481	0.574
24) Hexachlor...	5.972	6.334	159234	201011	0.480	0.483
25) Oxychlorane	7.465	7.787	140283	141434	0.484	0.589
26) 2,4'-DDE	7.531	7.981	109817	111017	0.485	0.572

Quantitation Report (Not Reviewed)

Data Path : C:\msdchem\1\data\2020-10\0J14056\REQUANT\  
 Data File : ECD5-10142022.D  
 Signal(s) : Signal #1: ECD1A.CH Signal #2: ECD2B.CH  
 Acq On : 14 Oct 2020 18:56  
 Operator : MJB  
 Sample : 0J14056-CALA  
 Misc : A20J231, 9-42 0.5 ppb  
 ALS Vial : 14 (Sig #1); 0 (Sig #2) Sample Multiplier: 1

Integration File signal 1: PEST1.e  
 Integration File signal 2: PEST2.e  
 Quant Time: Oct 15 10:42:47 2020  
 Quant Method : C:\msdchem\1\methods\ECD5\_QUANTPEST\_201014.M  
 Quant Title : Instrument: DualECD5  
 QLast Update : Thu Oct 15 10:38:19 2020  
 Response via : Initial Calibration  
 Integrator: ChemStation 6890 Scale Mode: Small noise peaks clipped

Volume Inj. : 2uL  
 Signal #1 Phase : Rtx-CLPesticides Signal #2 Phase: Rtx-CLPesticides2  
 Signal #1 Info : 30m X 0.32mm X 0. Signal #2 Info : 30m X 0.32mm X 0.25um

	Compound	RT#1	RT#2	Resp#1	Resp#2	ng/mL	ng/mL
27)	trans-Non...	7.719	8.061	151770	162972	0.477	0.585
28)	2,4'-DDD	7.909	8.351	97926	108812	0.474	0.476
29)	2,4'-DDT	8.090	8.572	97546	100181	0.472	0.475
30)	cis-Nonac...	8.196	8.617	165341	188367	0.470	0.491
31)	Mirex	8.869	9.522	117218	124073	0.458	0.472
32)	Chlordane...	7.531f	8.061f	109817	162972	4.592	3.628
33)	Chlordane...	7.622f	8.203	44730	6399	1.689	0.170 #
34)	Chlordane...	8.196	8.839	165341	10836	26.174	1.097 #
35)	Chlordane...	3.958f	3.917	34473	32465	NoCal	NoCal
36)	Toxaphene...	7.622	0.000	44730	0	47.051	N.D. #
37)	Toxaphene...	7.909	8.757	97926	36340	54.092	10.403 #
38)	Toxaphene...	0.000	8.839f	0	10836	N.D.	2.028 #
39)	Toxaphene...	0.000	8.839f	0	10836	N.D.	1.184 #
40)	Toxaphene...	8.743f	9.040	7788	10712	3.096	2.119 #
41)	Toxaphene...	8.743f	0.000	7788	0	2.495	N.D. #
42)	Toxaphene...	3.958f	3.917	34473	32465	NoCal	NoCal

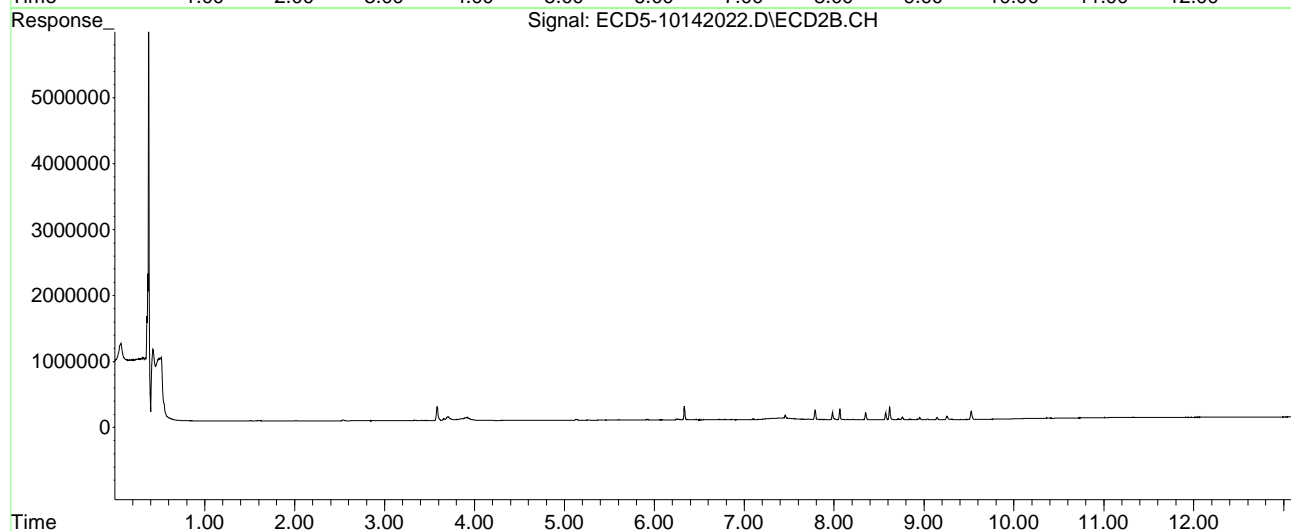
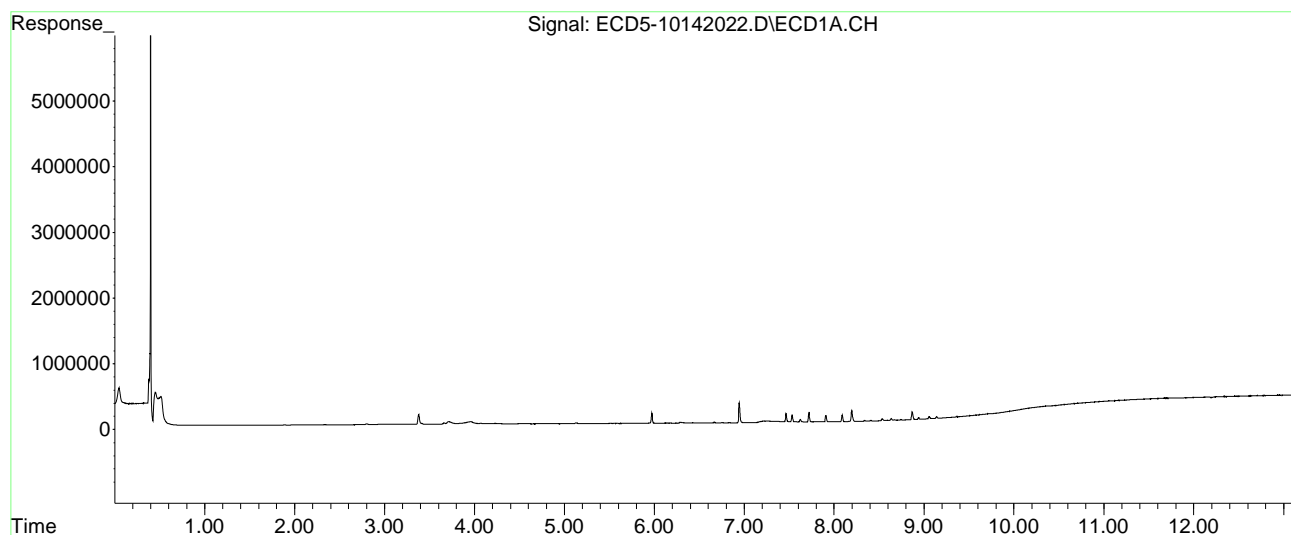
(f)=RT Delta > 1/2 Window (#)=Amounts differ by > 25% (m)=manual int.

Quantitation Report (Not Reviewed)

Data Path : C:\msdchem\1\data\2020-10\0J14056\REQUANT\  
Data File : ECD5-10142022.D  
Signal(s) : Signal #1: ECD1A.CH Signal #2: ECD2B.CH  
Acq On : 14 Oct 2020 18:56  
Operator : MJB  
Sample : 0J14056-CALA  
Misc : A20J231, 9-42 0.5 ppb  
ALS Vial : 14 (Sig #1); 0 (Sig #2) Sample Multiplier: 1

Integration File signal 1: PEST1.e  
Integration File signal 2: PEST2.e  
Quant Time: Oct 15 10:42:47 2020  
Quant Method : C:\msdchem\1\methods\ECD5\_QUANTPEST\_201014.M  
Quant Title : Instrument: DualECD5  
QLast Update : Thu Oct 15 10:38:19 2020  
Response via : Initial Calibration  
Integrator: ChemStation 6890 Scale Mode: Small noise peaks clipped

Volume Inj. : 2uL  
Signal #1 Phase : Rtx-CLPesticides Signal #2 Phase: Rtx-CLPesticides2  
Signal #1 Info : 30m X 0.32mm X 0. Signal #2 Info : 30m X 0.32mm X 0.25um



Quantitation Report (Not Reviewed)

Data Path : C:\msdchem\1\data\2020-10\0J14056\REQUANT\  
 Data File : ECD5-10142023.D  
 Signal(s) : Signal #1: ECD1A.CH Signal #2: ECD2B.CH  
 Acq On : 14 Oct 2020 19:13  
 Operator : MJB  
 Sample : 0J14056-CALB  
 Misc : A20I180, 9-42 1 ppb  
 ALS Vial : 15 (Sig #1); 0 (Sig #2) Sample Multiplier: 1

MJB 10/15/20

Integration File signal 1: PEST1.e  
 Integration File signal 2: PEST2.e  
 Quant Time: Oct 15 10:43:01 2020  
 Quant Method : C:\msdchem\1\methods\ECD5\_QUANTPEST\_201014.M  
 Quant Title : Instrument: DualECD5  
 QLast Update : Thu Oct 15 10:38:19 2020  
 Response via : Initial Calibration  
 Integrator: ChemStation 6890 Scale Mode: Small noise peaks clipped

Volume Inj. : 2uL  
 Signal #1 Phase : Rtx-CLPesticides Signal #2 Phase: Rtx-CLPesticides2  
 Signal #1 Info : 30m X 0.32mm X 0. Signal #2 Info : 30m X 0.32mm X 0.25um

Compound	RT#1	RT#2	Resp#1	Resp#2	ng/mL	ng/mL	
System Monitoring Compounds							
1) S TCMX (S)	5.556f	0.000	2464	0	0.010	N.D.	#
22) S DCBP (S)	9.781f	0.000	18327	0	BelowCal	N.D.	
Target Compounds							
2) a-BHC	6.140	6.467	8405	7704	0.027	0.020	#
3) g-BHC	6.430	6.785	7136	9180	0.027	0.027	
4) b-BHC	6.516	0.000	5672	0	5685.385	N.D.	#
5) Heptachlor	6.831	7.157	7234	7074	0.029	0.025	
6) d-BHC	6.665	7.099	16841	21537	0.062	BelowCal	#
7) Aldrin	7.072	7.419	6502	6294	0.025	0.021	
8) Heptachlo...	7.530	7.855	197885	7551	0.810	0.028	#
9) trans-Chl...	7.623	7.980	28073	219431	0.110	0.776	#
10) cis-Chlor...	7.718	8.099	287672	10465	1.183	0.039	#
11) Endosulfa...	7.836	8.151	6918	7133	0.030	0.028	
12) 4,4'-DDE	7.781	8.202	6532	7977	0.025	0.027	
13) Dieldrin	8.009	8.350	7487	202997	0.030	0.722	#
14) Endrin	8.195f	8.571	321171	188319	1.742	0.964	#
15) 4,4'-DDD	8.195	8.617	321171	335608	1.470	1.437	
16) Endosulfa...	8.340	8.716	12755	14809	0.061	0.064	
17) 4,4'-DDT	8.406	0.000	5916	0	0.030	N.D.	#
18) Endrin Al...	8.634	8.951	24771	24433	6021.098	BelowCal	#
19) Endosulfa...	8.938	9.144	19426	21415	BelowCal	BelowCal	
20) Methoxychlor	8.743	0.000	3630	0	BelowCal	N.D.	
21) Endrin Ke...	9.139	9.521	16431	218149	0.067	0.878	#
23) Hexachlor...	3.382	3.585	277482	399831	1.042	1.114	
24) Hexachlor...	5.972	6.333	293882	376662	1.065	1.064	
25) Oxychlorane	7.465	7.786	248898	264881	1.058	1.104	
26) 2,4'-DDE	7.530	7.980	197885	219431	1.054	1.131	

Quantitation Report (Not Reviewed)

Data Path : C:\msdchem\1\data\2020-10\0J14056\REQUANT\  
 Data File : ECD5-10142023.D  
 Signal(s) : Signal #1: ECD1A.CH Signal #2: ECD2B.CH  
 Acq On : 14 Oct 2020 19:13  
 Operator : MJB  
 Sample : 0J14056-CALB  
 Misc : A20I180, 9-42 1 ppb  
 ALS Vial : 15 (Sig #1); 0 (Sig #2) Sample Multiplier: 1

Integration File signal 1: PEST1.e  
 Integration File signal 2: PEST2.e  
 Quant Time: Oct 15 10:43:01 2020  
 Quant Method : C:\msdchem\1\methods\ECD5\_QUANTPEST\_201014.M  
 Quant Title : Instrument: DualECD5  
 QLast Update : Thu Oct 15 10:38:19 2020  
 Response via : Initial Calibration  
 Integrator: ChemStation 6890 Scale Mode: Small noise peaks clipped

Volume Inj. : 2uL  
 Signal #1 Phase : Rtx-CLPesticides Signal #2 Phase: Rtx-CLPesticides2  
 Signal #1 Info : 30m X 0.32mm X 0. Signal #2 Info : 30m X 0.32mm X 0.25um

	Compound	RT#1	RT#2	Resp#1	Resp#2	ng/mL	ng/mL
27)	trans-Non...	7.718	8.060	287672	309445	1.091	1.110
28)	2,4'-DDD	7.908	8.350	185364	202997	1.107	1.116
29)	2,4'-DDT	8.089	8.571	185344	188319	1.112	1.116
30)	cis-Nonac...	8.195	8.617	321171	335608	1.120	1.057
31)	Mirex	8.868	9.521	219913	218149	1.165	1.107
32)	Chlordane...	7.530f	8.099	197885	10465	8.275	0.233 #
33)	Chlordane...	7.623f	8.202	28073	7977	1.060	0.212 #
34)	Chlordane...	8.195	0.000	321171	0	50.843	N.D. #
35)	Chlordane...	3.961f	3.921	33251	39467	NoCal	NoCal
36)	Toxaphene...	7.623	0.000	28073	0	29.529	N.D. #
37)	Toxaphene...	7.908	8.756	185364	37755	102.392	10.809 #
38)	Toxaphene...	0.000	0.000	0	0	N.D.	N.D.
39)	Toxaphene...	0.000	0.000	0	0	N.D.	N.D.
40)	Toxaphene...	8.743f	9.039	3630	7182	1.443	1.421
41)	Toxaphene...	8.743f	0.000	3630	0	1.163	N.D. #
42)	Toxaphene...	3.961f	3.921	33251	39467	NoCal	NoCal

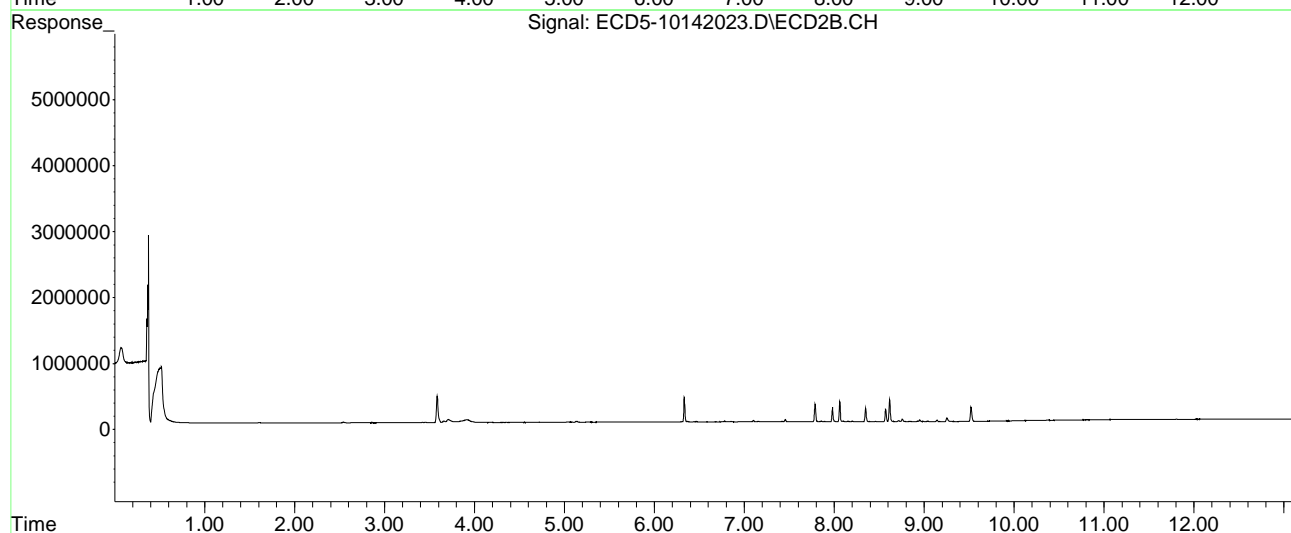
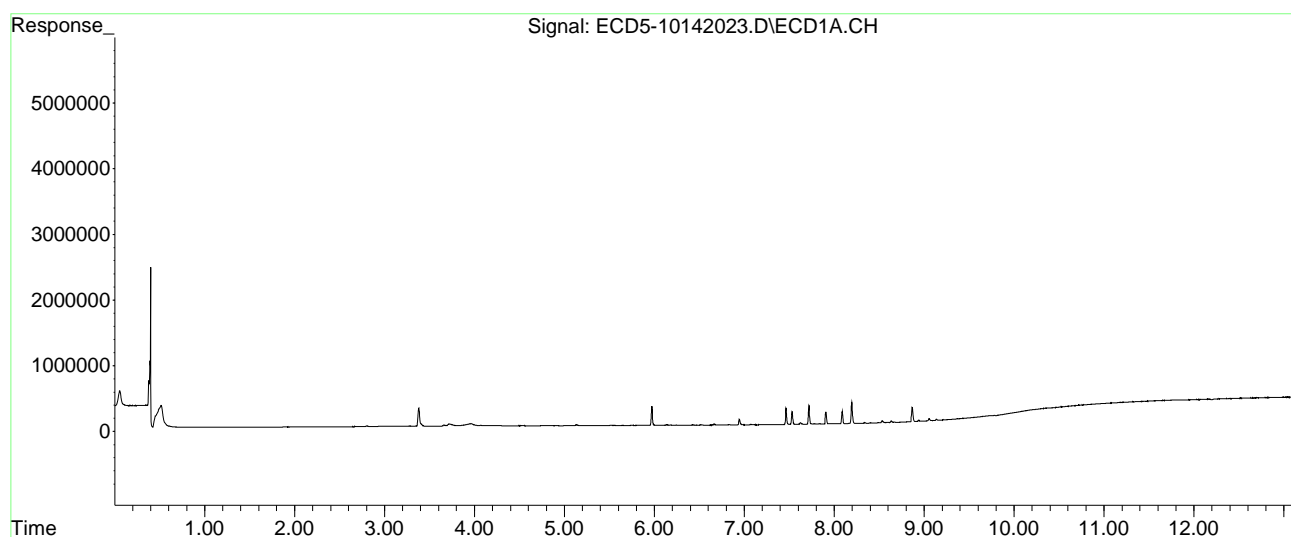
(f)=RT Delta > 1/2 Window (#)=Amounts differ by > 25% (m)=manual int.

Quantitation Report (Not Reviewed)

Data Path : C:\msdchem\1\data\2020-10\0J14056\REQUANT\  
Data File : ECD5-10142023.D  
Signal(s) : Signal #1: ECD1A.CH Signal #2: ECD2B.CH  
Acq On : 14 Oct 2020 19:13  
Operator : MJB  
Sample : 0J14056-CALB  
Misc : A20I180, 9-42 1 ppb  
ALS Vial : 15 (Sig #1); 0 (Sig #2) Sample Multiplier: 1

Integration File signal 1: PEST1.e  
Integration File signal 2: PEST2.e  
Quant Time: Oct 15 10:43:01 2020  
Quant Method : C:\msdchem\1\methods\ECD5\_QUANTPEST\_201014.M  
Quant Title : Instrument: DualECD5  
QLast Update : Thu Oct 15 10:38:19 2020  
Response via : Initial Calibration  
Integrator: ChemStation 6890 Scale Mode: Small noise peaks clipped

Volume Inj. : 2uL  
Signal #1 Phase : Rtx-CLPesticides Signal #2 Phase: Rtx-CLPesticides2  
Signal #1 Info : 30m X 0.32mm X 0. Signal #2 Info : 30m X 0.32mm X 0.25um



Quantitation Report (Not Reviewed)

Data Path : C:\msdchem\1\data\2020-10\0J14056\REQUANT\  
 Data File : ECD5-10142024.D  
 Signal(s) : Signal #1: ECD1A.CH Signal #2: ECD2B.CH  
 Acq On : 14 Oct 2020 19:30  
 Operator : MJB  
 Sample : 0J14056-CALC  
 Misc : A20I181, 9-42 2 ppb  
 ALS Vial : 16 (Sig #1); 0 (Sig #2) Sample Multiplier: 1

MJB 10/15/20

Integration File signal 1: PEST1.e  
 Integration File signal 2: PEST2.e  
 Quant Time: Oct 15 10:43:12 2020  
 Quant Method : C:\msdchem\1\methods\ECD5\_QUANTPEST\_201014.M  
 Quant Title : Instrument: DualECD5  
 QLast Update : Thu Oct 15 10:38:19 2020  
 Response via : Initial Calibration  
 Integrator: ChemStation 6890 Scale Mode: Small noise peaks clipped

Volume Inj. : 2uL  
 Signal #1 Phase : Rtx-CLPesticides Signal #2 Phase: Rtx-CLPesticides2  
 Signal #1 Info : 30m X 0.32mm X 0. Signal #2 Info : 30m X 0.32mm X 0.25um

Compound	RT#1	RT#2	Resp#1	Resp#2	ng/mL	ng/mL	
-----							
System Monitoring Compounds							
1) S TCMX (S)	5.558f	0.000	4714	0	0.019	N.D.	#
22) S DCBP (S)	0.000	0.000	0	0	N.D.	N.D.	
Target Compounds							
2) a-BHC	6.144	0.000	3591	0	0.012	N.D.	#
3) g-BHC	6.432	0.000	2405	0	0.009	N.D.	#
4) b-BHC	6.518	0.000	2907	0	5685.410	N.D.	#
5) Heptachlor	6.833	0.000	3672	0	0.015	N.D.	#
6) d-BHC	6.668	7.101	9411	13330	0.034	BelowCal	#
7) Aldrin	7.074	7.457f	2207	30859	0.008	0.101	#
8) Heptachlo...	7.532	0.000	351140	0	1.438	N.D.	#
9) trans-Chl...	7.625	7.982	25250	378009	0.099	1.337	#
10) cis-Chlor...	7.720	8.100	495556	8651	2.038	0.032	#
11) Endosulfa...	7.838	0.000	4667	0	0.020	N.D.	#
12) 4,4'-DDE	7.783	0.000	6189	0	0.024	N.D.	#
13) Dieldrin	8.010	8.352	5817	328688	0.023	1.168	#
14) Endrin	8.197f	8.573	537042	304634	2.912	1.559	#
15) 4,4'-DDD	8.197	8.618	537042	572924	2.459	2.453	
16) Endosulfa...	8.342	8.719	9338	11496	0.045	0.050	
17) 4,4'-DDT	8.407	0.000	5444	0	0.027	N.D.	#
18) Endrin Al...	8.637	8.952	14303	15768	6021.153	BelowCal	#
19) Endosulfa...	8.940	9.145	15135	18333	BelowCal	BelowCal	
20) Methoxychlor	8.745	0.000	3045	0	BelowCal	N.D.	
21) Endrin Ke...	9.142	9.523	14738	358541	0.060	1.443	#
23) Hexachlor...	3.383	3.587	531546	751508	2.160	2.094	
24) Hexachlor...	5.973	6.335	527783	676521	2.082	2.054	
25) Oxychlorane	7.467	7.787	438019	475085	2.058	1.979	
26) 2,4'-DDE	7.532	7.982	351140	378009	2.045	1.949	

Quantitation Report (Not Reviewed)

Data Path : C:\msdchem\1\data\2020-10\0J14056\REQUANT\  
 Data File : ECD5-10142024.D  
 Signal(s) : Signal #1: ECD1A.CH Signal #2: ECD2B.CH  
 Acq On : 14 Oct 2020 19:30  
 Operator : MJB  
 Sample : 0J14056-CALC  
 Misc : A20I181, 9-42 2 ppb  
 ALS Vial : 16 (Sig #1); 0 (Sig #2) Sample Multiplier: 1

Integration File signal 1: PEST1.e  
 Integration File signal 2: PEST2.e  
 Quant Time: Oct 15 10:43:12 2020  
 Quant Method : C:\msdchem\1\methods\ECD5\_QUANTPEST\_201014.M  
 Quant Title : Instrument: DualECD5  
 QLast Update : Thu Oct 15 10:38:19 2020  
 Response via : Initial Calibration  
 Integrator: ChemStation 6890 Scale Mode: Small noise peaks clipped

Volume Inj. : 2uL  
 Signal #1 Phase : Rtx-CLPesticides Signal #2 Phase: Rtx-CLPesticides2  
 Signal #1 Info : 30m X 0.32mm X 0. Signal #2 Info : 30m X 0.32mm X 0.25um

	Compound	RT#1	RT#2	Resp#1	Resp#2	ng/mL	ng/mL
27)	trans-Non...	7.720	8.062	495556	538531	2.030	1.932
28)	2,4'-DDD	7.910	8.352	310667	328688	2.016	1.969
29)	2,4'-DDT	8.091	8.573	311126	304634	2.029	1.960
30)	cis-Nonac...	8.197	8.618	537042	572924	2.021	1.969
31)	Mirex	8.870	9.523	348236	358541	2.048	2.052
32)	Chlordane...	7.532f	8.100	351140	8651	14.683	0.193 #
33)	Chlordane...	7.625f	0.000	25250	0	0.954	N.D. #
34)	Chlordane...	8.197	0.000	537042	0	85.017	N.D. #
35)	Chlordane...	3.966f	3.924	32453	29761	NoCal	NoCal
36)	Toxaphene...	7.625	0.000	25250	0	26.561	N.D. #
37)	Toxaphene...	7.910	8.759	310667	31100	171.606	8.903 #
38)	Toxaphene...	0.000	0.000	0	0	N.D.	N.D.
39)	Toxaphene...	0.000	0.000	0	0	N.D.	N.D.
40)	Toxaphene...	8.745f	0.000	3045	0	1.211	N.D. #
41)	Toxaphene...	8.745f	0.000	3045	0	0.975	N.D. #
42)	Toxaphene...	3.966f	3.924	32453	29761	NoCal	NoCal

(f)=RT Delta > 1/2 Window (#)=Amounts differ by > 25% (m)=manual int.

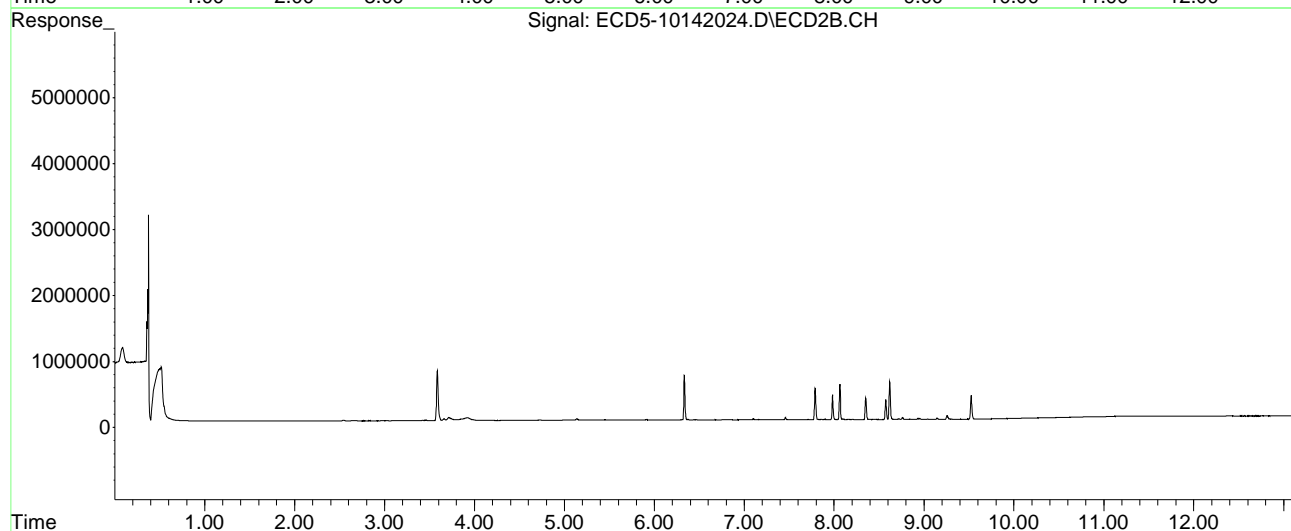
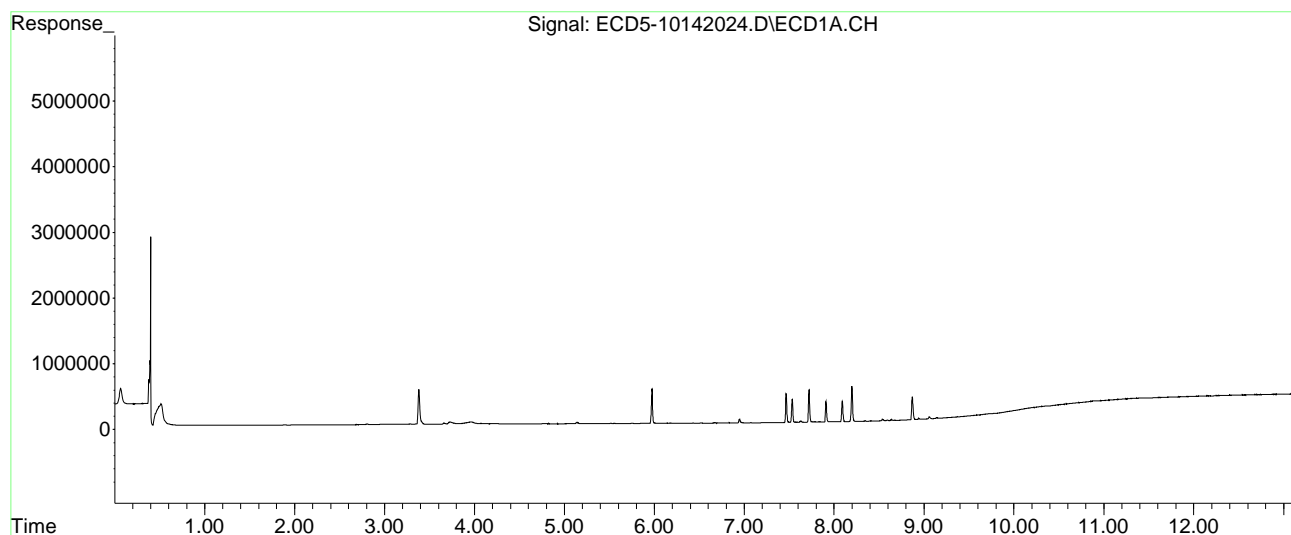


Quantitation Report (Not Reviewed)

Data Path : C:\msdchem\1\data\2020-10\0J14056\REQUANT\  
Data File : ECD5-10142024.D  
Signal(s) : Signal #1: ECD1A.CH Signal #2: ECD2B.CH  
Acq On : 14 Oct 2020 19:30  
Operator : MJB  
Sample : 0J14056-CALC  
Misc : A20I181, 9-42 2 ppb  
ALS Vial : 16 (Sig #1); 0 (Sig #2) Sample Multiplier: 1

Integration File signal 1: PEST1.e  
Integration File signal 2: PEST2.e  
Quant Time: Oct 15 10:43:12 2020  
Quant Method : C:\msdchem\1\methods\ECD5\_QUANTPEST\_201014.M  
Quant Title : Instrument: DualECD5  
QLast Update : Thu Oct 15 10:38:19 2020  
Response via : Initial Calibration  
Integrator: ChemStation 6890 Scale Mode: Small noise peaks clipped

Volume Inj. : 2uL  
Signal #1 Phase : Rtx-CLPesticides Signal #2 Phase: Rtx-CLPesticides2  
Signal #1 Info : 30m X 0.32mm X 0. Signal #2 Info : 30m X 0.32mm X 0.25um



Quantitation Report (Not Reviewed)

Data Path : C:\msdchem\1\data\2020-10\0J14056\REQUANT\  
 Data File : ECD5-10142025.D  
 Signal(s) : Signal #1: ECD1A.CH Signal #2: ECD2B.CH  
 Acq On : 14 Oct 2020 19:47  
 Operator : MJB  
 Sample : 0J14056-CALD  
 Misc : A20I182, 9-42 5 ppb  
 ALS Vial : 17 (Sig #1); 0 (Sig #2) Sample Multiplier: 1

MJB 10/15/20

Integration File signal 1: PEST1.e  
 Integration File signal 2: PEST2.e  
 Quant Time: Oct 15 10:43:22 2020  
 Quant Method : C:\msdchem\1\methods\ECD5\_QUANTPEST\_201014.M  
 Quant Title : Instrument: DualECD5  
 QLast Update : Thu Oct 15 10:38:19 2020  
 Response via : Initial Calibration  
 Integrator: ChemStation 6890 Scale Mode: Small noise peaks clipped

Volume Inj. : 2uL  
 Signal #1 Phase : Rtx-CLPesticides Signal #2 Phase: Rtx-CLPesticides2  
 Signal #1 Info : 30m X 0.32mm X 0. Signal #2 Info : 30m X 0.32mm X 0.25um

Compound	RT#1	RT#2	Resp#1	Resp#2	ng/mL	ng/mL
-----						
System Monitoring Compounds						
1) S TCMX (S)	5.557f	5.908f	10186	11727	0.042	0.038
22) S DCBP (S)	0.000	0.000	0	0	N.D.	N.D.
Target Compounds						
2) a-BHC	6.119	0.000	2933	0	0.009	N.D. #
3) g-BHC	0.000	0.000	0	0	N.D.	N.D.
4) b-BHC	0.000	0.000	0	0	N.D.	N.D.
5) Heptachlor	6.832	0.000	4177	0	0.016	N.D. #
6) d-BHC	6.666	7.099	7186	11244	0.026	BelowCal #
7) Aldrin	7.073	7.455f	1110	43396	0.004	0.142 #
8) Heptachlo...	7.531	7.893f	785764	16180	3.218	0.059 #
9) trans-Chl...	7.623	7.980	35227	895392	0.139	3.166 #
10) cis-Chlor...	7.719	8.095	1120921	12696	4.610	0.047 #
11) Endosulfa...	7.817	0.000	4959	0	0.022	N.D. #
12) 4,4'-DDE	7.793	0.000	5012	0	0.019	N.D. #
13) Dieldrin	7.989	8.350	7393	737721	0.029	2.622 #
14) Endrin	8.196f	8.571	1217681	693050	6.603	3.548 #
15) 4,4'-DDD	8.196	8.617	1217681	1270505	5.574	5.440
16) Endosulfa...	8.342	0.000	4492	0	0.022	N.D. #
17) 4,4'-DDT	8.405	0.000	1494	0	0.007	N.D. #
18) Endrin Al...	8.636	8.951	10420	10674	6021.173	BelowCal #
19) Endosulfa...	8.940	9.144	8897	9857	BelowCal	BelowCal
20) Methoxychlor	0.000	0.000	0	0	N.D.	N.D.
21) Endrin Ke...	9.141	9.521	6698	768030	0.027	3.091 #
23) Hexachlor...	3.381	3.584	1152385	1711788	4.895	4.770
24) Hexachlor...	5.971	6.333	1167435	1512851	4.860	4.810
25) Oxychlorane	7.466	7.786	956472	1072428	4.795	4.468
26) 2,4'-DDE	7.531	7.980	785764	895392	4.856	4.616

Quantitation Report (Not Reviewed)

Data Path : C:\msdchem\1\data\2020-10\0J14056\REQUANT\  
 Data File : ECD5-10142025.D  
 Signal(s) : Signal #1: ECD1A.CH Signal #2: ECD2B.CH  
 Acq On : 14 Oct 2020 19:47  
 Operator : MJB  
 Sample : 0J14056-CALD  
 Misc : A20I182, 9-42 5 ppb  
 ALS Vial : 17 (Sig #1); 0 (Sig #2) Sample Multiplier: 1

Integration File signal 1: PEST1.e  
 Integration File signal 2: PEST2.e  
 Quant Time: Oct 15 10:43:22 2020  
 Quant Method : C:\msdchem\1\methods\ECD5\_QUANTPEST\_201014.M  
 Quant Title : Instrument: DualECD5  
 QLast Update : Thu Oct 15 10:38:19 2020  
 Response via : Initial Calibration  
 Integrator: ChemStation 6890 Scale Mode: Small noise peaks clipped

Volume Inj. : 2uL  
 Signal #1 Phase : Rtx-CLPesticides Signal #2 Phase: Rtx-CLPesticides2  
 Signal #1 Info : 30m X 0.32mm X 0. Signal #2 Info : 30m X 0.32mm X 0.25um

	Compound	RT#1	RT#2	Resp#1	Resp#2	ng/mL	ng/mL
27)	trans-Non...	7.719	8.060	1120921	1256872	4.853	4.510
28)	2,4'-DDD	7.909	8.350	707479	737721	4.891	4.736
29)	2,4'-DDT	8.090	8.571	683815	693050	4.742	4.763
30)	cis-Nonac...	8.196	8.617	1217681	1270505	4.857	4.636
31)	Mirex	8.869	9.521	751440	768030	4.822	4.801
32)	Chlordane...	7.531f	8.095	785764	12696	32.857	0.283 #
33)	Chlordane...	7.623f	0.000	35227	0	1.330	N.D. #
34)	Chlordane...	8.196	0.000	1217681	0	192.766	N.D. #
35)	Chlordane...	3.961f	3.923	29820	37951	NoCal	NoCal
36)	Toxaphene...	7.623	8.392f	35227	6618	37.055	2.202 #
37)	Toxaphene...	7.909	8.757	707479	27405	390.797	7.845 #
38)	Toxaphene...	0.000	0.000	0	0	N.D.	N.D.
39)	Toxaphene...	8.485	0.000	910	0	0.269	N.D. #
40)	Toxaphene...	0.000	0.000	0	0	N.D.	N.D.
41)	Toxaphene...	0.000	0.000	0	0	N.D.	N.D.
42)	Toxaphene...	3.961f	3.923	29820	37951	NoCal	NoCal

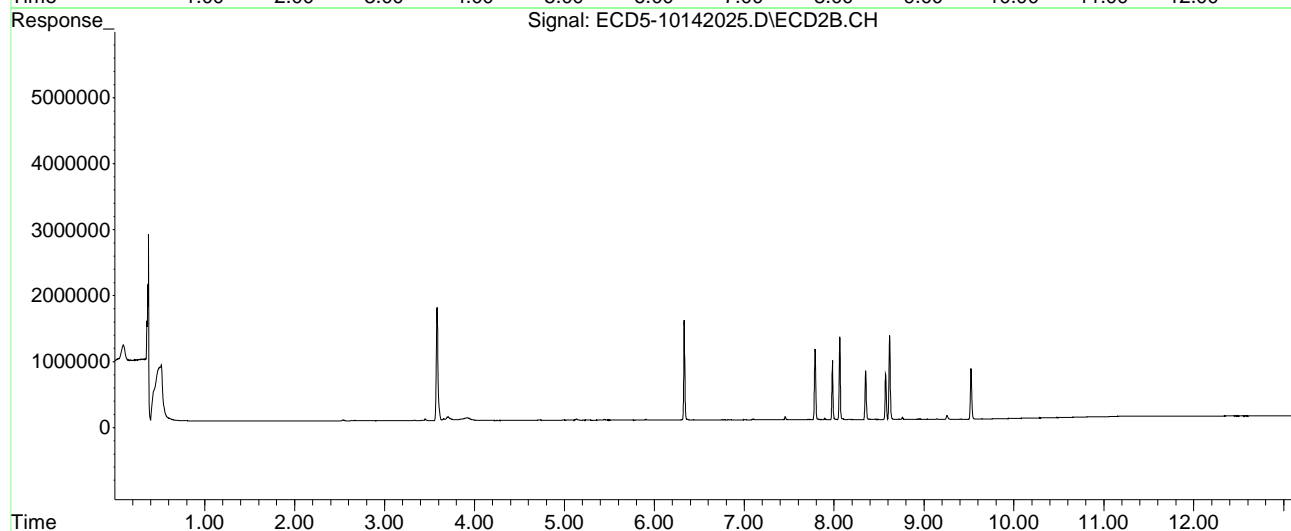
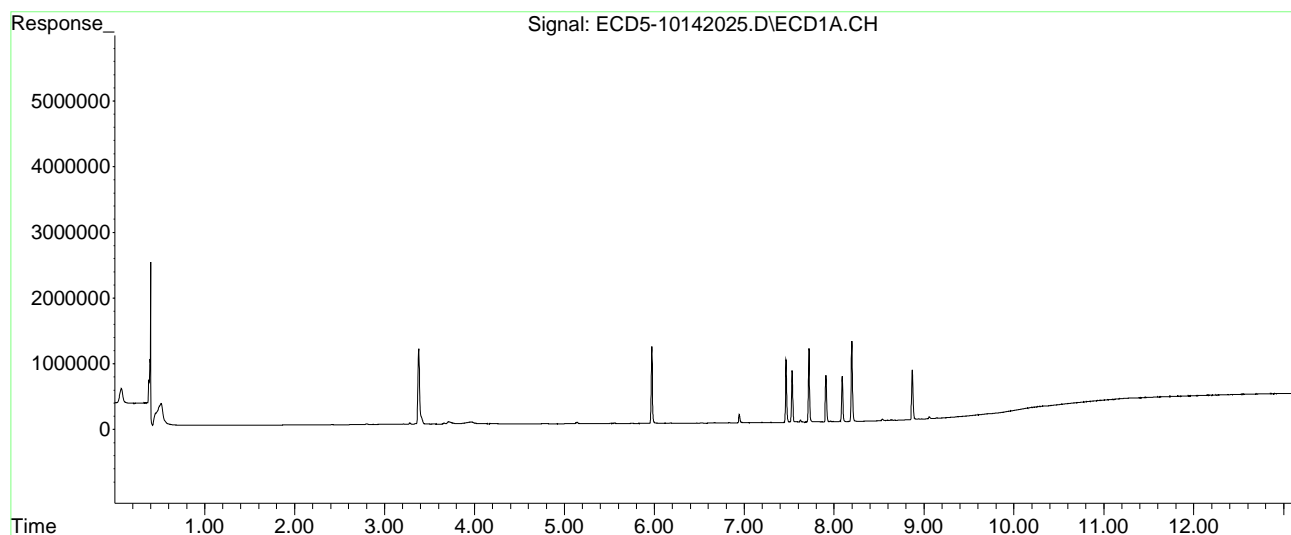
(f)=RT Delta > 1/2 Window (#)=Amounts differ by > 25% (m)=manual int.

Quantitation Report (Not Reviewed)

Data Path : C:\msdchem\1\data\2020-10\0J14056\REQUANT\  
Data File : ECD5-10142025.D  
Signal(s) : Signal #1: ECD1A.CH Signal #2: ECD2B.CH  
Acq On : 14 Oct 2020 19:47  
Operator : MJB  
Sample : 0J14056-CALD  
Misc : A20I182, 9-42 5 ppb  
ALS Vial : 17 (Sig #1); 0 (Sig #2) Sample Multiplier: 1

Integration File signal 1: PEST1.e  
Integration File signal 2: PEST2.e  
Quant Time: Oct 15 10:43:22 2020  
Quant Method : C:\msdchem\1\methods\ECD5\_QUANTPEST\_201014.M  
Quant Title : Instrument: DualECD5  
QLast Update : Thu Oct 15 10:38:19 2020  
Response via : Initial Calibration  
Integrator: ChemStation 6890 Scale Mode: Small noise peaks clipped

Volume Inj. : 2uL  
Signal #1 Phase : Rtx-CLPesticides Signal #2 Phase: Rtx-CLPesticides2  
Signal #1 Info : 30m X 0.32mm X 0. Signal #2 Info : 30m X 0.32mm X 0.25um



Quantitation Report (Not Reviewed)

Data Path : C:\msdchem\1\data\2020-10\0J14056\REQUANT\  
 Data File : ECD5-10142026.D  
 Signal(s) : Signal #1: ECD1A.CH Signal #2: ECD2B.CH  
 Acq On : 14 Oct 2020 20:04  
 Operator : MJB  
 Sample : 0J14056-CALE  
 Misc : A20I183, 9-42 10 ppb  
 ALS Vial : 18 (Sig #1); 0 (Sig #2) Sample Multiplier: 1

MJB 10/15/20

Integration File signal 1: PEST1.e  
 Integration File signal 2: PEST2.e  
 Quant Time: Oct 15 10:43:31 2020  
 Quant Method : C:\msdchem\1\methods\ECD5\_QUANTPEST\_201014.M  
 Quant Title : Instrument: DualECD5  
 QLast Update : Thu Oct 15 10:38:19 2020  
 Response via : Initial Calibration  
 Integrator: ChemStation 6890 Scale Mode: Small noise peaks clipped

Volume Inj. : 2uL  
 Signal #1 Phase : Rtx-CLPesticides Signal #2 Phase: Rtx-CLPesticides2  
 Signal #1 Info : 30m X 0.32mm X 0. Signal #2 Info : 30m X 0.32mm X 0.25um

Compound	RT#1	RT#2	Resp#1	Resp#2	ng/mL	ng/mL
-----						
System Monitoring Compounds						
1) S TCMX (S)	5.558f	5.908f	20149	23802	0.083	0.077
22) S DCBP (S)	0.000	0.000	0	0	N.D.	N.D.
Target Compounds						
2) a-BHC	6.142	0.000	3642	0	0.012	N.D. #
3) g-BHC	0.000	0.000	0	0	N.D.	N.D.
4) b-BHC	6.518	0.000	2527	0	5685.413	N.D. #
5) Heptachlor	6.831	7.157	7658	8271	0.030	0.029
6) d-BHC	6.666	7.099	10027	14392	0.037	BelowCal #
7) Aldrin	7.073	7.456f	1842	28733	0.007	0.094 #
8) Heptachlo...	7.531	7.894f	1624386	30033	6.652	0.110 #
9) trans-Chl...	7.625	7.981	24740	1793894	0.097	6.343 #
10) cis-Chlor...	7.719	8.096	2286824	26296	9.406	0.098 #
11) Endosulfa...	7.816	8.167	8814	9689	0.039	0.038
12) 4,4'-DDE	7.816f	8.167f	8814	9689	0.034	0.033
13) Dieldrin	7.988	8.351	12923	1499564	0.051	5.330 #
14) Endrin	8.197f	8.572	2447188	1439690	13.271	7.370 #
15) 4,4'-DDD	8.197	8.617	2447188	2688062	11.203	11.510
16) Endosulfa...	8.342	8.717	6791	8917	0.033	0.039
17) 4,4'-DDT	8.407	0.000	2542	0	0.013	N.D. #
18) Endrin Al...	8.635	8.952	13481	11442	6021.157	BelowCal #
19) Endosulfa...	8.939	9.144	11379	11740	BelowCal	BelowCal
20) Methoxychlor	0.000	0.000	0	0	N.D.	N.D.
21) Endrin Ke...	9.141	9.521	8730	1539687	0.036	6.197 #
23) Hexachlor...	3.382	3.586	2234208	3285717	9.668	9.155
24) Hexachlor...	5.972	6.334	2358277	3045667	10.030	9.837
25) Oxychlorane	7.465	7.786	1961806	2190386	10.089	9.126
26) 2,4'-DDE	7.531	7.981	1624386	1793894	10.283	9.247

Quantitation Report (Not Reviewed)

Data Path : C:\msdchem\1\data\2020-10\0J14056\REQUANT\  
 Data File : ECD5-10142026.D  
 Signal(s) : Signal #1: ECD1A.CH Signal #2: ECD2B.CH  
 Acq On : 14 Oct 2020 20:04  
 Operator : MJB  
 Sample : 0J14056-CALE  
 Misc : A20I183, 9-42 10 ppb  
 ALS Vial : 18 (Sig #1); 0 (Sig #2) Sample Multiplier: 1

Integration File signal 1: PEST1.e  
 Integration File signal 2: PEST2.e  
 Quant Time: Oct 15 10:43:31 2020  
 Quant Method : C:\msdchem\1\methods\ECD5\_QUANTPEST\_201014.M  
 Quant Title : Instrument: DualECD5  
 QLast Update : Thu Oct 15 10:38:19 2020  
 Response via : Initial Calibration  
 Integrator: ChemStation 6890 Scale Mode: Small noise peaks clipped

Volume Inj. : 2uL  
 Signal #1 Phase : Rtx-CLPesticides Signal #2 Phase: Rtx-CLPesticides2  
 Signal #1 Info : 30m X 0.32mm X 0. Signal #2 Info : 30m X 0.32mm X 0.25um

	Compound	RT#1	RT#2	Resp#1	Resp#2	ng/mL	ng/mL
27)	trans-Non...	7.719	8.061	2286824	2561574	10.104	9.191
28)	2,4'-DDD	7.909	8.351	1404864	1499564	9.941	9.848
29)	2,4'-DDT	8.091	8.572	1419577	1439690	10.083	10.088
30)	cis-Nonac...	8.197	8.617	2447188	2688062	9.974	10.003
31)	Mirex	8.869	9.521	1482445	1539687	9.850	9.948
32)	Chlordane...	7.531f	8.096	1624386	26296	67.925	0.585 #
33)	Chlordane...	7.625f	8.167f	24740	9689	0.934	0.257 #
34)	Chlordane...	8.197	0.000	2447188	0	387.404	N.D. #
35)	Chlordane...	3.963f	3.922	30055	26283	NoCal	NoCal
36)	Toxaphene...	7.625	8.392f	24740	14673	26.024	4.882 #
37)	Toxaphene...	7.909	8.757	1404864	29575	776.018	8.467 #
38)	Toxaphene...	0.000	0.000	0	0	N.D.	N.D.
39)	Toxaphene...	8.482	0.000	2387	0	0.705	N.D. #
40)	Toxaphene...	0.000	0.000	0	0	N.D.	N.D.
41)	Toxaphene...	0.000	0.000	0	0	N.D.	N.D.
42)	Toxaphene...	3.963f	3.922	30055	26283	NoCal	NoCal

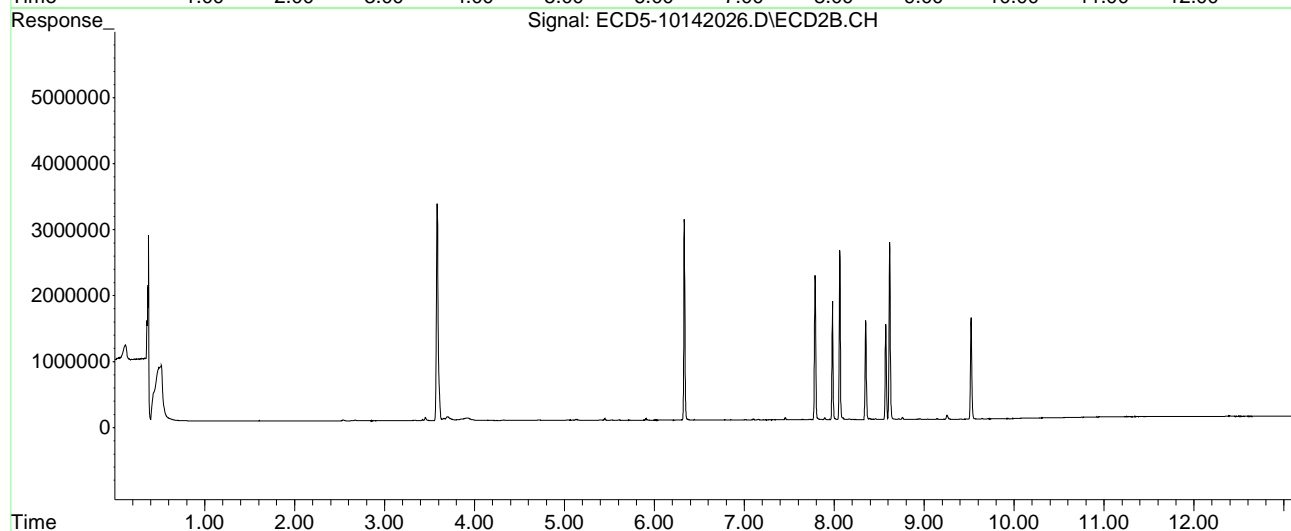
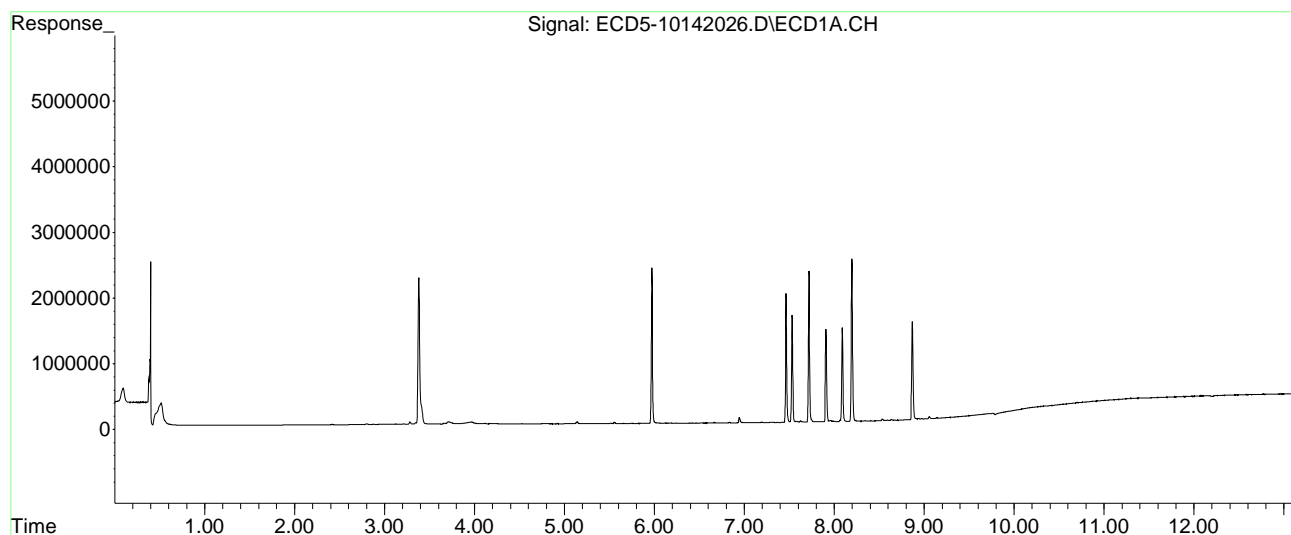
(f)=RT Delta > 1/2 Window (#)=Amounts differ by > 25% (m)=manual int.

Quantitation Report (Not Reviewed)

Data Path : C:\msdchem\1\data\2020-10\0J14056\REQUANT\  
Data File : ECD5-10142026.D  
Signal(s) : Signal #1: ECD1A.CH Signal #2: ECD2B.CH  
Acq On : 14 Oct 2020 20:04  
Operator : MJB  
Sample : 0J14056-CALE  
Misc : A20I183, 9-42 10 ppb  
ALS Vial : 18 (Sig #1); 0 (Sig #2) Sample Multiplier: 1

Integration File signal 1: PEST1.e  
Integration File signal 2: PEST2.e  
Quant Time: Oct 15 10:43:31 2020  
Quant Method : C:\msdchem\1\methods\ECD5\_QUANTPEST\_201014.M  
Quant Title : Instrument: DualECD5  
QLast Update : Thu Oct 15 10:38:19 2020  
Response via : Initial Calibration  
Integrator: ChemStation 6890 Scale Mode: Small noise peaks clipped

Volume Inj. : 2uL  
Signal #1 Phase : Rtx-CLPesticides Signal #2 Phase: Rtx-CLPesticides2  
Signal #1 Info : 30m X 0.32mm X 0. Signal #2 Info : 30m X 0.32mm X 0.25um



Quantitation Report (Not Reviewed)

Data Path : C:\msdchem\1\data\2020-10\0J14056\REQUANT\  
 Data File : ECD5-10142027.D  
 Signal(s) : Signal #1: ECD1A.CH Signal #2: ECD2B.CH  
 Acq On : 14 Oct 2020 20:22  
 Operator : MJB  
 Sample : 0J14056-CALF  
 Misc : A20I184, 9-42 25 ppb  
 ALS Vial : 19 (Sig #1); 0 (Sig #2) Sample Multiplier: 1

MJB 10/15/20

Integration File signal 1: PEST1.e  
 Integration File signal 2: PEST2.e  
 Quant Time: Oct 15 10:43:42 2020  
 Quant Method : C:\msdchem\1\methods\ECD5\_QUANTPEST\_201014.M  
 Quant Title : Instrument: DualECD5  
 QLast Update : Thu Oct 15 10:38:19 2020  
 Response via : Initial Calibration  
 Integrator: ChemStation 6890 Scale Mode: Small noise peaks clipped

Volume Inj. : 2uL  
 Signal #1 Phase : Rtx-CLPesticides Signal #2 Phase: Rtx-CLPesticides2  
 Signal #1 Info : 30m X 0.32mm X 0. Signal #2 Info : 30m X 0.32mm X 0.25um

Compound	RT#1	RT#2	Resp#1	Resp#2	ng/mL	ng/mL
-----						
System Monitoring Compounds						
1) S TCMX (S)	5.558f	5.909f	47671	55949	0.196	0.181
22) S DCBP (S)	9.784f	0.000	19003	0	BelowCal	N.D.
Target Compounds						
2) a-BHC	6.143	0.000	6131	0	0.020	N.D. #
3) g-BHC	6.396f	0.000	4944	0	0.019	N.D. #
4) b-BHC	6.527f	0.000	3111	0	5685.408	N.D. #
5) Heptachlor	6.831	7.157	15602	16513	0.062	0.058
6) d-BHC	6.666	7.099	8033	9881	0.029	BelowCal #
7) Aldrin	7.109f	7.457f	4204	12772	0.016	0.042 #
8) Heptachlo...	7.531	7.893f	3870731	54223	15.851	0.199 #
9) trans-Chl...	7.628	7.980	15602	4550076	0.061	16.089 #
10) cis-Chlor...	7.718	8.094	5561787	54072	22.876	0.202 #
11) Endosulfa...	7.816	8.167	18582	20203	0.081	0.080
12) 4,4'-DDE	7.816f	8.167f	18582	20203	0.072	0.069
13) Dieldrin	7.986f	8.351	29311	3919505	0.116	13.932 #
14) Endrin	8.196f	8.572	6071870	3783032	32.927	19.366 #
15) 4,4'-DDD	8.196	8.618	6071870	6980137	27.797	29.889
16) Endosulfa...	8.344	0.000	7261	0	0.035	N.D. #
17) 4,4'-DDT	8.407	0.000	4511	0	0.023	N.D. #
18) Endrin Al...	8.634	8.954	15557	11801	6021.146	BelowCal #
19) Endosulfa...	8.938	9.144	12744	9128	BelowCal	BelowCal
20) Methoxychlor	0.000	0.000	0	0	N.D.	N.D.
21) Endrin Ke...	9.141	9.521	6928	3817069	0.028	15.362 #
23) Hexachlor...	3.384	3.587	5991942	9024692	26.322	25.145
24) Hexachlor...	5.973	6.334	5814466	7847210	25.013	25.400
25) Oxychlorane	7.465	7.786	4875285	5656841	25.337	23.567
26) 2,4'-DDE	7.531	7.980	3870731	4550076	24.832	23.455



Quantitation Report (Not Reviewed)

Data Path : C:\msdchem\1\data\2020-10\0J14056\REQUANT\  
 Data File : ECD5-10142027.D  
 Signal(s) : Signal #1: ECD1A.CH Signal #2: ECD2B.CH  
 Acq On : 14 Oct 2020 20:22  
 Operator : MJB  
 Sample : 0J14056-CALF  
 Misc : A20I184, 9-42 25 ppb  
 ALS Vial : 19 (Sig #1); 0 (Sig #2) Sample Multiplier: 1

Integration File signal 1: PEST1.e  
 Integration File signal 2: PEST2.e  
 Quant Time: Oct 15 10:43:42 2020  
 Quant Method : C:\msdchem\1\methods\ECD5\_QUANTPEST\_201014.M  
 Quant Title : Instrument: DualECD5  
 QLast Update : Thu Oct 15 10:38:19 2020  
 Response via : Initial Calibration  
 Integrator: ChemStation 6890 Scale Mode: Small noise peaks clipped

Volume Inj. : 2uL  
 Signal #1 Phase : Rtx-CLPesticides Signal #2 Phase: Rtx-CLPesticides2  
 Signal #1 Info : 30m X 0.32mm X 0. Signal #2 Info : 30m X 0.32mm X 0.25um

	Compound	RT#1	RT#2	Resp#1	Resp#2	ng/mL	ng/mL
27)	trans-Non...	7.718	8.061	5561787	6425020	24.779	23.053
28)	2,4'-DDD	7.908	8.351	3482222	3919505	24.955	25.756
29)	2,4'-DDT	8.090	8.572	3622126	3783032	25.967	26.312
30)	cis-Nonac...	8.196	8.618	6071870	6980137	25.006	25.849
31)	Mirex	8.869	9.521	3665359	3817069	24.849	24.891
32)	Chlordane...	7.531f	8.094	3870731	54072	161.858	1.204 #
33)	Chlordane...	7.628f	8.167f	15602	20203	0.589	0.537
34)	Chlordane...	8.196	0.000	6071870	0	961.213	N.D. #
35)	Chlordane...	3.963f	3.920	29657	26557	NoCal	NoCal
36)	Toxaphene...	7.628	8.431	15602	11877	16.411	3.952 #
37)	Toxaphene...	7.908	8.756	3482222	23041	1923.509	6.596 #
38)	Toxaphene...	0.000	0.000	0	0	N.D.	N.D.
39)	Toxaphene...	8.481	0.000	7421	0	2.192	N.D. #
40)	Toxaphene...	0.000	0.000	0	0	N.D.	N.D.
41)	Toxaphene...	0.000	9.406f	0	12849	N.D.	2.894 #
42)	Toxaphene...	3.963f	3.920	29657	26557	NoCal	NoCal

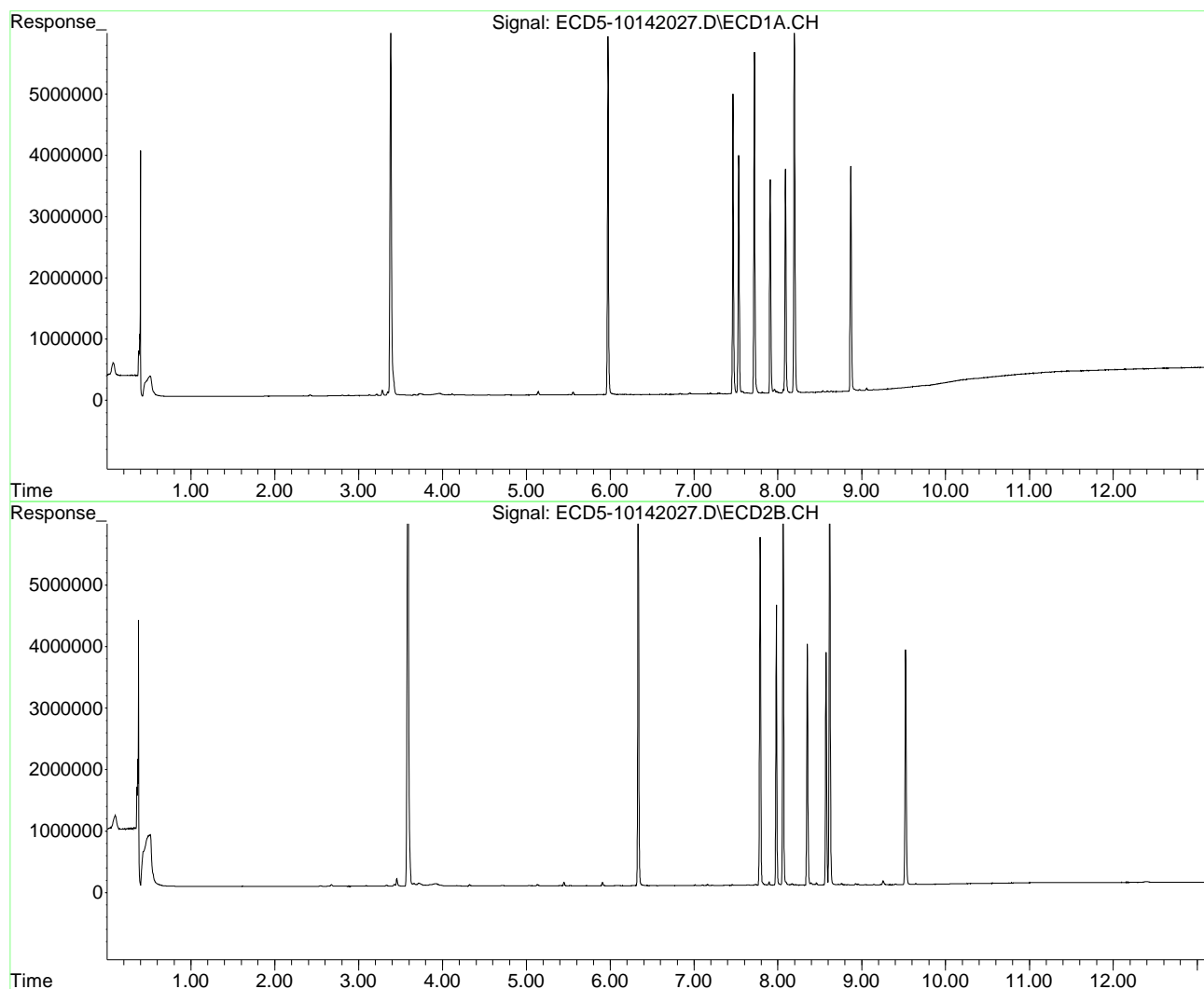
(f)=RT Delta > 1/2 Window (#)=Amounts differ by > 25% (m)=manual int.

Quantitation Report (Not Reviewed)

Data Path : C:\msdchem\1\data\2020-10\0J14056\REQUANT\  
Data File : ECD5-10142027.D  
Signal(s) : Signal #1: ECD1A.CH Signal #2: ECD2B.CH  
Acq On : 14 Oct 2020 20:22  
Operator : MJB  
Sample : 0J14056-CALF  
Misc : A20I184, 9-42 25 ppb  
ALS Vial : 19 (Sig #1); 0 (Sig #2) Sample Multiplier: 1

Integration File signal 1: PEST1.e  
Integration File signal 2: PEST2.e  
Quant Time: Oct 15 10:43:42 2020  
Quant Method : C:\msdchem\1\methods\ECD5\_QUANTPEST\_201014.M  
Quant Title : Instrument: DualECD5  
QLast Update : Thu Oct 15 10:38:19 2020  
Response via : Initial Calibration  
Integrator: ChemStation 6890 Scale Mode: Small noise peaks clipped

Volume Inj. : 2uL  
Signal #1 Phase : Rtx-CLPesticides Signal #2 Phase: Rtx-CLPesticides2  
Signal #1 Info : 30m X 0.32mm X 0. Signal #2 Info : 30m X 0.32mm X 0.25um



Quantitation Report (Not Reviewed)

Data Path : C:\msdchem\1\data\2020-10\0J14056\REQUANT\  
 Data File : ECD5-10142028.D  
 Signal(s) : Signal #1: ECD1A.CH Signal #2: ECD2B.CH  
 Acq On : 14 Oct 2020 20:39  
 Operator : MJB  
 Sample : 0J14056-CALG MJB 10/15/20  
 Misc : A20I185, 9-42 50 ppb  
 ALS Vial : 20 (Sig #1); 0 (Sig #2) Sample Multiplier: 1

Integration File signal 1: PEST1.e  
 Integration File signal 2: PEST2.e  
 Quant Time: Oct 15 10:43:52 2020  
 Quant Method : C:\msdchem\1\methods\ECD5\_QUANTPEST\_201014.M  
 Quant Title : Instrument: DualECD5  
 QLast Update : Thu Oct 15 10:38:19 2020  
 Response via : Initial Calibration  
 Integrator: ChemStation 6890 Scale Mode: Small noise peaks clipped

Volume Inj. : 2uL  
 Signal #1 Phase : Rtx-CLPesticides Signal #2 Phase: Rtx-CLPesticides2  
 Signal #1 Info : 30m X 0.32mm X 0. Signal #2 Info : 30m X 0.32mm X 0.25um

Compound	RT#1	RT#2	Resp#1	Resp#2	ng/mL	ng/mL
-----						
System Monitoring Compounds						
1) S TCMX (S)	5.558f	5.909f	82661	98294	0.341	0.317
22) S DCBP (S)	9.769f	0.000	17765	0	BelowCal	N.D.
Target Compounds						
2) a-BHC	0.000	0.000	0	0	N.D.	N.D.
3) g-BHC	6.394f	0.000	5700	0	0.022	N.D. #
4) b-BHC	6.518	0.000	3470	0	5685.405	N.D. #
5) Heptachlor	6.832	7.158	25926	28713	0.102	0.102
6) d-BHC	6.668	7.100	6595	8142	0.024	BelowCal #
7) Aldrin	0.000	7.458f	0	9477	N.D.	0.031 #
8) Heptachlo...	7.531	7.893f	7407872	144044	30.336	0.528 #
9) trans-Chl...	7.632	7.981	24188	9020941	0.095	31.899 #
10) cis-Chlor...	7.719	8.061f	10843817	12986213	44.602	48.402
11) Endosulfa...	7.816	8.168	37640	43933	0.165	0.174
12) 4,4'-DDE	7.816f	8.210	37640	10747	0.145	0.037 #
13) Dieldrin	0.000	8.351	0	7545788	N.D.	26.822 #
14) Endrin	8.196f	8.572	11655304	7077939	63.204	36.234 #
15) 4,4'-DDD	8.196	8.617	11655304	14071019	53.357	60.251
16) Endosulfa...	8.346	0.000	9478	0	0.045	N.D. #
17) 4,4'-DDT	8.405	0.000	6193	0	0.031	N.D. #
18) Endrin Al...	8.634	8.957	21862	14944	6021.114	BelowCal #
19) Endosulfa...	8.973f	9.144	35996	6945	BelowCal	BelowCal
20) Methoxychlor	0.000	0.000	0	0	N.D.	N.D.
21) Endrin Ke...	9.142	9.522	4867	7493572	0.020	30.158 #
23) Hexachlor...	3.384	3.587	10789137	16441536	47.756	45.811
24) Hexachlor...	5.973	6.334	11106946	15331000	47.897	49.121
25) Oxychlorane	7.465	7.787	9326636	10738437	48.368	44.738
26) 2,4'-DDE	7.531	7.981	7407872	9020941	47.783	46.501

Quantitation Report (Not Reviewed)

Data Path : C:\msdchem\1\data\2020-10\0J14056\REQUANT\  
 Data File : ECD5-10142028.D  
 Signal(s) : Signal #1: ECD1A.CH Signal #2: ECD2B.CH  
 Acq On : 14 Oct 2020 20:39  
 Operator : MJB  
 Sample : 0J14056-CALG  
 Misc : A20I185, 9-42 50 ppb  
 ALS Vial : 20 (Sig #1); 0 (Sig #2) Sample Multiplier: 1

Integration File signal 1: PEST1.e  
 Integration File signal 2: PEST2.e  
 Quant Time: Oct 15 10:43:52 2020  
 Quant Method : C:\msdchem\1\methods\ECD5\_QUANTPEST\_201014.M  
 Quant Title : Instrument: DualECD5  
 QLast Update : Thu Oct 15 10:38:19 2020  
 Response via : Initial Calibration  
 Integrator: ChemStation 6890 Scale Mode: Small noise peaks clipped

Volume Inj. : 2uL  
 Signal #1 Phase : Rtx-CLPesticides Signal #2 Phase: Rtx-CLPesticides2  
 Signal #1 Info : 30m X 0.32mm X 0. Signal #2 Info : 30m X 0.32mm X 0.25um

	Compound	RT#1	RT#2	Resp#1	Resp#2	ng/mL	ng/mL
27)	trans-Non...	7.719	8.061	10843817	12986213	48.219	46.594
28)	2,4'-DDD	7.909	8.351	6716596	7545788	48.252	48.727
29)	2,4'-DDT	8.091	8.572	6517761	7077939	46.613	47.998
30)	cis-Nonac...	8.196	8.617	11655304	14071019	48.012	50.826
31)	Mirex	8.869	9.522	6988668	7493572	47.642	48.294
32)	Chlordane...	7.531f	8.061f	7407872	12986213	309.766	289.084
33)	Chlordane...	7.632	8.210	24188	10747	0.913	0.286 #
34)	Chlordane...	8.196	0.000	11655304	0	1845.104	N.D. #
35)	Chlordane...	3.963f	3.929	29886	23596	NoCal	NoCal
36)	Toxaphene...	7.632	8.432	24188	26831	25.443	8.928 #
37)	Toxaphene...	7.909	8.758	6716596	39180	3710.111	11.217 #
38)	Toxaphene...	0.000	0.000	0	0	N.D.	N.D.
39)	Toxaphene...	8.481	0.000	11252	0	3.323	N.D. #
40)	Toxaphene...	0.000	0.000	0	0	N.D.	N.D.
41)	Toxaphene...	0.000	9.406f	0	23483	N.D.	5.272 #
42)	Toxaphene...	3.963f	3.929	29886	23596	NoCal	NoCal

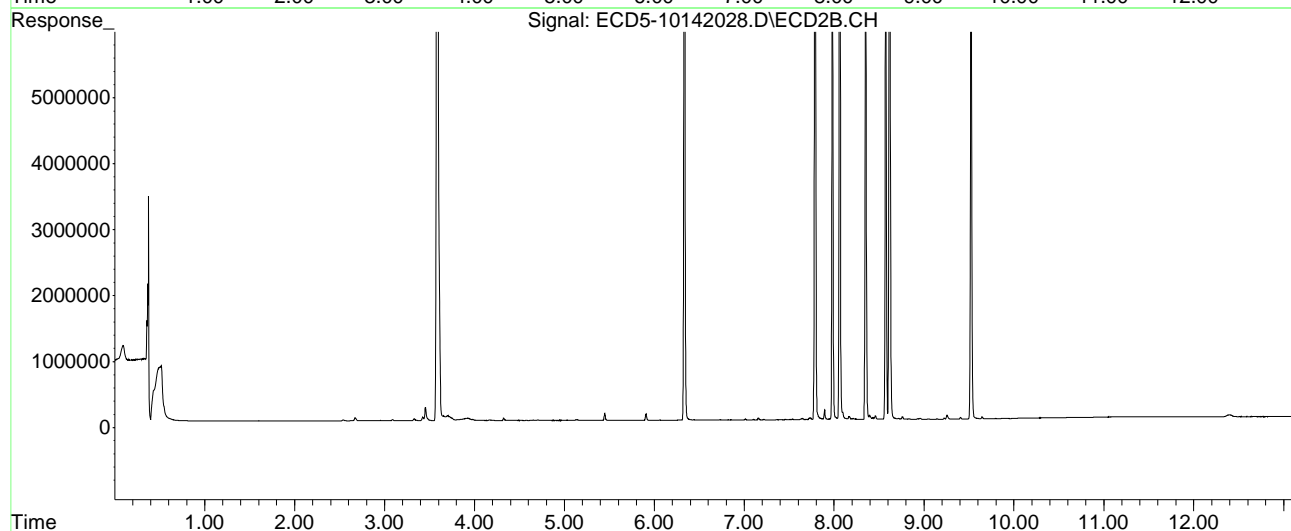
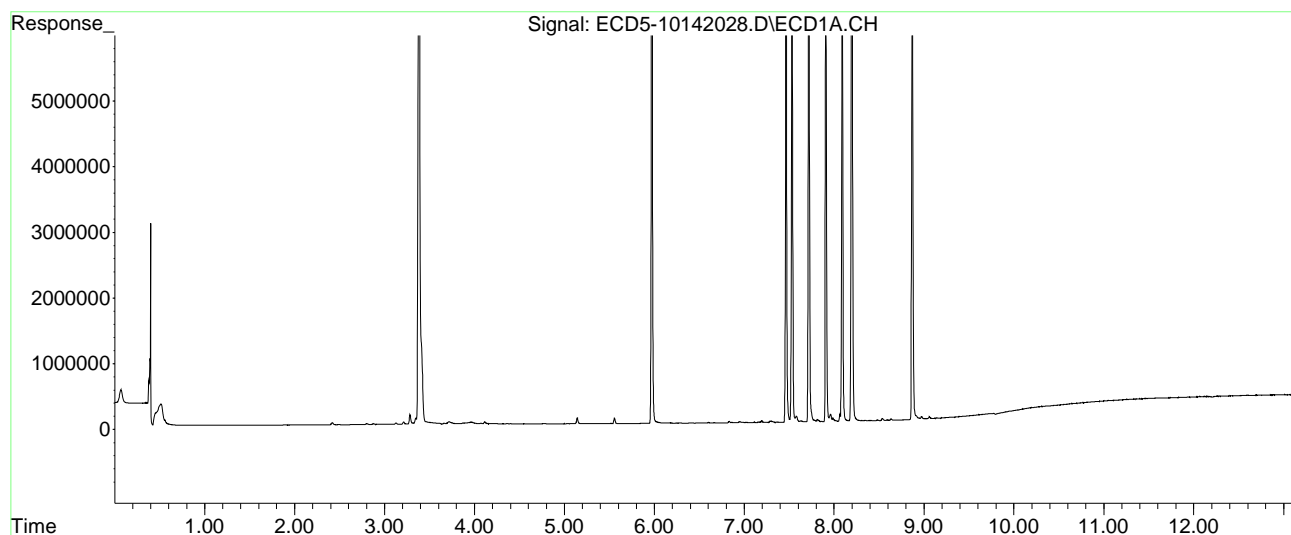
(f)=RT Delta > 1/2 Window (#)=Amounts differ by > 25% (m)=manual int.

Quantitation Report (Not Reviewed)

Data Path : C:\msdchem\1\data\2020-10\0J14056\REQUANT\  
Data File : ECD5-10142028.D  
Signal(s) : Signal #1: ECD1A.CH Signal #2: ECD2B.CH  
Acq On : 14 Oct 2020 20:39  
Operator : MJB  
Sample : 0J14056-CALG  
Misc : A20I185, 9-42 50 ppb  
ALS Vial : 20 (Sig #1); 0 (Sig #2) Sample Multiplier: 1

Integration File signal 1: PEST1.e  
Integration File signal 2: PEST2.e  
Quant Time: Oct 15 10:43:52 2020  
Quant Method : C:\msdchem\1\methods\ECD5\_QUANTPEST\_201014.M  
Quant Title : Instrument: DualECD5  
QLast Update : Thu Oct 15 10:38:19 2020  
Response via : Initial Calibration  
Integrator: ChemStation 6890 Scale Mode: Small noise peaks clipped

Volume Inj. : 2uL  
Signal #1 Phase : Rtx-CLPesticides Signal #2 Phase: Rtx-CLPesticides2  
Signal #1 Info : 30m X 0.32mm X 0. Signal #2 Info : 30m X 0.32mm X 0.25um



Quantitation Report (Not Reviewed)

Data Path : C:\msdchem\1\data\2020-10\0J14056\REQUANT\  
 Data File : ECD5-10142029.D  
 Signal(s) : Signal #1: ECD1A.CH Signal #2: ECD2B.CH  
 Acq On : 14 Oct 2020 20:56  
 Operator : MJB  
 Sample : 0J14056-CALH  
 Misc : A20I186, 9-42 100 ppb  
 ALS Vial : 21 (Sig #1); 0 (Sig #2) Sample Multiplier: 1

MJB 10/15/20

Integration File signal 1: PEST1.e  
 Integration File signal 2: PEST2.e  
 Quant Time: Oct 15 10:44:01 2020  
 Quant Method : C:\msdchem\1\methods\ECD5\_QUANTPEST\_201014.M  
 Quant Title : Instrument: DualECD5  
 QLast Update : Thu Oct 15 10:38:19 2020  
 Response via : Initial Calibration  
 Integrator: ChemStation 6890 Scale Mode: Small noise peaks clipped

Volume Inj. : 2uL  
 Signal #1 Phase : Rtx-CLPesticides Signal #2 Phase: Rtx-CLPesticides2  
 Signal #1 Info : 30m X 0.32mm X 0. Signal #2 Info : 30m X 0.32mm X 0.25um

Compound	RT#1	RT#2	Resp#1	Resp#2	ng/mL	ng/mL
-----						
System Monitoring Compounds						
1) S TCMX (S)	5.559f	5.909f	158926	192859	0.655	0.623
22) S DCBP (S)	9.793	0.000	19297	0	BelowCal	N.D.
Target Compounds						
2) a-BHC	6.117f	6.439f	10406	4671	0.033	0.012 #
3) g-BHC	6.395f	0.000	9258	0	0.035	N.D. #
4) b-BHC	6.517	6.853	4496	6988	5685.396	0.046 #
5) Heptachlor	6.831	7.158	49313	54537	0.195	0.193
6) d-BHC	6.668	7.099	8195	10877	0.030	BelowCal #
7) Aldrin	7.075	7.393f	4065	8162	0.015	0.027 #
8) Heptachlo...	7.530	7.892f	15255802	219946	62.474	0.806 #
9) trans-Chl...	7.631	7.981	47424	18843562	0.187	66.632 #
10) cis-Chlor...	7.718	8.061f	22501834	27697760	92.552	103.234
11) Endosulfa...	7.815	8.168	63518	76369	0.278	0.302
12) 4,4'-DDE	7.815f	8.209	63518	30206	0.244	0.104 #
13) Dieldrin	7.985f	8.351	109738	16438803	0.435	58.432 #
14) Endrin	8.196f	8.573	23940957	15094249	129.827	77.271 #
15) 4,4'-DDD	8.196	8.618	23940957	29338156	109.600	125.624
16) Endosulfa...	8.347	0.000	15690	0	0.075	N.D. #
17) 4,4'-DDT	8.407	8.830	11366	12698	0.057	0.067
18) Endrin Al...	8.633	8.958	29226	25661	6021.075	BelowCal #
19) Endosulfa...	8.972f	0.000	72561	0	0.157	N.D. #
20) Methoxychlor	8.715f	0.000	2265	0	BelowCal	N.D.
21) Endrin Ke...	9.142	9.522	4785	16056234	0.020	64.619 #
23) Hexachlor...	3.384	3.587	20265944	31642538	90.686	88.165
24) Hexachlor...	5.973	6.335	22763420	31843115	98.039	99.367
25) Oxychlorane	7.465	7.787	19185849	23999757	98.295	99.987
26) 2,4'-DDE	7.530	7.981	15255802	18843562	98.889	97.135

Quantitation Report (Not Reviewed)

Data Path : C:\msdchem\1\data\2020-10\0J14056\REQUANT\  
 Data File : ECD5-10142029.D  
 Signal(s) : Signal #1: ECD1A.CH Signal #2: ECD2B.CH  
 Acq On : 14 Oct 2020 20:56  
 Operator : MJB  
 Sample : 0J14056-CALH  
 Misc : A20I186, 9-42 100 ppb  
 ALS Vial : 21 (Sig #1); 0 (Sig #2) Sample Multiplier: 1

Integration File signal 1: PEST1.e  
 Integration File signal 2: PEST2.e  
 Quant Time: Oct 15 10:44:01 2020  
 Quant Method : C:\msdchem\1\methods\ECD5\_QUANTPEST\_201014.M  
 Quant Title : Instrument: DualECD5  
 QLast Update : Thu Oct 15 10:38:19 2020  
 Response via : Initial Calibration  
 Integrator: ChemStation 6890 Scale Mode: Small noise peaks clipped

Volume Inj. : 2uL  
 Signal #1 Phase : Rtx-CLPesticides Signal #2 Phase: Rtx-CLPesticides2  
 Signal #1 Info : 30m X 0.32mm X 0. Signal #2 Info : 30m X 0.32mm X 0.25um

	Compound	RT#1	RT#2	Resp#1	Resp#2	ng/mL	ng/mL
27)	trans-Non...	7.718	8.061	22501834	27697760	98.998	99.378
28)	2,4'-DDD	7.908	8.351	13752816	16438803	98.597	101.342
29)	2,4'-DDT	8.090	8.573	13882492	15094249	97.980	96.357
30)	cis-Nonac...	8.196	8.618	23940957	29338156	98.009	100.442
31)	Mirex	8.869	9.522	14218322	16056234	97.057	99.787
32)	Chlordane...	7.579f	8.061f	141438	27697760	5.914	616.574 #
33)	Chlordane...	7.631	8.209	47424	30206	1.791	0.803 #
34)	Chlordane...	8.196	8.830f	23940957	12698	3789.995	1.286 #
35)	Chlordane...	3.908f	3.929	19870	30915	NoCal	NoCal
36)	Toxaphene...	7.631	8.431	47424	44716	49.884	14.880 #
37)	Toxaphene...	7.908	8.758	13752816	34225	7596.775	9.798 #
38)	Toxaphene...	0.000	8.800	0	9980	N.D.	1.868 #
39)	Toxaphene...	8.480	0.000	22897	0	6.763	N.D. #
40)	Toxaphene...	8.715	9.051	2265	6777	0.900	1.340 #
41)	Toxaphene...	0.000	9.406f	0	45929	N.D.	10.288 #
42)	Toxaphene...	3.908f	3.929	19870	30915	NoCal	NoCal

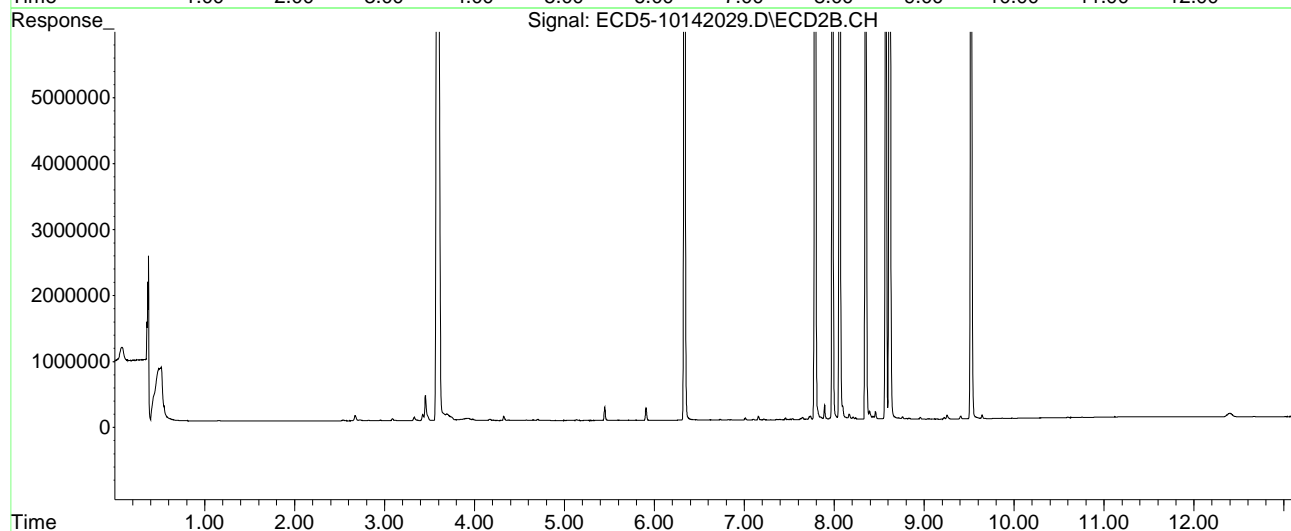
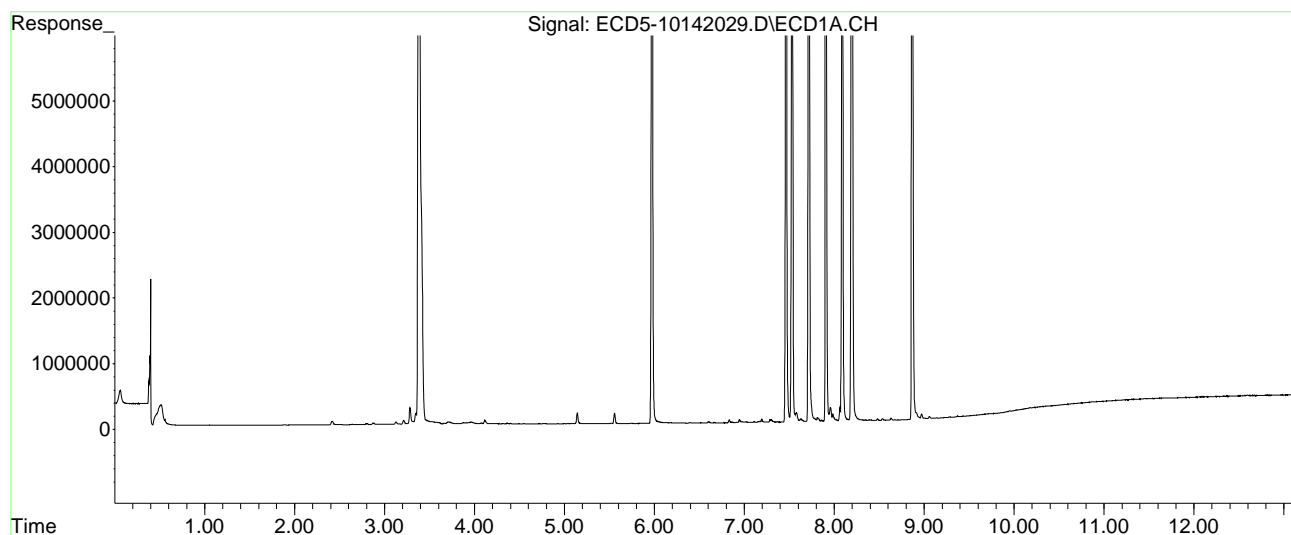
(f)=RT Delta > 1/2 Window (#)=Amounts differ by > 25% (m)=manual int.

Quantitation Report (Not Reviewed)

Data Path : C:\msdchem\1\data\2020-10\0J14056\REQUANT\  
Data File : ECD5-10142029.D  
Signal(s) : Signal #1: ECD1A.CH Signal #2: ECD2B.CH  
Acq On : 14 Oct 2020 20:56  
Operator : MJB  
Sample : 0J14056-CALH  
Misc : A20I186, 9-42 100 ppb  
ALS Vial : 21 (Sig #1); 0 (Sig #2) Sample Multiplier: 1

Integration File signal 1: PEST1.e  
Integration File signal 2: PEST2.e  
Quant Time: Oct 15 10:44:01 2020  
Quant Method : C:\msdchem\1\methods\ECD5\_QUANTPEST\_201014.M  
Quant Title : Instrument: DualECD5  
QLast Update : Thu Oct 15 10:38:19 2020  
Response via : Initial Calibration  
Integrator: ChemStation 6890 Scale Mode: Small noise peaks clipped

Volume Inj. : 2uL  
Signal #1 Phase : Rtx-CLPesticides Signal #2 Phase: Rtx-CLPesticides2  
Signal #1 Info : 30m X 0.32mm X 0. Signal #2 Info : 30m X 0.32mm X 0.25um





Quantitation Report (Not Reviewed)

Data Path : C:\msdchem\1\data\2020-10\0J14056\REQUANT\  
 Data File : ECD5-10142030.D  
 Signal(s) : Signal #1: ECD1A.CH Signal #2: ECD2B.CH  
 Acq On : 14 Oct 2020 21:13  
 Operator : MJB  
 Sample : 0J14056-CALI  
 Misc : A20I179, 9-42 200 ppb  
 ALS Vial : 22 (Sig #1); 0 (Sig #2) Sample Multiplier: 1

MJB 10/15/20

Integration File signal 1: PEST1.e  
 Integration File signal 2: PEST2.e  
 Quant Time: Oct 15 10:44:13 2020  
 Quant Method : C:\msdchem\1\methods\ECD5\_QUANTPEST\_201014.M  
 Quant Title : Instrument: DualECD5  
 QLast Update : Thu Oct 15 10:38:19 2020  
 Response via : Initial Calibration  
 Integrator: ChemStation 6890 Scale Mode: Small noise peaks clipped

Volume Inj. : 2uL  
 Signal #1 Phase : Rtx-CLPesticides Signal #2 Phase: Rtx-CLPesticides2  
 Signal #1 Info : 30m X 0.32mm X 0. Signal #2 Info : 30m X 0.32mm X 0.25um

Compound	RT#1	RT#2	Resp#1	Resp#2	ng/mL	ng/mL
-----						
System Monitoring Compounds						
1) S TCMX (S)	5.557f	5.908f	309726	382982	1.276	1.236
22) S DCBP (S)	0.000	0.000	0	0	N.D.	N.D.
Target Compounds						
2) a-BHC	6.139	6.466	24480	17928	0.079	0.045 #
3) g-BHC	6.429	6.784	13078	14902	0.050	0.045
4) b-BHC	6.514	6.853	16395	22769	5685.290	0.150 #
5) Heptachlor	6.829	7.156	101584	111558	0.401	0.394
6) d-BHC	6.664	7.098	30880	37583	0.113	BelowCal #
7) Aldrin	7.071	7.417	18862	14350	0.071	0.047 #
8) Heptachlo...	7.528	7.850	31170134	66703	127.644	0.245 #
9) trans-Chl...	7.629	7.980	96704	41228281	0.381	145.786 #
10) cis-Chlor...	7.716	8.060f	47240427	60499948	194.305	225.493
11) Endosulfa...	7.825	8.166	114988	126998	0.503	0.503
12) 4,4'-DDE	0.000	8.207	0	88921	N.D.	0.305 #
13) Dieldrin	7.983f	8.350	211358	35222352	0.838	125.199 #
14) Endrin	8.195	8.572	50637102	36161564	274.595	185.119 #
15) 4,4'-DDD	8.195	8.618	50637102	64183868	231.813	274.832
16) Endosulfa...	8.342	8.716	41361	47020	0.198	0.205
17) 4,4'-DDT	8.406	8.835	39490	39082	0.198	0.205
18) Endrin Al...	8.632	8.956	55280	60836	6020.939	BelowCal #
19) Endosulfa...	8.970f	9.143	136379	22770	0.503	BelowCal #
20) Methoxychlor	8.742	9.305	9961	7405	BelowCal	0.077
21) Endrin Ke...	9.140	9.522	21235	34930206	0.087	140.578 #
23) Hexachlor...	3.384	3.588	45895823	73023819	211.033	203.465
24) Hexachlor...	5.973	6.335	47655589	68056397	203.963	201.199
25) Oxychlorane	7.463	7.786	40755507	52080586	202.818	216.976
26) 2,4'-DDE	7.528	7.980	31170134	41228281	203.316	212.525

Quantitation Report (Not Reviewed)

Data Path : C:\msdchem\1\data\2020-10\0J14056\REQUANT\  
 Data File : ECD5-10142030.D  
 Signal(s) : Signal #1: ECD1A.CH Signal #2: ECD2B.CH  
 Acq On : 14 Oct 2020 21:13  
 Operator : MJB  
 Sample : 0J14056-CALI  
 Misc : A20I179, 9-42 200 ppb  
 ALS Vial : 22 (Sig #1); 0 (Sig #2) Sample Multiplier: 1

Integration File signal 1: PEST1.e  
 Integration File signal 2: PEST2.e  
 Quant Time: Oct 15 10:44:13 2020  
 Quant Method : C:\msdchem\1\methods\ECD5\_QUANTPEST\_201014.M  
 Quant Title : Instrument: DualECD5  
 QLast Update : Thu Oct 15 10:38:19 2020  
 Response via : Initial Calibration  
 Integrator: ChemStation 6890 Scale Mode: Small noise peaks clipped

Volume Inj. : 2uL  
 Signal #1 Phase : Rtx-CLPesticides Signal #2 Phase: Rtx-CLPesticides2  
 Signal #1 Info : 30m X 0.32mm X 0. Signal #2 Info : 30m X 0.32mm X 0.25um

	Compound	RT#1	RT#2	Resp#1	Resp#2	ng/mL	ng/mL
27)	trans-Non...	7.716	8.060	47240427	60499948	202.762	217.071
28)	2,4'-DDD	7.906	8.350	28573910	35222352	203.192	199.538
29)	2,4'-DDT	8.089	8.572	29834951	36161564	204.181	203.572
30)	cis-Nonac...	8.195	8.618	50637102	64183868	203.863	198.636
31)	Mirex	8.867	9.522	30209770	34930206	205.540	201.748
32)	Chlordane...	7.576f	8.060f	244527	60499948	10.225	1346.777 #
33)	Chlordane...	7.629	8.207	96704	88921	3.652	2.363 #
34)	Chlordane...	8.195	8.835	50637102	39082	8016.153	3.958 #
35)	Chlordane...	3.961f	3.931	34247	30529	NoCal	NoCal
36)	Toxaphene...	7.629	8.430	96704	84747	101.722	28.200 #
37)	Toxaphene...	7.906f	8.757	28573910	39394	15783.645	11.278 #
38)	Toxaphene...	0.000	8.799	0	22732	N.D.	4.255 #
39)	Toxaphene...	8.478	8.835f	48187	39082	14.232	4.269 #
40)	Toxaphene...	8.712	9.050	6738	13172	2.679	2.606
41)	Toxaphene...	8.742f	9.405f	9961	93735	3.191	20.945 #
42)	Toxaphene...	3.906f	3.931	25685	30529	NoCal	NoCal

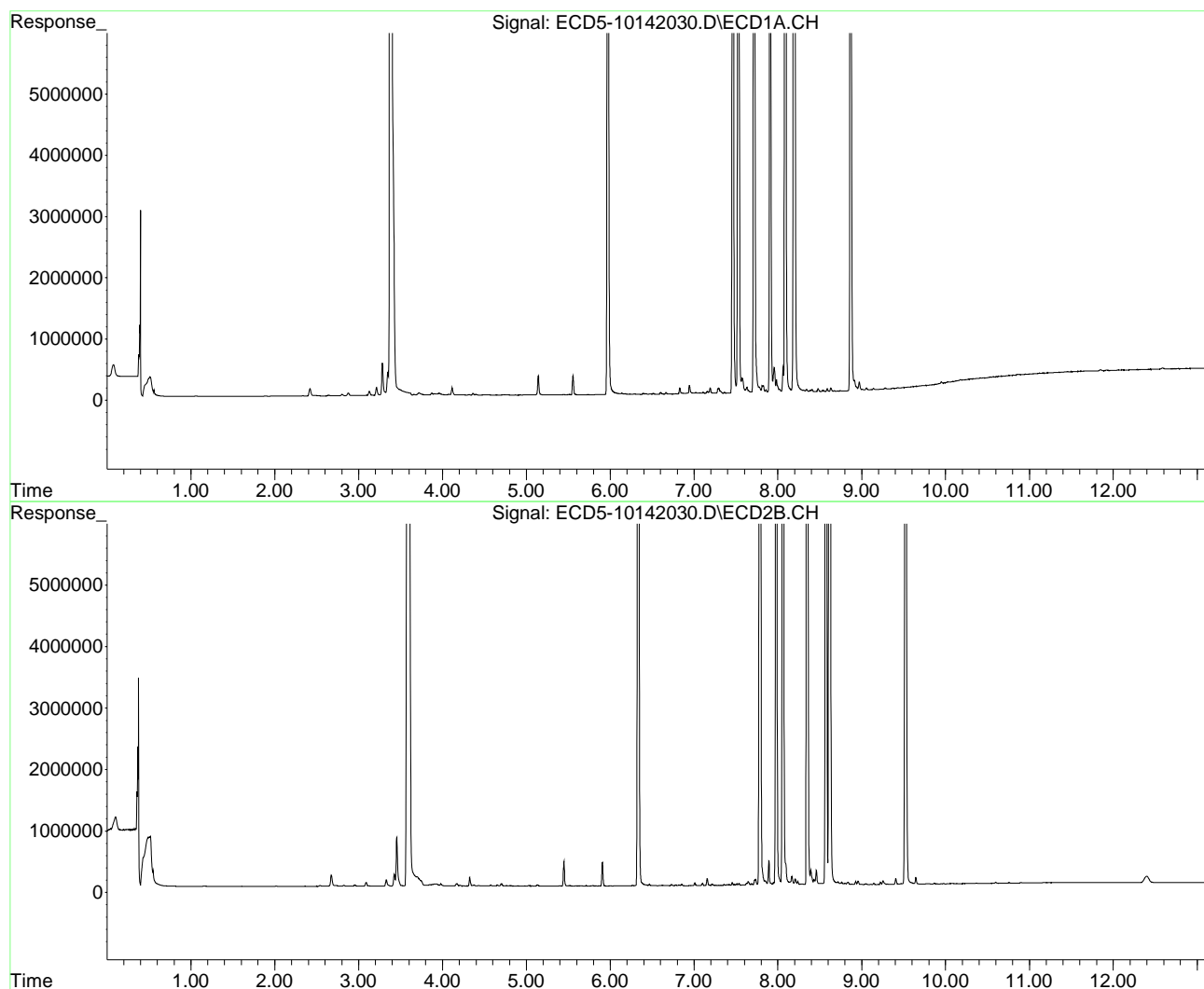
(f)=RT Delta > 1/2 Window (#)=Amounts differ by > 25% (m)=manual int.

Quantitation Report (Not Reviewed)

Data Path : C:\msdchem\1\data\2020-10\0J14056\REQUANT\  
Data File : ECD5-10142030.D  
Signal(s) : Signal #1: ECD1A.CH Signal #2: ECD2B.CH  
Acq On : 14 Oct 2020 21:13  
Operator : MJB  
Sample : 0J14056-CALI  
Misc : A20I179, 9-42 200 ppb  
ALS Vial : 22 (Sig #1); 0 (Sig #2) Sample Multiplier: 1

Integration File signal 1: PEST1.e  
Integration File signal 2: PEST2.e  
Quant Time: Oct 15 10:44:13 2020  
Quant Method : C:\msdchem\1\methods\ECD5\_QUANTPEST\_201014.M  
Quant Title : Instrument: DualECD5  
QLast Update : Thu Oct 15 10:38:19 2020  
Response via : Initial Calibration  
Integrator: ChemStation 6890 Scale Mode: Small noise peaks clipped

Volume Inj. : 2uL  
Signal #1 Phase : Rtx-CLPesticides Signal #2 Phase: Rtx-CLPesticides2  
Signal #1 Info : 30m X 0.32mm X 0. Signal #2 Info : 30m X 0.32mm X 0.25um



Quantitation Report (Not Reviewed)

Data Path : C:\msdchem\1\data\2020-10\0J14056\REQUANT\  
 Data File : ECD5-10142033.D  
 Signal(s) : Signal #1: ECD1A.CH Signal #2: ECD2B.CH  
 Acq On : 14 Oct 2020 22:05  
 Operator : MJB  
 Sample : 0J14056-CALJ  
 Misc : A20J232, CHLOR 10 ppb  
 ALS Vial : 24 (Sig #1); 0 (Sig #2) Sample Multiplier: 1

MJB 10/15/20

Integration File signal 1: PEST1.e  
 Integration File signal 2: PEST2.e  
 Quant Time: Oct 15 11:16:04 2020  
 Quant Method : C:\msdchem\1\methods\ECD5\_QUANTPEST\_201014.M  
 Quant Title : Instrument: DualECD5  
 QLast Update : Thu Oct 15 11:11:37 2020  
 Response via : Initial Calibration  
 Integrator: ChemStation 6890 Scale Mode: Small noise peaks clipped

Volume Inj. : 2uL  
 Signal #1 Phase : Rtx-CLPesticides Signal #2 Phase: Rtx-CLPesticides2  
 Signal #1 Info : 30m X 0.32mm X 0. Signal #2 Info : 30m X 0.32mm X 0.25um

Compound	RT#1	RT#2	Resp#1	Resp#2	ng/mL	ng/mL
-----						
System Monitoring Compounds						
1) S TCMX (S)	0.000	5.909f	0	30132	N.D.	0.097 #
22) S DCBP (S)	0.000	0.000	0	0	N.D.	N.D.
Target Compounds						
2) a-BHC	6.120	6.498f	2363	10030	0.008	0.025 #
3) g-BHC	6.390f	0.000	5900	0	0.022	N.D. #
4) b-BHC	6.521	6.887f	4394	12452	5685.397	0.082 #
5) Heptachlor	6.830	7.157	131663	149537	0.520	0.529
6) d-BHC	6.670	7.099	7216	7353	0.026	BelowCal #
7) Aldrin	0.000	7.385f	0	7513	N.D.	0.025 #
8) Heptachlo...	7.542	7.823f	25459	74299	0.104	0.272 #
9) trans-Chl...	7.635	7.994	304550	356975	1.199	1.262
10) cis-Chlor...	7.728	8.100	307347	294489	1.264	1.098
11) Endosulfa...	7.850	0.000	6962	0	0.030	N.D. #
12) 4,4'-DDE	7.793	8.201	11002	9181	0.042	0.031 #
13) Dieldrin	8.020	8.349	8902	27784	0.035	0.099 #
14) Endrin	8.195f	8.571	61431	6753	0.333	0.035 #
15) 4,4'-DDD	8.195	8.617	61431	75793	0.281	0.325
16) Endosulfa...	8.338	8.714	8628	8716	0.041	0.038
17) 4,4'-DDT	8.406	0.000	4772	0	0.024	N.D. #
18) Endrin Al...	8.637	8.951	6155	8853	6021.195	BelowCal #
19) Endosulfa...	8.938	9.144	16565	16955	BelowCal	BelowCal
20) Methoxychlor	8.745	0.000	4125	0	BelowCal	N.D.
21) Endrin Ke...	9.140	9.533	13559	17476	0.055	0.070 #
23) Hexachlor...	0.000	0.000	0	0	N.D.	N.D.
24) Hexachlor...	5.970	6.303f	2989	6115	BelowCal	BelowCal
25) Oxychlorane	7.494f	7.823f	68804	74299	0.106	0.310 #
26) 2,4'-DDE	7.542	7.994	25459	356975	20649.235	1.840 #

Quantitation Report (Not Reviewed)

Data Path : C:\msdchem\1\data\2020-10\0J14056\REQUANT\  
 Data File : ECD5-10142033.D  
 Signal(s) : Signal #1: ECD1A.CH Signal #2: ECD2B.CH  
 Acq On : 14 Oct 2020 22:05  
 Operator : MJB  
 Sample : 0J14056-CALJ  
 Misc : A20J232, CHLOR 10 ppb  
 ALS Vial : 24 (Sig #1); 0 (Sig #2) Sample Multiplier: 1

Integration File signal 1: PEST1.e  
 Integration File signal 2: PEST2.e  
 Quant Time: Oct 15 11:16:04 2020  
 Quant Method : C:\msdchem\1\methods\ECD5\_QUANTPEST\_201014.M  
 Quant Title : Instrument: DualECD5  
 QLast Update : Thu Oct 15 11:11:37 2020  
 Response via : Initial Calibration  
 Integrator: ChemStation 6890 Scale Mode: Small noise peaks clipped

Volume Inj. : 2uL  
 Signal #1 Phase : Rtx-CLPesticides Signal #2 Phase: Rtx-CLPesticides2  
 Signal #1 Info : 30m X 0.32mm X 0. Signal #2 Info : 30m X 0.32mm X 0.25um

	Compound	RT#1	RT#2	Resp#1	Resp#2	ng/mL	ng/mL
27)	trans-Non...	7.728	8.061	307347	264994	1.180	0.951
28)	2,4'-DDD	7.911	8.349	8106	27784	BelowCal	BelowCal
29)	2,4'-DDT	8.066f	8.571	21439	6753	BelowCal	BelowCal
30)	cis-Nonac...	8.195	8.617	61431	75793	0.037	0.057 #
31)	Mirex	8.871	9.533	983	17476	BelowCal	BelowCal
32)	Chlordane...	7.635	7.994	304550	356975	11.114	10.075
33)	Chlordane...	7.728	8.100	307347	294489	10.996	10.204
34)	Chlordane...	8.287	8.753	90342	109674	11.190	10.049
35)	Chlordane...	3.964f	3.925	23017	16640	NoCal	NoCal
36)	Toxaphene...	7.728	8.349f	307347	27784	329.295	10.151 #
37)	Toxaphene...	8.020	8.671	8902	9218	4.099	2.794 #
38)	Toxaphene...	8.338	8.714	8628	8716	1.996	1.827
39)	Toxaphene...	8.590f	8.753f	6979	109674	1.547	13.828 #
40)	Toxaphene...	8.777f	8.951	992	8853	0.279	1.852 #
41)	Toxaphene...	8.871	0.000	983	0	0.239	N.D. #
42)	Toxaphene...	3.964f	3.925	23017	16640	NoCal	NoCal

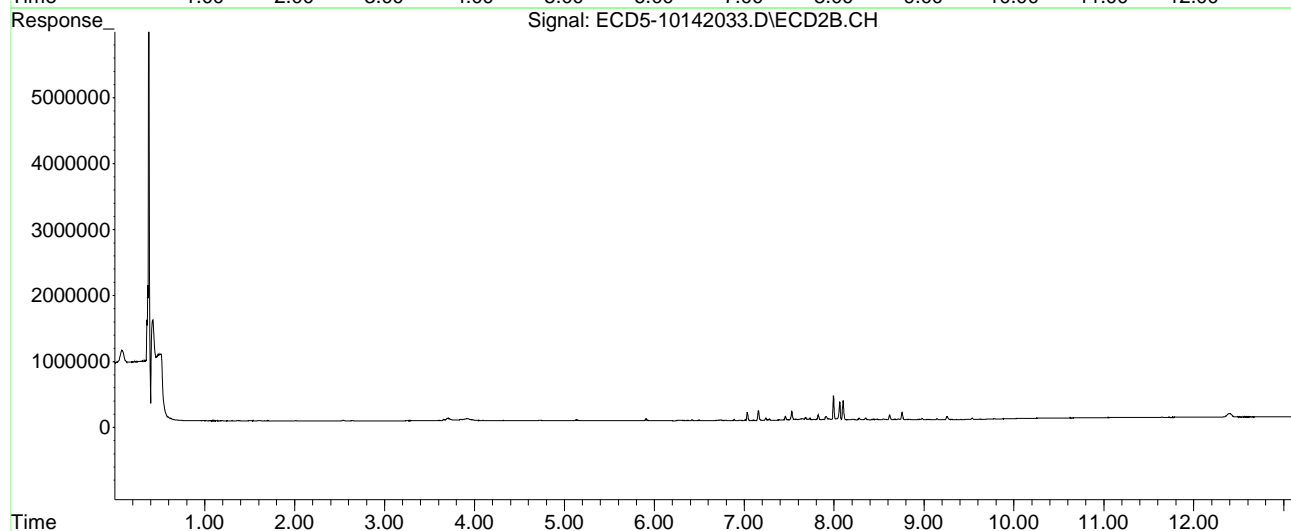
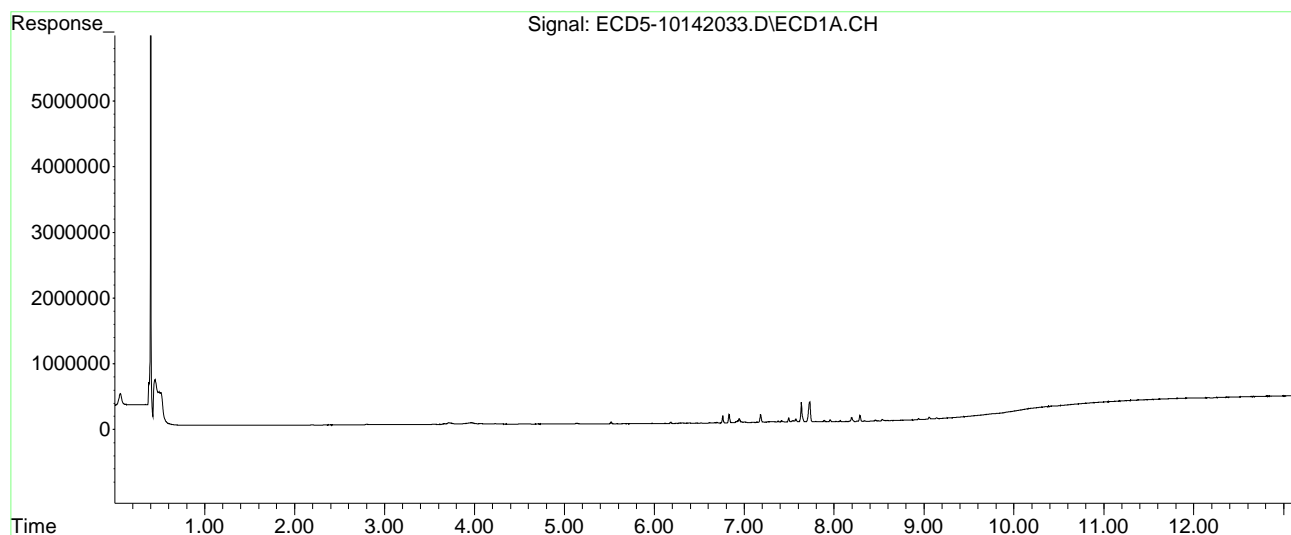
(f)=RT Delta > 1/2 Window (#)=Amounts differ by > 25% (m)=manual int.

Quantitation Report (Not Reviewed)

Data Path : C:\msdchem\1\data\2020-10\0J14056\REQUANT\  
Data File : ECD5-10142033.D  
Signal(s) : Signal #1: ECD1A.CH Signal #2: ECD2B.CH  
Acq On : 14 Oct 2020 22:05  
Operator : MJB  
Sample : 0J14056-CALJ  
Misc : A20J232, CHLOR 10 ppb  
ALS Vial : 24 (Sig #1); 0 (Sig #2) Sample Multiplier: 1

Integration File signal 1: PEST1.e  
Integration File signal 2: PEST2.e  
Quant Time: Oct 15 11:16:04 2020  
Quant Method : C:\msdchem\1\methods\ECD5\_QUANTPEST\_201014.M  
Quant Title : Instrument: DualECD5  
QLast Update : Thu Oct 15 11:11:37 2020  
Response via : Initial Calibration  
Integrator: ChemStation 6890 Scale Mode: Small noise peaks clipped

Volume Inj. : 2uL  
Signal #1 Phase : Rtx-CLPesticides Signal #2 Phase: Rtx-CLPesticides2  
Signal #1 Info : 30m X 0.32mm X 0. Signal #2 Info : 30m X 0.32mm X 0.25um



Quantitation Report (Not Reviewed)

Data Path : C:\msdchem\1\data\2020-10\0J14056\REQUANT\  
 Data File : ECD5-10142034.D  
 Signal(s) : Signal #1: ECD1A.CH Signal #2: ECD2B.CH  
 Acq On : 14 Oct 2020 22:22  
 Operator : MJB  
 Sample : 0J14056-CALK  
 Misc : A20F057, CHLOR 50 ppb  
 ALS Vial : 25 (Sig #1); 0 (Sig #2) Sample Multiplier: 1

MJB 10/15/20

Integration File signal 1: PEST1.e  
 Integration File signal 2: PEST2.e  
 Quant Time: Oct 15 11:16:14 2020  
 Quant Method : C:\msdchem\1\methods\ECD5\_QUANTPEST\_201014.M  
 Quant Title : Instrument: DualECD5  
 QLast Update : Thu Oct 15 11:11:37 2020  
 Response via : Initial Calibration  
 Integrator: ChemStation 6890 Scale Mode: Small noise peaks clipped

Volume Inj. : 2uL  
 Signal #1 Phase : Rtx-CLPesticides Signal #2 Phase: Rtx-CLPesticides2  
 Signal #1 Info : 30m X 0.32mm X 0. Signal #2 Info : 30m X 0.32mm X 0.25um

Compound	RT#1	RT#2	Resp#1	Resp#2	ng/mL	ng/mL
-----						
System Monitoring Compounds						
1) S TCMX (S)	0.000	5.908f	0	119815	N.D.	0.387 #
22) S DCBP (S)	9.787	0.000	19598	0	BelowCal	N.D.
Target Compounds						
2) a-BHC	6.118	6.497f	2363	42422	0.008	0.108 #
3) g-BHC	6.390f	6.795	21792	15760	0.083	0.047 #
4) b-BHC	6.521	6.887f	15315	52490	5685.300	0.346 #
5) Heptachlor	6.830	7.156	572164	649501	2.260	2.296
6) d-BHC	6.645	7.098	11390	8544	0.042	BelowCal #
7) Aldrin	7.048f	7.457f	5430	115836	0.020	0.380 #
8) Heptachlo...	7.542	7.871	94964	41797	0.389	0.153 #
9) trans-Chl...	7.634	7.993	1334556	1636860	5.252	5.788
10) cis-Chlor...	7.727	8.099	1346695	1325165	5.539	4.939
11) Endosulfa...	7.848	8.163	32133	26494	0.141	0.105 #
12) 4,4'-DDE	7.792	8.198	35507	43462	0.137	0.149
13) Dieldrin	8.020	8.348	42801	123741	0.170	0.440 #
14) Endrin	8.195	8.569	249695	37358	1.354	0.191 #
15) 4,4'-DDD	8.195	8.616	249695	285691	1.143	1.223
16) Endosulfa...	8.333	8.706	27839	36036	0.134	0.157
17) 4,4'-DDT	0.000	8.827	0	27068	N.D.	0.142 #
18) Endrin Al...	8.645	8.951	6329	13292	6021.195	BelowCal #
19) Endosulfa...	8.935	9.166f	19508	7234	BelowCal	BelowCal
20) Methoxychlor	8.746	0.000	5308	0	BelowCal	N.D.
21) Endrin Ke...	9.139	9.533	5133	21793	0.021	0.088 #
23) Hexachlor...	0.000	0.000	0	0	N.D.	N.D.
24) Hexachlor...	5.966	6.303f	2454	6296	BelowCal	BelowCal
25) Oxychlorane	7.493f	7.766f	278697	19084	1.216	0.080 #
26) 2,4'-DDE	7.542	7.993	94964	1636860	0.389	8.438 #

Quantitation Report (Not Reviewed)

Data Path : C:\msdchem\1\data\2020-10\0J14056\REQUANT\  
 Data File : ECD5-10142034.D  
 Signal(s) : Signal #1: ECD1A.CH Signal #2: ECD2B.CH  
 Acq On : 14 Oct 2020 22:22  
 Operator : MJB  
 Sample : 0J14056-CALK  
 Misc : A20F057, CHLOR 50 ppb  
 ALS Vial : 25 (Sig #1); 0 (Sig #2) Sample Multiplier: 1

Integration File signal 1: PEST1.e  
 Integration File signal 2: PEST2.e  
 Quant Time: Oct 15 11:16:14 2020  
 Quant Method : C:\msdchem\1\methods\ECD5\_QUANTPEST\_201014.M  
 Quant Title : Instrument: DualECD5  
 QLast Update : Thu Oct 15 11:11:37 2020  
 Response via : Initial Calibration  
 Integrator: ChemStation 6890 Scale Mode: Small noise peaks clipped

Volume Inj. : 2uL  
 Signal #1 Phase : Rtx-CLPesticides Signal #2 Phase: Rtx-CLPesticides2  
 Signal #1 Info : 30m X 0.32mm X 0. Signal #2 Info : 30m X 0.32mm X 0.25um

	Compound	RT#1	RT#2	Resp#1	Resp#2	ng/mL	ng/mL	
27)	trans-Non...	7.727	8.059	1346695	1162834	5.871	4.172	#
28)	2,4'-DDD	7.910	8.348	34750	123741	0.016	0.577	#
29)	2,4'-DDT	8.065f	8.569	102595	37358	0.509	0.018	#
30)	cis-Nonac...	8.195	8.616	249695	285691	0.822	0.865	
31)	Mirex	8.836f	9.533	1938	21793	BelowCal	BelowCal	
32)	Chlordane...	7.634	7.993	1334556	1636860	48.703	46.198	
33)	Chlordane...	7.727	8.099	1346695	1325165	48.180	45.916	
34)	Chlordane...	8.286	8.751	396365	418197	49.096	48.715	
35)	Chlordane...	3.965f	3.925	18849	23626	NoCal	NoCal	
36)	Toxaphene...	7.727	8.348f	1346695	123741	1337.435	45.210	#
37)	Toxaphene...	8.020	8.669	42801	50810	19.708	15.400	
38)	Toxaphene...	8.333	8.706	27839	36036	6.442	7.556	
39)	Toxaphene...	8.561	8.751f	16630	418197	3.687	52.726	#
40)	Toxaphene...	8.775f	8.951	6408	13292	1.803	2.781	#
41)	Toxaphene...	8.836f	9.358f	1938	6567	0.471	1.398	#
42)	Toxaphene...	3.965f	3.925	18849	23626	NoCal	NoCal	

(f)=RT Delta > 1/2 Window (#)=Amounts differ by > 25% (m)=manual int.

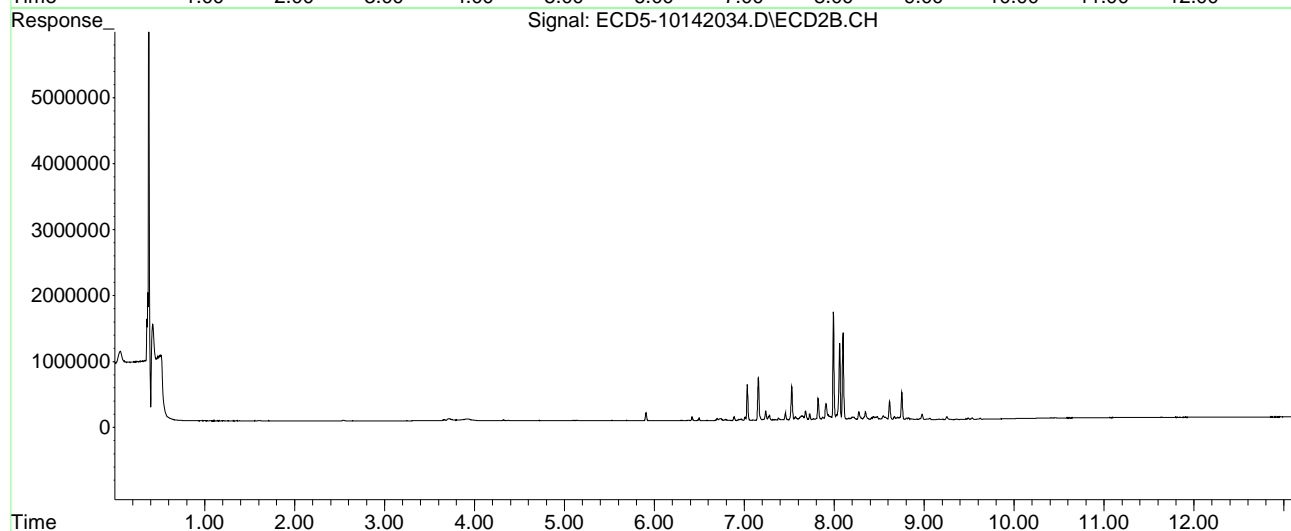
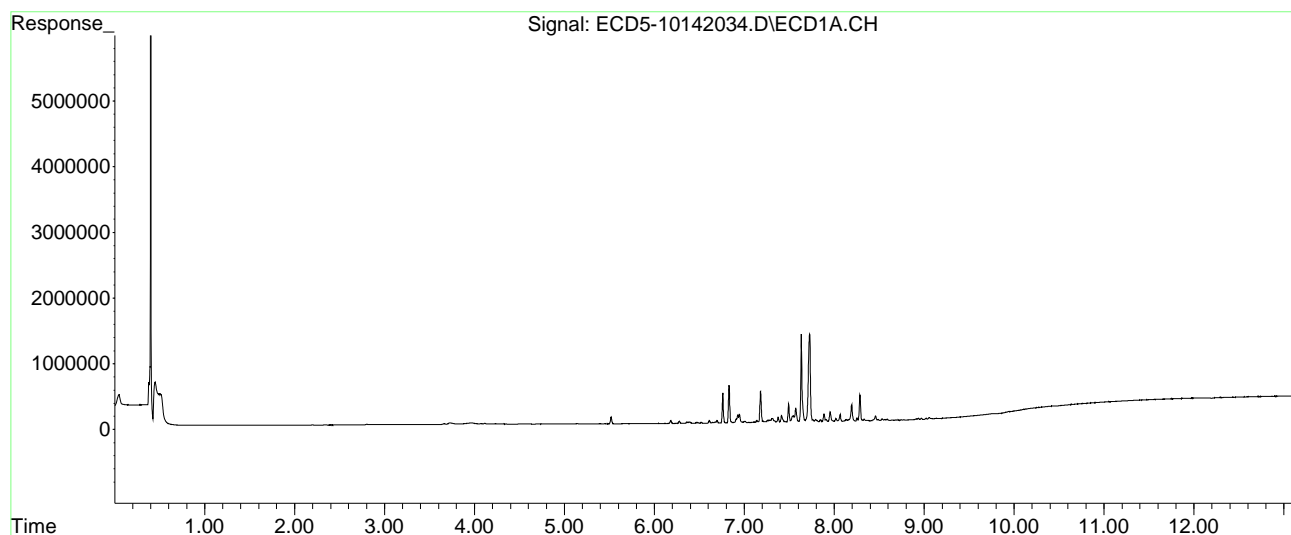


Quantitation Report (Not Reviewed)

Data Path : C:\msdchem\1\data\2020-10\0J14056\REQUANT\  
Data File : ECD5-10142034.D  
Signal(s) : Signal #1: ECD1A.CH Signal #2: ECD2B.CH  
Acq On : 14 Oct 2020 22:22  
Operator : MJB  
Sample : 0J14056-CALK  
Misc : A20F057, CHLOR 50 ppb  
ALS Vial : 25 (Sig #1); 0 (Sig #2) Sample Multiplier: 1

Integration File signal 1: PEST1.e  
Integration File signal 2: PEST2.e  
Quant Time: Oct 15 11:16:14 2020  
Quant Method : C:\msdchem\1\methods\ECD5\_QUANTPEST\_201014.M  
Quant Title : Instrument: DualECD5  
QLast Update : Thu Oct 15 11:11:37 2020  
Response via : Initial Calibration  
Integrator: ChemStation 6890 Scale Mode: Small noise peaks clipped

Volume Inj. : 2uL  
Signal #1 Phase : Rtx-CLPesticides Signal #2 Phase: Rtx-CLPesticides2  
Signal #1 Info : 30m X 0.32mm X 0. Signal #2 Info : 30m X 0.32mm X 0.25um



Quantitation Report (Not Reviewed)

Data Path : C:\msdchem\1\data\2020-10\0J14056\REQUANT\  
 Data File : ECD5-10142035.D  
 Signal(s) : Signal #1: ECD1A.CH Signal #2: ECD2B.CH  
 Acq On : 14 Oct 2020 22:39  
 Operator : MJB  
 Sample : 0J14056-CALL  
 Misc : A20F058, CHLOR 100 ppb  
 ALS Vial : 26 (Sig #1); 0 (Sig #2) Sample Multiplier: 1

MJB 10/15/20

Integration File signal 1: PEST1.e  
 Integration File signal 2: PEST2.e  
 Quant Time: Oct 15 11:16:23 2020  
 Quant Method : C:\msdchem\1\methods\ECD5\_QUANTPEST\_201014.M  
 Quant Title : Instrument: DualECD5  
 QLast Update : Thu Oct 15 11:11:37 2020  
 Response via : Initial Calibration  
 Integrator: ChemStation 6890 Scale Mode: Small noise peaks clipped

Volume Inj. : 2uL  
 Signal #1 Phase : Rtx-CLPesticides Signal #2 Phase: Rtx-CLPesticides2  
 Signal #1 Info : 30m X 0.32mm X 0. Signal #2 Info : 30m X 0.32mm X 0.25um

Compound	RT#1	RT#2	Resp#1	Resp#2	ng/mL	ng/mL
-----						
System Monitoring Compounds						
1) S TCMX (S)	0.000	5.909f	0	228008	N.D.	0.736 #
22) S DCBP (S)	9.829f	0.000	24471	0	BelowCal	N.D.
Target Compounds						
2) a-BHC	6.117f	6.497f	3198	82546	0.010	0.209 #
3) g-BHC	6.390f	6.797	44598	31695	0.169	0.095 #
4) b-BHC	6.522	6.887f	29499	101411	0.074	0.668 #
5) Heptachlor	6.830	7.157	1123443	1284015	4.437	4.540
6) d-BHC	6.646	7.097	20708	12172	0.076	BelowCal #
7) Aldrin	7.087	7.432	15416	20399	0.058	0.067
8) Heptachlo...	7.544	7.872	189435	84608	0.776	0.310 #
9) trans-Chl...	7.635	7.993	2655740	3329301	10.452	11.773
10) cis-Chlor...	7.728	8.100	2729980	2770653	11.229	10.327
11) Endosulfa...	7.850	8.164	70603	52771	0.309	0.209 #
12) 4,4'-DDE	7.793	8.200	78053	84318	0.300	0.289
13) Dieldrin	8.021	8.349	92089	239289	0.365	0.851 #
14) Endrin	8.196f	8.570	486172	70126	2.636	0.359 #
15) 4,4'-DDD	8.196	8.617	486172	560498	2.226	2.400
16) Endosulfa...	8.335	8.707	57610	70753	0.276	0.308
17) 4,4'-DDT	8.378f	8.828	21942	53955	0.110	0.283 #
18) Endrin Al...	8.648	8.979f	12682	160470	6021.161	0.466 #
19) Endosulfa...	8.936	9.166f	35428	12713	BelowCal	BelowCal
20) Methoxychlor	8.748	0.000	11663	0	BelowCal	N.D.
21) Endrin Ke...	9.142	9.534	5537	37661	0.023	0.152 #
23) Hexachlor...	0.000	0.000	0	0	N.D.	N.D.
24) Hexachlor...	5.964	6.303f	3929	12095	BelowCal	BelowCal
25) Oxychlorane	7.494f	7.768	544397	39090	2.620	0.163 #
26) 2,4'-DDE	7.544	7.993	189435	3329301	0.999	17.162 #

Quantitation Report (Not Reviewed)

Data Path : C:\msdchem\1\data\2020-10\0J14056\REQUANT\  
 Data File : ECD5-10142035.D  
 Signal(s) : Signal #1: ECD1A.CH Signal #2: ECD2B.CH  
 Acq On : 14 Oct 2020 22:39  
 Operator : MJB  
 Sample : 0J14056-CALL  
 Misc : A20F058, CHLOR 100 ppb  
 ALS Vial : 26 (Sig #1); 0 (Sig #2) Sample Multiplier: 1

Integration File signal 1: PEST1.e  
 Integration File signal 2: PEST2.e  
 Quant Time: Oct 15 11:16:23 2020  
 Quant Method : C:\msdchem\1\methods\ECD5\_QUANTPEST\_201014.M  
 Quant Title : Instrument: DualECD5  
 QLast Update : Thu Oct 15 11:11:37 2020  
 Response via : Initial Calibration  
 Integrator: ChemStation 6890 Scale Mode: Small noise peaks clipped

Volume Inj. : 2uL  
 Signal #1 Phase : Rtx-CLPesticides Signal #2 Phase: Rtx-CLPesticides2  
 Signal #1 Info : 30m X 0.32mm X 0. Signal #2 Info : 30m X 0.32mm X 0.25um

	Compound	RT#1	RT#2	Resp#1	Resp#2	ng/mL	ng/mL	
27)	trans-Non...	7.728	8.060	2729980	2391793	12.096	8.582	#
28)	2,4'-DDD	7.911	8.349	77276	239289	0.324	1.363	#
29)	2,4'-DDT	8.066f	8.570	203524	70126	1.245	0.257	#
30)	cis-Nonac...	8.196	8.617	486172	560498	1.808	1.921	
31)	Mirex	8.836f	9.534	4769	37661	BelowCal	BelowCal	
32)	Chlordane...	7.635	7.993	2655740	3329301	96.918	93.965	
33)	Chlordane...	7.728	8.100	2729980	2770653	97.670	96.000	
34)	Chlordane...	8.287	8.751	777703	832789	96.330	100.298	
35)	Chlordane...	3.968f	3.928	19995	22719	NoCal	NoCal	
36)	Toxaphene...	7.728	8.349f	2729980	239289	2484.875	87.427	#
37)	Toxaphene...	8.021	8.671	92089	100006	42.402	30.311	#
38)	Toxaphene...	8.335	8.707	57610	70753	13.331	14.835	
39)	Toxaphene...	8.563	8.751f	33122	832789	7.343	104.998	#
40)	Toxaphene...	8.776f	8.979f	13198	160470	3.714	33.575	#
41)	Toxaphene...	8.836f	9.358f	4769	13356	1.159	2.844	#
42)	Toxaphene...	3.968f	3.928	19995	22719	NoCal	NoCal	

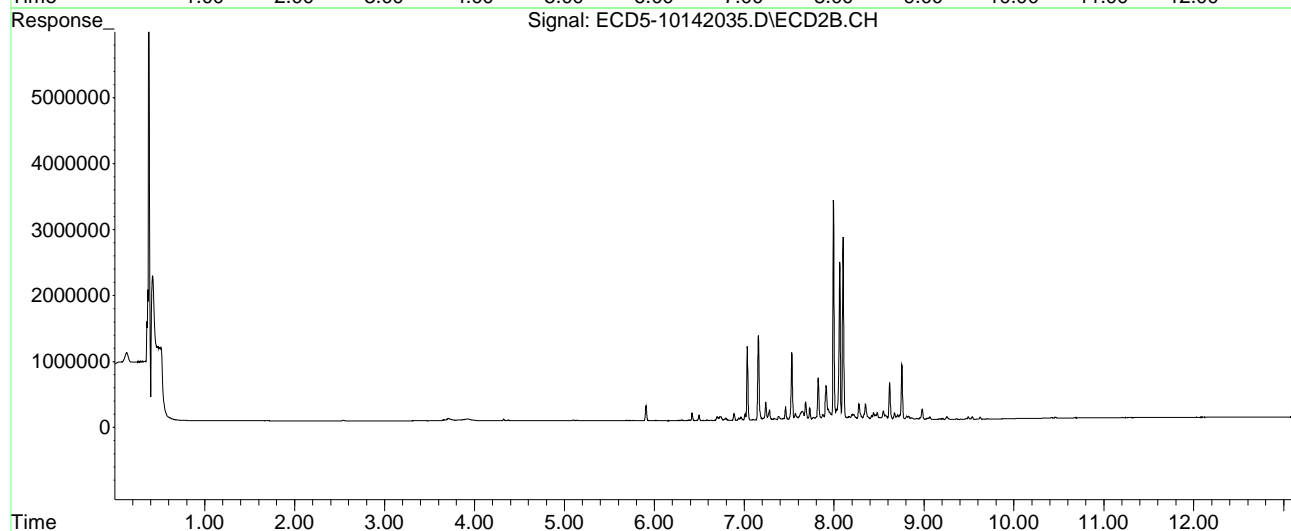
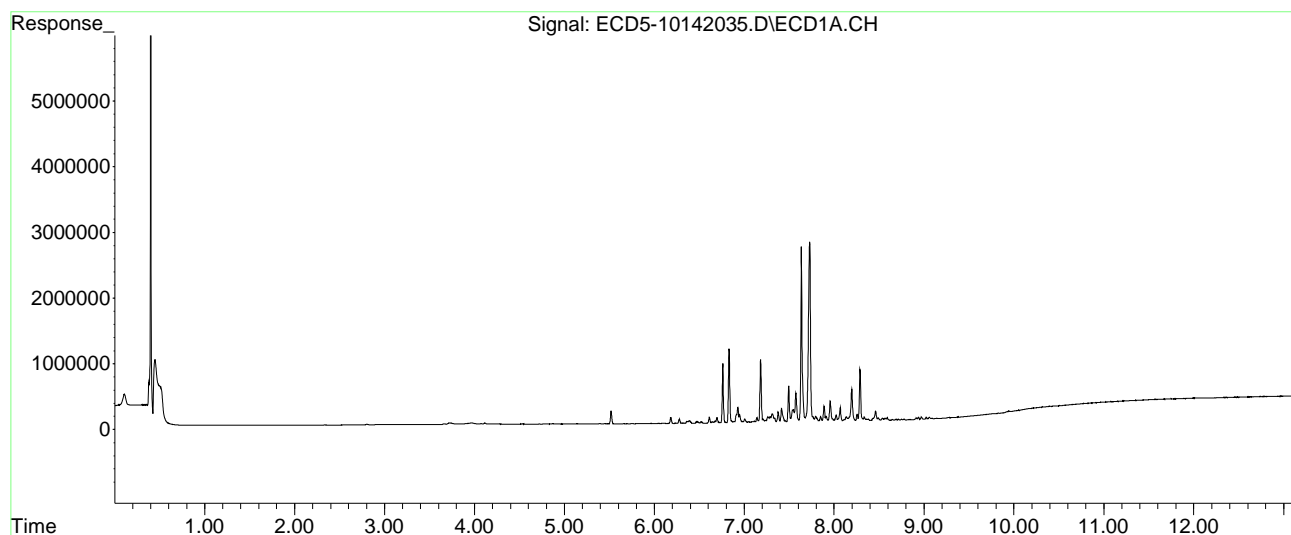
(f)=RT Delta > 1/2 Window (#)=Amounts differ by > 25% (m)=manual int.

Quantitation Report (Not Reviewed)

Data Path : C:\msdchem\1\data\2020-10\0J14056\REQUANT\  
Data File : ECD5-10142035.D  
Signal(s) : Signal #1: ECD1A.CH Signal #2: ECD2B.CH  
Acq On : 14 Oct 2020 22:39  
Operator : MJB  
Sample : 0J14056-CALL  
Misc : A20F058, CHLOR 100 ppb  
ALS Vial : 26 (Sig #1); 0 (Sig #2) Sample Multiplier: 1

Integration File signal 1: PEST1.e  
Integration File signal 2: PEST2.e  
Quant Time: Oct 15 11:16:23 2020  
Quant Method : C:\msdchem\1\methods\ECD5\_QUANTPEST\_201014.M  
Quant Title : Instrument: DualECD5  
QLast Update : Thu Oct 15 11:11:37 2020  
Response via : Initial Calibration  
Integrator: ChemStation 6890 Scale Mode: Small noise peaks clipped

Volume Inj. : 2uL  
Signal #1 Phase : Rtx-CLPesticides Signal #2 Phase: Rtx-CLPesticides2  
Signal #1 Info : 30m X 0.32mm X 0. Signal #2 Info : 30m X 0.32mm X 0.25um



Quantitation Report (Not Reviewed)

Data Path : C:\msdchem\1\data\2020-10\0J14056\REQUANT\  
 Data File : ECD5-10142036.D  
 Signal(s) : Signal #1: ECD1A.CH Signal #2: ECD2B.CH  
 Acq On : 14 Oct 2020 22:56  
 Operator : MJB  
 Sample : 0J14056-CALM  
 Misc : A20F059, CHLOR 200 ppb  
 ALS Vial : 27 (Sig #1); 0 (Sig #2) Sample Multiplier: 1

MJB 10/15/20

Integration File signal 1: PEST1.e  
 Integration File signal 2: PEST2.e  
 Quant Time: Oct 15 11:16:32 2020  
 Quant Method : C:\msdchem\1\methods\ECD5\_QUANTPEST\_201014.M  
 Quant Title : Instrument: DualECD5  
 QLast Update : Thu Oct 15 11:11:37 2020  
 Response via : Initial Calibration  
 Integrator: ChemStation 6890 Scale Mode: Small noise peaks clipped

Volume Inj. : 2uL  
 Signal #1 Phase : Rtx-CLPesticides Signal #2 Phase: Rtx-CLPesticides2  
 Signal #1 Info : 30m X 0.32mm X 0. Signal #2 Info : 30m X 0.32mm X 0.25um

Compound	RT#1	RT#2	Resp#1	Resp#2	ng/mL	ng/mL
-----						
System Monitoring Compounds						
1) S TCMX (S)	0.000	5.909f	0	430531	N.D.	1.390 #
22) S DCBP (S)	9.800	0.000	19665	0	BelowCal	N.D.
Target Compounds						
2) a-BHC	6.098f	6.497f	7336	146948	0.024	0.373 #
3) g-BHC	6.389f	6.796	84290	59305	0.319	0.177 #
4) b-BHC	6.521	6.887f	55582	190157	0.305	1.253 #
5) Heptachlor	6.830	7.156	2257097	2627243	8.915	9.289
6) d-BHC	6.646	7.096	38368	20745	0.140	BelowCal #
7) Aldrin	7.087	7.430	33906	40057	0.128	0.131
8) Heptachlo...	7.544	7.872	365539	161328	1.497	0.591 #
9) trans-Chl...	7.635	7.994	5274036	6911106	20.756	24.438
10) cis-Chlor...	7.728	8.100	5386626	5568695	22.156	20.755
11) Endosulfa...	7.850	8.164	143263	106514	0.627	0.421 #
12) 4,4'-DDE	7.793	8.200	153076	167021	0.589	0.573
13) Dieldrin	8.021	8.349	180085	484844	0.714	1.723 #
14) Endrin	8.196f	8.570	949961	137216	5.151	0.702 #
15) 4,4'-DDD	8.196	8.617	949961	1107249	4.349	4.741
16) Endosulfa...	8.335	8.707	115902	139589	0.556	0.608
17) 4,4'-DDT	8.378f	8.829	49061	106864	0.246	0.561 #
18) Endrin Al...	8.648	8.979f	25687	308136	6021.094	1.197 #
19) Endosulfa...	8.936	9.167f	67694	30712	0.131	BelowCal #
20) Methoxychlor	8.747	9.273f	25668	17125	0.072	0.177 #
21) Endrin Ke...	9.143	9.534	6688	67126	0.027	0.270 #
23) Hexachlor...	0.000	0.000	0	0	N.D.	N.D.
24) Hexachlor...	5.964	6.303f	8437	19873	BelowCal	BelowCal
25) Oxychlorane	7.493f	7.767	1045695	77832	5.265	0.324 #
26) 2,4'-DDE	7.544	7.994	365539	6911106	2.138	35.626 #

Quantitation Report (Not Reviewed)

Data Path : C:\msdchem\1\data\2020-10\0J14056\REQUANT\  
 Data File : ECD5-10142036.D  
 Signal(s) : Signal #1: ECD1A.CH Signal #2: ECD2B.CH  
 Acq On : 14 Oct 2020 22:56  
 Operator : MJB  
 Sample : 0J14056-CALM  
 Misc : A20F059, CHLOR 200 ppb  
 ALS Vial : 27 (Sig #1); 0 (Sig #2) Sample Multiplier: 1

Integration File signal 1: PEST1.e  
 Integration File signal 2: PEST2.e  
 Quant Time: Oct 15 11:16:32 2020  
 Quant Method : C:\msdchem\1\methods\ECD5\_QUANTPEST\_201014.M  
 Quant Title : Instrument: DualECD5  
 QLast Update : Thu Oct 15 11:11:37 2020  
 Response via : Initial Calibration  
 Integrator: ChemStation 6890 Scale Mode: Small noise peaks clipped

Volume Inj. : 2uL  
 Signal #1 Phase : Rtx-CLPesticides Signal #2 Phase: Rtx-CLPesticides2  
 Signal #1 Info : 30m X 0.32mm X 0. Signal #2 Info : 30m X 0.32mm X 0.25um

	Compound	RT#1	RT#2	Resp#1	Resp#2	ng/mL	ng/mL	
27)	trans-Non...	7.728	8.060	5386626	4797272	23.997	17.212	#
28)	2,4'-DDD	7.912	8.349	156280	484844	0.897	3.027	#
29)	2,4'-DDT	8.066f	8.570	404602	137216	2.710	0.745	#
30)	cis-Nonac...	8.196	8.617	949961	1107249	3.742	4.013	
31)	Mirex	8.835f	9.534	9711	67126	BelowCal	0.088	
32)	Chlordane...	7.635	7.994	5274036	6911106	192.470	195.056	
33)	Chlordane...	7.728	8.100	5386626	5568695	192.716	192.950	
34)	Chlordane...	8.287	8.752	1556390	1625382	192.782	197.743	
35)	Chlordane...	3.966f	3.920	17538	14771	NoCal	NoCal	
36)	Toxaphene...	7.728	8.349f	5386626	484844	4320.645	177.143	#
37)	Toxaphene...	8.021	8.670	180085	192728	82.920	58.415	#
38)	Toxaphene...	8.335	8.707	115902	139589	26.820	29.269	
39)	Toxaphene...	8.563	8.752f	64095	1625382	14.209	204.929	#
40)	Toxaphene...	8.776f	8.979f	28023	308136	7.885	64.470	#
41)	Toxaphene...	8.835f	9.359f	9711	27176	2.361	5.786	#
42)	Toxaphene...	3.966f	3.920	17538	14771	NoCal	NoCal	

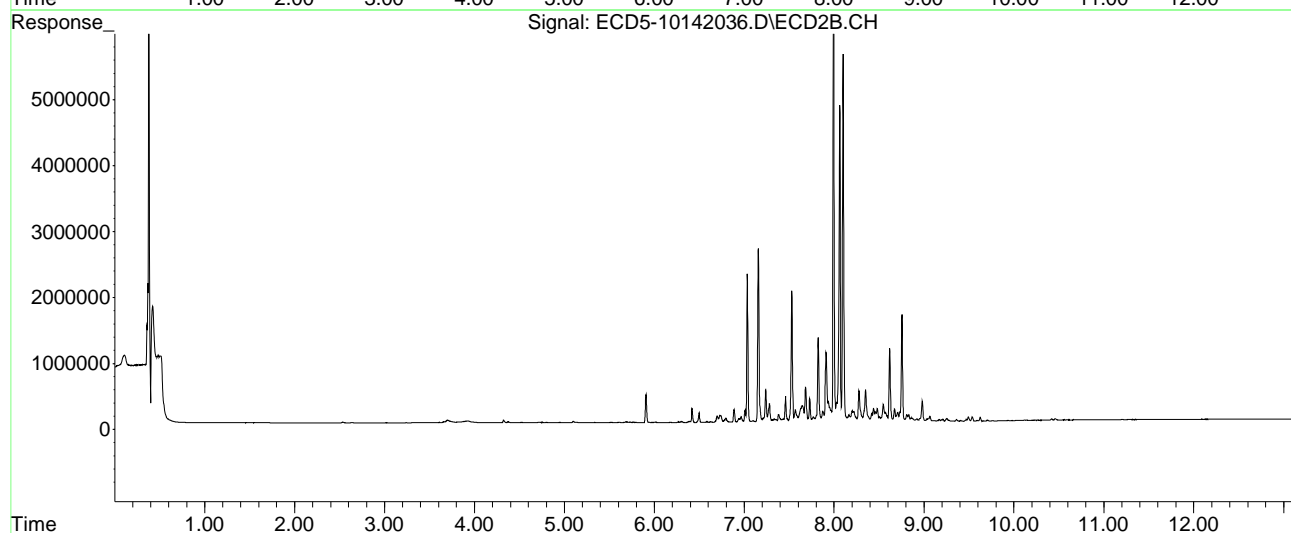
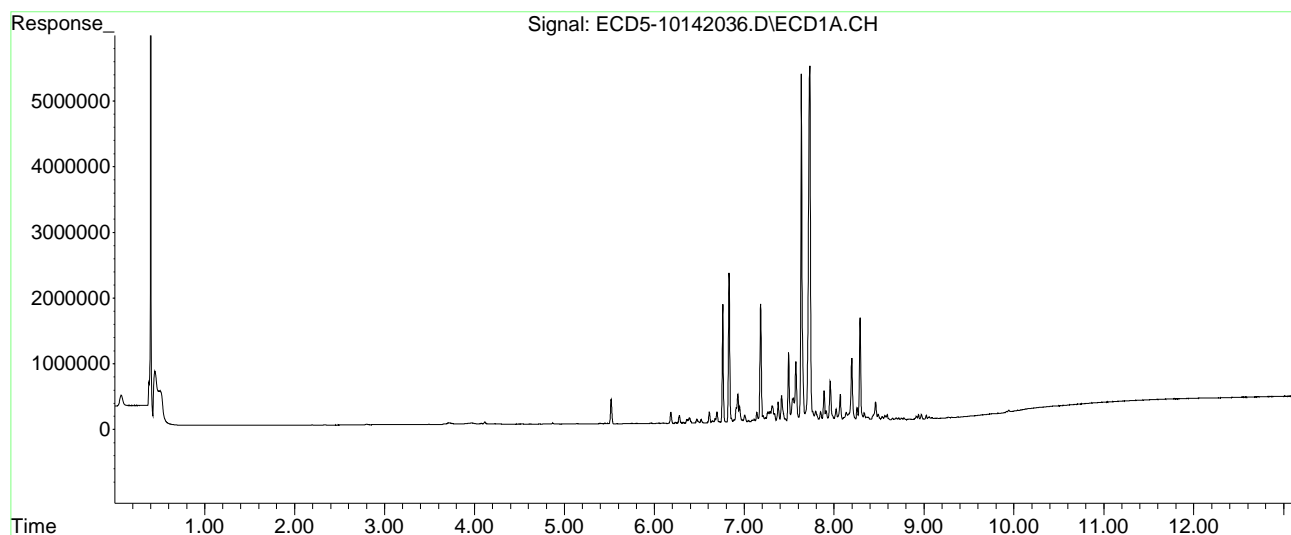
(f)=RT Delta > 1/2 Window (#)=Amounts differ by > 25% (m)=manual int.

Quantitation Report (Not Reviewed)

Data Path : C:\msdchem\1\data\2020-10\0J14056\REQUANT\  
Data File : ECD5-10142036.D  
Signal(s) : Signal #1: ECD1A.CH Signal #2: ECD2B.CH  
Acq On : 14 Oct 2020 22:56  
Operator : MJB  
Sample : 0J14056-CALM  
Misc : A20F059, CHLOR 200 ppb  
ALS Vial : 27 (Sig #1); 0 (Sig #2) Sample Multiplier: 1

Integration File signal 1: PEST1.e  
Integration File signal 2: PEST2.e  
Quant Time: Oct 15 11:16:32 2020  
Quant Method : C:\msdchem\1\methods\ECD5\_QUANTPEST\_201014.M  
Quant Title : Instrument: DualECD5  
QLast Update : Thu Oct 15 11:11:37 2020  
Response via : Initial Calibration  
Integrator: ChemStation 6890 Scale Mode: Small noise peaks clipped

Volume Inj. : 2uL  
Signal #1 Phase : Rtx-CLPesticides Signal #2 Phase: Rtx-CLPesticides2  
Signal #1 Info : 30m X 0.32mm X 0. Signal #2 Info : 30m X 0.32mm X 0.25um



Quantitation Report (Not Reviewed)

Data Path : C:\msdchem\1\data\2020-10\0J14056\REQUANT\  
 Data File : ECD5-10142037.D  
 Signal(s) : Signal #1: ECD1A.CH Signal #2: ECD2B.CH  
 Acq On : 14 Oct 2020 23:14  
 Operator : MJB  
 Sample : 0J14056-CALN  
 Misc : A20F060, CHLOR 500 ppb  
 ALS Vial : 28 (Sig #1); 0 (Sig #2) Sample Multiplier: 1

MJB 10/15/20

Integration File signal 1: PEST1.e  
 Integration File signal 2: PEST2.e  
 Quant Time: Oct 15 11:16:40 2020  
 Quant Method : C:\msdchem\1\methods\ECD5\_QUANTPEST\_201014.M  
 Quant Title : Instrument: DualECD5  
 QLast Update : Thu Oct 15 11:11:37 2020  
 Response via : Initial Calibration  
 Integrator: ChemStation 6890 Scale Mode: Small noise peaks clipped

Volume Inj. : 2uL  
 Signal #1 Phase : Rtx-CLPesticides Signal #2 Phase: Rtx-CLPesticides2  
 Signal #1 Info : 30m X 0.32mm X 0. Signal #2 Info : 30m X 0.32mm X 0.25um

Compound	RT#1	RT#2	Resp#1	Resp#2	ng/mL	ng/mL
-----						
System Monitoring Compounds						
1) S TCMX (S)	5.586	5.909f	4946	1086143	0.020	3.507 #
22) S DCBP (S)	9.827f	10.336f	30464	9076	BelowCal	BelowCal
Target Compounds						
2) a-BHC	6.099f	6.498f	17666	335907	0.057	0.852 #
3) g-BHC	6.390f	6.796	183781	158740	0.696	0.475 #
4) b-BHC	6.522	6.887f	138488	497762	1.039	3.281 #
5) Heptachlor	6.830	7.157	5658656	6948459	22.350	24.568
6) d-BHC	6.697f	7.096	417805	57353	1.527	BelowCal #
7) Aldrin	7.048f	7.429	84550	98976	0.319	0.325
8) Heptachlo...	7.574f	7.872	2474239	397803	10.132	1.458 #
9) trans-Chl...	7.634	7.994	13654042	18347035	53.736	64.876
10) cis-Chlor...	7.725	8.100	13452829	14574069	55.333	54.320
11) Endosulfa...	7.849	8.164	360290	271889	1.576	1.076 #
12) 4,4'-DDE	7.793	8.200	383721	399592	1.477	1.370
13) Dieldrin	0.000	8.349	0	1340603	N.D.	4.765 #
14) Endrin	8.196f	8.570	2364275	337551	12.821	1.728 #
15) 4,4'-DDD	8.196	8.618	2364275	2729394	10.823	11.687
16) Endosulfa...	8.334	8.707	289327	340279	1.388	1.482
17) 4,4'-DDT	0.000	8.829	0	264517	N.D.	1.389 #
18) Endrin Al...	8.649	8.979f	68645	795199	6020.870	3.604 #
19) Endosulfa...	8.935	9.166f	158390	79855	0.622	0.187 #
20) Methoxychlor	8.715f	9.330f	80612	22237	0.642	0.230 #
21) Endrin Ke...	0.000	9.535	0	157502	N.D.	0.634 #
23) Hexachlor...	0.000	0.000	0	0	N.D.	N.D.
24) Hexachlor...	5.963	6.303f	21110	41984	BelowCal	BelowCal
25) Oxychlorane	7.493f	7.767	2693073	185591	13.929	0.773 #
26) 2,4'-DDE	7.493f	7.994	2693073	18347035	17.202	94.576 #



Quantitation Report (Not Reviewed)

Data Path : C:\msdchem\1\data\2020-10\0J14056\REQUANT\  
 Data File : ECD5-10142037.D  
 Signal(s) : Signal #1: ECD1A.CH Signal #2: ECD2B.CH  
 Acq On : 14 Oct 2020 23:14  
 Operator : MJB  
 Sample : 0J14056-CALN  
 Misc : A20F060, CHLOR 500 ppb  
 ALS Vial : 28 (Sig #1); 0 (Sig #2) Sample Multiplier: 1

Integration File signal 1: PEST1.e  
 Integration File signal 2: PEST2.e  
 Quant Time: Oct 15 11:16:40 2020  
 Quant Method : C:\msdchem\1\methods\ECD5\_QUANTPEST\_201014.M  
 Quant Title : Instrument: DualECD5  
 QLast Update : Thu Oct 15 11:11:37 2020  
 Response via : Initial Calibration  
 Integrator: ChemStation 6890 Scale Mode: Small noise peaks clipped

Volume Inj. : 2uL  
 Signal #1 Phase : Rtx-CLPesticides Signal #2 Phase: Rtx-CLPesticides2  
 Signal #1 Info : 30m X 0.32mm X 0. Signal #2 Info : 30m X 0.32mm X 0.25um

	Compound	RT#1	RT#2	Resp#1	Resp#2	ng/mL	ng/mL
27)	trans-Non...	7.725	8.060	13452829	12605042	59.695	45.226
28)	2,4'-DDD	7.886f	8.349	1132172	1340603	7.967	8.786
29)	2,4'-DDT	8.066f	8.570	1054336	337551	7.434	2.198 #
30)	cis-Nonac...	8.196	8.618	2364275	2729394	9.629	10.159
31)	Mirex	8.838f	9.535	21774	157502	BelowCal	0.698
32)	Chlordane...	7.634	7.994	13654042	18347035	498.290	517.820
33)	Chlordane...	7.725	8.100	13452829	14574069	481.299	504.977
34)	Chlordane...	8.287	8.752	3976029	4222031	492.491	506.996
35)	Chlordane...	3.965f	3.925	19406	22138	NoCal	NoCal
36)	Toxaphene...	7.725	8.349f	13452829	1340603	8492.051	489.805 #
37)	Toxaphene...	0.000	8.670	0	471230	N.D.	142.828 #
38)	Toxaphene...	8.334	8.707	289327	340279	66.950	71.349
39)	Toxaphene...	8.587	8.752f	197472	4222031	43.778	532.315 #
40)	Toxaphene...	8.776f	8.979f	71789	795199	20.199	166.377 #
41)	Toxaphene...	8.838f	9.330	21774	22237	5.293	4.734
42)	Toxaphene...	3.965f	3.925	19406	22138	NoCal	NoCal

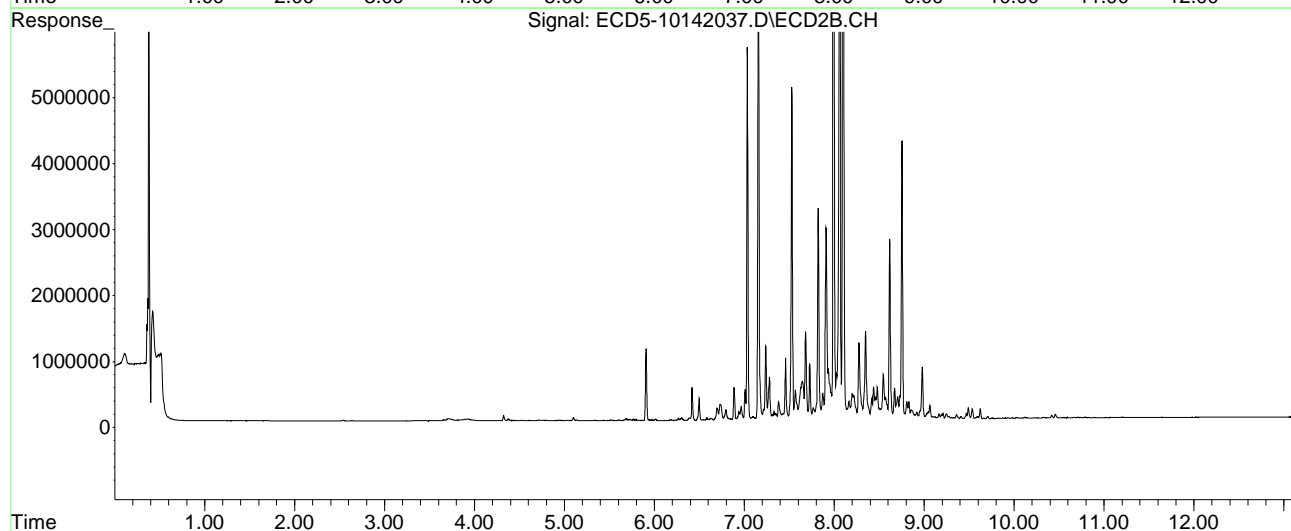
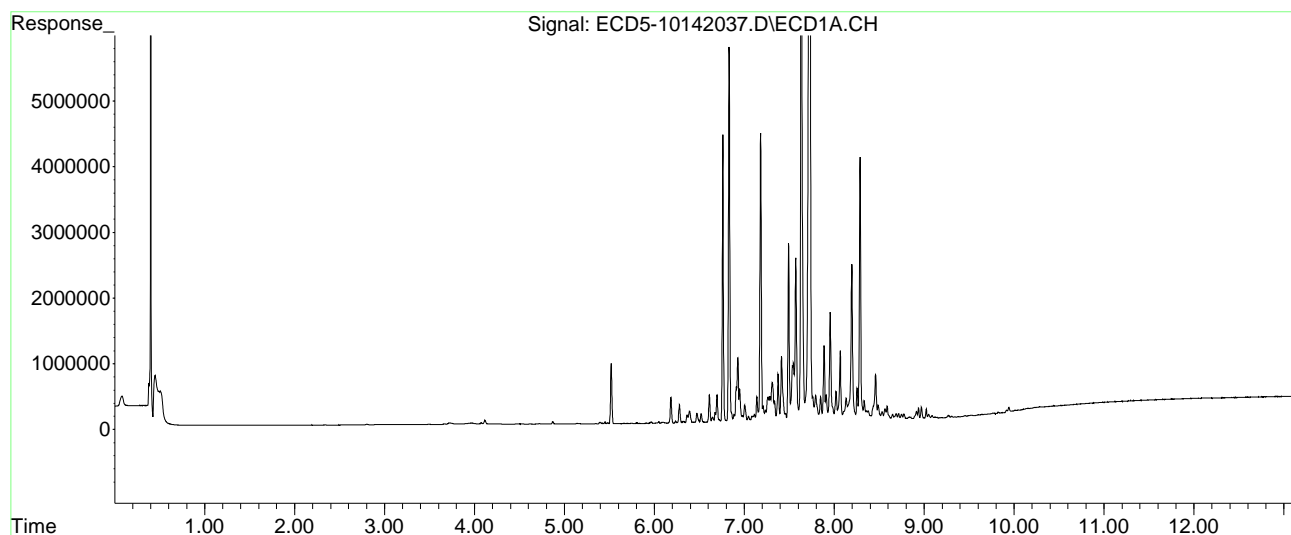
(f)=RT Delta > 1/2 Window (#)=Amounts differ by > 25% (m)=manual int.

Quantitation Report (Not Reviewed)

Data Path : C:\msdchem\1\data\2020-10\0J14056\REQUANT\  
Data File : ECD5-10142037.D  
Signal(s) : Signal #1: ECD1A.CH Signal #2: ECD2B.CH  
Acq On : 14 Oct 2020 23:14  
Operator : MJB  
Sample : 0J14056-CALN  
Misc : A20F060, CHLOR 500 ppb  
ALS Vial : 28 (Sig #1); 0 (Sig #2) Sample Multiplier: 1

Integration File signal 1: PEST1.e  
Integration File signal 2: PEST2.e  
Quant Time: Oct 15 11:16:40 2020  
Quant Method : C:\msdchem\1\methods\ECD5\_QUANTPEST\_201014.M  
Quant Title : Instrument: DualECD5  
QLast Update : Thu Oct 15 11:11:37 2020  
Response via : Initial Calibration  
Integrator: ChemStation 6890 Scale Mode: Small noise peaks clipped

Volume Inj. : 2uL  
Signal #1 Phase : Rtx-CLPesticides Signal #2 Phase: Rtx-CLPesticides2  
Signal #1 Info : 30m X 0.32mm X 0. Signal #2 Info : 30m X 0.32mm X 0.25um



Quantitation Report (Not Reviewed)

Data Path : C:\msdchem\1\data\2020-10\0J14056\REQUANT\  
 Data File : ECD5-10142038.D  
 Signal(s) : Signal #1: ECD1A.CH Signal #2: ECD2B.CH  
 Acq On : 14 Oct 2020 23:32  
 Operator : MJB  
 Sample : 0J14056-CALO  
 Misc : A20F061, CHLOR 100 ppb  
 ALS Vial : 29 (Sig #1); 0 (Sig #2) Sample Multiplier: 1

MJB 10/15/20

Integration File signal 1: PEST1.e  
 Integration File signal 2: PEST2.e  
 Quant Time: Oct 15 11:16:51 2020  
 Quant Method : C:\msdchem\1\methods\ECD5\_QUANTPEST\_201014.M  
 Quant Title : Instrument: DualECD5  
 QLast Update : Thu Oct 15 11:11:37 2020  
 Response via : Initial Calibration  
 Integrator: ChemStation 6890 Scale Mode: Small noise peaks clipped

Volume Inj. : 2uL  
 Signal #1 Phase : Rtx-CLPesticides Signal #2 Phase: Rtx-CLPesticides2  
 Signal #1 Info : 30m X 0.32mm X 0. Signal #2 Info : 30m X 0.32mm X 0.25um

Compound	RT#1	RT#2	Resp#1	Resp#2	ng/mL	ng/mL
-----						
System Monitoring Compounds						
1) S TCMX (S)	5.587	5.909f	9881	2194435	0.041	7.085 #
22) S DCBP (S)	9.826f	10.337f	53015	15896	0.029	BelowCal #
Target Compounds						
2) a-BHC	6.099f	6.497f	29014	636613	0.093	1.615 #
3) g-BHC	6.439	6.796	24218	300811	0.092	0.900 #
4) b-BHC	6.521	6.887f	266490	969519	2.174	6.390 #
5) Heptachlor	6.830	7.156	11488994	14257000	45.378	50.410
6) d-BHC	6.646	7.095	144546	100599	0.528	0.133 #
7) Aldrin	7.086	7.429	167603	175208	0.632	0.575
8) Heptachlo...	7.542	7.871	1728377	753762	7.078	2.763 #
9) trans-Chl...	7.634	7.993	27016807	36455555	106.326	128.910
10) cis-Chlor...	7.727	8.100	28187565	29865994	115.938	111.315
11) Endosulfa...	7.849	8.164	694519	536234	3.038	2.122 #
12) 4,4'-DDE	7.792	8.199	758617	772730	2.920	2.649
13) Dieldrin	8.020	8.349	849348	2797370	3.366	9.943 #
14) Endrin	8.196f	8.570	4647637	666117	25.203	3.410 #
15) 4,4'-DDD	8.196	8.617	4647637	5403251	21.277	23.136
16) Endosulfa...	8.334	8.706	583567	688607	2.800	2.999
17) 4,4'-DDT	8.378f	8.829	278662	517335	1.397	2.717 #
18) Endrin Al...	8.649	8.979f	147718	1534492	0.406	7.245 #
19) Endosulfa...	8.935	9.122f	310644	72909	1.445	0.152 #
20) Methoxychlor	8.747	9.300	147207	45754	1.332	0.473 #
21) Endrin Ke...	9.144	9.535	21285	285564	0.087	1.149 #
23) Hexachlor...	0.000	0.000	0	0	N.D.	N.D.
24) Hexachlor...	5.962	6.303f	35252	72171	BelowCal	0.057
25) Oxychlorane	7.492f	7.766f	5219241	340535	27.128	1.419 #
26) 2,4'-DDE	7.542	7.993	1728377	36455555	10.956	187.922 #

Quantitation Report (Not Reviewed)

Data Path : C:\msdchem\1\data\2020-10\0J14056\REQUANT\  
 Data File : ECD5-10142038.D  
 Signal(s) : Signal #1: ECD1A.CH Signal #2: ECD2B.CH  
 Acq On : 14 Oct 2020 23:32  
 Operator : MJB  
 Sample : 0J14056-CALO  
 Misc : A20F061, CHLOR 100 ppb  
 ALS Vial : 29 (Sig #1); 0 (Sig #2) Sample Multiplier: 1

Integration File signal 1: PEST1.e  
 Integration File signal 2: PEST2.e  
 Quant Time: Oct 15 11:16:51 2020  
 Quant Method : C:\msdchem\1\methods\ECD5\_QUANTPEST\_201014.M  
 Quant Title : Instrument: DualECD5  
 QLast Update : Thu Oct 15 11:11:37 2020  
 Response via : Initial Calibration  
 Integrator: ChemStation 6890 Scale Mode: Small noise peaks clipped

Volume Inj. : 2uL  
 Signal #1 Phase : Rtx-CLPesticides Signal #2 Phase: Rtx-CLPesticides2  
 Signal #1 Info : 30m X 0.32mm X 0. Signal #2 Info : 30m X 0.32mm X 0.25um

	Compound	RT#1	RT#2	Resp#1	Resp#2	ng/mL	ng/mL	
27)	trans-Non...	7.727	8.060	28187565	25464747	123.309	91.366	#
28)	2,4'-DDD	7.911	8.349	761549	2797370	5.283	18.440	#
29)	2,4'-DDT	8.066f	8.570	2100911	666117	15.013	4.569	#
30)	cis-Nonac...	8.196	8.617	4647637	5403251	19.109	20.096	
31)	Mirex	8.835f	9.535	59655	285564	0.062	1.561	#
32)	Chlordane...	7.634	7.993	27016807	36455555	985.950	1028.908	
33)	Chlordane...	7.727	8.100	28187565	29865994	1008.461	1034.828	
34)	Chlordane...	8.287	8.752	7956827	8880946	985.572	1028.514	
35)	Chlordane...	3.968f	3.923	18550	13059	NoCal	NoCal	
36)	Toxaphene...	7.727	8.349f	28187565	2797370	13925.933	1022.052	#
37)	Toxaphene...	8.020	8.670	849348	912135	391.080	276.464	#
38)	Toxaphene...	8.334	8.706	583567	688607	135.036	144.387	
39)	Toxaphene...	8.563	8.752f	313012	8880946	69.393	1119.713	#
40)	Toxaphene...	8.776f	8.979f	149043	1534492	41.937	321.058	#
41)	Toxaphene...	8.835f	9.331	59655	51032	14.503	10.865	#
42)	Toxaphene...	3.968f	3.923	18550	13059	NoCal	NoCal	

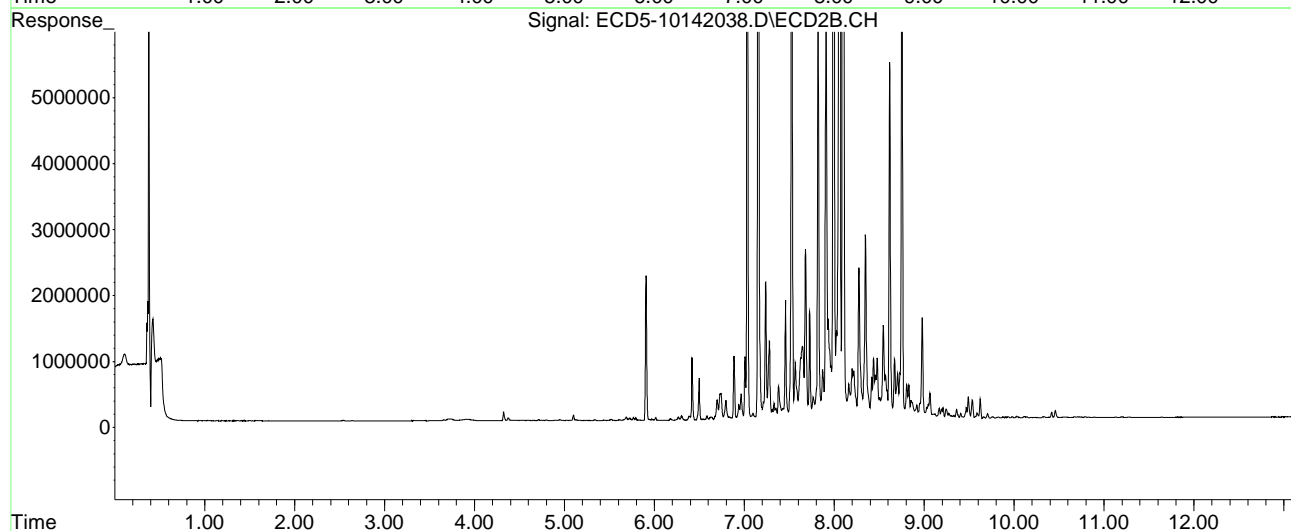
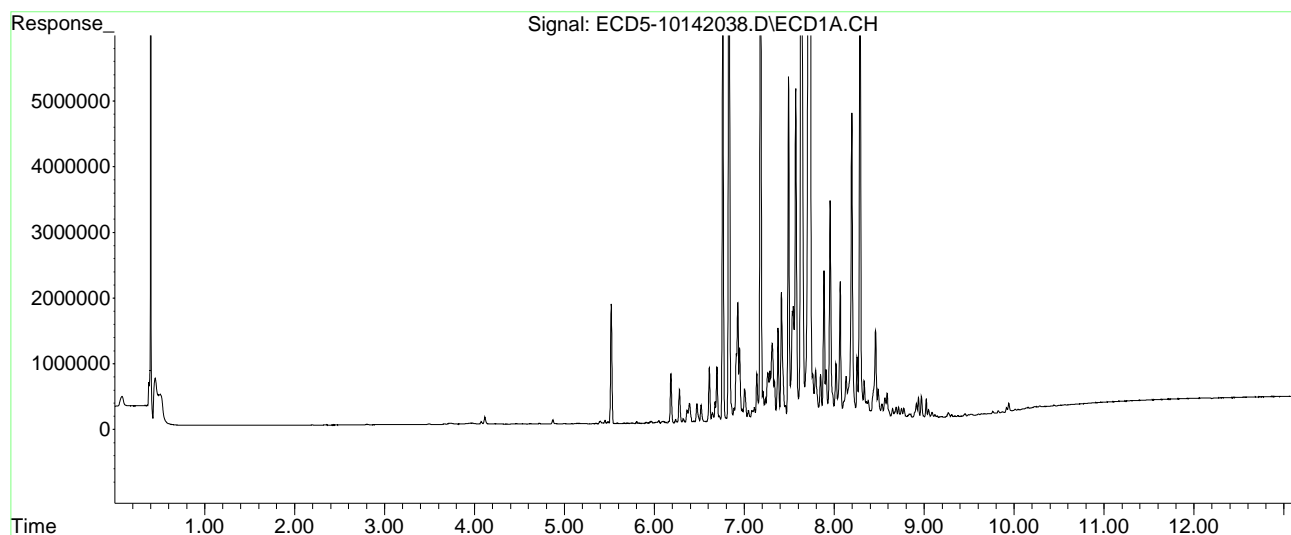
(f)=RT Delta > 1/2 Window (#)=Amounts differ by > 25% (m)=manual int.

Quantitation Report (Not Reviewed)

Data Path : C:\msdchem\1\data\2020-10\0J14056\REQUANT\  
Data File : ECD5-10142038.D  
Signal(s) : Signal #1: ECD1A.CH Signal #2: ECD2B.CH  
Acq On : 14 Oct 2020 23:32  
Operator : MJB  
Sample : 0J14056-CALO  
Misc : A20F061, CHLOR 100 ppb  
ALS Vial : 29 (Sig #1); 0 (Sig #2) Sample Multiplier: 1

Integration File signal 1: PEST1.e  
Integration File signal 2: PEST2.e  
Quant Time: Oct 15 11:16:51 2020  
Quant Method : C:\msdchem\1\methods\ECD5\_QUANTPEST\_201014.M  
Quant Title : Instrument: DualECD5  
QLast Update : Thu Oct 15 11:11:37 2020  
Response via : Initial Calibration  
Integrator: ChemStation 6890 Scale Mode: Small noise peaks clipped

Volume Inj. : 2uL  
Signal #1 Phase : Rtx-CLPesticides Signal #2 Phase: Rtx-CLPesticides2  
Signal #1 Info : 30m X 0.32mm X 0. Signal #2 Info : 30m X 0.32mm X 0.25um



Quantitation Report (Not Reviewed)

Data Path : C:\msdchem\1\data\2020-10\0J14056\REQUANT\  
 Data File : ECD5-10142039.D  
 Signal(s) : Signal #1: ECD1A.CH Signal #2: ECD2B.CH  
 Acq On : 14 Oct 2020 23:49  
 Operator : MJB  
 Sample : 0J14056-CALP  
 Misc : A20F056, CHLOR 2000 ppb  
 ALS Vial : 30 (Sig #1); 0 (Sig #2) Sample Multiplier: 1

MJB 10/15/20

Integration File signal 1: PEST1.e  
 Integration File signal 2: PEST2.e  
 Quant Time: Oct 15 11:16:59 2020  
 Quant Method : C:\msdchem\1\methods\ECD5\_QUANTPEST\_201014.M  
 Quant Title : Instrument: DualECD5  
 QLast Update : Thu Oct 15 11:11:37 2020  
 Response via : Initial Calibration  
 Integrator: ChemStation 6890 Scale Mode: Small noise peaks clipped

Volume Inj. : 2uL  
 Signal #1 Phase : Rtx-CLPesticides Signal #2 Phase: Rtx-CLPesticides2  
 Signal #1 Info : 30m X 0.32mm X 0. Signal #2 Info : 30m X 0.32mm X 0.25um

Compound	RT#1	RT#2	Resp#1	Resp#2	ng/mL	ng/mL
-----						
System Monitoring Compounds						
1) S TCMX (S)	5.586	5.909f	19486	4352806	0.080	14.053 #
22) S DCBP (S)	9.825	10.382	74566	7313	0.164	BelowCal #
Target Compounds						
2) a-BHC	6.100f	6.498f	61213	1233548	0.197	3.129 #
3) g-BHC	6.438	6.796	50070	605261	0.190	1.811 #
4) b-BHC	6.520	6.886f	527083	1946656	4.485	12.830 #
5) Heptachlor	6.829	7.156	22568591	29573454	89.138	104.565
6) d-BHC	6.645	7.095	259868	183571	0.949	0.402 #
7) Aldrin	7.046f	7.428	335566	328447	1.265	1.077
8) Heptachlo...	7.541	7.870	3442040	1528339	14.095	5.603 #
9) trans-Chl...	7.632	7.993	54827973	77172780	215.778	272.889 #
10) cis-Chlor...	7.726	8.100	57325465	63019054	235.786	234.882
11) Endosulfa...	7.847	8.163	1406978	1097696	6.155	4.344 #
12) 4,4'-DDE	7.790	8.197	1495074	1555871	5.754	5.334
13) Dieldrin	8.019	8.348	1670671	5889325	6.621	20.934 #
14) Endrin	8.195	8.569	9389932	1321863	50.920	6.767 #
15) 4,4'-DDD	8.195	8.617	9389932	11341058	42.986	48.562
16) Endosulfa...	8.333	8.706	1160485	1338892	5.568	5.831
17) 4,4'-DDT	0.000	8.828	0	1054916	N.D.	5.540 #
18) Endrin Al...	8.647	8.978f	291056	3076870	1.154	14.798 #
19) Endosulfa...	8.934	9.165f	598694	305314	3.002	1.323 #
20) Methoxychlor	8.746	9.300	293158	96779	2.844	1.001 #
21) Endrin Ke...	9.120	9.534	88146	565294	0.360	2.275 #
23) Hexachlor...	3.385	0.000	927	0	4770.104	N.D. #
24) Hexachlor...	5.961	6.303f	74213	133189	0.111	0.259 #
25) Oxychlorane	7.491f	7.766f	10512519	668817	54.451	2.786 #
26) 2,4'-DDE	7.541	7.993	3442040	77172780	22.054	397.812 #

Quantitation Report (Not Reviewed)

Data Path : C:\msdchem\1\data\2020-10\0J14056\REQUANT\  
 Data File : ECD5-10142039.D  
 Signal(s) : Signal #1: ECD1A.CH Signal #2: ECD2B.CH  
 Acq On : 14 Oct 2020 23:49  
 Operator : MJB  
 Sample : 0J14056-CALP  
 Misc : A20F056, CHLOR 2000 ppb  
 ALS Vial : 30 (Sig #1); 0 (Sig #2) Sample Multiplier: 1

Integration File signal 1: PEST1.e  
 Integration File signal 2: PEST2.e  
 Quant Time: Oct 15 11:16:59 2020  
 Quant Method : C:\msdchem\1\methods\ECD5\_QUANTPEST\_201014.M  
 Quant Title : Instrument: DualECD5  
 QLast Update : Thu Oct 15 11:11:37 2020  
 Response via : Initial Calibration  
 Integrator: ChemStation 6890 Scale Mode: Small noise peaks clipped

Volume Inj. : 2uL  
 Signal #1 Phase : Rtx-CLPesticides Signal #2 Phase: Rtx-CLPesticides2  
 Signal #1 Info : 30m X 0.32mm X 0. Signal #2 Info : 30m X 0.32mm X 0.25um

	Compound	RT#1	RT#2	Resp#1	Resp#2	ng/mL	ng/mL
27)	trans-Non...	7.726	8.060	57325465	54841519	243.646	196.769
28)	2,4'-DDD	7.884f	8.348	4477336	5889325	32.133	38.356
29)	2,4'-DDT	8.064f	8.569	4340278	1321863	31.112	9.253 #
30)	cis-Nonac...	8.195	8.617	9389932	11341058	38.700	41.375
31)	Mirex	8.848f	9.534	131144	565294	0.554	3.442 #
32)	Chlordane...	7.632	7.993	54827973	77172780	2000.889	2178.095
33)	Chlordane...	7.726	8.100	57325465	63019054	2050.922	2183.549
34)	Chlordane...	8.286	8.752	16167597	18198924	2002.599	1971.647
35)	Chlordane...	3.966f	3.924	17327	13859	NoCal	NoCal
36)	Toxaphene...	7.726	8.348	57325465	5889325	21641.268	2151.734 #
37)	Toxaphene...	8.019	8.669	1670671	1835166	769.258	556.230 #
38)	Toxaphene...	8.333	8.706	1160485	1338892	268.534	280.738
39)	Toxaphene...	8.562	8.752f	626715	18198924	138.938	2294.527 #
40)	Toxaphene...	8.775f	8.978f	302354	3076870	85.074	643.766 #
41)	Toxaphene...	8.848f	9.329	131144	116830	31.883	24.873
42)	Toxaphene...	3.966f	3.924	17327	13859	NoCal	NoCal

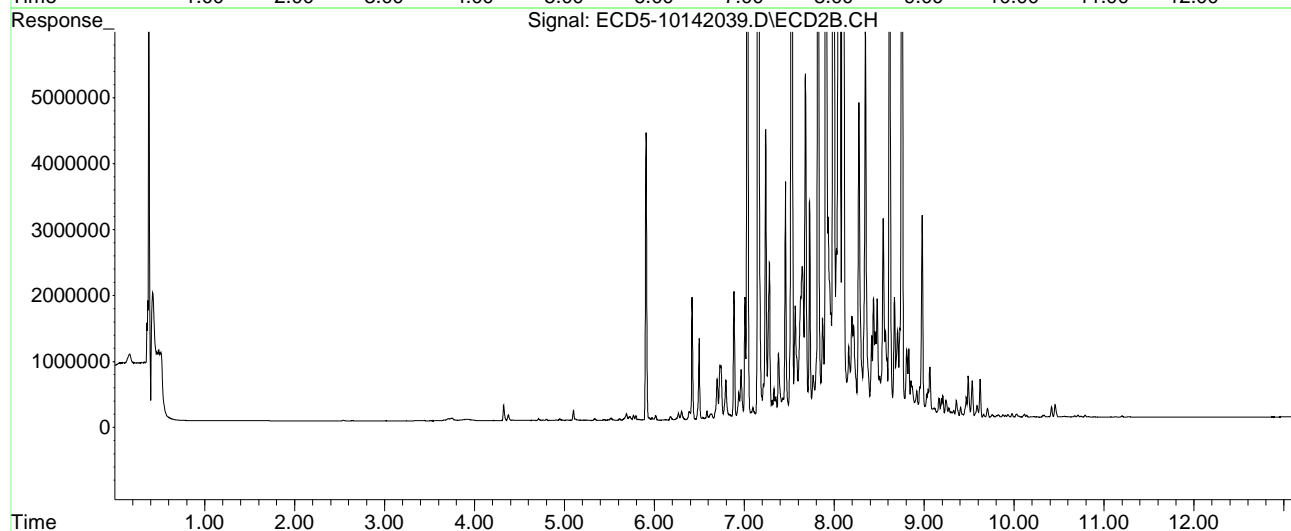
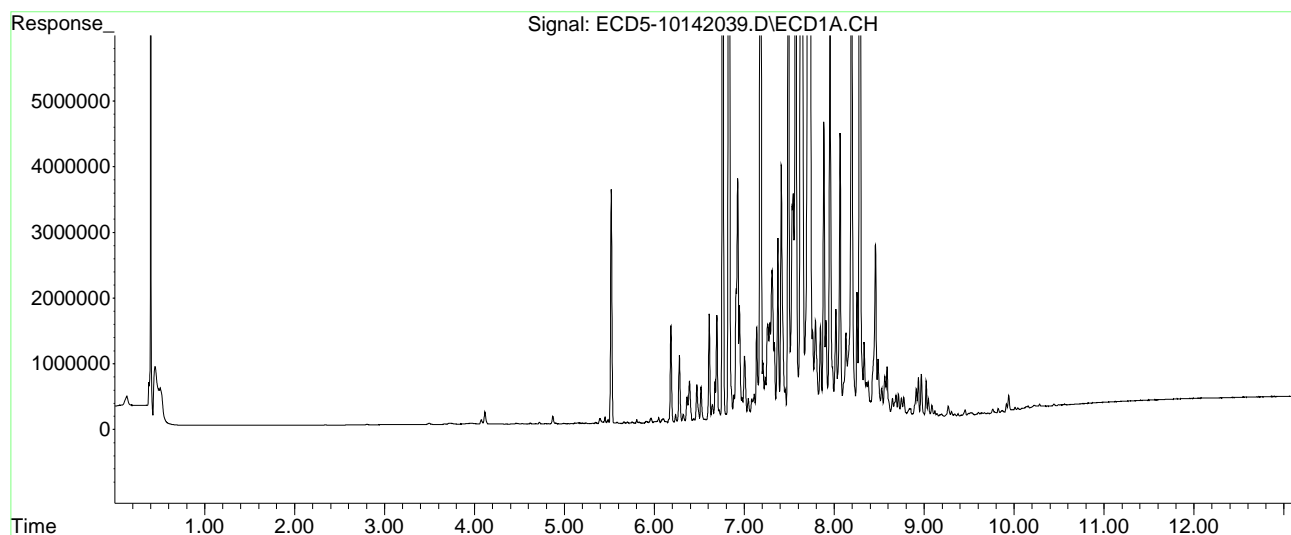
(f)=RT Delta > 1/2 Window (#)=Amounts differ by > 25% (m)=manual int.

Quantitation Report (Not Reviewed)

Data Path : C:\msdchem\1\data\2020-10\0J14056\REQUANT\  
Data File : ECD5-10142039.D  
Signal(s) : Signal #1: ECD1A.CH Signal #2: ECD2B.CH  
Acq On : 14 Oct 2020 23:49  
Operator : MJB  
Sample : 0J14056-CALP  
Misc : A20F056, CHLOR 2000 ppb  
ALS Vial : 30 (Sig #1); 0 (Sig #2) Sample Multiplier: 1

Integration File signal 1: PEST1.e  
Integration File signal 2: PEST2.e  
Quant Time: Oct 15 11:16:59 2020  
Quant Method : C:\msdchem\1\methods\ECD5\_QUANTPEST\_201014.M  
Quant Title : Instrument: DualECD5  
QLast Update : Thu Oct 15 11:11:37 2020  
Response via : Initial Calibration  
Integrator: ChemStation 6890 Scale Mode: Small noise peaks clipped

Volume Inj. : 2uL  
Signal #1 Phase : Rtx-CLPesticides Signal #2 Phase: Rtx-CLPesticides2  
Signal #1 Info : 30m X 0.32mm X 0. Signal #2 Info : 30m X 0.32mm X 0.25um





Quantitation Report (Not Reviewed)

Data Path : C:\msdchem\1\data\2020-10\0J14056\REQUANT\  
 Data File : ECD5-10142042.D  
 Signal(s) : Signal #1: ECD1A.CH Signal #2: ECD2B.CH  
 Acq On : 15 Oct 2020 0:41  
 Operator : MJB  
 Sample : 0J14056-CALQ  
 Misc : A20J233, TOX 10 ppb  
 ALS Vial : 32 (Sig #1); 0 (Sig #2) Sample Multiplier: 1

MJB 10/15/20

Integration File signal 1: PEST1.e  
 Integration File signal 2: PEST2.e  
 Quant Time: Oct 15 11:17:30 2020  
 Quant Method : C:\msdchem\1\methods\ECD5\_QUANTPEST\_201014.M  
 Quant Title : Instrument: DualECD5  
 QLast Update : Thu Oct 15 11:11:37 2020  
 Response via : Initial Calibration  
 Integrator: ChemStation 6890 Scale Mode: Small noise peaks clipped

Volume Inj. : 2uL  
 Signal #1 Phase : Rtx-CLPesticides Signal #2 Phase: Rtx-CLPesticides2  
 Signal #1 Info : 30m X 0.32mm X 0. Signal #2 Info : 30m X 0.32mm X 0.25um

Compound	RT#1	RT#2	Resp#1	Resp#2	ng/mL	ng/mL
-----						
System Monitoring Compounds						
1) S TCMX (S)	0.000	0.000	0	0	N.D.	N.D.
22) S DCBP (S)	0.000	0.000	0	0	N.D.	N.D.
Target Compounds						
2) a-BHC	0.000	0.000	0	0	N.D.	N.D.
3) g-BHC	0.000	0.000	0	0	N.D.	N.D.
4) b-BHC	6.519	0.000	1760	0	5685.420	N.D. #
5) Heptachlor	6.841	0.000	2805	0	0.011	N.D. #
6) d-BHC	6.669	7.100	5440	6552	0.020	BelowCal #
7) Aldrin	7.078	7.458f	2213	31576	0.008	0.104 #
8) Heptachlo...	7.548	7.855	8236	6449	0.034	0.024 #
9) trans-Chl...	7.627	8.006	28150	28164	0.111	0.100
10) cis-Chlor...	7.719	8.129f	12555	6843	0.052	0.026 #
11) Endosulfa...	7.844	8.161	15132	9160	0.066	0.036 #
12) 4,4'-DDE	7.763	8.189	9663	9315	0.037	0.032
13) Dieldrin	8.012	8.327f	24856	29330	0.099	0.104
14) Endrin	8.211f	8.569	34773	25903	0.189	0.133 #
15) 4,4'-DDD	8.211	8.617	34773	26768	0.159	0.115 #
16) Endosulfa...	8.332	8.708	47042	55840	0.226	0.243
17) 4,4'-DDT	8.407	8.836	44015	22742	0.221	0.119 #
18) Endrin Al...	8.656f	8.953	25855	56924	6021.093	BelowCal #
19) Endosulfa...	8.939	9.146	27910	35635	BelowCal	BelowCal
20) Methoxychlor	8.727	9.322	23025	53664	0.045	0.555 #
21) Endrin Ke...	9.142	9.533	20120	19209	0.082	0.077
23) Hexachlor...	0.000	0.000	0	0	N.D.	N.D.
24) Hexachlor...	5.970	0.000	8390	0	BelowCal	N.D.
25) Oxychlorane	7.471	7.802	16256	8543	BelowCal	0.036
26) 2,4'-DDE	7.514	7.978	11839	8604	20649.323	0.044 #

Quantitation Report (Not Reviewed)

Data Path : C:\msdchem\1\data\2020-10\0J14056\REQUANT\  
 Data File : ECD5-10142042.D  
 Signal(s) : Signal #1: ECD1A.CH Signal #2: ECD2B.CH  
 Acq On : 15 Oct 2020 0:41  
 Operator : MJB  
 Sample : 0J14056-CALQ  
 Misc : A20J233, TOX 10 ppb  
 ALS Vial : 32 (Sig #1); 0 (Sig #2) Sample Multiplier: 1

Integration File signal 1: PEST1.e  
 Integration File signal 2: PEST2.e  
 Quant Time: Oct 15 11:17:30 2020  
 Quant Method : C:\msdchem\1\methods\ECD5\_QUANTPEST\_201014.M  
 Quant Title : Instrument: DualECD5  
 QLast Update : Thu Oct 15 11:11:37 2020  
 Response via : Initial Calibration  
 Integrator: ChemStation 6890 Scale Mode: Small noise peaks clipped

Volume Inj. : 2uL  
 Signal #1 Phase : Rtx-CLPesticides Signal #2 Phase: Rtx-CLPesticides2  
 Signal #1 Info : 30m X 0.32mm X 0. Signal #2 Info : 30m X 0.32mm X 0.25um

	Compound	RT#1	RT#2	Resp#1	Resp#2	ng/mL	ng/mL
27)	trans-Non...	7.719	8.040f	12555	12453	BelowCal	0.045
28)	2,4'-DDD	7.934f	8.368	14620	12816	BelowCal	BelowCal
29)	2,4'-DDT	8.077	8.569	21490	25903	BelowCal	BelowCal
30)	cis-Nonac...	8.211	8.617	34773	26768	BelowCal	BelowCal
31)	Mirex	8.873	9.533	45002	19209	BelowCal	BelowCal
32)	Chlordane...	7.627	8.006	28150	28164	1.027	0.795
33)	Chlordane...	7.719	8.129f	12555	6843	0.449	0.237 #
34)	Chlordane...	8.275	8.774f	13743	90741	1.702	7.668 #
35)	Chlordane...	3.969f	3.928	15766	10284	NoCal	NoCal
36)	Toxaphene...	7.719	8.327	12555	29330	10.065	10.716
37)	Toxaphene...	8.012	8.675	24856	35277	11.445	10.692
38)	Toxaphene...	8.332	8.708	47042	55840	10.885	11.709
39)	Toxaphene...	8.569	8.774	49818	90741	11.044	11.441
40)	Toxaphene...	8.802	8.953	36261	56924	10.203	11.910
41)	Toxaphene...	8.873	9.322	45002	53664	10.941	11.425
42)	Toxaphene...	3.969f	3.928	15766	10284	NoCal	NoCal

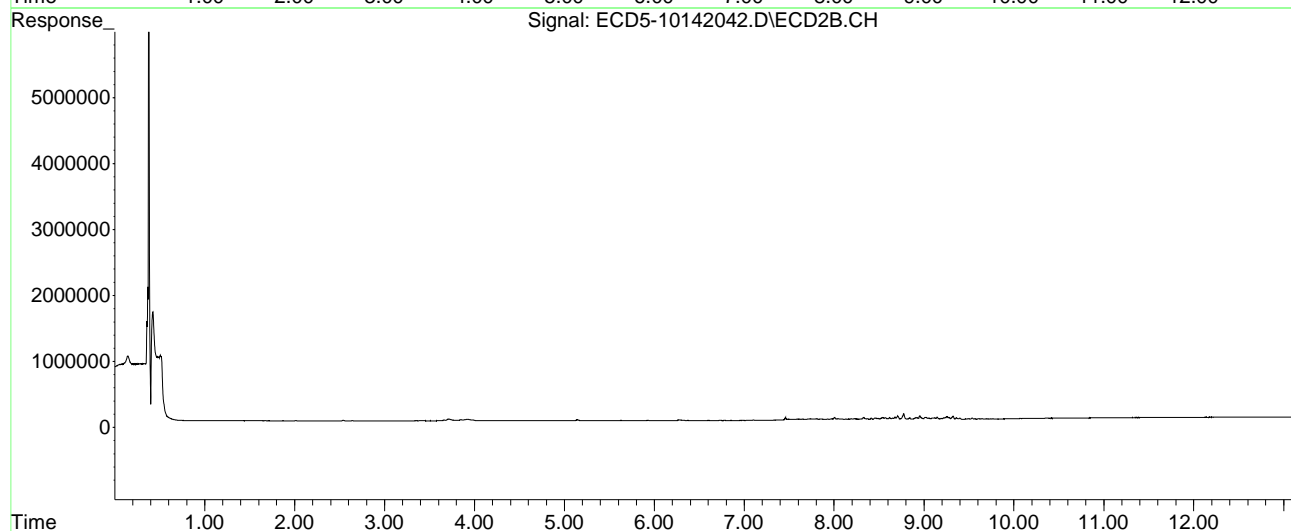
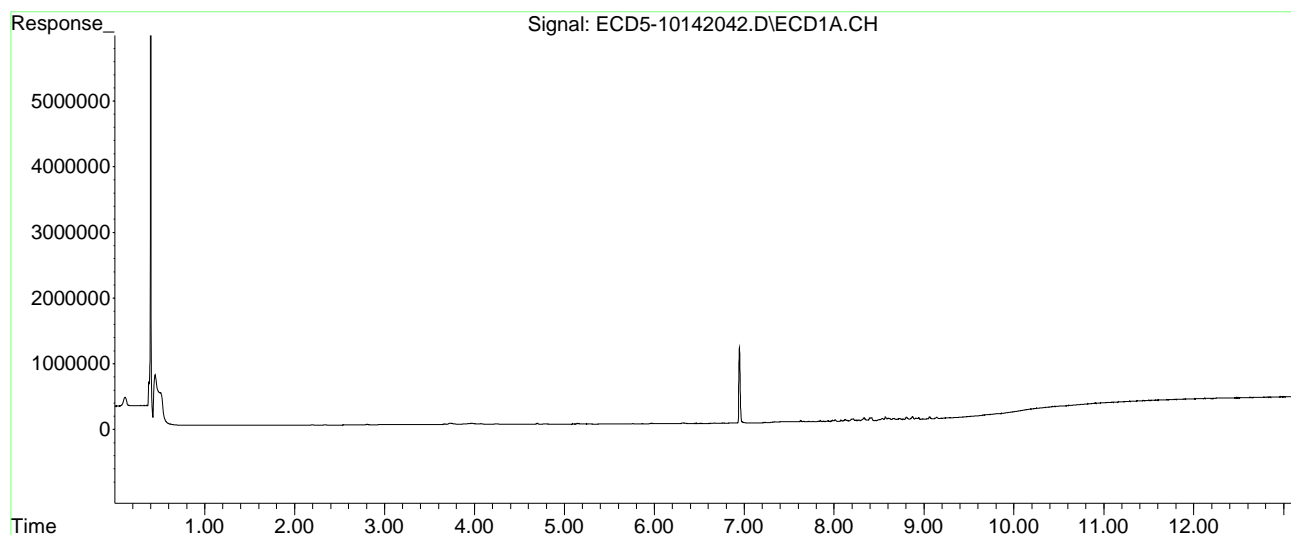
(f)=RT Delta > 1/2 Window (#)=Amounts differ by > 25% (m)=manual int.

Quantitation Report (Not Reviewed)

Data Path : C:\msdchem\1\data\2020-10\0J14056\REQUANT\  
Data File : ECD5-10142042.D  
Signal(s) : Signal #1: ECD1A.CH Signal #2: ECD2B.CH  
Acq On : 15 Oct 2020 0:41  
Operator : MJB  
Sample : 0J14056-CALQ  
Misc : A20J233, TOX 10 ppb  
ALS Vial : 32 (Sig #1); 0 (Sig #2) Sample Multiplier: 1

Integration File signal 1: PEST1.e  
Integration File signal 2: PEST2.e  
Quant Time: Oct 15 11:17:30 2020  
Quant Method : C:\msdchem\1\methods\ECD5\_QUANTPEST\_201014.M  
Quant Title : Instrument: DualECD5  
QLast Update : Thu Oct 15 11:11:37 2020  
Response via : Initial Calibration  
Integrator: ChemStation 6890 Scale Mode: Small noise peaks clipped

Volume Inj. : 2uL  
Signal #1 Phase : Rtx-CLPesticides Signal #2 Phase: Rtx-CLPesticides2  
Signal #1 Info : 30m X 0.32mm X 0. Signal #2 Info : 30m X 0.32mm X 0.25um



Quantitation Report (Not Reviewed)

Data Path : C:\msdchem\1\data\2020-10\0J14056\REQUANT\  
 Data File : ECD5-10142043.D  
 Signal(s) : Signal #1: ECD1A.CH Signal #2: ECD2B.CH  
 Acq On : 15 Oct 2020 0:58  
 Operator : MJB  
 Sample : 0J14056-CALR  
 Misc : A20F064, TOX 50 ppb  
 ALS Vial : 33 (Sig #1); 0 (Sig #2) Sample Multiplier: 1

MJB 10/15/20

Integration File signal 1: PEST1.e  
 Integration File signal 2: PEST2.e  
 Quant Time: Oct 15 11:17:40 2020  
 Quant Method : C:\msdchem\1\methods\ECD5\_QUANTPEST\_201014.M  
 Quant Title : Instrument: DualECD5  
 QLast Update : Thu Oct 15 11:11:37 2020  
 Response via : Initial Calibration  
 Integrator: ChemStation 6890 Scale Mode: Small noise peaks clipped

Volume Inj. : 2uL  
 Signal #1 Phase : Rtx-CLPesticides Signal #2 Phase: Rtx-CLPesticides2  
 Signal #1 Info : 30m X 0.32mm X 0. Signal #2 Info : 30m X 0.32mm X 0.25um

Compound	RT#1	RT#2	Resp#1	Resp#2	ng/mL	ng/mL
-----						
System Monitoring Compounds						
1) S TCMX (S)	0.000	0.000	0	0	N.D.	N.D.
22) S DCBP (S)	0.000	0.000	0	0	N.D.	N.D.
Target Compounds						
2) a-BHC	6.124	0.000	2169	0	0.007	N.D. #
3) g-BHC	0.000	0.000	0	0	N.D.	N.D.
4) b-BHC	6.547f	0.000	2268	0	5685.415	N.D. #
5) Heptachlor	6.834	0.000	3547	0	0.014	N.D. #
6) d-BHC	6.670	7.101	4439	4326	0.016	BelowCal #
7) Aldrin	7.079	7.458f	5628	17499	0.021	0.057 #
8) Heptachlo...	7.549	7.855	10359	37897	0.042	0.139 #
9) trans-Chl...	7.619	7.978	25022	45866	0.098	0.162 #
10) cis-Chlor...	7.717	8.085	47028	50460	0.193	0.188
11) Endosulfa...	7.843	8.161	66847	60052	0.292	0.238
12) 4,4'-DDE	7.763	8.189	36811	63743	0.142	0.219 #
13) Dieldrin	8.011	8.327	108189	143205	0.429	0.509
14) Endrin	8.194	8.568	141155	128803	0.765	0.659
15) 4,4'-DDD	8.194	8.621	141155	84820	0.646	0.363 #
16) Endosulfa...	8.330	8.707	213060	234274	1.022	1.020
17) 4,4'-DDT	8.414	8.835	187554	92907	0.940	0.488 #
18) Endrin Al...	8.655f	8.952	127354	231691	0.300	0.819 #
19) Endosulfa...	8.935	9.145	77079	93779	0.182	0.257 #
20) Methoxychlor	8.726	9.322	117642	228420	1.026	2.363 #
21) Endrin Ke...	9.124	9.543	46567	26731	0.190	0.108 #
23) Hexachlor...	0.000	0.000	0	0	N.D.	N.D.
24) Hexachlor...	0.000	0.000	0	0	N.D.	N.D.
25) Oxychlorane	7.470	7.771	36726	26687	BelowCal	0.111
26) 2,4'-DDE	7.514	7.978	23277	45866	20649.249	0.236 #

Quantitation Report (Not Reviewed)

Data Path : C:\msdchem\1\data\2020-10\0J14056\REQUANT\  
 Data File : ECD5-10142043.D  
 Signal(s) : Signal #1: ECD1A.CH Signal #2: ECD2B.CH  
 Acq On : 15 Oct 2020 0:58  
 Operator : MJB  
 Sample : 0J14056-CALR  
 Misc : A20F064, TOX 50 ppb  
 ALS Vial : 33 (Sig #1); 0 (Sig #2) Sample Multiplier: 1

Integration File signal 1: PEST1.e  
 Integration File signal 2: PEST2.e  
 Quant Time: Oct 15 11:17:40 2020  
 Quant Method : C:\msdchem\1\methods\ECD5\_QUANTPEST\_201014.M  
 Quant Title : Instrument: DualECD5  
 QLast Update : Thu Oct 15 11:11:37 2020  
 Response via : Initial Calibration  
 Integrator: ChemStation 6890 Scale Mode: Small noise peaks clipped

Volume Inj. : 2uL  
 Signal #1 Phase : Rtx-CLPesticides Signal #2 Phase: Rtx-CLPesticides2  
 Signal #1 Info : 30m X 0.32mm X 0. Signal #2 Info : 30m X 0.32mm X 0.25um

	Compound	RT#1	RT#2	Resp#1	Resp#2	ng/mL	ng/mL	
27)	trans-Non...	7.717	8.041f	47028	67072	0.003	0.241	#
28)	2,4'-DDD	7.933f	8.368	69167	77102	0.265	0.260	
29)	2,4'-DDT	8.076	8.568	108875	128803	0.555	0.684	
30)	cis-Nonac...	8.194	8.621	141155	84820	0.369	0.092	#
31)	Mirex	8.871	9.543f	200646	26731	1.032	BelowCal	#
32)	Chlordane...	7.619	7.978	25022	45866	0.913	1.295	#
33)	Chlordane...	7.717	8.085	47028	50460	1.683	1.748	
34)	Chlordane...	8.274	8.774f	78949	377227	9.779	43.595	#
35)	Chlordane...	3.974f	3.935	13838	10812	NoCal	NoCal	
36)	Toxaphene...	7.717	8.327	47028	143205	48.339	52.321	
37)	Toxaphene...	8.011	8.675	108189	167605	49.815	50.800	
38)	Toxaphene...	8.330	8.707	213060	234274	49.302	49.122	
39)	Toxaphene...	8.568	8.774	219607	377227	48.685	47.561	
40)	Toxaphene...	8.802	8.952	170790	231691	48.056	48.476	
41)	Toxaphene...	8.871	9.322	200646	228420	48.780	48.631	
42)	Toxaphene...	0.000	3.935	0	10812	N.D.	NoCal	

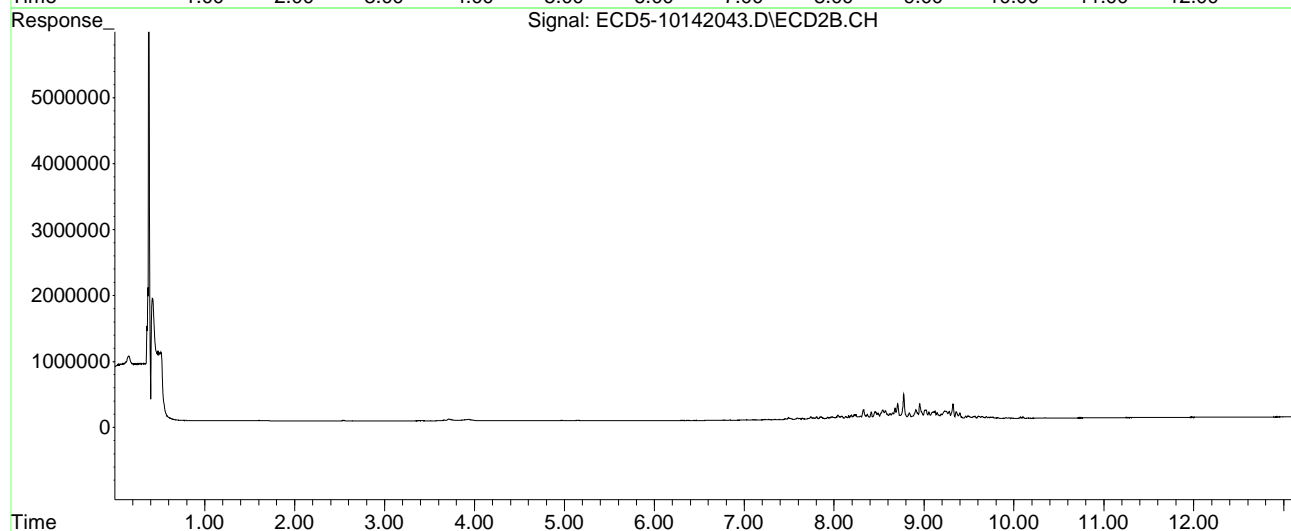
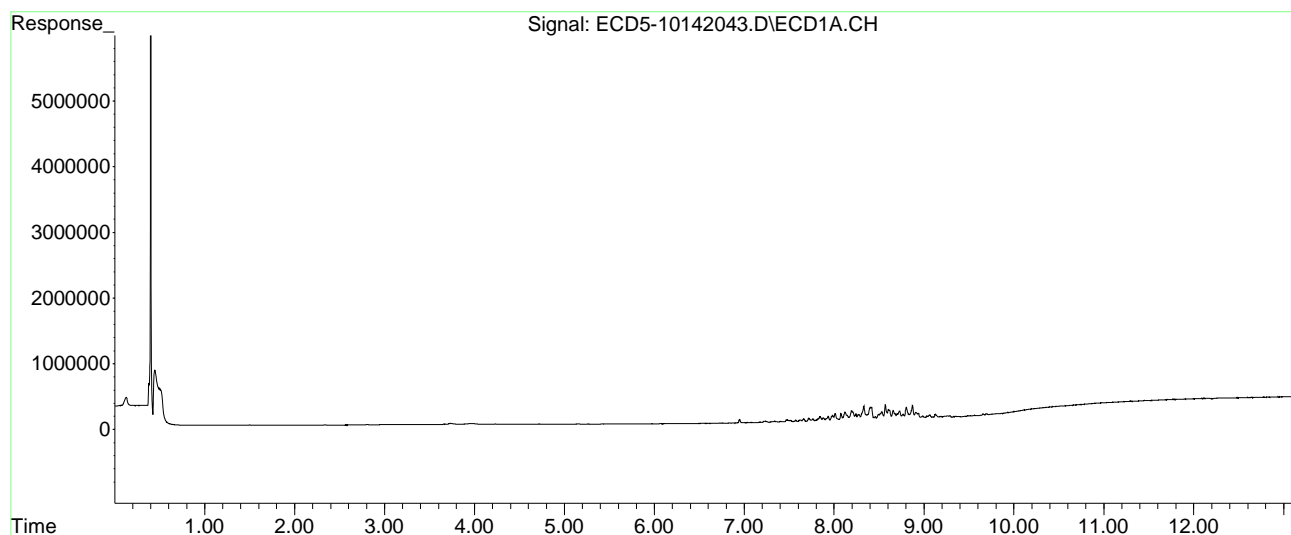
(f)=RT Delta > 1/2 Window (#)=Amounts differ by > 25% (m)=manual int.

Quantitation Report (Not Reviewed)

Data Path : C:\msdchem\1\data\2020-10\0J14056\REQUANT\  
Data File : ECD5-10142043.D  
Signal(s) : Signal #1: ECD1A.CH Signal #2: ECD2B.CH  
Acq On : 15 Oct 2020 0:58  
Operator : MJB  
Sample : 0J14056-CALR  
Misc : A20F064, TOX 50 ppb  
ALS Vial : 33 (Sig #1); 0 (Sig #2) Sample Multiplier: 1

Integration File signal 1: PEST1.e  
Integration File signal 2: PEST2.e  
Quant Time: Oct 15 11:17:40 2020  
Quant Method : C:\msdchem\1\methods\ECD5\_QUANTPEST\_201014.M  
Quant Title : Instrument: DualECD5  
QLast Update : Thu Oct 15 11:11:37 2020  
Response via : Initial Calibration  
Integrator: ChemStation 6890 Scale Mode: Small noise peaks clipped

Volume Inj. : 2uL  
Signal #1 Phase : Rtx-CLPesticides Signal #2 Phase: Rtx-CLPesticides2  
Signal #1 Info : 30m X 0.32mm X 0. Signal #2 Info : 30m X 0.32mm X 0.25um



Quantitation Report (Not Reviewed)

Data Path : C:\msdchem\1\data\2020-10\0J14056\REQUANT\  
 Data File : ECD5-10142044.D  
 Signal(s) : Signal #1: ECD1A.CH Signal #2: ECD2B.CH  
 Acq On : 15 Oct 2020 1:15  
 Operator : MJB  
 Sample : 0J14056-CALS  
 Misc : A20F065, TOX 100 ppb  
 ALS Vial : 34 (Sig #1); 0 (Sig #2) Sample Multiplier: 1

MJB 10/15/20

Integration File signal 1: PEST1.e  
 Integration File signal 2: PEST2.e  
 Quant Time: Oct 15 11:17:57 2020  
 Quant Method : C:\msdchem\1\methods\ECD5\_QUANTPEST\_201014.M  
 Quant Title : Instrument: DualECD5  
 QLast Update : Thu Oct 15 11:11:37 2020  
 Response via : Initial Calibration  
 Integrator: ChemStation 6890 Scale Mode: Small noise peaks clipped

Volume Inj. : 2uL  
 Signal #1 Phase : Rtx-CLPesticides Signal #2 Phase: Rtx-CLPesticides2  
 Signal #1 Info : 30m X 0.32mm X 0. Signal #2 Info : 30m X 0.32mm X 0.25um

Compound	RT#1	RT#2	Resp#1	Resp#2	ng/mL	ng/mL
-----						
System Monitoring Compounds						
1) S TCMX (S)	0.000	0.000	0	0	N.D.	N.D.
22) S DCBP (S)	9.818	10.379	34633	8377	BelowCal	BelowCal
Target Compounds						
2) a-BHC	0.000	0.000	0	0	N.D.	N.D.
3) g-BHC	6.432	0.000	2202	0	0.008	N.D. #
4) b-BHC	6.493	0.000	4612	0	5685.395	N.D. #
5) Heptachlor	6.832	7.130f	7248	7929	0.029	0.028
6) d-BHC	6.668	7.101	8748	9311	0.032	BelowCal #
7) Aldrin	7.076	7.390f	8538	12131	0.032	0.040
8) Heptachlo...	7.511f	7.854	48041	88414	0.197	0.324 #
9) trans-Chl...	7.620	8.005	69370	89351	0.273	0.316
10) cis-Chlor...	7.715	8.084	94938	100935	0.390	0.376
11) Endosulfa...	7.842	8.162	133972	117427	0.586	0.465
12) 4,4'-DDE	7.762	8.189	73757	122368	0.284	0.420 #
13) Dieldrin	8.011	8.328	219547	274596	0.870	0.976
14) Endrin	8.193	8.569	281770	256876	1.528	1.315
15) 4,4'-DDD	8.193	8.621	281770	201623	1.290	0.863 #
16) Endosulfa...	8.330	8.708	431516	467877	2.071	2.038
17) 4,4'-DDT	8.414	8.834	400259	189917	2.006	0.997 #
18) Endrin Al...	8.655f	8.953	260591	453357	0.995	1.915 #
19) Endosulfa...	8.934	9.145	166729	192486	0.667	0.755
20) Methoxychlor	8.725	9.323	247323	432629	2.369	4.475 #
21) Endrin Ke...	9.124	9.543	101001	59566	0.413	0.240 #
23) Hexachlor...	3.384	3.586	7235	7567	4770.076	0.021 #
24) Hexachlor...	5.974	0.000	15376	0	BelowCal	N.D.
25) Oxychlorane	7.469	7.771	76428	55760	0.146	0.232 #
26) 2,4'-DDE	7.511	7.978	48041	95933	0.085	0.495 #

Quantitation Report (Not Reviewed)

Data Path : C:\msdchem\1\data\2020-10\0J14056\REQUANT\  
 Data File : ECD5-10142044.D  
 Signal(s) : Signal #1: ECD1A.CH Signal #2: ECD2B.CH  
 Acq On : 15 Oct 2020 1:15  
 Operator : MJB  
 Sample : 0J14056-CALS  
 Misc : A20F065, TOX 100 ppb  
 ALS Vial : 34 (Sig #1); 0 (Sig #2) Sample Multiplier: 1

Integration File signal 1: PEST1.e  
 Integration File signal 2: PEST2.e  
 Quant Time: Oct 15 11:17:57 2020  
 Quant Method : C:\msdchem\1\methods\ECD5\_QUANTPEST\_201014.M  
 Quant Title : Instrument: DualECD5  
 QLast Update : Thu Oct 15 11:11:37 2020  
 Response via : Initial Calibration  
 Integrator: ChemStation 6890 Scale Mode: Small noise peaks clipped

Volume Inj. : 2uL  
 Signal #1 Phase : Rtx-CLPesticides Signal #2 Phase: Rtx-CLPesticides2  
 Signal #1 Info : 30m X 0.32mm X 0. Signal #2 Info : 30m X 0.32mm X 0.25um

	Compound	RT#1	RT#2	Resp#1	Resp#2	ng/mL	ng/mL	
27)	trans-Non...	7.715	8.040f	94938	131982	0.220	0.474	#
28)	2,4'-DDD	7.932f	8.368	151815	153639	0.864	0.781	
29)	2,4'-DDT	8.075	8.569	221953	256876	1.379	1.614	
30)	cis-Nonac...	8.193	8.621	281770	201623	0.956	0.542	#
31)	Mirex	8.871	9.543f	399552	59566	2.401	0.037	#
32)	Chlordane...	7.620	8.005	69370	89351	2.532	2.522	
33)	Chlordane...	7.715	8.084	94938	100935	3.397	3.497	
34)	Chlordane...	8.272	8.774f	190135	752568	23.551	90.350	#
35)	Chlordane...	3.964f	3.914	12592	13933	NoCal	NoCal	
36)	Toxaphene...	7.715	8.328	94938	274596	101.100	100.327	
37)	Toxaphene...	8.011	8.675	219547	335190	101.090	101.594	
38)	Toxaphene...	8.330	8.708	431516	467877	99.852	98.104	
39)	Toxaphene...	8.568	8.774	442500	752568	98.099	94.884	
40)	Toxaphene...	8.801	8.953	346542	453357	97.507	94.855	
41)	Toxaphene...	8.871	9.323	399552	432629	97.137	92.107	
42)	Toxaphene...	3.964f	3.914	12592	13933	NoCal	NoCal	

(f)=RT Delta > 1/2 Window (#)=Amounts differ by > 25% (m)=manual int.

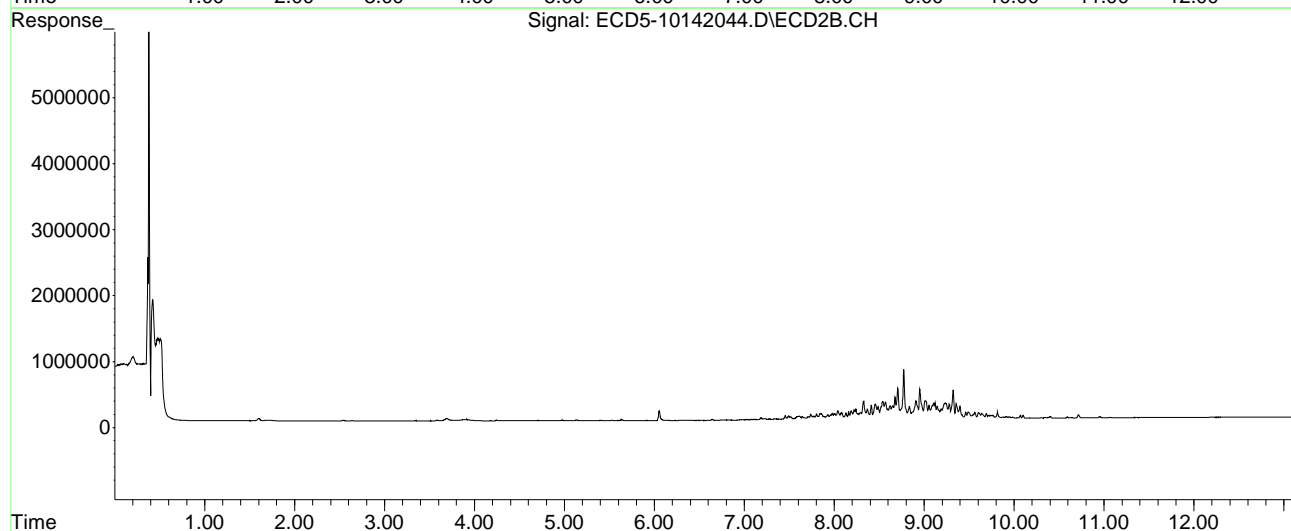
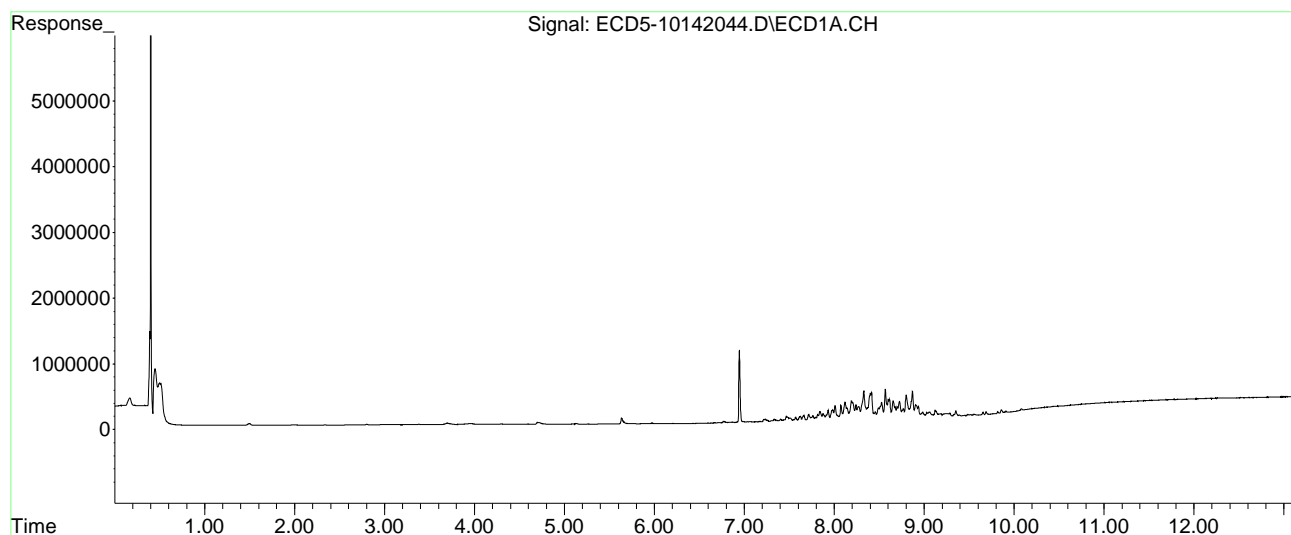


Quantitation Report (Not Reviewed)

Data Path : C:\msdchem\1\data\2020-10\0J14056\REQUANT\  
Data File : ECD5-10142044.D  
Signal(s) : Signal #1: ECD1A.CH Signal #2: ECD2B.CH  
Acq On : 15 Oct 2020 1:15  
Operator : MJB  
Sample : 0J14056-CALS  
Misc : A20F065, TOX 100 ppb  
ALS Vial : 34 (Sig #1); 0 (Sig #2) Sample Multiplier: 1

Integration File signal 1: PEST1.e  
Integration File signal 2: PEST2.e  
Quant Time: Oct 15 11:17:57 2020  
Quant Method : C:\msdchem\1\methods\ECD5\_QUANTPEST\_201014.M  
Quant Title : Instrument: DualECD5  
QLast Update : Thu Oct 15 11:11:37 2020  
Response via : Initial Calibration  
Integrator: ChemStation 6890 Scale Mode: Small noise peaks clipped

Volume Inj. : 2uL  
Signal #1 Phase : Rtx-CLPesticides Signal #2 Phase: Rtx-CLPesticides2  
Signal #1 Info : 30m X 0.32mm X 0. Signal #2 Info : 30m X 0.32mm X 0.25um



Quantitation Report (Not Reviewed)

Data Path : C:\msdchem\1\data\2020-10\0J14056\REQUANT\  
 Data File : ECD5-10142045.D  
 Signal(s) : Signal #1: ECD1A.CH Signal #2: ECD2B.CH  
 Acq On : 15 Oct 2020 1:33  
 Operator : MJB  
 Sample : 0J14056-CALT  
 Misc : A20F066, TOX 200 ppb  
 ALS Vial : 35 (Sig #1); 0 (Sig #2) Sample Multiplier: 1

MJB 10/15/20

Integration File signal 1: PEST1.e  
 Integration File signal 2: PEST2.e  
 Quant Time: Oct 15 11:18:07 2020  
 Quant Method : C:\msdchem\1\methods\ECD5\_QUANTPEST\_201014.M  
 Quant Title : Instrument: DualECD5  
 QLast Update : Thu Oct 15 11:11:37 2020  
 Response via : Initial Calibration  
 Integrator: ChemStation 6890 Scale Mode: Small noise peaks clipped

Volume Inj. : 2uL  
 Signal #1 Phase : Rtx-CLPesticides Signal #2 Phase: Rtx-CLPesticides2  
 Signal #1 Info : 30m X 0.32mm X 0. Signal #2 Info : 30m X 0.32mm X 0.25um

Compound	RT#1	RT#2	Resp#1	Resp#2	ng/mL	ng/mL
-----						
System Monitoring Compounds						
1) S TCMX (S)	0.000	0.000	0	0	N.D.	N.D.
22) S DCBP (S)	9.816	10.348	20434	19827	BelowCal	BelowCal
Target Compounds						
2) a-BHC	6.141	6.473	4039	10126	0.013	0.026 #
3) g-BHC	0.000	6.773	0	17564	N.D.	0.053 #
4) b-BHC	6.495	6.838	7618	18426	5685.368	0.121 #
5) Heptachlor	6.835	7.172	14944	25739	0.059	0.091 #
6) d-BHC	6.670	7.101	11958	29023	0.044	BelowCal #
7) Aldrin	7.034f	7.390f	25637	39695	0.097	0.130 #
8) Heptachlo...	7.573f	7.855	113122	150440	0.463	0.552
9) trans-Chl...	7.618	8.007	102122	237761	0.402	0.841 #
10) cis-Chlor...	7.717	8.083	178948	188945	0.736	0.704
11) Endosulfa...	7.843	8.161	251646	218533	1.101	0.865
12) 4,4'-DDE	7.762	8.188	150965	221009	0.581	0.758 #
13) Dieldrin	8.010	8.368f	399138	273115	1.582	0.971 #
14) Endrin	8.195f	8.568	499582	452342	2.709	2.316
15) 4,4'-DDD	8.195	8.622	499582	297628	2.287	1.274 #
16) Endosulfa...	8.329	8.707	785098	849986	3.767	3.702
17) 4,4'-DDT	8.407	8.834	676222	338770	3.389	1.779 #
18) Endrin Al...	8.608f	8.952	494971	841042	2.217	3.830 #
19) Endosulfa...	0.000	9.145	0	332390	N.D.	1.459 #
20) Methoxychlor	8.725	9.322	459326	844436	4.564	8.734 #
21) Endrin Ke...	9.126	9.565f	180048	162708	0.735	0.655
23) Hexachlor...	3.383	3.584	8313	9094	4770.071	0.025 #
24) Hexachlor...	5.971	6.365f	30856	9817	BelowCal	BelowCal
25) Oxychlorane	7.472	7.802	130930	172778	0.434	0.720 #
26) 2,4'-DDE	0.000	7.977	0	175521	N.D.	0.905 #

Quantitation Report (Not Reviewed)

Data Path : C:\msdchem\1\data\2020-10\0J14056\REQUANT\  
 Data File : ECD5-10142045.D  
 Signal(s) : Signal #1: ECD1A.CH Signal #2: ECD2B.CH  
 Acq On : 15 Oct 2020 1:33  
 Operator : MJB  
 Sample : 0J14056-CALT  
 Misc : A20F066, TOX 200 ppb  
 ALS Vial : 35 (Sig #1); 0 (Sig #2) Sample Multiplier: 1

Integration File signal 1: PEST1.e  
 Integration File signal 2: PEST2.e  
 Quant Time: Oct 15 11:18:07 2020  
 Quant Method : C:\msdchem\1\methods\ECD5\_QUANTPEST\_201014.M  
 Quant Title : Instrument: DualECD5  
 QLast Update : Thu Oct 15 11:11:37 2020  
 Response via : Initial Calibration  
 Integrator: ChemStation 6890 Scale Mode: Small noise peaks clipped

Volume Inj. : 2uL  
 Signal #1 Phase : Rtx-CLPesticides Signal #2 Phase: Rtx-CLPesticides2  
 Signal #1 Info : 30m X 0.32mm X 0. Signal #2 Info : 30m X 0.32mm X 0.25um

	Compound	RT#1	RT#2	Resp#1	Resp#2	ng/mL	ng/mL	
27)	trans-Non...	7.717	8.040f	178948	245455	0.600	0.881	#
28)	2,4'-DDD	7.932f	8.368	280068	273115	1.794	1.592	
29)	2,4'-DDT	8.076	8.568	414767	452342	2.784	3.028	
30)	cis-Nonac...	8.195	8.622	499582	297628	1.864	0.911	#
31)	Mirex	8.870	9.491f	764046	178847	4.909	0.842	#
32)	Chlordane...	7.618	8.007	102122	237761	3.727	6.710	#
33)	Chlordane...	7.717	8.083	178948	188945	6.402	6.547	
34)	Chlordane...	8.272	8.774f	314531	1427424	38.959	173.546	#
35)	Chlordane...	3.969f	3.923	14998	13211	NoCal	NoCal	
36)	Toxaphene...	7.717	8.326	178948	511160	192.441	186.758	
37)	Toxaphene...	8.010	8.675	399138	594557	183.782	180.207	
38)	Toxaphene...	8.329	8.707	785098	849986	181.670	178.224	
39)	Toxaphene...	8.568	8.774	806552	1427424	178.807	179.970	
40)	Toxaphene...	8.803	8.952	636088	841042	178.977	175.969	
41)	Toxaphene...	8.870	9.322	764046	844436	185.750	179.782	
42)	Toxaphene...	0.000	3.923	0	13211	N.D.	NoCal	

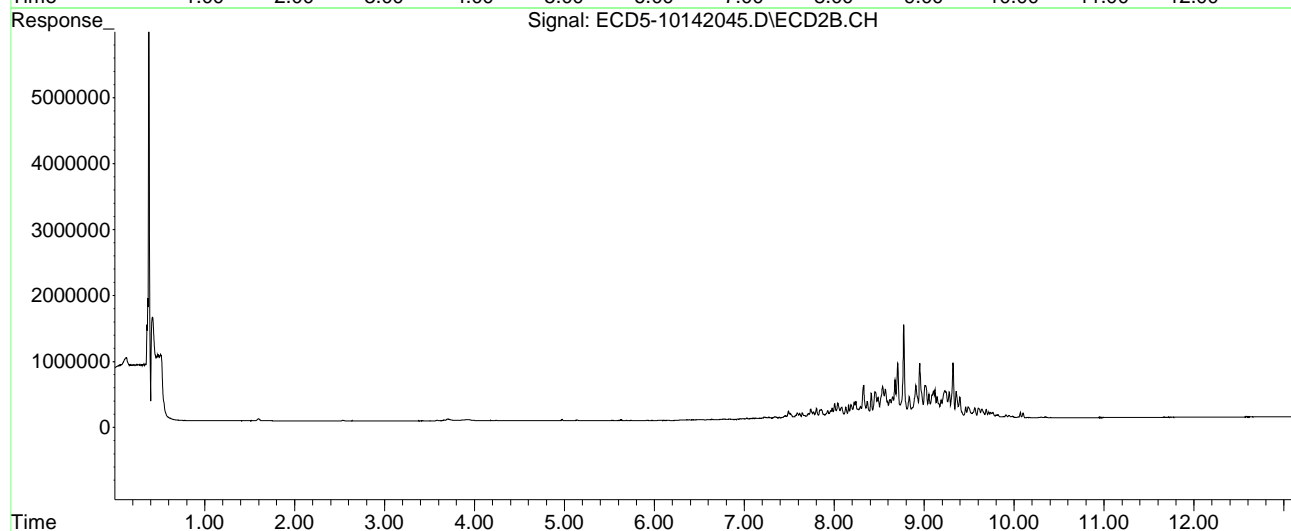
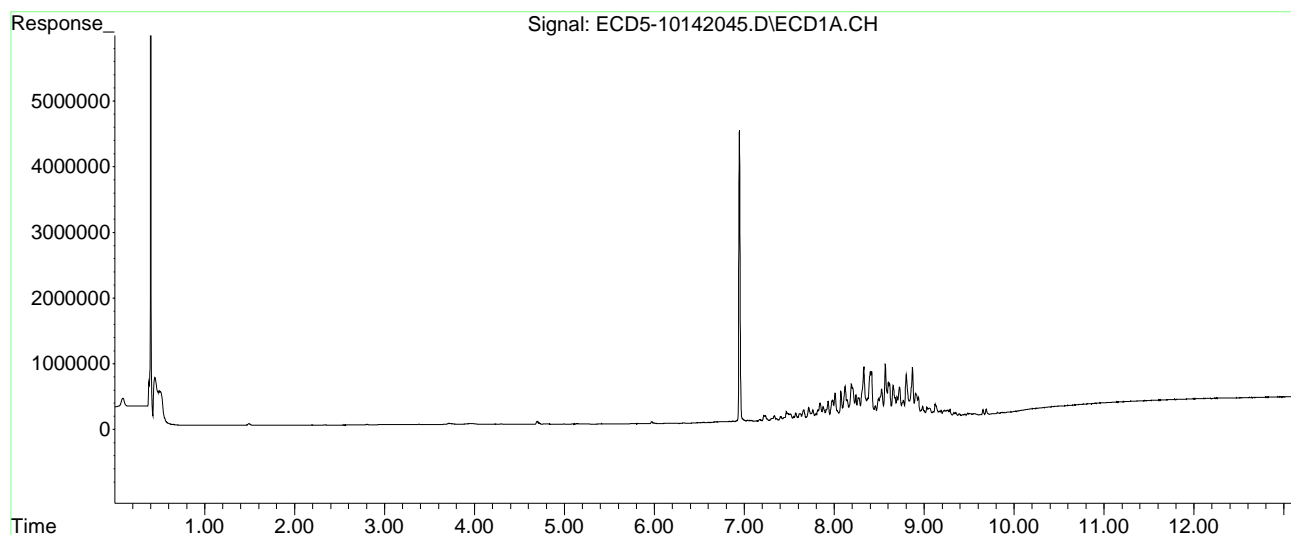
(f)=RT Delta > 1/2 Window (#)=Amounts differ by > 25% (m)=manual int.

Quantitation Report (Not Reviewed)

Data Path : C:\msdchem\1\data\2020-10\0J14056\REQUANT\  
Data File : ECD5-10142045.D  
Signal(s) : Signal #1: ECD1A.CH Signal #2: ECD2B.CH  
Acq On : 15 Oct 2020 1:33  
Operator : MJB  
Sample : 0J14056-CALT  
Misc : A20F066, TOX 200 ppb  
ALS Vial : 35 (Sig #1); 0 (Sig #2) Sample Multiplier: 1

Integration File signal 1: PEST1.e  
Integration File signal 2: PEST2.e  
Quant Time: Oct 15 11:18:07 2020  
Quant Method : C:\msdchem\1\methods\ECD5\_QUANTPEST\_201014.M  
Quant Title : Instrument: DualECD5  
QLast Update : Thu Oct 15 11:11:37 2020  
Response via : Initial Calibration  
Integrator: ChemStation 6890 Scale Mode: Small noise peaks clipped

Volume Inj. : 2uL  
Signal #1 Phase : Rtx-CLPesticides Signal #2 Phase: Rtx-CLPesticides2  
Signal #1 Info : 30m X 0.32mm X 0. Signal #2 Info : 30m X 0.32mm X 0.25um



Quantitation Report (Not Reviewed)

Data Path : C:\msdchem\1\data\2020-10\0J14056\REQUANT\  
 Data File : ECD5-10142046.D  
 Signal(s) : Signal #1: ECD1A.CH Signal #2: ECD2B.CH  
 Acq On : 15 Oct 2020 1:50  
 Operator : MJB  
 Sample : 0J14056-CALU  
 Misc : A20D430, TOX 500 ppb  
 ALS Vial : 36 (Sig #1); 0 (Sig #2) Sample Multiplier: 1

MJB 10/15/20

Integration File signal 1: PEST1.e  
 Integration File signal 2: PEST2.e  
 Quant Time: Oct 15 11:18:19 2020  
 Quant Method : C:\msdchem\1\methods\ECD5\_QUANTPEST\_201014.M  
 Quant Title : Instrument: DualECD5  
 QLast Update : Thu Oct 15 11:11:37 2020  
 Response via : Initial Calibration  
 Integrator: ChemStation 6890 Scale Mode: Small noise peaks clipped

Volume Inj. : 2uL  
 Signal #1 Phase : Rtx-CLPesticides Signal #2 Phase: Rtx-CLPesticides2  
 Signal #1 Info : 30m X 0.32mm X 0. Signal #2 Info : 30m X 0.32mm X 0.25um

Compound	RT#1	RT#2	Resp#1	Resp#2	ng/mL	ng/mL	
-----							
System Monitoring Compounds							
1) S TCMX (S)	5.604	0.000	2294	0	0.009	N.D.	#
22) S DCBP (S)	9.818	10.350	48322	64119	0.000	0.236	#
Target Compounds							
2) a-BHC	6.141	6.471	7147	6430	0.023	0.016	#
3) g-BHC	6.435	6.775	5285	23863	0.020	0.071	#
4) b-BHC	6.498	6.841	12025	27188	5685.329	0.179	#
5) Heptachlor	6.837	7.170	21450	40168	0.085	0.142	#
6) d-BHC	6.671	7.104	17145	40536	0.063	BelowCal	#
7) Aldrin	7.080	7.391f	52838	61979	0.199	0.203	
8) Heptachlo...	7.550	7.855	169388	336733	0.694	1.235	#
9) trans-Chl...	7.617	7.979	284905	406174	1.121	1.436	#
10) cis-Chlor...	7.717	8.084	483885	439619	1.990	1.639	
11) Endosulfa...	7.843	8.162	679410	526533	2.972	2.084	#
12) 4,4'-DDE	7.764	8.190	398051	569789	1.532	1.954	#
13) Dieldrin	8.012	8.328	1053998	1288935	4.177	4.582	
14) Endrin	8.193	8.570	1428741	1238047	7.748	6.338	
15) 4,4'-DDD	8.193	8.622	1428741	814591	6.541	3.488	#
16) Endosulfa...	8.330	8.708	2095888	2243365	10.057	9.771	
17) 4,4'-DDT	8.414	8.835	1943077	929957	9.739	4.883	#
18) Endrin Al...	8.606f	8.954	1473196	2289232	7.325	10.949	#
19) Endosulfa...	8.907f	9.146	1032547	931448	5.346	4.464	
20) Methoxychlor	8.726	9.323	1314228	2250663	13.391	23.279	#
21) Endrin Ke...	9.125	9.566f	583323	483551	2.383	1.946	
23) Hexachlor...	0.000	3.609f	0	10756	N.D.	0.030	#
24) Hexachlor...	5.980	6.314f	2348	1835	BelowCal	BelowCal	
25) Oxychlorane	7.472	7.772	358221	236460	1.636	0.985	#
26) 2,4'-DDE	7.511	7.979	239290	406174	1.322	2.094	#

Quantitation Report (Not Reviewed)

Data Path : C:\msdchem\1\data\2020-10\0J14056\REQUANT\  
 Data File : ECD5-10142046.D  
 Signal(s) : Signal #1: ECD1A.CH Signal #2: ECD2B.CH  
 Acq On : 15 Oct 2020 1:50  
 Operator : MJB  
 Sample : 0J14056-CALU  
 Misc : A20D430, TOX 500 ppb  
 ALS Vial : 36 (Sig #1); 0 (Sig #2) Sample Multiplier: 1

Integration File signal 1: PEST1.e  
 Integration File signal 2: PEST2.e  
 Quant Time: Oct 15 11:18:19 2020  
 Quant Method : C:\msdchem\1\methods\ECD5\_QUANTPEST\_201014.M  
 Quant Title : Instrument: DualECD5  
 QLast Update : Thu Oct 15 11:11:37 2020  
 Response via : Initial Calibration  
 Integrator: ChemStation 6890 Scale Mode: Small noise peaks clipped

Volume Inj. : 2uL  
 Signal #1 Phase : Rtx-CLPesticides Signal #2 Phase: Rtx-CLPesticides2  
 Signal #1 Info : 30m X 0.32mm X 0. Signal #2 Info : 30m X 0.32mm X 0.25um

	Compound	RT#1	RT#2	Resp#1	Resp#2	ng/mL	ng/mL
27)	trans-Non...	7.717	8.041f	483885	599182	1.977	2.150
28)	2,4'-DDD	7.933f	8.368	739045	702112	5.120	4.495
29)	2,4'-DDT	8.076	8.570	1119078	1238047	7.904	8.658
30)	cis-Nonac...	8.193	8.622	1428741	814591	5.736	2.895 #
31)	Mirex	8.872	9.492f	2040358	527263	13.685	3.186 #
32)	Chlordane...	7.617	7.979	284905	406174	10.397	11.464
33)	Chlordane...	7.717	8.084	483885	439619	17.312	15.232
34)	Chlordane...	8.273	8.775f	904654	3834253	112.055	461.732 #
35)	Chlordane...	3.968f	3.928	17289	14710	NoCal	NoCal
36)	Toxaphene...	7.717	8.328	483885	1288935	512.400	470.928
37)	Toxaphene...	8.012	8.676	1053998	1582264	485.312	479.576
38)	Toxaphene...	8.330	8.708	2095888	2243365	484.984	470.387
39)	Toxaphene...	8.569	8.775	2211804	3834253	490.341	483.424
40)	Toxaphene...	8.803	8.954	1826728	2289232	513.991	478.970
41)	Toxaphene...	8.872	9.323	2040358	2250663	496.040	479.170
42)	Toxaphene...	3.968f	3.928	17289	14710	NoCal	NoCal

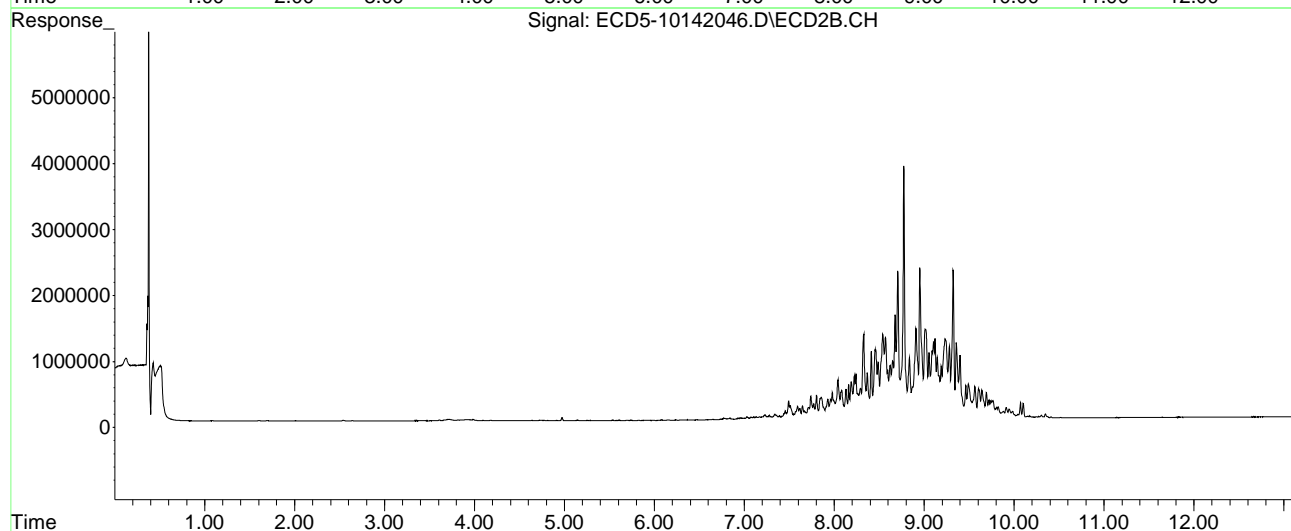
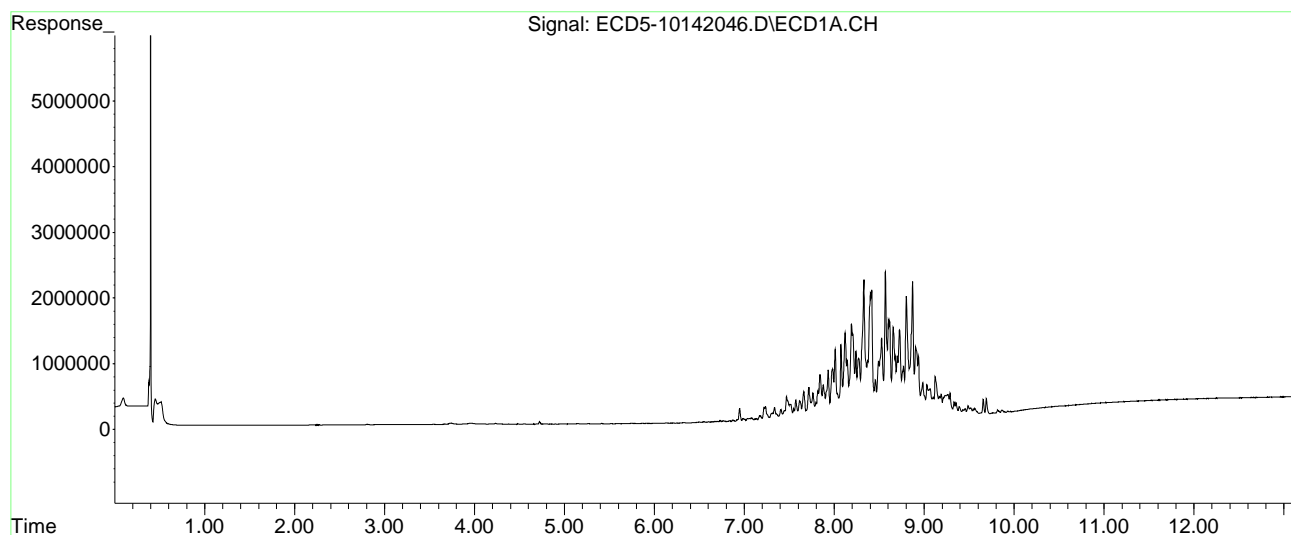
(f)=RT Delta > 1/2 Window (#)=Amounts differ by > 25% (m)=manual int.

Quantitation Report (Not Reviewed)

Data Path : C:\msdchem\1\data\2020-10\0J14056\REQUANT\  
Data File : ECD5-10142046.D  
Signal(s) : Signal #1: ECD1A.CH Signal #2: ECD2B.CH  
Acq On : 15 Oct 2020 1:50  
Operator : MJB  
Sample : 0J14056-CALU  
Misc : A20D430, TOX 500 ppb  
ALS Vial : 36 (Sig #1); 0 (Sig #2) Sample Multiplier: 1

Integration File signal 1: PEST1.e  
Integration File signal 2: PEST2.e  
Quant Time: Oct 15 11:18:19 2020  
Quant Method : C:\msdchem\1\methods\ECD5\_QUANTPEST\_201014.M  
Quant Title : Instrument: DualECD5  
QLast Update : Thu Oct 15 11:11:37 2020  
Response via : Initial Calibration  
Integrator: ChemStation 6890 Scale Mode: Small noise peaks clipped

Volume Inj. : 2uL  
Signal #1 Phase : Rtx-CLPesticides Signal #2 Phase: Rtx-CLPesticides2  
Signal #1 Info : 30m X 0.32mm X 0. Signal #2 Info : 30m X 0.32mm X 0.25um



Quantitation Report (Not Reviewed)

Data Path : C:\msdchem\1\data\2020-10\0J14056\REQUANT\  
 Data File : ECD5-10142047.D  
 Signal(s) : Signal #1: ECD1A.CH Signal #2: ECD2B.CH  
 Acq On : 15 Oct 2020 2:07  
 Operator : MJB  
 Sample : 0J14056-CALV  
 Misc : A20D431, TOX 1000 ppb  
 ALS Vial : 37 (Sig #1); 0 (Sig #2) Sample Multiplier: 1

MJB 10/15/20

Integration File signal 1: PEST1.e  
 Integration File signal 2: PEST2.e  
 Quant Time: Oct 15 11:18:29 2020  
 Quant Method : C:\msdchem\1\methods\ECD5\_QUANTPEST\_201014.M  
 Quant Title : Instrument: DualECD5  
 QLast Update : Thu Oct 15 11:11:37 2020  
 Response via : Initial Calibration  
 Integrator: ChemStation 6890 Scale Mode: Small noise peaks clipped

Volume Inj. : 2uL  
 Signal #1 Phase : Rtx-CLPesticides Signal #2 Phase: Rtx-CLPesticides2  
 Signal #1 Info : 30m X 0.32mm X 0. Signal #2 Info : 30m X 0.32mm X 0.25um

Compound	RT#1	RT#2	Resp#1	Resp#2	ng/mL	ng/mL	
-----							
System Monitoring Compounds							
1) S TCMX (S)	5.605f	0.000	3884	0	0.016	N.D.	#
22) S DCBP (S)	9.816	10.349	99914	131291	0.323	0.689	#
Target Compounds							
2) a-BHC	6.142	6.470	12008	17891	0.039	0.045	
3) g-BHC	6.435	6.775	9494	48562	0.036	0.145	#
4) b-BHC	6.499	6.841	20480	57337	5685.254	0.378	#
5) Heptachlor	6.838	7.170	42990	80406	0.170	0.284	#
6) d-BHC	6.671	7.104	31615	76921	0.116	0.056	#
7) Aldrin	7.079	7.391f	109709	118999	0.413	0.390	
8) Heptachlo...	7.548	7.854	353930	679664	1.449	2.492	#
9) trans-Chl...	7.614	7.978	575047	818633	2.263	2.895	#
10) cis-Chlor...	7.715	8.084	1035009	892366	4.257	3.326	
11) Endosulfa...	7.842	8.161	1402060	1067699	6.133	4.225	#
12) 4,4'-DDE	7.762	8.189	809332	1136356	3.115	3.896	#
13) Dieldrin	8.010	8.327	2113258	2707259	8.375	9.623	
14) Endrin	8.192	8.569	2938206	2624439	15.933	13.435	
15) 4,4'-DDD	8.192	8.622	2938206	1718673	13.451	7.359	#
16) Endosulfa...	8.329	8.707	4402201	4734432	21.123	20.621	
17) 4,4'-DDT	8.413	8.834	4143905	1928731	20.770	10.128	#
18) Endrin Al...	8.655f	8.953	2849369	4805037	14.524	23.190	#
19) Endosulfa...	8.934	9.145	1955844	1987251	10.324	9.715	
20) Methoxychlor	8.725	9.322	2787867	4795078	28.524	49.596	#
21) Endrin Ke...	9.124	9.565f	1228129	1026180	5.016	4.130	
23) Hexachlor...	0.000	3.611f	0	10149	N.D.	0.028	#
24) Hexachlor...	5.981	6.335	3354	10174	BelowCal	BelowCal	
25) Oxychlorane	7.471	7.803	707220	714372	3.479	2.976	
26) 2,4'-DDE	7.548	7.978	353930	818633	2.063	4.220	#



Quantitation Report (Not Reviewed)

Data Path : C:\msdchem\1\data\2020-10\0J14056\REQUANT\  
 Data File : ECD5-10142047.D  
 Signal(s) : Signal #1: ECD1A.CH Signal #2: ECD2B.CH  
 Acq On : 15 Oct 2020 2:07  
 Operator : MJB  
 Sample : 0J14056-CALV  
 Misc : A20D431, TOX 1000 ppb  
 ALS Vial : 37 (Sig #1); 0 (Sig #2) Sample Multiplier: 1

Integration File signal 1: PEST1.e  
 Integration File signal 2: PEST2.e  
 Quant Time: Oct 15 11:18:29 2020  
 Quant Method : C:\msdchem\1\methods\ECD5\_QUANTPEST\_201014.M  
 Quant Title : Instrument: DualECD5  
 QLast Update : Thu Oct 15 11:11:37 2020  
 Response via : Initial Calibration  
 Integrator: ChemStation 6890 Scale Mode: Small noise peaks clipped

Volume Inj. : 2uL  
 Signal #1 Phase : Rtx-CLPesticides Signal #2 Phase: Rtx-CLPesticides2  
 Signal #1 Info : 30m X 0.32mm X 0. Signal #2 Info : 30m X 0.32mm X 0.25um

	Compound	RT#1	RT#2	Resp#1	Resp#2	ng/mL	ng/mL
27)	trans-Non...	7.715	8.040f	1035009	1191331	4.465	4.274
28)	2,4'-DDD	7.932f	8.368	1534618	1389440	10.880	9.112
29)	2,4'-DDT	8.075	8.569	2305526	2624439	16.491	18.381
30)	cis-Nonac...	8.192	8.622	2938206	1718673	12.015	6.340 #
31)	Mirex	8.871	9.491f	4173509	1099056	28.337	7.014 #
32)	Chlordane...	7.614f	7.978	575047	818633	20.986	23.105
33)	Chlordane...	7.715	8.084	1035009	892366	37.029	30.920
34)	Chlordane...	8.272	8.774f	1864093	8114254	230.896	945.328 #
35)	Chlordane...	3.946	3.913	19368	9726	NoCal	NoCal
36)	Toxaphene...	7.715	8.327	1035009	2707259	1051.336	989.129
37)	Toxaphene...	8.010	8.675	2113258	3275662	973.046	992.837
38)	Toxaphene...	8.329	8.707	4402201	4734432	1018.659	992.712
39)	Toxaphene...	8.567	8.774	4563231	8114254	1011.635	1023.048
40)	Toxaphene...	8.802	8.953	3713660	4805037	1044.921	1005.346
41)	Toxaphene...	8.871	9.322	4173509	4795078	1014.640	1020.879
42)	Toxaphene...	3.946	3.913	19368	9726	NoCal	NoCal

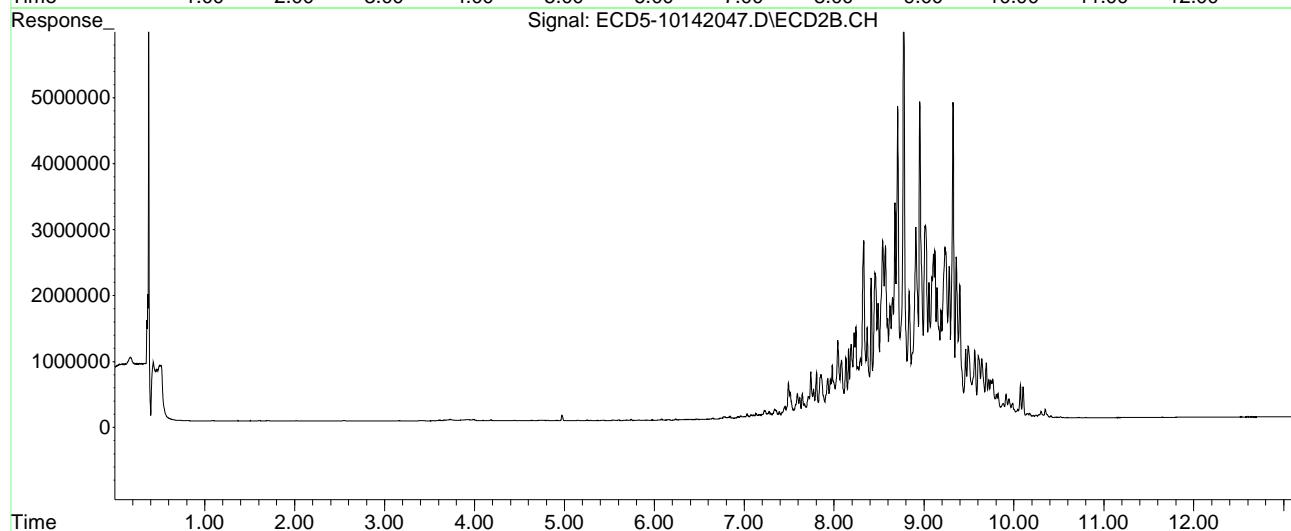
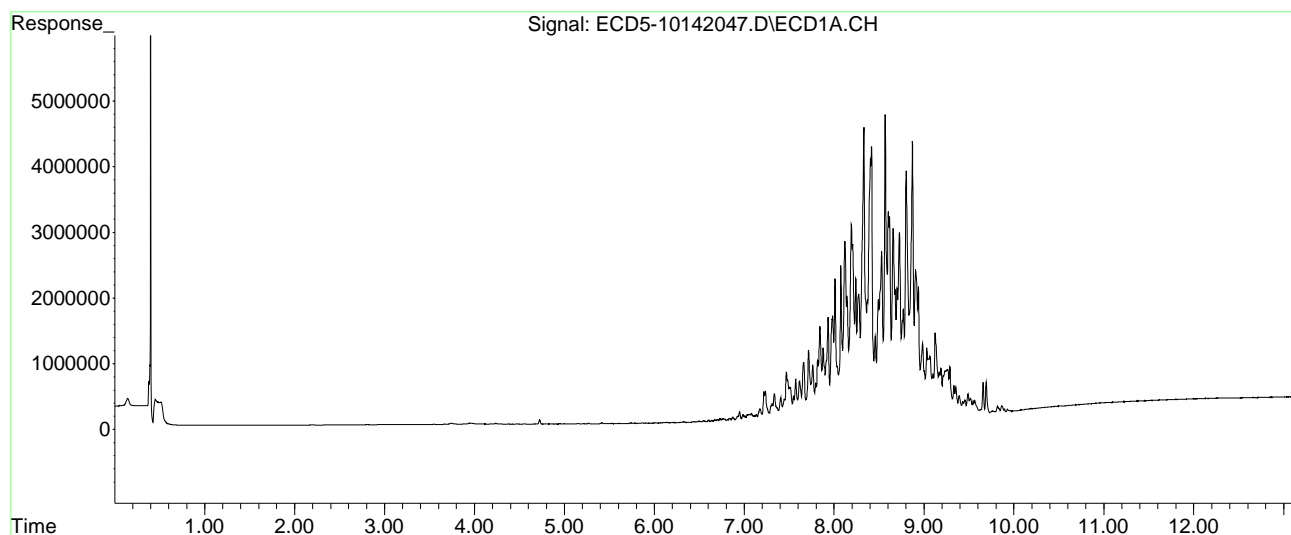
(f)=RT Delta > 1/2 Window (#)=Amounts differ by > 25% (m)=manual int.

Quantitation Report (Not Reviewed)

Data Path : C:\msdchem\1\data\2020-10\0J14056\REQUANT\  
Data File : ECD5-10142047.D  
Signal(s) : Signal #1: ECD1A.CH Signal #2: ECD2B.CH  
Acq On : 15 Oct 2020 2:07  
Operator : MJB  
Sample : 0J14056-CALV  
Misc : A20D431, TOX 1000 ppb  
ALS Vial : 37 (Sig #1); 0 (Sig #2) Sample Multiplier: 1

Integration File signal 1: PEST1.e  
Integration File signal 2: PEST2.e  
Quant Time: Oct 15 11:18:29 2020  
Quant Method : C:\msdchem\1\methods\ECD5\_QUANTPEST\_201014.M  
Quant Title : Instrument: DualECD5  
QLast Update : Thu Oct 15 11:11:37 2020  
Response via : Initial Calibration  
Integrator: ChemStation 6890 Scale Mode: Small noise peaks clipped

Volume Inj. : 2uL  
Signal #1 Phase : Rtx-CLPesticides Signal #2 Phase: Rtx-CLPesticides2  
Signal #1 Info : 30m X 0.32mm X 0. Signal #2 Info : 30m X 0.32mm X 0.25um



Quantitation Report (Not Reviewed)

Data Path : C:\msdchem\1\data\2020-10\0J14056\REQUANT\  
 Data File : ECD5-10142048.D  
 Signal(s) : Signal #1: ECD1A.CH Signal #2: ECD2B.CH  
 Acq On : 15 Oct 2020 2:24  
 Operator : MJB  
 Sample : 0J14056-CALW  
 Misc : A20F063, TOX 2000 ppb  
 ALS Vial : 38 (Sig #1); 0 (Sig #2) Sample Multiplier: 1

MJB 10/15/20

Integration File signal 1: PEST1.e  
 Integration File signal 2: PEST2.e  
 Quant Time: Oct 15 11:18:40 2020  
 Quant Method : C:\msdchem\1\methods\ECD5\_QUANTPEST\_201014.M  
 Quant Title : Instrument: DualECD5  
 QLast Update : Thu Oct 15 11:11:37 2020  
 Response via : Initial Calibration  
 Integrator: ChemStation 6890 Scale Mode: Small noise peaks clipped

Volume Inj. : 2uL  
 Signal #1 Phase : Rtx-CLPesticides Signal #2 Phase: Rtx-CLPesticides2  
 Signal #1 Info : 30m X 0.32mm X 0. Signal #2 Info : 30m X 0.32mm X 0.25um

Compound	RT#1	RT#2	Resp#1	Resp#2	ng/mL	ng/mL
-----						
System Monitoring Compounds						
1) S TCMX (S)	5.602	5.866	9057	8017	0.037	0.026 #
22) S DCBP (S)	9.816	10.348	211632	275310	1.021	1.661 #
Target Compounds						
2) a-BHC	6.139	6.469	24388	42880	0.078	0.109 #
3) g-BHC	6.432	6.774	23496	107427	0.089	0.321 #
4) b-BHC	6.496	6.839	51531	118768	0.269	0.783 #
5) Heptachlor	6.834	7.167	105322	167832	0.416	0.593 #
6) d-BHC	6.669	7.101	74396	157656	0.272	0.318
7) Aldrin	7.078	7.389f	240078	238988	0.905	0.784
8) Heptachlo...	7.546	7.853	722438	1346224	2.958	4.935 #
9) trans-Chl...	7.612	7.977	1193066	1634370	4.695	5.779
10) cis-Chlor...	7.714	8.082	2060224	1760313	8.474	6.561
11) Endosulfa...	7.841	8.160	2851765	2157821	12.475	8.539 #
12) 4,4'-DDE	7.760	8.187	1650192	2314779	6.351	7.936
13) Dieldrin	8.009	8.366	4281496	2846922	16.968	10.119 #
14) Endrin	8.191	8.568	6014348	5453752	32.615	27.919
15) 4,4'-DDD	8.191	8.620	6014348	3549679	27.533	15.200 #
16) Endosulfa...	8.327	8.706	8901901	9929921	42.714	43.249
17) 4,4'-DDT	8.412	8.833	8358705	3981838	41.896	20.910 #
18) Endrin Al...	8.653f	8.952	5797419	10015855	30.006	48.066 #
19) Endosulfa...	8.905f	9.144	4541238	4183678	24.205	20.466
20) Methoxychlor	8.723	9.321	5704554	10198707	58.177	105.486 #
21) Endrin Ke...	9.123	9.564f	2544196	2152981	10.392	8.665
23) Hexachlor...	0.000	0.000	0	0	N.D.	N.D.
24) Hexachlor...	5.978	6.339	8607	25302	BelowCal	BelowCal
25) Oxychlorane	7.469	7.801	1454623	1429798	7.420	5.957
26) 2,4'-DDE	7.546	7.977	722438	1634370	4.447	8.425 #

Quantitation Report (Not Reviewed)

Data Path : C:\msdchem\1\data\2020-10\0J14056\REQUANT\  
 Data File : ECD5-10142048.D  
 Signal(s) : Signal #1: ECD1A.CH Signal #2: ECD2B.CH  
 Acq On : 15 Oct 2020 2:24  
 Operator : MJB  
 Sample : 0J14056-CALW  
 Misc : A20F063, TOX 2000 ppb  
 ALS Vial : 38 (Sig #1); 0 (Sig #2) Sample Multiplier: 1

Integration File signal 1: PEST1.e  
 Integration File signal 2: PEST2.e  
 Quant Time: Oct 15 11:18:40 2020  
 Quant Method : C:\msdchem\1\methods\ECD5\_QUANTPEST\_201014.M  
 Quant Title : Instrument: DualECD5  
 QLast Update : Thu Oct 15 11:11:37 2020  
 Response via : Initial Calibration  
 Integrator: ChemStation 6890 Scale Mode: Small noise peaks clipped

Volume Inj. : 2uL  
 Signal #1 Phase : Rtx-CLPesticides Signal #2 Phase: Rtx-CLPesticides2  
 Signal #1 Info : 30m X 0.32mm X 0. Signal #2 Info : 30m X 0.32mm X 0.25um

	Compound	RT#1	RT#2	Resp#1	Resp#2	ng/mL	ng/mL	
27)	trans-Non...	7.714	8.082f	2060224	1760313	9.084	6.316	#
28)	2,4'-DDD	7.930f	8.366	3193844	2846922	22.873	18.766	
29)	2,4'-DDT	8.073	8.568	4667536	5453752	33.451	37.461	
30)	cis-Nonac...	8.191	8.620	6014348	3549679	24.769	13.232	#
31)	Mirex	8.870	9.491f	8420013	2309854	57.444	15.042	#
32)	Chlordane...	7.612f	7.977	1193066	1634370	43.540	46.128	
33)	Chlordane...	7.714	8.082	2060224	1760313	73.708	60.993	
34)	Chlordane...	8.270	8.773f	3850763	16911794	476.975	1847.996	#
35)	Chlordane...	3.943	3.927	23560	14903	NoCal	NoCal	
36)	Toxaphene...	7.714	8.327	2060224	5550124	1951.315	2027.803	
37)	Toxaphene...	8.009	8.674	4281496	6900893	1971.407	2091.626	
38)	Toxaphene...	8.327	8.706	8901901	9929921	2059.880	2082.099	
39)	Toxaphene...	8.566	8.773	9513358	16911794	2109.043	2132.245	
40)	Toxaphene...	8.800	8.952	7646412	10015855	2151.489	2095.591	
41)	Toxaphene...	8.870	9.321	8420013	10198707	2047.025	2171.321	
42)	Toxaphene...	3.943	3.927	23560	14903	NoCal	NoCal	

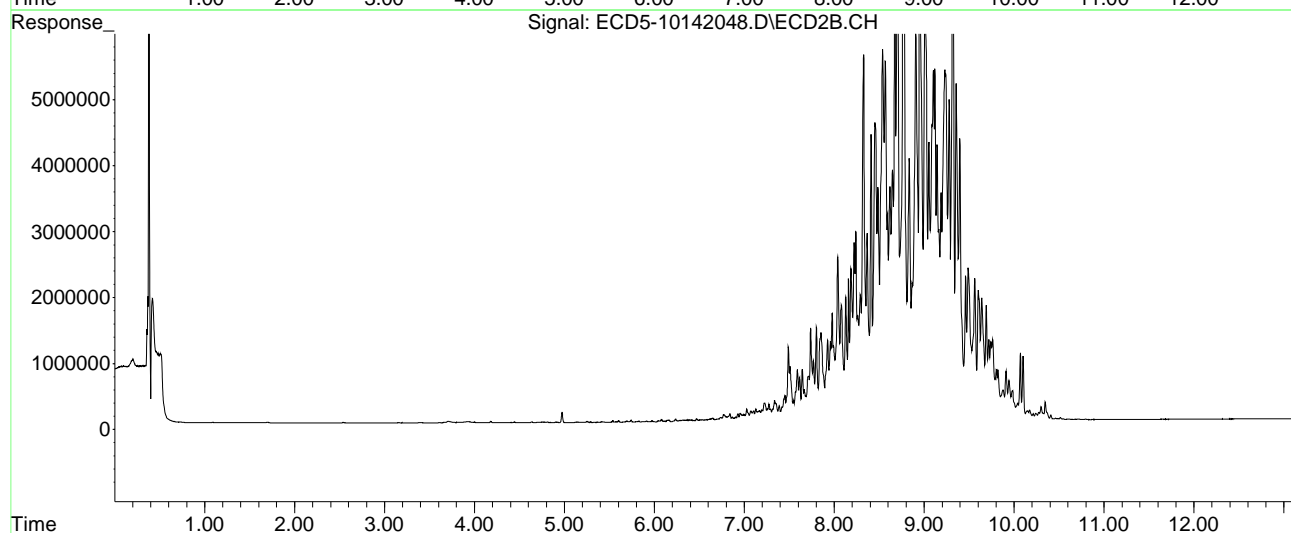
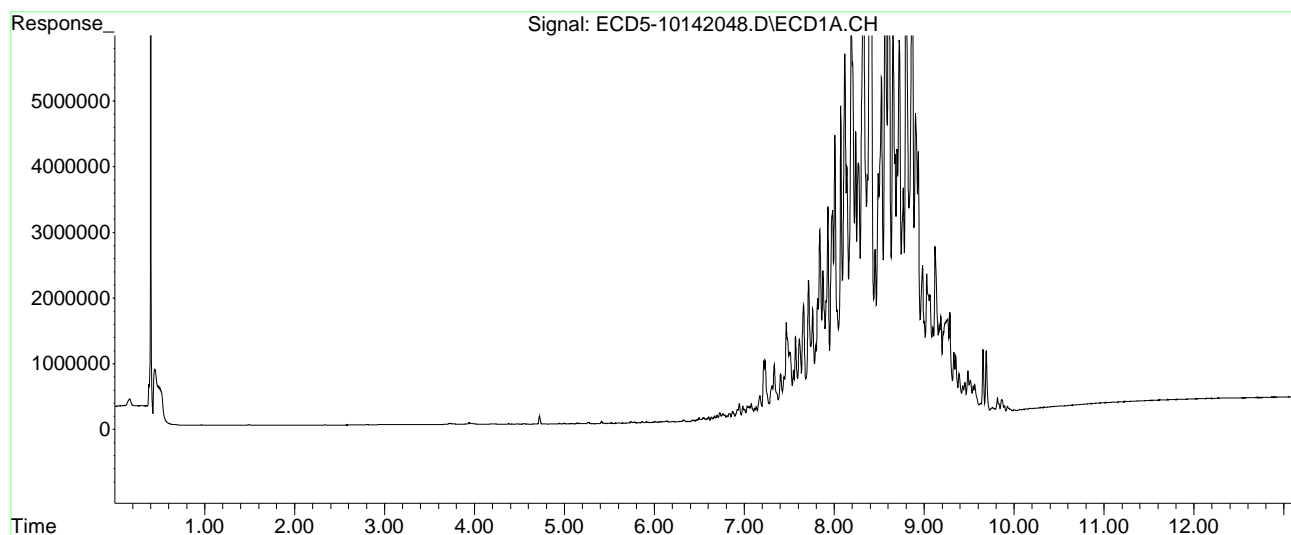
(f)=RT Delta > 1/2 Window (#)=Amounts differ by > 25% (m)=manual int.

Quantitation Report (Not Reviewed)

Data Path : C:\msdchem\1\data\2020-10\0J14056\REQUANT\  
Data File : ECD5-10142048.D  
Signal(s) : Signal #1: ECD1A.CH Signal #2: ECD2B.CH  
Acq On : 15 Oct 2020 2:24  
Operator : MJB  
Sample : 0J14056-CALW  
Misc : A20F063, TOX 2000 ppb  
ALS Vial : 38 (Sig #1); 0 (Sig #2) Sample Multiplier: 1

Integration File signal 1: PEST1.e  
Integration File signal 2: PEST2.e  
Quant Time: Oct 15 11:18:40 2020  
Quant Method : C:\msdchem\1\methods\ECD5\_QUANTPEST\_201014.M  
Quant Title : Instrument: DualECD5  
QLast Update : Thu Oct 15 11:11:37 2020  
Response via : Initial Calibration  
Integrator: ChemStation 6890 Scale Mode: Small noise peaks clipped

Volume Inj. : 2uL  
Signal #1 Phase : Rtx-CLPesticides Signal #2 Phase: Rtx-CLPesticides2  
Signal #1 Info : 30m X 0.32mm X 0. Signal #2 Info : 30m X 0.32mm X 0.25um



Pesticide BKD

**Pesticide Breakdown Check (Validated 8/8/2013)**

Sequence: 0J14056 BKD1  
Data File: ECD5-10142009.D

MJB 10/15/20

First Column Area Counts		Percent Breakdown	
DDE	683200		
DDD	5065645		
DDT	188033450	<b>2.97</b>	<b>PASS</b>
Endrin	96763125	<b>14.79</b>	<b>PASS</b>
Endrin Aldehyde	6694153		
Endrin Ketone	10095363		

Second Column Area Counts		Percent Breakdown	
DDE	697785		
DDD	5348236		
DDT	181158345	<b>3.23</b>	<b>PASS</b>
Endrin	100845737	<b>13.06</b>	<b>PASS</b>
Endrin Aldehyde	6810109		
Endrin Ketone	8340338		

*Breakdown must be less than 20% for Method 608. For method 8081 it must be less than 15% or within 7.5% of the breakdown prior to the most recent calibration.*

Quantitation Report (QT Reviewed)

Data Path : C:\msdchem\1\data\2020-10\0J14056\  
 Data File : ECD5-10142009.D  
 Signal(s) : Signal #1: ECD1A.CH Signal #2: ECD2B.CH  
 Acq On : 14 Oct 2020 15:12  
 Operator : MJB  
 Sample : 0J14056-BKD1 MJB 10/15/20  
 Misc : A20H479  
 ALS Vial : 2 (Sig #1); 0 (Sig #2) Sample Multiplier: 1

Integration File signal 1: PEST1.e  
 Integration File signal 2: PEST2.e  
 Quant Time: Oct 14 15:27:07 2020  
 Quant Method : C:\msdchem\1\methods\PestBreakdownCHK\_201014.M  
 Quant Title : Pesticides  
 QLast Update : Fri Nov 09 13:28:51 2018  
 Response via : Initial Calibration  
 Integrator: ChemStation 6890 Scale Mode: Small noise peaks clipped

Volume Inj. : 2uL  
 Signal #1 Phase : Rtx-CLPesticides Signal #2 Phase: Rtx-CLPesticides2  
 Signal #1 Info : 30m x 0.32mm x 0. Signal #2 Info : 30m x 0.32mm x 0.25um

Compound	R.T.	Response	Conc	Units
-----				
Target Compounds				
1) 4,4'-DDE	7.782	683200	NoCal	ng/mL
2) Endrin	8.179	96763125	NoCal	ng/mL
3) 4,4'-DDD	8.210	5065645	NoCal	ng/mL
4) 4,4'-DDT	8.408	188033450	NoCal	ng/mL
5) Endrin Aldehyde	8.635	6694153	NoCal	ng/mL
6) Endrin Ketone	9.139	10095363	NoCal	ng/mL
8) 4,4'-DDE [2C]	8.204	697785	NoCal	ng/mL
9) Endrin [2C]	8.572	100845737	NoCal	ng/mL
10) 4,4'-DDD [2C]	8.616	5348236	NoCal	ng/mL
11) Endrin Aldehyde [2C]	8.952	6810109	NoCal	ng/mL
12) 4,4'-DDT [2C]	8.841	181158345	NoCal	ng/mL
13) Endrin Ketone [2C]	9.533	8340338	NoCal	ng/mL
-----				

(f)=RT Delta > 1/2 Window

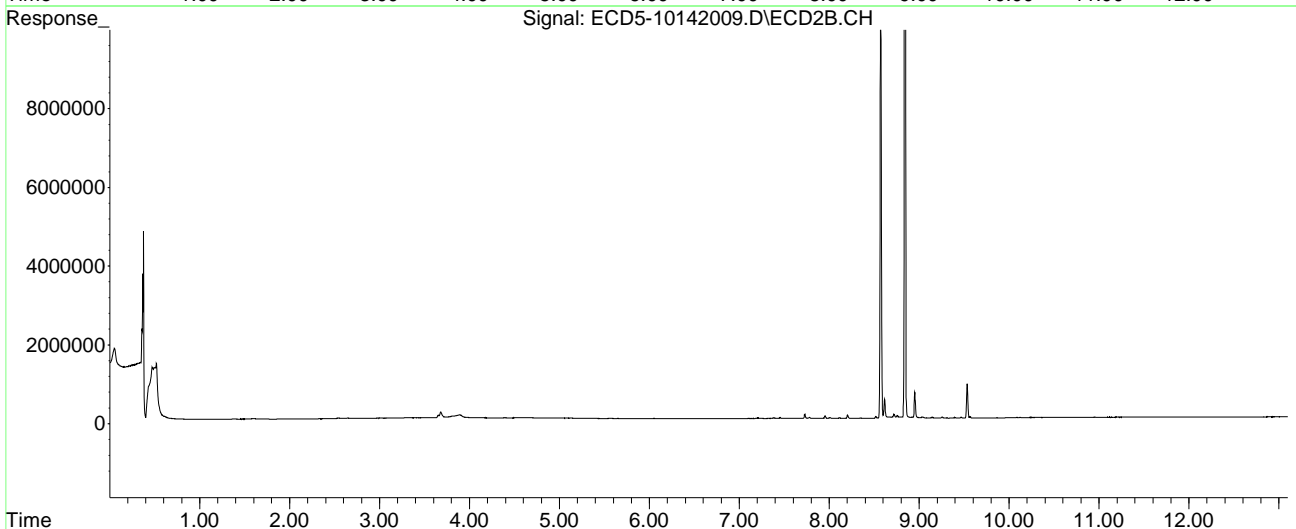
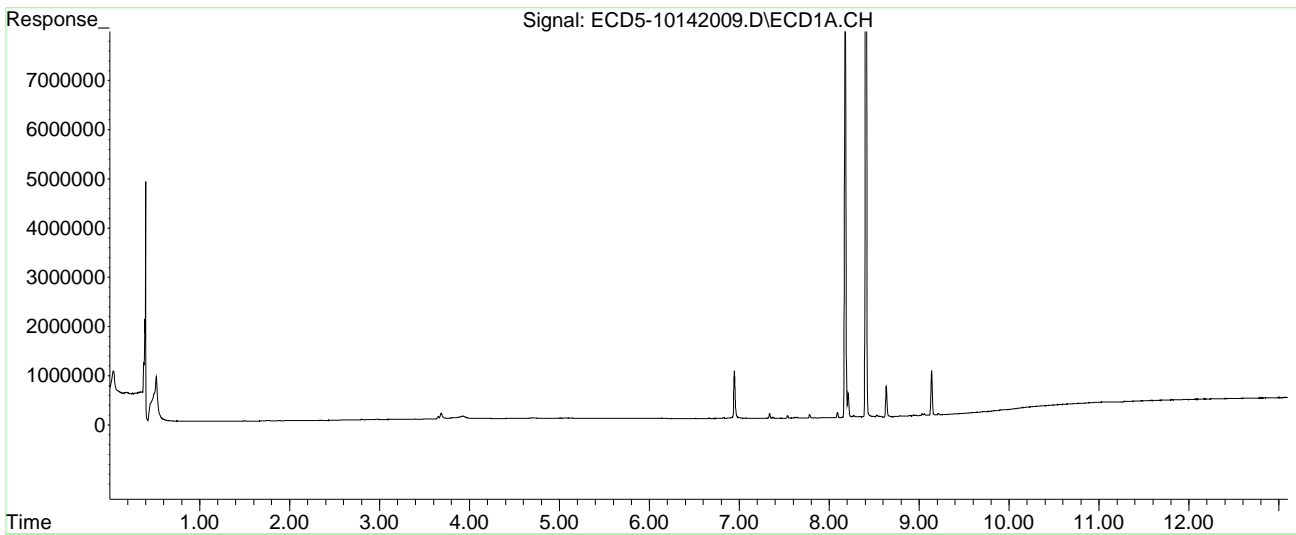
(m)=manual int.

Quantitation Report (QT Reviewed)

Data Path : C:\msdchem\1\data\2020-10\0J14056\  
Data File : ECD5-10142009.D  
Signal(s) : Signal #1: ECD1A.CH Signal #2: ECD2B.CH  
Acq On : 14 Oct 2020 15:12  
Operator : MJB  
Sample : 0J14056-BKD1  
Misc : A20H479  
ALS Vial : 2 (Sig #1); 0 (Sig #2) Sample Multiplier: 1

Integration File signal 1: PEST1.e  
Integration File signal 2: PEST2.e  
Quant Time: Oct 14 15:27:07 2020  
Quant Method : C:\msdchem\1\methods\PestBreakdownCHK\_201014.M  
Quant Title : Pesticides  
QLast Update : Fri Nov 09 13:28:51 2018  
Response via : Initial Calibration  
Integrator: ChemStation 6890 Scale Mode: Small noise peaks clipped

Volume Inj. : 2uL  
Signal #1 Phase : Rtx-CLPesticides Signal #2 Phase: Rtx-CLPesticides2  
Signal #1 Info : 30m x 0.32mm x 0. Signal #2 Info : 30m x 0.32mm x 0.25um





Sequence Name: C:\msdchem\1\sequence\0J14056.s  
Comment: Pesticides  
Operator: MJB  
Data Path: C:\MSDCHEM\1\DATA\2020-10\0J14056\  
Instrument Control Pre-Seq Cmd:  
Data Analysis Pre-Seq Cmd:

Instrument Control Post-Seq Cmd:  
Data Analysis Post-Seq Cmd:

Method Sections To Run            Sequence Barcode Options  
(X) Full Method                    (X) On Mismatch, Inject Anyway  
( ) Reprocessing Only            ( ) On Mismatch, Don't Inject  
                                      ( ) Barcode Disabled

-----  
Line                                    Sample Name/Misc Info  
1) Sample                            100    Conditioning Run  
   Datafile                            ECD5-10142001  
   Method                              ECD5\_AQUPEST\_160111  
2) Sample                            100    Conditioning Run  
   Datafile                            ECD5-10142002  
   Method                              ECD5\_AQUPEST\_160111  
3) Sample                            1      Hexane  
   Datafile                            ECD5-10142003  
   Method                              ECD5\_AQUPEST\_160111  
4) Sample                            2      0J14056-BKD1  
   Datafile                            ECD5-10142004  
   Method                              ECD5\_AQUPEST\_160111  
5) Sample                            3      0J14056-ICB1  
   Datafile                            ECD5-10142005  
   Method                              ECD5\_AQUPEST\_160111  
6) Sample                            4      0J14056-CAL1  
   Datafile                            ECD5-10142006  
   Method                              ECD5\_AQUPEST\_160111  
7) Sample                            1      Hexane  
   Datafile                            ECD5-10142007  
   Method                              ECD5\_AQUPEST\_160111  
8) Sample                            1      Hexane  
   Datafile                            ECD5-10142008  
   Method                              ECD5\_AQUPEST\_160111  
9) Sample                            2      0J14056-BKD1  
   Datafile                            ECD5-10142009  
   Method                              ECD5\_AQUPEST\_160111  
10) Sample                           3      0J14056-ICB1  
   Datafile                            ECD5-10142010  
   Method                              ECD5\_AQUPEST\_160111  
11) Sample                           4      0J14056-CAL1  
   Datafile                            ECD5-10142011  
   Method                              ECD5\_AQUPEST\_160111  
12) Sample                           5      0J14056-CAL2  
   Datafile                            ECD5-10142012  
   Method                              ECD5\_AQUPEST\_160111  
13) Sample                           6      0J14056-CAL3  
   Datafile                            ECD5-10142013  
   Method                              ECD5\_AQUPEST\_160111  
14) Sample                           7      0J14056-CAL4

BKD failed. Cut about 5 inches off guard column.

MJB 10/15/20

	Datafile		ECD5-10142014
	Method		ECD5_AQUPEST_160111
15)	Sample	8	0J14056-CAL5
	Datafile		ECD5-10142015
	Method		ECD5_AQUPEST_160111
16)	Sample	9	0J14056-CAL6
	Datafile		ECD5-10142016
	Method		ECD5_AQUPEST_160111
17)	Sample	10	0J14056-CAL7
	Datafile		ECD5-10142017
	Method		ECD5_AQUPEST_160111
18)	Sample	11	0J14056-CAL8
	Datafile		ECD5-10142018
	Method		ECD5_AQUPEST_160111
19)	Sample	12	0J14056-CAL9
	Datafile		ECD5-10142019
	Method		ECD5_AQUPEST_160111
20)	Sample	1	0J14056-IBL1
	Datafile		ECD5-10142020
	Method		ECD5_AQUPEST_160111
21)	Sample	13	0J14056-ICV1
	Datafile		ECD5-10142021
	Method		ECD5_AQUPEST_160111
22)	Sample	14	0J14056-CALA
	Datafile		ECD5-10142022
	Method		ECD5_AQUPEST_160111
23)	Sample	15	0J14056-CALB
	Datafile		ECD5-10142023
	Method		ECD5_AQUPEST_160111
24)	Sample	16	0J14056-CALC
	Datafile		ECD5-10142024
	Method		ECD5_AQUPEST_160111
25)	Sample	17	0J14056-CALD
	Datafile		ECD5-10142025
	Method		ECD5_AQUPEST_160111
26)	Sample	18	0J14056-CALE
	Datafile		ECD5-10142026
	Method		ECD5_AQUPEST_160111
27)	Sample	19	0J14056-CALF
	Datafile		ECD5-10142027
	Method		ECD5_AQUPEST_160111
28)	Sample	20	0J14056-CALG
	Datafile		ECD5-10142028
	Method		ECD5_AQUPEST_160111
29)	Sample	21	0J14056-CALH
	Datafile		ECD5-10142029
	Method		ECD5_AQUPEST_160111
30)	Sample	22	0J14056-CALI
	Datafile		ECD5-10142030
	Method		ECD5_AQUPEST_160111
31)	Sample	1	0J14056-IBL2
	Datafile		ECD5-10142031
	Method		ECD5_AQUPEST_160111
32)	Sample	23	0J14056-ICV2
	Datafile		ECD5-10142032
	Method		ECD5_AQUPEST_160111

33) Sample	24	0J14056-CALJ
Datafile		ECD5-10142033
Method		ECD5_AQUPEST_160111
34) Sample	25	0J14056-CALK
Datafile		ECD5-10142034
Method		ECD5_AQUPEST_160111
35) Sample	26	0J14056-CALL
Datafile		ECD5-10142035
Method		ECD5_AQUPEST_160111
36) Sample	27	0J14056-CALM
Datafile		ECD5-10142036
Method		ECD5_AQUPEST_160111
37) Sample	28	0J14056-CALN
Datafile		ECD5-10142037
Method		ECD5_AQUPEST_160111
38) Sample	29	0J14056-CALO
Datafile		ECD5-10142038
Method		ECD5_AQUPEST_160111
39) Sample	30	0J14056-CALP
Datafile		ECD5-10142039
Method		ECD5_AQUPEST_160111
40) Sample	1	0J14056-IBL3
Datafile		ECD5-10142040
Method		ECD5_AQUPEST_160111
41) Sample	31	0J14056-ICV3
Datafile		ECD5-10142041
Method		ECD5_AQUPEST_160111
42) Sample	32	0J14056-CALQ
Datafile		ECD5-10142042
Method		ECD5_AQUPEST_160111
43) Sample	33	0J14056-CALR
Datafile		ECD5-10142043
Method		ECD5_AQUPEST_160111

Sequence Name: C:\msdchem\1\sequence\0J14056.s

Line	Type	Vial	DataFile	Method	Sample Name
44)	Sample	34	0J14056-CALS		
	Datafile		ECD5-10142044		
	Method		ECD5_AQUPEST_160111		
45)	Sample	35	0J14056-CALT		
	Datafile		ECD5-10142045		
	Method		ECD5_AQUPEST_160111		
46)	Sample	36	0J14056-CALU		
	Datafile		ECD5-10142046		
	Method		ECD5_AQUPEST_160111		
47)	Sample	37	0J14056-CALV		
	Datafile		ECD5-10142047		
	Method		ECD5_AQUPEST_160111		
48)	Sample	38	0J14056-CALW		
	Datafile		ECD5-10142048		
	Method		ECD5_AQUPEST_160111		
49)	Sample	1	0J14056-IBL4		
	Datafile		ECD5-10142049		
	Method		ECD5_AQUPEST_160111		
50)	Sample	39	0J14056-ICV4		
	Datafile		ECD5-10142050		
	Method		ECD5_AQUPEST_160111		

Quantitation Report (QT Reviewed)

Data Path : C:\msdchem\1\data\2020-10\0J14056\  
 Data File : ECD5-10142011.D  
 Signal(s) : Signal #1: ECD1A.CH Signal #2: ECD2B.CH  
 Acq On : 14 Oct 2020 15:47  
 Operator : MJB  
 Sample : 0J14056-CAL1  
 Misc : A20J229, AB 0.5 ppb  
 ALS Vial : 4 (Sig #1); 0 (Sig #2) Sample Multiplier: 1

MJB 10/15/20

Integration File signal 1: PEST1.e  
 Integration File signal 2: PEST2.e  
 Quant Time: Oct 14 17:48:11 2020  
 Quant Method : C:\msdchem\1\methods\ECD5\_QUANTPEST\_201014.M  
 Quant Title : Instrument: DualECD5  
 QLast Update : Wed Oct 14 17:46:59 2020  
 Response via : Initial Calibration  
 Integrator: ChemStation 6890 Scale Mode: Small noise peaks clipped

Volume Inj. : 2uL  
 Signal #1 Phase : Rtx-CLPesticides Signal #2 Phase: Rtx-CLPesticides2  
 Signal #1 Info : 30m X 0.32mm X 0. Signal #2 Info : 30m X 0.32mm X 0.25um

Compound	RT#1	RT#2	Resp#1	Resp#2	ng/mL	ng/mL
-----						
System Monitoring Compounds						
1) S TCMX (S)	5.586	5.872	140529	170319	0.681	0.520
22) S DCBP (S)	9.806	10.368	127242	102135	0.649	0.485 #
Target Compounds						
2) a-BHC	6.140	6.468	167796	193976	0.609	0.457
3) g-BHC	6.430	6.785	140254	169378	0.588	0.437 #
4) b-BHC	6.512	6.853	76860	90501	0.589	0.509
5) Heptachlor	6.830	7.158	141918	155482	0.742	0.466 #
6) d-BHC	6.664	7.099	153083	218781	0.645	0.703
7) Aldrin	7.073	7.421	143946	154585	0.616	0.378 #
8) Heptachlo...	7.543	7.855	140794	142572	0.664	0.407 #
9) trans-Chl...	7.635	7.995	144465	150441	0.645	0.401 #
10) cis-Chlor...	7.732	8.101	137544	143168	0.630	0.398 #
11) Endosulfa...	7.837	8.150	128922	135108	0.667	0.424 #
12) 4,4'-DDE	7.781	8.204	142374	148799	0.637	0.469 #
13) Dieldrin	8.009	8.349	138131	151375	0.655	0.435 #
14) Endrin	8.179	8.571	105277	109506	0.684	0.460 #
15) 4,4'-DDD	8.210	8.616	123211	129395	0.678	0.494 #
16) Endosulfa...	8.340	8.717	126564	131578	0.784	0.507 #
17) 4,4'-DDT	8.407	8.839	113864	98085	0.991	0.688 #
18) Endrin Al...	8.634	8.951	161066	161530	1.164	0.704 #
19) Endosulfa...	8.938	9.144	136316	143250	0.829	0.621 #
20) Methoxychlor	8.741	9.305	66721	56609	1.023	0.690 #
21) Endrin Ke...	9.139	9.532	143156	141257	0.794	0.593 #
23) Hexachlor...	0.000	0.000	0	0	N.D. d	N.D. d
24) Hexachlor...	0.000	0.000	0	0	N.D. d	N.D. d
25) Oxychlorane	0.000	0.000	0	0	N.D. d	N.D. d
26) 2,4'-DDE	0.000	0.000	0	0	N.D. d	N.D. d

Quantitation Report (QT Reviewed)

Data Path : C:\msdchem\1\data\2020-10\0J14056\  
 Data File : ECD5-10142011.D  
 Signal(s) : Signal #1: ECD1A.CH Signal #2: ECD2B.CH  
 Acq On : 14 Oct 2020 15:47  
 Operator : MJB  
 Sample : 0J14056-CAL1  
 Misc : A20J229, AB 0.5 ppb  
 ALS Vial : 4 (Sig #1); 0 (Sig #2) Sample Multiplier: 1

Integration File signal 1: PEST1.e  
 Integration File signal 2: PEST2.e  
 Quant Time: Oct 14 17:48:11 2020  
 Quant Method : C:\msdchem\1\methods\ECD5\_QUANTPEST\_201014.M  
 Quant Title : Instrument: DualECD5  
 QLast Update : Wed Oct 14 17:46:59 2020  
 Response via : Initial Calibration  
 Integrator: ChemStation 6890 Scale Mode: Small noise peaks clipped

Volume Inj. : 2uL  
 Signal #1 Phase : Rtx-CLPesticides Signal #2 Phase: Rtx-CLPesticides2  
 Signal #1 Info : 30m X 0.32mm X 0. Signal #2 Info : 30m X 0.32mm X 0.25um

	Compound	RT#1	RT#2	Resp#1	Resp#2	ng/mL	ng/mL
27)	trans-Non...	0.000	0.000	0	0	N.D. d	N.D. d
28)	2,4'-DDD	0.000	0.000	0	0	N.D. d	N.D. d
29)	2,4'-DDT	0.000	0.000	0	0	N.D. d	N.D. d
30)	cis-Nonac...	0.000	0.000	0	0	N.D. d	N.D. d
31)	Mirex	0.000	0.000	0	0	N.D. d	N.D. d
32)	Chlordane...	0.000	0.000	0	0	N.D. d	N.D. d
33)	Chlordane...	0.000	0.000	0	0	N.D. d	N.D. d
34)	Chlordane...	0.000	0.000	0	0	N.D. d	N.D. d
35)	Chlordane...	0.000	0.000	0	0	N.D. d	N.D. d
36)	Toxaphene...	0.000	0.000	0	0	N.D. d	N.D. d
37)	Toxaphene...	0.000	0.000	0	0	N.D. d	N.D. d
38)	Toxaphene...	0.000	0.000	0	0	N.D. d	N.D. d
39)	Toxaphene...	0.000	0.000	0	0	N.D. d	N.D. d
40)	Toxaphene...	0.000	0.000	0	0	N.D. d	N.D. d
41)	Toxaphene...	0.000	0.000	0	0	N.D. d	N.D. d
42)	Toxaphene...	0.000	0.000	0	0	N.D. d	N.D. d

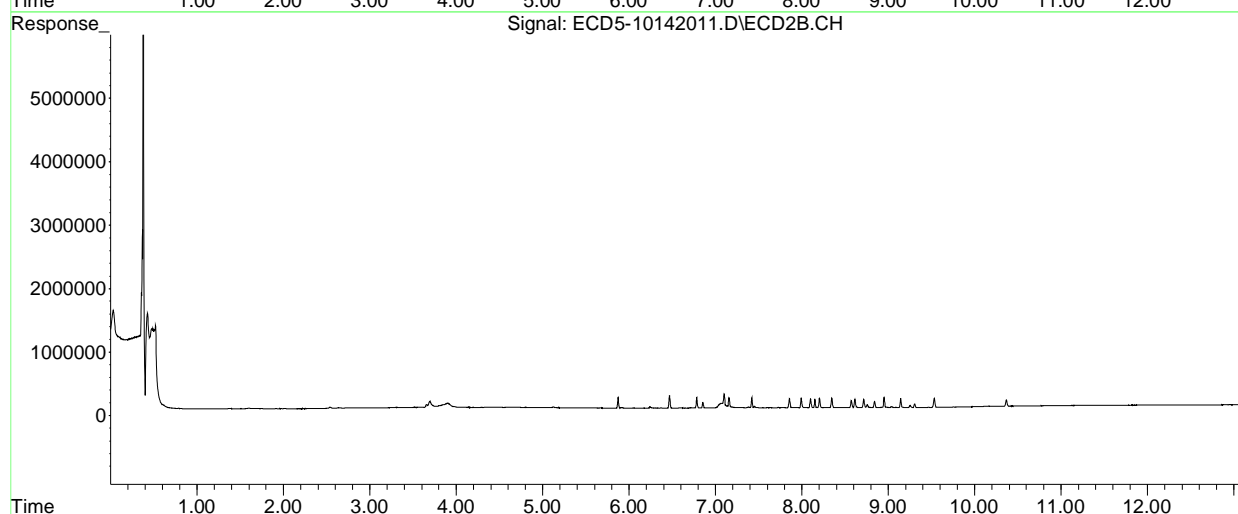
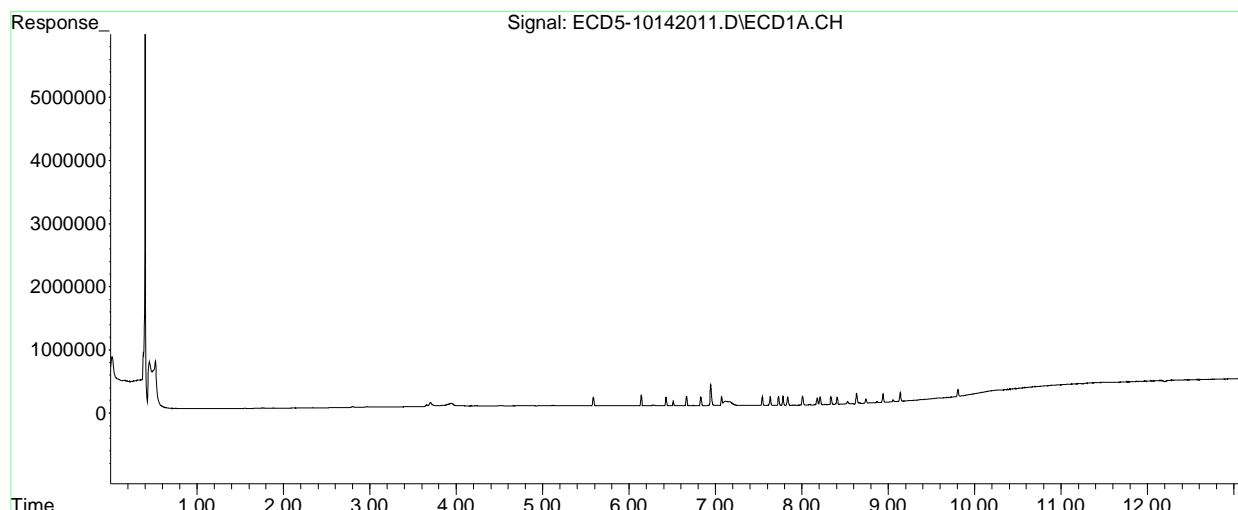
(f)=RT Delta > 1/2 Window (#)=Amounts differ by > 25% (m)=manual int.

Quantitation Report (QT Reviewed)

Data Path : C:\msdchem\1\data\2020-10\0J14056\  
Data File : ECD5-10142011.D  
Signal(s) : Signal #1: ECD1A.CH Signal #2: ECD2B.CH  
Acq On : 14 Oct 2020 15:47  
Operator : MJB  
Sample : 0J14056-CAL1  
Misc : A20J229, AB 0.5 ppb  
ALS Vial : 4 (Sig #1); 0 (Sig #2) Sample Multiplier: 1

Integration File signal 1: PEST1.e  
Integration File signal 2: PEST2.e  
Quant Time: Oct 14 17:48:11 2020  
Quant Method : C:\msdchem\1\methods\ECD5\_QUANTPEST\_201014.M  
Quant Title : Instrument: DualECD5  
QLast Update : Wed Oct 14 17:46:59 2020  
Response via : Initial Calibration  
Integrator: ChemStation 6890 Scale Mode: Small noise peaks clipped

Volume Inj. : 2uL  
Signal #1 Phase : Rtx-CLPesticides Signal #2 Phase: Rtx-CLPesticides2  
Signal #1 Info : 30m X 0.32mm X 0. Signal #2 Info : 30m X 0.32mm X 0.25um



Quantitation Report (QT Reviewed)

Data Path : C:\msdchem\1\data\2020-10\0J14056\  
 Data File : ECD5-10142012.D  
 Signal(s) : Signal #1: ECD1A.CH Signal #2: ECD2B.CH  
 Acq On : 14 Oct 2020 16:04  
 Operator : MJB  
 Sample : 0J14056-CAL2  
 Misc : A20J230, AB 1 ppb  
 ALS Vial : 5 (Sig #1); 0 (Sig #2) Sample Multiplier: 1

MJB 10/15/20

Integration File signal 1: PEST1.e  
 Integration File signal 2: PEST2.e  
 Quant Time: Oct 14 17:49:00 2020  
 Quant Method : C:\msdchem\1\methods\ECD5\_QUANTPEST\_201014.M  
 Quant Title : Instrument: DualECD5  
 QLast Update : Wed Oct 14 17:46:59 2020  
 Response via : Initial Calibration  
 Integrator: ChemStation 6890 Scale Mode: Small noise peaks clipped

Volume Inj. : 2uL  
 Signal #1 Phase : Rtx-CLPesticides Signal #2 Phase: Rtx-CLPesticides2  
 Signal #1 Info : 30m X 0.32mm X 0. Signal #2 Info : 30m X 0.32mm X 0.25um

Compound	RT#1	RT#2	Resp#1	Resp#2	ng/mL	ng/mL
-----						
System Monitoring Compounds						
1) S TCMX (S)	5.586	5.872	253886	311085	1.230	0.949
22) S DCBP (S)	9.806	10.367	210456	180596	1.200	0.858 #
Target Compounds						
2) a-BHC	6.139	6.467	306194	369703	1.111	0.861
3) g-BHC	6.429	6.784	268763	315438	1.126	0.826 #
4) b-BHC	6.512	6.853	134233	163076	1.147	0.918
5) Heptachlor	6.830	7.158	254387	263644	1.330	0.790 #
6) d-BHC	6.664	7.099	279968	354018	1.180	1.134
7) Aldrin	7.072	7.420	274443	288446	1.175	0.705 #
8) Heptachlo...	7.542	7.856	259023	268398	1.221	0.765 #
9) trans-Chl...	7.635	7.995	267031	275149	1.191	0.734 #
10) cis-Chlor...	7.732	8.102	256225	262088	1.174	0.729 #
11) Endosulfa...	7.836	8.151	240021	251042	1.242	0.787 #
12) 4,4'-DDE	7.781	8.203	261532	276372	1.171	0.854 #
13) Dieldrin	8.009	8.349	260366	268257	1.235	0.771 #
14) Endrin	8.178	8.571	188876	185759	1.226	0.780 #
15) 4,4'-DDD	8.210	8.616	224880	227533	1.237	0.882 #
16) Endosulfa...	8.340	8.718	220968	234183	1.369	0.902 #
17) 4,4'-DDT	8.406	8.840	203498	176159	1.792	1.228 #
18) Endrin Al...	8.635	8.951	267831	281603	2.052	1.228 #
19) Endosulfa...	8.938	9.145	224706	235751	1.366	1.071
20) Methoxychlor	8.741	9.306	114664	99371	1.836	1.264 #
21) Endrin Ke...	9.139	9.533	256580	241014	1.423	1.062 #
23) Hexachlor...	0.000	0.000	0	0	N.D. d	N.D. d
24) Hexachlor...	0.000	0.000	0	0	N.D. d	N.D. d
25) Oxychlorane	0.000	0.000	0	0	N.D. d	N.D. d
26) 2,4'-DDE	0.000	0.000	0	0	N.D. d	N.D. d



Quantitation Report (QT Reviewed)

Data Path : C:\msdchem\1\data\2020-10\0J14056\  
 Data File : ECD5-10142012.D  
 Signal(s) : Signal #1: ECD1A.CH Signal #2: ECD2B.CH  
 Acq On : 14 Oct 2020 16:04  
 Operator : MJB  
 Sample : 0J14056-CAL2  
 Misc : A20J230, AB 1 ppb  
 ALS Vial : 5 (Sig #1); 0 (Sig #2) Sample Multiplier: 1

Integration File signal 1: PEST1.e  
 Integration File signal 2: PEST2.e  
 Quant Time: Oct 14 17:49:00 2020  
 Quant Method : C:\msdchem\1\methods\ECD5\_QUANTPEST\_201014.M  
 Quant Title : Instrument: DualECD5  
 QLast Update : Wed Oct 14 17:46:59 2020  
 Response via : Initial Calibration  
 Integrator: ChemStation 6890 Scale Mode: Small noise peaks clipped

Volume Inj. : 2uL  
 Signal #1 Phase : Rtx-CLPesticides Signal #2 Phase: Rtx-CLPesticides2  
 Signal #1 Info : 30m X 0.32mm X 0. Signal #2 Info : 30m X 0.32mm X 0.25um

	Compound	RT#1	RT#2	Resp#1	Resp#2	ng/mL	ng/mL
27)	trans-Non...	0.000	0.000	0	0	N.D. d	N.D. d
28)	2,4'-DDD	0.000	0.000	0	0	N.D. d	N.D. d
29)	2,4'-DDT	0.000	0.000	0	0	N.D. d	N.D. d
30)	cis-Nonac...	0.000	0.000	0	0	N.D. d	N.D. d
31)	Mirex	0.000	0.000	0	0	N.D. d	N.D. d
32)	Chlordane...	0.000	0.000	0	0	N.D. d	N.D. d
33)	Chlordane...	0.000	0.000	0	0	N.D. d	N.D. d
34)	Chlordane...	0.000	0.000	0	0	N.D. d	N.D. d
35)	Chlordane...	0.000	0.000	0	0	N.D. d	N.D. d
36)	Toxaphene...	0.000	0.000	0	0	N.D. d	N.D. d
37)	Toxaphene...	0.000	0.000	0	0	N.D. d	N.D. d
38)	Toxaphene...	0.000	0.000	0	0	N.D. d	N.D. d
39)	Toxaphene...	0.000	0.000	0	0	N.D. d	N.D. d
40)	Toxaphene...	0.000	0.000	0	0	N.D. d	N.D. d
41)	Toxaphene...	0.000	0.000	0	0	N.D. d	N.D. d
42)	Toxaphene...	0.000	0.000	0	0	N.D. d	N.D. d

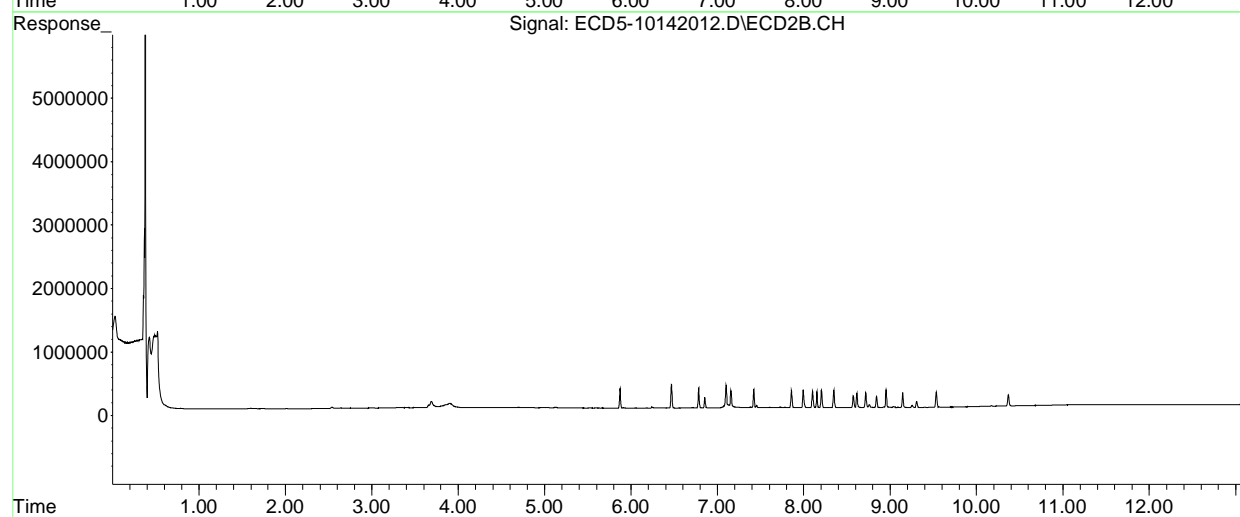
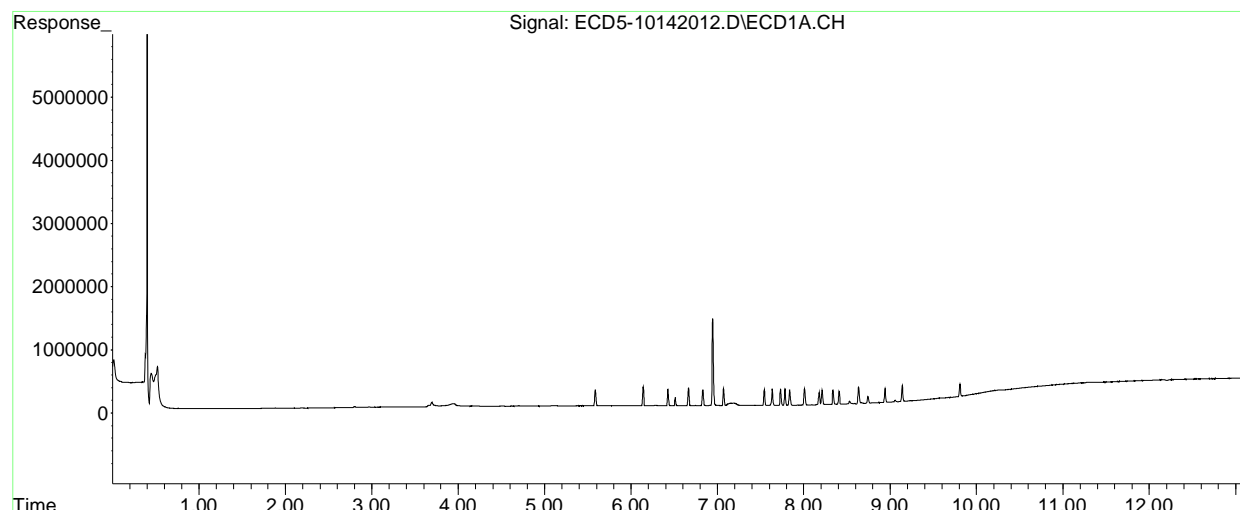
(f)=RT Delta > 1/2 Window (#)=Amounts differ by > 25% (m)=manual int.

Quantitation Report (QT Reviewed)

Data Path : C:\msdchem\1\data\2020-10\0J14056\  
Data File : ECD5-10142012.D  
Signal(s) : Signal #1: ECD1A.CH Signal #2: ECD2B.CH  
Acq On : 14 Oct 2020 16:04  
Operator : MJB  
Sample : 0J14056-CAL2  
Misc : A20J230, AB 1 ppb  
ALS Vial : 5 (Sig #1); 0 (Sig #2) Sample Multiplier: 1

Integration File signal 1: PEST1.e  
Integration File signal 2: PEST2.e  
Quant Time: Oct 14 17:49:00 2020  
Quant Method : C:\msdchem\1\methods\ECD5\_QUANTPEST\_201014.M  
Quant Title : Instrument: DualECD5  
QLast Update : Wed Oct 14 17:46:59 2020  
Response via : Initial Calibration  
Integrator: ChemStation 6890 Scale Mode: Small noise peaks clipped

Volume Inj. : 2uL  
Signal #1 Phase : Rtx-CLPesticides Signal #2 Phase: Rtx-CLPesticides2  
Signal #1 Info : 30m X 0.32mm X 0. Signal #2 Info : 30m X 0.32mm X 0.25um



Quantitation Report (QT Reviewed)

Data Path : C:\msdchem\1\data\2020-10\0J14056\  
 Data File : ECD5-10142013.D  
 Signal(s) : Signal #1: ECD1A.CH Signal #2: ECD2B.CH  
 Acq On : 14 Oct 2020 16:21  
 Operator : MJB  
 Sample : 0J14056-CAL3  
 Misc : A20H471, AB 2 ppb  
 ALS Vial : 6 (Sig #1); 0 (Sig #2) Sample Multiplier: 1

MJB 10/15/20

Integration File signal 1: PEST1.e  
 Integration File signal 2: PEST2.e  
 Quant Time: Oct 14 17:49:35 2020  
 Quant Method : C:\msdchem\1\methods\ECD5\_QUANTPEST\_201014.M  
 Quant Title : Instrument: DualECD5  
 QLast Update : Wed Oct 14 17:46:59 2020  
 Response via : Initial Calibration  
 Integrator: ChemStation 6890 Scale Mode: Small noise peaks clipped

Volume Inj. : 2uL  
 Signal #1 Phase : Rtx-CLPesticides Signal #2 Phase: Rtx-CLPesticides2  
 Signal #1 Info : 30m X 0.32mm X 0. Signal #2 Info : 30m X 0.32mm X 0.25um

Compound	RT#1	RT#2	Resp#1	Resp#2	ng/mL	ng/mL
-----						
System Monitoring Compounds						
1) S TCMX (S)	5.586	5.871	497197	614440	2.408	1.874
22) S DCBP (S)	9.806	10.367	375364	330405	2.293	1.570 #
Target Compounds						
2) a-BHC	6.139	6.468	628323	753186	2.281	1.739
3) g-BHC	6.429	6.785	533694	641946	2.236	1.692
4) b-BHC	6.512	6.853	257026	306878	2.341	1.727 #
5) Heptachlor	6.830	7.158	511111	517087	2.672	1.549 #
6) d-BHC	6.664	7.100	554144	649345	2.336	2.071
7) Aldrin	7.072	7.420	542139	584662	2.320	1.429 #
8) Heptachlo...	7.542	7.856	501641	516383	2.365	1.472 #
9) trans-Chl...	7.635	7.996	517096	546800	2.307	1.458 #
10) cis-Chlor...	7.732	8.102	497982	519519	2.282	1.445 #
11) Endosulfa...	7.836	8.151	468891	473272	2.427	1.484 #
12) 4,4'-DDE	7.781	8.204	521556	558084	2.335	1.701 #
13) Dieldrin	8.009	8.349	501289	530524	2.378	1.525 #
14) Endrin	8.179	8.572	385124	373106	2.500	1.566 #
15) 4,4'-DDD	8.210	8.616	445212	442696	2.448	1.731 #
16) Endosulfa...	8.340	8.718	421233	439713	2.610	1.693 #
17) 4,4'-DDT	8.406	8.840	400654	357211	3.544	2.471 #
18) Endrin Al...	8.635	8.952	510289	521610	4.068	2.275 #
19) Endosulfa...	8.938	9.145	418629	437332	2.545	2.049
20) Methoxychlor	8.740	9.306	215205	189005	3.534	2.460 #
21) Endrin Ke...	9.139	9.534	490417	461874	2.720	2.098
23) Hexachlor...	0.000	0.000	0	0	N.D. d	N.D. d
24) Hexachlor...	0.000	0.000	0	0	N.D. d	N.D. d
25) Oxychlorane	0.000	0.000	0	0	N.D. d	N.D. d
26) 2,4'-DDE	0.000	0.000	0	0	N.D. d	N.D. d

Quantitation Report (QT Reviewed)

Data Path : C:\msdchem\1\data\2020-10\0J14056\  
 Data File : ECD5-10142013.D  
 Signal(s) : Signal #1: ECD1A.CH Signal #2: ECD2B.CH  
 Acq On : 14 Oct 2020 16:21  
 Operator : MJB  
 Sample : 0J14056-CAL3  
 Misc : A20H471, AB 2 ppb  
 ALS Vial : 6 (Sig #1); 0 (Sig #2) Sample Multiplier: 1

Integration File signal 1: PEST1.e  
 Integration File signal 2: PEST2.e  
 Quant Time: Oct 14 17:49:35 2020  
 Quant Method : C:\msdchem\1\methods\ECD5\_QUANTPEST\_201014.M  
 Quant Title : Instrument: DualECD5  
 QLast Update : Wed Oct 14 17:46:59 2020  
 Response via : Initial Calibration  
 Integrator: ChemStation 6890 Scale Mode: Small noise peaks clipped

Volume Inj. : 2uL  
 Signal #1 Phase : Rtx-CLPesticides Signal #2 Phase: Rtx-CLPesticides2  
 Signal #1 Info : 30m X 0.32mm X 0. Signal #2 Info : 30m X 0.32mm X 0.25um

	Compound	RT#1	RT#2	Resp#1	Resp#2	ng/mL	ng/mL
27)	trans-Non...	0.000	0.000	0	0	N.D. d	N.D. d
28)	2,4'-DDD	0.000	0.000	0	0	N.D. d	N.D. d
29)	2,4'-DDT	0.000	0.000	0	0	N.D. d	N.D. d
30)	cis-Nonac...	0.000	0.000	0	0	N.D. d	N.D. d
31)	Mirex	0.000	0.000	0	0	N.D. d	N.D. d
32)	Chlordane...	0.000	0.000	0	0	N.D. d	N.D. d
33)	Chlordane...	0.000	0.000	0	0	N.D. d	N.D. d
34)	Chlordane...	0.000	0.000	0	0	N.D. d	N.D. d
35)	Chlordane...	0.000	0.000	0	0	N.D. d	N.D. d
36)	Toxaphene...	0.000	0.000	0	0	N.D. d	N.D. d
37)	Toxaphene...	0.000	0.000	0	0	N.D. d	N.D. d
38)	Toxaphene...	0.000	0.000	0	0	N.D. d	N.D. d
39)	Toxaphene...	0.000	0.000	0	0	N.D. d	N.D. d
40)	Toxaphene...	0.000	0.000	0	0	N.D. d	N.D. d
41)	Toxaphene...	0.000	0.000	0	0	N.D. d	N.D. d
42)	Toxaphene...	0.000	0.000	0	0	N.D. d	N.D. d

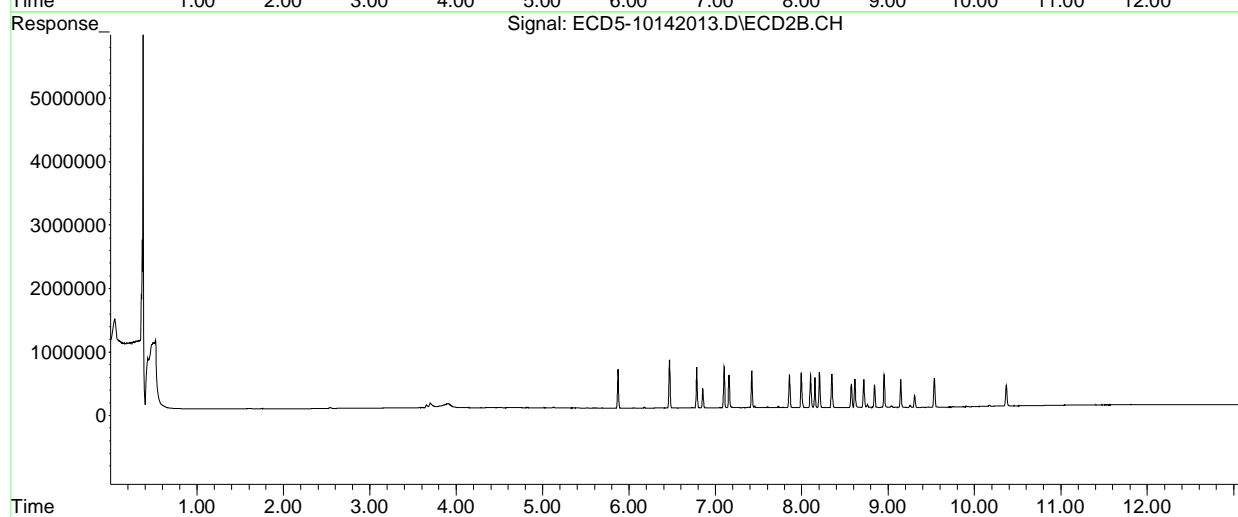
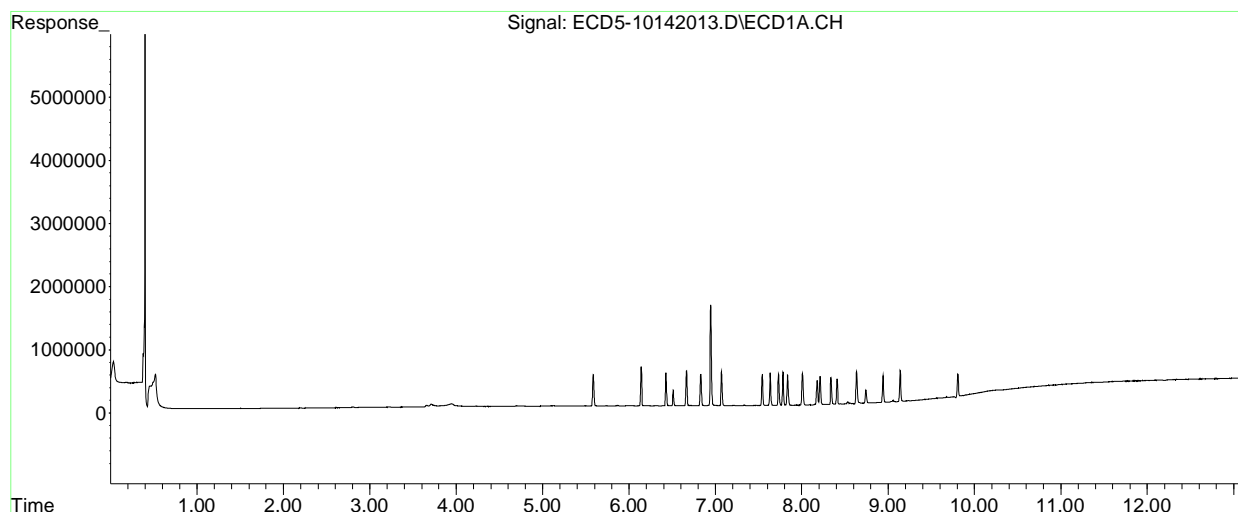
(f)=RT Delta > 1/2 Window (#)=Amounts differ by > 25% (m)=manual int.

Quantitation Report (QT Reviewed)

Data Path : C:\msdchem\1\data\2020-10\0J14056\  
Data File : ECD5-10142013.D  
Signal(s) : Signal #1: ECD1A.CH Signal #2: ECD2B.CH  
Acq On : 14 Oct 2020 16:21  
Operator : MJB  
Sample : 0J14056-CAL3  
Misc : A20H471, AB 2 ppb  
ALS Vial : 6 (Sig #1); 0 (Sig #2) Sample Multiplier: 1

Integration File signal 1: PEST1.e  
Integration File signal 2: PEST2.e  
Quant Time: Oct 14 17:49:35 2020  
Quant Method : C:\msdchem\1\methods\ECD5\_QUANTPEST\_201014.M  
Quant Title : Instrument: DualECD5  
QLast Update : Wed Oct 14 17:46:59 2020  
Response via : Initial Calibration  
Integrator: ChemStation 6890 Scale Mode: Small noise peaks clipped

Volume Inj. : 2uL  
Signal #1 Phase : Rtx-CLPesticides Signal #2 Phase: Rtx-CLPesticides2  
Signal #1 Info : 30m X 0.32mm X 0. Signal #2 Info : 30m X 0.32mm X 0.25um



Quantitation Report (QT Reviewed)

Data Path : C:\msdchem\1\data\2020-10\0J14056\  
 Data File : ECD5-10142014.D  
 Signal(s) : Signal #1: ECD1A.CH Signal #2: ECD2B.CH  
 Acq On : 14 Oct 2020 16:38  
 Operator : MJB  
 Sample : 0J14056-CAL4  
 Misc : A20H472, AB 5 ppb  
 ALS Vial : 7 (Sig #1); 0 (Sig #2) Sample Multiplier: 1

MJB 10/15/20

Integration File signal 1: PEST1.e  
 Integration File signal 2: PEST2.e  
 Quant Time: Oct 14 17:50:14 2020  
 Quant Method : C:\msdchem\1\methods\ECD5\_QUANTPEST\_201014.M  
 Quant Title : Instrument: DualECD5  
 QLast Update : Wed Oct 14 17:46:59 2020  
 Response via : Initial Calibration  
 Integrator: ChemStation 6890 Scale Mode: Small noise peaks clipped

Volume Inj. : 2uL  
 Signal #1 Phase : Rtx-CLPesticides Signal #2 Phase: Rtx-CLPesticides2  
 Signal #1 Info : 30m X 0.32mm X 0. Signal #2 Info : 30m X 0.32mm X 0.25um

Compound	RT#1	RT#2	Resp#1	Resp#2	ng/mL	ng/mL
System Monitoring Compounds						
1) S TCMX (S)	5.585	5.872	1205086	1474967	5.837	4.499
22) S DCBP (S)	9.805	10.367	864759	772851	5.533	3.672 #
Target Compounds						
2) a-BHC	6.139	6.467	1541028	1928602	5.593	4.415
3) g-BHC	6.428	6.784	1286671	1598007	5.391	4.213
4) b-BHC	6.511	6.852	600757	721255	5.681	4.059 #
5) Heptachlor	6.830	7.158	1261215	1327780	6.594	3.979 #
6) d-BHC	6.663	7.099	1353451	1629779	5.707	5.149
7) Aldrin	7.072	7.421	1317210	1471589	5.638	3.597 #
8) Heptachlo...	7.542	7.855	1188991	1285859	5.605	3.666 #
9) trans-Chl...	7.634	7.994	1239286	1337960	5.529	3.568 #
10) cis-Chlor...	7.731	8.101	1182697	1240277	5.419	3.450 #
11) Endosulfa...	7.835	8.149	1136280	1194602	5.881	3.747 #
12) 4,4'-DDE	7.780	8.203	1281422	1358638	5.736	4.095 #
13) Dieldrin	8.007	8.348	1224275	1308319	5.807	3.761 #
14) Endrin	8.177	8.570	910916	918333	5.914	3.854 #
15) 4,4'-DDD	8.209	8.615	1071622	1078020	5.893	4.219 #
16) Endosulfa...	8.338	8.717	998320	1038306	6.187	3.999 #
17) 4,4'-DDT	8.405	8.839	957319	864502	8.411	5.875 #
18) Endrin Al...	8.633	8.951	998718	1018074	8.130	4.440 #
19) Endosulfa...	8.937	9.144	988428	1052641	6.008	5.008
20) Methoxychlor	8.740	9.305	514454	439519	8.522	5.749 #
21) Endrin Ke...	9.138	9.532	1160086	1114109	6.434	5.130
23) Hexachlor...	0.000	0.000	0	0	N.D. d	N.D. d
24) Hexachlor...	0.000	0.000	0	0	N.D. d	N.D. d
25) Oxychlorane	0.000	0.000	0	0	N.D. d	N.D. d
26) 2,4'-DDE	0.000	0.000	0	0	N.D. d	N.D. d

Quantitation Report (QT Reviewed)

Data Path : C:\msdchem\1\data\2020-10\0J14056\  
 Data File : ECD5-10142014.D  
 Signal(s) : Signal #1: ECD1A.CH Signal #2: ECD2B.CH  
 Acq On : 14 Oct 2020 16:38  
 Operator : MJB  
 Sample : 0J14056-CAL4  
 Misc : A20H472, AB 5 ppb  
 ALS Vial : 7 (Sig #1); 0 (Sig #2) Sample Multiplier: 1

Integration File signal 1: PEST1.e  
 Integration File signal 2: PEST2.e  
 Quant Time: Oct 14 17:50:14 2020  
 Quant Method : C:\msdchem\1\methods\ECD5\_QUANTPEST\_201014.M  
 Quant Title : Instrument: DualECD5  
 QLast Update : Wed Oct 14 17:46:59 2020  
 Response via : Initial Calibration  
 Integrator: ChemStation 6890 Scale Mode: Small noise peaks clipped

Volume Inj. : 2uL  
 Signal #1 Phase : Rtx-CLPesticides Signal #2 Phase: Rtx-CLPesticides2  
 Signal #1 Info : 30m X 0.32mm X 0. Signal #2 Info : 30m X 0.32mm X 0.25um

	Compound	RT#1	RT#2	Resp#1	Resp#2	ng/mL	ng/mL
27)	trans-Non...	0.000	0.000	0	0	N.D. d	N.D. d
28)	2,4'-DDD	0.000	0.000	0	0	N.D. d	N.D. d
29)	2,4'-DDT	0.000	0.000	0	0	N.D. d	N.D. d
30)	cis-Nonac...	0.000	0.000	0	0	N.D. d	N.D. d
31)	Mirex	0.000	0.000	0	0	N.D. d	N.D. d
32)	Chlordane...	0.000	0.000	0	0	N.D. d	N.D. d
33)	Chlordane...	0.000	0.000	0	0	N.D. d	N.D. d
34)	Chlordane...	0.000	0.000	0	0	N.D. d	N.D. d
35)	Chlordane...	0.000	0.000	0	0	N.D. d	N.D. d
36)	Toxaphene...	0.000	0.000	0	0	N.D. d	N.D. d
37)	Toxaphene...	0.000	0.000	0	0	N.D. d	N.D. d
38)	Toxaphene...	0.000	0.000	0	0	N.D. d	N.D. d
39)	Toxaphene...	0.000	0.000	0	0	N.D. d	N.D. d
40)	Toxaphene...	0.000	0.000	0	0	N.D. d	N.D. d
41)	Toxaphene...	0.000	0.000	0	0	N.D. d	N.D. d
42)	Toxaphene...	0.000	0.000	0	0	N.D. d	N.D. d

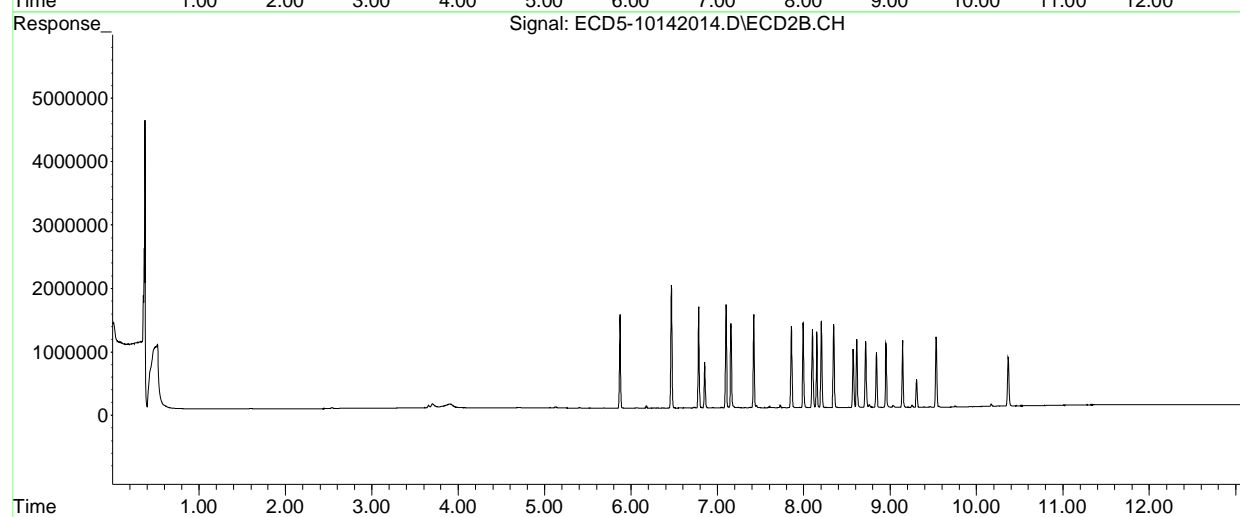
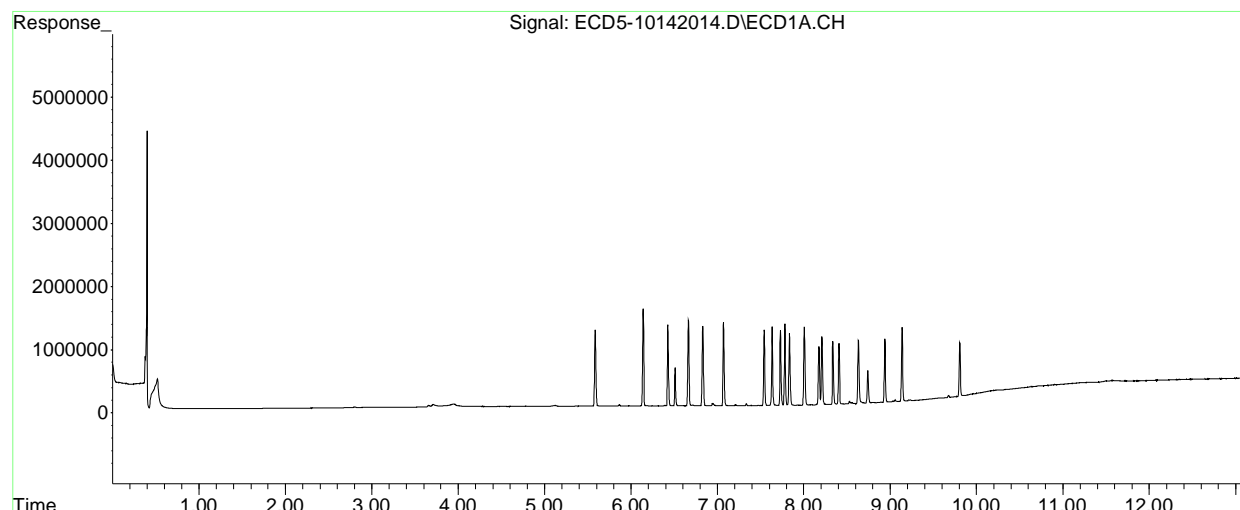
(f)=RT Delta > 1/2 Window (#)=Amounts differ by > 25% (m)=manual int.

Quantitation Report (QT Reviewed)

Data Path : C:\msdchem\1\data\2020-10\0J14056\  
Data File : ECD5-10142014.D  
Signal(s) : Signal #1: ECD1A.CH Signal #2: ECD2B.CH  
Acq On : 14 Oct 2020 16:38  
Operator : MJB  
Sample : 0J14056-CAL4  
Misc : A20H472, AB 5 ppb  
ALS Vial : 7 (Sig #1); 0 (Sig #2) Sample Multiplier: 1

Integration File signal 1: PEST1.e  
Integration File signal 2: PEST2.e  
Quant Time: Oct 14 17:50:14 2020  
Quant Method : C:\msdchem\1\methods\ECD5\_QUANTPEST\_201014.M  
Quant Title : Instrument: DualECD5  
QLast Update : Wed Oct 14 17:46:59 2020  
Response via : Initial Calibration  
Integrator: ChemStation 6890 Scale Mode: Small noise peaks clipped

Volume Inj. : 2uL  
Signal #1 Phase : Rtx-CLPesticides Signal #2 Phase: Rtx-CLPesticides2  
Signal #1 Info : 30m X 0.32mm X 0. Signal #2 Info : 30m X 0.32mm X 0.25um





Quantitation Report (Not Reviewed)

Data Path : C:\msdchem\1\data\2020-10\0J14056\  
 Data File : ECD5-10142015.D  
 Signal(s) : Signal #1: ECD1A.CH Signal #2: ECD2B.CH NR. Vial was empty.  
 Acq On : 14 Oct 2020 16:56  
 Operator : MJB  
 Sample : 0J14056-CAL5 MJB 10/15/20  
 Misc : A20H473, AB 10 ppb  
 ALS Vial : 8 (Sig #1); 0 (Sig #2) Sample Multiplier: 1

Integration File signal 1: PEST1.e  
 Integration File signal 2: PEST2.e  
 Quant Time: Oct 14 17:50:33 2020  
 Quant Method : C:\msdchem\1\methods\ECD5\_QUANTPEST\_201014.M  
 Quant Title : Instrument: DualECD5  
 QLast Update : Wed Oct 14 17:46:59 2020  
 Response via : Initial Calibration  
 Integrator: ChemStation 6890 Scale Mode: Small noise peaks clipped

Volume Inj. : 2uL  
 Signal #1 Phase : Rtx-CLPesticides Signal #2 Phase: Rtx-CLPesticides2  
 Signal #1 Info : 30m X 0.32mm X 0. Signal #2 Info : 30m X 0.32mm X 0.25um

Compound	RT#1	RT#2	Resp#1	Resp#2	ng/mL	ng/mL
-----						
System Monitoring Compounds						
1) S TCMX (S)	0.000	0.000	0	0	N.D.	N.D.
22) S DCBP (S)	0.000	0.000	0	0	N.D.	N.D.
Target Compounds						
2) a-BHC	6.143	0.000	3963	0	0.014	N.D. #
3) g-BHC	0.000	0.000	0	0	N.D.	N.D.
4) b-BHC	0.000	0.000	0	0	N.D.	N.D.
5) Heptachlor	0.000	0.000	0	0	N.D.	N.D.
6) d-BHC	0.000	0.000	0	0	N.D.	N.D.
7) Aldrin	0.000	7.385f	0	5639	N.D.	0.014 #
8) Heptachlo...	7.538	0.000	399	0	0.002	N.D. #
9) trans-Chl...	0.000	0.000	0	0	N.D.	N.D.
10) cis-Chlor...	0.000	0.000	0	0	N.D.	N.D.
11) Endosulfa...	0.000	0.000	0	0	N.D.	N.D.
12) 4,4'-DDE	0.000	0.000	0	0	N.D.	N.D.
13) Dieldrin	0.000	0.000	0	0	N.D.	N.D.
14) Endrin	0.000	0.000	0	0	N.D.	N.D.
15) 4,4'-DDD	0.000	0.000	0	0	N.D.	N.D.
16) Endosulfa...	0.000	0.000	0	0	N.D.	N.D.
17) 4,4'-DDT	0.000	0.000	0	0	N.D.	N.D.
18) Endrin Al...	0.000	0.000	0	0	N.D.	N.D.
19) Endosulfa...	0.000	0.000	0	0	N.D.	N.D.
20) Methoxychlor	0.000	0.000	0	0	N.D.	N.D.
21) Endrin Ke...	0.000	0.000	0	0	N.D.	N.D.
23) Hexachlor...	0.000	0.000	0	0	N.D.	N.D.
24) Hexachlor...	0.000	0.000	0	0	N.D.	N.D.
25) Oxychlorane	0.000	0.000	0	0	N.D.	N.D.
26) 2,4'-DDE	7.385f	0.000	768	0	40483.295	N.D. #

Quantitation Report (Not Reviewed)

Data Path : C:\msdchem\1\data\2020-10\0J14056\  
 Data File : ECD5-10142015.D  
 Signal(s) : Signal #1: ECD1A.CH Signal #2: ECD2B.CH  
 Acq On : 14 Oct 2020 16:56  
 Operator : MJB  
 Sample : 0J14056-CAL5  
 Misc : A20H473, AB 10 ppb  
 ALS Vial : 8 (Sig #1); 0 (Sig #2) Sample Multiplier: 1

Integration File signal 1: PEST1.e  
 Integration File signal 2: PEST2.e  
 Quant Time: Oct 14 17:50:33 2020  
 Quant Method : C:\msdchem\1\methods\ECD5\_QUANTPEST\_201014.M  
 Quant Title : Instrument: DualECD5  
 QLast Update : Wed Oct 14 17:46:59 2020  
 Response via : Initial Calibration  
 Integrator: ChemStation 6890 Scale Mode: Small noise peaks clipped

Volume Inj. : 2uL  
 Signal #1 Phase : Rtx-CLPesticides Signal #2 Phase: Rtx-CLPesticides2  
 Signal #1 Info : 30m X 0.32mm X 0. Signal #2 Info : 30m X 0.32mm X 0.25um

	Compound	RT#1	RT#2	Resp#1	Resp#2	ng/mL	ng/mL
27)	trans-Non...	0.000	0.000	0	0	N.D.	N.D.
28)	2,4'-DDD	0.000	0.000	0	0	N.D.	N.D.
29)	2,4'-DDT	0.000	0.000	0	0	N.D.	N.D.
30)	cis-Nonac...	0.000	0.000	0	0	N.D.	N.D.
31)	Mirex	0.000	0.000	0	0	N.D.	N.D.
32)	Chlordane...	7.538	0.000	399	0	0.017	N.D. #
33)	Chlordane...	0.000	0.000	0	0	N.D.	N.D.
34)	Chlordane...	0.000	0.000	0	0	N.D.	N.D.
35)	Chlordane...	3.960f	3.919	58308	71575	NoCal	NoCal
36)	Toxaphene...	0.000	0.000	0	0	N.D.	N.D.
37)	Toxaphene...	0.000	8.757	0	29826	N.D.	8.539 #
38)	Toxaphene...	0.000	0.000	0	0	N.D.	N.D.
39)	Toxaphene...	0.000	0.000	0	0	N.D.	N.D.
40)	Toxaphene...	0.000	0.000	0	0	N.D.	N.D.
41)	Toxaphene...	0.000	0.000	0	0	N.D.	N.D.
42)	Toxaphene...	3.960f	3.919	58308	71575	NoCal	NoCal

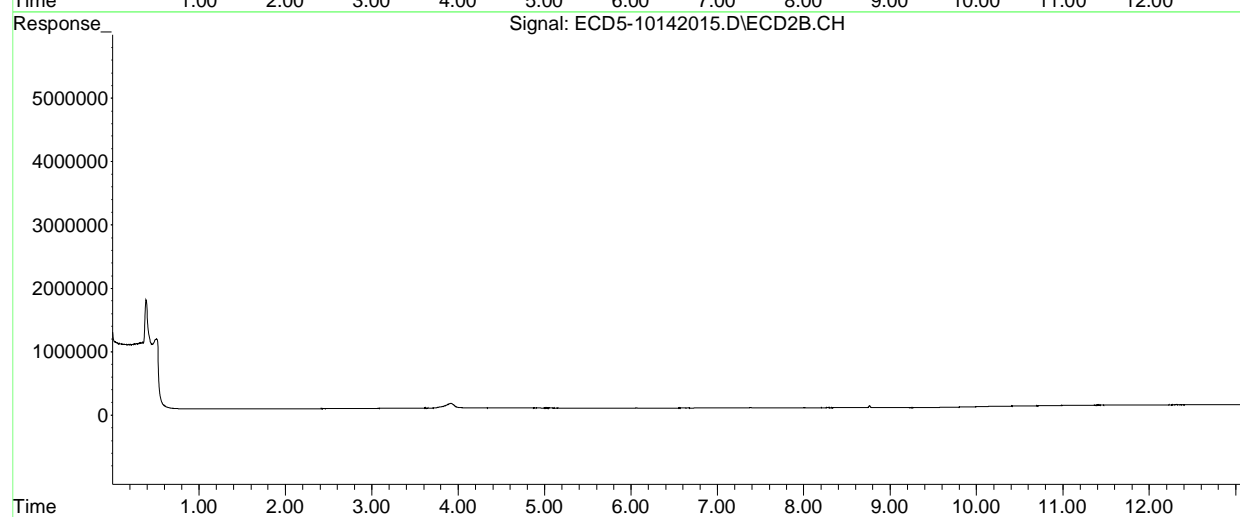
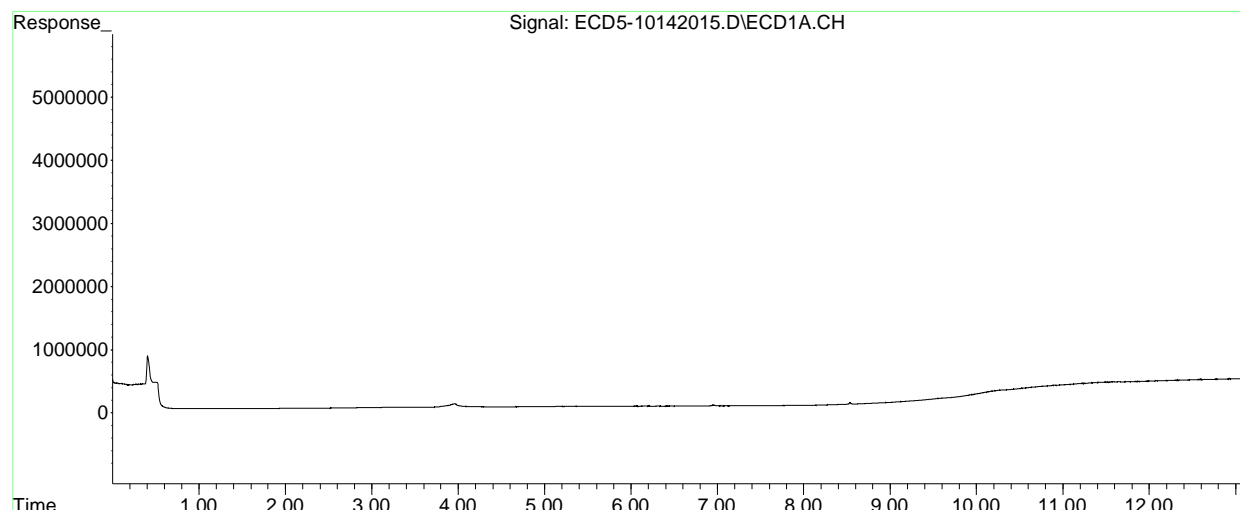
(f)=RT Delta > 1/2 Window (#)=Amounts differ by > 25% (m)=manual int.

Quantitation Report (Not Reviewed)

Data Path : C:\msdchem\1\data\2020-10\0J14056\  
Data File : ECD5-10142015.D  
Signal(s) : Signal #1: ECD1A.CH Signal #2: ECD2B.CH  
Acq On : 14 Oct 2020 16:56  
Operator : MJB  
Sample : 0J14056-CAL5  
Misc : A20H473, AB 10 ppb  
ALS Vial : 8 (Sig #1); 0 (Sig #2) Sample Multiplier: 1

Integration File signal 1: PEST1.e  
Integration File signal 2: PEST2.e  
Quant Time: Oct 14 17:50:33 2020  
Quant Method : C:\msdchem\1\methods\ECD5\_QUANTPEST\_201014.M  
Quant Title : Instrument: DualECD5  
QLast Update : Wed Oct 14 17:46:59 2020  
Response via : Initial Calibration  
Integrator: ChemStation 6890 Scale Mode: Small noise peaks clipped

Volume Inj. : 2uL  
Signal #1 Phase : Rtx-CLPesticides Signal #2 Phase: Rtx-CLPesticides2  
Signal #1 Info : 30m X 0.32mm X 0. Signal #2 Info : 30m X 0.32mm X 0.25um



Quantitation Report (QT Reviewed)

Data Path : C:\msdchem\1\data\2020-10\0J14056\  
 Data File : ECD5-10142016.D  
 Signal(s) : Signal #1: ECD1A.CH Signal #2: ECD2B.CH  
 Acq On : 14 Oct 2020 17:13  
 Operator : MJB  
 Sample : 0J14056-CAL6  
 Misc : A20H474, AB 25 ppb  
 ALS Vial : 9 (Sig #1); 0 (Sig #2) Sample Multiplier: 1

MJB 10/15/20

Integration File signal 1: PEST1.e  
 Integration File signal 2: PEST2.e  
 Quant Time: Oct 14 17:51:08 2020  
 Quant Method : C:\msdchem\1\methods\ECD5\_QUANTPEST\_201014.M  
 Quant Title : Instrument: DualECD5  
 QLast Update : Wed Oct 14 17:46:59 2020  
 Response via : Initial Calibration  
 Integrator: ChemStation 6890 Scale Mode: Small noise peaks clipped

Volume Inj. : 2uL  
 Signal #1 Phase : Rtx-CLPesticides Signal #2 Phase: Rtx-CLPesticides2  
 Signal #1 Info : 30m X 0.32mm X 0. Signal #2 Info : 30m X 0.32mm X 0.25um

Compound	RT#1	RT#2	Resp#1	Resp#2	ng/mL	ng/mL
System Monitoring Compounds						
1) S TCMX (S)	5.587	5.873	5605935	7255995	27.154	22.133
22) S DCBP (S)	9.807	10.368	3915613	3789238	25.650	18.004 #
Target Compounds						
2) a-BHC	6.139	6.469	7321853	9397096	26.575	20.877
3) g-BHC	6.428	6.785	6218049	8095839	26.053	20.796
4) b-BHC	6.510	6.853	2725704	3439511	26.265	19.358 #
5) Heptachlor	6.830	7.160	5863869	6609002	30.658	19.804 #
6) d-BHC	6.663	7.100	6544991	8097153	27.596	24.323
7) Aldrin	7.073	7.422	6225758	7351725	26.646	17.970 #
8) Heptachlo...	7.542	7.856	5734577	6565406	27.034	18.720 #
9) trans-Chl...	7.634	7.996	5843575	6700617	26.073	17.869 #
10) cis-Chlor...	7.731	8.102	5682477	6333107	26.039	17.618 #
11) Endosulfa...	7.835	8.151	5340395	6024680	27.640	18.897 #
12) 4,4'-DDE	7.781	8.204	6231267	6948937	27.892	20.345 #
13) Dieldrin	8.008	8.349	5999680	6716667	28.457	19.307 #
14) Endrin	8.178	8.571	4189458	4516170	27.201	18.953 #
15) 4,4'-DDD	8.210	8.616	5100984	5395697	28.052	20.486 #
16) Endosulfa...	8.339	8.718	4795425	5241221	29.717	20.186 #
17) 4,4'-DDT	8.407	8.840	4593721	4376201	37.797	27.018 #
18) Endrin Al...	8.634	8.953	4543966	4863133	37.604	21.208 #
19) Endosulfa...	8.938	9.145	4608552	5172587	28.012	23.900
20) Methoxychlor	8.741	9.306	2377939	2132144	37.686	26.247 #
21) Endrin Ke...	9.139	9.534	5699447	5694932	31.608	25.409
23) Hexachlor...	0.000	0.000	0	0	N.D. d	N.D. d
24) Hexachlor...	0.000	0.000	0	0	N.D. d	N.D. d
25) Oxychlorane	0.000	0.000	0	0	N.D. d	N.D. d
26) 2,4'-DDE	0.000	0.000	0	0	N.D. d	N.D. d

Quantitation Report (QT Reviewed)

Data Path : C:\msdchem\1\data\2020-10\0J14056\  
 Data File : ECD5-10142016.D  
 Signal(s) : Signal #1: ECD1A.CH Signal #2: ECD2B.CH  
 Acq On : 14 Oct 2020 17:13  
 Operator : MJB  
 Sample : 0J14056-CAL6  
 Misc : A20H474, AB 25 ppb  
 ALS Vial : 9 (Sig #1); 0 (Sig #2) Sample Multiplier: 1

Integration File signal 1: PEST1.e  
 Integration File signal 2: PEST2.e  
 Quant Time: Oct 14 17:51:08 2020  
 Quant Method : C:\msdchem\1\methods\ECD5\_QUANTPEST\_201014.M  
 Quant Title : Instrument: DualECD5  
 QLast Update : Wed Oct 14 17:46:59 2020  
 Response via : Initial Calibration  
 Integrator: ChemStation 6890 Scale Mode: Small noise peaks clipped

Volume Inj. : 2uL  
 Signal #1 Phase : Rtx-CLPesticides Signal #2 Phase: Rtx-CLPesticides2  
 Signal #1 Info : 30m X 0.32mm X 0. Signal #2 Info : 30m X 0.32mm X 0.25um

	Compound	RT#1	RT#2	Resp#1	Resp#2	ng/mL	ng/mL
27)	trans-Non...	0.000	0.000	0	0	N.D. d	N.D. d
28)	2,4'-DDD	0.000	0.000	0	0	N.D. d	N.D. d
29)	2,4'-DDT	0.000	0.000	0	0	N.D. d	N.D. d
30)	cis-Nonac...	0.000	0.000	0	0	N.D. d	N.D. d
31)	Mirex	0.000	0.000	0	0	N.D. d	N.D. d
32)	Chlordane...	0.000	0.000	0	0	N.D. d	N.D. d
33)	Chlordane...	0.000	0.000	0	0	N.D. d	N.D. d
34)	Chlordane...	0.000	0.000	0	0	N.D. d	N.D. d
35)	Chlordane...	0.000	0.000	0	0	N.D. d	N.D. d
36)	Toxaphene...	0.000	0.000	0	0	N.D. d	N.D. d
37)	Toxaphene...	0.000	0.000	0	0	N.D. d	N.D. d
38)	Toxaphene...	0.000	0.000	0	0	N.D. d	N.D. d
39)	Toxaphene...	0.000	0.000	0	0	N.D. d	N.D. d
40)	Toxaphene...	0.000	0.000	0	0	N.D. d	N.D. d
41)	Toxaphene...	0.000	0.000	0	0	N.D. d	N.D. d
42)	Toxaphene...	0.000	0.000	0	0	N.D. d	N.D. d

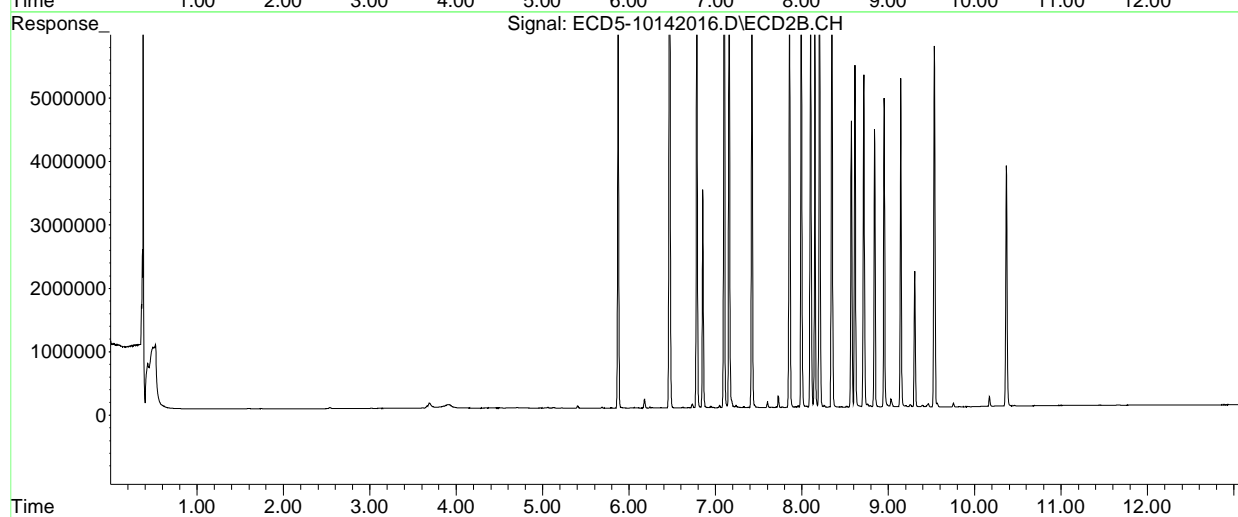
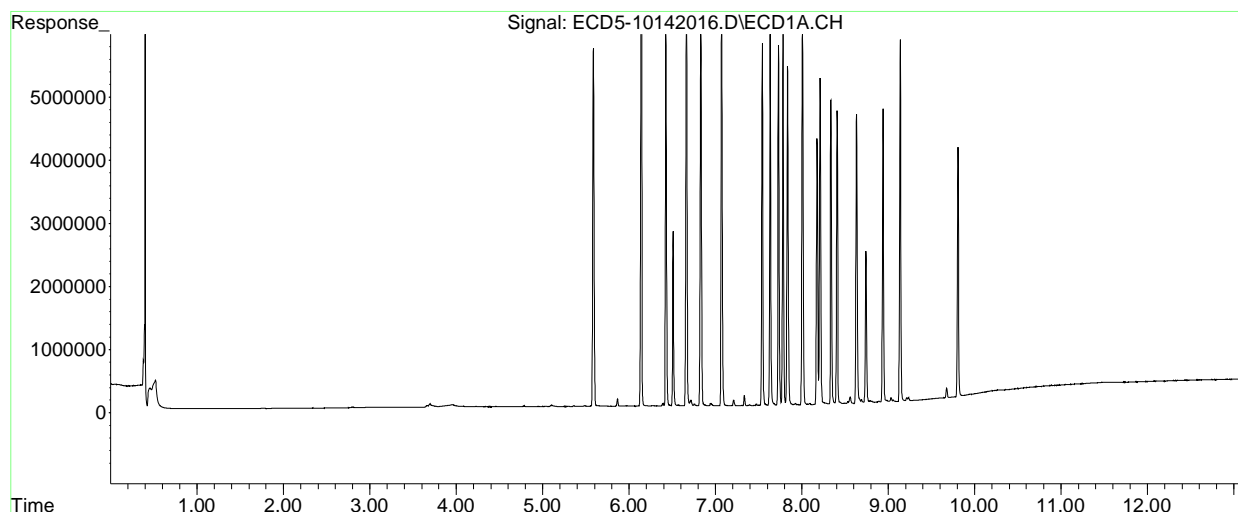
(f)=RT Delta > 1/2 Window (#)=Amounts differ by > 25% (m)=manual int.

Quantitation Report (QT Reviewed)

Data Path : C:\msdchem\1\data\2020-10\0J14056\  
Data File : ECD5-10142016.D  
Signal(s) : Signal #1: ECD1A.CH Signal #2: ECD2B.CH  
Acq On : 14 Oct 2020 17:13  
Operator : MJB  
Sample : 0J14056-CAL6  
Misc : A20H474, AB 25 ppb  
ALS Vial : 9 (Sig #1); 0 (Sig #2) Sample Multiplier: 1

Integration File signal 1: PEST1.e  
Integration File signal 2: PEST2.e  
Quant Time: Oct 14 17:51:08 2020  
Quant Method : C:\msdchem\1\methods\ECD5\_QUANTPEST\_201014.M  
Quant Title : Instrument: DualECD5  
QLast Update : Wed Oct 14 17:46:59 2020  
Response via : Initial Calibration  
Integrator: ChemStation 6890 Scale Mode: Small noise peaks clipped

Volume Inj. : 2uL  
Signal #1 Phase : Rtx-CLPesticides Signal #2 Phase: Rtx-CLPesticides2  
Signal #1 Info : 30m X 0.32mm X 0. Signal #2 Info : 30m X 0.32mm X 0.25um



Quantitation Report (QT Reviewed)

Data Path : C:\msdchem\1\data\2020-10\0J14056\  
 Data File : ECD5-10142017.D  
 Signal(s) : Signal #1: ECD1A.CH Signal #2: ECD2B.CH  
 Acq On : 14 Oct 2020 17:30  
 Operator : MJB  
 Sample : 0J14056-CAL7 MJB 10/15/20  
 Misc : A20H475, AB 50 ppb  
 ALS Vial : 10 (Sig #1); 0 (Sig #2) Sample Multiplier: 1

Integration File signal 1: PEST1.e  
 Integration File signal 2: PEST2.e  
 Quant Time: Oct 14 17:46:48 2020  
 Quant Method : C:\msdchem\1\methods\ECD5\_QUANTPEST\_201014.M  
 Quant Title : Instrument: DualECD5  
 QLast Update : Fri Jul 17 15:13:52 2020  
 Response via : Initial Calibration  
 Integrator: ChemStation 6890 Scale Mode: Small noise peaks clipped

Volume Inj. : 2uL  
 Signal #1 Phase : Rtx-CLPesticides Signal #2 Phase: Rtx-CLPesticides2  
 Signal #1 Info : 30m X 0.32mm X 0. Signal #2 Info : 30m X 0.32mm X 0.25um

Compound	RT#1	RT#2	Resp#1	Resp#2	ng/mL	ng/mL
-----						
System Monitoring Compounds						
1) S TCMX (S)	5.585	5.872	11352526	15067103	54.988	45.960
22) S DCBP (S)	9.805	10.367	7973046	7534139	52.194	35.798 #
Target Compounds						
2) a-BHC	6.138	6.468	15039504	20314768	54.587	43.481
3) g-BHC	6.426	6.784	12567647	16652911	52.658	41.345
4) b-BHC	6.507	6.851	5498441	6903913	52.960	38.856 #
5) Heptachlor	6.828	7.158	12046871	14088204	62.984	42.215 #
6) d-BHC	6.660	7.099	12952285	16583164	54.611	47.098
7) Aldrin	7.071	7.420	12856429	15507578	55.025	37.905 #
8) Heptachlo...	7.540	7.854	11394384	13363611	53.715	38.104 #
9) trans-Chl...	7.632	7.994	11923480	14009308	53.200	37.359 #
10) cis-Chlor...	7.729	8.100	11537076	13060134	52.866	36.332 #
11) Endosulfa...	7.833	8.149	10730108	12399275	55.535	38.891 #
12) 4,4'-DDE	7.779	8.203	12484045	14657782	55.881	41.545 #
13) Dieldrin	8.006	8.347	12208714	13747070	57.907	39.516 #
14) Endrin	8.175	8.570	8619344	9319162	55.962	39.109 #
15) 4,4'-DDD	8.208	8.614	10197219	11431408	56.078	41.630 #
16) Endosulfa...	8.337	8.716	9684792	11074835	60.016	42.653 #
17) 4,4'-DDT	8.405	8.839	9547128	9551259	72.837	53.028 #
18) Endrin Al...	8.632	8.950	9134784	10129852	75.745	44.176 #
19) Endosulfa...	8.936	9.144	9319195	10305111	56.644	45.567
20) Methoxychlor	8.739	9.305	4827454	4372733	72.103	49.954 #
21) Endrin Ke...	9.137	9.532	11519728	11997009	63.886	50.923
23) Hexachlor...	0.000	0.000	0	0	N.D. d	N.D. d
24) Hexachlor...	0.000	0.000	0	0	N.D. d	N.D. d
25) Oxychlorane	0.000	0.000	0	0	N.D. d	N.D. d
26) 2,4'-DDE	0.000	0.000	0	0	N.D. d	N.D. d

Quantitation Report (QT Reviewed)

Data Path : C:\msdchem\1\data\2020-10\0J14056\  
 Data File : ECD5-10142017.D  
 Signal(s) : Signal #1: ECD1A.CH Signal #2: ECD2B.CH  
 Acq On : 14 Oct 2020 17:30  
 Operator : MJB  
 Sample : 0J14056-CAL7  
 Misc : A20H475, AB 50 ppb  
 ALS Vial : 10 (Sig #1); 0 (Sig #2) Sample Multiplier: 1

Integration File signal 1: PEST1.e  
 Integration File signal 2: PEST2.e  
 Quant Time: Oct 14 17:46:48 2020  
 Quant Method : C:\msdchem\1\methods\ECD5\_QUANTPEST\_201014.M  
 Quant Title : Instrument: DualECD5  
 QLast Update : Fri Jul 17 15:13:52 2020  
 Response via : Initial Calibration  
 Integrator: ChemStation 6890 Scale Mode: Small noise peaks clipped

Volume Inj. : 2uL  
 Signal #1 Phase : Rtx-CLPesticides Signal #2 Phase: Rtx-CLPesticides2  
 Signal #1 Info : 30m X 0.32mm X 0. Signal #2 Info : 30m X 0.32mm X 0.25um

	Compound	RT#1	RT#2	Resp#1	Resp#2	ng/mL	ng/mL
27)	trans-Non...	0.000	0.000	0	0	N.D. d	N.D. d
28)	2,4'-DDD	0.000	0.000	0	0	N.D. d	N.D. d
29)	2,4'-DDT	0.000	0.000	0	0	N.D. d	N.D. d
30)	cis-Nonac...	0.000	0.000	0	0	N.D. d	N.D. d
31)	Mirex	0.000	0.000	0	0	N.D. d	N.D. d
32)	Chlordane...	0.000	0.000	0	0	N.D. d	N.D. d
33)	Chlordane...	0.000	0.000	0	0	N.D. d	N.D. d
34)	Chlordane...	0.000	0.000	0	0	N.D. d	N.D. d
35)	Chlordane...	0.000	0.000	0	0	N.D. d	N.D. d
36)	Toxaphene...	0.000	0.000	0	0	N.D. d	N.D. d
37)	Toxaphene...	0.000	0.000	0	0	N.D. d	N.D. d
38)	Toxaphene...	0.000	0.000	0	0	N.D. d	N.D. d
39)	Toxaphene...	0.000	0.000	0	0	N.D. d	N.D. d
40)	Toxaphene...	0.000	0.000	0	0	N.D. d	N.D. d
41)	Toxaphene...	0.000	0.000	0	0	N.D. d	N.D. d
42)	Toxaphene...	0.000	0.000	0	0	N.D. d	N.D. d

(f)=RT Delta > 1/2 Window (#)=Amounts differ by > 25% (m)=manual int.

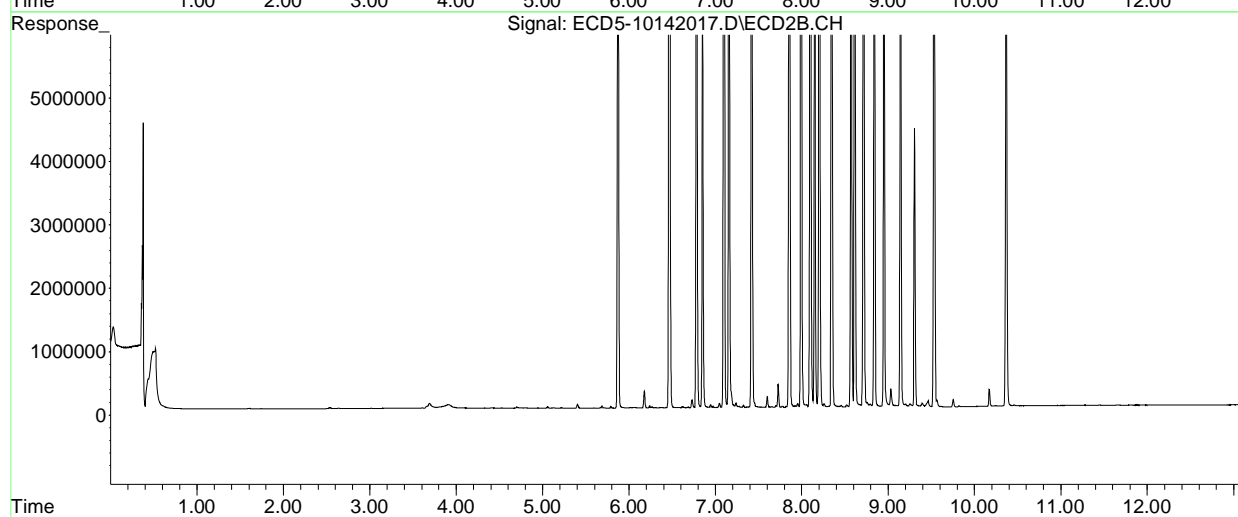
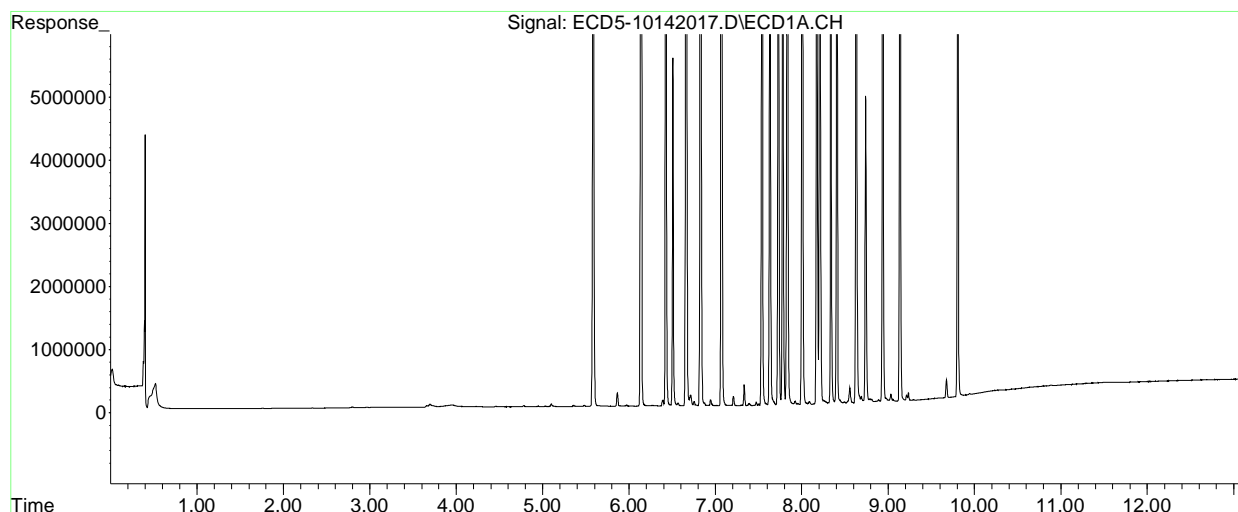


Quantitation Report (QT Reviewed)

Data Path : C:\msdchem\1\data\2020-10\0J14056\  
Data File : ECD5-10142017.D  
Signal(s) : Signal #1: ECD1A.CH Signal #2: ECD2B.CH  
Acq On : 14 Oct 2020 17:30  
Operator : MJB  
Sample : 0J14056-CAL7  
Misc : A20H475, AB 50 ppb  
ALS Vial : 10 (Sig #1); 0 (Sig #2) Sample Multiplier: 1

Integration File signal 1: PEST1.e  
Integration File signal 2: PEST2.e  
Quant Time: Oct 14 17:46:48 2020  
Quant Method : C:\msdchem\1\methods\ECD5\_QUANTPEST\_201014.M  
Quant Title : Instrument: DualECD5  
QLast Update : Fri Jul 17 15:13:52 2020  
Response via : Initial Calibration  
Integrator: ChemStation 6890 Scale Mode: Small noise peaks clipped

Volume Inj. : 2uL  
Signal #1 Phase : Rtx-CLPesticides Signal #2 Phase: Rtx-CLPesticides2  
Signal #1 Info : 30m X 0.32mm X 0. Signal #2 Info : 30m X 0.32mm X 0.25um



Quantitation Report (QT Reviewed)

Data Path : C:\msdchem\1\data\2020-10\0J14056\  
 Data File : ECD5-10142018.D  
 Signal(s) : Signal #1: ECD1A.CH Signal #2: ECD2B.CH  
 Acq On : 14 Oct 2020 17:47  
 Operator : MJB  
 Sample : 0J14056-CAL8  
 Misc : A20H476, AB 100 ppb  
 ALS Vial : 11 (Sig #1); 0 (Sig #2) Sample Multiplier: 1

MJB 10/15/20

Integration File signal 1: PEST1.e  
 Integration File signal 2: PEST2.e  
 Quant Time: Oct 14 18:01:37 2020  
 Quant Method : C:\msdchem\1\methods\ECD5\_QUANTPEST\_201014.M  
 Quant Title : Instrument: DualECD5  
 QLast Update : Wed Oct 14 17:46:59 2020  
 Response via : Initial Calibration  
 Integrator: ChemStation 6890 Scale Mode: Small noise peaks clipped

Volume Inj. : 2uL  
 Signal #1 Phase : Rtx-CLPesticides Signal #2 Phase: Rtx-CLPesticides2  
 Signal #1 Info : 30m X 0.32mm X 0. Signal #2 Info : 30m X 0.32mm X 0.25um

Compound	RT#1	RT#2	Resp#1	Resp#2	ng/mL	ng/mL
System Monitoring Compounds						
1) S TCMX (S)	5.585	5.872	23049738	30964306	111.646	94.451
22) S DCBP (S)	9.805	10.367	16312536	15718841	106.019	74.687 #
Target Compounds						
2) a-BHC	6.138	6.468	31182562	42148302	113.179	84.613 #
3) g-BHC	6.426	6.784	26279346	35245762	110.110	82.033 #
4) b-BHC	6.507	6.851	10859255	14295163	104.062	80.454
5) Heptachlor	6.828	7.158	25279902	30166394	132.170	90.394 #
6) d-BHC	6.660	7.099	26292698	35964570	110.859	92.196
7) Aldrin	7.070	7.421	25783435	32086436	110.352	78.428 #
8) Heptachlo...	7.539	7.855	23352737	28257457	110.088	80.571 #
9) trans-Chl...	7.631	7.994	24702924	29106292	110.220	77.619 #
10) cis-Chlor...	7.729	8.100	23434759	28026744	107.385	77.968 #
11) Endosulfa...	7.832	8.149	21908259	25467351	113.389	79.880 #
12) 4,4'-DDE	7.779	8.203	25327711	31308633	113.371	83.526 #
13) Dieldrin	8.006	8.348	25057861	29699008	118.852	85.369 #
14) Endrin	8.175	8.570	17806784	20212366	115.613	84.823 #
15) 4,4'-DDD	8.208	8.615	21275467	24060950	117.002	81.339 #
16) Endosulfa...	8.336	8.716	19552387	23333560	121.166	89.865 #
17) 4,4'-DDT	8.405	8.839	19569737	20809420	132.734	98.307 #
18) Endrin Al...	8.631	8.950	18518754	21368641	153.617	93.187 #
19) Endosulfa...	8.936	9.144	18976648	22252624	115.344	90.209
20) Methoxychlor	8.738	9.305	9873445	9914061	133.535	98.553 #
21) Endrin Ke...	9.137	9.532	23559183	26017499	130.654	100.693
23) Hexachlor...	0.000	0.000	0	0	N.D. d	N.D. d
24) Hexachlor...	0.000	0.000	0	0	N.D. d	N.D. d
25) Oxychlorane	0.000	0.000	0	0	N.D. d	N.D. d
26) 2,4'-DDE	0.000	0.000	0	0	N.D. d	N.D. d

Quantitation Report (QT Reviewed)

Data Path : C:\msdchem\1\data\2020-10\0J14056\  
 Data File : ECD5-10142018.D  
 Signal(s) : Signal #1: ECD1A.CH Signal #2: ECD2B.CH  
 Acq On : 14 Oct 2020 17:47  
 Operator : MJB  
 Sample : 0J14056-CAL8  
 Misc : A20H476, AB 100 ppb  
 ALS Vial : 11 (Sig #1); 0 (Sig #2) Sample Multiplier: 1

Integration File signal 1: PEST1.e  
 Integration File signal 2: PEST2.e  
 Quant Time: Oct 14 18:01:37 2020  
 Quant Method : C:\msdchem\1\methods\ECD5\_QUANTPEST\_201014.M  
 Quant Title : Instrument: DualECD5  
 QLast Update : Wed Oct 14 17:46:59 2020  
 Response via : Initial Calibration  
 Integrator: ChemStation 6890 Scale Mode: Small noise peaks clipped

Volume Inj. : 2uL  
 Signal #1 Phase : Rtx-CLPesticides Signal #2 Phase: Rtx-CLPesticides2  
 Signal #1 Info : 30m X 0.32mm X 0. Signal #2 Info : 30m X 0.32mm X 0.25um

	Compound	RT#1	RT#2	Resp#1	Resp#2	ng/mL	ng/mL
27)	trans-Non...	0.000	0.000	0	0	N.D. d	N.D. d
28)	2,4'-DDD	0.000	0.000	0	0	N.D. d	N.D. d
29)	2,4'-DDT	0.000	0.000	0	0	N.D. d	N.D. d
30)	cis-Nonac...	0.000	0.000	0	0	N.D. d	N.D. d
31)	Mirex	0.000	0.000	0	0	N.D. d	N.D. d
32)	Chlordane...	0.000	0.000	0	0	N.D. d	N.D. d
33)	Chlordane...	0.000	0.000	0	0	N.D. d	N.D. d
34)	Chlordane...	0.000	0.000	0	0	N.D. d	N.D. d
35)	Chlordane...	0.000	0.000	0	0	N.D. d	N.D. d
36)	Toxaphene...	0.000	0.000	0	0	N.D. d	N.D. d
37)	Toxaphene...	0.000	0.000	0	0	N.D. d	N.D. d
38)	Toxaphene...	0.000	0.000	0	0	N.D. d	N.D. d
39)	Toxaphene...	0.000	0.000	0	0	N.D. d	N.D. d
40)	Toxaphene...	0.000	0.000	0	0	N.D. d	N.D. d
41)	Toxaphene...	0.000	0.000	0	0	N.D. d	N.D. d
42)	Toxaphene...	0.000	0.000	0	0	N.D. d	N.D. d

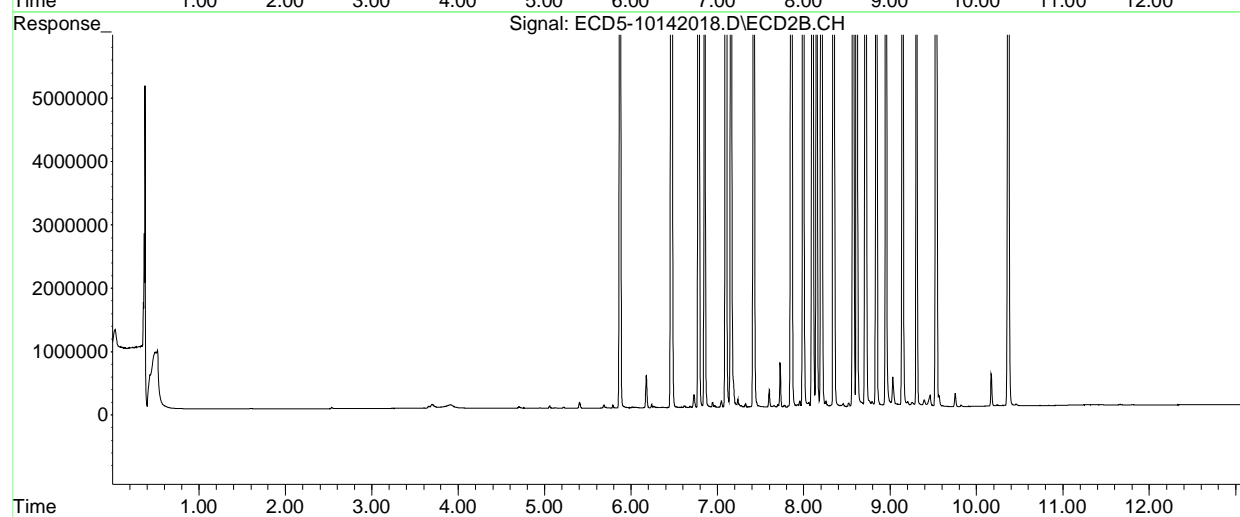
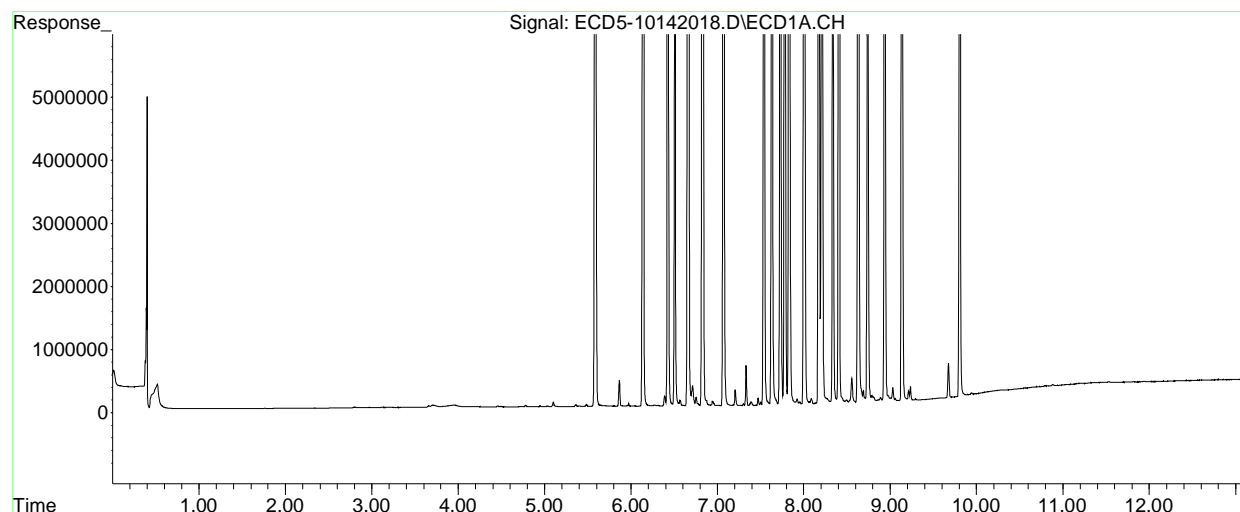
(f)=RT Delta > 1/2 Window (#)=Amounts differ by > 25% (m)=manual int.

Quantitation Report (QT Reviewed)

Data Path : C:\msdchem\1\data\2020-10\0J14056\  
Data File : ECD5-10142018.D  
Signal(s) : Signal #1: ECD1A.CH Signal #2: ECD2B.CH  
Acq On : 14 Oct 2020 17:47  
Operator : MJB  
Sample : 0J14056-CAL8  
Misc : A20H476, AB 100 ppb  
ALS Vial : 11 (Sig #1); 0 (Sig #2) Sample Multiplier: 1

Integration File signal 1: PEST1.e  
Integration File signal 2: PEST2.e  
Quant Time: Oct 14 18:01:37 2020  
Quant Method : C:\msdchem\1\methods\ECD5\_QUANTPEST\_201014.M  
Quant Title : Instrument: DualECD5  
QLast Update : Wed Oct 14 17:46:59 2020  
Response via : Initial Calibration  
Integrator: ChemStation 6890 Scale Mode: Small noise peaks clipped

Volume Inj. : 2uL  
Signal #1 Phase : Rtx-CLPesticides Signal #2 Phase: Rtx-CLPesticides2  
Signal #1 Info : 30m X 0.32mm X 0. Signal #2 Info : 30m X 0.32mm X 0.25um



Quantitation Report (QT Reviewed)

Data Path : C:\msdchem\1\data\2020-10\0J14056\  
 Data File : ECD5-10142019.D  
 Signal(s) : Signal #1: ECD1A.CH Signal #2: ECD2B.CH  
 Acq On : 14 Oct 2020 18:04  
 Operator : MJB  
 Sample : 0J14056-CAL9 MJB 10/15/20  
 Misc : A20H470, AB 200 ppb  
 ALS Vial : 12 (Sig #1); 0 (Sig #2) Sample Multiplier: 1

Integration File signal 1: PEST1.e  
 Integration File signal 2: PEST2.e  
 Quant Time: Oct 14 18:18:41 2020  
 Quant Method : C:\msdchem\1\methods\ECD5\_QUANTPEST\_201014.M  
 Quant Title : Instrument: DualECD5  
 QLast Update : Wed Oct 14 17:46:59 2020  
 Response via : Initial Calibration  
 Integrator: ChemStation 6890 Scale Mode: Small noise peaks clipped

Volume Inj. : 2uL  
 Signal #1 Phase : Rtx-CLPesticides Signal #2 Phase: Rtx-CLPesticides2  
 Signal #1 Info : 30m X 0.32mm X 0. Signal #2 Info : 30m X 0.32mm X 0.25um

	Compound	RT#1	RT#2	Resp#1	Resp#2	ng/mL	ng/mL
-----							
System Monitoring Compounds							
1)	S TCMX (S)	5.586	5.873	46983236	64550678	227.574	196.901
22)	S DCBP (S)	9.805	10.368	33023937	34258099	211.091	162.776
Target Compounds							
2)	a-BHC	6.139	6.469	63718589	86110024	231.271	156.060 #
3)	g-BHC	6.426	6.785	54964289	73913210	230.299	154.717 #
4)	b-BHC	6.505	6.850	22251881	30691462	210.525	172.734
5)	Heptachlor	6.827	7.157	50235930	63217018	262.646	189.430 #
6)	d-BHC	6.659	7.099	54381561	74743385	229.292	165.445 #
7)	Aldrin	7.070	7.421	52351251	65943380	224.062	161.184 #
8)	Heptachlo...	7.538	7.855	46706447	60156577	220.181	171.525
9)	trans-Chl...	7.631	7.993	50229041	61219867	224.113	163.257 #
10)	cis-Chlor...	7.728	8.101	47154077	59075588	216.075	164.343
11)	Endosulfa...	7.831	8.149	44397747	56239640	229.786	176.400
12)	4,4'-DDE	7.779	8.203	52637083	64882960	235.612	156.996 #
13)	Dieldrin	8.005	8.348	50341347	62423525	238.775	179.435
14)	Endrin	8.174	8.570	36608762	43718232	237.687	183.468
15)	4,4'-DDD	8.208	8.615	43709616	51993903	240.376	155.076 #
16)	Endosulfa...	8.335	8.717	40368044	49487811	250.160	190.594
17)	4,4'-DDT	8.405	8.840	40534278	45086910	232.139	171.594 #
18)	Endrin Al...	8.631	8.951	38298293	45279339	317.361	197.460 #
19)	Endosulfa...	8.936	9.145	38804835	47515553	235.863	168.078 #
20)	Methoxychlor	8.737	9.305	20319864	21317927	236.961	175.636 #
21)	Endrin Ke...	9.137	9.533	48902572	56521958	271.203	189.019 #
23)	Hexachlor...	0.000	0.000	0	0	N.D. d	N.D. d
24)	Hexachlor...	0.000	0.000	0	0	N.D. d	N.D. d
25)	Oxychlorane	0.000	0.000	0	0	N.D. d	N.D. d
26)	2,4'-DDE	0.000	0.000	0	0	N.D. d	N.D. d

Quantitation Report (QT Reviewed)

Data Path : C:\msdchem\1\data\2020-10\0J14056\  
 Data File : ECD5-10142019.D  
 Signal(s) : Signal #1: ECD1A.CH Signal #2: ECD2B.CH  
 Acq On : 14 Oct 2020 18:04  
 Operator : MJB  
 Sample : 0J14056-CAL9  
 Misc : A20H470, AB 200 ppb  
 ALS Vial : 12 (Sig #1); 0 (Sig #2) Sample Multiplier: 1

Integration File signal 1: PEST1.e  
 Integration File signal 2: PEST2.e  
 Quant Time: Oct 14 18:18:41 2020  
 Quant Method : C:\msdchem\1\methods\ECD5\_QUANTPEST\_201014.M  
 Quant Title : Instrument: DualECD5  
 QLast Update : Wed Oct 14 17:46:59 2020  
 Response via : Initial Calibration  
 Integrator: ChemStation 6890 Scale Mode: Small noise peaks clipped

Volume Inj. : 2uL  
 Signal #1 Phase : Rtx-CLPesticides Signal #2 Phase: Rtx-CLPesticides2  
 Signal #1 Info : 30m X 0.32mm X 0. Signal #2 Info : 30m X 0.32mm X 0.25um

	Compound	RT#1	RT#2	Resp#1	Resp#2	ng/mL	ng/mL
27)	trans-Non...	0.000	0.000	0	0	N.D. d	N.D. d
28)	2,4'-DDD	0.000	0.000	0	0	N.D. d	N.D. d
29)	2,4'-DDT	0.000	0.000	0	0	N.D. d	N.D. d
30)	cis-Nonac...	0.000	0.000	0	0	N.D. d	N.D. d
31)	Mirex	0.000	0.000	0	0	N.D. d	N.D. d
32)	Chlordane...	0.000	0.000	0	0	N.D. d	N.D. d
33)	Chlordane...	0.000	0.000	0	0	N.D. d	N.D. d
34)	Chlordane...	0.000	0.000	0	0	N.D. d	N.D. d
35)	Chlordane...	0.000	0.000	0	0	N.D. d	N.D. d
36)	Toxaphene...	0.000	0.000	0	0	N.D. d	N.D. d
37)	Toxaphene...	0.000	0.000	0	0	N.D. d	N.D. d
38)	Toxaphene...	0.000	0.000	0	0	N.D. d	N.D. d
39)	Toxaphene...	0.000	0.000	0	0	N.D. d	N.D. d
40)	Toxaphene...	0.000	0.000	0	0	N.D. d	N.D. d
41)	Toxaphene...	0.000	0.000	0	0	N.D. d	N.D. d
42)	Toxaphene...	0.000	0.000	0	0	N.D. d	N.D. d

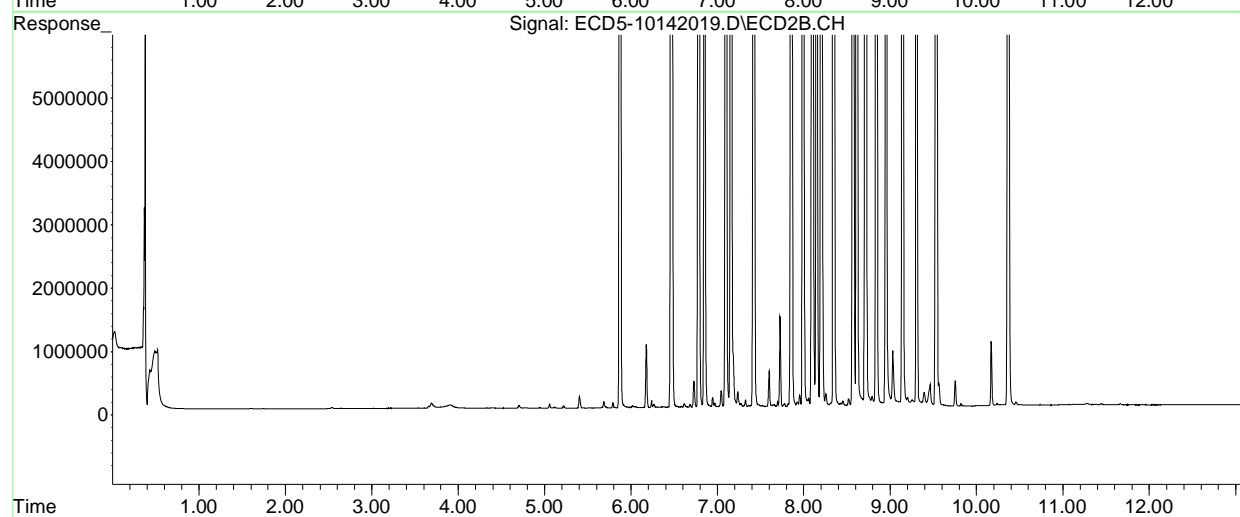
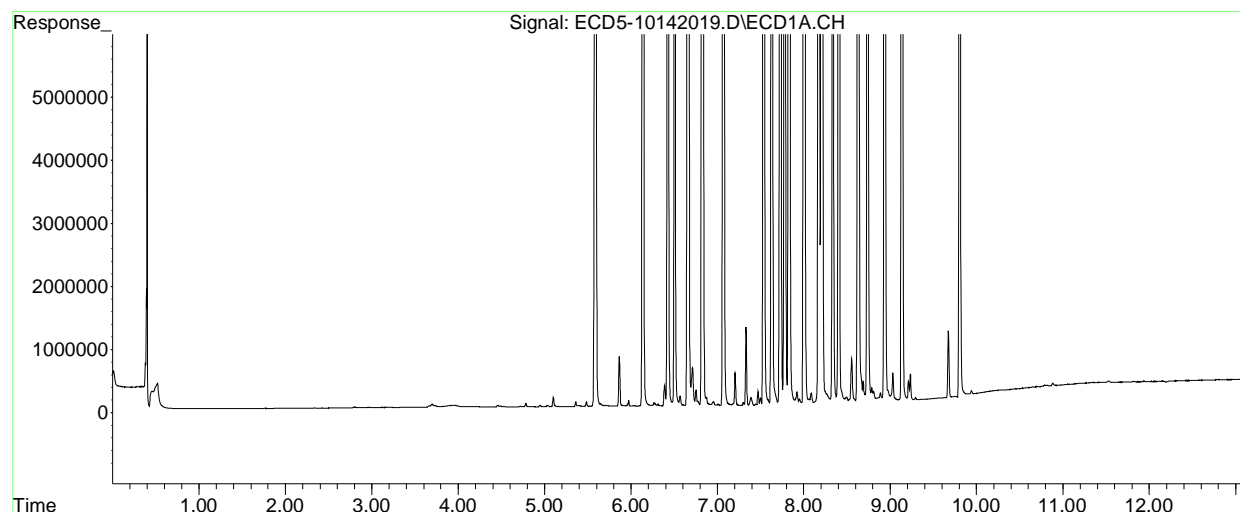
(f)=RT Delta > 1/2 Window (#)=Amounts differ by > 25% (m)=manual int.

Quantitation Report (QT Reviewed)

Data Path : C:\msdchem\1\data\2020-10\0J14056\  
Data File : ECD5-10142019.D  
Signal(s) : Signal #1: ECD1A.CH Signal #2: ECD2B.CH  
Acq On : 14 Oct 2020 18:04  
Operator : MJB  
Sample : 0J14056-CAL9  
Misc : A20H470, AB 200 ppb  
ALS Vial : 12 (Sig #1); 0 (Sig #2) Sample Multiplier: 1

Integration File signal 1: PEST1.e  
Integration File signal 2: PEST2.e  
Quant Time: Oct 14 18:18:41 2020  
Quant Method : C:\msdchem\1\methods\ECD5\_QUANTPEST\_201014.M  
Quant Title : Instrument: DualECD5  
QLast Update : Wed Oct 14 17:46:59 2020  
Response via : Initial Calibration  
Integrator: ChemStation 6890 Scale Mode: Small noise peaks clipped

Volume Inj. : 2uL  
Signal #1 Phase : Rtx-CLPesticides Signal #2 Phase: Rtx-CLPesticides2  
Signal #1 Info : 30m X 0.32mm X 0. Signal #2 Info : 30m X 0.32mm X 0.25um



Quantitation Report (QT Reviewed)

Data Path : C:\msdchem\1\data\2020-10\0J14056\  
 Data File : ECD5-10142022.D  
 Signal(s) : Signal #1: ECD1A.CH Signal #2: ECD2B.CH  
 Acq On : 14 Oct 2020 18:56  
 Operator : MJB  
 Sample : 0J14056-CALA  
 Misc : A20J231, 9-42 0.5 ppb  
 ALS Vial : 14 (Sig #1); 0 (Sig #2) Sample Multiplier: 1

MJB 10/15/20

Integration File signal 1: PEST1.e  
 Integration File signal 2: PEST2.e  
 Quant Time: Oct 15 10:32:37 2020  
 Quant Method : C:\msdchem\1\methods\ECD5\_QUANTPEST\_201014.M  
 Quant Title : Instrument: DualECD5  
 QLast Update : Thu Oct 15 10:30:26 2020  
 Response via : Initial Calibration  
 Integrator: ChemStation 6890 Scale Mode: Small noise peaks clipped

Volume Inj. : 2uL  
 Signal #1 Phase : Rtx-CLPesticides Signal #2 Phase: Rtx-CLPesticides2  
 Signal #1 Info : 30m X 0.32mm X 0. Signal #2 Info : 30m X 0.32mm X 0.25um

Compound	RT#1	RT#2	Resp#1	Resp#2	ng/mL	ng/mL
-----						
System Monitoring Compounds						
1) S TCMX (S)	0.000	0.000	0	0	N.D. d	N.D. d
22) S DCBP (S)	0.000	0.000	0	0	N.D. d	N.D. d
Target Compounds						
2) a-BHC	0.000	0.000	0	0	N.D. d	N.D. d
3) g-BHC	0.000	0.000	0	0	N.D. d	N.D. d
4) b-BHC	0.000	0.000	0	0	N.D. d	N.D. d
5) Heptachlor	0.000	0.000	0	0	N.D. d	N.D. d
6) d-BHC	0.000	0.000	0	0	N.D. d	N.D. d
7) Aldrin	0.000	0.000	0	0	N.D. d	N.D. d
8) Heptachlo...	0.000	0.000	0	0	N.D. d	N.D. d
9) trans-Chl...	0.000	0.000	0	0	N.D. d	N.D. d
10) cis-Chlor...	0.000	0.000	0	0	N.D. d	N.D. d
11) Endosulfa...	0.000	0.000	0	0	N.D. d	N.D. d
12) 4,4'-DDE	0.000	0.000	0	0	N.D. d	N.D. d
13) Dieldrin	0.000	0.000	0	0	N.D. d	N.D. d
14) Endrin	0.000	0.000	0	0	N.D. d	N.D. d
15) 4,4'-DDD	0.000	0.000	0	0	N.D. d	N.D. d
16) Endosulfa...	0.000	0.000	0	0	N.D. d	N.D. d
17) 4,4'-DDT	0.000	0.000	0	0	N.D. d	N.D. d
18) Endrin Al...	0.000	0.000	0	0	N.D. d	N.D. d
19) Endosulfa...	0.000	0.000	0	0	N.D. d	N.D. d
20) Methoxychlor	0.000	0.000	0	0	N.D. d	N.D. d
21) Endrin Ke...	0.000	0.000	0	0	N.D. d	N.D. d
23) Hexachlor...	3.381	3.586	150001	206112	0.491	0.274 #
24) Hexachlor...	5.972	6.334	159234	201011	0.566	0.605
25) Oxychlorane	7.465	7.787	140283	141434	0.642	0.461 #
26) 2,4'-DDE	7.531	7.981	109817	111017	0.620	0.286 #



Quantitation Report (QT Reviewed)

Data Path : C:\msdchem\1\data\2020-10\0J14056\  
 Data File : ECD5-10142022.D  
 Signal(s) : Signal #1: ECD1A.CH Signal #2: ECD2B.CH  
 Acq On : 14 Oct 2020 18:56  
 Operator : MJB  
 Sample : 0J14056-CALA  
 Misc : A20J231, 9-42 0.5 ppb  
 ALS Vial : 14 (Sig #1); 0 (Sig #2) Sample Multiplier: 1

Integration File signal 1: PEST1.e  
 Integration File signal 2: PEST2.e  
 Quant Time: Oct 15 10:32:37 2020  
 Quant Method : C:\msdchem\1\methods\ECD5\_QUANTPEST\_201014.M  
 Quant Title : Instrument: DualECD5  
 QLast Update : Thu Oct 15 10:30:26 2020  
 Response via : Initial Calibration  
 Integrator: ChemStation 6890 Scale Mode: Small noise peaks clipped

Volume Inj. : 2uL  
 Signal #1 Phase : Rtx-CLPesticides Signal #2 Phase: Rtx-CLPesticides2  
 Signal #1 Info : 30m X 0.32mm X 0. Signal #2 Info : 30m X 0.32mm X 0.25um

	Compound	RT#1	RT#2	Resp#1	Resp#2	ng/mL	ng/mL	
27)	trans-Non...	7.719	8.061	151770	162972	0.499	0.273	#
28)	2,4'-DDD	7.909	8.351	97926	108812	0.623	0.518	
29)	2,4'-DDT	8.090	8.572	97546	100181	1.008	0.688	#
30)	cis-Nonac...	8.196	8.617	165341	188367	0.584	0.491	
31)	Mirex	8.869	9.522	117218	124073	0.612	0.390	#
32)	Chlordane...	0.000	0.000	0	0	N.D. d	N.D. d	
33)	Chlordane...	0.000	0.000	0	0	N.D. d	N.D. d	
34)	Chlordane...	0.000	0.000	0	0	N.D. d	N.D. d	
35)	Chlordane...	0.000	0.000	0	0	N.D. d	N.D. d	
36)	Toxaphene...	0.000	0.000	0	0	N.D. d	N.D. d	
37)	Toxaphene...	0.000	0.000	0	0	N.D. d	N.D. d	
38)	Toxaphene...	0.000	0.000	0	0	N.D. d	N.D. d	
39)	Toxaphene...	0.000	0.000	0	0	N.D. d	N.D. d	
40)	Toxaphene...	0.000	0.000	0	0	N.D. d	N.D. d	
41)	Toxaphene...	0.000	0.000	0	0	N.D. d	N.D. d	
42)	Toxaphene...	0.000	0.000	0	0	N.D. d	N.D. d	

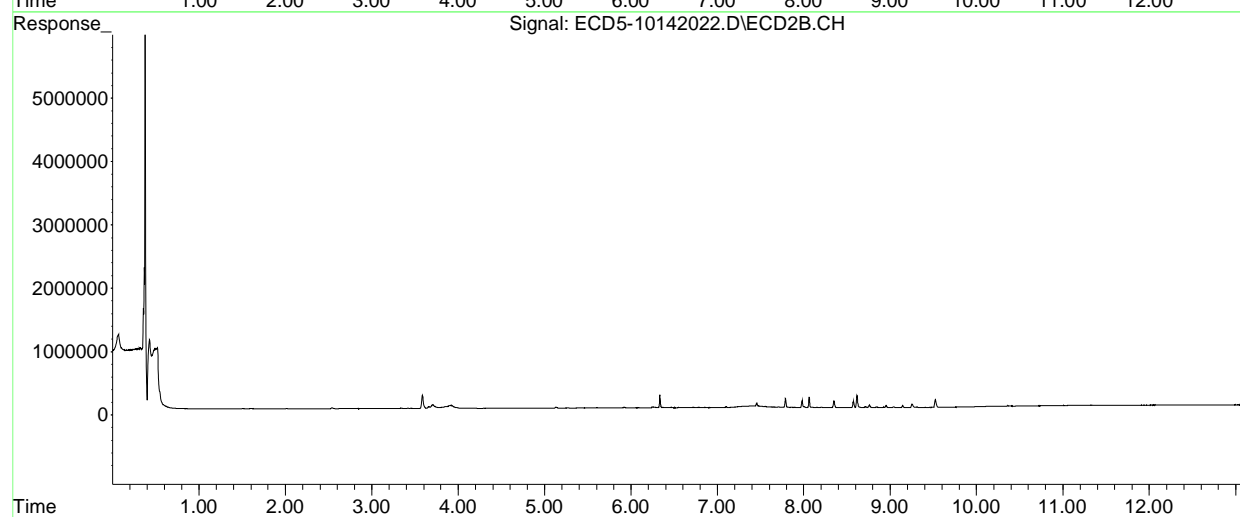
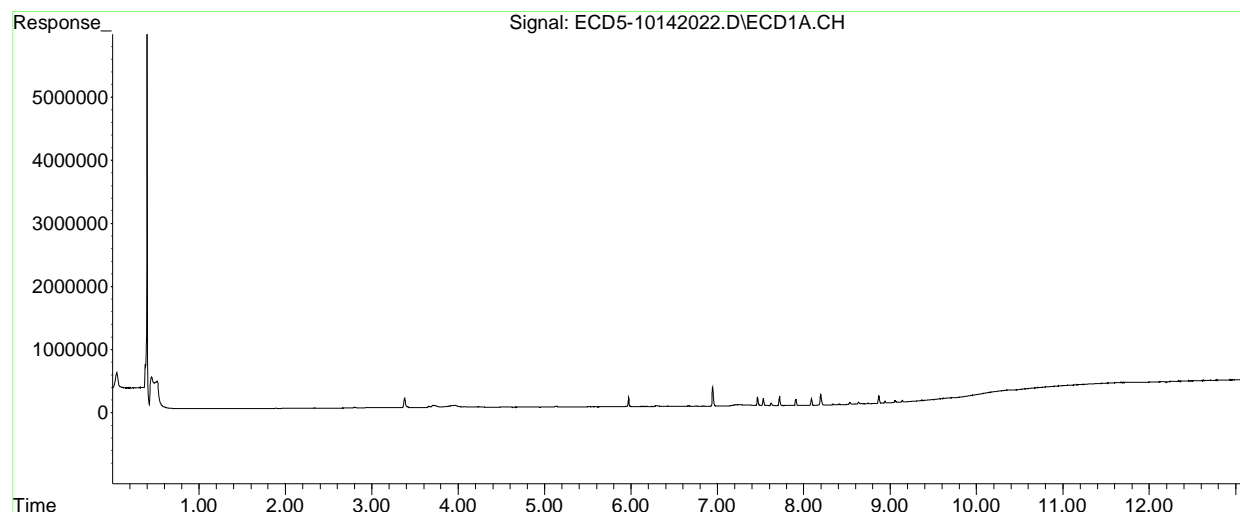
(f)=RT Delta > 1/2 Window (#)=Amounts differ by > 25% (m)=manual int.

Quantitation Report (QT Reviewed)

Data Path : C:\msdchem\1\data\2020-10\0J14056\  
Data File : ECD5-10142022.D  
Signal(s) : Signal #1: ECD1A.CH Signal #2: ECD2B.CH  
Acq On : 14 Oct 2020 18:56  
Operator : MJB  
Sample : 0J14056-CALA  
Misc : A20J231, 9-42 0.5 ppb  
ALS Vial : 14 (Sig #1); 0 (Sig #2) Sample Multiplier: 1

Integration File signal 1: PEST1.e  
Integration File signal 2: PEST2.e  
Quant Time: Oct 15 10:32:37 2020  
Quant Method : C:\msdchem\1\methods\ECD5\_QUANTPEST\_201014.M  
Quant Title : Instrument: DualECD5  
QLast Update : Thu Oct 15 10:30:26 2020  
Response via : Initial Calibration  
Integrator: ChemStation 6890 Scale Mode: Small noise peaks clipped

Volume Inj. : 2uL  
Signal #1 Phase : Rtx-CLPesticides Signal #2 Phase: Rtx-CLPesticides2  
Signal #1 Info : 30m X 0.32mm X 0. Signal #2 Info : 30m X 0.32mm X 0.25um



Quantitation Report (QT Reviewed)

Data Path : C:\msdchem\1\data\2020-10\0J14056\  
 Data File : ECD5-10142023.D  
 Signal(s) : Signal #1: ECD1A.CH Signal #2: ECD2B.CH  
 Acq On : 14 Oct 2020 19:13  
 Operator : MJB  
 Sample : 0J14056-CALB MJB 10/15/20  
 Misc : A20I180, 9-42 1 ppb  
 ALS Vial : 15 (Sig #1); 0 (Sig #2) Sample Multiplier: 1

Integration File signal 1: PEST1.e  
 Integration File signal 2: PEST2.e  
 Quant Time: Oct 15 10:33:13 2020  
 Quant Method : C:\msdchem\1\methods\ECD5\_QUANTPEST\_201014.M  
 Quant Title : Instrument: DualECD5  
 QLast Update : Thu Oct 15 10:30:26 2020  
 Response via : Initial Calibration  
 Integrator: ChemStation 6890 Scale Mode: Small noise peaks clipped

Volume Inj. : 2uL  
 Signal #1 Phase : Rtx-CLPesticides Signal #2 Phase: Rtx-CLPesticides2  
 Signal #1 Info : 30m X 0.32mm X 0. Signal #2 Info : 30m X 0.32mm X 0.25um

Compound	RT#1	RT#2	Resp#1	Resp#2	ng/mL	ng/mL
-----						
System Monitoring Compounds						
1) S TCMX (S)	0.000	0.000	0	0	N.D. d	N.D. d
22) S DCBP (S)	0.000	0.000	0	0	N.D. d	N.D. d
Target Compounds						
2) a-BHC	0.000	0.000	0	0	N.D. d	N.D. d
3) g-BHC	0.000	0.000	0	0	N.D. d	N.D. d
4) b-BHC	0.000	0.000	0	0	N.D. d	N.D. d
5) Heptachlor	0.000	0.000	0	0	N.D. d	N.D. d
6) d-BHC	0.000	0.000	0	0	N.D. d	N.D. d
7) Aldrin	0.000	0.000	0	0	N.D. d	N.D. d
8) Heptachlo...	0.000	0.000	0	0	N.D. d	N.D. d
9) trans-Chl...	0.000	0.000	0	0	N.D. d	N.D. d
10) cis-Chlor...	0.000	0.000	0	0	N.D. d	N.D. d
11) Endosulfa...	0.000	0.000	0	0	N.D. d	N.D. d
12) 4,4'-DDE	0.000	0.000	0	0	N.D. d	N.D. d
13) Dieldrin	0.000	0.000	0	0	N.D. d	N.D. d
14) Endrin	0.000	0.000	0	0	N.D. d	N.D. d
15) 4,4'-DDD	0.000	0.000	0	0	N.D. d	N.D. d
16) Endosulfa...	0.000	0.000	0	0	N.D. d	N.D. d
17) 4,4'-DDT	0.000	0.000	0	0	N.D. d	N.D. d
18) Endrin Al...	0.000	0.000	0	0	N.D. d	N.D. d
19) Endosulfa...	0.000	0.000	0	0	N.D. d	N.D. d
20) Methoxychlor	0.000	0.000	0	0	N.D. d	N.D. d
21) Endrin Ke...	0.000	0.000	0	0	N.D. d	N.D. d
23) Hexachlor...	3.382	3.585	277482	399831	1.082	0.700 #
24) Hexachlor...	5.972	6.333	293882	376662	1.247	1.135
25) Oxychlorane	7.465	7.786	248898	264881	1.301	0.864 #
26) 2,4'-DDE	7.530	7.980	197885	219431	1.250	0.787 #

Quantitation Report (QT Reviewed)

Data Path : C:\msdchem\1\data\2020-10\0J14056\  
 Data File : ECD5-10142023.D  
 Signal(s) : Signal #1: ECD1A.CH Signal #2: ECD2B.CH  
 Acq On : 14 Oct 2020 19:13  
 Operator : MJB  
 Sample : 0J14056-CALB  
 Misc : A20I180, 9-42 1 ppb  
 ALS Vial : 15 (Sig #1); 0 (Sig #2) Sample Multiplier: 1

Integration File signal 1: PEST1.e  
 Integration File signal 2: PEST2.e  
 Quant Time: Oct 15 10:33:13 2020  
 Quant Method : C:\msdchem\1\methods\ECD5\_QUANTPEST\_201014.M  
 Quant Title : Instrument: DualECD5  
 QLast Update : Thu Oct 15 10:30:26 2020  
 Response via : Initial Calibration  
 Integrator: ChemStation 6890 Scale Mode: Small noise peaks clipped

Volume Inj. : 2uL  
 Signal #1 Phase : Rtx-CLPesticides Signal #2 Phase: Rtx-CLPesticides2  
 Signal #1 Info : 30m X 0.32mm X 0. Signal #2 Info : 30m X 0.32mm X 0.25um

	Compound	RT#1	RT#2	Resp#1	Resp#2	ng/mL	ng/mL
27)	trans-Non...	7.718	8.060	287672	309445	1.190	0.726 #
28)	2,4'-DDD	7.908	8.350	185364	202997	1.348	0.967 #
29)	2,4'-DDT	8.089	8.571	185344	188319	1.916	1.348 #
30)	cis-Nonac...	8.195	8.617	321171	335608	1.300	0.874 #
31)	Mirex	8.868	9.521	219913	218149	1.383	0.874 #
32)	Chlordane...	0.000	0.000	0	0	N.D. d	N.D. d
33)	Chlordane...	0.000	0.000	0	0	N.D. d	N.D. d
34)	Chlordane...	0.000	0.000	0	0	N.D. d	N.D. d
35)	Chlordane...	0.000	0.000	0	0	N.D. d	N.D. d
36)	Toxaphene...	0.000	0.000	0	0	N.D. d	N.D. d
37)	Toxaphene...	0.000	0.000	0	0	N.D. d	N.D. d
38)	Toxaphene...	0.000	0.000	0	0	N.D. d	N.D. d
39)	Toxaphene...	0.000	0.000	0	0	N.D. d	N.D. d
40)	Toxaphene...	0.000	0.000	0	0	N.D. d	N.D. d
41)	Toxaphene...	0.000	0.000	0	0	N.D. d	N.D. d
42)	Toxaphene...	0.000	0.000	0	0	N.D. d	N.D. d

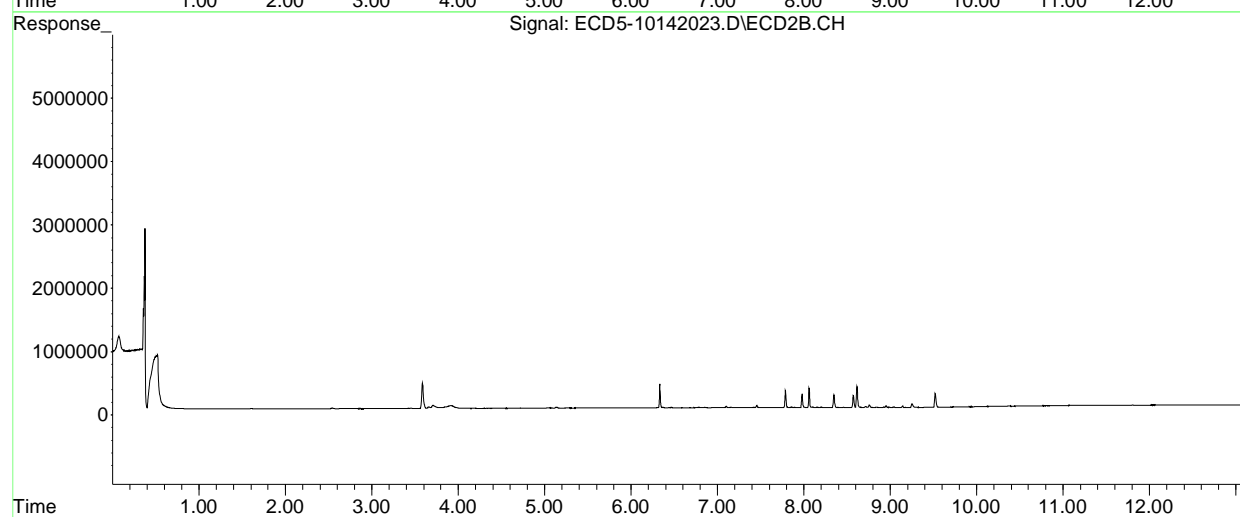
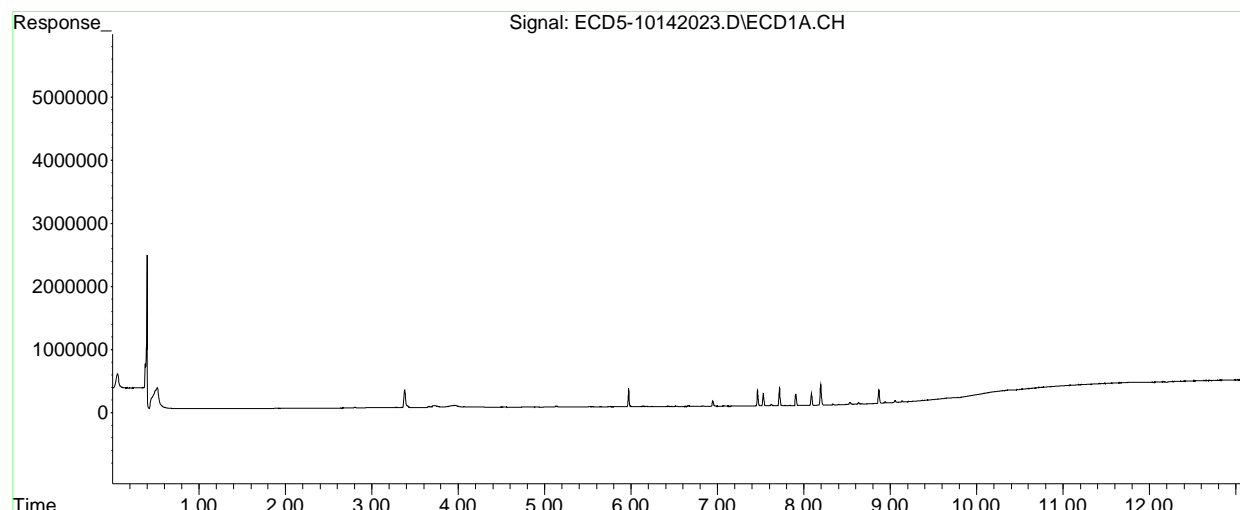
(f)=RT Delta > 1/2 Window (#)=Amounts differ by > 25% (m)=manual int.

Quantitation Report (QT Reviewed)

Data Path : C:\msdchem\1\data\2020-10\0J14056\  
Data File : ECD5-10142023.D  
Signal(s) : Signal #1: ECD1A.CH Signal #2: ECD2B.CH  
Acq On : 14 Oct 2020 19:13  
Operator : MJB  
Sample : 0J14056-CALB  
Misc : A20I180, 9-42 1 ppb  
ALS Vial : 15 (Sig #1); 0 (Sig #2) Sample Multiplier: 1

Integration File signal 1: PEST1.e  
Integration File signal 2: PEST2.e  
Quant Time: Oct 15 10:33:13 2020  
Quant Method : C:\msdchem\1\methods\ECD5\_QUANTPEST\_201014.M  
Quant Title : Instrument: DualECD5  
QLast Update : Thu Oct 15 10:30:26 2020  
Response via : Initial Calibration  
Integrator: ChemStation 6890 Scale Mode: Small noise peaks clipped

Volume Inj. : 2uL  
Signal #1 Phase : Rtx-CLPesticides Signal #2 Phase: Rtx-CLPesticides2  
Signal #1 Info : 30m X 0.32mm X 0. Signal #2 Info : 30m X 0.32mm X 0.25um



Quantitation Report (QT Reviewed)

Data Path : C:\msdchem\1\data\2020-10\0J14056\  
 Data File : ECD5-10142024.D  
 Signal(s) : Signal #1: ECD1A.CH Signal #2: ECD2B.CH  
 Acq On : 14 Oct 2020 19:30  
 Operator : MJB  
 Sample : 0J14056-CALC  
 Misc : A20I181, 9-42 2 ppb  
 ALS Vial : 16 (Sig #1); 0 (Sig #2) Sample Multiplier: 1

MJB 10/15/20

Integration File signal 1: PEST1.e  
 Integration File signal 2: PEST2.e  
 Quant Time: Oct 15 10:33:47 2020  
 Quant Method : C:\msdchem\1\methods\ECD5\_QUANTPEST\_201014.M  
 Quant Title : Instrument: DualECD5  
 QLast Update : Thu Oct 15 10:30:26 2020  
 Response via : Initial Calibration  
 Integrator: ChemStation 6890 Scale Mode: Small noise peaks clipped

Volume Inj. : 2uL  
 Signal #1 Phase : Rtx-CLPesticides Signal #2 Phase: Rtx-CLPesticides2  
 Signal #1 Info : 30m X 0.32mm X 0. Signal #2 Info : 30m X 0.32mm X 0.25um

Compound	RT#1	RT#2	Resp#1	Resp#2	ng/mL	ng/mL
-----						
System Monitoring Compounds						
1) S TCMX (S)	0.000	0.000	0	0	N.D. d	N.D. d
22) S DCBP (S)	0.000	0.000	0	0	N.D. d	N.D. d
Target Compounds						
2) a-BHC	0.000	0.000	0	0	N.D. d	N.D. d
3) g-BHC	0.000	0.000	0	0	N.D. d	N.D. d
4) b-BHC	0.000	0.000	0	0	N.D. d	N.D. d
5) Heptachlor	0.000	0.000	0	0	N.D. d	N.D. d
6) d-BHC	0.000	0.000	0	0	N.D. d	N.D. d
7) Aldrin	0.000	0.000	0	0	N.D. d	N.D. d
8) Heptachlo...	0.000	0.000	0	0	N.D. d	N.D. d
9) trans-Chl...	0.000	0.000	0	0	N.D. d	N.D. d
10) cis-Chlor...	0.000	0.000	0	0	N.D. d	N.D. d
11) Endosulfa...	0.000	0.000	0	0	N.D. d	N.D. d
12) 4,4'-DDE	0.000	0.000	0	0	N.D. d	N.D. d
13) Dieldrin	0.000	0.000	0	0	N.D. d	N.D. d
14) Endrin	0.000	0.000	0	0	N.D. d	N.D. d
15) 4,4'-DDD	0.000	0.000	0	0	N.D. d	N.D. d
16) Endosulfa...	0.000	0.000	0	0	N.D. d	N.D. d
17) 4,4'-DDT	0.000	0.000	0	0	N.D. d	N.D. d
18) Endrin Al...	0.000	0.000	0	0	N.D. d	N.D. d
19) Endosulfa...	0.000	0.000	0	0	N.D. d	N.D. d
20) Methoxychlor	0.000	0.000	0	0	N.D. d	N.D. d
21) Endrin Ke...	0.000	0.000	0	0	N.D. d	N.D. d
23) Hexachlor...	3.383	3.587	531546	751508	2.260	1.472 #
24) Hexachlor...	5.973	6.335	527783	676521	2.428	2.038
25) Oxychlorane	7.467	7.787	438019	475085	2.447	1.549 #
26) 2,4'-DDE	7.532	7.982	351140	378009	2.347	1.519 #

Quantitation Report (QT Reviewed)

Data Path : C:\msdchem\1\data\2020-10\0J14056\  
 Data File : ECD5-10142024.D  
 Signal(s) : Signal #1: ECD1A.CH Signal #2: ECD2B.CH  
 Acq On : 14 Oct 2020 19:30  
 Operator : MJB  
 Sample : 0J14056-CALC  
 Misc : A20I181, 9-42 2 ppb  
 ALS Vial : 16 (Sig #1); 0 (Sig #2) Sample Multiplier: 1

Integration File signal 1: PEST1.e  
 Integration File signal 2: PEST2.e  
 Quant Time: Oct 15 10:33:47 2020  
 Quant Method : C:\msdchem\1\methods\ECD5\_QUANTPEST\_201014.M  
 Quant Title : Instrument: DualECD5  
 QLast Update : Thu Oct 15 10:30:26 2020  
 Response via : Initial Calibration  
 Integrator: ChemStation 6890 Scale Mode: Small noise peaks clipped

Volume Inj. : 2uL  
 Signal #1 Phase : Rtx-CLPesticides Signal #2 Phase: Rtx-CLPesticides2  
 Signal #1 Info : 30m X 0.32mm X 0. Signal #2 Info : 30m X 0.32mm X 0.25um

	Compound	RT#1	RT#2	Resp#1	Resp#2	ng/mL	ng/mL
27)	trans-Non...	7.720	8.062	495556	538531	2.248	1.434 #
28)	2,4'-DDD	7.910	8.352	310667	328688	2.385	1.566 #
29)	2,4'-DDT	8.091	8.573	311126	304634	3.216	2.215 #
30)	cis-Nonac...	8.197	8.618	537042	572924	2.292	1.492 #
31)	Mirex	8.870	9.523	348236	358541	2.347	1.594 #
32)	Chlordane...	0.000	0.000	0	0	N.D. d	N.D. d
33)	Chlordane...	0.000	0.000	0	0	N.D. d	N.D. d
34)	Chlordane...	0.000	0.000	0	0	N.D. d	N.D. d
35)	Chlordane...	0.000	0.000	0	0	N.D. d	N.D. d
36)	Toxaphene...	0.000	0.000	0	0	N.D. d	N.D. d
37)	Toxaphene...	0.000	0.000	0	0	N.D. d	N.D. d
38)	Toxaphene...	0.000	0.000	0	0	N.D. d	N.D. d
39)	Toxaphene...	0.000	0.000	0	0	N.D. d	N.D. d
40)	Toxaphene...	0.000	0.000	0	0	N.D. d	N.D. d
41)	Toxaphene...	0.000	0.000	0	0	N.D. d	N.D. d
42)	Toxaphene...	0.000	0.000	0	0	N.D. d	N.D. d

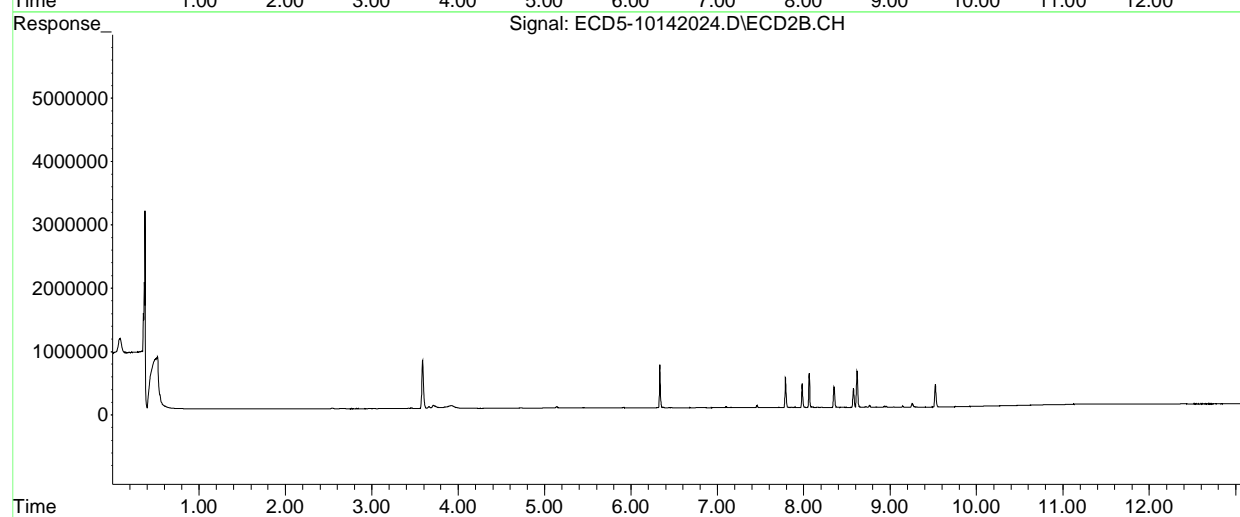
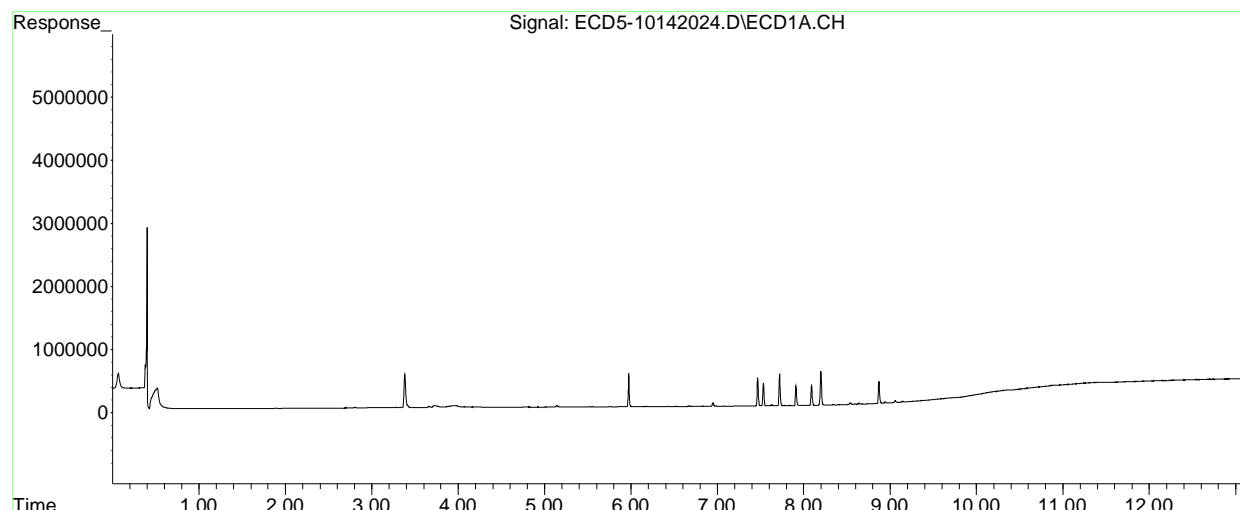
(f)=RT Delta > 1/2 Window (#)=Amounts differ by > 25% (m)=manual int.

Quantitation Report (QT Reviewed)

Data Path : C:\msdchem\1\data\2020-10\0J14056\  
Data File : ECD5-10142024.D  
Signal(s) : Signal #1: ECD1A.CH Signal #2: ECD2B.CH  
Acq On : 14 Oct 2020 19:30  
Operator : MJB  
Sample : 0J14056-CALC  
Misc : A20I181, 9-42 2 ppb  
ALS Vial : 16 (Sig #1); 0 (Sig #2) Sample Multiplier: 1

Integration File signal 1: PEST1.e  
Integration File signal 2: PEST2.e  
Quant Time: Oct 15 10:33:47 2020  
Quant Method : C:\msdchem\1\methods\ECD5\_QUANTPEST\_201014.M  
Quant Title : Instrument: DualECD5  
QLast Update : Thu Oct 15 10:30:26 2020  
Response via : Initial Calibration  
Integrator: ChemStation 6890 Scale Mode: Small noise peaks clipped

Volume Inj. : 2uL  
Signal #1 Phase : Rtx-CLPesticides Signal #2 Phase: Rtx-CLPesticides2  
Signal #1 Info : 30m X 0.32mm X 0. Signal #2 Info : 30m X 0.32mm X 0.25um





Quantitation Report (QT Reviewed)

Data Path : C:\msdchem\1\data\2020-10\0J14056\  
 Data File : ECD5-10142025.D  
 Signal(s) : Signal #1: ECD1A.CH Signal #2: ECD2B.CH  
 Acq On : 14 Oct 2020 19:47  
 Operator : MJB  
 Sample : 0J14056-CALD MJB 10/15/20  
 Misc : A20I182, 9-42 5 ppb  
 ALS Vial : 17 (Sig #1); 0 (Sig #2) Sample Multiplier: 1

Integration File signal 1: PEST1.e  
 Integration File signal 2: PEST2.e  
 Quant Time: Oct 15 10:34:20 2020  
 Quant Method : C:\msdchem\1\methods\ECD5\_QUANTPEST\_201014.M  
 Quant Title : Instrument: DualECD5  
 QLast Update : Thu Oct 15 10:30:26 2020  
 Response via : Initial Calibration  
 Integrator: ChemStation 6890 Scale Mode: Small noise peaks clipped

Volume Inj. : 2uL  
 Signal #1 Phase : Rtx-CLPesticides Signal #2 Phase: Rtx-CLPesticides2  
 Signal #1 Info : 30m X 0.32mm X 0. Signal #2 Info : 30m X 0.32mm X 0.25um

Compound	RT#1	RT#2	Resp#1	Resp#2	ng/mL	ng/mL
-----						
System Monitoring Compounds						
1) S TCMX (S)	0.000	0.000	0	0	N.D. d	N.D. d
22) S DCBP (S)	0.000	0.000	0	0	N.D. d	N.D. d
Target Compounds						
2) a-BHC	0.000	0.000	0	0	N.D. d	N.D. d
3) g-BHC	0.000	0.000	0	0	N.D. d	N.D. d
4) b-BHC	0.000	0.000	0	0	N.D. d	N.D. d
5) Heptachlor	0.000	0.000	0	0	N.D. d	N.D. d
6) d-BHC	0.000	0.000	0	0	N.D. d	N.D. d
7) Aldrin	0.000	0.000	0	0	N.D. d	N.D. d
8) Heptachlo...	0.000	0.000	0	0	N.D. d	N.D. d
9) trans-Chl...	0.000	0.000	0	0	N.D. d	N.D. d
10) cis-Chlor...	0.000	0.000	0	0	N.D. d	N.D. d
11) Endosulfa...	0.000	0.000	0	0	N.D. d	N.D. d
12) 4,4'-DDE	0.000	0.000	0	0	N.D. d	N.D. d
13) Dieldrin	0.000	0.000	0	0	N.D. d	N.D. d
14) Endrin	0.000	0.000	0	0	N.D. d	N.D. d
15) 4,4'-DDD	0.000	0.000	0	0	N.D. d	N.D. d
16) Endosulfa...	0.000	0.000	0	0	N.D. d	N.D. d
17) 4,4'-DDT	0.000	0.000	0	0	N.D. d	N.D. d
18) Endrin Al...	0.000	0.000	0	0	N.D. d	N.D. d
19) Endosulfa...	0.000	0.000	0	0	N.D. d	N.D. d
20) Methoxychlor	0.000	0.000	0	0	N.D. d	N.D. d
21) Endrin Ke...	0.000	0.000	0	0	N.D. d	N.D. d
23) Hexachlor...	3.381	3.584	1152385	1711788	5.140	3.579 #
24) Hexachlor...	5.971	6.333	1167435	1512851	5.657	4.557
25) Oxychlorane	7.466	7.786	956472	1072428	5.587	3.497 #
26) 2,4'-DDE	7.531	7.980	785764	895392	5.458	3.901 #

Quantitation Report (QT Reviewed)

Data Path : C:\msdchem\1\data\2020-10\0J14056\  
 Data File : ECD5-10142025.D  
 Signal(s) : Signal #1: ECD1A.CH Signal #2: ECD2B.CH  
 Acq On : 14 Oct 2020 19:47  
 Operator : MJB  
 Sample : 0J14056-CALD  
 Misc : A20I182, 9-42 5 ppb  
 ALS Vial : 17 (Sig #1); 0 (Sig #2) Sample Multiplier: 1

Integration File signal 1: PEST1.e  
 Integration File signal 2: PEST2.e  
 Quant Time: Oct 15 10:34:20 2020  
 Quant Method : C:\msdchem\1\methods\ECD5\_QUANTPEST\_201014.M  
 Quant Title : Instrument: DualECD5  
 QLast Update : Thu Oct 15 10:30:26 2020  
 Response via : Initial Calibration  
 Integrator: ChemStation 6890 Scale Mode: Small noise peaks clipped

Volume Inj. : 2uL  
 Signal #1 Phase : Rtx-CLPesticides Signal #2 Phase: Rtx-CLPesticides2  
 Signal #1 Info : 30m X 0.32mm X 0. Signal #2 Info : 30m X 0.32mm X 0.25um

	Compound	RT#1	RT#2	Resp#1	Resp#2	ng/mL	ng/mL
27)	trans-Non...	7.719	8.060	1120921	1256872	5.428	3.647 #
28)	2,4'-DDD	7.909	8.350	707479	737721	5.668	3.514 #
29)	2,4'-DDT	8.090	8.571	683815	693050	7.069	5.088 #
30)	cis-Nonac...	8.196	8.617	1217681	1270505	5.417	3.309 #
31)	Mirex	8.869	9.521	751440	768030	5.373	3.691 #
32)	Chlordane...	0.000	0.000	0	0	N.D. d	N.D. d
33)	Chlordane...	0.000	0.000	0	0	N.D. d	N.D. d
34)	Chlordane...	0.000	0.000	0	0	N.D. d	N.D. d
35)	Chlordane...	0.000	0.000	0	0	N.D. d	N.D. d
36)	Toxaphene...	0.000	0.000	0	0	N.D. d	N.D. d
37)	Toxaphene...	0.000	0.000	0	0	N.D. d	N.D. d
38)	Toxaphene...	0.000	0.000	0	0	N.D. d	N.D. d
39)	Toxaphene...	0.000	0.000	0	0	N.D. d	N.D. d
40)	Toxaphene...	0.000	0.000	0	0	N.D. d	N.D. d
41)	Toxaphene...	0.000	0.000	0	0	N.D. d	N.D. d
42)	Toxaphene...	0.000	0.000	0	0	N.D. d	N.D. d

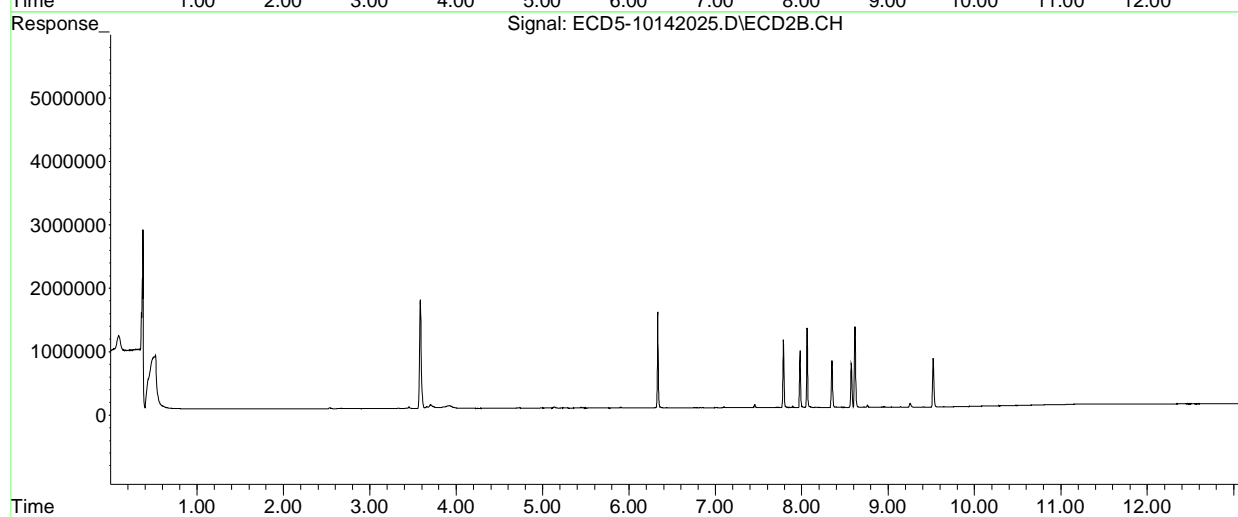
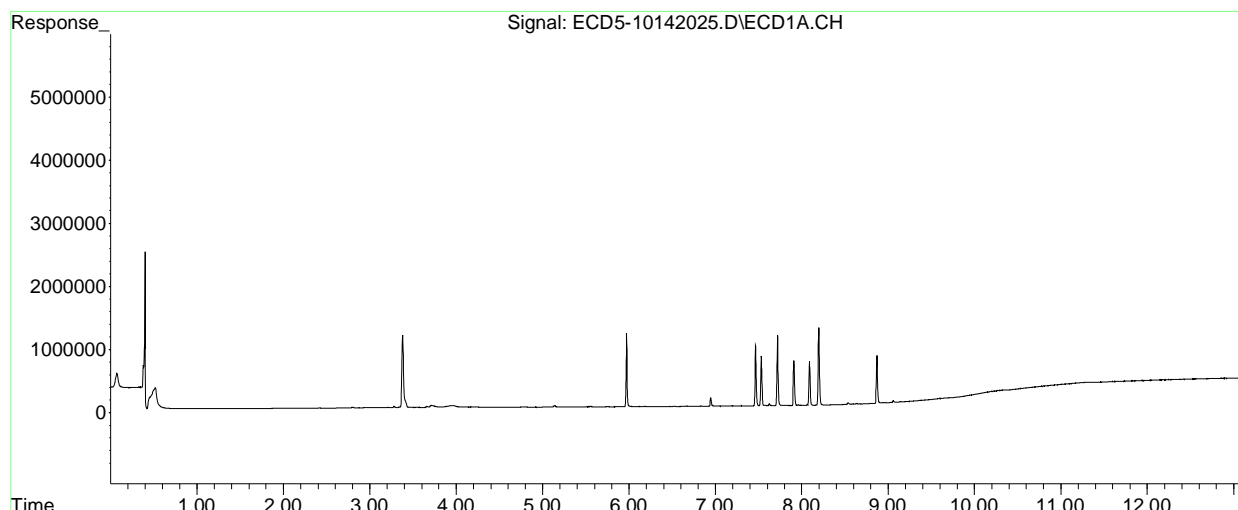
(f)=RT Delta > 1/2 Window (#)=Amounts differ by > 25% (m)=manual int.

Quantitation Report (QT Reviewed)

Data Path : C:\msdchem\1\data\2020-10\0J14056\  
Data File : ECD5-10142025.D  
Signal(s) : Signal #1: ECD1A.CH Signal #2: ECD2B.CH  
Acq On : 14 Oct 2020 19:47  
Operator : MJB  
Sample : 0J14056-CALD  
Misc : A20I182, 9-42 5 ppb  
ALS Vial : 17 (Sig #1); 0 (Sig #2) Sample Multiplier: 1

Integration File signal 1: PEST1.e  
Integration File signal 2: PEST2.e  
Quant Time: Oct 15 10:34:20 2020  
Quant Method : C:\msdchem\1\methods\ECD5\_QUANTPEST\_201014.M  
Quant Title : Instrument: DualECD5  
QLast Update : Thu Oct 15 10:30:26 2020  
Response via : Initial Calibration  
Integrator: ChemStation 6890 Scale Mode: Small noise peaks clipped

Volume Inj. : 2uL  
Signal #1 Phase : Rtx-CLPesticides Signal #2 Phase: Rtx-CLPesticides2  
Signal #1 Info : 30m X 0.32mm X 0. Signal #2 Info : 30m X 0.32mm X 0.25um



Quantitation Report (QT Reviewed)

Data Path : C:\msdchem\1\data\2020-10\0J14056\  
 Data File : ECD5-10142026.D  
 Signal(s) : Signal #1: ECD1A.CH Signal #2: ECD2B.CH  
 Acq On : 14 Oct 2020 20:04  
 Operator : MJB  
 Sample : 0J14056-CALE MJB 10/15/20  
 Misc : A20I183, 9-42 10 ppb  
 ALS Vial : 18 (Sig #1); 0 (Sig #2) Sample Multiplier: 1

Integration File signal 1: PEST1.e  
 Integration File signal 2: PEST2.e  
 Quant Time: Oct 15 10:34:55 2020  
 Quant Method : C:\msdchem\1\methods\ECD5\_QUANTPEST\_201014.M  
 Quant Title : Instrument: DualECD5  
 QLast Update : Thu Oct 15 10:30:26 2020  
 Response via : Initial Calibration  
 Integrator: ChemStation 6890 Scale Mode: Small noise peaks clipped

Volume Inj. : 2uL  
 Signal #1 Phase : Rtx-CLPesticides Signal #2 Phase: Rtx-CLPesticides2  
 Signal #1 Info : 30m X 0.32mm X 0. Signal #2 Info : 30m X 0.32mm X 0.25um

Compound	RT#1	RT#2	Resp#1	Resp#2	ng/mL	ng/mL
-----						
System Monitoring Compounds						
1) S TCMX (S)	0.000	0.000	0	0	N.D. d	N.D. d
22) S DCBP (S)	0.000	0.000	0	0	N.D. d	N.D. d
Target Compounds						
2) a-BHC	0.000	0.000	0	0	N.D. d	N.D. d
3) g-BHC	0.000	0.000	0	0	N.D. d	N.D. d
4) b-BHC	0.000	0.000	0	0	N.D. d	N.D. d
5) Heptachlor	0.000	0.000	0	0	N.D. d	N.D. d
6) d-BHC	0.000	0.000	0	0	N.D. d	N.D. d
7) Aldrin	0.000	0.000	0	0	N.D. d	N.D. d
8) Heptachlo...	0.000	0.000	0	0	N.D. d	N.D. d
9) trans-Chl...	0.000	0.000	0	0	N.D. d	N.D. d
10) cis-Chlor...	0.000	0.000	0	0	N.D. d	N.D. d
11) Endosulfa...	0.000	0.000	0	0	N.D. d	N.D. d
12) 4,4'-DDE	0.000	0.000	0	0	N.D. d	N.D. d
13) Dieldrin	0.000	0.000	0	0	N.D. d	N.D. d
14) Endrin	0.000	0.000	0	0	N.D. d	N.D. d
15) 4,4'-DDD	0.000	0.000	0	0	N.D. d	N.D. d
16) Endosulfa...	0.000	0.000	0	0	N.D. d	N.D. d
17) 4,4'-DDT	0.000	0.000	0	0	N.D. d	N.D. d
18) Endrin Al...	0.000	0.000	0	0	N.D. d	N.D. d
19) Endosulfa...	0.000	0.000	0	0	N.D. d	N.D. d
20) Methoxychlor	0.000	0.000	0	0	N.D. d	N.D. d
21) Endrin Ke...	0.000	0.000	0	0	N.D. d	N.D. d
23) Hexachlor...	3.382	3.586	2234208	3285717	10.166	7.020 #
24) Hexachlor...	5.972	6.334	2358277	3045667	11.664	9.174
25) Oxychlorane	7.465	7.786	1961806	2190386	11.666	7.143 #
26) 2,4'-DDE	7.531	7.981	1624386	1793894	11.463	8.011 #

Quantitation Report (QT Reviewed)

Data Path : C:\msdchem\1\data\2020-10\0J14056\  
 Data File : ECD5-10142026.D  
 Signal(s) : Signal #1: ECD1A.CH Signal #2: ECD2B.CH  
 Acq On : 14 Oct 2020 20:04  
 Operator : MJB  
 Sample : 0J14056-CALE  
 Misc : A20I183, 9-42 10 ppb  
 ALS Vial : 18 (Sig #1); 0 (Sig #2) Sample Multiplier: 1

Integration File signal 1: PEST1.e  
 Integration File signal 2: PEST2.e  
 Quant Time: Oct 15 10:34:55 2020  
 Quant Method : C:\msdchem\1\methods\ECD5\_QUANTPEST\_201014.M  
 Quant Title : Instrument: DualECD5  
 QLast Update : Thu Oct 15 10:30:26 2020  
 Response via : Initial Calibration  
 Integrator: ChemStation 6890 Scale Mode: Small noise peaks clipped

Volume Inj. : 2uL  
 Signal #1 Phase : Rtx-CLPesticides Signal #2 Phase: Rtx-CLPesticides2  
 Signal #1 Info : 30m X 0.32mm X 0. Signal #2 Info : 30m X 0.32mm X 0.25um

	Compound	RT#1	RT#2	Resp#1	Resp#2	ng/mL	ng/mL
27)	trans-Non...	7.719	8.061	2286824	2561574	11.344	7.646 #
28)	2,4'-DDD	7.909	8.351	1404864	1499564	11.426	7.143 #
29)	2,4'-DDT	8.091	8.572	1419577	1439690	14.674	10.505 #
30)	cis-Nonac...	8.197	8.617	2447188	2688062	11.056	7.001 #
31)	Mirex	8.869	9.521	1482445	1539687	10.855	7.623 #
32)	Chlordane...	0.000	0.000	0	0	N.D. d	N.D. d
33)	Chlordane...	0.000	0.000	0	0	N.D. d	N.D. d
34)	Chlordane...	0.000	0.000	0	0	N.D. d	N.D. d
35)	Chlordane...	0.000	0.000	0	0	N.D. d	N.D. d
36)	Toxaphene...	0.000	0.000	0	0	N.D. d	N.D. d
37)	Toxaphene...	0.000	0.000	0	0	N.D. d	N.D. d
38)	Toxaphene...	0.000	0.000	0	0	N.D. d	N.D. d
39)	Toxaphene...	0.000	0.000	0	0	N.D. d	N.D. d
40)	Toxaphene...	0.000	0.000	0	0	N.D. d	N.D. d
41)	Toxaphene...	0.000	0.000	0	0	N.D. d	N.D. d
42)	Toxaphene...	0.000	0.000	0	0	N.D. d	N.D. d

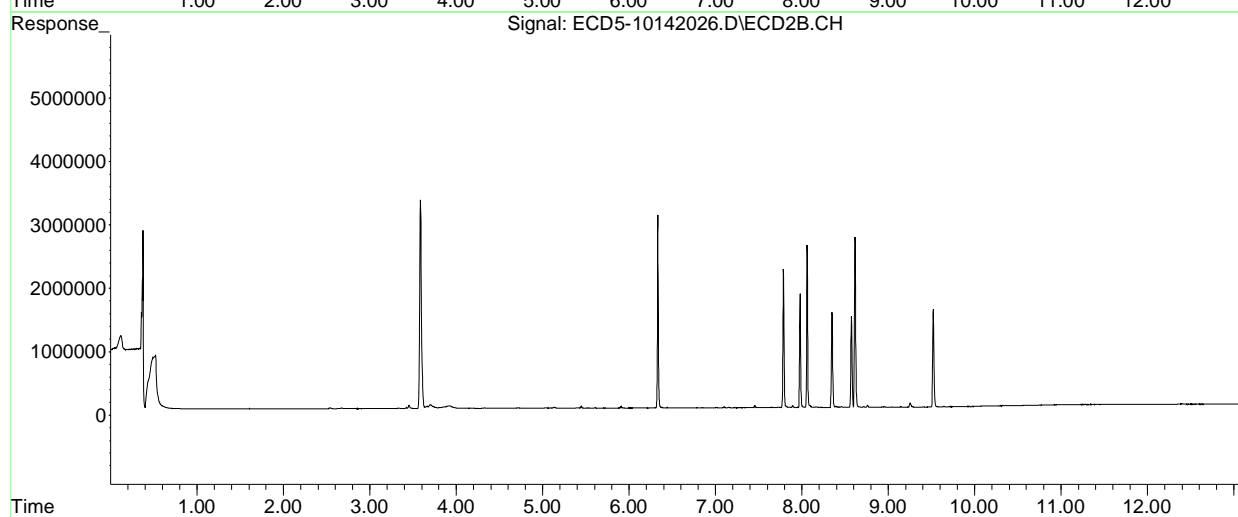
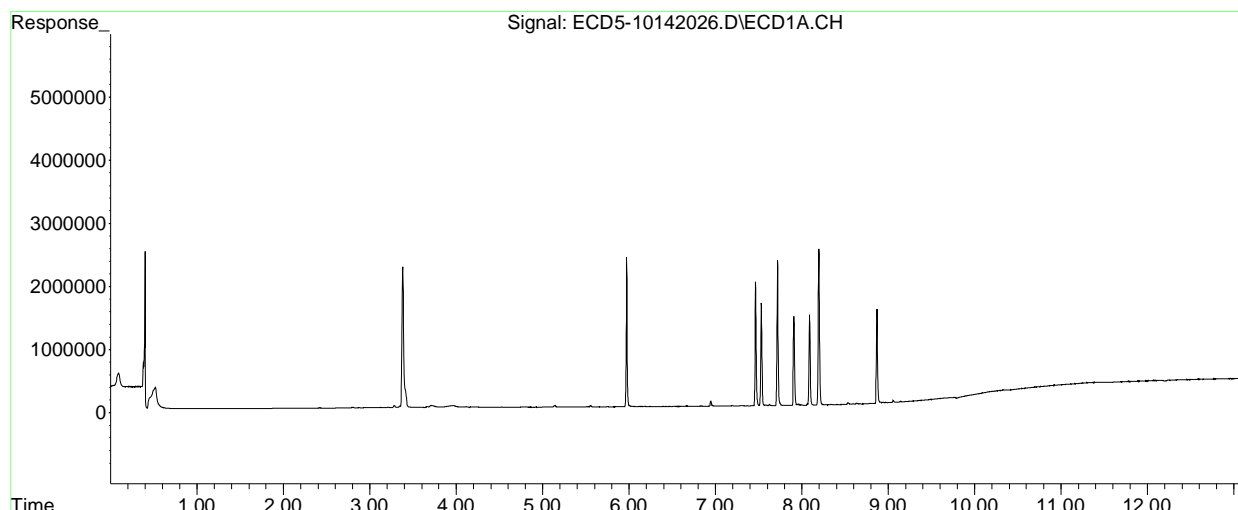
(f)=RT Delta > 1/2 Window (#)=Amounts differ by > 25% (m)=manual int.

Quantitation Report (QT Reviewed)

Data Path : C:\msdchem\1\data\2020-10\0J14056\  
Data File : ECD5-10142026.D  
Signal(s) : Signal #1: ECD1A.CH Signal #2: ECD2B.CH  
Acq On : 14 Oct 2020 20:04  
Operator : MJB  
Sample : 0J14056-CALE  
Misc : A20I183, 9-42 10 ppb  
ALS Vial : 18 (Sig #1); 0 (Sig #2) Sample Multiplier: 1

Integration File signal 1: PEST1.e  
Integration File signal 2: PEST2.e  
Quant Time: Oct 15 10:34:55 2020  
Quant Method : C:\msdchem\1\methods\ECD5\_QUANTPEST\_201014.M  
Quant Title : Instrument: DualECD5  
QLast Update : Thu Oct 15 10:30:26 2020  
Response via : Initial Calibration  
Integrator: ChemStation 6890 Scale Mode: Small noise peaks clipped

Volume Inj. : 2uL  
Signal #1 Phase : Rtx-CLPesticides Signal #2 Phase: Rtx-CLPesticides2  
Signal #1 Info : 30m X 0.32mm X 0. Signal #2 Info : 30m X 0.32mm X 0.25um



Quantitation Report (QT Reviewed)

Data Path : C:\msdchem\1\data\2020-10\0J14056\  
 Data File : ECD5-10142027.D  
 Signal(s) : Signal #1: ECD1A.CH Signal #2: ECD2B.CH  
 Acq On : 14 Oct 2020 20:22  
 Operator : MJB  
 Sample : 0J14056-CALF MJB 10/15/20  
 Misc : A20I184, 9-42 25 ppb  
 ALS Vial : 19 (Sig #1); 0 (Sig #2) Sample Multiplier: 1

Integration File signal 1: PEST1.e  
 Integration File signal 2: PEST2.e  
 Quant Time: Oct 15 10:35:29 2020  
 Quant Method : C:\msdchem\1\methods\ECD5\_QUANTPEST\_201014.M  
 Quant Title : Instrument: DualECD5  
 QLast Update : Thu Oct 15 10:30:26 2020  
 Response via : Initial Calibration  
 Integrator: ChemStation 6890 Scale Mode: Small noise peaks clipped

Volume Inj. : 2uL  
 Signal #1 Phase : Rtx-CLPesticides Signal #2 Phase: Rtx-CLPesticides2  
 Signal #1 Info : 30m X 0.32mm X 0. Signal #2 Info : 30m X 0.32mm X 0.25um

Compound	RT#1	RT#2	Resp#1	Resp#2	ng/mL	ng/mL
-----						
System Monitoring Compounds						
1) S TCMX (S)	0.000	0.000	0	0	N.D. d	N.D. d
22) S DCBP (S)	0.000	0.000	0	0	N.D. d	N.D. d
Target Compounds						
2) a-BHC	0.000	0.000	0	0	N.D. d	N.D. d
3) g-BHC	0.000	0.000	0	0	N.D. d	N.D. d
4) b-BHC	0.000	0.000	0	0	N.D. d	N.D. d
5) Heptachlor	0.000	0.000	0	0	N.D. d	N.D. d
6) d-BHC	0.000	0.000	0	0	N.D. d	N.D. d
7) Aldrin	0.000	0.000	0	0	N.D. d	N.D. d
8) Heptachlo...	0.000	0.000	0	0	N.D. d	N.D. d
9) trans-Chl...	0.000	0.000	0	0	N.D. d	N.D. d
10) cis-Chlor...	0.000	0.000	0	0	N.D. d	N.D. d
11) Endosulfa...	0.000	0.000	0	0	N.D. d	N.D. d
12) 4,4'-DDE	0.000	0.000	0	0	N.D. d	N.D. d
13) Dieldrin	0.000	0.000	0	0	N.D. d	N.D. d
14) Endrin	0.000	0.000	0	0	N.D. d	N.D. d
15) 4,4'-DDD	0.000	0.000	0	0	N.D. d	N.D. d
16) Endosulfa...	0.000	0.000	0	0	N.D. d	N.D. d
17) 4,4'-DDT	0.000	0.000	0	0	N.D. d	N.D. d
18) Endrin Al...	0.000	0.000	0	0	N.D. d	N.D. d
19) Endosulfa...	0.000	0.000	0	0	N.D. d	N.D. d
20) Methoxychlor	0.000	0.000	0	0	N.D. d	N.D. d
21) Endrin Ke...	0.000	0.000	0	0	N.D. d	N.D. d
23) Hexachlor...	3.384	3.587	5991942	9024692	27.697	19.455 #
24) Hexachlor...	5.973	6.334	5814466	7847210	29.062	23.638
25) Oxychlorane	7.465	7.786	4875285	5656841	29.215	18.446 #
26) 2,4'-DDE	7.531	7.980	3870731	4550076	27.556	20.414 #

Quantitation Report (QT Reviewed)

Data Path : C:\msdchem\1\data\2020-10\0J14056\  
 Data File : ECD5-10142027.D  
 Signal(s) : Signal #1: ECD1A.CH Signal #2: ECD2B.CH  
 Acq On : 14 Oct 2020 20:22  
 Operator : MJB  
 Sample : 0J14056-CALF  
 Misc : A20I184, 9-42 25 ppb  
 ALS Vial : 19 (Sig #1); 0 (Sig #2) Sample Multiplier: 1

Integration File signal 1: PEST1.e  
 Integration File signal 2: PEST2.e  
 Quant Time: Oct 15 10:35:29 2020  
 Quant Method : C:\msdchem\1\methods\ECD5\_QUANTPEST\_201014.M  
 Quant Title : Instrument: DualECD5  
 QLast Update : Thu Oct 15 10:30:26 2020  
 Response via : Initial Calibration  
 Integrator: ChemStation 6890 Scale Mode: Small noise peaks clipped

Volume Inj. : 2uL  
 Signal #1 Phase : Rtx-CLPesticides Signal #2 Phase: Rtx-CLPesticides2  
 Signal #1 Info : 30m X 0.32mm X 0. Signal #2 Info : 30m X 0.32mm X 0.25um

	Compound	RT#1	RT#2	Resp#1	Resp#2	ng/mL	ng/mL
27)	trans-Non...	7.718	8.061	5561787	6425020	27.885	19.331 #
28)	2,4'-DDD	7.908	8.351	3482222	3919505	28.499	18.669 #
29)	2,4'-DDT	8.090	8.572	3622126	3783032	37.442	26.707 #
30)	cis-Nonac...	8.196	8.618	6071870	6980137	27.628	18.181 #
31)	Mirex	8.869	9.521	3665359	3817069	27.185	19.085 #
32)	Chlordane...	0.000	0.000	0	0	N.D. d	N.D. d
33)	Chlordane...	0.000	0.000	0	0	N.D. d	N.D. d
34)	Chlordane...	0.000	0.000	0	0	N.D. d	N.D. d
35)	Chlordane...	0.000	0.000	0	0	N.D. d	N.D. d
36)	Toxaphene...	0.000	0.000	0	0	N.D. d	N.D. d
37)	Toxaphene...	0.000	0.000	0	0	N.D. d	N.D. d
38)	Toxaphene...	0.000	0.000	0	0	N.D. d	N.D. d
39)	Toxaphene...	0.000	0.000	0	0	N.D. d	N.D. d
40)	Toxaphene...	0.000	0.000	0	0	N.D. d	N.D. d
41)	Toxaphene...	0.000	0.000	0	0	N.D. d	N.D. d
42)	Toxaphene...	0.000	0.000	0	0	N.D. d	N.D. d

(f)=RT Delta > 1/2 Window (#)=Amounts differ by > 25% (m)=manual int.

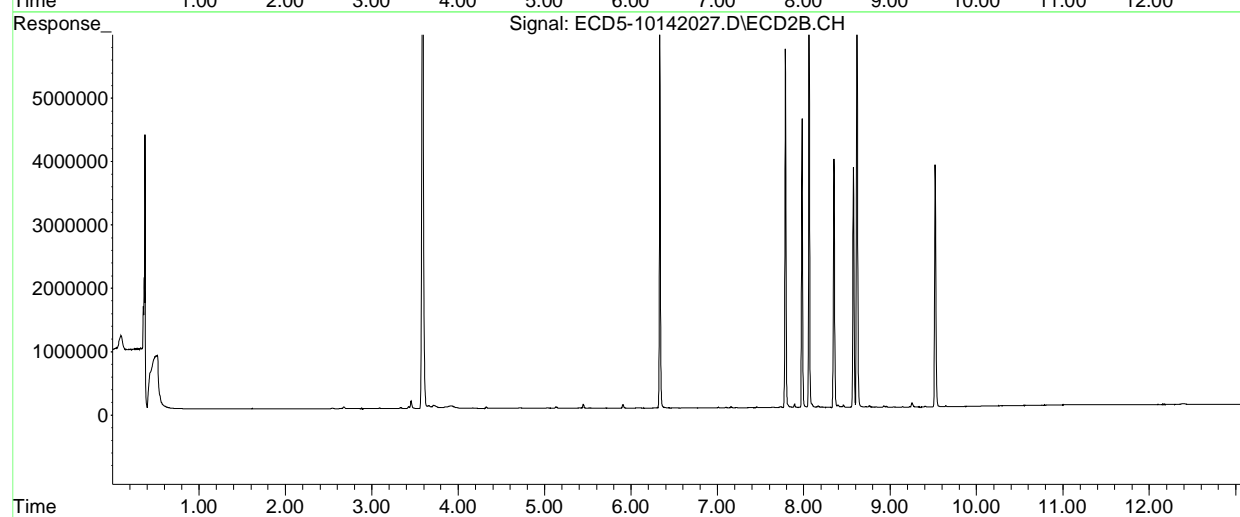
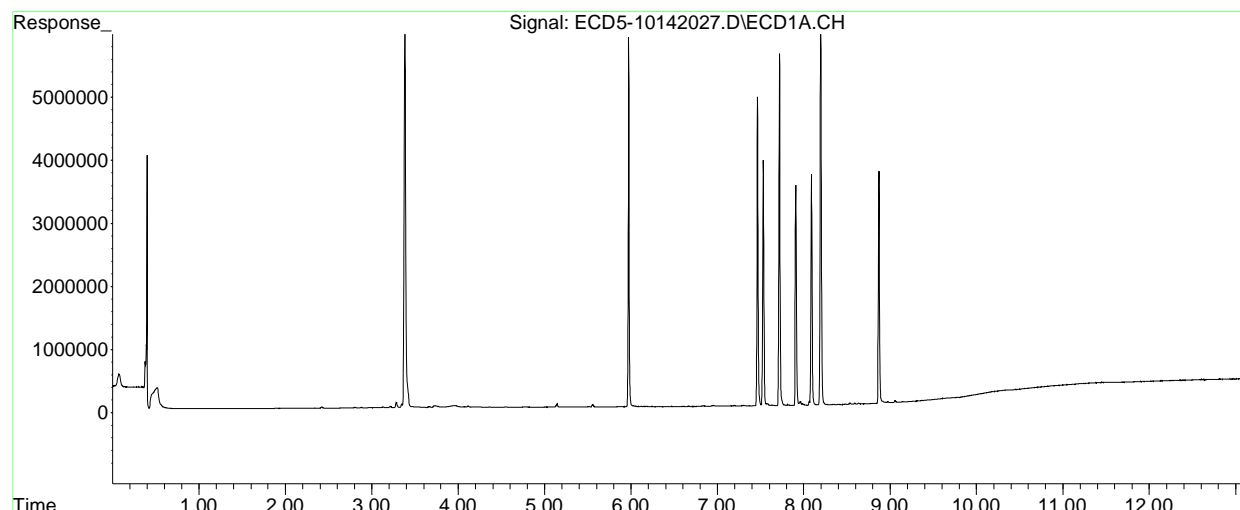


Quantitation Report (QT Reviewed)

Data Path : C:\msdchem\1\data\2020-10\0J14056\  
Data File : ECD5-10142027.D  
Signal(s) : Signal #1: ECD1A.CH Signal #2: ECD2B.CH  
Acq On : 14 Oct 2020 20:22  
Operator : MJB  
Sample : 0J14056-CALF  
Misc : A20I184, 9-42 25 ppb  
ALS Vial : 19 (Sig #1); 0 (Sig #2) Sample Multiplier: 1

Integration File signal 1: PEST1.e  
Integration File signal 2: PEST2.e  
Quant Time: Oct 15 10:35:29 2020  
Quant Method : C:\msdchem\1\methods\ECD5\_QUANTPEST\_201014.M  
Quant Title : Instrument: DualECD5  
QLast Update : Thu Oct 15 10:30:26 2020  
Response via : Initial Calibration  
Integrator: ChemStation 6890 Scale Mode: Small noise peaks clipped

Volume Inj. : 2uL  
Signal #1 Phase : Rtx-CLPesticides Signal #2 Phase: Rtx-CLPesticides2  
Signal #1 Info : 30m X 0.32mm X 0. Signal #2 Info : 30m X 0.32mm X 0.25um



Quantitation Report (QT Reviewed)

Data Path : C:\msdchem\1\data\2020-10\0J14056\  
 Data File : ECD5-10142028.D  
 Signal(s) : Signal #1: ECD1A.CH Signal #2: ECD2B.CH  
 Acq On : 14 Oct 2020 20:39  
 Operator : MJB  
 Sample : 0J14056-CALG MJB 10/15/20  
 Misc : A20I185, 9-42 50 ppb  
 ALS Vial : 20 (Sig #1); 0 (Sig #2) Sample Multiplier: 1

Integration File signal 1: PEST1.e  
 Integration File signal 2: PEST2.e  
 Quant Time: Oct 15 10:29:57 2020  
 Quant Method : C:\msdchem\1\methods\ECD5\_QUANTPEST\_201014.M  
 Quant Title : Instrument: DualECD5  
 QLast Update : Wed Oct 14 18:23:10 2020  
 Response via : Initial Calibration  
 Integrator: ChemStation 6890 Scale Mode: Small noise peaks clipped

Volume Inj. : 2uL  
 Signal #1 Phase : Rtx-CLPesticides Signal #2 Phase: Rtx-CLPesticides2  
 Signal #1 Info : 30m X 0.32mm X 0. Signal #2 Info : 30m X 0.32mm X 0.25um

Compound	RT#1	RT#2	Resp#1	Resp#2	ng/mL	ng/mL
-----						
System Monitoring Compounds						
1) S TCMX (S)	0.000	0.000	0	0	N.D. d	N.D. d
22) S DCBP (S)	0.000	0.000	0	0	N.D. d	N.D. d
Target Compounds						
2) a-BHC	0.000	0.000	0	0	N.D. d	N.D. d
3) g-BHC	0.000	0.000	0	0	N.D. d	N.D. d
4) b-BHC	0.000	0.000	0	0	N.D. d	N.D. d
5) Heptachlor	0.000	0.000	0	0	N.D. d	N.D. d
6) d-BHC	0.000	0.000	0	0	N.D. d	N.D. d
7) Aldrin	0.000	0.000	0	0	N.D. d	N.D. d
8) Heptachlo...	0.000	0.000	0	0	N.D. d	N.D. d
9) trans-Chl...	0.000	0.000	0	0	N.D. d	N.D. d
10) cis-Chlor...	0.000	0.000	0	0	N.D. d	N.D. d
11) Endosulfa...	0.000	0.000	0	0	N.D. d	N.D. d
12) 4,4'-DDE	0.000	0.000	0	0	N.D. d	N.D. d
13) Dieldrin	0.000	0.000	0	0	N.D. d	N.D. d
14) Endrin	0.000	0.000	0	0	N.D. d	N.D. d
15) 4,4'-DDD	0.000	0.000	0	0	N.D. d	N.D. d
16) Endosulfa...	0.000	0.000	0	0	N.D. d	N.D. d
17) 4,4'-DDT	0.000	0.000	0	0	N.D. d	N.D. d
18) Endrin Al...	0.000	0.000	0	0	N.D. d	N.D. d
19) Endosulfa...	0.000	0.000	0	0	N.D. d	N.D. d
20) Methoxychlor	0.000	0.000	0	0	N.D. d	N.D. d
21) Endrin Ke...	0.000	0.000	0	0	N.D. d	N.D. d
23) Hexachlor...	3.384	3.587	10789137	16441536	50.241	35.270 #
24) Hexachlor...	5.973	6.334	11106946	15331000	55.601	46.181
25) Oxychlorane	7.465	7.787	9326636	10738437	55.831	35.017 #
26) 2,4'-DDE	7.531	7.981	7407872	9020941	52.923	39.924

Quantitation Report (QT Reviewed)

Data Path : C:\msdchem\1\data\2020-10\0J14056\  
 Data File : ECD5-10142028.D  
 Signal(s) : Signal #1: ECD1A.CH Signal #2: ECD2B.CH  
 Acq On : 14 Oct 2020 20:39  
 Operator : MJB  
 Sample : 0J14056-CALG  
 Misc : A20I185, 9-42 50 ppb  
 ALS Vial : 20 (Sig #1); 0 (Sig #2) Sample Multiplier: 1

Integration File signal 1: PEST1.e  
 Integration File signal 2: PEST2.e  
 Quant Time: Oct 15 10:29:57 2020  
 Quant Method : C:\msdchem\1\methods\ECD5\_QUANTPEST\_201014.M  
 Quant Title : Instrument: DualECD5  
 QLast Update : Wed Oct 14 18:23:10 2020  
 Response via : Initial Calibration  
 Integrator: ChemStation 6890 Scale Mode: Small noise peaks clipped

Volume Inj. : 2uL  
 Signal #1 Phase : Rtx-CLPesticides Signal #2 Phase: Rtx-CLPesticides2  
 Signal #1 Info : 30m X 0.32mm X 0. Signal #2 Info : 30m X 0.32mm X 0.25um

	Compound	RT#1	RT#2	Resp#1	Resp#2	ng/mL	ng/mL
27)	trans-Non...	7.719	8.061	10843817	12986213	54.328	38.672 #
28)	2,4'-DDD	7.909	8.351	6716596	7545788	54.843	35.942 #
29)	2,4'-DDT	8.091	8.572	6517761	7077939	67.375	47.779 #
30)	cis-Nonac...	8.196	8.617	11655304	14071019	53.007	36.650 #
31)	Mirex	8.869	9.522	6988668	7493572	51.935	37.161 #
32)	Chlordane...	0.000	0.000	0	0	N.D. d	N.D. d
33)	Chlordane...	0.000	0.000	0	0	N.D. d	N.D. d
34)	Chlordane...	0.000	0.000	0	0	N.D. d	N.D. d
35)	Chlordane...	0.000	0.000	0	0	N.D. d	N.D. d
36)	Toxaphene...	0.000	0.000	0	0	N.D. d	N.D. d
37)	Toxaphene...	0.000	0.000	0	0	N.D. d	N.D. d
38)	Toxaphene...	0.000	0.000	0	0	N.D. d	N.D. d
39)	Toxaphene...	0.000	0.000	0	0	N.D. d	N.D. d
40)	Toxaphene...	0.000	0.000	0	0	N.D. d	N.D. d
41)	Toxaphene...	0.000	0.000	0	0	N.D. d	N.D. d
42)	Toxaphene...	0.000	0.000	0	0	N.D. d	N.D. d

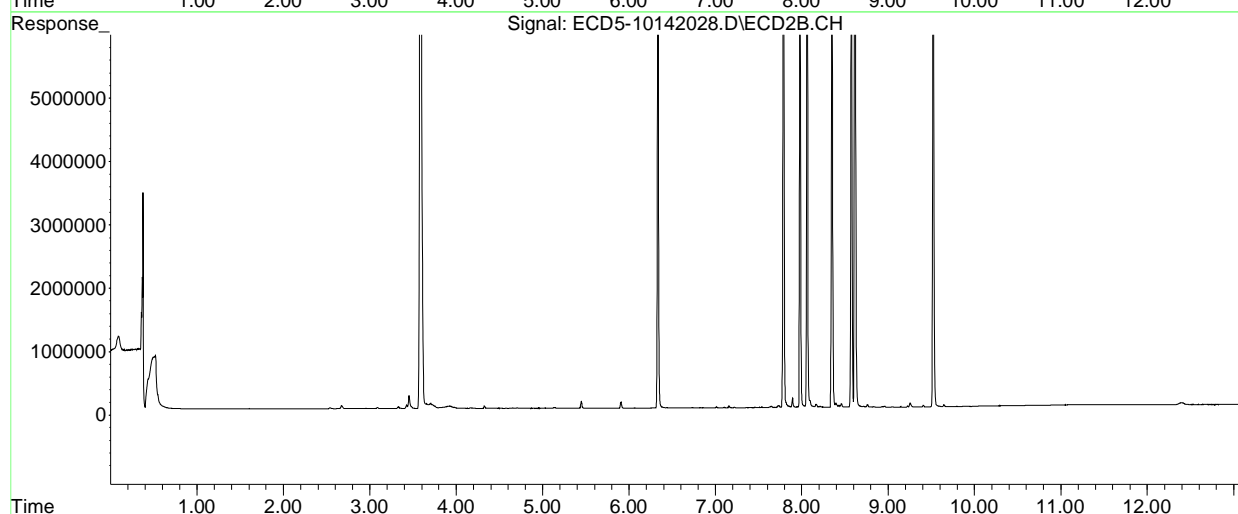
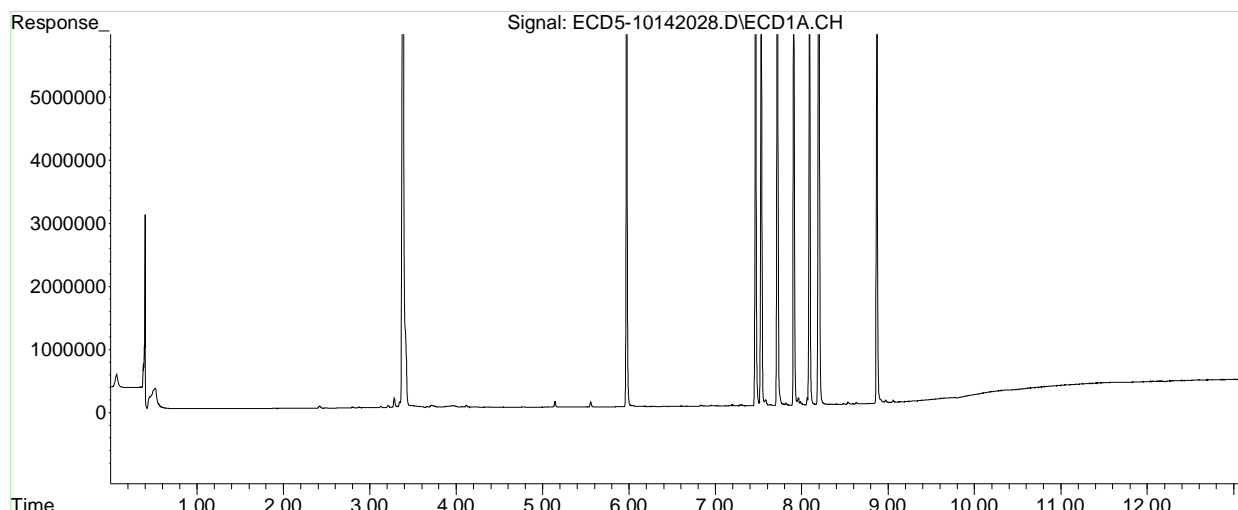
(f)=RT Delta > 1/2 Window (#)=Amounts differ by > 25% (m)=manual int.

Quantitation Report (QT Reviewed)

Data Path : C:\msdchem\1\data\2020-10\0J14056\  
Data File : ECD5-10142028.D  
Signal(s) : Signal #1: ECD1A.CH Signal #2: ECD2B.CH  
Acq On : 14 Oct 2020 20:39  
Operator : MJB  
Sample : 0J14056-CALG  
Misc : A20I185, 9-42 50 ppb  
ALS Vial : 20 (Sig #1); 0 (Sig #2) Sample Multiplier: 1

Integration File signal 1: PEST1.e  
Integration File signal 2: PEST2.e  
Quant Time: Oct 15 10:29:57 2020  
Quant Method : C:\msdchem\1\methods\ECD5\_QUANTPEST\_201014.M  
Quant Title : Instrument: DualECD5  
QLast Update : Wed Oct 14 18:23:10 2020  
Response via : Initial Calibration  
Integrator: ChemStation 6890 Scale Mode: Small noise peaks clipped

Volume Inj. : 2uL  
Signal #1 Phase : Rtx-CLPesticides Signal #2 Phase: Rtx-CLPesticides2  
Signal #1 Info : 30m X 0.32mm X 0. Signal #2 Info : 30m X 0.32mm X 0.25um



Quantitation Report (QT Reviewed)

Data Path : C:\msdchem\1\data\2020-10\0J14056\  
 Data File : ECD5-10142029.D  
 Signal(s) : Signal #1: ECD1A.CH Signal #2: ECD2B.CH  
 Acq On : 14 Oct 2020 20:56  
 Operator : MJB  
 Sample : 0J14056-CALH MJB 10/15/20  
 Misc : A20I186, 9-42 100 ppb  
 ALS Vial : 21 (Sig #1); 0 (Sig #2) Sample Multiplier: 1

Integration File signal 1: PEST1.e  
 Integration File signal 2: PEST2.e  
 Quant Time: Oct 15 10:36:05 2020  
 Quant Method : C:\msdchem\1\methods\ECD5\_QUANTPEST\_201014.M  
 Quant Title : Instrument: DualECD5  
 QLast Update : Thu Oct 15 10:30:26 2020  
 Response via : Initial Calibration  
 Integrator: ChemStation 6890 Scale Mode: Small noise peaks clipped

Volume Inj. : 2uL  
 Signal #1 Phase : Rtx-CLPesticides Signal #2 Phase: Rtx-CLPesticides2  
 Signal #1 Info : 30m X 0.32mm X 0. Signal #2 Info : 30m X 0.32mm X 0.25um

Compound	RT#1	RT#2	Resp#1	Resp#2	ng/mL	ng/mL
-----						
System Monitoring Compounds						
1) S TCMX (S)	0.000	0.000	0	0	N.D. d	N.D. d
22) S DCBP (S)	0.000	0.000	0	0	N.D. d	N.D. d
Target Compounds						
2) a-BHC	0.000	0.000	0	0	N.D. d	N.D. d
3) g-BHC	0.000	0.000	0	0	N.D. d	N.D. d
4) b-BHC	0.000	0.000	0	0	N.D. d	N.D. d
5) Heptachlor	0.000	0.000	0	0	N.D. d	N.D. d
6) d-BHC	0.000	0.000	0	0	N.D. d	N.D. d
7) Aldrin	0.000	0.000	0	0	N.D. d	N.D. d
8) Heptachlo...	0.000	0.000	0	0	N.D. d	N.D. d
9) trans-Chl...	0.000	0.000	0	0	N.D. d	N.D. d
10) cis-Chlor...	0.000	0.000	0	0	N.D. d	N.D. d
11) Endosulfa...	0.000	0.000	0	0	N.D. d	N.D. d
12) 4,4'-DDE	0.000	0.000	0	0	N.D. d	N.D. d
13) Dieldrin	0.000	0.000	0	0	N.D. d	N.D. d
14) Endrin	0.000	0.000	0	0	N.D. d	N.D. d
15) 4,4'-DDD	0.000	0.000	0	0	N.D. d	N.D. d
16) Endosulfa...	0.000	0.000	0	0	N.D. d	N.D. d
17) 4,4'-DDT	0.000	0.000	0	0	N.D. d	N.D. d
18) Endrin Al...	0.000	0.000	0	0	N.D. d	N.D. d
19) Endosulfa...	0.000	0.000	0	0	N.D. d	N.D. d
20) Methoxychlor	0.000	0.000	0	0	N.D. d	N.D. d
21) Endrin Ke...	0.000	0.000	0	0	N.D. d	N.D. d
23) Hexachlor...	3.384	3.587	20265944	31642538	95.341	66.840 #
24) Hexachlor...	5.973	6.335	22763420	31843115	113.625	95.920
25) Oxychlorane	7.465	7.787	19185849	23999757	113.969	78.261 #
26) 2,4'-DDE	7.530	7.981	15255802	18843562	109.319	80.475 #

Quantitation Report (QT Reviewed)

Data Path : C:\msdchem\1\data\2020-10\0J14056\  
 Data File : ECD5-10142029.D  
 Signal(s) : Signal #1: ECD1A.CH Signal #2: ECD2B.CH  
 Acq On : 14 Oct 2020 20:56  
 Operator : MJB  
 Sample : 0J14056-CALH  
 Misc : A20I186, 9-42 100 ppb  
 ALS Vial : 21 (Sig #1); 0 (Sig #2) Sample Multiplier: 1

Integration File signal 1: PEST1.e  
 Integration File signal 2: PEST2.e  
 Quant Time: Oct 15 10:36:05 2020  
 Quant Method : C:\msdchem\1\methods\ECD5\_QUANTPEST\_201014.M  
 Quant Title : Instrument: DualECD5  
 QLast Update : Thu Oct 15 10:30:26 2020  
 Response via : Initial Calibration  
 Integrator: ChemStation 6890 Scale Mode: Small noise peaks clipped

Volume Inj. : 2uL  
 Signal #1 Phase : Rtx-CLPesticides Signal #2 Phase: Rtx-CLPesticides2  
 Signal #1 Info : 30m X 0.32mm X 0. Signal #2 Info : 30m X 0.32mm X 0.25um

	Compound	RT#1	RT#2	Resp#1	Resp#2	ng/mL	ng/mL
27)	trans-Non...	7.718	8.061	22501834	27697760	111.707	79.983 #
28)	2,4'-DDD	7.908	8.351	13752816	16438803	111.197	78.301 #
29)	2,4'-DDT	8.090	8.573	13882492	15094249	143.505	93.010 #
30)	cis-Nonac...	8.196	8.618	23940957	29338156	108.232	76.415 #
31)	Mirex	8.869	9.522	14218322	16056234	105.318	77.425 #
32)	Chlordane...	0.000	0.000	0	0	N.D. d	N.D. d
33)	Chlordane...	0.000	0.000	0	0	N.D. d	N.D. d
34)	Chlordane...	0.000	0.000	0	0	N.D. d	N.D. d
35)	Chlordane...	0.000	0.000	0	0	N.D. d	N.D. d
36)	Toxaphene...	0.000	0.000	0	0	N.D. d	N.D. d
37)	Toxaphene...	0.000	0.000	0	0	N.D. d	N.D. d
38)	Toxaphene...	0.000	0.000	0	0	N.D. d	N.D. d
39)	Toxaphene...	0.000	0.000	0	0	N.D. d	N.D. d
40)	Toxaphene...	0.000	0.000	0	0	N.D. d	N.D. d
41)	Toxaphene...	0.000	0.000	0	0	N.D. d	N.D. d
42)	Toxaphene...	0.000	0.000	0	0	N.D. d	N.D. d

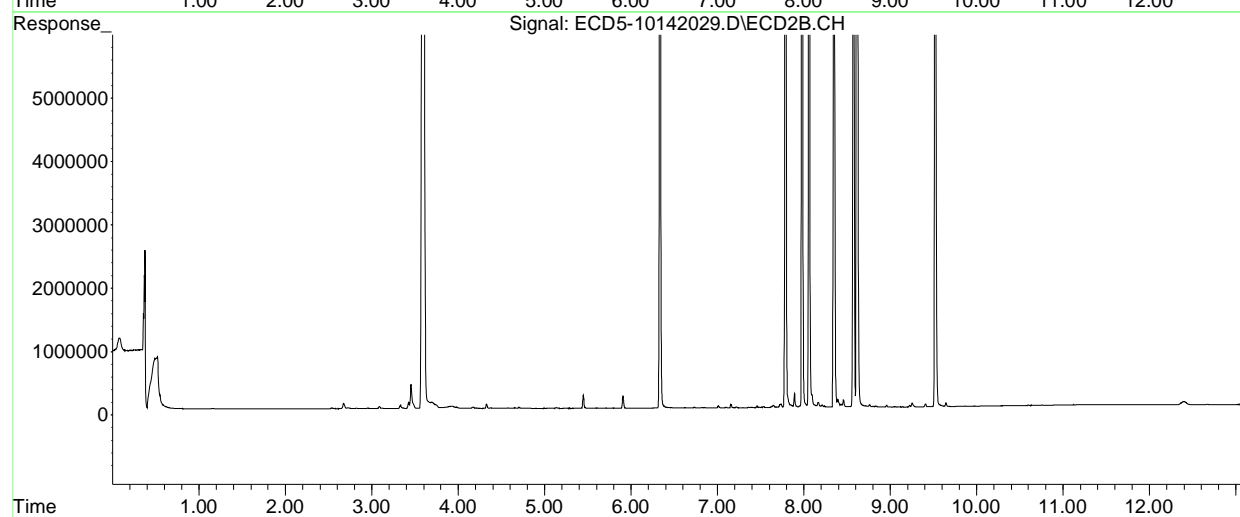
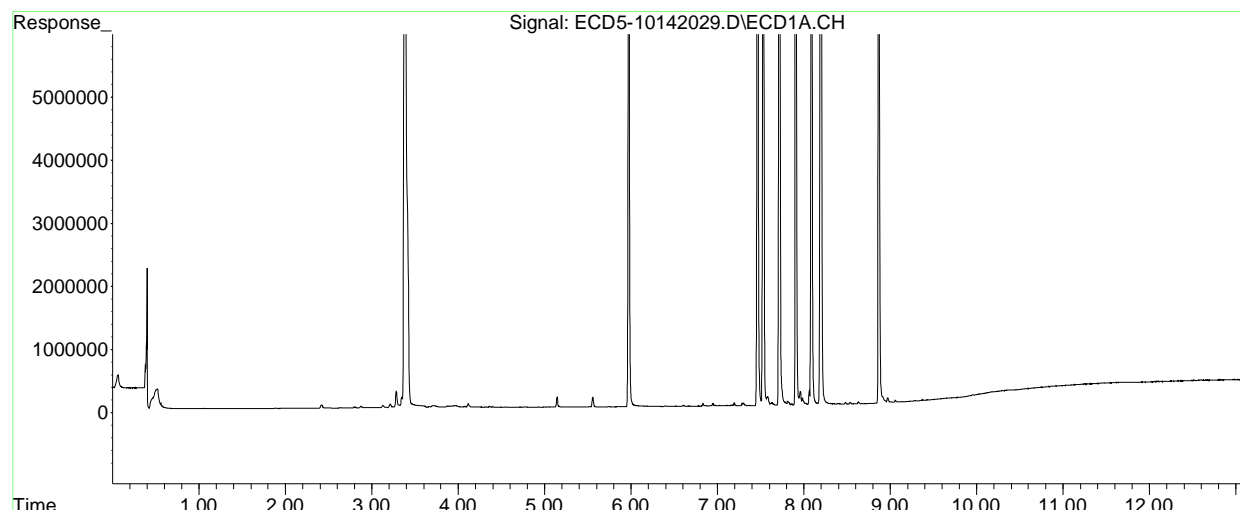
(f)=RT Delta > 1/2 Window (#)=Amounts differ by > 25% (m)=manual int.

Quantitation Report (QT Reviewed)

Data Path : C:\msdchem\1\data\2020-10\0J14056\  
Data File : ECD5-10142029.D  
Signal(s) : Signal #1: ECD1A.CH Signal #2: ECD2B.CH  
Acq On : 14 Oct 2020 20:56  
Operator : MJB  
Sample : 0J14056-CALH  
Misc : A20I186, 9-42 100 ppb  
ALS Vial : 21 (Sig #1); 0 (Sig #2) Sample Multiplier: 1

Integration File signal 1: PEST1.e  
Integration File signal 2: PEST2.e  
Quant Time: Oct 15 10:36:05 2020  
Quant Method : C:\msdchem\1\methods\ECD5\_QUANTPEST\_201014.M  
Quant Title : Instrument: DualECD5  
QLast Update : Thu Oct 15 10:30:26 2020  
Response via : Initial Calibration  
Integrator: ChemStation 6890 Scale Mode: Small noise peaks clipped

Volume Inj. : 2uL  
Signal #1 Phase : Rtx-CLPesticides Signal #2 Phase: Rtx-CLPesticides2  
Signal #1 Info : 30m X 0.32mm X 0. Signal #2 Info : 30m X 0.32mm X 0.25um



Quantitation Report (QT Reviewed)

Data Path : C:\msdchem\1\data\2020-10\0J14056\  
 Data File : ECD5-10142030.D  
 Signal(s) : Signal #1: ECD1A.CH Signal #2: ECD2B.CH  
 Acq On : 14 Oct 2020 21:13  
 Operator : MJB  
 Sample : 0J14056-CALI MJB 10/15/20  
 Misc : A20I179, 9-42 200 ppb  
 ALS Vial : 22 (Sig #1); 0 (Sig #2) Sample Multiplier: 1

Integration File signal 1: PEST1.e  
 Integration File signal 2: PEST2.e  
 Quant Time: Oct 15 10:36:41 2020  
 Quant Method : C:\msdchem\1\methods\ECD5\_QUANTPEST\_201014.M  
 Quant Title : Instrument: DualECD5  
 QLast Update : Thu Oct 15 10:30:26 2020  
 Response via : Initial Calibration  
 Integrator: ChemStation 6890 Scale Mode: Small noise peaks clipped

Volume Inj. : 2uL  
 Signal #1 Phase : Rtx-CLPesticides Signal #2 Phase: Rtx-CLPesticides2  
 Signal #1 Info : 30m X 0.32mm X 0. Signal #2 Info : 30m X 0.32mm X 0.25um

Compound	RT#1	RT#2	Resp#1	Resp#2	ng/mL	ng/mL
-----						
System Monitoring Compounds						
1) S TCMX (S)	0.000	0.000	0	0	N.D. d	N.D. d
22) S DCBP (S)	0.000	0.000	0	0	N.D. d	N.D. d
Target Compounds						
2) a-BHC	0.000	0.000	0	0	N.D. d	N.D. d
3) g-BHC	0.000	0.000	0	0	N.D. d	N.D. d
4) b-BHC	0.000	0.000	0	0	N.D. d	N.D. d
5) Heptachlor	0.000	0.000	0	0	N.D. d	N.D. d
6) d-BHC	0.000	0.000	0	0	N.D. d	N.D. d
7) Aldrin	0.000	0.000	0	0	N.D. d	N.D. d
8) Heptachlo...	0.000	0.000	0	0	N.D. d	N.D. d
9) trans-Chl...	0.000	0.000	0	0	N.D. d	N.D. d
10) cis-Chlor...	0.000	0.000	0	0	N.D. d	N.D. d
11) Endosulfa...	0.000	0.000	0	0	N.D. d	N.D. d
12) 4,4'-DDE	0.000	0.000	0	0	N.D. d	N.D. d
13) Dieldrin	0.000	0.000	0	0	N.D. d	N.D. d
14) Endrin	0.000	0.000	0	0	N.D. d	N.D. d
15) 4,4'-DDD	0.000	0.000	0	0	N.D. d	N.D. d
16) Endosulfa...	0.000	0.000	0	0	N.D. d	N.D. d
17) 4,4'-DDT	0.000	0.000	0	0	N.D. d	N.D. d
18) Endrin Al...	0.000	0.000	0	0	N.D. d	N.D. d
19) Endosulfa...	0.000	0.000	0	0	N.D. d	N.D. d
20) Methoxychlor	0.000	0.000	0	0	N.D. d	N.D. d
21) Endrin Ke...	0.000	0.000	0	0	N.D. d	N.D. d
23) Hexachlor...	3.384	3.588	45895823	73023819	221.334	147.788 #
24) Hexachlor...	5.973	6.335	47655589	68056397	235.635	205.003
25) Oxychlorane	7.463	7.786	40755507	52080586	237.505	169.831 #
26) 2,4'-DDE	7.528	7.980	31170134	41228281	224.169	163.642 #



Quantitation Report (QT Reviewed)

Data Path : C:\msdchem\1\data\2020-10\0J14056\  
 Data File : ECD5-10142030.D  
 Signal(s) : Signal #1: ECD1A.CH Signal #2: ECD2B.CH  
 Acq On : 14 Oct 2020 21:13  
 Operator : MJB  
 Sample : 0J14056-CALI  
 Misc : A20I179, 9-42 200 ppb  
 ALS Vial : 22 (Sig #1); 0 (Sig #2) Sample Multiplier: 1

Integration File signal 1: PEST1.e  
 Integration File signal 2: PEST2.e  
 Quant Time: Oct 15 10:36:41 2020  
 Quant Method : C:\msdchem\1\methods\ECD5\_QUANTPEST\_201014.M  
 Quant Title : Instrument: DualECD5  
 QLast Update : Thu Oct 15 10:30:26 2020  
 Response via : Initial Calibration  
 Integrator: ChemStation 6890 Scale Mode: Small noise peaks clipped

Volume Inj. : 2uL  
 Signal #1 Phase : Rtx-CLPesticides Signal #2 Phase: Rtx-CLPesticides2  
 Signal #1 Info : 30m X 0.32mm X 0. Signal #2 Info : 30m X 0.32mm X 0.25um

	Compound	RT#1	RT#2	Resp#1	Resp#2	ng/mL	ng/mL
27)	trans-Non...	7.716	8.060	47240427	60499948	229.324	163.893 #
28)	2,4'-DDD	7.906	8.350	28573910	35222352	225.939	167.770 #
29)	2,4'-DDT	8.089	8.572	29834951	36161564	308.408	188.159 #
30)	cis-Nonac...	8.195	8.618	50637102	64183868	225.455	167.175 #
31)	Mirex	8.867	9.522	30209770	34930206	221.264	158.782 #
32)	Chlordane...	0.000	0.000	0	0	N.D. d	N.D. d
33)	Chlordane...	0.000	0.000	0	0	N.D. d	N.D. d
34)	Chlordane...	0.000	0.000	0	0	N.D. d	N.D. d
35)	Chlordane...	0.000	0.000	0	0	N.D. d	N.D. d
36)	Toxaphene...	0.000	0.000	0	0	N.D. d	N.D. d
37)	Toxaphene...	0.000	0.000	0	0	N.D. d	N.D. d
38)	Toxaphene...	0.000	0.000	0	0	N.D. d	N.D. d
39)	Toxaphene...	0.000	0.000	0	0	N.D. d	N.D. d
40)	Toxaphene...	0.000	0.000	0	0	N.D. d	N.D. d
41)	Toxaphene...	0.000	0.000	0	0	N.D. d	N.D. d
42)	Toxaphene...	0.000	0.000	0	0	N.D. d	N.D. d

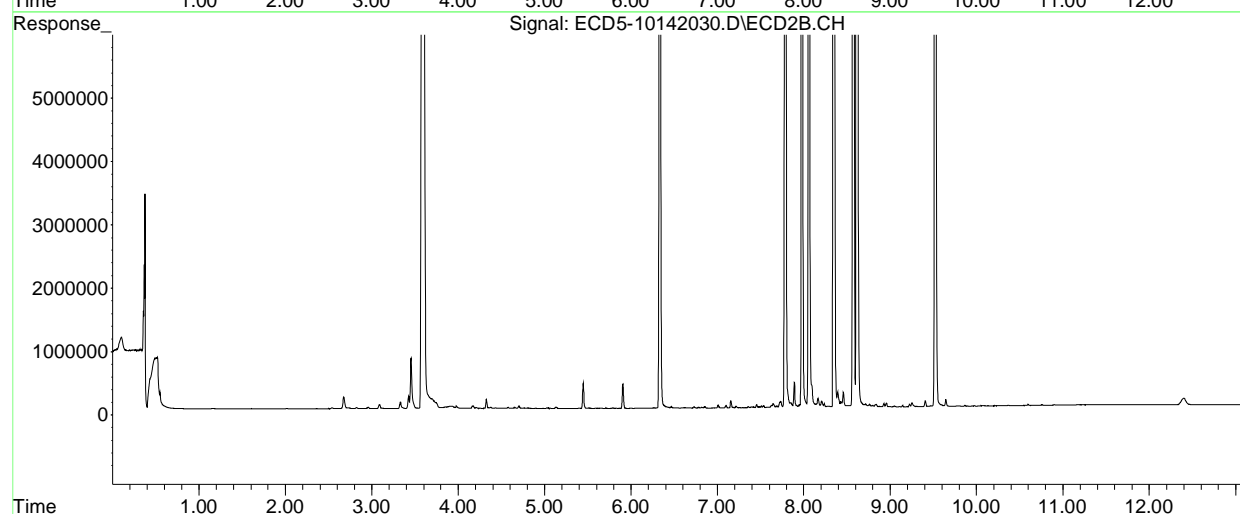
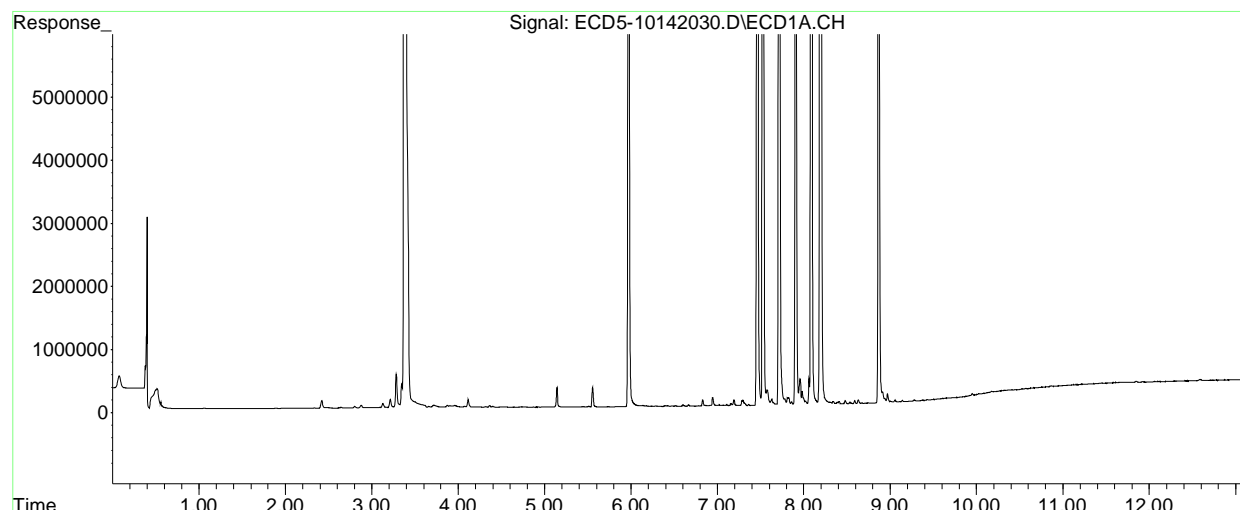
(f)=RT Delta > 1/2 Window (#)=Amounts differ by > 25% (m)=manual int.

Quantitation Report (QT Reviewed)

Data Path : C:\msdchem\1\data\2020-10\0J14056\  
Data File : ECD5-10142030.D  
Signal(s) : Signal #1: ECD1A.CH Signal #2: ECD2B.CH  
Acq On : 14 Oct 2020 21:13  
Operator : MJB  
Sample : 0J14056-CALI  
Misc : A20I179, 9-42 200 ppb  
ALS Vial : 22 (Sig #1); 0 (Sig #2) Sample Multiplier: 1

Integration File signal 1: PEST1.e  
Integration File signal 2: PEST2.e  
Quant Time: Oct 15 10:36:41 2020  
Quant Method : C:\msdchem\1\methods\ECD5\_QUANTPEST\_201014.M  
Quant Title : Instrument: DualECD5  
QLast Update : Thu Oct 15 10:30:26 2020  
Response via : Initial Calibration  
Integrator: ChemStation 6890 Scale Mode: Small noise peaks clipped

Volume Inj. : 2uL  
Signal #1 Phase : Rtx-CLPesticides Signal #2 Phase: Rtx-CLPesticides2  
Signal #1 Info : 30m X 0.32mm X 0. Signal #2 Info : 30m X 0.32mm X 0.25um



Quantitation Report (QT Reviewed)

Data Path : C:\msdchem\1\data\2020-10\0J14056\  
 Data File : ECD5-10142033.D  
 Signal(s) : Signal #1: ECD1A.CH Signal #2: ECD2B.CH  
 Acq On : 14 Oct 2020 22:05  
 Operator : MJB  
 Sample : 0J14056-CALJ MJB 10/15/20  
 Misc : A20J232, CHLOR 10 ppb  
 ALS Vial : 24 (Sig #1); 0 (Sig #2) Sample Multiplier: 1

Integration File signal 1: PEST1.e  
 Integration File signal 2: PEST2.e  
 Quant Time: Oct 15 11:00:09 2020  
 Quant Method : C:\msdchem\1\methods\ECD5\_QUANTPEST\_201014.M  
 Quant Title : Instrument: DualECD5  
 QLast Update : Thu Oct 15 10:59:27 2020  
 Response via : Initial Calibration  
 Integrator: ChemStation 6890 Scale Mode: Small noise peaks clipped

Volume Inj. : 2uL  
 Signal #1 Phase : Rtx-CLPesticides Signal #2 Phase: Rtx-CLPesticides2  
 Signal #1 Info : 30m X 0.32mm X 0. Signal #2 Info : 30m X 0.32mm X 0.25um

Compound		RT#1	RT#2	Resp#1	Resp#2	ng/mL	ng/mL
-----							
System Monitoring Compounds							
1) S	TCMX (S)	0.000	0.000	0	0	N.D. d	N.D. d
22) S	DCBP (S)	0.000	0.000	0	0	N.D. d	N.D. d
Target Compounds							
2)	a-BHC	0.000	0.000	0	0	N.D. d	N.D. d
3)	g-BHC	0.000	0.000	0	0	N.D. d	N.D. d
4)	b-BHC	0.000	0.000	0	0	N.D. d	N.D. d
5)	Heptachlor	0.000	0.000	0	0	N.D. d	N.D. d
6)	d-BHC	0.000	0.000	0	0	N.D. d	N.D. d
7)	Aldrin	0.000	0.000	0	0	N.D. d	N.D. d
8)	Heptachlo...	0.000	0.000	0	0	N.D. d	N.D. d
9)	trans-Chl...	0.000	0.000	0	0	N.D. d	N.D. d
10)	cis-Chlor...	0.000	0.000	0	0	N.D. d	N.D. d
11)	Endosulfa...	0.000	0.000	0	0	N.D. d	N.D. d
12)	4,4'-DDE	0.000	0.000	0	0	N.D. d	N.D. d
13)	Dieldrin	0.000	0.000	0	0	N.D. d	N.D. d
14)	Endrin	0.000	0.000	0	0	N.D. d	N.D. d
15)	4,4'-DDD	0.000	0.000	0	0	N.D. d	N.D. d
16)	Endosulfa...	0.000	0.000	0	0	N.D. d	N.D. d
17)	4,4'-DDT	0.000	0.000	0	0	N.D. d	N.D. d
18)	Endrin Al...	0.000	0.000	0	0	N.D. d	N.D. d
19)	Endosulfa...	0.000	0.000	0	0	N.D. d	N.D. d
20)	Methoxychlor	0.000	0.000	0	0	N.D. d	N.D. d
21)	Endrin Ke...	0.000	0.000	0	0	N.D. d	N.D. d
23)	Hexachlor...	0.000	0.000	0	0	N.D. d	N.D. d
24)	Hexachlor...	0.000	0.000	0	0	N.D. d	N.D. d
25)	Oxychlorane	0.000	0.000	0	0	N.D. d	N.D. d
26)	2,4'-DDE	0.000	0.000	0	0	N.D. d	N.D. d

Quantitation Report (QT Reviewed)

Data Path : C:\msdchem\1\data\2020-10\0J14056\  
 Data File : ECD5-10142033.D  
 Signal(s) : Signal #1: ECD1A.CH Signal #2: ECD2B.CH  
 Acq On : 14 Oct 2020 22:05  
 Operator : MJB  
 Sample : 0J14056-CALJ  
 Misc : A20J232, CHLOR 10 ppb  
 ALS Vial : 24 (Sig #1); 0 (Sig #2) Sample Multiplier: 1

Integration File signal 1: PEST1.e  
 Integration File signal 2: PEST2.e  
 Quant Time: Oct 15 11:00:09 2020  
 Quant Method : C:\msdchem\1\methods\ECD5\_QUANTPEST\_201014.M  
 Quant Title : Instrument: DualECD5  
 QLast Update : Thu Oct 15 10:59:27 2020  
 Response via : Initial Calibration  
 Integrator: ChemStation 6890 Scale Mode: Small noise peaks clipped

Volume Inj. : 2uL  
 Signal #1 Phase : Rtx-CLPesticides Signal #2 Phase: Rtx-CLPesticides2  
 Signal #1 Info : 30m X 0.32mm X 0. Signal #2 Info : 30m X 0.32mm X 0.25um

	Compound	RT#1	RT#2	Resp#1	Resp#2	ng/mL	ng/mL
27)	trans-Non...	0.000	0.000	0	0	N.D. d	N.D. d
28)	2,4'-DDD	0.000	0.000	0	0	N.D. d	N.D. d
29)	2,4'-DDT	0.000	0.000	0	0	N.D. d	N.D. d
30)	cis-Nonac...	0.000	0.000	0	0	N.D. d	N.D. d
31)	Mirex	0.000	0.000	0	0	N.D. d	N.D. d
32)	Chlordane...	7.635	7.994	304550	356975	12.735	7.947 #
33)	Chlordane...	7.728	8.100	307347	294489	11.606	7.826 #
34)	Chlordane...	8.287	8.753	90342	109674	14.302	11.108
35)	Chlordane...	0.000	0.000	0	0	N.D. d	N.D. d
36)	Toxaphene...	0.000	0.000	0	0	N.D. d	N.D. d
37)	Toxaphene...	0.000	0.000	0	0	N.D. d	N.D. d
38)	Toxaphene...	0.000	0.000	0	0	N.D. d	N.D. d
39)	Toxaphene...	0.000	0.000	0	0	N.D. d	N.D. d
40)	Toxaphene...	0.000	0.000	0	0	N.D. d	N.D. d
41)	Toxaphene...	0.000	0.000	0	0	N.D. d	N.D. d
42)	Toxaphene...	0.000	0.000	0	0	N.D. d	N.D. d

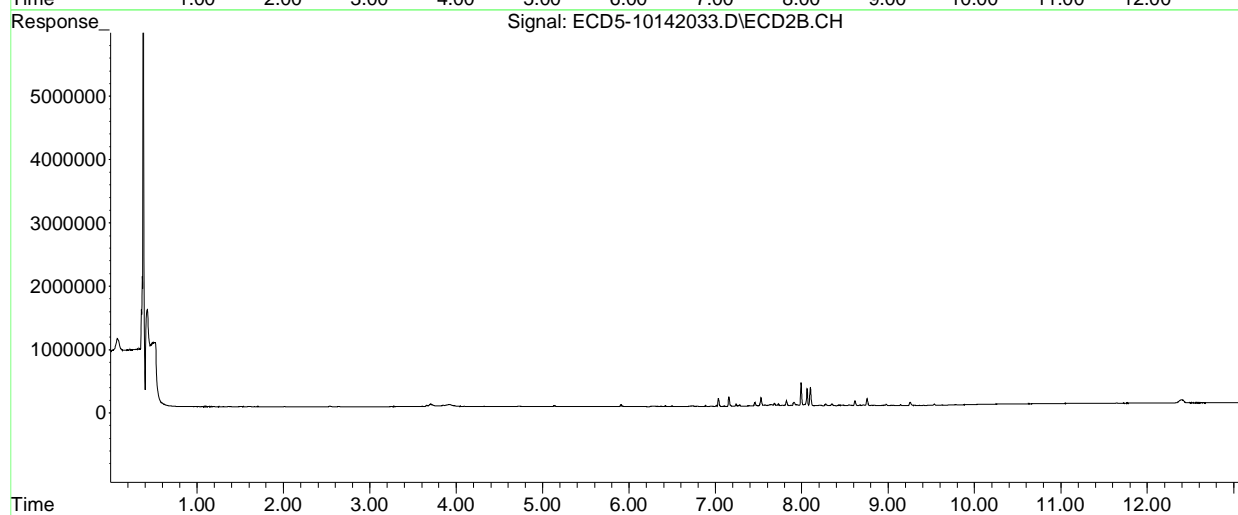
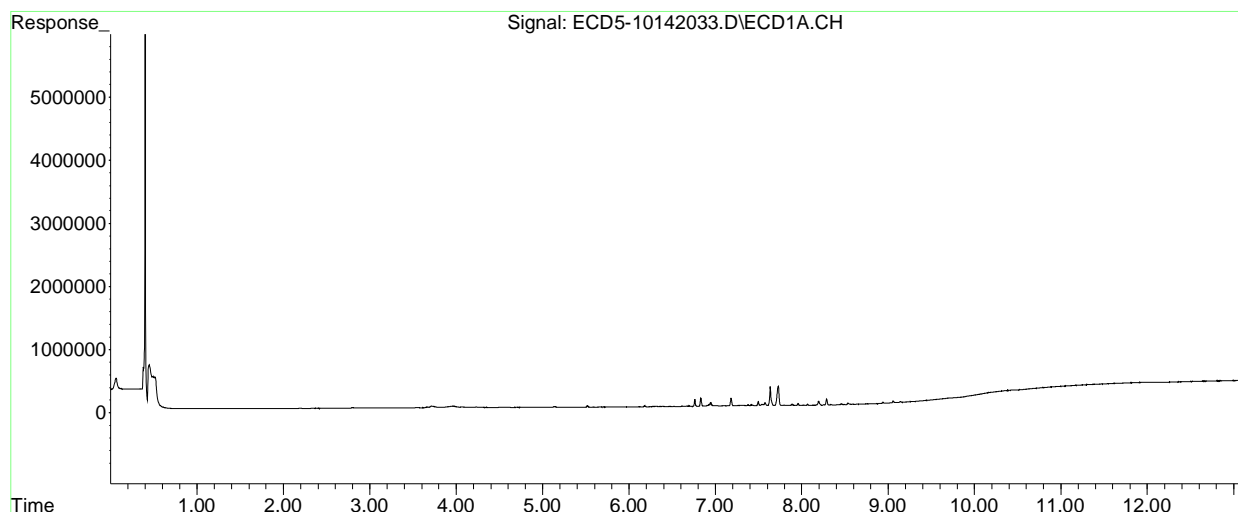
(f)=RT Delta > 1/2 Window (#)=Amounts differ by > 25% (m)=manual int.

Quantitation Report (QT Reviewed)

Data Path : C:\msdchem\1\data\2020-10\0J14056\  
Data File : ECD5-10142033.D  
Signal(s) : Signal #1: ECD1A.CH Signal #2: ECD2B.CH  
Acq On : 14 Oct 2020 22:05  
Operator : MJB  
Sample : 0J14056-CALJ  
Misc : A20J232, CHLOR 10 ppb  
ALS Vial : 24 (Sig #1); 0 (Sig #2) Sample Multiplier: 1

Integration File signal 1: PEST1.e  
Integration File signal 2: PEST2.e  
Quant Time: Oct 15 11:00:09 2020  
Quant Method : C:\msdchem\1\methods\ECD5\_QUANTPEST\_201014.M  
Quant Title : Instrument: DualECD5  
QLast Update : Thu Oct 15 10:59:27 2020  
Response via : Initial Calibration  
Integrator: ChemStation 6890 Scale Mode: Small noise peaks clipped

Volume Inj. : 2uL  
Signal #1 Phase : Rtx-CLPesticides Signal #2 Phase: Rtx-CLPesticides2  
Signal #1 Info : 30m X 0.32mm X 0. Signal #2 Info : 30m X 0.32mm X 0.25um



Quantitation Report (QT Reviewed)

Data Path : C:\msdchem\1\data\2020-10\0J14056\  
 Data File : ECD5-10142034.D  
 Signal(s) : Signal #1: ECD1A.CH Signal #2: ECD2B.CH  
 Acq On : 14 Oct 2020 22:22  
 Operator : MJB  
 Sample : 0J14056-CALK  
 Misc : A20F057, CHLOR 50 ppb  
 ALS Vial : 25 (Sig #1); 0 (Sig #2) Sample Multiplier: 1

MJB 10/15/20

Integration File signal 1: PEST1.e  
 Integration File signal 2: PEST2.e  
 Quant Time: Oct 15 11:00:38 2020  
 Quant Method : C:\msdchem\1\methods\ECD5\_QUANTPEST\_201014.M  
 Quant Title : Instrument: DualECD5  
 QLast Update : Thu Oct 15 10:59:27 2020  
 Response via : Initial Calibration  
 Integrator: ChemStation 6890 Scale Mode: Small noise peaks clipped

Volume Inj. : 2uL  
 Signal #1 Phase : Rtx-CLPesticides Signal #2 Phase: Rtx-CLPesticides2  
 Signal #1 Info : 30m X 0.32mm X 0. Signal #2 Info : 30m X 0.32mm X 0.25um

Compound	RT#1	RT#2	Resp#1	Resp#2	ng/mL	ng/mL
-----						
System Monitoring Compounds						
1) S TCMX (S)	0.000	0.000	0	0	N.D. d	N.D. d
22) S DCBP (S)	0.000	0.000	0	0	N.D. d	N.D. d
Target Compounds						
2) a-BHC	0.000	0.000	0	0	N.D. d	N.D. d
3) g-BHC	0.000	0.000	0	0	N.D. d	N.D. d
4) b-BHC	0.000	0.000	0	0	N.D. d	N.D. d
5) Heptachlor	0.000	0.000	0	0	N.D. d	N.D. d
6) d-BHC	0.000	0.000	0	0	N.D. d	N.D. d
7) Aldrin	0.000	0.000	0	0	N.D. d	N.D. d
8) Heptachlo...	0.000	0.000	0	0	N.D. d	N.D. d
9) trans-Chl...	0.000	0.000	0	0	N.D. d	N.D. d
10) cis-Chlor...	0.000	0.000	0	0	N.D. d	N.D. d
11) Endosulfa...	0.000	0.000	0	0	N.D. d	N.D. d
12) 4,4'-DDE	0.000	0.000	0	0	N.D. d	N.D. d
13) Dieldrin	0.000	0.000	0	0	N.D. d	N.D. d
14) Endrin	0.000	0.000	0	0	N.D. d	N.D. d
15) 4,4'-DDD	0.000	0.000	0	0	N.D. d	N.D. d
16) Endosulfa...	0.000	0.000	0	0	N.D. d	N.D. d
17) 4,4'-DDT	0.000	0.000	0	0	N.D. d	N.D. d
18) Endrin Al...	0.000	0.000	0	0	N.D. d	N.D. d
19) Endosulfa...	0.000	0.000	0	0	N.D. d	N.D. d
20) Methoxychlor	0.000	0.000	0	0	N.D. d	N.D. d
21) Endrin Ke...	0.000	0.000	0	0	N.D. d	N.D. d
23) Hexachlor...	0.000	0.000	0	0	N.D. d	N.D. d
24) Hexachlor...	0.000	0.000	0	0	N.D. d	N.D. d
25) Oxychlorane	0.000	0.000	0	0	N.D. d	N.D. d
26) 2,4'-DDE	0.000	0.000	0	0	N.D. d	N.D. d

Quantitation Report (QT Reviewed)

Data Path : C:\msdchem\1\data\2020-10\0J14056\  
 Data File : ECD5-10142034.D  
 Signal(s) : Signal #1: ECD1A.CH Signal #2: ECD2B.CH  
 Acq On : 14 Oct 2020 22:22  
 Operator : MJB  
 Sample : 0J14056-CALK  
 Misc : A20F057, CHLOR 50 ppb  
 ALS Vial : 25 (Sig #1); 0 (Sig #2) Sample Multiplier: 1

Integration File signal 1: PEST1.e  
 Integration File signal 2: PEST2.e  
 Quant Time: Oct 15 11:00:38 2020  
 Quant Method : C:\msdchem\1\methods\ECD5\_QUANTPEST\_201014.M  
 Quant Title : Instrument: DualECD5  
 QLast Update : Thu Oct 15 10:59:27 2020  
 Response via : Initial Calibration  
 Integrator: ChemStation 6890 Scale Mode: Small noise peaks clipped

Volume Inj. : 2uL  
 Signal #1 Phase : Rtx-CLPesticides Signal #2 Phase: Rtx-CLPesticides2  
 Signal #1 Info : 30m X 0.32mm X 0. Signal #2 Info : 30m X 0.32mm X 0.25um

	Compound	RT#1	RT#2	Resp#1	Resp#2	ng/mL	ng/mL
27)	trans-Non...	0.000	0.000	0	0	N.D. d	N.D. d
28)	2,4'-DDD	0.000	0.000	0	0	N.D. d	N.D. d
29)	2,4'-DDT	0.000	0.000	0	0	N.D. d	N.D. d
30)	cis-Nonac...	0.000	0.000	0	0	N.D. d	N.D. d
31)	Mirex	0.000	0.000	0	0	N.D. d	N.D. d
32)	Chlordane...	7.634	7.993	1334556	1636860	55.806	36.438 #
33)	Chlordane...	7.727	8.099	1346695	1325165	50.855	35.215 #
34)	Chlordane...	8.286	8.751	396365	418197	62.747	42.354 #
35)	Chlordane...	0.000	0.000	0	0	N.D. d	N.D. d
36)	Toxaphene...	0.000	0.000	0	0	N.D. d	N.D. d
37)	Toxaphene...	0.000	0.000	0	0	N.D. d	N.D. d
38)	Toxaphene...	0.000	0.000	0	0	N.D. d	N.D. d
39)	Toxaphene...	0.000	0.000	0	0	N.D. d	N.D. d
40)	Toxaphene...	0.000	0.000	0	0	N.D. d	N.D. d
41)	Toxaphene...	0.000	0.000	0	0	N.D. d	N.D. d
42)	Toxaphene...	0.000	0.000	0	0	N.D. d	N.D. d

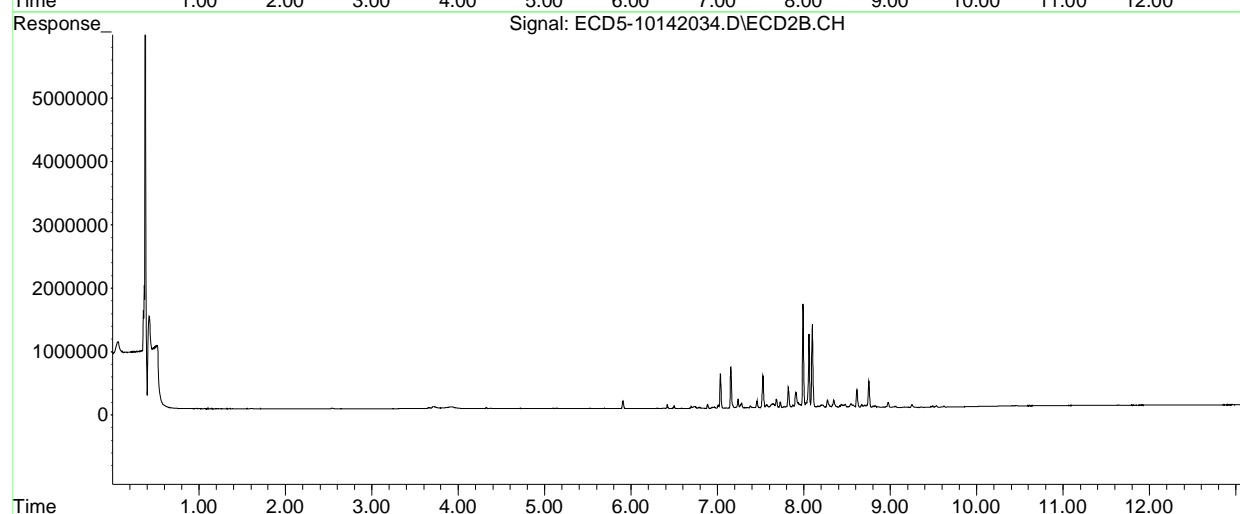
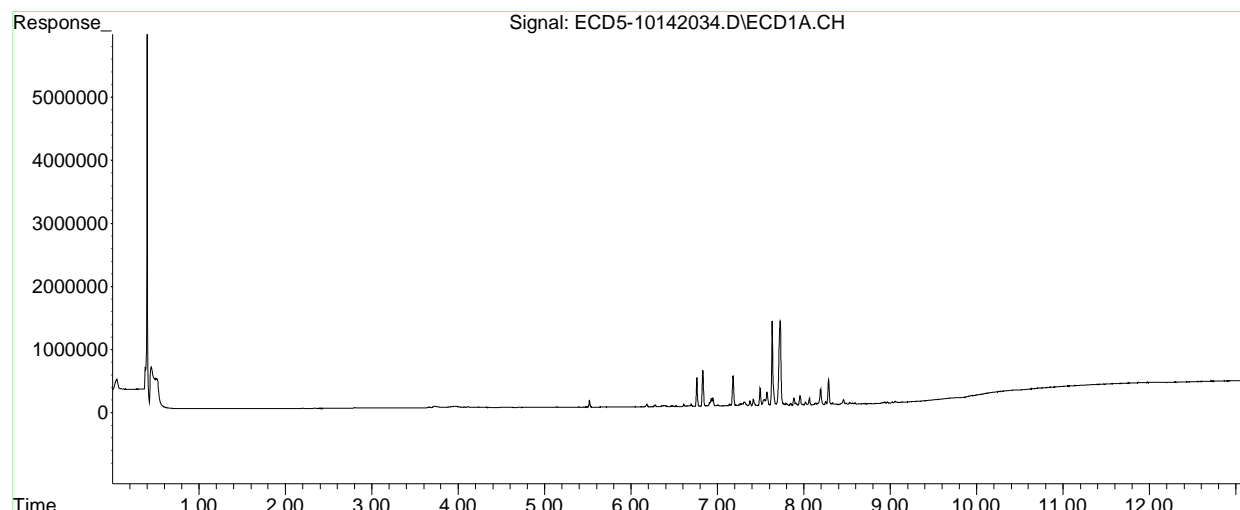
(f)=RT Delta > 1/2 Window (#)=Amounts differ by > 25% (m)=manual int.

Quantitation Report (QT Reviewed)

Data Path : C:\msdchem\1\data\2020-10\0J14056\  
Data File : ECD5-10142034.D  
Signal(s) : Signal #1: ECD1A.CH Signal #2: ECD2B.CH  
Acq On : 14 Oct 2020 22:22  
Operator : MJB  
Sample : 0J14056-CALK  
Misc : A20F057, CHLOR 50 ppb  
ALS Vial : 25 (Sig #1); 0 (Sig #2) Sample Multiplier: 1

Integration File signal 1: PEST1.e  
Integration File signal 2: PEST2.e  
Quant Time: Oct 15 11:00:38 2020  
Quant Method : C:\msdchem\1\methods\ECD5\_QUANTPEST\_201014.M  
Quant Title : Instrument: DualECD5  
QLast Update : Thu Oct 15 10:59:27 2020  
Response via : Initial Calibration  
Integrator: ChemStation 6890 Scale Mode: Small noise peaks clipped

Volume Inj. : 2uL  
Signal #1 Phase : Rtx-CLPesticides Signal #2 Phase: Rtx-CLPesticides2  
Signal #1 Info : 30m X 0.32mm X 0. Signal #2 Info : 30m X 0.32mm X 0.25um





Quantitation Report (QT Reviewed)

Data Path : C:\msdchem\1\data\2020-10\0J14056\  
 Data File : ECD5-10142035.D  
 Signal(s) : Signal #1: ECD1A.CH Signal #2: ECD2B.CH  
 Acq On : 14 Oct 2020 22:39  
 Operator : MJB MJB 10/15/20  
 Sample : 0J14056-CALL  
 Misc : A20F058, CHLOR 100 ppb  
 ALS Vial : 26 (Sig #1); 0 (Sig #2) Sample Multiplier: 1

Integration File signal 1: PEST1.e  
 Integration File signal 2: PEST2.e  
 Quant Time: Oct 15 11:01:08 2020  
 Quant Method : C:\msdchem\1\methods\ECD5\_QUANTPEST\_201014.M  
 Quant Title : Instrument: DualECD5  
 QLast Update : Thu Oct 15 10:59:27 2020  
 Response via : Initial Calibration  
 Integrator: ChemStation 6890 Scale Mode: Small noise peaks clipped

Volume Inj. : 2uL  
 Signal #1 Phase : Rtx-CLPesticides Signal #2 Phase: Rtx-CLPesticides2  
 Signal #1 Info : 30m X 0.32mm X 0. Signal #2 Info : 30m X 0.32mm X 0.25um

Compound	RT#1	RT#2	Resp#1	Resp#2	ng/mL	ng/mL
-----						
System Monitoring Compounds						
1) S TCMX (S)	0.000	0.000	0	0	N.D. d	N.D. d
22) S DCBP (S)	0.000	0.000	0	0	N.D. d	N.D. d
Target Compounds						
2) a-BHC	0.000	0.000	0	0	N.D. d	N.D. d
3) g-BHC	0.000	0.000	0	0	N.D. d	N.D. d
4) b-BHC	0.000	0.000	0	0	N.D. d	N.D. d
5) Heptachlor	0.000	0.000	0	0	N.D. d	N.D. d
6) d-BHC	0.000	0.000	0	0	N.D. d	N.D. d
7) Aldrin	0.000	0.000	0	0	N.D. d	N.D. d
8) Heptachlo...	0.000	0.000	0	0	N.D. d	N.D. d
9) trans-Chl...	0.000	0.000	0	0	N.D. d	N.D. d
10) cis-Chlor...	0.000	0.000	0	0	N.D. d	N.D. d
11) Endosulfa...	0.000	0.000	0	0	N.D. d	N.D. d
12) 4,4'-DDE	0.000	0.000	0	0	N.D. d	N.D. d
13) Dieldrin	0.000	0.000	0	0	N.D. d	N.D. d
14) Endrin	0.000	0.000	0	0	N.D. d	N.D. d
15) 4,4'-DDD	0.000	0.000	0	0	N.D. d	N.D. d
16) Endosulfa...	0.000	0.000	0	0	N.D. d	N.D. d
17) 4,4'-DDT	0.000	0.000	0	0	N.D. d	N.D. d
18) Endrin Al...	0.000	0.000	0	0	N.D. d	N.D. d
19) Endosulfa...	0.000	0.000	0	0	N.D. d	N.D. d
20) Methoxychlor	0.000	0.000	0	0	N.D. d	N.D. d
21) Endrin Ke...	0.000	0.000	0	0	N.D. d	N.D. d
23) Hexachlor...	0.000	0.000	0	0	N.D. d	N.D. d
24) Hexachlor...	0.000	0.000	0	0	N.D. d	N.D. d
25) Oxychlorane	0.000	0.000	0	0	N.D. d	N.D. d
26) 2,4'-DDE	0.000	0.000	0	0	N.D. d	N.D. d

Quantitation Report (QT Reviewed)

Data Path : C:\msdchem\1\data\2020-10\0J14056\  
 Data File : ECD5-10142035.D  
 Signal(s) : Signal #1: ECD1A.CH Signal #2: ECD2B.CH  
 Acq On : 14 Oct 2020 22:39  
 Operator : MJB  
 Sample : 0J14056-CALL  
 Misc : A20F058, CHLOR 100 ppb  
 ALS Vial : 26 (Sig #1); 0 (Sig #2) Sample Multiplier: 1

Integration File signal 1: PEST1.e  
 Integration File signal 2: PEST2.e  
 Quant Time: Oct 15 11:01:08 2020  
 Quant Method : C:\msdchem\1\methods\ECD5\_QUANTPEST\_201014.M  
 Quant Title : Instrument: DualECD5  
 QLast Update : Thu Oct 15 10:59:27 2020  
 Response via : Initial Calibration  
 Integrator: ChemStation 6890 Scale Mode: Small noise peaks clipped

Volume Inj. : 2uL  
 Signal #1 Phase : Rtx-CLPesticides Signal #2 Phase: Rtx-CLPesticides2  
 Signal #1 Info : 30m X 0.32mm X 0. Signal #2 Info : 30m X 0.32mm X 0.25um

	Compound	RT#1	RT#2	Resp#1	Resp#2	ng/mL	ng/mL
27)	trans-Non...	0.000	0.000	0	0	N.D. d	N.D. d
28)	2,4'-DDD	0.000	0.000	0	0	N.D. d	N.D. d
29)	2,4'-DDT	0.000	0.000	0	0	N.D. d	N.D. d
30)	cis-Nonac...	0.000	0.000	0	0	N.D. d	N.D. d
31)	Mirex	0.000	0.000	0	0	N.D. d	N.D. d
32)	Chlordane...	7.635	7.993	2655740	3329301	111.052	74.113 #
33)	Chlordane...	7.728	8.100	2729980	2770653	103.091	73.628 #
34)	Chlordane...	8.287	8.751	777703	832789	123.115	84.343 #
35)	Chlordane...	0.000	0.000	0	0	N.D. d	N.D. d
36)	Toxaphene...	0.000	0.000	0	0	N.D. d	N.D. d
37)	Toxaphene...	0.000	0.000	0	0	N.D. d	N.D. d
38)	Toxaphene...	0.000	0.000	0	0	N.D. d	N.D. d
39)	Toxaphene...	0.000	0.000	0	0	N.D. d	N.D. d
40)	Toxaphene...	0.000	0.000	0	0	N.D. d	N.D. d
41)	Toxaphene...	0.000	0.000	0	0	N.D. d	N.D. d
42)	Toxaphene...	0.000	0.000	0	0	N.D. d	N.D. d

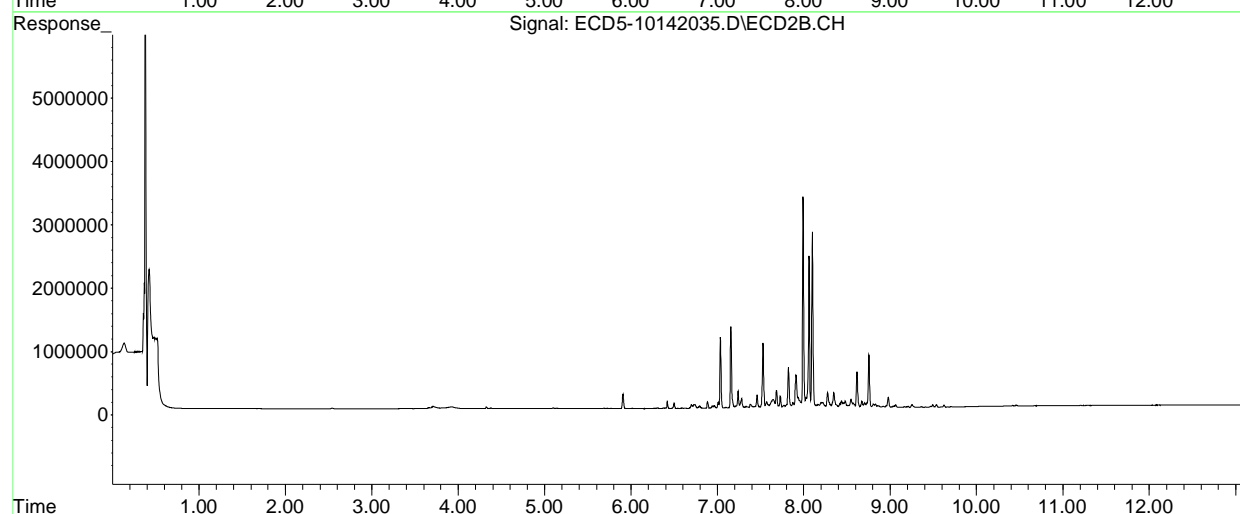
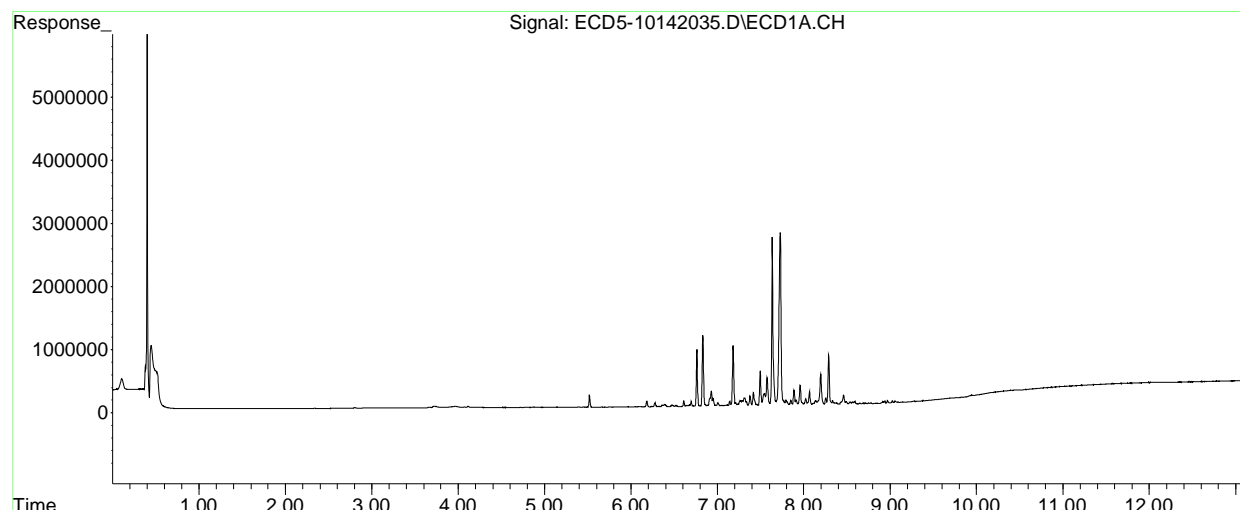
(f)=RT Delta > 1/2 Window (#)=Amounts differ by > 25% (m)=manual int.

Quantitation Report (QT Reviewed)

Data Path : C:\msdchem\1\data\2020-10\0J14056\  
Data File : ECD5-10142035.D  
Signal(s) : Signal #1: ECD1A.CH Signal #2: ECD2B.CH  
Acq On : 14 Oct 2020 22:39  
Operator : MJB  
Sample : 0J14056-CALL  
Misc : A20F058, CHLOR 100 ppb  
ALS Vial : 26 (Sig #1); 0 (Sig #2) Sample Multiplier: 1

Integration File signal 1: PEST1.e  
Integration File signal 2: PEST2.e  
Quant Time: Oct 15 11:01:08 2020  
Quant Method : C:\msdchem\1\methods\ECD5\_QUANTPEST\_201014.M  
Quant Title : Instrument: DualECD5  
QLast Update : Thu Oct 15 10:59:27 2020  
Response via : Initial Calibration  
Integrator: ChemStation 6890 Scale Mode: Small noise peaks clipped

Volume Inj. : 2uL  
Signal #1 Phase : Rtx-CLPesticides Signal #2 Phase: Rtx-CLPesticides2  
Signal #1 Info : 30m X 0.32mm X 0. Signal #2 Info : 30m X 0.32mm X 0.25um



Quantitation Report (QT Reviewed)

Data Path : C:\msdchem\1\data\2020-10\0J14056\  
 Data File : ECD5-10142036.D  
 Signal(s) : Signal #1: ECD1A.CH Signal #2: ECD2B.CH  
 Acq On : 14 Oct 2020 22:56  
 Operator : MJB  
 Sample : 0J14056-CALM  
 Misc : A20F059, CHLOR 200 ppb  
 ALS Vial : 27 (Sig #1); 0 (Sig #2) Sample Multiplier: 1

MJB 10/15/20

Integration File signal 1: PEST1.e  
 Integration File signal 2: PEST2.e  
 Quant Time: Oct 15 11:01:46 2020  
 Quant Method : C:\msdchem\1\methods\ECD5\_QUANTPEST\_201014.M  
 Quant Title : Instrument: DualECD5  
 QLast Update : Thu Oct 15 10:59:27 2020  
 Response via : Initial Calibration  
 Integrator: ChemStation 6890 Scale Mode: Small noise peaks clipped

Volume Inj. : 2uL  
 Signal #1 Phase : Rtx-CLPesticides Signal #2 Phase: Rtx-CLPesticides2  
 Signal #1 Info : 30m X 0.32mm X 0. Signal #2 Info : 30m X 0.32mm X 0.25um

Compound	RT#1	RT#2	Resp#1	Resp#2	ng/mL	ng/mL
-----						
System Monitoring Compounds						
1) S TCMX (S)	0.000	0.000	0	0	N.D. d	N.D. d
22) S DCBP (S)	0.000	0.000	0	0	N.D. d	N.D. d
Target Compounds						
2) a-BHC	0.000	0.000	0	0	N.D. d	N.D. d
3) g-BHC	0.000	0.000	0	0	N.D. d	N.D. d
4) b-BHC	0.000	0.000	0	0	N.D. d	N.D. d
5) Heptachlor	0.000	0.000	0	0	N.D. d	N.D. d
6) d-BHC	0.000	0.000	0	0	N.D. d	N.D. d
7) Aldrin	0.000	0.000	0	0	N.D. d	N.D. d
8) Heptachlo...	0.000	0.000	0	0	N.D. d	N.D. d
9) trans-Chl...	0.000	0.000	0	0	N.D. d	N.D. d
10) cis-Chlor...	0.000	0.000	0	0	N.D. d	N.D. d
11) Endosulfa...	0.000	0.000	0	0	N.D. d	N.D. d
12) 4,4'-DDE	0.000	0.000	0	0	N.D. d	N.D. d
13) Dieldrin	0.000	0.000	0	0	N.D. d	N.D. d
14) Endrin	0.000	0.000	0	0	N.D. d	N.D. d
15) 4,4'-DDD	0.000	0.000	0	0	N.D. d	N.D. d
16) Endosulfa...	0.000	0.000	0	0	N.D. d	N.D. d
17) 4,4'-DDT	0.000	0.000	0	0	N.D. d	N.D. d
18) Endrin Al...	0.000	0.000	0	0	N.D. d	N.D. d
19) Endosulfa...	0.000	0.000	0	0	N.D. d	N.D. d
20) Methoxychlor	0.000	0.000	0	0	N.D. d	N.D. d
21) Endrin Ke...	0.000	0.000	0	0	N.D. d	N.D. d
23) Hexachlor...	0.000	0.000	0	0	N.D. d	N.D. d
24) Hexachlor...	0.000	0.000	0	0	N.D. d	N.D. d
25) Oxychlorane	0.000	0.000	0	0	N.D. d	N.D. d
26) 2,4'-DDE	0.000	0.000	0	0	N.D. d	N.D. d

Quantitation Report (QT Reviewed)

Data Path : C:\msdchem\1\data\2020-10\0J14056\  
 Data File : ECD5-10142036.D  
 Signal(s) : Signal #1: ECD1A.CH Signal #2: ECD2B.CH  
 Acq On : 14 Oct 2020 22:56  
 Operator : MJB  
 Sample : 0J14056-CALM  
 Misc : A20F059, CHLOR 200 ppb  
 ALS Vial : 27 (Sig #1); 0 (Sig #2) Sample Multiplier: 1

Integration File signal 1: PEST1.e  
 Integration File signal 2: PEST2.e  
 Quant Time: Oct 15 11:01:46 2020  
 Quant Method : C:\msdchem\1\methods\ECD5\_QUANTPEST\_201014.M  
 Quant Title : Instrument: DualECD5  
 QLast Update : Thu Oct 15 10:59:27 2020  
 Response via : Initial Calibration  
 Integrator: ChemStation 6890 Scale Mode: Small noise peaks clipped

Volume Inj. : 2uL  
 Signal #1 Phase : Rtx-CLPesticides Signal #2 Phase: Rtx-CLPesticides2  
 Signal #1 Info : 30m X 0.32mm X 0. Signal #2 Info : 30m X 0.32mm X 0.25um

	Compound	RT#1	RT#2	Resp#1	Resp#2	ng/mL	ng/mL
27)	trans-Non...	0.000	0.000	0	0	N.D. d	N.D. d
28)	2,4'-DDD	0.000	0.000	0	0	N.D. d	N.D. d
29)	2,4'-DDT	0.000	0.000	0	0	N.D. d	N.D. d
30)	cis-Nonac...	0.000	0.000	0	0	N.D. d	N.D. d
31)	Mirex	0.000	0.000	0	0	N.D. d	N.D. d
32)	Chlordane...	7.635	7.994	5274036	6911106	220.538	153.847 #
33)	Chlordane...	7.728	8.100	5386626	5568695	203.414	147.983 #
34)	Chlordane...	8.287	8.752	1556390	1625382	246.386	164.615 #
35)	Chlordane...	0.000	0.000	0	0	N.D. d	N.D. d
36)	Toxaphene...	0.000	0.000	0	0	N.D. d	N.D. d
37)	Toxaphene...	0.000	0.000	0	0	N.D. d	N.D. d
38)	Toxaphene...	0.000	0.000	0	0	N.D. d	N.D. d
39)	Toxaphene...	0.000	0.000	0	0	N.D. d	N.D. d
40)	Toxaphene...	0.000	0.000	0	0	N.D. d	N.D. d
41)	Toxaphene...	0.000	0.000	0	0	N.D. d	N.D. d
42)	Toxaphene...	0.000	0.000	0	0	N.D. d	N.D. d

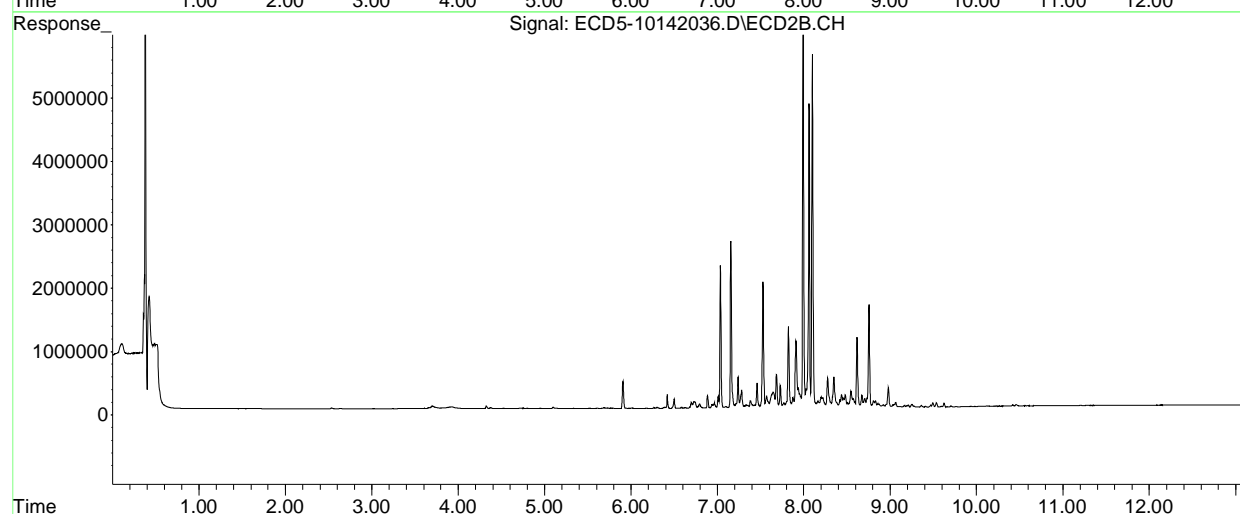
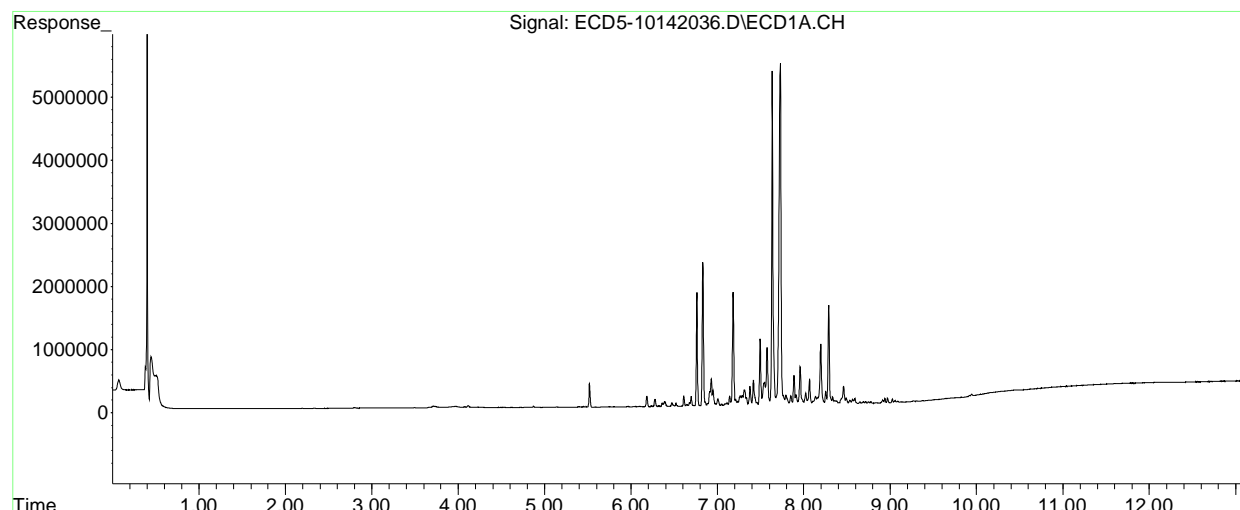
(f)=RT Delta > 1/2 Window (#)=Amounts differ by > 25% (m)=manual int.

Quantitation Report (QT Reviewed)

Data Path : C:\msdchem\1\data\2020-10\0J14056\  
Data File : ECD5-10142036.D  
Signal(s) : Signal #1: ECD1A.CH Signal #2: ECD2B.CH  
Acq On : 14 Oct 2020 22:56  
Operator : MJB  
Sample : 0J14056-CALM  
Misc : A20F059, CHLOR 200 ppb  
ALS Vial : 27 (Sig #1); 0 (Sig #2) Sample Multiplier: 1

Integration File signal 1: PEST1.e  
Integration File signal 2: PEST2.e  
Quant Time: Oct 15 11:01:46 2020  
Quant Method : C:\msdchem\1\methods\ECD5\_QUANTPEST\_201014.M  
Quant Title : Instrument: DualECD5  
QLast Update : Thu Oct 15 10:59:27 2020  
Response via : Initial Calibration  
Integrator: ChemStation 6890 Scale Mode: Small noise peaks clipped

Volume Inj. : 2uL  
Signal #1 Phase : Rtx-CLPesticides Signal #2 Phase: Rtx-CLPesticides2  
Signal #1 Info : 30m X 0.32mm X 0. Signal #2 Info : 30m X 0.32mm X 0.25um



Quantitation Report (QT Reviewed)

Data Path : C:\msdchem\1\data\2020-10\0J14056\  
 Data File : ECD5-10142037.D  
 Signal(s) : Signal #1: ECD1A.CH Signal #2: ECD2B.CH  
 Acq On : 14 Oct 2020 23:14  
 Operator : MJB  
 Sample : 0J14056-CALN  
 Misc : A20F060, CHLOR 500 ppb  
 ALS Vial : 28 (Sig #1); 0 (Sig #2) Sample Multiplier: 1

MJB 10/15/20

Integration File signal 1: PEST1.e  
 Integration File signal 2: PEST2.e  
 Quant Time: Oct 15 10:59:13 2020  
 Quant Method : C:\msdchem\1\methods\ECD5\_QUANTPEST\_201014.M  
 Quant Title : Instrument: DualECD5  
 QLast Update : Thu Oct 15 10:38:19 2020  
 Response via : Initial Calibration  
 Integrator: ChemStation 6890 Scale Mode: Small noise peaks clipped

Volume Inj. : 2uL  
 Signal #1 Phase : Rtx-CLPesticides Signal #2 Phase: Rtx-CLPesticides2  
 Signal #1 Info : 30m X 0.32mm X 0. Signal #2 Info : 30m X 0.32mm X 0.25um

Compound	RT#1	RT#2	Resp#1	Resp#2	ng/mL	ng/mL
-----						
System Monitoring Compounds						
1) S TCMX (S)	0.000	0.000	0	0	N.D. d	N.D. d
22) S DCBP (S)	0.000	0.000	0	0	N.D. d	N.D. d
Target Compounds						
2) a-BHC	0.000	0.000	0	0	N.D. d	N.D. d
3) g-BHC	0.000	0.000	0	0	N.D. d	N.D. d
4) b-BHC	0.000	0.000	0	0	N.D. d	N.D. d
5) Heptachlor	0.000	0.000	0	0	N.D. d	N.D. d
6) d-BHC	0.000	0.000	0	0	N.D. d	N.D. d
7) Aldrin	0.000	0.000	0	0	N.D. d	N.D. d
8) Heptachlo...	0.000	0.000	0	0	N.D. d	N.D. d
9) trans-Chl...	0.000	0.000	0	0	N.D. d	N.D. d
10) cis-Chlor...	0.000	0.000	0	0	N.D. d	N.D. d
11) Endosulfa...	0.000	0.000	0	0	N.D. d	N.D. d
12) 4,4'-DDE	0.000	0.000	0	0	N.D. d	N.D. d
13) Dieldrin	0.000	0.000	0	0	N.D. d	N.D. d
14) Endrin	0.000	0.000	0	0	N.D. d	N.D. d
15) 4,4'-DDD	0.000	0.000	0	0	N.D. d	N.D. d
16) Endosulfa...	0.000	0.000	0	0	N.D. d	N.D. d
17) 4,4'-DDT	0.000	0.000	0	0	N.D. d	N.D. d
18) Endrin Al...	0.000	0.000	0	0	N.D. d	N.D. d
19) Endosulfa...	0.000	0.000	0	0	N.D. d	N.D. d
20) Methoxychlor	0.000	0.000	0	0	N.D. d	N.D. d
21) Endrin Ke...	0.000	0.000	0	0	N.D. d	N.D. d
23) Hexachlor...	0.000	0.000	0	0	N.D. d	N.D. d
24) Hexachlor...	0.000	0.000	0	0	N.D. d	N.D. d
25) Oxychlorane	0.000	0.000	0	0	N.D. d	N.D. d
26) 2,4'-DDE	0.000	0.000	0	0	N.D. d	N.D. d

Quantitation Report (QT Reviewed)

Data Path : C:\msdchem\1\data\2020-10\0J14056\  
 Data File : ECD5-10142037.D  
 Signal(s) : Signal #1: ECD1A.CH Signal #2: ECD2B.CH  
 Acq On : 14 Oct 2020 23:14  
 Operator : MJB  
 Sample : 0J14056-CALN  
 Misc : A20F060, CHLOR 500 ppb  
 ALS Vial : 28 (Sig #1); 0 (Sig #2) Sample Multiplier: 1

Integration File signal 1: PEST1.e  
 Integration File signal 2: PEST2.e  
 Quant Time: Oct 15 10:59:13 2020  
 Quant Method : C:\msdchem\1\methods\ECD5\_QUANTPEST\_201014.M  
 Quant Title : Instrument: DualECD5  
 QLast Update : Thu Oct 15 10:38:19 2020  
 Response via : Initial Calibration  
 Integrator: ChemStation 6890 Scale Mode: Small noise peaks clipped

Volume Inj. : 2uL  
 Signal #1 Phase : Rtx-CLPesticides Signal #2 Phase: Rtx-CLPesticides2  
 Signal #1 Info : 30m X 0.32mm X 0. Signal #2 Info : 30m X 0.32mm X 0.25um

	Compound	RT#1	RT#2	Resp#1	Resp#2	ng/mL	ng/mL
27)	trans-Non...	0.000	0.000	0	0	N.D. d	N.D. d
28)	2,4'-DDD	0.000	0.000	0	0	N.D. d	N.D. d
29)	2,4'-DDT	0.000	0.000	0	0	N.D. d	N.D. d
30)	cis-Nonac...	0.000	0.000	0	0	N.D. d	N.D. d
31)	Mirex	0.000	0.000	0	0	N.D. d	N.D. d
32)	Chlordane...	7.634	7.994	13654042	18347035	570.955	408.420 #
33)	Chlordane...	7.725	8.100	13452829	14574069	508.016	387.293
34)	Chlordane...	8.287	8.752	3976029	4222031	629.429	427.598 #
35)	Chlordane...	0.000	0.000	0	0	N.D. d	N.D. d
36)	Toxaphene...	0.000	0.000	0	0	N.D. d	N.D. d
37)	Toxaphene...	0.000	0.000	0	0	N.D. d	N.D. d
38)	Toxaphene...	0.000	0.000	0	0	N.D. d	N.D. d
39)	Toxaphene...	0.000	0.000	0	0	N.D. d	N.D. d
40)	Toxaphene...	0.000	0.000	0	0	N.D. d	N.D. d
41)	Toxaphene...	0.000	0.000	0	0	N.D. d	N.D. d
42)	Toxaphene...	0.000	0.000	0	0	N.D. d	N.D. d

(f)=RT Delta > 1/2 Window (#)=Amounts differ by > 25% (m)=manual int.

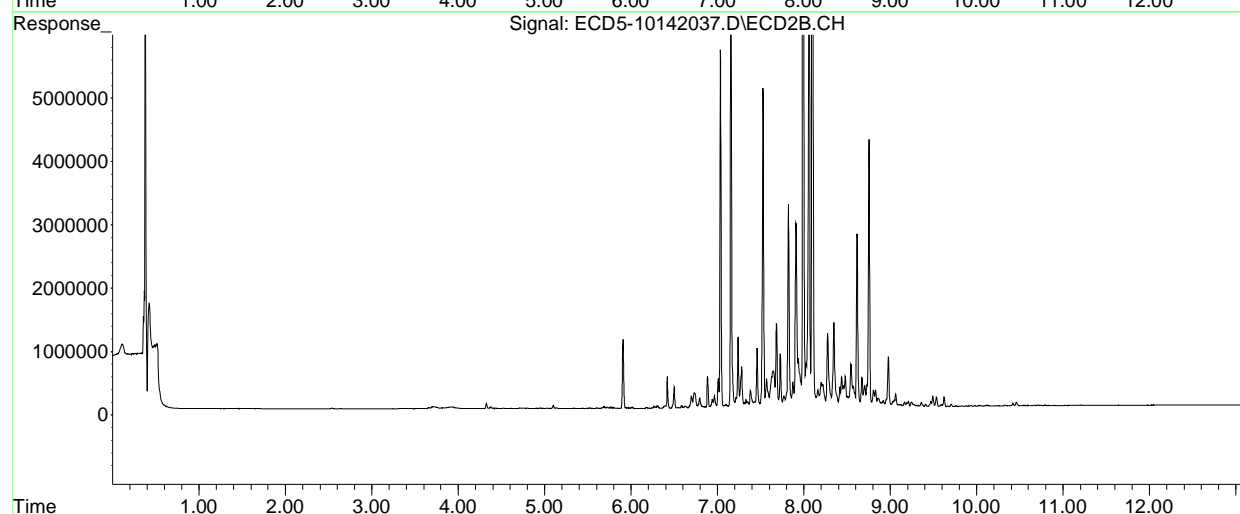
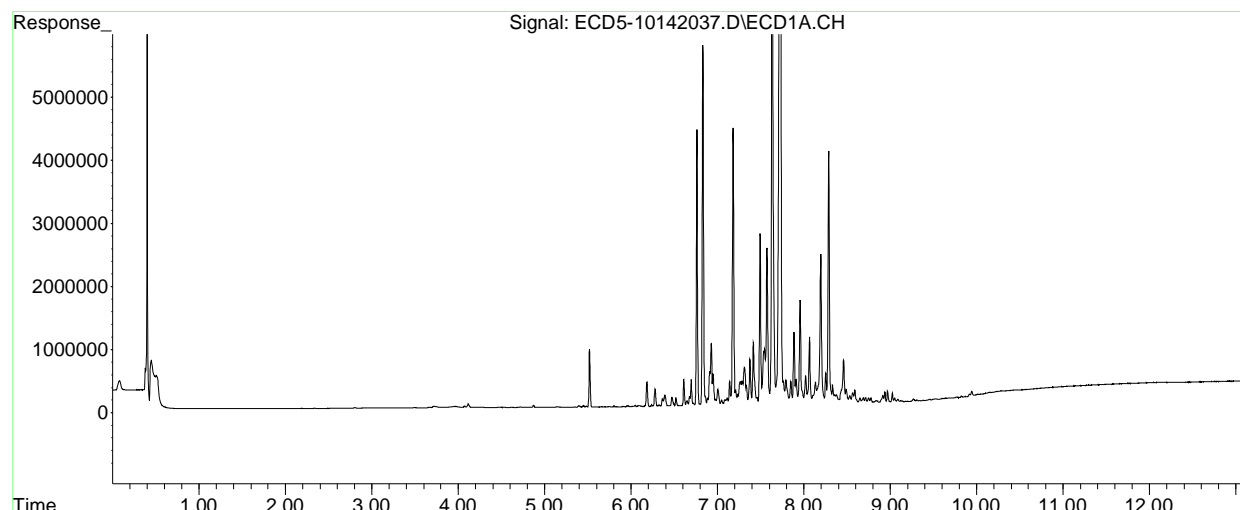


Quantitation Report (QT Reviewed)

Data Path : C:\msdchem\1\data\2020-10\0J14056\  
Data File : ECD5-10142037.D  
Signal(s) : Signal #1: ECD1A.CH Signal #2: ECD2B.CH  
Acq On : 14 Oct 2020 23:14  
Operator : MJB  
Sample : 0J14056-CALN  
Misc : A20F060, CHLOR 500 ppb  
ALS Vial : 28 (Sig #1); 0 (Sig #2) Sample Multiplier: 1

Integration File signal 1: PEST1.e  
Integration File signal 2: PEST2.e  
Quant Time: Oct 15 10:59:13 2020  
Quant Method : C:\msdchem\1\methods\ECD5\_QUANTPEST\_201014.M  
Quant Title : Instrument: DualECD5  
QLast Update : Thu Oct 15 10:38:19 2020  
Response via : Initial Calibration  
Integrator: ChemStation 6890 Scale Mode: Small noise peaks clipped

Volume Inj. : 2uL  
Signal #1 Phase : Rtx-CLPesticides Signal #2 Phase: Rtx-CLPesticides2  
Signal #1 Info : 30m X 0.32mm X 0. Signal #2 Info : 30m X 0.32mm X 0.25um



Quantitation Report (QT Reviewed)

Data Path : C:\msdchem\1\data\2020-10\0J14056\  
 Data File : ECD5-10142038.D  
 Signal(s) : Signal #1: ECD1A.CH Signal #2: ECD2B.CH  
 Acq On : 14 Oct 2020 23:32  
 Operator : MJB  
 Sample : 0J14056-CALO  
 Misc : A20F061, CHLOR 100 ppb  
 ALS Vial : 29 (Sig #1); 0 (Sig #2) Sample Multiplier: 1

MJB 10/15/20

Integration File signal 1: PEST1.e  
 Integration File signal 2: PEST2.e  
 Quant Time: Oct 15 11:02:58 2020  
 Quant Method : C:\msdchem\1\methods\ECD5\_QUANTPEST\_201014.M  
 Quant Title : Instrument: DualECD5  
 QLast Update : Thu Oct 15 10:59:27 2020  
 Response via : Initial Calibration  
 Integrator: ChemStation 6890 Scale Mode: Small noise peaks clipped

Volume Inj. : 2uL  
 Signal #1 Phase : Rtx-CLPesticides Signal #2 Phase: Rtx-CLPesticides2  
 Signal #1 Info : 30m X 0.32mm X 0. Signal #2 Info : 30m X 0.32mm X 0.25um

Compound	RT#1	RT#2	Resp#1	Resp#2	ng/mL	ng/mL
-----						
System Monitoring Compounds						
1) S TCMX (S)	0.000	0.000	0	0	N.D. d	N.D. d
22) S DCBP (S)	0.000	0.000	0	0	N.D. d	N.D. d
Target Compounds						
2) a-BHC	0.000	0.000	0	0	N.D. d	N.D. d
3) g-BHC	0.000	0.000	0	0	N.D. d	N.D. d
4) b-BHC	0.000	0.000	0	0	N.D. d	N.D. d
5) Heptachlor	0.000	0.000	0	0	N.D. d	N.D. d
6) d-BHC	0.000	0.000	0	0	N.D. d	N.D. d
7) Aldrin	0.000	0.000	0	0	N.D. d	N.D. d
8) Heptachlo...	0.000	0.000	0	0	N.D. d	N.D. d
9) trans-Chl...	0.000	0.000	0	0	N.D. d	N.D. d
10) cis-Chlor...	0.000	0.000	0	0	N.D. d	N.D. d
11) Endosulfa...	0.000	0.000	0	0	N.D. d	N.D. d
12) 4,4'-DDE	0.000	0.000	0	0	N.D. d	N.D. d
13) Dieldrin	0.000	0.000	0	0	N.D. d	N.D. d
14) Endrin	0.000	0.000	0	0	N.D. d	N.D. d
15) 4,4'-DDD	0.000	0.000	0	0	N.D. d	N.D. d
16) Endosulfa...	0.000	0.000	0	0	N.D. d	N.D. d
17) 4,4'-DDT	0.000	0.000	0	0	N.D. d	N.D. d
18) Endrin Al...	0.000	0.000	0	0	N.D. d	N.D. d
19) Endosulfa...	0.000	0.000	0	0	N.D. d	N.D. d
20) Methoxychlor	0.000	0.000	0	0	N.D. d	N.D. d
21) Endrin Ke...	0.000	0.000	0	0	N.D. d	N.D. d
23) Hexachlor...	0.000	0.000	0	0	N.D. d	N.D. d
24) Hexachlor...	0.000	0.000	0	0	N.D. d	N.D. d
25) Oxychlorane	0.000	0.000	0	0	N.D. d	N.D. d
26) 2,4'-DDE	0.000	0.000	0	0	N.D. d	N.D. d

Quantitation Report (QT Reviewed)

Data Path : C:\msdchem\1\data\2020-10\0J14056\  
 Data File : ECD5-10142038.D  
 Signal(s) : Signal #1: ECD1A.CH Signal #2: ECD2B.CH  
 Acq On : 14 Oct 2020 23:32  
 Operator : MJB  
 Sample : 0J14056-CALO  
 Misc : A20F061, CHLOR 100 ppb  
 ALS Vial : 29 (Sig #1); 0 (Sig #2) Sample Multiplier: 1

Integration File signal 1: PEST1.e  
 Integration File signal 2: PEST2.e  
 Quant Time: Oct 15 11:02:58 2020  
 Quant Method : C:\msdchem\1\methods\ECD5\_QUANTPEST\_201014.M  
 Quant Title : Instrument: DualECD5  
 QLast Update : Thu Oct 15 10:59:27 2020  
 Response via : Initial Calibration  
 Integrator: ChemStation 6890 Scale Mode: Small noise peaks clipped

Volume Inj. : 2uL  
 Signal #1 Phase : Rtx-CLPesticides Signal #2 Phase: Rtx-CLPesticides2  
 Signal #1 Info : 30m X 0.32mm X 0. Signal #2 Info : 30m X 0.32mm X 0.25um

	Compound	RT#1	RT#2	Resp#1	Resp#2	ng/mL	ng/mL
27)	trans-Non...	0.000	0.000	0	0	N.D. d	N.D. d
28)	2,4'-DDD	0.000	0.000	0	0	N.D. d	N.D. d
29)	2,4'-DDT	0.000	0.000	0	0	N.D. d	N.D. d
30)	cis-Nonac...	0.000	0.000	0	0	N.D. d	N.D. d
31)	Mirex	0.000	0.000	0	0	N.D. d	N.D. d
32)	Chlordane...	7.634	7.993	27016807	36455555	1129.730	811.530 #
33)	Chlordane...	7.727	8.100	28187565	29865994	1064.439	793.662 #
34)	Chlordane...	8.287	8.752	7956827	8880946	1259.613	899.442 #
35)	Chlordane...	0.000	0.000	0	0	N.D. d	N.D. d
36)	Toxaphene...	0.000	0.000	0	0	N.D. d	N.D. d
37)	Toxaphene...	0.000	0.000	0	0	N.D. d	N.D. d
38)	Toxaphene...	0.000	0.000	0	0	N.D. d	N.D. d
39)	Toxaphene...	0.000	0.000	0	0	N.D. d	N.D. d
40)	Toxaphene...	0.000	0.000	0	0	N.D. d	N.D. d
41)	Toxaphene...	0.000	0.000	0	0	N.D. d	N.D. d
42)	Toxaphene...	0.000	0.000	0	0	N.D. d	N.D. d

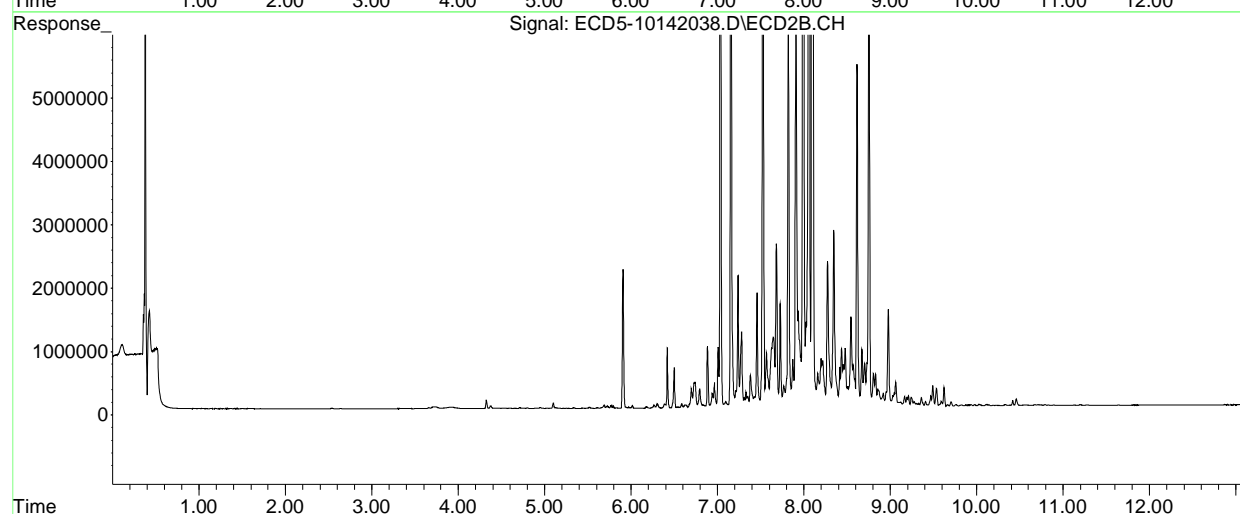
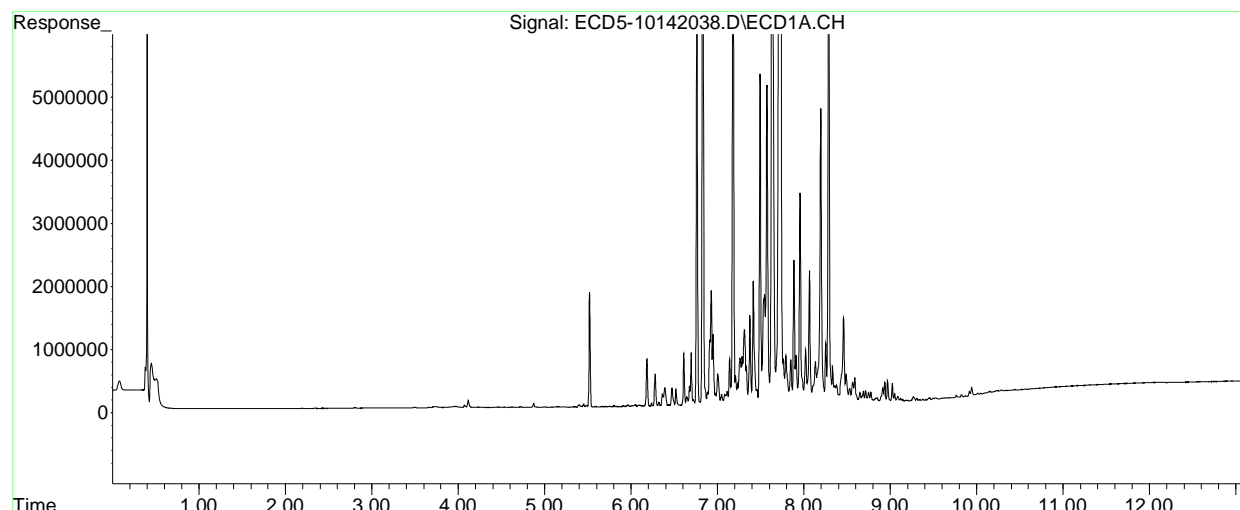
(f)=RT Delta > 1/2 Window (#)=Amounts differ by > 25% (m)=manual int.

Quantitation Report (QT Reviewed)

Data Path : C:\msdchem\1\data\2020-10\0J14056\  
Data File : ECD5-10142038.D  
Signal(s) : Signal #1: ECD1A.CH Signal #2: ECD2B.CH  
Acq On : 14 Oct 2020 23:32  
Operator : MJB  
Sample : 0J14056-CALO  
Misc : A20F061, CHLOR 100 ppb  
ALS Vial : 29 (Sig #1); 0 (Sig #2) Sample Multiplier: 1

Integration File signal 1: PEST1.e  
Integration File signal 2: PEST2.e  
Quant Time: Oct 15 11:02:58 2020  
Quant Method : C:\msdchem\1\methods\ECD5\_QUANTPEST\_201014.M  
Quant Title : Instrument: DualECD5  
QLast Update : Thu Oct 15 10:59:27 2020  
Response via : Initial Calibration  
Integrator: ChemStation 6890 Scale Mode: Small noise peaks clipped

Volume Inj. : 2uL  
Signal #1 Phase : Rtx-CLPesticides Signal #2 Phase: Rtx-CLPesticides2  
Signal #1 Info : 30m X 0.32mm X 0. Signal #2 Info : 30m X 0.32mm X 0.25um



Quantitation Report (QT Reviewed)

Data Path : C:\msdchem\1\data\2020-10\0J14056\  
 Data File : ECD5-10142039.D  
 Signal(s) : Signal #1: ECD1A.CH Signal #2: ECD2B.CH  
 Acq On : 14 Oct 2020 23:49  
 Operator : MJB  
 Sample : 0J14056-CALP  
 Misc : A20F056, CHLOR 2000 ppb  
 ALS Vial : 30 (Sig #1); 0 (Sig #2) Sample Multiplier: 1

MJB 10/15/20

Integration File signal 1: PEST1.e  
 Integration File signal 2: PEST2.e  
 Quant Time: Oct 15 11:03:37 2020  
 Quant Method : C:\msdchem\1\methods\ECD5\_QUANTPEST\_201014.M  
 Quant Title : Instrument: DualECD5  
 QLast Update : Thu Oct 15 10:59:27 2020  
 Response via : Initial Calibration  
 Integrator: ChemStation 6890 Scale Mode: Small noise peaks clipped

Volume Inj. : 2uL  
 Signal #1 Phase : Rtx-CLPesticides Signal #2 Phase: Rtx-CLPesticides2  
 Signal #1 Info : 30m X 0.32mm X 0. Signal #2 Info : 30m X 0.32mm X 0.25um

Compound	RT#1	RT#2	Resp#1	Resp#2	ng/mL	ng/mL
-----						
System Monitoring Compounds						
1) S TCMX (S)	0.000	0.000	0	0	N.D. d	N.D. d
22) S DCBP (S)	0.000	0.000	0	0	N.D. d	N.D. d
Target Compounds						
2) a-BHC	0.000	0.000	0	0	N.D. d	N.D. d
3) g-BHC	0.000	0.000	0	0	N.D. d	N.D. d
4) b-BHC	0.000	0.000	0	0	N.D. d	N.D. d
5) Heptachlor	0.000	0.000	0	0	N.D. d	N.D. d
6) d-BHC	0.000	0.000	0	0	N.D. d	N.D. d
7) Aldrin	0.000	0.000	0	0	N.D. d	N.D. d
8) Heptachlo...	0.000	0.000	0	0	N.D. d	N.D. d
9) trans-Chl...	0.000	0.000	0	0	N.D. d	N.D. d
10) cis-Chlor...	0.000	0.000	0	0	N.D. d	N.D. d
11) Endosulfa...	0.000	0.000	0	0	N.D. d	N.D. d
12) 4,4'-DDE	0.000	0.000	0	0	N.D. d	N.D. d
13) Dieldrin	0.000	0.000	0	0	N.D. d	N.D. d
14) Endrin	0.000	0.000	0	0	N.D. d	N.D. d
15) 4,4'-DDD	0.000	0.000	0	0	N.D. d	N.D. d
16) Endosulfa...	0.000	0.000	0	0	N.D. d	N.D. d
17) 4,4'-DDT	0.000	0.000	0	0	N.D. d	N.D. d
18) Endrin Al...	0.000	0.000	0	0	N.D. d	N.D. d
19) Endosulfa...	0.000	0.000	0	0	N.D. d	N.D. d
20) Methoxychlor	0.000	0.000	0	0	N.D. d	N.D. d
21) Endrin Ke...	0.000	0.000	0	0	N.D. d	N.D. d
23) Hexachlor...	0.000	0.000	0	0	N.D. d	N.D. d
24) Hexachlor...	0.000	0.000	0	0	N.D. d	N.D. d
25) Oxychlorane	0.000	0.000	0	0	N.D. d	N.D. d
26) 2,4'-DDE	0.000	0.000	0	0	N.D. d	N.D. d

Quantitation Report (QT Reviewed)

Data Path : C:\msdchem\1\data\2020-10\0J14056\  
 Data File : ECD5-10142039.D  
 Signal(s) : Signal #1: ECD1A.CH Signal #2: ECD2B.CH  
 Acq On : 14 Oct 2020 23:49  
 Operator : MJB  
 Sample : 0J14056-CALP  
 Misc : A20F056, CHLOR 2000 ppb  
 ALS Vial : 30 (Sig #1); 0 (Sig #2) Sample Multiplier: 1

Integration File signal 1: PEST1.e  
 Integration File signal 2: PEST2.e  
 Quant Time: Oct 15 11:03:37 2020  
 Quant Method : C:\msdchem\1\methods\ECD5\_QUANTPEST\_201014.M  
 Quant Title : Instrument: DualECD5  
 QLast Update : Thu Oct 15 10:59:27 2020  
 Response via : Initial Calibration  
 Integrator: ChemStation 6890 Scale Mode: Small noise peaks clipped

Volume Inj. : 2uL  
 Signal #1 Phase : Rtx-CLPesticides Signal #2 Phase: Rtx-CLPesticides2  
 Signal #1 Info : 30m X 0.32mm X 0. Signal #2 Info : 30m X 0.32mm X 0.25um

	Compound	RT#1	RT#2	Resp#1	Resp#2	ng/mL	ng/mL
27)	trans-Non...	0.000	0.000	0	0	N.D. d	N.D. d
28)	2,4'-DDD	0.000	0.000	0	0	N.D. d	N.D. d
29)	2,4'-DDT	0.000	0.000	0	0	N.D. d	N.D. d
30)	cis-Nonac...	0.000	0.000	0	0	N.D. d	N.D. d
31)	Mirex	0.000	0.000	0	0	N.D. d	N.D. d
32)	Chlordane...	7.632	7.993	54827973	77172780	2292.678	1717.928 #
33)	Chlordane...	7.726	8.100	57325465	63019054	2164.766	1674.676
34)	Chlordane...	8.286	8.752	16167597	18198924	2559.426	1843.145 #
35)	Chlordane...	0.000	0.000	0	0	N.D. d	N.D. d
36)	Toxaphene...	0.000	0.000	0	0	N.D. d	N.D. d
37)	Toxaphene...	0.000	0.000	0	0	N.D. d	N.D. d
38)	Toxaphene...	0.000	0.000	0	0	N.D. d	N.D. d
39)	Toxaphene...	0.000	0.000	0	0	N.D. d	N.D. d
40)	Toxaphene...	0.000	0.000	0	0	N.D. d	N.D. d
41)	Toxaphene...	0.000	0.000	0	0	N.D. d	N.D. d
42)	Toxaphene...	0.000	0.000	0	0	N.D. d	N.D. d

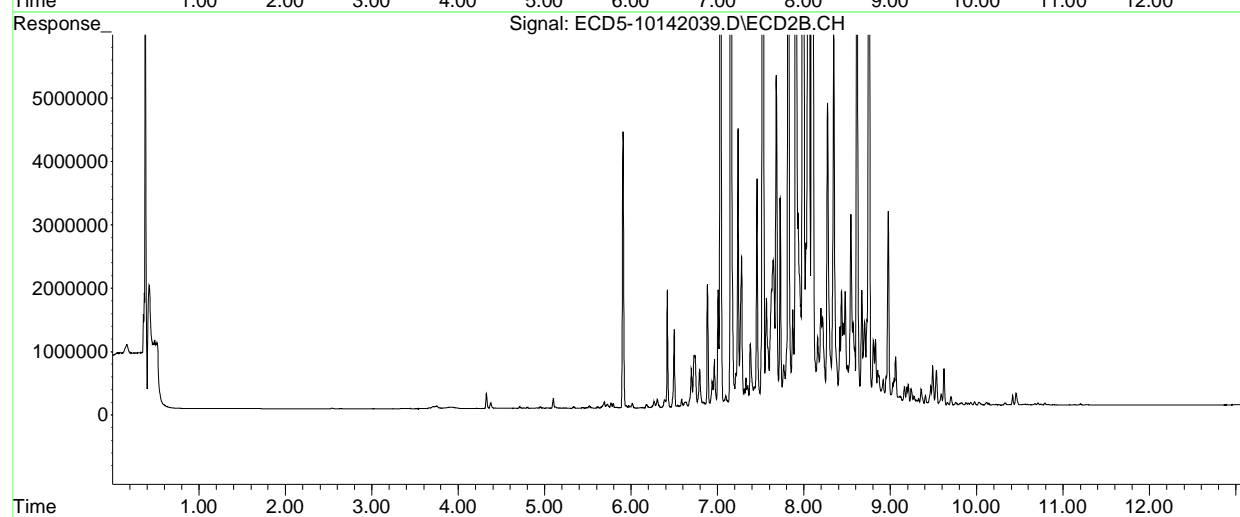
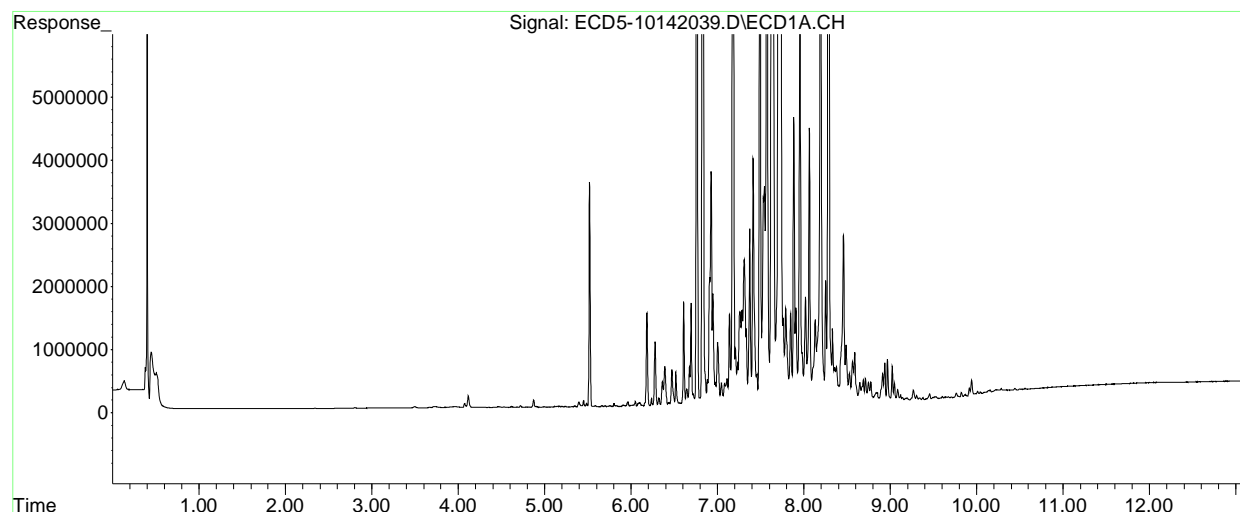
(f)=RT Delta > 1/2 Window (#)=Amounts differ by > 25% (m)=manual int.

Quantitation Report (QT Reviewed)

Data Path : C:\msdchem\1\data\2020-10\0J14056\  
Data File : ECD5-10142039.D  
Signal(s) : Signal #1: ECD1A.CH Signal #2: ECD2B.CH  
Acq On : 14 Oct 2020 23:49  
Operator : MJB  
Sample : 0J14056-CALP  
Misc : A20F056, CHLOR 2000 ppb  
ALS Vial : 30 (Sig #1); 0 (Sig #2) Sample Multiplier: 1

Integration File signal 1: PEST1.e  
Integration File signal 2: PEST2.e  
Quant Time: Oct 15 11:03:37 2020  
Quant Method : C:\msdchem\1\methods\ECD5\_QUANTPEST\_201014.M  
Quant Title : Instrument: DualECD5  
QLast Update : Thu Oct 15 10:59:27 2020  
Response via : Initial Calibration  
Integrator: ChemStation 6890 Scale Mode: Small noise peaks clipped

Volume Inj. : 2uL  
Signal #1 Phase : Rtx-CLPesticides Signal #2 Phase: Rtx-CLPesticides2  
Signal #1 Info : 30m X 0.32mm X 0. Signal #2 Info : 30m X 0.32mm X 0.25um



Quantitation Report (QT Reviewed)

Data Path : C:\msdchem\1\data\2020-10\0J14056\  
 Data File : ECD5-10142042.D  
 Signal(s) : Signal #1: ECD1A.CH Signal #2: ECD2B.CH  
 Acq On : 15 Oct 2020 0:41  
 Operator : MJB MJB 10/15/20  
 Sample : 0J14056-CALQ  
 Misc : A20J233, TOX 10 ppb  
 ALS Vial : 32 (Sig #1); 0 (Sig #2) Sample Multiplier: 1

Integration File signal 1: PEST1.e  
 Integration File signal 2: PEST2.e  
 Quant Time: Oct 15 11:06:21 2020  
 Quant Method : C:\msdchem\1\methods\ECD5\_QUANTPEST\_201014.M  
 Quant Title : Instrument: DualECD5  
 QLast Update : Thu Oct 15 11:05:32 2020  
 Response via : Initial Calibration  
 Integrator: ChemStation 6890 Scale Mode: Small noise peaks clipped

Volume Inj. : 2uL  
 Signal #1 Phase : Rtx-CLPesticides Signal #2 Phase: Rtx-CLPesticides2  
 Signal #1 Info : 30m X 0.32mm X 0. Signal #2 Info : 30m X 0.32mm X 0.25um

Compound	RT#1	RT#2	Resp#1	Resp#2	ng/mL	ng/mL
-----						
System Monitoring Compounds						
1) S TCMX (S)	0.000	0.000	0	0	N.D. d	N.D. d
22) S DCBP (S)	0.000	0.000	0	0	N.D. d	N.D. d
Target Compounds						
2) a-BHC	0.000	0.000	0	0	N.D. d	N.D. d
3) g-BHC	0.000	0.000	0	0	N.D. d	N.D. d
4) b-BHC	0.000	0.000	0	0	N.D. d	N.D. d
5) Heptachlor	0.000	0.000	0	0	N.D. d	N.D. d
6) d-BHC	0.000	0.000	0	0	N.D. d	N.D. d
7) Aldrin	0.000	0.000	0	0	N.D. d	N.D. d
8) Heptachlo...	0.000	0.000	0	0	N.D. d	N.D. d
9) trans-Chl...	0.000	0.000	0	0	N.D. d	N.D. d
10) cis-Chlor...	0.000	0.000	0	0	N.D. d	N.D. d
11) Endosulfa...	0.000	0.000	0	0	N.D. d	N.D. d
12) 4,4'-DDE	0.000	0.000	0	0	N.D. d	N.D. d
13) Dieldrin	0.000	0.000	0	0	N.D. d	N.D. d
14) Endrin	0.000	0.000	0	0	N.D. d	N.D. d
15) 4,4'-DDD	0.000	0.000	0	0	N.D. d	N.D. d
16) Endosulfa...	0.000	0.000	0	0	N.D. d	N.D. d
17) 4,4'-DDT	0.000	0.000	0	0	N.D. d	N.D. d
18) Endrin Al...	0.000	0.000	0	0	N.D. d	N.D. d
19) Endosulfa...	0.000	0.000	0	0	N.D. d	N.D. d
20) Methoxychlor	0.000	0.000	0	0	N.D. d	N.D. d
21) Endrin Ke...	0.000	0.000	0	0	N.D. d	N.D. d
23) Hexachlor...	0.000	0.000	0	0	N.D. d	N.D. d
24) Hexachlor...	0.000	0.000	0	0	N.D. d	N.D. d
25) Oxychlorane	0.000	0.000	0	0	N.D. d	N.D. d
26) 2,4'-DDE	0.000	0.000	0	0	N.D. d	N.D. d



Quantitation Report (QT Reviewed)

Data Path : C:\msdchem\1\data\2020-10\0J14056\  
 Data File : ECD5-10142042.D  
 Signal(s) : Signal #1: ECD1A.CH Signal #2: ECD2B.CH  
 Acq On : 15 Oct 2020 0:41  
 Operator : MJB  
 Sample : 0J14056-CALQ  
 Misc : A20J233, TOX 10 ppb  
 ALS Vial : 32 (Sig #1); 0 (Sig #2) Sample Multiplier: 1

Integration File signal 1: PEST1.e  
 Integration File signal 2: PEST2.e  
 Quant Time: Oct 15 11:06:21 2020  
 Quant Method : C:\msdchem\1\methods\ECD5\_QUANTPEST\_201014.M  
 Quant Title : Instrument: DualECD5  
 QLast Update : Thu Oct 15 11:05:32 2020  
 Response via : Initial Calibration  
 Integrator: ChemStation 6890 Scale Mode: Small noise peaks clipped

Volume Inj. : 2uL  
 Signal #1 Phase : Rtx-CLPesticides Signal #2 Phase: Rtx-CLPesticides2  
 Signal #1 Info : 30m X 0.32mm X 0. Signal #2 Info : 30m X 0.32mm X 0.25um

	Compound	RT#1	RT#2	Resp#1	Resp#2	ng/mL	ng/mL
27)	trans-Non...	0.000	0.000	0	0	N.D. d	N.D. d
28)	2,4'-DDD	0.000	0.000	0	0	N.D. d	N.D. d
29)	2,4'-DDT	0.000	0.000	0	0	N.D. d	N.D. d
30)	cis-Nonac...	0.000	0.000	0	0	N.D. d	N.D. d
31)	Mirex	0.000	0.000	0	0	N.D. d	N.D. d
32)	Chlordane...	0.000	0.000	0	0	N.D. d	N.D. d
33)	Chlordane...	0.000	0.000	0	0	N.D. d	N.D. d
34)	Chlordane...	0.000	0.000	0	0	N.D. d	N.D. d
35)	Chlordane...	0.000	0.000	0	0	N.D. d	N.D. d
36)	Toxaphene...	7.719	8.327	12555	29330	13.206	9.760 #
37)	Toxaphene...	8.012	8.675	24856	35277	13.730	10.099 #
38)	Toxaphene...	8.332	8.708	47042	55840	13.626	10.452
39)	Toxaphene...	8.569	8.774	49818	90741	14.714	9.912 #
40)	Toxaphene...	8.802	8.953	36261	56924	14.416	11.260
41)	Toxaphene...	8.873	9.322	45002	53664	14.416	12.015
42)	Toxaphene...	0.000	0.000	0	0	N.D. d	N.D. d

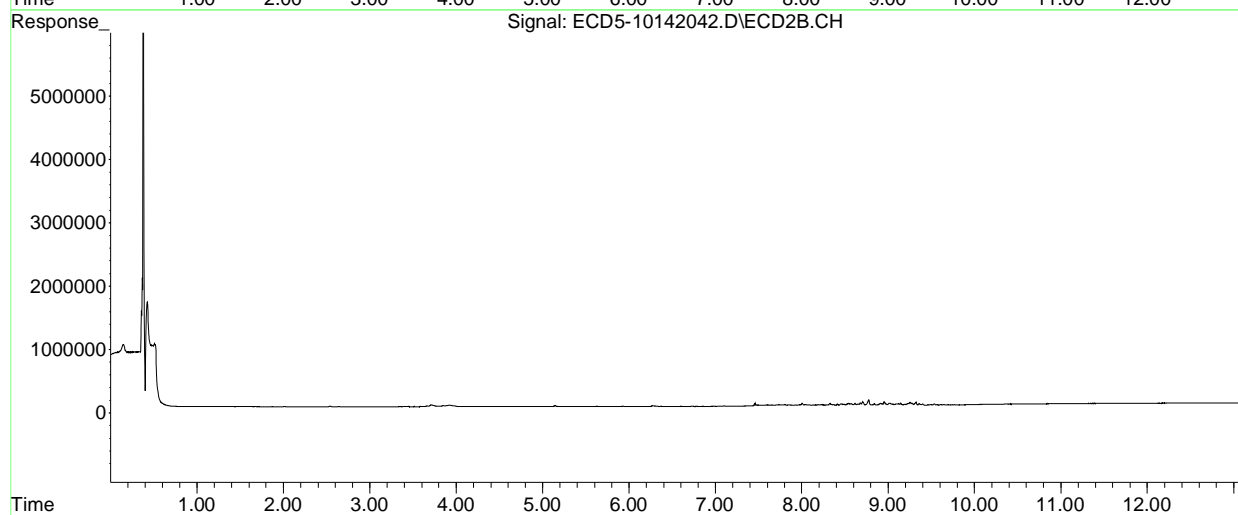
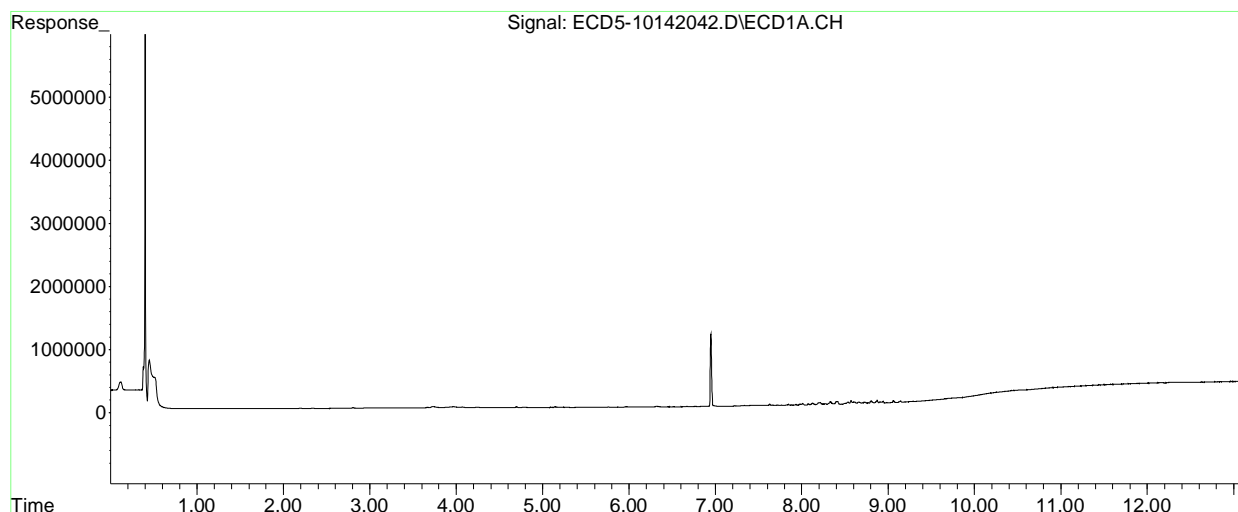
(f)=RT Delta > 1/2 Window (#)=Amounts differ by > 25% (m)=manual int.

Quantitation Report (QT Reviewed)

Data Path : C:\msdchem\1\data\2020-10\0J14056\  
Data File : ECD5-10142042.D  
Signal(s) : Signal #1: ECD1A.CH Signal #2: ECD2B.CH  
Acq On : 15 Oct 2020 0:41  
Operator : MJB  
Sample : 0J14056-CALQ  
Misc : A20J233, TOX 10 ppb  
ALS Vial : 32 (Sig #1); 0 (Sig #2) Sample Multiplier: 1

Integration File signal 1: PEST1.e  
Integration File signal 2: PEST2.e  
Quant Time: Oct 15 11:06:21 2020  
Quant Method : C:\msdchem\1\methods\ECD5\_QUANTPEST\_201014.M  
Quant Title : Instrument: DualECD5  
QLast Update : Thu Oct 15 11:05:32 2020  
Response via : Initial Calibration  
Integrator: ChemStation 6890 Scale Mode: Small noise peaks clipped

Volume Inj. : 2uL  
Signal #1 Phase : Rtx-CLPesticides Signal #2 Phase: Rtx-CLPesticides2  
Signal #1 Info : 30m X 0.32mm X 0. Signal #2 Info : 30m X 0.32mm X 0.25um



Quantitation Report (QT Reviewed)

Data Path : C:\msdchem\1\data\2020-10\0J14056\  
 Data File : ECD5-10142043.D  
 Signal(s) : Signal #1: ECD1A.CH Signal #2: ECD2B.CH  
 Acq On : 15 Oct 2020 0:58  
 Operator : MJB  
 Sample : 0J14056-CALR  
 Misc : A20F064, TOX 50 ppb  
 ALS Vial : 33 (Sig #1); 0 (Sig #2) Sample Multiplier: 1

MJB 10/15/20

Integration File signal 1: PEST1.e  
 Integration File signal 2: PEST2.e  
 Quant Time: Oct 15 11:06:54 2020  
 Quant Method : C:\msdchem\1\methods\ECD5\_QUANTPEST\_201014.M  
 Quant Title : Instrument: DualECD5  
 QLast Update : Thu Oct 15 11:05:32 2020  
 Response via : Initial Calibration  
 Integrator: ChemStation 6890 Scale Mode: Small noise peaks clipped

Volume Inj. : 2uL  
 Signal #1 Phase : Rtx-CLPesticides Signal #2 Phase: Rtx-CLPesticides2  
 Signal #1 Info : 30m X 0.32mm X 0. Signal #2 Info : 30m X 0.32mm X 0.25um

Compound	RT#1	RT#2	Resp#1	Resp#2	ng/mL	ng/mL
-----						
System Monitoring Compounds						
1) S TCMX (S)	0.000	0.000	0	0	N.D. d	N.D. d
22) S DCBP (S)	0.000	0.000	0	0	N.D. d	N.D. d
Target Compounds						
2) a-BHC	0.000	0.000	0	0	N.D. d	N.D. d
3) g-BHC	0.000	0.000	0	0	N.D. d	N.D. d
4) b-BHC	0.000	0.000	0	0	N.D. d	N.D. d
5) Heptachlor	0.000	0.000	0	0	N.D. d	N.D. d
6) d-BHC	0.000	0.000	0	0	N.D. d	N.D. d
7) Aldrin	0.000	0.000	0	0	N.D. d	N.D. d
8) Heptachlo...	0.000	0.000	0	0	N.D. d	N.D. d
9) trans-Chl...	0.000	0.000	0	0	N.D. d	N.D. d
10) cis-Chlor...	0.000	0.000	0	0	N.D. d	N.D. d
11) Endosulfa...	0.000	0.000	0	0	N.D. d	N.D. d
12) 4,4'-DDE	0.000	0.000	0	0	N.D. d	N.D. d
13) Dieldrin	0.000	0.000	0	0	N.D. d	N.D. d
14) Endrin	0.000	0.000	0	0	N.D. d	N.D. d
15) 4,4'-DDD	0.000	0.000	0	0	N.D. d	N.D. d
16) Endosulfa...	0.000	0.000	0	0	N.D. d	N.D. d
17) 4,4'-DDT	0.000	0.000	0	0	N.D. d	N.D. d
18) Endrin Al...	0.000	0.000	0	0	N.D. d	N.D. d
19) Endosulfa...	0.000	0.000	0	0	N.D. d	N.D. d
20) Methoxychlor	0.000	0.000	0	0	N.D. d	N.D. d
21) Endrin Ke...	0.000	0.000	0	0	N.D. d	N.D. d
23) Hexachlor...	0.000	0.000	0	0	N.D. d	N.D. d
24) Hexachlor...	0.000	0.000	0	0	N.D. d	N.D. d
25) Oxychlorane	0.000	0.000	0	0	N.D. d	N.D. d
26) 2,4'-DDE	0.000	0.000	0	0	N.D. d	N.D. d

Quantitation Report (QT Reviewed)

Data Path : C:\msdchem\1\data\2020-10\0J14056\  
 Data File : ECD5-10142043.D  
 Signal(s) : Signal #1: ECD1A.CH Signal #2: ECD2B.CH  
 Acq On : 15 Oct 2020 0:58  
 Operator : MJB  
 Sample : 0J14056-CALR  
 Misc : A20F064, TOX 50 ppb  
 ALS Vial : 33 (Sig #1); 0 (Sig #2) Sample Multiplier: 1

Integration File signal 1: PEST1.e  
 Integration File signal 2: PEST2.e  
 Quant Time: Oct 15 11:06:54 2020  
 Quant Method : C:\msdchem\1\methods\ECD5\_QUANTPEST\_201014.M  
 Quant Title : Instrument: DualECD5  
 QLast Update : Thu Oct 15 11:05:32 2020  
 Response via : Initial Calibration  
 Integrator: ChemStation 6890 Scale Mode: Small noise peaks clipped

Volume Inj. : 2uL  
 Signal #1 Phase : Rtx-CLPesticides Signal #2 Phase: Rtx-CLPesticides2  
 Signal #1 Info : 30m X 0.32mm X 0. Signal #2 Info : 30m X 0.32mm X 0.25um

	Compound	RT#1	RT#2	Resp#1	Resp#2	ng/mL	ng/mL
27)	trans-Non...	0.000	0.000	0	0	N.D. d	N.D. d
28)	2,4'-DDD	0.000	0.000	0	0	N.D. d	N.D. d
29)	2,4'-DDT	0.000	0.000	0	0	N.D. d	N.D. d
30)	cis-Nonac...	0.000	0.000	0	0	N.D. d	N.D. d
31)	Mirex	0.000	0.000	0	0	N.D. d	N.D. d
32)	Chlordane...	0.000	0.000	0	0	N.D. d	N.D. d
33)	Chlordane...	0.000	0.000	0	0	N.D. d	N.D. d
34)	Chlordane...	0.000	0.000	0	0	N.D. d	N.D. d
35)	Chlordane...	0.000	0.000	0	0	N.D. d	N.D. d
36)	Toxaphene...	7.717	8.327	47028	143205	49.468	47.653
37)	Toxaphene...	8.011	8.675	108189	167605	59.761	47.982
38)	Toxaphene...	8.330	8.707	213060	234274	61.717	43.849 #
39)	Toxaphene...	8.568	8.774	219607	377227	64.863	41.206 #
40)	Toxaphene...	8.802	8.952	170790	231691	67.902	45.831 #
41)	Toxaphene...	8.871	9.322	200646	228420	64.276	50.789
42)	Toxaphene...	0.000	0.000	0	0	N.D. d	N.D. d

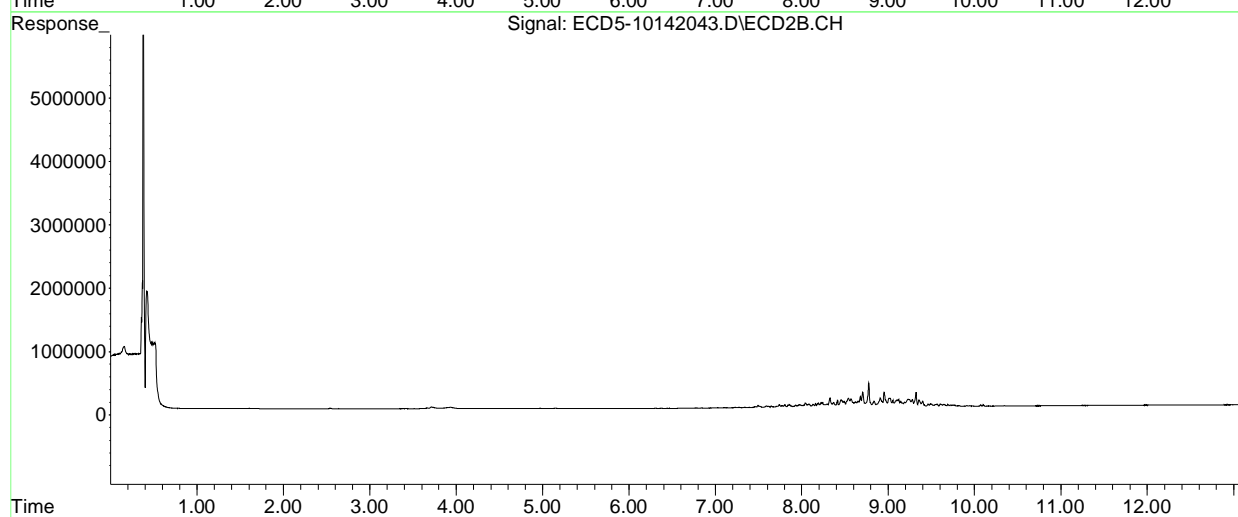
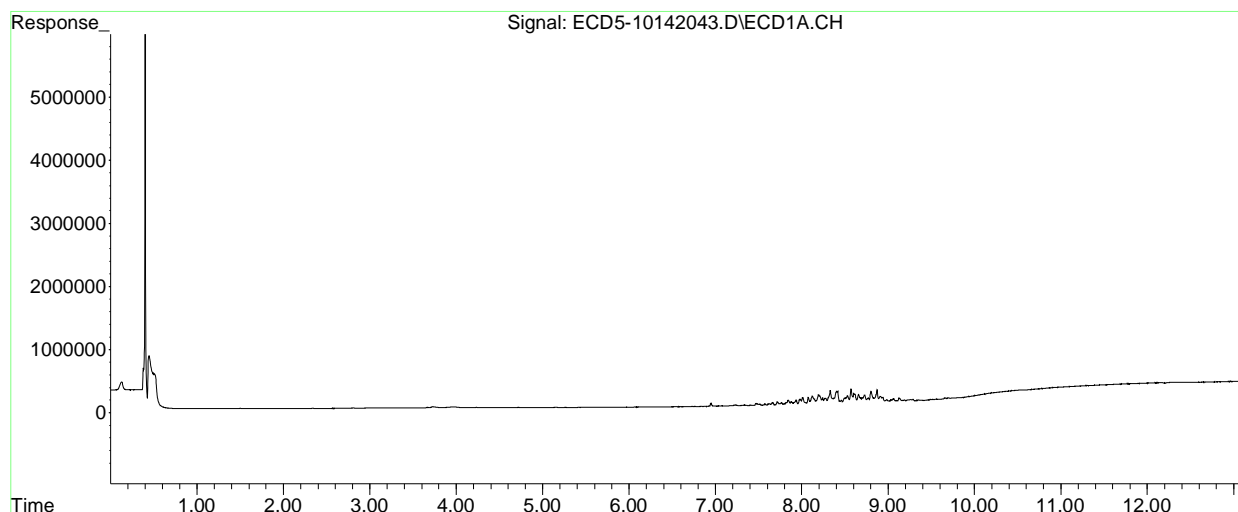
(f)=RT Delta > 1/2 Window (#)=Amounts differ by > 25% (m)=manual int.

Quantitation Report (QT Reviewed)

Data Path : C:\msdchem\1\data\2020-10\0J14056\  
Data File : ECD5-10142043.D  
Signal(s) : Signal #1: ECD1A.CH Signal #2: ECD2B.CH  
Acq On : 15 Oct 2020 0:58  
Operator : MJB  
Sample : 0J14056-CALR  
Misc : A20F064, TOX 50 ppb  
ALS Vial : 33 (Sig #1); 0 (Sig #2) Sample Multiplier: 1

Integration File signal 1: PEST1.e  
Integration File signal 2: PEST2.e  
Quant Time: Oct 15 11:06:54 2020  
Quant Method : C:\msdchem\1\methods\ECD5\_QUANTPEST\_201014.M  
Quant Title : Instrument: DualECD5  
QLast Update : Thu Oct 15 11:05:32 2020  
Response via : Initial Calibration  
Integrator: ChemStation 6890 Scale Mode: Small noise peaks clipped

Volume Inj. : 2uL  
Signal #1 Phase : Rtx-CLPesticides Signal #2 Phase: Rtx-CLPesticides2  
Signal #1 Info : 30m X 0.32mm X 0. Signal #2 Info : 30m X 0.32mm X 0.25um



Quantitation Report (QT Reviewed)

Data Path : C:\msdchem\1\data\2020-10\0J14056\  
 Data File : ECD5-10142044.D  
 Signal(s) : Signal #1: ECD1A.CH Signal #2: ECD2B.CH  
 Acq On : 15 Oct 2020 1:15  
 Operator : MJB  
 Sample : 0J14056-CALS MJB 10/15/20  
 Misc : A20F065, TOX 100 ppb  
 ALS Vial : 34 (Sig #1); 0 (Sig #2) Sample Multiplier: 1

Integration File signal 1: PEST1.e  
 Integration File signal 2: PEST2.e  
 Quant Time: Oct 15 11:07:28 2020  
 Quant Method : C:\msdchem\1\methods\ECD5\_QUANTPEST\_201014.M  
 Quant Title : Instrument: DualECD5  
 QLast Update : Thu Oct 15 11:05:32 2020  
 Response via : Initial Calibration  
 Integrator: ChemStation 6890 Scale Mode: Small noise peaks clipped

Volume Inj. : 2uL  
 Signal #1 Phase : Rtx-CLPesticides Signal #2 Phase: Rtx-CLPesticides2  
 Signal #1 Info : 30m X 0.32mm X 0. Signal #2 Info : 30m X 0.32mm X 0.25um

Compound	RT#1	RT#2	Resp#1	Resp#2	ng/mL	ng/mL
-----						
System Monitoring Compounds						
1) S TCMX (S)	0.000	0.000	0	0	N.D. d	N.D. d
22) S DCBP (S)	0.000	0.000	0	0	N.D. d	N.D. d
Target Compounds						
2) a-BHC	0.000	0.000	0	0	N.D. d	N.D. d
3) g-BHC	0.000	0.000	0	0	N.D. d	N.D. d
4) b-BHC	0.000	0.000	0	0	N.D. d	N.D. d
5) Heptachlor	0.000	0.000	0	0	N.D. d	N.D. d
6) d-BHC	0.000	0.000	0	0	N.D. d	N.D. d
7) Aldrin	0.000	0.000	0	0	N.D. d	N.D. d
8) Heptachlo...	0.000	0.000	0	0	N.D. d	N.D. d
9) trans-Chl...	0.000	0.000	0	0	N.D. d	N.D. d
10) cis-Chlor...	0.000	0.000	0	0	N.D. d	N.D. d
11) Endosulfa...	0.000	0.000	0	0	N.D. d	N.D. d
12) 4,4'-DDE	0.000	0.000	0	0	N.D. d	N.D. d
13) Dieldrin	0.000	0.000	0	0	N.D. d	N.D. d
14) Endrin	0.000	0.000	0	0	N.D. d	N.D. d
15) 4,4'-DDD	0.000	0.000	0	0	N.D. d	N.D. d
16) Endosulfa...	0.000	0.000	0	0	N.D. d	N.D. d
17) 4,4'-DDT	0.000	0.000	0	0	N.D. d	N.D. d
18) Endrin Al...	0.000	0.000	0	0	N.D. d	N.D. d
19) Endosulfa...	0.000	0.000	0	0	N.D. d	N.D. d
20) Methoxychlor	0.000	0.000	0	0	N.D. d	N.D. d
21) Endrin Ke...	0.000	0.000	0	0	N.D. d	N.D. d
23) Hexachlor...	0.000	0.000	0	0	N.D. d	N.D. d
24) Hexachlor...	0.000	0.000	0	0	N.D. d	N.D. d
25) Oxychlorane	0.000	0.000	0	0	N.D. d	N.D. d
26) 2,4'-DDE	0.000	0.000	0	0	N.D. d	N.D. d

Quantitation Report (QT Reviewed)

Data Path : C:\msdchem\1\data\2020-10\0J14056\  
 Data File : ECD5-10142044.D  
 Signal(s) : Signal #1: ECD1A.CH Signal #2: ECD2B.CH  
 Acq On : 15 Oct 2020 1:15  
 Operator : MJB  
 Sample : 0J14056-CALS  
 Misc : A20F065, TOX 100 ppb  
 ALS Vial : 34 (Sig #1); 0 (Sig #2) Sample Multiplier: 1

Integration File signal 1: PEST1.e  
 Integration File signal 2: PEST2.e  
 Quant Time: Oct 15 11:07:28 2020  
 Quant Method : C:\msdchem\1\methods\ECD5\_QUANTPEST\_201014.M  
 Quant Title : Instrument: DualECD5  
 QLast Update : Thu Oct 15 11:05:32 2020  
 Response via : Initial Calibration  
 Integrator: ChemStation 6890 Scale Mode: Small noise peaks clipped

Volume Inj. : 2uL  
 Signal #1 Phase : Rtx-CLPesticides Signal #2 Phase: Rtx-CLPesticides2  
 Signal #1 Info : 30m X 0.32mm X 0. Signal #2 Info : 30m X 0.32mm X 0.25um

	Compound	RT#1	RT#2	Resp#1	Resp#2	ng/mL	ng/mL
27)	trans-Non...	0.000	0.000	0	0	N.D. d	N.D. d
28)	2,4'-DDD	0.000	0.000	0	0	N.D. d	N.D. d
29)	2,4'-DDT	0.000	0.000	0	0	N.D. d	N.D. d
30)	cis-Nonac...	0.000	0.000	0	0	N.D. d	N.D. d
31)	Mirex	0.000	0.000	0	0	N.D. d	N.D. d
32)	Chlordane...	0.000	0.000	0	0	N.D. d	N.D. d
33)	Chlordane...	0.000	0.000	0	0	N.D. d	N.D. d
34)	Chlordane...	0.000	0.000	0	0	N.D. d	N.D. d
35)	Chlordane...	0.000	0.000	0	0	N.D. d	N.D. d
36)	Toxaphene...	7.715	8.328	94938	274596	99.864	91.374
37)	Toxaphene...	8.011	8.675	219547	335190	121.273	95.958
38)	Toxaphene...	8.330	8.708	431516	467877	124.996	87.573 #
39)	Toxaphene...	8.568	8.774	442500	752568	130.696	82.206 #
40)	Toxaphene...	8.801	8.953	346542	453357	137.777	89.678 #
41)	Toxaphene...	8.871	9.323	399552	432629	127.994	95.539 #
42)	Toxaphene...	0.000	0.000	0	0	N.D. d	N.D. d

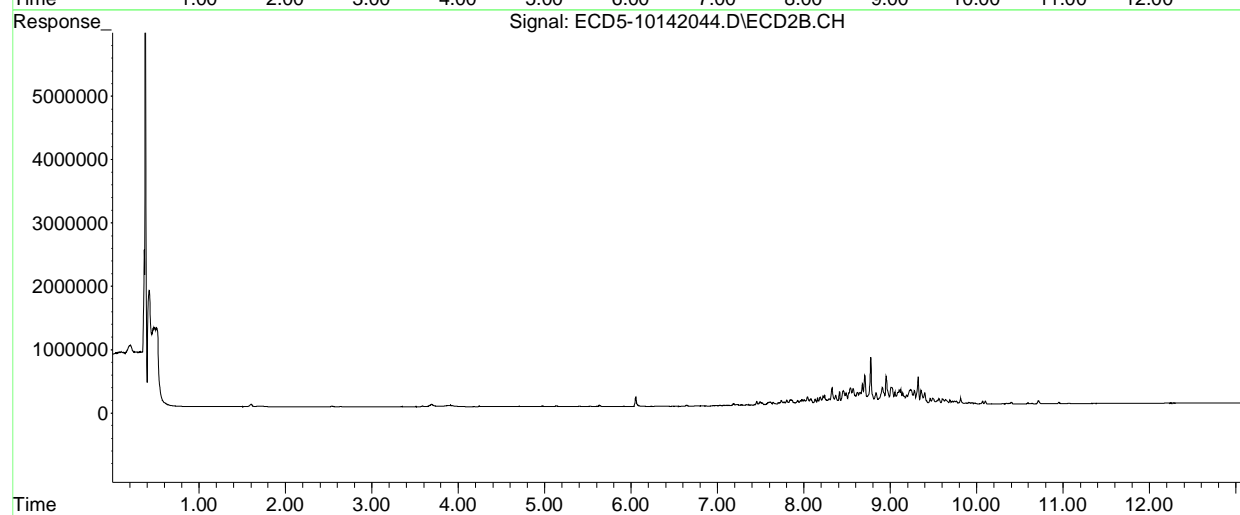
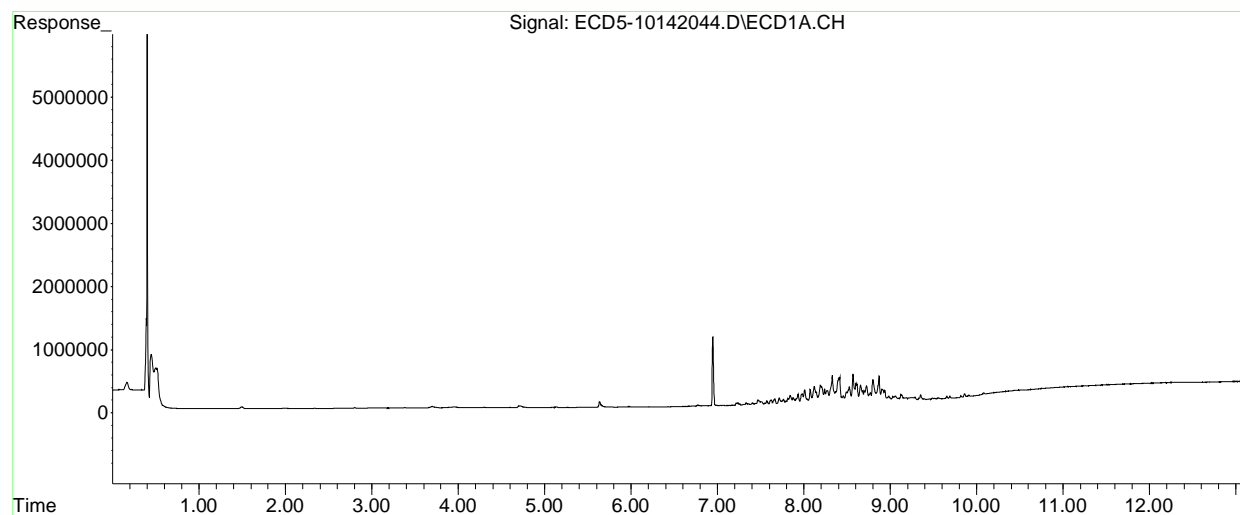
(f)=RT Delta > 1/2 Window (#)=Amounts differ by > 25% (m)=manual int.

Quantitation Report (QT Reviewed)

Data Path : C:\msdchem\1\data\2020-10\0J14056\  
Data File : ECD5-10142044.D  
Signal(s) : Signal #1: ECD1A.CH Signal #2: ECD2B.CH  
Acq On : 15 Oct 2020 1:15  
Operator : MJB  
Sample : 0J14056-CALS  
Misc : A20F065, TOX 100 ppb  
ALS Vial : 34 (Sig #1); 0 (Sig #2) Sample Multiplier: 1

Integration File signal 1: PEST1.e  
Integration File signal 2: PEST2.e  
Quant Time: Oct 15 11:07:28 2020  
Quant Method : C:\msdchem\1\methods\ECD5\_QUANTPEST\_201014.M  
Quant Title : Instrument: DualECD5  
QLast Update : Thu Oct 15 11:05:32 2020  
Response via : Initial Calibration  
Integrator: ChemStation 6890 Scale Mode: Small noise peaks clipped

Volume Inj. : 2uL  
Signal #1 Phase : Rtx-CLPesticides Signal #2 Phase: Rtx-CLPesticides2  
Signal #1 Info : 30m X 0.32mm X 0. Signal #2 Info : 30m X 0.32mm X 0.25um





Quantitation Report (QT Reviewed)

Data Path : C:\msdchem\1\data\2020-10\0J14056\  
 Data File : ECD5-10142045.D  
 Signal(s) : Signal #1: ECD1A.CH Signal #2: ECD2B.CH  
 Acq On : 15 Oct 2020 1:33  
 Operator : MJB  
 Sample : 0J14056-CALT  
 Misc : A20F066, TOX 200 ppb  
 ALS Vial : 35 (Sig #1); 0 (Sig #2) Sample Multiplier: 1

MJB 10/15/20

Integration File signal 1: PEST1.e  
 Integration File signal 2: PEST2.e  
 Quant Time: Oct 15 11:08:04 2020  
 Quant Method : C:\msdchem\1\methods\ECD5\_QUANTPEST\_201014.M  
 Quant Title : Instrument: DualECD5  
 QLast Update : Thu Oct 15 11:05:32 2020  
 Response via : Initial Calibration  
 Integrator: ChemStation 6890 Scale Mode: Small noise peaks clipped

Volume Inj. : 2uL  
 Signal #1 Phase : Rtx-CLPesticides Signal #2 Phase: Rtx-CLPesticides2  
 Signal #1 Info : 30m X 0.32mm X 0. Signal #2 Info : 30m X 0.32mm X 0.25um

Compound	RT#1	RT#2	Resp#1	Resp#2	ng/mL	ng/mL
-----						
System Monitoring Compounds						
1) S TCMX (S)	0.000	0.000	0	0	N.D. d	N.D. d
22) S DCBP (S)	0.000	0.000	0	0	N.D. d	N.D. d
Target Compounds						
2) a-BHC	0.000	0.000	0	0	N.D. d	N.D. d
3) g-BHC	0.000	0.000	0	0	N.D. d	N.D. d
4) b-BHC	0.000	0.000	0	0	N.D. d	N.D. d
5) Heptachlor	0.000	0.000	0	0	N.D. d	N.D. d
6) d-BHC	0.000	0.000	0	0	N.D. d	N.D. d
7) Aldrin	0.000	0.000	0	0	N.D. d	N.D. d
8) Heptachlo...	0.000	0.000	0	0	N.D. d	N.D. d
9) trans-Chl...	0.000	0.000	0	0	N.D. d	N.D. d
10) cis-Chlor...	0.000	0.000	0	0	N.D. d	N.D. d
11) Endosulfa...	0.000	0.000	0	0	N.D. d	N.D. d
12) 4,4'-DDE	0.000	0.000	0	0	N.D. d	N.D. d
13) Dieldrin	0.000	0.000	0	0	N.D. d	N.D. d
14) Endrin	0.000	0.000	0	0	N.D. d	N.D. d
15) 4,4'-DDD	0.000	0.000	0	0	N.D. d	N.D. d
16) Endosulfa...	0.000	0.000	0	0	N.D. d	N.D. d
17) 4,4'-DDT	0.000	0.000	0	0	N.D. d	N.D. d
18) Endrin Al...	0.000	0.000	0	0	N.D. d	N.D. d
19) Endosulfa...	0.000	0.000	0	0	N.D. d	N.D. d
20) Methoxychlor	0.000	0.000	0	0	N.D. d	N.D. d
21) Endrin Ke...	0.000	0.000	0	0	N.D. d	N.D. d
23) Hexachlor...	0.000	0.000	0	0	N.D. d	N.D. d
24) Hexachlor...	0.000	0.000	0	0	N.D. d	N.D. d
25) Oxychlorane	0.000	0.000	0	0	N.D. d	N.D. d
26) 2,4'-DDE	0.000	0.000	0	0	N.D. d	N.D. d

Quantitation Report (QT Reviewed)

Data Path : C:\msdchem\1\data\2020-10\0J14056\  
 Data File : ECD5-10142045.D  
 Signal(s) : Signal #1: ECD1A.CH Signal #2: ECD2B.CH  
 Acq On : 15 Oct 2020 1:33  
 Operator : MJB  
 Sample : 0J14056-CALT  
 Misc : A20F066, TOX 200 ppb  
 ALS Vial : 35 (Sig #1); 0 (Sig #2) Sample Multiplier: 1

Integration File signal 1: PEST1.e  
 Integration File signal 2: PEST2.e  
 Quant Time: Oct 15 11:08:04 2020  
 Quant Method : C:\msdchem\1\methods\ECD5\_QUANTPEST\_201014.M  
 Quant Title : Instrument: DualECD5  
 QLast Update : Thu Oct 15 11:05:32 2020  
 Response via : Initial Calibration  
 Integrator: ChemStation 6890 Scale Mode: Small noise peaks clipped

Volume Inj. : 2uL  
 Signal #1 Phase : Rtx-CLPesticides Signal #2 Phase: Rtx-CLPesticides2  
 Signal #1 Info : 30m X 0.32mm X 0. Signal #2 Info : 30m X 0.32mm X 0.25um

	Compound	RT#1	RT#2	Resp#1	Resp#2	ng/mL	ng/mL
27)	trans-Non...	0.000	0.000	0	0	N.D. d	N.D. d
28)	2,4'-DDD	0.000	0.000	0	0	N.D. d	N.D. d
29)	2,4'-DDT	0.000	0.000	0	0	N.D. d	N.D. d
30)	cis-Nonac...	0.000	0.000	0	0	N.D. d	N.D. d
31)	Mirex	0.000	0.000	0	0	N.D. d	N.D. d
32)	Chlordane...	0.000	0.000	0	0	N.D. d	N.D. d
33)	Chlordane...	0.000	0.000	0	0	N.D. d	N.D. d
34)	Chlordane...	0.000	0.000	0	0	N.D. d	N.D. d
35)	Chlordane...	0.000	0.000	0	0	N.D. d	N.D. d
36)	Toxaphene...	7.717	8.326	178948	511160	188.233	170.093
37)	Toxaphene...	8.010	8.675	399138	594557	220.476	170.209
38)	Toxaphene...	8.329	8.707	785098	849986	227.417	159.092 #
39)	Toxaphene...	8.568	8.774	806552	1427424	238.222	155.924 #
40)	Toxaphene...	8.803	8.952	636088	841042	252.893	166.365 #
41)	Toxaphene...	8.870	9.322	764046	844436	244.758	184.043
42)	Toxaphene...	0.000	0.000	0	0	N.D. d	N.D. d

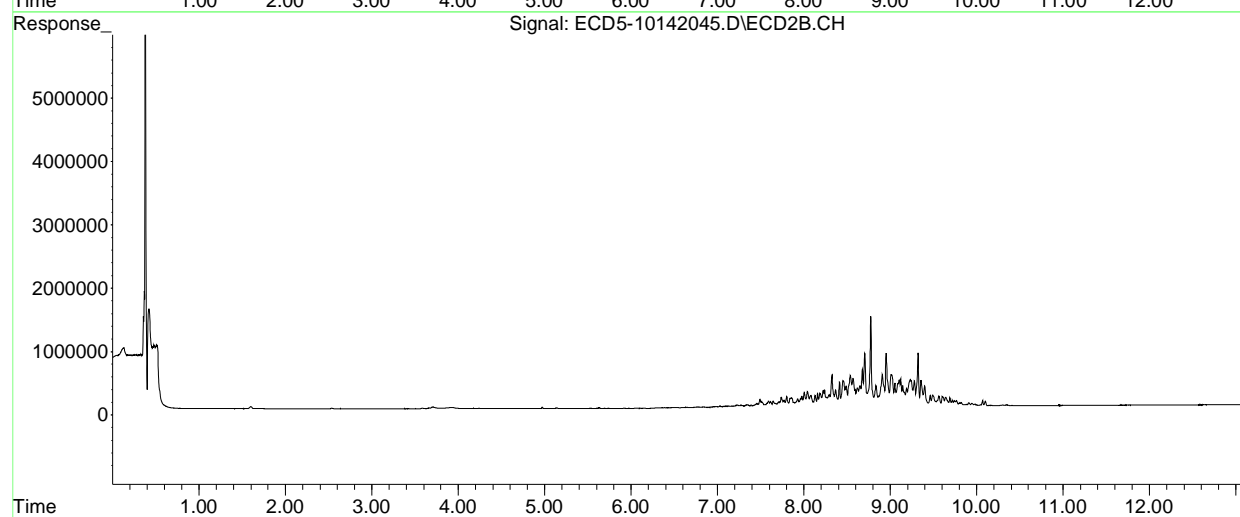
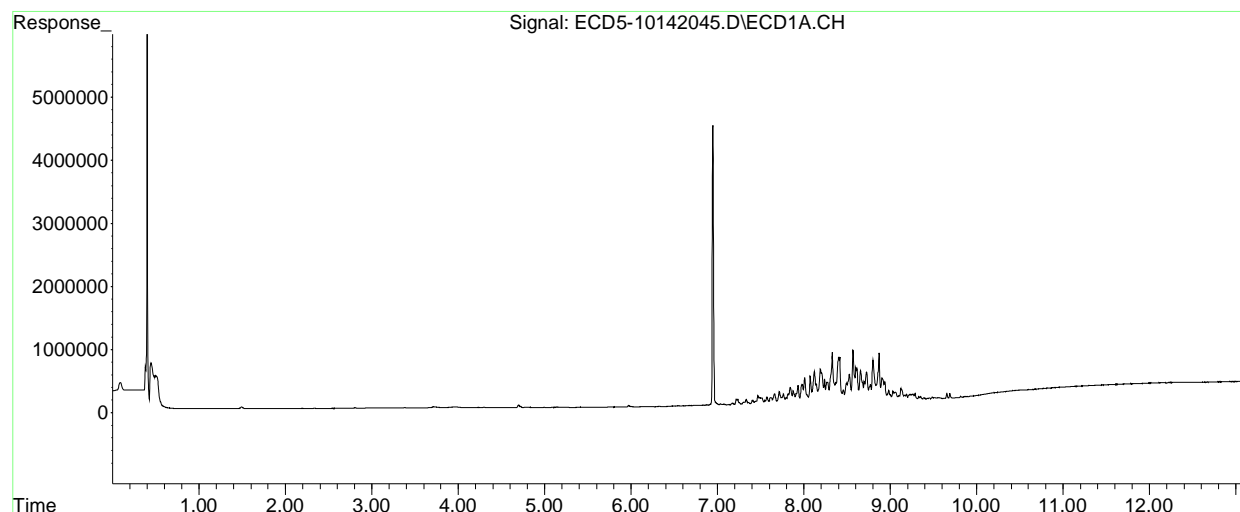
(f)=RT Delta > 1/2 Window (#)=Amounts differ by > 25% (m)=manual int.

Quantitation Report (QT Reviewed)

Data Path : C:\msdchem\1\data\2020-10\0J14056\  
Data File : ECD5-10142045.D  
Signal(s) : Signal #1: ECD1A.CH Signal #2: ECD2B.CH  
Acq On : 15 Oct 2020 1:33  
Operator : MJB  
Sample : 0J14056-CALT  
Misc : A20F066, TOX 200 ppb  
ALS Vial : 35 (Sig #1); 0 (Sig #2) Sample Multiplier: 1

Integration File signal 1: PEST1.e  
Integration File signal 2: PEST2.e  
Quant Time: Oct 15 11:08:04 2020  
Quant Method : C:\msdchem\1\methods\ECD5\_QUANTPEST\_201014.M  
Quant Title : Instrument: DualECD5  
QLast Update : Thu Oct 15 11:05:32 2020  
Response via : Initial Calibration  
Integrator: ChemStation 6890 Scale Mode: Small noise peaks clipped

Volume Inj. : 2uL  
Signal #1 Phase : Rtx-CLPesticides Signal #2 Phase: Rtx-CLPesticides2  
Signal #1 Info : 30m X 0.32mm X 0. Signal #2 Info : 30m X 0.32mm X 0.25um



Quantitation Report (QT Reviewed)

Data Path : C:\msdchem\1\data\2020-10\0J14056\  
 Data File : ECD5-10142046.D  
 Signal(s) : Signal #1: ECD1A.CH Signal #2: ECD2B.CH  
 Acq On : 15 Oct 2020 1:50  
 Operator : MJB  
 Sample : 0J14056-CALU  
 Misc : A20D430, TOX 500 ppb  
 ALS Vial : 36 (Sig #1); 0 (Sig #2) Sample Multiplier: 1

MJB 10/15/20

Integration File signal 1: PEST1.e  
 Integration File signal 2: PEST2.e  
 Quant Time: Oct 15 11:05:24 2020  
 Quant Method : C:\msdchem\1\methods\ECD5\_QUANTPEST\_201014.M  
 Quant Title : Instrument: DualECD5  
 QLast Update : Thu Oct 15 10:59:27 2020  
 Response via : Initial Calibration  
 Integrator: ChemStation 6890 Scale Mode: Small noise peaks clipped

Volume Inj. : 2uL  
 Signal #1 Phase : Rtx-CLPesticides Signal #2 Phase: Rtx-CLPesticides2  
 Signal #1 Info : 30m X 0.32mm X 0. Signal #2 Info : 30m X 0.32mm X 0.25um

Compound	RT#1	RT#2	Resp#1	Resp#2	ng/mL	ng/mL
-----						
System Monitoring Compounds						
1) S TCMX (S)	0.000	0.000	0	0	N.D. d	N.D. d
22) S DCBP (S)	0.000	0.000	0	0	N.D. d	N.D. d
Target Compounds						
2) a-BHC	0.000	0.000	0	0	N.D. d	N.D. d
3) g-BHC	0.000	0.000	0	0	N.D. d	N.D. d
4) b-BHC	0.000	0.000	0	0	N.D. d	N.D. d
5) Heptachlor	0.000	0.000	0	0	N.D. d	N.D. d
6) d-BHC	0.000	0.000	0	0	N.D. d	N.D. d
7) Aldrin	0.000	0.000	0	0	N.D. d	N.D. d
8) Heptachlo...	0.000	0.000	0	0	N.D. d	N.D. d
9) trans-Chl...	0.000	0.000	0	0	N.D. d	N.D. d
10) cis-Chlor...	0.000	0.000	0	0	N.D. d	N.D. d
11) Endosulfa...	0.000	0.000	0	0	N.D. d	N.D. d
12) 4,4'-DDE	0.000	0.000	0	0	N.D. d	N.D. d
13) Dieldrin	0.000	0.000	0	0	N.D. d	N.D. d
14) Endrin	0.000	0.000	0	0	N.D. d	N.D. d
15) 4,4'-DDD	0.000	0.000	0	0	N.D. d	N.D. d
16) Endosulfa...	0.000	0.000	0	0	N.D. d	N.D. d
17) 4,4'-DDT	0.000	0.000	0	0	N.D. d	N.D. d
18) Endrin Al...	0.000	0.000	0	0	N.D. d	N.D. d
19) Endosulfa...	0.000	0.000	0	0	N.D. d	N.D. d
20) Methoxychlor	0.000	0.000	0	0	N.D. d	N.D. d
21) Endrin Ke...	0.000	0.000	0	0	N.D. d	N.D. d
23) Hexachlor...	0.000	0.000	0	0	N.D. d	N.D. d
24) Hexachlor...	0.000	0.000	0	0	N.D. d	N.D. d
25) Oxychlorane	0.000	0.000	0	0	N.D. d	N.D. d
26) 2,4'-DDE	0.000	0.000	0	0	N.D. d	N.D. d

Quantitation Report (QT Reviewed)

Data Path : C:\msdchem\1\data\2020-10\0J14056\  
 Data File : ECD5-10142046.D  
 Signal(s) : Signal #1: ECD1A.CH Signal #2: ECD2B.CH  
 Acq On : 15 Oct 2020 1:50  
 Operator : MJB  
 Sample : 0J14056-CALU  
 Misc : A20D430, TOX 500 ppb  
 ALS Vial : 36 (Sig #1); 0 (Sig #2) Sample Multiplier: 1

Integration File signal 1: PEST1.e  
 Integration File signal 2: PEST2.e  
 Quant Time: Oct 15 11:05:24 2020  
 Quant Method : C:\msdchem\1\methods\ECD5\_QUANTPEST\_201014.M  
 Quant Title : Instrument: DualECD5  
 QLast Update : Thu Oct 15 10:59:27 2020  
 Response via : Initial Calibration  
 Integrator: ChemStation 6890 Scale Mode: Small noise peaks clipped

Volume Inj. : 2uL  
 Signal #1 Phase : Rtx-CLPesticides Signal #2 Phase: Rtx-CLPesticides2  
 Signal #1 Info : 30m X 0.32mm X 0. Signal #2 Info : 30m X 0.32mm X 0.25um

	Compound	RT#1	RT#2	Resp#1	Resp#2	ng/mL	ng/mL
27)	trans-Non...	0.000	0.000	0	0	N.D. d	N.D. d
28)	2,4'-DDD	0.000	0.000	0	0	N.D. d	N.D. d
29)	2,4'-DDT	0.000	0.000	0	0	N.D. d	N.D. d
30)	cis-Nonac...	0.000	0.000	0	0	N.D. d	N.D. d
31)	Mirex	0.000	0.000	0	0	N.D. d	N.D. d
32)	Chlordane...	0.000	0.000	0	0	N.D. d	N.D. d
33)	Chlordane...	0.000	0.000	0	0	N.D. d	N.D. d
34)	Chlordane...	0.000	0.000	0	0	N.D. d	N.D. d
35)	Chlordane...	0.000	0.000	0	0	N.D. d	N.D. d
36)	Toxaphene...	7.717	8.328	483885	1288935	508.992	428.904
37)	Toxaphene...	8.012	8.676	1053998	1582264	582.207	452.970
38)	Toxaphene...	8.330	8.708	2095888	2243365	607.110	419.891 #
39)	Toxaphene...	8.569	8.775	2211804	3834253	653.276	418.832 #
40)	Toxaphene...	8.803	8.954	1826728	2289232	726.263	452.830 #
41)	Toxaphene...	8.872	9.323	2040358	2250663	653.617	470.706 #
42)	Toxaphene...	0.000	0.000	0	0	N.D. d	N.D. d

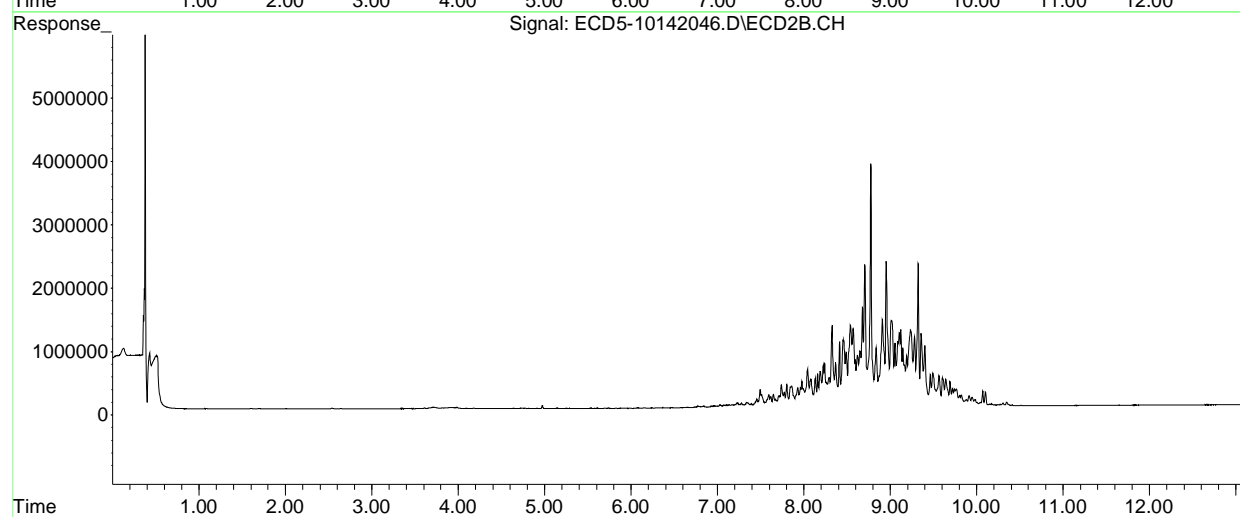
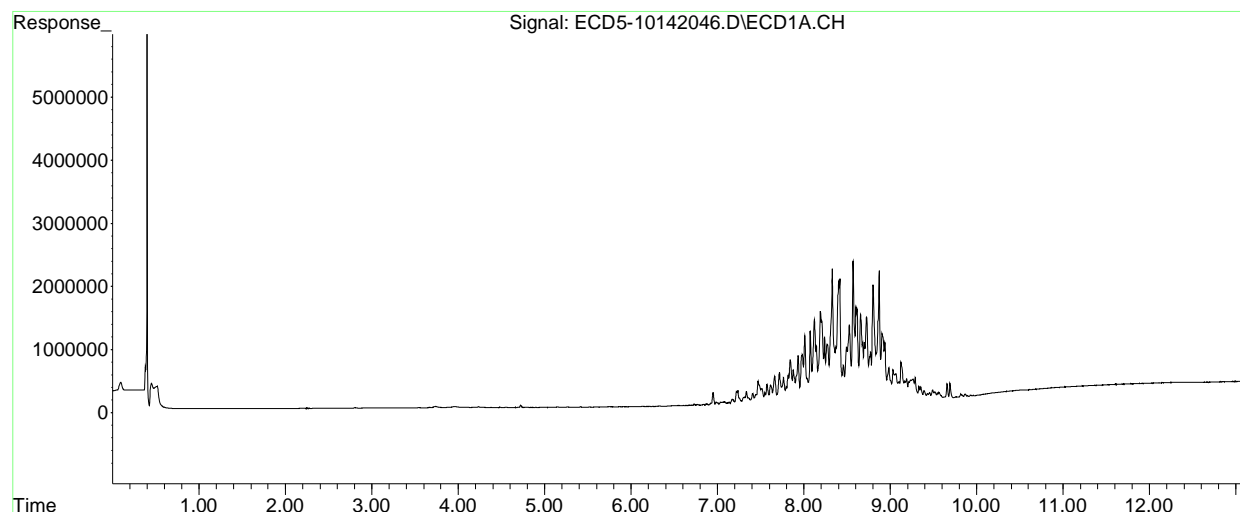
(f)=RT Delta > 1/2 Window (#)=Amounts differ by > 25% (m)=manual int.

Quantitation Report (QT Reviewed)

Data Path : C:\msdchem\1\data\2020-10\0J14056\  
Data File : ECD5-10142046.D  
Signal(s) : Signal #1: ECD1A.CH Signal #2: ECD2B.CH  
Acq On : 15 Oct 2020 1:50  
Operator : MJB  
Sample : 0J14056-CALU  
Misc : A20D430, TOX 500 ppb  
ALS Vial : 36 (Sig #1); 0 (Sig #2) Sample Multiplier: 1

Integration File signal 1: PEST1.e  
Integration File signal 2: PEST2.e  
Quant Time: Oct 15 11:05:24 2020  
Quant Method : C:\msdchem\1\methods\ECD5\_QUANTPEST\_201014.M  
Quant Title : Instrument: DualECD5  
QLast Update : Thu Oct 15 10:59:27 2020  
Response via : Initial Calibration  
Integrator: ChemStation 6890 Scale Mode: Small noise peaks clipped

Volume Inj. : 2uL  
Signal #1 Phase : Rtx-CLPesticides Signal #2 Phase: Rtx-CLPesticides2  
Signal #1 Info : 30m X 0.32mm X 0. Signal #2 Info : 30m X 0.32mm X 0.25um



Quantitation Report (QT Reviewed)

Data Path : C:\msdchem\1\data\2020-10\0J14056\  
 Data File : ECD5-10142047.D  
 Signal(s) : Signal #1: ECD1A.CH Signal #2: ECD2B.CH  
 Acq On : 15 Oct 2020 2:07  
 Operator : MJB  
 Sample : 0J14056-CALV  
 Misc : A20D431, TOX 1000 ppb  
 ALS Vial : 37 (Sig #1); 0 (Sig #2) Sample Multiplier: 1

MJB 10/15/20

Integration File signal 1: PEST1.e  
 Integration File signal 2: PEST2.e  
 Quant Time: Oct 15 11:08:44 2020  
 Quant Method : C:\msdchem\1\methods\ECD5\_QUANTPEST\_201014.M  
 Quant Title : Instrument: DualECD5  
 QLast Update : Thu Oct 15 11:05:32 2020  
 Response via : Initial Calibration  
 Integrator: ChemStation 6890 Scale Mode: Small noise peaks clipped

Volume Inj. : 2uL  
 Signal #1 Phase : Rtx-CLPesticides Signal #2 Phase: Rtx-CLPesticides2  
 Signal #1 Info : 30m X 0.32mm X 0. Signal #2 Info : 30m X 0.32mm X 0.25um

Compound	RT#1	RT#2	Resp#1	Resp#2	ng/mL	ng/mL
-----						
System Monitoring Compounds						
1) S TCMX (S)	0.000	0.000	0	0	N.D. d	N.D. d
22) S DCBP (S)	0.000	0.000	0	0	N.D. d	N.D. d
Target Compounds						
2) a-BHC	0.000	0.000	0	0	N.D. d	N.D. d
3) g-BHC	0.000	0.000	0	0	N.D. d	N.D. d
4) b-BHC	0.000	0.000	0	0	N.D. d	N.D. d
5) Heptachlor	0.000	0.000	0	0	N.D. d	N.D. d
6) d-BHC	0.000	0.000	0	0	N.D. d	N.D. d
7) Aldrin	0.000	0.000	0	0	N.D. d	N.D. d
8) Heptachlo...	0.000	0.000	0	0	N.D. d	N.D. d
9) trans-Chl...	0.000	0.000	0	0	N.D. d	N.D. d
10) cis-Chlor...	0.000	0.000	0	0	N.D. d	N.D. d
11) Endosulfa...	0.000	0.000	0	0	N.D. d	N.D. d
12) 4,4'-DDE	0.000	0.000	0	0	N.D. d	N.D. d
13) Dieldrin	0.000	0.000	0	0	N.D. d	N.D. d
14) Endrin	0.000	0.000	0	0	N.D. d	N.D. d
15) 4,4'-DDD	0.000	0.000	0	0	N.D. d	N.D. d
16) Endosulfa...	0.000	0.000	0	0	N.D. d	N.D. d
17) 4,4'-DDT	0.000	0.000	0	0	N.D. d	N.D. d
18) Endrin Al...	0.000	0.000	0	0	N.D. d	N.D. d
19) Endosulfa...	0.000	0.000	0	0	N.D. d	N.D. d
20) Methoxychlor	0.000	0.000	0	0	N.D. d	N.D. d
21) Endrin Ke...	0.000	0.000	0	0	N.D. d	N.D. d
23) Hexachlor...	0.000	0.000	0	0	N.D. d	N.D. d
24) Hexachlor...	0.000	0.000	0	0	N.D. d	N.D. d
25) Oxychlorane	0.000	0.000	0	0	N.D. d	N.D. d
26) 2,4'-DDE	0.000	0.000	0	0	N.D. d	N.D. d

Quantitation Report (QT Reviewed)

Data Path : C:\msdchem\1\data\2020-10\0J14056\  
 Data File : ECD5-10142047.D  
 Signal(s) : Signal #1: ECD1A.CH Signal #2: ECD2B.CH  
 Acq On : 15 Oct 2020 2:07  
 Operator : MJB  
 Sample : 0J14056-CALV  
 Misc : A20D431, TOX 1000 ppb  
 ALS Vial : 37 (Sig #1); 0 (Sig #2) Sample Multiplier: 1

Integration File signal 1: PEST1.e  
 Integration File signal 2: PEST2.e  
 Quant Time: Oct 15 11:08:44 2020  
 Quant Method : C:\msdchem\1\methods\ECD5\_QUANTPEST\_201014.M  
 Quant Title : Instrument: DualECD5  
 QLast Update : Thu Oct 15 11:05:32 2020  
 Response via : Initial Calibration  
 Integrator: ChemStation 6890 Scale Mode: Small noise peaks clipped

Volume Inj. : 2uL  
 Signal #1 Phase : Rtx-CLPesticides Signal #2 Phase: Rtx-CLPesticides2  
 Signal #1 Info : 30m X 0.32mm X 0. Signal #2 Info : 30m X 0.32mm X 0.25um

	Compound	RT#1	RT#2	Resp#1	Resp#2	ng/mL	ng/mL
27)	trans-Non...	0.000	0.000	0	0	N.D. d	N.D. d
28)	2,4'-DDD	0.000	0.000	0	0	N.D. d	N.D. d
29)	2,4'-DDT	0.000	0.000	0	0	N.D. d	N.D. d
30)	cis-Nonac...	0.000	0.000	0	0	N.D. d	N.D. d
31)	Mirex	0.000	0.000	0	0	N.D. d	N.D. d
32)	Chlordane...	0.000	0.000	0	0	N.D. d	N.D. d
33)	Chlordane...	0.000	0.000	0	0	N.D. d	N.D. d
34)	Chlordane...	0.000	0.000	0	0	N.D. d	N.D. d
35)	Chlordane...	0.000	0.000	0	0	N.D. d	N.D. d
36)	Toxaphene...	7.715	8.327	1035009	2707259	1088.710	900.864
37)	Toxaphene...	8.010	8.675	2113258	3275662	1167.321	937.755
38)	Toxaphene...	8.329	8.707	4402201	4734432	1275.173	886.145 #
39)	Toxaphene...	8.567	8.774	4563231	8114254	1347.792	886.355 #
40)	Toxaphene...	8.802	8.953	3713660	4805037	1476.460	950.478 #
41)	Toxaphene...	8.871	9.322	4173509	4795078	1336.961	940.610 #
42)	Toxaphene...	0.000	0.000	0	0	N.D. d	N.D. d

(f)=RT Delta > 1/2 Window (#)=Amounts differ by > 25% (m)=manual int.

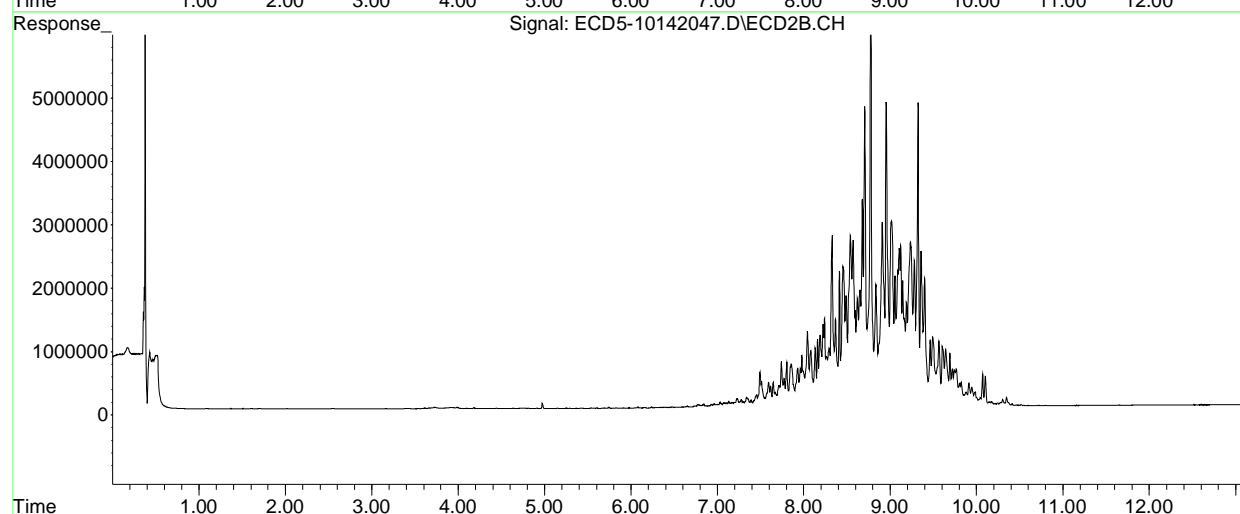
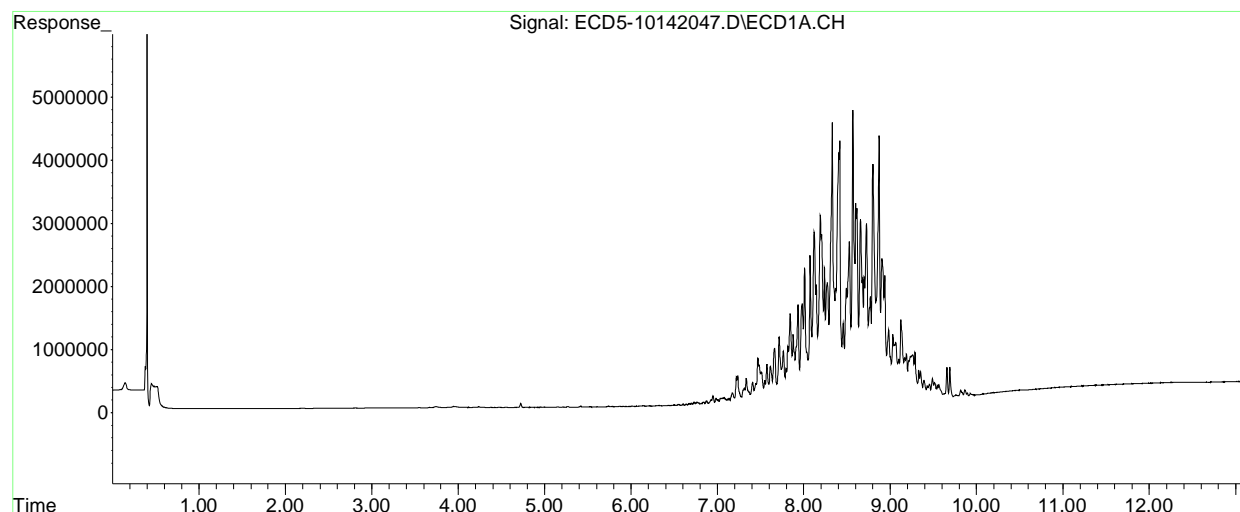


Quantitation Report (QT Reviewed)

Data Path : C:\msdchem\1\data\2020-10\0J14056\  
Data File : ECD5-10142047.D  
Signal(s) : Signal #1: ECD1A.CH Signal #2: ECD2B.CH  
Acq On : 15 Oct 2020 2:07  
Operator : MJB  
Sample : 0J14056-CALV  
Misc : A20D431, TOX 1000 ppb  
ALS Vial : 37 (Sig #1); 0 (Sig #2) Sample Multiplier: 1

Integration File signal 1: PEST1.e  
Integration File signal 2: PEST2.e  
Quant Time: Oct 15 11:08:44 2020  
Quant Method : C:\msdchem\1\methods\ECD5\_QUANTPEST\_201014.M  
Quant Title : Instrument: DualECD5  
QLast Update : Thu Oct 15 11:05:32 2020  
Response via : Initial Calibration  
Integrator: ChemStation 6890 Scale Mode: Small noise peaks clipped

Volume Inj. : 2uL  
Signal #1 Phase : Rtx-CLPesticides Signal #2 Phase: Rtx-CLPesticides2  
Signal #1 Info : 30m X 0.32mm X 0. Signal #2 Info : 30m X 0.32mm X 0.25um



Quantitation Report (QT Reviewed)

Data Path : C:\msdchem\1\data\2020-10\0J14056\  
 Data File : ECD5-10142048.D  
 Signal(s) : Signal #1: ECD1A.CH Signal #2: ECD2B.CH  
 Acq On : 15 Oct 2020 2:24  
 Operator : MJB  
 Sample : 0J14056-CALW  
 Misc : A20F063, TOX 2000 ppb  
 ALS Vial : 38 (Sig #1); 0 (Sig #2) Sample Multiplier: 1

MJB 10/15/20

Integration File signal 1: PEST1.e  
 Integration File signal 2: PEST2.e  
 Quant Time: Oct 15 11:09:24 2020  
 Quant Method : C:\msdchem\1\methods\ECD5\_QUANTPEST\_201014.M  
 Quant Title : Instrument: DualECD5  
 QLast Update : Thu Oct 15 11:05:32 2020  
 Response via : Initial Calibration  
 Integrator: ChemStation 6890 Scale Mode: Small noise peaks clipped

Volume Inj. : 2uL  
 Signal #1 Phase : Rtx-CLPesticides Signal #2 Phase: Rtx-CLPesticides2  
 Signal #1 Info : 30m X 0.32mm X 0. Signal #2 Info : 30m X 0.32mm X 0.25um

Compound	RT#1	RT#2	Resp#1	Resp#2	ng/mL	ng/mL
-----						
System Monitoring Compounds						
1) S TCMX (S)	0.000	0.000	0	0	N.D. d	N.D. d
22) S DCBP (S)	0.000	0.000	0	0	N.D. d	N.D. d
Target Compounds						
2) a-BHC	0.000	0.000	0	0	N.D. d	N.D. d
3) g-BHC	0.000	0.000	0	0	N.D. d	N.D. d
4) b-BHC	0.000	0.000	0	0	N.D. d	N.D. d
5) Heptachlor	0.000	0.000	0	0	N.D. d	N.D. d
6) d-BHC	0.000	0.000	0	0	N.D. d	N.D. d
7) Aldrin	0.000	0.000	0	0	N.D. d	N.D. d
8) Heptachlo...	0.000	0.000	0	0	N.D. d	N.D. d
9) trans-Chl...	0.000	0.000	0	0	N.D. d	N.D. d
10) cis-Chlor...	0.000	0.000	0	0	N.D. d	N.D. d
11) Endosulfa...	0.000	0.000	0	0	N.D. d	N.D. d
12) 4,4'-DDE	0.000	0.000	0	0	N.D. d	N.D. d
13) Dieldrin	0.000	0.000	0	0	N.D. d	N.D. d
14) Endrin	0.000	0.000	0	0	N.D. d	N.D. d
15) 4,4'-DDD	0.000	0.000	0	0	N.D. d	N.D. d
16) Endosulfa...	0.000	0.000	0	0	N.D. d	N.D. d
17) 4,4'-DDT	0.000	0.000	0	0	N.D. d	N.D. d
18) Endrin Al...	0.000	0.000	0	0	N.D. d	N.D. d
19) Endosulfa...	0.000	0.000	0	0	N.D. d	N.D. d
20) Methoxychlor	0.000	0.000	0	0	N.D. d	N.D. d
21) Endrin Ke...	0.000	0.000	0	0	N.D. d	N.D. d
23) Hexachlor...	0.000	0.000	0	0	N.D. d	N.D. d
24) Hexachlor...	0.000	0.000	0	0	N.D. d	N.D. d
25) Oxychlorane	0.000	0.000	0	0	N.D. d	N.D. d
26) 2,4'-DDE	0.000	0.000	0	0	N.D. d	N.D. d

Quantitation Report (QT Reviewed)

Data Path : C:\msdchem\1\data\2020-10\0J14056\  
 Data File : ECD5-10142048.D  
 Signal(s) : Signal #1: ECD1A.CH Signal #2: ECD2B.CH  
 Acq On : 15 Oct 2020 2:24  
 Operator : MJB  
 Sample : 0J14056-CALW  
 Misc : A20F063, TOX 2000 ppb  
 ALS Vial : 38 (Sig #1); 0 (Sig #2) Sample Multiplier: 1

Integration File signal 1: PEST1.e  
 Integration File signal 2: PEST2.e  
 Quant Time: Oct 15 11:09:24 2020  
 Quant Method : C:\msdchem\1\methods\ECD5\_QUANTPEST\_201014.M  
 Quant Title : Instrument: DualECD5  
 QLast Update : Thu Oct 15 11:05:32 2020  
 Response via : Initial Calibration  
 Integrator: ChemStation 6890 Scale Mode: Small noise peaks clipped

Volume Inj. : 2uL  
 Signal #1 Phase : Rtx-CLPesticides Signal #2 Phase: Rtx-CLPesticides2  
 Signal #1 Info : 30m X 0.32mm X 0. Signal #2 Info : 30m X 0.32mm X 0.25um

	Compound	RT#1	RT#2	Resp#1	Resp#2	ng/mL	ng/mL
27)	trans-Non...	0.000	0.000	0	0	N.D. d	N.D. d
28)	2,4'-DDD	0.000	0.000	0	0	N.D. d	N.D. d
29)	2,4'-DDT	0.000	0.000	0	0	N.D. d	N.D. d
30)	cis-Nonac...	0.000	0.000	0	0	N.D. d	N.D. d
31)	Mirex	0.000	0.000	0	0	N.D. d	N.D. d
32)	Chlordane...	0.000	0.000	0	0	N.D. d	N.D. d
33)	Chlordane...	0.000	0.000	0	0	N.D. d	N.D. d
34)	Chlordane...	0.000	0.000	0	0	N.D. d	N.D. d
35)	Chlordane...	0.000	0.000	0	0	N.D. d	N.D. d
36)	Toxaphene...	7.714	8.327	2060224	5550124	2167.120	1846.852
37)	Toxaphene...	8.009	8.674	4281496	6900893	2365.011	1975.584
38)	Toxaphene...	8.327	8.706	8901901	9929921	2578.589	1858.586 #
39)	Toxaphene...	8.566	8.773	9513358	16911794	2809.857	1847.348 #
40)	Toxaphene...	8.800	8.952	7646412	10015855	3040.027	1981.222 #
41)	Toxaphene...	8.870	9.321	8420013	10198707	2697.306	1797.281 #
42)	Toxaphene...	0.000	0.000	0	0	N.D. d	N.D. d

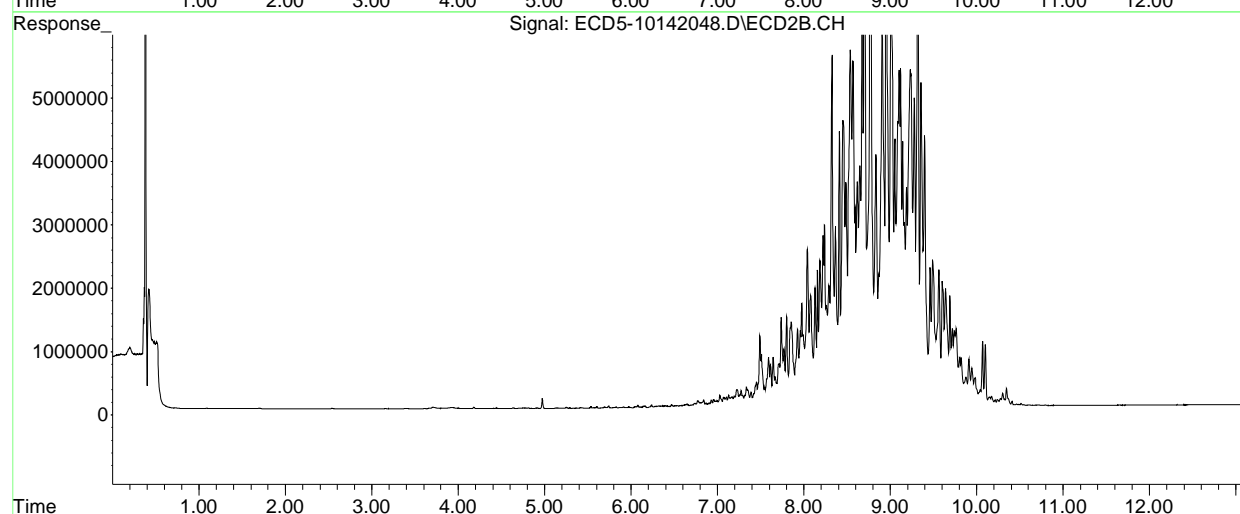
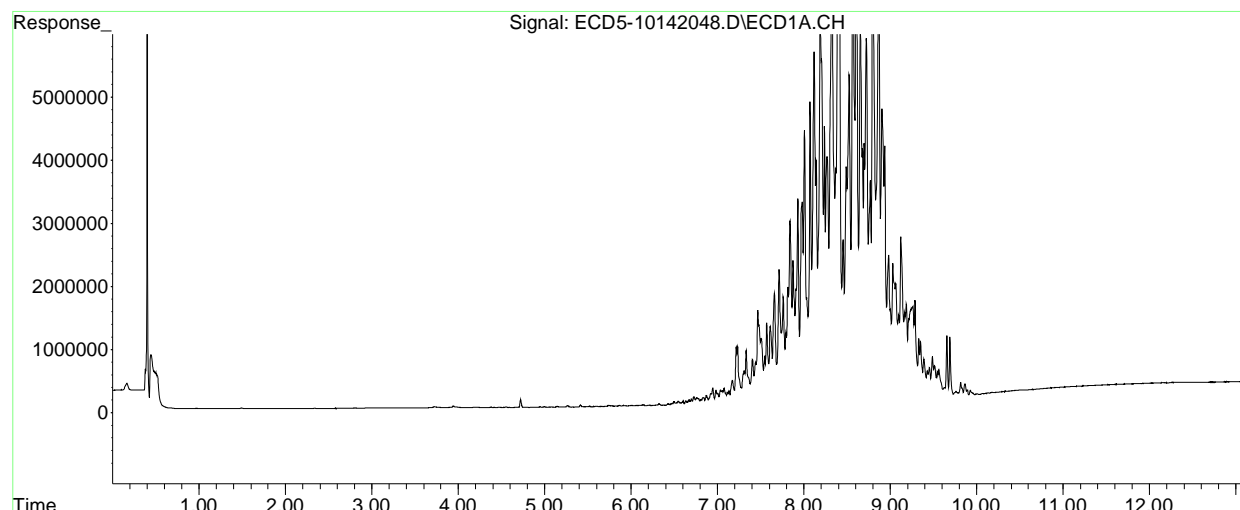
(f)=RT Delta > 1/2 Window (#)=Amounts differ by > 25% (m)=manual int.

Quantitation Report (QT Reviewed)

Data Path : C:\msdchem\1\data\2020-10\0J14056\  
Data File : ECD5-10142048.D  
Signal(s) : Signal #1: ECD1A.CH Signal #2: ECD2B.CH  
Acq On : 15 Oct 2020 2:24  
Operator : MJB  
Sample : 0J14056-CALW  
Misc : A20F063, TOX 2000 ppb  
ALS Vial : 38 (Sig #1); 0 (Sig #2) Sample Multiplier: 1

Integration File signal 1: PEST1.e  
Integration File signal 2: PEST2.e  
Quant Time: Oct 15 11:09:24 2020  
Quant Method : C:\msdchem\1\methods\ECD5\_QUANTPEST\_201014.M  
Quant Title : Instrument: DualECD5  
QLast Update : Thu Oct 15 11:05:32 2020  
Response via : Initial Calibration  
Integrator: ChemStation 6890 Scale Mode: Small noise peaks clipped

Volume Inj. : 2uL  
Signal #1 Phase : Rtx-CLPesticides Signal #2 Phase: Rtx-CLPesticides2  
Signal #1 Info : 30m X 0.32mm X 0. Signal #2 Info : 30m X 0.32mm X 0.25um



**Organochloride Pesticides by EPA 8081B  
Calibration Data**

Sequence 0J15061 (Cal ID A0J2107) DUALECD8R



# ELEMENT SEQUENCE LOG

Apex Laboratories

Sequence: **OJ15061**

Instrument: **DUALECD8**

Date: **10/15/20 16:48**

Calibration: **A0J2107**

#	Lab Number	Matrix	Analysis	Client	Due	Batch	ISTD ID	STD ID
1	OJ15061-BKD1	Water	QC	QC				A20H479
2	OJ15061-ICB1	Water	QC	QC				A20J148
3	OJ15061-CAL1	Water	QC	QC				A20J274
4	OJ15061-CAL2	Water	QC	QC				A20J275
5	OJ15061-CAL3	Water	QC	QC				A20H471
6	OJ15061-CAL4	Water	QC	QC				A20H472
7	OJ15061-CAL5	Water	QC	QC				A20H473
8	OJ15061-CAL6	Water	QC	QC				A20H474
9	OJ15061-CAL7	Water	QC	QC				A20H475
10	OJ15061-CAL8	Water	QC	QC				A20H476
11	OJ15061-CAL9	Water	QC	QC				A20H470
12	OJ15061-IBL1	Water	QC	QC				
13	OJ15061-ICV1	Water	QC	QC				A20I130
14	OJ15061-CALA	Water	QC	QC				A20J276
15	OJ15061-CALB	Water	QC	QC				A20I180
16	OJ15061-CALC	Water	QC	QC				A20I181
17	OJ15061-CALD	Water	QC	QC				A20I182
18	OJ15061-CALE	Water	QC	QC				A20I183
19	OJ15061-CALF	Water	QC	QC				A20I184
20	OJ15061-CALG	Water	QC	QC				A20I185
21	OJ15061-CALH	Water	QC	QC				A20I186
22	OJ15061-CALI	Water	QC	QC				A20I179
23	OJ15061-IBL2	Water	QC	QC				
24	OJ15061-ICV2	Water	QC	QC				A20I187
25	OJ15061-CALJ	Water	QC	QC				A20J277
26	OJ15061-CALK	Water	QC	QC				A20F057
27	OJ15061-CALL	Water	QC	QC				A20F058
28	OJ15061-CALM	Water	QC	QC				A20F059
29	OJ15061-CALN	Water	QC	QC				A20F060
30	OJ15061-CALO	Water	QC	QC				A20F061
31	OJ15061-CALP	Water	QC	QC				A20F056
32	OJ15061-IBL3	Water	QC	QC				
33	OJ15061-ICV3	Water	QC	QC				A20F062
34	OJ15061-CALQ	Water	QC	QC				A20J278
35	OJ15061-CALR	Water	QC	QC				A20F064
36	OJ15061-CALS	Water	QC	QC				A20F065
37	OJ15061-CALT	Water	QC	QC				A20F066
38	OJ15061-CALU	Water	QC	QC				A20D430
39	OJ15061-CALV	Water	QC	QC				A20D431
40	OJ15061-CALW	Water	QC	QC				A20F063
41	OJ15061-IBL4	Water	QC	QC				
42	OJ15061-ICV4	Water	QC	QC				A20F067

Data Entered By/Date: MJB 10/21/20

Comments: **ICAL**

Data Reviewed By/Date: MKZ 10/22/2020

10/21/2020 1:49:27PM

Page 1 of 1

Calibration Status Report DUALECD8

A0J2107

Method Path : C:\msdchem\1\methods\  
 Method File : ECD8\_QUANTPEST\_201015.M  
 Title : Instrument: DualECD8  
 Last Update : Tue Oct 20 17:18:04 2020  
 Response Via : Initial Calibration

#	ID	Conc	ISTD Conc	Path\File
1	1	10	0	C:\msdchem\1\data\2020-10\0J15061\ECD8-10152037.D
2	2	50	0	C:\msdchem\1\data\2020-10\0J15061\ECD8-10152038.D
3	3	100	0	C:\msdchem\1\data\2020-10\0J15061\ECD8-10152039.D
4	4	200	0	C:\msdchem\1\data\2020-10\0J15061\ECD8-10152040.D
5	5	500	0	C:\msdchem\1\data\2020-10\0J15061\ECD8-10152041.D
6	6	1000	0	C:\msdchem\1\data\2020-10\0J15061\ECD8-10152042.D
7	7	2000	0	C:\msdchem\1\data\2020-10\0J15061\ECD8-10152043.D
8	8	-1	0	C:\msdchem\1\data\2020-10\0J15061\ECD8-10152024.D
9	9	-1	0	C:\msdchem\1\data\2020-10\0J15061\ECD8-10152025.D

MJB 10/21/20

#	ID	Update Time	Quant Time	Acquisition Time
1	1	Oct 20 17:17 2020	Oct 20 17:01 2020	16 Oct 2020 3:04
2	2	Oct 20 17:17 2020	Oct 20 17:01 2020	16 Oct 2020 3:20
3	3	Oct 20 17:17 2020	Oct 20 17:02 2020	16 Oct 2020 3:37
4	4	Oct 20 17:17 2020	Oct 20 17:02 2020	16 Oct 2020 3:53
5	5	Oct 20 17:17 2020	Oct 20 17:00 2020	16 Oct 2020 4:10
6	6	Oct 20 17:17 2020	Oct 20 17:03 2020	16 Oct 2020 4:26
7	7	Oct 20 17:18 2020	Oct 20 17:04 2020	16 Oct 2020 4:43
8	8	Oct 20 17:07 2020	Oct 20 16:52 2020	15 Oct 2020 23:29
9	9	Oct 20 17:07 2020	Oct 20 16:53 2020	15 Oct 2020 23:46

ECD8\_QUANTPEST\_201015.M Wed Oct 21 11:49:40 2020

Response Factor Report DUALECD8

Method Path : C:\msdchem\1\methods\  
 Method File : ECD8\_QUANTPEST\_201015.M  
 Title : Instrument: DualECD8  
 Last Update : Tue Oct 20 17:18:04 2020  
 Response Via : Initial Calibration

MJB 10/21/20

Calibration Files

1 =ECD8-10152037.D 2 =ECD8-10152038.D 3 =ECD8-10152039.D 4 =ECD8-10152040.D  
 5 =ECD8-10152041.D 6 =ECD8-10152042.D 7 =ECD8-10152043.D 8 =ECD8-10152024.D  
 9 =ECD8-10152025.D

Compound	1	2	3	4	5	6	7	8	9	Avg	%RSD	
1) S TCMX (S)	3.929	3.675	3.487	3.391	3.379	3.464	3.426	3.539	3.536	3.536	E6	4.89
2) a-BHC	4.657	4.586	4.532	4.550	4.595	4.804	4.756	4.929	4.995	4.712	E6	3.59
3) g-BHC	4.143	3.907	3.847	3.714	3.900	4.013	3.994	4.324	4.379	4.025	E6	5.47
4) b-BHC	1.634	1.541	1.510	1.394	1.425	1.520	1.551	1.730	1.744	1.561	E6	7.79
5) Heptachlor	4.177	4.125	3.917	3.827	3.917	4.067	3.940	4.255	4.302	4.059	E6	4.12
6) d-BHC	2.795	2.771	2.954	2.945	3.031	3.315	3.411	3.845	4.062	3.237	E6	14.27
7) Aldrin	3.968	3.890	3.780	3.809	3.914	3.913	3.878	4.158	4.044	3.928	E6	2.96
8) Heptachlor Exp...	3.969	3.780	3.556	3.570	3.539	3.584	3.514	3.701	3.691	3.656	E6	4.02
9) trans-Chlordane	3.851	3.633	3.612	3.480	3.530	3.655	3.660	3.867	3.855	3.683	E6	3.90
10) cis-Chlordane	3.887	3.711	3.473	3.474	3.541	3.551	3.515	3.725	3.722	3.622	E6	3.98
11) Endosulfan I	3.613	3.421	3.423	3.279	3.283	3.359	3.295	3.460	3.479	3.401	E6	3.24
12) 4,4'-DDE	2.977	2.807	2.916	2.871	3.025	3.167	3.303	3.628	3.667	3.151	E6	10.13
13) Dieldrin	3.781	3.677	3.609	3.617	3.755	3.745	3.744	3.958	3.926	3.757	E6	3.23
14) Endrin	2.686	2.564	2.599	2.529	2.597	2.748	2.777	3.089	3.090	2.742	E6	7.79
15) 4,4'-DDD	2.676	2.562	2.554	2.463	2.561	2.715	2.682	3.139	3.124	2.720	E6	9.06
16) Endosulfan II	3.065	2.929	2.888	2.764	2.851	2.908	2.847	3.121	3.136	2.945	E6	4.47
17) 4,4'-DDT	2.405	2.341	2.388	2.338	2.510	2.748	2.758	3.214	3.322	2.669	E6	14.07
18) Endrin Aldehyde	4.347	3.908	3.679	2.956	2.788	2.743	2.686	2.824	2.918	3.205	E6	19.01
19) Endosulfan Sul...	3.464	3.157	2.953	2.793	2.810	2.880	2.851	3.010	2.981	2.989	E6	7.07
20) Methoxychlor	1.425	1.332	1.357	1.265	1.266	1.304	1.280	1.584	1.577	1.377	E6	9.16
21) Endrin Ketone	4.138	3.789	3.637	3.605	3.561	3.534	3.560	3.682	3.775	3.698	E6	5.11
22) S DCBP (S)	3.733	3.198	2.851	2.573	2.566	2.493	2.431	2.544	2.545	2.770	E6	15.58
23) Hexachlorobuta...	4.478	3.775	3.564	3.292	3.139	3.152	3.362	3.207	3.605	3.508	E6	12.12
24) Hexachlorobenzene	3.941	3.664	3.270	3.091	3.152	3.191	3.191	3.225	3.381	3.345	E6	8.37
25) Oxychlordane	3.876	3.611	3.104	3.019	3.085	3.097	2.992	3.048	3.234	3.229	E6	9.49
26) 2,4'-DDE	2.403	2.331	1.951	1.915	2.017	2.089	2.067	2.101	2.269	2.127	E6	8.00
27) trans-Nonachlor	4.327	3.911	3.429	3.358	3.448	3.520	3.381	3.432	3.713	3.613	E6	8.91



Response Factor Report DUALECD8

Method Path : C:\msdchem\1\methods\  
 Method File : ECD8\_QUANTPEST\_201015.M  
 Title : Instrument: DualECD8  
 Last Update : Tue Oct 20 17:18:04 2020

28)	2,4'-DDD	2.250	2.191	1.841	1.750	1.765	1.864	1.780	1.858	1.992	1.921	E6	9.63
29)	2,4'-DDT	2.443	2.264	1.871	1.917	1.970	2.100	2.163	2.207	2.377	2.146	E6	9.33
30)	cis-Nonachlor	4.723	4.531	3.734	3.574	3.715	3.743	3.679	3.782	4.012	3.944	E6	10.33
31)	Mirex	3.652	3.315	2.722	2.410	2.437	2.363	2.261	2.287	2.431	2.653	E6	18.69
32)	Chlordane (1)	4.102	3.908	4.010	4.192	4.181	3.973	4.471			4.120	E5	4.55
33)	Chlordane (2)	4.385	4.171	4.093	4.184	4.132	3.975	4.402			4.192	E5	3.68
34)	Chlordane (3)	1.338	1.251	1.247	1.269	1.283	1.267	1.373			1.290	E5	3.69
35)	Chlordane - AVE										0.000		-1.00
36)	Toxaphene (1)	1.447	1.453		1.464	1.471	1.501	1.591			1.488	E4	3.62
37)	Toxaphene (2)	3.307	3.297		3.266	3.224	3.273	3.396			3.294	E4	1.75
38)	Toxaphene (3)	6.884	6.809		6.691	6.899	6.946	7.366			6.932	E4	3.32
39)	Toxaphene (4)	8.066	7.198		7.170	7.061	7.446	7.711			7.442	E4	5.17
40)	Toxaphene (5)	5.431	5.740		5.792	5.920	6.188	6.547			5.936	E4	6.53
41)	Toxaphene (6)	6.815	6.489		6.505	6.607	6.724	7.255			6.733	E4	4.24
42)	Toxaphene - AVE										0.000		-1.00

Signal #2 Calibration Files

1	=ECD8-10152037.D	2	=ECD8-10152038.D	3	=ECD8-10152039.D
4	=ECD8-10152040.D	5	=ECD8-10152041.D	6	=ECD8-10152042.D

	Compound	1	2	3	4	5	6	Avg	%RSD				
44)	S TCMX (S) #2	4.189	3.997	3.764	3.697	3.769	3.901	4.046	4.257	4.387	4.001	E6	6.03
45)	a-BHC #2	4.911	4.867	4.792	5.055	5.166	5.506	5.528	5.989	6.325	5.349	E6	9.96
46)	g-BHC #2	4.456	4.265	4.241	4.263	4.505	4.729	4.849	5.069	5.477	4.650	E6	9.09
47)	b-BHC #2	2.131	1.995	1.872	1.765	1.780	1.847	1.973	2.111	2.136	1.957	E6	7.57
48)	Heptachlor #2	4.532	4.335	4.178	4.145	4.411	4.568	4.704	5.004	5.316	4.577	E6	8.38
49)	d-BHC #2	3.632	3.593	3.761	3.803	4.091	4.383	4.542	5.076	5.413	4.255	E6	15.36
50)	Aldrin #2	3.971	3.922	3.903	3.883	4.111	4.370	4.568	4.769	4.926	4.269	E6	9.43
51)	Heptachlor Exp...	4.068	3.912	3.751	3.674	3.849	3.972	4.021	4.427	4.469	4.016	E6	6.85
52)	trans-Chlordan...	3.939	3.717	3.598	3.626	3.762	3.918	4.125	4.494	4.644	3.980	E6	9.39
53)	cis-Chlordane #2	3.981	3.697	3.562	3.564	3.727	3.812	3.910	4.216	4.448	3.880	E6	7.67
54)	Endosulfan I #2	3.638	3.425	3.225	3.278	3.429	3.631	3.654	3.951	4.136	3.596	E6	8.34
55)	4,4'-DDE #2	3.178	3.084	3.234	3.173	3.369	3.700	3.914	4.401	4.661	3.635	E6	15.93
56)	Dieldrin #2	3.808	3.654	3.603	3.754	3.868	4.154	4.116	4.598	4.823	4.042	E6	10.53
57)	Endrin #2	2.483	2.522	2.483	2.477	2.497	2.830	2.946	3.459	3.586	2.809	E6	15.66

Response Factor Report DUALECD8

Method Path : C:\msdchem\1\methods\  
 Method File : ECD8\_QUANTPEST\_201015.M  
 Title : Instrument: DualECD8  
 Last Update : Tue Oct 20 17:18:04 2020

58)	4,4'-DDD #2	2.921	2.805	2.727	2.746	2.944	3.074	3.264	3.619	3.927	3.114	E6	13.37
59)	Endosulfan II #2	3.312	3.081	2.977	2.893	3.012	3.167	3.309	3.668	3.885	3.256	E6	10.18
60)	4,4'-DDT #2	2.456	2.448	2.433	2.551	2.696	3.041	3.168	3.737	4.032	2.951	E6	20.17
61)	Endrin Aldehyd...	4.392	3.815	3.590	3.014	2.948	2.931	2.921	3.193	3.421	3.358	E6	14.98
62)	Endosulfan Sul...	3.729	3.259	3.134	2.994	3.045	3.149	3.257	3.619	3.719	3.323	E6	8.71
63)	Methoxychlor #2	1.544	1.490	1.459	1.335	1.410	1.512	1.501	1.811	1.863	1.547	E6	11.37
64)	Endrin Ketone #2		4.169	3.597	3.529	3.656	3.736	3.865	4.180	4.518	3.906	E6	8.92
65) S	DCBP (S) #2	2.822	2.587	2.396	2.257	2.222	2.250	2.249	2.423	2.569	2.419	E6	8.47
66)	Hexachlorobuta...	5.014	4.324	4.053	3.787	3.617	3.772	4.198	4.034	4.737	4.171	E6	11.06
67)	Hexachlorobenz...	4.698	4.209	3.719	3.569	3.607	3.764	3.869	4.032	4.353	3.980	E6	9.51
68)	Oxychlorthane #2	4.122	3.743	3.313	3.122	3.320	3.387	3.406	3.517	3.747	3.520	E6	8.62
69)	2,4'-DDE #2	2.610	2.508	2.192	2.163	2.214	2.396	2.356	2.561	2.839	2.427	E6	9.25
70)	trans-Nonachlo...	4.656	4.195	3.581	3.491	3.571	3.802	3.773	4.052	4.365	3.943	E6	10.16
71)	2,4'-DDD #2	2.638	2.546	2.065	1.988	2.044	2.135	2.156	2.226	2.489	2.254	E6	10.68
72)	2,4'-DDT #2	2.711	2.395	1.994	2.023	2.091	2.321	2.406	2.573	2.835	2.372	E6	12.63
73)	cis-Nonachlor #2	4.948	4.588	3.815	3.779	3.915	4.131	4.168	4.351	4.807	4.278	E6	9.98
74)	Mirex #2	3.883	3.436	2.702	2.432	2.447	2.433	2.469	2.545	2.691	2.782	E6	18.69
75)	Chlordane (1) #2	4.426	4.438	4.652	4.796	5.103	4.901	5.785			4.871	E5	9.66
76)	Chlordane (2) #2	4.119	3.694	3.945	4.056	4.155	4.277	4.734			4.140	E5	7.74
77)	Chlordane (3) #2	1.424	1.230	1.254	1.289	1.375	1.385	1.511			1.353	E5	7.42
78)	Chlordane - AV...										0.000		-1.00
79)	Toxaphene (1) #2	3.990	3.890		3.616	3.622	3.704	3.982			3.801	E4	4.59
80)	Toxaphene (2) #2	4.640	4.607		4.470	4.549	4.784	5.237			4.714	E4	5.86
81)	Toxaphene (3) #2	7.542	6.785		6.549	6.755	7.009	7.559			7.033	E4	6.06
82)	Toxaphene (4) #2	1.350	1.134		1.076	1.108	1.201	1.279			1.191	E5	8.92
83)	Toxaphene (5) #2	7.023	6.526		6.423	6.708	6.980	7.674			6.889	E4	6.57
84)	Toxaphene (6) #2	7.799	7.048		6.995	7.324	7.597	8.166			7.488	E4	6.07
85)	Toxaphene - AV...										0.000		-1.00

No 100pt used for TOX. Wrong standard viald

(#) = Out of Range

MKZ 10/22/2020

## Compound List Report DUALECD8

Method Path : C:\msdchem\1\methods\  
Method File : ECD8\_QUANTPEST\_201015.M  
Title : Instrument: DualECD8  
Last Update : Tue Oct 20 17:18:04 2020  
Response Via : Initial Calibration

Total Cpnds : 85

MJB 10/21/20

PK#	Compound Name	Exp_RT	Rel_RT	Cal	A/H	ID
1	S TCMX (S)	5.683	1.000	A	H	R
2	a-BHC	6.234	1.000	A	H	R
3	g-BHC	6.520	1.000	A	H	R
4	b-BHC	6.601	1.000	A	H	R
5	Heptachlor	6.919	1.000	A	H	R
6	d-BHC	6.754	1.000	• Q	H	R
7	Aldrin	7.162	1.000	A	H	R
8	Heptachlor Expoxide	7.631	1.000	A	H	R
9	trans-Chlordane	7.723	1.000	A	H	R
10	cis-Chlordane	7.821	1.000	A	H	R
11	Endosulfan I	7.925	1.000	A	H	R
12	4,4'-DDE	7.872	1.000	A	H	R
13	Dieldrin	8.098	1.000	A	H	R
14	Endrin	8.268	1.000	A	H	R
15	4,4'-DDD	8.303	1.000	A	H	R
16	Endosulfan II	8.429	1.000	A	H	R
17	4,4'-DDT	8.497	1.000	• Q	H	R
18	Endrin Aldehyde	8.724	1.000	• Q	H	R
19	Endosulfan Sulfate	9.030	1.000	A	H	R
20	Methoxychlor	8.831	1.000	A	H	R
21	Endrin Ketone	9.233	1.000	A	H	R
22	S DCBP (S)	9.902	1.000	• Q	H	R
23	Hexachlorobutadiene	3.474	1.000	• Q	H	R
24	Hexachlorobenzene	6.069	1.000	A	H	R
25	Oxychlordane	7.553	1.000	A	H	R
26	2,4'-DDE	7.620	1.000	A	H	R
27	trans-Nonachlor	7.807	1.000	A	H	R
28	2,4'-DDD	8.000	1.000	A	H	R
29	2,4'-DDT	8.180	1.000	A	H	R
30	cis-Nonachlor	8.285	1.000	A	H	R
31	Mirex	8.960	1.000	• Q	H	R
32	Chlordane (1)	7.723	1.000	A	H	R
33	Chlordane (2)	7.818	1.000	A	H	R
34	Chlordane (3)	8.378	1.000	A	H	R
35	Chlordane - AVE	0.205	1.000	A	H	R
36	Toxaphene (1)	7.803	1.000	A	H	R
37	Toxaphene (2)	8.099	1.000	A	H	R
38	Toxaphene (3)	8.419	1.000	A	H	R
39	Toxaphene (4)	8.657	1.000	A	H	R
40	Toxaphene (5)	8.893	1.000	A	H	R
41	Toxaphene (6)	8.962	1.000	A	H	R
42	Toxaphene - AVE	0.205	1.000	A	H	R
43	Signal #2	0.205	1.000	A	H	R
44	S TCMX (S) #2	5.990	1.000	A	H	R
45	a-BHC #2	6.585	1.000	A	H	R
46	g-BHC #2	6.900	1.000	A	H	R
47	b-BHC #2	6.966	1.000	A	H	R
48	Heptachlor #2	7.273	1.000	A	H	R
49	d-BHC #2	7.214	1.000	• Q	H	R
50	Aldrin #2	7.536	1.000	A	H	R
51	Heptachlor Expoxide #2	7.971	1.000	A	H	R
52	trans-Chlordane #2	8.110	1.000	A	H	R
53	cis-Chlordane #2	8.217	1.000	A	H	R
54	Endosulfan I #2	8.267	1.000	A	H	R
55	4,4'-DDE #2	8.319	1.000	• Q	H	R
56	Dieldrin #2	8.464	1.000	• Q	H	R

57	Endrin #2	8.688	1.000	• Q	H	R
58	4,4'-DDD #2	8.732	1.000	• Q	H	R
59	Endosulfan II #2	8.835	1.000	A	H	R
60	4,4'-DDT #2	8.956	1.000	• Q	H	R
61	Endrin Aldehyde #2	9.070	1.000	• Q	H	R
62	Endosulfan Sulfate #2	9.264	1.000	A	H	R
63	Methoxychlor #2	9.423	1.000	• Q	H	R
64	Endrin Ketone #2	9.655	1.000	A	H	R
65	S DCBP (S) #2	10.505	1.000	A	H	R
66	Hexachlorobutadiene #2	3.702	1.000	• Q	H	R
67	Hexachlorobenzene #2	6.453	1.000	A	H	R
68	Oxychlorthane #2	7.901	1.000	A	H	R
69	2,4'-DDE #2	8.096	1.000	A	H	R
70	trans-Nonachlor #2	8.176	1.000	A	H	R
71	2,4'-DDD #2	8.467	1.000	• Q	H	R
72	2,4'-DDT #2	8.689	1.000	• Q	H	R
73	cis-Nonachlor #2	8.734	1.000	A	H	R
74	Mirex #2	9.643	1.000	• Q	H	R
75	Chlordane (1) #2	8.109	1.000	A	H	R
76	Chlordane (2) #2	8.216	1.000	A	H	R
77	Chlordane (3) #2	8.871	1.000	A	H	R
78	Chlordane - AVE #2	0.205	1.000	A	H	R
79	Toxaphene (1) #2	8.443	1.000	A	H	R
80	Toxaphene (2) #2	8.791	1.000	A	H	R
81	Toxaphene (3) #2	8.824	1.000	A	H	R
82	Toxaphene (4) #2	8.891	1.000	A	H	R
83	Toxaphene (5) #2	9.069	1.000	A	H	R
84	Toxaphene (6) #2	9.442	1.000	A	H	R
85	Toxaphene - AVE #2	0.205	1.000	A	H	R

Cal A = Average L = Linear LO = Linear w/origin Q = Quad QO = Quad w/origin  
A/H = Area or Height  
ID R = R.T. B = R.T. & Q Q = Qvalue L = Largest A = All

-----  
ECD8\_QUANTPEST\_201015.M Wed Oct 21 14:32:49 2020

Calibration Report DUALECD8

Method Path : C:\msdchem\1\methods\  
 Method File : ECD8\_QUANTPEST\_201015.M  
 Title : Instrument: DualECD8  
 Last Update : Tue Oct 20 17:18:04 2020  
 Response Via : Initial Calibration

MJB 10/21/20

Calibration Files

1 =ECD8-10152037 2 =ECD8-10152038 3 =ECD8-10152039 4 =ECD8-10152040 5 =ECD8-10152041  
 6 =ECD8-10152042 7 =ECD8-10152043 8 =ECD8-10152024 9 =ECD8-10152025

	Compound	Fit	Constant	Linear	Quad	RSD/Cf
1) S	TCMX (S)	Avg	-----	3.5364 e6	-----	0.0489
2)	a-BHC	Avg	-----	4.7115 e6	-----	0.0359
3)	g-BHC	Avg	-----	4.0246 e6	-----	0.0547
4)	b-BHC	Avg	-----	1.5609 e6	-----	0.0779
5)	Heptachlor	Avg	-----	4.0585 e6	-----	0.0412
6)	d-BHC	Quad	-1.7797 e5	3.0667 e6	5.6377 e3	0.9983
7)	Aldrin	Avg	-----	3.9280 e6	-----	0.0296
8)	Heptachlor Epoxide	Avg	-----	3.6560 e6	-----	0.0402
9)	trans-Chlordane	Avg	-----	3.6827 e6	-----	0.0390
10)	cis-Chlordane	Avg	-----	3.6222 e6	-----	0.0398
11)	Endosulfan I	Avg	-----	3.4013 e6	-----	0.0324
12)	4,4'-DDE	Avg	-----	3.1511 e6	-----	0.1013
13)	Dieldrin	Avg	-----	3.7568 e6	-----	0.0323
14)	Endrin	Avg	-----	2.7423 e6	-----	0.0779
15)	4,4'-DDD	Avg	-----	2.7197 e6	-----	0.0906
16)	Endosulfan II	Avg	-----	2.9454 e6	-----	0.0447
17)	4,4'-DDT	Quad	-7.9968 e4	2.4923 e6	4.8342 e3	0.9972
18)	Endrin Aldehyde	Quad	8.5273 e5	2.8378 e6	1.0492 e1	0.9934
19)	Endosulfan Sulfate	Avg	-----	2.9886 e6	-----	0.0707
20)	Methoxychlor	Avg	-----	1.3766 e6	-----	0.0916
21)	Endrin Ketone	Avg	-----	3.6979 e6	-----	0.0511
22) S	DCBP (S)	Quad	6.4883 e5	2.4782 e6	2.8953 e2	0.9995
23)	Hexachlorobutadiene	Quad	6.8398 e5	3.1180 e6	2.1905 e3	0.9992
24)	Hexachlorobenzene	Avg	-----	3.3451 e6	-----	0.0837
25)	Oxychlordane	Avg	-----	3.2295 e6	-----	0.0949
26)	2,4'-DDE	Avg	-----	2.1269 e6	-----	0.0800
27)	trans-Nonachlor	Avg	-----	3.6133 e6	-----	0.0891
28)	2,4'-DDD	Avg	-----	1.9214 e6	-----	0.0963
29)	2,4'-DDT	Avg	-----	2.1460 e6	-----	0.0933
30)	cis-Nonachlor	Avg	-----	3.9436 e6	-----	0.1033
31)	Mirex	Quad	7.2269 e5	2.3348 e6	1.6530 e2	0.9969
32)	Chlordane (1)	Avg	-----	4.1195 e5	-----	0.0455
33)	Chlordane (2)	Avg	-----	4.1916 e5	-----	0.0368
34)	Chlordane (3)	Avg	-----	1.2896 e5	-----	0.0369
35)	Chlordane - AVE	Avg	-----	-----	-----	0.0000
36)	Toxaphene (1)	Avg	-----	1.4877 e4	-----	0.0362
37)	Toxaphene (2)	Avg	-----	3.2939 e4	-----	0.0175
38)	Toxaphene (3)	Avg	-----	6.9323 e4	-----	0.0332
39)	Toxaphene (4)	Avg	-----	7.4421 e4	-----	0.0517
40)	Toxaphene (5)	Avg	-----	5.9363 e4	-----	0.0653
41)	Toxaphene (6)	Avg	-----	6.7325 e4	-----	0.0424
42)	Toxaphene - AVE	Avg	-----	-----	-----	0.0000

Signal #2

	Compound	Fit	Constant	Linear	Quad	RSD/Cf
1) S	TCMX (S)	Avg	-----	4.0009 e6	-----	0.0603
2)	a-BHC	Avg	-----	5.3488 e6	-----	0.0996
3)	g-BHC	Avg	-----	4.6505 e6	-----	0.0909
4)	b-BHC	Avg	-----	1.9566 e6	-----	0.0757
5)	Heptachlor	Avg	-----	4.5769 e6	-----	0.0838
6)	d-BHC	Quad	-2.6996 e5	4.0288 e6	7.8258 e3	0.9979
7)	Aldrin	Avg	-----	4.2693 e6	-----	0.0943

8)	Heptachlor Expoxide	Avg	-----	4.0159	e6	-----	0.0685		
9)	trans-Chlordane	Avg	-----	3.9802	e6	-----	0.0939		
10)	cis-Chlordane	Avg	-----	3.8797	e6	-----	0.0767		
11)	Endosulfan I	Avg	-----	3.5964	e6	-----	0.0834		
12)	4,4'-DDE	Quad	-1.6090	e5	3.3826	e6	7.3549	e3	0.9972
13)	Dieldrin	Quad	-6.3021	e4	3.8221	e6	5.6503	e3	0.9984
14)	Endrin	Quad	-6.8102	e4	2.5827	e6	5.8509	e3	0.9969
15)	4,4'-DDD	Quad	-4.6773	e3	2.8564	e6	5.9397	e3	0.9984
16)	Endosulfan II	Avg	-----	3.2560	e6	-----	0.1018		
17)	4,4'-DDT	Quad	-1.7019	e5	2.6920	e6	7.6065	e3	0.9964
18)	Endrin Aldehyde	Quad	7.9510	e5	2.9110	e6	2.4027	e3	0.9977
19)	Endosulfan Sulfate	Avg	-----	3.3227	e6	-----	0.0871		
20)	Methoxychlor	Quad	7.1656	e4	1.4011	e6	2.6390	e3	0.9975
21)	Endrin Ketone	Avg	-----	3.9062	e6	-----	0.0892		
22) S	DCBP (S)	Avg	-----	2.4193	e6	-----	0.0847		
23)	Hexachlorobutadiene	Quad	6.8796	e5	3.6391	e6	5.3879	e3	0.9987
24)	Hexachlorobenzene	Avg	-----	3.9800	e6	-----	0.0951		
25)	Oxychlorane	Avg	-----	3.5197	e6	-----	0.0862		
26)	2,4'-DDE	Avg	-----	2.4266	e6	-----	0.0925		
27)	trans-Nonachlor	Avg	-----	3.9429	e6	-----	0.1016		
28)	2,4'-DDD	Quad	3.5346	e5	1.9931	e6	2.4870	e3	0.9976
29)	2,4'-DDT	Quad	3.0727	e5	2.0490	e6	4.3633	e3	0.9965
30)	cis-Nonachlor	Avg	-----	4.2779	e6	-----	0.0998		
31)	Mirex	Quad	8.1350	e5	2.3587	e6	1.6715	e3	0.9975
32)	Chlordane (1)	Avg	-----	4.8714	e5	-----	0.0966		
33)	Chlordane (2)	Avg	-----	4.1400	e5	-----	0.0774		
34)	Chlordane (3)	Avg	-----	1.3525	e5	-----	0.0742		
35)	Chlordane - AVE	Avg	-----	-----	-----	-----	0.0000		
36)	Toxaphene (1)	Avg	-----	3.8006	e4	-----	0.0459		
37)	Toxaphene (2)	Avg	-----	4.7144	e4	-----	0.0586		
38)	Toxaphene (3)	Avg	-----	7.0333	e4	-----	0.0606		
39)	Toxaphene (4)	Avg	-----	1.1913	e5	-----	0.0892		
40)	Toxaphene (5)	Avg	-----	6.8890	e4	-----	0.0657		
41)	Toxaphene (6)	Avg	-----	7.4882	e4	-----	0.0607		
42)	Toxaphene - AVE	Avg	-----	-----	-----	-----	0.0000		

-----

ECD8\_QUANTPEST\_201015.M Wed Oct 21 14:34:34 2020

## Element Calibration Review Sheet

Calibration ID: **A0J2107**

Instrument: **DUALECD8**

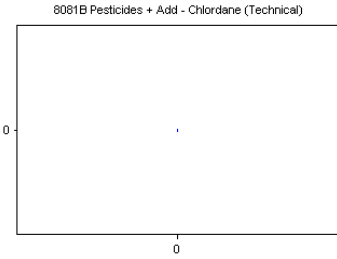
Calibration Date: **10/21/2020**

Analysis: **8081B Pesticides + Add**

Instrument Cal ID: **ECD8\_QUANTPEST\_20101**

### Chlordane (Technical)

Curve Fit: **AVERAGE RF**

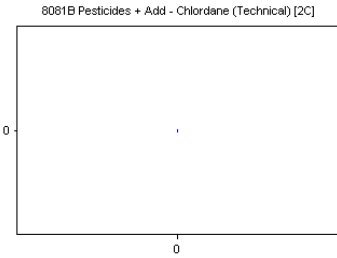


Standard	Concentration	Response	Response Factor	RT
0J15061-CALJ	40	0	0.000	0.00
0J15061-CALK	50	0	0.000	0.00
0J15061-CALL	100	0	0.000	0.00
0J15061-CALM	200	0	0.000	0.00
0J15061-CALN	500	0	0.000	0.00
0J15061-CALO	1000	0	0.000	0.00
0J15061-CALP	2000	0	0.000	0.00

AVE RF **0.000**      RF RSD **0.00**      AVE RT **0.00**

### Chlordane (Technical) [2C]

Curve Fit: **AVERAGE RF**

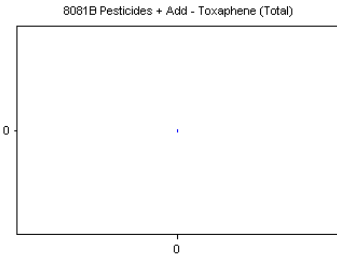


Standard	Concentration	Response	Response Factor	RT
0J15061-CALJ	40	0	0.000	0.00
0J15061-CALK	50	0	0.000	0.00
0J15061-CALL	100	0	0.000	0.00
0J15061-CALM	200	0	0.000	0.00
0J15061-CALN	500	0	0.000	0.00
0J15061-CALO	1000	0	0.000	0.00
0J15061-CALP	2000	0	0.000	0.00

AVE RF **0.000**      RF RSD **0.00**      AVE RT **0.00**

### Toxaphene (Total)

Curve Fit: **AVERAGE RF**

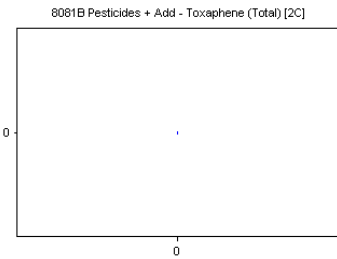


Standard	Concentration	Response	Response Factor	RT
0J15061-CALQ	40	0	0.000	0.00
0J15061-CALR	50	0	0.000	0.00
0J15061-CALT	200	0	0.000	0.00
0J15061-CALU	500	0	0.000	0.00
0J15061-CALV	1000	0	0.000	0.00
0J15061-CALW	2000	0	0.000	0.00

AVE RF **0.000**      RF RSD **0.00**      AVE RT **0.00**

### Toxaphene (Total) [2C]

Curve Fit: **AVERAGE RF**



Standard	Concentration	Response	Response Factor	RT
0J15061-CALQ	40	0	0.000	0.00
0J15061-CALR	50	0	0.000	0.00
0J15061-CALT	200	0	0.000	0.00
0J15061-CALU	500	0	0.000	0.00
0J15061-CALV	1000	0	0.000	0.00
0J15061-CALW	2000	0	0.000	0.00

AVE RF **0.000**      RF RSD **0.00**      AVE RT **0.00**

## Element Calibration Review Sheet

Calibration ID: **A0J2107**

Instrument: **DUALECD8**

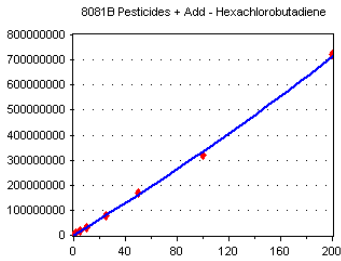
Calibration Date: **10/21/2020**

Analysis: **8081B Pesticides + Add**

Instrument Cal ID: **ECD8\_QUANTPEST\_20101**

### Hexachlorobutadiene

Curve Fit: **QUADRATIC: Weighting: (1/a^2), Origin: Ignore**

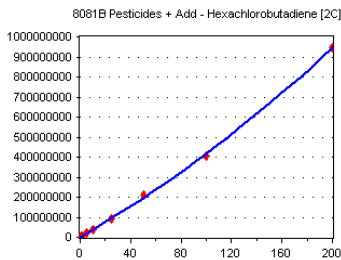


Standard	Concentration	Response	Factor	RT
OJ15061-CALA	0.5	2239091	4478182.000	3.48
OJ15061-CALB	1	3774672	3774672.000	3.47
OJ15061-CALC	2	7127380	3563690.000	3.47
OJ15061-CALD	5	1.645845E+07	3291690.000	3.47
OJ15061-CALE	10	3.138778E+07	3138778.000	3.48
OJ15061-CALF	25	7.880228E+07	3152091.000	3.48
OJ15061-CALG	50	1.681213E+08	3362426.000	3.47
OJ15061-CALH	100	3.20746E+08	3207460.000	3.48
OJ15061-CALI	200	7.21089E+08	3605445.000	3.48

**AVE RF** 3508270.000 **RF RSD** 12.12 **AVE RT** 3.47

### Hexachlorobutadiene [2C]

Curve Fit: **QUADRATIC: Weighting: (1/a^2), Origin: Ignore**

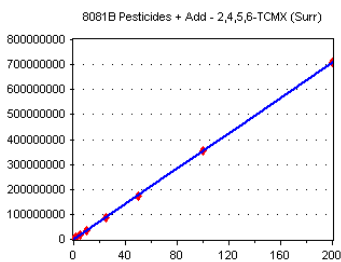


Standard	Concentration	Response	Factor	RT
OJ15061-CALA	0.5	2507236	5014472.000	3.70
OJ15061-CALB	1	4324213	4324213.000	3.70
OJ15061-CALC	2	8105552	4052776.000	3.70
OJ15061-CALD	5	1.893344E+07	3786688.000	3.70
OJ15061-CALE	10	3.617304E+07	3617304.000	3.70
OJ15061-CALF	25	9.430966E+07	3772387.000	3.70
OJ15061-CALG	50	2.099194E+08	4198388.000	3.70
OJ15061-CALH	100	4.034392E+08	4034392.000	3.70
OJ15061-CALI	200	9.473851E+08	4736926.000	3.70

**AVE RF** 4170838.000 **RF RSD** 11.06 **AVE RT** 3.70

### 2,4,5,6-TCMX (Surr)

Curve Fit: **AVERAGE RF**

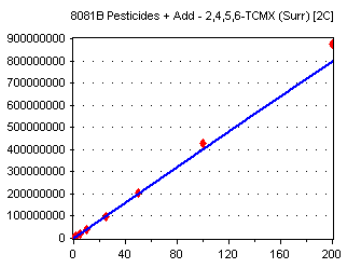


Standard	Concentration	Response	Factor	RT
OJ15061-CAL1	0.5	1964465	3928930.000	5.68
OJ15061-CAL2	1	3675375	3675375.000	5.68
OJ15061-CAL3	2	6974987	3487494.000	5.68
OJ15061-CAL4	5	1.695668E+07	3391336.000	5.68
OJ15061-CAL5	10	3.37858E+07	3378580.000	5.68
OJ15061-CAL6	25	8.661238E+07	3464495.000	5.68
OJ15061-CAL7	50	1.713189E+08	3426378.000	5.68
OJ15061-CAL8	100	3.53942E+08	3539420.000	5.68
OJ15061-CAL9	200	7.071313E+08	3535657.000	5.68

**AVE RF** 3536407.000 **RF RSD** 4.89 **AVE RT** 5.68

### 2,4,5,6-TCMX (Surr) [2C]

Curve Fit: **AVERAGE RF**



Standard	Concentration	Response	Factor	RT
OJ15061-CAL1	0.5	2094674	4189348.000	5.99
OJ15061-CAL2	1	3996914	3996914.000	5.99
OJ15061-CAL3	2	7527988	3763994.000	5.99
OJ15061-CAL4	5	1.848406E+07	3696812.000	5.99
OJ15061-CAL5	10	3.769119E+07	3769119.000	5.99
OJ15061-CAL6	25	9.75182E+07	3900728.000	5.99
OJ15061-CAL7	50	2.023044E+08	4046088.000	5.99
OJ15061-CAL8	100	4.257161E+08	4257161.000	5.99
OJ15061-CAL9	200	8.774996E+08	4387498.000	5.99

**AVE RF** 4000851.000 **RF RSD** 6.03 **AVE RT** 5.99



## Element Calibration Review Sheet

Calibration ID: **A0J2107**

Instrument: **DUALECD8**

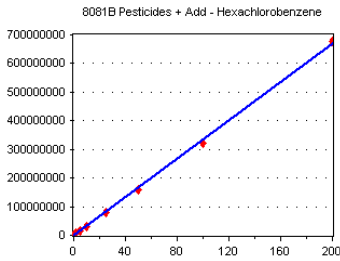
Calibration Date: **10/21/2020**

Analysis: **8081B Pesticides + Add**

Instrument Cal ID: **ECD8\_QUANTPEST\_20101**

### Hexachlorobenzene

Curve Fit: **AVERAGE RF**

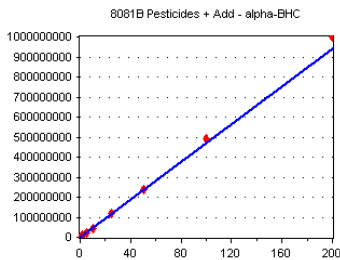


Standard	Concentration	Response	Response Factor	RT
OJ15061-CALA	0.5	1970418	3940836.000	6.07
OJ15061-CALB	1	3664461	3664461.000	6.07
OJ15061-CALC	2	6539006	3269503.000	6.07
OJ15061-CALD	5	1.54531E+07	3090620.000	6.07
OJ15061-CALE	10	3.151554E+07	3151554.000	6.07
OJ15061-CALF	25	7.977943E+07	3191177.000	6.07
OJ15061-CALG	50	1.59558E+08	3191160.000	6.07
OJ15061-CALH	100	3.225443E+08	3225443.000	6.07
OJ15061-CALI	200	6.761908E+08	3380954.000	6.07

**AVE RF** 3345079.000 **RF RSD** 8.37 **AVE RT** 6.07

### alpha-BHC

Curve Fit: **AVERAGE RF**

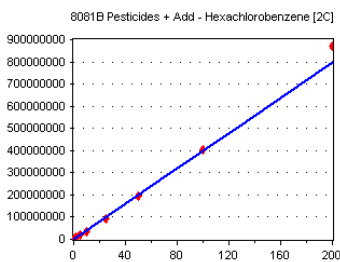


Standard	Concentration	Response	Response Factor	RT
OJ15061-CAL1	0.5	2328682	4657364.000	6.23
OJ15061-CAL2	1	4586018	4586018.000	6.23
OJ15061-CAL3	2	9063124	4531562.000	6.23
OJ15061-CAL4	5	2.275184E+07	4550368.000	6.23
OJ15061-CAL5	10	4.594524E+07	4594524.000	6.23
OJ15061-CAL6	25	1.20089E+08	4803560.000	6.23
OJ15061-CAL7	50	2.37807E+08	4756140.000	6.23
OJ15061-CAL8	100	4.928958E+08	4928958.000	6.23
OJ15061-CAL9	200	9.990428E+08	4995214.000	6.23

**AVE RF** 4711523.000 **RF RSD** 3.59 **AVE RT** 6.23

### Hexachlorobenzene [2C]

Curve Fit: **AVERAGE RF**

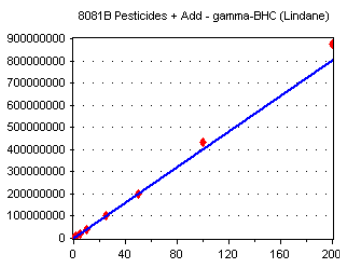


Standard	Concentration	Response	Response Factor	RT
OJ15061-CALA	0.5	2349149	4698298.000	6.45
OJ15061-CALB	1	4208870	4208870.000	6.45
OJ15061-CALC	2	7438773	3719387.000	6.45
OJ15061-CALD	5	1.784273E+07	3568546.000	6.45
OJ15061-CALE	10	3.60655E+07	3606550.000	6.45
OJ15061-CALF	25	9.410941E+07	3764376.000	6.45
OJ15061-CALG	50	1.934439E+08	3868878.000	6.45
OJ15061-CALH	100	4.032065E+08	4032065.000	6.45
OJ15061-CALI	200	8.706274E+08	4353137.000	6.45

**AVE RF** 3980012.000 **RF RSD** 9.51 **AVE RT** 6.45

### gamma-BHC (Lindane)

Curve Fit: **AVERAGE RF**



Standard	Concentration	Response	Response Factor	RT
OJ15061-CAL1	0.5	2071350	4142700.000	6.52
OJ15061-CAL2	1	3906552	3906552.000	6.52
OJ15061-CAL3	2	7694107	3847054.000	6.52
OJ15061-CAL4	5	1.857194E+07	3714388.000	6.52
OJ15061-CAL5	10	3.900259E+07	3900259.000	6.52
OJ15061-CAL6	25	1.003227E+08	4012908.000	6.52
OJ15061-CAL7	50	1.997039E+08	3994078.000	6.52
OJ15061-CAL8	100	4.324135E+08	4324135.000	6.52
OJ15061-CAL9	200	8.758193E+08	4379097.000	6.52

**AVE RF** 4024575.000 **RF RSD** 5.47 **AVE RT** 6.52

## Element Calibration Review Sheet

Calibration ID: **A0J2107**

Instrument: **DUALECD8**

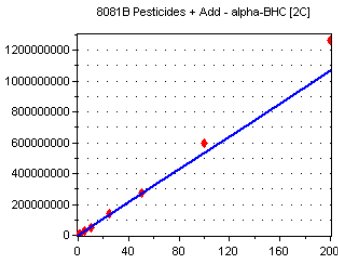
Calibration Date: **10/21/2020**

Analysis: **8081B Pesticides + Add**

Instrument Cal ID: **ECD8\_QUANTPEST\_20101**

### alpha-BHC [2C]

Curve Fit: **AVERAGE RF**

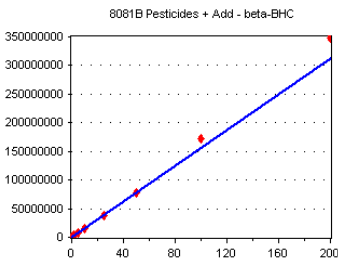


Standard	Concentration	Response	Factor	RT
OJ15061-CAL1	0.5	2455359	4910718.000	6.59
OJ15061-CAL2	1	4866992	4866992.000	6.59
OJ15061-CAL3	2	9584271	4792136.000	6.59
OJ15061-CAL4	5	2.527692E+07	5055384.000	6.59
OJ15061-CAL5	10	5.166158E+07	5166158.000	6.58
OJ15061-CAL6	25	1.376585E+08	5506340.000	6.59
OJ15061-CAL7	50	2.764066E+08	5528132.000	6.59
OJ15061-CAL8	100	5.989129E+08	5989129.000	6.59
OJ15061-CAL9	200	1.26492E+09	6324601.000	6.59

**AVE RF** 5348843.000 **RF RSD** 9.96 **AVE RT** 6.59

### beta-BHC

Curve Fit: **AVERAGE RF**

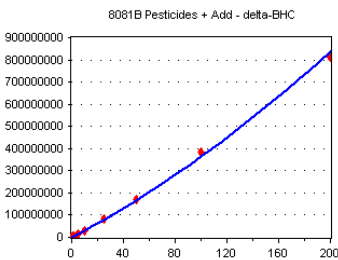


Standard	Concentration	Response	Factor	RT
OJ15061-CAL1	0.5	816885	1633770.000	6.61
OJ15061-CAL2	1	1540562	1540562.000	6.61
OJ15061-CAL3	2	3020188	1510094.000	6.60
OJ15061-CAL4	5	6967859	1393572.000	6.61
OJ15061-CAL5	10	1.425147E+07	1425147.000	6.60
OJ15061-CAL6	25	3.800356E+07	1520142.000	6.60
OJ15061-CAL7	50	7.755115E+07	1551023.000	6.60
OJ15061-CAL8	100	1.729914E+08	1729914.000	6.60
OJ15061-CAL9	200	3.487023E+08	1743512.000	6.60

**AVE RF** 1560860.000 **RF RSD** 7.79 **AVE RT** 6.60

### delta-BHC

Curve Fit: **QUADRATIC: Weighting: (1/a^2), Origin: Ignore**

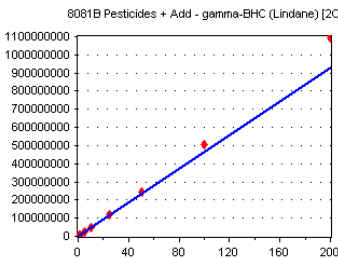


Standard	Concentration	Response	Factor	RT
OJ15061-CAL1	0.5	1397611	2795222.000	6.76
OJ15061-CAL2	1	2771438	2771438.000	6.76
OJ15061-CAL3	2	5908930	2954465.000	6.76
OJ15061-CAL4	5	1.472316E+07	2944632.000	6.76
OJ15061-CAL5	10	3.031383E+07	3031383.000	6.76
OJ15061-CAL6	25	8.286446E+07	3314579.000	6.76
OJ15061-CAL7	50	1.705399E+08	3410798.000	6.76
OJ15061-CAL8	100	3.845178E+08	3845178.000	6.75
OJ15061-CAL9	200	8.123649E+08	4061825.000	6.75

**AVE RF** 3236613.000 **RF RSD** 14.27 **AVE RT** 6.76

### gamma-BHC (Lindane) [2C]

Curve Fit: **AVERAGE RF**



Standard	Concentration	Response	Factor	RT
OJ15061-CAL1	0.5	2228225	4456450.000	6.90
OJ15061-CAL2	1	4265430	4265430.000	6.90
OJ15061-CAL3	2	8481393	4240697.000	6.90
OJ15061-CAL4	5	2.131671E+07	4263342.000	6.90
OJ15061-CAL5	10	4.504887E+07	4504887.000	6.90
OJ15061-CAL6	25	1.182134E+08	4728536.000	6.90
OJ15061-CAL7	50	2.424384E+08	4848768.000	6.90
OJ15061-CAL8	100	5.069257E+08	5069257.000	6.90
OJ15061-CAL9	200	1.095357E+09	5476786.000	6.90

**AVE RF** 4650461.000 **RF RSD** 9.09 **AVE RT** 6.90

## Element Calibration Review Sheet

Calibration ID: **A0J2107**

Instrument: **DUALECD8**

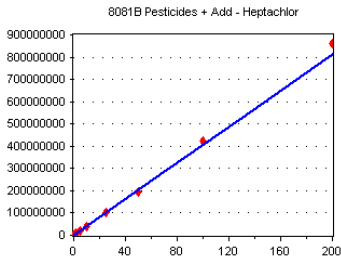
Calibration Date: **10/21/2020**

Analysis: **8081B Pesticides + Add**

Instrument Cal ID: **ECD8\_QUANTPEST\_20101**

### Heptachlor

Curve Fit: **AVERAGE RF**

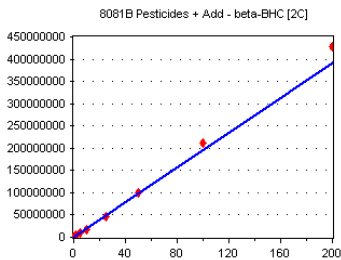


Standard	Concentration	Response	Factor	RT
OJ15061-CAL1	0.5	2088406	4176812.000	6.92
OJ15061-CAL2	1	4125267	4125267.000	6.92
OJ15061-CAL3	2	7834074	3917037.000	6.92
OJ15061-CAL4	5	1.913594E+07	3827188.000	6.92
OJ15061-CAL5	10	3.917312E+07	3917312.000	6.92
OJ15061-CAL6	25	1.016753E+08	4067012.000	6.92
OJ15061-CAL7	50	1.969759E+08	3939518.000	6.92
OJ15061-CAL8	100	4.254733E+08	4254733.000	6.92
OJ15061-CAL9	200	8.603669E+08	4301835.000	6.92

**AVE RF** 4058524.000 **RF RSD** 4.12 **AVE RT** 6.92

### beta-BHC [2C]

Curve Fit: **AVERAGE RF**

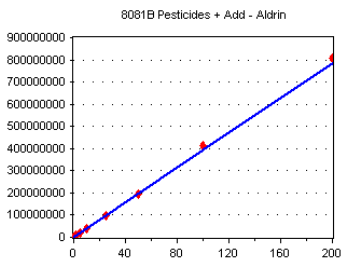


Standard	Concentration	Response	Factor	RT
OJ15061-CAL1	0.5	1065650	2131300.000	6.97
OJ15061-CAL2	1	1994989	1994989.000	6.97
OJ15061-CAL3	2	3743280	1871640.000	6.97
OJ15061-CAL4	5	8823163	1764633.000	6.97
OJ15061-CAL5	10	1.779961E+07	1779961.000	6.97
OJ15061-CAL6	25	4.617194E+07	1846878.000	6.97
OJ15061-CAL7	50	9.866661E+07	1973332.000	6.97
OJ15061-CAL8	100	2.110867E+08	2110867.000	6.97
OJ15061-CAL9	200	4.272057E+08	2136029.000	6.97

**AVE RF** 1956625.000 **RF RSD** 7.57 **AVE RT** 6.97

### Aldrin

Curve Fit: **AVERAGE RF**

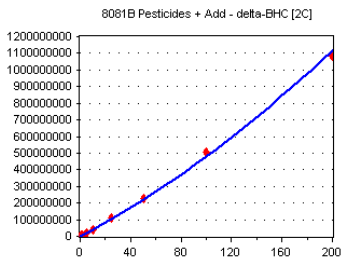


Standard	Concentration	Response	Factor	RT
OJ15061-CAL1	0.5	1983865	3967730.000	7.16
OJ15061-CAL2	1	3890178	3890178.000	7.16
OJ15061-CAL3	2	7559480	3779740.000	7.16
OJ15061-CAL4	5	1.904309E+07	3808618.000	7.16
OJ15061-CAL5	10	3.913536E+07	3913536.000	7.16
OJ15061-CAL6	25	9.781781E+07	3912712.000	7.16
OJ15061-CAL7	50	1.938817E+08	3877634.000	7.16
OJ15061-CAL8	100	4.157632E+08	4157632.000	7.16
OJ15061-CAL9	200	8.087636E+08	4043818.000	7.16

**AVE RF** 3927955.000 **RF RSD** 2.96 **AVE RT** 7.16

### delta-BHC [2C]

Curve Fit: **QUADRATIC: Weighting: (1/a^2), Origin: Ignore**



Standard	Concentration	Response	Factor	RT
OJ15061-CAL1	0.5	1816056	3632112.000	7.22
OJ15061-CAL2	1	3592643	3592643.000	7.22
OJ15061-CAL3	2	7521244	3760622.000	7.22
OJ15061-CAL4	5	1.901458E+07	3802916.000	7.22
OJ15061-CAL5	10	4.09124E+07	4091240.000	7.22
OJ15061-CAL6	25	1.095706E+08	4382824.000	7.22
OJ15061-CAL7	50	2.270836E+08	4541672.000	7.22
OJ15061-CAL8	100	5.076161E+08	5076161.000	7.21
OJ15061-CAL9	200	1.082558E+09	5412790.000	7.21

**AVE RF** 4254776.000 **RF RSD** 15.36 **AVE RT** 7.22

## Element Calibration Review Sheet

Calibration ID: **A0J2107**

Instrument: **DUALECD8**

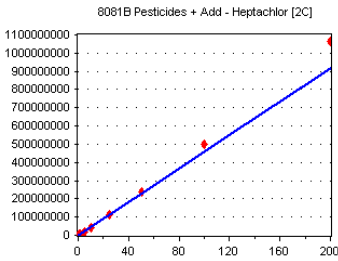
Calibration Date: **10/21/2020**

Analysis: **8081B Pesticides + Add**

Instrument Cal ID: **ECD8\_QUANTPEST\_20101**

### Heptachlor [2C]

Curve Fit: **AVERAGE RF**

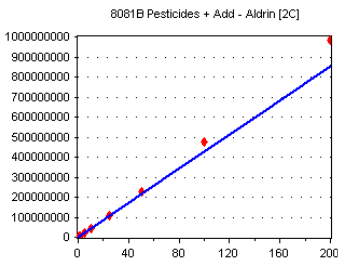


Standard	Concentration	Response	Response Factor	RT
OJ15061-CAL1	0.5	2266099	4532198.000	7.27
OJ15061-CAL2	1	4334823	4334823.000	7.27
OJ15061-CAL3	2	8356845	4178423.000	7.27
OJ15061-CAL4	5	2.072483E+07	4144966.000	7.27
OJ15061-CAL5	10	4.410809E+07	4410809.000	7.27
OJ15061-CAL6	25	1.141971E+08	4567884.000	7.27
OJ15061-CAL7	50	2.351985E+08	4703970.000	7.27
OJ15061-CAL8	100	5.003502E+08	5003502.000	7.27
OJ15061-CAL9	200	1.063146E+09	5315730.000	7.27

**AVE RF** 4576923.000 **RF RSD** 8.38 **AVE RT** 7.27

### Aldrin [2C]

Curve Fit: **AVERAGE RF**

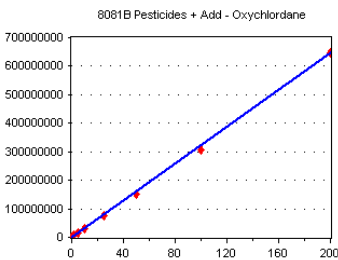


Standard	Concentration	Response	Response Factor	RT
OJ15061-CAL1	0.5	1985635	3971270.000	7.54
OJ15061-CAL2	1	3922163	3922163.000	7.54
OJ15061-CAL3	2	7805224	3902612.000	7.54
OJ15061-CAL4	5	1.941717E+07	3883434.000	7.54
OJ15061-CAL5	10	4.110689E+07	4110689.000	7.54
OJ15061-CAL6	25	1.092582E+08	4370328.000	7.54
OJ15061-CAL7	50	2.284027E+08	4568054.000	7.54
OJ15061-CAL8	100	4.769311E+08	4769311.000	7.54
OJ15061-CAL9	200	9.851053E+08	4925527.000	7.54

**AVE RF** 4269265.000 **RF RSD** 9.43 **AVE RT** 7.54

### Oxychlorthane

Curve Fit: **AVERAGE RF**

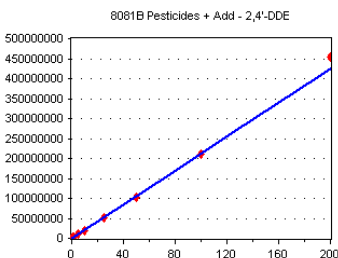


Standard	Concentration	Response	Response Factor	RT
OJ15061-CALA	0.5	1937874	3875748.000	7.56
OJ15061-CALB	1	3610716	3610716.000	7.56
OJ15061-CALC	2	6208420	3104210.000	7.55
OJ15061-CALD	5	1.509498E+07	3018996.000	7.55
OJ15061-CALE	10	3.084646E+07	3084646.000	7.55
OJ15061-CALF	25	7.7426E+07	3097040.000	7.55
OJ15061-CALG	50	1.495844E+08	2991688.000	7.55
OJ15061-CALH	100	3.047858E+08	3047858.000	7.55
OJ15061-CALI	200	6.468673E+08	3234337.000	7.55

**AVE RF** 3229471.000 **RF RSD** 9.49 **AVE RT** 7.55

### 2,4'-DDE

Curve Fit: **AVERAGE RF**



Standard	Concentration	Response	Response Factor	RT
OJ15061-CALA	0.5	1201503	2403006.000	7.63
OJ15061-CALB	1	2330761	2330761.000	7.63
OJ15061-CALC	2	3901157	1950579.000	7.62
OJ15061-CALD	5	9576140	1915228.000	7.62
OJ15061-CALE	10	2.016633E+07	2016633.000	7.62
OJ15061-CALF	25	5.222027E+07	2088811.000	7.62
OJ15061-CALG	50	1.033665E+08	2067330.000	7.62
OJ15061-CALH	100	2.101327E+08	2101327.000	7.62
OJ15061-CALI	200	4.537173E+08	2268587.000	7.62

**AVE RF** 2126918.000 **RF RSD** 8.00 **AVE RT** 7.62

# Element Calibration Review Sheet

Calibration ID: **A0J2107**

Instrument: **DUALECD8**

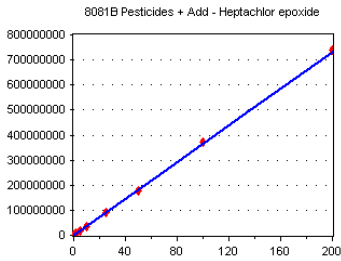
Calibration Date: **10/21/2020**

Analysis: **8081B Pesticides + Add**

Instrument Cal ID: **ECD8\_QUANTPEST\_20101**

## Heptachlor epoxide

Curve Fit: **AVERAGE RF**

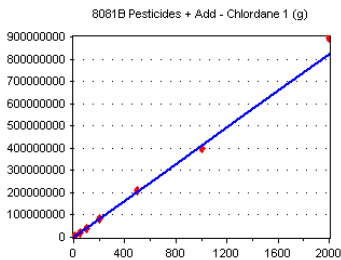


Standard	Concentration	Response	Response Factor	RT
OJ15061-CAL1	0.5	1984641	3969282.000	7.63
OJ15061-CAL2	1	3780245	3780245.000	7.63
OJ15061-CAL3	2	7111174	3555587.000	7.63
OJ15061-CAL4	5	1.784996E+07	3569992.000	7.63
OJ15061-CAL5	10	3.539392E+07	3539392.000	7.63
OJ15061-CAL6	25	8.959974E+07	3583990.000	7.63
OJ15061-CAL7	50	1.757036E+08	3514072.000	7.63
OJ15061-CAL8	100	3.700916E+08	3700916.000	7.63
OJ15061-CAL9	200	7.381378E+08	3690689.000	7.63

**AVE RF 3656018.000 RF RSD 4.02 AVE RT 7.63**

## Chlordane 1 (g)

Curve Fit: **AVERAGE RF**

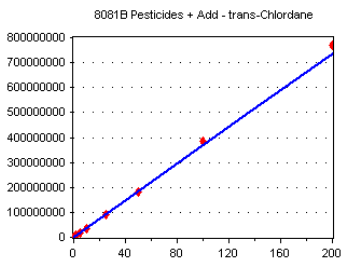


Standard	Concentration	Response	Response Factor	RT
OJ15061-CALJ	10	4101623	410162.300	7.73
OJ15061-CALK	50	1.953892E+07	390778.400	7.73
OJ15061-CALL	100	4.010211E+07	401021.100	7.73
OJ15061-CALM	200	8.383957E+07	419197.800	7.72
OJ15061-CALN	500	2.090437E+08	418087.400	7.72
OJ15061-CALO	1000	3.973248E+08	397324.800	7.72
OJ15061-CALP	2000	8.941953E+08	447097.700	7.72

**AVE RF 411952.800 RF RSD 4.55 AVE RT 7.72**

## trans-Chlordane

Curve Fit: **AVERAGE RF**

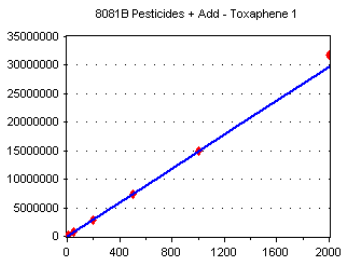


Standard	Concentration	Response	Response Factor	RT
OJ15061-CAL1	0.5	1925594	3851188.000	7.73
OJ15061-CAL2	1	3633454	3633454.000	7.73
OJ15061-CAL3	2	7224345	3612173.000	7.73
OJ15061-CAL4	5	1.739994E+07	3479988.000	7.73
OJ15061-CAL5	10	3.529808E+07	3529808.000	7.73
OJ15061-CAL6	25	9.1366E+07	3654640.000	7.72
OJ15061-CAL7	50	1.830196E+08	3660392.000	7.72
OJ15061-CAL8	100	3.867119E+08	3867119.000	7.72
OJ15061-CAL9	200	7.710731E+08	3855366.000	7.72

**AVE RF 3682681.000 RF RSD 3.90 AVE RT 7.72**

## Toxaphene 1

Curve Fit: **AVERAGE RF**



Standard	Concentration	Response	Response Factor	RT
OJ15061-CALQ	10	144669	14466.900	7.81
OJ15061-CALR	50	726337	14526.740	7.81
OJ15061-CALT	200	2928701	14643.500	7.80
OJ15061-CALU	500	7355899	14711.800	7.80
OJ15061-CALV	1000	1.500622E+07	15006.220	7.80
OJ15061-CALW	2000	3.181092E+07	15905.460	7.80

**AVE RF 14876.770 RF RSD 3.62 AVE RT 7.80**

## Element Calibration Review Sheet

Calibration ID: **A0J2107**

Instrument: **DUALECD8**

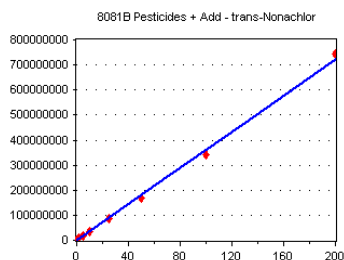
Calibration Date: **10/21/2020**

Analysis: **8081B Pesticides + Add**

Instrument Cal ID: **ECD8\_QUANTPEST\_20101**

### trans-Nonachlor

Curve Fit: **AVERAGE RF**

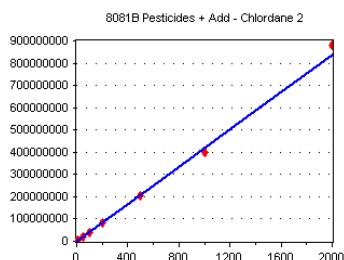


Standard	Concentration	Response	Factor	RT
OJ15061-CALA	0.5	2163375	4326750.000	7.81
OJ15061-CALB	1	3910682	3910682.000	7.81
OJ15061-CALC	2	6858041	3429021.000	7.81
OJ15061-CALD	5	1.678872E+07	3357744.000	7.81
OJ15061-CALE	10	3.448256E+07	3448256.000	7.81
OJ15061-CALF	25	8.800594E+07	3520238.000	7.81
OJ15061-CALG	50	1.690689E+08	3381378.000	7.81
OJ15061-CALH	100	3.431954E+08	3431954.000	7.81
OJ15061-CALI	200	7.426764E+08	3713382.000	7.81

**AVE RF 3613267.000 RF RSD 8.91 AVE RT 7.81**

### Chlordane 2

Curve Fit: **AVERAGE RF**

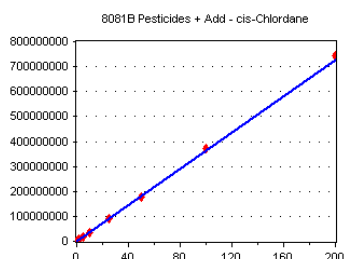


Standard	Concentration	Response	Factor	RT
OJ15061-CALJ	10	4385167	438516.700	7.82
OJ15061-CALK	50	2.085474E+07	417094.800	7.82
OJ15061-CALL	100	4.092532E+07	409253.200	7.82
OJ15061-CALM	200	8.368453E+07	418422.600	7.82
OJ15061-CALN	500	2.065909E+08	413181.800	7.82
OJ15061-CALO	1000	3.974641E+08	397464.100	7.82
OJ15061-CALP	2000	8.803723E+08	440186.200	7.82

**AVE RF 419159.900 RF RSD 3.68 AVE RT 7.82**

### cis-Chlordane

Curve Fit: **AVERAGE RF**

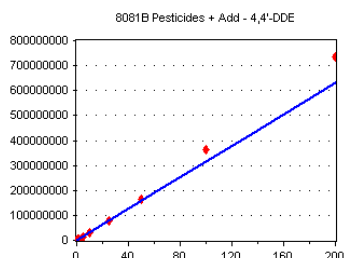


Standard	Concentration	Response	Factor	RT
OJ15061-CAL1	0.5	1943677	3887354.000	7.82
OJ15061-CAL2	1	3710813	3710813.000	7.82
OJ15061-CAL3	2	6946216	3473108.000	7.82
OJ15061-CAL4	5	1.73708E+07	3474160.000	7.82
OJ15061-CAL5	10	3.541141E+07	3541141.000	7.82
OJ15061-CAL6	25	8.87825E+07	3551300.000	7.82
OJ15061-CAL7	50	1.757618E+08	3515236.000	7.82
OJ15061-CAL8	100	3.724809E+08	3724809.000	7.82
OJ15061-CAL9	200	7.444557E+08	3722279.000	7.82

**AVE RF 3622244.000 RF RSD 3.98 AVE RT 7.82**

### 4,4'-DDE

Curve Fit: **AVERAGE RF**



Standard	Concentration	Response	Factor	RT
OJ15061-CAL1	0.5	1488674	2977348.000	7.88
OJ15061-CAL2	1	2806594	2806594.000	7.88
OJ15061-CAL3	2	5832058	2916029.000	7.88
OJ15061-CAL4	5	1.435337E+07	2870674.000	7.88
OJ15061-CAL5	10	3.025077E+07	3025077.000	7.88
OJ15061-CAL6	25	7.917964E+07	3167186.000	7.87
OJ15061-CAL7	50	1.651261E+08	3302522.000	7.87
OJ15061-CAL8	100	3.627906E+08	3627906.000	7.87
OJ15061-CAL9	200	7.333128E+08	3666564.000	7.87

**AVE RF 3151100.000 RF RSD 10.13 AVE RT 7.87**

## Element Calibration Review Sheet

Calibration ID: **A0J2107**

Instrument: **DUALECD8**

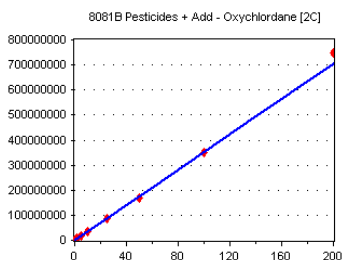
Calibration Date: **10/21/2020**

Analysis: **8081B Pesticides + Add**

Instrument Cal ID: **ECD8\_QUANTPEST\_20101**

### Oxychlorthane [2C]

Curve Fit: **AVERAGE RF**

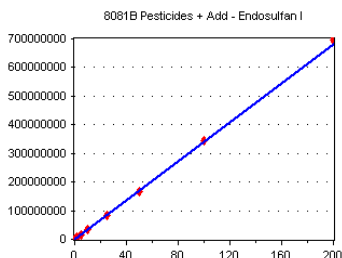


Standard	Concentration	Response	Response Factor	RT
OJ15061-CALA	0.5	2061148	4122296.000	7.90
OJ15061-CALB	1	3742926	3742926.000	7.90
OJ15061-CALC	2	6625326	3312663.000	7.90
OJ15061-CALD	5	1.561015E+07	3122030.000	7.90
OJ15061-CALE	10	3.319638E+07	3319638.000	7.90
OJ15061-CALF	25	8.46767E+07	3387068.000	7.90
OJ15061-CALG	50	1.703064E+08	3406128.000	7.90
OJ15061-CALH	100	3.516792E+08	3516792.000	7.90
OJ15061-CALI	200	7.494646E+08	3747323.000	7.90

**AVE RF** 3519652.000 **RF RSD** 8.62 **AVE RT** 7.90

### Endosulfan I

Curve Fit: **AVERAGE RF**

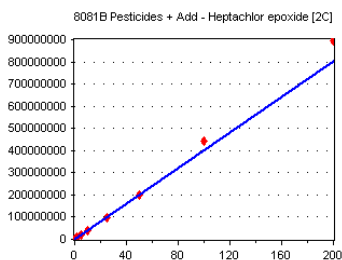


Standard	Concentration	Response	Response Factor	RT
OJ15061-CAL1	0.5	1806599	3613198.000	7.93
OJ15061-CAL2	1	3420833	3420833.000	7.93
OJ15061-CAL3	2	6845706	3422853.000	7.93
OJ15061-CAL4	5	1.639313E+07	3278626.000	7.93
OJ15061-CAL5	10	3.283096E+07	3283096.000	7.93
OJ15061-CAL6	25	8.396403E+07	3358561.000	7.93
OJ15061-CAL7	50	1.647621E+08	3295242.000	7.93
OJ15061-CAL8	100	3.45966E+08	3459660.000	7.92
OJ15061-CAL9	200	6.958669E+08	3479335.000	7.92

**AVE RF** 3401267.000 **RF RSD** 3.24 **AVE RT** 7.93

### Heptachlor epoxide [2C]

Curve Fit: **AVERAGE RF**

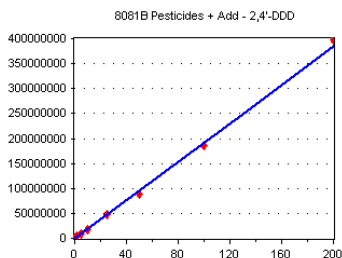


Standard	Concentration	Response	Response Factor	RT
OJ15061-CAL1	0.5	2034040	4068080.000	7.97
OJ15061-CAL2	1	3912347	3912347.000	7.97
OJ15061-CAL3	2	7501012	3750506.000	7.97
OJ15061-CAL4	5	1.836929E+07	3673858.000	7.97
OJ15061-CAL5	10	3.8488E+07	3848800.000	7.97
OJ15061-CAL6	25	9.929978E+07	3971991.000	7.97
OJ15061-CAL7	50	2.010489E+08	4020978.000	7.97
OJ15061-CAL8	100	4.427145E+08	4427145.000	7.97
OJ15061-CAL9	200	8.938726E+08	4469363.000	7.97

**AVE RF** 4015896.000 **RF RSD** 6.85 **AVE RT** 7.97

### 2,4'-DDD

Curve Fit: **AVERAGE RF**



Standard	Concentration	Response	Response Factor	RT
OJ15061-CALA	0.5	1125210	2250420.000	8.01
OJ15061-CALB	1	2191428	2191428.000	8.00
OJ15061-CALC	2	3682349	1841175.000	8.00
OJ15061-CALD	5	8751372	1750274.000	8.00
OJ15061-CALE	10	1.764873E+07	1764873.000	8.00
OJ15061-CALF	25	4.659062E+07	1863625.000	8.00
OJ15061-CALG	50	8.90077E+07	1780154.000	8.00
OJ15061-CALH	100	1.858274E+08	1858274.000	8.00
OJ15061-CALI	200	3.984332E+08	1992166.000	8.00

**AVE RF** 1921377.000 **RF RSD** 9.63 **AVE RT** 8.00

## Element Calibration Review Sheet

Calibration ID: **A0J2107**

Instrument: **DUALECD8**

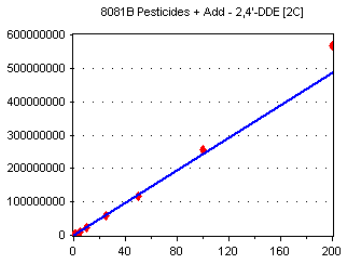
Calibration Date: **10/21/2020**

Analysis: **8081B Pesticides + Add**

Instrument Cal ID: **ECD8\_QUANTPEST\_20101**

### 2,4'-DDE [2C]

Curve Fit: **AVERAGE RF**

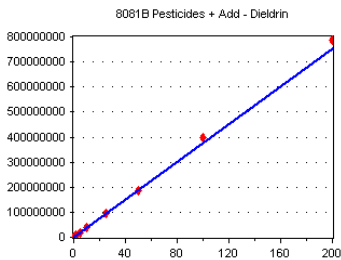


Standard	Concentration	Response	Response Factor	RT
OJ15061-CALA	0.5	1304771	2609542.000	8.10
OJ15061-CALB	1	2507932	2507932.000	8.10
OJ15061-CALC	2	4384687	2192344.000	8.10
OJ15061-CALD	5	1.081621E+07	2163242.000	8.10
OJ15061-CALE	10	2.21422E+07	2214220.000	8.10
OJ15061-CALF	25	5.990982E+07	2396393.000	8.10
OJ15061-CALG	50	1.177977E+08	2355954.000	8.10
OJ15061-CALH	100	2.561226E+08	2561226.000	8.10
OJ15061-CALI	200	5.677623E+08	2838812.000	8.10

**AVE RF** 2426629.000 **RF RSD** 9.25 **AVE RT** 8.10

### Dieldrin

Curve Fit: **AVERAGE RF**

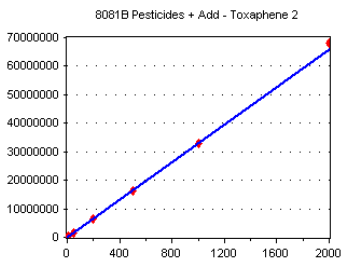


Standard	Concentration	Response	Response Factor	RT
OJ15061-CAL1	0.5	1890452	3780904.000	8.10
OJ15061-CAL2	1	3676591	3676591.000	8.10
OJ15061-CAL3	2	7217877	3608939.000	8.10
OJ15061-CAL4	5	1.808407E+07	3616814.000	8.10
OJ15061-CAL5	10	3.754823E+07	3754823.000	8.10
OJ15061-CAL6	25	9.363528E+07	3745411.000	8.10
OJ15061-CAL7	50	1.872163E+08	3744326.000	8.10
OJ15061-CAL8	100	3.958193E+08	3958193.000	8.10
OJ15061-CAL9	200	7.851004E+08	3925502.000	8.10

**AVE RF** 3756834.000 **RF RSD** 3.23 **AVE RT** 8.10

### Toxaphene 2

Curve Fit: **AVERAGE RF**

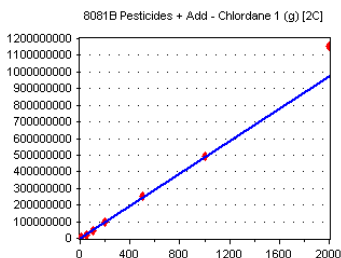


Standard	Concentration	Response	Response Factor	RT
OJ15061-CALQ	10	330702	33070.200	8.10
OJ15061-CALR	50	1648417	32968.340	8.10
OJ15061-CALT	200	6531155	32655.780	8.10
OJ15061-CALU	500	1.612189E+07	32243.780	8.10
OJ15061-CALV	1000	3.273216E+07	32732.160	8.10
OJ15061-CALW	2000	6.792348E+07	33961.740	8.10

**AVE RF** 32938.670 **RF RSD** 1.75 **AVE RT** 8.10

### Chlordane 1 (g) [2C]

Curve Fit: **AVERAGE RF**



Standard	Concentration	Response	Response Factor	RT
OJ15061-CALJ	10	4425582	442558.200	8.11
OJ15061-CALK	50	2.219057E+07	443811.400	8.11
OJ15061-CALL	100	4.651615E+07	465161.500	8.11
OJ15061-CALM	200	9.591928E+07	479596.400	8.11
OJ15061-CALN	500	2.551435E+08	510287.000	8.11
OJ15061-CALO	1000	4.900782E+08	490078.200	8.11
OJ15061-CALP	2000	1.156982E+09	578491.000	8.11

**AVE RF** 487140.500 **RF RSD** 9.66 **AVE RT** 8.11



## Element Calibration Review Sheet

Calibration ID: **A0J2107**

Instrument: **DUALECD8**

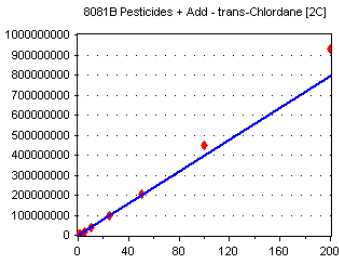
Calibration Date: **10/21/2020**

Analysis: **8081B Pesticides + Add**

Instrument Cal ID: **ECD8\_QUANTPEST\_20101**

### trans-Chlordane [2C]

Curve Fit: **AVERAGE RF**

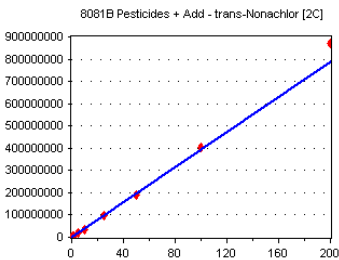


Standard	Concentration	Response	Response Factor	RT
OJ15061-CAL1	0.5	1969558	3939116.000	8.11
OJ15061-CAL2	1	3716881	3716881.000	8.11
OJ15061-CAL3	2	7196150	3598075.000	8.11
OJ15061-CAL4	5	1.812804E+07	3625608.000	8.11
OJ15061-CAL5	10	3.762406E+07	3762406.000	8.11
OJ15061-CAL6	25	9.795059E+07	3918024.000	8.11
OJ15061-CAL7	50	2.062266E+08	4124532.000	8.11
OJ15061-CAL8	100	4.493511E+08	4493511.000	8.11
OJ15061-CAL9	200	9.287353E+08	4643677.000	8.11

**AVE RF** 3980203.000 **RF RSD** 9.39 **AVE RT** 8.11

### trans-Nonachlor [2C]

Curve Fit: **AVERAGE RF**

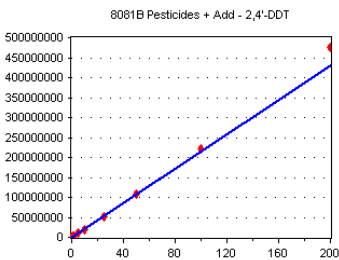


Standard	Concentration	Response	Response Factor	RT
OJ15061-CALA	0.5	2327996	4655992.000	8.18
OJ15061-CALB	1	4195390	4195390.000	8.18
OJ15061-CALC	2	7161689	3580845.000	8.18
OJ15061-CALD	5	1.745361E+07	3490722.000	8.18
OJ15061-CALE	10	3.571247E+07	3571247.000	8.18
OJ15061-CALF	25	9.505416E+07	3825167.000	8.18
OJ15061-CALG	50	1.88628E+08	3772560.000	8.18
OJ15061-CALH	100	4.051634E+08	4051634.000	8.18
OJ15061-CALI	200	8.730556E+08	4365278.000	8.18

**AVE RF** 3942870.000 **RF RSD** 10.16 **AVE RT** 8.18

### 2,4'-DDT

Curve Fit: **AVERAGE RF**

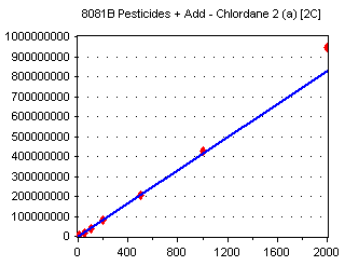


Standard	Concentration	Response	Response Factor	RT
OJ15061-CALA	0.5	1221609	2443218.000	8.19
OJ15061-CALB	1	2264292	2264292.000	8.18
OJ15061-CALC	2	3742080	1871040.000	8.18
OJ15061-CALD	5	9587017	1917403.000	8.18
OJ15061-CALE	10	1.970236E+07	1970236.000	8.18
OJ15061-CALF	25	5.249326E+07	2099731.000	8.18
OJ15061-CALG	50	1.081657E+08	2163314.000	8.18
OJ15061-CALH	100	2.207085E+08	2207085.000	8.18
OJ15061-CALI	200	4.754797E+08	2377399.000	8.18

**AVE RF** 2145969.000 **RF RSD** 9.33 **AVE RT** 8.18

### Chlordane 2 (a) [2C]

Curve Fit: **AVERAGE RF**



Standard	Concentration	Response	Response Factor	RT
OJ15061-CALJ	10	4119232	411923.200	8.22
OJ15061-CALK	50	1.846854E+07	369370.800	8.22
OJ15061-CALL	100	3.944657E+07	394465.700	8.22
OJ15061-CALM	200	8.111566E+07	405578.300	8.22
OJ15061-CALN	500	2.077707E+08	415541.400	8.22
OJ15061-CALO	1000	4.277424E+08	427742.400	8.22
OJ15061-CALP	2000	9.467857E+08	473392.900	8.22

**AVE RF** 414002.100 **RF RSD** 7.74 **AVE RT** 8.22

## Element Calibration Review Sheet

Calibration ID: **A0J2107**

Instrument: **DUALECD8**

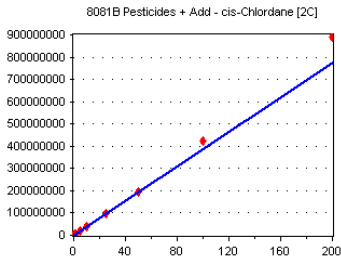
Calibration Date: **10/21/2020**

Analysis: **8081B Pesticides + Add**

Instrument Cal ID: **ECD8\_QUANTPEST\_20101**

### cis-Chlordane [2C]

Curve Fit: **AVERAGE RF**

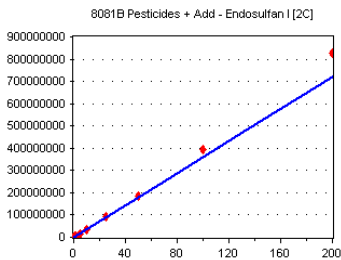


Standard	Concentration	Response	Factor	RT
OJ15061-CAL1	0.5	1990595	3981190.000	8.22
OJ15061-CAL2	1	3697197	3697197.000	8.22
OJ15061-CAL3	2	7123870	3561935.000	8.22
OJ15061-CAL4	5	1.78216E+07	3564320.000	8.22
OJ15061-CAL5	10	3.726662E+07	3726662.000	8.22
OJ15061-CAL6	25	9.530894E+07	3812358.000	8.22
OJ15061-CAL7	50	1.954891E+08	3909782.000	8.22
OJ15061-CAL8	100	4.215527E+08	4215527.000	8.22
OJ15061-CAL9	200	8.89631E+08	4448155.000	8.22

**AVE RF 3879681.000 RF RSD 7.67 AVE RT 8.22**

### Endosulfan I [2C]

Curve Fit: **AVERAGE RF**

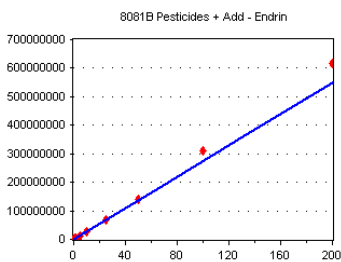


Standard	Concentration	Response	Factor	RT
OJ15061-CAL1	0.5	1819190	3638380.000	8.27
OJ15061-CAL2	1	3424701	3424701.000	8.27
OJ15061-CAL3	2	6450502	3225251.000	8.27
OJ15061-CAL4	5	1.638974E+07	3277948.000	8.27
OJ15061-CAL5	10	3.429129E+07	3429129.000	8.27
OJ15061-CAL6	25	9.076954E+07	3630782.000	8.27
OJ15061-CAL7	50	1.826947E+08	3653894.000	8.27
OJ15061-CAL8	100	3.951055E+08	3951055.000	8.27
OJ15061-CAL9	200	8.272511E+08	4136255.000	8.27

**AVE RF 3596377.000 RF RSD 8.34 AVE RT 8.27**

### Endrin

Curve Fit: **AVERAGE RF**

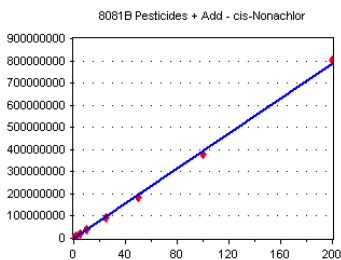


Standard	Concentration	Response	Factor	RT
OJ15061-CAL1	0.5	1343181	2686362.000	8.27
OJ15061-CAL2	1	2564407	2564407.000	8.27
OJ15061-CAL3	2	5198958	2599479.000	8.27
OJ15061-CAL4	5	1.264388E+07	2528776.000	8.27
OJ15061-CAL5	10	2.597139E+07	2597139.000	8.27
OJ15061-CAL6	25	6.870141E+07	2748056.000	8.27
OJ15061-CAL7	50	1.388589E+08	2777178.000	8.27
OJ15061-CAL8	100	3.08941E+08	3089410.000	8.27
OJ15061-CAL9	200	6.180494E+08	3090247.000	8.27

**AVE RF 2742339.000 RF RSD 7.79 AVE RT 8.27**

### cis-Nonachlor

Curve Fit: **AVERAGE RF**



Standard	Concentration	Response	Factor	RT
OJ15061-CALA	0.5	2361680	4723360.000	8.29
OJ15061-CALB	1	4530614	4530614.000	8.29
OJ15061-CALC	2	7468006	3734003.000	8.29
OJ15061-CALD	5	1.786908E+07	3573816.000	8.29
OJ15061-CALE	10	3.714766E+07	3714766.000	8.29
OJ15061-CALF	25	9.35754E+07	3743016.000	8.29
OJ15061-CALG	50	1.839414E+08	3678828.000	8.29
OJ15061-CALH	100	3.782405E+08	3782405.000	8.29
OJ15061-CALI	200	8.023116E+08	4011558.000	8.29

**AVE RF 3943596.000 RF RSD 10.33 AVE RT 8.29**

## Element Calibration Review Sheet

Calibration ID: **A0J2107**

Instrument: **DUALECD8**

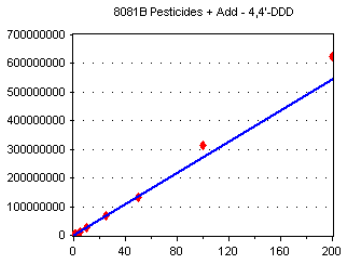
Calibration Date: **10/21/2020**

Analysis: **8081B Pesticides + Add**

Instrument Cal ID: **ECD8\_QUANTPEST\_20101**

### 4,4'-DDD

Curve Fit: **AVERAGE RF**

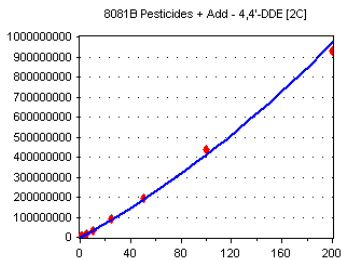


Standard	Concentration	Response	Response Factor	RT
OJ15061-CAL1	0.5	1338233	2676466.000	8.31
OJ15061-CAL2	1	2561702	2561702.000	8.31
OJ15061-CAL3	2	5108732	2554366.000	8.31
OJ15061-CAL4	5	1.231717E+07	2463434.000	8.31
OJ15061-CAL5	10	2.560811E+07	2560811.000	8.31
OJ15061-CAL6	25	6.788429E+07	2715372.000	8.30
OJ15061-CAL7	50	1.340874E+08	2681748.000	8.30
OJ15061-CAL8	100	3.139188E+08	3139188.000	8.30
OJ15061-CAL9	200	6.247788E+08	3123894.000	8.30

**AVE RF** 2719664.000 **RF RSD** 9.06 **AVE RT** 8.30

### 4,4'-DDE [2C]

Curve Fit: **QUADRATIC: Weighting: (1/a^2), Origin: Ignore**

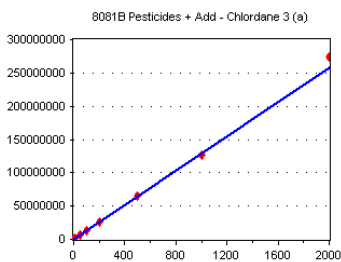


Standard	Concentration	Response	Response Factor	RT
OJ15061-CAL1	0.5	1588759	3177518.000	8.32
OJ15061-CAL2	1	3083622	3083622.000	8.32
OJ15061-CAL3	2	6467389	3233695.000	8.32
OJ15061-CAL4	5	1.586625E+07	3173250.000	8.32
OJ15061-CAL5	10	3.36923E+07	3369230.000	8.32
OJ15061-CAL6	25	9.250154E+07	370062.000	8.32
OJ15061-CAL7	50	1.957089E+08	3914178.000	8.32
OJ15061-CAL8	100	4.401254E+08	4401254.000	8.32
OJ15061-CAL9	200	9.322594E+08	4661297.000	8.32

**AVE RF** 3634901.000 **RF RSD** 15.93 **AVE RT** 8.32

### Chlordane 3 (a)

Curve Fit: **AVERAGE RF**

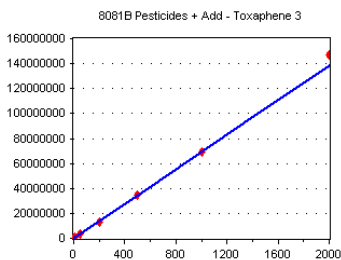


Standard	Concentration	Response	Response Factor	RT
OJ15061-CALJ	10	1337616	133761.600	8.38
OJ15061-CALK	50	6256198	125124.000	8.38
OJ15061-CALL	100	1.246525E+07	124652.500	8.38
OJ15061-CALM	200	2.537232E+07	126861.600	8.38
OJ15061-CALN	500	6.413561E+07	128271.200	8.38
OJ15061-CALO	1000	1.267126E+08	126712.600	8.38
OJ15061-CALP	2000	2.746224E+08	137311.200	8.38

**AVE RF** 128956.400 **RF RSD** 3.69 **AVE RT** 8.38

### Toxaphene 3

Curve Fit: **AVERAGE RF**



Standard	Concentration	Response	Response Factor	RT
OJ15061-CALQ	10	688382	68838.200	8.42
OJ15061-CALR	50	3404622	68092.440	8.42
OJ15061-CALT	200	1.338193E+07	66909.650	8.42
OJ15061-CALU	500	3.449308E+07	68986.160	8.42
OJ15061-CALV	1000	6.94588E+07	69458.800	8.42
OJ15061-CALW	2000	1.473102E+08	73655.100	8.42

**AVE RF** 69323.390 **RF RSD** 3.32 **AVE RT** 8.42

## Element Calibration Review Sheet

Calibration ID: **A0J2107**

Instrument: **DUALECD8**

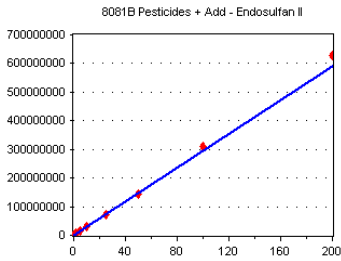
Calibration Date: **10/21/2020**

Analysis: **8081B Pesticides + Add**

Instrument Cal ID: **ECD8\_QUANTPEST\_20101**

### Endosulfan II

Curve Fit: **AVERAGE RF**

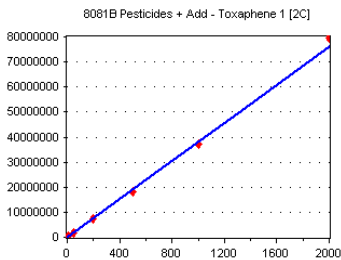


Standard	Concentration	Response	Factor	RT
OJ15061-CAL1	0.5	1532660	3065320.000	8.44
OJ15061-CAL2	1	2928662	2928662.000	8.43
OJ15061-CAL3	2	5775620	2887810.000	8.43
OJ15061-CAL4	5	1.381775E+07	2763550.000	8.43
OJ15061-CAL5	10	2.851135E+07	2851135.000	8.43
OJ15061-CAL6	25	7.269449E+07	2907780.000	8.43
OJ15061-CAL7	50	1.423438E+08	2846876.000	8.43
OJ15061-CAL8	100	3.121496E+08	3121496.000	8.43
OJ15061-CAL9	200	6.272476E+08	3136238.000	8.43

**AVE RF** 2945430.000 **RF RSD** 4.47 **AVE RT** 8.43

### Toxaphene 1 [2C]

Curve Fit: **AVERAGE RF**

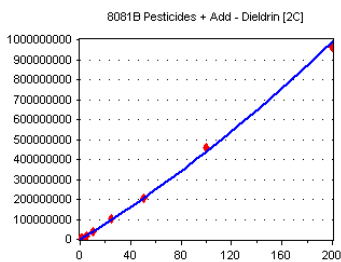


Standard	Concentration	Response	Factor	RT
OJ15061-CALQ	10	399011	39901.100	8.44
OJ15061-CALR	50	1944781	38895.620	8.44
OJ15061-CALT	200	7231910	36159.550	8.44
OJ15061-CALU	500	1.810779E+07	36215.580	8.44
OJ15061-CALV	1000	3.70442E+07	37044.200	8.44
OJ15061-CALW	2000	7.963459E+07	39817.300	8.44

**AVE RF** 38005.560 **RF RSD** 4.59 **AVE RT** 8.44

### Dieldrin [2C]

Curve Fit: **QUADRATIC: Weighting: (1/a^2), Origin: Ignore**

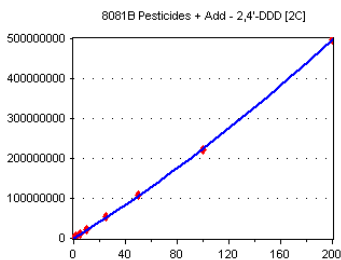


Standard	Concentration	Response	Factor	RT
OJ15061-CAL1	0.5	1903893	3807786.000	8.47
OJ15061-CAL2	1	3654098	3654098.000	8.47
OJ15061-CAL3	2	7205936	3602968.000	8.47
OJ15061-CAL4	5	1.876898E+07	3753796.000	8.47
OJ15061-CAL5	10	3.867688E+07	3867688.000	8.47
OJ15061-CAL6	25	1.038569E+08	4154276.000	8.47
OJ15061-CAL7	50	2.057968E+08	4115936.000	8.47
OJ15061-CAL8	100	4.598063E+08	4598063.000	8.47
OJ15061-CAL9	200	9.646588E+08	4823294.000	8.47

**AVE RF** 4041989.000 **RF RSD** 10.53 **AVE RT** 8.47

### 2,4'-DDD [2C]

Curve Fit: **QUADRATIC: Weighting: (1/a^2), Origin: Ignore**



Standard	Concentration	Response	Factor	RT
OJ15061-CALA	0.5	1319106	2638212.000	8.47
OJ15061-CALB	1	2545735	2545735.000	8.47
OJ15061-CALC	2	4129327	2064664.000	8.47
OJ15061-CALD	5	9938801	1987760.000	8.47
OJ15061-CALE	10	2.043638E+07	2043638.000	8.47
OJ15061-CALF	25	5.33807E+07	2135228.000	8.47
OJ15061-CALG	50	1.077824E+08	2155648.000	8.47
OJ15061-CALH	100	2.226407E+08	2226407.000	8.47
OJ15061-CALI	200	4.977243E+08	2488622.000	8.47

**AVE RF** 2253990.000 **RF RSD** 10.68 **AVE RT** 8.47

## Element Calibration Review Sheet

Calibration ID: **A0J2107**

Instrument: **DUALECD8**

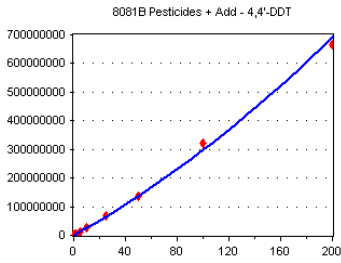
Calibration Date: **10/21/2020**

Analysis: **8081B Pesticides + Add**

Instrument Cal ID: **ECD8\_QUANTPEST\_20101**

### 4,4'-DDT

Curve Fit: **QUADRATIC: Weighting: (1/a^2), Origin: Ignore**

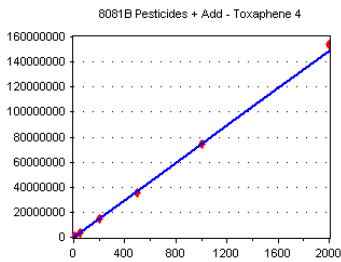


Standard	Concentration	Response	Factor	RT
OJ15061-CAL1	0.5	1202509	2405018.000	8.50
OJ15061-CAL2	1	2340699	2340699.000	8.50
OJ15061-CAL3	2	4776266	2388133.000	8.50
OJ15061-CAL4	5	1.169022E+07	2338044.000	8.50
OJ15061-CAL5	10	2.509615E+07	2509615.000	8.50
OJ15061-CAL6	25	6.870501E+07	2748200.000	8.50
OJ15061-CAL7	50	1.378779E+08	2757558.000	8.50
OJ15061-CAL8	100	3.214173E+08	3214173.000	8.50
OJ15061-CAL9	200	6.643459E+08	3321730.000	8.50

**AVE RF** 2669241.000 **RF RSD** 14.07 **AVE RT** 8.50

### Toxaphene 4

Curve Fit: **AVERAGE RF**

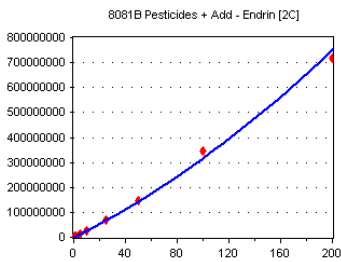


Standard	Concentration	Response	Factor	RT
OJ15061-CALQ	10	806604	80660.400	8.66
OJ15061-CALR	50	3598900	71978.000	8.66
OJ15061-CALT	200	1.434054E+07	71702.700	8.66
OJ15061-CALU	500	3.530341E+07	70606.810	8.66
OJ15061-CALV	1000	7.446222E+07	74462.230	8.66
OJ15061-CALW	2000	1.542259E+08	77112.950	8.66

**AVE RF** 74420.520 **RF RSD** 5.17 **AVE RT** 8.66

### Endrin [2C]

Curve Fit: **QUADRATIC: Weighting: (1/a^2), Origin: Ignore**

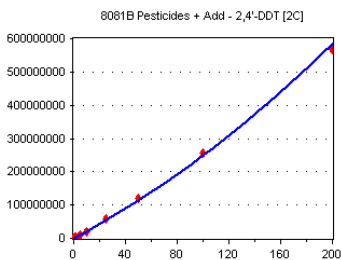


Standard	Concentration	Response	Factor	RT
OJ15061-CAL1	0.5	1241690	2483380.000	8.69
OJ15061-CAL2	1	2521951	2521951.000	8.69
OJ15061-CAL3	2	4965041	2482521.000	8.69
OJ15061-CAL4	5	1.23827E+07	2476540.000	8.69
OJ15061-CAL5	10	2.497265E+07	2497265.000	8.69
OJ15061-CAL6	25	7.07471E+07	2829884.000	8.69
OJ15061-CAL7	50	1.473103E+08	2946206.000	8.69
OJ15061-CAL8	100	3.459103E+08	3459103.000	8.69
OJ15061-CAL9	200	7.172319E+08	3586159.000	8.69

**AVE RF** 2809223.000 **RF RSD** 15.66 **AVE RT** 8.69

### 2,4'-DDT [2C]

Curve Fit: **QUADRATIC: Weighting: (1/a^2), Origin: Ignore**



Standard	Concentration	Response	Factor	RT
OJ15061-CALA	0.5	1355429	2710858.000	8.69
OJ15061-CALB	1	2394823	2394823.000	8.69
OJ15061-CALC	2	3988690	1994345.000	8.69
OJ15061-CALD	5	1.011557E+07	2023114.000	8.69
OJ15061-CALE	10	2.090847E+07	2090847.000	8.69
OJ15061-CALF	25	5.801326E+07	2320531.000	8.69
OJ15061-CALG	50	1.203029E+08	2406058.000	8.69
OJ15061-CALH	100	2.572524E+08	2572524.000	8.69
OJ15061-CALI	200	5.670772E+08	2835386.000	8.69

**AVE RF** 2372054.000 **RF RSD** 12.63 **AVE RT** 8.69

## Element Calibration Review Sheet

Calibration ID: **A0J2107**

Instrument: **DUALECD8**

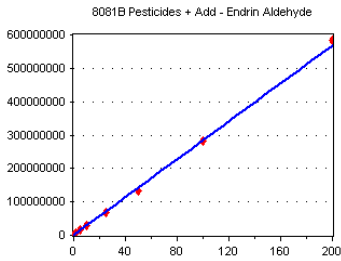
Calibration Date: **10/21/2020**

Analysis: **8081B Pesticides + Add**

Instrument Cal ID: **ECD8\_QUANTPEST\_20101**

### Endrin Aldehyde

Curve Fit: **QUADRATIC: Weighting: (1/a^2), Origin: Ignore**

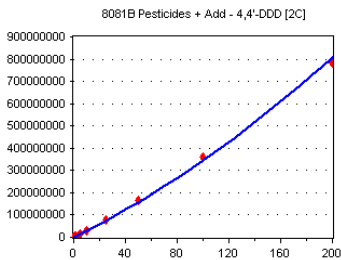


Standard	Concentration	Response	Response Factor	RT
OJ15061-CAL1	0.5	2173619	4347238.000	8.73
OJ15061-CAL2	1	3907593	3907593.000	8.73
OJ15061-CAL3	2	7357293	3678647.000	8.73
OJ15061-CAL4	5	1.478115E+07	2956230.000	8.73
OJ15061-CAL5	10	2.788152E+07	2788152.000	8.73
OJ15061-CAL6	25	6.857176E+07	2742871.000	8.73
OJ15061-CAL7	50	1.342918E+08	2685836.000	8.72
OJ15061-CAL8	100	2.824284E+08	2824284.000	8.72
OJ15061-CAL9	200	5.835017E+08	2917509.000	8.72

**AVE RF** 3205373.000 **RF RSD** 19.01 **AVE RT** 8.73

### 4,4'-DDD [2C]

Curve Fit: **QUADRATIC: Weighting: (1/a^2), Origin: Ignore**

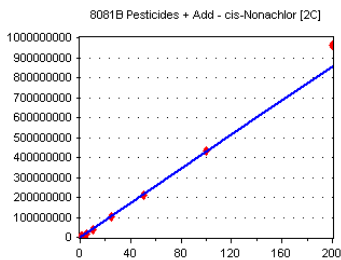


Standard	Concentration	Response	Response Factor	RT
OJ15061-CAL1	0.5	1460301	2920602.000	8.74
OJ15061-CAL2	1	2804997	2804997.000	8.74
OJ15061-CAL3	2	5453646	2726823.000	8.73
OJ15061-CAL4	5	1.373075E+07	2746150.000	8.73
OJ15061-CAL5	10	2.943807E+07	2943807.000	8.73
OJ15061-CAL6	25	7.685317E+07	3074127.000	8.73
OJ15061-CAL7	50	1.632024E+08	3264048.000	8.73
OJ15061-CAL8	100	3.619428E+08	3619428.000	8.73
OJ15061-CAL9	200	7.853932E+08	3926966.000	8.73

**AVE RF** 3114105.000 **RF RSD** 13.37 **AVE RT** 8.73

### cis-Nonachlor [2C]

Curve Fit: **AVERAGE RF**

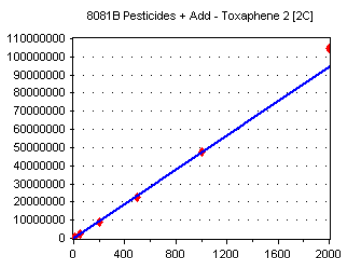


Standard	Concentration	Response	Response Factor	RT
OJ15061-CALA	0.5	2474139	4948278.000	8.74
OJ15061-CALB	1	4587763	4587763.000	8.74
OJ15061-CALC	2	7629694	3814847.000	8.74
OJ15061-CALD	5	1.889308E+07	3778616.000	8.74
OJ15061-CALE	10	3.914634E+07	3914634.000	8.74
OJ15061-CALF	25	1.032783E+08	4131132.000	8.74
OJ15061-CALG	50	2.084081E+08	4168162.000	8.74
OJ15061-CALH	100	4.351283E+08	4351283.000	8.74
OJ15061-CALI	200	9.613093E+08	4806547.000	8.73

**AVE RF** 4277918.000 **RF RSD** 9.98 **AVE RT** 8.74

### Toxaphene 2 [2C]

Curve Fit: **AVERAGE RF**



Standard	Concentration	Response	Response Factor	RT
OJ15061-CALQ	10	464016	46401.600	8.79
OJ15061-CALR	50	2303326	46066.520	8.79
OJ15061-CALT	200	8939693	44698.460	8.79
OJ15061-CALU	500	2.274714E+07	45494.280	8.79
OJ15061-CALV	1000	4.783642E+07	47836.420	8.79
OJ15061-CALW	2000	1.04738E+08	52369.000	8.79

**AVE RF** 47144.380 **RF RSD** 5.86 **AVE RT** 8.79

# Element Calibration Review Sheet

Calibration ID: **A0J2107**

Instrument: **DUALECD8**

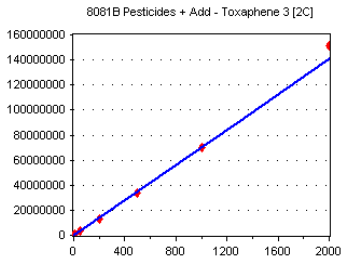
Calibration Date: **10/21/2020**

Analysis: **8081B Pesticides + Add**

Instrument Cal ID: **ECD8\_QUANTPEST\_20101**

## Toxaphene 3 [2C]

Curve Fit: **AVERAGE RF**

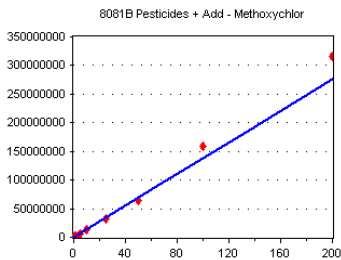


Standard	Concentration	Response	Response Factor	RT
OJ15061-CALQ	10	754224	75422.400	8.83
OJ15061-CALR	50	3392585	67851.700	8.83
OJ15061-CALT	200	1.30975E+07	65487.500	8.83
OJ15061-CALU	500	3.377527E+07	67550.550	8.83
OJ15061-CALV	1000	7.009351E+07	70093.520	8.82
OJ15061-CALW	2000	1.511803E+08	75590.150	8.82

**AVE RF** 70332.630 **RF RSD** 6.06 **AVE RT** 8.82

## Methoxychlor

Curve Fit: **AVERAGE RF**

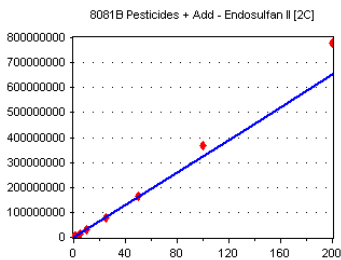


Standard	Concentration	Response	Response Factor	RT
OJ15061-CAL1	0.5	712510	1425020.000	8.84
OJ15061-CAL2	1	1332109	1332109.000	8.83
OJ15061-CAL3	2	2713959	1356980.000	8.83
OJ15061-CAL4	5	6325525	1265105.000	8.83
OJ15061-CAL5	10	1.265521E+07	1265521.000	8.83
OJ15061-CAL6	25	3.259557E+07	1303823.000	8.83
OJ15061-CAL7	50	6.398586E+07	1279717.000	8.83
OJ15061-CAL8	100	1.583769E+08	1583769.000	8.83
OJ15061-CAL9	200	3.154462E+08	1577231.000	8.83

**AVE RF** 1376586.000 **RF RSD** 9.16 **AVE RT** 8.83

## Endosulfan II [2C]

Curve Fit: **AVERAGE RF**

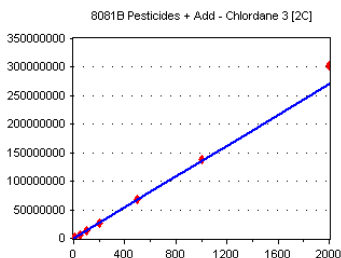


Standard	Concentration	Response	Response Factor	RT
OJ15061-CAL1	0.5	1655922	3311844.000	8.84
OJ15061-CAL2	1	3080696	3080696.000	8.84
OJ15061-CAL3	2	5953424	2976712.000	8.84
OJ15061-CAL4	5	1.446738E+07	2893476.000	8.84
OJ15061-CAL5	10	3.011892E+07	3011892.000	8.84
OJ15061-CAL6	25	7.916834E+07	3166734.000	8.84
OJ15061-CAL7	50	1.654706E+08	3309412.000	8.84
OJ15061-CAL8	100	3.668063E+08	3668063.000	8.84
OJ15061-CAL9	200	7.770257E+08	3885129.000	8.84

**AVE RF** 3255995.000 **RF RSD** 10.18 **AVE RT** 8.84

## Chlordane 3 [2C]

Curve Fit: **AVERAGE RF**



Standard	Concentration	Response	Response Factor	RT
OJ15061-CALJ	10	1424459	142445.900	8.87
OJ15061-CALK	50	6150473	123009.500	8.87
OJ15061-CALL	100	1.25359E+07	125359.000	8.87
OJ15061-CALM	200	2.578283E+07	128914.100	8.87
OJ15061-CALN	500	6.875428E+07	137508.600	8.87
OJ15061-CALO	1000	1.384627E+08	138462.700	8.87
OJ15061-CALP	2000	3.021017E+08	151050.800	8.87

**AVE RF** 135250.100 **RF RSD** 7.42 **AVE RT** 8.87

## Element Calibration Review Sheet

Calibration ID: **A0J2107**

Instrument: **DUALECD8**

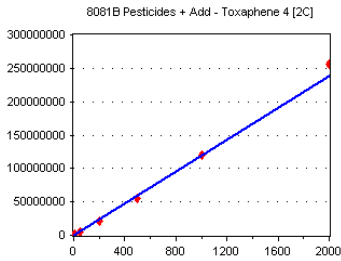
Calibration Date: **10/21/2020**

Analysis: **8081B Pesticides + Add**

Instrument Cal ID: **ECD8\_QUANTPEST\_20101**

### Toxaphene 4 [2C]

Curve Fit: **AVERAGE RF**

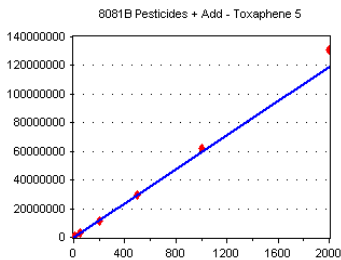


Standard	Concentration	Response	Response Factor	RT
OJ15061-CALQ	10	1349902	134990.200	8.89
OJ15061-CALR	50	5669610	113392.200	8.89
OJ15061-CALT	200	2.151915E+07	107595.800	8.89
OJ15061-CALU	500	5.541282E+07	110825.600	8.89
OJ15061-CALV	1000	1.200841E+08	120084.100	8.89
OJ15061-CALW	2000	2.558128E+08	127906.400	8.89

**AVE RF** 119132.400 **RF RSD** 8.92 **AVE RT** 8.89

### Toxaphene 5

Curve Fit: **AVERAGE RF**

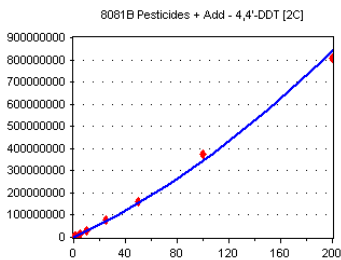


Standard	Concentration	Response	Response Factor	RT
OJ15061-CALQ	10	543118	54311.800	8.89
OJ15061-CALR	50	2870073	57401.460	8.89
OJ15061-CALT	200	1.158409E+07	57920.450	8.89
OJ15061-CALU	500	2.959844E+07	59196.880	8.89
OJ15061-CALV	1000	6.187611E+07	61876.110	8.89
OJ15061-CALW	2000	1.309448E+08	65472.400	8.89

**AVE RF** 59363.180 **RF RSD** 6.53 **AVE RT** 8.89

### 4,4'-DDT [2C]

Curve Fit: **QUADRATIC: Weighting: (1/a^2), Origin: Ignore**

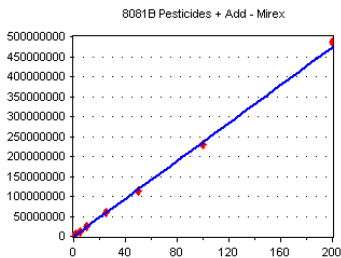


Standard	Concentration	Response	Response Factor	RT
OJ15061-CAL1	0.5	1227833	2455666.000	8.96
OJ15061-CAL2	1	2447680	2447680.000	8.96
OJ15061-CAL3	2	4865206	2432603.000	8.96
OJ15061-CAL4	5	1.275413E+07	2550826.000	8.96
OJ15061-CAL5	10	2.696225E+07	2696225.000	8.96
OJ15061-CAL6	25	7.603364E+07	3041346.000	8.96
OJ15061-CAL7	50	1.584137E+08	3168274.000	8.96
OJ15061-CAL8	100	3.736752E+08	3736752.000	8.96
OJ15061-CAL9	200	8.064791E+08	4032396.000	8.96

**AVE RF** 2951307.000 **RF RSD** 20.17 **AVE RT** 8.96

### Mirex

Curve Fit: **QUADRATIC: Weighting: (1/a^2), Origin: Ignore**



Standard	Concentration	Response	Response Factor	RT
OJ15061-CALA	0.5	1825977	3651954.000	8.96
OJ15061-CALB	1	3315145	3315145.000	8.96
OJ15061-CALC	2	5444461	2722231.000	8.96
OJ15061-CALD	5	1.205108E+07	2410216.000	8.96
OJ15061-CALE	10	2.437342E+07	2437342.000	8.96
OJ15061-CALF	25	5.907428E+07	2362971.000	8.96
OJ15061-CALG	50	1.130404E+08	2260808.000	8.96
OJ15061-CALH	100	2.287059E+08	2287059.000	8.96
OJ15061-CALI	200	4.862299E+08	2431150.000	8.96

**AVE RF** 2653208.000 **RF RSD** 18.69 **AVE RT** 8.96



## Element Calibration Review Sheet

Calibration ID: **A0J2107**

Instrument: **DUALECD8**

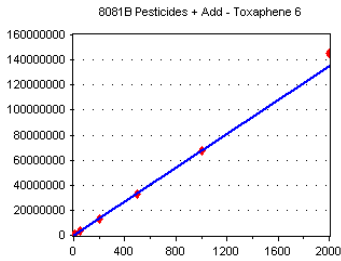
Calibration Date: **10/21/2020**

Analysis: **8081B Pesticides + Add**

Instrument Cal ID: **ECD8\_QUANTPEST\_20101**

### Toxaphene 6

Curve Fit: **AVERAGE RF**

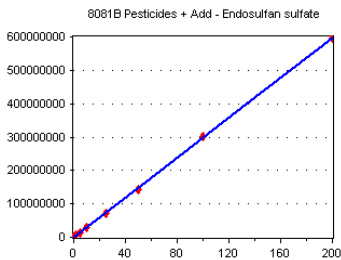


Standard	Concentration	Response	Factor	RT
OJ15061-CALQ	10	681518	68151.800	8.97
OJ15061-CALR	50	3244525	64890.500	8.96
OJ15061-CALT	200	1.300927E+07	65046.350	8.96
OJ15061-CALU	500	3.303615E+07	66072.300	8.96
OJ15061-CALV	1000	6.723978E+07	67239.770	8.96
OJ15061-CALW	2000	1.451009E+08	72550.450	8.96

**AVE RF 67325.200 RF RSD 4.24 AVE RT 8.96**

### Endosulfan sulfate

Curve Fit: **AVERAGE RF**

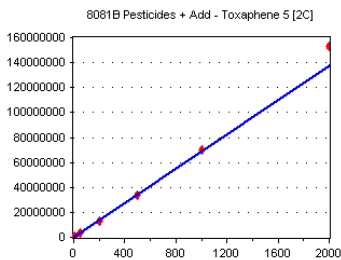


Standard	Concentration	Response	Factor	RT
OJ15061-CAL1	0.5	1731826	3463652.000	9.03
OJ15061-CAL2	1	3157154	3157154.000	9.03
OJ15061-CAL3	2	5905541	2952771.000	9.03
OJ15061-CAL4	5	1.396486E+07	2792972.000	9.03
OJ15061-CAL5	10	2.809791E+07	2809791.000	9.03
OJ15061-CAL6	25	7.199091E+07	2879637.000	9.03
OJ15061-CAL7	50	1.425333E+08	2850666.000	9.03
OJ15061-CAL8	100	3.010094E+08	3010094.000	9.03
OJ15061-CAL9	200	5.961838E+08	2980919.000	9.03

**AVE RF 2988628.000 RF RSD 7.07 AVE RT 9.03**

### Toxaphene 5 [2C]

Curve Fit: **AVERAGE RF**

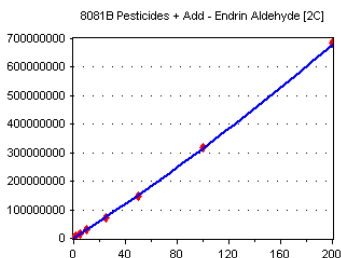


Standard	Concentration	Response	Factor	RT
OJ15061-CALQ	10	702293	70229.300	9.07
OJ15061-CALR	50	3263105	65262.100	9.07
OJ15061-CALT	200	1.284584E+07	64229.200	9.07
OJ15061-CALU	500	3.353962E+07	67079.240	9.07
OJ15061-CALV	1000	6.97999E+07	69799.910	9.07
OJ15061-CALW	2000	1.534858E+08	76742.900	9.07

**AVE RF 68890.440 RF RSD 6.57 AVE RT 9.07**

### Endrin Aldehyde [2C]

Curve Fit: **QUADRATIC: Weighting: (1/a^2), Origin: Ignore**



Standard	Concentration	Response	Factor	RT
OJ15061-CAL1	0.5	2196243	4392486.000	9.07
OJ15061-CAL2	1	3815413	3815413.000	9.07
OJ15061-CAL3	2	7179367	3589684.000	9.07
OJ15061-CAL4	5	1.50715E+07	3014300.000	9.07
OJ15061-CAL5	10	2.947767E+07	2947767.000	9.07
OJ15061-CAL6	25	7.327458E+07	2930983.000	9.07
OJ15061-CAL7	50	1.460396E+08	2920792.000	9.07
OJ15061-CAL8	100	3.193092E+08	3193092.000	9.07
OJ15061-CAL9	200	6.84238E+08	3421190.000	9.07

**AVE RF 3358412.000 RF RSD 14.98 AVE RT 9.07**

## Element Calibration Review Sheet

Calibration ID: **A0J2107**

Instrument: **DUALECD8**

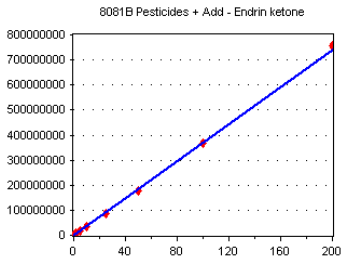
Calibration Date: **10/21/2020**

Analysis: **8081B Pesticides + Add**

Instrument Cal ID: **ECD8\_QUANTPEST\_20101**

### Endrin ketone

Curve Fit: **AVERAGE RF**

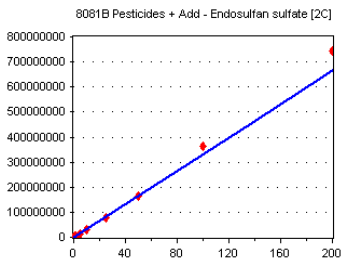


Standard	Concentration	Response	Response Factor	RT
OJ15061-CAL1	0.5	2069188	4138376.000	9.24
OJ15061-CAL2	1	3789042	3789042.000	9.23
OJ15061-CAL3	2	7274419	3637210.000	9.23
OJ15061-CAL4	5	1.802375E+07	3604750.000	9.23
OJ15061-CAL5	10	3.560505E+07	3560505.000	9.23
OJ15061-CAL6	25	8.834975E+07	3533990.000	9.23
OJ15061-CAL7	50	1.78018E+08	3560360.000	9.23
OJ15061-CAL8	100	3.6819E+08	3681900.000	9.23
OJ15061-CAL9	200	7.549577E+08	3774789.000	9.23

**AVE RF 3697880.000 RF RSD 5.11 AVE RT 9.23**

### Endosulfan sulfate [2C]

Curve Fit: **AVERAGE RF**

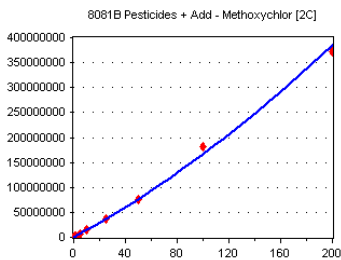


Standard	Concentration	Response	Response Factor	RT
OJ15061-CAL1	0.5	1864404	3728808.000	9.27
OJ15061-CAL2	1	3258540	3258540.000	9.27
OJ15061-CAL3	2	6267396	3133698.000	9.27
OJ15061-CAL4	5	1.496955E+07	2993910.000	9.27
OJ15061-CAL5	10	3.045163E+07	3045163.000	9.26
OJ15061-CAL6	25	7.87263E+07	3149052.000	9.26
OJ15061-CAL7	50	1.628361E+08	3256722.000	9.26
OJ15061-CAL8	100	3.619464E+08	3619464.000	9.26
OJ15061-CAL9	200	7.438466E+08	3719233.000	9.27

**AVE RF 3322732.000 RF RSD 8.71 AVE RT 9.26**

### Methoxychlor [2C]

Curve Fit: **QUADRATIC: Weighting: (1/a^2), Origin: Ignore**

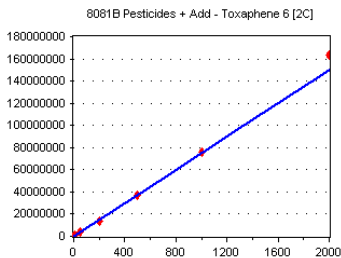


Standard	Concentration	Response	Response Factor	RT
OJ15061-CAL1	0.5	771752	1543504.000	9.43
OJ15061-CAL2	1	1490489	1490489.000	9.42
OJ15061-CAL3	2	2917738	1458869.000	9.42
OJ15061-CAL4	5	6672527	1334505.000	9.42
OJ15061-CAL5	10	1.410484E+07	1410484.000	9.42
OJ15061-CAL6	25	3.780903E+07	1512361.000	9.42
OJ15061-CAL7	50	7.507455E+07	1501491.000	9.42
OJ15061-CAL8	100	1.811444E+08	1811444.000	9.42
OJ15061-CAL9	200	3.725214E+08	1862607.000	9.42

**AVE RF 1547306.000 RF RSD 11.37 AVE RT 9.42**

### Toxaphene 6 [2C]

Curve Fit: **AVERAGE RF**



Standard	Concentration	Response	Response Factor	RT
OJ15061-CALQ	10	779942	77994.200	9.44
OJ15061-CALR	50	3524155	70483.100	9.44
OJ15061-CALT	200	1.399055E+07	69952.750	9.44
OJ15061-CALU	500	3.661814E+07	73236.280	9.44
OJ15061-CALV	1000	7.59658E+07	75965.800	9.44
OJ15061-CALW	2000	1.633167E+08	81658.350	9.44

**AVE RF 74881.750 RF RSD 6.07 AVE RT 9.44**

## Element Calibration Review Sheet

Calibration ID: **A0J2107**

Instrument: **DUALECD8**

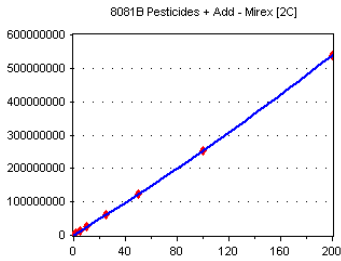
Calibration Date: **10/21/2020**

Analysis: **8081B Pesticides + Add**

Instrument Cal ID: **ECD8\_QUANTPEST\_20101**

### Mirex [2C]

Curve Fit: **QUADRATIC: Weighting: (1/a^2), Origin: Ignore**

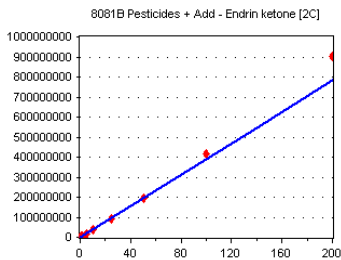


Standard	Concentration	Response	Factor	RT
OJ15061-CALA	0.5	1941278	3882556.000	9.65
OJ15061-CALB	1	3435505	3435505.000	9.65
OJ15061-CALC	2	5403191	2701596.000	9.65
OJ15061-CALD	5	1.21606E+07	2432120.000	9.65
OJ15061-CALE	10	2.447128E+07	2447128.000	9.65
OJ15061-CALF	25	6.083436E+07	2433375.000	9.65
OJ15061-CALG	50	1.234717E+08	2469434.000	9.64
OJ15061-CALH	100	2.545269E+08	2545269.000	9.65
OJ15061-CALI	200	5.382337E+08	2691169.000	9.64

**AVE RF** 2782017.000 **RF RSD** 18.69 **AVE RT** 9.65

### Endrin ketone [2C]

Curve Fit: **AVERAGE RF**

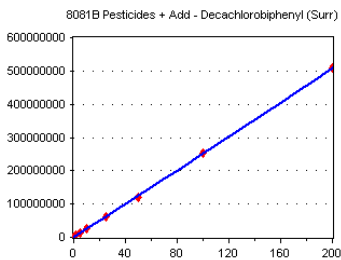


Standard	Concentration	Response	Factor	RT
<del>OJ15061-CAL1</del>	<del>0.5</del>	<del>7722012</del>	<del>4.544</del>	<del>9.66</del>
OJ15061-CAL2	1	4169368	4169368.000	9.66
OJ15061-CAL3	2	7194544	3597272.000	9.66
OJ15061-CAL4	5	1.76444E+07	3528880.000	9.66
OJ15061-CAL5	10	3.655581E+07	3655581.000	9.65
OJ15061-CAL6	25	9.339277E+07	3735711.000	9.66
OJ15061-CAL7	50	1.932279E+08	3864558.000	9.66
OJ15061-CAL8	100	4.180418E+08	4180418.000	9.66
OJ15061-CAL9	200	9.03554E+08	4517770.000	9.66

**AVE RF** 3906195.000 **RF RSD** 8.92 **AVE RT** 9.66

### Decachlorobiphenyl (Surr)

Curve Fit: **QUADRATIC: Weighting: (1/a^2), Origin: Ignore**

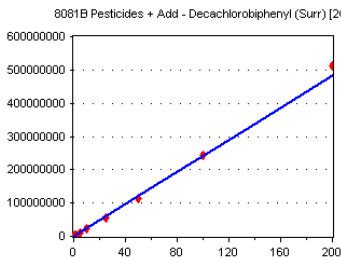


Standard	Concentration	Response	Factor	RT
OJ15061-CAL1	0.5	1866301	3732602.000	9.90
OJ15061-CAL2	1	3197716	3197716.000	9.90
OJ15061-CAL3	2	5701683	2850842.000	9.90
OJ15061-CAL4	5	1.28632E+07	2572640.000	9.90
OJ15061-CAL5	10	2.566336E+07	2566336.000	9.90
OJ15061-CAL6	25	6.231846E+07	2492739.000	9.90
OJ15061-CAL7	50	1.21564E+08	2431280.000	9.90
OJ15061-CAL8	100	2.543656E+08	2543656.000	9.90
OJ15061-CAL9	200	5.089062E+08	2544531.000	9.90

**AVE RF** 2770260.000 **RF RSD** 15.58 **AVE RT** 9.90

### Decachlorobiphenyl (Surr) [2C]

Curve Fit: **AVERAGE RF**



Standard	Concentration	Response	Factor	RT
OJ15061-CAL1	0.5	1410803	2821606.000	10.51
OJ15061-CAL2	1	2586506	2586506.000	10.51
OJ15061-CAL3	2	4791544	2395772.000	10.51
OJ15061-CAL4	5	1.128383E+07	2256766.000	10.51
OJ15061-CAL5	10	2.221992E+07	2221992.000	10.50
OJ15061-CAL6	25	5.626095E+07	2250438.000	10.50
OJ15061-CAL7	50	1.124335E+08	2248670.000	10.51
OJ15061-CAL8	100	2.423042E+08	2423042.000	10.50
OJ15061-CAL9	200	5.137921E+08	2568961.000	10.51

**AVE RF** 2419306.000 **RF RSD** 8.47 **AVE RT** 10.50

# **CALIBRATION SEQUENCE REVIEW SHEET**

**SEQUENCE: 0J15061**

## **Analysis Included**

**1311/8081B TCLP Pest Reg List  
1311/8081B TCLP Pest Reg List +ADD  
1311/8081B TCLP Pesticides (All)  
1311/8081B TCLP Pesticides + Add (All)  
1312/8081B SPLP Pesticides  
608.3 Pesticides  
608.3 Additional  
608.3 Chlordane  
608.3 Pest (Chlordane)  
608.3 Pest + Add (250mL) - Development  
608.3 Pesticides (DDT Only)  
608.3 Pesticides (SW)  
608.3 Pesticides (SW) Full List  
608.3 Pesticides (TTO)  
608.3 Toxaphene  
8081B Pesticides  
8081B 2,4+4,4-DDx Only (+Add)  
8081B Chlordane  
8081B DDT Only  
8081B Pesticides + Add  
8081B Pesticides + Add (Diss)  
8081B RSET FW Sed (+Add) (2016)  
8081B RSET Sediment List (+Add)  
8081B RSET Sediment Marine (2016) (+Add)  
8081B Toxaphene**

## CALIBRATION SEQUENCE REVIEW SHEET

SEQUENCE: 0J15061

### INSTRUMENT SEQUENCE LOG

<u>SampleID</u>	<u>SampleName</u>	<u>Matrix</u>	<u>STDID</u>	<u>ISTD_ID</u>	<u>Analyzed</u>
0J15061-ICB1	Initial Cal Blank	Water	A20J148		10/15/2020 6:15:00PM
0J15061-CAL1	Cal Standard	Water	A20J274	"	10/15/2020 6:32:00PM
0J15061-CAL2	Cal Standard	Water	A20J275	"	10/15/2020 6:48:00PM
0J15061-CAL3	Cal Standard	Water	A20H471	"	10/15/2020 7:05:00PM
0J15061-CAL4	Cal Standard	Water	A20H472	"	10/15/2020 7:21:00PM
0J15061-CAL5	Cal Standard	Water	A20H473	"	10/15/2020 7:38:00PM
0J15061-CAL6	Cal Standard	Water	A20H474	"	10/15/2020 7:54:00PM
0J15061-CAL7	Cal Standard	Water	A20H475	"	10/15/2020 8:11:00PM
0J15061-CAL8	Cal Standard	Water	A20H476	"	10/15/2020 8:27:00PM
0J15061-CAL9	Cal Standard	Water	A20H470	"	10/15/2020 8:44:00PM
0J15061-ICV1	Initial Cal Check	Water	A20I130	"	10/15/2020 9:17:00PM
0J15061-CALA	Cal Standard	Water	A20J276	"	10/15/2020 9:33:00PM
0J15061-CALB	Cal Standard	Water	A20I180	"	10/15/2020 9:50:00PM
0J15061-CALC	Cal Standard	Water	A20I181	"	10/15/2020 10:06:00PM
0J15061-CALD	Cal Standard	Water	A20I182	"	10/15/2020 10:23:00PM
0J15061-CALE	Cal Standard	Water	A20I183	"	10/15/2020 10:39:00PM
0J15061-CALF	Cal Standard	Water	A20I184	"	10/15/2020 10:56:00PM
0J15061-CALG	Cal Standard	Water	A20I185	"	10/15/2020 11:12:00PM
0J15061-CALH	Cal Standard	Water	A20I186	"	10/15/2020 11:29:00PM
0J15061-CALI	Cal Standard	Water	A20I179	"	10/15/2020 11:46:00PM
0J15061-ICV2	Initial Cal Check	Water	A20I187	"	10/16/2020 12:19:00AM
0J15061-CALJ	Cal Standard	Water	A20J277	"	10/16/2020 12:35:00AM
0J15061-CALK	Cal Standard	Water	A20F057	"	10/16/2020 12:52:00AM
0J15061-CALL	Cal Standard	Water	A20F058	"	10/16/2020 1:08:00AM
0J15061-CALM	Cal Standard	Water	A20F059	"	10/16/2020 1:24:00AM
0J15061-CALN	Cal Standard	Water	A20F060	"	10/16/2020 1:41:00AM
0J15061-CALO	Cal Standard	Water	A20F061	"	10/16/2020 1:58:00AM
0J15061-CALP	Cal Standard	Water	A20F056	"	10/16/2020 2:14:00AM
0J15061-ICV3	Initial Cal Check	Water	A20F062	"	10/16/2020 2:47:00AM
0J15061-CALQ	Cal Standard	Water	A20J278	"	10/16/2020 3:04:00AM
0J15061-CALR	Cal Standard	Water	A20F064	"	10/16/2020 3:20:00AM
0J15061-CALS	Cal Standard	Water	A20F065	"	10/16/2020 3:37:00AM
0J15061-CALT	Cal Standard	Water	A20F066	"	10/16/2020 3:53:00AM
0J15061-CALU	Cal Standard	Water	A20D430	"	10/16/2020 4:10:00AM
0J15061-CALV	Cal Standard	Water	A20D431	"	10/16/2020 4:26:00AM
0J15061-CALW	Cal Standard	Water	A20F063	"	10/16/2020 4:43:00AM
0J15061-ICV4	Initial Cal Check	Water	A20F067	"	10/16/2020 5:16:00AM

### CALIBRATION STANDARD RECOVERIES

Calibration: **A0J2107**

Instrument: **DUALECD8F**

1311/8081B TCLP Pest Reg L

Sequence: **0J15061**

Matrix: **Water**

<b>0J15061-CAL1</b>	Inst. MRL	Recalc Res.	Cal Level	%Rec.	Qual
<b>0J15061-CAL2</b>	Inst. MRL	Recalc Res.	Cal Level	%Rec.	Qual
<b>0J15061-CAL3</b>	Inst. MRL	Recalc Res.	Cal Level	%Rec.	Qual

## CALIBRATION SEQUENCE REVIEW SHEET

SEQUENCE: 0J15061

0J15061-CAL4	Inst. MRL	Recalc Res.	Cal Level	%Rec.	Qual
0J15061-CAL5	Inst. MRL	Recalc Res.	Cal Level	%Rec.	Qual
0J15061-CAL6	Inst. MRL	Recalc Res.	Cal Level	%Rec.	Qual
0J15061-CAL7	Inst. MRL	Recalc Res.	Cal Level	%Rec.	Qual
0J15061-CAL8	Inst. MRL	Recalc Res.	Cal Level	%Rec.	Qual
0J15061-CAL9	Inst. MRL	Recalc Res.	Cal Level	%Rec.	Qual
0J15061-CALA	Inst. MRL	Recalc Res.	Cal Level	%Rec.	Qual
0J15061-CALB	Inst. MRL	Recalc Res.	Cal Level	%Rec.	Qual
0J15061-CALC	Inst. MRL	Recalc Res.	Cal Level	%Rec.	Qual
0J15061-CALD	Inst. MRL	Recalc Res.	Cal Level	%Rec.	Qual
0J15061-CALE	Inst. MRL	Recalc Res.	Cal Level	%Rec.	Qual
0J15061-CALF	Inst. MRL	Recalc Res.	Cal Level	%Rec.	Qual
0J15061-CALG	Inst. MRL	Recalc Res.	Cal Level	%Rec.	Qual
0J15061-CALH	Inst. MRL	Recalc Res.	Cal Level	%Rec.	Qual
0J15061-CALI	Inst. MRL	Recalc Res.	Cal Level	%Rec.	Qual
0J15061-CALJ	Inst. MRL	Recalc Res.	Cal Level	%Rec.	Qual
0J15061-CALK	Inst. MRL	Recalc Res.	Cal Level	%Rec.	Qual
0J15061-CALL	Inst. MRL	Recalc Res.	Cal Level	%Rec.	Qual
0J15061-CALM	Inst. MRL	Recalc Res.	Cal Level	%Rec.	Qual
0J15061-CALN	Inst. MRL	Recalc Res.	Cal Level	%Rec.	Qual
0J15061-CALO	Inst. MRL	Recalc Res.	Cal Level	%Rec.	Qual
Chlordane (Technical)	940.0000	0.00	1000	0	
Chlordane (Technical) [2C]	940.0000	0.00	1000	0	
0J15061-CALP	Inst. MRL	Recalc Res.	Cal Level	%Rec.	Qual
Chlordane (Technical)	940.0000	0.00	2000	0	
Chlordane (Technical) [2C]	940.0000	0.00	2000	0	
0J15061-CALQ	Inst. MRL	Recalc Res.	Cal Level	%Rec.	Qual
0J15061-CALR	Inst. MRL	Recalc Res.	Cal Level	%Rec.	Qual
0J15061-CALS	Inst. MRL	Recalc Res.	Cal Level	%Rec.	Qual
0J15061-CALT	Inst. MRL	Recalc Res.	Cal Level	%Rec.	Qual
0J15061-CALU	Inst. MRL	Recalc Res.	Cal Level	%Rec.	Qual

## CALIBRATION SEQUENCE REVIEW SHEET

SEQUENCE: 0J15061

<b>0J15061-CALV</b>	<b>Inst. MRL</b>	<b>Recalc Res.</b>	<b>Cal Level</b>	<b>%Rec.</b>	<b>Qual</b>
Toxaphene (Total)	940.0000	0.00	1000	0	
Toxaphene (Total) [2C]	940.0000	0.00	1000	0	
<b>0J15061-CALW</b>	<b>Inst. MRL</b>	<b>Recalc Res.</b>	<b>Cal Level</b>	<b>%Rec.</b>	<b>Qual</b>
Toxaphene (Total)	940.0000	0.00	2000	0	
Toxaphene (Total) [2C]	940.0000	0.00	2000	0	

Compounds listed above have recalculated recoveries outside 70-130% of the true values, and the calibration levels are above the reporting level. If no compounds are listed, all are OK. Please see the next section for quadratic fit compounds.

### Analytes With Quadratic Curve Fits

Qualifier   iMDL   iMRL   Spike Amt   %Difference   OK?   Raise MRL to ?  
        

Analytes listed above have quadratic curve fits. If they are using a weighting option, they must be checked against the requested curve points to determine if the recalculated results are within limits (70-130 or as specified).

### ICV RECOVERIES

Calibration: **A0J2107**

Instrument: **DUALECD8F**

608.3 Pest + Add (250mL) - Dc

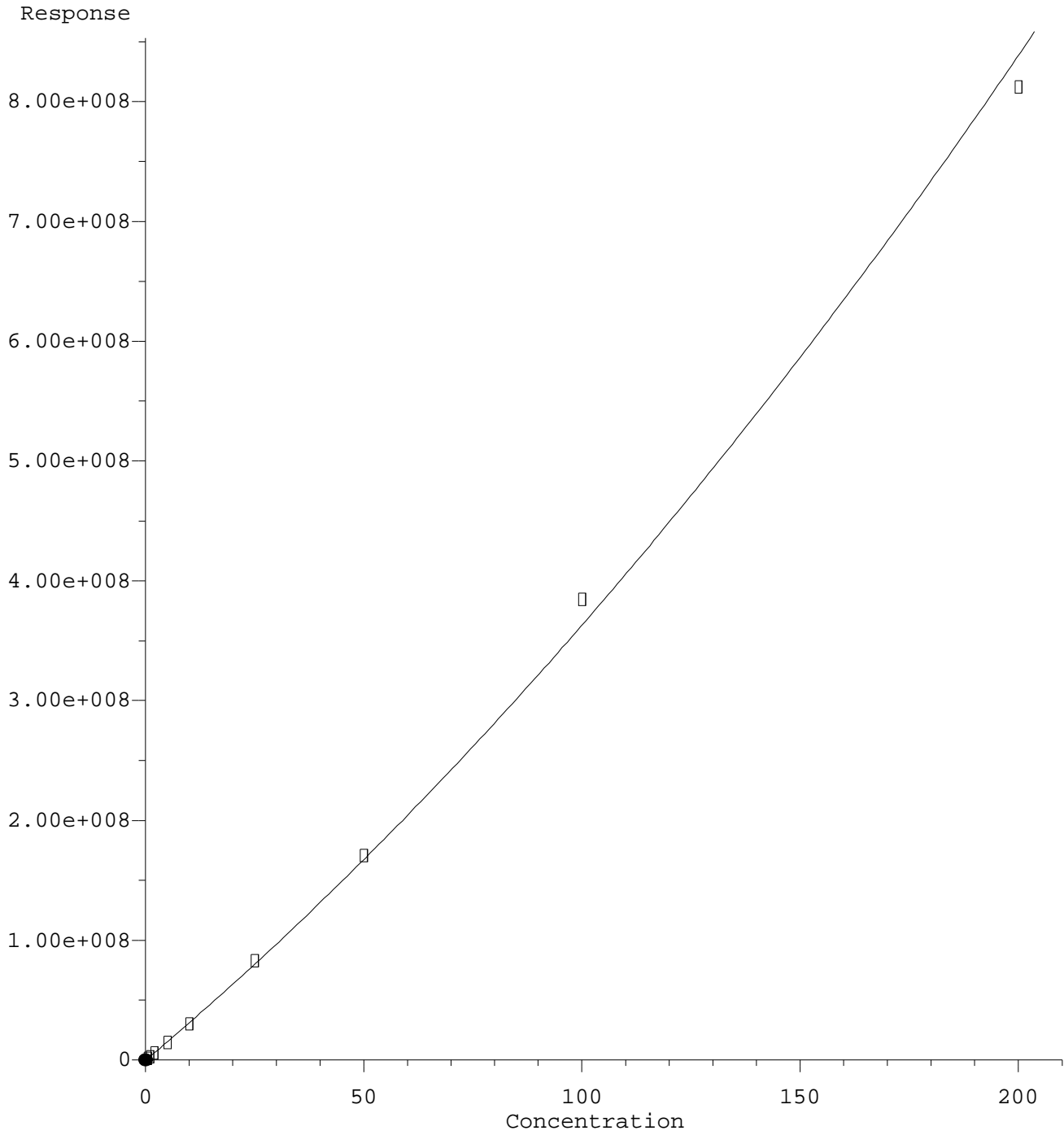
Sequence: **0J15061**

Matrix: **Water**

<b>0J15061-ICV1</b>	<b>Inst. MRL</b>	<b>ICV Level</b>	<b>Result</b>	<b>%Rec.</b>	<b>Qual</b>
<b>0J15061-ICV2</b>	<b>Inst. MRL</b>	<b>ICV Level</b>	<b>Result</b>	<b>%Rec.</b>	<b>Qual</b>
<b>0J15061-ICV3</b>	<b>Inst. MRL</b>	<b>ICV Level</b>	<b>Result</b>	<b>%Rec.</b>	<b>Qual</b>
<b>0J15061-ICV4</b>	<b>Inst. MRL</b>	<b>ICV Level</b>	<b>Result</b>	<b>%Rec.</b>	<b>Qual</b>

Compounds listed above have Initial Calibration Verification standard recoveries outside 70-130% of the true values. If no compounds are listed, all have passing recoveries.

d-BHC



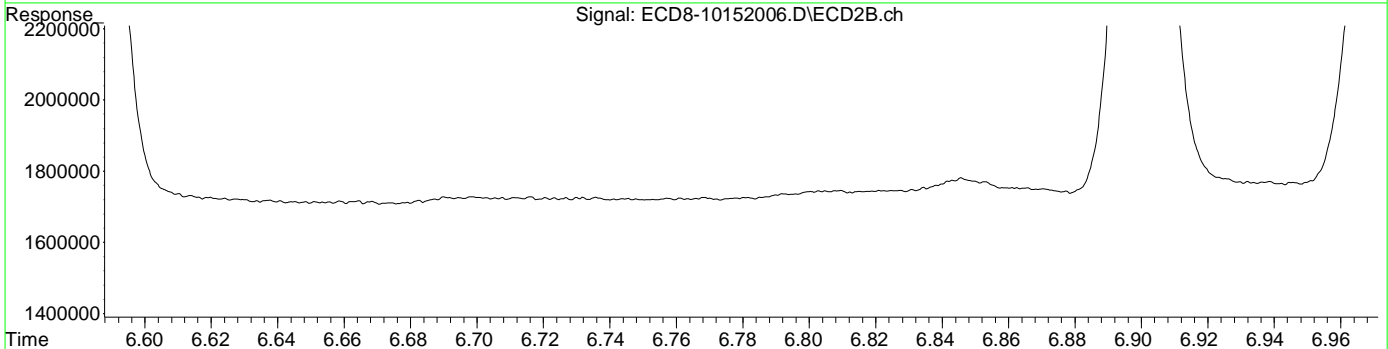
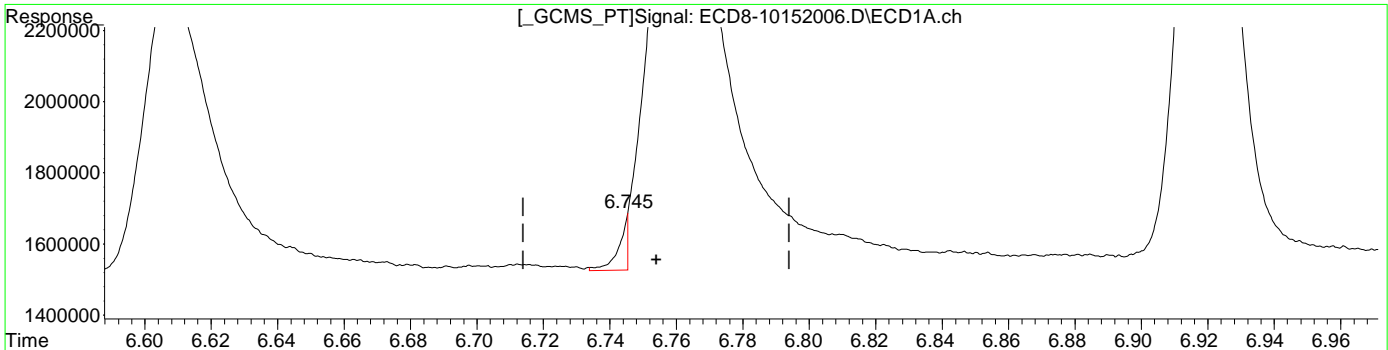
R = 5.64e+003 A\*A + 3.07e+006 A - 1.78e+005  
Coef of Det (r^2) = 0.998 Curve Fit: Quadratic w(1/a^2)  
Method Name: C:\msdchem\1\methods\ECD8\_QUANTPEST\_201015.M  
Calibration Table Last Updated: Tue Oct 20 17:23:54 2020



Quantitation Report (Qedit)

Data Path : C:\msdchem\1\data\2020-10\0J15061\REQUANT\  
Data File : ECD8-10152006.D  
Signal(s) : Signal #1: ECD1A.ch Signal #2: ECD2B.ch  
Acq On : 15 Oct 2020 18:32  
Operator : MJB  
Sample : 0J15061-CAL1  
Misc : A20J274, AB 0.5 ppb  
ALS Vial : 4 Sample Multiplier: 1

Integration File signal 1: PEST1.e  
Integration File signal 2: PEST2.e  
Quant Time: Oct 20 17:30:07 2020  
Quant Method : C:\msdchem\1\methods\ECD8\_QUANTPEST\_201015.M  
Quant Title : Instrument: DualECD8  
QLast Update : Tue Oct 20 17:18:04 2020  
Response via : Initial Calibration  
Integrator: ChemStation



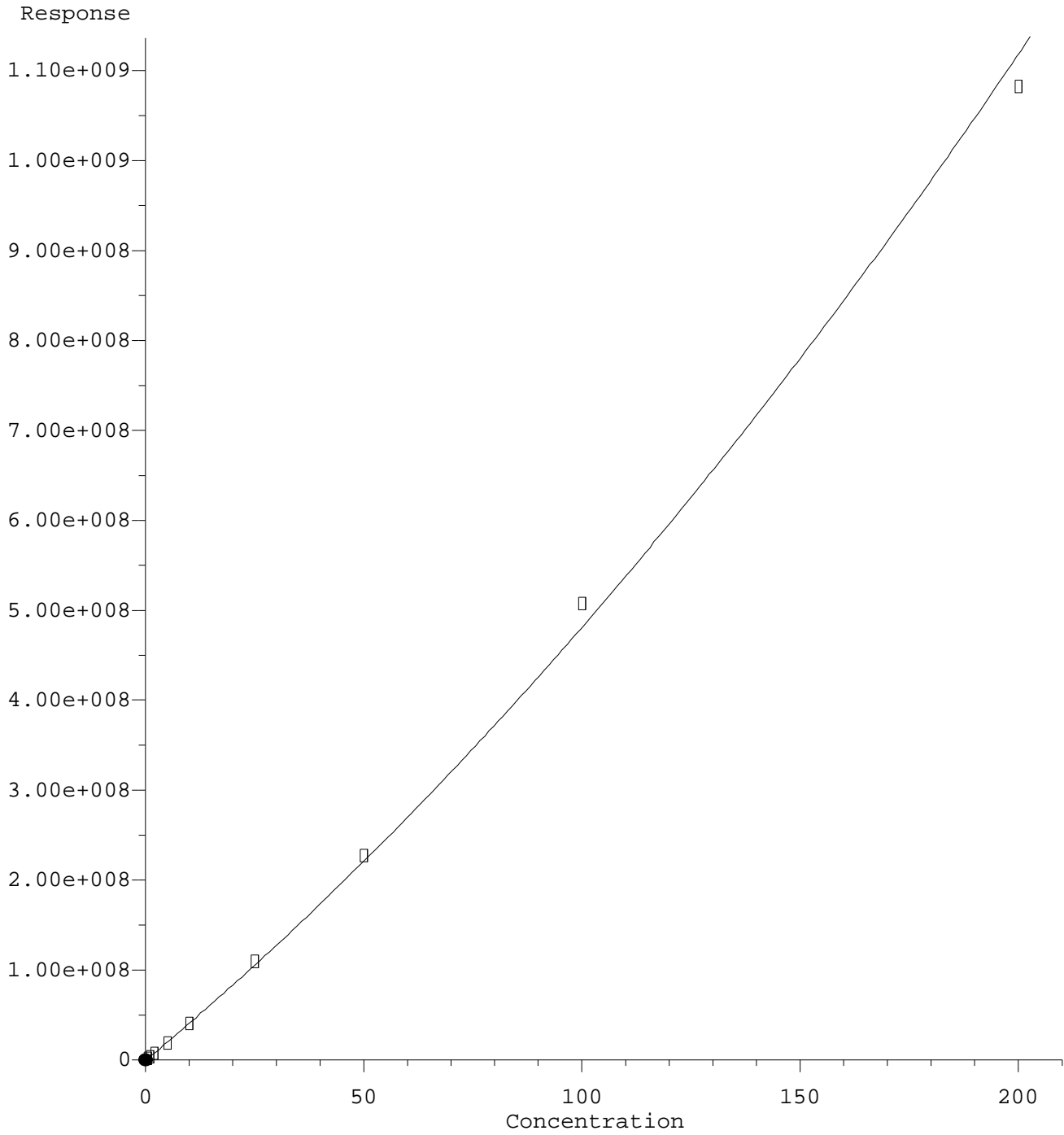
QEdit

(6) d-BHC  
6.745min 0.105 ng/mL m  
response 142740

MJB 10/21/20

(6) d-BHC #2  
7.218min 0.517 ng/mL  
response 1816056

d-BHC #2

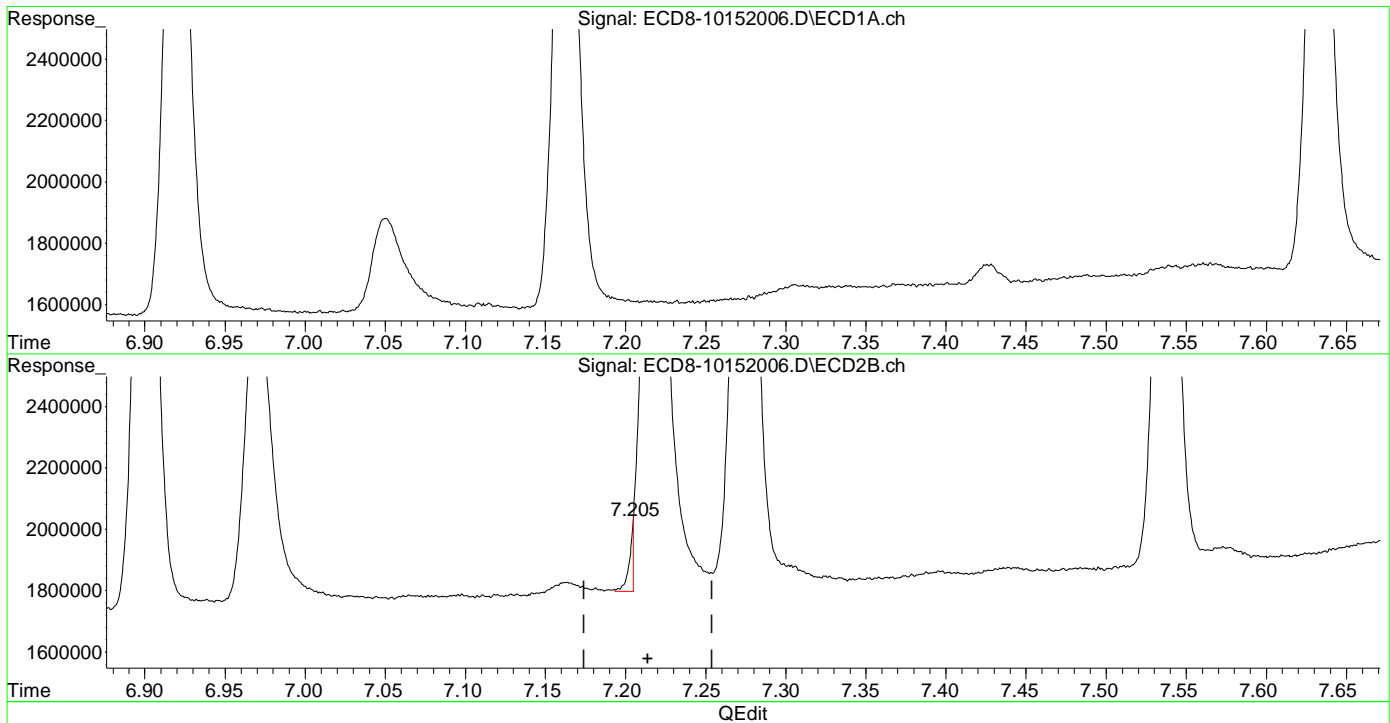


R = 7.83e+003 A\*A + 4.03e+006 A - 2.70e+005  
Coef of Det (r^2) = 0.998 Curve Fit: Quadratic w(1/a^2)  
Method Name: C:\msdchem\1\methods\ECD8\_QUANTPEST\_201015.M  
Calibration Table Last Updated: Tue Oct 20 17:23:54 2020

Quantitation Report (Qedit)

Data Path : C:\msdchem\1\data\2020-10\0J15061\REQUANT\  
Data File : ECD8-10152006.D  
Signal(s) : Signal #1: ECD1A.ch Signal #2: ECD2B.ch  
Acq On : 15 Oct 2020 18:32  
Operator : MJB  
Sample : 0J15061-CAL1  
Misc : A20J274, AB 0.5 ppb  
ALS Vial : 4 Sample Multiplier: 1

Integration File signal 1: PEST1.e  
Integration File signal 2: PEST2.e  
Quant Time: Oct 20 17:30:07 2020  
Quant Method : C:\msdchem\1\methods\ECD8\_QUANTPEST\_201015.M  
Quant Title : Instrument: DualECD8  
QLast Update : Tue Oct 20 17:18:04 2020  
Response via : Initial Calibration  
Integrator: ChemStation

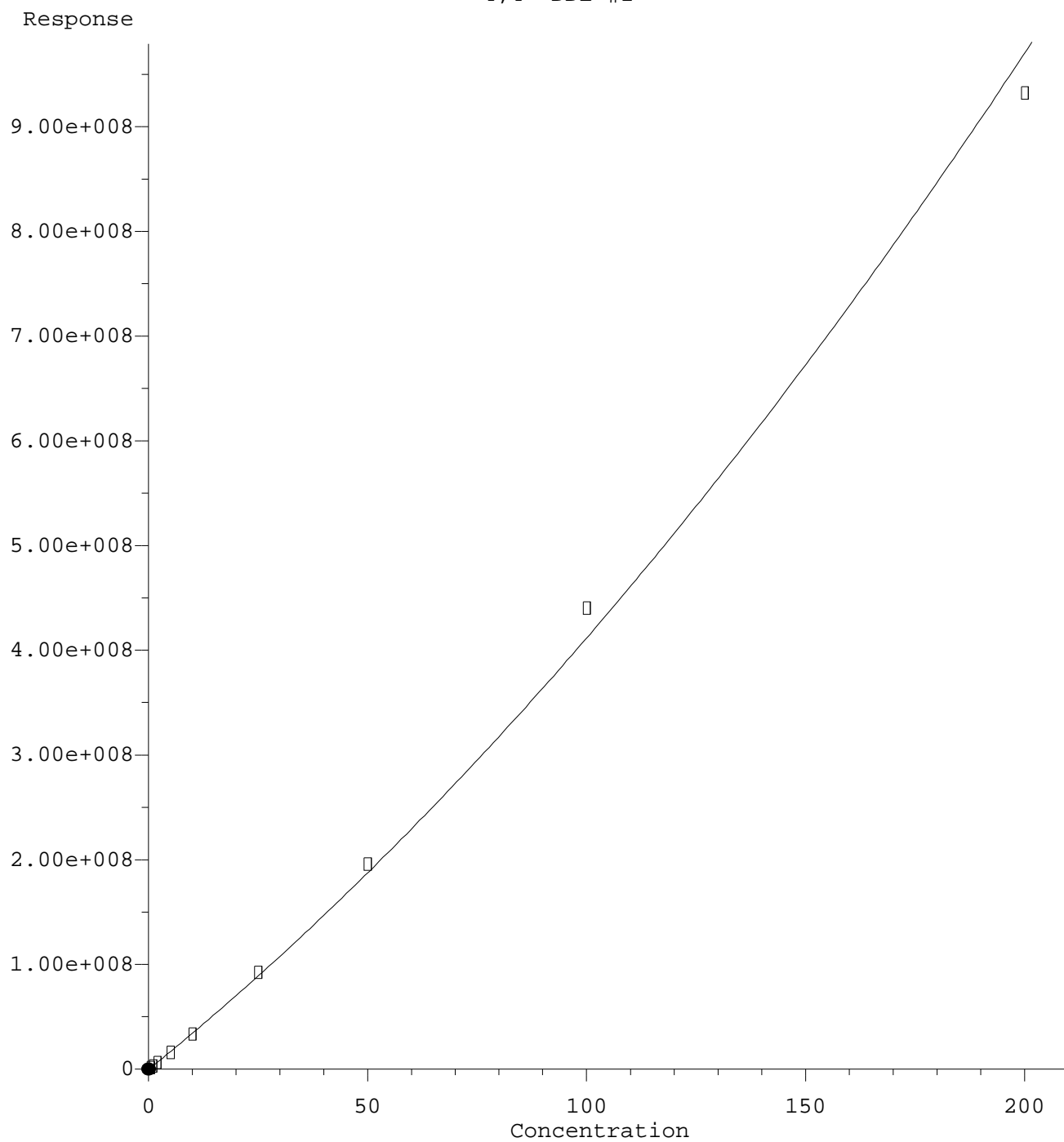


(6) d-BHC  
6.745min 0.105 ng/mL m  
response 142740

MJB 10/21/20

(6) d-BHC #2  
7.205min 0.125 ng/mL m  
response 232349

4,4'-DDE #2

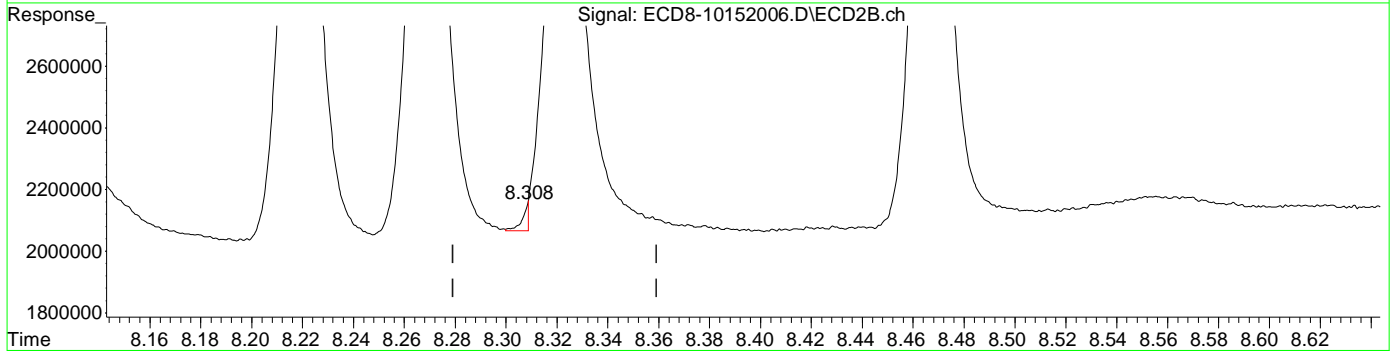
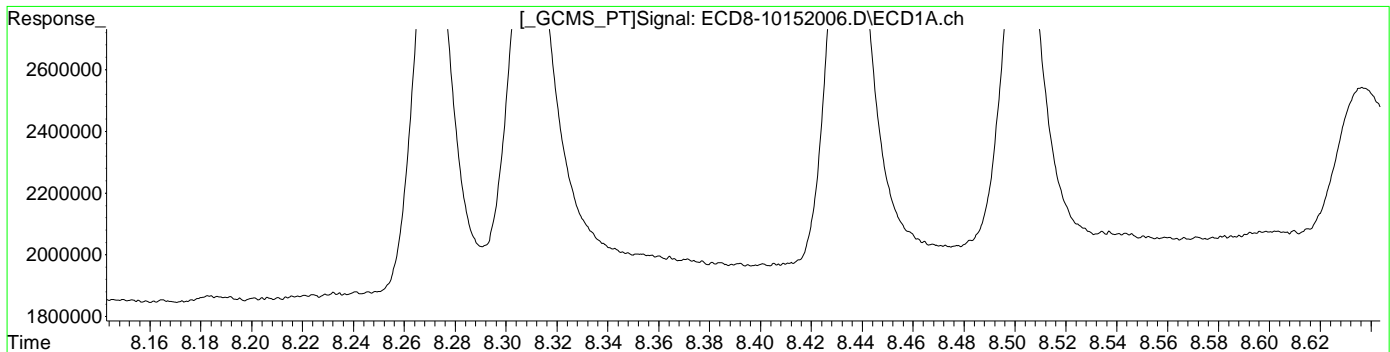


R = 7.35e+003 A\*A + 3.38e+006 A - 1.61e+005  
Coef of Det (r^2) = 0.997 Curve Fit: Quadratic w(1/a^2)  
Method Name: C:\msdchem\1\methods\ECD8\_QUANTPEST\_201015.M  
Calibration Table Last Updated: Tue Oct 20 17:23:54 2020

Quantitation Report (Qedit)

Data Path : C:\msdchem\1\data\2020-10\0J15061\REQUANT\  
Data File : ECD8-10152006.D  
Signal(s) : Signal #1: ECD1A.ch Signal #2: ECD2B.ch  
Acq On : 15 Oct 2020 18:32  
Operator : MJB  
Sample : 0J15061-CAL1  
Misc : A20J274, AB 0.5 ppb  
ALS Vial : 4 Sample Multiplier: 1

Integration File signal 1: PEST1.e  
Integration File signal 2: PEST2.e  
Quant Time: Oct 20 17:30:07 2020  
Quant Method : C:\msdchem\1\methods\ECD8\_QUANTPEST\_201015.M  
Quant Title : Instrument: DualECD8  
QLast Update : Tue Oct 20 17:18:04 2020  
Response via : Initial Calibration  
Integrator: ChemStation



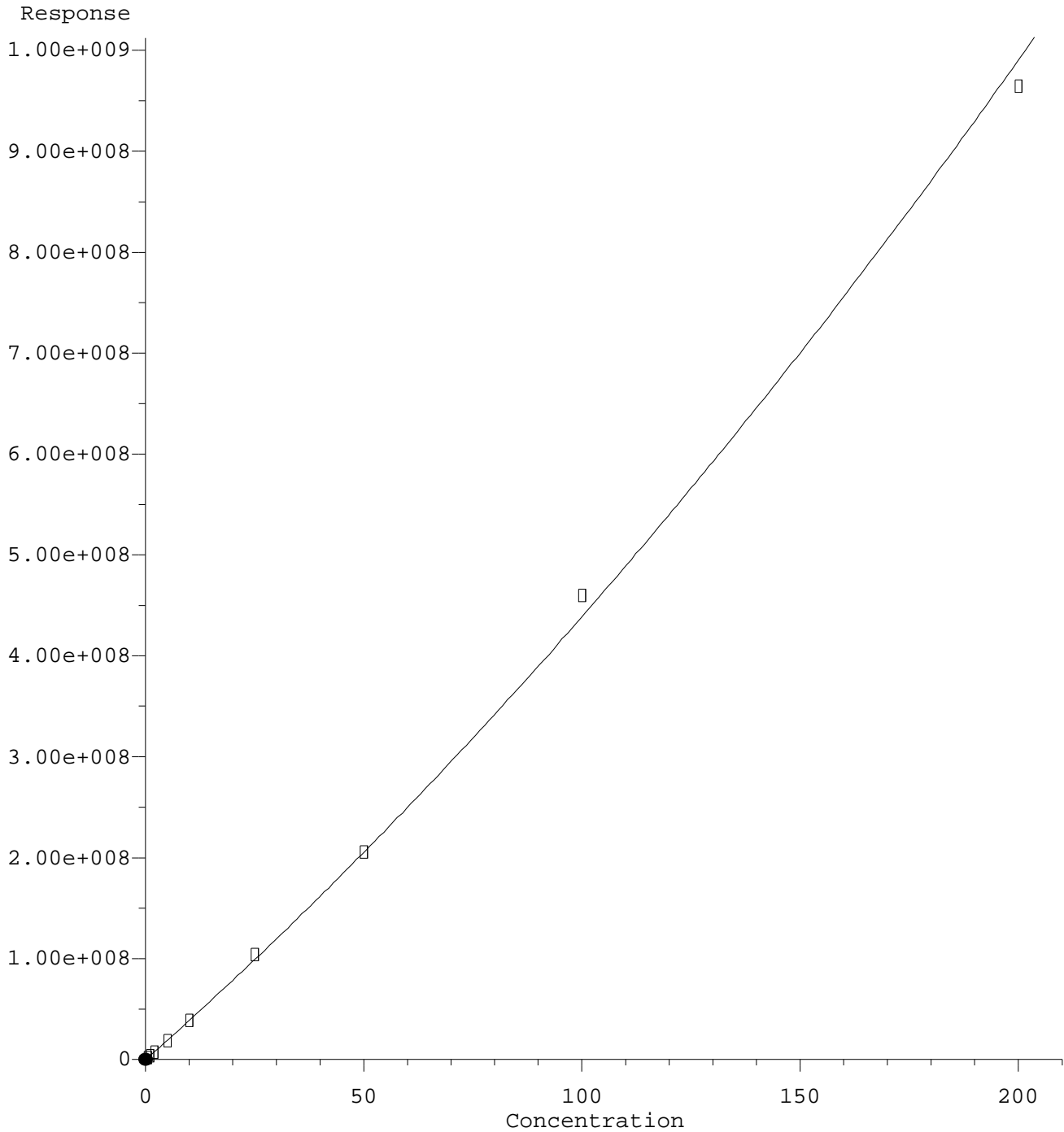
QEdit

(12) 4,4'-DDE  
7.880min 0.472 ng/mL  
response 1488674

MJB 10/21/20

(12) 4,4'-DDE #2  
8.308min 0.073 ng/mL m  
response 86901

Dieldrin #2

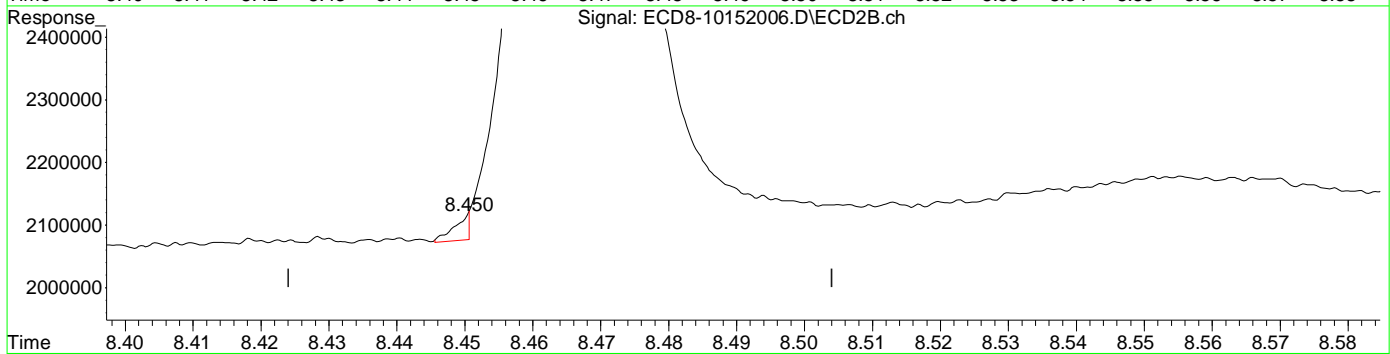
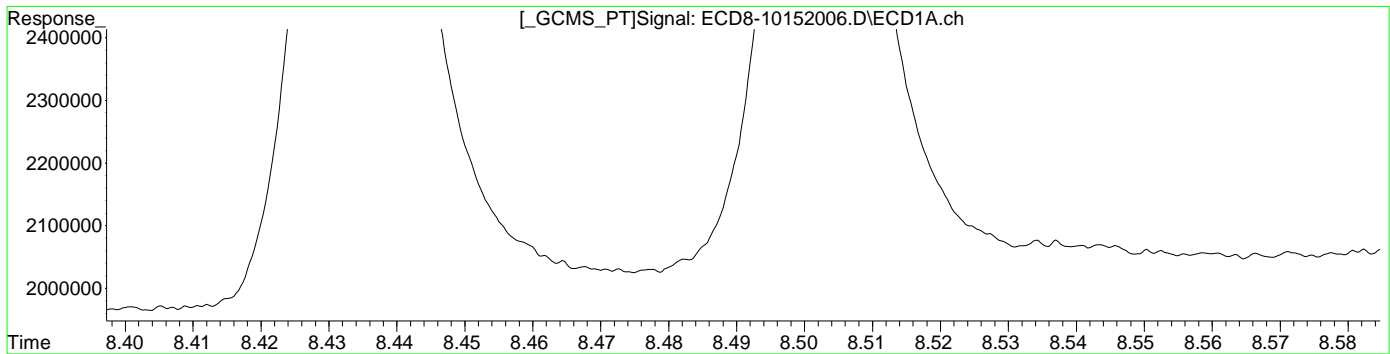


R = 5.65e+003 A\*A + 3.82e+006 A - 6.30e+004  
Coef of Det (r^2) = 0.998 Curve Fit: Quadratic w(1/a^2)  
Method Name: C:\msdchem\1\methods\ECD8\_QUANTPEST\_201015.M  
Calibration Table Last Updated: Tue Oct 20 17:23:54 2020

Quantitation Report (Qedit)

Data Path : C:\msdchem\1\data\2020-10\0J15061\REQUANT\  
Data File : ECD8-10152006.D  
Signal(s) : Signal #1: ECD1A.ch Signal #2: ECD2B.ch  
Acq On : 15 Oct 2020 18:32  
Operator : MJB  
Sample : 0J15061-CAL1  
Misc : A20J274, AB 0.5 ppb  
ALS Vial : 4 Sample Multiplier: 1

Integration File signal 1: PEST1.e  
Integration File signal 2: PEST2.e  
Quant Time: Oct 20 17:30:07 2020  
Quant Method : C:\msdchem\1\methods\ECD8\_QUANTPEST\_201015.M  
Quant Title : Instrument: DualECD8  
QLast Update : Tue Oct 20 17:18:04 2020  
Response via : Initial Calibration  
Integrator: ChemStation



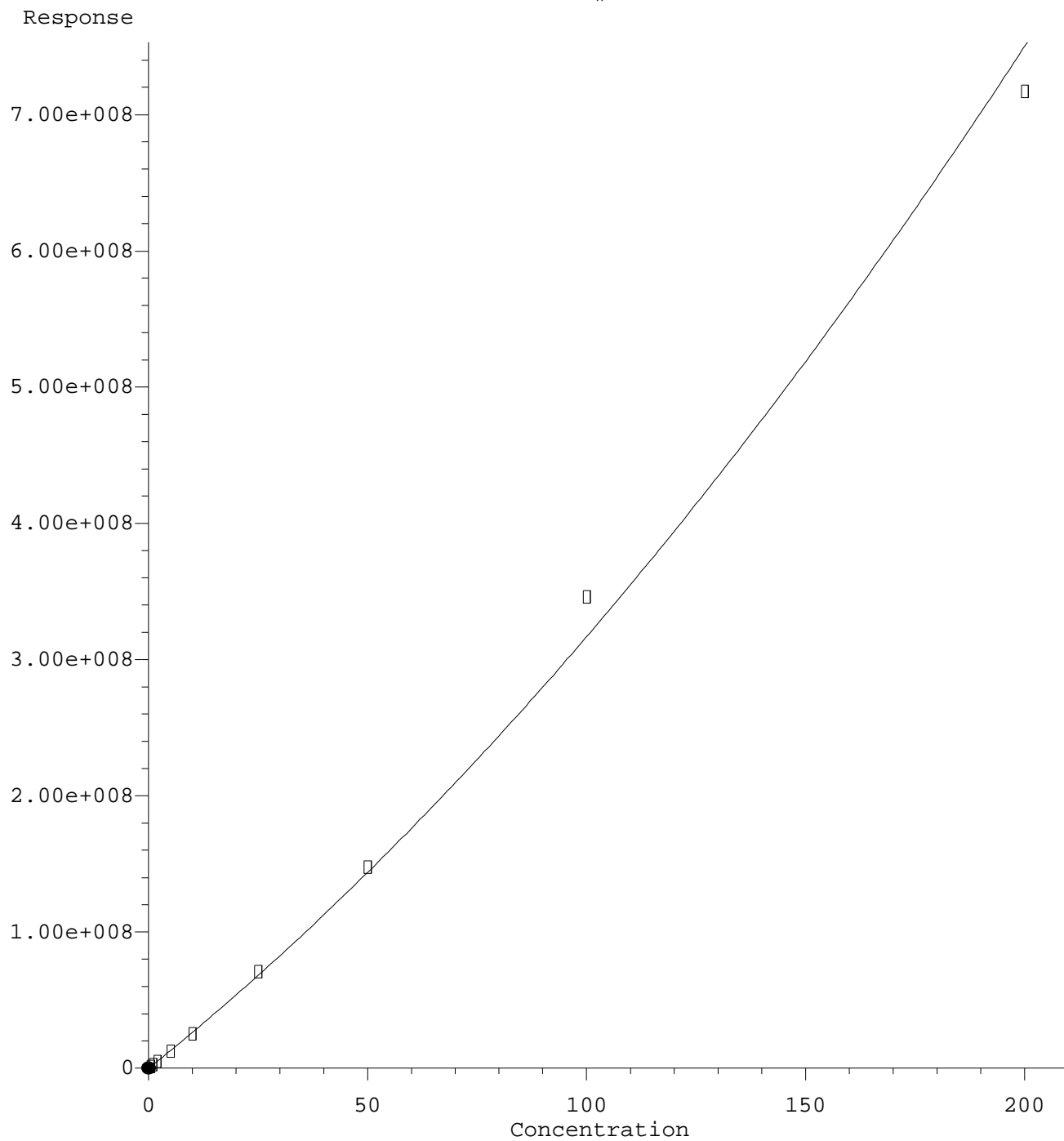
QEdit

(13) Dieldrin  
8.101min 0.503 ng/mL  
response 1890452

MJB 10/21/20

(13) Dieldrin #2  
8.450min 0.027 ng/mL m  
response 38767

Endrin #2



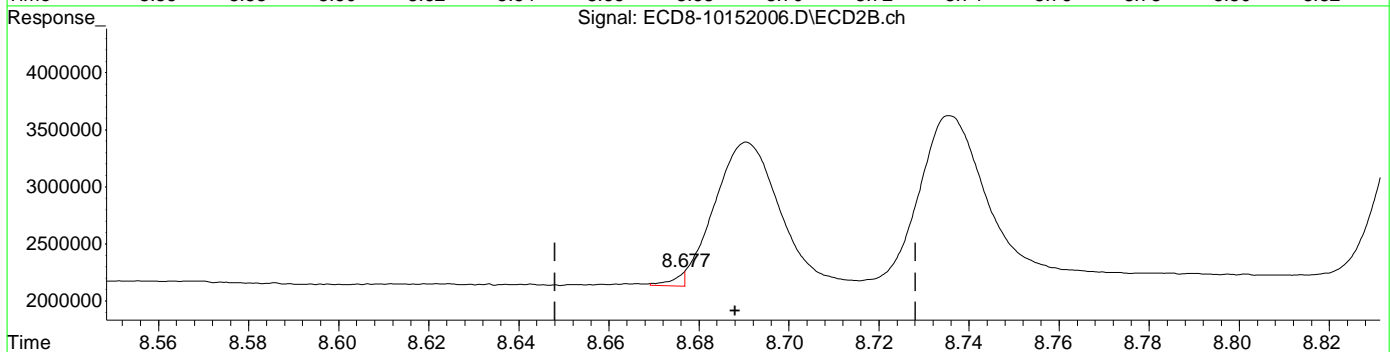
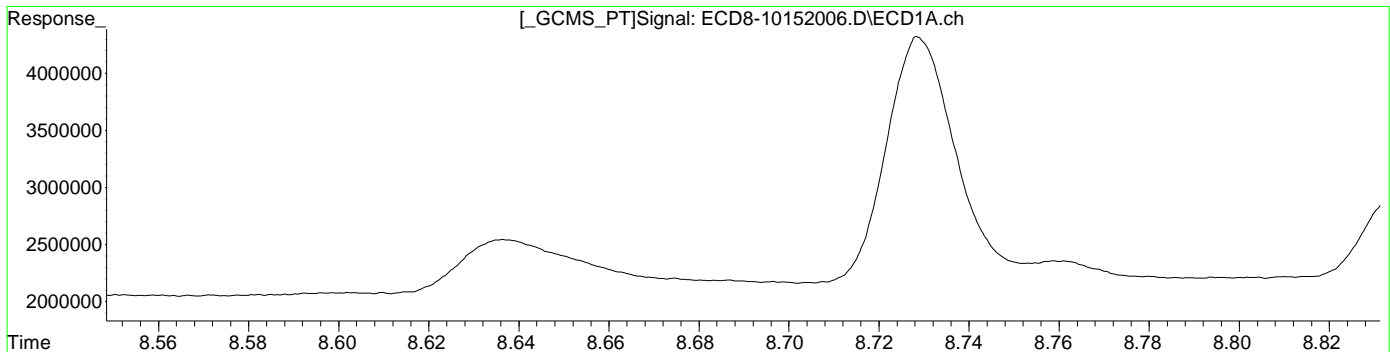
R = 5.85e+003 A\*A + 2.58e+006 A - 6.81e+004  
Coef of Det (r^2) = 0.997 Curve Fit: Quadratic w(1/a^2)  
Method Name: C:\msdchem\1\methods\ECD8\_QUANTPEST\_201015.M  
Calibration Table Last Updated: Tue Oct 20 17:23:54 2020



Quantitation Report (Qedit)

Data Path : C:\msdchem\1\data\2020-10\0J15061\REQUANT\  
Data File : ECD8-10152006.D  
Signal(s) : Signal #1: ECD1A.ch Signal #2: ECD2B.ch  
Acq On : 15 Oct 2020 18:32  
Operator : MJB  
Sample : 0J15061-CAL1  
Misc : A20J274, AB 0.5 ppb  
ALS Vial : 4 Sample Multiplier: 1

Integration File signal 1: PEST1.e  
Integration File signal 2: PEST2.e  
Quant Time: Oct 20 17:30:07 2020  
Quant Method : C:\msdchem\1\methods\ECD8\_QUANTPEST\_201015.M  
Quant Title : Instrument: DualECD8  
QLast Update : Tue Oct 20 17:18:04 2020  
Response via : Initial Calibration  
Integrator: ChemStation



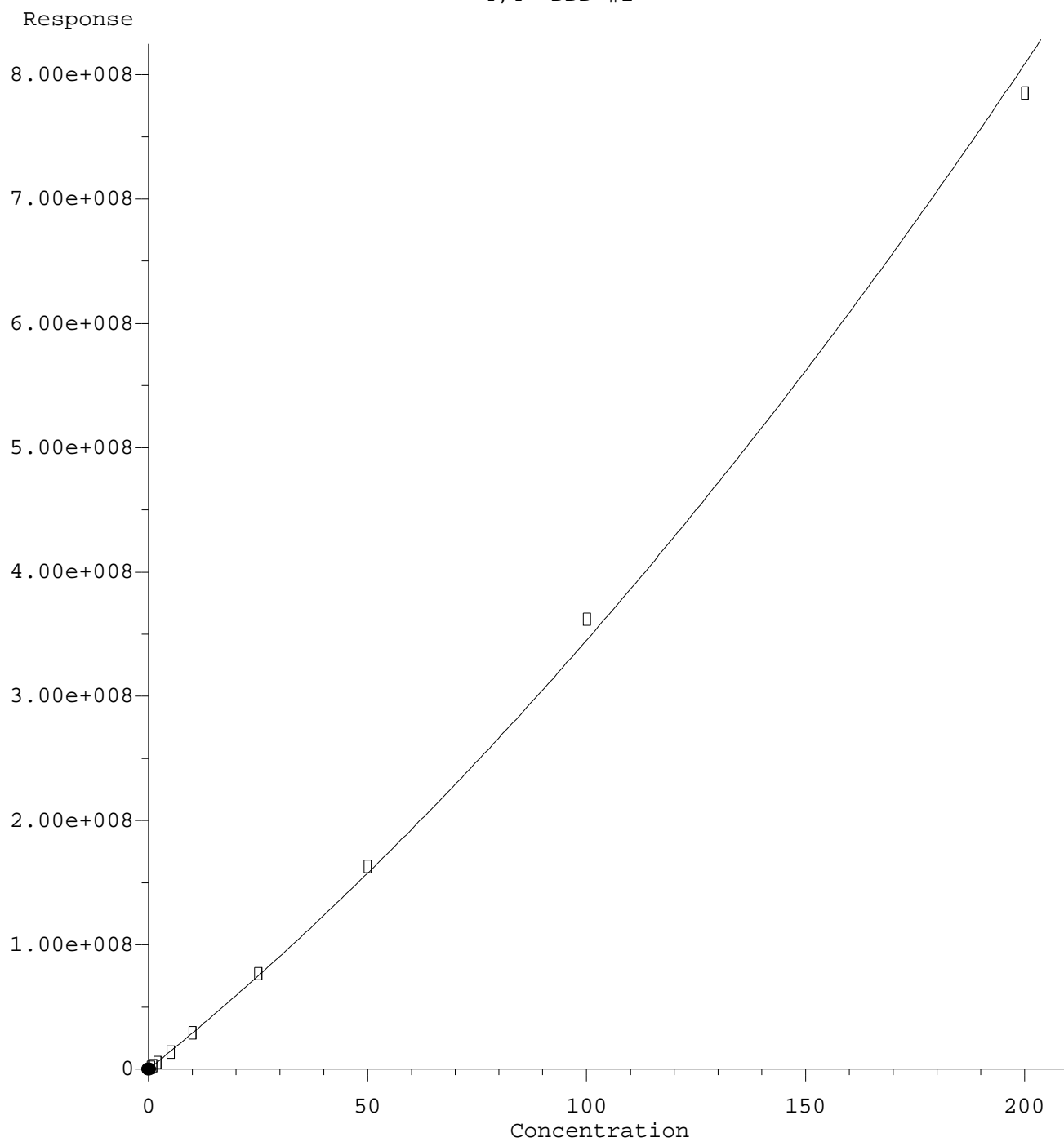
(14) Endrin  
8.271min 0.490 ng/mL  
response 1343181

MJB 10/21/20

(14) Endrin #2  
8.677min 0.074 ng/mL m  
response 123816

(+) = Expected Retention Time  
ECD8\_QUANTPEST\_201015.M Wed Oct 21 11:19:19 2020

4,4'-DDD #2

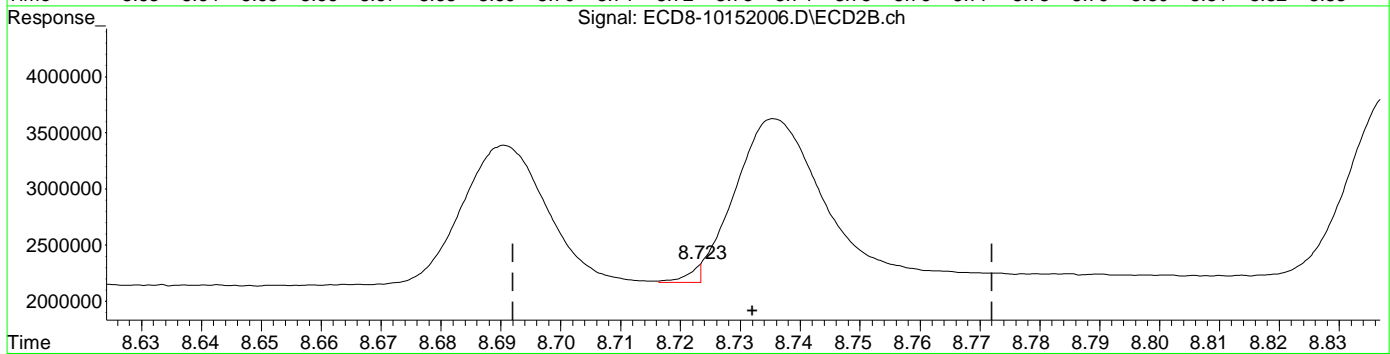
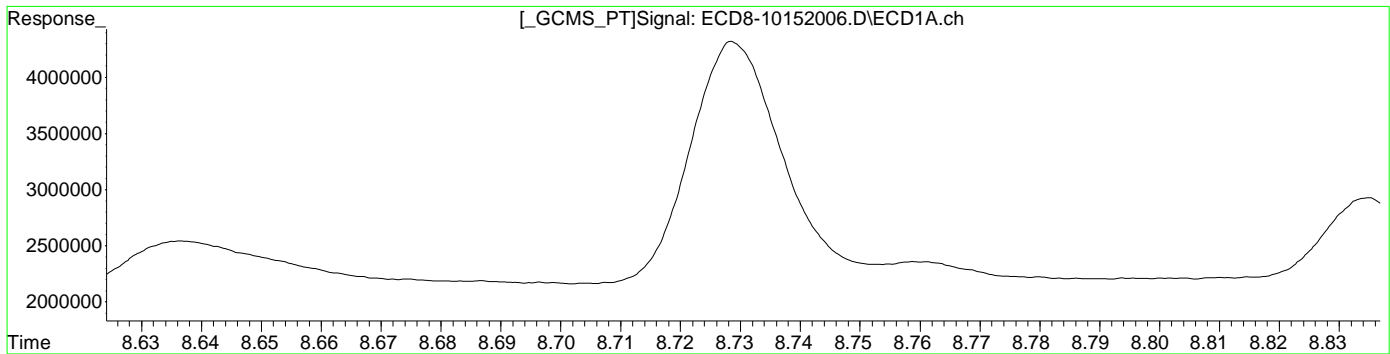


R = 5.94e+003 A\*A + 2.86e+006 A - 4.68e+003  
Coef of Det (r^2) = 0.998 Curve Fit: Quadratic w(1/a^2)  
Method Name: C:\msdchem\1\methods\ECD8\_QUANTPEST\_201015.M  
Calibration Table Last Updated: Tue Oct 20 17:23:54 2020

Quantitation Report (Qedit)

Data Path : C:\msdchem\1\data\2020-10\0J15061\REQUANT\  
Data File : ECD8-10152006.D  
Signal(s) : Signal #1: ECD1A.ch Signal #2: ECD2B.ch  
Acq On : 15 Oct 2020 18:32  
Operator : MJB  
Sample : 0J15061-CAL1  
Misc : A20J274, AB 0.5 ppb  
ALS Vial : 4 Sample Multiplier: 1

Integration File signal 1: PEST1.e  
Integration File signal 2: PEST2.e  
Quant Time: Oct 20 17:30:07 2020  
Quant Method : C:\msdchem\1\methods\ECD8\_QUANTPEST\_201015.M  
Quant Title : Instrument: DualECD8  
QLast Update : Tue Oct 20 17:18:04 2020  
Response via : Initial Calibration  
Integrator: ChemStation



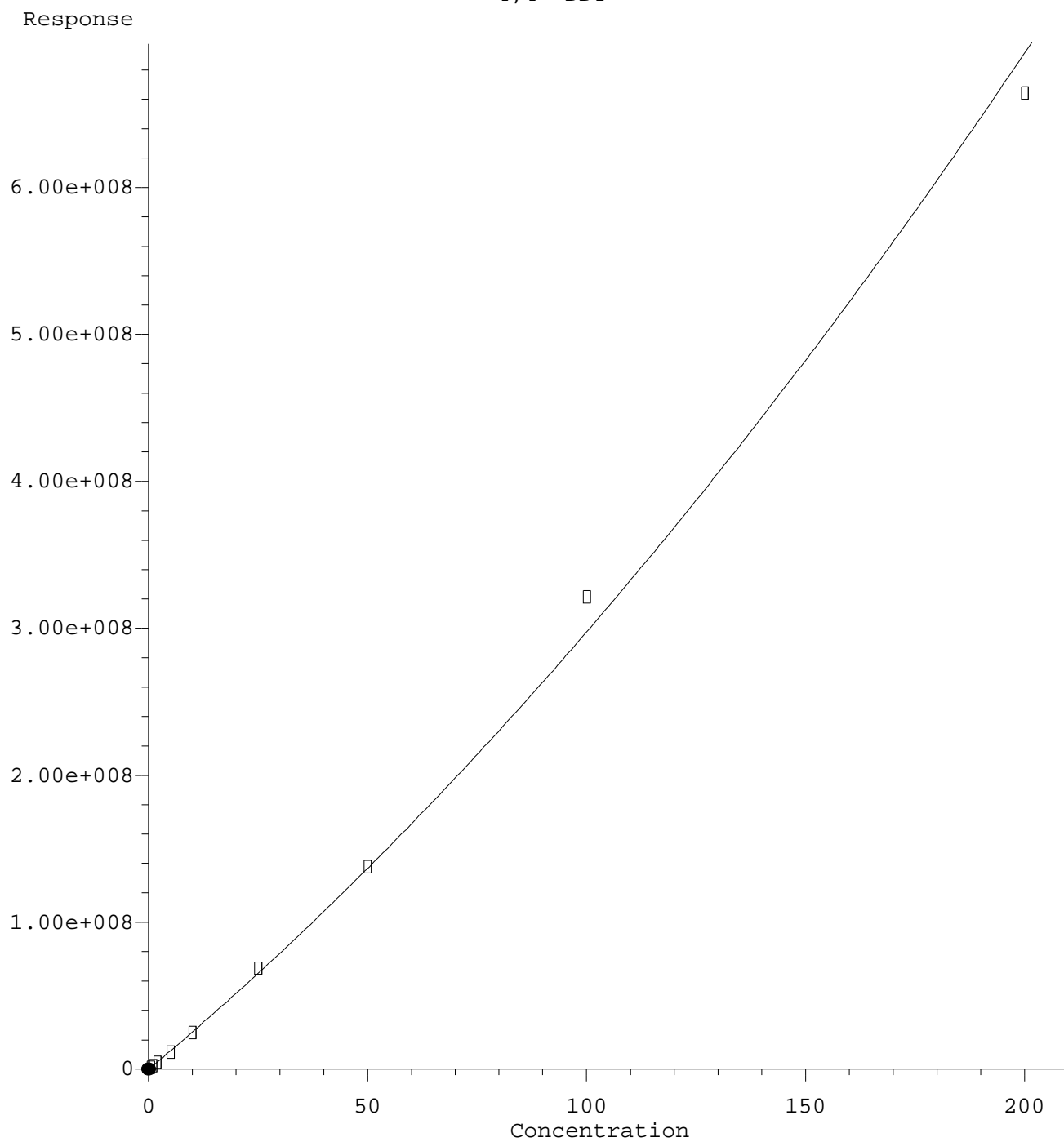
(15) 4,4'-DDD  
8.309min 0.492 ng/mL  
response 1338233

MJB 10/21/20

(15) 4,4'-DDD #2  
8.723min 0.060 ng/mL m  
response 166696

(+) = Expected Retention Time  
ECD8\_QUANTPEST\_201015.M Wed Oct 21 11:19:33 2020

4,4'-DDT

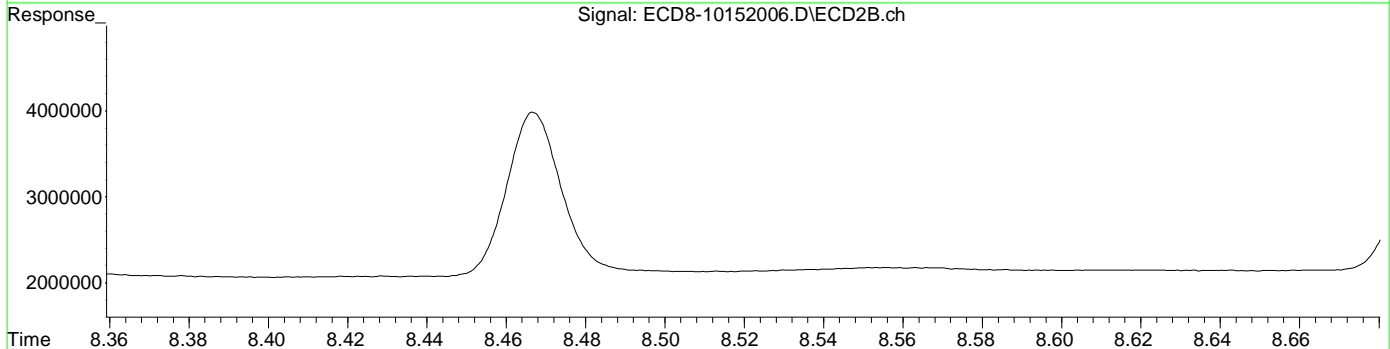
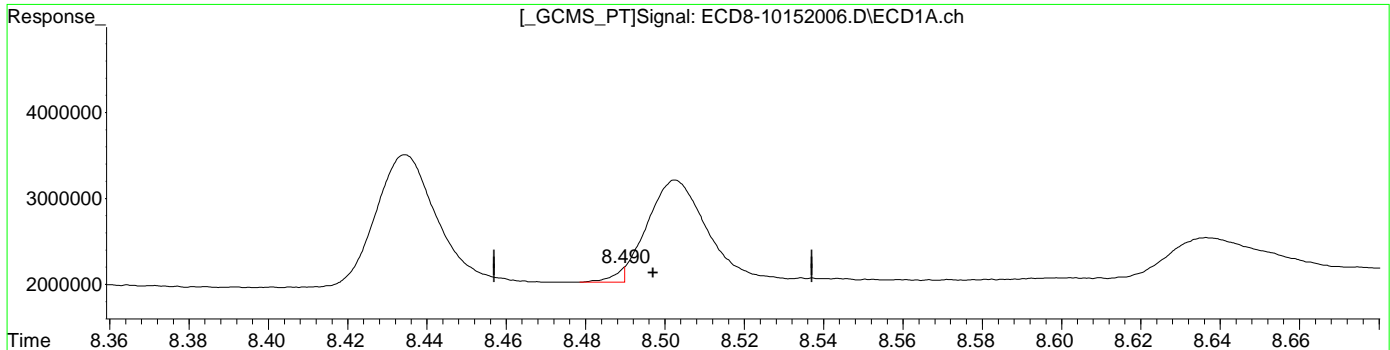


R = 4.83e+003 A\*A + 2.49e+006 A - 8.00e+004  
Coef of Det (r^2) = 0.997 Curve Fit: Quadratic w(1/a^2)  
Method Name: C:\msdchem\1\methods\ECD8\_QUANTPEST\_201015.M  
Calibration Table Last Updated: Tue Oct 20 17:23:54 2020

Quantitation Report (Qedit)

Data Path : C:\msdchem\1\data\2020-10\0J15061\REQUANT\  
Data File : ECD8-10152006.D  
Signal(s) : Signal #1: ECD1A.ch Signal #2: ECD2B.ch  
Acq On : 15 Oct 2020 18:32  
Operator : MJB  
Sample : 0J15061-CAL1  
Misc : A20J274, AB 0.5 ppb  
ALS Vial : 4 Sample Multiplier: 1

Integration File signal 1: PEST1.e  
Integration File signal 2: PEST2.e  
Quant Time: Oct 20 17:30:07 2020  
Quant Method : C:\msdchem\1\methods\ECD8\_QUANTPEST\_201015.M  
Quant Title : Instrument: DualECD8  
QLast Update : Tue Oct 20 17:18:04 2020  
Response via : Initial Calibration  
Integrator: ChemStation

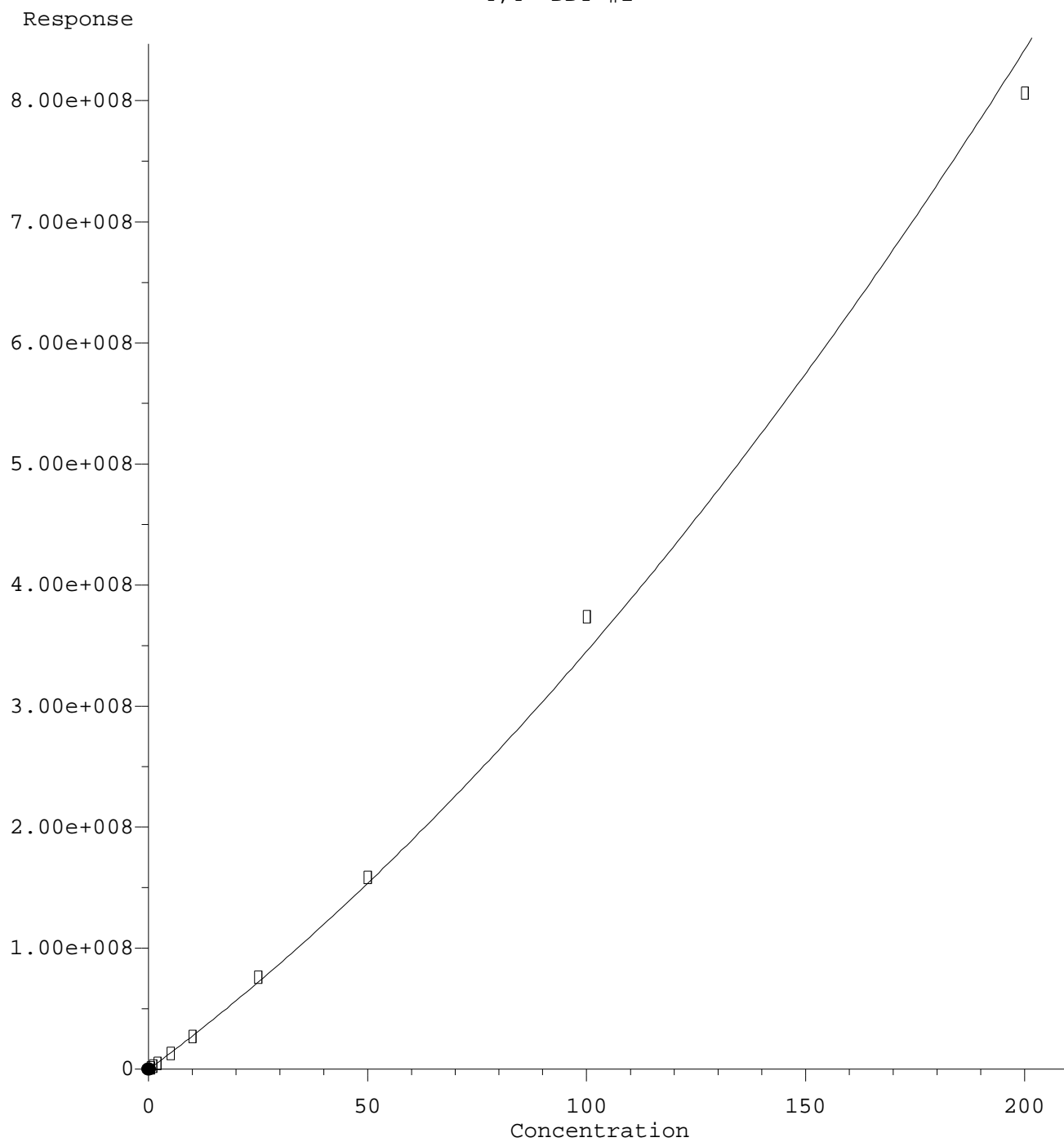


QEdit

(17) 4,4'-DDT	8.490min	0.100 ng/mL m	response 168389
(17) 4,4'-DDT #2	8.959min	0.519 ng/mL	response 1227833

MJB 10/21/20

4,4'-DDT #2

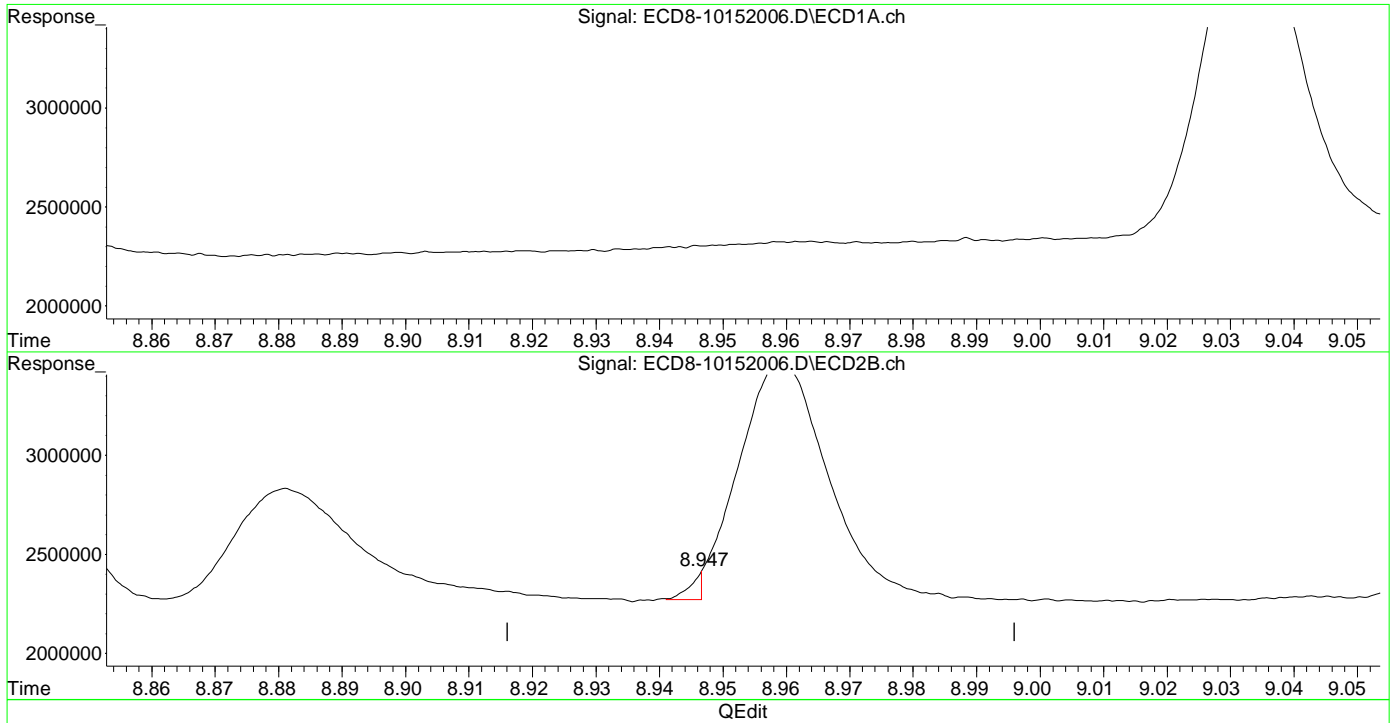


R = 7.61e+003 A\*A + 2.69e+006 A - 1.70e+005  
Coef of Det (r^2) = 0.996 Curve Fit: Quadratic w(1/a^2)  
Method Name: C:\msdchem\1\methods\ECD8\_QUANTPEST\_201015.M  
Calibration Table Last Updated: Tue Oct 20 17:23:54 2020

Quantitation Report (Qedit)

Data Path : C:\msdchem\1\data\2020-10\0J15061\REQUANT\  
Data File : ECD8-10152006.D  
Signal(s) : Signal #1: ECD1A.ch Signal #2: ECD2B.ch  
Acq On : 15 Oct 2020 18:32  
Operator : MJB  
Sample : 0J15061-CAL1  
Misc : A20J274, AB 0.5 ppb  
ALS Vial : 4 Sample Multiplier: 1

Integration File signal 1: PEST1.e  
Integration File signal 2: PEST2.e  
Quant Time: Oct 20 17:30:07 2020  
Quant Method : C:\msdchem\1\methods\ECD8\_QUANTPEST\_201015.M  
Quant Title : Instrument: DualECD8  
QLast Update : Tue Oct 20 17:18:04 2020  
Response via : Initial Calibration  
Integrator: ChemStation

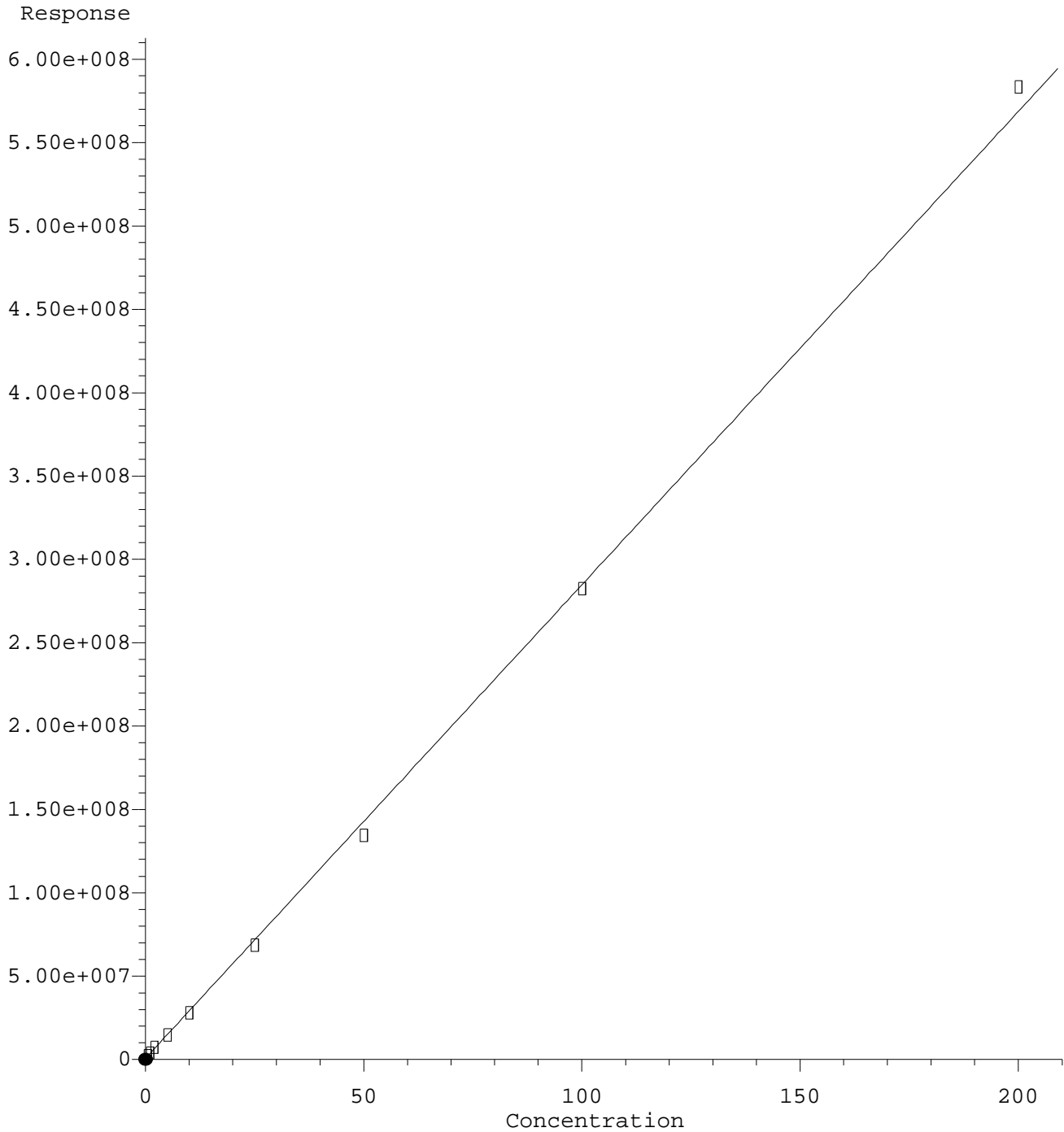


(17) 4,4'-DDT  
8.490min 0.100 ng/mL m  
response 168389

MJB 10/21/20

(17) 4,4'-DDT #2  
8.947min 0.117 ng/mL m  
response 144813

Endrin Aldehyde



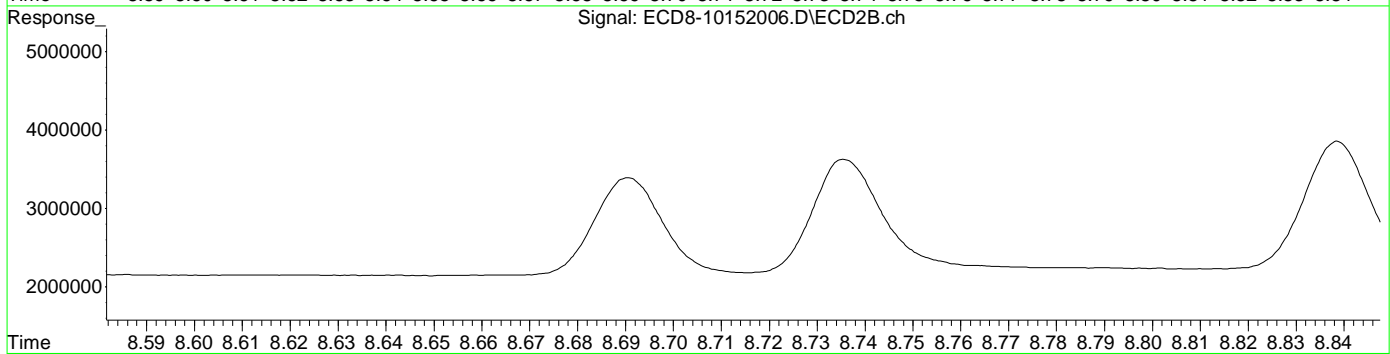
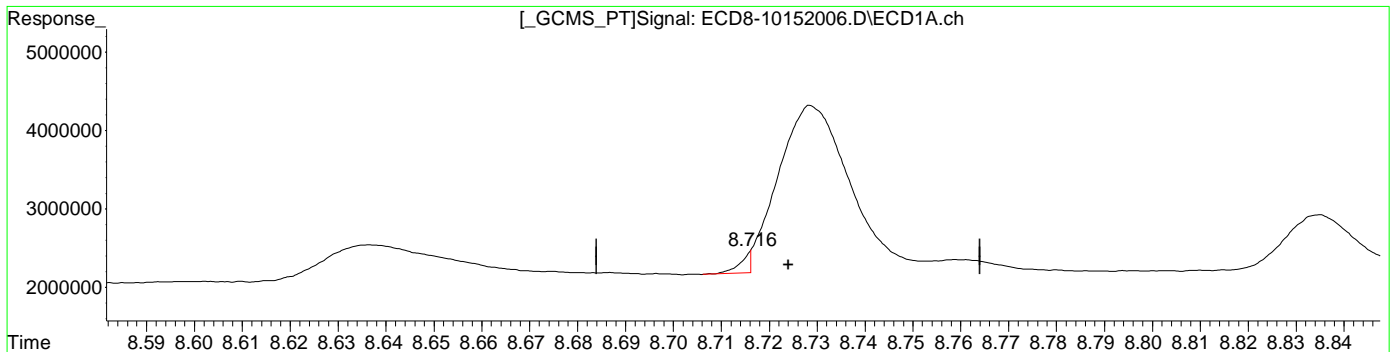
R = 1.05e+001 A\*A + 2.84e+006 A + 8.53e+005  
Coef of Det (r^2) = 0.993 Curve Fit: Quadratic w(1/a^2)  
Method Name: C:\msdchem\1\methods\ECD8\_QUANTPEST\_201015.M  
Calibration Table Last Updated: Tue Oct 20 17:23:54 2020



Quantitation Report (Qedit)

Data Path : C:\msdchem\1\data\2020-10\0J15061\REQUANT\  
Data File : ECD8-10152006.D  
Signal(s) : Signal #1: ECD1A.ch Signal #2: ECD2B.ch  
Acq On : 15 Oct 2020 18:32  
Operator : MJB  
Sample : 0J15061-CAL1  
Misc : A20J274, AB 0.5 ppb  
ALS Vial : 4 Sample Multiplier: 1

Integration File signal 1: PEST1.e  
Integration File signal 2: PEST2.e  
Quant Time: Oct 20 17:30:07 2020  
Quant Method : C:\msdchem\1\methods\ECD8\_QUANTPEST\_201015.M  
Quant Title : Instrument: DualECD8  
QLast Update : Tue Oct 20 17:18:04 2020  
Response via : Initial Calibration  
Integrator: ChemStation



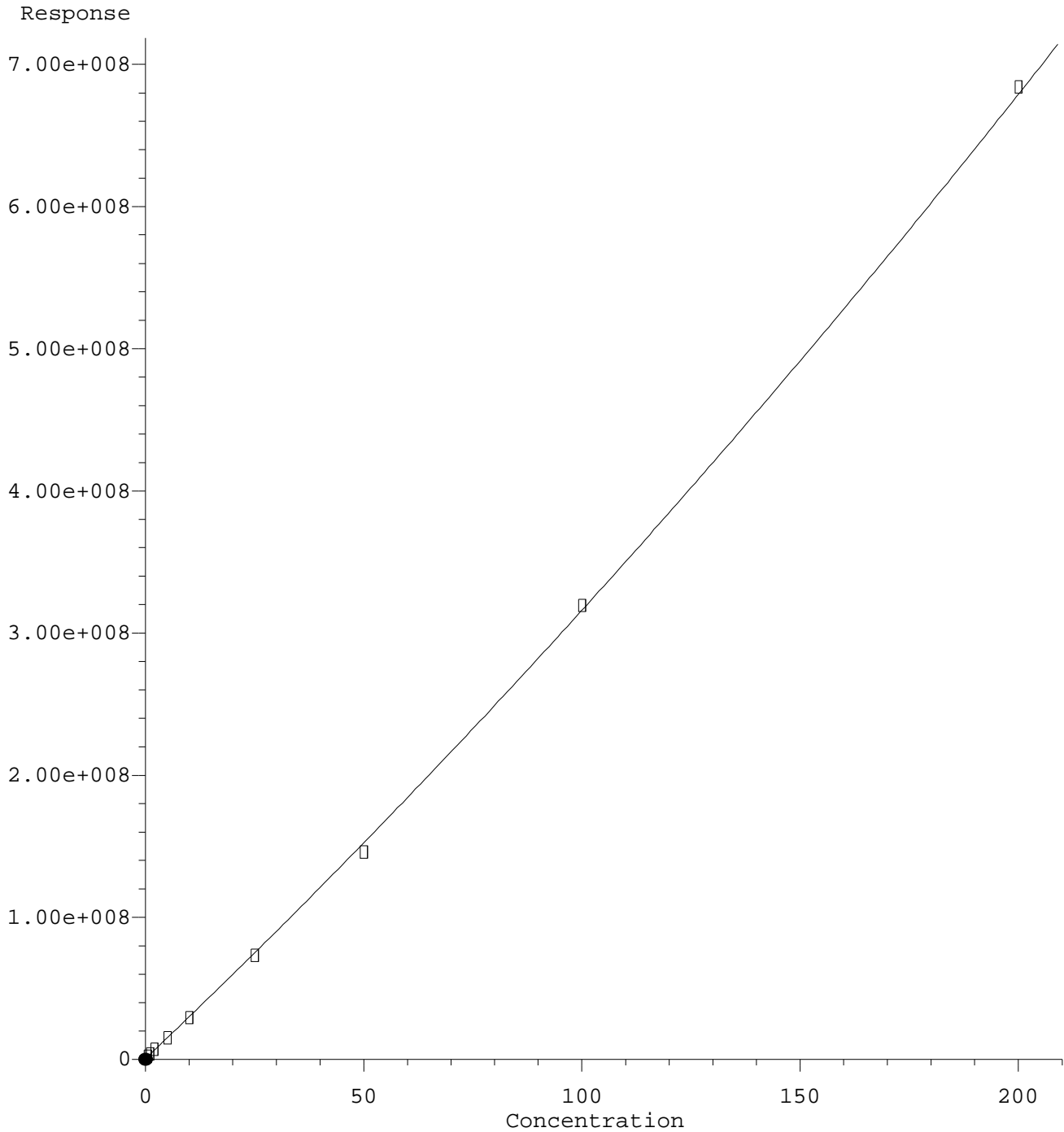
QEdit

(18) Endrin Aldehyde  
8.716min -0.203 ng/mL m  
response 277846

MJB 10/21/20

(18) Endrin Aldehyde #2  
9.073min 0.481 ng/mL  
response 2196243

Endrin Aldehyde #2

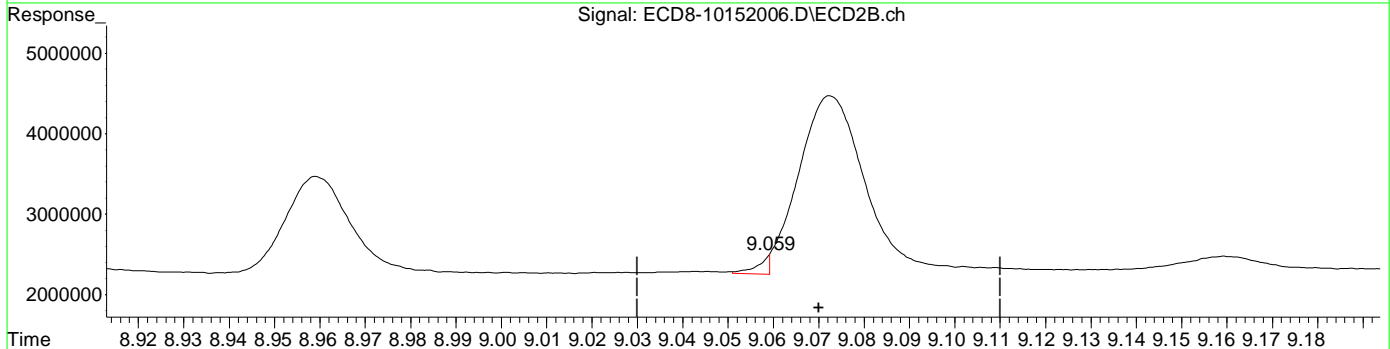
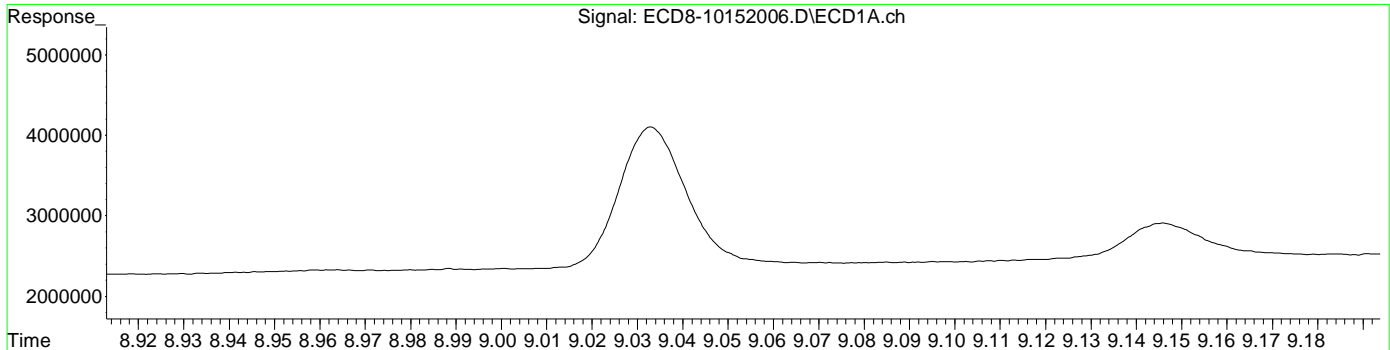


R = 2.40e+003 A\*A + 2.91e+006 A + 7.95e+005  
Coef of Det (r^2) = 0.998 Curve Fit: Quadratic w(1/a^2)  
Method Name: C:\msdchem\1\methods\ECD8\_QUANTPEST\_201015.M  
Calibration Table Last Updated: Tue Oct 20 17:23:54 2020

Quantitation Report (Qedit)

Data Path : C:\msdchem\1\data\2020-10\0J15061\REQUANT\  
Data File : ECD8-10152006.D  
Signal(s) : Signal #1: ECD1A.ch Signal #2: ECD2B.ch  
Acq On : 15 Oct 2020 18:32  
Operator : MJB  
Sample : 0J15061-CAL1  
Misc : A20J274, AB 0.5 ppb  
ALS Vial : 4 Sample Multiplier: 1

Integration File signal 1: PEST1.e  
Integration File signal 2: PEST2.e  
Quant Time: Oct 20 17:30:07 2020  
Quant Method : C:\msdchem\1\methods\ECD8\_QUANTPEST\_201015.M  
Quant Title : Instrument: DualECD8  
QLast Update : Tue Oct 20 17:18:04 2020  
Response via : Initial Calibration  
Integrator: ChemStation



QEdit

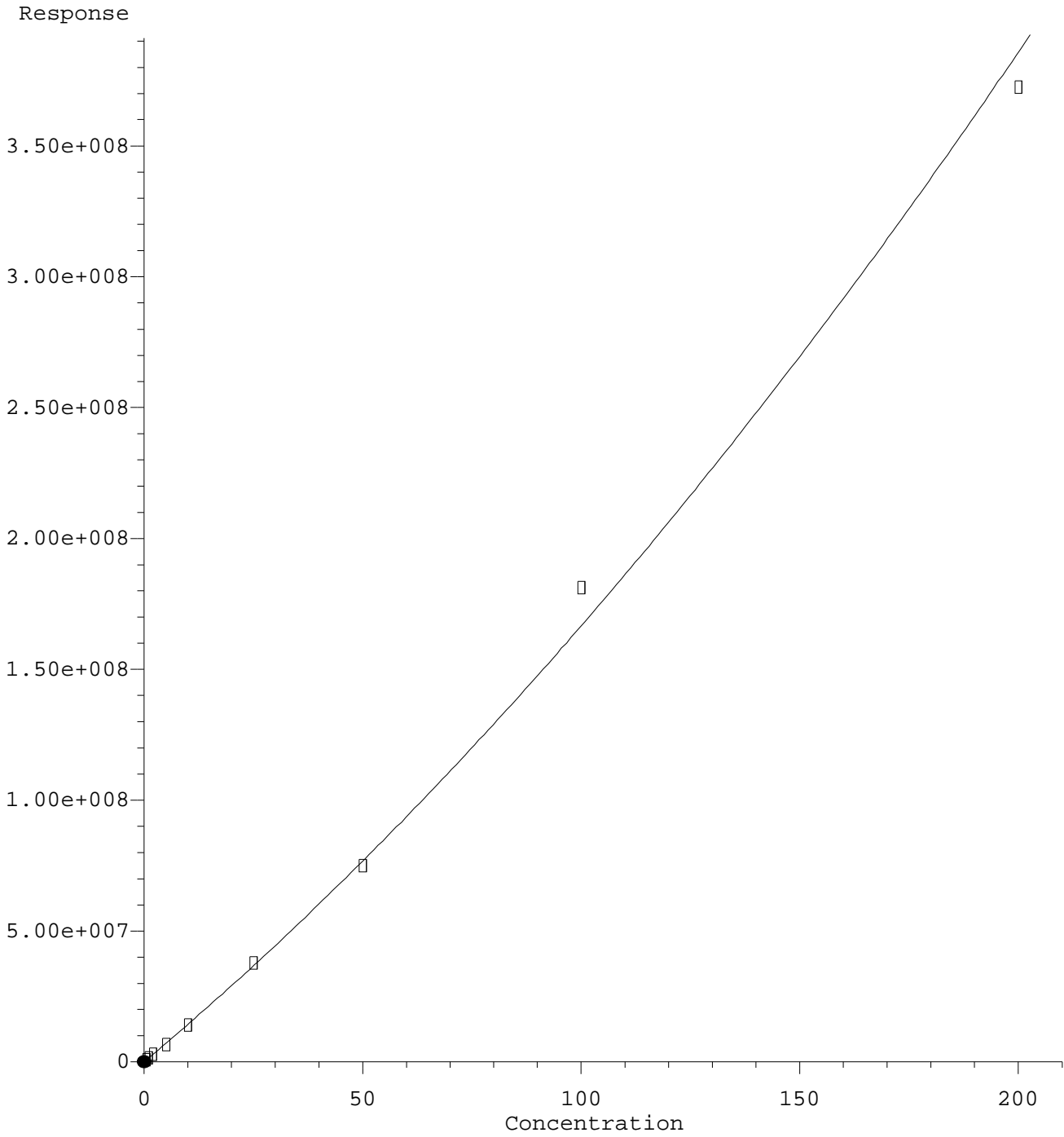
(18) Endrin Aldehyde  
8.716min -0.203 ng/mL m  
response 277846

MJB 10/21/20

(18) Endrin Aldehyde #2  
9.059min -0.190 ng/mL m  
response 241125

(+) = Expected Retention Time  
ECD8\_QUANTPEST\_201015.M Wed Oct 21 11:20:22 2020

Methoxychlor #2

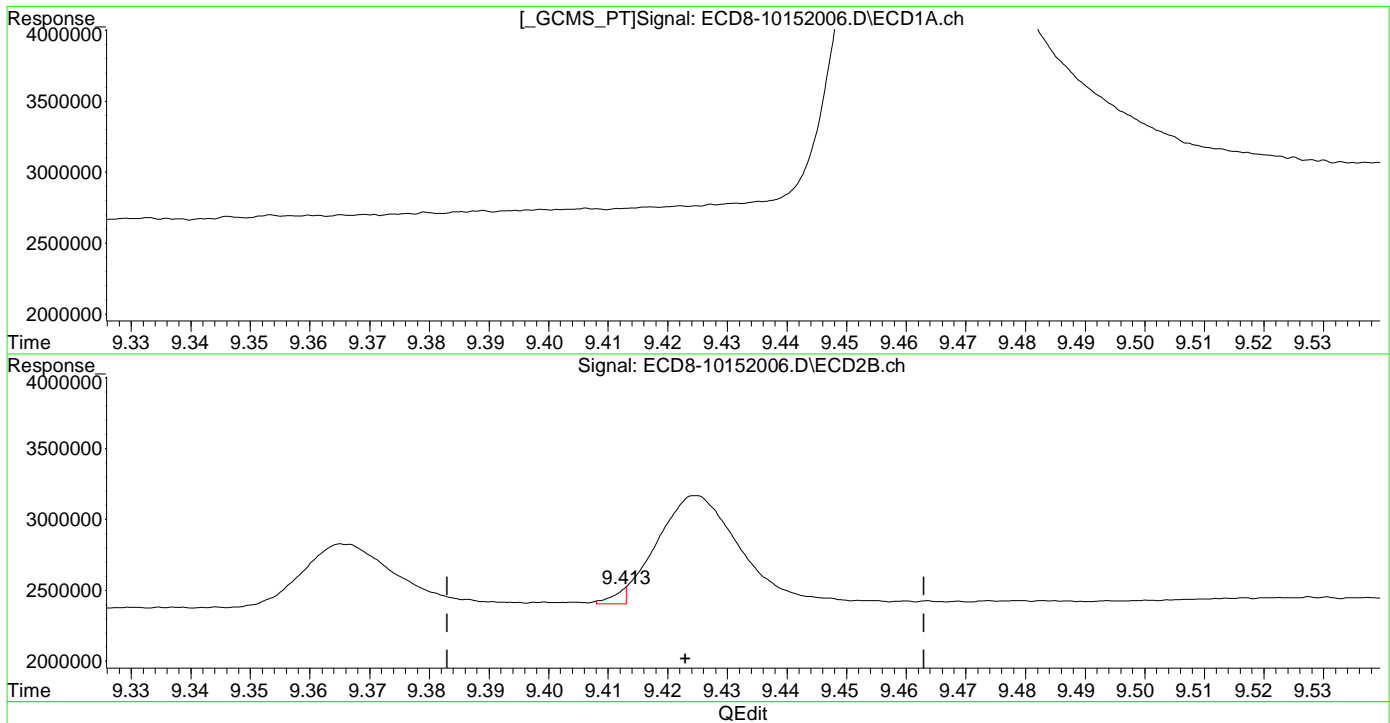


R = 2.64e+003 A\*A + 1.40e+006 A + 7.17e+004  
Coef of Det (r^2) = 0.997 Curve Fit: Quadratic w(1/a^2)  
Method Name: C:\msdchem\1\methods\ECD8\_QUANTPEST\_201015.M  
Calibration Table Last Updated: Tue Oct 20 17:23:54 2020

Quantitation Report (Qedit)

Data Path : C:\msdchem\1\data\2020-10\0J15061\REQUANT\  
Data File : ECD8-10152006.D  
Signal(s) : Signal #1: ECD1A.ch Signal #2: ECD2B.ch  
Acq On : 15 Oct 2020 18:32  
Operator : MJB  
Sample : 0J15061-CAL1  
Misc : A20J274, AB 0.5 ppb  
ALS Vial : 4 Sample Multiplier: 1

Integration File signal 1: PEST1.e  
Integration File signal 2: PEST2.e  
Quant Time: Oct 20 17:30:07 2020  
Quant Method : C:\msdchem\1\methods\ECD8\_QUANTPEST\_201015.M  
Quant Title : Instrument: DualECD8  
QLast Update : Tue Oct 20 17:18:04 2020  
Response via : Initial Calibration  
Integrator: ChemStation

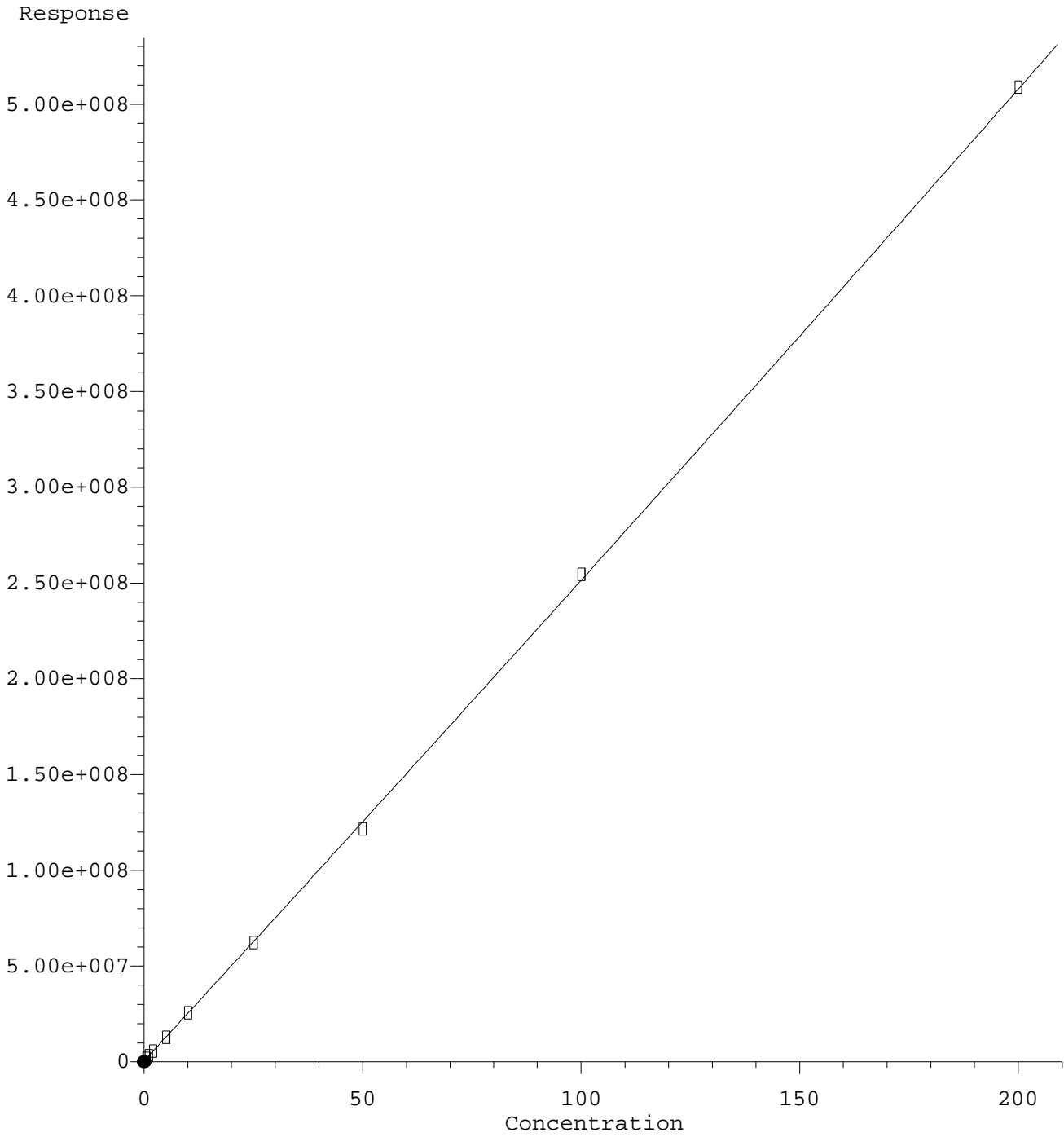


(20) Methoxychlor  
8.835min 0.518 ng/mL  
response 712510

MJB 10/21/20

(20) Methoxychlor #2  
9.413min 0.025 ng/mL m  
response 107142

DCBP (S)

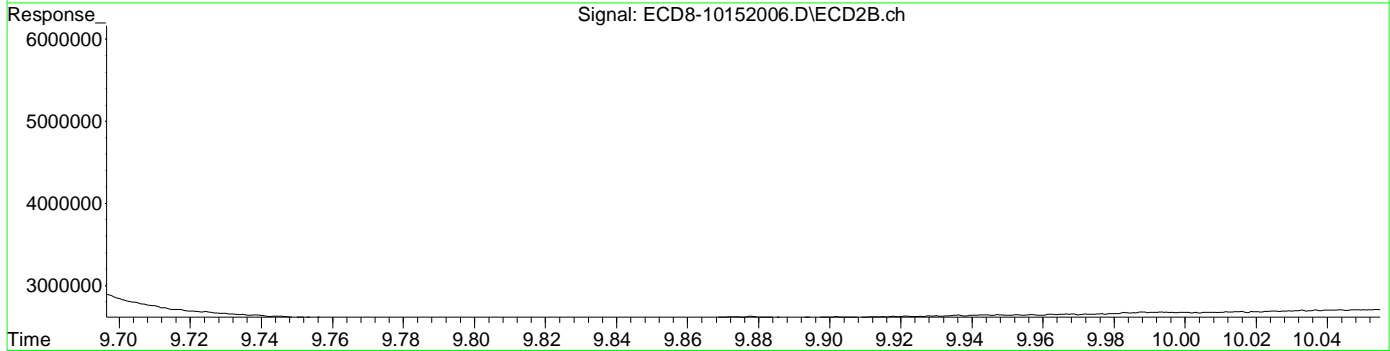
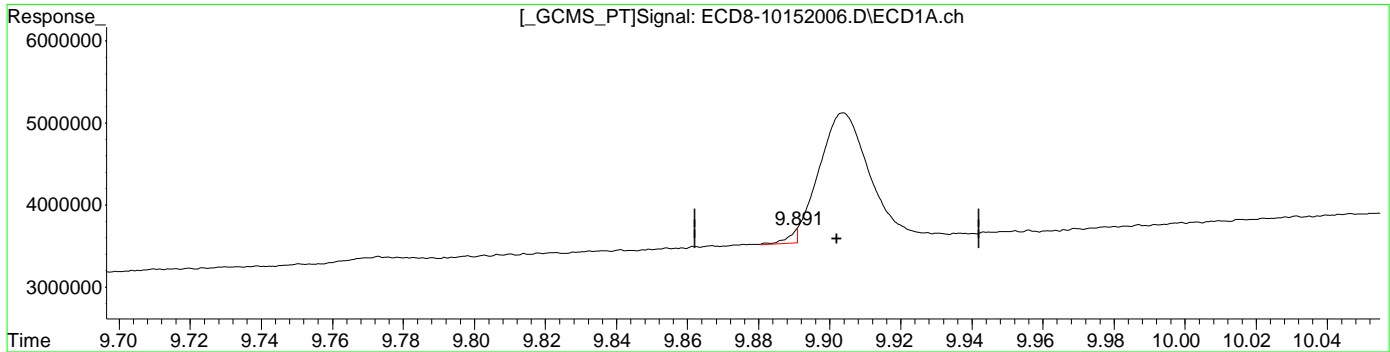


R = 2.90e+002 A\*A + 2.48e+006 A + 6.49e+005  
Coef of Det (r^2) = 1.000 Curve Fit: Quadratic w(1/a^2)  
Method Name: C:\msdchem\1\methods\ECD8\_QUANTPEST\_201015.M  
Calibration Table Last Updated: Tue Oct 20 17:23:54 2020

Quantitation Report (Qedit)

Data Path : C:\msdchem\1\data\2020-10\0J15061\REQUANT\  
Data File : ECD8-10152006.D  
Signal(s) : Signal #1: ECD1A.ch Signal #2: ECD2B.ch  
Acq On : 15 Oct 2020 18:32  
Operator : MJB  
Sample : 0J15061-CAL1  
Misc : A20J274, AB 0.5 ppb  
ALS Vial : 4 Sample Multiplier: 1

Integration File signal 1: PEST1.e  
Integration File signal 2: PEST2.e  
Quant Time: Oct 20 17:30:07 2020  
Quant Method : C:\msdchem\1\methods\ECD8\_QUANTPEST\_201015.M  
Quant Title : Instrument: DualECD8  
QLast Update : Tue Oct 20 17:18:04 2020  
Response via : Initial Calibration  
Integrator: ChemStation



QEdit

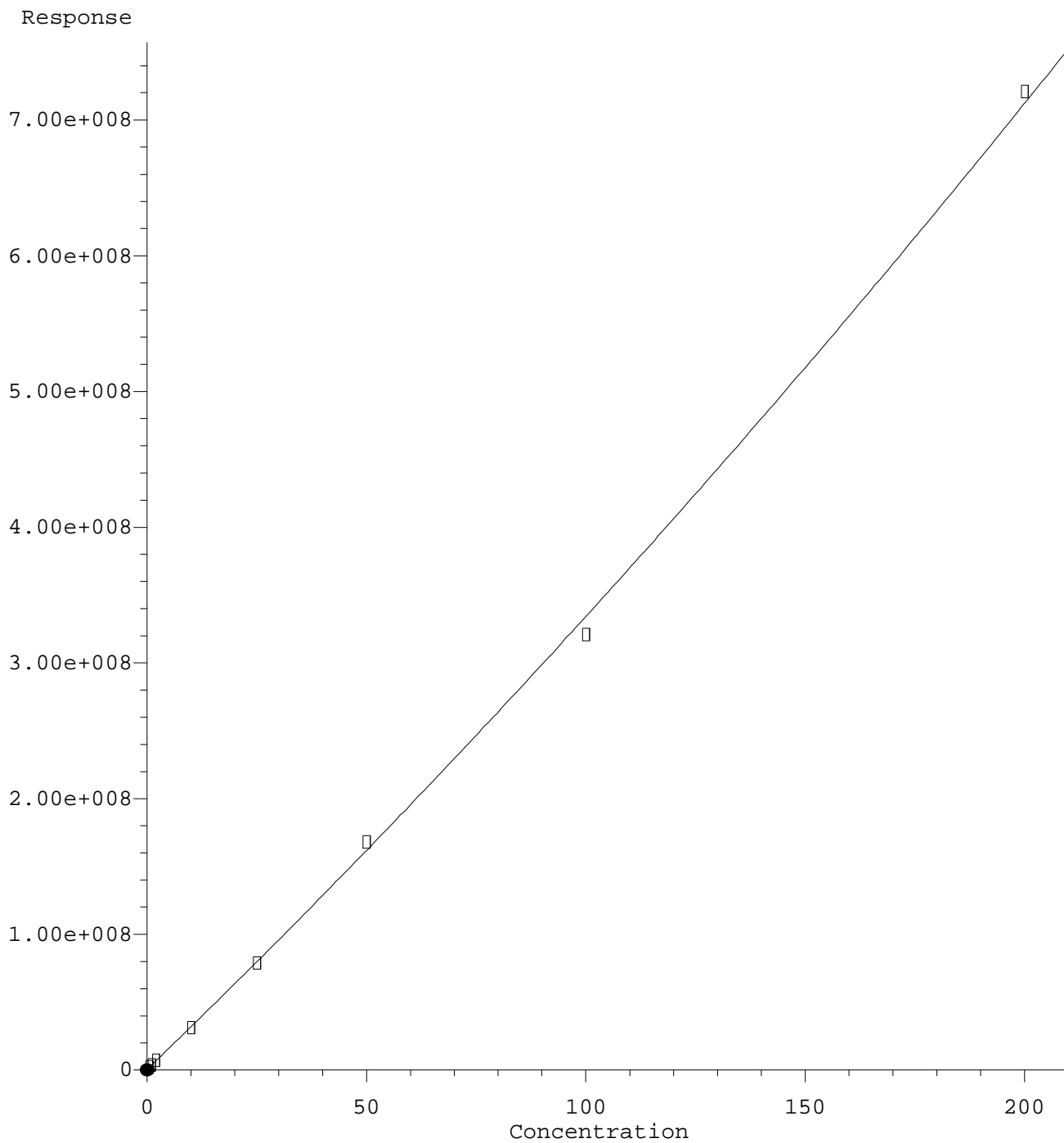
(22) DCBP (S) (S)  
9.891min -0.195 ng/mL m  
response 165253

MJB 10/21/20

(22) DCBP (S) #2 (S)  
10.506min 0.583 ng/mL  
response 1410803

(+) = Expected Retention Time  
ECD8\_QUANTPEST\_201015.M Wed Oct 21 11:20:46 2020

Hexachlorobutadiene



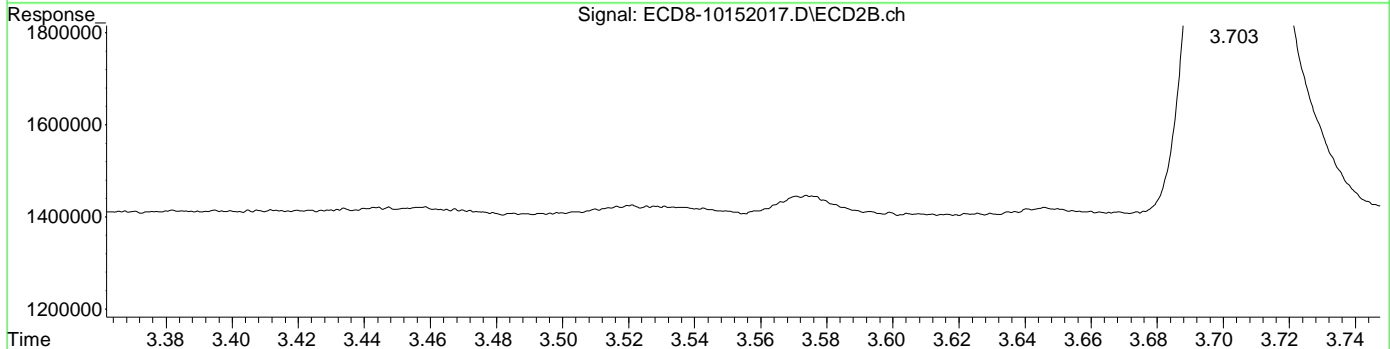
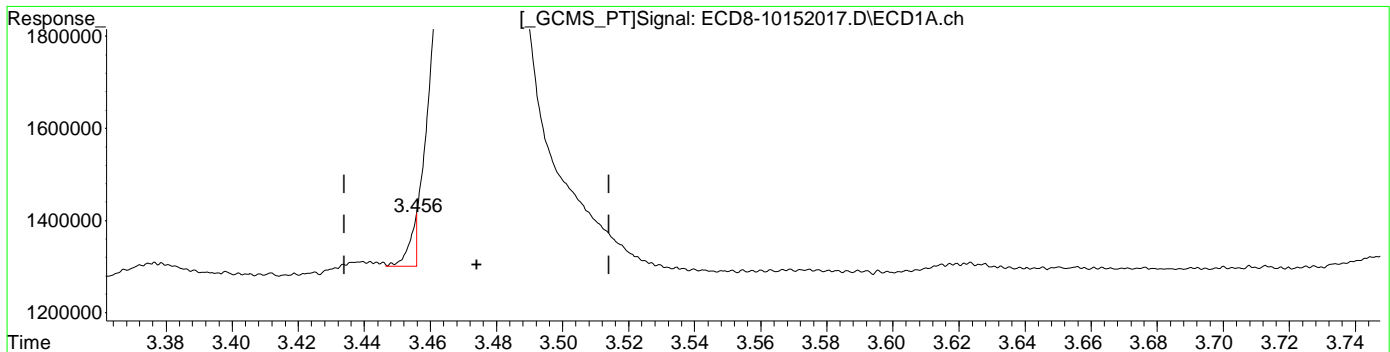
R = 2.25e+003 A\*A + 3.11e+006 A + 6.88e+005  
Coef of Det (r^2) = 0.999 Curve Fit: Quadratic w(1/a^2)  
Method Name: C:\msdchem\1\methods\ECD8\_QUANTPEST\_201015.M  
Calibration Table Last Updated: Tue Oct 20 17:23:54 2020



Quantitation Report (Qedit)

Data Path : C:\msdchem\1\data\2020-10\0J15061\REQUANT\  
Data File : ECD8-10152017.D  
Signal(s) : Signal #1: ECD1A.ch Signal #2: ECD2B.ch  
Acq On : 15 Oct 2020 21:33  
Operator : MJB  
Sample : 0J15061-CALA  
Misc : A20J276, 9-42 0.5 ppb  
ALS Vial : 14 Sample Multiplier: 1

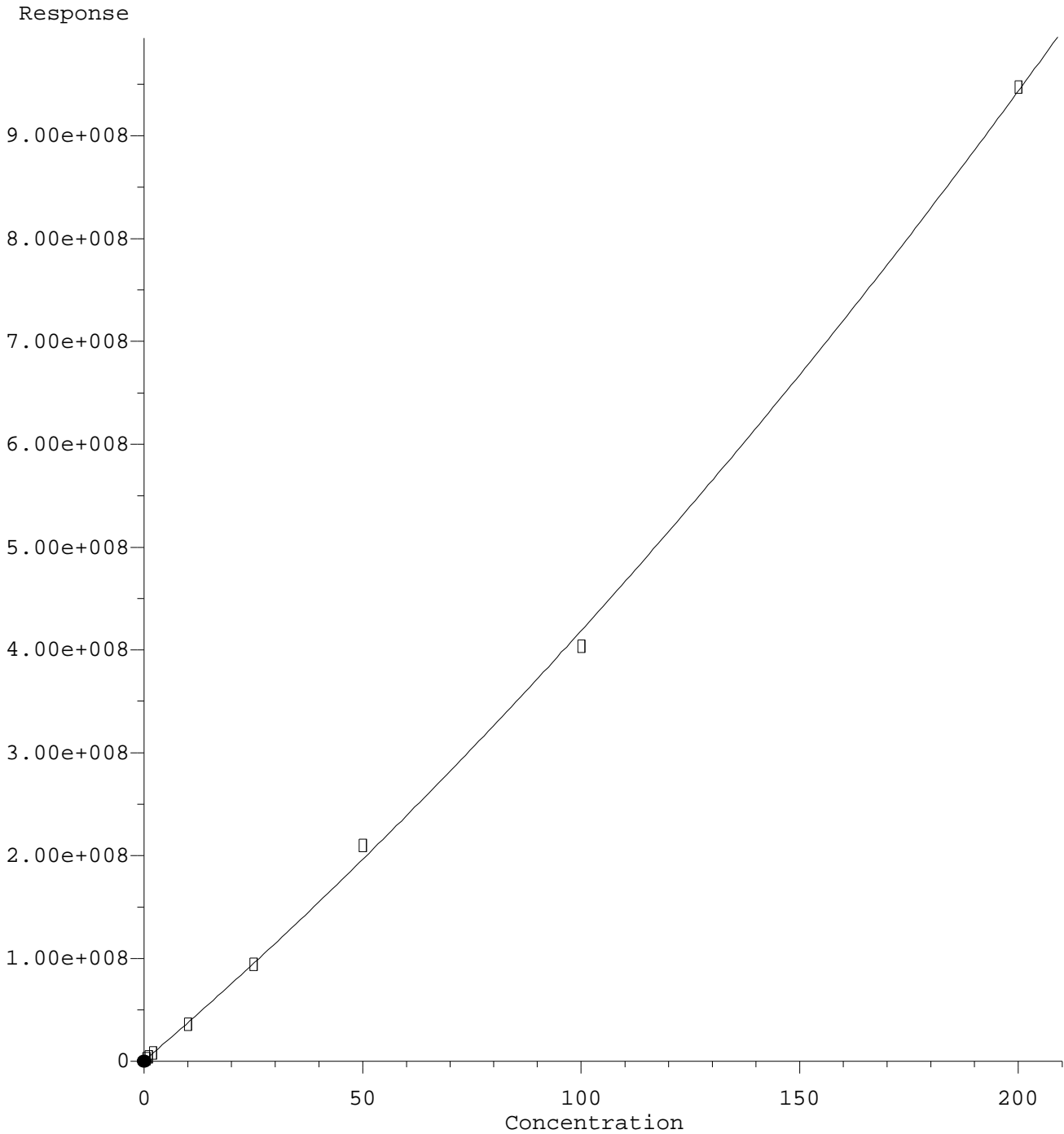
Integration File signal 1: PEST1.e  
Integration File signal 2: PEST2.e  
Quant Time: Oct 20 17:32:05 2020  
Quant Method : C:\msdchem\1\methods\ECD8\_QUANTPEST\_201015.M  
Quant Title : Instrument: DualECD8  
QLast Update : Tue Oct 20 17:18:04 2020  
Response via : Initial Calibration  
Integrator: ChemStation



QEdit

(23) Hexachlorobutadiene 3.456min -0.187 ng/mL m response 108144	MJB 10/21/20
(23) Hexachlorobutadiene #2 3.703min 0.500 ng/mL response 2507236	

Hexachlorobutadiene #2

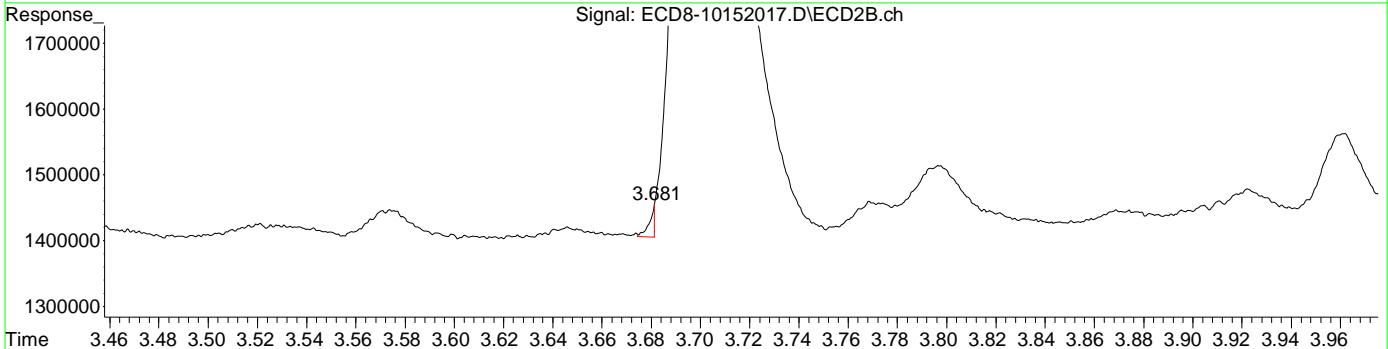
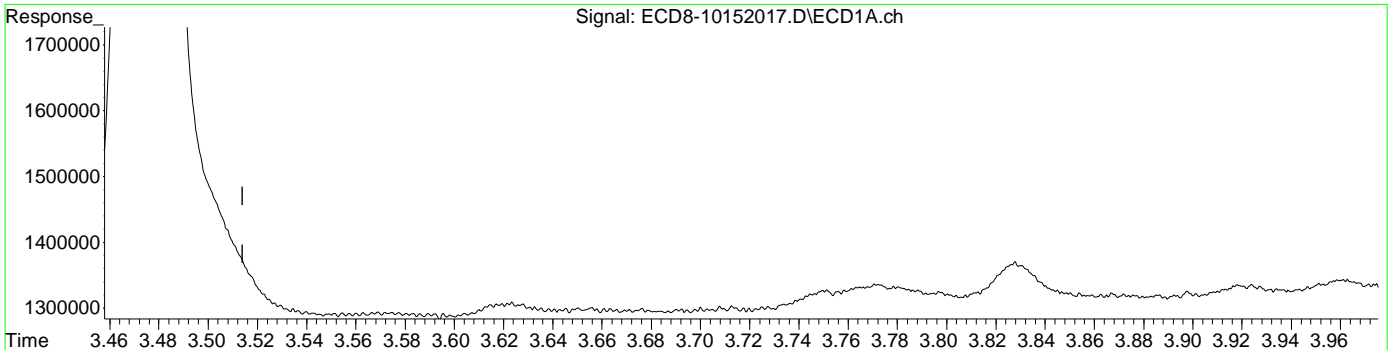


R = 5.35e+003 A\*A + 3.64e+006 A + 6.85e+005  
Coef of Det (r^2) = 0.999 Curve Fit: Quadratic w(1/a^2)  
Method Name: C:\msdchem\1\methods\ECD8\_QUANTPEST\_201015.M  
Calibration Table Last Updated: Tue Oct 20 17:23:54 2020

Quantitation Report (Qedit)

Data Path : C:\msdchem\1\data\2020-10\0J15061\REQUANT\  
Data File : ECD8-10152017.D  
Signal(s) : Signal #1: ECD1A.ch Signal #2: ECD2B.ch  
Acq On : 15 Oct 2020 21:33  
Operator : MJB  
Sample : 0J15061-CALA  
Misc : A20J276, 9-42 0.5 ppb  
ALS Vial : 14 Sample Multiplier: 1

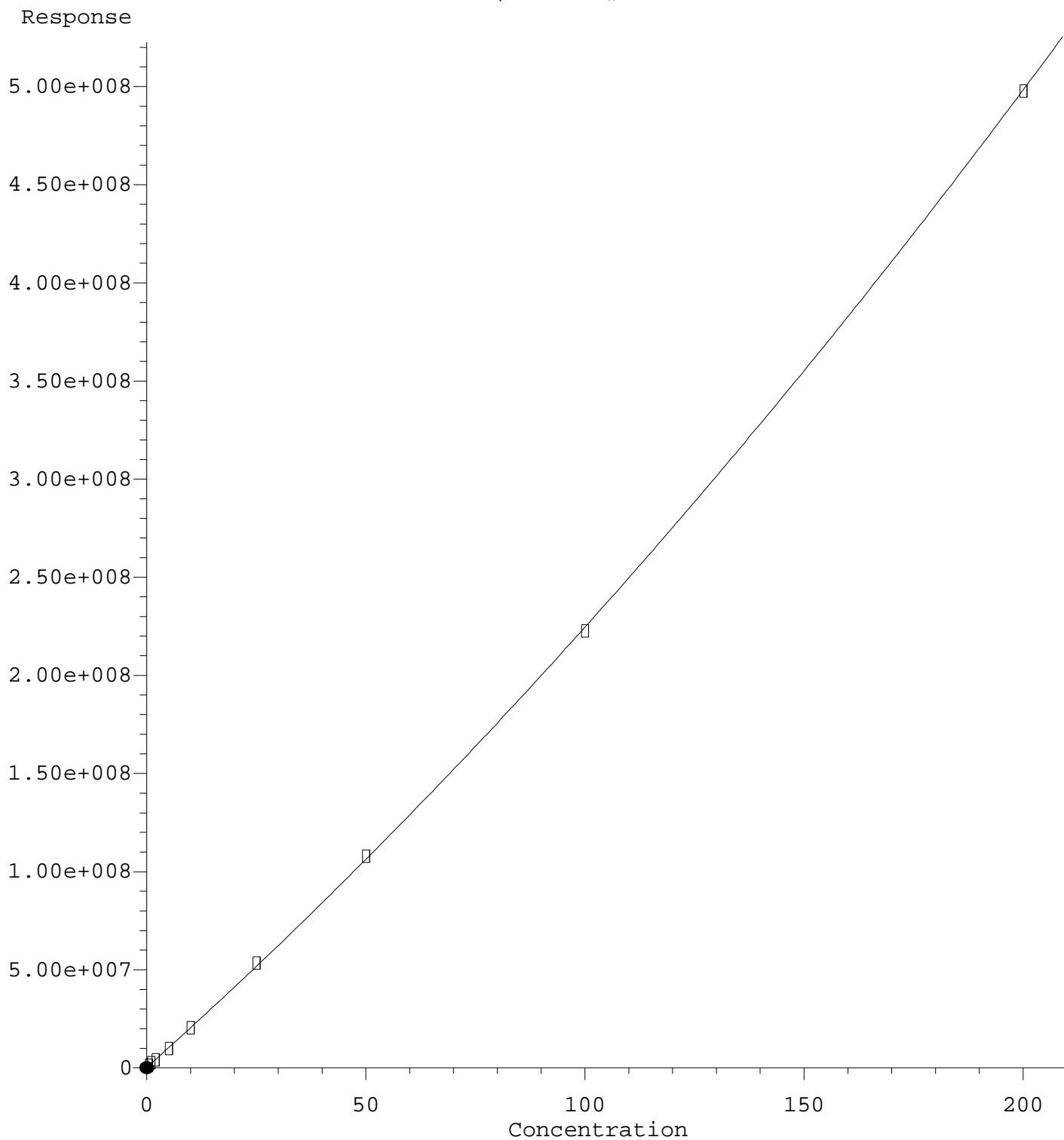
Integration File signal 1: PEST1.e  
Integration File signal 2: PEST2.e  
Quant Time: Oct 20 17:32:05 2020  
Quant Method : C:\msdchem\1\methods\ECD8\_QUANTPEST\_201015.M  
Quant Title : Instrument: DualECD8  
QLast Update : Tue Oct 20 17:18:04 2020  
Response via : Initial Calibration  
Integrator: ChemStation



QEdit

(23) Hexachlorobutadiene 3.456min -0.187 ng/mL m response 108144	<i>MJB 10/21/20</i>
(23) Hexachlorobutadiene #2 3.681min -0.174 ng/mL m response 49437	

2,4'-DDD #2



$R = 2.49e+003 A^2 + 1.99e+006 A + 3.53e+005$

Coef of Det ( $r^2$ ) = 0.998 Curve Fit: Quadratic w( $1/a^2$ )

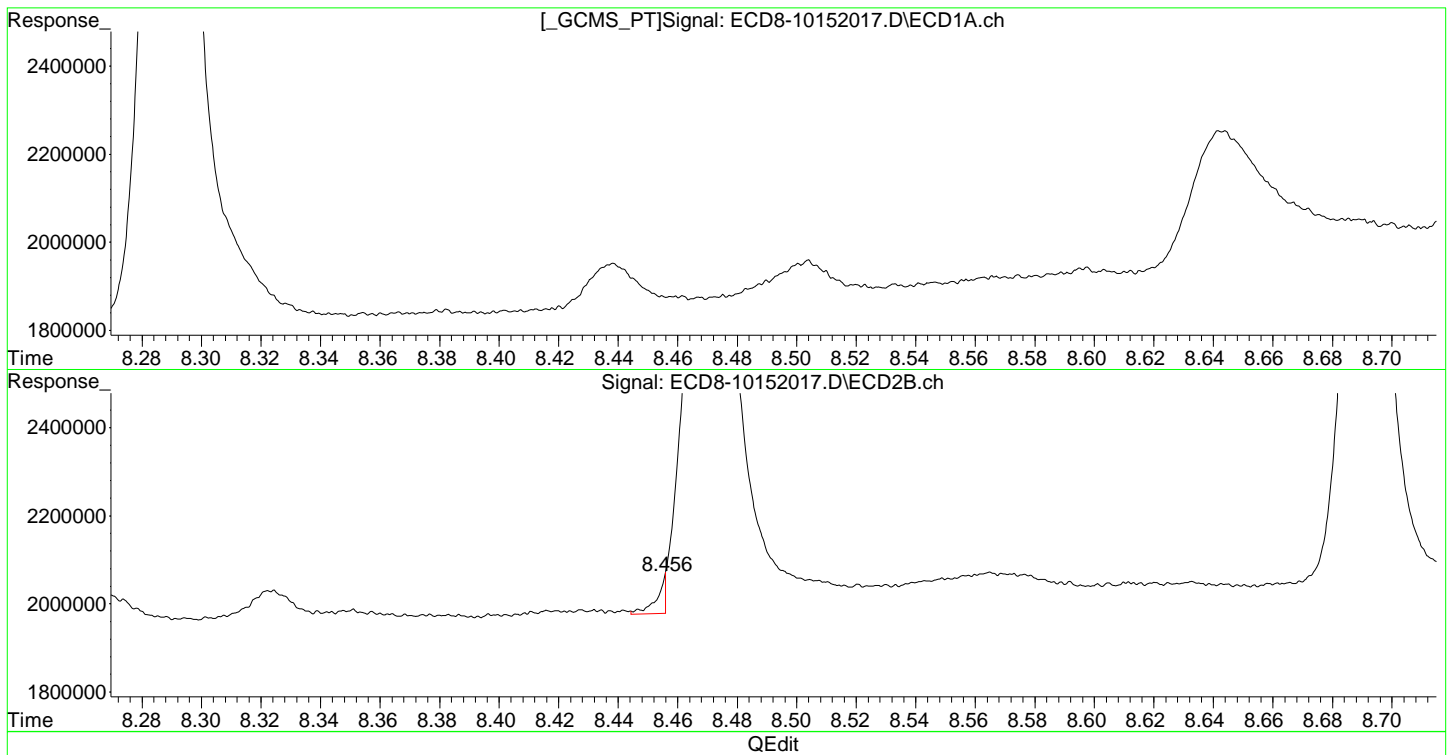
Method Name: C:\msdchem\1\methods\ECD8\_QUANTPEST\_201015.M

Calibration Table Last Updated: Wed Oct 21 13:18:48 2020

Quantitation Report (Qedit)

Data Path : C:\msdchem\1\data\2020-10\0J15061\REQUANT\  
Data File : ECD8-10152017.D  
Signal(s) : Signal #1: ECD1A.ch Signal #2: ECD2B.ch  
Acq On : 15 Oct 2020 21:33  
Operator : MJB  
Sample : 0J15061-CALA  
Misc : A20J276, 9-42 0.5 ppb  
ALS Vial : 14 Sample Multiplier: 1

Integration File signal 1: PEST1.e  
Integration File signal 2: PEST2.e  
Quant Time: Oct 21 14:40:51 2020  
Quant Method : C:\msdchem\1\methods\ECD8\_QUANTPEST\_201015.M  
Quant Title : Instrument: DualECD8  
QLast Update : Tue Oct 20 17:18:04 2020  
Response via : Initial Calibration  
Integrator: ChemStation

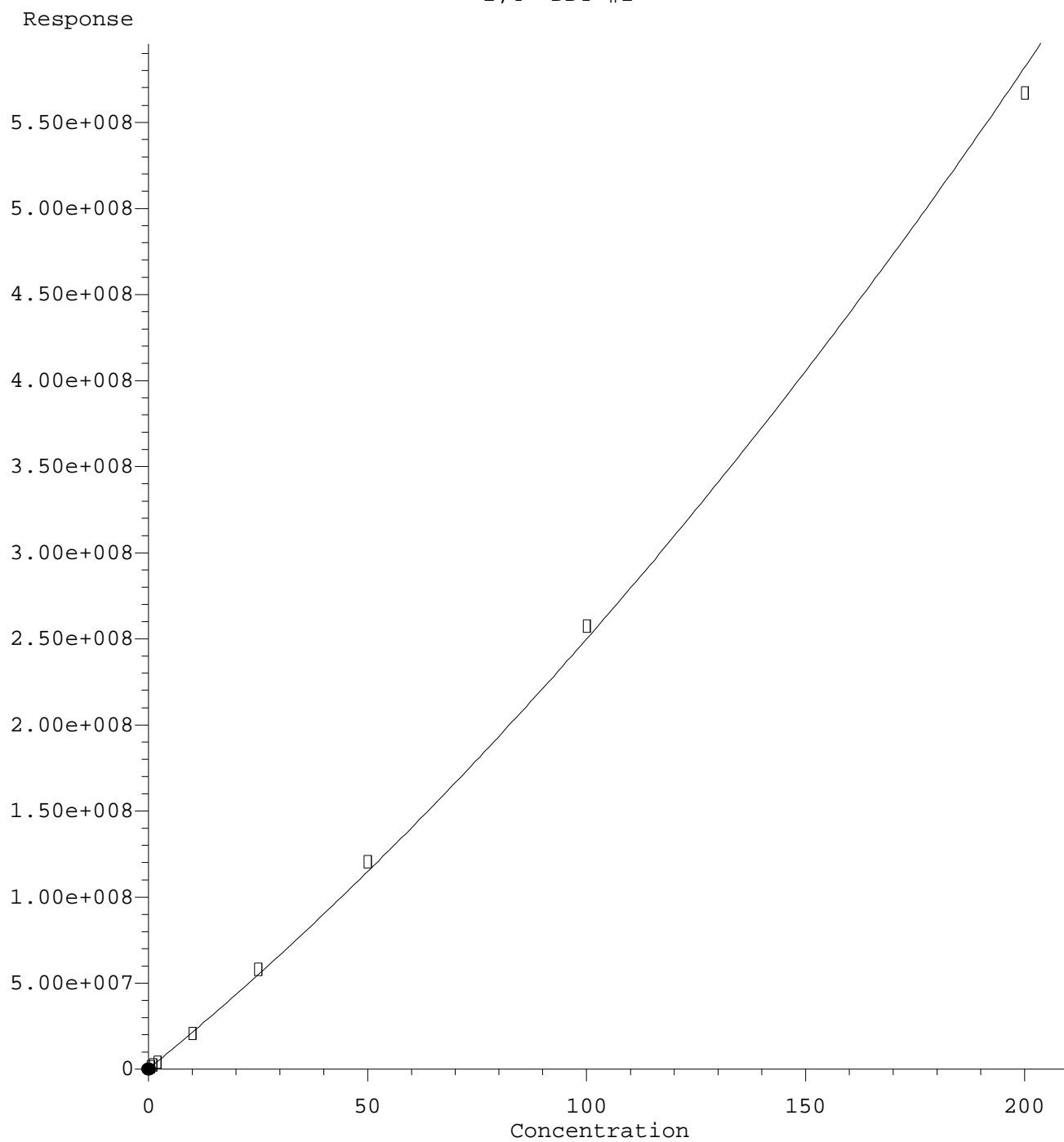


(28) 2,4'-DDD  
8.006min 0.586 ng/mL  
response 1125210

MJB 10/21/20

(28) 2,4'-DDD #2  
8.456min -0.134 ng/mL m  
response 86901

2,4'-DDT #2

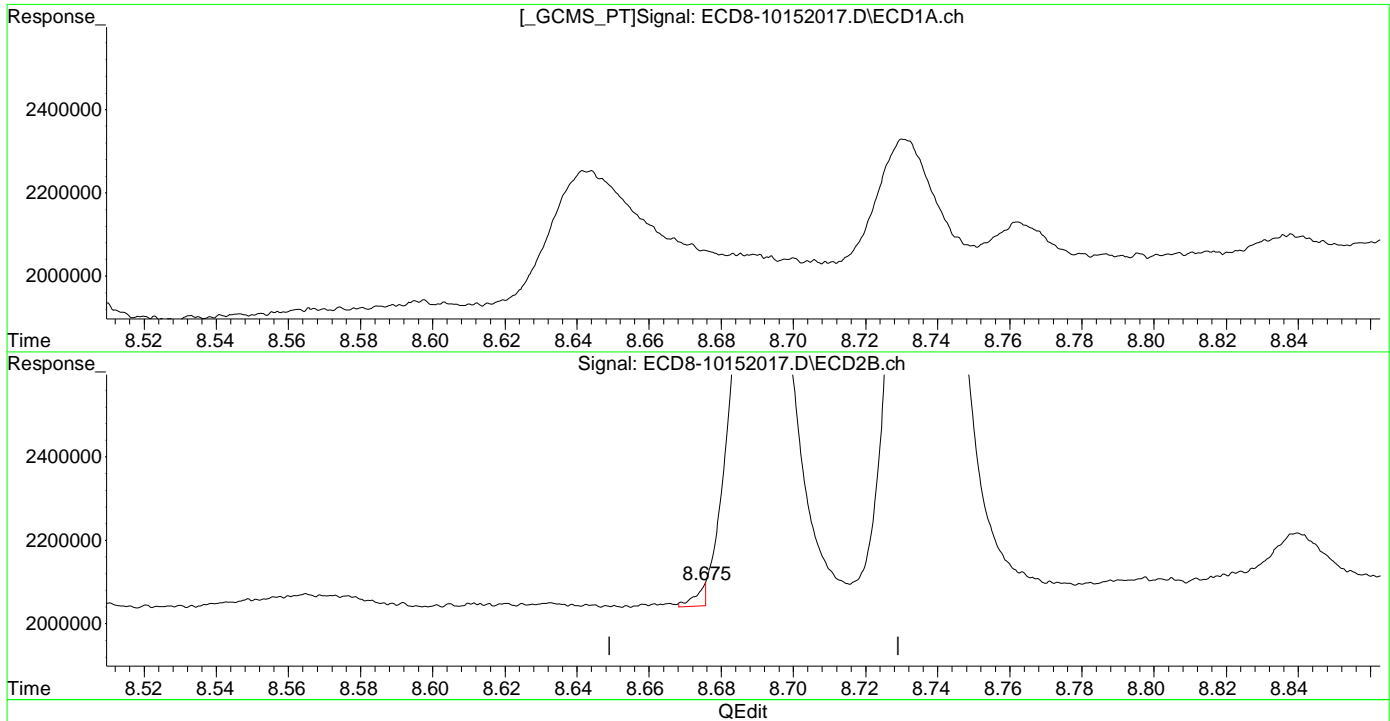


R = 4.13e+003 A\*A + 2.08e+006 A + 2.88e+005  
Coef of Det (r^2) = 0.997 Curve Fit: Quadratic w(1/a^2)  
Method Name: C:\msdchem\1\methods\ECD8\_QUANTPEST\_201015.M  
Calibration Table Last Updated: Tue Oct 20 17:23:54 2020

Quantitation Report (Qedit)

Data Path : C:\msdchem\1\data\2020-10\0J15061\REQUANT\  
Data File : ECD8-10152017.D  
Signal(s) : Signal #1: ECD1A.ch Signal #2: ECD2B.ch  
Acq On : 15 Oct 2020 21:33  
Operator : MJB  
Sample : 0J15061-CALA  
Misc : A20J276, 9-42 0.5 ppb  
ALS Vial : 14 Sample Multiplier: 1

Integration File signal 1: PEST1.e  
Integration File signal 2: PEST2.e  
Quant Time: Oct 20 17:32:05 2020  
Quant Method : C:\msdchem\1\methods\ECD8\_QUANTPEST\_201015.M  
Quant Title : Instrument: DualECD8  
QLast Update : Tue Oct 20 17:18:04 2020  
Response via : Initial Calibration  
Integrator: ChemStation

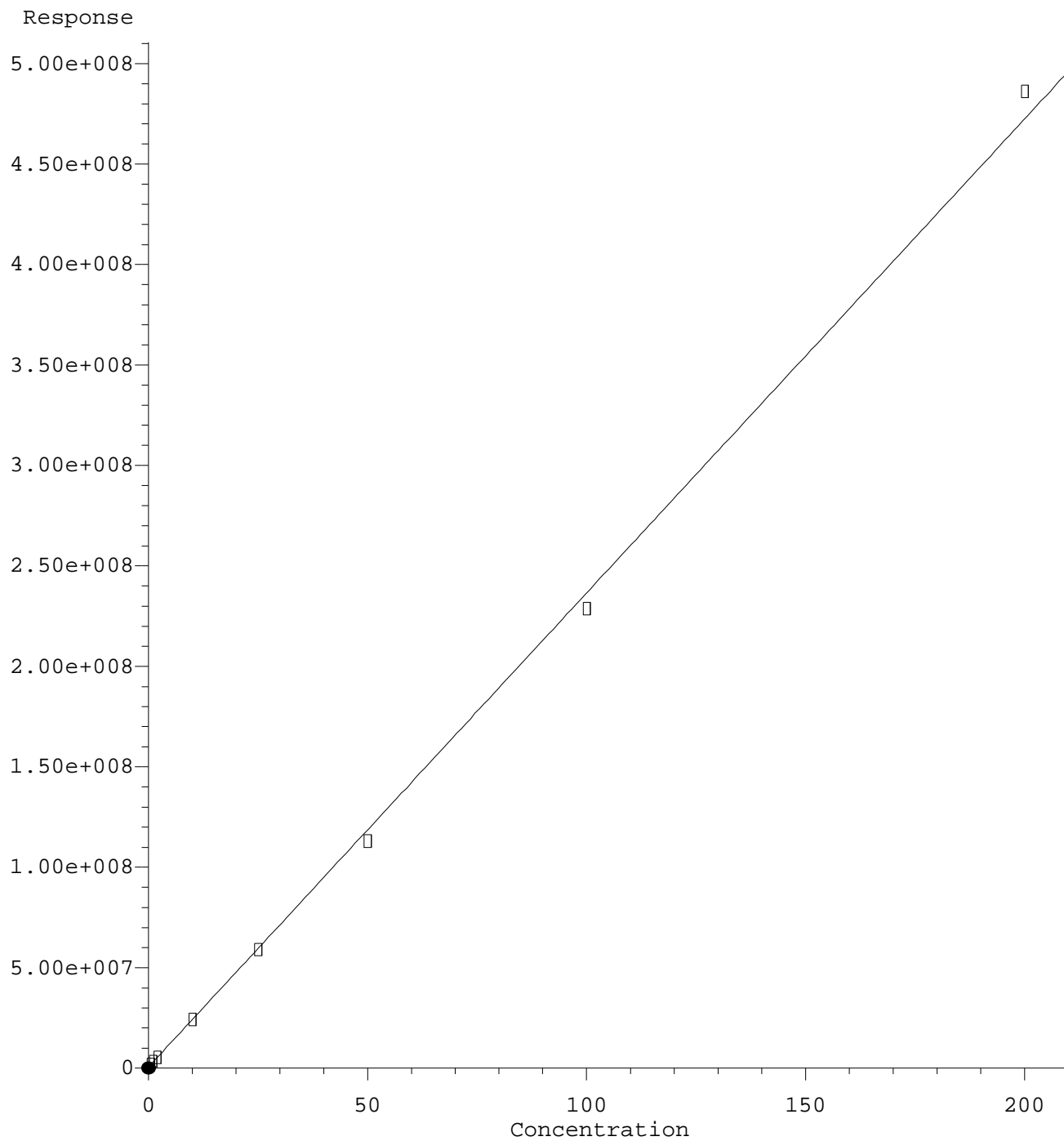


(29) 2,4'-DDT  
8.185min 0.562 ng/mL  
response 1221609

MJB 10/21/20

(29) 2,4'-DDT #2  
8.675min -0.115 ng/mL m  
response 49306

Mirex



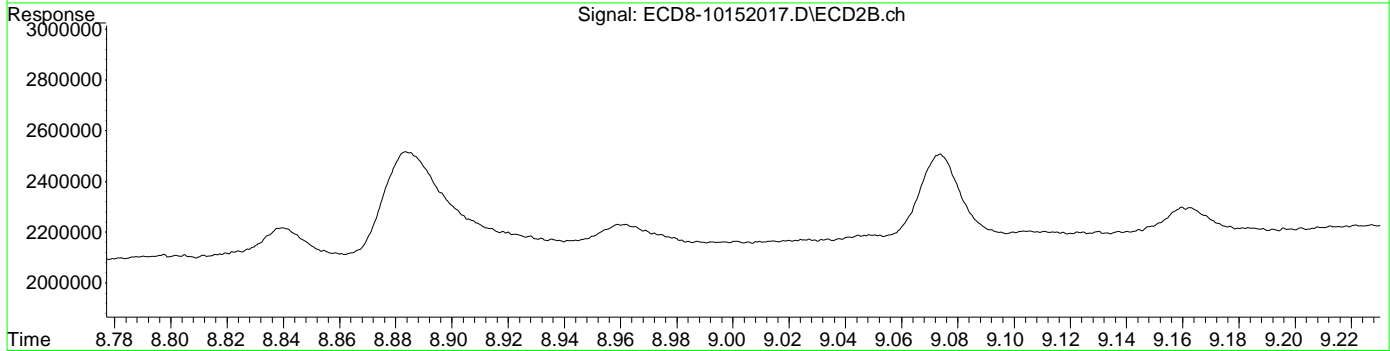
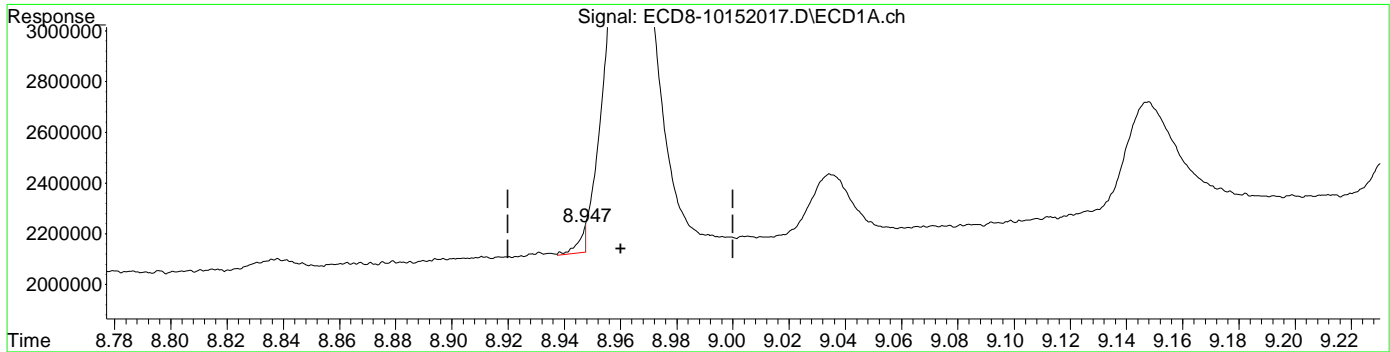
R = 1.61e+001 A\*A + 2.36e+006 A + 7.10e+005  
Coef of Det (r^2) = 0.997 Curve Fit: Quadratic w(1/a^2)  
Method Name: C:\msdchem\1\methods\ECD8\_QUANTPEST\_201015.M  
Calibration Table Last Updated: Tue Oct 20 17:23:54 2020



Quantitation Report (Qedit)

Data Path : C:\msdchem\1\data\2020-10\0J15061\REQUANT\  
Data File : ECD8-10152017.D  
Signal(s) : Signal #1: ECD1A.ch Signal #2: ECD2B.ch  
Acq On : 15 Oct 2020 21:33  
Operator : MJB  
Sample : 0J15061-CALA  
Misc : A20J276, 9-42 0.5 ppb  
ALS Vial : 14 Sample Multiplier: 1

Integration File signal 1: PEST1.e  
Integration File signal 2: PEST2.e  
Quant Time: Oct 20 17:32:05 2020  
Quant Method : C:\msdchem\1\methods\ECD8\_QUANTPEST\_201015.M  
Quant Title : Instrument: DualECD8  
QLast Update : Tue Oct 20 17:18:04 2020  
Response via : Initial Calibration  
Integrator: ChemStation



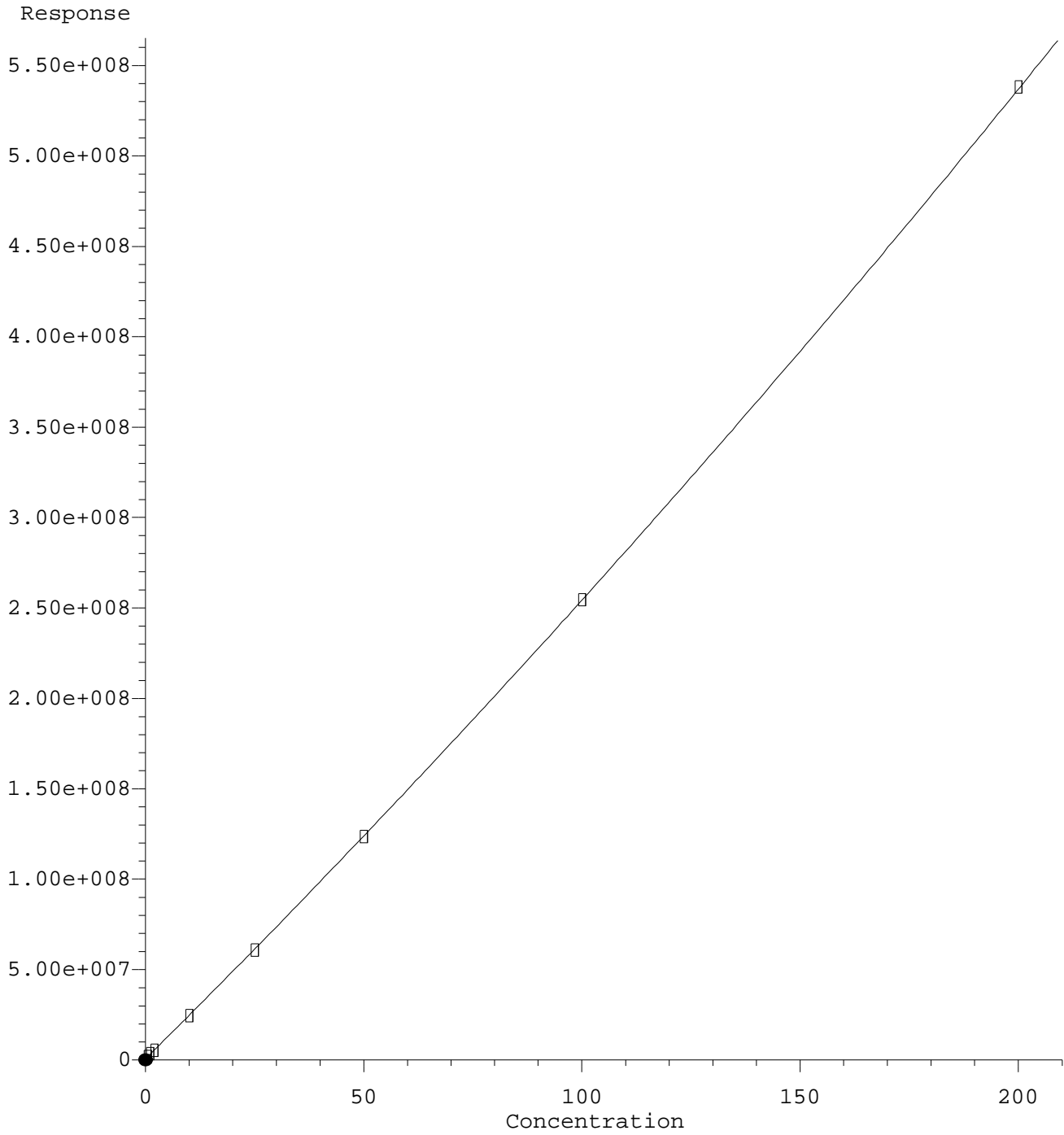
QEdit

(31) Mirex  
8.947min -0.258 ng/mL m  
response 102577

MJB 10/21/20

(31) Mirex #2  
9.647min 0.479 ng/mL  
response 1941278

Mirex #2

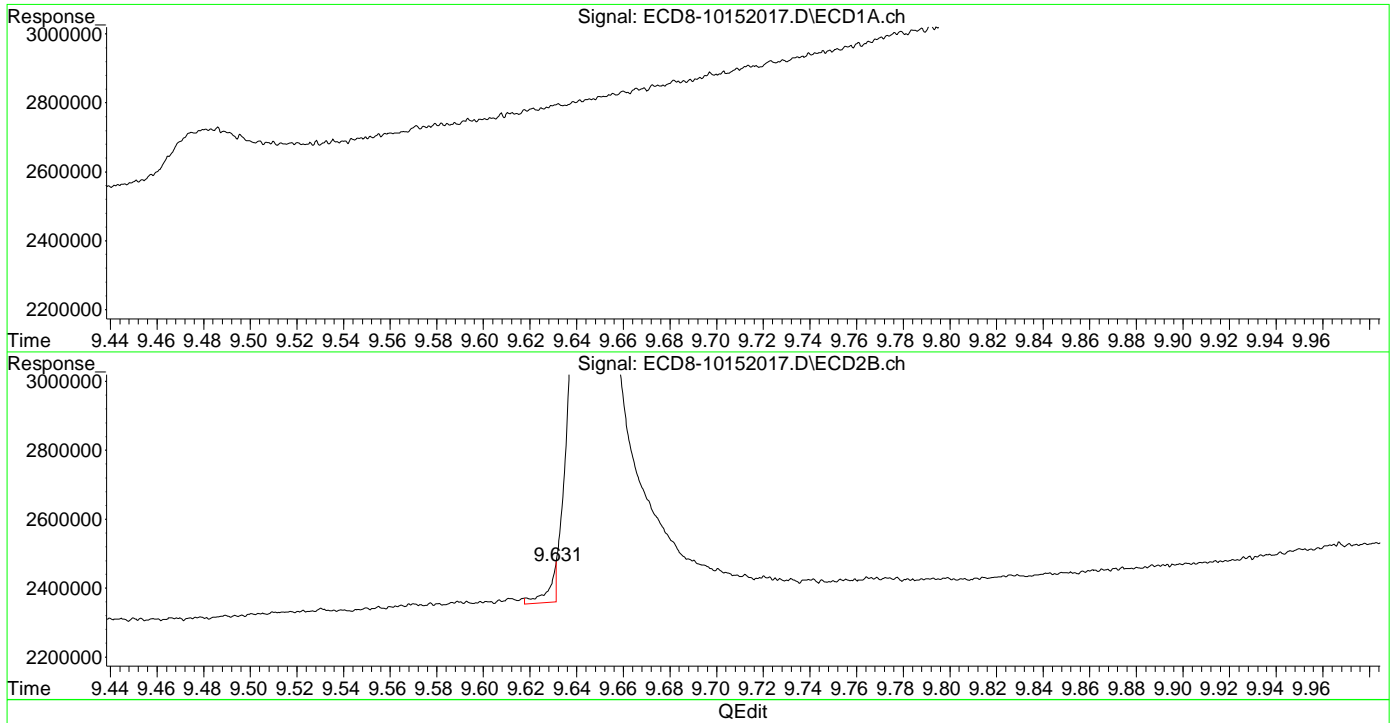


R = 1.46e+003 A\*A + 2.39e+006 A + 7.96e+005  
Coef of Det (r^2) = 0.998 Curve Fit: Quadratic w(1/a^2)  
Method Name: C:\msdchem\1\methods\ECD8\_QUANTPEST\_201015.M  
Calibration Table Last Updated: Tue Oct 20 17:23:54 2020

Quantitation Report (Qedit)

Data Path : C:\msdchem\1\data\2020-10\0J15061\REQUANT\  
Data File : ECD8-10152017.D  
Signal(s) : Signal #1: ECD1A.ch Signal #2: ECD2B.ch  
Acq On : 15 Oct 2020 21:33  
Operator : MJB  
Sample : 0J15061-CALA  
Misc : A20J276, 9-42 0.5 ppb  
ALS Vial : 14 Sample Multiplier: 1

Integration File signal 1: PEST1.e  
Integration File signal 2: PEST2.e  
Quant Time: Oct 20 17:32:05 2020  
Quant Method : C:\msdchem\1\methods\ECD8\_QUANTPEST\_201015.M  
Quant Title : Instrument: DualECD8  
QLast Update : Tue Oct 20 17:18:04 2020  
Response via : Initial Calibration  
Integrator: ChemStation



(31) Mirex  
8.947min -0.258 ng/mL m  
response 102577

MJB 10/21/20

(31) Mirex #2  
9.631min -0.289 ng/mL m  
response 107309

Quantitation Report (Not Reviewed)

Data Path : C:\msdchem\1\data\2020-10\0J15061\  
 Data File : ECD8-10152005.D  
 Signal(s) : Signal #1: ECD1A.ch Signal #2: ECD2B.ch  
 Acq On : 15 Oct 2020 18:15  
 Operator : MJB  
 Sample : 0J15061-ICB1  
 Misc : A2J148  
 ALS Vial : 3 Sample Multiplier: 1

MJB 10/21/20

Integration File signal 1: PEST1.e  
 Integration File signal 2: PEST2.e  
 Quant Time: Oct 21 15:09:10 2020  
 Quant Method : C:\msdchem\1\methods\ECD8\_QUANTPEST\_201015.M  
 Quant Title : Instrument: DualECD8  
 QLast Update : Tue Oct 20 17:18:04 2020  
 Response via : Initial Calibration  
 Integrator: ChemStation

Compound	RT#1	RT#2	Resp#1	Resp#2	ng/mL	ng/mL
-----						
System Monitoring Compounds						
1) S TCMX (S)	5.683	5.990	325.7E6	406.3E6	92.097	101.562
22) S DCBP (S)	9.903	10.505	237.7E6	227.6E6	94.618	94.095
Target Compounds						
2) a-BHC	6.233	6.585	19692	9789	0.004	0.002 #
3) g-BHC	6.520	6.899	57479	16241	0.014	0.003 #
4) b-BHC	6.610	6.969	28088	41528	0.018	0.021
5) Heptachlor	6.919	7.275	6718	23095	0.002	0.005 #
6) d-BHC	6.761	7.220	95222	133913	0.089	0.100
7) Aldrin	0.000	7.539	0	24718	N.D.	0.006 #
8) Heptachlo...	7.629	7.974	33415	52590	0.009	0.013 #
9) trans-Chl...	7.711	8.088f	211868	9996	0.058	0.003 #
10) cis-Chlor...	7.821	8.219	24719	41602	0.007	0.011 #
11) Endosulfa...	7.925	8.273	40863	39560	0.012	0.011
12) 4,4'-DDE	7.877	8.323	126080	35044	0.040	0.058 #
13) Dieldrin	8.101	8.469	29561	42373	0.008	0.028 #
14) Endrin	8.274	8.693	195545	50076	0.071	0.046 #
15) 4,4'-DDD	8.287	8.760f	160952	323811	0.059	0.115 #
16) Endosulfa...	8.433	8.838	86085	110008	0.029	0.034
17) 4,4'-DDT	8.485	8.950	62095	43976	0.057	0.080 #
18) Endrin Al...	8.728	9.072	699614	705319	BelowCal	BelowCal
19) Endosulfa...	9.032	9.267	179935	189830	0.060	0.057
20) Methoxychlor	8.834	9.422	70846	45007	0.051	BelowCal #
21) Endrin Ke...	9.234	9.657	106550	134188	0.029	0.034
23) Hexachlor...	3.477	3.717	10074	45591	BelowCal	BelowCal
24) Hexachlor...	6.070	6.453	656010	44327	0.196	0.011 #
25) Oxychlorane	7.538	7.888	18346	62419	0.006	0.018 #
26) 2,4'-DDE	7.629	8.088	33415	9996	0.016	0.004 #
27) trans-Non...	7.809	8.185	11799	27375	0.003	0.007 #
28) 2,4'-DDD	8.012	8.469	12530	42373	0.007	BelowCal #
29) 2,4'-DDT	8.184	8.693	6602	50076	0.003	BelowCal #

Quantitation Report (Not Reviewed)

Data Path : C:\msdchem\1\data\2020-10\0J15061\  
 Data File : ECD8-10152005.D  
 Signal(s) : Signal #1: ECD1A.ch Signal #2: ECD2B.ch  
 Acq On : 15 Oct 2020 18:15  
 Operator : MJB  
 Sample : 0J15061-ICB1  
 Misc : A2J148  
 ALS Vial : 3 Sample Multiplier: 1

Integration File signal 1: PEST1.e  
 Integration File signal 2: PEST2.e  
 Quant Time: Oct 21 15:09:10 2020  
 Quant Method : C:\msdchem\1\methods\ECD8\_QUANTPEST\_201015.M  
 Quant Title : Instrument: DualECD8  
 QLast Update : Tue Oct 20 17:18:04 2020  
 Response via : Initial Calibration  
 Integrator: ChemStation

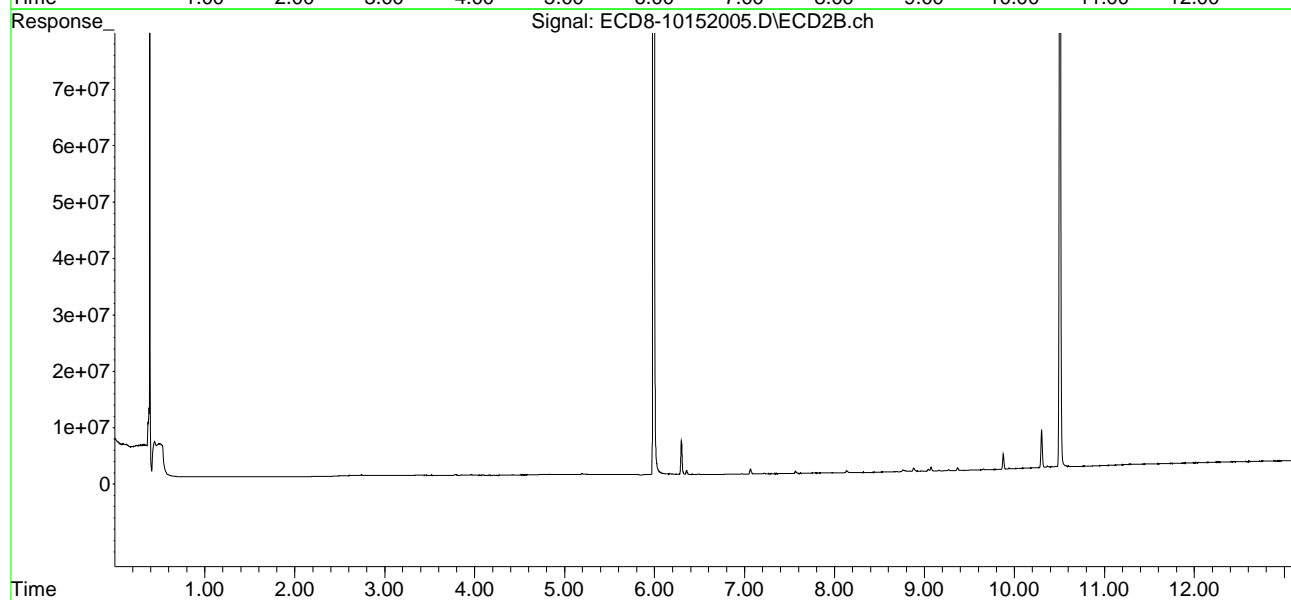
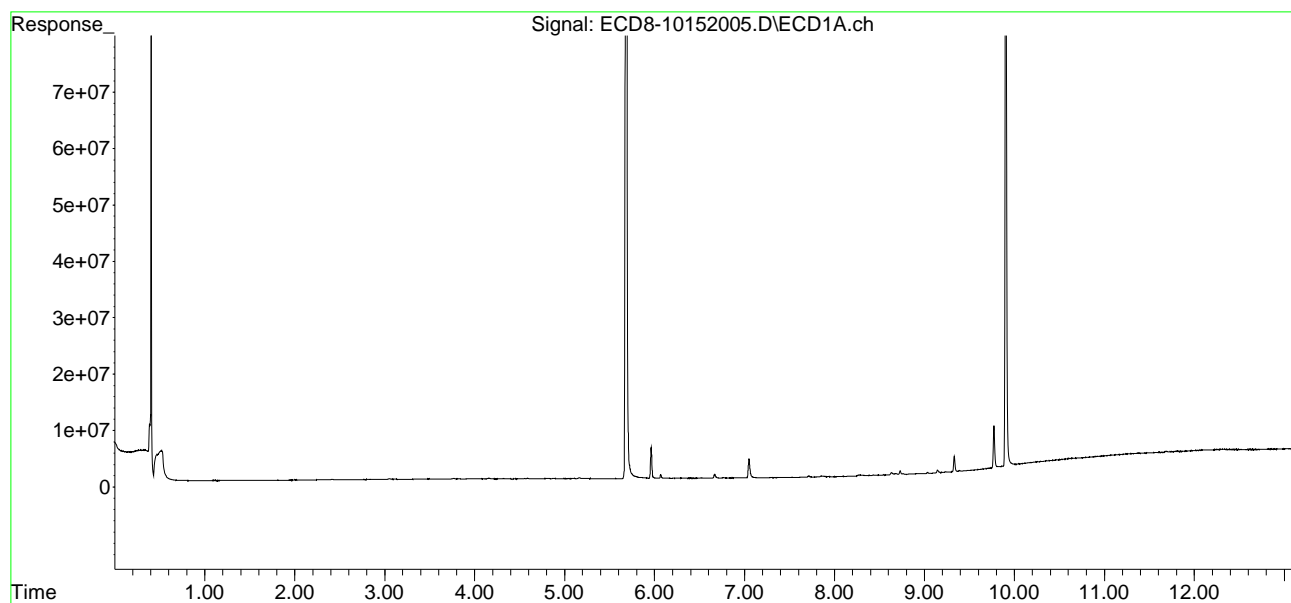
	Compound	RT#1	RT#2	Resp#1	Resp#2	ng/mL	ng/mL
30)	cis-Nonac...	8.287	8.760f	160952	323811	0.041	0.076 #
31)	Mirex	8.956	9.634	50254	29278	BelowCal	BelowCal
32)	Chlordane...	7.711	8.088f	211868	9996	0.514	0.021 #
33)	Chlordane...	7.821	8.219	24719	41602	0.059	0.100 #
34)	Chlordane...	8.380	8.879	66895	582363	0.519	4.306 #
35)	Chlordane...	0.000	0.000	0	0	N.D.	N.D.
36)	Toxaphene...	7.809	8.443	11799	9672	0.793	0.254 #
37)	Toxaphene...	8.101	8.760f	29561	323811	0.897	6.868 #
38)	Toxaphene...	8.433	8.838	86085	110008	1.242	1.564 #
39)	Toxaphene...	8.677f	8.879	288643	582363	3.879	4.888 #
40)	Toxaphene...	8.886	9.072	18497	705319	0.312	10.238 #
41)	Toxaphene...	8.956	9.457	50254	28207	0.746	0.377 #
42)	Toxaphene...	0.000	0.000	0	0	N.D.	N.D.

(f)=RT Delta > 1/2 Window (#)=Amounts differ by > 25% (m)=manual int.

Quantitation Report (Not Reviewed)

Data Path : C:\msdchem\1\data\2020-10\0J15061\  
Data File : ECD8-10152005.D  
Signal(s) : Signal #1: ECD1A.ch Signal #2: ECD2B.ch  
Acq On : 15 Oct 2020 18:15  
Operator : MJB  
Sample : 0J15061-ICB1  
Misc : A2J148  
ALS Vial : 3 Sample Multiplier: 1

Integration File signal 1: PEST1.e  
Integration File signal 2: PEST2.e  
Quant Time: Oct 21 15:09:10 2020  
Quant Method : C:\msdchem\1\methods\ECD8\_QUANTPEST\_201015.M  
Quant Title : Instrument: DualECD8  
QLast Update : Tue Oct 20 17:18:04 2020  
Response via : Initial Calibration  
Integrator: ChemStation



Quantitation Report (Not Reviewed)

CLEAN

Data Path : C:\msdchem\1\data\2020-10\0J15061\  
 Data File : ECD8-10152015.D  
 Signal(s) : Signal #1: ECD1A.ch Signal #2: ECD2B.ch  
 Acq On : 15 Oct 2020 21:00  
 Operator : MJB  
 Sample : 0J15061-IBL1  
 Misc : Instrument Blank  
 ALS Vial : 1 Sample Multiplier: 1

MJB 10/21/20

Integration File signal 1: PEST1.e  
 Integration File signal 2: PEST2.e  
 Quant Time: Oct 21 11:30:22 2020  
 Quant Method : C:\msdchem\1\methods\ECD8\_QUANTPEST\_201015.M  
 Quant Title : Instrument: DualECD8  
 QLast Update : Tue Oct 20 17:18:04 2020  
 Response via : Initial Calibration  
 Integrator: ChemStation

Compound	RT#1	RT#2	Resp#1	Resp#2	ng/mL	ng/mL
-----						
System Monitoring Compounds						
1) S TCMX (S)	5.683	5.995	36277	194150	0.010	0.049 #
22) S DCBP (S)	9.904	10.503	240361	236171	BelowCal	0.098
Target Compounds						
2) a-BHC	6.234	6.587	16722	54928	0.004	0.010 #
3) g-BHC	6.480f	6.900	213856	21233	0.053	0.005 #
4) b-BHC	6.609	6.967	52215	58701	0.033	0.030
5) Heptachlor	6.917	7.273	49720	24838	0.012	0.005 #
6) d-BHC	6.758	7.216	164520	167003	0.112	0.108
7) Aldrin	7.160	7.536	34097	30135	0.009	0.007
8) Heptachlo...	7.625	7.972	222254	49389	0.061	0.012 #
9) trans-Chl...	7.724	8.093	41501	17569	0.011	0.004 #
10) cis-Chlor...	7.817	8.217	83940	43883	0.023	0.011 #
11) Endosulfa...	7.926	8.269	44887	331318	0.013	0.092 #
12) 4,4'-DDE	7.876	8.323	102257	42118	0.032	0.060 #
13) Dieldrin	8.104	8.468	229166	38739	0.061	0.027 #
14) Endrin	8.233f	8.691	7524	294680	0.003	0.140 #
15) 4,4'-DDD	8.308	8.762f	87724	30492	0.032	0.012 #
16) Endosulfa...	8.432	8.837	87069	61707	0.030	0.019 #
17) 4,4'-DDT	8.505	8.971	20187	56149	0.040	0.084 #
18) Endrin Al...	8.728	9.075	407646	516207	BelowCal	BelowCal
19) Endosulfa...	9.032	9.266	192574	211476	0.064	0.064
20) Methoxychlor	8.838	0.000	31712	0	0.023	N.D. #
21) Endrin Ke...	9.235	9.658	113904	135542	0.031	0.035
23) Hexachlor...	3.475	3.716	62688	113177	BelowCal	BelowCal
24) Hexachlor...	6.069	6.465	88788	137457	0.026	0.034 #
25) Oxychlorane	0.000	7.886	0	19876	N.D.	0.006 #
26) 2,4'-DDE	7.625	8.093	222254	17569	0.103	0.007 #
27) trans-Non...	7.817	0.000	83940	0	0.023	N.D. #
28) 2,4'-DDD	7.962f	8.468	25541	38739	0.013	0.017 #
29) 2,4'-DDT	8.172	8.691	6642	294680	0.003	0.003

Quantitation Report (Not Reviewed)

Data Path : C:\msdchem\1\data\2020-10\0J15061\  
 Data File : ECD8-10152015.D  
 Signal(s) : Signal #1: ECD1A.ch Signal #2: ECD2B.ch  
 Acq On : 15 Oct 2020 21:00  
 Operator : MJB  
 Sample : 0J15061-IBL1  
 Misc : Instrument Blank  
 ALS Vial : 1 Sample Multiplier: 1

Integration File signal 1: PEST1.e  
 Integration File signal 2: PEST2.e  
 Quant Time: Oct 21 11:30:22 2020  
 Quant Method : C:\msdchem\1\methods\ECD8\_QUANTPEST\_201015.M  
 Quant Title : Instrument: DualECD8  
 QLast Update : Tue Oct 20 17:18:04 2020  
 Response via : Initial Calibration  
 Integrator: ChemStation

	Compound	RT#1	RT#2	Resp#1	Resp#2	ng/mL	ng/mL	
30)	cis-Nonac...	8.308f	8.762f	87724	30492	0.022	0.007	#
31)	Mirex	8.993f	9.658	205490	135542	BelowCal	BelowCal	
32)	Chlordane...	7.724	8.093	41501	17569	0.101	0.036	#
33)	Chlordane...	7.817	8.217	83940	43883	0.200	0.106	#
34)	Chlordane...	8.386	8.882	37996	555233	0.295	4.105	#
35)	Chlordane...	0.000	0.000	0	0	N.D.	N.D.	
36)	Toxaphene...	7.797	8.468f	16459	38739	1.106	1.019	
37)	Toxaphene...	8.104	8.773	229166	25887	6.957	0.549	#
38)	Toxaphene...	8.407	8.837	30825	61707	0.445	0.877	#
39)	Toxaphene...	8.638	8.882	411519	555233	5.530	4.661	
40)	Toxaphene...	8.889	9.075	12999	516207	0.219	7.493	#
41)	Toxaphene...	8.993f	9.467f	205490	256204	3.052	3.421	
42)	Toxaphene...	0.000	0.000	0	0	N.D.	N.D.	

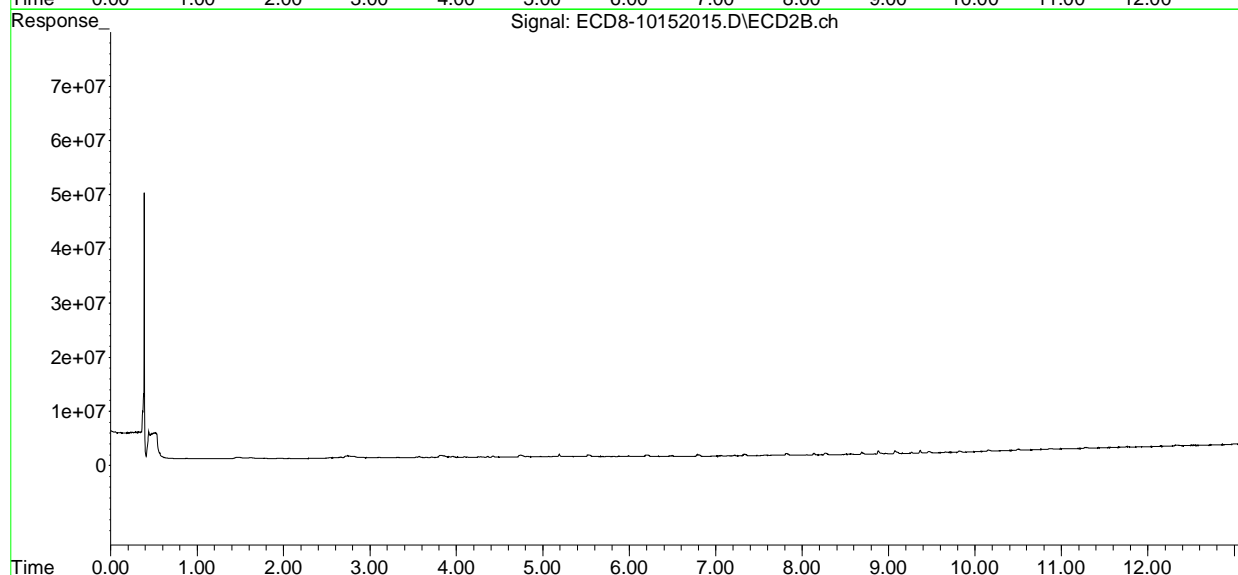
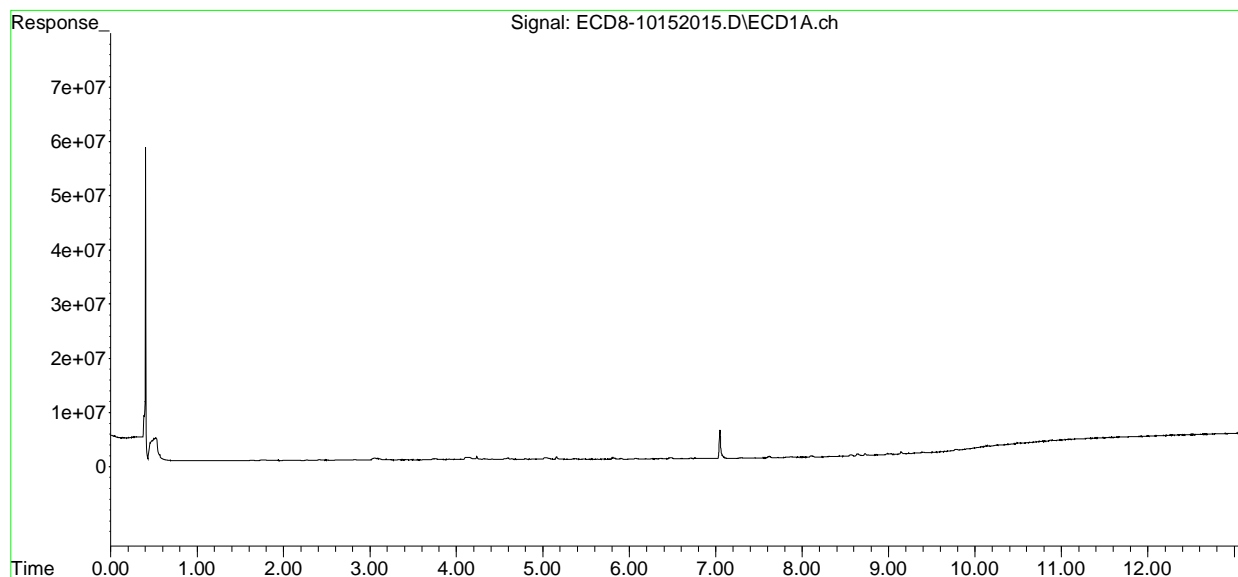
(f)=RT Delta > 1/2 Window (#)=Amounts differ by > 25% (m)=manual int.



Quantitation Report (Not Reviewed)

Data Path : C:\msdchem\1\data\2020-10\0J15061\  
Data File : ECD8-10152015.D  
Signal(s) : Signal #1: ECD1A.ch Signal #2: ECD2B.ch  
Acq On : 15 Oct 2020 21:00  
Operator : MJB  
Sample : 0J15061-IBL1  
Misc : Instrument Blank  
ALS Vial : 1 Sample Multiplier: 1

Integration File signal 1: PEST1.e  
Integration File signal 2: PEST2.e  
Quant Time: Oct 21 11:30:22 2020  
Quant Method : C:\msdchem\1\methods\ECD8\_QUANTPEST\_201015.M  
Quant Title : Instrument: DualECD8  
QLast Update : Tue Oct 20 17:18:04 2020  
Response via : Initial Calibration  
Integrator: ChemStation



Quantitation Report (Not Reviewed)

Data Path : C:\msdchem\1\data\2020-10\0J15061\  
 Data File : ECD8-10152016.D  
 Signal(s) : Signal #1: ECD1A.ch Signal #2: ECD2B.ch  
 Acq On : 15 Oct 2020 21:17  
 Operator : MJB  
 Sample : 0J15061-ICV1  
 Misc : A20I130, AB 50 ppb  
 ALS Vial : 13 Sample Multiplier: 1

MJB 10/21/20

Integration File signal 1: PEST1.e  
 Integration File signal 2: PEST2.e  
 Quant Time: Oct 21 11:30:30 2020  
 Quant Method : C:\msdchem\1\methods\ECD8\_QUANTPEST\_201015.M  
 Quant Title : Instrument: DualECD8  
 QLast Update : Tue Oct 20 17:18:04 2020  
 Response via : Initial Calibration  
 Integrator: ChemStation

Compound	RT#1	RT#2	Resp#1	Resp#2	ng/mL	ng/mL
System Monitoring Compounds						
1) S TCMX (S)	5.683	5.990	165.0E6	195.7E6	46.644	48.917
22) S DCBP (S)	9.905	10.507	119.4E6	112.5E6	47.655	46.518
Target Compounds						
2) a-BHC	6.234	6.586	234.0E6	283.7E6	49.659	53.034
3) g-BHC	6.520	6.901	203.6E6	243.1E6	50.578	52.280
4) b-BHC	6.601	6.967	77057289	97231616	49.368	49.694
5) Heptachlor	6.919	7.274	195.8E6	226.8E6	48.235	49.563
6) d-BHC	6.755	7.215	172.4E6	229.2E6	51.426	51.762
7) Aldrin	7.162	7.537	202.3E6	227.3E6	51.500	53.234
8) Heptachlo...	7.632	7.972	177.1E6	197.9E6	48.439	49.288
9) trans-Chl...	7.724	8.112	181.7E6	203.2E6	49.328	51.056
10) cis-Chlor...	7.821	8.218	178.2E6	193.4E6	49.187	49.859
11) Endosulfa...	7.926	8.268	163.0E6	183.8E6	47.915	51.120
12) 4,4'-DDE	7.873	8.320	161.8E6	190.9E6	51.351	50.859
13) Dieldrin	8.099	8.467	187.9E6	208.7E6	50.011	50.815
14) Endrin	8.269	8.690	139.8E6	149.6E6	50.976	51.865
15) 4,4'-DDD	8.304	8.734	137.1E6	163.9E6	50.397	51.804
16) Endosulfa...	8.431	8.836	143.5E6	167.2E6	48.720	51.352
17) 4,4'-DDT	8.499	8.958	141.5E6	160.1E6	51.628	51.912
18) Endrin Al...	8.726	9.071	144.1E6	161.9E6	50.465	53.016
19) Endosulfa...	9.032	9.266	143.9E6	162.9E6	48.151	49.018
20) Methoxychlor	8.831	9.424	67631491	79616947	49.130	51.734
21) Endrin Ke...	9.234	9.657	175.5E6	197.5E6	47.472	50.561
23) Hexachlor...	3.480	3.714	12382	21696	BelowCal	BelowCal
24) Hexachlor...	6.070	6.453	377547	20539	0.112	0.005 #
25) Oxychlorane	7.565	7.887	313207	217721	0.096	0.061 #
26) 2,4'-DDE	7.632	8.112	177.1E6	203.2E6	82.240	82.621
27) trans-Non...	7.821	8.175	178.2E6	623023	48.877	0.156 #
28) 2,4'-DDD	0.000	8.467	0	208.7E6	N.D.	91.264 #
29) 2,4'-DDT	8.180	8.690	785637	149.6E6	0.361	63.666 #

Quantitation Report (Not Reviewed)

Data Path : C:\msdchem\1\data\2020-10\0J15061\  
 Data File : ECD8-10152016.D  
 Signal(s) : Signal #1: ECD1A.ch Signal #2: ECD2B.ch  
 Acq On : 15 Oct 2020 21:17  
 Operator : MJB  
 Sample : 0J15061-ICV1  
 Misc : A20I130, AB 50 ppb  
 ALS Vial : 13 Sample Multiplier: 1

Integration File signal 1: PEST1.e  
 Integration File signal 2: PEST2.e  
 Quant Time: Oct 21 11:30:30 2020  
 Quant Method : C:\msdchem\1\methods\ECD8\_QUANTPEST\_201015.M  
 Quant Title : Instrument: DualECD8  
 QLast Update : Tue Oct 20 17:18:04 2020  
 Response via : Initial Calibration  
 Integrator: ChemStation

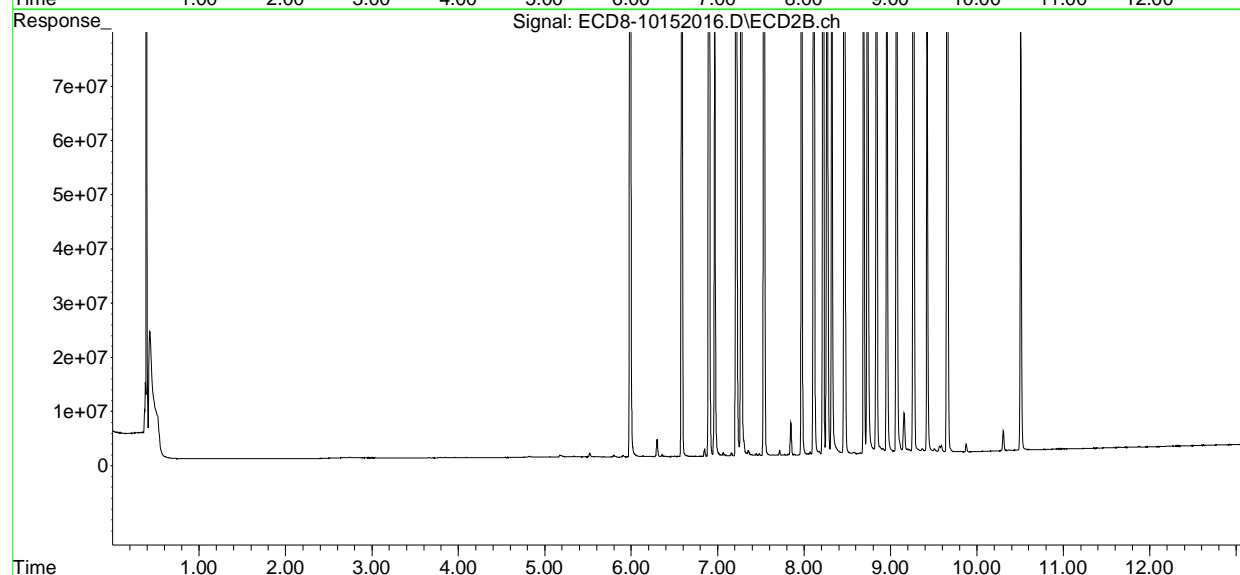
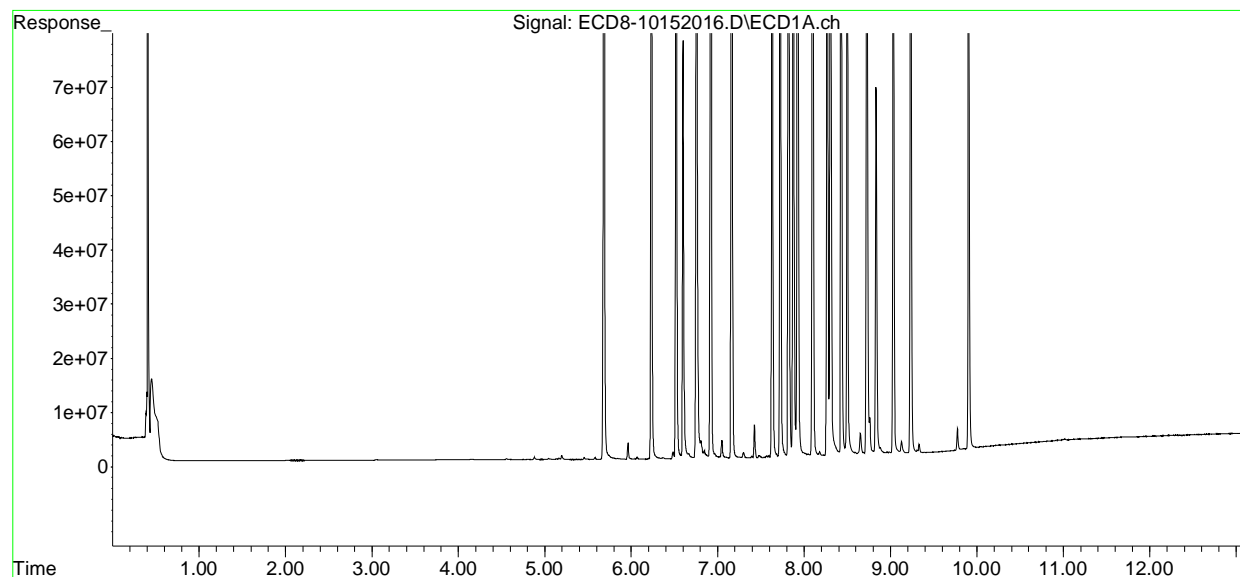
	Compound	RT#1	RT#2	Resp#1	Resp#2	ng/mL	ng/mL
30)	cis-Nonac...	8.269	8.734	139.8E6	163.9E6	35.038	37.764
31)	Mirex	8.963	9.657	299955	197.5E6	BelowCal	78.563
32)	Chlordane...	7.724	8.112	181.7E6	203.2E6	440.967	417.153
33)	Chlordane...	7.821	8.218	178.2E6	193.4E6	425.055	467.235
34)	Chlordane...	0.000	8.877	0	1311471	N.D.	9.697 #
35)	Chlordane...	0.000	0.000	0	0	N.D.	N.D.
36)	Toxaphene...	7.821	8.467f	178.2E6	208.7E6	11976.113	5492.509 #
37)	Toxaphene...	8.099	0.000	187.9E6	0	5704.044	N.D. #
38)	Toxaphene...	8.431	8.836	143.5E6	167.2E6	2070.032	2377.317
39)	Toxaphene...	8.650	8.877	3902275	1311471	52.435	11.009 #
40)	Toxaphene...	8.882	9.071	1118590	161.9E6	18.843	2349.795 #
41)	Toxaphene...	8.963	9.424	299955	79616947	4.455	1063.236 #
42)	Toxaphene...	0.000	0.000	0	0	N.D.	N.D.

(f)=RT Delta > 1/2 Window (#)=Amounts differ by > 25% (m)=manual int.

Quantitation Report (Not Reviewed)

Data Path : C:\msdchem\1\data\2020-10\0J15061\  
Data File : ECD8-10152016.D  
Signal(s) : Signal #1: ECD1A.ch Signal #2: ECD2B.ch  
Acq On : 15 Oct 2020 21:17  
Operator : MJB  
Sample : 0J15061-ICV1  
Misc : A20I130, AB 50 ppb  
ALS Vial : 13 Sample Multiplier: 1

Integration File signal 1: PEST1.e  
Integration File signal 2: PEST2.e  
Quant Time: Oct 21 11:30:30 2020  
Quant Method : C:\msdchem\1\methods\ECD8\_QUANTPEST\_201015.M  
Quant Title : Instrument: DualECD8  
QLast Update : Tue Oct 20 17:18:04 2020  
Response via : Initial Calibration  
Integrator: ChemStation



Quantitation Report (Not Reviewed)

Data Path : C:\msdchem\1\data\2020-10\0J15061\  
 Data File : ECD8-10152026.D  
 Signal(s) : Signal #1: ECD1A.ch Signal #2: ECD2B.ch  
 Acq On : 16 Oct 2020 00:02  
 Operator : MJB  
 Sample : 0J15061-IBL2  
 Misc : Instrument Blank  
 ALS Vial : 1 Sample Multiplier: 1

CLEAN

MJB 10/21/20

Integration File signal 1: PEST1.e  
 Integration File signal 2: PEST2.e  
 Quant Time: Oct 21 11:31:22 2020  
 Quant Method : C:\msdchem\1\methods\ECD8\_QUANTPEST\_201015.M  
 Quant Title : Instrument: DualECD8  
 QLast Update : Tue Oct 20 17:18:04 2020  
 Response via : Initial Calibration  
 Integrator: ChemStation

Compound	RT#1	RT#2	Resp#1	Resp#2	ng/mL	ng/mL
-----						
System Monitoring Compounds						
1) S TCMX (S)	0.000	5.997	0	178278	N.D.	0.045 #
22) S DCBP (S)	9.904	10.500	209896	232169	BelowCal	0.096
Target Compounds						
2) a-BHC	6.257f	6.585	44623	43417	0.009	0.008
3) g-BHC	6.481f	6.901	202870	12683	0.050	0.003 #
4) b-BHC	6.607	6.966	38814	50083	0.025	0.026
5) Heptachlor	6.919	7.275	30670	14734	0.008	0.003 #
6) d-BHC	6.759	7.216	112571	110782	0.095	0.094
7) Aldrin	7.133f	7.536	15128	14932	0.004	0.003
8) Heptachlo...	7.623	7.972	210052	29685	0.057	0.007 #
9) trans-Chl...	7.724	8.096	27856	38667	0.008	0.010 #
10) cis-Chlor...	7.820	8.206	74210	36983	0.020	0.010 #
11) Endosulfa...	7.963f	8.269	48625	304599	0.014	0.085 #
12) 4,4'-DDE	7.873	8.320	93685	15919	0.030	0.052 #
13) Dieldrin	8.107	8.470	195060	17885	0.052	0.021 #
14) Endrin	8.269	8.689	19285	285638	0.007	0.137 #
15) 4,4'-DDD	8.305	8.748	62503	10476	0.023	0.005 #
16) Endosulfa...	8.433	8.838	55843	30193	0.019	0.009 #
17) 4,4'-DDT	8.496	8.955	353946	45317	0.174	0.080 #
18) Endrin Al...	8.759f	9.082	122999	282342	BelowCal	BelowCal
19) Endosulfa...	9.031	9.264	118930	97435	0.040	0.029 #
20) Methoxychlor	8.814	9.403f	58248	41930	0.042	BelowCal #
21) Endrin Ke...	9.233	9.655	73251	80871	0.020	0.021
23) Hexachlor...	3.475	3.715	33292	138814	BelowCal	BelowCal
24) Hexachlor...	6.071	6.467	124337	157270	0.037	0.039
25) Oxychlorane	7.552	7.898	17835	20699	0.005	0.006
26) 2,4'-DDE	7.623	8.096	210052	38667	0.098	0.016 #
27) trans-Non...	7.816	8.174	74827	66265	0.021	0.017
28) 2,4'-DDD	8.000	8.470	33553	17885	0.017	0.008 #
29) 2,4'-DDT	8.179	8.689	10473	285638	0.005	BelowCal #

Quantitation Report (Not Reviewed)

Data Path : C:\msdchem\1\data\2020-10\0J15061\  
 Data File : ECD8-10152026.D  
 Signal(s) : Signal #1: ECD1A.ch Signal #2: ECD2B.ch  
 Acq On : 16 Oct 2020 00:02  
 Operator : MJB  
 Sample : 0J15061-IBL2  
 Misc : Instrument Blank  
 ALS Vial : 1 Sample Multiplier: 1

Integration File signal 1: PEST1.e  
 Integration File signal 2: PEST2.e  
 Quant Time: Oct 21 11:31:22 2020  
 Quant Method : C:\msdchem\1\methods\ECD8\_QUANTPEST\_201015.M  
 Quant Title : Instrument: DualECD8  
 QLast Update : Tue Oct 20 17:18:04 2020  
 Response via : Initial Calibration  
 Integrator: ChemStation

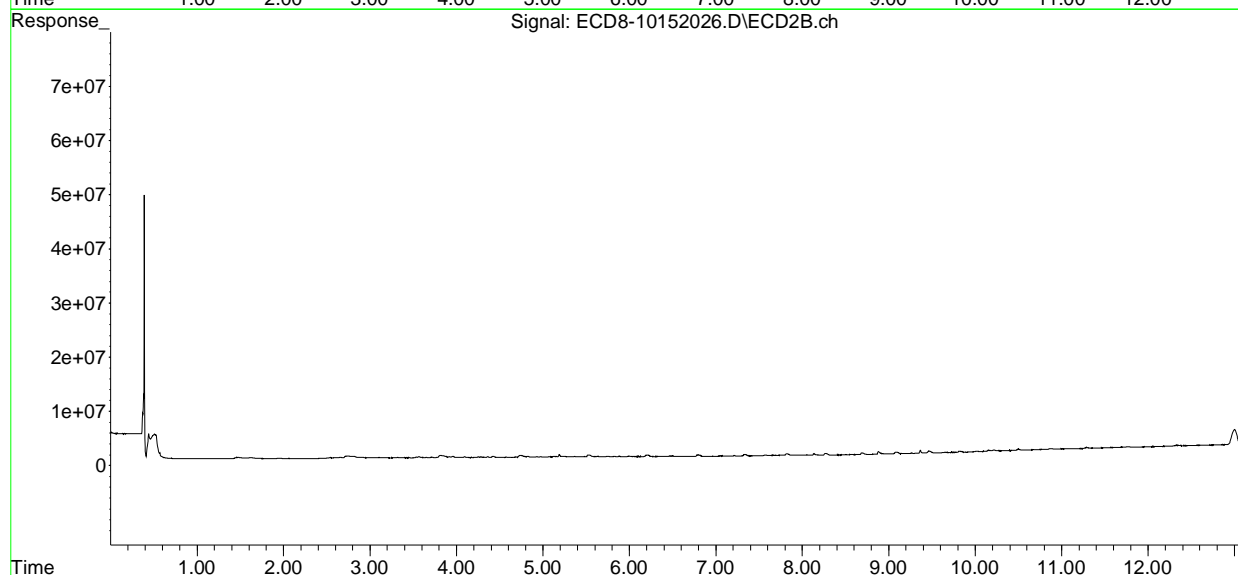
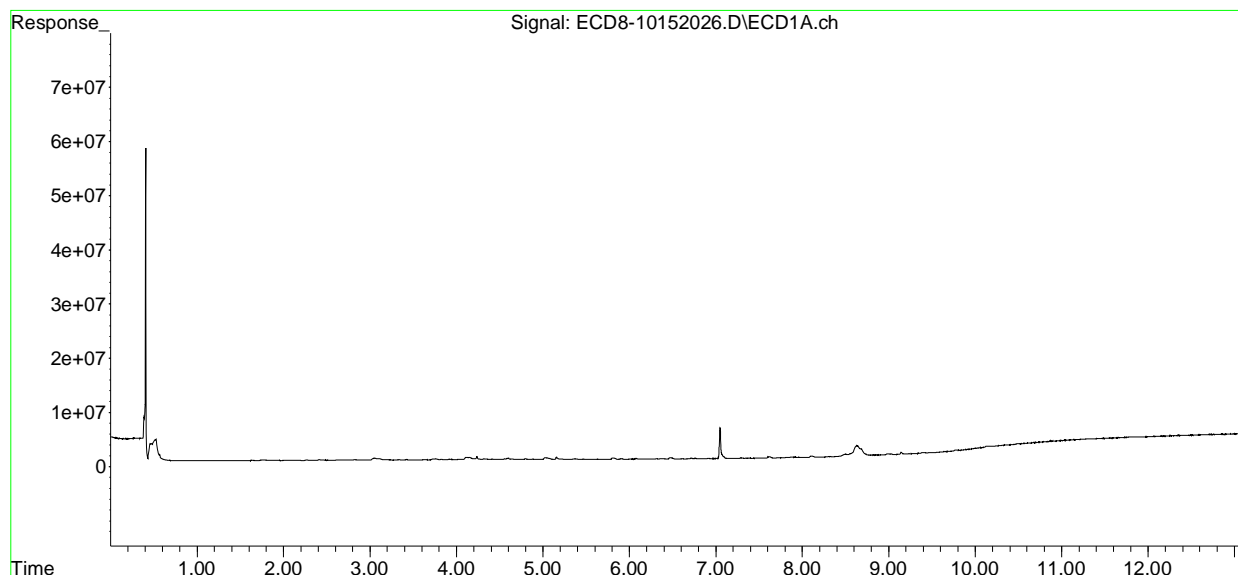
	Compound	RT#1	RT#2	Resp#1	Resp#2	ng/mL	ng/mL
30)	cis-Nonac...	8.286	8.748	44626	10476	0.011	0.002 #
31)	Mirex	8.981f	9.655	179220	80871	BelowCal	BelowCal
32)	Chlordane...	7.724	8.096	27856	38667	0.068	0.079
33)	Chlordane...	7.816	8.206	74827	36983	0.179	0.089 #
34)	Chlordane...	8.389	8.882	16672	475371	0.129	3.515 #
35)	Chlordane...	0.000	0.000	0	0	N.D.	N.D.
36)	Toxaphene...	7.795	8.421f	27476	9692	1.847	0.255 #
37)	Toxaphene...	8.107	8.800	195060	9317	5.922	0.198 #
38)	Toxaphene...	8.410	8.838	6772	30193	0.098	0.429 #
39)	Toxaphene...	8.636f	8.882	1916537	475371	25.753	3.990 #
40)	Toxaphene...	8.929f	9.082	9121	282342	0.154	4.098 #
41)	Toxaphene...	8.981	9.464f	179220	340512	2.662	4.547 #
42)	Toxaphene...	0.000	0.000	0	0	N.D.	N.D.

(f)=RT Delta > 1/2 Window (#)=Amounts differ by > 25% (m)=manual int.

Quantitation Report (Not Reviewed)

Data Path : C:\msdchem\1\data\2020-10\0J15061\  
Data File : ECD8-10152026.D  
Signal(s) : Signal #1: ECD1A.ch Signal #2: ECD2B.ch  
Acq On : 16 Oct 2020 00:02  
Operator : MJB  
Sample : 0J15061-IBL2  
Misc : Instrument Blank  
ALS Vial : 1 Sample Multiplier: 1

Integration File signal 1: PEST1.e  
Integration File signal 2: PEST2.e  
Quant Time: Oct 21 11:31:22 2020  
Quant Method : C:\msdchem\1\methods\ECD8\_QUANTPEST\_201015.M  
Quant Title : Instrument: DualECD8  
QLast Update : Tue Oct 20 17:18:04 2020  
Response via : Initial Calibration  
Integrator: ChemStation



Quantitation Report (Not Reviewed)

Data Path : C:\msdchem\1\data\2020-10\0J15061\  
 Data File : ECD8-10152027.D  
 Signal(s) : Signal #1: ECD1A.ch Signal #2: ECD2B.ch  
 Acq On : 16 Oct 2020 00:19  
 Operator : MJB  
 Sample : 0J15061-ICV2  
 Misc : A20I187, 9-42 50 ppb  
 ALS Vial : 23 Sample Multiplier: 1

MJB 10/21/20

Integration File signal 1: PEST1.e  
 Integration File signal 2: PEST2.e  
 Quant Time: Oct 21 15:10:48 2020  
 Quant Method : C:\msdchem\1\methods\ECD8\_QUANTPEST\_201015.M  
 Quant Title : Instrument: DualECD8  
 QLast Update : Tue Oct 20 17:18:04 2020  
 Response via : Initial Calibration  
 Integrator: ChemStation

Compound	RT#1	RT#2	Resp#1	Resp#2	ng/mL	ng/mL
-----						
System Monitoring Compounds						
1) S TCMX (S)	5.653f	5.980	413558	55250	0.117	0.014 #
22) S DCBP (S)	9.899	10.503	223499	52665	BelowCal	0.022
Target Compounds						
2) a-BHC	6.265f	6.579	171094	258645	0.036	0.048 #
3) g-BHC	6.520	6.899	68314	47487	0.017	0.010 #
4) b-BHC	6.610	6.969	38441	66649	0.025	0.034 #
5) Heptachlor	6.919	7.273	122111	137551	0.030	0.030
6) d-BHC	6.760	7.216	117197	175448	0.096	0.111
7) Aldrin	7.163	7.534	36349	49856	0.009	0.012 #
8) Heptachlo...	7.621	8.007f	102.8E6	558155	28.110	0.139 #
9) trans-Chl...	7.723	8.096	2811381	122.8E6	0.763	30.851 #
10) cis-Chlor...	7.806	8.211	171.0E6	4866579	47.213	1.254 #
11) Endosulfa...	7.918	8.281	3765869	505892	1.107	0.141 #
12) 4,4'-DDE	0.000	8.326	0	3049788	N.D.	0.947 #
13) Dieldrin	8.089	8.467	774604	107.2E6	0.206	26.988 #
14) Endrin	8.286	8.688	184.2E6	125.3E6	67.169	44.136 #
15) 4,4'-DDD	8.286	8.734	184.2E6	208.9E6	67.729	64.488
16) Endosulfa...	8.433	8.837	163744	223268	0.056	0.069
17) 4,4'-DDT	8.500	8.957	119665	140090	0.080	0.115 #
18) Endrin Al...	8.724	9.072	191173	143821	BelowCal	BelowCal
19) Endosulfa...	9.065f	9.265	511417	101002	0.171	0.030 #
20) Methoxychlor	8.837	9.422	14192	36164	0.010	BelowCal #
21) Endrin Ke...	9.235	9.643	89134	119.9E6	0.024	30.699 #
23) Hexachlor...	3.474	3.702	153.0E6	189.3E6	47.268	48.373
24) Hexachlor...	6.069	6.453	154.9E6	189.5E6	46.302	47.601
25) Oxychlorane	7.553	7.901	152.8E6	171.7E6	47.311	48.769
26) 2,4'-DDE	7.621	8.096	102.8E6	122.8E6	48.319	50.602
27) trans-Non...	7.806	8.175	171.0E6	190.8E6	47.331	48.395
28) 2,4'-DDD	8.000	8.467	88392674	107.2E6	46.005	50.436
29) 2,4'-DDT	8.180	8.688	111.4E6	125.3E6	51.934	54.652



Quantitation Report (Not Reviewed)

Data Path : C:\msdchem\1\data\2020-10\0J15061\  
 Data File : ECD8-10152027.D  
 Signal(s) : Signal #1: ECD1A.ch Signal #2: ECD2B.ch  
 Acq On : 16 Oct 2020 00:19  
 Operator : MJB  
 Sample : 0J15061-ICV2  
 Misc : A20I187, 9-42 50 ppb  
 ALS Vial : 23 Sample Multiplier: 1

Integration File signal 1: PEST1.e  
 Integration File signal 2: PEST2.e  
 Quant Time: Oct 21 15:10:48 2020  
 Quant Method : C:\msdchem\1\methods\ECD8\_QUANTPEST\_201015.M  
 Quant Title : Instrument: DualECD8  
 QLast Update : Tue Oct 20 17:18:04 2020  
 Response via : Initial Calibration  
 Integrator: ChemStation

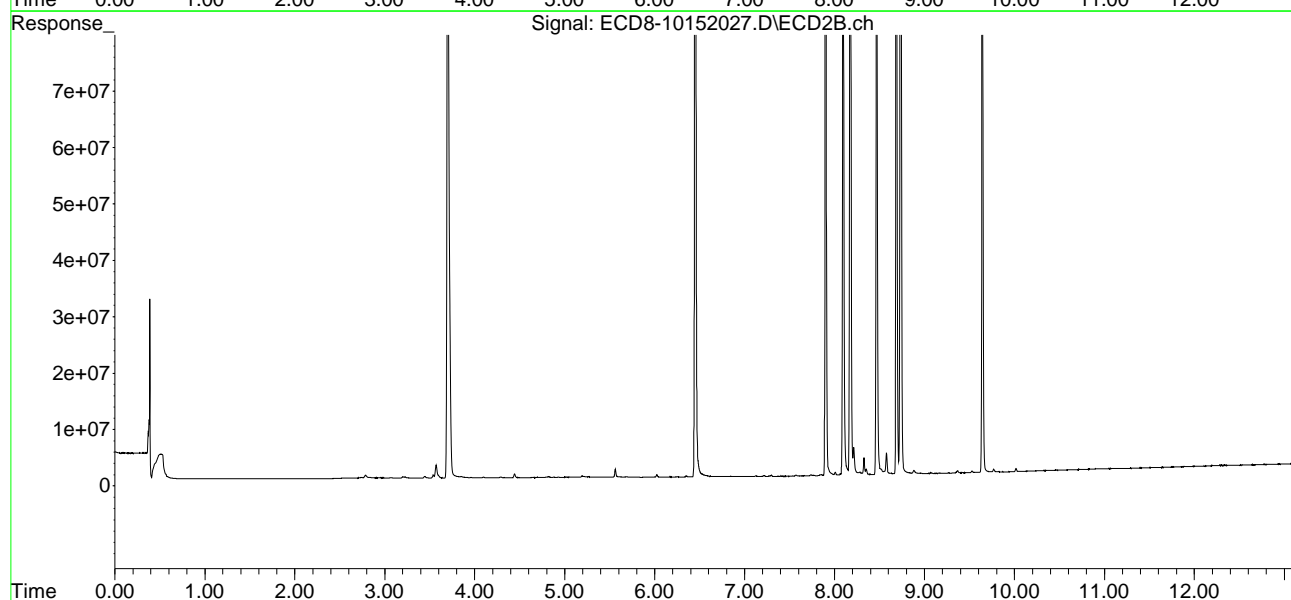
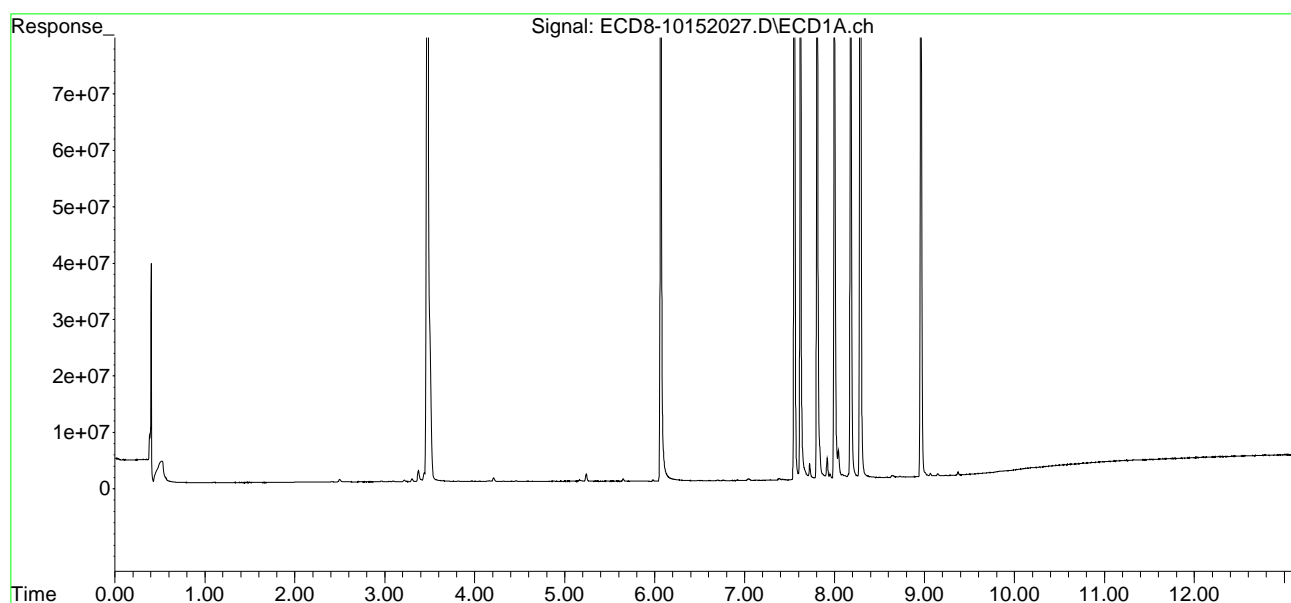
	Compound	RT#1	RT#2	Resp#1	Resp#2	ng/mL	ng/mL
30)	cis-Nonac...	8.286	8.734	184.2E6	208.9E6	46.708	48.832
31)	Mirex	8.961	9.643	113.4E6	119.9E6	48.087	48.808
32)	Chlordane...	7.723	8.096	2811381	122.8E6	6.825	252.069 #
33)	Chlordane...	7.806	8.211	171.0E6	4866579	408.003	11.755 #
34)	Chlordane...	0.000	8.881	0	601552	N.D.	4.448 #
35)	Chlordane...	0.000	0.000	0	0	N.D.	N.D.
36)	Toxaphene...	7.806	8.467f	171.0E6	107.2E6	11495.682	2820.717 #
37)	Toxaphene...	8.089	0.000	774604	0	23.517	N.D. #
38)	Toxaphene...	8.433	8.837	163744	223268	2.362	3.174 #
39)	Toxaphene...	8.641	8.881	376516	601552	5.059	5.049
40)	Toxaphene...	8.870f	9.072	8090	143821	0.136	2.088 #
41)	Toxaphene...	8.961	9.442	113.4E6	22501	1684.049	0.300 #
42)	Toxaphene...	0.000	0.000	0	0	N.D.	N.D.

(f)=RT Delta > 1/2 Window (#)=Amounts differ by > 25% (m)=manual int.

Quantitation Report (Not Reviewed)

Data Path : C:\msdchem\1\data\2020-10\0J15061\  
Data File : ECD8-10152027.D  
Signal(s) : Signal #1: ECD1A.ch Signal #2: ECD2B.ch  
Acq On : 16 Oct 2020 00:19  
Operator : MJB  
Sample : 0J15061-ICV2  
Misc : A20I187, 9-42 50 ppb  
ALS Vial : 23 Sample Multiplier: 1

Integration File signal 1: PEST1.e  
Integration File signal 2: PEST2.e  
Quant Time: Oct 21 15:10:48 2020  
Quant Method : C:\msdchem\1\methods\ECD8\_QUANTPEST\_201015.M  
Quant Title : Instrument: DualECD8  
QLast Update : Tue Oct 20 17:18:04 2020  
Response via : Initial Calibration  
Integrator: ChemStation



Quantitation Report (Not Reviewed)

Data Path : C:\msdchem\1\data\2020-10\0J15061\  
 Data File : ECD8-10152035.D  
 Signal(s) : Signal #1: ECD1A.ch Signal #2: ECD2B.ch  
 Acq On : 16 Oct 2020 2:31  
 Operator : MJB  
 Sample : 0J15061-IBL3  
 Misc : Instrument Blank  
 ALS Vial : 1 Sample Multiplier: 1

CLEAN

MJB 10/21/20

Integration File signal 1: PEST1.e  
 Integration File signal 2: PEST2.e  
 Quant Time: Oct 21 11:32:05 2020  
 Quant Method : C:\msdchem\1\methods\ECD8\_QUANTPEST\_201015.M  
 Quant Title : Instrument: DualECD8  
 QLast Update : Tue Oct 20 17:18:04 2020  
 Response via : Initial Calibration  
 Integrator: ChemStation

Compound	RT#1	RT#2	Resp#1	Resp#2	ng/mL	ng/mL
-----						
System Monitoring Compounds						
1) S TCMX (S)	5.710f	5.998	25302	155203	0.007	0.039 #
22) S DCBP (S)	9.941f	10.501	106252	240682	BelowCal	0.099
Target Compounds						
2) a-BHC	6.260f	6.588	40623	42583	0.009	0.008
3) g-BHC	6.480f	6.938f	201951	7271	0.050	0.002 #
4) b-BHC	6.613	6.966	35946	56196	0.023	0.029
5) Heptachlor	6.915	7.271	44476	23868	0.011	0.005 #
6) d-BHC	6.758	7.213	100505	98350	0.091	0.091
7) Aldrin	7.139f	7.530	31214	27894	0.008	0.007
8) Heptachlo...	7.622	7.974	200689	43233	0.055	0.011 #
9) trans-Chl...	7.722	8.110	67877	82669	0.018	0.021
10) cis-Chlor...	7.817	8.216	112431	85348	0.031	0.022 #
11) Endosulfa...	7.925	8.269	56485	312281	0.017	0.087 #
12) 4,4'-DDE	7.888	8.317	81135	27474	0.026	0.056 #
13) Dieldrin	8.104	8.464	196592	20629	0.052	0.022 #
14) Endrin	8.287	8.689	34487	297936	0.013	0.142 #
15) 4,4'-DDD	8.309	8.747	59602	14109	0.022	0.007 #
16) Endosulfa...	8.430	8.834	52187	29018	0.018	0.009 #
17) 4,4'-DDT	8.497	8.959	13656	90097	0.038	0.097 #
18) Endrin Al...	8.728	9.086	163036	280065	BelowCal	BelowCal
19) Endosulfa...	9.029	9.264	95259	85258	0.032	0.026
20) Methoxychlor	8.835	9.426	24233	29157	0.018	BelowCal #
21) Endrin Ke...	9.233	9.653	69147	73862	0.019	0.019
23) Hexachlor...	3.473	3.715	32371	106232	BelowCal	BelowCal
24) Hexachlor...	6.077	6.469	108080	151830	0.032	0.038
25) Oxychlordan	7.553	7.886	11914	44155	0.004	0.012 #
26) 2,4'-DDE	7.622	8.110	200689	82669	0.093	0.034 #
27) trans-Non...	7.817	8.175	112431	94744	0.031	0.024
28) 2,4'-DDD	7.991	8.464	25930	20629	0.013	0.009 #
29) 2,4'-DDT	8.192	8.689	7267	297936	0.003	0.005 #

Quantitation Report (Not Reviewed)

Data Path : C:\msdchem\1\data\2020-10\0J15061\  
 Data File : ECD8-10152035.D  
 Signal(s) : Signal #1: ECD1A.ch Signal #2: ECD2B.ch  
 Acq On : 16 Oct 2020 2:31  
 Operator : MJB  
 Sample : 0J15061-IBL3  
 Misc : Instrument Blank  
 ALS Vial : 1 Sample Multiplier: 1

Integration File signal 1: PEST1.e  
 Integration File signal 2: PEST2.e  
 Quant Time: Oct 21 11:32:05 2020  
 Quant Method : C:\msdchem\1\methods\ECD8\_QUANTPEST\_201015.M  
 Quant Title : Instrument: DualECD8  
 QLast Update : Tue Oct 20 17:18:04 2020  
 Response via : Initial Calibration  
 Integrator: ChemStation

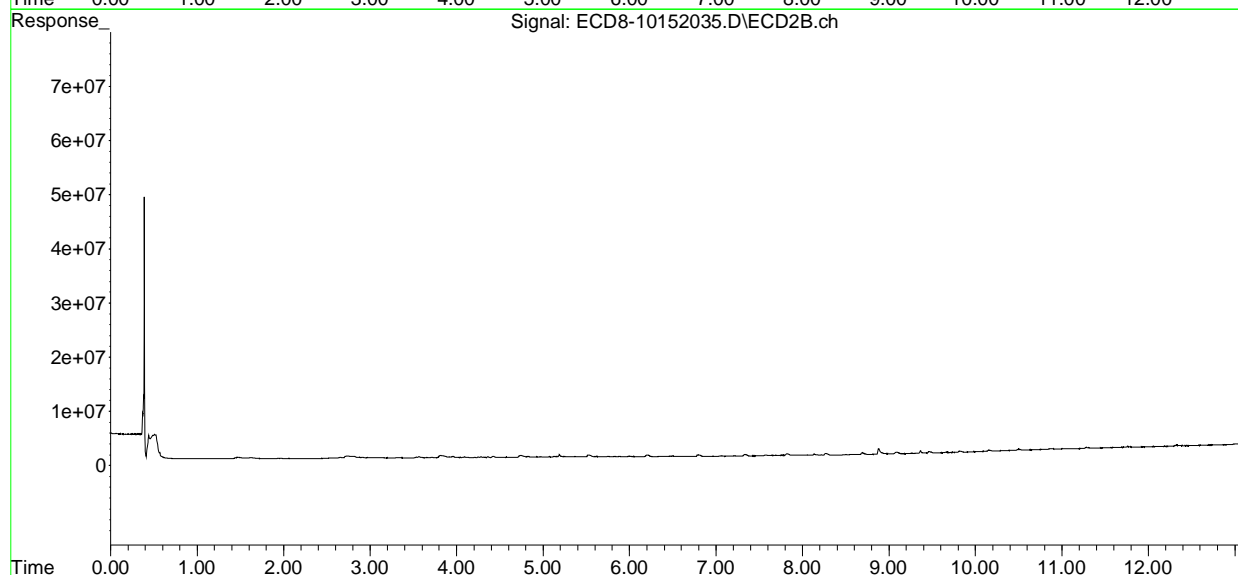
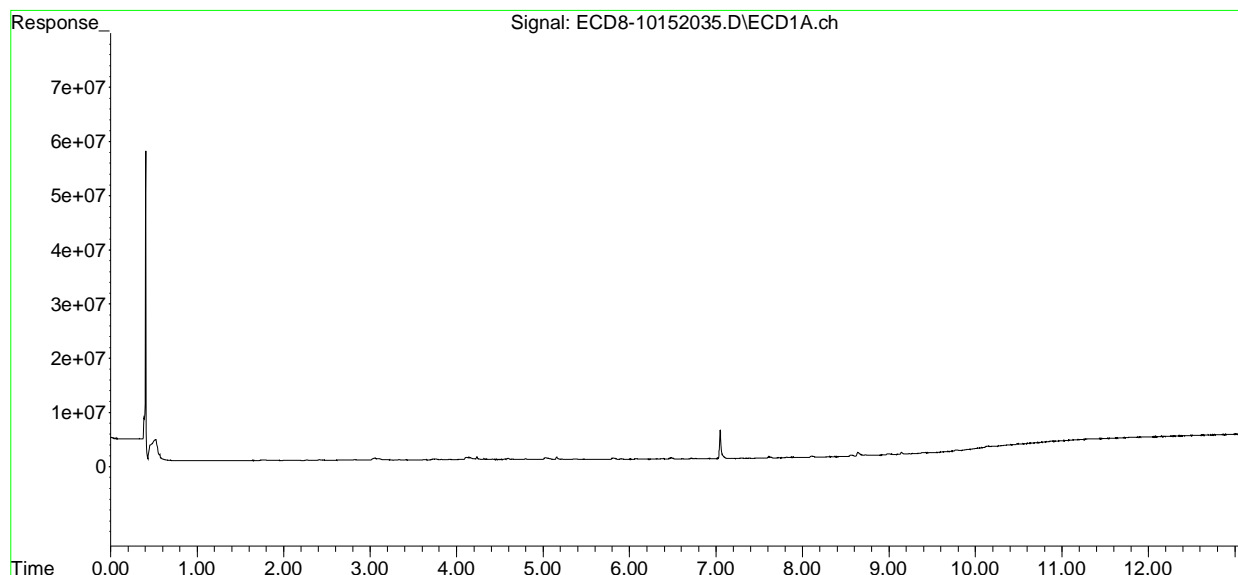
	Compound	RT#1	RT#2	Resp#1	Resp#2	ng/mL	ng/mL
30)	cis-Nonac...	8.287	8.747	34487	14109	0.009	0.003 #
31)	Mirex	8.950	9.637	11268	21301	BelowCal	BelowCal
32)	Chlordane...	7.722	8.110	67877	82669	0.165	0.170
33)	Chlordane...	7.817	8.216	112431	85348	0.268	0.206
34)	Chlordane...	8.387	8.882	27422	1017890	0.213	7.526 #
35)	Chlordane...	0.000	0.000	0	0	N.D.	N.D.
36)	Toxaphene...	7.817	8.441	112431	9653	7.557	0.254 #
37)	Toxaphene...	8.104	8.792	196592	10248	5.968	0.217 #
38)	Toxaphene...	8.430	8.819	52187	10031	0.753	0.143 #
39)	Toxaphene...	8.640	8.882	739281	1017890	9.934	8.544
40)	Toxaphene...	8.892	9.086	19730	280065	0.332	4.065 #
41)	Toxaphene...	8.950	9.435	11268	24389	0.167	0.326 #
42)	Toxaphene...	0.000	0.000	0	0	N.D.	N.D.

(f)=RT Delta > 1/2 Window (#)=Amounts differ by > 25% (m)=manual int.

Quantitation Report (Not Reviewed)

Data Path : C:\msdchem\1\data\2020-10\0J15061\  
Data File : ECD8-10152035.D  
Signal(s) : Signal #1: ECD1A.ch Signal #2: ECD2B.ch  
Acq On : 16 Oct 2020 2:31  
Operator : MJB  
Sample : 0J15061-IBL3  
Misc : Instrument Blank  
ALS Vial : 1 Sample Multiplier: 1

Integration File signal 1: PEST1.e  
Integration File signal 2: PEST2.e  
Quant Time: Oct 21 11:32:05 2020  
Quant Method : C:\msdchem\1\methods\ECD8\_QUANTPEST\_201015.M  
Quant Title : Instrument: DualECD8  
QLast Update : Tue Oct 20 17:18:04 2020  
Response via : Initial Calibration  
Integrator: ChemStation



Quantitation Report (Not Reviewed)

Data Path : C:\msdchem\1\data\2020-10\0J15061\  
 Data File : ECD8-10152036.D  
 Signal(s) : Signal #1: ECD1A.ch Signal #2: ECD2B.ch  
 Acq On : 16 Oct 2020 2:47  
 Operator : MJB  
 Sample : 0J15061-ICV3  
 Misc : A20F062, CHOLR 500 ppb  
 ALS Vial : 31 Sample Multiplier: 1

MJB 10/21/20

Integration File signal 1: PEST1.e  
 Integration File signal 2: PEST2.e  
 Quant Time: Oct 21 11:32:22 2020  
 Quant Method : C:\msdchem\1\methods\ECD8\_QUANTPEST\_201015.M  
 Quant Title : Instrument: DualECD8  
 QLast Update : Tue Oct 20 17:18:04 2020  
 Response via : Initial Calibration  
 Integrator: ChemStation

Compound	RT#1	RT#2	Resp#1	Resp#2	ng/mL	ng/mL
-----						
System Monitoring Compounds						
1) S TCMX (S)	5.681	5.962f	82134	59226	0.023	0.015 #
22) S DCBP (S)	9.921	10.520	431749	58803	BelowCal	0.024
Target Compounds						
2) a-BHC	6.221	6.615f	74110	4143369	0.016	0.775 #
3) g-BHC	6.528	6.911	200683	2082454	0.050	0.448 #
4) b-BHC	6.610	6.960	2252796	253939	1.443	0.130 #
5) Heptachlor	6.918	7.272	92152266	105.4E6	22.706	23.019
6) d-BHC	6.764	7.210	2614473	674000	0.909	0.234 #
7) Aldrin	7.175	7.545	1292172	1110757	0.329	0.260
8) Heptachlo...	7.634	7.987	13649820	5281699	3.734	1.315 #
9) trans-Chl...	7.723	8.109	202.0E6	247.5E6	54.864	62.187
10) cis-Chlor...	7.818	8.215	201.5E6	206.0E6	55.623	53.086
11) Endosulfa...	7.938	8.281	5505083	4043194	1.619	1.124 #
12) 4,4'-DDE	7.882	8.314	6238545	5422165	1.980	1.645
13) Dieldrin	8.110	8.467	6398195	22723243	1.703	5.910 #
14) Endrin	8.285	8.687	35730637	4984027	13.029	1.948 #
15) 4,4'-DDD	8.285	8.734	35730637	38202894	13.138	13.023
16) Endosulfa...	8.425	8.823	4677508	5344067	1.588	1.641
17) 4,4'-DDT	8.495	8.946	1039214	3724893	0.449	1.441 #
18) Endrin Al...	8.740	9.099f	1171756	11646243	0.112	3.716 #
19) Endosulfa...	9.029	9.286f	2623310	1190384	0.878	0.358 #
20) Methoxychlor	8.839	9.421	1115523	317396	0.810	0.175 #
21) Endrin Ke...	9.238	9.656	192223	2287043	0.052	0.585 #
23) Hexachlor...	3.475	3.717	11560	38939	BelowCal	BelowCal
24) Hexachlor...	6.056	6.421f	113259	432640	0.034	0.107 #
25) Oxychlorane	7.582f	7.883	38794935	2500611	11.916	0.701 #
26) 2,4'-DDE	7.634	8.109	13649820	247.5E6	6.339	100.635 #
27) trans-Non...	7.818	8.175	201.5E6	175.9E6	55.273	43.992
28) 2,4'-DDD	8.001	8.467	5829722	22723243	3.001	9.935 #
29) 2,4'-DDT	8.157f	8.687	16902532	4984027	7.773	2.245 #

Quantitation Report (Not Reviewed)

Data Path : C:\msdchem\1\data\2020-10\0J15061\  
 Data File : ECD8-10152036.D  
 Signal(s) : Signal #1: ECD1A.ch Signal #2: ECD2B.ch  
 Acq On : 16 Oct 2020 2:47  
 Operator : MJB  
 Sample : 0J15061-ICV3 FRONT COLUMN: 490.00  
 Misc : A20F062, CHOLR 500 ppb REAR COLUMN: 498.26  
 ALS Vial : 31 Sample Multiplier: 1

Integration File signal 1: PEST1.e  
 Integration File signal 2: PEST2.e  
 Quant Time: Oct 21 11:32:22 2020  
 Quant Method : C:\msdchem\1\methods\ECD8\_QUANTPEST\_201015.M  
 Quant Title : Instrument: DualECD8  
 QLast Update : Tue Oct 20 17:18:04 2020  
 Response via : Initial Calibration  
 Integrator: ChemStation

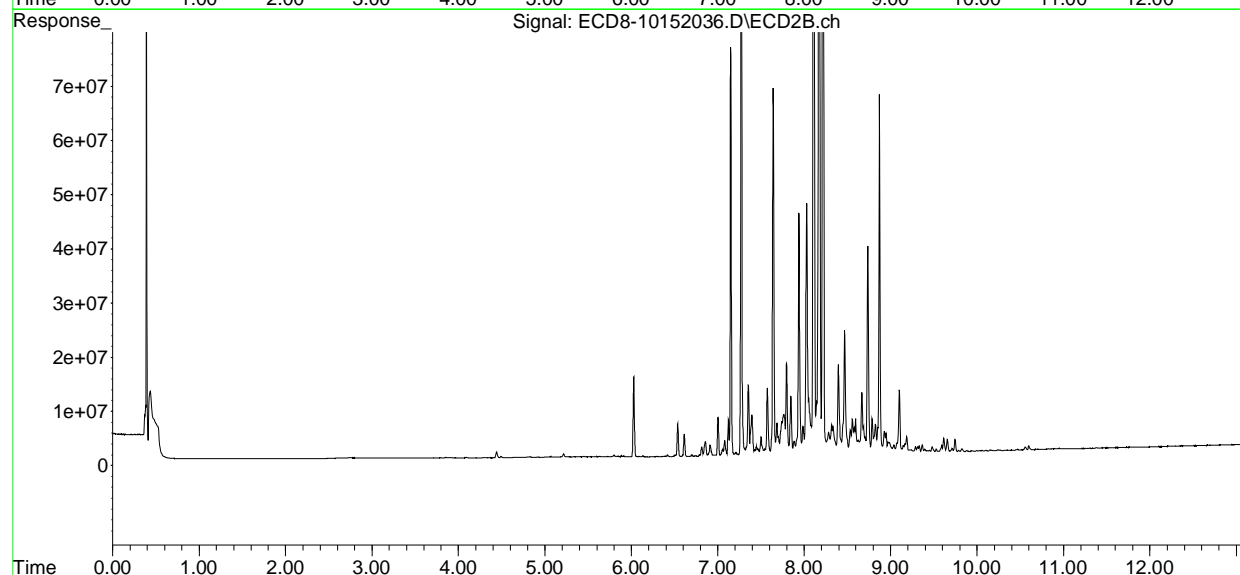
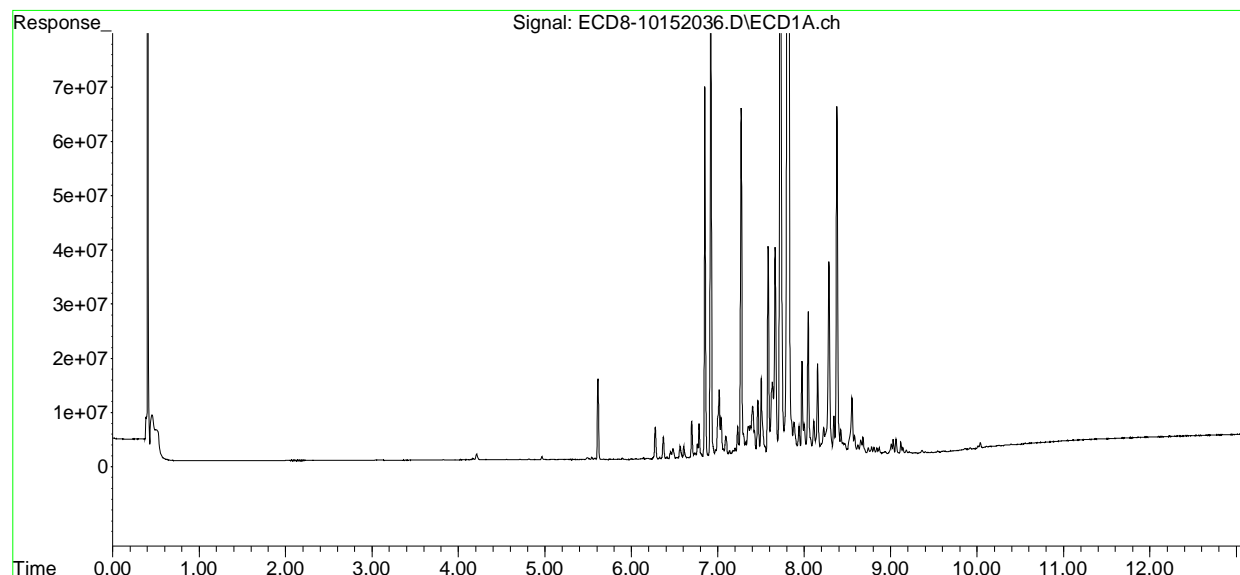
	Compound	RT#1	RT#2	Resp#1	Resp#2	ng/mL	ng/mL
30)	cis-Nonac...	8.285	8.734	35730637	38202894	8.955	8.802
31)	Mirex	8.939f	9.656	440315	2287043	BelowCal	0.624
32)	Chlordane...	7.723	8.109	202.0E6	247.5E6	490.458	508.103
33)	Chlordane...	7.818	8.215	201.5E6	206.0E6	480.678	497.475
34)	Chlordane...	8.378	8.871	64331212	66162721	498.860	489.188
35)	Chlordane...	0.000	0.000	0	0	N.D.	N.D.
36)	Toxaphene...	7.818	8.467f	201.5E6	22723243	13543.332	597.893 #
37)	Toxaphene...	8.110	8.788	6398195	6394433	194.246	135.635 #
38)	Toxaphene...	8.425	8.823	4677508	5344067	67.474	75.983
39)	Toxaphene...	8.652	8.871	2614091	66162721	35.126	555.371 #
40)	Toxaphene...	8.868f	9.099f	1182746	11646243	19.924	169.055 #
41)	Toxaphene...	8.939f	9.449	440315	328808	6.540	4.391 #
42)	Toxaphene...	0.000	0.000	0	0	N.D.	N.D.

(f)=RT Delta > 1/2 Window (#)=Amounts differ by > 25% (m)=manual int.

Quantitation Report (Not Reviewed)

Data Path : C:\msdchem\1\data\2020-10\0J15061\  
Data File : ECD8-10152036.D  
Signal(s) : Signal #1: ECD1A.ch Signal #2: ECD2B.ch  
Acq On : 16 Oct 2020 2:47  
Operator : MJB  
Sample : 0J15061-ICV3  
Misc : A20F062, CHOLR 500 ppb  
ALS Vial : 31 Sample Multiplier: 1

Integration File signal 1: PEST1.e  
Integration File signal 2: PEST2.e  
Quant Time: Oct 21 11:32:22 2020  
Quant Method : C:\msdchem\1\methods\ECD8\_QUANTPEST\_201015.M  
Quant Title : Instrument: DualECD8  
QLast Update : Tue Oct 20 17:18:04 2020  
Response via : Initial Calibration  
Integrator: ChemStation





Quantitation Report (Not Reviewed)

Data Path : C:\msdchem\1\data\2020-10\0J15061\  
 Data File : ECD8-10152044.D  
 Signal(s) : Signal #1: ECD1A.ch Signal #2: ECD2B.ch  
 Acq On : 16 Oct 2020 4:59  
 Operator : MJB  
 Sample : 0J15061-IBL4  
 Misc : Instrument Blank  
 ALS Vial : 1 Sample Multiplier: 1

CLEAN

MJB 10/21/20

Integration File signal 1: PEST1.e  
 Integration File signal 2: PEST2.e  
 Quant Time: Oct 21 11:32:45 2020  
 Quant Method : C:\msdchem\1\methods\ECD8\_QUANTPEST\_201015.M  
 Quant Title : Instrument: DualECD8  
 QLast Update : Tue Oct 20 17:18:04 2020  
 Response via : Initial Calibration  
 Integrator: ChemStation

Compound	RT#1	RT#2	Resp#1	Resp#2	ng/mL	ng/mL
-----						
System Monitoring Compounds						
1) S TCMX (S)	5.709f	5.997	18215	173632	0.005	0.043 #
22) S DCBP (S)	9.925f	10.502	180501	215456	BelowCal	0.089
Target Compounds						
2) a-BHC	6.258f	6.588	47565	37975	0.010	0.007 #
3) g-BHC	0.000	6.900	0	10067	N.D.	0.002 #
4) b-BHC	6.614	6.966	28740	57471	0.018	0.029 #
5) Heptachlor	6.918	7.271	38412	11381	0.009	0.002 #
6) d-BHC	6.760	7.215	87917	81583	0.087	0.087
7) Aldrin	7.159	7.538	26607	17616	0.007	0.004 #
8) Heptachlo...	7.619	7.965	197681	21428	0.054	0.005 #
9) trans-Chl...	7.719	8.100	33114	22847	0.009	0.006 #
10) cis-Chlor...	7.819	8.213	75657	39711	0.021	0.010 #
11) Endosulfa...	7.921	8.269	56868	303565	0.017	0.084 #
12) 4,4'-DDE	7.879	8.344f	70386	14151	0.022	0.052 #
13) Dieldrin	8.099	8.467	195011	14148	0.052	0.020 #
14) Endrin	8.270	8.689	16162	290395	0.006	0.139 #
15) 4,4'-DDD	8.306	8.753f	57946	7853	0.021	0.004 #
16) Endosulfa...	8.431	8.837	50825	25647	0.017	0.008 #
17) 4,4'-DDT	8.492	8.955	15876	54034	0.038	0.083 #
18) Endrin Al...	8.728	9.080	119590	274885	BelowCal	BelowCal
19) Endosulfa...	9.027	9.264	98300	74318	0.033	0.022 #
20) Methoxychlor	8.829	9.424	20234	30345	0.015	BelowCal #
21) Endrin Ke...	9.234	9.655	71038	72888	0.019	0.019
23) Hexachlor...	3.475	3.715	26674	111850	BelowCal	BelowCal
24) Hexachlor...	6.078	6.469	96869	161050	0.029	0.040 #
25) Oxychlorane	7.552	7.905	8094	11851	0.002	0.003 #
26) 2,4'-DDE	7.619	8.100	197681	22847	0.092	0.009 #
27) trans-Non...	7.819	8.189	75657	33291	0.021	0.008 #
28) 2,4'-DDD	7.992	8.467	27039	14148	0.014	0.006 #
29) 2,4'-DDT	8.187	8.689	9056	290395	0.004	0.001 #

Quantitation Report (Not Reviewed)

Data Path : C:\msdchem\1\data\2020-10\0J15061\  
 Data File : ECD8-10152044.D  
 Signal(s) : Signal #1: ECD1A.ch Signal #2: ECD2B.ch  
 Acq On : 16 Oct 2020 4:59  
 Operator : MJB  
 Sample : 0J15061-IBL4  
 Misc : Instrument Blank  
 ALS Vial : 1 Sample Multiplier: 1

Integration File signal 1: PEST1.e  
 Integration File signal 2: PEST2.e  
 Quant Time: Oct 21 11:32:45 2020  
 Quant Method : C:\msdchem\1\methods\ECD8\_QUANTPEST\_201015.M  
 Quant Title : Instrument: DualECD8  
 QLast Update : Tue Oct 20 17:18:04 2020  
 Response via : Initial Calibration  
 Integrator: ChemStation

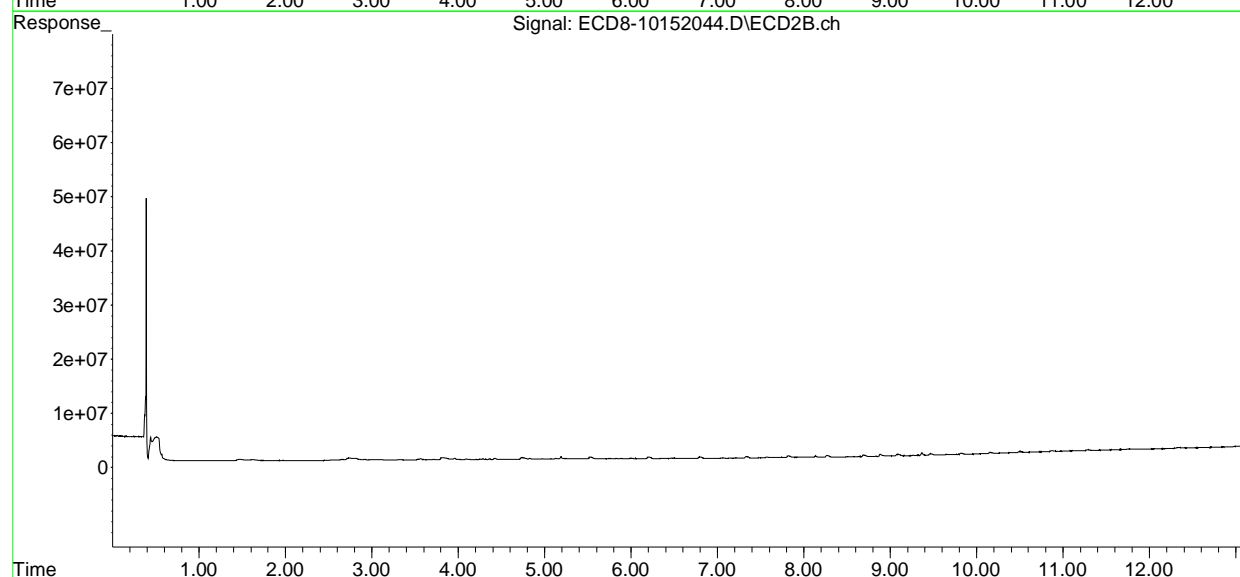
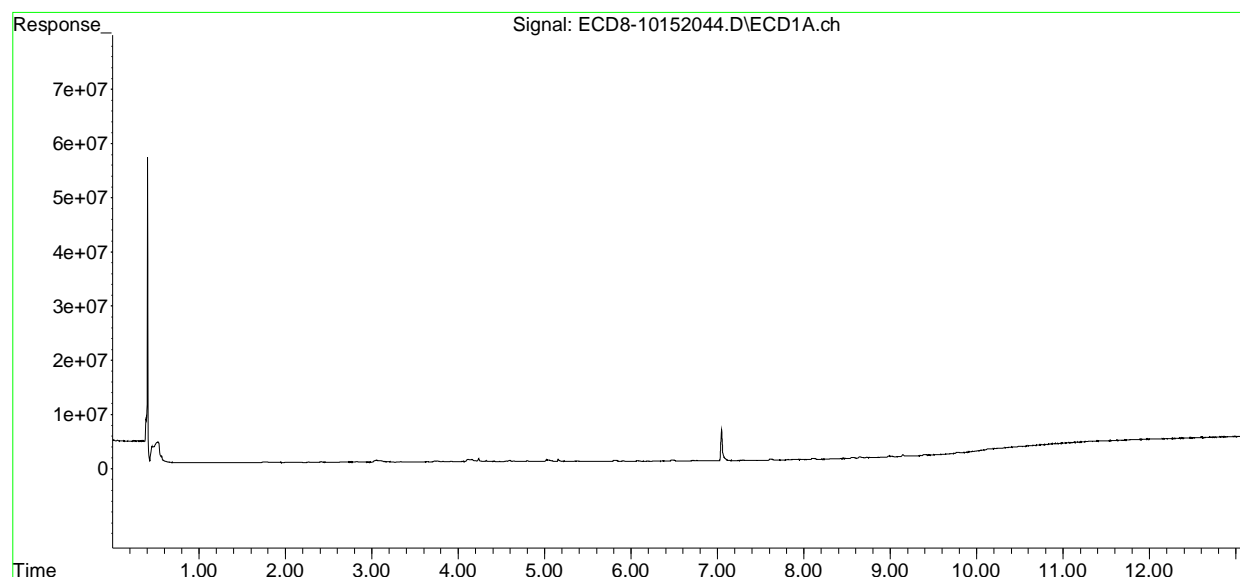
	Compound	RT#1	RT#2	Resp#1	Resp#2	ng/mL	ng/mL
30)	cis-Nonac...	8.284	8.753	23719	7853	0.006	0.002 #
31)	Mirex	8.958	9.633	12573	19182	BelowCal	BelowCal
32)	Chlordane...	7.719	8.100	33114	22847	0.080	0.047 #
33)	Chlordane...	7.819	8.213	75657	39711	0.180	0.096 #
34)	Chlordane...	8.378	8.884	18243	367401	0.141	2.716 #
35)	Chlordane...	0.000	0.000	0	0	N.D.	N.D.
36)	Toxaphene...	7.819	8.443	75657	16033	5.086	0.422 #
37)	Toxaphene...	8.099	8.796	195011	14310	5.920	0.304 #
38)	Toxaphene...	8.410	8.837	18688	25647	0.270	0.365 #
39)	Toxaphene...	8.643	8.884	254022	367401	3.413	3.084
40)	Toxaphene...	8.890	9.080	23886	274885	0.402	3.990 #
41)	Toxaphene...	8.958	9.424	12573	30345	0.187	0.405 #
42)	Toxaphene...	0.000	0.000	0	0	N.D.	N.D.

(f)=RT Delta > 1/2 Window (#)=Amounts differ by > 25% (m)=manual int.

Quantitation Report (Not Reviewed)

Data Path : C:\msdchem\1\data\2020-10\0J15061\  
Data File : ECD8-10152044.D  
Signal(s) : Signal #1: ECD1A.ch Signal #2: ECD2B.ch  
Acq On : 16 Oct 2020 4:59  
Operator : MJB  
Sample : 0J15061-IBL4  
Misc : Instrument Blank  
ALS Vial : 1 Sample Multiplier: 1

Integration File signal 1: PEST1.e  
Integration File signal 2: PEST2.e  
Quant Time: Oct 21 11:32:45 2020  
Quant Method : C:\msdchem\1\methods\ECD8\_QUANTPEST\_201015.M  
Quant Title : Instrument: DualECD8  
QLast Update : Tue Oct 20 17:18:04 2020  
Response via : Initial Calibration  
Integrator: ChemStation



Quantitation Report (Not Reviewed)

Data Path : C:\msdchem\1\data\2020-10\0J15061\  
 Data File : ECD8-10152045.D  
 Signal(s) : Signal #1: ECD1A.ch Signal #2: ECD2B.ch  
 Acq On : 16 Oct 2020 5:16  
 Operator : MJB  
 Sample : 0J15061-ICV4  
 Misc : A20F067, TOX 500 ppb  
 ALS Vial : 39 Sample Multiplier: 1

MJB 10/21/20

Integration File signal 1: PEST1.e  
 Integration File signal 2: PEST2.e  
 Quant Time: Oct 21 11:33:05 2020  
 Quant Method : C:\msdchem\1\methods\ECD8\_QUANTPEST\_201015.M  
 Quant Title : Instrument: DualECD8  
 QLast Update : Tue Oct 20 17:18:04 2020  
 Response via : Initial Calibration  
 Integrator: ChemStation

Compound	RT#1	RT#2	Resp#1	Resp#2	ng/mL	ng/mL
-----						
System Monitoring Compounds						
1) S TCMX (S)	5.684	5.981	14542	12405	0.004	0.003
22) S DCBP (S)	9.909	10.484f	792915	1003272	0.058	0.415 #
Target Compounds						
2) a-BHC	6.232	6.583	70611	63825	0.015	0.012
3) g-BHC	6.520	6.893	55481	162404	0.014	0.035 #
4) b-BHC	6.612	6.954	56682	277447	0.036	0.142 #
5) Heptachlor	6.926	7.283	215099	386556	0.053	0.084 #
6) d-BHC	6.758	7.216	178022	329315	0.116	0.149 #
7) Aldrin	7.166	7.567f	686350	1264117	0.175	0.296 #
8) Heptachlo...	7.637	7.968	2670273	4611090	0.730	1.148 #
9) trans-Chl...	7.704	8.092	4046000	5672914	1.099	1.425 #
10) cis-Chlor...	7.803	8.197	7579824	5867289	2.093	1.512 #
11) Endosulfa...	7.931	8.276	11351357	7392687	3.337	2.056 #
12) 4,4'-DDE	7.882	8.304	3953943	8257589	1.255	2.475 #
13) Dieldrin	8.099	8.483	16858474	9972842	4.487	2.616 #
14) Endrin	8.281	8.685	23963695	19987601	8.738	7.633
15) 4,4'-DDD	8.295	8.738	21684440	12840832	7.973	4.456 #
16) Endosulfa...	8.419	8.823	36235359	34858023	12.302	10.706
17) 4,4'-DDT	8.503	8.952	34384470	14780020	13.476	5.469 #
18) Endrin Al...	8.705	9.069	25233104	36164633	8.591	12.031 #
19) Endosulfa...	9.025	9.263	16327506	15569627	5.463	4.686
20) Methoxychlor	8.815	9.442	23378798	38435131	16.983	26.099 #
21) Endrin Ke...	9.214	9.684f	10335766	8207182	2.795	2.101
23) Hexachlor...	0.000	3.717	0	20508	N.D.	BelowCal
24) Hexachlor...	0.000	6.450	0	29364	N.D.	0.007 #
25) Oxychlorane	7.557	7.917	5382675	4332117	1.653	1.214 #
26) 2,4'-DDE	7.637	8.092	2670273	5672914	1.240	2.306 #
27) trans-Non...	7.803	8.197f	7579824	5867289	2.079	1.467 #
28) 2,4'-DDD	8.000	8.483	6603128	9972842	3.399	4.360 #
29) 2,4'-DDT	8.163	8.685	18268845	19987601	8.401	9.288

Quantitation Report (Not Reviewed)

Data Path : C:\msdchem\1\data\2020-10\0J15061\  
 Data File : ECD8-10152045.D  
 Signal(s) : Signal #1: ECD1A.ch Signal #2: ECD2B.ch  
 Acq On : 16 Oct 2020 5:16  
 Operator : MJB FRONT COLUMN: 517.24  
 Sample : 0J15061-ICV4 REAR COLUMN: 509.25  
 Misc : A20F067, TOX 500 ppb  
 ALS Vial : 39 Sample Multiplier: 1

Integration File signal 1: PEST1.e  
 Integration File signal 2: PEST2.e  
 Quant Time: Oct 21 11:33:05 2020  
 Quant Method : C:\msdchem\1\methods\ECD8\_QUANTPEST\_201015.M  
 Quant Title : Instrument: DualECD8  
 QLast Update : Tue Oct 20 17:18:04 2020  
 Response via : Initial Calibration  
 Integrator: ChemStation

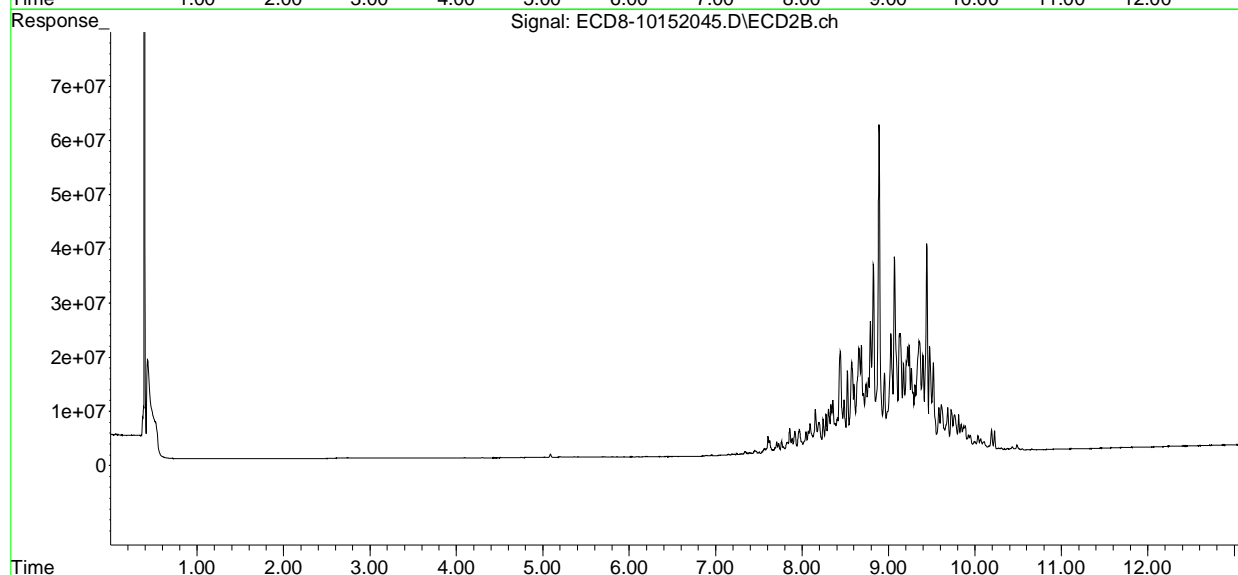
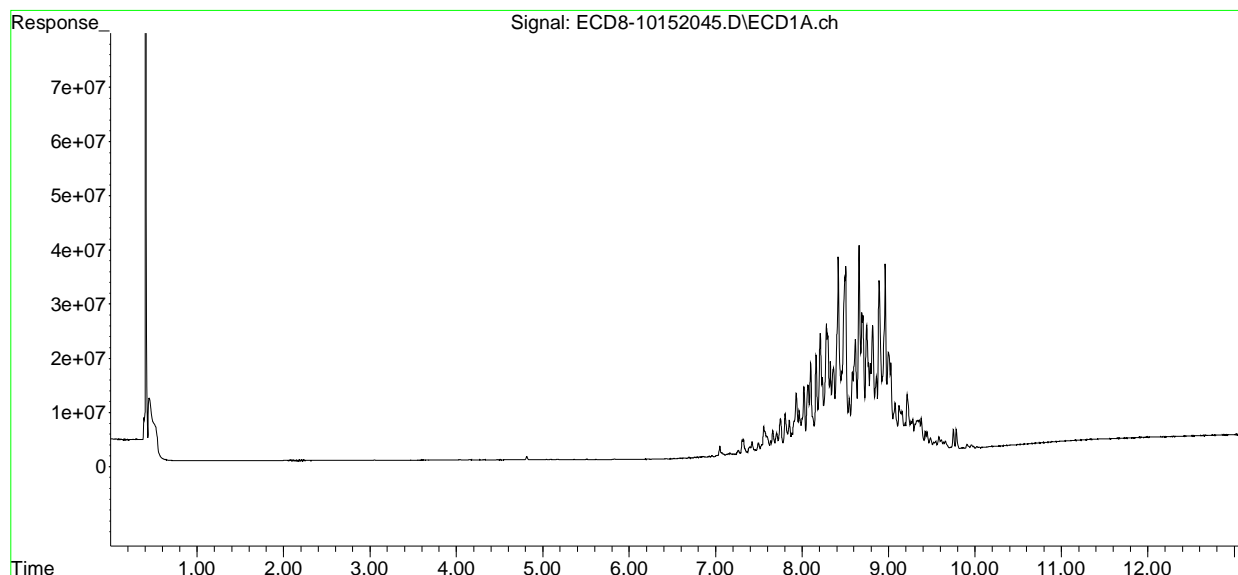
	Compound	RT#1	RT#2	Resp#1	Resp#2	ng/mL	ng/mL
30)	cis-Nonac...	8.281	8.738	23963695	12840832	6.006	2.958 #
31)	Mirex	8.962	9.610f	34649295	8673088	14.401	3.291 #
32)	Chlordane...	7.704	8.092	4046000	5672914	9.822	11.645
33)	Chlordane...	7.803	8.197	7579824	5867289	18.083	14.172
34)	Chlordane...	8.363	8.891f	15731669	60630319	121.992	448.283 #
35)	Chlordane...	0.000	0.000	0	0	N.D.	N.D.
36)	Toxaphene...	7.803	8.443	7579824	18874566	509.507	496.626
37)	Toxaphene...	8.099	8.791	16858474	24330413	511.814	516.083
38)	Toxaphene...	8.419	8.823	36235359	34858023	522.700	495.617
39)	Toxaphene...	8.656	8.891	38190543	60630319	513.172	508.932
40)	Toxaphene...	8.891	9.069	31557556	36164633	531.601	524.959
41)	Toxaphene...	8.962	9.442	34649295	38435131	514.656	513.278
42)	Toxaphene...	0.000	0.000	0	0	N.D.	N.D.

(f)=RT Delta > 1/2 Window (#)=Amounts differ by > 25% (m)=manual int.

Quantitation Report (Not Reviewed)

Data Path : C:\msdchem\1\data\2020-10\0J15061\  
Data File : ECD8-10152045.D  
Signal(s) : Signal #1: ECD1A.ch Signal #2: ECD2B.ch  
Acq On : 16 Oct 2020 5:16  
Operator : MJB  
Sample : 0J15061-ICV4  
Misc : A20F067, TOX 500 ppb  
ALS Vial : 39 Sample Multiplier: 1

Integration File signal 1: PEST1.e  
Integration File signal 2: PEST2.e  
Quant Time: Oct 21 11:33:05 2020  
Quant Method : C:\msdchem\1\methods\ECD8\_QUANTPEST\_201015.M  
Quant Title : Instrument: DualECD8  
QLast Update : Tue Oct 20 17:18:04 2020  
Response via : Initial Calibration  
Integrator: ChemStation



Quantitation Report (Not Reviewed)

Data Path : C:\msdchem\1\data\2020-10\0J15061\REQUANT\  
 Data File : ECD8-10152006.D  
 Signal(s) : Signal #1: ECD1A.ch Signal #2: ECD2B.ch  
 Acq On : 15 Oct 2020 18:32  
 Operator : MJB  
 Sample : 0J15061-CAL1  
 Misc : A20J274, AB 0.5 ppb  
 ALS Vial : 4 Sample Multiplier: 1

MJB 10/20/20

Integration File signal 1: PEST1.e  
 Integration File signal 2: PEST2.e  
 Quant Time: Oct 20 17:30:07 2020  
 Quant Method : C:\msdchem\1\methods\ECD8\_QUANTPEST\_201015.M  
 Quant Title : Instrument: DualECD8  
 QLast Update : Tue Oct 20 17:18:04 2020  
 Response via : Initial Calibration  
 Integrator: ChemStation

Compound	RT#1	RT#2	Resp#1	Resp#2	ng/mL	ng/mL
-----						
System Monitoring Compounds						Not used in calibration
1) S TCMX (S)	5.683	5.990	1964465	2094674	0.555	0.524
22) S DCBP (S)	9.904	10.506	1866301	1410803	0.491	0.583
Target Compounds						
2) a-BHC	6.233	6.585	2328682	2455359	0.494	0.459
3) g-BHC	6.521	6.901	2071350	2228225	0.515	0.479
4) b-BHC	6.608	6.970	816885	1065650	0.523	0.545
5) Heptachlor	6.920	7.274	2088406	2266099	0.515	0.495
6) d-BHC	6.761	7.218	1397611	1816056	0.513	0.517
7) Aldrin	7.163	7.538	1983865	1985635	0.505	0.465
8) Heptachlo...	7.633	7.973	1984641	2034040	0.543	0.506
9) trans-Chl...	7.727	8.112	1925594	1969558	0.523	0.495
10) cis-Chlor...	7.824	8.219	1943677	1990595	0.537	0.513
11) Endosulfa...	7.928	8.269	1806599	1819190	0.531	0.506
12) 4,4'-DDE	7.880	8.323	1488674	1588759	0.472	0.517
13) Dieldrin	8.101	8.467	1890452	1903893	0.503	0.514
14) Endrin	8.271	8.691	1343181	1241690	0.490	0.507
15) 4,4'-DDD	8.309	8.736	1338233	1460301	0.492	0.512
16) Endosulfa...	8.435	8.839	1532660	1655922	0.520	0.509
17) 4,4'-DDT	8.503	8.959	1202509	1227833	0.514	0.519
18) Endrin Al...	8.729	9.073	2173619	2196243	0.465	0.481
19) Endosulfa...	9.033	9.266	1731826	1864404	0.579	0.561
20) Methoxychlor	8.835	9.425	712510	771752	0.518	0.499
21) Endrin Ke...	9.235	9.657	2069188	7722012	0.560	1.977 #
23) Hexachlor...	3.472	3.715	8726	48172	BelowCal	BelowCal
24) Hexachlor...	6.071	6.453	37373	41459	0.011	0.010
25) Oxychlorane	7.565	7.905	47936	18314	0.015	0.005 #
26) 2,4'-DDE	7.633	8.087	1984641	8624	0.922	0.004 #
27) trans-Non...	7.824	0.000	1943677	0	0.533	N.D. #
28) 2,4'-DDD	0.000	8.467	0	1903893	N.D.	0.832 #
29) 2,4'-DDT	8.183	8.691	19054	1241690	0.009	0.457 #

Quantitation Report (Not Reviewed)

Data Path : C:\msdchem\1\data\2020-10\0J15061\REQUANT\  
 Data File : ECD8-10152006.D  
 Signal(s) : Signal #1: ECD1A.ch Signal #2: ECD2B.ch  
 Acq On : 15 Oct 2020 18:32  
 Operator : MJB  
 Sample : 0J15061-CAL1  
 Misc : A20J274, AB 0.5 ppb  
 ALS Vial : 4 Sample Multiplier: 1

Integration File signal 1: PEST1.e  
 Integration File signal 2: PEST2.e  
 Quant Time: Oct 20 17:30:07 2020  
 Quant Method : C:\msdchem\1\methods\ECD8\_QUANTPEST\_201015.M  
 Quant Title : Instrument: DualECD8  
 QLast Update : Tue Oct 20 17:18:04 2020  
 Response via : Initial Calibration  
 Integrator: ChemStation

	Compound	RT#1	RT#2	Resp#1	Resp#2	ng/mL	ng/mL
30)	cis-Nonac...	8.271	8.736	1343181	1460301	0.337	0.336
31)	Mirex	8.964	9.657	18052	7722012	BelowCal	2.894
32)	Chlordane...	7.727	8.112	1925594	1969558	4.674	4.043
33)	Chlordane...	7.824	8.219	1943677	1990595	4.637	4.808
34)	Chlordane...	8.371	8.881	44774	620143	0.347	4.585 #
35)	Chlordane...	0.000	0.000	0	0	N.D.	N.D.
36)	Toxaphene...	7.824f	8.429	1943677	10558	130.652	0.278 #
37)	Toxaphene...	8.101	8.802	1890452	49833	57.393	1.057 #
38)	Toxaphene...	8.435	8.839	1532660	1655922	22.109	23.544
39)	Toxaphene...	8.637f	8.881	453626	620143	6.095	5.205
40)	Toxaphene...	8.890	9.073	12954	2196243	0.218	31.880 #
41)	Toxaphene...	8.964	9.425	18052	771752	0.268	10.306 #
42)	Toxaphene...	0.000	0.000	0	0	N.D.	N.D.

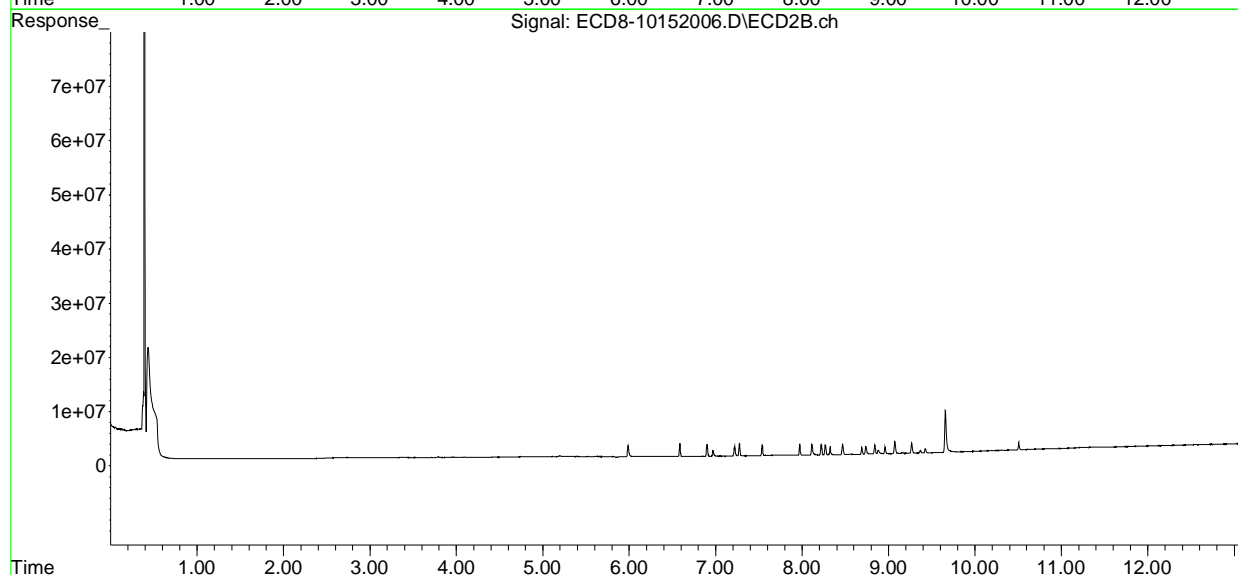
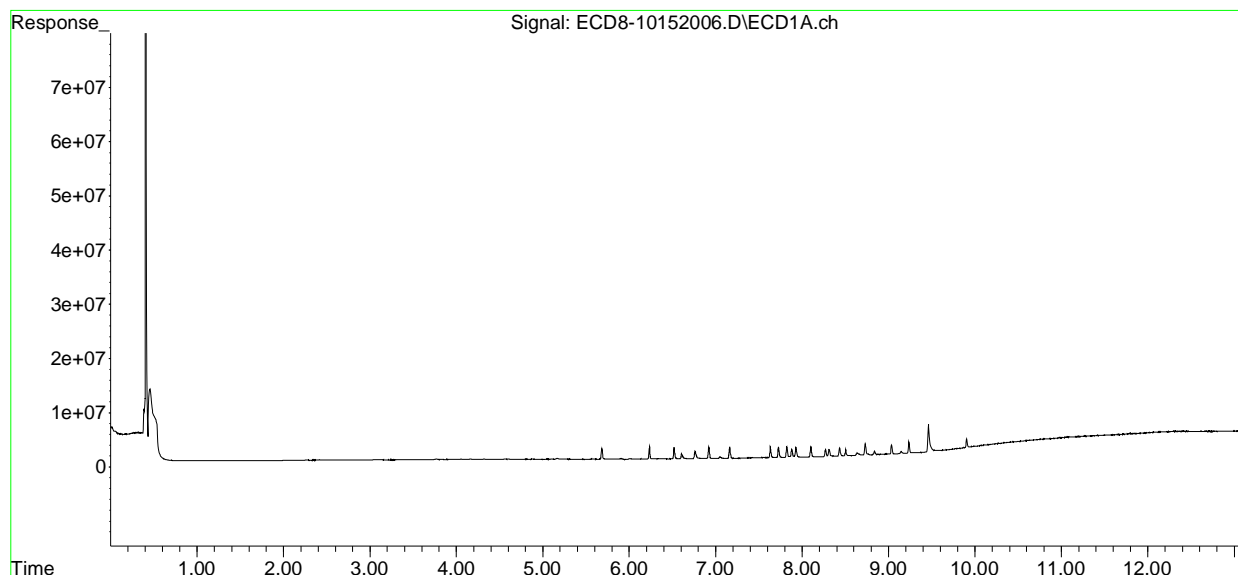
(f)=RT Delta > 1/2 Window (#)=Amounts differ by > 25% (m)=manual int.



Quantitation Report (Not Reviewed)

Data Path : C:\msdchem\1\data\2020-10\0J15061\REQUANT\  
Data File : ECD8-10152006.D  
Signal(s) : Signal #1: ECD1A.ch Signal #2: ECD2B.ch  
Acq On : 15 Oct 2020 18:32  
Operator : MJB  
Sample : 0J15061-CAL1  
Misc : A20J274, AB 0.5 ppb  
ALS Vial : 4 Sample Multiplier: 1

Integration File signal 1: PEST1.e  
Integration File signal 2: PEST2.e  
Quant Time: Oct 20 17:30:07 2020  
Quant Method : C:\msdchem\1\methods\ECD8\_QUANTPEST\_201015.M  
Quant Title : Instrument: DualECD8  
QLast Update : Tue Oct 20 17:18:04 2020  
Response via : Initial Calibration  
Integrator: ChemStation



Quantitation Report (Not Reviewed)

Data Path : C:\msdchem\1\data\2020-10\0J15061\REQUANT\  
 Data File : ECD8-10152007.D  
 Signal(s) : Signal #1: ECD1A.ch Signal #2: ECD2B.ch  
 Acq On : 15 Oct 2020 18:48  
 Operator : MJB  
 Sample : 0J15061-CAL2  
 Misc : A20J275, AB 1 ppb  
 ALS Vial : 5 Sample Multiplier: 1

MJB 10/20/20

Integration File signal 1: PEST1.e  
 Integration File signal 2: PEST2.e  
 Quant Time: Oct 20 17:30:18 2020  
 Quant Method : C:\msdchem\1\methods\ECD8\_QUANTPEST\_201015.M  
 Quant Title : Instrument: DualECD8  
 QLast Update : Tue Oct 20 17:18:04 2020  
 Response via : Initial Calibration  
 Integrator: ChemStation

Compound	RT#1	RT#2	Resp#1	Resp#2	ng/mL	ng/mL
System Monitoring Compounds						
1) S TCMX (S)	5.683	5.990	3675375	3996914	1.039	0.999
22) S DCBP (S)	9.903	10.505	3197716	2586506	1.028	1.069
Target Compounds						
2) a-BHC	6.233	6.585	4586018	4866992	0.973	0.910
3) g-BHC	6.520	6.900	3906552	4265430	0.971	0.917
4) b-BHC	6.607	6.969	1540562	1994989	0.987	1.020
5) Heptachlor	6.919	7.273	4125267	4334823	1.016	0.947
6) d-BHC	6.760	7.217	2771438	3592643	0.960	0.957
7) Aldrin	7.161	7.537	3890178	3922163	0.990	0.919
8) Heptachlo...	7.632	7.972	3780245	3912347	1.034	0.974
9) trans-Chl...	7.726	8.112	3633454	3716881	0.987	0.934
10) cis-Chlor...	7.823	8.219	3710813	3697197	1.024	0.953
11) Endosulfa...	7.927	8.269	3420833	3424701	1.006	0.952
12) 4,4'-DDE	7.878	8.323	2806594	3083622	0.891	0.957
13) Dieldrin	8.100	8.467	3676591	3654098	0.979	0.971
14) Endrin	8.270	8.690	2564407	2521951	0.935	1.001
15) 4,4'-DDD	8.307	8.736	2561702	2804997	0.942	0.982
16) Endosulfa...	8.433	8.838	2928662	3080696	0.994	0.946
17) 4,4'-DDT	8.501	8.959	2340699	2447680	0.969	0.970
18) Endrin Al...	8.728	9.072	3907593	3815413	1.076	1.037
19) Endosulfa...	9.032	9.266	3157154	3258540	1.056	0.981
20) Methoxychlor	8.833	9.424	1332109	1490489	0.968	1.011
21) Endrin Ke...	9.234	9.657	3789042	4169368	1.025	1.067
23) Hexachlor...	3.482	3.714	11899	54077	BelowCal	BelowCal
24) Hexachlor...	6.070	6.453	85829	89183	0.025	0.022
25) Oxychlorane	7.564	7.899	41690	25198	0.013	0.007 #
26) 2,4'-DDE	7.632	8.112	3780245	3716881	1.755	1.511
27) trans-Non...	7.823	0.000	3710813	0	1.018	N.D. #
28) 2,4'-DDD	8.003	8.467	32693	3654098	0.017	1.598 #
29) 2,4'-DDT	8.185	8.690	22619	2521951	0.010	1.070 #

Quantitation Report (Not Reviewed)

Data Path : C:\msdchem\1\data\2020-10\0J15061\REQUANT\  
 Data File : ECD8-10152007.D  
 Signal(s) : Signal #1: ECD1A.ch Signal #2: ECD2B.ch  
 Acq On : 15 Oct 2020 18:48  
 Operator : MJB  
 Sample : 0J15061-CAL2  
 Misc : A20J275, AB 1 ppb  
 ALS Vial : 5 Sample Multiplier: 1

Integration File signal 1: PEST1.e  
 Integration File signal 2: PEST2.e  
 Quant Time: Oct 20 17:30:18 2020  
 Quant Method : C:\msdchem\1\methods\ECD8\_QUANTPEST\_201015.M  
 Quant Title : Instrument: DualECD8  
 QLast Update : Tue Oct 20 17:18:04 2020  
 Response via : Initial Calibration  
 Integrator: ChemStation

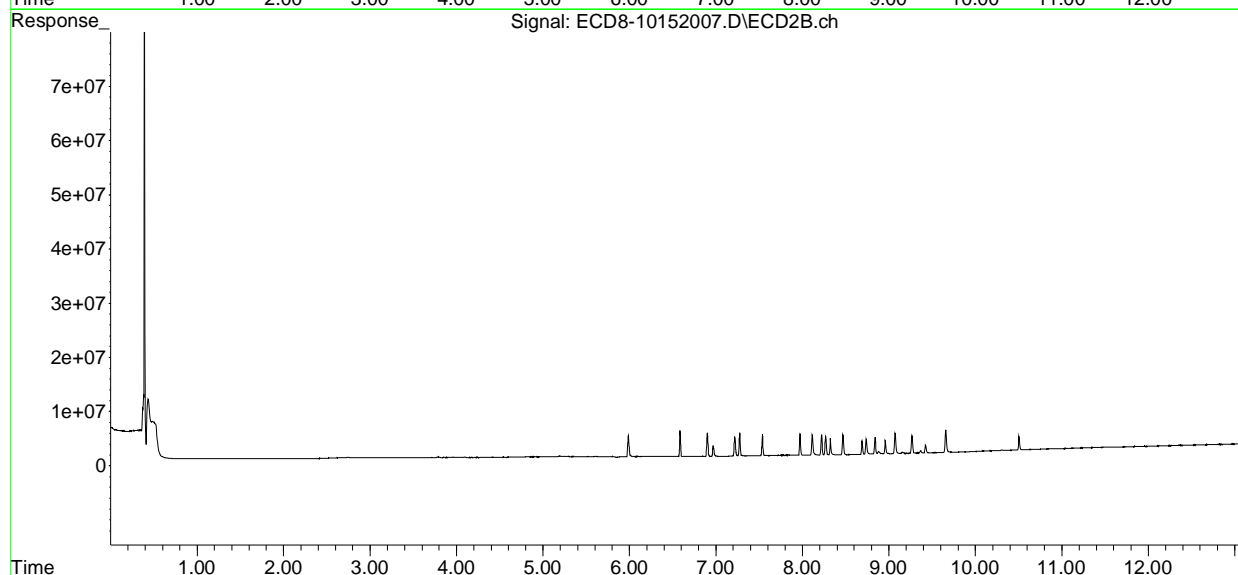
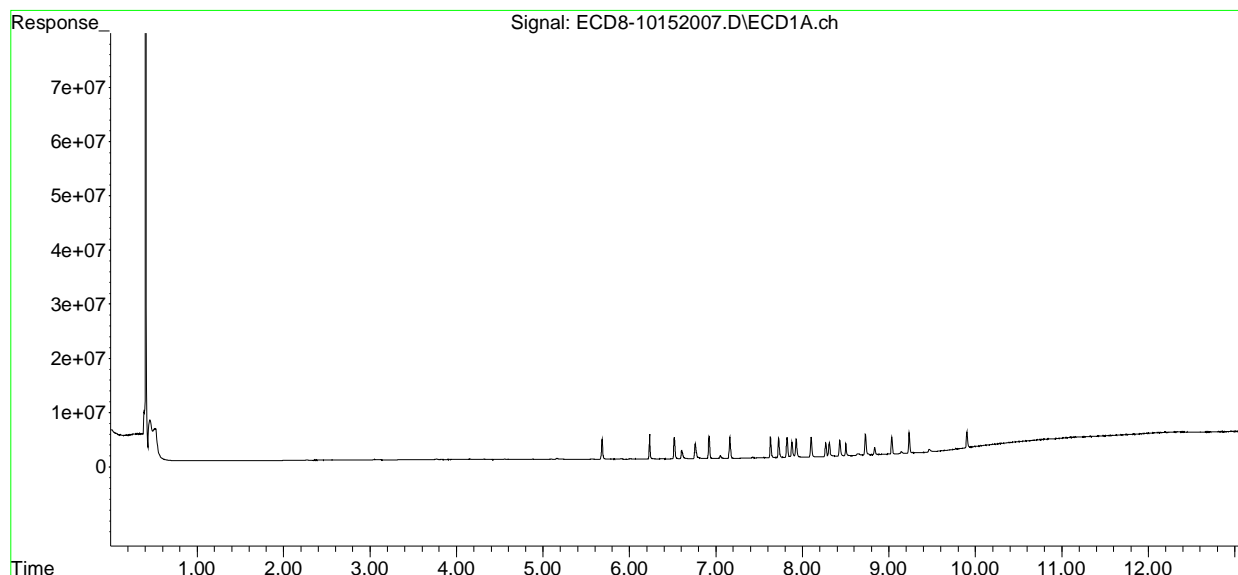
	Compound	RT#1	RT#2	Resp#1	Resp#2	ng/mL	ng/mL
30)	cis-Nonac...	8.270	8.736	2564407	2804997	0.643	0.646
31)	Mirex	8.969	9.657	14063	4169368	BelowCal	1.411
32)	Chlordane...	7.726	8.112	3633454	3716881	8.820	7.630
33)	Chlordane...	7.823	8.219	3710813	3697197	8.853	8.930
34)	Chlordane...	0.000	8.882	0	448677	N.D.	3.317 #
35)	Chlordane...	0.000	0.000	0	0	N.D.	N.D.
36)	Toxaphene...	7.823	8.467f	3710813	3654098	249.437	96.146 #
37)	Toxaphene...	8.100	0.000	3676591	0	111.619	N.D. #
38)	Toxaphene...	8.433	8.838	2928662	3080696	42.246	43.802
39)	Toxaphene...	8.637f	8.882	295960	448677	3.977	3.766
40)	Toxaphene...	8.883	9.072	23351	3815413	0.393	55.384 #
41)	Toxaphene...	8.969	9.424	14063	1490489	0.209	19.905 #
42)	Toxaphene...	0.000	0.000	0	0	N.D.	N.D.

(f)=RT Delta > 1/2 Window (#)=Amounts differ by > 25% (m)=manual int.

Quantitation Report (Not Reviewed)

Data Path : C:\msdchem\1\data\2020-10\0J15061\REQUANT\  
Data File : ECD8-10152007.D  
Signal(s) : Signal #1: ECD1A.ch Signal #2: ECD2B.ch  
Acq On : 15 Oct 2020 18:48  
Operator : MJB  
Sample : 0J15061-CAL2  
Misc : A20J275, AB 1 ppb  
ALS Vial : 5 Sample Multiplier: 1

Integration File signal 1: PEST1.e  
Integration File signal 2: PEST2.e  
Quant Time: Oct 20 17:30:18 2020  
Quant Method : C:\msdchem\1\methods\ECD8\_QUANTPEST\_201015.M  
Quant Title : Instrument: DualECD8  
QLast Update : Tue Oct 20 17:18:04 2020  
Response via : Initial Calibration  
Integrator: ChemStation



Quantitation Report (Not Reviewed)

Data Path : C:\msdchem\1\data\2020-10\0J15061\REQUANT\  
 Data File : ECD8-10152008.D  
 Signal(s) : Signal #1: ECD1A.ch Signal #2: ECD2B.ch  
 Acq On : 15 Oct 2020 19:05  
 Operator : MJB  
 Sample : 0J15061-CAL3  
 Misc : A20H471, AB 2 ppb  
 ALS Vial : 6 Sample Multiplier: 1

MJB 10/20/20

Integration File signal 1: PEST1.e  
 Integration File signal 2: PEST2.e  
 Quant Time: Oct 20 17:30:27 2020  
 Quant Method : C:\msdchem\1\methods\ECD8\_QUANTPEST\_201015.M  
 Quant Title : Instrument: DualECD8  
 QLast Update : Tue Oct 20 17:18:04 2020  
 Response via : Initial Calibration  
 Integrator: ChemStation

Compound	RT#1	RT#2	Resp#1	Resp#2	ng/mL	ng/mL
-----						
System Monitoring Compounds						
1) S TCMX (S)	5.682	5.990	6974987	7527988	1.972	1.882
22) S DCBP (S)	9.902	10.505	5701683	4791544	2.038	1.981
Target Compounds						
2) a-BHC	6.233	6.585	9063124	9584271	1.924	1.792
3) g-BHC	6.520	6.900	7694107	8481393	1.912	1.824
4) b-BHC	6.604	6.968	3020188	3743280	1.935	1.913
5) Heptachlor	6.919	7.274	7834074	8356845	1.930	1.826
6) d-BHC	6.758	7.216	5908930	7521244	1.978	1.927
7) Aldrin	7.162	7.536	7559480	7805224	1.925	1.828
8) Heptachlo...	7.631	7.971	7111174	7501012	1.945	1.868
9) trans-Chl...	7.725	8.111	7224345	7196150	1.962	1.808
10) cis-Chlor...	7.822	8.217	6946216	7123870	1.918	1.836
11) Endosulfa...	7.926	8.268	6845706	6450502	2.013	1.794
12) 4,4'-DDE	7.875	8.320	5832058	6467389	1.851	1.951
13) Dieldrin	8.099	8.466	7217877	7205936	1.921	1.897
14) Endrin	8.269	8.690	5198958	4965041	1.896	1.940
15) 4,4'-DDD	8.305	8.734	5108732	5453646	1.878	1.903
16) Endosulfa...	8.431	8.836	5775620	5953424	1.961	1.828
17) 4,4'-DDT	8.499	8.957	4776266	4865206	1.941	1.861
18) Endrin Al...	8.726	9.071	7357293	7179367	2.292	2.189
19) Endosulfa...	9.031	9.265	5905541	6267396	1.976	1.886
20) Methoxychlor	8.831	9.424	2713959	2917738	1.972	2.024
21) Endrin Ke...	9.233	9.655	7274419	7194544	1.967	1.842
23) Hexachlor...	3.474	3.716	4791	34774	BelowCal	BelowCal
24) Hexachlor...	6.068	6.451	65431	17657	0.019	0.004 #
25) Oxychlorane	7.566	7.888	48596	73763	0.015	0.021 #
26) 2,4'-DDE	7.631	8.111	7111174	7196150	3.302	2.926
27) trans-Non...	7.822	8.175	6946216	65707	1.906	0.016 #
28) 2,4'-DDD	8.034f	8.466	36699	7205936	0.019	3.150 #
29) 2,4'-DDT	8.184	8.690	30346	4965041	0.014	2.236 #

Quantitation Report (Not Reviewed)

Data Path : C:\msdchem\1\data\2020-10\0J15061\REQUANT\  
 Data File : ECD8-10152008.D  
 Signal(s) : Signal #1: ECD1A.ch Signal #2: ECD2B.ch  
 Acq On : 15 Oct 2020 19:05  
 Operator : MJB  
 Sample : 0J15061-CAL3  
 Misc : A20H471, AB 2 ppb  
 ALS Vial : 6 Sample Multiplier: 1

Integration File signal 1: PEST1.e  
 Integration File signal 2: PEST2.e  
 Quant Time: Oct 20 17:30:27 2020  
 Quant Method : C:\msdchem\1\methods\ECD8\_QUANTPEST\_201015.M  
 Quant Title : Instrument: DualECD8  
 QLast Update : Tue Oct 20 17:18:04 2020  
 Response via : Initial Calibration  
 Integrator: ChemStation

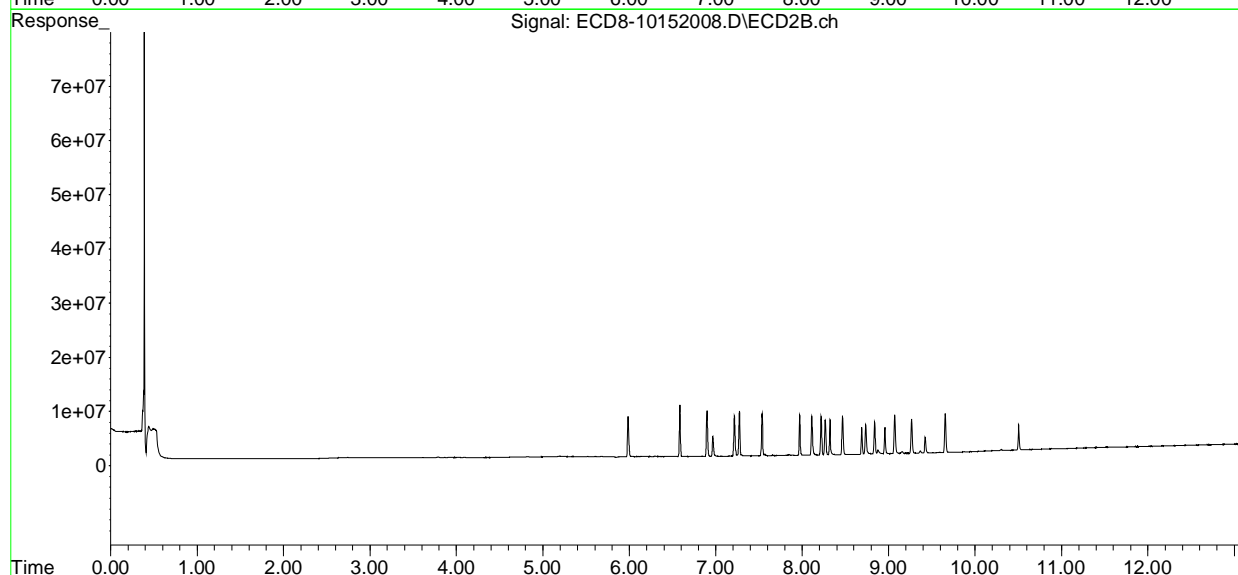
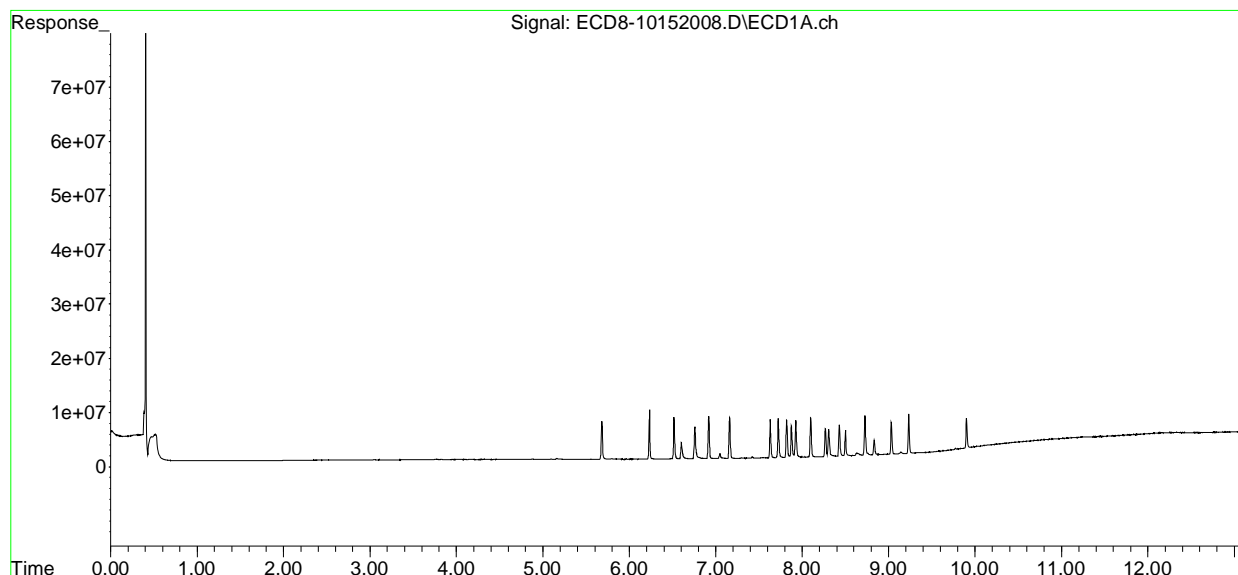
	Compound	RT#1	RT#2	Resp#1	Resp#2	ng/mL	ng/mL
30)	cis-Nonac...	8.269	8.734	5198958	5453646	1.303	1.257
31)	Mirex	8.961	9.655	32360	7194544	BelowCal	2.674
32)	Chlordane...	7.725	8.111	7224345	7196150	17.537	14.772
33)	Chlordane...	7.822	8.217	6946216	7123870	16.572	17.207
34)	Chlordane...	8.398	8.878	38979	707915	0.302	5.234 #
35)	Chlordane...	0.000	0.000	0	0	N.D.	N.D.
36)	Toxaphene...	7.822	8.431	6946216	7391	466.917	0.194 #
37)	Toxaphene...	8.099	0.000	7217877	0	219.131	N.D. #
38)	Toxaphene...	8.431	8.836	5775620	5953424	83.314	84.647
39)	Toxaphene...	8.632f	8.878	493164	707915	6.627	5.942
40)	Toxaphene...	8.898	9.071	24194	7179367	0.408	104.214 #
41)	Toxaphene...	8.961	9.424	32360	2917738	0.481	38.965 #
42)	Toxaphene...	0.000	0.000	0	0	N.D.	N.D.

(f)=RT Delta > 1/2 Window (#)=Amounts differ by > 25% (m)=manual int.

Quantitation Report (Not Reviewed)

Data Path : C:\msdchem\1\data\2020-10\0J15061\REQUANT\  
Data File : ECD8-10152008.D  
Signal(s) : Signal #1: ECD1A.ch Signal #2: ECD2B.ch  
Acq On : 15 Oct 2020 19:05  
Operator : MJB  
Sample : 0J15061-CAL3  
Misc : A20H471, AB 2 ppb  
ALS Vial : 6 Sample Multiplier: 1

Integration File signal 1: PEST1.e  
Integration File signal 2: PEST2.e  
Quant Time: Oct 20 17:30:27 2020  
Quant Method : C:\msdchem\1\methods\ECD8\_QUANTPEST\_201015.M  
Quant Title : Instrument: DualECD8  
QLast Update : Tue Oct 20 17:18:04 2020  
Response via : Initial Calibration  
Integrator: ChemStation



Quantitation Report (Not Reviewed)

Data Path : C:\msdchem\1\data\2020-10\0J15061\REQUANT\  
 Data File : ECD8-10152009.D  
 Signal(s) : Signal #1: ECD1A.ch Signal #2: ECD2B.ch  
 Acq On : 15 Oct 2020 19:21  
 Operator : MJB  
 Sample : 0J15061-CAL4  
 Misc : A20H472, AB 5 ppb  
 ALS Vial : 7 Sample Multiplier: 1

MJB 10/20/20

Integration File signal 1: PEST1.e  
 Integration File signal 2: PEST2.e  
 Quant Time: Oct 20 17:30:36 2020  
 Quant Method : C:\msdchem\1\methods\ECD8\_QUANTPEST\_201015.M  
 Quant Title : Instrument: DualECD8  
 QLast Update : Tue Oct 20 17:18:04 2020  
 Response via : Initial Calibration  
 Integrator: ChemStation

Compound	RT#1	RT#2	Resp#1	Resp#2	ng/mL	ng/mL
-----						
System Monitoring Compounds						
1) S TCMX (S)	5.682	5.990	16956681	18484065	4.795	4.620
22) S DCBP (S)	9.902	10.505	12863204	11283832	4.926	4.664
Target Compounds						
2) a-BHC	6.233	6.585	22751844	25276916	4.829	4.726
3) g-BHC	6.521	6.900	18571945	21316708	4.615	4.584
4) b-BHC	6.605	6.968	6967859	8823163	4.464	4.509
5) Heptachlor	6.920	7.274	19135941	20724830	4.715	4.528
6) d-BHC	6.759	7.216	14723164	19014583	4.816	4.743
7) Aldrin	7.163	7.537	19043093	19417167	4.848	4.548
8) Heptachlo...	7.633	7.971	17849960	18369288	4.882	4.574
9) trans-Chl...	7.725	8.111	17399945	18128038	4.725	4.555
10) cis-Chlor...	7.823	8.218	17370803	17821595	4.796	4.594
11) Endosulfa...	7.927	8.268	16393128	16389737	4.820	4.557
12) 4,4'-DDE	7.876	8.320	14353371	15866253	4.555	4.690
13) Dieldrin	8.100	8.466	18084070	18768975	4.814	4.892
14) Endrin	8.270	8.689	12643881	12382702	4.611	4.769
15) 4,4'-DDD	8.306	8.734	12317174	13730751	4.529	4.761
16) Endosulfa...	8.432	8.836	13817746	14467378	4.691	4.443
17) 4,4'-DDT	8.500	8.958	11690217	12754125	4.680	4.738
18) Endrin Al...	8.726	9.071	14781149	15071497	4.908	4.885
19) Endosulfa...	9.031	9.265	13964857	14969553	4.673	4.505
20) Methoxychlor	8.832	9.423	6325525	6672527	4.595	4.670
21) Endrin Ke...	9.234	9.655	18023751	17644405	4.874	4.517
23) Hexachlor...	3.478	3.716	8052	33249	BelowCal	BelowCal
24) Hexachlor...	6.070	6.454	55293	35397	0.016	0.009 #
25) Oxychlorane	7.567	7.886	98221	75224	0.030	0.021 #
26) 2,4'-DDE	7.633	8.111	17849960	18128038	8.289	7.370
27) trans-Non...	7.823	8.173	17370803	104482	4.765	0.026 #
28) 2,4'-DDD	0.000	8.466	0	18768975	N.D.	8.206 #
29) 2,4'-DDT	8.180	8.689	60601	12382702	0.028	5.742 #



Quantitation Report (Not Reviewed)

Data Path : C:\msdchem\1\data\2020-10\0J15061\REQUANT\  
 Data File : ECD8-10152009.D  
 Signal(s) : Signal #1: ECD1A.ch Signal #2: ECD2B.ch  
 Acq On : 15 Oct 2020 19:21  
 Operator : MJB  
 Sample : 0J15061-CAL4  
 Misc : A20H472, AB 5 ppb  
 ALS Vial : 7 Sample Multiplier: 1

Integration File signal 1: PEST1.e  
 Integration File signal 2: PEST2.e  
 Quant Time: Oct 20 17:30:36 2020  
 Quant Method : C:\msdchem\1\methods\ECD8\_QUANTPEST\_201015.M  
 Quant Title : Instrument: DualECD8  
 QLast Update : Tue Oct 20 17:18:04 2020  
 Response via : Initial Calibration  
 Integrator: ChemStation

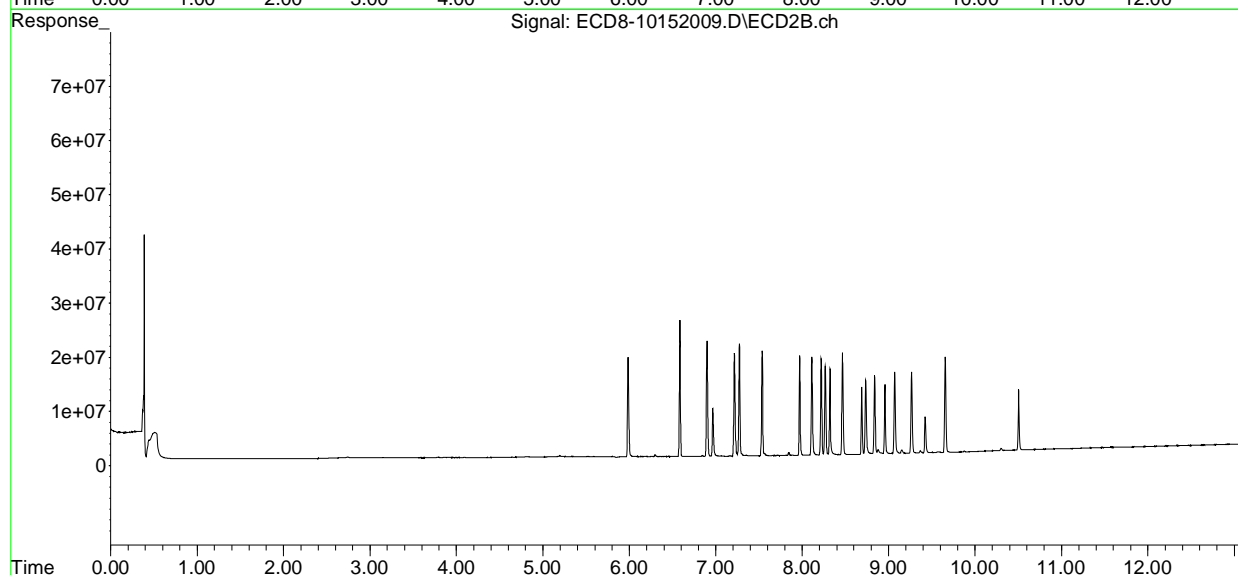
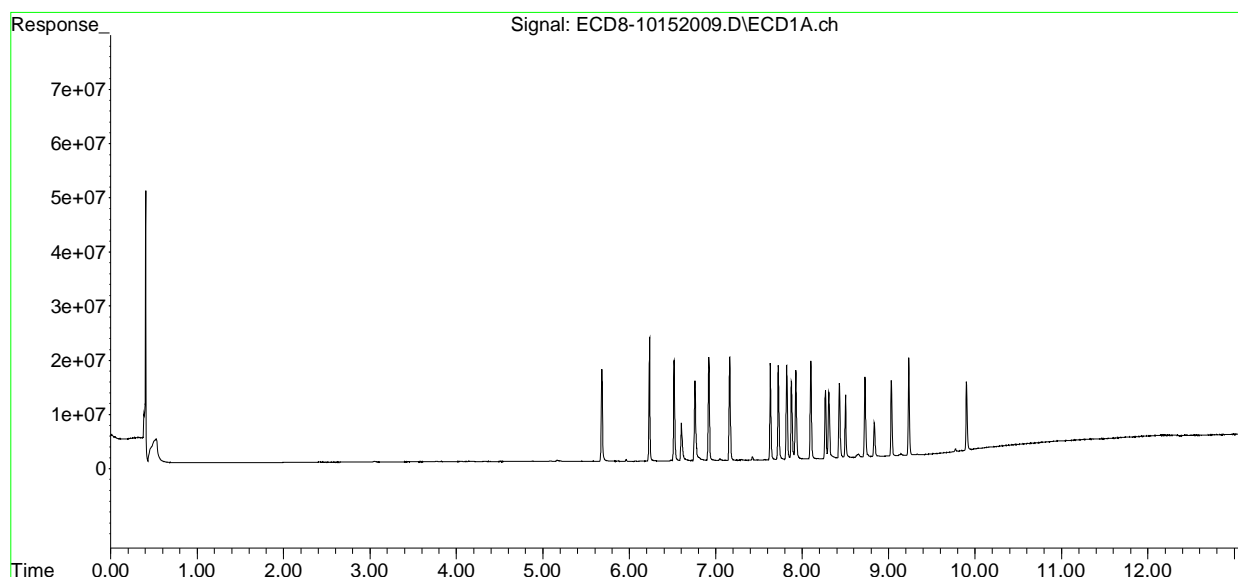
	Compound	RT#1	RT#2	Resp#1	Resp#2	ng/mL	ng/mL
30)	cis-Nonac...	8.270	8.734	12643881	13730751	3.169	3.164
31)	Mirex	8.959	9.655	22892	17644405	BelowCal	7.023
32)	Chlordane...	7.725	8.111	17399945	18128038	42.238	37.213
33)	Chlordane...	7.823	8.218	17370803	17821595	41.442	43.047
34)	Chlordane...	0.000	8.879	0	762586	N.D.	5.638 #
35)	Chlordane...	0.000	0.000	0	0	N.D.	N.D.
36)	Toxaphene...	7.823	8.424	17370803	38904	1167.646	1.024 #
37)	Toxaphene...	8.100	0.000	18084070	0	549.022	N.D. #
38)	Toxaphene...	8.432	8.836	13817746	14467378	199.323	205.699
39)	Toxaphene...	8.650	8.879	670904	762586	9.015	6.401 #
40)	Toxaphene...	8.884	9.071	106803	15071497	1.799	218.775 #
41)	Toxaphene...	8.959	9.423	22892	6672527	0.340	89.108 #
42)	Toxaphene...	0.000	0.000	0	0	N.D.	N.D.

(f)=RT Delta > 1/2 Window (#)=Amounts differ by > 25% (m)=manual int.

Quantitation Report (Not Reviewed)

Data Path : C:\msdchem\1\data\2020-10\0J15061\REQUANT\  
Data File : ECD8-10152009.D  
Signal(s) : Signal #1: ECD1A.ch Signal #2: ECD2B.ch  
Acq On : 15 Oct 2020 19:21  
Operator : MJB  
Sample : 0J15061-CAL4  
Misc : A20H472, AB 5 ppb  
ALS Vial : 7 Sample Multiplier: 1

Integration File signal 1: PEST1.e  
Integration File signal 2: PEST2.e  
Quant Time: Oct 20 17:30:36 2020  
Quant Method : C:\msdchem\1\methods\ECD8\_QUANTPEST\_201015.M  
Quant Title : Instrument: DualECD8  
QLast Update : Tue Oct 20 17:18:04 2020  
Response via : Initial Calibration  
Integrator: ChemStation



Quantitation Report (Not Reviewed)

Data Path : C:\msdchem\1\data\2020-10\0J15061\REQUANT\  
 Data File : ECD8-10152010.D  
 Signal(s) : Signal #1: ECD1A.ch Signal #2: ECD2B.ch  
 Acq On : 15 Oct 2020 19:38  
 Operator : MJB  
 Sample : 0J15061-CAL5  
 Misc : A20H473, AB 10 ppb  
 ALS Vial : 8 Sample Multiplier: 1

MJB 10/20/20

Integration File signal 1: PEST1.e  
 Integration File signal 2: PEST2.e  
 Quant Time: Oct 20 17:30:46 2020  
 Quant Method : C:\msdchem\1\methods\ECD8\_QUANTPEST\_201015.M  
 Quant Title : Instrument: DualECD8  
 QLast Update : Tue Oct 20 17:18:04 2020  
 Response via : Initial Calibration  
 Integrator: ChemStation

Compound	RT#1	RT#2	Resp#1	Resp#2	ng/mL	ng/mL
-----						
System Monitoring Compounds						
1) S TCMX (S)	5.682	5.989	33785802	37691189	9.554	9.421
22) S DCBP (S)	9.902	10.504	25663363	22219920	10.082	9.184
Target Compounds						
2) a-BHC	6.233	6.584	45945237	51661582	9.752	9.658
3) g-BHC	6.520	6.900	39002587	45048871	9.691	9.687
4) b-BHC	6.603	6.967	14251469	17799613	9.131	9.097
5) Heptachlor	6.919	7.273	39173115	44108090	9.652	9.637
6) d-BHC	6.757	7.215	30313826	40912398	9.767	10.027
7) Aldrin	7.161	7.536	39135359	41106892	9.963	9.629
8) Heptachlo...	7.631	7.971	35393917	38488002	9.681	9.584
9) trans-Chl...	7.725	8.111	35298078	37624061	9.585	9.453
10) cis-Chlor...	7.822	8.218	35411410	37266618	9.776	9.606
11) Endosulfa...	7.926	8.267	32830959	34291287	9.653	9.535
12) 4,4'-DDE	7.875	8.320	30250769	33692294	9.600	9.799
13) Dieldrin	8.099	8.466	37548230	38676878	9.995	9.988
14) Endrin	8.269	8.689	25971387	24972648	9.471	9.491
15) 4,4'-DDD	8.305	8.733	25608106	29438067	9.416	10.096
16) Endosulfa...	8.431	8.835	28511350	30118924	9.680	9.250
17) 4,4'-DDT	8.499	8.957	25096147	26962252	9.911	9.807
18) Endrin Al...	8.725	9.070	27881516	29477669	9.524	9.774
19) Endosulfa...	9.030	9.264	28097911	30451627	9.402	9.165
20) Methoxychlor	8.832	9.423	12655213	14104841	9.193	9.834
21) Endrin Ke...	9.232	9.654	35605046	36555813	9.629	9.358
23) Hexachlor...	3.475	3.717	10195	35516	BelowCal	BelowCal
24) Hexachlor...	6.070	6.453	72562	31391	0.021	0.008 #
25) Oxychlorane	7.565	7.890	181867	83246	0.056	0.023 #
26) 2,4'-DDE	7.631	8.111	35393917	37624061	16.436	15.297
27) trans-Non...	7.822	8.174	35411410	184607	9.715	0.046 #
28) 2,4'-DDD	0.000	8.466	0	38676878	N.D.	16.910 #
29) 2,4'-DDT	8.182	8.689	129283	24972648	0.059	11.586 #

Quantitation Report (Not Reviewed)

Data Path : C:\msdchem\1\data\2020-10\0J15061\REQUANT\  
 Data File : ECD8-10152010.D  
 Signal(s) : Signal #1: ECD1A.ch Signal #2: ECD2B.ch  
 Acq On : 15 Oct 2020 19:38  
 Operator : MJB  
 Sample : 0J15061-CAL5  
 Misc : A20H473, AB 10 ppb  
 ALS Vial : 8 Sample Multiplier: 1

Integration File signal 1: PEST1.e  
 Integration File signal 2: PEST2.e  
 Quant Time: Oct 20 17:30:46 2020  
 Quant Method : C:\msdchem\1\methods\ECD8\_QUANTPEST\_201015.M  
 Quant Title : Instrument: DualECD8  
 QLast Update : Tue Oct 20 17:18:04 2020  
 Response via : Initial Calibration  
 Integrator: ChemStation

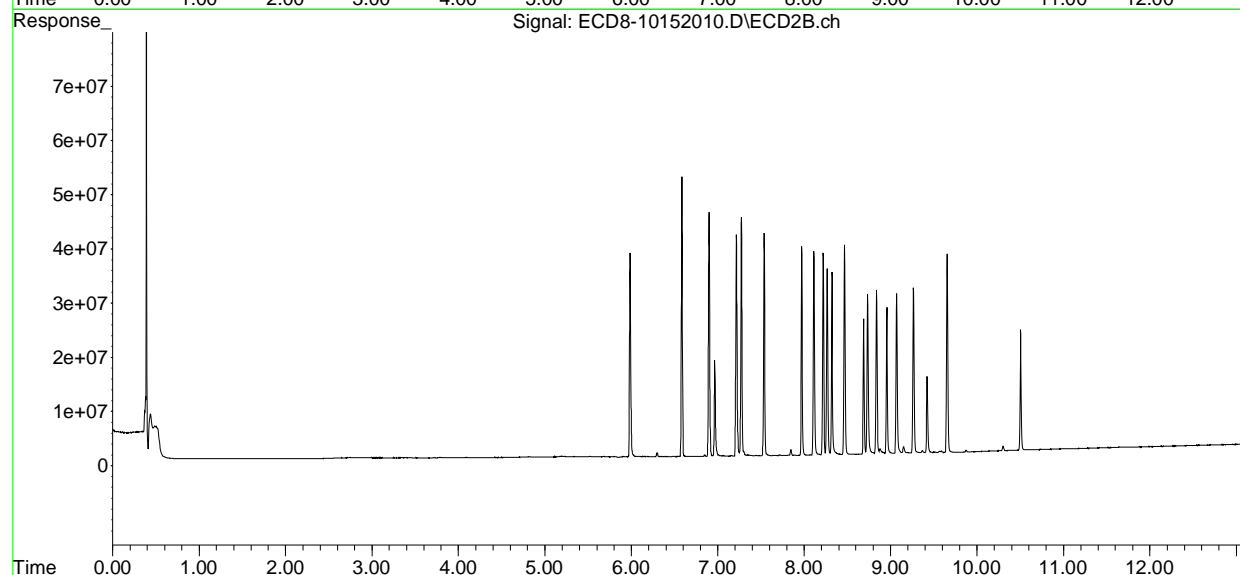
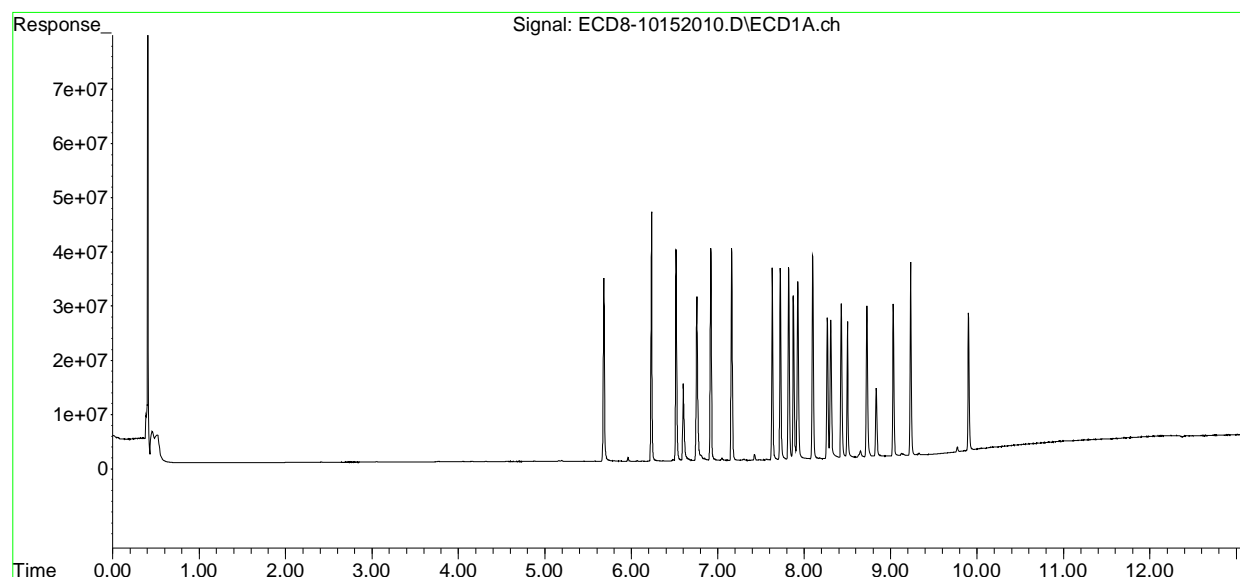
	Compound	RT#1	RT#2	Resp#1	Resp#2	ng/mL	ng/mL
30)	cis-Nonac...	8.269	8.733	25971387	29438067	6.509	6.782
31)	Mirex	8.963	9.654	40708	36555813	BelowCal	14.835
32)	Chlordane...	7.725	8.111	35298078	37624061	85.685	77.235
33)	Chlordane...	7.822	8.218	35411410	37266618	84.482	90.016
34)	Chlordane...	0.000	8.878	0	894100	N.D.	6.611 #
35)	Chlordane...	0.000	0.000	0	0	N.D.	N.D.
36)	Toxaphene...	7.822	8.466f	35411410	38676878	2380.315	1017.664 #
37)	Toxaphene...	8.099	0.000	37548230	0	1139.944	N.D. #
38)	Toxaphene...	8.431	8.835	28511350	30118924	411.280	428.235
39)	Toxaphene...	8.649	8.878	1197276	894100	16.088	7.505 #
40)	Toxaphene...	0.000	9.070	0	29477669	N.D.	427.892 #
41)	Toxaphene...	8.963	9.423	40708	14104841	0.605	188.362 #
42)	Toxaphene...	0.000	0.000	0	0	N.D.	N.D.

(f)=RT Delta > 1/2 Window (#)=Amounts differ by > 25% (m)=manual int.

Quantitation Report (Not Reviewed)

Data Path : C:\msdchem\1\data\2020-10\0J15061\REQUANT\  
Data File : ECD8-10152010.D  
Signal(s) : Signal #1: ECD1A.ch Signal #2: ECD2B.ch  
Acq On : 15 Oct 2020 19:38  
Operator : MJB  
Sample : 0J15061-CAL5  
Misc : A20H473, AB 10 ppb  
ALS Vial : 8 Sample Multiplier: 1

Integration File signal 1: PEST1.e  
Integration File signal 2: PEST2.e  
Quant Time: Oct 20 17:30:46 2020  
Quant Method : C:\msdchem\1\methods\ECD8\_QUANTPEST\_201015.M  
Quant Title : Instrument: DualECD8  
QLast Update : Tue Oct 20 17:18:04 2020  
Response via : Initial Calibration  
Integrator: ChemStation



Quantitation Report (Not Reviewed)

Data Path : C:\msdchem\1\data\2020-10\0J15061\REQUANT\  
 Data File : ECD8-10152011.D  
 Signal(s) : Signal #1: ECD1A.ch Signal #2: ECD2B.ch  
 Acq On : 15 Oct 2020 19:54  
 Operator : MJB  
 Sample : 0J15061-CAL6  
 Misc : A20H474, AB 25 ppb  
 ALS Vial : 9 Sample Multiplier: 1

MJB 10/20/20

Integration File signal 1: PEST1.e  
 Integration File signal 2: PEST2.e  
 Quant Time: Oct 20 17:30:56 2020  
 Quant Method : C:\msdchem\1\methods\ECD8\_QUANTPEST\_201015.M  
 Quant Title : Instrument: DualECD8  
 QLast Update : Tue Oct 20 17:18:04 2020  
 Response via : Initial Calibration  
 Integrator: ChemStation

Compound	RT#1	RT#2	Resp#1	Resp#2	ng/mL	ng/mL
-----						
System Monitoring Compounds						
1) S TCMX (S)	5.682	5.989	86612386	97518197	24.492	24.374
22) S DCBP (S)	9.902	10.504	62318460	56260952	24.812	23.255
Target Compounds						
2) a-BHC	6.233	6.585	120.1E6	137.7E6	25.488	25.736
3) g-BHC	6.520	6.900	100.3E6	118.2E6	24.928	25.420
4) b-BHC	6.601	6.966	38003561	46171935	24.348	23.598
5) Heptachlor	6.919	7.273	101.7E6	114.2E6	25.052	24.951
6) d-BHC	6.755	7.215	82864455	109.6E6	25.850	25.955
7) Aldrin	7.161	7.536	97817805	109.3E6	24.903	25.592
8) Heptachlo...	7.631	7.971	89599740	99299787	24.507	24.727
9) trans-Chl...	7.724	8.111	91365998	97950589	24.810	24.609
10) cis-Chlor...	7.821	8.217	88782494	95308938	24.510	24.566
11) Endosulfa...	7.925	8.267	83964035	90769540	24.686	25.239
12) 4,4'-DDE	7.874	8.320	79179643	92501534	25.128	25.932
13) Dieldrin	8.099	8.466	93635281	103.9E6	24.924	26.176
14) Endrin	8.269	8.689	68701409	70747094	25.052	25.899
15) 4,4'-DDD	8.304	8.733	67884289	76853167	24.961	25.550
16) Endosulfa...	8.431	8.836	72694490	79168334	24.680	24.315
17) 4,4'-DDT	8.499	8.957	68705008	76033637	26.261	26.346
18) Endrin Al...	8.726	9.070	68571764	73274578	23.861	24.407
19) Endosulfa...	9.030	9.264	71990912	78726299	24.088	23.693
20) Methoxychlor	8.831	9.422	32595572	37809034	23.679	25.691
21) Endrin Ke...	9.232	9.655	88349751	93392767	23.892	23.909
23) Hexachlor...	0.000	3.716	0	40736	N.D.	BelowCal
24) Hexachlor...	6.069	6.445	187720	31011	0.056	0.008 #
25) Oxychlorane	7.565	7.886	428478	102845	0.132	0.029 #
26) 2,4'-DDE	7.631	8.111	89599740	97950589	41.609	39.825
27) trans-Non...	7.821	8.175	88782494	362727	24.356	0.091 #
28) 2,4'-DDD	0.000	8.466	0	103.9E6	N.D.	45.407 #
29) 2,4'-DDT	8.180	8.689	293338	70747094	0.135	31.823 #

Quantitation Report (Not Reviewed)

Data Path : C:\msdchem\1\data\2020-10\0J15061\REQUANT\  
 Data File : ECD8-10152011.D  
 Signal(s) : Signal #1: ECD1A.ch Signal #2: ECD2B.ch  
 Acq On : 15 Oct 2020 19:54  
 Operator : MJB  
 Sample : 0J15061-CAL6  
 Misc : A20H474, AB 25 ppb  
 ALS Vial : 9 Sample Multiplier: 1

Integration File signal 1: PEST1.e  
 Integration File signal 2: PEST2.e  
 Quant Time: Oct 20 17:30:56 2020  
 Quant Method : C:\msdchem\1\methods\ECD8\_QUANTPEST\_201015.M  
 Quant Title : Instrument: DualECD8  
 QLast Update : Tue Oct 20 17:18:04 2020  
 Response via : Initial Calibration  
 Integrator: ChemStation

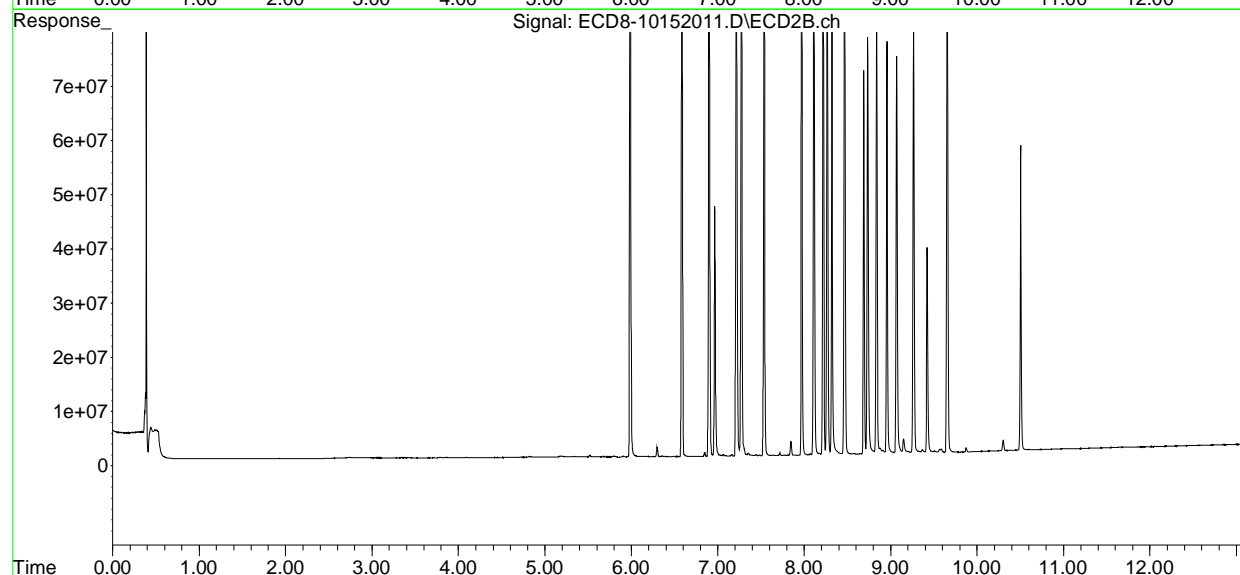
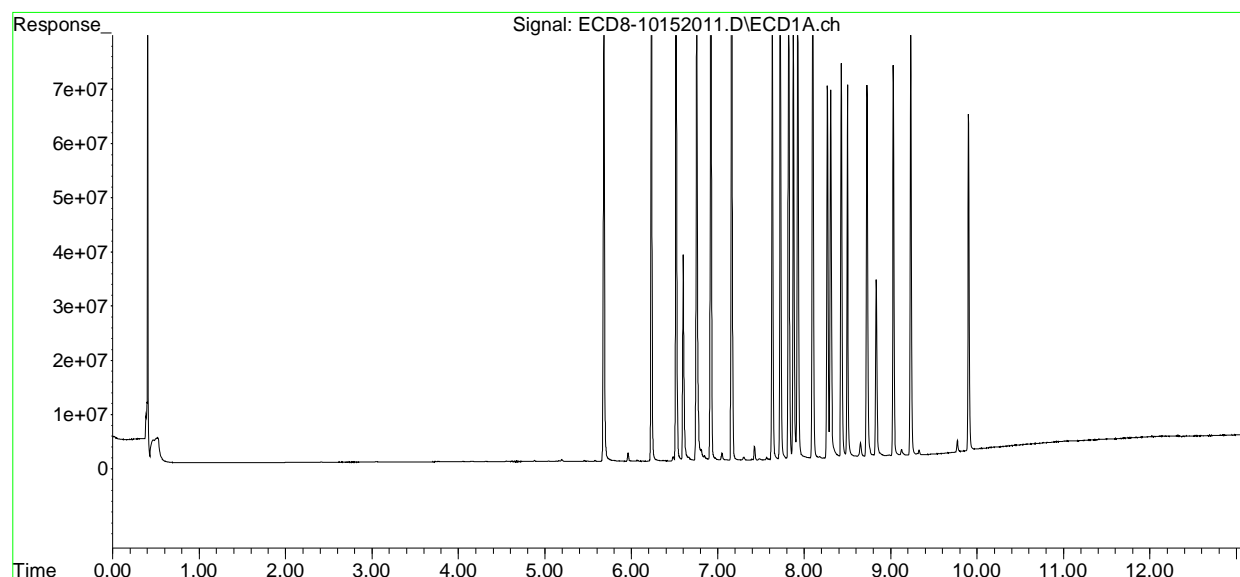
	Compound	RT#1	RT#2	Resp#1	Resp#2	ng/mL	ng/mL
30)	cis-Nonac...	8.269	8.733	68701409	76853167	17.219	17.707
31)	Mirex	8.963	9.655	104068	93392767	BelowCal	37.883
32)	Chlordane...	7.724	8.111	91365998	97950589	221.788	201.073
33)	Chlordane...	7.821	8.217	88782494	95308938	211.811	230.214
34)	Chlordane...	0.000	8.878	0	1038872	N.D.	7.681 #
35)	Chlordane...	0.000	0.000	0	0	N.D.	N.D.
36)	Toxaphene...	7.821	8.466f	88782494	103.9E6	5967.860	2732.677 #
37)	Toxaphene...	8.099	0.000	93635281	0	2842.716	N.D. #
38)	Toxaphene...	8.431	8.836	72694490	79168334	1048.629	1125.627
39)	Toxaphene...	8.649	8.878	2575177	1038872	34.603	8.720 #
40)	Toxaphene...	8.877	9.070	579947	73274578	9.769	1063.639 #
41)	Toxaphene...	8.963	9.422	104068	37809034	1.546	504.917 #
42)	Toxaphene...	0.000	0.000	0	0	N.D.	N.D.

(f)=RT Delta > 1/2 Window (#)=Amounts differ by > 25% (m)=manual int.

Quantitation Report (Not Reviewed)

Data Path : C:\msdchem\1\data\2020-10\0J15061\REQUANT\  
Data File : ECD8-10152011.D  
Signal(s) : Signal #1: ECD1A.ch Signal #2: ECD2B.ch  
Acq On : 15 Oct 2020 19:54  
Operator : MJB  
Sample : 0J15061-CAL6  
Misc : A20H474, AB 25 ppb  
ALS Vial : 9 Sample Multiplier: 1

Integration File signal 1: PEST1.e  
Integration File signal 2: PEST2.e  
Quant Time: Oct 20 17:30:56 2020  
Quant Method : C:\msdchem\1\methods\ECD8\_QUANTPEST\_201015.M  
Quant Title : Instrument: DualECD8  
QLast Update : Tue Oct 20 17:18:04 2020  
Response via : Initial Calibration  
Integrator: ChemStation





Quantitation Report (Not Reviewed)

Data Path : C:\msdchem\1\data\2020-10\0J15061\REQUANT\  
 Data File : ECD8-10152012.D  
 Signal(s) : Signal #1: ECD1A.ch Signal #2: ECD2B.ch  
 Acq On : 15 Oct 2020 20:11  
 Operator : MJB  
 Sample : 0J15061-CAL7  
 Misc : A20H475, AB 50 ppb  
 ALS Vial : 10 Sample Multiplier: 1

MJB 10/20/20

Integration File signal 1: PEST1.e  
 Integration File signal 2: PEST2.e  
 Quant Time: Oct 20 17:31:07 2020  
 Quant Method : C:\msdchem\1\methods\ECD8\_QUANTPEST\_201015.M  
 Quant Title : Instrument: DualECD8  
 QLast Update : Tue Oct 20 17:18:04 2020  
 Response via : Initial Calibration  
 Integrator: ChemStation

Compound	RT#1	RT#2	Resp#1	Resp#2	ng/mL	ng/mL
-----						
System Monitoring Compounds						
1) S TCMX (S)	5.683	5.990	171.3E6	202.3E6	48.444	50.565
22) S DCBP (S)	9.903	10.506	121.6E6	112.4E6	48.516	46.473
Target Compounds						
2) a-BHC	6.234	6.585	237.8E6	276.4E6	50.473	51.676
3) g-BHC	6.520	6.900	199.7E6	242.4E6	49.621	52.132
4) b-BHC	6.601	6.966	77551148	98666610	49.685	50.427
5) Heptachlor	6.919	7.273	197.0E6	235.2E6	48.534	51.388
6) d-BHC	6.755	7.215	170.5E6	227.1E6	50.904	51.316
7) Aldrin	7.162	7.537	193.9E6	228.4E6	49.359	53.499
8) Heptachlo...	7.631	7.971	175.7E6	201.0E6	48.059	50.063
9) trans-Chl...	7.723	8.110	183.0E6	206.2E6	49.697	51.813
10) cis-Chlor...	7.821	8.217	175.8E6	195.5E6	48.523	50.388
11) Endosulfa...	7.925	8.267	164.8E6	182.7E6	48.441	50.800
12) 4,4'-DDE	7.872	8.319	165.1E6	195.7E6	52.403	52.021
13) Dieldrin	8.098	8.465	187.2E6	205.8E6	49.834	50.144
14) Endrin	8.268	8.689	138.9E6	147.3E6	50.635	51.139
15) 4,4'-DDD	8.303	8.733	134.1E6	163.2E6	49.303	51.600
16) Endosulfa...	8.429	8.835	142.3E6	165.5E6	48.327	50.820
17) 4,4'-DDT	8.498	8.957	137.9E6	158.4E6	50.422	51.434
18) Endrin Al...	8.724	9.071	134.3E6	146.0E6	47.014	47.993
19) Endosulfa...	9.030	9.264	142.5E6	162.8E6	47.692	49.007
20) Methoxychlor	8.831	9.423	63985860	75074553	46.482	49.009
21) Endrin Ke...	9.233	9.656	178.0E6	193.2E6	48.141	49.467
23) Hexachlor...	3.481	3.715	12969	36799	BelowCal	BelowCal
24) Hexachlor...	6.069	6.450	374979	21131	0.111	0.005 #
25) Oxychlorane	7.564	7.887	829530	219488	0.255	0.061 #
26) 2,4'-DDE	7.631	8.110	175.7E6	206.2E6	81.594	83.847
27) trans-Non...	7.821	8.175	175.8E6	637724	48.217	0.159 #
28) 2,4'-DDD	0.000	8.465	0	205.8E6	N.D.	89.975 #
29) 2,4'-DDT	8.179	8.689	557285	147.3E6	0.256	62.777 #

Quantitation Report (Not Reviewed)

Data Path : C:\msdchem\1\data\2020-10\0J15061\REQUANT\  
 Data File : ECD8-10152012.D  
 Signal(s) : Signal #1: ECD1A.ch Signal #2: ECD2B.ch  
 Acq On : 15 Oct 2020 20:11  
 Operator : MJB  
 Sample : 0J15061-CAL7  
 Misc : A20H475, AB 50 ppb  
 ALS Vial : 10 Sample Multiplier: 1

Integration File signal 1: PEST1.e  
 Integration File signal 2: PEST2.e  
 Quant Time: Oct 20 17:31:07 2020  
 Quant Method : C:\msdchem\1\methods\ECD8\_QUANTPEST\_201015.M  
 Quant Title : Instrument: DualECD8  
 QLast Update : Tue Oct 20 17:18:04 2020  
 Response via : Initial Calibration  
 Integrator: ChemStation

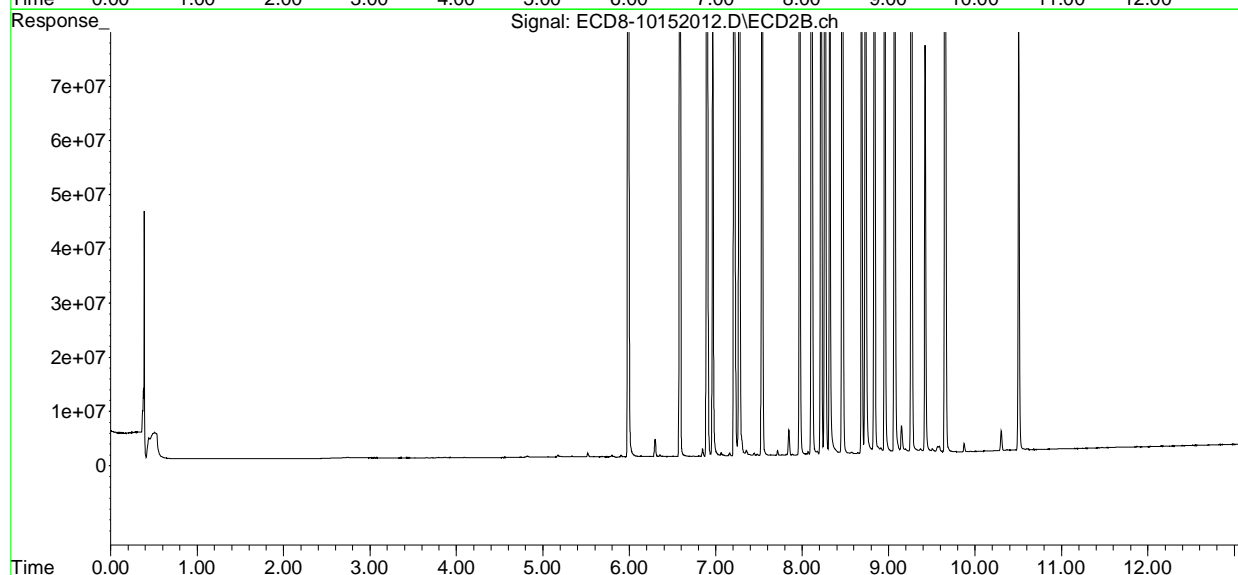
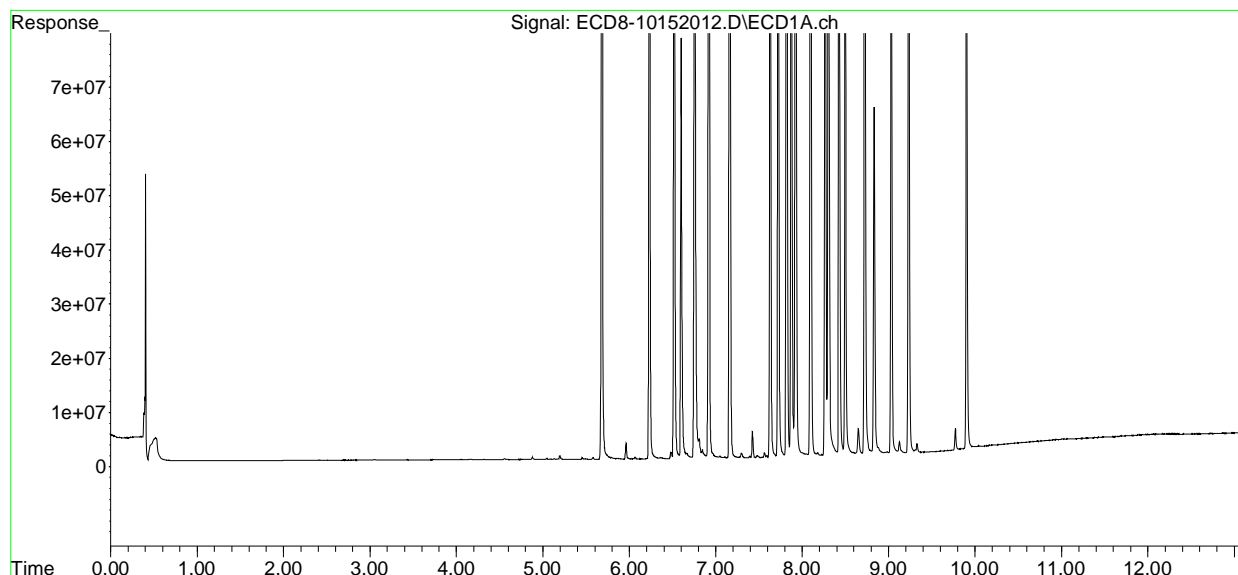
	Compound	RT#1	RT#2	Resp#1	Resp#2	ng/mL	ng/mL
30)	cis-Nonac...	8.268	8.733	138.9E6	163.2E6	34.803	37.601
31)	Mirex	8.964	9.656	213223	193.2E6	BelowCal	76.930
32)	Chlordane...	7.723	8.110	183.0E6	206.2E6	444.273	423.341
33)	Chlordane...	7.821	8.217	175.8E6	195.5E6	419.319	472.193
34)	Chlordane...	0.000	8.875	0	1245824	N.D.	9.211 #
35)	Chlordane...	0.000	0.000	0	0	N.D.	N.D.
36)	Toxaphene...	7.821	8.465f	175.8E6	205.8E6	11814.511	5414.911 #
37)	Toxaphene...	8.098	0.000	187.2E6	0	5683.784	N.D. #
38)	Toxaphene...	8.429	8.835	142.3E6	165.5E6	2053.330	2352.685
39)	Toxaphene...	8.649	8.875	4755814	1245824	63.905	10.457 #
40)	Toxaphene...	8.881	9.071	1098469	146.0E6	18.504	2119.882 #
41)	Toxaphene...	8.964	9.423	213223	75074553	3.167	1002.575 #
42)	Toxaphene...	0.000	0.000	0	0	N.D.	N.D.

(f)=RT Delta > 1/2 Window (#)=Amounts differ by > 25% (m)=manual int.

Quantitation Report (Not Reviewed)

Data Path : C:\msdchem\1\data\2020-10\0J15061\REQUANT\  
Data File : ECD8-10152012.D  
Signal(s) : Signal #1: ECD1A.ch Signal #2: ECD2B.ch  
Acq On : 15 Oct 2020 20:11  
Operator : MJB  
Sample : 0J15061-CAL7  
Misc : A20H475, AB 50 ppb  
ALS Vial : 10 Sample Multiplier: 1

Integration File signal 1: PEST1.e  
Integration File signal 2: PEST2.e  
Quant Time: Oct 20 17:31:07 2020  
Quant Method : C:\msdchem\1\methods\ECD8\_QUANTPEST\_201015.M  
Quant Title : Instrument: DualECD8  
QLast Update : Tue Oct 20 17:18:04 2020  
Response via : Initial Calibration  
Integrator: ChemStation



Quantitation Report (Not Reviewed)

Data Path : C:\msdchem\1\data\2020-10\0J15061\REQUANT\  
 Data File : ECD8-10152013.D  
 Signal(s) : Signal #1: ECD1A.ch Signal #2: ECD2B.ch  
 Acq On : 15 Oct 2020 20:27  
 Operator : MJB  
 Sample : 0J15061-CAL8  
 Misc : A20H476, AB 100 ppb  
 ALS Vial : 11 Sample Multiplier: 1

MJB 10/20/20

Integration File signal 1: PEST1.e  
 Integration File signal 2: PEST2.e  
 Quant Time: Oct 20 17:31:17 2020  
 Quant Method : C:\msdchem\1\methods\ECD8\_QUANTPEST\_201015.M  
 Quant Title : Instrument: DualECD8  
 QLast Update : Tue Oct 20 17:18:04 2020  
 Response via : Initial Calibration  
 Integrator: ChemStation

Compound	RT#1	RT#2	Resp#1	Resp#2	ng/mL	ng/mL
-----						
System Monitoring Compounds						
1) S TCMX (S)	5.683	5.990	353.9E6	425.7E6	100.085	106.406
22) S DCBP (S)	9.902	10.504	254.4E6	242.3E6	101.182	100.154
Target Compounds						
2) a-BHC	6.234	6.585	492.9E6	598.9E6	104.615	111.971
3) g-BHC	6.520	6.900	432.4E6	506.9E6	107.443	109.005
4) b-BHC	6.599	6.965	173.0E6	211.1E6	110.831	107.883
5) Heptachlor	6.918	7.273	425.5E6	500.4E6	104.835	109.320
6) d-BHC	6.751	7.213	384.5E6	507.6E6	105.125	104.749
7) Aldrin	7.160	7.536	415.8E6	476.9E6	105.847	111.713
8) Heptachlo...	7.629	7.970	370.1E6	442.7E6	101.228	110.241
9) trans-Chl...	7.722	8.110	386.7E6	449.4E6	105.008	112.897
10) cis-Chlor...	7.820	8.217	372.5E6	421.6E6	102.832	108.657
11) Endosulfa...	7.924	8.267	346.0E6	395.1E6	101.717	109.862
12) 4,4'-DDE	7.870	8.318	362.8E6	440.1E6	115.131	105.816
13) Dieldrin	8.098	8.465	395.8E6	459.8E6	105.360	104.252
14) Endrin	8.268	8.689	308.9E6	345.9E6	112.656	107.687
15) 4,4'-DDD	8.300	8.731	313.9E6	361.9E6	115.426	104.155
16) Endosulfa...	8.429	8.835	312.1E6	366.8E6	105.978	112.656
17) 4,4'-DDT	8.497	8.956	321.4E6	373.7E6	106.851	106.702
18) Endrin Al...	8.724	9.070	282.4E6	319.3E6	99.188	100.997
19) Endosulfa...	9.030	9.264	301.0E6	361.9E6	100.718	108.930
20) Methoxychlor	8.827	9.422	158.4E6	181.1E6	115.051	107.480
21) Endrin Ke...	9.232	9.656	368.2E6	418.0E6	99.568	107.020
23) Hexachlor...	3.472	3.708	39913	44195	BelowCal	BelowCal
24) Hexachlor...	6.070	6.456	756551	169916	0.224	0.042 #
25) Oxychlorane	7.563	7.885	1627296	541268	0.500	0.152 #
26) 2,4'-DDE	7.629	8.110	370.1E6	449.4E6	171.865	182.696
27) trans-Non...	7.820	8.175	372.5E6	1147906	102.184	0.287 #
28) 2,4'-DDD	8.039f	8.465	602816	459.8E6	0.310	201.029 #
29) 2,4'-DDT	8.178	8.689	1218495	345.9E6	0.560	131.602 #

Quantitation Report (Not Reviewed)

Data Path : C:\msdchem\1\data\2020-10\0J15061\REQUANT\  
 Data File : ECD8-10152013.D  
 Signal(s) : Signal #1: ECD1A.ch Signal #2: ECD2B.ch  
 Acq On : 15 Oct 2020 20:27  
 Operator : MJB  
 Sample : 0J15061-CAL8  
 Misc : A20H476, AB 100 ppb  
 ALS Vial : 11 Sample Multiplier: 1

Integration File signal 1: PEST1.e  
 Integration File signal 2: PEST2.e  
 Quant Time: Oct 20 17:31:17 2020  
 Quant Method : C:\msdchem\1\methods\ECD8\_QUANTPEST\_201015.M  
 Quant Title : Instrument: DualECD8  
 QLast Update : Tue Oct 20 17:18:04 2020  
 Response via : Initial Calibration  
 Integrator: ChemStation

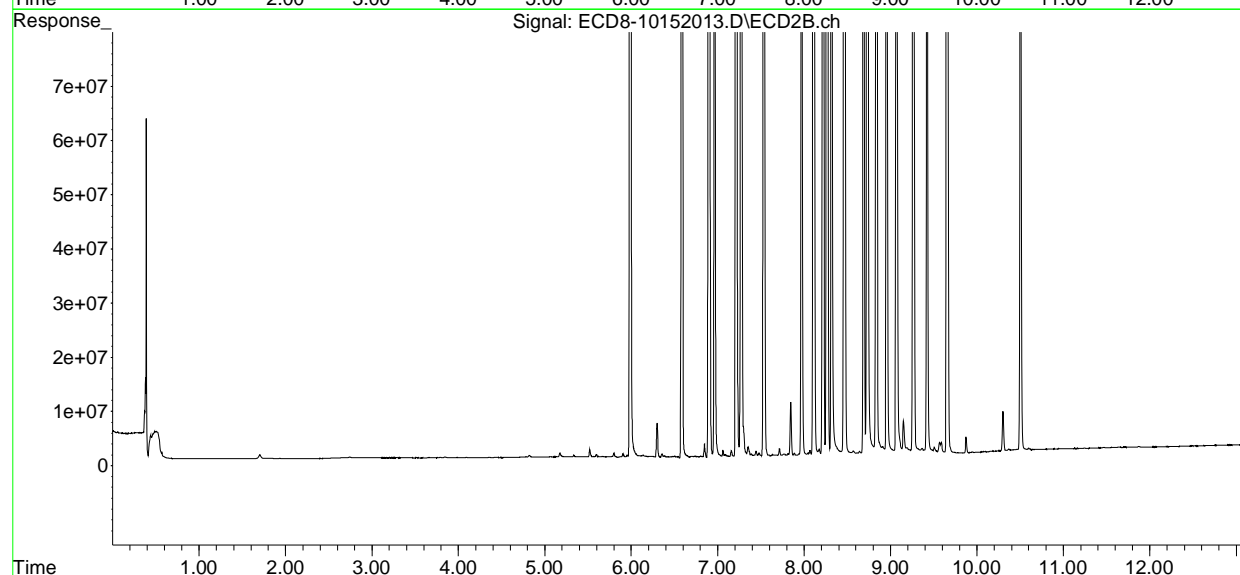
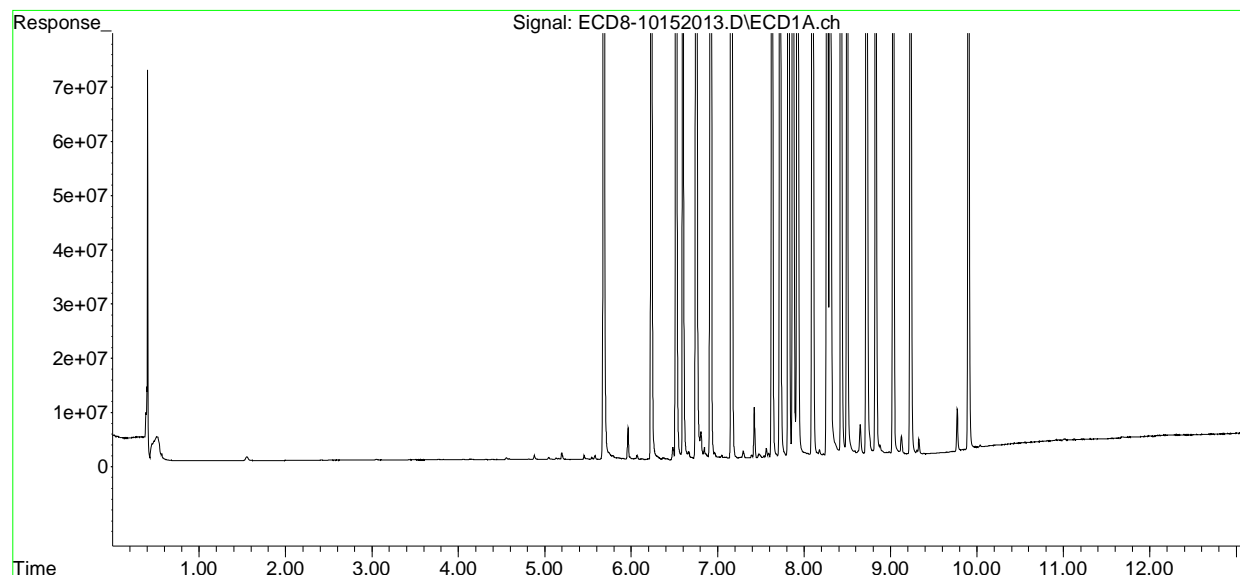
	Compound	RT#1	RT#2	Resp#1	Resp#2	ng/mL	ng/mL
30)	cis-Nonac...	8.300	8.731	313.9E6	361.9E6	78.680	83.391
31)	Mirex	8.958	9.656	487895	418.0E6	BelowCal	159.151
32)	Chlordane...	7.722	8.110	386.7E6	449.4E6	938.729	922.426
33)	Chlordane...	7.820	8.217	372.5E6	421.6E6	888.637	1018.238
34)	Chlordane...	0.000	8.906f	0	1495013	N.D.	11.054 #
35)	Chlordane...	0.000	0.000	0	0	N.D.	N.D.
36)	Toxaphene...	7.820	8.465f	372.5E6	459.8E6	25037.749	12098.394 #
37)	Toxaphene...	8.098	0.000	395.8E6	0	12016.858	N.D. #
38)	Toxaphene...	8.429	8.835	312.1E6	366.8E6	4502.803	5215.307
39)	Toxaphene...	8.648	8.906	5641100	1495013	75.800	12.549 #
40)	Toxaphene...	8.878	9.070	1851306	319.3E6	31.186	4635.029 #
41)	Toxaphene...	8.958	9.422f	487895	181.1E6	7.247	2419.073 #
42)	Toxaphene...	0.000	0.000	0	0	N.D.	N.D.

(f)=RT Delta > 1/2 Window (#)=Amounts differ by > 25% (m)=manual int.

Quantitation Report (Not Reviewed)

Data Path : C:\msdchem\1\data\2020-10\0J15061\REQUANT\  
Data File : ECD8-10152013.D  
Signal(s) : Signal #1: ECD1A.ch Signal #2: ECD2B.ch  
Acq On : 15 Oct 2020 20:27  
Operator : MJB  
Sample : 0J15061-CAL8  
Misc : A20H476, AB 100 ppb  
ALS Vial : 11 Sample Multiplier: 1

Integration File signal 1: PEST1.e  
Integration File signal 2: PEST2.e  
Quant Time: Oct 20 17:31:17 2020  
Quant Method : C:\msdchem\1\methods\ECD8\_QUANTPEST\_201015.M  
Quant Title : Instrument: DualECD8  
QLast Update : Tue Oct 20 17:18:04 2020  
Response via : Initial Calibration  
Integrator: ChemStation



Quantitation Report (Not Reviewed)

Data Path : C:\msdchem\1\data\2020-10\0J15061\REQUANT\  
 Data File : ECD8-10152014.D  
 Signal(s) : Signal #1: ECD1A.ch Signal #2: ECD2B.ch  
 Acq On : 15 Oct 2020 20:44  
 Operator : MJB  
 Sample : 0J15061-CAL9  
 Misc : A20H470, AB 200 ppb  
 ALS Vial : 12 Sample Multiplier: 1

MJB 10/20/20

Integration File signal 1: PEST1.e  
 Integration File signal 2: PEST2.e  
 Quant Time: Oct 20 17:31:29 2020  
 Quant Method : C:\msdchem\1\methods\ECD8\_QUANTPEST\_201015.M  
 Quant Title : Instrument: DualECD8  
 QLast Update : Tue Oct 20 17:18:04 2020  
 Response via : Initial Calibration  
 Integrator: ChemStation

Compound	RT#1	RT#2	Resp#1	Resp#2	ng/mL	ng/mL
-----						
System Monitoring Compounds						
1) S TCMX (S)	5.683	5.991	707.1E6	877.5E6	199.958	219.328
22) S DCBP (S)	9.903	10.505	508.9E6	513.8E6	200.396	212.372
Target Compounds						
2) a-BHC	6.234	6.586	999.0E6	1264.9E6	212.042	236.485
3) g-BHC	6.520	6.901	875.8E6	1095.4E6	217.618	235.537
4) b-BHC	6.599	6.966	348.7E6	427.2E6	223.404	218.338
5) Heptachlor	6.919	7.274	860.4E6	1063.1E6	211.990	232.284
6) d-BHC	6.752	7.214	812.4E6	1082.6E6	195.029	194.947
7) Aldrin	7.161	7.537	808.8E6	985.1E6	205.899	230.744
8) Heptachlo...	7.630	7.971	738.1E6	893.9E6	201.897	222.584
9) trans-Chl...	7.723	8.111	771.1E6	928.7E6	209.378	233.339
10) cis-Chlor...	7.820	8.218	744.5E6	889.6E6	205.523	229.305
11) Endosulfa...	7.924	8.267	695.9E6	827.3E6	204.590	230.023
12) 4,4'-DDE	7.870	8.319	733.3E6	932.3E6	232.716	193.902
13) Dieldrin	8.098	8.466	785.1E6	964.7E6	208.979	195.757
14) Endrin	8.267	8.689	618.0E6	717.2E6	225.373	193.184
15) 4,4'-DDD	8.300	8.732	624.8E6	785.4E6	229.726	195.491
16) Endosulfa...	8.429	8.835	627.2E6	777.0E6	212.956	238.645
17) 4,4'-DDT	8.497	8.957	664.3E6	806.5E6	193.766	193.667
18) Endrin Al...	8.724	9.070	583.5E6	684.2E6	205.164	201.324
19) Endosulfa...	9.030	9.265	596.2E6	743.8E6	199.484	223.866
20) Methoxychlor	8.828	9.422	315.4E6	372.5E6	229.151	194.544
21) Endrin Ke...	9.232	9.656	755.0E6	903.6E6	204.160	231.313
23) Hexachlor...	3.477	3.718	10639	36591	BelowCal	BelowCal
24) Hexachlor...	6.069	6.453	1365555	51879	0.404	0.013 #
25) Oxychlorane	7.563	7.886	3135692	607096	0.963	0.170 #
26) 2,4'-DDE	7.630	8.111	738.1E6	928.7E6	342.781	377.603
27) trans-Non...	7.820	8.175	744.5E6	1864329	204.229	0.466 #
28) 2,4'-DDD	8.009	8.466	1349192	964.7E6	0.694	421.751 #
29) 2,4'-DDT	8.177	8.689	2245182	717.2E6	1.032	234.852 #

Quantitation Report (Not Reviewed)

Data Path : C:\msdchem\1\data\2020-10\0J15061\REQUANT\  
 Data File : ECD8-10152014.D  
 Signal(s) : Signal #1: ECD1A.ch Signal #2: ECD2B.ch  
 Acq On : 15 Oct 2020 20:44  
 Operator : MJB  
 Sample : 0J15061-CAL9  
 Misc : A20H470, AB 200 ppb  
 ALS Vial : 12 Sample Multiplier: 1

Integration File signal 1: PEST1.e  
 Integration File signal 2: PEST2.e  
 Quant Time: Oct 20 17:31:29 2020  
 Quant Method : C:\msdchem\1\methods\ECD8\_QUANTPEST\_201015.M  
 Quant Title : Instrument: DualECD8  
 QLast Update : Tue Oct 20 17:18:04 2020  
 Response via : Initial Calibration  
 Integrator: ChemStation

	Compound	RT#1	RT#2	Resp#1	Resp#2	ng/mL	ng/mL
30)	cis-Nonac...	8.300	8.732	624.8E6	785.4E6	156.593	180.952
31)	Mirex	8.961	9.656	998875	903.6E6	0.122	316.534 #
32)	Chlordane...	7.723	8.111	771.1E6	928.7E6	1871.751	1906.504
33)	Chlordane...	7.820	8.218	744.5E6	889.6E6	1776.066	2148.856
34)	Chlordane...	0.000	8.835f	0	777.0E6	N.D.	5745.103 #
35)	Chlordane...	0.000	0.000	0	0	N.D.	N.D.
36)	Toxaphene...	7.820	8.466f	744.5E6	964.7E6	50041.481	25382.040 #
37)	Toxaphene...	8.098	0.000	785.1E6	0	23835.220	N.D. #
38)	Toxaphene...	8.429	8.835	627.2E6	777.0E6	9048.138	11047.867
39)	Toxaphene...	8.647	8.907	10582094	2687443	142.193	22.558 #
40)	Toxaphene...	8.880	9.070	3719464	684.2E6	62.656	9932.263 #
41)	Toxaphene...	8.961	9.422f	998875	372.5E6	14.837	4974.796 #
42)	Toxaphene...	0.000	0.000	0	0	N.D.	N.D.

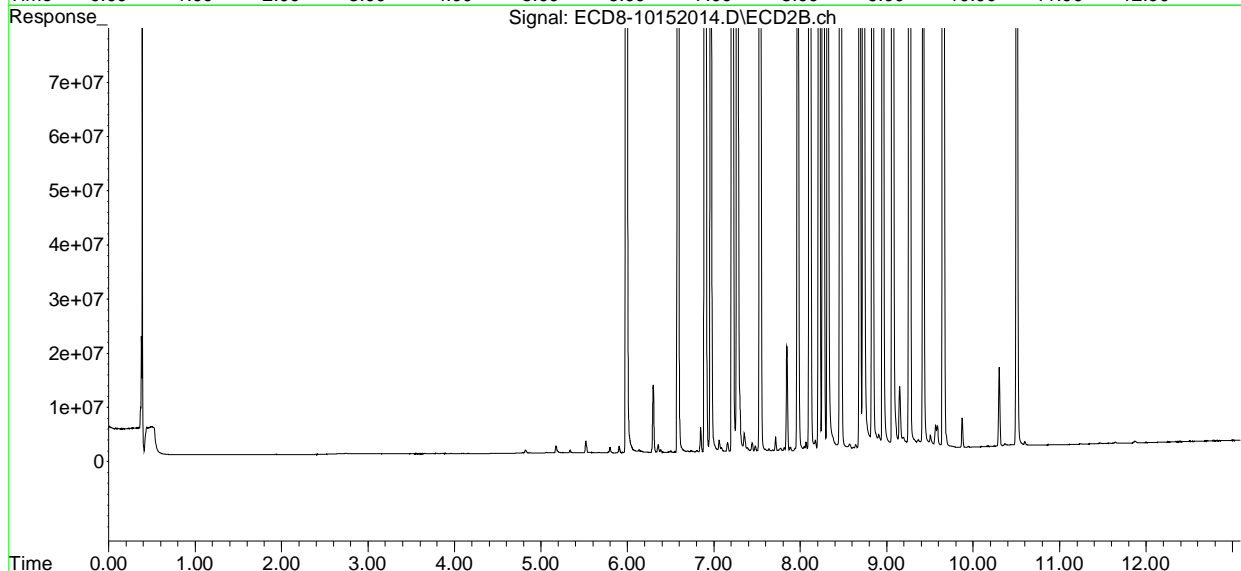
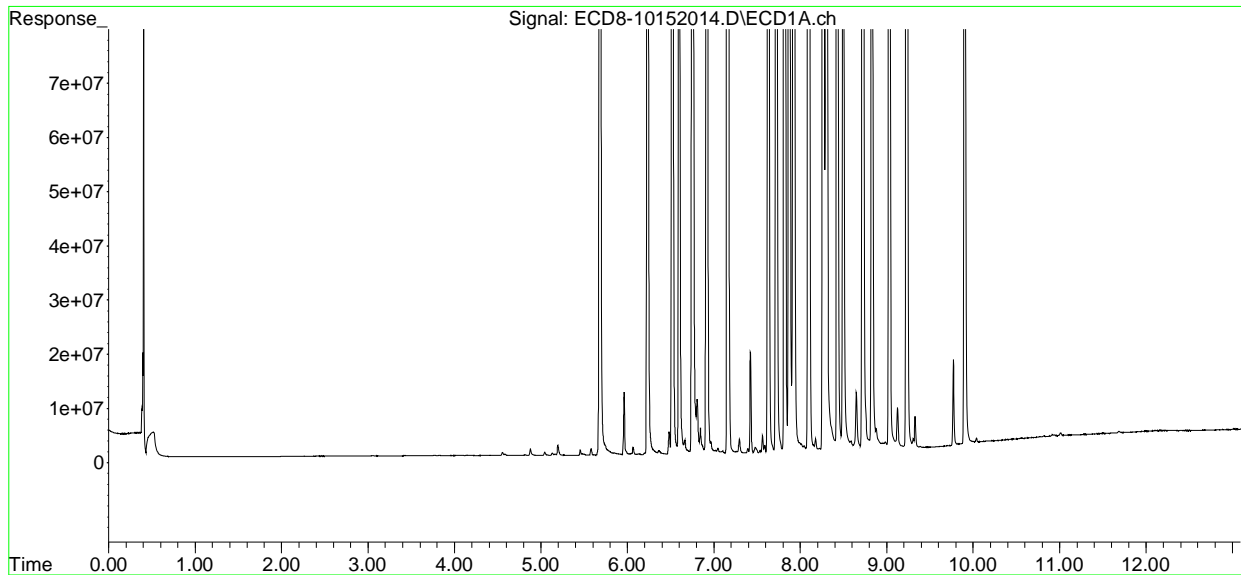
(f)=RT Delta > 1/2 Window (#)=Amounts differ by > 25% (m)=manual int.



Quantitation Report (Not Reviewed)

Data Path : C:\msdchem\1\data\2020-10\0J15061\REQUANT\  
Data File : ECD8-10152014.D  
Signal(s) : Signal #1: ECD1A.ch Signal #2: ECD2B.ch  
Acq On : 15 Oct 2020 20:44  
Operator : MJB  
Sample : 0J15061-CAL9  
Misc : A20H470, AB 200 ppb  
ALS Vial : 12 Sample Multiplier: 1

Integration File signal 1: PEST1.e  
Integration File signal 2: PEST2.e  
Quant Time: Oct 20 17:31:29 2020  
Quant Method : C:\msdchem\1\methods\ECD8\_QUANTPEST\_201015.M  
Quant Title : Instrument: DualECD8  
QLast Update : Tue Oct 20 17:18:04 2020  
Response via : Initial Calibration  
Integrator: ChemStation



Quantitation Report (Not Reviewed)

Data Path : C:\msdchem\1\data\2020-10\0J15061\REQUANT\  
 Data File : ECD8-10152017.D  
 Signal(s) : Signal #1: ECD1A.ch Signal #2: ECD2B.ch  
 Acq On : 15 Oct 2020 21:33  
 Operator : MJB  
 Sample : 0J15061-CALA  
 Misc : A20J276, 9-42 0.5 ppb  
 ALS Vial : 14 Sample Multiplier: 1

MJB 10/21/20

Integration File signal 1: PEST1.e  
 Integration File signal 2: PEST2.e  
 Quant Time: Oct 21 14:40:51 2020  
 Quant Method : C:\msdchem\1\methods\ECD8\_QUANTPEST\_201015.M  
 Quant Title : Instrument: DualECD8  
 QLast Update : Tue Oct 20 17:18:04 2020  
 Response via : Initial Calibration  
 Integrator: ChemStation

Compound	RT#1	RT#2	Resp#1	Resp#2	ng/mL	ng/mL
System Monitoring Compounds						
1) S TCMX (S)	5.684	6.009	18070	209078	0.005	0.052 #
22) S DCBP (S)	9.909	10.508	226604	71433	BelowCal	0.030
Target Compounds						
2) a-BHC	6.234	6.585	93052	100504	0.020	0.019
3) g-BHC	6.521	6.900	89900	82075	0.022	0.018
4) b-BHC	6.613	6.972	50932	78741	0.033	0.040
5) Heptachlor	6.921	7.273	59866	71674	0.015	0.016
6) d-BHC	6.766	7.220	144823	197447	0.105	0.116
7) Aldrin	7.164	7.539	53417	61917	0.014	0.015
8) Heptachlo...	7.627	7.971	1201503	91636	0.329	0.023 #
9) trans-Chl...	7.727	8.100	83452	1304771	0.023	0.328 #
10) cis-Chlor...	7.810	8.218	2163375	136666	0.597	0.035 #
11) Endosulfa...	7.928	8.270	83914	83552	0.025	0.023
12) 4,4'-DDE	7.879	8.324	140677	78162	0.045	0.071 #
13) Dieldrin	8.102	8.471	71440	1319106	0.019	0.361 #
14) Endrin	8.289f	8.691	2361680	1355429	0.861	0.550 #
15) 4,4'-DDD	8.289	8.737	2361680	2474139	0.868	0.866
16) Endosulfa...	8.438	8.840	95320	119722	0.032	0.037
17) 4,4'-DDT	8.504	8.962	75573	95652	0.062	0.099 #
18) Endrin Al...	8.731	9.074	328585	336359	BelowCal	BelowCal
19) Endosulfa...	9.035	9.267	228719	267471	0.077	0.080
20) Methoxychlor	8.838	9.425	37403	58164	0.027	BelowCal #
21) Endrin Ke...	9.237	9.647	196289	1941278	0.053	0.497 #
23) Hexachlor...	3.475	3.703	2239091	2507236	0.499	0.500
24) Hexachlor...	6.070	6.454	1970418	2349149	0.589	0.590
25) Oxychlorane	7.556	7.904	1937874	2061148	0.600	0.586
26) 2,4'-DDE	7.627	8.100	1201503	1304771	0.565	0.538
27) trans-Non...	7.810	8.179	2163375	2327996	0.599	0.590
28) 2,4'-DDD	8.006	8.471	1125210	1319106	0.586	0.484
29) 2,4'-DDT	8.185	8.691	1221609	1355429	0.569	0.511

Quantitation Report (Not Reviewed)

Data Path : C:\msdchem\1\data\2020-10\0J15061\REQUANT\  
 Data File : ECD8-10152017.D  
 Signal(s) : Signal #1: ECD1A.ch Signal #2: ECD2B.ch  
 Acq On : 15 Oct 2020 21:33  
 Operator : MJB  
 Sample : 0J15061-CALA  
 Misc : A20J276, 9-42 0.5 ppb  
 ALS Vial : 14 Sample Multiplier: 1

Integration File signal 1: PEST1.e  
 Integration File signal 2: PEST2.e  
 Quant Time: Oct 21 14:40:51 2020  
 Quant Method : C:\msdchem\1\methods\ECD8\_QUANTPEST\_201015.M  
 Quant Title : Instrument: DualECD8  
 QLast Update : Tue Oct 20 17:18:04 2020  
 Response via : Initial Calibration  
 Integrator: ChemStation

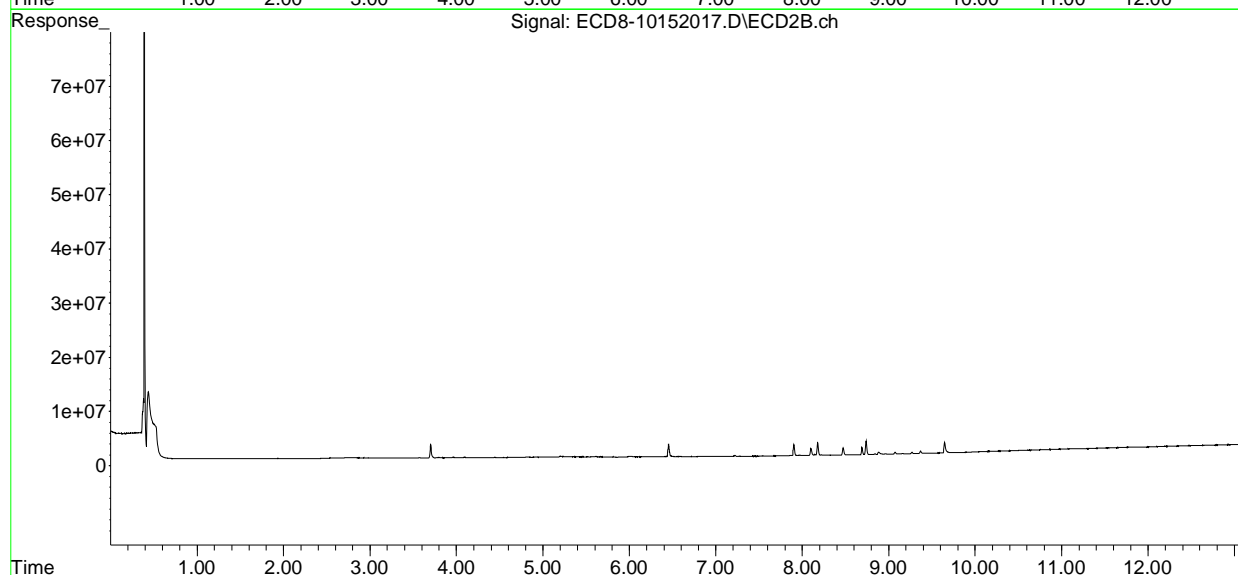
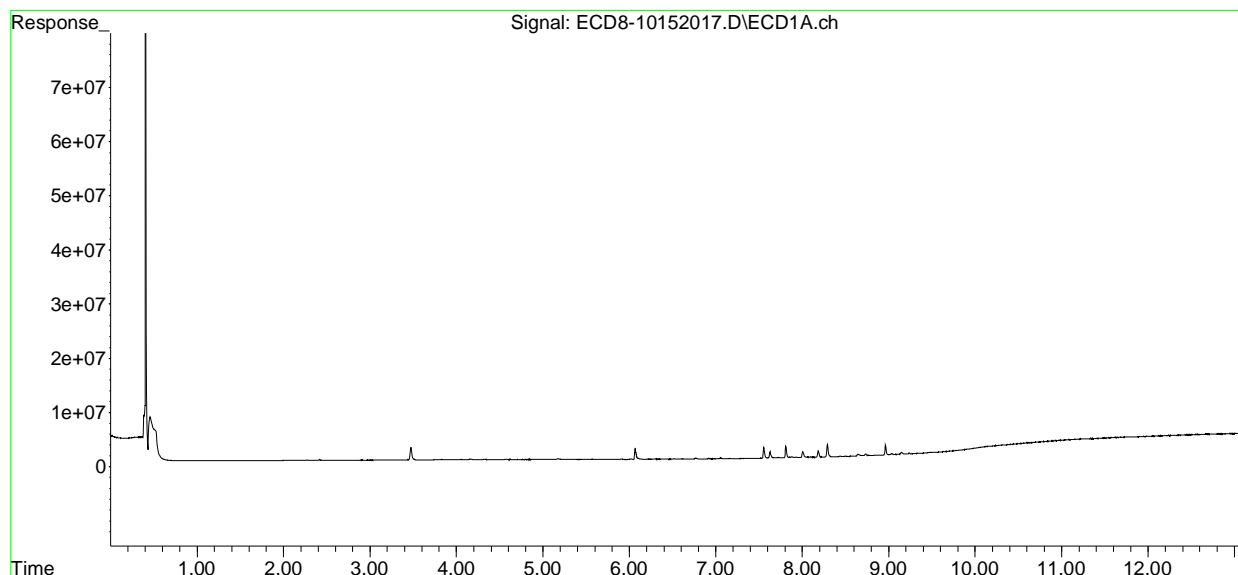
	Compound	RT#1	RT#2	Resp#1	Resp#2	ng/mL	ng/mL
30)	cis-Nonac...	8.289	8.737	2361680	2474139	0.599	0.578
31)	Mirex	8.964	9.647	1825977	1941278	0.473	0.478
32)	Chlordane...	7.727	8.100	83452	1304771	0.203	2.678 #
33)	Chlordane...	7.810	8.218	2163375	136666	5.161	0.330 #
34)	Chlordane...	8.382	8.884	14003	405965	0.109	3.002 #
35)	Chlordane...	0.000	0.000	0	0	N.D.	N.D.
36)	Toxaphene...	7.810	8.442	2163375	4857	145.420	0.128 #
37)	Toxaphene...	8.102	8.798	71440	28661	2.169	0.608 #
38)	Toxaphene...	8.438	8.840	95320	119722	1.375	1.702
39)	Toxaphene...	8.643	8.884	304431	405965	4.091	3.408
40)	Toxaphene...	0.000	9.074	0	336359	N.D.	4.883 #
41)	Toxaphene...	8.964	9.445	1825977	16925	27.122	0.226 #
42)	Toxaphene...	0.000	0.000	0	0	N.D.	N.D.

(f)=RT Delta > 1/2 Window (#)=Amounts differ by > 25% (m)=manual int.

Quantitation Report (Not Reviewed)

Data Path : C:\msdchem\1\data\2020-10\0J15061\REQUANT\  
Data File : ECD8-10152017.D  
Signal(s) : Signal #1: ECD1A.ch Signal #2: ECD2B.ch  
Acq On : 15 Oct 2020 21:33  
Operator : MJB  
Sample : 0J15061-CALA  
Misc : A20J276, 9-42 0.5 ppb  
ALS Vial : 14 Sample Multiplier: 1

Integration File signal 1: PEST1.e  
Integration File signal 2: PEST2.e  
Quant Time: Oct 21 14:40:51 2020  
Quant Method : C:\msdchem\1\methods\ECD8\_QUANTPEST\_201015.M  
Quant Title : Instrument: DualECD8  
QLast Update : Tue Oct 20 17:18:04 2020  
Response via : Initial Calibration  
Integrator: ChemStation



Quantitation Report (Not Reviewed)

Data Path : C:\msdchem\1\data\2020-10\0J15061\REQUANT\  
 Data File : ECD8-10152018.D  
 Signal(s) : Signal #1: ECD1A.ch Signal #2: ECD2B.ch  
 Acq On : 15 Oct 2020 21:50  
 Operator : MJB  
 Sample : 0J15061-CALB  
 Misc : A20I180, 9-42 1 ppb  
 ALS Vial : 15 Sample Multiplier: 1

MJB 10/21/20

Integration File signal 1: PEST1.e  
 Integration File signal 2: PEST2.e  
 Quant Time: Oct 21 14:40:56 2020  
 Quant Method : C:\msdchem\1\methods\ECD8\_QUANTPEST\_201015.M  
 Quant Title : Instrument: DualECD8  
 QLast Update : Tue Oct 20 17:18:04 2020  
 Response via : Initial Calibration  
 Integrator: ChemStation

Compound	RT#1	RT#2	Resp#1	Resp#2	ng/mL	ng/mL
System Monitoring Compounds						
1) S TCMX (S)	5.653f	5.991	31493	60808	0.009	0.015 #
22) S DCBP (S)	9.909	10.509	227878	57712	BelowCal	0.024
Target Compounds						
2) a-BHC	6.234	6.584	100774	127193	0.021	0.024
3) g-BHC	6.519	6.900	134304	112671	0.033	0.024 #
4) b-BHC	6.613	6.971	65424	100009	0.042	0.051
5) Heptachlor	6.920	7.274	99120	123162	0.024	0.027
6) d-BHC	6.763	7.218	166725	226780	0.112	0.123
7) Aldrin	7.163	7.537	82327	95571	0.021	0.022
8) Heptachlo...	7.626	7.971	2330761	135674	0.638	0.034 #
9) trans-Chl...	7.726	8.099	213854	2507932	0.058	0.630 #
10) cis-Chlor...	7.809	8.217	3910682	214545	1.080	0.055 #
11) Endosulfa...	7.927	8.269	90017	117700	0.026	0.033
12) 4,4'-DDE	7.865	8.322	110138	100769	0.035	0.077 #
13) Dieldrin	8.100	8.470	109817	2545735	0.029	0.682 #
14) Endrin	8.288f	8.691	4530614	2394823	1.652	0.952 #
15) 4,4'-DDD	8.288	8.737	4530614	4587763	1.666	1.602
16) Endosulfa...	8.436	8.838	122633	142804	0.042	0.044
17) 4,4'-DDT	8.502	8.959	53824	80050	0.054	0.093 #
18) Endrin Al...	8.729	9.073	292807	306207	BelowCal	BelowCal
19) Endosulfa...	9.034	9.266	222830	221707	0.075	0.067
20) Methoxychlor	8.835	9.425	32315	41646	0.023	BelowCal #
21) Endrin Ke...	9.237	9.646	178999	3435505	0.048	0.880 #
23) Hexachlor...	3.474	3.703	3774672	4324213	0.991	0.998
24) Hexachlor...	6.070	6.454	3664461	4208870	1.095	1.058
25) Oxychlorane	7.555	7.903	3610716	3742926	1.118	1.063
26) 2,4'-DDE	7.626	8.099	2330761	2507932	1.096	1.034
27) trans-Non...	7.809	8.178	3910682	4195390	1.082	1.064
28) 2,4'-DDD	8.004	8.470	2191428	2545735	1.141	1.098
29) 2,4'-DDT	8.183	8.691	2264292	2394823	1.055	1.017

Quantitation Report (Not Reviewed)

Data Path : C:\msdchem\1\data\2020-10\0J15061\REQUANT\  
 Data File : ECD8-10152018.D  
 Signal(s) : Signal #1: ECD1A.ch Signal #2: ECD2B.ch  
 Acq On : 15 Oct 2020 21:50  
 Operator : MJB  
 Sample : 0J15061-CALB  
 Misc : A20I180, 9-42 1 ppb  
 ALS Vial : 15 Sample Multiplier: 1

Integration File signal 1: PEST1.e  
 Integration File signal 2: PEST2.e  
 Quant Time: Oct 21 14:40:56 2020  
 Quant Method : C:\msdchem\1\methods\ECD8\_QUANTPEST\_201015.M  
 Quant Title : Instrument: DualECD8  
 QLast Update : Tue Oct 20 17:18:04 2020  
 Response via : Initial Calibration  
 Integrator: ChemStation

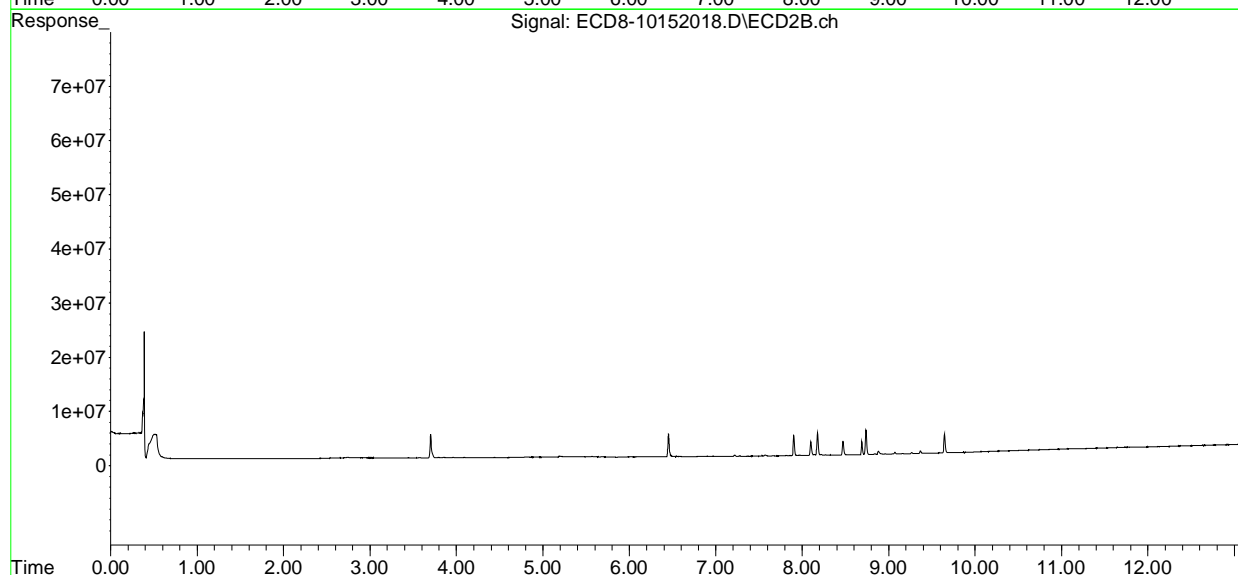
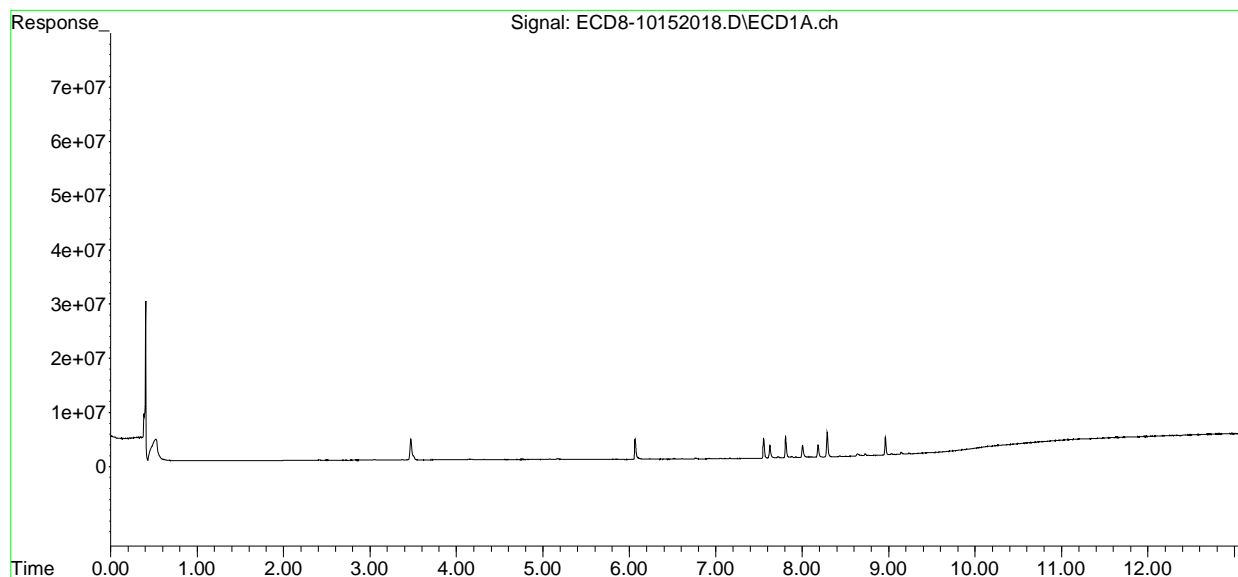
	Compound	RT#1	RT#2	Resp#1	Resp#2	ng/mL	ng/mL
30)	cis-Nonac...	8.288	8.737	4530614	4587763	1.149	1.072
31)	Mirex	8.963	9.646	3315145	3435505	1.110	1.111
32)	Chlordane...	7.726	8.099	213854	2507932	0.519	5.148 #
33)	Chlordane...	7.809	8.217	3910682	214545	9.330	0.518 #
34)	Chlordane...	8.379	8.882	10822	554202	0.084	4.098 #
35)	Chlordane...	0.000	0.000	0	0	N.D.	N.D.
36)	Toxaphene...	7.809	8.431	3910682	5400	262.872	0.142 #
37)	Toxaphene...	8.100	8.792	109817	37481	3.334	0.795 #
38)	Toxaphene...	8.436	8.838	122633	142804	1.769	2.030
39)	Toxaphene...	8.638	8.882	396827	554202	5.332	4.652
40)	Toxaphene...	8.891	9.073	8692	306207	0.146	4.445 #
41)	Toxaphene...	8.963	9.425	3315145	41646	49.241	0.556 #
42)	Toxaphene...	0.000	0.000	0	0	N.D.	N.D.

(f)=RT Delta > 1/2 Window (#)=Amounts differ by > 25% (m)=manual int.

Quantitation Report (Not Reviewed)

Data Path : C:\msdchem\1\data\2020-10\0J15061\REQUANT\  
Data File : ECD8-10152018.D  
Signal(s) : Signal #1: ECD1A.ch Signal #2: ECD2B.ch  
Acq On : 15 Oct 2020 21:50  
Operator : MJB  
Sample : 0J15061-CALB  
Misc : A20I180, 9-42 1 ppb  
ALS Vial : 15 Sample Multiplier: 1

Integration File signal 1: PEST1.e  
Integration File signal 2: PEST2.e  
Quant Time: Oct 21 14:40:56 2020  
Quant Method : C:\msdchem\1\methods\ECD8\_QUANTPEST\_201015.M  
Quant Title : Instrument: DualECD8  
QLast Update : Tue Oct 20 17:18:04 2020  
Response via : Initial Calibration  
Integrator: ChemStation



Quantitation Report (Not Reviewed)

Data Path : C:\msdchem\1\data\2020-10\0J15061\REQUANT\  
 Data File : ECD8-10152019.D  
 Signal(s) : Signal #1: ECD1A.ch Signal #2: ECD2B.ch  
 Acq On : 15 Oct 2020 22:06  
 Operator : MJB  
 Sample : 0J15061-CALC  
 Misc : A20I181, 9-42 2 ppb  
 ALS Vial : 16 Sample Multiplier: 1

MJB 10/21/20

Integration File signal 1: PEST1.e  
 Integration File signal 2: PEST2.e  
 Quant Time: Oct 21 14:41:01 2020  
 Quant Method : C:\msdchem\1\methods\ECD8\_QUANTPEST\_201015.M  
 Quant Title : Instrument: DualECD8  
 QLast Update : Tue Oct 20 17:18:04 2020  
 Response via : Initial Calibration  
 Integrator: ChemStation

Compound	RT#1	RT#2	Resp#1	Resp#2	ng/mL	ng/mL
System Monitoring Compounds						
1) S TCMX (S)	5.653f	5.988	76897	55228	0.022	0.014 #
22) S DCBP (S)	9.870f	10.515	163145	58933	BelowCal	0.024
Target Compounds						
2) a-BHC	6.232	6.584	36736	55011	0.008	0.010 #
3) g-BHC	6.519	6.900	55408	36804	0.014	0.008 #
4) b-BHC	6.612	6.971	33171	67533	0.021	0.035 #
5) Heptachlor	6.920	7.273	51196	61676	0.013	0.013
6) d-BHC	6.766	7.218	101430	148814	0.091	0.104
7) Aldrin	7.165	7.538	31631	41785	0.008	0.010
8) Heptachlo...	7.624	7.971	3901157	87541	1.067	0.022 #
9) trans-Chl...	7.721	8.099	209465	4384687	0.057	1.102 #
10) cis-Chlor...	7.809	8.215	6858041	210510	1.893	0.054 #
11) Endosulfa...	7.928	8.267	81766	89349	0.024	0.025
12) 4,4'-DDE	7.878	8.323	198690	77077	0.063	0.070
13) Dieldrin	8.100	8.469	93835	4129327	0.025	1.095 #
14) Endrin	8.288	8.690	7468006	3988690	2.723	1.565 #
15) 4,4'-DDD	8.288	8.736	7468006	7629694	2.746	2.658
16) Endosulfa...	8.435	8.838	94701	118264	0.032	0.036
17) 4,4'-DDT	8.504	8.958	53928	84295	0.054	0.095 #
18) Endrin Al...	8.729	9.072	216411	211304	BelowCal	BelowCal
19) Endosulfa...	9.034	9.266	200784	206297	0.067	0.062
20) Methoxychlor	8.837	9.425	34766	43547	0.025	BelowCal #
21) Endrin Ke...	9.236	9.645	160941	5403191	0.044	1.383 #
23) Hexachlor...	3.474	3.703	7127380	8105552	2.064	2.032
24) Hexachlor...	6.069	6.453	6539006	7438773	1.955	1.869
25) Oxychlorane	7.554	7.903	6208420	6625326	1.922	1.882
26) 2,4'-DDE	7.624	8.099	3901157	4384687	1.834	1.807
27) trans-Non...	7.809	8.177	6858041	7161689	1.898	1.816
28) 2,4'-DDD	8.004	8.469	3682349	4129327	1.917	1.890
29) 2,4'-DDT	8.183	8.690	3742080	3988690	1.744	1.790



Quantitation Report (Not Reviewed)

Data Path : C:\msdchem\1\data\2020-10\0J15061\REQUANT\  
 Data File : ECD8-10152019.D  
 Signal(s) : Signal #1: ECD1A.ch Signal #2: ECD2B.ch  
 Acq On : 15 Oct 2020 22:06  
 Operator : MJB  
 Sample : 0J15061-CALC  
 Misc : A20I181, 9-42 2 ppb  
 ALS Vial : 16 Sample Multiplier: 1

Integration File signal 1: PEST1.e  
 Integration File signal 2: PEST2.e  
 Quant Time: Oct 21 14:41:01 2020  
 Quant Method : C:\msdchem\1\methods\ECD8\_QUANTPEST\_201015.M  
 Quant Title : Instrument: DualECD8  
 QLast Update : Tue Oct 20 17:18:04 2020  
 Response via : Initial Calibration  
 Integrator: ChemStation

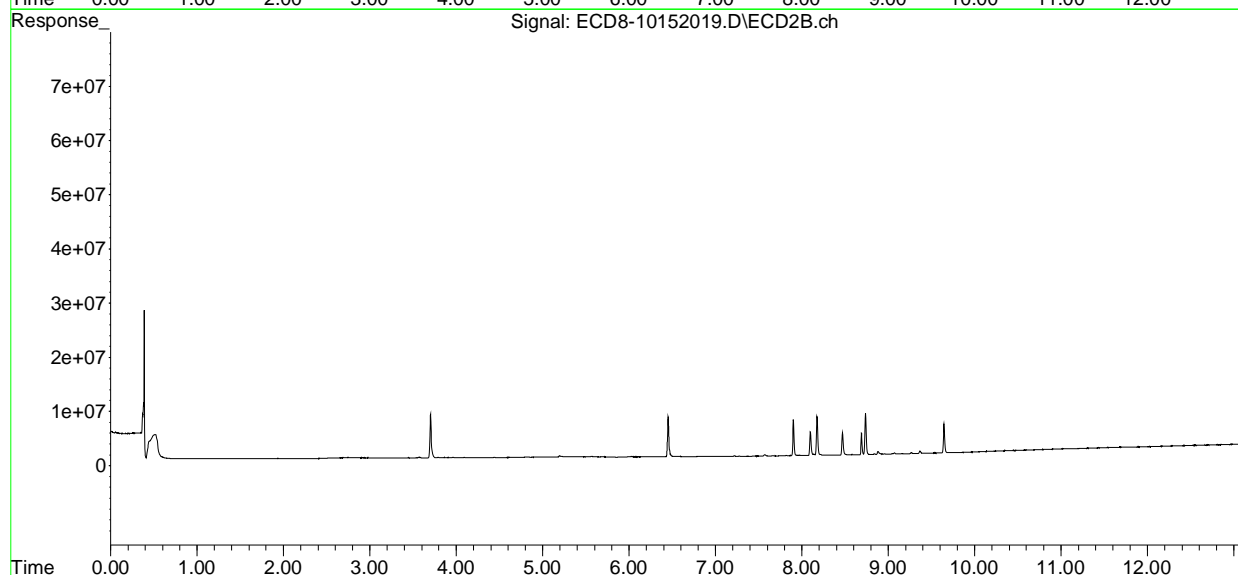
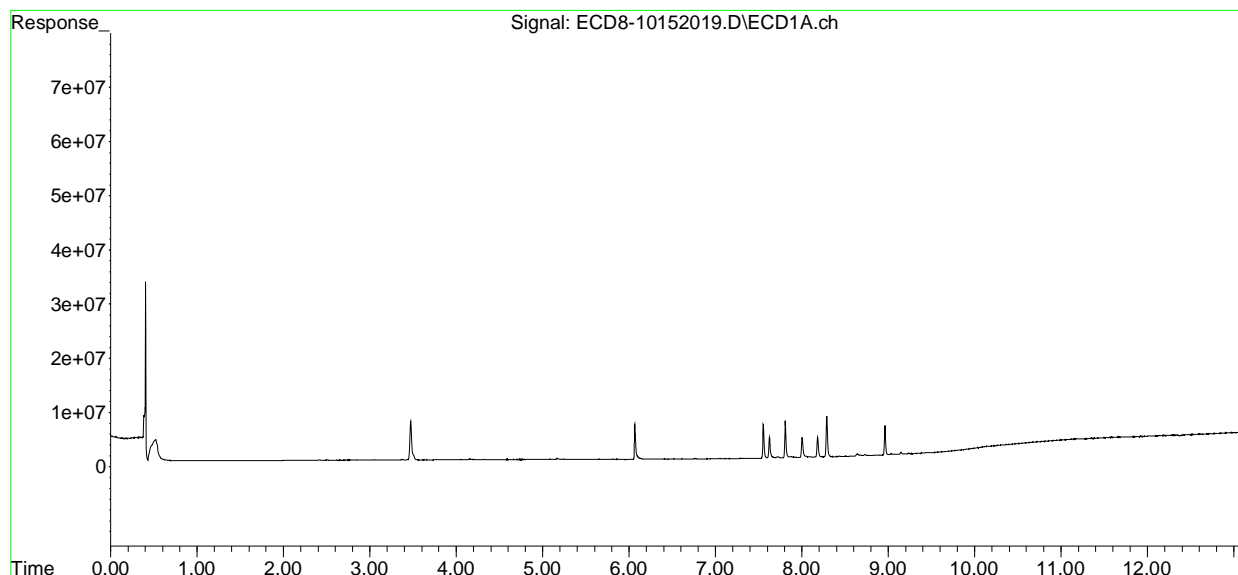
	Compound	RT#1	RT#2	Resp#1	Resp#2	ng/mL	ng/mL
30)	cis-Nonac...	8.288	8.736	7468006	7629694	1.894	1.784
31)	Mirex	8.963	9.645	5444461	5403191	2.022	1.943
32)	Chlordane...	7.721	8.099	209465	4384687	0.508	9.001 #
33)	Chlordane...	7.809	8.215	6858041	210510	16.361	0.508 #
34)	Chlordane...	8.377	8.883	13321	504118	0.103	3.727 #
35)	Chlordane...	0.000	0.000	0	0	N.D.	N.D.
36)	Toxaphene...	7.809	8.435	6858041	5693	460.990	0.150 #
37)	Toxaphene...	8.100	8.797	93835	44023	2.849	0.934 #
38)	Toxaphene...	8.414	8.838	8675	118264	0.125	1.681 #
39)	Toxaphene...	8.639	8.883	362816	504118	4.875	4.232
40)	Toxaphene...	8.905	9.072	36426	211304	0.614	3.067 #
41)	Toxaphene...	8.963	9.444	5444461	12398	80.868	0.166 #
42)	Toxaphene...	0.000	0.000	0	0	N.D.	N.D.

(f)=RT Delta > 1/2 Window (#)=Amounts differ by > 25% (m)=manual int.

Quantitation Report (Not Reviewed)

Data Path : C:\msdchem\1\data\2020-10\0J15061\REQUANT\  
Data File : ECD8-10152019.D  
Signal(s) : Signal #1: ECD1A.ch Signal #2: ECD2B.ch  
Acq On : 15 Oct 2020 22:06  
Operator : MJB  
Sample : 0J15061-CALC  
Misc : A20I181, 9-42 2 ppb  
ALS Vial : 16 Sample Multiplier: 1

Integration File signal 1: PEST1.e  
Integration File signal 2: PEST2.e  
Quant Time: Oct 21 14:41:01 2020  
Quant Method : C:\msdchem\1\methods\ECD8\_QUANTPEST\_201015.M  
Quant Title : Instrument: DualECD8  
QLast Update : Tue Oct 20 17:18:04 2020  
Response via : Initial Calibration  
Integrator: ChemStation



Quantitation Report (Not Reviewed)

Data Path : C:\msdchem\1\data\2020-10\0J15061\REQUANT\  
 Data File : ECD8-10152020.D  
 Signal(s) : Signal #1: ECD1A.ch Signal #2: ECD2B.ch  
 Acq On : 15 Oct 2020 22:23  
 Operator : MJB  
 Sample : 0J15061-CALD  
 Misc : A20I182, 9-42 5 ppb  
 ALS Vial : 17 Sample Multiplier: 1

MJB 10/21/20

Integration File signal 1: PEST1.e  
 Integration File signal 2: PEST2.e  
 Quant Time: Oct 21 14:41:06 2020  
 Quant Method : C:\msdchem\1\methods\ECD8\_QUANTPEST\_201015.M  
 Quant Title : Instrument: DualECD8  
 QLast Update : Tue Oct 20 17:18:04 2020  
 Response via : Initial Calibration  
 Integrator: ChemStation

Compound	RT#1	RT#2	Resp#1	Resp#2	ng/mL	ng/mL
-----						
System Monitoring Compounds						
1) S TCMX (S)	5.654f	5.990	161204	56742	0.046	0.014 #
22) S DCBP (S)	9.907	10.510	170802	55345	BelowCal	0.023
Target Compounds						
2) a-BHC	6.261f	6.583	11203	61900	0.002	0.012 #
3) g-BHC	6.517	6.899	54878	17586	0.014	0.004 #
4) b-BHC	6.610	6.971	21928	44052	0.014	0.023 #
5) Heptachlor	6.920	7.273	60051	70226	0.015	0.015
6) d-BHC	6.762	7.217	78565	115968	0.084	0.096
7) Aldrin	0.000	7.535	0	28019	N.D.	0.007 #
8) Heptachlo...	7.624	7.969	9576140	84549	2.619	0.021 #
9) trans-Chl...	7.723	8.098	166925	10816208	0.045	2.718 #
10) cis-Chlor...	7.808	8.177f	16788723	17453607	4.635	4.499
11) Endosulfa...	7.918	8.269	71327	69168	0.021	0.019
12) 4,4'-DDE	7.911f	8.325	78394	44620	0.025	0.061 #
13) Dieldrin	8.118f	8.470	42380	9938801	0.011	2.607 #
14) Endrin	8.254	8.690	32820	10115568	0.012	3.908 #
15) 4,4'-DDD	8.288	8.736	17869077	18893080	6.570	6.527
16) Endosulfa...	8.433	8.838	47811	70495	0.016	0.022 #
17) 4,4'-DDT	8.499	8.959	26245	60375	0.043	0.086 #
18) Endrin Al...	8.727	9.072	166972	144100	BelowCal	BelowCal
19) Endosulfa...	9.030	9.266	133927	101937	0.045	0.031 #
20) Methoxychlor	8.827	9.424	12277	23307	0.009	BelowCal #
21) Endrin Ke...	9.235	9.645	67133	12160597	0.018	3.113 #
23) Hexachlor...	3.474	3.702	16458450	18933435	5.041	4.977
24) Hexachlor...	6.070	6.453	15453104	17842730	4.620	4.483
25) Oxychlorane	7.554	7.903	15094980	15610146	4.674	4.435
26) 2,4'-DDE	7.624	8.098	9576140	10816208	4.502	4.457
27) trans-Non...	7.808	8.177	16788723	17453607	4.646	4.427
28) 2,4'-DDD	8.003	8.470	8751372	9938801	4.555	4.781
29) 2,4'-DDT	8.182	8.690	9587017	10115568	4.467	4.739

Quantitation Report (Not Reviewed)

Data Path : C:\msdchem\1\data\2020-10\0J15061\REQUANT\  
 Data File : ECD8-10152020.D  
 Signal(s) : Signal #1: ECD1A.ch Signal #2: ECD2B.ch  
 Acq On : 15 Oct 2020 22:23  
 Operator : MJB  
 Sample : 0J15061-CALD  
 Misc : A20I182, 9-42 5 ppb  
 ALS Vial : 17 Sample Multiplier: 1

Integration File signal 1: PEST1.e  
 Integration File signal 2: PEST2.e  
 Quant Time: Oct 21 14:41:06 2020  
 Quant Method : C:\msdchem\1\methods\ECD8\_QUANTPEST\_201015.M  
 Quant Title : Instrument: DualECD8  
 QLast Update : Tue Oct 20 17:18:04 2020  
 Response via : Initial Calibration  
 Integrator: ChemStation

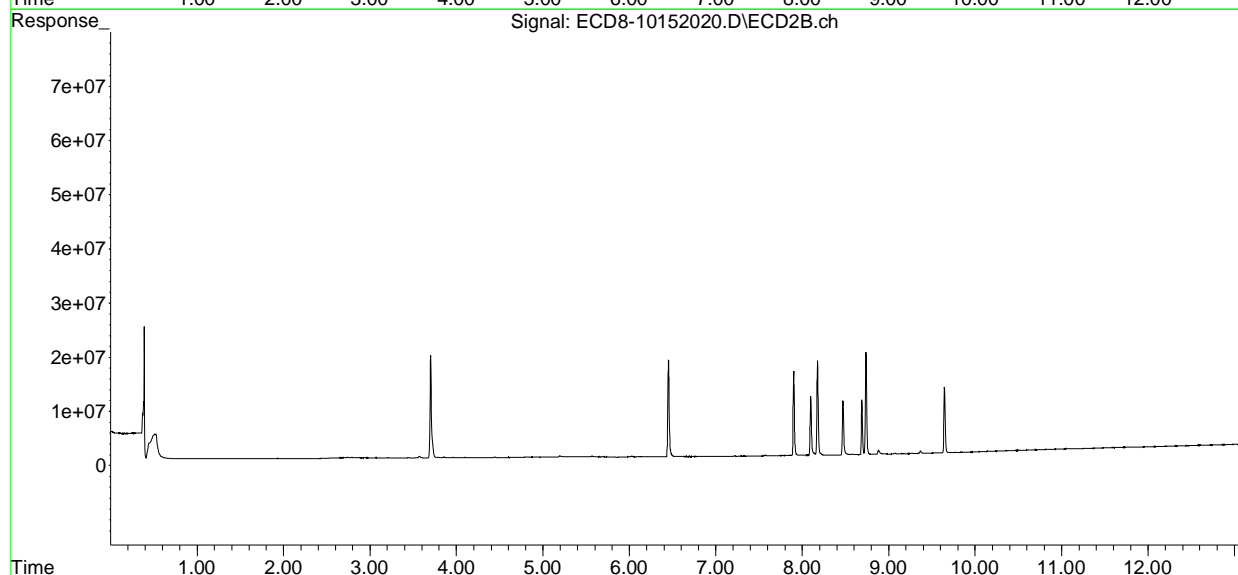
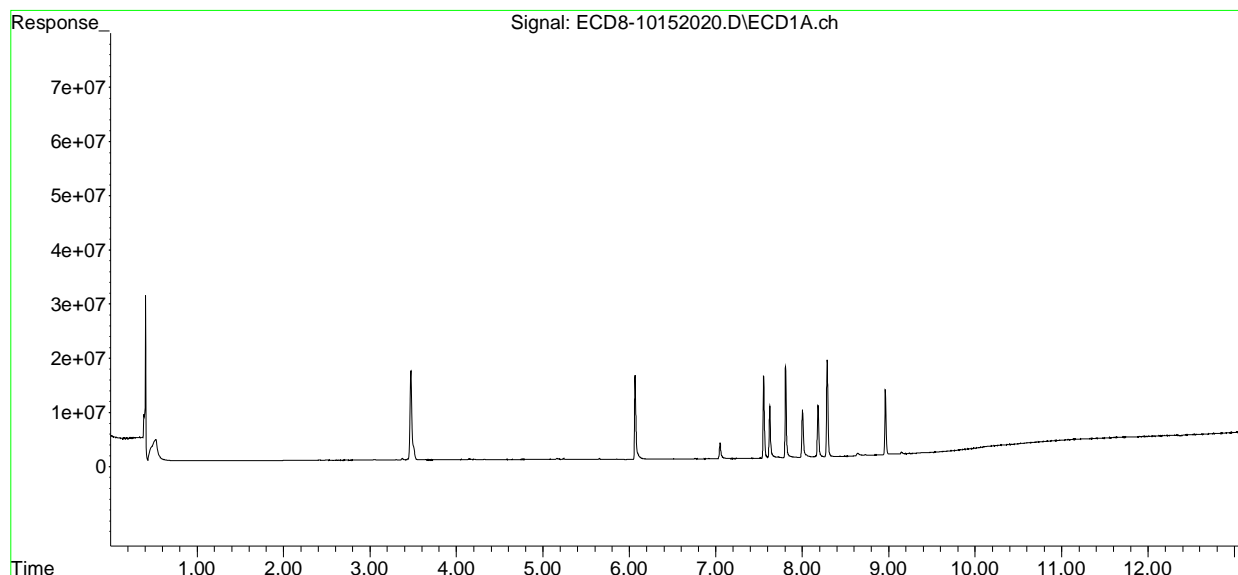
	Compound	RT#1	RT#2	Resp#1	Resp#2	ng/mL	ng/mL
30)	cis-Nonac...	8.288	8.736	17869077	18893080	4.531	4.416
31)	Mirex	8.962	9.645	12051077	12160597	4.850	4.794
32)	Chlordane...	7.723	8.098	166925	10816208	0.405	22.203 #
33)	Chlordane...	7.808	8.177f	16788723	17453607	40.053	42.158
34)	Chlordane...	8.378	8.882	31843	679236	0.247	5.022 #
35)	Chlordane...	0.000	0.000	0	0	N.D.	N.D.
36)	Toxaphene...	7.808	8.437	16788723	5142	1128.519	0.135 #
37)	Toxaphene...	8.118	8.815f	42380	50071	1.287	1.062
38)	Toxaphene...	8.433	8.815	47811	50071	0.690	0.712
39)	Toxaphene...	8.674	8.882	140585	679236	1.889	5.702 #
40)	Toxaphene...	8.892	9.072	9412	144100	0.159	2.092 #
41)	Toxaphene...	8.962	9.440	12051077	15320	178.998	0.205 #
42)	Toxaphene...	0.000	0.000	0	0	N.D.	N.D.

(f)=RT Delta > 1/2 Window (#)=Amounts differ by > 25% (m)=manual int.

Quantitation Report (Not Reviewed)

Data Path : C:\msdchem\1\data\2020-10\0J15061\REQUANT\  
Data File : ECD8-10152020.D  
Signal(s) : Signal #1: ECD1A.ch Signal #2: ECD2B.ch  
Acq On : 15 Oct 2020 22:23  
Operator : MJB  
Sample : 0J15061-CALD  
Misc : A20I182, 9-42 5 ppb  
ALS Vial : 17 Sample Multiplier: 1

Integration File signal 1: PEST1.e  
Integration File signal 2: PEST2.e  
Quant Time: Oct 21 14:41:06 2020  
Quant Method : C:\msdchem\1\methods\ECD8\_QUANTPEST\_201015.M  
Quant Title : Instrument: DualECD8  
QLast Update : Tue Oct 20 17:18:04 2020  
Response via : Initial Calibration  
Integrator: ChemStation



Quantitation Report (Not Reviewed)

Data Path : C:\msdchem\1\data\2020-10\0J15061\REQUANT\  
 Data File : ECD8-10152021.D  
 Signal(s) : Signal #1: ECD1A.ch Signal #2: ECD2B.ch  
 Acq On : 15 Oct 2020 22:39  
 Operator : MJB  
 Sample : 0J15061-CALE  
 Misc : A20I183, 9-42 10 ppb  
 ALS Vial : 18 Sample Multiplier: 1

MJB 10/21/20

Integration File signal 1: PEST1.e  
 Integration File signal 2: PEST2.e  
 Quant Time: Oct 21 14:41:11 2020  
 Quant Method : C:\msdchem\1\methods\ECD8\_QUANTPEST\_201015.M  
 Quant Title : Instrument: DualECD8  
 QLast Update : Tue Oct 20 17:18:04 2020  
 Response via : Initial Calibration  
 Integrator: ChemStation

Compound	RT#1	RT#2	Resp#1	Resp#2	ng/mL	ng/mL
System Monitoring Compounds						
1) S TCMX (S)	5.653f	5.990	308301	47048	0.087	0.012 #
22) S DCBP (S)	0.000	10.475f	0	49871	N.D.	0.021 #
Target Compounds						
2) a-BHC	6.232	6.582	52846	75796	0.011	0.014 #
3) g-BHC	6.516	6.900	71042	31767	0.018	0.007 #
4) b-BHC	6.607	6.969	38280	57608	0.025	0.029
5) Heptachlor	6.920	7.273	108402	126920	0.027	0.028
6) d-BHC	6.762	7.218	102619	141068	0.091	0.102
7) Aldrin	7.160	7.539	24229	31842	0.006	0.007
8) Heptachlo...	7.624	7.968	20166332	114181	5.516	0.028 #
9) trans-Chl...	7.723	8.098	276417	22142201	0.075	5.563 #
10) cis-Chlor...	7.808	8.177f	34482563	35712472	9.520	9.205
11) Endosulfa...	7.906	8.265	148934	115264	0.044	0.032 #
12) 4,4'-DDE	7.906f	8.324	148934	80700	0.047	0.071 #
13) Dieldrin	8.075f	8.469	348958	20436379	0.093	5.322 #
14) Endrin	8.287	8.690	37147659	20908468	13.546	7.978 #
15) 4,4'-DDD	8.287	8.735	37147659	39146339	13.659	13.336
16) Endosulfa...	8.437	8.837	69817	101068	0.024	0.031 #
17) 4,4'-DDT	8.500	8.955	39678	66318	0.048	0.088 #
18) Endrin Al...	8.728	9.072	170430	146134	BelowCal	BelowCal
19) Endosulfa...	9.032	9.268	143522	100929	0.048	0.030 #
20) Methoxychlor	8.839	9.425	17455	24874	0.013	BelowCal #
21) Endrin Ke...	9.236	9.645	73575	24471276	0.020	6.265 #
23) Hexachlor...	3.475	3.703	31387777	36173041	9.780	9.614
24) Hexachlor...	6.069	6.453	31515539	36065499	9.421	9.062
25) Oxychlorane	7.554	7.903	30846461	33196377	9.552	9.432
26) 2,4'-DDE	7.624	8.098	20166332	22142201	9.481	9.125
27) trans-Non...	7.808	8.177	34482563	35712472	9.543	9.057
28) 2,4'-DDD	8.003	8.469	17648727	20436379	9.185	9.953
29) 2,4'-DDT	8.182	8.690	19702359	20908468	9.181	9.848

Quantitation Report (Not Reviewed)

Data Path : C:\msdchem\1\data\2020-10\0J15061\REQUANT\  
 Data File : ECD8-10152021.D  
 Signal(s) : Signal #1: ECD1A.ch Signal #2: ECD2B.ch  
 Acq On : 15 Oct 2020 22:39  
 Operator : MJB  
 Sample : 0J15061-CALE  
 Misc : A20I183, 9-42 10 ppb  
 ALS Vial : 18 Sample Multiplier: 1

Integration File signal 1: PEST1.e  
 Integration File signal 2: PEST2.e  
 Quant Time: Oct 21 14:41:11 2020  
 Quant Method : C:\msdchem\1\methods\ECD8\_QUANTPEST\_201015.M  
 Quant Title : Instrument: DualECD8  
 QLast Update : Tue Oct 20 17:18:04 2020  
 Response via : Initial Calibration  
 Integrator: ChemStation

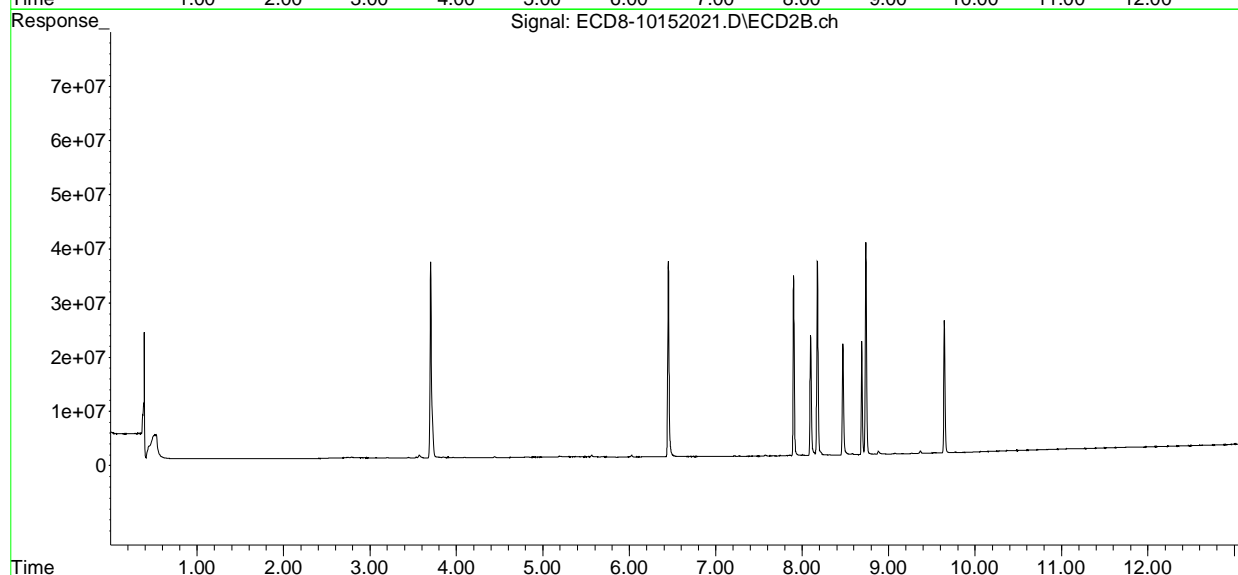
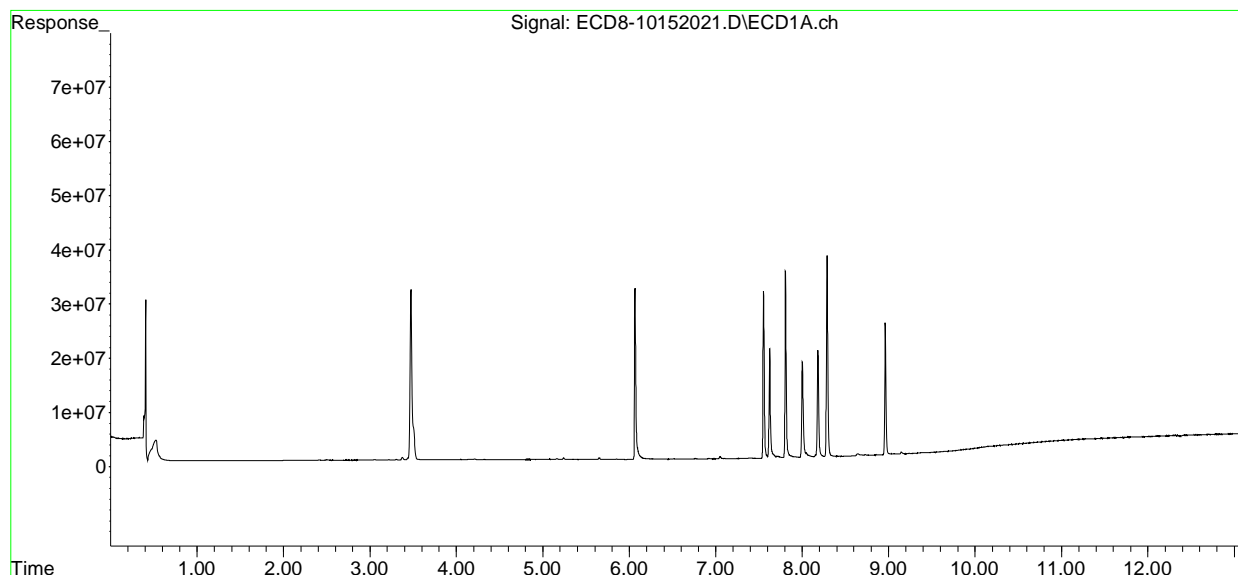
	Compound	RT#1	RT#2	Resp#1	Resp#2	ng/mL	ng/mL
30)	cis-Nonac...	8.287	8.735	37147659	39146339	9.420	9.151
31)	Mirex	8.962	9.645	24373423	24471276	10.122	9.960
32)	Chlordane...	7.723	8.098	276417	22142201	0.671	45.453 #
33)	Chlordane...	7.808	8.177f	34482563	35712472	82.266	86.262
34)	Chlordane...	8.397	8.883	44340	499890	0.344	3.696 #
35)	Chlordane...	0.000	0.000	0	0	N.D.	N.D.
36)	Toxaphene...	7.808	8.469f	34482563	20436379	2317.879	537.721 #
37)	Toxaphene...	8.075f	0.000	348958	0	10.594	N.D. #
38)	Toxaphene...	8.437	8.837	69817	101068	1.007	1.437 #
39)	Toxaphene...	8.642	8.883	378889	499890	5.091	4.196
40)	Toxaphene...	8.880	9.072	6469	146134	0.109	2.121 #
41)	Toxaphene...	8.962	9.445	24373423	18132	362.025	0.242 #
42)	Toxaphene...	0.000	0.000	0	0	N.D.	N.D.

(f)=RT Delta > 1/2 Window (#)=Amounts differ by > 25% (m)=manual int.

Quantitation Report (Not Reviewed)

Data Path : C:\msdchem\1\data\2020-10\0J15061\REQUANT\  
Data File : ECD8-10152021.D  
Signal(s) : Signal #1: ECD1A.ch Signal #2: ECD2B.ch  
Acq On : 15 Oct 2020 22:39  
Operator : MJB  
Sample : 0J15061-CALE  
Misc : A20I183, 9-42 10 ppb  
ALS Vial : 18 Sample Multiplier: 1

Integration File signal 1: PEST1.e  
Integration File signal 2: PEST2.e  
Quant Time: Oct 21 14:41:11 2020  
Quant Method : C:\msdchem\1\methods\ECD8\_QUANTPEST\_201015.M  
Quant Title : Instrument: DualECD8  
QLast Update : Tue Oct 20 17:18:04 2020  
Response via : Initial Calibration  
Integrator: ChemStation





Quantitation Report (Not Reviewed)

Data Path : C:\msdchem\1\data\2020-10\0J15061\REQUANT\  
 Data File : ECD8-10152022.D  
 Signal(s) : Signal #1: ECD1A.ch Signal #2: ECD2B.ch  
 Acq On : 15 Oct 2020 22:56  
 Operator : MJB  
 Sample : 0J15061-CALF  
 Misc : A20I184, 9-42 25 ppb  
 ALS Vial : 19 Sample Multiplier: 1

MJB 10/21/20

Integration File signal 1: PEST1.e  
 Integration File signal 2: PEST2.e  
 Quant Time: Oct 21 14:41:16 2020  
 Quant Method : C:\msdchem\1\methods\ECD8\_QUANTPEST\_201015.M  
 Quant Title : Instrument: DualECD8  
 QLast Update : Tue Oct 20 17:18:04 2020  
 Response via : Initial Calibration  
 Integrator: ChemStation

Compound	RT#1	RT#2	Resp#1	Resp#2	ng/mL	ng/mL
System Monitoring Compounds						
1) S TCMX (S)	5.654f	5.957f	737705	12435	0.209	0.003 #
22) S DCBP (S)	9.910	10.509	230997	61427	BelowCal	0.025
Target Compounds						
2) a-BHC	6.226	6.581	189049	168684	0.040	0.032
3) g-BHC	6.509	6.897	93727	48894	0.023	0.011 #
4) b-BHC	6.609	6.969	62236	87490	0.040	0.045
5) Heptachlor	6.919	7.273	261345	276988	0.064	0.061
6) d-BHC	6.760	7.215	94746	131126	0.089	0.100
7) Aldrin	7.165	7.532	13711	25429	0.003	0.006 #
8) Heptachlo...	7.622	8.008f	52220273	313025	14.283	0.078 #
9) trans-Chl...	7.722	8.097	433970	59909816	0.118	15.052 #
10) cis-Chlor...	7.807	0.000	88005937	0	24.296	N.D. #
11) Endosulfa...	7.915	8.265	260962	166304	0.077	0.046 #
12) 4,4'-DDE	7.907f	8.326	262010	159299	0.083	0.095
13) Dieldrin	8.075f	8.468	757137	53380696	0.202	13.705 #
14) Endrin	8.286	8.690	93575402	58013258	34.122	21.446 #
15) 4,4'-DDD	8.286	8.735	93575402	103.3E6	34.407	33.785
16) Endosulfa...	8.436	8.836	97417	128880	0.033	0.040
17) 4,4'-DDT	8.502	8.948	62478	104018	0.057	0.102 #
18) Endrin Al...	8.726	9.076	189061	176780	BelowCal	BelowCal
19) Endosulfa...	9.029	9.265	188411	96055	0.063	0.029 #
20) Methoxychlor	8.832	9.419	15370	20156	0.011	BelowCal #
21) Endrin Ke...	9.235	9.645	71724	60834363	0.019	15.574 #
23) Hexachlor...	3.475	3.703	78802280	94309654	24.628	24.815
24) Hexachlor...	6.069	6.453	79779430	94109412	23.850	23.646
25) Oxychlorane	7.553	7.902	77425998	84676703	23.975	24.058
26) 2,4'-DDE	7.622	8.097	52220273	59909816	24.552	24.688
27) trans-Non...	7.807	8.177	88005937	95054160	24.356	24.108
28) 2,4'-DDD	8.001	8.468	46590623	53380696	24.249	25.777
29) 2,4'-DDT	8.181	8.690	52493263	58013258	24.461	26.651

Quantitation Report (Not Reviewed)

Data Path : C:\msdchem\1\data\2020-10\0J15061\REQUANT\  
 Data File : ECD8-10152022.D  
 Signal(s) : Signal #1: ECD1A.ch Signal #2: ECD2B.ch  
 Acq On : 15 Oct 2020 22:56  
 Operator : MJB  
 Sample : 0J15061-CALF  
 Misc : A20I184, 9-42 25 ppb  
 ALS Vial : 19 Sample Multiplier: 1

Integration File signal 1: PEST1.e  
 Integration File signal 2: PEST2.e  
 Quant Time: Oct 21 14:41:16 2020  
 Quant Method : C:\msdchem\1\methods\ECD8\_QUANTPEST\_201015.M  
 Quant Title : Instrument: DualECD8  
 QLast Update : Tue Oct 20 17:18:04 2020  
 Response via : Initial Calibration  
 Integrator: ChemStation

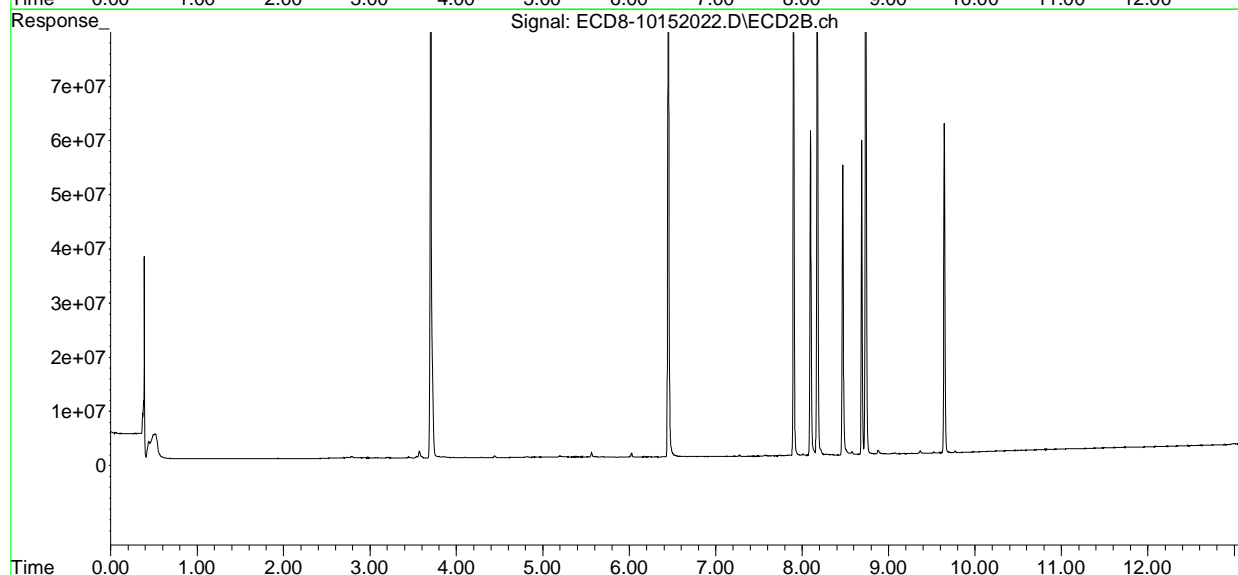
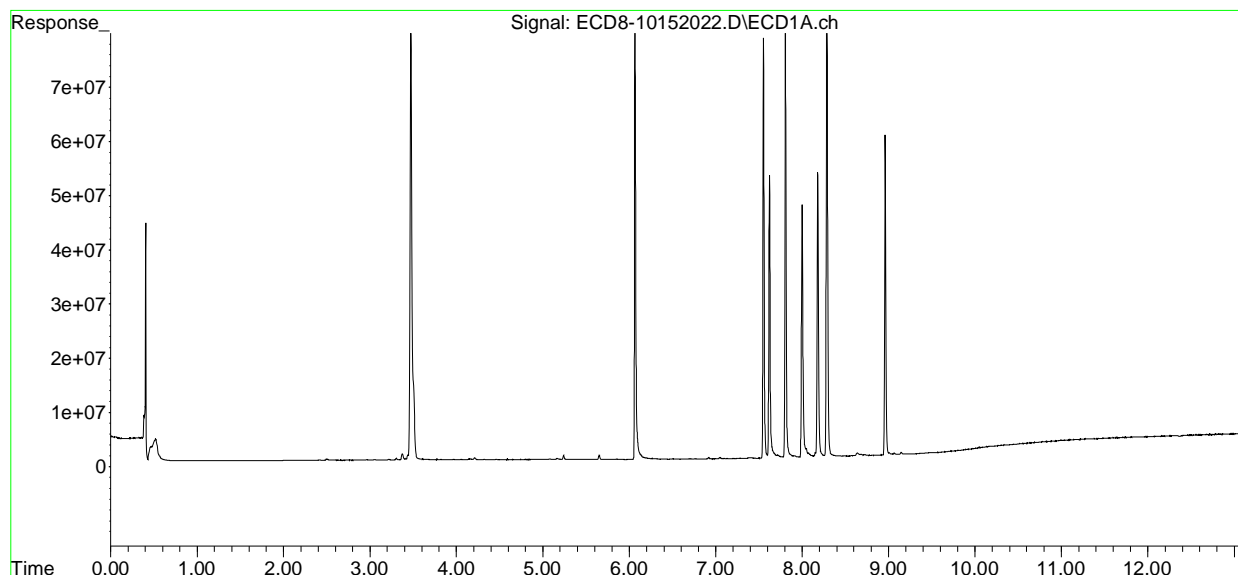
	Compound	RT#1	RT#2	Resp#1	Resp#2	ng/mL	ng/mL
30)	cis-Nonac...	8.286	8.735	93575402	103.3E6	23.728	24.142
31)	Mirex	8.962	9.645	59074282	60834363	24.948	25.004
32)	Chlordane...	7.722	8.097	433970	59909816	1.053	122.983 #
33)	Chlordane...	7.807	8.177f	88005937	95054160	209.958	229.598
34)	Chlordane...	0.000	8.879	0	686959	N.D.	5.079 #
35)	Chlordane...	0.000	0.000	0	0	N.D.	N.D.
36)	Toxaphene...	7.807	8.419f	88005937	16175	5915.661	0.426 #
37)	Toxaphene...	8.075f	0.000	757137	0	22.986	N.D. #
38)	Toxaphene...	8.436	8.836	97417	128880	1.405	1.832 #
39)	Toxaphene...	8.637	8.879	557909	686959	7.497	5.766
40)	Toxaphene...	8.886	9.076	7924	176780	0.133	2.566 #
41)	Toxaphene...	8.962	9.447	59074282	18915	877.447	0.253 #
42)	Toxaphene...	0.000	0.000	0	0	N.D.	N.D.

(f)=RT Delta > 1/2 Window (#)=Amounts differ by > 25% (m)=manual int.

Quantitation Report (Not Reviewed)

Data Path : C:\msdchem\1\data\2020-10\0J15061\REQUANT\  
Data File : ECD8-10152022.D  
Signal(s) : Signal #1: ECD1A.ch Signal #2: ECD2B.ch  
Acq On : 15 Oct 2020 22:56  
Operator : MJB  
Sample : 0J15061-CALF  
Misc : A20I184, 9-42 25 ppb  
ALS Vial : 19 Sample Multiplier: 1

Integration File signal 1: PEST1.e  
Integration File signal 2: PEST2.e  
Quant Time: Oct 21 14:41:16 2020  
Quant Method : C:\msdchem\1\methods\ECD8\_QUANTPEST\_201015.M  
Quant Title : Instrument: DualECD8  
QLast Update : Tue Oct 20 17:18:04 2020  
Response via : Initial Calibration  
Integrator: ChemStation



Quantitation Report (Not Reviewed)

Data Path : C:\msdchem\1\data\2020-10\0J15061\REQUANT\  
 Data File : ECD8-10152023.D  
 Signal(s) : Signal #1: ECD1A.ch Signal #2: ECD2B.ch  
 Acq On : 15 Oct 2020 23:12  
 Operator : MJB  
 Sample : 0J15061-CALG  
 Misc : A20I185, 9-42 50 ppb  
 ALS Vial : 20 Sample Multiplier: 1

MJB 10/21/20

Integration File signal 1: PEST1.e  
 Integration File signal 2: PEST2.e  
 Quant Time: Oct 21 14:41:21 2020  
 Quant Method : C:\msdchem\1\methods\ECD8\_QUANTPEST\_201015.M  
 Quant Title : Instrument: DualECD8  
 QLast Update : Tue Oct 20 17:18:04 2020  
 Response via : Initial Calibration  
 Integrator: ChemStation

Compound	RT#1	RT#2	Resp#1	Resp#2	ng/mL	ng/mL
System Monitoring Compounds						
1) S TCMX (S)	5.653f	5.989	1358241	48984	0.384	0.012 #
22) S DCBP (S)	9.883	10.512	161998	38221	BelowCal	0.016
Target Compounds						
2) a-BHC	6.228	6.625f	308160	92113	0.065	0.017 #
3) g-BHC	6.520	6.899	80112	27503	0.020	0.006 #
4) b-BHC	6.610	6.971	61477	70350	0.039	0.036
5) Heptachlor	6.920	7.273	427192	459407	0.105	0.100
6) d-BHC	6.762	7.218	99669	123514	0.091	0.098
7) Aldrin	7.163	7.530	23107	37776	0.006	0.009 #
8) Heptachlo...	7.621	8.008f	103.4E6	530245	28.273	0.132 #
9) trans-Chl...	7.722	8.096	715480	117.8E6	0.194	29.596 #
10) cis-Chlor...	7.807	0.000	169.1E6	0	46.675	N.D. #
11) Endosulfa...	7.916	8.268	528687	319301	0.155	0.089 #
12) 4,4'-DDE	0.000	8.325	0	358718	N.D.	0.154 #
13) Dieldrin	8.074f	8.467	1337325	107.8E6	0.356	27.128 #
14) Endrin	8.286	8.689	183.9E6	120.3E6	67.075	42.512 #
15) 4,4'-DDD	8.286	8.735	183.9E6	208.4E6	67.634	64.352
16) Endosulfa...	8.437	0.000	194510	0	0.066	N.D. #
17) 4,4'-DDT	8.498	8.947	139525	180426	0.088	0.130 #
18) Endrin Al...	8.725	9.076	237291	243893	BelowCal	BelowCal
19) Endosulfa...	9.064f	9.265	596466	87563	0.200	0.026 #
20) Methoxychlor	8.834	9.423	12455	30984	0.009	BelowCal #
21) Endrin Ke...	9.234	9.644	67044	123.5E6	0.018	31.609 #
23) Hexachlor...	3.474	3.702	168.1E6	209.9E6	51.814	53.291
24) Hexachlor...	6.069	6.453	159.6E6	193.4E6	47.699	48.604
25) Oxychlorane	7.553	7.902	149.6E6	170.3E6	46.319	48.387
26) 2,4'-DDE	7.621	8.096	103.4E6	117.8E6	48.599	48.544
27) trans-Non...	7.807	8.176	169.1E6	188.6E6	46.791	47.840
28) 2,4'-DDD	8.000	8.467	89007702	107.8E6	46.325	50.694
29) 2,4'-DDT	8.180	8.689	108.2E6	120.3E6	50.404	52.659

Quantitation Report (Not Reviewed)

Data Path : C:\msdchem\1\data\2020-10\0J15061\REQUANT\  
 Data File : ECD8-10152023.D  
 Signal(s) : Signal #1: ECD1A.ch Signal #2: ECD2B.ch  
 Acq On : 15 Oct 2020 23:12  
 Operator : MJB  
 Sample : 0J15061-CALG  
 Misc : A20I185, 9-42 50 ppb  
 ALS Vial : 20 Sample Multiplier: 1

Integration File signal 1: PEST1.e  
 Integration File signal 2: PEST2.e  
 Quant Time: Oct 21 14:41:21 2020  
 Quant Method : C:\msdchem\1\methods\ECD8\_QUANTPEST\_201015.M  
 Quant Title : Instrument: DualECD8  
 QLast Update : Tue Oct 20 17:18:04 2020  
 Response via : Initial Calibration  
 Integrator: ChemStation

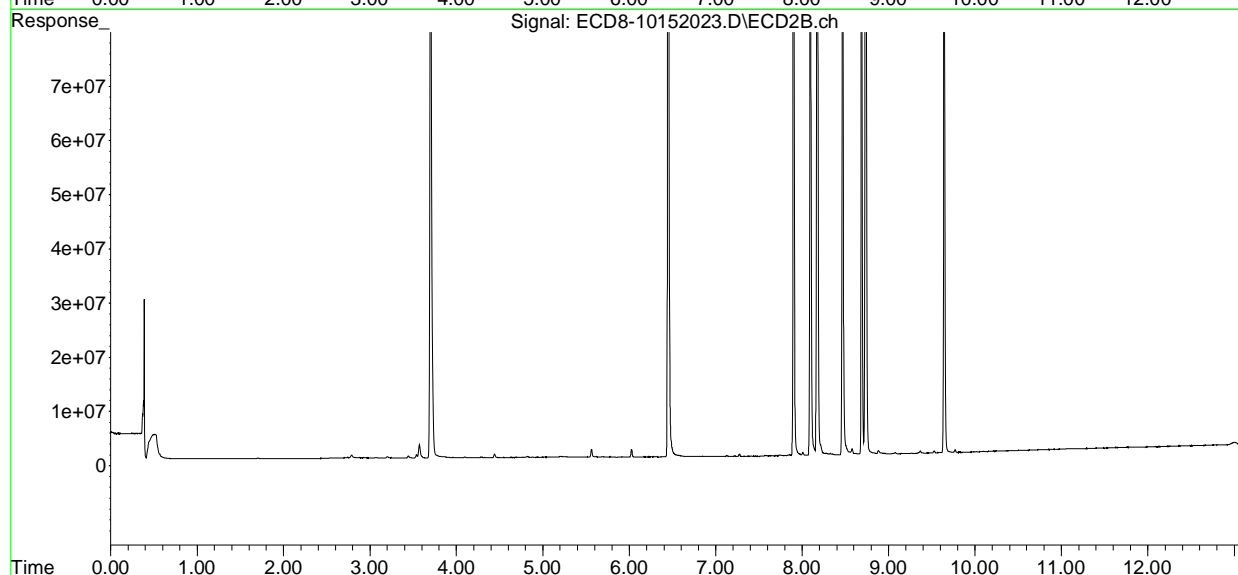
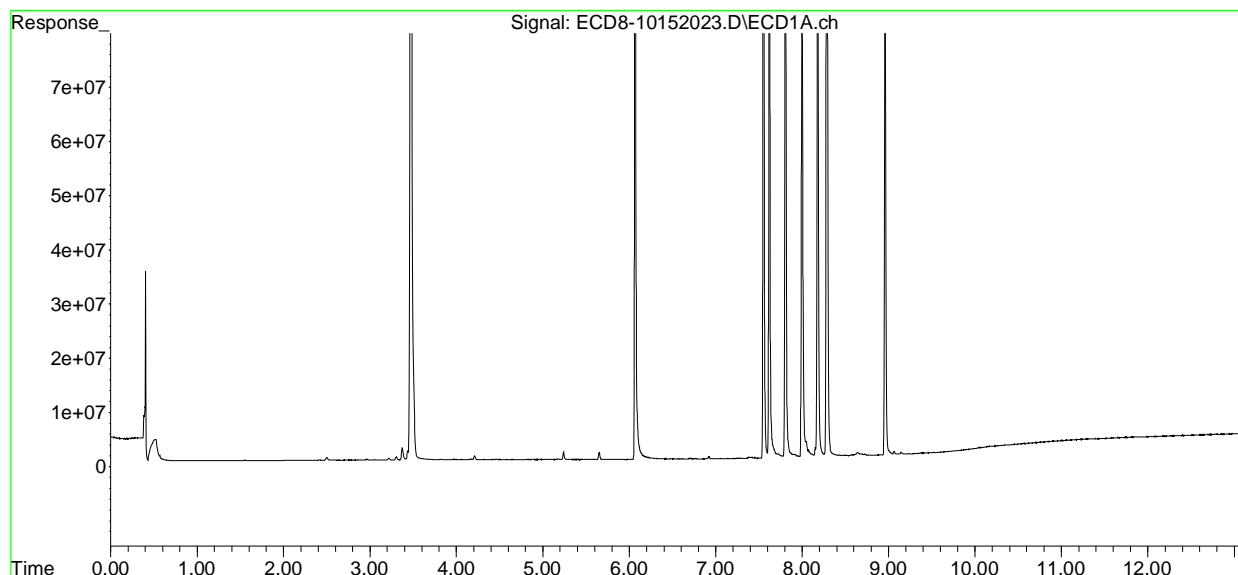
	Compound	RT#1	RT#2	Resp#1	Resp#2	ng/mL	ng/mL
30)	cis-Nonac...	8.286	8.735	183.9E6	208.4E6	46.643	48.717
31)	Mirex	8.960	9.644	113.0E6	123.5E6	47.943	50.216
32)	Chlordane...	7.722	8.096	715480	117.8E6	1.737	241.815 #
33)	Chlordane...	7.807	8.176f	169.1E6	188.6E6	403.352	455.621
34)	Chlordane...	0.000	8.883	0	614166	N.D.	4.541 #
35)	Chlordane...	0.000	0.000	0	0	N.D.	N.D.
36)	Toxaphene...	7.807	8.467f	169.1E6	107.8E6	11364.625	2835.963 #
37)	Toxaphene...	8.074f	0.000	1337325	0	40.600	N.D. #
38)	Toxaphene...	8.437	0.000	194510	0	2.806	N.D. #
39)	Toxaphene...	8.638	8.883	574074	614166	7.714	5.155 #
40)	Toxaphene...	8.887	9.076	5873	243893	0.099	3.540 #
41)	Toxaphene...	8.960	9.445	113.0E6	29849	1679.020	0.399 #
42)	Toxaphene...	0.000	0.000	0	0	N.D.	N.D.

(f)=RT Delta > 1/2 Window (#)=Amounts differ by > 25% (m)=manual int.

Quantitation Report (Not Reviewed)

Data Path : C:\msdchem\1\data\2020-10\0J15061\REQUANT\  
Data File : ECD8-10152023.D  
Signal(s) : Signal #1: ECD1A.ch Signal #2: ECD2B.ch  
Acq On : 15 Oct 2020 23:12  
Operator : MJB  
Sample : 0J15061-CALG  
Misc : A20I185, 9-42 50 ppb  
ALS Vial : 20 Sample Multiplier: 1

Integration File signal 1: PEST1.e  
Integration File signal 2: PEST2.e  
Quant Time: Oct 21 14:41:21 2020  
Quant Method : C:\msdchem\1\methods\ECD8\_QUANTPEST\_201015.M  
Quant Title : Instrument: DualECD8  
QLast Update : Tue Oct 20 17:18:04 2020  
Response via : Initial Calibration  
Integrator: ChemStation



Quantitation Report (Not Reviewed)

Data Path : C:\msdchem\1\data\2020-10\0J15061\REQUANT\  
 Data File : ECD8-10152024.D  
 Signal(s) : Signal #1: ECD1A.ch Signal #2: ECD2B.ch  
 Acq On : 15 Oct 2020 23:29  
 Operator : MJB  
 Sample : 0J15061-CALH  
 Misc : A20I186, 9-42 100 ppb  
 ALS Vial : 21 Sample Multiplier: 1

MJB 10/21/20

Integration File signal 1: PEST1.e  
 Integration File signal 2: PEST2.e  
 Quant Time: Oct 21 14:41:26 2020  
 Quant Method : C:\msdchem\1\methods\ECD8\_QUANTPEST\_201015.M  
 Quant Title : Instrument: DualECD8  
 QLast Update : Tue Oct 20 17:18:04 2020  
 Response via : Initial Calibration  
 Integrator: ChemStation

Compound	RT#1	RT#2	Resp#1	Resp#2	ng/mL	ng/mL
System Monitoring Compounds						
1) S TCMX (S)	5.653f	5.998	2500528	55352	0.707	0.014 #
22) S DCBP (S)	9.916	10.506	195687	39403	BelowCal	0.016
Target Compounds						
2) a-BHC	0.000	0.000	0	0	N.D.	N.D.
3) g-BHC	6.519	6.900	108360	39618	0.027	0.009 #
4) b-BHC	6.612	6.971	92482	106341	0.059	0.054
5) Heptachlor	6.920	7.274	773927	855952	0.191	0.187
6) d-BHC	6.762	7.218	130335	163231	0.101	0.108
7) Aldrin	7.162	7.533	26455	52854	0.007	0.012 #
8) Heptachlo...	7.620	8.008f	210.1E6	987495	57.476	0.246 #
9) trans-Chl...	7.722	8.096	1155162	256.1E6	0.314	64.349 #
10) cis-Chlor...	7.807	8.210	343.2E6	3247970	94.747	0.837 #
11) Endosulfa...	7.917	8.281	1051997	718288	0.309	0.200 #
12) 4,4'-DDE	0.000	8.326	0	754516	N.D.	0.270 #
13) Dieldrin	8.108	8.467	851957	222.6E6	0.227	53.963 #
14) Endrin	8.285	8.689	378.2E6	257.3E6	137.926	83.744 #
15) 4,4'-DDD	8.285	8.735	378.2E6	435.1E6	139.076	121.592
16) Endosulfa...	8.435	0.000	352102	0	0.120	N.D. #
17) 4,4'-DDT	8.499	8.946	294755	306089	0.150	0.177
18) Endrin Al...	8.722	9.077	386673	396286	BelowCal	BelowCal
19) Endosulfa...	9.004f	9.265	1467429	88445	0.491	0.027 #
20) Methoxychlor	8.835	9.425	23930	50513	0.017	BelowCal #
21) Endrin Ke...	9.234	9.645	75056	254.5E6	0.020	65.160 #
23) Hexachlor...	3.475	3.703	320.7E6	403.4E6	96.154	96.801
24) Hexachlor...	6.069	6.453	322.5E6	403.2E6	96.424	101.308
25) Oxychlorane	7.553	7.902	304.8E6	351.7E6	94.376	99.919
26) 2,4'-DDE	7.620	8.096	210.1E6	256.1E6	98.797	105.547
27) trans-Non...	7.807	8.177	343.2E6	405.2E6	94.982	102.758
28) 2,4'-DDD	7.999	8.467	185.8E6	222.6E6	96.716	99.241
29) 2,4'-DDT	8.180	8.689	220.7E6	257.3E6	102.848	102.868

Quantitation Report (Not Reviewed)

Data Path : C:\msdchem\1\data\2020-10\0J15061\REQUANT\  
 Data File : ECD8-10152024.D  
 Signal(s) : Signal #1: ECD1A.ch Signal #2: ECD2B.ch  
 Acq On : 15 Oct 2020 23:29  
 Operator : MJB  
 Sample : 0J15061-CALH  
 Misc : A20I186, 9-42 100 ppb  
 ALS Vial : 21 Sample Multiplier: 1

Integration File signal 1: PEST1.e  
 Integration File signal 2: PEST2.e  
 Quant Time: Oct 21 14:41:26 2020  
 Quant Method : C:\msdchem\1\methods\ECD8\_QUANTPEST\_201015.M  
 Quant Title : Instrument: DualECD8  
 QLast Update : Tue Oct 20 17:18:04 2020  
 Response via : Initial Calibration  
 Integrator: ChemStation

	Compound	RT#1	RT#2	Resp#1	Resp#2	ng/mL	ng/mL
30)	cis-Nonac...	8.285	8.735	378.2E6	435.1E6	95.913	101.715
31)	Mirex	8.961	9.645	228.7E6	254.5E6	96.979	100.420
32)	Chlordane...	7.722	8.096	1155162	256.1E6	2.804	525.767 #
33)	Chlordane...	7.807	8.210	343.2E6	3247970	818.770	7.845 #
34)	Chlordane...	0.000	8.884	0	628302	N.D.	4.645 #
35)	Chlordane...	0.000	0.000	0	0	N.D.	N.D.
36)	Toxaphene...	7.807	8.467f	343.2E6	222.6E6	23069.211	5858.107 #
37)	Toxaphene...	8.108	0.000	851957	0	25.865	N.D. #
38)	Toxaphene...	8.435	0.000	352102	0	5.079	N.D. #
39)	Toxaphene...	8.640	8.884	716891	628302	9.633	5.274 #
40)	Toxaphene...	0.000	9.077	0	396286	N.D.	5.752 #
41)	Toxaphene...	8.961	9.430	228.7E6	51415	3397.033	0.687 #
42)	Toxaphene...	0.000	0.000	0	0	N.D.	N.D.

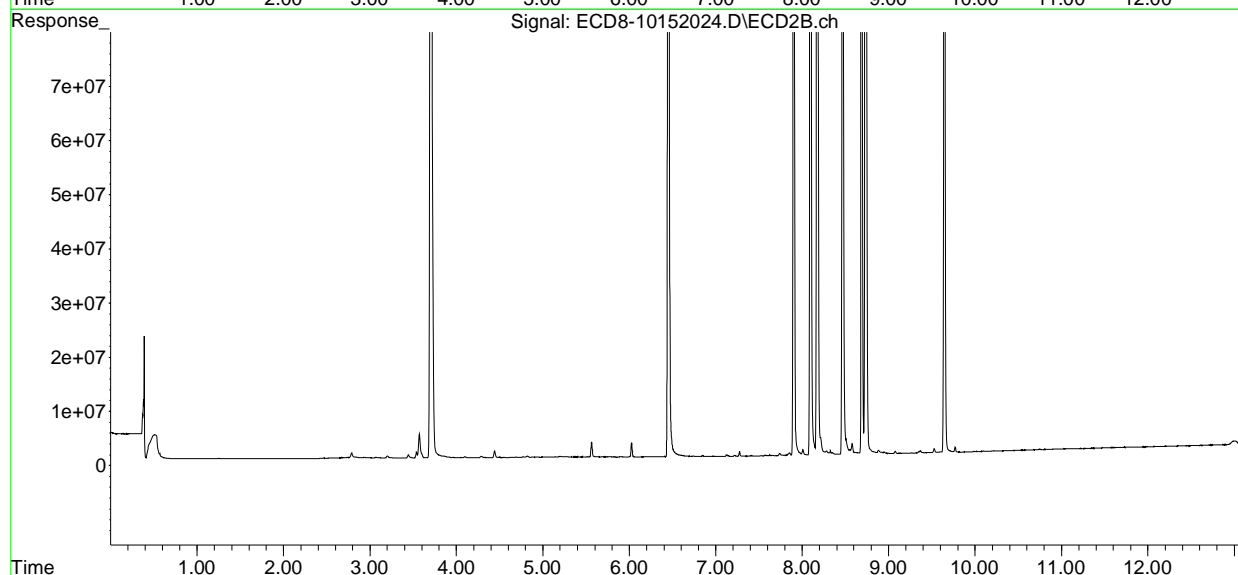
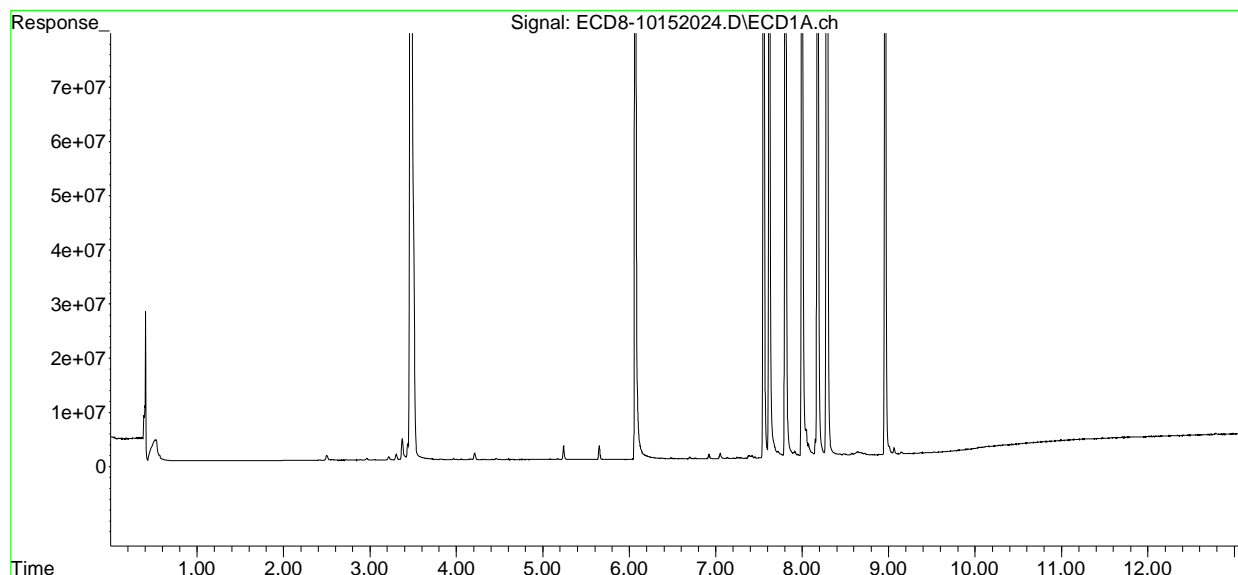
(f)=RT Delta > 1/2 Window (#)=Amounts differ by > 25% (m)=manual int.



Quantitation Report (Not Reviewed)

Data Path : C:\msdchem\1\data\2020-10\0J15061\REQUANT\  
Data File : ECD8-10152024.D  
Signal(s) : Signal #1: ECD1A.ch Signal #2: ECD2B.ch  
Acq On : 15 Oct 2020 23:29  
Operator : MJB  
Sample : 0J15061-CALH  
Misc : A20I186, 9-42 100 ppb  
ALS Vial : 21 Sample Multiplier: 1

Integration File signal 1: PEST1.e  
Integration File signal 2: PEST2.e  
Quant Time: Oct 21 14:41:26 2020  
Quant Method : C:\msdchem\1\methods\ECD8\_QUANTPEST\_201015.M  
Quant Title : Instrument: DualECD8  
QLast Update : Tue Oct 20 17:18:04 2020  
Response via : Initial Calibration  
Integrator: ChemStation



Quantitation Report (Not Reviewed)

Data Path : C:\msdchem\1\data\2020-10\0J15061\REQUANT\  
 Data File : ECD8-10152025.D  
 Signal(s) : Signal #1: ECD1A.ch Signal #2: ECD2B.ch  
 Acq On : 15 Oct 2020 23:46  
 Operator : MJB  
 Sample : 0J15061-CALI  
 Misc : A20I179, 9-42 200 ppb  
 ALS Vial : 22 Sample Multiplier: 1

MJB 10/21/20

Integration File signal 1: PEST1.e  
 Integration File signal 2: PEST2.e  
 Quant Time: Oct 21 14:41:31 2020  
 Quant Method : C:\msdchem\1\methods\ECD8\_QUANTPEST\_201015.M  
 Quant Title : Instrument: DualECD8  
 QLast Update : Tue Oct 20 17:18:04 2020  
 Response via : Initial Calibration  
 Integrator: ChemStation

Compound	RT#1	RT#2	Resp#1	Resp#2	ng/mL	ng/mL
System Monitoring Compounds						
1) S TCMX (S)	5.653f	5.989	4852405	83170	1.372	0.021 #
22) S DCBP (S)	9.905	10.505	267494	99106	BelowCal	0.041
Target Compounds						
2) a-BHC	6.231	6.582	801838	712587	0.170	0.133
3) g-BHC	6.520	6.899	274186	206430	0.068	0.044 #
4) b-BHC	6.607	6.969	254182	301686	0.163	0.154
5) Heptachlor	6.919	7.272	1576391	1729799	0.388	0.378
6) d-BHC	6.758	7.215	383149	489755	0.183	0.189
7) Aldrin	7.160	7.534	154336	174432	0.039	0.041
8) Heptachlo...	7.619	7.967	453.7E6	893169	124.101	0.222 #
9) trans-Chl...	7.721	8.095	1995927	567.8E6	0.542	142.647 #
10) cis-Chlor...	7.806	8.210	742.7E6	4736942	205.032	1.221 #
11) Endosulfa...	7.917	8.280	2375996	1063454	0.699	0.296 #
12) 4,4'-DDE	0.000	8.325	0	1845358	N.D.	0.592 #
13) Dieldrin	8.073f	8.466	4108469	497.7E6	1.094	111.771 #
14) Endrin	8.285	8.688	802.3E6	567.1E6	292.565	160.925 #
15) 4,4'-DDD	8.285	8.734	802.3E6	961.3E6	295.004	228.230
16) Endosulfa...	8.435	8.835	712668	683162	0.242	0.210
17) 4,4'-DDT	8.498	8.953	731595	633853	0.325	0.298
18) Endrin Al...	8.723	9.075	840830	908964	BelowCal	0.039
19) Endosulfa...	9.003f	9.265	2301163	309513	0.770	0.093 #
20) Methoxychlor	8.833	9.424	129275	183552	0.094	0.080
21) Endrin Ke...	9.234	9.644	303060	538.2E6	0.082	137.790 #
23) Hexachlor...	3.477	3.704	721.1E6	947.4E6	202.297	200.581
24) Hexachlor...	6.070	6.454	676.2E6	870.6E6	202.145	218.750
25) Oxychlorane	7.552	7.901	646.9E6	749.5E6	200.301	212.937
26) 2,4'-DDE	7.619	8.095	453.7E6	567.8E6	213.321	233.972
27) trans-Non...	7.806	8.176	742.7E6	873.1E6	205.541	221.426
28) 2,4'-DDD	7.997	8.466	398.4E6	497.7E6	207.369	199.759
29) 2,4'-DDT	8.179	8.688	475.5E6	567.1E6	221.569	195.348

Quantitation Report (Not Reviewed)

Data Path : C:\msdchem\1\data\2020-10\0J15061\REQUANT\  
 Data File : ECD8-10152025.D  
 Signal(s) : Signal #1: ECD1A.ch Signal #2: ECD2B.ch  
 Acq On : 15 Oct 2020 23:46  
 Operator : MJB  
 Sample : 0J15061-CALI  
 Misc : A20I179, 9-42 200 ppb  
 ALS Vial : 22 Sample Multiplier: 1

Integration File signal 1: PEST1.e  
 Integration File signal 2: PEST2.e  
 Quant Time: Oct 21 14:41:31 2020  
 Quant Method : C:\msdchem\1\methods\ECD8\_QUANTPEST\_201015.M  
 Quant Title : Instrument: DualECD8  
 QLast Update : Tue Oct 20 17:18:04 2020  
 Response via : Initial Calibration  
 Integrator: ChemStation

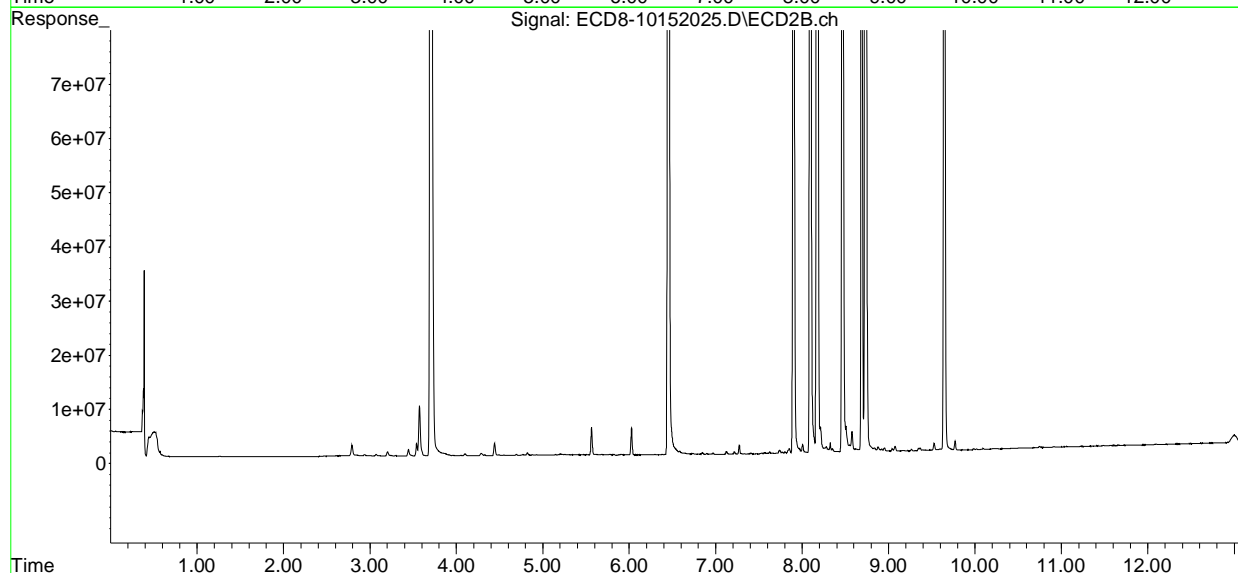
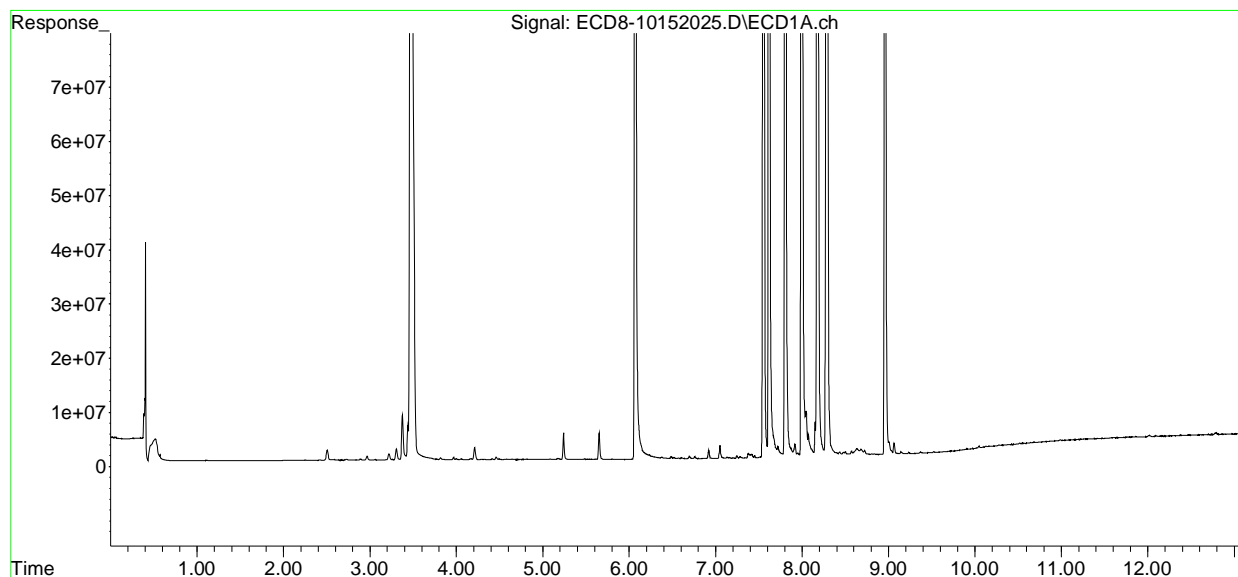
	Compound	RT#1	RT#2	Resp#1	Resp#2	ng/mL	ng/mL
30)	cis-Nonac...	8.285	8.734	802.3E6	961.3E6	203.447	224.714
31)	Mirex	8.960	9.644	486.2E6	538.2E6	204.967	199.611
32)	Chlordane...	7.721	8.095	1995927	567.8E6	4.845	1165.500 #
33)	Chlordane...	7.806	8.210	742.7E6	4736942	1771.821	11.442 #
34)	Chlordane...	0.000	8.879	0	831463	N.D.	6.148 #
35)	Chlordane...	0.000	0.000	0	0	N.D.	N.D.
36)	Toxaphene...	7.806	8.466f	742.7E6	497.7E6	49921.875	13096.089 #
37)	Toxaphene...	8.073f	0.000	4108469	0	124.731	N.D. #
38)	Toxaphene...	8.435	8.835	712668	683162	10.280	9.713
39)	Toxaphene...	8.679f	8.879	1078460	831463	14.491	6.979 #
40)	Toxaphene...	8.868f	9.075	18678	908964	0.315	13.194 #
41)	Toxaphene...	8.960	9.447	486.2E6	122200	7222.109	1.632 #
42)	Toxaphene...	0.000	0.000	0	0	N.D.	N.D.

(f)=RT Delta > 1/2 Window (#)=Amounts differ by > 25% (m)=manual int.

Quantitation Report (Not Reviewed)

Data Path : C:\msdchem\1\data\2020-10\0J15061\REQUANT\  
Data File : ECD8-10152025.D  
Signal(s) : Signal #1: ECD1A.ch Signal #2: ECD2B.ch  
Acq On : 15 Oct 2020 23:46  
Operator : MJB  
Sample : 0J15061-CALI  
Misc : A20I179, 9-42 200 ppb  
ALS Vial : 22 Sample Multiplier: 1

Integration File signal 1: PEST1.e  
Integration File signal 2: PEST2.e  
Quant Time: Oct 21 14:41:31 2020  
Quant Method : C:\msdchem\1\methods\ECD8\_QUANTPEST\_201015.M  
Quant Title : Instrument: DualECD8  
QLast Update : Tue Oct 20 17:18:04 2020  
Response via : Initial Calibration  
Integrator: ChemStation



Quantitation Report (Not Reviewed)

Data Path : C:\msdchem\1\data\2020-10\0J15061\REQUANT\  
 Data File : ECD8-10152028.D  
 Signal(s) : Signal #1: ECD1A.ch Signal #2: ECD2B.ch  
 Acq On : 16 Oct 2020 00:35  
 Operator : MJB  
 Sample : 0J15061-CALJ  
 Misc : A20J277, CHLOR 10 ppb  
 ALS Vial : 24 Sample Multiplier: 1

MJB 10/20/20

Integration File signal 1: PEST1.e  
 Integration File signal 2: PEST2.e  
 Quant Time: Oct 20 17:34:08 2020  
 Quant Method : C:\msdchem\1\methods\ECD8\_QUANTPEST\_201015.M  
 Quant Title : Instrument: DualECD8  
 QLast Update : Tue Oct 20 17:18:04 2020  
 Response via : Initial Calibration  
 Integrator: ChemStation

Compound		RT#1	RT#2	Resp#1	Resp#2	ng/mL	ng/mL
-----							
System Monitoring Compounds							
1) S	TCMX (S)	0.000	6.006	0	221308	N.D.	0.055 #
22) S	DCBP (S)	9.905	10.509	173374	69161	BelowCal	0.029
Target Compounds							
2)	a-BHC	6.212f	6.587	17226	24795	0.004	0.005 #
3)	g-BHC	6.519	6.903	39463	47365	0.010	0.010
4)	b-BHC	6.611	6.973	76764	39883	0.049	0.020 #
5)	Heptachlor	6.919	7.273	1986647	2146157	0.489	0.469
6)	d-BHC	6.764	7.217	125725	88056	0.099	0.089
7)	Aldrin	7.176	7.534	15808	20583	0.004	0.005
8)	Heptachlo...	7.629	7.973	338221	67850	0.093	0.017 #
9)	trans-Chl...	7.726	8.111	4101623	4425582	1.114	1.112
10)	cis-Chlor...	7.820	8.217	4385167	4119232	1.211	1.062
11)	Endosulfa...	7.940	8.281	123062	81765	0.036	0.023 #
12)	4,4'-DDE	7.884	8.318	200071	133912	0.063	0.087 #
13)	Dieldrin	8.114	8.468	130374	397390	0.035	0.120 #
14)	Endrin	8.259	8.689	71386	125823	0.026	0.075 #
15)	4,4'-DDD	8.287	8.736	833739	986216	0.307	0.347
16)	Endosulfa...	8.430	8.826	79988	111565	0.027	0.034 #
17)	4,4'-DDT	8.502	8.948	97970	126064	0.071	0.110 #
18)	Endrin Al...	8.728	9.072	135716	100247	BelowCal	BelowCal
19)	Endosulfa...	9.032	9.265	224182	176094	0.075	0.053 #
20)	Methoxychlor	8.838	9.424	35161	54726	0.026	BelowCal #
21)	Endrin Ke...	9.234	9.658	164530	238435	0.044	0.061 #
23)	Hexachlor...	0.000	3.717	0	51548	N.D.	BelowCal
24)	Hexachlor...	6.068	6.452	54295	57452	0.016	0.014
25)	Oxychlorane	7.551	7.904	33845	46935	0.010	0.013 #
26)	2,4'-DDE	7.629	8.111	338221	4425582	0.157	1.799 #
27)	trans-Non...	7.820	8.177	4385167	3611207	1.203	0.903
28)	2,4'-DDD	8.005	8.468	127856	397390	0.066	0.174 #
29)	2,4'-DDT	8.200	8.689	6670	125823	0.003	BelowCal #

Quantitation Report (Not Reviewed)

Data Path : C:\msdchem\1\data\2020-10\0J15061\REQUANT\  
 Data File : ECD8-10152028.D  
 Signal(s) : Signal #1: ECD1A.ch Signal #2: ECD2B.ch  
 Acq On : 16 Oct 2020 00:35  
 Operator : MJB  
 Sample : 0J15061-CALJ  
 Misc : A20J277, CHLOR 10 ppb  
 ALS Vial : 24 Sample Multiplier: 1

Integration File signal 1: PEST1.e  
 Integration File signal 2: PEST2.e  
 Quant Time: Oct 20 17:34:08 2020  
 Quant Method : C:\msdchem\1\methods\ECD8\_QUANTPEST\_201015.M  
 Quant Title : Instrument: DualECD8  
 QLast Update : Tue Oct 20 17:18:04 2020  
 Response via : Initial Calibration  
 Integrator: ChemStation

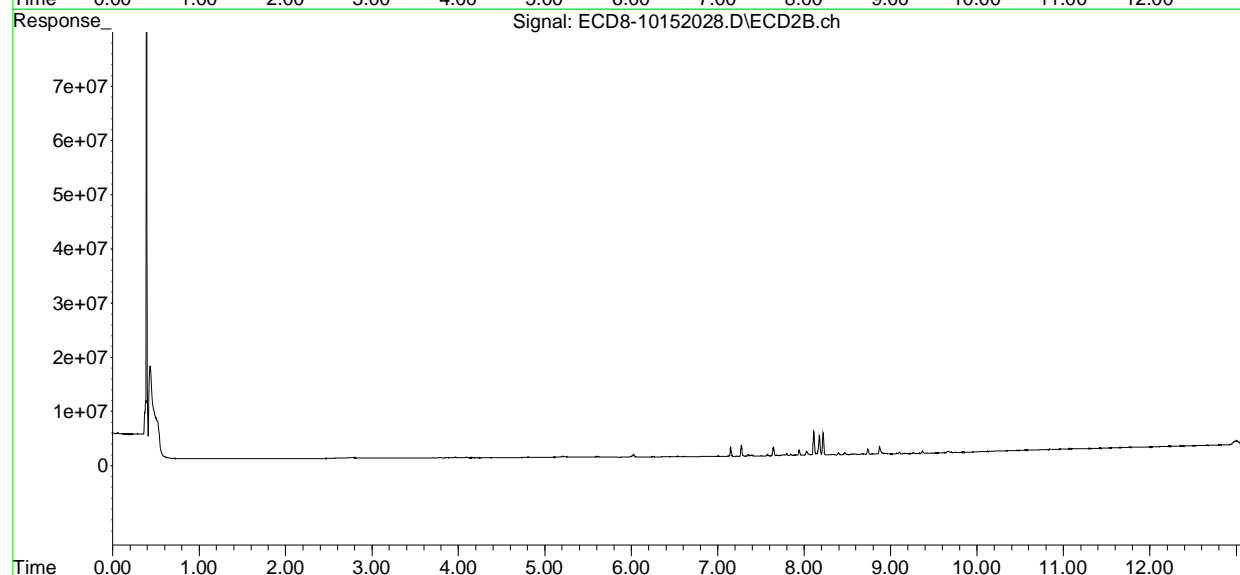
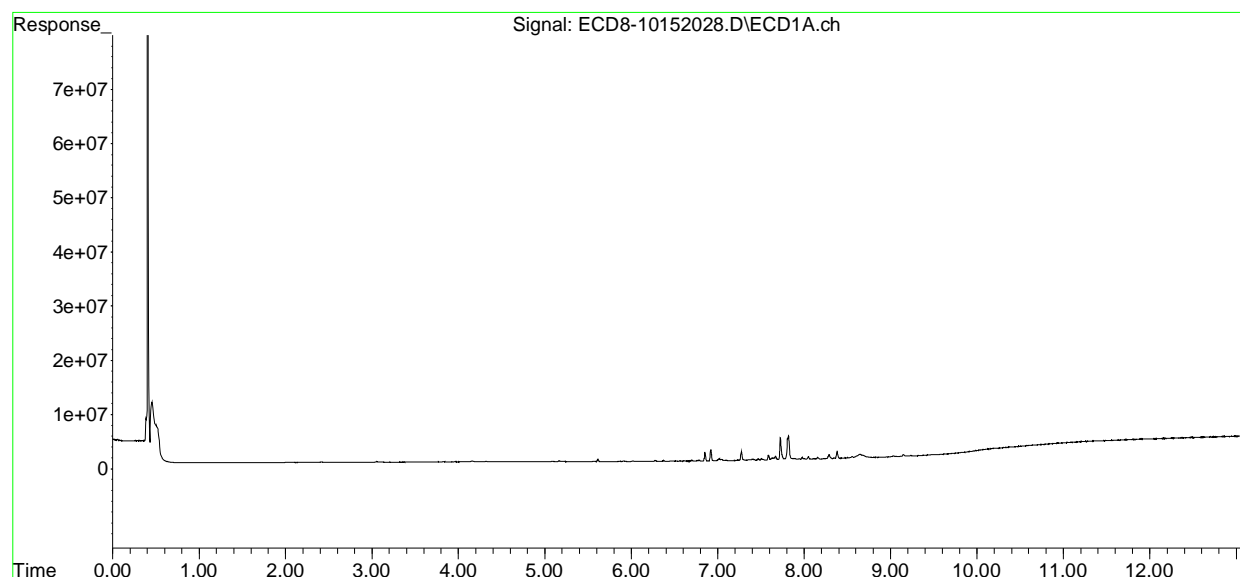
	Compound	RT#1	RT#2	Resp#1	Resp#2	ng/mL	ng/mL
30)	cis-Nonac...	8.287	8.736	833739	986216	0.209	0.227
31)	Mirex	8.965	9.658	23549	238435	BelowCal	BelowCal
32)	Chlordane...	7.726	8.111	4101623	4425582	9.957	9.085
33)	Chlordane...	7.820	8.217	4385167	4119232	10.462	9.950
34)	Chlordane...	8.380	8.873	1337616	1424459	10.373	10.532
35)	Chlordane...	0.000	0.000	0	0	N.D.	N.D.
36)	Toxaphene...	7.820	8.468f	4385167	397390	294.766	10.456 #
37)	Toxaphene...	8.114	8.789	130374	131453	3.958	2.788 #
38)	Toxaphene...	8.430	8.826	79988	111565	1.154	1.586 #
39)	Toxaphene...	8.644	8.873	705741	1424459	9.483	11.957 #
40)	Toxaphene...	8.868f	9.072	17081	100247	0.288	1.455 #
41)	Toxaphene...	8.965	9.448	23549	28584	0.350	0.382
42)	Toxaphene...	0.000	0.000	0	0	N.D.	N.D.

(f)=RT Delta > 1/2 Window (#)=Amounts differ by > 25% (m)=manual int.

Quantitation Report (Not Reviewed)

Data Path : C:\msdchem\1\data\2020-10\0J15061\REQUANT\  
Data File : ECD8-10152028.D  
Signal(s) : Signal #1: ECD1A.ch Signal #2: ECD2B.ch  
Acq On : 16 Oct 2020 00:35  
Operator : MJB  
Sample : 0J15061-CALJ  
Misc : A20J277, CHLOR 10 ppb  
ALS Vial : 24 Sample Multiplier: 1

Integration File signal 1: PEST1.e  
Integration File signal 2: PEST2.e  
Quant Time: Oct 20 17:34:08 2020  
Quant Method : C:\msdchem\1\methods\ECD8\_QUANTPEST\_201015.M  
Quant Title : Instrument: DualECD8  
QLast Update : Tue Oct 20 17:18:04 2020  
Response via : Initial Calibration  
Integrator: ChemStation



Quantitation Report (Not Reviewed)

Data Path : C:\msdchem\1\data\2020-10\0J15061\REQUANT\  
 Data File : ECD8-10152029.D  
 Signal(s) : Signal #1: ECD1A.ch Signal #2: ECD2B.ch  
 Acq On : 16 Oct 2020 00:52  
 Operator : MJB  
 Sample : 0J15061-CALK  
 Misc : A20F057, CHLOR 50 ppb  
 ALS Vial : 25 Sample Multiplier: 1

MJB 10/20/20

Integration File signal 1: PEST1.e  
 Integration File signal 2: PEST2.e  
 Quant Time: Oct 20 17:34:52 2020  
 Quant Method : C:\msdchem\1\methods\ECD8\_QUANTPEST\_201015.M  
 Quant Title : Instrument: DualECD8  
 QLast Update : Tue Oct 20 17:18:04 2020  
 Response via : Initial Calibration  
 Integrator: ChemStation

Compound	RT#1	RT#2	Resp#1	Resp#2	ng/mL	ng/mL
-----						
System Monitoring Compounds						
1) S TCMX (S)	0.000	5.989	0	33174	N.D.	0.008 #
22) S DCBP (S)	0.000	10.529f	0	65966	N.D.	0.027 #
Target Compounds						
2) a-BHC	6.254f	6.615f	23129	580064	0.005	0.108 #
3) g-BHC	6.524	6.912	33804	252216	0.008	0.054 #
4) b-BHC	6.611	6.970	274416	45275	0.176	0.023 #
5) Heptachlor	6.919	7.273	8991697	9384897	2.216	2.050
6) d-BHC	6.764	7.214	344304	120082	0.170	0.097 #
7) Aldrin	7.175	7.548	112488	123992	0.029	0.029
8) Heptachlo...	7.635	7.989	1426113	548176	0.390	0.137 #
9) trans-Chl...	7.725	8.111	19538919	22190571	5.306	5.575
10) cis-Chlor...	7.820	8.217	20854744	18468542	5.757	4.760
11) Endosulfa...	7.940	8.281	514148	311801	0.151	0.087 #
12) 4,4'-DDE	7.885	8.317	669544	549016	0.212	0.210
13) Dieldrin	8.112	8.468	640327	1811484	0.170	0.490 #
14) Endrin	8.286	8.688	3694204	504303	1.347	0.222 #
15) 4,4'-DDD	8.286	8.736	3694204	3883327	1.358	1.357
16) Endosulfa...	8.426	8.826	413884	483861	0.141	0.149
17) 4,4'-DDT	8.471f	8.947	123263	375579	0.082	0.203 #
18) Endrin Al...	8.741	9.072	103937	183457	BelowCal	BelowCal
19) Endosulfa...	9.029	9.266	334776	62674	0.112	0.019 #
20) Methoxychlor	8.839	9.425	82567	21885	0.060	BelowCal #
21) Endrin Ke...	9.236	9.658	69829	302682	0.019	0.077 #
23) Hexachlor...	0.000	3.715	0	36748	N.D.	BelowCal
24) Hexachlor...	6.066	6.451	24859	29266	0.007	0.007
25) Oxychlorane	7.584f	7.885	3823638	260960	1.174	0.073 #
26) 2,4'-DDE	7.635	8.083	1426113	565479	0.662	0.230 #
27) trans-Non...	7.820	8.176	20854744	16292621	5.721	4.074 #
28) 2,4'-DDD	8.003	8.468	547005	1811484	0.282	0.792 #
29) 2,4'-DDT	8.158f	8.688	1450498	504303	0.667	0.104 #



Quantitation Report (Not Reviewed)

Data Path : C:\msdchem\1\data\2020-10\0J15061\REQUANT\  
 Data File : ECD8-10152029.D  
 Signal(s) : Signal #1: ECD1A.ch Signal #2: ECD2B.ch  
 Acq On : 16 Oct 2020 00:52  
 Operator : MJB  
 Sample : 0J15061-CALK  
 Misc : A20F057, CHLOR 50 ppb  
 ALS Vial : 25 Sample Multiplier: 1

Integration File signal 1: PEST1.e  
 Integration File signal 2: PEST2.e  
 Quant Time: Oct 20 17:34:52 2020  
 Quant Method : C:\msdchem\1\methods\ECD8\_QUANTPEST\_201015.M  
 Quant Title : Instrument: DualECD8  
 QLast Update : Tue Oct 20 17:18:04 2020  
 Response via : Initial Calibration  
 Integrator: ChemStation

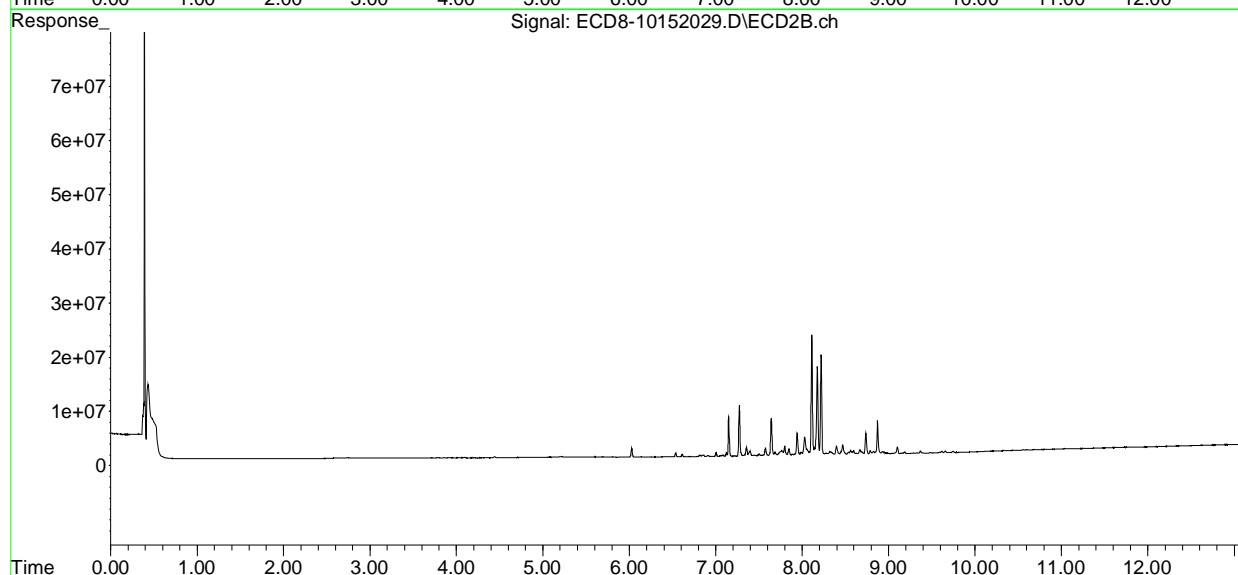
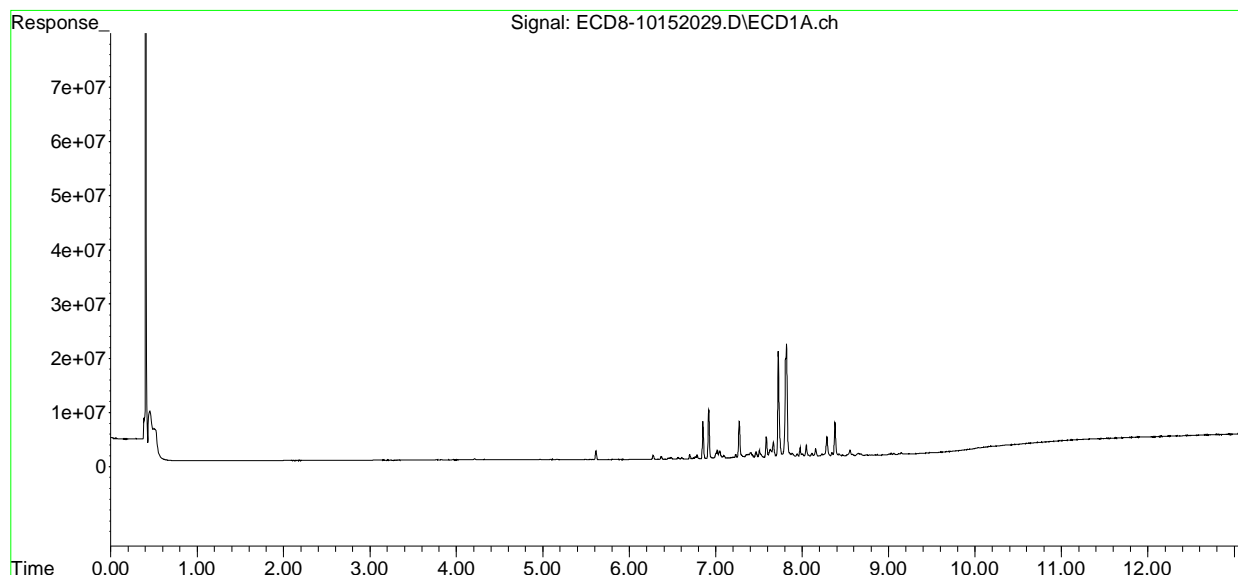
	Compound	RT#1	RT#2	Resp#1	Resp#2	ng/mL	ng/mL
30)	cis-Nonac...	8.286	8.736	3694204	3883327	0.926	0.895
31)	Mirex	8.964	9.658	19461	302682	BelowCal	BelowCal
32)	Chlordane...	7.725	8.111	19538919	22190571	47.430	45.553
33)	Chlordane...	7.820	8.217	20854744	18468542	49.754	44.610
34)	Chlordane...	8.379	8.873	6256198	6150473	48.514	45.475
35)	Chlordane...	0.000	0.000	0	0	N.D.	N.D.
36)	Toxaphene...	7.820	8.468f	20854744	1811484	1401.833	47.664 #
37)	Toxaphene...	8.112	8.789	640327	611009	19.440	12.960 #
38)	Toxaphene...	8.426	8.826	413884	483861	5.970	6.880
39)	Toxaphene...	8.649	8.873	456959	6150473	6.140	51.627 #
40)	Toxaphene...	8.869f	9.072	105054	183457	1.770	2.663 #
41)	Toxaphene...	8.964	9.449	19461	10590	0.289	0.141 #
42)	Toxaphene...	0.000	0.000	0	0	N.D.	N.D.

(f)=RT Delta > 1/2 Window (#)=Amounts differ by > 25% (m)=manual int.

Quantitation Report (Not Reviewed)

Data Path : C:\msdchem\1\data\2020-10\0J15061\REQUANT\  
Data File : ECD8-10152029.D  
Signal(s) : Signal #1: ECD1A.ch Signal #2: ECD2B.ch  
Acq On : 16 Oct 2020 00:52  
Operator : MJB  
Sample : 0J15061-CALK  
Misc : A20F057, CHLOR 50 ppb  
ALS Vial : 25 Sample Multiplier: 1

Integration File signal 1: PEST1.e  
Integration File signal 2: PEST2.e  
Quant Time: Oct 20 17:34:52 2020  
Quant Method : C:\msdchem\1\methods\ECD8\_QUANTPEST\_201015.M  
Quant Title : Instrument: DualECD8  
QLast Update : Tue Oct 20 17:18:04 2020  
Response via : Initial Calibration  
Integrator: ChemStation



Quantitation Report (Not Reviewed)

Data Path : C:\msdchem\1\data\2020-10\0J15061\REQUANT\  
 Data File : ECD8-10152030.D  
 Signal(s) : Signal #1: ECD1A.ch Signal #2: ECD2B.ch  
 Acq On : 16 Oct 2020 1:08  
 Operator : MJB  
 Sample : 0J15061-CALL  
 Misc : A20F058, CHLOR 100 ppb  
 ALS Vial : 26 Sample Multiplier: 1

MJB 10/20/20

Integration File signal 1: PEST1.e  
 Integration File signal 2: PEST2.e  
 Quant Time: Oct 20 17:35:02 2020  
 Quant Method : C:\msdchem\1\methods\ECD8\_QUANTPEST\_201015.M  
 Quant Title : Instrument: DualECD8  
 QLast Update : Tue Oct 20 17:18:04 2020  
 Response via : Initial Calibration  
 Integrator: ChemStation

Compound	RT#1	RT#2	Resp#1	Resp#2	ng/mL	ng/mL
-----						
System Monitoring Compounds						
1) S TCMX (S)	5.680	5.963f	20660	23665	0.006	0.006
22) S DCBP (S)	9.905	10.473f	199559	73652	BelowCal	0.030
Target Compounds						
2) a-BHC	6.258f	6.577	54537	18735	0.012	0.004 #
3) g-BHC	6.528	6.912	49575	493025	0.012	0.106 #
4) b-BHC	6.611	6.971	517801	54950	0.332	0.028 #
5) Heptachlor	6.920	7.272	18093909	20519528	4.458	4.483
6) d-BHC	6.765	7.213	608290	177077	0.256	0.111 #
7) Aldrin	7.180	7.500f	251385	752437	0.064	0.176 #
8) Heptachlo...	7.635	7.989	2867507	1101957	0.784	0.274 #
9) trans-Chl...	7.725	8.110	40102111	46516148	10.889	11.687
10) cis-Chlor...	7.819	8.216	40925321	39446568	11.298	10.167
11) Endosulfa...	7.939	8.282	1068395	703497	0.314	0.196 #
12) 4,4'-DDE	7.884	8.316	1315261	1068876	0.417	0.363
13) Dieldrin	8.112	8.468	1346652	3842608	0.358	1.020 #
14) Endrin	8.286	8.688	7134309	1003287	2.602	0.414 #
15) 4,4'-DDD	8.286	8.735	7134309	7621823	2.623	2.655
16) Endosulfa...	8.426	8.825	895588	1003790	0.304	0.308
17) 4,4'-DDT	8.469f	8.947	349089	758528	0.172	0.345 #
18) Endrin Al...	8.741	9.100f	229587	2393213	BelowCal	0.549
19) Endosulfa...	9.030	9.265	581129	59892	0.194	0.018 #
20) Methoxychlor	8.840	9.419	195441	44271	0.142	BelowCal #
21) Endrin Ke...	9.238	9.658	76462	522438	0.021	0.134 #
23) Hexachlor...	0.000	3.717	0	43921	N.D.	BelowCal
24) Hexachlor...	6.064	6.422f	29854	110566	0.009	0.027 #
25) Oxychlorane	7.584f	7.883	7690311	537030	2.362	0.150 #
26) 2,4'-DDE	7.635	8.110	2867507	46516148	1.332	18.912 #
27) trans-Non...	7.819	8.176	40925321	34061650	11.227	8.517
28) 2,4'-DDD	8.002	8.468	1148787	3842608	0.591	1.680 #
29) 2,4'-DDT	8.198	8.688	349223	1003287	0.161	0.343 #

Quantitation Report (Not Reviewed)

Data Path : C:\msdchem\1\data\2020-10\0J15061\REQUANT\  
 Data File : ECD8-10152030.D  
 Signal(s) : Signal #1: ECD1A.ch Signal #2: ECD2B.ch  
 Acq On : 16 Oct 2020 1:08  
 Operator : MJB  
 Sample : 0J15061-CALL  
 Misc : A20F058, CHLOR 100 ppb  
 ALS Vial : 26 Sample Multiplier: 1

Integration File signal 1: PEST1.e  
 Integration File signal 2: PEST2.e  
 Quant Time: Oct 20 17:35:02 2020  
 Quant Method : C:\msdchem\1\methods\ECD8\_QUANTPEST\_201015.M  
 Quant Title : Instrument: DualECD8  
 QLast Update : Tue Oct 20 17:18:04 2020  
 Response via : Initial Calibration  
 Integrator: ChemStation

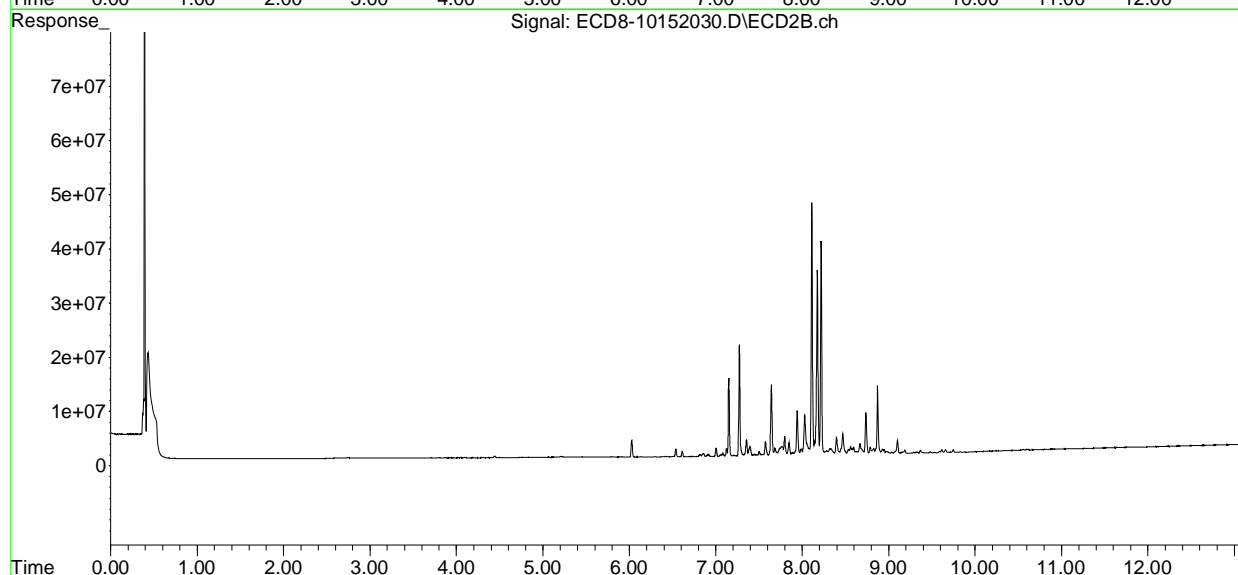
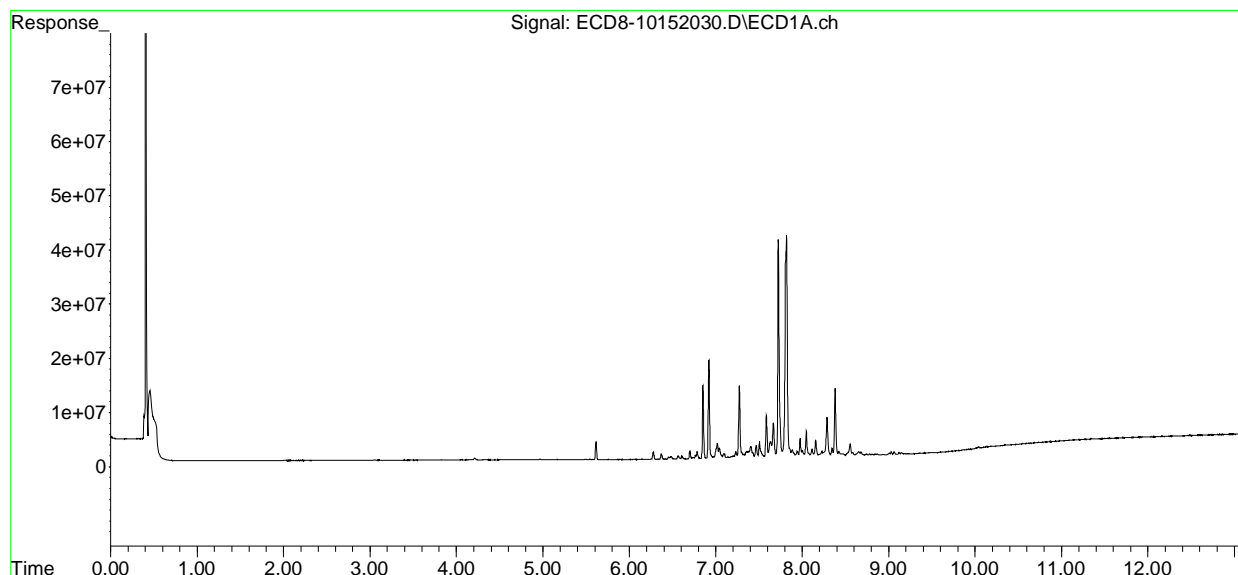
	Compound	RT#1	RT#2	Resp#1	Resp#2	ng/mL	ng/mL
30)	cis-Nonac...	8.286	8.735	7134309	7621823	1.788	1.756
31)	Mirex	8.971	9.658	3477	522438	BelowCal	BelowCal
32)	Chlordane...	7.725	8.110	40102111	46516148	97.346	95.488
33)	Chlordane...	7.819	8.216	40925321	39446568	97.637	95.281
34)	Chlordane...	8.379	8.872	12465253	12535896	96.663	92.687
35)	Chlordane...	0.000	0.000	0	0	N.D.	N.D.
36)	Toxaphene...	7.819	8.468f	40925321	3842608	2750.954	101.106 #
37)	Toxaphene...	8.112	8.788	1346652	1280764	40.884	27.167 #
38)	Toxaphene...	8.426	8.825	895588	1003790	12.919	14.272
39)	Toxaphene...	8.651	8.872	748684	12535896	10.060	105.227 #
40)	Toxaphene...	8.869f	9.039f	218849	240755	3.687	3.495
41)	Toxaphene...	8.971	9.449	3477	26950	0.052	0.360 #
42)	Toxaphene...	0.000	0.000	0	0	N.D.	N.D.

(f)=RT Delta > 1/2 Window (#)=Amounts differ by > 25% (m)=manual int.

Quantitation Report (Not Reviewed)

Data Path : C:\msdchem\1\data\2020-10\0J15061\REQUANT\  
Data File : ECD8-10152030.D  
Signal(s) : Signal #1: ECD1A.ch Signal #2: ECD2B.ch  
Acq On : 16 Oct 2020 1:08  
Operator : MJB  
Sample : 0J15061-CALL  
Misc : A20F058, CHLOR 100 ppb  
ALS Vial : 26 Sample Multiplier: 1

Integration File signal 1: PEST1.e  
Integration File signal 2: PEST2.e  
Quant Time: Oct 20 17:35:02 2020  
Quant Method : C:\msdchem\1\methods\ECD8\_QUANTPEST\_201015.M  
Quant Title : Instrument: DualECD8  
QLast Update : Tue Oct 20 17:18:04 2020  
Response via : Initial Calibration  
Integrator: ChemStation



Quantitation Report (Not Reviewed)

Data Path : C:\msdchem\1\data\2020-10\0J15061\REQUANT\  
 Data File : ECD8-10152031.D  
 Signal(s) : Signal #1: ECD1A.ch Signal #2: ECD2B.ch  
 Acq On : 16 Oct 2020 1:24  
 Operator : MJB  
 Sample : 0J15061-CALM  
 Misc : A20F059, CHLOR 200 ppb  
 ALS Vial : 27 Sample Multiplier: 1

MJB 10/20/20

Integration File signal 1: PEST1.e  
 Integration File signal 2: PEST2.e  
 Quant Time: Oct 20 17:35:10 2020  
 Quant Method : C:\msdchem\1\methods\ECD8\_QUANTPEST\_201015.M  
 Quant Title : Instrument: DualECD8  
 QLast Update : Tue Oct 20 17:18:04 2020  
 Response via : Initial Calibration  
 Integrator: ChemStation

Compound	RT#1	RT#2	Resp#1	Resp#2	ng/mL	ng/mL
-----						
System Monitoring Compounds						
1) S TCMX (S)	5.681	5.961f	31459	27231	0.009	0.007
22) S DCBP (S)	9.919	10.470f	296432	101108	BelowCal	0.042
Target Compounds						
2) a-BHC	6.225	6.615f	38484	1981545	0.008	0.370 #
3) g-BHC	6.530	6.912	70116	906084	0.017	0.195 #
4) b-BHC	6.611	6.953	973165	148972	0.623	0.076 #
5) Heptachlor	6.918	7.272	37810761	41611295	9.316	9.092
6) d-BHC	6.765	7.213	1109130	350439	0.419	0.154 #
7) Aldrin	7.175	7.500f	584213	1549820	0.149	0.363 #
8) Heptachlo...	7.634	7.989	5621933	2211943	1.538	0.551 #
9) trans-Chl...	7.723	8.110	83839566	95919284	22.766	24.099
10) cis-Chlor...	7.819	8.217	83684527	81115667	23.103	20.908
11) Endosulfa...	7.939	8.282	2223566	1584161	0.654	0.440 #
12) 4,4'-DDE	7.883	8.315	2536038	2230150	0.805	0.706
13) Dieldrin	8.111	8.467	2734489	8368576	0.728	2.199 #
14) Endrin	8.286	8.688	14566305	2105793	5.312	0.840 #
15) 4,4'-DDD	8.286	8.735	14566305	15298762	5.356	5.299
16) Endosulfa...	8.425	8.825	1843694	2198745	0.626	0.675
17) 4,4'-DDT	8.470f	8.947	797744	1545792	0.352	0.636 #
18) Endrin Al...	8.740	9.100f	466107	4685425	BelowCal	1.335
19) Endosulfa...	9.029	9.265	1100818	139424	0.368	0.042 #
20) Methoxychlor	8.839	9.422	416130	115004	0.302	0.031 #
21) Endrin Ke...	9.237	9.657	101374	1006446	0.027	0.258 #
23) Hexachlor...	3.475	3.716	14721	39636	BelowCal	BelowCal
24) Hexachlor...	6.057	6.478f	61999	64875	0.018	0.016
25) Oxychlorane	7.583f	7.884	15774576	1110879	4.845	0.311 #
26) 2,4'-DDE	7.634	8.110	5621933	95919284	2.611	38.999 #
27) trans-Non...	7.819	8.176	83684527	71289498	22.957	17.825
28) 2,4'-DDD	8.002	8.467	2329243	8368576	1.199	3.659 #
29) 2,4'-DDT	8.157f	8.688	6477923	2105793	2.979	0.871 #

Quantitation Report (Not Reviewed)

Data Path : C:\msdchem\1\data\2020-10\0J15061\REQUANT\  
 Data File : ECD8-10152031.D  
 Signal(s) : Signal #1: ECD1A.ch Signal #2: ECD2B.ch  
 Acq On : 16 Oct 2020 1:24  
 Operator : MJB  
 Sample : 0J15061-CALM  
 Misc : A20F059, CHLOR 200 ppb  
 ALS Vial : 27 Sample Multiplier: 1

Integration File signal 1: PEST1.e  
 Integration File signal 2: PEST2.e  
 Quant Time: Oct 20 17:35:10 2020  
 Quant Method : C:\msdchem\1\methods\ECD8\_QUANTPEST\_201015.M  
 Quant Title : Instrument: DualECD8  
 QLast Update : Tue Oct 20 17:18:04 2020  
 Response via : Initial Calibration  
 Integrator: ChemStation

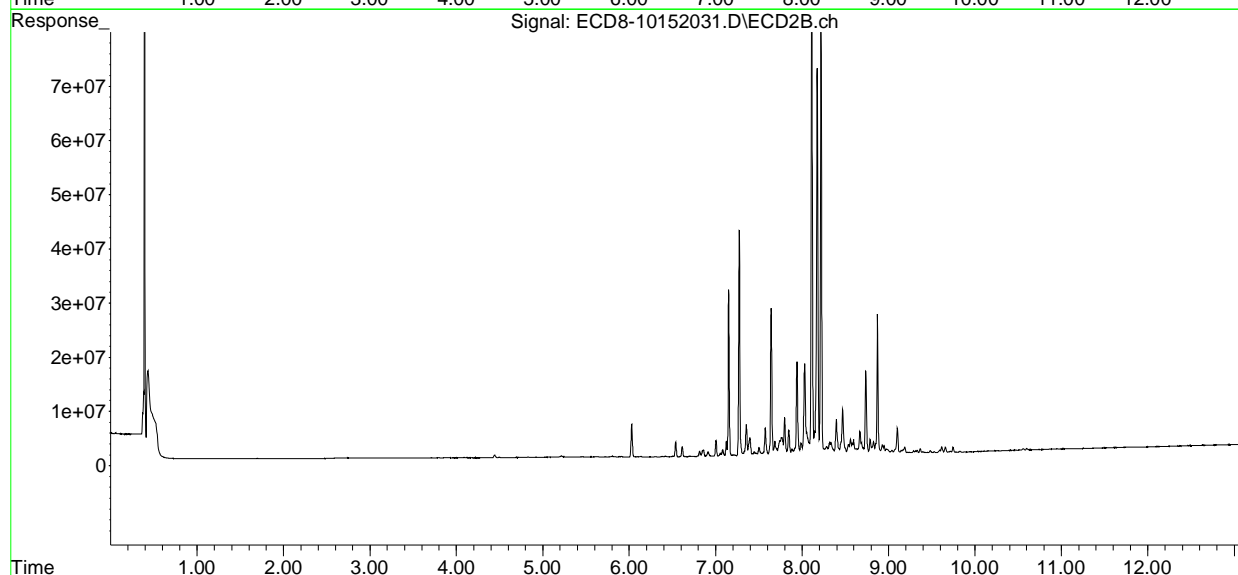
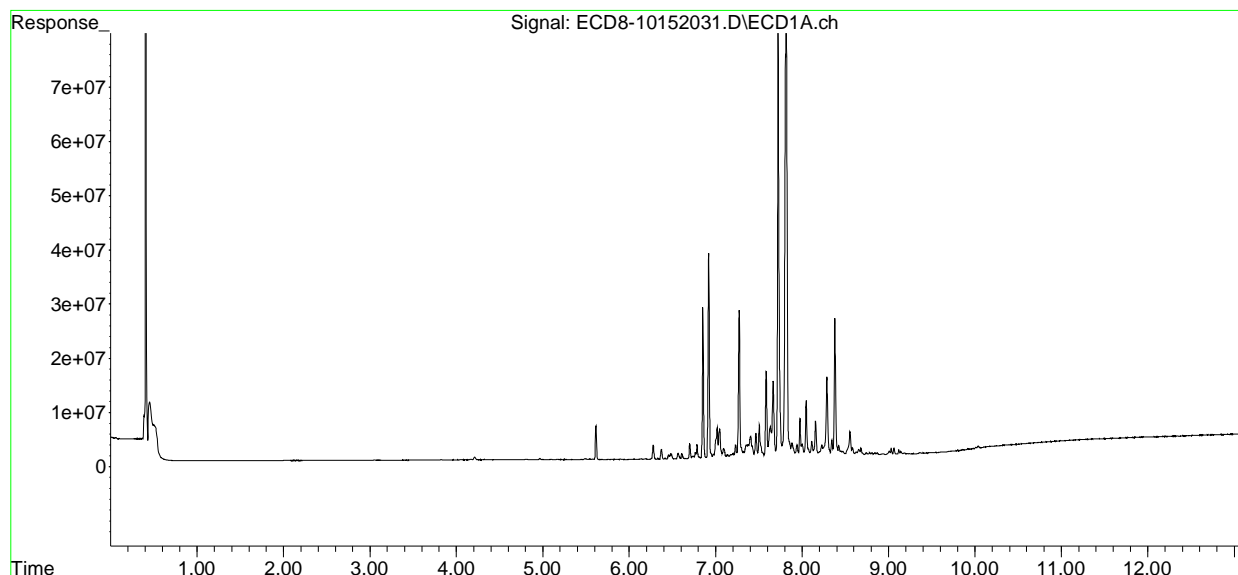
	Compound	RT#1	RT#2	Resp#1	Resp#2	ng/mL	ng/mL
30)	cis-Nonac...	8.286	8.735	14566305	15298762	3.651	3.525
31)	Mirex	8.929f	9.657	173275	1006446	BelowCal	0.088
32)	Chlordane...	7.723	8.110	83839566	95919284	203.517	196.903
33)	Chlordane...	7.819	8.217	83684527	81115667	199.648	195.931
34)	Chlordane...	8.378	8.872	25372320	25782833	196.751	190.631
35)	Chlordane...	0.000	0.000	0	0	N.D.	N.D.
36)	Toxaphene...	7.819	8.467f	83684527	8368576	5625.180	220.193 #
37)	Toxaphene...	8.111	8.789	2734489	2633442	83.018	55.859 #
38)	Toxaphene...	8.425	8.825	1843694	2198745	26.596	31.262
39)	Toxaphene...	8.653	8.872	1104477	25782833	14.841	216.422 #
40)	Toxaphene...	8.869f	9.038f	462389	570311	7.789	8.279
41)	Toxaphene...	8.929f	9.450	173275	109397	2.574	1.461 #
42)	Toxaphene...	0.000	0.000	0	0	N.D.	N.D.

(f)=RT Delta > 1/2 Window (#)=Amounts differ by > 25% (m)=manual int.

Quantitation Report (Not Reviewed)

Data Path : C:\msdchem\1\data\2020-10\0J15061\REQUANT\  
Data File : ECD8-10152031.D  
Signal(s) : Signal #1: ECD1A.ch Signal #2: ECD2B.ch  
Acq On : 16 Oct 2020 1:24  
Operator : MJB  
Sample : 0J15061-CALM  
Misc : A20F059, CHLOR 200 ppb  
ALS Vial : 27 Sample Multiplier: 1

Integration File signal 1: PEST1.e  
Integration File signal 2: PEST2.e  
Quant Time: Oct 20 17:35:10 2020  
Quant Method : C:\msdchem\1\methods\ECD8\_QUANTPEST\_201015.M  
Quant Title : Instrument: DualECD8  
QLast Update : Tue Oct 20 17:18:04 2020  
Response via : Initial Calibration  
Integrator: ChemStation





Quantitation Report (Not Reviewed)

Data Path : C:\msdchem\1\data\2020-10\0J15061\REQUANT\  
 Data File : ECD8-10152032.D  
 Signal(s) : Signal #1: ECD1A.ch Signal #2: ECD2B.ch  
 Acq On : 16 Oct 2020 1:41  
 Operator : MJB  
 Sample : 0J15061-CALN  
 Misc : A20F060, CHLOR 500 ppb  
 ALS Vial : 28 Sample Multiplier: 1

MJB 10/20/20

Integration File signal 1: PEST1.e  
 Integration File signal 2: PEST2.e  
 Quant Time: Oct 20 17:35:18 2020  
 Quant Method : C:\msdchem\1\methods\ECD8\_QUANTPEST\_201015.M  
 Quant Title : Instrument: DualECD8  
 QLast Update : Tue Oct 20 17:18:04 2020  
 Response via : Initial Calibration  
 Integrator: ChemStation

Compound	RT#1	RT#2	Resp#1	Resp#2	ng/mL	ng/mL
-----						
System Monitoring Compounds						
1) S TCMX (S)	5.681	6.001	110799	116318	0.031	0.029
22) S DCBP (S)	9.921	10.507	424514	68123	BelowCal	0.028
Target Compounds						
2) a-BHC	6.223	6.614f	79840	4224724	0.017	0.790 #
3) g-BHC	6.530	6.912	205799	2103527	0.051	0.452 #
4) b-BHC	6.610	6.964	2242528	279901	1.437	0.143 #
5) Heptachlor	6.918	7.272	92217127	101.7E6	22.722	22.216
6) d-BHC	6.764	7.211	2561930	726297	0.892	0.247 #
7) Aldrin	7.175	7.545	1455495	1354986	0.371	0.317
8) Heptachlo...	7.634	7.988	14127912	5379798	3.864	1.340 #
9) trans-Chl...	7.723	8.109	209.0E6	255.1E6	56.764	64.103
10) cis-Chlor...	7.818	8.216	206.6E6	207.8E6	57.034	53.554
11) Endosulfa...	7.938	8.281	5464012	3658127	1.606	1.017 #
12) 4,4'-DDE	7.882	8.315	6165178	5290134	1.957	1.606
13) Dieldrin	8.110	8.466	6569286	21901890	1.749	5.699 #
14) Endrin	8.285	8.686	35687502	4863760	13.014	1.901 #
15) 4,4'-DDD	8.285	8.734	35687502	38638907	13.122	13.168
16) Endosulfa...	8.425	8.823	4512772	5150741	1.532	1.582
17) 4,4'-DDT	8.496	8.946	991069	3787211	0.429	1.464 #
18) Endrin Al...	8.740	9.099f	1240449	11436414	0.137	3.645 #
19) Endosulfa...	9.029	9.243f	2575717	468116	0.862	0.141 #
20) Methoxychlor	8.839	9.420	1146618	310246	0.833	0.170 #
21) Endrin Ke...	9.237	9.656	188435	2246036	0.051	0.575 #
23) Hexachlor...	3.438f	3.700	17291	22765	BelowCal	BelowCal
24) Hexachlor...	6.069	6.422f	114292	421085	0.034	0.104 #
25) Oxychlorane	7.582f	7.883	39906229	2641914	12.257	0.740 #
26) 2,4'-DDE	7.634	8.109	14127912	255.1E6	6.561	103.736 #
27) trans-Non...	7.818	8.175	206.6E6	177.4E6	56.675	44.369
28) 2,4'-DDD	8.001	8.466	5749963	21901890	2.960	9.576 #
29) 2,4'-DDT	8.156f	8.686	15530262	4863760	7.142	2.187 #

Quantitation Report (Not Reviewed)

Data Path : C:\msdchem\1\data\2020-10\0J15061\REQUANT\  
 Data File : ECD8-10152032.D  
 Signal(s) : Signal #1: ECD1A.ch Signal #2: ECD2B.ch  
 Acq On : 16 Oct 2020 1:41  
 Operator : MJB  
 Sample : 0J15061-CALN  
 Misc : A20F060, CHLOR 500 ppb  
 ALS Vial : 28 Sample Multiplier: 1

Integration File signal 1: PEST1.e  
 Integration File signal 2: PEST2.e  
 Quant Time: Oct 20 17:35:18 2020  
 Quant Method : C:\msdchem\1\methods\ECD8\_QUANTPEST\_201015.M  
 Quant Title : Instrument: DualECD8  
 QLast Update : Tue Oct 20 17:18:04 2020  
 Response via : Initial Calibration  
 Integrator: ChemStation

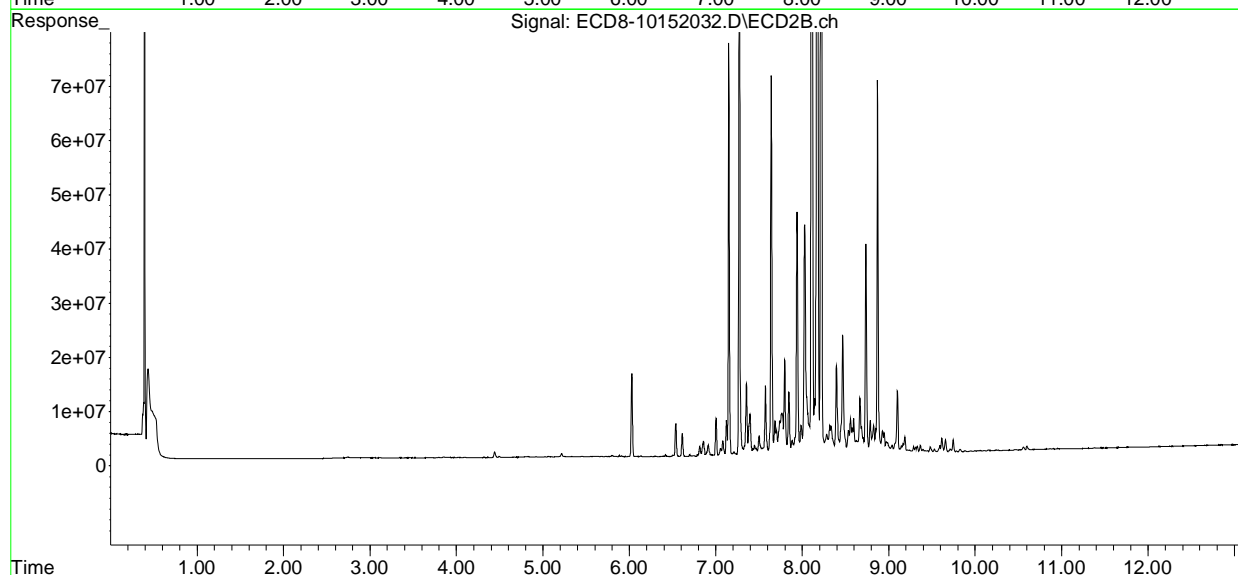
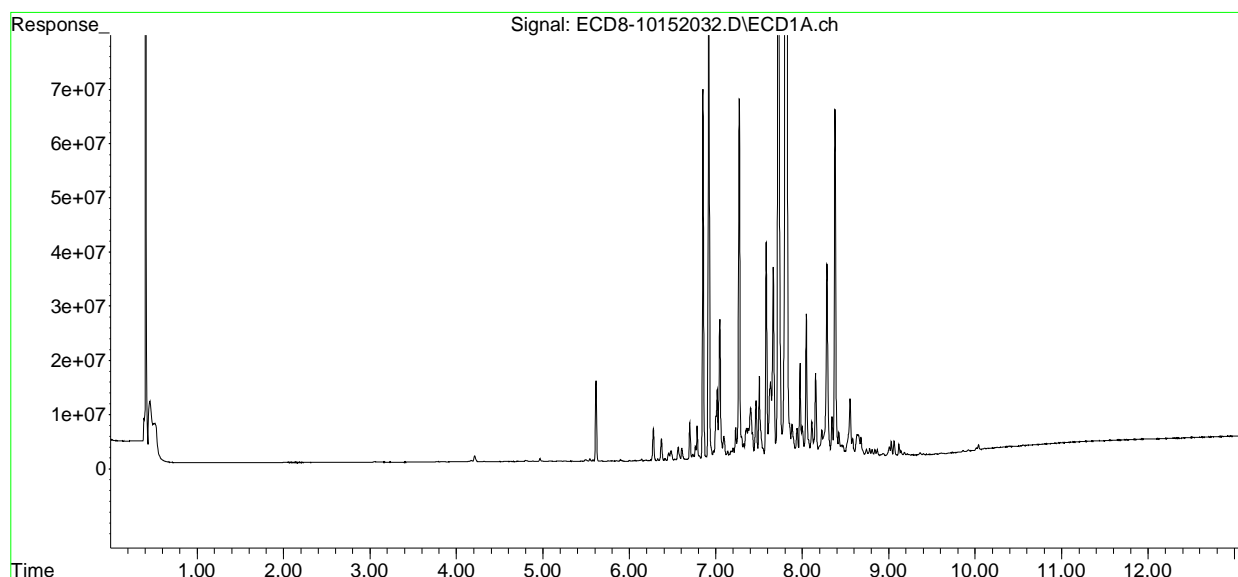
	Compound	RT#1	RT#2	Resp#1	Resp#2	ng/mL	ng/mL
30)	cis-Nonac...	8.285	8.734	35687502	38638907	8.945	8.902
31)	Mirex	8.938f	9.656	418978	2246036	BelowCal	0.607
32)	Chlordane...	7.723	8.109	209.0E6	255.1E6	507.446	523.757
33)	Chlordane...	7.818	8.216	206.6E6	207.8E6	492.869	501.859
34)	Chlordane...	8.378	8.871	64135607	68754277	497.343	508.349
35)	Chlordane...	0.000	0.000	0	0	N.D.	N.D.
36)	Toxaphene...	7.818	8.466f	206.6E6	21901890	13886.810	576.281 #
37)	Toxaphene...	8.110	8.788	6569286	6082032	199.440	129.009 #
38)	Toxaphene...	8.425	8.823	4512772	5150741	65.097	73.234
39)	Toxaphene...	8.648	8.871	3956278	68754277	53.161	577.125 #
40)	Toxaphene...	8.868f	9.099f	1174027	11436414	19.777	166.009 #
41)	Toxaphene...	8.938f	9.449	418978	293849	6.223	3.924 #
42)	Toxaphene...	0.000	0.000	0	0	N.D.	N.D.

(f)=RT Delta > 1/2 Window (#)=Amounts differ by > 25% (m)=manual int.

Quantitation Report (Not Reviewed)

Data Path : C:\msdchem\1\data\2020-10\0J15061\REQUANT\  
Data File : ECD8-10152032.D  
Signal(s) : Signal #1: ECD1A.ch Signal #2: ECD2B.ch  
Acq On : 16 Oct 2020 1:41  
Operator : MJB  
Sample : 0J15061-CALN  
Misc : A20F060, CHLOR 500 ppb  
ALS Vial : 28 Sample Multiplier: 1

Integration File signal 1: PEST1.e  
Integration File signal 2: PEST2.e  
Quant Time: Oct 20 17:35:18 2020  
Quant Method : C:\msdchem\1\methods\ECD8\_QUANTPEST\_201015.M  
Quant Title : Instrument: DualECD8  
QLast Update : Tue Oct 20 17:18:04 2020  
Response via : Initial Calibration  
Integrator: ChemStation



Quantitation Report (Not Reviewed)

Data Path : C:\msdchem\1\data\2020-10\0J15061\REQUANT\  
 Data File : ECD8-10152033.D  
 Signal(s) : Signal #1: ECD1A.ch Signal #2: ECD2B.ch  
 Acq On : 16 Oct 2020 1:58  
 Operator : MJB  
 Sample : 0J15061-CALO  
 Misc : A20F061, CHLOR 1000 ppb  
 ALS Vial : 29 Sample Multiplier: 1

MJB 10/20/20

Integration File signal 1: PEST1.e  
 Integration File signal 2: PEST2.e  
 Quant Time: Oct 20 17:35:26 2020  
 Quant Method : C:\msdchem\1\methods\ECD8\_QUANTPEST\_201015.M  
 Quant Title : Instrument: DualECD8  
 QLast Update : Tue Oct 20 17:18:04 2020  
 Response via : Initial Calibration  
 Integrator: ChemStation

	Compound	RT#1	RT#2	Resp#1	Resp#2	ng/mL	ng/mL
-----							
System Monitoring Compounds							
1)	S TCMX (S)	5.681	6.001	169291	71198	0.048	0.018 #
22)	S DCBP (S)	9.892	10.523	176455	94741	BelowCal	0.039
Target Compounds							
2)	a-BHC	6.223	6.615f	144304	7589500	0.031	1.419 #
3)	g-BHC	6.529	6.912	409459	3837984	0.102	0.825 #
4)	b-BHC	6.610	6.955	4326177	488660	2.772	0.250 #
5)	Heptachlor	6.918	7.272	180.3E6	210.9E6	44.429	46.081
6)	d-BHC	6.764	7.211	5010884	1179359	1.687	0.359 #
7)	Aldrin	7.175	7.545	2528207	2004920	0.644	0.470 #
8)	Heptachlo...	7.633	7.987	26358676	10115550	7.210	2.519 #
9)	trans-Chl...	7.722	8.110	397.3E6	490.1E6	107.890	123.129
10)	cis-Chlor...	7.818	8.216	397.5E6	427.7E6	109.729	110.252
11)	Endosulfa...	7.938	8.282	10732001	7915123	3.155	2.201 #
12)	4,4'-DDE	7.882	8.315	11971064	9992135	3.799	2.982
13)	Dieldrin	8.110	8.467	12585414	46869135	3.350	12.064 #
14)	Endrin	8.286	8.687	70487451	9590399	25.703	3.708 #
15)	4,4'-DDD	8.286	8.735	70487451	76378208	25.918	25.399
16)	Endosulfa...	8.425	8.823	9079282	10387840	3.082	3.190
17)	4,4'-DDT	8.495	8.947	2160595	7301863	0.897	2.754 #
18)	Endrin Al...	8.740	9.099f	2354170	22579861	0.529	7.438 #
19)	Endosulfa...	9.029	9.243f	4921983	1092565	1.647	0.329 #
20)	Methoxychlor	8.839	9.421	2315968	686247	1.682	0.438 #
21)	Endrin Ke...	9.239	9.657	348342	4411974	0.094	1.129 #
23)	Hexachlor...	0.000	3.695	0	10231	N.D.	BelowCal
24)	Hexachlor...	6.056	6.421f	196973	776664	0.058	0.193 #
25)	Oxychlorane	7.581f	7.882	76575219	4632499	23.520	1.298 #
26)	2,4'-DDE	7.633	8.110	26358676	490.1E6	12.241	199.255 #
27)	trans-Non...	7.818	8.175	397.5E6	364.1E6	109.037	91.038
28)	2,4'-DDD	8.001	8.467	11435246	46869135	5.886	20.491 #
29)	2,4'-DDT	8.157f	8.687	33148881	9590399	15.244	4.428 #

Quantitation Report (Not Reviewed)

Data Path : C:\msdchem\1\data\2020-10\0J15061\REQUANT\  
 Data File : ECD8-10152033.D  
 Signal(s) : Signal #1: ECD1A.ch Signal #2: ECD2B.ch  
 Acq On : 16 Oct 2020 1:58  
 Operator : MJB  
 Sample : 0J15061-CALO  
 Misc : A20F061, CHLOR 1000 ppb  
 ALS Vial : 29 Sample Multiplier: 1

Integration File signal 1: PEST1.e  
 Integration File signal 2: PEST2.e  
 Quant Time: Oct 20 17:35:26 2020  
 Quant Method : C:\msdchem\1\methods\ECD8\_QUANTPEST\_201015.M  
 Quant Title : Instrument: DualECD8  
 QLast Update : Tue Oct 20 17:18:04 2020  
 Response via : Initial Calibration  
 Integrator: ChemStation

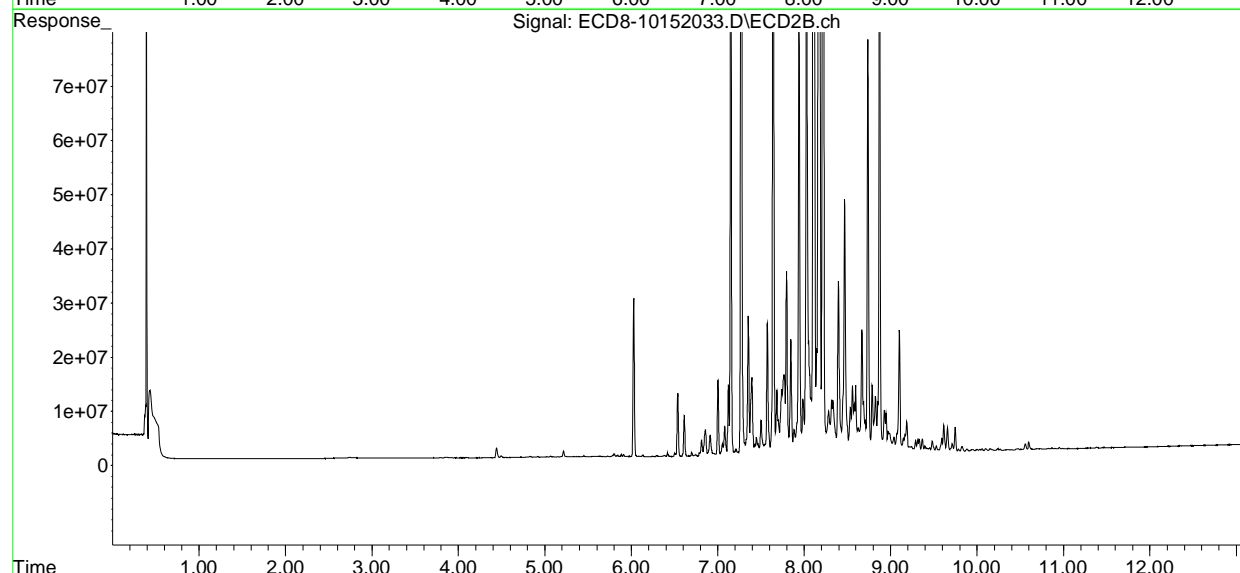
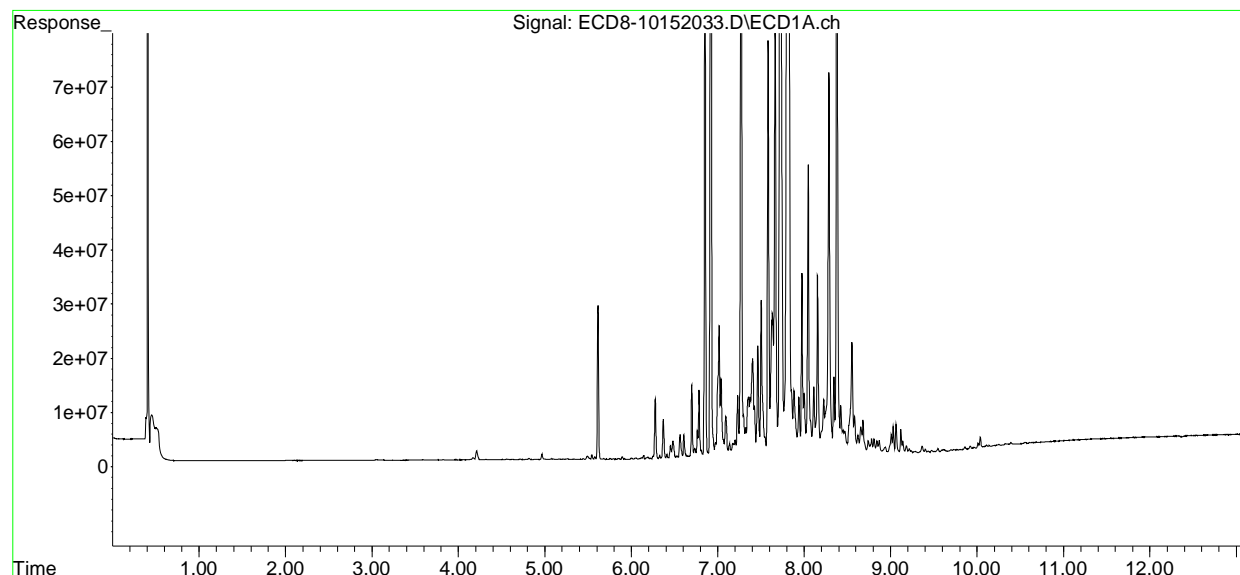
	Compound	RT#1	RT#2	Resp#1	Resp#2	ng/mL	ng/mL
30)	cis-Nonac...	8.286	8.735	70487451	76378208	17.667	17.597
31)	Mirex	8.938f	9.657	1063687	4411974	0.150	1.512 #
32)	Chlordane...	7.722	8.110	397.3E6	490.1E6	964.491	1006.031
33)	Chlordane...	7.818	8.216	397.5E6	427.7E6	948.240	1033.189
34)	Chlordane...	8.378	8.872	126.7E6	138.5E6	982.600	1023.753
35)	Chlordane...	0.000	0.000	0	0	N.D.	N.D.
36)	Toxaphene...	7.818	8.467f	397.5E6	46869135	26717.094	1233.218 #
37)	Toxaphene...	8.110	8.788	12585414	12520551	382.086	265.579 #
38)	Toxaphene...	8.425	8.823	9079282	10387840	130.970	147.696
39)	Toxaphene...	8.652	8.872	4981725	138.5E6	66.940	1162.259 #
40)	Toxaphene...	8.869f	9.099f	2421809	22579861	40.796	327.765 #
41)	Toxaphene...	8.938f	9.451	1063687	753325	15.799	10.060 #
42)	Toxaphene...	0.000	0.000	0	0	N.D.	N.D.

(f)=RT Delta > 1/2 Window (#)=Amounts differ by > 25% (m)=manual int.

Quantitation Report (Not Reviewed)

Data Path : C:\msdchem\1\data\2020-10\0J15061\REQUANT\  
Data File : ECD8-10152033.D  
Signal(s) : Signal #1: ECD1A.ch Signal #2: ECD2B.ch  
Acq On : 16 Oct 2020 1:58  
Operator : MJB  
Sample : 0J15061-CALO  
Misc : A20F061, CHLOR 1000 ppb  
ALS Vial : 29 Sample Multiplier: 1

Integration File signal 1: PEST1.e  
Integration File signal 2: PEST2.e  
Quant Time: Oct 20 17:35:26 2020  
Quant Method : C:\msdchem\1\methods\ECD8\_QUANTPEST\_201015.M  
Quant Title : Instrument: DualECD8  
QLast Update : Tue Oct 20 17:18:04 2020  
Response via : Initial Calibration  
Integrator: ChemStation



Quantitation Report (Not Reviewed)

Data Path : C:\msdchem\1\data\2020-10\0J15061\REQUANT\  
 Data File : ECD8-10152034.D  
 Signal(s) : Signal #1: ECD1A.ch Signal #2: ECD2B.ch  
 Acq On : 16 Oct 2020 2:14  
 Operator : MJB  
 Sample : 0J15061-CALP  
 Misc : A20F056, CHLOR 2000 ppb  
 ALS Vial : 30 Sample Multiplier: 1

MJB 10/20/20

Integration File signal 1: PEST1.e  
 Integration File signal 2: PEST2.e  
 Quant Time: Oct 20 17:35:33 2020  
 Quant Method : C:\msdchem\1\methods\ECD8\_QUANTPEST\_201015.M  
 Quant Title : Instrument: DualECD8  
 QLast Update : Tue Oct 20 17:18:04 2020  
 Response via : Initial Calibration  
 Integrator: ChemStation

Compound	RT#1	RT#2	Resp#1	Resp#2	ng/mL	ng/mL
-----						
System Monitoring Compounds						
1) S TCMX (S)	5.682	6.028f	327273	64063695	0.093	16.013 #
22) S DCBP (S)	9.921	10.523	1183133	219433	0.216	0.091 #
Target Compounds						
2) a-BHC	6.223	6.615f	301020	15569408	0.064	2.911 #
3) g-BHC	6.529	6.912	795606	7930079	0.198	1.705 #
4) b-BHC	6.610	6.955	9188954	993056	5.887	0.508 #
5) Heptachlor	6.918	7.272	386.0E6	463.5E6	95.101	101.277
6) d-BHC	6.764	7.210	10379882	2344687	3.421	0.648 #
7) Aldrin	7.175	7.545	5105978	3953327	1.300	0.926 #
8) Heptachlo...	7.633	7.987	57116400	22382390	15.623	5.573 #
9) trans-Chl...	7.722	8.109	894.2E6	1157.0E6	242.811	290.684
10) cis-Chlor...	7.818	8.216	880.4E6	946.8E6	243.046	244.037
11) Endosulfa...	7.937	8.281	22675257	17938862	6.667	4.988 #
12) 4,4'-DDE	7.881	8.314	25299135	21901524	8.029	6.432
13) Dieldrin	8.109	8.466	27741708	108.0E6	7.384	27.179 #
14) Endrin	8.285	8.686	150.6E6	20893477	54.908	7.972 #
15) 4,4'-DDD	8.285	8.734	150.6E6	172.1E6	55.366	54.165
16) Endosulfa...	8.424	8.823	19462067	23326122	6.608	7.164
17) 4,4'-DDT	8.495	8.946	4686699	16392184	1.906	6.049 #
18) Endrin Al...	8.739	9.099f	5262699	50186688	1.554	16.736 #
19) Endosulfa...	9.028	9.242f	10489120	2549737	3.510	0.767 #
20) Methoxychlor	8.838	9.420	5113063	1598273	3.714	1.087 #
21) Endrin Ke...	9.238	9.656	798831	9314822	0.216	2.385 #
23) Hexachlor...	0.000	3.714	0	32123	N.D.	BelowCal
24) Hexachlor...	6.050	6.422f	407275	1504319	0.121	0.373 #
25) Oxychlorane	7.545	7.882	7526227	9465730	2.312	2.652
26) 2,4'-DDE	7.633	8.109	57116400	1157.0E6	26.524	470.403 #
27) trans-Non...	7.818	8.175	880.4E6	808.0E6	241.515	202.018
28) 2,4'-DDD	8.000	8.466	24640620	108.0E6	12.683	47.213 #
29) 2,4'-DDT	8.156f	8.686	73271989	20893477	33.695	9.707 #

Quantitation Report (Not Reviewed)

Data Path : C:\msdchem\1\data\2020-10\0J15061\REQUANT\  
 Data File : ECD8-10152034.D  
 Signal(s) : Signal #1: ECD1A.ch Signal #2: ECD2B.ch  
 Acq On : 16 Oct 2020 2:14  
 Operator : MJB  
 Sample : 0J15061-CALP  
 Misc : A20F056, CHLOR 2000 ppb  
 ALS Vial : 30 Sample Multiplier: 1

Integration File signal 1: PEST1.e  
 Integration File signal 2: PEST2.e  
 Quant Time: Oct 20 17:35:33 2020  
 Quant Method : C:\msdchem\1\methods\ECD8\_QUANTPEST\_201015.M  
 Quant Title : Instrument: DualECD8  
 QLast Update : Tue Oct 20 17:18:04 2020  
 Response via : Initial Calibration  
 Integrator: ChemStation

	Compound	RT#1	RT#2	Resp#1	Resp#2	ng/mL	ng/mL
30)	cis-Nonac...	8.285	8.734	150.6E6	172.1E6	37.740	39.661
31)	Mirex	8.939f	9.656	2486060	9314822	0.753	3.558 #
32)	Chlordane...	7.722	8.109	894.2E6	1157.0E6	2170.626	2375.047
33)	Chlordane...	7.818	8.216	880.4E6	946.8E6	2100.325	2286.910
34)	Chlordane...	8.378	8.871	274.6E6	302.1E6	2129.576	2233.653
35)	Chlordane...	0.000	0.000	0	0	N.D.	N.D.
36)	Toxaphene...	7.818	8.466f	880.4E6	108.0E6	59177.641	2841.407 #
37)	Toxaphene...	8.109	8.788	27741708	27793477	842.223	589.540 #
38)	Toxaphene...	8.424	8.823	19462067	23326122	280.743	331.654
39)	Toxaphene...	8.652	8.871	10558366	302.1E6	141.874	2535.849 #
40)	Toxaphene...	8.868f	9.099f	5232631	50186688	88.146	728.500 #
41)	Toxaphene...	8.939f	9.450	2486060	1863106	36.926	24.881 #
42)	Toxaphene...	0.000	0.000	0	0	N.D.	N.D.

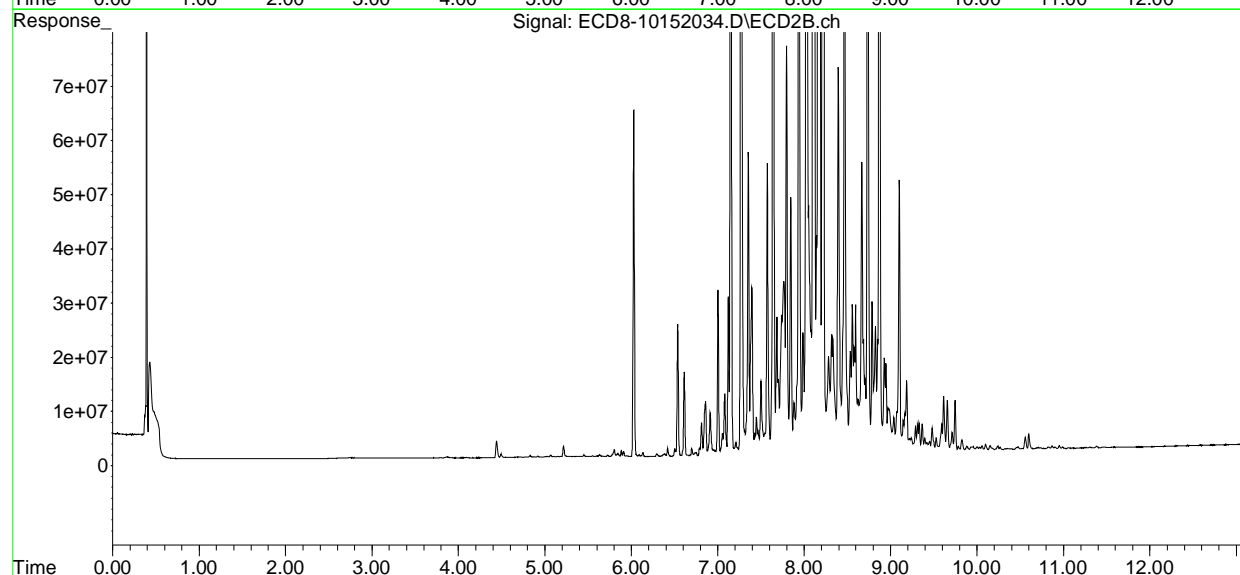
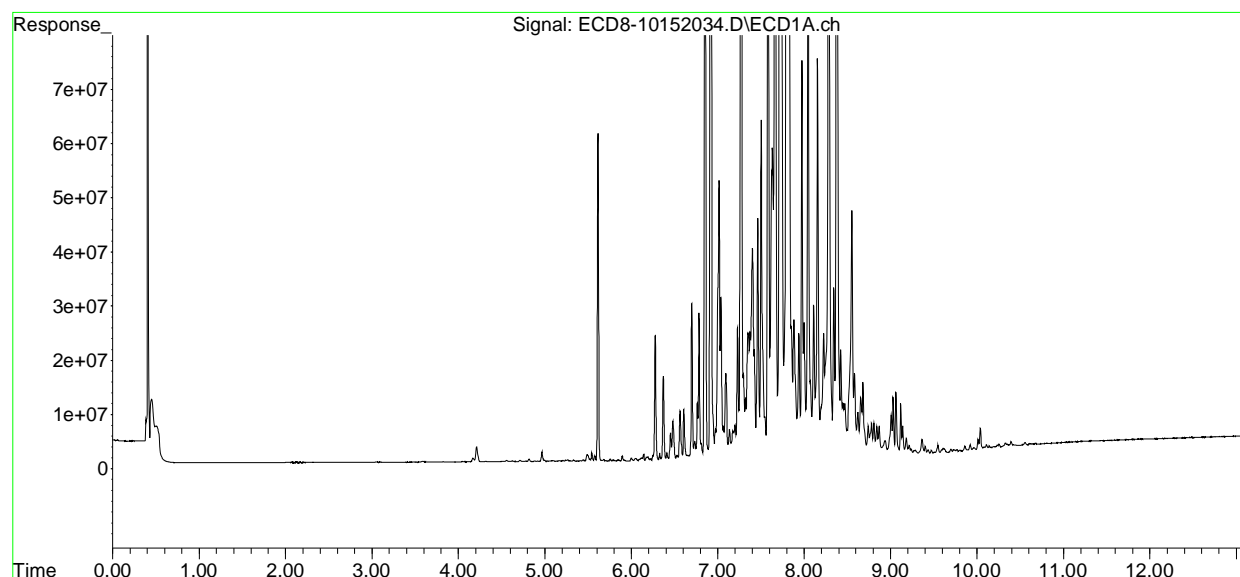
(f)=RT Delta > 1/2 Window (#)=Amounts differ by > 25% (m)=manual int.



Quantitation Report (Not Reviewed)

Data Path : C:\msdchem\1\data\2020-10\0J15061\REQUANT\  
Data File : ECD8-10152034.D  
Signal(s) : Signal #1: ECD1A.ch Signal #2: ECD2B.ch  
Acq On : 16 Oct 2020 2:14  
Operator : MJB  
Sample : 0J15061-CALP  
Misc : A20F056, CHLOR 2000 ppb  
ALS Vial : 30 Sample Multiplier: 1

Integration File signal 1: PEST1.e  
Integration File signal 2: PEST2.e  
Quant Time: Oct 20 17:35:33 2020  
Quant Method : C:\msdchem\1\methods\ECD8\_QUANTPEST\_201015.M  
Quant Title : Instrument: DualECD8  
QLast Update : Tue Oct 20 17:18:04 2020  
Response via : Initial Calibration  
Integrator: ChemStation



Quantitation Report (Not Reviewed)

Data Path : C:\msdchem\1\data\2020-10\0J15061\REQUANT\  
 Data File : ECD8-10152037.D  
 Signal(s) : Signal #1: ECD1A.ch Signal #2: ECD2B.ch  
 Acq On : 16 Oct 2020 3:04  
 Operator : MJB  
 Sample : 0J15061-CALQ  
 Misc : A20J278, TOX 10 ppb  
 ALS Vial : 32 Sample Multiplier: 1

MJB 10/20/20

Integration File signal 1: PEST1.e  
 Integration File signal 2: PEST2.e  
 Quant Time: Oct 20 17:35:59 2020  
 Quant Method : C:\msdchem\1\methods\ECD8\_QUANTPEST\_201015.M  
 Quant Title : Instrument: DualECD8  
 QLast Update : Tue Oct 20 17:18:04 2020  
 Response via : Initial Calibration  
 Integrator: ChemStation

Compound	RT#1	RT#2	Resp#1	Resp#2	ng/mL	ng/mL
-----						
System Monitoring Compounds						
1) S TCMX (S)	0.000	5.981	0	17918	N.D.	0.004 #
22) S DCBP (S)	9.906	10.504	183449	48008	BelowCal	0.020
Target Compounds						
2) a-BHC	6.231	6.581	20554	28078	0.004	0.005
3) g-BHC	6.521	6.896	23105	24098	0.006	0.005
4) b-BHC	6.608	6.971	13113	33188	0.008	0.017 #
5) Heptachlor	6.924	7.281	23630	9944	0.006	0.002 #
6) d-BHC	6.763	7.219	44784	55522	0.073	0.081
7) Aldrin	7.163	0.000	49142	0	0.013	N.D. #
8) Heptachlo...	7.625	7.970	36715	133912	0.010	0.033 #
9) trans-Chl...	7.724	8.095	58612	123277	0.016	0.031 #
10) cis-Chlor...	7.808	8.200	144669	123115	0.040	0.032
11) Endosulfa...	7.934	8.278	230235	150931	0.068	0.042 #
12) 4,4'-DDE	7.882	8.305	85029	150186	0.027	0.092 #
13) Dieldrin	8.102	8.444	330702	399011	0.088	0.121 #
14) Endrin	8.283	8.685	448876	338332	0.164	0.157
15) 4,4'-DDD	8.296	8.736	391442	299286	0.144	0.106 #
16) Endosulfa...	8.422	8.825	688382	754224	0.234	0.232
17) 4,4'-DDT	8.505	8.955	649731	320219	0.293	0.182 #
18) Endrin Al...	8.708	9.071	450365	702293	BelowCal	BelowCal
19) Endosulfa...	9.030	9.265	340976	370398	0.114	0.111
20) Methoxychlor	8.818	9.443f	358235	779942	0.260	0.505 #
21) Endrin Ke...	9.233	9.670	217100	722539	0.059	0.185 #
23) Hexachlor...	0.000	3.715	0	53985	N.D.	BelowCal
24) Hexachlor...	6.071	6.451	64055	44523	0.019	0.011 #
25) Oxychlorane	7.560	7.888	121589	110603	0.037	0.031
26) 2,4'-DDE	7.620	8.095	40999	123277	0.019	0.050 #
27) trans-Non...	7.808	8.190	144669	124061	0.040	0.031
28) 2,4'-DDD	7.980	8.485	87977	193383	0.045	0.085 #
29) 2,4'-DDT	8.165	8.685	318864	338332	0.147	0.024 #

Quantitation Report (Not Reviewed)

Data Path : C:\msdchem\1\data\2020-10\0J15061\REQUANT\  
 Data File : ECD8-10152037.D  
 Signal(s) : Signal #1: ECD1A.ch Signal #2: ECD2B.ch  
 Acq On : 16 Oct 2020 3:04  
 Operator : MJB  
 Sample : 0J15061-CALQ  
 Misc : A20J278, TOX 10 ppb  
 ALS Vial : 32 Sample Multiplier: 1

Integration File signal 1: PEST1.e  
 Integration File signal 2: PEST2.e  
 Quant Time: Oct 20 17:35:59 2020  
 Quant Method : C:\msdchem\1\methods\ECD8\_QUANTPEST\_201015.M  
 Quant Title : Instrument: DualECD8  
 QLast Update : Tue Oct 20 17:18:04 2020  
 Response via : Initial Calibration  
 Integrator: ChemStation

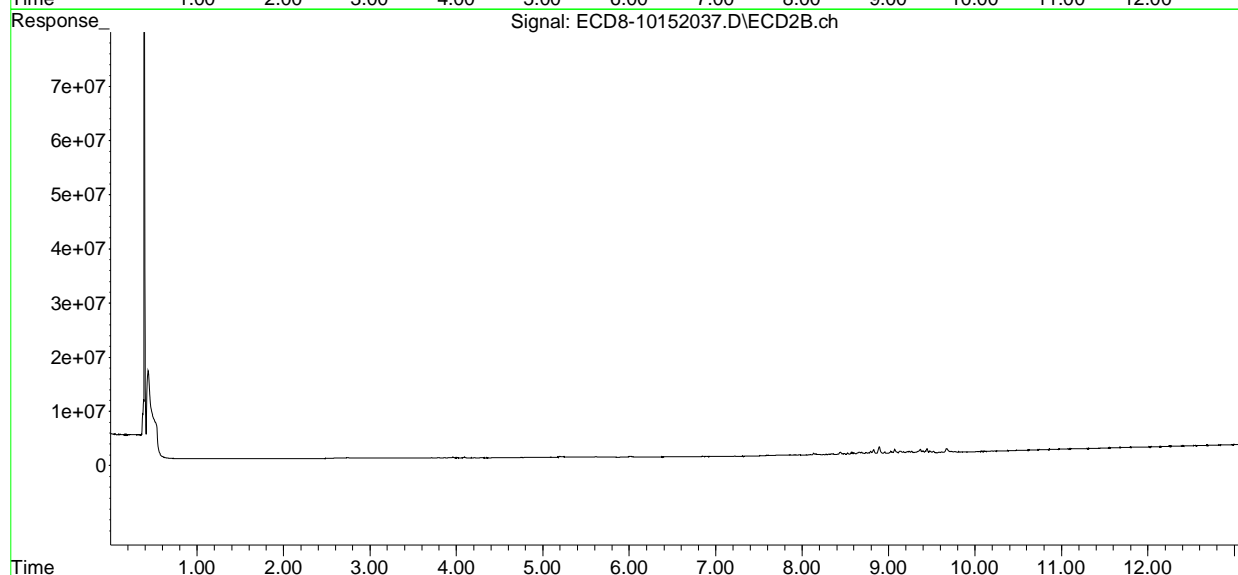
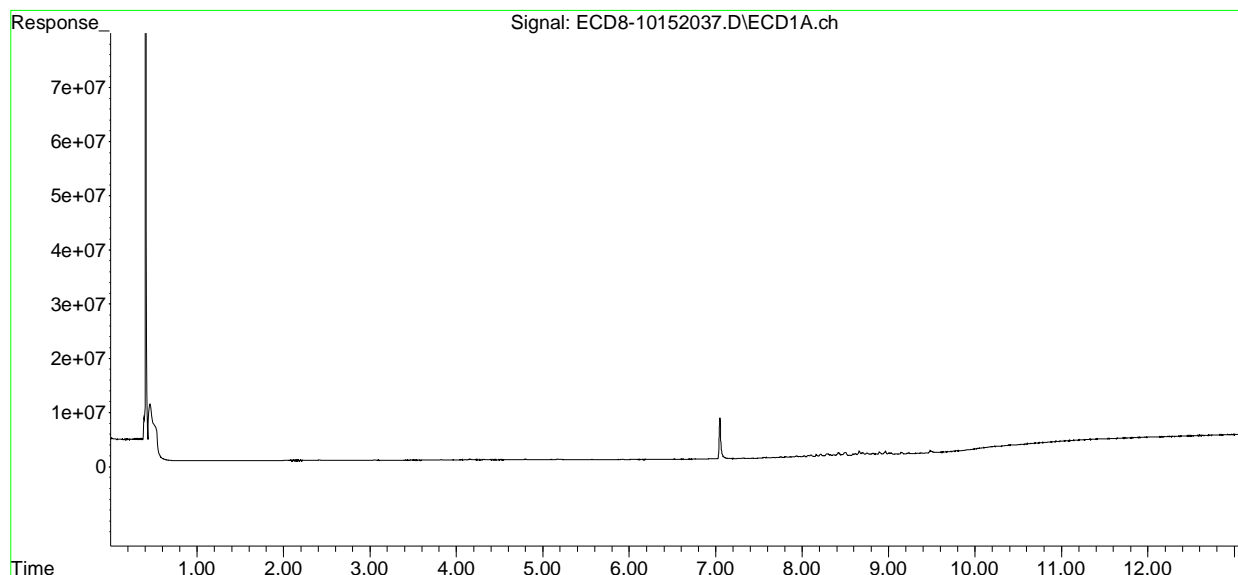
	Compound	RT#1	RT#2	Resp#1	Resp#2	ng/mL	ng/mL
30)	cis-Nonac...	8.283	8.736	448876	299286	0.113	0.069 #
31)	Mirex	8.965	9.616f	681518	115833	BelowCal	BelowCal
32)	Chlordane...	7.724	8.095	58612	123277	0.142	0.253 #
33)	Chlordane...	7.808	8.200	144669	123115	0.345	0.297
34)	Chlordane...	8.367	8.893f	225793	1349902	1.751	9.981 #
35)	Chlordane...	0.000	0.000	0	0	N.D.	N.D.
36)	Toxaphene...	7.808	8.444	144669	399011	9.725	10.499
37)	Toxaphene...	8.102	8.793	330702	464016	10.040	9.842
38)	Toxaphene...	8.422	8.825	688382	754224	9.930	10.724
39)	Toxaphene...	8.659	8.893	806604	1349902	10.838	11.331
40)	Toxaphene...	8.894	9.071	543118	702293	9.149	10.194
41)	Toxaphene...	8.965	9.443	681518	779942	10.123	10.416
42)	Toxaphene...	0.000	0.000	0	0	N.D.	N.D.

(f)=RT Delta > 1/2 Window (#)=Amounts differ by > 25% (m)=manual int.

Quantitation Report (Not Reviewed)

Data Path : C:\msdchem\1\data\2020-10\0J15061\REQUANT\  
Data File : ECD8-10152037.D  
Signal(s) : Signal #1: ECD1A.ch Signal #2: ECD2B.ch  
Acq On : 16 Oct 2020 3:04  
Operator : MJB  
Sample : 0J15061-CALQ  
Misc : A20J278, TOX 10 ppb  
ALS Vial : 32 Sample Multiplier: 1

Integration File signal 1: PEST1.e  
Integration File signal 2: PEST2.e  
Quant Time: Oct 20 17:35:59 2020  
Quant Method : C:\msdchem\1\methods\ECD8\_QUANTPEST\_201015.M  
Quant Title : Instrument: DualECD8  
QLast Update : Tue Oct 20 17:18:04 2020  
Response via : Initial Calibration  
Integrator: ChemStation



Quantitation Report (Not Reviewed)

Data Path : C:\msdchem\1\data\2020-10\0J15061\REQUANT\  
 Data File : ECD8-10152038.D  
 Signal(s) : Signal #1: ECD1A.ch Signal #2: ECD2B.ch  
 Acq On : 16 Oct 2020 3:20  
 Operator : MJB  
 Sample : 0J15061-CALR  
 Misc : A20F064, TOX 50 ppb  
 ALS Vial : 33 Sample Multiplier: 1

MJB 10/20/20

Integration File signal 1: PEST1.e  
 Integration File signal 2: PEST2.e  
 Quant Time: Oct 20 17:36:09 2020  
 Quant Method : C:\msdchem\1\methods\ECD8\_QUANTPEST\_201015.M  
 Quant Title : Instrument: DualECD8  
 QLast Update : Tue Oct 20 17:18:04 2020  
 Response via : Initial Calibration  
 Integrator: ChemStation

Compound	RT#1	RT#2	Resp#1	Resp#2	ng/mL	ng/mL
System Monitoring Compounds						
1) S TCMX (S)	0.000	6.001	0	11357	N.D.	0.003 #
22) S DCBP (S)	9.910	10.504	157188	36285	BelowCal	0.015
Target Compounds						
2) a-BHC	6.207f	6.589	16980	18620	0.004	0.003
3) g-BHC	6.524	6.895	17923	20808	0.004	0.004
4) b-BHC	6.610	6.967	25907	30086	0.017	0.015
5) Heptachlor	6.920	7.276	34778	21542	0.009	0.005 #
6) d-BHC	6.763	7.218	61049	72583	0.078	0.085
7) Aldrin	7.168	7.540	65548	40021	0.017	0.009 #
8) Heptachlo...	7.640	7.970	196014	487958	0.054	0.122 #
9) trans-Chl...	7.710	8.118	352374	327981	0.096	0.082
10) cis-Chlor...	7.805	8.199	726337	618692	0.201	0.159
11) Endosulfa...	7.933	8.277	1072444	803398	0.315	0.223 #
12) 4,4'-DDE	7.885	8.305	370099	822599	0.117	0.291 #
13) Dieldrin	8.101	8.484	1648417	1037885	0.439	0.288 #
14) Endrin	8.282	8.686	2265555	1757793	0.826	0.706
15) 4,4'-DDD	8.297	8.738	2007377	1204485	0.738	0.423 #
16) Endosulfa...	8.421	8.825	3404622	3392585	1.156	1.042
17) 4,4'-DDT	8.492	8.953	2982242	1369800	1.226	0.571 #
18) Endrin Al...	8.707	9.070	2265327	3263105	0.498	0.847 #
19) Endosulfa...	9.027	9.265	1384638	1398974	0.463	0.421
20) Methoxychlor	8.818	9.443f	1992726	3524155	1.448	2.453 #
21) Endrin Ke...	9.218	9.644	828569	307482	0.224	0.079 #
23) Hexachlor...	0.000	3.717	0	22102	N.D.	BelowCal
24) Hexachlor...	6.064	6.452	11909	13955	0.004	0.003
25) Oxychlorane	7.558	7.886	569424	315739	0.175	0.088 #
26) 2,4'-DDE	7.604	8.093	290872	580067	0.135	0.236 #
27) trans-Non...	7.805	8.155f	726337	887981	0.199	0.222
28) 2,4'-DDD	8.006	8.484	602535	1037885	0.310	0.454 #
29) 2,4'-DDT	8.165	8.686	1697102	1757793	0.780	0.705

Quantitation Report (Not Reviewed)

Data Path : C:\msdchem\1\data\2020-10\0J15061\REQUANT\  
 Data File : ECD8-10152038.D  
 Signal(s) : Signal #1: ECD1A.ch Signal #2: ECD2B.ch  
 Acq On : 16 Oct 2020 3:20  
 Operator : MJB  
 Sample : 0J15061-CALR  
 Misc : A20F064, TOX 50 ppb  
 ALS Vial : 33 Sample Multiplier: 1

Integration File signal 1: PEST1.e  
 Integration File signal 2: PEST2.e  
 Quant Time: Oct 20 17:36:09 2020  
 Quant Method : C:\msdchem\1\methods\ECD8\_QUANTPEST\_201015.M  
 Quant Title : Instrument: DualECD8  
 QLast Update : Tue Oct 20 17:18:04 2020  
 Response via : Initial Calibration  
 Integrator: ChemStation

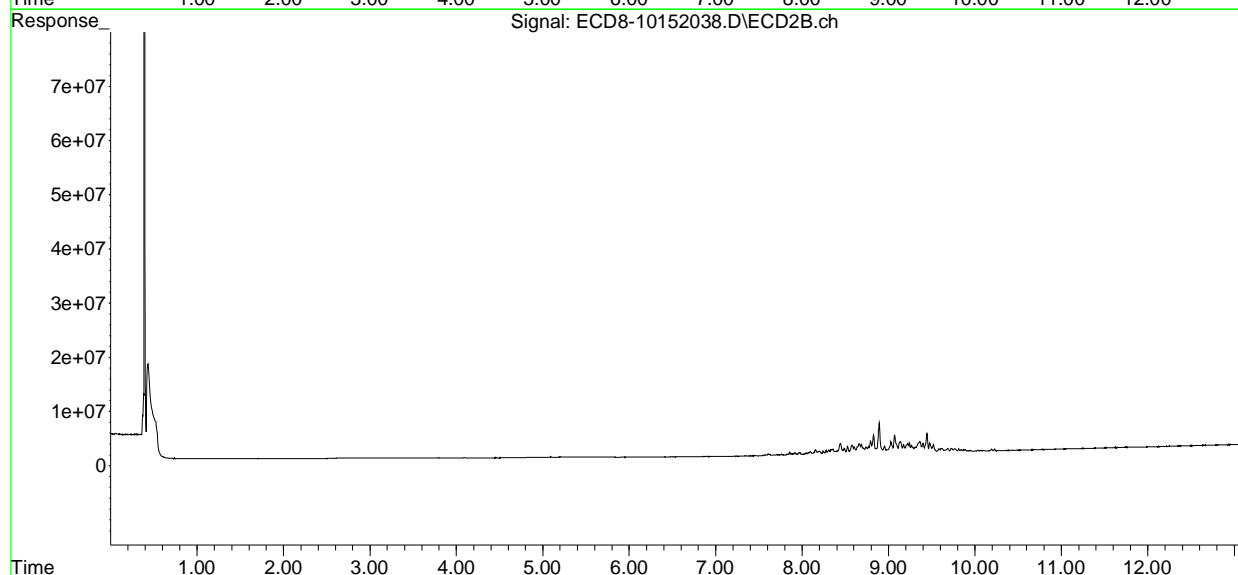
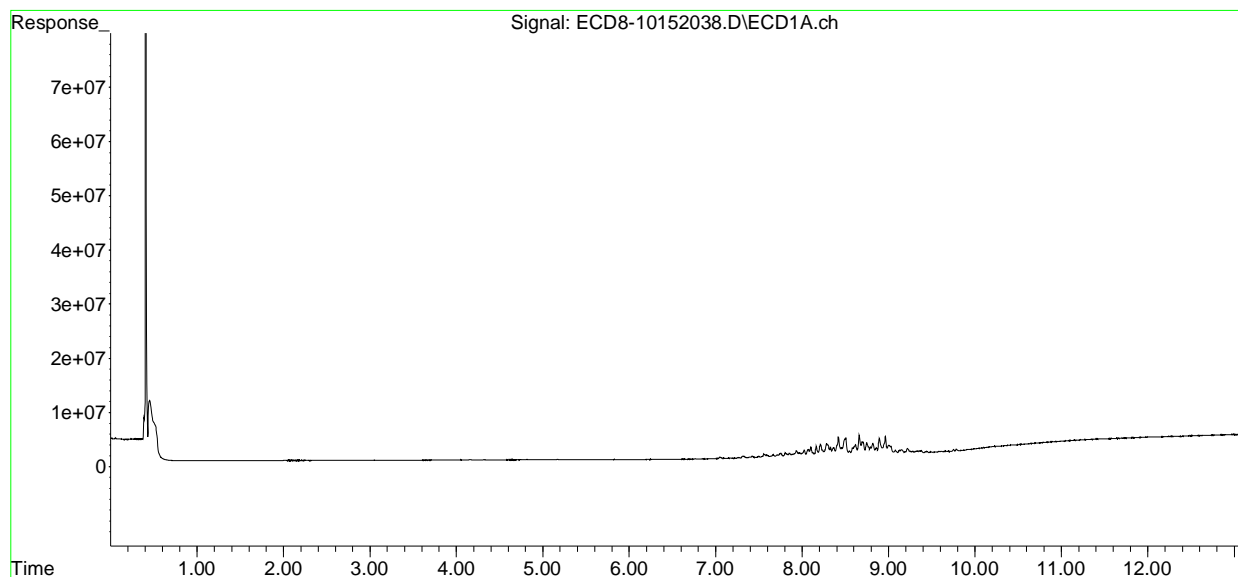
	Compound	RT#1	RT#2	Resp#1	Resp#2	ng/mL	ng/mL
30)	cis-Nonac...	8.282	8.738	2265555	1204485	0.568	0.278 #
31)	Mirex	8.964	9.644	3244525	307482	1.075	BelowCal #
32)	Chlordane...	7.710	8.118	352374	327981	0.855	0.673
33)	Chlordane...	7.805	8.199	726337	618692	1.733	1.494
34)	Chlordane...	8.366	8.892f	1398538	5669610	10.845	41.919 #
35)	Chlordane...	0.000	0.000	0	0	N.D.	N.D.
36)	Toxaphene...	7.805	8.443	726337	1944781	48.824	51.171
37)	Toxaphene...	8.101	8.793	1648417	2303326	50.045	48.857
38)	Toxaphene...	8.421	8.825	3404622	3392585	49.112	48.236
39)	Toxaphene...	8.658	8.892	3598900	5669610	48.359	47.591
40)	Toxaphene...	8.893	9.070	2870073	3263105	48.348	47.367
41)	Toxaphene...	8.964	9.443	3244525	3524155	48.192	47.063
42)	Toxaphene...	0.000	0.000	0	0	N.D.	N.D.

(f)=RT Delta > 1/2 Window (#)=Amounts differ by > 25% (m)=manual int.

Quantitation Report (Not Reviewed)

Data Path : C:\msdchem\1\data\2020-10\0J15061\REQUANT\  
Data File : ECD8-10152038.D  
Signal(s) : Signal #1: ECD1A.ch Signal #2: ECD2B.ch  
Acq On : 16 Oct 2020 3:20  
Operator : MJB  
Sample : 0J15061-CALR  
Misc : A20F064, TOX 50 ppb  
ALS Vial : 33 Sample Multiplier: 1

Integration File signal 1: PEST1.e  
Integration File signal 2: PEST2.e  
Quant Time: Oct 20 17:36:09 2020  
Quant Method : C:\msdchem\1\methods\ECD8\_QUANTPEST\_201015.M  
Quant Title : Instrument: DualECD8  
QLast Update : Tue Oct 20 17:18:04 2020  
Response via : Initial Calibration  
Integrator: ChemStation



Quantitation Report (Not Reviewed)

Data Path : C:\msdchem\1\data\2020-10\0J15061\REQUANT\  
 Data File : ECD8-10152040.D  
 Signal(s) : Signal #1: ECD1A.ch Signal #2: ECD2B.ch  
 Acq On : 16 Oct 2020 3:53  
 Operator : MJB  
 Sample : 0J15061-CALT  
 Misc : A20F066, TOX 200 ppb  
 ALS Vial : 35 Sample Multiplier: 1

MJB 10/20/20

Integration File signal 1: PEST1.e  
 Integration File signal 2: PEST2.e  
 Quant Time: Oct 20 17:36:20 2020  
 Quant Method : C:\msdchem\1\methods\ECD8\_QUANTPEST\_201015.M  
 Quant Title : Instrument: DualECD8  
 QLast Update : Tue Oct 20 17:18:04 2020  
 Response via : Initial Calibration  
 Integrator: ChemStation

Compound	RT#1	RT#2	Resp#1	Resp#2	ng/mL	ng/mL
-----						
System Monitoring Compounds						
1) S TCMX (S)	0.000	5.980	0	15848	N.D.	0.004 #
22) S DCBP (S)	9.911	10.484f	346950	336295	BelowCal	0.139
Target Compounds						
2) a-BHC	6.232	6.585	26275	31030	0.006	0.006
3) g-BHC	6.526	6.891	32414	63329	0.008	0.014 #
4) b-BHC	6.600	6.955	31358	101133	0.020	0.052 #
5) Heptachlor	6.921	7.283	69944	134545	0.017	0.029 #
6) d-BHC	6.760	7.219	112041	152243	0.095	0.105
7) Aldrin	7.168	7.504f	250413	232297	0.064	0.054
8) Heptachlo...	7.637	7.970	970878	1885974	0.266	0.470 #
9) trans-Chl...	7.708	8.122	1518305	1352888	0.412	0.340
10) cis-Chlor...	7.804	8.199	2928701	2353949	0.809	0.607
11) Endosulfa...	7.932	8.277	4359435	3009796	1.282	0.837 #
12) 4,4'-DDE	7.882	8.304	1556414	3195519	0.494	0.990 #
13) Dieldrin	8.099	8.483	6531155	3936547	1.738	1.045 #
14) Endrin	8.282	8.686	8870121	7250586	3.235	2.816
15) 4,4'-DDD	8.295	8.740	8232473	4747286	3.027	1.658 #
16) Endosulfa...	8.419	8.825	13381927	13097504	4.543	4.023
17) 4,4'-DDT	8.492	8.953	12330217	5519157	4.932	2.101 #
18) Endrin Al...	8.707	9.070	9319598	12845839	2.984	4.126 #
19) Endosulfa...	9.026	9.265	5918710	5655045	1.980	1.702
20) Methoxychlor	8.816	9.442	8387919	13990550	6.093	9.755 #
21) Endrin Ke...	9.215	9.685f	3728114	2874284	1.008	0.736 #
23) Hexachlor...	0.000	3.714	0	14766	N.D.	BelowCal
24) Hexachlor...	6.104f	6.450	12399	14629	0.004	0.004
25) Oxychlorane	7.559	7.885	2189701	1237030	0.673	0.347 #
26) 2,4'-DDE	7.637	8.093	970878	2203347	0.451	0.896 #
27) trans-Non...	7.804	8.155f	2928701	3308844	0.803	0.827
28) 2,4'-DDD	8.021f	8.483	4663931	3936547	2.401	1.721 #
29) 2,4'-DDT	8.164	8.686	6886026	7250586	3.167	3.321



Quantitation Report (Not Reviewed)

Data Path : C:\msdchem\1\data\2020-10\0J15061\REQUANT\  
 Data File : ECD8-10152040.D  
 Signal(s) : Signal #1: ECD1A.ch Signal #2: ECD2B.ch  
 Acq On : 16 Oct 2020 3:53  
 Operator : MJB  
 Sample : 0J15061-CALT  
 Misc : A20F066, TOX 200 ppb  
 ALS Vial : 35 Sample Multiplier: 1

Integration File signal 1: PEST1.e  
 Integration File signal 2: PEST2.e  
 Quant Time: Oct 20 17:36:20 2020  
 Quant Method : C:\msdchem\1\methods\ECD8\_QUANTPEST\_201015.M  
 Quant Title : Instrument: DualECD8  
 QLast Update : Tue Oct 20 17:18:04 2020  
 Response via : Initial Calibration  
 Integrator: ChemStation

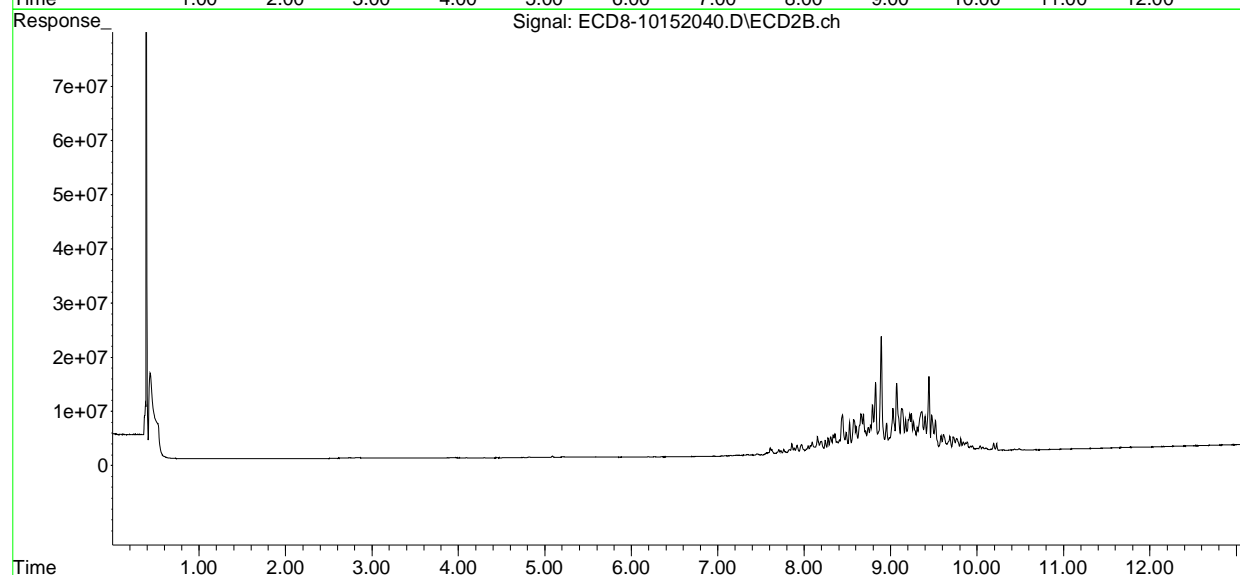
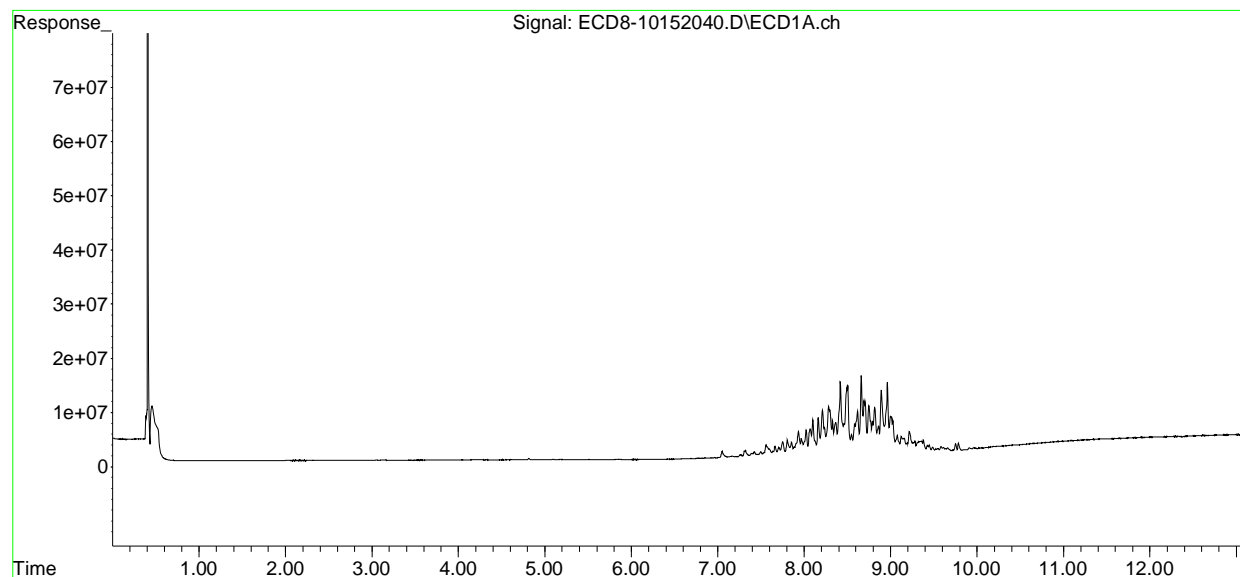
	Compound	RT#1	RT#2	Resp#1	Resp#2	ng/mL	ng/mL
30)	cis-Nonac...	8.282	8.740	8870121	4747286	2.223	1.094 #
31)	Mirex	8.963	9.612f	13009268	3173528	5.219	0.994 #
32)	Chlordane...	7.708	8.122	1518305	1352888	3.686	2.777
33)	Chlordane...	7.804	8.199	2928701	2353949	6.987	5.686
34)	Chlordane...	8.364	8.892f	5830126	21519149	45.210	159.106 #
35)	Chlordane...	0.000	0.000	0	0	N.D.	N.D.
36)	Toxaphene...	7.804	8.444	2928701	7231910	196.864	190.286
37)	Toxaphene...	8.099	8.792	6531155	8939693	198.282	189.624
38)	Toxaphene...	8.419	8.825	13381927	13097504	193.036	186.222
39)	Toxaphene...	8.658	8.892	14340541	21519149	192.696	180.632
40)	Toxaphene...	8.892	9.070	11584089	12845839	195.139	186.468
41)	Toxaphene...	8.963	9.442	13009268	13990550	193.230	186.835
42)	Toxaphene...	0.000	0.000	0	0	N.D.	N.D.

(f)=RT Delta > 1/2 Window (#)=Amounts differ by > 25% (m)=manual int.

Quantitation Report (Not Reviewed)

Data Path : C:\msdchem\1\data\2020-10\0J15061\REQUANT\  
Data File : ECD8-10152040.D  
Signal(s) : Signal #1: ECD1A.ch Signal #2: ECD2B.ch  
Acq On : 16 Oct 2020 3:53  
Operator : MJB  
Sample : 0J15061-CALT  
Misc : A20F066, TOX 200 ppb  
ALS Vial : 35 Sample Multiplier: 1

Integration File signal 1: PEST1.e  
Integration File signal 2: PEST2.e  
Quant Time: Oct 20 17:36:20 2020  
Quant Method : C:\msdchem\1\methods\ECD8\_QUANTPEST\_201015.M  
Quant Title : Instrument: DualECD8  
QLast Update : Tue Oct 20 17:18:04 2020  
Response via : Initial Calibration  
Integrator: ChemStation



Quantitation Report (Not Reviewed)

Data Path : C:\msdchem\1\data\2020-10\0J15061\REQUANT\  
 Data File : ECD8-10152041.D  
 Signal(s) : Signal #1: ECD1A.ch Signal #2: ECD2B.ch  
 Acq On : 16 Oct 2020 4:10  
 Operator : MJB  
 Sample : 0J15061-CALU  
 Misc : A20D430, TOX 500 ppb  
 ALS Vial : 36 Sample Multiplier: 1

MJB 10/20/20

Integration File signal 1: PEST1.e  
 Integration File signal 2: PEST2.e  
 Quant Time: Oct 20 17:36:32 2020  
 Quant Method : C:\msdchem\1\methods\ECD8\_QUANTPEST\_201015.M  
 Quant Title : Instrument: DualECD8  
 QLast Update : Tue Oct 20 17:18:04 2020  
 Response via : Initial Calibration  
 Integrator: ChemStation

Compound	RT#1	RT#2	Resp#1	Resp#2	ng/mL	ng/mL
-----						
System Monitoring Compounds						
1) S TCMX (S)	5.677	5.997	9548	21103	0.003	0.005 #
22) S DCBP (S)	9.911	10.485f	737327	915460	0.036	0.378 #
Target Compounds						
2) a-BHC	6.233	6.584	63960	57093	0.014	0.011
3) g-BHC	6.523	6.892	48579	145409	0.012	0.031 #
4) b-BHC	6.607	6.975	55576	82684	0.036	0.042
5) Heptachlor	6.927	7.282	191558	350208	0.047	0.077 #
6) d-BHC	6.759	7.218	173662	301043	0.115	0.142
7) Aldrin	7.167	7.538	641944	558817	0.163	0.131
8) Heptachlo...	7.636	7.968	2494481	4375451	0.682	1.090 #
9) trans-Chl...	7.704	8.093	3859254	5312356	1.048	1.335 #
10) cis-Chlor...	7.803	8.197f	7355899	5543879	2.031	1.429 #
11) Endosulfa...	7.931	8.277	10725049	7176176	3.153	1.995 #
12) 4,4'-DDE	7.882	8.304	3875790	7910482	1.230	2.374 #
13) Dieldrin	8.099	8.483	16121893	9544857	4.291	2.505 #
14) Endrin	8.281	8.685	22820033	18689593	8.321	7.147
15) 4,4'-DDD	8.294	8.739	20212557	12230790	7.432	4.246 #
16) Endosulfa...	8.419	8.825	34493083	33775269	11.711	10.373
17) 4,4'-DDT	8.492	8.952	30900392	13779668	12.144	5.108 #
18) Endrin Al...	8.706	9.070	24183586	33539622	8.221	11.146 #
19) Endosulfa...	9.026	9.264	15650087	14411195	5.237	4.337
20) Methoxychlor	8.815	9.442	22055185	36618141	16.022	24.915 #
21) Endrin Ke...	9.216	9.685f	9862349	7612018	2.667	1.949 #
23) Hexachlor...	0.000	3.716	0	143178	N.D.	BelowCal
24) Hexachlor...	6.099f	6.444	25689	21215	0.008	0.005 #
25) Oxychlorane	7.558	7.917	5337073	4143676	1.639	1.161 #
26) 2,4'-DDE	7.636	8.093	2494481	5312356	1.158	2.160 #
27) trans-Non...	7.803	8.197f	7355899	5543879	2.018	1.386 #
28) 2,4'-DDD	8.021f	8.483	11659748	9544857	6.002	4.173 #
29) 2,4'-DDT	8.164	8.685	16902752	18689593	7.773	8.686

Quantitation Report (Not Reviewed)

Data Path : C:\msdchem\1\data\2020-10\0J15061\REQUANT\  
 Data File : ECD8-10152041.D  
 Signal(s) : Signal #1: ECD1A.ch Signal #2: ECD2B.ch  
 Acq On : 16 Oct 2020 4:10  
 Operator : MJB  
 Sample : 0J15061-CALU  
 Misc : A20D430, TOX 500 ppb  
 ALS Vial : 36 Sample Multiplier: 1

Integration File signal 1: PEST1.e  
 Integration File signal 2: PEST2.e  
 Quant Time: Oct 20 17:36:32 2020  
 Quant Method : C:\msdchem\1\methods\ECD8\_QUANTPEST\_201015.M  
 Quant Title : Instrument: DualECD8  
 QLast Update : Tue Oct 20 17:18:04 2020  
 Response via : Initial Calibration  
 Integrator: ChemStation

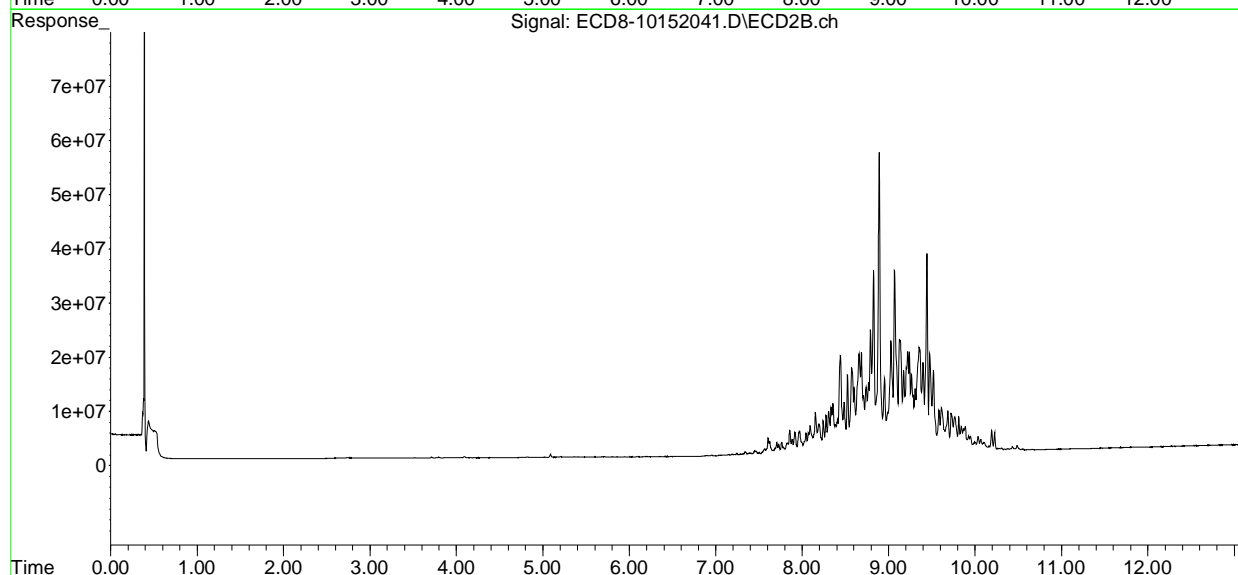
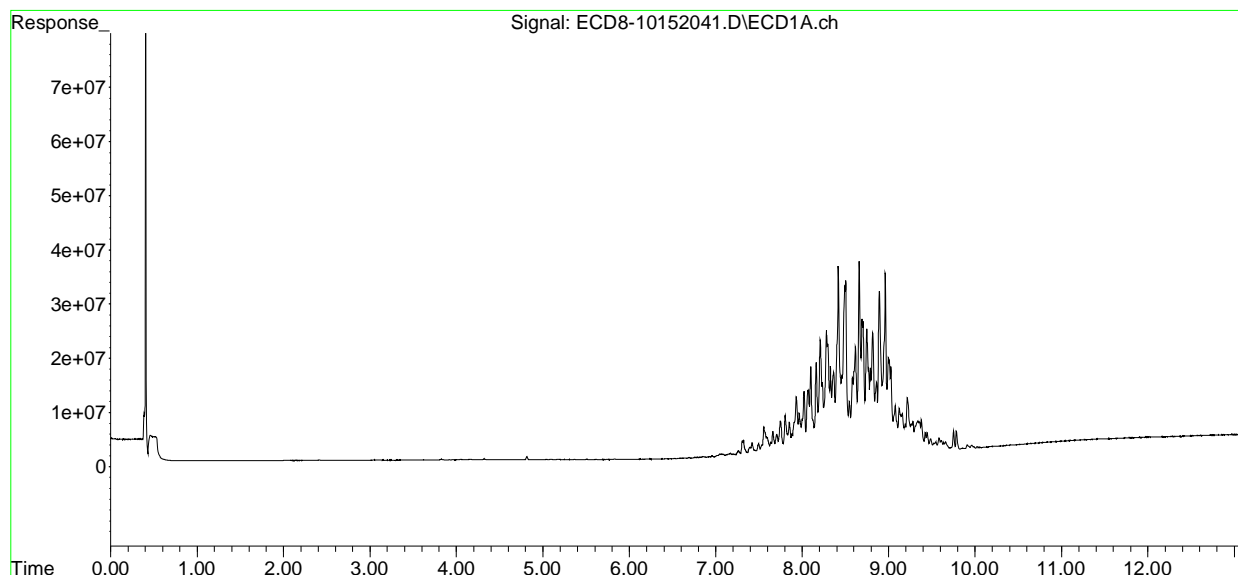
	Compound	RT#1	RT#2	Resp#1	Resp#2	ng/mL	ng/mL
30)	cis-Nonac...	8.281	8.739	22820033	12230790	5.720	2.818 #
31)	Mirex	8.963	9.611f	33036149	8132991	13.717	3.065 #
32)	Chlordane...	7.704	8.093	3859254	5312356	9.368	10.905
33)	Chlordane...	7.803	8.197	7355899	5543879	17.549	13.391
34)	Chlordane...	8.364	8.892f	15027700	55412823	116.533	409.706 #
35)	Chlordane...	0.000	0.000	0	0	N.D.	N.D.
36)	Toxaphene...	7.803	8.444	7355899	18107794	494.455	476.451
37)	Toxaphene...	8.099	8.791	16121893	22747138	489.452	482.500
38)	Toxaphene...	8.419	8.825	34493083	33775269	497.568	480.222
39)	Toxaphene...	8.657	8.892	35303409	55412823	474.377	465.137
40)	Toxaphene...	8.893	9.070	29598444	33539622	498.599	486.854
41)	Toxaphene...	8.963	9.442	33036149	36618141	490.695	489.013
42)	Toxaphene...	0.000	0.000	0	0	N.D.	N.D.

(f)=RT Delta > 1/2 Window (#)=Amounts differ by > 25% (m)=manual int.

Quantitation Report (Not Reviewed)

Data Path : C:\msdchem\1\data\2020-10\0J15061\REQUANT\  
Data File : ECD8-10152041.D  
Signal(s) : Signal #1: ECD1A.ch Signal #2: ECD2B.ch  
Acq On : 16 Oct 2020 4:10  
Operator : MJB  
Sample : 0J15061-CALU  
Misc : A20D430, TOX 500 ppb  
ALS Vial : 36 Sample Multiplier: 1

Integration File signal 1: PEST1.e  
Integration File signal 2: PEST2.e  
Quant Time: Oct 20 17:36:32 2020  
Quant Method : C:\msdchem\1\methods\ECD8\_QUANTPEST\_201015.M  
Quant Title : Instrument: DualECD8  
QLast Update : Tue Oct 20 17:18:04 2020  
Response via : Initial Calibration  
Integrator: ChemStation



Quantitation Report (Not Reviewed)

Data Path : C:\msdchem\1\data\2020-10\0J15061\REQUANT\  
 Data File : ECD8-10152042.D  
 Signal(s) : Signal #1: ECD1A.ch Signal #2: ECD2B.ch  
 Acq On : 16 Oct 2020 4:26  
 Operator : MJB  
 Sample : 0J15061-CALV  
 Misc : A20D431, TOX 1000 ppb  
 ALS Vial : 37 Sample Multiplier: 1

MJB 10/20/20

Integration File signal 1: PEST1.e  
 Integration File signal 2: PEST2.e  
 Quant Time: Oct 20 17:36:41 2020  
 Quant Method : C:\msdchem\1\methods\ECD8\_QUANTPEST\_201015.M  
 Quant Title : Instrument: DualECD8  
 QLast Update : Tue Oct 20 17:18:04 2020  
 Response via : Initial Calibration  
 Integrator: ChemStation

Compound	RT#1	RT#2	Resp#1	Resp#2	ng/mL	ng/mL
-----						
System Monitoring Compounds						
1) S TCMX (S)	5.682	6.007	17350	30453	0.005	0.008 #
22) S DCBP (S)	9.910	10.485f	1581180	1949290	0.376	0.806 #
Target Compounds						
2) a-BHC	6.230	6.583	120026	115633	0.025	0.022
3) g-BHC	6.520	6.890	92095	300202	0.023	0.065 #
4) b-BHC	6.605	6.956	119980	524544	0.077	0.268 #
5) Heptachlor	6.928	7.282	477246	725856	0.118	0.159 #
6) d-BHC	6.758	7.216	358875	595742	0.175	0.215
7) Aldrin	7.165	7.566f	1396136	2191963	0.355	0.513 #
8) Heptachlo...	7.635	7.969	5203813	8649843	1.423	2.154 #
9) trans-Chl...	7.702f	8.092	7875633	10538130	2.139	2.648
10) cis-Chlor...	7.802	8.195f	15006216	10888998	4.143	2.807 #
11) Endosulfa...	7.930	8.276	21816179	14263647	6.414	3.966 #
12) 4,4'-DDE	7.881	8.303	7745002	15693000	2.458	4.640 #
13) Dieldrin	8.098	8.482	32732158	19390267	8.713	5.052 #
14) Endrin	8.281	8.685	46026301	39091984	16.784	14.674
15) 4,4'-DDD	8.293	8.737	42458072	24823485	15.612	8.540 #
16) Endosulfa...	8.418	8.824	69458796	70093512	23.582	21.528
17) 4,4'-DDT	8.491	8.952	63679509	28375465	24.425	10.304 #
18) Endrin Al...	8.705	9.069	49458453	69799894	17.127	23.258 #
19) Endosulfa...	9.025	9.263	32317353	30686343	10.813	9.235
20) Methoxychlor	8.814	9.442	45960593	75965801	33.387	49.545 #
21) Endrin Ke...	9.214	9.685f	20744881	16044185	5.610	4.107 #
23) Hexachlor...	0.000	3.716	0	136111	N.D.	BelowCal
24) Hexachlor...	6.067	6.453	15375	42024	0.005	0.010 #
25) Oxychlorane	7.557	7.916	10620875	8319530	3.262	2.331 #
26) 2,4'-DDE	7.635	8.092	5203813	10538130	2.417	4.285 #
27) trans-Non...	7.802	8.195	15006216	10888998	4.117	2.723 #
28) 2,4'-DDD	8.001	8.482	13103620	19390267	6.745	8.477 #
29) 2,4'-DDT	8.163	8.685	35246663	39091984	16.209	17.990

Quantitation Report (Not Reviewed)

Data Path : C:\msdchem\1\data\2020-10\0J15061\REQUANT\  
 Data File : ECD8-10152042.D  
 Signal(s) : Signal #1: ECD1A.ch Signal #2: ECD2B.ch  
 Acq On : 16 Oct 2020 4:26  
 Operator : MJB  
 Sample : 0J15061-CALV  
 Misc : A20D431, TOX 1000 ppb  
 ALS Vial : 37 Sample Multiplier: 1

Integration File signal 1: PEST1.e  
 Integration File signal 2: PEST2.e  
 Quant Time: Oct 20 17:36:41 2020  
 Quant Method : C:\msdchem\1\methods\ECD8\_QUANTPEST\_201015.M  
 Quant Title : Instrument: DualECD8  
 QLast Update : Tue Oct 20 17:18:04 2020  
 Response via : Initial Calibration  
 Integrator: ChemStation

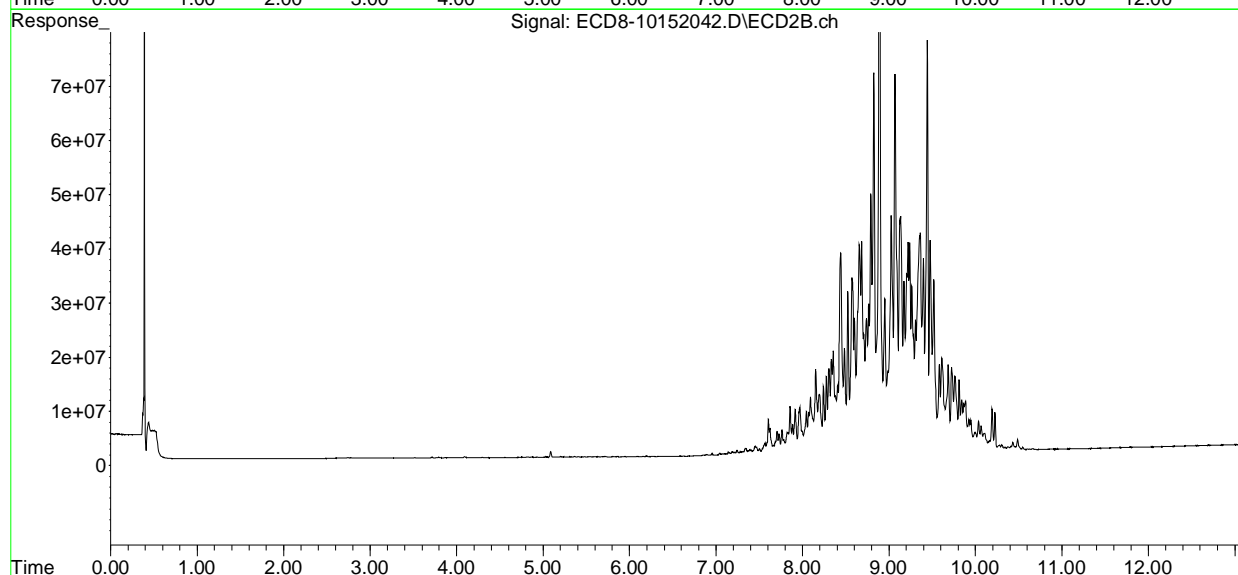
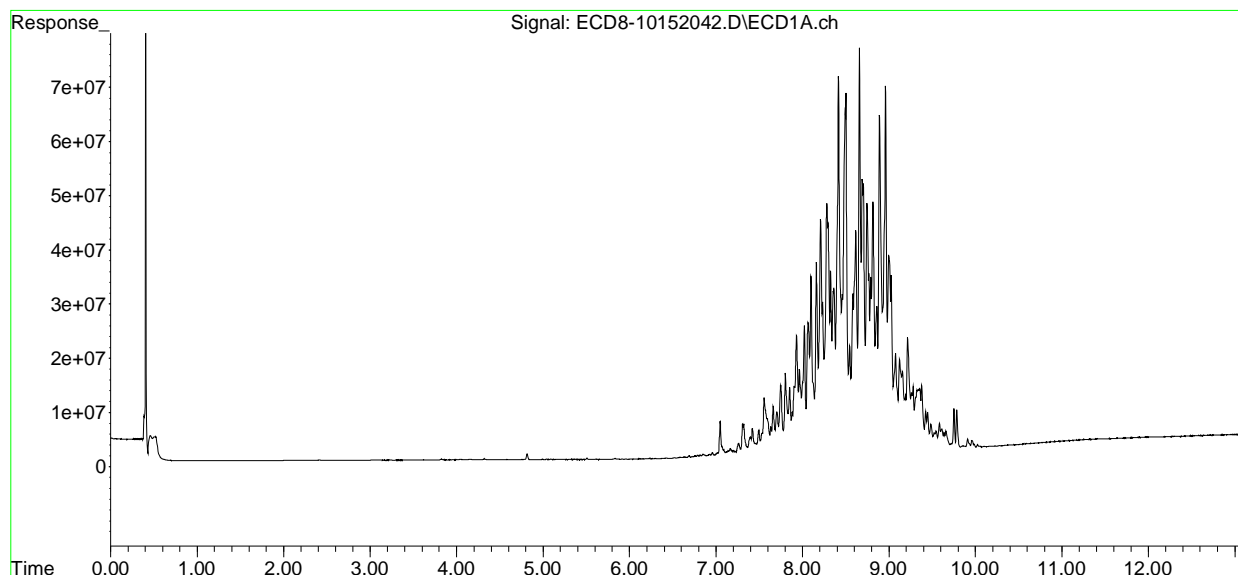
	Compound	RT#1	RT#2	Resp#1	Resp#2	ng/mL	ng/mL
30)	cis-Nonac...	8.281	8.737	46026301	24823485	11.536	5.719 #
31)	Mirex	8.962	9.611f	67239784	17309336	28.228	6.884 #
32)	Chlordane...	7.702f	8.092	7875633	10538130	19.118	21.633
33)	Chlordane...	7.802	8.195f	15006216	10888998	35.801	26.302 #
34)	Chlordane...	8.363	8.891f	30223958	120.1E6	234.373	887.867 #
35)	Chlordane...	0.000	0.000	0	0	N.D.	N.D.
36)	Toxaphene...	7.802	8.442	15006216	37044200	1008.701	974.705
37)	Toxaphene...	8.098	8.791	32732158	47836415	993.730	1014.679
38)	Toxaphene...	8.418	8.824	69458796	70093512	1001.953	996.600
39)	Toxaphene...	8.656	8.891	74462214	120.1E6	1000.560	1007.988
40)	Toxaphene...	8.891	9.069	61876109	69799894	1042.331	1013.201
41)	Toxaphene...	8.962	9.442	67239784	75965801	998.731	1014.477
42)	Toxaphene...	0.000	0.000	0	0	N.D.	N.D.

(f)=RT Delta > 1/2 Window (#)=Amounts differ by > 25% (m)=manual int.

Quantitation Report (Not Reviewed)

Data Path : C:\msdchem\1\data\2020-10\0J15061\REQUANT\  
Data File : ECD8-10152042.D  
Signal(s) : Signal #1: ECD1A.ch Signal #2: ECD2B.ch  
Acq On : 16 Oct 2020 4:26  
Operator : MJB  
Sample : 0J15061-CALV  
Misc : A20D431, TOX 1000 ppb  
ALS Vial : 37 Sample Multiplier: 1

Integration File signal 1: PEST1.e  
Integration File signal 2: PEST2.e  
Quant Time: Oct 20 17:36:41 2020  
Quant Method : C:\msdchem\1\methods\ECD8\_QUANTPEST\_201015.M  
Quant Title : Instrument: DualECD8  
QLast Update : Tue Oct 20 17:18:04 2020  
Response via : Initial Calibration  
Integrator: ChemStation





Quantitation Report (Not Reviewed)

Data Path : C:\msdchem\1\data\2020-10\0J15061\REQUANT\  
 Data File : ECD8-10152043.D  
 Signal(s) : Signal #1: ECD1A.ch Signal #2: ECD2B.ch  
 Acq On : 16 Oct 2020 4:43  
 Operator : MJB  
 Sample : 0J15061-CALW  
 Misc : A20F063, TOX 2000 ppb  
 ALS Vial : 38 Sample Multiplier: 1

MJB 10/20/20

Integration File signal 1: PEST1.e  
 Integration File signal 2: PEST2.e  
 Quant Time: Oct 20 17:36:50 2020  
 Quant Method : C:\msdchem\1\methods\ECD8\_QUANTPEST\_201015.M  
 Quant Title : Instrument: DualECD8  
 QLast Update : Tue Oct 20 17:18:04 2020  
 Response via : Initial Calibration  
 Integrator: ChemStation

Compound	RT#1	RT#2	Resp#1	Resp#2	ng/mL	ng/mL
-----						
System Monitoring Compounds						
1) S TCMX (S)	5.683	5.984	29722	27925	0.008	0.007
22) S DCBP (S)	9.909	10.483f	3621144	4119258	1.199	1.703 #
Target Compounds						
2) a-BHC	6.231	6.583	231252	258471	0.049	0.048
3) g-BHC	6.519	6.889	180773	609988	0.045	0.131 #
4) b-BHC	6.604	6.954	241938	1022978	0.155	0.523 #
5) Heptachlor	6.927	7.281	974779	1463841	0.240	0.320 #
6) d-BHC	6.757	7.216	647555	1052197	0.269	0.328
7) Aldrin	7.165	7.536	2842940	2196807	0.724	0.515 #
8) Heptachlo...	7.635	7.968	10965009	17926689	2.999	4.464 #
9) trans-Chl...	7.701f	8.092	16781813	22214335	4.557	5.581
10) cis-Chlor...	7.802	8.243f	31810920	26722191	8.782	6.888
11) Endosulfa...	7.930	8.275	45871163	30727897	13.486	8.544 #
12) 4,4'-DDE	7.881	8.302	16042587	34225903	5.091	9.950 #
13) Dieldrin	8.098	8.482	67923479	40887171	18.080	10.550 #
14) Endrin	8.279	8.685	97653004	85738203	35.609	31.040
15) 4,4'-DDD	8.279f	8.737	97653004	53581524	35.906	18.080 #
16) Endosulfa...	8.418	8.823	147.3E6	151.2E6	50.013	46.431
17) 4,4'-DDT	8.502	8.952	139.8E6	62591169	51.057	21.952 #
18) Endrin Al...	8.705	9.069	106.2E6	153.5E6	37.134	50.359 #
19) Endosulfa...	9.024	9.263	69188535	66239565	23.151	19.935
20) Methoxychlor	8.813	9.442	96529580	163.3E6	70.122	98.310 #
21) Endrin Ke...	9.214	9.684f	44336334	36331764	11.990	9.301
23) Hexachlor...	0.000	3.712	0	11183	N.D.	BelowCal
24) Hexachlor...	6.068	6.450	20709	83763	0.006	0.021 #
25) Oxychlorane	7.557	7.916	21980402	16881908	6.751	4.730 #
26) 2,4'-DDE	7.635	8.092	10965009	22214335	5.092	9.032 #
27) trans-Non...	7.802	8.189	31810920	22819927	8.727	5.706 #
28) 2,4'-DDD	8.019	8.482	50836959	40887171	26.167	17.876 #
29) 2,4'-DDT	8.162	8.685	75080299	85738203	34.527	38.144

Quantitation Report (Not Reviewed)

Data Path : C:\msdchem\1\data\2020-10\0J15061\REQUANT\  
 Data File : ECD8-10152043.D  
 Signal(s) : Signal #1: ECD1A.ch Signal #2: ECD2B.ch  
 Acq On : 16 Oct 2020 4:43  
 Operator : MJB  
 Sample : 0J15061-CALW  
 Misc : A20F063, TOX 2000 ppb  
 ALS Vial : 38 Sample Multiplier: 1

Integration File signal 1: PEST1.e  
 Integration File signal 2: PEST2.e  
 Quant Time: Oct 20 17:36:50 2020  
 Quant Method : C:\msdchem\1\methods\ECD8\_QUANTPEST\_201015.M  
 Quant Title : Instrument: DualECD8  
 QLast Update : Tue Oct 20 17:18:04 2020  
 Response via : Initial Calibration  
 Integrator: ChemStation

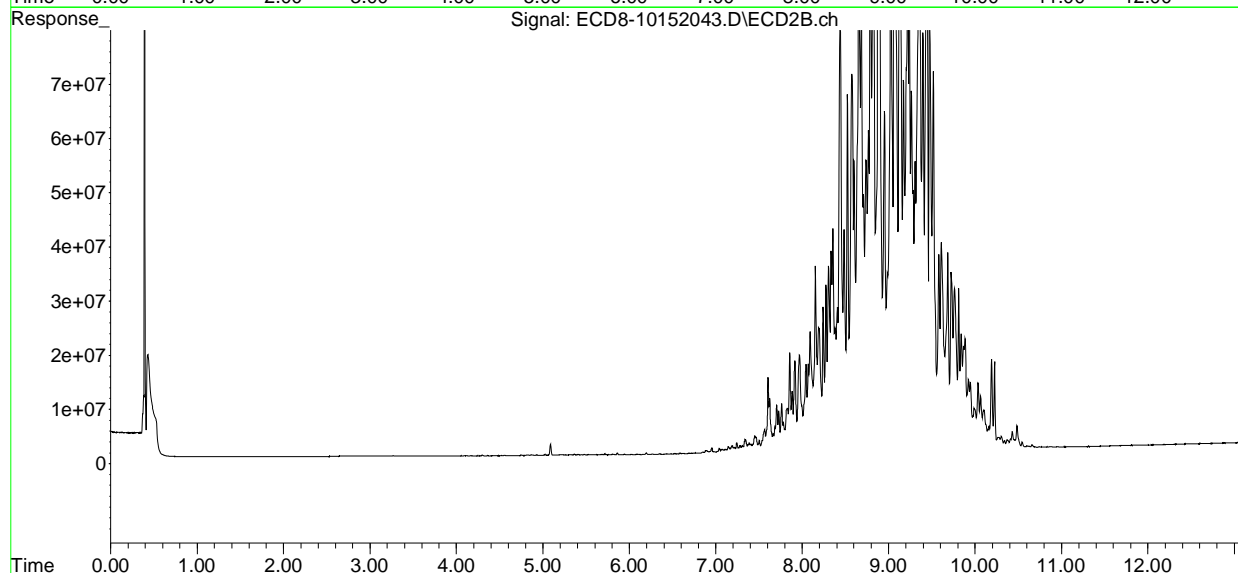
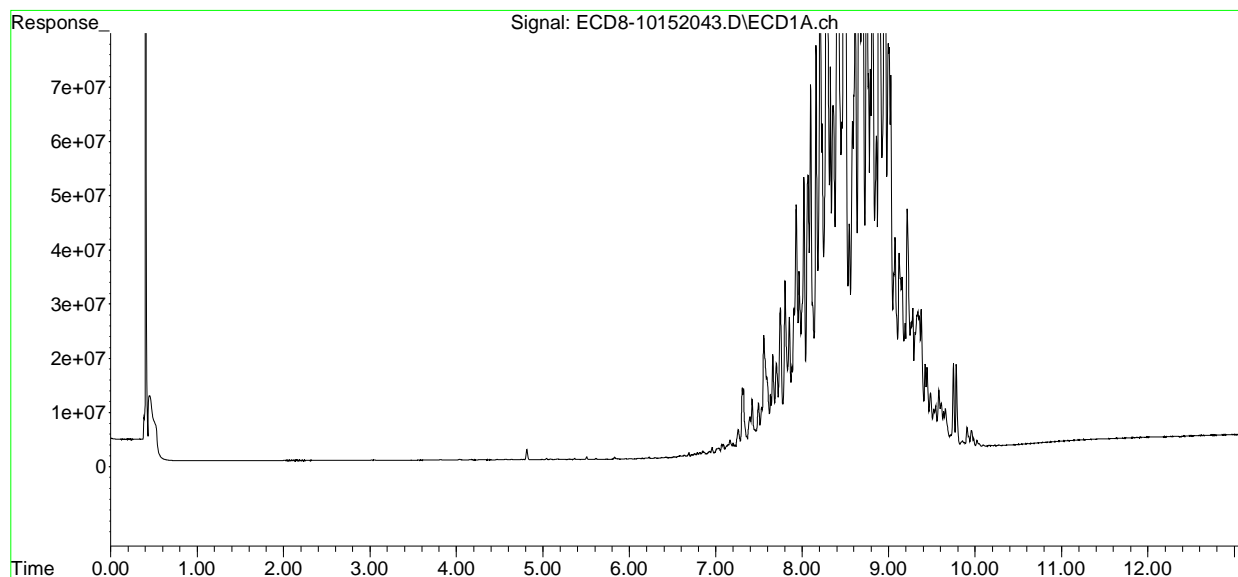
	Compound	RT#1	RT#2	Resp#1	Resp#2	ng/mL	ng/mL
30)	cis-Nonac...	8.279	8.737	97653004	53581524	24.476	12.345 #
31)	Mirex	8.961	9.609f	145.1E6	38175088	61.250	15.500 #
32)	Chlordane...	7.701f	8.092	16781813	22214335	40.737	45.601
33)	Chlordane...	7.802	8.189f	31810920	22819927	75.892	55.120 #
34)	Chlordane...	8.359	8.891	63898589	255.8E6	495.505	1891.406 #
35)	Chlordane...	0.000	0.000	0	0	N.D.	N.D.
36)	Toxaphene...	7.802	8.441	31810920	79634590	2138.294	2095.340
37)	Toxaphene...	8.098	8.790	67923479	104.7E6	2062.120	2221.643
38)	Toxaphene...	8.418	8.823	147.3E6	151.2E6	2124.971	2149.504
39)	Toxaphene...	8.656	8.891	154.2E6	255.8E6	2072.357	2147.299
40)	Toxaphene...	8.890	9.069	130.9E6	153.5E6	2205.824	2227.970
41)	Toxaphene...	8.961	9.442	145.1E6	163.3E6	2155.225	2180.994
42)	Toxaphene...	0.000	0.000	0	0	N.D.	N.D.

(f)=RT Delta > 1/2 Window (#)=Amounts differ by > 25% (m)=manual int.

Quantitation Report (Not Reviewed)

Data Path : C:\msdchem\1\data\2020-10\0J15061\REQUANT\  
Data File : ECD8-10152043.D  
Signal(s) : Signal #1: ECD1A.ch Signal #2: ECD2B.ch  
Acq On : 16 Oct 2020 4:43  
Operator : MJB  
Sample : 0J15061-CALW  
Misc : A20F063, TOX 2000 ppb  
ALS Vial : 38 Sample Multiplier: 1

Integration File signal 1: PEST1.e  
Integration File signal 2: PEST2.e  
Quant Time: Oct 20 17:36:50 2020  
Quant Method : C:\msdchem\1\methods\ECD8\_QUANTPEST\_201015.M  
Quant Title : Instrument: DualECD8  
QLast Update : Tue Oct 20 17:18:04 2020  
Response via : Initial Calibration  
Integrator: ChemStation



Sequence Name: C:\msdchem\1\sequence\0J15061.s  
 Comment: Pesticides  
 Operator: MJB  
 Data Path: C:\MSDCHEM\1\DATA\2020-10\0J15061\  
 Instrument Control Pre-Seq Cmd:  
 Data Analysis Pre-Seq Cmd:  
 Instrument Control Post-Seq Cmd:  
 Data Analysis Post-Seq Cmd:

Method Sections To Run            Sequence Barcode Options  
 (X) Full Method                     (X) On Mismatch, Inject Anyway  
 ( ) Reprocessing Only            ( ) On Mismatch, Don't Inject  
     ( ) Barcode Disabled

```
-----
```

Line	Sample Name/Misc Info
1) Sample	51 Conditioning Run
Datafile	ECD8-10152001
Method	ECD8_AQUPEST_190925
2) Sample	51 Conditioning Run
Datafile	ECD8-10152002
Method	ECD8_AQUPEST_190925
3) Sample	1 Hexane
Datafile	ECD8-10152003
Method	ECD8_AQUPEST_190925
4) Sample	2 0J15061-BKD1
Datafile	ECD8-10152004
Method	ECD8_AQUPEST_190925
5) Sample	3 0J15061-ICB1
Datafile	ECD8-10152005
Method	ECD8_AQUPEST_190925
6) Sample	4 0J15061-CAL1
Datafile	ECD8-10152006
Method	ECD8_AQUPEST_190925
7) Sample	5 0J15061-CAL2
Datafile	ECD8-10152007
Method	ECD8_AQUPEST_190925
8) Sample	6 0J15061-CAL3
Datafile	ECD8-10152008
Method	ECD8_AQUPEST_190925
9) Sample	7 0J15061-CAL4
Datafile	ECD8-10152009
Method	ECD8_AQUPEST_190925
10) Sample	8 0J15061-CAL5
Datafile	ECD8-10152010
Method	ECD8_AQUPEST_190925
11) Sample	9 0J15061-CAL6
Datafile	ECD8-10152011
Method	ECD8_AQUPEST_190925
12) Sample	10 0J15061-CAL7
Datafile	ECD8-10152012
Method	ECD8_AQUPEST_190925
13) Sample	11 0J15061-CAL8
Datafile	ECD8-10152013
Method	ECD8_AQUPEST_190925
14) Sample	12 0J15061-CAL9

*MJB 10/20/20*

	Datafile		ECD8-10152014
	Method		ECD8_AQUPEST_190925
15)	Sample	1	0J15061-IBL1
	Datafile		ECD8-10152015
	Method		ECD8_AQUPEST_190925
16)	Sample	13	0J15061-ICV1
	Datafile		ECD8-10152016
	Method		ECD8_AQUPEST_190925
17)	Sample	14	0J15061-CALA
	Datafile		ECD8-10152017
	Method		ECD8_AQUPEST_190925
18)	Sample	15	0J15061-CALB
	Datafile		ECD8-10152018
	Method		ECD8_AQUPEST_190925
19)	Sample	16	0J15061-CALC
	Datafile		ECD8-10152019
	Method		ECD8_AQUPEST_190925
20)	Sample	17	0J15061-CALD
	Datafile		ECD8-10152020
	Method		ECD8_AQUPEST_190925
21)	Sample	18	0J15061-CALE
	Datafile		ECD8-10152021
	Method		ECD8_AQUPEST_190925
22)	Sample	19	0J15061-CALF
	Datafile		ECD8-10152022
	Method		ECD8_AQUPEST_190925
23)	Sample	20	0J15061-CALG
	Datafile		ECD8-10152023
	Method		ECD8_AQUPEST_190925
24)	Sample	21	0J15061-CALH
	Datafile		ECD8-10152024
	Method		ECD8_AQUPEST_190925
25)	Sample	22	0J15061-CALI
	Datafile		ECD8-10152025
	Method		ECD8_AQUPEST_190925
26)	Sample	1	0J15061-IBL2
	Datafile		ECD8-10152026
	Method		ECD8_AQUPEST_190925
27)	Sample	23	0J15061-ICV2
	Datafile		ECD8-10152027
	Method		ECD8_AQUPEST_190925
28)	Sample	24	0J15061-CALJ
	Datafile		ECD8-10152028
	Method		ECD8_AQUPEST_190925
29)	Sample	25	0J15061-CALK
	Datafile		ECD8-10152029
	Method		ECD8_AQUPEST_190925
30)	Sample	26	0J15061-CALL
	Datafile		ECD8-10152030
	Method		ECD8_AQUPEST_190925
31)	Sample	27	0J15061-CALM
	Datafile		ECD8-10152031
	Method		ECD8_AQUPEST_190925
32)	Sample	28	0J15061-CALN
	Datafile		ECD8-10152032
	Method		ECD8_AQUPEST_190925

33) Sample	29	0J15061-CALO
Datafile		ECD8-10152033
Method		ECD8_AQUPEST_190925
34) Sample	30	0J15061-CALP
Datafile		ECD8-10152034
Method		ECD8_AQUPEST_190925
35) Sample	1	0J15061-IBL3
Datafile		ECD8-10152035
Method		ECD8_AQUPEST_190925
36) Sample	31	0J15061-ICV3
Datafile		ECD8-10152036
Method		ECD8_AQUPEST_190925
37) Sample	32	0J15061-CALQ
Datafile		ECD8-10152037
Method		ECD8_AQUPEST_190925
38) Sample	33	0J15061-CALR
Datafile		ECD8-10152038
Method		ECD8_AQUPEST_190925
39) Sample	34	0J15061-CALS
Datafile		ECD8-10152039
Method		ECD8_AQUPEST_190925
40) Sample	35	0J15061-CALT
Datafile		ECD8-10152040
Method		ECD8_AQUPEST_190925
41) Sample	36	0J15061-CALU
Datafile		ECD8-10152041
Method		ECD8_AQUPEST_190925
42) Sample	37	0J15061-CALV
Datafile		ECD8-10152042
Method		ECD8_AQUPEST_190925
43) Sample	38	0J15061-CALW
Datafile		ECD8-10152043
Method		ECD8_AQUPEST_190925

Sequence Name: C:\msdchem\1\sequence\0J15061.s

Line	Type	Vial	DataFile	Method	Sample Name
44)	Sample	1	0J15061-IBL4		
	Datafile		ECD8-10152044		
	Method		ECD8_AQUPEST_190925		
45)	Sample	39	0J15061-ICV4		
	Datafile		ECD8-10152045		
	Method		ECD8_AQUPEST_190925		

Pesticide BKD

**Pesticide Breakdown Check (Validated 8/8/2013)**

Sequence: 0J15061 BKD1  
Data File: ECD8-10152004.D

MJB 10/20/20

First Column Area Counts		Percent Breakdown	
DDE	14419604		
DDD	58554163		
DDT	3079360071	<b>2.31</b>	<b>PASS</b>
Endrin	1486236394	<b>14.14</b>	<b>PASS</b>
Endrin Aldehyde	117232627		
Endrin Ketone	127558941		

Second Column Area Counts		Percent Breakdown	
DDE	12286539		
DDD	61669829		
DDT	3272306813	<b>2.21</b>	<b>PASS</b>
Endrin	1512722337	<b>12.75</b>	<b>PASS</b>
Endrin Aldehyde	100892211		
Endrin Ketone	120214070		

*Breakdown must be less than 20% for Method 608. For method 8081 it must be less than 15% or within 7.5% of the breakdown prior to the most recent calibration.*



Quantitation Report (QT Reviewed)

Data Path : C:\msdchem\1\data\2020-10\0J15061\  
 Data File : ECD8-10152004.D  
 Signal(s) : Signal #1: ECD1A.ch Signal #2: ECD2B.ch  
 Acq On : 15 Oct 2020 17:58  
 Operator : MJB  
 Sample : 0J15061-BKD1  
 Misc : A20H479  
 ALS Vial : 2 Sample Multiplier: 1

MJB 10/20/20

Integration File signal 1: PEST1.e  
 Integration File signal 2: PEST2.e  
 Quant Time: Oct 15 18:14:22 2020  
 Quant Method : C:\msdchem\1\methods\PestBreakdownCHK\_2010015.M  
 Quant Title : Pesticides  
 QLast Update : Fri Nov 09 13:28:51 2018  
 Response via : Initial Calibration  
 Integrator: ChemStation

Compound	R.T.	Response	Conc	Units
-----				
Target Compounds				
1) 4,4'-DDE	7.875	14419604	NoCal	ng/mL
2) Endrin	8.269	1486236394	NoCal	ng/mL
3) 4,4'-DDD	8.303	58554163	NoCal	ng/mL
4) 4,4'-DDT	8.499	3079360071	NoCal	ng/mL
5) Endrin Aldehyde	8.725	117232627	NoCal	ng/mL
6) Endrin Ketone	9.232	127558941	NoCal	ng/mL
8) 4,4'-DDE [2C]	8.321	12286539	NoCal	ng/mL
9) Endrin [2C]	8.690	1512722337	NoCal	ng/mL
10) 4,4'-DDD [2C]	8.734	61669829	NoCal	ng/mL
11) Endrin Aldehyde [2C]	9.071	100892211	NoCal	ng/mL
12) 4,4'-DDT [2C]	8.958	3272306813	NoCal	ng/mL
13) Endrin Ketone [2C]	9.656	120214070	NoCal	ng/mL
-----				

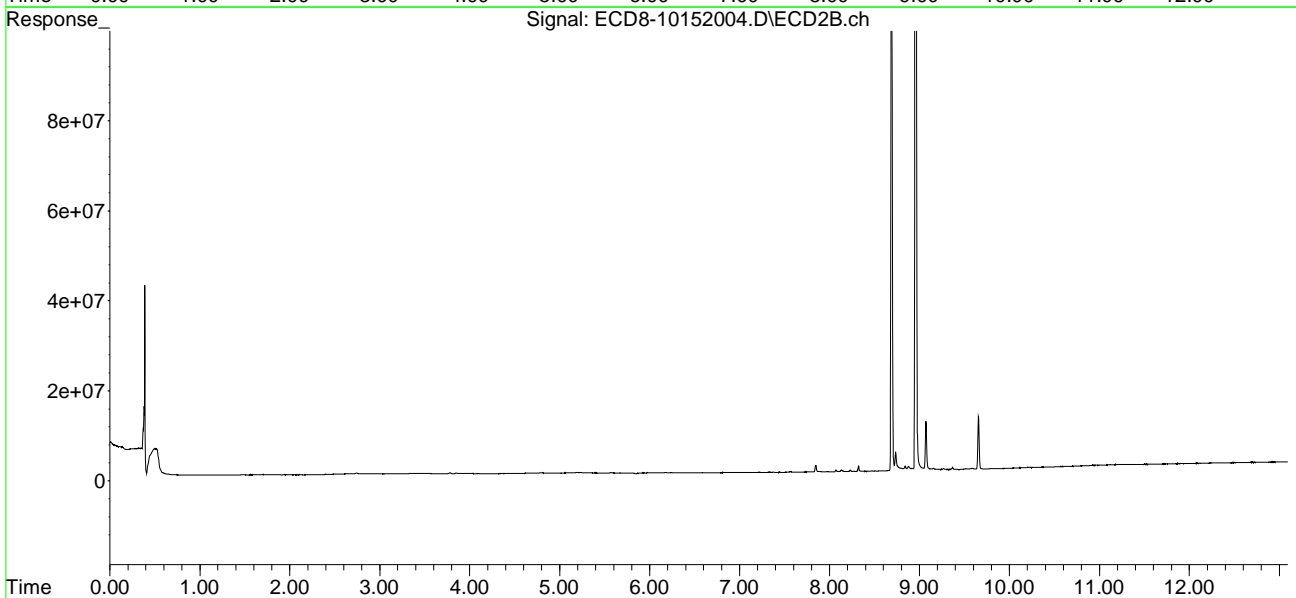
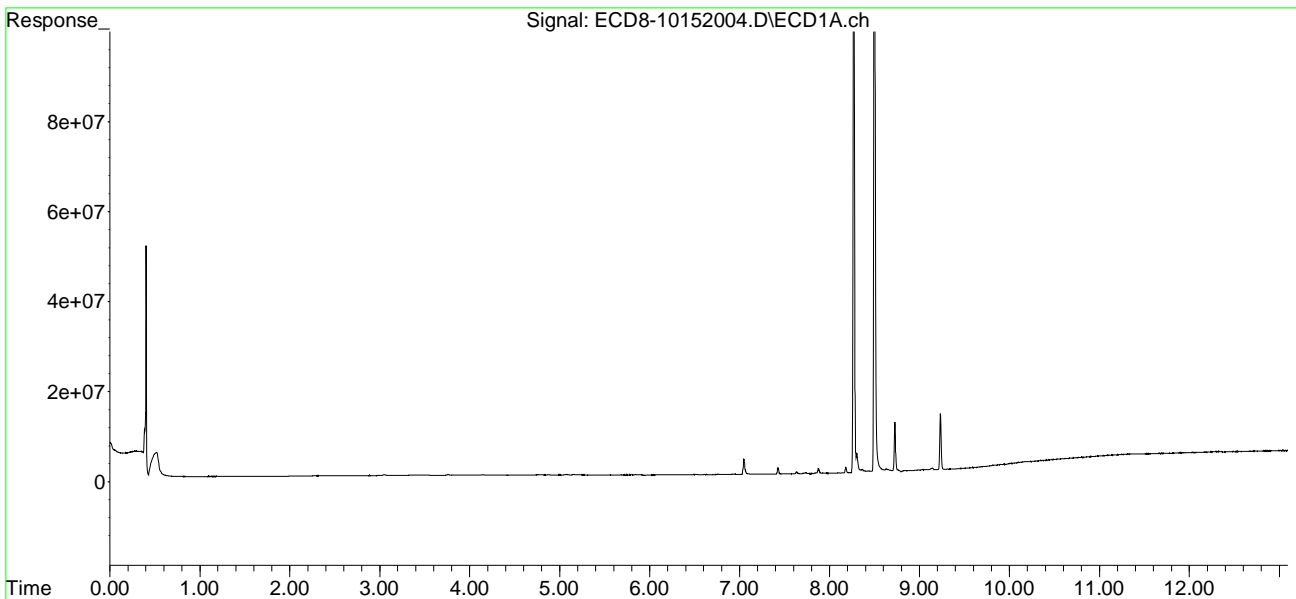
(f)=RT Delta > 1/2 Window

(m)=manual int.

Quantitation Report (QT Reviewed)

Data Path : C:\msdchem\1\data\2020-10\0J15061\  
Data File : ECD8-10152004.D  
Signal(s) : Signal #1: ECD1A.ch Signal #2: ECD2B.ch  
Acq On : 15 Oct 2020 17:58  
Operator : MJB  
Sample : 0J15061-BKD1  
Misc : A20H479  
ALS Vial : 2 Sample Multiplier: 1

Integration File signal 1: PEST1.e  
Integration File signal 2: PEST2.e  
Quant Time: Oct 15 18:14:22 2020  
Quant Method : C:\msdchem\1\methods\PestBreakdownCHK\_2010015.M  
Quant Title : Pesticides  
QLast Update : Fri Nov 09 13:28:51 2018  
Response via : Initial Calibration  
Integrator: ChemStation



Quantitation Report (QT Reviewed)

Data Path : C:\msdchem\1\data\2020-10\0J15061\  
 Data File : ECD8-10152006.D  
 Signal(s) : Signal #1: ECD1A.ch Signal #2: ECD2B.ch  
 Acq On : 15 Oct 2020 18:32  
 Operator : MJB  
 Sample : 0J15061-CAL1  
 Misc : A20J274, AB 0.5 ppb  
 ALS Vial : 4 Sample Multiplier: 1

MJB 10/20/20

Integration File signal 1: PEST1.e  
 Integration File signal 2: PEST2.e  
 Quant Time: Oct 20 16:41:30 2020  
 Quant Method : C:\msdchem\1\methods\ECD8\_QUANTPEST\_201015.M  
 Quant Title : Instrument: DualECD8  
 QLast Update : Tue Oct 20 16:40:53 2020  
 Response via : Initial Calibration  
 Integrator: ChemStation

Compound	RT#1	RT#2	Resp#1	Resp#2	ng/mL	ng/mL
-----						
System Monitoring Compounds						
1) S TCMX (S)	5.683	5.990	1964465	2094674	0.526	0.597
22) S DCBP (S)	9.904	10.506	1866301	1410803	0.392	0.440
Target Compounds						
2) a-BHC	6.233	6.585	2328682	2455359	0.473	0.596 #
3) g-BHC	6.521	6.901	2071350	2228225	0.468	0.575
4) b-BHC	6.608	6.970	816885	1065650	0.411	0.565 #
5) Heptachlor	6.920	7.274	2088406	2266099	0.493	0.561
6) d-BHC	6.761	7.218	1397611	1816056	0.339	0.511 #
7) Aldrin	7.163	7.538	1983865	1985635	0.455	0.534
8) Heptachlo...	7.633	7.973	1984641	2034040	0.490	0.556
9) trans-Chl...	7.727	8.112	1925594	1969558	0.465	0.532
10) cis-Chlor...	7.824	8.219	1943677	1990595	0.474	0.561
11) Endosulfa...	7.928	8.269	1806599	1819190	0.479	0.549
12) 4,4'-DDE	7.880	8.323	1488674	1588759	0.364	0.481 #
13) Dieldrin	8.101	8.467	1890452	1903893	0.447	0.518
14) Endrin	8.271	8.691	1343181	1241690	0.444	0.480
15) 4,4'-DDD	8.309	8.736	1338233	1460301	0.401	0.518 #
16) Endosulfa...	8.435	8.839	1532660	1655922	0.474	0.564
17) 4,4'-DDT	8.503	8.959	1202509	1227833	0.389	0.462
18) Endrin Al...	8.729	9.073	2173619	2196243	0.660	0.771
19) Endosulfa...	9.033	9.266	1731826	1864404	0.598	0.735
20) Methoxychlor	8.835	9.425	712510	771752	0.470	0.520
21) Endrin Ke...	9.235	9.657	2069188	7722012	0.895	4.572 #
23) Hexachlor...	0.000	0.000	0	0	N.D. d	N.D. d
24) Hexachlor...	0.000	0.000	0	0	N.D. d	N.D. d
25) Oxychlorane	0.000	0.000	0	0	N.D. d	N.D. d
26) 2,4'-DDE	0.000	0.000	0	0	N.D. d	N.D. d
27) trans-Non...	0.000	0.000	0	0	N.D. d	N.D. d
28) 2,4'-DDD	0.000	0.000	0	0	N.D. d	N.D. d
29) 2,4'-DDT	0.000	0.000	0	0	N.D. d	N.D. d

Quantitation Report (QT Reviewed)

Data Path : C:\msdchem\1\data\2020-10\0J15061\  
 Data File : ECD8-10152006.D  
 Signal(s) : Signal #1: ECD1A.ch Signal #2: ECD2B.ch  
 Acq On : 15 Oct 2020 18:32  
 Operator : MJB  
 Sample : 0J15061-CAL1  
 Misc : A20J274, AB 0.5 ppb  
 ALS Vial : 4 Sample Multiplier: 1

Integration File signal 1: PEST1.e  
 Integration File signal 2: PEST2.e  
 Quant Time: Oct 20 16:41:30 2020  
 Quant Method : C:\msdchem\1\methods\ECD8\_QUANTPEST\_201015.M  
 Quant Title : Instrument: DualECD8  
 QLast Update : Tue Oct 20 16:40:53 2020  
 Response via : Initial Calibration  
 Integrator: ChemStation

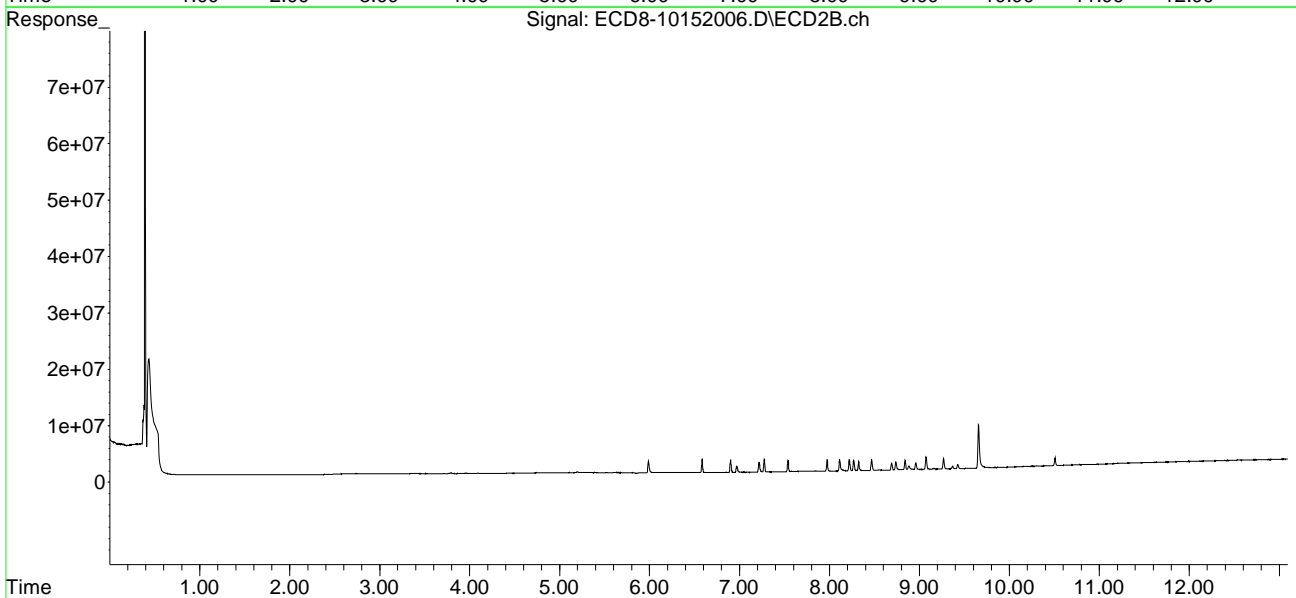
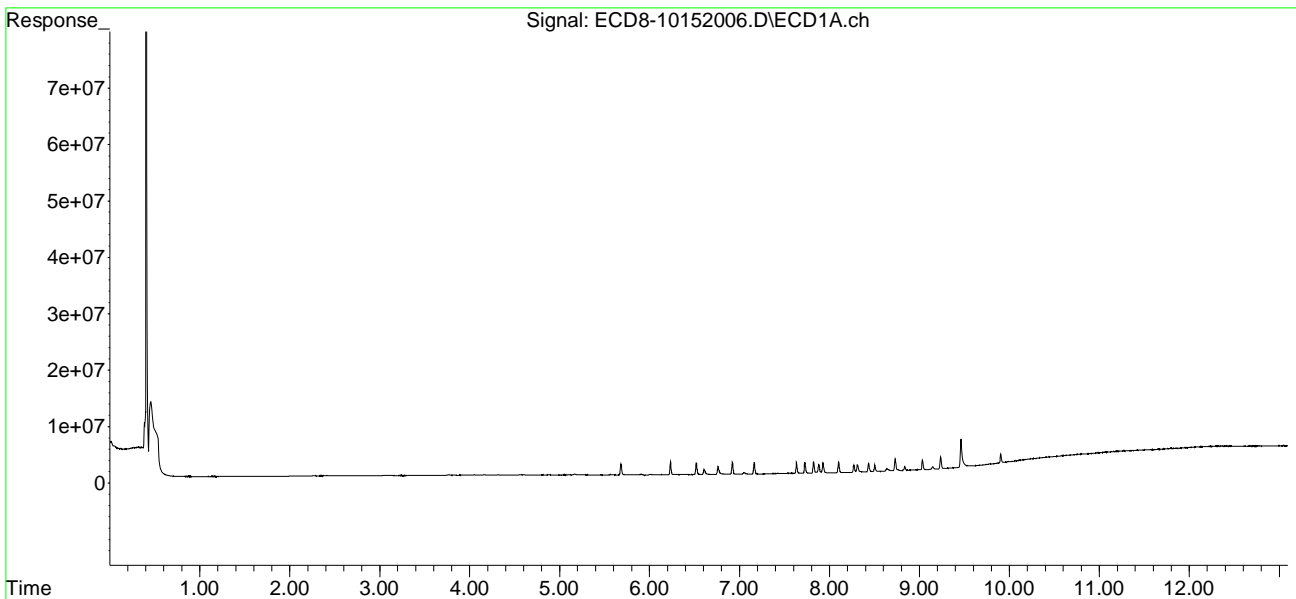
	Compound	RT#1	RT#2	Resp#1	Resp#2	ng/mL	ng/mL
30)	cis-Nonac...	0.000	0.000	0	0	N.D. d	N.D. d
31)	Mirex	0.000	0.000	0	0	N.D. d	N.D. d
32)	Chlordane...	0.000	0.000	0	0	N.D. d	N.D. d
33)	Chlordane...	0.000	0.000	0	0	N.D. d	N.D. d
34)	Chlordane...	0.000	0.000	0	0	N.D. d	N.D. d
35)	Chlordane...	0.000	0.000	0	0	N.D. d	N.D. d
36)	Toxaphene...	0.000	0.000	0	0	N.D. d	N.D. d
37)	Toxaphene...	0.000	0.000	0	0	N.D. d	N.D. d
38)	Toxaphene...	0.000	0.000	0	0	N.D. d	N.D. d
39)	Toxaphene...	0.000	0.000	0	0	N.D. d	N.D. d
40)	Toxaphene...	0.000	0.000	0	0	N.D. d	N.D. d
41)	Toxaphene...	0.000	0.000	0	0	N.D. d	N.D. d
42)	Toxaphene...	0.000	0.000	0	0	N.D. d	N.D. d

(f)=RT Delta > 1/2 Window (#)=Amounts differ by > 25% (m)=manual int.

Quantitation Report (QT Reviewed)

Data Path : C:\msdchem\1\data\2020-10\0J15061\  
Data File : ECD8-10152006.D  
Signal(s) : Signal #1: ECD1A.ch Signal #2: ECD2B.ch  
Acq On : 15 Oct 2020 18:32  
Operator : MJB  
Sample : 0J15061-CAL1  
Misc : A20J274, AB 0.5 ppb  
ALS Vial : 4 Sample Multiplier: 1

Integration File signal 1: PEST1.e  
Integration File signal 2: PEST2.e  
Quant Time: Oct 20 16:41:30 2020  
Quant Method : C:\msdchem\1\methods\ECD8\_QUANTPEST\_201015.M  
Quant Title : Instrument: DualECD8  
QLast Update : Tue Oct 20 16:40:53 2020  
Response via : Initial Calibration  
Integrator: ChemStation



Quantitation Report (QT Reviewed)

Data Path : C:\msdchem\1\data\2020-10\0J15061\  
 Data File : ECD8-10152007.D  
 Signal(s) : Signal #1: ECD1A.ch Signal #2: ECD2B.ch  
 Acq On : 15 Oct 2020 18:48  
 Operator : MJB  
 Sample : 0J15061-CAL2  
 Misc : A20J275, AB 1 ppb  
 ALS Vial : 5 Sample Multiplier: 1

MJB 10/20/20

Integration File signal 1: PEST1.e  
 Integration File signal 2: PEST2.e  
 Quant Time: Oct 20 16:42:51 2020  
 Quant Method : C:\msdchem\1\methods\ECD8\_QUANTPEST\_201015.M  
 Quant Title : Instrument: DualECD8  
 QLast Update : Tue Oct 20 16:40:53 2020  
 Response via : Initial Calibration  
 Integrator: ChemStation

Compound	RT#1	RT#2	Resp#1	Resp#2	ng/mL	ng/mL
-----						
System Monitoring Compounds						
1) S TCMX (S)	5.683	5.990	3675375	3996914	0.985	1.139
22) S DCBP (S)	9.903	10.505	3197716	2586506	0.832	1.013
Target Compounds						
2) a-BHC	6.233	6.585	4586018	4866992	0.931	1.141
3) g-BHC	6.520	6.900	3906552	4265430	0.883	1.101
4) b-BHC	6.607	6.969	1540562	1994989	0.776	1.058 #
5) Heptachlor	6.919	7.273	4125267	4334823	0.974	1.103
6) d-BHC	6.760	7.217	2771438	3592643	0.672	0.978 #
7) Aldrin	7.161	7.537	3890178	3922163	0.891	1.063
8) Heptachlo...	7.632	7.972	3780245	3912347	0.934	1.069
9) trans-Chl...	7.726	8.112	3633454	3716881	0.878	1.003
10) cis-Chlor...	7.823	8.219	3710813	3697197	0.905	1.042
11) Endosulfa...	7.927	8.269	3420833	3424701	0.907	1.034
12) 4,4'-DDE	7.878	8.323	2806594	3083622	0.687	0.916 #
13) Dieldrin	8.100	8.467	3676591	3654098	0.869	0.994
14) Endrin	8.270	8.690	2564407	2521951	0.848	1.009
15) 4,4'-DDD	8.307	8.736	2561702	2804997	0.767	0.987 #
16) Endosulfa...	8.433	8.838	2928662	3080696	0.906	1.050
17) 4,4'-DDT	8.501	8.959	2340699	2447680	0.758	0.935
18) Endrin Al...	8.728	9.072	3907593	3815413	1.187	1.340
19) Endosulfa...	9.032	9.266	3157154	3258540	1.090	1.320
20) Methoxychlor	8.833	9.424	1332109	1490489	0.879	1.005
21) Endrin Ke...	9.234	9.657	3789042	4169368	1.639	2.430 #
23) Hexachlor...	0.000	0.000	0	0	N.D. d	N.D. d
24) Hexachlor...	0.000	0.000	0	0	N.D. d	N.D. d
25) Oxychlorane	0.000	0.000	0	0	N.D. d	N.D. d
26) 2,4'-DDE	0.000	0.000	0	0	N.D. d	N.D. d
27) trans-Non...	0.000	0.000	0	0	N.D. d	N.D. d
28) 2,4'-DDD	0.000	0.000	0	0	N.D. d	N.D. d
29) 2,4'-DDT	0.000	0.000	0	0	N.D. d	N.D. d

Quantitation Report (QT Reviewed)

Data Path : C:\msdchem\1\data\2020-10\0J15061\  
 Data File : ECD8-10152007.D  
 Signal(s) : Signal #1: ECD1A.ch Signal #2: ECD2B.ch  
 Acq On : 15 Oct 2020 18:48  
 Operator : MJB  
 Sample : 0J15061-CAL2  
 Misc : A20J275, AB 1 ppb  
 ALS Vial : 5 Sample Multiplier: 1

Integration File signal 1: PEST1.e  
 Integration File signal 2: PEST2.e  
 Quant Time: Oct 20 16:42:51 2020  
 Quant Method : C:\msdchem\1\methods\ECD8\_QUANTPEST\_201015.M  
 Quant Title : Instrument: DualECD8  
 QLast Update : Tue Oct 20 16:40:53 2020  
 Response via : Initial Calibration  
 Integrator: ChemStation

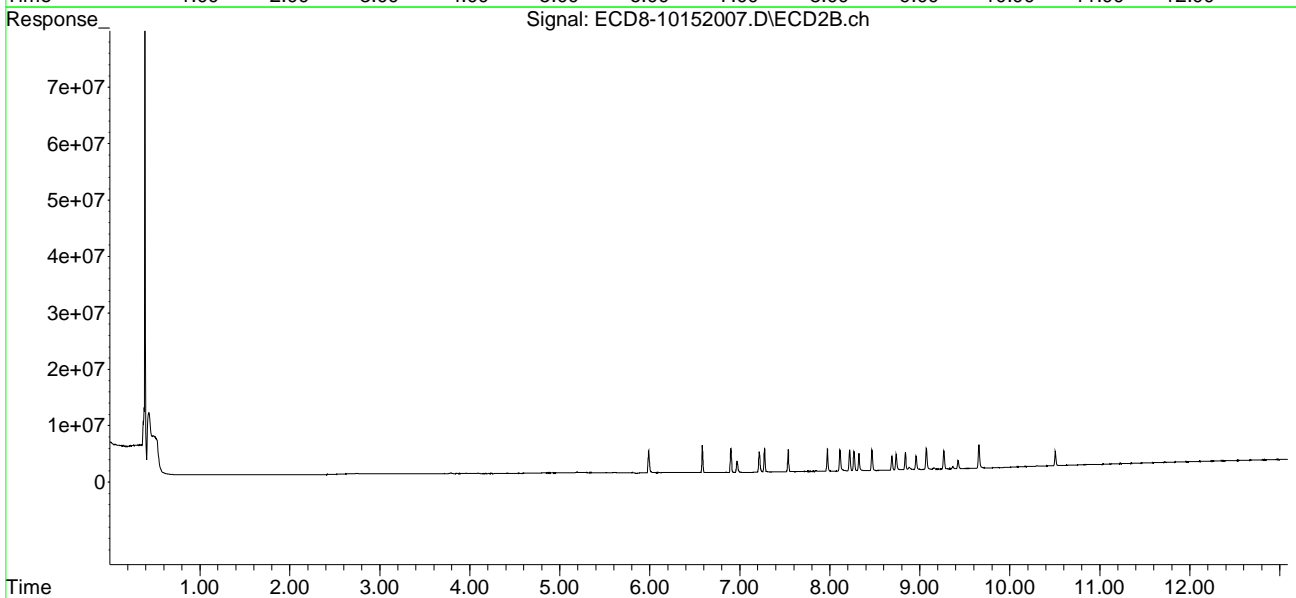
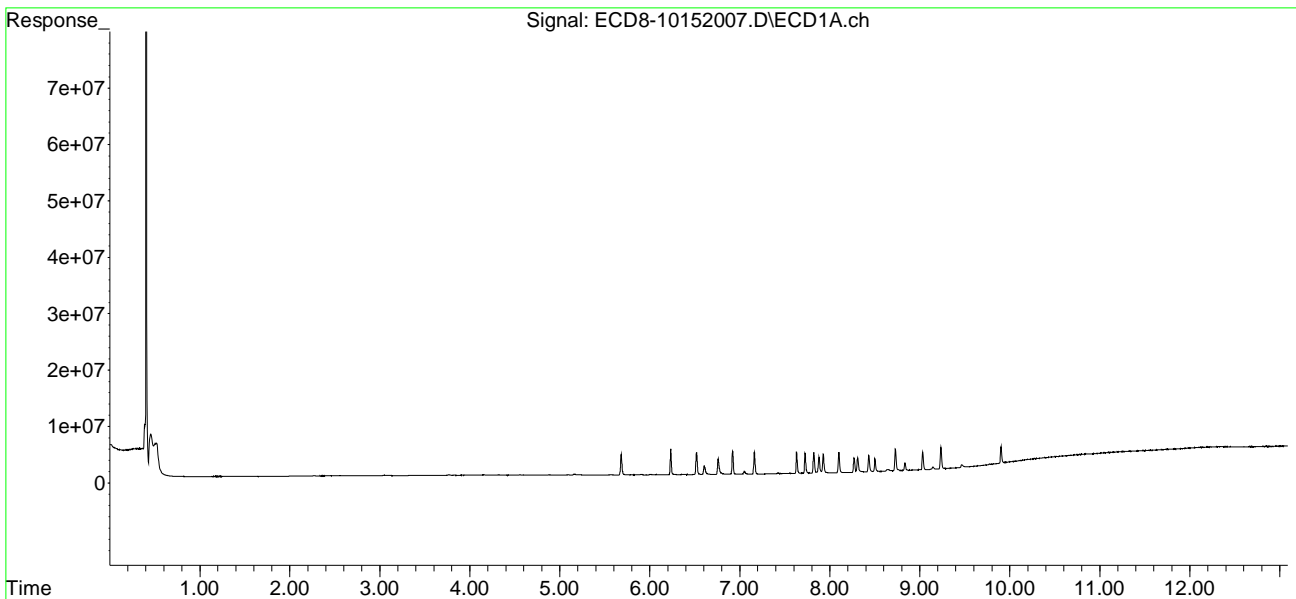
	Compound	RT#1	RT#2	Resp#1	Resp#2	ng/mL	ng/mL
30)	cis-Nonac...	0.000	0.000	0	0	N.D. d	N.D. d
31)	Mirex	0.000	0.000	0	0	N.D. d	N.D. d
32)	Chlordane...	0.000	0.000	0	0	N.D. d	N.D. d
33)	Chlordane...	0.000	0.000	0	0	N.D. d	N.D. d
34)	Chlordane...	0.000	0.000	0	0	N.D. d	N.D. d
35)	Chlordane...	0.000	0.000	0	0	N.D. d	N.D. d
36)	Toxaphene...	0.000	0.000	0	0	N.D. d	N.D. d
37)	Toxaphene...	0.000	0.000	0	0	N.D. d	N.D. d
38)	Toxaphene...	0.000	0.000	0	0	N.D. d	N.D. d
39)	Toxaphene...	0.000	0.000	0	0	N.D. d	N.D. d
40)	Toxaphene...	0.000	0.000	0	0	N.D. d	N.D. d
41)	Toxaphene...	0.000	0.000	0	0	N.D. d	N.D. d
42)	Toxaphene...	0.000	0.000	0	0	N.D. d	N.D. d

(f)=RT Delta > 1/2 Window (#)=Amounts differ by > 25% (m)=manual int.

Quantitation Report (QT Reviewed)

Data Path : C:\msdchem\1\data\2020-10\0J15061\  
Data File : ECD8-10152007.D  
Signal(s) : Signal #1: ECD1A.ch Signal #2: ECD2B.ch  
Acq On : 15 Oct 2020 18:48  
Operator : MJB  
Sample : 0J15061-CAL2  
Misc : A20J275, AB 1 ppb  
ALS Vial : 5 Sample Multiplier: 1

Integration File signal 1: PEST1.e  
Integration File signal 2: PEST2.e  
Quant Time: Oct 20 16:42:51 2020  
Quant Method : C:\msdchem\1\methods\ECD8\_QUANTPEST\_201015.M  
Quant Title : Instrument: DualECD8  
QLast Update : Tue Oct 20 16:40:53 2020  
Response via : Initial Calibration  
Integrator: ChemStation





Quantitation Report (QT Reviewed)

Data Path : C:\msdchem\1\data\2020-10\0J15061\  
 Data File : ECD8-10152008.D  
 Signal(s) : Signal #1: ECD1A.ch Signal #2: ECD2B.ch  
 Acq On : 15 Oct 2020 19:05  
 Operator : MJB  
 Sample : 0J15061-CAL3  
 Misc : A20H471, AB 2 ppb  
 ALS Vial : 6 Sample Multiplier: 1

MJB 10/20/20

Integration File signal 1: PEST1.e  
 Integration File signal 2: PEST2.e  
 Quant Time: Oct 20 16:43:34 2020  
 Quant Method : C:\msdchem\1\methods\ECD8\_QUANTPEST\_201015.M  
 Quant Title : Instrument: DualECD8  
 QLast Update : Tue Oct 20 16:40:53 2020  
 Response via : Initial Calibration  
 Integrator: ChemStation

Compound	RT#1	RT#2	Resp#1	Resp#2	ng/mL	ng/mL
-----						
System Monitoring Compounds						
1) S TCMX (S)	5.682	5.990	6974987	7527988	1.869	2.145
22) S DCBP (S)	9.902	10.505	5701683	4791544	1.660	2.087 #
Target Compounds						
2) a-BHC	6.233	6.585	9063124	9584271	1.841	2.203
3) g-BHC	6.520	6.900	7694107	8481393	1.739	2.185 #
4) b-BHC	6.604	6.968	3020188	3743280	1.521	1.986 #
5) Heptachlor	6.919	7.274	7834074	8356845	1.850	2.154
6) d-BHC	6.758	7.216	5908930	7521244	1.432	2.009 #
7) Aldrin	7.162	7.536	7559480	7805224	1.732	2.120
8) Heptachlo...	7.631	7.971	7111174	7501012	1.756	2.049
9) trans-Chl...	7.725	8.111	7224345	7196150	1.746	1.942
10) cis-Chlor...	7.822	8.217	6946216	7123870	1.694	2.008
11) Endosulfa...	7.926	8.268	6845706	6450502	1.814	1.947
12) 4,4'-DDE	7.875	8.320	5832058	6467389	1.427	1.897 #
13) Dieldrin	8.099	8.466	7217877	7205936	1.707	1.959
14) Endrin	8.269	8.690	5198958	4965041	1.719	2.017
15) 4,4'-DDD	8.305	8.734	5108732	5453646	1.530	1.910
16) Endosulfa...	8.431	8.836	5775620	5953424	1.785	2.029
17) 4,4'-DDT	8.499	8.957	4776266	4865206	1.546	1.871
18) Endrin Al...	8.726	9.071	7357293	7179367	2.234	2.522
19) Endosulfa...	9.031	9.265	5905541	6267396	2.039	2.578 #
20) Methoxychlor	8.831	9.424	2713959	2917738	1.791	1.968
21) Endrin Ke...	9.233	9.655	7274419	7194544	3.147	4.255 #
23) Hexachlor...	0.000	0.000	0	0	N.D. d	N.D. d
24) Hexachlor...	0.000	0.000	0	0	N.D. d	N.D. d
25) Oxychlorane	0.000	0.000	0	0	N.D. d	N.D. d
26) 2,4'-DDE	0.000	0.000	0	0	N.D. d	N.D. d
27) trans-Non...	0.000	0.000	0	0	N.D. d	N.D. d
28) 2,4'-DDD	0.000	0.000	0	0	N.D. d	N.D. d
29) 2,4'-DDT	0.000	0.000	0	0	N.D. d	N.D. d

Quantitation Report (QT Reviewed)

Data Path : C:\msdchem\1\data\2020-10\0J15061\  
 Data File : ECD8-10152008.D  
 Signal(s) : Signal #1: ECD1A.ch Signal #2: ECD2B.ch  
 Acq On : 15 Oct 2020 19:05  
 Operator : MJB  
 Sample : 0J15061-CAL3  
 Misc : A20H471, AB 2 ppb  
 ALS Vial : 6 Sample Multiplier: 1

Integration File signal 1: PEST1.e  
 Integration File signal 2: PEST2.e  
 Quant Time: Oct 20 16:43:34 2020  
 Quant Method : C:\msdchem\1\methods\ECD8\_QUANTPEST\_201015.M  
 Quant Title : Instrument: DualECD8  
 QLast Update : Tue Oct 20 16:40:53 2020  
 Response via : Initial Calibration  
 Integrator: ChemStation

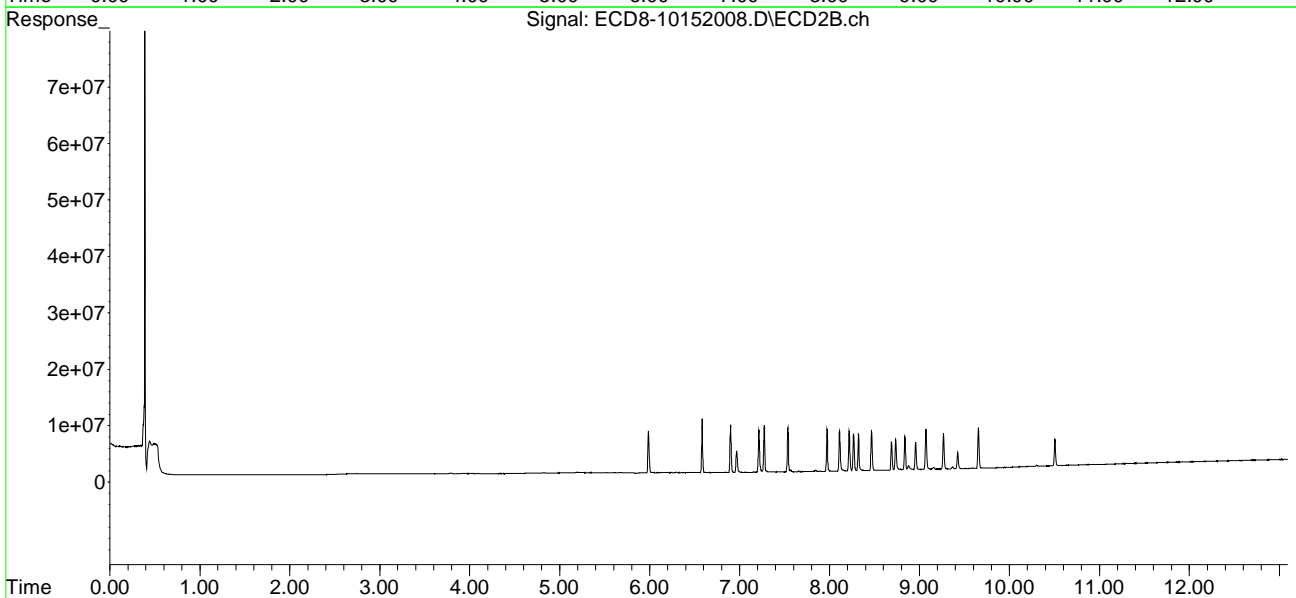
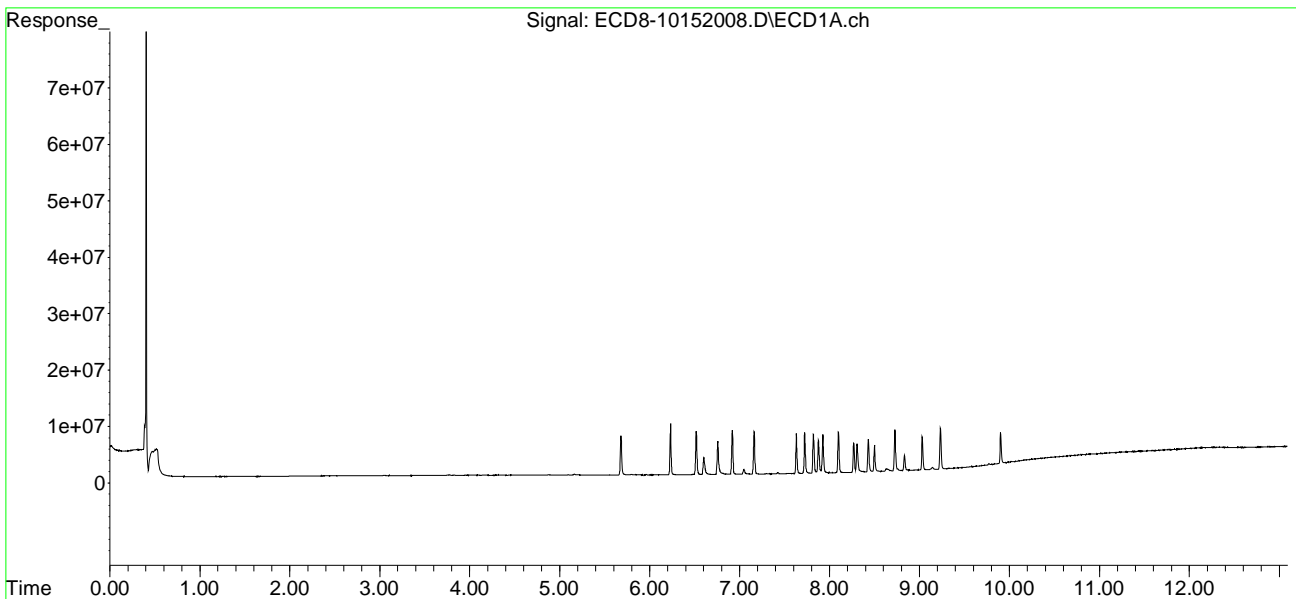
	Compound	RT#1	RT#2	Resp#1	Resp#2	ng/mL	ng/mL
30)	cis-Nonac...	0.000	0.000	0	0	N.D. d	N.D. d
31)	Mirex	0.000	0.000	0	0	N.D. d	N.D. d
32)	Chlordane...	0.000	0.000	0	0	N.D. d	N.D. d
33)	Chlordane...	0.000	0.000	0	0	N.D. d	N.D. d
34)	Chlordane...	0.000	0.000	0	0	N.D. d	N.D. d
35)	Chlordane...	0.000	0.000	0	0	N.D. d	N.D. d
36)	Toxaphene...	0.000	0.000	0	0	N.D. d	N.D. d
37)	Toxaphene...	0.000	0.000	0	0	N.D. d	N.D. d
38)	Toxaphene...	0.000	0.000	0	0	N.D. d	N.D. d
39)	Toxaphene...	0.000	0.000	0	0	N.D. d	N.D. d
40)	Toxaphene...	0.000	0.000	0	0	N.D. d	N.D. d
41)	Toxaphene...	0.000	0.000	0	0	N.D. d	N.D. d
42)	Toxaphene...	0.000	0.000	0	0	N.D. d	N.D. d

(f)=RT Delta > 1/2 Window (#)=Amounts differ by > 25% (m)=manual int.

Quantitation Report (QT Reviewed)

Data Path : C:\msdchem\1\data\2020-10\0J15061\  
Data File : ECD8-10152008.D  
Signal(s) : Signal #1: ECD1A.ch Signal #2: ECD2B.ch  
Acq On : 15 Oct 2020 19:05  
Operator : MJB  
Sample : 0J15061-CAL3  
Misc : A20H471, AB 2 ppb  
ALS Vial : 6 Sample Multiplier: 1

Integration File signal 1: PEST1.e  
Integration File signal 2: PEST2.e  
Quant Time: Oct 20 16:43:34 2020  
Quant Method : C:\msdchem\1\methods\ECD8\_QUANTPEST\_201015.M  
Quant Title : Instrument: DualECD8  
QLast Update : Tue Oct 20 16:40:53 2020  
Response via : Initial Calibration  
Integrator: ChemStation



Quantitation Report (QT Reviewed)

Data Path : C:\msdchem\1\data\2020-10\0J15061\  
 Data File : ECD8-10152009.D  
 Signal(s) : Signal #1: ECD1A.ch Signal #2: ECD2B.ch  
 Acq On : 15 Oct 2020 19:21  
 Operator : MJB  
 Sample : 0J15061-CAL4  
 Misc : A20H472, AB 5 ppb  
 ALS Vial : 7 Sample Multiplier: 1

MJB 10/20/20

Integration File signal 1: PEST1.e  
 Integration File signal 2: PEST2.e  
 Quant Time: Oct 20 16:44:11 2020  
 Quant Method : C:\msdchem\1\methods\ECD8\_QUANTPEST\_201015.M  
 Quant Title : Instrument: DualECD8  
 QLast Update : Tue Oct 20 16:40:53 2020  
 Response via : Initial Calibration  
 Integrator: ChemStation

Compound	RT#1	RT#2	Resp#1	Resp#2	ng/mL	ng/mL
-----						
System Monitoring Compounds						
1) S TCMX (S)	5.682	5.990	16956681	18484065	4.543	5.266
22) S DCBP (S)	9.902	10.505	12863204	11283832	4.027	5.235 #
Target Compounds						
2) a-BHC	6.233	6.585	22751844	25276916	4.620	5.713
3) g-BHC	6.521	6.900	18571945	21316708	4.199	5.463 #
4) b-BHC	6.605	6.968	6967859	8823163	3.510	4.680 #
5) Heptachlor	6.920	7.274	19135941	20724830	4.520	5.366
6) d-BHC	6.759	7.216	14723164	19014583	3.569	5.008 #
7) Aldrin	7.163	7.537	19043093	19417167	4.364	5.263
8) Heptachlo...	7.633	7.971	17849960	18369288	4.408	5.018
9) trans-Chl...	7.725	8.111	17399945	18128038	4.205	4.892
10) cis-Chlor...	7.823	8.218	17370803	17821595	4.236	5.023
11) Endosulfa...	7.927	8.268	16393128	16389737	4.345	4.948
12) 4,4'-DDE	7.876	8.320	14353371	15866253	3.511	4.605 #
13) Dieldrin	8.100	8.466	18084070	18768975	4.276	5.103
14) Endrin	8.270	8.689	12643881	12382702	4.182	5.055
15) 4,4'-DDD	8.306	8.734	12317174	13730751	3.688	4.774 #
16) Endosulfa...	8.432	8.836	13817746	14467378	4.273	4.931
17) 4,4'-DDT	8.500	8.958	11690217	12754125	3.783	4.897 #
18) Endrin Al...	8.726	9.071	14781149	15071497	4.489	5.294
19) Endosulfa...	9.031	9.265	13964857	14969553	4.822	6.186 #
20) Methoxychlor	8.832	9.423	6325525	6672527	4.174	4.500
21) Endrin Ke...	9.234	9.655	18023751	17644405	7.798	10.452 #
23) Hexachlor...	0.000	0.000	0	0	N.D. d	N.D. d
24) Hexachlor...	0.000	0.000	0	0	N.D. d	N.D. d
25) Oxychlorane	0.000	0.000	0	0	N.D. d	N.D. d
26) 2,4'-DDE	0.000	0.000	0	0	N.D. d	N.D. d
27) trans-Non...	0.000	0.000	0	0	N.D. d	N.D. d
28) 2,4'-DDD	0.000	0.000	0	0	N.D. d	N.D. d
29) 2,4'-DDT	0.000	0.000	0	0	N.D. d	N.D. d

Quantitation Report (QT Reviewed)

Data Path : C:\msdchem\1\data\2020-10\0J15061\  
 Data File : ECD8-10152009.D  
 Signal(s) : Signal #1: ECD1A.ch Signal #2: ECD2B.ch  
 Acq On : 15 Oct 2020 19:21  
 Operator : MJB  
 Sample : 0J15061-CAL4  
 Misc : A20H472, AB 5 ppb  
 ALS Vial : 7 Sample Multiplier: 1

Integration File signal 1: PEST1.e  
 Integration File signal 2: PEST2.e  
 Quant Time: Oct 20 16:44:11 2020  
 Quant Method : C:\msdchem\1\methods\ECD8\_QUANTPEST\_201015.M  
 Quant Title : Instrument: DualECD8  
 QLast Update : Tue Oct 20 16:40:53 2020  
 Response via : Initial Calibration  
 Integrator: ChemStation

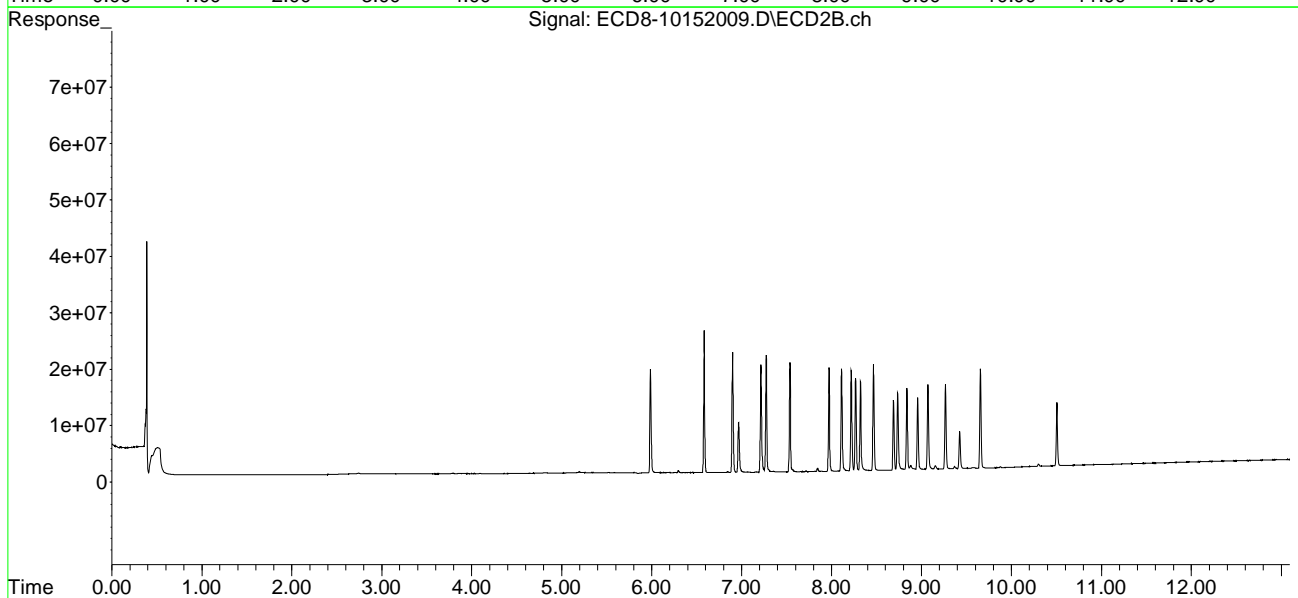
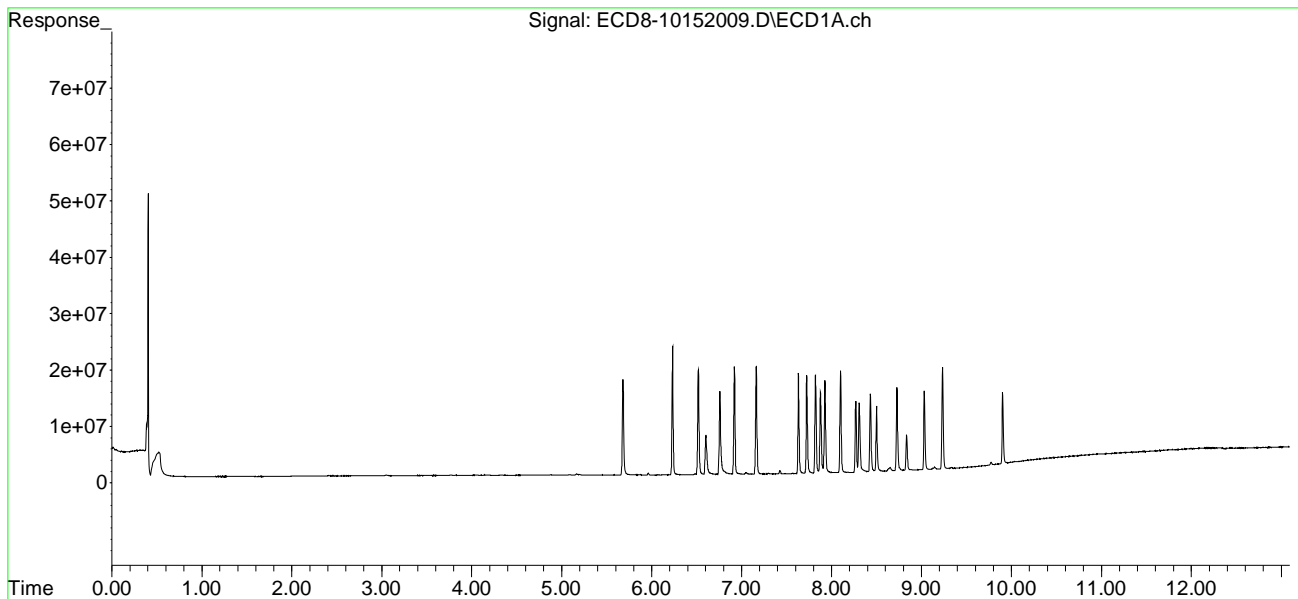
	Compound	RT#1	RT#2	Resp#1	Resp#2	ng/mL	ng/mL
30)	cis-Nonac...	0.000	0.000	0	0	N.D. d	N.D. d
31)	Mirex	0.000	0.000	0	0	N.D. d	N.D. d
32)	Chlordane...	0.000	0.000	0	0	N.D. d	N.D. d
33)	Chlordane...	0.000	0.000	0	0	N.D. d	N.D. d
34)	Chlordane...	0.000	0.000	0	0	N.D. d	N.D. d
35)	Chlordane...	0.000	0.000	0	0	N.D. d	N.D. d
36)	Toxaphene...	0.000	0.000	0	0	N.D. d	N.D. d
37)	Toxaphene...	0.000	0.000	0	0	N.D. d	N.D. d
38)	Toxaphene...	0.000	0.000	0	0	N.D. d	N.D. d
39)	Toxaphene...	0.000	0.000	0	0	N.D. d	N.D. d
40)	Toxaphene...	0.000	0.000	0	0	N.D. d	N.D. d
41)	Toxaphene...	0.000	0.000	0	0	N.D. d	N.D. d
42)	Toxaphene...	0.000	0.000	0	0	N.D. d	N.D. d

(f)=RT Delta > 1/2 Window (#)=Amounts differ by > 25% (m)=manual int.

Quantitation Report (QT Reviewed)

Data Path : C:\msdchem\1\data\2020-10\0J15061\  
Data File : ECD8-10152009.D  
Signal(s) : Signal #1: ECD1A.ch Signal #2: ECD2B.ch  
Acq On : 15 Oct 2020 19:21  
Operator : MJB  
Sample : 0J15061-CAL4  
Misc : A20H472, AB 5 ppb  
ALS Vial : 7 Sample Multiplier: 1

Integration File signal 1: PEST1.e  
Integration File signal 2: PEST2.e  
Quant Time: Oct 20 16:44:11 2020  
Quant Method : C:\msdchem\1\methods\ECD8\_QUANTPEST\_201015.M  
Quant Title : Instrument: DualECD8  
QLast Update : Tue Oct 20 16:40:53 2020  
Response via : Initial Calibration  
Integrator: ChemStation



Quantitation Report (QT Reviewed)

Data Path : C:\msdchem\1\data\2020-10\0J15061\  
 Data File : ECD8-10152010.D  
 Signal(s) : Signal #1: ECD1A.ch Signal #2: ECD2B.ch  
 Acq On : 15 Oct 2020 19:38  
 Operator : MJB  
 Sample : 0J15061-CAL5  
 Misc : A20H473, AB 10 ppb  
 ALS Vial : 8 Sample Multiplier: 1

MJB 10/20/20

Integration File signal 1: PEST1.e  
 Integration File signal 2: PEST2.e  
 Quant Time: Oct 20 16:44:52 2020  
 Quant Method : C:\msdchem\1\methods\ECD8\_QUANTPEST\_201015.M  
 Quant Title : Instrument: DualECD8  
 QLast Update : Tue Oct 20 16:40:53 2020  
 Response via : Initial Calibration  
 Integrator: ChemStation

Compound	RT#1	RT#2	Resp#1	Resp#2	ng/mL	ng/mL
-----						
System Monitoring Compounds						
1) S TCMX (S)	5.682	5.989	33785802	37691189	9.052	10.737
22) S DCBP (S)	9.902	10.504	25663363	22219920	8.256	10.497 #
Target Compounds						
2) a-BHC	6.233	6.584	45945237	51661582	9.330	11.530
3) g-BHC	6.520	6.900	39002587	45048871	8.818	11.429 #
4) b-BHC	6.603	6.967	14251469	17799613	7.178	9.442 #
5) Heptachlor	6.919	7.273	39173115	44108090	9.252	11.354
6) d-BHC	6.757	7.215	30313826	40912398	7.349	10.648 #
7) Aldrin	7.161	7.536	39135359	41106892	8.968	11.056
8) Heptachlo...	7.631	7.971	35393917	38488002	8.740	10.514
9) trans-Chl...	7.725	8.111	35298078	37624061	8.531	10.154
10) cis-Chlor...	7.822	8.218	35411410	37266618	8.635	10.504
11) Endosulfa...	7.926	8.267	32830959	34291287	8.702	10.353
12) 4,4'-DDE	7.875	8.320	30250769	33692294	7.400	9.671 #
13) Dieldrin	8.099	8.466	37548230	38676878	8.879	10.516
14) Endrin	8.269	8.689	25971387	24972648	8.589	10.140
15) 4,4'-DDD	8.305	8.733	25608106	29438067	7.667	10.135 #
16) Endosulfa...	8.431	8.835	28511350	30118924	8.817	10.266
17) 4,4'-DDT	8.499	8.957	25096147	26962252	8.122	10.249 #
18) Endrin Al...	8.725	9.070	27881516	29477669	8.468	10.355
19) Endosulfa...	9.030	9.264	28097911	30451627	9.701	12.503 #
20) Methoxychlor	8.832	9.423	12655213	14104841	8.350	9.512
21) Endrin Ke...	9.232	9.654	35605046	36555813	15.404	21.272 #
23) Hexachlor...	0.000	0.000	0	0	N.D. d	N.D. d
24) Hexachlor...	0.000	0.000	0	0	N.D. d	N.D. d
25) Oxychlorane	0.000	0.000	0	0	N.D. d	N.D. d
26) 2,4'-DDE	0.000	0.000	0	0	N.D. d	N.D. d
27) trans-Non...	0.000	0.000	0	0	N.D. d	N.D. d
28) 2,4'-DDD	0.000	0.000	0	0	N.D. d	N.D. d
29) 2,4'-DDT	0.000	0.000	0	0	N.D. d	N.D. d

Quantitation Report (QT Reviewed)

Data Path : C:\msdchem\1\data\2020-10\0J15061\  
 Data File : ECD8-10152010.D  
 Signal(s) : Signal #1: ECD1A.ch Signal #2: ECD2B.ch  
 Acq On : 15 Oct 2020 19:38  
 Operator : MJB  
 Sample : 0J15061-CAL5  
 Misc : A20H473, AB 10 ppb  
 ALS Vial : 8 Sample Multiplier: 1

Integration File signal 1: PEST1.e  
 Integration File signal 2: PEST2.e  
 Quant Time: Oct 20 16:44:52 2020  
 Quant Method : C:\msdchem\1\methods\ECD8\_QUANTPEST\_201015.M  
 Quant Title : Instrument: DualECD8  
 QLast Update : Tue Oct 20 16:40:53 2020  
 Response via : Initial Calibration  
 Integrator: ChemStation

	Compound	RT#1	RT#2	Resp#1	Resp#2	ng/mL	ng/mL
30)	cis-Nonac...	0.000	0.000	0	0	N.D. d	N.D. d
31)	Mirex	0.000	0.000	0	0	N.D. d	N.D. d
32)	Chlordane...	0.000	0.000	0	0	N.D. d	N.D. d
33)	Chlordane...	0.000	0.000	0	0	N.D. d	N.D. d
34)	Chlordane...	0.000	0.000	0	0	N.D. d	N.D. d
35)	Chlordane...	0.000	0.000	0	0	N.D. d	N.D. d
36)	Toxaphene...	0.000	0.000	0	0	N.D. d	N.D. d
37)	Toxaphene...	0.000	0.000	0	0	N.D. d	N.D. d
38)	Toxaphene...	0.000	0.000	0	0	N.D. d	N.D. d
39)	Toxaphene...	0.000	0.000	0	0	N.D. d	N.D. d
40)	Toxaphene...	0.000	0.000	0	0	N.D. d	N.D. d
41)	Toxaphene...	0.000	0.000	0	0	N.D. d	N.D. d
42)	Toxaphene...	0.000	0.000	0	0	N.D. d	N.D. d

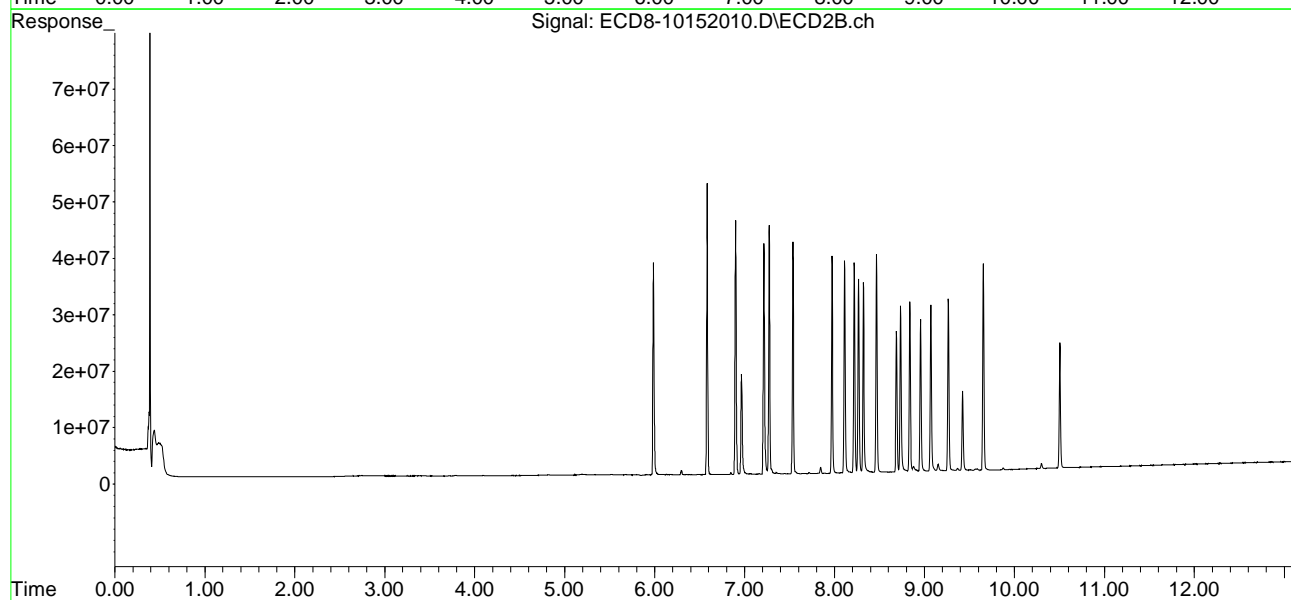
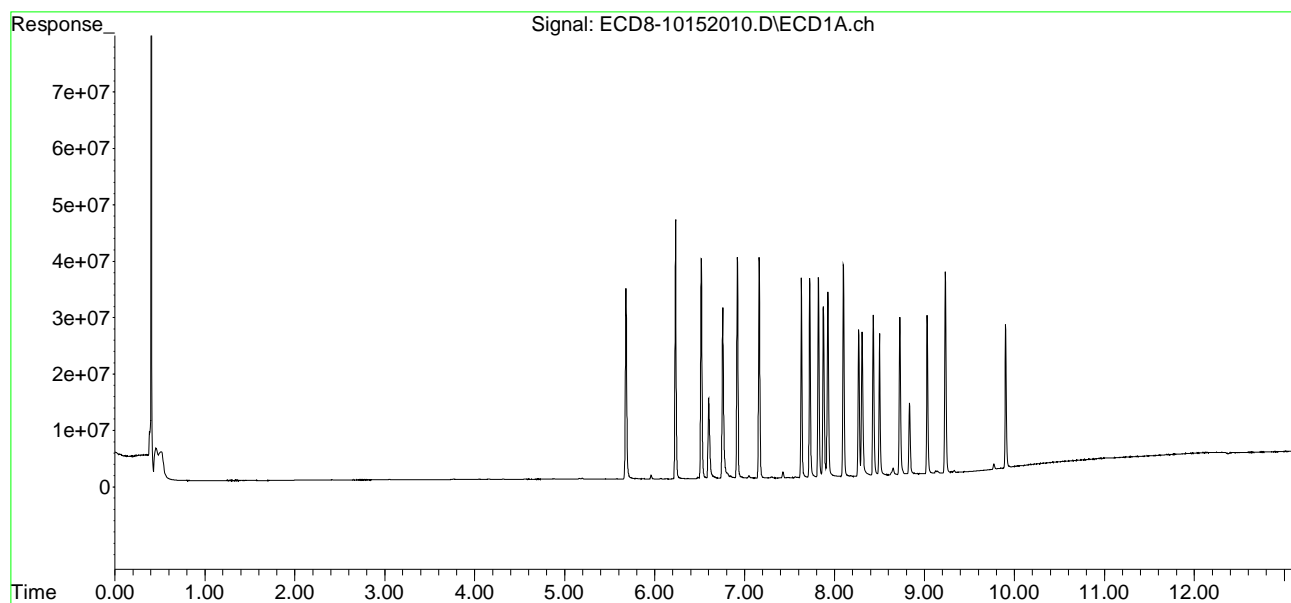
(f)=RT Delta > 1/2 Window (#)=Amounts differ by > 25% (m)=manual int.



Quantitation Report (QT Reviewed)

Data Path : C:\msdchem\1\data\2020-10\0J15061\  
Data File : ECD8-10152010.D  
Signal(s) : Signal #1: ECD1A.ch Signal #2: ECD2B.ch  
Acq On : 15 Oct 2020 19:38  
Operator : MJB  
Sample : 0J15061-CAL5  
Misc : A20H473, AB 10 ppb  
ALS Vial : 8 Sample Multiplier: 1

Integration File signal 1: PEST1.e  
Integration File signal 2: PEST2.e  
Quant Time: Oct 20 16:44:52 2020  
Quant Method : C:\msdchem\1\methods\ECD8\_QUANTPEST\_201015.M  
Quant Title : Instrument: DualECD8  
QLast Update : Tue Oct 20 16:40:53 2020  
Response via : Initial Calibration  
Integrator: ChemStation



Quantitation Report (QT Reviewed)

Data Path : C:\msdchem\1\data\2020-10\0J15061\  
 Data File : ECD8-10152011.D  
 Signal(s) : Signal #1: ECD1A.ch Signal #2: ECD2B.ch  
 Acq On : 15 Oct 2020 19:54  
 Operator : MJB  
 Sample : 0J15061-CAL6  
 Misc : A20H474, AB 25 ppb  
 ALS Vial : 9 Sample Multiplier: 1

MJB 10/20/20

Integration File signal 1: PEST1.e  
 Integration File signal 2: PEST2.e  
 Quant Time: Oct 20 16:45:30 2020  
 Quant Method : C:\msdchem\1\methods\ECD8\_QUANTPEST\_201015.M  
 Quant Title : Instrument: DualECD8  
 QLast Update : Tue Oct 20 16:40:53 2020  
 Response via : Initial Calibration  
 Integrator: ChemStation

Compound	RT#1	RT#2	Resp#1	Resp#2	ng/mL	ng/mL
-----						
System Monitoring Compounds						
1) S TCMX (S)	5.682	5.989	86612386	97518197	23.205	27.780
22) S DCBP (S)	9.902	10.504	62318460	56260952	20.357	26.560 #
Target Compounds						
2) a-BHC	6.233	6.585	120.1E6	137.7E6	24.387	29.817
3) g-BHC	6.520	6.900	100.3E6	118.2E6	22.681	29.116 #
4) b-BHC	6.601	6.966	38003561	46171935	19.142	24.491 #
5) Heptachlor	6.919	7.273	101.7E6	114.2E6	24.015	28.698
6) d-BHC	6.755	7.215	82864455	109.6E6	20.089	27.749 #
7) Aldrin	7.161	7.536	97817805	109.3E6	22.416	28.644 #
8) Heptachlo...	7.631	7.971	89599740	99299787	22.126	27.125
9) trans-Chl...	7.724	8.111	91365998	97950589	22.082	26.435
10) cis-Chlor...	7.821	8.217	88782494	95308938	21.649	26.863
11) Endosulfa...	7.925	8.267	83964035	90769540	22.254	27.403
12) 4,4'-DDE	7.874	8.320	79179643	92501534	19.368	25.791 #
13) Dieldrin	8.099	8.466	93635281	103.9E6	22.141	28.239 #
14) Endrin	8.269	8.689	68701409	70747094	22.721	27.943
15) 4,4'-DDD	8.304	8.733	67884289	76853167	20.325	25.769 #
16) Endosulfa...	8.431	8.836	72694490	79168334	22.480	26.985
17) 4,4'-DDT	8.499	8.957	68705008	76033637	22.235	27.860 #
18) Endrin Al...	8.726	9.070	68571764	73274578	20.825	25.739
19) Endosulfa...	9.030	9.264	71990912	78726299	24.856	31.433 #
20) Methoxychlor	8.831	9.422	32595572	37809034	21.508	25.499
21) Endrin Ke...	9.232	9.655	88349751	93392767	38.222	51.270 #
23) Hexachlor...	0.000	0.000	0	0	N.D. d	N.D. d
24) Hexachlor...	0.000	0.000	0	0	N.D. d	N.D. d
25) Oxychlorane	0.000	0.000	0	0	N.D. d	N.D. d
26) 2,4'-DDE	0.000	0.000	0	0	N.D. d	N.D. d
27) trans-Non...	0.000	0.000	0	0	N.D. d	N.D. d
28) 2,4'-DDD	0.000	0.000	0	0	N.D. d	N.D. d
29) 2,4'-DDT	0.000	0.000	0	0	N.D. d	N.D. d

Quantitation Report (QT Reviewed)

Data Path : C:\msdchem\1\data\2020-10\0J15061\  
 Data File : ECD8-10152011.D  
 Signal(s) : Signal #1: ECD1A.ch Signal #2: ECD2B.ch  
 Acq On : 15 Oct 2020 19:54  
 Operator : MJB  
 Sample : 0J15061-CAL6  
 Misc : A20H474, AB 25 ppb  
 ALS Vial : 9 Sample Multiplier: 1

Integration File signal 1: PEST1.e  
 Integration File signal 2: PEST2.e  
 Quant Time: Oct 20 16:45:30 2020  
 Quant Method : C:\msdchem\1\methods\ECD8\_QUANTPEST\_201015.M  
 Quant Title : Instrument: DualECD8  
 QLast Update : Tue Oct 20 16:40:53 2020  
 Response via : Initial Calibration  
 Integrator: ChemStation

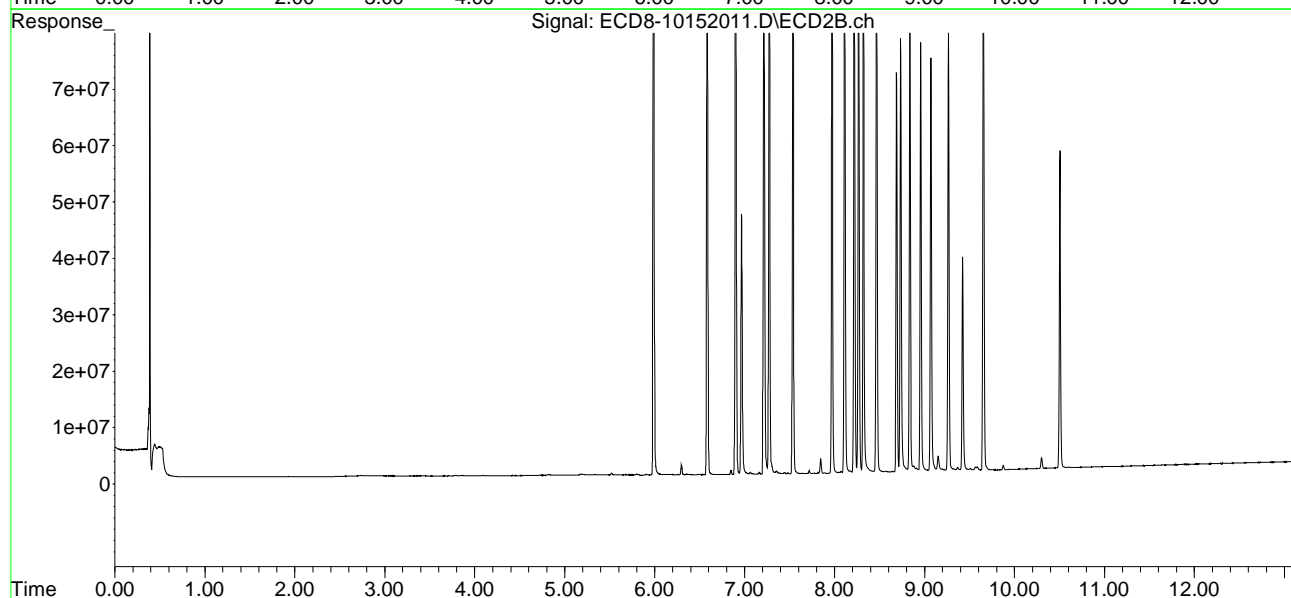
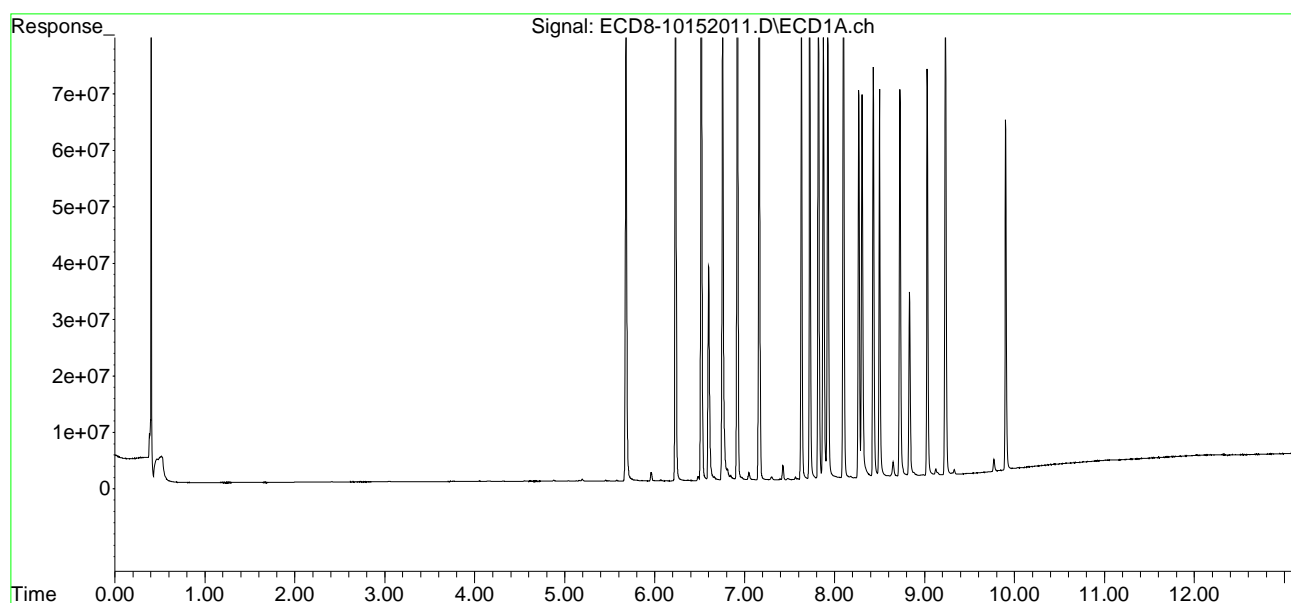
	Compound	RT#1	RT#2	Resp#1	Resp#2	ng/mL	ng/mL
30)	cis-Nonac...	0.000	0.000	0	0	N.D. d	N.D. d
31)	Mirex	0.000	0.000	0	0	N.D. d	N.D. d
32)	Chlordane...	0.000	0.000	0	0	N.D. d	N.D. d
33)	Chlordane...	0.000	0.000	0	0	N.D. d	N.D. d
34)	Chlordane...	0.000	0.000	0	0	N.D. d	N.D. d
35)	Chlordane...	0.000	0.000	0	0	N.D. d	N.D. d
36)	Toxaphene...	0.000	0.000	0	0	N.D. d	N.D. d
37)	Toxaphene...	0.000	0.000	0	0	N.D. d	N.D. d
38)	Toxaphene...	0.000	0.000	0	0	N.D. d	N.D. d
39)	Toxaphene...	0.000	0.000	0	0	N.D. d	N.D. d
40)	Toxaphene...	0.000	0.000	0	0	N.D. d	N.D. d
41)	Toxaphene...	0.000	0.000	0	0	N.D. d	N.D. d
42)	Toxaphene...	0.000	0.000	0	0	N.D. d	N.D. d

(f)=RT Delta > 1/2 Window (#)=Amounts differ by > 25% (m)=manual int.

Quantitation Report (QT Reviewed)

Data Path : C:\msdchem\1\data\2020-10\0J15061\  
Data File : ECD8-10152011.D  
Signal(s) : Signal #1: ECD1A.ch Signal #2: ECD2B.ch  
Acq On : 15 Oct 2020 19:54  
Operator : MJB  
Sample : 0J15061-CAL6  
Misc : A20H474, AB 25 ppb  
ALS Vial : 9 Sample Multiplier: 1

Integration File signal 1: PEST1.e  
Integration File signal 2: PEST2.e  
Quant Time: Oct 20 16:45:30 2020  
Quant Method : C:\msdchem\1\methods\ECD8\_QUANTPEST\_201015.M  
Quant Title : Instrument: DualECD8  
QLast Update : Tue Oct 20 16:40:53 2020  
Response via : Initial Calibration  
Integrator: ChemStation



Quantitation Report (QT Reviewed)

Data Path : C:\msdchem\1\data\2020-10\0J15061\  
 Data File : ECD8-10152012.D  
 Signal(s) : Signal #1: ECD1A.ch Signal #2: ECD2B.ch  
 Acq On : 15 Oct 2020 20:11  
 Operator : MJB  
 Sample : 0J15061-CAL7  
 Misc : A20H475, AB 50 ppb  
 ALS Vial : 10 Sample Multiplier: 1

MJB 10/20/20

Integration File signal 1: PEST1.e  
 Integration File signal 2: PEST2.e  
 Quant Time: Oct 20 16:39:40 2020  
 Quant Method : C:\msdchem\1\methods\ECD8\_QUANTPEST\_201015.M  
 Quant Title : Instrument: DualECD8  
 QLast Update : Thu Aug 27 10:01:10 2020  
 Response via : Initial Calibration  
 Integrator: ChemStation

Compound	RT#1	RT#2	Resp#1	Resp#2	ng/mL	ng/mL
-----						
System Monitoring Compounds						
1) S TCMX (S)	5.683	5.990	171.3E6	202.3E6	45.900	57.631 #
22) S DCBP (S)	9.903	10.506	121.6E6	112.4E6	39.882	52.102 #
Target Compounds						
2) a-BHC	6.234	6.585	237.8E6	276.4E6	48.293	57.452
3) g-BHC	6.520	6.900	199.7E6	242.4E6	45.149	57.077 #
4) b-BHC	6.601	6.966	77551148	98666610	39.061	52.337 #
5) Heptachlor	6.919	7.273	197.0E6	235.2E6	46.524	56.791
6) d-BHC	6.755	7.215	170.5E6	227.1E6	41.344	55.247 #
7) Aldrin	7.162	7.537	193.9E6	228.4E6	44.430	57.471 #
8) Heptachlo...	7.631	7.971	175.7E6	201.0E6	43.389	54.920 #
9) trans-Chl...	7.723	8.110	183.0E6	206.2E6	44.234	55.656 #
10) cis-Chlor...	7.821	8.217	175.8E6	195.5E6	42.858	55.098 #
11) Endosulfa...	7.925	8.267	164.8E6	182.7E6	43.669	55.155 #
12) 4,4'-DDE	7.872	8.319	165.1E6	195.7E6	40.392	52.197 #
13) Dieldrin	8.098	8.465	187.2E6	205.8E6	44.269	55.957 #
14) Endrin	8.268	8.689	138.9E6	147.3E6	45.924	55.671
15) 4,4'-DDD	8.303	8.733	134.1E6	163.2E6	40.147	52.423 #
16) Endosulfa...	8.429	8.835	142.3E6	165.5E6	44.019	56.402 #
17) 4,4'-DDT	8.498	8.957	137.9E6	158.4E6	44.622	54.936
18) Endrin Al...	8.724	9.071	134.3E6	146.0E6	40.784	51.300 #
19) Endosulfa...	9.030	9.264	142.5E6	162.8E6	49.211	62.070 #
20) Methoxychlor	8.831	9.423	63985860	75074553	42.220	50.631
21) Endrin Ke...	9.233	9.656	178.0E6	193.2E6	77.015	97.306 #
23) Hexachlor...	0.000	0.000	0	0	N.D. d	N.D. d
24) Hexachlor...	0.000	0.000	0	0	N.D. d	N.D. d
25) Oxychlorane	0.000	0.000	0	0	N.D. d	N.D. d
26) 2,4'-DDE	0.000	0.000	0	0	N.D. d	N.D. d
27) trans-Non...	0.000	0.000	0	0	N.D. d	N.D. d
28) 2,4'-DDD	0.000	0.000	0	0	N.D. d	N.D. d
29) 2,4'-DDT	0.000	0.000	0	0	N.D. d	N.D. d

Quantitation Report (QT Reviewed)

Data Path : C:\msdchem\1\data\2020-10\0J15061\  
 Data File : ECD8-10152012.D  
 Signal(s) : Signal #1: ECD1A.ch Signal #2: ECD2B.ch  
 Acq On : 15 Oct 2020 20:11  
 Operator : MJB  
 Sample : 0J15061-CAL7  
 Misc : A20H475, AB 50 ppb  
 ALS Vial : 10 Sample Multiplier: 1

Integration File signal 1: PEST1.e  
 Integration File signal 2: PEST2.e  
 Quant Time: Oct 20 16:39:40 2020  
 Quant Method : C:\msdchem\1\methods\ECD8\_QUANTPEST\_201015.M  
 Quant Title : Instrument: DualECD8  
 QLast Update : Thu Aug 27 10:01:10 2020  
 Response via : Initial Calibration  
 Integrator: ChemStation

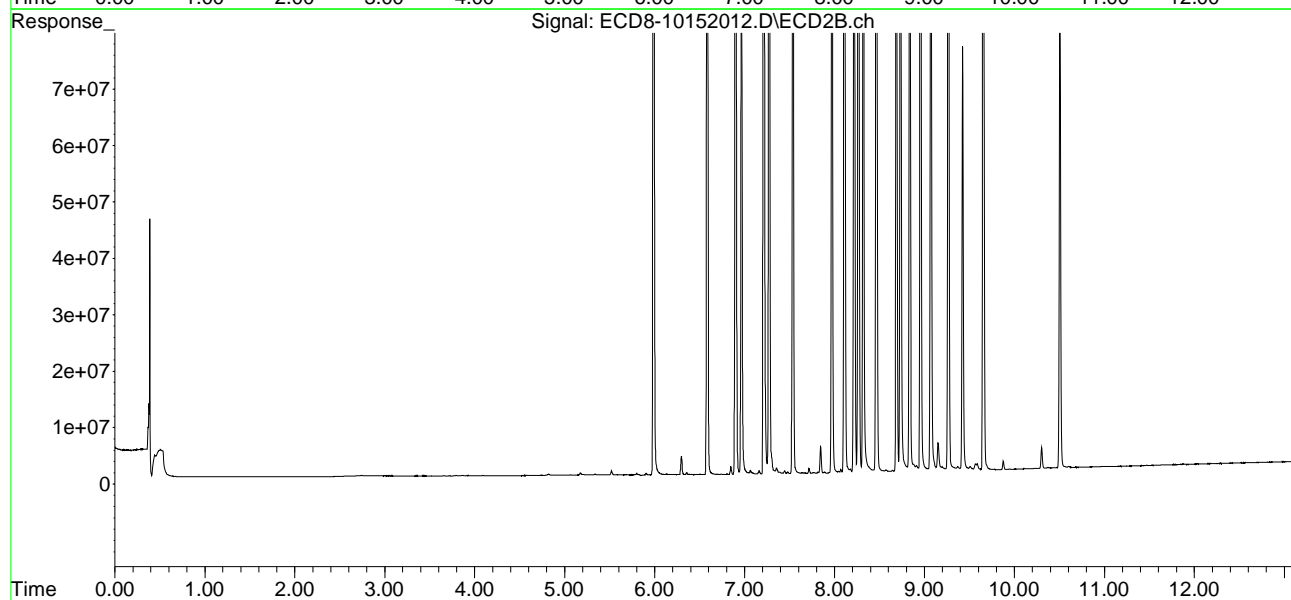
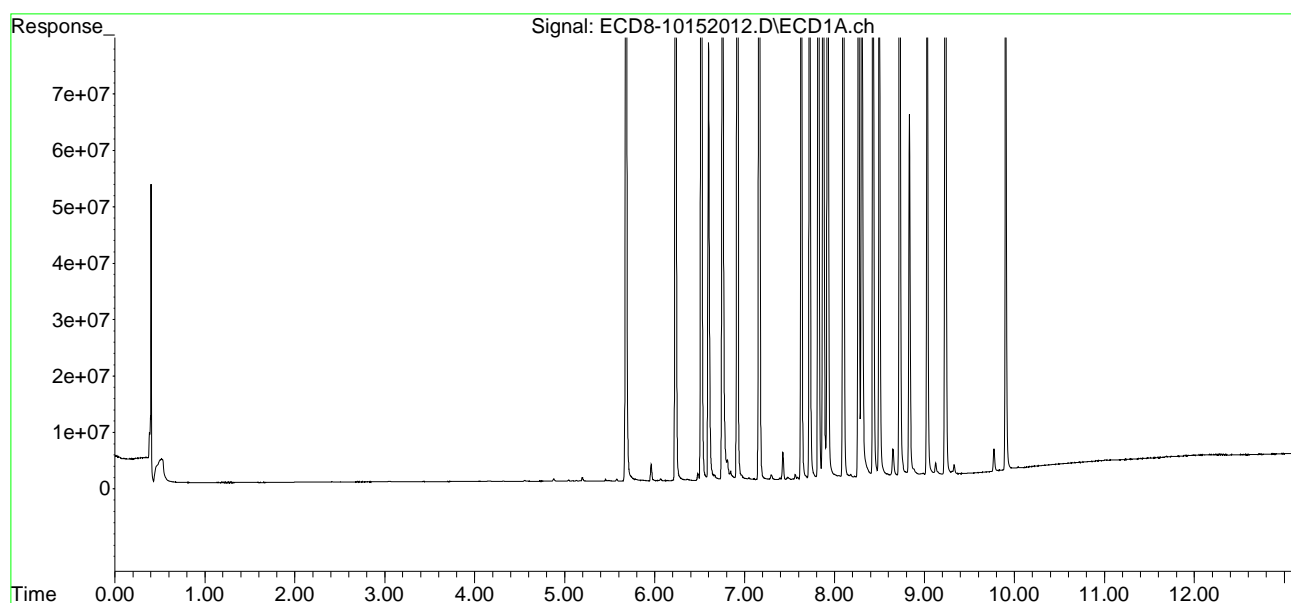
	Compound	RT#1	RT#2	Resp#1	Resp#2	ng/mL	ng/mL
30)	cis-Nonac...	0.000	0.000	0	0	N.D. d	N.D. d
31)	Mirex	0.000	0.000	0	0	N.D. d	N.D. d
32)	Chlordane...	0.000	0.000	0	0	N.D. d	N.D. d
33)	Chlordane...	0.000	0.000	0	0	N.D. d	N.D. d
34)	Chlordane...	0.000	0.000	0	0	N.D. d	N.D. d
35)	Chlordane...	0.000	0.000	0	0	N.D. d	N.D. d
36)	Toxaphene...	0.000	0.000	0	0	N.D. d	N.D. d
37)	Toxaphene...	0.000	0.000	0	0	N.D. d	N.D. d
38)	Toxaphene...	0.000	0.000	0	0	N.D. d	N.D. d
39)	Toxaphene...	0.000	0.000	0	0	N.D. d	N.D. d
40)	Toxaphene...	0.000	0.000	0	0	N.D. d	N.D. d
41)	Toxaphene...	0.000	0.000	0	0	N.D. d	N.D. d
42)	Toxaphene...	0.000	0.000	0	0	N.D. d	N.D. d

(f)=RT Delta > 1/2 Window (#)=Amounts differ by > 25% (m)=manual int.

Quantitation Report (QT Reviewed)

Data Path : C:\msdchem\1\data\2020-10\0J15061\  
Data File : ECD8-10152012.D  
Signal(s) : Signal #1: ECD1A.ch Signal #2: ECD2B.ch  
Acq On : 15 Oct 2020 20:11  
Operator : MJB  
Sample : 0J15061-CAL7  
Misc : A20H475, AB 50 ppb  
ALS Vial : 10 Sample Multiplier: 1

Integration File signal 1: PEST1.e  
Integration File signal 2: PEST2.e  
Quant Time: Oct 20 16:39:40 2020  
Quant Method : C:\msdchem\1\methods\ECD8\_QUANTPEST\_201015.M  
Quant Title : Instrument: DualECD8  
QLast Update : Thu Aug 27 10:01:10 2020  
Response via : Initial Calibration  
Integrator: ChemStation



Quantitation Report (QT Reviewed)

Data Path : C:\msdchem\1\data\2020-10\0J15061\  
 Data File : ECD8-10152013.D  
 Signal(s) : Signal #1: ECD1A.ch Signal #2: ECD2B.ch  
 Acq On : 15 Oct 2020 20:27  
 Operator : MJB  
 Sample : 0J15061-CAL8  
 Misc : A20H476, AB 100 ppb  
 ALS Vial : 11 Sample Multiplier: 1

MJB 10/20/20

Integration File signal 1: PEST1.e  
 Integration File signal 2: PEST2.e  
 Quant Time: Oct 20 16:46:13 2020  
 Quant Method : C:\msdchem\1\methods\ECD8\_QUANTPEST\_201015.M  
 Quant Title : Instrument: DualECD8  
 QLast Update : Tue Oct 20 16:40:53 2020  
 Response via : Initial Calibration  
 Integrator: ChemStation

Compound	RT#1	RT#2	Resp#1	Resp#2	ng/mL	ng/mL
-----						
System Monitoring Compounds						
1) S TCMX (S)	5.683	5.990	353.9E6	425.7E6	94.829	121.275 #
22) S DCBP (S)	9.902	10.504	254.4E6	242.3E6	83.502	107.268 #
Target Compounds						
2) a-BHC	6.234	6.585	492.9E6	598.9E6	100.097	114.936
3) g-BHC	6.520	6.900	432.4E6	506.9E6	97.761	110.121
4) b-BHC	6.599	6.965	173.0E6	211.1E6	87.132	111.969 #
5) Heptachlor	6.918	7.273	425.5E6	500.4E6	100.494	112.089
6) d-BHC	6.751	7.213	384.5E6	507.6E6	93.218	114.012
7) Aldrin	7.160	7.536	415.8E6	476.9E6	95.276	111.558
8) Heptachlo...	7.629	7.970	370.1E6	442.7E6	91.392	120.934 #
9) trans-Chl...	7.722	8.110	386.7E6	449.4E6	93.464	121.271 #
10) cis-Chlor...	7.820	8.217	372.5E6	421.6E6	90.825	118.814 #
11) Endosulfa...	7.924	8.267	346.0E6	395.1E6	91.695	119.282 #
12) 4,4'-DDE	7.870	8.318	362.8E6	440.1E6	88.742	107.632
13) Dieldrin	8.098	8.465	395.8E6	459.8E6	93.595	125.023 #
14) Endrin	8.268	8.689	308.9E6	345.9E6	102.175	118.896
15) 4,4'-DDD	8.300	8.731	313.9E6	361.9E6	93.989	107.064
16) Endosulfa...	8.429	8.835	312.1E6	366.8E6	96.530	125.030 #
17) 4,4'-DDT	8.497	8.956	321.4E6	373.7E6	104.021	115.644
18) Endrin Al...	8.724	9.070	282.4E6	319.3E6	85.772	112.165 #
19) Endosulfa...	9.030	9.264	301.0E6	361.9E6	103.927	125.937
20) Methoxychlor	8.827	9.422	158.4E6	181.1E6	104.503	122.164
21) Endrin Ke...	9.232	9.656	368.2E6	418.0E6	159.289	182.429
23) Hexachlor...	0.000	0.000	0	0	N.D. d	N.D. d
24) Hexachlor...	0.000	0.000	0	0	N.D. d	N.D. d
25) Oxychlorane	0.000	0.000	0	0	N.D. d	N.D. d
26) 2,4'-DDE	0.000	0.000	0	0	N.D. d	N.D. d
27) trans-Non...	0.000	0.000	0	0	N.D. d	N.D. d
28) 2,4'-DDD	0.000	0.000	0	0	N.D. d	N.D. d
29) 2,4'-DDT	0.000	0.000	0	0	N.D. d	N.D. d



Quantitation Report (QT Reviewed)

Data Path : C:\msdchem\1\data\2020-10\0J15061\  
 Data File : ECD8-10152013.D  
 Signal(s) : Signal #1: ECD1A.ch Signal #2: ECD2B.ch  
 Acq On : 15 Oct 2020 20:27  
 Operator : MJB  
 Sample : 0J15061-CAL8  
 Misc : A20H476, AB 100 ppb  
 ALS Vial : 11 Sample Multiplier: 1

Integration File signal 1: PEST1.e  
 Integration File signal 2: PEST2.e  
 Quant Time: Oct 20 16:46:13 2020  
 Quant Method : C:\msdchem\1\methods\ECD8\_QUANTPEST\_201015.M  
 Quant Title : Instrument: DualECD8  
 QLast Update : Tue Oct 20 16:40:53 2020  
 Response via : Initial Calibration  
 Integrator: ChemStation

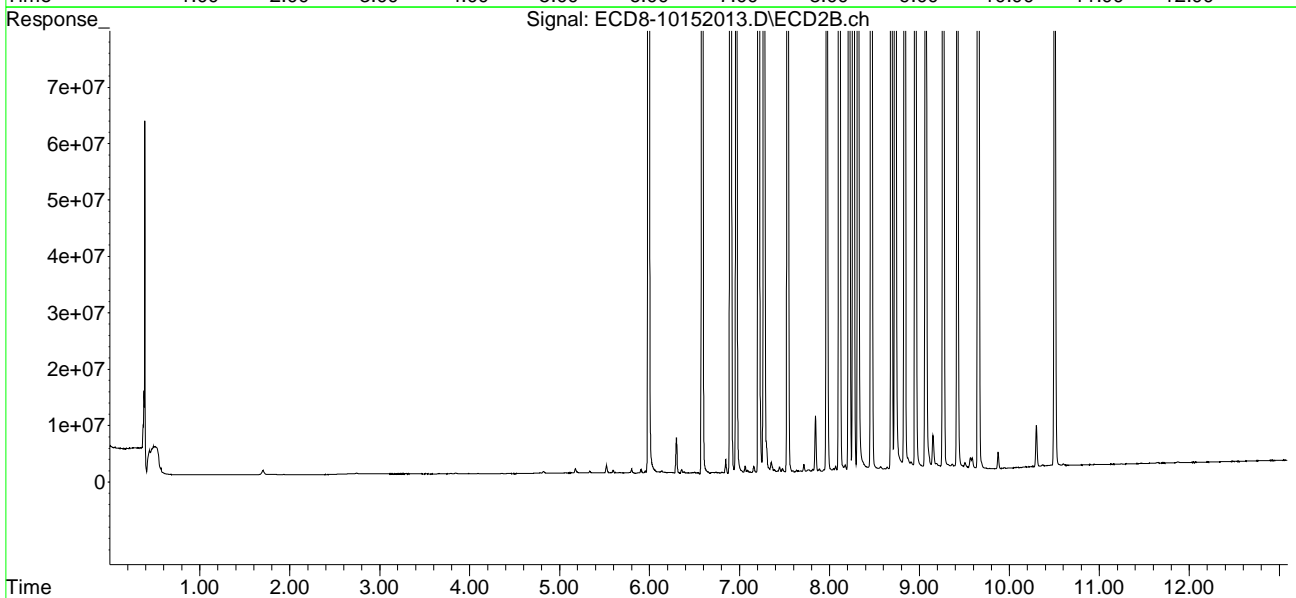
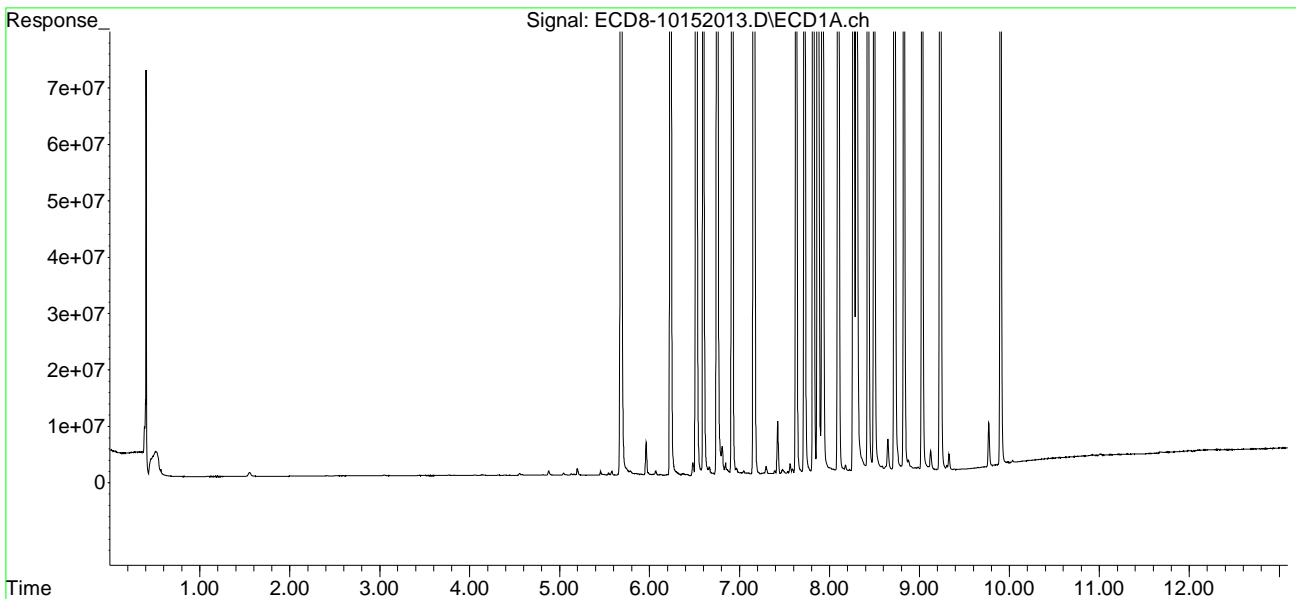
	Compound	RT#1	RT#2	Resp#1	Resp#2	ng/mL	ng/mL
30)	cis-Nonac...	0.000	0.000	0	0	N.D. d	N.D. d
31)	Mirex	0.000	0.000	0	0	N.D. d	N.D. d
32)	Chlordane...	0.000	0.000	0	0	N.D. d	N.D. d
33)	Chlordane...	0.000	0.000	0	0	N.D. d	N.D. d
34)	Chlordane...	0.000	0.000	0	0	N.D. d	N.D. d
35)	Chlordane...	0.000	0.000	0	0	N.D. d	N.D. d
36)	Toxaphene...	0.000	0.000	0	0	N.D. d	N.D. d
37)	Toxaphene...	0.000	0.000	0	0	N.D. d	N.D. d
38)	Toxaphene...	0.000	0.000	0	0	N.D. d	N.D. d
39)	Toxaphene...	0.000	0.000	0	0	N.D. d	N.D. d
40)	Toxaphene...	0.000	0.000	0	0	N.D. d	N.D. d
41)	Toxaphene...	0.000	0.000	0	0	N.D. d	N.D. d
42)	Toxaphene...	0.000	0.000	0	0	N.D. d	N.D. d

(f)=RT Delta > 1/2 Window (#)=Amounts differ by > 25% (m)=manual int.

Quantitation Report (QT Reviewed)

Data Path : C:\msdchem\1\data\2020-10\0J15061\  
Data File : ECD8-10152013.D  
Signal(s) : Signal #1: ECD1A.ch Signal #2: ECD2B.ch  
Acq On : 15 Oct 2020 20:27  
Operator : MJB  
Sample : 0J15061-CAL8  
Misc : A20H476, AB 100 ppb  
ALS Vial : 11 Sample Multiplier: 1

Integration File signal 1: PEST1.e  
Integration File signal 2: PEST2.e  
Quant Time: Oct 20 16:46:13 2020  
Quant Method : C:\msdchem\1\methods\ECD8\_QUANTPEST\_201015.M  
Quant Title : Instrument: DualECD8  
QLast Update : Tue Oct 20 16:40:53 2020  
Response via : Initial Calibration  
Integrator: ChemStation



Quantitation Report (QT Reviewed)

Data Path : C:\msdchem\1\data\2020-10\0J15061\  
 Data File : ECD8-10152014.D  
 Signal(s) : Signal #1: ECD1A.ch Signal #2: ECD2B.ch  
 Acq On : 15 Oct 2020 20:44  
 Operator : MJB  
 Sample : 0J15061-CAL9  
 Misc : A20H470, AB 200 ppb  
 ALS Vial : 12 Sample Multiplier: 1

MJB 10/20/20

Integration File signal 1: PEST1.e  
 Integration File signal 2: PEST2.e  
 Quant Time: Oct 20 16:46:44 2020  
 Quant Method : C:\msdchem\1\methods\ECD8\_QUANTPEST\_201015.M  
 Quant Title : Instrument: DualECD8  
 QLast Update : Tue Oct 20 16:40:53 2020  
 Response via : Initial Calibration  
 Integrator: ChemStation

Compound	RT#1	RT#2	Resp#1	Resp#2	ng/mL	ng/mL
-----						
System Monitoring Compounds						
1) S TCMX (S)	5.683	5.991	707.1E6	877.5E6	189.457	249.977 #
22) S DCBP (S)	9.903	10.505	508.9E6	513.8E6	166.550	209.470 #
Target Compounds						
2) a-BHC	6.234	6.586	999.0E6	1264.9E6	202.884	214.380
3) g-BHC	6.520	6.901	875.8E6	1095.4E6	198.006	208.196
4) b-BHC	6.599	6.966	348.7E6	427.2E6	175.634	226.607 #
5) Heptachlor	6.919	7.274	860.4E6	1063.1E6	203.213	210.885
6) d-BHC	6.752	7.214	812.4E6	1082.6E6	196.939	214.883
7) Aldrin	7.161	7.537	808.8E6	985.1E6	185.336	205.344
8) Heptachlo...	7.630	7.971	738.1E6	893.9E6	182.280	244.175 #
9) trans-Chl...	7.723	8.111	771.1E6	928.7E6	186.359	250.646 #
10) cis-Chlor...	7.820	8.218	744.5E6	889.6E6	181.527	250.741 #
11) Endosulfa...	7.924	8.267	695.9E6	827.3E6	184.433	249.746 #
12) 4,4'-DDE	7.870	8.319	733.3E6	932.3E6	179.376	200.232
13) Dieldrin	8.098	8.466	785.1E6	964.7E6	185.644	262.294 #
14) Endrin	8.267	8.689	618.0E6	717.2E6	204.405	216.306
15) 4,4'-DDD	8.300	8.732	624.8E6	785.4E6	187.062	203.795
16) Endosulfa...	8.429	8.835	627.2E6	777.0E6	193.971	264.857 #
17) 4,4'-DDT	8.497	8.957	664.3E6	806.5E6	215.004	212.875
18) Endrin Al...	8.724	9.070	583.5E6	684.2E6	177.207	240.355 #
19) Endosulfa...	9.030	9.265	596.2E6	743.8E6	205.840	227.283
20) Methoxychlor	8.828	9.422	315.4E6	372.5E6	208.144	251.230
21) Endrin Ke...	9.232	9.656	755.0E6	903.6E6	326.614	322.996
23) Hexachlor...	0.000	0.000	0	0	N.D. d	N.D. d
24) Hexachlor...	0.000	0.000	0	0	N.D. d	N.D. d
25) Oxychlorane	0.000	0.000	0	0	N.D. d	N.D. d
26) 2,4'-DDE	0.000	0.000	0	0	N.D. d	N.D. d
27) trans-Non...	0.000	0.000	0	0	N.D. d	N.D. d
28) 2,4'-DDD	0.000	0.000	0	0	N.D. d	N.D. d
29) 2,4'-DDT	0.000	0.000	0	0	N.D. d	N.D. d

Quantitation Report (QT Reviewed)

Data Path : C:\msdchem\1\data\2020-10\0J15061\  
 Data File : ECD8-10152014.D  
 Signal(s) : Signal #1: ECD1A.ch Signal #2: ECD2B.ch  
 Acq On : 15 Oct 2020 20:44  
 Operator : MJB  
 Sample : 0J15061-CAL9  
 Misc : A20H470, AB 200 ppb  
 ALS Vial : 12 Sample Multiplier: 1

Integration File signal 1: PEST1.e  
 Integration File signal 2: PEST2.e  
 Quant Time: Oct 20 16:46:44 2020  
 Quant Method : C:\msdchem\1\methods\ECD8\_QUANTPEST\_201015.M  
 Quant Title : Instrument: DualECD8  
 QLast Update : Tue Oct 20 16:40:53 2020  
 Response via : Initial Calibration  
 Integrator: ChemStation

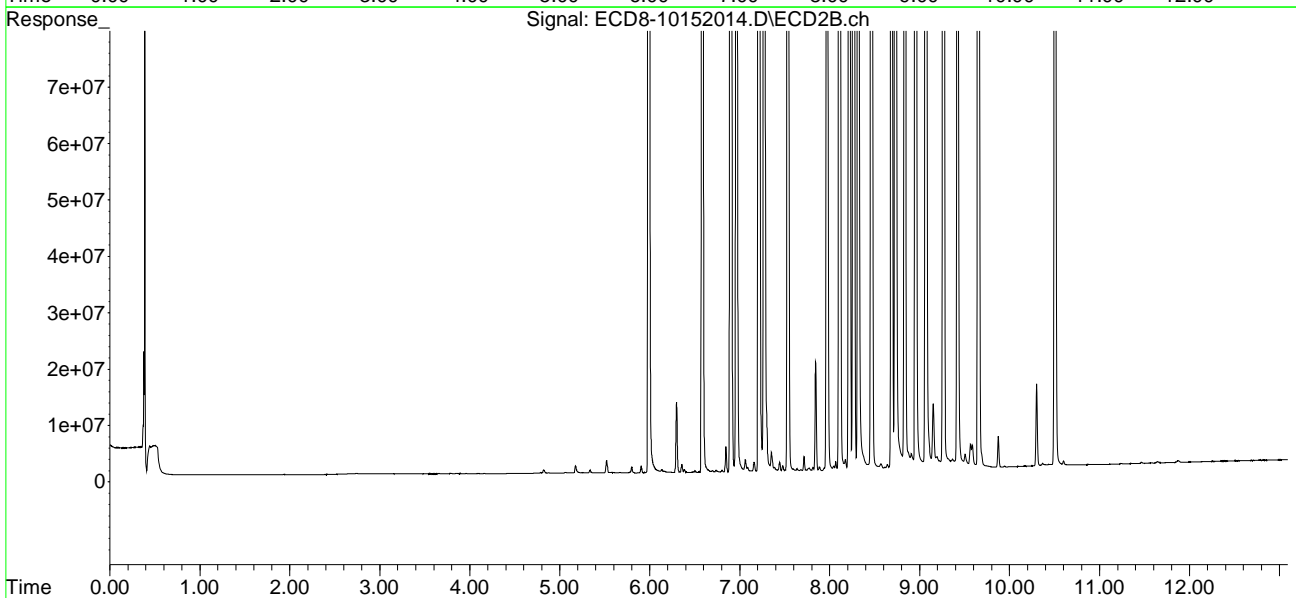
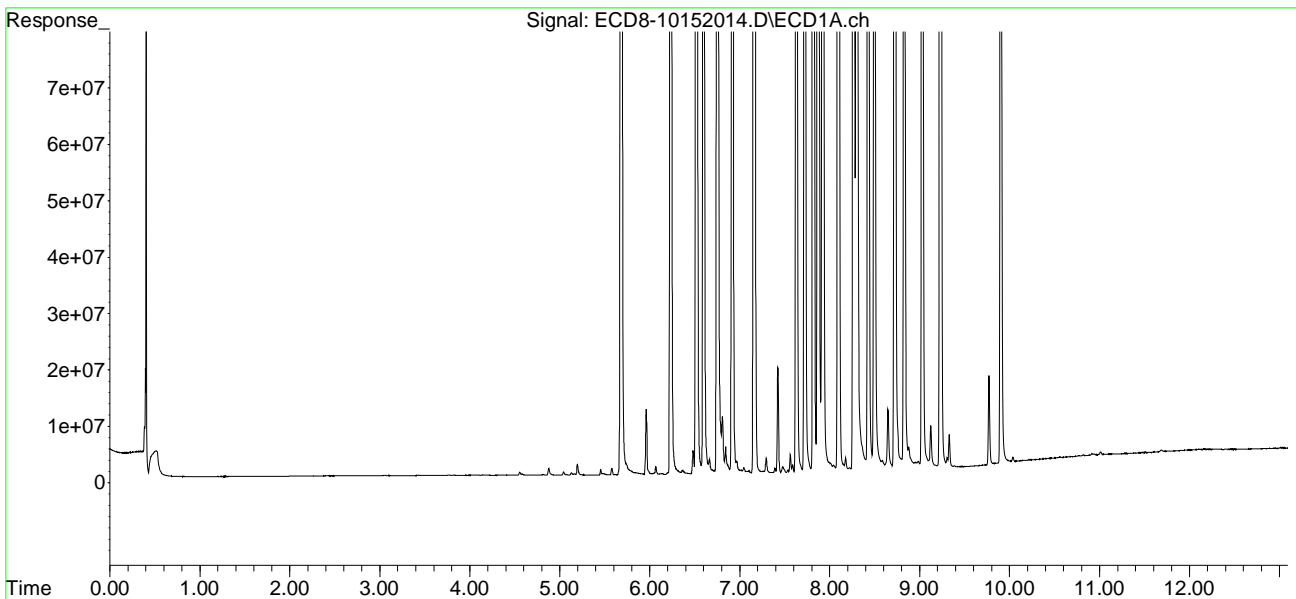
	Compound	RT#1	RT#2	Resp#1	Resp#2	ng/mL	ng/mL
30)	cis-Nonac...	0.000	0.000	0	0	N.D. d	N.D. d
31)	Mirex	0.000	0.000	0	0	N.D. d	N.D. d
32)	Chlordane...	0.000	0.000	0	0	N.D. d	N.D. d
33)	Chlordane...	0.000	0.000	0	0	N.D. d	N.D. d
34)	Chlordane...	0.000	0.000	0	0	N.D. d	N.D. d
35)	Chlordane...	0.000	0.000	0	0	N.D. d	N.D. d
36)	Toxaphene...	0.000	0.000	0	0	N.D. d	N.D. d
37)	Toxaphene...	0.000	0.000	0	0	N.D. d	N.D. d
38)	Toxaphene...	0.000	0.000	0	0	N.D. d	N.D. d
39)	Toxaphene...	0.000	0.000	0	0	N.D. d	N.D. d
40)	Toxaphene...	0.000	0.000	0	0	N.D. d	N.D. d
41)	Toxaphene...	0.000	0.000	0	0	N.D. d	N.D. d
42)	Toxaphene...	0.000	0.000	0	0	N.D. d	N.D. d

(f)=RT Delta > 1/2 Window (#)=Amounts differ by > 25% (m)=manual int.

Quantitation Report (QT Reviewed)

Data Path : C:\msdchem\1\data\2020-10\0J15061\  
Data File : ECD8-10152014.D  
Signal(s) : Signal #1: ECD1A.ch Signal #2: ECD2B.ch  
Acq On : 15 Oct 2020 20:44  
Operator : MJB  
Sample : 0J15061-CAL9  
Misc : A20H470, AB 200 ppb  
ALS Vial : 12 Sample Multiplier: 1

Integration File signal 1: PEST1.e  
Integration File signal 2: PEST2.e  
Quant Time: Oct 20 16:46:44 2020  
Quant Method : C:\msdchem\1\methods\ECD8\_QUANTPEST\_201015.M  
Quant Title : Instrument: DualECD8  
QLast Update : Tue Oct 20 16:40:53 2020  
Response via : Initial Calibration  
Integrator: ChemStation



Quantitation Report (QT Reviewed)

Data Path : C:\msdchem\1\data\2020-10\0J15061\  
 Data File : ECD8-10152017.D  
 Signal(s) : Signal #1: ECD1A.ch Signal #2: ECD2B.ch  
 Acq On : 15 Oct 2020 21:33  
 Operator : MJB  
 Sample : 0J15061-CALA  
 Misc : A20J276, 9-42 0.5 ppb  
 ALS Vial : 14 Sample Multiplier: 1

MJB 10/20/20

Integration File signal 1: PEST1.e  
 Integration File signal 2: PEST2.e  
 Quant Time: Oct 20 16:49:12 2020  
 Quant Method : C:\msdchem\1\methods\ECD8\_QUANTPEST\_201015.M  
 Quant Title : Instrument: DualECD8  
 QLast Update : Tue Oct 20 16:48:57 2020  
 Response via : Initial Calibration  
 Integrator: ChemStation

Compound		RT#1	RT#2	Resp#1	Resp#2	ng/mL	ng/mL
-----							
System Monitoring Compounds							
1) S	TCMX (S)	0.000	0.000	0	0	N.D. d	N.D. d
22) S	DCBP (S)	0.000	0.000	0	0	N.D. d	N.D. d
Target Compounds							
2)	a-BHC	0.000	0.000	0	0	N.D. d	N.D. d
3)	g-BHC	0.000	0.000	0	0	N.D. d	N.D. d
4)	b-BHC	0.000	0.000	0	0	N.D. d	N.D. d
5)	Heptachlor	0.000	0.000	0	0	N.D. d	N.D. d
6)	d-BHC	0.000	0.000	0	0	N.D. d	N.D. d
7)	Aldrin	0.000	0.000	0	0	N.D. d	N.D. d
8)	Heptachlo...	0.000	0.000	0	0	N.D. d	N.D. d
9)	trans-Chl...	0.000	0.000	0	0	N.D. d	N.D. d
10)	cis-Chlor...	0.000	0.000	0	0	N.D. d	N.D. d
11)	Endosulfa...	0.000	0.000	0	0	N.D. d	N.D. d
12)	4,4'-DDE	0.000	0.000	0	0	N.D. d	N.D. d
13)	Dieldrin	0.000	0.000	0	0	N.D. d	N.D. d
14)	Endrin	0.000	0.000	0	0	N.D. d	N.D. d
15)	4,4'-DDD	0.000	0.000	0	0	N.D. d	N.D. d
16)	Endosulfa...	0.000	0.000	0	0	N.D. d	N.D. d
17)	4,4'-DDT	0.000	0.000	0	0	N.D. d	N.D. d
18)	Endrin Al...	0.000	0.000	0	0	N.D. d	N.D. d
19)	Endosulfa...	0.000	0.000	0	0	N.D. d	N.D. d
20)	Methoxychlor	0.000	0.000	0	0	N.D. d	N.D. d
21)	Endrin Ke...	0.000	0.000	0	0	N.D. d	N.D. d
23)	Hexachlor...	3.475	3.703	2239091	2507236	0.415	0.451
24)	Hexachlor...	6.070	6.454	1970418	2349149	0.326	0.485 #
25)	Oxychlorane	7.556	7.904	1937874	2061148	0.383	0.480 #
26)	2,4'-DDE	7.627	8.100	1201503	1304771	0.290	0.387 #
27)	trans-Non...	7.810	8.179	2163375	2327996	0.343	0.479 #
28)	2,4'-DDD	8.006	8.471	1125210	1319106	0.309	0.467 #
29)	2,4'-DDT	8.185	8.691	1221609	1355429	0.344	0.473 #

Quantitation Report (QT Reviewed)

Data Path : C:\msdchem\1\data\2020-10\0J15061\  
 Data File : ECD8-10152017.D  
 Signal(s) : Signal #1: ECD1A.ch Signal #2: ECD2B.ch  
 Acq On : 15 Oct 2020 21:33  
 Operator : MJB  
 Sample : 0J15061-CALA  
 Misc : A20J276, 9-42 0.5 ppb  
 ALS Vial : 14 Sample Multiplier: 1

Integration File signal 1: PEST1.e  
 Integration File signal 2: PEST2.e  
 Quant Time: Oct 20 16:49:12 2020  
 Quant Method : C:\msdchem\1\methods\ECD8\_QUANTPEST\_201015.M  
 Quant Title : Instrument: DualECD8  
 QLast Update : Tue Oct 20 16:48:57 2020  
 Response via : Initial Calibration  
 Integrator: ChemStation

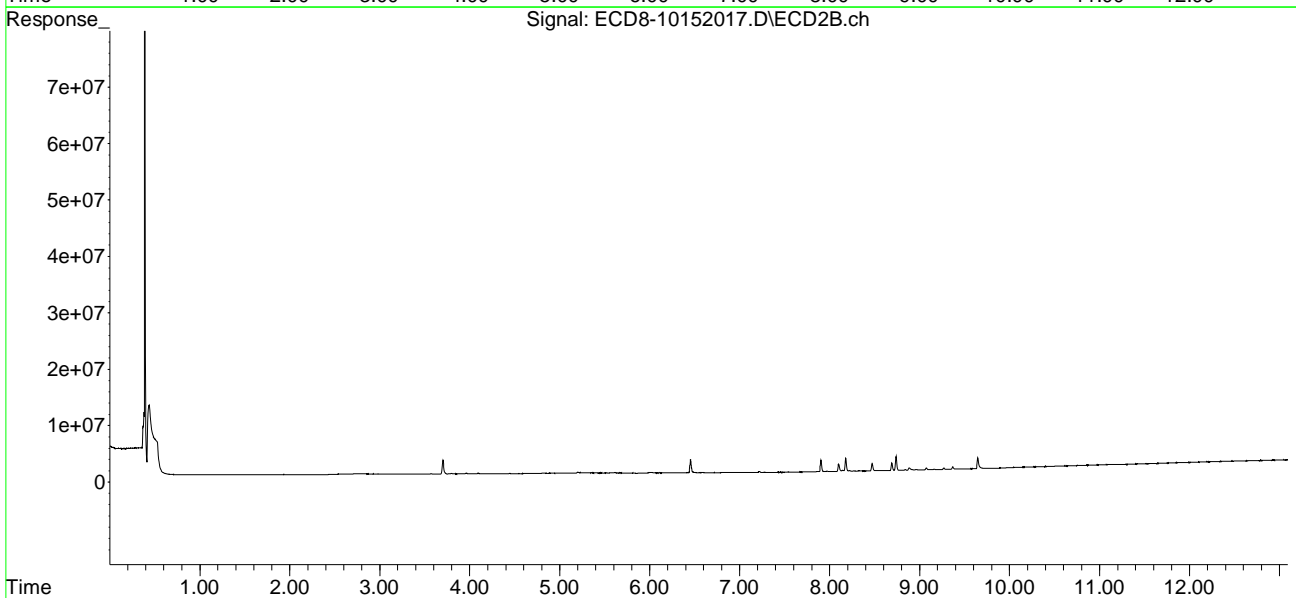
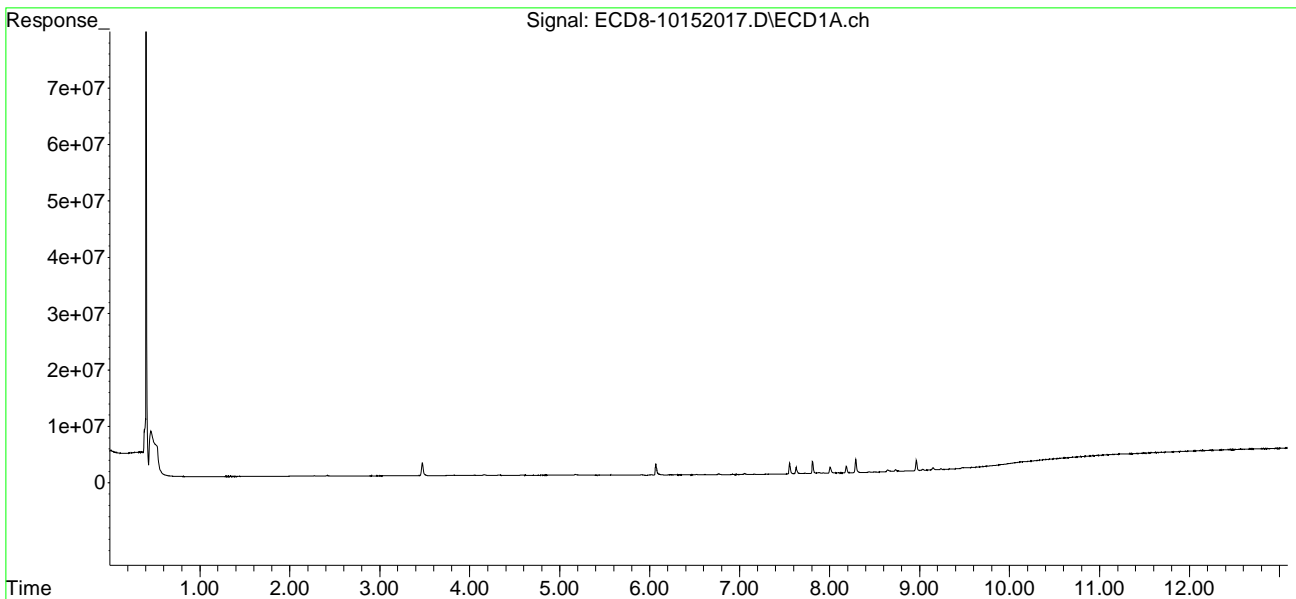
	Compound	RT#1	RT#2	Resp#1	Resp#2	ng/mL	ng/mL
30)	cis-Nonac...	8.289	8.737	2361680	2474139	0.398	<del>0.524</del> #
31)	Mirex	8.964	9.647	1825977	1941278	0.412	0.509
32)	Chlordane...	0.000	0.000	0	0	N.D. d	N.D. d
33)	Chlordane...	0.000	0.000	0	0	N.D. d	N.D. d
34)	Chlordane...	0.000	0.000	0	0	N.D. d	N.D. d
35)	Chlordane...	0.000	0.000	0	0	N.D. d	N.D. d
36)	Toxaphene...	0.000	0.000	0	0	N.D. d	N.D. d
37)	Toxaphene...	0.000	0.000	0	0	N.D. d	N.D. d
38)	Toxaphene...	0.000	0.000	0	0	N.D. d	N.D. d
39)	Toxaphene...	0.000	0.000	0	0	N.D. d	N.D. d
40)	Toxaphene...	0.000	0.000	0	0	N.D. d	N.D. d
41)	Toxaphene...	0.000	0.000	0	0	N.D. d	N.D. d
42)	Toxaphene...	0.000	0.000	0	0	N.D. d	N.D. d

(f)=RT Delta > 1/2 Window (#)=Amounts differ by > 25% (m)=manual int.

Quantitation Report (QT Reviewed)

Data Path : C:\msdchem\1\data\2020-10\0J15061\  
Data File : ECD8-10152017.D  
Signal(s) : Signal #1: ECD1A.ch Signal #2: ECD2B.ch  
Acq On : 15 Oct 2020 21:33  
Operator : MJB  
Sample : 0J15061-CALA  
Misc : A20J276, 9-42 0.5 ppb  
ALS Vial : 14 Sample Multiplier: 1

Integration File signal 1: PEST1.e  
Integration File signal 2: PEST2.e  
Quant Time: Oct 20 16:49:12 2020  
Quant Method : C:\msdchem\1\methods\ECD8\_QUANTPEST\_201015.M  
Quant Title : Instrument: DualECD8  
QLast Update : Tue Oct 20 16:48:57 2020  
Response via : Initial Calibration  
Integrator: ChemStation





Quantitation Report (QT Reviewed)

Data Path : C:\msdchem\1\data\2020-10\0J15061\  
 Data File : ECD8-10152018.D  
 Signal(s) : Signal #1: ECD1A.ch Signal #2: ECD2B.ch  
 Acq On : 15 Oct 2020 21:50  
 Operator : MJB  
 Sample : 0J15061-CALB  
 Misc : A20I180, 9-42 1 ppb  
 ALS Vial : 15 Sample Multiplier: 1

MJB 10/20/20

Integration File signal 1: PEST1.e  
 Integration File signal 2: PEST2.e  
 Quant Time: Oct 20 16:49:48 2020  
 Quant Method : C:\msdchem\1\methods\ECD8\_QUANTPEST\_201015.M  
 Quant Title : Instrument: DualECD8  
 QLast Update : Tue Oct 20 16:48:57 2020  
 Response via : Initial Calibration  
 Integrator: ChemStation

Compound	RT#1	RT#2	Resp#1	Resp#2	ng/mL	ng/mL
-----						
System Monitoring Compounds						
1) S TCMX (S)	0.000	0.000	0	0	N.D. d	N.D. d
22) S DCBP (S)	0.000	0.000	0	0	N.D. d	N.D. d
Target Compounds						
2) a-BHC	0.000	0.000	0	0	N.D. d	N.D. d
3) g-BHC	0.000	0.000	0	0	N.D. d	N.D. d
4) b-BHC	0.000	0.000	0	0	N.D. d	N.D. d
5) Heptachlor	0.000	0.000	0	0	N.D. d	N.D. d
6) d-BHC	0.000	0.000	0	0	N.D. d	N.D. d
7) Aldrin	0.000	0.000	0	0	N.D. d	N.D. d
8) Heptachlo...	0.000	0.000	0	0	N.D. d	N.D. d
9) trans-Chl...	0.000	0.000	0	0	N.D. d	N.D. d
10) cis-Chlor...	0.000	0.000	0	0	N.D. d	N.D. d
11) Endosulfa...	0.000	0.000	0	0	N.D. d	N.D. d
12) 4,4'-DDE	0.000	0.000	0	0	N.D. d	N.D. d
13) Dieldrin	0.000	0.000	0	0	N.D. d	N.D. d
14) Endrin	0.000	0.000	0	0	N.D. d	N.D. d
15) 4,4'-DDD	0.000	0.000	0	0	N.D. d	N.D. d
16) Endosulfa...	0.000	0.000	0	0	N.D. d	N.D. d
17) 4,4'-DDT	0.000	0.000	0	0	N.D. d	N.D. d
18) Endrin Al...	0.000	0.000	0	0	N.D. d	N.D. d
19) Endosulfa...	0.000	0.000	0	0	N.D. d	N.D. d
20) Methoxychlor	0.000	0.000	0	0	N.D. d	N.D. d
21) Endrin Ke...	0.000	0.000	0	0	N.D. d	N.D. d
23) Hexachlor...	3.474	3.703	3774672	4324213	0.858	0.943
24) Hexachlor...	6.070	6.454	3664461	4208870	0.804	1.050 #
25) Oxychlorane	7.555	7.903	3610716	3742926	0.872	1.065
26) 2,4'-DDE	7.626	8.099	2330761	2507932	0.732	0.933 #
27) trans-Non...	7.809	8.178	3910682	4195390	0.809	1.068 #
28) 2,4'-DDD	8.004	8.470	2191428	2545735	0.786	1.098 #
29) 2,4'-DDT	8.183	8.691	2264292	2394823	0.794	0.988

Quantitation Report (QT Reviewed)

Data Path : C:\msdchem\1\data\2020-10\0J15061\  
 Data File : ECD8-10152018.D  
 Signal(s) : Signal #1: ECD1A.ch Signal #2: ECD2B.ch  
 Acq On : 15 Oct 2020 21:50  
 Operator : MJB  
 Sample : 0J15061-CALB  
 Misc : A20I180, 9-42 1 ppb  
 ALS Vial : 15 Sample Multiplier: 1

Integration File signal 1: PEST1.e  
 Integration File signal 2: PEST2.e  
 Quant Time: Oct 20 16:49:48 2020  
 Quant Method : C:\msdchem\1\methods\ECD8\_QUANTPEST\_201015.M  
 Quant Title : Instrument: DualECD8  
 QLast Update : Tue Oct 20 16:48:57 2020  
 Response via : Initial Calibration  
 Integrator: ChemStation

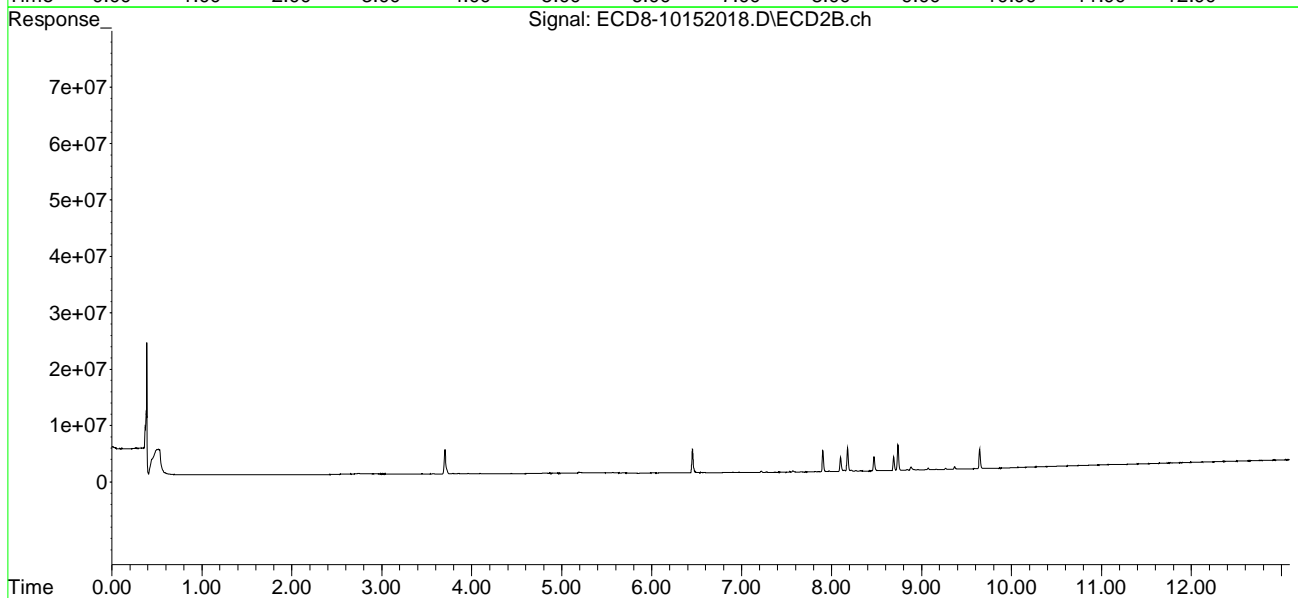
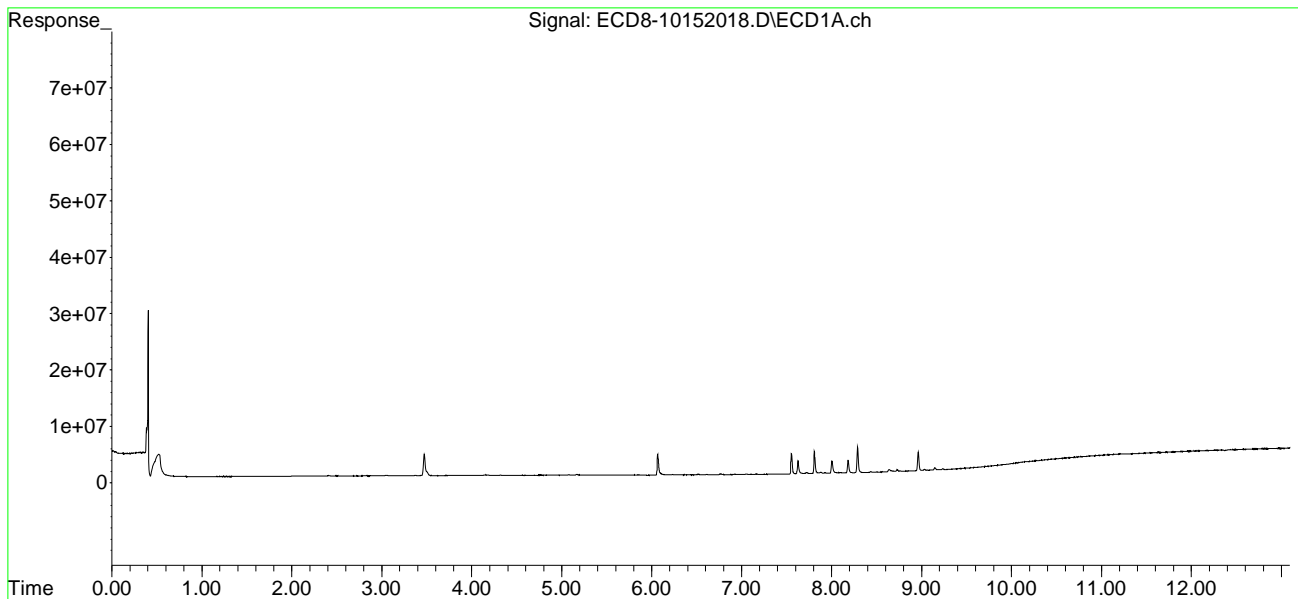
	Compound	RT#1	RT#2	Resp#1	Resp#2	ng/mL	ng/mL
30)	cis-Nonac...	8.288	8.737	4530614	4587763	0.932	1.126
31)	Mirex	8.963	9.646	3315145	3435505	0.981	1.218
32)	Chlordane...	0.000	0.000	0	0	N.D. d	N.D. d
33)	Chlordane...	0.000	0.000	0	0	N.D. d	N.D. d
34)	Chlordane...	0.000	0.000	0	0	N.D. d	N.D. d
35)	Chlordane...	0.000	0.000	0	0	N.D. d	N.D. d
36)	Toxaphene...	0.000	0.000	0	0	N.D. d	N.D. d
37)	Toxaphene...	0.000	0.000	0	0	N.D. d	N.D. d
38)	Toxaphene...	0.000	0.000	0	0	N.D. d	N.D. d
39)	Toxaphene...	0.000	0.000	0	0	N.D. d	N.D. d
40)	Toxaphene...	0.000	0.000	0	0	N.D. d	N.D. d
41)	Toxaphene...	0.000	0.000	0	0	N.D. d	N.D. d
42)	Toxaphene...	0.000	0.000	0	0	N.D. d	N.D. d

(f)=RT Delta > 1/2 Window (#)=Amounts differ by > 25% (m)=manual int.

Quantitation Report (QT Reviewed)

Data Path : C:\msdchem\1\data\2020-10\0J15061\  
Data File : ECD8-10152018.D  
Signal(s) : Signal #1: ECD1A.ch Signal #2: ECD2B.ch  
Acq On : 15 Oct 2020 21:50  
Operator : MJB  
Sample : 0J15061-CALB  
Misc : A20I180, 9-42 1 ppb  
ALS Vial : 15 Sample Multiplier: 1

Integration File signal 1: PEST1.e  
Integration File signal 2: PEST2.e  
Quant Time: Oct 20 16:49:48 2020  
Quant Method : C:\msdchem\1\methods\ECD8\_QUANTPEST\_201015.M  
Quant Title : Instrument: DualECD8  
QLast Update : Tue Oct 20 16:48:57 2020  
Response via : Initial Calibration  
Integrator: ChemStation



Quantitation Report (QT Reviewed)

Data Path : C:\msdchem\1\data\2020-10\0J15061\  
 Data File : ECD8-10152019.D  
 Signal(s) : Signal #1: ECD1A.ch Signal #2: ECD2B.ch  
 Acq On : 15 Oct 2020 22:06  
 Operator : MJB  
 Sample : 0J15061-CALC  
 Misc : A20I181, 9-42 2 ppb  
 ALS Vial : 16 Sample Multiplier: 1

MJB 10/20/20

Integration File signal 1: PEST1.e  
 Integration File signal 2: PEST2.e  
 Quant Time: Oct 20 16:50:23 2020  
 Quant Method : C:\msdchem\1\methods\ECD8\_QUANTPEST\_201015.M  
 Quant Title : Instrument: DualECD8  
 QLast Update : Tue Oct 20 16:48:57 2020  
 Response via : Initial Calibration  
 Integrator: ChemStation

Compound	RT#1	RT#2	Resp#1	Resp#2	ng/mL	ng/mL
-----						
System Monitoring Compounds						
1) S TCMX (S)	0.000	0.000	0	0	N.D. d	N.D. d
22) S DCBP (S)	0.000	0.000	0	0	N.D. d	N.D. d
Target Compounds						
2) a-BHC	0.000	0.000	0	0	N.D. d	N.D. d
3) g-BHC	0.000	0.000	0	0	N.D. d	N.D. d
4) b-BHC	0.000	0.000	0	0	N.D. d	N.D. d
5) Heptachlor	0.000	0.000	0	0	N.D. d	N.D. d
6) d-BHC	0.000	0.000	0	0	N.D. d	N.D. d
7) Aldrin	0.000	0.000	0	0	N.D. d	N.D. d
8) Heptachlo...	0.000	0.000	0	0	N.D. d	N.D. d
9) trans-Chl...	0.000	0.000	0	0	N.D. d	N.D. d
10) cis-Chlor...	0.000	0.000	0	0	N.D. d	N.D. d
11) Endosulfa...	0.000	0.000	0	0	N.D. d	N.D. d
12) 4,4'-DDE	0.000	0.000	0	0	N.D. d	N.D. d
13) Dieldrin	0.000	0.000	0	0	N.D. d	N.D. d
14) Endrin	0.000	0.000	0	0	N.D. d	N.D. d
15) 4,4'-DDD	0.000	0.000	0	0	N.D. d	N.D. d
16) Endosulfa...	0.000	0.000	0	0	N.D. d	N.D. d
17) 4,4'-DDT	0.000	0.000	0	0	N.D. d	N.D. d
18) Endrin Al...	0.000	0.000	0	0	N.D. d	N.D. d
19) Endosulfa...	0.000	0.000	0	0	N.D. d	N.D. d
20) Methoxychlor	0.000	0.000	0	0	N.D. d	N.D. d
21) Endrin Ke...	0.000	0.000	0	0	N.D. d	N.D. d
23) Hexachlor...	3.474	3.703	7127380	8105552	1.826	1.966
24) Hexachlor...	6.069	6.453	6539006	7438773	1.615	2.030 #
25) Oxychlorane	7.554	7.903	6208420	6625326	1.633	2.066 #
26) 2,4'-DDE	7.624	8.099	3901157	4384687	1.347	1.783 #
27) trans-Non...	7.809	8.177	6858041	7161689	1.595	2.001 #
28) 2,4'-DDD	8.004	8.469	3682349	4129327	1.454	1.911 #
29) 2,4'-DDT	8.183	8.690	3742080	3988690	1.432	1.776

Quantitation Report (QT Reviewed)

Data Path : C:\msdchem\1\data\2020-10\0J15061\  
 Data File : ECD8-10152019.D  
 Signal(s) : Signal #1: ECD1A.ch Signal #2: ECD2B.ch  
 Acq On : 15 Oct 2020 22:06  
 Operator : MJB  
 Sample : 0J15061-CALC  
 Misc : A20I181, 9-42 2 ppb  
 ALS Vial : 16 Sample Multiplier: 1

Integration File signal 1: PEST1.e  
 Integration File signal 2: PEST2.e  
 Quant Time: Oct 20 16:50:23 2020  
 Quant Method : C:\msdchem\1\methods\ECD8\_QUANTPEST\_201015.M  
 Quant Title : Instrument: DualECD8  
 QLast Update : Tue Oct 20 16:48:57 2020  
 Response via : Initial Calibration  
 Integrator: ChemStation

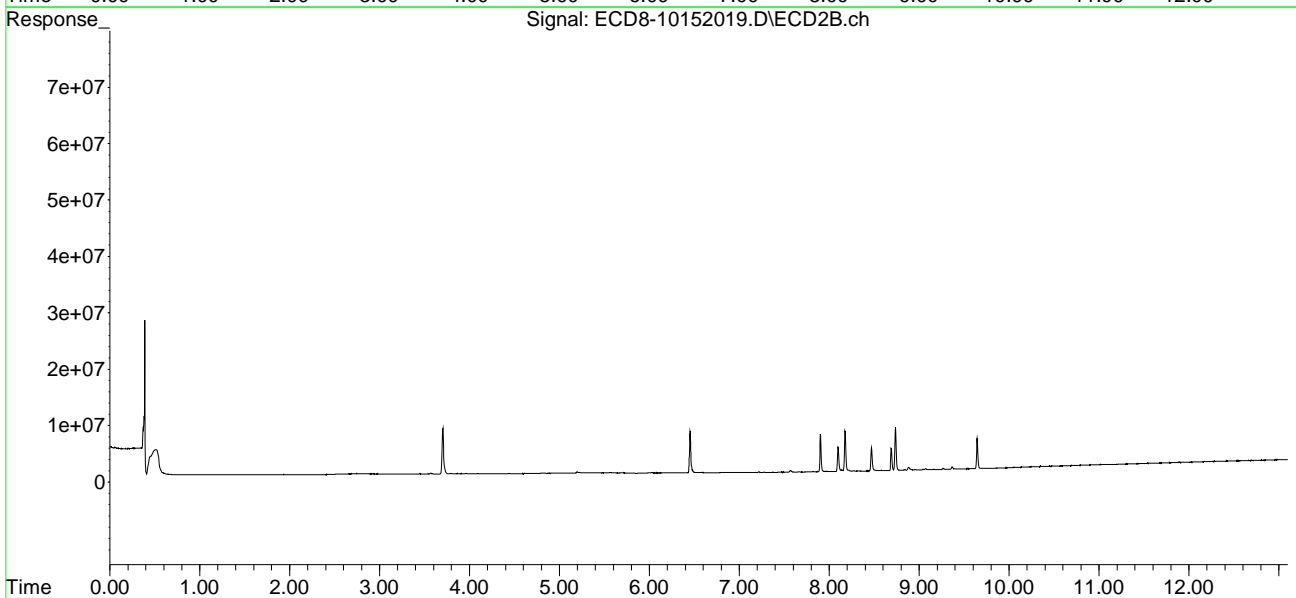
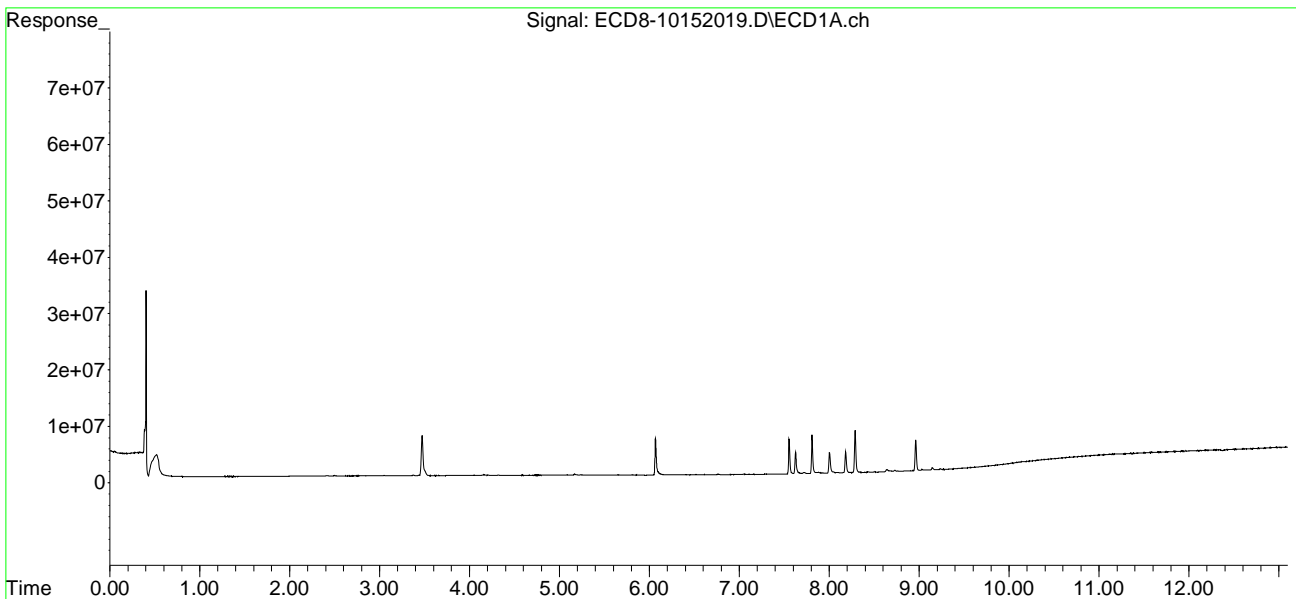
	Compound	RT#1	RT#2	Resp#1	Resp#2	ng/mL	ng/mL
30)	cis-Nonac...	8.288	8.736	7468006	7629694	1.656	<del>1.989</del>
31)	Mirex	8.963	9.645	5444461	5403191	<del>1.796</del>	2.151
32)	Chlordane...	0.000	0.000	0	0	N.D. d	N.D. d
33)	Chlordane...	0.000	0.000	0	0	N.D. d	N.D. d
34)	Chlordane...	0.000	0.000	0	0	N.D. d	N.D. d
35)	Chlordane...	0.000	0.000	0	0	N.D. d	N.D. d
36)	Toxaphene...	0.000	0.000	0	0	N.D. d	N.D. d
37)	Toxaphene...	0.000	0.000	0	0	N.D. d	N.D. d
38)	Toxaphene...	0.000	0.000	0	0	N.D. d	N.D. d
39)	Toxaphene...	0.000	0.000	0	0	N.D. d	N.D. d
40)	Toxaphene...	0.000	0.000	0	0	N.D. d	N.D. d
41)	Toxaphene...	0.000	0.000	0	0	N.D. d	N.D. d
42)	Toxaphene...	0.000	0.000	0	0	N.D. d	N.D. d

(f)=RT Delta > 1/2 Window (#)=Amounts differ by > 25% (m)=manual int.

Quantitation Report (QT Reviewed)

Data Path : C:\msdchem\1\data\2020-10\0J15061\  
Data File : ECD8-10152019.D  
Signal(s) : Signal #1: ECD1A.ch Signal #2: ECD2B.ch  
Acq On : 15 Oct 2020 22:06  
Operator : MJB  
Sample : 0J15061-CALC  
Misc : A20I181, 9-42 2 ppb  
ALS Vial : 16 Sample Multiplier: 1

Integration File signal 1: PEST1.e  
Integration File signal 2: PEST2.e  
Quant Time: Oct 20 16:50:23 2020  
Quant Method : C:\msdchem\1\methods\ECD8\_QUANTPEST\_201015.M  
Quant Title : Instrument: DualECD8  
QLast Update : Tue Oct 20 16:48:57 2020  
Response via : Initial Calibration  
Integrator: ChemStation



Quantitation Report (QT Reviewed)

Data Path : C:\msdchem\1\data\2020-10\0J15061\  
 Data File : ECD8-10152020.D  
 Signal(s) : Signal #1: ECD1A.ch Signal #2: ECD2B.ch  
 Acq On : 15 Oct 2020 22:23  
 Operator : MJB  
 Sample : 0J15061-CALD  
 Misc : A20I182, 9-42 5 ppb  
 ALS Vial : 17 Sample Multiplier: 1

MJB 10/20/20

Integration File signal 1: PEST1.e  
 Integration File signal 2: PEST2.e  
 Quant Time: Oct 20 16:50:54 2020  
 Quant Method : C:\msdchem\1\methods\ECD8\_QUANTPEST\_201015.M  
 Quant Title : Instrument: DualECD8  
 QLast Update : Tue Oct 20 16:48:57 2020  
 Response via : Initial Calibration  
 Integrator: ChemStation

Compound	RT#1	RT#2	Resp#1	Resp#2	ng/mL	ng/mL
-----						
System Monitoring Compounds						
1) S TCMX (S)	0.000	0.000	0	0	N.D. d	N.D. d
22) S DCBP (S)	0.000	0.000	0	0	N.D. d	N.D. d
Target Compounds						
2) a-BHC	0.000	0.000	0	0	N.D. d	N.D. d
3) g-BHC	0.000	0.000	0	0	N.D. d	N.D. d
4) b-BHC	0.000	0.000	0	0	N.D. d	N.D. d
5) Heptachlor	0.000	0.000	0	0	N.D. d	N.D. d
6) d-BHC	0.000	0.000	0	0	N.D. d	N.D. d
7) Aldrin	0.000	0.000	0	0	N.D. d	N.D. d
8) Heptachlo...	0.000	0.000	0	0	N.D. d	N.D. d
9) trans-Chl...	0.000	0.000	0	0	N.D. d	N.D. d
10) cis-Chlor...	0.000	0.000	0	0	N.D. d	N.D. d
11) Endosulfa...	0.000	0.000	0	0	N.D. d	N.D. d
12) 4,4'-DDE	0.000	0.000	0	0	N.D. d	N.D. d
13) Dieldrin	0.000	0.000	0	0	N.D. d	N.D. d
14) Endrin	0.000	0.000	0	0	N.D. d	N.D. d
15) 4,4'-DDD	0.000	0.000	0	0	N.D. d	N.D. d
16) Endosulfa...	0.000	0.000	0	0	N.D. d	N.D. d
17) 4,4'-DDT	0.000	0.000	0	0	N.D. d	N.D. d
18) Endrin Al...	0.000	0.000	0	0	N.D. d	N.D. d
19) Endosulfa...	0.000	0.000	0	0	N.D. d	N.D. d
20) Methoxychlor	0.000	0.000	0	0	N.D. d	N.D. d
21) Endrin Ke...	0.000	0.000	0	0	N.D. d	N.D. d
23) Hexachlor...	3.474	3.702	16458450	18933435	4.519	4.884
24) Hexachlor...	6.070	6.453	15453104	17842730	4.127	5.172 #
25) Oxychlorane	7.554	7.903	15094980	15610146	4.234	5.172
26) 2,4'-DDE	7.624	8.098	9576140	10816208	3.566	4.682 #
27) trans-Non...	7.808	8.177	16788723	17453607	4.242	5.221
28) 2,4'-DDD	8.003	8.470	8751372	9938801	3.723	4.878 #
29) 2,4'-DDT	8.182	8.690	9587017	10115568	3.951	4.789

Quantitation Report (QT Reviewed)

Data Path : C:\msdchem\1\data\2020-10\0J15061\  
 Data File : ECD8-10152020.D  
 Signal(s) : Signal #1: ECD1A.ch Signal #2: ECD2B.ch  
 Acq On : 15 Oct 2020 22:23  
 Operator : MJB  
 Sample : 0J15061-CALD  
 Misc : A20I182, 9-42 5 ppb  
 ALS Vial : 17 Sample Multiplier: 1

Integration File signal 1: PEST1.e  
 Integration File signal 2: PEST2.e  
 Quant Time: Oct 20 16:50:54 2020  
 Quant Method : C:\msdchem\1\methods\ECD8\_QUANTPEST\_201015.M  
 Quant Title : Instrument: DualECD8  
 QLast Update : Tue Oct 20 16:48:57 2020  
 Response via : Initial Calibration  
 Integrator: ChemStation

	Compound	RT#1	RT#2	Resp#1	Resp#2	ng/mL	ng/mL
30)	cis-Nonac...	8.288	8.736	17869077	18893080	4.217	5.172
31)	Mirex	8.962	9.645	12051077	12160597	4.324	5.344
32)	Chlordane...	0.000	0.000	0	0	N.D. d	N.D. d
33)	Chlordane...	0.000	0.000	0	0	N.D. d	N.D. d
34)	Chlordane...	0.000	0.000	0	0	N.D. d	N.D. d
35)	Chlordane...	0.000	0.000	0	0	N.D. d	N.D. d
36)	Toxaphene...	0.000	0.000	0	0	N.D. d	N.D. d
37)	Toxaphene...	0.000	0.000	0	0	N.D. d	N.D. d
38)	Toxaphene...	0.000	0.000	0	0	N.D. d	N.D. d
39)	Toxaphene...	0.000	0.000	0	0	N.D. d	N.D. d
40)	Toxaphene...	0.000	0.000	0	0	N.D. d	N.D. d
41)	Toxaphene...	0.000	0.000	0	0	N.D. d	N.D. d
42)	Toxaphene...	0.000	0.000	0	0	N.D. d	N.D. d

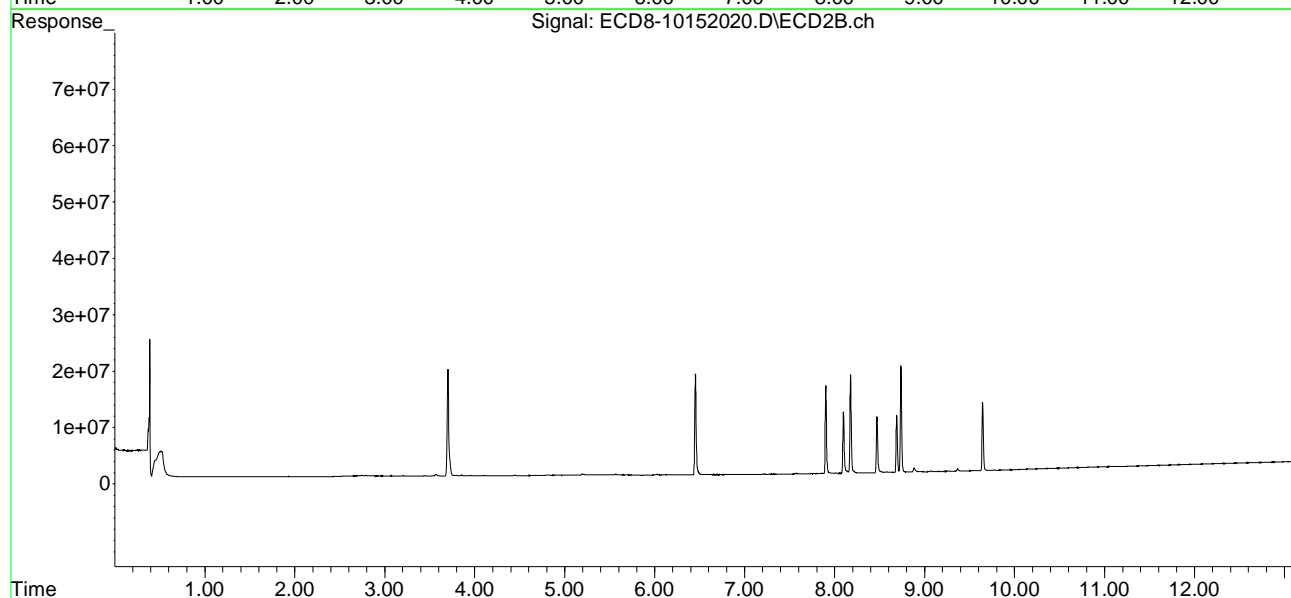
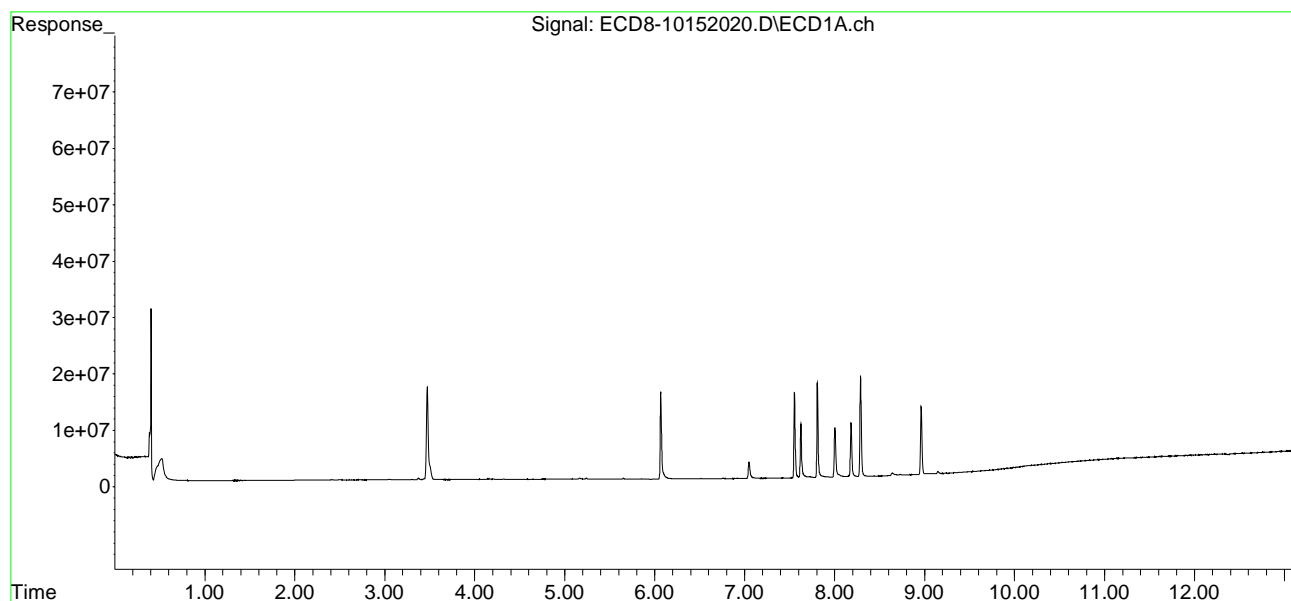
(f)=RT Delta > 1/2 Window (#)=Amounts differ by > 25% (m)=manual int.



Quantitation Report (QT Reviewed)

Data Path : C:\msdchem\1\data\2020-10\0J15061\  
Data File : ECD8-10152020.D  
Signal(s) : Signal #1: ECD1A.ch Signal #2: ECD2B.ch  
Acq On : 15 Oct 2020 22:23  
Operator : MJB  
Sample : 0J15061-CALD  
Misc : A20I182, 9-42 5 ppb  
ALS Vial : 17 Sample Multiplier: 1

Integration File signal 1: PEST1.e  
Integration File signal 2: PEST2.e  
Quant Time: Oct 20 16:50:54 2020  
Quant Method : C:\msdchem\1\methods\ECD8\_QUANTPEST\_201015.M  
Quant Title : Instrument: DualECD8  
QLast Update : Tue Oct 20 16:48:57 2020  
Response via : Initial Calibration  
Integrator: ChemStation



Quantitation Report (QT Reviewed)

Data Path : C:\msdchem\1\data\2020-10\0J15061\  
 Data File : ECD8-10152021.D  
 Signal(s) : Signal #1: ECD1A.ch Signal #2: ECD2B.ch  
 Acq On : 15 Oct 2020 22:39  
 Operator : MJB  
 Sample : 0J15061-CALE  
 Misc : A20I183, 9-42 10 ppb  
 ALS Vial : 18 Sample Multiplier: 1

MJB 10/20/20

Integration File signal 1: PEST1.e  
 Integration File signal 2: PEST2.e  
 Quant Time: Oct 20 16:51:25 2020  
 Quant Method : C:\msdchem\1\methods\ECD8\_QUANTPEST\_201015.M  
 Quant Title : Instrument: DualECD8  
 QLast Update : Tue Oct 20 16:48:57 2020  
 Response via : Initial Calibration  
 Integrator: ChemStation

Compound	RT#1	RT#2	Resp#1	Resp#2	ng/mL	ng/mL
-----						
System Monitoring Compounds						
1) S TCMX (S)	0.000	0.000	0	0	N.D. d	N.D. d
22) S DCBP (S)	0.000	0.000	0	0	N.D. d	N.D. d
Target Compounds						
2) a-BHC	0.000	0.000	0	0	N.D. d	N.D. d
3) g-BHC	0.000	0.000	0	0	N.D. d	N.D. d
4) b-BHC	0.000	0.000	0	0	N.D. d	N.D. d
5) Heptachlor	0.000	0.000	0	0	N.D. d	N.D. d
6) d-BHC	0.000	0.000	0	0	N.D. d	N.D. d
7) Aldrin	0.000	0.000	0	0	N.D. d	N.D. d
8) Heptachlo...	0.000	0.000	0	0	N.D. d	N.D. d
9) trans-Chl...	0.000	0.000	0	0	N.D. d	N.D. d
10) cis-Chlor...	0.000	0.000	0	0	N.D. d	N.D. d
11) Endosulfa...	0.000	0.000	0	0	N.D. d	N.D. d
12) 4,4'-DDE	0.000	0.000	0	0	N.D. d	N.D. d
13) Dieldrin	0.000	0.000	0	0	N.D. d	N.D. d
14) Endrin	0.000	0.000	0	0	N.D. d	N.D. d
15) 4,4'-DDD	0.000	0.000	0	0	N.D. d	N.D. d
16) Endosulfa...	0.000	0.000	0	0	N.D. d	N.D. d
17) 4,4'-DDT	0.000	0.000	0	0	N.D. d	N.D. d
18) Endrin Al...	0.000	0.000	0	0	N.D. d	N.D. d
19) Endosulfa...	0.000	0.000	0	0	N.D. d	N.D. d
20) Methoxychlor	0.000	0.000	0	0	N.D. d	N.D. d
21) Endrin Ke...	0.000	0.000	0	0	N.D. d	N.D. d
23) Hexachlor...	3.475	3.703	31387777	36173041	8.827	9.493
24) Hexachlor...	6.069	6.453	31515539	36065499	8.647	10.618
25) Oxychlorane	7.554	7.903	30846461	33196377	8.845	11.189 #
26) 2,4'-DDE	7.624	8.098	20166332	22142201	7.700	9.732 #
27) trans-Non...	7.808	8.177	34482563	35712472	8.956	10.872
28) 2,4'-DDD	8.003	8.469	17648727	20436379	7.702	10.181 #
29) 2,4'-DDT	8.182	8.690	19702359	20908468	8.301	10.036

Quantitation Report (QT Reviewed)

Data Path : C:\msdchem\1\data\2020-10\0J15061\  
 Data File : ECD8-10152021.D  
 Signal(s) : Signal #1: ECD1A.ch Signal #2: ECD2B.ch  
 Acq On : 15 Oct 2020 22:39  
 Operator : MJB  
 Sample : 0J15061-CALE  
 Misc : A20I183, 9-42 10 ppb  
 ALS Vial : 18 Sample Multiplier: 1

Integration File signal 1: PEST1.e  
 Integration File signal 2: PEST2.e  
 Quant Time: Oct 20 16:51:25 2020  
 Quant Method : C:\msdchem\1\methods\ECD8\_QUANTPEST\_201015.M  
 Quant Title : Instrument: DualECD8  
 QLast Update : Tue Oct 20 16:48:57 2020  
 Response via : Initial Calibration  
 Integrator: ChemStation

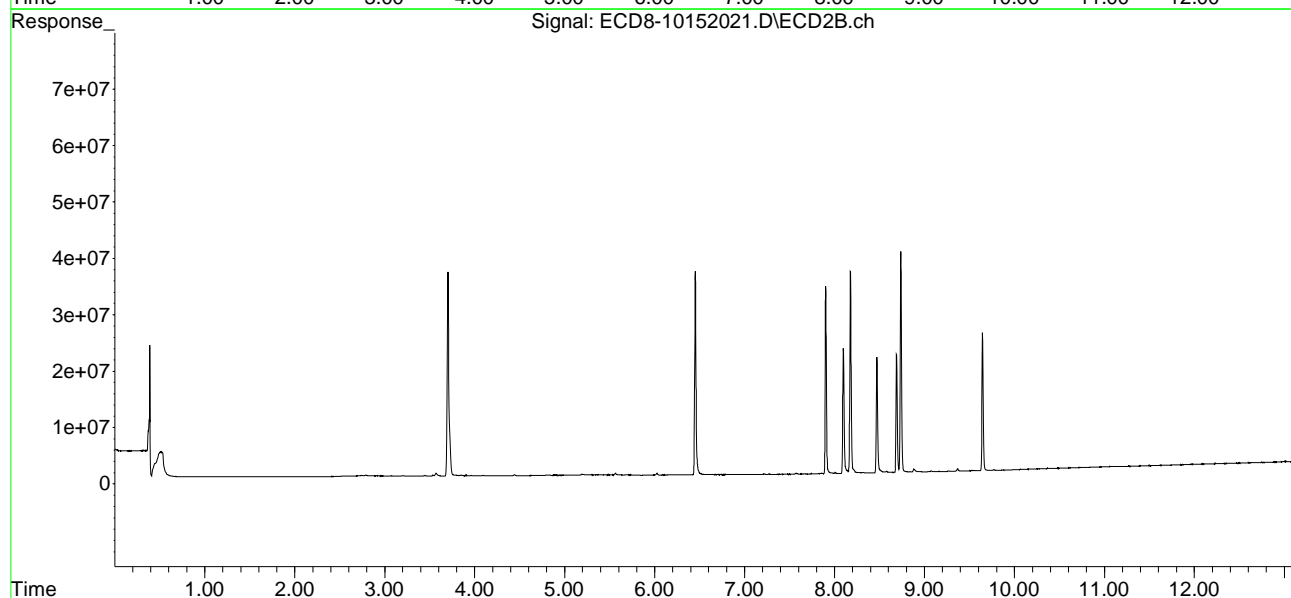
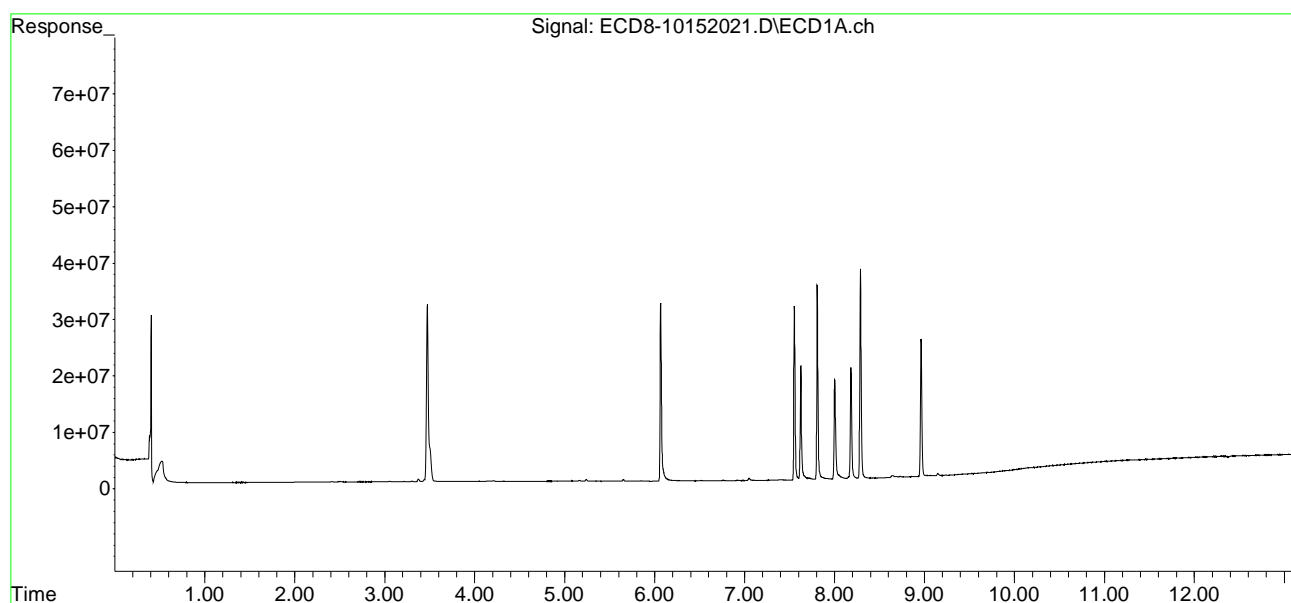
	Compound	RT#1	RT#2	Resp#1	Resp#2	ng/mL	ng/mL
30)	cis-Nonac...	8.287	8.735	37147659	39146339	8.958	10.837
31)	Mirex	8.962	9.645	24373423	24471276	9.042	11.116
32)	Chlordane...	0.000	0.000	0	0	N.D. d	N.D. d
33)	Chlordane...	0.000	0.000	0	0	N.D. d	N.D. d
34)	Chlordane...	0.000	0.000	0	0	N.D. d	N.D. d
35)	Chlordane...	0.000	0.000	0	0	N.D. d	N.D. d
36)	Toxaphene...	0.000	0.000	0	0	N.D. d	N.D. d
37)	Toxaphene...	0.000	0.000	0	0	N.D. d	N.D. d
38)	Toxaphene...	0.000	0.000	0	0	N.D. d	N.D. d
39)	Toxaphene...	0.000	0.000	0	0	N.D. d	N.D. d
40)	Toxaphene...	0.000	0.000	0	0	N.D. d	N.D. d
41)	Toxaphene...	0.000	0.000	0	0	N.D. d	N.D. d
42)	Toxaphene...	0.000	0.000	0	0	N.D. d	N.D. d

(f)=RT Delta > 1/2 Window (#)=Amounts differ by > 25% (m)=manual int.

Quantitation Report (QT Reviewed)

Data Path : C:\msdchem\1\data\2020-10\0J15061\  
Data File : ECD8-10152021.D  
Signal(s) : Signal #1: ECD1A.ch Signal #2: ECD2B.ch  
Acq On : 15 Oct 2020 22:39  
Operator : MJB  
Sample : 0J15061-CALE  
Misc : A20I183, 9-42 10 ppb  
ALS Vial : 18 Sample Multiplier: 1

Integration File signal 1: PEST1.e  
Integration File signal 2: PEST2.e  
Quant Time: Oct 20 16:51:25 2020  
Quant Method : C:\msdchem\1\methods\ECD8\_QUANTPEST\_201015.M  
Quant Title : Instrument: DualECD8  
QLast Update : Tue Oct 20 16:48:57 2020  
Response via : Initial Calibration  
Integrator: ChemStation



Quantitation Report (QT Reviewed)

Data Path : C:\msdchem\1\data\2020-10\0J15061\  
 Data File : ECD8-10152022.D  
 Signal(s) : Signal #1: ECD1A.ch Signal #2: ECD2B.ch  
 Acq On : 15 Oct 2020 22:56  
 Operator : MJB  
 Sample : 0J15061-CALF  
 Misc : A20I184, 9-42 25 ppb  
 ALS Vial : 19 Sample Multiplier: 1

MJB 10/20/20

Integration File signal 1: PEST1.e  
 Integration File signal 2: PEST2.e  
 Quant Time: Oct 20 16:51:54 2020  
 Quant Method : C:\msdchem\1\methods\ECD8\_QUANTPEST\_201015.M  
 Quant Title : Instrument: DualECD8  
 QLast Update : Tue Oct 20 16:48:57 2020  
 Response via : Initial Calibration  
 Integrator: ChemStation

Compound		RT#1	RT#2	Resp#1	Resp#2	ng/mL	ng/mL
-----							
System Monitoring Compounds							
1) S	TCMX (S)	0.000	0.000	0	0	N.D. d	N.D. d
22) S	DCBP (S)	0.000	0.000	0	0	N.D. d	N.D. d
Target Compounds							
2)	a-BHC	0.000	0.000	0	0	N.D. d	N.D. d
3)	g-BHC	0.000	0.000	0	0	N.D. d	N.D. d
4)	b-BHC	0.000	0.000	0	0	N.D. d	N.D. d
5)	Heptachlor	0.000	0.000	0	0	N.D. d	N.D. d
6)	d-BHC	0.000	0.000	0	0	N.D. d	N.D. d
7)	Aldrin	0.000	0.000	0	0	N.D. d	N.D. d
8)	Heptachlo...	0.000	0.000	0	0	N.D. d	N.D. d
9)	trans-Chl...	0.000	0.000	0	0	N.D. d	N.D. d
10)	cis-Chlor...	0.000	0.000	0	0	N.D. d	N.D. d
11)	Endosulfa...	0.000	0.000	0	0	N.D. d	N.D. d
12)	4,4'-DDE	0.000	0.000	0	0	N.D. d	N.D. d
13)	Dieldrin	0.000	0.000	0	0	N.D. d	N.D. d
14)	Endrin	0.000	0.000	0	0	N.D. d	N.D. d
15)	4,4'-DDD	0.000	0.000	0	0	N.D. d	N.D. d
16)	Endosulfa...	0.000	0.000	0	0	N.D. d	N.D. d
17)	4,4'-DDT	0.000	0.000	0	0	N.D. d	N.D. d
18)	Endrin Al...	0.000	0.000	0	0	N.D. d	N.D. d
19)	Endosulfa...	0.000	0.000	0	0	N.D. d	N.D. d
20)	Methoxychlor	0.000	0.000	0	0	N.D. d	N.D. d
21)	Endrin Ke...	0.000	0.000	0	0	N.D. d	N.D. d
23)	Hexachlor...	3.475	3.703	78802280	94309654	22.503	24.728
24)	Hexachlor...	6.069	6.453	79779430	94109412	22.175	27.515
25)	Oxychlorane	7.553	7.902	77425998	84676703	22.482	28.363 #
26)	2,4'-DDE	7.622	8.097	52220273	59909816	20.155	26.103 #
27)	trans-Non...	7.807	8.177	88005937	95054160	23.205	28.722
28)	2,4'-DDD	8.001	8.468	46590623	53380696	20.605	26.363 #
29)	2,4'-DDT	8.181	8.690	52493263	58013258	22.310	27.517

Quantitation Report (QT Reviewed)

Data Path : C:\msdchem\1\data\2020-10\0J15061\  
 Data File : ECD8-10152022.D  
 Signal(s) : Signal #1: ECD1A.ch Signal #2: ECD2B.ch  
 Acq On : 15 Oct 2020 22:56  
 Operator : MJB  
 Sample : 0J15061-CALF  
 Misc : A20I184, 9-42 25 ppb  
 ALS Vial : 19 Sample Multiplier: 1

Integration File signal 1: PEST1.e  
 Integration File signal 2: PEST2.e  
 Quant Time: Oct 20 16:51:54 2020  
 Quant Method : C:\msdchem\1\methods\ECD8\_QUANTPEST\_201015.M  
 Quant Title : Instrument: DualECD8  
 QLast Update : Tue Oct 20 16:48:57 2020  
 Response via : Initial Calibration  
 Integrator: ChemStation

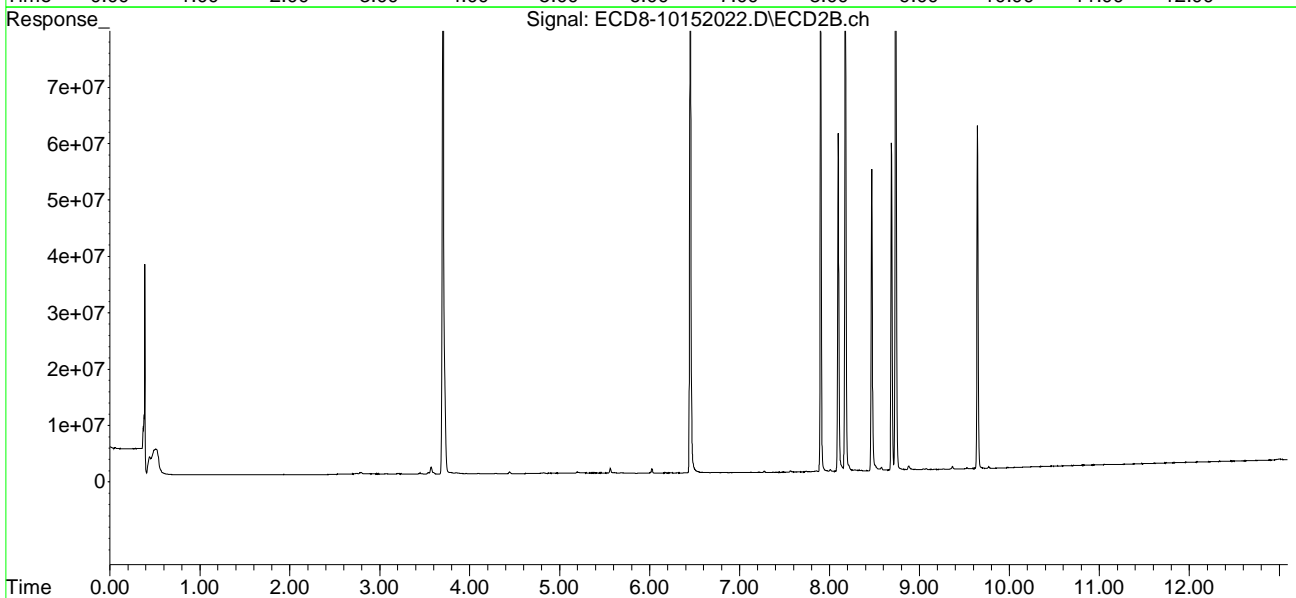
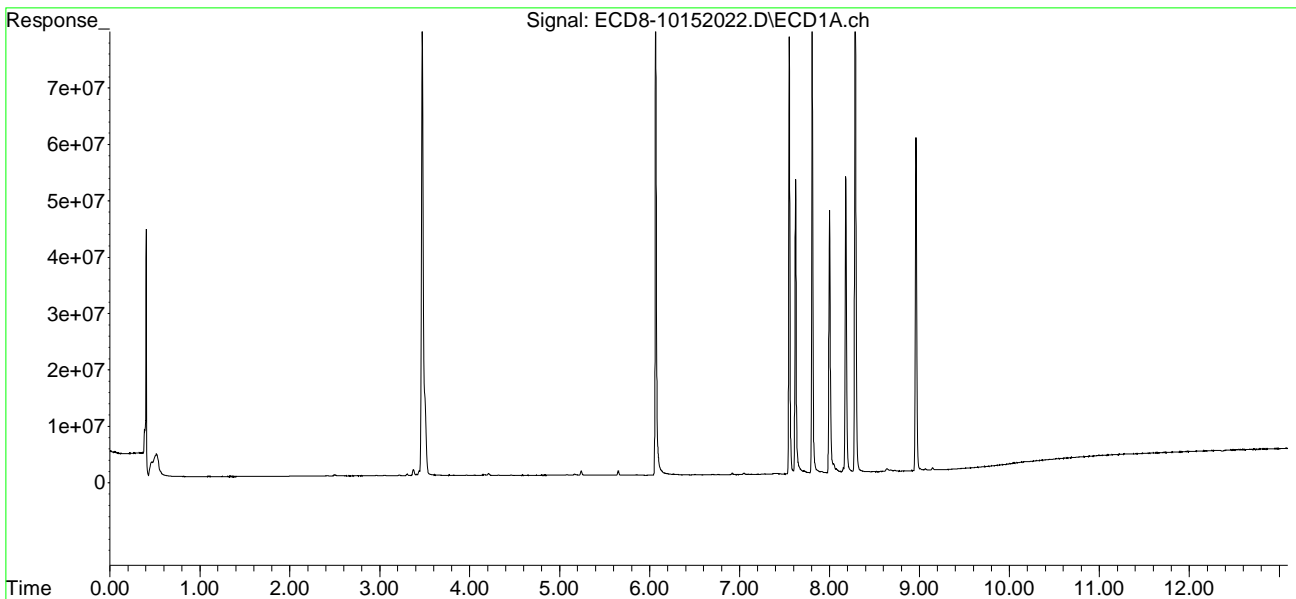
	Compound	RT#1	RT#2	Resp#1	Resp#2	ng/mL	ng/mL
30)	cis-Nonac...	8.286	8.735	93575402	103.3E6	22.796	28.308
31)	Mirex	8.962	9.645	59074282	60834363	22.343	27.843
32)	Chlordane...	0.000	0.000	0	0	N.D. d	N.D. d
33)	Chlordane...	0.000	0.000	0	0	N.D. d	N.D. d
34)	Chlordane...	0.000	0.000	0	0	N.D. d	N.D. d
35)	Chlordane...	0.000	0.000	0	0	N.D. d	N.D. d
36)	Toxaphene...	0.000	0.000	0	0	N.D. d	N.D. d
37)	Toxaphene...	0.000	0.000	0	0	N.D. d	N.D. d
38)	Toxaphene...	0.000	0.000	0	0	N.D. d	N.D. d
39)	Toxaphene...	0.000	0.000	0	0	N.D. d	N.D. d
40)	Toxaphene...	0.000	0.000	0	0	N.D. d	N.D. d
41)	Toxaphene...	0.000	0.000	0	0	N.D. d	N.D. d
42)	Toxaphene...	0.000	0.000	0	0	N.D. d	N.D. d

(f)=RT Delta > 1/2 Window (#)=Amounts differ by > 25% (m)=manual int.

Quantitation Report (QT Reviewed)

Data Path : C:\msdchem\1\data\2020-10\0J15061\  
Data File : ECD8-10152022.D  
Signal(s) : Signal #1: ECD1A.ch Signal #2: ECD2B.ch  
Acq On : 15 Oct 2020 22:56  
Operator : MJB  
Sample : 0J15061-CALF  
Misc : A20I184, 9-42 25 ppb  
ALS Vial : 19 Sample Multiplier: 1

Integration File signal 1: PEST1.e  
Integration File signal 2: PEST2.e  
Quant Time: Oct 20 16:51:54 2020  
Quant Method : C:\msdchem\1\methods\ECD8\_QUANTPEST\_201015.M  
Quant Title : Instrument: DualECD8  
QLast Update : Tue Oct 20 16:48:57 2020  
Response via : Initial Calibration  
Integrator: ChemStation



Quantitation Report (QT Reviewed)

Data Path : C:\msdchem\1\data\2020-10\0J15061\  
 Data File : ECD8-10152023.D  
 Signal(s) : Signal #1: ECD1A.ch Signal #2: ECD2B.ch  
 Acq On : 15 Oct 2020 23:12  
 Operator : MJB  
 Sample : 0J15061-CALG  
 Misc : A20I185, 9-42 50 ppb  
 ALS Vial : 20 Sample Multiplier: 1

MJB 10/20/20

Integration File signal 1: PEST1.e  
 Integration File signal 2: PEST2.e  
 Quant Time: Oct 20 16:48:18 2020  
 Quant Method : C:\msdchem\1\methods\ECD8\_QUANTPEST\_201015.M  
 Quant Title : Instrument: DualECD8  
 QLast Update : Tue Oct 20 16:40:53 2020  
 Response via : Initial Calibration  
 Integrator: ChemStation

Compound	RT#1	RT#2	Resp#1	Resp#2	ng/mL	ng/mL
-----						
System Monitoring Compounds						
1) S TCMX (S)	0.000	0.000	0	0	N.D. d	N.D. d
22) S DCBP (S)	0.000	0.000	0	0	N.D. d	N.D. d
Target Compounds						
2) a-BHC	0.000	0.000	0	0	N.D. d	N.D. d
3) g-BHC	0.000	0.000	0	0	N.D. d	N.D. d
4) b-BHC	0.000	0.000	0	0	N.D. d	N.D. d
5) Heptachlor	0.000	0.000	0	0	N.D. d	N.D. d
6) d-BHC	0.000	0.000	0	0	N.D. d	N.D. d
7) Aldrin	0.000	0.000	0	0	N.D. d	N.D. d
8) Heptachlo...	0.000	0.000	0	0	N.D. d	N.D. d
9) trans-Chl...	0.000	0.000	0	0	N.D. d	N.D. d
10) cis-Chlor...	0.000	0.000	0	0	N.D. d	N.D. d
11) Endosulfa...	0.000	0.000	0	0	N.D. d	N.D. d
12) 4,4'-DDE	0.000	0.000	0	0	N.D. d	N.D. d
13) Dieldrin	0.000	0.000	0	0	N.D. d	N.D. d
14) Endrin	0.000	0.000	0	0	N.D. d	N.D. d
15) 4,4'-DDD	0.000	0.000	0	0	N.D. d	N.D. d
16) Endosulfa...	0.000	0.000	0	0	N.D. d	N.D. d
17) 4,4'-DDT	0.000	0.000	0	0	N.D. d	N.D. d
18) Endrin Al...	0.000	0.000	0	0	N.D. d	N.D. d
19) Endosulfa...	0.000	0.000	0	0	N.D. d	N.D. d
20) Methoxychlor	0.000	0.000	0	0	N.D. d	N.D. d
21) Endrin Ke...	0.000	0.000	0	0	N.D. d	N.D. d
23) Hexachlor...	3.474	3.702	168.1E6	209.9E6	48.244	53.740
24) Hexachlor...	6.069	6.453	159.6E6	193.4E6	44.360	55.016
25) Oxychlorane	7.553	7.902	149.6E6	170.3E6	43.615	55.624 #
26) 2,4'-DDE	7.621	8.096	103.4E6	117.8E6	39.856	49.944 #
27) trans-Non...	7.807	8.176	169.1E6	188.6E6	44.748	55.449
28) 2,4'-DDD	8.000	8.467	89007702	107.8E6	39.412	51.730 #
29) 2,4'-DDT	8.180	8.689	108.2E6	120.3E6	45.787	55.162



Quantitation Report (QT Reviewed)

Data Path : C:\msdchem\1\data\2020-10\0J15061\  
 Data File : ECD8-10152023.D  
 Signal(s) : Signal #1: ECD1A.ch Signal #2: ECD2B.ch  
 Acq On : 15 Oct 2020 23:12  
 Operator : MJB  
 Sample : 0J15061-CALG  
 Misc : A20I185, 9-42 50 ppb  
 ALS Vial : 20 Sample Multiplier: 1

Integration File signal 1: PEST1.e  
 Integration File signal 2: PEST2.e  
 Quant Time: Oct 20 16:48:18 2020  
 Quant Method : C:\msdchem\1\methods\ECD8\_QUANTPEST\_201015.M  
 Quant Title : Instrument: DualECD8  
 QLast Update : Tue Oct 20 16:40:53 2020  
 Response via : Initial Calibration  
 Integrator: ChemStation

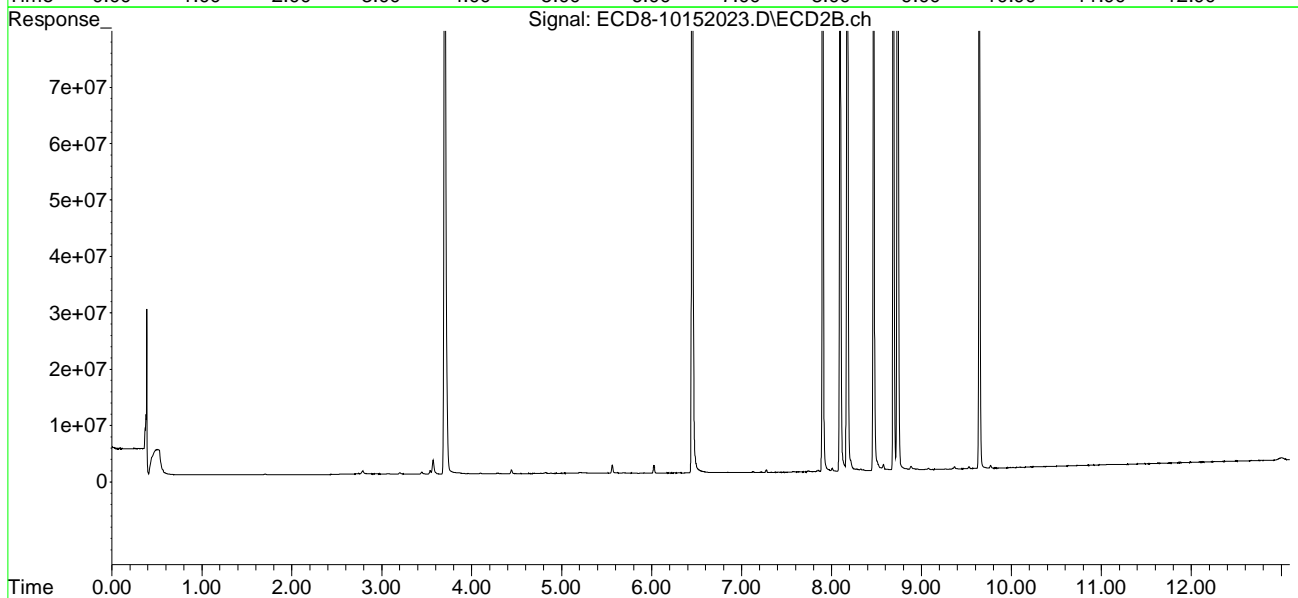
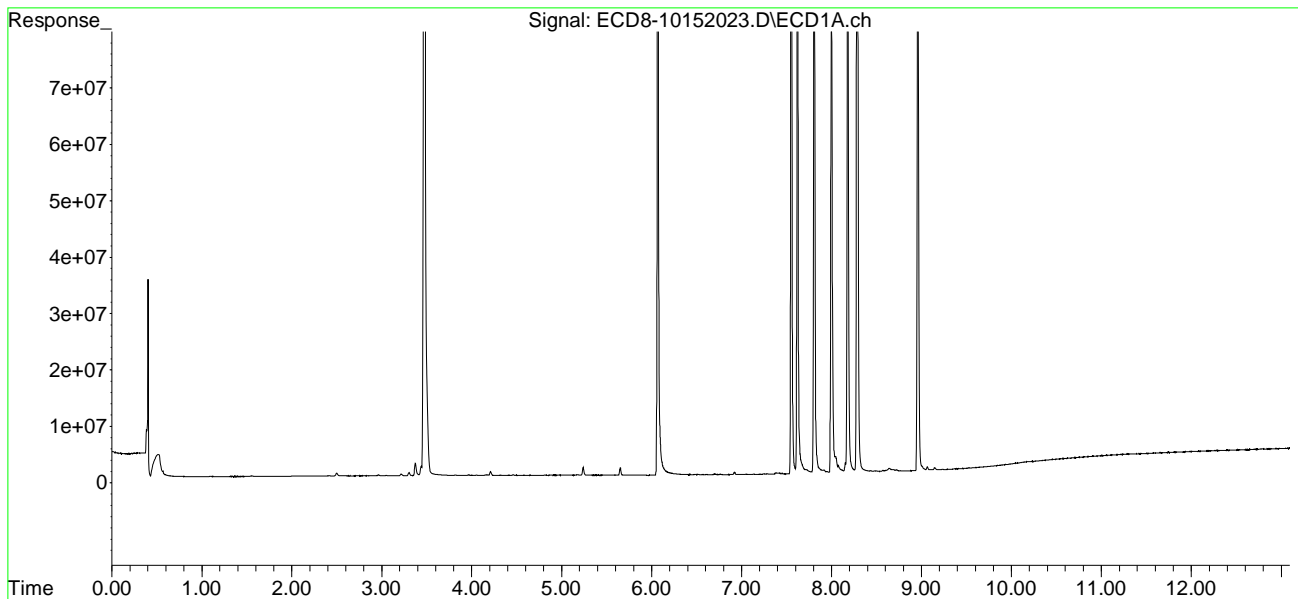
	Compound	RT#1	RT#2	Resp#1	Resp#2	ng/mL	ng/mL
30)	cis-Nonac...	8.286	8.735	183.9E6	208.4E6	44.837	55.574
31)	Mirex	8.960	9.644	113.0E6	123.5E6	43.077	55.622 #
32)	Chlordane...	0.000	0.000	0	0	N.D. d	N.D. d
33)	Chlordane...	0.000	0.000	0	0	N.D. d	N.D. d
34)	Chlordane...	0.000	0.000	0	0	N.D. d	N.D. d
35)	Chlordane...	0.000	0.000	0	0	N.D. d	N.D. d
36)	Toxaphene...	0.000	0.000	0	0	N.D. d	N.D. d
37)	Toxaphene...	0.000	0.000	0	0	N.D. d	N.D. d
38)	Toxaphene...	0.000	0.000	0	0	N.D. d	N.D. d
39)	Toxaphene...	0.000	0.000	0	0	N.D. d	N.D. d
40)	Toxaphene...	0.000	0.000	0	0	N.D. d	N.D. d
41)	Toxaphene...	0.000	0.000	0	0	N.D. d	N.D. d
42)	Toxaphene...	0.000	0.000	0	0	N.D. d	N.D. d

(f)=RT Delta > 1/2 Window (#)=Amounts differ by > 25% (m)=manual int.

Quantitation Report (QT Reviewed)

Data Path : C:\msdchem\1\data\2020-10\0J15061\  
Data File : ECD8-10152023.D  
Signal(s) : Signal #1: ECD1A.ch Signal #2: ECD2B.ch  
Acq On : 15 Oct 2020 23:12  
Operator : MJB  
Sample : 0J15061-CALG  
Misc : A20I185, 9-42 50 ppb  
ALS Vial : 20 Sample Multiplier: 1

Integration File signal 1: PEST1.e  
Integration File signal 2: PEST2.e  
Quant Time: Oct 20 16:48:18 2020  
Quant Method : C:\msdchem\1\methods\ECD8\_QUANTPEST\_201015.M  
Quant Title : Instrument: DualECD8  
QLast Update : Tue Oct 20 16:40:53 2020  
Response via : Initial Calibration  
Integrator: ChemStation



Quantitation Report (QT Reviewed)

Data Path : C:\msdchem\1\data\2020-10\0J15061\  
 Data File : ECD8-10152024.D  
 Signal(s) : Signal #1: ECD1A.ch Signal #2: ECD2B.ch  
 Acq On : 15 Oct 2020 23:29  
 Operator : MJB  
 Sample : 0J15061-CALH  
 Misc : A20I186, 9-42 100 ppb  
 ALS Vial : 21 Sample Multiplier: 1

MJB 10/20/20

Integration File signal 1: PEST1.e  
 Integration File signal 2: PEST2.e  
 Quant Time: Oct 20 16:52:30 2020  
 Quant Method : C:\msdchem\1\methods\ECD8\_QUANTPEST\_201015.M  
 Quant Title : Instrument: DualECD8  
 QLast Update : Tue Oct 20 16:48:57 2020  
 Response via : Initial Calibration  
 Integrator: ChemStation

Compound	RT#1	RT#2	Resp#1	Resp#2	ng/mL	ng/mL
-----						
System Monitoring Compounds						
1) S TCMX (S)	0.000	0.000	0	0	N.D. d	N.D. d
22) S DCBP (S)	0.000	0.000	0	0	N.D. d	N.D. d
Target Compounds						
2) a-BHC	0.000	0.000	0	0	N.D. d	N.D. d
3) g-BHC	0.000	0.000	0	0	N.D. d	N.D. d
4) b-BHC	0.000	0.000	0	0	N.D. d	N.D. d
5) Heptachlor	0.000	0.000	0	0	N.D. d	N.D. d
6) d-BHC	0.000	0.000	0	0	N.D. d	N.D. d
7) Aldrin	0.000	0.000	0	0	N.D. d	N.D. d
8) Heptachlo...	0.000	0.000	0	0	N.D. d	N.D. d
9) trans-Chl...	0.000	0.000	0	0	N.D. d	N.D. d
10) cis-Chlor...	0.000	0.000	0	0	N.D. d	N.D. d
11) Endosulfa...	0.000	0.000	0	0	N.D. d	N.D. d
12) 4,4'-DDE	0.000	0.000	0	0	N.D. d	N.D. d
13) Dieldrin	0.000	0.000	0	0	N.D. d	N.D. d
14) Endrin	0.000	0.000	0	0	N.D. d	N.D. d
15) 4,4'-DDD	0.000	0.000	0	0	N.D. d	N.D. d
16) Endosulfa...	0.000	0.000	0	0	N.D. d	N.D. d
17) 4,4'-DDT	0.000	0.000	0	0	N.D. d	N.D. d
18) Endrin Al...	0.000	0.000	0	0	N.D. d	N.D. d
19) Endosulfa...	0.000	0.000	0	0	N.D. d	N.D. d
20) Methoxychlor	0.000	0.000	0	0	N.D. d	N.D. d
21) Endrin Ke...	0.000	0.000	0	0	N.D. d	N.D. d
23) Hexachlor...	3.475	3.703	320.7E6	403.4E6	92.160	99.074
24) Hexachlor...	6.069	6.453	322.5E6	403.2E6	89.027	108.337
25) Oxychlorane	7.553	7.902	304.8E6	351.7E6	89.097	108.949
26) 2,4'-DDE	7.620	8.096	210.1E6	256.1E6	80.323	102.015 #
27) trans-Non...	7.807	8.177	343.2E6	405.2E6	90.873	111.970
28) 2,4'-DDD	7.999	8.467	185.8E6	222.6E6	81.886	100.824
29) 2,4'-DDT	8.180	8.689	220.7E6	257.3E6	92.128	110.119

Quantitation Report (QT Reviewed)

Data Path : C:\msdchem\1\data\2020-10\0J15061\  
 Data File : ECD8-10152024.D  
 Signal(s) : Signal #1: ECD1A.ch Signal #2: ECD2B.ch  
 Acq On : 15 Oct 2020 23:29  
 Operator : MJB  
 Sample : 0J15061-CALH  
 Misc : A20I186, 9-42 100 ppb  
 ALS Vial : 21 Sample Multiplier: 1

Integration File signal 1: PEST1.e  
 Integration File signal 2: PEST2.e  
 Quant Time: Oct 20 16:52:30 2020  
 Quant Method : C:\msdchem\1\methods\ECD8\_QUANTPEST\_201015.M  
 Quant Title : Instrument: DualECD8  
 QLast Update : Tue Oct 20 16:48:57 2020  
 Response via : Initial Calibration  
 Integrator: ChemStation

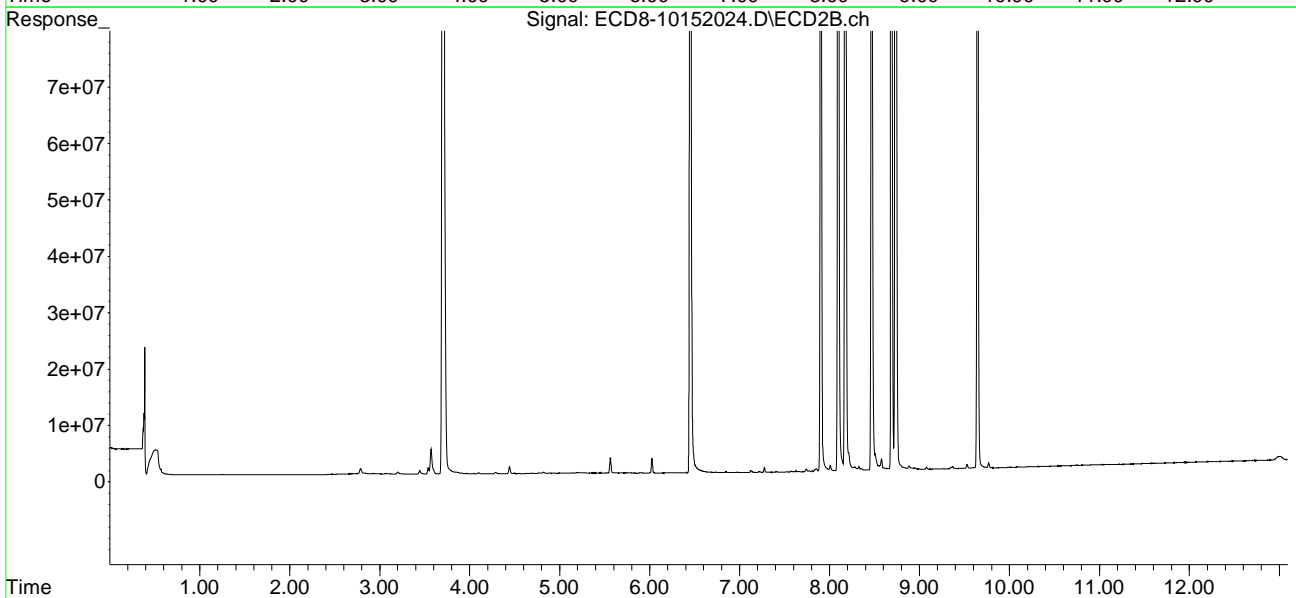
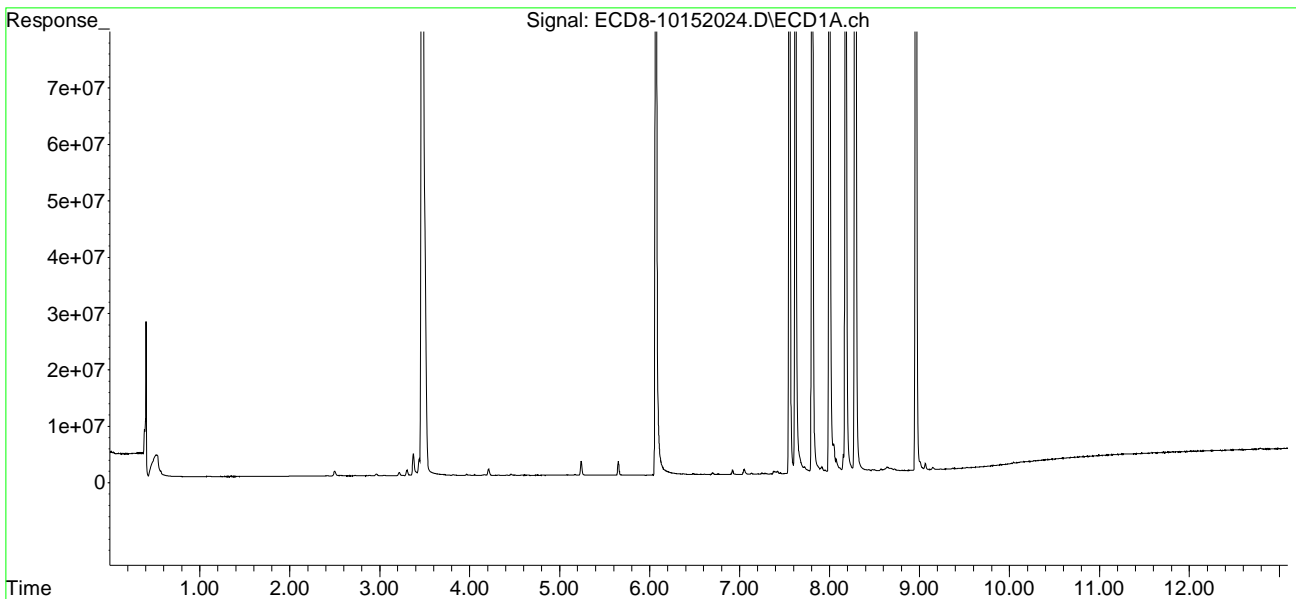
	Compound	RT#1	RT#2	Resp#1	Resp#2	ng/mL	ng/mL
30)	cis-Nonac...	8.285	8.735	378.2E6	435.1E6	91.739	109.657
31)	Mirex	8.961	9.645	228.7E6	254.5E6	87.711	110.118 #
32)	Chlordane...	0.000	0.000	0	0	N.D. d	N.D. d
33)	Chlordane...	0.000	0.000	0	0	N.D. d	N.D. d
34)	Chlordane...	0.000	0.000	0	0	N.D. d	N.D. d
35)	Chlordane...	0.000	0.000	0	0	N.D. d	N.D. d
36)	Toxaphene...	0.000	0.000	0	0	N.D. d	N.D. d
37)	Toxaphene...	0.000	0.000	0	0	N.D. d	N.D. d
38)	Toxaphene...	0.000	0.000	0	0	N.D. d	N.D. d
39)	Toxaphene...	0.000	0.000	0	0	N.D. d	N.D. d
40)	Toxaphene...	0.000	0.000	0	0	N.D. d	N.D. d
41)	Toxaphene...	0.000	0.000	0	0	N.D. d	N.D. d
42)	Toxaphene...	0.000	0.000	0	0	N.D. d	N.D. d

(f)=RT Delta > 1/2 Window (#)=Amounts differ by > 25% (m)=manual int.

Quantitation Report (QT Reviewed)

Data Path : C:\msdchem\1\data\2020-10\0J15061\  
Data File : ECD8-10152024.D  
Signal(s) : Signal #1: ECD1A.ch Signal #2: ECD2B.ch  
Acq On : 15 Oct 2020 23:29  
Operator : MJB  
Sample : 0J15061-CALH  
Misc : A20I186, 9-42 100 ppb  
ALS Vial : 21 Sample Multiplier: 1

Integration File signal 1: PEST1.e  
Integration File signal 2: PEST2.e  
Quant Time: Oct 20 16:52:30 2020  
Quant Method : C:\msdchem\1\methods\ECD8\_QUANTPEST\_201015.M  
Quant Title : Instrument: DualECD8  
QLast Update : Tue Oct 20 16:48:57 2020  
Response via : Initial Calibration  
Integrator: ChemStation



Quantitation Report (QT Reviewed)

Data Path : C:\msdchem\1\data\2020-10\0J15061\  
 Data File : ECD8-10152025.D  
 Signal(s) : Signal #1: ECD1A.ch Signal #2: ECD2B.ch  
 Acq On : 15 Oct 2020 23:46  
 Operator : MJB  
 Sample : 0J15061-CALI  
 Misc : A20I179, 9-42 200 ppb  
 ALS Vial : 22 Sample Multiplier: 1

MJB 10/20/20

Integration File signal 1: PEST1.e  
 Integration File signal 2: PEST2.e  
 Quant Time: Oct 20 16:53:03 2020  
 Quant Method : C:\msdchem\1\methods\ECD8\_QUANTPEST\_201015.M  
 Quant Title : Instrument: DualECD8  
 QLast Update : Tue Oct 20 16:48:57 2020  
 Response via : Initial Calibration  
 Integrator: ChemStation

Compound		RT#1	RT#2	Resp#1	Resp#2	ng/mL	ng/mL
-----							
System Monitoring Compounds							
1) S	TCMX (S)	0.000	0.000	0	0	N.D. d	N.D. d
22) S	DCBP (S)	0.000	0.000	0	0	N.D. d	N.D. d
Target Compounds							
2)	a-BHC	0.000	0.000	0	0	N.D. d	N.D. d
3)	g-BHC	0.000	0.000	0	0	N.D. d	N.D. d
4)	b-BHC	0.000	0.000	0	0	N.D. d	N.D. d
5)	Heptachlor	0.000	0.000	0	0	N.D. d	N.D. d
6)	d-BHC	0.000	0.000	0	0	N.D. d	N.D. d
7)	Aldrin	0.000	0.000	0	0	N.D. d	N.D. d
8)	Heptachlo...	0.000	0.000	0	0	N.D. d	N.D. d
9)	trans-Chl...	0.000	0.000	0	0	N.D. d	N.D. d
10)	cis-Chlor...	0.000	0.000	0	0	N.D. d	N.D. d
11)	Endosulfa...	0.000	0.000	0	0	N.D. d	N.D. d
12)	4,4'-DDE	0.000	0.000	0	0	N.D. d	N.D. d
13)	Dieldrin	0.000	0.000	0	0	N.D. d	N.D. d
14)	Endrin	0.000	0.000	0	0	N.D. d	N.D. d
15)	4,4'-DDD	0.000	0.000	0	0	N.D. d	N.D. d
16)	Endosulfa...	0.000	0.000	0	0	N.D. d	N.D. d
17)	4,4'-DDT	0.000	0.000	0	0	N.D. d	N.D. d
18)	Endrin Al...	0.000	0.000	0	0	N.D. d	N.D. d
19)	Endosulfa...	0.000	0.000	0	0	N.D. d	N.D. d
20)	Methoxychlor	0.000	0.000	0	0	N.D. d	N.D. d
21)	Endrin Ke...	0.000	0.000	0	0	N.D. d	N.D. d
23)	Hexachlor...	3.477	3.704	721.1E6	947.4E6	206.946	210.803
24)	Hexachlor...	6.070	6.454	676.2E6	870.6E6	183.117	210.949
25)	Oxychlorane	7.552	7.901	646.9E6	749.5E6	189.487	210.879
26)	2,4'-DDE	7.619	8.095	453.7E6	567.8E6	169.570	202.088
27)	trans-Non...	7.806	8.176	742.7E6	873.1E6	195.925	216.642
28)	2,4'-DDD	7.997	8.466	398.4E6	497.7E6	173.056	201.525
29)	2,4'-DDT	8.179	8.688	475.5E6	567.1E6	192.098	215.002

Quantitation Report (QT Reviewed)

Data Path : C:\msdchem\1\data\2020-10\0J15061\  
 Data File : ECD8-10152025.D  
 Signal(s) : Signal #1: ECD1A.ch Signal #2: ECD2B.ch  
 Acq On : 15 Oct 2020 23:46  
 Operator : MJB  
 Sample : 0J15061-CALI  
 Misc : A20I179, 9-42 200 ppb  
 ALS Vial : 22 Sample Multiplier: 1

Integration File signal 1: PEST1.e  
 Integration File signal 2: PEST2.e  
 Quant Time: Oct 20 16:53:03 2020  
 Quant Method : C:\msdchem\1\methods\ECD8\_QUANTPEST\_201015.M  
 Quant Title : Instrument: DualECD8  
 QLast Update : Tue Oct 20 16:48:57 2020  
 Response via : Initial Calibration  
 Integrator: ChemStation

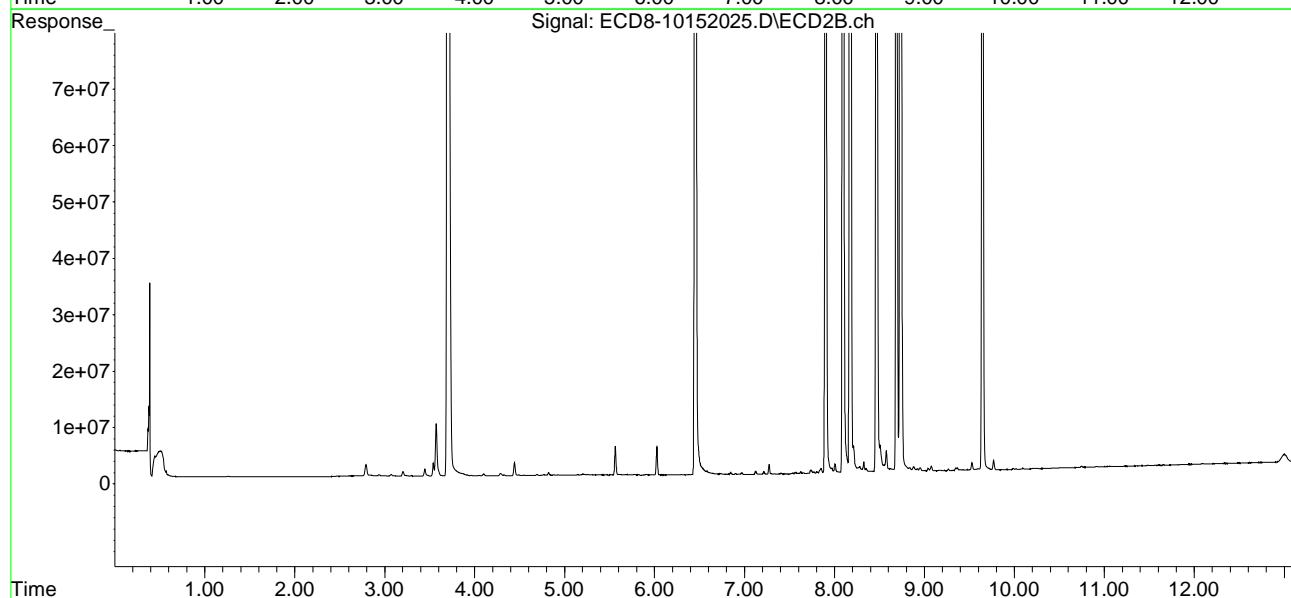
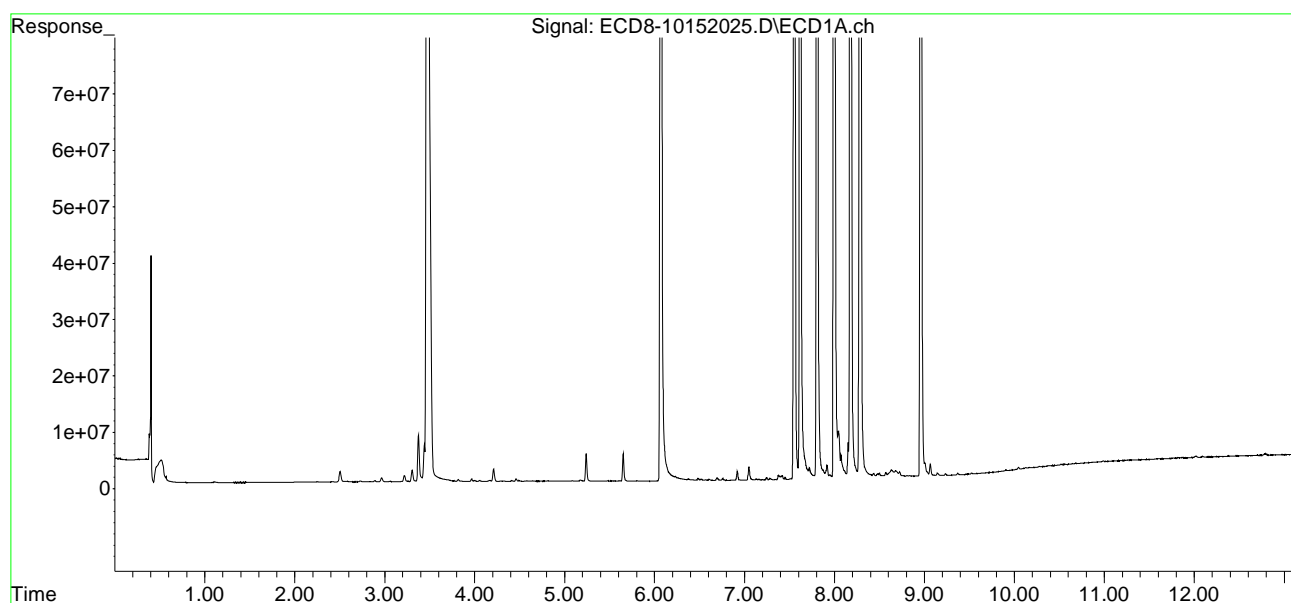
	Compound	RT#1	RT#2	Resp#1	Resp#2	ng/mL	ng/mL
30)	cis-Nonac...	8.285	8.734	802.3E6	961.3E6	191.900	217.859
31)	Mirex	8.960	9.644	486.2E6	538.2E6	188.074	215.354
32)	Chlordane...	0.000	0.000	0	0	N.D. d	N.D. d
33)	Chlordane...	0.000	0.000	0	0	N.D. d	N.D. d
34)	Chlordane...	0.000	0.000	0	0	N.D. d	N.D. d
35)	Chlordane...	0.000	0.000	0	0	N.D. d	N.D. d
36)	Toxaphene...	0.000	0.000	0	0	N.D. d	N.D. d
37)	Toxaphene...	0.000	0.000	0	0	N.D. d	N.D. d
38)	Toxaphene...	0.000	0.000	0	0	N.D. d	N.D. d
39)	Toxaphene...	0.000	0.000	0	0	N.D. d	N.D. d
40)	Toxaphene...	0.000	0.000	0	0	N.D. d	N.D. d
41)	Toxaphene...	0.000	0.000	0	0	N.D. d	N.D. d
42)	Toxaphene...	0.000	0.000	0	0	N.D. d	N.D. d

(f)=RT Delta > 1/2 Window (#)=Amounts differ by > 25% (m)=manual int.

Quantitation Report (QT Reviewed)

Data Path : C:\msdchem\1\data\2020-10\0J15061\  
Data File : ECD8-10152025.D  
Signal(s) : Signal #1: ECD1A.ch Signal #2: ECD2B.ch  
Acq On : 15 Oct 2020 23:46  
Operator : MJB  
Sample : 0J15061-CALI  
Misc : A20I179, 9-42 200 ppb  
ALS Vial : 22 Sample Multiplier: 1

Integration File signal 1: PEST1.e  
Integration File signal 2: PEST2.e  
Quant Time: Oct 20 16:53:03 2020  
Quant Method : C:\msdchem\1\methods\ECD8\_QUANTPEST\_201015.M  
Quant Title : Instrument: DualECD8  
QLast Update : Tue Oct 20 16:48:57 2020  
Response via : Initial Calibration  
Integrator: ChemStation





Quantitation Report (QT Reviewed)

Data Path : C:\msdchem\1\data\2020-10\0J15061\  
 Data File : ECD8-10152028.D  
 Signal(s) : Signal #1: ECD1A.ch Signal #2: ECD2B.ch  
 Acq On : 16 Oct 2020 00:35  
 Operator : MJB  
 Sample : 0J15061-CALJ  
 Misc : A20J277, CHLOR 10 ppb  
 ALS Vial : 24 Sample Multiplier: 1

MJB 10/20/20

Integration File signal 1: PEST1.e  
 Integration File signal 2: PEST2.e  
 Quant Time: Oct 20 16:55:53 2020  
 Quant Method : C:\msdchem\1\methods\ECD8\_QUANTPEST\_201015.M  
 Quant Title : Instrument: DualECD8  
 QLast Update : Tue Oct 20 16:55:36 2020  
 Response via : Initial Calibration  
 Integrator: ChemStation

Compound		RT#1	RT#2	Resp#1	Resp#2	ng/mL	ng/mL
-----							
System Monitoring Compounds							
1) S	TCMX (S)	0.000	0.000	0	0	N.D. d	N.D. d
22) S	DCBP (S)	0.000	0.000	0	0	N.D. d	N.D. d
Target Compounds							
2)	a-BHC	0.000	0.000	0	0	N.D. d	N.D. d
3)	g-BHC	0.000	0.000	0	0	N.D. d	N.D. d
4)	b-BHC	0.000	0.000	0	0	N.D. d	N.D. d
5)	Heptachlor	0.000	0.000	0	0	N.D. d	N.D. d
6)	d-BHC	0.000	0.000	0	0	N.D. d	N.D. d
7)	Aldrin	0.000	0.000	0	0	N.D. d	N.D. d
8)	Heptachlo...	0.000	0.000	0	0	N.D. d	N.D. d
9)	trans-Chl...	0.000	0.000	0	0	N.D. d	N.D. d
10)	cis-Chlor...	0.000	0.000	0	0	N.D. d	N.D. d
11)	Endosulfa...	0.000	0.000	0	0	N.D. d	N.D. d
12)	4,4'-DDE	0.000	0.000	0	0	N.D. d	N.D. d
13)	Dieldrin	0.000	0.000	0	0	N.D. d	N.D. d
14)	Endrin	0.000	0.000	0	0	N.D. d	N.D. d
15)	4,4'-DDD	0.000	0.000	0	0	N.D. d	N.D. d
16)	Endosulfa...	0.000	0.000	0	0	N.D. d	N.D. d
17)	4,4'-DDT	0.000	0.000	0	0	N.D. d	N.D. d
18)	Endrin Al...	0.000	0.000	0	0	N.D. d	N.D. d
19)	Endosulfa...	0.000	0.000	0	0	N.D. d	N.D. d
20)	Methoxychlor	0.000	0.000	0	0	N.D. d	N.D. d
21)	Endrin Ke...	0.000	0.000	0	0	N.D. d	N.D. d
23)	Hexachlor...	0.000	0.000	0	0	N.D. d	N.D. d
24)	Hexachlor...	0.000	0.000	0	0	N.D. d	N.D. d
25)	Oxychlorane	0.000	0.000	0	0	N.D. d	N.D. d
26)	2,4'-DDE	0.000	0.000	0	0	N.D. d	N.D. d
27)	trans-Non...	0.000	0.000	0	0	N.D. d	N.D. d
28)	2,4'-DDD	0.000	0.000	0	0	N.D. d	N.D. d
29)	2,4'-DDT	0.000	0.000	0	0	N.D. d	N.D. d

Quantitation Report (QT Reviewed)

Data Path : C:\msdchem\1\data\2020-10\0J15061\  
 Data File : ECD8-10152028.D  
 Signal(s) : Signal #1: ECD1A.ch Signal #2: ECD2B.ch  
 Acq On : 16 Oct 2020 00:35  
 Operator : MJB  
 Sample : 0J15061-CALJ  
 Misc : A20J277, CHLOR 10 ppb  
 ALS Vial : 24 Sample Multiplier: 1

Integration File signal 1: PEST1.e  
 Integration File signal 2: PEST2.e  
 Quant Time: Oct 20 16:55:53 2020  
 Quant Method : C:\msdchem\1\methods\ECD8\_QUANTPEST\_201015.M  
 Quant Title : Instrument: DualECD8  
 QLast Update : Tue Oct 20 16:55:36 2020  
 Response via : Initial Calibration  
 Integrator: ChemStation

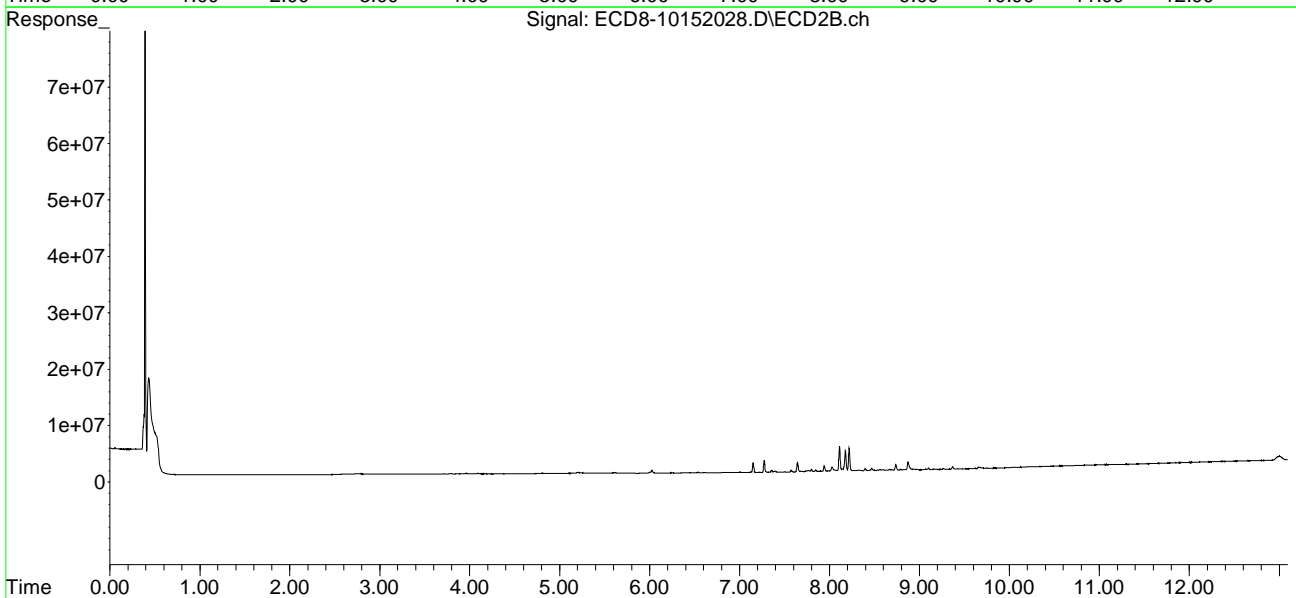
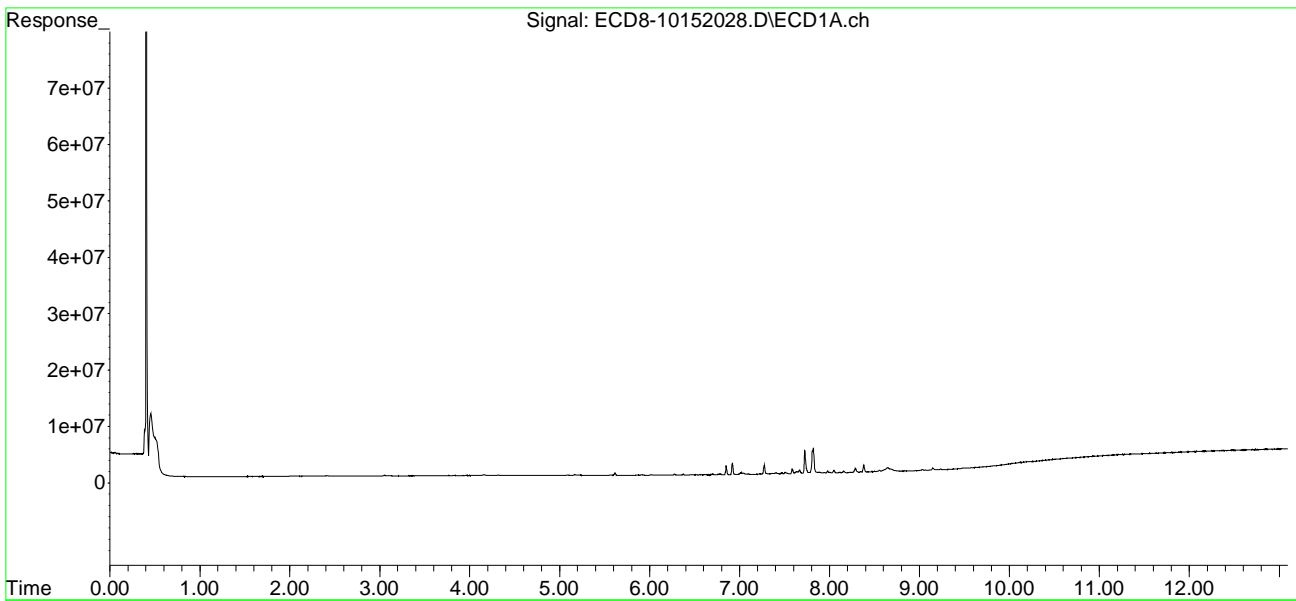
	Compound	RT#1	RT#2	Resp#1	Resp#2	ng/mL	ng/mL
30)	cis-Nonac...	0.000	0.000	0	0	N.D. d	N.D. d
31)	Mirex	0.000	0.000	0	0	N.D. d	N.D. d
32)	Chlordane...	7.726	8.111	4101623	4425582	9.067	10.017
33)	Chlordane...	7.820	8.217	4385167	4119232	7.970	11.066 #
34)	Chlordane...	8.380	8.873	1337616	1424459	9.223	3.581 #
35)	Chlordane...	0.000	0.000	0	0	N.D. d	N.D. d
36)	Toxaphene...	0.000	0.000	0	0	N.D. d	N.D. d
37)	Toxaphene...	0.000	0.000	0	0	N.D. d	N.D. d
38)	Toxaphene...	0.000	0.000	0	0	N.D. d	N.D. d
39)	Toxaphene...	0.000	0.000	0	0	N.D. d	N.D. d
40)	Toxaphene...	0.000	0.000	0	0	N.D. d	N.D. d
41)	Toxaphene...	0.000	0.000	0	0	N.D. d	N.D. d
42)	Toxaphene...	0.000	0.000	0	0	N.D. d	N.D. d

(f)=RT Delta > 1/2 Window (#)=Amounts differ by > 25% (m)=manual int.

Quantitation Report (QT Reviewed)

Data Path : C:\msdchem\1\data\2020-10\0J15061\  
Data File : ECD8-10152028.D  
Signal(s) : Signal #1: ECD1A.ch Signal #2: ECD2B.ch  
Acq On : 16 Oct 2020 00:35  
Operator : MJB  
Sample : 0J15061-CALJ  
Misc : A20J277, CHLOR 10 ppb  
ALS Vial : 24 Sample Multiplier: 1

Integration File signal 1: PEST1.e  
Integration File signal 2: PEST2.e  
Quant Time: Oct 20 16:55:53 2020  
Quant Method : C:\msdchem\1\methods\ECD8\_QUANTPEST\_201015.M  
Quant Title : Instrument: DualECD8  
QLast Update : Tue Oct 20 16:55:36 2020  
Response via : Initial Calibration  
Integrator: ChemStation



Quantitation Report (QT Reviewed)

Data Path : C:\msdchem\1\data\2020-10\0J15061\  
 Data File : ECD8-10152029.D  
 Signal(s) : Signal #1: ECD1A.ch Signal #2: ECD2B.ch  
 Acq On : 16 Oct 2020 00:52  
 Operator : MJB  
 Sample : 0J15061-CALK  
 Misc : A20F057, CHLOR 50 ppb  
 ALS Vial : 25 Sample Multiplier: 1

MJB 10/20/20

Integration File signal 1: PEST1.e  
 Integration File signal 2: PEST2.e  
 Quant Time: Oct 20 16:56:25 2020  
 Quant Method : C:\msdchem\1\methods\ECD8\_QUANTPEST\_201015.M  
 Quant Title : Instrument: DualECD8  
 QLast Update : Tue Oct 20 16:55:36 2020  
 Response via : Initial Calibration  
 Integrator: ChemStation

Compound	RT#1	RT#2	Resp#1	Resp#2	ng/mL	ng/mL
-----						
System Monitoring Compounds						
1) S TCMX (S)	0.000	0.000	0	0	N.D. d	N.D. d
22) S DCBP (S)	0.000	0.000	0	0	N.D. d	N.D. d
Target Compounds						
2) a-BHC	0.000	0.000	0	0	N.D. d	N.D. d
3) g-BHC	0.000	0.000	0	0	N.D. d	N.D. d
4) b-BHC	0.000	0.000	0	0	N.D. d	N.D. d
5) Heptachlor	0.000	0.000	0	0	N.D. d	N.D. d
6) d-BHC	0.000	0.000	0	0	N.D. d	N.D. d
7) Aldrin	0.000	0.000	0	0	N.D. d	N.D. d
8) Heptachlo...	0.000	0.000	0	0	N.D. d	N.D. d
9) trans-Chl...	0.000	0.000	0	0	N.D. d	N.D. d
10) cis-Chlor...	0.000	0.000	0	0	N.D. d	N.D. d
11) Endosulfa...	0.000	0.000	0	0	N.D. d	N.D. d
12) 4,4'-DDE	0.000	0.000	0	0	N.D. d	N.D. d
13) Dieldrin	0.000	0.000	0	0	N.D. d	N.D. d
14) Endrin	0.000	0.000	0	0	N.D. d	N.D. d
15) 4,4'-DDD	0.000	0.000	0	0	N.D. d	N.D. d
16) Endosulfa...	0.000	0.000	0	0	N.D. d	N.D. d
17) 4,4'-DDT	0.000	0.000	0	0	N.D. d	N.D. d
18) Endrin Al...	0.000	0.000	0	0	N.D. d	N.D. d
19) Endosulfa...	0.000	0.000	0	0	N.D. d	N.D. d
20) Methoxychlor	0.000	0.000	0	0	N.D. d	N.D. d
21) Endrin Ke...	0.000	0.000	0	0	N.D. d	N.D. d
23) Hexachlor...	0.000	0.000	0	0	N.D. d	N.D. d
24) Hexachlor...	0.000	0.000	0	0	N.D. d	N.D. d
25) Oxychlorane	0.000	0.000	0	0	N.D. d	N.D. d
26) 2,4'-DDE	0.000	0.000	0	0	N.D. d	N.D. d
27) trans-Non...	0.000	0.000	0	0	N.D. d	N.D. d
28) 2,4'-DDD	0.000	0.000	0	0	N.D. d	N.D. d
29) 2,4'-DDT	0.000	0.000	0	0	N.D. d	N.D. d

Quantitation Report (QT Reviewed)

Data Path : C:\msdchem\1\data\2020-10\0J15061\  
 Data File : ECD8-10152029.D  
 Signal(s) : Signal #1: ECD1A.ch Signal #2: ECD2B.ch  
 Acq On : 16 Oct 2020 00:52  
 Operator : MJB  
 Sample : 0J15061-CALK  
 Misc : A20F057, CHLOR 50 ppb  
 ALS Vial : 25 Sample Multiplier: 1

Integration File signal 1: PEST1.e  
 Integration File signal 2: PEST2.e  
 Quant Time: Oct 20 16:56:25 2020  
 Quant Method : C:\msdchem\1\methods\ECD8\_QUANTPEST\_201015.M  
 Quant Title : Instrument: DualECD8  
 QLast Update : Tue Oct 20 16:55:36 2020  
 Response via : Initial Calibration  
 Integrator: ChemStation

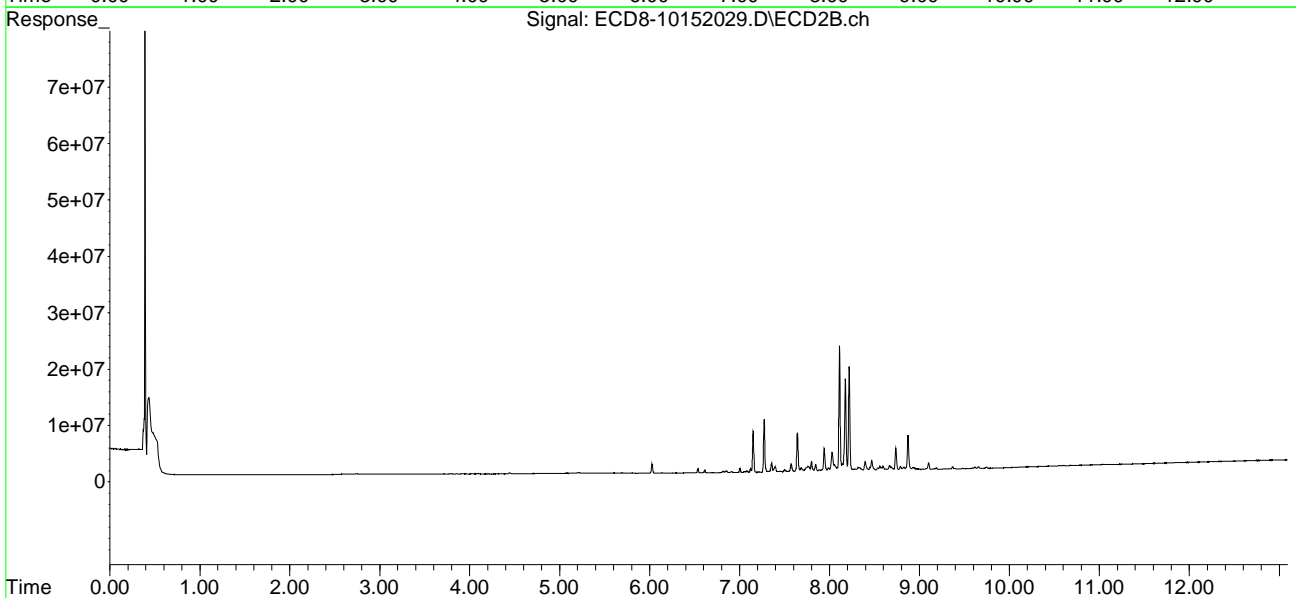
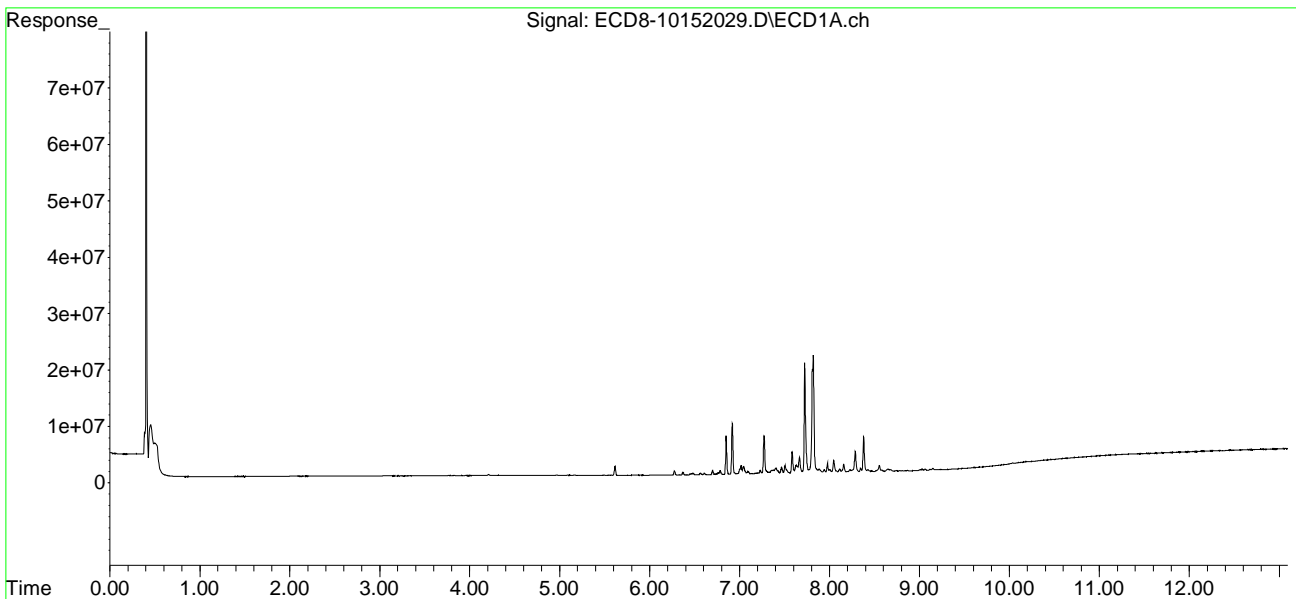
	Compound	RT#1	RT#2	Resp#1	Resp#2	ng/mL	ng/mL
30)	cis-Nonac...	0.000	0.000	0	0	N.D. d	N.D. d
31)	Mirex	0.000	0.000	0	0	N.D. d	N.D. d
32)	Chlordane...	7.725	8.111	19538919	22190571	43.190	<del>50.227</del>
33)	Chlordane...	7.820	8.217	20854744	18468542	37.904	49.616 #
34)	Chlordane...	8.379	8.873	6256198	6150473	<del>43.135</del>	47.959
35)	Chlordane...	0.000	0.000	0	0	N.D. d	N.D. d
36)	Toxaphene...	0.000	0.000	0	0	N.D. d	N.D. d
37)	Toxaphene...	0.000	0.000	0	0	N.D. d	N.D. d
38)	Toxaphene...	0.000	0.000	0	0	N.D. d	N.D. d
39)	Toxaphene...	0.000	0.000	0	0	N.D. d	N.D. d
40)	Toxaphene...	0.000	0.000	0	0	N.D. d	N.D. d
41)	Toxaphene...	0.000	0.000	0	0	N.D. d	N.D. d
42)	Toxaphene...	0.000	0.000	0	0	N.D. d	N.D. d

(f)=RT Delta > 1/2 Window (#)=Amounts differ by > 25% (m)=manual int.

Quantitation Report (QT Reviewed)

Data Path : C:\msdchem\1\data\2020-10\0J15061\  
Data File : ECD8-10152029.D  
Signal(s) : Signal #1: ECD1A.ch Signal #2: ECD2B.ch  
Acq On : 16 Oct 2020 00:52  
Operator : MJB  
Sample : 0J15061-CALK  
Misc : A20F057, CHLOR 50 ppb  
ALS Vial : 25 Sample Multiplier: 1

Integration File signal 1: PEST1.e  
Integration File signal 2: PEST2.e  
Quant Time: Oct 20 16:56:25 2020  
Quant Method : C:\msdchem\1\methods\ECD8\_QUANTPEST\_201015.M  
Quant Title : Instrument: DualECD8  
QLast Update : Tue Oct 20 16:55:36 2020  
Response via : Initial Calibration  
Integrator: ChemStation



Quantitation Report (QT Reviewed)

Data Path : C:\msdchem\1\data\2020-10\0J15061\  
 Data File : ECD8-10152030.D  
 Signal(s) : Signal #1: ECD1A.ch Signal #2: ECD2B.ch  
 Acq On : 16 Oct 2020 1:08  
 Operator : MJB  
 Sample : 0J15061-CALL  
 Misc : A20F058, CHLOR 100 ppb  
 ALS Vial : 26 Sample Multiplier: 1

MJB 10/20/20

Integration File signal 1: PEST1.e  
 Integration File signal 2: PEST2.e  
 Quant Time: Oct 20 16:56:54 2020  
 Quant Method : C:\msdchem\1\methods\ECD8\_QUANTPEST\_201015.M  
 Quant Title : Instrument: DualECD8  
 QLast Update : Tue Oct 20 16:55:36 2020  
 Response via : Initial Calibration  
 Integrator: ChemStation

Compound		RT#1	RT#2	Resp#1	Resp#2	ng/mL	ng/mL
-----							
System Monitoring Compounds							
1) S	TCMX (S)	0.000	0.000	0	0	N.D. d	N.D. d
22) S	DCBP (S)	0.000	0.000	0	0	N.D. d	N.D. d
Target Compounds							
2)	a-BHC	0.000	0.000	0	0	N.D. d	N.D. d
3)	g-BHC	0.000	0.000	0	0	N.D. d	N.D. d
4)	b-BHC	0.000	0.000	0	0	N.D. d	N.D. d
5)	Heptachlor	0.000	0.000	0	0	N.D. d	N.D. d
6)	d-BHC	0.000	0.000	0	0	N.D. d	N.D. d
7)	Aldrin	0.000	0.000	0	0	N.D. d	N.D. d
8)	Heptachlo...	0.000	0.000	0	0	N.D. d	N.D. d
9)	trans-Chl...	0.000	0.000	0	0	N.D. d	N.D. d
10)	cis-Chlor...	0.000	0.000	0	0	N.D. d	N.D. d
11)	Endosulfa...	0.000	0.000	0	0	N.D. d	N.D. d
12)	4,4'-DDE	0.000	0.000	0	0	N.D. d	N.D. d
13)	Dieldrin	0.000	0.000	0	0	N.D. d	N.D. d
14)	Endrin	0.000	0.000	0	0	N.D. d	N.D. d
15)	4,4'-DDD	0.000	0.000	0	0	N.D. d	N.D. d
16)	Endosulfa...	0.000	0.000	0	0	N.D. d	N.D. d
17)	4,4'-DDT	0.000	0.000	0	0	N.D. d	N.D. d
18)	Endrin Al...	0.000	0.000	0	0	N.D. d	N.D. d
19)	Endosulfa...	0.000	0.000	0	0	N.D. d	N.D. d
20)	Methoxychlor	0.000	0.000	0	0	N.D. d	N.D. d
21)	Endrin Ke...	0.000	0.000	0	0	N.D. d	N.D. d
23)	Hexachlor...	0.000	0.000	0	0	N.D. d	N.D. d
24)	Hexachlor...	0.000	0.000	0	0	N.D. d	N.D. d
25)	Oxychlorane	0.000	0.000	0	0	N.D. d	N.D. d
26)	2,4'-DDE	0.000	0.000	0	0	N.D. d	N.D. d
27)	trans-Non...	0.000	0.000	0	0	N.D. d	N.D. d
28)	2,4'-DDD	0.000	0.000	0	0	N.D. d	N.D. d
29)	2,4'-DDT	0.000	0.000	0	0	N.D. d	N.D. d

Quantitation Report (QT Reviewed)

Data Path : C:\msdchem\1\data\2020-10\0J15061\  
 Data File : ECD8-10152030.D  
 Signal(s) : Signal #1: ECD1A.ch Signal #2: ECD2B.ch  
 Acq On : 16 Oct 2020 1:08  
 Operator : MJB  
 Sample : 0J15061-CALL  
 Misc : A20F058, CHLOR 100 ppb  
 ALS Vial : 26 Sample Multiplier: 1

Integration File signal 1: PEST1.e  
 Integration File signal 2: PEST2.e  
 Quant Time: Oct 20 16:56:54 2020  
 Quant Method : C:\msdchem\1\methods\ECD8\_QUANTPEST\_201015.M  
 Quant Title : Instrument: DualECD8  
 QLast Update : Tue Oct 20 16:55:36 2020  
 Response via : Initial Calibration  
 Integrator: ChemStation

	Compound	RT#1	RT#2	Resp#1	Resp#2	ng/mL	ng/mL
30)	cis-Nonac...	0.000	0.000	0	0	N.D. d	N.D. d
31)	Mirex	0.000	0.000	0	0	N.D. d	N.D. d
32)	Chlordane...	7.725	8.110	40102111	46516148	88.645	105.286
33)	Chlordane...	7.819	8.216	40925321	39446568	74.382	105.974 #
34)	Chlordane...	8.379	8.872	12465253	12535896	85.945	107.226
35)	Chlordane...	0.000	0.000	0	0	N.D. d	N.D. d
36)	Toxaphene...	0.000	0.000	0	0	N.D. d	N.D. d
37)	Toxaphene...	0.000	0.000	0	0	N.D. d	N.D. d
38)	Toxaphene...	0.000	0.000	0	0	N.D. d	N.D. d
39)	Toxaphene...	0.000	0.000	0	0	N.D. d	N.D. d
40)	Toxaphene...	0.000	0.000	0	0	N.D. d	N.D. d
41)	Toxaphene...	0.000	0.000	0	0	N.D. d	N.D. d
42)	Toxaphene...	0.000	0.000	0	0	N.D. d	N.D. d

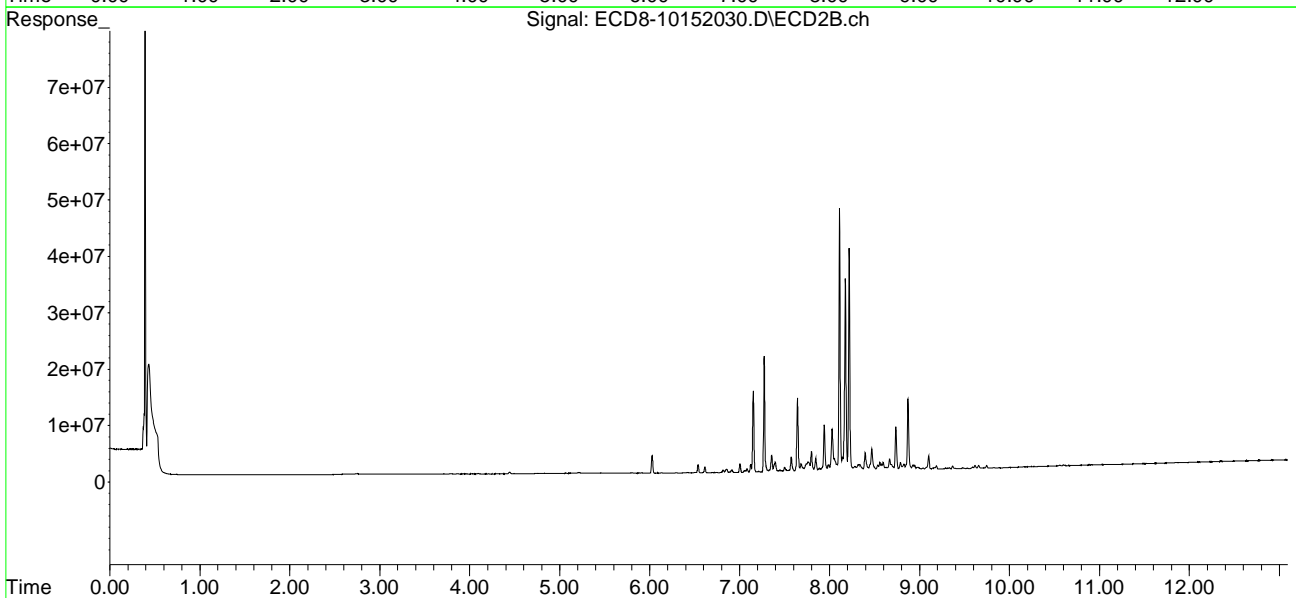
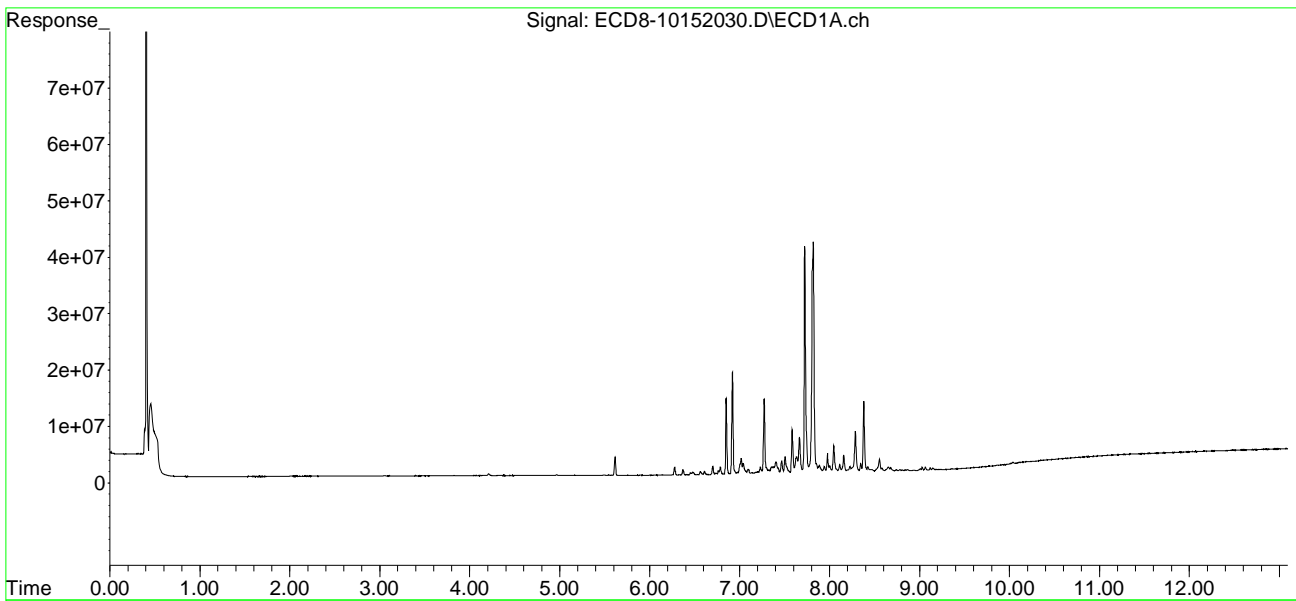
(f)=RT Delta > 1/2 Window (#)=Amounts differ by > 25% (m)=manual int.



Quantitation Report (QT Reviewed)

Data Path : C:\msdchem\1\data\2020-10\0J15061\  
Data File : ECD8-10152030.D  
Signal(s) : Signal #1: ECD1A.ch Signal #2: ECD2B.ch  
Acq On : 16 Oct 2020 1:08  
Operator : MJB  
Sample : 0J15061-CALL  
Misc : A20F058, CHLOR 100 ppb  
ALS Vial : 26 Sample Multiplier: 1

Integration File signal 1: PEST1.e  
Integration File signal 2: PEST2.e  
Quant Time: Oct 20 16:56:54 2020  
Quant Method : C:\msdchem\1\methods\ECD8\_QUANTPEST\_201015.M  
Quant Title : Instrument: DualECD8  
QLast Update : Tue Oct 20 16:55:36 2020  
Response via : Initial Calibration  
Integrator: ChemStation



Quantitation Report (QT Reviewed)

Data Path : C:\msdchem\1\data\2020-10\0J15061\  
 Data File : ECD8-10152031.D  
 Signal(s) : Signal #1: ECD1A.ch Signal #2: ECD2B.ch  
 Acq On : 16 Oct 2020 1:24  
 Operator : MJB  
 Sample : 0J15061-CALM  
 Misc : A20F059, CHLOR 200 ppb  
 ALS Vial : 27 Sample Multiplier: 1

MJB 10/20/20

Integration File signal 1: PEST1.e  
 Integration File signal 2: PEST2.e  
 Quant Time: Oct 20 16:57:23 2020  
 Quant Method : C:\msdchem\1\methods\ECD8\_QUANTPEST\_201015.M  
 Quant Title : Instrument: DualECD8  
 QLast Update : Tue Oct 20 16:55:36 2020  
 Response via : Initial Calibration  
 Integrator: ChemStation

Compound		RT#1	RT#2	Resp#1	Resp#2	ng/mL	ng/mL
-----							
System Monitoring Compounds							
1) S	TCMX (S)	0.000	0.000	0	0	N.D. d	N.D. d
22) S	DCBP (S)	0.000	0.000	0	0	N.D. d	N.D. d
Target Compounds							
2)	a-BHC	0.000	0.000	0	0	N.D. d	N.D. d
3)	g-BHC	0.000	0.000	0	0	N.D. d	N.D. d
4)	b-BHC	0.000	0.000	0	0	N.D. d	N.D. d
5)	Heptachlor	0.000	0.000	0	0	N.D. d	N.D. d
6)	d-BHC	0.000	0.000	0	0	N.D. d	N.D. d
7)	Aldrin	0.000	0.000	0	0	N.D. d	N.D. d
8)	Heptachlo...	0.000	0.000	0	0	N.D. d	N.D. d
9)	trans-Chl...	0.000	0.000	0	0	N.D. d	N.D. d
10)	cis-Chlor...	0.000	0.000	0	0	N.D. d	N.D. d
11)	Endosulfa...	0.000	0.000	0	0	N.D. d	N.D. d
12)	4,4'-DDE	0.000	0.000	0	0	N.D. d	N.D. d
13)	Dieldrin	0.000	0.000	0	0	N.D. d	N.D. d
14)	Endrin	0.000	0.000	0	0	N.D. d	N.D. d
15)	4,4'-DDD	0.000	0.000	0	0	N.D. d	N.D. d
16)	Endosulfa...	0.000	0.000	0	0	N.D. d	N.D. d
17)	4,4'-DDT	0.000	0.000	0	0	N.D. d	N.D. d
18)	Endrin Al...	0.000	0.000	0	0	N.D. d	N.D. d
19)	Endosulfa...	0.000	0.000	0	0	N.D. d	N.D. d
20)	Methoxychlor	0.000	0.000	0	0	N.D. d	N.D. d
21)	Endrin Ke...	0.000	0.000	0	0	N.D. d	N.D. d
23)	Hexachlor...	0.000	0.000	0	0	N.D. d	N.D. d
24)	Hexachlor...	0.000	0.000	0	0	N.D. d	N.D. d
25)	Oxychlorane	0.000	0.000	0	0	N.D. d	N.D. d
26)	2,4'-DDE	0.000	0.000	0	0	N.D. d	N.D. d
27)	trans-Non...	0.000	0.000	0	0	N.D. d	N.D. d
28)	2,4'-DDD	0.000	0.000	0	0	N.D. d	N.D. d
29)	2,4'-DDT	0.000	0.000	0	0	N.D. d	N.D. d

Quantitation Report (QT Reviewed)

Data Path : C:\msdchem\1\data\2020-10\0J15061\  
 Data File : ECD8-10152031.D  
 Signal(s) : Signal #1: ECD1A.ch Signal #2: ECD2B.ch  
 Acq On : 16 Oct 2020 1:24  
 Operator : MJB  
 Sample : 0J15061-CALM  
 Misc : A20F059, CHLOR 200 ppb  
 ALS Vial : 27 Sample Multiplier: 1

Integration File signal 1: PEST1.e  
 Integration File signal 2: PEST2.e  
 Quant Time: Oct 20 16:57:23 2020  
 Quant Method : C:\msdchem\1\methods\ECD8\_QUANTPEST\_201015.M  
 Quant Title : Instrument: DualECD8  
 QLast Update : Tue Oct 20 16:55:36 2020  
 Response via : Initial Calibration  
 Integrator: ChemStation

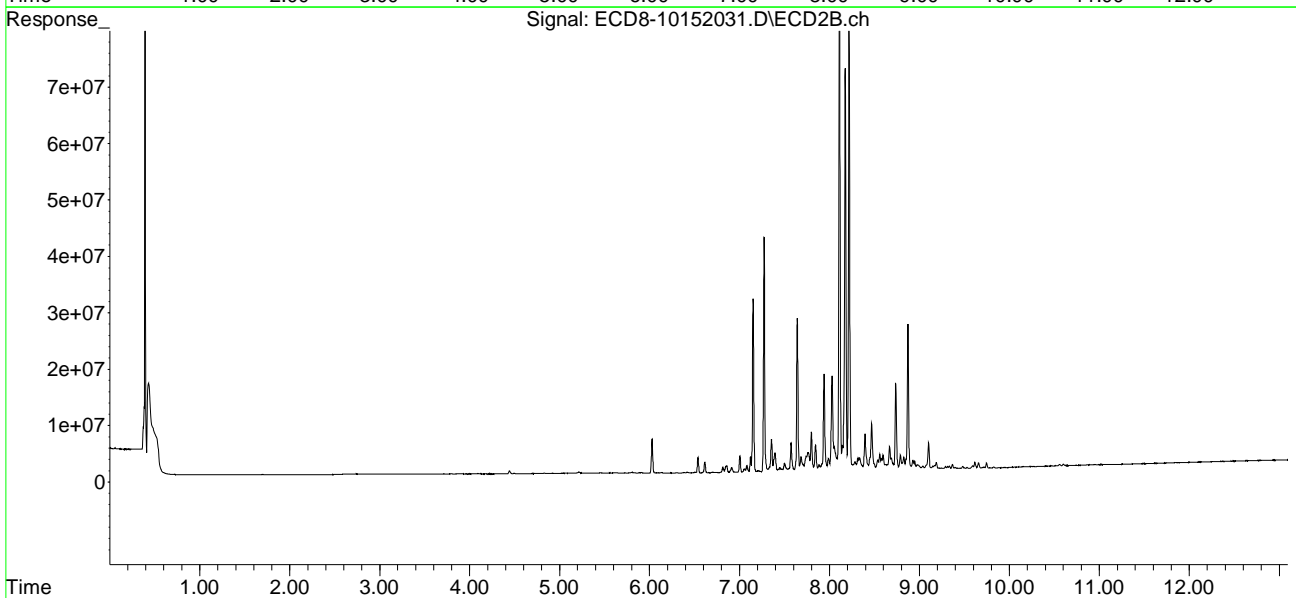
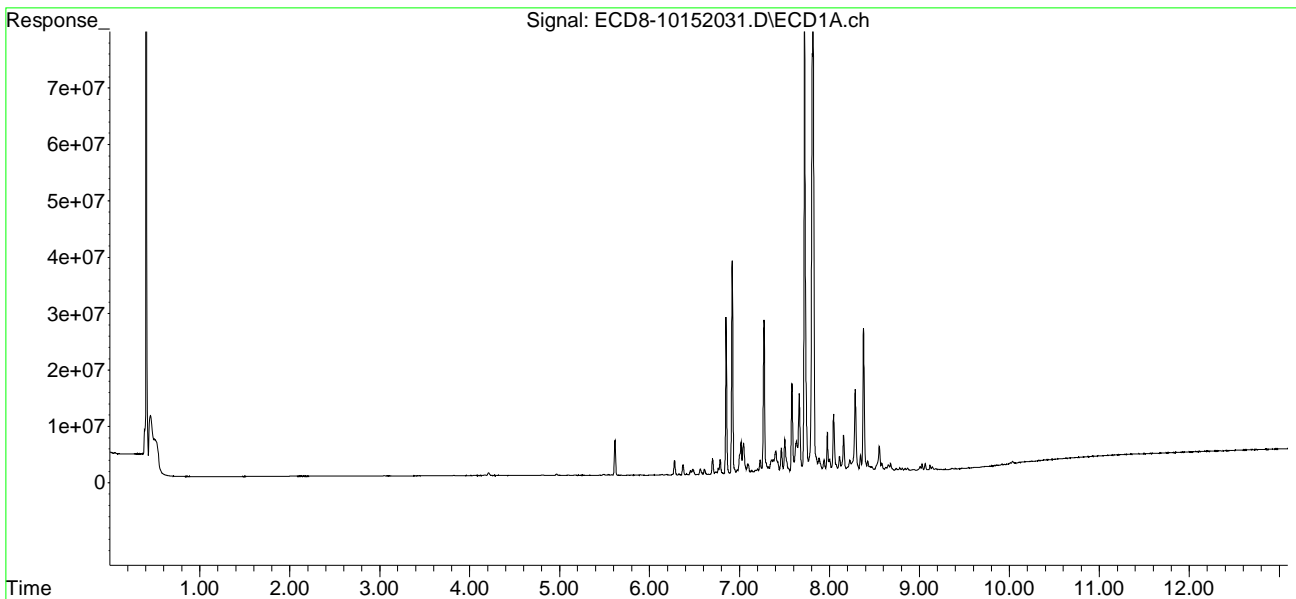
	Compound	RT#1	RT#2	Resp#1	Resp#2	ng/mL	ng/mL
30)	cis-Nonac...	0.000	0.000	0	0	N.D. d	N.D. d
31)	Mirex	0.000	0.000	0	0	N.D. d	N.D. d
32)	Chlordane...	7.723	8.110	83839566	95919284	185.325	217.106
33)	Chlordane...	7.819	8.217	83684527	81115667	152.098	217.919 #
34)	Chlordane...	8.378	8.872	25372320	25782833	174.936	227.759 #
35)	Chlordane...	0.000	0.000	0	0	N.D. d	N.D. d
36)	Toxaphene...	0.000	0.000	0	0	N.D. d	N.D. d
37)	Toxaphene...	0.000	0.000	0	0	N.D. d	N.D. d
38)	Toxaphene...	0.000	0.000	0	0	N.D. d	N.D. d
39)	Toxaphene...	0.000	0.000	0	0	N.D. d	N.D. d
40)	Toxaphene...	0.000	0.000	0	0	N.D. d	N.D. d
41)	Toxaphene...	0.000	0.000	0	0	N.D. d	N.D. d
42)	Toxaphene...	0.000	0.000	0	0	N.D. d	N.D. d

(f)=RT Delta > 1/2 Window (#)=Amounts differ by > 25% (m)=manual int.

Quantitation Report (QT Reviewed)

Data Path : C:\msdchem\1\data\2020-10\0J15061\  
Data File : ECD8-10152031.D  
Signal(s) : Signal #1: ECD1A.ch Signal #2: ECD2B.ch  
Acq On : 16 Oct 2020 1:24  
Operator : MJB  
Sample : 0J15061-CALM  
Misc : A20F059, CHLOR 200 ppb  
ALS Vial : 27 Sample Multiplier: 1

Integration File signal 1: PEST1.e  
Integration File signal 2: PEST2.e  
Quant Time: Oct 20 16:57:23 2020  
Quant Method : C:\msdchem\1\methods\ECD8\_QUANTPEST\_201015.M  
Quant Title : Instrument: DualECD8  
QLast Update : Tue Oct 20 16:55:36 2020  
Response via : Initial Calibration  
Integrator: ChemStation



Quantitation Report (QT Reviewed)

Data Path : C:\msdchem\1\data\2020-10\0J15061\  
 Data File : ECD8-10152032.D  
 Signal(s) : Signal #1: ECD1A.ch Signal #2: ECD2B.ch  
 Acq On : 16 Oct 2020 1:41  
 Operator : MJB  
 Sample : 0J15061-CALN  
 Misc : A20F060, CHLOR 500 ppb  
 ALS Vial : 28 Sample Multiplier: 1

MJB 10/20/20

Integration File signal 1: PEST1.e  
 Integration File signal 2: PEST2.e  
 Quant Time: Oct 20 16:54:59 2020  
 Quant Method : C:\msdchem\1\methods\ECD8\_QUANTPEST\_201015.M  
 Quant Title : Instrument: DualECD8  
 QLast Update : Tue Oct 20 16:48:57 2020  
 Response via : Initial Calibration  
 Integrator: ChemStation

Compound		RT#1	RT#2	Resp#1	Resp#2	ng/mL	ng/mL
-----							
System Monitoring Compounds							
1) S	TCMX (S)	0.000	0.000	0	0	N.D. d	N.D. d
22) S	DCBP (S)	0.000	0.000	0	0	N.D. d	N.D. d
Target Compounds							
2)	a-BHC	0.000	0.000	0	0	N.D. d	N.D. d
3)	g-BHC	0.000	0.000	0	0	N.D. d	N.D. d
4)	b-BHC	0.000	0.000	0	0	N.D. d	N.D. d
5)	Heptachlor	0.000	0.000	0	0	N.D. d	N.D. d
6)	d-BHC	0.000	0.000	0	0	N.D. d	N.D. d
7)	Aldrin	0.000	0.000	0	0	N.D. d	N.D. d
8)	Heptachlo...	0.000	0.000	0	0	N.D. d	N.D. d
9)	trans-Chl...	0.000	0.000	0	0	N.D. d	N.D. d
10)	cis-Chlor...	0.000	0.000	0	0	N.D. d	N.D. d
11)	Endosulfa...	0.000	0.000	0	0	N.D. d	N.D. d
12)	4,4'-DDE	0.000	0.000	0	0	N.D. d	N.D. d
13)	Dieldrin	0.000	0.000	0	0	N.D. d	N.D. d
14)	Endrin	0.000	0.000	0	0	N.D. d	N.D. d
15)	4,4'-DDD	0.000	0.000	0	0	N.D. d	N.D. d
16)	Endosulfa...	0.000	0.000	0	0	N.D. d	N.D. d
17)	4,4'-DDT	0.000	0.000	0	0	N.D. d	N.D. d
18)	Endrin Al...	0.000	0.000	0	0	N.D. d	N.D. d
19)	Endosulfa...	0.000	0.000	0	0	N.D. d	N.D. d
20)	Methoxychlor	0.000	0.000	0	0	N.D. d	N.D. d
21)	Endrin Ke...	0.000	0.000	0	0	N.D. d	N.D. d
23)	Hexachlor...	0.000	0.000	0	0	N.D. d	N.D. d
24)	Hexachlor...	0.000	0.000	0	0	N.D. d	N.D. d
25)	Oxychlorane	0.000	0.000	0	0	N.D. d	N.D. d
26)	2,4'-DDE	0.000	0.000	0	0	N.D. d	N.D. d
27)	trans-Non...	0.000	0.000	0	0	N.D. d	N.D. d
28)	2,4'-DDD	0.000	0.000	0	0	N.D. d	N.D. d
29)	2,4'-DDT	0.000	0.000	0	0	N.D. d	N.D. d

Quantitation Report (QT Reviewed)

Data Path : C:\msdchem\1\data\2020-10\0J15061\  
 Data File : ECD8-10152032.D  
 Signal(s) : Signal #1: ECD1A.ch Signal #2: ECD2B.ch  
 Acq On : 16 Oct 2020 1:41  
 Operator : MJB  
 Sample : 0J15061-CALN  
 Misc : A20F060, CHLOR 500 ppb  
 ALS Vial : 28 Sample Multiplier: 1

Integration File signal 1: PEST1.e  
 Integration File signal 2: PEST2.e  
 Quant Time: Oct 20 16:54:59 2020  
 Quant Method : C:\msdchem\1\methods\ECD8\_QUANTPEST\_201015.M  
 Quant Title : Instrument: DualECD8  
 QLast Update : Tue Oct 20 16:48:57 2020  
 Response via : Initial Calibration  
 Integrator: ChemStation

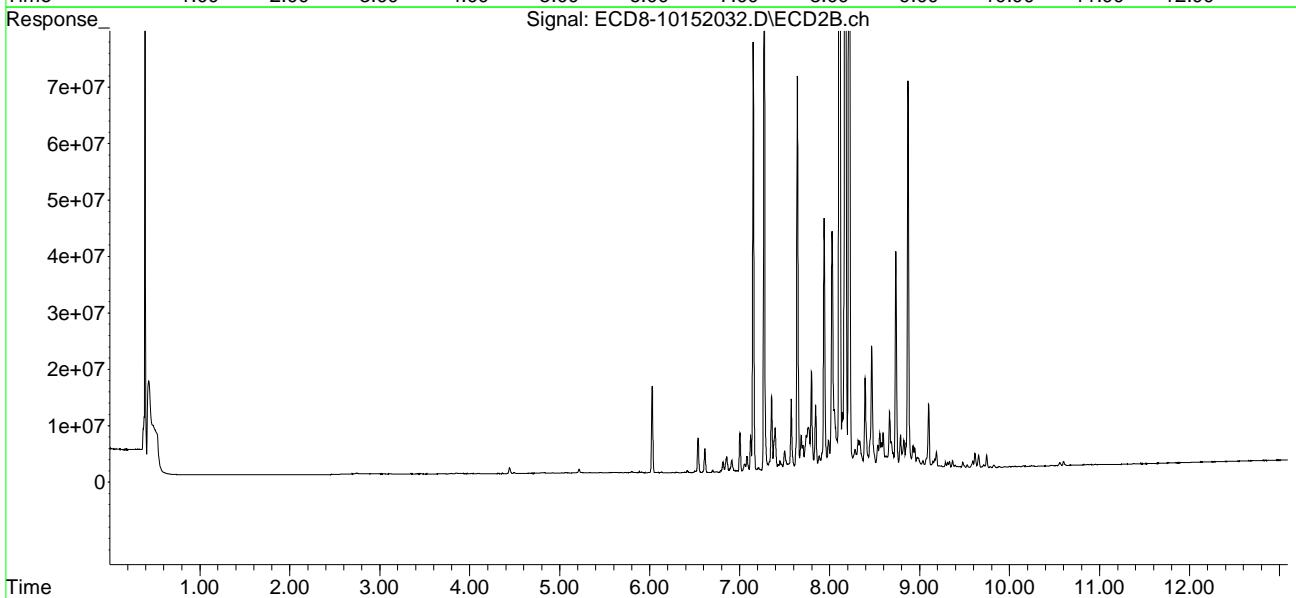
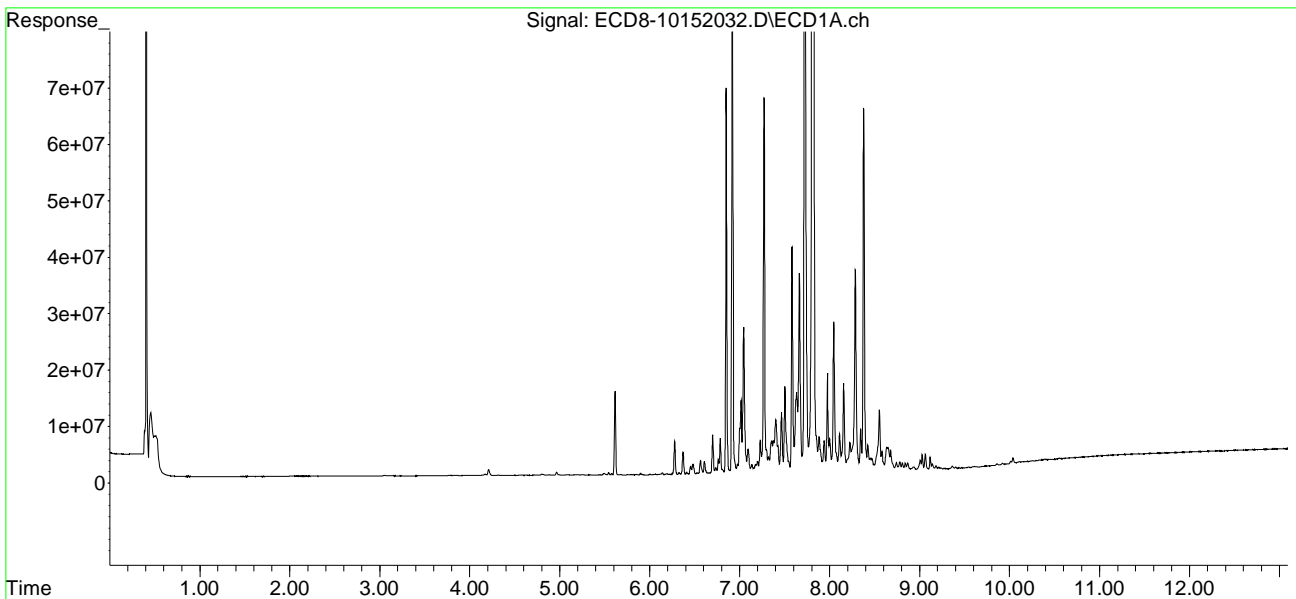
	Compound	RT#1	RT#2	Resp#1	Resp#2	ng/mL	ng/mL
30)	cis-Nonac...	0.000	0.000	0	0	N.D. d	N.D. d
31)	Mirex	0.000	0.000	0	0	N.D. d	N.D. d
32)	Chlordane...	7.723	8.109	209.0E6	255.1E6	462.086	577.498
33)	Chlordane...	7.818	8.216	206.6E6	207.8E6	375.482	558.181 #
34)	Chlordane...	8.378	8.871	64135607	68754277	442.200	598.785 #
35)	Chlordane...	0.000	0.000	0	0	N.D. d	N.D. d
36)	Toxaphene...	0.000	0.000	0	0	N.D. d	N.D. d
37)	Toxaphene...	0.000	0.000	0	0	N.D. d	N.D. d
38)	Toxaphene...	0.000	0.000	0	0	N.D. d	N.D. d
39)	Toxaphene...	0.000	0.000	0	0	N.D. d	N.D. d
40)	Toxaphene...	0.000	0.000	0	0	N.D. d	N.D. d
41)	Toxaphene...	0.000	0.000	0	0	N.D. d	N.D. d
42)	Toxaphene...	0.000	0.000	0	0	N.D. d	N.D. d

(f)=RT Delta > 1/2 Window (#)=Amounts differ by > 25% (m)=manual int.

Quantitation Report (QT Reviewed)

Data Path : C:\msdchem\1\data\2020-10\0J15061\  
Data File : ECD8-10152032.D  
Signal(s) : Signal #1: ECD1A.ch Signal #2: ECD2B.ch  
Acq On : 16 Oct 2020 1:41  
Operator : MJB  
Sample : 0J15061-CALN  
Misc : A20F060, CHLOR 500 ppb  
ALS Vial : 28 Sample Multiplier: 1

Integration File signal 1: PEST1.e  
Integration File signal 2: PEST2.e  
Quant Time: Oct 20 16:54:59 2020  
Quant Method : C:\msdchem\1\methods\ECD8\_QUANTPEST\_201015.M  
Quant Title : Instrument: DualECD8  
QLast Update : Tue Oct 20 16:48:57 2020  
Response via : Initial Calibration  
Integrator: ChemStation



Quantitation Report (QT Reviewed)

Data Path : C:\msdchem\1\data\2020-10\0J15061\  
 Data File : ECD8-10152033.D  
 Signal(s) : Signal #1: ECD1A.ch Signal #2: ECD2B.ch  
 Acq On : 16 Oct 2020 1:58  
 Operator : MJB  
 Sample : 0J15061-CALO  
 Misc : A20F061, CHLOR 1000 ppb  
 ALS Vial : 29 Sample Multiplier: 1

MJB 10/20/20

Integration File signal 1: PEST1.e  
 Integration File signal 2: PEST2.e  
 Quant Time: Oct 20 16:57:57 2020  
 Quant Method : C:\msdchem\1\methods\ECD8\_QUANTPEST\_201015.M  
 Quant Title : Instrument: DualECD8  
 QLast Update : Tue Oct 20 16:55:36 2020  
 Response via : Initial Calibration  
 Integrator: ChemStation

Compound	RT#1	RT#2	Resp#1	Resp#2	ng/mL	ng/mL
-----						
System Monitoring Compounds						
1) S TCMX (S)	0.000	0.000	0	0	N.D. d	N.D. d
22) S DCBP (S)	0.000	0.000	0	0	N.D. d	N.D. d
Target Compounds						
2) a-BHC	0.000	0.000	0	0	N.D. d	N.D. d
3) g-BHC	0.000	0.000	0	0	N.D. d	N.D. d
4) b-BHC	0.000	0.000	0	0	N.D. d	N.D. d
5) Heptachlor	0.000	0.000	0	0	N.D. d	N.D. d
6) d-BHC	0.000	0.000	0	0	N.D. d	N.D. d
7) Aldrin	0.000	0.000	0	0	N.D. d	N.D. d
8) Heptachlo...	0.000	0.000	0	0	N.D. d	N.D. d
9) trans-Chl...	0.000	0.000	0	0	N.D. d	N.D. d
10) cis-Chlor...	0.000	0.000	0	0	N.D. d	N.D. d
11) Endosulfa...	0.000	0.000	0	0	N.D. d	N.D. d
12) 4,4'-DDE	0.000	0.000	0	0	N.D. d	N.D. d
13) Dieldrin	0.000	0.000	0	0	N.D. d	N.D. d
14) Endrin	0.000	0.000	0	0	N.D. d	N.D. d
15) 4,4'-DDD	0.000	0.000	0	0	N.D. d	N.D. d
16) Endosulfa...	0.000	0.000	0	0	N.D. d	N.D. d
17) 4,4'-DDT	0.000	0.000	0	0	N.D. d	N.D. d
18) Endrin Al...	0.000	0.000	0	0	N.D. d	N.D. d
19) Endosulfa...	0.000	0.000	0	0	N.D. d	N.D. d
20) Methoxychlor	0.000	0.000	0	0	N.D. d	N.D. d
21) Endrin Ke...	0.000	0.000	0	0	N.D. d	N.D. d
23) Hexachlor...	0.000	0.000	0	0	N.D. d	N.D. d
24) Hexachlor...	0.000	0.000	0	0	N.D. d	N.D. d
25) Oxychlorane	0.000	0.000	0	0	N.D. d	N.D. d
26) 2,4'-DDE	0.000	0.000	0	0	N.D. d	N.D. d
27) trans-Non...	0.000	0.000	0	0	N.D. d	N.D. d
28) 2,4'-DDD	0.000	0.000	0	0	N.D. d	N.D. d
29) 2,4'-DDT	0.000	0.000	0	0	N.D. d	N.D. d



Quantitation Report (QT Reviewed)

Data Path : C:\msdchem\1\data\2020-10\0J15061\  
 Data File : ECD8-10152033.D  
 Signal(s) : Signal #1: ECD1A.ch Signal #2: ECD2B.ch  
 Acq On : 16 Oct 2020 1:58  
 Operator : MJB  
 Sample : 0J15061-CALO  
 Misc : A20F061, CHLOR 1000 ppb  
 ALS Vial : 29 Sample Multiplier: 1

Integration File signal 1: PEST1.e  
 Integration File signal 2: PEST2.e  
 Quant Time: Oct 20 16:57:57 2020  
 Quant Method : C:\msdchem\1\methods\ECD8\_QUANTPEST\_201015.M  
 Quant Title : Instrument: DualECD8  
 QLast Update : Tue Oct 20 16:55:36 2020  
 Response via : Initial Calibration  
 Integrator: ChemStation

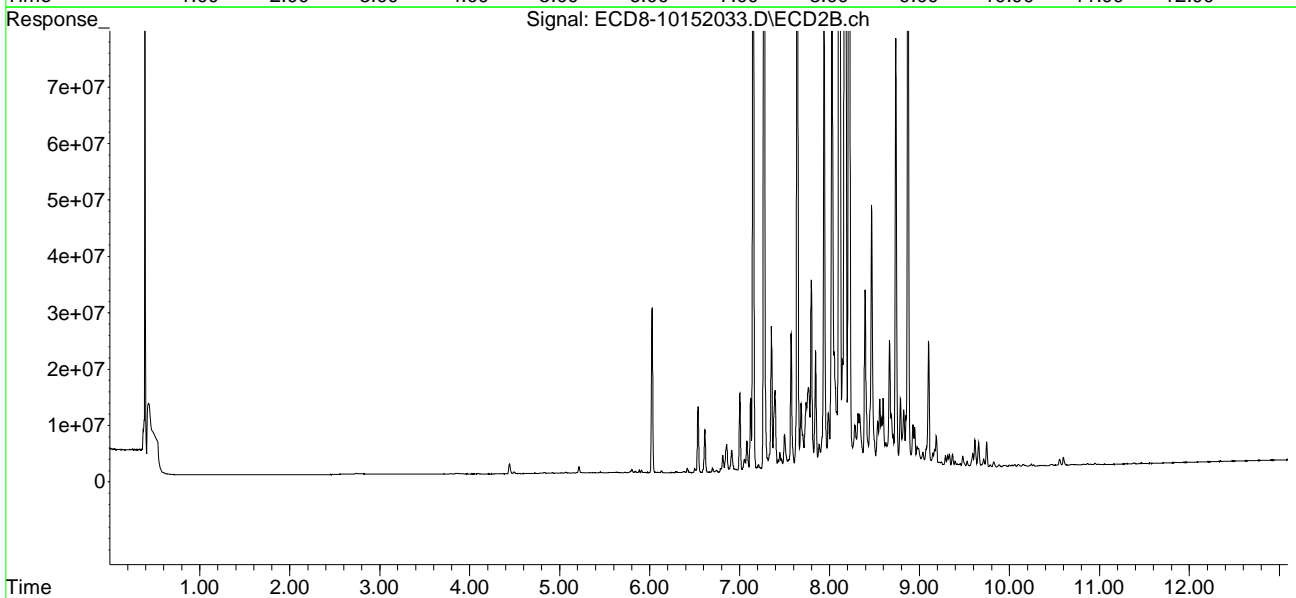
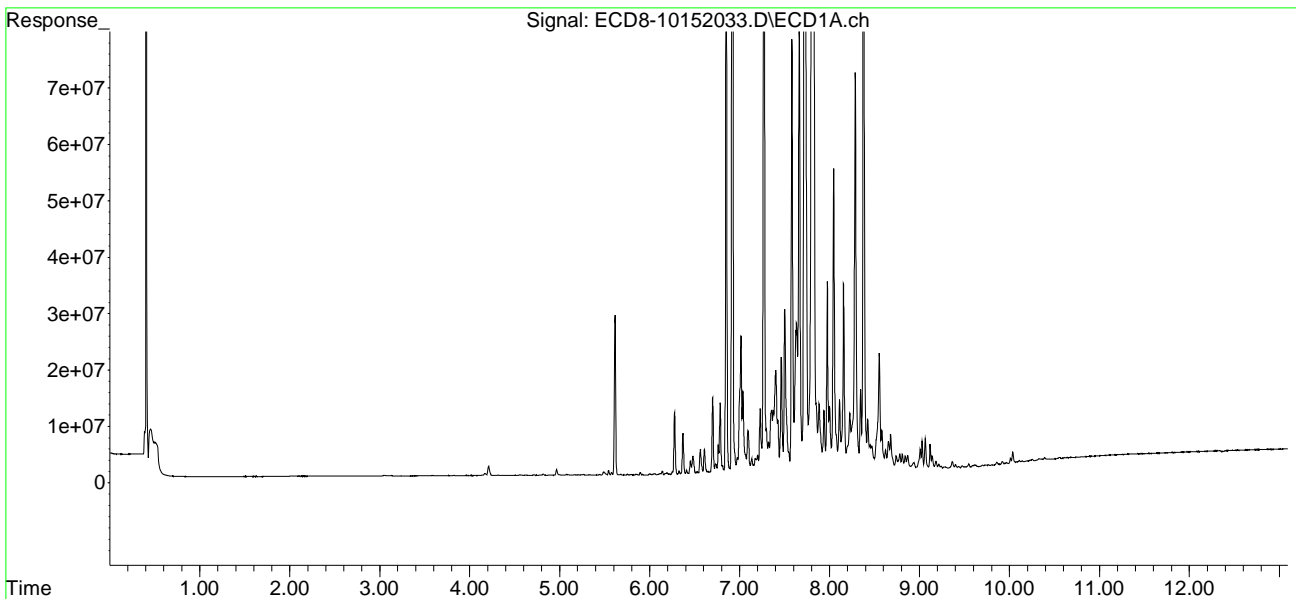
	Compound	RT#1	RT#2	Resp#1	Resp#2	ng/mL	ng/mL
30)	cis-Nonac...	0.000	0.000	0	0	N.D. d	N.D. d
31)	Mirex	0.000	0.000	0	0	N.D. d	N.D. d
32)	Chlordane...	7.722	8.110	397.3E6	490.1E6	878.276	1109.255 #
33)	Chlordane...	7.818	8.216	397.5E6	427.7E6	722.398	1149.139 #
34)	Chlordane...	8.378	8.872	126.7E6	138.5E6	873.655	1148.140 #
35)	Chlordane...	0.000	0.000	0	0	N.D. d	N.D. d
36)	Toxaphene...	0.000	0.000	0	0	N.D. d	N.D. d
37)	Toxaphene...	0.000	0.000	0	0	N.D. d	N.D. d
38)	Toxaphene...	0.000	0.000	0	0	N.D. d	N.D. d
39)	Toxaphene...	0.000	0.000	0	0	N.D. d	N.D. d
40)	Toxaphene...	0.000	0.000	0	0	N.D. d	N.D. d
41)	Toxaphene...	0.000	0.000	0	0	N.D. d	N.D. d
42)	Toxaphene...	0.000	0.000	0	0	N.D. d	N.D. d

(f)=RT Delta > 1/2 Window (#)=Amounts differ by > 25% (m)=manual int.

Quantitation Report (QT Reviewed)

Data Path : C:\msdchem\1\data\2020-10\0J15061\  
Data File : ECD8-10152033.D  
Signal(s) : Signal #1: ECD1A.ch Signal #2: ECD2B.ch  
Acq On : 16 Oct 2020 1:58  
Operator : MJB  
Sample : 0J15061-CALO  
Misc : A20F061, CHLOR 1000 ppb  
ALS Vial : 29 Sample Multiplier: 1

Integration File signal 1: PEST1.e  
Integration File signal 2: PEST2.e  
Quant Time: Oct 20 16:57:57 2020  
Quant Method : C:\msdchem\1\methods\ECD8\_QUANTPEST\_201015.M  
Quant Title : Instrument: DualECD8  
QLast Update : Tue Oct 20 16:55:36 2020  
Response via : Initial Calibration  
Integrator: ChemStation



Quantitation Report (QT Reviewed)

Data Path : C:\msdchem\1\data\2020-10\0J15061\  
 Data File : ECD8-10152034.D  
 Signal(s) : Signal #1: ECD1A.ch Signal #2: ECD2B.ch  
 Acq On : 16 Oct 2020 2:14  
 Operator : MJB  
 Sample : 0J15061-CALP  
 Misc : A20F056, CHLOR 2000 ppb  
 ALS Vial : 30 Sample Multiplier: 1

MJB 10/20/20

Integration File signal 1: PEST1.e  
 Integration File signal 2: PEST2.e  
 Quant Time: Oct 20 16:58:24 2020  
 Quant Method : C:\msdchem\1\methods\ECD8\_QUANTPEST\_201015.M  
 Quant Title : Instrument: DualECD8  
 QLast Update : Tue Oct 20 16:55:36 2020  
 Response via : Initial Calibration  
 Integrator: ChemStation

Compound	RT#1	RT#2	Resp#1	Resp#2	ng/mL	ng/mL
-----						
System Monitoring Compounds						
1) S TCMX (S)	0.000	0.000	0	0	N.D. d	N.D. d
22) S DCBP (S)	0.000	0.000	0	0	N.D. d	N.D. d
Target Compounds						
2) a-BHC	0.000	0.000	0	0	N.D. d	N.D. d
3) g-BHC	0.000	0.000	0	0	N.D. d	N.D. d
4) b-BHC	0.000	0.000	0	0	N.D. d	N.D. d
5) Heptachlor	0.000	0.000	0	0	N.D. d	N.D. d
6) d-BHC	0.000	0.000	0	0	N.D. d	N.D. d
7) Aldrin	0.000	0.000	0	0	N.D. d	N.D. d
8) Heptachlo...	0.000	0.000	0	0	N.D. d	N.D. d
9) trans-Chl...	0.000	0.000	0	0	N.D. d	N.D. d
10) cis-Chlor...	0.000	0.000	0	0	N.D. d	N.D. d
11) Endosulfa...	0.000	0.000	0	0	N.D. d	N.D. d
12) 4,4'-DDE	0.000	0.000	0	0	N.D. d	N.D. d
13) Dieldrin	0.000	0.000	0	0	N.D. d	N.D. d
14) Endrin	0.000	0.000	0	0	N.D. d	N.D. d
15) 4,4'-DDD	0.000	0.000	0	0	N.D. d	N.D. d
16) Endosulfa...	0.000	0.000	0	0	N.D. d	N.D. d
17) 4,4'-DDT	0.000	0.000	0	0	N.D. d	N.D. d
18) Endrin Al...	0.000	0.000	0	0	N.D. d	N.D. d
19) Endosulfa...	0.000	0.000	0	0	N.D. d	N.D. d
20) Methoxychlor	0.000	0.000	0	0	N.D. d	N.D. d
21) Endrin Ke...	0.000	0.000	0	0	N.D. d	N.D. d
23) Hexachlor...	0.000	0.000	0	0	N.D. d	N.D. d
24) Hexachlor...	0.000	0.000	0	0	N.D. d	N.D. d
25) Oxychlorane	0.000	0.000	0	0	N.D. d	N.D. d
26) 2,4'-DDE	0.000	0.000	0	0	N.D. d	N.D. d
27) trans-Non...	0.000	0.000	0	0	N.D. d	N.D. d
28) 2,4'-DDD	0.000	0.000	0	0	N.D. d	N.D. d
29) 2,4'-DDT	0.000	0.000	0	0	N.D. d	N.D. d

Quantitation Report (QT Reviewed)

Data Path : C:\msdchem\1\data\2020-10\0J15061\  
 Data File : ECD8-10152034.D  
 Signal(s) : Signal #1: ECD1A.ch Signal #2: ECD2B.ch  
 Acq On : 16 Oct 2020 2:14  
 Operator : MJB  
 Sample : 0J15061-CALP  
 Misc : A20F056, CHLOR 2000 ppb  
 ALS Vial : 30 Sample Multiplier: 1

Integration File signal 1: PEST1.e  
 Integration File signal 2: PEST2.e  
 Quant Time: Oct 20 16:58:24 2020  
 Quant Method : C:\msdchem\1\methods\ECD8\_QUANTPEST\_201015.M  
 Quant Title : Instrument: DualECD8  
 QLast Update : Tue Oct 20 16:55:36 2020  
 Response via : Initial Calibration  
 Integrator: ChemStation

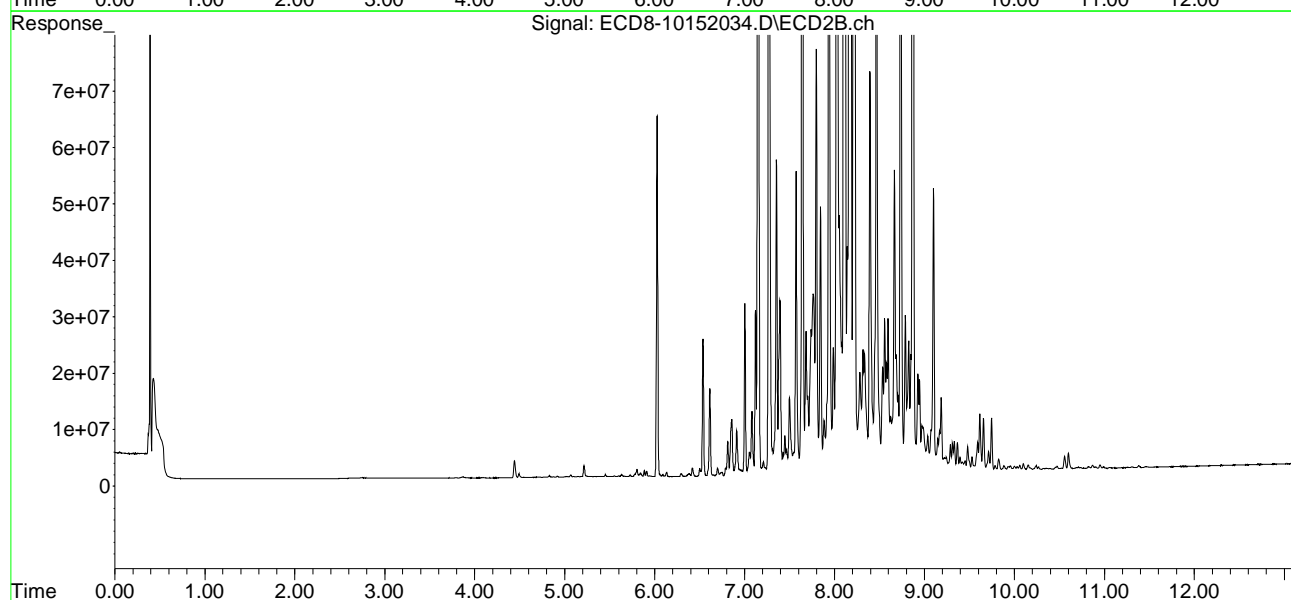
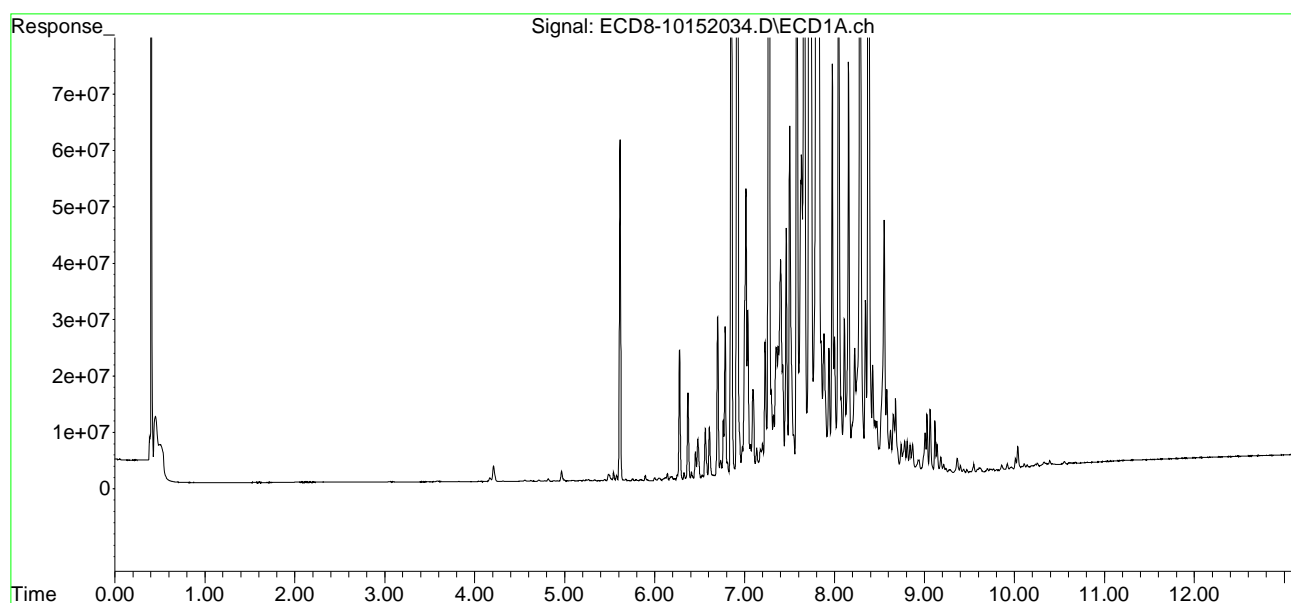
	Compound	RT#1	RT#2	Resp#1	Resp#2	ng/mL	ng/mL
30)	cis-Nonac...	0.000	0.000	0	0	N.D. d	N.D. d
31)	Mirex	0.000	0.000	0	0	N.D. d	N.D. d
32)	Chlordane...	7.722	8.109	894.2E6	1157.0E6	1976.595	2618.741 #
33)	Chlordane...	7.818	8.216	880.4E6	946.8E6	1600.091	2543.561 #
34)	Chlordane...	8.378	8.871	274.6E6	302.1E6	1893.459	2262.065
35)	Chlordane...	0.000	0.000	0	0	N.D. d	N.D. d
36)	Toxaphene...	0.000	0.000	0	0	N.D. d	N.D. d
37)	Toxaphene...	0.000	0.000	0	0	N.D. d	N.D. d
38)	Toxaphene...	0.000	0.000	0	0	N.D. d	N.D. d
39)	Toxaphene...	0.000	0.000	0	0	N.D. d	N.D. d
40)	Toxaphene...	0.000	0.000	0	0	N.D. d	N.D. d
41)	Toxaphene...	0.000	0.000	0	0	N.D. d	N.D. d
42)	Toxaphene...	0.000	0.000	0	0	N.D. d	N.D. d

(f)=RT Delta > 1/2 Window (#)=Amounts differ by > 25% (m)=manual int.

Quantitation Report (QT Reviewed)

Data Path : C:\msdchem\1\data\2020-10\0J15061\  
Data File : ECD8-10152034.D  
Signal(s) : Signal #1: ECD1A.ch Signal #2: ECD2B.ch  
Acq On : 16 Oct 2020 2:14  
Operator : MJB  
Sample : 0J15061-CALP  
Misc : A20F056, CHLOR 2000 ppb  
ALS Vial : 30 Sample Multiplier: 1

Integration File signal 1: PEST1.e  
Integration File signal 2: PEST2.e  
Quant Time: Oct 20 16:58:24 2020  
Quant Method : C:\msdchem\1\methods\ECD8\_QUANTPEST\_201015.M  
Quant Title : Instrument: DualECD8  
QLast Update : Tue Oct 20 16:55:36 2020  
Response via : Initial Calibration  
Integrator: ChemStation



Quantitation Report (QT Reviewed)

Data Path : C:\msdchem\1\data\2020-10\0J15061\  
 Data File : ECD8-10152037.D  
 Signal(s) : Signal #1: ECD1A.ch Signal #2: ECD2B.ch  
 Acq On : 16 Oct 2020 3:04  
 Operator : MJB  
 Sample : 0J15061-CALQ  
 Misc : A20J278, TOX 10 ppb  
 ALS Vial : 32 Sample Multiplier: 1

MJB 10/20/20

Integration File signal 1: PEST1.e  
 Integration File signal 2: PEST2.e  
 Quant Time: Oct 20 17:00:50 2020  
 Quant Method : C:\msdchem\1\methods\ECD8\_QUANTPEST\_201015.M  
 Quant Title : Instrument: DualECD8  
 QLast Update : Tue Oct 20 17:00:33 2020  
 Response via : Initial Calibration  
 Integrator: ChemStation

Compound	RT#1	RT#2	Resp#1	Resp#2	ng/mL	ng/mL
-----						
System Monitoring Compounds						
1) S TCMX (S)	0.000	0.000	0	0	N.D. d	N.D. d
22) S DCBP (S)	0.000	0.000	0	0	N.D. d	N.D. d
Target Compounds						
2) a-BHC	0.000	0.000	0	0	N.D. d	N.D. d
3) g-BHC	0.000	0.000	0	0	N.D. d	N.D. d
4) b-BHC	0.000	0.000	0	0	N.D. d	N.D. d
5) Heptachlor	0.000	0.000	0	0	N.D. d	N.D. d
6) d-BHC	0.000	0.000	0	0	N.D. d	N.D. d
7) Aldrin	0.000	0.000	0	0	N.D. d	N.D. d
8) Heptachlo...	0.000	0.000	0	0	N.D. d	N.D. d
9) trans-Chl...	0.000	0.000	0	0	N.D. d	N.D. d
10) cis-Chlor...	0.000	0.000	0	0	N.D. d	N.D. d
11) Endosulfa...	0.000	0.000	0	0	N.D. d	N.D. d
12) 4,4'-DDE	0.000	0.000	0	0	N.D. d	N.D. d
13) Dieldrin	0.000	0.000	0	0	N.D. d	N.D. d
14) Endrin	0.000	0.000	0	0	N.D. d	N.D. d
15) 4,4'-DDD	0.000	0.000	0	0	N.D. d	N.D. d
16) Endosulfa...	0.000	0.000	0	0	N.D. d	N.D. d
17) 4,4'-DDT	0.000	0.000	0	0	N.D. d	N.D. d
18) Endrin Al...	0.000	0.000	0	0	N.D. d	N.D. d
19) Endosulfa...	0.000	0.000	0	0	N.D. d	N.D. d
20) Methoxychlor	0.000	0.000	0	0	N.D. d	N.D. d
21) Endrin Ke...	0.000	0.000	0	0	N.D. d	N.D. d
23) Hexachlor...	0.000	0.000	0	0	N.D. d	N.D. d
24) Hexachlor...	0.000	0.000	0	0	N.D. d	N.D. d
25) Oxychlorane	0.000	0.000	0	0	N.D. d	N.D. d
26) 2,4'-DDE	0.000	0.000	0	0	N.D. d	N.D. d
27) trans-Non...	0.000	0.000	0	0	N.D. d	N.D. d
28) 2,4'-DDD	0.000	0.000	0	0	N.D. d	N.D. d
29) 2,4'-DDT	0.000	0.000	0	0	N.D. d	N.D. d

Quantitation Report (QT Reviewed)

Data Path : C:\msdchem\1\data\2020-10\0J15061\  
 Data File : ECD8-10152037.D  
 Signal(s) : Signal #1: ECD1A.ch Signal #2: ECD2B.ch  
 Acq On : 16 Oct 2020 3:04  
 Operator : MJB  
 Sample : 0J15061-CALQ  
 Misc : A20J278, TOX 10 ppb  
 ALS Vial : 32 Sample Multiplier: 1

Integration File signal 1: PEST1.e  
 Integration File signal 2: PEST2.e  
 Quant Time: Oct 20 17:00:50 2020  
 Quant Method : C:\msdchem\1\methods\ECD8\_QUANTPEST\_201015.M  
 Quant Title : Instrument: DualECD8  
 QLast Update : Tue Oct 20 17:00:33 2020  
 Response via : Initial Calibration  
 Integrator: ChemStation

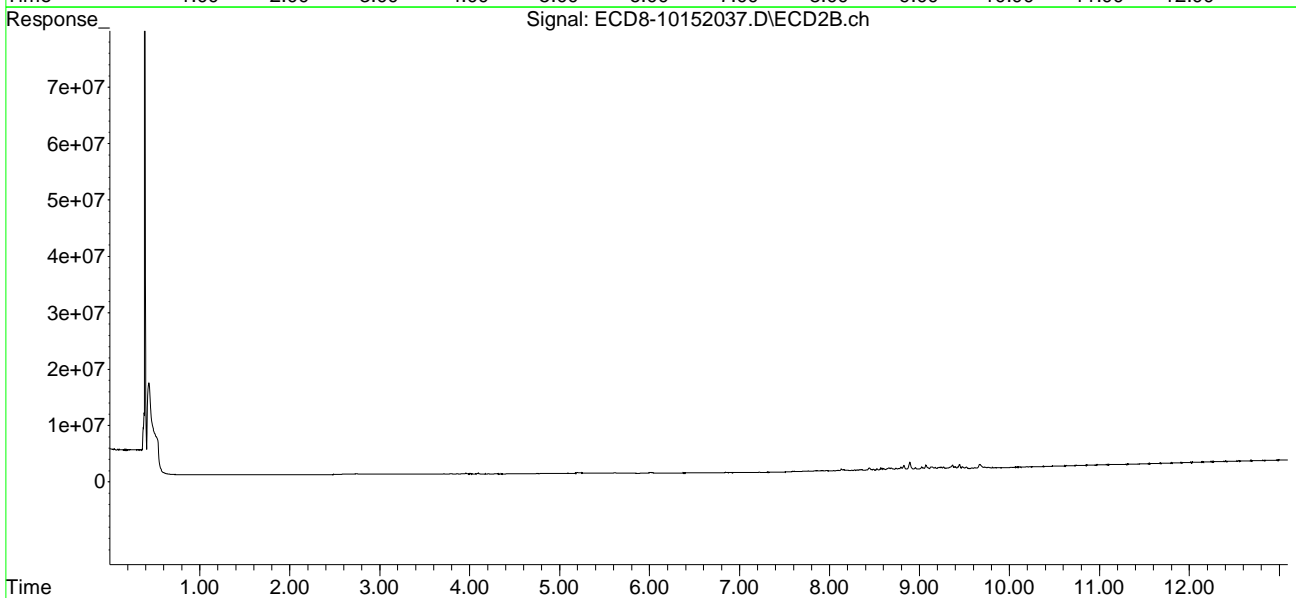
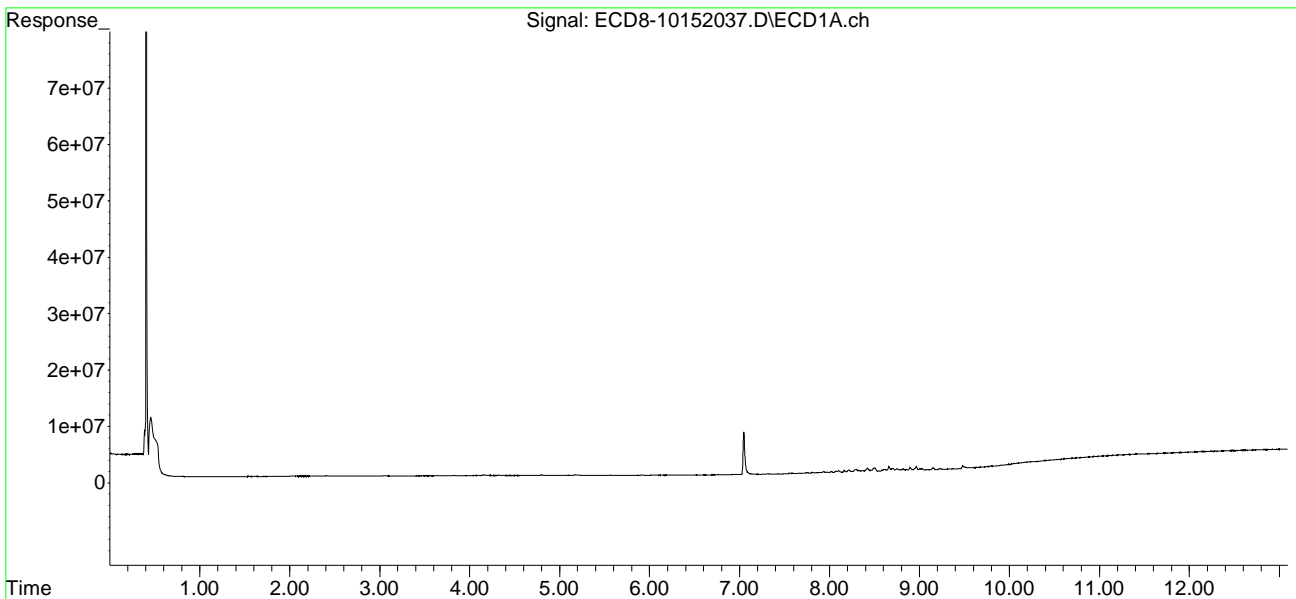
	Compound	RT#1	RT#2	Resp#1	Resp#2	ng/mL	ng/mL
30)	cis-Nonac...	0.000	0.000	0	0	N.D. d	N.D. d
31)	Mirex	0.000	0.000	0	0	N.D. d	N.D. d
32)	Chlordane...	0.000	0.000	0	0	N.D. d	N.D. d
33)	Chlordane...	0.000	0.000	0	0	N.D. d	N.D. d
34)	Chlordane...	0.000	0.000	0	0	N.D. d	N.D. d
35)	Chlordane...	0.000	0.000	0	0	N.D. d	N.D. d
36)	Toxaphene...	7.808	8.444	144669	399011	8.410	13.196 #
37)	Toxaphene...	8.102	8.793	330702	464016	7.069	11.808 #
38)	Toxaphene...	8.422	8.825	688382	754224	9.136	11.927 #
39)	Toxaphene...	8.659	8.893	806604	1349902	7.130	7.694
40)	Toxaphene...	8.894	9.071	543118	702293	9.724	12.370 #
41)	Toxaphene...	8.965	9.443	681518	779942	8.865	12.046 #
42)	Toxaphene...	0.000	0.000	0	0	N.D. d	N.D. d

(f)=RT Delta > 1/2 Window (#)=Amounts differ by > 25% (m)=manual int.

Quantitation Report (QT Reviewed)

Data Path : C:\msdchem\1\data\2020-10\0J15061\  
Data File : ECD8-10152037.D  
Signal(s) : Signal #1: ECD1A.ch Signal #2: ECD2B.ch  
Acq On : 16 Oct 2020 3:04  
Operator : MJB  
Sample : 0J15061-CALQ  
Misc : A20J278, TOX 10 ppb  
ALS Vial : 32 Sample Multiplier: 1

Integration File signal 1: PEST1.e  
Integration File signal 2: PEST2.e  
Quant Time: Oct 20 17:00:50 2020  
Quant Method : C:\msdchem\1\methods\ECD8\_QUANTPEST\_201015.M  
Quant Title : Instrument: DualECD8  
QLast Update : Tue Oct 20 17:00:33 2020  
Response via : Initial Calibration  
Integrator: ChemStation





Quantitation Report (QT Reviewed)

Data Path : C:\msdchem\1\data\2020-10\0J15061\  
 Data File : ECD8-10152038.D  
 Signal(s) : Signal #1: ECD1A.ch Signal #2: ECD2B.ch  
 Acq On : 16 Oct 2020 3:20  
 Operator : MJB  
 Sample : 0J15061-CALR  
 Misc : A20F064, TOX 50 ppb  
 ALS Vial : 33 Sample Multiplier: 1

MJB 10/20/20

Integration File signal 1: PEST1.e  
 Integration File signal 2: PEST2.e  
 Quant Time: Oct 20 17:01:25 2020  
 Quant Method : C:\msdchem\1\methods\ECD8\_QUANTPEST\_201015.M  
 Quant Title : Instrument: DualECD8  
 QLast Update : Tue Oct 20 17:00:33 2020  
 Response via : Initial Calibration  
 Integrator: ChemStation

Compound		RT#1	RT#2	Resp#1	Resp#2	ng/mL	ng/mL
-----							
System Monitoring Compounds							
1) S	TCMX (S)	0.000	0.000	0	0	N.D. d	N.D. d
22) S	DCBP (S)	0.000	0.000	0	0	N.D. d	N.D. d
Target Compounds							
2)	a-BHC	0.000	0.000	0	0	N.D. d	N.D. d
3)	g-BHC	0.000	0.000	0	0	N.D. d	N.D. d
4)	b-BHC	0.000	0.000	0	0	N.D. d	N.D. d
5)	Heptachlor	0.000	0.000	0	0	N.D. d	N.D. d
6)	d-BHC	0.000	0.000	0	0	N.D. d	N.D. d
7)	Aldrin	0.000	0.000	0	0	N.D. d	N.D. d
8)	Heptachlo...	0.000	0.000	0	0	N.D. d	N.D. d
9)	trans-Chl...	0.000	0.000	0	0	N.D. d	N.D. d
10)	cis-Chlor...	0.000	0.000	0	0	N.D. d	N.D. d
11)	Endosulfa...	0.000	0.000	0	0	N.D. d	N.D. d
12)	4,4'-DDE	0.000	0.000	0	0	N.D. d	N.D. d
13)	Dieldrin	0.000	0.000	0	0	N.D. d	N.D. d
14)	Endrin	0.000	0.000	0	0	N.D. d	N.D. d
15)	4,4'-DDD	0.000	0.000	0	0	N.D. d	N.D. d
16)	Endosulfa...	0.000	0.000	0	0	N.D. d	N.D. d
17)	4,4'-DDT	0.000	0.000	0	0	N.D. d	N.D. d
18)	Endrin Al...	0.000	0.000	0	0	N.D. d	N.D. d
19)	Endosulfa...	0.000	0.000	0	0	N.D. d	N.D. d
20)	Methoxychlor	0.000	0.000	0	0	N.D. d	N.D. d
21)	Endrin Ke...	0.000	0.000	0	0	N.D. d	N.D. d
23)	Hexachlor...	0.000	0.000	0	0	N.D. d	N.D. d
24)	Hexachlor...	0.000	0.000	0	0	N.D. d	N.D. d
25)	Oxychlorane	0.000	0.000	0	0	N.D. d	N.D. d
26)	2,4'-DDE	0.000	0.000	0	0	N.D. d	N.D. d
27)	trans-Non...	0.000	0.000	0	0	N.D. d	N.D. d
28)	2,4'-DDD	0.000	0.000	0	0	N.D. d	N.D. d
29)	2,4'-DDT	0.000	0.000	0	0	N.D. d	N.D. d

Quantitation Report (QT Reviewed)

Data Path : C:\msdchem\1\data\2020-10\0J15061\  
 Data File : ECD8-10152038.D  
 Signal(s) : Signal #1: ECD1A.ch Signal #2: ECD2B.ch  
 Acq On : 16 Oct 2020 3:20  
 Operator : MJB  
 Sample : 0J15061-CALR  
 Misc : A20F064, TOX 50 ppb  
 ALS Vial : 33 Sample Multiplier: 1

Integration File signal 1: PEST1.e  
 Integration File signal 2: PEST2.e  
 Quant Time: Oct 20 17:01:25 2020  
 Quant Method : C:\msdchem\1\methods\ECD8\_QUANTPEST\_201015.M  
 Quant Title : Instrument: DualECD8  
 QLast Update : Tue Oct 20 17:00:33 2020  
 Response via : Initial Calibration  
 Integrator: ChemStation

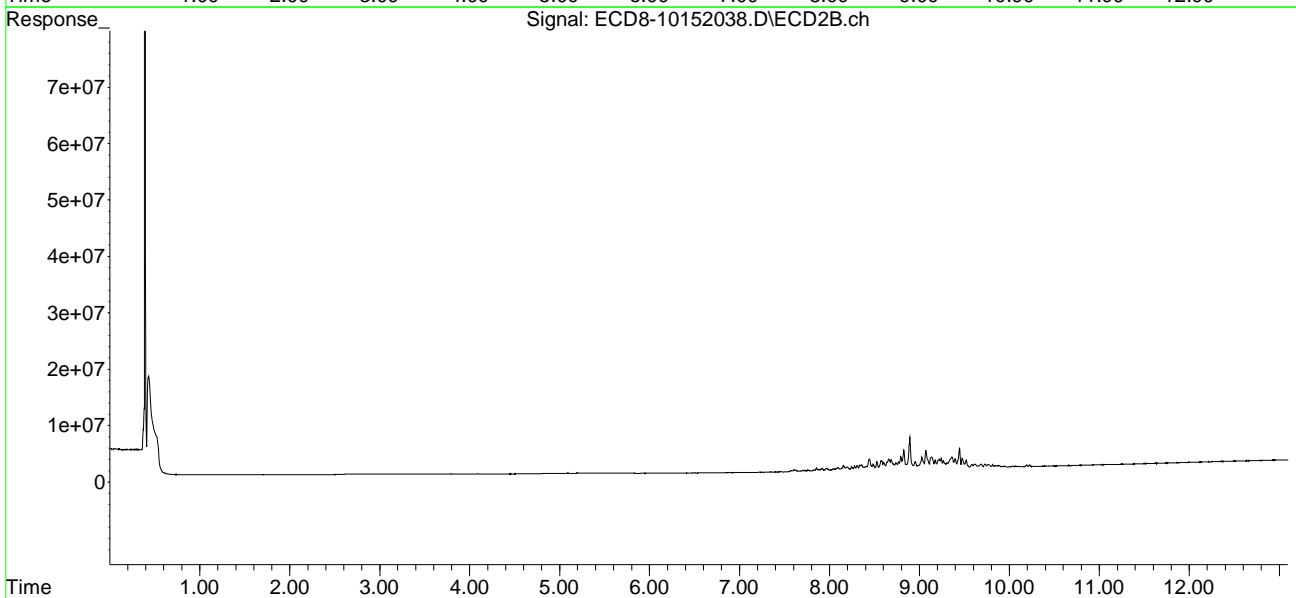
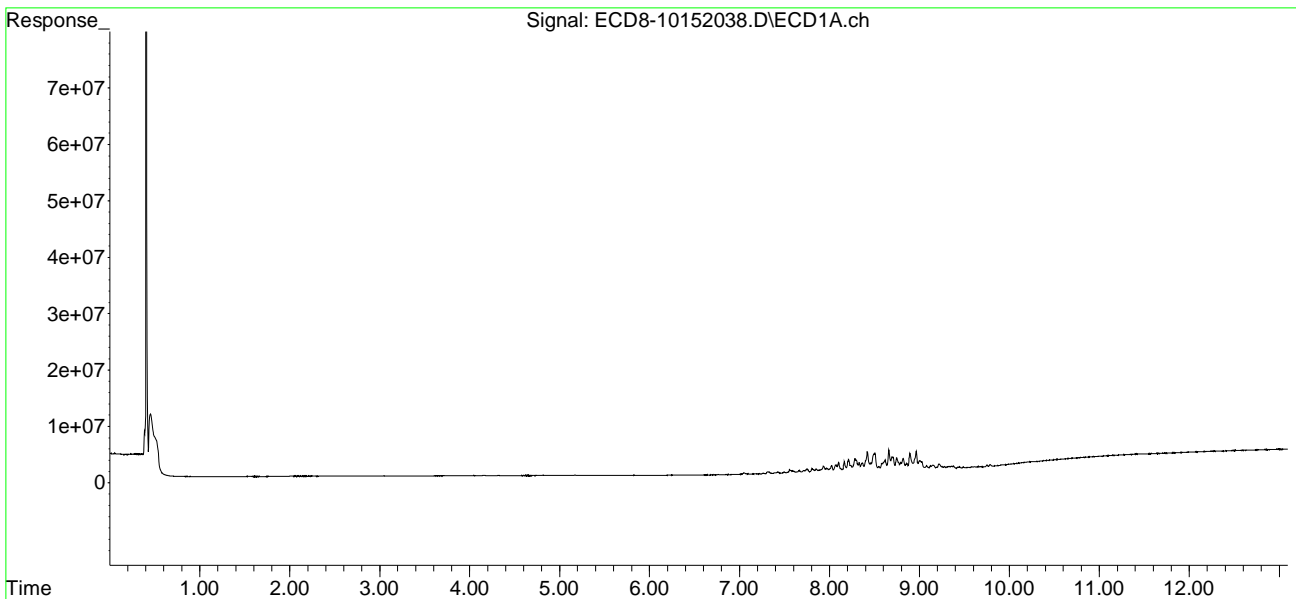
	Compound	RT#1	RT#2	Resp#1	Resp#2	ng/mL	ng/mL
30)	cis-Nonac...	0.000	0.000	0	0	N.D. d	N.D. d
31)	Mirex	0.000	0.000	0	0	N.D. d	N.D. d
32)	Chlordane...	0.000	0.000	0	0	N.D. d	N.D. d
33)	Chlordane...	0.000	0.000	0	0	N.D. d	N.D. d
34)	Chlordane...	0.000	0.000	0	0	N.D. d	N.D. d
35)	Chlordane...	0.000	0.000	0	0	N.D. d	N.D. d
36)	Toxaphene...	7.805	8.443	726337	1944781	42.224	64.318 #
37)	Toxaphene...	8.101	8.793	1648417	2303326	47.656	58.613
38)	Toxaphene...	8.421	8.825	3404622	3392585	45.185	53.649
39)	Toxaphene...	8.658	8.892	3598900	5669610	48.989	54.877
40)	Toxaphene...	8.893	9.070	2870073	3263105	51.388	57.474
41)	Toxaphene...	8.964	9.443	3244525	3524155	42.204	54.429 #
42)	Toxaphene...	0.000	0.000	0	0	N.D. d	N.D. d

(f)=RT Delta > 1/2 Window (#)=Amounts differ by > 25% (m)=manual int.

Quantitation Report (QT Reviewed)

Data Path : C:\msdchem\1\data\2020-10\0J15061\  
Data File : ECD8-10152038.D  
Signal(s) : Signal #1: ECD1A.ch Signal #2: ECD2B.ch  
Acq On : 16 Oct 2020 3:20  
Operator : MJB  
Sample : 0J15061-CALR  
Misc : A20F064, TOX 50 ppb  
ALS Vial : 33 Sample Multiplier: 1

Integration File signal 1: PEST1.e  
Integration File signal 2: PEST2.e  
Quant Time: Oct 20 17:01:25 2020  
Quant Method : C:\msdchem\1\methods\ECD8\_QUANTPEST\_201015.M  
Quant Title : Instrument: DualECD8  
QLast Update : Tue Oct 20 17:00:33 2020  
Response via : Initial Calibration  
Integrator: ChemStation



Quantitation Report (QT Reviewed)

Data Path : C:\msdchem\1\data\2020-10\0J15061\  
 Data File : ECD8-10152039.D  
 Signal(s) : Signal #1: ECD1A.ch Signal #2: ECD2B.ch  
 Acq On : 16 Oct 2020 3:37  
 Operator : MJB  
 Sample : 0J15061-CALS  
 Misc : A20F065, TOX 100 ppb  
 ALS Vial : 34 Sample Multiplier: 1

Not reported. Wrong standard viald.

MJB 10/20/20

Integration File signal 1: PEST1.e  
 Integration File signal 2: PEST2.e  
 Quant Time: Oct 20 17:01:56 2020  
 Quant Method : C:\msdchem\1\methods\ECD8\_QUANTPEST\_201015.M  
 Quant Title : Instrument: DualECD8  
 QLast Update : Tue Oct 20 17:00:33 2020  
 Response via : Initial Calibration  
 Integrator: ChemStation

Compound	RT#1	RT#2	Resp#1	Resp#2	ng/mL	ng/mL
System Monitoring Compounds						
1) S TCMX (S)	0.000	0.000	0	0	N.D. d	N.D. d
22) S DCBP (S)	0.000	0.000	0	0	N.D. d	N.D. d
Target Compounds						
2) a-BHC	0.000	0.000	0	0	N.D. d	N.D. d
3) g-BHC	0.000	0.000	0	0	N.D. d	N.D. d
4) b-BHC	0.000	0.000	0	0	N.D. d	N.D. d
5) Heptachlor	0.000	0.000	0	0	N.D. d	N.D. d
6) d-BHC	0.000	0.000	0	0	N.D. d	N.D. d
7) Aldrin	0.000	0.000	0	0	N.D. d	N.D. d
8) Heptachlo...	0.000	0.000	0	0	N.D. d	N.D. d
9) trans-Chl...	0.000	0.000	0	0	N.D. d	N.D. d
10) cis-Chlor...	0.000	0.000	0	0	N.D. d	N.D. d
11) Endosulfa...	0.000	0.000	0	0	N.D. d	N.D. d
12) 4,4'-DDE	0.000	0.000	0	0	N.D. d	N.D. d
13) Dieldrin	0.000	0.000	0	0	N.D. d	N.D. d
14) Endrin	0.000	0.000	0	0	N.D. d	N.D. d
15) 4,4'-DDD	0.000	0.000	0	0	N.D. d	N.D. d
16) Endosulfa...	0.000	0.000	0	0	N.D. d	N.D. d
17) 4,4'-DDT	0.000	0.000	0	0	N.D. d	N.D. d
18) Endrin Al...	0.000	0.000	0	0	N.D. d	N.D. d
19) Endosulfa...	0.000	0.000	0	0	N.D. d	N.D. d
20) Methoxychlor	0.000	0.000	0	0	N.D. d	N.D. d
21) Endrin Ke...	0.000	0.000	0	0	N.D. d	N.D. d
23) Hexachlor...	0.000	0.000	0	0	N.D. d	N.D. d
24) Hexachlor...	0.000	0.000	0	0	N.D. d	N.D. d
25) Oxychlorane	0.000	0.000	0	0	N.D. d	N.D. d
26) 2,4'-DDE	0.000	0.000	0	0	N.D. d	N.D. d
27) trans-Non...	0.000	0.000	0	0	N.D. d	N.D. d
28) 2,4'-DDD	0.000	0.000	0	0	N.D. d	N.D. d
29) 2,4'-DDT	0.000	0.000	0	0	N.D. d	N.D. d

Quantitation Report (QT Reviewed)

Data Path : C:\msdchem\1\data\2020-10\0J15061\  
 Data File : ECD8-10152039.D  
 Signal(s) : Signal #1: ECD1A.ch Signal #2: ECD2B.ch  
 Acq On : 16 Oct 2020 3:37  
 Operator : MJB  
 Sample : 0J15061-CALS  
 Misc : A20F065, TOX 100 ppb  
 ALS Vial : 34 Sample Multiplier: 1

Integration File signal 1: PEST1.e  
 Integration File signal 2: PEST2.e  
 Quant Time: Oct 20 17:01:56 2020  
 Quant Method : C:\msdchem\1\methods\ECD8\_QUANTPEST\_201015.M  
 Quant Title : Instrument: DualECD8  
 QLast Update : Tue Oct 20 17:00:33 2020  
 Response via : Initial Calibration  
 Integrator: ChemStation

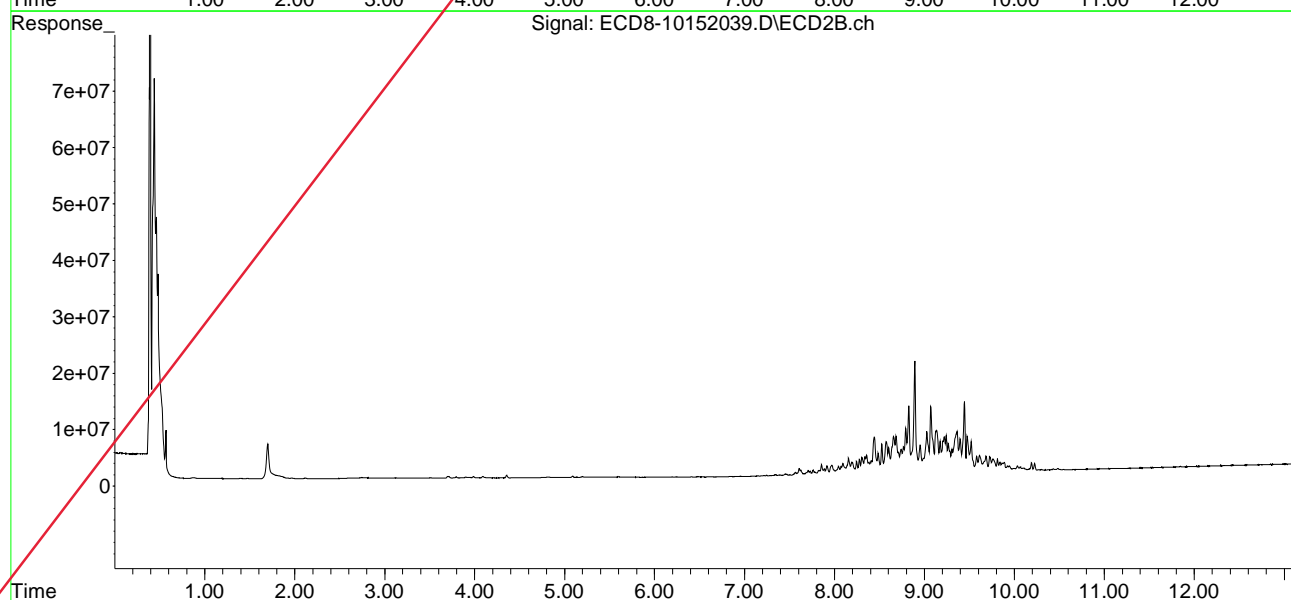
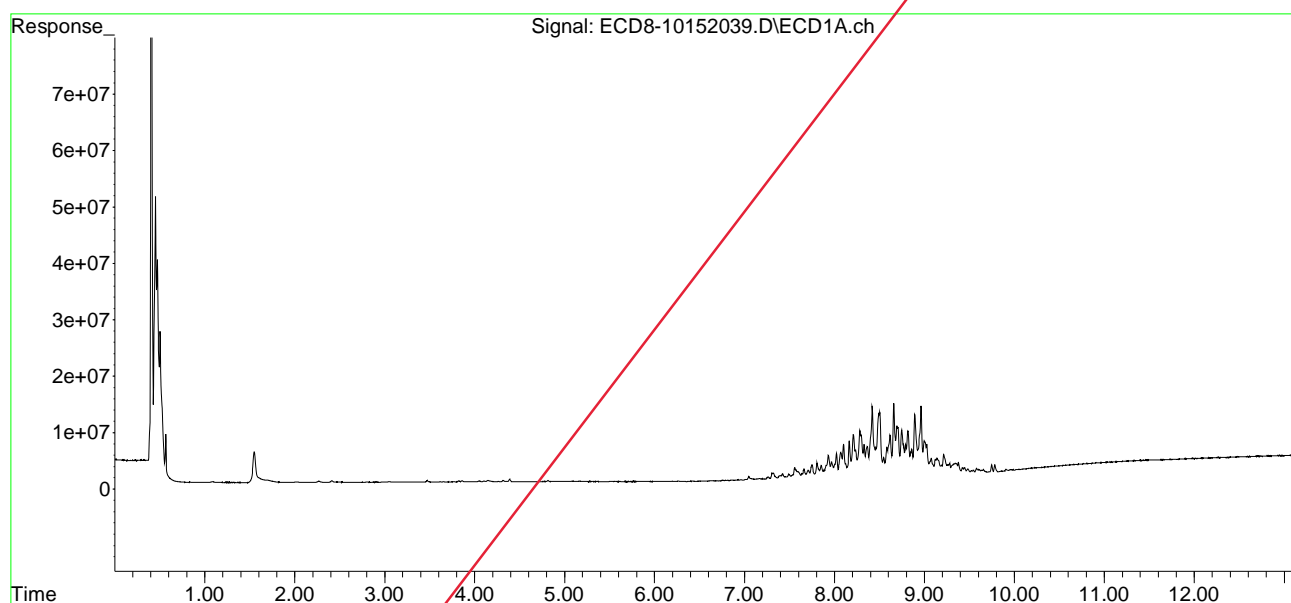
	Compound	RT#1	RT#2	Resp#1	Resp#2	ng/mL	ng/mL
30)	cis-Nonac...	0.000	0.000	0	0	N.D. d	N.D. d
31)	Mirex	0.000	0.000	0	0	N.D. d	N.D. d
32)	Chlordane...	0.000	0.000	0	0	N.D. d	N.D. d
33)	Chlordane...	0.000	0.000	0	0	N.D. d	N.D. d
34)	Chlordane...	0.000	0.000	0	0	N.D. d	N.D. d
35)	Chlordane...	0.000	0.000	0	0	N.D. d	N.D. d
36)	Toxaphene...	7.804	8.443	2660037	6552232	154.636	216.695 #
37)	Toxaphene...	8.100	8.792	5863008	8007800	177.649	203.777
38)	Toxaphene...	8.419	8.824	12309556	11971612	163.368	189.314
39)	Toxaphene...	8.657	8.892	12748382	19887584	185.126	206.738
40)	Toxaphene...	8.892	9.070	10653821	11745901	190.754	206.883
41)	Toxaphene...	8.962	9.442	12094856	12512982	157.328	193.258
42)	Toxaphene...	0.000	0.000	0	0	N.D. d	N.D. d

(f)=RT Delta > 1/2 Window (#)=Amounts differ by > 25% (m)=manual int.

Quantitation Report (QT Reviewed)

Data Path : C:\msdchem\1\data\2020-10\0J15061\  
Data File : ECD8-10152039.D  
Signal(s) : Signal #1: ECD1A.ch Signal #2: ECD2B.ch  
Acq On : 16 Oct 2020 3:37  
Operator : MJB  
Sample : 0J15061-CALS  
Misc : A20F065, TOX 100 ppb  
ALS Vial : 34 Sample Multiplier: 1

Integration File signal 1: PEST1.e  
Integration File signal 2: PEST2.e  
Quant Time: Oct 20 17:01:56 2020  
Quant Method : C:\msdchem\1\methods\ECD8\_QUANTPEST\_201015.M  
Quant Title : Instrument: DualECD8  
QLast Update : Tue Oct 20 17:00:33 2020  
Response via : Initial Calibration  
Integrator: ChemStation



Quantitation Report (QT Reviewed)

Data Path : C:\msdchem\1\data\2020-10\0J15061\  
 Data File : ECD8-10152040.D  
 Signal(s) : Signal #1: ECD1A.ch Signal #2: ECD2B.ch  
 Acq On : 16 Oct 2020 3:53  
 Operator : MJB  
 Sample : 0J15061-CALT  
 Misc : A20F066, TOX 200 ppb  
 ALS Vial : 35 Sample Multiplier: 1

MJB 10/20/20

Integration File signal 1: PEST1.e  
 Integration File signal 2: PEST2.e  
 Quant Time: Oct 20 17:02:28 2020  
 Quant Method : C:\msdchem\1\methods\ECD8\_QUANTPEST\_201015.M  
 Quant Title : Instrument: DualECD8  
 QLast Update : Tue Oct 20 17:00:33 2020  
 Response via : Initial Calibration  
 Integrator: ChemStation

Compound		RT#1	RT#2	Resp#1	Resp#2	ng/mL	ng/mL
-----							
System Monitoring Compounds							
1) S	TCMX (S)	0.000	0.000	0	0	N.D. d	N.D. d
22) S	DCBP (S)	0.000	0.000	0	0	N.D. d	N.D. d
Target Compounds							
2)	a-BHC	0.000	0.000	0	0	N.D. d	N.D. d
3)	g-BHC	0.000	0.000	0	0	N.D. d	N.D. d
4)	b-BHC	0.000	0.000	0	0	N.D. d	N.D. d
5)	Heptachlor	0.000	0.000	0	0	N.D. d	N.D. d
6)	d-BHC	0.000	0.000	0	0	N.D. d	N.D. d
7)	Aldrin	0.000	0.000	0	0	N.D. d	N.D. d
8)	Heptachlo...	0.000	0.000	0	0	N.D. d	N.D. d
9)	trans-Chl...	0.000	0.000	0	0	N.D. d	N.D. d
10)	cis-Chlor...	0.000	0.000	0	0	N.D. d	N.D. d
11)	Endosulfa...	0.000	0.000	0	0	N.D. d	N.D. d
12)	4,4'-DDE	0.000	0.000	0	0	N.D. d	N.D. d
13)	Dieldrin	0.000	0.000	0	0	N.D. d	N.D. d
14)	Endrin	0.000	0.000	0	0	N.D. d	N.D. d
15)	4,4'-DDD	0.000	0.000	0	0	N.D. d	N.D. d
16)	Endosulfa...	0.000	0.000	0	0	N.D. d	N.D. d
17)	4,4'-DDT	0.000	0.000	0	0	N.D. d	N.D. d
18)	Endrin Al...	0.000	0.000	0	0	N.D. d	N.D. d
19)	Endosulfa...	0.000	0.000	0	0	N.D. d	N.D. d
20)	Methoxychlor	0.000	0.000	0	0	N.D. d	N.D. d
21)	Endrin Ke...	0.000	0.000	0	0	N.D. d	N.D. d
23)	Hexachlor...	0.000	0.000	0	0	N.D. d	N.D. d
24)	Hexachlor...	0.000	0.000	0	0	N.D. d	N.D. d
25)	Oxychlorane	0.000	0.000	0	0	N.D. d	N.D. d
26)	2,4'-DDE	0.000	0.000	0	0	N.D. d	N.D. d
27)	trans-Non...	0.000	0.000	0	0	N.D. d	N.D. d
28)	2,4'-DDD	0.000	0.000	0	0	N.D. d	N.D. d
29)	2,4'-DDT	0.000	0.000	0	0	N.D. d	N.D. d

Quantitation Report (QT Reviewed)

Data Path : C:\msdchem\1\data\2020-10\0J15061\  
 Data File : ECD8-10152040.D  
 Signal(s) : Signal #1: ECD1A.ch Signal #2: ECD2B.ch  
 Acq On : 16 Oct 2020 3:53  
 Operator : MJB  
 Sample : 0J15061-CALT  
 Misc : A20F066, TOX 200 ppb  
 ALS Vial : 35 Sample Multiplier: 1

Integration File signal 1: PEST1.e  
 Integration File signal 2: PEST2.e  
 Quant Time: Oct 20 17:02:28 2020  
 Quant Method : C:\msdchem\1\methods\ECD8\_QUANTPEST\_201015.M  
 Quant Title : Instrument: DualECD8  
 QLast Update : Tue Oct 20 17:00:33 2020  
 Response via : Initial Calibration  
 Integrator: ChemStation

	Compound	RT#1	RT#2	Resp#1	Resp#2	ng/mL	ng/mL
30)	cis-Nonac...	0.000	0.000	0	0	N.D. d	N.D. d
31)	Mirex	0.000	0.000	0	0	N.D. d	N.D. d
32)	Chlordane...	0.000	0.000	0	0	N.D. d	N.D. d
33)	Chlordane...	0.000	0.000	0	0	N.D. d	N.D. d
34)	Chlordane...	0.000	0.000	0	0	N.D. d	N.D. d
35)	Chlordane...	0.000	0.000	0	0	N.D. d	N.D. d
36)	Toxaphene...	7.804	8.444	2928701	7231910	170.254	239.173 #
37)	Toxaphene...	8.099	8.792	6531155	8939693	198.282	227.491
38)	Toxaphene...	8.419	8.825	13381927	13097504	177.600	207.119
39)	Toxaphene...	8.658	8.892	14340541	21519149	208.659	223.843
40)	Toxaphene...	8.892	9.070	11584089	12845839	207.410	226.257
41)	Toxaphene...	8.963	9.442	13009268	13990550	169.223	216.078 #
42)	Toxaphene...	0.000	0.000	0	0	N.D. d	N.D. d

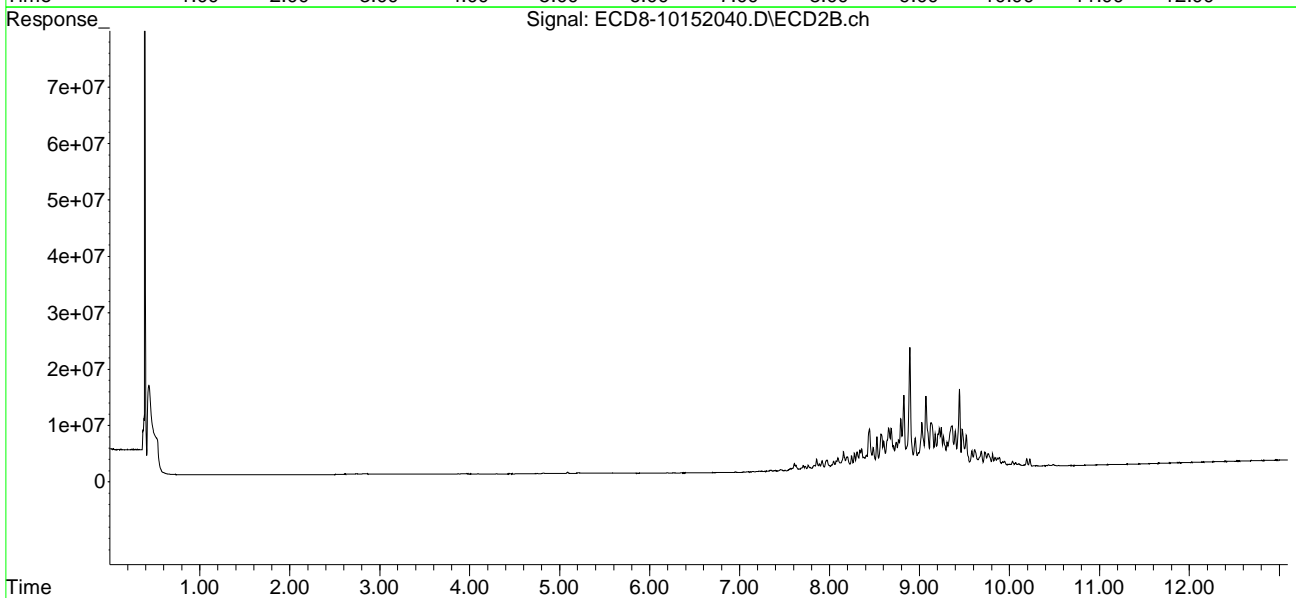
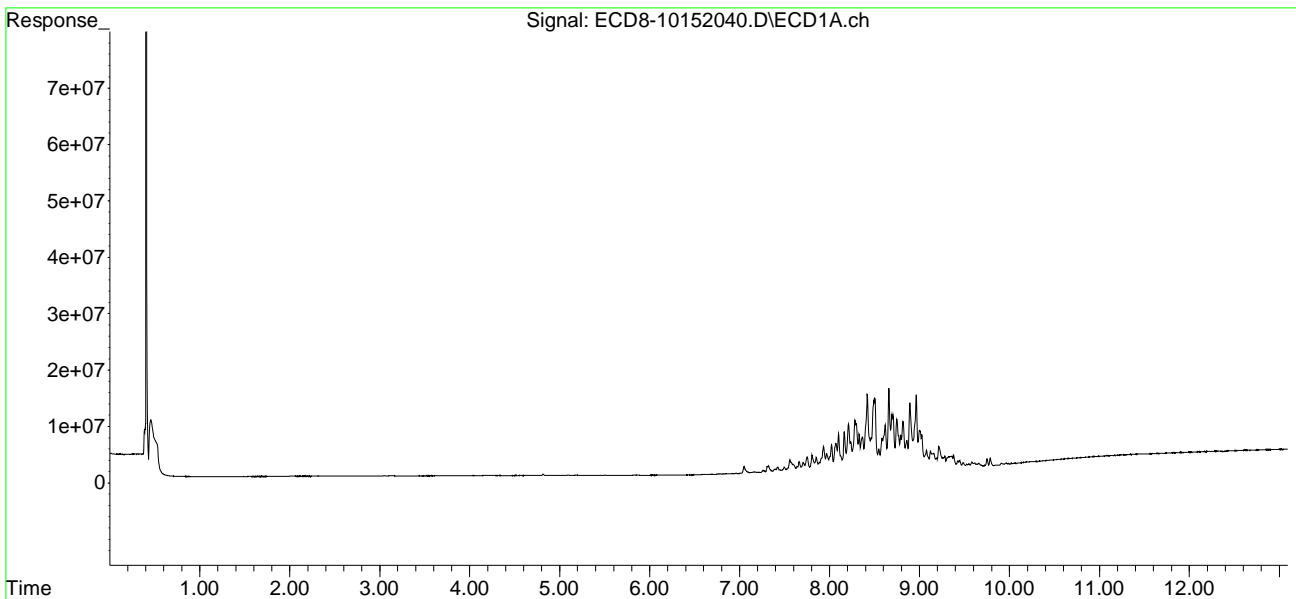
(f)=RT Delta > 1/2 Window (#)=Amounts differ by > 25% (m)=manual int.



Quantitation Report (QT Reviewed)

Data Path : C:\msdchem\1\data\2020-10\0J15061\  
Data File : ECD8-10152040.D  
Signal(s) : Signal #1: ECD1A.ch Signal #2: ECD2B.ch  
Acq On : 16 Oct 2020 3:53  
Operator : MJB  
Sample : 0J15061-CALT  
Misc : A20F066, TOX 200 ppb  
ALS Vial : 35 Sample Multiplier: 1

Integration File signal 1: PEST1.e  
Integration File signal 2: PEST2.e  
Quant Time: Oct 20 17:02:28 2020  
Quant Method : C:\msdchem\1\methods\ECD8\_QUANTPEST\_201015.M  
Quant Title : Instrument: DualECD8  
QLast Update : Tue Oct 20 17:00:33 2020  
Response via : Initial Calibration  
Integrator: ChemStation



Quantitation Report (QT Reviewed)

Data Path : C:\msdchem\1\data\2020-10\0J15061\  
 Data File : ECD8-10152041.D  
 Signal(s) : Signal #1: ECD1A.ch Signal #2: ECD2B.ch  
 Acq On : 16 Oct 2020 4:10  
 Operator : MJB  
 Sample : 0J15061-CALU  
 Misc : A20D430, TOX 500 ppb  
 ALS Vial : 36 Sample Multiplier: 1

MJB 10/20/20

Integration File signal 1: PEST1.e  
 Integration File signal 2: PEST2.e  
 Quant Time: Oct 20 16:59:56 2020  
 Quant Method : C:\msdchem\1\methods\ECD8\_QUANTPEST\_201015.M  
 Quant Title : Instrument: DualECD8  
 QLast Update : Tue Oct 20 16:55:36 2020  
 Response via : Initial Calibration  
 Integrator: ChemStation

Compound		RT#1	RT#2	Resp#1	Resp#2	ng/mL	ng/mL
-----							
System Monitoring Compounds							
1) S	TCMX (S)	0.000	0.000	0	0	N.D. d	N.D. d
22) S	DCBP (S)	0.000	0.000	0	0	N.D. d	N.D. d
Target Compounds							
2)	a-BHC	0.000	0.000	0	0	N.D. d	N.D. d
3)	g-BHC	0.000	0.000	0	0	N.D. d	N.D. d
4)	b-BHC	0.000	0.000	0	0	N.D. d	N.D. d
5)	Heptachlor	0.000	0.000	0	0	N.D. d	N.D. d
6)	d-BHC	0.000	0.000	0	0	N.D. d	N.D. d
7)	Aldrin	0.000	0.000	0	0	N.D. d	N.D. d
8)	Heptachlo...	0.000	0.000	0	0	N.D. d	N.D. d
9)	trans-Chl...	0.000	0.000	0	0	N.D. d	N.D. d
10)	cis-Chlor...	0.000	0.000	0	0	N.D. d	N.D. d
11)	Endosulfa...	0.000	0.000	0	0	N.D. d	N.D. d
12)	4,4'-DDE	0.000	0.000	0	0	N.D. d	N.D. d
13)	Dieldrin	0.000	0.000	0	0	N.D. d	N.D. d
14)	Endrin	0.000	0.000	0	0	N.D. d	N.D. d
15)	4,4'-DDD	0.000	0.000	0	0	N.D. d	N.D. d
16)	Endosulfa...	0.000	0.000	0	0	N.D. d	N.D. d
17)	4,4'-DDT	0.000	0.000	0	0	N.D. d	N.D. d
18)	Endrin Al...	0.000	0.000	0	0	N.D. d	N.D. d
19)	Endosulfa...	0.000	0.000	0	0	N.D. d	N.D. d
20)	Methoxychlor	0.000	0.000	0	0	N.D. d	N.D. d
21)	Endrin Ke...	0.000	0.000	0	0	N.D. d	N.D. d
23)	Hexachlor...	0.000	0.000	0	0	N.D. d	N.D. d
24)	Hexachlor...	0.000	0.000	0	0	N.D. d	N.D. d
25)	Oxychlorane	0.000	0.000	0	0	N.D. d	N.D. d
26)	2,4'-DDE	0.000	0.000	0	0	N.D. d	N.D. d
27)	trans-Non...	0.000	0.000	0	0	N.D. d	N.D. d
28)	2,4'-DDD	0.000	0.000	0	0	N.D. d	N.D. d
29)	2,4'-DDT	0.000	0.000	0	0	N.D. d	N.D. d

Quantitation Report (QT Reviewed)

Data Path : C:\msdchem\1\data\2020-10\0J15061\  
 Data File : ECD8-10152041.D  
 Signal(s) : Signal #1: ECD1A.ch Signal #2: ECD2B.ch  
 Acq On : 16 Oct 2020 4:10  
 Operator : MJB  
 Sample : 0J15061-CALU  
 Misc : A20D430, TOX 500 ppb  
 ALS Vial : 36 Sample Multiplier: 1

Integration File signal 1: PEST1.e  
 Integration File signal 2: PEST2.e  
 Quant Time: Oct 20 16:59:56 2020  
 Quant Method : C:\msdchem\1\methods\ECD8\_QUANTPEST\_201015.M  
 Quant Title : Instrument: DualECD8  
 QLast Update : Tue Oct 20 16:55:36 2020  
 Response via : Initial Calibration  
 Integrator: ChemStation

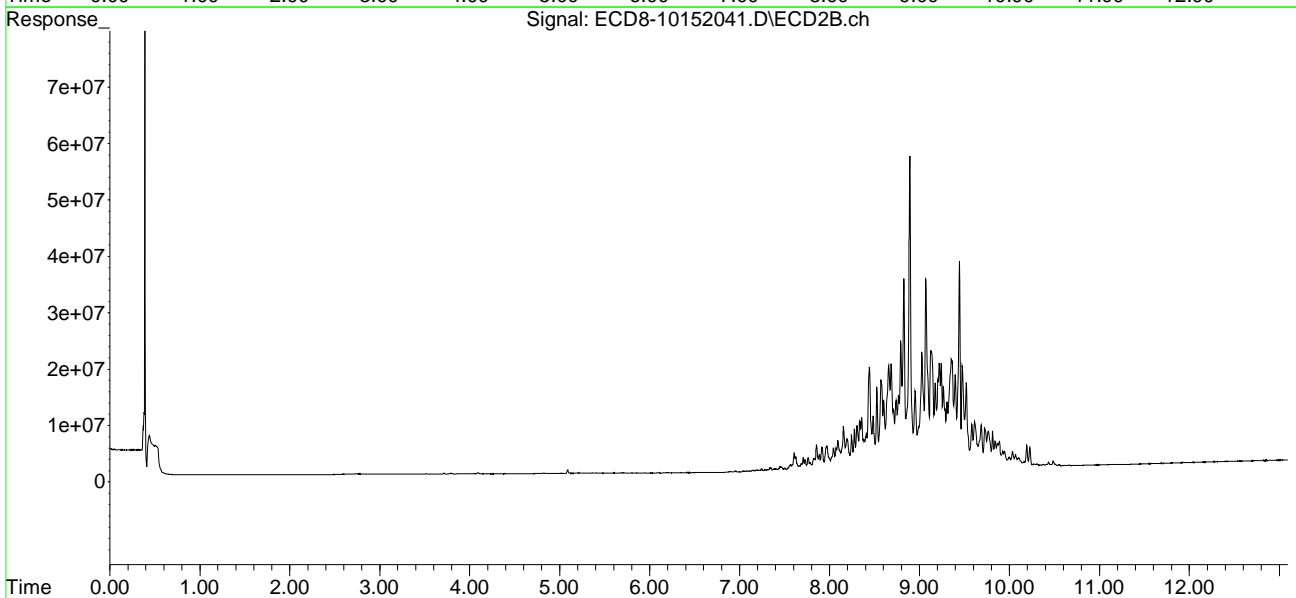
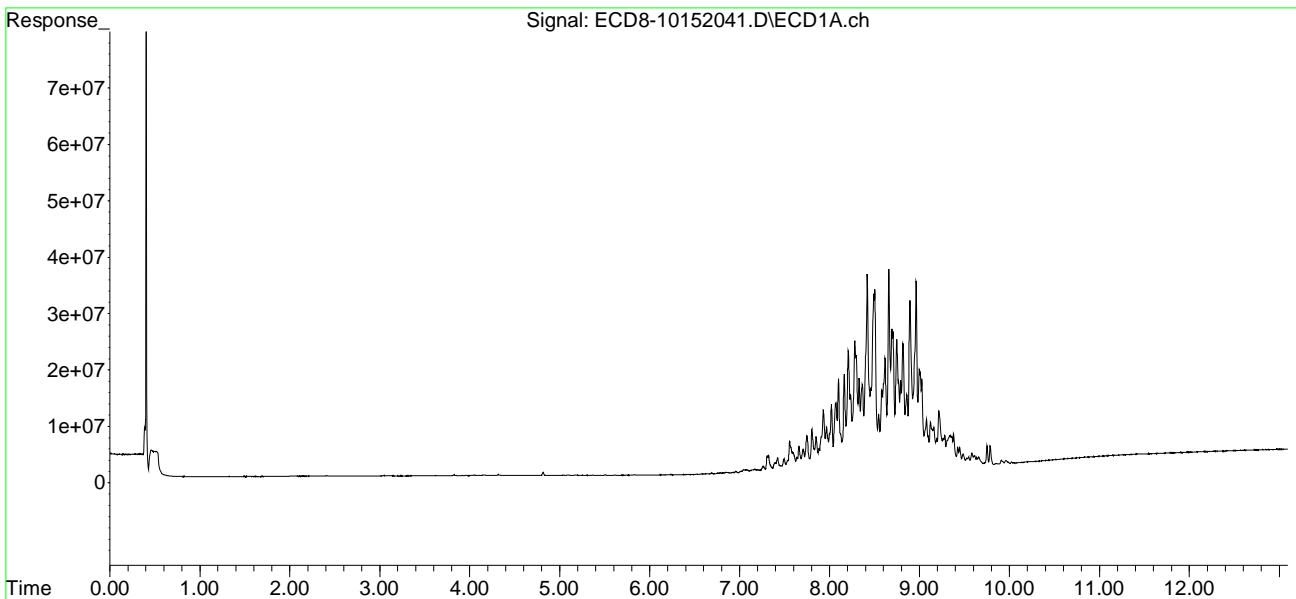
	Compound	RT#1	RT#2	Resp#1	Resp#2	ng/mL	ng/mL
30)	cis-Nonac...	0.000	0.000	0	0	N.D. d	N.D. d
31)	Mirex	0.000	0.000	0	0	N.D. d	N.D. d
32)	Chlordane...	0.000	0.000	0	0	N.D. d	N.D. d
33)	Chlordane...	0.000	0.000	0	0	N.D. d	N.D. d
34)	Chlordane...	0.000	0.000	0	0	N.D. d	N.D. d
35)	Chlordane...	0.000	0.000	0	0	N.D. d	N.D. d
36)	Toxaphene...	7.803	8.444	7355899	18107794	427.620	598.860 #
37)	Toxaphene...	8.099	8.791	16121893	22747138	495.207	578.853
38)	Toxaphene...	8.419	8.825	34493083	33775269	457.779	534.109
39)	Toxaphene...	8.657	8.892	35303409	55412823	514.316	565.771
40)	Toxaphene...	8.893	9.070	29598444	33539622	529.952	590.741
41)	Toxaphene...	8.963	9.442	33036149	36618141	429.729	565.552 #
42)	Toxaphene...	0.000	0.000	0	0	N.D. d	N.D. d

(f)=RT Delta > 1/2 Window (#)=Amounts differ by > 25% (m)=manual int.

Quantitation Report (QT Reviewed)

Data Path : C:\msdchem\1\data\2020-10\0J15061\  
Data File : ECD8-10152041.D  
Signal(s) : Signal #1: ECD1A.ch Signal #2: ECD2B.ch  
Acq On : 16 Oct 2020 4:10  
Operator : MJB  
Sample : 0J15061-CALU  
Misc : A20D430, TOX 500 ppb  
ALS Vial : 36 Sample Multiplier: 1

Integration File signal 1: PEST1.e  
Integration File signal 2: PEST2.e  
Quant Time: Oct 20 16:59:56 2020  
Quant Method : C:\msdchem\1\methods\ECD8\_QUANTPEST\_201015.M  
Quant Title : Instrument: DualECD8  
QLast Update : Tue Oct 20 16:55:36 2020  
Response via : Initial Calibration  
Integrator: ChemStation



Quantitation Report (QT Reviewed)

Data Path : C:\msdchem\1\data\2020-10\0J15061\  
 Data File : ECD8-10152042.D  
 Signal(s) : Signal #1: ECD1A.ch Signal #2: ECD2B.ch  
 Acq On : 16 Oct 2020 4:26  
 Operator : MJB  
 Sample : 0J15061-CALV  
 Misc : A20D431, TOX 1000 ppb  
 ALS Vial : 37 Sample Multiplier: 1

MJB 10/20/20

Integration File signal 1: PEST1.e  
 Integration File signal 2: PEST2.e  
 Quant Time: Oct 20 17:03:04 2020  
 Quant Method : C:\msdchem\1\methods\ECD8\_QUANTPEST\_201015.M  
 Quant Title : Instrument: DualECD8  
 QLast Update : Tue Oct 20 17:00:33 2020  
 Response via : Initial Calibration  
 Integrator: ChemStation

Compound	RT#1	RT#2	Resp#1	Resp#2	ng/mL	ng/mL
-----						
System Monitoring Compounds						
1) S TCMX (S)	0.000	0.000	0	0	N.D. d	N.D. d
22) S DCBP (S)	0.000	0.000	0	0	N.D. d	N.D. d
Target Compounds						
2) a-BHC	0.000	0.000	0	0	N.D. d	N.D. d
3) g-BHC	0.000	0.000	0	0	N.D. d	N.D. d
4) b-BHC	0.000	0.000	0	0	N.D. d	N.D. d
5) Heptachlor	0.000	0.000	0	0	N.D. d	N.D. d
6) d-BHC	0.000	0.000	0	0	N.D. d	N.D. d
7) Aldrin	0.000	0.000	0	0	N.D. d	N.D. d
8) Heptachlo...	0.000	0.000	0	0	N.D. d	N.D. d
9) trans-Chl...	0.000	0.000	0	0	N.D. d	N.D. d
10) cis-Chlor...	0.000	0.000	0	0	N.D. d	N.D. d
11) Endosulfa...	0.000	0.000	0	0	N.D. d	N.D. d
12) 4,4'-DDE	0.000	0.000	0	0	N.D. d	N.D. d
13) Dieldrin	0.000	0.000	0	0	N.D. d	N.D. d
14) Endrin	0.000	0.000	0	0	N.D. d	N.D. d
15) 4,4'-DDD	0.000	0.000	0	0	N.D. d	N.D. d
16) Endosulfa...	0.000	0.000	0	0	N.D. d	N.D. d
17) 4,4'-DDT	0.000	0.000	0	0	N.D. d	N.D. d
18) Endrin Al...	0.000	0.000	0	0	N.D. d	N.D. d
19) Endosulfa...	0.000	0.000	0	0	N.D. d	N.D. d
20) Methoxychlor	0.000	0.000	0	0	N.D. d	N.D. d
21) Endrin Ke...	0.000	0.000	0	0	N.D. d	N.D. d
23) Hexachlor...	0.000	0.000	0	0	N.D. d	N.D. d
24) Hexachlor...	0.000	0.000	0	0	N.D. d	N.D. d
25) Oxychlorane	0.000	0.000	0	0	N.D. d	N.D. d
26) 2,4'-DDE	0.000	0.000	0	0	N.D. d	N.D. d
27) trans-Non...	0.000	0.000	0	0	N.D. d	N.D. d
28) 2,4'-DDD	0.000	0.000	0	0	N.D. d	N.D. d
29) 2,4'-DDT	0.000	0.000	0	0	N.D. d	N.D. d

Quantitation Report (QT Reviewed)

Data Path : C:\msdchem\1\data\2020-10\0J15061\  
 Data File : ECD8-10152042.D  
 Signal(s) : Signal #1: ECD1A.ch Signal #2: ECD2B.ch  
 Acq On : 16 Oct 2020 4:26  
 Operator : MJB  
 Sample : 0J15061-CALV  
 Misc : A20D431, TOX 1000 ppb  
 ALS Vial : 37 Sample Multiplier: 1

Integration File signal 1: PEST1.e  
 Integration File signal 2: PEST2.e  
 Quant Time: Oct 20 17:03:04 2020  
 Quant Method : C:\msdchem\1\methods\ECD8\_QUANTPEST\_201015.M  
 Quant Title : Instrument: DualECD8  
 QLast Update : Tue Oct 20 17:00:33 2020  
 Response via : Initial Calibration  
 Integrator: ChemStation

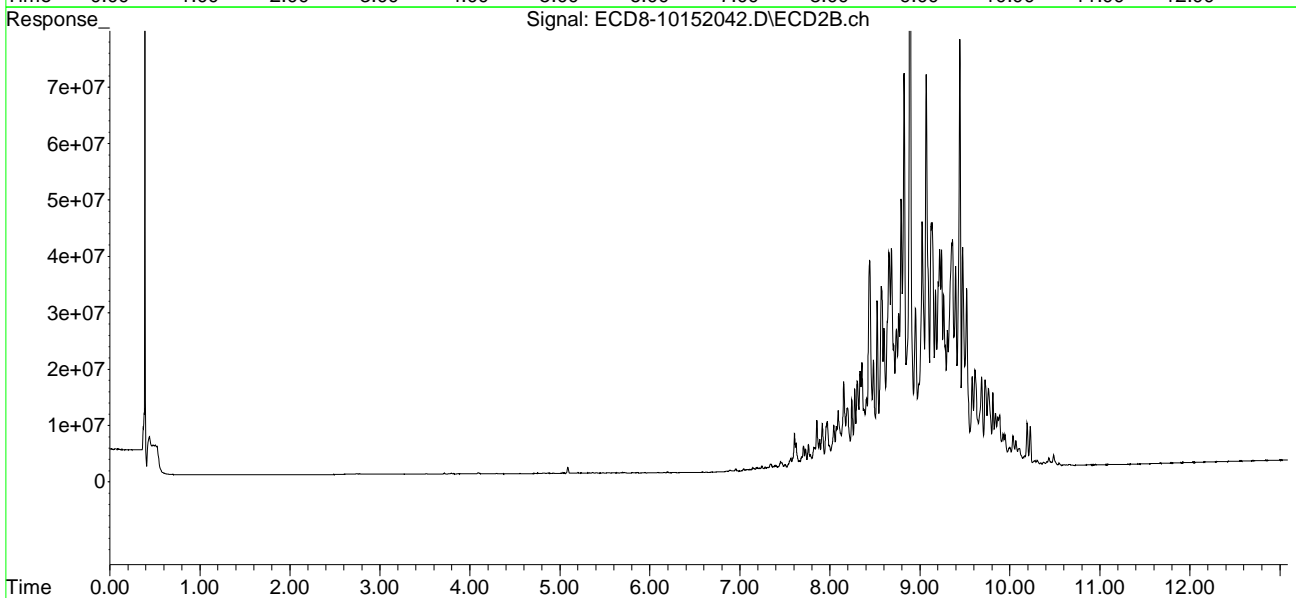
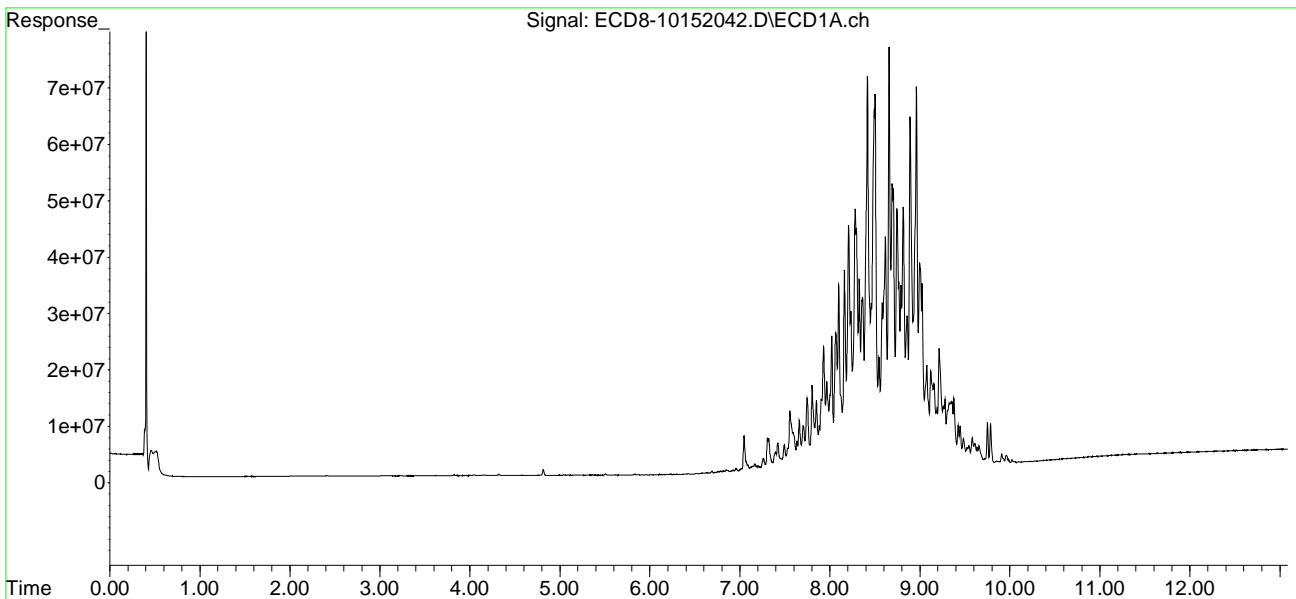
	Compound	RT#1	RT#2	Resp#1	Resp#2	ng/mL	ng/mL
30)	cis-Nonac...	0.000	0.000	0	0	N.D. d	N.D. d
31)	Mirex	0.000	0.000	0	0	N.D. d	N.D. d
32)	Chlordane...	0.000	0.000	0	0	N.D. d	N.D. d
33)	Chlordane...	0.000	0.000	0	0	N.D. d	N.D. d
34)	Chlordane...	0.000	0.000	0	0	N.D. d	N.D. d
35)	Chlordane...	0.000	0.000	0	0	N.D. d	N.D. d
36)	Toxaphene...	7.802	8.442	15006216	37044200	872.355	1225.124 #
37)	Toxaphene...	8.098	8.791	32732158	47836415	1012.838	1217.308
38)	Toxaphene...	8.418	8.824	69458796	70093512	921.830	1108.432
39)	Toxaphene...	8.656	8.891	74462214	120.1E6	1065.891	1159.768
40)	Toxaphene...	8.891	9.069	61876109	69799894	1107.874	1229.401
41)	Toxaphene...	8.962	9.442	67239784	75965801	874.645	1173.259 #
42)	Toxaphene...	0.000	0.000	0	0	N.D. d	N.D. d

(f)=RT Delta > 1/2 Window (#)=Amounts differ by > 25% (m)=manual int.

Quantitation Report (QT Reviewed)

Data Path : C:\msdchem\1\data\2020-10\0J15061\  
Data File : ECD8-10152042.D  
Signal(s) : Signal #1: ECD1A.ch Signal #2: ECD2B.ch  
Acq On : 16 Oct 2020 4:26  
Operator : MJB  
Sample : 0J15061-CALV  
Misc : A20D431, TOX 1000 ppb  
ALS Vial : 37 Sample Multiplier: 1

Integration File signal 1: PEST1.e  
Integration File signal 2: PEST2.e  
Quant Time: Oct 20 17:03:04 2020  
Quant Method : C:\msdchem\1\methods\ECD8\_QUANTPEST\_201015.M  
Quant Title : Instrument: DualECD8  
QLast Update : Tue Oct 20 17:00:33 2020  
Response via : Initial Calibration  
Integrator: ChemStation



Quantitation Report (QT Reviewed)

Data Path : C:\msdchem\1\data\2020-10\0J15061\  
 Data File : ECD8-10152043.D  
 Signal(s) : Signal #1: ECD1A.ch Signal #2: ECD2B.ch  
 Acq On : 16 Oct 2020 4:43  
 Operator : MJB  
 Sample : 0J15061-CALW  
 Misc : A20F063, TOX 2000 ppb  
 ALS Vial : 38 Sample Multiplier: 1

MJB 10/20/20

Integration File signal 1: PEST1.e  
 Integration File signal 2: PEST2.e  
 Quant Time: Oct 20 17:03:42 2020  
 Quant Method : C:\msdchem\1\methods\ECD8\_QUANTPEST\_201015.M  
 Quant Title : Instrument: DualECD8  
 QLast Update : Tue Oct 20 17:00:33 2020  
 Response via : Initial Calibration  
 Integrator: ChemStation

Compound		RT#1	RT#2	Resp#1	Resp#2	ng/mL	ng/mL
-----							
System Monitoring Compounds							
1) S	TCMX (S)	0.000	0.000	0	0	N.D. d	N.D. d
22) S	DCBP (S)	0.000	0.000	0	0	N.D. d	N.D. d
Target Compounds							
2)	a-BHC	0.000	0.000	0	0	N.D. d	N.D. d
3)	g-BHC	0.000	0.000	0	0	N.D. d	N.D. d
4)	b-BHC	0.000	0.000	0	0	N.D. d	N.D. d
5)	Heptachlor	0.000	0.000	0	0	N.D. d	N.D. d
6)	d-BHC	0.000	0.000	0	0	N.D. d	N.D. d
7)	Aldrin	0.000	0.000	0	0	N.D. d	N.D. d
8)	Heptachlo...	0.000	0.000	0	0	N.D. d	N.D. d
9)	trans-Chl...	0.000	0.000	0	0	N.D. d	N.D. d
10)	cis-Chlor...	0.000	0.000	0	0	N.D. d	N.D. d
11)	Endosulfa...	0.000	0.000	0	0	N.D. d	N.D. d
12)	4,4'-DDE	0.000	0.000	0	0	N.D. d	N.D. d
13)	Dieldrin	0.000	0.000	0	0	N.D. d	N.D. d
14)	Endrin	0.000	0.000	0	0	N.D. d	N.D. d
15)	4,4'-DDD	0.000	0.000	0	0	N.D. d	N.D. d
16)	Endosulfa...	0.000	0.000	0	0	N.D. d	N.D. d
17)	4,4'-DDT	0.000	0.000	0	0	N.D. d	N.D. d
18)	Endrin Al...	0.000	0.000	0	0	N.D. d	N.D. d
19)	Endosulfa...	0.000	0.000	0	0	N.D. d	N.D. d
20)	Methoxychlor	0.000	0.000	0	0	N.D. d	N.D. d
21)	Endrin Ke...	0.000	0.000	0	0	N.D. d	N.D. d
23)	Hexachlor...	0.000	0.000	0	0	N.D. d	N.D. d
24)	Hexachlor...	0.000	0.000	0	0	N.D. d	N.D. d
25)	Oxychlorane	0.000	0.000	0	0	N.D. d	N.D. d
26)	2,4'-DDE	0.000	0.000	0	0	N.D. d	N.D. d
27)	trans-Non...	0.000	0.000	0	0	N.D. d	N.D. d
28)	2,4'-DDD	0.000	0.000	0	0	N.D. d	N.D. d
29)	2,4'-DDT	0.000	0.000	0	0	N.D. d	N.D. d



Quantitation Report (QT Reviewed)

Data Path : C:\msdchem\1\data\2020-10\0J15061\  
 Data File : ECD8-10152043.D  
 Signal(s) : Signal #1: ECD1A.ch Signal #2: ECD2B.ch  
 Acq On : 16 Oct 2020 4:43  
 Operator : MJB  
 Sample : 0J15061-CALW  
 Misc : A20F063, TOX 2000 ppb  
 ALS Vial : 38 Sample Multiplier: 1

Integration File signal 1: PEST1.e  
 Integration File signal 2: PEST2.e  
 Quant Time: Oct 20 17:03:42 2020  
 Quant Method : C:\msdchem\1\methods\ECD8\_QUANTPEST\_201015.M  
 Quant Title : Instrument: DualECD8  
 QLast Update : Tue Oct 20 17:00:33 2020  
 Response via : Initial Calibration  
 Integrator: ChemStation

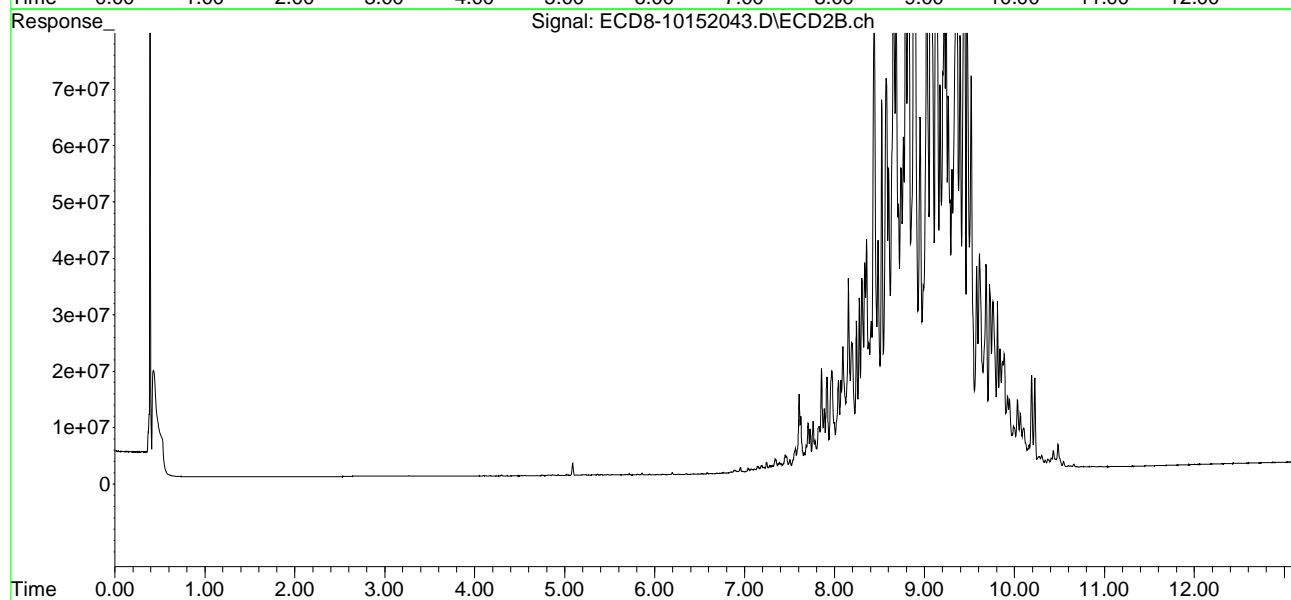
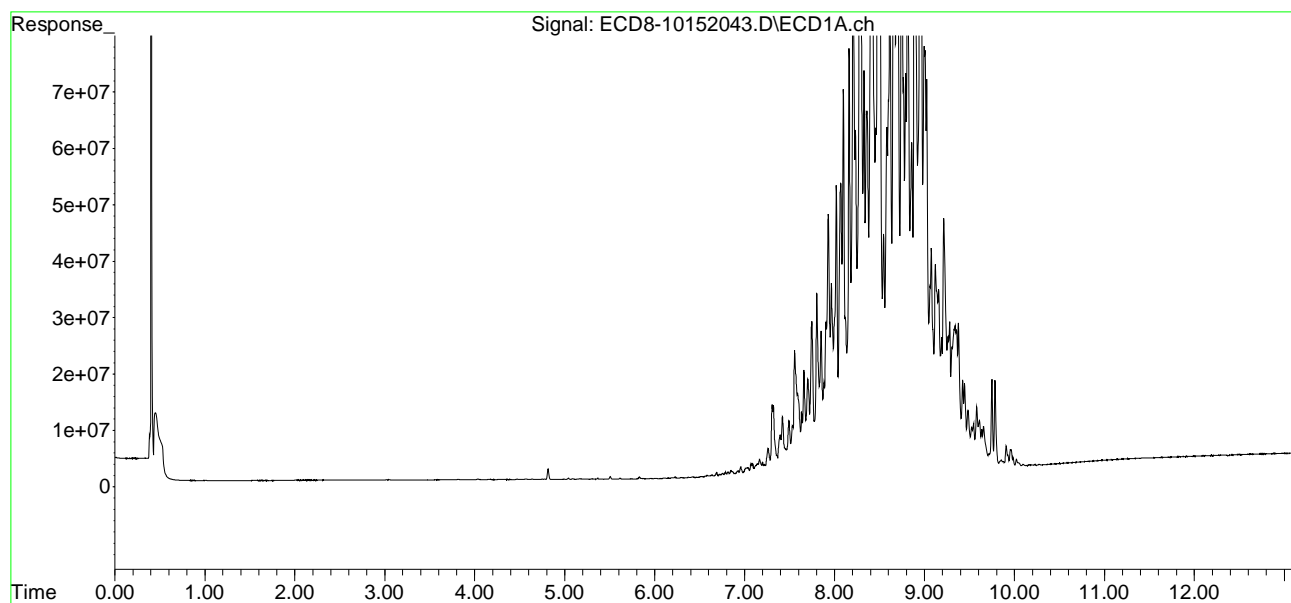
	Compound	RT#1	RT#2	Resp#1	Resp#2	ng/mL	ng/mL
30)	cis-Nonac...	0.000	0.000	0	0	N.D. d	N.D. d
31)	Mirex	0.000	0.000	0	0	N.D. d	N.D. d
32)	Chlordane...	0.000	0.000	0	0	N.D. d	N.D. d
33)	Chlordane...	0.000	0.000	0	0	N.D. d	N.D. d
34)	Chlordane...	0.000	0.000	0	0	N.D. d	N.D. d
35)	Chlordane...	0.000	0.000	0	0	N.D. d	N.D. d
36)	Toxaphene...	7.802	8.441	31810920	79634590	1849.262	2633.672 #
37)	Toxaphene...	8.098	8.790	67923479	104.7E6	2124.146	2665.298 #
38)	Toxaphene...	8.418	8.823	147.3E6	151.2E6	1955.044	2390.707
39)	Toxaphene...	8.656	8.891	154.2E6	255.8E6	2122.116	2234.760
40)	Toxaphene...	8.890	9.069	130.9E6	153.5E6	2344.529	2703.379
41)	Toxaphene...	8.961	9.442	145.1E6	163.3E6	1887.451	2522.356 #
42)	Toxaphene...	0.000	0.000	0	0	N.D. d	N.D. d

(f)=RT Delta > 1/2 Window (#)=Amounts differ by > 25% (m)=manual int.

Quantitation Report (QT Reviewed)

Data Path : C:\msdchem\1\data\2020-10\0J15061\  
Data File : ECD8-10152043.D  
Signal(s) : Signal #1: ECD1A.ch Signal #2: ECD2B.ch  
Acq On : 16 Oct 2020 4:43  
Operator : MJB  
Sample : 0J15061-CALW  
Misc : A20F063, TOX 2000 ppb  
ALS Vial : 38 Sample Multiplier: 1

Integration File signal 1: PEST1.e  
Integration File signal 2: PEST2.e  
Quant Time: Oct 20 17:03:42 2020  
Quant Method : C:\msdchem\1\methods\ECD8\_QUANTPEST\_201015.M  
Quant Title : Instrument: DualECD8  
QLast Update : Tue Oct 20 17:00:33 2020  
Response via : Initial Calibration  
Integrator: ChemStation



**Soluble Cyanide by UV Digestion/Gas Diffusion/Amperometric Detection  
Benchsheet & Analysis Sequence Data (Including Calibration)**

Batch 0100374  
Sequence 0J15041 (A0J0273-01RE1)



**Apex Laboratories**  
**PREPARATION BENCH SHEET**

OCT 21 2020

BATCH #: 0100374 (Soil)

Prep Method: ASTM D7511-12mod (S)

#	Lab Number	Analysis	Prepared	Initial (g)	Final (mL)	Spike ID	Source ID	ul Spike	ul Surr.	Sample ID	Extraction Comments	pH			
												<2	8	>11	
	0100374-BLK1	QC	10/12/20 09:51	2.5	50										
	0100374-BS1	QC	10/12/20 09:51	2.5	50	A20H257		100							
	A0J0273-01	A Cyanide, Total (ASTM D7511, OIA)	10/12/20 09:51	2.5414	50					USMPDI-055SG-201006					
	A0J0278-01	A Cyanide, Total (ASTM D7511, OIA)	10/12/20 09:51	2.5238	50					19-30261 B1	soil				
	A0J0278-02	A Cyanide, Total (ASTM D7511, OIA)	10/12/20 09:51	2.5113	50					19-30261 B2	soil				
	A0J0278-03	A Cyanide, Total (ASTM D7511, OIA)	10/12/20 09:51	2.5052	50					19-30261 B3	soil				
	A0J0278-04	A Cyanide, Total (ASTM D7511, OIA)	10/12/20 09:51	2.5098	50					19-30261 B4	soil				
	A0J0278-05	A Cyanide, Total (ASTM D7511, OIA)	10/12/20 09:51	2.5126	50					19-30261 B5	soil				
	A0J0278-06	A Cyanide, Total (ASTM D7511, OIA)	10/12/20 09:51	2.507	50					19-30261 B6	soil				
	0100374-MS1	QC	10/12/20 09:51	2.5106	50	A20H320	A0J0278-06	200							
	0100374-MSD1	QC	10/12/20 09:51	2.5404	50	A20H320	A0J0278-06	200							
	A0J0371-01	A Cyanide, Total (ASTM D7511, OIA)	10/12/20 09:51	2.5314	50					USMPDI-001SG-201011					
	A0J0371-02	A Cyanide, Total (ASTM D7511, OIA)	10/12/20 09:51	2.5540	50					USMPDI-003SG-201011					
	A0J0371-03	A Cyanide, Total (ASTM D7511, OIA)	10/12/20 09:51	2.5295	50					USMPDI-006SG-201010					
	A0J0371-04	A Cyanide, Total (ASTM D7511, OIA)	10/12/20 09:51	2.5449	50					USMPDI-011SG-201011					
	A0J0371-05	A Cyanide, Total (ASTM D7511, OIA)	10/12/20 09:51	2.5395	50					USMPDI-012SG-201010					
	A0J0371-06	A Cyanide, Total (ASTM D7511, OIA)	10/12/20 09:51	2.5506	50					USMPDI-021SG-201010					
	A0J0371-07	A Cyanide, Total (ASTM D7511, OIA)	10/12/20 09:51	2.5429	50					USMPDI-023SG-201010	MS/MSD				
	0100374-MS2	QC	10/12/20 09:51	2.5200	50	A20H320	A0J0371-07	200							
	0100374-MSD2	QC	10/12/20 09:51	2.5179	50	A20H320	A0J0371-07	200							
	A0J0371-08	A Cyanide, Total (ASTM D7511, OIA)	10/12/20 09:51	2.5027	50					USMPDI-039SG-201010					

Prepared By: WVO Date: 10/12/20

Reviewed By: CAMP Date: 10/16/2020

**Apex Laboratories**  
**PREPARATION BENCH SHEET**

BATCH #: **0100374 (Soil)**

Prep Method: ASTM D7511-12mod (S)

#	Lab Number	Analysis	Prepared	Initial (g)	Final (mL)	Spike ID	Source ID	ul Spike	ul Surr.	Sample ID	Extraction Comments	pH		
												<2	2-10	>11
	A0J0371-09	A Cyanide, Total (ASTM D7511, OIA)	10/12/20 09:51	2.5 391 -	50					USMPDI-1039S G-201010				
	A0J0371-10	A Cyanide, Total (ASTM D7511, OIA)	10/12/20 09:51 14:33	2.5 192 -	50					USMPDI-045SG- 201010				

**Standards/Reagents**

WWD 10/12/20

Reagent(s)			Analyte Spike(s)			Surrogate(s)		
Std ID	Exp. Date	Description	Std ID	Exp. Date	Description	Std ID	Exp. Date	Description
A19L373	12/31/29	Syringe Filters, 0.45 um PP	A20H257	12/05/20	Cyanide working -2- TOTAL			
A20G015	12/28/20	0.1 N NaOH	A20H320	01/31/21	Cyanide working -1- ✓			
A20H410	08/24/29	Air pillow for OIA Total CN ✓						
A20I340	03/23/21	Total CN-TA1 working						
A20I341	03/23/21	Total CN-TA2/SAR-working						

Prepared By: \_\_\_\_\_ Date \_\_\_\_\_

Reviewed By: \_\_\_\_\_ Date \_\_\_\_\_



**Apex Laboratories**  
**PREPARATION BENCH SHEET**

BATCH #: 0100374 (Soil)

Prep Method: ASTM D7511-12mod (S)

#	Lab Number	Analysis	Prepared	Initial (g)	Final (mL)	Spike ID	Source ID	ul Spike	ul Surr.	Sample ID	Extraction Comments	pH		
												<2	5-9	>11
	0100374-BLK1	QC	10/12/20 09:51	2.5	50									
	0100374-BS1	QC	10/12/20 09:51	2.5	50	A20H257		100						
	A0J0273-01	A Cyanide, Total (ASTM D7511, OIA)	10/12/20 09:51	2.5 414	50					USMPDI-055SG-201006				
	A0J0278-01	A Cyanide, Total (ASTM D7511, OIA)	10/12/20 09:51	2.5 238	50					19-30261 B1	soil			
	A0J0278-02	A Cyanide, Total (ASTM D7511, OIA)	10/12/20 09:51	2.5 113	50					19-30261 B2	soil			
	A0J0278-03	A Cyanide, Total (ASTM D7511, OIA)	10/12/20 09:51	2.5 052	50					19-30261 B3	soil			
	A0J0278-04	A Cyanide, Total (ASTM D7511, OIA)	10/12/20 09:51	2.5 093	50					19-30261 B4	soil			
	A0J0278-05	A Cyanide, Total (ASTM D7511, OIA)	10/12/20 09:51	2.5 126	50					19-30261 B5	soil			
	A0J0278-06	A Cyanide, Total (ASTM D7511, OIA)	10/12/20 09:51	2.5 070	50					19-30261 B6	soil			
	0100374-MS1	QC	10/12/20 09:51	2.5 106	50	A20H320	A0J0278-06	200						
	0100374-MSD1	QC	10/12/20 09:51	2.5 040	50	A20H320	A0J0278-06	200						

**Standards/Reagents**

Reagent(s)			Analyte Spike(s)			Surrogate(s)		
Std ID	Exp. Date	Description	Std ID	Exp. Date	Description	Std ID	Exp. Date	Description
A19L373	12/31/29	Syringe Filters, 0.45 um PP	A20H257	12/05/20	Cyanide working -2- TOTAL			
A20G015	12/28/20	0.1 N NaOH	A20H320	01/31/21	Cyanide working -1-			
A20H410	08/24/29	Air pillow for OIA Total CN						
A20I340	03/23/21	Total CN-TA1 working						
A20I341	03/23/21	Total CN-TA2/SAR-working						

Prepared By: WVO Date: 10/12/20

Reviewed By: \_\_\_\_\_ Date: \_\_\_\_\_



# ELEMENT SEQUENCE LOG

Apex Laboratories

OCT 21 2020

Sequence: OJ15041

Instrument: OIA FS3000-2

Date: 10/15/20 10:02

Calibration: A0J1509 ✓

#	Lab Number	Matrix	Analysis	Client	Due	Batch	ISTD ID	STD ID
1	OJ15041-CAL1	Water	QC	QC				
2	OJ15041-CAL2	Water	QC	QC				A20H332 -
3	OJ15041-CAL3	Water	QC	QC				A20H328 -
4	OJ15041-CAL4	Water	QC	QC				A20H327 -
5	OJ15041-CAL5	Water	QC	QC				A20H325 ✓
6	OJ15041-CAL6	Water	QC	QC				A20H323 -
7	OJ15041-CAL7	Water	QC	QC				A20H321 ✓
8	OJ15041-ICV1	Water	QC	QC				A20J246 ✓
9	OJ15041-ICB1	Water	QC	QC				
10	0100500-BS2	Water	QC	QC		0100500		
11	0100500-BLK1	Water	QC	QC		0100500		
12	0100500-BS1	Water	QC	QC		0100500		
13	0100374-BLK1	Soil	QC	QC		0100374		
14	0100374-BS1	Soil	QC	QC		0100374		
15	A0J0321-02RE1	Water	Cyanide, Total (ASTM D7511, OIA)		10/19/20	0100500		
16	A0J0435-01	Water	Cyanide, Total (ASTM D7511, OIA)		10/26/20	0100500		
17	A0J0445-01	Water	Cyanide, Total (ASTM D7511, OIA)		10/26/20	0100500		
18	0100500-MS1	Water	QC	QC		0100500		
19	0100500-MSD1	Water	QC	QC		0100500		
20	OJ15041-CCV1	Water	QC	QC				A20H323 ✓
21	OJ15041-CCB1	Water	QC	QC				
22	A0J0489-01	Water	Cyanide, Total (ASTM D7511, OIA)		10/27/20	0100500		
23	A0J0273-01	Soil	Cyanide, Total (ASTM D7511, OIA)	Anchor QEA, LLC	10/20/20	0100374		
24	A0J0278-01	Soil	Cyanide, Total (ASTM D7511, OIA)		10/14/20	0100374		
25	A0J0278-02	Soil	Cyanide, Total (ASTM D7511, OIA)		10/14/20	0100374		
26	A0J0278-03	Soil	Cyanide, Total (ASTM D7511, OIA)		10/14/20	0100374		
27	A0J0278-04	Soil	Cyanide, Total (ASTM D7511, OIA)		10/14/20	0100374		
28	A0J0278-05	Soil	Cyanide, Total (ASTM D7511, OIA)		10/14/20	0100374		
29	A0J0278-06	Soil	Cyanide, Total (ASTM D7511, OIA)		10/14/20	0100374		
30	0100374-MS1	Soil	QC	QC		0100374		
31	0100374-MSD1	Soil	QC	QC		0100374		
32	OJ15041-CCV2	Water	QC	QC				A20H323 ✓
33	OJ15041-CCB2	Water	QC	QC				
34	A0J0371-01	Soil	Cyanide, Total (ASTM D7511, OIA)	Anchor QEA, LLC	10/23/20	0100374		
35	A0J0371-02	Soil	Cyanide, Total (ASTM D7511, OIA)	Anchor QEA, LLC	10/23/20	0100374		
36	A0J0371-03	Soil	Cyanide, Total (ASTM D7511, OIA)	Anchor QEA, LLC	10/23/20	0100374		
37	A0J0371-04	Soil	Cyanide, Total (ASTM D7511, OIA)	Anchor QEA, LLC	10/23/20	0100374		
38	A0J0371-05	Soil	Cyanide, Total (ASTM D7511, OIA)	Anchor QEA, LLC	10/23/20	0100374		
39	A0J0371-06	Soil	Cyanide, Total (ASTM D7511, OIA)	Anchor QEA, LLC	10/23/20	0100374		
40	A0J0371-07	Soil	Cyanide, Total (ASTM D7511, OIA)	Anchor QEA, LLC	10/23/20	0100374		
41	0100374-MS2	Soil	QC	QC		0100374		
42	0100374-MSD2	Soil	QC	QC		0100374		
43	A0J0371-08	Soil	Cyanide, Total (ASTM D7511, OIA)	Anchor QEA, LLC	10/23/20	0100374		
44	OJ15041-CCV3	Water	QC	QC				A20H323 ✓
45	OJ15041-CCB3	Water	QC	QC				
46	A0J0371-09	Soil	Cyanide, Total (ASTM D7511, OIA)	Anchor QEA, LLC	10/23/20	0100374		
47	A0J0371-10	Soil	Cyanide, Total (ASTM D7511, OIA)	Anchor QEA, LLC	10/23/20	0100374		
48	A0J0542-01	Water	Cyanide, Total (ASTM D7511, OIA)		10/28/20	0100500		
49	A0J0273-01RE1	Soil	Cyanide, Total (ASTM D7511, OIA)	Anchor QEA, LLC	10/20/20	0100374		
50	A0J0278-03RE1	Soil	Cyanide, Total (ASTM D7511, OIA)	Anchor QEA, LLC	10/20/20	0100374		
51	A0J0371-01RE1	Soil	Cyanide, Total (ASTM D7511, OIA)	Anchor QEA, LLC	10/23/20	0100374		

Sequence: 0J15041

Instrument: OIA FS3000-2

Date: 10/15/20 10:02

Calibration: A0J1509

#	Lab Number	Matrix	Analysis	Client	Due	Batch	ISTD ID	STD ID
52	A0J0371-02RE1	Soil	Cyanide, Total (ASTM D7511, OIA)	Anchor QEA, LLC	10/23/20	0100374		
53	A0J0371-03RE1	Soil	Cyanide, Total (ASTM D7511, OIA)	Anchor QEA, LLC	10/23/20	0100374		
54	A0J0371-05RE1	Soil	Cyanide, Total (ASTM D7511, OIA)	Anchor QEA, LLC	10/23/20	0100374		
55	A0J0371-06RE1	Soil	Cyanide, Total (ASTM D7511, OIA)	Anchor QEA, LLC	10/23/20	0100374		
56	0J15041-CCV4	Water	QC	QC				A20H323 ✓
57	0J15041-CCB4	Water	QC	QC				
58	A0J0371-07RE1	Soil	Cyanide, Total (ASTM D7511, OIA)	Anchor QEA, LLC	10/23/20	0100374		
59	0100374-MS3	Soil	QC	QC		0100374		
60	0100374-MSD3	Soil	QC	QC		0100374		
61	A0J0371-08RE1	Soil	Cyanide, Total (ASTM D7511, OIA)	Anchor QEA, LLC	10/23/20	0100374		
62	A0J0371-09RE1	Soil	Cyanide, Total (ASTM D7511, OIA)	Anchor QEA, LLC	10/23/20	0100374		
63	A0J0371-10RE1	Soil	Cyanide, Total (ASTM D7511, OIA)	Anchor QEA, LLC	10/23/20	0100374		
64	0J15041-CCV5	Water	QC	QC				A20H323 ✓
65	0J15041-CCB5	Water	QC	QC				
66	A0J0541-11	Water	Cyanide, Total (ASTM D7511, OIA)		10/28/20	0100500		
67	A0J0541-18	Water	Cyanide, Total (ASTM D7511, OIA)		10/28/20	0100500		
68	A0J0541-24	Water	Cyanide, Total (ASTM D7511, OIA)		10/28/20	0100500		
69	A0J0541-30	Water	Cyanide, Total (ASTM D7511, OIA)		10/28/20	0100500		
70	A0J0371-08RE2	Soil	Cyanide, Total (ASTM D7511, OIA)	Anchor QEA, LLC	10/23/20	0100374		
71	0J15041-CCV6	Water	QC	QC				A20H323 ✓
72	0J15041-CCB6	Water	QC	QC				

Data Entered By/Date: WVO 10/16/20

Comments:

Data Reviewed By/Date: CONN 10/16/2020



Run Results Report

Apex Laboratories OIA FS3000-2

Operator Name wvo  
 Operator ID wvo  
 Platform FS III/IV/3100  
 Software Rev Code 234  
 Data system ID 57  
 Result path C:\FLOW\_4\0J15041A.RST  
 Sample table path C:\FLOW\_4\totcn50.tbl  
 Method path C:\FLOW\_4\totcn50.mth  
 Date acquired 15-Oct-20  
 Time acquired 16:51

----- TOTAL CN 50ppb -----

Name	Response	Calc [ppb]	Flags	Mean Response	Mean Calc [ppb]	RSD
Sync 25 ppb	1136474	25.613	OL			
Sync 25 ppb	1172201	26.395				
Sync 25 ppb	1170342	26.354				
(Statistics)				1171272	26.375	1.72%
Carryover	21524	1.277				
Read Baseline	-585	0.795	BL			
Cal 0.0 ppb	-34779	0.051				
Cal 1.0 ppb	472	0.818 ✓				
Cal 2.0 ppb	49695	1.890 -				
Cal 5.0 ppb	155447	4.192 -				
Cal 10.0 ppb	428325	10.140 -				
Cal 25.0 ppb	1114623	25.135 -				
Cal 50.0 ppb	2245893	49.966 -				
Blank	29517	1.451				
Read Baseline	-590	0.795	BL			
0J15041-ICV1	1053636	23.800 ✓				
0J15041-ICB1	11061	1.049 ✓				
Blank	7438	0.970				
Read Baseline	1044	0.831	BL			
0100500-BS2	72111	2.378 ✓				
0100500-BLK1	-33365	0.082 ✓				
0100500-BS1	1141851	25.731 ✓				
Read Baseline	-1024	0.786	BL			
0100374-BLK1	-31048	0.132 ✓				
0100374-BS1	869258	19.768 ✓				
Read Baseline	-4372	0.713	BL			
A0J0321-02RE1@2 ✓	-46711	-0.208 ✓	LO			

*Handwritten:* < 3%  
OK amr 10/16/2020

Result path C:\FLOW\_4\0J15041A.RST  
 Sample table path C:\FLOW\_4\totcn50.tbl  
 Method path C:\FLOW\_4\totcn50.mth  
 Date acquired 15-Oct-20  
 Time acquired 16:51

----- TOTAL CN 50ppb -----

Name	Response	Calc [ppb]	Flags	Mean Response	Mean Calc [ppb]	RSD
A0J0435-01	-9209	0.608				
A0J0445-01	-8105	0.632				
Read Baseline	-5028	0.699	BL			
0100500-MS1	1138143	25.649				
0100500-MSD1	1186140	26.700				
Read Baseline	-2519	0.753	BL			
0J15041-CCV1	1086892	24.528				
0J15041-CCB1	8523	0.994				
Read Baseline	-6790	0.660	BL			
A0J0489-01	-21952	0.330				
A0J0273-01@10	3358417	74.524	HI - NR. Over range.			
Read Baseline	1469	0.840	BL			
A0J0278-01	101495	3.017	FL			
A0J0278-02	242245	6.083				
Read Baseline	-1448	0.777	BL			
A0J0278-03@10	42067	1.724	- NR. Over diluted			
A0J0278-04	91414	2.798				
Read Baseline	1097	0.832	BL			
A0J0278-05	46523	1.821				
A0J0278-06	82526	2.604				
Read Baseline	9324	1.011	BL			
0100374-MS1	483351	11.340				
0100374-MSD1	760154	17.383				
Read Baseline	-2595	0.752	BL			
0J15041-CCV2	1087479	24.541				
0J15041-CCB2	9511	1.015				
Read Baseline	-2202	0.760	BL			
A0J0371-01@10	95052	2.877				
A0J0371-02@10	98079	2.943				
Read Baseline	-12198	0.543	BL - NR over diluted			
A0J0371-03@10	70592	2.345				
A0J0371-04@10	1043046	23.568				
Read Baseline	-854	0.789	BL			
A0J0371-05@10	108432	3.169				
A0J0371-06@10	93148	2.836				
Read Baseline	-2474	0.754	BL			
A0J0371-07@10	177894	4.681				

See 1X results

WO 10/16/20

Result path C:\FLOW\_4\0J15041A.RST  
 Sample table path C:\FLOW\_4\totcn50.tbl  
 Method path C:\FLOW\_4\totcn50.mth  
 Date acquired 15-Oct-20  
 Time acquired 16:51

----- TOTAL CN 50ppb -----

Name	Response	Calc [ppb]	Flags	Mean Response	Mean Calc [ppb]	RSD
0100374-MS2@10 ✓	228314	5.780				
Read Baseline	-3835	0.725	BL			
0100374-MSD2@10 ✓	144650	3.957				
A0J0371-08@10 ✓	462735	10.890				
Read Baseline	-1555	0.774	BL			
0J15041-CCV3	1073182	24.228				
0J15041-CCB3	1757	0.846				
Read Baseline	-16121	0.457	BL			
A0J0371-09	2967512	65.879	HI			
A0J0371-10	7599215	169.397	HI			
Read Baseline	24712	1.346	BL			
A0J0542-01	161254	4.319	FL			
A0J0273-01RE1@20 ✓	1797525	40.107				
A0J0278-03RE1	429051	10.156				
Read Baseline	1477	0.840	BL			
A0J0371-01RE1	1109553	25.024				
A0J0371-02RE1	1149537	25.899				
Read Baseline	-3601	0.730	BL			
A0J0371-03RE1	1011362	22.875				
A0J0371-05RE1	1195842	26.913				
A0J0371-06RE1	1139438	25.678				
Read Baseline	1920	0.850	BL			
0J15041-CCV4	1123189	25.322				
0J15041-CCB4	-896	0.789				
Read Baseline	-3064	0.741	BL			
A0J0371-07RE1	1763246	39.354				
0100374-MS3	2246104	49.970				
0100374-MSD3	1714391	38.282				
Read Baseline	8580	0.995	BL			
A0J0371-08RE1	4006613	88.896	HI			
A0J0371-09RE1@2-	1780182	39.726	FL			
A0J0371-10RE1@10 ✓	1033869	23.368	FL			
Read Baseline	-1552	0.774	BL			
0J15041-CCV5	1150868	25.928				
0J15041-CCB5	12667	1.084				
Read Baseline	10251	1.031	BL			
A0J0541-11	534981	12.467				

*NR. over diluted. see 1x results.*

*NR. over range*

*WVO 10/16/20*

*NR. Need dilution. see 2x result.*

Result path C:\FLOW\_4\0J15041A.RST  
 Sample table path C:\FLOW\_4\totcn50.tbl  
 Method path C:\FLOW\_4\totcn50.mth  
 Date acquired 15-Oct-20  
 Time acquired 16:51

----- TOTAL CN 50ppb -----

Name	Response	Calc [ppb]	Flags	Mean Response	Mean Calc [ppb]	RSD
Read Baseline	-10464	0.580	BL			
A0J0541-18	-5417	0.690	BL			
Read Baseline	5940	0.937	BL			
A0J0541-24	76053	2.464				
Read Baseline	-39499	-0.051	BL			
A0J0541-30	-59338	-0.483	LO			
Read Baseline	-69969	-0.714	BL			
A0J0371-08RE2@2	2121835	47.236				
Read Baseline	-52760	-0.340	BL			
Read Baseline	-2844	0.746	BL			
0J15041-CCV6	1188212	26.746				
0J15041-CCB6	27491	1.406				
Read Baseline	805	0.826	BL			

## Run Results Report

Apex Laboratories OIA FS3000-2

Operator Name wvo  
Operator ID wvo  
Platform FS III/IV/3100  
Software Rev Code 234  
Data system ID 57

Result path C:\FLOW\_4\0J15041A.RST  
Sample table path C:\FLOW\_4\totcn50.tbl  
Method path C:\FLOW\_4\totcn50.mth  
Date acquired 15-Oct-20  
Time acquired 16:51

---

Date	Time	Cup	Name
15-Oct-20	12:28	106	Sync 25 ppb
15-Oct-20	12:30	106	Sync 25 ppb
15-Oct-20	12:32	106	Sync 25 ppb
			(Statistics)
15-Oct-20	12:34	0	Carryover
15-Oct-20	12:36	0	Read Baseline
15-Oct-20	12:38	101	Cal 0.0 ppb
15-Oct-20	12:40	102	Cal 1.0 ppb
15-Oct-20	12:42	103	Cal 2.0 ppb
15-Oct-20	12:44	104	Cal 5.0 ppb
15-Oct-20	12:46	105	Cal 10.0 ppb
15-Oct-20	12:48	106	Cal 25.0 ppb
15-Oct-20	12:50	107	Cal 50.0 ppb
15-Oct-20	12:52	0	Blank
15-Oct-20	12:54	0	Read Baseline
15-Oct-20	12:56	108	0J15041-ICV1
15-Oct-20	12:58	0	0J15041-ICB1
15-Oct-20	13:00	0	Blank
15-Oct-20	13:02	0	Read Baseline
15-Oct-20	13:04	109	0100500-BS2
15-Oct-20	13:06	110	0100500-BLK1
15-Oct-20	13:08	111	0100500-BS1
15-Oct-20	13:10	0	Read Baseline
15-Oct-20	13:12	112	0100374-BLK1
15-Oct-20	13:14	113	0100374-BS1
15-Oct-20	13:16	0	Read Baseline
15-Oct-20	13:18	114	A0J0321-02RE1@2

---

Result path C:\FLOW\_4\0J15041A.RST  
Sample table path C:\FLOW\_4\totcn50.tbl  
Method path C:\FLOW\_4\totcn50.mth  
Date acquired 15-Oct-20  
Time acquired 16:51

Date	Time	Cup	Name
15-Oct-20	13:20	115	A0J0435-01
15-Oct-20	13:22	116	A0J0445-01
15-Oct-20	13:24	0	Read Baseline
15-Oct-20	13:26	117	0100500-MS1
15-Oct-20	13:28	118	0100500-MSD1
15-Oct-20	13:30	0	Read Baseline
15-Oct-20	13:32	106	0J15041-CCV1
15-Oct-20	13:34	0	0J15041-CCB1
15-Oct-20	13:36	0	Read Baseline
15-Oct-20	13:38	119	A0J0489-01
15-Oct-20	13:40	120	A0J0273-01@10
15-Oct-20	13:42	0	Read Baseline
15-Oct-20	13:44	121	A0J0278-01
15-Oct-20	13:46	122	A0J0278-02
15-Oct-20	13:48	0	Read Baseline
15-Oct-20	13:50	123	A0J0278-03@10
15-Oct-20	13:52	124	A0J0278-04
15-Oct-20	13:54	0	Read Baseline
15-Oct-20	13:56	125	A0J0278-05
15-Oct-20	13:58	126	A0J0278-06
15-Oct-20	14:00	0	Read Baseline
15-Oct-20	14:02	127	0100374-MS1
15-Oct-20	14:04	128	0100374-MSD1
15-Oct-20	14:06	0	Read Baseline
15-Oct-20	14:08	106	0J15041-CCV2
15-Oct-20	14:10	0	0J15041-CCB2
15-Oct-20	14:12	0	Read Baseline
15-Oct-20	14:14	129	A0J0371-01@10
15-Oct-20	14:16	130	A0J0371-02@10
15-Oct-20	14:18	0	Read Baseline
15-Oct-20	14:20	131	A0J0371-03@10
15-Oct-20	14:22	132	A0J0371-04@10
15-Oct-20	14:24	0	Read Baseline
15-Oct-20	14:26	133	A0J0371-05@10
15-Oct-20	14:28	134	A0J0371-06@10
15-Oct-20	14:30	0	Read Baseline
15-Oct-20	14:32	135	A0J0371-07@10

Result path C:\FLOW\_4\0J15041A.RST  
Sample table path C:\FLOW\_4\totcn50.tbl  
Method path C:\FLOW\_4\totcn50.mth  
Date acquired 15-Oct-20  
Time acquired 16:51

Date	Time	Cup	Name
15-Oct-20	14:34	136	0100374-MS2@10
15-Oct-20	14:36	0	Read Baseline
15-Oct-20	14:38	137	0100374-MSD2@10
15-Oct-20	14:40	138	A0J0371-08@10
15-Oct-20	14:42	0	Read Baseline
15-Oct-20	14:44	106	0J15041-CCV3
15-Oct-20	14:46	0	0J15041-CCB3
15-Oct-20	14:48	0	Read Baseline
15-Oct-20	14:50	139	A0J0371-09
15-Oct-20	14:52	140	A0J0371-10
15-Oct-20	14:54	0	Read Baseline
15-Oct-20	14:56	141	A0J0542-01
15-Oct-20	15:10	120	A0J0273-01RE1@20
15-Oct-20	15:12	123	A0J0278-03RE1
15-Oct-20	15:14	0	Read Baseline
15-Oct-20	15:16	129	A0J0371-01RE1
15-Oct-20	15:18	130	A0J0371-02RE1
15-Oct-20	15:20	0	Read Baseline
15-Oct-20	15:22	131	A0J0371-03RE1
15-Oct-20	15:24	133	A0J0371-05RE1
15-Oct-20	15:26	134	A0J0371-06RE1
15-Oct-20	15:28	0	Read Baseline
15-Oct-20	15:30	106	0J15041-CCV4
15-Oct-20	15:32	0	0J15041-CCB4
15-Oct-20	15:35	0	Read Baseline
15-Oct-20	15:37	135	A0J0371-07RE1
15-Oct-20	15:39	136	0100374-MS3
15-Oct-20	15:41	137	0100374-MSD3
15-Oct-20	15:43	0	Read Baseline
15-Oct-20	15:45	138	A0J0371-08RE1
15-Oct-20	15:47	139	A0J0371-09RE1@2
15-Oct-20	15:49	140	A0J0371-10RE1@10
15-Oct-20	15:51	0	Read Baseline
15-Oct-20	15:53	106	0J15041-CCV5
15-Oct-20	15:55	0	0J15041-CCB5
15-Oct-20	15:57	0	Read Baseline
15-Oct-20	15:59	142	A0J0541-11

Result path C:\FLOW\_4\0J15041A.RST  
Sample table path C:\FLOW\_4\totcn50.tbl  
Method path C:\FLOW\_4\totcn50.mth  
Date acquired 15-Oct-20  
Time acquired 16:51

---

Date	Time	Cup	Name
15-Oct-20	16:01	0	Read Baseline
15-Oct-20	16:03	143	A0J0541-18
15-Oct-20	16:05	0	Read Baseline
15-Oct-20	16:07	144	A0J0541-24
15-Oct-20	16:09	0	Read Baseline
15-Oct-20	16:11	145	A0J0541-30
15-Oct-20	16:13	0	Read Baseline
15-Oct-20	16:15	138	A0J0371-08RE2@2
15-Oct-20	16:17	0	Read Baseline
15-Oct-20	16:19	0	Read Baseline
15-Oct-20	16:33	106	0J15041-CCV6
15-Oct-20	16:35	0	0J15041-CCB6
15-Oct-20	16:37	0	Read Baseline



TOTAL CN 50ppb:Calibration 1: Peak 6-113

File name: C:\FLOW\_4\0J15041.RST

Date: 15-Oct-20

Operator: wvo

* Name	Conc	Area
* Cal 0.0 ppb	0.000000	-34779.351562
* Cal 1.0 ppb	1.000000	471.567230
* Cal 2.0 ppb	2.000000	49694.519531
* Cal 5.0 ppb	5.000000	155447.437500
* Cal 10.0 ppb	10.000000	428324.781250
* Cal 25.0 ppb	25.000000	1114622.875000
* Cal 50.0 ppb	50.000000	2245893.250000

Calib Coef:

$x = cy + by + a$

a: (intercept) 8.0807e-01

b: 2.1763e-05

c: 5.5534e-14

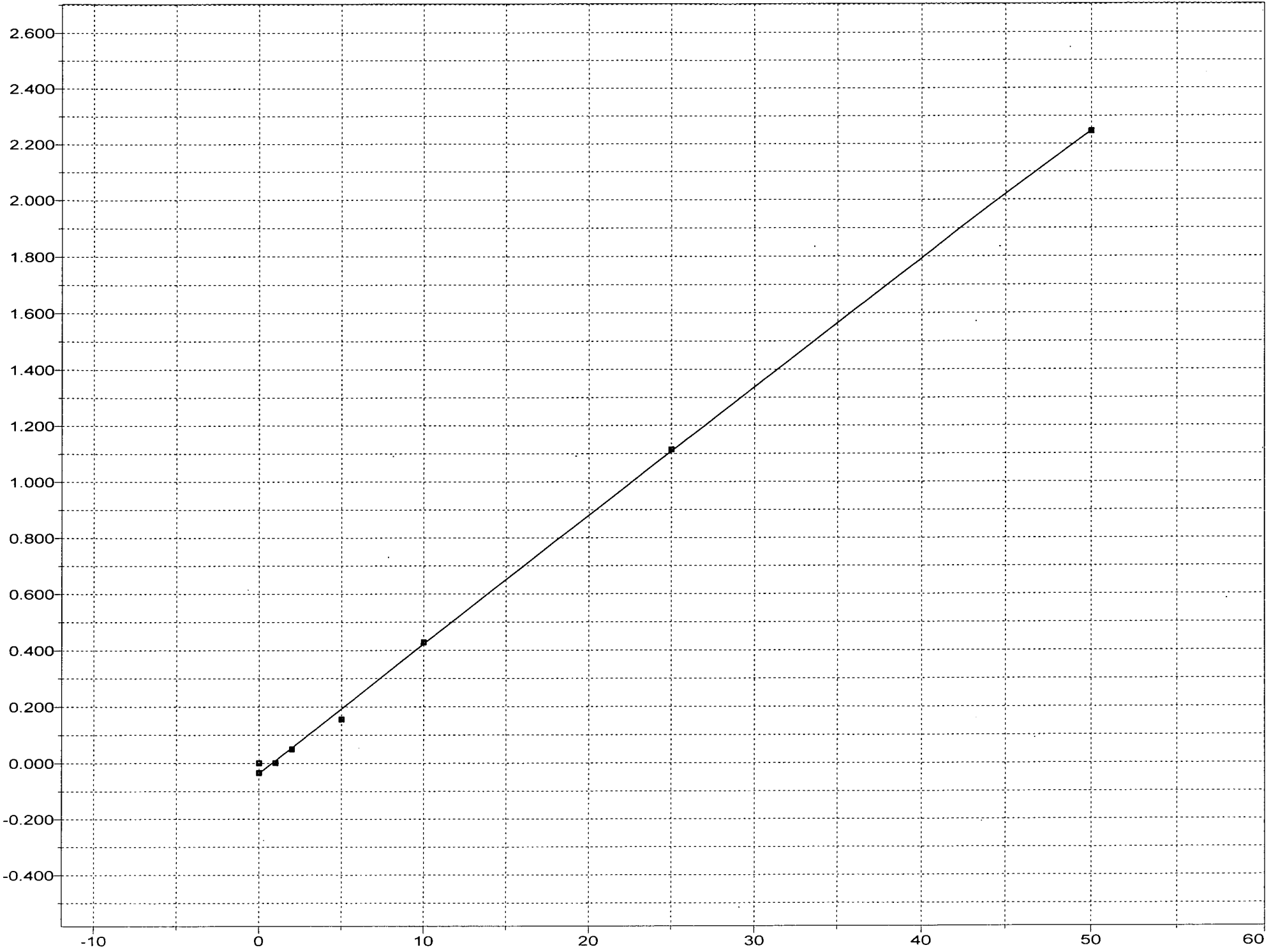
Corr Coef: 0.999680

Carryover: n/a

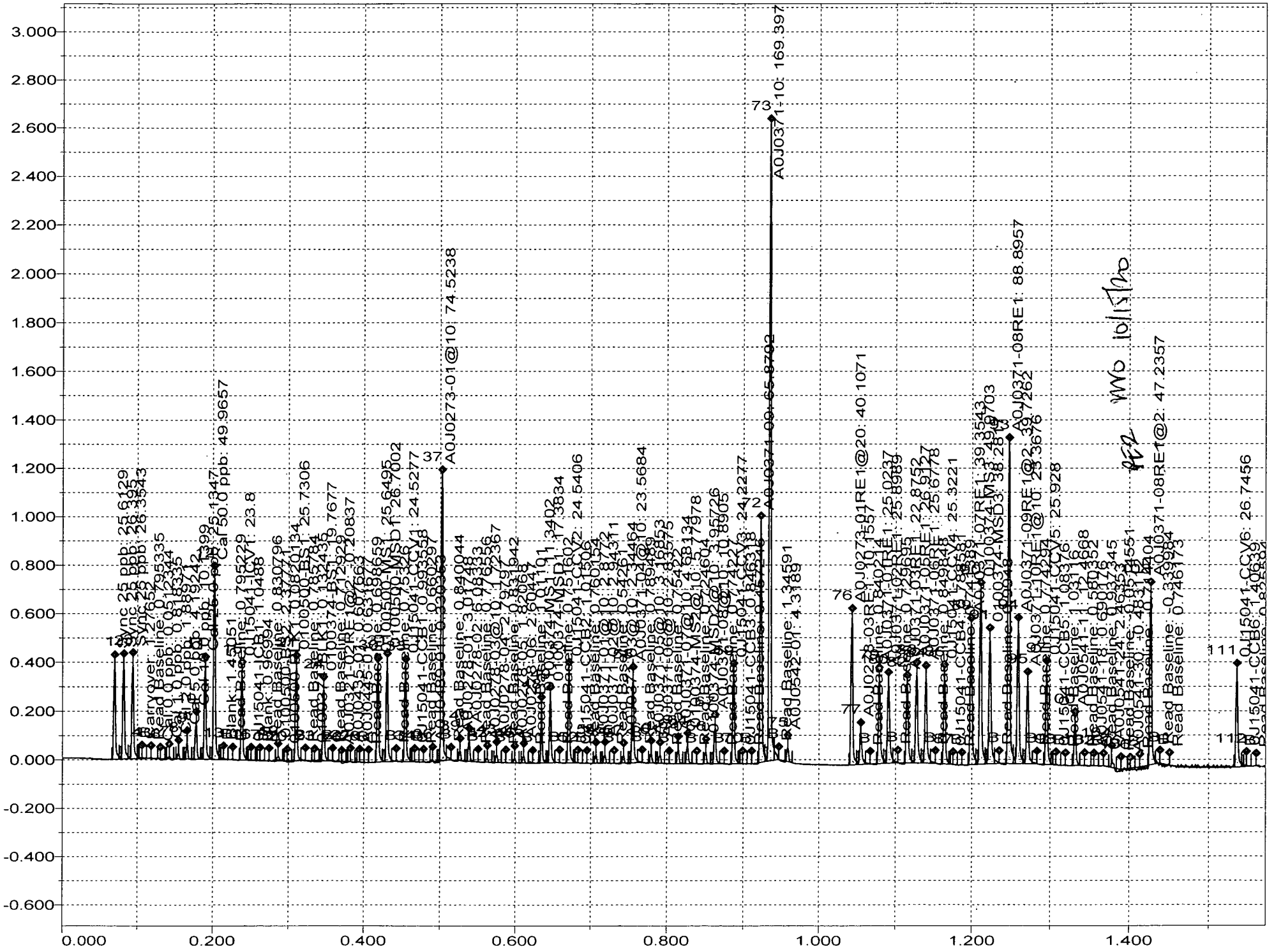
No Drift Peaks

*OK  
cum  
10/16/2020*

TOTAL CN 50ppb:Calibration 1: Peak 6-113



Channel 1: TOTAL CN 50ppb



**Conventional Chemistry Parameters**

**Total Organic Carbon- Soil (5310 B)  
Benchsheet & Analysis Sequence Data**

Batch 0100306  
Sequence 0J12061 (A0J0273-01)



**Apex Laboratories**  
**PREPARATION BENCH SHEET**

OCT 28 2020

BATCH #: 0100306 (Soil)

Prep Method: PSEP-5310B TOC

#	Lab Number	Analysis	Prepared	Initial (N/A)	Final (N/A)	Spike ID	Source ID	ul Spike	ul Surr.	Sample ID	Extraction Comments	pH		
												<2	8	>11
	0100306-BLK1	QC	10/09/20 08:41	0.2	0.2									
	0100306-BS1	QC	10/09/20 08:41	0.2	0.2	A20I375		1						
	A0J0236-01	A Total Organic Carbon - Sediment (PSEP/BC)	10/09/20 08:41	0.2	0.2					WC-G010				
	A0J0236-01	A Total Organic Carbon - Soil (5310 B)	10/09/20 08:41	0.2	0.2					WC-G010	Added for BatchQC in: 0100306			
	0100306-DUP1	QC	10/09/20 08:41	0.2	0.2		A0J0236-01							
	0100306-DUP2	QC	10/09/20 08:41	0.2	0.2		A0J0236-01							
	A0J0236-02	A Total Organic Carbon - Sediment (PSEP/BC)	10/09/20 08:41	0.2	0.2					WC-G011				
	A0J0236-03	A Total Organic Carbon - Sediment (PSEP/BC)	10/09/20 08:41	0.2	0.2					WC-G014				
	A0J0236-04	A Total Organic Carbon - Sediment (PSEP/BC)	10/09/20 08:41	0.2	0.2					WC-G015				
	A0J0236-05	A Total Organic Carbon - Sediment (PSEP/BC)	10/09/20 08:41	0.2	0.2					WC-G016				
	A0J0236-06	A Total Organic Carbon - Sediment (PSEP/BC)	10/09/20 08:41	0.2	0.2					WC-G017				
	A0J0236-07	A Total Organic Carbon - Sediment (PSEP/BC)	10/09/20 08:41	0.2	0.2					WC-G019				
	A0J0236-08	A Total Organic Carbon - Sediment (PSEP/BC)	10/09/20 08:41	0.2	0.2					WC-C007-1-2				
	A0J0236-09	A Total Organic Carbon - Sediment (PSEP/BC)	10/09/20 08:41	0.2	0.2					WC-C009-1-2				
	A0J0236-10	A Total Organic Carbon - Sediment (PSEP/BC)	10/09/20 08:41	0.2	0.2					WC-C1009-1-2				
	A0J0236-11	A Total Organic Carbon - Sediment (PSEP/BC)	10/09/20 08:41	0.2	0.2					WC-C022-1-2				
	A0J0236-12	A Total Organic Carbon - Sediment (PSEP/BC)	10/09/20 08:41	0.2	0.2					WC-C075-1-2				
	A0J0269-01	A Total Organic Carbon - Sediment (PSEP/BC)	10/09/20 08:41	0.2	0.2					NCPDI-072SG-0 0-10.3-201006				
	A0J0269-02	A Total Organic Carbon - Sediment (PSEP/BC)	10/09/20 08:41	0.2	0.2					NCPDI-073SG-0 0-9.2-201006				
	A0J0273-01	A Total Organic Carbon - Sediment (PSEP/BC)	10/09/20 08:41	0.2	0.2					USMPDI-055SG- 201006	5310C is completed; added 10/26, 2 d			

CUMZ 10/27/2020  
Prepared By: \_\_\_\_\_ Date

SWF 10/27/2020  
Reviewed By: \_\_\_\_\_ Date

**Apex Laboratories**  
**PREPARATION BENCH SHEET**

**BATCH #: 0100306 (Soil)**

Prep Method: PSEP-5310B TOC

#	Lab Number	Analysis	Prepared	Initial (N/A)	Final (N/A)	Spike ID	Source ID	ul Spike	ul Surr.	Sample ID	Extraction Comments	pH		
												<2	one	>11
	A0J0273-01	A Total Organic Carbon - Soil (5310 B)	10/09/20 08:41	0.2	0.2					USMPDI-055SG-201006				
	A0J0281-01	A Total Organic Carbon - Sediment (PSEP/BC)	10/09/20 08:41	0.2	0.2					USMPDI-027SG-201007	5310C is completed; added 10/26, 2d			
	A0J0281-01	A Total Organic Carbon - Soil (5310 B)	10/09/20 08:41	0.2	0.2					USMPDI-027SG-201007				
	A0J0281-02	A Total Organic Carbon - Sediment (PSEP/BC)	10/09/20 08:41	0.2	0.2					USMPDI-034SG-201007	5310C is completed; added 10/26, 2d			
	A0J0281-02	A Total Organic Carbon - Soil (5310 B)	10/09/20 08:41	0.2	0.2					USMPDI-034SG-201007				
	A0J0281-03	A Total Organic Carbon - Sediment (PSEP/BC)	10/09/20 08:41	0.2	0.2					USMPDI-040SG-201007	Added for BatchQC in: 0100306			
	A0J0281-03	A Total Organic Carbon - Soil (5310 B)	10/09/20 08:41	0.2	0.2					USMPDI-040SG-201007	Dup this sample			
	0100306-DUP3	QC	10/09/20 08:41	0.2	0.2		A0J0281-03							
	A0J0281-04	A Total Organic Carbon - Sediment (PSEP/BC)	10/09/20 08:41	0.2	0.2					USMPDI-046SG-201007	5310C is completed; added 10/26, 2d			
	A0J0281-04	A Total Organic Carbon - Soil (5310 B)	10/09/20 08:41	0.2	0.2					USMPDI-046SG-201007				
	A0J0281-05	A Total Organic Carbon - Sediment (PSEP/BC)	10/09/20 08:41	0.2	0.2					USMPDI-048SG-201007	5310C is completed; added 10/26, 2d			
	A0J0281-05	A Total Organic Carbon - Soil (5310 B)	10/09/20 08:41	0.2	0.2					USMPDI-048SG-201007				

**Standards/Reagents**

Reagent(s)			Analyte Spike(s)			Surrogate(s)		
Std ID	Exp. Date	Description	Std ID	Exp. Date	Description	Std ID	Exp. Date	Description
A13L220	11/30/23	Wet Chem Balance 1	A20I375	03/24/21	TOC 10k ppm secondary			
A19F020	06/03/29	TOC Soil Drying Oven @70oC						
A19J023	11/30/23	Wet Chem Balance 4						
A19J145	05/30/22	TOC Soil Blank Matrix						
A19K369	11/27/24	VWR002V						
A20F100	12/08/20	10% Phosphoric Acid						

Prepared By: \_\_\_\_\_ Date: \_\_\_\_\_

Reviewed By: \_\_\_\_\_ Date: \_\_\_\_\_

**Apex Laboratories**  
**PREPARATION BENCH SHEET**

**BATCH #: 0100306 (Soil)**

Prep Method: PSEP-5310B TOC

#	Lab Number	Analysis	Prepared	Initial (N/A)	Final (N/A)	Spike ID	Source ID	ul Spike	ul Surr.	Sample ID	Extraction Comments	pH			
												<2	out	>11	

Prepared By: \_\_\_\_\_ Date \_\_\_\_\_

Reviewed By: \_\_\_\_\_ Date \_\_\_\_\_



**Apex Laboratories**  
**PREPARATION BENCH SHEET**

OCT 19 2020

BATCH #: 0100306 (Soil)

Prep Method: PSEP-5310B TOC

#	Lab Number	Analysis	Prepared	Initial (N/A)	Final (N/A)	Spike ID	Source ID	ul Spike	ul Surr.	Sample ID	Extraction Comments	pH		
												<2	2-11	>11
	0100306-BLK1	QC	10/09/20 08:41	0.2	0.2									
	0100306-BS1	QC	10/09/20 08:41	0.2	0.2	A201375		1						
	A0J0236-01	A Total Organic Carbon - Sediment (PSEP/BC)	10/09/20 08:41	0.2	0.2					WC-G010				
	A0J0236-01	A Total Organic Carbon - Soil (5310 B)	10/09/20 08:41	0.2	0.2					WC-G010	Added for BatchQC in: 0100306			
	0100306-DUP1	QC	10/09/20 08:41	0.2	0.2		A0J0236-01							
	0100306-DUP2	QC	10/09/20 08:41	0.2	0.2		A0J0236-01							
	A0J0236-02	A Total Organic Carbon - Sediment (PSEP/BC)	10/09/20 08:41	0.2	0.2					WC-G011				
	A0J0236-03	A Total Organic Carbon - Sediment (PSEP/BC)	10/09/20 08:41	0.2	0.2					WC-G014				
	A0J0236-04	A Total Organic Carbon - Sediment (PSEP/BC)	10/09/20 08:41	0.2	0.2					WC-G015				
	A0J0236-05	A Total Organic Carbon - Sediment (PSEP/BC)	10/09/20 08:41	0.2	0.2					WC-G016				
	A0J0236-06	A Total Organic Carbon - Sediment (PSEP/BC)	10/09/20 08:41	0.2	0.2					WC-G017				
	A0J0236-07	A Total Organic Carbon - Sediment (PSEP/BC)	10/09/20 08:41	0.2	0.2					WC-G019				
	A0J0236-08	A Total Organic Carbon - Sediment (PSEP/BC)	10/09/20 08:41	0.2	0.2					WC-C007-1-2				
	A0J0236-09	A Total Organic Carbon - Sediment (PSEP/BC)	10/09/20 08:41	0.2	0.2					WC-C009-1-2				
	A0J0236-10	A Total Organic Carbon - Sediment (PSEP/BC)	10/09/20 08:41	0.2	0.2					WC-C1009-1-2				
	A0J0236-11	A Total Organic Carbon - Sediment (PSEP/BC)	10/09/20 08:41	0.2	0.2					WC-C022-1-2				
	A0J0236-12	A Total Organic Carbon - Sediment (PSEP/BC)	10/09/20 08:41	0.2	0.2					WC-C075-1-2				
	A0J0269-01	A Total Organic Carbon - Sediment (PSEP/BC)	10/09/20 08:41	0.2	0.2					NCPDI-072SG-00-10.3-201006				
	A0J0269-02	A Total Organic Carbon - Sediment (PSEP/BC)	10/09/20 08:41	0.2	0.2					NCPDI-073SG-00-9.2-201006				
	A0J0273-01	A Total Organic Carbon - Soil (5310 B)	10/09/20 08:41	0.2	0.2					USMPDI-055SG-201006				

WVO  
Prepared By: \_\_\_\_\_ Date: 10/12/20

CAMP  
Reviewed By: \_\_\_\_\_ Date: 10/13/2020



**Apex Laboratories**  
**PREPARATION BENCH SHEET**

**BATCH #: 0100306 (Soil)**

Prep Method: PSEP-5310B TOC

#	Lab Number	Analysis	Prepared	Initial (N/A)	Final (N/A)	Spike ID	Source ID	ul Spike	ul Surr.	Sample ID	Extraction Comments	pH		
												<2	5-8	>11
	A0J0281-01	A Total Organic Carbon - Soil (5310 B)	10/09/20 08:41	0.2	0.2					USMPDI-027SG-201007				
	A0J0281-02	A Total Organic Carbon - Soil (5310 B)	10/09/20 08:41	0.2	0.2					USMPDI-034SG-201007				
	A0J0281-03	A Total Organic Carbon - Sediment (PSEP/BC)	10/09/20 08:41	0.2	0.2					USMPDI-040SG-201007	Added for BatchQC in: 0100306			
	A0J0281-03	A Total Organic Carbon - Soil (5310 B)	10/09/20 08:41	0.2	0.2					USMPDI-040SG-201007	Dup this sample			
	0100306-DUP3	QC	10/09/20 08:41	0.2	0.2		A0J0281-03							
	A0J0281-04	A Total Organic Carbon - Soil (5310 B)	10/09/20 08:41	0.2	0.2					USMPDI-046SG-201007				
	A0J0281-05	A Total Organic Carbon - Soil (5310 B)	10/09/20 08:41	0.2	0.2					USMPDI-048SG-201007				

**Standards/Reagents**

Reagent(s)			Analyte Spike(s)			Surrogate(s)		
Std ID	Exp. Date	Description	Std ID	Exp. Date	Description	Std ID	Exp. Date	Description
A13L220	11/30/23	Wet Chem Balance I	A20I375	03/24/21	TOC 10k ppm secondary			
A19F020	06/03/29	TOC Soil Drying Oven @70oC						
A19J023	11/30/23	Wet Chem Balance 4						
A19J145	05/30/22	TOC Soil Blank Matrix						
A19K369	11/27/24	VWR002V						
A20F100	12/08/20	10% Phosphoric Acid						

Prepared By: \_\_\_\_\_ Date \_\_\_\_\_

Reviewed By: \_\_\_\_\_ Date \_\_\_\_\_

Batch: 0100306		TOC PSEP Preweigh					Analyst:	
Date/Time:	(n/a)	(n/a)	10/12/20 10:39	10/12/2020				Effervesces?
T(°C) IN / OUT:	(n/a)	(n/a)	70.0/70.1	70.2/68.5	/	/	/	
Sample ID	Tare (g)	Wet+tare wt (g)	Wt 1(g)	Wt 2(g)	Wt 3(g)	Wt 4(g)	Wt 5(g)	(yes/no)
A0J0236-01	1.3089	11.707	9.7329	9.7289	X			NO
0100306-DUP1	1.3078	11.8069	9.6301	9.6261	X			NO
A0J0236-02	1.3037	11.4391	9.5182	9.5132	X			NO
A0J0236-03	1.3048	11.5305	9.4212	9.4173	X			NO
A0J0236-04	1.2949	11.6947	9.4886	9.4858	X			NO
A0J0236-05	1.3062	11.9995	10.657	10.6522	X			NO
A0J0236-06	1.3057	11.786	8.8949	8.8912	X			NO
A0J0236-07	1.3084	11.7391	11.0429	11.043	X			NO
A0J0236-08	1.2903	11.8491	9.609	9.6067	X			NO
A0J0236-09	1.3116	11.8335	10.342	10.337	X			NO
A0J0236-10	1.3051	11.7921	10.4512	10.4476	X			NO
A0J0236-11	1.3072	11.7841	7.7914	7.7893	X			NO
A0J0236-12	1.3108	11.9189	11.1768	11.1721	X			NO
A0J0269-01	1.3115	11.6393	8.7285	8.7257	X			NO
A0J0269-02	1.2976	11.9838	6.0162	6.0192	X			NO
A0J0273-01	1.3101	11.572	5.2837	5.2833	X			NO
A0J0281-01	1.3019	11.697	6.3124	6.3154	X			NO
A0J0281-02	1.3088	11.6652	5.5645	5.568	X			NO
A0J0281-03	1.3085	11.4671	5.3498	5.3527	X			NO
0100306-DUP3	1.3081	11.4872	5.3662	5.3651	X			NO
A0J0281-04	1.3098	12.2476	5.3792	5.3788	X			NO
A0J0281-05	1.3154	11.9821	5.8291	5.8288	X			NO
		Pre-drying sample aliquot > 10g			Constant Weight = change < 0.005 g			



# ELEMENT SEQUENCE LOG

Apex Laboratories

OCT 28 2020

Sequence: **OJ12061** Instrument: **TOC6**  
 Date: **10/12/20 15:00** Calibration: **A0H1904**

#	Lab Number	Matrix	Analysis	Client	Due	Batch	ISTD ID	STD ID
1	OJ12061-CCV1	Soil	QC	QC				A201376
2	OJ12061-CCB1	Soil	QC	QC				
3	0100306-BLK1	Soil	QC	QC		0100306		
4	0100306-BS1	Soil	QC	QC		0100306		
5	0100332-BLK1	Soil	QC	QC		0100332		
6	0100332-BS1	Soil	QC	QC		0100332		
7	A0J0236-01	Soil	Total Organic Carbon - Sediment (PSF		10/21/20	0100306		
8	"	Soil	Total Organic Carbon - Soil (5310 B)	(QC Source)		0100306		
9	0100306-DUP1	Soil	QC	QC		0100306		
10	0100306-DUP2	Soil	QC	QC		0100306		
11	A0J0236-02	Soil	Total Organic Carbon - Sediment (PSF		10/21/20	0100306		
12	A0J0236-03	Soil	Total Organic Carbon - Sediment (PSF		10/21/20	0100306		
13	A0J0236-04	Soil	Total Organic Carbon - Sediment (PSF		10/21/20	0100306		
14	OJ12061-CCV2	Soil	QC	QC				A201376
15	OJ12061-CCB2	Soil	QC	QC				
16	A0J0236-05	Soil	Total Organic Carbon - Sediment (PSF		10/21/20	0100306		
17	A0J0236-06	Soil	Total Organic Carbon - Sediment (PSF		10/21/20	0100306		
18	A0J0236-07	Soil	Total Organic Carbon - Sediment (PSF		10/21/20	0100306		
19	A0J0236-08	Soil	Total Organic Carbon - Sediment (PSF		10/21/20	0100306		
20	A0J0236-09	Soil	Total Organic Carbon - Sediment (PSF		10/21/20	0100306		
21	A0J0236-10	Soil	Total Organic Carbon - Sediment (PSF		10/21/20	0100306		
22	A0J0236-11	Soil	Total Organic Carbon - Sediment (PSF		10/21/20	0100306		
23	A0J0236-12	Soil	Total Organic Carbon - Sediment (PSF		10/21/20	0100306		
24	A0J0269-01	Soil	Total Organic Carbon - Sediment (PSF	Anchor QEA, LLC	10/20/20	0100306		
25	A0J0269-02	Soil	Total Organic Carbon - Sediment (PSF	Anchor QEA, LLC	10/20/20	0100306		
26	OJ12061-CCV3	Soil	QC	QC				A201376
27	OJ12061-CCB3	Soil	QC	QC				
28	A0J0273-01	Soil	Total Organic Carbon - Soil (5310 B)	Anchor QEA, LLC	10/20/20	0100306		
29	"	Soil	Total Organic Carbon - Sediment (PSF	"	11/03/20	0100306		
30	A0J0281-01	Soil	Total Organic Carbon - Soil (5310 B)	Anchor QEA, LLC	10/21/20	0100306		
31	"	Soil	Total Organic Carbon - Sediment (PSF	"	11/03/20	0100306		
32	A0J0281-02	Soil	Total Organic Carbon - Soil (5310 B)	Anchor QEA, LLC	10/21/20	0100306		
33	"	Soil	Total Organic Carbon - Sediment (PSF	"	11/03/20	0100306		
34	A0J0281-03	Soil	Total Organic Carbon - Sediment (PSF	Anchor QEA, LLC	11/03/20	0100306		
35	"	Soil	Total Organic Carbon - Soil (5310 B)	"	10/21/20	0100306		
36	0100306-DUP3	Soil	QC	QC		0100306		
37	A0J0281-04	Soil	Total Organic Carbon - Soil (5310 B)	Anchor QEA, LLC	10/21/20	0100306		
38	"	Soil	Total Organic Carbon - Sediment (PSF	"	11/03/20	0100306		
39	A0J0281-05	Soil	Total Organic Carbon - Soil (5310 B)	Anchor QEA, LLC	10/21/20	0100306		
40	"	Soil	Total Organic Carbon - Sediment (PSF	"	11/03/20	0100306		
41	A0J0281-06	Soil	Total Organic Carbon - Soil (5310 B)	Anchor QEA, LLC	10/21/20	0100332		
42	"	Soil	Total Organic Carbon - Sediment (PSF	"	11/03/20	0100332		
43	0100332-DUP1	Soil	QC	QC		0100332		
44	0100332-DUP2	Soil	QC	QC		0100332		
45	OJ12061-CCV4	Soil	QC	QC				A201376
46	OJ12061-CCB4	Soil	QC	QC				
47	A0J0298-01	Soil	Total Organic Carbon - Soil (5310 B)	Anchor QEA, LLC	10/14/20	0100332		
48	"	Soil	Total Organic Carbon - Sediment (PSF	(QC Source)		0100332		
49	0100332-DUP3	Soil	QC	QC		0100332		
50	A0J0298-02	Soil	Total Organic Carbon - Soil (5310 B)	Anchor QEA, LLC	10/14/20	0100332		
51	A0J0298-03	Soil	Total Organic Carbon - Soil (5310 B)	Anchor QEA, LLC	10/14/20	0100332		

Sequence: 0J12061  
Date: 10/12/20 15:00

Instrument: TOC6  
Calibration: A0H1904

#	Lab Number	Matrix	Analysis	Client	Due	Batch	ISTD ID	STD ID
52	A0J0298-04	Soil	Total Organic Carbon - Soil (5310 B)	Anchor QEA, LLC	10/14/20	0100332		
53	A0J0298-05	Soil	Total Organic Carbon - Soil (5310 B)	Anchor QEA, LLC	10/14/20	0100332		
54	A0J0298-06	Soil	Total Organic Carbon - Soil (5310 B)	Anchor QEA, LLC	10/14/20	0100332		
55	A0J0298-07	Soil	Total Organic Carbon - Soil (5310 B)	Anchor QEA, LLC	10/14/20	0100332		
56	A0J0298-08	Soil	Total Organic Carbon - Soil (5310 B)	Anchor QEA, LLC	10/14/20	0100332		
57	A0J0298-09	Soil	Total Organic Carbon - Soil (5310 B)	Anchor QEA, LLC	10/14/20	0100332		
58	0J12061-CCV5	Soil	QC	QC				A201376
59	0J12061-CCB5	Soil	QC	QC				
60	A0J0298-10	Soil	Total Organic Carbon - Soil (5310 B)	Anchor QEA, LLC	10/14/20	0100332		
61	A0J0298-11	Soil	Total Organic Carbon - Soil (5310 B)	Anchor QEA, LLC	10/14/20	0100332		
62	A0J0298-12	Soil	Total Organic Carbon - Soil (5310 B)	Anchor QEA, LLC	10/14/20	0100332		
63	A0J0298-13	Soil	Total Organic Carbon - Soil (5310 B)	Anchor QEA, LLC	10/14/20	0100332		
64	A0J0298-14	Soil	Total Organic Carbon - Soil (5310 B)	Anchor QEA, LLC	10/14/20	0100332		
65	A0J0298-15	Soil	Total Organic Carbon - Soil (5310 B)	Anchor QEA, LLC	10/14/20	0100332		
66	A0J0298-16	Soil	Total Organic Carbon - Soil (5310 B)	Anchor QEA, LLC	10/14/20	0100332		
67	A0J0298-17	Soil	Total Organic Carbon - Soil (5310 B)	Anchor QEA, LLC	10/14/20	0100332		
68	A0J0298-18	Soil	Total Organic Carbon - Soil (5310 B)	Anchor QEA, LLC	10/14/20	0100332		
69	A0J0298-19	Soil	Total Organic Carbon - Soil (5310 B)	Anchor QEA, LLC	10/14/20	0100332		
70	0J12061-CCV6	Soil	QC	QC				A201376
71	0J12061-CCB6	Soil	QC	QC				

Data Entered By/Date: *amr 10/27/2020*

Data Reviewed By/Date: *AMF 10/27/20*

Comments: *Addition of proper TOC  
test code to A0J0273-01 &  
A0J0281-01 -> -06. amr  
10/27/2020*



# ELEMENT SEQUENCE LOG

Apex Laboratories

OCT 15 2020

Sequence: **OJ12061** Instrument: **TOC6**  
 Date: **10/12/20 15:00** Calibration: **A0H1904 ✓**

#	Lab Number	Matrix	Analysis	Client	Due	Batch	ISTD ID	STD ID
1	OJ12061-CCV1	Soil	QC	QC				A20I376 ✓
2	OJ12061-CCB1	Soil	QC	QC				
3	0100306-BLK1	Soil	QC	QC		0100306		
4	0100306-BS1	Soil	QC	QC		0100306		
5	0100332-BLK1	Soil	QC	QC		0100332		
6	0100332-BS1	Soil	QC	QC		0100332		
7	A0J0236-01	Soil	Total Organic Carbon - Sediment (PS)		10/21/20	0100306		
8	"	Soil	Total Organic Carbon - Soil (5310 B)	(QC Source)		0100306		
9	0100306-DUP1	Soil	QC	QC		0100306		
10	0100306-DUP2	Soil	QC	QC		0100306		
11	A0J0236-02	Soil	Total Organic Carbon - Sediment (PS)		10/21/20	0100306		
12	A0J0236-03	Soil	Total Organic Carbon - Sediment (PS)		10/21/20	0100306		
13	A0J0236-04	Soil	Total Organic Carbon - Sediment (PS)		10/21/20	0100306		
14	OJ12061-CCV2	Soil	QC	QC				A20I376 ✓
15	OJ12061-CCB2	Soil	QC	QC				
16	A0J0236-05	Soil	Total Organic Carbon - Sediment (PS)		10/21/20	0100306		
17	A0J0236-06	Soil	Total Organic Carbon - Sediment (PS)		10/21/20	0100306		
18	A0J0236-07	Soil	Total Organic Carbon - Sediment (PS)		10/21/20	0100306		
19	A0J0236-08	Soil	Total Organic Carbon - Sediment (PS)		10/21/20	0100306		
20	A0J0236-09	Soil	Total Organic Carbon - Sediment (PS)		10/21/20	0100306		
21	A0J0236-10	Soil	Total Organic Carbon - Sediment (PS)		10/21/20	0100306		
22	A0J0236-11	Soil	Total Organic Carbon - Sediment (PS)		10/21/20	0100306		
23	A0J0236-12	Soil	Total Organic Carbon - Sediment (PS)		10/21/20	0100306		
24	A0J0269-01	Soil	Total Organic Carbon - Sediment (PS)	Anchor QEA, LLC	10/20/20	0100306		
25	A0J0269-02	Soil	Total Organic Carbon - Sediment (PS)	Anchor QEA, LLC	10/20/20	0100306		
26	OJ12061-CCV3	Soil	QC	QC				A20I376 ✓
27	OJ12061-CCB3 ✓	Soil	QC	QC				
28	A0J0273-01	Soil	Total Organic Carbon - Soil (5310 B)	Anchor QEA, LLC	10/20/20	0100306		
29	A0J0281-01	Soil	Total Organic Carbon - Soil (5310 B)	Anchor QEA, LLC	10/21/20	0100306		
30	A0J0281-02	Soil	Total Organic Carbon - Soil (5310 B)	Anchor QEA, LLC	10/21/20	0100306		
31	A0J0281-03	Soil	Total Organic Carbon - Sediment (PS)	(QC Source)		0100306		
32	"	Soil	Total Organic Carbon - Soil (5310 B)	"	10/21/20	0100306		
33	0100306-DUP3	Soil	QC	QC		0100306		
34	A0J0281-04	Soil	Total Organic Carbon - Soil (5310 B)	Anchor QEA, LLC	10/21/20	0100306		
35	A0J0281-05	Soil	Total Organic Carbon - Soil (5310 B)	Anchor QEA, LLC	10/21/20	0100306		
36	A0J0281-06	Soil	Total Organic Carbon - Soil (5310 B)	Anchor QEA, LLC	10/21/20	0100332		
37	0100332-DUP1	Soil	QC	QC		0100332		
38	0100332-DUP2	Soil	QC	QC		0100332		
39	OJ12061-CCV4	Soil	QC	QC				A20I376 ✓
40	OJ12061-CCB4	Soil	QC	QC				
41	A0J0298-01	Soil	Total Organic Carbon - Soil (5310 B)	Anchor QEA, LLC	10/14/20	0100332		
42	0100332-DUP3	Soil	QC	QC		0100332		
43	A0J0298-02	Soil	Total Organic Carbon - Soil (5310 B)	Anchor QEA, LLC	10/14/20	0100332		
44	A0J0298-03	Soil	Total Organic Carbon - Soil (5310 B)	Anchor QEA, LLC	10/14/20	0100332		
45	A0J0298-04	Soil	Total Organic Carbon - Soil (5310 B)	Anchor QEA, LLC	10/14/20	0100332		
46	A0J0298-05	Soil	Total Organic Carbon - Soil (5310 B)	Anchor QEA, LLC	10/14/20	0100332		
47	A0J0298-06	Soil	Total Organic Carbon - Soil (5310 B)	Anchor QEA, LLC	10/14/20	0100332		
48	A0J0298-07	Soil	Total Organic Carbon - Soil (5310 B)	Anchor QEA, LLC	10/14/20	0100332		
49	A0J0298-08	Soil	Total Organic Carbon - Soil (5310 B)	Anchor QEA, LLC	10/14/20	0100332		
50	A0J0298-09	Soil	Total Organic Carbon - Soil (5310 B)	Anchor QEA, LLC	10/14/20	0100332		
51	OJ12061-CCV5	Soil	QC	QC				A20I376 ✓

Sequence:

0J12061

Instrument:

TOC6

Date:

10/12/20 15:00

Calibration:

A0H1904

#	Lab Number	Matrix	Analysis	Client	Due	Batch	ISTD ID	STD ID
52	0J12061-CCB5	Soil	QC	QC				
53	A0J0298-10	Soil	Total Organic Carbon - Soil (5310 B)	Anchor QEA, LLC	10/14/20	0100332		
54	A0J0298-11	Soil	Total Organic Carbon - Soil (5310 B)	Anchor QEA, LLC	10/14/20	0100332		
55	A0J0298-12	Soil	Total Organic Carbon - Soil (5310 B)	Anchor QEA, LLC	10/14/20	0100332		
56	A0J0298-13	Soil	Total Organic Carbon - Soil (5310 B)	Anchor QEA, LLC	10/14/20	0100332		
57	A0J0298-14	Soil	Total Organic Carbon - Soil (5310 B)	Anchor QEA, LLC	10/14/20	0100332		
58	A0J0298-15	Soil	Total Organic Carbon - Soil (5310 B)	Anchor QEA, LLC	10/14/20	0100332		
59	A0J0298-16	Soil	Total Organic Carbon - Soil (5310 B)	Anchor QEA, LLC	10/14/20	0100332		
60	A0J0298-17	Soil	Total Organic Carbon - Soil (5310 B)	Anchor QEA, LLC	10/14/20	0100332		
61	A0J0298-18	Soil	Total Organic Carbon - Soil (5310 B)	Anchor QEA, LLC	10/14/20	0100332		
62	A0J0298-19	Soil	Total Organic Carbon - Soil (5310 B)	Anchor QEA, LLC	10/14/20	0100332		
63	0J12061-CCV6	Soil	QC	QC				
64	0J12061-CCB6	Soil	QC	QC				A201376

Data Entered By/Date: MWD 10/12/20

Comments:

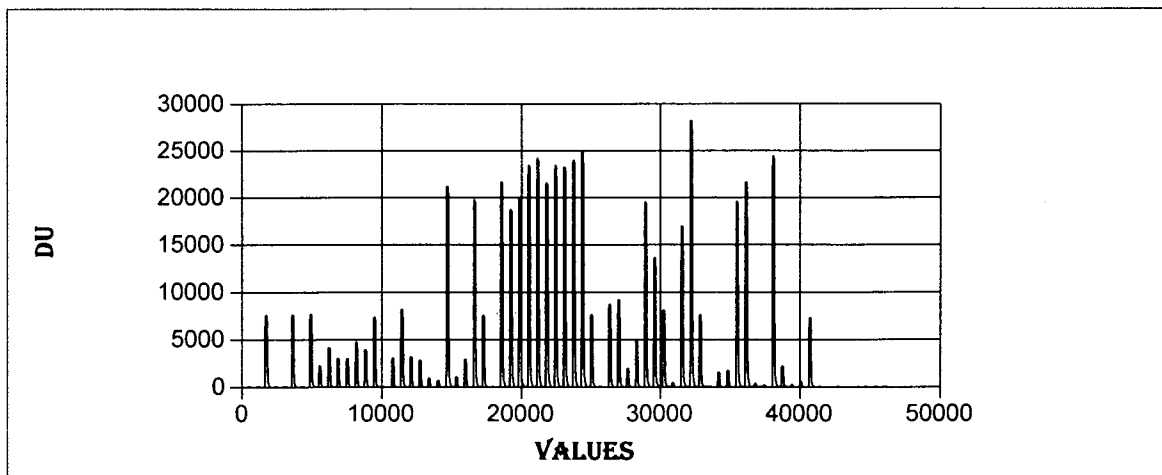
Data Reviewed By/Date: CUM 10/13/2020  
12/21/20 Anchor QEA, LLC - US Moorings- C2, C3, C4 Page 846 of 865

Method: TCDirect Run Start Time: 10/12/2020 4:38:47  
 Method Type: TC\_DIRECT Run End Time: 10/13/2020 5:33:54  
 Table: OJ12061 Device ID: TOC6  
 Analyst: Administrator Run Name: SN10020201012A2

Cup Position	Sample ID	Weight ( mg )	Final Result (mg/kg)	Result mg C abs	Peak Area	Analysed Date and time
A100	PRIME	200	74.357	0.015	9950.48	10/12/2020 4:38:57 PM
A2	BLANK	200	39.061	0.008	5227.14	10/12/2020 4:50:12 PM
A1	OJ12061-CCV1	200	10378.728 ✓	2.076	1388891.12	10/12/2020 5:01:05 PM
A2	OJ12061-CCB1	200	49.873 ✓	0.01	6674.105	10/12/2020 5:11:52 PM
A3	0100306-BLK1	210.9	57.228 ✓	0.012	8075.68	10/12/2020 5:22:39 PM
A4	0100306-BS1	200	9428.668 ✓	1.886	1261753.18	10/12/2020 5:33:27 PM
A5	0100332-BLK1	211.6	73.992 ✓	0.016	10475.99	10/12/2020 5:44:14 PM
A6	0100332-BS1	200	9515.895 ✓	1.903	1273425.92	10/12/2020 5:55:01 PM
A7	A0J0236-01	204.1	2720.973 ✓	0.555	371587.74	10/12/2020 6:05:48 PM
A8	0100306-DUP1	204.1	5026.921 ✓	1.026	686497.74	10/12/2020 6:16:35 PM
A9	0100306-DUP2	212.4	3548.205 ✓	0.754	504263.18	10/12/2020 6:27:22 PM
A10	A0J0236-02	207.8	3577.656 ✓	0.743	497437.165	10/12/2020 6:38:09 PM
A11	A0J0236-03	205.4	5673.267 ✓	1.165	779700.29	10/12/2020 6:48:56 PM
A12	A0J0236-04	205.2	4768.866 ✓	0.979	654766.645	10/12/2020 6:59:43 PM
A13	OJ12061-CCV2	200	9054.739 ✓	1.811	1211713.68	10/12/2020 7:10:31 PM
A2	OJ12061-CCB2	200	51.231 ✓	0.01	6855.765	10/12/2020 7:21:17 PM
A14	A0J0236-05	203.1	3760.675 ✓	0.764	511057.53	10/12/2020 7:32:11 PM
A15	A0J0236-06	211.3	9547.817 ✓	2.017	1349887.74	10/12/2020 7:43:05 PM
A16	A0J0236-07	204	3894.314 ✓	0.794	531563.62	10/12/2020 7:53:52 PM
A17	A0J0236-08	205.6	3418.24 ✓	0.703	470240.2	10/12/2020 8:04:39 PM
A18	A0J0236-09	208.7	1136.295 ✓	0.237	158674.685	10/12/2020 8:15:26 PM
A19	A0J0236-10	207.8	892.465 ✓	0.185	124088.32	10/12/2020 8:26:13 PM
A20	A0J0236-11	202.4	25743.142 ✓	5.21	3486311.085	10/12/2020 8:37:00 PM
A21	A0J0236-12	207.2	1348.828 ✓	0.279	186999.48	10/12/2020 8:47:47 PM
A22	A0J0269-01	208.3	3522.842 ✓	0.734	490994.32	10/12/2020 8:58:34 PM
A23	A0J0269-02	207.9	23366.374 ✓	4.858	3250423	10/12/2020 9:09:21 PM
A24	OJ12061-CCV3	200	9388.749 ✓	1.878	1256411.22	10/12/2020 9:20:08 PM
A2	OJ12061-CCB3	200	63.733 ✓	0.013	8528.81	10/12/2020 9:30:55 PM
A25	<i>WVVO</i> A0J0273-01	203.2	26237.89 ✓	5.332	3567357.87	10/12/2020 9:41:49 PM
A26	<i>10/12/20 J</i> A0H0281-01	205.5	22462.471 ✓	4.616	3088612.565	10/12/2020 9:52:43 PM
A27	A0H0281-02	206.1	23916.042 ✓	4.929	3298081.385	10/12/2020 10:03:30 PM
A28	A0H0281-03	204.4	28203.248 ✓	5.765	3857217.1	10/12/2020 10:14:17 PM
A29	0100306-DUP3	205.9	28929.411 ✓	5.957	3985565.97	10/12/2020 10:25:04 PM

A30	A0H0281-04	202.4	26083.759	5.279	3532439.705	10/12/2020 10:35:51 PM
A31	A0H0281-05	206.1	27903.919	5.751	3848019.49	10/12/2020 10:46:39 PM
A32	A0H0281-06	206.9	27596.156	5.71	3820349.935	10/12/2020 10:57:26 PM
A33	0100332-DUP1	207.6	28346.296	5.885	3937474.4	10/12/2020 11:08:14 PM
A34	0100332-DUP2	208	29488.751	6.134	4104060.72	10/12/2020 11:19:01 PM
A35	0J12061-CCV4	200	9487.987	1.898	1269691.355	10/12/2020 11:29:48 PM
A2	0J12061-CCB4	200	85.114	0.017	11390.075	10/12/2020 11:40:35 PM
A36	A0J0298-01	202.5	10611.967	2.149	1437854.65	10/12/2020 11:51:28 PM
A37	0100332-DUP3	204.7	11046.836	2.261	1513037.89	10/13/2020 12:02:21 AM
A38	A0J0298-02	207.5	2351.703	0.488	326508.6	10/13/2020 12:13:07 AM
A39	A0J0298-03	200.6	6034.71	1.211	809993.25	10/13/2020 12:23:54 AM
A40	A0J0298-04	202.6	23731.746	4.808	3217089.99	10/13/2020 12:34:40 AM
A41	A0J0298-05	208	16159.007	3.361	2248910.03	10/13/2020 12:45:27 AM
A42	A0J0298-06	207.2	9682.491	2.006	1342365.97	10/13/2020 12:56:27 AM
A43	A0J0298-07	207.3	570.167	0.118	79085.22	10/13/2020 1:07:21 AM
A44	A0J0298-08	203.5	20450.363	4.162	2784578.79	10/13/2020 1:18:14 AM
A45	A0J0298-09	201.2	34688.911	6.979	4669955.235	10/13/2020 1:29:08 AM
A46	0J12061-CCV5	200	9469.876	1.894	1267267.7	10/13/2020 1:40:01 AM
A2	0J12061-CCB5	200	74.477	0.015	9966.63	10/13/2020 1:50:54 AM
A47	A0J0298-10	202.6	1904.929	0.386	258233.3	10/13/2020 2:01:47 AM
A48	A0J0298-11	203.1	2150.386	0.437	292227.085	10/13/2020 2:12:41 AM
A49	A0J0298-12	202.1	23840.296	4.818	3223829.195	10/13/2020 2:23:34 AM
A50	A0J0298-13	195.9	27277.297	5.344	3575442.8	10/13/2020 2:34:28 AM
A51	A0J0298-14	208	480.464	0.1	66867.96	10/13/2020 2:45:22 AM
A52	A0J0298-15	206.8	269.51	0.056	37292.26	10/13/2020 2:56:16 AM
A53	A0J0298-16	202.4	29751.548	6.022	4029156.53	10/13/2020 3:07:11 AM
A54	A0J0298-17	204.8	2685.974	0.55	368066.14	10/13/2020 3:18:05 AM
A55	A0J0298-18	201.8	317.396	0.064	42856.565	10/13/2020 3:29:00 AM
A56	A0J0298-19	204.9	765.993	0.157	105017.29	10/13/2020 3:39:53 AM
A57	0J12061-CCV6	200	9094.058	1.819	1216975.4	10/13/2020 3:50:46 AM
A2	0J12061-CCB6	200	50.476	0.01	6754.79	10/13/2020 4:01:40 AM
A4	CLEAN4	200	38.532	0.008	5156.36	10/13/2020 4:12:34 AM
A6	CLEAN6	200	57.375	0.011	7677.91	10/13/2020 4:23:21 AM
A13	CLEAN13	200	41.12	0.008	5502.7	10/13/2020 4:34:07 AM
A24	CLEAN24	200	0	0	0	10/13/2020 4:45:01 AM
A35	CLEAN35	200	51.555	0.01	6899.13	10/13/2020 4:55:54 AM
A46	CLEAN46	200	23.096	0.005	3090.74	10/13/2020 5:06:48 AM
A57	CLEAN57	200	59.673	0.012	7985.525	10/13/2020 5:17:49 AM





*Done 10/13/2020*

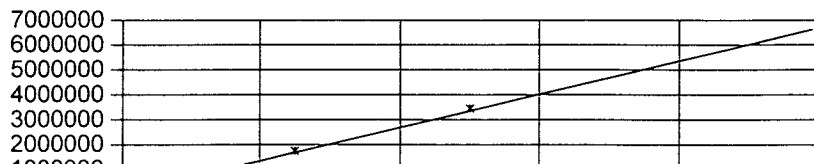
**SNACCESS**

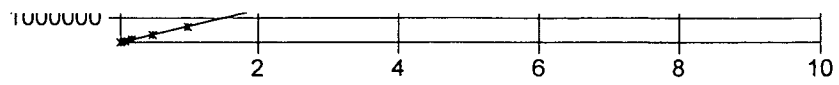
**RUN NAME : SN10020200818AS METHOD NAME : TCDIRECT CALIBRATION TYPE : I**

**ORDER FORCED THRO ZERO GROUP : 1**

**A = 0.0000000000000000 B = 669104.68364697200000 R = 0.99973664180877 R-**

**SQUARED = 0.99942005573222**





Batch 0100306

Sample Drying

Analyst WVO

Conversion from dried @ 70 °C to "as received" TOC conversion from dried @ 70 °C to "

Sequence: 0J12061

Analyst: WVO

Sample ID	Tare (g)	initial + tare(g)	dried + tare(g)	correction factor	Skalar TOC (mg/kg)	Result for Element
A0J0236-01	1.3089	11.7070	9.7289	0.8098	2720.973	2203.3 ✓
0100306-DUP1	1.3078	11.8069	9.6261	0.7923	5026.921	3982.8 ✓
0100306-DUP2	1.3078	11.8069	9.6261	0.7923	3548.205	2811.2 ✓
A0J0236-02	1.3037	11.4391	9.5132	0.8100	3577.656	2897.8 ✓
A0J0236-03	1.3048	11.5305	9.4173	0.7933	5673.267	4500.9 ✓
A0J0236-04	1.2949	11.6947	9.4858	0.7876	4768.866	3756.0 ✓
A0J0236-05	1.3062	11.9995	10.6522	0.8740	3760.675	3286.8 ✓
A0J0236-06	1.3057	11.7860	8.8912	0.7238	9547.817	6910.6 ✓
A0J0236-07	1.3084	11.7391	11.0429	0.9333	3894.314	3634.4 ✓
A0J0236-08	1.2903	11.8491	9.6067	0.7876	3418.24	2692.3 ✓
A0J0236-09	1.3116	11.8335	10.3370	0.8578	1136.295	974.7 ✓
A0J0236-10	1.3051	11.7921	10.4476	0.8718	892.465	778.0 ✓
A0J0236-11	1.3072	11.7841	7.7893	0.6187	25743.142	15927.4 ✓
A0J0236-12	1.3108	11.9189	11.1721	0.9296	1348.828	1253.9 ✓
A0J0269-01	1.3115	11.6393	8.7257	0.7179	3522.842	2529.0 ✓
A0J0269-02	1.2976	11.9838	6.0162	0.4416	23366.374	10317.7 ✓
A0J0273-01	1.3101	11.5720	5.2833	0.3872	26237.89	10158.8 ✓
A0J0281-01	1.3019	11.6970	6.3124	0.4820	22462.471	10827.0 ✓
A0J0281-02	1.3088	11.6652	5.5645	0.4109	23916.042	9827.7 ✓
A0J0281-03	1.3085	11.4671	5.3498	0.3978	28203.248	11219.8 ✓
0100306-DUP3	1.3081	11.4872	5.3651	0.3986	28929.411	11530.2 ✓
A0J0281-04	1.3098	12.2476	5.3788	0.3720	26083.759	9703.5 ✓
A0J0281-05	1.3154	11.9821	5.8288	0.4231	27903.919	11807.0 ✓

Report  
Skalar  
data. No  
corr. to  
70°C  
per DT.  
WVO  
10/17/2020

Batch 0100332

Sample Drying

Analyst WVO

Conversion from dried @ 70 °C to "as received" TOC conversion from dried @ 70 °C to "as received"

Sequence: OJ12061

Analyst: WVO

Sample ID	Tare (g)	initial + tare(g)	dried + tare(g)	correction factor	Skalar TOC (mg/kg)	Result for Element
A0J0281-06	1.2945	12.1132	5.8427	0.4204	27596.156	11601.5
0100332-DUP1	1.3063	12.0367	5.7282	0.4121	28346.296	11681.3
0100332-DUP2	1.3063	12.0367	5.7282	0.4121	29488.751	12152.0
A0J0298-01	1.2980	11.8704	8.4600	0.6774	10611.967	7188.8
0100332-DUP3	1.3079	11.2873	8.2981	0.7005	11046.836	7737.9
A0J0298-02	1.3101	11.3136	8.9229	0.7610	2351.703	1789.7
A0J0298-03	1.2960	11.6094	8.6936	0.7173	6034.71	4328.6
A0J0298-04	1.2782	12.3355	8.6641	0.6680	23731.746	15852.0
A0J0298-05	1.3017	12.0117	9.5356	0.7688	16159.007	12423.1
A0J0298-06	1.2987	12.1177	9.8473	0.7901	9682.491	7650.6
A0J0298-07	1.2815	11.7705	9.4061	0.7746	570.167	441.6
A0J0298-08	1.3137	11.7552	7.0711	0.5514	20450.363	11276.2
A0J0298-09	1.3009	11.9415	7.6474	0.5964	34688.911	20689.9
A0J0298-10	1.2991	11.3962	9.3300	0.7954	1904.929	1515.1
A0J0298-11	1.2998	11.7904	8.9848	0.7326	2150.386	1575.3
A0J0298-12	1.3041	11.7791	7.0396	0.5475	23840.296	13053.6
A0J0298-13	1.3044	12.3638	9.0218	0.6978	27277.297	19034.5
A0J0298-14	1.2935	11.7208	10.3065	0.8644	480.464	415.3
A0J0298-15	1.3026	11.9035	9.4915	0.7725	269.51	208.2
A0J0298-16	1.3128	12.3645	8.0523	0.6098	29751.548	18143.0
A0J0298-17	1.3017	12.2799	9.4606	0.7432	2685.974	1996.2
A0J0298-18	1.3043	12.1525	11.0155	0.8952	317.396	284.1
A0J0298-19	1.3121	11.9804	10.7206	0.8819	765.993	675.5
				#DIV/0!		
				#DIV/0!		
				#DIV/0!		

*Report Skalar data. No 70° corr. per dt.*

*WVO 10/14/2020*

**Conventional Chemistry Parameters**

**Total Organic Carbon- Soil (5310 B)  
Calibration Data**

Sequence 0H18059 (Cal ID A0H1904) TOC6



ELEMENT SEQUENCE LOG

Apex Laboratories

AUG 24 2020

Sequence: 0H18059 -

Instrument: TOC6

Date: 08/18/20 16:37

Calibration: AOH1804

*AOH1904 mo 8/19/20*

#	Lab Number	Matrix	Analysis	Client	Due	Batch	ISTD ID	STD ID
1	0H18059-CAL1	Sediment	QC	QC				
2	0H18059-CAL2	Sediment	QC	QC				A20H281 ✓
3	0H18059-CAL3	Sediment	QC	QC				A20H282 ✓
4	0H18059-CAL4	Sediment	QC	QC				A20H283 ✓
5	0H18059-CAL5	Sediment	QC	QC				A20H284 ✓
6	0H18059-CAL6	Sediment	QC	QC				A20H285 ✓
7	0H18059-CAL7	Sediment	QC	QC				A20H286 ✓
8	0H18059-CAL8	Sediment	QC	QC				A20H287 ✓
9	0H18059-CAL9	Sediment	QC	QC				A20H288 ✓
10	0H18059-ICV1	Sediment	QC	QC				A20E110 ✓
11	0H18059-ICB1	Sediment	QC	QC				

Data Entered By/Date: *WVO 8/18/20*

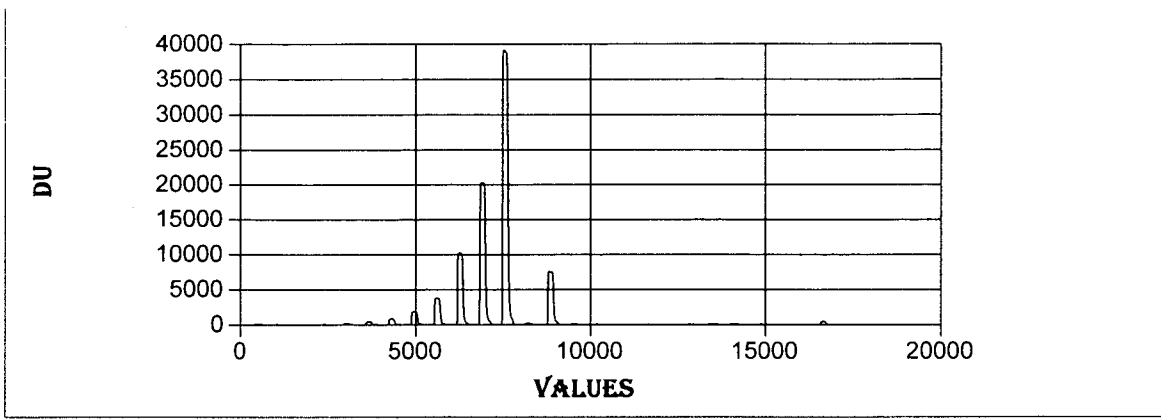
Comments:

Data Reviewed By/Date: *AWZ 8/19/2020*

Method: TCDirect Run Start Time: 8/18/2020 4:59:13 P  
 Method Type: TC\_DIRECT Run End Time: 8/18/2020 9:46:17 P  
 Table: OH18059 Device ID: TOC6  
 Analyst: Administrator Run Name: SN10020200818A3

Cup Position	Sample ID	Weight ( mg )	Final Result (mg/kg)	Result mg C abs	Peak Area	Analysed Date and time
A98	prime	200	105.248	0.021	14084.43	8/18/2020 4:59:24 PM
A18	blank	200	0	0	0	8/18/2020 5:10:25 PM
A2	blank	200	19.356	0.004	2590.265	8/18/2020 5:21:20 PM
A18	OH18059-CAL1	200	0	0	0	8/18/2020 5:32:13 PM
A19	OH18059-CAL2	40	1140.934	0.046	30536.16	8/18/2020 5:43:07 PM
A20	OH18059-CAL3	100	1075.239	0.108	71944.735	8/18/2020 5:53:54 PM
A21	OH18059-CAL4	200	1074.057	0.215	143731.35	8/18/2020 6:04:42 PM
A22	OH18059-CAL5	50	9779.244	0.489	327166.91	8/18/2020 6:15:28 PM
A23	OH18059-CAL6	100	9754.176	0.975	652656.49	8/18/2020 6:26:14 PM
A24	OH18059-CAL7	250	10405.909	2.601	1740660.62	8/18/2020 6:37:07 PM
A25	OH18059-CAL8	500	10328.711	5.164	3455494.44	8/18/2020 6:47:54 PM
A26	OH18059-CAL9	1000	9895.069	9.895	6620837.05	8/18/2020 6:58:40 PM
A98	OH18059-IBL1	200	251.829	0.05	33699.97	8/18/2020 7:09:26 PM
A27	OH18059-ICV1	200	9819.341 ✓	1.964	1314033.455	8/18/2020 7:20:27 PM
A2	OH18059-ICB1	200	162.52 ✓	0.033	21748.54	8/18/2020 7:31:13 PM
A19	CLEAN19	200	85.855	0.017	11489.14	8/18/2020 7:42:06 PM
A20	CLEAN20	200	62.561	0.013	8372.015	8/18/2020 7:53:00 PM
A21	CLEAN21	200	48.713	0.01	6518.76	8/18/2020 8:03:53 PM
A22	CLEAN22	200	48.015	0.01	6425.385	8/18/2020 8:14:46 PM
A23	CLEAN23	200	69.557	0.014	9308.23	8/18/2020 8:25:32 PM
A24	CLEAN24	200	46.695	0.009	6248.81	8/18/2020 8:36:19 PM
A25	CLEAN25	200	89.279	0.018	11947.395	8/18/2020 8:47:05 PM
A26	CLEAN26	200	49.395	0.01	6610.08	8/18/2020 8:57:52 PM
A27	CLEAN27	200	50.304	0.01	6731.79	8/18/2020 9:08:38 PM
A28	CLEAN28	200	23.025	0.005	3081.205	8/18/2020 9:19:31 PM
A30	CLEAN30	200	558.249	0.112	74705.365	8/18/2020 9:30:18 PM

*Handwritten notes:*  
 WWS 8/19/20  
 2445 = 0.489  
 4875 = 0.975  
 13,005 = 2.601  
 5.164 = 25,820  
 44475 = 9.895  
 0.0002  
 -230 -  
 -540 -  
 -1075 -  
 WWS 8/19/20

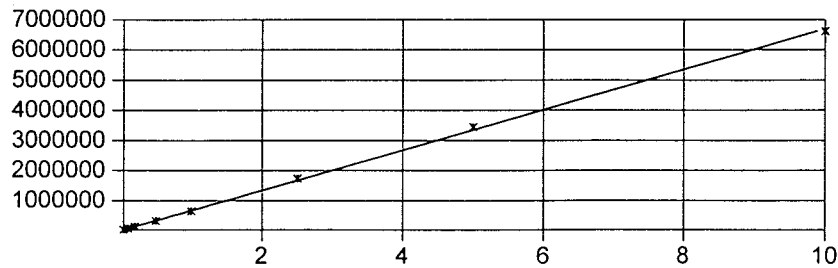


**SNACCESS**

**METHOD NAME : TCDIRECT CALIBRATION TYPE : 1 ORDER FORCED THRO ZERO GROUP : 1**

**A = 0.0000000000000000 B = 669104.68364697200000 R = 0.99973664180877 R-**

**SQUARED = 0.99942005573222**





Date : 8/19/2020

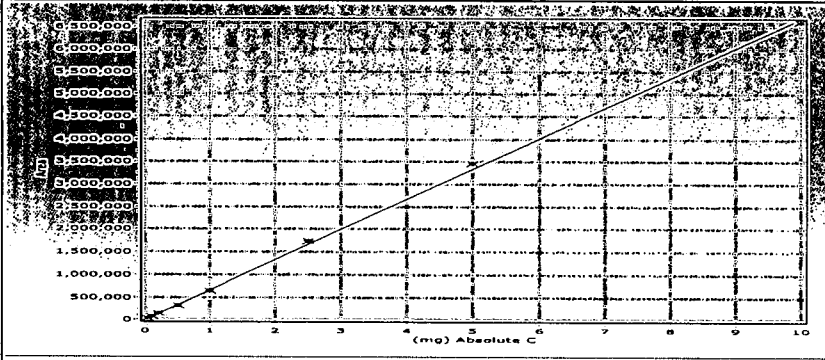
Run start date time : 8/18/2020 4:59:13 PM

Run end date : 8/18/2020 9:46:13 PM

Run Display Name : 0H18059

Run DB : SN10020200818A3

Created User : Administrator



Method Name : TCDirect  
Type : [Order Forced thro Zero] Group =  
a = 0 r = 0.99973664180877  
b = 669104.683646972 R-Squared = 0.99942005573222

Serial No.	Position	Type	Identity	Weight	Peak Area	Residuals
5	A19	S	0H18059-CAL2	40	30536.1600	12.3525
6	A20	S	0H18059-CAL3	100	71944.7350	6.9974
7	A21	S	0H18059-CAL4	200	143731.3500	6.8951
8	A22	S	0H18059-CAL5	50	327166.9100	2.2574
9	A23	S	0H18059-CAL6	100	652656.4900	2.5202
10	A24	S	0H18059-CAL7	250	1740660.6200	3.9008
11	A25	S	0H18059-CAL8	500	3455494.4400	3.1825
12	A26	S	0H18059-CAL9	1000	6620837.0500	1.0604

OK  
CMT  
8/19/2020  
↓

**Total Solids by SM2540G  
Benchsheet Data**

Batch 0100297 (A0J00273-01)



**Apex Laboratories**  
**PREPARATION BENCH SHEET**

**Percent Solids + Dry Weight Worksheet**

OCT 15 2020

**BATCH #: 0100297 (Matrix: Sediment)**

Lab Number	Analysis	QC Source ID	Prepared (Time In)	Weighed (Time Out)	Tare Wt. (g)	Wet Weight (+Tare) (g)	Dry Weight (+Tare) (g)	% Solids (Calc)	LogComments
A0J0236-01	Dry Weight		10/08/20 17:17		1.2988	26.9787	22.2127	81.4 ✓	Total Solids will be entered for dry weight
A0J0236-01	Solids, Total (SM 254)		10/08/20 17:17		1.2988	26.9787	22.2127	81.4 ✓	enter total solids results for dry weight
0100297-DUP1	QC	A0J0236-01	10/08/20 17:17		1.3018	27.7639	22.4179	79.8 ✓	
A0J0236-02	Dry Weight		10/08/20 17:17		1.3004	30.8050	25.4293	81.8 -	Total Solids will be entered for dry weight
A0J0236-02	Solids, Total (SM 254)		10/08/20 17:17		1.3004	30.8050	25.4293	81.8 -	enter total solids results for dry weight
A0J0236-03	Dry Weight		10/08/20 17:17		1.2988	28.0949	23.4651	82.7 ✓	Total Solids will be entered for dry weight
A0J0236-03	Solids, Total (SM 254)		10/08/20 17:17		1.2988	28.0949	23.4651	82.7 ✓	enter total solids results for dry weight
A0J0236-04	Dry Weight		10/08/20 17:17		1.2861	27.3928	21.6875	78.1 -	Total Solids will be entered for dry weight
A0J0236-04	Solids, Total (SM 254)		10/08/20 17:17		1.2861	27.3928	21.6875	78.1 ✓	enter total solids results for dry weight
A0J0236-05	Dry Weight		10/08/20 17:17		1.3003	26.5947	26.4234 -	99.3 -	Total Solids will be entered for dry weight
A0J0236-05	Solids, Total (SM 254)		10/08/20 17:17		1.3003	26.5947	26.4234 -	99.3 ✓	enter total solids results for dry weight
A0J0236-06	Dry Weight		10/08/20 17:17		1.3036	29.2587	21.3806 -	71.8 -	Total Solids will be entered for dry weight
A0J0236-06	Solids, Total (SM 254)		10/08/20 17:17		1.3036	29.2587	21.3806 -	71.8 ✓	enter total solids results for dry weight
A0J0236-07	Dry Weight		10/08/20 17:17		1.2884	26.5466	25.3606	95.3 -	Total Solids will be entered for dry weight
A0J0236-07	Solids, Total (SM 254)		10/08/20 17:17		1.2884	26.5466	25.3606	95.3 ✓	enter total solids results for dry weight
A0J0236-08	Dry Weight		10/08/20 17:17		1.3138	26.7883	21.4340	79.0 -	Total Solids will be entered for dry weight
A0J0236-08	Solids, Total (SM 254)		10/08/20 17:17		1.3138	26.7883	21.4340	79.0 ✓	enter total solids results for dry weight
A0J0236-09	Dry Weight		10/08/20 17:17		1.3013	27.6391	23.3419	83.7 -	Total Solids will be entered for dry weight
A0J0236-09	Solids, Total (SM 254)		10/08/20 17:17		1.3013	27.6391	23.3419	83.7 ✓	enter total solids results for dry weight
A0J0236-10	Dry Weight		10/08/20 17:17		1.3016	26.6447	23.3987 -	87.2 ✓	Total Solids will be entered for dry weight
A0J0236-10	Solids, Total (SM 254)		10/08/20 17:17		1.3016	26.6447	23.3987 ✓	87.2 ✓	enter total solids results for dry weight

Prepared By: HAS Date: 10/9/20

Reviewed By: CLM Date: 10/9/2020



**Apex Laboratories**  
**PREPARATION BENCH SHEET**

**Percent Solids + Dry Weight Worksheet**

**BATCH #: 0100297 (Matrix: Sediment)**

Lab Number	Analysis	QC Source ID	Prepared (Time In)	Weighed (Time Out)	Tare Wt. (g)	Wet Weight (+Tare) (g)	Dry Weight (+Tare) (g)	% Solids (Calc)	LogComments
A0J0236-11	Dry Weight		10/08/20 17:17		1.3068	30.0342	19.3360 ✓	62.8 ✓	Total Solids will be entered for dry weight
A0J0236-11	Solids, Total (SM 254)		10/08/20 17:17		1.3068	30.0342	19.3360 ✓	62.8 ✓	enter total solids results for dry weight
A0J0236-12	Dry Weight		10/08/20 17:17		1.3138	27.5259	25.5840 ✓	92.6 ✓	Total Solids will be entered for dry weight
A0J0236-12	Solids, Total (SM 254)		10/08/20 17:17		1.3138	27.5259	25.5840 ✓	92.6 ✓	enter total solids results for dry weight
A0J0269-01	Dry Weight		10/08/20 17:17		1.2873	31.4825	22.0003	68.6 ✓	use TS data
A0J0269-01	Solids, Total (SM 254)		10/08/20 17:17		1.2873	31.4825	22.0003	68.6 ✓	enter TS data into DW
0100297-DUP2	QC	A0J0269-01	10/08/20 17:17		1.3055	33.1696	23.8946	70.9 ✓	
A0J0269-02	Dry Weight		10/08/20 17:17		1.2940	27.6443	13.0285	44.5 ✓	use TS data
A0J0269-02	Solids, Total (SM 254)		10/08/20 17:17		1.2940	27.6443	13.0285	44.5 ✓	enter TS data into DW
A0J0273-01	Dry Weight		10/08/20 17:17		1.3104	27.7073	11.3829	38.2 ✓	use TS data, make non-reportable
A0J0273-01	Solids, Total (SM 254)		10/08/20 17:17		1.3104	27.7073	11.3829	38.2 ✓	enter TS data in dry wt

HAS

10/9/20

Prepared By: \_\_\_\_\_ Date \_\_\_\_\_

Reviewed By: \_\_\_\_\_ Date \_\_\_\_\_



## **Balance Checksheets**

Extractions October 2020  
Wet Chem October 2020







**Balance Challenge Log**

**Wet Chem Balance 5**  
 Ohaus Pioneer PX124  
 ID# C032834626

Weight ID	weight (g)	acceptance range (g)	
	<0.5000g	± 0.5mg	
	>=0.5000g	± 0.1%	
1000015949	0.005g	0.0045	0.0055
66067	0.100g	0.0995	0.1005
66067	100g	99.9000	100.1000

If other than as listed above, the weight and tracking ID of the mass used to challenge the balance must be recorded.

Month: October  
 Year: 2020

Alternate Weight/ID used: \_\_\_\_\_  
 Date Range: \_\_\_\_\_

Day/Time	Initials	Weight 1	Observed	Weight 2	Observed	Weight 3	Observed
1							
2							
3							
4							
5							
6							
7							
8							
9							
10							
11							
12							
13							
14							
15							
16		100.0000g		0.1000g		.0050g	
17							
18							
19							
20							
21							
22							
23							
24							
25							
26	HAS 0948		100.0004		0.1000		0.0049
27	1027 AMB		99.9994		0.1000		0.0050
28	HAS 0910		99.9995		0.0998		0.0050
29	1140 AMB		99.9996		0.1000		0.0048
30	1015 AMB		100.0000		0.0999		0.0050
31							

Not in service

pre 10/26/20