



ALS Environmental
ALS Group USA, Corp
1317 South 13th Avenue
Kelso, WA 98626
T : +1 360 577 7222
F : +1 360 636 1068
www.alsglobal.com

December 01, 2020

Analytical Report for Service Request No: K2010401

Delaney Peterson
Anchor QEA, LLC
720 Olive Way, Suite 1900
Seattle, WA 98101

RE: GascoSiltronic: US Moorings

Dear Delaney,

Enclosed are the results of the sample(s) submitted to our laboratory November 10, 2020
For your reference, these analyses have been assigned our service request number **K2010401**.

Analyses were performed according to our laboratory's NELAP-approved quality assurance program. The test results meet requirements of the current NELAP standards, where applicable, and except as noted in the laboratory case narrative provided. For a specific list of NELAP-accredited analytes, refer to the certifications section at www.alsglobal.com. All results are intended to be considered in their entirety, and ALS Group USA Corp. dba ALS Environmental (ALS) is not responsible for use of less than the complete report. Results apply only to the items submitted to the laboratory for analysis and individual items (samples) analyzed, as listed in the report.

Please contact me if you have any questions. My extension is 3376. You may also contact me via email at Mark.Harris@alsglobal.com.

Respectfully submitted,

ALS Group USA, Corp. dba ALS Environmental

Mark Harris
Project Manager



ALS Environmental
ALS Group USA, Corp
1317 South 13th Avenue
Kelso, WA 98626
T : +1 360 577 7222
F : +1 360 636 1068
www.alsglobal.com

Table of Contents

Acronyms

Qualifiers

State Certifications, Accreditations, And Licenses

Case Narrative

Chain of Custody

Total Solids

Chlorinated Herbicides by GC

Raw Data

 Total Solids

 Chlorinated Herbicides by GC

Acronyms

| | |
|------------|------------------------------------------------------------------------------------------------------------------------------------------|
| ASTM | American Society for Testing and Materials |
| A2LA | American Association for Laboratory Accreditation |
| CARB | California Air Resources Board |
| CAS Number | Chemical Abstract Service registry Number |
| CFC | Chlorofluorocarbon |
| CFU | Colony-Forming Unit |
| DEC | Department of Environmental Conservation |
| DEQ | Department of Environmental Quality |
| DHS | Department of Health Services |
| DOE | Department of Ecology |
| DOH | Department of Health |
| EPA | U. S. Environmental Protection Agency |
| ELAP | Environmental Laboratory Accreditation Program |
| GC | Gas Chromatography |
| GC/MS | Gas Chromatography/Mass Spectrometry |
| LOD | Limit of Detection |
| LOQ | Limit of Quantitation |
| LUFT | Leaking Underground Fuel Tank |
| M | Modified |
| MCL | Maximum Contaminant Level is the highest permissible concentration of a substance allowed in drinking water as established by the USEPA. |
| MDL | Method Detection Limit |
| MPN | Most Probable Number |
| MRL | Method Reporting Limit |
| NA | Not Applicable |
| NC | Not Calculated |
| NCASI | National Council of the Paper Industry for Air and Stream Improvement |
| ND | Not Detected |
| NIOSH | National Institute for Occupational Safety and Health |
| PQL | Practical Quantitation Limit |
| RCRA | Resource Conservation and Recovery Act |
| SIM | Selected Ion Monitoring |
| TPH | Total Petroleum Hydrocarbons |
| tr | Trace level is the concentration of an analyte that is less than the PQL but greater than or equal to the MDL. |

Inorganic Data Qualifiers

- * The result is an outlier. See case narrative.
- # The control limit criteria is not applicable. See case narrative.
- B The analyte was found in the associated method blank at a level that is significant relative to the sample result as defined by the DOD or NELAC standards.
- E The result is an estimate amount because the value exceeded the instrument calibration range.
- J The result is an estimated value.
- U The analyte was analyzed for, but was not detected ("Non-detect") at or above the MRL/MDL.
DOD-QSM 4.2 definition : Analyte was not detected and is reported as less than the LOD or as defined by the project. The detection limit is adjusted for dilution.
- i The MRL/MDL or LOQ/LOD is elevated due to a matrix interference.
- X See case narrative.
- Q See case narrative. One or more quality control criteria was outside the limits.
- H The holding time for this test is immediately following sample collection. The samples were analyzed as soon as possible after receipt by the laboratory.

Metals Data Qualifiers

- # The control limit criteria is not applicable. See case narrative.
- J The result is an estimated value.
- E The percent difference for the serial dilution was greater than 10%, indicating a possible matrix interference in the sample.
- M The duplicate injection precision was not met.
- N The Matrix Spike sample recovery is not within control limits. See case narrative.
- S The reported value was determined by the Method of Standard Additions (MSA).
- U The analyte was analyzed for, but was not detected ("Non-detect") at or above the MRL/MDL.
DOD-QSM 4.2 definition : Analyte was not detected and is reported as less than the LOD or as defined by the project. The detection limit is adjusted for dilution.
- W The post-digestion spike for furnace AA analysis is out of control limits, while sample absorbance is less than 50% of spike absorbance.
 - i The MRL/MDL or LOQ/LOD is elevated due to a matrix interference.
- X See case narrative.
- + The correlation coefficient for the MSA is less than 0.995.
- Q See case narrative. One or more quality control criteria was outside the limits.

Organic Data Qualifiers

- * The result is an outlier. See case narrative.
- # The control limit criteria is not applicable. See case narrative.
- A A tentatively identified compound, a suspected aldol-condensation product.
- B The analyte was found in the associated method blank at a level that is significant relative to the sample result as defined by the DOD or NELAC standards.
- C The analyte was qualitatively confirmed using GC/MS techniques, pattern recognition, or by comparing to historical data.
- D The reported result is from a dilution.
- E The result is an estimated value.
- J The result is an estimated value.
- N The result is presumptive. The analyte was tentatively identified, but a confirmation analysis was not performed.
- P The GC or HPLC confirmation criteria was exceeded. The relative percent difference is greater than 40% between the two analytical results.
- U The analyte was analyzed for, but was not detected ("Non-detect") at or above the MRL/MDL.
DOD-QSM 4.2 definition : Analyte was not detected and is reported as less than the LOD or as defined by the project. The detection limit is adjusted for dilution.
- i The MRL/MDL or LOQ/LOD is elevated due to a chromatographic interference.
- X See case narrative.
- Q See case narrative. One or more quality control criteria was outside the limits.

Additional Petroleum Hydrocarbon Specific Qualifiers

- F The chromatographic fingerprint of the sample matches the elution pattern of the calibration standard.
- L The chromatographic fingerprint of the sample resembles a petroleum product, but the elution pattern indicates the presence of a greater amount of lighter molecular weight constituents than the calibration standard.
- H The chromatographic fingerprint of the sample resembles a petroleum product, but the elution pattern indicates the presence of a greater amount of heavier molecular weight constituents than the calibration standard.
- O The chromatographic fingerprint of the sample resembles an oil, but does not match the calibration standard.
- Y The chromatographic fingerprint of the sample resembles a petroleum product eluting in approximately the correct carbon range, but the elution pattern does not match the calibration standard.
- Z The chromatographic fingerprint does not resemble a petroleum product.

**ALS Group USA Corp. dba ALS Environmental (ALS) - Kelso
State Certifications, Accreditations, and Licenses**

| Agency | Web Site | Number |
|--------------------------|-----------------------------------------------------------------------------------------------------------------------------------------------------------------------------------------------------------------------------------------------------------------------------------------------------------------------------------------|---------------|
| Alaska DEH | http://dec.alaska.gov/eh/lab/cs/csapproval.htm | UST-040 |
| Arizona DHS | http://www.azdhs.gov/lab/license/env.htm | AZ0339 |
| Arkansas - DEQ | http://www.adeq.state.ar.us/techsvs/labcert.htm | 88-0637 |
| California DHS (ELAP) | http://www.cdph.ca.gov/certlic/labs/Pages/ELAP.aspx | 2795 |
| DOD ELAP | http://www.denix.osd.mil/edqw/Accreditation/AccreditedLabs.cfm | L16-58-R4 |
| Florida DOH | http://www.doh.state.fl.us/lab/EnvLabCert/WaterCert.htm | E87412 |
| Hawaii DOH | http://health.hawaii.gov/ | - |
| ISO 17025 | http://www.pjllabs.com/ | L16-57 |
| Louisiana DEQ | http://www.deq.louisiana.gov/page/la-lab-accreditation | 03016 |
| Maine DHS | http://www.maine.gov/dhhs/ | WA01276 |
| Minnesota DOH | http://www.health.state.mn.us/accreditation | 053-999-457 |
| Nevada DEP | http://ndep.nv.gov/bsdw/labservice.htm | WA01276 |
| New Jersey DEP | http://www.nj.gov/dep/enforcement/oqa.html | WA005 |
| New York - DOH | https://www.wadsworth.org/regulatory/elap | 12060 |
| North Carolina DEQ | https://deq.nc.gov/about/divisions/water-resources/water-resources-data/water-sciences-home-page/laboratory-certification-branch/non-field-lab-certification | 605 |
| Oklahoma DEQ | http://www.deq.state.ok.us/CSDnew/labcert.htm | 9801 |
| Oregon – DEQ (NELAP) | http://public.health.oregon.gov/LaboratoryServices/EnvironmentalLaboratoryAccreditation/Pages/index.aspx | WA100010 |
| South Carolina DHEC | http://www.scdhec.gov/environment/EnvironmentalLabCertification/ | 61002 |
| Texas CEQ | http://www.tceq.texas.gov/field/qa/env_lab_accreditation.html | T104704427 |
| Washington DOE | http://www.ecy.wa.gov/programs/eap/labs/lab-accreditation.html | C544 |
| Wyoming (EPA Region 8) | https://www.epa.gov/region8-waterops/epa-region-8-certified-drinking-water | - |
| Kelso Laboratory Website | www.alsglobal.com | NA |

Analyses were performed according to our laboratory's NELAP-approved quality assurance program. A complete listing of specific NELAP-certified analytes, can be found in the certification section at www.ALSGlobal.com or at the accreditation bodies web site.

Please refer to the certification and/or accreditation body's web site if samples are submitted for compliance purposes. The states highlighted above, require the analysis be listed on the state certification if used for compliance purposes and if the method/analyte is offered by that state.



Case Narrative

ALS Environmental—Kelso Laboratory
1317 South 13th Avenue, Kelso, WA 98626
Phone (360)577-7222 Fax (360)636-1068
www.alsglobal.com

Client: Anchor QEA, LLC
Project: GascoSiltronic: US Moorings
Sample Matrix: Sediment

Service Request: K2010401
Date Received: 11/10/2020

CASE NARRATIVE

All analyses were performed consistent with the quality assurance program of ALS Environmental. This report contains analytical results for samples for the Tier level IV requested by the client.


Sample Receipt:

Three sediment samples were received for analysis at ALS Environmental on 11/10/2020. Any discrepancies upon initial sample inspection are annotated on the sample receipt and preservation form included within this report. The samples were stored at minimum in accordance with the analytical method requirements.

Semivoa GC:

Method 8151A, 11/28/2020: The detection limit was elevated for sample USMPDI-050SC-B-14-16-201105. The chromatogram indicated the presence of non-target background components. The matrix interference prevented adequate resolution of the target compound at the normal limit.

Method 8151A, 11/28/2020: The upper control criterion was exceeded for 2,4,5-TP in Continuing Calibration Verification (CCV). The field samples analyzed in this sequence did not contain the analyte in question. Since the apparent problem indicated a potential high bias, the data quality was not affected and were reported from the passing column. No further corrective action was required.

Approved by 

Date 12/01/2020



Chain of Custody

ALS Environmental—Kelso Laboratory
1317 South 13th Avenue, Kelso, WA 98626
Phone (360)577-7222 Fax (360)636-1068
www.alsglobal.com

ENVIRONMENTAL SAMPLE CHAIN OF CUSTODY

122010401

COC ID: ALS-20201105-163100
Sample Custodian: SN
Lab: ALS Environmental, Kelso, WA

POC: * Delaney Peterson (360-715-2707)
1605 Cornwall Avenue, Bellingham, WA 98225
Project: GascoSiltronic: US Moorings
Client: NW Natural

| COC Sample Number | Field Sample ID | Sample Type | Matrix | Collected Date | Time | Containers # | Lab QC* | Test Request | Method | TAT** | Preservative |
|-------------------|------------------------------|-------------|--------|----------------|------|--------------|--------------------------|--------------------|---------|-------|--------------|
| 022 | USMPDI-050SC-B-10-12-201105 | N | SE | 11/05/2020 | 8:45 | 1 | <input type="checkbox"/> | Herbicides | SW8151A | 30 | 4°C |
| | | | | | | | | Total Solids (ALS) | SM2540G | 30 | 4°C |
| | | | | | | | | | | | |
| 023 | USMPDI-050SC-B-12-14-201105 | N | SE | 11/05/2020 | 8:45 | 1 | <input type="checkbox"/> | Herbicides | SW8151A | 30 | 4°C |
| | | | | | | | | Total Solids (ALS) | SM2540G | 30 | 4°C |
| | | | | | | | | | | | |
| 024 | USMPDI-050SC-B-14-16-201105 | N | SE | 11/05/2020 | 8:45 | 1 | <input type="checkbox"/> | Herbicides | SW8151A | 30 | 4°C |
| | | | | | | | | Total Solids (ALS) | SM2540G | 30 | 4°C |
| | | | | | | | | | | | |
| 025 | USMPDI-1050SC-B-02-04-201105 | FD | SE | 11/05/2020 | | 1 | <input type="checkbox"/> | Herbicides | SW8151A | 30 | 4°C |
| | | | | | | | | Total Solids (ALS) | SM2540G | 30 | 4°C |
| | | | | | | | | | | | |

Comment:

| Relinquished By: | Received By: | Relinquished By: | Received By: | Relinquished By: | Received By: |
|------------------|----------------|------------------|--------------|------------------|--------------|
| Signature | Signature | Signature | Signature | Signature | Signature |
| Print Name | Print Name | Print Name | Print Name | Print Name | Print Name |
| Company | Company | Company | Company | Company | Company |
| Date/Time | Date/Time | Date/Time | Date/Time | Date/Time | Date/Time |
| Hayley Sharker | K Morrow | | | | |
| AQ | ALS | | | | |
| 11-6-20 8:30 | 11/10/20 12:30 | | | | |

PM 144

Cooler Receipt and Preservation Form

Client Anchovy Service Request K20 10401
Received: 11/10/20 Opened: 11/18/20 By: [Signature] Unloaded: 11/10/20 By: [Signature]

1. Samples were received via? **USPS** Fed Ex **UPS** **DHL** **PDX** Courier **Hand Delivered**
2. Samples were received in: (circle) Cooler **Box** **Envelope** **Other** NA
3. Were custody seals on coolers? **NA** Y **N** If yes, how many and where? 1 Front
If present, were custody seals intact? Y **N** If present, were they signed and dated? Y **N**
4. Was a Temperature Blank present in cooler? **NA** Y **N** If yes, notate the temperature in the appropriate column below:
If no, take the temperature of a representative sample bottle contained within the cooler; notate in the column "Sample Temp":
5. Were samples received within the method specified temperature ranges? **NA** Y **N**
If no, were they received on ice and same day as collected? If not, notate the cooler # below and notify the PM. NA **Y** **N**
- If applicable, tissue samples were received: **Frozen** **Partially Thawed** **Thawed**

| Temp Blank | Sample Temp | IR Gun | Cooler #/COC ID/NA | Out of temp indicate with "X" | PM Notified If out of temp | Tracking Number NA | Filed |
|------------|-------------|--------|--------------------|-------------------------------|----------------------------|--------------------|-------|
| 5.6 | | IR22 | <u>NA</u> | | | <u>NA</u> | |
| 4.8 | | | | | | | |
| 3.8 | | | | | | | |
| 5.3 | | | | | | | |

6. Packing material: **Inserts** Baggies Bubble Wrap Gel Packs Wet Ice **Dry Ice** **Sleeves**
7. Were custody papers properly filled out (ink, signed, etc.)? **NA** Y **N**
8. Were samples received in good condition (unbroken) **NA** Y **N**
9. Were all sample labels complete (ie, analysis, preservation, etc.)? **NA** Y **N**
10. Did all sample labels and tags agree with custody papers? **NA** Y **N**
11. Were appropriate bottles/containers and volumes received for the tests indicated? **NA** Y **N**
12. Were the pH-preserved bottles (see SMO GEN SOP) received at the appropriate pH? Indicate in the table below NA **Y** **N**
13. Were VOA vials received without headspace? Indicate in the table below. NA **Y** **N**
14. Was C12/Res negative? NA **Y** **N**

| Sample ID on Bottle | Sample ID on COC | Identified by: |
|---------------------|------------------|----------------|
| | | |
| | | |
| | | |

| Sample ID | Bottle Count | Bottle Type | Head-space | Broke | pH | Reagent | Volume added | Reagent Lot Number | Initials | Time |
|-----------|--------------|-------------|------------|-------|----|---------|--------------|--------------------|----------|------|
| | | | | | | | | | | |
| | | | | | | | | | | |
| | | | | | | | | | | |

Notes, Discrepancies, Resolutions: got sample time for 3 sample
off year.



Total Solids

ALS Environmental—Kelso Laboratory
1317 South 13th Avenue, Kelso, WA 98626
Phone (360)577-7222 Fax (360)636-1068
www.alsglobal.com

ALS Group USA, Corp.
dba ALS Environmental

Analytical Report

Client: Anchor QEA, LLC
Project: GascoSiltronic: US Moorings
Sample Matrix: Sediment
Analysis Method: SM 2540 G
Prep Method: None

Service Request: K2010401
Date Collected: 11/5/20
Date Received: 11/10/20
Units: Percent
Basis: As Received

Solids, Total

| Sample Name | Lab Code | Result | MRL | MDL | Dil. | Date Analyzed | Q |
|------------------------------|--------------|--------|-----|-----|------|----------------|---|
| USMPDI-050SC-B-10-12-201105 | K2010401-001 | 56.1 | - | - | 1 | 11/20/20 17:55 | * |
| USMPDI-050SC-B-14-16-201105 | K2010401-002 | 57.8 | - | - | 1 | 11/20/20 17:55 | * |
| USMPDI-1050SC-B-02-04-201105 | K2010401-003 | 48.4 | - | - | 1 | 11/20/20 17:55 | * |
| Method Blank | K2010401-MB | ND U | - | - | 1 | 11/20/20 17:55 | |

ALS Group USA, Corp.

dba ALS Environmental

QA/QC Report

Client: Anchor QEA, LLC
Project: GascoSiltronic: US Moorings
Sample Matrix: Sediment
Analysis Method: SM 2540 G
Prep Method: None

Service Request: K2010401
Date Collected: NA
Date Received: NA

Units: Percent
Basis: As Received

Replicate Sample Summary

Solids, Total

| Sample Name: | Lab Code: | MRL | MDL | Sample Result | Duplicate Result | Average | RPD | RPD Limit | Date Analyzed |
|--------------|-----------------|-----|-----|---------------|------------------|---------|-----|-----------|---------------|
| Batch QC | K2010308-020DUP | - | - | 50.2 | 50.8 | 50.5 | 1 | 20 | 11/20/20 |
| Batch QC | K2010403-004DUP | - | - | 87.3 | 87.1 | 87.2 | <1 | 20 | 11/20/20 |

Results flagged with an asterisk (*) indicate values outside control criteria.

Results flagged with a pound (#) indicate the control criteria is not applicable.

Percent recoveries and relative percent differences (RPD) are determined by the software using values in the calculation which have not been rounded.



Chlorinated Herbicides by GC

ALS Environmental—Kelso Laboratory
1317 South 13th Avenue, Kelso, WA 98626
Phone (360)577-7222 Fax (360)636-1068
www.alsglobal.com

ALS Group USA, Corp.
dba ALS Environmental

Analytical Report

Client: Anchor QEA, LLC
Project: GascoSiltronic: US Moorings
Sample Matrix: Sediment

Service Request: K2010401
Date Collected: 11/05/20 08:45
Date Received: 11/10/20 12:30

Sample Name: USMPDI-050SC-B-10-12-201105
Lab Code: K2010401-001

Units: ug/Kg
Basis: Dry

Chlorinated Herbicides by GC

Analysis Method: 8151A
Prep Method: Method

| Analyte Name | Result | MRL | MDL | Dil. | Date Analyzed | Date Extracted | Q |
|--------------|--------|-----|-----|------|----------------|----------------|---|
| 2,4,5-TP | ND U | 440 | 22 | 5 | 11/28/20 12:14 | 11/11/20 | |
| 2,4-D | ND U | 440 | 69 | 5 | 11/28/20 12:14 | 11/11/20 | |

| Surrogate Name | % Rec | Control Limits | Date Analyzed | Q |
|----------------|-------|----------------|----------------|---|
| DCAA | 64 | 26 - 127 | 11/28/20 12:14 | |

ALS Group USA, Corp.
dba ALS Environmental

Analytical Report

Client: Anchor QEA, LLC
Project: GascoSiltronic: US Moorings
Sample Matrix: Sediment

Service Request: K2010401
Date Collected: 11/05/20 08:45
Date Received: 11/10/20 12:30

Sample Name: USMPDI-050SC-B-14-16-201105
Lab Code: K2010401-002

Units: ug/Kg
Basis: Dry

Chlorinated Herbicides by GC

Analysis Method: 8151A
Prep Method: Method

| Analyte Name | Result | MRL | MDL | Dil. | Date Analyzed | Date Extracted | Q |
|--------------|--------|-----|-----|------|----------------|----------------|---|
| 2,4,5-TP | ND U | 430 | 21 | 5 | 11/28/20 12:37 | 11/11/20 | |
| 2,4-D | ND U | 430 | 67 | 5 | 11/28/20 12:37 | 11/11/20 | |

| Surrogate Name | % Rec | Control Limits | Date Analyzed | Q |
|----------------|-------|----------------|----------------|---|
| DCAA | 66 | 26 - 127 | 11/28/20 12:37 | |

ALS Group USA, Corp.
dba ALS Environmental

Analytical Report

Client: Anchor QEA, LLC
Project: GascoSiltronic: US Moorings
Sample Matrix: Sediment

Service Request: K2010401
Date Collected: 11/05/20 08:45
Date Received: 11/10/20 12:30

Sample Name: USMPDI-1050SC-B-02-04-201105
Lab Code: K2010401-003

Units: ug/Kg
Basis: Dry

Chlorinated Herbicides by GC

Analysis Method: 8151A
Prep Method: Method

| Analyte Name | Result | MRL | MDL | Dil. | Date Analyzed | Date Extracted | Q |
|--------------|--------|-----|-----|------|----------------|----------------|---|
| 2,4,5-TP | ND U | 100 | 5.0 | 1 | 11/28/20 13:00 | 11/11/20 | |
| 2,4-D | ND U | 100 | 16 | 1 | 11/28/20 13:00 | 11/11/20 | |

| Surrogate Name | % Rec | Control Limits | Date Analyzed | Q |
|----------------|-------|----------------|----------------|---|
| DCAA | 61 | 26 - 127 | 11/28/20 13:00 | |

ALS Group USA, Corp.
dba ALS Environmental

Analytical Report

Client: Anchor QEA, LLC
Project: GascoSiltronic: US Moorings
Sample Matrix: Sediment

Service Request: K2010401
Date Collected: NA
Date Received: NA

Sample Name: Method Blank
Lab Code: KQ2017762-04

Units: ug/Kg
Basis: Dry

Chlorinated Herbicides by GC

Analysis Method: 8151A
Prep Method: Method

| Analyte Name | Result | MRL | MDL | Dil. | Date Analyzed | Date Extracted | Q |
|--------------|--------|-----|-----|------|----------------|----------------|---|
| 2,4,5-TP | ND U | 50 | 2.4 | 1 | 11/28/20 11:28 | 11/11/20 | |
| 2,4-D | ND U | 50 | 7.7 | 1 | 11/28/20 11:28 | 11/11/20 | |

| Surrogate Name | % Rec | Control Limits | Date Analyzed | Q |
|----------------|-------|----------------|----------------|---|
| DCAA | 57 | 26 - 127 | 11/28/20 11:28 | |

ALS Group USA, Corp.
dba ALS Environmental

Confirmation Results

Client: Anchor QEA, LLC
Project: GascoSiltronic: US Moorings
SRM Matrix: Sediment
Sample Name: USMPDI-050SC-B-10-12-201105
Lab Code: KQ2017762-01

Service Request: K2010401
Date Collected: 11/05/20 08:45
Date Received: 11/10/20

Units: ug/Kg
Basis: Dry
Percent Solids: 56.1

Chlorinated Herbicides by GC

Analytical Method: 8151A
Prep Method: Method

| | MDL | Primary Result | Confirmation Result | RPD | Q | Dilution Factor | Date Analyzed |
|----------|-----|----------------|---------------------|-----|---|-----------------|----------------|
| 2,4,5-TP | 22 | 201 | 250 | 22 | J | 5 | 11/28/20 13:22 |
| 2,4-D | 69 | 216 | 225 | 4 | J | 5 | 11/28/20 13:22 |

ALS Group USA, Corp.
dba ALS Environmental

Confirmation Results

Client: Anchor QEA, LLC
Project: GascoSiltronic: US Moorings
SRM Matrix: Sediment
Sample Name: USMPDI-050SC-B-10-12-201105
Lab Code: KQ2017762-02

Service Request: K2010401
Date Collected: 11/05/20 08:45
Date Received: 11/10/20

Units: ug/Kg
Basis: Dry
Percent Solids: 56.1

Chlorinated Herbicides by GC

Analytical Method: 8151A
Prep Method: Method

| | MDL | Primary Result | Confirmation Result | RPD | Q | Dilution Factor | Date Analyzed |
|----------|-----|----------------|---------------------|-----|---|-----------------|----------------|
| 2,4,5-TP | 22 | 203 | 247 | 20 | J | 5 | 11/28/20 13:45 |
| 2,4-D | 68 | 230 | 241 | 5 | J | 5 | 11/28/20 13:45 |

ALS Group USA, Corp.
dba ALS Environmental

Confirmation Results

Client: Anchor QEA, LLC
Project: GascoSiltronic: US Moorings
SRM Matrix: Sediment
Sample Name: Lab Control Sample
Lab Code: KQ2017762-03

Service Request: K2010401
Date Collected: NA
Date Received:

Units: ug/Kg
Basis: Dry

Chlorinated Herbicides by GC

Analytical Method: 8151A
Prep Method: Method

| | MDL | Primary Result | Confirmation Result | RPD | Q | Dilution Factor | Date Analyzed |
|----------|------------|-----------------------|----------------------------|------------|----------|------------------------|----------------------|
| 2,4,5-TP | 2.4 | 106 | 128 | 19 | | 1 | 11/28/20 11:51 |
| 2,4-D | 7.7 | 104 | 119 | 13 | | 1 | 11/28/20 11:51 |

Client: Anchor QEA, LLC
Project: GascoSiltronic: US Moorings
Sample Matrix: Sediment

Service Request: K2010401

SURROGATE RECOVERY SUMMARY
Chlorinated Herbicides by GC

Analysis Method: 8151A
Extraction Method: Method

| Sample Name | Lab Code | DCAA 26-127 |
|------------------------------|-----------------|------------------------|
| USMPDI-050SC-B-10-12-201105 | K2010401-001 | 64 |
| USMPDI-050SC-B-14-16-201105 | K2010401-002 | 66 |
| USMPDI-1050SC-B-02-04-201105 | K2010401-003 | 61 |
| Method Blank | KQ2017762-04 | 57 |
| Lab Control Sample | KQ2017762-03 | 70 |
| USMPDI-050SC-B-10-12-201105 | KQ2017762-01 | 85 |
| USMPDI-050SC-B-10-12-201105 | KQ2017762-02 | 75 |

ALS Group USA, Corp.
dba ALS Environmental

QA/QC Report

Client: Anchor QEA, LLC
Project: GascoSiltronic: US Moorings
Sample Matrix: Sediment

Service Request: K2010401
Date Collected: 11/05/20
Date Received: 11/10/20
Date Analyzed: 11/28/20
Date Extracted: 11/11/20

Duplicate Matrix Spike Summary
Chlorinated Herbicides by GC

Sample Name: USMPDI-050SC-B-10-12-201105
Lab Code: K2010401-001
Analysis Method: 8151A
Prep Method: Method

Units: ug/Kg
Basis: Dry

| Analyte Name | Sample Result | Result | Matrix Spike KQ2017762-01 | | Duplicate Matrix Spike KQ2017762-02 | | % Rec Limits | RPD | RPD Limit | |
|--------------|---------------|--------|------------------------------|-------|----------------------------------------|--------------|--------------|--------|-----------|-------|
| | | | Spike Amount | % Rec | Result | Spike Amount | | | | % Rec |
| 2,4,5-TP | ND U | 201 J | 296 | 68 | 203 J | 293 | 69 | 34-129 | 1 | 40 |
| 2,4-D | ND U | 216 J | 296 | 73 | 230 J | 293 | 78 | 35-129 | 6 | 40 |

Results flagged with an asterisk (*) indicate values outside control criteria.

Results flagged with a pound (#) indicate the control criteria is not applicable.

Percent recoveries and relative percent differences (RPD) are determined by the software using values in the calculation which have not been rounded.

Matrix Spike and Matrix Spike Duplicate Data is presented for information purposes only. The matrix may or may not be relevant to samples reported in this report. The laboratory evaluates system performance based on the LCS and LCSD control limits.

ALS Group USA, Corp.
dba ALS Environmental

QA/QC Report

Client: Anchor QEA, LLC
Project: GascoSiltronic: US Moorings
Sample Matrix: Sediment

Service Request: K2010401
Date Analyzed: 11/28/20
Date Extracted: 11/11/20

Lab Control Sample Summary
Chlorinated Herbicides by GC

Analysis Method: 8151A
Prep Method: Method

Units: ug/Kg
Basis: Dry
Analysis Lot: 705101

Lab Control Sample
KQ2017762-03

| Analyte Name | Result | Spike Amount | % Rec | % Rec Limits |
|---------------------|---------------|---------------------|--------------|---------------------|
| 2,4,5-TP | 106 | 167 | 63 | 46-125 |
| 2,4-D | 104 | 167 | 62 | 46-120 |

ALS Group USA, Corp.
dba ALS Environmental

QA/QC Report

Client: Anchor QEA, LLC
Project: GascoSiltronic: US Moorings
Sample Matrix: Sediment

Service Request: K2010401
Date Analyzed: 11/28/20 11:28
Date Extracted: 11/11/20

Method Blank Summary
Chlorinated Herbicides by GC

Sample Name: Method Blank **Instrument ID:** K-GC-24
Lab Code: KQ2017762-04 **File ID:** J:\gc24\data\112820\11280004.D\
Analysis Method: 8151A **Analysis Lot:** 705101
Prep Method: Method **Extraction Lot:** 369609

This Method Blank applies to the following analyses.

| Sample Name | Lab Code | File ID | Date Analyzed |
|--------------------------------|-----------------|-------------------------------------|----------------------|
| Lab Control Sample | KQ2017762-03 | J:\gc24\data\112820\11280005.D\ | 11/28/20 11:51 |
| USMPDI-050SC-B-10-12-201105 | K2010401-001 | J:\gc24\data\112820\11280006.D\ | 11/28/20 12:14 |
| USMPDI-050SC-B-14-16-201105 | K2010401-002 | J:\gc24\data\112820\11280007.D\ | 11/28/20 12:37 |
| USMPDI-1050SC-B-02-04-201105 | K2010401-003 | J:\gc24\data\112820\11280008.D\ | 11/28/20 13:00 |
| USMPDI-050SC-B-10-12-201105MS | KQ2017762-01 | J:\gc24\data\112820\11280009.D\ | 11/28/20 13:22 |
| USMPDI-050SC-B-10-12-201105DMS | KQ2017762-02 | J:\gc24\data\112820\11280010.D\ | 11/28/20 13:45 |

ALS Group USA, Corp.
dba ALS Environmental

QA/QC Report

Client: Anchor QEA, LLC
Project: GascoSiltronic: US Moorings
Sample Matrix: Sediment

Service Request: K2010401
Date Analyzed: 11/28/20 11:51
Date Extracted: 11/11/20

Lab Control Sample Summary
Chlorinated Herbicides by GC

Sample Name: Lab Control Sample
Lab Code: KQ2017762-03
Analysis Method: 8151A
Prep Method: Method

Instrument ID: K-GC-24
File ID: J:\gc24\data\112820\11280005.D\
Analysis Lot: 705101
Extraction Lot: 369609

This Lab Control Sample applies to the following analyses.

| Sample Name | Lab Code | File ID | Date Analyzed |
|--------------------------------|-----------------|---------------------------------|----------------------|
| Method Blank | KQ2017762-04 | J:\gc24\data\112820\11280004.D\ | 11/28/20 11:28 |
| USMPDI-050SC-B-10-12-201105 | K2010401-001 | J:\gc24\data\112820\11280006.D\ | 11/28/20 12:14 |
| USMPDI-050SC-B-14-16-201105 | K2010401-002 | J:\gc24\data\112820\11280007.D\ | 11/28/20 12:37 |
| USMPDI-1050SC-B-02-04-201105 | K2010401-003 | J:\gc24\data\112820\11280008.D\ | 11/28/20 13:00 |
| USMPDI-050SC-B-10-12-201105MS | KQ2017762-01 | J:\gc24\data\112820\11280009.D\ | 11/28/20 13:22 |
| USMPDI-050SC-B-10-12-201105DMS | KQ2017762-02 | J:\gc24\data\112820\11280010.D\ | 11/28/20 13:45 |

ALS Group USA, Corp.
dba ALS Environmental

QA/QC Report

Client: Anchor QEA, LLC
Project: GascoSiltronic: US Moorings

Service Request: K2010401
Calibration Date: 10/21/2020

Initial Calibration Summary
Chlorinated Herbicides by GC

Calibration ID: KC2000566
Instrument ID: K-GC-24

Signal ID: RTX-CLP2

| # | Lab Code | Sample Name | File Location | Acquisition Date |
|----|--------------|------------------|--------------------------------|------------------|
| 01 | KC2000566-01 | PENTA2-14K 10PPB | J:\gc24\data\102120\10210004.D | 10/21/2020 13:46 |
| 02 | KC2000566-02 | PENTA2-14L 25PPB | J:\gc24\data\102120\10210005.D | 10/21/2020 14:09 |
| 03 | KC2000566-03 | PENTA2-14M 75PPB | J:\gc24\data\102120\10210006.D | 10/21/2020 14:33 |
| 04 | KC2000566-04 | PENTA2-14N 100PB | J:\gc24\data\102120\10210007.D | 10/21/2020 14:57 |
| 05 | KC2000566-05 | PENTA2-15A 125PB | J:\gc24\data\102120\10210008.D | 10/21/2020 15:21 |
| 06 | KC2000566-06 | PENTA2-15B 150PB | J:\gc24\data\102120\10210009.D | 10/21/2020 15:44 |
| 07 | KC2000566-07 | PENTA2-15C 175PB | J:\gc24\data\102120\10210010.D | 10/21/2020 16:08 |
| 08 | KC2000566-08 | PENTA2-15D 200PB | J:\gc24\data\102120\10210011.D | 10/21/2020 16:32 |

Analyte

2,4,5-TP

| # | Amount | RF | # | Amount | RF | # | Amount | RF | # | Amount | RF |
|----|---------|---------|----|---------|--------|----|---------|---------|----|---------|---------|
| 01 | 9.510 | 9.752E4 | 02 | 23.760 | 9.79E4 | 03 | 71.300 | 9.082E4 | 04 | 95.100 | 9.31E4 |
| 05 | 118.820 | 9.221E4 | 06 | 142.580 | 9.36E4 | 07 | 166.340 | 9.245E4 | 08 | 190.100 | 9.185E4 |

2,4-D

| # | Amount | RF | # | Amount | RF | # | Amount | RF | # | Amount | RF |
|----|---------|---------|----|---------|---------|----|---------|---------|----|---------|---------|
| 01 | 9.400 | 2.488E4 | 02 | 23.510 | 2.377E4 | 03 | 70.500 | 2.075E4 | 04 | 94.000 | 2.056E4 |
| 05 | 117.540 | 2.029E4 | 06 | 141.050 | 2.025E4 | 07 | 164.560 | 1.991E4 | 08 | 188.060 | 1.951E4 |

DCAA

| # | Amount | RF | # | Amount | RF | # | Amount | RF | # | Amount | RF |
|----|---------|---------|----|---------|---------|----|---------|---------|----|---------|---------|
| 01 | 9.020 | 2.115E4 | 02 | 22.550 | 2.015E4 | 03 | 67.600 | 1.798E4 | 04 | 90.200 | 1.794E4 |
| 05 | 112.730 | 1.738E4 | 06 | 135.280 | 1.732E4 | 07 | 157.830 | 1.694E4 | 08 | 180.370 | 1.67E4 |

Client: Anchor QEA, LLC
Project: GascoSiltronic: US Moorings

Service Request: K2010401
Calibration Date: 10/21/2020

Initial Calibration Summary
Chlorinated Herbicides by GC

Calibration ID: KC2000566
Instrument ID: K-GC-24

Signal ID: RTX-CLP2

| Analyte Name | Compound Type | Calibration Evaluation | | | | Calibration Evaluation | |
|--------------|---------------|------------------------|-------|-------------|------------------|------------------------|-------------|
| | | Fit Type | Eval | Eval Result | Control Criteria | Average RRF | Minimum RRF |
| 2,4,5-TP | TRG | Average RF | % RSD | 2.8 | 20 | 9.368E4 | |
| 2,4-D | TRG | Average RF | % RSD | 9.3 | 20 | 2.124E4 | |
| DCAA | SURR | Average RF | % RSD | 8.8 | 20 | 1.82E4 | |

ALS Group USA, Corp.
dba ALS Environmental

QA/QC Report

Client: Anchor QEA, LLC
Project: GascoSiltronic: US Moorings

Service Request: K2010401
Calibration Date: 10/21/2020

Initial Calibration Summary
Chlorinated Herbicides by GC

Calibration ID: KC2000566
Instrument ID: K-GC-24

Signal ID: ZB-XLB-HT

| # | Lab Code | Sample Name | File Location | Acquisition Date |
|----|--------------|------------------|--------------------------------|------------------|
| 01 | KC2000566-01 | PENTA2-14K 10PPB | J:\gc24\data\102120\10210004.D | 10/21/2020 13:46 |
| 02 | KC2000566-02 | PENTA2-14L 25PPB | J:\gc24\data\102120\10210005.D | 10/21/2020 14:09 |
| 03 | KC2000566-03 | PENTA2-14M 75PPB | J:\gc24\data\102120\10210006.D | 10/21/2020 14:33 |
| 04 | KC2000566-04 | PENTA2-14N 100PB | J:\gc24\data\102120\10210007.D | 10/21/2020 14:57 |
| 05 | KC2000566-05 | PENTA2-15A 125PB | J:\gc24\data\102120\10210008.D | 10/21/2020 15:21 |
| 06 | KC2000566-06 | PENTA2-15B 150PB | J:\gc24\data\102120\10210009.D | 10/21/2020 15:44 |
| 07 | KC2000566-07 | PENTA2-15C 175PB | J:\gc24\data\102120\10210010.D | 10/21/2020 16:08 |
| 08 | KC2000566-08 | PENTA2-15D 200PB | J:\gc24\data\102120\10210011.D | 10/21/2020 16:32 |

Analyte

2,4,5-TP

| # | Amount | RF | # | Amount | RF | # | Amount | RF | # | Amount | RF |
|----|---------|---------|----|---------|---------|----|---------|---------|----|---------|---------|
| 01 | 9.510 | 2.358E5 | 02 | 23.760 | 2.178E5 | 03 | 71.300 | 1.953E5 | 04 | 95.100 | 1.956E5 |
| 05 | 118.820 | 1.949E5 | 06 | 142.580 | 1.947E5 | 07 | 166.340 | 1.946E5 | 08 | 190.100 | 1.952E5 |

2,4-D

| # | Amount | RF | # | Amount | RF | # | Amount | RF | # | Amount | RF |
|----|---------|---------|----|---------|---------|----|---------|---------|----|---------|---------|
| 01 | 9.400 | 6.995E4 | 02 | 23.510 | 5.929E4 | 03 | 70.500 | 4.845E4 | 04 | 94.000 | 4.767E4 |
| 05 | 117.540 | 4.681E4 | 06 | 141.050 | 4.616E4 | 07 | 164.560 | 4.575E4 | 08 | 188.060 | 4.551E4 |

DCAA

| # | Amount | RF | # | Amount | RF | # | Amount | RF | # | Amount | RF |
|----|---------|---------|----|---------|---------|----|---------|---------|----|---------|---------|
| 01 | 9.020 | 5.587E4 | 02 | 22.550 | 4.943E4 | 03 | 67.600 | 4.041E4 | 04 | 90.200 | 3.953E4 |
| 05 | 112.730 | 3.892E4 | 06 | 135.280 | 3.822E4 | 07 | 157.830 | 3.814E4 | 08 | 180.370 | 3.787E4 |

Client: Anchor QEA, LLC
Project: GascoSiltronic: US Moorings

Service Request: K2010401
Calibration Date: 10/21/2020

**Initial Calibration Summary
Chlorinated Herbicides by GC**

Calibration ID: KC2000566
Instrument ID: K-GC-24

Signal ID: ZB-XLB-HT

| Analyte Name | Compound Type | Calibration Evaluation | | | | Calibration Evaluation | |
|--------------|---------------|------------------------|-------|-------------|------------------|------------------------|-------------|
| | | Fit Type | Eval | Eval Result | Control Criteria | Average RRF | Minimum RRF |
| 2,4,5-TP | TRG | Average RF | % RSD | 7.6 | 20 | 2.03E5 | |
| 2,4-D | TRG | Average RF | % RSD | 17.2 | 20 | 5.12E4 | |
| DCAA | SURR | Average RF | % RSD | 15.8 | 20 | 4.23E4 | |

Client: Anchor QEA, LLC
Project: GascoSiltronic: US Moorings

Service Request: K2010401
Calibration Date: 10/21/2020

Initial Calibration Verification Summary
Chlorinated Herbicides by GC

Calibration ID: KC2000566
Instrument ID: K-GC-24

Signal ID: RTX-CLP2

| # | Lab Code | Sample Name | File Location | Acquisition Date |
|----|--------------|------------------------|--------------------------------|------------------|
| 09 | KC2000566-09 | PENTA2-15E ICV 100 PPB | J:\gc24\data\102120\10210012.D | 10/21/2020 16:56 |

| Analyte Name | Expected | Result | Average RF | SSV RF | % D | Criteria | Curve Fit |
|--------------|----------|--------|------------|---------|--------|----------|------------|
| 2,4,5-TP | 95.1 | 93.4 | 9.368E4 | 9.198E4 | -1.819 | ±20 | Average RF |
| 2,4-D | 94.0 | 90.4 | 2.124E4 | 2.043E4 | -3.805 | ±20 | Average RF |

Client: Anchor QEA, LLC
Project: GascoSiltronic: US Moorings

Service Request: K2010401
Calibration Date: 10/21/2020

Initial Calibration Verification Summary
Chlorinated Herbicides by GC

Calibration ID: KC2000566
Instrument ID: K-GC-24

Signal ID: ZB-XLB-HT

| # | Lab Code | Sample Name | File Location | Acquisition Date |
|----|--------------|------------------------|--------------------------------|------------------|
| 09 | KC2000566-09 | PENTA2-15E ICV 100 PPB | J:\gc24\data\102120\10210012.D | 10/21/2020 16:56 |

| Analyte Name | Expected | Result | Average RF | SSV RF | % D | Criteria | Curve Fit |
|--------------|----------|--------|------------|---------|---------|----------|------------|
| 2,4,5-TP | 95.1 | 92.5 | 2.03E5 | 1.974E5 | -2.734 | ±20 | Average RF |
| 2,4-D | 94.0 | 83.6 | 5.12E4 | 4.556E4 | -11.018 | ±20 | Average RF |

ALS Group USA, Corp.
dba ALS Environmental

QA/QC Report

Client: Anchor QEA, LLC
Project: GascoSiltronic: US Moorings

Service Request: K2010401
Date Analyzed: 11/28/20 10:42

Continuing Calibration Verification (CCV) Summary
Chlorinated Herbicides by GC

Analysis Method: 8151A
File ID: J:\gc24\data\112820\11280002.D\
Signal ID: RTX-CLP2

Calibration Date: 10/21/2020
Calibration ID: KC2000566
Analysis Lot: 705101
Units: ppb

| Analyte Name | Expected | Result | Average RF | CCV RF | % D | % Drift | Criteria | Curve Fit |
|--------------|----------|--------|------------|---------|------|---------|----------|------------|
| 2,4,5-TP | 95.1 | 94.5 | 9.368E4 | 9.309E4 | -0.6 | NA | ±20 | Average RF |
| 2,4-D | 94.0 | 88.7 | 2.124E4 | 2.005E4 | -5.6 | NA | ±20 | Average RF |

| Analyte Name | Expected | Result | Average RF | CCV RF | % D | % Drift | Criteria | Curve Fit |
|--------------|----------|--------|------------|---------|------|---------|----------|------------|
| DCAA | 100 | 98.3 | 1.82E4 | 1.789E4 | -1.7 | NA | ±20 | Average RF |

ALS Group USA, Corp.
dba ALS Environmental

QA/QC Report

Client: Anchor QEA, LLC
Project: GascoSiltronic: US Moorings

Service Request: K2010401
Date Analyzed: 11/28/20 10:42

Continuing Calibration Verification (CCV) Summary
Chlorinated Herbicides by GC

Analysis Method: 8151A
File ID: J:\gc24\data\112820\11280002.D\
Signal ID: ZB-XLB-HT

Calibration Date: 10/21/2020
Calibration ID: KC2000566
Analysis Lot: 705101
Units: ppb

| Analyte Name | Expected | Result | Average RF | CCV RF | % D | % Drift | Criteria | Curve Fit |
|--------------|----------|--------|------------|---------|-------|---------|----------|------------|
| 2,4,5-TP | 95.1 | 116 | 2.03E5 | 2.483E5 | 22.3* | NA | ±20 | Average RF |
| 2,4-D | 94.0 | 104 | 5.12E4 | 5.646E4 | 10.3 | NA | ±20 | Average RF |

| Analyte Name | Expected | Result | Average RF | CCV RF | % D | % Drift | Criteria | Curve Fit |
|--------------|----------|--------|------------|--------|------|---------|----------|------------|
| DCAA | 100 | 111 | 4.23E4 | 4.71E4 | 11.3 | NA | ±20 | Average RF |

Client: Anchor QEA, LLC
Project: GascoSiltronic: US Moorings

Service Request: K2010401
Date Analyzed: 11/28/20 15:16

**Continuing Calibration Verification (CCV) Summary
Chlorinated Herbicides by GC**

Analysis Method: 8151A
File ID: J:\gc24\data\112820\11280014.D\
Signal ID: RTX-CLP2

Calibration Date: 10/21/2020
Calibration ID: KC2000566
Analysis Lot: 705101
Units: ppb

| Analyte Name | Expected | Result | Average RF | CCV RF | % D | % Drift | Criteria | Curve Fit |
|--------------|----------|--------|------------|---------|------|---------|----------|------------|
| 2,4,5-TP | 95.1 | 94.2 | 9.368E4 | 9.276E4 | -1.0 | NA | ±20 | Average RF |
| 2,4-D | 94.0 | 88.8 | 2.124E4 | 2.007E4 | -5.5 | NA | ±20 | Average RF |

| Analyte Name | Expected | Result | Average RF | CCV RF | % D | % Drift | Criteria | Curve Fit |
|--------------|----------|--------|------------|---------|------|---------|----------|------------|
| DCAA | 100 | 98.0 | 1.82E4 | 1.784E4 | -2.0 | NA | ±20 | Average RF |

Client: Anchor QEA, LLC
Project: GascoSiltronic: US Moorings

Service Request: K2010401
Date Analyzed: 11/28/20 15:16

Continuing Calibration Verification (CCV) Summary
Chlorinated Herbicides by GC

Analysis Method: 8151A
File ID: J:\gc24\data\112820\11280014.D\
Signal ID: ZB-XLB-HT

Calibration Date: 10/21/2020
Calibration ID: KC2000566
Analysis Lot: 705101
Units: ppb

| Analyte Name | Expected | Result | Average RF | CCV RF | % D | % Drift | Criteria | Curve Fit |
|--------------|----------|--------|------------|---------|------|---------|----------|------------|
| 2,4,5-TP | 95.1 | 113 | 2.03E5 | 2.414E5 | 18.9 | NA | ±20 | Average RF |
| 2,4-D | 94.0 | 102 | 5.12E4 | 5.558E4 | 8.6 | NA | ±20 | Average RF |

| Analyte Name | Expected | Result | Average RF | CCV RF | % D | % Drift | Criteria | Curve Fit |
|--------------|----------|--------|------------|---------|-----|---------|----------|------------|
| DCAA | 100 | 108 | 4.23E4 | 4.587E4 | 8.4 | NA | ±20 | Average RF |

Client: Anchor QEA, LLC
Project: GascoSiltronic: US Moorings

Service Request: K2010401
Date Analyzed: 11/28/20 19:51

Continuing Calibration Verification (CCV) Summary
Chlorinated Herbicides by GC

Analysis Method: 8151A
File ID: J:\gc24\data\112820\11280026.D\
Signal ID: RTX-CLP2

Calibration Date: 10/21/2020
Calibration ID: KC2000566
Analysis Lot: 705101
Units: ppb

| Analyte Name | Expected | Result | Average RF | CCV RF | % D | % Drift | Criteria | Curve Fit |
|--------------|----------|--------|------------|---------|------|---------|----------|------------|
| 2,4,5-TP | 95.1 | 93.0 | 9.368E4 | 9.162E4 | -2.2 | NA | ±20 | Average RF |
| 2,4-D | 94.0 | 87.9 | 2.124E4 | 1.987E4 | -6.5 | NA | ±20 | Average RF |

| Analyte Name | Expected | Result | Average RF | CCV RF | % D | % Drift | Criteria | Curve Fit |
|--------------|----------|--------|------------|---------|------|---------|----------|------------|
| DCAA | 100 | 96.3 | 1.82E4 | 1.753E4 | -3.7 | NA | ±20 | Average RF |

Client: Anchor QEA, LLC
Project: GascoSiltronic: US Moorings

Service Request: K2010401
Date Analyzed: 11/28/20 19:51

**Continuing Calibration Verification (CCV) Summary
Chlorinated Herbicides by GC**

Analysis Method: 8151A
File ID: J:\gc24\data\112820\11280026.D\
Signal ID: ZB-XLB-HT

Calibration Date: 10/21/2020
Calibration ID: KC2000566
Analysis Lot: 705101
Units: ppb

| Analyte Name | Expected | Result | Average RF | CCV RF | % D | % Drift | Criteria | Curve Fit |
|--------------|----------|--------|------------|---------|------|---------|----------|------------|
| 2,4,5-TP | 95.1 | 110 | 2.03E5 | 2.358E5 | 16.1 | NA | ±20 | Average RF |
| 2,4-D | 94.0 | 101 | 5.12E4 | 5.475E4 | 6.9 | NA | ±20 | Average RF |

| Analyte Name | Expected | Result | Average RF | CCV RF | % D | % Drift | Criteria | Curve Fit |
|--------------|----------|--------|------------|---------|-----|---------|----------|------------|
| DCAA | 100 | 107 | 4.23E4 | 4.531E4 | 7.1 | NA | ±20 | Average RF |

Client: Anchor QEA, LLC
Project: GascoSiltronic: US Moorings

Service Request: K2010401
Date Analyzed: 11/29/20 00:02

Continuing Calibration Verification (CCV) Summary
Chlorinated Herbicides by GC

Analysis Method: 8151A
File ID: J:\gc24\data\112820\11280037.D\
Signal ID: RTX-CLP2

Calibration Date: 10/21/2020
Calibration ID: KC2000566
Analysis Lot: 705101
Units: ppb

| Analyte Name | Expected | Result | Average RF | CCV RF | % D | % Drift | Criteria | Curve Fit |
|--------------|----------|--------|------------|---------|------|---------|----------|------------|
| 2,4,5-TP | 95.1 | 92.9 | 9.368E4 | 9.151E4 | -2.3 | NA | ±20 | Average RF |
| 2,4-D | 94.0 | 86.8 | 2.124E4 | 1.961E4 | -7.7 | NA | ±20 | Average RF |

| Analyte Name | Expected | Result | Average RF | CCV RF | % D | % Drift | Criteria | Curve Fit |
|--------------|----------|--------|------------|---------|------|---------|----------|------------|
| DCAA | 100 | 95.8 | 1.82E4 | 1.743E4 | -4.2 | NA | ±20 | Average RF |

Client: Anchor QEA, LLC
Project: GascoSiltronic: US Moorings

Service Request: K2010401
Date Analyzed: 11/29/20 00:02

**Continuing Calibration Verification (CCV) Summary
Chlorinated Herbicides by GC**

Analysis Method: 8151A
File ID: J:\gc24\data\112820\11280037.D\
Signal ID: ZB-XLB-HT

Calibration Date: 10/21/2020
Calibration ID: KC2000566
Analysis Lot: 705101
Units: ppb

| Analyte Name | Expected | Result | Average RF | CCV RF | % D | % Drift | Criteria | Curve Fit |
|--------------|----------|--------|------------|---------|------|---------|----------|------------|
| 2,4,5-TP | 95.1 | 114 | 2.03E5 | 2.432E5 | 19.8 | NA | ±20 | Average RF |
| 2,4-D | 94.0 | 104 | 5.12E4 | 5.641E4 | 10.2 | NA | ±20 | Average RF |

| Analyte Name | Expected | Result | Average RF | CCV RF | % D | % Drift | Criteria | Curve Fit |
|--------------|----------|--------|------------|---------|------|---------|----------|------------|
| DCAA | 100 | 111 | 4.23E4 | 4.711E4 | 11.4 | NA | ±20 | Average RF |

Client: Anchor QEA, LLC
Project: GascoSiltronic: US Moorings

Service Request: K2010401
Date Analyzed: 11/29/20 04:37

Continuing Calibration Verification (CCV) Summary
Chlorinated Herbicides by GC

Analysis Method: 8151A
File ID: J:\gc24\data\112820\11280049.D\
Signal ID: RTX-CLP2

Calibration Date: 10/21/2020
Calibration ID: KC2000566
Analysis Lot: 705101
Units: ppb

| Analyte Name | Expected | Result | Average RF | CCV RF | % D | % Drift | Criteria | Curve Fit |
|--------------|----------|--------|------------|---------|------|---------|----------|------------|
| 2,4,5-TP | 95.1 | 93.2 | 9.368E4 | 9.177E4 | -2.0 | NA | ±20 | Average RF |
| 2,4-D | 94.0 | 87.3 | 2.124E4 | 1.973E4 | -7.1 | NA | ±20 | Average RF |

| Analyte Name | Expected | Result | Average RF | CCV RF | % D | % Drift | Criteria | Curve Fit |
|--------------|----------|--------|------------|---------|------|---------|----------|------------|
| DCAA | 100 | 96.9 | 1.82E4 | 1.762E4 | -3.1 | NA | ±20 | Average RF |

Client: Anchor QEA, LLC
Project: GascoSiltronic: US Moorings

Service Request: K2010401
Date Analyzed: 11/29/20 04:37

Continuing Calibration Verification (CCV) Summary
Chlorinated Herbicides by GC

Analysis Method: 8151A
File ID: J:\gc24\data\112820\11280049.D\
Signal ID: ZB-XLB-HT

Calibration Date: 10/21/2020
Calibration ID: KC2000566
Analysis Lot: 705101
Units: ppb

| Analyte Name | Expected | Result | Average RF | CCV RF | % D | % Drift | Criteria | Curve Fit |
|--------------|----------|--------|------------|---------|------|---------|----------|------------|
| 2,4,5-TP | 95.1 | 112 | 2.03E5 | 2.398E5 | 18.1 | NA | ±20 | Average RF |
| 2,4-D | 94.0 | 102 | 5.12E4 | 5.536E4 | 8.1 | NA | ±20 | Average RF |

| Analyte Name | Expected | Result | Average RF | CCV RF | % D | % Drift | Criteria | Curve Fit |
|--------------|----------|--------|------------|---------|-----|---------|----------|------------|
| DCAA | 100 | 110 | 4.23E4 | 4.634E4 | 9.5 | NA | ±20 | Average RF |

ALS Group USA, Corp.
dba ALS Environmental

QA/QC Report

Client: Anchor QEA, LLC
Project: GascoSiltronic: US Moorings

Service Request: K2010401
Date Analyzed: 11/29/20 09:11

Continuing Calibration Verification (CCV) Summary
Chlorinated Herbicides by GC

Analysis Method: 8151A
File ID: J:\gc24\data\112820\11280061.D\
Signal ID: RTX-CLP2

Calibration Date: 10/21/2020
Calibration ID: KC2000566
Analysis Lot: 705101
Units: ppb

| Analyte Name | Expected | Result | Average RF | CCV RF | % D | % Drift | Criteria | Curve Fit |
|--------------|----------|--------|------------|---------|-------|---------|----------|------------|
| 2,4,5-TP | 95.1 | 88.2 | 9.368E4 | 8.689E4 | -7.2 | NA | ±20 | Average RF |
| 2,4-D | 94.0 | 82.6 | 2.124E4 | 1.867E4 | -12.1 | NA | ±20 | Average RF |

| Analyte Name | Expected | Result | Average RF | CCV RF | % D | % Drift | Criteria | Curve Fit |
|--------------|----------|--------|------------|--------|------|---------|----------|------------|
| DCAA | 100 | 92.9 | 1.82E4 | 1.69E4 | -7.1 | NA | ±20 | Average RF |

Client: Anchor QEA, LLC
Project: GascoSiltronic: US Moorings

Service Request: K2010401
Date Analyzed: 11/29/20 09:11

Continuing Calibration Verification (CCV) Summary
Chlorinated Herbicides by GC

Analysis Method: 8151A
File ID: J:\gc24\data\112820\11280061.D\
Signal ID: ZB-XLB-HT

Calibration Date: 10/21/2020
Calibration ID: KC2000566
Analysis Lot: 705101
Units: ppb

| Analyte Name | Expected | Result | Average RF | CCV RF | % D | % Drift | Criteria | Curve Fit |
|--------------|----------|--------|------------|---------|------|---------|----------|------------|
| 2,4,5-TP | 95.1 | 108 | 2.03E5 | 2.306E5 | 13.6 | NA | ±20 | Average RF |
| 2,4-D | 94.0 | 96.4 | 5.12E4 | 5.252E4 | 2.6 | NA | ±20 | Average RF |

| Analyte Name | Expected | Result | Average RF | CCV RF | % D | % Drift | Criteria | Curve Fit |
|--------------|----------|--------|------------|---------|-----|---------|----------|------------|
| DCAA | 100 | 105 | 4.23E4 | 4.449E4 | 5.2 | NA | ±20 | Average RF |

ALS Group USA, Corp.
dba ALS Environmental

QA/QC Report

Client: Anchor QEA, LLC
Project: GascoSiltronic: US Moorings

Service Request: K2010401
Date Analyzed: 11/29/20 13:46

Continuing Calibration Verification (CCV) Summary
Chlorinated Herbicides by GC

Analysis Method: 8151A
File ID: J:\gc24\data\112820\11280073.D\
Signal ID: RTX-CLP2

Calibration Date: 10/21/2020
Calibration ID: KC2000566
Analysis Lot: 705101
Units: ppb

| Analyte Name | Expected | Result | Average RF | CCV RF | % D | % Drift | Criteria | Curve Fit |
|--------------|----------|--------|------------|---------|------|---------|----------|------------|
| 2,4,5-TP | 95.1 | 93.3 | 9.368E4 | 9.192E4 | -1.9 | NA | ±20 | Average RF |
| 2,4-D | 94.0 | 86.4 | 2.124E4 | 1.952E4 | -8.1 | NA | ±20 | Average RF |

| Analyte Name | Expected | Result | Average RF | CCV RF | % D | % Drift | Criteria | Curve Fit |
|--------------|----------|--------|------------|---------|------|---------|----------|------------|
| DCAA | 100 | 95.7 | 1.82E4 | 1.742E4 | -4.3 | NA | ±20 | Average RF |

Client: Anchor QEA, LLC
Project: GascoSiltronic: US Moorings

Service Request: K2010401
Date Analyzed: 11/29/20 13:46

**Continuing Calibration Verification (CCV) Summary
Chlorinated Herbicides by GC**

Analysis Method: 8151A
File ID: J:\gc24\data\112820\11280073.D\
Signal ID: ZB-XLB-HT

Calibration Date: 10/21/2020
Calibration ID: KC2000566
Analysis Lot: 705101
Units: ppb

| Analyte Name | Expected | Result | Average RF | CCV RF | % D | % Drift | Criteria | Curve Fit |
|--------------|----------|--------|------------|---------|-------|---------|----------|------------|
| 2,4,5-TP | 95.1 | 119 | 2.03E5 | 2.532E5 | 24.7* | NA | ±20 | Average RF |
| 2,4-D | 94.0 | 107 | 5.12E4 | 5.824E4 | 13.8 | NA | ±20 | Average RF |

| Analyte Name | Expected | Result | Average RF | CCV RF | % D | % Drift | Criteria | Curve Fit |
|--------------|----------|--------|------------|---------|------|---------|----------|------------|
| DCAA | 100 | 112 | 4.23E4 | 4.743E4 | 12.1 | NA | ±20 | Average RF |

Client: Anchor QEA, LLC
Project: GascoSiltronic: US Moorings

Service Request: K2010401
Date Analyzed: 11/29/20 18:21

**Continuing Calibration Verification (CCV) Summary
Chlorinated Herbicides by GC**

Analysis Method: 8151A
File ID: J:\gc24\data\112820\11280085.D\
Signal ID: RTX-CLP2

Calibration Date: 10/21/2020
Calibration ID: KC2000566
Analysis Lot: 705101
Units: ppb

| Analyte Name | Expected | Result | Average RF | CCV RF | % D | % Drift | Criteria | Curve Fit |
|--------------|----------|--------|------------|---------|------|---------|----------|------------|
| 2,4,5-TP | 95.1 | 90.3 | 9.368E4 | 8.898E4 | -5.0 | NA | ±20 | Average RF |
| 2,4-D | 94.0 | 85.3 | 2.124E4 | 1.927E4 | -9.3 | NA | ±20 | Average RF |

| Analyte Name | Expected | Result | Average RF | CCV RF | % D | % Drift | Criteria | Curve Fit |
|--------------|----------|--------|------------|---------|------|---------|----------|------------|
| DCAA | 100 | 92.1 | 1.82E4 | 1.675E4 | -7.9 | NA | ±20 | Average RF |

Client: Anchor QEA, LLC
Project: GascoSiltronic: US Moorings

Service Request: K2010401
Date Analyzed: 11/29/20 18:21

Continuing Calibration Verification (CCV) Summary
Chlorinated Herbicides by GC

Analysis Method: 8151A
File ID: J:\gc24\data\112820\11280085.D\
Signal ID: ZB-XLB-HT

Calibration Date: 10/21/2020
Calibration ID: KC2000566
Analysis Lot: 705101
Units: ppb

| Analyte Name | Expected | Result | Average RF | CCV RF | % D | % Drift | Criteria | Curve Fit |
|--------------|----------|--------|------------|---------|------|---------|----------|------------|
| 2,4,5-TP | 95.1 | 113 | 2.03E5 | 2.406E5 | 18.5 | NA | ±20 | Average RF |
| 2,4-D | 94.0 | 102 | 5.12E4 | 5.545E4 | 8.3 | NA | ±20 | Average RF |

| Analyte Name | Expected | Result | Average RF | CCV RF | % D | % Drift | Criteria | Curve Fit |
|--------------|----------|--------|------------|--------|-----|---------|----------|------------|
| DCAA | 100 | 108 | 4.23E4 | 4.58E4 | 8.3 | NA | ±20 | Average RF |

ALS Group USA, Corp.
dba ALS Environmental

QA/QC Report

Client: Anchor QEA, LLC
Project: GascoSiltronic: US Moorings

Service Request: K2010401
Date Analyzed: 11/29/20 22:33

Continuing Calibration Verification (CCV) Summary
Chlorinated Herbicides by GC

Analysis Method: 8151A
File ID: J:\gc24\data\112820\11280096.D\
Signal ID: RTX-CLP2

Calibration Date: 10/21/2020
Calibration ID: KC2000566
Analysis Lot: 705101
Units: ppb

| Analyte Name | Expected | Result | Average RF | CCV RF | % D | % Drift | Criteria | Curve Fit |
|--------------|----------|--------|------------|---------|-------|---------|----------|------------|
| 2,4,5-TP | 95.1 | 89.7 | 9.368E4 | 8.836E4 | -5.7 | NA | ±20 | Average RF |
| 2,4-D | 94.0 | 82.5 | 2.124E4 | 1.865E4 | -12.2 | NA | ±20 | Average RF |

| Analyte Name | Expected | Result | Average RF | CCV RF | % D | % Drift | Criteria | Curve Fit |
|--------------|----------|--------|------------|---------|------|---------|----------|------------|
| DCAA | 100 | 93.4 | 1.82E4 | 1.699E4 | -6.6 | NA | ±20 | Average RF |

Client: Anchor QEA, LLC
Project: GascoSiltronic: US Moorings

Service Request: K2010401
Date Analyzed: 11/29/20 22:33

Continuing Calibration Verification (CCV) Summary
Chlorinated Herbicides by GC

Analysis Method: 8151A
File ID: J:\gc24\data\112820\11280096.D\
Signal ID: ZB-XLB-HT

Calibration Date: 10/21/2020
Calibration ID: KC2000566
Analysis Lot: 705101
Units: ppb

| Analyte Name | Expected | Result | Average RF | CCV RF | % D | % Drift | Criteria | Curve Fit |
|--------------|----------|--------|------------|---------|------|---------|----------|------------|
| 2,4,5-TP | 95.1 | 113 | 2.03E5 | 2.422E5 | 19.3 | NA | ±20 | Average RF |
| 2,4-D | 94.0 | 103 | 5.12E4 | 5.614E4 | 9.7 | NA | ±20 | Average RF |

| Analyte Name | Expected | Result | Average RF | CCV RF | % D | % Drift | Criteria | Curve Fit |
|--------------|----------|--------|------------|---------|-----|---------|----------|------------|
| DCAA | 100 | 109 | 4.23E4 | 4.612E4 | 9.0 | NA | ±20 | Average RF |

ALS Group USA, Corp.
dba ALS Environmental

QA/QC Report

Client: Anchor QEA, LLC
Project: GascoSiltronic: US Moorings

Service Request: K2010401

Analysis Run Log
Chlorinated Herbicides by GC

Analysis Method: 8151A

Analysis Lot: 705101
Instrument ID: K-GC-24

| Raw Data File | Sample Name | Lab Code | Date Analyzed | Time Analyzed | Q |
|---------------------------------|-------------------------------------|--------------|---------------|---------------|---|
| J:\gc24\data\112820\11280002.D\ | Continuing Calibration Verification | KQ2018923-01 | 11/28/2020 | 10:42:00 | |
| J:\gc24\data\112820\11280003.D\ | Continuing Calibration Blank | KQ2018923-02 | 11/28/2020 | 11:05:00 | |
| J:\gc24\data\112820\11280004.D\ | Method Blank | KQ2017762-04 | 11/28/2020 | 11:28:00 | |
| J:\gc24\data\112820\11280005.D\ | Lab Control Sample | KQ2017762-03 | 11/28/2020 | 11:51:00 | |
| J:\gc24\data\112820\11280006.D\ | USMPDI-050SC-B-10-12-201105 | K2010401-001 | 11/28/2020 | 12:14:00 | |
| J:\gc24\data\112820\11280007.D\ | USMPDI-050SC-B-14-16-201105 | K2010401-002 | 11/28/2020 | 12:37:00 | |
| J:\gc24\data\112820\11280008.D\ | USMPDI-1050SC-B-02-04-201105 | K2010401-003 | 11/28/2020 | 13:00:00 | |
| J:\gc24\data\112820\11280009.D\ | USMPDI-050SC-B-10-12-201105 MS | KQ2017762-01 | 11/28/2020 | 13:22:00 | |
| J:\gc24\data\112820\11280010.D\ | USMPDI-050SC-B-10-12-201105 | KQ2017762-02 | 11/28/2020 | 13:45:00 | |
| J:\gc24\data\112820\11280011.D\ | DMS | ZZZZZZZ | 11/28/2020 | 14:08:00 | |
| J:\gc24\data\112820\11280012.D\ | ZZZZZZZ | ZZZZZZZ | 11/28/2020 | 14:31:00 | |
| J:\gc24\data\112820\11280013.D\ | ZZZZZZZ | ZZZZZZZ | 11/28/2020 | 14:54:00 | |
| J:\gc24\data\112820\11280014.D\ | Continuing Calibration Verification | KQ2018923-03 | 11/28/2020 | 15:16:00 | |
| J:\gc24\data\112820\11280015.D\ | Continuing Calibration Blank | KQ2018923-04 | 11/28/2020 | 15:39:00 | |
| J:\gc24\data\112820\11280016.D\ | ZZZZZZZ | ZZZZZZZ | 11/28/2020 | 16:02:00 | |
| J:\gc24\data\112820\11280017.D\ | ZZZZZZZ | ZZZZZZZ | 11/28/2020 | 16:25:00 | |
| J:\gc24\data\112820\11280018.D\ | ZZZZZZZ | ZZZZZZZ | 11/28/2020 | 16:48:00 | |
| J:\gc24\data\112820\11280019.D\ | ZZZZZZZ | ZZZZZZZ | 11/28/2020 | 17:11:00 | |
| J:\gc24\data\112820\11280020.D\ | ZZZZZZZ | ZZZZZZZ | 11/28/2020 | 17:34:00 | |
| J:\gc24\data\112820\11280021.D\ | ZZZZZZZ | ZZZZZZZ | 11/28/2020 | 17:56:00 | |
| J:\gc24\data\112820\11280022.D\ | ZZZZZZZ | ZZZZZZZ | 11/28/2020 | 18:19:00 | |
| J:\gc24\data\112820\11280023.D\ | ZZZZZZZ | ZZZZZZZ | 11/28/2020 | 18:42:00 | |
| J:\gc24\data\112820\11280024.D\ | ZZZZZZZ | ZZZZZZZ | 11/28/2020 | 19:05:00 | |
| J:\gc24\data\112820\11280025.D\ | ZZZZZZZ | ZZZZZZZ | 11/28/2020 | 19:28:00 | |
| J:\gc24\data\112820\11280026.D\ | Continuing Calibration Verification | KQ2018923-05 | 11/28/2020 | 19:51:00 | |
| J:\gc24\data\112820\11280027.D\ | Continuing Calibration Blank | KQ2018923-06 | 11/28/2020 | 20:14:00 | |
| J:\gc24\data\112820\11280028.D\ | ZZZZZZZ | ZZZZZZZ | 11/28/2020 | 20:36:00 | |
| J:\gc24\data\112820\11280029.D\ | ZZZZZZZ | ZZZZZZZ | 11/28/2020 | 20:59:00 | |
| J:\gc24\data\112820\11280030.D\ | ZZZZZZZ | ZZZZZZZ | 11/28/2020 | 21:22:00 | |
| J:\gc24\data\112820\11280031.D\ | ZZZZZZZ | ZZZZZZZ | 11/28/2020 | 21:45:00 | |
| J:\gc24\data\112820\11280032.D\ | ZZZZZZZ | ZZZZZZZ | 11/28/2020 | 22:08:00 | |
| J:\gc24\data\112820\11280033.D\ | ZZZZZZZ | ZZZZZZZ | 11/28/2020 | 22:31:00 | |
| J:\gc24\data\112820\11280034.D\ | ZZZZZZZ | ZZZZZZZ | 11/28/2020 | 22:53:00 | |
| J:\gc24\data\112820\11280035.D\ | ZZZZZZZ | ZZZZZZZ | 11/28/2020 | 23:16:00 | |
| J:\gc24\data\112820\11280036.D\ | ZZZZZZZ | ZZZZZZZ | 11/28/2020 | 23:39:00 | |
| J:\gc24\data\112820\11280037.D\ | Continuing Calibration Verification | KQ2018923-07 | 11/29/2020 | 00:02:00 | |
| J:\gc24\data\112820\11280038.D\ | Continuing Calibration Blank | KQ2018923-08 | 11/29/2020 | 00:25:00 | |
| J:\gc24\data\112820\11280039.D\ | ZZZZZZZ | ZZZZZZZ | 11/29/2020 | 00:48:00 | |
| J:\gc24\data\112820\11280040.D\ | ZZZZZZZ | ZZZZZZZ | 11/29/2020 | 01:11:00 | |
| J:\gc24\data\112820\11280041.D\ | ZZZZZZZ | ZZZZZZZ | 11/29/2020 | 01:34:00 | |
| J:\gc24\data\112820\11280042.D\ | ZZZZZZZ | ZZZZZZZ | 11/29/2020 | 01:56:00 | |
| J:\gc24\data\112820\11280043.D\ | ZZZZZZZ | ZZZZZZZ | 11/29/2020 | 02:19:00 | |
| J:\gc24\data\112820\11280044.D\ | ZZZZZZZ | ZZZZZZZ | 11/29/2020 | 02:42:00 | |
| J:\gc24\data\112820\11280045.D\ | ZZZZZZZ | ZZZZZZZ | 11/29/2020 | 03:05:00 | |
| J:\gc24\data\112820\11280046.D\ | ZZZZZZZ | ZZZZZZZ | 11/29/2020 | 03:28:00 | |

ALS Group USA, Corp.
dba ALS Environmental

QA/QC Report

Client: Anchor QEA, LLC
Project: GascoSiltronic: US Moorings

Service Request: K2010401

Analysis Run Log
Chlorinated Herbicides by GC

Analysis Method: 8151A

Analysis Lot: 705101
Instrument ID: K-GC-24

| Raw Data File | Sample Name | Lab Code | Date Analyzed | Time Analyzed | Q |
|---------------------------------|-------------------------------------|--------------|---------------|---------------|---|
| J:\gc24\data\112820\11280047.D\ | ZZZZZZZ | ZZZZZZZ | 11/29/2020 | 03:51:00 | |
| J:\gc24\data\112820\11280048.D\ | ZZZZZZZ | ZZZZZZZ | 11/29/2020 | 04:14:00 | |
| J:\gc24\data\112820\11280049.D\ | Continuing Calibration Verification | KQ2018923-09 | 11/29/2020 | 04:37:00 | |
| J:\gc24\data\112820\11280050.D\ | Continuing Calibration Blank | KQ2018923-10 | 11/29/2020 | 05:00:00 | |
| J:\gc24\data\112820\11280051.D\ | ZZZZZZZ | ZZZZZZZ | 11/29/2020 | 05:22:00 | |
| J:\gc24\data\112820\11280052.D\ | ZZZZZZZ | ZZZZZZZ | 11/29/2020 | 05:45:00 | |
| J:\gc24\data\112820\11280053.D\ | ZZZZZZZ | ZZZZZZZ | 11/29/2020 | 06:08:00 | |
| J:\gc24\data\112820\11280054.D\ | ZZZZZZZ | ZZZZZZZ | 11/29/2020 | 06:31:00 | |
| J:\gc24\data\112820\11280055.D\ | ZZZZZZZ | ZZZZZZZ | 11/29/2020 | 06:54:00 | |
| J:\gc24\data\112820\11280056.D\ | ZZZZZZZ | ZZZZZZZ | 11/29/2020 | 07:17:00 | |
| J:\gc24\data\112820\11280057.D\ | ZZZZZZZ | ZZZZZZZ | 11/29/2020 | 07:40:00 | |
| J:\gc24\data\112820\11280058.D\ | ZZZZZZZ | ZZZZZZZ | 11/29/2020 | 08:03:00 | |
| J:\gc24\data\112820\11280059.D\ | ZZZZZZZ | ZZZZZZZ | 11/29/2020 | 08:25:00 | |
| J:\gc24\data\112820\11280060.D\ | ZZZZZZZ | ZZZZZZZ | 11/29/2020 | 08:48:00 | |
| J:\gc24\data\112820\11280061.D\ | Continuing Calibration Verification | KQ2018923-11 | 11/29/2020 | 09:11:00 | |
| J:\gc24\data\112820\11280062.D\ | Continuing Calibration Blank | KQ2018923-12 | 11/29/2020 | 09:34:00 | |
| J:\gc24\data\112820\11280063.D\ | ZZZZZZZ | ZZZZZZZ | 11/29/2020 | 09:57:00 | |
| J:\gc24\data\112820\11280064.D\ | ZZZZZZZ | ZZZZZZZ | 11/29/2020 | 10:20:00 | |
| J:\gc24\data\112820\11280065.D\ | ZZZZZZZ | ZZZZZZZ | 11/29/2020 | 10:43:00 | |
| J:\gc24\data\112820\11280066.D\ | ZZZZZZZ | ZZZZZZZ | 11/29/2020 | 11:05:00 | |
| J:\gc24\data\112820\11280067.D\ | ZZZZZZZ | ZZZZZZZ | 11/29/2020 | 11:28:00 | |
| J:\gc24\data\112820\11280068.D\ | ZZZZZZZ | ZZZZZZZ | 11/29/2020 | 11:51:00 | |
| J:\gc24\data\112820\11280069.D\ | ZZZZZZZ | ZZZZZZZ | 11/29/2020 | 12:14:00 | |
| J:\gc24\data\112820\11280070.D\ | ZZZZZZZ | ZZZZZZZ | 11/29/2020 | 12:37:00 | |
| J:\gc24\data\112820\11280071.D\ | ZZZZZZZ | ZZZZZZZ | 11/29/2020 | 13:00:00 | |
| J:\gc24\data\112820\11280072.D\ | ZZZZZZZ | ZZZZZZZ | 11/29/2020 | 13:23:00 | |
| J:\gc24\data\112820\11280073.D\ | Continuing Calibration Verification | KQ2018923-13 | 11/29/2020 | 13:46:00 | |
| J:\gc24\data\112820\11280074.D\ | Continuing Calibration Blank | KQ2018923-14 | 11/29/2020 | 14:09:00 | |
| J:\gc24\data\112820\11280075.D\ | ZZZZZZZ | ZZZZZZZ | 11/29/2020 | 14:32:00 | |
| J:\gc24\data\112820\11280076.D\ | ZZZZZZZ | ZZZZZZZ | 11/29/2020 | 14:55:00 | |
| J:\gc24\data\112820\11280077.D\ | ZZZZZZZ | ZZZZZZZ | 11/29/2020 | 15:17:00 | |
| J:\gc24\data\112820\11280078.D\ | ZZZZZZZ | ZZZZZZZ | 11/29/2020 | 15:40:00 | |
| J:\gc24\data\112820\11280079.D\ | ZZZZZZZ | ZZZZZZZ | 11/29/2020 | 16:04:00 | |
| J:\gc24\data\112820\11280080.D\ | ZZZZZZZ | ZZZZZZZ | 11/29/2020 | 16:26:00 | |
| J:\gc24\data\112820\11280081.D\ | ZZZZZZZ | ZZZZZZZ | 11/29/2020 | 16:50:00 | |
| J:\gc24\data\112820\11280082.D\ | ZZZZZZZ | ZZZZZZZ | 11/29/2020 | 17:12:00 | |
| J:\gc24\data\112820\11280083.D\ | ZZZZZZZ | ZZZZZZZ | 11/29/2020 | 17:35:00 | |
| J:\gc24\data\112820\11280084.D\ | ZZZZZZZ | ZZZZZZZ | 11/29/2020 | 17:58:00 | |
| J:\gc24\data\112820\11280085.D\ | Continuing Calibration Verification | KQ2018923-15 | 11/29/2020 | 18:21:00 | |
| J:\gc24\data\112820\11280086.D\ | Continuing Calibration Blank | KQ2018923-16 | 11/29/2020 | 18:44:00 | |
| J:\gc24\data\112820\11280087.D\ | ZZZZZZZ | ZZZZZZZ | 11/29/2020 | 19:07:00 | |
| J:\gc24\data\112820\11280088.D\ | ZZZZZZZ | ZZZZZZZ | 11/29/2020 | 19:30:00 | |
| J:\gc24\data\112820\11280089.D\ | ZZZZZZZ | ZZZZZZZ | 11/29/2020 | 19:53:00 | |
| J:\gc24\data\112820\11280090.D\ | ZZZZZZZ | ZZZZZZZ | 11/29/2020 | 20:16:00 | |
| J:\gc24\data\112820\11280091.D\ | ZZZZZZZ | ZZZZZZZ | 11/29/2020 | 20:39:00 | |
| J:\gc24\data\112820\11280092.D\ | ZZZZZZZ | ZZZZZZZ | 11/29/2020 | 21:02:00 | |

ALS Group USA, Corp.

dba ALS Environmental

QA/QC Report

Client: Anchor QEA, LLC
Project: GascoSiltronic: US Moorings

Service Request:K2010401

Analysis Run Log
Chlorinated Herbicides by GC

Analysis Method: 8151A

Analysis Lot:705101
Instrument ID:K-GC-24

| Raw Data File | Sample Name | Lab Code | Date Analyzed | Time Analyzed | Q |
|---------------------------------|-------------------------------------|-----------------|----------------------|----------------------|----------|
| J:\gc24\data\112820\11280093.D\ | ZZZZZZZ | ZZZZZZZ | 11/29/2020 | 21:24:00 | |
| J:\gc24\data\112820\11280094.D\ | ZZZZZZZ | ZZZZZZZ | 11/29/2020 | 21:47:00 | |
| J:\gc24\data\112820\11280095.D\ | ZZZZZZZ | ZZZZZZZ | 11/29/2020 | 22:10:00 | |
| J:\gc24\data\112820\11280096.D\ | Continuing Calibration Verification | KQ2018923-17 | 11/29/2020 | 22:33:00 | |
| J:\gc24\data\112820\11280097.D\ | Continuing Calibration Blank | KQ2018923-18 | 11/29/2020 | 22:56:00 | |

ALS Group USA, Corp.
dba ALS Environmental

Prep Summary Report

Client: Anchor QEA, LLC
Project: GascoSiltronic: US Moorings
Sample Matrix: Sediment

Service Request:K2010401

Chlorinated Herbicides by GC

Prep Method: Method
Analytical Method: 8151A

Extraction Lot: 369609
Extraction Date: 11/11/20 15:36

| Sample Name | Lab Code | Date Collected | Date Received | Sample Amount | Final Amount | Percent Solids |
|------------------------------|-----------------|----------------|---------------|---------------|--------------|----------------|
| USMPDI-050SC-B-10-12-201105 | K2010401-001 | 11/5/20 | 11/10/20 | 30.061 g | 50 mL | 56.1 |
| USMPDI-050SC-B-14-16-201105 | K2010401-002 | 11/5/20 | 11/10/20 | 30.244 g | 50 mL | 57.8 |
| USMPDI-1050SC-B-02-04-201105 | K2010401-003 | 11/5/20 | 11/10/20 | 30.148 g | 50 mL | 48.4 |
| Matrix Spike | KQ2017762-01MS | 11/5/20 | 11/10/20 | 30.106 g | 50 mL | 56.1 |
| Duplicate Matrix Spike | KQ2017762-02DMS | 11/5/20 | 11/10/20 | 30.371 g | 50 mL | 56.1 |
| Lab Control Sample | KQ2017762-03LCS | NA | NA | 30.00 g | 50 mL | |
| Method Blank | KQ2017762-04MB | NA | NA | 30.00 g | 50 mL | |



Raw Data

ALS Environmental—Kelso Laboratory
1317 South 13th Avenue, Kelso, WA 98626
Phone (360)577-7222 Fax (360)636-1068
www.alsglobal.com



Total Solids

ALS Environmental—Kelso Laboratory
1317 South 13th Avenue, Kelso, WA 98626
Phone (360)577-7222 Fax (360)636-1068
www.alsglobal.com

Analytical Results Summary

Instrument Name: K-Balance-41

Analyst: BENETLING

Analysis Lot: 704606

Method/Testcode: SM 2540 G/T/S

| Lab Code | Target Analytes | QC | Parent Sample | Matrix | Raw Result | Sample Amt. | Final Result | Dil | MDL | POL | % Rec | % RSD | Date Analyzed | QC? Tier |
|--------------|-----------------|-----|---------------|----------|---------------|-------------|--------------|-----|-----|-----|-------|-------|-------------------|----------|
| K2010308-017 | Solids, Total | N/A | | Sediment | 70.60 Percent | 32.3407 g | 70.6 Percent | 1 | | | | | 11/20/20 17:55:00 | N IV |
| K2010308-018 | Solids, Total | N/A | | Sediment | 52.60 Percent | 33.0076 g | 52.6 Percent | 1 | | | | | 11/20/20 17:55:00 | N IV |
| K2010308-019 | Solids, Total | N/A | | Sediment | 44.40 Percent | 39.7280 g | 44.4 Percent | 1 | | | | | 11/20/20 17:55:00 | N IV |
| K2010308-020 | Solids, Total | N/A | | Sediment | 50.20 Percent | 27.6011 g | 50.2 Percent | 1 | | | | | 11/20/20 17:55:00 | N IV |
| K2010308-021 | Solids, Total | N/A | | Sediment | 56.20 Percent | 30.6939 g | 56.2 Percent | 1 | | | | | 11/20/20 17:55:00 | N IV |
| K2010308-022 | Solids, Total | N/A | | Sediment | 54.60 Percent | 35.9972 g | 54.6 Percent | 1 | | | | | 11/20/20 17:55:00 | N IV |
| K2010308-023 | Solids, Total | N/A | | Sediment | 57.90 Percent | 35.6295 g | 57.9 Percent | 1 | | | | | 11/20/20 17:55:00 | N IV |
| K2010308-024 | Solids, Total | N/A | | Sediment | 57.80 Percent | 30.2570 g | 57.8 Percent | 1 | | | | | 11/20/20 17:55:00 | N IV |
| K2010308-025 | Solids, Total | N/A | | Sediment | 56.90 Percent | 31.6584 g | 56.9 Percent | 1 | | | | | 11/20/20 17:55:00 | N IV |
| K2010308-026 | Solids, Total | N/A | | Sediment | 56.30 Percent | 27.1448 g | 56.3 Percent | 1 | | | | | 11/20/20 17:55:00 | N IV |
| K2010401-001 | Solids, Total | N/A | | Sediment | 56.10 Percent | 31.4336 g | 56.1 Percent | 1 | | | | | 11/20/20 17:55:00 | N IV |
| K2010401-002 | Solids, Total | N/A | | Sediment | 57.80 Percent | 29.9907 g | 57.8 Percent | 1 | | | | | 11/20/20 17:55:00 | N IV |
| K2010401-003 | Solids, Total | N/A | | Sediment | 48.40 Percent | 31.8326 g | 48.4 Percent | 1 | | | | | 11/20/20 17:55:00 | N IV |
| K2010403-001 | Solids, Total | N/A | | Sediment | 79.70 Percent | 34.7751 g | 79.7 Percent | 1 | | | | | 11/20/20 17:55:00 | N IV |
| K2010403-002 | Solids, Total | N/A | | Sediment | 88.80 Percent | 25.3993 g | 88.8 Percent | 1 | | | | | 11/20/20 17:55:00 | N IV |
| K2010403-003 | Solids, Total | N/A | | Sediment | 68.20 Percent | 36.370 g | 68.2 Percent | 1 | | | | | 11/20/20 17:55:00 | N IV |
| K2010403-004 | Solids, Total | N/A | | Sediment | 87.30 Percent | 26.5273 g | 87.3 Percent | 1 | | | | | 11/20/20 17:55:00 | Y IV |
| K2010403-005 | Solids, Total | N/A | | Sediment | 79.80 Percent | 29.1680 g | 79.8 Percent | 1 | | | | | 11/20/20 17:55:00 | N IV |
| K2010403-006 | Solids, Total | N/A | | Sediment | 77.80 Percent | 32.8826 g | 77.8 Percent | 1 | | | | | 11/20/20 17:55:00 | N IV |
| K2010403-007 | Solids, Total | N/A | | Sediment | 73.00 Percent | 40.0729 g | 73.0 Percent | 1 | | | | | 11/20/20 17:55:00 | N IV |
| KQ2018600-01 | Solids, Total | DUP | K2010308-020 | Sediment | 50.80 Percent | 30.2580 g | 50.8 Percent | 1 | | | | 1 | 11/20/20 17:55:00 | N IV |
| KQ2018600-02 | Solids, Total | DUP | K2010403-004 | Sediment | 87.10 Percent | 26.5051 g | 87.1 Percent | 1 | | | | <1 | 11/20/20 17:55:00 | N IV |
| KQ2018600-03 | Solids, Total | MB | | Sediment | 0.00 Percent | 49.7612 g | 0.0 Percent | 1 | | | | | 11/20/20 17:55:00 | N IV |

indicates Final Result is not yet adjusted for Solids because it has not yet been determined.



Chlorinated Herbicides by GC

ALS Environmental—Kelso Laboratory
1317 South 13th Avenue, Kelso, WA 98626
Phone (360)577-7222 Fax (360)636-1068
www.alsglobal.com

Preparation Information Benchsheet

Prep Run#: 369609
Team: Semiyoa GC/BGREER
 Number of Copies to make: 1

Prep Workflow: OrgHerbs(14)
Prep Method: Method

Status: Prepped
Prep Date/Time: 11/11/20 15:36

| # | Lab Code | Client ID | B# | Method / Test | pH | Matrix | Amt. Ext. | Final Vol | Sample Description |
|---|--------------|------------------------------|-----|---------------|----|----------|-----------|-----------|----------------------|
| 1 | K2010401-001 | USMPDI-050SC-B-10-12-201105 | .01 | 8151A/HERB | | Sediment | 30.061g | 50.00mL | JGRIMES K-Balance-49 |
| 2 | K2010401-002 | USMPDI-050SC-B-14-16-201105 | .01 | 8151A/HERB | | Sediment | 30.244g | 50.00mL | JGRIMES K-Balance-49 |
| 3 | K2010401-003 | USMPDI-1050SC-B-02-04-201105 | .01 | 8151A/HERB | | Sediment | 30.148g | 50.00mL | JGRIMES K-Balance-49 |
| 4 | KQ2017762-01 | K2010401-001 MS | .01 | 8151A/HERB | | Solid | 30.106g | 50.00mL | JGRIMES K-Balance-49 |
| 5 | KQ2017762-02 | K2010401-001 DMS | .01 | 8151A/HERB | | Solid | 30.371g | 50.00mL | JGRIMES K-Balance-49 |
| 6 | KQ2017762-03 | LCS | | 8151A/HERB | | Solid | 30.00g | 50.00mL | |
| 7 | KQ2017762-04 | MB | | 8151A/HERB | | Solid | 30.00g | 50.00mL | |

Spiking Solutions

| |
|----------------------------------------------------------------------------------------------------------------------------------------------------------------|
| Name: 8151A 5ppm Herbicide surrogate Inventory ID: 213981 Logbook Ref: Penta02-15H Expires On: 05/13/2021 |
| K2010401-001 1,000.00µL K2010401-002 1,000.00µL K2010401-003 1,000.00µL KQ2017762-01 1,000.00µL KQ2017762-02 1,000.00µL KQ2017762-03 1,000.00µL |
| Name: 8151A 5-500ppm Herbicides matrix spike Inventory ID: 213986 Logbook Ref: penta02-15L Expires On: 05/13/2021 |
| K2010401-001 1,000.00µL K2010401-002 1,000.00µL K2010401-003 1,000.00µL KQ2017762-01 1,000.00µL KQ2017762-02 1,000.00µL KQ2017762-03 1,000.00µL |

Preparation Steps

| Step: | Weight | Step: | Extraction | Step: | Derivatization | Step: | Final Volume |
|-----------|----------------|-----------|----------------|-----------|----------------|-----------|----------------|
| Started: | 11/11/20 15:36 | Started: | 11/21/20 10:00 | Started: | 11/24/20 09:00 | Started: | 11/24/20 09:30 |
| Finished: | 11/21/20 11:48 | Finished: | 11/21/20 11:30 | Finished: | 11/24/20 09:30 | Finished: | 11/24/20 13:20 |
| By: | BGREER | By: | BGREER | By: | AAGULLAR | By: | AAGULLAR |

Comments: A vialle puff D1-D7

Reviewed By: [Signature] **Date:** 11-30-20

Chain of Custody

Relinquished By: [Signature] **Date:** 11/24/20
Received By: [Signature] **Date:** 11-28-20

Extracts Examined
 Yes No

Preparation Information Benchsheet

Prep Run#: 369609
Team: Semiova GC/BGREER
Number of Copies to make: 1

Prep WorkFlow: OrgHerbs(14)
Prep Method: Method

Status: Draft
Prep Date/Time: 11/11/20 15:36 PM

| # | Lab Code | Client ID | B# | Method /Test | Matrix | Amt. Ext. | pH | Int Vol mL | Final Vol mL | Surr Amt mL | Spike Amt |
|---|--------------|------------------------------|-----|--------------|----------|-----------|-----|---------------|-----------------|----------------|-----------|
| 1 | K2010401-001 | USMPDI-050SC-B-10-12-201105 | .01 | 8151A/HERB | Sediment | 9 | N/A | | 50 | 1000 | 1000 |
| 2 | K2010401-002 | USMPDI-050SC-B-14-16-201105 | .01 | 8151A/HERB | Sediment | X | | | 50 | | |
| 3 | K2010401-003 | USMPDI-1050SC-B-02-04-201105 | .01 | 8151A/HERB | Sediment | X | | | 50 | | |
| 4 | KQ2017762-01 | K2010401-001 MS | .01 | 8151A/HERB | Solid | X | | | 50 | | 1000 |
| 5 | KQ2017762-02 | K2010401-001 DMS | .01 | 8151A/HERB | Solid | X | | | 50 | | |
| 6 | KQ2017762-03 | LCS | | 8151A/HERB | Solid | 30.000 | | | 50 | | |
| 7 | KQ2017762-04 | MB | | 8151A/HERB | Solid | 30.371 | | | 50 | | |

Comments: *X See preprep sheet*

Surrogate ID: *Penta02-15H Spm Ace xp: 5/13/21 1000µL* **Spike ID:** *Penta02-15L 5-500ppm Ace xp: 5/13/21 1000µL*
Witnessed By: *[Signature]*
Analyst: *[Signature]* **Assisted By:** _____

Pre-Prep Information Benchsheet

Prep Run #: 369609

Container Lot No: 090720-1TW

Prep Due Date: Nov-16-2020

| # | Lab Code | Bottle | Test Name | Weight | Sample Comments | Test Comments |
|---|----------------------------------|--------|--------------|---------|-----------------|----------------------|
| 1 | K2010401-001 | .01 | HERB : 8151A | 30.061g | | JGRIMES K-Balance-49 |
| 2 | K2010401-001 MS KQ2017762-01 | .01 | HERB : 8151A | 30.106g | | JGRIMES K-Balance-49 |
| 3 | K2010401-001 DMS KQ2017762-02 | .01 | HERB : 8151A | 30.371g | | JGRIMES K-Balance-49 |
| 4 | K2010401-002 | .01 | HERB : 8151A | 30.244g | | JGRIMES K-Balance-49 |
| 5 | K2010401-003 | .01 | HERB : 8151A | 30.148g | | JGRIMES K-Balance-49 |

Delivered to server

| | | | |
|----------------------------|----------------------------|------------------------------|----------------------------------|
| Relinquished By: <i>JG</i> | Date/Time: <i>11-11-20</i> | Received By: <i>B. Greer</i> | Date/Time: <i>11/11/20 16:45</i> |
|----------------------------|----------------------------|------------------------------|----------------------------------|

Additional Prep Information for EPA Method 8151A
Herbicides in Soil

Service Request # K2010401 Work Group # KQ2017762

Acidified Sulfate Lot # D203-87N Matrix Sand Lot # 012418

Ethyl Ether Lot # DY328 Hydrochloric Acid Lot # S8242

Wrist Action Shaker Start (time/date/initial): 1000 11/21/20 BG

Wrist Action Shaker Stop (time/date/initial): 1130 11/21/20 BG

N-Evap (time/date/initial): 0549 11/23/20 BG N-Evap Thermometer ID: X-SVM-004

Temp as measured: 20 °C Correction factor: 0.0 °C Adjusted temp: 20.0 °C

Saponification Start (time/date/initial): 0710 11/23/20 BG 37% KOH Lot # D203-805

Saponification Stop (time/date/initial): 1020 11/23/20 BG

Extraction Start (time/date/initial): 1245 11/23/20 BG Sulfuric Acid Lot # D203-796

Extraction Stop (time/date/initial): 1445 11/23/20 BG

Derivatization Start (time/date/initial): 1900 11/24/20 TM Diazomethane Lot # D203-75P

Derivatization Stop (time/date/initial): 0930 11/24/20 TM

Pipette (5 mL) Lot # 07420047

Solvent Exchange to Iso-Octane (time/date/initial): 0930 11/24/20 TM

Iso-Octane Lot # DY719US N-Evap Thermometer ID: X-SVM-010

Temp as measured: 20 °C Correction factor: 0 °C Adjusted temp: 20 °C

Pipette (1 mL) Lot # 02720099

Vial: red Vial Storage: _____

Archive Storage: Ursula Burtney

Additional Comments: Completed: 13:30 11/24/20 AA

| Bench Sheet Review Check List | |
|-------------------------------|---------------------------------------------------------------------------------------------------|
| <input type="checkbox"/> | Hold times met (if no, reason: _____) |
| <input type="checkbox"/> | Prep date, time, method, department, product code correct in stealth |
| <input type="checkbox"/> | Spike information and Q.C. correct (insufficient volume or mass recorded if no Q.C.) |
| <input type="checkbox"/> | Weights/Volumes and units correct on raw and final bench sheets |
| <input type="checkbox"/> | Sample IDs have been checked - bottle numbers appended if required |
| <input type="checkbox"/> | Names present for: started by, completed by, relinquished by, and witnessed by. Training circled. |
| <input type="checkbox"/> | Extract storage recorded |
| <input type="checkbox"/> | Additional prep sheet completely filled out (NA or line out blanks) |
| <input type="checkbox"/> | All clean-ups have been noted on additional prep sheet |
| <input type="checkbox"/> | Signed service request with Form V, if applicable, has been attached |

Validation Report

1st *SM* 11/29/20
2nd *JA* 12/01/20

Data File: J:\gc24\data\112820\11280006.D\
Lab ID: K2010401-001
RunType: N/A
Matrix: Sediment

Date Acquired: 11/28/20 12:14:00
Batch ID: 705101
Analysis Method: 8151A/HERB

Validations

| Validation Categories | Pass | Fail |
|-------------------------------------------|------|------|
| Preparation Hold Time | X | |
| Analytical Hold Time | X | |
| ICAL Analyte Recovery | X | |
| Second Source ICAL Verification | X | |
| Continuing Calibration Recovery | | X |
| Continuing Calibration Recovery (Closing) | X | |
| Lab Control Sample Recovery | X | |
| Method Blank | X | |
| Method Blank Surrogates | X | |
| Surrogates | X | |
| Std MRL Unsupported by ICAL | X | |
| Above Highest ICAL Level | X | |
| Analyte Coelutions | X | |

Analyte Exceptions

| Exception Categories | Analyte Name | Result | Low Limit | High Limit | Corrective Action |
|---------------------------------------------|--------------|--------|-----------|------------|-------------------|
| Continuing Calibration Recovery - ZB-XLB-HT | 2,4,5-TP | 22 | | 20 | CCV+ND |

Primary Review: _____

Secondary Review: _____

Quantitation Report

1st *SM* 11/29/20
2nd *UA* 12/01/20

| | |
|---------------------------------------------------|----------------------------|
| Data File: J:\gc24\data\112820\11280006.D\ | Instrument: K-GC-24 |
| Acqu Date: 11/28/20 12:14:00 | Vial: 43 |
| Run Type: N/A | Dilution: 5 |
| Lab ID: K2010401-001 | Raw Units: ppb |

| | | |
|-----------------------------------|------------------------------|-------------------------------|
| Bottle ID: K2010401-001.01 | Tier: IV | Matrix: Sediment |
| Prod Code: HERB | Collect Date: 11/5/20 | Receive Date: 11/10/20 |

| | | |
|-----------------------------|----------------------------|-------------------------------|
| Analysis Lot: 705101 | Prep Lot: 369609 | Report Group: K2010401 |
| Analysis: 8151A | Prep Method: Method | |
| | Prep Date: 11/11/20 | |

| | |
|--------------------------------------------|----------------------------------|
| Title: Chlorinated Herbicides by GC | Calibration ID: KC2000566 |
| | Report List ID: 11736 |

Surrogate Compounds

| Parameter Name | RT 1 | RT 2 | Resp 1 | Resp 2 | Solution Conc 1 | Solution Conc 2 | % Rec 1 | % Rec 2 | % Rec | % Rec Criteria | Rpt? |
|----------------|------|------|--------|--------|-----------------|-----------------|---------|---------|-------|----------------|------|
| DCAA | 7.99 | 7.82 | 233549 | 759419 | 12.835 | 17.954 | 64 | 90 | 64 | 26 - 127 | Y |

Target Compounds

Final Conc.Units: ug/Kg

| Parameter Name | RT 1 | RT 2 | Resp 1 | Resp 2 | Solution Conc 1 | Solution Conc 2 | Final Conc 1 | Final Conc 2 | Primary Conc | Rpt? |
|----------------|------|------------------------|--------|--------|-----------------|----------------------|--------------|--------------|--------------|------|
| 2,4,5-TP | 0.00 | 10.10 ^{-0.03} | 0 | 180957 | 0.000 | 0.891 ^{ccv} | 0U | 13U | 22 U | Y |
| 2,4-D | 0.00 | 9.07 ^{+0.01} | 0 | 7638 | 0.000 | 0.149 | 0U | 2.2U | 69 U | Y |

Prep Amount: 30.061 g **Dilution:** 5
Prep Final Amount: 50.00 mL **Basis Factor:** 56.10

U: Undetected at or above MDL
J: Analyte detected above MDL, but below MRL
B: Hit above MRL also found in Method Blank
E: Analyte concentration above high point of ICAL
N: Presumptive evidence of compound

D: Result from dilution
m: Manual integration performed
d: Compound manually deleted
NR: Analyte not reported from this analysis

*: Result fails acceptance criteria
#: Acceptance criteria not applicable
?: Insufficient information to determine acceptance
e: Result >= MRL, but MRL less than low point of ICAL
c: check for co-elution

Printed: 12/1/20 13:51

\\alprews001\starlims\LIMSReps\QuantValidation.rpt

Data File : J:\gc24\data\112820\11280006.D Vial: 20
 Signal(s) : Signal #1: ECD1A.CH Signal #2: ECD2B.CH
 Acq On : 28 Nov 2020 12:14 pm Operator: SM
 Sample : K2010401-001 5X Inst : HP G1530A
 Misc : Multiplr: 1.00
 Integration File signal 1: RTEINT.P
 Integration File signal 2: RTEINT2.P
 Quant Time: Nov 29 11:44:18 2020
 Quant Results File: 102120_8151.RES

Quant Method : J:\gc24\Methods\102120_8151.M
 Quant Title : 103118_8151.m MJ215 CAL_KC1800
 QLast Update : Wed Oct 21 17:30:52 2020
 Response via : Initial Calibration
 DataAcq Meth:8151A-17.M

Volume Inj. : 2 uL
 Signal #1 Phase : RTX-CLP2 Signal #2 Phase: ZB-XLB-HT
 Signal #1 Info : 0.25 mm Signal #2 Info : 0.25 mm

| Compound | RT#1 | RT#2 | Resp#1 | Resp#2 | ppb | ppb |
|-----------------------------|--------|--------|--------|--------|----------|----------|
| ----- | | | | | | |
| System Monitoring Compounds | | | | | | |
| 2) s 2,4-Dichl... | 7.992 | 7.822 | 233549 | 759419 | 12.835 | 17.954 # |
| Target Compounds | | | | | | |
| 1) m Dalapon | 0.000 | 2.878 | 0 | 68022 | N.D. d | 1.408 |
| 3) m Dicamba | 0.000 | 7.945 | 0 | 67337 | N.D. d | 0.454 |
| 4) m MCPP | 8.318 | 0.000 | 240433 | 0 | 5682.696 | N.D. d# |
| 5) m MCPA | 8.605 | 0.000 | 47170 | 0 | 805.601 | N.D. d# |
| 6) m Dichloroprop | 8.975 | 0.000 | 49742 | 0 | 2.667 | N.D. d# |
| 7) m 2,4-D | 0.000 | 9.068 | 0 | 7638 | N.D. d | 0.149 |
| 8) m 2,4,5-TP ... | 0.000 | 10.098 | 0 | 180957 | N.D. d | 0.891 |
| 9) m 2,4,5-T | 10.708 | 0.000 | 14681 | 0 | 0.178 | N.D. d# |
| 10) m 2,4-DB | 11.308 | 0.000 | 329650 | 0 | 32.132 | N.D. d# |
| 11) m Dinoseb | 0.000 | 11.272 | 0 | 804048 | N.D. d | 5.879 |
| ----- | | | | | | |

(f)=RT Delta > 1/2 Window (#)=Amounts differ by > 25% (m)=manual int.

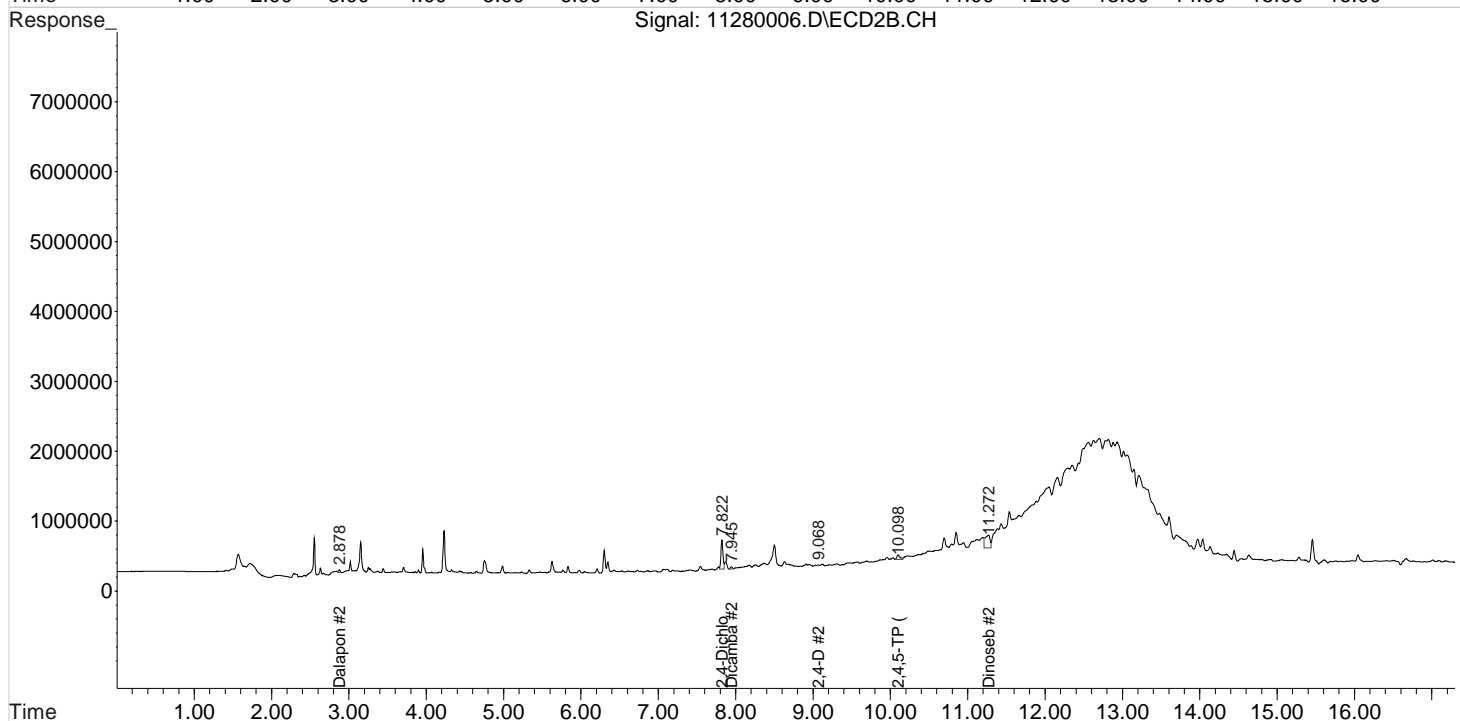
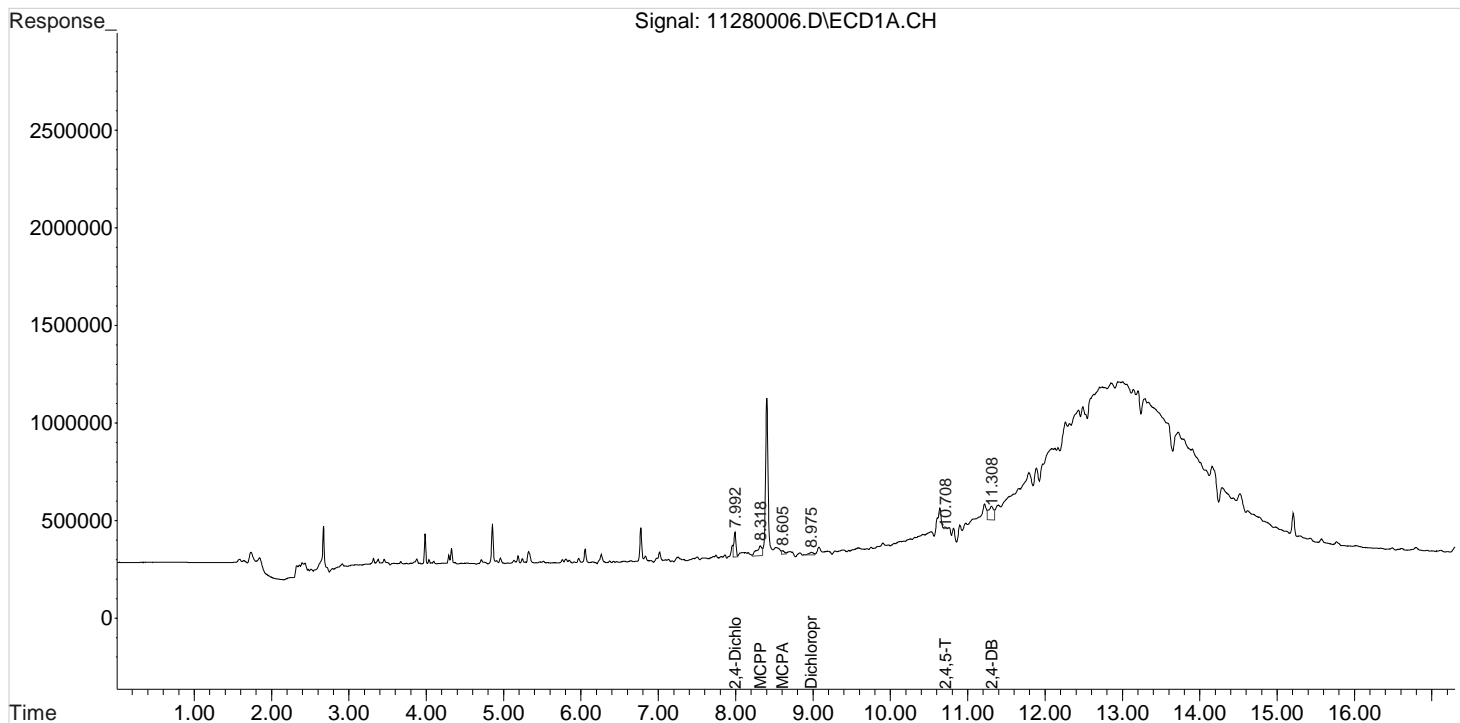
Data File : J:\gc24\data\112820\11280006.D
Signal(s) : Signal #1: ECD1A.CH Signal #2: ECD2B.CH
Acq On : 28 Nov 2020 12:14 pm
Sample : K2010401-001 5X
Misc :

Vial: 20
Operator: SM
Inst : HP G1530A
Multiplr: 1.00

Integration File signal 1: RTEINT.P
Integration File signal 2: RTEINT2.P
Quant Time: Nov 29 11:44:18 2020
Quant Results File: 102120_8151.RES

Quant Method : J:\gc24\Methods\102120_8151.M
Quant Title : 103118_8151.m MJ215 CAL_KC1800
QLast Update : Wed Oct 21 17:30:52 2020
Response via : Initial Calibration
DataAcq Meth:8151A-17.M

Volume Inj. : 2 uL
Signal #1 Phase : RTX-CLP2
Signal #1 Info : 0.25 mm
Signal #2 Phase : ZB-XLB-HT
Signal #2 Info : 0.25 mm



Validation Report

1st *SM* 11/29/20
2nd *JA* 12/01/20

Data File: J:\gc24\data\112820\11280007.D\
Lab ID: K2010401-002
RunType: N/A
Matrix: Sediment

Date Acquired: 11/28/20 12:37:00
Batch ID: 705101
Analysis Method: 8151A/HERB

Validations

| Validation Categories | Pass | Fail |
|-------------------------------------------|------|------|
| Preparation Hold Time | X | |
| Analytical Hold Time | X | |
| ICAL Analyte Recovery | X | |
| Second Source ICAL Verification | X | |
| Continuing Calibration Recovery | | X |
| Continuing Calibration Recovery (Closing) | X | |
| Lab Control Sample Recovery | X | |
| Method Blank | X | |
| Method Blank Surrogates | X | |
| Surrogates | X | |
| Std MRL Unsupported by ICAL | X | |
| Above Highest ICAL Level | X | |
| Analyte Coelutions | X | |

Analyte Exceptions

| Exception Categories | Analyte Name | Result | Low Limit | High Limit | Corrective Action |
|---------------------------------------------|--------------|--------|-----------|------------|-------------------|
| Continuing Calibration Recovery - ZB-XLB-HT | 2,4,5-TP | 22 | | 20 | CCV+ND |

Primary Review: _____

Secondary Review: _____

Quantitation Report

1st *SM* 11/29/20
2nd *UA* 12/01/20

| | |
|---------------------------------------------------|----------------------------|
| Data File: J:\gc24\data\112820\11280007.D\ | Instrument: K-GC-24 |
| Acqu Date: 11/28/20 12:37:00 | Vial: 44 |
| Run Type: N/A | Dilution: 5 |
| Lab ID: K2010401-002 | Raw Units: ppb |

| | | |
|-----------------------------------|------------------------------|-------------------------------|
| Bottle ID: K2010401-002.01 | Tier: IV | Matrix: Sediment |
| Prod Code: HERB | Collect Date: 11/5/20 | Receive Date: 11/10/20 |

| | | |
|-----------------------------|----------------------------|-------------------------------|
| Analysis Lot: 705101 | Prep Lot: 369609 | Report Group: K2010401 |
| Analysis: 8151A | Prep Method: Method | |
| | Prep Date: 11/11/20 | |

| | |
|--------------------------------------------|----------------------------------|
| Title: Chlorinated Herbicides by GC | Calibration ID: KC2000566 |
| | Report List ID: 11736 |

Surrogate Compounds

| Parameter Name | RT 1 | RT 2 | Resp 1 | Resp 2 | Solution Conc 1 | Solution Conc 2 | % Rec 1 | % Rec 2 | % Rec | % Rec Criteria | Rpt? |
|----------------|-----------------------|-----------------------|--------|--------|-----------------|-----------------|---------|---------|-------|----------------|------|
| DCAA | 8.00 ^{+0.01} | 7.83 ^{+0.01} | 240314 | 726153 | 13.207 | 17.168 | 66 | 86 | 66 | 26 - 127 | Y |

Target Compounds

Final Conc.Units: ug/Kg

| Parameter Name | RT 1 | RT 2 | Resp 1 | Resp 2 | Solution Conc 1 | Solution Conc 2 | Final Conc 1 | Final Conc 2 | Primary Conc | Rpt? |
|----------------|-----------------------|------------------------|--------|--------|-----------------|----------------------|--------------|--------------|--------------|------|
| 2,4,5-TP | 0.00 | 10.10 ^{-0.03} | 0 | 124653 | 0.000 | 0.614 ^{CCV} | 0U | 8.8U | 21 U | Y |
| 2,4-D | 9.29 ^{-0.02} | 9.05 ^{-0.01} | 10987 | 30041 | 0.517 | 0.587 | 7.4U | 8.4U | 67 U | Y |

Prep Amount: 30.244 g **Dilution:** 5
Prep Final Amount: 50.00 mL **Basis Factor:** 57.80

U: Undetected at or above MDL
J: Analyte detected above MDL, but below MRL
B: Hit above MRL also found in Method Blank
E: Analyte concentration above high point of ICAL
N: Presumptive evidence of compound

D: Result from dilution
m: Manual integration performed
d: Compound manually deleted
NR: Analyte not reported from this analysis

*: Result fails acceptance criteria
#: Acceptance criteria not applicable
?: Insufficient information to determine acceptance
e: Result >= MRL, but MRL less than low point of ICAL
c: check for co-elution

Printed: 12/1/20 13:51

\\alprews001\starlims\LIMSReps\QuantValidation.rpt

Data File : J:\gc24\data\112820\11280007.D Vial: 21
 Signal(s) : Signal #1: ECD1A.CH Signal #2: ECD2B.CH
 Acq On : 28 Nov 2020 12:37 pm Operator: SM
 Sample : K2010401-002 5X Inst : HP G1530A
 Misc : Multiplr: 1.00
 Integration File signal 1: RTEINT.P
 Integration File signal 2: RTEINT2.P
 Quant Time: Nov 29 11:44:48 2020
 Quant Results File: 102120_8151.RES

Quant Method : J:\gc24\Methods\102120_8151.M
 Quant Title : 103118_8151.m MJ215 CAL_KC1800
 QLast Update : Wed Oct 21 17:30:52 2020
 Response via : Initial Calibration
 DataAcq Meth:8151A-17.M

Volume Inj. : 2 uL
 Signal #1 Phase : RTX-CLP2 Signal #2 Phase: ZB-XLB-HT
 Signal #1 Info : 0.25 mm Signal #2 Info : 0.25 mm

| Compound | RT#1 | RT#2 | Resp#1 | Resp#2 | ppb | ppb |
|-----------------------------|---------|--------|--------|--------|----------|----------|
| ----- | | | | | | |
| System Monitoring Compounds | | | | | | |
| 2) s 2,4-Dichl... | 8.001 | 7.831 | 240314 | 726153 | 13.207m | 17.168 # |
| Target Compounds | | | | | | |
| 1) m Dalapon | 0.000 | 2.881 | 0 | 87871 | N.D. d | 1.819 |
| 3) m Dicamba | 0.000 | 7.954 | 0 | 15464 | N.D. d | 0.104 |
| 4) m MCPP | 0.000 | 0.000 | 0 | 0 | N.D. d | N.D. d |
| 5) m MCPA | 8.524 | 0.000 | 73961 | 0 | 1263.156 | N.D. d# |
| 6) m Dichloroprop | 8.978 | 0.000 | 8699 | 0 | 0.466 | N.D. # |
| 7) m 2,4-D | 9.294 | 9.054 | 10987 | 30041 | 0.517 | 0.587 |
| 8) m 2,4,5-TP ... | 0.000 | 10.104 | 0 | 124653 | N.D. d | 0.614 |
| 9) m 2,4,5-T | 10.644f | 0.000 | 116494 | 0 | 1.412 | N.D. d# |
| 10) m 2,4-DB | 11.311 | 0.000 | 49472 | 0 | 4.822 | N.D. d# |
| 11) m Dinoseb | 0.000 | 11.274 | 0 | 156368 | N.D. d | 1.143 |
| ----- | | | | | | |

(f)=RT Delta > 1/2 Window (#)=Amounts differ by > 25% (m)=manual int.

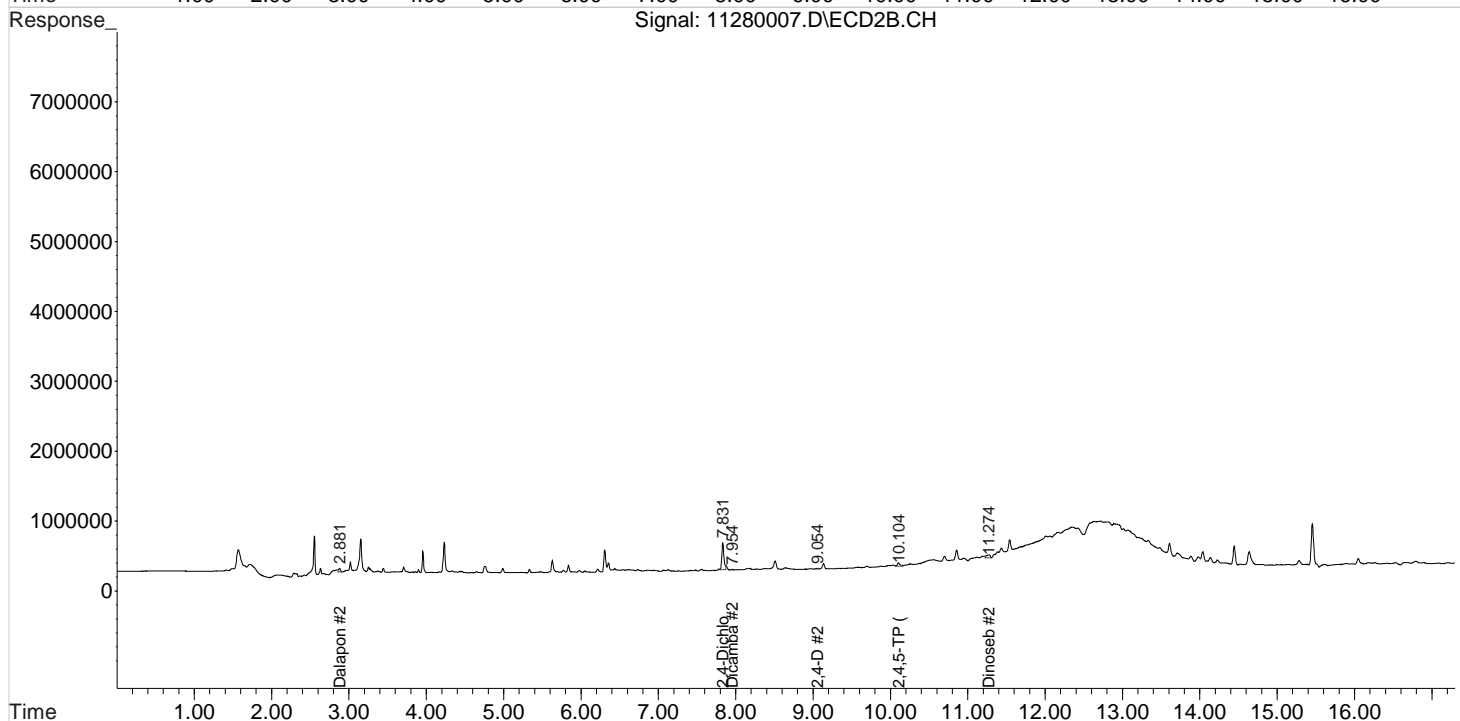
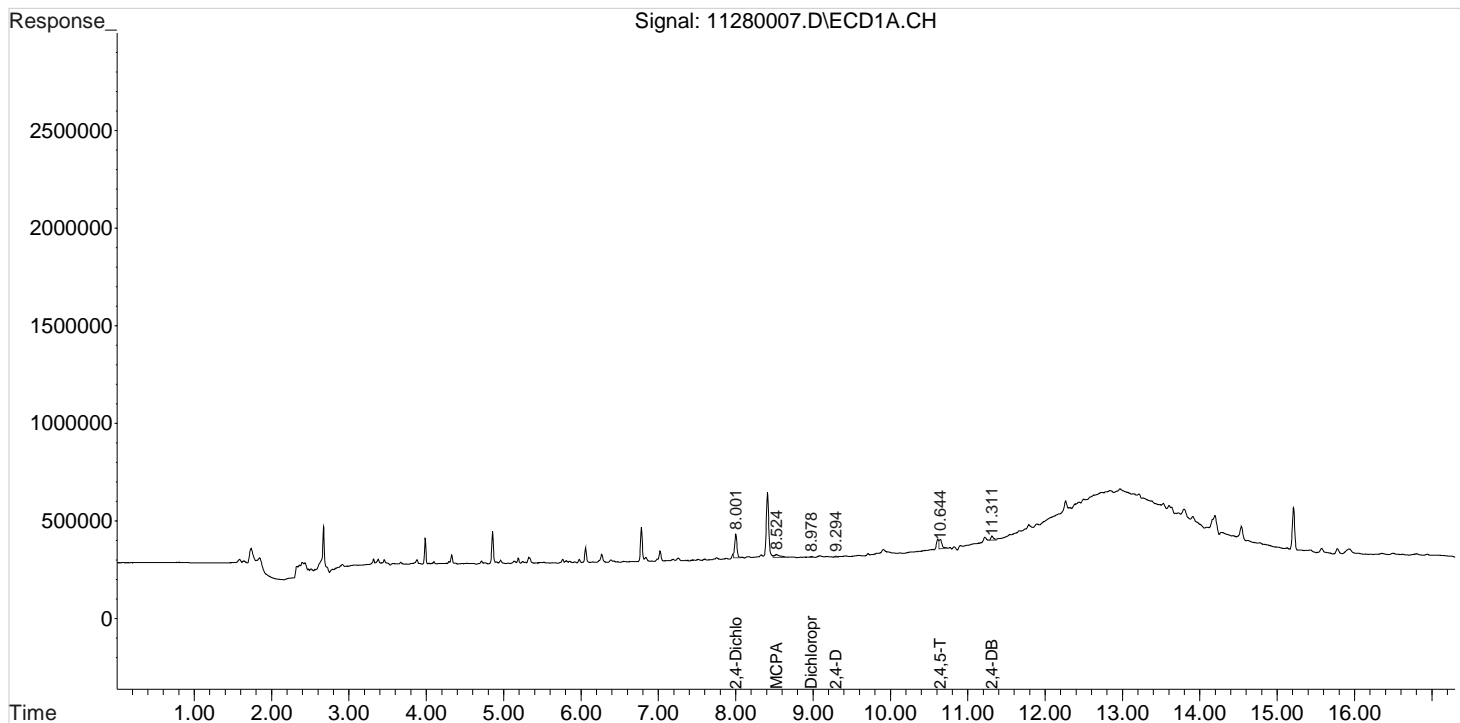
Data File : J:\gc24\data\112820\11280007.D
Signal(s) : Signal #1: ECD1A.CH Signal #2: ECD2B.CH
Acq On : 28 Nov 2020 12:37 pm
Sample : K2010401-002 5X
Misc :

Vial: 21
Operator: SM
Inst : HP G1530A
Multiplr: 1.00

Integration File signal 1: RTEINT.P
Integration File signal 2: RTEINT2.P
Quant Time: Nov 29 11:44:48 2020
Quant Results File: 102120_8151.RES

Quant Method : J:\gc24\Methods\102120_8151.M
Quant Title : 103118_8151.m MJ215 CAL_KC1800
QLast Update : Wed Oct 21 17:30:52 2020
Response via : Initial Calibration
DataAcq Meth:8151A-17.M

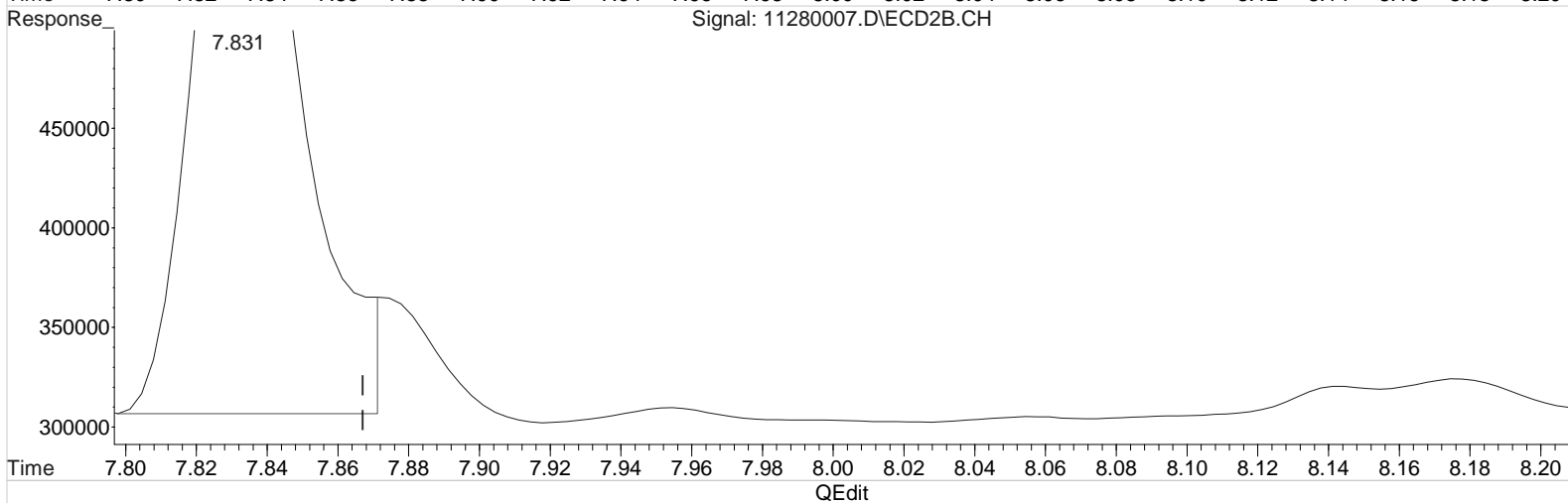
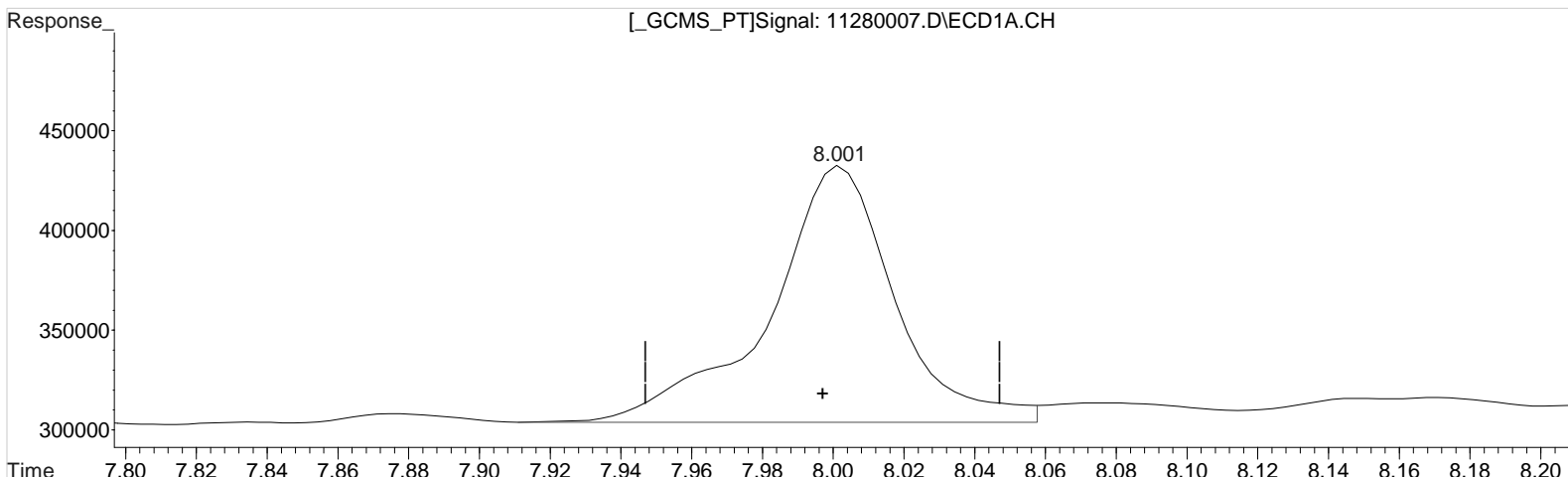
Volume Inj. : 2 uL
Signal #1 Phase : RTX-CLP2 Signal #2 Phase: ZB-XLB-HT
Signal #1 Info : 0.25 mm Signal #2 Info : 0.25 mm



Data File : J:\gc24\data\112820\11280007.D Vial: 21
Signal(s) : Signal #1: ECD1A.CH Signal #2: ECD2B.CH
Acq On : 28 Nov 2020 12:37 pm Operator: SM
Sample : K2010401-002 5X Inst : HP G1530A
Misc : Multiplr: 1.00
Integration File signal 1: RTEINT.P
Integration File signal 2: RTEINT2.P
Quant Time: Nov 29 11:21:53 2020
Quant Results File: 102120_8151.RES

Quant Method : J:\gc24\Methods\102120_8151.M
Quant Title : 103118_8151.m MJ215 CAL_KC1800
QLast Update : Wed Oct 21 17:30:52 2020
Response via : Initial Calibration
DataAcq Meth:8151A-17.M

Volume Inj. : 2 uL
Signal #1 Phase : RTX-CLP2 Signal #2 Phase: ZB-XLB-HT
Signal #1 Info : 0.25 mm Signal #2 Info : 0.25 mm



(2) 2,4-Dichlorophenylacetic Acid (s)

8.001min 17.424 ppb
response 317052

Manual Integration:

Before

11/29/20

(2) 2,4-Dichlorophenylacetic Acid #2 (s)

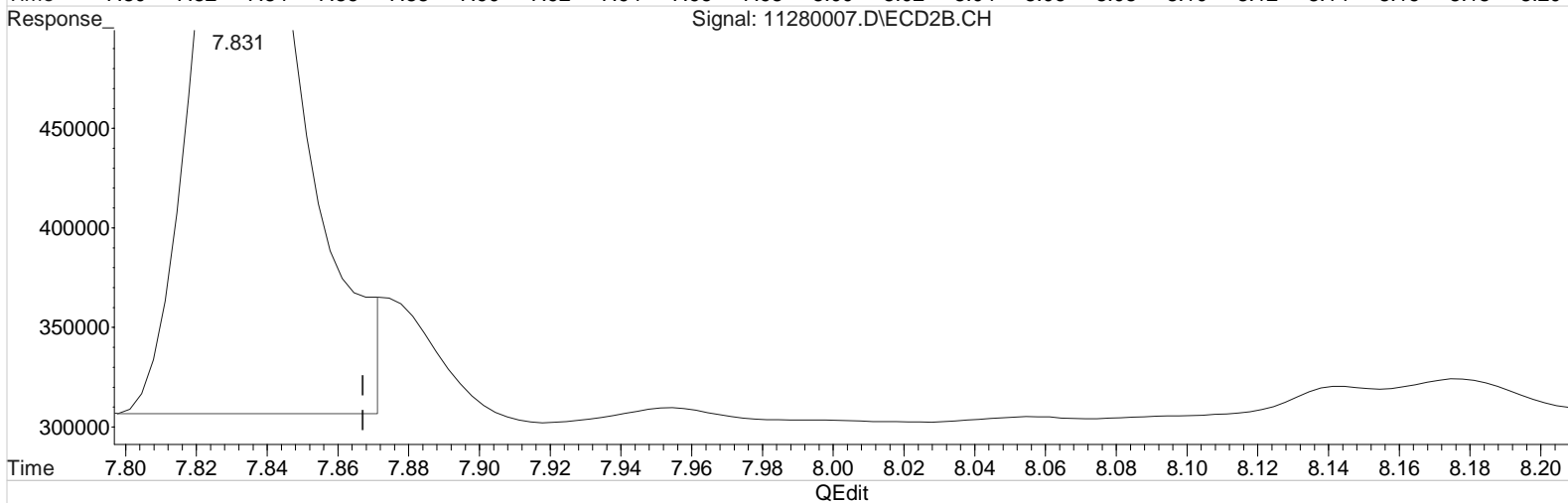
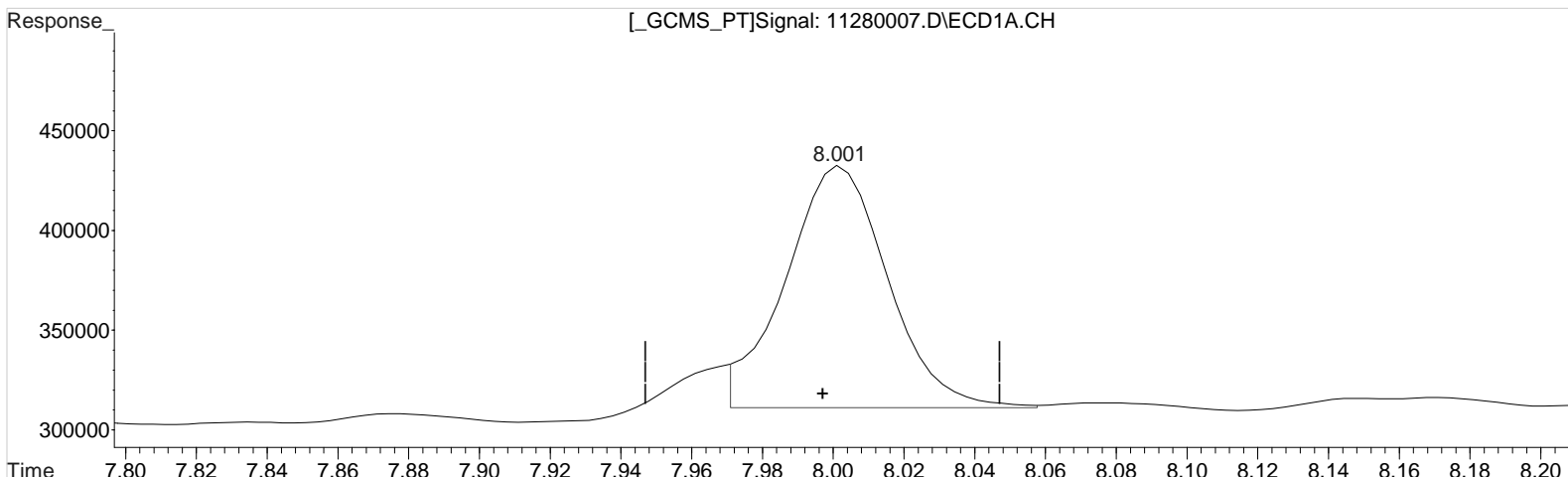
7.831min 17.168 ppb
response 726153

(+) = Expected Retention Time

Data File : J:\gc24\data\112820\11280007.D Vial: 21
Signal(s) : Signal #1: ECD1A.CH Signal #2: ECD2B.CH
Acq On : 28 Nov 2020 12:37 pm Operator: SM
Sample : K2010401-002 5X Inst : HP G1530A
Misc : Multiplr: 1.00
Integration File signal 1: RTEINT.P
Integration File signal 2: RTEINT2.P
Quant Time: Nov 29 11:21:53 2020
Quant Results File: 102120_8151.RES

Quant Method : J:\gc24\Methods\102120_8151.M
Quant Title : 103118_8151.m MJ215 CAL_KC1800
QLast Update : Wed Oct 21 17:30:52 2020
Response via : Initial Calibration
DataAcq Meth:8151A-17.M

Volume Inj. : 2 uL
Signal #1 Phase : RTX-CLP2 Signal #2 Phase: ZB-XLB-HT
Signal #1 Info : 0.25 mm Signal #2 Info : 0.25 mm



(2) 2,4-Dichlorophenylacetic Acid (s)

8.001min 13.207 ppb m
response 240314

Manual Integration:

After
Baseline/Shoulder
11/29/20

(2) 2,4-Dichlorophenylacetic Acid #2 (s)

7.831min 17.168 ppb
response 726153

Validation Report

1st *SM* 11/29/20
2nd *JA* 12/01/20

Data File: J:\gc24\data\112820\11280008.D\
Lab ID: K2010401-003
RunType: N/A
Matrix: Sediment

Date Acquired: 11/28/20 13:00:00
Batch ID: 705101
Analysis Method: 8151A/HERB

Validations

| Validation Categories | Pass | Fail |
|-------------------------------------------|------|------|
| Preparation Hold Time | X | |
| Analytical Hold Time | X | |
| ICAL Analyte Recovery | X | |
| Second Source ICAL Verification | X | |
| Continuing Calibration Recovery | | X |
| Continuing Calibration Recovery (Closing) | X | |
| Lab Control Sample Recovery | X | |
| Method Blank | X | |
| Method Blank Surrogates | X | |
| Surrogates | X | |
| Std MRL Unsupported by ICAL | X | |
| Above Highest ICAL Level | X | |
| Analyte Coelutions | X | |

Analyte Exceptions

| Exception Categories | Analyte Name | Result | Low Limit | High Limit | Corrective Action |
|---------------------------------------------|--------------|--------|-----------|------------|-------------------|
| Continuing Calibration Recovery - ZB-XLB-HT | 2,4,5-TP | 22 | | 20 | : CCV+ND |

Primary Review: _____

Secondary Review: _____

Quantitation Report

1st *SM* 11/29/20
2nd *UA* 12/01/20

| | |
|---------------------------------------------------|----------------------------|
| Data File: J:\gc24\data\112820\11280008.D\ | Instrument: K-GC-24 |
| Acqu Date: 11/28/20 13:00:00 | Vial: 45 |
| Run Type: N/A | Dilution: 1 |
| Lab ID: K2010401-003 | Raw Units: ppb |

| | | |
|-----------------------------------|------------------------------|-------------------------------|
| Bottle ID: K2010401-003.01 | Tier: IV | Matrix: Sediment |
| Prod Code: HERB | Collect Date: 11/5/20 | Receive Date: 11/10/20 |

| | | |
|-----------------------------|----------------------------|-------------------------------|
| Analysis Lot: 705101 | Prep Lot: 369609 | Report Group: K2010401 |
| Analysis: 8151A | Prep Method: Method | |
| | Prep Date: 11/11/20 | |

| | |
|--------------------------------------------|----------------------------------|
| Title: Chlorinated Herbicides by GC | Calibration ID: KC2000566 |
| | Report List ID: 11736 |

Surrogate Compounds

| Parameter Name | RT 1 | RT 2 | Resp 1 | Resp 2 | Solution Conc 1 | Solution Conc 2 | % Rec 1 | % Rec 2 | % Rec | % Rec Criteria | Rpt? |
|----------------|-----------------------|-----------------------|---------|---------|-----------------|-----------------|---------|---------|-------|----------------|------|
| DCAA | 8.00 ^{+0.01} | 7.83 ^{+0.01} | 1108232 | 3497903 | 60.903 | 82.697 | 61 | 83 | 61 | 26 - 127 | Y |

Target Compounds

Final Conc.Units: ug/Kg

| Parameter Name | RT 1 | RT 2 | Resp 1 | Resp 2 | Solution Conc 1 | Solution Conc 2 | Final Conc 1 | Final Conc 2 | Primary Conc | Rpt? |
|----------------|------------------------|------------------------|--------|--------|-----------------|----------------------|--------------|--------------|--------------|------|
| 2,4,5-TP | 10.27 ^{+0.01} | 10.11 ^{-0.02} | 6067 | 201268 | 0.065 | 0.991 ^{CCV} | 0.22U | 3.4U | 5.0 U | Y |
| 2,4-D | 9.36 ^{+0.05} | 9.06 | 11372 | 65946 | 0.535 | 1.288 | 1.8U | 4.4U | 16 U | Y |

Prep Amount: 30.148 g **Dilution:** 1
Prep Final Amount: 50.00 mL **Basis Factor:** 48.40

U: Undetected at or above MDL
J: Analyte detected above MDL, but below MRL
B: Hit above MRL also found in Method Blank
E: Analyte concentration above high point of ICAL
N: Presumptive evidence of compound

D: Result from dilution
m: Manual integration performed
d: Compound manually deleted
NR: Analyte not reported from this analysis

*: Result fails acceptance criteria
#: Acceptance criteria not applicable
?: Insufficient information to determine acceptance
e: Result >= MRL, but MRL less than low point of ICAL
c: check for co-elution

Printed: 12/1/20 13:51

\\alprews001\starlims\LIMSReps\QuantValidation.rpt

Data File : J:\gc24\data\112820\11280008.D Vial: 22
 Signal(s) : Signal #1: ECD1A.CH Signal #2: ECD2B.CH
 Acq On : 28 Nov 2020 1:00 pm Operator: SM
 Sample : K2010401-003 Inst : HP G1530A
 Misc : Multiplr: 1.00
 Integration File signal 1: RTEINT.P
 Integration File signal 2: RTEINT2.P
 Quant Time: Nov 29 11:45:08 2020
 Quant Results File: 102120_8151.RES

Quant Method : J:\gc24\Methods\102120_8151.M
 Quant Title : 103118_8151.m MJ215 CAL_KC1800
 QLast Update : Wed Oct 21 17:30:52 2020
 Response via : Initial Calibration
 DataAcq Meth:8151A-17.M

Volume Inj. : 2 uL
 Signal #1 Phase : RTX-CLP2 Signal #2 Phase: ZB-XLB-HT
 Signal #1 Info : 0.25 mm Signal #2 Info : 0.25 mm

| Compound | RT#1 | RT#2 | Resp#1 | Resp#2 | ppb | ppb |
|-----------------------------|--------|--------|---------|---------|---------|----------|
| ----- | | | | | | |
| System Monitoring Compounds | | | | | | |
| 2) s 2,4-Dichl... | 7.999 | 7.829 | 1108232 | 3497903 | 60.903 | 82.697 # |
| Target Compounds | | | | | | |
| 1) m Dalapon | 0.000 | 2.879 | 0 | 406699 | N.D. d | 8.418 |
| 3) m Dicamba | 0.000 | 7.949 | 0 | 44249 | N.D. d | 0.299 |
| 4) m MCPP | 8.276 | 0.000 | 15713 | 0 | 846.907 | N.D. d# |
| 5) m MCPA | 8.609 | 0.000 | 13643 | 0 | 233.004 | N.D. d# |
| 6) m Dichloroprop | 8.976 | 8.792 | 35643 | 41028 | 1.911 | 0.984 # |
| 7) m 2,4-D | 9.356 | 9.056 | 11372 | 65946 | 0.535 | 1.288 # |
| 8) m 2,4,5-TP ... | 10.272 | 10.106 | 6067 | 201268 | 0.065 | 0.991 # |
| 9) m 2,4,5-T | 10.702 | 0.000 | 19695 | 0 | 0.239 | N.D. d# |
| 10) m 2,4-DB | 11.259 | 0.000 | 44254 | 0 | 4.314 | N.D. d# |
| 11) m Dinoseb | 11.662 | 0.000 | 137963 | 0 | 2.230 | N.D. d# |
| ----- | | | | | | |

(f)=RT Delta > 1/2 Window (#)=Amounts differ by > 25% (m)=manual int.

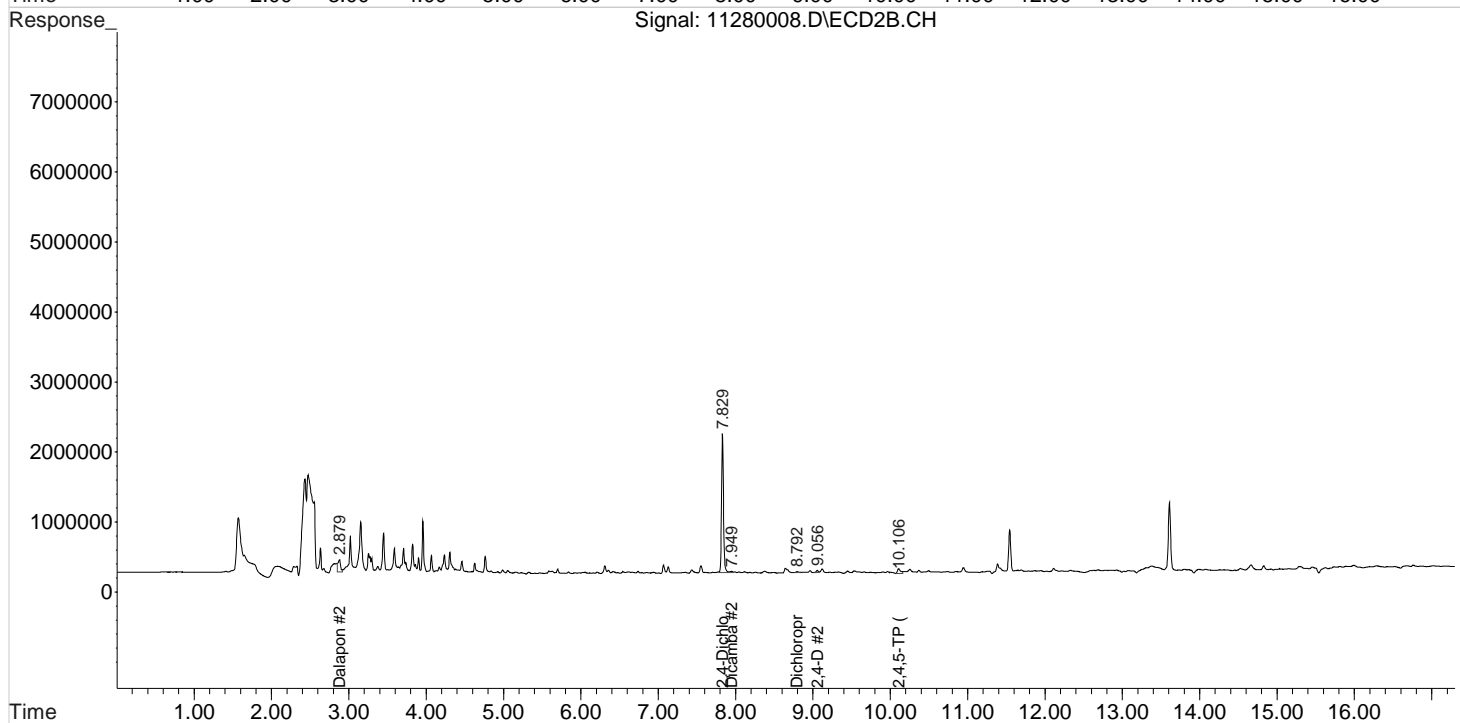
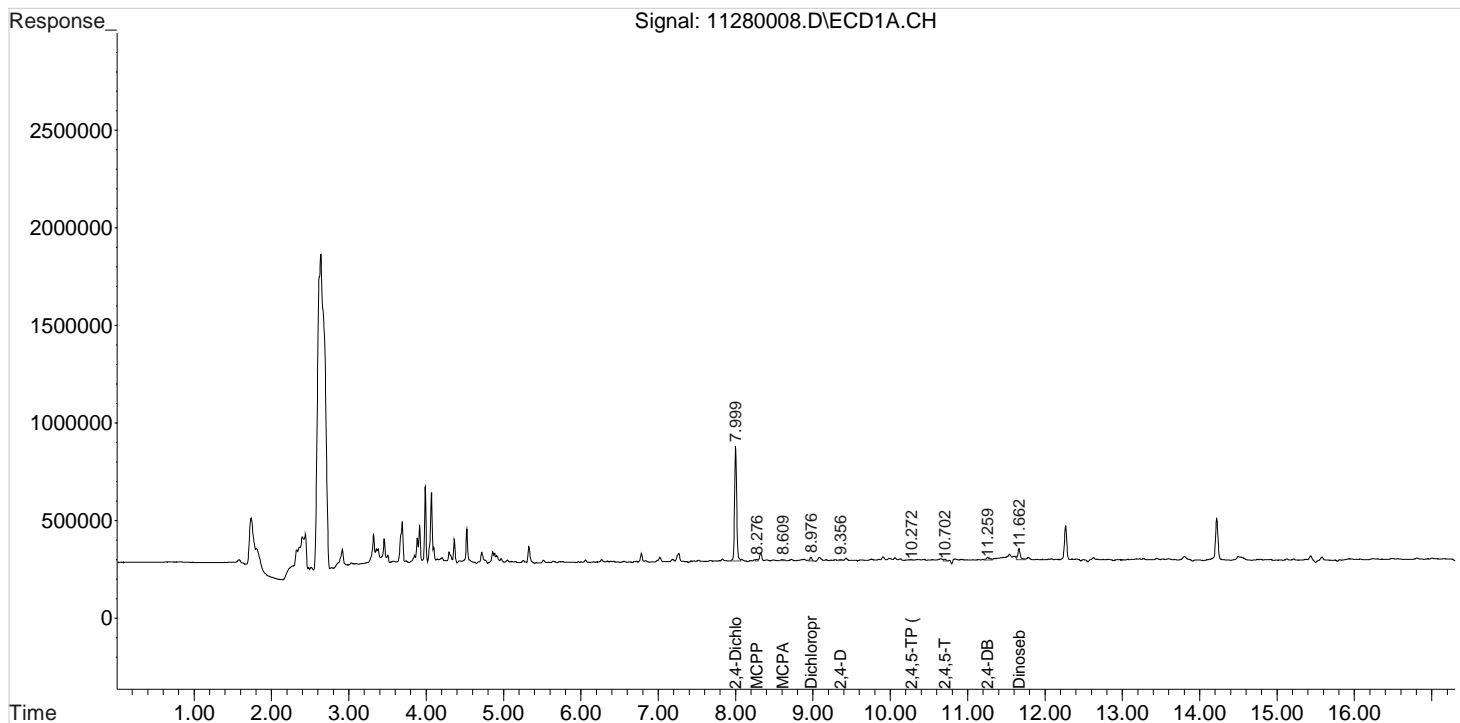
Data File : J:\gc24\data\112820\11280008.D
Signal(s) : Signal #1: ECD1A.CH Signal #2: ECD2B.CH
Acq On : 28 Nov 2020 1:00 pm
Sample : K2010401-003
Misc :

Vial: 22
Operator: SM
Inst : HP G1530A
Multiplr: 1.00

Integration File signal 1: RTEINT.P
Integration File signal 2: RTEINT2.P
Quant Time: Nov 29 11:45:08 2020
Quant Results File: 102120_8151.RES

Quant Method : J:\gc24\Methods\102120_8151.M
Quant Title : 103118_8151.m MJ215 CAL_KC1800
QLast Update : Wed Oct 21 17:30:52 2020
Response via : Initial Calibration
DataAcq Meth:8151A-17.M

Volume Inj. : 2 uL
Signal #1 Phase : RTX-CLP2
Signal #1 Info : 0.25 mm
Signal #2 Phase : ZB-XLB-HT
Signal #2 Info : 0.25 mm



Validation Report

1st *SM* 11/29/20
2nd *JA* 12/01/20

Data File: J:\gc24\data\112820\11280004.D\
Lab ID: KQ2017762-04
RunType: MB
Matrix: Sediment

Date Acquired: 11/28/20 11:28:00
Batch ID: 705101
Analysis Method: 8151A/HERB

Validations

| Validation Categories | Pass | Fail |
|-------------------------------------------|------|------|
| Analytical Hold Time | X | |
| ICAL Analyte Recovery | X | |
| Second Source ICAL Verification | X | |
| Continuing Calibration Recovery | | X |
| Continuing Calibration Recovery (Closing) | X | |
| Surrogates | X | |
| Std MRL Unsupported by ICAL | X | |
| Above Highest ICAL Level | X | |
| Analyte Coelutions | X | |

Analyte Exceptions

| Exception Categories | Analyte Name | Result | Low Limit | High Limit | Corrective Action |
|---------------------------------------------|--------------|--------|-----------|------------|-------------------|
| Continuing Calibration Recovery - ZB-XLB-HT | 2,4,5-TP | 22 | | 20 | CCV+ND |

Primary Review: _____

Secondary Review: _____

Quantitation Report

1st *SM* 11/29/20
2nd *UA* 12/01/20

| | |
|---------------------------------------------------|----------------------------|
| Data File: J:\gc24\data\112820\11280004.D\ | Instrument: K-GC-24 |
| Acqu Date: 11/28/20 11:28:00 | Vial: 49 |
| Run Type: MB | Dilution: 1 |
| Lab ID: KQ2017762-04 | Raw Units: ppb |

| | | |
|------------------------|------------------------------|-------------------------------|
| Bottle ID: | Tier: IV | Matrix: Sediment |
| Prod Code: HERB | Collect Date: 11/5/20 | Receive Date: 11/10/20 |

| | | |
|-----------------------------|----------------------------|--------------------------------|
| Analysis Lot: 705101 | Prep Lot: 369609 | Report Group: KQ2017762 |
| Analysis: 8151A | Prep Method: Method | |
| | Prep Date: 11/11/20 | |

| | |
|--------------------------------------------|----------------------------------|
| Title: Chlorinated Herbicides by GC | Calibration ID: KC2000566 |
| | Report List ID: 11736 |

Surrogate Compounds

| Parameter Name | RT 1 | RT 2 | Resp 1 | Resp 2 | Solution Conc 1 | Solution Conc 2 | % Rec 1 | % Rec 2 | % Rec | % Rec Criteria | Rpt? |
|----------------|------|------|---------|---------|-----------------|-----------------|---------|---------|-------|----------------|------|
| DCAA | 7.99 | 7.82 | 1045330 | 3385963 | 57.446 | 80.050 | 57 | 80 | 57 | 26 - 127 | Y |

Target Compounds

Final Conc.Units: ug/Kg

| Parameter Name | RT 1 | RT 2 | Resp 1 | Resp 2 | Solution Conc 1 | Solution Conc 2 | Final Conc 1 | Final Conc 2 | Primary Conc | Rpt? |
|----------------|-----------------------|------------------------|--------|--------|-----------------|----------------------|--------------|--------------|--------------|------|
| 2,4,5-TP | 10.26 | 10.15 ^{+0.02} | 10981 | 157309 | 0.117 | 0.775 ^{CCV} | 0.20U | 1.3U | 2.4 U | Y |
| 2,4-D | 9.28 ^{-0.03} | 9.04 ^{-0.02} | 14242 | 153399 | 0.671 | 2.996 | 1.1U | 5.0U | 7.7 U | Y |

Prep Amount: 30.00 g **Dilution:** 1
Prep Final Amount: 50.00 mL **Basis Factor:** 100.00

U: Undetected at or above MDL
J: Analyte detected above MDL, but below MRL
B: Hit above MRL also found in Method Blank
E: Analyte concentration above high point of ICAL
N: Presumptive evidence of compound

D: Result from dilution
m: Manual integration performed
d: Compound manually deleted
NR: Analyte not reported from this analysis

*: Result fails acceptance criteria
#: Acceptance criteria not applicable
?: Insufficient information to determine acceptance
e: Result >= MRL, but MRL less than low point of ICAL
c: check for co-elution

Printed: 12/1/20 13:51

\\alprews001\starlims\LIMSReps\QuantValidation.rpt

Data File : J:\gc24\data\112820\11280004.D Vial: 18
 Signal(s) : Signal #1: ECD1A.CH Signal #2: ECD2B.CH
 Acq On : 28 Nov 2020 11:28 am Operator: SM
 Sample : KQ2017762-04MB Inst : HP G1530A
 Misc : Multiplr: 1.00
 Integration File signal 1: RTEINT.P
 Integration File signal 2: RTEINT2.P
 Quant Time: Nov 29 11:43:36 2020
 Quant Results File: 102120_8151.RES

Quant Method : J:\gc24\Methods\102120_8151.M
 Quant Title : 103118_8151.m MJ215 CAL_KC1800
 QLast Update : Wed Oct 21 17:30:52 2020
 Response via : Initial Calibration
 DataAcq Meth:8151A-17.M

Volume Inj. : 2 uL
 Signal #1 Phase : RTX-CLP2 Signal #2 Phase: ZB-XLB-HT
 Signal #1 Info : 0.25 mm Signal #2 Info : 0.25 mm

| Compound | RT#1 | RT#2 | Resp#1 | Resp#2 | ppb | ppb |
|-----------------------------|--------|--------|---------|---------|---------|----------|
| ----- | | | | | | |
| System Monitoring Compounds | | | | | | |
| 2) s 2,4-Dichl... | 7.992 | 7.822 | 1045330 | 3385963 | 57.446 | 80.050 # |
| Target Compounds | | | | | | |
| 1) m Dalapon | 0.000 | 2.879 | 0 | 591106 | N.D. d | 12.235 |
| 3) m Dicamba | 8.235 | 0.000 | 44417 | 0 | 0.636 | N.D. d# |
| 4) m MCPP | 8.315 | 0.000 | 8482 | 0 | 691.302 | N.D. d# |
| 5) m MCPA | 8.595 | 0.000 | 3394 | 0 | 57.965 | N.D. d# |
| 6) m Dichloroprop | 8.965 | 8.759 | 87782 | 5346 | 4.707 | 0.128 # |
| 7) m 2,4-D | 9.282 | 9.042 | 14242 | 153399 | 0.671 | 2.996 # |
| 8) m 2,4,5-TP ... | 10.259 | 10.145 | 10981 | 157309 | 0.117 | 0.775 # |
| 9) m 2,4,5-T | 10.752 | 10.542 | 24000 | 11173 | 0.291 | 0.058 # |
| 10) m 2,4-DB | 11.262 | 11.175 | 22805 | 10177 | 2.223 | 0.351 # |
| 11) m Dinoseb | 11.655 | 0.000 | 56941 | 0 | 0.920 | N.D. d# |
| ----- | | | | | | |

(f)=RT Delta > 1/2 Window (#)=Amounts differ by > 25% (m)=manual int.

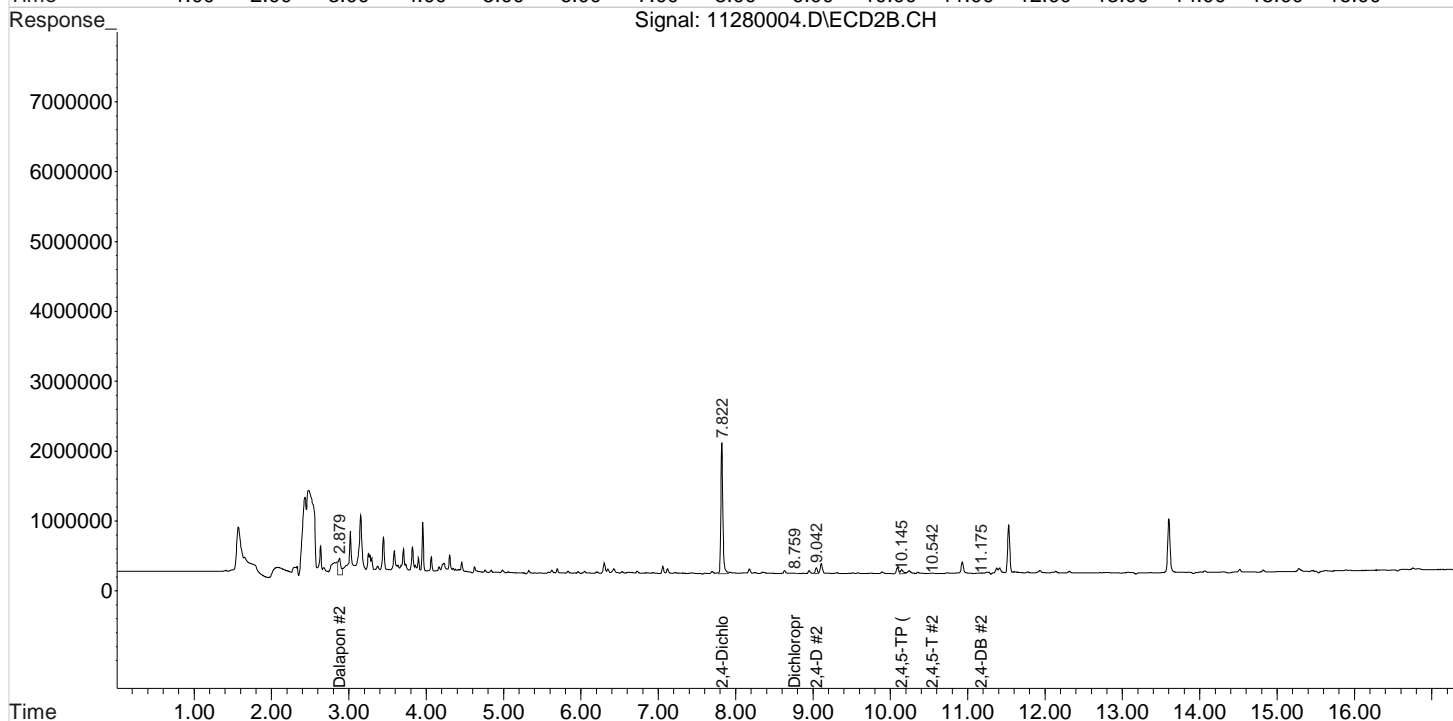
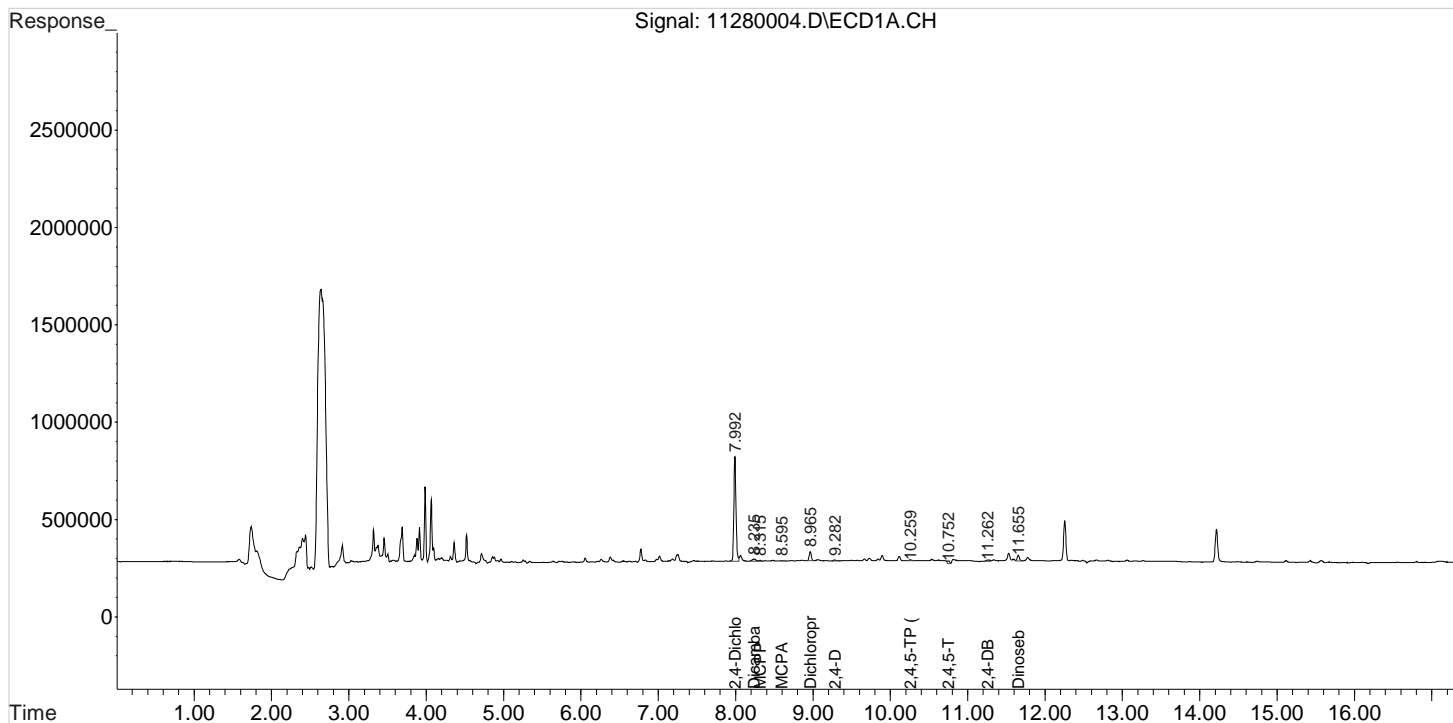
Data File : J:\gc24\data\112820\11280004.D
Signal(s) : Signal #1: ECD1A.CH Signal #2: ECD2B.CH
Acq On : 28 Nov 2020 11:28 am
Sample : KQ2017762-04MB
Misc :

Vial: 18
Operator: SM
Inst : HP G1530A
Multiplr: 1.00

Integration File signal 1: RTEINT.P
Integration File signal 2: RTEINT2.P
Quant Time: Nov 29 11:43:36 2020
Quant Results File: 102120_8151.RES

Quant Method : J:\gc24\Methods\102120_8151.M
Quant Title : 103118_8151.m MJ215 CAL_KC1800
QLast Update : Wed Oct 21 17:30:52 2020
Response via : Initial Calibration
DataAcq Meth:8151A-17.M

Volume Inj. : 2 uL
Signal #1 Phase : RTX-CLP2
Signal #1 Info : 0.25 mm
Signal #2 Phase: ZB-XLB-HT
Signal #2 Info : 0.25 mm



Validation Report

1st *SM* 11/29/20
2nd *JA* 12/01/20

Data File: J:\gc24\data\112820\11280005.D\
Lab ID: KQ2017762-03
RunType: LCS
Matrix: Sediment

Date Acquired: 11/28/20 11:51:00
Batch ID: 705101
Analysis Method: 8151A/HERB

Validations

| Validation Categories | Pass | Fail |
|-------------------------------------------|------|------|
| Analytical Hold Time | X | |
| ICAL Analyte Recovery | X | |
| Second Source ICAL Verification | X | |
| Continuing Calibration Recovery | | X |
| Continuing Calibration Recovery (Closing) | X | |
| Surrogates | X | |
| Std MRL Unsupported by ICAL | X | |
| Above Highest ICAL Level | X | |
| Analyte Coelutions | X | |

Analyte Exceptions

| Exception Categories | Analyte Name | Result | Low Limit | High Limit | Corrective Action |
|---------------------------------------------|--------------|--------|-----------|------------|-------------------|
| Continuing Calibration Recovery - ZB-XLB-HT | 2,4,5-TP | 22 | | 20 | RO |

Primary Review: _____

Secondary Review: _____

Quantitation Report

1st *SM* 11/29/20
2nd *UA* 12/01/20

| | |
|---------------------------------------------------|----------------------------|
| Data File: J:\gc24\data\112820\11280005.D\ | Instrument: K-GC-24 |
| Acqu Date: 11/28/20 11:51:00 | Vial: 48 |
| Run Type: LCS | Dilution: 1 |
| Lab ID: KQ2017762-03 | Raw Units: ppb |

| | | |
|------------------------|------------------------------|-------------------------------|
| Bottle ID: | Tier: IV | Matrix: Sediment |
| Prod Code: HERB | Collect Date: 11/5/20 | Receive Date: 11/10/20 |

| | | |
|-----------------------------|----------------------------|--------------------------------|
| Analysis Lot: 705101 | Prep Lot: 369609 | Report Group: KQ2017762 |
| Analysis: 8151A | Prep Method: Method | |
| | Prep Date: 11/11/20 | |

| | |
|--------------------------------------------|----------------------------------|
| Title: Chlorinated Herbicides by GC | Calibration ID: KC2000566 |
| | Report List ID: 11736 |

Surrogate Compounds

| Parameter Name | RT 1 | RT 2 | Resp 1 | Resp 2 | Solution Conc 1 | Solution Conc 2 | % Rec 1 | % Rec 2 | % Rec | % Rec Criteria | Rpt? |
|----------------|------|------|---------|---------|-----------------|-----------------|---------|---------|-------|----------------|------|
| DCAA | 7.99 | 7.82 | 1267668 | 4106809 | 69.665 | 97.093 | 70 | 97 | 70 | 26 - 127 | Y |

Target Compounds

Final Conc.Units: ug/Kg

| Parameter Name | RT 1 | RT 2 | Resp 1 | Resp 2 | Solution Conc 1 | Solution Conc 2 | Final Conc 1 | Final Conc 2 | Primary Conc | Rpt? |
|----------------|-----------------------|------------------------|---------|----------|-----------------|-----------------------|--------------|--------------|--------------|------|
| 2,4,5-TP | 10.26 | 10.14 ^{+0.01} | 5938948 | 15586371 | 63.395 | 76.781 ^{CCV} | 106 | 128 | 106 | Y |
| 2,4-D | 9.32 ^{+0.01} | 9.07 ^{+0.01} | 1323395 | 3656864 | 62.306 | 71.425 | 104 | 119 | 104 | Y |

Prep Amount: 30.00 g **Dilution:** 1
Prep Final Amount: 50.00 mL **Basis Factor:** 100.00

U: Undetected at or above MDL
J: Analyte detected above MDL, but below MRL
B: Hit above MRL also found in Method Blank
E: Analyte concentration above high point of ICAL
N: Presumptive evidence of compound

D: Result from dilution
m: Manual integration performed
d: Compound manually deleted
NR: Analyte not reported from this analysis

*: Result fails acceptance criteria
#: Acceptance criteria not applicable
?: Insufficient information to determine acceptance
e: Result >= MRL, but MRL less than low point of ICAL
c: check for co-elution

Data File : J:\gc24\data\112820\11280005.D Vial: 19
 Signal(s) : Signal #1: ECD1A.CH Signal #2: ECD2B.CH
 Acq On : 28 Nov 2020 11:51 am Operator: SM
 Sample : KQ2017762-03LCS Inst : HP G1530A
 Misc : Multiplr: 1.00
 Integration File signal 1: RTEINT.P
 Integration File signal 2: RTEINT2.P
 Quant Time: Nov 29 11:43:49 2020
 Quant Results File: 102120_8151.RES

Quant Method : J:\gc24\Methods\102120_8151.M
 Quant Title : 103118_8151.m MJ215 CAL_KC1800
 QLast Update : Wed Oct 21 17:30:52 2020
 Response via : Initial Calibration
 DataAcq Meth:8151A-17.M

Volume Inj. : 2 uL
 Signal #1 Phase : RTX-CLP2 Signal #2 Phase: ZB-XLB-HT
 Signal #1 Info : 0.25 mm Signal #2 Info : 0.25 mm

| Compound | RT#1 | RT#2 | Resp#1 | Resp#2 | ppb | ppb |
|-----------------------------|--------|--------|---------|----------|----------|------------|
| ----- | | | | | | |
| System Monitoring Compounds | | | | | | |
| 2) s 2,4-Dichl... | 7.992 | 7.822 | 1267668 | 4106809 | 69.665 | 97.093 # |
| Target Compounds | | | | | | |
| 1) m Dalapon | 3.125 | 2.878 | 1101684 | 2950172 | 45.414 | 61.064m# |
| 3) m Dicamba | 8.212 | 7.925 | 4728761 | 11576173 | 67.747 | 78.105 |
| 4) m MCPP | 8.298 | 8.115 | 320271 | 1578945 | 7400.744 | 9493.942 # |
| 5) m MCPA | 8.562 | 8.358 | 421058 | 2131205 | 7191.116 | 9385.130 # |
| 6) m Dichloroprop | 8.965 | 8.762 | 1233608 | 3122283 | 66.153 | 74.848 |
| 7) m 2,4-D | 9.318 | 9.068 | 1323395 | 3656864 | 62.306 | 71.425 |
| 8) m 2,4,5-TP ... | 10.262 | 10.142 | 5938948 | 15586371 | 63.395 | 76.781 |
| 9) m 2,4,5-T | 10.705 | 10.545 | 4613621 | 12402196 | 55.916 | 64.808 |
| 10) m 2,4-DB | 11.285 | 11.178 | 811550 | 1694733 | 79.103 | 58.407 # |
| 11) m Dinoseb | 11.685 | 11.328 | 3236428 | 8203532 | 52.313 | 59.986 |
| ----- | | | | | | |

(f)=RT Delta > 1/2 Window (#)=Amounts differ by > 25% (m)=manual int.

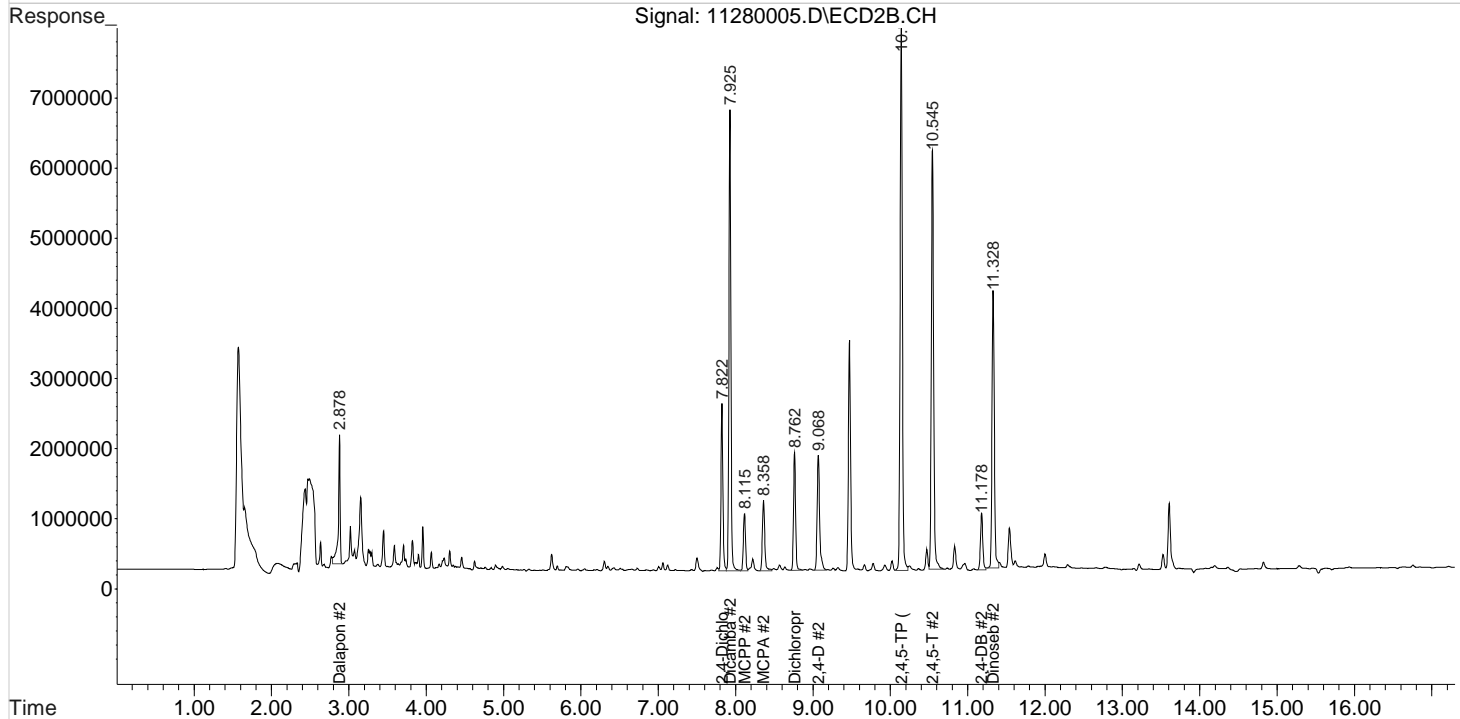
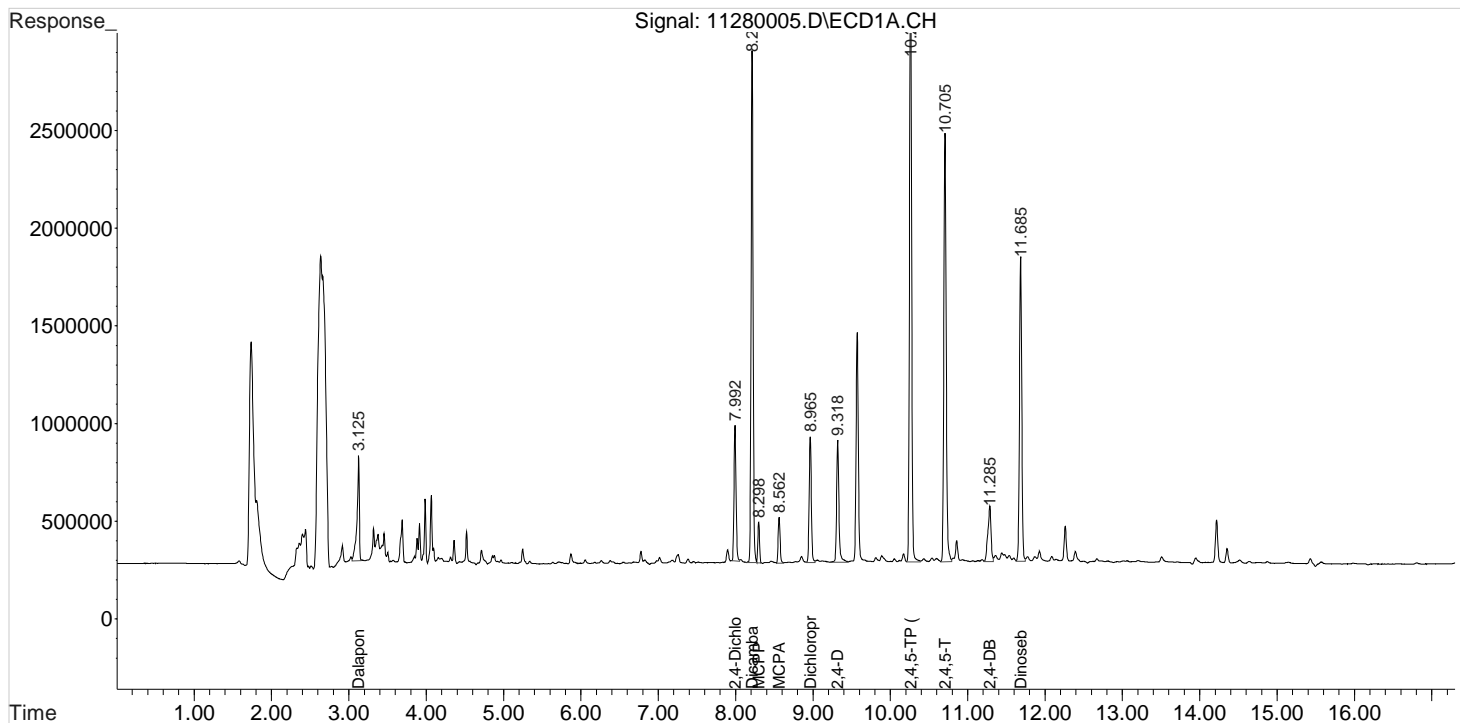
Data File : J:\gc24\data\112820\11280005.D
Signal(s) : Signal #1: ECD1A.CH Signal #2: ECD2B.CH
Acq On : 28 Nov 2020 11:51 am
Sample : KQ2017762-03LCS
Misc :

Vial: 19
Operator: SM
Inst : HP G1530A
Multiplr: 1.00

Integration File signal 1: RTEINT.P
Integration File signal 2: RTEINT2.P
Quant Time: Nov 29 11:43:49 2020
Quant Results File: 102120_8151.RES

Quant Method : J:\gc24\Methods\102120_8151.M
Quant Title : 103118_8151.m MJ215 CAL_KC1800
QLast Update : Wed Oct 21 17:30:52 2020
Response via : Initial Calibration
DataAcq Meth:8151A-17.M

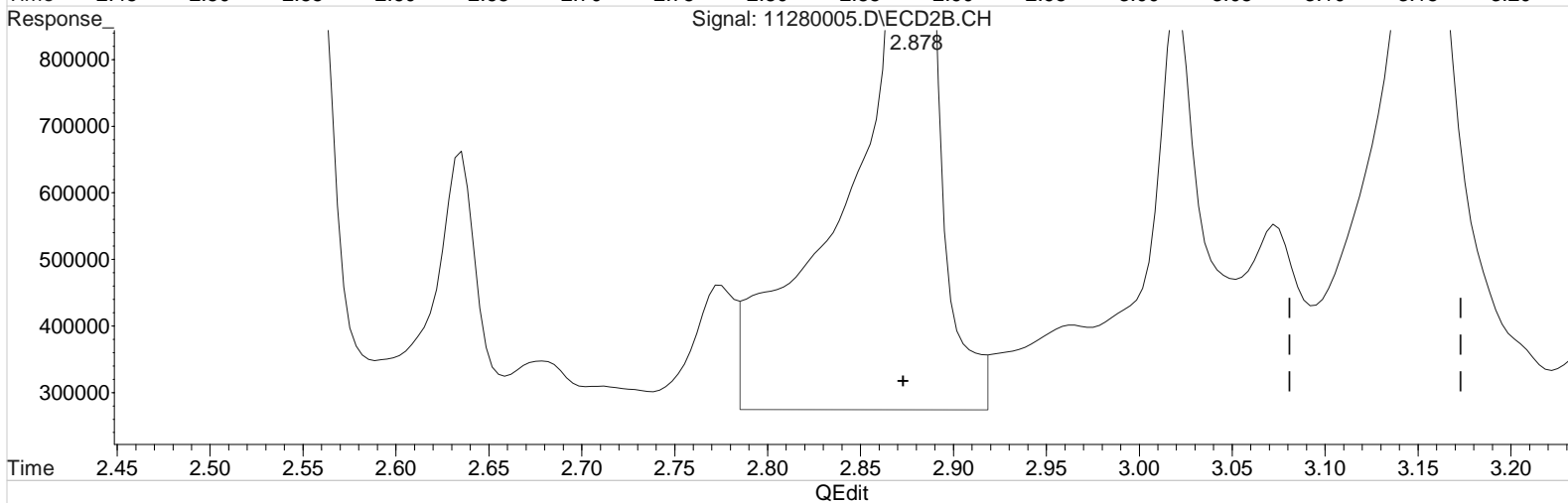
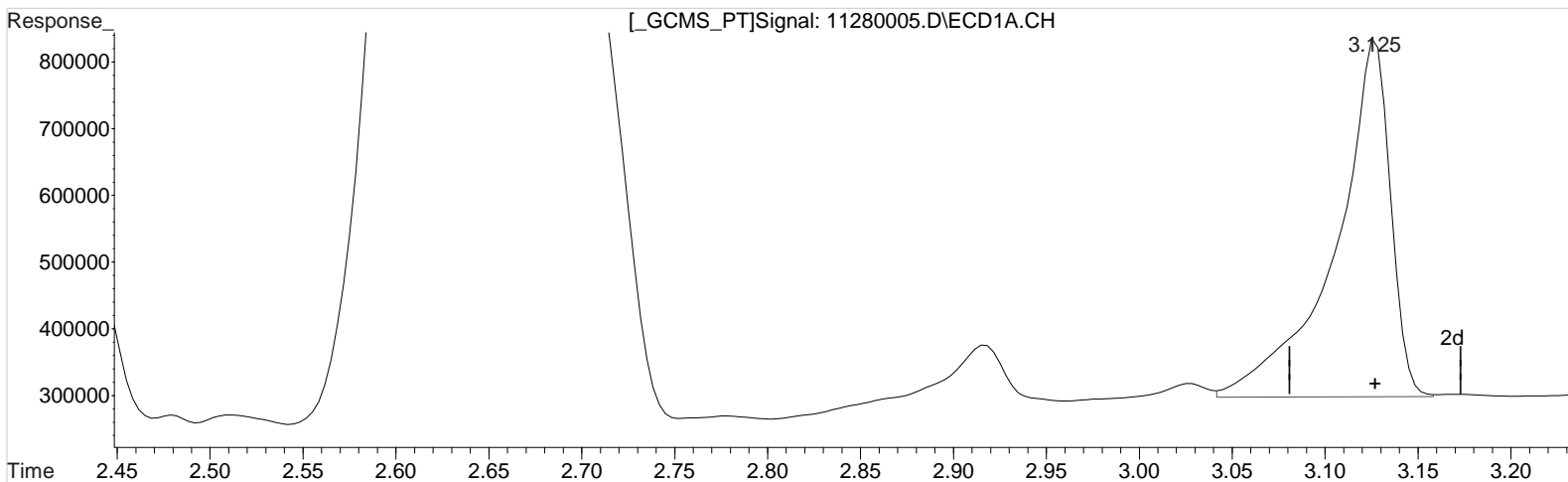
Volume Inj. : 2 uL
Signal #1 Phase : RTX-CLP2
Signal #1 Info : 0.25 mm
Signal #2 Phase: ZB-XLB-HT
Signal #2 Info : 0.25 mm



Data File : J:\gc24\data\112820\11280005.D Vial: 19
Signal(s) : Signal #1: ECD1A.CH Signal #2: ECD2B.CH
Acq On : 28 Nov 2020 11:51 am Operator: SM
Sample : KQ2017762-03LCS Inst : HP G1530A
Misc : Multiplr: 1.00
Integration File signal 1: RTEINT.P
Integration File signal 2: RTEINT2.P
Quant Time: Nov 29 11:21:46 2020
Quant Results File: 102120_8151.RES

Quant Method : J:\gc24\Methods\102120_8151.M
Quant Title : 103118_8151.m MJ215 CAL_KC1800
QLast Update : Wed Oct 21 17:30:52 2020
Response via : Initial Calibration
DataAcq Meth:8151A-17.M

Volume Inj. : 2 uL
Signal #1 Phase : RTX-CLP2 Signal #2 Phase: ZB-XLB-HT
Signal #1 Info : 0.25 mm Signal #2 Info : 0.25 mm



(1) Dalapon (m)
3.125min 45.414 ppb
response 1101684

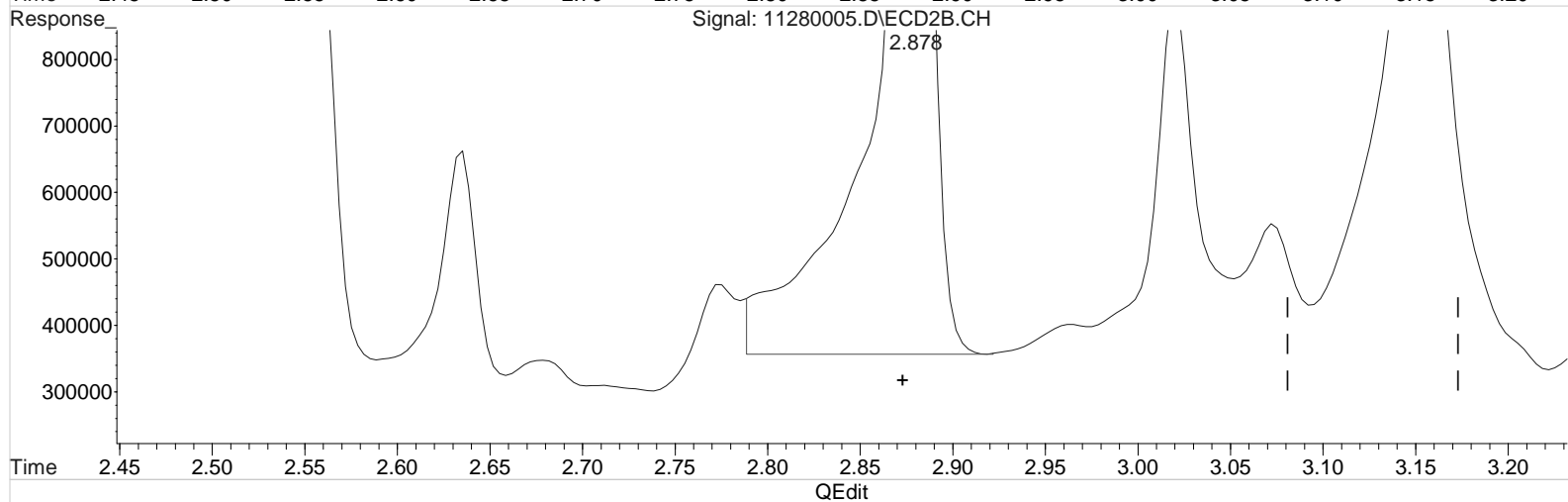
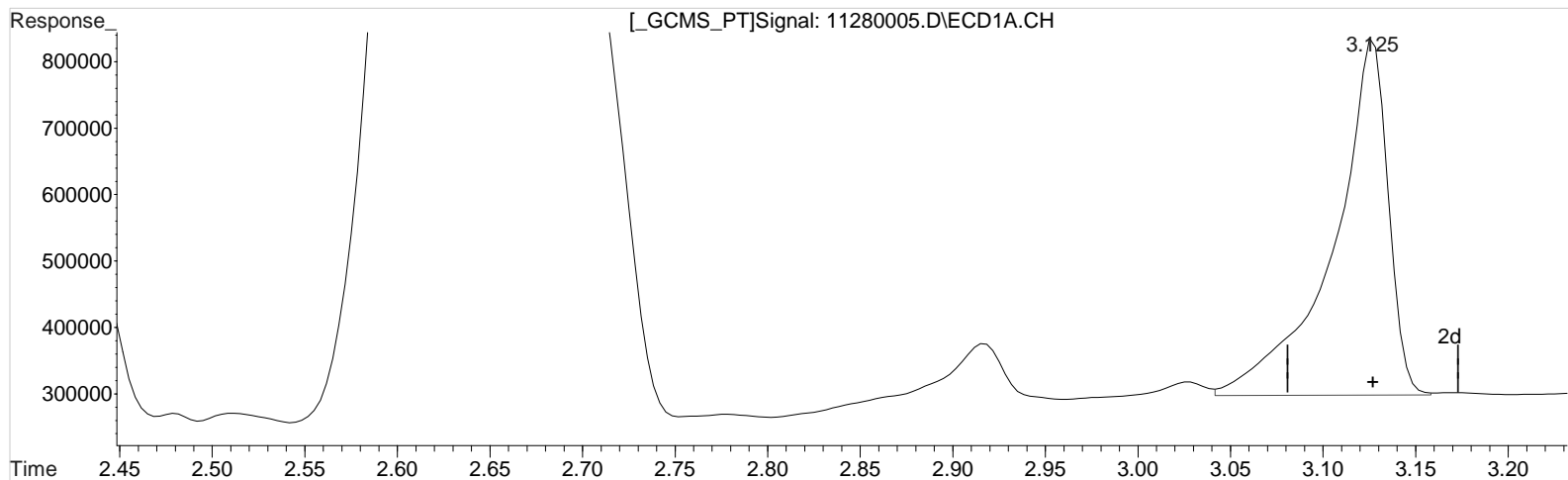
Manual Integration:
Before
11/29/20

(1) Dalapon #2 (m)
2.878min 75.079 ppb
response 3627273

Data File : J:\gc24\data\112820\11280005.D Vial: 19
Signal(s) : Signal #1: ECD1A.CH Signal #2: ECD2B.CH
Acq On : 28 Nov 2020 11:51 am Operator: SM
Sample : KQ2017762-03LCS Inst : HP G1530A
Misc : Multiplr: 1.00
Integration File signal 1: RTEINT.P
Integration File signal 2: RTEINT2.P
Quant Time: Nov 29 11:21:46 2020
Quant Results File: 102120_8151.RES

Quant Method : J:\gc24\Methods\102120_8151.M
Quant Title : 103118_8151.m MJ215 CAL_KC1800
QLast Update : Wed Oct 21 17:30:52 2020
Response via : Initial Calibration
DataAcq Meth:8151A-17.M

Volume Inj. : 2 uL
Signal #1 Phase : RTX-CLP2 Signal #2 Phase: ZB-XLB-HT
Signal #1 Info : 0.25 mm Signal #2 Info : 0.25 mm



(1) Dalapon (m)
3.125min 45.414 ppb
response 1101684

(1) Dalapon #2 (m)
2.878min 61.064 ppb m
response 2950172

Manual Integration:
After
Baseline/Shoulder
11/29/20

Validation Report

1st *SM* 11/29/20
2nd *JA* 12/01/20

Data File: J:\gc24\data\112820\11280009.D\
Lab ID: KQ2017762-01
RunType: MS
Matrix: Sediment

Date Acquired: 11/28/20 13:22:00
Batch ID: 705101
Analysis Method: 8151A/HERB

Validations

| Validation Categories | Pass | Fail |
|-------------------------------------------|------|------|
| Analytical Hold Time | X | |
| ICAL Analyte Recovery | X | |
| Second Source ICAL Verification | X | |
| Continuing Calibration Recovery | | X |
| Continuing Calibration Recovery (Closing) | X | |
| Surrogates | X | |
| Std MRL Unsupported by ICAL | X | |
| Above Highest ICAL Level | X | |
| Analyte Coelutions | X | |

Analyte Exceptions

| Exception Categories | Analyte Name | Result | Low Limit | High Limit | Corrective Action |
|---------------------------------------------|--------------|--------|-----------|------------|-------------------|
| Continuing Calibration Recovery - ZB-XLB-HT | 2,4,5-TP | 22 | | 20 | RO |

Primary Review: _____

Secondary Review: _____

Quantitation Report

1st *SM* 11/29/20
2nd *UA* 12/01/20

| | |
|---------------------------------------------------|----------------------------|
| Data File: J:\gc24\data\112820\11280009.D\ | Instrument: K-GC-24 |
| Acqu Date: 11/28/20 13:22:00 | Vial: 46 |
| Run Type: MS | Dilution: 5 |
| Lab ID: KQ2017762-01 | Raw Units: ppb |

| | | |
|-----------------------------------|------------------------------|-------------------------------|
| Bottle ID: K2010401-001.01 | Tier: IV | Matrix: Sediment |
| Prod Code: HERB | Collect Date: 11/5/20 | Receive Date: 11/10/20 |

| | | |
|-----------------------------|----------------------------|--------------------------------|
| Analysis Lot: 705101 | Prep Lot: 369609 | Report Group: KQ2017762 |
| Analysis: 8151A | Prep Method: Method | |
| | Prep Date: 11/11/20 | |

| | |
|--------------------------------------------|----------------------------------|
| Title: Chlorinated Herbicides by GC | Calibration ID: KC2000566 |
| | Report List ID: 11736 |

Surrogate Compounds

| Parameter Name | RT 1 | RT 2 | Resp 1 | Resp 2 | Solution Conc 1 | Solution Conc 2 | % Rec 1 | % Rec 2 | % Rec | % Rec Criteria | Rpt? |
|----------------|-----------------------|-----------------------|--------|--------|-----------------|-----------------|---------|---------|-------|----------------|------|
| DCAA | 8.00 ^{+0.01} | 7.83 ^{+0.01} | 309735 | 840241 | 17.022 | 19.865 | 85 | 99 | 85 | 26 - 127 | Y |

Target Compounds

Final Conc.Units: ug/Kg

| Parameter Name | RT 1 | RT 2 | Resp 1 | Resp 2 | Solution Conc 1 | Solution Conc 2 | Final Conc 1 | Final Conc 2 | Primary Conc | Rpt? |
|----------------|------------------------|------------------------|---------|---------|-----------------|-----------------------|--------------|--------------|--------------|------|
| 2,4,5-TP | 10.27 ^{+0.01} | 10.15 ^{+0.02} | 1269110 | 3434691 | 13.547 | 16.920 ^{CCV} | 201J | 250J | 201 J | Y |
| 2,4-D | 9.33 ^{+0.02} | 9.08 ^{+0.02} | 310395 | 776739 | 14.614 | 15.171 | 216J | 225J | 216 J | Y |

Prep Amount: 30.106 g **Dilution:** 5
Prep Final Amount: 50.00 mL **Basis Factor:** 56.10

U: Undetected at or above MDL
J: Analyte detected above MDL, but below MRL
B: Hit above MRL also found in Method Blank
E: Analyte concentration above high point of ICAL
N: Presumptive evidence of compound

D: Result from dilution
m: Manual integration performed
d: Compound manually deleted
NR: Analyte not reported from this analysis

*: Result fails acceptance criteria
#: Acceptance criteria not applicable
?: Insufficient information to determine acceptance
e: Result >= MRL, but MRL less than low point of ICAL
c: check for co-elution

Printed: 12/1/20 13:51

\\alprews001\starlims\LIMSReps\QuantValidation.rpt

Data File : J:\gc24\data\112820\11280009.D Vial: 23
 Signal(s) : Signal #1: ECD1A.CH Signal #2: ECD2B.CH
 Acq On : 28 Nov 2020 1:22 pm Operator: SM
 Sample : KQ2017762-1MS 5X Inst : HP G1530A
 Misc : Multiplr: 1.00
 Integration File signal 1: RTEINT.P
 Integration File signal 2: RTEINT2.P
 Quant Time: Nov 29 11:45:46 2020
 Quant Results File: 102120_8151.RES

Quant Method : J:\gc24\Methods\102120_8151.M
 Quant Title : 103118_8151.m MJ215 CAL_KC1800
 QLast Update : Wed Oct 21 17:30:52 2020
 Response via : Initial Calibration
 DataAcq Meth:8151A-17.M

Volume Inj. : 2 uL
 Signal #1 Phase : RTX-CLP2 Signal #2 Phase: ZB-XLB-HT
 Signal #1 Info : 0.25 mm Signal #2 Info : 0.25 mm

| Compound | RT#1 | RT#2 | Resp#1 | Resp#2 | ppb | ppb |
|-----------------------------|--------|--------|---------|---------|----------|------------|
| System Monitoring Compounds | | | | | | |
| 2) s 2,4-Dichl... | 7.999 | 7.832 | 309735 | 840241 | 17.022 | 19.865 |
| Target Compounds | | | | | | |
| 1) m Dalapon | 3.125 | 2.879 | 275571 | 774189 | 11.360 | 16.025m# |
| 3) m Dicamba | 8.219 | 7.936 | 1096820 | 2494153 | 15.714 | 16.828 |
| 4) m MCPP | 8.309 | 8.122 | 49355 | 487197 | 1570.855 | 1948.453 |
| 5) m MCPA | 8.569 | 8.369 | 55247 | 706856 | 943.546m | 1857.062 # |
| 6) m Dichloroprop | 8.972 | 8.769 | 282791 | 762752 | 15.165 | 18.285 |
| 7) m 2,4-D | 9.329 | 9.079 | 310395 | 776739 | 14.614 | 15.171 |
| 8) m 2,4,5-TP ... | 10.265 | 10.146 | 1269110 | 3434691 | 13.547 | 16.920 |
| 9) m 2,4,5-T | 10.712 | 10.552 | 1068609 | 3109276 | 12.951 | 16.248 # |
| 10) m 2,4-DB | 11.295 | 11.189 | 204607 | 359430 | 19.943 | 12.387m# |
| 11) m Dinoseb | 11.689 | 11.336 | 553019 | 1779676 | 8.939 | 13.013 # |

(f)=RT Delta > 1/2 Window (#)=Amounts differ by > 25% (m)=manual int.

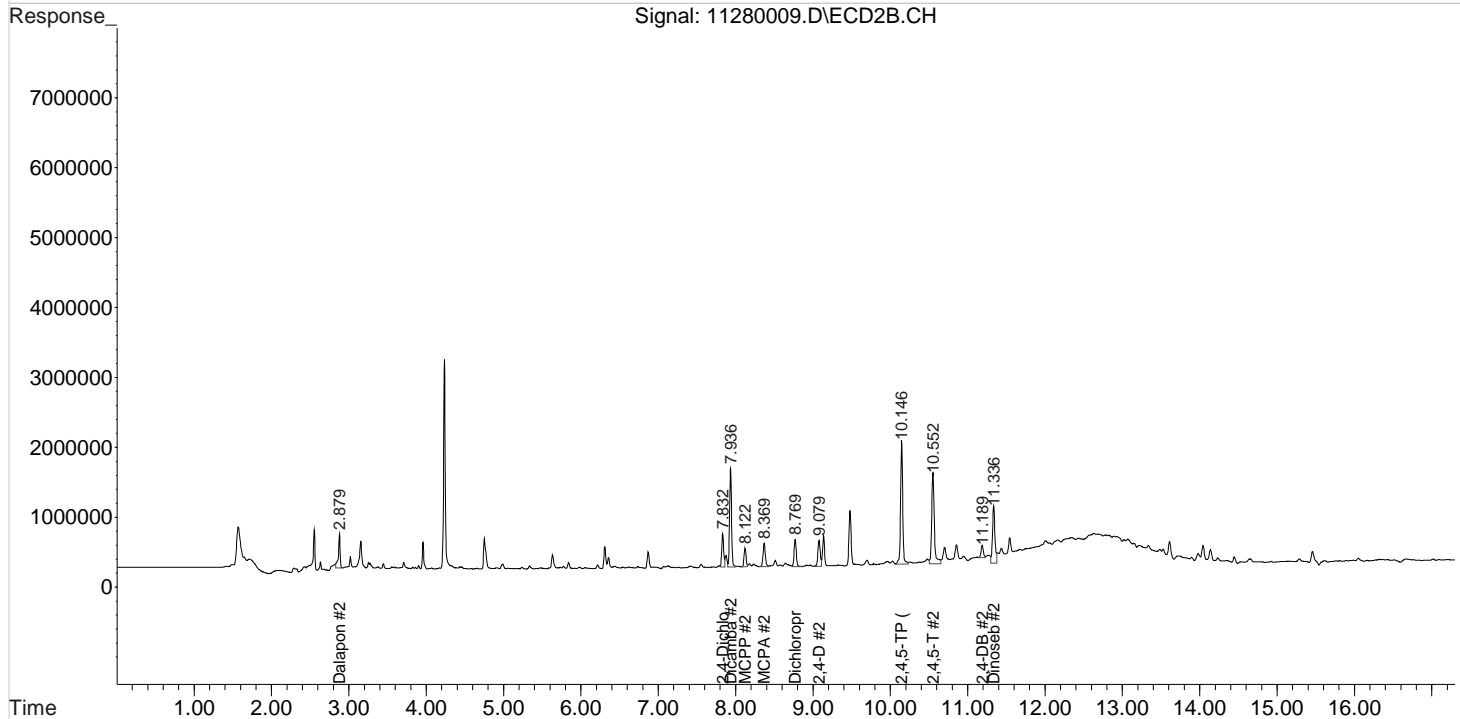
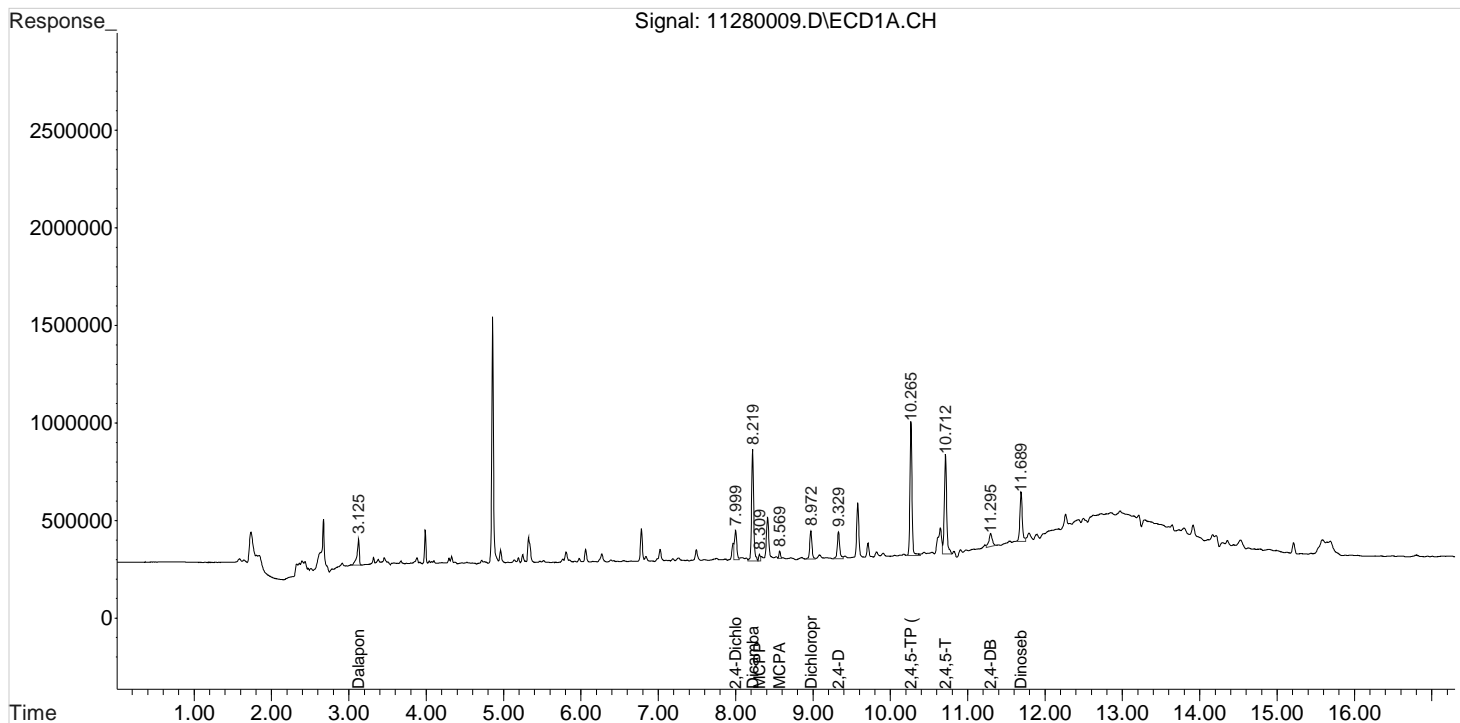
Data File : J:\gc24\data\112820\11280009.D
Signal(s) : Signal #1: ECD1A.CH Signal #2: ECD2B.CH
Acq On : 28 Nov 2020 1:22 pm
Sample : KQ2017762-1MS 5X
Misc :

Vial: 23
Operator: SM
Inst : HP G1530A
Multiplr: 1.00

Integration File signal 1: RTEINT.P
Integration File signal 2: RTEINT2.P
Quant Time: Nov 29 11:45:46 2020
Quant Results File: 102120_8151.RES

Quant Method : J:\gc24\Methods\102120_8151.M
Quant Title : 103118_8151.m MJ215 CAL_KC1800
QLast Update : Wed Oct 21 17:30:52 2020
Response via : Initial Calibration
DataAcq Meth:8151A-17.M

Volume Inj. : 2 uL
Signal #1 Phase : RTX-CLP2 Signal #2 Phase: ZB-XLB-HT
Signal #1 Info : 0.25 mm Signal #2 Info : 0.25 mm

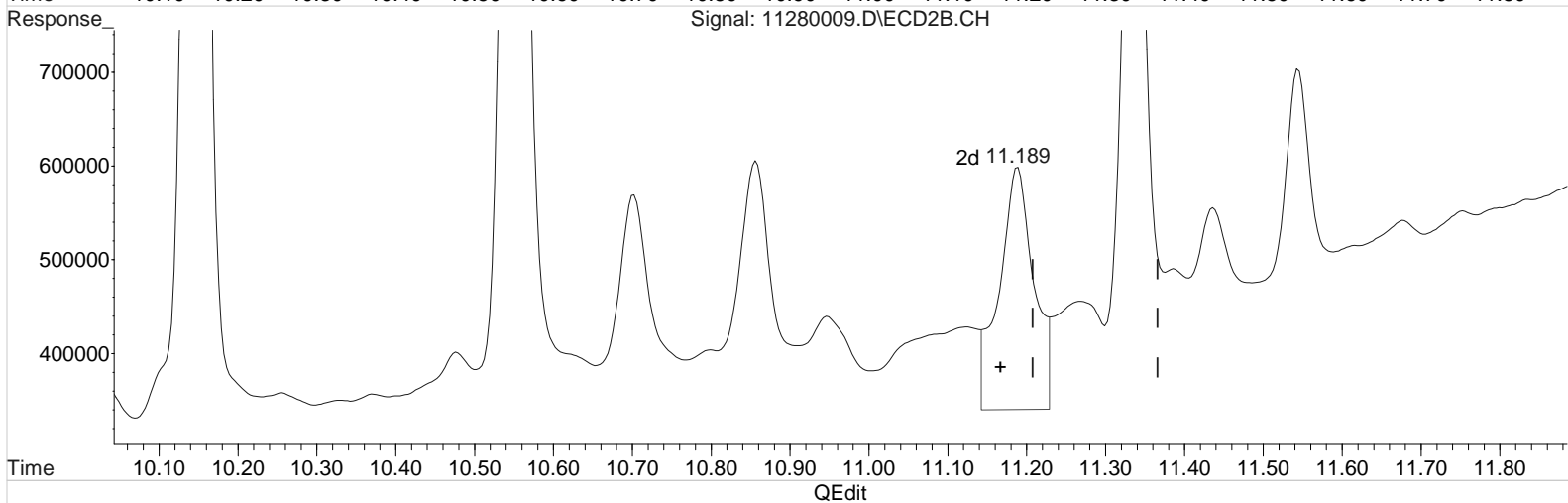
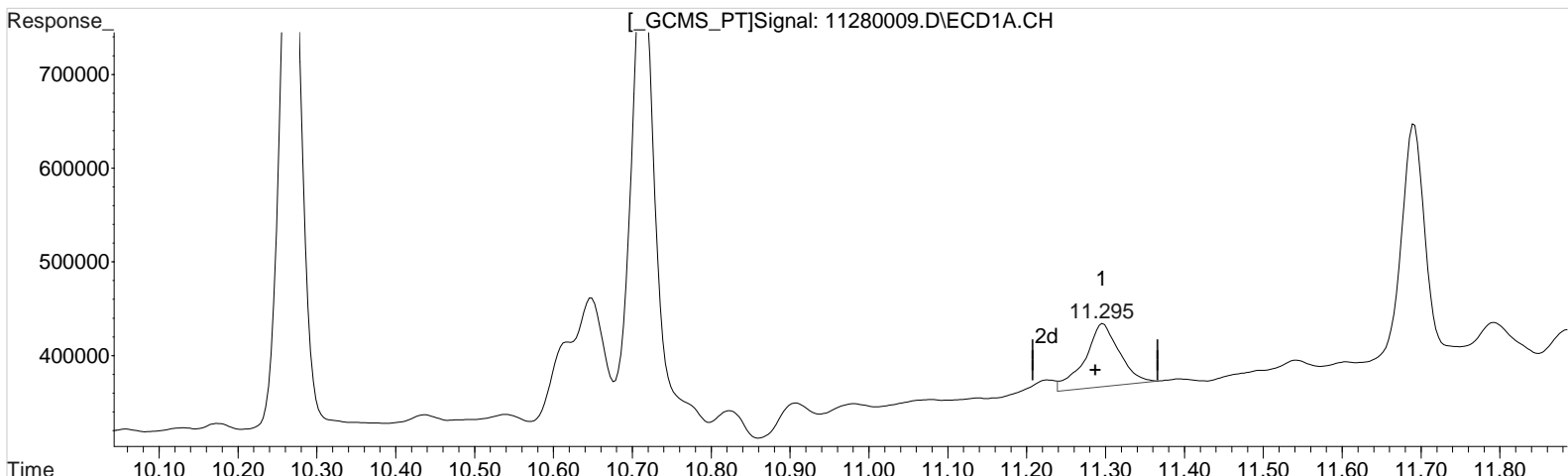


Data File : J:\gc24\data\112820\11280009.D
Signal(s) : Signal #1: ECD1A.CH Signal #2: ECD2B.CH
Acq On : 28 Nov 2020 1:22 pm
Sample : KQ2017762-1MS 5X
Misc :
Integration File signal 1: RTEINT.P
Integration File signal 2: RTEINT2.P
Quant Time: Nov 29 11:21:59 2020
Quant Results File: 102120_8151.RES

Vial: 23
Operator: SM
Inst : HP G1530A
Multiplr: 1.00

Quant Method : J:\gc24\Methods\102120_8151.M
Quant Title : 103118_8151.m MJ215 CAL_KC1800
QLast Update : Wed Oct 21 17:30:52 2020
Response via : Initial Calibration
DataAcq Meth:8151A-17.M

Volume Inj. : 2 uL
Signal #1 Phase : RTX-CLP2
Signal #1 Info : 0.25 mm
Signal #2 Phase: ZB-XLB-HT
Signal #2 Info : 0.25 mm



(10) 2,4-DB (m)
11.295min 19.943 ppb
response 204607

(10) 2,4-DB #2 (m)
11.189min 27.320 ppb
response 792713

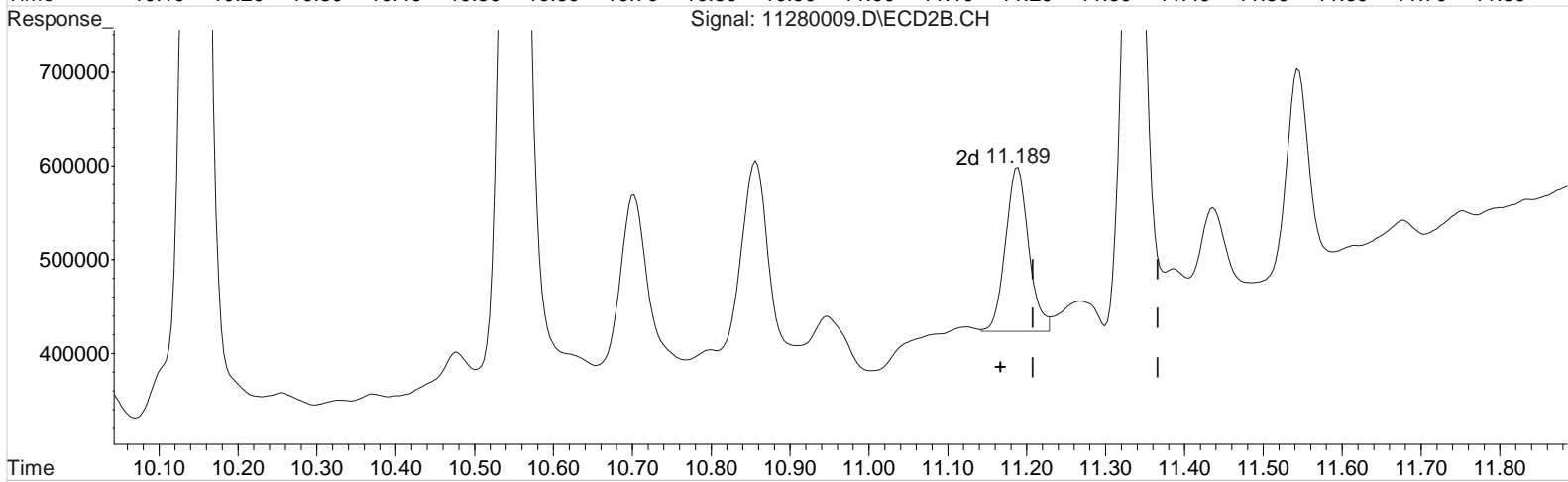
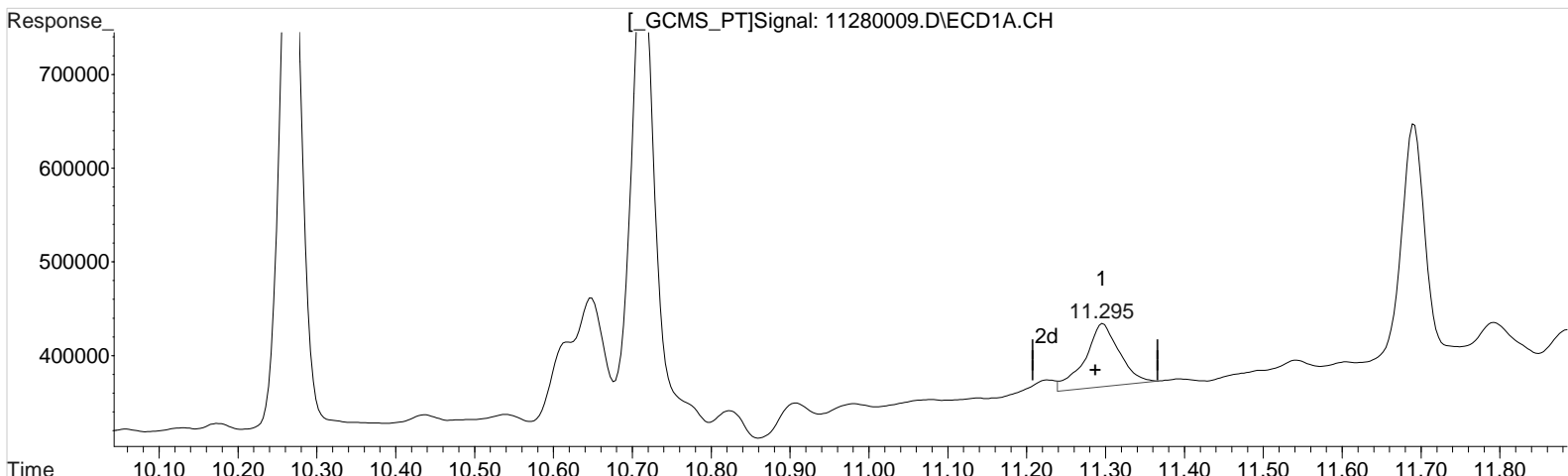
Manual Integration:
Before
11/29/20

Data File : J:\gc24\data\112820\11280009.D
Signal(s) : Signal #1: ECD1A.CH Signal #2: ECD2B.CH
Acq On : 28 Nov 2020 1:22 pm
Sample : KQ2017762-1MS 5X
Misc :
Integration File signal 1: RTEINT.P
Integration File signal 2: RTEINT2.P
Quant Time: Nov 29 11:21:59 2020
Quant Results File: 102120_8151.RES

Vial: 23
Operator: SM
Inst : HP G1530A
Multiplr: 1.00

Quant Method : J:\gc24\Methods\102120_8151.M
Quant Title : 103118_8151.m MJ215 CAL_KC1800
QLast Update : Wed Oct 21 17:30:52 2020
Response via : Initial Calibration
DataAcq Meth:8151A-17.M

Volume Inj. : 2 uL
Signal #1 Phase : RTX-CLP2
Signal #1 Info : 0.25 mm
Signal #2 Phase: ZB-XLB-HT
Signal #2 Info : 0.25 mm



(10) 2,4-DB (m)
11.295min 19.943 ppb
response 204607

(10) 2,4-DB #2 (m)
11.189min 12.387 ppb m
response 359430

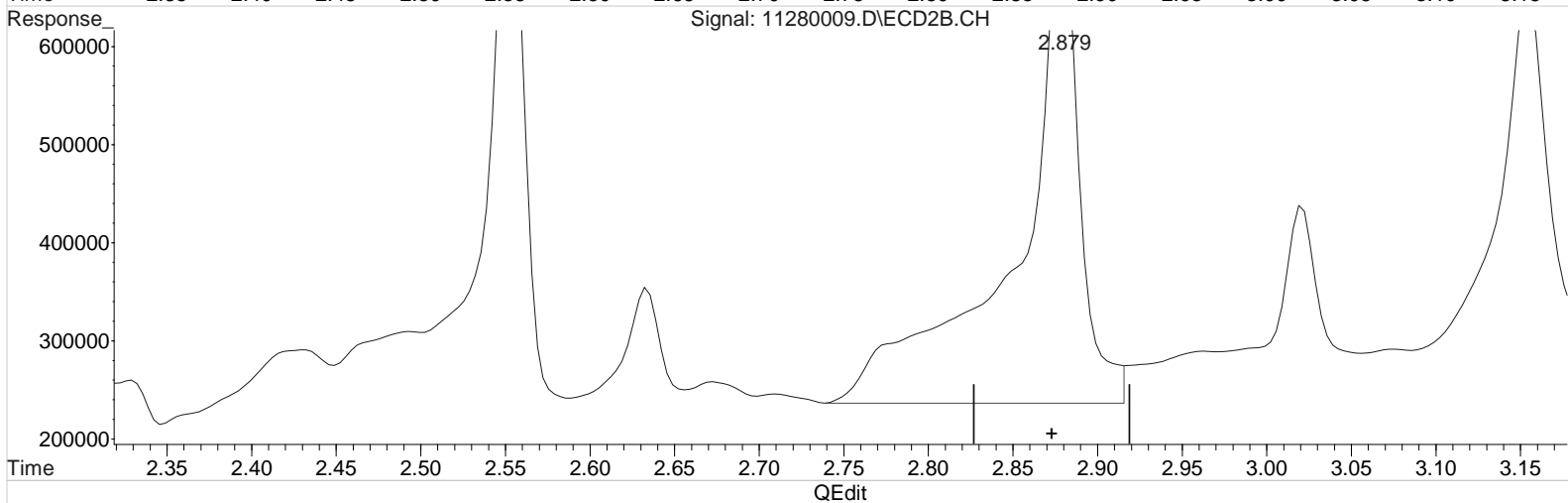
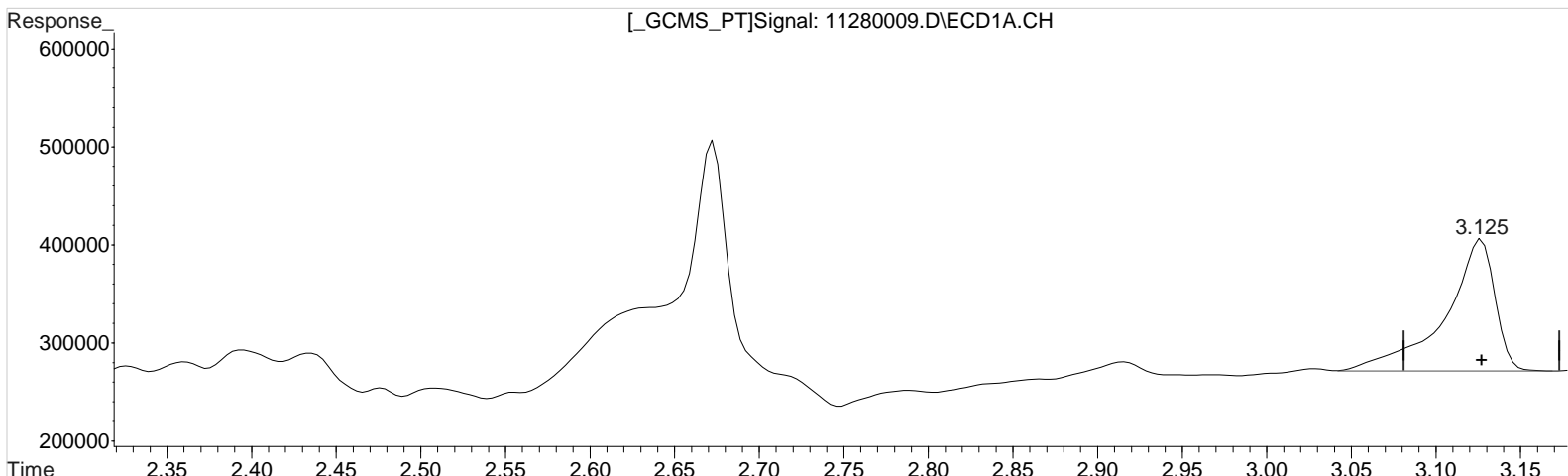
Manual Integration:
After
Baseline/Shoulder
11/29/20

Data File : J:\gc24\data\112820\11280009.D
Signal(s) : Signal #1: ECD1A.CH Signal #2: ECD2B.CH
Acq On : 28 Nov 2020 1:22 pm
Sample : KQ2017762-1MS 5X
Misc :
Integration File signal 1: RTEINT.P
Integration File signal 2: RTEINT2.P
Quant Time: Nov 29 11:21:59 2020
Quant Results File: 102120_8151.RES

Vial: 23
Operator: SM
Inst : HP G1530A
Multiplr: 1.00

Quant Method : J:\gc24\Methods\102120_8151.M
Quant Title : 103118_8151.m MJ215 CAL_KC1800
QLast Update : Wed Oct 21 17:30:52 2020
Response via : Initial Calibration
DataAcq Meth:8151A-17.M

Volume Inj. : 2 uL
Signal #1 Phase : RTX-CLP2
Signal #1 Info : 0.25 mm
Signal #2 Phase: ZB-XLB-HT
Signal #2 Info : 0.25 mm



(1) Dalapon (m)
3.125min 11.360 ppb
response 275571

Manual Integration:
Before
11/29/20

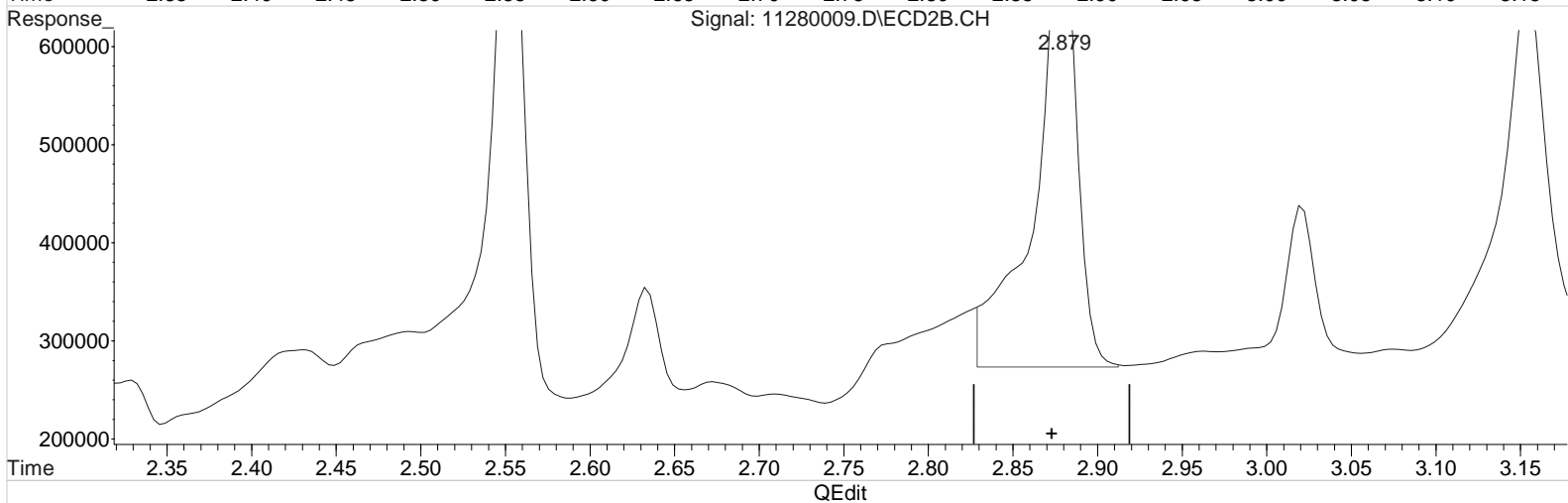
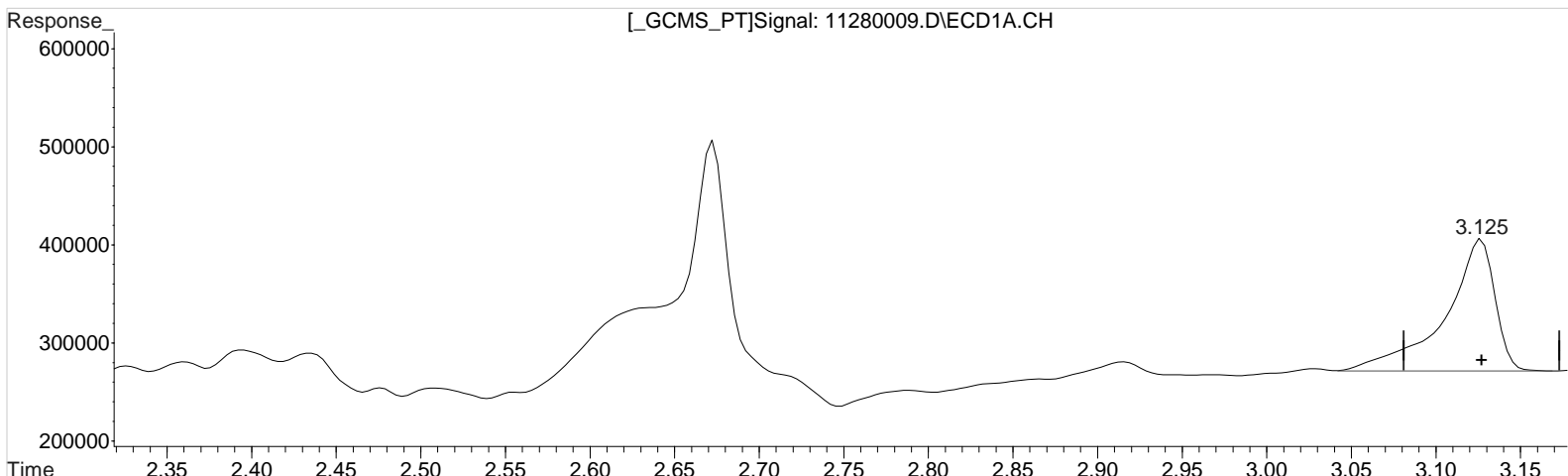
(1) Dalapon #2 (m)
2.879min 26.512 ppb
response 1280848

Data File : J:\gc24\data\112820\11280009.D
Signal(s) : Signal #1: ECD1A.CH Signal #2: ECD2B.CH
Acq On : 28 Nov 2020 1:22 pm
Sample : KQ2017762-1MS 5X
Misc :
Integration File signal 1: RTEINT.P
Integration File signal 2: RTEINT2.P
Quant Time: Nov 29 11:21:59 2020
Quant Results File: 102120_8151.RES

Vial: 23
Operator: SM
Inst : HP G1530A
Multiplr: 1.00

Quant Method : J:\gc24\Methods\102120_8151.M
Quant Title : 103118_8151.m MJ215 CAL_KC1800
QLast Update : Wed Oct 21 17:30:52 2020
Response via : Initial Calibration
DataAcq Meth:8151A-17.M

Volume Inj. : 2 uL
Signal #1 Phase : RTX-CLP2
Signal #1 Info : 0.25 mm
Signal #2 Phase: ZB-XLB-HT
Signal #2 Info : 0.25 mm



(1) Dalapon (m)
3.125min 11.360 ppb
response 275571

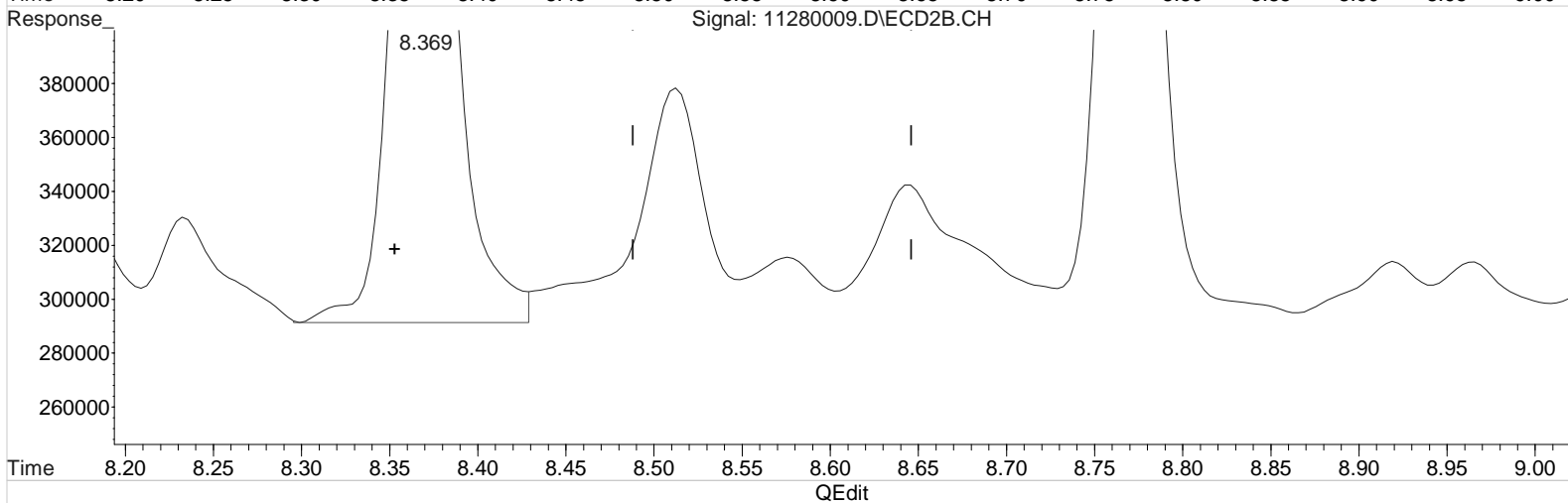
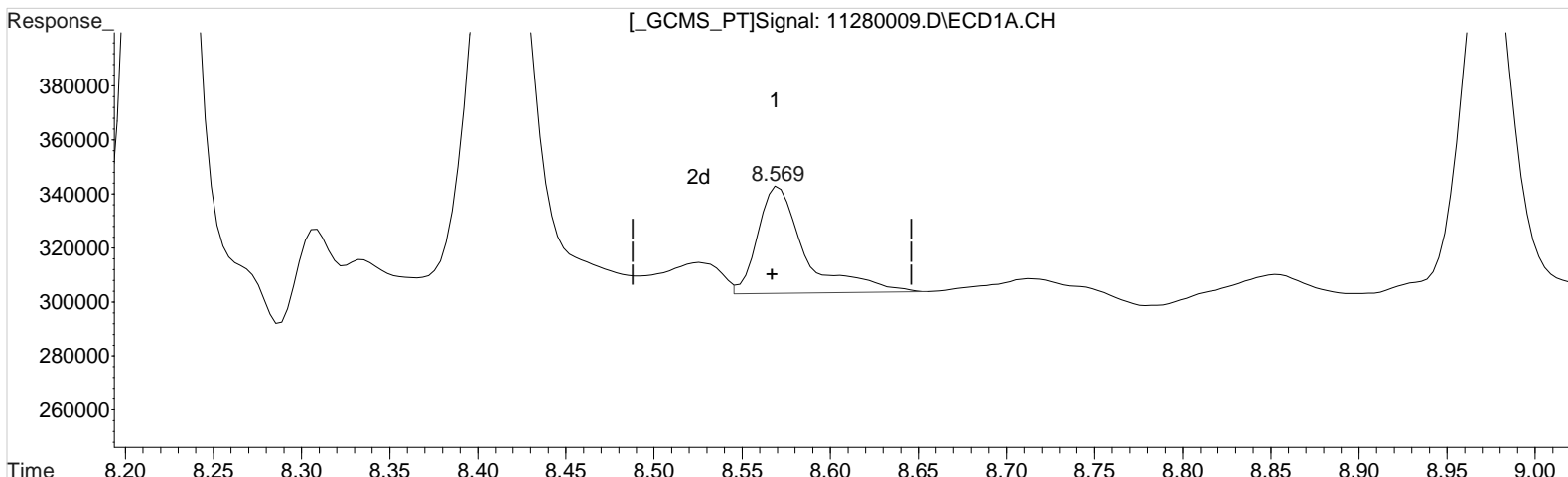
(1) Dalapon #2 (m)
2.879min 16.025 ppb m
response 774189

Manual Integration:
After
Baseline/Shoulder
11/29/20

Data File : J:\gc24\data\112820\11280009.D Vial: 23
Signal(s) : Signal #1: ECD1A.CH Signal #2: ECD2B.CH
Acq On : 28 Nov 2020 1:22 pm Operator: SM
Sample : KQ2017762-1MS 5X Inst : HP G1530A
Misc : Multiplr: 1.00
Integration File signal 1: RTEINT.P
Integration File signal 2: RTEINT2.P
Quant Time: Nov 29 11:21:59 2020
Quant Results File: 102120_8151.RES

Quant Method : J:\gc24\Methods\102120_8151.M
Quant Title : 103118_8151.m MJ215 CAL_KC1800
QLast Update : Wed Oct 21 17:30:52 2020
Response via : Initial Calibration
DataAcq Meth:8151A-17.M

Volume Inj. : 2 uL
Signal #1 Phase : RTX-CLP2 Signal #2 Phase: ZB-XLB-HT
Signal #1 Info : 0.25 mm Signal #2 Info : 0.25 mm



(5) MCPA (m)
8.569min 1260.851 ppb
response 73826

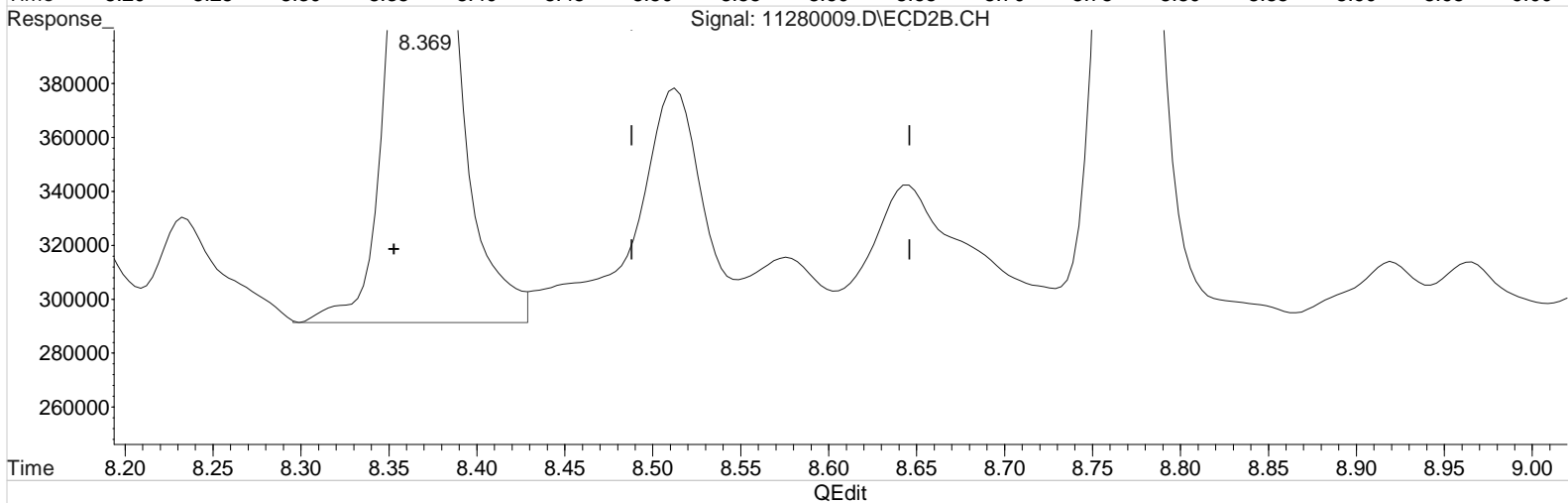
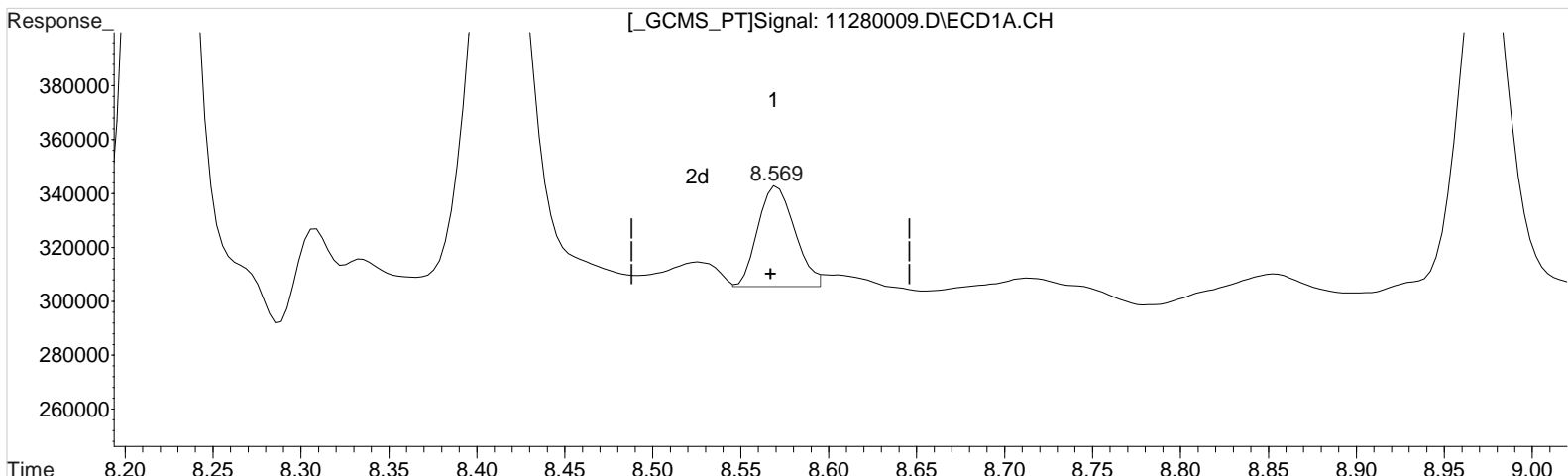
Manual Integration:
Before
11/29/20

(5) MCPA #2 (m)
8.369min 1857.062 ppb
response 706856

Data File : J:\gc24\data\112820\11280009.D Vial: 23
Signal(s) : Signal #1: ECD1A.CH Signal #2: ECD2B.CH
Acq On : 28 Nov 2020 1:22 pm Operator: SM
Sample : KQ2017762-1MS 5X Inst : HP G1530A
Misc : Multiplr: 1.00
Integration File signal 1: RTEINT.P
Integration File signal 2: RTEINT2.P
Quant Time: Nov 29 11:21:59 2020
Quant Results File: 102120_8151.RES

Quant Method : J:\gc24\Methods\102120_8151.M
Quant Title : 103118_8151.m MJ215 CAL_KC1800
QLast Update : Wed Oct 21 17:30:52 2020
Response via : Initial Calibration
DataAcq Meth:8151A-17.M

Volume Inj. : 2 uL
Signal #1 Phase : RTX-CLP2 Signal #2 Phase: ZB-XLB-HT
Signal #1 Info : 0.25 mm Signal #2 Info : 0.25 mm



(5) MCPA (m)
8.569min 943.546 ppb m
response 55247

Manual Integration:
After
Baseline/Shoulder
11/29/20

(5) MCPA #2 (m)
8.369min 1857.062 ppb
response 706856

Validation Report

1st *SM* 11/29/20
2nd *JA* 12/01/20

Data File: J:\gc24\data\112820\11280010.D\
Lab ID: KQ2017762-02
RunType: DMS
Matrix: Sediment

Date Acquired: 11/28/20 13:45:00
Batch ID: 705101
Analysis Method: 8151A/HERB

Validations

| Validation Categories | Pass | Fail |
|-------------------------------------------|------|------|
| Analytical Hold Time | X | |
| ICAL Analyte Recovery | X | |
| Second Source ICAL Verification | X | |
| Continuing Calibration Recovery | | X |
| Continuing Calibration Recovery (Closing) | X | |
| Surrogates | X | |
| Std MRL Unsupported by ICAL | X | |
| Above Highest ICAL Level | X | |
| Analyte Coelutions | X | |

Analyte Exceptions

| Exception Categories | Analyte Name | Result | Low Limit | High Limit | Corrective Action |
|---------------------------------------------|--------------|--------|-----------|------------|-------------------|
| Continuing Calibration Recovery - ZB-XLB-HT | 2,4,5-TP | 22 | | 20 | RO |

Primary Review: _____

Secondary Review: _____

Quantitation Report

1st *SM* 11/29/20
2nd *UA* 12/01/20

| | |
|---------------------------------------------------|----------------------------|
| Data File: J:\gc24\data\112820\11280010.D\ | Instrument: K-GC-24 |
| Acqu Date: 11/28/20 13:45:00 | Vial: 47 |
| Run Type: DMS | Dilution: 5 |
| Lab ID: KQ2017762-02 | Raw Units: ppb |

| | | |
|-----------------------------------|------------------------------|-------------------------------|
| Bottle ID: K2010401-001.01 | Tier: IV | Matrix: Sediment |
| Prod Code: HERB | Collect Date: 11/5/20 | Receive Date: 11/10/20 |

| | | |
|-----------------------------|----------------------------|--------------------------------|
| Analysis Lot: 705101 | Prep Lot: 369609 | Report Group: KQ2017762 |
| Analysis: 8151A | Prep Method: Method | |
| | Prep Date: 11/11/20 | |

| | |
|--------------------------------------------|----------------------------------|
| Title: Chlorinated Herbicides by GC | Calibration ID: KC2000566 |
| | Report List ID: 11736 |

Surrogate Compounds

| Parameter Name | RT 1 | RT 2 | Resp 1 | Resp 2 | Solution Conc 1 | Solution Conc 2 | % Rec 1 | % Rec 2 | % Rec | % Rec Criteria | Rpt? |
|----------------|-----------------------|-----------------------|--------|--------|-----------------|-----------------|---------|---------|-------|----------------|------|
| DCAA | 8.00 ^{+0.01} | 7.83 ^{+0.01} | 272033 | 848125 | 14.950 | 20.051 | 75 | 100 | 75 | 26 - 127 | Y |

Target Compounds

Final Conc.Units: ug/Kg

| Parameter Name | RT 1 | RT 2 | Resp 1 | Resp 2 | Solution Conc 1 | Solution Conc 2 | Final Conc 1 | Final Conc 2 | Primary Conc | Rpt? |
|----------------|------------------------|------------------------|---------|---------|-----------------|-----------------------|--------------|--------------|--------------|------|
| 2,4,5-TP | 10.27 ^{+0.01} | 10.15 ^{+0.02} | 1297173 | 3421896 | 13.847 | 16.857 ^{CCV} | 203J | 247J | 203 J | Y |
| 2,4-D | 9.33 ^{+0.02} | 9.08 ^{+0.02} | 348767 | 803608 | 16.420 | 15.696 | 241J | 230J | 230 J | Y |

Prep Amount: 30.371 g **Dilution:** 5
Prep Final Amount: 50.00 mL **Basis Factor:** 56.10

U: Undetected at or above MDL
J: Analyte detected above MDL, but below MRL
B: Hit above MRL also found in Method Blank
E: Analyte concentration above high point of ICAL
N: Presumptive evidence of compound

D: Result from dilution
m: Manual integration performed
d: Compound manually deleted
NR: Analyte not reported from this analysis

*: Result fails acceptance criteria
#: Acceptance criteria not applicable
?: Insufficient information to determine acceptance
e: Result >= MRL, but MRL less than low point of ICAL
c: check for co-elution

Printed: 12/1/20 13:51

\\alprews001\starlims\LIMSReps\QuantValidation.rpt

Data File : J:\gc24\data\112820\11280010.D Vial: 24
 Signal(s) : Signal #1: ECD1A.CH Signal #2: ECD2B.CH
 Acq On : 28 Nov 2020 1:45 pm Operator: SM
 Sample : KQ2017762-2DMS 5 Inst : HP G1530A
 Misc : Multiplr: 1.00
 Integration File signal 1: RTEINT.P
 Integration File signal 2: RTEINT2.P
 Quant Time: Nov 29 11:46:05 2020
 Quant Results File: 102120_8151.RES

Quant Method : J:\gc24\Methods\102120_8151.M
 Quant Title : 103118_8151.m MJ215 CAL_KC1800
 QLast Update : Wed Oct 21 17:30:52 2020
 Response via : Initial Calibration
 DataAcq Meth:8151A-17.M

Volume Inj. : 2 uL
 Signal #1 Phase : RTX-CLP2 Signal #2 Phase: ZB-XLB-HT
 Signal #1 Info : 0.25 mm Signal #2 Info : 0.25 mm

| Compound | RT#1 | RT#2 | Resp#1 | Resp#2 | ppb | ppb |
|-----------------------------|--------|--------|---------|---------|-----------|------------|
| ----- | | | | | | |
| System Monitoring Compounds | | | | | | |
| 2) s 2,4-Dichl... | 7.999 | 7.832 | 272033 | 848125 | 14.950 | 20.051 # |
| Target Compounds | | | | | | |
| 1) m Dalapon | 3.129 | 2.879 | 309139 | 1247629 | 12.744m | 25.824 # |
| 3) m Dicamba | 8.219 | 7.932 | 1094460 | 2398326 | 15.680 | 16.182 |
| 4) m MCPP | 8.309 | 8.122 | 55916 | 485323 | 1712.043 | 1935.501 |
| 5) m MCPA | 8.569 | 8.369 | 59021 | 768740 | 1008.001m | 2184.136 # |
| 6) m Dichloroprop | 8.972 | 8.769 | 296429 | 740044 | 15.896 | 17.740 |
| 7) m 2,4-D | 9.329 | 9.075 | 348767 | 803608 | 16.420 | 15.696 |
| 8) m 2,4,5-TP ... | 10.265 | 10.146 | 1297173 | 3421896 | 13.847 | 16.857 |
| 9) m 2,4,5-T | 10.712 | 10.549 | 1234663 | 2755949 | 14.964 | 14.401 |
| 10) m 2,4-DB | 11.292 | 11.185 | 158568 | 380435 | 15.456 | 13.111 |
| 11) m Dinoseb | 11.689 | 11.336 | 739477 | 1878525 | 11.953 | 13.736 |
| ----- | | | | | | |

(f)=RT Delta > 1/2 Window (#)=Amounts differ by > 25% (m)=manual int.

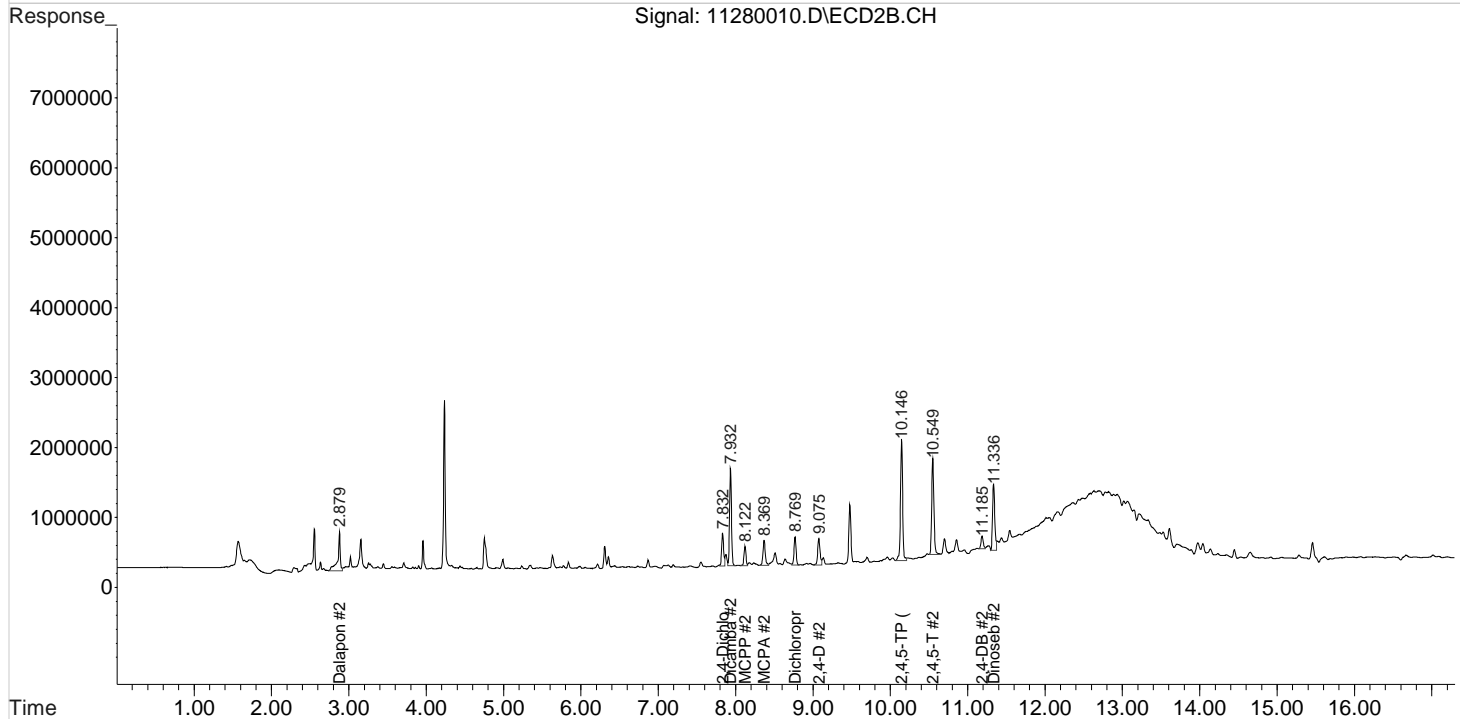
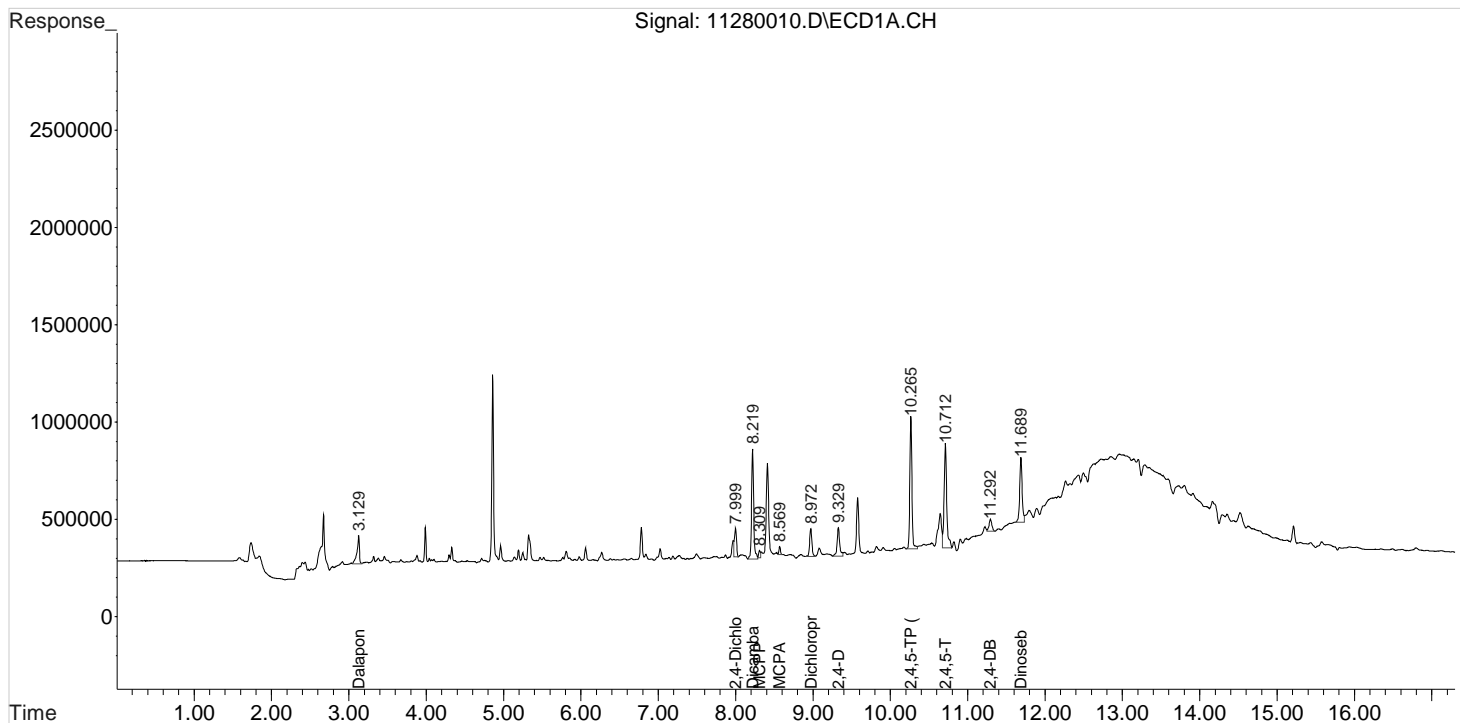
Data File : J:\gc24\data\112820\11280010.D
Signal(s) : Signal #1: ECD1A.CH Signal #2: ECD2B.CH
Acq On : 28 Nov 2020 1:45 pm
Sample : KQ2017762-2DMS 5
Misc :

Vial: 24
Operator: SM
Inst : HP G1530A
Multiplr: 1.00

Integration File signal 1: RTEINT.P
Integration File signal 2: RTEINT2.P
Quant Time: Nov 29 11:46:05 2020
Quant Results File: 102120_8151.RES

Quant Method : J:\gc24\Methods\102120_8151.M
Quant Title : 103118_8151.m MJ215 CAL_KC1800
QLast Update : Wed Oct 21 17:30:52 2020
Response via : Initial Calibration
DataAcq Meth:8151A-17.M

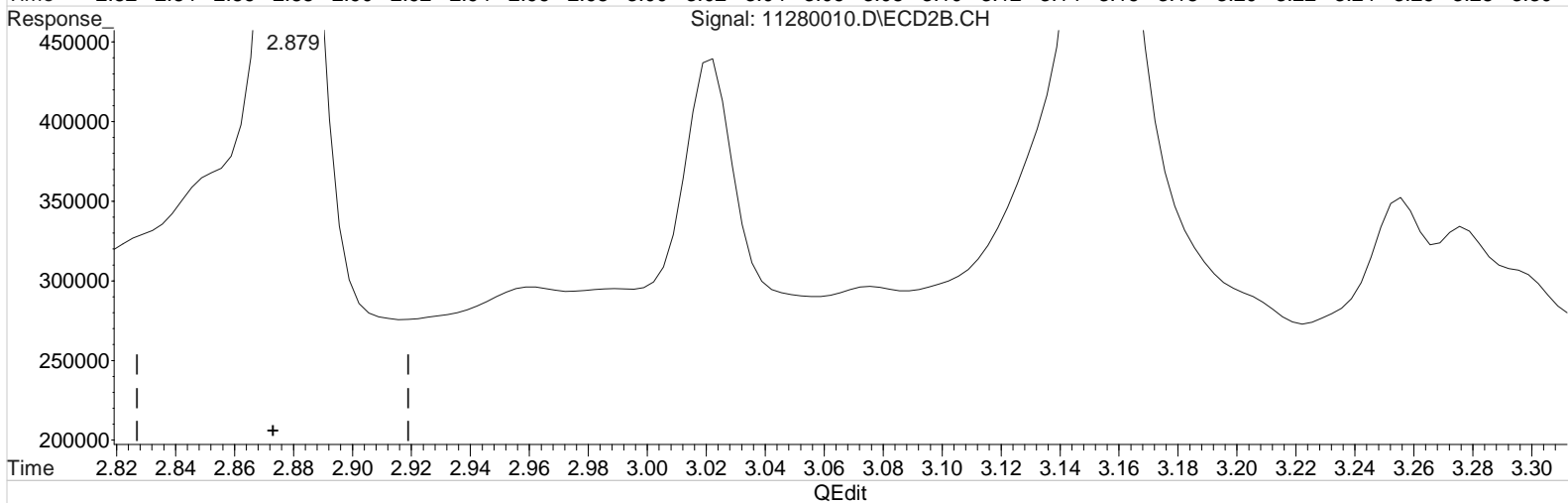
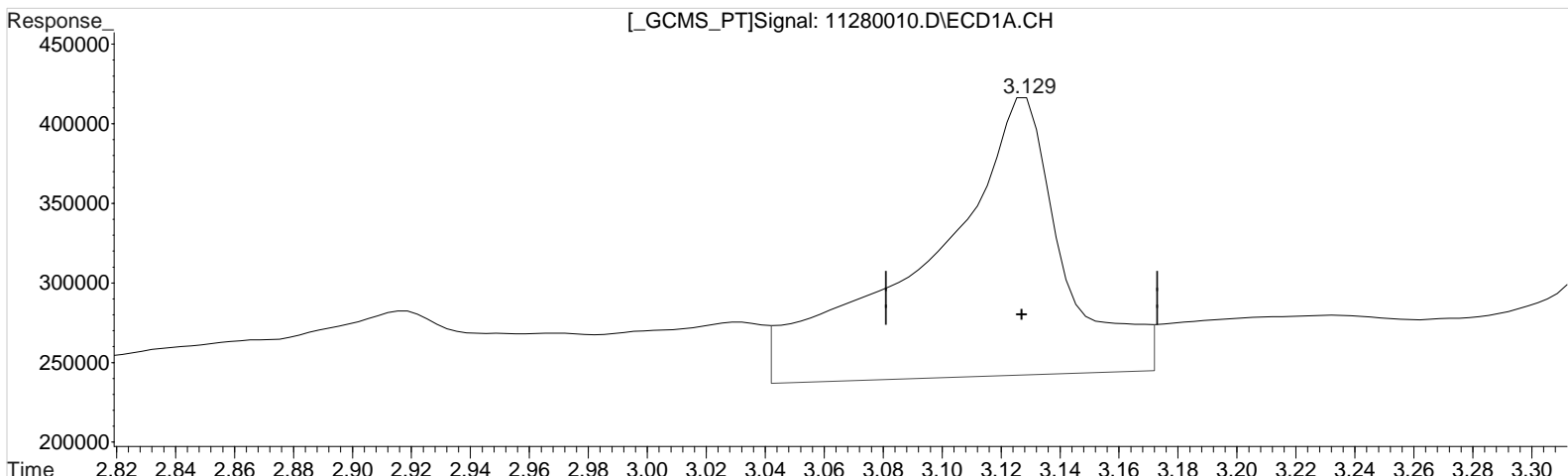
Volume Inj. : 2 uL
Signal #1 Phase : RTX-CLP2 Signal #2 Phase: ZB-XLB-HT
Signal #1 Info : 0.25 mm Signal #2 Info : 0.25 mm



Data File : J:\gc24\data\112820\11280010.D Vial: 24
Signal(s) : Signal #1: ECD1A.CH Signal #2: ECD2B.CH
Acq On : 28 Nov 2020 1:45 pm Operator: SM
Sample : KQ2017762-2DMS 5 Inst : HP G1530A
Misc : Multiplr: 1.00
Integration File signal 1: RTEINT.P
Integration File signal 2: RTEINT2.P
Quant Time: Nov 29 11:22:02 2020
Quant Results File: 102120_8151.RES

Quant Method : J:\gc24\Methods\102120_8151.M
Quant Title : 103118_8151.m MJ215 CAL_KC1800
QLast Update : Wed Oct 21 17:30:52 2020
Response via : Initial Calibration
DataAcq Meth:8151A-17.M

Volume Inj. : 2 uL
Signal #1 Phase : RTX-CLP2 Signal #2 Phase: ZB-XLB-HT
Signal #1 Info : 0.25 mm Signal #2 Info : 0.25 mm



(1) Dalapon (m)
3.129min 22.787 ppb
response 552783

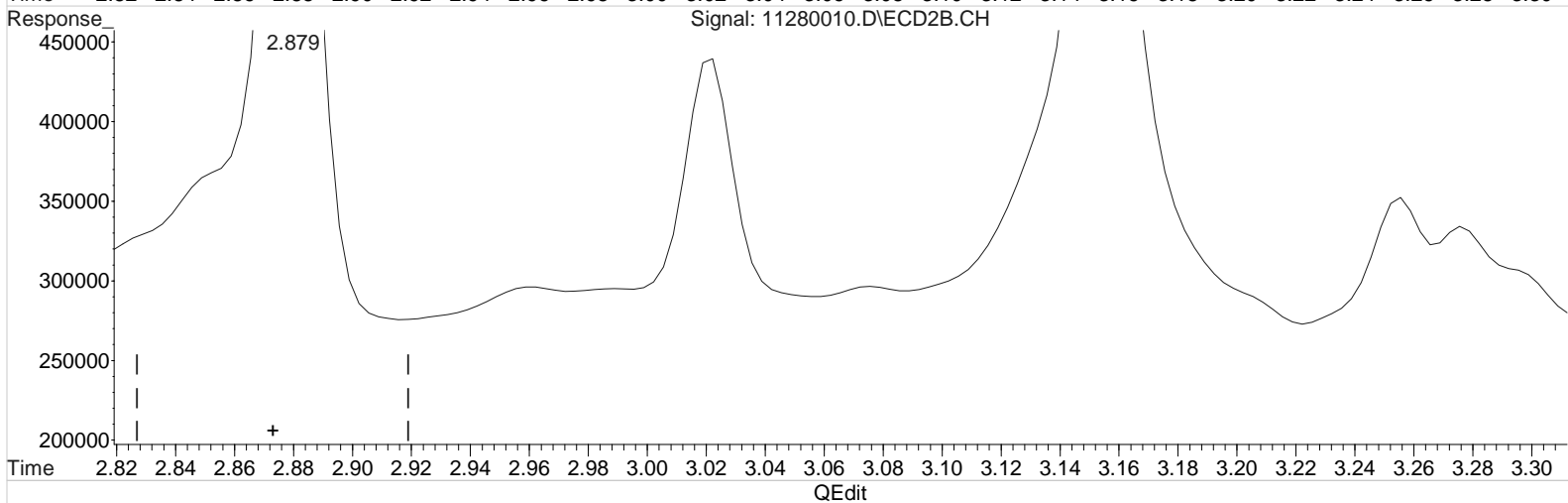
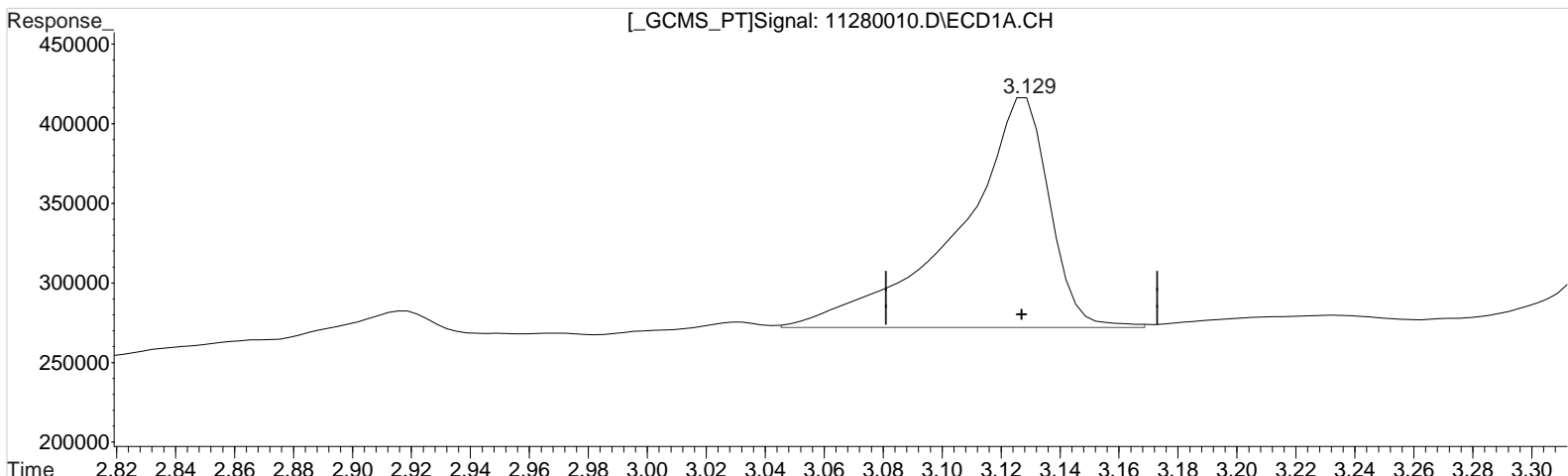
Manual Integration:
Before
11/29/20

(1) Dalapon #2 (m)
2.879min 25.824 ppb
response 1247629

Data File : J:\gc24\data\112820\11280010.D Vial: 24
Signal(s) : Signal #1: ECD1A.CH Signal #2: ECD2B.CH
Acq On : 28 Nov 2020 1:45 pm Operator: SM
Sample : KQ2017762-2DMS 5 Inst : HP G1530A
Misc : Multiplr: 1.00
Integration File signal 1: RTEINT.P
Integration File signal 2: RTEINT2.P
Quant Time: Nov 29 11:22:02 2020
Quant Results File: 102120_8151.RES

Quant Method : J:\gc24\Methods\102120_8151.M
Quant Title : 103118_8151.m MJ215 CAL_KC1800
QLast Update : Wed Oct 21 17:30:52 2020
Response via : Initial Calibration
DataAcq Meth:8151A-17.M

Volume Inj. : 2 uL
Signal #1 Phase : RTX-CLP2 Signal #2 Phase: ZB-XLB-HT
Signal #1 Info : 0.25 mm Signal #2 Info : 0.25 mm



(1) Dalapon (m)
3.129min 12.744 ppb m
response 309139

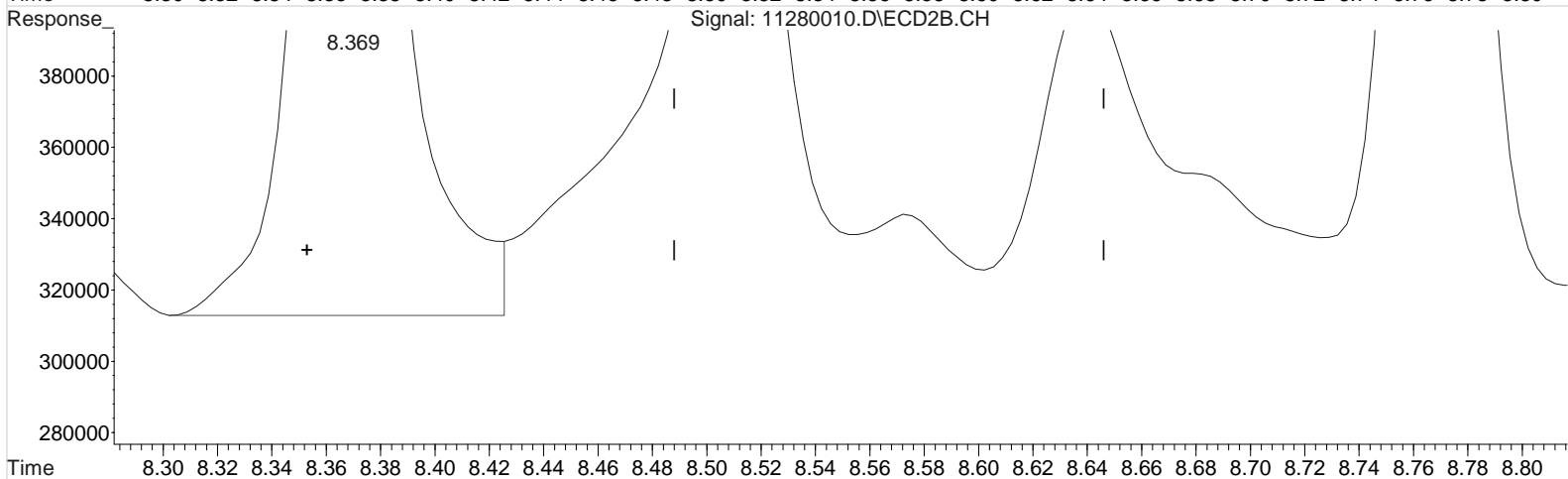
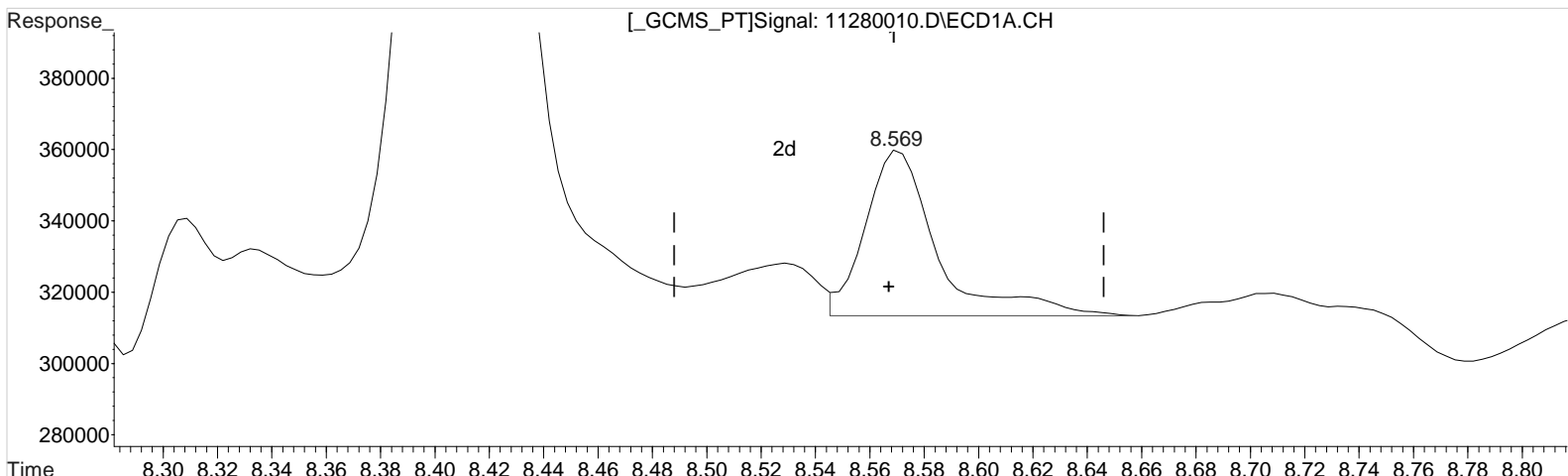
Manual Integration:
After
Baseline/Shoulder
11/29/20

(1) Dalapon #2 (m)
2.879min 25.824 ppb
response 1247629

Data File : J:\gc24\data\112820\11280010.D Vial: 24
Signal(s) : Signal #1: ECD1A.CH Signal #2: ECD2B.CH
Acq On : 28 Nov 2020 1:45 pm Operator: SM
Sample : KQ2017762-2DMS 5 Inst : HP G1530A
Misc : Multiplr: 1.00
Integration File signal 1: RTEINT.P
Integration File signal 2: RTEINT2.P
Quant Time: Nov 29 11:22:02 2020
Quant Results File: 102120_8151.RES

Quant Method : J:\gc24\Methods\102120_8151.M
Quant Title : 103118_8151.m MJ215 CAL_KC1800
QLast Update : Wed Oct 21 17:30:52 2020
Response via : Initial Calibration
DataAcq Meth:8151A-17.M

Volume Inj. : 2 uL
Signal #1 Phase : RTX-CLP2 Signal #2 Phase: ZB-XLB-HT
Signal #1 Info : 0.25 mm Signal #2 Info : 0.25 mm



QEdit

(5) MCPA (m)

8.569min 1450.100 ppb
response 84907

Manual Integration:

Before

11/29/20

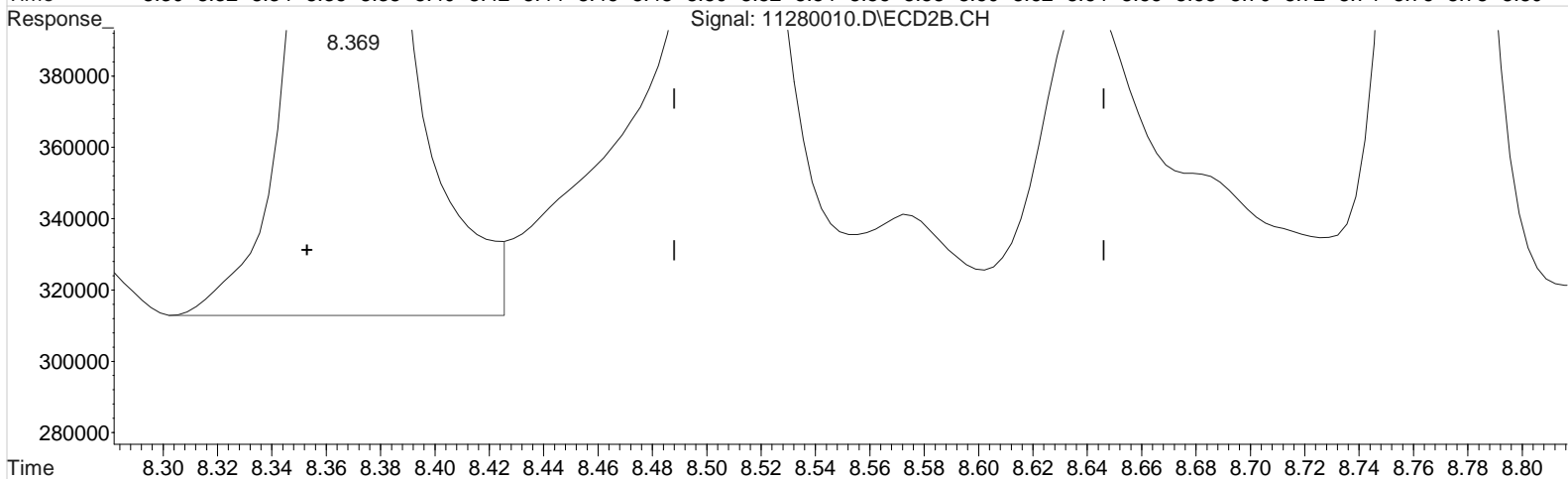
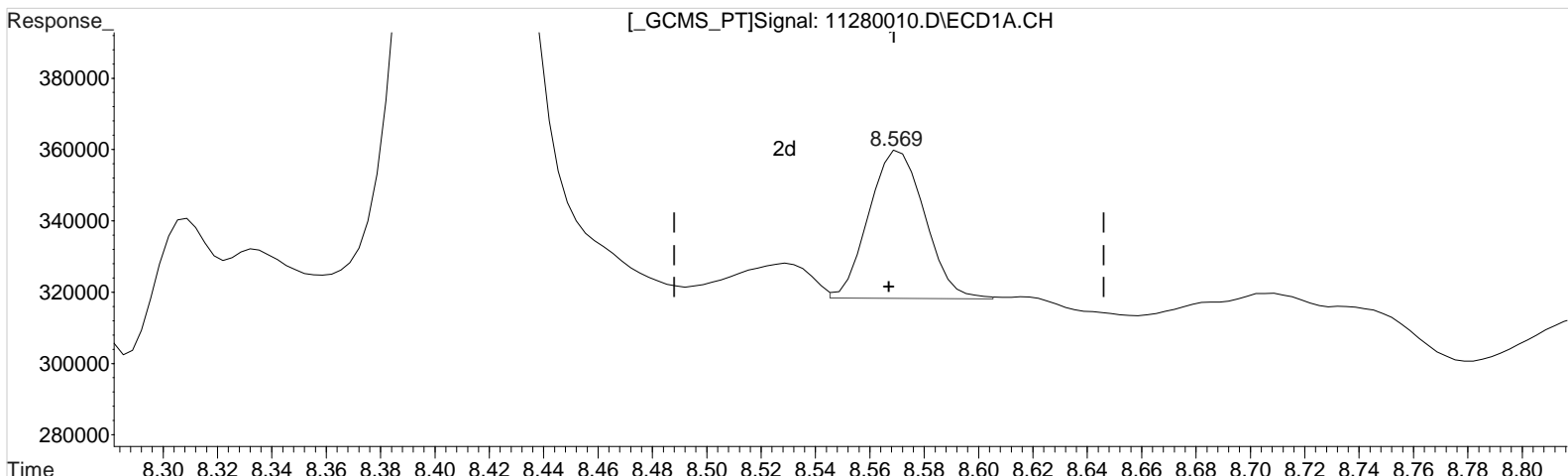
(5) MCPA #2 (m)

8.369min 2184.136 ppb
response 768740

Data File : J:\gc24\data\112820\11280010.D Vial: 24
Signal(s) : Signal #1: ECD1A.CH Signal #2: ECD2B.CH
Acq On : 28 Nov 2020 1:45 pm Operator: SM
Sample : KQ2017762-2DMS 5 Inst : HP G1530A
Misc : Multiplr: 1.00
Integration File signal 1: RTEINT.P
Integration File signal 2: RTEINT2.P
Quant Time: Nov 29 11:22:02 2020
Quant Results File: 102120_8151.RES

Quant Method : J:\gc24\Methods\102120_8151.M
Quant Title : 103118_8151.m MJ215 CAL_KC1800
QLast Update : Wed Oct 21 17:30:52 2020
Response via : Initial Calibration
DataAcq Meth:8151A-17.M

Volume Inj. : 2 uL
Signal #1 Phase : RTX-CLP2 Signal #2 Phase: ZB-XLB-HT
Signal #1 Info : 0.25 mm Signal #2 Info : 0.25 mm



(5) MCPA (m)
8.569min 1008.001 ppb m
response 59021

Manual Integration:
After
Baseline/Shoulder
11/29/20

(5) MCPA #2 (m)
8.369min 2184.136 ppb
response 768740

Validation Report

1st *SM* 11/29/20
2nd *JA* 12/01/20

Data File: J:\gc24\data\112820\11280003.D\
Lab ID: KQ2018923-02
RunType: CCB
Matrix: Sediment

Date Acquired: 11/28/20 11:05:00
Batch ID: 705101
Analysis Method: 8151A/HERB

Validations

| Validation Categories | Pass | Fail |
|-------------------------------------------|------|------|
| ICAL Analyte Recovery | X | |
| Second Source ICAL Verification | X | |
| Continuing Calibration Recovery | | X |
| Continuing Calibration Recovery (Closing) | X | |
| Surrogates | X | |
| Above Highest ICAL Level | X | |
| Analyte Coelutions | X | |

Analyte Exceptions

| Exception Categories | Analyte Name | Result | Low Limit | High Limit | Corrective Action |
|---------------------------------------------|--------------|--------|-----------|------------|-------------------|
| Continuing Calibration Recovery - ZB-XLB-HT | 2,4,5-TP | 22 | | 20 | CCV+ND |

Primary Review: _____

Secondary Review: _____

Quantitation Report

| | |
|---------------------------------------------------|----------------------------|
| Data File: J:\gc24\data\112820\11280003.D\ | Instrument: K-GC-24 |
| Acqu Date: 11/28/20 11:05:00 | Vial: 18 |
| Run Type: CCB | Dilution: 1 |
| Lab ID: KQ2018923-02 | Raw Units: ppb |

| | | |
|------------------------|------------------------------|-------------------------------|
| Bottle ID: | Tier: IV | Matrix: Sediment |
| Prod Code: HERB | Collect Date: 11/6/20 | Receive Date: 11/10/20 |

| | | |
|-----------------------------|---------------------|--------------------------------|
| Analysis Lot: 705101 | Prep Lot: | Report Group: KQ2018923 |
| Analysis: 8151A | Prep Method: | |
| | Prep Date: | |

| | |
|--------------------------------------------|----------------------------------|
| Title: Chlorinated Herbicides by GC | Calibration ID: KC2000566 |
| | Report List ID: 11736 |

Surrogate Compounds

| Parameter Name | RT 1 | RT 2 | Resp 1 | Resp 2 | Solution Conc 1 | Solution Conc 2 | % Rec 1 | % Rec 2 | % Rec | % Rec Criteria | Rpt? |
|----------------|-----------------------|-----------------------|--------|--------|-----------------|-----------------|---------|---------|-------|----------------|------|
| DCAA | 8.01 ^{+0.02} | 7.84 ^{+0.02} | 7413 | 46794 | 0.407 | 1.106 | | | | 26 - 127 | Y |

Target Compounds

Final Conc.Units: ug/Kg

| Parameter Name | RT 1 | RT 2 | Resp 1 | Resp 2 | Solution Conc 1 | Solution Conc 2 | Final Conc 1 | Final Conc 2 | Primary Conc | Rpt? |
|----------------|------------------------|------------------------|--------|--------|-----------------|----------------------|--------------|--------------|--------------|------|
| 2,4,5-TP | 10.27 ^{+0.01} | 10.10 ^{-0.03} | 3613 | 55715 | 0.039 | 0.274 ^{CCV} | 0.065U | 0.46U | 2.4 U | Y |
| 2,4-D | 0.00 | 9.05 ^{-0.01} | 0 | 137059 | 0.000 | 2.677 | 0U | 4.5U | 7.7 U | Y |

| | |
|------------------------------------|-----------------------------|
| Prep Amount: 30.00 g | Dilution: 1 |
| Prep Final Amount: 50.00 mL | Basis Factor: 100.00 |

U: Undetected at or above MDL
 J: Analyte detected above MDL, but below MRL
 B: Hit above MRL also found in Method Blank
 E: Analyte concentration above high point of ICAL
 N: Presumptive evidence of compound

D: Result from dilution
 m: Manual integration performed
 d: Compound manually deleted
 NR: Analyte not reported from this analysis

*: Result fails acceptance criteria
 #: Acceptance criteria not applicable
 ?: Insufficient information to determine acceptance
 e: Result >= MRL, but MRL less than low point of ICAL
 c: check for co-elution

Printed: 12/1/20 13:51

\\alprews001\starlims\LIMSReps\QuantValidation.rpt

Quantitation Report

1st *SM* 11/29/20
2nd *UA* 12/01/20

| | |
|---------------------------------------------------|----------------------------|
| Data File: J:\gc24\data\112820\11280003.D\ | Instrument: K-GC-24 |
| Acqu Date: 11/28/20 11:05:00 | Vial: 18 |
| Run Type: CCB | Dilution: 1 |
| Lab ID: KQ2018923-02 | Raw Units: ppb |

| | | |
|------------------------|------------------------------|-------------------------------|
| Bottle ID: | Tier: IV | Matrix: Sediment |
| Prod Code: HERB | Collect Date: 11/6/20 | Receive Date: 11/10/20 |

| | | |
|-----------------------------|---------------------|--------------------------------|
| Analysis Lot: 705101 | Prep Lot: | Report Group: KQ2018923 |
| Analysis: 8151A | Prep Method: | |
| | Prep Date: | |

| | |
|--------------------------------------------|----------------------------------|
| Title: Chlorinated Herbicides by GC | Calibration ID: KC2000566 |
| | Report List ID: 18726 |

Surrogate Compounds

| Parameter Name | RT 1 | RT 2 | Resp 1 | Resp 2 | Solution Conc 1 | Solution Conc 2 | % Rec 1 | % Rec 2 | % Rec | % Rec Criteria | Rpt? |
|-------------------------------|-----------------------|-----------------------|--------|--------|-----------------|-----------------|---------|---------|-------|----------------|------|
| 2,4-Dichlorophenylacetic Acid | 8.01 ^{+0.02} | 7.84 ^{+0.02} | 7413 | 46794 | 0.407 | 1.106 | | | | 26 - 127 | Y |

Target Compounds

Final Conc.Units: ug/Kg

| Parameter Name | RT 1 | RT 2 | Resp 1 | Resp 2 | Solution Conc 1 | Solution Conc 2 | Final Conc 1 | Final Conc 2 | Primary Conc | Rpt? |
|-------------------|------------------------|------------------------|--------|--------|----------------------|----------------------|--------------|--------------|--------------|------|
| 2,4,5-T | 10.72 ^{+0.02} | 10.53 ^{-0.01} | 6104 | 9755 | 0.074 | 0.051 | 0.12U | 0.085U | 4.0 U | Y |
| 2,4,5-TP (Silvex) | 10.27 ^{+0.01} | 10.10 ^{-0.03} | 3613 | 55715 | 0.039 | 0.274 ^{CCV} | 0.065U | 0.46U | 2.4 U | Y |
| 2,4-D | 0.00 | 9.05 ^{-0.01} | 0 | 137059 | 0.000 | 2.677 | 0U | 4.5U | 7.7 U | Y |
| 2,4-DB | 11.26 ^{-0.02} | 0.00 | 33900 | 0 | 3.304 | 0.000 | 5.5J | 0U | 5.4 U | Y |
| Dalapon | 0.00 | 2.84 ^{-0.03} | 0 | 10998 | 0.000 ^{CCV} | 0.228 ^{CCV} | 0U | 0.38U | 5.5 U | Y |
| Dicamba | 0.00 | 7.93 ^{+0.01} | 0 | 7711 | 0.000 | 0.052 ^{CCV} | 0U | 0.087U | 4.3 U | Y |
| Dichlorprop | 9.00 ^{+0.04} | 8.77 ^{+0.02} | 4994 | 5933 | 0.268 | 0.142 ^{CCV} | 0.45U | 0.24U | 3.4 U | Y |
| Dinoseb | 0.00 | 11.33 ^{+0.01} | 0 | 12859 | 0.000 | 0.094 | 0U | 0.16U | 2.7 U | Y |
| MCPA | 0.00 | 0.00 | 0 | 6141 | 0.000 | 0.000 ^{CCV} | 0U | 0U | 320 U | Y |
| MCPP | 8.31 ^{+0.02} | 0.00 | 5600 | 7272 | 629.284 | 0.000 ^{CCV} | 1000J | 0U | 460 U | Y |

Prep Amount: 30.00 g **Dilution:** 1
Prep Final Amount: 50.00 mL **Basis Factor:** 100.00

U: Undetected at or above MDL
J: Analyte detected above MDL, but below MRL
B: Hit above MRL also found in Method Blank
E: Analyte concentration above high point of ICAL
N: Presumptive evidence of compound

D: Result from dilution
m: Manual integration performed
d: Compound manually deleted
NR: Analyte not reported from this analysis

*: Result fails acceptance criteria
#: Acceptance criteria not applicable
?: Insufficient information to determine acceptance
e: Result >= MRL, but MRL less than low point of ICAL
c: check for co-elution

Printed: 11/30/20 7:36

\\alprews001\starlims\LIMSReps\QuantValidation.rpt

Data File : J:\gc24\data\112820\11280003.D Vial: 17
 Signal(s) : Signal #1: ECD1A.CH Signal #2: ECD2B.CH
 Acq On : 28 Nov 2020 11:05 am Operator: SM
 Sample : IB Inst : HP G1530A
 Misc : Multiplr: 1.00
 Integration File signal 1: RTEINT.P
 Integration File signal 2: RTEINT2.P
 Quant Time: Nov 29 11:43:11 2020
 Quant Results File: 102120_8151.RES

Quant Method : J:\gc24\Methods\102120_8151.M
 Quant Title : 103118_8151.m MJ215 CAL_KC1800
 QLast Update : Wed Oct 21 17:30:52 2020
 Response via : Initial Calibration
 DataAcq Meth:8151A-17.M

Volume Inj. : 2 uL
 Signal #1 Phase : RTX-CLP2 Signal #2 Phase: ZB-XLB-HT
 Signal #1 Info : 0.25 mm Signal #2 Info : 0.25 mm

| Compound | RT#1 | RT#2 | Resp#1 | Resp#2 | ppb | ppb |
|-----------------------------|--------|--------|--------|--------|---------|---------|
| ----- | | | | | | |
| System Monitoring Compounds | | | | | | |
| 2) s 2,4-Dichl... | 8.013 | 7.843f | 7413 | 46794 | 0.407 | 1.106 # |
| Target Compounds | | | | | | |
| 1) m Dalapon | 0.000 | 2.843f | 0 | 10998 | N.D. d | 0.228 |
| 3) m Dicamba | 0.000 | 7.933 | 0 | 7711 | N.D. d | 0.052 |
| 4) m MCPP | 8.306 | 8.133 | 5600 | 7272 | 629.284 | N.D. # |
| 5) m MCPA | 0.000 | 8.380 | 0 | 6141 | N.D. d | N.D. |
| 6) m Dichloroprop | 9.003 | 8.770 | 4994 | 5933 | 0.268 | 0.142 # |
| 7) m 2,4-D | 0.000 | 9.053 | 0 | 137059 | N.D. d | 2.677 |
| 8) m 2,4,5-TP ... | 10.273 | 10.103 | 3613 | 55715 | 0.039 | 0.274 # |
| 9) m 2,4,5-T | 10.716 | 10.526 | 6104 | 9755 | 0.074 | 0.051 # |
| 10) m 2,4-DB | 11.263 | 0.000 | 33900 | 0 | 3.304 | N.D. d# |
| 11) m Dinoseb | 0.000 | 11.333 | 0 | 12859 | N.D. d | 0.094 |
| ----- | | | | | | |

(f)=RT Delta > 1/2 Window (#)=Amounts differ by > 25% (m)=manual int.

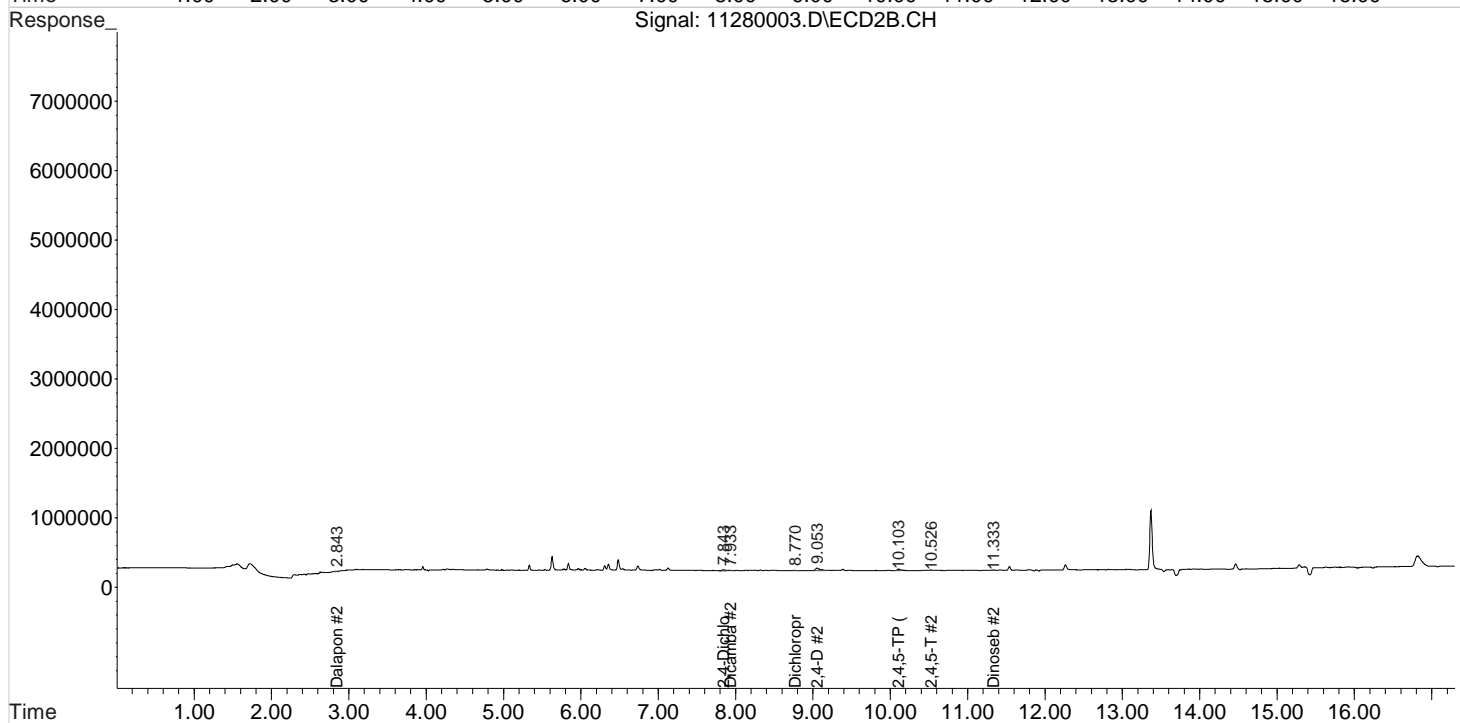
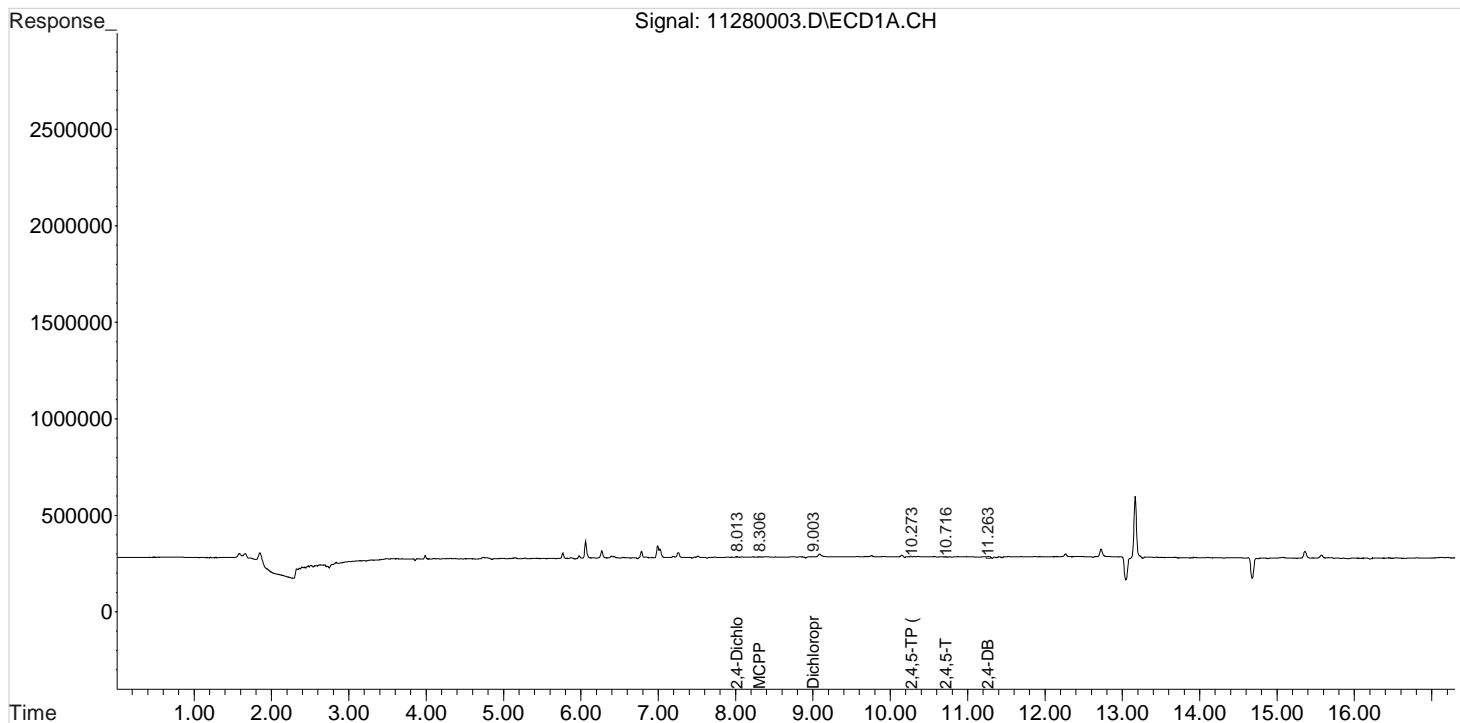
Data File : J:\gc24\data\112820\11280003.D
Signal(s) : Signal #1: ECD1A.CH Signal #2: ECD2B.CH
Acq On : 28 Nov 2020 11:05 am
Sample : IB
Misc :

Vial: 17
Operator: SM
Inst : HP G1530A
Multiplr: 1.00

Integration File signal 1: RTEINT.P
Integration File signal 2: RTEINT2.P
Quant Time: Nov 29 11:43:11 2020
Quant Results File: 102120_8151.RES

Quant Method : J:\gc24\Methods\102120_8151.M
Quant Title : 103118_8151.m MJ215 CAL_KC1800
QLast Update : Wed Oct 21 17:30:52 2020
Response via : Initial Calibration
DataAcq Meth:8151A-17.M

Volume Inj. : 2 uL
Signal #1 Phase : RTX-CLP2
Signal #1 Info : 0.25 mm
Signal #2 Phase : ZB-XLB-HT
Signal #2 Info : 0.25 mm



Validation Report

1st *SM* 11/29/20
2nd *JA* 12/01/20

Data File: J:\gc24\data\112820\11280015.D\
Lab ID: KQ2018923-04
RunType: CCB
Matrix: Sediment

Date Acquired: 11/28/20 15:39:00
Batch ID: 705101
Analysis Method: 8151A/HERB

Validations

| Validation Categories | Pass | Fail |
|-------------------------------------------|------|------|
| ICAL Analyte Recovery | X | |
| Second Source ICAL Verification | X | |
| Continuing Calibration Recovery | X | |
| Continuing Calibration Recovery (Closing) | X | |
| Surrogates | X | |
| Above Highest ICAL Level | X | |
| Analyte Coelutions | X | |

Primary Review: _____

Secondary Review: _____

Quantitation Report

| | |
|---------------------------------------------------|----------------------------|
| Data File: J:\gc24\data\112820\11280015.D\ | Instrument: K-GC-24 |
| Acqu Date: 11/28/20 15:39:00 | Vial: 16 |
| Run Type: CCB | Dilution: 1 |
| Lab ID: KQ2018923-04 | Raw Units: ppb |

| | | |
|------------------------|------------------------------|-------------------------------|
| Bottle ID: | Tier: IV | Matrix: Sediment |
| Prod Code: HERB | Collect Date: 11/6/20 | Receive Date: 11/10/20 |

| | | |
|-----------------------------|---------------------|--------------------------------|
| Analysis Lot: 705101 | Prep Lot: | Report Group: KQ2018923 |
| Analysis: 8151A | Prep Method: | |
| | Prep Date: | |

| | |
|--------------------------------------------|----------------------------------|
| Title: Chlorinated Herbicides by GC | Calibration ID: KC2000566 |
| | Report List ID: 11736 |

Surrogate Compounds

| Parameter Name | RT 1 | RT 2 | Resp 1 | Resp 2 | Solution Conc 1 | Solution Conc 2 | % Rec 1 | % Rec 2 | % Rec | % Rec Criteria | Rpt? |
|----------------|-----------------------|-----------------------|--------|--------|-----------------|-----------------|---------|---------|-------|----------------|------|
| DCAA | 8.01 ^{+0.02} | 7.84 ^{+0.02} | 7518 | 60795 | 0.413 | 1.437 | | | | 26 - 127 | Y |

Target Compounds

Final Conc.Units: ug/Kg

| Parameter Name | RT 1 | RT 2 | Resp 1 | Resp 2 | Solution Conc 1 | Solution Conc 2 | Final Conc 1 | Final Conc 2 | Primary Conc | Rpt? |
|----------------|------|-----------------------|--------|--------|-----------------|-----------------|--------------|--------------|--------------|------|
| 2,4,5-TP | 0.00 | 10.14 | 0 | 17663 | 0.000 | 0.087 | 0U | 0.15U | 2.4 U | Y |
| 2,4-D | 0.00 | 9.05 ^{-0.01} | 0 | 150924 | 0.000 | 2.948 | 0U | 4.9U | 7.7 U | Y |

| | |
|------------------------------------|-----------------------------|
| Prep Amount: 30.00 g | Dilution: 1 |
| Prep Final Amount: 50.00 mL | Basis Factor: 100.00 |

U: Undetected at or above MDL
 J: Analyte detected above MDL, but below MRL
 B: Hit above MRL also found in Method Blank
 E: Analyte concentration above high point of ICAL
 N: Presumptive evidence of compound

D: Result from dilution
 m: Manual integration performed
 d: Compound manually deleted
 NR: Analyte not reported from this analysis

*: Result fails acceptance criteria
 #: Acceptance criteria not applicable
 ?: Insufficient information to determine acceptance
 e: Result >= MRL, but MRL less than low point of ICAL
 c: check for co-elution

Printed: 12/1/20 13:51

\\alprews001\starlims\LIMSReps\QuantValidation.rpt

Quantitation Report

1st *SM* 11/29/20
2nd *UA* 12/01/20

| | |
|---------------------------------------------------|----------------------------|
| Data File: J:\gc24\data\112820\11280015.D\ | Instrument: K-GC-24 |
| Acqu Date: 11/28/20 15:39:00 | Vial: 16 |
| Run Type: CCB | Dilution: 1 |
| Lab ID: KQ2018923-04 | Raw Units: ppb |

| | | |
|------------------------|------------------------------|-------------------------------|
| Bottle ID: | Tier: IV | Matrix: Sediment |
| Prod Code: HERB | Collect Date: 11/6/20 | Receive Date: 11/10/20 |

| | | |
|-----------------------------|---------------------|--------------------------------|
| Analysis Lot: 705101 | Prep Lot: | Report Group: KQ2018923 |
| Analysis: 8151A | Prep Method: | |
| | Prep Date: | |

| | |
|--------------------------------------------|----------------------------------|
| Title: Chlorinated Herbicides by GC | Calibration ID: KC2000566 |
| | Report List ID: 18726 |

Surrogate Compounds

| Parameter Name | RT 1 | RT 2 | Resp 1 | Resp 2 | Solution Conc 1 | Solution Conc 2 | % Rec 1 | % Rec 2 | % Rec | % Rec Criteria | Rpt? |
|-------------------------------|-----------------------|-----------------------|--------|--------|-----------------|-----------------|---------|---------|-------|----------------|------|
| 2,4-Dichlorophenylacetic Acid | 8.01 ^{+0.02} | 7.84 ^{+0.02} | 7518 | 60795 | 0.413 | 1.437 | | | | 26 - 127 | Y |

Target Compounds

Final Conc.Units: ug/Kg

| Parameter Name | RT 1 | RT 2 | Resp 1 | Resp 2 | Solution Conc 1 | Solution Conc 2 | Final Conc 1 | Final Conc 2 | Primary Conc | Rpt? |
|-------------------|------------------------|------------------------|--------|--------|----------------------|----------------------|--------------|--------------|--------------|------|
| 2,4,5-T | 10.71 ^{+0.01} | 10.53 ^{-0.01} | 3812 | 6853 | 0.046 | 0.036 | 0.077U | 0.060U | 4.0 U | Y |
| 2,4,5-TP (Silvex) | 0.00 | 10.14 | 0 | 17663 | 0.000 | 0.087 | 0U | 0.15U | 2.4 U | Y |
| 2,4-D | 0.00 | 9.05 ^{-0.01} | 0 | 150924 | 0.000 | 2.948 | 0U | 4.9U | 7.7 U | Y |
| 2,4-DB | 0.00 | 11.23 ^{+0.06} | 0 | 19205 | 0.000 | 0.662 | 0U | 1.1U | 5.4 U | Y |
| Dalapon | 0.00 | 2.88 | 0 | 13495 | 0.000 ^{CCV} | 0.279 ^{CCV} | 0U | 0.47U | 5.5 U | Y |
| Dicamba | 0.00 | 7.93 ^{+0.01} | 0 | 8647 | 0.000 | 0.058 ^{CCV} | 0U | 0.097U | 4.3 U | Y |
| Dichlorprop | 9.00 ^{+0.04} | 8.76 | 2867 | 5829 | 0.154 | 0.140 ^{CCV} | 0.26U | 0.23U | 3.4 U | Y |
| Dinoseb | 0.00 | 11.33 ^{+0.01} | 0 | 12592 | 0.000 | 0.092 | 0U | 0.15U | 2.7 U | Y |
| MCPA | 0.00 | 0.00 | 0 | 7119 | 0.000 | 0.000 ^{CCV} | 0U | 0U | 320 U | Y |
| MCPP | 8.30 | 0.00 | 2567 | 8182 | 564.016 | 0.000 ^{CCV} | 940J | 0U | 460 U | Y |

Prep Amount: 30.00 g **Dilution:** 1
Prep Final Amount: 50.00 mL **Basis Factor:** 100.00

U: Undetected at or above MDL
J: Analyte detected above MDL, but below MRL
B: Hit above MRL also found in Method Blank
E: Analyte concentration above high point of ICAL
N: Presumptive evidence of compound

D: Result from dilution
m: Manual integration performed
d: Compound manually deleted
NR: Analyte not reported from this analysis

*: Result fails acceptance criteria
#: Acceptance criteria not applicable
?: Insufficient information to determine acceptance
e: Result >= MRL, but MRL less than low point of ICAL
c: check for co-elution

Printed: 11/30/20 7:36

\\alprews001\starlims\LIMSRpts\QuantValidation.rpt

Data File : J:\gc24\data\112820\11280015.D Vial: 17
 Signal(s) : Signal #1: ECD1A.CH Signal #2: ECD2B.CH
 Acq On : 28 Nov 2020 3:39 pm Operator: SM
 Sample : IB Inst : HP G1530A
 Misc : Multiplr: 1.00
 Integration File signal 1: RTEINT.P
 Integration File signal 2: RTEINT2.P
 Quant Time: Nov 29 11:47:51 2020
 Quant Results File: 102120_8151.RES

Quant Method : J:\gc24\Methods\102120_8151.M
 Quant Title : 103118_8151.m MJ215 CAL_KC1800
 QLast Update : Wed Oct 21 17:30:52 2020
 Response via : Initial Calibration
 DataAcq Meth:8151A-17.M

Volume Inj. : 2 uL
 Signal #1 Phase : RTX-CLP2 Signal #2 Phase: ZB-XLB-HT
 Signal #1 Info : 0.25 mm Signal #2 Info : 0.25 mm

| Compound | RT#1 | RT#2 | Resp#1 | Resp#2 | ppb | ppb |
|-----------------------------|--------|---------|--------|--------|---------|---------|
| ----- | | | | | | |
| System Monitoring Compounds | | | | | | |
| 2) s 2,4-Dichl... | 8.007 | 7.837 | 7518 | 60795 | 0.413 | 1.437 # |
| Target Compounds | | | | | | |
| 1) m Dalapon | 0.000 | 2.884 | 0 | 13495 | N.D. d | 0.279 |
| 3) m Dicamba | 0.000 | 7.930 | 0 | 8647 | N.D. d | 0.058 |
| 4) m MCPP | 8.300 | 8.124 | 2567 | 8182 | 564.016 | N.D. # |
| 5) m MCPA | 0.000 | 8.377 | 0 | 7119 | N.D. d | N.D. |
| 6) m Dichloroprop | 8.997 | 8.764 | 2867 | 5829 | 0.154 | 0.140 |
| 7) m 2,4-D | 0.000 | 9.047 | 0 | 150924 | N.D. d | 2.948 |
| 8) m 2,4,5-TP ... | 0.000 | 10.140 | 0 | 17663 | N.D. d | 0.087 |
| 9) m 2,4,5-T | 10.710 | 10.527 | 3812 | 6853 | 0.046 | 0.036 |
| 10) m 2,4-DB | 0.000 | 11.227f | 0 | 19205 | N.D. d | 0.662 |
| 11) m Dinoseb | 0.000 | 11.327 | 0 | 12592 | N.D. d | 0.092 |
| ----- | | | | | | |

(f)=RT Delta > 1/2 Window (#)=Amounts differ by > 25% (m)=manual int.

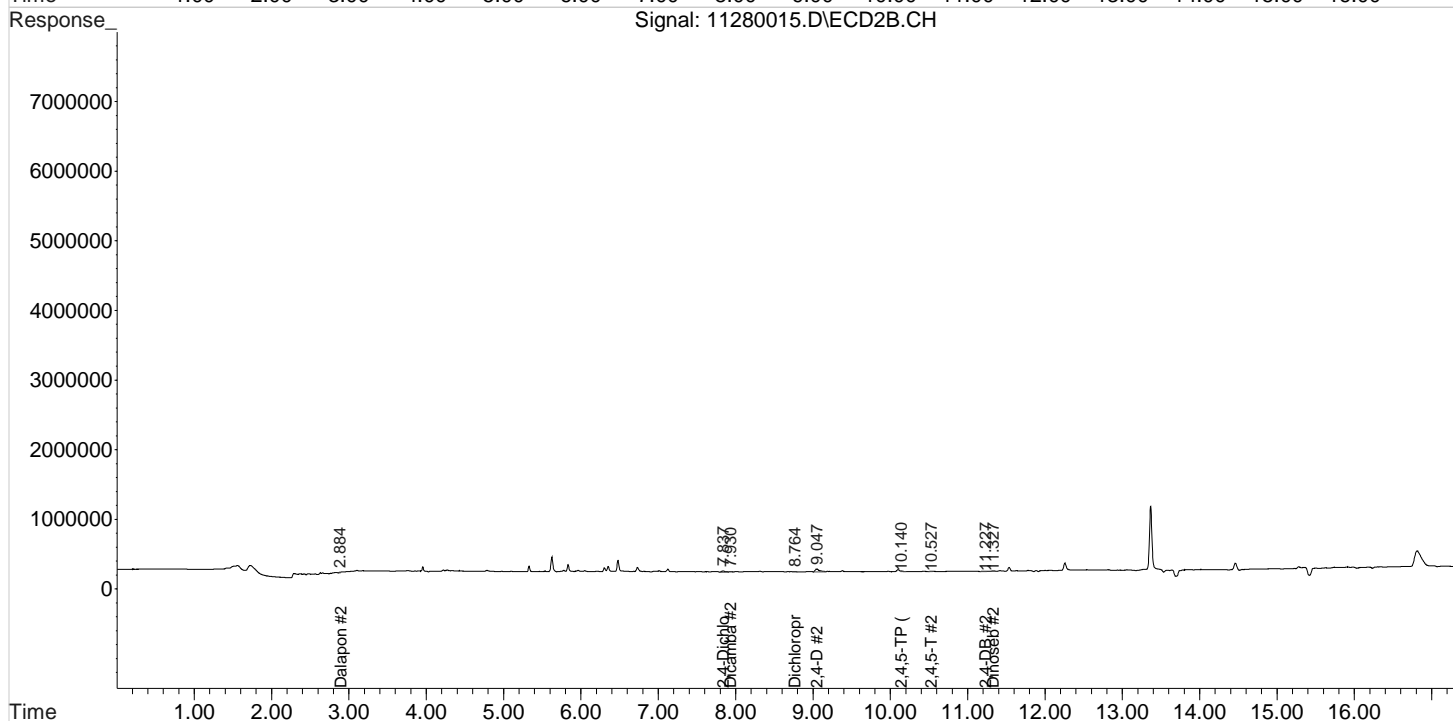
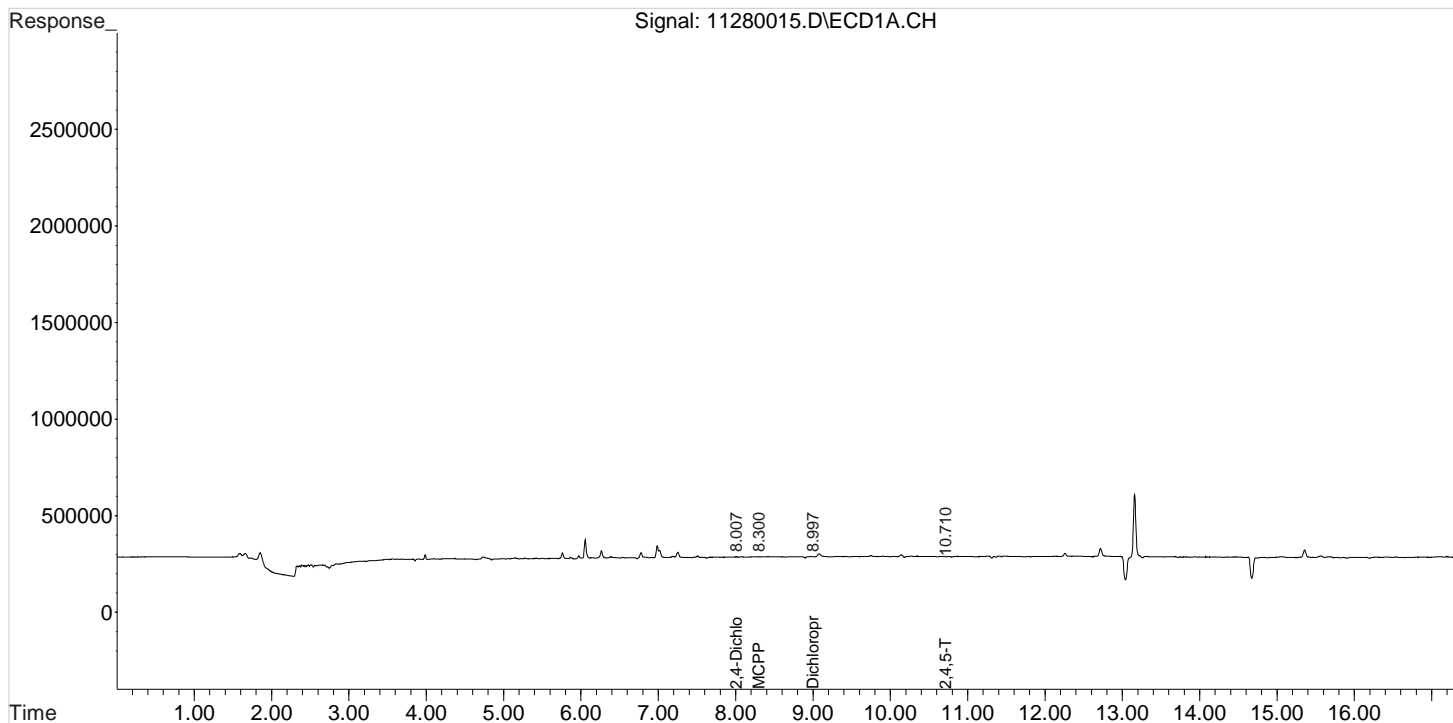
Data File : J:\gc24\data\112820\11280015.D
 Signal(s) : Signal #1: ECD1A.CH Signal #2: ECD2B.CH
 Acq On : 28 Nov 2020 3:39 pm
 Sample : IB
 Misc :

Vial: 17
 Operator: SM
 Inst : HP G1530A
 Multiplr: 1.00

Integration File signal 1: RTEINT.P
 Integration File signal 2: RTEINT2.P
 Quant Time: Nov 29 11:47:51 2020
 Quant Results File: 102120_8151.RES

Quant Method : J:\gc24\Methods\102120_8151.M
 Quant Title : 103118_8151.m MJ215 CAL_KC1800
 QLast Update : Wed Oct 21 17:30:52 2020
 Response via : Initial Calibration
 DataAcq Meth:8151A-17.M

Volume Inj. : 2 uL
 Signal #1 Phase : RTX-CLP2
 Signal #1 Info : 0.25 mm
 Signal #2 Phase : ZB-XLB-HT
 Signal #2 Info : 0.25 mm



Validation Report

1st *SM* 11/29/20
2nd *UA* 12/01/20

Data File: J:\gc24\data\112820\11280027.D\
Lab ID: KQ2018923-06
RunType: CCB
Matrix: Sediment

Date Acquired: 11/28/20 20:14:00
Batch ID: 705101
Analysis Method: 8151A/HERB

Validations

| Validation Categories | Pass | Fail |
|-------------------------------------------|------|------|
| ICAL Analyte Recovery | X | |
| Second Source ICAL Verification | X | |
| Continuing Calibration Recovery | X | |
| Continuing Calibration Recovery (Closing) | X | |
| Surrogates | X | |
| Above Highest ICAL Level | X | |
| Analyte Coelutions | X | |

Primary Review: _____

Secondary Review: _____

Quantitation Report

| | |
|---------------------------------------------------|----------------------------|
| Data File: J:\gc24\data\112820\11280027.D\ | Instrument: K-GC-24 |
| Acqu Date: 11/28/20 20:14:00 | Vial: 14 |
| Run Type: CCB | Dilution: 1 |
| Lab ID: KQ2018923-06 | Raw Units: ppb |

| | | |
|------------------------|------------------------------|-------------------------------|
| Bottle ID: | Tier: IV | Matrix: Sediment |
| Prod Code: HERB | Collect Date: 11/6/20 | Receive Date: 11/10/20 |

| | | |
|-----------------------------|---------------------|--------------------------------|
| Analysis Lot: 705101 | Prep Lot: | Report Group: KQ2018923 |
| Analysis: 8151A | Prep Method: | |
| | Prep Date: | |

| | |
|--------------------------------------------|----------------------------------|
| Title: Chlorinated Herbicides by GC | Calibration ID: KC2000566 |
| | Report List ID: 11736 |

Surrogate Compounds

| Parameter Name | RT 1 | RT 2 | Resp 1 | Resp 2 | Solution Conc 1 | Solution Conc 2 | % Rec 1 | % Rec 2 | % Rec | % Rec Criteria | Rpt? |
|----------------|-----------------------|-----------------------|--------|--------|-----------------|-----------------|---------|---------|-------|----------------|------|
| DCAA | 8.01 ^{+0.02} | 7.84 ^{+0.02} | 6926 | 46913 | 0.381 | 1.109 | | | | 26 - 127 | Y |

Target Compounds

| Parameter Name | RT 1 | RT 2 | Resp 1 | Resp 2 | Solution Conc 1 | Solution Conc 2 | Final Conc 1 | Final Conc 2 | Primary Conc | Rpt? |
|----------------|-------|------------------------|--------|--------|-----------------|-----------------|--------------|--------------|--------------|------|
| 2,4,5-TP | 10.26 | 10.10 ^{-0.03} | 3377 | 83217 | 0.036 | 0.410 | 0.060U | 0.68U | 2.4 U | Y |
| 2,4-D | 0.00 | 9.05 ^{-0.02} | 0 | 157101 | 0.000 | 3.068 | 0U | 5.1U | 7.7 U | Y |

Prep Amount: 30.00 g **Dilution:** 1
Prep Final Amount: 50.00 mL **Basis Factor:** 100.00

U: Undetected at or above MDL
 J: Analyte detected above MDL, but below MRL
 B: Hit above MRL also found in Method Blank
 E: Analyte concentration above high point of ICAL
 N: Presumptive evidence of compound

D: Result from dilution
 m: Manual integration performed
 d: Compound manually deleted
 NR: Analyte not reported from this analysis

*: Result fails acceptance criteria
 #: Acceptance criteria not applicable
 ?: Insufficient information to determine acceptance
 e: Result >= MRL, but MRL less than low point of ICAL
 c: check for co-elution

Quantitation Report

1st *SM* 11/29/20
2nd *UA* 12/01/20

| | |
|---------------------------------------------------|----------------------------|
| Data File: J:\gc24\data\112820\11280027.D\ | Instrument: K-GC-24 |
| Acqu Date: 11/28/20 20:14:00 | Vial: 14 |
| Run Type: CCB | Dilution: 1 |
| Lab ID: KQ2018923-06 | Raw Units: ppb |

| | | |
|------------------------|------------------------------|-------------------------------|
| Bottle ID: | Tier: IV | Matrix: Sediment |
| Prod Code: HERB | Collect Date: 11/6/20 | Receive Date: 11/10/20 |

| | | |
|-----------------------------|---------------------|--------------------------------|
| Analysis Lot: 705101 | Prep Lot: | Report Group: KQ2018923 |
| Analysis: 8151A | Prep Method: | |
| | Prep Date: | |

| | |
|--------------------------------------------|----------------------------------|
| Title: Chlorinated Herbicides by GC | Calibration ID: KC2000566 |
| | Report List ID: 18726 |

Surrogate Compounds

| Parameter Name | RT 1 | RT 2 | Resp 1 | Resp 2 | Solution Conc 1 | Solution Conc 2 | % Rec 1 | % Rec 2 | % Rec | % Rec Criteria | Rpt? |
|-------------------------------|-----------------------|-----------------------|--------|--------|-----------------|-----------------|---------|---------|-------|----------------|------|
| 2,4-Dichlorophenylacetic Acid | 8.01 ^{+0.02} | 7.84 ^{+0.02} | 6926 | 46913 | 0.381 | 1.109 | | | | 26 - 127 | Y |

Target Compounds

Final Conc.Units: ug/Kg

| Parameter Name | RT 1 | RT 2 | Resp 1 | Resp 2 | Solution Conc 1 | Solution Conc 2 | Final Conc 1 | Final Conc 2 | Primary Conc | Rpt? |
|-------------------|------------------------|------------------------|--------|--------|-----------------|----------------------|--------------|--------------|--------------|------|
| 2,4,5-T | 10.71 ^{+0.01} | 10.52 ^{-0.02} | 3842 | 9582 | 0.047 | 0.050 | 0.078U | 0.083U | 4.0 U | Y |
| 2,4,5-TP (Silvex) | 10.26 | 10.10 ^{-0.03} | 3377 | 83217 | 0.036 | 0.410 | 0.060U | 0.68U | 2.4 U | Y |
| 2,4-D | 0.00 | 9.05 ^{-0.02} | 0 | 157101 | 0.000 | 3.068 | 0U | 5.1U | 7.7 U | Y |
| 2,4-DB | 11.26 ^{-0.02} | 0.00 | 39599 | 0 | 3.860 | 0.000 | 6.4J | 0U | 5.4 U | Y |
| Dalapon | 0.00 | 2.90 ^{+0.02} | 0 | 45316 | 0.000 | 0.938 | 0U | 1.6U | 5.5 U | Y |
| Dicamba | 0.00 | 7.93 ^{+0.01} | 0 | 7473 | 0.000 | 0.050 ^{CCV} | 0U | 0.083U | 4.3 U | Y |
| Dichlorprop | 9.00 ^{+0.04} | 8.76 | 44803 | 4596 | 2.403 | 0.110 ^{CCV} | 4.0J | 0.18U | 3.4 U | Y |
| Dinoseb | 0.00 | 11.33 ^{+0.01} | 0 | 13702 | 0.000 | 0.100 | 0U | 0.17U | 2.7 U | Y |
| MCPA | 8.59 ^{+0.03} | 0.00 | 2224 | 0 | 37.983 | 0.000 ^{CCV} | 63U | 0U | 320 U | Y |
| MCPP | 8.30 ^{+0.01} | 0.00 | 4703 | 0 | 609.981 | 0.000 ^{CCV} | 1000J | 0U | 460 U | Y |

Prep Amount: 30.00 g **Dilution:** 1
Prep Final Amount: 50.00 mL **Basis Factor:** 100.00

U: Undetected at or above MDL
J: Analyte detected above MDL, but below MRL
B: Hit above MRL also found in Method Blank
E: Analyte concentration above high point of ICAL
N: Presumptive evidence of compound

D: Result from dilution
m: Manual integration performed
d: Compound manually deleted
NR: Analyte not reported from this analysis

*: Result fails acceptance criteria
#: Acceptance criteria not applicable
?: Insufficient information to determine acceptance
e: Result >= MRL, but MRL less than low point of ICAL
c: check for co-elution

Printed: 11/30/20 7:36

\\alprews001\starlims\LIMSReps\QuantValidation.rpt

Data File : J:\gc24\data\112820\11280027.D Vial: 17
 Signal(s) : Signal #1: ECD1A.CH Signal #2: ECD2B.CH
 Acq On : 28 Nov 2020 8:14 pm Operator: SM
 Sample : IB Inst : HP G1530A
 Misc : Multiplr: 1.00
 Integration File signal 1: RTEINT.P
 Integration File signal 2: RTEINT2.P
 Quant Time: Nov 29 11:52:25 2020
 Quant Results File: 102120_8151.RES

Quant Method : J:\gc24\Methods\102120_8151.M
 Quant Title : 103118_8151.m MJ215 CAL_KC1800
 QLast Update : Wed Oct 21 17:30:52 2020
 Response via : Initial Calibration
 DataAcq Meth:8151A-17.M

Volume Inj. : 2 uL
 Signal #1 Phase : RTX-CLP2 Signal #2 Phase: ZB-XLB-HT
 Signal #1 Info : 0.25 mm Signal #2 Info : 0.25 mm

| Compound | RT#1 | RT#2 | Resp#1 | Resp#2 | ppb | ppb |
|-----------------------------|--------|--------|--------|--------|---------|---------|
| ----- | | | | | | |
| System Monitoring Compounds | | | | | | |
| 2) s 2,4-Dichl... | 8.008 | 7.838 | 6926 | 46913 | 0.381 | 1.109 # |
| Target Compounds | | | | | | |
| 1) m Dalapon | 0.000 | 2.905f | 0 | 45316 | N.D. d | 0.938 |
| 3) m Dicamba | 0.000 | 7.928 | 0 | 7473 | N.D. d | 0.050 |
| 4) m MCPP | 8.304 | 0.000 | 4703 | 0 | 609.981 | N.D. d# |
| 5) m MCPA | 8.594 | 0.000 | 2224 | 0 | 37.983 | N.D. d# |
| 6) m Dichloroprop | 8.998 | 8.765 | 44803 | 4596 | 2.403 | 0.110 # |
| 7) m 2,4-D | 0.000 | 9.048 | 0 | 157101 | N.D. d | 3.068 |
| 8) m 2,4,5-TP ... | 10.264 | 10.098 | 3377 | 83217 | 0.036 | 0.410 # |
| 9) m 2,4,5-T | 10.711 | 10.521 | 3842 | 9582 | 0.047 | 0.050 |
| 10) m 2,4-DB | 11.258 | 0.000 | 39599 | 0 | 3.860 | N.D. d# |
| 11) m Dinoseb | 0.000 | 11.331 | 0 | 13702 | N.D. d | 0.100 |
| ----- | | | | | | |

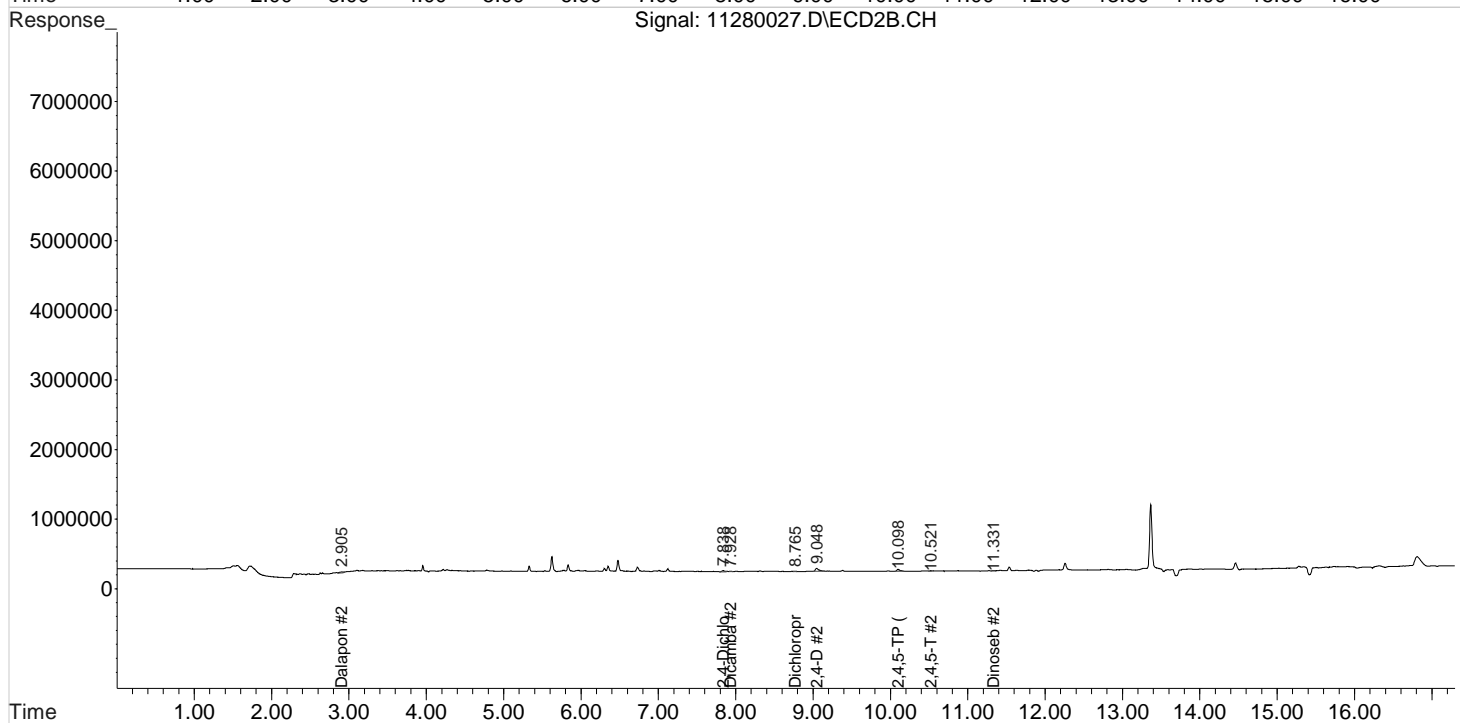
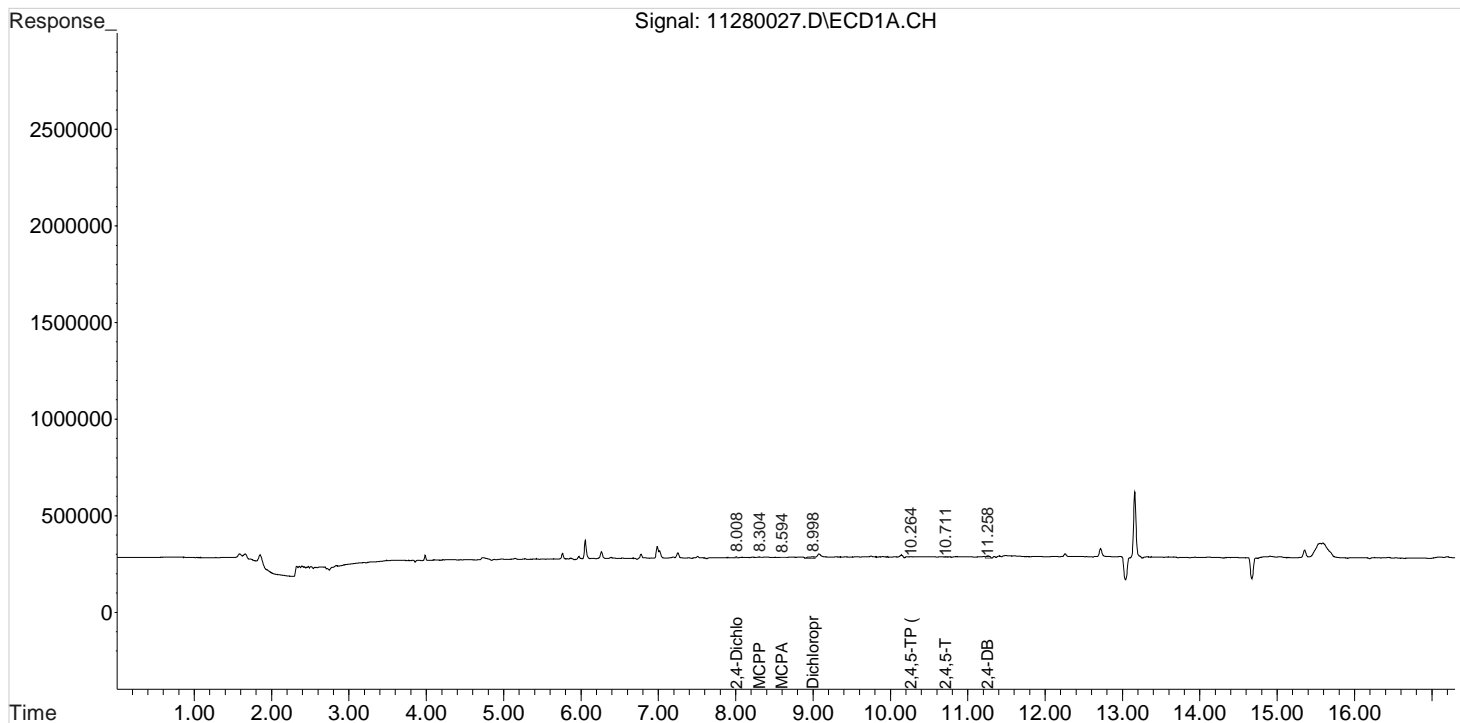
(f)=RT Delta > 1/2 Window (#)=Amounts differ by > 25% (m)=manual int.

Data File : J:\gc24\data\112820\11280027.D
Signal(s) : Signal #1: ECD1A.CH Signal #2: ECD2B.CH
Acq On : 28 Nov 2020 8:14 pm
Sample : IB
Misc :
Integration File signal 1: RTEINT.P
Integration File signal 2: RTEINT2.P
Quant Time: Nov 29 11:52:25 2020
Quant Results File: 102120_8151.RES

Vial: 17
Operator: SM
Inst : HP G1530A
Multiplr: 1.00

Quant Method : J:\gc24\Methods\102120_8151.M
Quant Title : 103118_8151.m MJ215 CAL_KC1800
QLast Update : Wed Oct 21 17:30:52 2020
Response via : Initial Calibration
DataAcq Meth:8151A-17.M

Volume Inj. : 2 uL
Signal #1 Phase : RTX-CLP2 Signal #2 Phase: ZB-XLB-HT
Signal #1 Info : 0.25 mm Signal #2 Info : 0.25 mm



Validation Report

1st *SM* 11/29/20
2nd *JA* 12/01/20

Data File: J:\gc24\data\112820\11280038.D\
Lab ID: KQ2018923-08
RunType: CCB
Matrix: Sediment

Date Acquired: 11/29/20 00:25:00
Batch ID: 705101
Analysis Method: 8151A/HERB

Validations

| Validation Categories | Pass | Fail |
|-------------------------------------------|------|------|
| ICAL Analyte Recovery | X | |
| Second Source ICAL Verification | X | |
| Continuing Calibration Recovery | X | |
| Continuing Calibration Recovery (Closing) | X | |
| Surrogates | X | |
| Above Highest ICAL Level | X | |
| Analyte Coelutions | X | |

CCV+ND

|

RO

CCV+ND

|

Primary Review: _____

Secondary Review: _____

Quantitation Report

2nd *JA* 12/01/20

| | |
|---------------------------------------------------|----------------------------|
| Data File: J:\gc24\data\112820\11280038.D\ | Instrument: K-GC-24 |
| Acqu Date: 11/29/20 00:25:00 | Vial: 12 |
| Run Type: CCB | Dilution: 1 |
| Lab ID: KQ2018923-08 | Raw Units: ppb |

| | | |
|------------------------|------------------------------|-------------------------------|
| Bottle ID: | Tier: IV | Matrix: Sediment |
| Prod Code: HERB | Collect Date: 11/6/20 | Receive Date: 11/10/20 |

| | | |
|-----------------------------|---------------------|--------------------------------|
| Analysis Lot: 705101 | Prep Lot: | Report Group: KQ2018923 |
| Analysis: 8151A | Prep Method: | |
| | Prep Date: | |

| | |
|--------------------------------------------|----------------------------------|
| Title: Chlorinated Herbicides by GC | Calibration ID: KC2000566 |
| | Report List ID: 11736 |

Surrogate Compounds

| Parameter Name | RT 1 | RT 2 | Resp 1 | Resp 2 | Solution Conc 1 | Solution Conc 2 | % Rec 1 | % Rec 2 | % Rec | % Rec Criteria | Rpt? |
|----------------|-----------------------|-----------------------|--------|--------|-----------------|-----------------|---------|---------|-------|----------------|------|
| DCAA | 8.01 ^{+0.02} | 7.84 ^{+0.02} | 7149 | 47629 | 0.393 | 1.126 | | | | 26 - 127 | Y |

Target Compounds

Final Conc.Units: ug/Kg

| Parameter Name | RT 1 | RT 2 | Resp 1 | Resp 2 | Solution Conc 1 | Solution Conc 2 | Final Conc 1 | Final Conc 2 | Primary Conc | Rpt? |
|----------------|-------|------------------------|--------|--------|-----------------|-----------------|--------------|--------------|--------------|------|
| 2,4,5-TP | 10.26 | 10.10 ^{-0.04} | 3694 | 85009 | 0.039 | 0.419 | 0.065U | 0.70U | 2.4 U | Y |
| 2,4-D | 0.00 | 9.04 ^{-0.03} | 0 | 159517 | 0.000 | 3.116 | 0U | 5.2U | 7.7 U | Y |

| | |
|------------------------------------|-----------------------------|
| Prep Amount: 30.00 g | Dilution: 1 |
| Prep Final Amount: 50.00 mL | Basis Factor: 100.00 |

U: Undetected at or above MDL
 J: Analyte detected above MDL, but below MRL
 B: Hit above MRL also found in Method Blank
 E: Analyte concentration above high point of ICAL
 N: Presumptive evidence of compound

D: Result from dilution
 m: Manual integration performed
 d: Compound manually deleted
 NR: Analyte not reported from this analysis

*: Result fails acceptance criteria
 #: Acceptance criteria not applicable
 ?: Insufficient information to determine acceptance
 e: Result >= MRL, but MRL less than low point of ICAL
 c: check for co-elution

Printed: 12/1/20 13:51

\\alprews001\starlims\LIMSReps\QuantValidation.rpt

Quantitation Report

1st *SM* 11/29/20
2nd *UA* 12/01/20

| | |
|---------------------------------------------------|----------------------------|
| Data File: J:\gc24\data\112820\11280038.D\ | Instrument: K-GC-24 |
| Acqu Date: 11/29/20 00:25:00 | Vial: 12 |
| Run Type: CCB | Dilution: 1 |
| Lab ID: KQ2018923-08 | Raw Units: ppb |

| | | |
|------------------------|------------------------------|-------------------------------|
| Bottle ID: | Tier: IV | Matrix: Sediment |
| Prod Code: HERB | Collect Date: 11/6/20 | Receive Date: 11/10/20 |

| | | |
|-----------------------------|---------------------|--------------------------------|
| Analysis Lot: 705101 | Prep Lot: | Report Group: KQ2018923 |
| Analysis: 8151A | Prep Method: | |
| | Prep Date: | |

| | |
|--------------------------------------------|----------------------------------|
| Title: Chlorinated Herbicides by GC | Calibration ID: KC2000566 |
| | Report List ID: 18726 |

Surrogate Compounds

| Parameter Name | RT 1 | RT 2 | Resp 1 | Resp 2 | Solution Conc 1 | Solution Conc 2 | % Rec 1 | % Rec 2 | % Rec | % Rec Criteria | Rpt? |
|-------------------------------|-----------------------|-----------------------|--------|--------|-----------------|-----------------|---------|---------|-------|----------------|------|
| 2,4-Dichlorophenylacetic Acid | 8.01 ^{+0.02} | 7.84 ^{+0.02} | 7149 | 47629 | 0.393 | 1.126 | | | | 26 - 127 | Y |

Target Compounds

Final Conc.Units: ug/Kg

| Parameter Name | RT 1 | RT 2 | Resp 1 | Resp 2 | Solution Conc 1 | Solution Conc 2 | Final Conc 1 | Final Conc 2 | Primary Conc | Rpt? |
|-------------------|------------------------|------------------------|--------|--------|----------------------|----------------------|--------------|--------------|--------------|------|
| 2,4,5-T | 10.71 ^{+0.01} | 10.53 ^{-0.01} | 3773 | 6174 | 0.046 | 0.032 | 0.077U | 0.053U | 4.0 U | Y |
| 2,4,5-TP (Silvex) | 10.26 | 10.10 ^{-0.04} | 3694 | 85009 | 0.039 | 0.419 | 0.065U | 0.70U | 2.4 U | Y |
| 2,4-D | 0.00 | 9.04 ^{-0.03} | 0 | 159517 | 0.000 | 3.116 | 0U | 5.2U | 7.7 U | Y |
| 2,4-DB | 11.26 ^{-0.02} | 0.00 | 41611 | 0 | 4.056 ^{CCV} | 0.000 | 6.8J | 0U | 5.4 U | Y |
| Dalapon | 3.13 ^{+0.01} | 2.84 ^{-0.04} | 38340 | 21517 | 1.580 | 0.445 | 2.6U | 0.74U | 5.5 U | Y |
| Dicamba | 8.22 ^{+0.01} | 7.93 ^{+0.01} | 7724 | 6865 | 0.111 | 0.046 ^{CCV} | 0.19U | 0.077U | 4.3 U | Y |
| Dichlorprop | 0.00 | 8.76 | 0 | 7041 | 0.000 | 0.169 ^{CCV} | 0U | 0.28U | 3.4 U | Y |
| Dinoseb | 11.68 | 11.33 | 1966 | 14019 | 0.032 | 0.103 | 0.053U | 0.17U | 2.7 U | Y |
| MCPA | 0.00 | 0.00 | 0 | 0 | 0.000 | 0.000 ^{CCV} | 0U | 0U | 320 U | Y |
| MCPP | 8.30 ^{+0.01} | 0.00 | 5705 | 0 | 631.544 | 0.000 ^{CCV} | 1100J | 0U | 460 U | Y |

Prep Amount: 30.00 g **Dilution:** 1
Prep Final Amount: 50.00 mL **Basis Factor:** 100.00

U: Undetected at or above MDL
J: Analyte detected above MDL, but below MRL
B: Hit above MRL also found in Method Blank
E: Analyte concentration above high point of ICAL
N: Presumptive evidence of compound

D: Result from dilution
m: Manual integration performed
d: Compound manually deleted
NR: Analyte not reported from this analysis

*: Result fails acceptance criteria
#: Acceptance criteria not applicable
?: Insufficient information to determine acceptance
e: Result >= MRL, but MRL less than low point of ICAL
c: check for co-elution

Printed: 11/30/20 7:36

\\alprews001\starlims\LIMSRpts\QuantValidation.rpt

Data File : J:\gc24\data\112820\11280038.D Vial: 17
 Signal(s) : Signal #1: ECD1A.CH Signal #2: ECD2B.CH
 Acq On : 29 Nov 2020 12:25 am Operator: SM
 Sample : IB Inst : HP G1530A
 Misc : Multiplr: 1.00
 Integration File signal 1: RTEINT.P
 Integration File signal 2: RTEINT2.P
 Quant Time: Nov 29 18:56:33 2020
 Quant Results File: 102120_8151.RES

Quant Method : J:\gc24\Methods\102120_8151.M
 Quant Title : 103118_8151.m MJ215 CAL_KC1800
 QLast Update : Wed Oct 21 17:30:52 2020
 Response via : Initial Calibration
 DataAcq Meth:8151A-17.M

Volume Inj. : 2 uL
 Signal #1 Phase : RTX-CLP2 Signal #2 Phase: ZB-XLB-HT
 Signal #1 Info : 0.25 mm Signal #2 Info : 0.25 mm

| Compound | RT#1 | RT#2 | Resp#1 | Resp#2 | ppb | ppb |
|-----------------------------|--------|--------|--------|--------|---------|---------|
| ----- | | | | | | |
| System Monitoring Compounds | | | | | | |
| 2) s 2,4-Dichl... | 8.008 | 7.838 | 7149 | 47629 | 0.393 | 1.126 # |
| Target Compounds | | | | | | |
| 1) m Dalapon | 3.134 | 2.841f | 38340 | 21517 | 1.580 | 0.445 # |
| 3) m Dicamba | 8.221 | 7.934 | 7724 | 6865 | 0.111 | 0.046 # |
| 4) m MCPP | 8.301 | 0.000 | 5705 | 0 | 631.544 | N.D. d# |
| 5) m MCPA | 0.000 | 0.000 | 0 | 0 | N.D. d | N.D. d |
| 6) m Dichloroprop | 0.000 | 8.761 | 0 | 7041 | N.D. d | 0.169 |
| 7) m 2,4-D | 0.000 | 9.044 | 0 | 159517 | N.D. d | 3.116 |
| 8) m 2,4,5-TP ... | 10.258 | 10.101 | 3694 | 85009 | 0.039 | 0.419 # |
| 9) m 2,4,5-T | 10.708 | 10.528 | 3773 | 6174 | 0.046 | 0.032 # |
| 10) m 2,4-DB | 11.258 | 0.000 | 41611 | 0 | 4.056 | N.D. d# |
| 11) m Dinoseb | 11.684 | 11.331 | 1966 | 14019 | 0.032 | 0.103 # |
| ----- | | | | | | |

(f)=RT Delta > 1/2 Window (#)=Amounts differ by > 25% (m)=manual int.

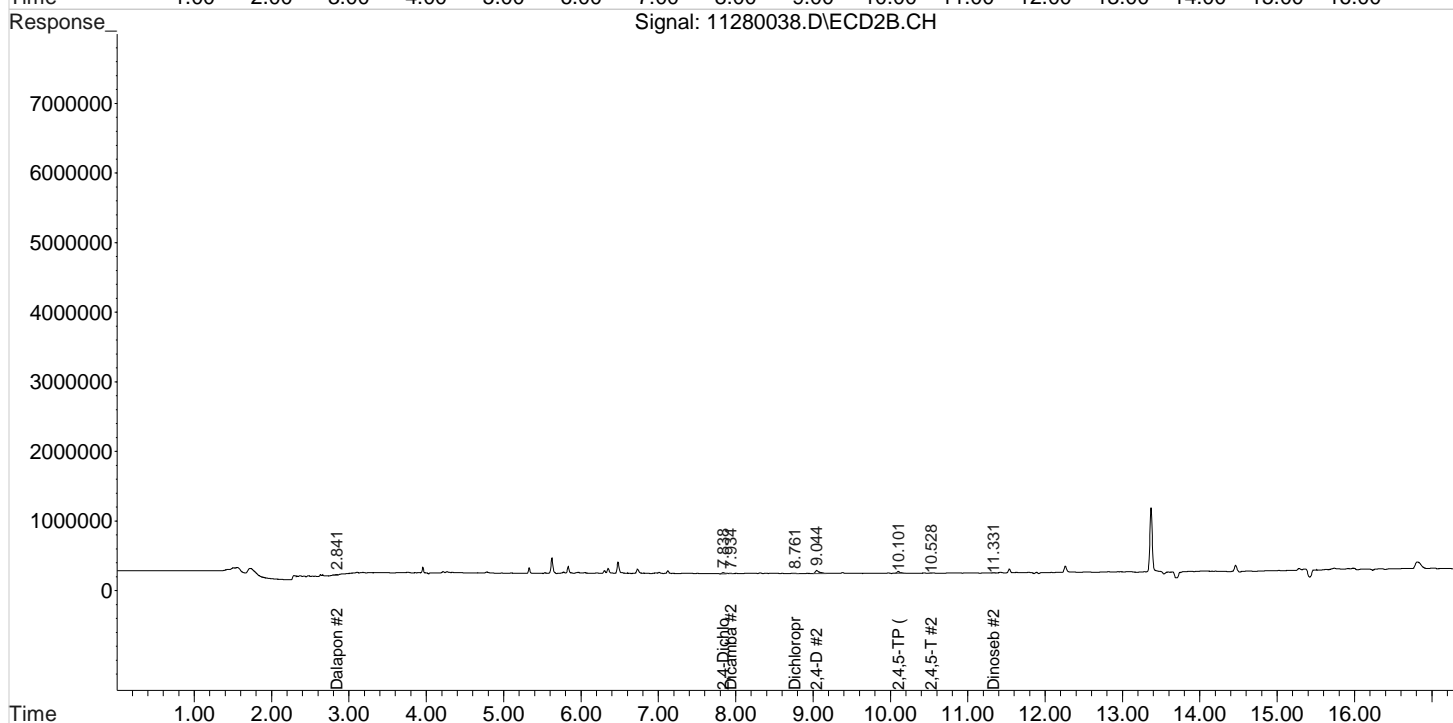
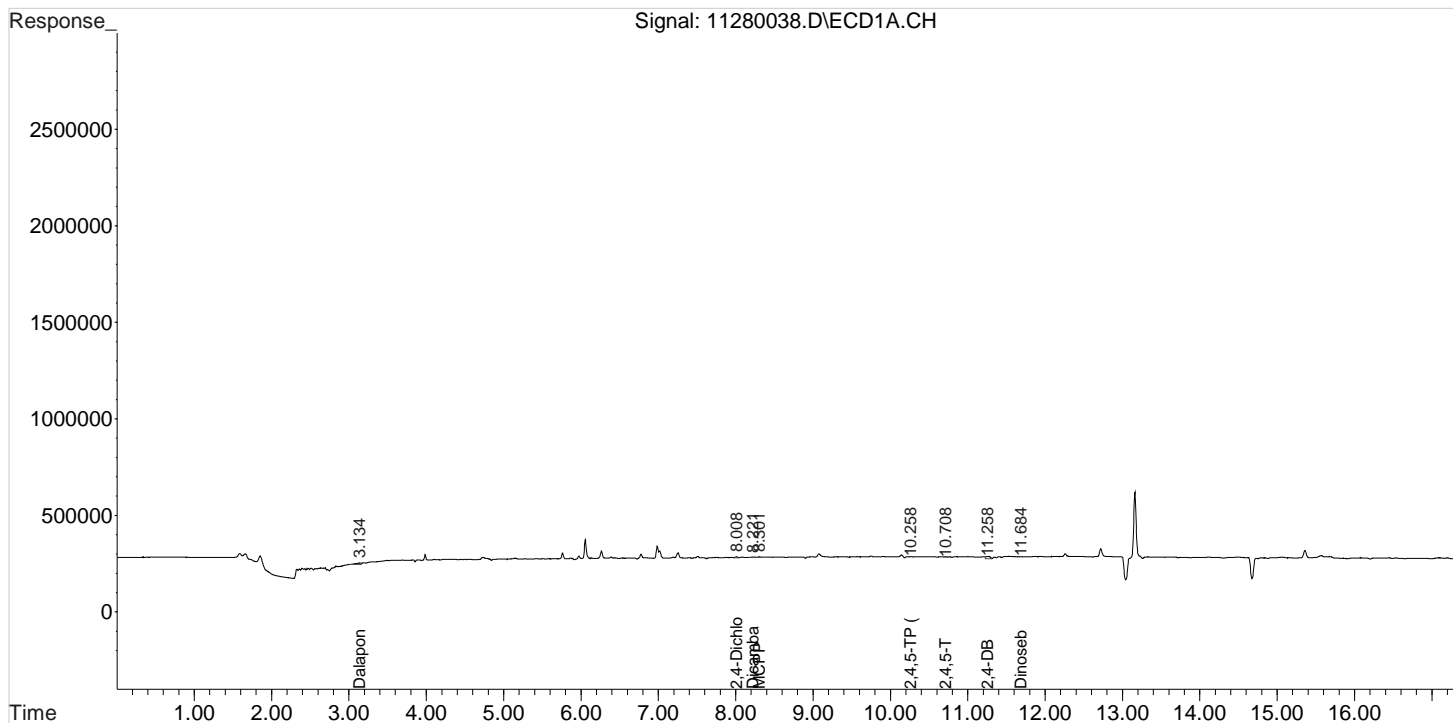
Data File : J:\gc24\data\112820\11280038.D
Signal(s) : Signal #1: ECD1A.CH Signal #2: ECD2B.CH
Acq On : 29 Nov 2020 12:25 am
Sample : IB
Misc :

Vial: 17
Operator: SM
Inst : HP G1530A
Multiplr: 1.00

Integration File signal 1: RTEINT.P
Integration File signal 2: RTEINT2.P
Quant Time: Nov 29 18:56:33 2020
Quant Results File: 102120_8151.RES

Quant Method : J:\gc24\Methods\102120_8151.M
Quant Title : 103118_8151.m MJ215 CAL_KC1800
QLast Update : Wed Oct 21 17:30:52 2020
Response via : Initial Calibration
DataAcq Meth:8151A-17.M

Volume Inj. : 2 uL
Signal #1 Phase : RTX-CLP2 Signal #2 Phase: ZB-XLB-HT
Signal #1 Info : 0.25 mm Signal #2 Info : 0.25 mm



Validation Report

1st *SM* 11/29/20
2nd *JA* 12/01/20

Data File: J:\gc24\data\112820\11280050.D\
Lab ID: KQ2018923-10
RunType: CCB
Matrix: Sediment

Date Acquired: 11/29/20 05:00:00
Batch ID: 705101
Analysis Method: 8151A/HERB

Validations

| Validation Categories | Pass | Fail |
|-------------------------------------------|------|------|
| ICAL Analyte Recovery | X | |
| Second Source ICAL Verification | X | |
| Continuing Calibration Recovery | X | |
| Continuing Calibration Recovery (Closing) | X | |
| Surrogates | X | |
| Above Highest ICAL Level | X | |
| Analyte Coelutions | X | |

intRO
 CCV+ND
 |
 intRO
 intRO
 CCV+ND
 CCV+ND

Primary Review: _____

Secondary Review: _____

Quantitation Report

| | |
|---------------------------------------------------|----------------------------|
| Data File: J:\gc24\data\112820\11280050.D\ | Instrument: K-GC-24 |
| Acqu Date: 11/29/20 05:00:00 | Vial: 10 |
| Run Type: CCB | Dilution: 1 |
| Lab ID: KQ2018923-10 | Raw Units: ppb |

| | | |
|------------------------|------------------------------|-------------------------------|
| Bottle ID: | Tier: IV | Matrix: Sediment |
| Prod Code: HERB | Collect Date: 11/6/20 | Receive Date: 11/10/20 |

| | | |
|-----------------------------|---------------------|--------------------------------|
| Analysis Lot: 705101 | Prep Lot: | Report Group: KQ2018923 |
| Analysis: 8151A | Prep Method: | |
| | Prep Date: | |

| | |
|--------------------------------------------|----------------------------------|
| Title: Chlorinated Herbicides by GC | Calibration ID: KC2000566 |
| | Report List ID: 11736 |

Surrogate Compounds

| Parameter Name | RT 1 | RT 2 | Resp 1 | Resp 2 | Solution Conc 1 | Solution Conc 2 | % Rec 1 | % Rec 2 | % Rec | % Rec Criteria | Rpt? |
|----------------|-----------------------|-----------------------|--------|--------|-----------------|-----------------|---------|---------|-------|----------------|------|
| DCAA | 8.02 ^{+0.03} | 7.84 ^{+0.02} | 7594 | 51865 | 0.417 | 1.226 | | | | 26 - 127 | Y |

Target Compounds

Final Conc.Units: ug/Kg

| Parameter Name | RT 1 | RT 2 | Resp 1 | Resp 2 | Solution Conc 1 | Solution Conc 2 | Final Conc 1 | Final Conc 2 | Primary Conc | Rpt? |
|----------------|------|------------------------|--------|--------|-----------------|-----------------|--------------|--------------|--------------|------|
| 2,4,5-TP | 0.00 | 10.15 ^{+0.02} | 0 | 15993 | 0.000 | 0.079 | 0U | 0.13U | 2.4 U | Y |
| 2,4-D | 0.00 | 9.05 ^{-0.01} | 0 | 161636 | 0.000 | 3.157 | 0U | 5.3U | 7.7 U | Y |

| | |
|------------------------------------|-----------------------------|
| Prep Amount: 30.00 g | Dilution: 1 |
| Prep Final Amount: 50.00 mL | Basis Factor: 100.00 |

U: Undetected at or above MDL
 J: Analyte detected above MDL, but below MRL
 B: Hit above MRL also found in Method Blank
 E: Analyte concentration above high point of ICAL
 N: Presumptive evidence of compound

D: Result from dilution
 m: Manual integration performed
 d: Compound manually deleted
 NR: Analyte not reported from this analysis

*: Result fails acceptance criteria
 #: Acceptance criteria not applicable
 ?: Insufficient information to determine acceptance
 e: Result >= MRL, but MRL less than low point of ICAL
 c: check for co-elution

Printed: 12/1/20 13:51

\\alprews001\starlims\LIMSReps\QuantValidation.rpt

Quantitation Report

1st *SM* 11/29/20
2nd *UA* 12/01/20

| | |
|---------------------------------------------------|----------------------------|
| Data File: J:\gc24\data\112820\11280050.D\ | Instrument: K-GC-24 |
| Acqu Date: 11/29/20 05:00:00 | Vial: 10 |
| Run Type: CCB | Dilution: 1 |
| Lab ID: KQ2018923-10 | Raw Units: ppb |

| | | |
|------------------------|------------------------------|-------------------------------|
| Bottle ID: | Tier: IV | Matrix: Sediment |
| Prod Code: HERB | Collect Date: 11/6/20 | Receive Date: 11/10/20 |

| | | |
|-----------------------------|---------------------|--------------------------------|
| Analysis Lot: 705101 | Prep Lot: | Report Group: KQ2018923 |
| Analysis: 8151A | Prep Method: | |
| | Prep Date: | |

| | |
|--------------------------------------------|----------------------------------|
| Title: Chlorinated Herbicides by GC | Calibration ID: KC2000566 |
| | Report List ID: 18726 |

Surrogate Compounds

| Parameter Name | RT 1 | RT 2 | Resp 1 | Resp 2 | Solution Conc 1 | Solution Conc 2 | % Rec 1 | % Rec 2 | % Rec | % Rec Criteria | Rpt? |
|-------------------------------|-----------------------|-----------------------|--------|--------|-----------------|-----------------|---------|---------|-------|----------------|------|
| 2,4-Dichlorophenylacetic Acid | 8.02 ^{+0.03} | 7.84 ^{+0.02} | 7594 | 51865 | 0.417 | 1.226 | | | | 26 - 127 | Y |

Target Compounds

Final Conc.Units: ug/Kg

| Parameter Name | RT 1 | RT 2 | Resp 1 | Resp 2 | Solution Conc 1 | Solution Conc 2 | Final Conc 1 | Final Conc 2 | Primary Conc | Rpt? |
|-------------------|------------------------|------------------------|--------|--------|----------------------|----------------------|--------------|--------------|--------------|------|
| 2,4,5-T | 10.71 ^{+0.01} | 10.53 ^{-0.01} | 5177 | 10309 | 0.063 ^{CCV} | 0.054 | 0.11U | 0.090U | 4.0 U | Y |
| 2,4,5-TP (Silvex) | 0.00 | 10.15 ^{+0.02} | 0 | 15993 | 0.000 | 0.079 | 0U | 0.13U | 2.4 U | Y |
| 2,4-D | 0.00 | 9.05 ^{-0.01} | 0 | 161636 | 0.000 | 3.157 | 0U | 5.3U | 7.7 U | Y |
| 2,4-DB | 11.27 ^{-0.01} | 11.20 ^{+0.03} | 38054 | 5198 | 3.709 ^{CCV} | 0.179 | 6.2J | 0.30U | 5.4 U | Y |
| Dalapon | 0.00 | 2.84 ^{-0.04} | 0 | 48725 | 0.000 | 1.009 | 0U | 1.7U | 5.5 U | Y |
| Dicamba | 8.23 ^{+0.02} | 7.94 ^{+0.02} | 4547 | 6424 | 0.065 | 0.043 ^{CCV} | 0.11U | 0.072U | 4.3 U | Y |
| Dichlorprop | 9.00 ^{+0.04} | 8.77 ^{+0.01} | 45528 | 6799 | 2.441 | 0.163 ^{CCV} | 4.1J | 0.27U | 3.4 U | Y |
| Dinoseb | 0.00 | 11.34 ^{+0.02} | 0 | 13388 | 0.000 | 0.098 | 0U | 0.16U | 2.7 U | Y |
| MCPA | 8.51 ^{-0.05} | 0.00 | 2993 | 0 | 51.116 | 0.000 ^{CCV} | 85U | 0U | 320 U | Y |
| MCPP | 8.31 ^{+0.02} | 0.00 | 6045 | 0 | 638.860 | 0.000 ^{CCV} | 1100J | 0U | 460 U | Y |

Prep Amount: 30.00 g **Dilution:** 1
Prep Final Amount: 50.00 mL **Basis Factor:** 100.00

U: Undetected at or above MDL
J: Analyte detected above MDL, but below MRL
B: Hit above MRL also found in Method Blank
E: Analyte concentration above high point of ICAL
N: Presumptive evidence of compound

D: Result from dilution
m: Manual integration performed
d: Compound manually deleted
NR: Analyte not reported from this analysis

*: Result fails acceptance criteria
#: Acceptance criteria not applicable
?: Insufficient information to determine acceptance
e: Result >= MRL, but MRL less than low point of ICAL
c: check for co-elution

Printed: 11/30/20 7:36

\\alprews001\starlims\LIMSReps\QuantValidation.rpt

Data File : J:\gc24\data\112820\11280050.D Vial: 17
 Signal(s) : Signal #1: ECD1A.CH Signal #2: ECD2B.CH
 Acq On : 29 Nov 2020 5:00 am Operator: SM
 Sample : IB Inst : HP G1530A
 Misc : Multiplr: 1.00
 Integration File signal 1: RTEINT.P
 Integration File signal 2: RTEINT2.P
 Quant Time: Nov 29 18:59:20 2020
 Quant Results File: 102120_8151.RES

Quant Method : J:\gc24\Methods\102120_8151.M
 Quant Title : 103118_8151.m MJ215 CAL_KC1800
 QLast Update : Wed Oct 21 17:30:52 2020
 Response via : Initial Calibration
 DataAcq Meth:8151A-17.M

Volume Inj. : 2 uL
 Signal #1 Phase : RTX-CLP2 Signal #2 Phase: ZB-XLB-HT
 Signal #1 Info : 0.25 mm Signal #2 Info : 0.25 mm

| Compound | RT#1 | RT#2 | Resp#1 | Resp#2 | ppb | ppb |
|-----------------------------|--------|--------|--------|--------|---------|---------|
| ----- | | | | | | |
| System Monitoring Compounds | | | | | | |
| 2) s 2,4-Dichl... | 8.016 | 7.842f | 7594 | 51865 | 0.417 | 1.226 # |
| Target Compounds | | | | | | |
| 1) m Dalapon | 0.000 | 2.842f | 0 | 48725 | N.D. d | 1.009 |
| 3) m Dicamba | 8.226 | 7.939 | 4547 | 6424 | 0.065 | 0.043 # |
| 4) m MCPP | 8.312 | 0.000 | 6045 | 0 | 638.860 | N.D. d# |
| 5) m MCPA | 8.506f | 0.000 | 2993 | 0 | 51.116 | N.D. d# |
| 6) m Dichloroprop | 8.999 | 8.772 | 45528 | 6799 | 2.441 | 0.163 # |
| 7) m 2,4-D | 0.000 | 9.052 | 0 | 161636 | N.D. d | 3.157 |
| 8) m 2,4,5-TP ... | 0.000 | 10.146 | 0 | 15993 | N.D. d | 0.079 |
| 9) m 2,4,5-T | 10.712 | 10.532 | 5177 | 10309 | 0.063 | 0.054 |
| 10) m 2,4-DB | 11.269 | 11.199 | 38054 | 5198 | 3.709 | 0.179 # |
| 11) m Dinoseb | 0.000 | 11.339 | 0 | 13388 | N.D. d | 0.098 |
| ----- | | | | | | |

(f)=RT Delta > 1/2 Window (#)=Amounts differ by > 25% (m)=manual int.

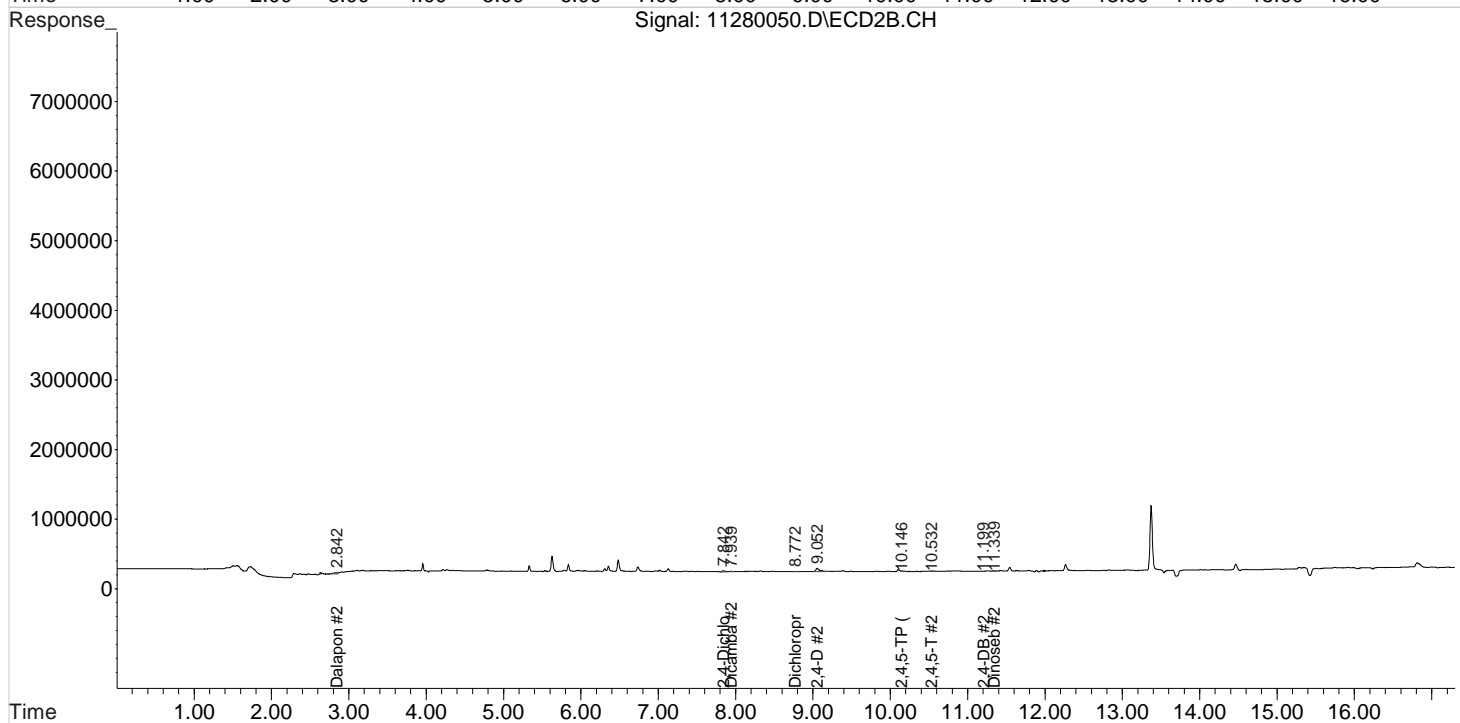
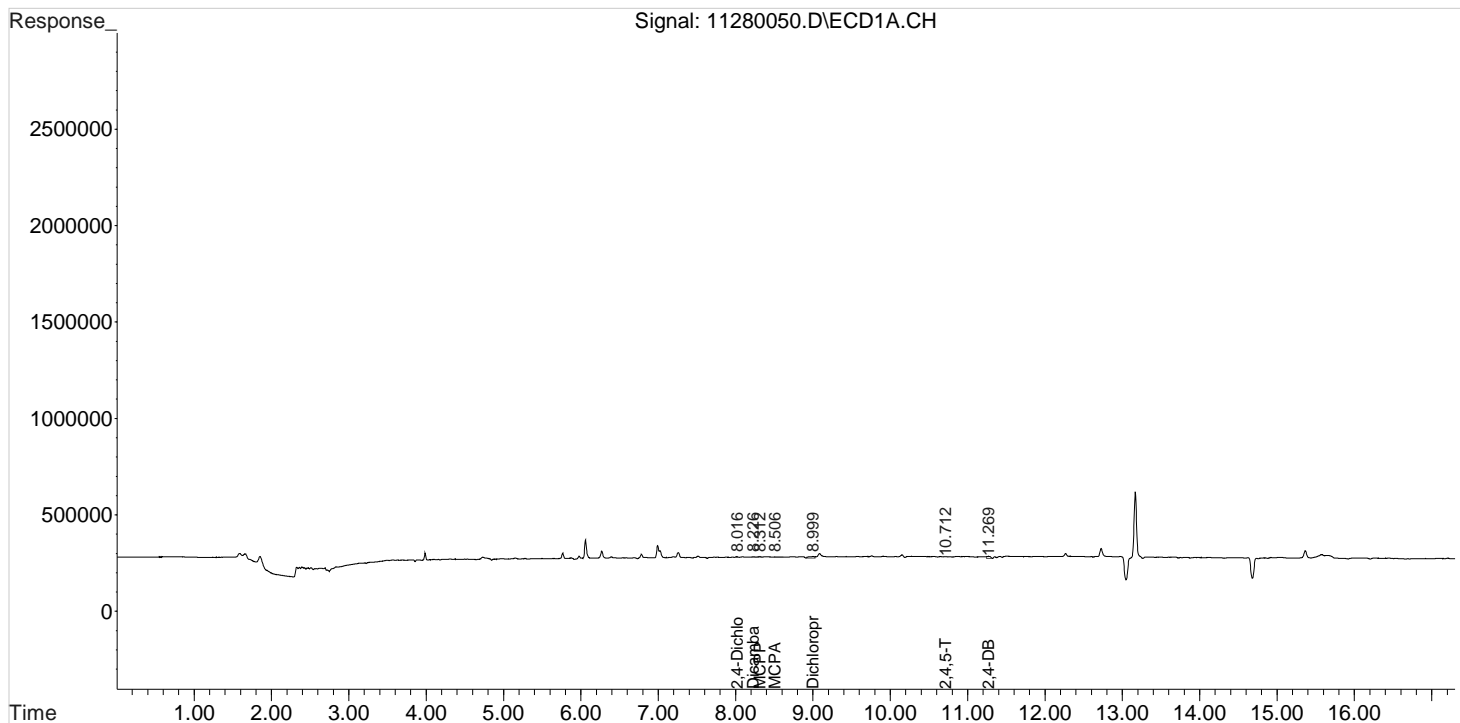
Data File : J:\gc24\data\112820\11280050.D
Signal(s) : Signal #1: ECD1A.CH Signal #2: ECD2B.CH
Acq On : 29 Nov 2020 5:00 am
Sample : IB
Misc :

Vial: 17
Operator: SM
Inst : HP G1530A
Multiplr: 1.00

Integration File signal 1: RTEINT.P
Integration File signal 2: RTEINT2.P
Quant Time: Nov 29 18:59:20 2020
Quant Results File: 102120_8151.RES

Quant Method : J:\gc24\Methods\102120_8151.M
Quant Title : 103118_8151.m MJ215 CAL_KC1800
QLast Update : Wed Oct 21 17:30:52 2020
Response via : Initial Calibration
DataAcq Meth:8151A-17.M

Volume Inj. : 2 uL
Signal #1 Phase : RTX-CLP2 Signal #2 Phase: ZB-XLB-HT
Signal #1 Info : 0.25 mm Signal #2 Info : 0.25 mm



Validation Report

Data File: J:\gc24\data\112820\11280062.D\
Lab ID: KQ2018923-12
RunType: CCB
Matrix: Sediment

Date Acquired: 11/29/20 09:34:00
Batch ID: 705101
Analysis Method: 8151A/HERB

Validations

| Validation Categories | Pass | Fail |
|-------------------------------------------|------|------|
| ICAL Analyte Recovery | X | |
| Second Source ICAL Verification | X | |
| Continuing Calibration Recovery | X | |
| Continuing Calibration Recovery (Closing) | | X |
| Surrogates | X | |
| Above Highest ICAL Level | X | |
| Analyte Coelutions | X | |

Analyte Exceptions

| Exception Categories | Analyte Name | Result | Low Limit | High Limit | Corrective Action |
|-------------------------------------------------------|--------------|--------|-----------|------------|-------------------|
| Continuing Calibration Recovery (Closing) - ZB-XLB-HT | 2,4,5-TP | 25 | | 20 | RO |

CCV+ND

CCV+ND

Primary Review: _____

Secondary Review: _____

Quantitation Report

| | |
|---------------------------------------------------|----------------------------|
| Data File: J:\gc24\data\112820\11280062.D\ | Instrument: K-GC-24 |
| Acqu Date: 11/29/20 09:34:00 | Vial: 8 |
| Run Type: CCB | Dilution: 1 |
| Lab ID: KQ2018923-12 | Raw Units: ppb |

| | | |
|------------------------|------------------------------|-------------------------------|
| Bottle ID: | Tier: IV | Matrix: Sediment |
| Prod Code: HERB | Collect Date: 11/6/20 | Receive Date: 11/10/20 |

| | | |
|-----------------------------|---------------------|--------------------------------|
| Analysis Lot: 705101 | Prep Lot: | Report Group: KQ2018923 |
| Analysis: 8151A | Prep Method: | |
| | Prep Date: | |

| | |
|--------------------------------------------|----------------------------------|
| Title: Chlorinated Herbicides by GC | Calibration ID: KC2000566 |
| | Report List ID: 11736 |

Surrogate Compounds

| Parameter Name | RT 1 | RT 2 | Resp 1 | Resp 2 | Solution Conc 1 | Solution Conc 2 | % Rec 1 | % Rec 2 | % Rec | % Rec Criteria | Rpt? |
|----------------|-----------------------|-----------------------|--------|--------|-----------------|-----------------|---------|---------|-------|----------------|------|
| DCAA | 8.01 ^{+0.01} | 7.84 ^{+0.01} | 7936 | 48681 | 0.436 | 1.151 | | | | 26 - 127 | Y |

Target Compounds

Final Conc.Units: ug/Kg

| Parameter Name | RT 1 | RT 2 | Resp 1 | Resp 2 | Solution Conc 1 | Solution Conc 2 | Final Conc 1 | Final Conc 2 | Primary Conc | Rpt? |
|----------------|-------|------------------------|--------|--------|-----------------|----------------------|--------------|--------------|--------------|------|
| 2,4,5-TP | 10.27 | 10.10 ^{-0.04} | 3098 | 87662 | 0.033 | 0.432 ^{CCV} | 0.055U | 0.72U | 2.4 U | Y |
| 2,4-D | 0.00 | 9.05 ^{-0.02} | 0 | 161792 | 0.000 | 3.160 | 0U | 5.3U | 7.7 U | Y |

| | |
|------------------------------------|-----------------------------|
| Prep Amount: 30.00 g | Dilution: 1 |
| Prep Final Amount: 50.00 mL | Basis Factor: 100.00 |

U: Undetected at or above MDL
 J: Analyte detected above MDL, but below MRL
 B: Hit above MRL also found in Method Blank
 E: Analyte concentration above high point of ICAL
 N: Presumptive evidence of compound

D: Result from dilution
 m: Manual integration performed
 d: Compound manually deleted
 NR: Analyte not reported from this analysis

*: Result fails acceptance criteria
 #: Acceptance criteria not applicable
 ?: Insufficient information to determine acceptance
 e: Result >= MRL, but MRL less than low point of ICAL
 c: check for co-elution

Printed: 12/1/20 13:51

\\alprews001\starlims\LIMSReps\QuantValidation.rpt

Quantitation Report

| | | | |
|-------------------|---------------------------------|--------------------|---------|
| Data File: | J:\gc24\data\112820\11280062.D\ | Instrument: | K-GC-24 |
| Acqu Date: | 11/29/20 09:34:00 | Vial: | 8 |
| Run Type: | CCB | Dilution: | 1 |
| Lab ID: | KQ2018923-12 | Raw Units: | ppb |

| | | | | | |
|-------------------|------|----------------------|---------|----------------------|----------|
| Bottle ID: | | Tier: | IV | Matrix: | Sediment |
| Prod Code: | HERB | Collect Date: | 11/6/20 | Receive Date: | 11/10/20 |

| | | | | | |
|----------------------|--------|---------------------|--|----------------------|-----------|
| Analysis Lot: | 705101 | Prep Lot: | | Report Group: | KQ2018923 |
| Analysis: | 8151A | Prep Method: | | | |
| | | Prep Date: | | | |

| | | | |
|---------------|------------------------------|------------------------|-----------|
| Title: | Chlorinated Herbicides by GC | Calibration ID: | KC2000566 |
| | | Report List ID: | 18726 |

Surrogate Compounds

| Parameter Name | RT 1 | RT 2 | Resp 1 | Resp 2 | Solution Conc 1 | Solution Conc 2 | % Rec 1 | % Rec 2 | % Rec | % Rec Criteria | Rpt? |
|-------------------------------|-----------------------|-----------------------|--------|--------|-----------------|-----------------|---------|---------|-------|----------------|------|
| 2,4-Dichlorophenylacetic Acid | 8.01 ^{+0.01} | 7.84 ^{+0.01} | 7936 | 48681 | 0.436 | 1.151 | | | | 26 - 127 | Y |

Target Compounds

Final Conc.Units: ug/Kg

| Parameter Name | RT 1 | RT 2 | Resp 1 | Resp 2 | Solution Conc 1 | Solution Conc 2 | Final Conc 1 | Final Conc 2 | Primary Conc | Rpt? |
|-------------------|------------------------|------------------------|--------|--------|----------------------|----------------------|--------------|--------------|--------------|------|
| 2,4,5-T | 10.71 | 10.53 ^{-0.02} | 3924 | 6200 | 0.048 ^{CCV} | 0.032 | 0.080U | 0.053U | 4.0 U | Y |
| 2,4,5-TP (Silvex) | 10.27 | 10.10 ^{-0.04} | 3098 | 87662 | 0.033 | 0.432 ^{CCV} | 0.055U | 0.72U | 2.4 U | Y |
| 2,4-D | 0.00 | 9.05 ^{-0.02} | 0 | 161792 | 0.000 | 3.160 | 0U | 5.3U | 7.7 U | Y |
| 2,4-DB | 11.27 ^{-0.02} | 0.00 | 72584 | 0 | 7.075 ^{CCV} | 0.000 | 12J | 0U | 5.4 U | Y |
| Dalapon | 3.13 ^{+0.01} | 2.84 ^{-0.04} | 61142 | 10836 | 2.520 | 0.224 | 4.2U | 0.37U | 5.5 U | Y |
| Dicamba | 8.22 | 7.93 | 5592 | 6527 | 0.080 | 0.044 ^{CCV} | 0.13U | 0.073U | 4.3 U | Y |
| Dichlorprop | 0.00 | 8.77 | 0 | 7549 | 0.000 | 0.181 ^{CCV} | 0U | 0.30U | 3.4 U | Y |
| Dinoseb | 11.59 ^{-0.10} | 11.33 | 212986 | 12259 | 3.443 | 0.090 | 5.7J | 0.15U | 2.7 U | Y |
| MCPA | 8.59 ^{+0.02} | 0.00 | 1156 | 0 | 19.743 | 0.000 ^{CCV} | 33U | 0U | 320 U | Y |
| MCPP | 8.31 ^{+0.01} | 0.00 | 9072 | 0 | 703.999 | 0.000 ^{CCV} | 1200J | 0U | 460 U | Y |

Prep Amount: 30.00 g
Prep Final Amount: 50.00 mL

Dilution: 1
Basis Factor: 100.00

U: Undetected at or above MDL
J: Analyte detected above MDL, but below MRL
B: Hit above MRL also found in Method Blank
E: Analyte concentration above high point of ICAL
N: Presumptive evidence of compound

D: Result from dilution
m: Manual integration performed
d: Compound manually deleted
NR: Analyte not reported from this analysis

*: Result fails acceptance criteria
#: Acceptance criteria not applicable
?: Insufficient information to determine acceptance
e: Result >= MRL, but MRL less than low point of ICAL
c: check for co-elution

Printed: 11/30/20 7:36

\alprews001\starlims\LIMSRpts\QuantValidation.rpt

Data File : J:\gc24\data\112820\11280062.D Vial: 17
 Signal(s) : Signal #1: ECD1A.CH Signal #2: ECD2B.CH
 Acq On : 29 Nov 2020 9:34 am Operator: SM
 Sample : IB Inst : HP G1530A
 Misc : Multiplr: 1.00
 Integration File signal 1: RTEINT.P
 Integration File signal 2: RTEINT2.P
 Quant Time: Nov 29 19:02:17 2020
 Quant Results File: 102120_8151.RES

Quant Method : J:\gc24\Methods\102120_8151.M
 Quant Title : 103118_8151.m MJ215 CAL_KC1800
 QLast Update : Wed Oct 21 17:30:52 2020
 Response via : Initial Calibration
 DataAcq Meth:8151A-17.M

Volume Inj. : 2 uL
 Signal #1 Phase : RTX-CLP2 Signal #2 Phase: ZB-XLB-HT
 Signal #1 Info : 0.25 mm Signal #2 Info : 0.25 mm

| Compound | RT#1 | RT#2 | Resp#1 | Resp#2 | ppb | ppb |
|-----------------------------|---------|--------|--------|--------|---------|---------|
| ----- | | | | | | |
| System Monitoring Compounds | | | | | | |
| 2) s 2,4-Dichl... | 8.013 | 7.840 | 7936 | 48681 | 0.436 | 1.151 # |
| Target Compounds | | | | | | |
| 1) m Dalapon | 3.133 | 2.843f | 61142 | 10836 | 2.520 | 0.224 # |
| 3) m Dicamba | 8.223 | 7.933 | 5592 | 6527 | 0.080 | 0.044 # |
| 4) m MCPP | 8.306 | 0.000 | 9072 | 0 | 703.999 | N.D. d# |
| 5) m MCPA | 8.590 | 0.000 | 1156 | 0 | 19.743 | N.D. d# |
| 6) m Dichloroprop | 0.000 | 8.766 | 0 | 7549 | N.D. d | 0.181 |
| 7) m 2,4-D | 0.000 | 9.050 | 0 | 161792 | N.D. d | 3.160 |
| 8) m 2,4,5-TP ... | 10.266 | 10.100 | 3098 | 87662 | 0.033 | 0.432 # |
| 9) m 2,4,5-T | 10.713 | 10.526 | 3924 | 6200 | 0.048 | 0.032 # |
| 10) m 2,4-DB | 11.270 | 0.000 | 72584 | 0 | 7.075 | N.D. d# |
| 11) m Dinoseb | 11.593f | 11.330 | 212986 | 12259 | 3.443 | 0.090 # |
| ----- | | | | | | |

(f)=RT Delta > 1/2 Window (#)=Amounts differ by > 25% (m)=manual int.

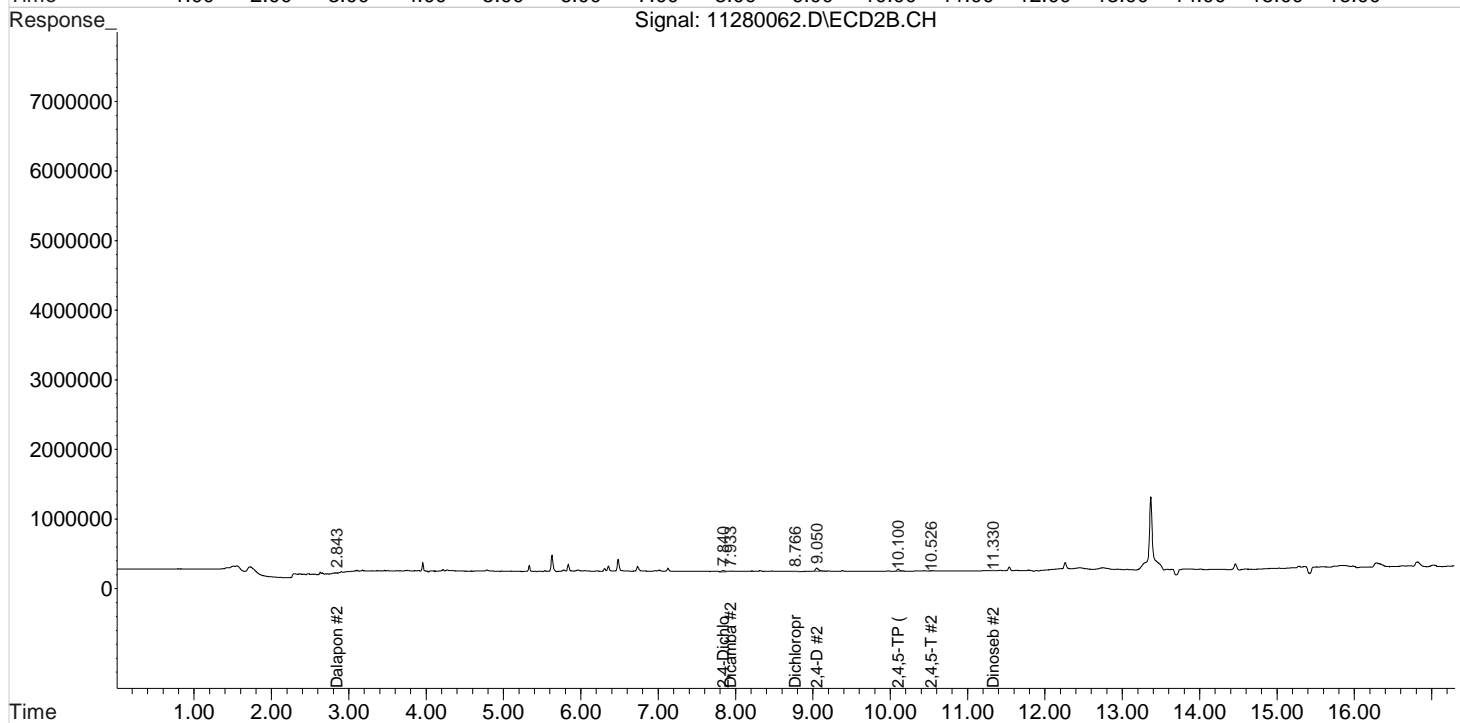
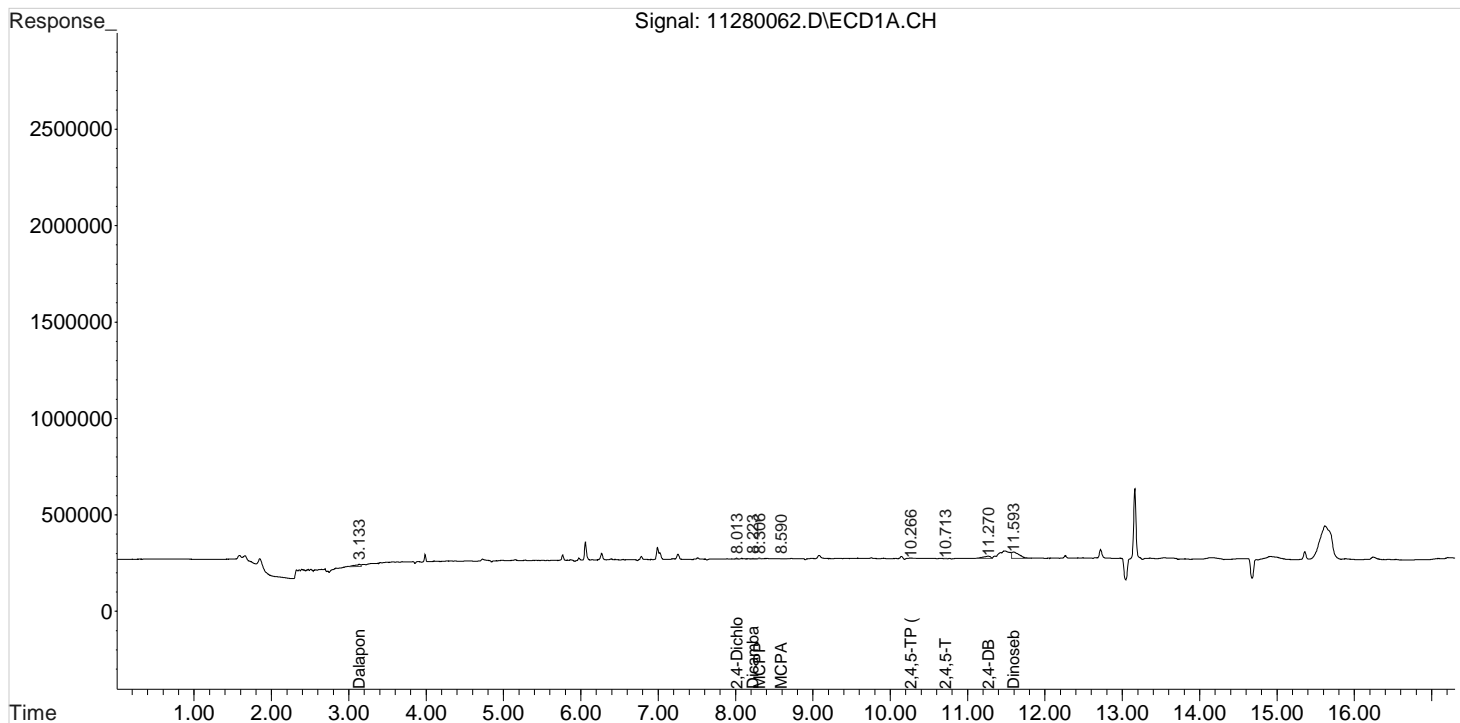
Data File : J:\gc24\data\112820\11280062.D
Signal(s) : Signal #1: ECD1A.CH Signal #2: ECD2B.CH
Acq On : 29 Nov 2020 9:34 am
Sample : IB
Misc :

Vial: 17
Operator: SM
Inst : HP G1530A
Multiplr: 1.00

Integration File signal 1: RTEINT.P
Integration File signal 2: RTEINT2.P
Quant Time: Nov 29 19:02:17 2020
Quant Results File: 102120_8151.RES

Quant Method : J:\gc24\Methods\102120_8151.M
Quant Title : 103118_8151.m MJ215 CAL_KC1800
QLast Update : Wed Oct 21 17:30:52 2020
Response via : Initial Calibration
DataAcq Meth:8151A-17.M

Volume Inj. : 2 uL
Signal #1 Phase : RTX-CLP2 Signal #2 Phase: ZB-XLB-HT
Signal #1 Info : 0.25 mm Signal #2 Info : 0.25 mm



Validation Report

1st *SM* 11/29/20
2nd *JA* 12/01/20

Data File: J:\gc24\data\112820\11280074.D\
Lab ID: KQ2018923-14
RunType: CCB
Matrix: Sediment

Date Acquired: 11/29/20 14:09:00
Batch ID: 705101
Analysis Method: 8151A/HERB

Validations

| Validation Categories | Pass | Fail |
|-------------------------------------------|------|------|
| ICAL Analyte Recovery | X | |
| Second Source ICAL Verification | X | |
| Continuing Calibration Recovery | | X |
| Continuing Calibration Recovery (Closing) | X | |
| Surrogates | X | |
| Above Highest ICAL Level | X | |
| Analyte Coelutions | X | |

Analyte Exceptions

| Exception Categories | Analyte Name | Result | Low Limit | High Limit | Corrective Action |
|---------------------------------------------|--------------|--------|-----------|------------|-------------------|
| Continuing Calibration Recovery - ZB-XLB-HT | 2,4,5-TP | 25 | | 20 | CCV+ND |

|
RO

|
CCV+ND
|

Primary Review: _____

Secondary Review: _____

Quantitation Report

| | |
|---------------------------------------------------|----------------------------|
| Data File: J:\gc24\data\112820\11280074.D\ | Instrument: K-GC-24 |
| Acqu Date: 11/29/20 14:09:00 | Vial: 6 |
| Run Type: CCB | Dilution: 1 |
| Lab ID: KQ2018923-14 | Raw Units: ppb |

| | | |
|------------------------|------------------------------|-------------------------------|
| Bottle ID: | Tier: IV | Matrix: Sediment |
| Prod Code: HERB | Collect Date: 11/6/20 | Receive Date: 11/10/20 |

| | | |
|-----------------------------|---------------------|--------------------------------|
| Analysis Lot: 705101 | Prep Lot: | Report Group: KQ2018923 |
| Analysis: 8151A | Prep Method: | |
| | Prep Date: | |

| | |
|--------------------------------------------|----------------------------------|
| Title: Chlorinated Herbicides by GC | Calibration ID: KC2000566 |
| | Report List ID: 11736 |

Surrogate Compounds

| Parameter Name | RT 1 | RT 2 | Resp 1 | Resp 2 | Solution Conc 1 | Solution Conc 2 | % Rec 1 | % Rec 2 | % Rec | % Rec Criteria | Rpt? |
|----------------|-----------------------|-----------------------|--------|--------|-----------------|-----------------|---------|---------|-------|----------------|------|
| DCAA | 8.02 ^{+0.02} | 7.84 ^{+0.01} | 8247 | 53186 | 0.453 | 1.257 | | | | 26 - 127 | Y |

Target Compounds

| Parameter Name | RT 1 | RT 2 | Resp 1 | Resp 2 | Solution Conc 1 | Solution Conc 2 | Final Conc 1 | Final Conc 2 | Primary Conc | Rpt? |
|----------------|------------------------|-----------------------|--------|--------|-----------------|----------------------|--------------|--------------|--------------|------|
| 2,4,5-TP | 10.27 ^{+0.01} | 10.14 | 12871 | 30409 | 0.137 | 0.150 ^{CCV} | 0.23U | 0.25U | 2.4 U | Y |
| 2,4-D | 0.00 | 9.05 ^{-0.02} | 0 | 189327 | 0.000 | 3.698 | 0U | 6.2U | 7.7 U | Y |

Prep Amount: 30.00 g **Dilution:** 1
Prep Final Amount: 50.00 mL **Basis Factor:** 100.00

U: Undetected at or above MDL
 J: Analyte detected above MDL, but below MRL
 B: Hit above MRL also found in Method Blank
 E: Analyte concentration above high point of ICAL
 N: Presumptive evidence of compound

D: Result from dilution
 m: Manual integration performed
 d: Compound manually deleted
 NR: Analyte not reported from this analysis

*: Result fails acceptance criteria
 #: Acceptance criteria not applicable
 ?: Insufficient information to determine acceptance
 e: Result >= MRL, but MRL less than low point of ICAL
 c: check for co-elution

Quantitation Report

1st *SM* 11/29/20
2nd *UA* 12/01/20

| | |
|---------------------------------------------------|----------------------------|
| Data File: J:\gc24\data\112820\11280074.D\ | Instrument: K-GC-24 |
| Acqu Date: 11/29/20 14:09:00 | Vial: 6 |
| Run Type: CCB | Dilution: 1 |
| Lab ID: KQ2018923-14 | Raw Units: ppb |

| | | |
|------------------------|------------------------------|-------------------------------|
| Bottle ID: | Tier: IV | Matrix: Sediment |
| Prod Code: HERB | Collect Date: 11/6/20 | Receive Date: 11/10/20 |

| | | |
|-----------------------------|---------------------|--------------------------------|
| Analysis Lot: 705101 | Prep Lot: | Report Group: KQ2018923 |
| Analysis: 8151A | Prep Method: | |
| | Prep Date: | |

| | |
|--------------------------------------------|----------------------------------|
| Title: Chlorinated Herbicides by GC | Calibration ID: KC2000566 |
| | Report List ID: 18726 |

Surrogate Compounds

| Parameter Name | RT 1 | RT 2 | Resp 1 | Resp 2 | Solution Conc 1 | Solution Conc 2 | % Rec 1 | % Rec 2 | % Rec | % Rec Criteria | Rpt? |
|-------------------------------|-----------------------|-----------------------|--------|--------|-----------------|-----------------|---------|---------|-------|----------------|------|
| 2,4-Dichlorophenylacetic Acid | 8.02 ^{+0.02} | 7.84 ^{+0.01} | 8247 | 53186 | 0.453 | 1.257 | | | | 26 - 127 | Y |

Target Compounds

Final Conc.Units: ug/Kg

| Parameter Name | RT 1 | RT 2 | Resp 1 | Resp 2 | Solution Conc 1 | Solution Conc 2 | Final Conc 1 | Final Conc 2 | Primary Conc | Rpt? |
|-------------------|------------------------|------------------------|--------|--------|----------------------|----------------------|--------------|--------------|--------------|------|
| 2,4,5-T | 10.72 ^{+0.01} | 10.56 ^{+0.01} | 5341 | 29124 | 0.065 | 0.152 | 0.11U | 0.25U | 4.0 U | Y |
| 2,4,5-TP (Silvex) | 10.27 ^{+0.01} | 10.14 | 12871 | 30409 | 0.137 | 0.150 ^{CCV} | 0.23U | 0.25U | 2.4 U | Y |
| 2,4-D | 0.00 | 9.05 ^{-0.02} | 0 | 189327 | 0.000 | 3.698 | 0U | 6.2U | 7.7 U | Y |
| 2,4-DB | 11.26 ^{-0.03} | 0.00 | 46243 | 0 | 4.507 ^{CCV} | 0.000 | 7.5J | 0U | 5.4 U | Y |
| Dalapon | 3.14 ^{+0.02} | 0.00 | 162577 | 0 | 6.702 | 0.000 ^{CCV} | 11J | 0U | 5.5 U | Y |
| Dicamba | 8.23 ^{+0.01} | 7.94 ^{+0.01} | 8972 | 17944 | 0.129 | 0.121 ^{CCV} | 0.22U | 0.20U | 4.3 U | Y |
| Dichlorprop | 0.00 | 8.77 ^{+0.01} | 0 | 9593 | 0.000 | 0.230 ^{CCV} | 0U | 0.38U | 3.4 U | Y |
| Dinoseb | 11.69 | 11.34 ^{+0.01} | 13857 | 28383 | 0.224 | 0.208 | 0.37U | 0.35U | 2.7 U | Y |
| MCPA | 0.00 | 0.00 | 0 | 0 | 0.000 | 0.000 ^{CCV} | 0U | 0U | 320 U | Y |
| MCPP | 8.31 ^{+0.01} | 0.00 | 7860 | 0 | 677.917 | 0.000 ^{CCV} | 1100J | 0U | 460 U | Y |

Prep Amount: 30.00 g **Dilution:** 1
Prep Final Amount: 50.00 mL **Basis Factor:** 100.00

U: Undetected at or above MDL
J: Analyte detected above MDL, but below MRL
B: Hit above MRL also found in Method Blank
E: Analyte concentration above high point of ICAL
N: Presumptive evidence of compound

D: Result from dilution
m: Manual integration performed
d: Compound manually deleted
NR: Analyte not reported from this analysis

*: Result fails acceptance criteria
#: Acceptance criteria not applicable
?: Insufficient information to determine acceptance
e: Result >= MRL, but MRL less than low point of ICAL
c: check for co-elution

Printed: 11/30/20 7:36

\\alprews001\starlims\LIMSReps\QuantValidation.rpt

Data File : J:\gc24\data\112820\11280074.D Vial: 17
 Signal(s) : Signal #1: ECD1A.CH Signal #2: ECD2B.CH
 Acq On : 29 Nov 2020 2:09 pm Operator: SM
 Sample : IB Inst : HP G1530A
 Misc : Multiplr: 1.00
 Integration File signal 1: RTEINT.P
 Integration File signal 2: RTEINT2.P
 Quant Time: Nov 29 19:30:32 2020
 Quant Results File: 102120_8151.RES

Quant Method : J:\gc24\Methods\102120_8151.M
 Quant Title : 103118_8151.m MJ215 CAL_KC1800
 QLast Update : Wed Oct 21 17:30:52 2020
 Response via : Initial Calibration
 DataAcq Meth:8151A-17.M

Volume Inj. : 2 uL
 Signal #1 Phase : RTX-CLP2 Signal #2 Phase: ZB-XLB-HT
 Signal #1 Info : 0.25 mm Signal #2 Info : 0.25 mm

| Compound | RT#1 | RT#2 | Resp#1 | Resp#2 | ppb | ppb |
|-----------------------------|--------|--------|--------|--------|---------|---------|
| ----- | | | | | | |
| System Monitoring Compounds | | | | | | |
| 2) s 2,4-Dichl... | 8.016 | 7.842f | 8247 | 53186 | 0.453 | 1.257 # |
| Target Compounds | | | | | | |
| 1) m Dalapon | 3.136 | 0.000 | 162577 | 0 | 6.702 | N.D. d# |
| 3) m Dicamba | 8.226 | 7.936 | 8972 | 17944 | 0.129 | 0.121 |
| 4) m MCPP | 8.309 | 0.000 | 7860 | 0 | 677.917 | N.D. d# |
| 5) m MCPA | 0.000 | 0.000 | 0 | 0 | N.D. d | N.D. d |
| 6) m Dichloroprop | 0.000 | 8.772 | 0 | 9593 | N.D. d | 0.230 |
| 7) m 2,4-D | 0.000 | 9.052 | 0 | 189327 | N.D. d | 3.698 |
| 8) m 2,4,5-TP ... | 10.272 | 10.142 | 12871 | 30409 | 0.137 | 0.150 |
| 9) m 2,4,5-T | 10.719 | 10.556 | 5341 | 29124 | 0.065 | 0.152 # |
| 10) m 2,4-DB | 11.262 | 0.000 | 46243 | 0 | 4.507 | N.D. d# |
| 11) m Dinoseb | 11.686 | 11.336 | 13857 | 28383 | 0.224 | 0.208 |
| ----- | | | | | | |

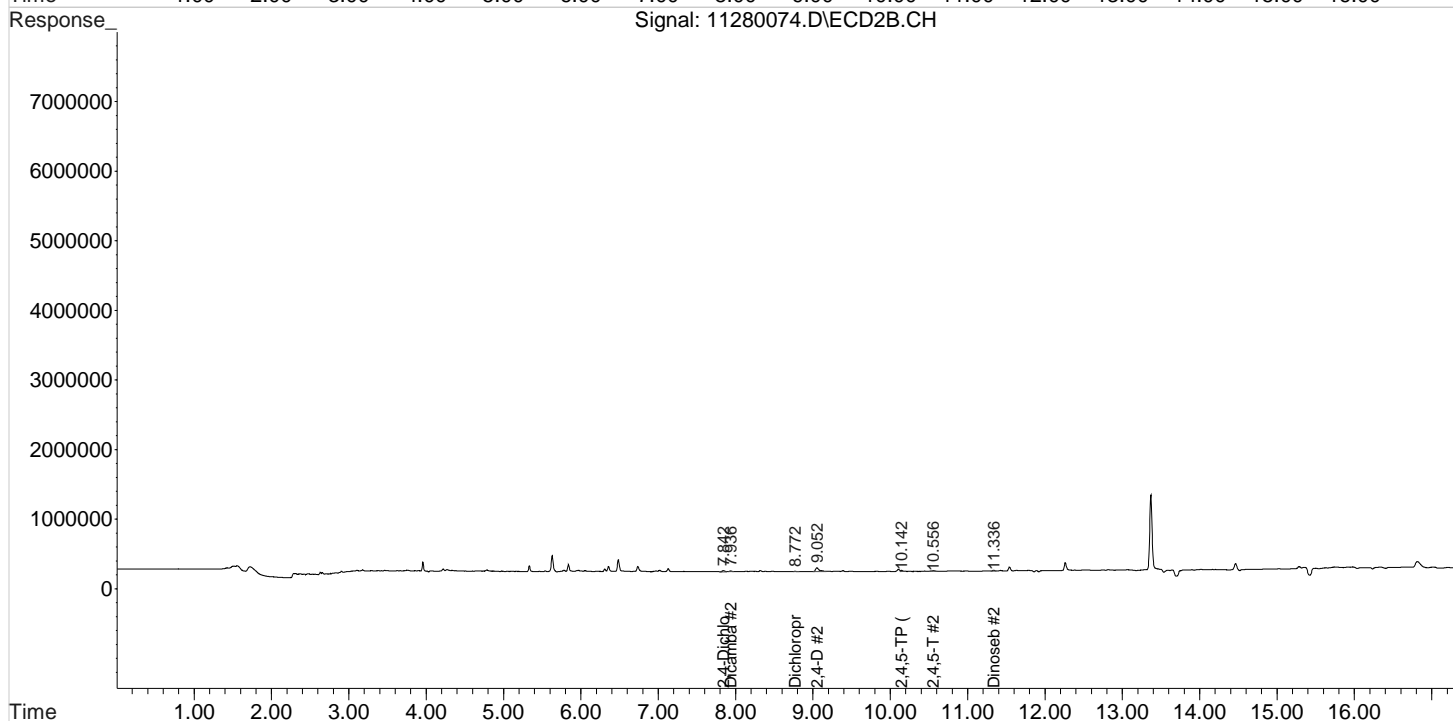
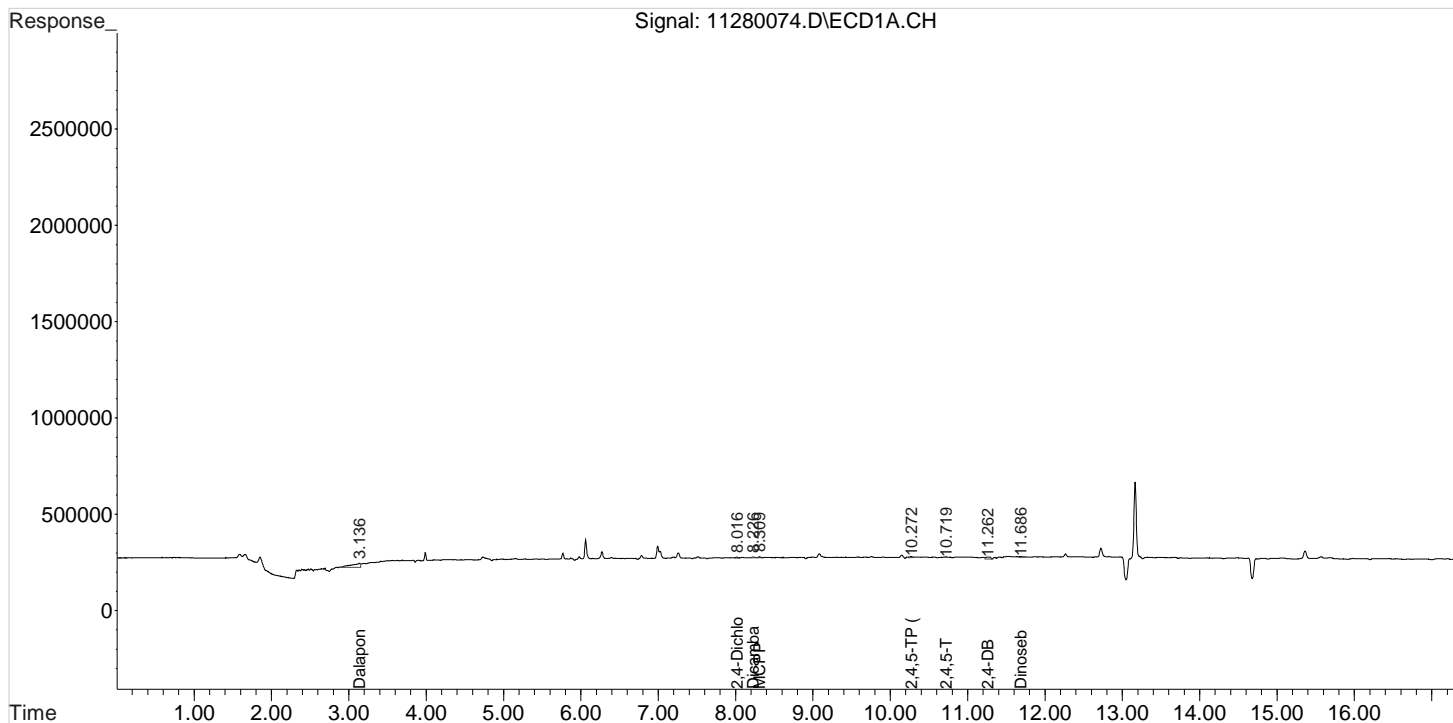
(f)=RT Delta > 1/2 Window (#)=Amounts differ by > 25% (m)=manual int.

Data File : J:\gc24\data\112820\11280074.D
Signal(s) : Signal #1: ECD1A.CH Signal #2: ECD2B.CH
Acq On : 29 Nov 2020 2:09 pm
Sample : IB
Misc :
Integration File signal 1: RTEINT.P
Integration File signal 2: RTEINT2.P
Quant Time: Nov 29 19:30:32 2020
Quant Results File: 102120_8151.RES

Vial: 17
Operator: SM
Inst : HP G1530A
Multiplr: 1.00

Quant Method : J:\gc24\Methods\102120_8151.M
Quant Title : 103118_8151.m MJ215 CAL_KC1800
QLast Update : Wed Oct 21 17:30:52 2020
Response via : Initial Calibration
DataAcq Meth:8151A-17.M

Volume Inj. : 2 uL
Signal #1 Phase : RTX-CLP2 Signal #2 Phase: ZB-XLB-HT
Signal #1 Info : 0.25 mm Signal #2 Info : 0.25 mm



Validation Report

1st *SM* 11/29/20
2nd *JA* 12/01/20

Data File: J:\gc24\data\112820\11280086.D\
Lab ID: KQ2018923-16
RunType: CCB
Matrix: Sediment

Date Acquired: 11/29/20 18:44:00
Batch ID: 705101
Analysis Method: 8151A/HERB

Validations

| Validation Categories | Pass | Fail |
|-------------------------------------------|------|------|
| ICAL Analyte Recovery | X | |
| Second Source ICAL Verification | X | |
| Continuing Calibration Recovery | X | |
| Continuing Calibration Recovery (Closing) | X | |
| Surrogates | X | |
| Above Highest ICAL Level | X | |
| Analyte Coelutions | X | |

RO

CCV+ND

|

Primary Review: _____

Secondary Review: _____

Quantitation Report

| | |
|---------------------------------------------------|----------------------------|
| Data File: J:\gc24\data\112820\11280086.D\ | Instrument: K-GC-24 |
| Acqu Date: 11/29/20 18:44:00 | Vial: 4 |
| Run Type: CCB | Dilution: 1 |
| Lab ID: KQ2018923-16 | Raw Units: ppb |

| | | |
|------------------------|------------------------------|-------------------------------|
| Bottle ID: | Tier: IV | Matrix: Sediment |
| Prod Code: HERB | Collect Date: 11/6/20 | Receive Date: 11/10/20 |

| | | |
|-----------------------------|---------------------|--------------------------------|
| Analysis Lot: 705101 | Prep Lot: | Report Group: KQ2018923 |
| Analysis: 8151A | Prep Method: | |
| | Prep Date: | |

| | |
|--------------------------------------------|----------------------------------|
| Title: Chlorinated Herbicides by GC | Calibration ID: KC2000566 |
| | Report List ID: 11736 |

Surrogate Compounds

| Parameter Name | RT 1 | RT 2 | Resp 1 | Resp 2 | Solution Conc 1 | Solution Conc 2 | % Rec 1 | % Rec 2 | % Rec | % Rec Criteria | Rpt? |
|----------------|-----------------------|------|--------|--------|-----------------|-----------------|---------|---------|-------|----------------|------|
| DCAA | 8.01 ^{+0.01} | 7.83 | 7516 | 54239 | 0.413 | 1.282 | | | | 26 - 127 | Y |

Target Compounds

Final Conc.Units: ug/Kg

| Parameter Name | RT 1 | RT 2 | Resp 1 | Resp 2 | Solution Conc 1 | Solution Conc 2 | Final Conc 1 | Final Conc 2 | Primary Conc | Rpt? |
|----------------|-------|------------------------|--------|--------|-----------------|-----------------|--------------|--------------|--------------|------|
| 2,4,5-TP | 10.26 | 10.13 ^{-0.01} | 8562 | 31506 | 0.091 | 0.155 | 0.15U | 0.26U | 2.4 U | Y |
| 2,4-D | 0.00 | 9.04 ^{-0.03} | 0 | 194154 | 0.000 | 3.792 | 0U | 6.3U | 7.7 U | Y |

| | |
|------------------------------------|-----------------------------|
| Prep Amount: 30.00 g | Dilution: 1 |
| Prep Final Amount: 50.00 mL | Basis Factor: 100.00 |

U: Undetected at or above MDL
 J: Analyte detected above MDL, but below MRL
 B: Hit above MRL also found in Method Blank
 E: Analyte concentration above high point of ICAL
 N: Presumptive evidence of compound

D: Result from dilution
 m: Manual integration performed
 d: Compound manually deleted
 NR: Analyte not reported from this analysis

*: Result fails acceptance criteria
 #: Acceptance criteria not applicable
 ?: Insufficient information to determine acceptance
 e: Result >= MRL, but MRL less than low point of ICAL
 c: check for co-elution

Printed: 12/1/20 13:51

\\alprews001\starlims\LIMSReps\QuantValidation.rpt

Quantitation Report

1st *SM* 11/29/20
2nd *UA* 12/01/20

| | |
|---------------------------------------------------|----------------------------|
| Data File: J:\gc24\data\112820\11280086.D\ | Instrument: K-GC-24 |
| Acqu Date: 11/29/20 18:44:00 | Vial: 4 |
| Run Type: CCB | Dilution: 1 |
| Lab ID: KQ2018923-16 | Raw Units: ppb |

| | | |
|------------------------|------------------------------|-------------------------------|
| Bottle ID: | Tier: IV | Matrix: Sediment |
| Prod Code: HERB | Collect Date: 11/6/20 | Receive Date: 11/10/20 |

| | | |
|-----------------------------|---------------------|--------------------------------|
| Analysis Lot: 705101 | Prep Lot: | Report Group: KQ2018923 |
| Analysis: 8151A | Prep Method: | |
| | Prep Date: | |

| | |
|--------------------------------------------|----------------------------------|
| Title: Chlorinated Herbicides by GC | Calibration ID: KC2000566 |
| | Report List ID: 18726 |

Surrogate Compounds

| Parameter Name | RT 1 | RT 2 | Resp 1 | Resp 2 | Solution Conc 1 | Solution Conc 2 | % Rec 1 | % Rec 2 | % Rec | % Rec Criteria | Rpt? |
|-------------------------------|-----------------------|------|--------|--------|-----------------|-----------------|---------|---------|-------|----------------|------|
| 2,4-Dichlorophenylacetic Acid | 8.01 ^{+0.01} | 7.83 | 7516 | 54239 | 0.413 | 1.282 | | | | 26 - 127 | Y |

Target Compounds

Final Conc.Units: ug/Kg

| Parameter Name | RT 1 | RT 2 | Resp 1 | Resp 2 | Solution Conc 1 | Solution Conc 2 | Final Conc 1 | Final Conc 2 | Primary Conc | Rpt? |
|-------------------|------------------------|------------------------|--------|--------|----------------------|----------------------|--------------|--------------|--------------|------|
| 2,4,5-T | 10.71 | 10.55 | 6589 | 26153 | 0.080 | 0.137 | 0.13U | 0.23U | 4.0 U | Y |
| 2,4,5-TP (Silvex) | 10.26 | 10.13 ^{-0.01} | 8562 | 31506 | 0.091 | 0.155 | 0.15U | 0.26U | 2.4 U | Y |
| 2,4-D | 0.00 | 9.04 ^{-0.03} | 0 | 194154 | 0.000 | 3.792 | 0U | 6.3U | 7.7 U | Y |
| 2,4-DB | 11.26 ^{-0.03} | 0.00 | 52865 | 0 | 5.153 ^{CCV} | 0.000 | 8.6J | 0U | 5.4 U | Y |
| Dalapon | 0.00 | 2.88 | 0 | 12851 | 0.000 | 0.266 ^{CCV} | 0U | 0.44U | 5.5 U | Y |
| Dicamba | 8.21 ^{-0.01} | 7.93 | 8914 | 16493 | 0.128 | 0.111 ^{CCV} | 0.21U | 0.19U | 4.3 U | Y |
| Dichlorprop | 8.99 ^{+0.02} | 8.76 ^{-0.01} | 5745 | 10833 | 0.308 | 0.260 ^{CCV} | 0.51U | 0.43U | 3.4 U | Y |
| Dinoseb | 11.68 ^{-0.01} | 11.32 ^{-0.01} | 14409 | 24167 | 0.233 | 0.177 | 0.39U | 0.30U | 2.7 U | Y |
| MCPA | 8.51 ^{-0.06} | 0.00 | 1726 | 0 | 29.478 | 0.000 ^{CCV} | 49U | 0U | 320 U | Y |
| MCPP | 8.30 | 0.00 | 8882 | 0 | 699.910 | 0.000 ^{CCV} | 1200J | 0U | 460 U | Y |

Prep Amount: 30.00 g **Dilution:** 1
Prep Final Amount: 50.00 mL **Basis Factor:** 100.00

U: Undetected at or above MDL
J: Analyte detected above MDL, but below MRL
B: Hit above MRL also found in Method Blank
E: Analyte concentration above high point of ICAL
N: Presumptive evidence of compound

D: Result from dilution
m: Manual integration performed
d: Compound manually deleted
NR: Analyte not reported from this analysis

*: Result fails acceptance criteria
#: Acceptance criteria not applicable
?: Insufficient information to determine acceptance
e: Result >= MRL, but MRL less than low point of ICAL
c: check for co-elution

Printed: 11/30/20 7:36

\\alprews001\starlims\LIMSReps\QuantValidation.rpt

Data File : J:\gc24\data\112820\11280086.D Vial: 17
 Signal(s) : Signal #1: ECD1A.CH Signal #2: ECD2B.CH
 Acq On : 29 Nov 2020 6:44 pm Operator: SM
 Sample : IB Inst : HP G1530A
 Misc : Multiplr: 1.00
 Integration File signal 1: RTEINT.P
 Integration File signal 2: RTEINT2.P
 Quant Time: Nov 29 19:33:15 2020
 Quant Results File: 102120_8151.RES

Quant Method : J:\gc24\Methods\102120_8151.M
 Quant Title : 103118_8151.m MJ215 CAL_KC1800
 QLast Update : Wed Oct 21 17:30:52 2020
 Response via : Initial Calibration
 DataAcq Meth:8151A-17.M

Volume Inj. : 2 uL
 Signal #1 Phase : RTX-CLP2 Signal #2 Phase: ZB-XLB-HT
 Signal #1 Info : 0.25 mm Signal #2 Info : 0.25 mm

| Compound | RT#1 | RT#2 | Resp#1 | Resp#2 | ppb | ppb |
|-----------------------------|--------|--------|--------|--------|---------|---------|
| ----- | | | | | | |
| System Monitoring Compounds | | | | | | |
| 2) s 2,4-Dichl... | 8.007 | 7.834 | 7516 | 54239 | 0.413 | 1.282 # |
| Target Compounds | | | | | | |
| 1) m Dalapon | 0.000 | 2.884 | 0 | 12851 | N.D. d | 0.266 |
| 3) m Dicamba | 8.214 | 7.927 | 8914 | 16493 | 0.128 | 0.111 |
| 4) m MCPP | 8.297 | 0.000 | 8882 | 0 | 699.910 | N.D. d# |
| 5) m MCPA | 8.507f | 0.000 | 1726 | 0 | 29.478 | N.D. d# |
| 6) m Dichloroprop | 8.990 | 8.764 | 5745 | 10833 | 0.308 | 0.260 |
| 7) m 2,4-D | 0.000 | 9.040 | 0 | 194154 | N.D. d | 3.792 |
| 8) m 2,4,5-TP ... | 10.260 | 10.134 | 8562 | 31506 | 0.091 | 0.155 # |
| 9) m 2,4,5-T | 10.710 | 10.551 | 6589 | 26153 | 0.080 | 0.137 # |
| 10) m 2,4-DB | 11.260 | 0.000 | 52865 | 0 | 5.153 | N.D. d# |
| 11) m Dinoseb | 11.677 | 11.324 | 14409 | 24167 | 0.233 | 0.177 |
| ----- | | | | | | |

(f)=RT Delta > 1/2 Window (#)=Amounts differ by > 25% (m)=manual int.

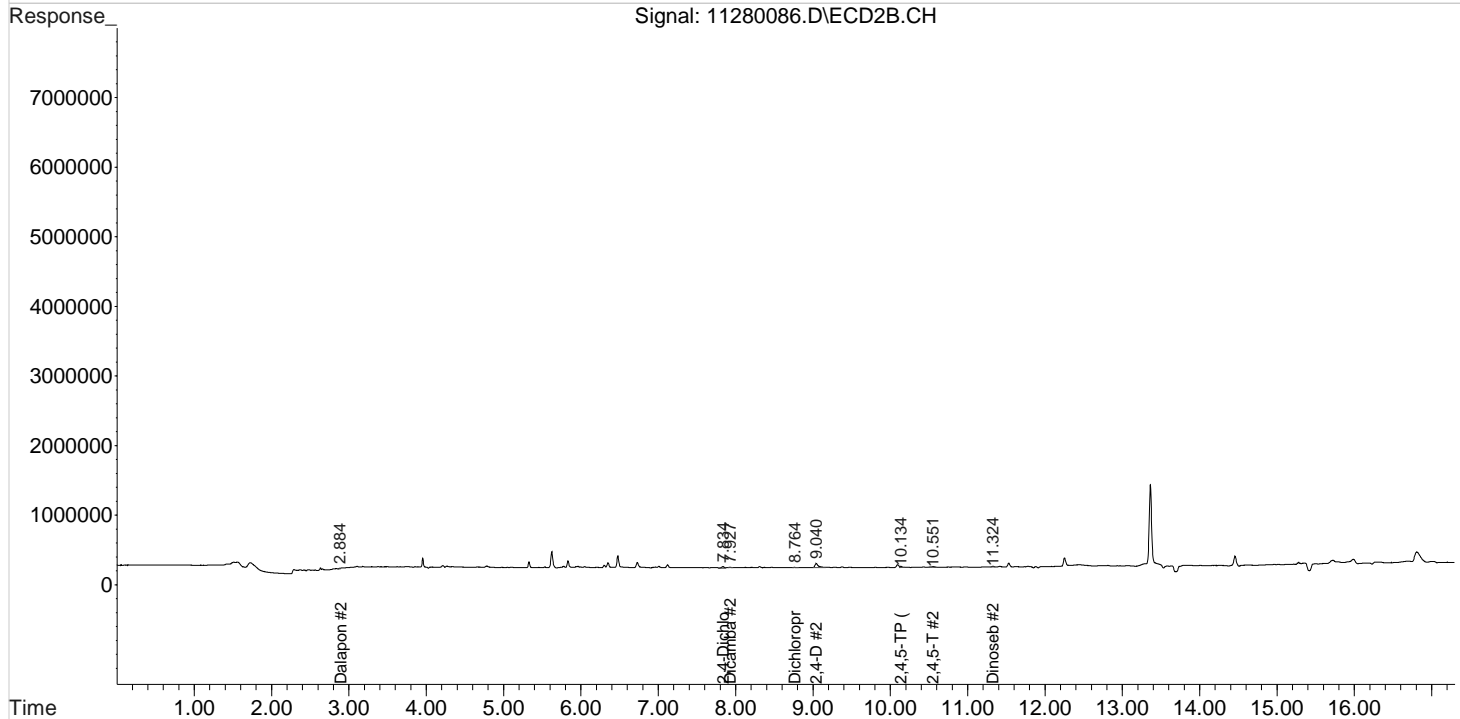
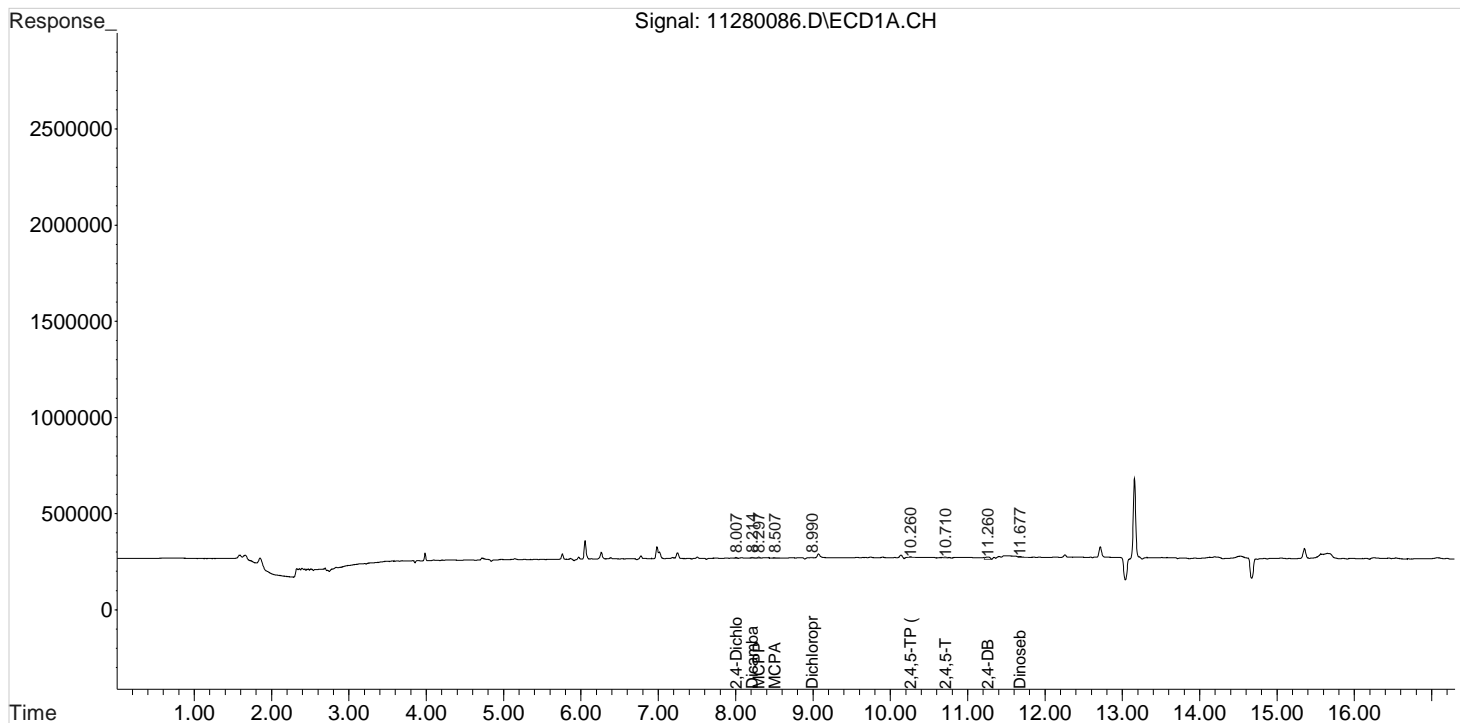
Data File : J:\gc24\data\112820\11280086.D
Signal(s) : Signal #1: ECD1A.CH Signal #2: ECD2B.CH
Acq On : 29 Nov 2020 6:44 pm
Sample : IB
Misc :

Vial: 17
Operator: SM
Inst : HP G1530A
Multiplr: 1.00

Integration File signal 1: RTEINT.P
Integration File signal 2: RTEINT2.P
Quant Time: Nov 29 19:33:15 2020
Quant Results File: 102120_8151.RES

Quant Method : J:\gc24\Methods\102120_8151.M
Quant Title : 103118_8151.m MJ215 CAL_KC1800
QLast Update : Wed Oct 21 17:30:52 2020
Response via : Initial Calibration
DataAcq Meth:8151A-17.M

Volume Inj. : 2 uL
Signal #1 Phase : RTX-CLP2 Signal #2 Phase: ZB-XLB-HT
Signal #1 Info : 0.25 mm Signal #2 Info : 0.25 mm



Validation Report

1st *SM* 11/30/20
2nd *JA* 12/01/20

Data File: J:\gc24\data\112820\11280097.D\
Lab ID: KQ2018923-18
RunType: CCB
Matrix: Sediment

Date Acquired: 11/29/20 22:56:00
Batch ID: 705101
Analysis Method: 8151A/HERB

Validations

| Validation Categories | Pass | Fail |
|---------------------------------|------|------|
| ICAL Analyte Recovery | X | |
| Second Source ICAL Verification | X | |
| Continuing Calibration Recovery | X | |
| Surrogates | X | |
| Above Highest ICAL Level | X | |
| Analyte Coelutions | X | |

NR
CERO

|

Primary Review: _____

Secondary Review: _____

Quantitation Report

| | |
|---------------------------------------------------|----------------------------|
| Data File: J:\gc24\data\112820\11280097.D\ | Instrument: K-GC-24 |
| Acqu Date: 11/29/20 22:56:00 | Vial: 2 |
| Run Type: CCB | Dilution: 1 |
| Lab ID: KQ2018923-18 | Raw Units: ppb |

| | | |
|------------------------|------------------------------|-------------------------------|
| Bottle ID: | Tier: IV | Matrix: Sediment |
| Prod Code: HERB | Collect Date: 11/6/20 | Receive Date: 11/10/20 |

| | | |
|-----------------------------|---------------------|--------------------------------|
| Analysis Lot: 705101 | Prep Lot: | Report Group: KQ2018923 |
| Analysis: 8151A | Prep Method: | |
| | Prep Date: | |

| | |
|--------------------------------------------|----------------------------------|
| Title: Chlorinated Herbicides by GC | Calibration ID: KC2000566 |
| | Report List ID: 11736 |

Surrogate Compounds

| Parameter Name | RT 1 | RT 2 | Resp 1 | Resp 2 | Solution Conc 1 | Solution Conc 2 | % Rec 1 | % Rec 2 | % Rec | % Rec Criteria | Rpt? |
|----------------|-----------------------|-----------------------|--------|--------|-----------------|-----------------|---------|---------|-------|----------------|------|
| DCAA | 8.01 ^{+0.01} | 7.84 ^{+0.01} | 8340 | 65848 | 0.458 | 1.557 | | | | 26 - 127 | Y |

Target Compounds

Final Conc.Units: ug/Kg

| Parameter Name | RT 1 | RT 2 | Resp 1 | Resp 2 | Solution Conc 1 | Solution Conc 2 | Final Conc 1 | Final Conc 2 | Primary Conc | Rpt? |
|----------------|------------------------|------------------------|--------|--------|-----------------|-----------------|--------------|--------------|--------------|------|
| 2,4,5-TP | 10.27 ^{+0.01} | 10.14 ^{-0.01} | 8738 | 34003 | 0.093 | 0.168 | 0.16U | 0.28U | 2.4 U | Y |
| 2,4-D | 0.00 | 9.05 ^{-0.02} | 0 | 215787 | 0.000 | 4.215 | 0U | 7.0U | 7.7 U | Y |

| | |
|------------------------------------|-----------------------------|
| Prep Amount: 30.00 g | Dilution: 1 |
| Prep Final Amount: 50.00 mL | Basis Factor: 100.00 |

U: Undetected at or above MDL
 J: Analyte detected above MDL, but below MRL
 B: Hit above MRL also found in Method Blank
 E: Analyte concentration above high point of ICAL
 N: Presumptive evidence of compound

D: Result from dilution
 m: Manual integration performed
 d: Compound manually deleted
 NR: Analyte not reported from this analysis

*: Result fails acceptance criteria
 #: Acceptance criteria not applicable
 ?: Insufficient information to determine acceptance
 e: Result >= MRL, but MRL less than low point of ICAL
 c: check for co-elution

Printed: 12/1/20 13:51

\\alprews001\starlims\LIMSReps\QuantValidation.rpt

Quantitation Report

1st *SM* 11/30/20
2nd *UA* 12/01/20

| | |
|---------------------------------------------------|----------------------------|
| Data File: J:\gc24\data\112820\11280097.D\ | Instrument: K-GC-24 |
| Acqu Date: 11/29/20 22:56:00 | Vial: 2 |
| Run Type: CCB | Dilution: 1 |
| Lab ID: KQ2018923-18 | Raw Units: ppb |

| | | |
|------------------------|------------------------------|-------------------------------|
| Bottle ID: | Tier: IV | Matrix: Sediment |
| Prod Code: HERB | Collect Date: 11/6/20 | Receive Date: 11/10/20 |

| | | |
|-----------------------------|---------------------|--------------------------------|
| Analysis Lot: 705101 | Prep Lot: | Report Group: KQ2018923 |
| Analysis: 8151A | Prep Method: | |
| | Prep Date: | |

| | |
|--------------------------------------------|----------------------------------|
| Title: Chlorinated Herbicides by GC | Calibration ID: KC2000566 |
| | Report List ID: 18726 |

Surrogate Compounds

| Parameter Name | RT 1 | RT 2 | Resp 1 | Resp 2 | Solution Conc 1 | Solution Conc 2 | % Rec 1 | % Rec 2 | % Rec | % Rec Criteria | Rpt? |
|-------------------------------|-----------------------|-----------------------|--------|--------|-----------------|-----------------|---------|---------|-------|----------------|------|
| 2,4-Dichlorophenylacetic Acid | 8.01 ^{+0.01} | 7.84 ^{+0.01} | 8340 | 65848 | 0.458 | 1.557 | | | | 26 - 127 | Y |

Target Compounds

Final Conc.Units: ug/Kg

| Parameter Name | RT 1 | RT 2 | Resp 1 | Resp 2 | Solution Conc 1 | Solution Conc 2 | Final Conc 1 | Final Conc 2 | Primary Conc | Rpt? |
|-------------------|------------------------|------------------------|--------|--------|----------------------|----------------------|--------------|--------------|--------------|------|
| 2,4,5-T | 10.72 ^{+0.01} | 10.56 ^{+0.01} | 6486 | 29267 | 0.079 | 0.153 | 0.13U | 0.26U | 4.0 U | Y |
| 2,4,5-TP (Silvex) | 10.27 ^{+0.01} | 10.14 ^{-0.01} | 8738 | 34003 | 0.093 | 0.168 | 0.16U | 0.28U | 2.4 U | Y |
| 2,4-D | 0.00 | 9.05 ^{-0.02} | 0 | 215787 | 0.000 | 4.215 | 0U | 7.0U | 7.7 U | Y |
| 2,4-DB | 11.27 ^{-0.02} | 0.00 | 52263 | 0 | 5.094 ^{CCV} | 0.000 | 8.5J | 0U | 5.4 U | Y |
| Dalapon | 0.00 | 2.84 ^{-0.04} | 0 | 18458 | 0.000 | 0.382 | 0U | 0.64U | 5.5 U | Y |
| Dicamba | 8.22 | 7.93 | 6816 | 18274 | 0.098 | 0.123 ^{CCV} | 0.16U | 0.21U | 4.3 U | Y |
| Dichlorprop | 9.00 ^{+0.03} | 8.77 | 49232 | 11904 | 2.640 | 0.285 ^{CCV} | 4.4J | 0.48U | 3.4 U | Y |
| Dinoseb | 11.69 ^{+0.01} | 11.33 | 11032 | 27758 | 0.178 | 0.203 | 0.30U | 0.34U | 2.7 U | Y |
| MCPA | 0.00 | 0.00 | 0 | 0 | 0.000 | 0.000 ^{CCV} | 0U | 0U | 320 U | Y |
| MCPP | 8.31 ^{+0.01} | 0.00 | 7239 | 0 | 664.554 | 0.000 ^{CCV} | 1100J | 0U | 460 U | Y |

Prep Amount: 30.00 g **Dilution:** 1
Prep Final Amount: 50.00 mL **Basis Factor:** 100.00

U: Undetected at or above MDL
J: Analyte detected above MDL, but below MRL
B: Hit above MRL also found in Method Blank
E: Analyte concentration above high point of ICAL
N: Presumptive evidence of compound

D: Result from dilution
m: Manual integration performed
d: Compound manually deleted
NR: Analyte not reported from this analysis

*: Result fails acceptance criteria
#: Acceptance criteria not applicable
?: Insufficient information to determine acceptance
e: Result >= MRL, but MRL less than low point of ICAL
c: check for co-elution

Printed: 11/30/20 7:36

\\alprews001\starlims\LIMSReps\QuantValidation.rpt

Data File : J:\gc24\data\112820\11280097.D Vial: 17
 Signal(s) : Signal #1: ECD1A.CH Signal #2: ECD2B.CH
 Acq On : 29 Nov 2020 10:56 pm Operator: SM
 Sample : IB Inst : HP G1530A
 Misc : Multiplr: 1.00
 Integration File signal 1: RTEINT.P
 Integration File signal 2: RTEINT2.P
 Quant Time: Nov 30 07:19:15 2020
 Quant Results File: 102120_8151.RES

Quant Method : J:\gc24\Methods\102120_8151.M
 Quant Title : 103118_8151.m MJ215 CAL_KC1800
 QLast Update : Wed Oct 21 17:30:52 2020
 Response via : Initial Calibration
 DataAcq Meth:8151A-17.M

Volume Inj. : 2 uL
 Signal #1 Phase : RTX-CLP2 Signal #2 Phase: ZB-XLB-HT
 Signal #1 Info : 0.25 mm Signal #2 Info : 0.25 mm

| Compound | RT#1 | RT#2 | Resp#1 | Resp#2 | ppb | ppb |
|-----------------------------|--------|--------|--------|--------|---------|---------|
| ----- | | | | | | |
| System Monitoring Compounds | | | | | | |
| 2) s 2,4-Dichl... | 8.013 | 7.840 | 8340 | 65848 | 0.458 | 1.557 # |
| Target Compounds | | | | | | |
| 1) m Dalapon | 0.000 | 2.843f | 0 | 18458 | N.D. d | 0.382 |
| 3) m Dicamba | 8.223 | 7.933 | 6816 | 18274 | 0.098 | 0.123 # |
| 4) m MCPP | 8.306 | 0.000 | 7239 | 0 | 664.554 | N.D. d# |
| 5) m MCPA | 0.000 | 0.000 | 0 | 0 | N.D. d | N.D. d |
| 6) m Dichloroprop | 9.000 | 8.767 | 49232 | 11904 | 2.640 | 0.285 # |
| 7) m 2,4-D | 0.000 | 9.050 | 0 | 215787 | N.D. d | 4.215 |
| 8) m 2,4,5-TP ... | 10.273 | 10.140 | 8738 | 34003 | 0.093 | 0.168 # |
| 9) m 2,4,5-T | 10.720 | 10.557 | 6486 | 29267 | 0.079 | 0.153 # |
| 10) m 2,4-DB | 11.270 | 0.000 | 52263 | 0 | 5.094 | N.D. d# |
| 11) m Dinoseb | 11.686 | 11.333 | 11032 | 27758 | 0.178 | 0.203 |
| ----- | | | | | | |

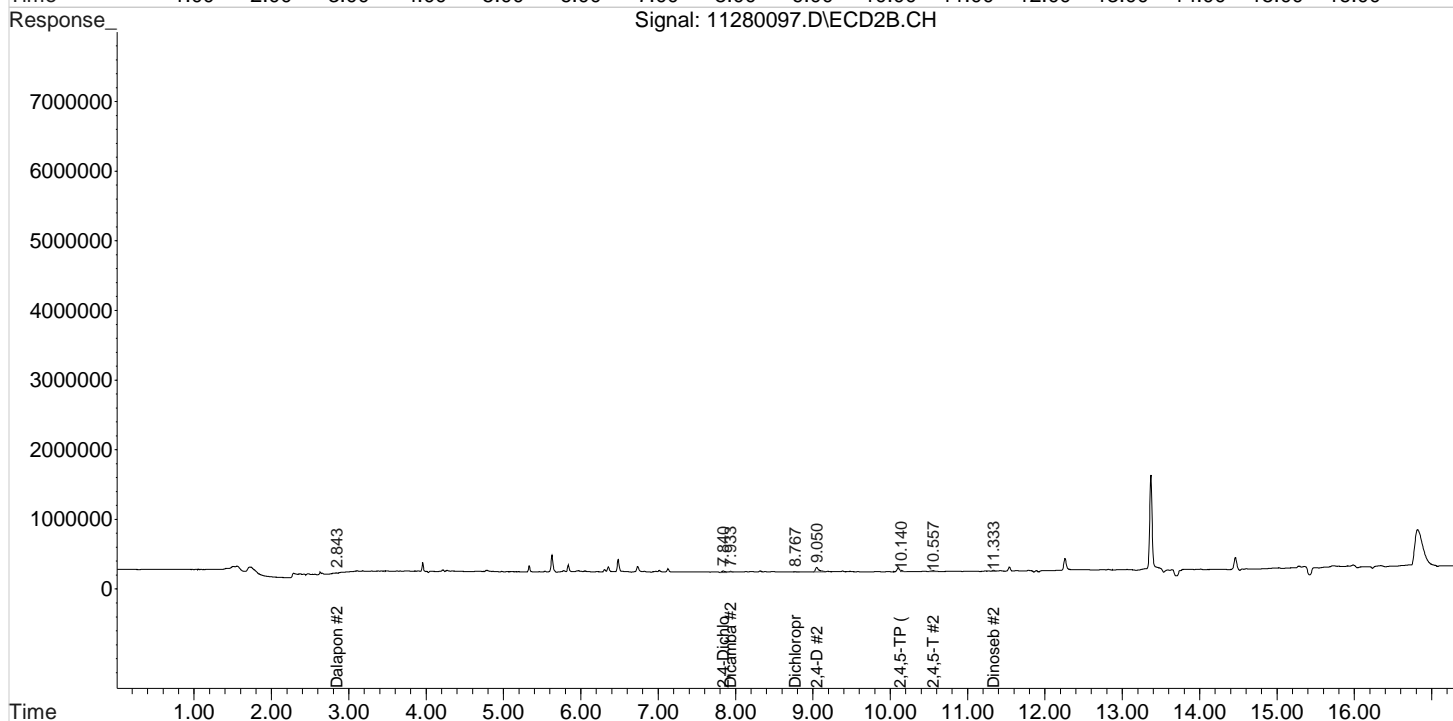
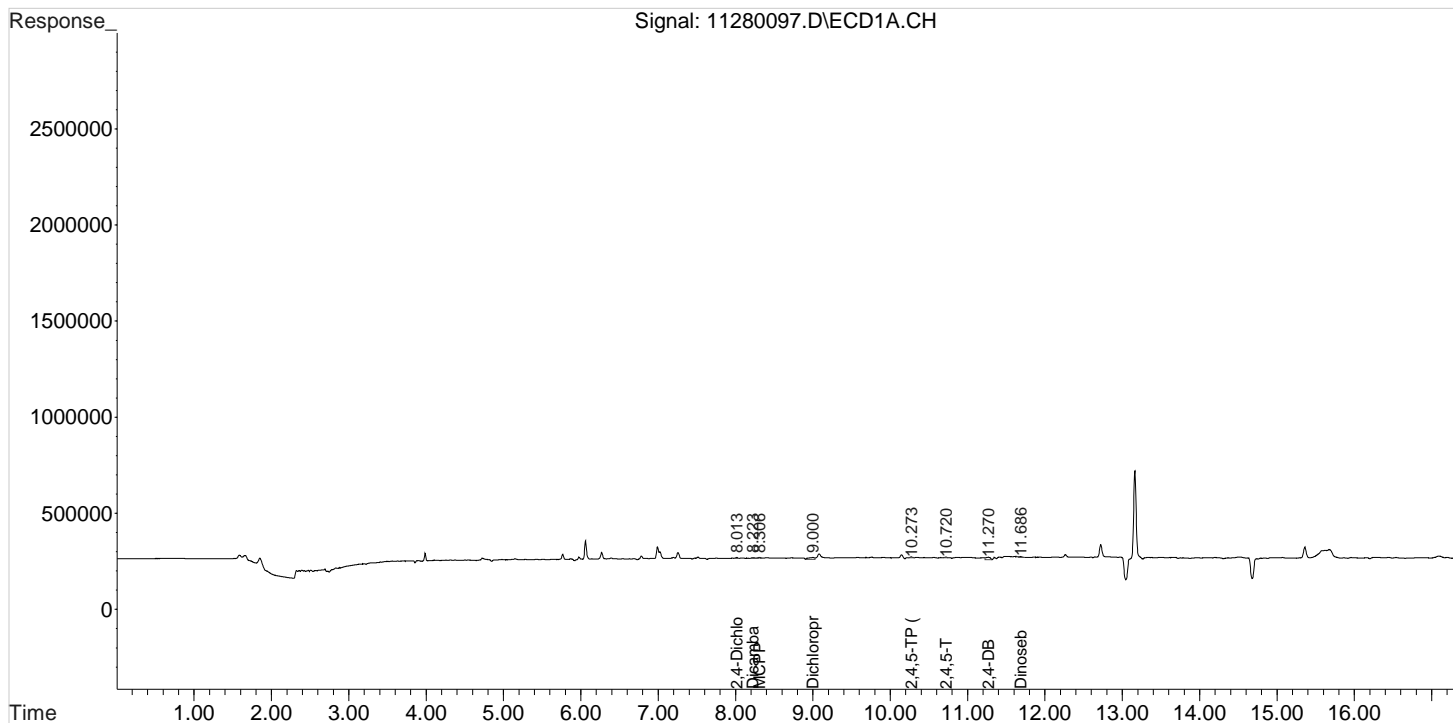
(f)=RT Delta > 1/2 Window (#)=Amounts differ by > 25% (m)=manual int.

Data File : J:\gc24\data\112820\11280097.D
 Signal(s) : Signal #1: ECD1A.CH Signal #2: ECD2B.CH
 Acq On : 29 Nov 2020 10:56 pm
 Sample : IB
 Misc :
 Integration File signal 1: RTEINT.P
 Integration File signal 2: RTEINT2.P
 Quant Time: Nov 30 07:19:15 2020
 Quant Results File: 102120_8151.RES

Vial: 17
 Operator: SM
 Inst : HP G1530A
 Multiplr: 1.00

Quant Method : J:\gc24\Methods\102120_8151.M
 Quant Title : 103118_8151.m MJ215 CAL_KC1800
 QLast Update : Wed Oct 21 17:30:52 2020
 Response via : Initial Calibration
 DataAcq Meth:8151A-17.M

Volume Inj. : 2 uL
 Signal #1 Phase : RTX-CLP2 Signal #2 Phase: ZB-XLB-HT
 Signal #1 Info : 0.25 mm Signal #2 Info : 0.25 mm



Validation Report

1st *SM* 11/29/20
2nd *JA* 12/01/20

Data File: J:\gc24\data\112820\11280002.D\
Lab ID: KQ2018923-01
RunType: CCV
Matrix: Sediment

Date Acquired: 11/28/20 10:42:00
Batch ID: 705101
Analysis Method: 8151A/HERB

Validations

| Validation Categories | Pass | Fail |
|---------------------------------|------|------|
| ICAL Analyte Recovery | X | |
| Second Source ICAL Verification | X | |
| Above Highest ICAL Level | X | |
| Analyte Coelutions | X | |

Primary Review: _____

Secondary Review: _____

Quantitation Report

| | |
|---------------------------------------------------|----------------------------|
| Data File: J:\gc24\data\112820\11280002.D\ | Instrument: K-GC-24 |
| Acqu Date: 11/28/20 10:42:00 | Vial: 19 |
| Run Type: CCV | Dilution: 1 |
| Lab ID: KQ2018923-01 | Raw Units: ppb |

| | | |
|------------------------|------------------------------|-------------------------------|
| Bottle ID: | Tier: IV | Matrix: Sediment |
| Prod Code: HERB | Collect Date: 11/6/20 | Receive Date: 11/10/20 |

| | | |
|-----------------------------|---------------------|--------------------------------|
| Analysis Lot: 705101 | Prep Lot: | Report Group: KQ2018923 |
| Analysis: 8151A | Prep Method: | |
| | Prep Date: | |

| | |
|--------------------------------------------|----------------------------------|
| Title: Chlorinated Herbicides by GC | Calibration ID: KC2000566 |
| | Report List ID: 11736 |

Surrogate Compounds

| Parameter Name | RT 1 | RT 2 | Resp 1 | Resp 2 | Solution | | % Rec | | Rpt? |
|----------------|------|------|---------|---------|----------|---------|-------|---|------|
| | | | | | Conc 1 | Conc 2 | 1 | 2 | |
| DCAA | 7.99 | 7.82 | 1788921 | 4709683 | 98.311 | 111.346 | | | Y |

Target Compounds

| Parameter Name | RT 1 | RT 2 | Resp 1 | Resp 2 | Solution | | Final | | Rpt? |
|----------------|-------|-------|---------|----------|----------|---------|--------|--------|------|
| | | | | | Conc 1 | Conc 2 | Conc 1 | Conc 2 | |
| 2,4,5-TP | 10.26 | 10.13 | 8852984 | 23615257 | 94.501 | 116.332 | 94.5 | 116 | Y |
| 2,4-D | 9.31 | 9.06 | 1884960 | 5306933 | 88.745 | 103.654 | 88.7 | 104 | Y |

| | |
|------------------------------------|-----------------------------|
| Prep Amount: 30.00 g | Dilution: 1 |
| Prep Final Amount: 50.00 mL | Basis Factor: 100.00 |

U: Undetected at or above MDL
 J: Analyte detected above MDL, but below MRL
 B: Hit above MRL also found in Method Blank
 E: Analyte concentration above high point of ICAL
 N: Presumptive evidence of compound

D: Result from dilution
 m: Manual integration performed
 d: Compound manually deleted
 NR: Analyte not reported from this analysis

*: Result fails acceptance criteria
 #: Acceptance criteria not applicable
 ?: Insufficient information to determine acceptance
 e: Result >= MRL, but MRL less than low point of ICAL
 c: check for co-elution

Printed: 12/1/20 13:51

\\alprews001\starlims\LIMSReps\QuantValidation.rpt

Quantitation Report

1st *SM* 11/29/20
2nd *UA* 12/01/20

| | |
|---------------------------------------------------|----------------------------|
| Data File: J:\gc24\data\112820\11280002.D\ | Instrument: K-GC-24 |
| Acqu Date: 11/28/20 10:42:00 | Vial: 19 |
| Run Type: CCV | Dilution: 1 |
| Lab ID: KQ2018923-01 | Raw Units: ppb |

| | | |
|------------------------|------------------------------|-------------------------------|
| Bottle ID: | Tier: IV | Matrix: Sediment |
| Prod Code: HERB | Collect Date: 11/6/20 | Receive Date: 11/10/20 |

| | | |
|-----------------------------|---------------------|--------------------------------|
| Analysis Lot: 705101 | Prep Lot: | Report Group: KQ2018923 |
| Analysis: 8151A | Prep Method: | |
| | Prep Date: | |

| | |
|--------------------------------------------|----------------------------------|
| Title: Chlorinated Herbicides by GC | Calibration ID: KC2000566 |
| | Report List ID: 18726 |

Surrogate Compounds

| Parameter Name | RT 1 | RT 2 | Resp 1 | Resp 2 | Solution | | % Rec | | Rpt? |
|-------------------------------|------|------|---------|---------|----------|---------|-------|---|------|
| | | | | | Conc 1 | Conc 2 | 1 | 2 | |
| 2,4-Dichlorophenylacetic Acid | 7.99 | 7.82 | 1788921 | 4709683 | 98.311 | 111.346 | | | Y |

Target Compounds

| Parameter Name | RT 1 | RT 2 | Resp 1 | Resp 2 | Solution | | Final | | Rpt? |
|-------------------|-------|-------|---------|----------|-----------|-----------|--------|--------|------|
| | | | | | Conc 1 | Conc 2 | Conc 1 | Conc 2 | |
| 2,4,5-T | 10.70 | 10.54 | 6654361 | 17825678 | 80.650 | 93.149 | 80.7 | 93.1 | Y |
| 2,4,5-TP (Silvex) | 10.26 | 10.13 | 8852984 | 23615257 | 94.501 | 116.332 | 94.5 | 116 | Y |
| 2,4-D | 9.31 | 9.06 | 1884960 | 5306933 | 88.745 | 103.654 | 88.7 | 104 | Y |
| 2,4-DB | 11.28 | 11.18 | 789287 | 2540928 | 76.933 | 87.570 | 76.9 | 87.6 | Y |
| Dalapon | 3.12 | 2.87 | 2619966 | 5613579 | 108.002 | 116.193 | 108 | 116 | Y |
| Dicamba | 8.21 | 7.92 | 7011442 | 17449675 | 100.451 | 117.734 | 100 | 118 | Y |
| Dichlorprop | 8.96 | 8.75 | 1790236 | 4891546 | 96.003 | 117.261 | 96.0 | 117 | Y |
| Dinoseb | 11.68 | 11.32 | 5518711 | 14600766 | 89.204 | 106.764 | 89.2 | 107 | Y |
| MCPA | 8.56 | 8.36 | 606906 | 2976333 | 10365.155 | 13851.859 | 10400 | 13900 | Y |
| MCPP | 8.29 | 8.11 | 455442 | 2245112 | 10309.512 | 14098.077 | 10300 | 14100 | Y |

Prep Amount: 30.00 g **Dilution:** 1
Prep Final Amount: 50.00 mL **Basis Factor:** 100.00

U: Undetected at or above MDL
J: Analyte detected above MDL, but below MRL
B: Hit above MRL also found in Method Blank
E: Analyte concentration above high point of ICAL
N: Presumptive evidence of compound

D: Result from dilution
m: Manual integration performed
d: Compound manually deleted
NR: Analyte not reported from this analysis

*: Result fails acceptance criteria
#: Acceptance criteria not applicable
?: Insufficient information to determine acceptance
e: Result >= MRL, but MRL less than low point of ICAL
c: check for co-elution

Printed: 11/30/20 7:36

\\alprews001\starlims\LIMSReps\QuantValidation.rpt

Data File : J:\gc24\data\112820\11280002.D Vial: 16
 Signal(s) : Signal #1: ECD1A.CH Signal #2: ECD2B.CH
 Acq On : 28 Nov 2020 10:42 am Operator: SM
 Sample : PENTA-2 41C 100C Inst : HP G1530A
 Misc : Multiplr: 1.00
 Integration File signal 1: RTEINT.P
 Integration File signal 2: RTEINT2.P
 Quant Time: Nov 29 11:21:38 2020
 Quant Results File: 102120_8151.RES

Quant Method : J:\gc24\Methods\102120_8151.M
 Quant Title : 103118_8151.m MJ215 CAL_KC1800
 QLast Update : Wed Oct 21 17:31:59 2020
 Response via : Initial Calibration
 DataAcq Meth:8151A-17.M

Volume Inj. : 2 uL
 Signal #1 Phase : RTX-CLP2 Signal #2 Phase: ZB-XLB-HT
 Signal #1 Info : 0.25 mm Signal #2 Info : 0.25 mm

| Compound | RT#1 | RT#2 | Resp#1 | Resp#2 | ppb | ppb |
|-----------------------------|--------|--------|---------|----------|-----------|-------------|
| ----- | | | | | | |
| System Monitoring Compounds | | | | | | |
| 2) s 2,4-Dichl... | 7.986 | 7.816 | 1788921 | 4709683 | 98.311 | 111.346 |
| Target Compounds | | | | | | |
| 1) m Dalapon | 3.119 | 2.869 | 2619966 | 5613579 | 108.002 | 116.193 |
| 3) m Dicamba | 8.206 | 7.919 | 7011442 | 17449675 | 100.451 | 117.734 |
| 4) m MCPP | 8.289 | 8.106 | 455442 | 2245112 | 10309.512 | 14098.077 # |
| 5) m MCPA | 8.556 | 8.356 | 606906 | 2976333 | 10365.155 | 13851.859 # |
| 6) m Dichloroprop | 8.956 | 8.753 | 1790236 | 4891546 | 96.003 | 117.261 |
| 7) m 2,4-D | 9.313 | 9.063 | 1884960 | 5306933 | 88.745 | 103.654 |
| 8) m 2,4,5-TP ... | 10.256 | 10.133 | 8852984 | 23615257 | 94.501 | 116.332 |
| 9) m 2,4,5-T | 10.703 | 10.539 | 6654361 | 17825678 | 80.650 | 93.149 |
| 10) m 2,4-DB | 11.283 | 11.176 | 789287 | 2540928 | 76.933 | 87.570 |
| 11) m Dinoseb | 11.679 | 11.323 | 5518711 | 14600766 | 89.204 | 106.764 |
| ----- | | | | | | |

(f)=RT Delta > 1/2 Window (#)=Amounts differ by > 25% (m)=manual int.

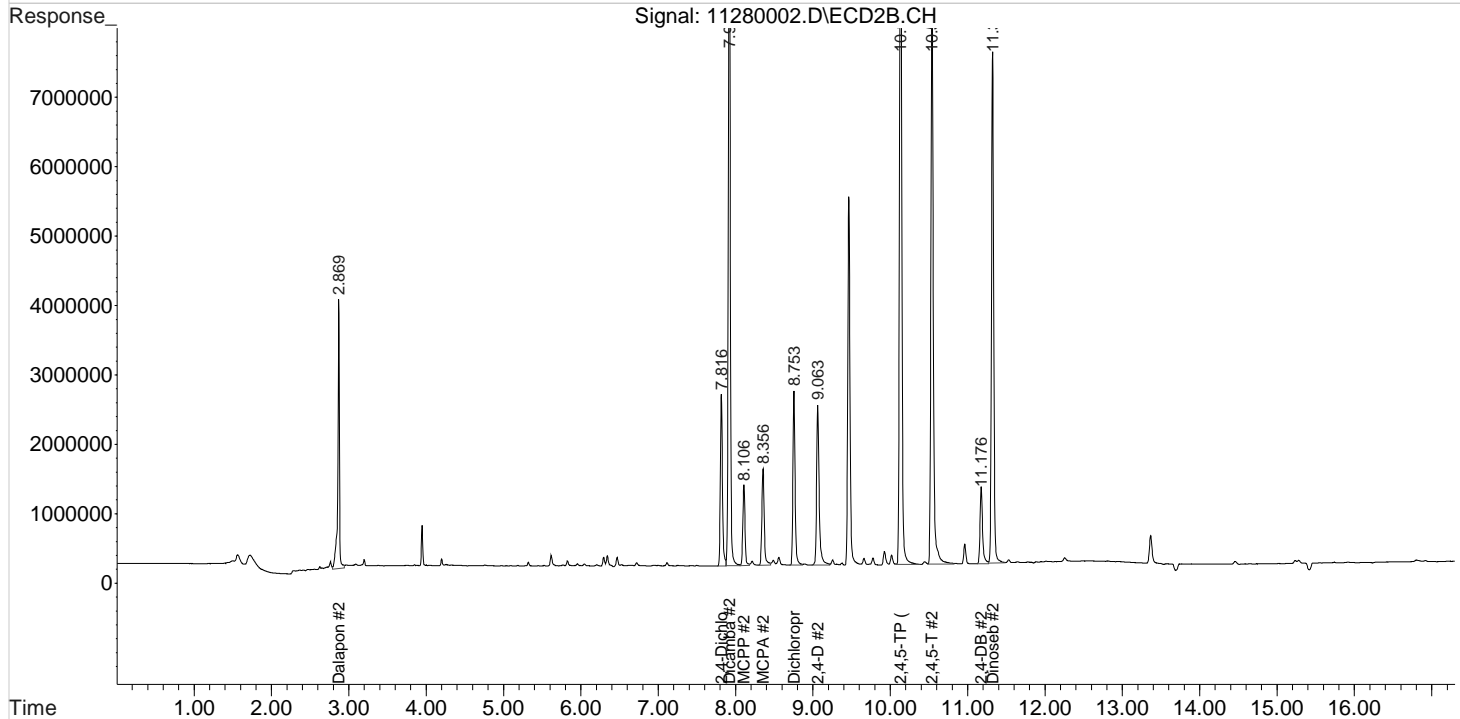
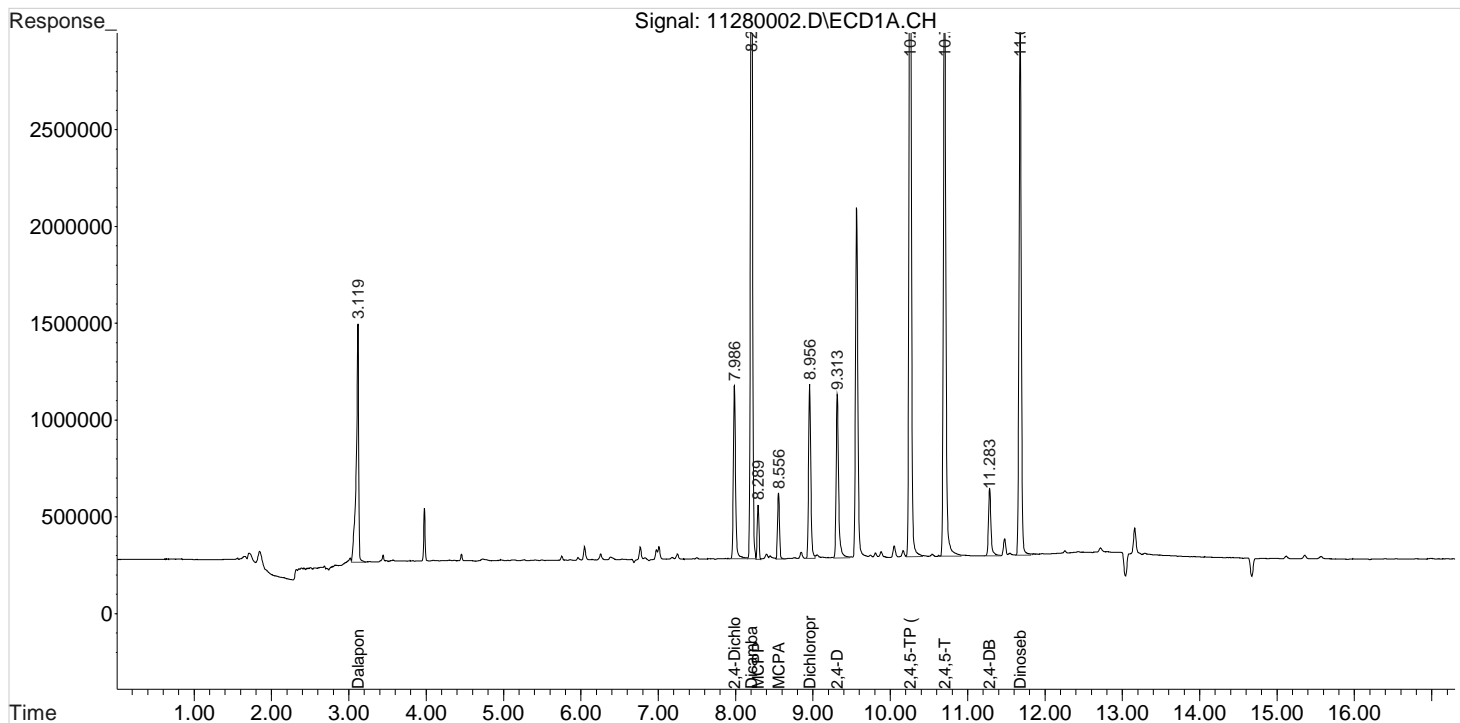
Data File : J:\gc24\data\112820\11280002.D
Signal(s) : Signal #1: ECD1A.CH Signal #2: ECD2B.CH
Acq On : 28 Nov 2020 10:42 am
Sample : PENTA-2 41C 100C
Misc :

Vial: 16
Operator: SM
Inst : HP G1530A
Multiplr: 1.00

Integration File signal 1: RTEINT.P
Integration File signal 2: RTEINT2.P
Quant Time: Nov 29 11:21:38 2020
Quant Results File: 102120_8151.RES

Quant Method : J:\gc24\Methods\102120_8151.M
Quant Title : 103118_8151.m MJ215 CAL_KC1800
QLast Update : Wed Oct 21 17:31:59 2020
Response via : Initial Calibration
DataAcq Meth:8151A-17.M

Volume Inj. : 2 uL
Signal #1 Phase : RTX-CLP2
Signal #1 Info : 0.25 mm
Signal #2 Phase: ZB-XLB-HT
Signal #2 Info : 0.25 mm



Validation Report

1st *SM* 11/29/20
2nd *JA* 12/01/20

Data File: J:\gc24\data\112820\11280014.D\
Lab ID: KQ2018923-03
RunType: CCV
Matrix: Sediment

Date Acquired: 11/28/20 15:16:00
Batch ID: 705101
Analysis Method: 8151A/HERB

Validations

| Validation Categories | Pass | Fail |
|---------------------------------|------|------|
| ICAL Analyte Recovery | X | |
| Second Source ICAL Verification | X | |
| Above Highest ICAL Level | X | |
| Analyte Coelutions | X | |

Primary Review: _____

Secondary Review: _____

Quantitation Report

| | |
|---------------------------------------------------|----------------------------|
| Data File: J:\gc24\data\112820\11280014.D\ | Instrument: K-GC-24 |
| Acqu Date: 11/28/20 15:16:00 | Vial: 17 |
| Run Type: CCV | Dilution: 1 |
| Lab ID: KQ2018923-03 | Raw Units: ppb |

| | | |
|------------------------|------------------------------|-------------------------------|
| Bottle ID: | Tier: IV | Matrix: Sediment |
| Prod Code: HERB | Collect Date: 11/6/20 | Receive Date: 11/10/20 |

| | | |
|-----------------------------|---------------------|--------------------------------|
| Analysis Lot: 705101 | Prep Lot: | Report Group: KQ2018923 |
| Analysis: 8151A | Prep Method: | |
| | Prep Date: | |

| | |
|--------------------------------------------|----------------------------------|
| Title: Chlorinated Herbicides by GC | Calibration ID: KC2000566 |
| | Report List ID: 11736 |

Surrogate Compounds

| Parameter Name | RT 1 | RT 2 | Resp 1 | Resp 2 | Solution | | % Rec | | Rpt? |
|----------------|------|------|---------|---------|----------|---------|-------|---|------|
| | | | | | Conc 1 | Conc 2 | 1 | 2 | |
| DCAA | 7.99 | 7.82 | 1784045 | 4586744 | 98.043 | 108.439 | | | Y |

Target Compounds

| Parameter Name | RT 1 | RT 2 | Resp 1 | Resp 2 | Solution | | Final | | Rpt? |
|----------------|-------|-------|---------|----------|----------|---------|--------|--------|------|
| | | | | | Conc 1 | Conc 2 | Conc 1 | Conc 2 | |
| 2,4,5-TP | 10.26 | 10.14 | 8821021 | 22960884 | 94.160 | 113.109 | 94.2 | 113 | Y |
| 2,4-D | 9.32 | 9.06 | 1886150 | 5224821 | 88.801 | 102.050 | 88.8 | 102 | Y |

Prep Amount: 30.00 g **Dilution:** 1
Prep Final Amount: 50.00 mL **Basis Factor:** 100.00

U: Undetected at or above MDL
 J: Analyte detected above MDL, but below MRL
 B: Hit above MRL also found in Method Blank
 E: Analyte concentration above high point of ICAL
 N: Presumptive evidence of compound

D: Result from dilution
 m: Manual integration performed
 d: Compound manually deleted
 NR: Analyte not reported from this analysis

*: Result fails acceptance criteria
 #: Acceptance criteria not applicable
 ?: Insufficient information to determine acceptance
 e: Result >= MRL, but MRL less than low point of ICAL
 c: check for co-elution

Printed: 12/1/20 13:51

\\alprews001\starlims\LIMSReps\QuantValidation.rpt

Quantitation Report

1st *SM* 11/29/20
2nd *UA* 12/01/20

| | |
|---------------------------------------------------|----------------------------|
| Data File: J:\gc24\data\112820\11280014.D\ | Instrument: K-GC-24 |
| Acqu Date: 11/28/20 15:16:00 | Vial: 17 |
| Run Type: CCV | Dilution: 1 |
| Lab ID: KQ2018923-03 | Raw Units: ppb |

| | | |
|------------------------|------------------------------|-------------------------------|
| Bottle ID: | Tier: IV | Matrix: Sediment |
| Prod Code: HERB | Collect Date: 11/6/20 | Receive Date: 11/10/20 |

| | | |
|-----------------------------|---------------------|--------------------------------|
| Analysis Lot: 705101 | Prep Lot: | Report Group: KQ2018923 |
| Analysis: 8151A | Prep Method: | |
| | Prep Date: | |

| | |
|--------------------------------------------|----------------------------------|
| Title: Chlorinated Herbicides by GC | Calibration ID: KC2000566 |
| | Report List ID: 18726 |

Surrogate Compounds

| Parameter Name | RT 1 | RT 2 | Resp 1 | Resp 2 | Solution | | % Rec | | Rpt? |
|-------------------------------|------|------|---------|---------|----------|---------|-------|---|------|
| | | | | | Conc 1 | Conc 2 | 1 | 2 | |
| 2,4-Dichlorophenylacetic Acid | 7.99 | 7.82 | 1784045 | 4586744 | 98.043 | 108.439 | | | Y |

Target Compounds

| Parameter Name | RT 1 | RT 2 | Resp 1 | Resp 2 | Solution | | Final | | Rpt? |
|-------------------|-------|-------|---------|----------|-----------|-----------|--------|--------|------|
| | | | | | Conc 1 | Conc 2 | Conc 1 | Conc 2 | |
| 2,4,5-T | 10.70 | 10.54 | 6685187 | 17549975 | 81.023 | 91.708 | 81.0 | 91.7 | Y |
| 2,4,5-TP (Silvex) | 10.26 | 10.14 | 8821021 | 22960884 | 94.160 | 113.109 | 94.2 | 113 | Y |
| 2,4-D | 9.32 | 9.06 | 1886150 | 5224821 | 88.801 | 102.050 | 88.8 | 102 | Y |
| 2,4-DB | 11.28 | 11.17 | 800043 | 2498462 | 77.981 | 86.107 | 78.0 | 86.1 | Y |
| Dalapon | 3.12 | 2.88 | 2666823 | 5319995 | 109.934 | 110.116 | 110 | 110 | Y |
| Dicamba | 8.21 | 7.92 | 6977067 | 16914527 | 99.958 | 114.123 | 100 | 114 | Y |
| Dichlorprop | 8.96 | 8.76 | 1788529 | 4757591 | 95.911 | 114.050 | 95.9 | 114 | Y |
| Dinoseb | 11.68 | 11.32 | 5448332 | 14046921 | 88.066 | 102.715 | 88.1 | 103 | Y |
| MCPA | 8.56 | 8.36 | 584063 | 2759423 | 9975.027 | 12705.431 | 9980 | 12700 | Y |
| MCPP | 8.30 | 8.11 | 444592 | 2096816 | 10076.029 | 13073.146 | 10100 | 13100 | Y |

Prep Amount: 30.00 g **Dilution:** 1
Prep Final Amount: 50.00 mL **Basis Factor:** 100.00

U: Undetected at or above MDL
J: Analyte detected above MDL, but below MRL
B: Hit above MRL also found in Method Blank
E: Analyte concentration above high point of ICAL
N: Presumptive evidence of compound

D: Result from dilution
m: Manual integration performed
d: Compound manually deleted
NR: Analyte not reported from this analysis

*: Result fails acceptance criteria
#: Acceptance criteria not applicable
?: Insufficient information to determine acceptance
e: Result >= MRL, but MRL less than low point of ICAL
c: check for co-elution

Printed: 11/30/20 7:36

\\alprews001\starlims\LIMSReps\QuantValidation.rpt

Data File : J:\gc24\data\112820\11280014.D Vial: 16
 Signal(s) : Signal #1: ECD1A.CH Signal #2: ECD2B.CH
 Acq On : 28 Nov 2020 3:16 pm Operator: SM
 Sample : PENTA-2 41C 100C Inst : HP G1530A
 Misc : Multiplr: 1.00
 Integration File signal 1: RTEINT.P
 Integration File signal 2: RTEINT2.P
 Quant Time: Nov 29 11:22:14 2020
 Quant Results File: 102120_8151.RES

Quant Method : J:\gc24\Methods\102120_8151.M
 Quant Title : 103118_8151.m MJ215 CAL_KC1800
 QLast Update : Wed Oct 21 17:30:52 2020
 Response via : Initial Calibration
 DataAcq Meth:8151A-17.M

Volume Inj. : 2 uL
 Signal #1 Phase : RTX-CLP2 Signal #2 Phase: ZB-XLB-HT
 Signal #1 Info : 0.25 mm Signal #2 Info : 0.25 mm

| Compound | RT#1 | RT#2 | Resp#1 | Resp#2 | ppb | ppb |
|-----------------------------|--------|--------|---------|----------|-----------|-------------|
| ----- | | | | | | |
| System Monitoring Compounds | | | | | | |
| 2) s 2,4-Dichl... | 7.990 | 7.824 | 1784045 | 4586744 | 98.043 | 108.439 |
| Target Compounds | | | | | | |
| 1) m Dalapon | 3.124 | 2.877 | 2666823 | 5319995 | 109.934 | 110.116 |
| 3) m Dicamba | 8.210 | 7.924 | 6977067 | 16914527 | 99.958 | 114.123 |
| 4) m MCPP | 8.297 | 8.114 | 444592 | 2096816 | 10076.029 | 13073.146 # |
| 5) m MCPA | 8.560 | 8.361 | 584063 | 2759423 | 9975.027 | 12705.431 # |
| 6) m Dichloroprop | 8.960 | 8.761 | 1788529 | 4757591 | 95.911 | 114.050 |
| 7) m 2,4-D | 9.317 | 9.064 | 1886150 | 5224821 | 88.801 | 102.050 |
| 8) m 2,4,5-TP ... | 10.257 | 10.137 | 8821021 | 22960884 | 94.160 | 113.109 |
| 9) m 2,4,5-T | 10.700 | 10.541 | 6685187 | 17549975 | 81.023 | 91.708 |
| 10) m 2,4-DB | 11.284 | 11.174 | 800043 | 2498462 | 77.981 | 86.107 |
| 11) m Dinoseb | 11.677 | 11.324 | 5448332 | 14046921 | 88.066 | 102.715 |
| ----- | | | | | | |

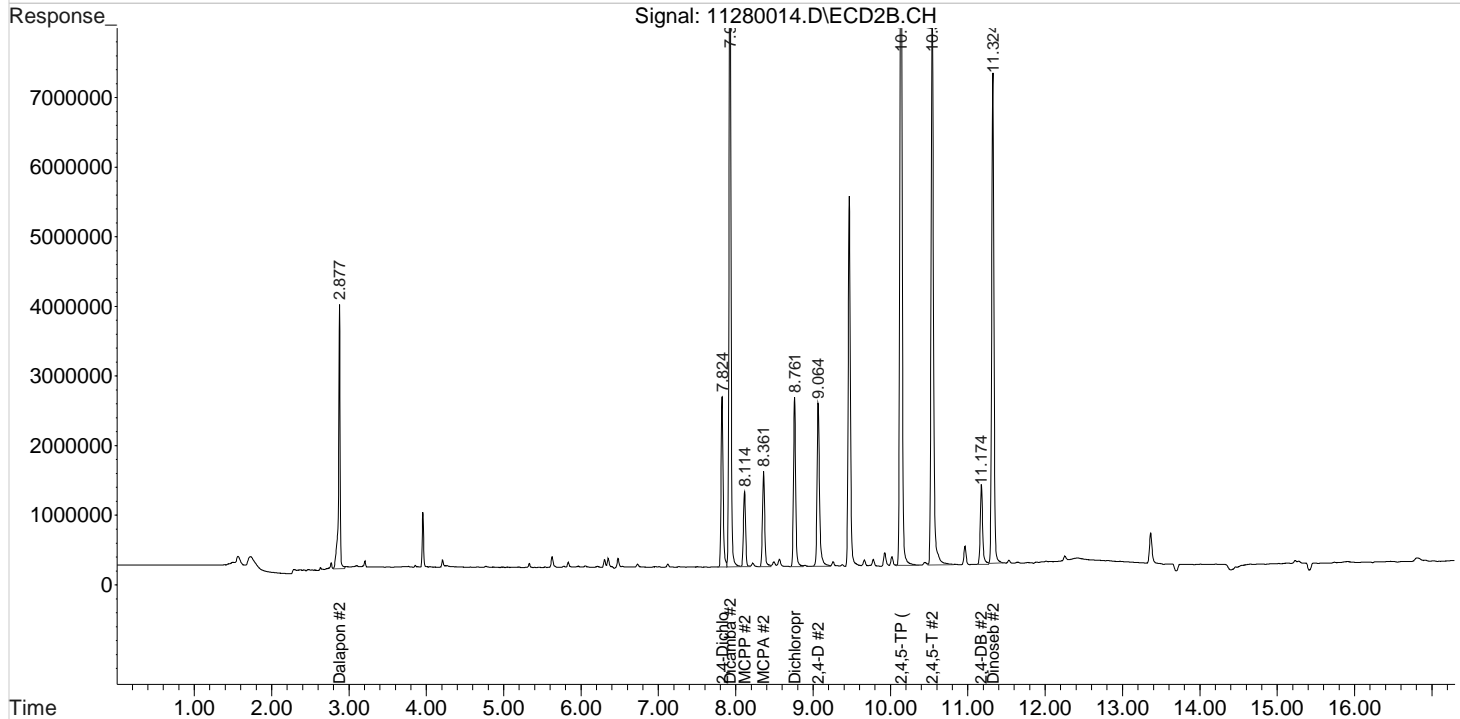
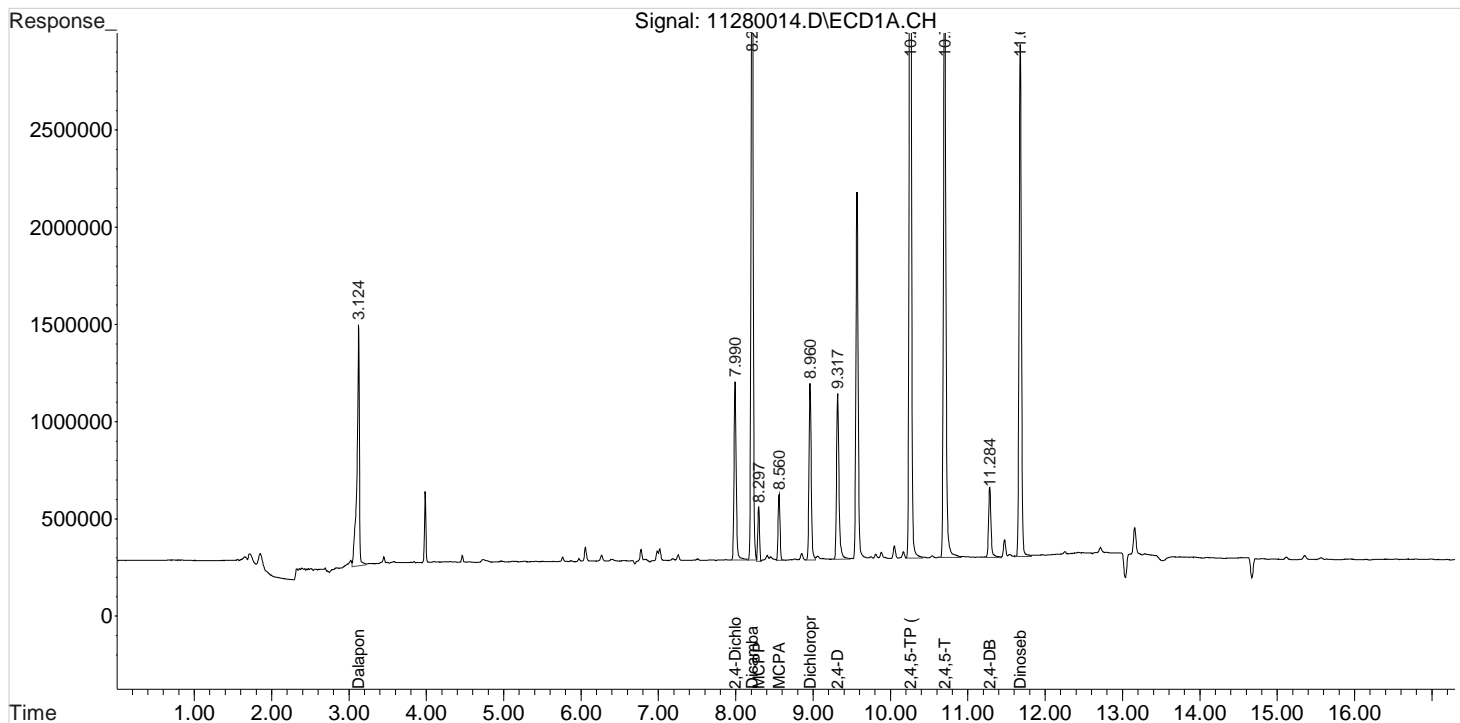
(f)=RT Delta > 1/2 Window (#)=Amounts differ by > 25% (m)=manual int.

Data File : J:\gc24\data\112820\11280014.D
Signal(s) : Signal #1: ECD1A.CH Signal #2: ECD2B.CH
Acq On : 28 Nov 2020 3:16 pm
Sample : PENTA-2 41C 100C
Misc :
Integration File signal 1: RTEINT.P
Integration File signal 2: RTEINT2.P
Quant Time: Nov 29 11:22:14 2020
Quant Results File: 102120_8151.RES

Vial: 16
Operator: SM
Inst : HP G1530A
Multiplr: 1.00

Quant Method : J:\gc24\Methods\102120_8151.M
Quant Title : 103118_8151.m MJ215 CAL_KC1800
QLast Update : Wed Oct 21 17:30:52 2020
Response via : Initial Calibration
DataAcq Meth:8151A-17.M

Volume Inj. : 2 uL
Signal #1 Phase : RTX-CLP2 Signal #2 Phase: ZB-XLB-HT
Signal #1 Info : 0.25 mm Signal #2 Info : 0.25 mm



Validation Report

1st *SM* 11/29/20
2nd *JA* 12/01/20

Data File: J:\gc24\data\112820\11280026.D\
Lab ID: KQ2018923-05
RunType: CCV
Matrix: Sediment

Date Acquired: 11/28/20 19:51:00
Batch ID: 705101
Analysis Method: 8151A/HERB

Validations

| Validation Categories | Pass | Fail |
|---------------------------------|------|------|
| ICAL Analyte Recovery | X | |
| Second Source ICAL Verification | X | |
| Above Highest ICAL Level | X | |
| Analyte Coelutions | X | |

Primary Review: _____

Secondary Review: _____

Quantitation Report

| | |
|---------------------------------------------------|----------------------------|
| Data File: J:\gc24\data\112820\11280026.D\ | Instrument: K-GC-24 |
| Acqu Date: 11/28/20 19:51:00 | Vial: 15 |
| Run Type: CCV | Dilution: 1 |
| Lab ID: KQ2018923-05 | Raw Units: ppb |

| | | |
|------------------------|------------------------------|-------------------------------|
| Bottle ID: | Tier: IV | Matrix: Sediment |
| Prod Code: HERB | Collect Date: 11/6/20 | Receive Date: 11/10/20 |

| | | |
|-----------------------------|---------------------|--------------------------------|
| Analysis Lot: 705101 | Prep Lot: | Report Group: KQ2018923 |
| Analysis: 8151A | Prep Method: | |
| | Prep Date: | |

| | |
|--------------------------------------------|----------------------------------|
| Title: Chlorinated Herbicides by GC | Calibration ID: KC2000566 |
| | Report List ID: 11736 |

Surrogate Compounds

| Parameter Name | RT 1 | RT 2 | Resp 1 | Resp 2 | Solution | | % Rec | | Rpt? |
|----------------|------|------|---------|---------|----------|---------|-------|---|------|
| | | | | | Conc 1 | Conc 2 | 1 | 2 | |
| DCAA | 7.99 | 7.82 | 1752672 | 4530905 | 96.319 | 107.119 | | | Y |

Target Compounds

| Parameter Name | RT 1 | RT 2 | Resp 1 | Resp 2 | Solution | | Final | | Rpt? |
|----------------|-------|-------|---------|----------|----------|---------|--------|--------|------|
| | | | | | Conc 1 | Conc 2 | Conc 1 | Conc 2 | |
| 2,4,5-TP | 10.26 | 10.13 | 8713350 | 22422417 | 93.011 | 110.456 | 93.0 | 110 | Y |
| 2,4-D | 9.32 | 9.07 | 1867489 | 5146535 | 87.923 | 100.521 | 87.9 | 101 | Y |

Prep Amount: 30.00 g **Dilution:** 1
Prep Final Amount: 50.00 mL **Basis Factor:** 100.00

U: Undetected at or above MDL
 J: Analyte detected above MDL, but below MRL
 B: Hit above MRL also found in Method Blank
 E: Analyte concentration above high point of ICAL
 N: Presumptive evidence of compound

D: Result from dilution
 m: Manual integration performed
 d: Compound manually deleted
 NR: Analyte not reported from this analysis

*: Result fails acceptance criteria
 #: Acceptance criteria not applicable
 ?: Insufficient information to determine acceptance
 e: Result >= MRL, but MRL less than low point of ICAL
 c: check for co-elution

Printed: 12/1/20 13:51

\\alprews001\starlims\LIMSReps\QuantValidation.rpt

Quantitation Report

1st *SM* 11/29/20
2nd *UA* 12/01/20

| | |
|---------------------------------------------------|----------------------------|
| Data File: J:\gc24\data\112820\11280026.D\ | Instrument: K-GC-24 |
| Acqu Date: 11/28/20 19:51:00 | Vial: 15 |
| Run Type: CCV | Dilution: 1 |
| Lab ID: KQ2018923-05 | Raw Units: ppb |

| | | |
|------------------------|------------------------------|-------------------------------|
| Bottle ID: | Tier: IV | Matrix: Sediment |
| Prod Code: HERB | Collect Date: 11/6/20 | Receive Date: 11/10/20 |

| | | |
|-----------------------------|---------------------|--------------------------------|
| Analysis Lot: 705101 | Prep Lot: | Report Group: KQ2018923 |
| Analysis: 8151A | Prep Method: | |
| | Prep Date: | |

| | |
|--------------------------------------------|----------------------------------|
| Title: Chlorinated Herbicides by GC | Calibration ID: KC2000566 |
| | Report List ID: 18726 |

Surrogate Compounds

| Parameter Name | RT 1 | RT 2 | Resp 1 | Resp 2 | Solution | | % Rec | | Rpt? |
|-------------------------------|------|------|---------|---------|----------|---------|-------|---|------|
| | | | | | Conc 1 | Conc 2 | 1 | 2 | |
| 2,4-Dichlorophenylacetic Acid | 7.99 | 7.82 | 1752672 | 4530905 | 96.319 | 107.119 | | | Y |

Target Compounds

| Parameter Name | RT 1 | RT 2 | Resp 1 | Resp 2 | Solution | | Final | | Rpt? |
|-------------------|-------|-------|---------|----------|----------|-----------|--------|--------|------|
| | | | | | Conc 1 | Conc 2 | Conc 1 | Conc 2 | |
| 2,4,5-T | 10.70 | 10.54 | 6522626 | 16997645 | 79.053 | 88.822 | 79.1 | 88.8 | Y |
| 2,4,5-TP (Silvex) | 10.26 | 10.13 | 8713350 | 22422417 | 93.011 | 110.456 | 93.0 | 110 | Y |
| 2,4-D | 9.32 | 9.07 | 1867489 | 5146535 | 87.923 | 100.521 | 87.9 | 101 | Y |
| 2,4-DB | 11.28 | 11.17 | 779804 | 2389537 | 76.009 | 82.353 | 76.0 | 82.4 | Y |
| Dalapon | 3.12 | 2.88 | 2557466 | 5198086 | 105.426 | 107.593 | 105 | 108 | Y |
| Dicamba | 8.21 | 7.92 | 6884363 | 16693783 | 98.630 | 112.634 | 98.6 | 113 | Y |
| Dichlorprop | 8.96 | 8.76 | 1766645 | 4684145 | 94.738 | 112.289 | 94.7 | 112 | Y |
| Dinoseb | 11.68 | 11.32 | 5336975 | 13789711 | 86.266 | 100.834 | 86.3 | 101 | Y |
| MCPA | 8.56 | 8.36 | 583806 | 2732266 | 9970.637 | 12561.899 | 9970 | 12600 | Y |
| MCPP | 8.29 | 8.11 | 440685 | 2071611 | 9991.954 | 12898.945 | 9990 | 12900 | Y |

Prep Amount: 30.00 g **Dilution:** 1
Prep Final Amount: 50.00 mL **Basis Factor:** 100.00

U: Undetected at or above MDL
J: Analyte detected above MDL, but below MRL
B: Hit above MRL also found in Method Blank
E: Analyte concentration above high point of ICAL
N: Presumptive evidence of compound

D: Result from dilution
m: Manual integration performed
d: Compound manually deleted
NR: Analyte not reported from this analysis

*: Result fails acceptance criteria
#: Acceptance criteria not applicable
?: Insufficient information to determine acceptance
e: Result >= MRL, but MRL less than low point of ICAL
c: check for co-elution

Printed: 11/30/20 7:36

\\alprews001\starlims\LIMSReps\QuantValidation.rpt

Data File : J:\gc24\data\112820\11280026.D Vial: 16
 Signal(s) : Signal #1: ECD1A.CH Signal #2: ECD2B.CH
 Acq On : 28 Nov 2020 7:51 pm Operator: SM
 Sample : PENTA-2 41C 100C Inst : HP G1530A
 Misc : Multiplr: 1.00
 Integration File signal 1: RTEINT.P
 Integration File signal 2: RTEINT2.P
 Quant Time: Nov 29 11:22:50 2020
 Quant Results File: 102120_8151.RES

Quant Method : J:\gc24\Methods\102120_8151.M
 Quant Title : 103118_8151.m MJ215 CAL_KC1800
 QLast Update : Wed Oct 21 17:30:52 2020
 Response via : Initial Calibration
 DataAcq Meth:8151A-17.M

Volume Inj. : 2 uL
 Signal #1 Phase : RTX-CLP2 Signal #2 Phase: ZB-XLB-HT
 Signal #1 Info : 0.25 mm Signal #2 Info : 0.25 mm

| Compound | RT#1 | RT#2 | Resp#1 | Resp#2 | ppb | ppb |
|-----------------------------|--------|--------|---------|----------|----------|-------------|
| ----- | | | | | | |
| System Monitoring Compounds | | | | | | |
| 2) s 2,4-Dichl... | 7.990 | 7.820 | 1752672 | 4530905 | 96.319 | 107.119 |
| Target Compounds | | | | | | |
| 1) m Dalapon | 3.123 | 2.876 | 2557466 | 5198086 | 105.426 | 107.593 |
| 3) m Dicamba | 8.210 | 7.923 | 6884363 | 16693783 | 98.630 | 112.634 |
| 4) m MCPP | 8.293 | 8.110 | 440685 | 2071611 | 9991.954 | 12898.945 # |
| 5) m MCPA | 8.560 | 8.356 | 583806 | 2732266 | 9970.637 | 12561.899 # |
| 6) m Dichloroprop | 8.960 | 8.756 | 1766645 | 4684145 | 94.738 | 112.289 |
| 7) m 2,4-D | 9.316 | 9.066 | 1867489 | 5146535 | 87.923 | 100.521 |
| 8) m 2,4,5-TP ... | 10.256 | 10.133 | 8713350 | 22422417 | 93.011 | 110.456 |
| 9) m 2,4,5-T | 10.700 | 10.540 | 6522626 | 16997645 | 79.053 | 88.822 |
| 10) m 2,4-DB | 11.280 | 11.173 | 779804 | 2389537 | 76.009 | 82.353 |
| 11) m Dinoseb | 11.676 | 11.323 | 5336975 | 13789711 | 86.266 | 100.834 |
| ----- | | | | | | |

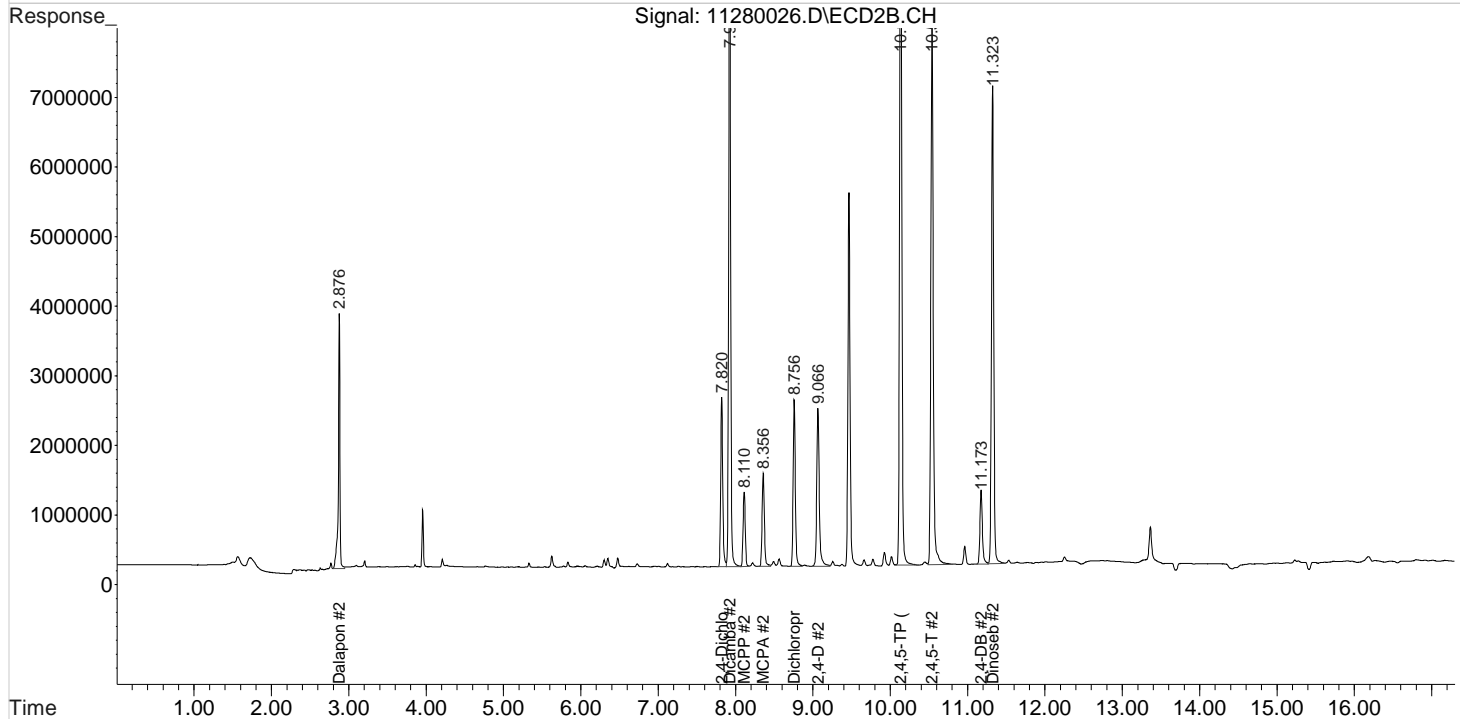
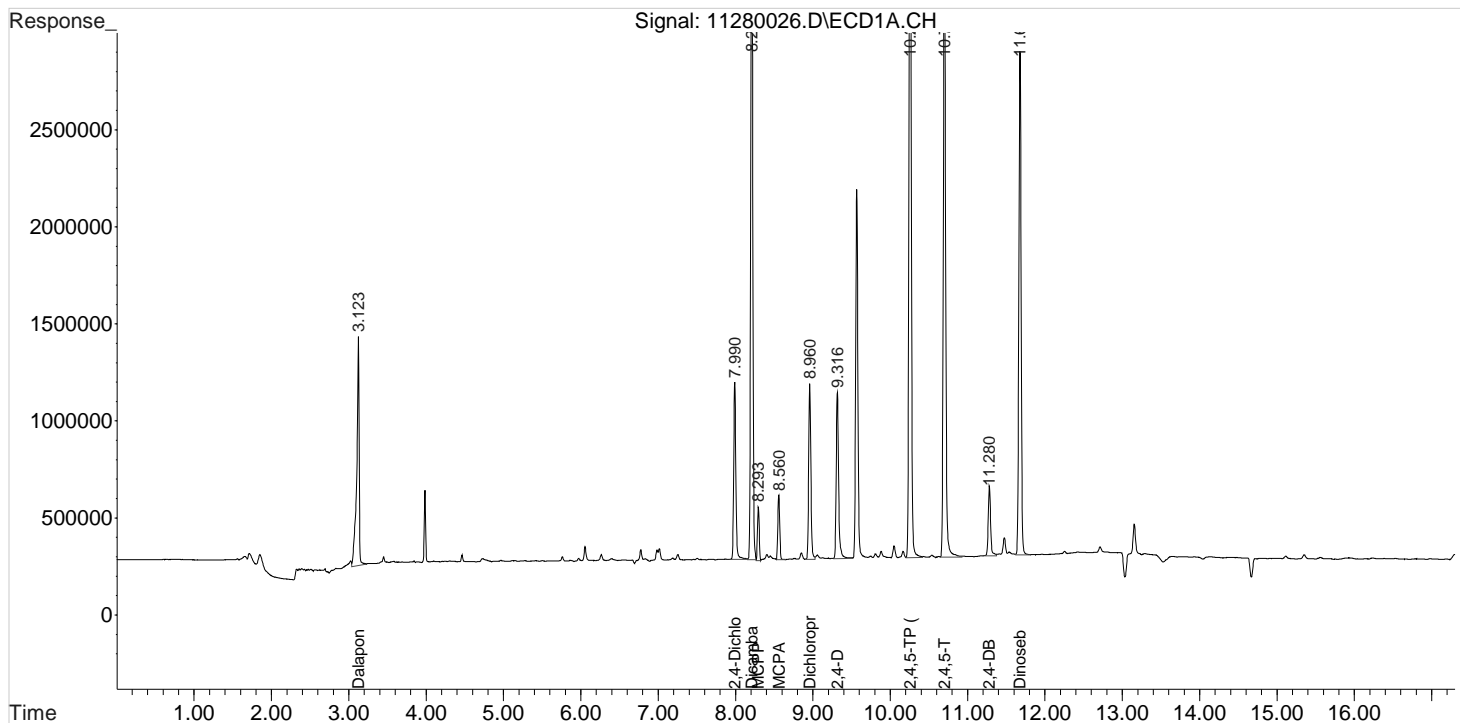
(f)=RT Delta > 1/2 Window (#)=Amounts differ by > 25% (m)=manual int.

Data File : J:\gc24\data\112820\11280026.D
Signal(s) : Signal #1: ECD1A.CH Signal #2: ECD2B.CH
Acq On : 28 Nov 2020 7:51 pm
Sample : PENTA-2 41C 100C
Misc :
Integration File signal 1: RTEINT.P
Integration File signal 2: RTEINT2.P
Quant Time: Nov 29 11:22:50 2020
Quant Results File: 102120_8151.RES

Vial: 16
Operator: SM
Inst : HP G1530A
Multiplr: 1.00

Quant Method : J:\gc24\Methods\102120_8151.M
Quant Title : 103118_8151.m MJ215 CAL_KC1800
QLast Update : Wed Oct 21 17:30:52 2020
Response via : Initial Calibration
DataAcq Meth:8151A-17.M

Volume Inj. : 2 uL
Signal #1 Phase : RTX-CLP2 Signal #2 Phase: ZB-XLB-HT
Signal #1 Info : 0.25 mm Signal #2 Info : 0.25 mm



Validation Report

1st *SM* 11/29/20
2nd *JA* 12/01/20

Data File: J:\gc24\data\112820\11280037.D\
Lab ID: KQ2018923-07
RunType: CCV
Matrix: Sediment

Date Acquired: 11/29/20 00:02:00
Batch ID: 705101
Analysis Method: 8151A/HERB

Validations

| Validation Categories | Pass | Fail |
|---------------------------------|------|------|
| ICAL Analyte Recovery | X | |
| Second Source ICAL Verification | X | |
| Above Highest ICAL Level | X | |
| Analyte Coelutions | X | |

Primary Review: _____

Secondary Review: _____

Quantitation Report

2nd *JA* 12/01/20

| | |
|---------------------------------------------------|----------------------------|
| Data File: J:\gc24\data\112820\11280037.D\ | Instrument: K-GC-24 |
| Acqu Date: 11/29/20 00:02:00 | Vial: 13 |
| Run Type: CCV | Dilution: 1 |
| Lab ID: KQ2018923-07 | Raw Units: ppb |

| | | |
|------------------------|------------------------------|-------------------------------|
| Bottle ID: | Tier: IV | Matrix: Sediment |
| Prod Code: HERB | Collect Date: 11/6/20 | Receive Date: 11/10/20 |

| | | |
|-----------------------------|---------------------|--------------------------------|
| Analysis Lot: 705101 | Prep Lot: | Report Group: KQ2018923 |
| Analysis: 8151A | Prep Method: | |
| | Prep Date: | |

| | |
|--------------------------------------------|----------------------------------|
| Title: Chlorinated Herbicides by GC | Calibration ID: KC2000566 |
| | Report List ID: 11736 |

Surrogate Compounds

| Parameter Name | RT 1 | RT 2 | Resp 1 | Resp 2 | Solution | | % Rec | | Rpt? |
|----------------|------|------|---------|---------|----------|---------|-------|---|------|
| | | | | | Conc 1 | Conc 2 | 1 | 2 | |
| DCAA | 7.99 | 7.82 | 1742799 | 4711186 | 95.776 | 111.381 | | | Y |

Target Compounds

| Parameter Name | RT 1 | RT 2 | Resp 1 | Resp 2 | Solution | | Final | | Rpt? |
|----------------|-------|-------|---------|----------|----------|---------|--------|--------|------|
| | | | | | Conc 1 | Conc 2 | Conc 1 | Conc 2 | |
| 2,4,5-TP | 10.26 | 10.14 | 8702999 | 23129557 | 92.900 | 113.940 | 92.9 | 114 | Y |
| 2,4-D | 9.32 | 9.07 | 1843207 | 5302330 | 86.779 | 103.564 | 86.8 | 104 | Y |

| | |
|------------------------------------|-----------------------------|
| Prep Amount: 30.00 g | Dilution: 1 |
| Prep Final Amount: 50.00 mL | Basis Factor: 100.00 |

U: Undetected at or above MDL
 J: Analyte detected above MDL, but below MRL
 B: Hit above MRL also found in Method Blank
 E: Analyte concentration above high point of ICAL
 N: Presumptive evidence of compound

D: Result from dilution
 m: Manual integration performed
 d: Compound manually deleted
 NR: Analyte not reported from this analysis

*: Result fails acceptance criteria
 #: Acceptance criteria not applicable
 ?: Insufficient information to determine acceptance
 e: Result >= MRL, but MRL less than low point of ICAL
 c: check for co-elution

Printed: 12/1/20 13:51

\\alprews001\starlims\LIMSReps\QuantValidation.rpt

Quantitation Report

1st *SM* 11/29/20
2nd *UA* 12/01/20

| | |
|---------------------------------------------------|----------------------------|
| Data File: J:\gc24\data\112820\11280037.D\ | Instrument: K-GC-24 |
| Acqu Date: 11/29/20 00:02:00 | Vial: 13 |
| Run Type: CCV | Dilution: 1 |
| Lab ID: KQ2018923-07 | Raw Units: ppb |

| | | |
|------------------------|------------------------------|-------------------------------|
| Bottle ID: | Tier: IV | Matrix: Sediment |
| Prod Code: HERB | Collect Date: 11/6/20 | Receive Date: 11/10/20 |

| | | |
|-----------------------------|---------------------|--------------------------------|
| Analysis Lot: 705101 | Prep Lot: | Report Group: KQ2018923 |
| Analysis: 8151A | Prep Method: | |
| | Prep Date: | |

| | |
|--------------------------------------------|----------------------------------|
| Title: Chlorinated Herbicides by GC | Calibration ID: KC2000566 |
| | Report List ID: 18726 |

Surrogate Compounds

| Parameter Name | RT 1 | RT 2 | Resp 1 | Resp 2 | Solution | | % Rec | | Rpt? |
|-------------------------------|------|------|---------|---------|----------|---------|-------|---|------|
| | | | | | Conc 1 | Conc 2 | 1 | 2 | |
| 2,4-Dichlorophenylacetic Acid | 7.99 | 7.82 | 1742799 | 4711186 | 95.776 | 111.381 | | | Y |

Target Compounds

| Parameter Name | RT 1 | RT 2 | Resp 1 | Resp 2 | Solution | | Final | | Rpt? |
|-------------------|-------|-------|---------|----------|----------|-----------|--------|--------|------|
| | | | | | Conc 1 | Conc 2 | Conc 1 | Conc 2 | |
| 2,4,5-T | 10.70 | 10.54 | 6551341 | 17240666 | 79.401 | 90.092 | 79.4 | 90.1 | Y |
| 2,4,5-TP (Silvex) | 10.26 | 10.14 | 8702999 | 23129557 | 92.900 | 113.940 | 92.9 | 114 | Y |
| 2,4-D | 9.32 | 9.07 | 1843207 | 5302330 | 86.779 | 103.564 | 86.8 | 104 | Y |
| 2,4-DB | 11.28 | 11.18 | 777464 | 2444815 | 75.781 | 84.258 | 75.8 | 84.3 | Y |
| Dalapon | 3.12 | 2.88 | 2594237 | 5205121 | 106.942 | 107.738 | 107 | 108 | Y |
| Dicamba | 8.21 | 7.92 | 6870285 | 17401646 | 98.428 | 117.410 | 98.4 | 117 | Y |
| Dichlorprop | 8.96 | 8.76 | 1762693 | 4862265 | 94.526 | 116.559 | 94.5 | 117 | Y |
| Dinoseb | 11.68 | 11.33 | 5411647 | 14243065 | 87.473 | 104.149 | 87.5 | 104 | Y |
| MCPA | 8.56 | 8.36 | 579688 | 2825903 | 9900.307 | 13056.796 | 9900 | 13100 | Y |
| MCPP | 8.29 | 8.11 | 435869 | 2142858 | 9888.317 | 13391.360 | 9890 | 13400 | Y |

Prep Amount: 30.00 g **Dilution:** 1
Prep Final Amount: 50.00 mL **Basis Factor:** 100.00

U: Undetected at or above MDL
J: Analyte detected above MDL, but below MRL
B: Hit above MRL also found in Method Blank
E: Analyte concentration above high point of ICAL
N: Presumptive evidence of compound

D: Result from dilution
m: Manual integration performed
d: Compound manually deleted
NR: Analyte not reported from this analysis

*: Result fails acceptance criteria
#: Acceptance criteria not applicable
?: Insufficient information to determine acceptance
e: Result >= MRL, but MRL less than low point of ICAL
c: check for co-elution

Printed: 11/30/20 7:36

\\alprews001\starlims\LIMSReps\QuantValidation.rpt

Data File : J:\gc24\data\112820\11280037.D Vial: 16
 Signal(s) : Signal #1: ECD1A.CH Signal #2: ECD2B.CH
 Acq On : 29 Nov 2020 12:02 am Operator: SM
 Sample : PENTA-2 41C 100C Inst : HP G1530A
 Misc : Multiplr: 1.00
 Integration File signal 1: RTEINT.P
 Integration File signal 2: RTEINT2.P
 Quant Time: Nov 29 11:23:23 2020
 Quant Results File: 102120_8151.RES

Quant Method : J:\gc24\Methods\102120_8151.M
 Quant Title : 103118_8151.m MJ215 CAL_KC1800
 QLast Update : Wed Oct 21 17:30:52 2020
 Response via : Initial Calibration
 DataAcq Meth:8151A-17.M

Volume Inj. : 2 uL
 Signal #1 Phase : RTX-CLP2 Signal #2 Phase: ZB-XLB-HT
 Signal #1 Info : 0.25 mm Signal #2 Info : 0.25 mm

| Compound | RT#1 | RT#2 | Resp#1 | Resp#2 | ppb | ppb |
|-----------------------------|--------|--------|---------|----------|----------|-------------|
| ----- | | | | | | |
| System Monitoring Compounds | | | | | | |
| 2) s 2,4-Dichl... | 7.988 | 7.821 | 1742799 | 4711186 | 95.776 | 111.381 |
| Target Compounds | | | | | | |
| 1) m Dalapon | 3.125 | 2.878 | 2594237 | 5205121 | 106.942 | 107.738 |
| 3) m Dicamba | 8.211 | 7.925 | 6870285 | 17401646 | 98.428 | 117.410 |
| 4) m MCPP | 8.295 | 8.111 | 435869 | 2142858 | 9888.317 | 13391.360 # |
| 5) m MCPA | 8.561 | 8.358 | 579688 | 2825903 | 9900.307 | 13056.796 # |
| 6) m Dichloroprop | 8.961 | 8.758 | 1762693 | 4862265 | 94.526 | 116.559 |
| 7) m 2,4-D | 9.318 | 9.068 | 1843207 | 5302330 | 86.779 | 103.564 |
| 8) m 2,4,5-TP ... | 10.258 | 10.138 | 8702999 | 23129557 | 92.900 | 113.940 |
| 9) m 2,4,5-T | 10.705 | 10.545 | 6551341 | 17240666 | 79.401 | 90.092 |
| 10) m 2,4-DB | 11.285 | 11.178 | 777464 | 2444815 | 75.781 | 84.258 |
| 11) m Dinoseb | 11.685 | 11.328 | 5411647 | 14243065 | 87.473 | 104.149 |
| ----- | | | | | | |

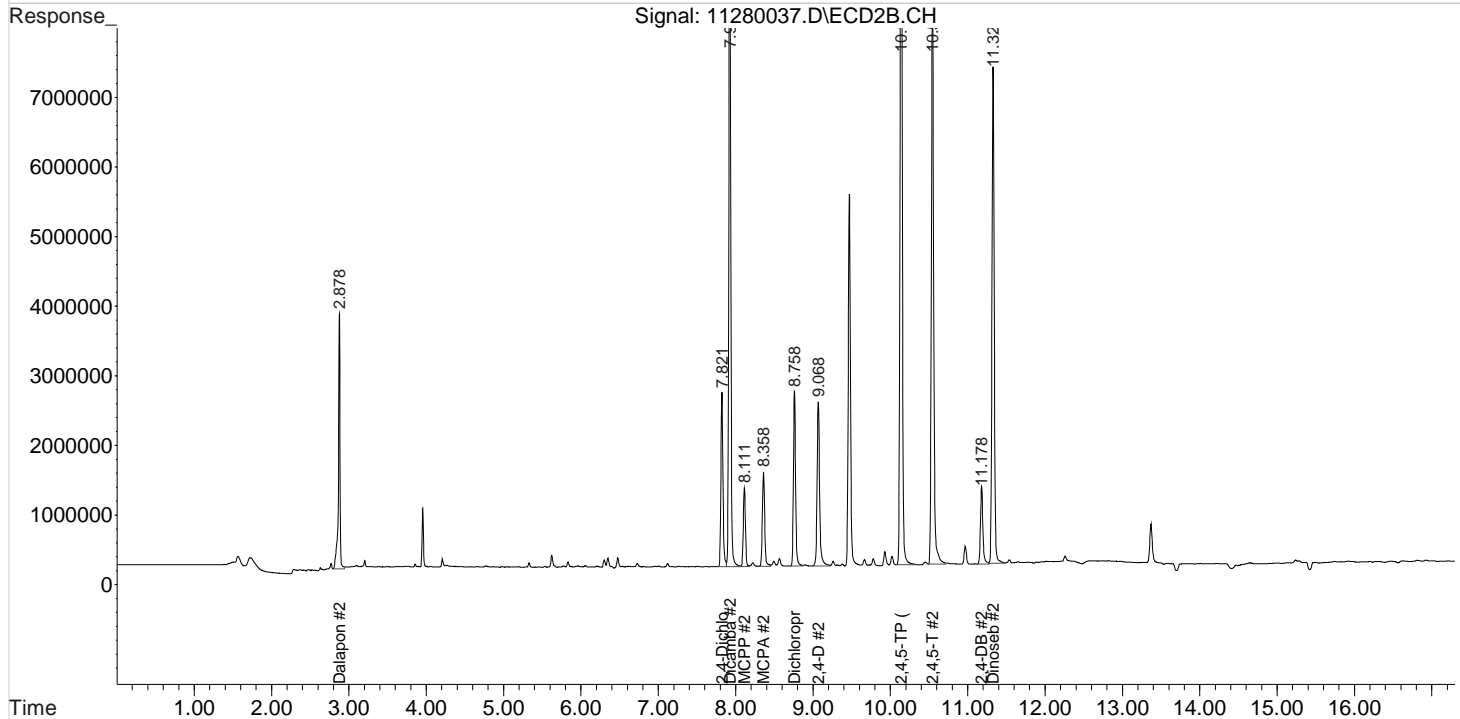
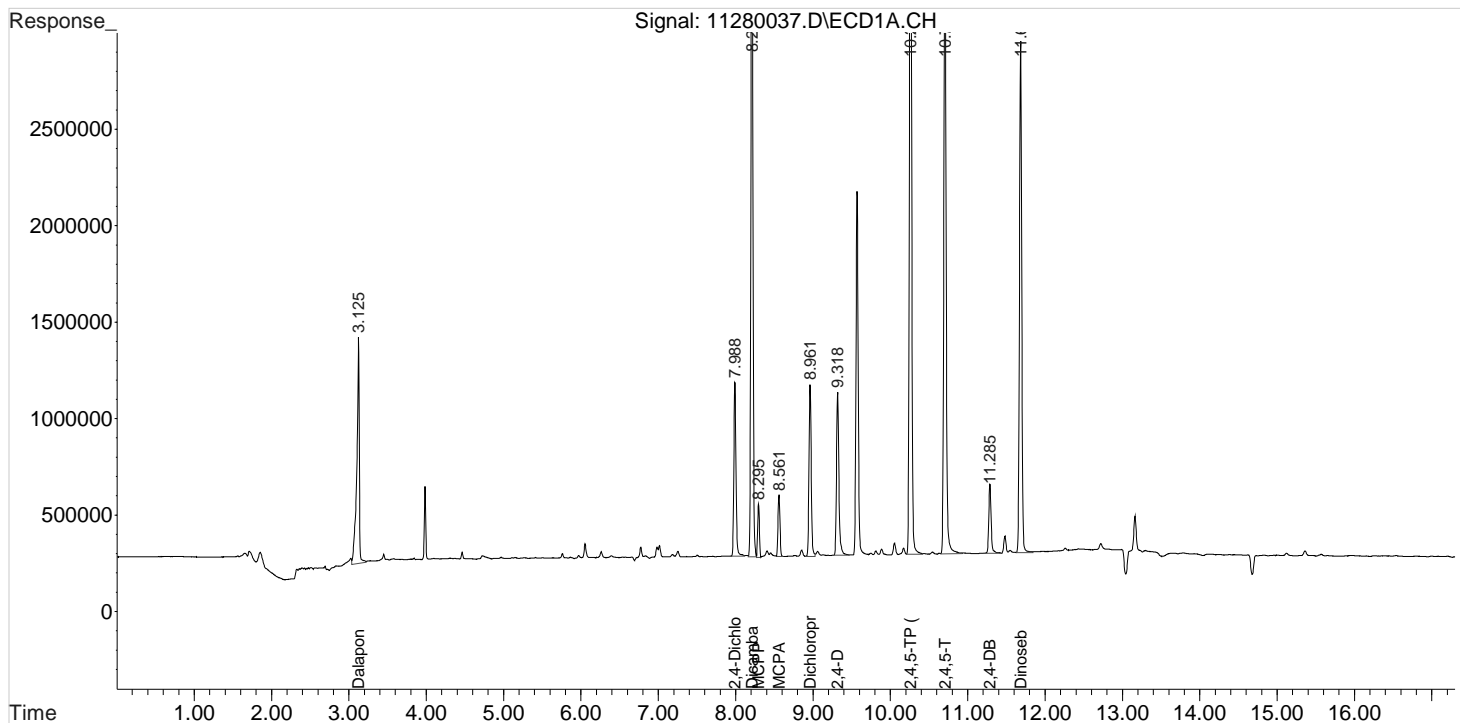
(f)=RT Delta > 1/2 Window (#)=Amounts differ by > 25% (m)=manual int.

Data File : J:\gc24\data\112820\11280037.D
Signal(s) : Signal #1: ECD1A.CH Signal #2: ECD2B.CH
Acq On : 29 Nov 2020 12:02 am
Sample : PENTA-2 41C 100C
Misc :
Integration File signal 1: RTEINT.P
Integration File signal 2: RTEINT2.P
Quant Time: Nov 29 11:23:23 2020
Quant Results File: 102120_8151.RES

Vial: 16
Operator: SM
Inst : HP G1530A
Multiplr: 1.00

Quant Method : J:\gc24\Methods\102120_8151.M
Quant Title : 103118_8151.m MJ215 CAL_KC1800
QLast Update : Wed Oct 21 17:30:52 2020
Response via : Initial Calibration
DataAcq Meth:8151A-17.M

Volume Inj. : 2 uL
Signal #1 Phase : RTX-CLP2 Signal #2 Phase: ZB-XLB-HT
Signal #1 Info : 0.25 mm Signal #2 Info : 0.25 mm



Validation Report

1st *SM* 11/29/20
2nd *JA* 12/01/20

Data File: J:\gc24\data\112820\11280049.D\
Lab ID: KQ2018923-09
RunType: CCV
Matrix: Sediment

Date Acquired: 11/29/20 04:37:00
Batch ID: 705101
Analysis Method: 8151A/HERB

Validations

| Validation Categories | Pass | Fail |
|---------------------------------|------|------|
| ICAL Analyte Recovery | X | |
| Second Source ICAL Verification | X | |
| Above Highest ICAL Level | X | |
| Analyte Coelutions | X | |

Primary Review: _____

Secondary Review: _____

Quantitation Report

| | |
|---------------------------------------------------|----------------------------|
| Data File: J:\gc24\data\112820\11280049.D\ | Instrument: K-GC-24 |
| Acqu Date: 11/29/20 04:37:00 | Vial: 11 |
| Run Type: CCV | Dilution: 1 |
| Lab ID: KQ2018923-09 | Raw Units: ppb |

| | | |
|------------------------|------------------------------|-------------------------------|
| Bottle ID: | Tier: IV | Matrix: Sediment |
| Prod Code: HERB | Collect Date: 11/6/20 | Receive Date: 11/10/20 |

| | | |
|-----------------------------|---------------------|--------------------------------|
| Analysis Lot: 705101 | Prep Lot: | Report Group: KQ2018923 |
| Analysis: 8151A | Prep Method: | |
| | Prep Date: | |

| | |
|--------------------------------------------|----------------------------------|
| Title: Chlorinated Herbicides by GC | Calibration ID: KC2000566 |
| | Report List ID: 11736 |

Surrogate Compounds

| Parameter Name | RT 1 | RT 2 | Resp 1 | Resp 2 | Solution | | % Rec | | Rpt? |
|----------------|------|------|---------|---------|----------|---------|-------|---|------|
| | | | | | Conc 1 | Conc 2 | 1 | 2 | |
| DCAA | 7.99 | 7.82 | 1762395 | 4633615 | 96.853 | 109.547 | | | Y |

Target Compounds

| Parameter Name | RT 1 | RT 2 | Resp 1 | Resp 2 | Solution | | Final | | Rpt? |
|----------------|-------|-------|---------|----------|----------|---------|--------|--------|------|
| | | | | | Conc 1 | Conc 2 | Conc 1 | Conc 2 | |
| 2,4,5-TP | 10.25 | 10.13 | 8727419 | 22805372 | 93.161 | 112.343 | 93.2 | 112 | Y |
| 2,4-D | 9.32 | 9.06 | 1854735 | 5203678 | 87.322 | 101.637 | 87.3 | 102 | Y |

Prep Amount: 30.00 g **Dilution:** 1
Prep Final Amount: 50.00 mL **Basis Factor:** 100.00

U: Undetected at or above MDL
 J: Analyte detected above MDL, but below MRL
 B: Hit above MRL also found in Method Blank
 E: Analyte concentration above high point of ICAL
 N: Presumptive evidence of compound

D: Result from dilution
 m: Manual integration performed
 d: Compound manually deleted
 NR: Analyte not reported from this analysis

*: Result fails acceptance criteria
 #: Acceptance criteria not applicable
 ?: Insufficient information to determine acceptance
 e: Result >= MRL, but MRL less than low point of ICAL
 c: check for co-elution

Printed: 12/1/20 13:51

\\alprews001\starlims\LIMSReps\QuantValidation.rpt

Quantitation Report

1st SM 11/29/20
2nd ^{UA} 12/01/20

| | |
|---------------------------------------------------|----------------------------|
| Data File: J:\gc24\data\112820\11280049.D\ | Instrument: K-GC-24 |
| Acqu Date: 11/29/20 04:37:00 | Vial: 11 |
| Run Type: CCV | Dilution: 1 |
| Lab ID: KQ2018923-09 | Raw Units: ppb |

| | | |
|------------------------|------------------------------|-------------------------------|
| Bottle ID: | Tier: IV | Matrix: Sediment |
| Prod Code: HERB | Collect Date: 11/6/20 | Receive Date: 11/10/20 |

| | | |
|-----------------------------|---------------------|--------------------------------|
| Analysis Lot: 705101 | Prep Lot: | Report Group: KQ2018923 |
| Analysis: 8151A | Prep Method: | |
| | Prep Date: | |

| | |
|--------------------------------------------|----------------------------------|
| Title: Chlorinated Herbicides by GC | Calibration ID: KC2000566 |
| | Report List ID: 18726 |

Surrogate Compounds

| Parameter Name | RT 1 | RT 2 | Resp 1 | Resp 2 | Solution | | % Rec | | Rpt? |
|-------------------------------|------|------|---------|---------|----------|---------|-------|---|------|
| | | | | | Conc 1 | Conc 2 | 1 | 2 | |
| 2,4-Dichlorophenylacetic Acid | 7.99 | 7.82 | 1762395 | 4633615 | 96.853 | 109.547 | | | Y |

Target Compounds

| Parameter Name | RT 1 | RT 2 | Resp 1 | Resp 2 | Solution | | Final | | Rpt? |
|-------------------|-------|-------|---------|----------|----------|-----------|--------|--------|------|
| | | | | | Conc 1 | Conc 2 | Conc 1 | Conc 2 | |
| 2,4,5-T | 10.70 | 10.54 | 6475013 | 16958026 | 78.476 | 88.615 | 78.5 | 88.6 | Y |
| 2,4,5-TP (Silvex) | 10.25 | 10.13 | 8727419 | 22805372 | 93.161 | 112.343 | 93.2 | 112 | Y |
| 2,4-D | 9.32 | 9.06 | 1854735 | 5203678 | 87.322 | 101.637 | 87.3 | 102 | Y |
| 2,4-DB | 11.28 | 11.17 | 769669 | 2393276 | 75.021 | 82.482 | 75.0 | 82.5 | Y |
| Dalapon | 3.12 | 2.88 | 2490271 | 5187342 | 102.656 | 107.370 | 103 | 107 | Y |
| Dicamba | 8.21 | 7.92 | 6895015 | 17053570 | 98.783 | 115.061 | 98.8 | 115 | Y |
| Dichlorprop | 8.96 | 8.76 | 1766433 | 4777590 | 94.726 | 114.529 | 94.7 | 115 | Y |
| Dinoseb | 11.68 | 11.32 | 5350136 | 13905952 | 86.479 | 101.684 | 86.5 | 102 | Y |
| MCPA | 8.56 | 8.36 | 578324 | 2754856 | 9877.012 | 12681.293 | 9880 | 12700 | Y |
| MCPP | 8.29 | 8.11 | 440750 | 2098927 | 9993.352 | 13087.736 | 9990 | 13100 | Y |

Prep Amount: 30.00 g **Dilution:** 1
Prep Final Amount: 50.00 mL **Basis Factor:** 100.00

U: Undetected at or above MDL
J: Analyte detected above MDL, but below MRL
B: Hit above MRL also found in Method Blank
E: Analyte concentration above high point of ICAL
N: Presumptive evidence of compound

D: Result from dilution
m: Manual integration performed
d: Compound manually deleted
NR: Analyte not reported from this analysis

*: Result fails acceptance criteria
#: Acceptance criteria not applicable
?: Insufficient information to determine acceptance
e: Result >= MRL, but MRL less than low point of ICAL
c: check for co-elution

Printed: 11/30/20 7:36

\\alprews001\starlims\LIMSReps\QuantValidation.rpt

Data File : J:\gc24\data\112820\11280049.D Vial: 16
 Signal(s) : Signal #1: ECD1A.CH Signal #2: ECD2B.CH
 Acq On : 29 Nov 2020 4:37 am Operator: SM
 Sample : PENTA-2 41C 100C Inst : HP G1530A
 Misc : Multiplr: 1.00
 Integration File signal 1: RTEINT.P
 Integration File signal 2: RTEINT2.P
 Quant Time: Nov 29 11:23:59 2020
 Quant Results File: 102120_8151.RES

Quant Method : J:\gc24\Methods\102120_8151.M
 Quant Title : 103118_8151.m MJ215 CAL_KC1800
 QLast Update : Wed Oct 21 17:30:52 2020
 Response via : Initial Calibration
 DataAcq Meth:8151A-17.M

Volume Inj. : 2 uL
 Signal #1 Phase : RTX-CLP2 Signal #2 Phase: ZB-XLB-HT
 Signal #1 Info : 0.25 mm Signal #2 Info : 0.25 mm

| Compound | RT#1 | RT#2 | Resp#1 | Resp#2 | ppb | ppb |
|-----------------------------|--------|--------|---------|----------|----------|-------------|
| ----- | | | | | | |
| System Monitoring Compounds | | | | | | |
| 2) s 2,4-Dichl... | 7.991 | 7.821 | 1762395 | 4633615 | 96.853 | 109.547 |
| Target Compounds | | | | | | |
| 1) m Dalapon | 3.124 | 2.878 | 2490271 | 5187342 | 102.656 | 107.370 |
| 3) m Dicamba | 8.211 | 7.924 | 6895015 | 17053570 | 98.783 | 115.061 |
| 4) m MCPP | 8.294 | 8.111 | 440750 | 2098927 | 9993.352 | 13087.736 # |
| 5) m MCPA | 8.561 | 8.361 | 578324 | 2754856 | 9877.012 | 12681.293 # |
| 6) m Dichloroprop | 8.961 | 8.758 | 1766433 | 4777590 | 94.726 | 114.529 |
| 7) m 2,4-D | 9.318 | 9.064 | 1854735 | 5203678 | 87.322 | 101.637 |
| 8) m 2,4,5-TP ... | 10.254 | 10.134 | 8727419 | 22805372 | 93.161 | 112.343 |
| 9) m 2,4,5-T | 10.701 | 10.538 | 6475013 | 16958026 | 78.476 | 88.615 |
| 10) m 2,4-DB | 11.281 | 11.174 | 769669 | 2393276 | 75.021 | 82.482 |
| 11) m Dinoseb | 11.678 | 11.321 | 5350136 | 13905952 | 86.479 | 101.684 |
| ----- | | | | | | |

(f)=RT Delta > 1/2 Window (#)=Amounts differ by > 25% (m)=manual int.

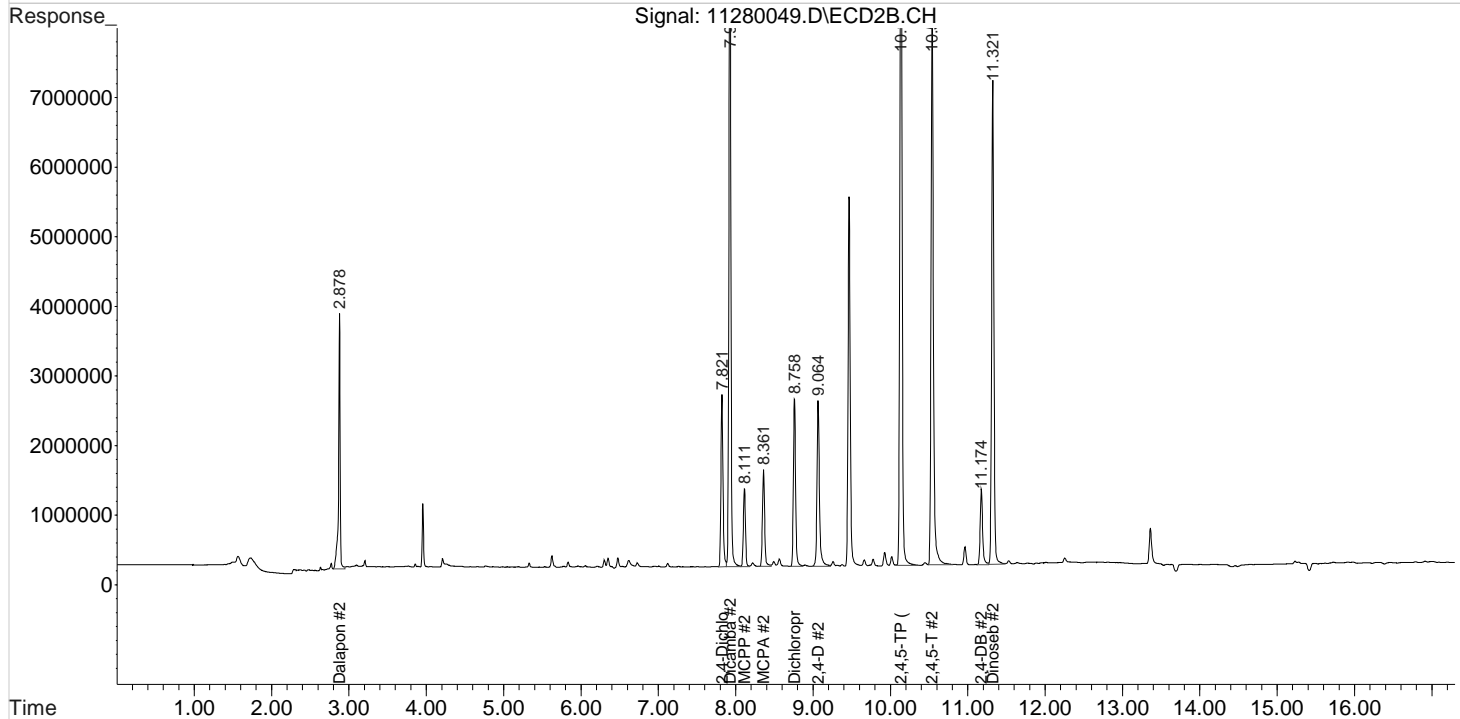
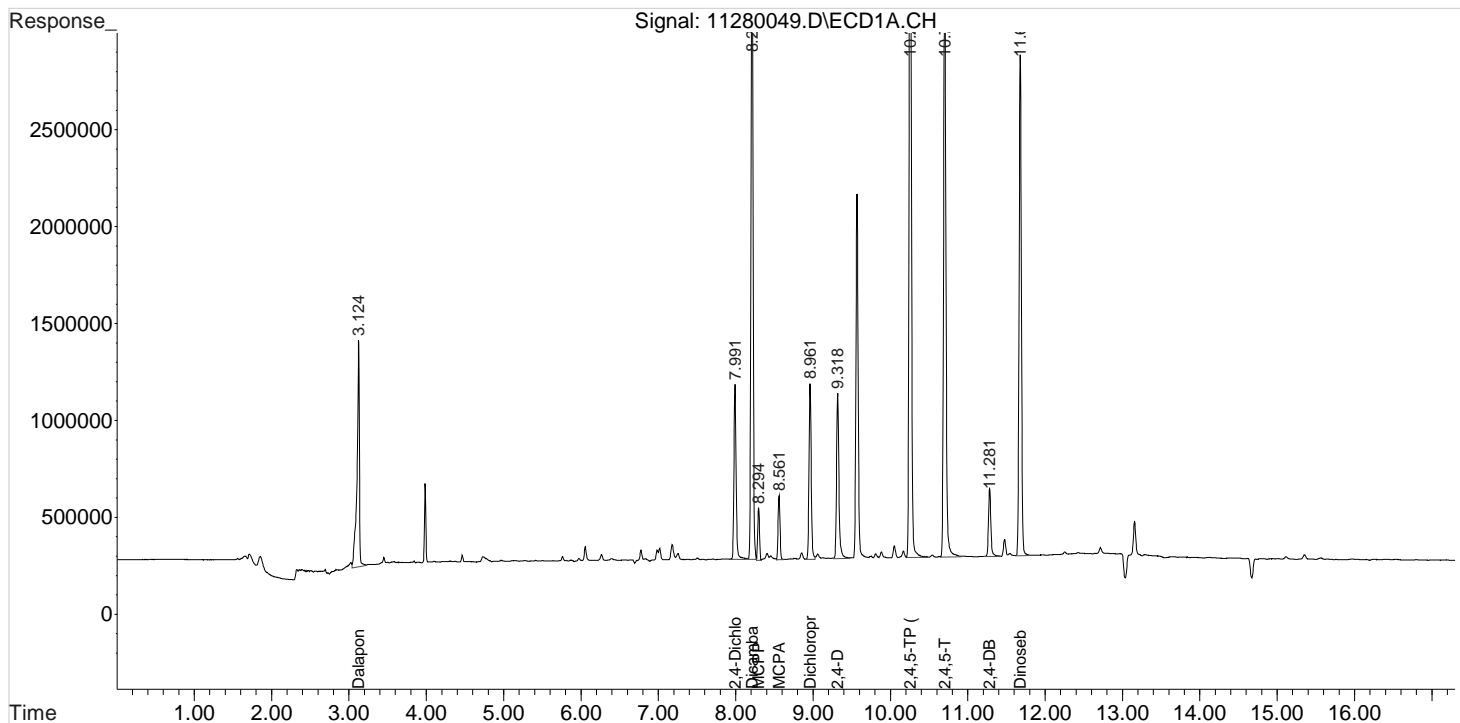
Data File : J:\gc24\data\112820\11280049.D
Signal(s) : Signal #1: ECD1A.CH Signal #2: ECD2B.CH
Acq On : 29 Nov 2020 4:37 am
Sample : PENTA-2 41C 100C
Misc :

Vial: 16
Operator: SM
Inst : HP G1530A
Multiplr: 1.00

Integration File signal 1: RTEINT.P
Integration File signal 2: RTEINT2.P
Quant Time: Nov 29 11:23:59 2020
Quant Results File: 102120_8151.RES

Quant Method : J:\gc24\Methods\102120_8151.M
Quant Title : 103118_8151.m MJ215 CAL_KC1800
QLast Update : Wed Oct 21 17:30:52 2020
Response via : Initial Calibration
DataAcq Meth:8151A-17.M

Volume Inj. : 2 uL
Signal #1 Phase : RTX-CLP2 Signal #2 Phase: ZB-XLB-HT
Signal #1 Info : 0.25 mm Signal #2 Info : 0.25 mm



Validation Report

Data File: J:\gc24\data\112820\11280061.D\
Lab ID: KQ2018923-11
RunType: CCV
Matrix: Sediment

Date Acquired: 11/29/20 09:11:00
Batch ID: 705101
Analysis Method: 8151A/HERB

Validations

| Validation Categories | Pass | Fail |
|---------------------------------|------|------|
| ICAL Analyte Recovery | X | |
| Second Source ICAL Verification | X | |
| Above Highest ICAL Level | X | |
| Analyte Coelutions | X | |

Primary Review: _____

Secondary Review: _____

Quantitation Report

| | |
|---------------------------------------------------|----------------------------|
| Data File: J:\gc24\data\112820\11280061.D\ | Instrument: K-GC-24 |
| Acqu Date: 11/29/20 09:11:00 | Vial: 9 |
| Run Type: CCV | Dilution: 1 |
| Lab ID: KQ2018923-11 | Raw Units: ppb |

| | | |
|------------------------|------------------------------|-------------------------------|
| Bottle ID: | Tier: IV | Matrix: Sediment |
| Prod Code: HERB | Collect Date: 11/6/20 | Receive Date: 11/10/20 |

| | | |
|-----------------------------|---------------------|--------------------------------|
| Analysis Lot: 705101 | Prep Lot: | Report Group: KQ2018923 |
| Analysis: 8151A | Prep Method: | |
| | Prep Date: | |

| | |
|--------------------------------------------|----------------------------------|
| Title: Chlorinated Herbicides by GC | Calibration ID: KC2000566 |
| | Report List ID: 11736 |

Surrogate Compounds

| Parameter Name | RT 1 | RT 2 | Resp 1 | Resp 2 | Solution | | % Rec | | Rpt? |
|----------------|------|------|---------|---------|----------|---------|-------|---|------|
| | | | | | Conc 1 | Conc 2 | 1 | 2 | |
| DCAA | 8.00 | 7.83 | 1689871 | 4449250 | 92.867 | 105.189 | | | Y |

Target Compounds

| Parameter Name | RT 1 | RT 2 | Resp 1 | Resp 2 | Solution | | Final | | Rpt? |
|----------------|-------|-------|---------|----------|----------|---------|--------|--------|------|
| | | | | | Conc 1 | Conc 2 | Conc 1 | Conc 2 | |
| 2,4,5-TP | 10.27 | 10.14 | 8263443 | 21928666 | 88.208 | 108.024 | 88.2 | 108 | Y |
| 2,4-D | 9.33 | 9.07 | 1754880 | 4937060 | 82.621 | 96.430 | 82.6 | 96.4 | Y |

Prep Amount: 30.00 g **Dilution:** 1
Prep Final Amount: 50.00 mL **Basis Factor:** 100.00

U: Undetected at or above MDL
 J: Analyte detected above MDL, but below MRL
 B: Hit above MRL also found in Method Blank
 E: Analyte concentration above high point of ICAL
 N: Presumptive evidence of compound

D: Result from dilution
 m: Manual integration performed
 d: Compound manually deleted
 NR: Analyte not reported from this analysis

*: Result fails acceptance criteria
 #: Acceptance criteria not applicable
 ?: Insufficient information to determine acceptance
 e: Result >= MRL, but MRL less than low point of ICAL
 c: check for co-elution

Printed: 12/1/20 13:51

\\alprews001\starlims\LIMSReps\QuantValidation.rpt

Quantitation Report

| | |
|---------------------------------------------------|----------------------------|
| Data File: J:\gc24\data\112820\11280061.D\ | Instrument: K-GC-24 |
| Acqu Date: 11/29/20 09:11:00 | Vial: 9 |
| Run Type: CCV | Dilution: 1 |
| Lab ID: KQ2018923-11 | Raw Units: ppb |

| | | |
|------------------------|------------------------------|-------------------------------|
| Bottle ID: | Tier: IV | Matrix: Sediment |
| Prod Code: HERB | Collect Date: 11/6/20 | Receive Date: 11/10/20 |

| | | |
|-----------------------------|---------------------|--------------------------------|
| Analysis Lot: 705101 | Prep Lot: | Report Group: KQ2018923 |
| Analysis: 8151A | Prep Method: | |
| | Prep Date: | |

| | |
|--------------------------------------------|----------------------------------|
| Title: Chlorinated Herbicides by GC | Calibration ID: KC2000566 |
| | Report List ID: 18726 |

Surrogate Compounds

| Parameter Name | RT 1 | RT 2 | Resp 1 | Resp 2 | Solution | Solution | % Rec | % Rec | Rpt? |
|-------------------------------|------|------|---------|---------|----------|----------|-------|-------|------|
| | | | | | Conc 1 | Conc 2 | 1 | 2 | |
| 2,4-Dichlorophenylacetic Acid | 8.00 | 7.83 | 1689871 | 4449250 | 92.867 | 105.189 | | | Y |

Target Compounds

| Parameter Name | RT 1 | RT 2 | Resp 1 | Resp 2 | Solution | Solution | Final | Final | Rpt? |
|-------------------|-------|-------|---------|----------|----------|-----------|--------|--------|------|
| | | | | | Conc 1 | Conc 2 | Conc 1 | Conc 2 | |
| 2,4,5-T | 10.71 | 10.55 | 6031885 | 16611589 | 73.105 | 86.805 | 73.1 | 86.8 | Y |
| 2,4,5-TP (Silvex) | 10.27 | 10.14 | 8263443 | 21928666 | 88.208 | 108.024 | 88.2 | 108 | Y |
| 2,4-D | 9.33 | 9.07 | 1754880 | 4937060 | 82.621 | 96.430 | 82.6 | 96.4 | Y |
| 2,4-DB | 11.29 | 11.18 | 718538 | 2232335 | 70.037 | 76.935 | 70.0 | 76.9 | Y |
| Dalapon | 3.12 | 2.88 | 2395484 | 5196467 | 98.748 | 107.559 | 98.7 | 108 | Y |
| Dicamba | 8.22 | 7.93 | 6620623 | 16444642 | 94.852 | 110.953 | 94.9 | 111 | Y |
| Dichlorprop | 8.97 | 8.77 | 1681205 | 4596784 | 90.156 | 110.195 | 90.2 | 110 | Y |
| Dinoseb | 11.69 | 11.33 | 5097716 | 13660280 | 82.399 | 99.887 | 82.4 | 99.9 | Y |
| MCPA | 8.57 | 8.37 | 575839 | 2717890 | 9834.572 | 12485.918 | 9830 | 12500 | Y |
| MCPP | 8.30 | 8.12 | 435393 | 2038563 | 9878.074 | 12670.537 | 9880 | 12700 | Y |

| | |
|------------------------------------|-----------------------------|
| Prep Amount: 30.00 g | Dilution: 1 |
| Prep Final Amount: 50.00 mL | Basis Factor: 100.00 |

U: Undetected at or above MDL
 J: Analyte detected above MDL, but below MRL
 B: Hit above MRL also found in Method Blank
 E: Analyte concentration above high point of ICAL
 N: Presumptive evidence of compound

D: Result from dilution
 m: Manual integration performed
 d: Compound manually deleted
 NR: Analyte not reported from this analysis

*: Result fails acceptance criteria
 #: Acceptance criteria not applicable
 ?: Insufficient information to determine acceptance
 e: Result >= MRL, but MRL less than low point of ICAL
 c: check for co-elution

Printed: 11/30/20 7:36

\\alprews001\starlims\LIMSReps\QuantValidation.rpt

Data File : J:\gc24\data\112820\11280061.D Vial: 16
 Signal(s) : Signal #1: ECD1A.CH Signal #2: ECD2B.CH
 Acq On : 29 Nov 2020 9:11 am Operator: SM
 Sample : PENTA-2 41C 100C Inst : HP G1530A
 Misc : Multiplr: 1.00
 Integration File signal 1: RTEINT.P
 Integration File signal 2: RTEINT2.P
 Quant Time: Nov 29 11:24:35 2020
 Quant Results File: 102120_8151.RES

Quant Method : J:\gc24\Methods\102120_8151.M
 Quant Title : 103118_8151.m MJ215 CAL_KC1800
 QLast Update : Wed Oct 21 17:30:52 2020
 Response via : Initial Calibration
 DataAcq Meth:8151A-17.M

Volume Inj. : 2 uL
 Signal #1 Phase : RTX-CLP2 Signal #2 Phase: ZB-XLB-HT
 Signal #1 Info : 0.25 mm Signal #2 Info : 0.25 mm

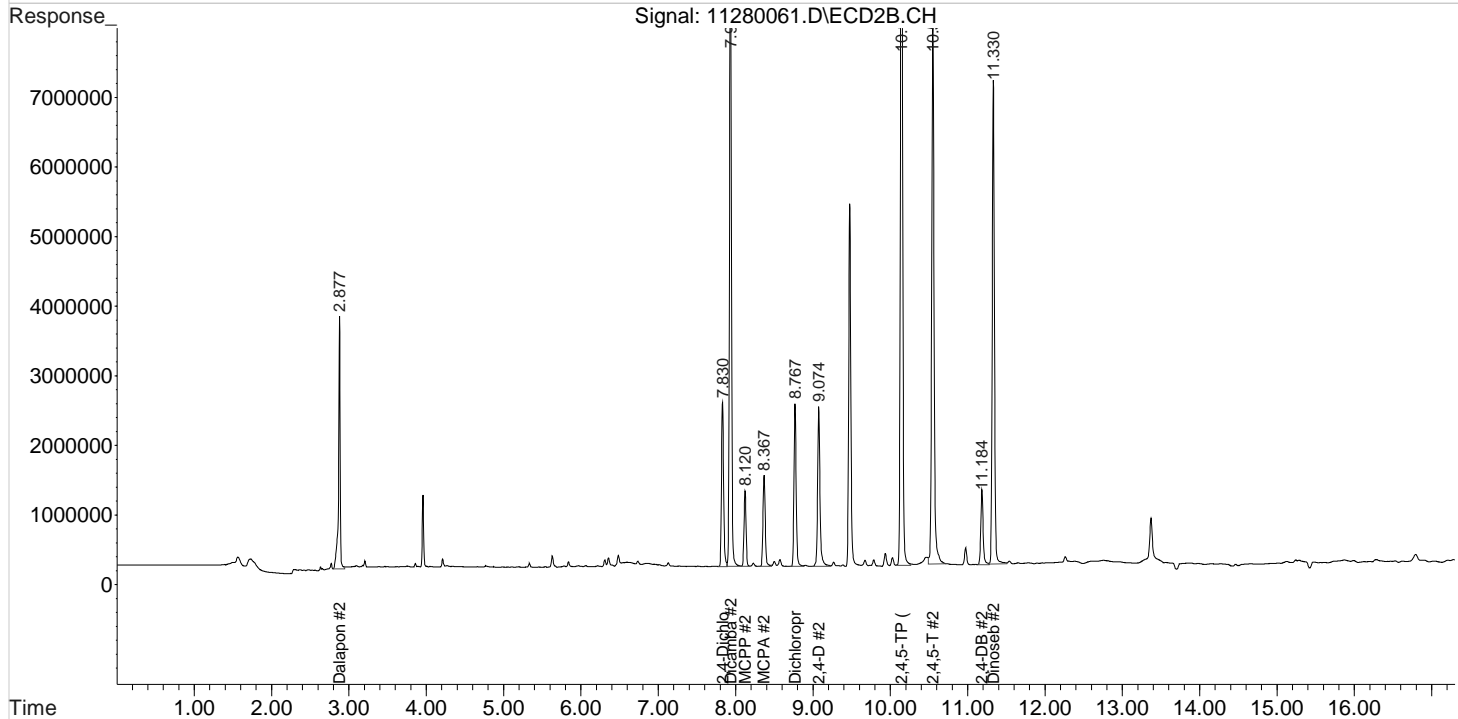
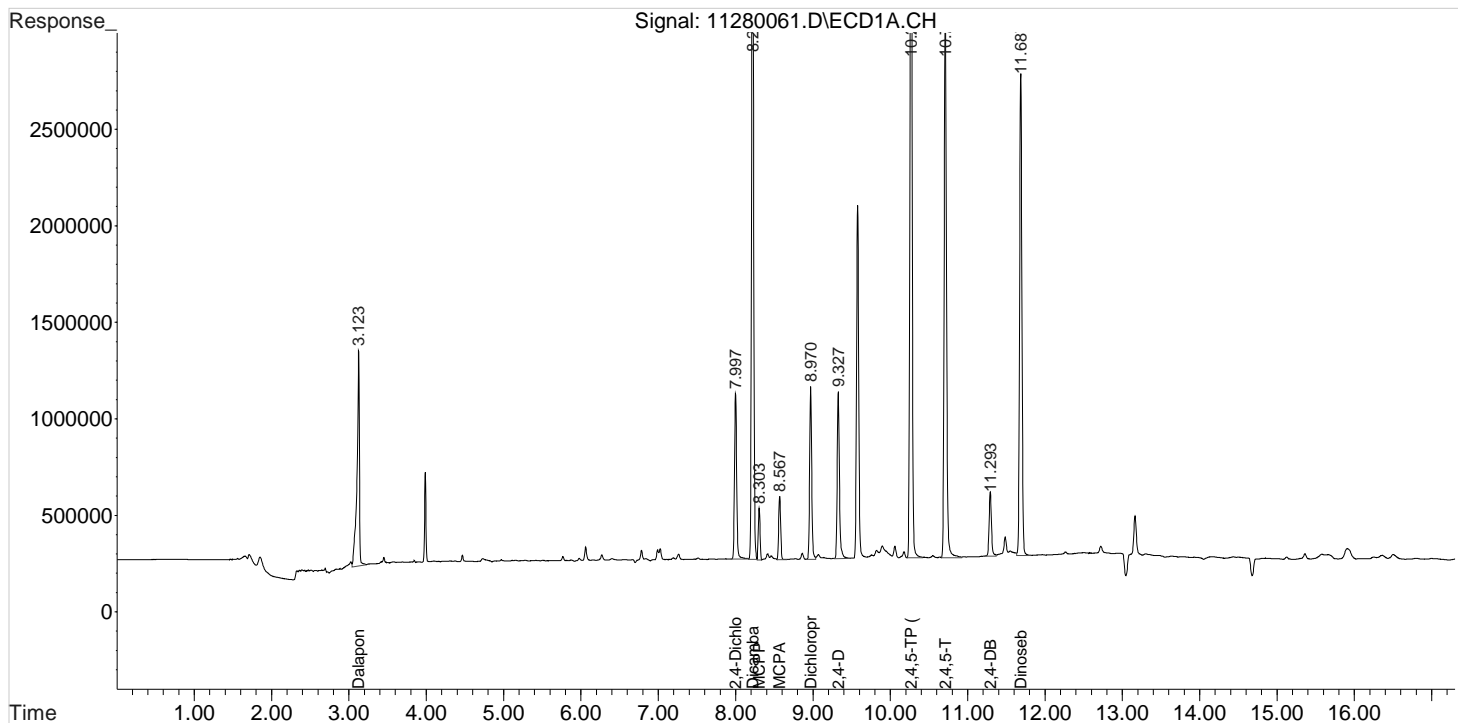
| | Compound | RT#1 | RT#2 | Resp#1 | Resp#2 | ppb | ppb |
|-----------------------------|--------------|--------|--------|---------|----------|----------|-------------|
| ----- | | | | | | | |
| System Monitoring Compounds | | | | | | | |
| 2) s | 2,4-Dichl... | 7.997 | 7.830 | 1689871 | 4449250 | 92.867 | 105.189 |
| Target Compounds | | | | | | | |
| 1) m | Dalapon | 3.123 | 2.877 | 2395484 | 5196467 | 98.748 | 107.559 |
| 3) m | Dicamba | 8.220 | 7.934 | 6620623 | 16444642 | 94.852 | 110.953 |
| 4) m | MCPD | 8.303 | 8.120 | 435393 | 2038563 | 9878.074 | 12670.537 # |
| 5) m | MCPA | 8.567 | 8.367 | 575839 | 2717890 | 9834.572 | 12485.918 # |
| 6) m | Dichloroprop | 8.970 | 8.767 | 1681205 | 4596784 | 90.156 | 110.195 |
| 7) m | 2,4-D | 9.327 | 9.074 | 1754880 | 4937060 | 82.621 | 96.430 |
| 8) m | 2,4,5-TP ... | 10.267 | 10.144 | 8263443 | 21928666 | 88.208 | 108.024 |
| 9) m | 2,4,5-T | 10.710 | 10.550 | 6031885 | 16611589 | 73.105 | 86.805 |
| 10) m | 2,4-DB | 11.293 | 11.184 | 718538 | 2232335 | 70.037 | 76.935 |
| 11) m | Dinoseb | 11.687 | 11.330 | 5097716 | 13660280 | 82.399 | 99.887 |
| ----- | | | | | | | |

(f)=RT Delta > 1/2 Window (#)=Amounts differ by > 25% (m)=manual int.

Data File : J:\gc24\data\112820\11280061.D Vial: 16
 Signal(s) : Signal #1: ECD1A.CH Signal #2: ECD2B.CH
 Acq On : 29 Nov 2020 9:11 am Operator: SM
 Sample : PENTA-2 41C 100C Inst : HP G1530A
 Misc : Multiplr: 1.00
 Integration File signal 1: RTEINT.P
 Integration File signal 2: RTEINT2.P
 Quant Time: Nov 29 11:24:35 2020
 Quant Results File: 102120_8151.RES

Quant Method : J:\gc24\Methods\102120_8151.M
 Quant Title : 103118_8151.m MJ215 CAL_KC1800
 QLast Update : Wed Oct 21 17:30:52 2020
 Response via : Initial Calibration
 DataAcq Meth:8151A-17.M

Volume Inj. : 2 uL
 Signal #1 Phase : RTX-CLP2 Signal #2 Phase: ZB-XLB-HT
 Signal #1 Info : 0.25 mm Signal #2 Info : 0.25 mm



Validation Report

1st *SM* 11/29/20
2nd *JA* 12/01/20

Data File: J:\gc24\data\112820\11280073.D\
Lab ID: KQ2018923-13
RunType: CCV
Matrix: Sediment

Date Acquired: 11/29/20 13:46:00
Batch ID: 705101
Analysis Method: 8151A/HERB

Validations

| Validation Categories | Pass | Fail |
|---------------------------------|------|------|
| ICAL Analyte Recovery | X | |
| Second Source ICAL Verification | X | |
| Above Highest ICAL Level | X | |
| Analyte Coelutions | X | |

Primary Review: _____

Secondary Review: _____

Quantitation Report

| | |
|---------------------------------------------------|----------------------------|
| Data File: J:\gc24\data\112820\11280073.D\ | Instrument: K-GC-24 |
| Acqu Date: 11/29/20 13:46:00 | Vial: 7 |
| Run Type: CCV | Dilution: 1 |
| Lab ID: KQ2018923-13 | Raw Units: ppb |

| | | |
|------------------------|------------------------------|-------------------------------|
| Bottle ID: | Tier: IV | Matrix: Sediment |
| Prod Code: HERB | Collect Date: 11/6/20 | Receive Date: 11/10/20 |

| | | |
|-----------------------------|---------------------|--------------------------------|
| Analysis Lot: 705101 | Prep Lot: | Report Group: KQ2018923 |
| Analysis: 8151A | Prep Method: | |
| | Prep Date: | |

| | |
|--------------------------------------------|----------------------------------|
| Title: Chlorinated Herbicides by GC | Calibration ID: KC2000566 |
| | Report List ID: 11736 |

Surrogate Compounds

| Parameter Name | RT 1 | RT 2 | Resp 1 | Resp 2 | Solution | | % Rec | | Rpt? |
|----------------|------|------|---------|---------|----------|---------|-------|---|------|
| | | | | | Conc 1 | Conc 2 | 1 | 2 | |
| DCAA | 8.00 | 7.83 | 1741848 | 4742656 | 95.724 | 112.125 | | | Y |

Target Compounds

| Parameter Name | RT 1 | RT 2 | Resp 1 | Resp 2 | Solution | | Final | | Rpt? |
|----------------|-------|-------|---------|----------|----------|---------|--------|--------|------|
| | | | | | Conc 1 | Conc 2 | Conc 1 | Conc 2 | |
| 2,4,5-TP | 10.26 | 10.14 | 8741515 | 24076451 | 93.311 | 118.604 | 93.3 | 119 | Y |
| 2,4-D | 9.32 | 9.07 | 1835312 | 5474627 | 86.408 | 106.929 | 86.4 | 107 | Y |

Prep Amount: 30.00 g **Dilution:** 1
Prep Final Amount: 50.00 mL **Basis Factor:** 100.00

U: Undetected at or above MDL
 J: Analyte detected above MDL, but below MRL
 B: Hit above MRL also found in Method Blank
 E: Analyte concentration above high point of ICAL
 N: Presumptive evidence of compound

D: Result from dilution
 m: Manual integration performed
 d: Compound manually deleted
 NR: Analyte not reported from this analysis

*: Result fails acceptance criteria
 #: Acceptance criteria not applicable
 ?: Insufficient information to determine acceptance
 e: Result >= MRL, but MRL less than low point of ICAL
 c: check for co-elution

Quantitation Report

1st SM 11/29/20
2nd ^{UA} 12/01/20

| | |
|---------------------------------------------------|----------------------------|
| Data File: J:\gc24\data\112820\11280073.D\ | Instrument: K-GC-24 |
| Acqu Date: 11/29/20 13:46:00 | Vial: 7 |
| Run Type: CCV | Dilution: 1 |
| Lab ID: KQ2018923-13 | Raw Units: ppb |

| | | |
|------------------------|------------------------------|-------------------------------|
| Bottle ID: | Tier: IV | Matrix: Sediment |
| Prod Code: HERB | Collect Date: 11/6/20 | Receive Date: 11/10/20 |

| | | |
|-----------------------------|---------------------|--------------------------------|
| Analysis Lot: 705101 | Prep Lot: | Report Group: KQ2018923 |
| Analysis: 8151A | Prep Method: | |
| | Prep Date: | |

| | |
|--------------------------------------------|----------------------------------|
| Title: Chlorinated Herbicides by GC | Calibration ID: KC2000566 |
| | Report List ID: 18726 |

Surrogate Compounds

| Parameter Name | RT 1 | RT 2 | Resp 1 | Resp 2 | Solution | | % Rec | | Rpt? |
|-------------------------------|------|------|---------|---------|----------|---------|-------|---|------|
| | | | | | Conc 1 | Conc 2 | 1 | 2 | |
| 2,4-Dichlorophenylacetic Acid | 8.00 | 7.83 | 1741848 | 4742656 | 95.724 | 112.125 | | | Y |

Target Compounds

| Parameter Name | RT 1 | RT 2 | Resp 1 | Resp 2 | Solution | | Final | | Rpt? |
|-------------------|-------|-------|---------|----------|----------|-----------|--------|--------|------|
| | | | | | Conc 1 | Conc 2 | Conc 1 | Conc 2 | |
| 2,4,5-T | 10.71 | 10.55 | 6629968 | 18030574 | 80.354 | 94.220 | 80.4 | 94.2 | Y |
| 2,4,5-TP (Silvex) | 10.26 | 10.14 | 8741515 | 24076451 | 93.311 | 118.604 | 93.3 | 119 | Y |
| 2,4-D | 9.32 | 9.07 | 1835312 | 5474627 | 86.408 | 106.929 | 86.4 | 107 | Y |
| 2,4-DB | 11.29 | 11.18 | 781888 | 2584084 | 76.212 | 89.058 | 76.2 | 89.1 | Y |
| Dalapon | 3.12 | 2.88 | 2416507 | 5272264 | 99.615 | 109.128 | 99.6 | 109 | Y |
| Dicamba | 8.22 | 7.93 | 6830080 | 17424612 | 97.852 | 117.565 | 97.9 | 118 | Y |
| Dichlorprop | 8.97 | 8.76 | 1762546 | 4931054 | 94.518 | 118.208 | 94.5 | 118 | Y |
| Dinoseb | 11.69 | 11.33 | 5486888 | 14902048 | 88.690 | 108.967 | 88.7 | 109 | Y |
| MCPA | 8.57 | 8.37 | 577763 | 2820217 | 9867.431 | 13026.744 | 9870 | 13000 | Y |
| MCPP | 8.30 | 8.12 | 437443 | 2136787 | 9922.188 | 13349.401 | 9920 | 13300 | Y |

Prep Amount: 30.00 g **Dilution:** 1
Prep Final Amount: 50.00 mL **Basis Factor:** 100.00

U: Undetected at or above MDL
J: Analyte detected above MDL, but below MRL
B: Hit above MRL also found in Method Blank
E: Analyte concentration above high point of ICAL
N: Presumptive evidence of compound

D: Result from dilution
m: Manual integration performed
d: Compound manually deleted
NR: Analyte not reported from this analysis

*: Result fails acceptance criteria
#: Acceptance criteria not applicable
?: Insufficient information to determine acceptance
e: Result >= MRL, but MRL less than low point of ICAL
c: check for co-elution

Printed: 11/30/20 7:36

\\alprews001\starlims\LIMSReps\QuantValidation.rpt

Data File : J:\gc24\data\112820\11280073.D Vial: 16
 Signal(s) : Signal #1: ECD1A.CH Signal #2: ECD2B.CH
 Acq On : 29 Nov 2020 1:46 pm Operator: SM
 Sample : PENTA-2 41C 100C Inst : HP G1530A
 Misc : Multiplr: 1.00
 Integration File signal 1: RTEINT.P
 Integration File signal 2: RTEINT2.P
 Quant Time: Nov 29 19:24:27 2020
 Quant Results File: 102120_8151.RES

Quant Method : J:\gc24\Methods\102120_8151.M
 Quant Title : 103118_8151.m MJ215 CAL_KC1800
 QLast Update : Wed Oct 21 17:30:52 2020
 Response via : Initial Calibration
 DataAcq Meth:8151A-17.M

Volume Inj. : 2 uL
 Signal #1 Phase : RTX-CLP2 Signal #2 Phase: ZB-XLB-HT
 Signal #1 Info : 0.25 mm Signal #2 Info : 0.25 mm

| Compound | RT#1 | RT#2 | Resp#1 | Resp#2 | ppb | ppb |
|-----------------------------|--------|--------|---------|----------|----------|-------------|
| ----- | | | | | | |
| System Monitoring Compounds | | | | | | |
| 2) s 2,4-Dichl... | 7.998 | 7.828 | 1741848 | 4742656 | 95.724 | 112.125 |
| Target Compounds | | | | | | |
| 1) m Dalapon | 3.125 | 2.878 | 2416507 | 5272264 | 99.615 | 109.128 |
| 3) m Dicamba | 8.218 | 7.931 | 6830080 | 17424612 | 97.852 | 117.565 |
| 4) m MCPP | 8.301 | 8.118 | 437443 | 2136787 | 9922.188 | 13349.401 # |
| 5) m MCPA | 8.568 | 8.368 | 577763 | 2820217 | 9867.431 | 13026.744 # |
| 6) m Dichloroprop | 8.968 | 8.765 | 1762546 | 4931054 | 94.518 | 118.208 # |
| 7) m 2,4-D | 9.325 | 9.075 | 1835312 | 5474627 | 86.408 | 106.929 |
| 8) m 2,4,5-TP ... | 10.265 | 10.145 | 8741515 | 24076451 | 93.311 | 118.604 # |
| 9) m 2,4,5-T | 10.708 | 10.548 | 6629968 | 18030574 | 80.354 | 94.220 |
| 10) m 2,4-DB | 11.291 | 11.181 | 781888 | 2584084 | 76.212 | 89.058 |
| 11) m Dinoseb | 11.688 | 11.331 | 5486888 | 14902048 | 88.690 | 108.967 |
| ----- | | | | | | |

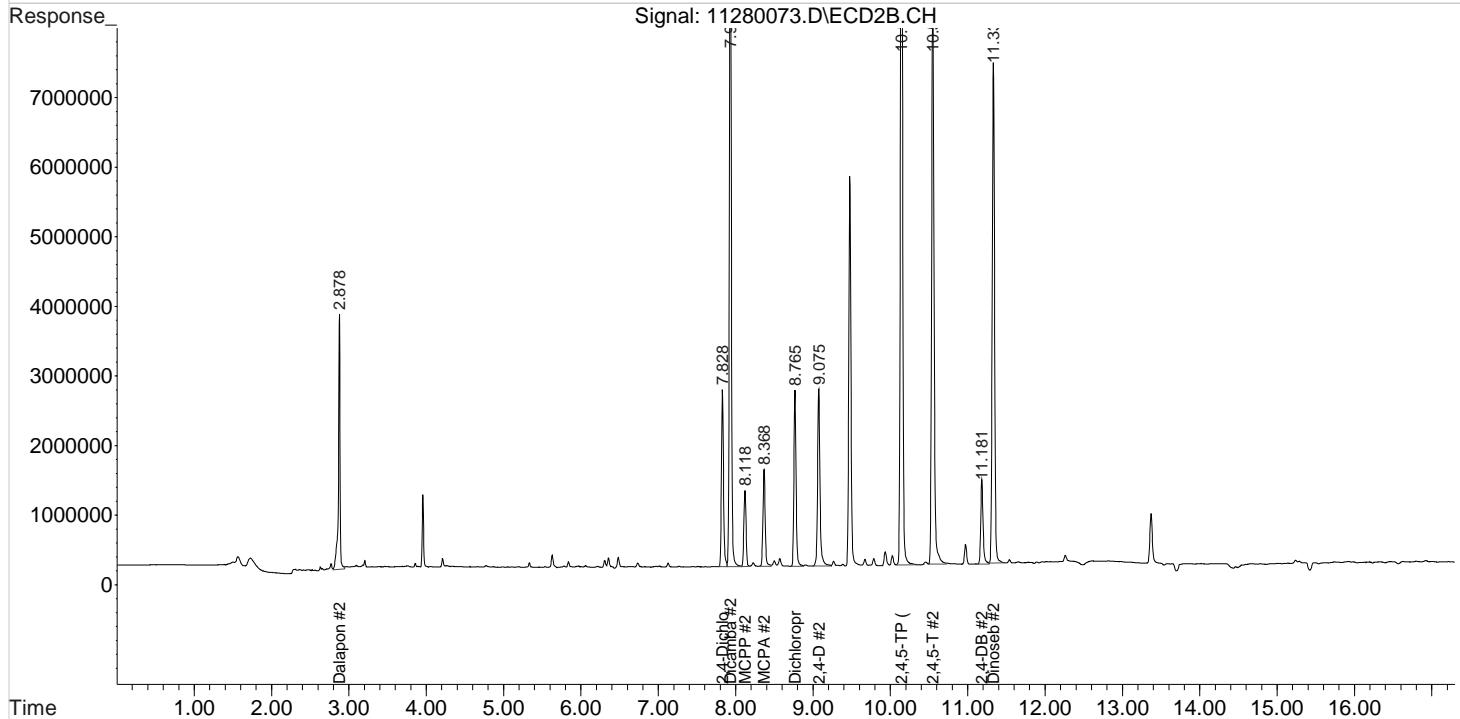
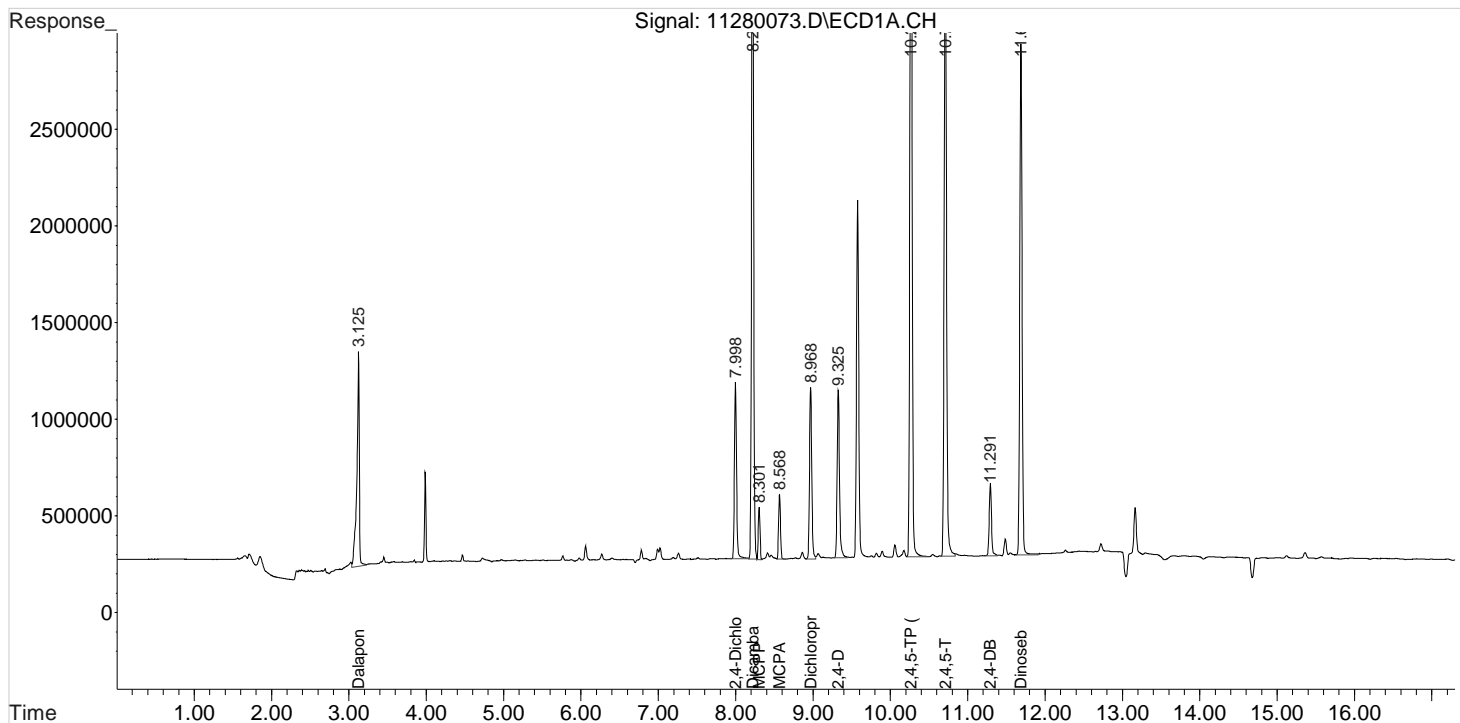
(f)=RT Delta > 1/2 Window (#)=Amounts differ by > 25% (m)=manual int.

Data File : J:\gc24\data\112820\11280073.D
Signal(s) : Signal #1: ECD1A.CH Signal #2: ECD2B.CH
Acq On : 29 Nov 2020 1:46 pm
Sample : PENTA-2 41C 100C
Misc :
Integration File signal 1: RTEINT.P
Integration File signal 2: RTEINT2.P
Quant Time: Nov 29 19:24:27 2020
Quant Results File: 102120_8151.RES

Vial: 16
Operator: SM
Inst : HP G1530A
Multiplr: 1.00

Quant Method : J:\gc24\Methods\102120_8151.M
Quant Title : 103118_8151.m MJ215 CAL_KC1800
QLast Update : Wed Oct 21 17:30:52 2020
Response via : Initial Calibration
DataAcq Meth:8151A-17.M

Volume Inj. : 2 uL
Signal #1 Phase : RTX-CLP2 Signal #2 Phase: ZB-XLB-HT
Signal #1 Info : 0.25 mm Signal #2 Info : 0.25 mm



Validation Report

1st *SM* 11/29/20
2nd *JA* 12/01/20

Data File: J:\gc24\data\112820\11280085.D\
Lab ID: KQ2018923-15
RunType: CCV
Matrix: Sediment

Date Acquired: 11/29/20 18:21:00
Batch ID: 705101
Analysis Method: 8151A/HERB

Validations

| Validation Categories | Pass | Fail |
|---------------------------------|------|------|
| ICAL Analyte Recovery | X | |
| Second Source ICAL Verification | X | |
| Above Highest ICAL Level | X | |
| Analyte Coelutions | X | |

Primary Review: _____

Secondary Review: _____

Quantitation Report

| | |
|---------------------------------------------------|----------------------------|
| Data File: J:\gc24\data\112820\11280085.D\ | Instrument: K-GC-24 |
| Acqu Date: 11/29/20 18:21:00 | Vial: 5 |
| Run Type: CCV | Dilution: 1 |
| Lab ID: KQ2018923-15 | Raw Units: ppb |

| | | |
|------------------------|------------------------------|-------------------------------|
| Bottle ID: | Tier: IV | Matrix: Sediment |
| Prod Code: HERB | Collect Date: 11/6/20 | Receive Date: 11/10/20 |

| | | |
|-----------------------------|---------------------|--------------------------------|
| Analysis Lot: 705101 | Prep Lot: | Report Group: KQ2018923 |
| Analysis: 8151A | Prep Method: | |
| | Prep Date: | |

| | |
|--------------------------------------------|----------------------------------|
| Title: Chlorinated Herbicides by GC | Calibration ID: KC2000566 |
| | Report List ID: 11736 |

Surrogate Compounds

| Parameter Name | RT 1 | RT 2 | Resp 1 | Resp 2 | Solution Conc 1 | Solution Conc 2 | % Rec 1 | % Rec 2 | Rpt? |
|----------------|------|------|---------|---------|-----------------|-----------------|---------|---------|------|
| DCAA | 8.00 | 7.83 | 1675118 | 4579736 | 92.057 | 108.273 | | | Y |

Target Compounds

| Parameter Name | RT 1 | RT 2 | Resp 1 | Resp 2 | Solution Conc 1 | Solution Conc 2 | Final Conc 1 | Final Conc 2 | Rpt? |
|----------------|-------|-------|---------|----------|-----------------|-----------------|--------------|--------------|------|
| 2,4,5-TP | 10.26 | 10.14 | 8461890 | 22880533 | 90.326 | 112.713 | 90.3 | 113 | Y |
| 2,4-D | 9.32 | 9.07 | 1811165 | 5212752 | 85.271 | 101.814 | 85.3 | 102 | Y |

Prep Amount: 30.00 g **Dilution:** 1
Prep Final Amount: 50.00 mL **Basis Factor:** 100.00

U: Undetected at or above MDL
 J: Analyte detected above MDL, but below MRL
 B: Hit above MRL also found in Method Blank
 E: Analyte concentration above high point of ICAL
 N: Presumptive evidence of compound

D: Result from dilution
 m: Manual integration performed
 d: Compound manually deleted
 NR: Analyte not reported from this analysis

*: Result fails acceptance criteria
 #: Acceptance criteria not applicable
 ?: Insufficient information to determine acceptance
 e: Result >= MRL, but MRL less than low point of ICAL
 c: check for co-elution

Quantitation Report

1st *SM* 11/29/20
2nd *UA* 12/01/20

| | |
|---------------------------------------------------|----------------------------|
| Data File: J:\gc24\data\112820\11280085.D\ | Instrument: K-GC-24 |
| Acqu Date: 11/29/20 18:21:00 | Vial: 5 |
| Run Type: CCV | Dilution: 1 |
| Lab ID: KQ2018923-15 | Raw Units: ppb |

| | | |
|------------------------|------------------------------|-------------------------------|
| Bottle ID: | Tier: IV | Matrix: Sediment |
| Prod Code: HERB | Collect Date: 11/6/20 | Receive Date: 11/10/20 |

| | | |
|-----------------------------|---------------------|--------------------------------|
| Analysis Lot: 705101 | Prep Lot: | Report Group: KQ2018923 |
| Analysis: 8151A | Prep Method: | |
| | Prep Date: | |

| | |
|--------------------------------------------|----------------------------------|
| Title: Chlorinated Herbicides by GC | Calibration ID: KC2000566 |
| | Report List ID: 18726 |

Surrogate Compounds

| Parameter Name | RT 1 | RT 2 | Resp 1 | Resp 2 | Solution | | % Rec | | Rpt? |
|-------------------------------|------|------|---------|---------|----------|---------|-------|---|------|
| | | | | | Conc 1 | Conc 2 | 1 | 2 | |
| 2,4-Dichlorophenylacetic Acid | 8.00 | 7.83 | 1675118 | 4579736 | 92.057 | 108.273 | | | Y |

Target Compounds

| Parameter Name | RT 1 | RT 2 | Resp 1 | Resp 2 | Solution | | Final | | Rpt? |
|-------------------|-------|-------|---------|----------|----------|-----------|--------|--------|------|
| | | | | | Conc 1 | Conc 2 | Conc 1 | Conc 2 | |
| 2,4,5-T | 10.71 | 10.55 | 6294435 | 17038817 | 76.287 | 89.037 | 76.3 | 89.0 | Y |
| 2,4,5-TP (Silvex) | 10.26 | 10.14 | 8461890 | 22880533 | 90.326 | 112.713 | 90.3 | 113 | Y |
| 2,4-D | 9.32 | 9.07 | 1811165 | 5212752 | 85.271 | 101.814 | 85.3 | 102 | Y |
| 2,4-DB | 11.29 | 11.18 | 738367 | 2396864 | 71.970 | 82.605 | 72.0 | 82.6 | Y |
| Dalapon | 3.12 | 2.88 | 2419850 | 5307795 | 99.753 | 109.863 | 99.8 | 110 | Y |
| Dicamba | 8.22 | 7.93 | 6657633 | 16878461 | 95.382 | 113.880 | 95.4 | 114 | Y |
| Dichlorprop | 8.97 | 8.77 | 1706984 | 4747857 | 91.538 | 113.816 | 91.5 | 114 | Y |
| Dinoseb | 11.69 | 11.33 | 5217361 | 14259942 | 84.333 | 104.272 | 84.3 | 104 | Y |
| MCPA | 8.57 | 8.37 | 571281 | 2765775 | 9756.727 | 12739.003 | 9760 | 12700 | Y |
| MCPP | 8.30 | 8.12 | 434710 | 2068635 | 9863.377 | 12878.376 | 9860 | 12900 | Y |

Prep Amount: 30.00 g **Dilution:** 1
Prep Final Amount: 50.00 mL **Basis Factor:** 100.00

U: Undetected at or above MDL
J: Analyte detected above MDL, but below MRL
B: Hit above MRL also found in Method Blank
E: Analyte concentration above high point of ICAL
N: Presumptive evidence of compound

D: Result from dilution
m: Manual integration performed
d: Compound manually deleted
NR: Analyte not reported from this analysis

*: Result fails acceptance criteria
#: Acceptance criteria not applicable
?: Insufficient information to determine acceptance
e: Result >= MRL, but MRL less than low point of ICAL
c: check for co-elution

Printed: 11/30/20 7:36

\\alprews001\starlims\LIMSReps\QuantValidation.rpt

Data File : J:\gc24\data\112820\11280085.D Vial: 16
 Signal(s) : Signal #1: ECD1A.CH Signal #2: ECD2B.CH
 Acq On : 29 Nov 2020 6:21 pm Operator: SM
 Sample : PENTA-2 41C 100C Inst : HP G1530A
 Misc : Multiplr: 1.00
 Integration File signal 1: RTEINT.P
 Integration File signal 2: RTEINT2.P
 Quant Time: Nov 29 19:25:03 2020
 Quant Results File: 102120_8151.RES

Quant Method : J:\gc24\Methods\102120_8151.M
 Quant Title : 103118_8151.m MJ215 CAL_KC1800
 QLast Update : Wed Oct 21 17:30:52 2020
 Response via : Initial Calibration
 DataAcq Meth:8151A-17.M

Volume Inj. : 2 uL
 Signal #1 Phase : RTX-CLP2 Signal #2 Phase: ZB-XLB-HT
 Signal #1 Info : 0.25 mm Signal #2 Info : 0.25 mm

| Compound | RT#1 | RT#2 | Resp#1 | Resp#2 | ppb | ppb |
|-----------------------------|--------|--------|---------|----------|----------|-------------|
| ----- | | | | | | |
| System Monitoring Compounds | | | | | | |
| 2) s 2,4-Dichl... | 7.997 | 7.827 | 1675118 | 4579736 | 92.057 | 108.273 |
| Target Compounds | | | | | | |
| 1) m Dalapon | 3.124 | 2.877 | 2419850 | 5307795 | 99.753 | 109.863 |
| 3) m Dicamba | 8.217 | 7.931 | 6657633 | 16878461 | 95.382 | 113.880 |
| 4) m MCPP | 8.304 | 8.121 | 434710 | 2068635 | 9863.377 | 12878.376 # |
| 5) m MCPA | 8.567 | 8.367 | 571281 | 2765775 | 9756.727 | 12739.003 # |
| 6) m Dichloroprop | 8.967 | 8.767 | 1706984 | 4747857 | 91.538 | 113.816 |
| 7) m 2,4-D | 9.324 | 9.074 | 1811165 | 5212752 | 85.271 | 101.814 |
| 8) m 2,4,5-TP ... | 10.264 | 10.144 | 8461890 | 22880533 | 90.326 | 112.713 |
| 9) m 2,4,5-T | 10.710 | 10.547 | 6294435 | 17038817 | 76.287 | 89.037 |
| 10) m 2,4-DB | 11.290 | 11.184 | 738367 | 2396864 | 71.970 | 82.605 |
| 11) m Dinoseb | 11.687 | 11.331 | 5217361 | 14259942 | 84.333 | 104.272 |
| ----- | | | | | | |

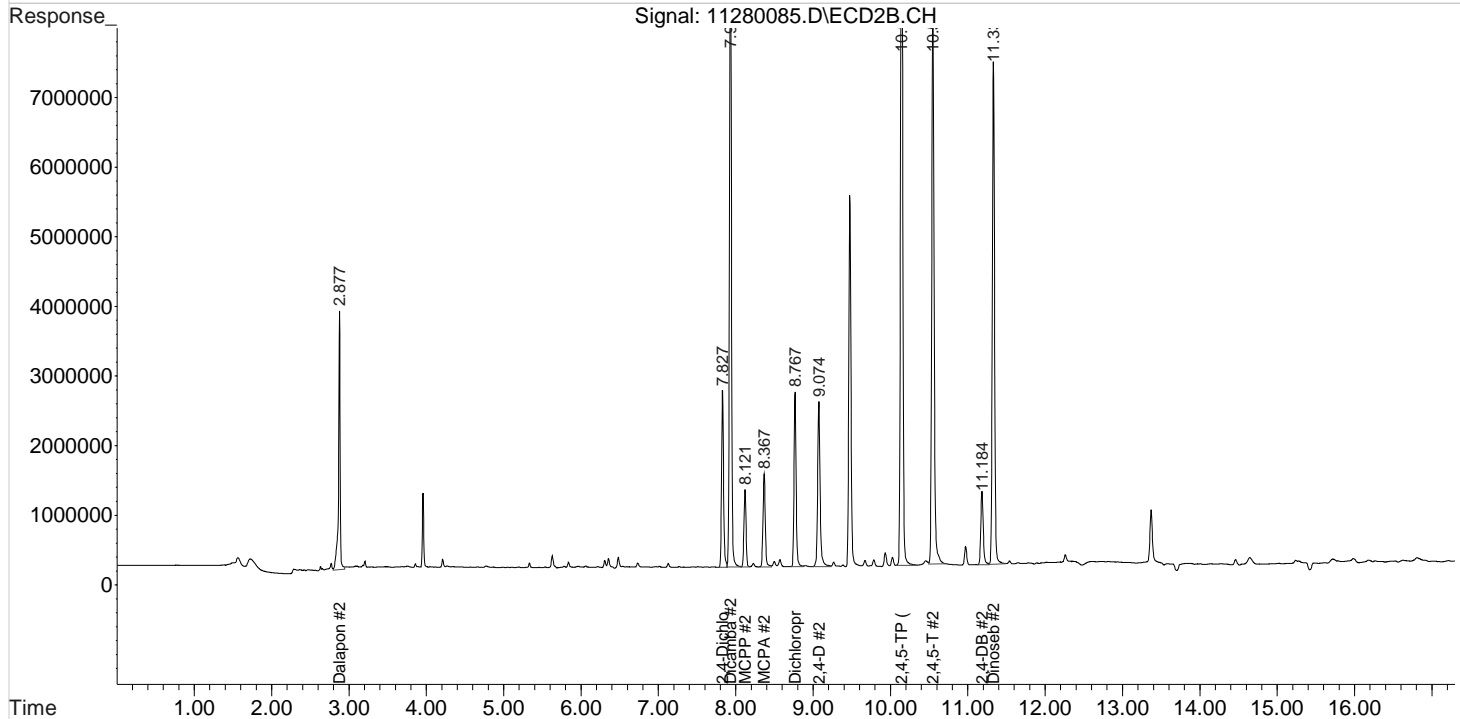
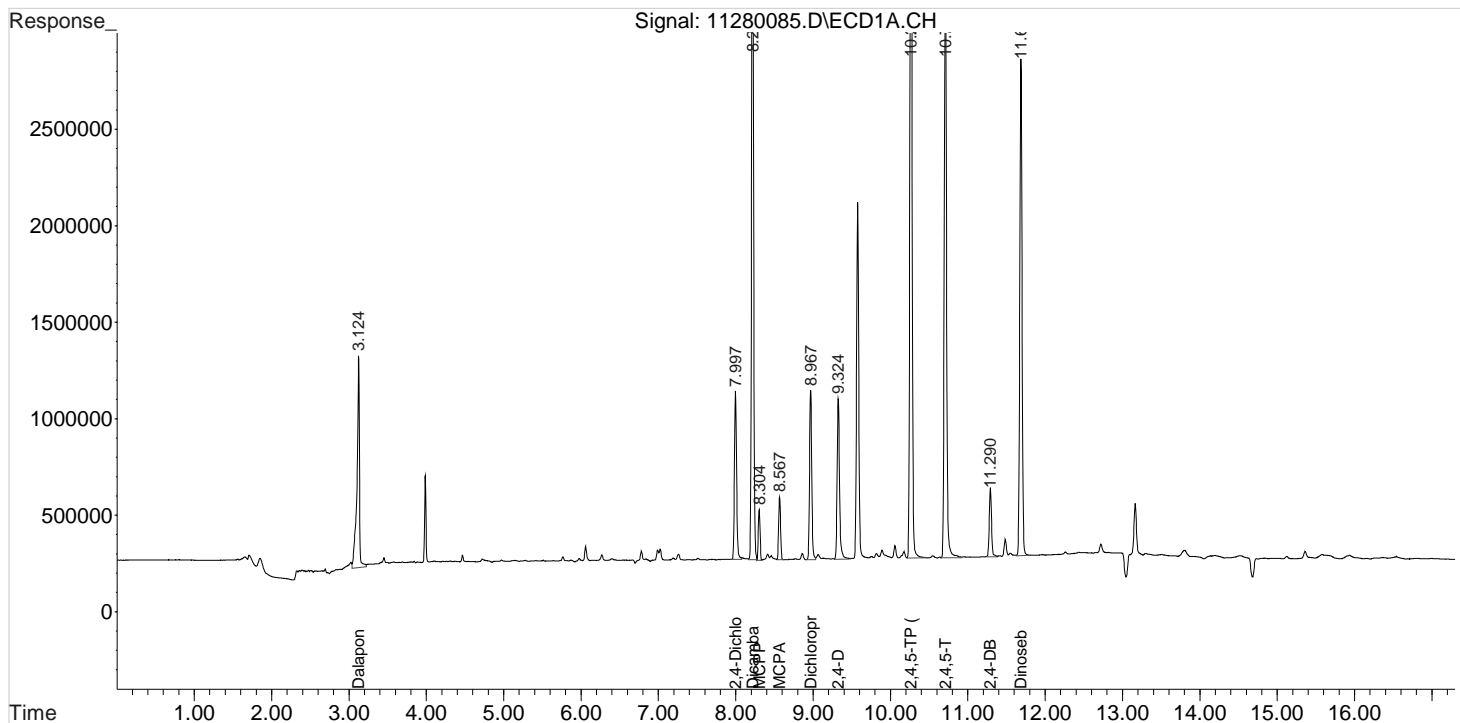
(f)=RT Delta > 1/2 Window (#)=Amounts differ by > 25% (m)=manual int.

Data File : J:\gc24\data\112820\11280085.D
Signal(s) : Signal #1: ECD1A.CH Signal #2: ECD2B.CH
Acq On : 29 Nov 2020 6:21 pm
Sample : PENTA-2 41C 100C
Misc :
Integration File signal 1: RTEINT.P
Integration File signal 2: RTEINT2.P
Quant Time: Nov 29 19:25:03 2020
Quant Results File: 102120_8151.RES

Vial: 16
Operator: SM
Inst : HP G1530A
Multiplr: 1.00

Quant Method : J:\gc24\Methods\102120_8151.M
Quant Title : 103118_8151.m MJ215 CAL_KC1800
QLast Update : Wed Oct 21 17:30:52 2020
Response via : Initial Calibration
DataAcq Meth:8151A-17.M

Volume Inj. : 2 uL
Signal #1 Phase : RTX-CLP2 Signal #2 Phase: ZB-XLB-HT
Signal #1 Info : 0.25 mm Signal #2 Info : 0.25 mm



Validation Report

1st *SM* 11/30/20
2nd *JA* 12/01/20

Data File: J:\gc24\data\112820\11280096.D\
Lab ID: KQ2018923-17
RunType: CCV
Matrix: Sediment

Date Acquired: 11/29/20 22:33:00
Batch ID: 705101
Analysis Method: 8151A/HERB

Validations

| Validation Categories | Pass | Fail |
|---------------------------------|------|------|
| ICAL Analyte Recovery | X | |
| Second Source ICAL Verification | X | |
| Above Highest ICAL Level | X | |
| Analyte Coelutions | X | |

Primary Review: _____

Secondary Review: _____

Quantitation Report

| | |
|---------------------------------------------------|----------------------------|
| Data File: J:\gc24\data\112820\11280096.D\ | Instrument: K-GC-24 |
| Acqu Date: 11/29/20 22:33:00 | Vial: 3 |
| Run Type: CCV | Dilution: 1 |
| Lab ID: KQ2018923-17 | Raw Units: ppb |

| | | |
|------------------------|------------------------------|-------------------------------|
| Bottle ID: | Tier: IV | Matrix: Sediment |
| Prod Code: HERB | Collect Date: 11/6/20 | Receive Date: 11/10/20 |

| | | |
|-----------------------------|---------------------|--------------------------------|
| Analysis Lot: 705101 | Prep Lot: | Report Group: KQ2018923 |
| Analysis: 8151A | Prep Method: | |
| | Prep Date: | |

| | |
|--------------------------------------------|----------------------------------|
| Title: Chlorinated Herbicides by GC | Calibration ID: KC2000566 |
| | Report List ID: 11736 |

Surrogate Compounds

| Parameter Name | RT 1 | RT 2 | Resp 1 | Resp 2 | Solution | | % Rec | | Rpt? |
|----------------|------|------|---------|---------|----------|---------|-------|---|------|
| | | | | | Conc 1 | Conc 2 | 1 | 2 | |
| DCAA | 8.00 | 7.83 | 1699321 | 4612171 | 93.387 | 109.040 | | | Y |

Target Compounds

| Parameter Name | RT 1 | RT 2 | Resp 1 | Resp 2 | Solution | | Final | | Rpt? |
|----------------|-------|-------|---------|----------|----------|---------|--------|--------|------|
| | | | | | Conc 1 | Conc 2 | Conc 1 | Conc 2 | |
| 2,4,5-TP | 10.26 | 10.15 | 8403511 | 23029163 | 89.703 | 113.445 | 89.7 | 113 | Y |
| 2,4-D | 9.32 | 9.07 | 1753349 | 5277098 | 82.549 | 103.071 | 82.5 | 103 | Y |

Prep Amount: 30.00 g **Dilution:** 1
Prep Final Amount: 50.00 mL **Basis Factor:** 100.00

U: Undetected at or above MDL
 J: Analyte detected above MDL, but below MRL
 B: Hit above MRL also found in Method Blank
 E: Analyte concentration above high point of ICAL
 N: Presumptive evidence of compound

D: Result from dilution
 m: Manual integration performed
 d: Compound manually deleted
 NR: Analyte not reported from this analysis

*: Result fails acceptance criteria
 #: Acceptance criteria not applicable
 ?: Insufficient information to determine acceptance
 e: Result >= MRL, but MRL less than low point of ICAL
 c: check for co-elution

Printed: 12/1/20 13:51

\\alprews001\starlims\LIMSReps\QuantValidation.rpt

Quantitation Report

1st SM 11/30/20
2nd ^{UA} 12/01/20

| | |
|---------------------------------------------------|----------------------------|
| Data File: J:\gc24\data\112820\11280096.D\ | Instrument: K-GC-24 |
| Acqu Date: 11/29/20 22:33:00 | Vial: 3 |
| Run Type: CCV | Dilution: 1 |
| Lab ID: KQ2018923-17 | Raw Units: ppb |

| | | |
|------------------------|------------------------------|-------------------------------|
| Bottle ID: | Tier: IV | Matrix: Sediment |
| Prod Code: HERB | Collect Date: 11/6/20 | Receive Date: 11/10/20 |

| | | |
|-----------------------------|---------------------|--------------------------------|
| Analysis Lot: 705101 | Prep Lot: | Report Group: KQ2018923 |
| Analysis: 8151A | Prep Method: | |
| | Prep Date: | |

| | |
|--------------------------------------------|----------------------------------|
| Title: Chlorinated Herbicides by GC | Calibration ID: KC2000566 |
| | Report List ID: 18726 |

Surrogate Compounds

| Parameter Name | RT 1 | RT 2 | Resp 1 | Resp 2 | Solution | | % Rec | | Rpt? |
|-------------------------------|------|------|---------|---------|----------|---------|-------|---|------|
| | | | | | Conc 1 | Conc 2 | 1 | 2 | |
| 2,4-Dichlorophenylacetic Acid | 8.00 | 7.83 | 1699321 | 4612171 | 93.387 | 109.040 | | | Y |

Target Compounds

| Parameter Name | RT 1 | RT 2 | Resp 1 | Resp 2 | Solution | | Final | | Rpt? |
|-------------------|-------|-------|---------|----------|----------|-----------|--------|--------|------|
| | | | | | Conc 1 | Conc 2 | Conc 1 | Conc 2 | |
| 2,4,5-T | 10.71 | 10.55 | 6328523 | 17359956 | 76.700 | 90.715 | 76.7 | 90.7 | Y |
| 2,4,5-TP (Silvex) | 10.26 | 10.15 | 8403511 | 23029163 | 89.703 | 113.445 | 89.7 | 113 | Y |
| 2,4-D | 9.32 | 9.07 | 1753349 | 5277098 | 82.549 | 103.071 | 82.5 | 103 | Y |
| 2,4-DB | 11.29 | 11.18 | 751510 | 2474701 | 73.251 | 85.288 | 73.3 | 85.3 | Y |
| Dalapon | 3.12 | 2.88 | 2363158 | 5235946 | 97.416 | 108.376 | 97.4 | 108 | Y |
| Dicamba | 8.22 | 7.93 | 6643338 | 16901674 | 95.177 | 114.036 | 95.2 | 114 | Y |
| Dichlorprop | 8.97 | 8.77 | 1716976 | 4775406 | 92.074 | 114.477 | 92.1 | 114 | Y |
| Dinoseb | 11.68 | 11.33 | 5209063 | 14411137 | 84.199 | 105.378 | 84.2 | 105 | Y |
| MCPA | 8.57 | 8.37 | 565082 | 2748402 | 9650.856 | 12647.182 | 9650 | 12600 | Y |
| MCPP | 8.30 | 8.12 | 432792 | 2050515 | 9822.103 | 12753.142 | 9820 | 12800 | Y |

Prep Amount: 30.00 g **Dilution:** 1
Prep Final Amount: 50.00 mL **Basis Factor:** 100.00

U: Undetected at or above MDL
J: Analyte detected above MDL, but below MRL
B: Hit above MRL also found in Method Blank
E: Analyte concentration above high point of ICAL
N: Presumptive evidence of compound

D: Result from dilution
m: Manual integration performed
d: Compound manually deleted
NR: Analyte not reported from this analysis

*: Result fails acceptance criteria
#: Acceptance criteria not applicable
?: Insufficient information to determine acceptance
e: Result >= MRL, but MRL less than low point of ICAL
c: check for co-elution

Printed: 11/30/20 7:36

\\alprews001\starlims\LIMSReps\QuantValidation.rpt

Data File : J:\gc24\data\112820\11280096.D Vial: 16
 Signal(s) : Signal #1: ECD1A.CH Signal #2: ECD2B.CH
 Acq On : 29 Nov 2020 10:33 pm Operator: SM
 Sample : PENTA-2 41C 100C Inst : HP G1530A
 Misc : Multiplr: 1.00
 Integration File signal 1: RTEINT.P
 Integration File signal 2: RTEINT2.P
 Quant Time: Nov 30 07:16:07 2020
 Quant Results File: 102120_8151.RES

Quant Method : J:\gc24\Methods\102120_8151.M
 Quant Title : 103118_8151.m MJ215 CAL_KC1800
 QLast Update : Wed Oct 21 17:30:52 2020
 Response via : Initial Calibration
 DataAcq Meth:8151A-17.M

Volume Inj. : 2 uL
 Signal #1 Phase : RTX-CLP2 Signal #2 Phase: ZB-XLB-HT
 Signal #1 Info : 0.25 mm Signal #2 Info : 0.25 mm

| Compound | RT#1 | RT#2 | Resp#1 | Resp#2 | ppb | ppb |
|-----------------------------|--------|--------|---------|----------|----------|-------------|
| ----- | | | | | | |
| System Monitoring Compounds | | | | | | |
| 2) s 2,4-Dichl... | 7.998 | 7.828 | 1699321 | 4612171 | 93.387 | 109.040 |
| Target Compounds | | | | | | |
| 1) m Dalapon | 3.125 | 2.878 | 2363158 | 5235946 | 97.416 | 108.376 |
| 3) m Dicamba | 8.218 | 7.928 | 6643338 | 16901674 | 95.177 | 114.036 |
| 4) m MCPP | 8.305 | 8.118 | 432792 | 2050515 | 9822.103 | 12753.142 # |
| 5) m MCPA | 8.568 | 8.365 | 565082 | 2748402 | 9650.856 | 12647.182 # |
| 6) m Dichloroprop | 8.968 | 8.765 | 1716976 | 4775406 | 92.074 | 114.477 |
| 7) m 2,4-D | 9.325 | 9.072 | 1753349 | 5277098 | 82.549 | 103.071 |
| 8) m 2,4,5-TP ... | 10.265 | 10.145 | 8403511 | 23029163 | 89.703 | 113.445 # |
| 9) m 2,4,5-T | 10.708 | 10.548 | 6328523 | 17359956 | 76.700 | 90.715 |
| 10) m 2,4-DB | 11.292 | 11.182 | 751510 | 2474701 | 73.251 | 85.288 |
| 11) m Dinoseb | 11.685 | 11.332 | 5209063 | 14411137 | 84.199 | 105.378 # |
| ----- | | | | | | |

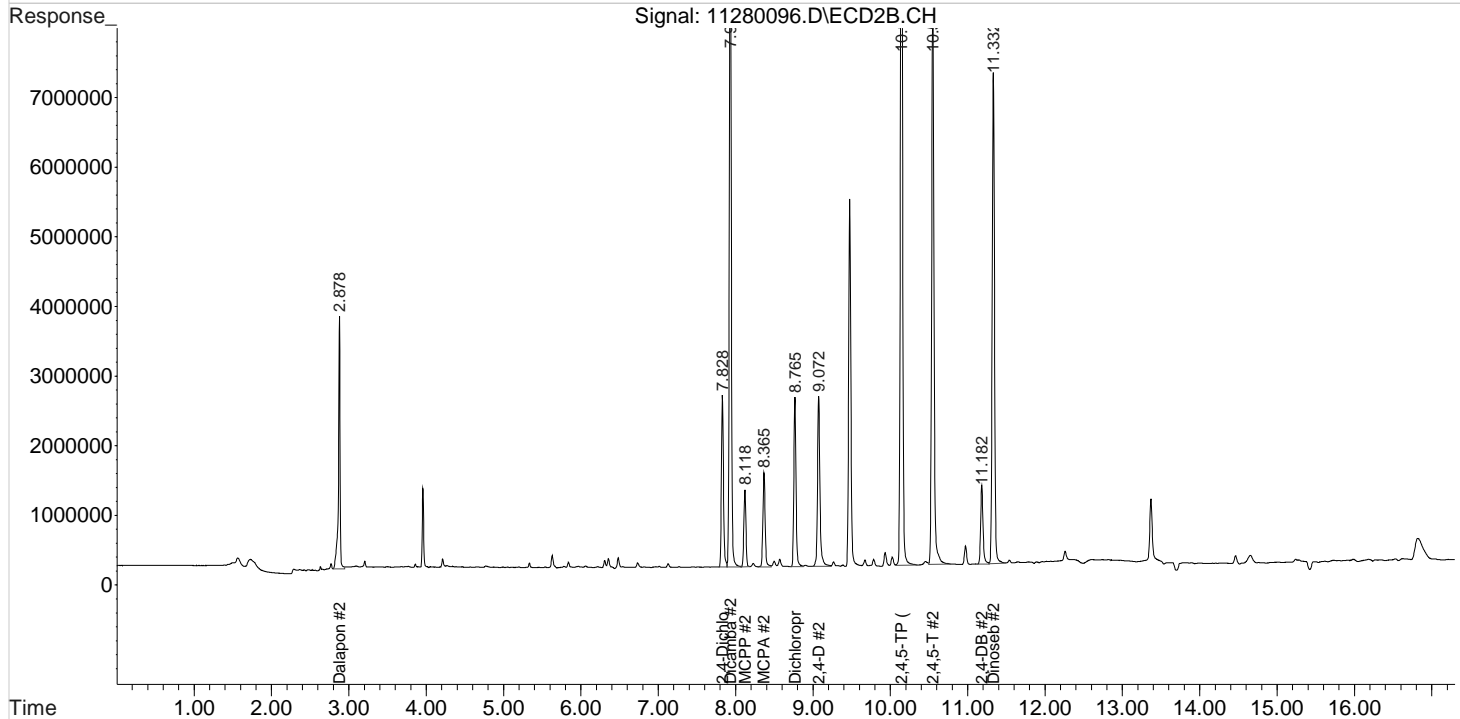
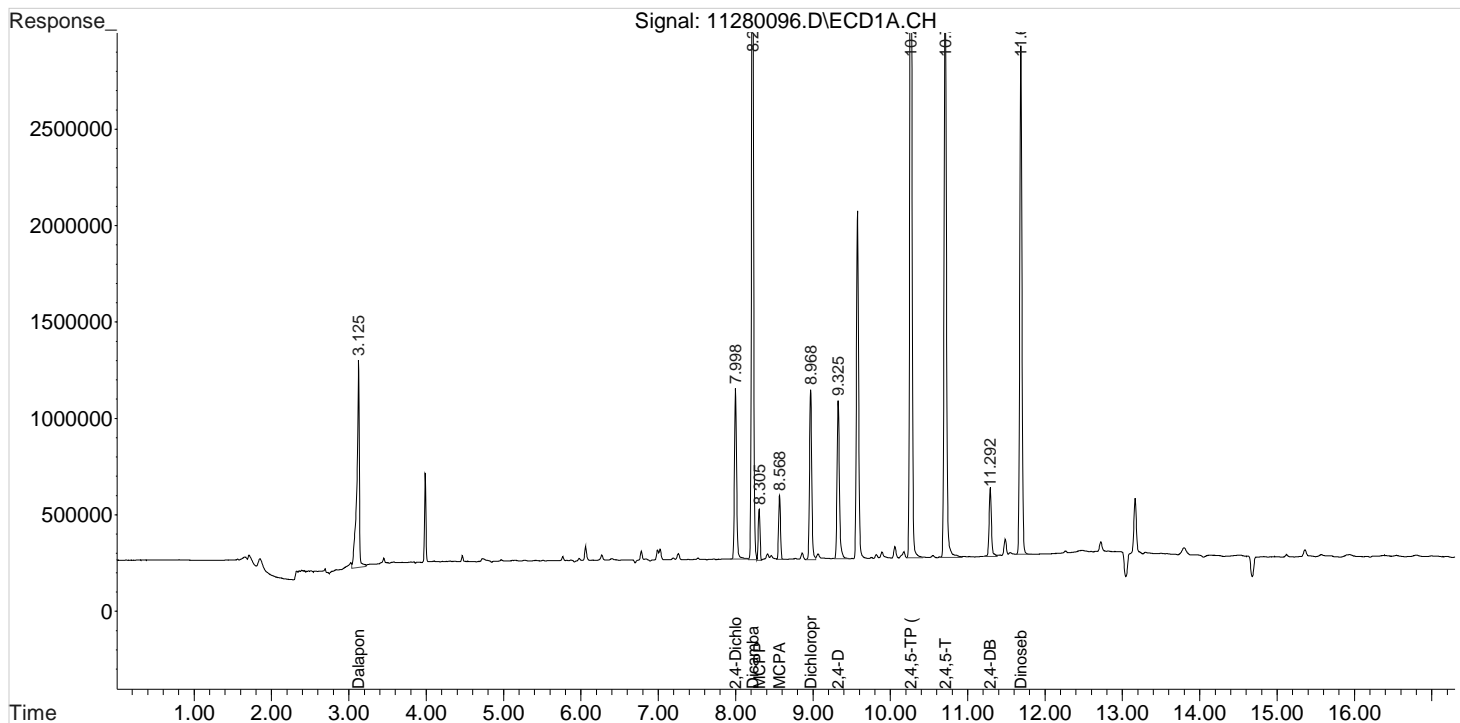
(f)=RT Delta > 1/2 Window (#)=Amounts differ by > 25% (m)=manual int.

Data File : J:\gc24\data\112820\11280096.D
Signal(s) : Signal #1: ECD1A.CH Signal #2: ECD2B.CH
Acq On : 29 Nov 2020 10:33 pm
Sample : PENTA-2 41C 100C
Misc :
Integration File signal 1: RTEINT.P
Integration File signal 2: RTEINT2.P
Quant Time: Nov 30 07:16:07 2020
Quant Results File: 102120_8151.RES

Vial: 16
Operator: SM
Inst : HP G1530A
Multiplr: 1.00

Quant Method : J:\gc24\Methods\102120_8151.M
Quant Title : 103118_8151.m MJ215 CAL_KC1800
QLast Update : Wed Oct 21 17:30:52 2020
Response via : Initial Calibration
DataAcq Meth:8151A-17.M

Volume Inj. : 2 uL
Signal #1 Phase : RTX-CLP2 Signal #2 Phase: ZB-XLB-HT
Signal #1 Info : 0.25 mm Signal #2 Info : 0.25 mm



Injection Log

Directory: J:\gc24\data\102120

| Line | Vial | FileName | Multiplier | SampleName | Misc Info | Injected |
|------|------|------------|------------|------------------------|-----------|-------------------|
| 1 | 100 | 10210001.d | 1. | CCV PRIMER | | 21 Oct 2020 12:34 |
| 2 | 100 | 10210002.d | 1. | CCV PRIMER | | 21 Oct 2020 12:58 |
| 3 | 1 | 10210003.d | 1. | IB | | Unrecognized:Un |
| 4 | 3 | 10210004.d | 1. | PENTA2-14K 10PPB | | Unrecognized:Un |
| 5 | 4 | 10210005.d | 1. | PENTA2-14L 25PPB | | Unrecognized:Un |
| 6 | 5 | 10210006.d | 1. | PENTA2-14M 75PPB | | Unrecognized:Un |
| 7 | 6 | 10210007.d | 1. | PENTA2-14N 100PB | | Unrecognized:Un |
| 8 | 7 | 10210008.d | 1. | PENTA2-15A 125PB | | Unrecognized:Un |
| 9 | 8 | 10210009.d | 1. | PENTA2-15B 150PB | | Unrecognized:Un |
| 10 | 9 | 10210010.d | 1. | PENTA2-15C 175PB | | Unrecognized:Un |
| 11 | 10 | 10210011.d | 1. | PENTA2-15D 200PB | | Unrecognized:Un |
| 12 | 11 | 10210012.d | 1. | PENTA2-15E ICV 100 PPB | | Unrecognized:Un |

ICAL: Kc2000566

ALS-Kelso
Initial Calibration Checklist GC

Method: 8151A Herb
ICAL ID or Date: KC2000566
Instrument: GC-24

Primary Secondary

- The new ICAL is saved with a unique ID.
- ICAL was performed continuously (i.e. not interrupted by maintenance event).
- All analytes in blank are $< \frac{1}{2}$ MRL.
- ICAL contains minimum number of concentrations.
- No internal levels excluded for any analytes.
- Retention times updated using a midpoint of the calibration. Secondary reviewer double check peak IDs.
- Calibration files quantitated with new method.
- Check integrations. Primary reviewer must check all integrations electronically. Secondary reviewer will check low point and high point electronically.
- ICAL files added to calibration table.
- The average RF or COD meets method criteria for all analytes.
- ICV is quantitated against new ICAL.
- ICV meets method criteria.
- Linked in ^{LIMS}Stealth to an appropriate method. An appropriate method will be one that contains all analytes that were analyzed.
- All calibration reports included: ICAL SUMMARY, ICAL DETAILED, ICV SUMMARY.
- Enviroquant/Target responses match those in ^{LIMS}Stealth.
- All quant reports and manual integrations initialed and dated.

Data packet should be in the following order: Sequence log, Calibration Review, Stealth ICAL reports, and quant reports.

Primary: [Signature]

Date: 10-21-20

Secondary: [Signature]

Date: 10/22/20

Method Path : J:\gc24\Methods\
 Method File : 102120_8151.M
 Title : 103118_8151.m MJ215 CAL_KC1800
 Last Update : Wed Oct 21 17:31:59 2020
 Response Via : Initial Calibration

Calibration Files

1 =10210004.D 2 =10210005.D =
 4 =10210006.D 5 =10210007.D 6 =10210008.D

| Compound | 1 | 2 | 4 | 5 | 6 | Avg | %RSD |
|-----------------------|-------|-------|-------|-------|-------|-------|----------------|
| 1) m Dalapon | 2.671 | 2.733 | 2.254 | 2.374 | 2.344 | 2.385 | 2.426 E4 7.29 |
| 2) s 2,4-Dichlorop... | 2.115 | 2.015 | 1.798 | 1.794 | 1.738 | 1.732 | 1.820 E4 8.79 |
| 3) m Dicamba | 7.596 | 7.540 | 6.777 | 6.892 | 6.778 | 6.830 | 6.980 E4 5.27 |
| 4) m MCPP | 2.001 | 3.740 | 4.291 | 4.480 | 4.454 | 4.501 | 4.053 E1 21.41 |
| 5) m MCPA | 4.567 | 6.110 | 6.022 | 6.133 | 6.030 | 6.046 | 5.855 E1 8.95 |
| 6) m Dichloroprop | 2.275 | 2.117 | 1.795 | 1.815 | 1.755 | 1.752 | 1.865 E4 11.40 |
| 7) m 2,4-D | 2.488 | 2.377 | 2.075 | 2.056 | 2.029 | 2.025 | 2.124 E4 9.25 |
| 8) m 2,4,5-TP (Sil... | 9.752 | 9.790 | 9.082 | 9.310 | 9.221 | 9.360 | 9.368 E4 2.80 |
| 9) m 2,4,5-T | 8.692 | 8.723 | 8.157 | 8.121 | 8.142 | 8.264 | 8.251 E4 3.64 |
| 10) m 2,4-DB | 1.110 | 1.172 | 1.003 | 0.994 | 1.001 | 1.003 | 1.026 E4 7.40 |
| 11) m Dinoseb | 6.933 | 6.670 | 6.137 | 6.031 | 5.965 | 6.030 | 6.187 E4 6.41 |


Signal #2 Calibration Files

1 =10210004.D 2 =10210005.D =
 4 =10210006.D 5 =10210007.D 6 =10210008.D


| Compound | 1 | 2 | 4 | 5 | 6 | Avg | %RSD |
|-----------------------|-------|-------|-------|-------|-------|-------|----------------|
| 1) m Dalapon | 5.105 | 5.207 | 4.698 | 4.631 | 4.838 | 4.664 | 4.831 E4 4.39 |
| 2) s 2,4-Dichlorop... | 5.587 | 4.943 | 4.041 | 3.953 | 3.892 | 3.822 | 4.230 E4 15.77 |
| 3) m Dicamba | 1.724 | 1.593 | 1.424 | 1.430 | 1.425 | 1.416 | 1.482 E5 7.71 |
| 4) m MCPP | 3.248 | 2.629 | 1.847 | 1.727 | 1.645 | 1.574 | 1.963 E2 32.32 |
| 5) m MCPA | 5.322 | 3.724 | 2.492 | 2.323 | 2.218 | 2.130 | 2.789 E2 41.64 |
| 6) m Dichloroprop | 5.440 | 4.793 | 3.993 | 3.939 | 3.868 | 3.809 | 4.172 E4 14.71 |
| 7) m 2,4-D | 6.995 | 5.929 | 4.845 | 4.767 | 4.681 | 4.616 | 5.120 E4 17.22 |
| 8) m 2,4,5-TP (Sil... | 2.358 | 2.178 | 1.953 | 1.956 | 1.949 | 1.947 | 2.030 E5 7.62 |
| 9) m 2,4,5-T | 2.241 | 2.074 | 1.833 | 1.848 | 1.821 | 1.835 | 1.914 E5 8.20 |
| 10) m 2,4-DB | 3.572 | 3.225 | 2.779 | 2.756 | 2.726 | 2.732 | 2.902 E4 11.07 |
| 11) m Dinoseb | 1.678 | 1.515 | 1.309 | 1.301 | 1.294 | 1.286 | 1.368 E5 10.83 |

(#) = Out of Range ### Number of calibration levels exceeded format ###

102120_8151.M Wed Oct 21 17:48:58 2020







Initial Calibration - Detailed Report

Calibration ID: KC2000566

Instrument ID: K-GC-24

Column Name: RTX-CLP2

| # | Lab Code | Sample Name | File Location | Aquisition Date |
|----|--------------|------------------|--------------------------------|------------------|
| 01 | KC2000566-01 | PENTA2-14K 10PPB | J:\gc24\data\102120\10210004.D | 10/21/2020 13:46 |
| 02 | KC2000566-02 | PENTA2-14L 25PPB | J:\gc24\data\102120\10210005.D | 10/21/2020 14:09 |
| 03 | KC2000566-03 | PENTA2-14M 75PPB | J:\gc24\data\102120\10210006.D | 10/21/2020 14:33 |
| 04 | KC2000566-04 | PENTA2-14N 100PB | J:\gc24\data\102120\10210007.D | 10/21/2020 14:57 |
| 05 | KC2000566-05 | PENTA2-15A 125PB | J:\gc24\data\102120\10210008.D | 10/21/2020 15:21 |
| 06 | KC2000566-06 | PENTA2-15B 150PB | J:\gc24\data\102120\10210009.D | 10/21/2020 15:44 |
| 07 | KC2000566-07 | PENTA2-15C 175PB | J:\gc24\data\102120\10210010.D | 10/21/2020 16:08 |
| 08 | KC2000566-08 | PENTA2-15D 200PB | J:\gc24\data\102120\10210011.D | 10/21/2020 16:32 |

| Analyte | | | Curve Fit | | | Weighting | | | | | |
|--------------------|---------|---------|------------|---------|---------|-------------|---------|---------|----------------------|---------|---------|
| 2,4,5-T | | | Average RF | | | RSD = 3.638 | | | Average RF = 8.251E4 | | |
| # | Amount | RF | # | Amount | RF | # | Amount | RF | # | Amount | RF |
| 01 | 9.480 | 8.692E4 | 02 | 23.700 | 8.723E4 | 03 | 71.100 | 8.157E4 | 04 | 94.800 | 8.121E4 |
| 05 | 118.490 | 8.142E4 | 06 | 142.190 | 8.264E4 | 07 | 165.890 | 7.962E4 | 08 | 189.590 | 7.946E4 |
| 2,4,5-TP | | | Average RF | | | RSD = 2.798 | | | Average RF = 9.368E4 | | |
| # | Amount | RF | # | Amount | RF | # | Amount | RF | # | Amount | RF |
| 01 | 9.510 | 9.752E4 | 02 | 23.760 | 9.79E4 | 03 | 71.300 | 9.082E4 | 04 | 95.100 | 9.31E4 |
| 05 | 118.820 | 9.221E4 | 06 | 142.580 | 9.36E4 | 07 | 166.340 | 9.245E4 | 08 | 190.100 | 9.185E4 |
| 2,4-D | | | Average RF | | | RSD = 9.253 | | | Average RF = 2.124E4 | | |
| # | Amount | RF | # | Amount | RF | # | Amount | RF | # | Amount | RF |
| 01 | 9.400 | 2.488E4 | 02 | 23.510 | 2.377E4 | 03 | 70.500 | 2.075E4 | 04 | 94.000 | 2.056E4 |
| 05 | 117.540 | 2.029E4 | 06 | 141.050 | 2.025E4 | 07 | 164.560 | 1.991E4 | 08 | 188.060 | 1.951E4 |
| 2,4-DB | | | Average RF | | | RSD = 7.4 | | | Average RF = 1.026E4 | | |
| # | Amount | RF | # | Amount | RF | # | Amount | RF | # | Amount | RF |
| 01 | 9.470 | 1.11E4 | 02 | 23.670 | 1.172E4 | 03 | 71.000 | 1.003E4 | 04 | 94.700 | 9.938E3 |
| 05 | 118.330 | 1.001E4 | 06 | 142.000 | 1.003E4 | 07 | 165.670 | 9.847E3 | 08 | 189.340 | 9.399E3 |
| Dalapon | | | Average RF | | | RSD = 7.292 | | | Average RF = 2.426E4 | | |
| # | Amount | RF | # | Amount | RF | # | Amount | RF | # | Amount | RF |
| 01 | 9.110 | 2.671E4 | 02 | 22.770 | 2.733E4 | 03 | 68.300 | 2.254E4 | 04 | 91.100 | 2.374E4 |
| 05 | 113.830 | 2.344E4 | 06 | 136.600 | 2.385E4 | 07 | 159.360 | 2.357E4 | 08 | 182.130 | 2.287E4 |
| Dicamba | | | Average RF | | | RSD = 5.272 | | | Average RF = 6.98E4 | | |
| # | Amount | RF | # | Amount | RF | # | Amount | RF | # | Amount | RF |
| 01 | 9.400 | 7.596E4 | 02 | 23.510 | 7.54E4 | 03 | 70.500 | 6.777E4 | 04 | 94.000 | 6.892E4 |
| 05 | 117.540 | 6.778E4 | 06 | 141.050 | 6.83E4 | 07 | 164.560 | 6.719E4 | 08 | 188.060 | 6.708E4 |
| Dichlorprop | | | Average RF | | | RSD = 11.4 | | | Average RF = 1.865E4 | | |
| # | Amount | RF | # | Amount | RF | # | Amount | RF | # | Amount | RF |
| 01 | 9.440 | 2.275E4 | 02 | 23.590 | 2.117E4 | 03 | 70.800 | 1.795E4 | 04 | 94.400 | 1.815E4 |
| 05 | 117.960 | 1.755E4 | 06 | 141.550 | 1.752E4 | 07 | 165.140 | 1.724E4 | 08 | 188.730 | 1.684E4 |
| Dinoseb | | | Average RF | | | RSD = 6.412 | | | Average RF = 6.187E4 | | |
| # | Amount | RF | # | Amount | RF | # | Amount | RF | # | Amount | RF |
| 01 | 9.450 | 6.933E4 | 02 | 23.620 | 6.67E4 | 03 | 70.900 | 6.137E4 | 04 | 94.500 | 6.031E4 |
| 05 | 118.100 | 5.965E4 | 06 | 141.720 | 6.03E4 | 07 | 165.340 | 5.89E4 | 08 | 188.960 | 5.837E4 |

Initial Calibration - Detailed Report

Calibration ID: KC2000566

Instrument ID: K-GC-24
Column Name: RTX-CLP2

MCPA

| # | Amount | RF |
|----|----------|-------|
| 01 | 934.770 | 45.67 |
| 05 | 11683.01 | 60.3 |
| 0 | | |

Average RF

| # | Amount | RF |
|----|----------|-------|
| 02 | 2336.600 | 61.1 |
| 06 | 14019.61 | 60.46 |
| 0 | | |

RSD = 8.948

| # | Amount | RF |
|----|----------|-------|
| 03 | 7010.000 | 60.22 |
| 07 | 16356.21 | 59.76 |
| 0 | | |

Average RF = 5.855E1

| # | Amount | RF |
|----|----------|-------|
| 04 | 9346.000 | 61.33 |
| 08 | 18692.82 | 59.57 |
| 0 | | |

MCPP

| # | Amount | RF |
|----|----------|-------|
| 01 | 938.770 | 20.01 |
| 05 | 11733.10 | 44.54 |
| 0 | | |

Linear

| # | Amount | RF |
|----|----------|-------|
| 02 | 2346.620 | 37.4 |
| 06 | 14079.72 | 45.01 |
| 0 | | |

1/X

**R2 =
0.99984741644702**

| # | Amount | RF |
|----|----------|-------|
| 03 | 7040.000 | 42.91 |
| 07 | 16426.34 | 44.58 |
| 0 | | |

Y=46.47 X+-2.364E+04

| # | Amount | RF |
|----|----------|-------|
| 04 | 9386.000 | 44.8 |
| 08 | 18772.96 | 44.98 |
| 0 | | |

2,4-Dichlorophenylacetic Acid

| # | Amount | RF |
|----|---------|---------|
| 01 | 9.020 | 2.115E4 |
| 05 | 112.730 | 1.738E4 |

Average RF

| # | Amount | RF |
|----|---------|---------|
| 02 | 22.550 | 2.015E4 |
| 06 | 135.280 | 1.732E4 |

RSD = 8.791

| # | Amount | RF |
|----|---------|---------|
| 03 | 67.600 | 1.798E4 |
| 07 | 157.830 | 1.694E4 |

Average RF = 1.82E4

| # | Amount | RF |
|----|---------|---------|
| 04 | 90.200 | 1.794E4 |
| 08 | 180.370 | 1.67E4 |

Analyte

2,4,5-T

| # | Amount | Calculated Conc | %D | # | Amount | Calculated Conc | %D | # | Amount | Calculated Conc | %D |
|----|---------|-----------------|------|----|---------|-----------------|------|----|---------|-----------------|------|
| 01 | 9.480 | 9.99 | 5.3 | 02 | 23.700 | 25.1 | 5.7 | 03 | 71.100 | 70.3 | -1.1 |
| 04 | 94.800 | 93.3 | -1.6 | 05 | 118.490 | 117 | -1.3 | 06 | 142.190 | 142 | 0.2 |
| 07 | 165.890 | 160 | -3.5 | 08 | 189.590 | 183 | -3.7 | | | | |

2,4,5-TP

| # | Amount | Calculated Conc | %D | # | Amount | Calculated Conc | %D | # | Amount | Calculated Conc | %D |
|----|---------|-----------------|------|----|---------|-----------------|------|----|---------|-----------------|------|
| 01 | 9.510 | 9.90 | 4.1 | 02 | 23.760 | 24.8 | 4.5 | 03 | 71.300 | 69.1 | -3.1 |
| 04 | 95.100 | 94.5 | -0.6 | 05 | 118.820 | 117 | -1.6 | 06 | 142.580 | 142 | -0.1 |
| 07 | 166.340 | 164 | -1.3 | 08 | 190.100 | 186 | -2.0 | | | | |

2,4-D

| # | Amount | Calculated Conc | %D | # | Amount | Calculated Conc | %D | # | Amount | Calculated Conc | %D |
|----|---------|-----------------|------|----|---------|-----------------|------|----|---------|-----------------|------|
| 01 | 9.400 | 11.0 | 17.2 | 02 | 23.510 | 26.3 | 11.9 | 03 | 70.500 | 68.9 | -2.3 |
| 04 | 94.000 | 91.0 | -3.2 | 05 | 117.540 | 112 | -4.5 | 06 | 141.050 | 134 | -4.7 |
| 07 | 164.560 | 154 | -6.3 | 08 | 188.060 | 173 | -8.2 | | | | |

2,4-DB

| # | Amount | Calculated Conc | %D | # | Amount | Calculated Conc | %D | # | Amount | Calculated Conc | %D |
|----|---------|-----------------|------|----|---------|-----------------|------|----|---------|-----------------|------|
| 01 | 9.470 | 10.2 | 8.2 | 02 | 23.670 | 27.0 | 14.3 | 03 | 71.000 | 69.4 | -2.3 |
| 04 | 94.700 | 91.7 | -3.1 | 05 | 118.330 | 116 | -2.4 | 06 | 142.000 | 139 | -2.3 |
| 07 | 165.670 | 159 | -4.0 | 08 | 189.340 | 173 | -8.4 | | | | |

Dalapon

| # | Amount | Calculated Conc | %D | # | Amount | Calculated Conc | %D | # | Amount | Calculated Conc | %D |
|----|---------|-----------------|------|----|---------|-----------------|------|----|---------|-----------------|------|
| 01 | 9.110 | 10.0 | 10.1 | 02 | 22.770 | 25.7 | 12.7 | 03 | 68.300 | 63.5 | -7.1 |
| 04 | 91.100 | 89.1 | -2.1 | 05 | 113.830 | 110 | -3.4 | 06 | 136.600 | 134 | -1.7 |
| 07 | 159.360 | 155 | -2.8 | 08 | 182.130 | 172 | -5.7 | | | | |

Dicamba

Initial Calibration - Detailed Report

Calibration ID: KC2000566

Instrument ID: K-GC-24

Column Name: RTX-CLP2

| # | Amount | Calculated | | # | Amount | Calculated | | # | Amount | Calculated | |
|----|---------|------------|------|----|---------|------------|------|----|---------|------------|------|
| | | Conc | %D | | | Conc | %D | | | Conc | %D |
| 01 | 9.400 | 10.2 | 8.8 | 02 | 23.510 | 25.4 | 8.0 | 03 | 70.500 | 68.5 | -2.9 |
| 04 | 94.000 | 92.8 | -1.3 | 05 | 117.540 | 114 | -2.9 | 06 | 141.050 | 138 | -2.2 |
| 07 | 164.560 | 158 | -3.7 | 08 | 188.060 | 181 | -3.9 | | | | |

Dichlorprop

| # | Amount | Calculated | | # | Amount | Calculated | | # | Amount | Calculated | |
|----|---------|------------|------|----|---------|------------|------|----|---------|------------|------|
| | | Conc | %D | | | Conc | %D | | | Conc | %D |
| 01 | 9.440 | 11.5 | 22.0 | 02 | 23.590 | 26.8 | 13.5 | 03 | 70.800 | 68.2 | -3.7 |
| 04 | 94.400 | 91.9 | -2.7 | 05 | 117.960 | 111 | -5.9 | 06 | 141.550 | 133 | -6.0 |
| 07 | 165.140 | 153 | -7.6 | 08 | 188.730 | 170 | -9.7 | | | | |

Dinoseb

| # | Amount | Calculated | | # | Amount | Calculated | | # | Amount | Calculated | |
|----|---------|------------|------|----|---------|------------|------|----|---------|------------|------|
| | | Conc | %D | | | Conc | %D | | | Conc | %D |
| 01 | 9.450 | 10.6 | 12.1 | 02 | 23.620 | 25.5 | 7.8 | 03 | 70.900 | 70.3 | -0.8 |
| 04 | 94.500 | 92.1 | -2.5 | 05 | 118.100 | 114 | -3.6 | 06 | 141.720 | 138 | -2.5 |
| 07 | 165.340 | 157 | -4.8 | 08 | 188.960 | 178 | -5.6 | | | | |

MCPA

| # | Amount | Calculated | | # | Amount | Calculated | | # | Amount | Calculated | |
|----|-----------|------------|-------|----|-----------|------------|-----|----|-----------|------------|-----|
| | | Conc | %D | | | Conc | %D | | | Conc | %D |
| 01 | 934.770 | 729 | -22.0 | 02 | 2336.600 | 2440 | 4.4 | 03 | 7010.000 | 7210 | 2.8 |
| 04 | 9346.000 | 9790 | 4.7 | 05 | 11683.010 | 12000 | 3.0 | 06 | 14019.610 | 14500 | 3.3 |
| 07 | 16356.210 | 16700 | 2.1 | 08 | 18692.820 | 19000 | 1.7 | | | | |

MCPP

| # | Amount | Calculated | | # | Amount | Calculated | | # | Amount | Calculated | |
|----|-----------|------------|------|----|-----------|------------|------|----|-----------|------------|------|
| | | Conc | %D | | | Conc | %D | | | Conc | %D |
| 01 | 938.770 | 913 | -2.8 | 02 | 2346.620 | 2400 | 2.2 | 03 | 7040.000 | 7010 | -0.4 |
| 04 | 9386.000 | 9560 | 1.8 | 05 | 11733.100 | 11800 | 0.2 | 06 | 14079.720 | 14100 | 0.5 |
| 07 | 16426.340 | 16300 | -1.0 | 08 | 18772.960 | 18700 | -0.5 | | | | |

2,4-Dichlorophenylacetic Acid

| # | Amount | Calculated | | # | Amount | Calculated | | # | Amount | Calculated | |
|----|---------|------------|------|----|---------|------------|------|----|---------|------------|------|
| | | Conc | %D | | | Conc | %D | | | Conc | %D |
| 01 | 9.020 | 10.5 | 16.3 | 02 | 22.550 | 25.0 | 10.7 | 03 | 67.600 | 66.8 | -1.2 |
| 04 | 90.200 | 88.9 | -1.4 | 05 | 112.730 | 108 | -4.5 | 06 | 135.280 | 129 | -4.8 |
| 07 | 157.830 | 147 | -6.9 | 08 | 180.370 | 166 | -8.2 | | | | |

Calibration ID: KC2000566

Instrument ID: K-GC-24

Column Name: ZB-XLB-HT

Initial Calibration - Detailed Report

Calibration ID: KC2000566

Instrument ID: K-GC-24

Column Name: ZB-XLB-HT

| # | Lab Code | Sample Name | File Location | Aquisition Date |
|----|--------------|------------------|--------------------------------------------|------------------|
| 01 | KC2000566-01 | PENTA2-14K 10PPB | J:\gc24\data\102120\10210004.D\10210004c.d | 10/21/2020 13:46 |
| 02 | KC2000566-02 | PENTA2-14L 25PPB | J:\gc24\data\102120\10210005.D\10210005c.d | 10/21/2020 14:09 |
| 03 | KC2000566-03 | PENTA2-14M 75PPB | J:\gc24\data\102120\10210006.D\10210006c.d | 10/21/2020 14:33 |
| 04 | KC2000566-04 | PENTA2-14N 100PB | J:\gc24\data\102120\10210007.D\10210007c.d | 10/21/2020 14:57 |
| 05 | KC2000566-05 | PENTA2-15A 125PB | J:\gc24\data\102120\10210008.D\10210008c.d | 10/21/2020 15:21 |
| 06 | KC2000566-06 | PENTA2-15B 150PB | J:\gc24\data\102120\10210009.D\10210009c.d | 10/21/2020 15:44 |
| 07 | KC2000566-07 | PENTA2-15C 175PB | J:\gc24\data\102120\10210010.D\10210010c.d | 10/21/2020 16:08 |
| 08 | KC2000566-08 | PENTA2-15D 200PB | J:\gc24\data\102120\10210011.D\10210011c.d | 10/21/2020 16:32 |

| Analyte | | | Curve Fit | | | Weighting | | | | | |
|--------------------|---------|---------|------------|---------|---------|-------------|---------|---------|----------------------|---------|---------|
| 2,4,5-T | | | Average RF | | | RSD = 8.204 | | | Average RF = 1.914E5 | | |
| # | Amount | RF | # | Amount | RF | # | Amount | RF | # | Amount | RF |
| 01 | 9.480 | 2.241E5 | 02 | 23.700 | 2.074E5 | 03 | 71.100 | 1.833E5 | 04 | 94.800 | 1.848E5 |
| 05 | 118.490 | 1.821E5 | 06 | 142.190 | 1.835E5 | 07 | 165.890 | 1.828E5 | 08 | 189.590 | 1.83E5 |
| 2,4,5-TP | | | Average RF | | | RSD = 7.62 | | | Average RF = 2.03E5 | | |
| # | Amount | RF | # | Amount | RF | # | Amount | RF | # | Amount | RF |
| 01 | 9.510 | 2.358E5 | 02 | 23.760 | 2.178E5 | 03 | 71.300 | 1.953E5 | 04 | 95.100 | 1.956E5 |
| 05 | 118.820 | 1.949E5 | 06 | 142.580 | 1.947E5 | 07 | 166.340 | 1.946E5 | 08 | 190.100 | 1.952E5 |
| 2,4-D | | | Average RF | | | RSD = 17.22 | | | Average RF = 5.12E4 | | |
| # | Amount | RF | # | Amount | RF | # | Amount | RF | # | Amount | RF |
| 01 | 9.400 | 6.995E4 | 02 | 23.510 | 5.929E4 | 03 | 70.500 | 4.845E4 | 04 | 94.000 | 4.767E4 |
| 05 | 117.540 | 4.681E4 | 06 | 141.050 | 4.616E4 | 07 | 164.560 | 4.575E4 | 08 | 188.060 | 4.551E4 |
| 2,4-DB | | | Average RF | | | RSD = 11.07 | | | Average RF = 2.902E4 | | |
| # | Amount | RF | # | Amount | RF | # | Amount | RF | # | Amount | RF |
| 01 | 9.470 | 3.572E4 | 02 | 23.670 | 3.225E4 | 03 | 71.000 | 2.779E4 | 04 | 94.700 | 2.756E4 |
| 05 | 118.330 | 2.726E4 | 06 | 142.000 | 2.732E4 | 07 | 165.670 | 2.706E4 | 08 | 189.340 | 2.717E4 |
| Dalapon | | | Average RF | | | RSD = 4.39 | | | Average RF = 4.831E4 | | |
| # | Amount | RF | # | Amount | RF | # | Amount | RF | # | Amount | RF |
| 01 | 9.110 | 5.105E4 | 02 | 22.770 | 5.207E4 | 03 | 68.300 | 4.698E4 | 04 | 91.100 | 4.631E4 |
| 05 | 113.830 | 4.838E4 | 06 | 136.600 | 4.664E4 | 07 | 159.360 | 4.774E4 | 08 | 182.130 | 4.733E4 |
| Dicamba | | | Average RF | | | RSD = 7.713 | | | Average RF = 1.482E5 | | |
| # | Amount | RF | # | Amount | RF | # | Amount | RF | # | Amount | RF |
| 01 | 9.400 | 1.724E5 | 02 | 23.510 | 1.593E5 | 03 | 70.500 | 1.424E5 | 04 | 94.000 | 1.43E5 |
| 05 | 117.540 | 1.425E5 | 06 | 141.050 | 1.416E5 | 07 | 164.560 | 1.42E5 | 08 | 188.060 | 1.426E5 |
| Dichlorprop | | | Average RF | | | RSD = 14.71 | | | Average RF = 4.172E4 | | |
| # | Amount | RF | # | Amount | RF | # | Amount | RF | # | Amount | RF |
| 01 | 9.440 | 5.44E4 | 02 | 23.590 | 4.793E4 | 03 | 70.800 | 3.993E4 | 04 | 94.400 | 3.939E4 |
| 05 | 117.960 | 3.868E4 | 06 | 141.550 | 3.809E4 | 07 | 165.140 | 3.779E4 | 08 | 188.730 | 3.751E4 |
| Dinoseb | | | Average RF | | | RSD = 10.83 | | | Average RF = 1.368E5 | | |
| # | Amount | RF | # | Amount | RF | # | Amount | RF | # | Amount | RF |
| 01 | 9.450 | 1.678E5 | 02 | 23.620 | 1.515E5 | 03 | 70.900 | 1.309E5 | 04 | 94.500 | 1.301E5 |
| 05 | 118.100 | 1.294E5 | 06 | 141.720 | 1.286E5 | 07 | 165.340 | 1.279E5 | 08 | 188.960 | 1.278E5 |

Initial Calibration - Detailed Report

Calibration ID: KC2000566

Instrument ID: K-GC-24

Column Name: ZB-XLB-HT

MCPA

| | | | Linear | 1/X | R2 = 0.9970434185726530 | Y=189.2 X+3.555E5 | | |
|----|----------|-------|--------|----------|----------------------------|-------------------|----------|-------|
| # | Amount | RF | # | Amount | RF | # | Amount | RF |
| 01 | 934.770 | 532.2 | 02 | 2336.600 | 372.4 | 03 | 7010.000 | 249.2 |
| 05 | 11683.01 | 221.8 | 06 | 14019.61 | 213 | 07 | 16356.21 | 207.2 |
| | 0 | | | 0 | | | 0 | |
| | | | | | | 08 | 9346.000 | 232.3 |
| | | | | | | | 18692.82 | 203.3 |
| | | | | | | | 0 | |

MCP P

| | | | Linear | 1/X | R2 = 0.9944121406118910 | Y=144.7 X+2.053E5 | | |
|----|----------|-------|--------|----------|----------------------------|-------------------|----------|-------|
| # | Amount | RF | # | Amount | RF | # | Amount | RF |
| 01 | 938.770 | 324.8 | 02 | 2346.620 | 262.9 | 03 | 7040.000 | 184.7 |
| 05 | 11733.10 | 164.5 | 06 | 14079.72 | 157.4 | 07 | 16426.34 | 153.2 |
| | 0 | | | 0 | | | 0 | |
| | | | | | | 08 | 9386.000 | 172.7 |
| | | | | | | | 18772.96 | 150.1 |
| | | | | | | | 0 | |

2,4-Dichlorophenylacetic Acid

| | | | Average RF | RSD = 15.77 | | | Average RF = 4.23E4 | | |
|----|---------|---------|------------|-------------|---------|----|---------------------|---------|--|
| # | Amount | RF | # | Amount | RF | # | Amount | RF | |
| 01 | 9.020 | 5.587E4 | 02 | 22.550 | 4.943E4 | 03 | 67.600 | 4.041E4 | |
| 05 | 112.730 | 3.892E4 | 06 | 135.280 | 3.822E4 | 07 | 157.830 | 3.814E4 | |
| | | | | | | 08 | 180.370 | 3.787E4 | |

Analyte

2,4,5-T

| # | Amount | Calculated Conc | %D | # | Amount | Calculated Conc | %D | # | Amount | Calculated Conc | %D |
|----|---------|-----------------|------|----|---------|-----------------|------|----|---------|-----------------|------|
| 01 | 9.480 | 11.1 | 17.1 | 02 | 23.700 | 25.7 | 8.4 | 03 | 71.100 | 68.1 | -4.2 |
| 04 | 94.800 | 91.6 | -3.4 | 05 | 118.490 | 113 | -4.8 | 06 | 142.190 | 136 | -4.1 |
| 07 | 165.890 | 159 | -4.5 | 08 | 189.590 | 181 | -4.4 | | | | |

2,4,5-TP

| # | Amount | Calculated Conc | %D | # | Amount | Calculated Conc | %D | # | Amount | Calculated Conc | %D |
|----|---------|-----------------|------|----|---------|-----------------|------|----|---------|-----------------|------|
| 01 | 9.510 | 11.0 | 16.2 | 02 | 23.760 | 25.5 | 7.3 | 03 | 71.300 | 68.6 | -3.8 |
| 04 | 95.100 | 91.6 | -3.7 | 05 | 118.820 | 114 | -4.0 | 06 | 142.580 | 137 | -4.1 |
| 07 | 166.340 | 159 | -4.2 | 08 | 190.100 | 183 | -3.8 | | | | |

2,4-D

| # | Amount | Calculated Conc | %D | # | Amount | Calculated Conc | %D | # | Amount | Calculated Conc | %D |
|----|---------|-----------------|-------|----|---------|-----------------|-------|----|---------|-----------------|------|
| 01 | 9.400 | 12.8 | 36.6 | 02 | 23.510 | 27.2 | 15.8 | 03 | 70.500 | 66.7 | -5.4 |
| 04 | 94.000 | 87.5 | -6.9 | 05 | 117.540 | 107 | -8.6 | 06 | 141.050 | 127 | -9.8 |
| 07 | 164.560 | 147 | -10.6 | 08 | 188.060 | 167 | -11.1 | | | | |

2,4-DB

| # | Amount | Calculated Conc | %D | # | Amount | Calculated Conc | %D | # | Amount | Calculated Conc | %D |
|----|---------|-----------------|------|----|---------|-----------------|------|----|---------|-----------------|------|
| 01 | 9.470 | 11.7 | 23.1 | 02 | 23.670 | 26.3 | 11.2 | 03 | 71.000 | 68.0 | -4.2 |
| 04 | 94.700 | 90.0 | -5.0 | 05 | 118.330 | 111 | -6.1 | 06 | 142.000 | 134 | -5.8 |
| 07 | 165.670 | 154 | -6.8 | 08 | 189.340 | 177 | -6.4 | | | | |

Dalapon

| # | Amount | Calculated Conc | %D | # | Amount | Calculated Conc | %D | # | Amount | Calculated Conc | %D |
|----|---------|-----------------|------|----|---------|-----------------|------|----|---------|-----------------|------|
| 01 | 9.110 | 9.63 | 5.7 | 02 | 22.770 | 24.5 | 7.8 | 03 | 68.300 | 66.4 | -2.8 |
| 04 | 91.100 | 87.3 | -4.1 | 05 | 113.830 | 114 | 0.1 | 06 | 136.600 | 132 | -3.5 |
| 07 | 159.360 | 157 | -1.2 | 08 | 182.130 | 178 | -2.0 | | | | |

Dicamba

Initial Calibration Verification Summary Report

| | | | |
|------------------------|--------------------------------|-----------------------|-----------|
| Calibration ID: | KC2000566 | Instrument ID: | K-GC-24 |
| Datafile ID: | J:\gc24\data\102120\10210012.D | Column Name: | ZB-XLB-HT |

| Analyte | Lab Code | Type | Curve Fit | True Value | Calc Conc | Units | Result | Criteria |
|-------------|--------------|------|------------|------------|-----------|-------|--------|----------|
| 2,4,5-T | KC2000566-09 | T | Average RF | 94.80 | 98.768 | ppb | 4.2 | <= 20 |
| 2,4,5-TP | KC2000566-09 | T | Average RF | 95.10 | 92.500 | ppb | -2.7 | <= 20 |
| 2,4-D | KC2000566-09 | T | Average RF | 94 | 83.643 | ppb | -11.0 | <= 20 |
| 2,4-DB | KC2000566-09 | T | Average RF | 94.70 | 95.240 | ppb | 0.6 | <= 20 |
| Dalapon | KC2000566-09 | T | Average RF | 91.10 | 95.982 | ppb | 5.4 | <= 20 |
| Dicamba | KC2000566-09 | T | Average RF | 94 | 96.106 | ppb | 2.2 | <= 20 |
| Dichlorprop | KC2000566-09 | T | Average RF | 94.40 | 85.597 | ppb | -9.3 | <= 20 |
| Dinoseb | KC2000566-09 | T | Average RF | 94.50 | 94.362 | ppb | -0.1 | <= 20 |
| MCPA | KC2000566-09 | T | Linear | 9346 | 10030.937 | ppb | 7.3 | <= 20 |
| MCPP | KC2000566-09 | T | Linear | 9386 | 10136.279 | ppb | 8.0 | <= 20 |

| | | | |
|------------------------|--------------------------------|-----------------------|----------|
| Calibration ID: | KC2000566 | Instrument ID: | K-GC-24 |
| Datafile ID: | J:\gc24\data\102120\10210012.D | Column Name: | RTX-CLP2 |

| Analyte | Lab Code | Type | Curve Fit | True Value | Calc Conc | Units | Result | Criteria |
|-------------|--------------|------|------------|------------|-----------|-------|--------|----------|
| 2,4,5-T | KC2000566-09 | T | Average RF | 94.80 | 98.209 | ppb | 3.6 | <= 20 |
| 2,4,5-TP | KC2000566-09 | T | Average RF | 95.10 | 93.370 | ppb | -1.8 | <= 20 |
| 2,4-D | KC2000566-09 | T | Average RF | 94 | 90.423 | ppb | -3.8 | <= 20 |
| 2,4-DB | KC2000566-09 | T | Average RF | 94.70 | 93.935 | ppb | -0.8 | <= 20 |
| Dalapon | KC2000566-09 | T | Average RF | 91.10 | 93.788 | ppb | 3.0 | <= 20 |
| Dicamba | KC2000566-09 | T | Average RF | 94 | 95.894 | ppb | 2.0 | <= 20 |
| Dichlorprop | KC2000566-09 | T | Average RF | 94.40 | 86.318 | ppb | -8.6 | <= 20 |
| Dinoseb | KC2000566-09 | T | Average RF | 94.50 | 95.003 | ppb | 0.5 | <= 20 |
| MCPA | KC2000566-09 | T | Average RF | 9346 | 10069.096 | ppb | 7.7 | <= 20 |
| MCPP | KC2000566-09 | T | Linear | 9386 | 9672.717 | ppb | 3.1 | <= 20 |

Initial Calibration - Detailed Report

| | |
|----------------------------------|-------------------------------|
| Calibration ID: KC2000566 | Instrument ID: K-GC-24 |
| | Column Name: ZB-XLB-HT |

| # | Amount | Calculated Conc | %D | # | Amount | Calculated Conc | %D | # | Amount | Calculated Conc | %D |
|----|---------|-----------------|------|----|---------|-----------------|------|----|---------|-----------------|------|
| 01 | 9.400 | 10.9 | 16.3 | 02 | 23.510 | 25.3 | 7.5 | 03 | 70.500 | 67.7 | -3.9 |
| 04 | 94.000 | 90.7 | -3.5 | 05 | 117.540 | 113 | -3.9 | 06 | 141.050 | 135 | -4.5 |
| 07 | 164.560 | 158 | -4.2 | 08 | 188.060 | 181 | -3.8 | | | | |

Dichlorprop

| # | Amount | Calculated Conc | %D | # | Amount | Calculated Conc | %D | # | Amount | Calculated Conc | %D |
|----|---------|-----------------|-------------|----|---------|-----------------|-------|----|---------|-----------------|------|
| 01 | 9.440 | 12.3 | 30.4 | 02 | 23.590 | 27.1 | 14.9 | 03 | 70.800 | 67.8 | -4.3 |
| 04 | 94.400 | 89.1 | -5.6 | 05 | 117.960 | 109 | -7.3 | 06 | 141.550 | 129 | -8.7 |
| 07 | 165.140 | 150 | -9.4 | 08 | 188.730 | 170 | -10.1 | | | | |

Dinoseb

| # | Amount | Calculated Conc | %D | # | Amount | Calculated Conc | %D | # | Amount | Calculated Conc | %D |
|----|---------|-----------------|------|----|---------|-----------------|------|----|---------|-----------------|------|
| 01 | 9.450 | 11.6 | 22.7 | 02 | 23.620 | 26.2 | 10.8 | 03 | 70.900 | 67.9 | -4.2 |
| 04 | 94.500 | 89.9 | -4.8 | 05 | 118.100 | 112 | -5.4 | 06 | 141.720 | 133 | -6.0 |
| 07 | 165.340 | 155 | -6.5 | 08 | 188.960 | 177 | -6.5 | | | | |

MCPA

| # | Amount | Calculated Conc | %D | # | Amount | Calculated Conc | %D | # | Amount | Calculated Conc | %D |
|----|-----------|-----------------|-------|----|-----------|-----------------|------|----|-----------|-----------------|------|
| 01 | 934.770 | 750 | -19.7 | 02 | 2336.600 | 2720 | 16.4 | 03 | 7010.000 | 7350 | 4.9 |
| 04 | 9346.000 | 9600 | 2.7 | 05 | 11683.010 | 11800 | 1.1 | 06 | 14019.610 | 13900 | -0.8 |
| 07 | 16356.210 | 16000 | -2.0 | 08 | 18692.820 | 18200 | -2.6 | | | | |

MCPP

| # | Amount | Calculated Conc | %D | # | Amount | Calculated Conc | %D | # | Amount | Calculated Conc | %D |
|----|-----------|-----------------|-------|----|-----------|-----------------|------|----|-----------|-----------------|------|
| 01 | 938.770 | 689 | -26.6 | 02 | 2346.620 | 2840 | 21.2 | 03 | 7040.000 | 7570 | 7.5 |
| 04 | 9386.000 | 9780 | 4.2 | 05 | 11733.100 | 11900 | 1.6 | 06 | 14079.720 | 13900 | -1.3 |
| 07 | 16426.340 | 16000 | -2.8 | 08 | 18772.960 | 18100 | -3.8 | | | | |

2,4-Dichlorophenylacetic Acid

| # | Amount | Calculated Conc | %D | # | Amount | Calculated Conc | %D | # | Amount | Calculated Conc | %D |
|----|---------|-----------------|-------------|----|---------|-----------------|-------|----|---------|-----------------|------|
| 01 | 9.020 | 11.9 | 32.1 | 02 | 22.550 | 26.4 | 16.9 | 03 | 67.600 | 64.6 | -4.5 |
| 04 | 90.200 | 84.3 | -6.5 | 05 | 112.730 | 104 | -8.0 | 06 | 135.280 | 122 | -9.7 |
| 07 | 157.830 | 142 | -9.8 | 08 | 180.370 | 161 | -10.5 | | | | |

Data File : J:\gc24\data\102120\10210003.D Vial: 1
 Signal(s) : Signal #1: ECD1A.CH Signal #2: ECD2B.CH
 Acq On : 21 Oct 2020 1:22 pm Operator: UA
 Sample : IB Inst : HP G1530A
 Misc : Multiplr: 1.00
 Integration File signal 1: RTEINT.P
 Integration File signal 2: RTEINT2.P
 Quant Time: Oct 21 17:46:26 2020
 Quant Results File: 102120_8151.RES

Quant Method : J:\gc24\Methods\102120_8151.M
 Quant Title : 103118_8151.m MJ215 CAL_KC1800
 QLast Update : Wed Oct 21 17:31:59 2020
 Response via : Initial Calibration
 DataAcq Meth:8151A-17.M

Volume Inj. : 2 uL
 Signal #1 Phase : RTX-CLP2 Signal #2 Phase: ZB-XLB-HT
 Signal #1 Info : 0.25 mm Signal #2 Info : 0.25 mm

| Compound | RT#1 | RT#2 | Resp#1 | Resp#2 | ppb | ppb |
|-----------------------------|--------|--------|--------|--------|--------|---------|
| ----- | | | | | | |
| System Monitoring Compounds | | | | | | |
| 2) s 2,4-Dichl... | 8.009 | 7.829 | 7280 | 43923 | 0.400 | 1.038 # |
| Target Compounds | | | | | | |
| 1) m Dalapon | 3.136 | 2.865 | 9965 | 74917 | 0.411 | 1.551 # |
| 3) m Dicamba | 8.209 | 7.905 | 29172 | 27129 | 0.418 | 0.183 # |
| 4) m MCPP | 0.000 | 8.082 | 0 | 2122 | N.D. | N.D. |
| 5) m MCPA | 8.552 | 8.362 | 2704 | 44075 | 46.181 | N.D. # |
| 6) m Dichloroprop | 8.939 | 8.758 | 23826 | 6916 | 1.278 | 0.166 # |
| 7) m 2,4-D | 9.349 | 0.000 | 6880 | 0 | 0.324 | N.D. d# |
| 8) m 2,4,5-TP ... | 10.259 | 10.129 | 9196 | 34595 | 0.098 | 0.170 # |
| 9) m 2,4,5-T | 10.709 | 10.539 | 13577 | 43959 | 0.165 | 0.230 # |
| 10) m 2,4-DB | 0.000 | 11.139 | 0 | 3230 | N.D. d | 0.111 |
| 11) m Dinoseb | 11.682 | 11.315 | 11024 | 25541 | 0.178 | 0.187 |
| ----- | | | | | | |

(f)=RT Delta > 1/2 Window (#)=Amounts differ by > 25% (m)=manual int.

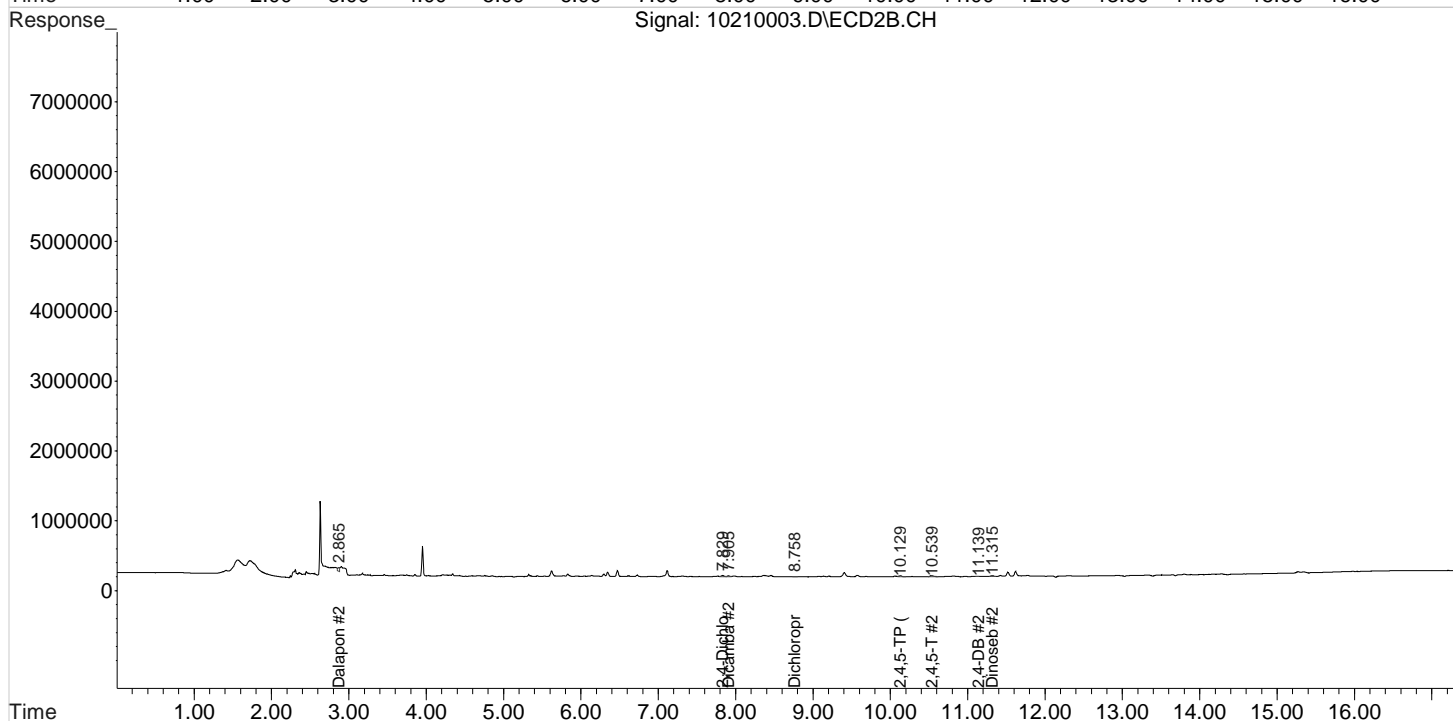
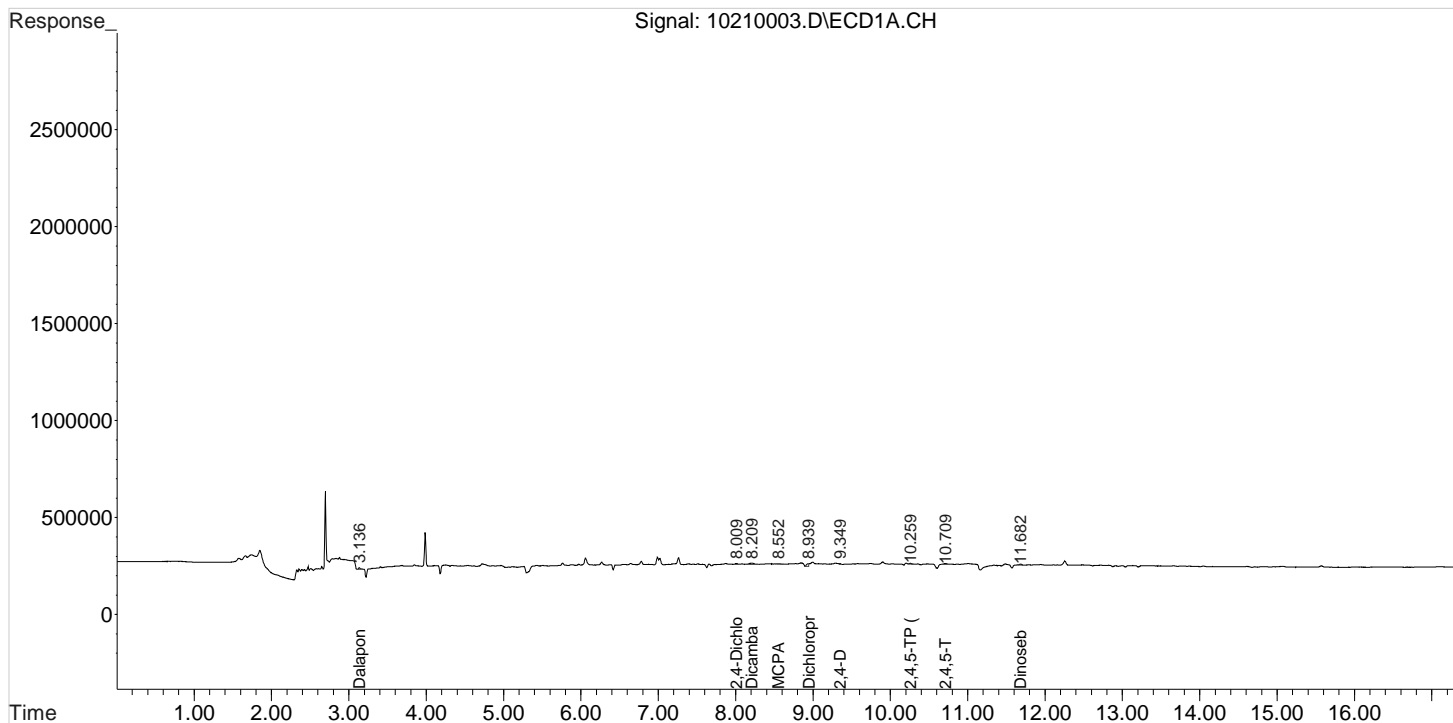
Data File : J:\gc24\data\102120\10210003.D
Signal(s) : Signal #1: ECD1A.CH Signal #2: ECD2B.CH
Acq On : 21 Oct 2020 1:22 pm
Sample : IB
Misc :

Vial: 1
Operator: UA
Inst : HP G1530A
Multiplr: 1.00

Integration File signal 1: RTEINT.P
Integration File signal 2: RTEINT2.P
Quant Time: Oct 21 17:46:26 2020
Quant Results File: 102120_8151.RES

Quant Method : J:\gc24\Methods\102120_8151.M
Quant Title : 103118_8151.m MJ215 CAL_KC1800
QLast Update : Wed Oct 21 17:31:59 2020
Response via : Initial Calibration
DataAcq Meth:8151A-17.M

Volume Inj. : 2 uL
Signal #1 Phase : RTX-CLP2 Signal #2 Phase: ZB-XLB-HT
Signal #1 Info : 0.25 mm Signal #2 Info : 0.25 mm



Data File : J:\gc24\data\102120\10210004.D Vial: 3
 Signal(s) : Signal #1: ECD1A.CH Signal #2: ECD2B.CH
 Acq On : 21 Oct 2020 1:46 pm Operator: UA
 Sample : PENTA2-14K 10PPB Inst : HP G1530A
 Misc : Multiplr: 1.00
 Integration File signal 1: RTEINT.P
 Integration File signal 2: RTEINT2.P
 Quant Time: Oct 21 17:30:40 2020
 Quant Results File: 102120_8151.RES

Quant Method : J:\gc24\Methods\102120_8151.M
 Quant Title : 103118_8151.m MJ215 CAL_KC1800
 QLast Update : Wed Oct 21 17:28:50 2020
 Response via : Initial Calibration
 DataAcq Meth:8151A-17.M

Volume Inj. : 2 uL
 Signal #1 Phase : RTX-CLP2 Signal #2 Phase: ZB-XLB-HT
 Signal #1 Info : 0.25 mm Signal #2 Info : 0.25 mm

| Compound | RT#1 | RT#2 | Resp#1 | Resp#2 | ppb | ppb |
|-----------------------------|--------|--------|--------|---------|---------|------------|
| ----- | | | | | | |
| System Monitoring Compounds | | | | | | |
| 2) s 2,4-Dichl... | 7.997 | 7.820 | 190814 | 503954 | 10.736 | 12.487 |
| Target Compounds | | | | | | |
| 1) m Dalapon | 3.127 | 2.873 | 243340 | 465074 | 10.178 | 9.705 |
| 3) m Dicamba | 8.217 | 7.920 | 714045 | 1620262 | 10.361m | 11.193 |
| 4) m MCPP | 8.300 | 8.106 | 18782 | 304912 | 432.162 | 1713.825 # |
| 5) m MCPA | 8.567 | 8.353 | 42691 | 497459 | 706.888 | 2049.337 # |
| 6) m Dichloroprop | 8.967 | 8.753 | 214760 | 513503 | 11.890 | 12.869 |
| 7) m 2,4-D | 9.330 | 9.066 | 233900 | 657519 | 11.289 | 13.552 |
| 8) m 2,4,5-TP ... | 10.263 | 10.130 | 927413 | 2242551 | 9.958m | 11.308 |
| 9) m 2,4,5-T | 10.710 | 10.536 | 823973 | 2124220 | 10.063 | 11.378 |
| 10) m 2,4-DB | 11.290 | 11.173 | 105152 | 338252 | 10.371m | 12.055 |
| 11) m Dinoseb | 11.683 | 11.316 | 655169 | 1585317 | 10.776m | 11.980 |
| ----- | | | | | | |

(f)=RT Delta > 1/2 Window (#)=Amounts differ by > 25% (m)=manual int.

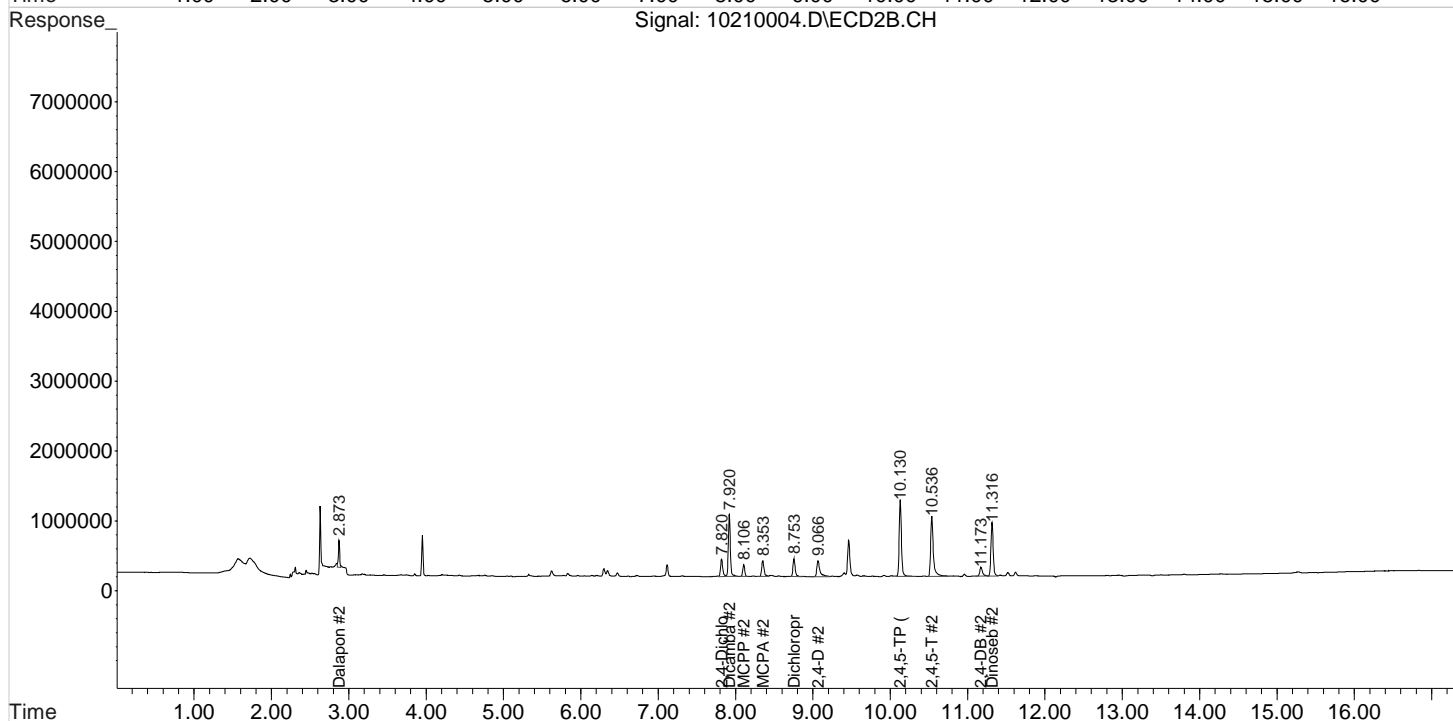
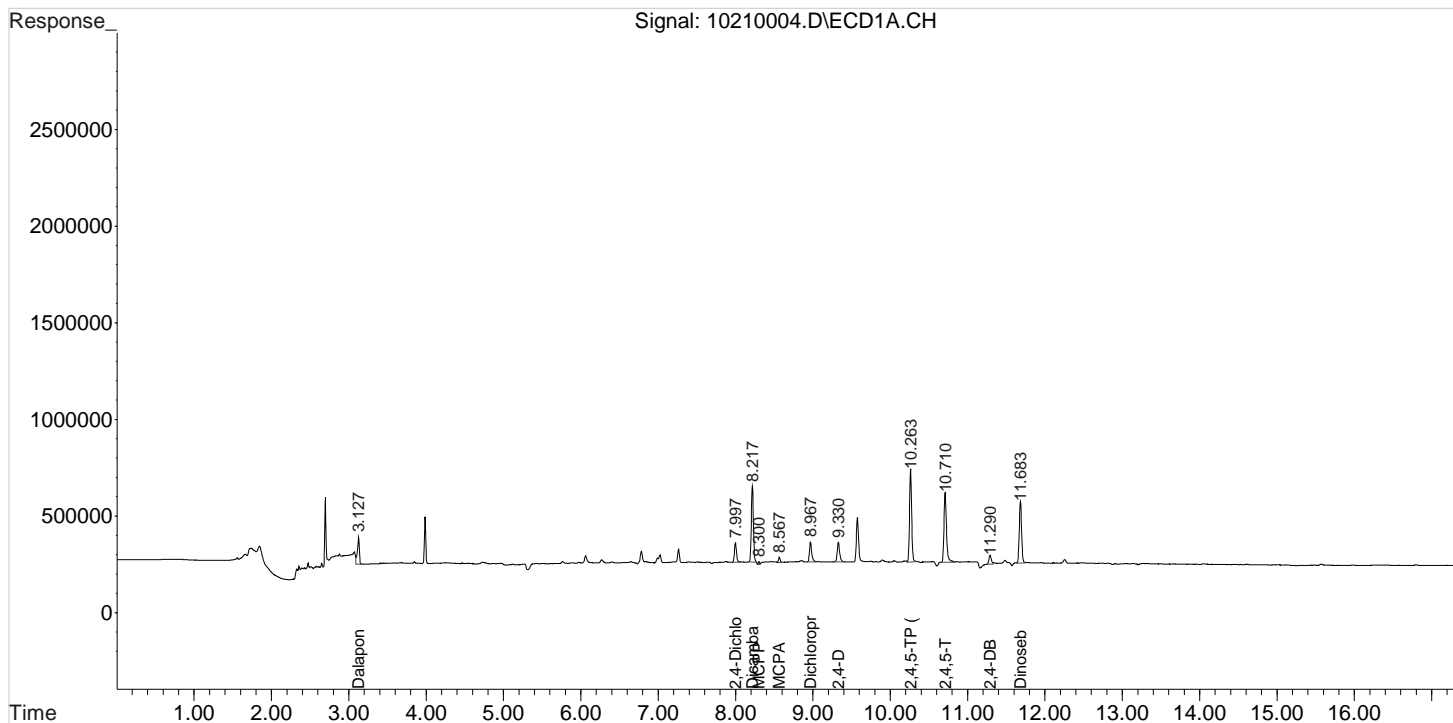
Data File : J:\gc24\data\102120\10210004.D
Signal(s) : Signal #1: ECD1A.CH Signal #2: ECD2B.CH
Acq On : 21 Oct 2020 1:46 pm
Sample : PENTA2-14K 10PPB
Misc :

Vial: 3
Operator: UA
Inst : HP G1530A
Multiplr: 1.00

Integration File signal 1: RTEINT.P
Integration File signal 2: RTEINT2.P
Quant Time: Oct 21 17:30:40 2020
Quant Results File: 102120_8151.RES

Quant Method : J:\gc24\Methods\102120_8151.M
Quant Title : 103118_8151.m MJ215 CAL_KC1800
QLast Update : Wed Oct 21 17:28:50 2020
Response via : Initial Calibration
DataAcq Meth:8151A-17.M

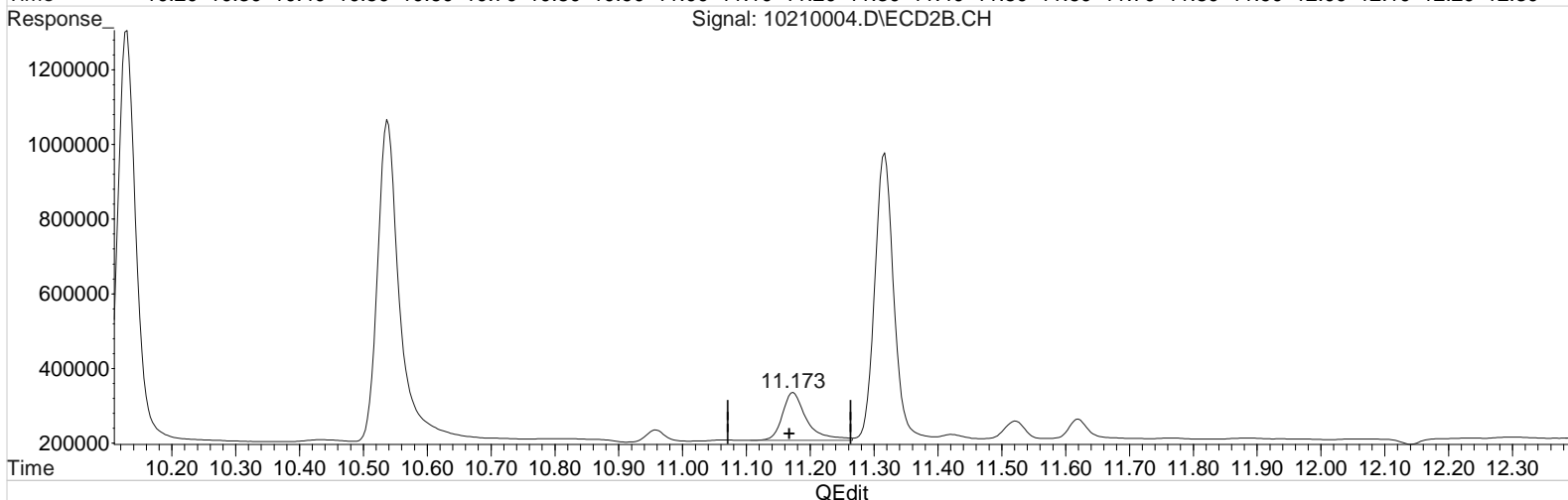
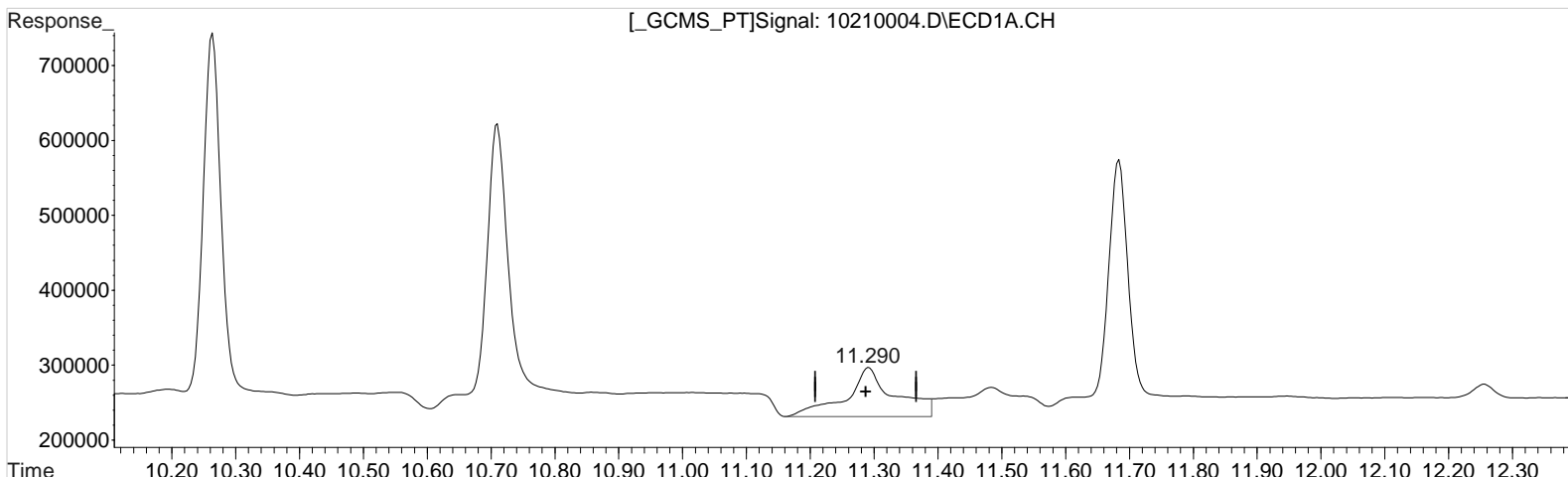
Volume Inj. : 2 uL
Signal #1 Phase : RTX-CLP2 Signal #2 Phase: ZB-XLB-HT
Signal #1 Info : 0.25 mm Signal #2 Info : 0.25 mm



Data File : J:\gc24\data\102120\10210004.D Vial: 3
Signal(s) : Signal #1: ECD1A.CH Signal #2: ECD2B.CH
Acq On : 21 Oct 2020 1:46 pm Operator: UA
Sample : PENTA2-14K 10PPB Inst : HP G1530A
Misc : Multiplr: 1.00
Integration File signal 1: RTEINT.P
Integration File signal 2: RTEINT2.P
Quant Time: Oct 21 17:29:14 2020
Quant Results File: 102120_8151.RES

Quant Method : J:\gc24\Methods\102120_8151.M
Quant Title : 103118_8151.m MJ215 CAL_KC1800
QLast Update : Wed Oct 21 17:28:50 2020
Response via : Initial Calibration
DataAcq Meth:8151A-17.M

Volume Inj. : 2 uL
Signal #1 Phase : RTX-CLP2 Signal #2 Phase: ZB-XLB-HT
Signal #1 Info : 0.25 mm Signal #2 Info : 0.25 mm



(10) 2,4-DB (m)

11.290min 34.659 ppb
response 351402

Manual Integration:

Before

10/21/20

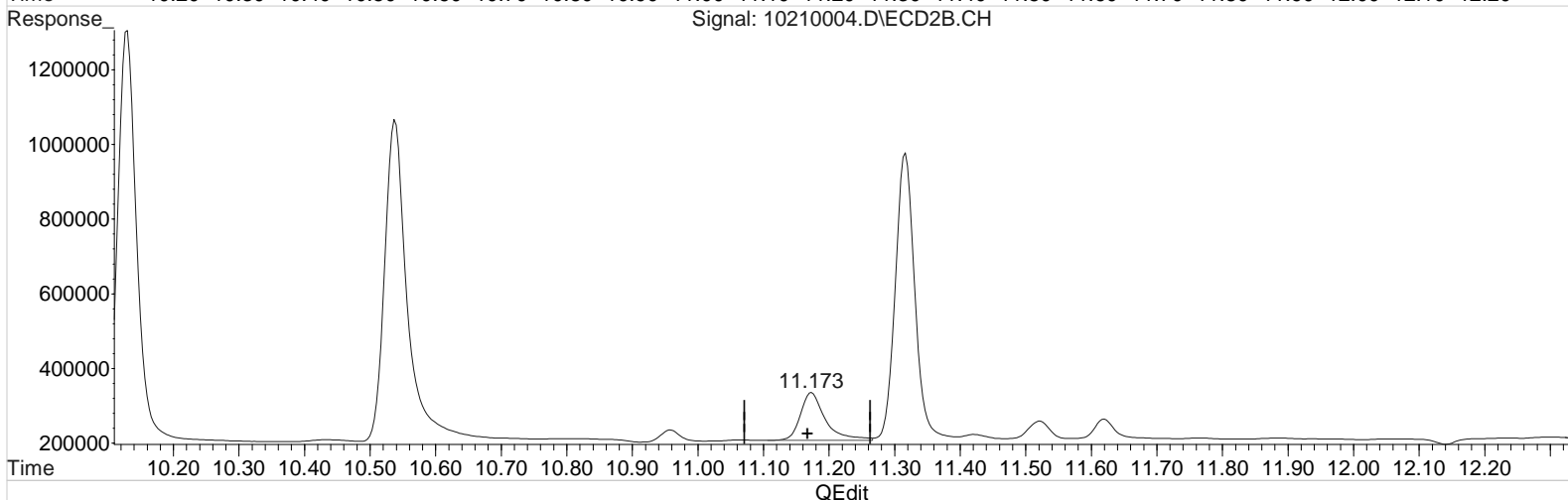
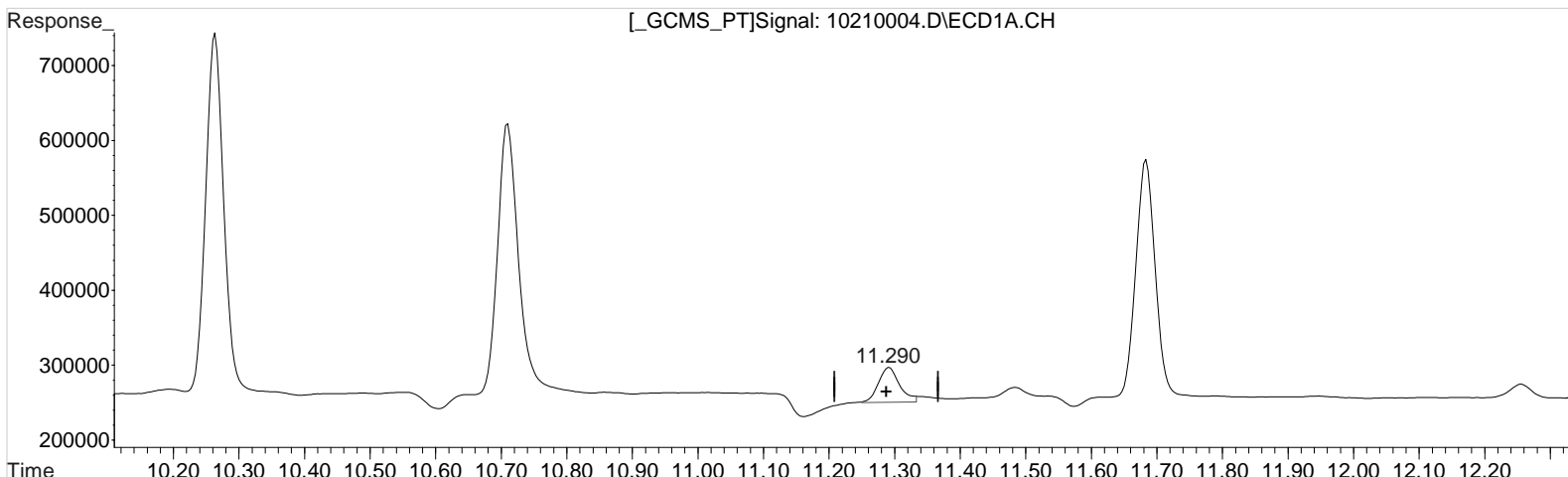
(10) 2,4-DB #2 (m)

11.173min 12.055 ppb
response 338252

Data File : J:\gc24\data\102120\10210004.D Vial: 3
Signal(s) : Signal #1: ECD1A.CH Signal #2: ECD2B.CH
Acq On : 21 Oct 2020 1:46 pm Operator: UA
Sample : PENTA2-14K 10PPB Inst : HP G1530A
Misc : Multiplr: 1.00
Integration File signal 1: RTEINT.P
Integration File signal 2: RTEINT2.P
Quant Time: Oct 21 17:29:14 2020
Quant Results File: 102120_8151.RES

Quant Method : J:\gc24\Methods\102120_8151.M
Quant Title : 103118_8151.m MJ215 CAL_KC1800
QLast Update : Wed Oct 21 17:28:50 2020
Response via : Initial Calibration
DataAcq Meth:8151A-17.M

Volume Inj. : 2 uL
Signal #1 Phase : RTX-CLP2 Signal #2 Phase: ZB-XLB-HT
Signal #1 Info : 0.25 mm Signal #2 Info : 0.25 mm



(10) 2,4-DB (m)
11.290min 10.371 ppb m
response 105152

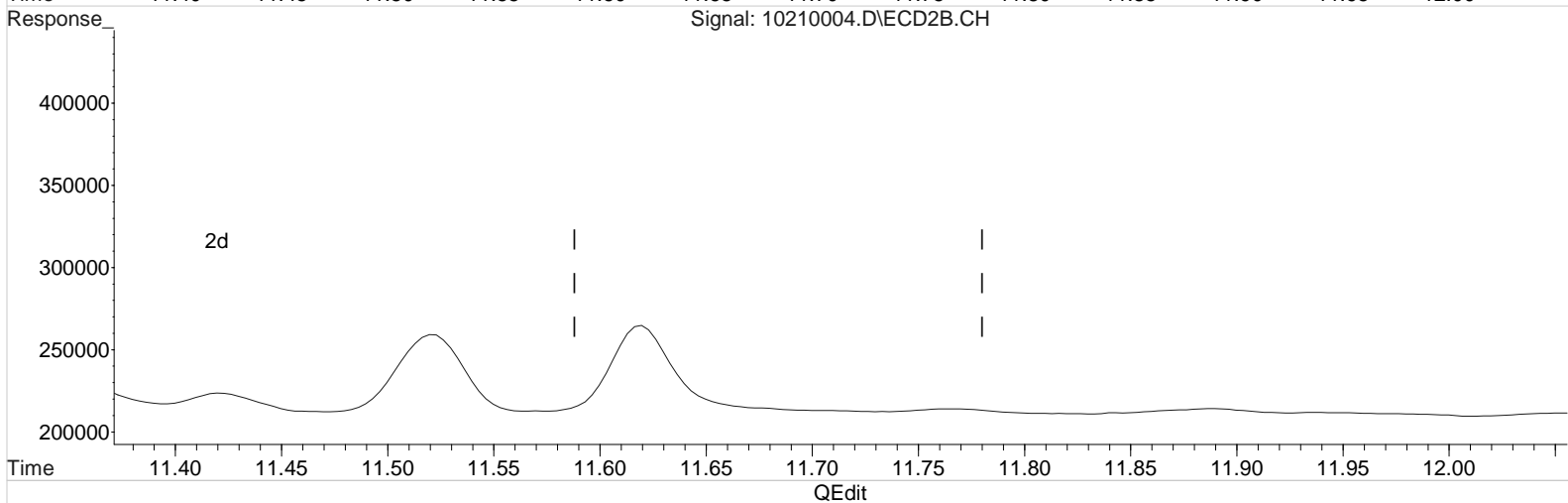
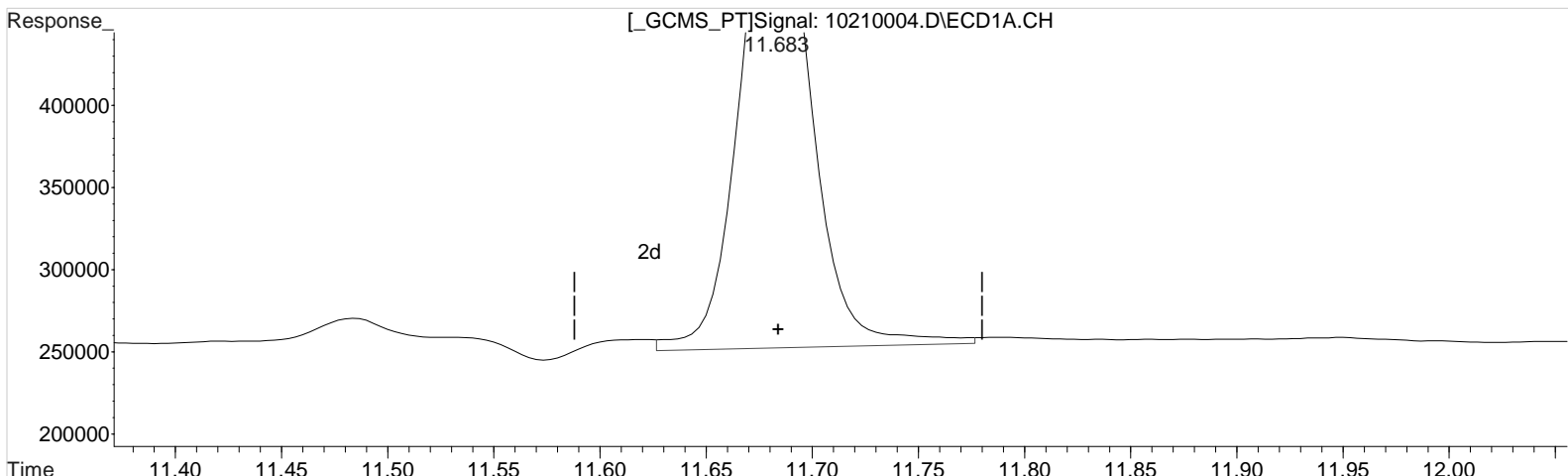
Manual Integration:
After
Baseline/Shoulder
10/21/20

(10) 2,4-DB #2 (m)
11.173min 12.055 ppb
response 338252

Data File : J:\gc24\data\102120\10210004.D Vial: 3
Signal(s) : Signal #1: ECD1A.CH Signal #2: ECD2B.CH
Acq On : 21 Oct 2020 1:46 pm Operator: UA
Sample : PENTA2-14K 10PPB Inst : HP G1530A
Misc : Multiplr: 1.00
Integration File signal 1: RTEINT.P
Integration File signal 2: RTEINT2.P
Quant Time: Oct 21 17:29:14 2020
Quant Results File: 102120_8151.RES

Quant Method : J:\gc24\Methods\102120_8151.M
Quant Title : 103118_8151.m MJ215 CAL_KC1800
QLast Update : Wed Oct 21 17:28:50 2020
Response via : Initial Calibration
DataAcq Meth:8151A-17.M

Volume Inj. : 2 uL
Signal #1 Phase : RTX-CLP2 Signal #2 Phase: ZB-XLB-HT
Signal #1 Info : 0.25 mm Signal #2 Info : 0.25 mm



(11) Dinoseb (m)
11.683min 11.414 ppb
response 693954

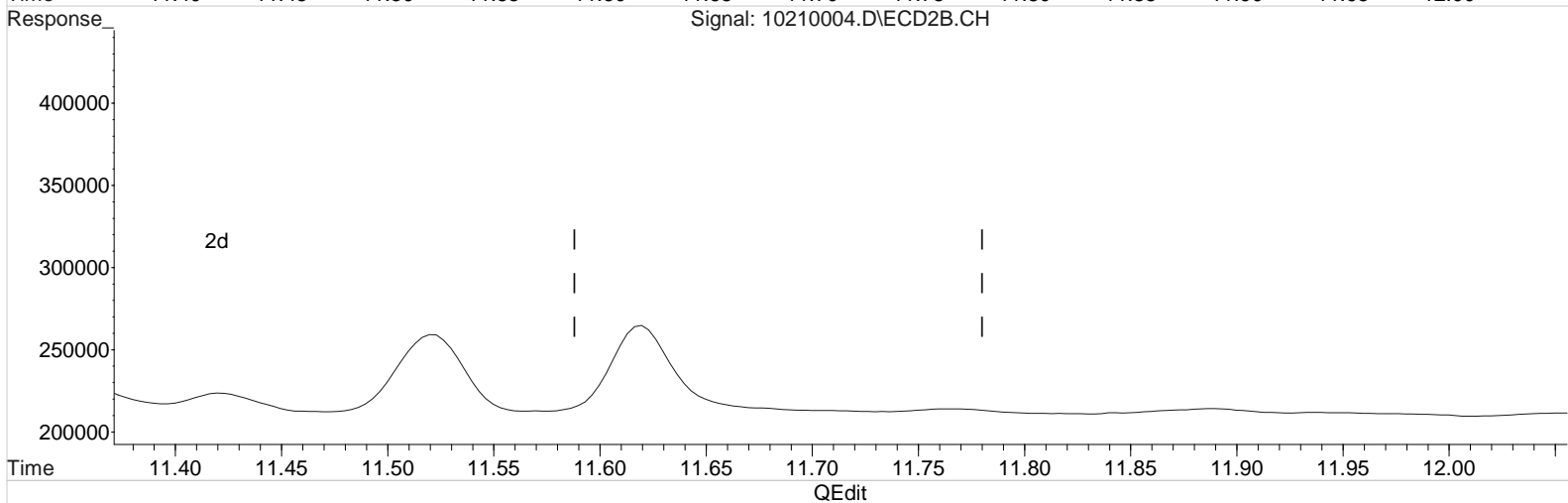
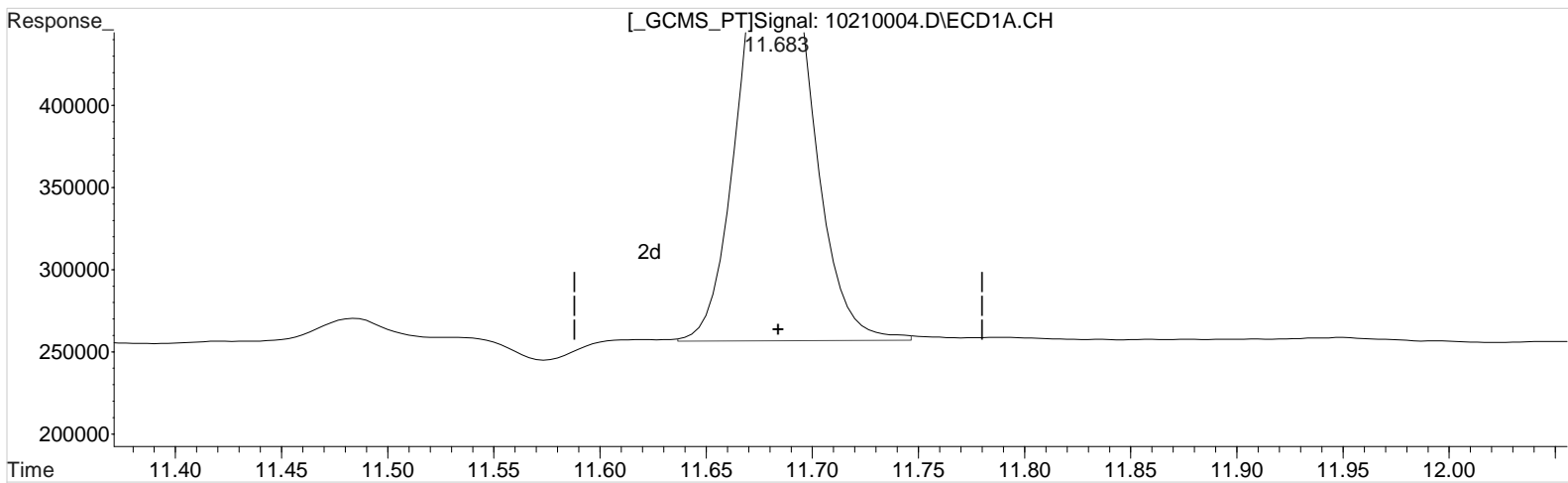
Manual Integration:
Before
10/21/20

(11) Dinoseb #2 (m)
11.316min 11.980 ppb
response 1585317

Data File : J:\gc24\data\102120\10210004.D Vial: 3
Signal(s) : Signal #1: ECD1A.CH Signal #2: ECD2B.CH
Acq On : 21 Oct 2020 1:46 pm Operator: UA
Sample : PENTA2-14K 10PPB Inst : HP G1530A
Misc : Multiplr: 1.00
Integration File signal 1: RTEINT.P
Integration File signal 2: RTEINT2.P
Quant Time: Oct 21 17:29:14 2020
Quant Results File: 102120_8151.RES

Quant Method : J:\gc24\Methods\102120_8151.M
Quant Title : 103118_8151.m MJ215 CAL_KC1800
QLast Update : Wed Oct 21 17:28:50 2020
Response via : Initial Calibration
DataAcq Meth:8151A-17.M

Volume Inj. : 2 uL
Signal #1 Phase : RTX-CLP2 Signal #2 Phase: ZB-XLB-HT
Signal #1 Info : 0.25 mm Signal #2 Info : 0.25 mm



(11) Dinoseb (m)
11.683min 10.776 ppb m
response 655169

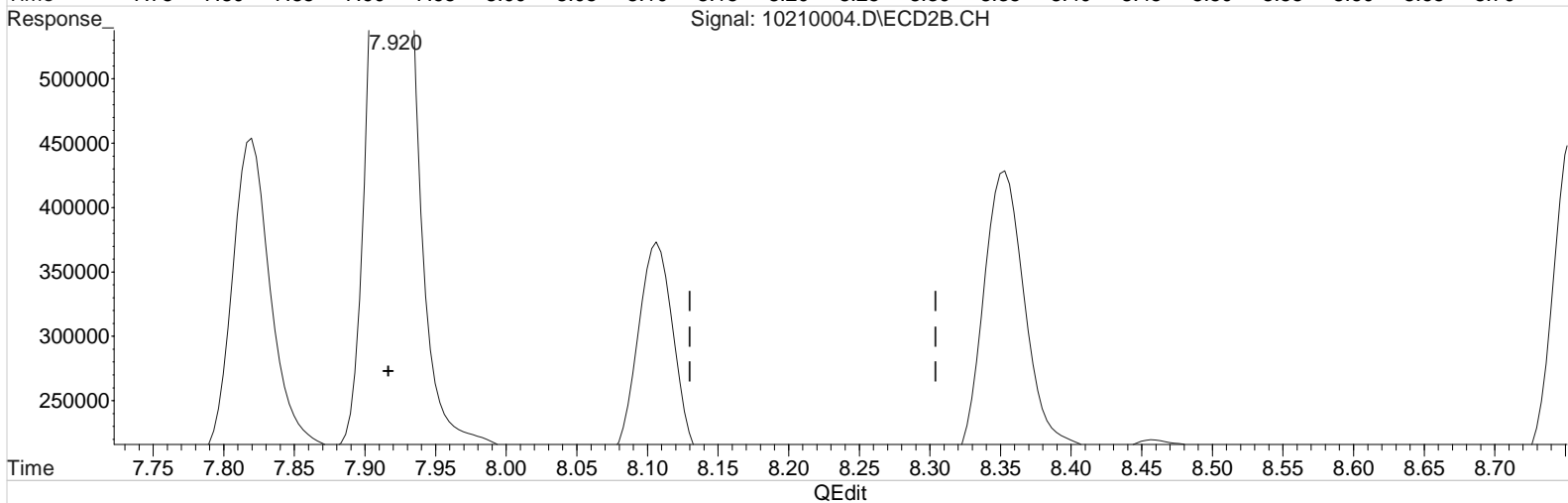
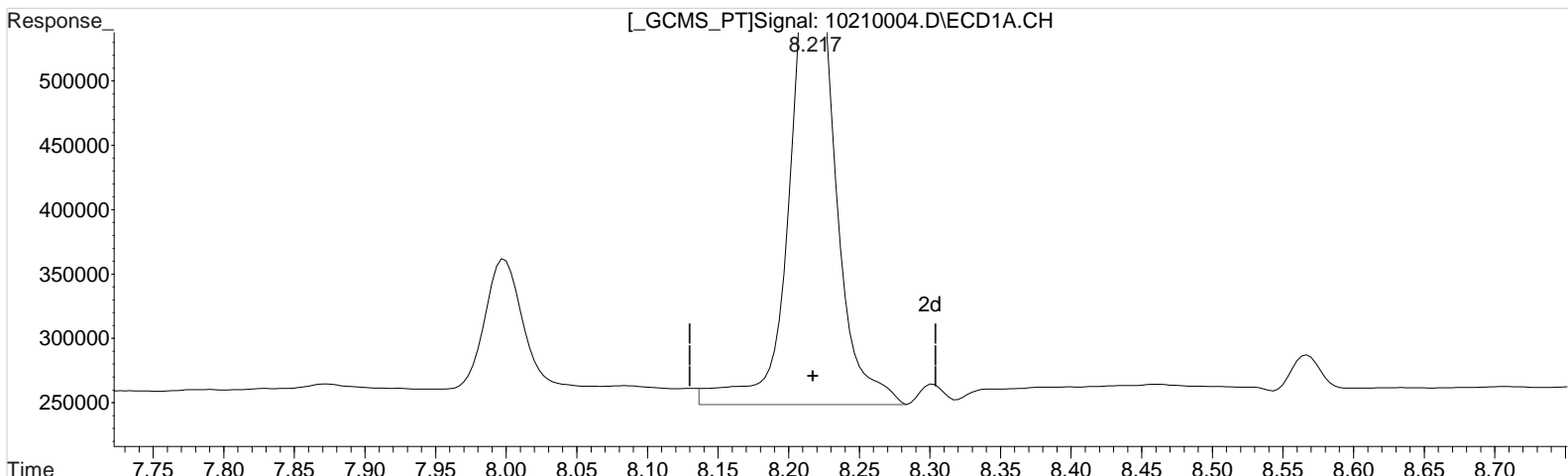
Manual Integration:
After
Baseline/Shoulder
10/21/20

(11) Dinoseb #2 (m)
11.316min 11.980 ppb
response 1585317

Data File : J:\gc24\data\102120\10210004.D Vial: 3
Signal(s) : Signal #1: ECD1A.CH Signal #2: ECD2B.CH
Acq On : 21 Oct 2020 1:46 pm Operator: UA
Sample : PENTA2-14K 10PPB Inst : HP G1530A
Misc : Multiplr: 1.00
Integration File signal 1: RTEINT.P
Integration File signal 2: RTEINT2.P
Quant Time: Oct 21 17:29:14 2020
Quant Results File: 102120_8151.RES

Quant Method : J:\gc24\Methods\102120_8151.M
Quant Title : 103118_8151.m MJ215 CAL_KC1800
QLast Update : Wed Oct 21 17:28:50 2020
Response via : Initial Calibration
DataAcq Meth:8151A-17.M

Volume Inj. : 2 uL
Signal #1 Phase : RTX-CLP2 Signal #2 Phase: ZB-XLB-HT
Signal #1 Info : 0.25 mm Signal #2 Info : 0.25 mm



(3) Dicamba (m)
8.217min 12.005 ppb
response 827399

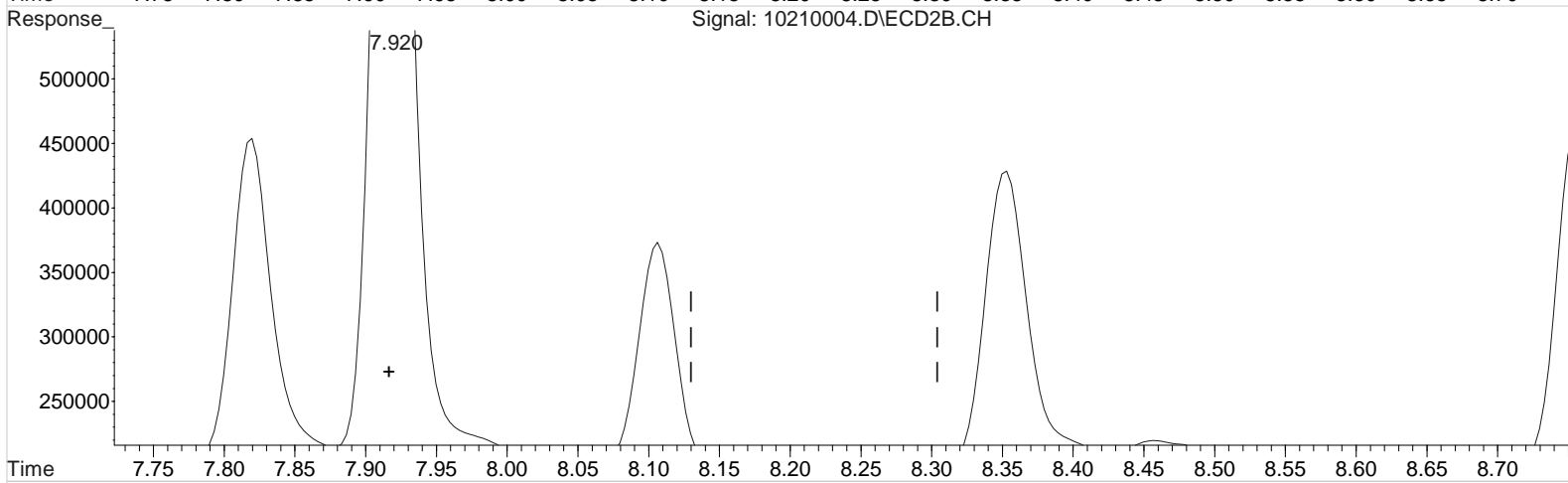
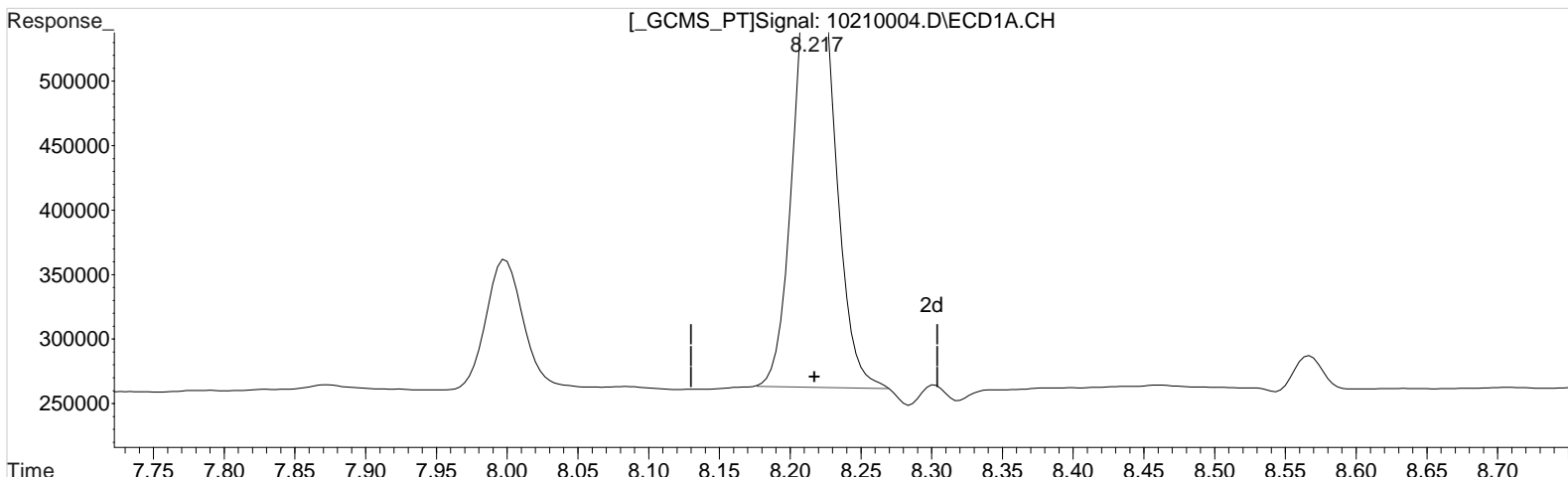
Manual Integration:
Before
10/21/20

(3) Dicamba #2 (m)
7.920min 11.193 ppb
response 1620262

Data File : J:\gc24\data\102120\10210004.D Vial: 3
Signal(s) : Signal #1: ECD1A.CH Signal #2: ECD2B.CH
Acq On : 21 Oct 2020 1:46 pm Operator: UA
Sample : PENTA2-14K 10PPB Inst : HP G1530A
Misc : Multiplr: 1.00
Integration File signal 1: RTEINT.P
Integration File signal 2: RTEINT2.P
Quant Time: Oct 21 17:29:14 2020
Quant Results File: 102120_8151.RES

Quant Method : J:\gc24\Methods\102120_8151.M
Quant Title : 103118_8151.m MJ215 CAL_KC1800
QLast Update : Wed Oct 21 17:28:50 2020
Response via : Initial Calibration
DataAcq Meth:8151A-17.M

Volume Inj. : 2 uL
Signal #1 Phase : RTX-CLP2 Signal #2 Phase: ZB-XLB-HT
Signal #1 Info : 0.25 mm Signal #2 Info : 0.25 mm



(3) Dicamba (m)
8.217min 10.361 ppb m
response 714045

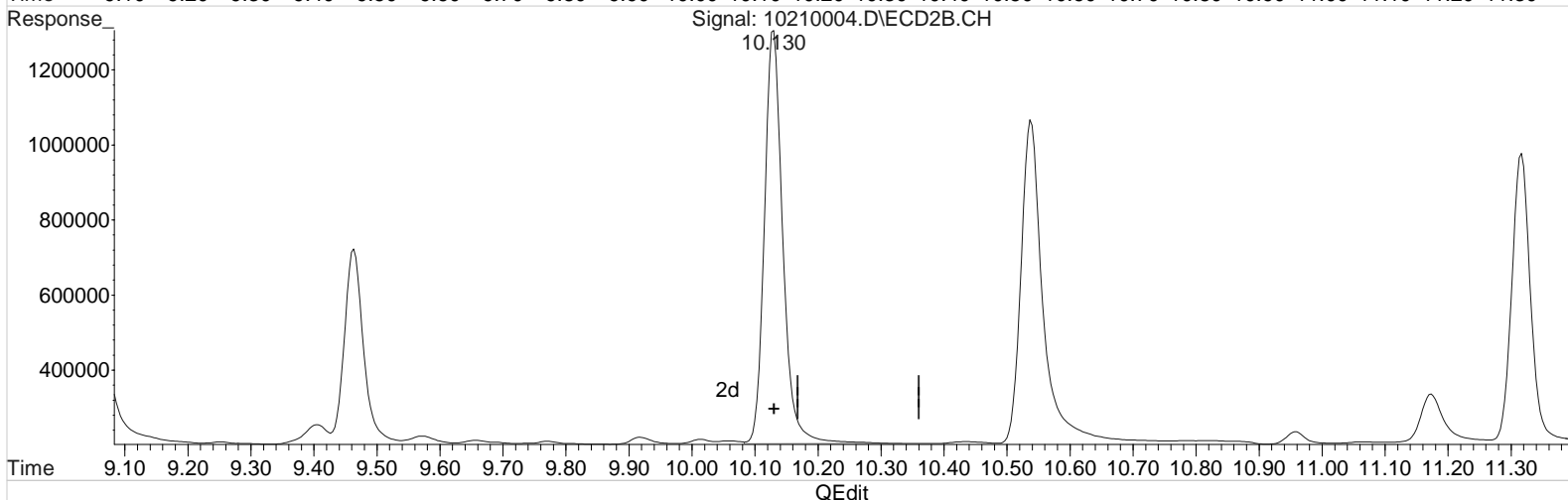
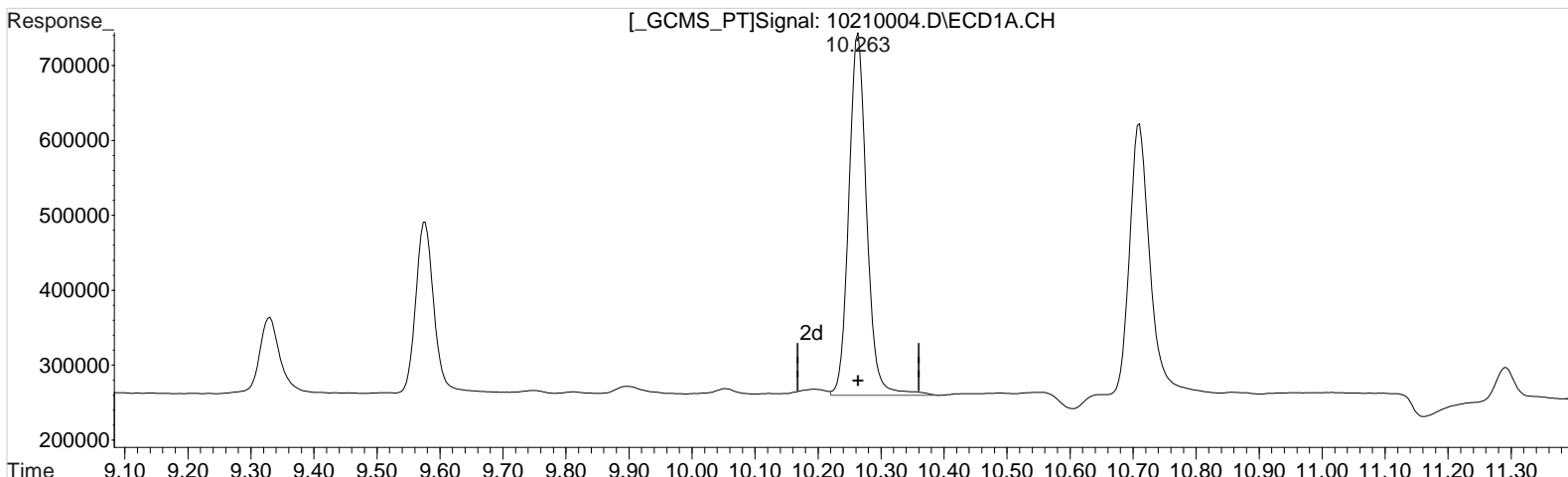
(3) Dicamba #2 (m)
7.920min 11.193 ppb
response 1620262

Manual Integration:
After
Baseline/Shoulder
10/21/20

Data File : J:\gc24\data\102120\10210004.D Vial: 3
Signal(s) : Signal #1: ECD1A.CH Signal #2: ECD2B.CH
Acq On : 21 Oct 2020 1:46 pm Operator: UA
Sample : PENTA2-14K 10PPB Inst : HP G1530A
Misc : Multiplr: 1.00
Integration File signal 1: RTEINT.P
Integration File signal 2: RTEINT2.P
Quant Time: Oct 21 17:29:14 2020
Quant Results File: 102120_8151.RES

Quant Method : J:\gc24\Methods\102120_8151.M
Quant Title : 103118_8151.m MJ215 CAL_KC1800
QLast Update : Wed Oct 21 17:28:50 2020
Response via : Initial Calibration
DataAcq Meth:8151A-17.M

Volume Inj. : 2 uL
Signal #1 Phase : RTX-CLP2 Signal #2 Phase: ZB-XLB-HT
Signal #1 Info : 0.25 mm Signal #2 Info : 0.25 mm



(8) 2,4,5-TP (Silvex) (m)

10.263min 10.244 ppb

response 954083

Manual Integration:

Before

10/21/20

(8) 2,4,5-TP (Silvex) #2 (m)

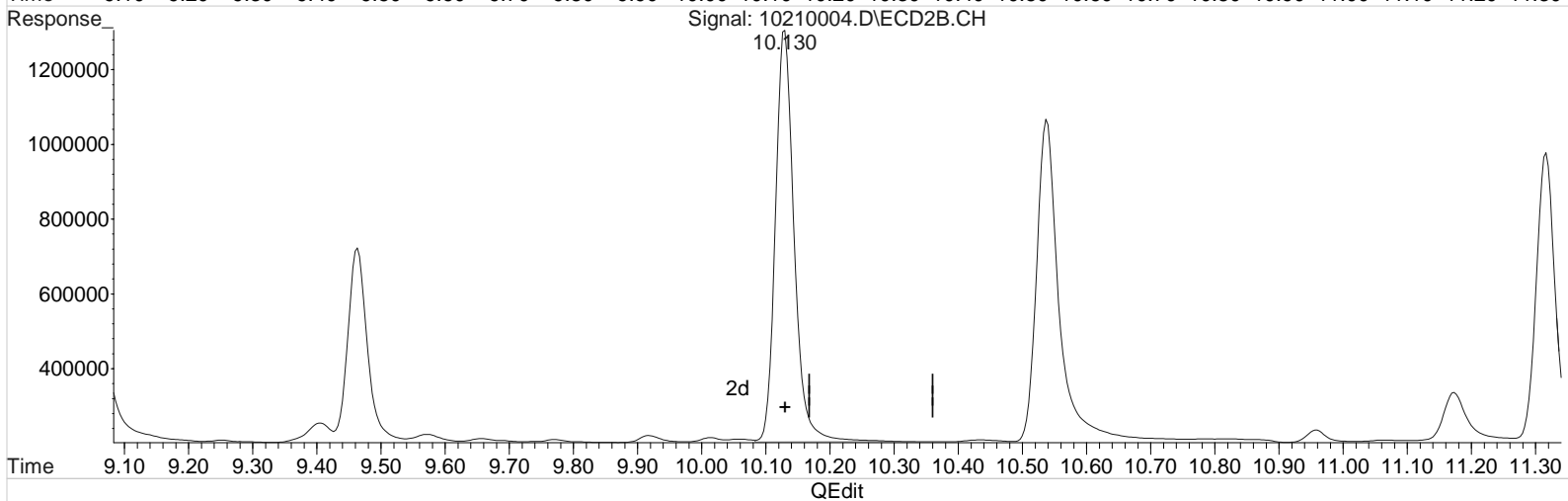
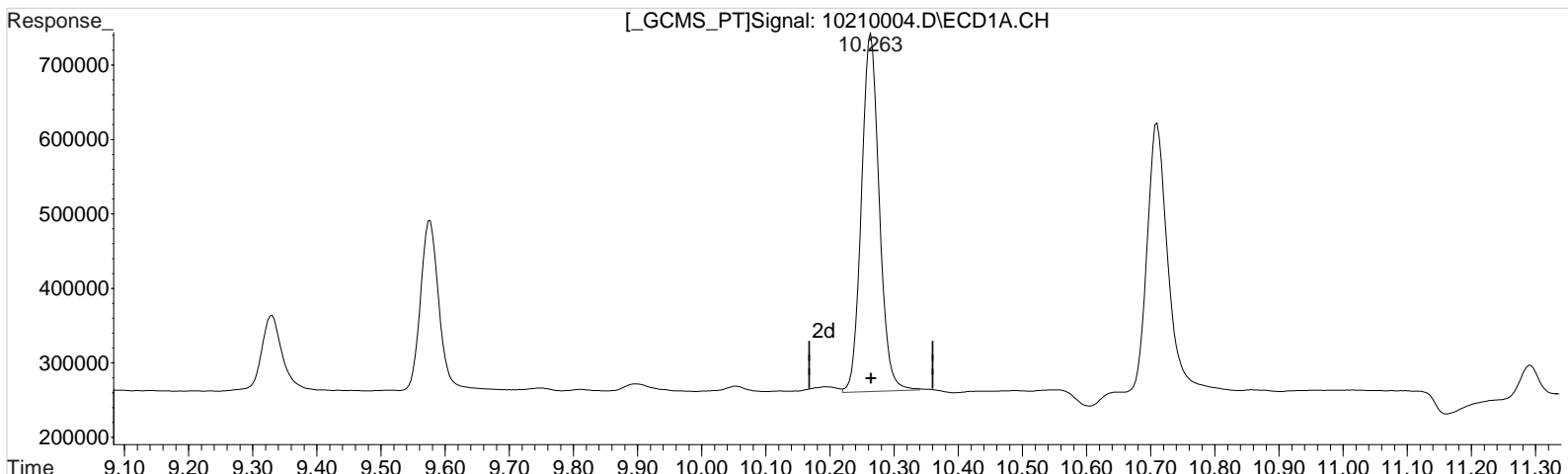
10.130min 11.308 ppb

response 2242551

Data File : J:\gc24\data\102120\10210004.D Vial: 3
Signal(s) : Signal #1: ECD1A.CH Signal #2: ECD2B.CH
Acq On : 21 Oct 2020 1:46 pm Operator: UA
Sample : PENTA2-14K 10PPB Inst : HP G1530A
Misc : Multiplr: 1.00
Integration File signal 1: RTEINT.P
Integration File signal 2: RTEINT2.P
Quant Time: Oct 21 17:29:14 2020
Quant Results File: 102120_8151.RES

Quant Method : J:\gc24\Methods\102120_8151.M
Quant Title : 103118_8151.m MJ215 CAL_KC1800
QLast Update : Wed Oct 21 17:28:50 2020
Response via : Initial Calibration
DataAcq Meth:8151A-17.M

Volume Inj. : 2 uL
Signal #1 Phase : RTX-CLP2 Signal #2 Phase: ZB-XLB-HT
Signal #1 Info : 0.25 mm Signal #2 Info : 0.25 mm



(8) 2,4,5-TP (Silvex) (m)
10.263min 9.958 ppb m
response 927413

Manual Integration:
After
Baseline/Shoulder
10/21/20

(8) 2,4,5-TP (Silvex) #2 (m)
10.130min 11.308 ppb
response 2242551

Data File : J:\gc24\data\102120\10210005.D Vial: 4
 Signal(s) : Signal #1: ECD1A.CH Signal #2: ECD2B.CH
 Acq On : 21 Oct 2020 2:09 pm Operator: UA
 Sample : PENTA2-14L 25PPB Inst : HP G1530A
 Misc : Multiplr: 1.00
 Integration File signal 1: RTEINT.P
 Integration File signal 2: RTEINT2.P
 Quant Time: Oct 21 17:28:28 2020
 Quant Results File: 102120_8151.RES

Quant Method : J:\gc24\Methods\102120_8151.M
 Quant Title : 103118_8151.m MJ215 CAL_KC1800
 QLast Update : Wed Oct 21 17:26:33 2020
 Response via : Initial Calibration
 DataAcq Meth:8151A-17.M

Volume Inj. : 2 uL
 Signal #1 Phase : RTX-CLP2 Signal #2 Phase: ZB-XLB-HT
 Signal #1 Info : 0.25 mm Signal #2 Info : 0.25 mm

| Compound | RT#1 | RT#2 | Resp#1 | Resp#2 | ppb | ppb |
|-----------------------------|--------|--------|---------|---------|----------|------------|
| ----- | | | | | | |
| System Monitoring Compounds | | | | | | |
| 2) s 2,4-Dichl... | 7.994 | 7.817 | 454333 | 1114582 | 26.144 | 28.691 |
| Target Compounds | | | | | | |
| 1) m Dalapon | 3.128 | 2.874 | 622375 | 1185641 | 26.669m | 25.104m |
| 3) m Dicamba | 8.214 | 7.917 | 1772679 | 3745342 | 26.131m | 26.313 |
| 4) m MCPP | 8.301 | 8.104 | 87770 | 616897 | 1973.683 | 3767.293 # |
| 5) m MCPA | 8.564 | 8.351 | 142776 | 870257 | 2368.770 | 3935.605 # |
| 6) m Dichloroprop | 8.968 | 8.751 | 499436 | 1130772 | 28.469 | 29.321 |
| 7) m 2,4-D | 9.324 | 9.064 | 558866 | 1393959 | 27.651 | 29.833 |
| 8) m 2,4,5-TP ... | 10.264 | 10.127 | 2326151 | 5175294 | 25.192 | 26.532 |
| 9) m 2,4,5-T | 10.708 | 10.534 | 2067316 | 4914810 | 25.526m | 26.821 |
| 10) m 2,4-DB | 11.288 | 11.167 | 277452 | 763407 | 28.096m | 27.903 |
| 11) m Dinoseb | 11.684 | 11.314 | 1575526 | 3578948 | 26.340 | 27.716 |
| ----- | | | | | | |

(f)=RT Delta > 1/2 Window (#)=Amounts differ by > 25% (m)=manual int.

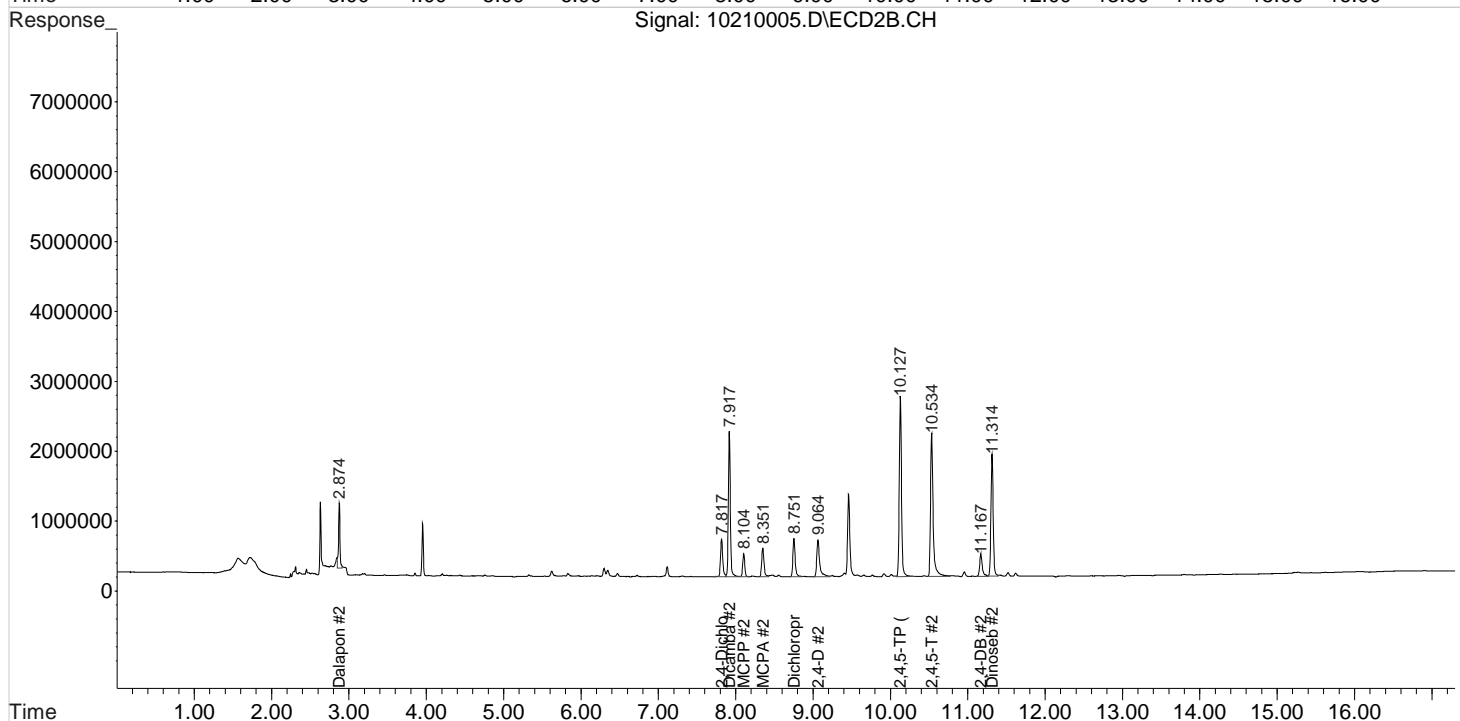
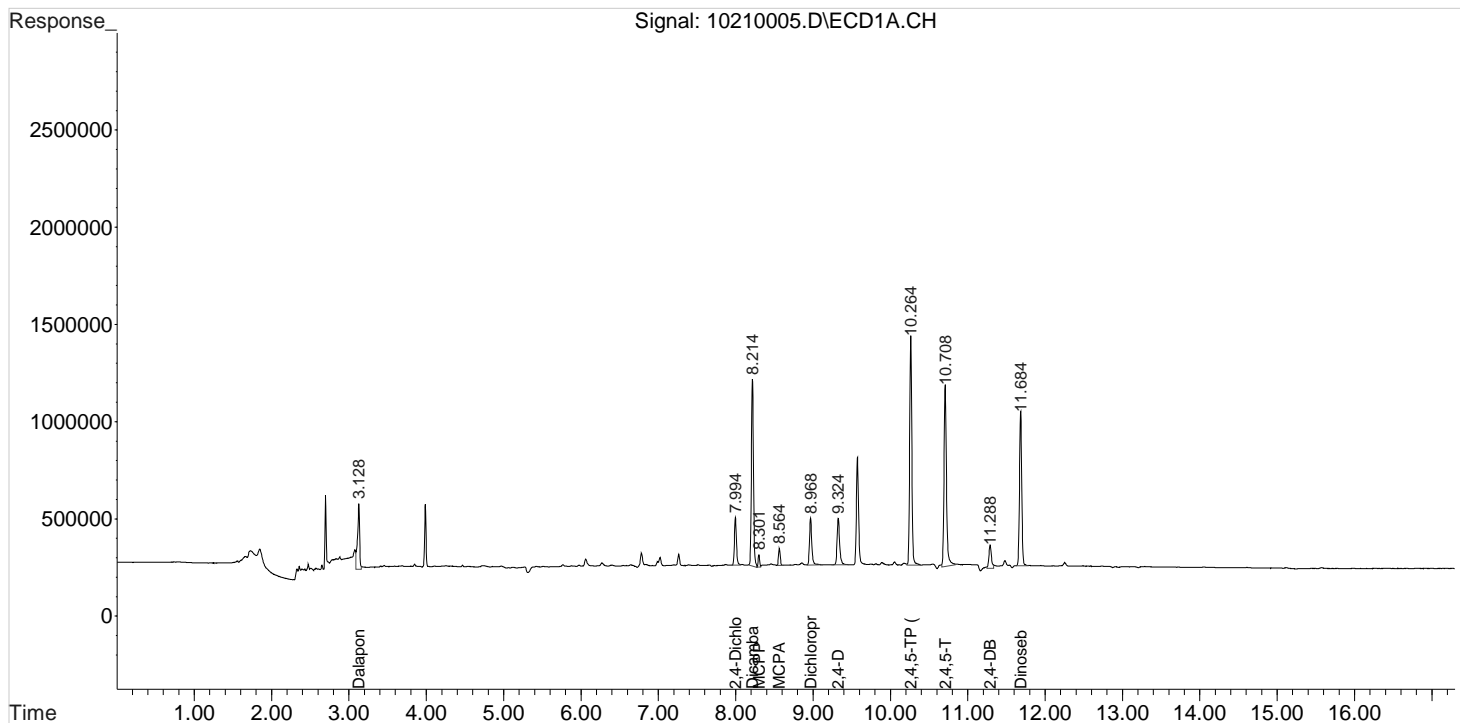
Data File : J:\gc24\data\102120\10210005.D
Signal(s) : Signal #1: ECD1A.CH Signal #2: ECD2B.CH
Acq On : 21 Oct 2020 2:09 pm
Sample : PENTA2-14L 25PPB
Misc :

Vial: 4
Operator: UA
Inst : HP G1530A
Multiplr: 1.00

Integration File signal 1: RTEINT.P
Integration File signal 2: RTEINT2.P
Quant Time: Oct 21 17:28:28 2020
Quant Results File: 102120_8151.RES

Quant Method : J:\gc24\Methods\102120_8151.M
Quant Title : 103118_8151.m MJ215 CAL_KC1800
QLast Update : Wed Oct 21 17:26:33 2020
Response via : Initial Calibration
DataAcq Meth:8151A-17.M

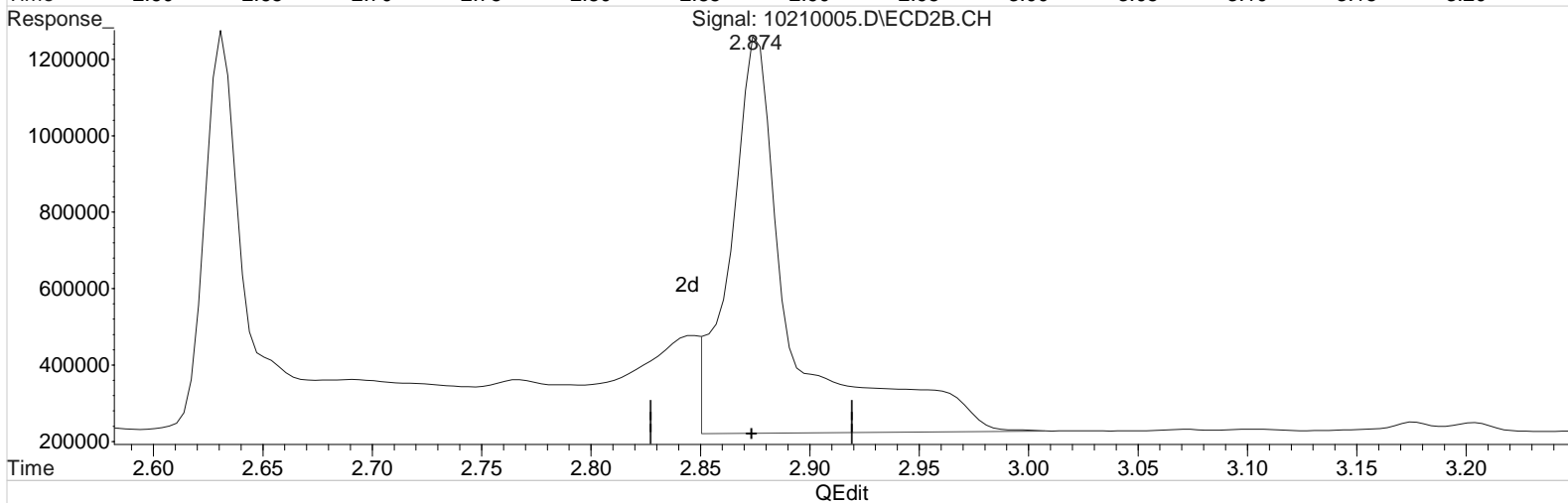
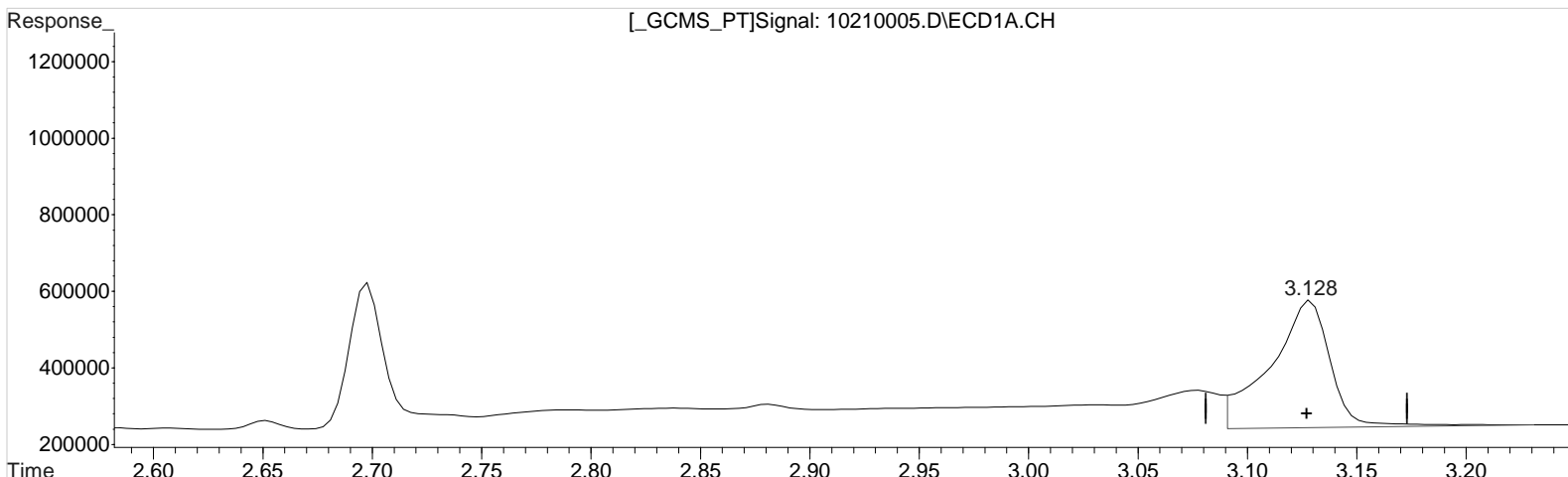
Volume Inj. : 2 uL
Signal #1 Phase : RTX-CLP2 Signal #2 Phase: ZB-XLB-HT
Signal #1 Info : 0.25 mm Signal #2 Info : 0.25 mm



Data File : J:\gc24\data\102120\10210005.D Vial: 4
Signal(s) : Signal #1: ECD1A.CH Signal #2: ECD2B.CH
Acq On : 21 Oct 2020 2:09 pm Operator: UA
Sample : PENTA2-14L 25PPB Inst : HP G1530A
Misc : Multiplr: 1.00
Integration File signal 1: RTEINT.P
Integration File signal 2: RTEINT2.P
Quant Time: Oct 21 17:26:50 2020
Quant Results File: 102120_8151.RES

Quant Method : J:\gc24\Methods\102120_8151.M
Quant Title : 103118_8151.m MJ215 CAL_KC1800
QLast Update : Wed Oct 21 17:26:33 2020
Response via : Initial Calibration
DataAcq Meth:8151A-17.M

Volume Inj. : 2 uL
Signal #1 Phase : RTX-CLP2 Signal #2 Phase: ZB-XLB-HT
Signal #1 Info : 0.25 mm Signal #2 Info : 0.25 mm



(1) Dalapon (m)
3.128min 26.760 ppb
response 624496

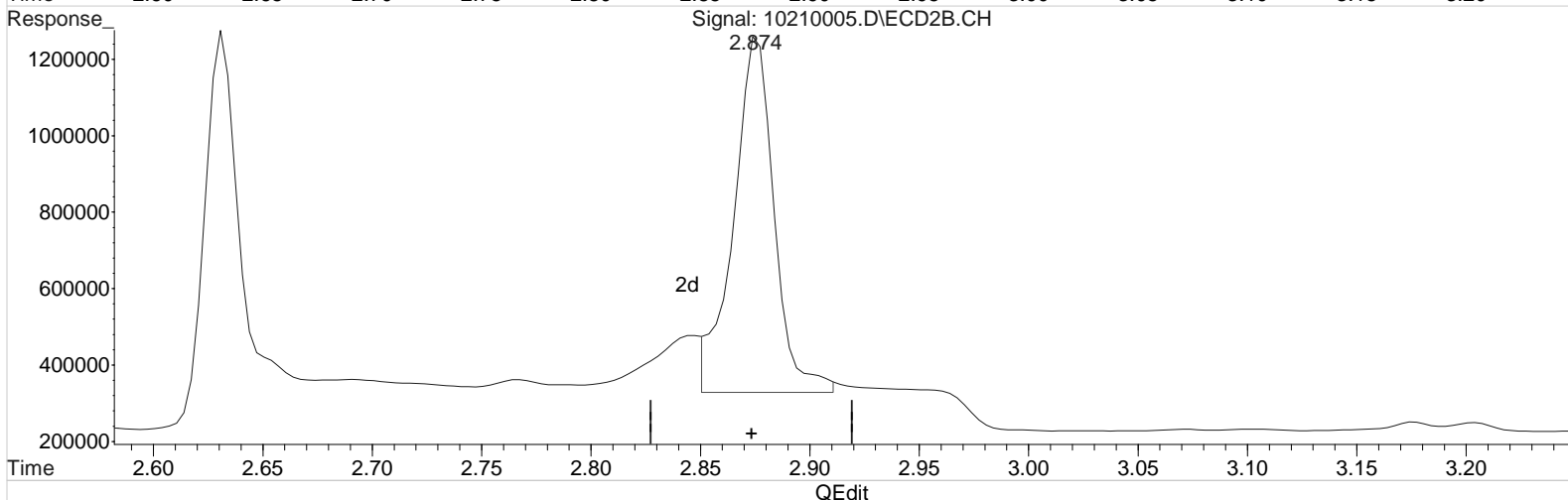
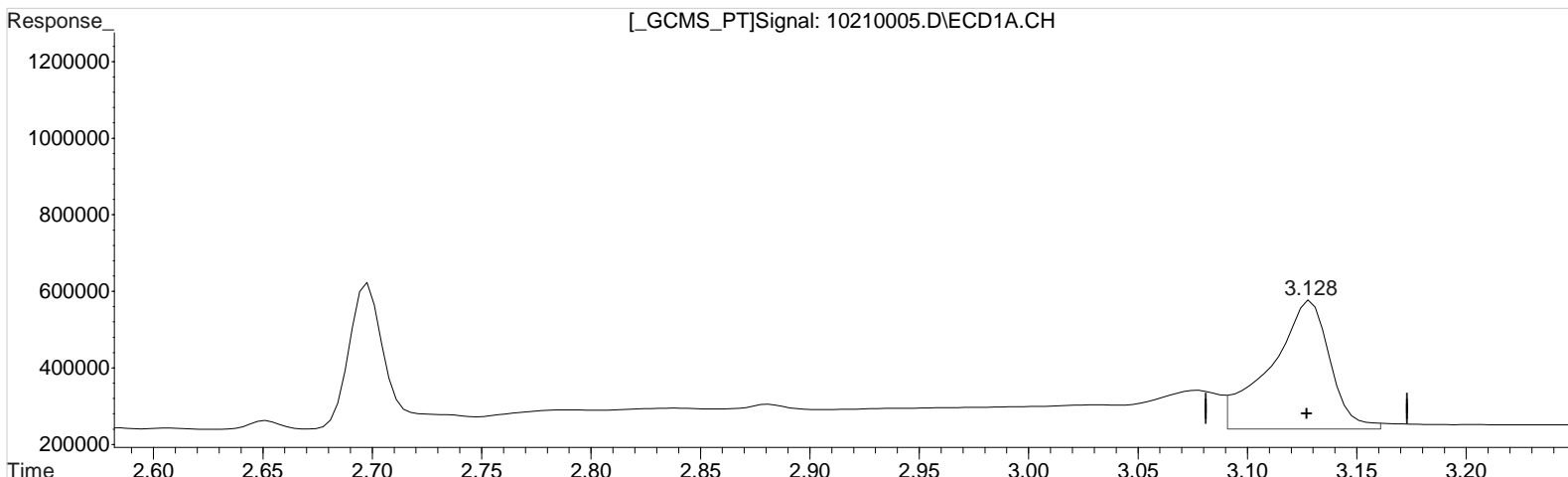
Manual Integration:
Before
10/21/20

(1) Dalapon #2 (m)
2.874min 42.153 ppb
response 1990871

Data File : J:\gc24\data\102120\10210005.D Vial: 4
Signal(s) : Signal #1: ECD1A.CH Signal #2: ECD2B.CH
Acq On : 21 Oct 2020 2:09 pm Operator: UA
Sample : PENTA2-14L 25PPB Inst : HP G1530A
Misc : Multiplr: 1.00
Integration File signal 1: RTEINT.P
Integration File signal 2: RTEINT2.P
Quant Time: Oct 21 17:26:50 2020
Quant Results File: 102120_8151.RES

Quant Method : J:\gc24\Methods\102120_8151.M
Quant Title : 103118_8151.m MJ215 CAL_KC1800
QLast Update : Wed Oct 21 17:26:33 2020
Response via : Initial Calibration
DataAcq Meth:8151A-17.M

Volume Inj. : 2 uL
Signal #1 Phase : RTX-CLP2 Signal #2 Phase: ZB-XLB-HT
Signal #1 Info : 0.25 mm Signal #2 Info : 0.25 mm



(1) Dalapon (m)
3.128min 26.669 ppb m
response 622375

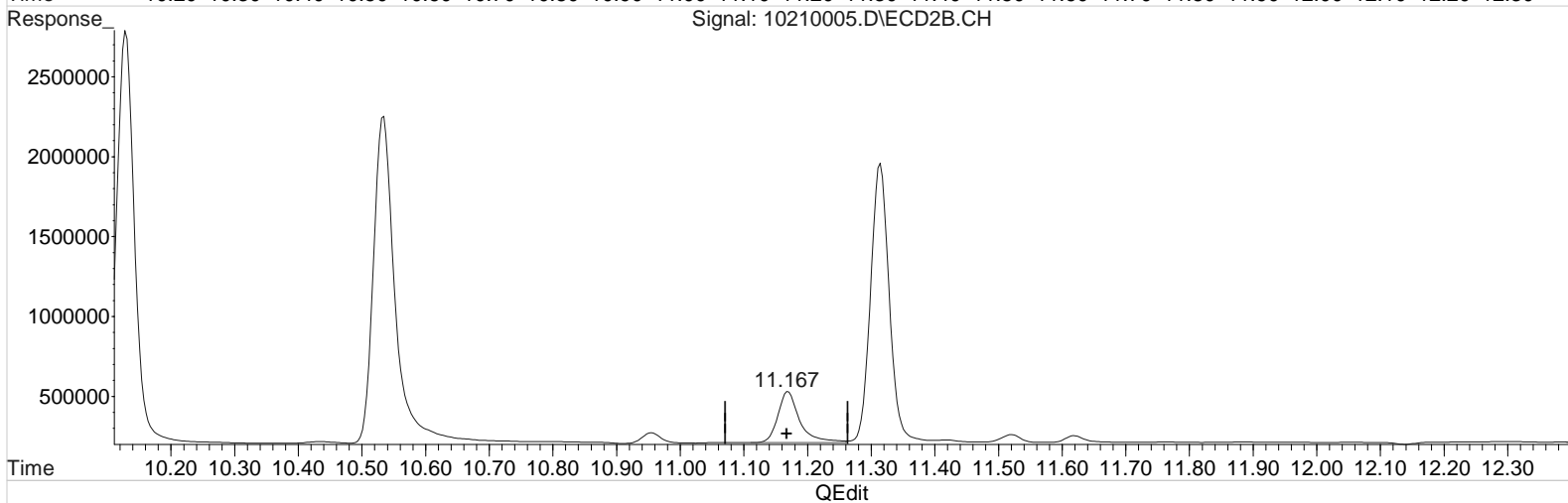
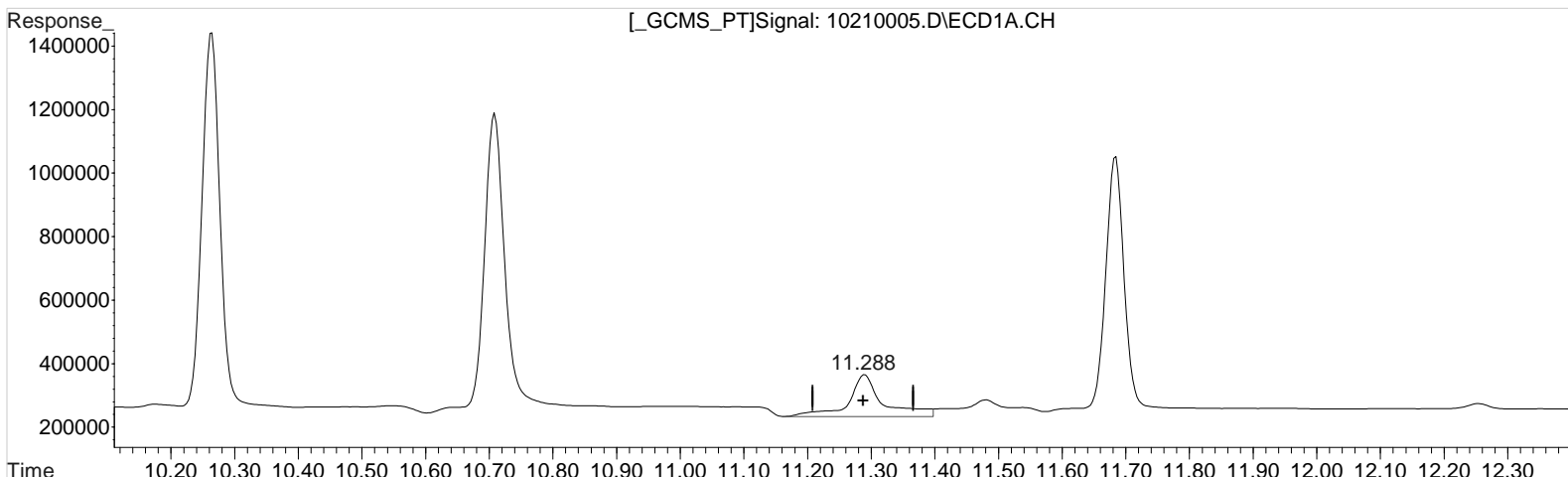
Manual Integration:
After
Baseline/Shoulder
10/21/20

(1) Dalapon #2 (m)
2.874min 25.104 ppb m
response 1185641

Data File : J:\gc24\data\102120\10210005.D Vial: 4
Signal(s) : Signal #1: ECD1A.CH Signal #2: ECD2B.CH
Acq On : 21 Oct 2020 2:09 pm Operator: UA
Sample : PENTA2-14L 25PPB Inst : HP G1530A
Misc : Multiplr: 1.00
Integration File signal 1: RTEINT.P
Integration File signal 2: RTEINT2.P
Quant Time: Oct 21 17:26:50 2020
Quant Results File: 102120_8151.RES

Quant Method : J:\gc24\Methods\102120_8151.M
Quant Title : 103118_8151.m MJ215 CAL_KC1800
QLast Update : Wed Oct 21 17:26:33 2020
Response via : Initial Calibration
DataAcq Meth:8151A-17.M

Volume Inj. : 2 uL
Signal #1 Phase : RTX-CLP2 Signal #2 Phase: ZB-XLB-HT
Signal #1 Info : 0.25 mm Signal #2 Info : 0.25 mm



(10) 2,4-DB (m)
11.288min 50.935 ppb
response 502979

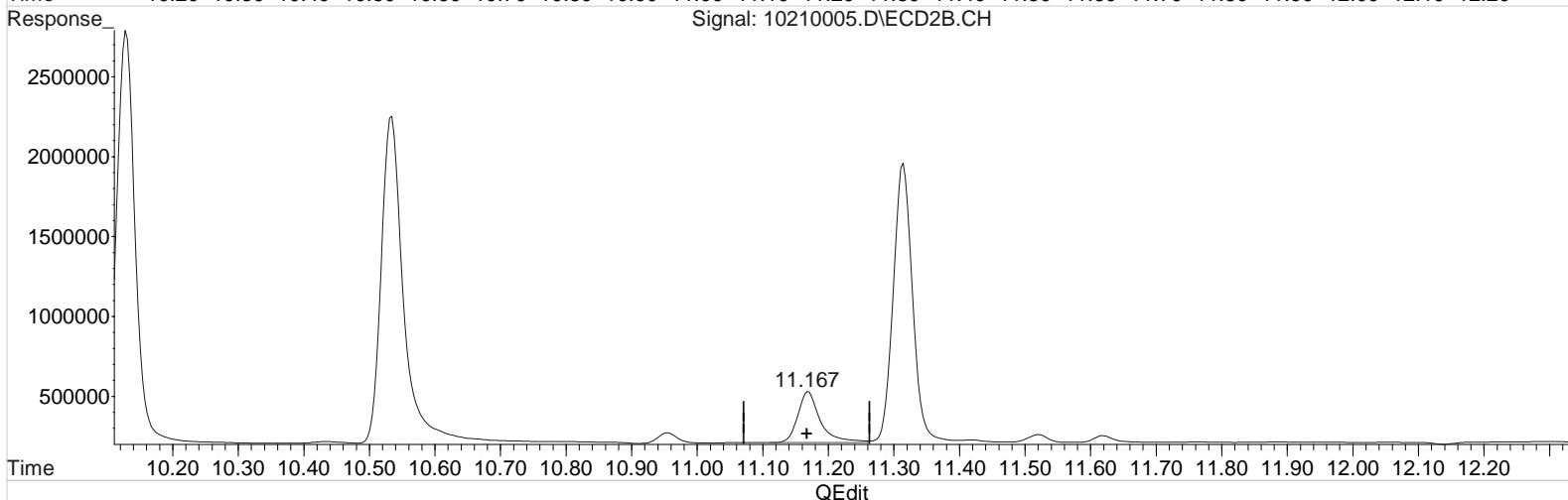
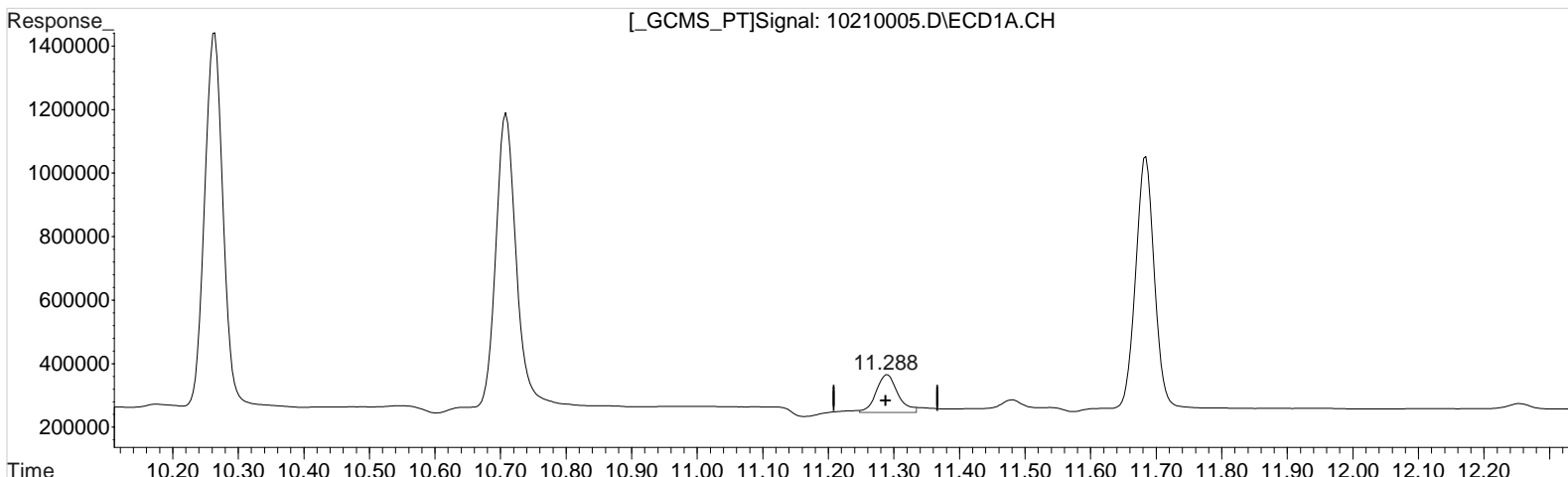
Manual Integration:
Before
10/21/20

(10) 2,4-DB #2 (m)
11.167min 27.903 ppb
response 763407

Data File : J:\gc24\data\102120\10210005.D Vial: 4
Signal(s) : Signal #1: ECD1A.CH Signal #2: ECD2B.CH
Acq On : 21 Oct 2020 2:09 pm Operator: UA
Sample : PENTA2-14L 25PPB Inst : HP G1530A
Misc : Multiplr: 1.00
Integration File signal 1: RTEINT.P
Integration File signal 2: RTEINT2.P
Quant Time: Oct 21 17:26:50 2020
Quant Results File: 102120_8151.RES

Quant Method : J:\gc24\Methods\102120_8151.M
Quant Title : 103118_8151.m MJ215 CAL_KC1800
QLast Update : Wed Oct 21 17:26:33 2020
Response via : Initial Calibration
DataAcq Meth:8151A-17.M

Volume Inj. : 2 uL
Signal #1 Phase : RTX-CLP2 Signal #2 Phase: ZB-XLB-HT
Signal #1 Info : 0.25 mm Signal #2 Info : 0.25 mm



(10) 2,4-DB (m)
11.288min 28.096 ppb m
response 277452

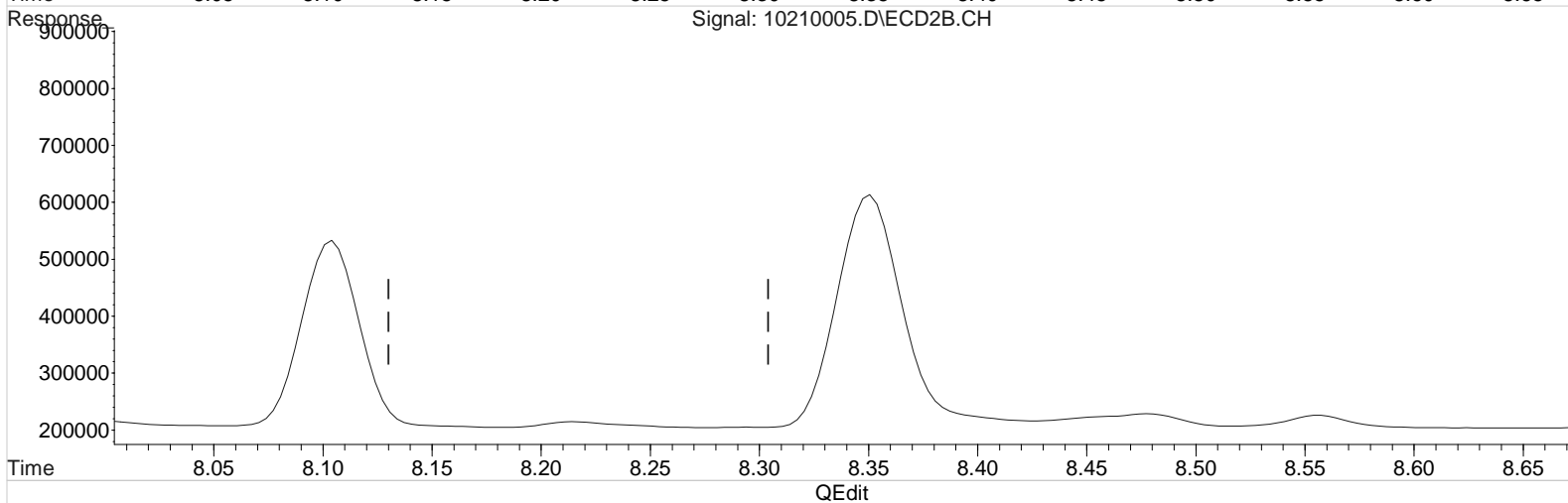
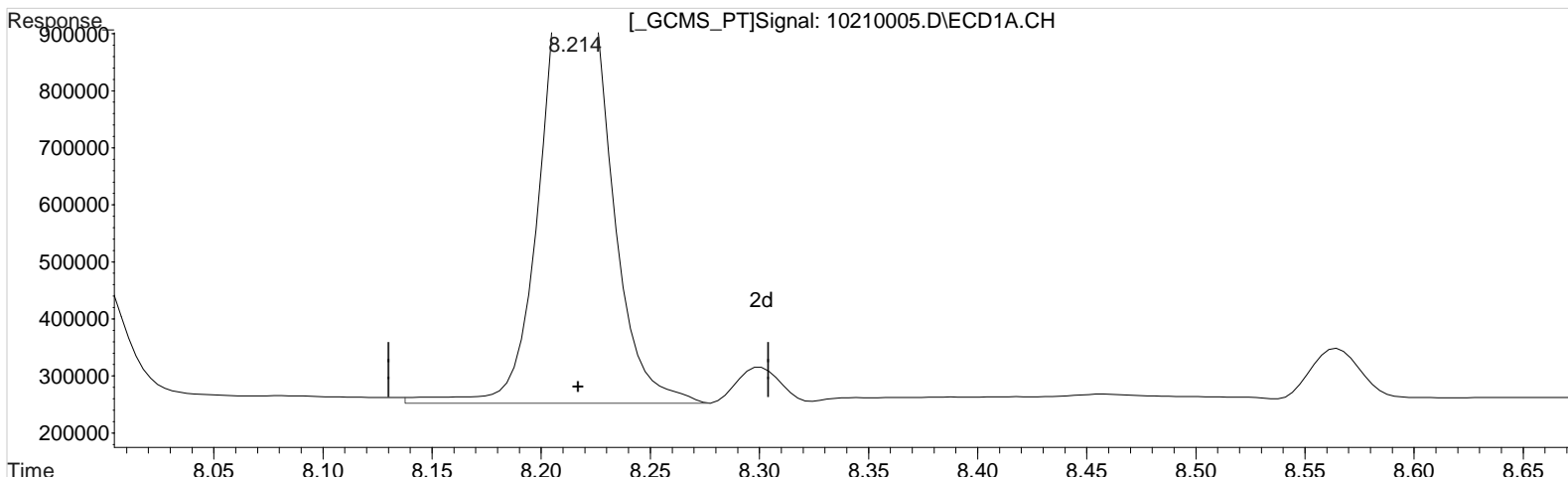
Manual Integration:
After
Baseline/Shoulder
10/21/20

(10) 2,4-DB #2 (m)
11.167min 27.903 ppb
response 763407

Data File : J:\gc24\data\102120\10210005.D Vial: 4
Signal(s) : Signal #1: ECD1A.CH Signal #2: ECD2B.CH
Acq On : 21 Oct 2020 2:09 pm Operator: UA
Sample : PENTA2-14L 25PPB Inst : HP G1530A
Misc : Multiplr: 1.00
Integration File signal 1: RTEINT.P
Integration File signal 2: RTEINT2.P
Quant Time: Oct 21 17:26:50 2020
Quant Results File: 102120_8151.RES

Quant Method : J:\gc24\Methods\102120_8151.M
Quant Title : 103118_8151.m MJ215 CAL_KC1800
QLast Update : Wed Oct 21 17:26:33 2020
Response via : Initial Calibration
DataAcq Meth:8151A-17.M

Volume Inj. : 2 uL
Signal #1 Phase : RTX-CLP2 Signal #2 Phase: ZB-XLB-HT
Signal #1 Info : 0.25 mm Signal #2 Info : 0.25 mm



(3) Dicamba (m)
8.214min 26.882 ppb
response 1823650

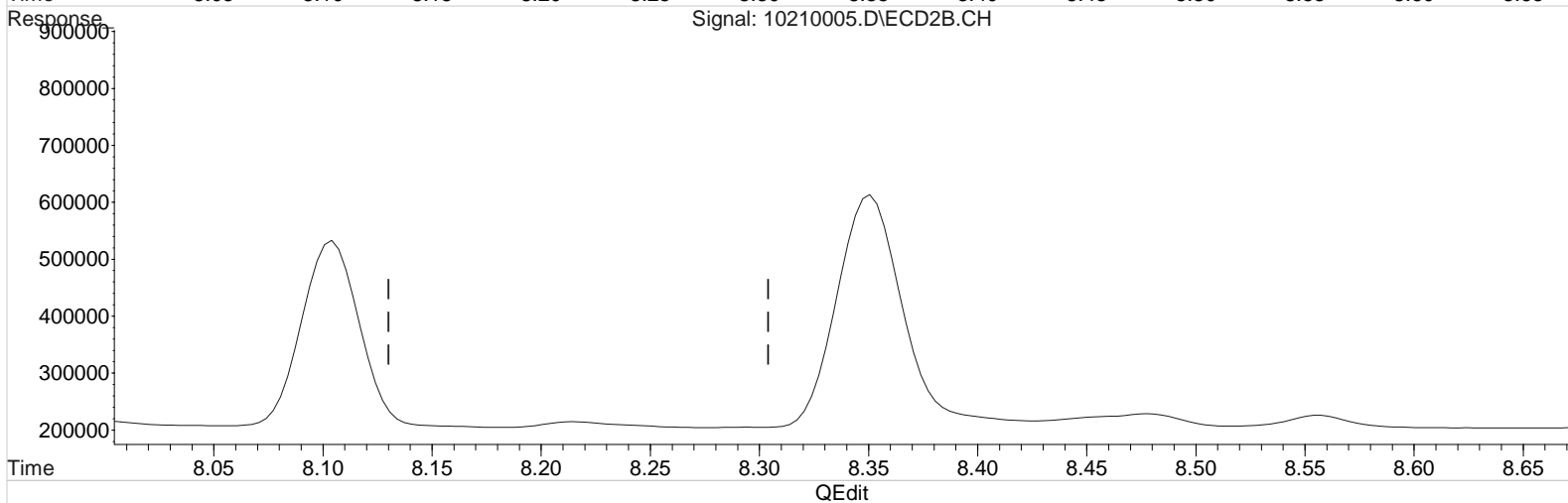
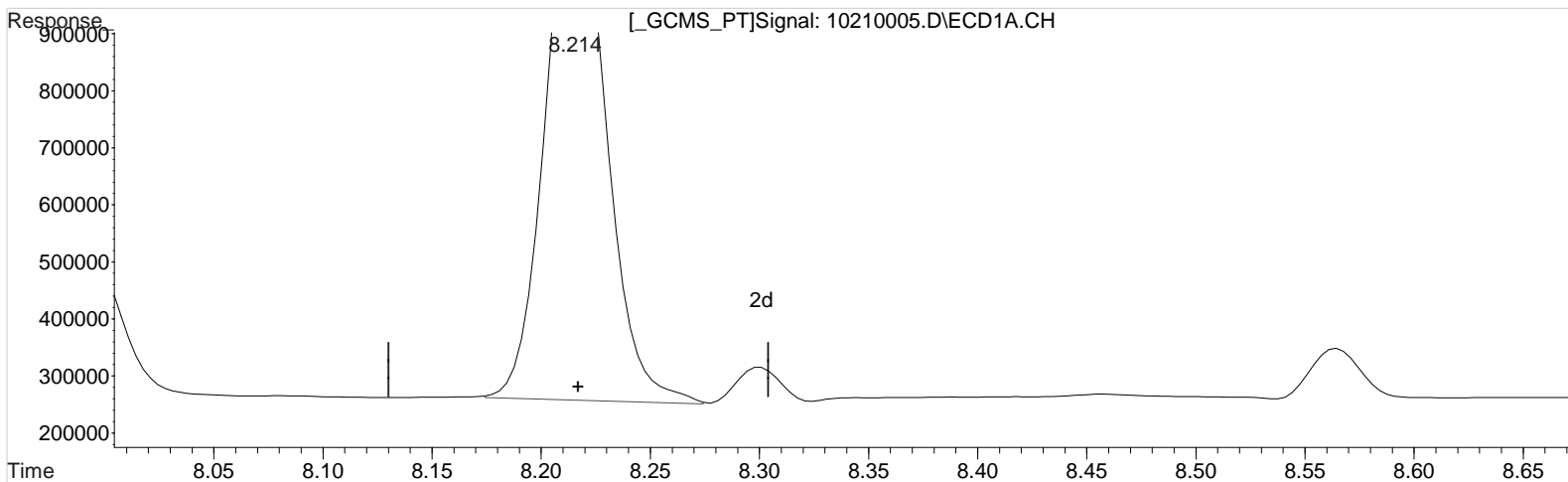
Manual Integration:
Before
10/21/20

(3) Dicamba #2 (m)
7.917min 26.313 ppb
response 3745342

Data File : J:\gc24\data\102120\10210005.D Vial: 4
Signal(s) : Signal #1: ECD1A.CH Signal #2: ECD2B.CH
Acq On : 21 Oct 2020 2:09 pm Operator: UA
Sample : PENTA2-14L 25PPB Inst : HP G1530A
Misc : Multiplr: 1.00
Integration File signal 1: RTEINT.P
Integration File signal 2: RTEINT2.P
Quant Time: Oct 21 17:26:50 2020
Quant Results File: 102120_8151.RES

Quant Method : J:\gc24\Methods\102120_8151.M
Quant Title : 103118_8151.m MJ215 CAL_KC1800
QLast Update : Wed Oct 21 17:26:33 2020
Response via : Initial Calibration
DataAcq Meth:8151A-17.M

Volume Inj. : 2 uL
Signal #1 Phase : RTX-CLP2 Signal #2 Phase: ZB-XLB-HT
Signal #1 Info : 0.25 mm Signal #2 Info : 0.25 mm



(3) Dicamba (m)
8.214min 26.131 ppb m
response 1772679

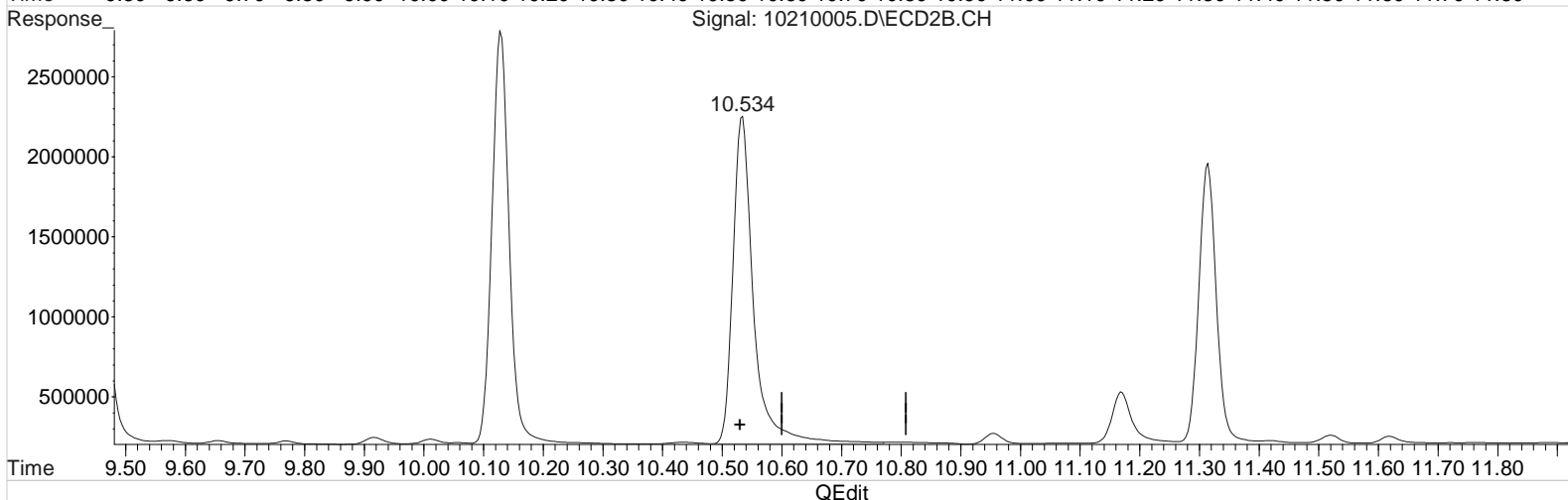
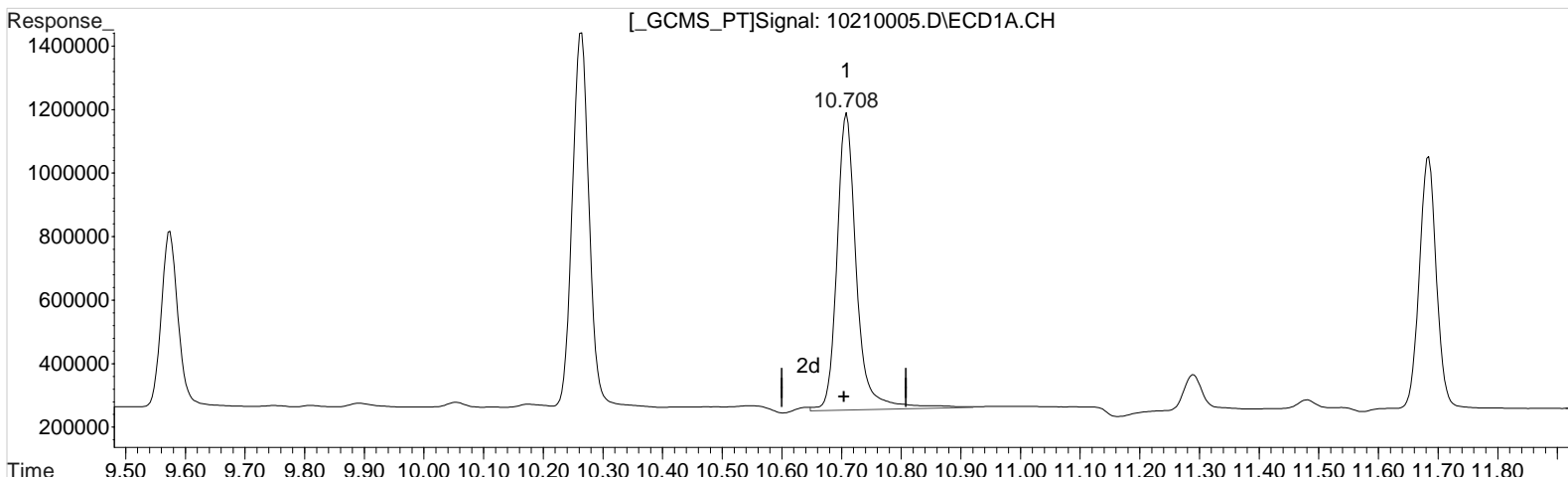
(3) Dicamba #2 (m)
7.917min 26.313 ppb
response 3745342

Manual Integration:
After
Baseline/Shoulder
10/21/20

Data File : J:\gc24\data\102120\10210005.D Vial: 4
Signal(s) : Signal #1: ECD1A.CH Signal #2: ECD2B.CH
Acq On : 21 Oct 2020 2:09 pm Operator: UA
Sample : PENTA2-14L 25PPB Inst : HP G1530A
Misc : Multiplr: 1.00
Integration File signal 1: RTEINT.P
Integration File signal 2: RTEINT2.P
Quant Time: Oct 21 17:26:50 2020
Quant Results File: 102120_8151.RES

Quant Method : J:\gc24\Methods\102120_8151.M
Quant Title : 103118_8151.m MJ215 CAL_KC1800
QLast Update : Wed Oct 21 17:26:33 2020
Response via : Initial Calibration
DataAcq Meth:8151A-17.M

Volume Inj. : 2 uL
Signal #1 Phase : RTX-CLP2 Signal #2 Phase: ZB-XLB-HT
Signal #1 Info : 0.25 mm Signal #2 Info : 0.25 mm



(9) 2,4,5-T (m)
10.708min 26.371 ppb
response 2135780

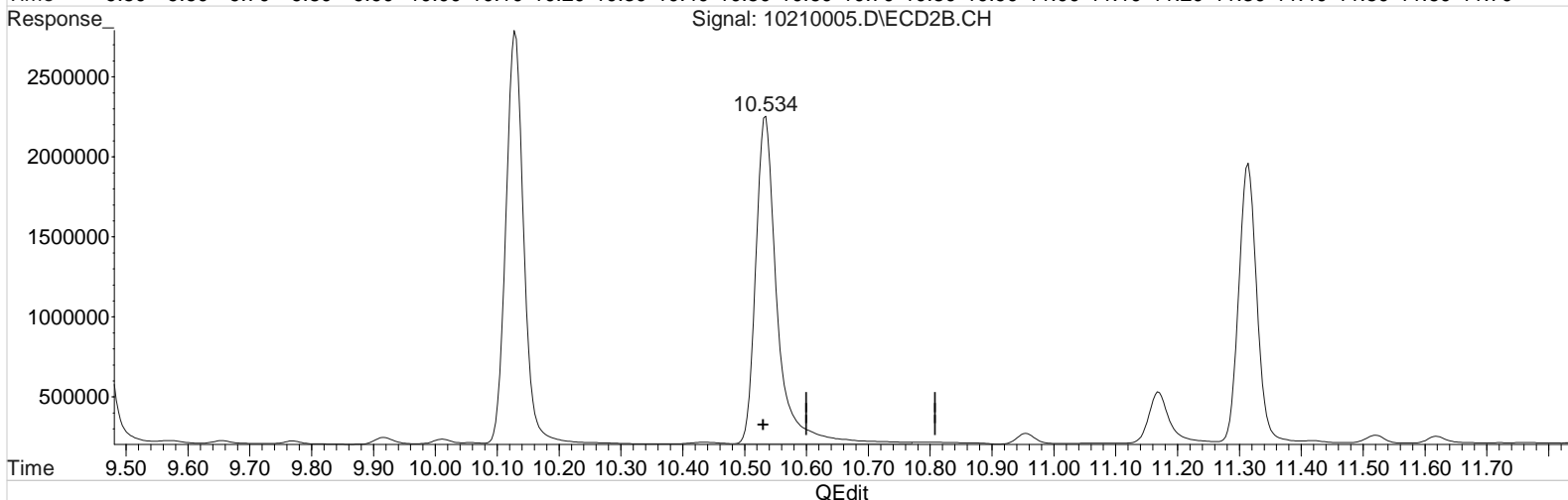
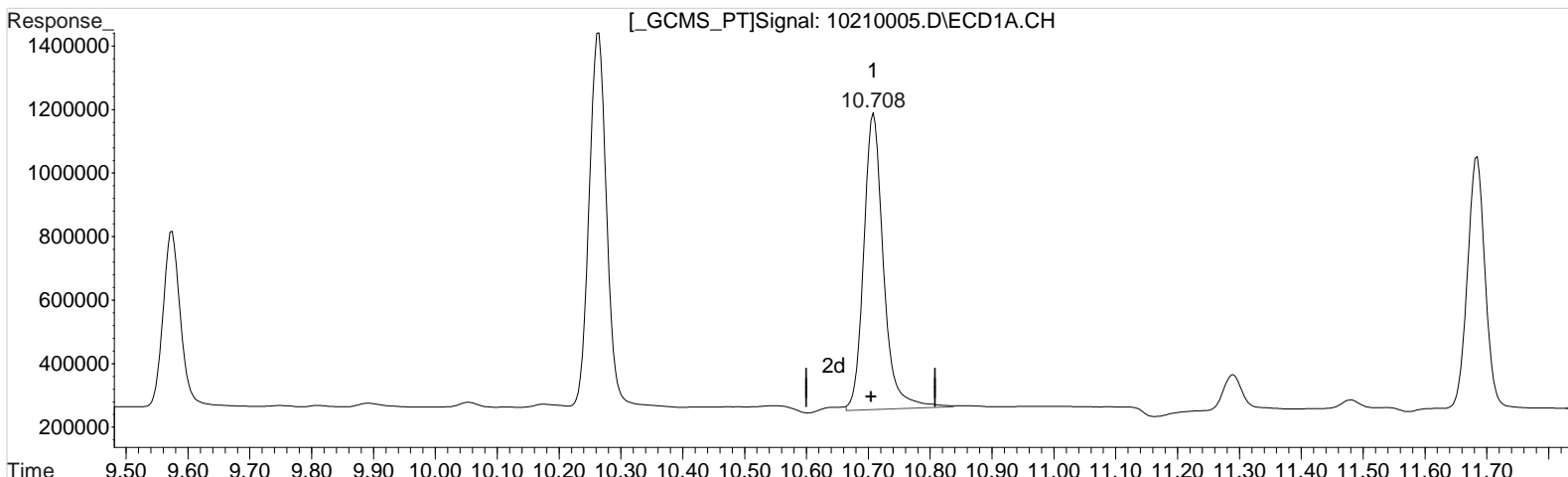
Manual Integration:
Before
10/21/20

(9) 2,4,5-T #2 (m)
10.534min 26.821 ppb
response 4914810

Data File : J:\gc24\data\102120\10210005.D Vial: 4
Signal(s) : Signal #1: ECD1A.CH Signal #2: ECD2B.CH
Acq On : 21 Oct 2020 2:09 pm Operator: UA
Sample : PENTA2-14L 25PPB Inst : HP G1530A
Misc : Multiplr: 1.00
Integration File signal 1: RTEINT.P
Integration File signal 2: RTEINT2.P
Quant Time: Oct 21 17:26:50 2020
Quant Results File: 102120_8151.RES

Quant Method : J:\gc24\Methods\102120_8151.M
Quant Title : 103118_8151.m MJ215 CAL_KC1800
QLast Update : Wed Oct 21 17:26:33 2020
Response via : Initial Calibration
DataAcq Meth:8151A-17.M

Volume Inj. : 2 uL
Signal #1 Phase : RTX-CLP2 Signal #2 Phase: ZB-XLB-HT
Signal #1 Info : 0.25 mm Signal #2 Info : 0.25 mm



(9) 2,4,5-T (m)
10.708min 25.526 ppb m
response 2067316

Manual Integration:
After
Baseline/Shoulder
10/21/20

(9) 2,4,5-T #2 (m)
10.534min 26.821 ppb
response 4914810

Data File : J:\gc24\data\102120\10210006.D Vial: 5
 Signal(s) : Signal #1: ECD1A.CH Signal #2: ECD2B.CH
 Acq On : 21 Oct 2020 2:33 pm Operator: UA
 Sample : PENTA2-14M 75PPB Inst : HP G1530A
 Misc : Multiplr: 1.00
 Integration File signal 1: RTEINT.P
 Integration File signal 2: RTEINT2.P
 Quant Time: Oct 21 17:26:03 2020
 Quant Results File: 102120_8151.RES

Quant Method : J:\gc24\Methods\102120_8151.M
 Quant Title : 103118_8151.m MJ215 CAL_KC1800
 QLast Update : Wed Oct 21 17:24:19 2020
 Response via : Initial Calibration
 DataAcq Meth:8151A-17.M

Volume Inj. : 2 uL
 Signal #1 Phase : RTX-CLP2 Signal #2 Phase: ZB-XLB-HT
 Signal #1 Info : 0.25 mm Signal #2 Info : 0.25 mm

| Compound | RT#1 | RT#2 | Resp#1 | Resp#2 | ppb | ppb |
|-----------------------------|--------|--------|---------|----------|----------|----------|
| ----- | | | | | | |
| System Monitoring Compounds | | | | | | |
| 2) s 2,4-Dichl... | 7.994 | 7.813 | 1215646 | 2731831 | 70.442 | 70.893 |
| Target Compounds | | | | | | |
| 1) m Dalapon | 3.127 | 2.873 | 1539560 | 3208933 | 65.523m | 67.872m |
| 3) m Dicamba | 8.214 | 7.917 | 4777999 | 10040786 | 70.417 | 70.550 |
| 4) m MCPP | 8.300 | 8.103 | 302116 | 1300529 | 6746.467 | 8151.025 |
| 5) m MCPA | 8.564 | 8.350 | 422140 | 1746556 | 7002.375 | 8103.973 |
| 6) m Dichloroprop | 8.964 | 8.750 | 1271081 | 2826954 | 72.793 | 73.826 |
| 7) m 2,4-D | 9.324 | 9.057 | 1462698 | 3415664 | 72.757 | 73.646 |
| 8) m 2,4,5-TP ... | 10.260 | 10.127 | 6475348 | 13928120 | 69.897 | 71.425 |
| 9) m 2,4,5-T | 10.704 | 10.530 | 5799509 | 13030282 | 71.712 | 71.109 |
| 10) m 2,4-DB | 11.284 | 11.163 | 711824 | 1973095 | 72.304m | 72.345 |
| 11) m Dinoseb | 11.680 | 11.313 | 4350886 | 9284027 | 73.117 | 72.100 |
| ----- | | | | | | |

(f)=RT Delta > 1/2 Window (#)=Amounts differ by > 25% (m)=manual int.

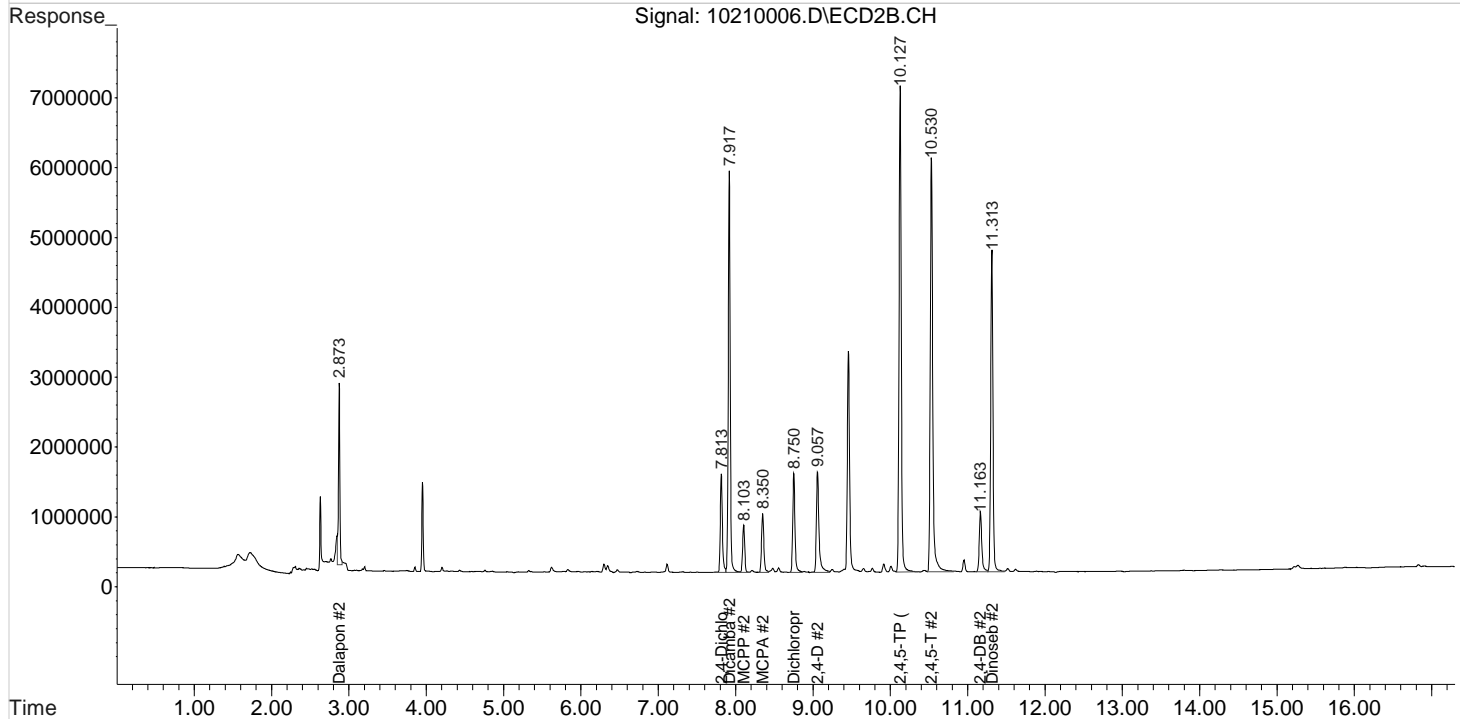
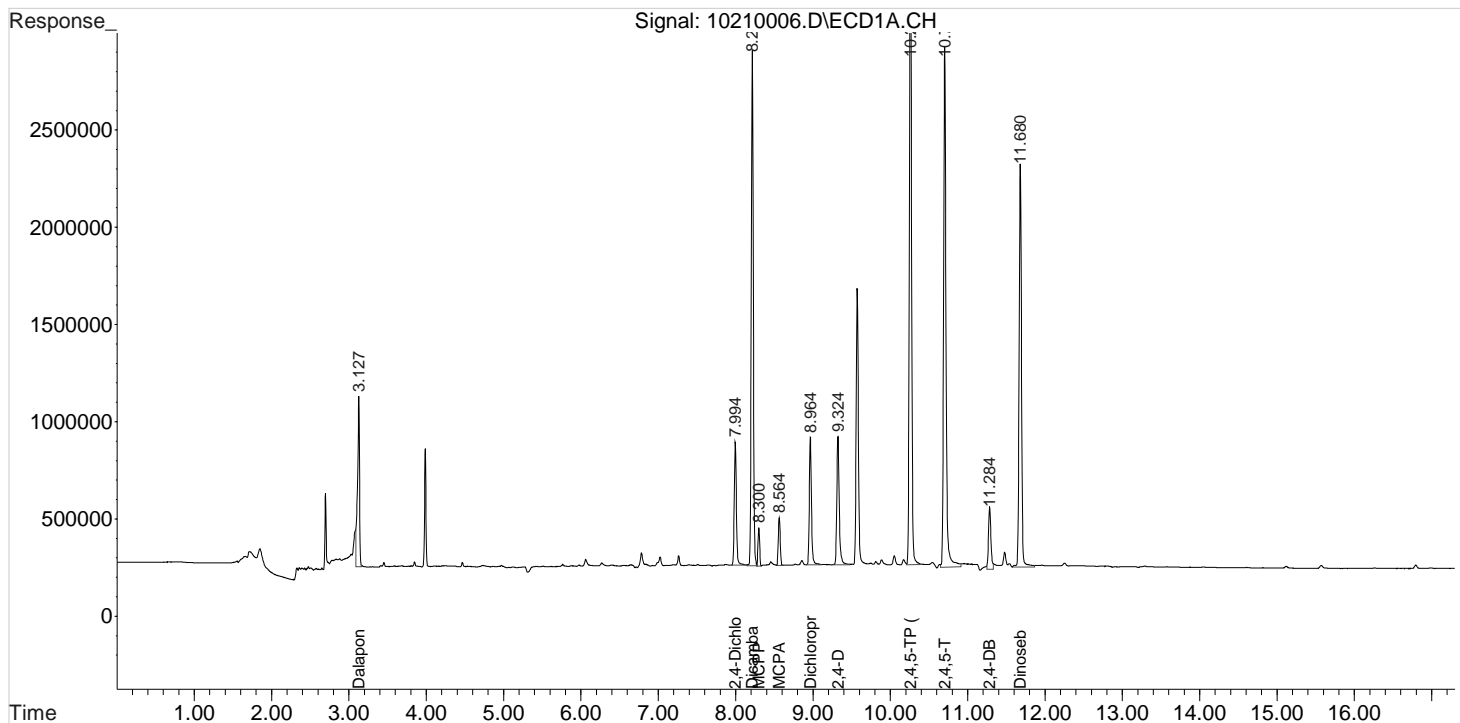
Data File : J:\gc24\data\102120\10210006.D
Signal(s) : Signal #1: ECD1A.CH Signal #2: ECD2B.CH
Acq On : 21 Oct 2020 2:33 pm
Sample : PENTA2-14M 75PPB
Misc :

Vial: 5
Operator: UA
Inst : HP G1530A
Multiplr: 1.00

Integration File signal 1: RTEINT.P
Integration File signal 2: RTEINT2.P
Quant Time: Oct 21 17:26:03 2020
Quant Results File: 102120_8151.RES

Quant Method : J:\gc24\Methods\102120_8151.M
Quant Title : 103118_8151.m MJ215 CAL_KC1800
QLast Update : Wed Oct 21 17:24:19 2020
Response via : Initial Calibration
DataAcq Meth:8151A-17.M

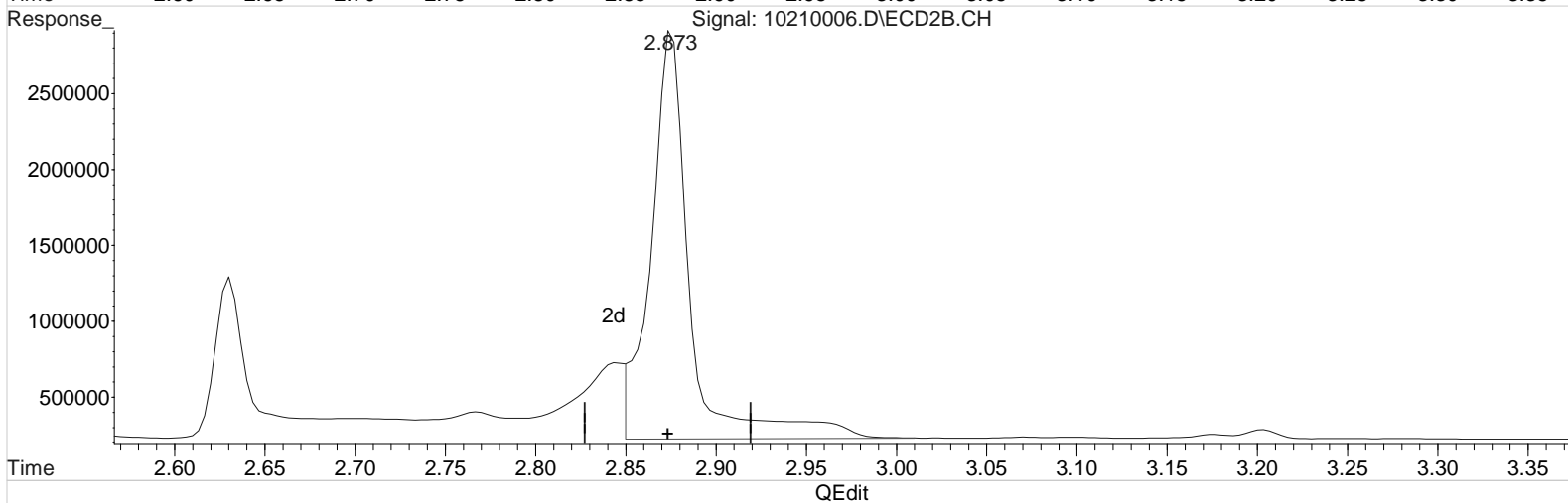
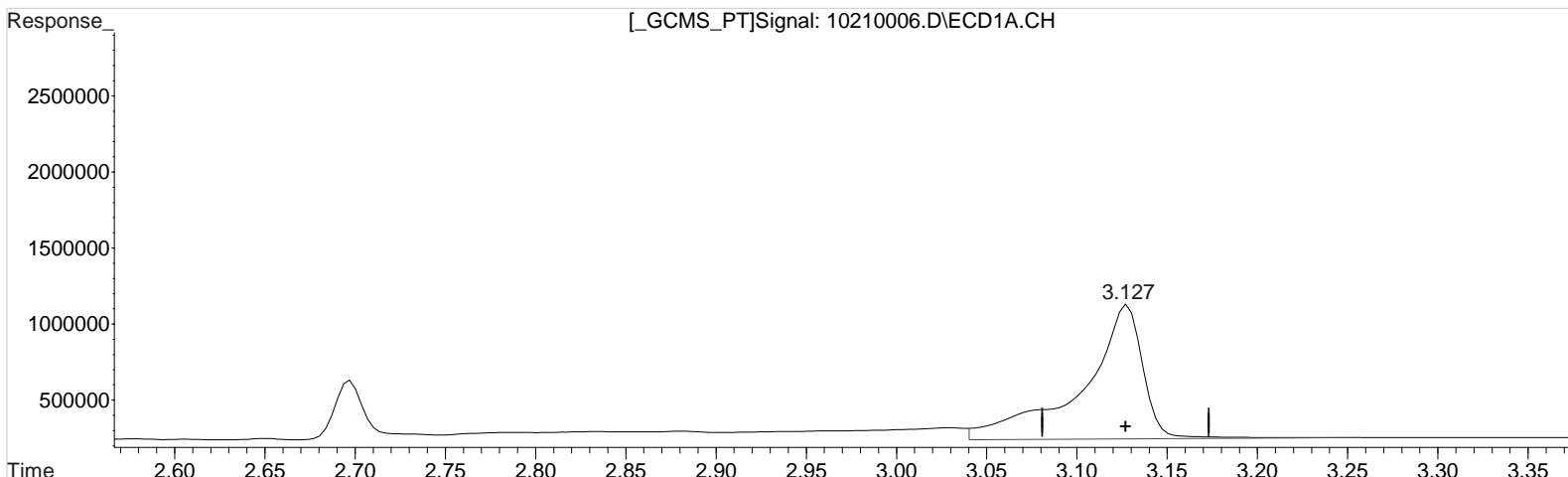
Volume Inj. : 2 uL
Signal #1 Phase : RTX-CLP2 Signal #2 Phase: ZB-XLB-HT
Signal #1 Info : 0.25 mm Signal #2 Info : 0.25 mm



Data File : J:\gc24\data\102120\10210006.D Vial: 5
Signal(s) : Signal #1: ECD1A.CH Signal #2: ECD2B.CH
Acq On : 21 Oct 2020 2:33 pm Operator: UA
Sample : PENTA2-14M 75PPB Inst : HP G1530A
Misc : Multiplr: 1.00
Integration File signal 1: RTEINT.P
Integration File signal 2: RTEINT2.P
Quant Time: Oct 21 17:24:40 2020
Quant Results File: 102120_8151.RES

Quant Method : J:\gc24\Methods\102120_8151.M
Quant Title : 103118_8151.m MJ215 CAL_KC1800
QLast Update : Wed Oct 21 17:24:19 2020
Response via : Initial Calibration
DataAcq Meth:8151A-17.M

Volume Inj. : 2 uL
Signal #1 Phase : RTX-CLP2 Signal #2 Phase: ZB-XLB-HT
Signal #1 Info : 0.25 mm Signal #2 Info : 0.25 mm



(1) Dalapon (m)
3.127min 88.037 ppb
response 2068544

Manual Integration:
Before
10/21/20

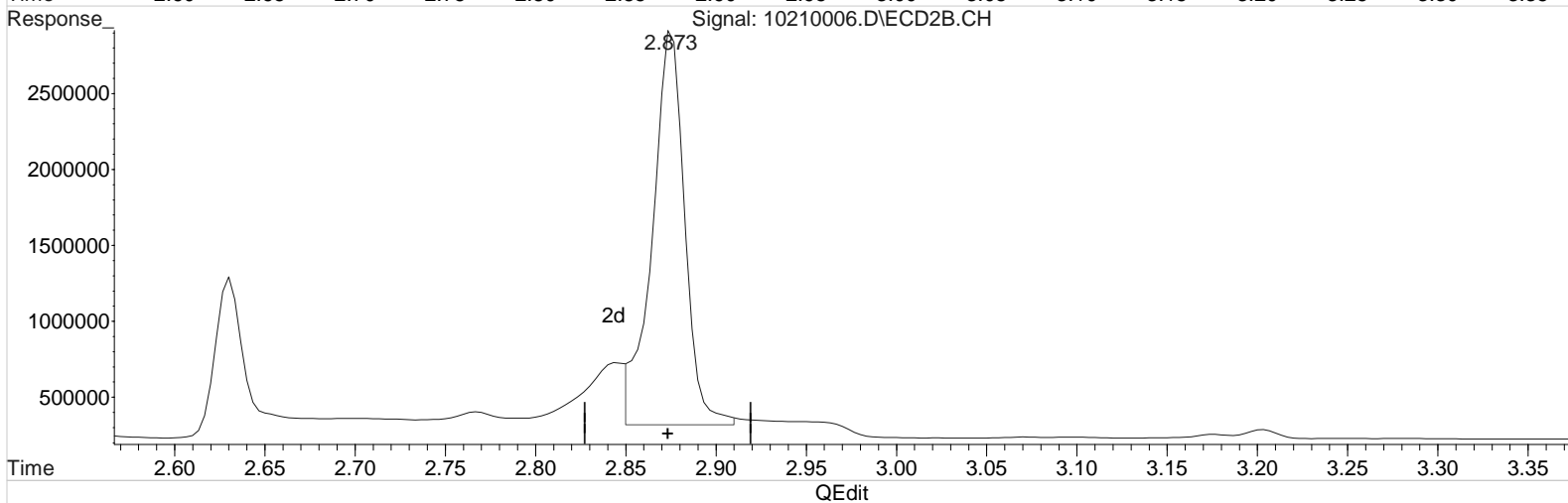
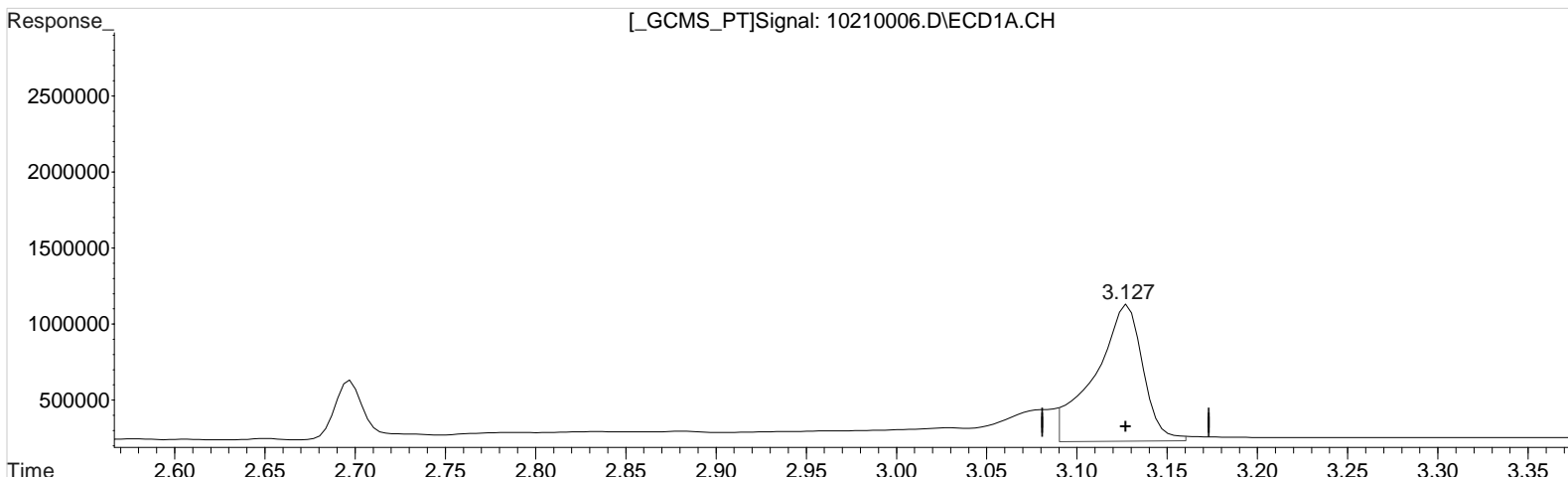
(1) Dalapon #2 (m)
2.873min 84.167 ppb
response 3979368

(+) = Expected Retention Time

Data File : J:\gc24\data\102120\10210006.D Vial: 5
Signal(s) : Signal #1: ECD1A.CH Signal #2: ECD2B.CH
Acq On : 21 Oct 2020 2:33 pm Operator: UA
Sample : PENTA2-14M 75PPB Inst : HP G1530A
Misc : Multiplr: 1.00
Integration File signal 1: RTEINT.P
Integration File signal 2: RTEINT2.P
Quant Time: Oct 21 17:24:40 2020
Quant Results File: 102120_8151.RES

Quant Method : J:\gc24\Methods\102120_8151.M
Quant Title : 103118_8151.m MJ215 CAL_KC1800
QLast Update : Wed Oct 21 17:24:19 2020
Response via : Initial Calibration
DataAcq Meth:8151A-17.M

Volume Inj. : 2 uL
Signal #1 Phase : RTX-CLP2 Signal #2 Phase: ZB-XLB-HT
Signal #1 Info : 0.25 mm Signal #2 Info : 0.25 mm



(1) Dalapon (m)
3.127min 70.095 ppb m
response 1646979

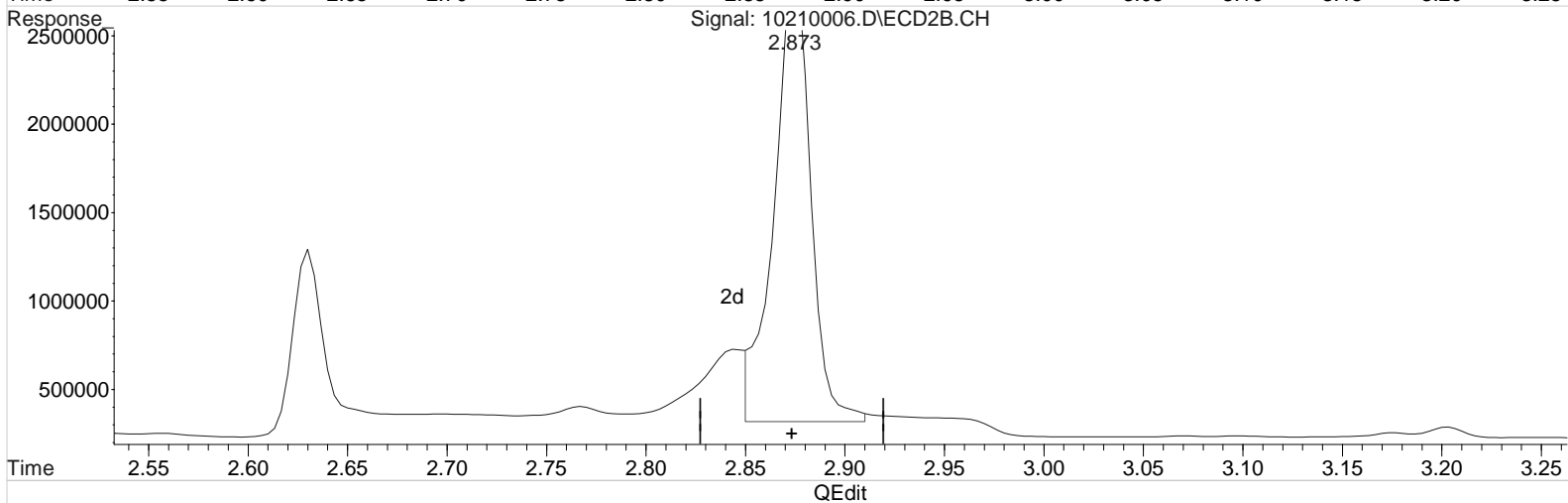
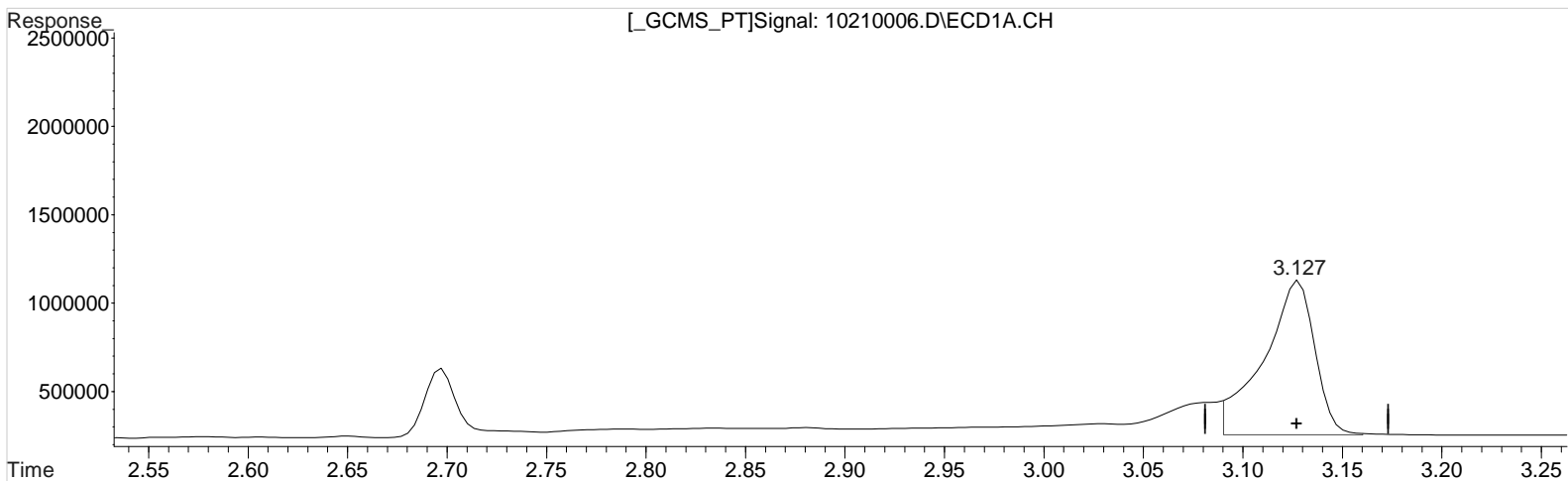
(1) Dalapon #2 (m)
2.873min 67.872 ppb m
response 3208933

Manual Integration:
After
Baseline/Shoulder
10/21/20

Data File : J:\gc24\data\102120\10210006.D Vial: 5
 Signal(s) : Signal #1: ECD1A.CH Signal #2: ECD2B.CH
 Acq On : 21 Oct 2020 2:33 pm Operator: UA
 Sample : PENTA2-14M 75PPB Inst : HP G1530A
 Misc : Multiplr: 1.00
 Integration File signal 1: RTEINT.P
 Integration File signal 2: RTEINT2.P
 Quant Time: Oct 21 17:24:40 2020
 Quant Results File: 102120_8151.RES

Quant Method : J:\gc24\Methods\102120_8151.M
 Quant Title : 103118_8151.m MJ215 CAL_KC1800
 QLast Update : Wed Oct 21 17:24:19 2020
 Response via : Initial Calibration
 DataAcq Meth:8151A-17.M

Volume Inj. : 2 uL
 Signal #1 Phase : RTX-CLP2 Signal #2 Phase: ZB-XLB-HT
 Signal #1 Info : 0.25 mm Signal #2 Info : 0.25 mm



(1) Dalapon (m)
 3.127min 65.523 ppb m
 response 1539560

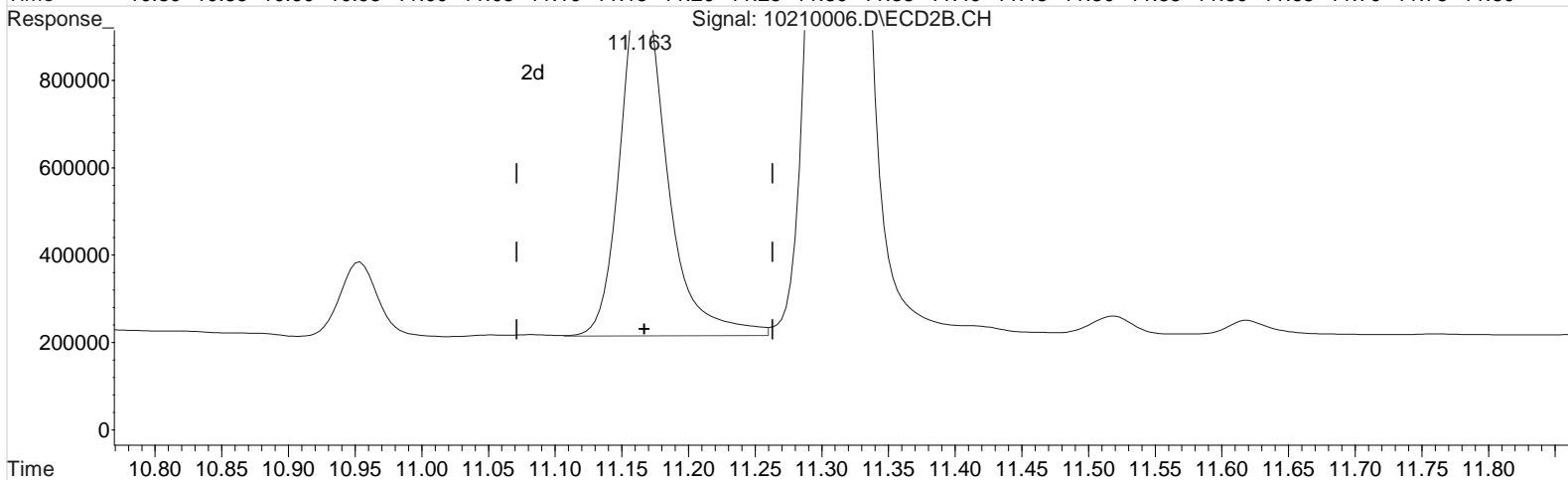
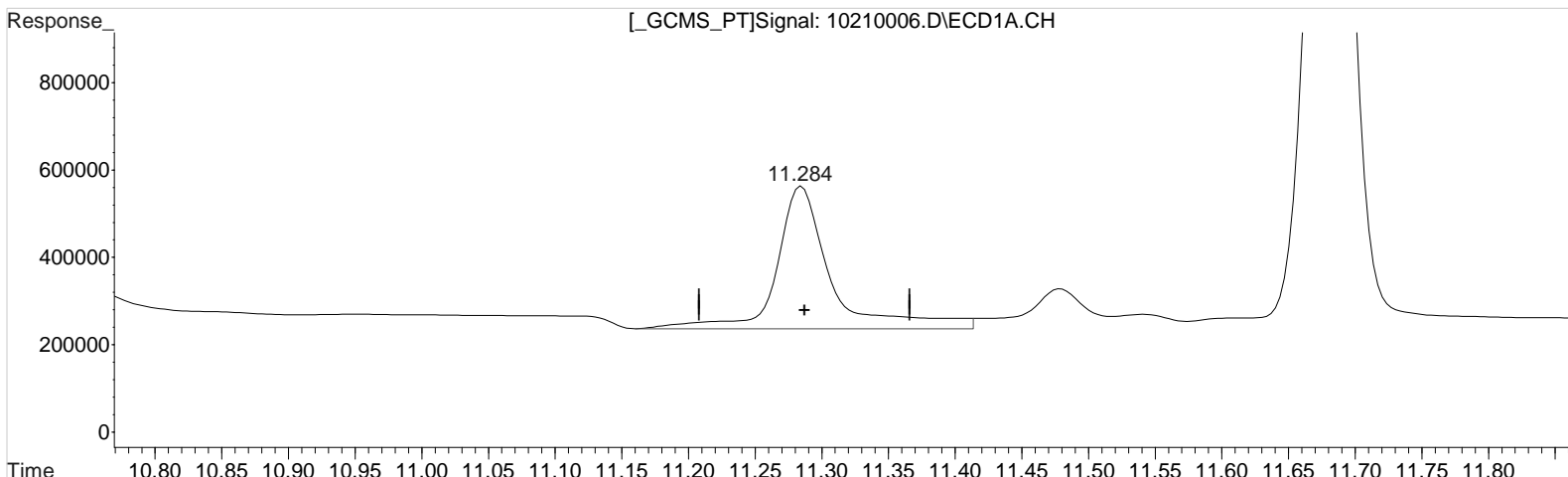
Manual Integration:
 After
 Baseline/Shoulder
 10/21/20

(1) Dalapon #2 (m)
 2.873min 67.872 ppb m
 response 3208933

Data File : J:\gc24\data\102120\10210006.D Vial: 5
Signal(s) : Signal #1: ECD1A.CH Signal #2: ECD2B.CH
Acq On : 21 Oct 2020 2:33 pm Operator: UA
Sample : PENTA2-14M 75PPB Inst : HP G1530A
Misc : Multiplr: 1.00
Integration File signal 1: RTEINT.P
Integration File signal 2: RTEINT2.P
Quant Time: Oct 21 17:24:40 2020
Quant Results File: 102120_8151.RES

Quant Method : J:\gc24\Methods\102120_8151.M
Quant Title : 103118_8151.m MJ215 CAL_KC1800
QLast Update : Wed Oct 21 17:24:19 2020
Response via : Initial Calibration
DataAcq Meth:8151A-17.M

Volume Inj. : 2 uL
Signal #1 Phase : RTX-CLP2 Signal #2 Phase: ZB-XLB-HT
Signal #1 Info : 0.25 mm Signal #2 Info : 0.25 mm



QEdit

(10) 2,4-DB (m)

11.284min 94.555 ppb

response 930876

Manual Integration:

Before

10/21/20

(10) 2,4-DB #2 (m)

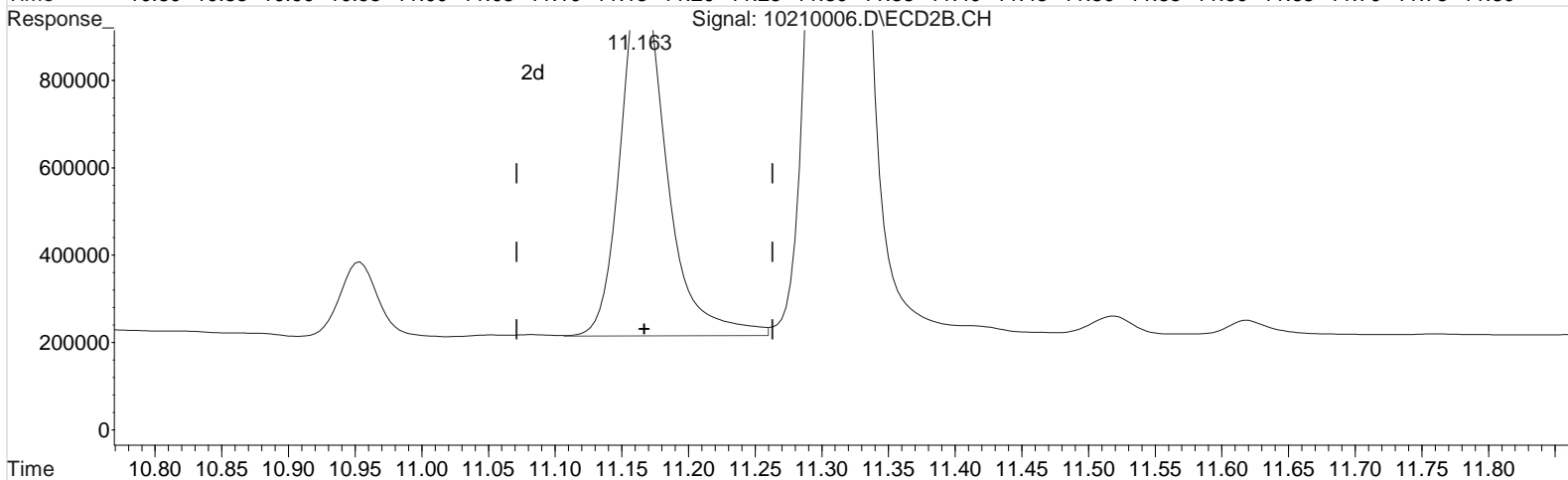
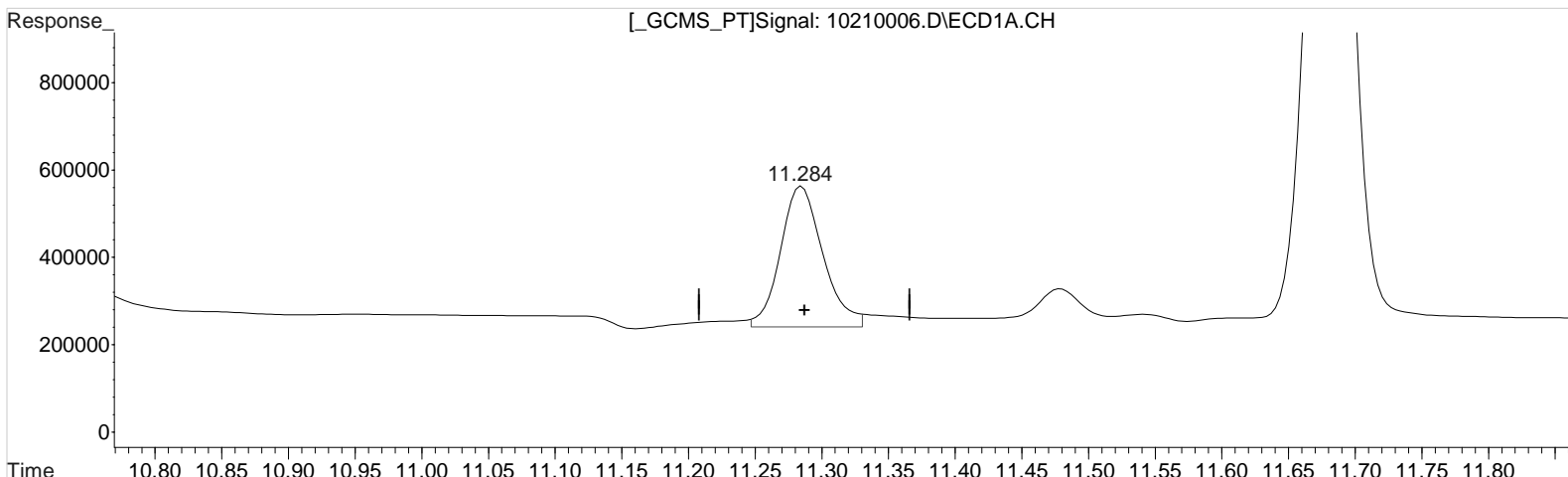
11.163min 72.345 ppb

response 1973095

Data File : J:\gc24\data\102120\10210006.D Vial: 5
Signal(s) : Signal #1: ECD1A.CH Signal #2: ECD2B.CH
Acq On : 21 Oct 2020 2:33 pm Operator: UA
Sample : PENTA2-14M 75PPB Inst : HP G1530A
Misc : Multiplr: 1.00
Integration File signal 1: RTEINT.P
Integration File signal 2: RTEINT2.P
Quant Time: Oct 21 17:24:40 2020
Quant Results File: 102120_8151.RES

Quant Method : J:\gc24\Methods\102120_8151.M
Quant Title : 103118_8151.m MJ215 CAL_KC1800
QLast Update : Wed Oct 21 17:24:19 2020
Response via : Initial Calibration
DataAcq Meth:8151A-17.M

Volume Inj. : 2 uL
Signal #1 Phase : RTX-CLP2 Signal #2 Phase: ZB-XLB-HT
Signal #1 Info : 0.25 mm Signal #2 Info : 0.25 mm



QEdit

(10) 2,4-DB (m)
11.284min 72.304 ppb m
response 711824

Manual Integration:
After
Baseline/Shoulder
10/21/20

(10) 2,4-DB #2 (m)
11.163min 72.345 ppb
response 1973095

Data File : J:\gc24\data\102120\10210007.D Vial: 6
 Signal(s) : Signal #1: ECD1A.CH Signal #2: ECD2B.CH
 Acq On : 21 Oct 2020 2:57 pm Operator: UA
 Sample : PENTA2-14N 100PB Inst : HP G1530A
 Misc : Multiplr: 1.00
 Integration File signal 1: RTEINT.P
 Integration File signal 2: RTEINT2.P
 Quant Time: Oct 21 17:16:06 2020
 Quant Results File: 102120_8151.RES

Quant Method : J:\gc24\Methods\102120_8151.M
 Quant Title : 103118_8151.m MJ215 CAL_KC1800
 QLast Update : Wed Oct 21 17:14:34 2020
 Response via : Initial Calibration
 DataAcq Meth:8151A-17.M

Volume Inj. : 2 uL
 Signal #1 Phase : RTX-CLP2 Signal #2 Phase: ZB-XLB-HT
 Signal #1 Info : 0.25 mm Signal #2 Info : 0.25 mm

| Compound | RT#1 | RT#2 | Resp#1 | Resp#2 | ppb | ppb |
|-----------------------------|--------|--------|---------|----------|----------|----------|
| ----- | | | | | | |
| System Monitoring Compounds | | | | | | |
| 2) s 2,4-Dichl... | 7.997 | 7.817 | 1618486 | 3565715 | 90.200 | 90.200 |
| Target Compounds | | | | | | |
| 1) m Dalapon | 3.127 | 2.873 | 2162531 | 4219125 | 94.759m | 90.872m |
| 3) m Dicamba | 8.217 | 7.917 | 6478443 | 13439517 | 94.000 | 94.000 |
| 4) m MCPP | 8.300 | 8.107 | 420510 | 1620847 | 9386.000 | 9386.000 |
| 5) m MCPA | 8.567 | 8.353 | 573212 | 2171147 | 9346.000 | 9346.000 |
| 6) m Dichloroprop | 8.967 | 8.753 | 1713548 | 3718829 | 94.400 | 94.400 |
| 7) m 2,4-D | 9.324 | 9.057 | 1932853 | 4480708 | 94.000 | 94.000 |
| 8) m 2,4,5-TP ... | 10.264 | 10.130 | 8853387 | 18598859 | 95.100 | 95.100 |
| 9) m 2,4,5-T | 10.704 | 10.530 | 7699095 | 17520598 | 94.800 | 95.204 |
| 10) m 2,4-DB | 11.287 | 11.167 | 941169 | 2610405 | 93.789m | 94.700 |
| 11) m Dinoseb | 11.684 | 11.313 | 5699341 | 12298812 | 94.500 | 94.500 |
| ----- | | | | | | |

(f)=RT Delta > 1/2 Window (#)=Amounts differ by > 25% (m)=manual int.

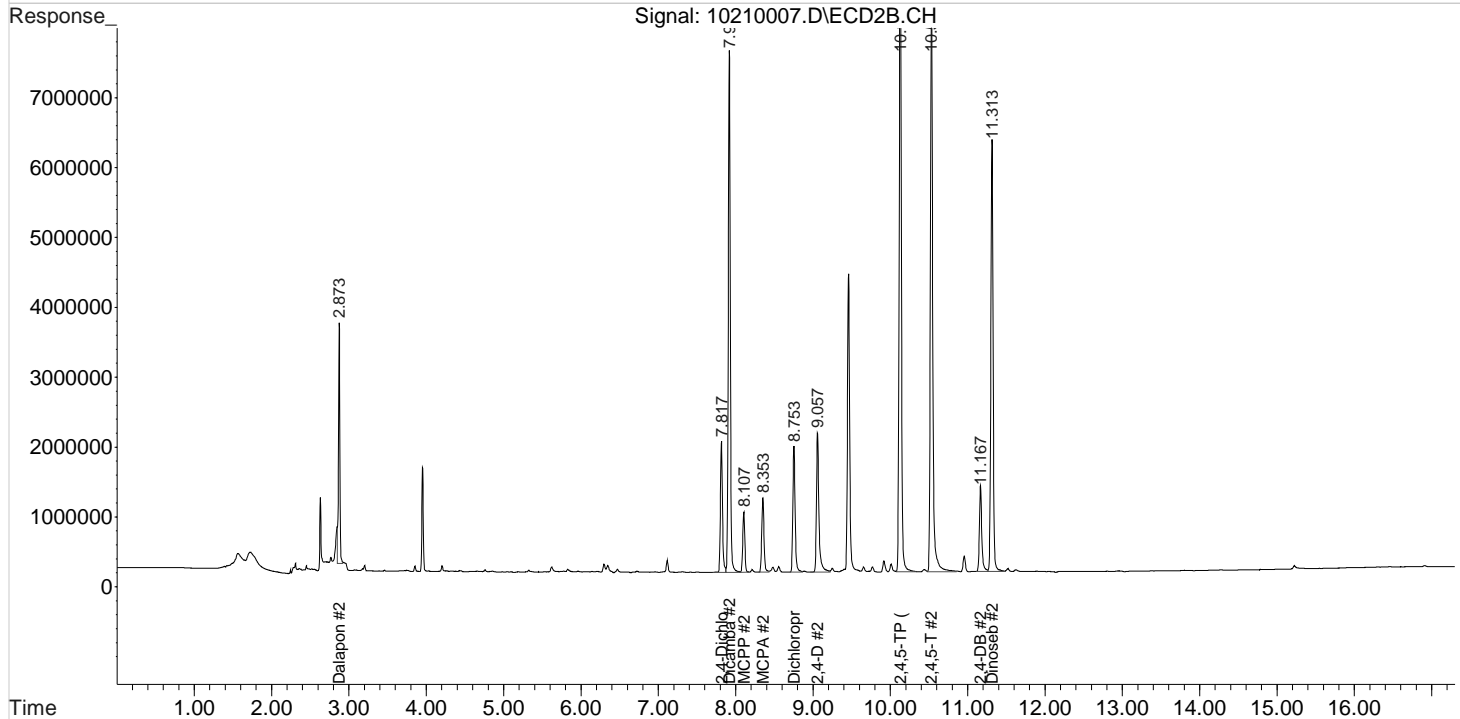
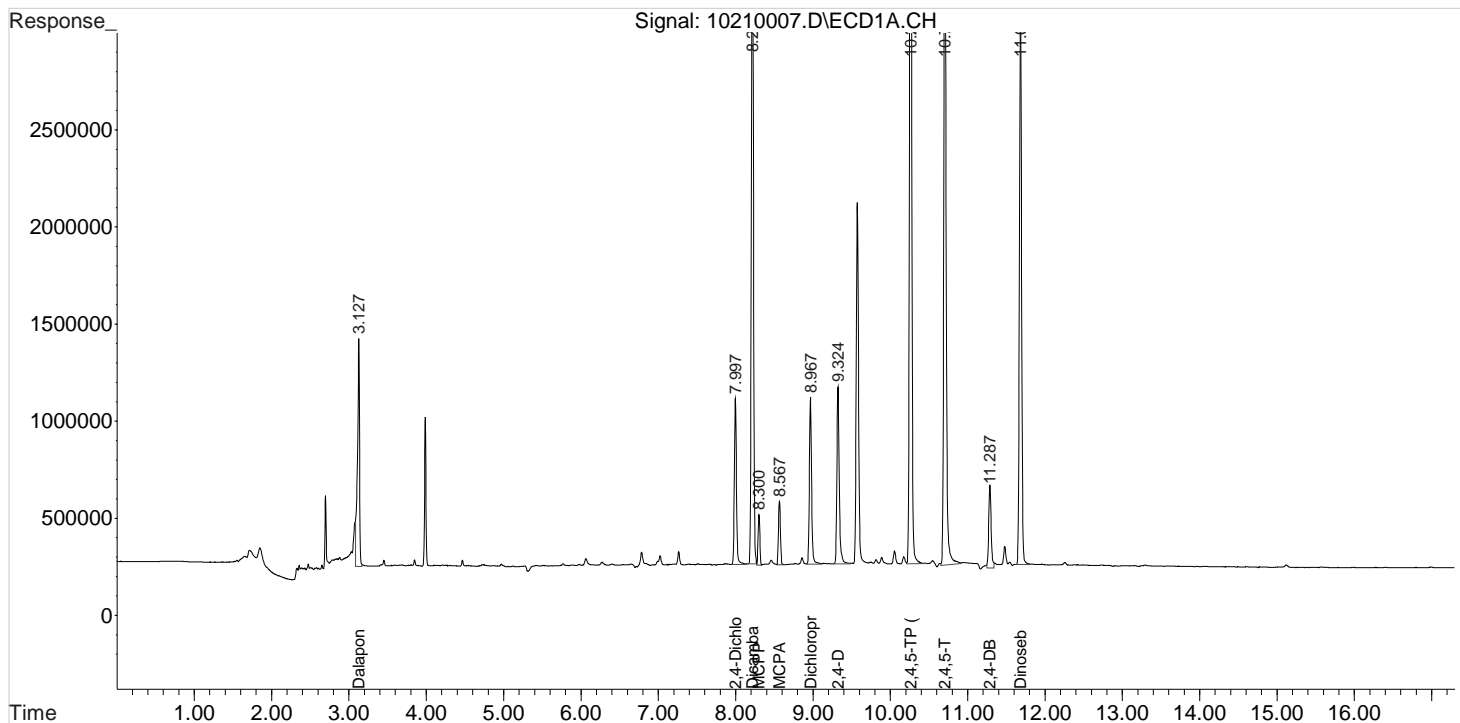
Data File : J:\gc24\data\102120\10210007.D
Signal(s) : Signal #1: ECD1A.CH Signal #2: ECD2B.CH
Acq On : 21 Oct 2020 2:57 pm
Sample : PENTA2-14N 100PB
Misc :

Vial: 6
Operator: UA
Inst : HP G1530A
Multiplr: 1.00

Integration File signal 1: RTEINT.P
Integration File signal 2: RTEINT2.P
Quant Time: Oct 21 17:16:06 2020
Quant Results File: 102120_8151.RES

Quant Method : J:\gc24\Methods\102120_8151.M
Quant Title : 103118_8151.m MJ215 CAL_KC1800
QLast Update : Wed Oct 21 17:14:34 2020
Response via : Initial Calibration
DataAcq Meth:8151A-17.M

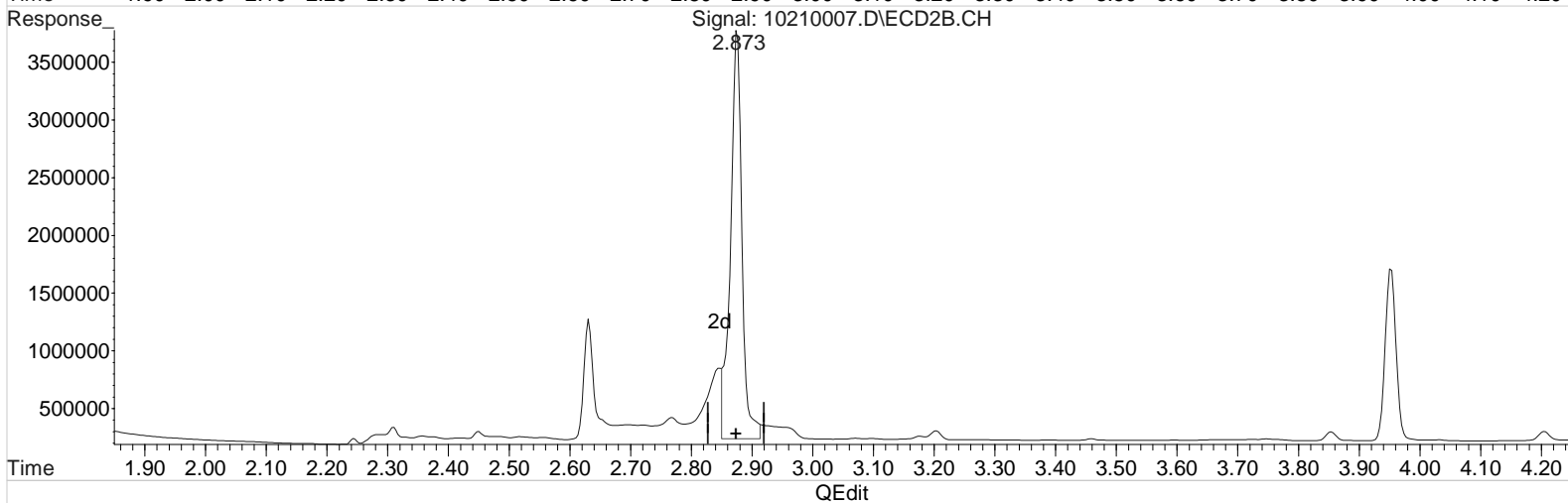
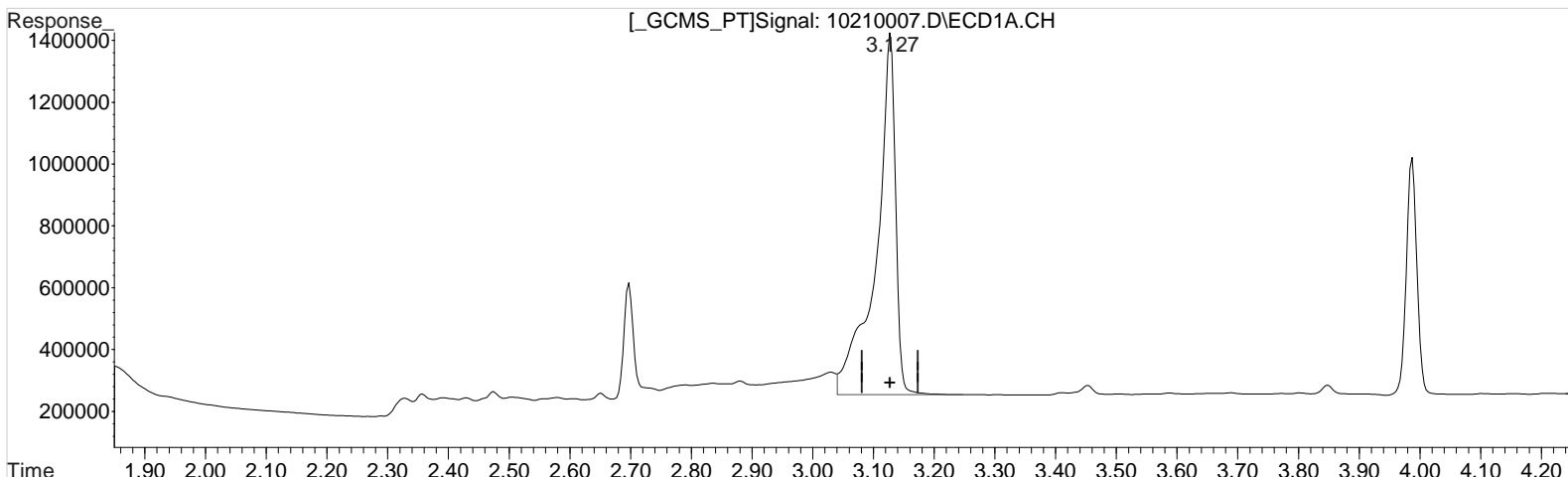
Volume Inj. : 2 uL
Signal #1 Phase : RTX-CLP2 Signal #2 Phase: ZB-XLB-HT
Signal #1 Info : 0.25 mm Signal #2 Info : 0.25 mm



Data File : J:\gc24\data\102120\10210007.D Vial: 6
Signal(s) : Signal #1: ECD1A.CH Signal #2: ECD2B.CH
Acq On : 21 Oct 2020 2:57 pm Operator: UA
Sample : PENTA2-14N 100PB Inst : HP G1530A
Misc : Multiplr: 1.00
Integration File signal 1: RTEINT.P
Integration File signal 2: RTEINT2.P
Quant Time: Oct 21 16:16:14 2020
Quant Results File: 102120_8151.RES

Quant Method : J:\gc24\Methods\102120_8151.M
Quant Title : 103118_8151.m MJ215 CAL_KC1800
QLast Update : Wed Oct 21 16:16:08 2020
Response via : Initial Calibration
DataAcq Meth:8151A-17.M

Volume Inj. : 2 uL
Signal #1 Phase : RTX-CLP2 Signal #2 Phase: ZB-XLB-HT
Signal #1 Info : 0.25 mm Signal #2 Info : 0.25 mm



(1) Dalapon (m)
3.127min 91.100 ppb
response 2583448

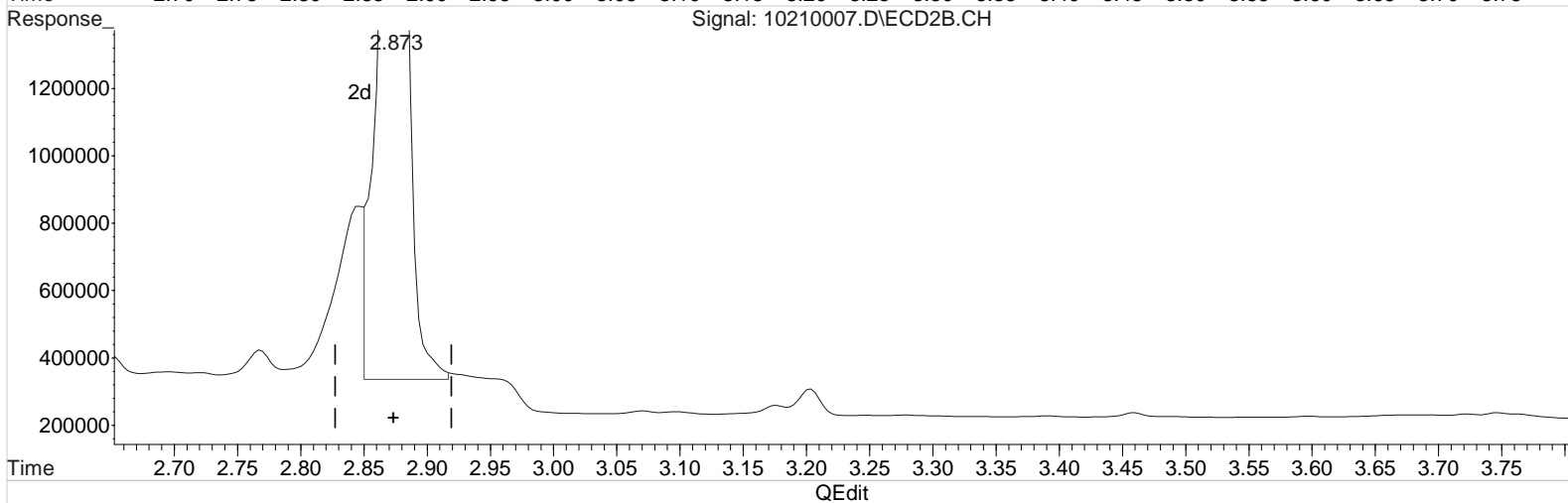
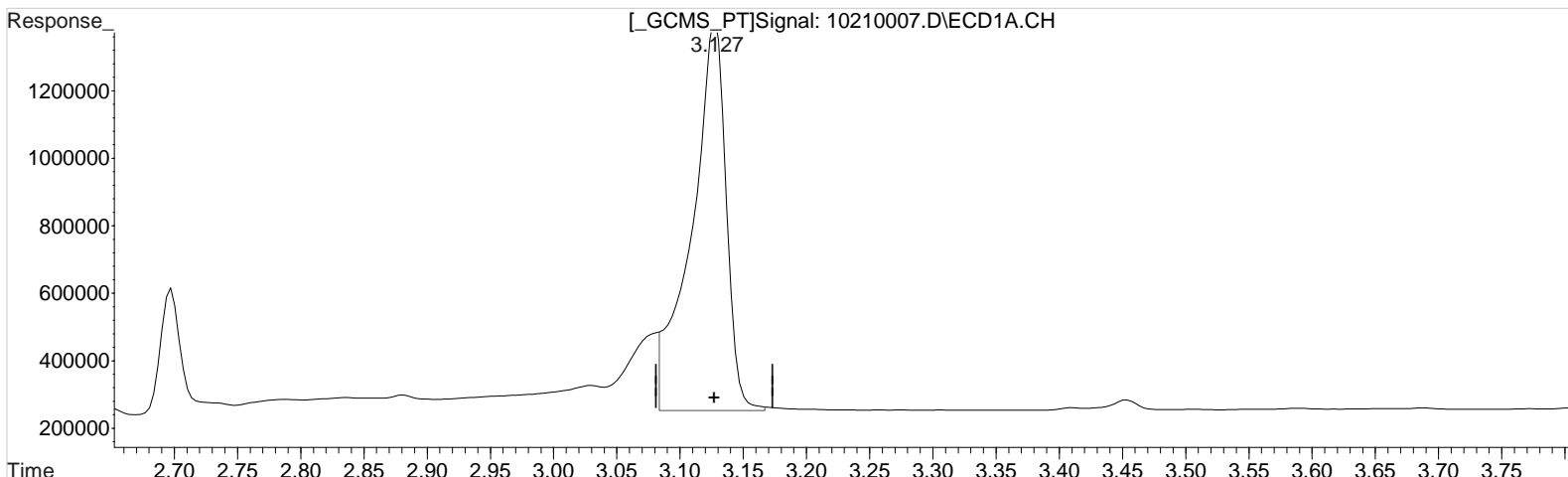
(1) Dalapon #2 (m)
2.873min 90.173 ppb m
response 4587035

Manual Integration:
After
Baseline/Shoulder
10/21/20

Data File : J:\gc24\data\102120\10210007.D Vial: 6
Signal(s) : Signal #1: ECD1A.CH Signal #2: ECD2B.CH
Acq On : 21 Oct 2020 2:57 pm Operator: UA
Sample : PENTA2-14N 100PB Inst : HP G1530A
Misc : Multiplr: 1.00
Integration File signal 1: RTEINT.P
Integration File signal 2: RTEINT2.P
Quant Time: Oct 21 17:14:42 2020
Quant Results File: 102120_8151.RES

Quant Method : J:\gc24\Methods\102120_8151.M
Quant Title : 103118_8151.m MJ215 CAL_KC1800
QLast Update : Wed Oct 21 17:14:34 2020
Response via : Initial Calibration
DataAcq Meth:8151A-17.M

Volume Inj. : 2 uL
Signal #1 Phase : RTX-CLP2 Signal #2 Phase: ZB-XLB-HT
Signal #1 Info : 0.25 mm Signal #2 Info : 0.25 mm



(1) Dalapon (m)
3.127min 94.759 ppb m
response 2162531

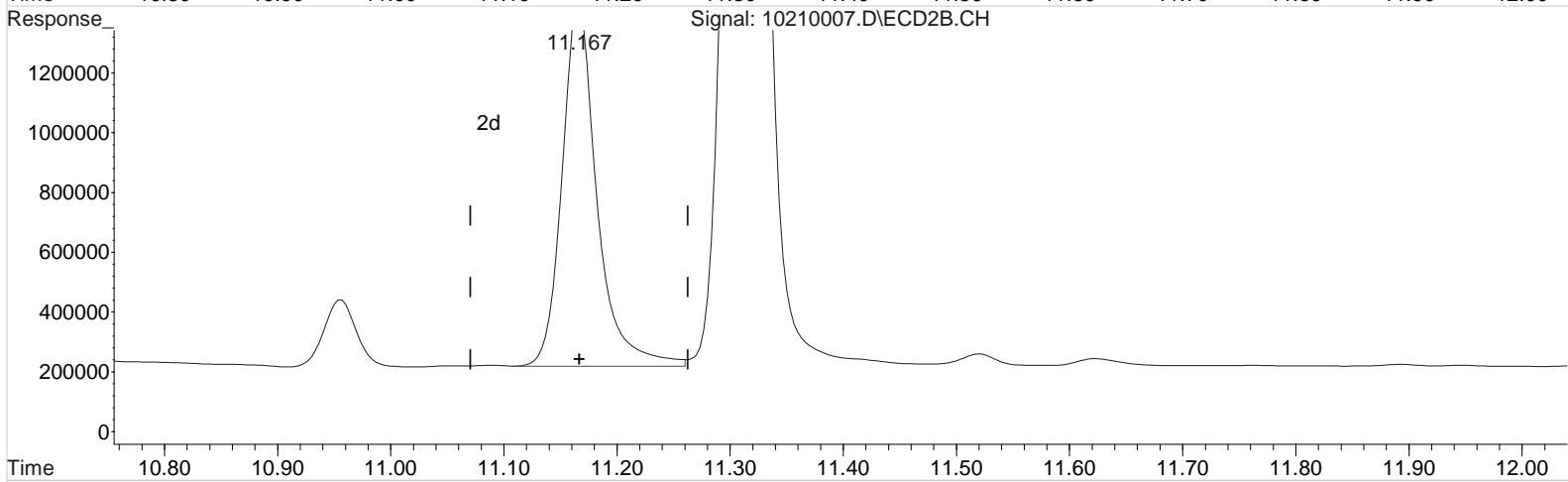
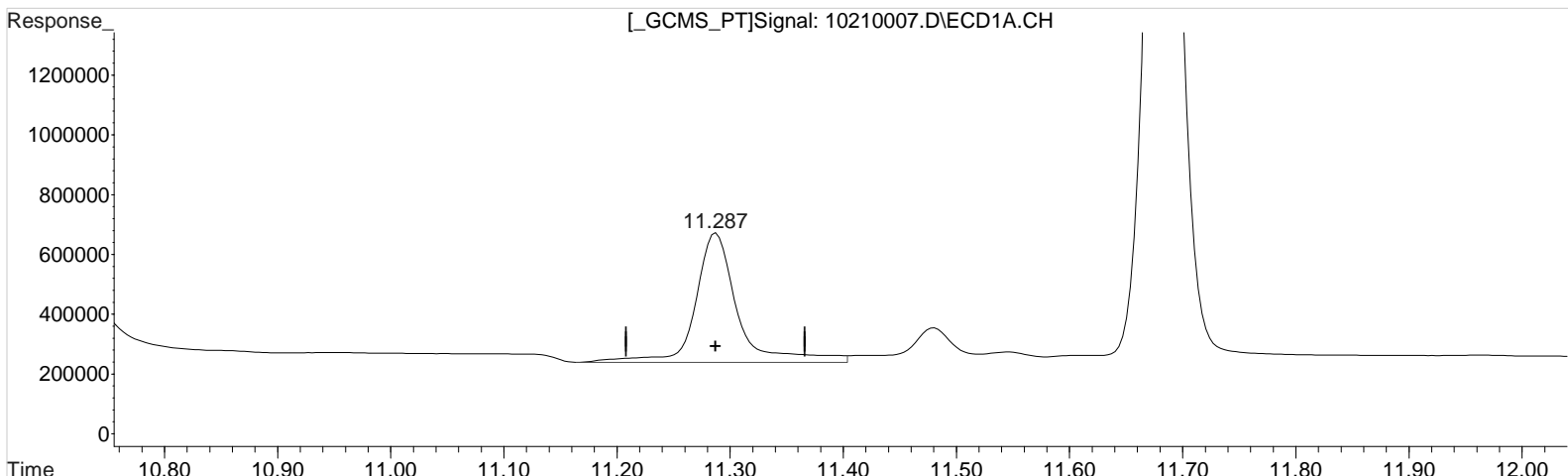
Manual Integration:
After
Baseline/Shoulder
10/21/20

(1) Dalapon #2 (m)
2.873min 90.872 ppb m
response 4219125

Data File : J:\gc24\data\102120\10210007.D Vial: 6
Signal(s) : Signal #1: ECD1A.CH Signal #2: ECD2B.CH
Acq On : 21 Oct 2020 2:57 pm Operator: UA
Sample : PENTA2-14N 100PB Inst : HP G1530A
Misc : Multiplr: 1.00
Integration File signal 1: RTEINT.P
Integration File signal 2: RTEINT2.P
Quant Time: Oct 21 17:14:42 2020
Quant Results File: 102120_8151.RES

Quant Method : J:\gc24\Methods\102120_8151.M
Quant Title : 103118_8151.m MJ215 CAL_KC1800
QLast Update : Wed Oct 21 17:14:34 2020
Response via : Initial Calibration
DataAcq Meth:8151A-17.M

Volume Inj. : 2 uL
Signal #1 Phase : RTX-CLP2 Signal #2 Phase: ZB-XLB-HT
Signal #1 Info : 0.25 mm Signal #2 Info : 0.25 mm



(10) 2,4-DB (m)
11.287min 112.668 ppb
response 1130621

Manual Integration:
Before
10/21/20

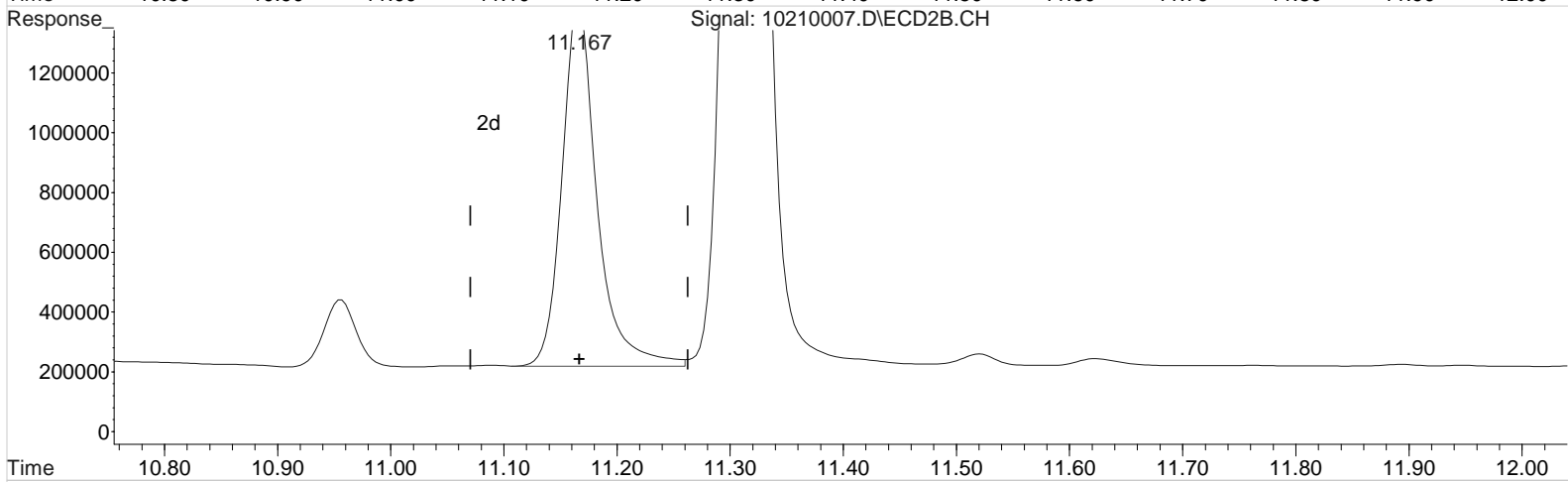
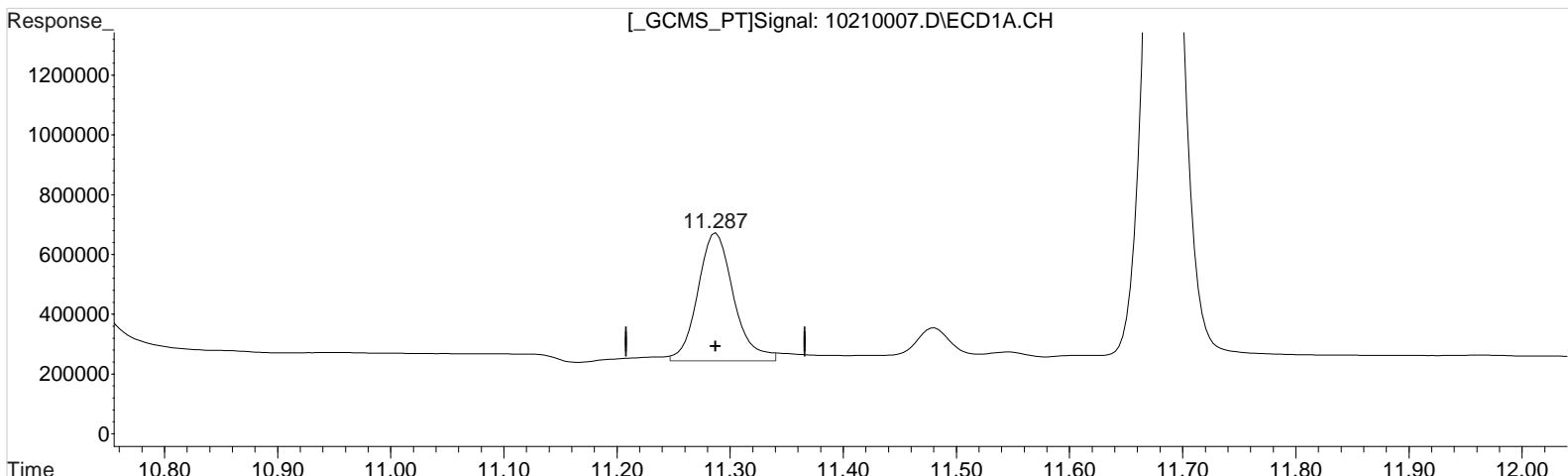
(10) 2,4-DB #2 (m)
11.167min 94.700 ppb
response 2610405

Data File : J:\gc24\data\102120\10210007.D
Signal(s) : Signal #1: ECD1A.CH Signal #2: ECD2B.CH
Acq On : 21 Oct 2020 2:57 pm
Sample : PENTA2-14N 100PB
Misc :
Integration File signal 1: RTEINT.P
Integration File signal 2: RTEINT2.P
Quant Time: Oct 21 17:14:42 2020
Quant Results File: 102120_8151.RES

Vial: 6
Operator: UA
Inst : HP G1530A
Multiplr: 1.00

Quant Method : J:\gc24\Methods\102120_8151.M
Quant Title : 103118_8151.m MJ215 CAL_KC1800
QLast Update : Wed Oct 21 17:14:34 2020
Response via : Initial Calibration
DataAcq Meth:8151A-17.M

Volume Inj. : 2 uL
Signal #1 Phase : RTX-CLP2 Signal #2 Phase: ZB-XLB-HT
Signal #1 Info : 0.25 mm Signal #2 Info : 0.25 mm



(10) 2,4-DB (m)
11.287min 93.789 ppb m
response 941169

(10) 2,4-DB #2 (m)
11.167min 94.700 ppb
response 2610405

Manual Integration:
After
Baseline/Shoulder
10/21/20

Data File : J:\gc24\data\102120\10210008.D Vial: 7
 Signal(s) : Signal #1: ECD1A.CH Signal #2: ECD2B.CH
 Acq On : 21 Oct 2020 3:21 pm Operator: UA
 Sample : PENTA2-15A 125PB Inst : HP G1530A
 Misc : Multiplr: 1.00
 Integration File signal 1: RTEINT.P
 Integration File signal 2: RTEINT2.P
 Quant Time: Oct 21 17:24:02 2020
 Quant Results File: 102120_8151.RES

Quant Method : J:\gc24\Methods\102120_8151.M
 Quant Title : 103118_8151.m MJ215 CAL_KC1800
 QLast Update : Wed Oct 21 17:22:48 2020
 Response via : Initial Calibration
 DataAcq Meth:8151A-17.M

Volume Inj. : 2 uL
 Signal #1 Phase : RTX-CLP2 Signal #2 Phase: ZB-XLB-HT
 Signal #1 Info : 0.25 mm Signal #2 Info : 0.25 mm

| Compound | RT#1 | RT#2 | Resp#1 | Resp#2 | ppb | ppb |
|-----------------------------|--------|--------|----------|----------|-----------|-----------|
| ----- | | | | | | |
| System Monitoring Compounds | | | | | | |
| 2) s 2,4-Dichl... | 7.993 | 7.813 | 1959232 | 4387572 | 113.731 | 114.146 |
| Target Compounds | | | | | | |
| 1) m Dalapon | 3.127 | 2.873 | 2668589 | 5506745 | 113.511m | 117.152m |
| 3) m Dicamba | 8.213 | 7.916 | 7967267 | 16745862 | 117.390 | 117.694 |
| 4) m MCPP | 8.300 | 8.106 | 522627 | 1929619 | 11655.124 | 12187.501 |
| 5) m MCPA | 8.563 | 8.350 | 704455 | 2590948 | 11685.949 | 12109.753 |
| 6) m Dichloroprop | 8.963 | 8.750 | 2070717 | 4562901 | 118.745 | 119.464 |
| 7) m 2,4-D | 9.320 | 9.056 | 2385344 | 5502448 | 118.932 | 118.917 |
| 8) m 2,4,5-TP ... | 10.260 | 10.126 | 10956862 | 23161274 | 118.135 | 118.763 |
| 9) m 2,4,5-T | 10.703 | 10.530 | 9647622 | 21578156 | 119.497 | 117.574 |
| 10) m 2,4-DB | 11.283 | 11.166 | 1184989 | 3225586 | 120.887m | 118.254 |
| 11) m Dinoseb | 11.680 | 11.313 | 7044640 | 15278779 | 118.457 | 118.795 |
| ----- | | | | | | |

(f)=RT Delta > 1/2 Window (#)=Amounts differ by > 25% (m)=manual int.

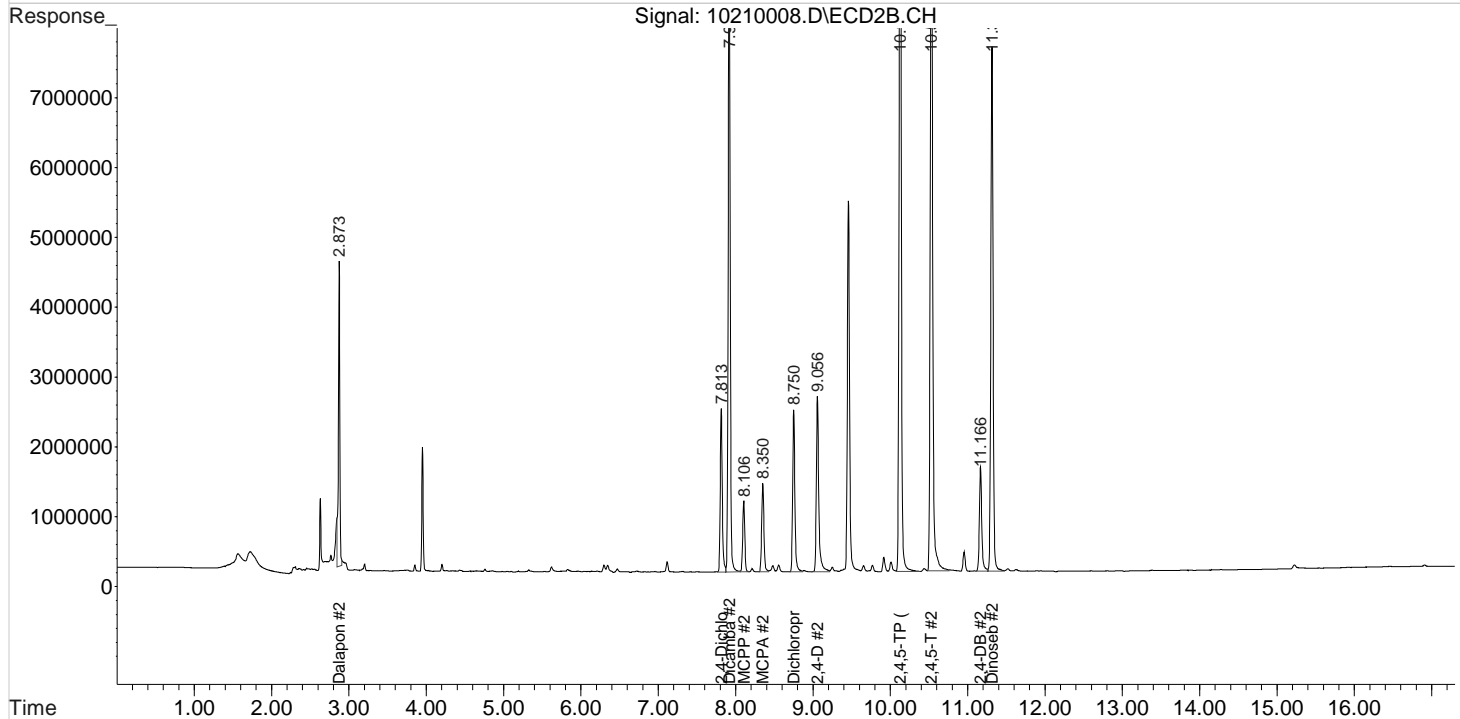
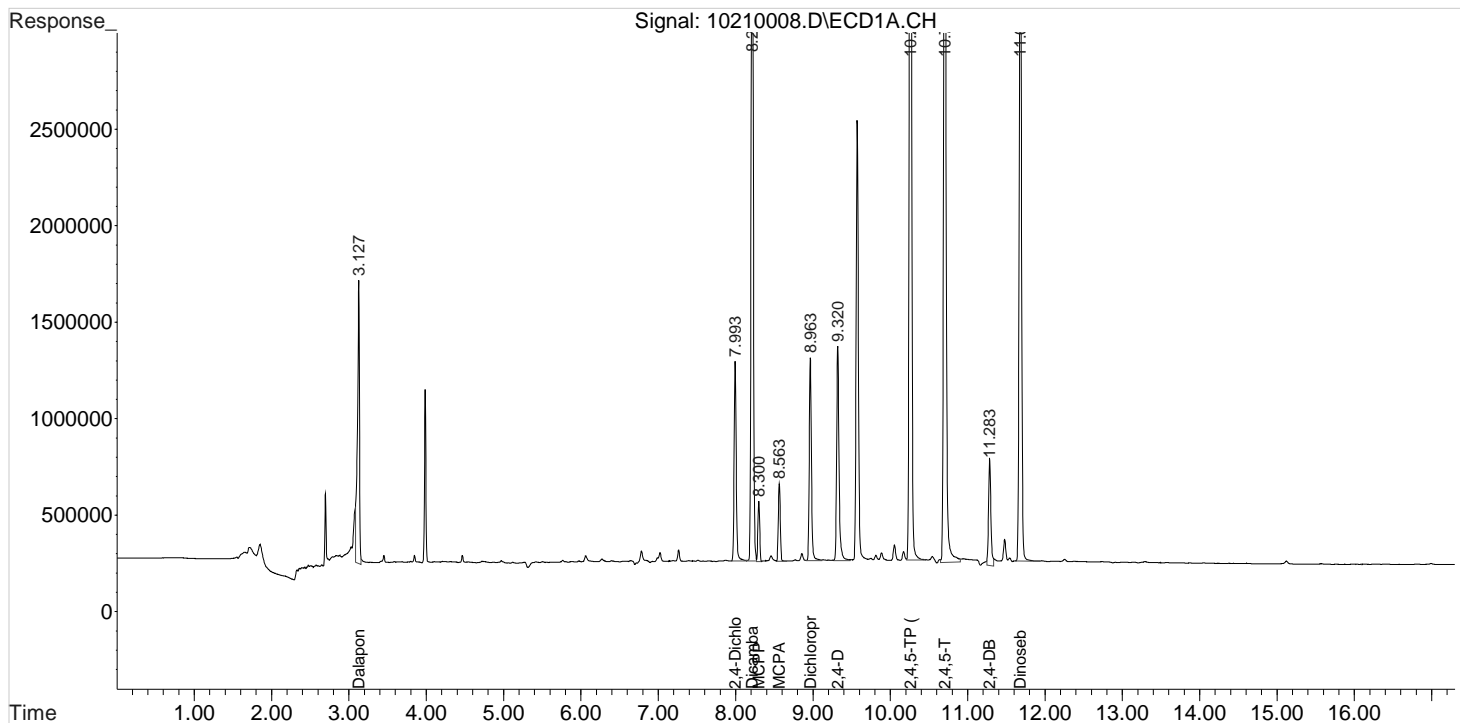
Data File : J:\gc24\data\102120\10210008.D
Signal(s) : Signal #1: ECD1A.CH Signal #2: ECD2B.CH
Acq On : 21 Oct 2020 3:21 pm
Sample : PENTA2-15A 125PB
Misc :

Vial: 7
Operator: UA
Inst : HP G1530A
Multiplr: 1.00

Integration File signal 1: RTEINT.P
Integration File signal 2: RTEINT2.P
Quant Time: Oct 21 17:24:02 2020
Quant Results File: 102120_8151.RES

Quant Method : J:\gc24\Methods\102120_8151.M
Quant Title : 103118_8151.m MJ215 CAL_KC1800
QLast Update : Wed Oct 21 17:22:48 2020
Response via : Initial Calibration
DataAcq Meth:8151A-17.M

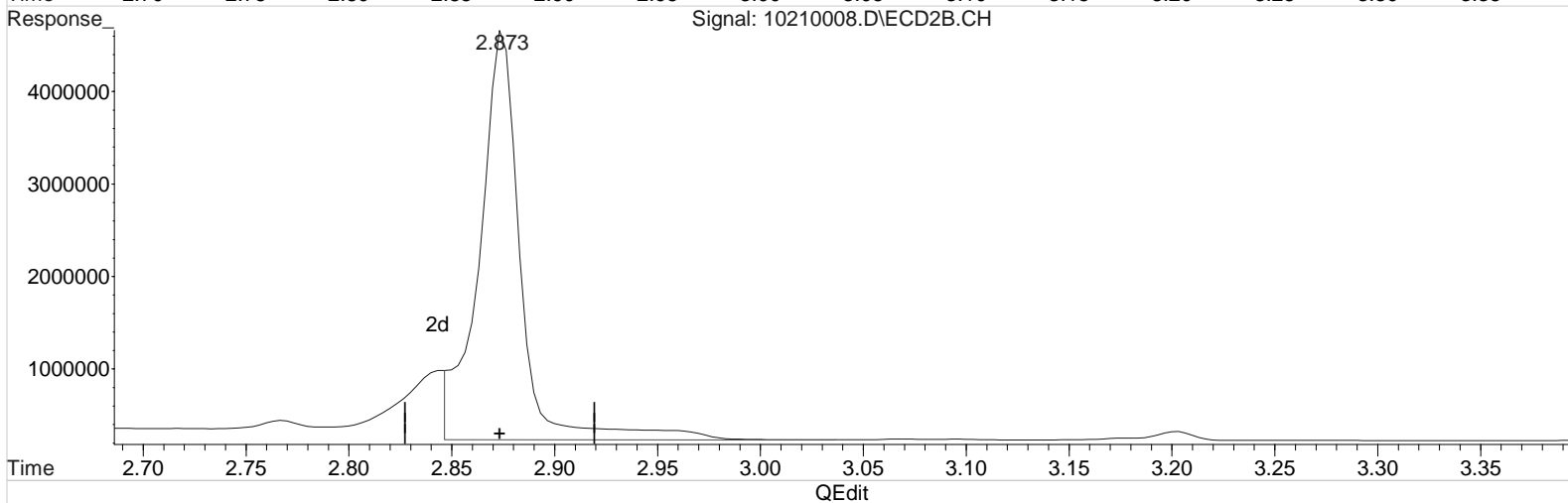
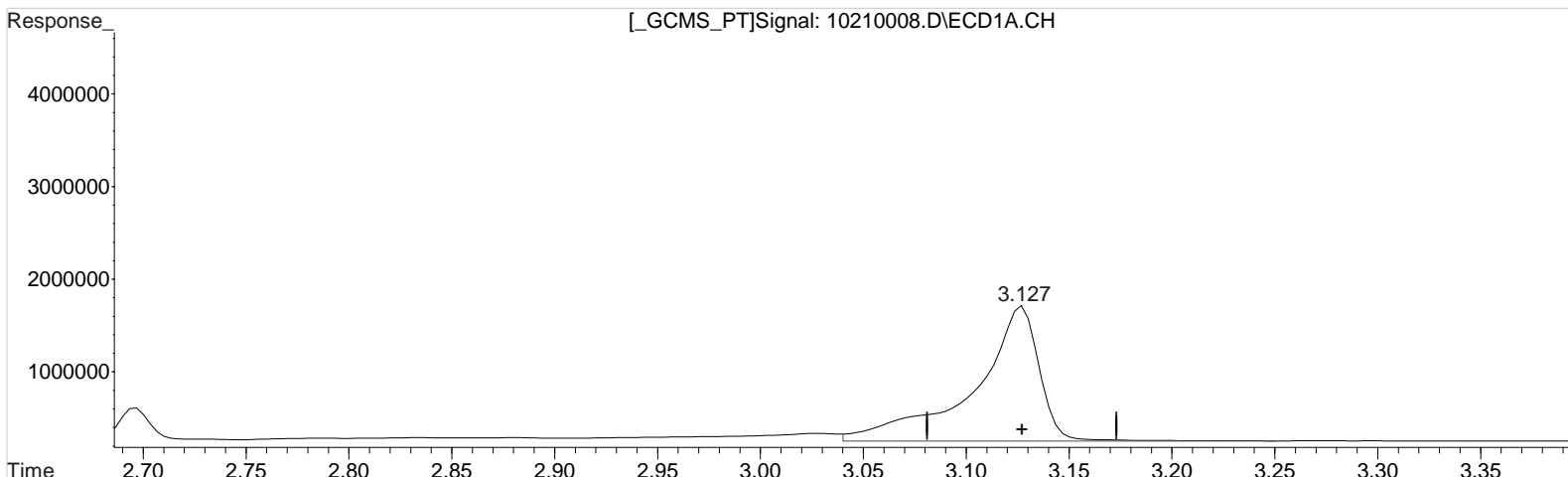
Volume Inj. : 2 uL
Signal #1 Phase : RTX-CLP2 Signal #2 Phase: ZB-XLB-HT
Signal #1 Info : 0.25 mm Signal #2 Info : 0.25 mm



Data File : J:\gc24\data\102120\10210008.D Vial: 7
Signal(s) : Signal #1: ECD1A.CH Signal #2: ECD2B.CH
Acq On : 21 Oct 2020 3:21 pm Operator: UA
Sample : PENTA2-15A 125PB Inst : HP G1530A
Misc : Multiplr: 1.00
Integration File signal 1: RTEINT.P
Integration File signal 2: RTEINT2.P
Quant Time: Oct 21 17:22:59 2020
Quant Results File: 102120_8151.RES

Quant Method : J:\gc24\Methods\102120_8151.M
Quant Title : 103118_8151.m MJ215 CAL_KC1800
QLast Update : Wed Oct 21 17:22:48 2020
Response via : Initial Calibration
DataAcq Meth:8151A-17.M

Volume Inj. : 2 uL
Signal #1 Phase : RTX-CLP2 Signal #2 Phase: ZB-XLB-HT
Signal #1 Info : 0.25 mm Signal #2 Info : 0.25 mm



(1) Dalapon (m)
3.127min 135.159 ppb
response 3177545

Manual Integration:
Before
10/21/20

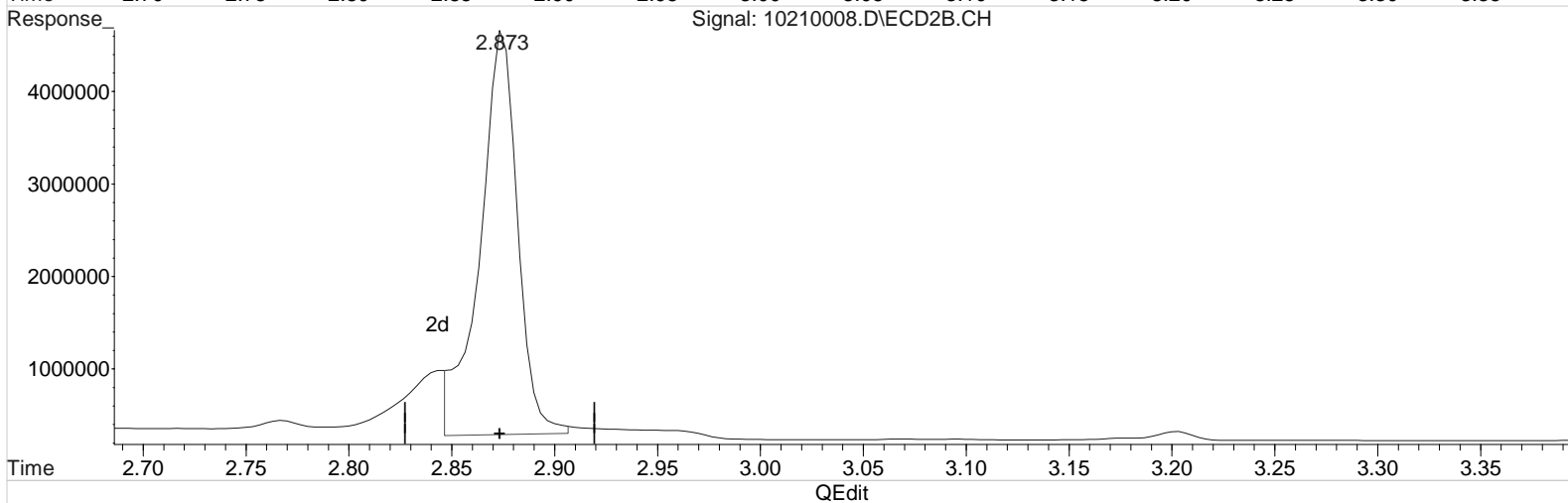
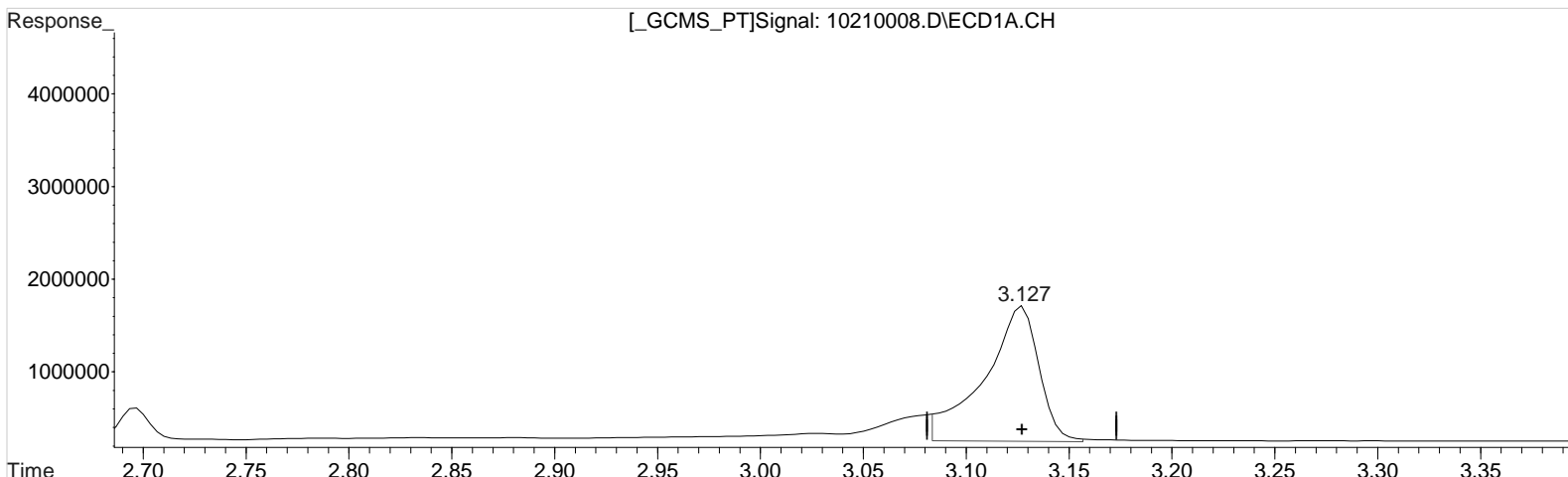
(1) Dalapon #2 (m)
2.873min 131.218 ppb
response 6167907

(+) = Expected Retention Time

Data File : J:\gc24\data\102120\10210008.D Vial: 7
 Signal(s) : Signal #1: ECD1A.CH Signal #2: ECD2B.CH
 Acq On : 21 Oct 2020 3:21 pm Operator: UA
 Sample : PENTA2-15A 125PB Inst : HP G1530A
 Misc : Multiplr: 1.00
 Integration File signal 1: RTEINT.P
 Integration File signal 2: RTEINT2.P
 Quant Time: Oct 21 17:22:59 2020
 Quant Results File: 102120_8151.RES

Quant Method : J:\gc24\Methods\102120_8151.M
 Quant Title : 103118_8151.m MJ215 CAL_KC1800
 QLast Update : Wed Oct 21 17:22:48 2020
 Response via : Initial Calibration
 DataAcq Meth:8151A-17.M

Volume Inj. : 2 uL
 Signal #1 Phase : RTX-CLP2 Signal #2 Phase: ZB-XLB-HT
 Signal #1 Info : 0.25 mm Signal #2 Info : 0.25 mm



(1) Dalapon (m)
 3.127min 113.511 ppb m
 response 2668589

Manual Integration:
 After
 Baseline/Shoulder
 10/21/20

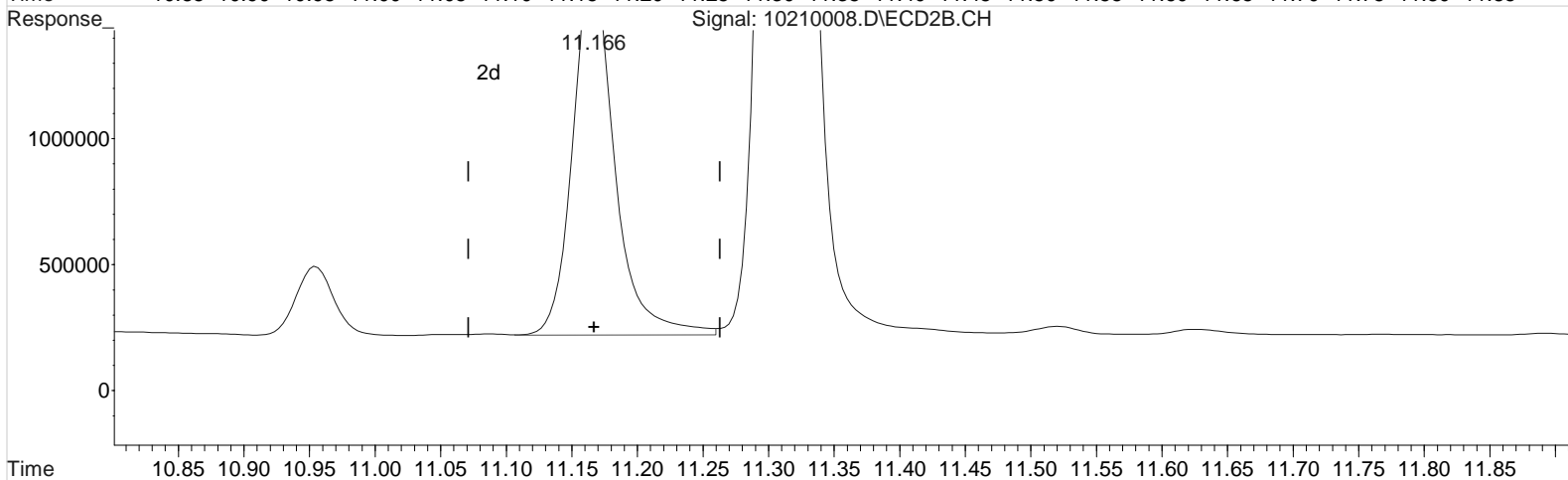
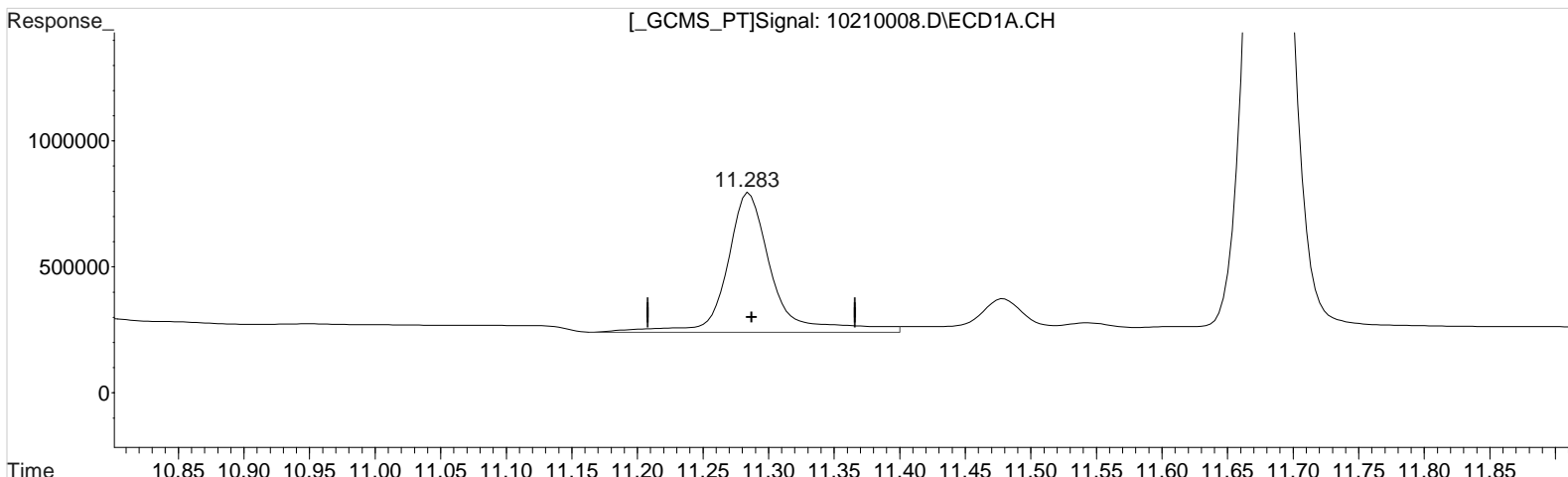
(1) Dalapon #2 (m)
 2.873min 117.152 ppb m
 response 5506745

(+) = Expected Retention Time

Data File : J:\gc24\data\102120\10210008.D Vial: 7
Signal(s) : Signal #1: ECD1A.CH Signal #2: ECD2B.CH
Acq On : 21 Oct 2020 3:21 pm Operator: UA
Sample : PENTA2-15A 125PB Inst : HP G1530A
Misc : Multiplr: 1.00
Integration File signal 1: RTEINT.P
Integration File signal 2: RTEINT2.P
Quant Time: Oct 21 17:22:59 2020
Quant Results File: 102120_8151.RES

Quant Method : J:\gc24\Methods\102120_8151.M
Quant Title : 103118_8151.m MJ215 CAL_KC1800
QLast Update : Wed Oct 21 17:22:48 2020
Response via : Initial Calibration
DataAcq Meth:8151A-17.M

Volume Inj. : 2 uL
Signal #1 Phase : RTX-CLP2 Signal #2 Phase: ZB-XLB-HT
Signal #1 Info : 0.25 mm Signal #2 Info : 0.25 mm



QEdit

(10) 2,4-DB (m)
11.283min 135.786 ppb
response 1331036

Manual Integration:

Before

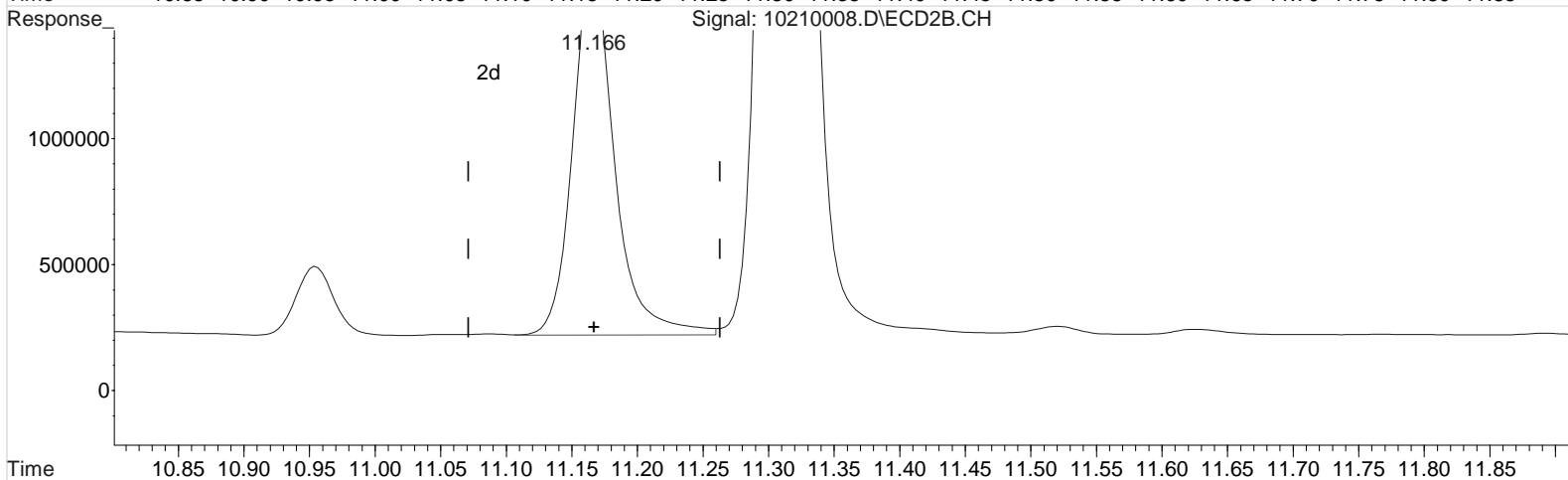
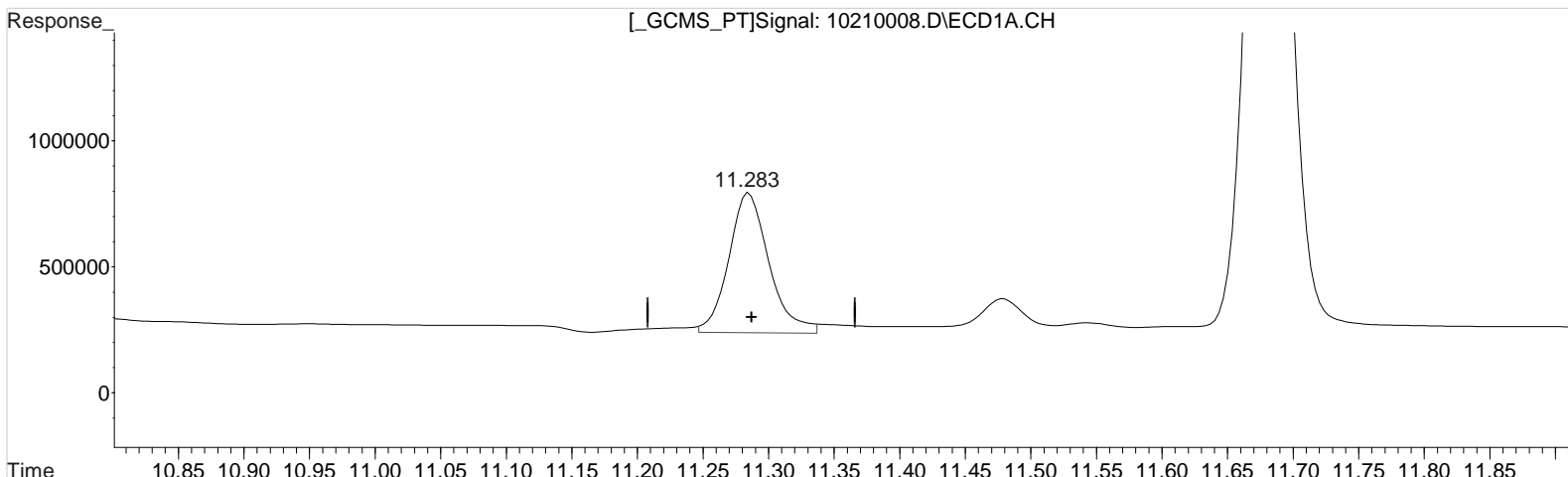
10/21/20

(10) 2,4-DB #2 (m)
11.166min 118.254 ppb
response 3225586

Data File : J:\gc24\data\102120\10210008.D Vial: 7
 Signal(s) : Signal #1: ECD1A.CH Signal #2: ECD2B.CH
 Acq On : 21 Oct 2020 3:21 pm Operator: UA
 Sample : PENTA2-15A 125PB Inst : HP G1530A
 Misc : Multiplr: 1.00
 Integration File signal 1: RTEINT.P
 Integration File signal 2: RTEINT2.P
 Quant Time: Oct 21 17:22:59 2020
 Quant Results File: 102120_8151.RES

Quant Method : J:\gc24\Methods\102120_8151.M
 Quant Title : 103118_8151.m MJ215 CAL_KC1800
 QLast Update : Wed Oct 21 17:22:48 2020
 Response via : Initial Calibration
 DataAcq Meth:8151A-17.M

Volume Inj. : 2 uL
 Signal #1 Phase : RTX-CLP2 Signal #2 Phase: ZB-XLB-HT
 Signal #1 Info : 0.25 mm Signal #2 Info : 0.25 mm



QEdit

(10) 2,4-DB (m)
 11.283min 120.887 ppb m
 response 1184989

Manual Integration:
 After
 Baseline/Shoulder
 10/21/20

(10) 2,4-DB #2 (m)
 11.166min 118.254 ppb
 response 3225586

Data File : J:\gc24\data\102120\10210009.D Vial: 8
 Signal(s) : Signal #1: ECD1A.CH Signal #2: ECD2B.CH
 Acq On : 21 Oct 2020 3:44 pm Operator: UA
 Sample : PENTA2-15B 150PB Inst : HP G1530A
 Misc : Multiplr: 1.00
 Integration File signal 1: RTEINT.P
 Integration File signal 2: RTEINT2.P
 Quant Time: Oct 21 17:22:31 2020
 Quant Results File: 102120_8151.RES

Quant Method : J:\gc24\Methods\102120_8151.M
 Quant Title : 103118_8151.m MJ215 CAL_KC1800
 QLast Update : Wed Oct 21 17:20:52 2020
 Response via : Initial Calibration
 DataAcq Meth:8151A-17.M

Volume Inj. : 2 uL
 Signal #1 Phase : RTX-CLP2 Signal #2 Phase: ZB-XLB-HT
 Signal #1 Info : 0.25 mm Signal #2 Info : 0.25 mm

| Compound | RT#1 | RT#2 | Resp#1 | Resp#2 | ppb | ppb |
|-----------------------------|--------|--------|----------|----------|-----------|-----------|
| ----- | | | | | | |
| System Monitoring Compounds | | | | | | |
| 2) s 2,4-Dichl... | 7.993 | 7.813 | 2343632 | 5169864 | 136.302 | 134.240 |
| Target Compounds | | | | | | |
| 1) m Dalapon | 3.127 | 2.873 | 3258567 | 6370947 | 139.287m | 135.187m |
| 3) m Dicamba | 8.213 | 7.916 | 9633232 | 19969572 | 142.235 | 140.119 |
| 4) m MCPP | 8.297 | 8.103 | 633683 | 2215911 | 14149.230 | 13967.949 |
| 5) m MCPA | 8.563 | 8.350 | 847585 | 2986150 | 14073.890 | 13936.089 |
| 6) m Dichloroprop | 8.963 | 8.750 | 2480194 | 5391085 | 142.454 | 141.013 |
| 7) m 2,4-D | 9.320 | 9.056 | 2855823 | 6510874 | 142.843 | 140.598 |
| 8) m 2,4,5-TP ... | 10.260 | 10.126 | 13345050 | 27761527 | 144.324 | 142.275 |
| 9) m 2,4,5-T | 10.703 | 10.530 | 11750806 | 26085006 | 146.702 | 142.112 |
| 10) m 2,4-DB | 11.283 | 11.163 | 1423732 | 3879490 | 146.356m | 142.303 |
| 11) m Dinoseb | 11.680 | 11.310 | 8545635 | 18219499 | 144.368 | 141.640 |
| ----- | | | | | | |

(f)=RT Delta > 1/2 Window (#)=Amounts differ by > 25% (m)=manual int.

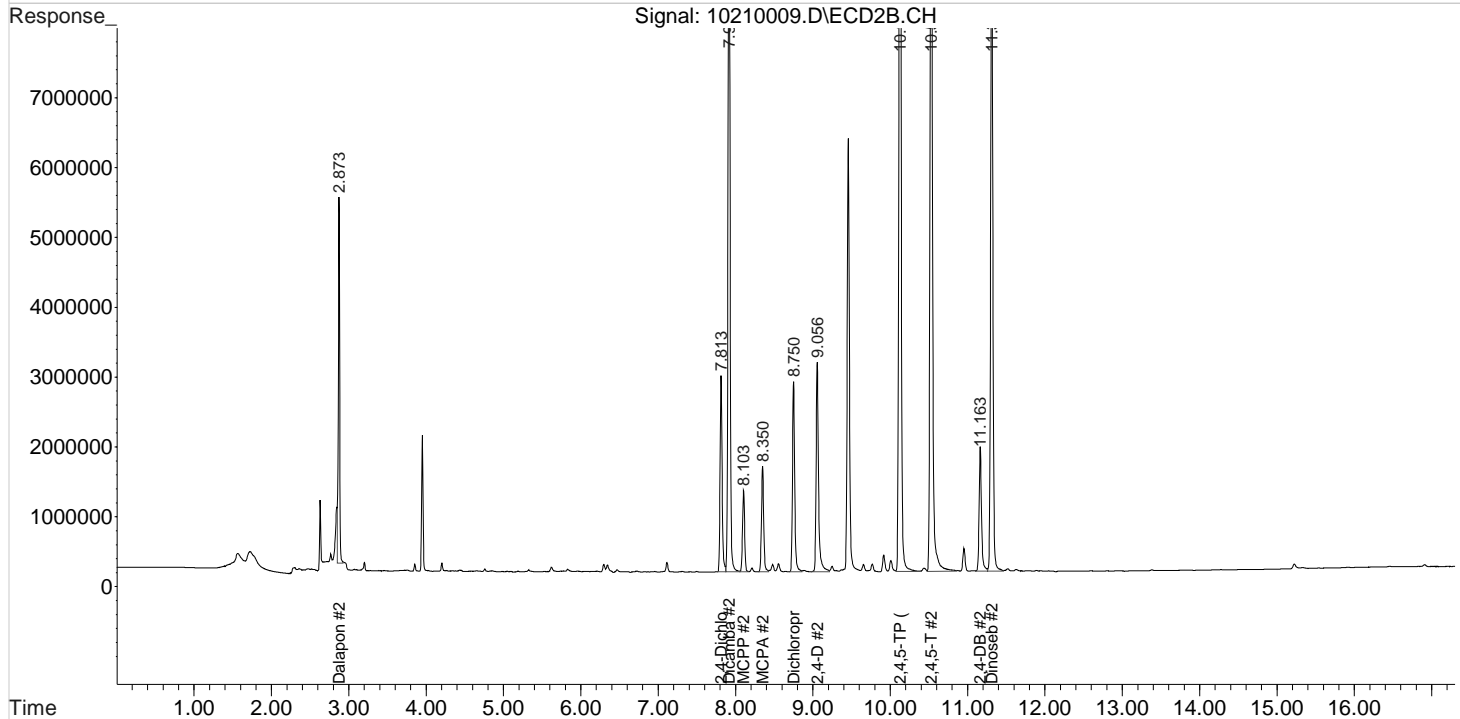
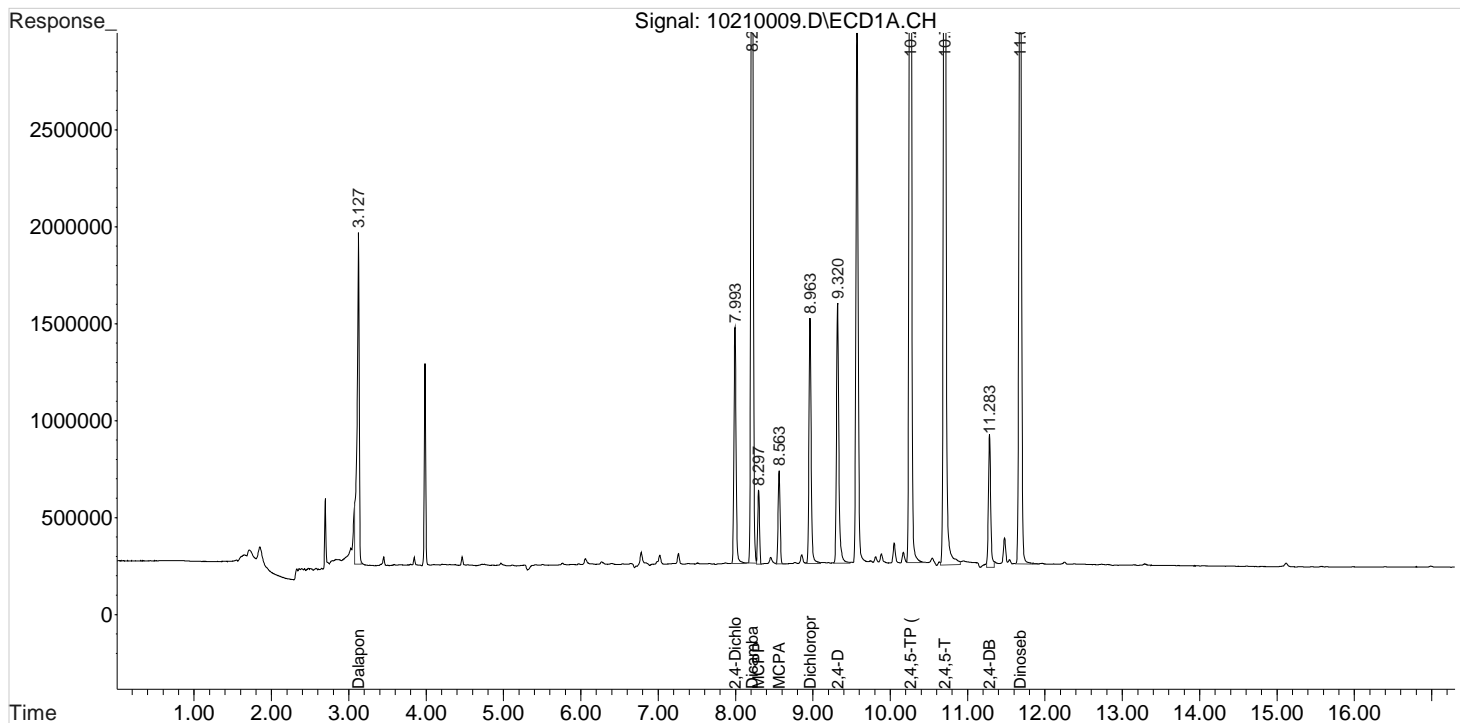
Data File : J:\gc24\data\102120\10210009.D
Signal(s) : Signal #1: ECD1A.CH Signal #2: ECD2B.CH
Acq On : 21 Oct 2020 3:44 pm
Sample : PENTA2-15B 150PB
Misc :

Vial: 8
Operator: UA
Inst : HP G1530A
Multiplr: 1.00

Integration File signal 1: RTEINT.P
Integration File signal 2: RTEINT2.P
Quant Time: Oct 21 17:22:31 2020
Quant Results File: 102120_8151.RES

Quant Method : J:\gc24\Methods\102120_8151.M
Quant Title : 103118_8151.m MJ215 CAL_KC1800
QLast Update : Wed Oct 21 17:20:52 2020
Response via : Initial Calibration
DataAcq Meth:8151A-17.M

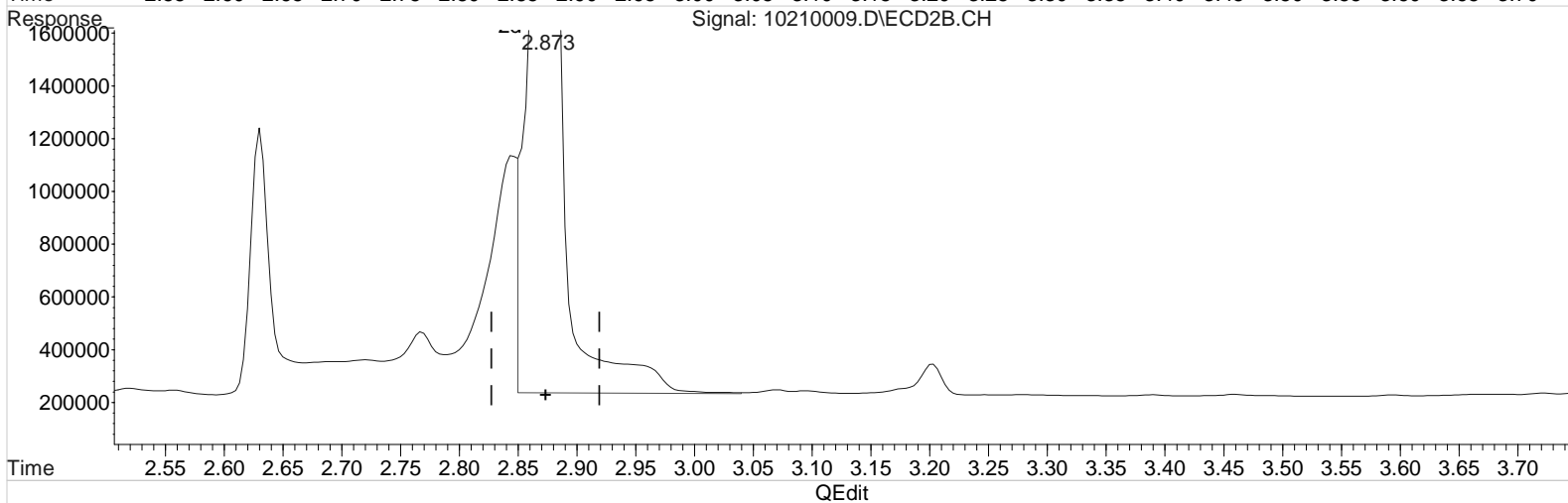
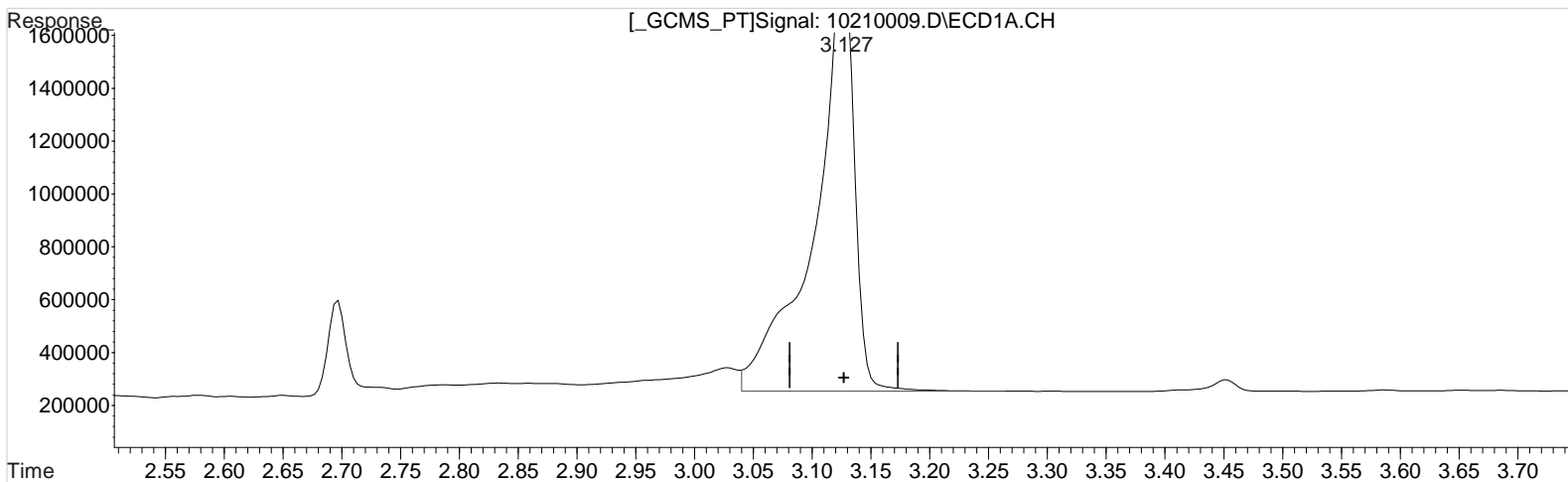
Volume Inj. : 2 uL
Signal #1 Phase : RTX-CLP2 Signal #2 Phase: ZB-XLB-HT
Signal #1 Info : 0.25 mm Signal #2 Info : 0.25 mm



Data File : J:\gc24\data\102120\10210009.D Vial: 8
Signal(s) : Signal #1: ECD1A.CH Signal #2: ECD2B.CH
Acq On : 21 Oct 2020 3:44 pm Operator: UA
Sample : PENTA2-15B 150PB Inst : HP G1530A
Misc : Multiplr: 1.00
Integration File signal 1: RTEINT.P
Integration File signal 2: RTEINT2.P
Quant Time: Oct 21 17:21:21 2020
Quant Results File: 102120_8151.RES

Quant Method : J:\gc24\Methods\102120_8151.M
Quant Title : 103118_8151.m MJ215 CAL_KC1800
QLast Update : Wed Oct 21 17:20:52 2020
Response via : Initial Calibration
DataAcq Meth:8151A-17.M

Volume Inj. : 2 uL
Signal #1 Phase : RTX-CLP2 Signal #2 Phase: ZB-XLB-HT
Signal #1 Info : 0.25 mm Signal #2 Info : 0.25 mm



(1) Dalapon (m)
3.127min 160.523 ppb
response 3755373

Manual Integration:
Before
10/21/20

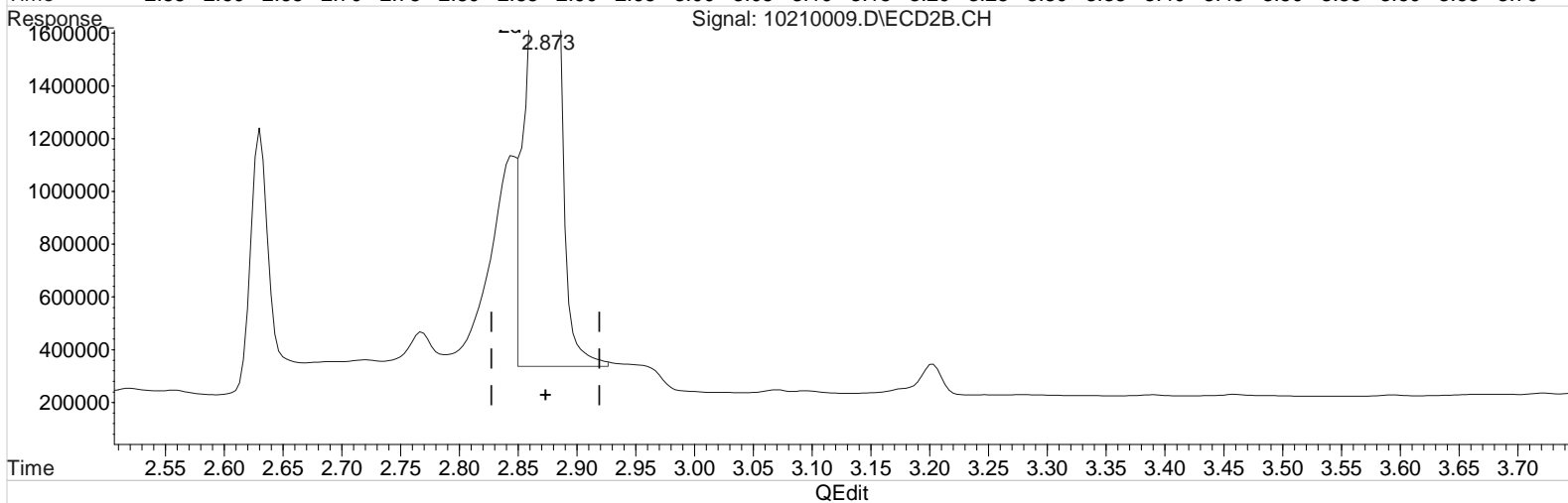
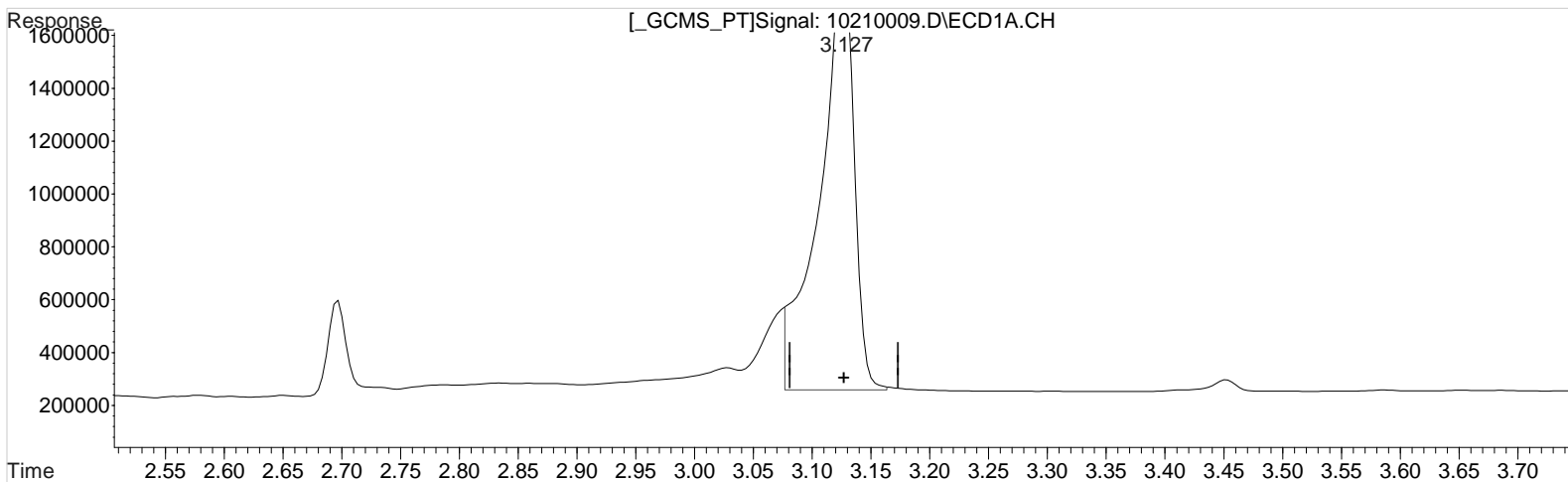
(1) Dalapon #2 (m)
2.873min 151.774 ppb
response 7152678

(+) = Expected Retention Time

Data File : J:\gc24\data\102120\10210009.D Vial: 8
Signal(s) : Signal #1: ECD1A.CH Signal #2: ECD2B.CH
Acq On : 21 Oct 2020 3:44 pm Operator: UA
Sample : PENTA2-15B 150PB Inst : HP G1530A
Misc : Multiplr: 1.00
Integration File signal 1: RTEINT.P
Integration File signal 2: RTEINT2.P
Quant Time: Oct 21 17:21:21 2020
Quant Results File: 102120_8151.RES

Quant Method : J:\gc24\Methods\102120_8151.M
Quant Title : 103118_8151.m MJ215 CAL_KC1800
QLast Update : Wed Oct 21 17:20:52 2020
Response via : Initial Calibration
DataAcq Meth:8151A-17.M

Volume Inj. : 2 uL
Signal #1 Phase : RTX-CLP2 Signal #2 Phase: ZB-XLB-HT
Signal #1 Info : 0.25 mm Signal #2 Info : 0.25 mm



(1) Dalapon (m)
3.127min 139.287 ppb m
response 3258567

Manual Integration:
After
Baseline/Shoulder
10/21/20

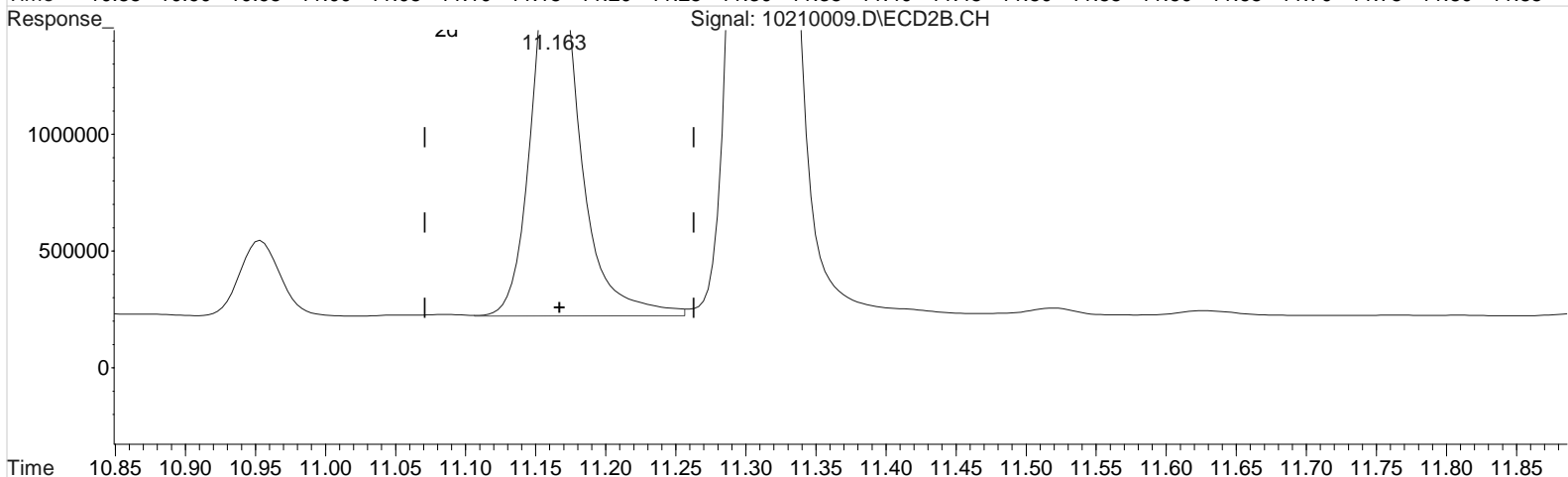
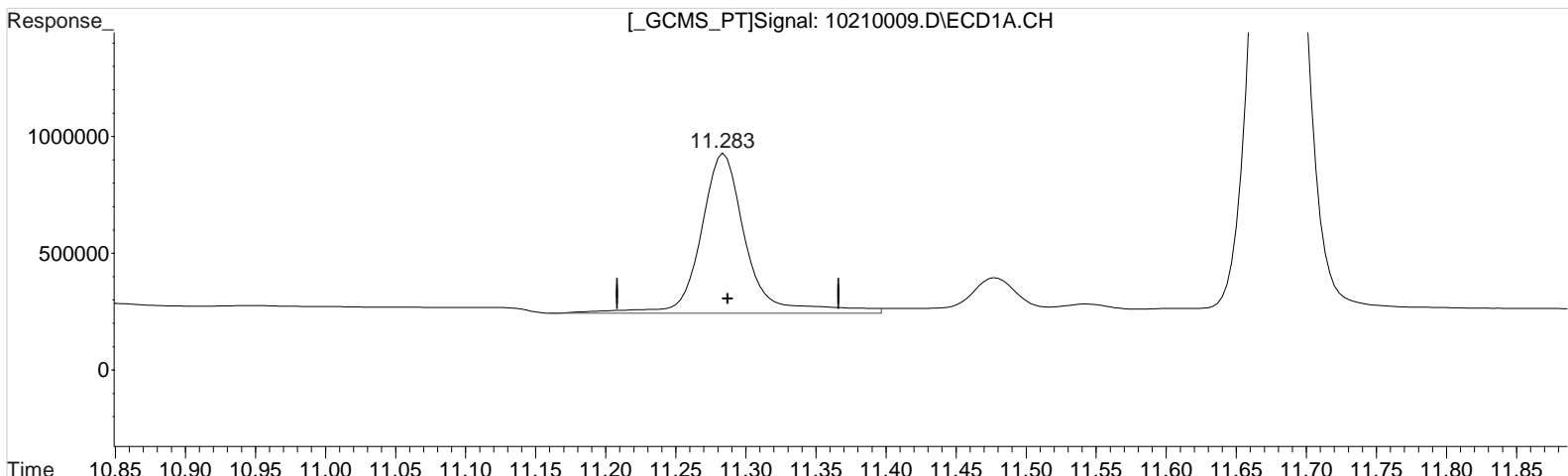
(1) Dalapon #2 (m)
2.873min 135.187 ppb m
response 6370947

(+) = Expected Retention Time

Data File : J:\gc24\data\102120\10210009.D Vial: 8
Signal(s) : Signal #1: ECD1A.CH Signal #2: ECD2B.CH
Acq On : 21 Oct 2020 3:44 pm Operator: UA
Sample : PENTA2-15B 150PB Inst : HP G1530A
Misc : Multiplr: 1.00
Integration File signal 1: RTEINT.P
Integration File signal 2: RTEINT2.P
Quant Time: Oct 21 17:21:21 2020
Quant Results File: 102120_8151.RES

Quant Method : J:\gc24\Methods\102120_8151.M
Quant Title : 103118_8151.m MJ215 CAL_KC1800
QLast Update : Wed Oct 21 17:20:52 2020
Response via : Initial Calibration
DataAcq Meth:8151A-17.M

Volume Inj. : 2 uL
Signal #1 Phase : RTX-CLP2 Signal #2 Phase: ZB-XLB-HT
Signal #1 Info : 0.25 mm Signal #2 Info : 0.25 mm



QEdit

(10) 2,4-DB (m)
11.283min 160.143 ppb
response 1557848

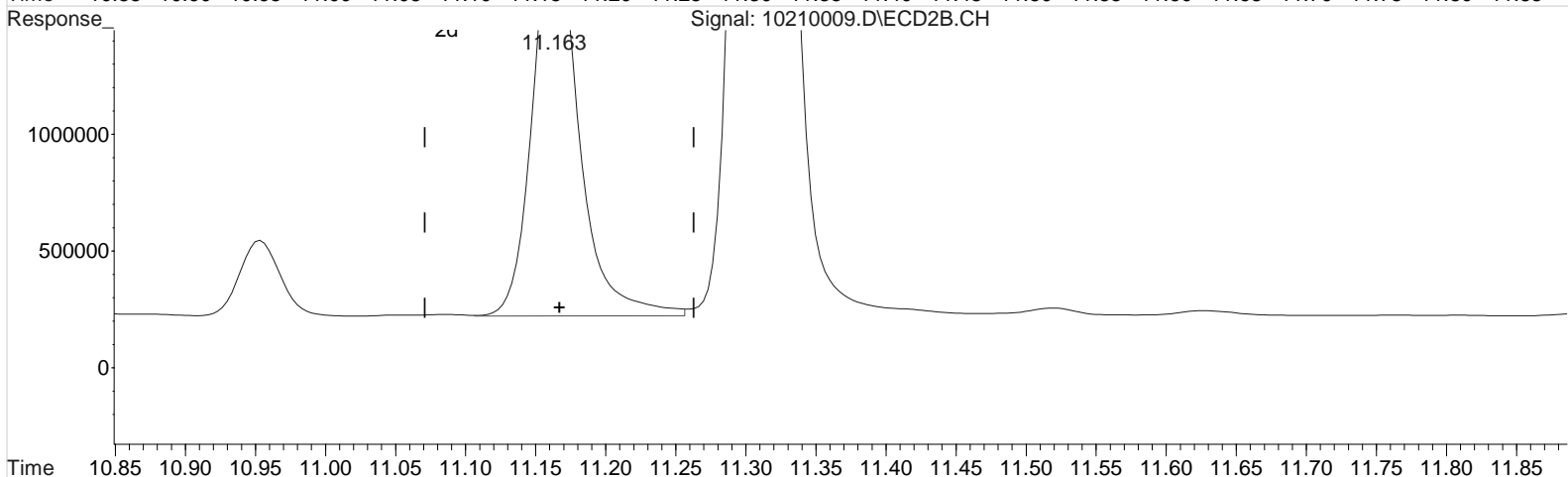
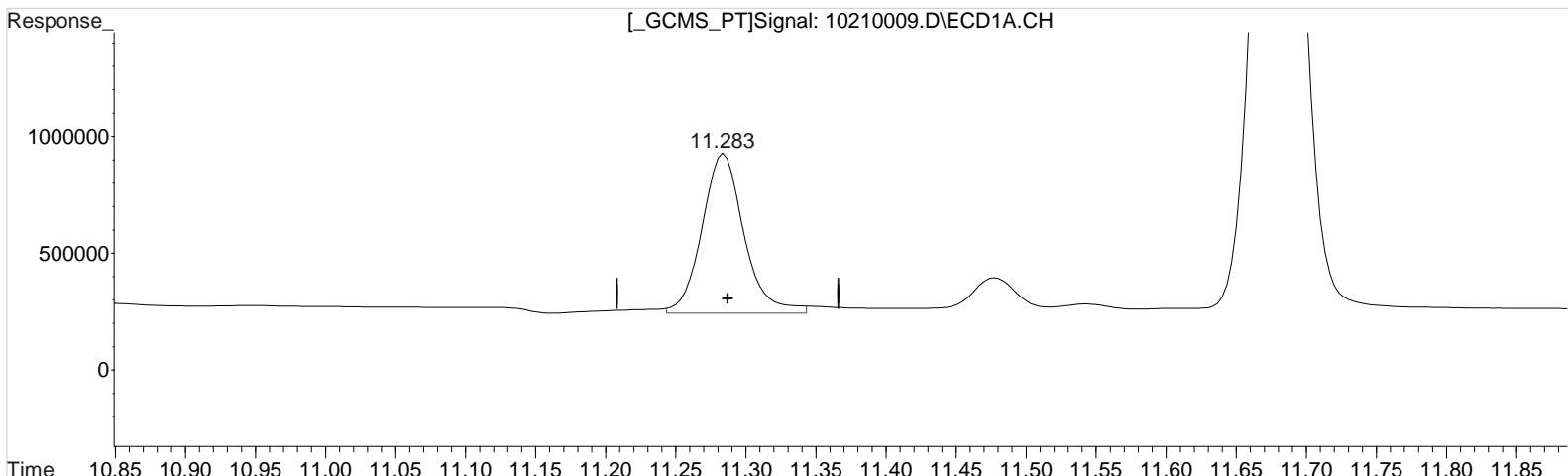
Manual Integration:
Before
10/21/20

(10) 2,4-DB #2 (m)
11.163min 142.303 ppb
response 3879490

Data File : J:\gc24\data\102120\10210009.D Vial: 8
Signal(s) : Signal #1: ECD1A.CH Signal #2: ECD2B.CH
Acq On : 21 Oct 2020 3:44 pm Operator: UA
Sample : PENTA2-15B 150PB Inst : HP G1530A
Misc : Multiplr: 1.00
Integration File signal 1: RTEINT.P
Integration File signal 2: RTEINT2.P
Quant Time: Oct 21 17:21:21 2020
Quant Results File: 102120_8151.RES

Quant Method : J:\gc24\Methods\102120_8151.M
Quant Title : 103118_8151.m MJ215 CAL_KC1800
QLast Update : Wed Oct 21 17:20:52 2020
Response via : Initial Calibration
DataAcq Meth:8151A-17.M

Volume Inj. : 2 uL
Signal #1 Phase : RTX-CLP2 Signal #2 Phase: ZB-XLB-HT
Signal #1 Info : 0.25 mm Signal #2 Info : 0.25 mm



QEdit

(10) 2,4-DB (m)
11.283min 146.356 ppb m
response 1423732

(10) 2,4-DB #2 (m)
11.163min 142.303 ppb
response 3879490

Manual Integration:
After
Baseline/Shoulder
10/21/20

Data File : J:\gc24\data\102120\10210010.D Vial: 9
 Signal(s) : Signal #1: ECD1A.CH Signal #2: ECD2B.CH
 Acq On : 21 Oct 2020 4:08 pm Operator: UA
 Sample : PENTA2-15C 175PB Inst : HP G1530A
 Misc : Multiplr: 1.00
 Integration File signal 1: RTEINT.P
 Integration File signal 2: RTEINT2.P
 Quant Time: Oct 21 17:20:38 2020
 Quant Results File: 102120_8151.RES

Quant Method : J:\gc24\Methods\102120_8151.M
 Quant Title : 103118_8151.m MJ215 CAL_KC1800
 QLast Update : Wed Oct 21 17:19:22 2020
 Response via : Initial Calibration
 DataAcq Meth:8151A-17.M

Volume Inj. : 2 uL
 Signal #1 Phase : RTX-CLP2 Signal #2 Phase: ZB-XLB-HT
 Signal #1 Info : 0.25 mm Signal #2 Info : 0.25 mm

| Compound | RT#1 | RT#2 | Resp#1 | Resp#2 | ppb | ppb |
|-----------------------------|--------|--------|----------|----------|-----------|-----------|
| ----- | | | | | | |
| System Monitoring Compounds | | | | | | |
| 2) s 2,4-Dichl... | 7.993 | 7.813 | 2673899 | 6019072 | 154.374 | 155.532 |
| Target Compounds | | | | | | |
| 1) m Dalapon | 3.126 | 2.873 | 3756341 | 7607536 | 161.174m | 162.479m |
| 3) m Dicamba | 8.213 | 7.916 | 11056277 | 23365839 | 162.598 | 163.645 |
| 4) m MCPP | 8.300 | 8.106 | 732283 | 2515897 | 16313.328 | 15589.638 |
| 5) m MCPA | 8.563 | 8.353 | 977526 | 3389231 | 16169.886 | 15560.846 |
| 6) m Dichloroprop | 8.963 | 8.749 | 2846415 | 6241057 | 162.675 | 162.314 |
| 7) m 2,4-D | 9.320 | 9.056 | 3276369 | 7528670 | 163.538 | 161.603 |
| 8) m 2,4,5-TP ... | 10.260 | 10.129 | 15378740 | 32362961 | 166.306 | 165.616 |
| 9) m 2,4,5-T | 10.703 | 10.529 | 13208642 | 30332986 | 164.413 | 164.939 |
| 10) m 2,4-DB | 11.283 | 11.163 | 1631284 | 4482448 | 168.722m | 163.801 |
| 11) m Dinoseb | 11.683 | 11.313 | 9738174 | 21149943 | 164.104 | 163.966 |
| ----- | | | | | | |

(f)=RT Delta > 1/2 Window (#)=Amounts differ by > 25% (m)=manual int.

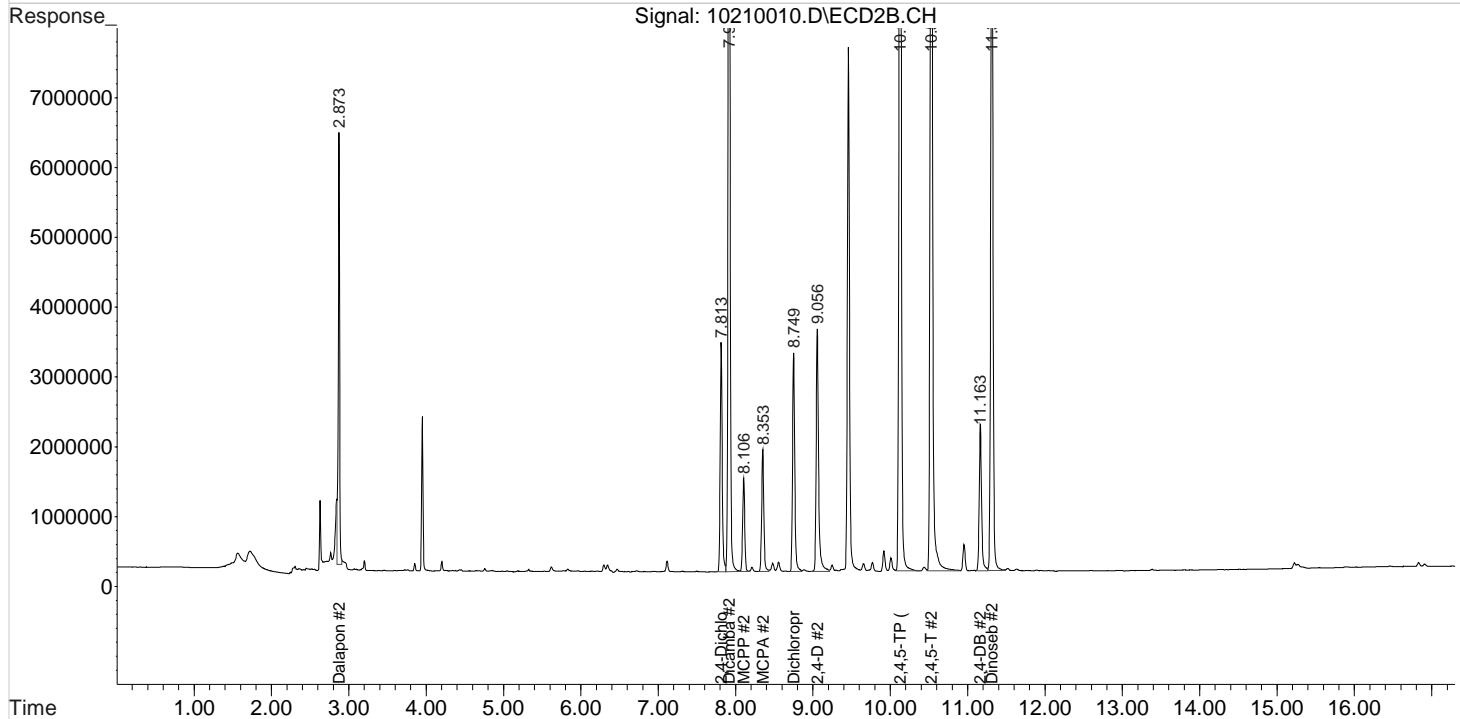
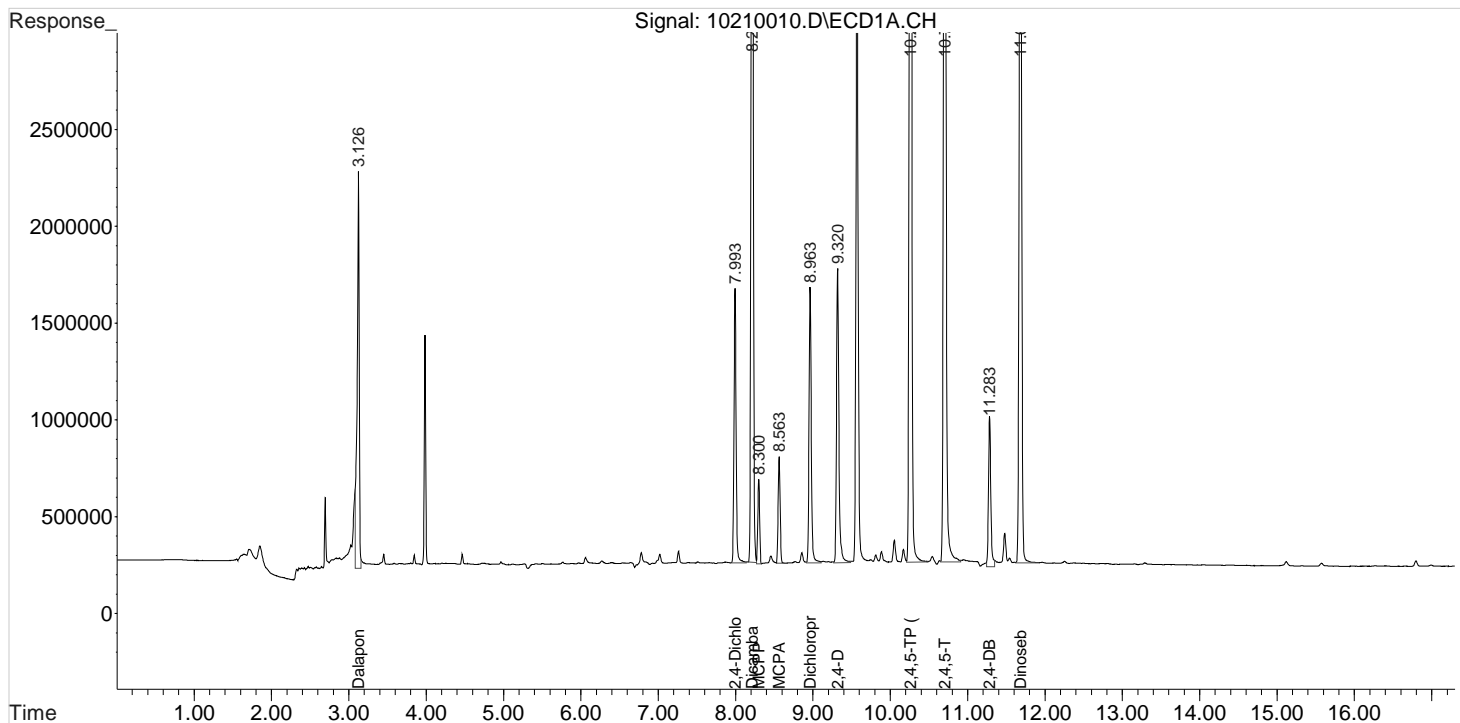
Data File : J:\gc24\data\102120\10210010.D
Signal(s) : Signal #1: ECD1A.CH Signal #2: ECD2B.CH
Acq On : 21 Oct 2020 4:08 pm
Sample : PENTA2-15C 175PB
Misc :

Vial: 9
Operator: UA
Inst : HP G1530A
Multiplr: 1.00

Integration File signal 1: RTEINT.P
Integration File signal 2: RTEINT2.P
Quant Time: Oct 21 17:20:38 2020
Quant Results File: 102120_8151.RES

Quant Method : J:\gc24\Methods\102120_8151.M
Quant Title : 103118_8151.m MJ215 CAL_KC1800
QLast Update : Wed Oct 21 17:19:22 2020
Response via : Initial Calibration
DataAcq Meth:8151A-17.M

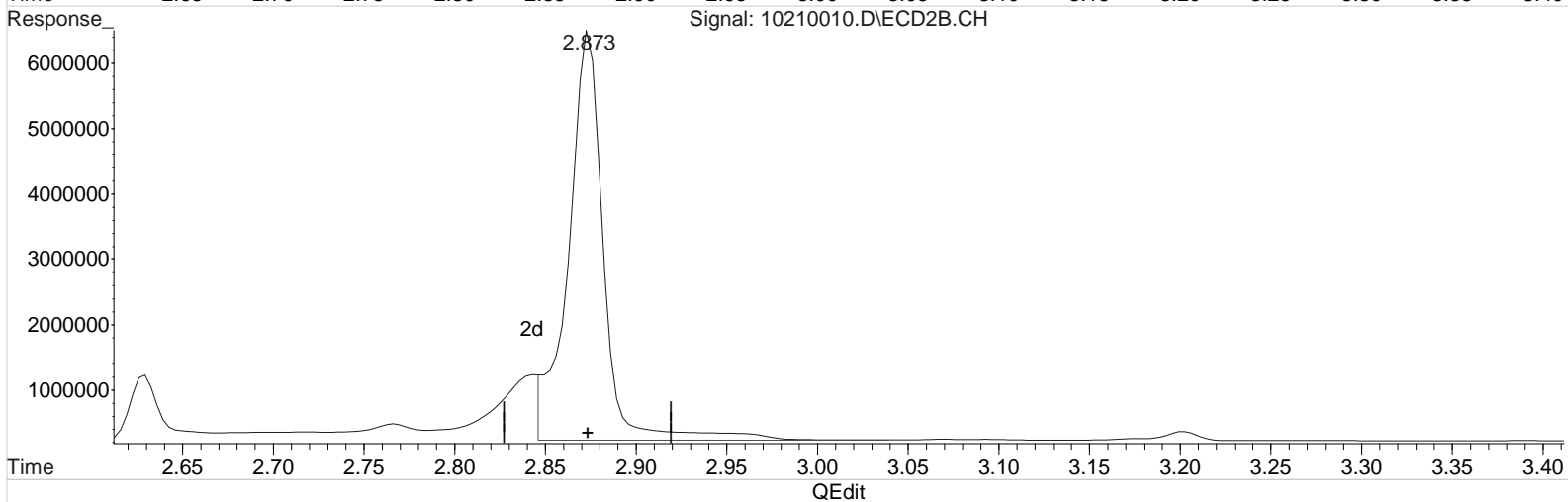
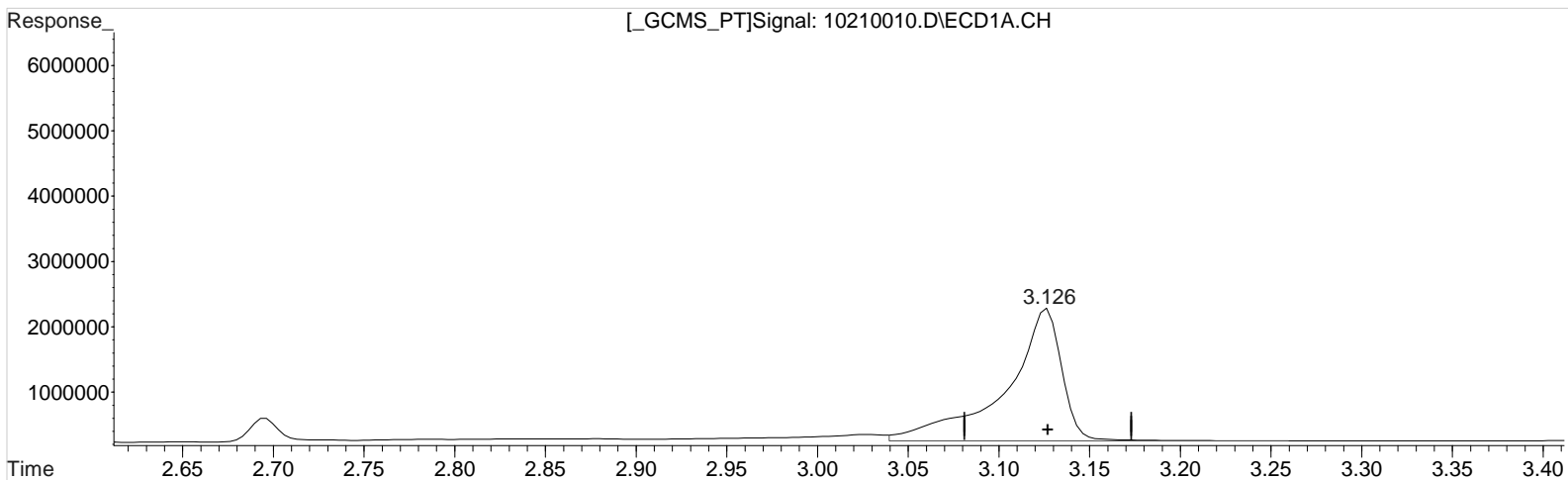
Volume Inj. : 2 uL
Signal #1 Phase : RTX-CLP2 Signal #2 Phase: ZB-XLB-HT
Signal #1 Info : 0.25 mm Signal #2 Info : 0.25 mm



Data File : J:\gc24\data\102120\10210010.D Vial: 9
Signal(s) : Signal #1: ECD1A.CH Signal #2: ECD2B.CH
Acq On : 21 Oct 2020 4:08 pm Operator: UA
Sample : PENTA2-15C 175PB Inst : HP G1530A
Misc : Multiplr: 1.00
Integration File signal 1: RTEINT.P
Integration File signal 2: RTEINT2.P
Quant Time: Oct 21 17:19:31 2020
Quant Results File: 102120_8151.RES

Quant Method : J:\gc24\Methods\102120_8151.M
Quant Title : 103118_8151.m MJ215 CAL_KC1800
QLast Update : Wed Oct 21 17:19:22 2020
Response via : Initial Calibration
DataAcq Meth:8151A-17.M

Volume Inj. : 2 uL
Signal #1 Phase : RTX-CLP2 Signal #2 Phase: ZB-XLB-HT
Signal #1 Info : 0.25 mm Signal #2 Info : 0.25 mm



(1) Dalapon (m)
3.126min 186.524 ppb
response 4347148

Manual Integration:
Before
10/21/20

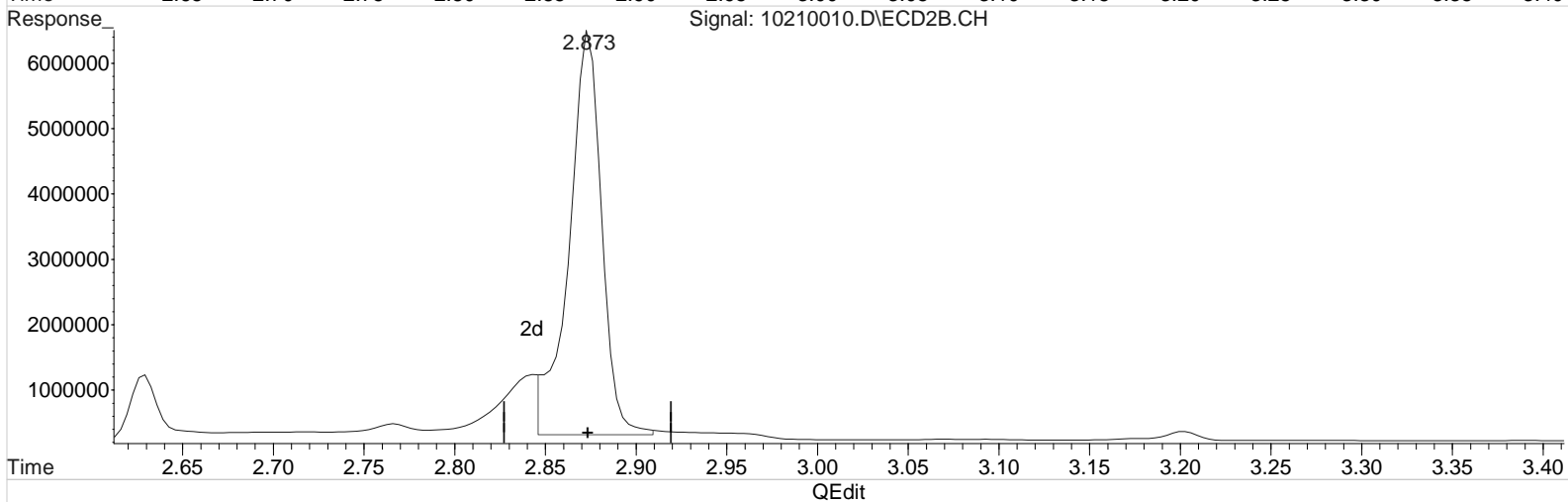
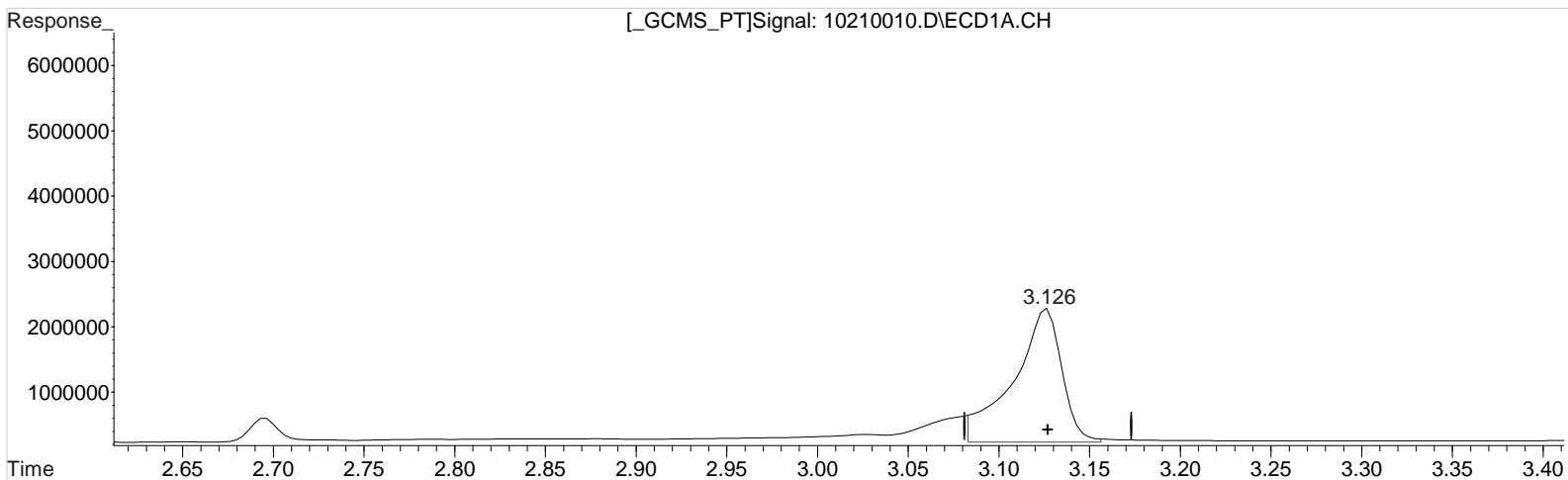
(1) Dalapon #2 (m)
2.873min 178.616 ppb
response 8363091

(+) = Expected Retention Time

Data File : J:\gc24\data\102120\10210010.D Vial: 9
Signal(s) : Signal #1: ECD1A.CH Signal #2: ECD2B.CH
Acq On : 21 Oct 2020 4:08 pm Operator: UA
Sample : PENTA2-15C 175PB Inst : HP G1530A
Misc : Multiplr: 1.00
Integration File signal 1: RTEINT.P
Integration File signal 2: RTEINT2.P
Quant Time: Oct 21 17:19:31 2020
Quant Results File: 102120_8151.RES

Quant Method : J:\gc24\Methods\102120_8151.M
Quant Title : 103118_8151.m MJ215 CAL_KC1800
QLast Update : Wed Oct 21 17:19:22 2020
Response via : Initial Calibration
DataAcq Meth:8151A-17.M

Volume Inj. : 2 uL
Signal #1 Phase : RTX-CLP2 Signal #2 Phase: ZB-XLB-HT
Signal #1 Info : 0.25 mm Signal #2 Info : 0.25 mm



(1) Dalapon (m)
3.126min 161.174 ppb m
response 3756341

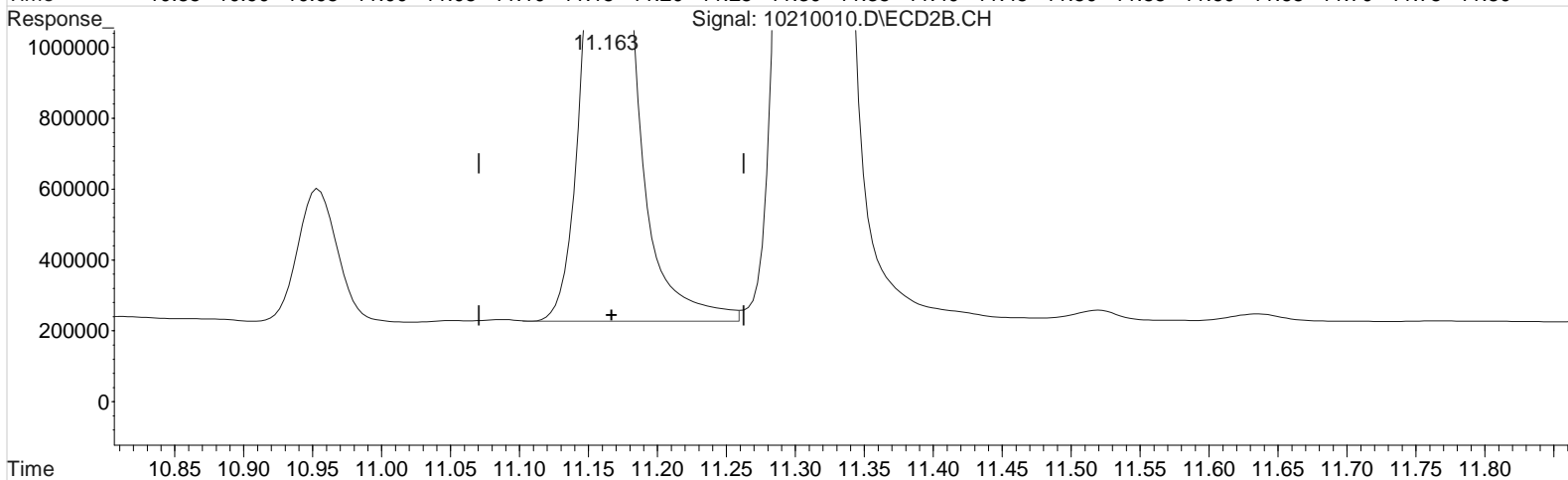
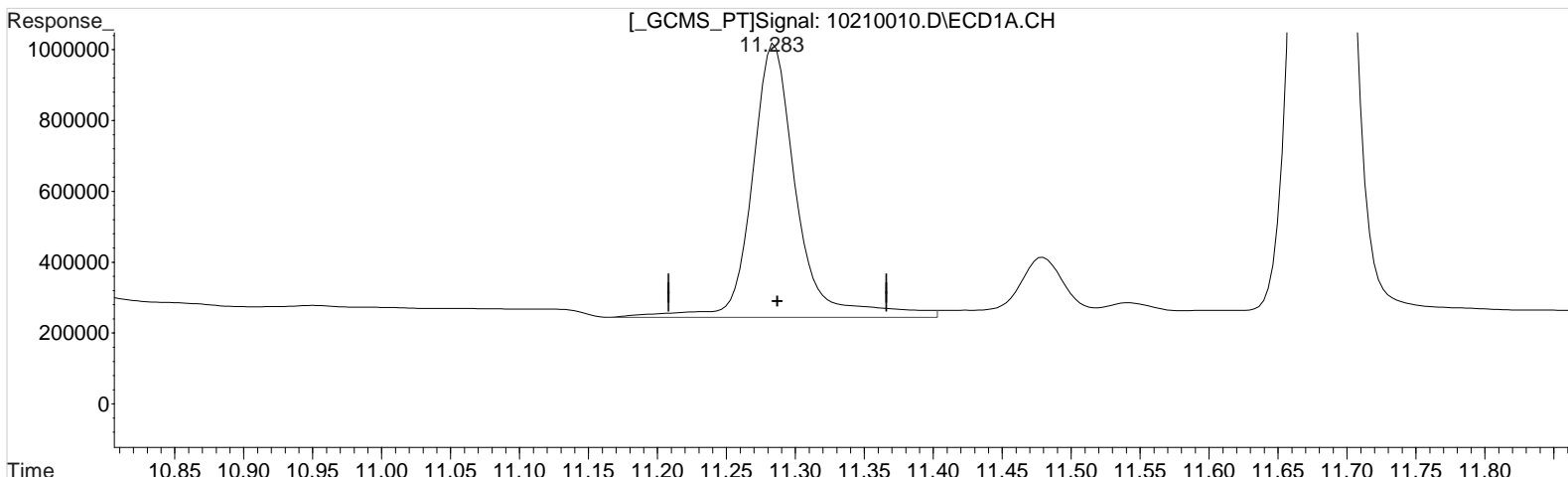
Manual Integration:
After
Baseline/Shoulder
10/21/20

(1) Dalapon #2 (m)
2.873min 162.479 ppb m
response 7607536

Data File : J:\gc24\data\102120\10210010.D Vial: 9
Signal(s) : Signal #1: ECD1A.CH Signal #2: ECD2B.CH
Acq On : 21 Oct 2020 4:08 pm Operator: UA
Sample : PENTA2-15C 175PB Inst : HP G1530A
Misc : Multiplr: 1.00
Integration File signal 1: RTEINT.P
Integration File signal 2: RTEINT2.P
Quant Time: Oct 21 17:19:31 2020
Quant Results File: 102120_8151.RES

Quant Method : J:\gc24\Methods\102120_8151.M
Quant Title : 103118_8151.m MJ215 CAL_KC1800
QLast Update : Wed Oct 21 17:19:22 2020
Response via : Initial Calibration
DataAcq Meth:8151A-17.M

Volume Inj. : 2 uL
Signal #1 Phase : RTX-CLP2 Signal #2 Phase: ZB-XLB-HT
Signal #1 Info : 0.25 mm Signal #2 Info : 0.25 mm



(10) 2,4-DB (m)

11.283min 180.728 ppb

response 1747369

Manual Integration:

Before

10/21/20

(10) 2,4-DB #2 (m)

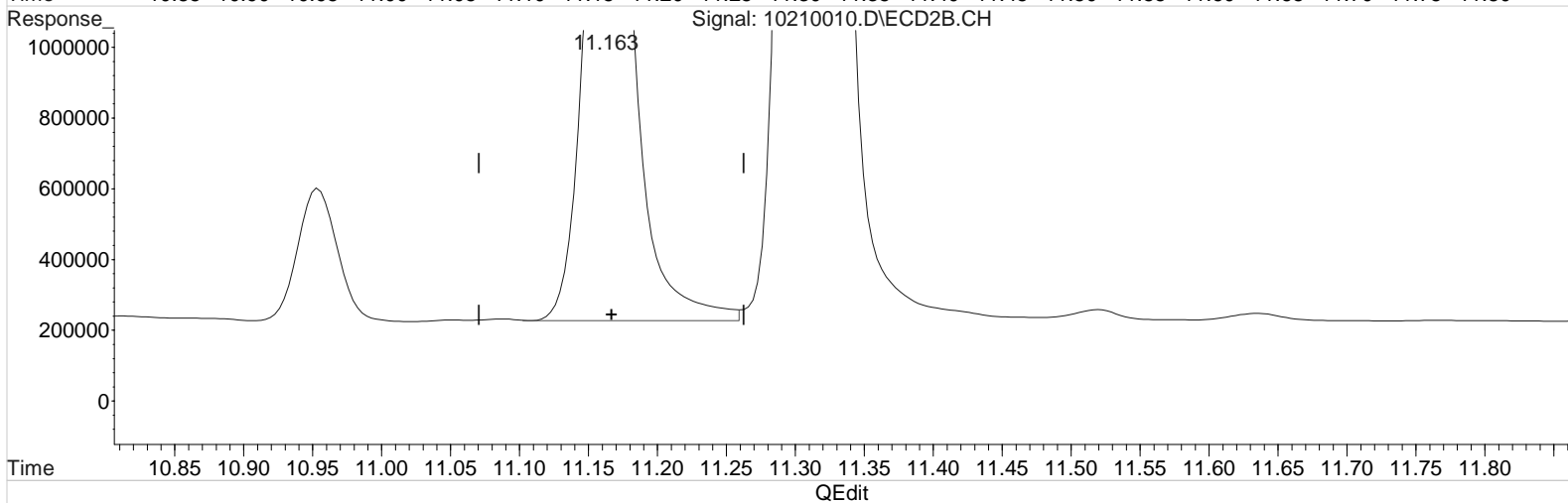
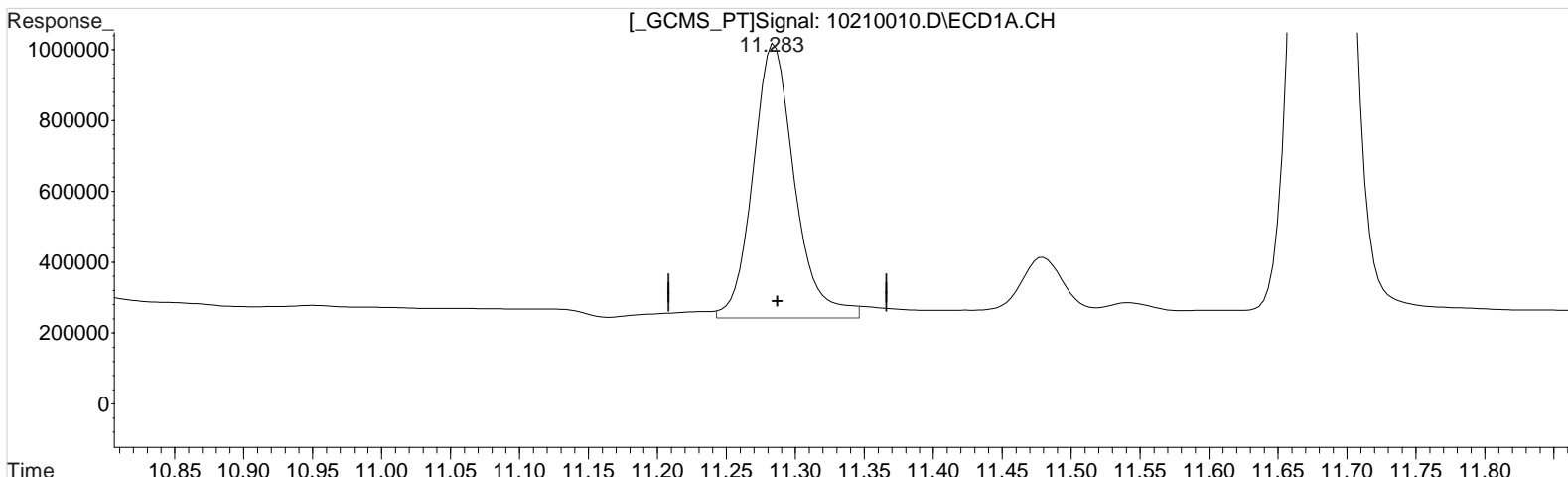
11.163min 163.801 ppb

response 4482448

Data File : J:\gc24\data\102120\10210010.D Vial: 9
Signal(s) : Signal #1: ECD1A.CH Signal #2: ECD2B.CH
Acq On : 21 Oct 2020 4:08 pm Operator: UA
Sample : PENTA2-15C 175PB Inst : HP G1530A
Misc : Multiplr: 1.00
Integration File signal 1: RTEINT.P
Integration File signal 2: RTEINT2.P
Quant Time: Oct 21 17:19:31 2020
Quant Results File: 102120_8151.RES

Quant Method : J:\gc24\Methods\102120_8151.M
Quant Title : 103118_8151.m MJ215 CAL_KC1800
QLast Update : Wed Oct 21 17:19:22 2020
Response via : Initial Calibration
DataAcq Meth:8151A-17.M

Volume Inj. : 2 uL
Signal #1 Phase : RTX-CLP2 Signal #2 Phase: ZB-XLB-HT
Signal #1 Info : 0.25 mm Signal #2 Info : 0.25 mm



(10) 2,4-DB (m)
11.283min 168.722 ppb m
response 1631284

(10) 2,4-DB #2 (m)
11.163min 163.801 ppb
response 4482448

Manual Integration:
After
Baseline/Shoulder
10/21/20

Data File : J:\gc24\data\102120\10210011.D Vial: 10
 Signal(s) : Signal #1: ECD1A.CH Signal #2: ECD2B.CH
 Acq On : 21 Oct 2020 4:32 pm Operator: UA
 Sample : PENTA2-15D 200PB Inst : HP G1530A
 Misc : Multiplr: 1.00
 Integration File signal 1: RTEINT.P
 Integration File signal 2: RTEINT2.P
 Quant Time: Oct 21 17:19:09 2020
 Quant Results File: 102120_8151.RES

Quant Method : J:\gc24\Methods\102120_8151.M
 Quant Title : 103118_8151.m MJ215 CAL_KC1800
 QLast Update : Wed Oct 21 17:16:23 2020
 Response via : Initial Calibration
 DataAcq Meth:8151A-17.M

Volume Inj. : 2 uL
 Signal #1 Phase : RTX-CLP2 Signal #2 Phase: ZB-XLB-HT
 Signal #1 Info : 0.25 mm Signal #2 Info : 0.25 mm

| Compound | RT#1 | RT#2 | Resp#1 | Resp#2 | ppb | ppb |
|-----------------------------|--------|--------|----------|----------|-----------|-----------|
| ----- | | | | | | |
| System Monitoring Compounds | | | | | | |
| 2) s 2,4-Dichl... | 7.991 | 7.814 | 3011902 | 6830371 | 167.857 | 172.784 |
| Target Compounds | | | | | | |
| 1) m Dalapon | 3.124 | 2.874 | 4166081 | 8620213 | 175.503m | 186.129m |
| 3) m Dicamba | 8.214 | 7.914 | 12614321 | 26816087 | 183.029 | 187.560 |
| 4) m MCPP | 8.298 | 8.104 | 844322 | 2817400 | 18845.702 | 16314.999 |
| 5) m MCPA | 8.564 | 8.351 | 1113618 | 3800297 | 18157.111 | 16358.900 |
| 6) m Dichloroprop | 8.964 | 8.751 | 3178809 | 7078599 | 175.122 | 179.686 |
| 7) m 2,4-D | 9.321 | 9.057 | 3668350 | 8558209 | 178.402 | 179.541 |
| 8) m 2,4,5-TP ... | 10.261 | 10.127 | 17460527 | 37116608 | 187.555 | 189.785 |
| 9) m 2,4,5-T | 10.704 | 10.531 | 15065337 | 34693502 | 185.502 | 187.719 |
| 10) m 2,4-DB | 11.288 | 11.167 | 1779525 | 5143484 | 179.055m | 186.595 |
| 11) m Dinoseb | 11.684 | 11.317 | 11030037 | 24155457 | 182.888 | 185.603 |
| ----- | | | | | | |

(f)=RT Delta > 1/2 Window (#)=Amounts differ by > 25% (m)=manual int.

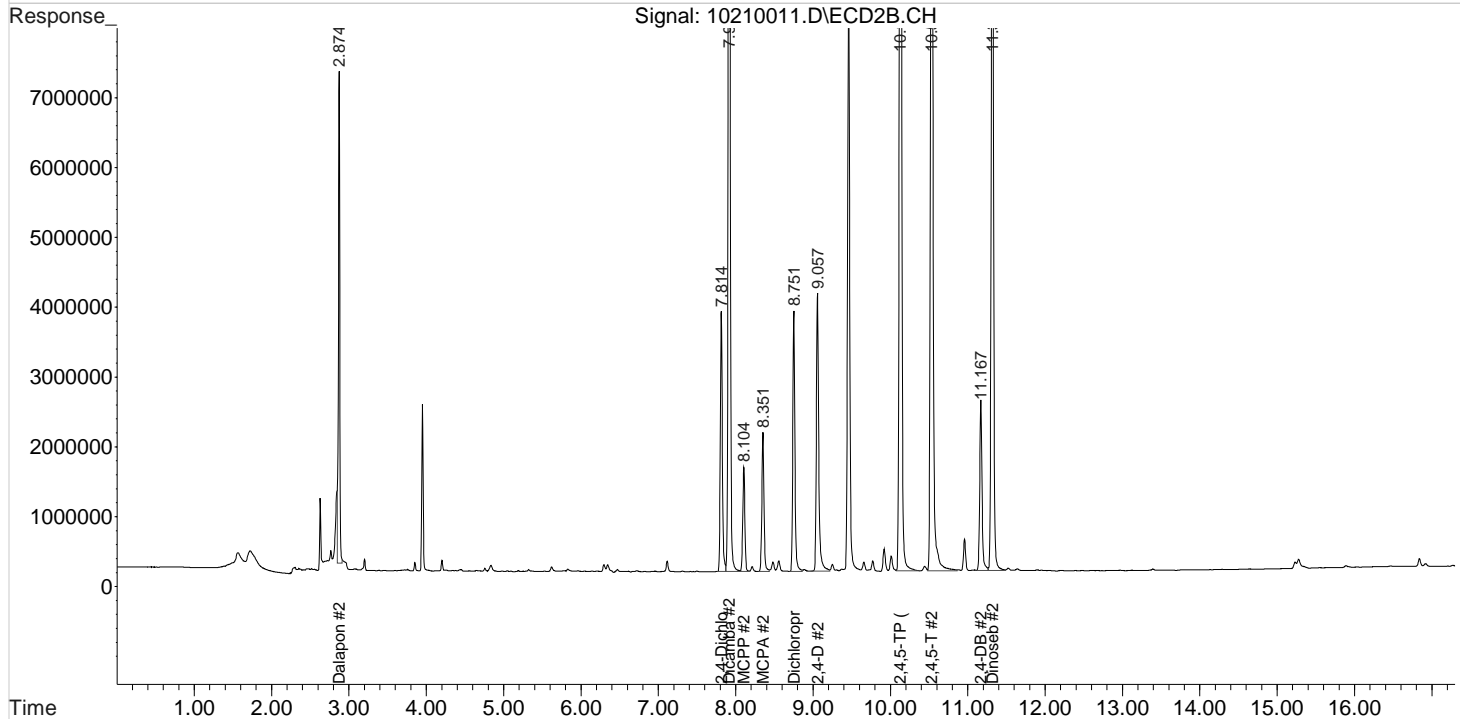
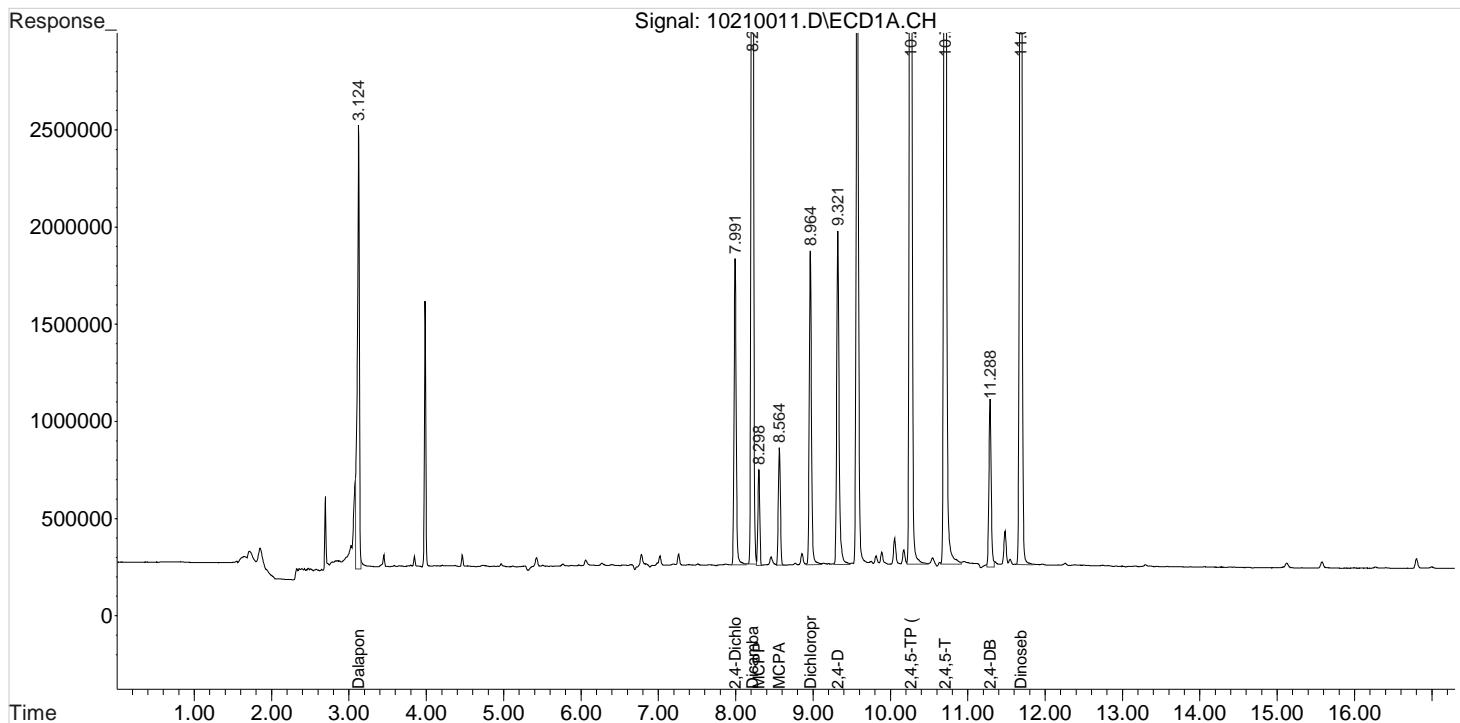
Data File : J:\gc24\data\102120\10210011.D
Signal(s) : Signal #1: ECD1A.CH Signal #2: ECD2B.CH
Acq On : 21 Oct 2020 4:32 pm
Sample : PENTA2-15D 200PB
Misc :

Vial: 10
Operator: UA
Inst : HP G1530A
Multiplr: 1.00

Integration File signal 1: RTEINT.P
Integration File signal 2: RTEINT2.P
Quant Time: Oct 21 17:19:09 2020
Quant Results File: 102120_8151.RES

Quant Method : J:\gc24\Methods\102120_8151.M
Quant Title : 103118_8151.m MJ215 CAL_KC1800
QLast Update : Wed Oct 21 17:16:23 2020
Response via : Initial Calibration
DataAcq Meth:8151A-17.M

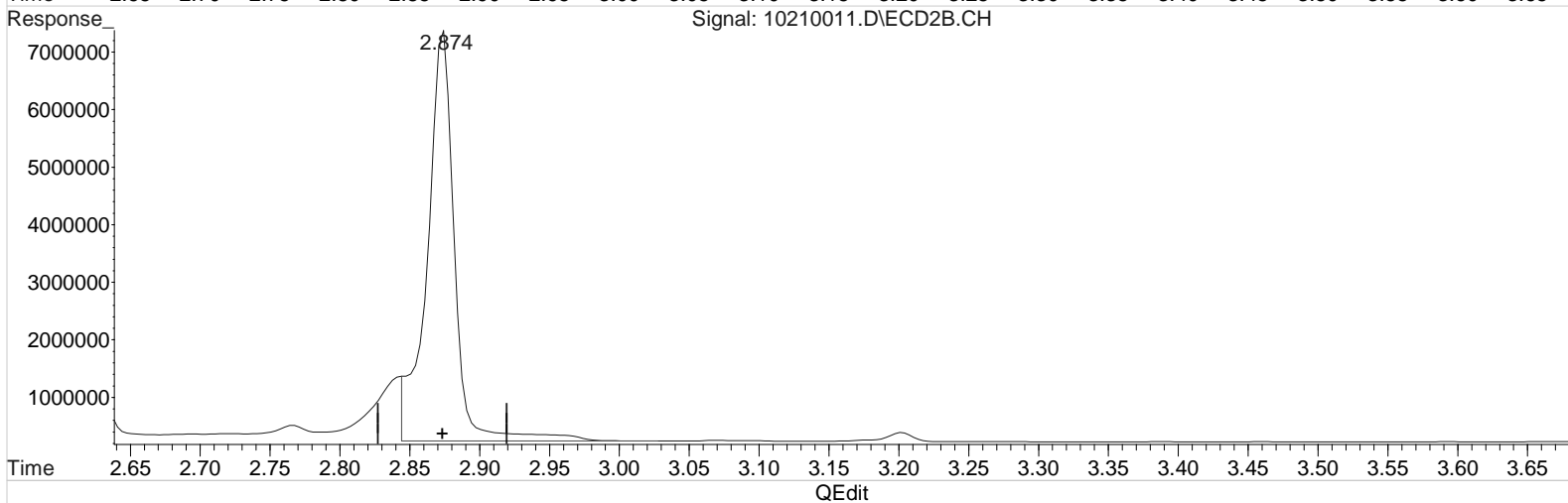
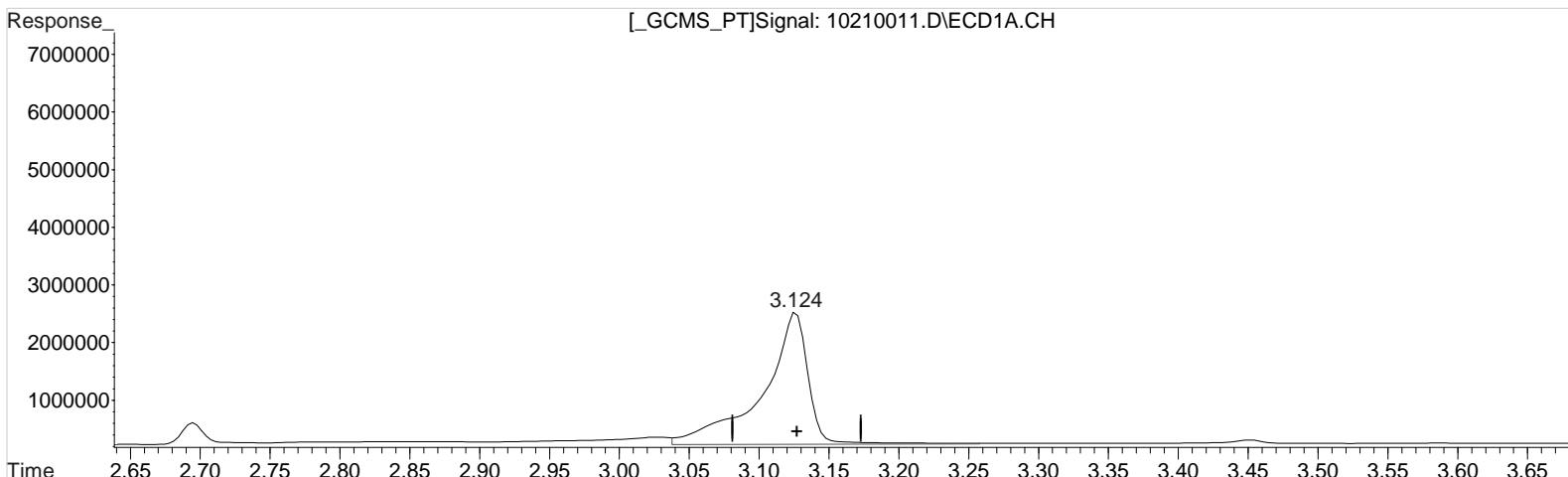
Volume Inj. : 2 uL
Signal #1 Phase : RTX-CLP2 Signal #2 Phase: ZB-XLB-HT
Signal #1 Info : 0.25 mm Signal #2 Info : 0.25 mm



Data File : J:\gc24\data\102120\10210011.D Vial: 10
Signal(s) : Signal #1: ECD1A.CH Signal #2: ECD2B.CH
Acq On : 21 Oct 2020 4:32 pm Operator: UA
Sample : PENTA2-15D 200PB Inst : HP G1530A
Misc : Multiplr: 1.00
Integration File signal 1: RTEINT.P
Integration File signal 2: RTEINT2.P
Quant Time: Oct 21 17:17:43 2020
Quant Results File: 102120_8151.RES

Quant Method : J:\gc24\Methods\102120_8151.M
Quant Title : 103118_8151.m MJ215 CAL_KC1800
QLast Update : Wed Oct 21 17:16:23 2020
Response via : Initial Calibration
DataAcq Meth:8151A-17.M

Volume Inj. : 2 uL
Signal #1 Phase : RTX-CLP2 Signal #2 Phase: ZB-XLB-HT
Signal #1 Info : 0.25 mm Signal #2 Info : 0.25 mm



(1) Dalapon (m)
3.124min 217.220 ppb
response 5156366

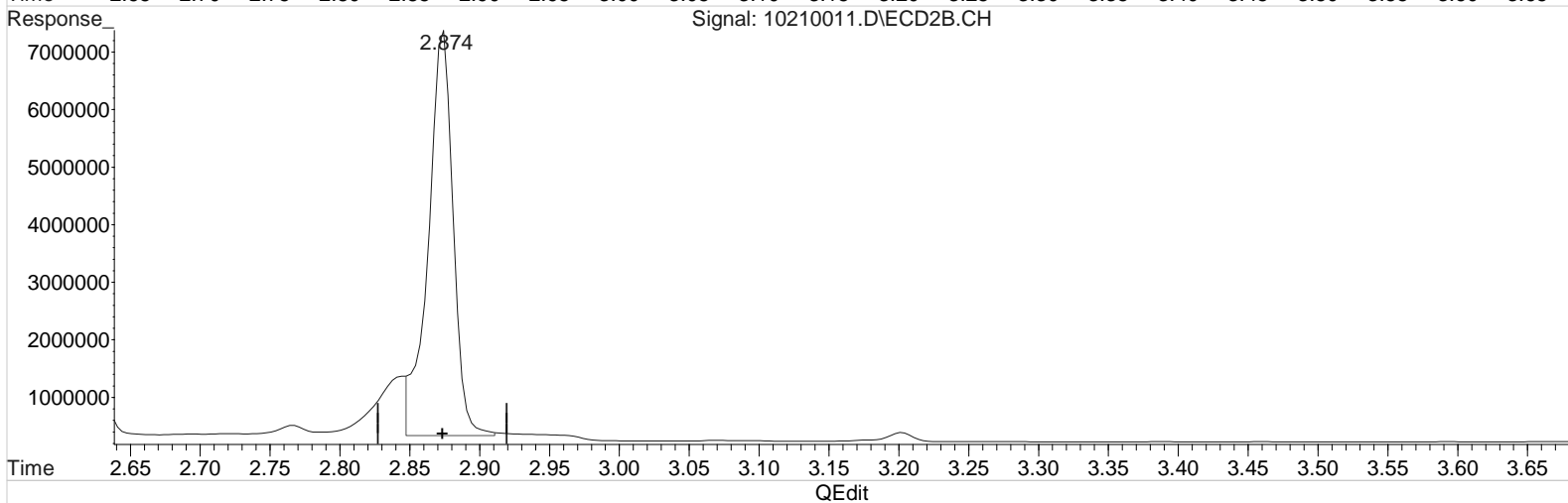
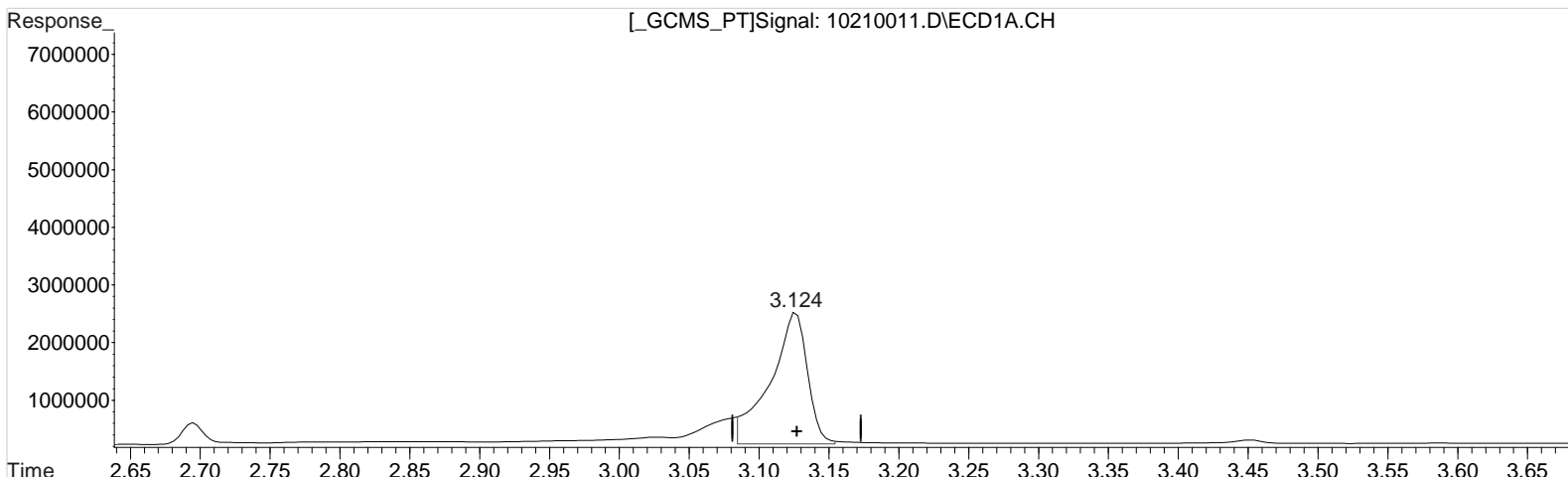
Manual Integration:
Before
10/21/20

(1) Dalapon #2 (m)
2.874min 208.116 ppb
response 9638480

Data File : J:\gc24\data\102120\10210011.D Vial: 10
Signal(s) : Signal #1: ECD1A.CH Signal #2: ECD2B.CH
Acq On : 21 Oct 2020 4:32 pm Operator: UA
Sample : PENTA2-15D 200PB Inst : HP G1530A
Misc : Multiplr: 1.00
Integration File signal 1: RTEINT.P
Integration File signal 2: RTEINT2.P
Quant Time: Oct 21 17:17:43 2020
Quant Results File: 102120_8151.RES

Quant Method : J:\gc24\Methods\102120_8151.M
Quant Title : 103118_8151.m MJ215 CAL_KC1800
QLast Update : Wed Oct 21 17:16:23 2020
Response via : Initial Calibration
DataAcq Meth:8151A-17.M

Volume Inj. : 2 uL
Signal #1 Phase : RTX-CLP2 Signal #2 Phase: ZB-XLB-HT
Signal #1 Info : 0.25 mm Signal #2 Info : 0.25 mm



(1) Dalapon (m)
3.124min 175.503 ppb m
response 4166081

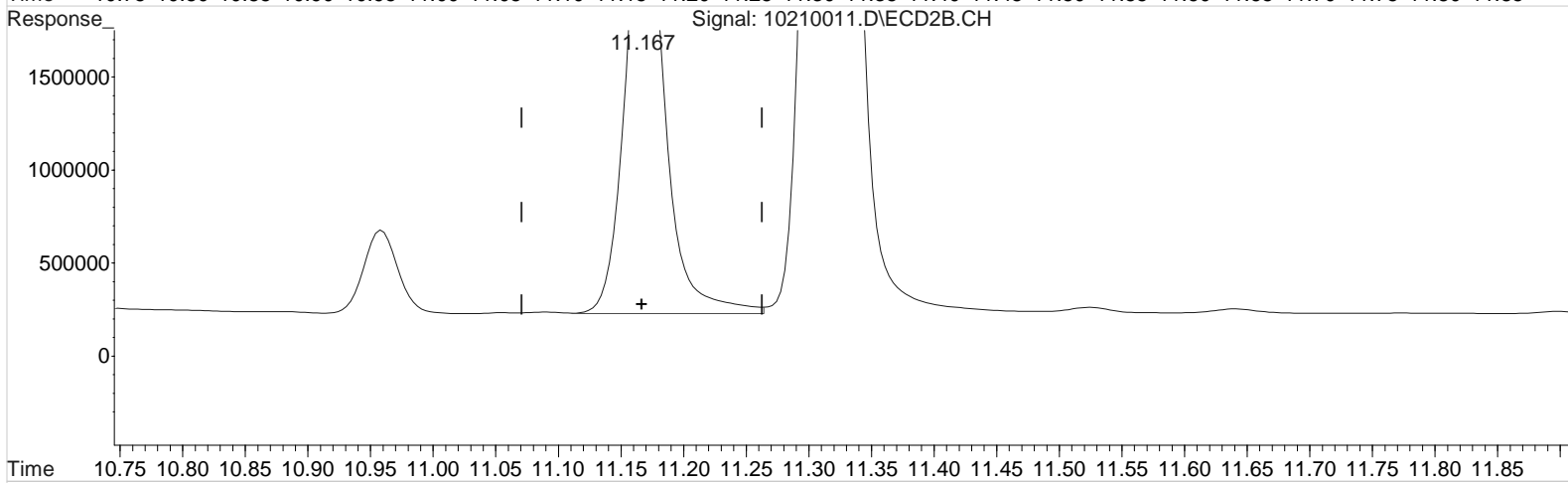
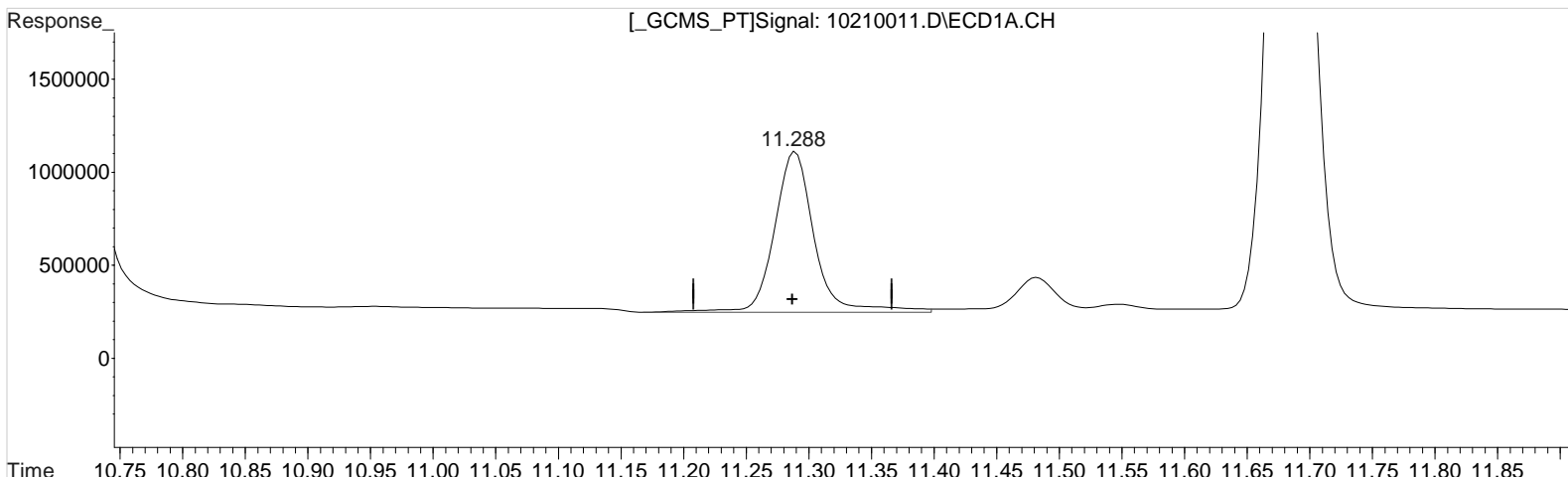
Manual Integration:
After
Baseline/Shoulder
10/21/20

(1) Dalapon #2 (m)
2.874min 186.129 ppb m
response 8620213

Data File : J:\gc24\data\102120\10210011.D Vial: 10
Signal(s) : Signal #1: ECD1A.CH Signal #2: ECD2B.CH
Acq On : 21 Oct 2020 4:32 pm Operator: UA
Sample : PENTA2-15D 200PB Inst : HP G1530A
Misc : Multiplr: 1.00
Integration File signal 1: RTEINT.P
Integration File signal 2: RTEINT2.P
Quant Time: Oct 21 17:17:43 2020
Quant Results File: 102120_8151.RES

Quant Method : J:\gc24\Methods\102120_8151.M
Quant Title : 103118_8151.m MJ215 CAL_KC1800
QLast Update : Wed Oct 21 17:16:23 2020
Response via : Initial Calibration
DataAcq Meth:8151A-17.M

Volume Inj. : 2 uL
Signal #1 Phase : RTX-CLP2 Signal #2 Phase: ZB-XLB-HT
Signal #1 Info : 0.25 mm Signal #2 Info : 0.25 mm



(10) 2,4-DB (m)
11.288min 194.607 ppb
response 1934084

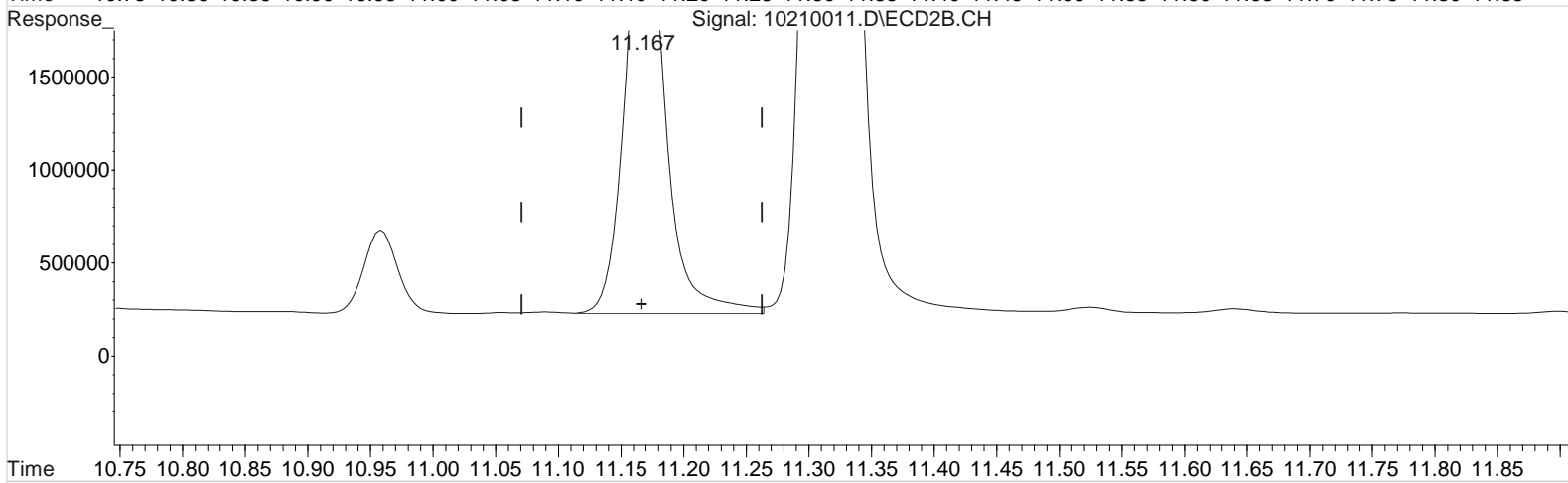
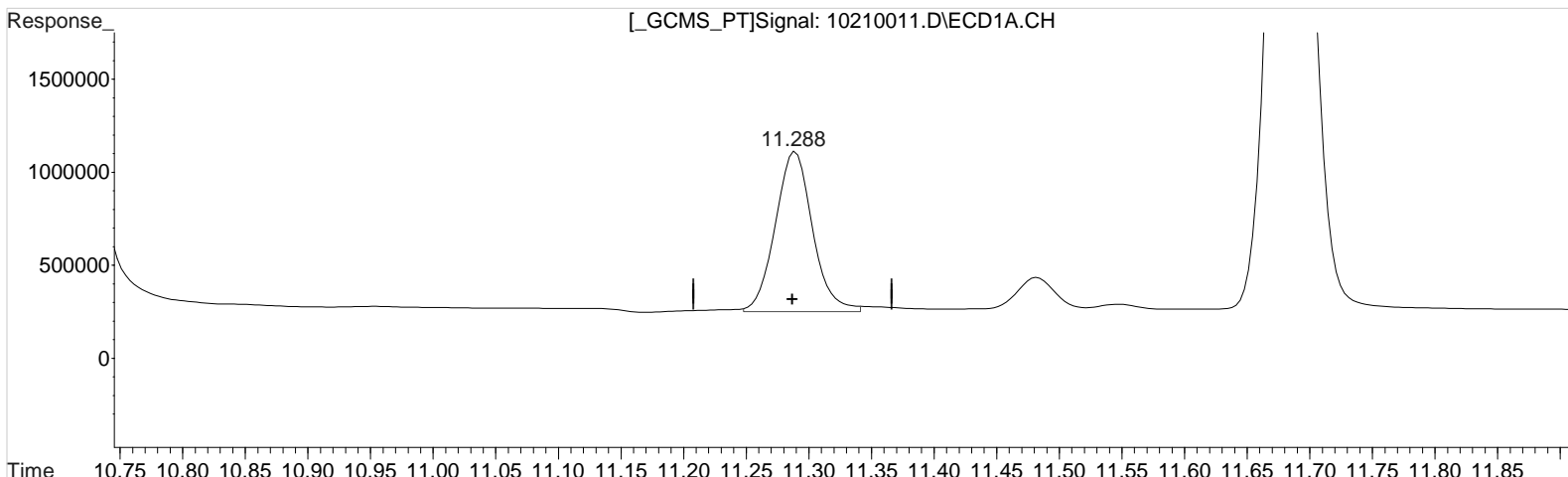
Manual Integration:
Before
10/21/20

(10) 2,4-DB #2 (m)
11.167min 186.595 ppb
response 5143484

Data File : J:\gc24\data\102120\10210011.D Vial: 10
Signal(s) : Signal #1: ECD1A.CH Signal #2: ECD2B.CH
Acq On : 21 Oct 2020 4:32 pm Operator: UA
Sample : PENTA2-15D 200PB Inst : HP G1530A
Misc : Multiplr: 1.00
Integration File signal 1: RTEINT.P
Integration File signal 2: RTEINT2.P
Quant Time: Oct 21 17:17:43 2020
Quant Results File: 102120_8151.RES

Quant Method : J:\gc24\Methods\102120_8151.M
Quant Title : 103118_8151.m MJ215 CAL_KC1800
QLast Update : Wed Oct 21 17:16:23 2020
Response via : Initial Calibration
DataAcq Meth:8151A-17.M

Volume Inj. : 2 uL
Signal #1 Phase : RTX-CLP2 Signal #2 Phase: ZB-XLB-HT
Signal #1 Info : 0.25 mm Signal #2 Info : 0.25 mm



(10) 2,4-DB (m)
11.288min 179.055 ppb m
response 1779525

Manual Integration:
After
Baseline/Shoulder
10/21/20

(10) 2,4-DB #2 (m)
11.167min 186.595 ppb
response 5143484

Data File : J:\gc24\data\102120\10210012.D Vial: 11
 Signal(s) : Signal #1: ECD1A.CH Signal #2: ECD2B.CH
 Acq On : 21 Oct 2020 4:56 pm Operator: UA
 Sample : PENTA2-15E ICV 100 PPB Inst : HP G1530A
 Misc : Multiplr: 1.00
 Integration File signal 1: RTEINT.P
 Integration File signal 2: RTEINT2.P
 Quant Time: Oct 21 17:34:58 2020
 Quant Results File: 102120_8151.RES

Quant Method : J:\gc24\Methods\102120_8151.M
 Quant Title : 103118_8151.m MJ215 CAL_KC1800
 QLast Update : Wed Oct 21 17:31:59 2020
 Response via : Initial Calibration
 DataAcq Meth:8151A-17.M

Volume Inj. : 2 uL
 Signal #1 Phase : RTX-CLP2 Signal #2 Phase: ZB-XLB-HT
 Signal #1 Info : 0.25 mm Signal #2 Info : 0.25 mm

| Compound | RT#1 | RT#2 | Resp#1 | Resp#2 | ppb | ppb |
|-----------------------------|--------|--------|---------|----------|-----------|-----------|
| ----- | | | | | | |
| System Monitoring Compounds | | | | | | |
| 2) s 2,4-Dichl... | 0.000 | 0.000 | 0 | 0 | N.D. d | N.D. d |
| Target Compounds | | | | | | |
| 1) m Dalapon | 3.124 | 2.874 | 2275140 | 4637166 | 93.788m | 95.982m |
| 3) m Dicamba | 8.214 | 7.917 | 6693399 | 14244119 | 95.894 | 96.106 |
| 4) m MCPP | 8.301 | 8.107 | 425850 | 1671884 | 9672.717 | 10136.278 |
| 5) m MCPA | 8.564 | 8.354 | 589571 | 2253395 | 10069.096 | 10030.937 |
| 6) m Dichloroprop | 8.967 | 8.754 | 1609647 | 3570683 | 86.318 | 85.597 |
| 7) m 2,4-D | 9.324 | 9.064 | 1920602 | 4282415 | 90.423 | 83.643 |
| 8) m 2,4,5-TP ... | 10.264 | 10.134 | 8747020 | 18777316 | 93.370 | 92.500 |
| 9) m 2,4,5-T | 10.711 | 10.537 | 8103188 | 18900875 | 98.209 | 98.768 |
| 10) m 2,4-DB | 11.291 | 11.174 | 963718 | 2763456 | 93.935 | 95.240 |
| 11) m Dinoseb | 11.687 | 11.320 | 5877452 | 12904696 | 95.003 | 94.362 |
| ----- | | | | | | |

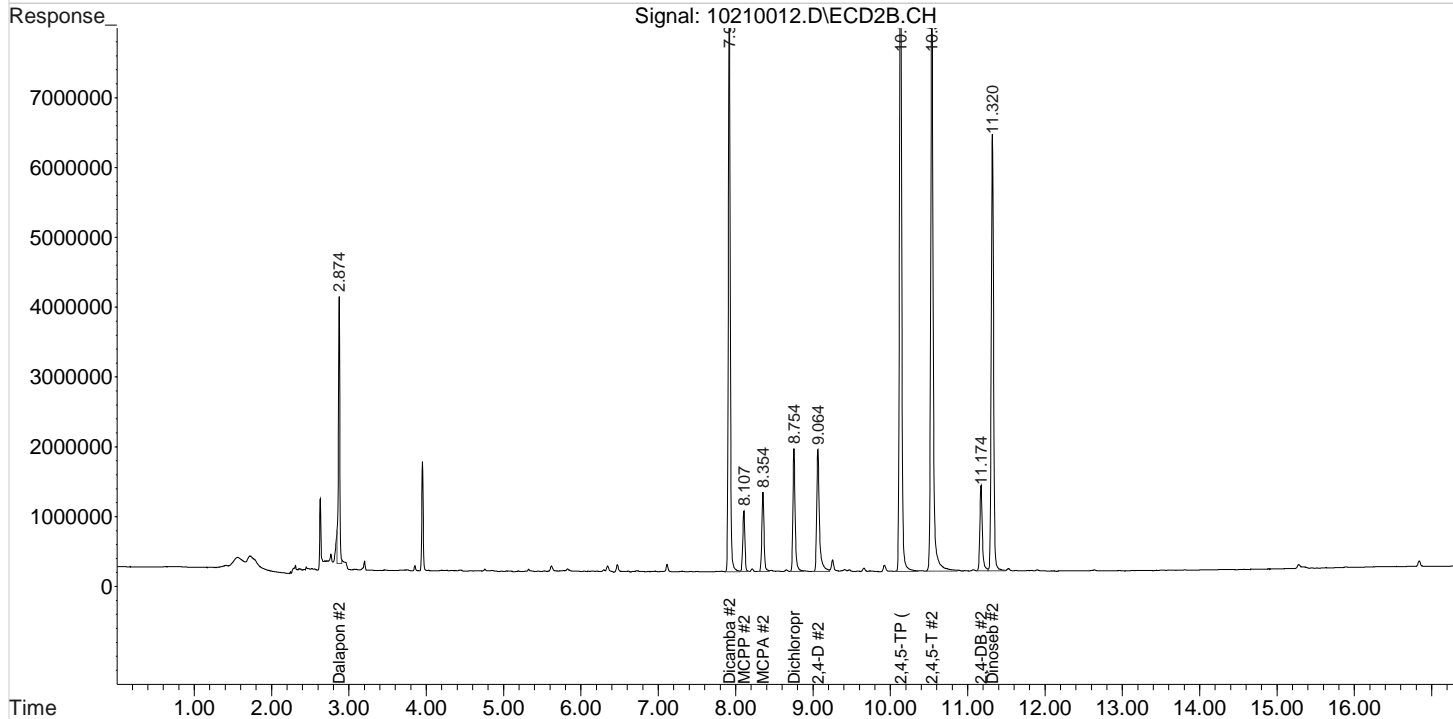
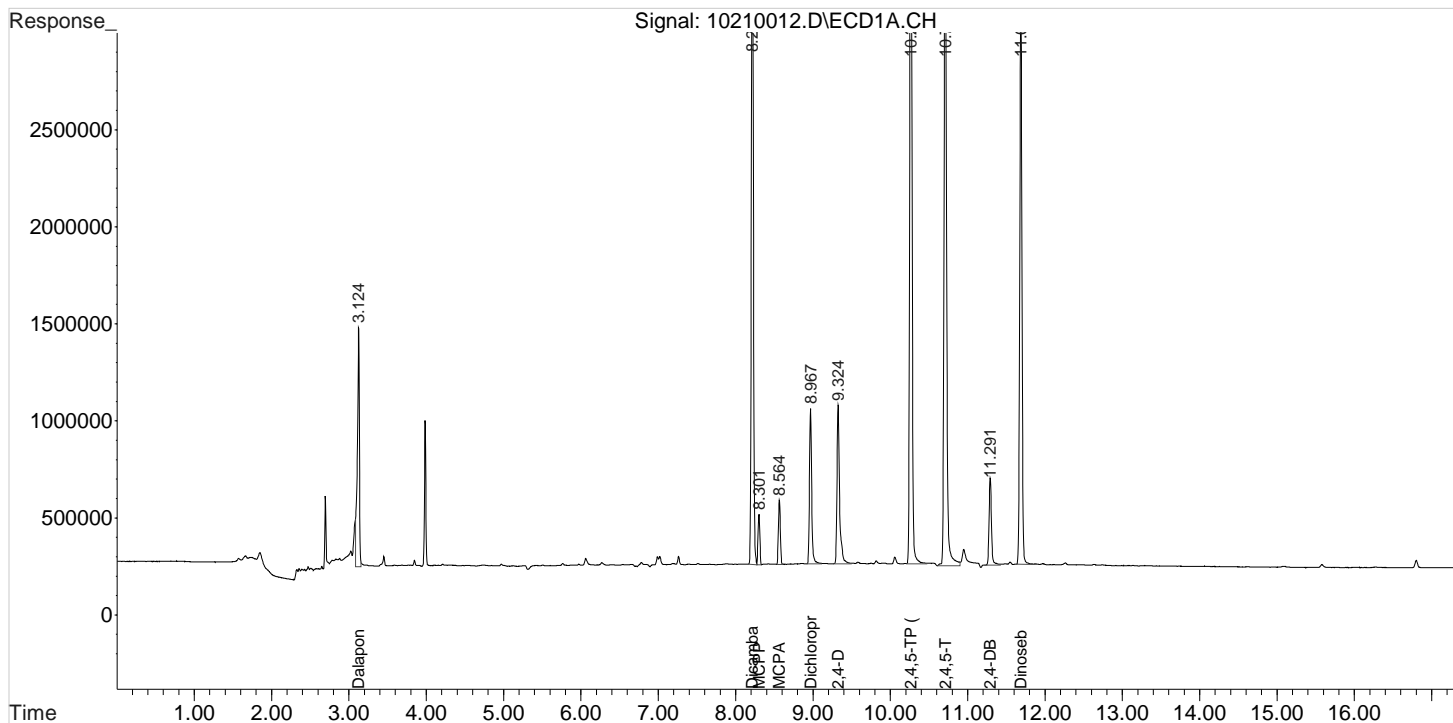
(f)=RT Delta > 1/2 Window (#)=Amounts differ by > 25% (m)=manual int.

Data File : J:\gc24\data\102120\10210012.D
Signal(s) : Signal #1: ECD1A.CH Signal #2: ECD2B.CH
Acq On : 21 Oct 2020 4:56 pm
Sample : PENTA2-15E ICV 100 PPB
Misc :
Integration File signal 1: RTEINT.P
Integration File signal 2: RTEINT2.P
Quant Time: Oct 21 17:34:58 2020
Quant Results File: 102120_8151.RES

Vial: 11
Operator: UA
Inst : HP G1530A
Multiplr: 1.00

Quant Method : J:\gc24\Methods\102120_8151.M
Quant Title : 103118_8151.m MJ215 CAL_KC1800
QLast Update : Wed Oct 21 17:31:59 2020
Response via : Initial Calibration
DataAcq Meth:8151A-17.M

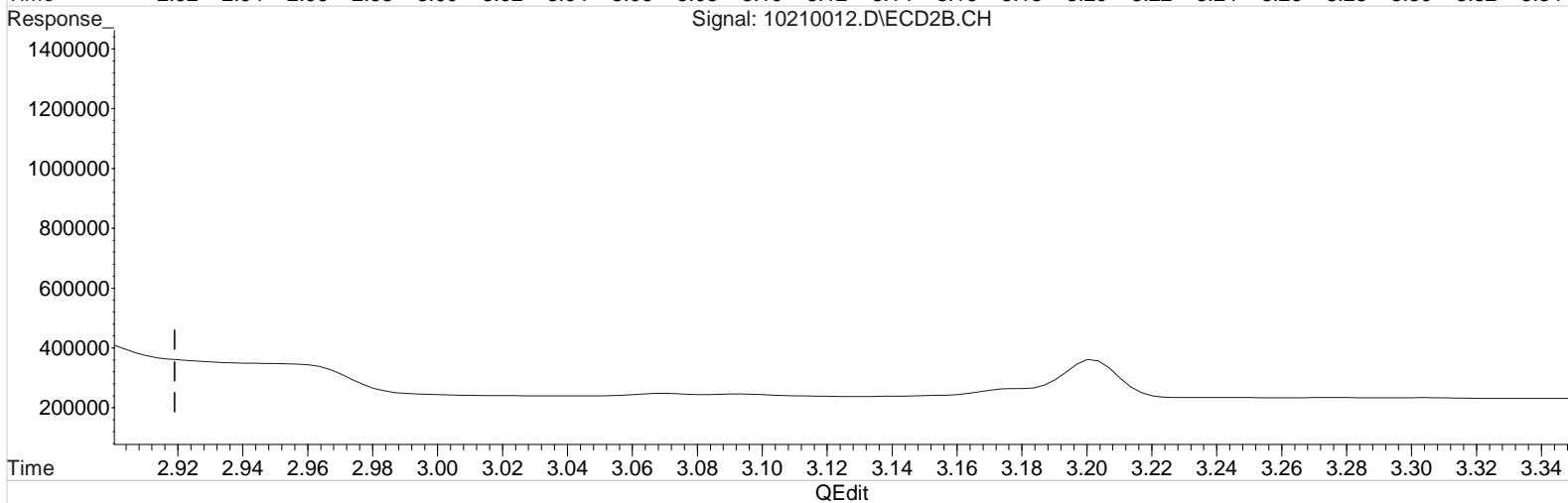
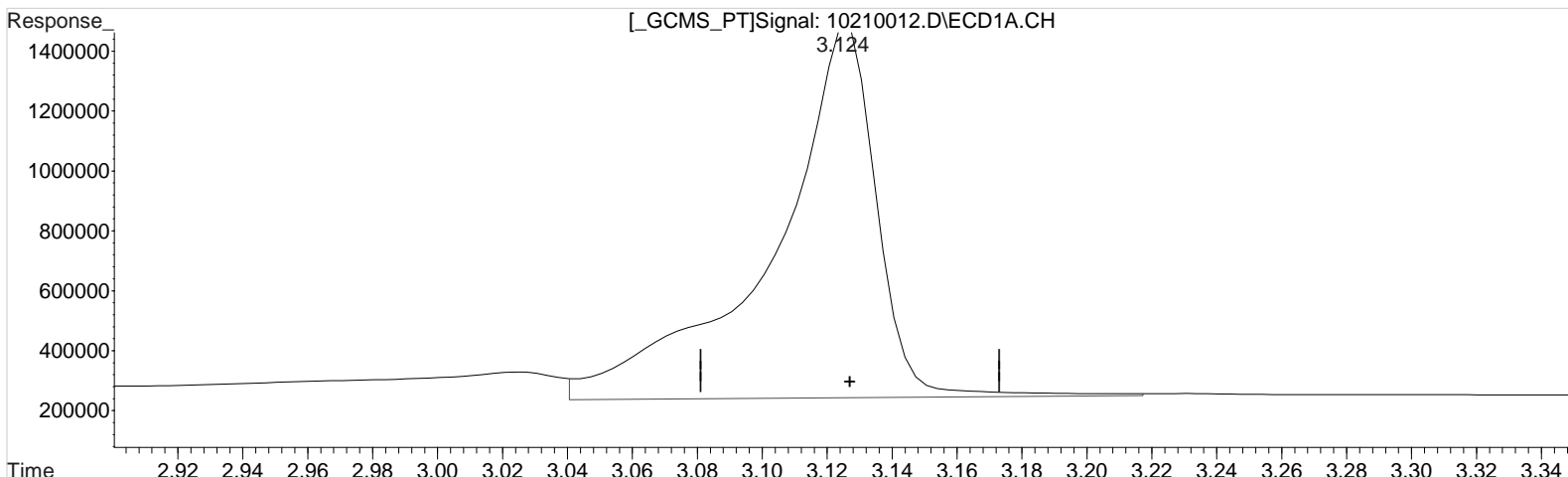
Volume Inj. : 2 uL
Signal #1 Phase : RTX-CLP2 Signal #2 Phase: ZB-XLB-HT
Signal #1 Info : 0.25 mm Signal #2 Info : 0.25 mm



Data File : J:\gc24\data\102120\10210012.D Vial: 11
Signal(s) : Signal #1: ECD1A.CH Signal #2: ECD2B.CH
Acq On : 21 Oct 2020 4:56 pm Operator: UA
Sample : PENTA2-15E ICV 100 PPB Inst : HP G1530A
Misc : Multiplr: 1.00
Integration File signal 1: RTEINT.P
Integration File signal 2: RTEINT2.P
Quant Time: Oct 21 17:33:07 2020
Quant Results File: 102120_8151.RES

Quant Method : J:\gc24\Methods\102120_8151.M
Quant Title : 103118_8151.m MJ215 CAL_KC1800
QLast Update : Wed Oct 21 17:31:59 2020
Response via : Initial Calibration
DataAcq Meth:8151A-17.M

Volume Inj. : 2 uL
Signal #1 Phase : RTX-CLP2 Signal #2 Phase: ZB-XLB-HT
Signal #1 Info : 0.25 mm Signal #2 Info : 0.25 mm



(1) Dalapon (m)
3.124min 114.147 ppb
response 2769027

Manual Integration:
Before
10/21/20

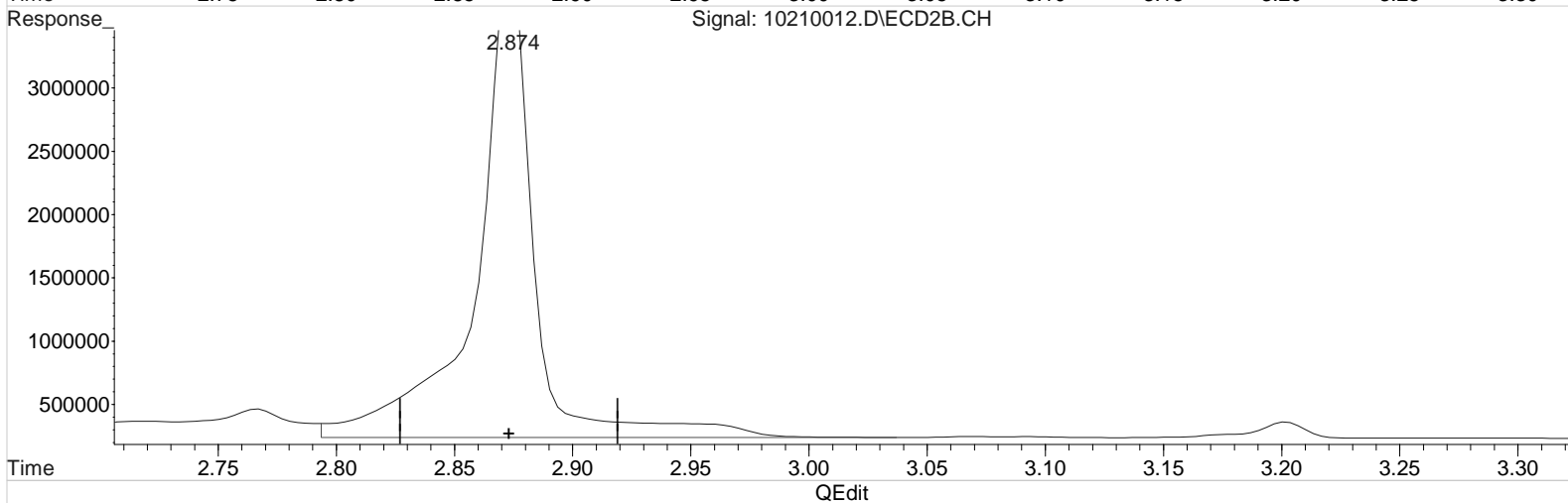
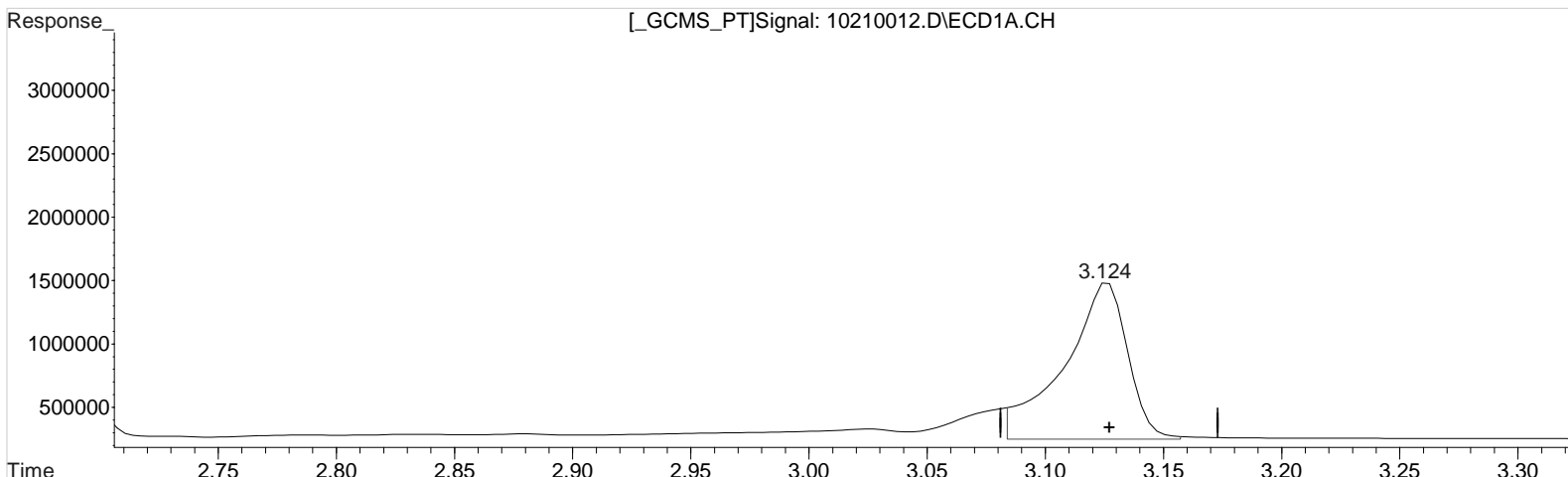
(1) Dalapon #2 (m)
2.874min 131.747 ppb
response 6365052

(+) = Expected Retention Time

Data File : J:\gc24\data\102120\10210012.D Vial: 11
Signal(s) : Signal #1: ECD1A.CH Signal #2: ECD2B.CH
Acq On : 21 Oct 2020 4:56 pm Operator: UA
Sample : PENTA2-15E ICV 100 PPB Inst : HP G1530A
Misc : Multiplr: 1.00
Integration File signal 1: RTEINT.P
Integration File signal 2: RTEINT2.P
Quant Time: Oct 21 17:33:07 2020
Quant Results File: 102120_8151.RES

Quant Method : J:\gc24\Methods\102120_8151.M
Quant Title : 103118_8151.m MJ215 CAL_KC1800
QLast Update : Wed Oct 21 17:31:59 2020
Response via : Initial Calibration
DataAcq Meth:8151A-17.M

Volume Inj. : 2 uL
Signal #1 Phase : RTX-CLP2 Signal #2 Phase: ZB-XLB-HT
Signal #1 Info : 0.25 mm Signal #2 Info : 0.25 mm



(1) Dalapon (m)
3.124min 93.788 ppb m
response 2275140

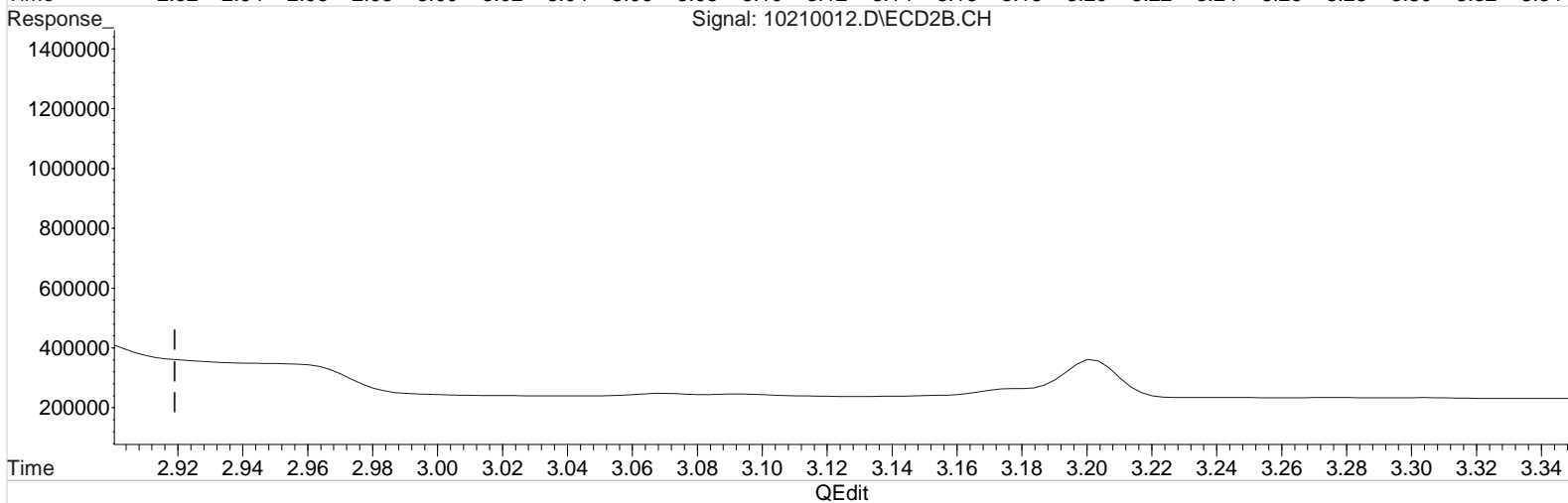
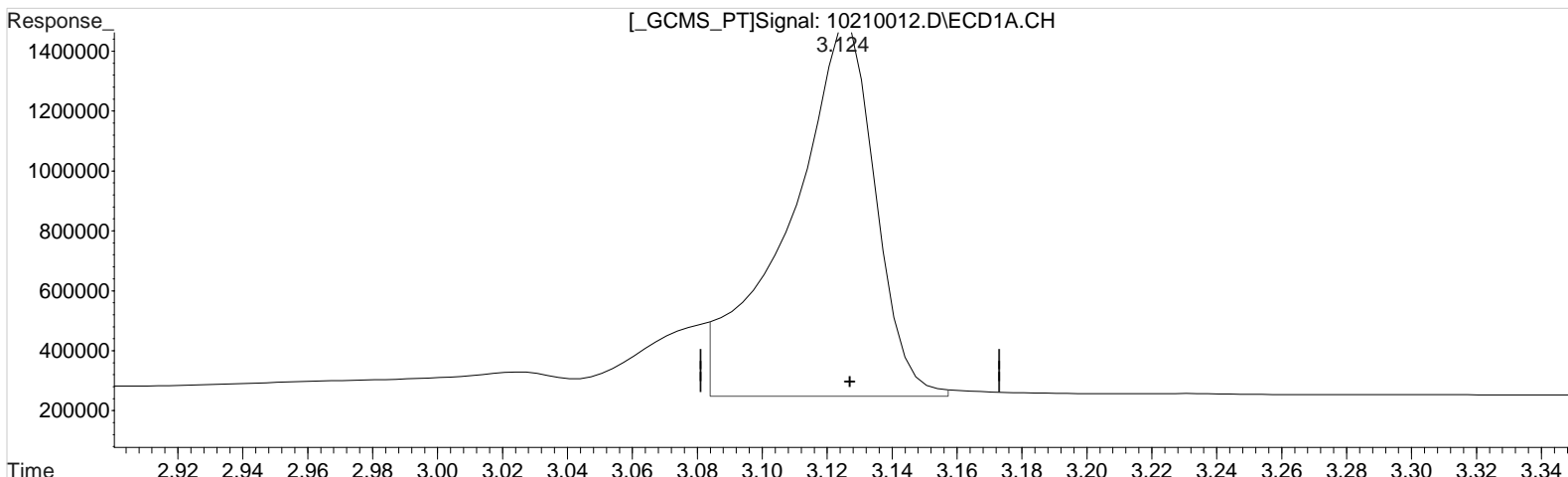
Manual Integration:
Before
10/21/20

(1) Dalapon #2 (m)
2.874min 131.747 ppb
response 6365052

Data File : J:\gc24\data\102120\10210012.D Vial: 11
Signal(s) : Signal #1: ECD1A.CH Signal #2: ECD2B.CH
Acq On : 21 Oct 2020 4:56 pm Operator: UA
Sample : PENTA2-15E ICV 100 PPB Inst : HP G1530A
Misc : Multiplr: 1.00
Integration File signal 1: RTEINT.P
Integration File signal 2: RTEINT2.P
Quant Time: Oct 21 17:33:07 2020
Quant Results File: 102120_8151.RES

Quant Method : J:\gc24\Methods\102120_8151.M
Quant Title : 103118_8151.m MJ215 CAL_KC1800
QLast Update : Wed Oct 21 17:31:59 2020
Response via : Initial Calibration
DataAcq Meth:8151A-17.M

Volume Inj. : 2 uL
Signal #1 Phase : RTX-CLP2 Signal #2 Phase: ZB-XLB-HT
Signal #1 Info : 0.25 mm Signal #2 Info : 0.25 mm



(1) Dalapon (m)
3.124min 93.788 ppb m
response 2275140

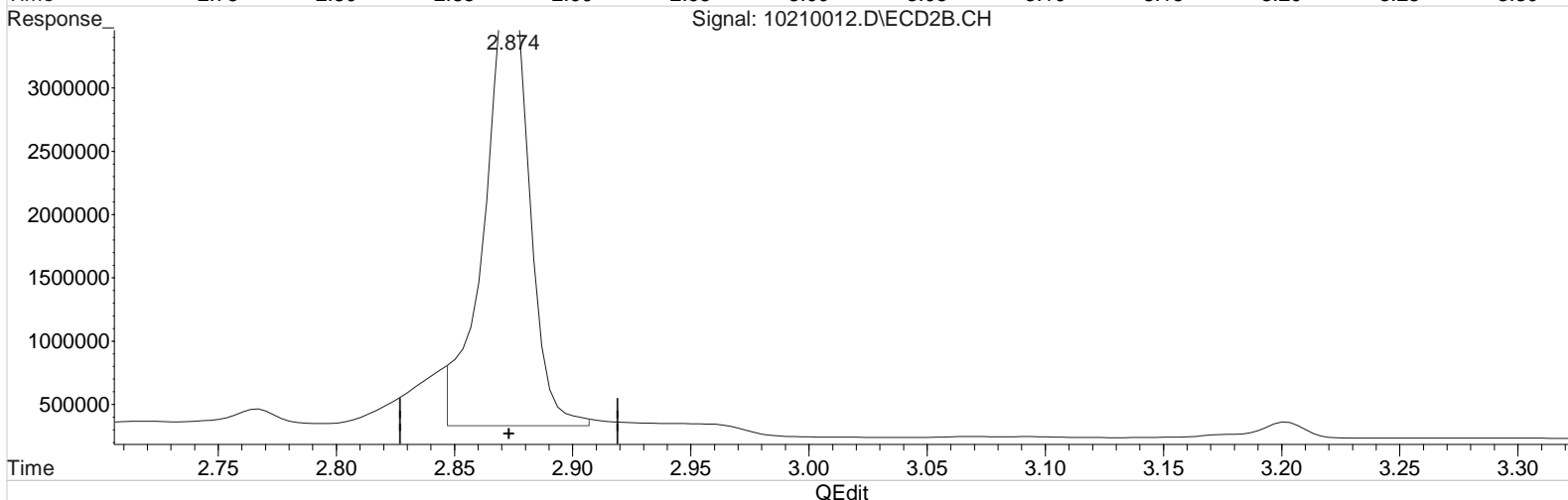
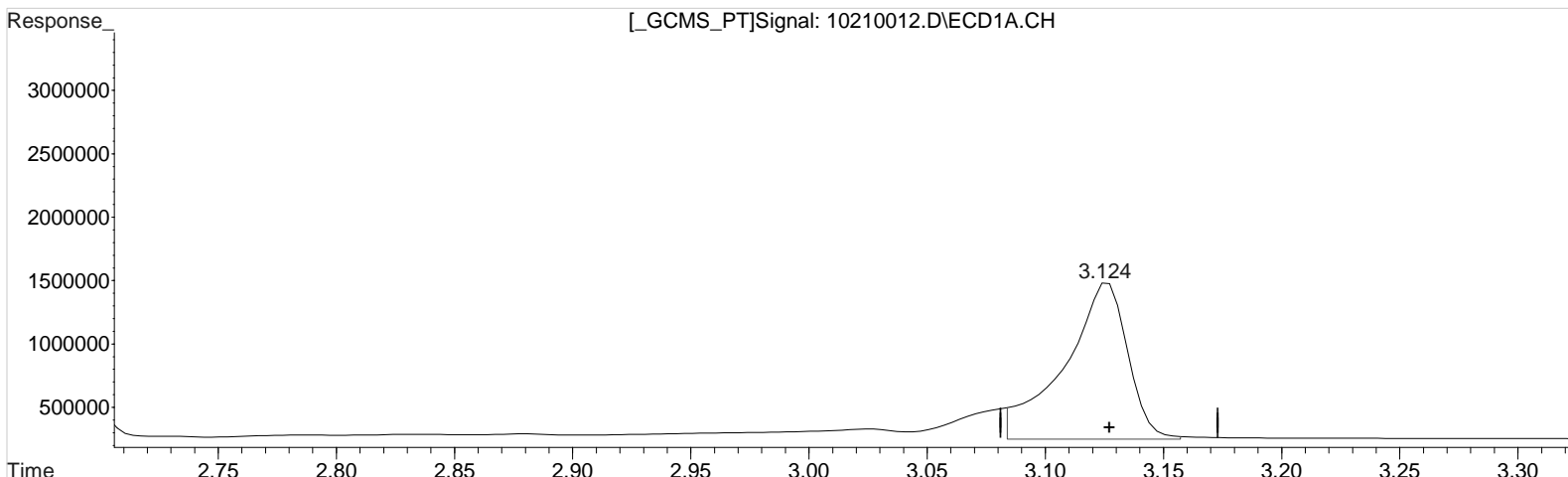
(1) Dalapon #2 (m)
2.874min 131.747 ppb
response 6365052

Manual Integration:
After
Baseline/Shoulder
10/21/20

Data File : J:\gc24\data\102120\10210012.D Vial: 11
Signal(s) : Signal #1: ECD1A.CH Signal #2: ECD2B.CH
Acq On : 21 Oct 2020 4:56 pm Operator: UA
Sample : PENTA2-15E ICV 100 PPB Inst : HP G1530A
Misc : Multiplr: 1.00
Integration File signal 1: RTEINT.P
Integration File signal 2: RTEINT2.P
Quant Time: Oct 21 17:33:07 2020
Quant Results File: 102120_8151.RES

Quant Method : J:\gc24\Methods\102120_8151.M
Quant Title : 103118_8151.m MJ215 CAL_KC1800
QLast Update : Wed Oct 21 17:31:59 2020
Response via : Initial Calibration
DataAcq Meth:8151A-17.M

Volume Inj. : 2 uL
Signal #1 Phase : RTX-CLP2 Signal #2 Phase: ZB-XLB-HT
Signal #1 Info : 0.25 mm Signal #2 Info : 0.25 mm



(1) Dalapon (m)
3.124min 93.788 ppb m
response 2275140

(1) Dalapon #2 (m)
2.874min 95.982 ppb m
response 4637166

Manual Integration:
After
Baseline/Shoulder
10/21/20

| Seq | Run | Location | Method | Datafile | SeqTable | Calib:RF:RT | Sample Name |
|-----|-----|----------|----------|----------|----------|-------------|------------------|
| No | 1 | Vial 100 | 8151A-17 | 11280001 | F:01:01 | | PRIMER |
| No | 2 | Vial 16 | 8151A-17 | 11280002 | F:02:01 | | PENTA-2 41C 100C |
| No | 3 | Vial 17 | 8151A-17 | 11280003 | F:03:01 | | IB |
| No | 4 | Vial 18 | 8151A-17 | 11280004 | F:04:01 | | KQ2017762-04MB |
| No | 5 | Vial 19 | 8151A-17 | 11280005 | F:05:01 | | KQ2017762-03LCS |
| No | 6 | Vial 20 | 8151A-17 | 11280006 | F:06:01 | | K2010401-001 5X |
| No | 7 | Vial 21 | 8151A-17 | 11280007 | F:07:01 | | K2010401-002 5X |
| No | 8 | Vial 22 | 8151A-17 | 11280008 | F:08:01 | | K2010401-003 |
| No | 9 | Vial 23 | 8151A-17 | 11280009 | F:09:01 | | KQ2017762-1MS 5X |
| No | 10 | Vial 24 | 8151A-17 | 11280010 | F:10:01 | | KQ2017762-2DMS 5 |
| No | 11 | Vial 25 | 8151A-17 | 11280011 | F:11:01 | | KQ2017763-04MB |
| No | 12 | Vial 26 | 8151A-17 | 11280012 | F:12:01 | | KQ2017763-03LCS |
| No | 13 | Vial 27 | 8151A-17 | 11280013 | F:13:01 | | K2010403-001 |
| No | 14 | Vial 16 | 8151A-17 | 11280014 | F:14:01 | | PENTA-2 41C 100C |
| No | 15 | Vial 17 | 8151A-17 | 11280015 | F:15:01 | | IB |
| No | 16 | Vial 28 | 8151A-17 | 11280016 | F:16:01 | | K2010403-002 |
| No | 17 | Vial 29 | 8151A-17 | 11280017 | F:17:01 | | K2010403-003 |
| No | 18 | Vial 30 | 8151A-17 | 11280018 | F:18:01 | | K2010403-004 |
| No | 19 | Vial 31 | 8151A-17 | 11280019 | F:19:01 | | K2010403-005 |
| No | 20 | Vial 32 | 8151A-17 | 11280020 | F:20:01 | | K2010403-006 |
| No | 21 | Vial 33 | 8151A-17 | 11280021 | F:21:01 | | K2010403-007 |
| No | 22 | Vial 34 | 8151A-17 | 11280022 | F:22:01 | | K2010403-008 |
| No | 23 | Vial 35 | 8151A-17 | 11280023 | F:23:01 | | K2010403-009 |
| No | 24 | Vial 36 | 8151A-17 | 11280024 | F:24:01 | | K2010403-010 |
| No | 25 | Vial 37 | 8151A-17 | 11280025 | F:25:01 | | K2010403-011 |
| No | 26 | Vial 16 | 8151A-17 | 11280026 | F:26:01 | | PENTA-2 41C 100C |
| No | 27 | Vial 17 | 8151A-17 | 11280027 | F:27:01 | | IB |
| No | 28 | Vial 38 | 8151A-17 | 11280028 | F:28:01 | | K2010403-012 |
| No | 29 | Vial 39 | 8151A-17 | 11280029 | F:29:01 | | K2010403-013 |
| No | 30 | Vial 40 | 8151A-17 | 11280030 | F:30:01 | | K2010403-014 |
| No | 31 | Vial 41 | 8151A-17 | 11280031 | F:31:01 | | K2010403-015 |
| No | 32 | Vial 42 | 8151A-17 | 11280032 | F:32:01 | | K2010403-016 |
| No | 33 | Vial 43 | 8151A-17 | 11280033 | F:33:01 | | K2010403-017* |
| No | 34 | Vial 44 | 8151A-17 | 11280034 | F:34:01 | | K2010403-018 |
| No | 35 | Vial 45 | 8151A-17 | 11280035 | F:35:01 | | K2010403-019* |
| No | 36 | Vial 46 | 8151A-17 | 11280036 | F:36:01 | | K2010403-020✓ |
| No | 37 | Vial 16 | 8151A-17 | 11280037 | F:37:01 | | PENTA-2 41C 100C |
| No | 38 | Vial 17 | 8151A-17 | 11280038 | F:38:01 | | IB |
| No | 39 | Vial 47 | 8151A-17 | 11280039 | F:39:01 | | KQ2017763-01MS |
| No | 40 | Vial 48 | 8151A-17 | 11280040 | F:40:01 | | KQ2017763-02DMS |
| No | 41 | Vial 49 | 8151A-17 | 11280041 | F:41:01 | | KQ2017767-04MB |
| No | 42 | Vial 50 | 8151A-17 | 11280042 | F:42:01 | | KQ2017767-03LCS |
| No | 43 | Vial 51 | 8151A-17 | 11280043 | F:43:01 | | K2010412-001 |
| No | 44 | Vial 52 | 8151A-17 | 11280044 | F:44:01 | | K2010412-002 |
| No | 45 | Vial 53 | 8151A-17 | 11280045 | F:45:01 | | K2010412-003 |
| No | 46 | Vial 54 | 8151A-17 | 11280046 | F:46:01 | | K2010412-004 |
| No | 47 | Vial 55 | 8151A-17 | 11280047 | F:47:01 | | K2010412-005 |
| No | 48 | Vial 56 | 8151A-17 | 11280048 | F:48:01 | | K2010412-006 |
| No | 49 | Vial 16 | 8151A-17 | 11280049 | F:49:01 | | PENTA-2 41C 100C |
| No | 50 | Vial 17 | 8151A-17 | 11280050 | F:50:01 | | IB |
| No | 51 | Vial 57 | 8151A-17 | 11280051 | F:51:01 | | K2010412-007 |
| No | 52 | Vial 58 | 8151A-17 | 11280052 | F:52:01 | | K2010412-008 |
| No | 53 | Vial 59 | 8151A-17 | 11280053 | F:53:01 | | K2010412-009 |
| No | 54 | Vial 60 | 8151A-17 | 11280054 | F:54:01 | | K2010412-010 |
| No | 55 | Vial 61 | 8151A-17 | 11280055 | F:55:01 | | K2010412-011 |
| No | 56 | Vial 62 | 8151A-17 | 11280056 | F:56:01 | | K2010412-012 |
| No | 57 | Vial 63 | 8151A-17 | 11280057 | F:57:01 | | K2010412-013 |
| No | 58 | Vial 64 | 8151A-17 | 11280058 | F:58:01 | | K2010412-014* |
| No | 59 | Vial 65 | 8151A-17 | 11280059 | F:59:01 | | K2010412-015 |
| No | 60 | Vial 66 | 8151A-17 | 11280060 | F:60:01 | | K2010412-016* |
| No | 61 | Vial 16 | 8151A-17 | 11280061 | F:61:01 | | PENTA-2 41C 100C |
| No | 62 | Vial 17 | 8151A-17 | 11280062 | F:62:01 | | IB |
| No | 63 | Vial 67 | 8151A-17 | 11280063 | F:63:01 | | K2010412-017 |
| No | 64 | Vial 68 | 8151A-17 | 11280064 | F:64:01 | | K2010412-018* |
| No | 65 | Vial 69 | 8151A-17 | 11280065 | F:65:01 | | K2010412-019 |

Handwritten:
 QX: K2020566
 Run: 705102

| Sel | Run | Location | Method | Datafile | SeqTable | Calib:RF:RT | Sample Name |
|-----|-----|----------|----------|----------|----------|-------------|------------------|
| No | 66 | Vial 70 | 8151A-17 | 11280066 | F:66:01 | | KQ2017767-01MS |
| No | 67 | Vial 71 | 8151A-17 | 11280067 | F:67:01 | | KQ2017767-02DMS |
| No | 68 | Vial 72 | 8151A-17 | 11280068 | F:68:01 | | KQ2017764-04MB |
| No | 69 | Vial 73 | 8151A-17 | 11280069 | F:69:01 | | KQ2017764-03LCS |
| No | 70 | Vial 74 | 8151A-17 | 11280070 | F:70:01 | | K2010405-007* |
| No | 71 | Vial 75 | 8151A-17 | 11280071 | F:71:01 | | K2010405-008* |
| No | 72 | Vial 76 | 8151A-17 | 11280072 | F:72:01 | | K2010405-009 |
| No | 73 | Vial 16 | 8151A-17 | 11280073 | F:73:01 | | PENTA-2 41C 100C |
| No | 74 | Vial 17 | 8151A-17 | 11280074 | F:74:01 | | IB |
| No | 75 | Vial 77 | 8151A-17 | 11280075 | F:75:01 | | K2010405-010 |
| No | 76 | Vial 78 | 8151A-17 | 11280076 | F:76:01 | | K2010405-015 |
| No | 77 | Vial 79 | 8151A-17 | 11280077 | F:77:01 | | K2010405-016 |
| No | 78 | Vial 80 | 8151A-17 | 11280078 | F:78:01 | | KQ2017764-01MS |
| No | 79 | Vial 81 | 8151A-17 | 11280079 | F:79:01 | | KQ2017764-02DMS |
| No | 80 | Vial 82 | 8151A-17 | 11280080 | F:80:01 | | K2010405-001 5X |
| No | 81 | Vial 83 | 8151A-17 | 11280081 | F:81:01 | | K2010405-002 5X |
| No | 82 | Vial 84 | 8151A-17 | 11280082 | F:82:01 | | K2010405-003 5X |
| No | 83 | Vial 85 | 8151A-17 | 11280083 | F:83:01 | | K2010405-004 5X |
| No | 84 | Vial 86 | 8151A-17 | 11280084 | F:84:01 | | K2010405-005 5X |
| No | 85 | Vial 16 | 8151A-17 | 11280085 | F:85:01 | | PENTA-2 41C 100C |
| No | 86 | Vial 17 | 8151A-17 | 11280086 | F:86:01 | | IB |
| No | 87 | Vial 87 | 8151A-17 | 11280087 | F:87:01 | | K2010405-006 5X |
| No | 88 | Vial 88 | 8151A-17 | 11280088 | F:88:01 | | K2010405-013 5X |
| No | 89 | Vial 89 | 8151A-17 | 11280089 | F:89:01 | | K2010405-014 5X |
| No | 90 | Vial 90 | 8151A-17 | 11280090 | F:90:01 | | K2010405-011 5X |
| No | 91 | Vial 91 | 8151A-17 | 11280091 | F:91:01 | | K2010405-012 5X |
| No | 92 | Vial 92 | 8151A-17 | 11280092 | F:92:01 | | K2010405-017 5X |
| No | 93 | Vial 93 | 8151A-17 | 11280093 | F:93:01 | | K2010405-018 5X |
| No | 94 | Vial 94 | 8151A-17 | 11280094 | F:94:01 | | K2010405-019 5X |
| No | 95 | Vial 95 | 8151A-17 | 11280095 | F:95:01 | | K2010405-020 5X |
| No | 96 | Vial 16 | 8151A-17 | 11280096 | F:96:01 | | PENTA-2 41C 100C |
| No | 97 | Vial 17 | 8151A-17 | 11280097 | F:97:01 | | IB |
| No | 98 | none | STANDBY | 11280098 | F:98:01 | | STANBY |

| Sel | Run | Location | Method | Datafile | SeqTable | Calib:RF:RT | Sample Name |
|-----|-----|----------|----------|----------|----------|-------------|------------------|
| No | 1 | Vial 99 | 552-2 | 11250001 | F:01:01 | | ISO-OCTANE |
| No | 2 | Vial 99 | 552-2 | 11250002 | F:02:01 | | ISO-OCTANE |
| No | 3 | Vial 2 | 552-2 | 11250003 | F:03:01 | | 111220 CCV |
| No | 4 | Vial 3 | 552-2 | 11250004 | F:04:01 | | Low Level LCS |
| No | 5 | Vial 1 | 552-2 | 11250005 | F:05:01 | | IB |
| No | 6 | Vial 4 | 552-2 | 11250006 | F:06:01 | | KQ2018676-04MB |
| No | 7 | Vial 5 | 552-2 | 11250007 | F:07:01 | | KQ2018676-03LCS |
| No | 8 | Vial 6 | 552-2 | 11250008 | F:08:01 | | K2010444-001 |
| No | 9 | Vial 7 | 552-2 | 11250009 | F:09:01 | | K2010487-001 |
| No | 10 | Vial 8 | 552-2 | 11250010 | F:10:01 | | K2010644-001 |
| No | 11 | Vial 9 | 552-2 | 11250011 | F:11:01 | | K2010815-002 |
| No | 12 | Vial 10 | 552-2 | 11250012 | F:12:01 | | KQ2018676-01MS |
| No | 13 | Vial 11 | 552-2 | 11250013 | F:13:01 | | KQ2018676-02DMS |
| No | 14 | Vial 5 | 552-2 | 11250014 | F:14:01 | | K2010644-01 5X |
| No | 15 | Vial 6 | 552-2 | 11250015 | F:15:01 | | K2010815-02 5X |
| No | 16 | Vial 2 | 552-2 | 11250016 | F:16:01 | | 111220 CCV |
| No | 17 | Vial 1 | 552-2 | 11250017 | F:17:01 | | IB |
| No | 18 | Vial 100 | 8151A-17 | 11250018 | F:18:01 | | PRIMER |
| No | 19 | Vial 16 | 8151A-17 | 11250019 | F:19:01 | | PENTA-2 41C 100C |
| No | 20 | Vial 17 | 8151A-17 | 11250020 | F:20:01 | | IB |
| No | 21 | Vial 18 | 8151A-17 | 11250021 | F:21:01 | | KQ2017762-04MB |
| No | 22 | Vial 19 | 8151A-17 | 11250022 | F:22:01 | | KQ2017762-03LCS |
| No | 23 | Vial 20 | 8151A-17 | 11250023 | F:23:01 | | K2010401-001 5X |
| No | 24 | Vial 21 | 8151A-17 | 11250024 | F:24:01 | | K2010401-002 5X |
| No | 25 | Vial 22 | 8151A-17 | 11250025 | F:25:01 | | K2010401-003 |
| No | 26 | Vial 23 | 8151A-17 | 11250026 | F:26:01 | | KQ2017762-1MS 5X |
| No | 27 | Vial 24 | 8151A-17 | 11250027 | F:27:01 | | KQ2017762-2DMS 5 |
| No | 28 | Vial 25 | 8151A-17 | 11250028 | F:28:01 | | KQ2017763-04MB |
| No | 29 | Vial 26 | 8151A-17 | 11250029 | F:29:01 | | KQ2017763-03LCS |
| No | 30 | Vial 27 | 8151A-17 | 11250030 | F:30:01 | | K2010403-001 |
| No | 31 | Vial 16 | 8151A-17 | 11250031 | F:31:01 | | PENTA-2 41C 100C |
| No | 32 | Vial 17 | 8151A-17 | 11250032 | F:32:01 | | IB |
| No | 33 | Vial 28 | 8151A-17 | 11250033 | F:33:01 | | K2010403-002 |
| No | 34 | Vial 29 | 8151A-17 | 11250034 | F:34:01 | | K2010403-003 |
| No | 35 | Vial 30 | 8151A-17 | 11250035 | F:35:01 | | K2010403-004 |
| No | 36 | Vial 31 | 8151A-17 | 11250036 | F:36:01 | | K2010403-005 |
| No | 37 | Vial 32 | 8151A-17 | 11250037 | F:37:01 | | K2010403-006 |
| No | 38 | Vial 33 | 8151A-17 | 11250038 | F:38:01 | | K2010403-007 |
| No | 39 | Vial 34 | 8151A-17 | 11250039 | F:39:01 | | K2010403-008 |
| No | 40 | Vial 35 | 8151A-17 | 11250040 | F:40:01 | | K2010403-009 |
| No | 41 | Vial 36 | 8151A-17 | 11250041 | F:41:01 | | K2010403-010 |
| No | 42 | Vial 37 | 8151A-17 | 11250042 | F:42:01 | | K2010403-011 |
| No | 43 | Vial 16 | 8151A-17 | 11250043 | F:43:01 | | PENTA-2 41C 100C |
| No | 44 | Vial 17 | 8151A-17 | 11250044 | F:44:01 | | IB |
| No | 45 | Vial 38 | 8151A-17 | 11250045 | F:45:01 | | K2010403-012 |
| No | 46 | Vial 39 | 8151A-17 | 11250046 | F:46:01 | | K2010403-013 |
| No | 47 | Vial 40 | 8151A-17 | 11250047 | F:47:01 | | K2010403-014 |
| No | 48 | Vial 41 | 8151A-17 | 11250048 | F:48:01 | | K2010403-015 |
| No | 49 | Vial 42 | 8151A-17 | 11250049 | F:49:01 | | K2010403-016 |
| No | 50 | Vial 43 | 8151A-17 | 11250050 | F:50:01 | | K2010403-017 |
| No | 51 | Vial 44 | 8151A-17 | 11250051 | F:51:01 | | K2010403-018 |
| No | 52 | Vial 45 | 8151A-17 | 11250052 | F:52:01 | | K2010403-019 |
| No | 53 | Vial 46 | 8151A-17 | 11250053 | F:53:01 | | K2010403-020 |
| No | 54 | Vial 16 | 8151A-17 | 11250054 | F:54:01 | | PENTA-2 41C 100C |
| No | 55 | Vial 17 | 8151A-17 | 11250055 | F:55:01 | | IB |
| No | 56 | Vial 47 | 8151A-17 | 11250056 | F:56:01 | | KQ2017763-01MS |
| No | 57 | Vial 48 | 8151A-17 | 11250057 | F:57:01 | | KQ2017763-02DMS |
| No | 58 | Vial 49 | 8151A-17 | 11250058 | F:58:01 | | KQ2017767-04MB |
| No | 59 | Vial 50 | 8151A-17 | 11250059 | F:59:01 | | KQ2017767-03LCS |
| No | 60 | Vial 51 | 8151A-17 | 11250060 | F:60:01 | | K2010412-001 |
| No | 61 | Vial 52 | 8151A-17 | 11250061 | F:61:01 | | K2010412-002 |
| No | 62 | Vial 53 | 8151A-17 | 11250062 | F:62:01 | | K2010412-003 |
| No | 63 | Vial 54 | 8151A-17 | 11250063 | F:63:01 | | K2010412-004 |
| No | 64 | Vial 55 | 8151A-17 | 11250064 | F:64:01 | | K2010412-005 |
| No | 65 | Vial 56 | 8151A-17 | 11250065 | F:65:01 | | K2010412-006 |

NR

Run #: 705101
ICAT: K2000566

NR
Run Stopped