

Northwest Natural Retirement Plan

Performance Comparison
with Similar Plan Sponsors

Prepared by: R.V. Kuhns & Associates

October 2003

Compared with a universe of peers, Northwest Natural Retirement Plan has:

- Performed in the top 20th percentile over 7 and 10 year trailing periods (as of June 30, 2003)
- Outperformed the median universe return 6 out of the 10 most recent calendar year periods



Northwest Natural Retirement Plan

Trailing Period Performance

As of June 30, 2003

Total Fund Universe Performance	YTD ending 6/30/03	1 YR ending 6/30/03	2 YRS ending 6/30/03	3 YRS ending 6/30/03	4 YRS ending 6/30/03	5 YRS ending 6/30/03	6 YRS ending 6/30/03	7 YRS ending 6/30/03	8 YRS ending 6/30/03	9 YRS ending 6/30/03	10 YRS ending 6/30/03
25th percentile	10.3	5.8	1.4	1.5	3.1	4.5	6.5	8.1	9.1	10.0	9.2
50th percentile (Median)	9.0	4.1	-0.4	-0.9	1.5	3.3	5.4	7.2	8.2	9.0	8.3
75th percentile	7.7	2.4	-2.0	-2.9	0.2	2.2	4.5	6.4	7.3	8.2	7.6

Northwest Natural Performance	10.8	4.6	-0.7	-1.3	1.6	3.8	6.8	8.5	9.7	10.9	9.8
Northwest Natural Rank	16	41	56	56	48	37	19	18	14	11	12

Above Median

Below Median



Northwest Natural Retirement Plan

Calendar Year Performance

As of December 31, 2002

Total Fund Universe Performance	1 YR ending 12/31/02	1 YR ending 12/31/01	1 YR ending 12/31/00	1 YR ending 12/31/99	1 YR ending 12/31/98	1 YR ending 12/31/97	1 YR ending 12/31/96	1 YR ending 12/31/95	1 YR ending 12/31/94	1 YR ending 12/31/93
25th percentile	-5.6	0.3	5.4	17.3	16.7	21.0	15.9	26.9	0.4	13.4
50th percentile (Median)	-8.7	-2.5	2.1	12.8	13.5	18.6	13.9	24.6	-0.9	11.1
75th percentile	-11.6	-5.2	-1.0	8.1	10.4	15.7	11.8	21.5	-2.1	9.0

Northwest Natural Performance	-9.2	-5.6	3.7	16.3	17.2	22.4	13.5	30.6	-2.5	20
Northwest Natural Rank	55	78	37	29	20	15	55	6	82	1

Above Median

Below Median

ICC Universe

- The **Independent Consultants Cooperative** Universe was created in 1992 and has grown to be the most comprehensive universe comparison database in the industry.
- The Universe is compiled by State Street on a quarterly basis, and is utilized by prominent clients and organizations across the country. One example is the Federal Reserve Bank, who publishes ICC data in their Flow of Funds analysis.
- R.V. Kuhns & Associates utilizes the ICC Universe to analyze client portfolios and rank portfolios against an appropriate group of peers. The Appendix section of the quarterly performance reports provided by R.V. Kuhns is output from the ICC Universe.

ICC Universe

The universe consists of:

- More than \$720 billion in assets
- Over 13,000 portfolios
- Over 1,200 Total Funds
- Over 1,000 different investment managers

All returns in the ICC Universe are gross of fees.

ICC Universe

The universe contains a total of 16 independent consulting firms located throughout the continental United States.



ICC Universe

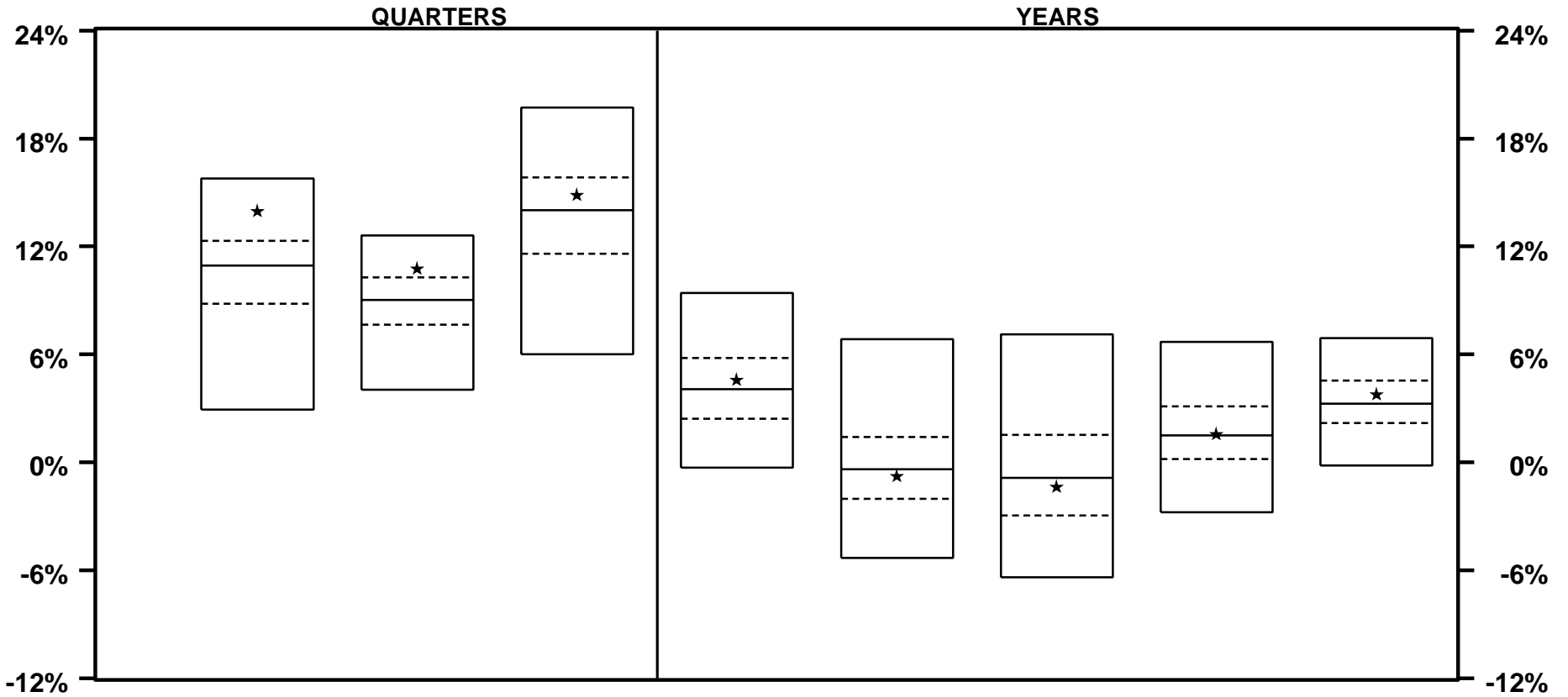
ICC list of consultants:

- Wurts & Associates, Inc. – Seattle, WA
- R.V. Kuhns & Associates, Inc. – Portland, OR
- Strategic Investment Solutions, Inc. – San Francisco, CA
- Canterbury Consulting – Newport Beach, CA
- Bidard & Ross, Inc. – Reno, NV
- Jeffrey Slocum & Associates – Minneapolis, MN
- Asset Consulting Group, Inc. – St. Louis, MO
- Summit Strategies Inc. – St. Louis, MO
- Holbein Associates – Addison, TX
- Becker Burke Associates, Inc. – Chicago, IL
- Highland Associates – Birmingham, AL
- Hartland & Co. – Cleveland, OH
- New England Pension Consultants, Inc. – Cambridge, MA
- Madison Portfolio Consultants, Inc. – New York, NY
- Curcio Webb – Princeton, NJ
- Spagnola Cosack, Inc. – Fort Washington, PA

NORTHWEST NATURAL RETIREMENT PLAN

TOTAL FUNDS - TOTAL RATES OF RETURN

PERIODS ENDING 6/03

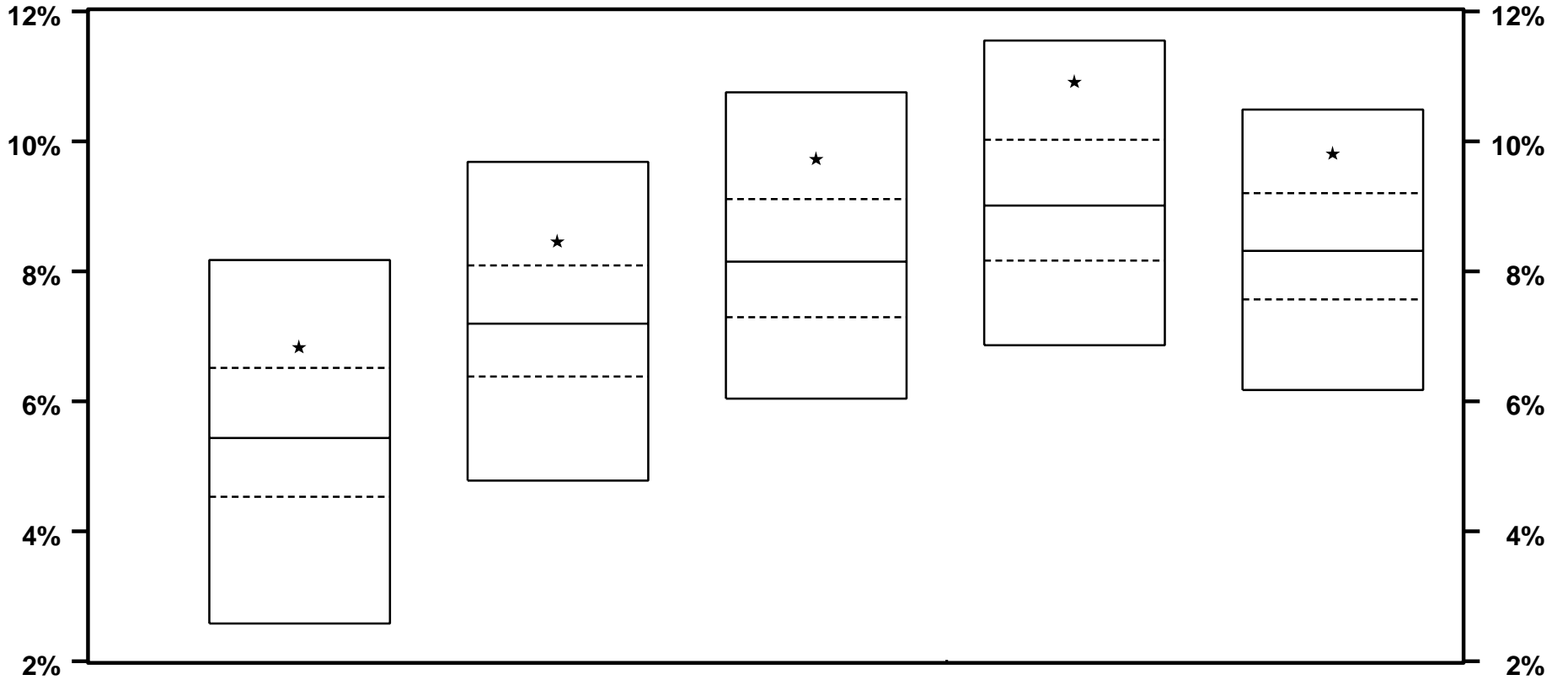


	LAST QTR		LAST 2 QTRS		LAST 3 QTRS		LAST YEAR		LAST 2 YEARS		LAST 3 YEARS		LAST 4 YEARS		LAST 5 YEARS	
★ TOTAL FUND	14.0	8	10.8	16	14.9	38	4.6	41	-0.7	56	-1.3	56	1.6	48	3.8	37
MEDIAN	10.9		9.0		14.0		4.1		-0.4		-0.8		1.5		3.3	

NORTHWEST NATURAL RETIREMENT PLAN

TOTAL FUNDS - TOTAL RATES OF RETURN

PERIODS ENDING 6/03



★ TOTAL FUND

MEDIAN

LAST 6

YEARS

6.8 19

LAST 7

YEARS

8.5 18

LAST 8

YEARS

9.7 14

LAST 9

YEARS

10.9 11

LAST 10

YEARS

9.8 12

5.4

7.2

8.2

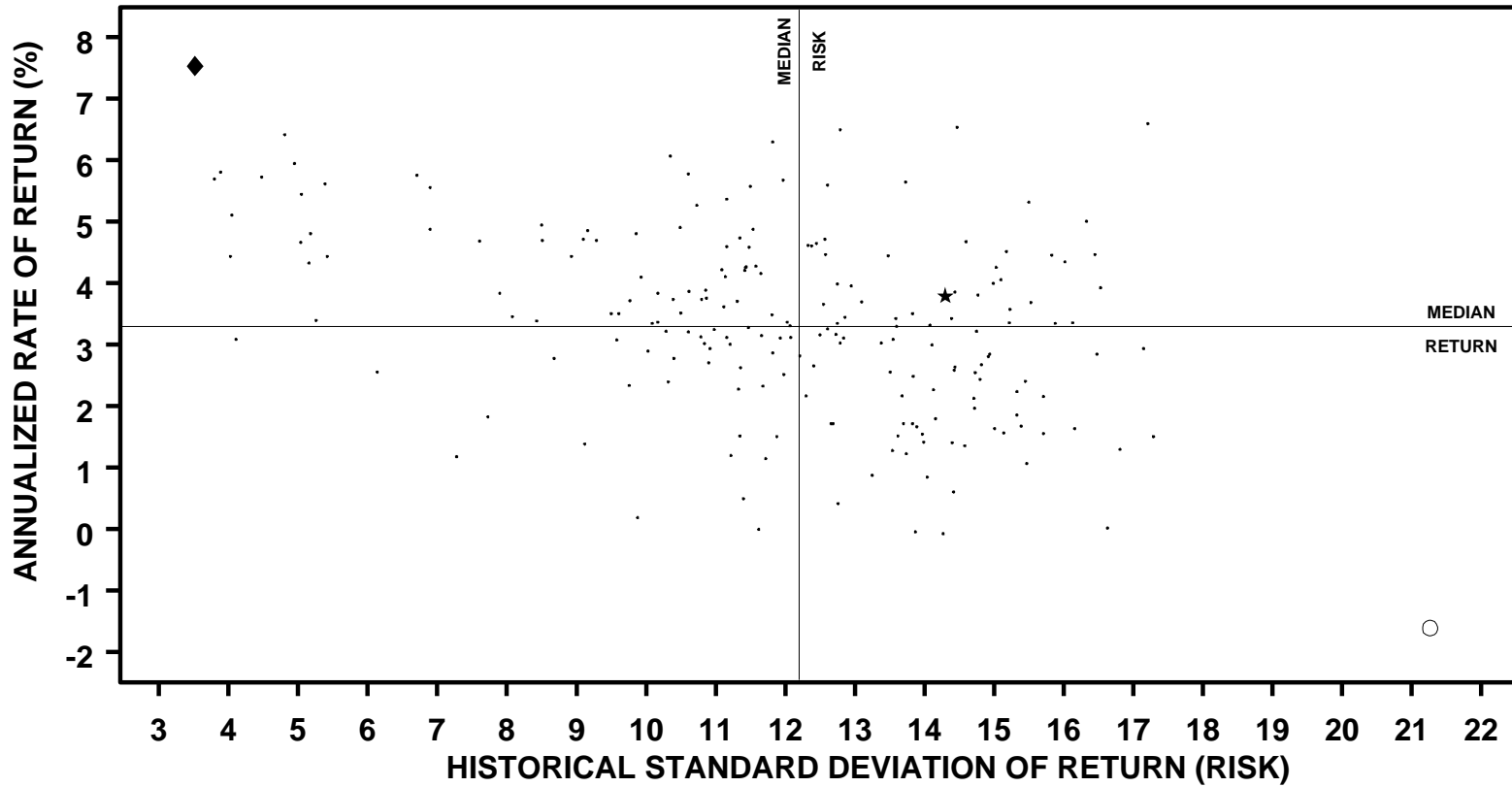
9.0

8.3

NORTHWEST NATURAL RETIREMENT PLAN

TOTAL FUNDS - TOTAL RETURN VS RISK

5 YEARS ENDING 6/03



	ANNUALIZED RETURN		STANDARD DEVIATION		SHARPE RATIO	
	VALUE	RANK	VALUE	RANK	VALUE	RANK
★ TOTAL FUND	3.8	37	14.3	23	0.1	30
○ S&P 500	-1.6	97	21.3	2	-0.2	
◆ LB AGGREGATE	7.5	2	3.5	94	1.0	1
MEDIAN	3.3		12.2		0.0	