



Performance Results

Washington

February 2004 - January 2005

Qwest's Performance Assurance Plans (PAPs)

PAP specific statistical parameters are unique in some cases. For example, some PAPs apply a range of critical values dependent on the type of product and volume of orders. Accordingly, the critical z-values and resulting parity scores reflected in this report may differ from critical z-values and resulting parity values used to calculate PAP payments. For CLECs who have opted into a QPAP, the critical z-values and parity values applicable under the PAP will be applied and reflected in the CLEC payment summaries provided with any payments made.

The numerator and denominator of each performance result will be the same in both instances.

February 25, 2005

Table of Contents

Section	Page Number
GA-1 - Gateway Availability - IMA-GUI	22
<i>Gateway Availability - IMA-GUI (Percent) All ((GA-1) A) (Benchmark)</i>	22
<i>Gateway Availability - IMA-GUI (Percent) SIA ((GA-1) D) (Benchmark)</i>	22
GA-2 - Gateway Availability - IMA-EDI	23
<i>Gateway Availability - IMA-EDI (Percent) ((GA-2)) (Benchmark)</i>	23
GA-3 - Gateway Availability - EB-TA	24
<i>Gateway Availability - EB-TA (Percent) ((GA-3)) (Benchmark)</i>	24
GA-4 - System Availability - EXACT	25
<i>System Availability - EXACT (Percent) ((GA-4)) (Benchmark)</i>	25
GA-6 - Gateway Availability - GUI - Repair	26
<i>Gateway Availability - GUI - Repair (Percent) ((GA-6)) (Benchmark)</i>	26
GA-7 - Timely Outage Resolution following Software Releases	27
<i>Timely Outage Resolution following Software Releases (Percent) ((GA-7)) (Benchmark)</i>	27
PO-1 - Pre-Order/Order Response Times	28
<i>Pre-Order Response Times (Appt. Scheduler) (Avg Sec) IMA Request ((PO-1) A-1(a)) (Diagnostic)</i>	28
<i>Pre-Order Response Times (Appt. Scheduler) (Avg Sec) IMA Response/Accept ((PO-1) A-1(b,c)) (Diagnostic)</i>	28
<i>Pre-Order Response Times (Appt. Scheduler) (Avg Sec) IMA Aggregate ((PO-1) A-1 Total) (Benchmark)</i>	28
<i>Pre-Order Response Times (Service Availability) (Avg Sec) IMA Request ((PO-1) A-2(a)) (Diagnostic)</i>	28
<i>Pre-Order Response Times (Service Availability) (Avg Sec) IMA Response ((PO-1) A-2(b)) (Diagnostic)</i>	29
<i>Pre-Order Response Times (Service Availability) (Avg Sec) IMA Aggregate ((PO-1) A-2 Total) (Benchmark)</i>	29
<i>Pre-Order Response Times (Facility Check) (Avg Sec) IMA Request ((PO-1) A-3(a)) (Diagnostic)</i>	29
<i>Pre-Order Response Times (Facility Check) (Avg Sec) IMA Response ((PO-1) A-3(b)) (Diagnostic)</i>	29
<i>Pre-Order Response Times (Facility Check) (Avg Sec) IMA Aggregate ((PO-1) A-3 Total) (Benchmark)</i>	30
<i>Pre-Order Response Times (Address Validation) (Avg Sec) IMA Request ((PO-1) A-4(a)) (Diagnostic)</i>	30
<i>Pre-Order Response Times (Address Validation) (Avg Sec) IMA Response ((PO-1) A-4(b)) (Diagnostic)</i>	30
<i>Pre-Order Response Times (Address Validation) (Avg Sec) IMA Aggregate ((PO-1) A-4 Total) (Benchmark)</i>	30
<i>Pre-Order Response Times (Get CSR) (Avg Sec) IMA Request ((PO-1) A-5(a)) (Diagnostic)</i>	31
<i>Pre-Order Response Times (Get CSR) (Avg Sec) IMA Response ((PO-1) A-5(b)) (Diagnostic)</i>	31
<i>Pre-Order Response Times (Get CSR) (Avg Sec) IMA Aggregate ((PO-1) A-5 Total) (Benchmark)</i>	31
<i>Pre-Order Response Times (TN Reservation) (Avg Sec) IMA Request ((PO-1) A-6(a)) (Diagnostic)</i>	31
<i>Pre-Order Response Times (TN Reservation) (Avg Sec) IMA Response ((PO-1) A-6(b)) (Diagnostic)</i>	32
<i>Pre-Order Response Times (TN Reservation) (Avg Sec) IMA Accept ((PO-1) A-6(c)) (Diagnostic)</i>	32
<i>Pre-Order Response Times (TN Reservation) (Avg Sec) IMA Aggregate ((PO-1) A-6 Total) (Benchmark)</i>	32
<i>Pre-Order Response Times (Loop Qualification Tools) (Avg Sec) IMA Request ((PO-1) A-7(a)) (Diagnostic)</i>	32
<i>Pre-Order Response Times (Loop Qualification Tools) (Avg Sec) IMA Response ((PO-1) A-7(b)) (Benchmark)</i>	33
<i>Pre-Order Response Times (Loop Qualification Tools) (Avg Sec) IMA Aggregate ((PO-1) A-7 Total) (Diagnostic)</i>	33
<i>Pre-Order Response Times (Resale of Qwest DSL Qualification) (Avg Sec) IMA Request ((PO-1) A-8(a)) (Diagnostic)</i>	33
<i>Pre-Order Response Times (Resale of Qwest DSL Qualification) (Avg Sec) IMA Response ((PO-1) A-8(b)) (Benchmark)</i>	33
<i>Pre-Order Response Times (Resale of Qwest DSL Qualification) (Avg Sec) IMA Aggregate ((PO-1) A-8 Total) (Diagnostic)</i>	34
<i>Pre-Order Response Times (Connecting Facility Assignment) (Avg Sec) IMA Request ((PO-1) A-9(a)) (Diagnostic)</i>	34
<i>Pre-Order Response Times (Connecting Facility Assignment) (Avg Sec) IMA Response ((PO-1) A-9(b)) (Diagnostic)</i>	34
<i>Pre-Order Response Times (Connecting Facility Assignment) (Avg Sec) IMA Aggregate ((PO-1) A-9 Total) (Benchmark)</i>	34
<i>Pre-Order Response Times (Meet Point Inquiry) (Avg Sec) IMA Request ((PO-1) A-10(a)) (Diagnostic)</i>	35
<i>Pre-Order Response Times (Meet Point Inquiry) (Avg Sec) IMA Response ((PO-1) A-10(b)) (Diagnostic)</i>	35
<i>Pre-Order Response Times (Meet Point Inquiry) (Avg Sec) IMA Aggregate ((PO-1) A-10 Total) (Benchmark)</i>	35

Table of Contents

Section	Page Number
<i>Pre-Order Response Times (Appt. Scheduler) (Avg Sec) EDI Request/Response ((PO-1) B-1) (Benchmark)</i>	36
<i>Pre-Order Response Times (Service Availability) (Avg Sec) EDI Request/Response ((PO-1) B-2) (Benchmark)</i>	36
<i>Pre-Order Response Times (Facility Check) (Avg Sec) EDI Request/Response ((PO-1) B-3) (Benchmark)</i>	36
<i>Pre-Order Response Times (Address Validation) (Avg Sec) EDI Request/Response ((PO-1) B-4) (Benchmark)</i>	36
<i>Pre-Order Response Times (Get CSR) (Avg Sec) EDI Request/Response ((PO-1) B-5) (Benchmark)</i>	37
<i>Pre-Order Response Times (TN Reservation) (Avg Sec) EDI Request/Response ((PO-1) B-6) (Benchmark)</i>	37
<i>Pre-Order Response Times (Loop Qualification Tools) (Avg Sec) EDI Request/Response ((PO-1) B-7) (Benchmark)</i>	37
<i>Pre-Order Response Times (Resale of Qwest DSL Qualification) (Avg Sec) EDI Request/Response ((PO-1) B-8) (Benchmark)</i>	37
<i>Pre-Order Response Times (Connecting Facility Assignment) (Avg Sec) EDI Request/Response ((PO-1) B-9) (Benchmark)</i>	38
<i>Pre-Order Response Times (Meet Point Inquiry) (Avg Sec) EDI Request/Response ((PO-1) B-10) (Benchmark)</i>	38
<i>Pre-Order Response Times (Timeout) (Percent) IMA Total ((PO-1C) -1) (Benchmark)</i>	38
<i>Pre-Order Response Times (Timeout) (Percent) EDI Total ((PO-1C) -2) (Benchmark)</i>	38
<i>Pre-Order Response Times (Rejected Query) (Avg Sec) IMA Total ((PO-1D) -1) (Diagnostic)</i>	39
<i>Pre-Order Response Times (Rejected Query) (Avg Sec) EDI Total ((PO-1D) -2) (Diagnostic)</i>	39
PO-2A-1 - Electronic Flow-through for LSRs received via IMA GUI (Percent)	40
<i>Resale Aggregate W/O UNE-P-POTS (Diagnostic)</i>	40
<i>Unbundled Loop Aggregate (Diagnostic)</i>	40
<i>LNP (Diagnostic)</i>	40
<i>UNE - P (POTS) (Diagnostic)</i>	40
<i>UNE P (POTS AGG) (Diagnostic)</i>	41
<i>Line Sharing (Diagnostic)</i>	41
PO-2A-2 - Electronic Flow-through for LSRs received via IMA EDI (Percent)	42
<i>Resale Aggregate W/O UNE-P-POTS (Diagnostic)</i>	42
<i>Unbundled Loop Aggregate (Diagnostic)</i>	42
<i>LNP (Diagnostic)</i>	42
<i>UNE - P (POTS) (Diagnostic)</i>	42
<i>UNE P (POTS AGG) (Diagnostic)</i>	43
<i>Line Sharing (Diagnostic)</i>	43
PO-2B-1 - Electronic Flow-through for All Eligible LSRs received via IMA GUI (Percent)	44
<i>Resale Aggregate W/O UNE-P-POTS (Benchmark)</i>	44
<i>Unbundled Loop Aggregate (Benchmark)</i>	44
<i>LNP (Benchmark)</i>	44
<i>UNE - P (POTS) (Benchmark)</i>	44
<i>UNE P (POTS AGG) (Benchmark)</i>	45
<i>Line Sharing (Diagnostic)</i>	45
PO-2B-2 - Electronic Flow-through for All Eligible LSRs received via IMA EDI (Percent)	46
<i>Resale Aggregate W/O UNE-P-POTS (Benchmark)</i>	46
<i>Unbundled Loop Aggregate (Benchmark)</i>	46
<i>LNP (Benchmark)</i>	46
<i>UNE - P (POTS) (Benchmark)</i>	46
<i>UNE P (POTS AGG) (Benchmark)</i>	47
<i>Line Sharing (Diagnostic)</i>	47
PO-3 - LSR Rejection Notice Interval	48
<i>LSR Rejection Notice Interval for IMA - Rejected Manually (Hours:Minutes) ((PO-3A-1)) (Benchmark)</i>	48
<i>LSR Rejection Notice Interval for IMA - Auto-Rejected (Minutes:Seconds) ((PO-3A-2)) (Benchmark)</i>	48
<i>LSR Rejection Notice Interval for EDI - Rejected Manually (Hours:Minutes) ((PO-3B-1)) (Benchmark)</i>	48

Table of Contents

Section	Page Number
<i>LSR Rejection Notice Interval for EDI - Auto-Rejected (Minutes:Seconds) ((PO-3B-2)) (Benchmark)</i>	48
<i>LSR Rejection Notice Interval for Manual and IIS (Hours:Minutes) ((PO-3C)) (Benchmark)</i>	49
PO-4 - LSRs Rejected	50
<i>LSRs Rejected for IMA - Rejected Manually (Percent) ((PO-4A-1)) (Diagnostic)</i>	50
<i>LSRs Rejected for IMA - Auto-Rejected (Percent) ((PO-4A-2)) (Diagnostic)</i>	50
<i>LSRs Rejected for EDI - Rejected Manually (Percent) ((PO-4B-1)) (Diagnostic)</i>	50
<i>LSRs Rejected for EDI - Auto-Rejected (Percent) ((PO-4B-2)) (Diagnostic)</i>	50
<i>LSRs Received via Facsimile (Percent) ((PO-4C)) (Diagnostic)</i>	51
PO-5A-1 - FOCs On Time for Fully Electronic LSRs Received via IMA GUI (Percent)	52
<i>Resale Aggregate ((PO-5A-1) (a)) (Benchmark)</i>	52
<i>Unbundled Loop Aggregate ((PO-5A-1) (b)) (Benchmark)</i>	52
<i>LNP ((PO-5A-1) (c)) (Benchmark)</i>	52
PO-5A-2 - FOCs On Time for Fully Electronic LSRs Received via IMA EDI (Percent)	53
<i>Resale Aggregate ((PO-5A-2) (a)) (Benchmark)</i>	53
<i>Unbundled Loop Aggregate ((PO-5A-2) (b)) (Benchmark)</i>	53
<i>LNP ((PO-5A-2) (c)) (Benchmark)</i>	53
PO-5B-1 - FOCs On Time for Electronic/Manual LSRs Received via IMA GUI (Percent)	54
<i>Resale Aggregate ((PO-5B-1) (a)) (Benchmark)</i>	54
<i>Unbundled Loop Aggregate ((PO-5B-1) (b)) (Benchmark)</i>	54
<i>Unbundled Loop AGG-EELs ((PO-5B-1) (b)) (Benchmark)</i>	54
<i>LNP ((PO-5B-1) (c)) (Benchmark)</i>	54
PO-5B-2 - FOCs On Time for Electronic/Manual LSRs Received via IMA EDI (Percent)	55
<i>Resale Aggregate ((PO-5B-2) (a)) (Benchmark)</i>	55
<i>Unbundled Loop Aggregate ((PO-5B-2) (b)) (Benchmark)</i>	55
<i>Unbundled Loop AGG-EELs ((PO-5B-2) (b)) (Benchmark)</i>	55
<i>LNP ((PO-5B-2) (c)) (Benchmark)</i>	55
PO-5C - FOCs on Time for Manual (Percent)	56
<i>Resale Aggregate ((PO-5C) -(a)) (Benchmark)</i>	56
<i>Unbundled Loop Aggregate ((PO-5C) -(b)) (Benchmark)</i>	56
<i>Unbundled Loop AGG-EELs ((PO-5C) -(b)) (Benchmark)</i>	56
<i>LNP ((PO-5C) -(c)) (Benchmark)</i>	56
PO-5D - FOCs on Time (Percent)	57
<i>LIS Trunk ((PO-5D)) (Benchmark)</i>	57
PO-6 - Work Completion Notification Timeliness	58
<i>Notices Made Available via IMA - GUI All (Hours:Minutes) ((PO-6A)) (Benchmark)</i>	58
<i>Notices Transmitted via IMA - EDI All (Hours:Minutes) ((PO-6B)) (Benchmark)</i>	58
PO-7 - Billing Completion Notification Timeliness	59
<i>Notices Made Available via IMA - GUI / Billing System Posting Completions All (Percent) ((PO-7A) ,C) (Parity)</i>	59
<i>Notices Transmitted via IMA - EDI / Billing System Posting Completions All (Percent) ((PO-7B) ,C) (Parity)</i>	59
PO-8 - Jeopardy Notice Interval	60
<i>Non-Designed Services (Average Days) ((PO-8) A) (Parity)</i>	60

Table of Contents

Section	Page Number
<i>Unbundled Loops and Number Portability (Average Days) ((PO-8) B) (Parity)</i>	60
<i>UNE - P (POTS) (Average Days) ((PO-8) D) (Parity)</i>	60
PO-9 - Timely Jeopardy Notices	61
<i>Non-Designed Services ((PO-9) A) (Parity)</i>	61
<i>Unbundled Loops and Number Portability ((PO-9) B) (Parity)</i>	61
<i>LIS Trunk ((PO-9) C) (Parity)</i>	61
<i>UNE - P (POTS) ((PO-9) D) (Parity)</i>	61
PO-15 - Number of Due Date Changes per Order	62
<i>All ((PO-15)) (Diagnostic)</i>	62
PO-16 - Timely Release Notifications	63
<i>((PO-16)) (Percent) (Benchmark)</i>	63
PO-19 - Stand-Alone Test Environment (SATE) Accuracy	64
<i>((PO-19)) (Percent) (Benchmark)</i>	64
<i>((PO-19) A) Rel. 12.0 (Percent) (Benchmark)</i>	64
<i>((PO-19) A) Rel. 13.0 (Percent) (Benchmark)</i>	64
<i>((PO-19) A) Rel. 14.0 (Percent) (Benchmark)</i>	64
<i>((PO-19) A) Rel. 15.0 (Percent) (Benchmark)</i>	65
<i>((PO-19)) Rel. 16.0 (Percent) (Benchmark)</i>	65
<i>((PO-19) A) Rel. VICKI (Percent) (Benchmark)</i>	65
<i>((PO-19) B) (Percent) (Benchmark)</i>	65
PO-20 Manual Service Order Accuracy	66
<i>Resale POTS and UNE-P (POTS) (Benchmark)</i>	66
<i>Unbundled Loops (Analog & NL 2-wire) (Benchmark)</i>	66
PO-20 (Expanded) Manual Service Order Accuracy (Phase 1)	67
<i>Unbundled Loops (Benchmark)</i>	67
<i>Resale & UNE-P (POTS) (Benchmark)</i>	67
PO-20 (Expanded) Manual Service Order Accuracy (Phase 2)	68
<i>Unbundled Loops (Benchmark)</i>	68
<i>Resale & UNE-P (POTS) (Benchmark)</i>	68
OP-2 - Calls Answered within Twenty Seconds - Interconnect Provisioning Center	69
<i>Calls Answered within Twenty Seconds - Interconnect Provisioning Center (Percent) ((OP-2)) (Parity)</i>	69
OP-3A - Installation Commitments Met (Percent) - Dispatches within MSAs	70
<i>Residence (Parity)</i>	70
<i>Business (Parity)</i>	70
<i>Qwest DSL (Parity)</i>	70
<i>UNE - P (POTS) (Parity)</i>	70
<i>UNE P (Centrex) (Parity)</i>	71
<i>UNE P (Centrex 21) (Parity)</i>	71
<i>Line Sharing (Benchmark)</i>	72
<i>Line Splitting</i>	73
OP-3B - Installation Commitments Met (Percent) - Dispatches outside MSAs	74

Table of Contents

Section	Page Number
<i>Residence (Parity)</i>	74
<i>Business (Parity)</i>	74
<i>Qwest DSL (Parity)</i>	74
<i>UNE - P (POTS) (Parity)</i>	74
<i>UNE P (Centrex) (Parity)</i>	75
<i>Sub-Loop Unbundling (Diagnostic)</i>	76
OP-3C - Installation Commitments Met (Percent) - No dispatches	77
<i>Residence (Parity)</i>	77
<i>Business (Parity)</i>	77
<i>Centrex 21 (Parity)</i>	77
<i>Qwest DSL (Parity)</i>	77
<i>UNE - P (POTS) (Parity)</i>	78
<i>UNE P (Centrex) (Parity)</i>	78
<i>UNE P (Centrex 21) (Parity)</i>	78
<i>Line Sharing (Benchmark)</i>	79
<i>Sub-Loop Unbundling (Diagnostic)</i>	79
<i>Line Splitting</i>	80
OP-3D - Installation Commitments Met (Percent) - Interval Zone One	81
<i>ISDN Primary (Parity)</i>	81
<i>DS1 (Parity)</i>	81
<i>PBX (Parity)</i>	81
<i>LIS Trunk (Parity)</i>	81
<i>UDIT DS1 (Parity)</i>	82
<i>UDIT Above DS1 Level (Parity)</i>	82
<i>Dark Fiber - IOF (Diagnostic)</i>	82
<i>Unbundled Loop - 4 Wire Non-Loaded (Parity)</i>	82
<i>Unbundled Loop - DS1 Capable (Parity)</i>	83
<i>Unbundled Loop ISDN Capable (Parity)</i>	83
<i>Unbundled Loop - ADSL Qualified (Benchmark)</i>	83
<i>Unbundled Loop - DS3 Capable (Parity)</i>	83
<i>Qwest DSL (Parity)</i>	84
<i>Dark Fiber - Loop (Diagnostic)</i>	84
<i>E911 (Parity)</i>	84
<i>Unbundled Loop Analog (Benchmark)</i>	85
<i>Unbundled Loop - 2 Wire Non-Loaded (Benchmark)</i>	85
<i>Unbundled Loop - XDSLi (Benchmark)</i>	85
<i>Unbundled Loop Conditioned (Benchmark)</i>	85
<i>Enhanced Extended Loops - DS0 Capable (Diagnostic)</i>	86
<i>Enhanced Extended Loops - DS3 Capable (Diagnostic)</i>	86
<i>Enhanced Extended Loops - DS1 Capable (Benchmark)</i>	87
OP-3E - Installation Commitments Met (Percent) - Interval Zone Two	88
<i>ISDN Primary (Parity)</i>	88
<i>DS0 (Parity)</i>	88
<i>DS1 (Parity)</i>	88
<i>LIS Trunk (Parity)</i>	88
<i>UDIT DS1 (Parity)</i>	89
<i>UDIT Above DS1 Level (Parity)</i>	89
<i>Unbundled Loop - DS1 Capable (Parity)</i>	89

Table of Contents

Section	Page Number
<i>Unbundled Loop ISDN Capable (Parity)</i>	89
<i>Unbundled Loop - ADSL Qualified (Benchmark)</i>	90
<i>Unbundled Loop - DS3 Capable (Parity)</i>	90
<i>Dark Fiber - Loop (Diagnostic)</i>	90
<i>E911 (Parity)</i>	90
<i>Unbundled Loop Analog (Benchmark)</i>	91
<i>Unbundled Loop - 2 Wire Non-Loaded (Benchmark)</i>	91
<i>Unbundled Loop Conditioned (Benchmark)</i>	91
<i>Enhanced Extended Loops - DS3 Capable (Diagnostic)</i>	91
<i>Enhanced Extended Loops - DS1 Capable (Benchmark)</i>	92
OP-4A - Installation Interval (Average Days) - Dispatches within MSAs	93
<i>Residence (Parity)</i>	93
<i>Business (Parity)</i>	93
<i>Qwest DSL (Parity)</i>	93
<i>UNE - P (POTS) (Parity)</i>	93
<i>UNE P (Centrex) (Parity)</i>	94
<i>UNE P (Centrex 21) (Parity)</i>	94
<i>Line Sharing (Benchmark)</i>	95
<i>Line Splitting</i>	96
OP-4B - Installation Interval (Average Days) - Dispatches outside MSAs	97
<i>Residence (Parity)</i>	97
<i>Business (Parity)</i>	97
<i>Qwest DSL (Parity)</i>	97
<i>UNE - P (POTS) (Parity)</i>	97
<i>UNE P (Centrex) (Parity)</i>	98
<i>Sub-Loop Unbundling (Diagnostic)</i>	99
OP-4C - Installation Interval (Average Days) - No dispatches	100
<i>Residence (Parity)</i>	100
<i>Business (Parity)</i>	100
<i>Centrex 21 (Parity)</i>	100
<i>Qwest DSL (Parity)</i>	100
<i>UNE - P (POTS) (Parity)</i>	101
<i>UNE P (Centrex) (Parity)</i>	101
<i>UNE P (Centrex 21) (Parity)</i>	101
<i>Line Sharing (Benchmark)</i>	102
<i>Sub-Loop Unbundling (Diagnostic)</i>	102
<i>Line Splitting</i>	103
OP-4D - Installation Interval (Average Days) - Interval Zone One	104
<i>ISDN Primary (Parity)</i>	104
<i>DS1 (Parity)</i>	104
<i>PBX (Parity)</i>	104
<i>LIS Trunk (Parity)</i>	104
<i>UDIT DS1 (Parity)</i>	105
<i>UDIT Above DS1 Level (Parity)</i>	105
<i>Dark Fiber - IOF (Diagnostic)</i>	105
<i>Unbundled Loop - 4 Wire Non-Loaded (Parity)</i>	105
<i>Unbundled Loop - DS1 Capable (Parity)</i>	106

Table of Contents

Section	Page Number
<i>Unbundled Loop ISDN Capable (Parity)</i>	106
<i>Unbundled Loop - ADSL Qualified (Benchmark)</i>	106
<i>Unbundled Loop - DS3 Capable (Parity)</i>	106
<i>Qwest DSL (Parity)</i>	107
<i>Dark Fiber - Loop (Diagnostic)</i>	107
<i>E911 (Parity)</i>	107
<i>Unbundled Loop Analog (Benchmark)</i>	108
<i>Unbundled Loop - 2 Wire Non-Loaded (Benchmark)</i>	108
<i>Unbundled Loop - XDSLi (Benchmark)</i>	108
<i>Unbundled Loop Conditioned (Benchmark)</i>	108
<i>Enhanced Extended Loops - DS0 Capable (Diagnostic)</i>	109
<i>Enhanced Extended Loops - DS3 Capable (Diagnostic)</i>	109
<i>Enhanced Extended Loops - DS1 Capable (Benchmark)</i>	110
OP-4E - Installation Interval (Average Days) - Interval Zone Two	111
<i>DS0 (Parity)</i>	111
<i>DS1 (Parity)</i>	111
<i>LIS Trunk (Parity)</i>	111
<i>UDIT DS1 (Parity)</i>	112
<i>UDIT Above DS1 Level (Parity)</i>	112
<i>Dark Fiber - IOF (Diagnostic)</i>	112
<i>Unbundled Loop - DS1 Capable (Parity)</i>	112
<i>Unbundled Loop ISDN Capable (Parity)</i>	113
<i>Unbundled Loop - ADSL Qualified (Benchmark)</i>	113
<i>Dark Fiber - Loop (Diagnostic)</i>	113
<i>E911 (Parity)</i>	113
<i>Unbundled Loop Analog (Benchmark)</i>	114
<i>Unbundled Loop - 2 Wire Non-Loaded (Benchmark)</i>	114
<i>Unbundled Loop Conditioned (Benchmark)</i>	114
<i>Enhanced Extended Loops - DS3 Capable (Diagnostic)</i>	114
<i>Enhanced Extended Loops - DS1 Capable (Benchmark)</i>	115
OP-5A - New Service Installation Quality Reported to Repair (Percent)	116
<i>Residence (Parity)</i>	116
<i>Business (Parity)</i>	116
<i>Centrex 21 (Parity)</i>	116
<i>PBX (Parity)</i>	116
<i>Qwest DSL (Parity)</i>	117
<i>UNE - P (POTS) (Parity)</i>	117
<i>UNE P (Centrex) (Parity)</i>	117
<i>UNE P (Centrex 21) (Parity)</i>	117
<i>ISDN Primary (Parity)</i>	118
<i>DS0 (Parity)</i>	118
<i>DS1 (Parity)</i>	118
<i>Line Sharing (Parity)</i>	118
<i>Line Splitting (Parity)</i>	119
<i>Sub-Loop Unbundling (Diagnostic)</i>	120
<i>UDIT DS1 (Parity)</i>	121
<i>UDIT Above DS1 Level (Parity)</i>	121
<i>Dark Fiber - IOF (Diagnostic)</i>	121
<i>Unbundled Loop Analog (Parity)</i>	121

Table of Contents

Section	Page Number
<i>Unbundled Loop - 2 Wire Non-Loaded (Parity)</i>	122
<i>Unbundled Loop - 4 Wire Non-Loaded (Parity)</i>	122
<i>Unbundled Loop - DS1 Capable (Parity)</i>	122
<i>Unbundled Loop - XDSLi (Parity)</i>	122
<i>Unbundled Loop ISDN Capable (Parity)</i>	123
<i>Unbundled Loop - ADSL Qualified (Parity)</i>	123
<i>Unbundled Loop - DS3 Capable (Parity)</i>	123
<i>LIS Trunk (Parity)</i>	123
<i>Dark Fiber - Loop (Diagnostic)</i>	124
<i>E911 (Parity)</i>	124
<i>Enhanced Extended Loops - DS1 Capable (Parity)</i>	124
<i>Enhanced Extended Loops - DS0 Capable (Diagnostic)</i>	125
<i>Enhanced Extended Loops - DS3 Capable (Diagnostic)</i>	125
OP-5B - New Service Provisioning Quality (Percent)	126
<i>Residence (Diagnostic)</i>	126
<i>Business (Diagnostic)</i>	126
<i>Centrex 21 (Diagnostic)</i>	126
<i>PBX (Diagnostic)</i>	126
<i>Qwest DSL (Diagnostic)</i>	127
<i>UNE - P (POTS) (Diagnostic)</i>	127
<i>UNE P (Centrex) (Diagnostic)</i>	127
<i>UNE P (Centrex 21) (Diagnostic)</i>	127
<i>ISDN Primary (Diagnostic)</i>	128
<i>DS0 (Diagnostic)</i>	128
<i>DS1 (Diagnostic)</i>	128
<i>Line Sharing (Diagnostic)</i>	129
<i>Line Splitting (Diagnostic)</i>	129
<i>Sub-Loop Unbundling (Diagnostic)</i>	129
<i>Unbundled Loop Analog (Diagnostic)</i>	130
<i>Unbundled Loop - 2 Wire Non-Loaded (Diagnostic)</i>	130
<i>Unbundled Loop - 4 Wire Non-Loaded (Diagnostic)</i>	130
<i>Unbundled Loop - DS1 Capable (Diagnostic)</i>	130
<i>Unbundled Loop - XDSLi (Diagnostic)</i>	131
<i>Unbundled Loop ISDN Capable (Diagnostic)</i>	131
<i>Unbundled Loop - ADSL Qualified (Diagnostic)</i>	131
<i>Unbundled Loop - DS3 Capable (Diagnostic)</i>	131
<i>Dark Fiber - Loop (Diagnostic)</i>	132
<i>Enhanced Extended Loops - DS0 Capable (Diagnostic)</i>	133
<i>Enhanced Extended Loops - DS1 Capable (Diagnostic)</i>	133
<i>Enhanced Extended Loops - DS3 Capable (Diagnostic)</i>	133
OP-5T - New Service Installation Quality Total (Percent)	134
<i>Residence (Diagnostic)</i>	134
<i>Business (Diagnostic)</i>	134
<i>Centrex 21 (Diagnostic)</i>	134
<i>PBX (Diagnostic)</i>	134
<i>Qwest DSL (Diagnostic)</i>	135
<i>UNE - P (POTS) (Diagnostic)</i>	135
<i>UNE P (Centrex) (Diagnostic)</i>	135
<i>UNE P (Centrex 21) (Diagnostic)</i>	135

Table of Contents

Section	Page Number
<i>ISDN Primary (Diagnostic)</i>	136
<i>DS0 (Diagnostic)</i>	136
<i>DS1 (Diagnostic)</i>	136
<i>Line Sharing (Diagnostic)</i>	137
<i>Line Splitting (Diagnostic)</i>	137
<i>Sub-Loop Unbundling (Diagnostic)</i>	137
<i>Unbundled Loop Analog (Diagnostic)</i>	138
<i>Unbundled Loop - 2 Wire Non-Loaded (Diagnostic)</i>	138
<i>Unbundled Loop - 4 Wire Non-Loaded (Diagnostic)</i>	138
<i>Unbundled Loop - DS1 Capable (Diagnostic)</i>	138
<i>Unbundled Loop - XDSLi (Diagnostic)</i>	139
<i>Unbundled Loop ISDN Capable (Diagnostic)</i>	139
<i>Unbundled Loop - ADSL Qualified (Diagnostic)</i>	139
<i>Unbundled Loop - DS3 Capable (Diagnostic)</i>	139
<i>Dark Fiber - Loop (Diagnostic)</i>	140
<i>Enhanced Extended Loops - DS0 Capable (Diagnostic)</i>	141
<i>Enhanced Extended Loops - DS1 Capable (Diagnostic)</i>	141
<i>Enhanced Extended Loops - DS3 Capable (Diagnostic)</i>	141
OP-5R - New Service Quality Multiple Report Rate (Percent)	142
<i>Residence (Diagnostic)</i>	142
<i>Business (Diagnostic)</i>	142
<i>Centrex 21 (Diagnostic)</i>	142
<i>Qwest DSL (Diagnostic)</i>	142
<i>UNE - P (POTS) (Diagnostic)</i>	143
<i>UNE P (Centrex) (Diagnostic)</i>	143
<i>UNE P (Centrex 21) (Diagnostic)</i>	143
<i>Line Sharing (Diagnostic)</i>	144
<i>Line Splitting (Diagnostic)</i>	144
<i>UDIT DS1 (Diagnostic)</i>	145
<i>UDIT Above DS1 Level (Diagnostic)</i>	145
<i>Unbundled Loop Analog (Diagnostic)</i>	145
<i>Unbundled Loop - 2 Wire Non-Loaded (Diagnostic)</i>	145
<i>Unbundled Loop - DS1 Capable (Diagnostic)</i>	146
<i>Unbundled Loop - XDSLi (Diagnostic)</i>	146
<i>Unbundled Loop ISDN Capable (Diagnostic)</i>	146
<i>Unbundled Loop - ADSL Qualified (Diagnostic)</i>	146
<i>LIS Trunk (Diagnostic)</i>	147
OP-5R - New Service Quality Multiple Report Rate (Percent)	148
<i>Enhanced Extended Loops - DS0 Capable (Diagnostic)</i>	148
<i>Enhanced Extended Loops - DS1 Capable (Diagnostic)</i>	148
OP-6A-1 - Delayed Days for Non-Facility Reasons (Average Days) - Dispatches within MSAs	149
<i>Residence (Parity)</i>	149
<i>Business (Parity)</i>	149
<i>Qwest DSL (Parity)</i>	149
<i>UNE - P (POTS) (Parity)</i>	149
<i>UNE P (Centrex) (Parity)</i>	150
<i>Line Sharing (Parity)</i>	150
<i>Line Splitting (Parity)</i>	150

Table of Contents

Section	Page Number
OP-6A-2 - Delayed Days for Non-Facility Reasons (Average Days) - Dispatches outside MSAs	151
<i>Residence (Parity)</i>	151
<i>Business (Parity)</i>	151
<i>Qwest DSL (Parity)</i>	151
<i>UNE - P (POTS) (Parity)</i>	151
OP-6A-3 - Delayed Days for Non-Facility Reasons (Average Days) - No dispatches	152
<i>Residence (Parity)</i>	152
<i>Business (Parity)</i>	152
<i>Qwest DSL (Parity)</i>	152
<i>UNE - P (POTS) (Parity)</i>	152
<i>Line Sharing (Parity)</i>	153
<i>Line Splitting (Parity)</i>	153
OP-6A-4 - Delayed Days for Non-Facility Reasons (Average Days) - Interval Zone One	154
<i>LIS Trunk (Parity)</i>	154
<i>UDIT Above DS1 Level (Parity)</i>	155
<i>Unbundled Loop Analog (Parity)</i>	155
<i>Unbundled Loop - 2 Wire Non-Loaded (Parity)</i>	155
<i>Unbundled Loop - DS1 Capable (Parity)</i>	155
<i>Unbundled Loop ISDN Capable (Parity)</i>	156
<i>Unbundled Loop - ADSL Qualified (Parity)</i>	156
<i>Unbundled Loop - DS3 Capable (Parity)</i>	156
<i>Enhanced Extended Loops - DS3 Capable (Diagnostic)</i>	157
<i>Enhanced Extended Loops - DS1 Capable (Parity)</i>	158
OP-6A-5 - Delayed Days for Non-Facility Reasons (Average Days) - Interval Zone Two	159
<i>LIS Trunk (Parity)</i>	159
<i>UDIT DS1 (Parity)</i>	160
<i>UDIT Above DS1 Level (Parity)</i>	160
<i>Unbundled Loop Analog (Parity)</i>	160
<i>Unbundled Loop - 2 Wire Non-Loaded (Parity)</i>	160
<i>Unbundled Loop - DS1 Capable (Parity)</i>	161
<i>Unbundled Loop ISDN Capable (Parity)</i>	161
<i>Unbundled Loop - ADSL Qualified (Parity)</i>	161
<i>Enhanced Extended Loops - DS1 Capable (Parity)</i>	162
OP-6B-1 - Delayed Days for Facility Reasons (Average Days) - Dispatches within MSAs	163
<i>Residence (Parity)</i>	163
<i>UNE - P (POTS) (Parity)</i>	163
OP-6B-2 - Delayed Days for Facility Reasons (Average Days) - Dispatches outside MSAs	164
<i>Residence (Parity)</i>	164
<i>UNE - P (POTS) (Parity)</i>	164
OP-6B-4 - Delayed Days for Facility Reasons (Average Days) - Interval Zone One	165
<i>Unbundled Loop Analog (Parity)</i>	165
<i>Unbundled Loop - 2 Wire Non-Loaded (Parity)</i>	165
<i>Unbundled Loop - DS1 Capable (Parity)</i>	165
<i>Unbundled Loop ISDN Capable (Parity)</i>	165

Table of Contents

Section	Page Number
<i>Unbundled Loop - ADSL Qualified (Parity)</i>	166
OP-6B-5 - Delayed Days for Facility Reasons (Average Days) - Interval Zone Two	167
<i>Unbundled Loop Analog (Parity)</i>	167
<i>Unbundled Loop - 2 Wire Non-Loaded (Parity)</i>	167
<i>Unbundled Loop - DS1 Capable (Parity)</i>	167
<i>Unbundled Loop ISDN Capable (Parity)</i>	167
<i>Unbundled Loop - ADSL Qualified (Parity)</i>	168
<i>Dark Fiber - Loop (Diagnostic)</i>	168
OP-7 - Coordinated "Hot Cut" Interval (Hours:Minutes)	169
<i>Unbundled Loop - Analog (Diagnostic)</i>	169
<i>Unbundled Loop Other (Diagnostic)</i>	169
OP-8 - Number Portability Timeliness (Percent)	170
<i>Number Portability Timeliness (Percent) ((OP-8) B) (Benchmark)</i>	170
<i>Percentage of LNP Triggers Set Prior to the Frame Due Time (Percent) ((OP-8C)) (Benchmark)</i>	170
OP-13 - Coordinated Cuts on Time (Percent)	171
<i>Coordinated Cuts Completed on Time (Percent) Unbundled Loop - Analog ((OP-13A)) (Benchmark)</i>	171
<i>Coordinated Cuts Completed on Time (Percent) Unbundled Loop Other ((OP-13A)) (Benchmark)</i>	171
<i>Coordinated Cuts Started Without CLEC Approval (Percent) Unbundled Loop - Analog ((OP-13B)) (Diagnostic)</i>	171
<i>Coordinated Cuts Started Without CLEC Approval (Percent) Unbundled Loop Other ((OP-13B)) (Diagnostic)</i>	171
OP-15A - Interval for Pending Orders Delayed Past Due Date	172
<i>Residence (Diagnostic)</i>	172
<i>Business (Diagnostic)</i>	172
<i>UNE - P (POTS) (Diagnostic)</i>	172
<i>Line Sharing (Diagnostic)</i>	172
<i>Line Splitting (Diagnostic)</i>	173
OP-15A - Interval for Pending Orders Delayed Past Due Date	174
<i>DS0 (Diagnostic)</i>	174
OP-15A - Interval for Pending Orders Delayed Past Due Date	175
<i>LIS Trunk (Diagnostic)</i>	175
<i>UDIT Above DS1 Level (Diagnostic)</i>	175
<i>Dark Fiber - IOF (Diagnostic)</i>	175
<i>Unbundled Loop Analog (Diagnostic)</i>	175
<i>Unbundled Loop - 2 Wire Non-Loaded (Diagnostic)</i>	176
<i>Unbundled Loop - DS1 Capable (Diagnostic)</i>	176
<i>Unbundled Loop ISDN Capable (Diagnostic)</i>	176
<i>Unbundled Loop - DS3 Capable (Diagnostic)</i>	176
<i>Qwest DSL (Diagnostic)</i>	177
<i>Dark Fiber - Loop (Diagnostic)</i>	177
<i>Enhanced Extended Loops (EELs) (Diagnostic)</i>	178
OP-15B - Count of Pending Orders Delayed for Facilities Reasons	179
<i>Residence (Diagnostic)</i>	179
<i>Business (Diagnostic)</i>	179
<i>UNE - P (POTS) (Diagnostic)</i>	179

Table of Contents

Section	Page Number
<i>Line Sharing (Diagnostic)</i>	179
<i>Line Splitting (Diagnostic)</i>	180
<i>DS0 (Diagnostic)</i>	181
<i>LIS Trunk (Diagnostic)</i>	182
<i>UDIT Above DS1 Level (Diagnostic)</i>	182
<i>Dark Fiber - IOF (Diagnostic)</i>	182
<i>Unbundled Loop Analog (Diagnostic)</i>	182
<i>Unbundled Loop - 2 Wire Non-Loaded (Diagnostic)</i>	183
<i>Unbundled Loop - DS1 Capable (Diagnostic)</i>	183
<i>Unbundled Loop ISDN Capable (Diagnostic)</i>	183
<i>Unbundled Loop - DS3 Capable (Diagnostic)</i>	183
<i>Qwest DSL (Diagnostic)</i>	184
<i>Dark Fiber - Loop (Diagnostic)</i>	184
<i>Enhanced Extended Loops (EELs) (Diagnostic)</i>	184
OP-17 - Timeliness of Disconnects associated with LNP Orders	185
<i>Timeliness of Disconnects associated with LNP Orders (Percent) ((OP-17A)) (Benchmark)</i>	185
<i>Timeliness of Disconnects associated with LNP Orders (Percent) ((OP-17B)) (Diagnostic)</i>	185
MR-2 - Calls Answered within 20 Seconds - Interconnect Repair Center (Percent)	186
<i>Calls Answered within 20 seconds - Interconnect Repair Center (Percent) ((MR-2)) (Parity)</i>	186
MR-3A - Out of Service Cleared within 24 Hours (Percent) - Dispatches within MSAs	187
<i>Residence (Parity)</i>	187
<i>Business (Parity)</i>	187
<i>Centrex (Parity)</i>	187
<i>Centrex 21 (Parity)</i>	187
<i>PBX (Parity)</i>	188
<i>UNE - P (POTS) (Parity)</i>	188
<i>UNE P (Centrex) (Parity)</i>	188
<i>UNE P (Centrex 21) (Parity)</i>	188
<i>Line Sharing (Parity)</i>	189
<i>Line Splitting (Parity)</i>	189
MR-3B - Out of Service Cleared within 24 Hours (Percent) - Dispatches outside MSAs	190
<i>Residence (Parity)</i>	190
<i>Business (Parity)</i>	190
<i>PBX (Parity)</i>	190
<i>UNE - P (POTS) (Parity)</i>	190
<i>UNE P (Centrex) (Parity)</i>	191
<i>UNE P (Centrex 21) (Parity)</i>	191
<i>Line Sharing (Parity)</i>	191
MR-3C - Out of Service Cleared within 24 Hours (Percent) - No dispatches	192
<i>Residence (Parity)</i>	192
<i>Business (Parity)</i>	192
<i>Centrex (Parity)</i>	192
<i>Centrex 21 (Parity)</i>	192
<i>PBX (Parity)</i>	193
<i>UNE - P (POTS) (Parity)</i>	193
<i>UNE P (Centrex) (Parity)</i>	193

Table of Contents

Section	Page Number
<i>UNE P (Centrex 21) (Parity)</i>	193
<i>Line Sharing (Parity)</i>	194
<i>Line Splitting (Parity)</i>	194
<i>Sub-Loop Unbundling (Diagnostic)</i>	195
MR-3D - Out of Service Cleared within 24 Hours (Percent) - Interval Zone One	196
<i>Qwest DSL (Parity)</i>	196
<i>Unbundled Loop Analog (Parity)</i>	196
<i>Unbundled Loop - 2 Wire Non-Loaded (Parity)</i>	196
<i>Unbundled Loop - ADSL Qualified (Parity)</i>	196
<i>Unbundled Loop - XDSLi (Parity)</i>	197
<i>Unbundled Loop ISDN Capable (Parity)</i>	197
MR-3E - Out of Service Cleared within 24 Hours (Percent) - Interval Zone Two	198
<i>Unbundled Loop Analog (Parity)</i>	198
<i>Unbundled Loop - 2 Wire Non-Loaded (Parity)</i>	198
<i>Unbundled Loop - ADSL Qualified (Parity)</i>	198
<i>Unbundled Loop ISDN Capable (Parity)</i>	198
MR-4A - All Troubles Cleared within 48 Hours (Percent) - Dispatches within MSAs	199
<i>Residence (Parity)</i>	199
<i>Business (Parity)</i>	199
<i>Centrex (Parity)</i>	199
<i>Centrex 21 (Parity)</i>	199
<i>PBX (Parity)</i>	200
<i>UNE - P (POTS) (Parity)</i>	200
<i>UNE P (Centrex) (Parity)</i>	200
<i>UNE P (Centrex 21) (Parity)</i>	200
<i>Line Sharing (Parity)</i>	201
<i>Line Splitting (Parity)</i>	201
MR-4B - All Troubles Cleared within 48 Hours (Percent) - Dispatches outside MSAs	202
<i>Residence (Parity)</i>	202
<i>Business (Parity)</i>	202
<i>PBX (Parity)</i>	202
<i>UNE - P (POTS) (Parity)</i>	202
<i>UNE P (Centrex) (Parity)</i>	203
<i>UNE P (Centrex 21) (Parity)</i>	203
<i>Line Sharing (Parity)</i>	203
MR-4C - All Troubles Cleared within 48 Hours (Percent) - No dispatches	204
<i>Residence (Parity)</i>	204
<i>Business (Parity)</i>	204
<i>Centrex (Parity)</i>	204
<i>Centrex 21 (Parity)</i>	204
<i>PBX (Parity)</i>	205
<i>UNE - P (POTS) (Parity)</i>	205
<i>UNE P (Centrex) (Parity)</i>	205
<i>UNE P (Centrex 21) (Parity)</i>	205
<i>Line Sharing (Parity)</i>	206
<i>Line Splitting (Parity)</i>	206

Table of Contents

Section	Page Number
<i>Sub-Loop Unbundling (Diagnostic)</i>	207
MR-4D - All Troubles Cleared within 48 Hours (Percent) - Interval Zone One	208
<i>Qwest DSL (Parity)</i>	208
<i>Unbundled Loop Analog (Parity)</i>	208
<i>Unbundled Loop - 2 Wire Non-Loaded (Parity)</i>	208
<i>Unbundled Loop - ADSL Qualified (Parity)</i>	208
<i>Unbundled Loop - XDSLi (Parity)</i>	209
<i>Unbundled Loop ISDN Capable (Parity)</i>	209
MR-4E - All Troubles Cleared within 48 Hours (Percent) - Interval Zone Two	210
<i>Qwest DSL (Parity)</i>	210
<i>Unbundled Loop Analog (Parity)</i>	210
<i>Unbundled Loop - 2 Wire Non-Loaded (Parity)</i>	210
<i>Unbundled Loop - ADSL Qualified (Parity)</i>	210
<i>Unbundled Loop ISDN Capable (Parity)</i>	211
MR-5A - All Troubles Cleared within 4 Hours (Percent) - Interval Zone One	212
<i>ISDN Primary (Parity)</i>	212
<i>DS0 (Parity)</i>	212
<i>DS1 (Parity)</i>	212
<i>Frame Relay (Parity)</i>	212
<i>LIS Trunk (Parity)</i>	213
<i>UDIT DS1 (Parity)</i>	214
<i>UDIT Above DS1 Level (Parity)</i>	214
<i>Unbundled Loop - 4 Wire Non-Loaded (Parity)</i>	214
<i>Unbundled Loop - DS1 Capable (Parity)</i>	214
<i>E911 (Parity)</i>	215
<i>Enhanced Extended Loops - DS0 Capable (Diagnostic)</i>	216
<i>Enhanced Extended Loops - DS3 Capable (Diagnostic)</i>	216
<i>Enhanced Extended Loops - DS1 Capable (Parity)</i>	217
MR-5B - All Troubles Cleared within 4 Hours (Percent) - Interval Zone Two	218
<i>DS0 (Parity)</i>	218
<i>DS1 (Parity)</i>	218
<i>LIS Trunk (Parity)</i>	218
<i>UDIT DS1 (Parity)</i>	219
<i>UDIT Above DS1 Level (Parity)</i>	219
<i>Unbundled Loop - DS1 Capable (Parity)</i>	219
<i>E911 (Parity)</i>	219
<i>Enhanced Extended Loops - DS1 Capable (Parity)</i>	220
MR-6A - Mean Time to Restore (Hours:Minutes) - Dispatches within MSAs	221
<i>Residence (Parity)</i>	221
<i>Business (Parity)</i>	221
<i>Centrex (Parity)</i>	221
<i>Centrex 21 (Parity)</i>	221
<i>PBX (Parity)</i>	222
<i>UNE - P (POTS) (Parity)</i>	222
<i>UNE P (Centrex) (Parity)</i>	222
<i>UNE P (Centrex 21) (Parity)</i>	222

Table of Contents

Section	Page Number
<i>Line Sharing (Parity)</i>	223
<i>Line Splitting (Parity)</i>	223
MR-6B - Mean Time to Restore (Hours:Minutes) - Dispatches outside MSAs	224
<i>Residence (Parity)</i>	224
<i>Business (Parity)</i>	224
<i>PBX (Parity)</i>	224
<i>UNE - P (POTS) (Parity)</i>	224
<i>UNE P (Centrex) (Parity)</i>	225
<i>UNE P (Centrex 21) (Parity)</i>	225
<i>Line Sharing (Parity)</i>	225
MR-6C - Mean Time to Restore (Hours:Minutes) - No dispatches	226
<i>Residence (Parity)</i>	226
<i>Business (Parity)</i>	226
<i>Centrex (Parity)</i>	226
<i>Centrex 21 (Parity)</i>	226
<i>PBX (Parity)</i>	227
<i>UNE - P (POTS) (Parity)</i>	227
<i>UNE P (Centrex) (Parity)</i>	227
<i>UNE P (Centrex 21) (Parity)</i>	227
<i>Line Sharing (Parity)</i>	228
<i>Line Splitting (Parity)</i>	228
<i>Sub-Loop Unbundling (Diagnostic)</i>	229
MR-6D - Mean Time to Restore (Hours:Minutes) - Interval Zone One	230
<i>ISDN Primary (Parity)</i>	230
<i>DS0 (Parity)</i>	230
<i>DS1 (Parity)</i>	230
<i>Frame Relay (Parity)</i>	230
<i>LIS Trunk (Parity)</i>	231
<i>UDIT DS1 (Parity)</i>	232
<i>UDIT Above DS1 Level (Parity)</i>	232
<i>Dark Fiber - IOF (Diagnostic)</i>	232
<i>Unbundled Loop Analog (Parity)</i>	232
<i>Unbundled Loop - 2 Wire Non-Loaded (Parity)</i>	233
<i>Unbundled Loop - 4 Wire Non-Loaded (Parity)</i>	233
<i>Unbundled Loop - DS1 Capable (Parity)</i>	233
<i>Unbundled Loop - XDSLi (Parity)</i>	233
<i>Unbundled Loop ISDN Capable (Parity)</i>	234
<i>Unbundled Loop - ADSL Qualified (Parity)</i>	234
<i>Qwest DSL (Parity)</i>	234
<i>Dark Fiber - Loop (Diagnostic)</i>	234
<i>E911 (Parity)</i>	235
<i>Enhanced Extended Loops - DS0 Capable (Diagnostic)</i>	236
<i>Enhanced Extended Loops - DS3 Capable (Diagnostic)</i>	236
<i>Enhanced Extended Loops - DS1 Capable (Parity)</i>	237
MR-6E - Mean Time to Restore (Hours:Minutes) - Interval Zone Two	238
<i>DS0 (Parity)</i>	238
<i>DS1 (Parity)</i>	238

Table of Contents

Section	Page Number
<i>LIS Trunk (Parity)</i>	238
<i>UDIT DS1 (Parity)</i>	239
<i>UDIT Above DS1 Level (Parity)</i>	239
<i>Unbundled Loop Analog (Parity)</i>	239
<i>Unbundled Loop - 2 Wire Non-Loaded (Parity)</i>	239
<i>Unbundled Loop - DS1 Capable (Parity)</i>	240
<i>Unbundled Loop ISDN Capable (Parity)</i>	240
<i>Unbundled Loop - ADSL Qualified (Parity)</i>	240
<i>Qwest DSL (Parity)</i>	240
<i>E911 (Parity)</i>	241
<i>Enhanced Extended Loops - DS1 Capable (Parity)</i>	242
MR-7A - Repair Repeat Report Rate (Percent) - Dispatches within MSAs	243
<i>Residence (Parity)</i>	243
<i>Business (Parity)</i>	243
<i>Centrex (Parity)</i>	243
<i>Centrex 21 (Parity)</i>	243
<i>PBX (Parity)</i>	244
<i>UNE - P (POTS) (Parity)</i>	244
<i>UNE P (Centrex) (Parity)</i>	244
<i>UNE P (Centrex 21) (Parity)</i>	244
<i>Line Sharing (Diagnostic)</i>	245
<i>Line Splitting (Parity)</i>	245
MR-7B - Repair Repeat Report Rate (Percent) - Dispatches outside MSAs	246
<i>Residence (Parity)</i>	246
<i>Business (Parity)</i>	246
<i>PBX (Parity)</i>	246
<i>UNE - P (POTS) (Parity)</i>	246
MR-7C - Repair Repeat Report Rate (Percent) - No dispatches	247
<i>Residence (Parity)</i>	247
<i>Business (Parity)</i>	247
<i>Centrex (Parity)</i>	247
<i>Centrex 21 (Parity)</i>	247
<i>PBX (Parity)</i>	248
<i>UNE - P (POTS) (Parity)</i>	248
<i>UNE P (Centrex) (Parity)</i>	248
<i>UNE P (Centrex 21) (Parity)</i>	248
<i>Line Sharing (Diagnostic)</i>	249
<i>Line Splitting (Parity)</i>	249
MR-7D - Repair Repeat Report Rate (Percent) - Interval Zone One	250
<i>ISDN Primary (Parity)</i>	250
<i>DS0 (Parity)</i>	250
<i>DS1 (Parity)</i>	250
<i>Frame Relay (Parity)</i>	250
<i>LIS Trunk (Parity)</i>	251
<i>UDIT DS1 (Parity)</i>	252
<i>UDIT Above DS1 Level (Parity)</i>	252
<i>Unbundled Loop Analog (Parity)</i>	252

Table of Contents

Section	Page Number
<i>Unbundled Loop - 2 Wire Non-Loaded (Parity)</i>	252
<i>Unbundled Loop - 4 Wire Non-Loaded (Parity)</i>	253
<i>Unbundled Loop - DS1 Capable (Parity)</i>	253
<i>Unbundled Loop - XDSLi (Parity)</i>	253
<i>Unbundled Loop ISDN Capable (Parity)</i>	253
<i>Unbundled Loop - ADSL Qualified (Parity)</i>	254
<i>Qwest DSL (Parity)</i>	254
<i>E911 (Parity)</i>	254
<i>Enhanced Extended Loops - DS0 Capable (Diagnostic)</i>	255
<i>Enhanced Extended Loops - DS3 Capable (Diagnostic)</i>	255
<i>Enhanced Extended Loops - DS1 Capable (Parity)</i>	256
MR-7E - Repair Repeat Report Rate (Percent) - Interval Zone Two	257
<i>DS0 (Parity)</i>	257
<i>DS1 (Parity)</i>	257
<i>LIS Trunk (Parity)</i>	257
<i>UDIT DS1 (Parity)</i>	258
<i>UDIT Above DS1 Level (Parity)</i>	258
<i>Unbundled Loop Analog (Parity)</i>	258
<i>Unbundled Loop - 2 Wire Non-Loaded (Parity)</i>	258
<i>Unbundled Loop - DS1 Capable (Parity)</i>	259
<i>Unbundled Loop ISDN Capable (Parity)</i>	259
<i>Qwest DSL (Parity)</i>	259
<i>E911 (Parity)</i>	259
<i>Enhanced Extended Loops - DS1 Capable (Parity)</i>	260
MR-8 - Trouble Rate (Percent)	261
<i>Residence (Parity)</i>	261
<i>Business (Parity)</i>	261
<i>Centrex (Parity)</i>	261
<i>Centrex 21 (Parity)</i>	261
<i>PBX (Parity)</i>	262
<i>Basic Rate ISDN (Parity)</i>	262
<i>Qwest DSL (Parity)</i>	262
<i>ISDN Primary (Parity)</i>	262
<i>DS0 (Parity)</i>	263
<i>DS1 (Parity)</i>	263
<i>DS3 (Parity)</i>	263
<i>Frame Relay (Parity)</i>	263
<i>LIS Trunk (Parity)</i>	264
<i>UNE - P (POTS) (Parity)</i>	264
<i>UNE P (Centrex) (Parity)</i>	264
<i>UNE P (Centrex 21) (Parity)</i>	264
<i>Line Sharing (Parity)</i>	265
<i>Line Splitting (Parity)</i>	265
<i>Sub-Loop Unbundling (Diagnostic)</i>	266
<i>UDIT DS1 (Parity)</i>	267
<i>UDIT Above DS1 Level (Parity)</i>	267
<i>Dark Fiber - IOF (Diagnostic)</i>	267
<i>Unbundled Loop Analog (Parity)</i>	267
<i>Unbundled Loop - 2 Wire Non-Loaded (Parity)</i>	268

Table of Contents

Section	Page Number
<i>Unbundled Loop - 4 Wire Non-Loaded (Parity)</i>	268
<i>Unbundled Loop - DS1 Capable (Parity)</i>	268
<i>Unbundled Loop - XDSLi (Parity)</i>	268
<i>Unbundled Loop ISDN Capable (Parity)</i>	269
<i>Unbundled Loop - ADSL Qualified (Parity)</i>	269
<i>Dark Fiber - Loop (Diagnostic)</i>	269
<i>E911 (Parity)</i>	269
<i>Enhanced Extended Loops - DS0 Capable (Diagnostic)</i>	270
<i>Enhanced Extended Loops - DS3 Capable (Diagnostic)</i>	270
<i>Enhanced Extended Loops - DS1 Capable (Parity)</i>	271
MR-9A - Repair Appointments Met (Percent) - Dispatches within MSAs	272
<i>Residence (Parity)</i>	272
<i>Business (Parity)</i>	272
<i>Centrex (Parity)</i>	272
<i>Centrex 21 (Parity)</i>	272
<i>PBX (Parity)</i>	273
<i>UNE - P (POTS) (Parity)</i>	273
MR-9B - Repair Appointments Met (Percent) - Dispatches outside MSAs	274
<i>Residence (Parity)</i>	274
<i>Business (Parity)</i>	274
<i>PBX (Parity)</i>	274
<i>UNE - P (POTS) (Parity)</i>	274
MR-9C - Repair Appointments Met (Percent) - No dispatches	275
<i>Residence (Parity)</i>	275
<i>Business (Parity)</i>	275
<i>Centrex (Parity)</i>	275
<i>Centrex 21 (Parity)</i>	275
<i>PBX (Parity)</i>	276
<i>UNE - P (POTS) (Parity)</i>	276
MR-10 - Customer-Related Trouble Reports (Percent)	277
<i>Residence (Diagnostic)</i>	277
<i>Business (Diagnostic)</i>	277
<i>Centrex (Diagnostic)</i>	277
<i>Centrex 21 (Diagnostic)</i>	277
<i>PBX (Diagnostic)</i>	278
<i>Qwest DSL (Diagnostic)</i>	278
<i>ISDN Primary (Diagnostic)</i>	278
<i>DS0 (Diagnostic)</i>	278
<i>DS1 (Diagnostic)</i>	279
<i>Frame Relay (Diagnostic)</i>	279
<i>LIS Trunk (Diagnostic)</i>	279
<i>UNE - P (POTS) (Diagnostic)</i>	279
<i>UNE P (Centrex) (Diagnostic)</i>	280
<i>UNE P (Centrex 21) (Diagnostic)</i>	280
<i>UDIT DS1 (Diagnostic)</i>	281
<i>UDIT Above DS1 Level (Diagnostic)</i>	281
<i>Unbundled Loop Analog (Diagnostic)</i>	281

Table of Contents

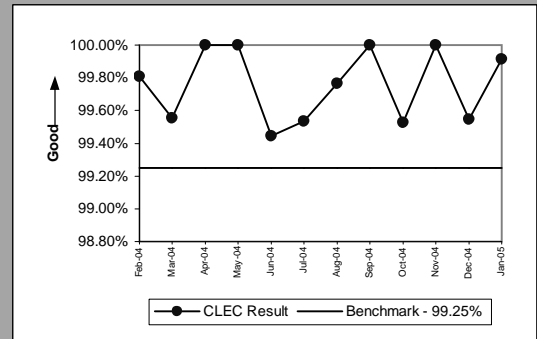
Section	Page Number
<i>Unbundled Loop - 2 Wire Non-Loaded (Diagnostic)</i>	281
<i>Unbundled Loop - 4 Wire Non-Loaded (Diagnostic)</i>	282
<i>Unbundled Loop - DS1 Capable (Diagnostic)</i>	282
<i>Unbundled Loop - XDSLi (Diagnostic)</i>	282
<i>Unbundled Loop ISDN Capable (Diagnostic)</i>	282
<i>Unbundled Loop - ADSL Qualified (Diagnostic)</i>	283
<i>E911 (Diagnostic)</i>	283
MR-11 - LNP Trouble Reports Cleared	284
<i>LNP Trouble Reports Cleared within 4 Hours (Percent) ((MR-11A)) (Benchmark)</i>	284
<i>LNP Trouble Reports Cleared within 48 Hours - All Volumes (Percent) ((MR-11B)) (Benchmark)</i>	284
BI-1 - Time to Provide Recorded Usage Records	285
<i>Time to Provide Usage Records (Average Days) UNEs and Resale Aggregate ((BI-1A)) (Parity)</i>	285
<i>Time to Provide Usage Records (Percent) Jointly-provided Switched Access ((BI-1B)) (Benchmark)</i>	286
BI-1 - Time to Provide Recorded Usage Reports	287
<i>Time to Provide Usage Records [CAT11] (Average Days) UNEs and Resale Aggregate ((BI-1C-1)) (Diagnostic)</i>	287
<i>Time to Provide Usage Records [CAT10] (Average Days) UNEs and Resale Aggregate ((BI-1C-2)) (Diagnostic)</i>	288
BI-2 - Invoices Delivered within 10 Days	289
<i>Invoices Delivered within 10 Days (Percent) All ((BI-2)) (Parity)</i>	289
BI-3 - Billing Accuracy - Adjustments for Errors	290
<i>Billing Accuracy - Adjustments for Errors (Percent) UNEs and Resale Aggregate ((BI-3A)) (Parity)</i>	290
<i>Billing Accuracy - Adjustments for Errors (Percent) Reciprocal Compensation ((BI-3B)) (Benchmark)</i>	291
BI-4 - Billing Completeness	292
<i>Billing Completeness (Percent) UNEs and Resale Aggregate ((BI-4A)) (Parity)</i>	292
<i>Billing Completeness (Percent) Reciprocal Compensation ((BI-4B)) (Benchmark)</i>	293
BI-5 - Billing Accuracy & Claims Processing	294
<i>Billing Accuracy & Claims Processing - Acknowledgment (Percent) All ((BI-5A)) (Benchmark)</i>	294
<i>Billing Accuracy & Claims Processing - Resolution (Percent) All ((BI-5B)) (Benchmark)</i>	294
DB-1 - Time to Update Databases	295
<i>Time to Update Databases (Hours:Minutes) E911 ((DB-1) A) (Parity)</i>	295
<i>Time to Update Databases (Avg Sec) LIDB ((DB-1) B) (Parity)</i>	295
<i>Time to Update Databases (Avg Sec) Directory Listing ((DB-1) C-1) (Parity)</i>	295
DB-2 - Accurate Database Updates	296
<i>Accurate Database Updates (Percent) Directory Listing ((DB-2) C-1) (Parity)</i>	296
DA-1 - Speed of Answer - Directory Assistance	297
<i>Speed of Answer - Directory Assistance (Avg Sec) ((DA-1)) (Parity)</i>	297
OS-1 - Speed of Answer - Operator Services	298
<i>Speed of Answer - Operator Services (Avg Sec) ((OS-1)) (Parity)</i>	298
NI-1 - Trunk Blocking	299
<i>Trunk Blockage to Qwest Tandem Offices ((NI-1A)) (Benchmark)</i>	299

Table of Contents

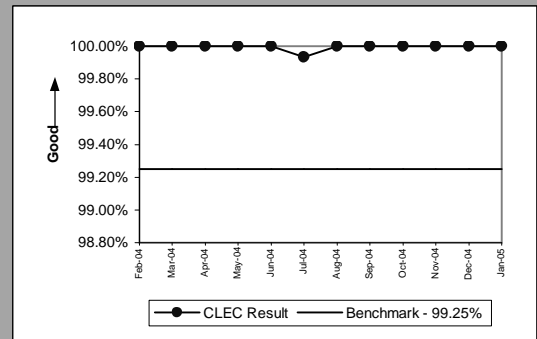
Section	Page Number
<i>Trunk Blockage to Qwest End Offices ((NI-1B)) (Benchmark)</i>	299
<i>Trunk Blockage to Qwest Tandem Offices (Percent) ((NI-1C)) (Diagnostic)</i>	300
<i>Trunk Blockage to Qwest End Offices (Percent) ((NI-1D)) (Diagnostic)</i>	300
NP-1 - NXX Code Activation	301
<i>NXX Code Activation (Percent) ((NP-1A)) (Parity)</i>	301
<i>NXX Code Activation - Facility Delays (Percent) ((NP-1B)) (Diagnostic)</i>	301
CP-1 - Collocation Completion Interval (Average Days)	302
<i>Scheduled Interval 90 Calender Days or Less ((CP-1A)) (Benchmark)</i>	302
<i>Scheduled Interval 91 to 120 Calendar Days ((CP-1B)) (Benchmark)</i>	302
<i>Scheduled Interval 121 to 150 Calendar Days ((CP-1C)) (Benchmark)</i>	302
CP-2 - Collocations Completed within Scheduled Intervals (Percent)	303
<i>Non-Forcasted & Late Forecasted Collocations ((CP-2B)) (Benchmark)</i>	303
<i>Collocations with Intervals Longer than 120 Days ((CP-2C)) (Benchmark)</i>	303
CP-3 - Collocation Feasibility Study Interval (Average Days)	304
<i>Collocation Feasibility Study Interval ((CP-3)) (Benchmark)</i>	304
CP-4 - Collocation Feasibility Study Commitments Met (Percent)	305
<i>Collocation Feasibility Study Commitments Met ((CP-4)) (Benchmark)</i>	305

GA-1 - Gateway Availability - IMA-GUI

Gateway Availability - IMA-GUI (Percent) All ((GA-1) A) (Benchmark)				
Date	Numerator	Denominator		CLEC Result
Feb-04		26948	27000	99.81%
Mar-04		29747	29880	99.55%
Apr-04		28440	28440	100.00%
May-04		28980	28980	100.00%
Jun-04		28640	28800	99.44%
Jul-04		29562	29700	99.54%
Aug-04		29092	29160	99.77%
Sep-04		28800	28800	100.00%
Oct-04		28365	28500	99.53%
Nov-04		28800	28800	100.00%
Dec-04		29744	29880	99.54%
Jan-05		28955	28980	99.91%

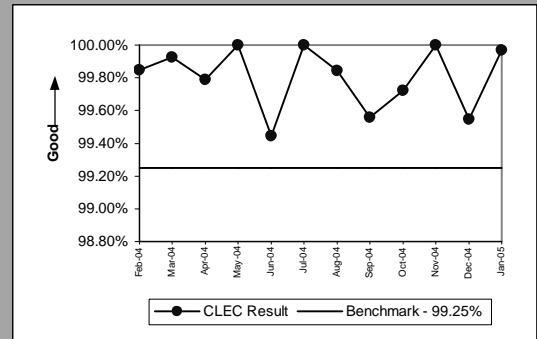


Gateway Availability - IMA-GUI (Percent) SIA ((GA-1) D) (Benchmark)				
Date	Numerator	Denominator		CLEC Result
Feb-04		27000	27000	100.00%
Mar-04		29880	29880	100.00%
Apr-04		28800	28800	100.00%
May-04		28980	28980	100.00%
Jun-04		28800	28800	100.00%
Jul-04		29680	29700	99.93%
Aug-04		29160	29160	100.00%
Sep-04		28800	28800	100.00%
Oct-04		28980	28980	100.00%
Nov-04		28800	28800	100.00%
Dec-04		29880	29880	100.00%
Jan-05		28980	28980	100.00%



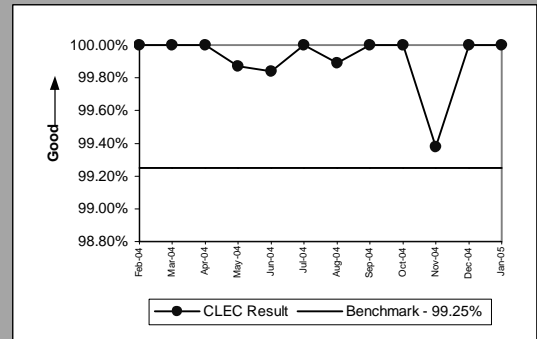
GA-2 - Gateway Availability - IMA-EDI

Gateway Availability - IMA-EDI (Percent) ((GA-2)) (Benchmark)				
Date	Numerator	Denominator		CLEC Result
Feb-04	26959	27000		99.85%
Mar-04	29858	29880		99.93%
Apr-04	28380	28440		99.79%
May-04	28980	28980		100.00%
Jun-04	28640	28800		99.44%
Jul-04	29700	29700		100.00%
Aug-04	29114	29160		99.84%
Sep-04	28673	28800		99.56%
Oct-04	28421	28500		99.72%
Nov-04	28800	28800		100.00%
Dec-04	29744	29880		99.54%
Jan-05	28971	28980		99.97%



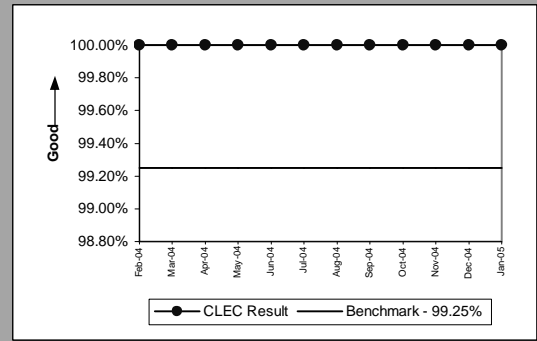
GA-3 - Gateway Availability - EB-TA

Gateway Availability - EB-TA (Percent) ((GA-3)) (Benchmark)				
Date	Numerator	Denominator	CLEC Result	
Feb-04	40020	40020	100.00%	
Mar-04	43200	43200	100.00%	
Apr-04	41340	41340	100.00%	
May-04	42785	42840	99.87%	
Jun-04	41273	41340	99.84%	
Jul-04	43140	43140	100.00%	
Aug-04	42853	42900	99.89%	
Sep-04	41760	41760	100.00%	
Oct-04	42720	42720	100.00%	
Nov-04	41501	41760	99.38%	
Dec-04	42660	42660	100.00%	
Jan-05	42840	42840	100.00%	



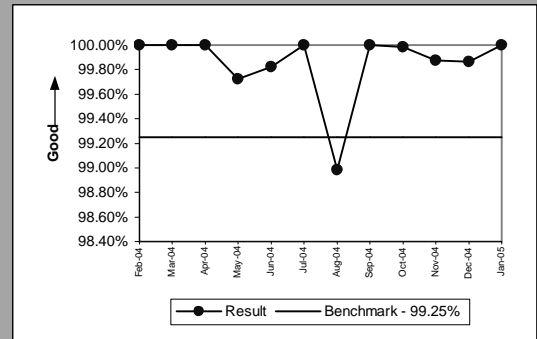
GA-4 - System Availability - EXACT

System Availability - EXACT (Percent) ((GA-4)) (Benchmark)				
Date	Numerator	Denominator	CLEC Result	
Feb-04	20160	20160	100.00%	
Mar-04	22860	22860	100.00%	
Apr-04	21960	21960	100.00%	
May-04	21600	21600	100.00%	
Jun-04	21960	21960	100.00%	
Jul-04	22500	22500	100.00%	
Aug-04	21960	21960	100.00%	
Sep-04	21960	21960	100.00%	
Oct-04	21600	21600	100.00%	
Nov-04	21960	21960	100.00%	
Dec-04	22860	22860	100.00%	
Jan-05	21600	21600	100.00%	



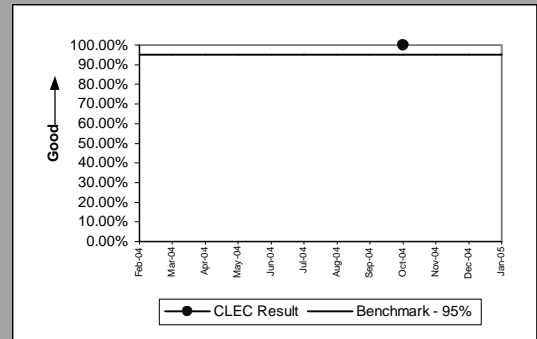
GA-6 - Gateway Availability - GUI - Repair

Gateway Availability - GUI - Repair (Percent) ((GA-6)) (Benchmark)				
Date	Numerator	Denominator	Result	
Feb-04		35880	35880	100.00%
Mar-04		39075	39075	100.00%
Apr-04		37410	37410	100.00%
May-04		38624	38730	99.73%
Jun-04		37343	37410	99.82%
Jul-04		38955	38955	100.00%
Aug-04		38455	38850	98.98%
Sep-04		37770	37770	100.00%
Oct-04		38604	38610	99.98%
Nov-04		37723	37770	99.88%
Dec-04		38542	38595	99.86%
Jan-05		38730	38730	100.00%



GA-7 - Timely Outage Resolution following Software Releases

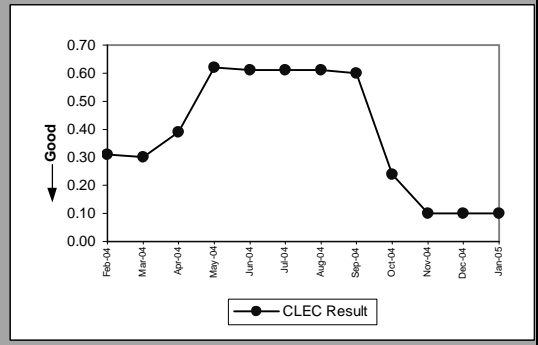
Timely Outage Resolution following Software Releases (Percent) ((GA-7)) (Benchmark)			
Date	CLEC Num	CLEC Denom	CLEC Result
Feb-04	0	0	
Mar-04	0	0	
Apr-04	0	0	
May-04	0	0	
Jun-04	0	0	
Jul-04	0	0	
Aug-04	0	0	
Sep-04	0	0	
Oct-04	1	1	100.00%
Nov-04	0	0	
Dec-04	0	0	
Jan-05	0	0	



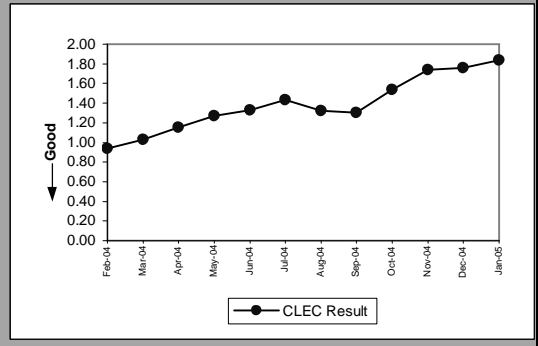
If the outage volume is less than 20 in the reporting month, the standard is 1 miss

PO-1 - Pre-Order/Order Response Times

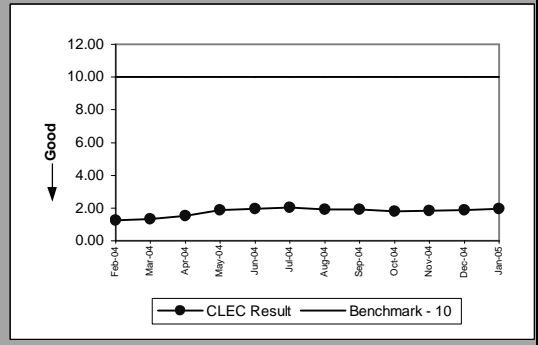
Pre-Order Response Times (Appt. Scheduler) (Avg Sec) IMA Request ((PO-1) A-1(a)) (Diagnostic)					
Date	Numerator	Denominator	CLEC Result	Standard Dev	
Feb-04	753.61	2431	0.31	0.04	
Mar-04	861.3	2871	0.30	0.02	
Apr-04	942.24	2416	0.39	0.99	
May-04	1507.22	2431	0.62	1.88	
Jun-04	1498.16	2456	0.61	1.81	
Jul-04	1376.77	2257	0.61	1.96	
Aug-04	1540.86	2526	0.61	1.93	
Sep-04	1481.4	2469	0.60	1.75	
Oct-04	614.16	2559	0.24	0.88	
Nov-04	267.4	2674	0.10	0.01	
Dec-04	237.6	2376	0.10	0.01	
Jan-05	260.7	2607	0.10	0.01	



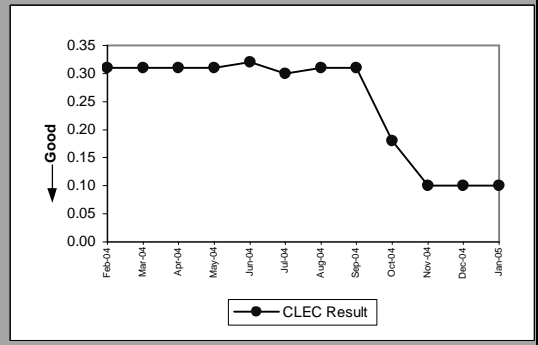
Pre-Order Response Times (Appt. Scheduler) (Avg Sec) IMA Response/Accept ((PO-1) A-1(b,c)) (Diagnostic)					
Date	Numerator	Denominator	CLEC Result	Standard Dev	
Feb-04	2285.14	2431	0.94	0.56	
Mar-04	2957.13	2871	1.03	0.41	
Apr-04	2778.4	2416	1.15	0.74	
May-04	3087.37	2431	1.27	0.63	
Jun-04	3266.48	2456	1.33	0.72	
Jul-04	3227.51	2257	1.43	0.83	
Aug-04	3334.32	2526	1.32	0.77	
Sep-04	3209.7	2469	1.30	0.70	
Oct-04	3940.86	2559	1.54	0.56	
Nov-04	4652.76	2674	1.74	0.38	
Dec-04	4181.76	2376	1.76	0.50	
Jan-05	4796.88	2607	1.84	1.08	



Pre-Order Response Times (Appt. Scheduler) (Avg Sec) IMA Aggregate ((PO-1) A-1 Total) (Benchmark)					
Date	Numerator	Denominator	CLEC Result	Standard Dev	
Feb-04	3038.75	2431	1.25		
Mar-04	3818.43	2871	1.33		
Apr-04	3720.64	2416	1.54		
May-04	4594.59	2431	1.89		
Jun-04	4764.64	2456	1.94		
Jul-04	4604.28	2257	2.04		
Aug-04	4875.18	2526	1.93		
Sep-04	4691.1	2469	1.90		
Oct-04	4555.02	2559	1.78		
Nov-04	4920.16	2674	1.84		
Dec-04	4419.36	2376	1.86		
Jan-05	5057.58	2607	1.94		

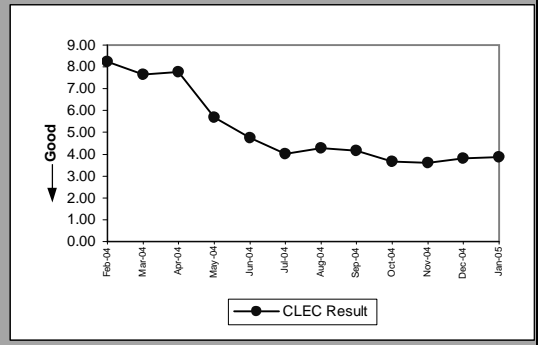


Pre-Order Response Times (Service Availability) (Avg Sec) IMA Request ((PO-1) A-2(a)) (Diagnostic)					
Date	Numerator	Denominator	CLEC Result	Standard Dev	
Feb-04	1465.54	4658	0.31	0.13	
Mar-04	1673.06	5468	0.31	0.13	
Apr-04	1436.95	4600	0.31	0.13	
May-04	1432.42	4618	0.31	0.18	
Jun-04	1527.07	4819	0.32	0.31	
Jul-04	1354.28	4501	0.30	0.07	
Aug-04	1477.21	4831	0.31	0.24	
Sep-04	1482.44	4801	0.31	0.29	
Oct-04	888.99	4875	0.18	0.11	
Nov-04	527.74	5090	0.10	0.00	
Dec-04	444.8	4368	0.10	0.01	
Jan-05	495.34	4869	0.10	0.00	

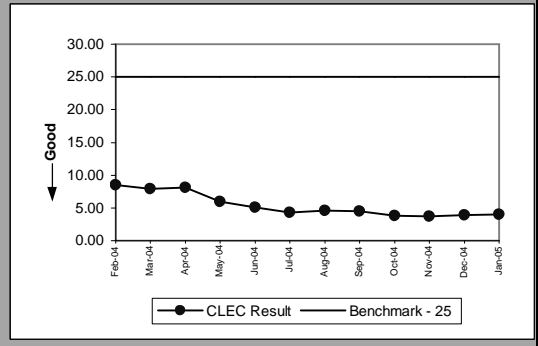


PO-1 - Pre-Order/Order Response Times

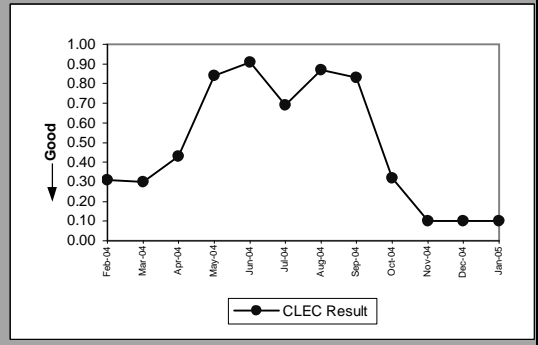
Pre-Order Response Times (Service Availability) (Avg Sec) IMA Response ((PO-1) A-2(b)) (Diagnostic)					
Date	Numerator	Denominator	CLEC Result	Standard Dev	
Feb-04	38327.14	4658	8.23	7.70	
Mar-04	41754.32	5468	7.64	7.32	
Apr-04	35680.17	4600	7.76	7.88	
May-04	26207.31	4618	5.68	5.98	
Jun-04	22913.26	4819	4.75	4.25	
Jul-04	18136.63	4502	4.03	4.22	
Aug-04	20732.58	4831	4.29	4.53	
Sep-04	19913.35	4801	4.15	4.63	
Oct-04	17862.78	4875	3.66	4.29	
Nov-04	18330.21	5090	3.60	4.36	
Dec-04	16701.07	4368	3.82	4.36	
Jan-05	18813.83	4869	3.86	4.65	



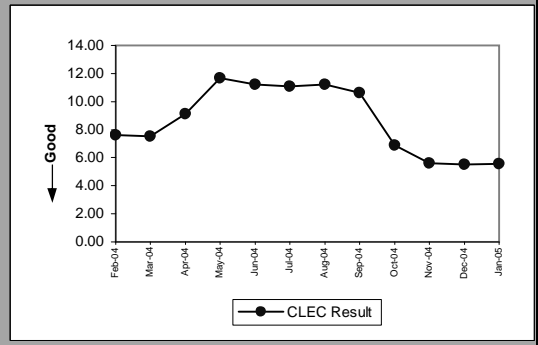
Pre-Order Response Times (Service Availability) (Avg Sec) IMA Aggregate ((PO-1) A-2 Total) (Benchmark)					
Date	Numerator	Denominator	CLEC Result	Standard Dev	
Feb-04	39792.68	4658	8.54	8.54	
Mar-04	43427.38	5468	7.94	7.94	
Apr-04	37117.12	4600	8.07	8.07	
May-04	27639.73	4618	5.99	5.99	
Jun-04	24440.33	4819	5.07	5.07	
Jul-04	19490.91	4501	4.33	4.33	
Aug-04	22209.79	4831	4.60	4.60	
Sep-04	21395.79	4801	4.46	4.46	
Oct-04	18751.77	4875	3.85	3.85	
Nov-04	18857.95	5090	3.70	3.70	
Dec-04	17145.87	4368	3.93	3.93	
Jan-05	19309.17	4869	3.97	3.97	



Pre-Order Response Times (Facility Check) (Avg Sec) IMA Request ((PO-1) A-3(a)) (Diagnostic)					
Date	Numerator	Denominator	CLEC Result	Standard Dev	
Feb-04	331.7	1070	0.31	0.05	
Mar-04	374.7	1249	0.30	0.03	
Apr-04	459.67	1069	0.43	1.45	
May-04	918.12	1093	0.84	2.52	
Jun-04	1037.4	1140	0.91	2.49	
Jul-04	714.84	1036	0.69	2.31	
Aug-04	896.97	1031	0.87	2.52	
Sep-04	880.63	1061	0.83	2.42	
Oct-04	324.48	1014	0.32	1.29	
Nov-04	113.1	1131	0.10	0.01	
Dec-04	100.3	1003	0.10	0.01	
Jan-05	107.7	1077	0.10	0.01	

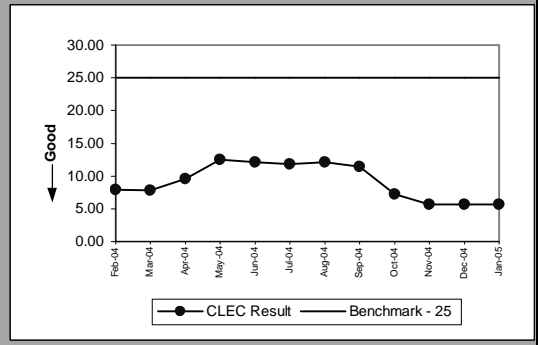


Pre-Order Response Times (Facility Check) (Avg Sec) IMA Response ((PO-1) A-3(b)) (Diagnostic)					
Date	Numerator	Denominator	CLEC Result	Standard Dev	
Feb-04	8142.7	1070	7.61	4.22	
Mar-04	9379.99	1249	7.51	3.82	
Apr-04	9759.97	1069	9.13	5.15	
May-04	12766.24	1093	11.68	4.51	
Jun-04	12790.8	1140	11.22	3.23	
Jul-04	11489.24	1036	11.09	4.52	
Aug-04	11557.51	1031	11.21	4.19	
Sep-04	11289.04	1061	10.64	2.33	
Oct-04	6986.46	1014	6.89	3.34	
Nov-04	6344.91	1131	5.61	2.69	
Dec-04	5546.59	1003	5.53	2.82	
Jan-05	5977.35	1077	5.55	2.42	

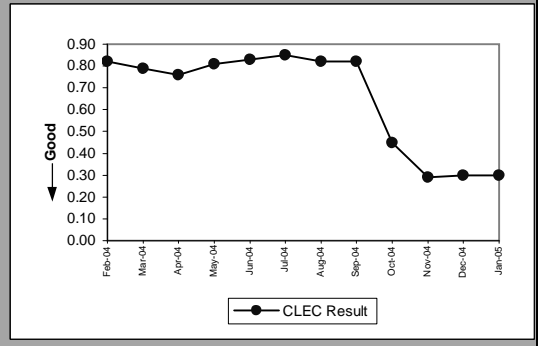


PO-1 - Pre-Order/Order Response Times

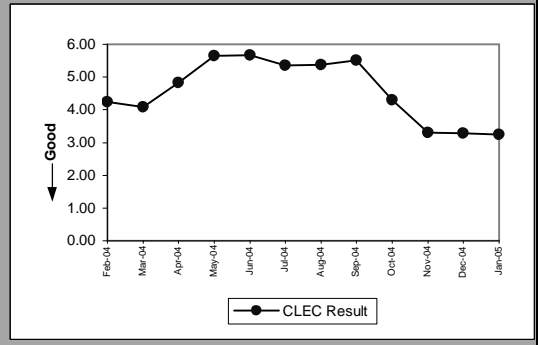
Pre-Order Response Times (Facility Check) (Avg Sec) IMA Aggregate ((PO-1) A-3 Total) (Benchmark)					
Date	Numerator	Denominator	CLEC Result	Standard Dev	
Feb-04	8474.4	1070	7.92	7.92	
Mar-04	9754.69	1249	7.81	7.81	
Apr-04	10219.64	1069	9.56	9.56	
May-04	13684.36	1093	12.52	12.52	
Jun-04	13828.2	1140	12.13	12.13	
Jul-04	12204.08	1036	11.78	11.78	
Aug-04	12454.48	1031	12.08	12.08	
Sep-04	12169.67	1061	11.47	11.47	
Oct-04	7310.94	1014	7.21	7.21	
Nov-04	6458.01	1131	5.71	5.71	
Dec-04	5646.89	1003	5.63	5.63	
Jan-05	6085.05	1077	5.65	5.65	



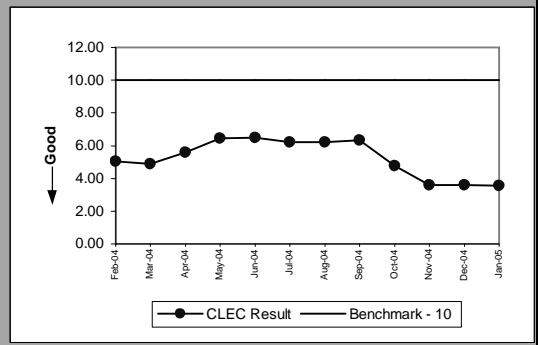
Pre-Order Response Times (Address Validation) (Avg Sec) IMA Request ((PO-1) A-4(a)) (Diagnostic)					
Date	Numerator	Denominator	CLEC Result	Standard Dev	
Feb-04	7424.22	9107	0.82	0.82	0.44
Mar-04	8163.92	10292	0.79	0.79	0.46
Apr-04	6809.45	8906	0.76	0.76	1.55
May-04	6805.15	8381	0.81	0.81	2.85
Jun-04	7427.02	8990	0.83	0.83	2.76
Jul-04	6753.07	7988	0.85	0.85	2.98
Aug-04	6954.17	8458	0.82	0.82	2.94
Sep-04	6818.33	8347	0.82	0.82	2.78
Oct-04	3765.88	8298	0.45	0.45	1.67
Nov-04	2611.23	8960	0.29	0.29	0.33
Dec-04	2347.38	7731	0.30	0.30	0.36
Jan-05	2616.85	8620	0.30	0.30	0.36



Pre-Order Response Times (Address Validation) (Avg Sec) IMA Response ((PO-1) A-4(b)) (Diagnostic)					
Date	Numerator	Denominator	CLEC Result	Standard Dev	
Feb-04	38608.17	9107	4.24	4.24	1.64
Mar-04	41947.67	10292	4.08	4.08	1.57
Apr-04	43001.87	8906	4.83	4.83	2.80
May-04	47283.83	8381	5.64	5.64	3.64
Jun-04	50947.25	8990	5.67	5.67	3.79
Jul-04	42780.19	7988	5.36	5.36	3.53
Aug-04	45536.31	8458	5.38	5.38	3.38
Sep-04	46098.63	8347	5.52	5.52	3.41
Oct-04	35638.15	8298	4.29	4.29	2.64
Nov-04	29657.66	8960	3.31	3.31	1.41
Dec-04	25357.53	7731	3.28	3.28	1.32
Jan-05	28011.49	8620	3.25	3.25	1.43

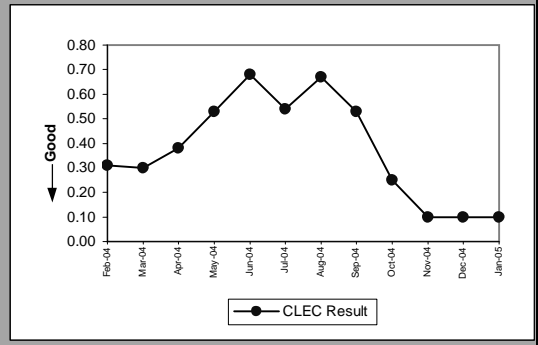


Pre-Order Response Times (Address Validation) (Avg Sec) IMA Aggregate ((PO-1) A-4 Total) (Benchmark)					
Date	Numerator	Denominator	CLEC Result	Standard Dev	
Feb-04	46032.39	9107	5.05	5.05	
Mar-04	50111.59	10292	4.87	4.87	
Apr-04	49811.32	8906	5.59	5.59	
May-04	54088.98	8381	6.45	6.45	
Jun-04	58374.27	8990	6.49	6.49	
Jul-04	49533.26	7988	6.20	6.20	
Aug-04	52490.48	8458	6.21	6.21	
Sep-04	52916.96	8347	6.34	6.34	
Oct-04	39404.03	8298	4.75	4.75	
Nov-04	32268.89	8960	3.60	3.60	
Dec-04	27704.91	7731	3.58	3.58	
Jan-05	30628.34	8620	3.55	3.55	

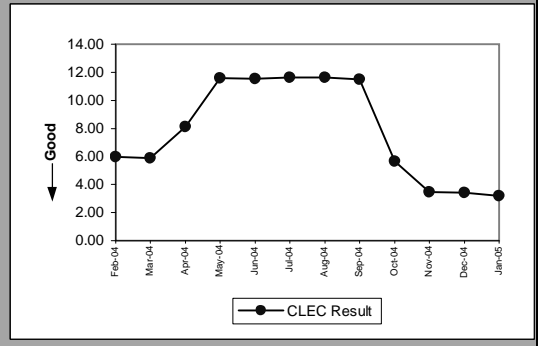


PO-1 - Pre-Order/Order Response Times

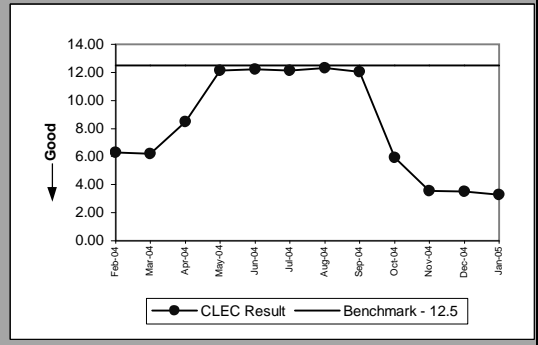
Pre-Order Response Times (Get CSR) (Avg Sec) IMA Request ((PO-1) A-5(a)) (Diagnostic)					
Date	Numerator	Denominator	CLEC Result	Standard Dev	
Feb-04	331.27	1075	0.31	0.05	
Mar-04	377.03	1257	0.30	0.02	
Apr-04	403.66	1072	0.38	1.08	
May-04	585.49	1096	0.53	1.46	
Jun-04	783.5	1151	0.68	1.82	
Jul-04	578.79	1075	0.54	1.81	
Aug-04	720.93	1070	0.67	2.01	
Sep-04	585.32	1097	0.53	1.67	
Oct-04	270.28	1072	0.25	0.95	
Nov-04	115.37	1129	0.10	0.00	
Dec-04	101.53	996	0.10	0.01	
Jan-05	112.83	1105	0.10	0.00	



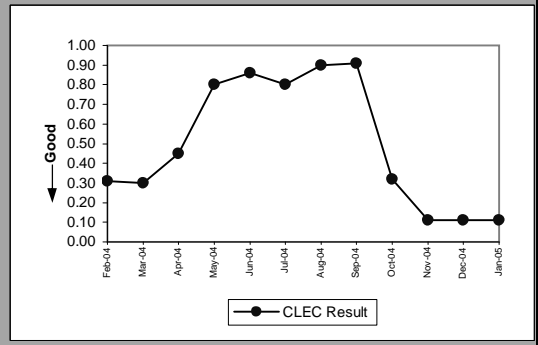
Pre-Order Response Times (Get CSR) (Avg Sec) IMA Response ((PO-1) A-5(b)) (Diagnostic)					
Date	Numerator	Denominator	CLEC Result	Standard Dev	
Feb-04	6444.08	1075	5.99	0.78	
Mar-04	7389.5	1257	5.88	1.01	
Apr-04	8691.89	1072	8.11	3.14	
May-04	12688.43	1096	11.58	2.31	
Jun-04	13285.41	1150	11.55	1.97	
Jul-04	12478.65	1075	11.61	1.04	
Aug-04	12457.21	1070	11.64	1.64	
Sep-04	12611.59	1097	11.50	1.64	
Oct-04	6081.52	1072	5.67	4.17	
Nov-04	3919.22	1129	3.47	2.14	
Dec-04	3383.13	996	3.40	2.53	
Jan-05	3520.76	1105	3.19	1.47	



Pre-Order Response Times (Get CSR) (Avg Sec) IMA Aggregate ((PO-1) A-5 Total) (Benchmark)					
Date	Numerator	Denominator	CLEC Result	Standard Dev	
Feb-04	6775.35	1075	6.30		
Mar-04	7766.53	1257	6.18		
Apr-04	9095.55	1072	8.48		
May-04	13273.92	1096	12.11		
Jun-04	14068.91	1151	12.22		
Jul-04	13057.44	1075	12.15		
Aug-04	13178.14	1070	12.32		
Sep-04	13196.91	1097	12.03		
Oct-04	6351.8	1072	5.93		
Nov-04	4034.59	1129	3.57		
Dec-04	3484.66	996	3.50		
Jan-05	3633.59	1105	3.29		

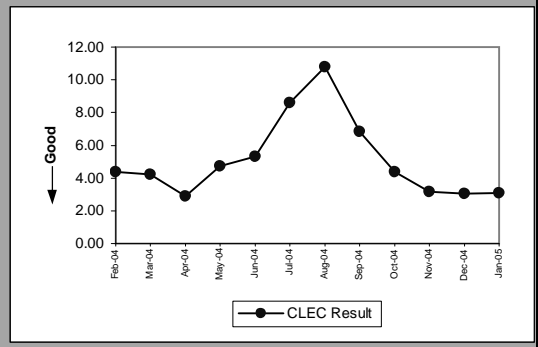


Pre-Order Response Times (TN Reservation) (Avg Sec) IMA Request ((PO-1) A-6(a)) (Diagnostic)					
Date	Numerator	Denominator	CLEC Result	Standard Dev	
Feb-04	516.9	1666	0.31	0.06	
Mar-04	593.01	1975	0.30	0.04	
Apr-04	734.42	1633	0.45	1.32	
May-04	1309.97	1641	0.80	2.27	
Jun-04	1489.72	1732	0.86	2.34	
Jul-04	1265	1587	0.80	2.43	
Aug-04	1512.39	1687	0.90	2.58	
Sep-04	1544.12	1695	0.91	2.50	
Oct-04	529.21	1678	0.32	1.30	
Nov-04	197.09	1767	0.11	0.01	
Dec-04	172.48	1553	0.11	0.01	
Jan-05	190.37	1709	0.11	0.01	

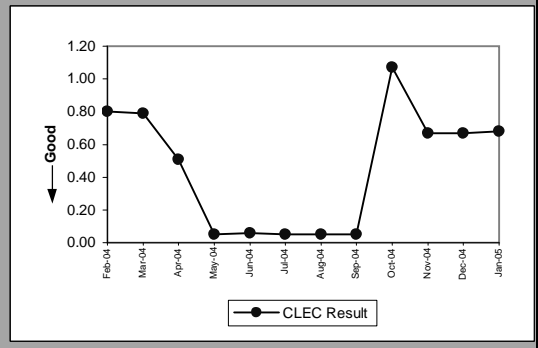


PO-1 - Pre-Order/Order Response Times

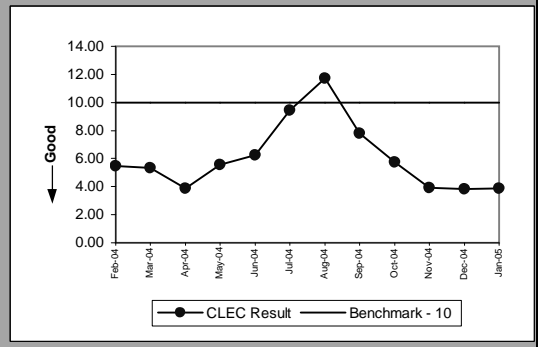
Pre-Order Response Times (TN Reservation) (Avg Sec) IMA Response ((PO-1) A-6(b)) (Diagnostic)					
Date	Numerator	Denominator	CLEC Result	Standard Dev	
Feb-04	7301.66	1666	4.38	1.32	
Mar-04	8383.57	1975	4.24	1.24	
Apr-04	4758.74	1633	2.91	3.07	
May-04	7745.23	1641	4.72	5.16	
Jun-04	9229.51	1732	5.33	5.24	
Jul-04	13626.55	1587	8.59	4.35	
Aug-04	18161.14	1687	10.77	2.10	
Sep-04	11603.9	1695	6.85	5.25	
Oct-04	7318.12	1678	4.36	3.77	
Nov-04	5569.48	1767	3.15	1.01	
Dec-04	4725.63	1553	3.04	0.81	
Jan-05	5301.31	1709	3.10	0.73	



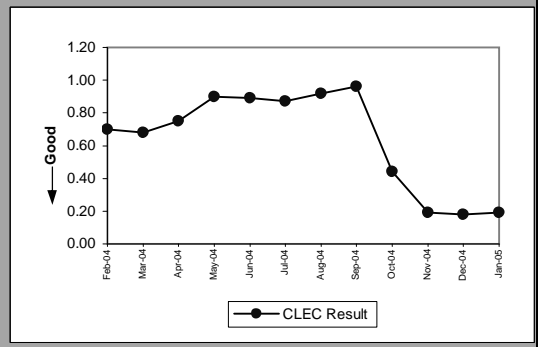
Pre-Order Response Times (TN Reservation) (Avg Sec) IMA Accept ((PO-1) A-6(c)) (Diagnostic)					
Date	Numerator	Denominator	CLEC Result	Standard Dev	
Feb-04	1326.86	1666	0.80	0.11	
Mar-04	1553.74	1975	0.79	0.13	
Apr-04	833.33	1633	0.51	0.47	
May-04	89.93	1641	0.05	0.23	
Jun-04	97.79	1732	0.06	0.20	
Jul-04	75.54	1587	0.05	0.20	
Aug-04	86.28	1687	0.05	0.22	
Sep-04	88.13	1695	0.05	0.18	
Oct-04	1799.88	1678	1.07	0.97	
Nov-04	1192.15	1767	0.67	0.16	
Dec-04	1041.27	1553	0.67	0.12	
Jan-05	1161.28	1709	0.68	0.15	



Pre-Order Response Times (TN Reservation) (Avg Sec) IMA Aggregate ((PO-1) A-6 Total) (Benchmark)					
Date	Numerator	Denominator	CLEC Result	Standard Dev	
Feb-04	9145.42	1666	5.49	5.49	
Mar-04	10530.32	1975	5.33	5.33	
Apr-04	6326.49	1633	3.87	3.87	
May-04	9145.13	1641	5.57	5.57	
Jun-04	10817.02	1732	6.25	6.25	
Jul-04	14967.09	1587	9.43	9.43	
Aug-04	19759.81	1687	11.71	11.71	
Sep-04	13236.15	1695	7.81	7.81	
Oct-04	9647.21	1678	5.75	5.75	
Nov-04	6958.72	1767	3.94	3.94	
Dec-04	5939.38	1553	3.82	3.82	
Jan-05	6652.96	1709	3.89	3.89	

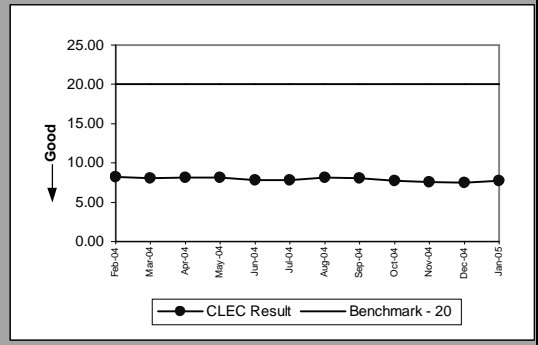


Pre-Order Response Times (Loop Qualification Tools) (Avg Sec) IMA Request ((PO-1) A-7(a)) (Diagnostic)					
Date	Numerator	Denominator	CLEC Result	Standard Dev	
Feb-04	4162.63	5970	0.70	0.23	
Mar-04	4709.88	6910	0.68	0.23	
Apr-04	4459.19	5957	0.75	0.76	
May-04	5018.18	5605	0.90	1.32	
Jun-04	5228.64	5844	0.89	1.30	
Jul-04	5321.58	6120	0.87	1.29	
Aug-04	6002.01	6518	0.92	1.50	
Sep-04	5834.28	6066	0.96	1.58	
Oct-04	2854.38	6452	0.44	0.90	
Nov-04	1315.45	7108	0.19	0.05	
Dec-04	1096.31	5931	0.18	0.05	
Jan-05	1231.27	6650	0.19	0.05	

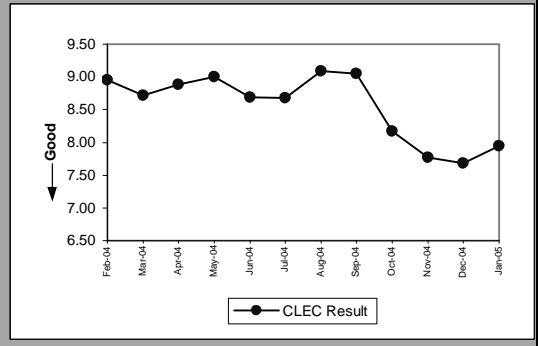


PO-1 - Pre-Order/Order Response Times

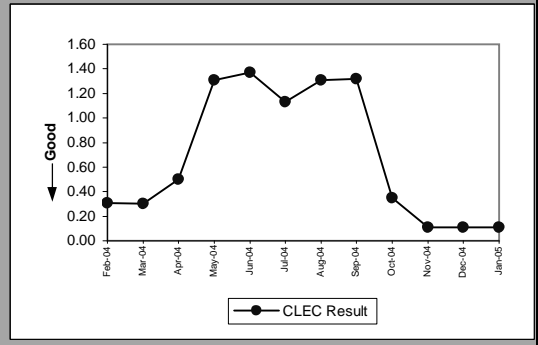
Pre-Order Response Times (Loop Qualification Tools) (Avg Sec) IMA Response ((PO-1) A-7(b)) (Benchmark)					
Date	Numerator	Denominator	CLEC Result	Standard Dev	
Feb-04	49257.16	5970	8.25	9.79	
Mar-04	55568.15	6910	8.04	9.20	
Apr-04	48418.22	5957	8.13	9.34	
May-04	45431.32	5605	8.11	9.37	
Jun-04	45546.26	5844	7.79	8.80	
Jul-04	47786.88	6120	7.81	7.73	
Aug-04	53265.3	6518	8.17	7.95	
Sep-04	49040.98	6066	8.08	8.28	
Oct-04	49860.67	6452	7.73	7.80	
Nov-04	53890.28	7108	7.58	7.35	
Dec-04	44454.17	5931	7.50	7.79	
Jan-05	51614.11	6650	7.76	7.22	



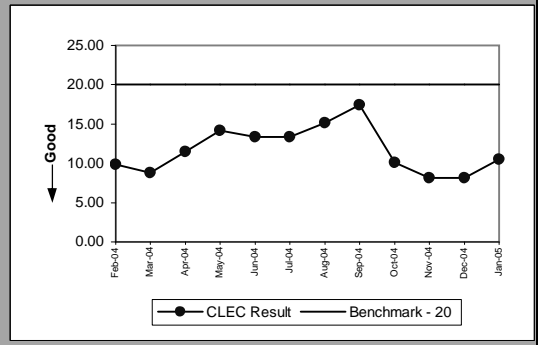
Pre-Order Response Times (Loop Qualification Tools) (Avg Sec) IMA Aggregate ((PO-1) A-7 Total) (Diagnostic)					
Date	Numerator	Denominator	CLEC Result	Standard Dev	
Feb-04	53419.79	5970	8.95		
Mar-04	60278.03	6910	8.72		
Apr-04	52877.41	5957	8.88		
May-04	50449.5	5605	9.00		
Jun-04	50774.9	5844	8.69		
Jul-04	53108.46	6120	8.68		
Aug-04	59267.31	6518	9.09		
Sep-04	54875.26	6066	9.05		
Oct-04	52715.05	6452	8.17		
Nov-04	55205.73	7108	7.77		
Dec-04	45550.48	5931	7.68		
Jan-05	52845.38	6650	7.95		



Pre-Order Response Times (Resale of Qwest DSL Qualification) (Avg Sec) IMA Request ((PO-1) A-8(a)) (Diagnostic)					
Date	Numerator	Denominator	CLEC Result	Standard Dev	
Feb-04	167.71	541	0.31	0.04	
Mar-04	185.7	619	0.30	0.04	
Apr-04	273.5	547	0.50	1.71	
May-04	741.46	566	1.31	3.24	
Jun-04	757.61	553	1.37	3.22	
Jul-04	655.4	580	1.13	3.15	
Aug-04	772.9	590	1.31	3.26	
Sep-04	724.68	549	1.32	3.11	
Oct-04	192.5	550	0.35	1.45	
Nov-04	66	600	0.11	0.01	
Dec-04	55.44	504	0.11	0.01	
Jan-05	63.91	581	0.11	0.01	

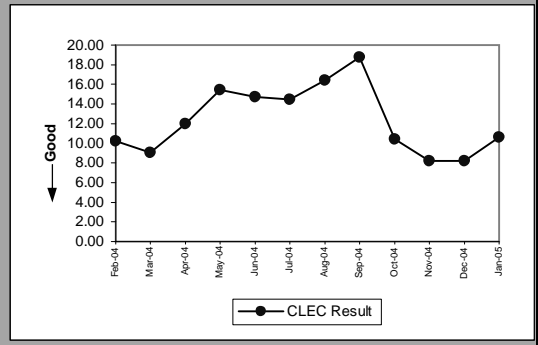


Pre-Order Response Times (Resale of Qwest DSL Qualification) (Avg Sec) IMA Response ((PO-1) A-8(b)) (Benchmark)					
Date	Numerator	Denominator	CLEC Result	Standard Dev	
Feb-04	5350.49	541	9.89	13.33	
Mar-04	5434.82	619	8.78	9.07	
Apr-04	6285.03	547	11.49	11.62	
May-04	8008.9	566	14.15	13.25	
Jun-04	7399.14	553	13.38	11.45	
Jul-04	7743	580	13.35	12.49	
Aug-04	8914.9	590	15.11	15.31	
Sep-04	9563.58	549	17.42	18.97	
Oct-04	5555	550	10.10	12.29	
Nov-04	4878	600	8.13	10.88	
Dec-04	4092.48	504	8.12	8.39	
Jan-05	6100.5	581	10.50	14.45	

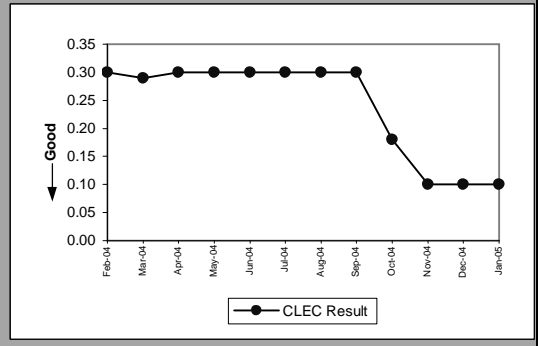


PO-1 - Pre-Order/Order Response Times

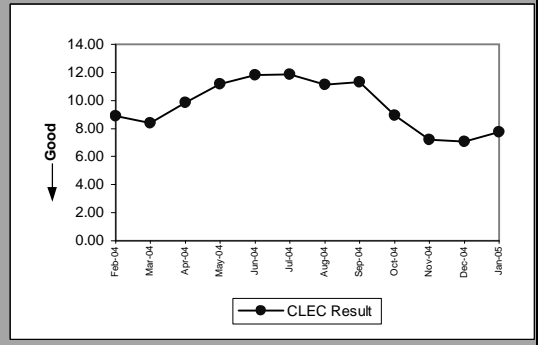
Pre-Order Response Times (Resale of Qwest DSL Qualification) (Avg Sec) IMA Aggregate ((PO-1) A-8 Total) (Diagnostic)					
Date	Numerator	Denominator	CLEC Result	Standard Dev	
Feb-04	5518.2	541	10.20		
Mar-04	5620.52	619	9.08		
Apr-04	6558.53	547	11.99		
May-04	8750.36	566	15.46		
Jun-04	8156.75	553	14.75		
Jul-04	8398.4	580	14.48		
Aug-04	9687.8	590	16.42		
Sep-04	10288.26	549	18.74		
Oct-04	5747.5	550	10.45		
Nov-04	4944	600	8.24		
Dec-04	4147.92	504	8.23		
Jan-05	6164.41	581	10.61		



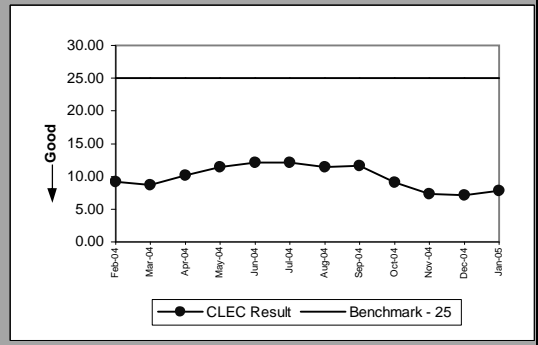
Pre-Order Response Times (Connecting Facility Assignment) (Avg Sec) IMA Request ((PO-1) A-9(a)) (Diagnostic)					
Date	Numerator	Denominator	CLEC Result	Standard Dev	
Feb-04	224.86	751	0.30	0.04	
Mar-04	259.27	882	0.29	0.03	
Apr-04	227.61	756	0.30	0.01	
May-04	221.45	729	0.30	0.03	
Jun-04	227.31	751	0.30	0.01	
Jul-04	177.48	593	0.30	0.02	
Aug-04	231.65	769	0.30	0.02	
Sep-04	237.43	783	0.30	0.01	
Oct-04	148.17	803	0.18	0.10	
Nov-04	78.51	774	0.10	0.00	
Dec-04	72.24	711	0.10	0.00	
Jan-05	77.11	760	0.10	0.00	



Pre-Order Response Times (Connecting Facility Assignment) (Avg Sec) IMA Response ((PO-1) A-9(b)) (Diagnostic)					
Date	Numerator	Denominator	CLEC Result	Standard Dev	
Feb-04	6692.48	751	8.91	4.41	
Mar-04	7404.63	882	8.40	5.23	
Apr-04	7458.57	756	9.87	5.78	
May-04	8145.63	729	11.17	5.03	
Jun-04	8868.02	751	11.81	5.86	
Jul-04	7030.67	593	11.86	5.92	
Aug-04	8549.8	769	11.12	4.74	
Sep-04	8854.08	783	11.31	5.66	
Oct-04	7169.64	803	8.93	5.65	
Nov-04	5580.05	774	7.21	5.61	
Dec-04	5022.95	711	7.06	4.45	
Jan-05	5877.91	760	7.73	7.43	

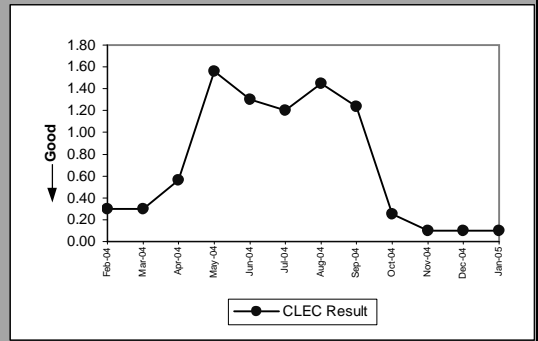


Pre-Order Response Times (Connecting Facility Assignment) (Avg Sec) IMA Aggregate ((PO-1) A-9 Total) (Benchmark)					
Date	Numerator	Denominator	CLEC Result	Standard Dev	
Feb-04	6917.34	751	9.21		
Mar-04	7663.9	882	8.69		
Apr-04	7686.18	756	10.17		
May-04	8367.08	729	11.48		
Jun-04	9095.33	751	12.11		
Jul-04	7208.15	593	12.16		
Aug-04	8781.45	769	11.42		
Sep-04	9091.51	783	11.61		
Oct-04	7317.81	803	9.11		
Nov-04	5658.56	774	7.31		
Dec-04	5095.19	711	7.17		
Jan-05	5955.02	760	7.84		

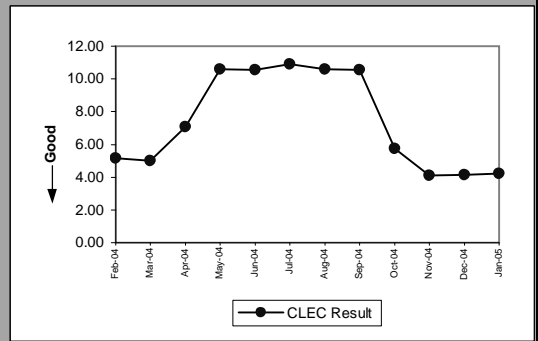


PO-1 - Pre-Order/Order Response Times

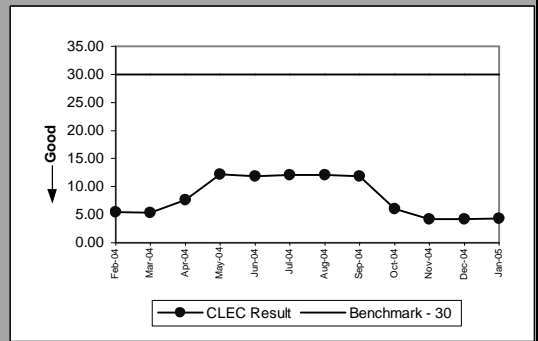
Pre-Order Response Times (Meet Point Inquiry) (Avg Sec) IMA Request ((PO-1) A-10(a)) (Diagnostic)					
Date	Numerator	Denominator	CLEC Result	Standard Dev	
Feb-04	159.72	533	0.30	0.03	
Mar-04	188.37	635	0.30	0.02	
Apr-04	297.87	534	0.56	1.85	
May-04	639.33	409	1.56	3.48	
Jun-04	567.53	435	1.30	3.09	
Jul-04	480.76	402	1.20	3.20	
Aug-04	631.65	437	1.45	3.54	
Sep-04	525.6	424	1.24	3.09	
Oct-04	131.68	535	0.25	1.00	
Nov-04	63.37	616	0.10	0.00	
Dec-04	52.77	512	0.10	0.01	
Jan-05	56.42	552	0.10	0.00	



Pre-Order Response Times (Meet Point Inquiry) (Avg Sec) IMA Response ((PO-1) A-10(b)) (Diagnostic)					
Date	Numerator	Denominator	CLEC Result	Standard Dev	
Feb-04	2742.84	533	5.15	0.99	
Mar-04	3184.48	635	5.01	1.30	
Apr-04	3782.33	534	7.08	3.10	
May-04	4335.03	409	10.60	0.50	
Jun-04	4596.32	435	10.57	0.49	
Jul-04	4386.11	402	10.91	2.53	
Aug-04	4624.74	437	10.58	0.68	
Sep-04	4475.58	424	10.56	0.10	
Oct-04	3072.86	535	5.74	2.95	
Nov-04	2526.69	616	4.10	0.60	
Dec-04	2128.74	513	4.15	0.61	
Jan-05	2337.64	552	4.23	1.39	

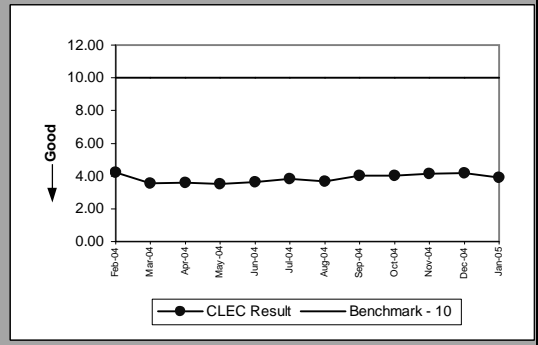


Pre-Order Response Times (Meet Point Inquiry) (Avg Sec) IMA Aggregate ((PO-1) A-10 Total) (Benchmark)					
Date	Numerator	Denominator	CLEC Result	Standard Dev	
Feb-04	2902.56	533	5.45		
Mar-04	3372.85	635	5.31		
Apr-04	4080.2	534	7.64		
May-04	4974.36	409	12.16		
Jun-04	5163.85	435	11.87		
Jul-04	4866.87	402	12.11		
Aug-04	5256.39	437	12.03		
Sep-04	5001.18	424	11.80		
Oct-04	3204.54	535	5.99		
Nov-04	2590.06	616	4.20		
Dec-04	2181.51	512	4.26		
Jan-05	2394.06	552	4.34		

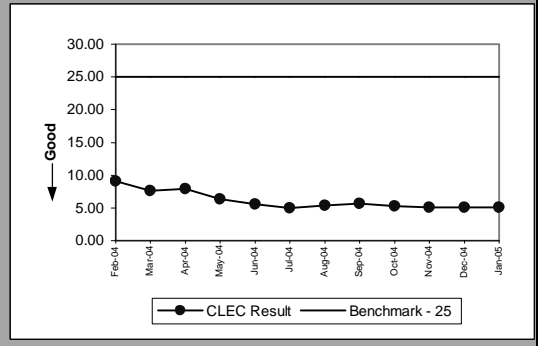


PO-1 - Pre-Order/Order Response Times

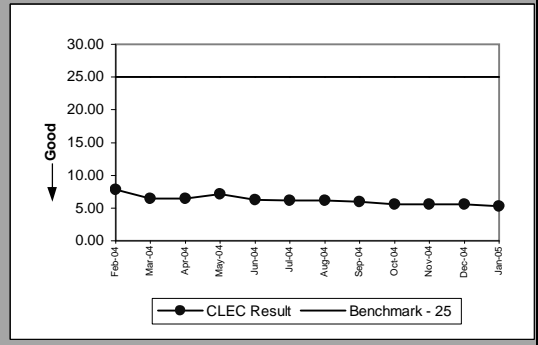
Pre-Order Response Times (Appt. Scheduler) (Avg Sec) EDI Request/Response ((PO-1) B-1) (Benchmark)						
Date	Numerator	Denominator	CLEC Result	Standard Dev		
Feb-04		22898.19	5439	4.21	0.84	
Mar-04		20132.05	5671	3.55	0.89	
Apr-04		19421.5	5425	3.58	1.02	
May-04		18003	5100	3.53	0.93	
Jun-04		18676.84	5131	3.64	1.19	
Jul-04		19958.13	5211	3.83	1.46	
Aug-04		19028.95	5185	3.67	1.63	
Sep-04		19929.32	4933	4.04	3.14	
Oct-04		17439.49	4349	4.01	10.35	
Nov-04		16111.13	3901	4.13	2.90	
Dec-04		16470.89	3931	4.19	4.39	
Jan-05		14963.57	3827	3.91	1.62	



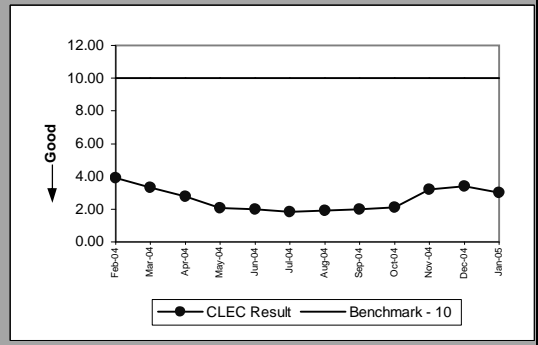
Pre-Order Response Times (Service Availability) (Avg Sec) EDI Request/Response ((PO-1) B-2) (Benchmark)						
Date	Numerator	Denominator	CLEC Result	Standard Dev		
Feb-04		52643.99	5789	9.09	8.59	
Mar-04		46628.05	6150	7.58	8.32	
Apr-04		46872.38	5905	7.94	8.81	
May-04		36261.07	5673	6.39	7.08	
Jun-04		32548.64	5828	5.58	5.30	
Jul-04		30313.26	6050	5.01	5.33	
Aug-04		31648.58	5923	5.34	6.34	
Sep-04		31344.26	5562	5.64	6.56	
Oct-04		24461.56	4666	5.24	10.73	
Nov-04		21417.76	4230	5.06	5.69	
Dec-04		21619.99	4286	5.04	6.07	
Jan-05		21604.04	4268	5.06	5.13	



Pre-Order Response Times (Facility Check) (Avg Sec) EDI Request/Response ((PO-1) B-3) (Benchmark)						
Date	Numerator	Denominator	CLEC Result	Standard Dev		
Feb-04		3537.93	453	7.81	5.30	
Mar-04		3049.12	472	6.46	4.13	
Apr-04		2887.07	449	6.43	1.61	
May-04		3251.28	456	7.13	5.34	
Jun-04		2962.5	474	6.25	1.87	
Jul-04		3023.3	490	6.17	3.71	
Aug-04		2901.6	468	6.20	2.58	
Sep-04		2667.06	449	5.94	1.84	
Oct-04		1706.92	307	5.56	1.00	
Nov-04		1332.8	238	5.60	1.46	
Dec-04		1343.1	242	5.55	2.52	
Jan-05		1233.18	234	5.27	1.17	

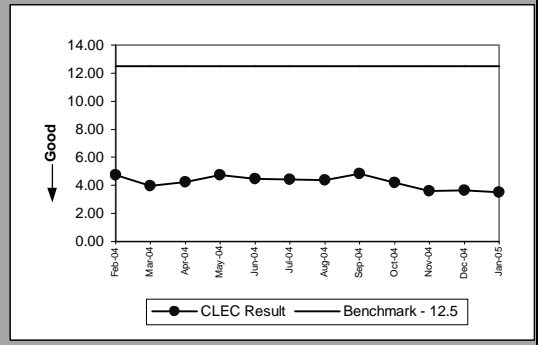


Pre-Order Response Times (Address Validation) (Avg Sec) EDI Request/Response ((PO-1) B-4) (Benchmark)						
Date	Numerator	Denominator	CLEC Result	Standard Dev		
Feb-04		31594.81	8084	3.91	2.07	
Mar-04		28129.37	8443	3.33	1.06	
Apr-04		22558.24	8126	2.78	1.31	
May-04		15826.95	7688	2.06	1.48	
Jun-04		16126.56	8045	2.00	1.24	
Jul-04		14317.19	7792	1.84	1.66	
Aug-04		14758.4	7650	1.93	2.24	
Sep-04		14446.29	7243	1.99	2.21	
Oct-04		12873.91	6089	2.11	3.23	
Nov-04		18722.33	5808	3.22	2.69	
Dec-04		20399.14	5987	3.41	4.13	
Jan-05		17520.63	5806	3.02	1.16	

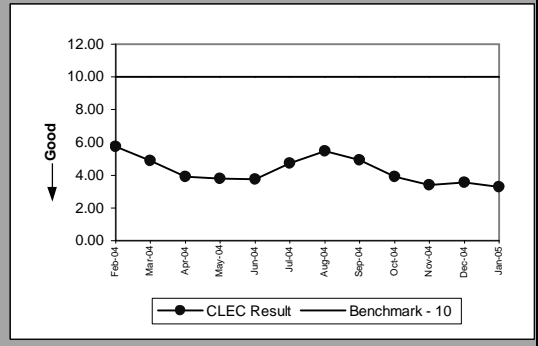


PO-1 - Pre-Order/Order Response Times

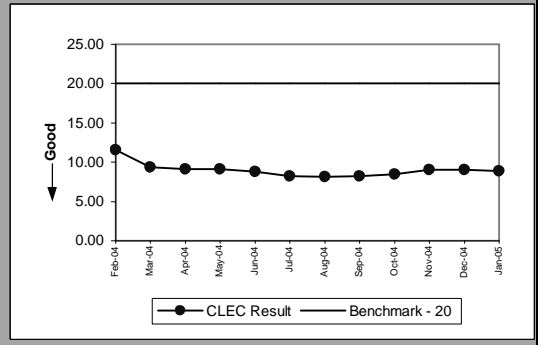
Pre-Order Response Times (Get CSR) (Avg Sec) EDI Request/Response ((PO-1) B-5) (Benchmark)					
Date	Numerator	Denominator	CLEC Result	Standard Dev	
Feb-04	8657.69	1818	4.76	3.03	
Mar-04	7550.21	1894	3.99	1.23	
Apr-04	7618.34	1787	4.26	1.91	
May-04	8726.66	1850	4.72	3.01	
Jun-04	8503.52	1912	4.45	2.49	
Jul-04	8673.86	1966	4.41	2.28	
Aug-04	8476.29	1935	4.38	3.52	
Sep-04	8855.73	1832	4.83	3.50	
Oct-04	5280.86	1262	4.18	3.31	
Nov-04	3456.41	956	3.62	1.73	
Dec-04	3560.24	981	3.63	2.80	
Jan-05	3361.74	951	3.53	2.49	



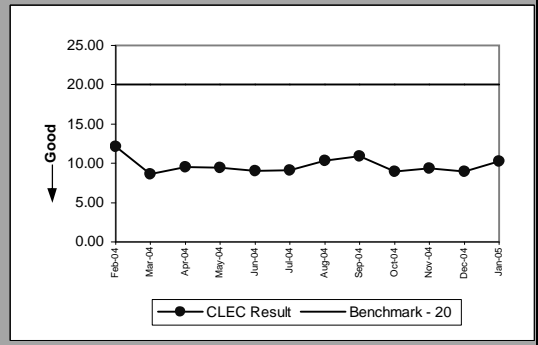
Pre-Order Response Times (TN Reservation) (Avg Sec) EDI Request/Response ((PO-1) B-6) (Benchmark)					
Date	Numerator	Denominator	CLEC Result	Standard Dev	
Feb-04	15557.84	2703	5.76	1.32	
Mar-04	14057.92	2872	4.89	1.36	
Apr-04	11067.57	2824	3.92	0.76	
May-04	9713.04	2557	3.80	1.37	
Jun-04	10417.68	2764	3.77	0.88	
Jul-04	12983.39	2751	4.72	2.41	
Aug-04	14959.29	2740	5.46	2.93	
Sep-04	12794.64	2598	4.92	3.35	
Oct-04	8677.91	2226	3.90	10.48	
Nov-04	6594.61	1934	3.41	2.41	
Dec-04	6917.93	1944	3.56	3.68	
Jan-05	6341.9	1930	3.29	1.96	



Pre-Order Response Times (Loop Qualification Tools) (Avg Sec) EDI Request/Response ((PO-1) B-7) (Benchmark)					
Date	Numerator	Denominator	CLEC Result	Standard Dev	
Feb-04	189010.6	16396	11.53	11.19	
Mar-04	174211.8	18621	9.36	9.88	
Apr-04	144162.4	15738	9.16	9.63	
May-04	160913	17663	9.11	9.81	
Jun-04	168903.9	19149	8.82	8.78	
Jul-04	171548.8	20855	8.23	7.27	
Aug-04	164797.5	20154	8.18	8.26	
Sep-04	166109.5	20194	8.23	7.52	
Oct-04	140542.5	16607	8.46	23.85	
Nov-04	63942.81	7071	9.04	8.53	
Dec-04	66033.29	7317	9.02	9.22	
Jan-05	60665.05	6820	8.90	8.56	

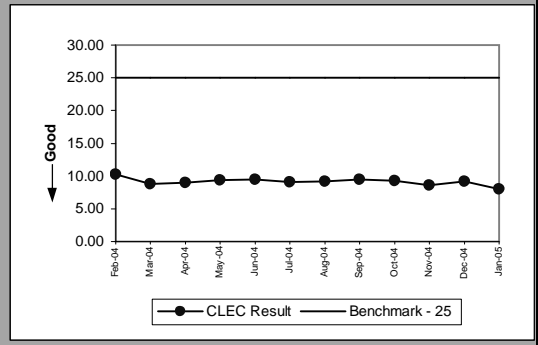


Pre-Order Response Times (Resale of Qwest DSL Qualification) (Avg Sec) EDI Request/Response ((PO-1) B-8) (Benchmark)					
Date	Numerator	Denominator	CLEC Result	Standard Dev	
Feb-04	10956.48	904	12.12	13.54	
Mar-04	8245.17	951	8.67	9.01	
Apr-04	8539.98	898	9.51	11.47	
May-04	8807.1	930	9.47	11.76	
Jun-04	8688	960	9.05	10.48	
Jul-04	8999.9	989	9.10	11.80	
Aug-04	10069.92	972	10.36	15.10	
Sep-04	10053.86	919	10.94	16.40	
Oct-04	5651.1	630	8.97	11.69	
Nov-04	4464.52	478	9.34	9.99	
Dec-04	4393.56	492	8.93	10.07	
Jan-05	4869.48	476	10.23	13.30	

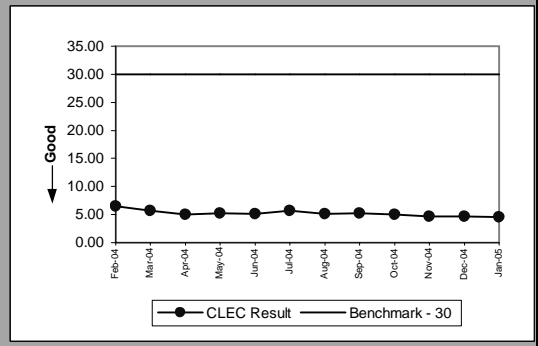


PO-1 - Pre-Order/Order Response Times

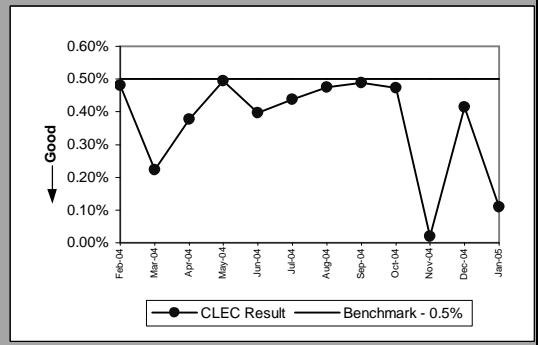
Pre-Order Response Times (Connecting Facility Assignment) (Avg Sec) EDI Request/Response ((PO-1) B-9) (Benchmark)					
Date	Numerator	Denominator	CLEC Result	Standard Dev	
Feb-04	9207.96	896	10.28	5.99	
Mar-04	8301.8	944	8.79	5.24	
Apr-04	7924.19	885	8.95	5.41	
May-04	8621.77	918	9.39	6.64	
Jun-04	8997.39	952	9.45	7.23	
Jul-04	8952.52	981	9.13	3.52	
Aug-04	8821.76	962	9.17	6.06	
Sep-04	8697.15	914	9.52	6.90	
Oct-04	5741.46	618	9.29	6.99	
Nov-04	4083.63	476	8.58	5.14	
Dec-04	4514.51	489	9.23	8.19	
Jan-05	3775.29	471	8.02	4.34	



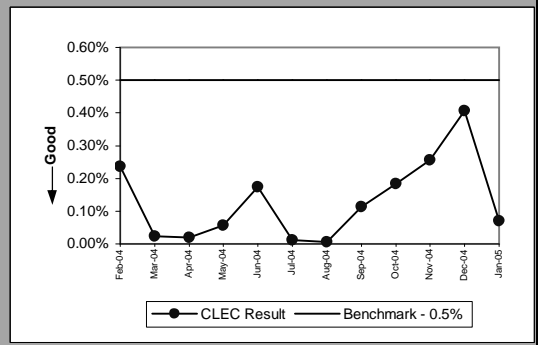
Pre-Order Response Times (Meet Point Inquiry) (Avg Sec) EDI Request/Response ((PO-1) B-10) (Benchmark)					
Date	Numerator	Denominator	CLEC Result	Standard Dev	
Feb-04	5824.31	898	6.49	0.98	
Mar-04	5383.97	949	5.67	1.10	
Apr-04	4531.26	894	5.07	1.75	
May-04	4864.79	929	5.24	1.37	
Jun-04	4915.8	957	5.14	1.06	
Jul-04	5538.77	979	5.66	2.36	
Aug-04	4933.12	972	5.08	2.36	
Sep-04	4850.63	921	5.27	3.06	
Oct-04	3164.32	629	5.03	3.92	
Nov-04	2244.71	479	4.69	0.95	
Dec-04	2306.8	495	4.66	2.02	
Jan-05	2164.94	474	4.57	0.84	



Pre-Order Response Times (Timeout) (Percent) IMA Total ((PO-1C) -1) (Benchmark)					
Date	Numerator	Denominator	CLEC Result	Standard Dev	
Feb-04	134	27936	0.48%	6.91%	
Mar-04	72	32230	0.22%	4.72%	
Apr-04	104	27594	0.38%	6.13%	
May-04	132	26701	0.49%	7.01%	
Jun-04	111	27982	0.40%	6.29%	
Jul-04	115	26254	0.44%	6.60%	
Aug-04	133	28050	0.47%	6.87%	
Sep-04	134	27430	0.49%	6.97%	
Oct-04	132	27970	0.47%	6.85%	
Nov-04	6	29855	0.02%	1.42%	
Dec-04	107	25792	0.42%	6.43%	
Jan-05	31	28561	0.11%	3.29%	

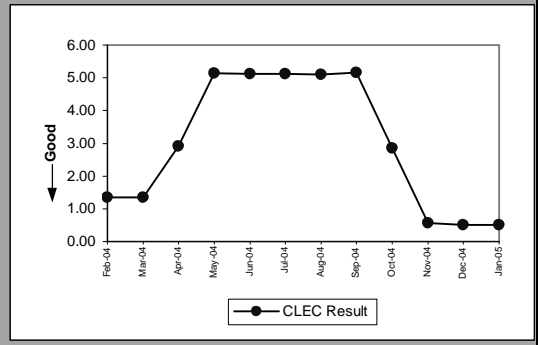


Pre-Order Response Times (Timeout) (Percent) EDI Total ((PO-1C) -2) (Benchmark)					
Date	Numerator	Denominator	CLEC Result	Standard Dev	
Feb-04	103	43483	0.24%	4.86%	
Mar-04	11	46978	0.02%	1.53%	
Apr-04	8	42939	0.02%	1.37%	
May-04	25	43789	0.06%	2.39%	
Jun-04	80	46252	0.17%	4.16%	
Jul-04	6	48070	0.01%	1.12%	
Aug-04	3	46964	0.01%	0.80%	
Sep-04	52	45617	0.11%	3.37%	
Oct-04	69	37452	0.18%	4.29%	
Nov-04	66	25637	0.26%	5.07%	
Dec-04	107	26271	0.41%	6.37%	
Jan-05	18	25275	0.07%	2.67%	

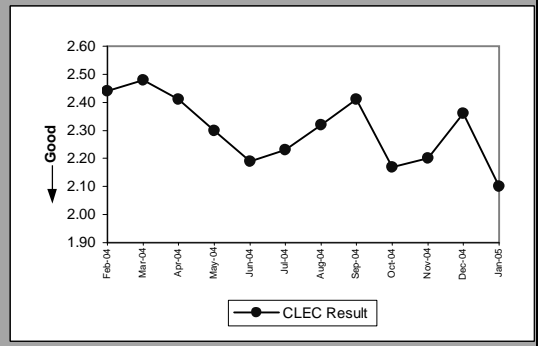


PO-1 - Pre-Order/Order Response Times

Pre-Order Response Times (Rejected Query) (Avg Sec) IMA Total ((PO-1D) -1) (Diagnostic)					
Date	Numerator	Denominator	CLEC Result	Standard Dev	
Feb-04	11975.58	8937	1.34	1.21	
Mar-04	13104.45	9707	1.35	1.26	
Apr-04	24746.64	8504	2.91	3.86	
May-04	36231.86	7049	5.14	5.04	
Jun-04	41415.68	8089	5.12	5.06	
Jul-04	42004.48	8204	5.12	5.04	
Aug-04	40690.93	7963	5.11	5.04	
Sep-04	43106.64	8354	5.16	5.04	
Oct-04	22113.15	7759	2.85	4.18	
Nov-04	5064.64	9044	0.56	0.47	
Dec-04	3956.5	7913	0.50	0.29	
Jan-05	4117	8234	0.50	0.29	

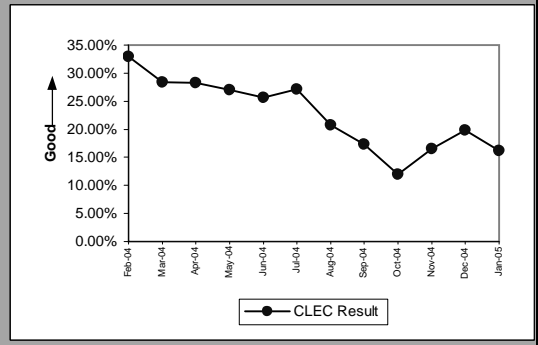


Pre-Order Response Times (Rejected Query) (Avg Sec) EDI Total ((PO-1D) -2) (Diagnostic)					
Date	Numerator	Denominator	CLEC Result	Standard Dev	
Feb-04	18961.24	7771	2.44	3.46	
Mar-04	20405.44	8228	2.48	3.34	
Apr-04	18720.88	7768	2.41	3.03	
May-04	18466.7	8029	2.30	3.65	
Jun-04	18159.48	8292	2.19	3.00	
Jul-04	19010.75	8525	2.23	3.50	
Aug-04	19432.32	8376	2.32	4.68	
Sep-04	19019.72	7892	2.41	4.86	
Oct-04	15539.37	7161	2.17	4.52	
Nov-04	18154.4	8252	2.20	3.15	
Dec-04	20071.8	8505	2.36	4.46	
Jan-05	17161.2	8172	2.10	3.27	

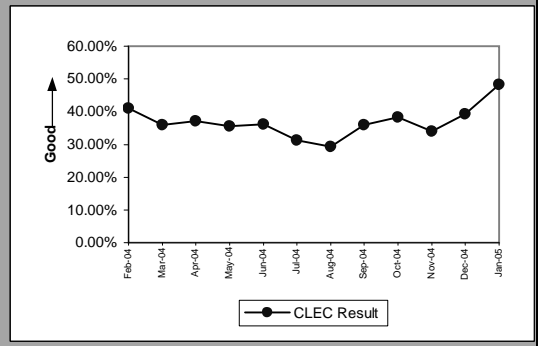


PO-2A-1 - Electronic Flow-through for LSRs received via IMA GUI (Percent)

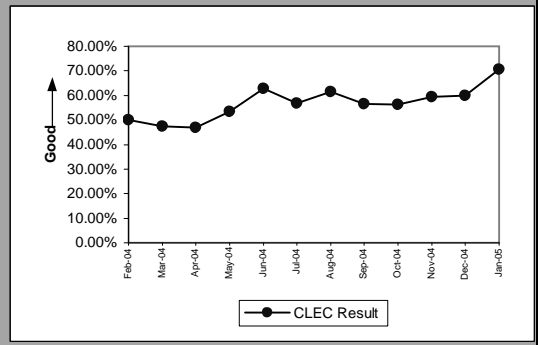
Resale Aggregate W/O UNE-P-POTS (Diagnostic)					
Date	CLEC Num	CLEC Denom	CLEC Result	CLEC Std Dev	
Feb-04	626	1899	32.96%	47.01%	
Mar-04	568	2003	28.36%	45.07%	
Apr-04	447	1580	28.29%	45.04%	
May-04	468	1733	27.01%	44.40%	
Jun-04	465	1811	25.68%	43.68%	
Jul-04	466	1717	27.14%	44.47%	
Aug-04	358	1721	20.80%	40.59%	
Sep-04	390	2244	17.38%	37.89%	
Oct-04	336	2799	12.00%	32.50%	
Nov-04	370	2242	16.50%	37.12%	
Dec-04	418	2105	19.86%	39.89%	
Jan-05	338	2086	16.20%	36.85%	



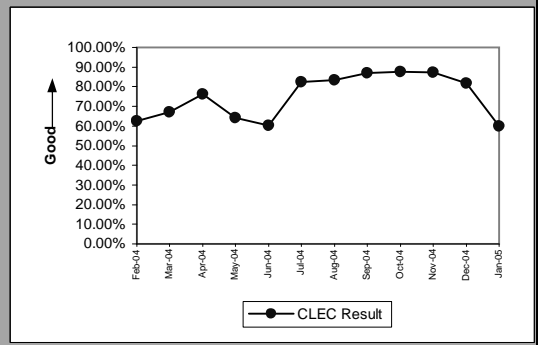
Unbundled Loop Aggregate (Diagnostic)					
Date	CLEC Num	CLEC Denom	CLEC Result	CLEC Std Dev	
Feb-04	406	989	41.05%	49.19%	
Mar-04	373	1038	35.93%	47.98%	
Apr-04	413	1115	37.04%	48.29%	
May-04	342	961	35.59%	47.88%	
Jun-04	372	1028	36.19%	48.05%	
Jul-04	369	1182	31.22%	46.34%	
Aug-04	398	1357	29.33%	45.53%	
Sep-04	496	1376	36.05%	48.01%	
Oct-04	501	1311	38.22%	48.59%	
Nov-04	393	1154	34.06%	47.39%	
Dec-04	431	1099	39.22%	48.82%	
Jan-05	590	1220	48.36%	49.97%	



LNP (Diagnostic)					
Date	CLEC Num	CLEC Denom	CLEC Result	CLEC Std Dev	
Feb-04	172	344	50.00%	50.00%	
Mar-04	231	486	47.53%	49.94%	
Apr-04	188	401	46.88%	49.90%	
May-04	226	424	53.30%	49.89%	
Jun-04	351	559	62.79%	48.34%	
Jul-04	260	458	56.77%	49.54%	
Aug-04	400	651	61.44%	48.67%	
Sep-04	349	617	56.56%	49.57%	
Oct-04	289	513	56.34%	49.60%	
Nov-04	314	529	59.36%	49.12%	
Dec-04	330	551	59.89%	49.01%	
Jan-05	397	563	70.52%	45.60%	



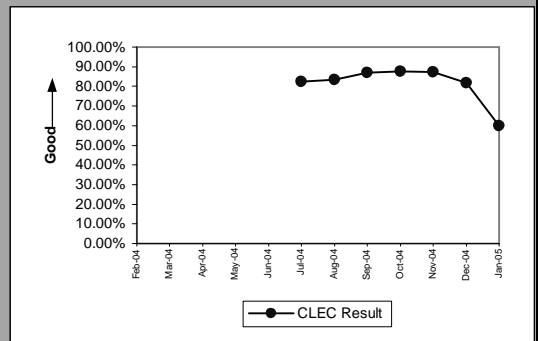
UNE - P (POTS) (Diagnostic)					
Date	CLEC Num	CLEC Denom	CLEC Result	CLEC Std Dev	
Feb-04	3868	6175	62.64%	48.38%	
Mar-04	5018	7491	66.99%	47.03%	
Apr-04	5822	7642	76.18%	42.60%	
May-04	5765	8991	64.12%	47.96%	
Jun-04	4412	7315	60.31%	48.92%	
Jul-04	4455	5404	82.44%	38.05%	
Aug-04	4874	5839	83.47%	37.14%	
Sep-04	4933	5674	86.94%	33.70%	
Oct-04	5622	6420	87.57%	32.99%	
Nov-04	6191	7084	87.39%	33.19%	
Dec-04	4020	4915	81.79%	38.59%	
Jan-05	137	229	59.83%	49.03%	



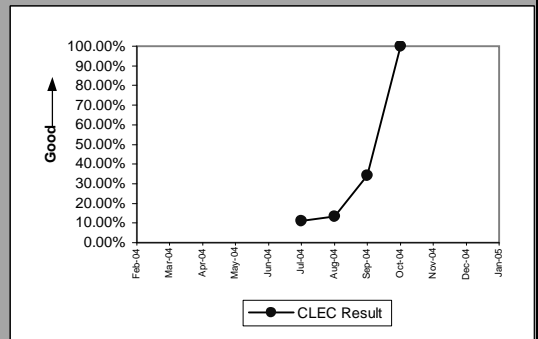
PO-2 UNE-P(POTS) will display two graphs. The first graph is UNE-P (POTS) without Centrex21 and the second graph is UNE-P (POTS AGG) with Centrex21.

PO-2A-1 - Electronic Flow-through for LSRs received via IMA GUI (Percent)

UNE P (POTS AGG) (Diagnostic)				
Date	CLEC Num	CLEC Denom	CLEC Result	CLEC Std Dev
Feb-04				
Mar-04				
Apr-04				
May-04				
Jun-04				
Jul-04	4465	5420	82.38%	38.10%
Aug-04	4882	5856	83.37%	37.24%
Sep-04	4938	5681	86.92%	33.72%
Oct-04	5638	6442	87.52%	33.05%
Nov-04	6198	7091	87.41%	33.18%
Dec-04	4024	4920	81.79%	38.59%
Jan-05	137	229	59.83%	49.03%



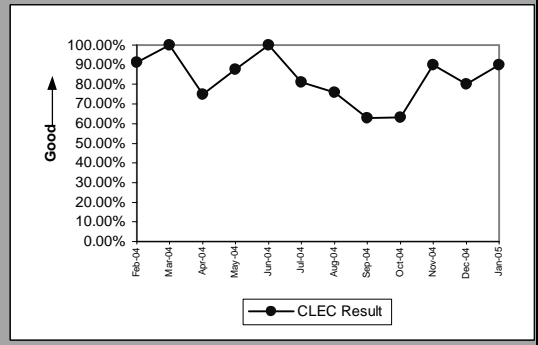
Line Sharing (Diagnostic)				
Date	CLEC Num	CLEC Denom	CLEC Result	CLEC Std Dev
Feb-04				
Mar-04				
Apr-04				
May-04				
Jun-04				
Jul-04	9	82	10.98%	31.26%
Aug-04	11	83	13.25%	33.91%
Sep-04	31	91	34.07%	47.39%
Oct-04	8	8	100.00%	0.00%
Nov-04				
Dec-04				
Jan-05				



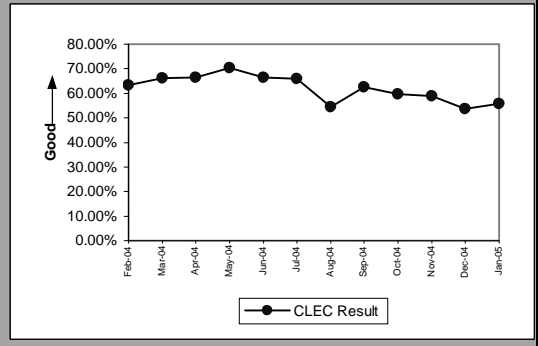
PO-2 UNE-P(POTS) will display two graphs. The first graph is UNE-P (POTS) without Centrex21 and the second graph is UNE-P (POTS AGG) with Centrex21.

PO-2A-2 - Electronic Flow-through for LSRs received via IMA EDI (Percent)

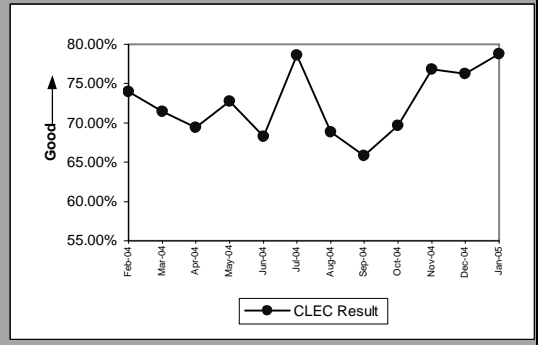
Resale Aggregate W/O UNE-P-POTS (Diagnostic)					
Date	CLEC Num	CLEC Denom	CLEC Result	CLEC Std Dev	
Feb-04	21	23	91.30%	28.18%	
Mar-04	7	7	100.00%	0.00%	
Apr-04	9	12	75.00%	43.30%	
May-04	7	8	87.50%	33.07%	
Jun-04	5	5	100.00%	0.00%	
Jul-04	13	16	81.25%	39.03%	
Aug-04	22	29	75.86%	42.79%	
Sep-04	22	35	62.86%	48.32%	
Oct-04	12	19	63.16%	48.24%	
Nov-04	18	20	90.00%	30.00%	
Dec-04	16	20	80.00%	40.00%	
Jan-05	18	20	90.00%	30.00%	



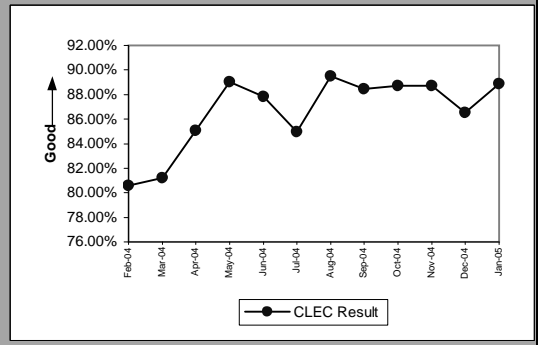
Unbundled Loop Aggregate (Diagnostic)					
Date	CLEC Num	CLEC Denom	CLEC Result	CLEC Std Dev	
Feb-04	592	933	63.45%	48.16%	
Mar-04	730	1102	66.24%	47.29%	
Apr-04	641	965	66.42%	47.23%	
May-04	745	1059	70.35%	45.67%	
Jun-04	745	1119	66.58%	47.17%	
Jul-04	894	1356	65.93%	47.39%	
Aug-04	625	1149	54.40%	49.81%	
Sep-04	847	1357	62.42%	48.43%	
Oct-04	924	1551	59.57%	49.07%	
Nov-04	827	1406	58.82%	49.22%	
Dec-04	677	1264	53.56%	49.87%	
Jan-05	813	1455	55.88%	49.65%	



LNP (Diagnostic)					
Date	CLEC Num	CLEC Denom	CLEC Result	CLEC Std Dev	
Feb-04	383	518	73.94%	43.90%	
Mar-04	564	789	71.48%	45.15%	
Apr-04	361	520	69.42%	46.07%	
May-04	264	363	72.73%	44.54%	
Jun-04	394	577	68.28%	46.54%	
Jul-04	426	542	78.60%	41.01%	
Aug-04	362	526	68.82%	46.32%	
Sep-04	372	565	65.84%	47.42%	
Oct-04	390	560	69.64%	45.98%	
Nov-04	505	657	76.86%	42.17%	
Dec-04	526	690	76.23%	42.57%	
Jan-05	700	889	78.74%	40.91%	



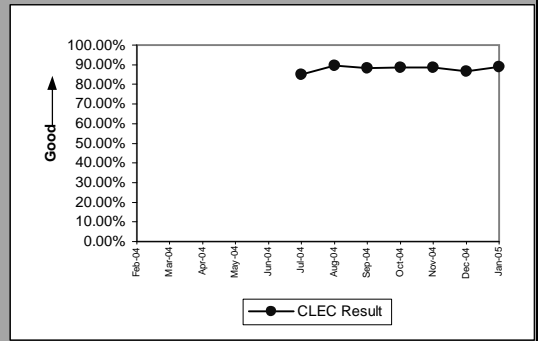
UNE - P (POTS) (Diagnostic)					
Date	CLEC Num	CLEC Denom	CLEC Result	CLEC Std Dev	
Feb-04	11555	14338	80.59%	39.55%	
Mar-04	17048	20992	81.21%	39.06%	
Apr-04	18567	21826	85.07%	35.64%	
May-04	19711	22134	89.05%	31.22%	
Jun-04	19133	21782	87.84%	32.68%	
Jul-04	13825	16268	84.98%	35.72%	
Aug-04	7984	8919	89.52%	30.63%	
Sep-04	5794	6552	88.43%	31.99%	
Oct-04	6162	6947	88.70%	31.66%	
Nov-04	5227	5891	88.73%	31.62%	
Dec-04	4369	5049	86.53%	34.14%	
Jan-05	368	414	88.89%	31.43%	



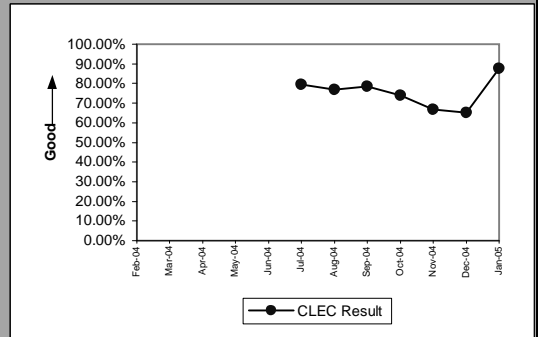
PO-2 UNE-P(POTS) will display two graphs. The first graph is UNE-P (POTS) without Centrex21 and the second graph is UNE-P (POTS AGG) with Centrex21.

PO-2A-2 - Electronic Flow-through for LSRs received via IMA EDI (Percent)

UNE P (POTS AGG) (Diagnostic)				
Date	CLEC Num	CLEC Denom	CLEC Result	CLEC Std Dev
Feb-04				
Mar-04				
Apr-04				
May-04				
Jun-04				
Jul-04	13825	16268	84.98%	35.72%
Aug-04	7984	8919	89.52%	30.63%
Sep-04	5794	6552	88.43%	31.99%
Oct-04	6162	6947	88.70%	31.66%
Nov-04	5227	5891	88.73%	31.62%
Dec-04	4369	5049	86.53%	34.14%
Jan-05	368	414	88.89%	31.43%



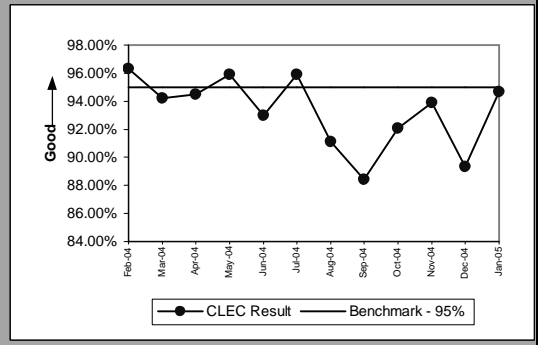
Line Sharing (Diagnostic)				
Date	CLEC Num	CLEC Denom	CLEC Result	CLEC Std Dev
Feb-04				
Mar-04				
Apr-04				
May-04				
Jun-04				
Jul-04	530	667	79.46%	40.40%
Aug-04	581	757	76.75%	42.24%
Sep-04	678	865	78.38%	41.16%
Oct-04	40	54	74.07%	43.82%
Nov-04	14	21	66.67%	47.14%
Dec-04	13	20	65.00%	47.70%
Jan-05	21	24	87.50%	33.07%



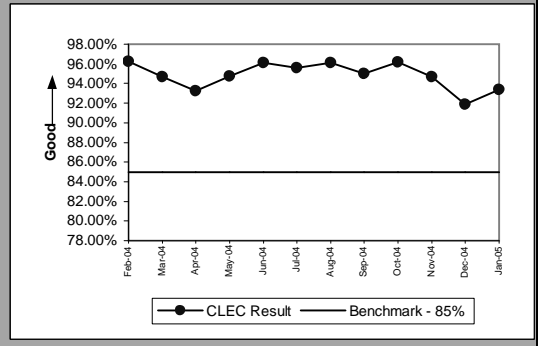
PO-2 UNE-P(POTS) will display two graphs. The first graph is UNE-P (POTS) without Centrex21 and the second graph is UNE-P (POTS AGG) with Centrex21.

PO-2B-1 - Electronic Flow-through for All Eligible LSRs received via IMA GUI (Percent)

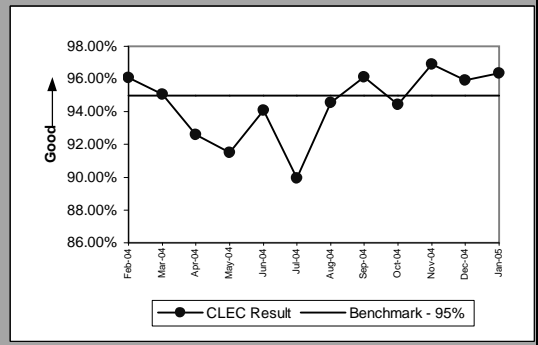
Resale Aggregate W/O UNE-P-POTS (Benchmark)					
Date	CLEC Num	CLEC Denom	CLEC Result	CLEC Std Dev	
Feb-04	626	650	96.31%	18.86%	
Mar-04	568	603	94.20%	23.38%	
Apr-04	447	473	94.50%	22.79%	
May-04	468	488	95.90%	19.83%	
Jun-04	465	500	93.00%	25.51%	
Jul-04	466	486	95.88%	19.86%	
Aug-04	358	393	91.09%	28.48%	
Sep-04	390	441	88.44%	31.98%	
Oct-04	336	365	92.05%	27.04%	
Nov-04	370	394	93.91%	23.92%	
Dec-04	418	468	89.32%	30.89%	
Jan-05	338	357	94.68%	22.45%	



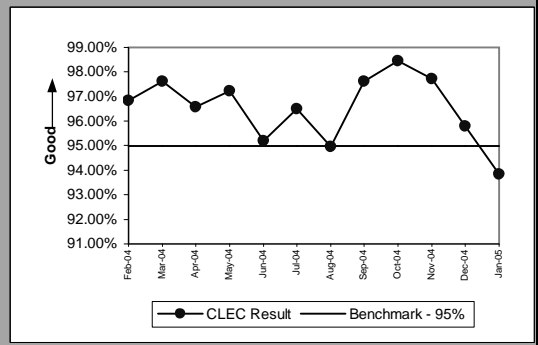
Unbundled Loop Aggregate (Benchmark)					
Date	CLEC Num	CLEC Denom	CLEC Result	CLEC Std Dev	
Feb-04	406	422	96.21%	19.10%	
Mar-04	373	394	94.67%	22.46%	
Apr-04	413	443	93.23%	25.13%	
May-04	342	361	94.74%	22.33%	
Jun-04	372	387	96.12%	19.30%	
Jul-04	369	386	95.60%	20.52%	
Aug-04	398	414	96.14%	19.28%	
Sep-04	496	522	95.02%	21.75%	
Oct-04	501	521	96.16%	19.21%	
Nov-04	393	415	94.70%	22.41%	
Dec-04	431	469	91.90%	27.29%	
Jan-05	590	632	93.35%	24.91%	



LNP (Benchmark)					
Date	CLEC Num	CLEC Denom	CLEC Result	CLEC Std Dev	
Feb-04	172	179	96.09%	19.38%	
Mar-04	231	243	95.06%	21.67%	
Apr-04	188	203	92.61%	26.16%	
May-04	226	247	91.50%	27.89%	
Jun-04	351	373	94.10%	23.56%	
Jul-04	260	289	89.97%	30.05%	
Aug-04	400	423	94.56%	22.68%	
Sep-04	349	363	96.14%	19.26%	
Oct-04	289	306	94.44%	22.91%	
Nov-04	314	324	96.91%	17.30%	
Dec-04	330	344	95.93%	19.76%	
Jan-05	397	412	96.36%	18.73%	



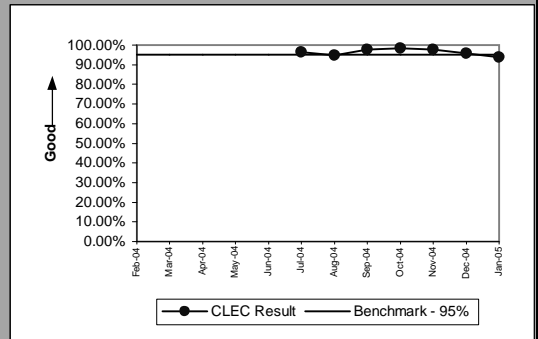
UNE - P (POTS) (Benchmark)					
Date	CLEC Num	CLEC Denom	CLEC Result	CLEC Std Dev	
Feb-04	3868	3994	96.85%	17.48%	
Mar-04	5018	5141	97.61%	15.28%	
Apr-04	5822	6028	96.58%	18.17%	
May-04	5765	5929	97.23%	16.40%	
Jun-04	4412	4635	95.19%	21.40%	
Jul-04	4455	4617	96.49%	18.40%	
Aug-04	4874	5133	94.95%	21.89%	
Sep-04	4933	5053	97.63%	15.23%	
Oct-04	5622	5710	98.46%	12.32%	
Nov-04	6191	6336	97.71%	14.95%	
Dec-04	4020	4197	95.78%	20.10%	
Jan-05	137	146	93.84%	24.05%	



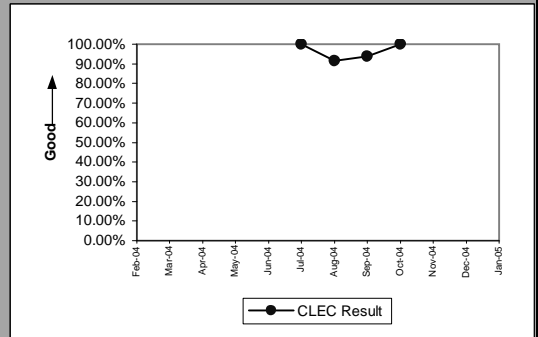
PO-2 UNE-P(POTS) will display two graphs. The first graph is UNE-P (POTS) without Centrex21 and the second graph is UNE-P (POTS AGG) with Centrex21.

PO-2B-1 - Electronic Flow-through for All Eligible LSRs received via IMA GUI (Percent)

UNE P (POTS AGG) (Benchmark)				
Date	CLEC Num	CLEC Denom	CLEC Result	CLEC Std Dev
Feb-04				
Mar-04				
Apr-04				
May-04				
Jun-04				
Jul-04	4466	4629	96.48%	18.43%
Aug-04	4882	5144	94.91%	21.99%
Sep-04	4938	5059	97.61%	15.28%
Oct-04	5638	5728	98.43%	12.44%
Nov-04	6198	6343	97.71%	14.95%
Dec-04	4024	4202	95.76%	20.14%
Jan-05	137	146	93.84%	24.05%



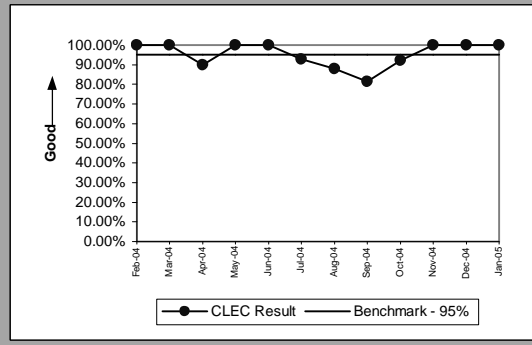
Line Sharing (Diagnostic)				
Date	CLEC Num	CLEC Denom	CLEC Result	CLEC Std Dev
Feb-04				
Mar-04				
Apr-04				
May-04				
Jun-04				
Jul-04	9	9	100.00%	0.00%
Aug-04	11	12	91.67%	27.64%
Sep-04	31	33	93.94%	23.86%
Oct-04	8	8	100.00%	0.00%
Nov-04				
Dec-04				
Jan-05				



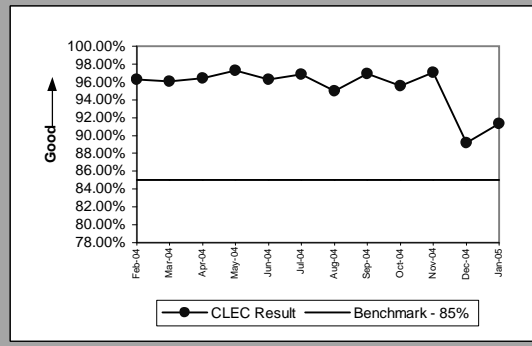
PO-2 UNE-P(POTS) will display two graphs. The first graph is UNE-P (POTS) without Centrex21 and the second graph is UNE-P (POTS AGG) with Centrex21.

PO-2B-2 - Electronic Flow-through for All Eligible LSRs received via IMA EDI (Percent)

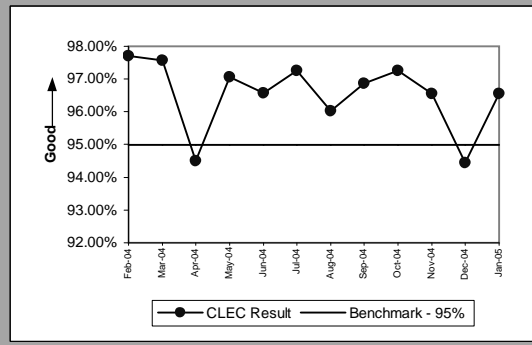
Resale Aggregate W/O UNE-P-POTS (Benchmark)					
Date	CLEC Num	CLEC Denom	CLEC Result	CLEC Std Dev	
Feb-04	21	21	100.00%	0.00%	
Mar-04	7	7	100.00%	0.00%	
Apr-04	9	10	90.00%	30.00%	
May-04	7	7	100.00%	0.00%	
Jun-04	5	5	100.00%	0.00%	
Jul-04	13	14	92.86%	25.75%	
Aug-04	22	25	88.00%	32.50%	
Sep-04	22	27	81.48%	38.84%	
Oct-04	12	13	92.31%	26.65%	
Nov-04	18	18	100.00%	0.00%	
Dec-04	16	16	100.00%	0.00%	
Jan-05	18	18	100.00%	0.00%	



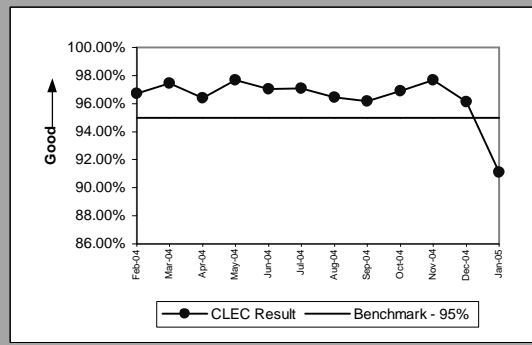
Unbundled Loop Aggregate (Benchmark)					
Date	CLEC Num	CLEC Denom	CLEC Result	CLEC Std Dev	
Feb-04	592	615	96.26%	18.97%	
Mar-04	730	760	96.05%	19.47%	
Apr-04	641	665	96.39%	18.65%	
May-04	745	766	97.26%	16.33%	
Jun-04	745	774	96.25%	18.99%	
Jul-04	894	923	96.86%	17.44%	
Aug-04	625	658	94.98%	21.83%	
Sep-04	847	874	96.91%	17.30%	
Oct-04	924	967	95.55%	20.61%	
Nov-04	827	852	97.07%	16.88%	
Dec-04	677	759	89.20%	31.04%	
Jan-05	813	890	91.35%	28.11%	



LNP (Benchmark)					
Date	CLEC Num	CLEC Denom	CLEC Result	CLEC Std Dev	
Feb-04	383	392	97.70%	14.98%	
Mar-04	564	578	97.58%	15.37%	
Apr-04	361	382	94.50%	22.79%	
May-04	264	272	97.06%	16.90%	
Jun-04	394	408	96.57%	18.20%	
Jul-04	426	438	97.26%	16.32%	
Aug-04	362	377	96.02%	19.55%	
Sep-04	372	384	96.88%	17.40%	
Oct-04	390	401	97.26%	16.33%	
Nov-04	505	523	96.56%	18.23%	
Dec-04	526	557	94.43%	22.93%	
Jan-05	700	725	96.55%	18.25%	



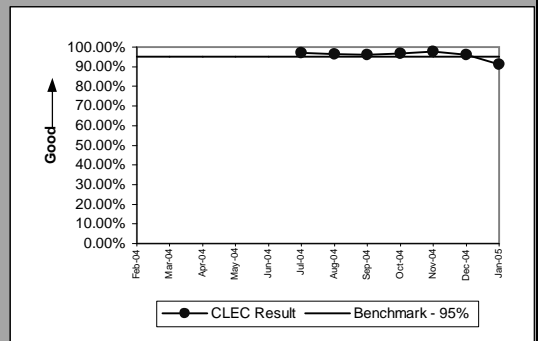
UNE - P (POTS) (Benchmark)					
Date	CLEC Num	CLEC Denom	CLEC Result	CLEC Std Dev	
Feb-04	11555	11949	96.70%	17.86%	
Mar-04	17048	17493	97.46%	15.75%	
Apr-04	18567	19261	96.40%	18.64%	
May-04	19711	20184	97.66%	15.13%	
Jun-04	19133	19714	97.05%	16.91%	
Jul-04	13825	14242	97.07%	16.86%	
Aug-04	7984	8278	96.45%	18.51%	
Sep-04	5794	6026	96.15%	19.24%	
Oct-04	6162	6359	96.90%	17.33%	
Nov-04	5227	5351	97.68%	15.05%	
Dec-04	4369	4545	96.13%	19.29%	
Jan-05	368	404	91.09%	28.49%	



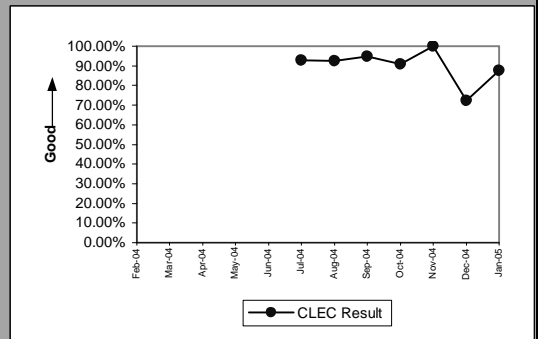
PO-2 UNE-P(POTS) will display two graphs. The first graph is UNE-P (POTS) without Centrex21 and the second graph is UNE-P (POTS AGG) with Centrex21.

PO-2B-2 - Electronic Flow-through for All Eligible LSRs received via IMA EDI (Percent)

UNE P (POTS AGG) (Benchmark)				
Date	CLEC Num	CLEC Denom	CLEC Result	CLEC Std Dev
Feb-04				
Mar-04				
Apr-04				
May-04				
Jun-04				
Jul-04	13825	14242	97.07%	16.86%
Aug-04	7984	8278	96.45%	18.51%
Sep-04	5794	6026	96.15%	19.24%
Oct-04	6162	6359	96.90%	17.33%
Nov-04	5227	5351	97.68%	15.05%
Dec-04	4369	4545	96.13%	19.29%
Jan-05	368	404	91.09%	28.49%



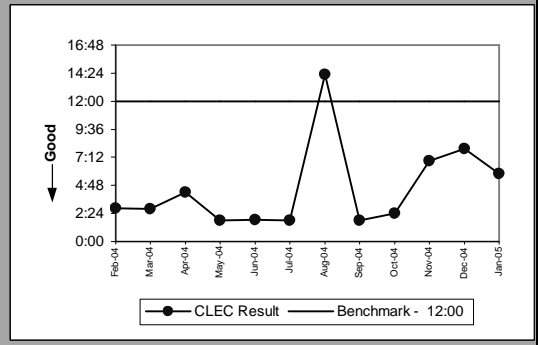
Line Sharing (Diagnostic)				
Date	CLEC Num	CLEC Denom	CLEC Result	CLEC Std Dev
Feb-04				
Mar-04				
Apr-04				
May-04				
Jun-04				
Jul-04	530	570	92.98%	25.54%
Aug-04	581	629	92.37%	26.55%
Sep-04	678	715	94.83%	22.15%
Oct-04	40	44	90.91%	28.75%
Nov-04	14	14	100.00%	0.00%
Dec-04	13	18	72.22%	44.79%
Jan-05	21	24	87.50%	33.07%



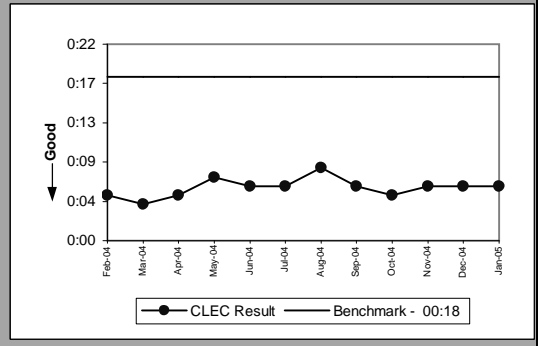
PO-2 UNE-P(POTS) will display two graphs. The first graph is UNE-P (POTS) without Centrex21 and the second graph is UNE-P (POTS AGG) with Centrex21.

PO-3 - LSR Rejection Notice Interval

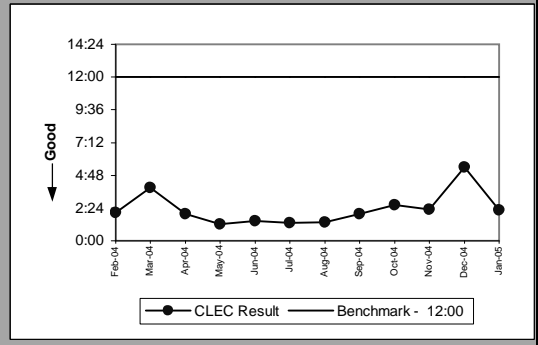
LSR Rejection Notice Interval for IMA - Rejected Manually (Hours:Minutes) ((PO-3A-1)) (Benchmark)					
Date	Numerator	Denominator	CLEC Result	Standard Dev	
Feb-04		653:17	231	2:50	4:18
Mar-04		899:45	323	2:47	2:48
Apr-04		1492:16	354	4:13	33:30
May-04		698:32	390	1:47	5:09
Jun-04		602:28	329	1:50	2:32
Jul-04		443:16	246	1:48	2:19
Aug-04		3465:36	243	14:16	140:07
Sep-04		423:44	238	1:47	1:57
Oct-04		505:56	208	2:26	3:42
Nov-04		1541:41	224	6:53	46:52
Dec-04		1443:05	182	7:56	44:53
Jan-05		692:01	119	5:49	39:55



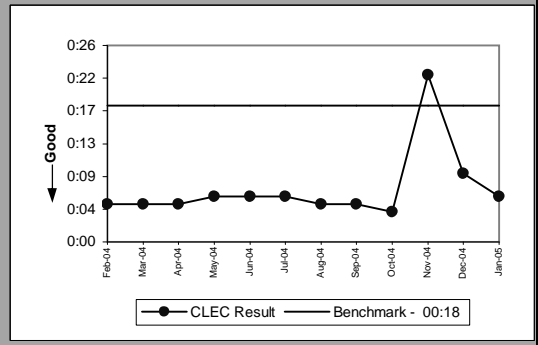
LSR Rejection Notice Interval for IMA - Auto-Rejected (Minutes:Seconds) ((PO-3A-2)) (Benchmark)					
Date	Numerator	Denominator	CLEC Result	Standard Dev	
Feb-04		2584:56	28964	0:05	0:20
Mar-04		2479:28	32605	0:04	0:06
Apr-04		2900:12	31611	0:05	0:11
May-04		3351:46	28450	0:07	0:13
Jun-04		3393:46	30184	0:06	0:12
Jul-04		2775:15	26334	0:06	0:16
Aug-04		3905:43	27270	0:08	0:46
Sep-04		2657:30	25710	0:06	0:12
Oct-04		1975:20	19892	0:05	0:13
Nov-04		2753:28	24341	0:06	0:13
Dec-04		3060:05	26855	0:06	0:23
Jan-05		2848:34	26888	0:06	0:10



LSR Rejection Notice Interval for EDI - Rejected Manually (Hours:Minutes) ((PO-3B-1)) (Benchmark)					
Date	Numerator	Denominator	CLEC Result	Standard Dev	
Feb-04		876:41	424	2:04	1:49
Mar-04		1863:07	479	3:53	36:35
Apr-04		837:40	424	1:59	1:48
May-04		559:08	462	1:13	1:53
Jun-04		880:41	613	1:26	1:57
Jul-04		575:17	438	1:19	1:27
Aug-04		481:59	352	1:22	1:15
Sep-04		557:54	282	1:59	1:56
Oct-04		709:51	269	2:38	2:36
Nov-04		577:15	249	2:19	2:29
Dec-04		1213:32	224	5:25	33:21
Jan-05		399:25	176	2:16	2:35

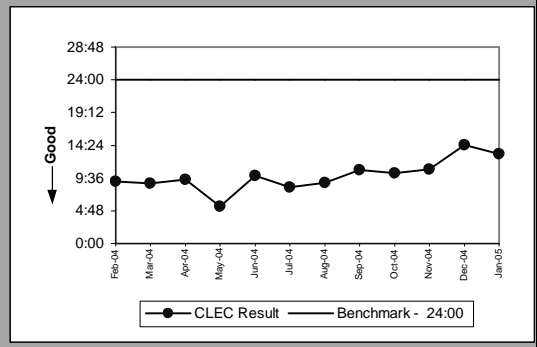


LSR Rejection Notice Interval for EDI - Auto-Rejected (Minutes:Seconds) ((PO-3B-2)) (Benchmark)					
Date	Numerator	Denominator	CLEC Result	Standard Dev	
Feb-04		4061:29	43100	0:05	0:09
Mar-04		4289:19	49566	0:05	0:06
Apr-04		3818:35	42385	0:05	0:05
May-04		4148:56	37952	0:06	0:11
Jun-04		4586:01	43471	0:06	0:09
Jul-04		3469:15	34129	0:06	0:07
Aug-04		2955:15	32022	0:05	0:14
Sep-04		2434:17	27122	0:05	0:07
Oct-04		1817:45	23462	0:04	0:06
Nov-04		19137:13	51824	0:22	0:19
Dec-04		4965:21	30816	0:09	0:13
Jan-05		2820:33	25795	0:06	0:07



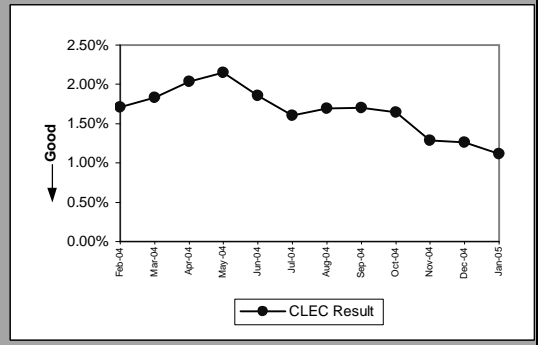
PO-3 - LSR Rejection Notice Interval

LSR Rejection Notice Interval for Manual and IIS (Hours:Minutes) ((PO-3C)) (Benchmark)						
Date	Numerator	Denominator	CLEC Result		Standard Dev	
Feb-04	617:27	68	9:05		8:19	
Mar-04	601:57	68	8:51		7:34	
Apr-04	301:32	32	9:25		6:47	
May-04	204:59	38	5:24		6:07	
Jun-04	1422:45	143	9:57		10:00	
Jul-04	653:45	79	8:17		11:08	
Aug-04	914:06	103	8:52		9:46	
Sep-04	538:39	50	10:46		13:55	
Oct-04	452:18	44	10:17		8:20	
Nov-04	521:08	48	10:51		10:34	
Dec-04	390:56	27	14:29		17:57	
Jan-05	184:12	14	13:09		13:34	

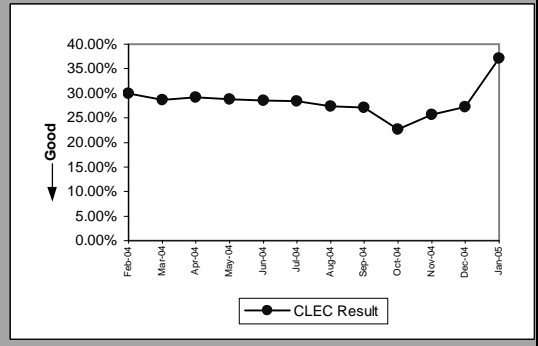


PO-4 - LSRs Rejected

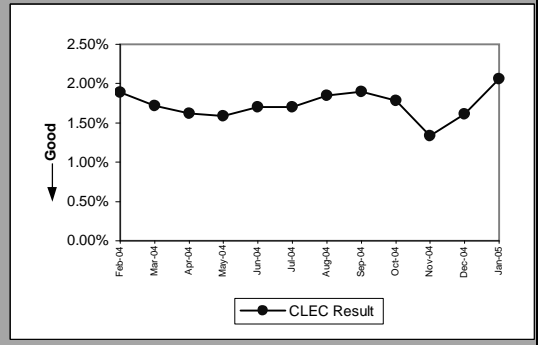
LSRs Rejected for IMA - Rejected Manually (Percent) ((PO-4A-1)) (Diagnostic)					
Date	Numerator	Denominator	CLEC Result	Standard Dev	
Feb-04	1649	96638	1.71%	12.95%	
Mar-04	2091	113985	1.83%	13.42%	
Apr-04	2208	108339	2.04%	14.13%	
May-04	2123	98826	2.15%	14.50%	
Jun-04	1972	105986	1.86%	13.51%	
Jul-04	1482	92607	1.60%	12.55%	
Aug-04	1682	99501	1.69%	12.89%	
Sep-04	1612	94752	1.70%	12.93%	
Oct-04	1437	87491	1.64%	12.71%	
Nov-04	1223	94947	1.29%	11.28%	
Dec-04	1251	98819	1.27%	11.18%	
Jan-05	808	72321	1.12%	10.51%	



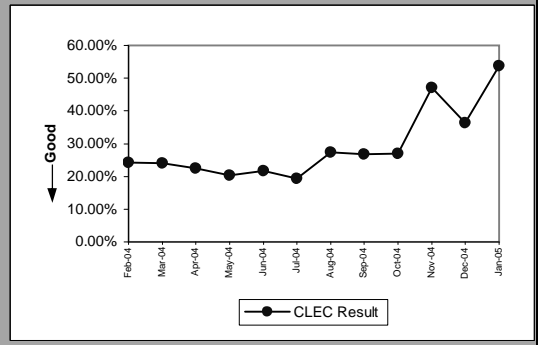
LSRs Rejected for IMA - Auto-Rejected (Percent) ((PO-4A-2)) (Diagnostic)					
Date	Numerator	Denominator	CLEC Result	Standard Dev	
Feb-04	28964	96638	29.97%	45.81%	
Mar-04	32605	113985	28.60%	45.19%	
Apr-04	31611	108339	29.18%	45.46%	
May-04	28450	98826	28.79%	45.28%	
Jun-04	30184	105986	28.48%	45.13%	
Jul-04	26334	92607	28.44%	45.11%	
Aug-04	27270	99501	27.41%	44.60%	
Sep-04	25710	94752	27.13%	44.47%	
Oct-04	19892	87491	22.74%	41.91%	
Nov-04	24341	94947	25.64%	43.66%	
Dec-04	26855	98819	27.18%	44.49%	
Jan-05	26888	72321	37.18%	48.33%	



LSRs Rejected for EDI - Rejected Manually (Percent) ((PO-4B-1)) (Diagnostic)					
Date	Numerator	Denominator	CLEC Result	Standard Dev	
Feb-04	3369	178425	1.89%	13.61%	
Mar-04	3543	206492	1.72%	12.99%	
Apr-04	3069	189247	1.62%	12.63%	
May-04	2969	187306	1.59%	12.49%	
Jun-04	3419	200759	1.70%	12.94%	
Jul-04	3015	177061	1.70%	12.94%	
Aug-04	2165	117080	1.85%	13.47%	
Sep-04	1924	101346	1.90%	13.65%	
Oct-04	1546	86723	1.78%	13.23%	
Nov-04	1471	109923	1.34%	11.49%	
Dec-04	1367	84804	1.61%	12.59%	
Jan-05	989	48047	2.06%	14.20%	

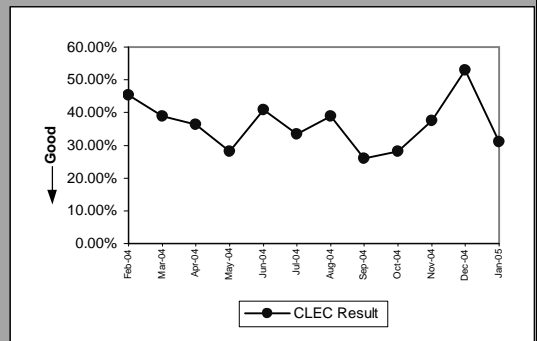


LSRs Rejected for EDI - Auto-Rejected (Percent) ((PO-4B-2)) (Diagnostic)					
Date	Numerator	Denominator	CLEC Result	Standard Dev	
Feb-04	43100	178425	24.16%	42.80%	
Mar-04	49566	206492	24.00%	42.71%	
Apr-04	42385	189247	22.40%	41.69%	
May-04	37952	187306	20.26%	40.20%	
Jun-04	43471	200759	21.65%	41.19%	
Jul-04	34129	177061	19.28%	39.45%	
Aug-04	32022	117080	27.35%	44.58%	
Sep-04	27122	101346	26.76%	44.27%	
Oct-04	23462	86723	27.05%	44.42%	
Nov-04	51824	109923	47.15%	49.92%	
Dec-04	30816	84804	36.34%	48.10%	
Jan-05	25795	48047	53.69%	49.86%	



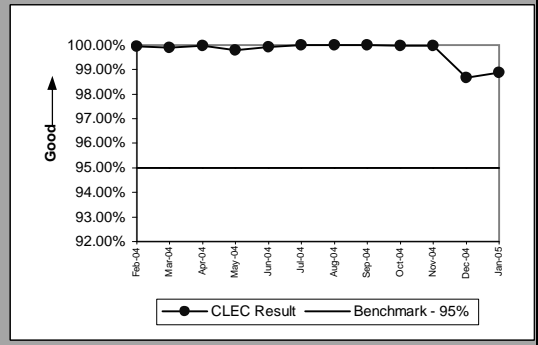
PO-4 - LSRs Rejected

LSRs Received via Facsimile (Percent) ((PO-4C)) (Diagnostic)					
Date	Numerator	Denominator	CLEC Result	Standard Dev	
Feb-04	68	150	45.33%	49.78%	
Mar-04	68	175	38.86%	48.74%	
Apr-04	32	88	36.36%	48.10%	
May-04	38	135	28.15%	44.97%	
Jun-04	143	350	40.86%	49.16%	
Jul-04	79	237	33.33%	47.14%	
Aug-04	103	265	38.87%	48.75%	
Sep-04	50	192	26.04%	43.89%	
Oct-04	44	156	28.21%	45.00%	
Nov-04	48	128	37.50%	48.41%	
Dec-04	27	51	52.94%	49.91%	
Jan-05	14	45	31.11%	46.29%	

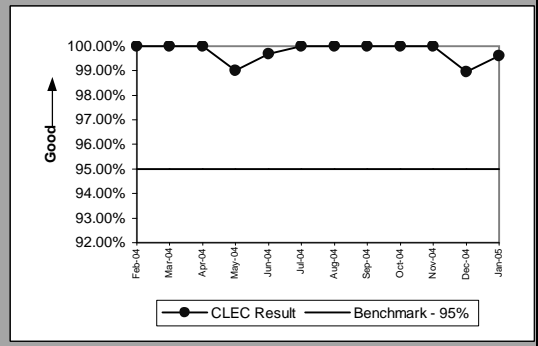


PO-5A-1 - FOCs On Time for Fully Electronic LSRs Received via IMA GUI (Percent)

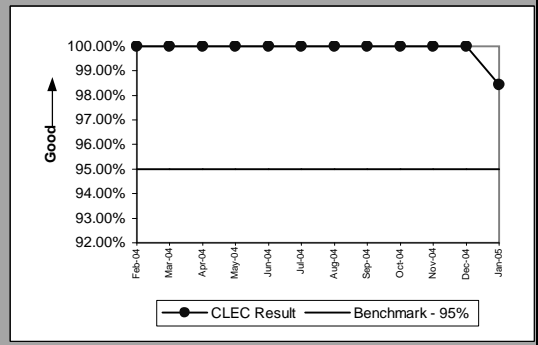
Resale Aggregate ((PO-5A-1) (a)) (Benchmark)					
Date	Numerator	Denominator	CLEC Result	Standard Dev	
Feb-04	4181	4183	99.95%	2.19%	
Mar-04	5343	5349	99.89%	3.35%	
Apr-04	5928	5929	99.98%	1.30%	
May-04	6044	6056	99.80%	4.45%	
Jun-04	4587	4591	99.91%	2.95%	
Jul-04	4808	4808	100.00%	0.00%	
Aug-04	5071	5071	100.00%	0.00%	
Sep-04	5190	5190	100.00%	0.00%	
Oct-04	5770	5771	99.98%	1.32%	
Nov-04	6351	6352	99.98%	1.25%	
Dec-04	4187	4243	98.68%	11.41%	
Jan-05	439	444	98.87%	10.55%	



Unbundled Loop Aggregate ((PO-5A-1) (b)) (Benchmark)					
Date	Numerator	Denominator	CLEC Result	Standard Dev	
Feb-04	366	366	100.00%	0.00%	
Mar-04	331	331	100.00%	0.00%	
Apr-04	386	386	100.00%	0.00%	
May-04	303	306	99.02%	9.85%	
Jun-04	320	321	99.69%	5.57%	
Jul-04	327	327	100.00%	0.00%	
Aug-04	350	350	100.00%	0.00%	
Sep-04	384	384	100.00%	0.00%	
Oct-04	452	452	100.00%	0.00%	
Nov-04	352	352	100.00%	0.00%	
Dec-04	383	387	98.97%	10.11%	
Jan-05	510	512	99.61%	6.24%	

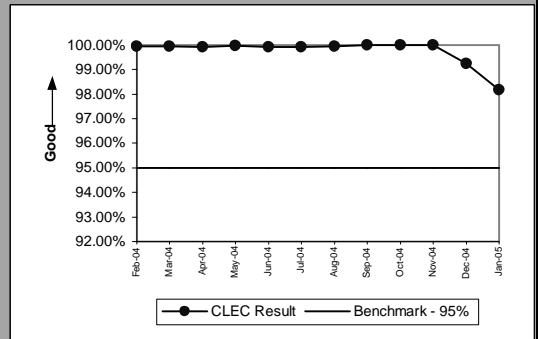


LNP ((PO-5A-1) (c)) (Benchmark)					
Date	Numerator	Denominator	CLEC Result	Standard Dev	
Feb-04	168	168	100.00%	0.00%	
Mar-04	215	215	100.00%	0.00%	
Apr-04	177	177	100.00%	0.00%	
May-04	219	219	100.00%	0.00%	
Jun-04	335	335	100.00%	0.00%	
Jul-04	250	250	100.00%	0.00%	
Aug-04	390	390	100.00%	0.00%	
Sep-04	333	333	100.00%	0.00%	
Oct-04	278	278	100.00%	0.00%	
Nov-04	301	301	100.00%	0.00%	
Dec-04	317	317	100.00%	0.00%	
Jan-05	378	384	98.44%	12.40%	

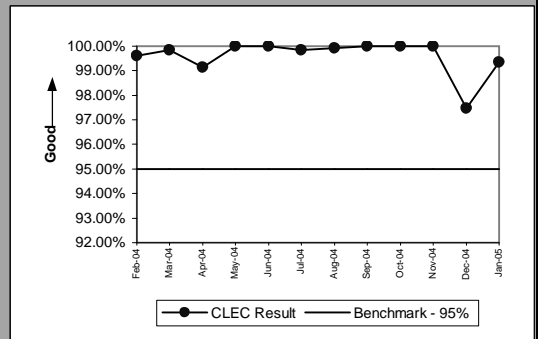


PO-5A-2 - FOCs On Time for Fully Electronic LSRs Received via IMA EDI (Percent)

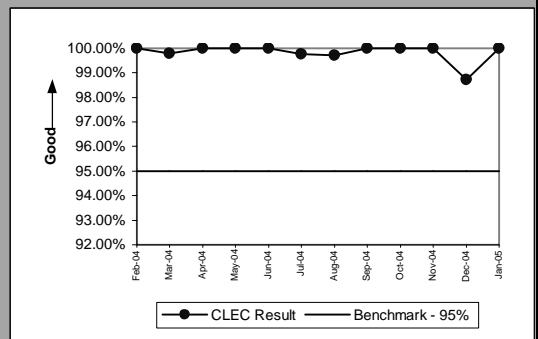
Resale Aggregate ((PO-5A-2) (a)) (Benchmark)					
Date	Numerator	Denominator	CLEC Result	Standard Dev	
Feb-04	11476	11483	99.94%	2.47%	
Mar-04	16903	16911	99.95%	2.17%	
Apr-04	18424	18439	99.92%	2.85%	
May-04	19558	19563	99.97%	1.60%	
Jun-04	18944	18961	99.91%	2.99%	
Jul-04	13690	13699	99.93%	2.56%	
Aug-04	7909	7914	99.94%	2.51%	
Sep-04	5745	5745	100.00%	0.00%	
Oct-04	6084	6084	100.00%	0.00%	
Nov-04	5175	5175	100.00%	0.00%	
Dec-04	4297	4330	99.24%	8.70%	
Jan-05	376	383	98.17%	13.40%	



Unbundled Loop Aggregate ((PO-5A-2) (b)) (Benchmark)					
Date	Numerator	Denominator	CLEC Result	Standard Dev	
Feb-04	502	504	99.60%	6.29%	
Mar-04	630	631	99.84%	3.98%	
Apr-04	573	578	99.13%	9.26%	
May-04	686	686	100.00%	0.00%	
Jun-04	662	662	100.00%	0.00%	
Jul-04	1327	1329	99.85%	3.88%	
Aug-04	1128	1129	99.91%	2.97%	
Sep-04	1292	1292	100.00%	0.00%	
Oct-04	642	642	100.00%	0.00%	
Nov-04	564	564	100.00%	0.00%	
Dec-04	500	513	97.47%	15.72%	
Jan-05	612	616	99.35%	8.03%	

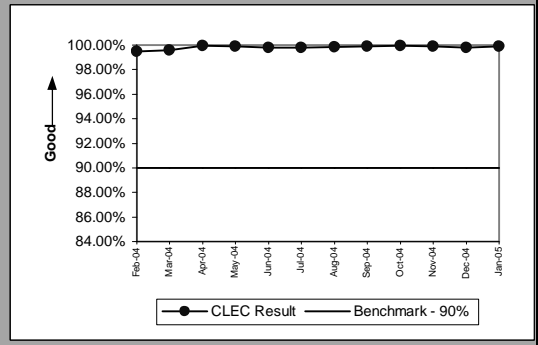


LNP ((PO-5A-2) (c)) (Benchmark)					
Date	Numerator	Denominator	CLEC Result	Standard Dev	
Feb-04	364	364	100.00%	0.00%	
Mar-04	486	487	99.79%	4.53%	
Apr-04	308	308	100.00%	0.00%	
May-04	239	239	100.00%	0.00%	
Jun-04	363	363	100.00%	0.00%	
Jul-04	405	406	99.75%	4.96%	
Aug-04	341	342	99.71%	5.40%	
Sep-04	348	348	100.00%	0.00%	
Oct-04	357	357	100.00%	0.00%	
Nov-04	467	467	100.00%	0.00%	
Dec-04	466	472	98.73%	11.20%	
Jan-05	647	647	100.00%	0.00%	

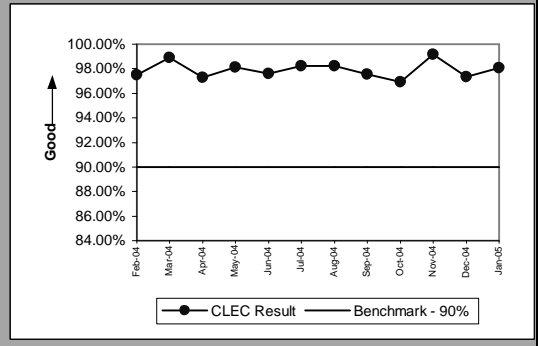


PO-5B-1 - FOCs On Time for Electronic/Manual LSRs Received via IMA GUI (Percent)

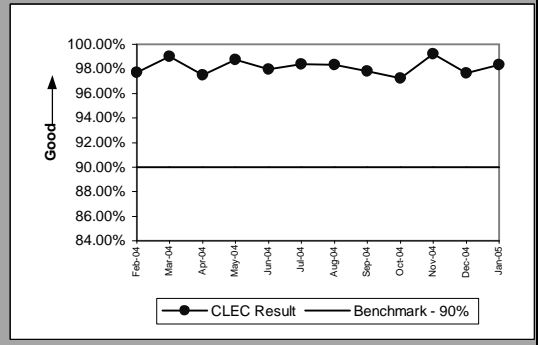
Resale Aggregate ((PO-5B-1) (a)) (Benchmark)					
Date	Numerator	Denominator	CLEC Result	Standard Dev	
Feb-04		3324	3341	99.49%	7.12%
Mar-04		3826	3843	99.56%	6.64%
Apr-04		2827	2829	99.93%	2.66%
May-04		3563	3567	99.89%	3.35%
Jun-04		3745	3752	99.81%	4.32%
Jul-04		2052	2056	99.81%	4.41%
Aug-04		2201	2204	99.86%	3.69%
Sep-04		2446	2448	99.92%	2.86%
Oct-04		3095	3097	99.94%	2.54%
Nov-04		2693	2696	99.89%	3.33%
Dec-04		2404	2409	99.79%	4.55%
Jan-05		1723	1725	99.88%	3.40%



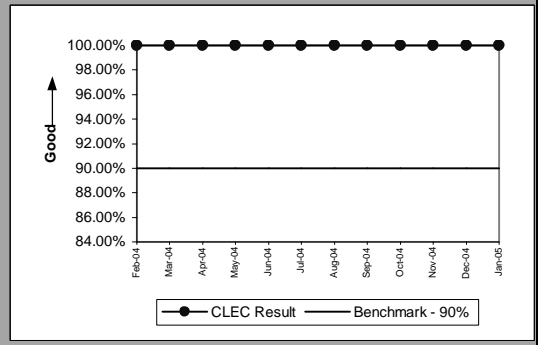
Unbundled Loop Aggregate ((PO-5B-1) (b)) (Benchmark)					
Date	Numerator	Denominator	CLEC Result	Standard Dev	
Feb-04		660	677	97.49%	15.65%
Mar-04		720	728	98.90%	10.43%
Apr-04		717	737	97.29%	16.25%
May-04		626	638	98.12%	13.58%
Jun-04		694	711	97.61%	15.28%
Jul-04		839	854	98.24%	13.14%
Aug-04		990	1008	98.21%	13.24%
Sep-04		959	983	97.56%	15.43%
Oct-04		755	779	96.92%	17.28%
Nov-04		696	702	99.15%	9.21%
Dec-04		618	635	97.32%	16.14%
Jan-05		611	623	98.07%	13.74%



Unbundled Loop AGG-EELS ((PO-5B-1) (b)) (Benchmark)					
Date	Numerator	Denominator	CLEC Result	Standard Dev	
Feb-04		728	745	97.72%	14.93%
Mar-04		818	826	99.03%	9.79%
Apr-04		854	876	97.49%	15.65%
May-04		1033	1046	98.76%	11.08%
Jun-04		819	836	97.97%	14.11%
Jul-04		925	940	98.40%	12.53%
Aug-04		1067	1085	98.34%	12.77%
Sep-04		1072	1096	97.81%	14.64%
Oct-04		847	871	97.24%	16.37%
Nov-04		780	786	99.24%	8.70%
Dec-04		710	727	97.66%	15.11%
Jan-05		707	719	98.33%	12.81%



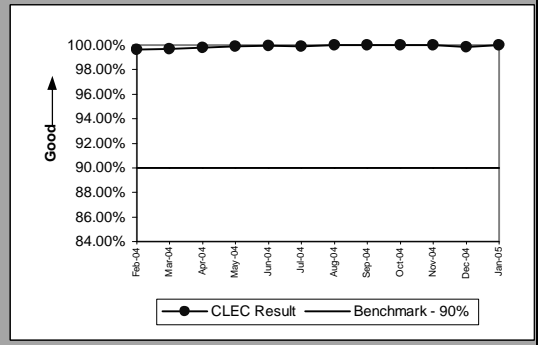
LNP ((PO-5B-1) (c)) (Benchmark)					
Date	Numerator	Denominator	CLEC Result	Standard Dev	
Feb-04		145	145	100.00%	0.00%
Mar-04		216	216	100.00%	0.00%
Apr-04		189	189	100.00%	0.00%
May-04		170	170	100.00%	0.00%
Jun-04		177	177	100.00%	0.00%
Jul-04		169	169	100.00%	0.00%
Aug-04		235	235	100.00%	0.00%
Sep-04		238	238	100.00%	0.00%
Oct-04		201	201	100.00%	0.00%
Nov-04		194	194	100.00%	0.00%
Dec-04		195	195	100.00%	0.00%
Jan-05		152	152	100.00%	0.00%



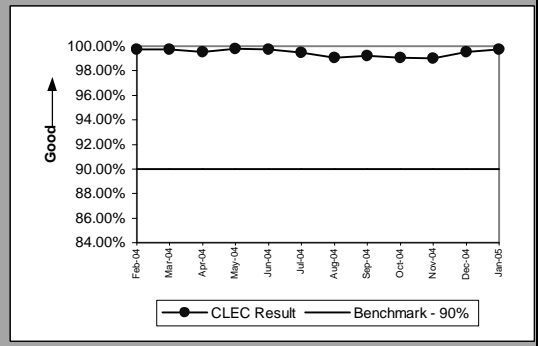
PO-5B-1(b) has the potential to display two graphs. The first graph is UBL loops without EELS and the second graph is UBL loops with EELS.

PO-5B-2 - FOCs On Time for Electronic/Manual LSRs Received via IMA EDI (Percent)

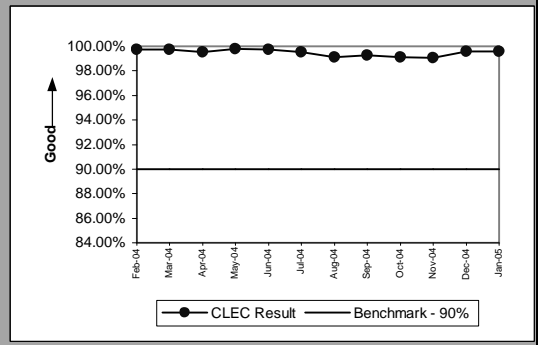
Resale Aggregate ((PO-5B-2) (a)) (Benchmark)					
Date	Numerator	Denominator	CLEC Result	Standard Dev	
Feb-04		2676	2686	99.63%	6.09%
Mar-04		3853	3865	99.69%	5.56%
Apr-04		3101	3107	99.81%	4.39%
May-04		2329	2331	99.91%	2.93%
Jun-04		2596	2598	99.92%	2.77%
Jul-04		2349	2352	99.87%	3.57%
Aug-04		896	896	100.00%	0.00%
Sep-04		722	722	100.00%	0.00%
Oct-04		746	746	100.00%	0.00%
Nov-04		629	629	100.00%	0.00%
Dec-04		585	586	99.83%	4.13%
Jan-05		48	48	100.00%	0.00%



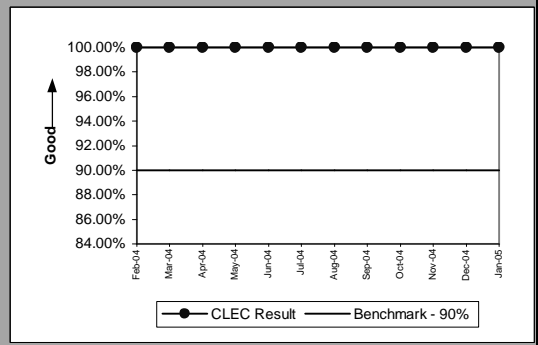
Unbundled Loop Aggregate ((PO-5B-2) (b)) (Benchmark)					
Date	Numerator	Denominator	CLEC Result	Standard Dev	
Feb-04		1242	1245	99.76%	4.90%
Mar-04		1252	1255	99.76%	4.88%
Apr-04		1012	1017	99.51%	6.99%
May-04		1050	1052	99.81%	4.36%
Jun-04		1187	1190	99.75%	5.01%
Jul-04		586	589	99.49%	7.12%
Aug-04		631	637	99.06%	9.66%
Sep-04		778	784	99.23%	8.71%
Oct-04		747	754	99.07%	9.59%
Nov-04		691	698	99.00%	9.96%
Dec-04		628	631	99.52%	6.88%
Jan-05		699	701	99.71%	5.33%



Unbundled Loop AGG-EELS ((PO-5B-2) (b)) (Benchmark)					
Date	Numerator	Denominator	CLEC Result	Standard Dev	
Feb-04		1242	1245	99.76%	4.90%
Mar-04		1252	1255	99.76%	4.88%
Apr-04		1012	1017	99.51%	6.99%
May-04		1050	1052	99.81%	4.36%
Jun-04		1189	1192	99.75%	5.01%
Jul-04		619	622	99.52%	6.93%
Aug-04		668	674	99.11%	9.39%
Sep-04		842	848	99.29%	8.38%
Oct-04		799	806	99.13%	9.28%
Nov-04		736	743	99.06%	9.66%
Dec-04		677	680	99.56%	6.63%
Jan-05		758	761	99.61%	6.27%



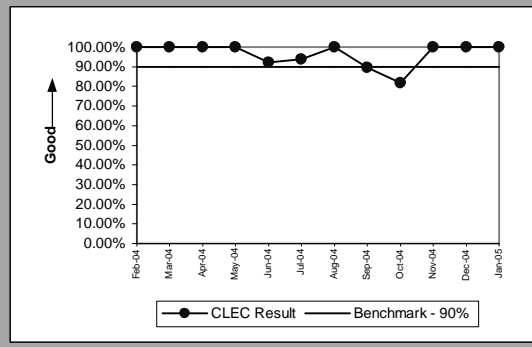
LNP ((PO-5B-2) (c)) (Benchmark)					
Date	Numerator	Denominator	CLEC Result	Standard Dev	
Feb-04		122	122	100.00%	0.00%
Mar-04		204	204	100.00%	0.00%
Apr-04		143	143	100.00%	0.00%
May-04		93	93	100.00%	0.00%
Jun-04		173	173	100.00%	0.00%
Jul-04		105	105	100.00%	0.00%
Aug-04		146	146	100.00%	0.00%
Sep-04		181	181	100.00%	0.00%
Oct-04		160	160	100.00%	0.00%
Nov-04		142	142	100.00%	0.00%
Dec-04		154	154	100.00%	0.00%
Jan-05		174	174	100.00%	0.00%



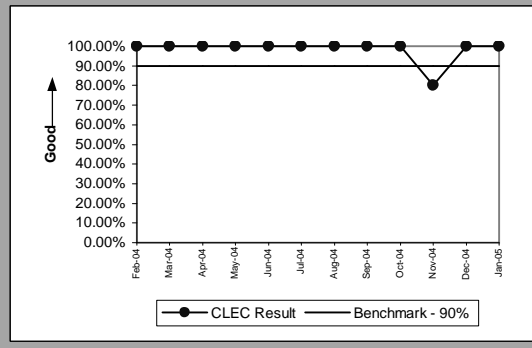
PO-5B-2(b) has the potential to display two graphs. The first graph is UBL loops without EELS and the second graph is UBL loops with EELS.

PO-5C - FOCs on Time for Manual (Percent)

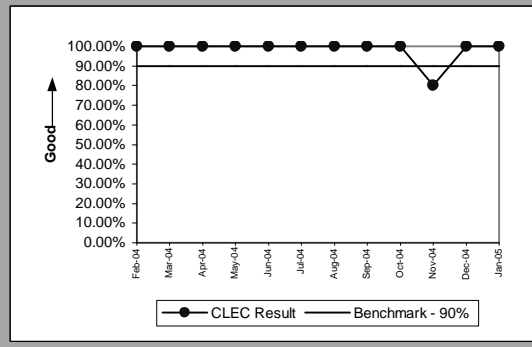
Resale Aggregate ((PO-5C) -(a)) (Benchmark)					
Date	Numerator	Denominator	CLEC Result	Standard Dev	
Feb-04		6	6	100.00%	0.00%
Mar-04		11	11	100.00%	0.00%
Apr-04		11	11	100.00%	0.00%
May-04		4	4	100.00%	0.00%
Jun-04		12	13	92.31%	26.65%
Jul-04		15	16	93.75%	24.21%
Aug-04		24	24	100.00%	0.00%
Sep-04		17	19	89.47%	30.69%
Oct-04		9	11	81.82%	38.57%
Nov-04		15	15	100.00%	0.00%
Dec-04		11	11	100.00%	0.00%
Jan-05		20	20	100.00%	0.00%



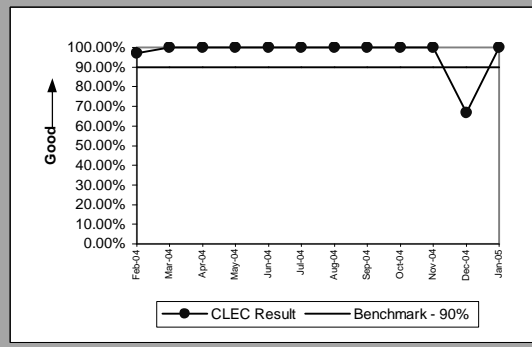
Unbundled Loop Aggregate ((PO-5C) -(b)) (Benchmark)					
Date	Numerator	Denominator	CLEC Result	Standard Dev	
Feb-04		2	2	100.00%	0.00%
Mar-04		11	11	100.00%	0.00%
Apr-04		9	9	100.00%	0.00%
May-04		7	7	100.00%	0.00%
Jun-04		5	5	100.00%	0.00%
Jul-04		5	5	100.00%	0.00%
Aug-04		4	4	100.00%	0.00%
Sep-04		1	1	100.00%	0.00%
Oct-04		3	3	100.00%	0.00%
Nov-04		4	5	80.00%	40.00%
Dec-04		4	4	100.00%	0.00%
Jan-05		2	2	100.00%	0.00%



Unbundled Loop AGG-EELs ((PO-5C) -(b)) (Benchmark)					
Date	Numerator	Denominator	CLEC Result	Standard Dev	
Feb-04		2	2	100.00%	0.00%
Mar-04		11	11	100.00%	0.00%
Apr-04		9	9	100.00%	0.00%
May-04		7	7	100.00%	0.00%
Jun-04		5	5	100.00%	0.00%
Jul-04		5	5	100.00%	0.00%
Aug-04		4	4	100.00%	0.00%
Sep-04		1	1	100.00%	0.00%
Oct-04		3	3	100.00%	0.00%
Nov-04		4	5	80.00%	40.00%
Dec-04		4	4	100.00%	0.00%
Jan-05		2	2	100.00%	0.00%



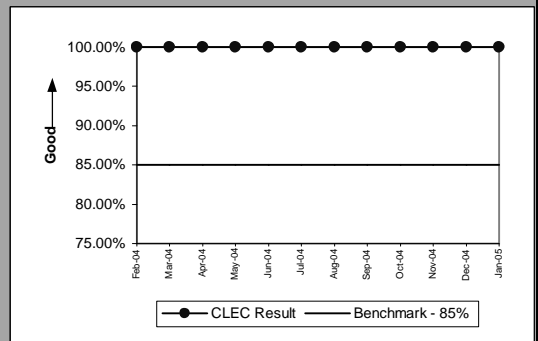
LNP ((PO-5C) -(c)) (Benchmark)					
Date	Numerator	Denominator	CLEC Result	Standard Dev	
Feb-04		69	71	97.18%	16.55%
Mar-04		72	72	100.00%	0.00%
Apr-04		36	36	100.00%	0.00%
May-04		66	66	100.00%	0.00%
Jun-04		164	164	100.00%	0.00%
Jul-04		130	130	100.00%	0.00%
Aug-04		133	133	100.00%	0.00%
Sep-04		122	122	100.00%	0.00%
Oct-04		96	96	100.00%	0.00%
Nov-04		59	59	100.00%	0.00%
Dec-04		6	9	66.67%	47.14%
Jan-05		5	5	100.00%	0.00%



PO-5C(b) has the potential to display two graphs. The first graph is UBL loops without EELS and the second graph is UBL loops with EELS.

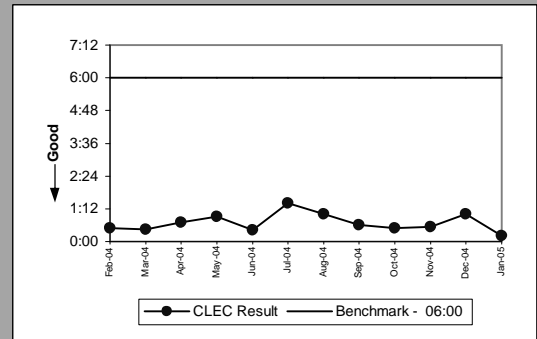
PO-5D - FOCs on Time (Percent)

LIS Trunk ((PO-5D)) (Benchmark)					
Date	Numerator	Denominator	CLEC Result	Standard Dev	
Feb-04	49	49	100.00%	0.00%	
Mar-04	116	116	100.00%	0.00%	
Apr-04	89	89	100.00%	0.00%	
May-04	90	90	100.00%	0.00%	
Jun-04	76	76	100.00%	0.00%	
Jul-04	100	100	100.00%	0.00%	
Aug-04	92	92	100.00%	0.00%	
Sep-04	41	41	100.00%	0.00%	
Oct-04	58	58	100.00%	0.00%	
Nov-04	55	55	100.00%	0.00%	
Dec-04	90	90	100.00%	0.00%	
Jan-05	70	70	100.00%	0.00%	

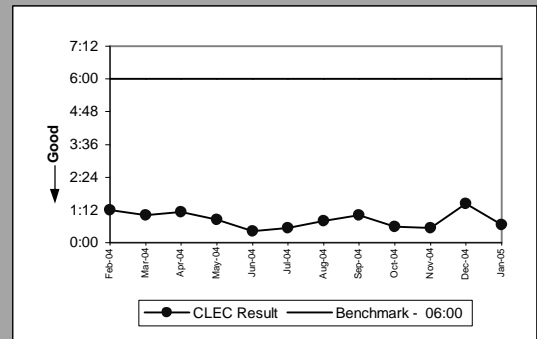


PO-6 - Work Completion Notification Timeliness

Notices Made Available via IMA - GUI All (Hours:Minutes) ((PO-6A)) (Benchmark)				
Date	Numerator	Denominator	CLEC Result	
Feb-04		3821:23	7557	0:30
Mar-04		3812:41	8592	0:27
Apr-04		6138:17	8849	0:42
May-04		7515:59	8182	0:55
Jun-04		3623:52	8376	0:26
Jul-04		10091:54	7189	1:24
Aug-04		7688:39	7580	1:01
Sep-04		4886:15	7914	0:37
Oct-04		4093:27	8609	0:29
Nov-04		4798:59	8794	0:33
Dec-04		7365:34	7295	1:01
Jan-05		939:20	4571	0:12

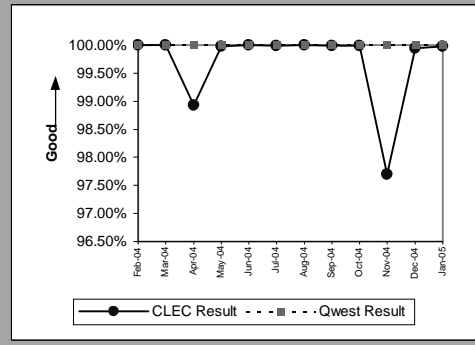


Notices Transmitted via IMA - EDI All (Hours:Minutes) ((PO-6B)) (Benchmark)				
Date	Numerator	Denominator	CLEC Result	
Feb-04		15903:54	13268	1:12
Mar-04		20891:23	20709	1:01
Apr-04		23436:16	21105	1:07
May-04		17087:04	20496	0:50
Jun-04		9581:35	21900	0:26
Jul-04		8958:44	16491	0:33
Aug-04		8163:33	10235	0:48
Sep-04		7730:05	7745	1:00
Oct-04		3587:00	6127	0:35
Nov-04		3618:44	6491	0:33
Dec-04		7146:54	4998	1:26
Jan-05		1795:08	2673	0:40

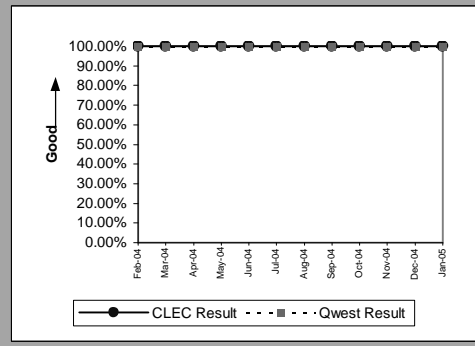


PO-7 - Billing Completion Notification Timeliness

Notices Made Available via IMA - GUI / Billing System Posting Completions All (Percent) ((PO-7A),C) (Parity)									
Date	Numerator	Denominator	CLEC Result	CLEC Std Dev	Qwest Num	Qwest Denom	Qwest Result	Mod Z Scr	Parity Scr
Feb-04	9540	9540	100.00%	0.00%	336861	336861	100.00%	N/A	N/A
Mar-04	10834	10834	100.00%	0.00%	366542	366542	100.00%	N/A	N/A
Apr-04	10842	10960	98.92%	10.32%	334133	334133	100.00%	N/A	N/A
May-04	10010	10012	99.98%	1.41%	317219	317219	100.00%	N/A	N/A
Jun-04	10452	10452	100.00%	0.00%	317799	317799	100.00%	N/A	N/A
Jul-04	9123	9124	99.99%	1.05%	317838	317838	100.00%	N/A	N/A
Aug-04	9488	9488	100.00%	0.00%	304445	304445	100.00%	N/A	N/A
Sep-04	9998	9999	99.99%	1.00%	328288	328288	100.00%	N/A	N/A
Oct-04	9469	9470	99.99%	1.03%	279103	279103	100.00%	N/A	N/A
Nov-04	12044	12328	97.70%	15.00%	263106	263106	100.00%	N/A	N/A
Dec-04	9341	9346	99.95%	2.31%	292289	292289	100.00%	N/A	N/A
Jan-05	4216	4217	99.98%	1.54%	303041	303041	100.00%	N/A	N/A

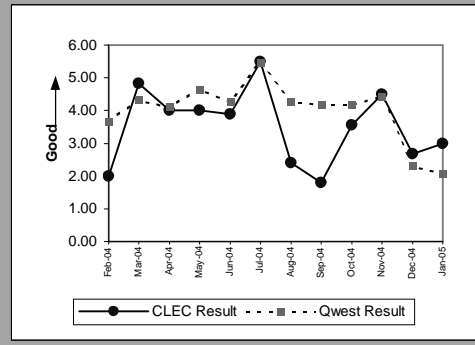


Notices Transmitted via IMA - EDI / Billing System Posting Completions All (Percent) ((PO-7B),C) (Parity)									
Date	Numerator	Denominator	CLEC Result	CLEC Std Dev	Qwest Num	Qwest Denom	Qwest Result	Mod Z Scr	Parity Scr
Feb-04	867	867	100.00%	0.00%	336861	336861	100.00%	N/A	N/A
Mar-04	6080	6080	100.00%	0.00%	366542	366542	100.00%	N/A	N/A
Apr-04	3886	3886	100.00%	0.00%	334133	334133	100.00%	N/A	N/A
May-04	338	338	100.00%	0.00%	317219	317219	100.00%	N/A	N/A
Jun-04	326	326	100.00%	0.00%	317799	317799	100.00%	N/A	N/A
Jul-04	387	387	100.00%	0.00%	317838	317838	100.00%	N/A	N/A
Aug-04	427	427	100.00%	0.00%	304445	304445	100.00%	N/A	N/A
Sep-04	408	408	100.00%	0.00%	328288	328288	100.00%	N/A	N/A
Oct-04	265	265	100.00%	0.00%	279103	279103	100.00%	N/A	N/A
Nov-04	227	227	100.00%	0.00%	263106	263106	100.00%	N/A	N/A
Dec-04	154	154	100.00%	0.00%	292289	292289	100.00%	N/A	N/A
Jan-05	321	321	100.00%	0.00%	303041	303041	100.00%	N/A	N/A

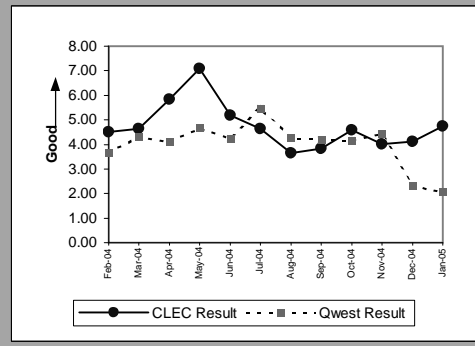


PO-8 - Jeopardy Notice Interval

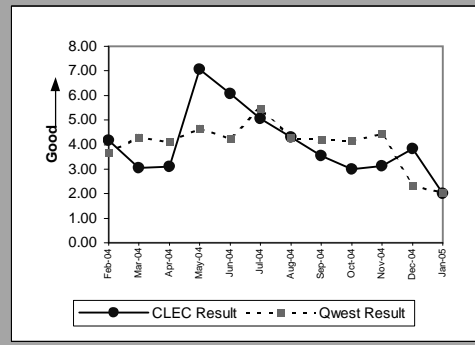
Non-Designed Services (Average Days) ((PO-8) A) (Parity)									
Date	CLEC Num	CLEC Denom	CLEC Result	CLEC Std Dev	Qwest Num	Qwest Denom	Qwest Result	Mod Z Scr	Parity Score
Feb-04	12	6	2.00	1.10	209	57	3.67	0.86	-0.48
Mar-04	29	6	4.83	4.54	224	52	4.31	-0.3	-1.18
Apr-04	36	9	4.00	2.35	156	38	4.11	-0.13	-1.08
May-04	20	5	4.00	2.74	191	41	4.66	-0.12	-1.07
Jun-04	31	8	3.88	2.70	290	68	4.26	0.03	-0.98
Jul-04	33	6	5.50	3.51	301	55	5.47	-0.01	-1.01
Aug-04	12	5	2.40	1.82	252	59	4.27	0.98	-0.41
Sep-04	9	5	1.80	1.10	243	58	4.19	1.25	-0.24
Oct-04	32	9	3.56	2.46	272	65	4.18	0.25	-0.85
Nov-04	36	8	4.50	3.46	208	47	4.43	-0.04	-1.02
Dec-04	24	9	2.67	1.00	111	48	2.31	-0.23	-1.14
Jan-05	18	6	3.00	1.10	85	41	2.07	-0.87	-1.53



Unbundled Loops and Number Portability (Average Days) ((PO-8) B) (Parity)									
Date	CLEC Num	CLEC Denom	CLEC Result	CLEC Std Dev	Qwest Num	Qwest Denom	Qwest Result	Mod Z Scr	Parity Score
Feb-04	333	74	4.50	1.64	209	57	3.67	-0.88	-1.54
Mar-04	344	74	4.65	2.76	224	52	4.31	-0.46	-1.28
Apr-04	456	78	5.85	5.25	156	38	4.11	-2.03	-2.23
May-04	524	74	7.08	8.20	191	41	4.66	-1.81	-2.1
Jun-04	368	71	5.18	3.93	290	68	4.26	-1.17	-1.71
Jul-04	297	64	4.64	5.79	301	55	5.47	0.8	-0.51
Aug-04	379	104	3.64	1.64	252	59	4.27	0.87	-0.47
Sep-04	337	88	3.83	1.95	243	58	4.19	0.44	-0.73
Oct-04	578	126	4.59	4.01	272	65	4.18	-0.51	-1.31
Nov-04	382	95	4.02	3.33	208	47	4.43	0.54	-0.67
Dec-04	341	83	4.11	5.17	111	48	2.31	-2.37	-2.44
Jan-05	337	71	4.75	3.56	85	41	2.07	-5.6	-4.41

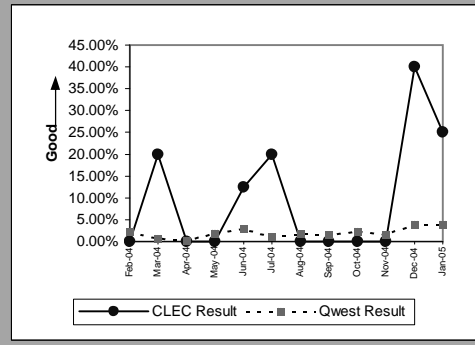


UNE - P (POTS) (Average Days) ((PO-8) D) (Parity)									
Date	CLEC Num	CLEC Denom	CLEC Result	CLEC Std Dev	Qwest Num	Qwest Denom	Qwest Result	Mod Z Scr	Parity Score
Feb-04	46	11	4.18	3.03	209	57	3.67	-0.29	-1.18
Mar-04	52	17	3.06	1.82	224	52	4.31	1.1	-0.33
Apr-04	34	11	3.09	1.51	156	38	4.11	0.74	-0.55
May-04	106	15	7.07	14.01	191	41	4.66	-1.16	-1.7
Jun-04	146	24	6.08	5.50	290	68	4.26	-1.66	-2.01
Jul-04	101	20	5.05	3.78	301	55	5.47	0.19	-0.88
Aug-04	73	17	4.29	2.02	252	59	4.27	-0.02	-1.01
Sep-04	110	31	3.55	3.35	243	58	4.19	0.68	-0.58
Oct-04	45	15	3.00	1.31	272	65	4.18	0.82	-0.5
Nov-04	69	22	3.14	2.01	208	47	4.43	1.14	-0.31
Dec-04	65	17	3.82	4.88	111	48	2.31	-1.28	-1.78
Jan-05	2	1	2.00		85	41	2.07	-0.55	-1.33

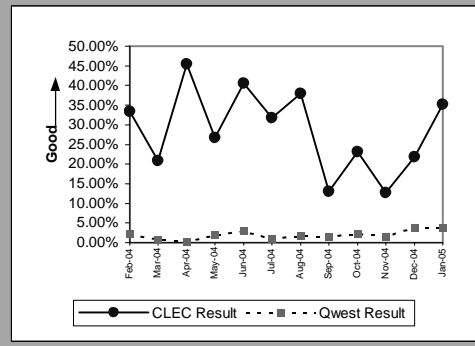


PO-9 - Timely Jeopardy Notices

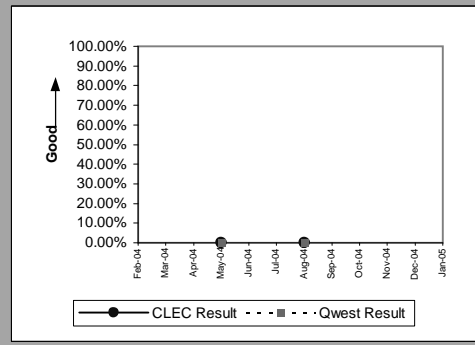
Non-Designed Services ((PO-9) A) (Parity)									
Date	CLEC Num	CLEC Denom	CLEC Result	CLEC Std Dev	Qwest Num	Qwest Denom	Qwest Result	Mod Z Scr	Parity Score
Feb-04	0	4	0.00%	0.00%	12	540	2.22%	0.04	-0.98
Mar-04	1	5	20.00%	40.00%	5	679	0.74%	-5.02	-4.05
Apr-04	0	4	0.00%	0.00%	2	606	0.33%	-0.21	-1.13
May-04	0	6	0.00%	0.00%	10	527	1.90%	0.07	-0.96
Jun-04	1	8	12.50%	33.07%	17	584	2.91%	-1.6	-1.97
Jul-04	1	5	20.00%	40.00%	6	622	0.96%	-4.34	-3.64
Aug-04	0	22	0.00%	0.00%	12	658	1.82%	0.43	-0.74
Sep-04	0	8	0.00%	0.00%	12	720	1.67%	0.1	-0.94
Oct-04	0	11	0.00%	0.00%	12	520	2.31%	0.26	-0.84
Nov-04	0	9	0.00%	0.00%	8	502	1.59%	0.1	-0.94
Dec-04	2	5	40.00%	48.99%	17	430	3.95%	-4.11	-3.5
Jan-05	1	4	25.00%	43.30%	14	355	3.94%	-2.15	-2.31



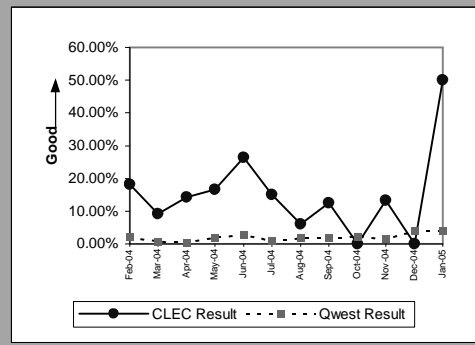
Unbundled Loops and Number Portability ((PO-9) B) (Parity)									
Date	CLEC Num	CLEC Denom	CLEC Result	CLEC Std Dev	Qwest Num	Qwest Denom	Qwest Result	Mod Z Scr	Parity Score
Feb-04	8	24	33.33%	47.14%	12	540	2.22%	-10.12	-7.15
Mar-04	5	24	20.83%	40.61%	5	679	0.74%	-11.32	-7.88
Apr-04	10	22	45.45%	49.79%	2	606	0.33%	-36.25	-23.04
May-04	8	30	26.67%	44.22%	10	527	1.90%	-9.67	-6.88
Jun-04	13	32	40.63%	49.11%	17	584	2.91%	-12.36	-8.51
Jul-04	14	44	31.82%	46.58%	6	622	0.96%	-20.24	-13.3
Aug-04	25	66	37.88%	48.51%	12	658	1.82%	-20.87	-13.69
Sep-04	14	108	12.96%	33.59%	12	720	1.67%	-8.55	-6.2
Oct-04	15	65	23.08%	42.13%	12	520	2.31%	-10.51	-7.39
Nov-04	8	63	12.70%	33.30%	8	502	1.59%	-6.63	-5.03
Dec-04	12	55	21.82%	41.30%	17	430	3.95%	-6.4	-4.89
Jan-05	13	37	35.14%	47.74%	14	355	3.94%	-9.28	-6.64



LIS Trunk ((PO-9) C) (Parity)									
Date	CLEC Num	CLEC Denom	CLEC Result	CLEC Std Dev	Qwest Num	Qwest Denom	Qwest Result	Mod Z Scr	Parity Score
Feb-04									
Mar-04									
Apr-04									
May-04	0	1	0.00%	0.00%	0	8	0.00%	N/A	N/A
Jun-04									
Jul-04									
Aug-04	0	1	0.00%	0.00%	0	6	0.00%	N/A	N/A
Sep-04									
Oct-04									
Nov-04									
Dec-04									
Jan-05									

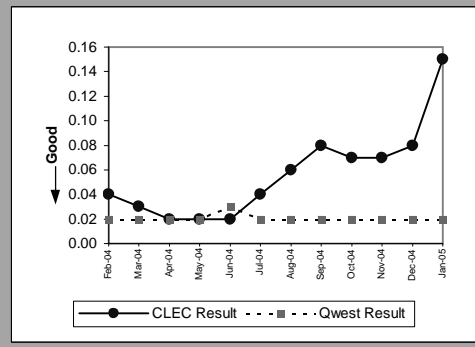


UNE - P (POTS) ((PO-9) D) (Parity)									
Date	CLEC Num	CLEC Denom	CLEC Result	CLEC Std Dev	Qwest Num	Qwest Denom	Qwest Result	Mod Z Scr	Parity Score
Feb-04	2	11	18.18%	38.57%	12	540	2.22%	-3.55	-3.16
Mar-04	1	11	9.09%	28.75%	5	679	0.74%	-3.22	-2.95
Apr-04	1	7	14.29%	34.99%	2	606	0.33%	-6.4	-4.89
May-04	2	12	16.67%	37.27%	10	527	1.90%	-3.71	-3.25
Jun-04	5	19	26.32%	44.03%	17	584	2.91%	-5.97	-4.63
Jul-04	3	20	15.00%	35.71%	6	622	0.96%	-6.32	-4.84
Aug-04	3	50	6.00%	23.75%	12	658	1.82%	-2.13	-2.29
Sep-04	4	32	12.50%	33.07%	12	720	1.67%	-4.68	-3.85
Oct-04	0	7	0.00%	0.00%	12	520	2.31%	0.14	-0.91
Nov-04	2	15	13.33%	33.99%	8	502	1.59%	-3.58	-3.18
Dec-04	0	15	0.00%	0.00%	17	430	3.95%	0.62	-0.62
Jan-05	1	2	50.00%	50.00%	14	355	3.94%	-3.34	-3.03



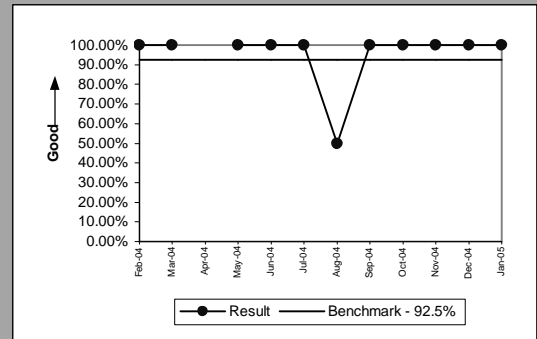
PO-15 - Number of Due Date Changes per Order

All ((PO-15)) (Diagnostic)									
Date	CLEC Num	CLEC Denom	CLEC Result	CLEC Std Dev	Qwest Num	Qwest Denom	Qwest Result	Mod Z Scr	Parity Score
Feb-04	509	13801	0.04	0.20	1196	50425	0.02	7.93	3.82
Mar-04	565	20021	0.03	0.18	1300	55465	0.02	3.32	1.02
Apr-04	484	21322	0.02	0.15	1114	54688	0.02	1.79	0.09
May-04	402	20280	0.02	0.15	1071	50306	0.02	-1.09	-1.66
Jun-04	460	19731	0.02	0.16	1653	58488	0.03	-2.92	-2.77
Jul-04	518	13937	0.04	0.20	1263	59861	0.02	10.17	5.18
Aug-04	583	10280	0.06	0.24	978	59847	0.02	26.64	15.19
Sep-04	747	9170	0.08	0.30	1037	60424	0.02	36.59	21.25
Oct-04	751	11382	0.07	0.26	985	55810	0.02	31.46	18.12
Nov-04	751	10118	0.07	0.29	1208	51352	0.02	23.8	13.47
Dec-04	619	7842	0.08	0.29	980	50146	0.02	29.91	17.18
Jan-05	537	3655	0.15	0.38	775	46011	0.02	49.5	29.09



PO-16 - Timely Release Notifications

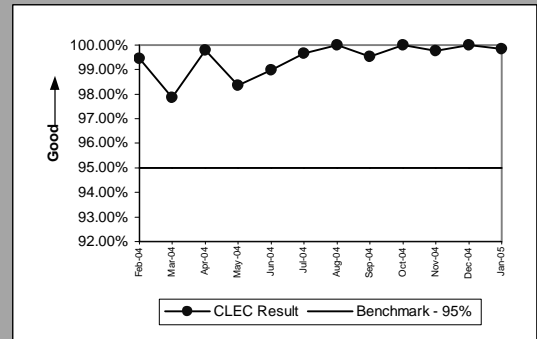
((PO-16)) (Percent) (Benchmark)				
Date	Numerator	Denominator	Result	
Feb-04	4	4	100.00%	
Mar-04	7	7	100.00%	
Apr-04	0	0		
May-04	2	2	100.00%	
Jun-04	2	2	100.00%	
Jul-04	0	0	100.00%	
Aug-04	1	2	50.00%	
Sep-04	7	7	100.00%	
Oct-04	1	1	100.00%	
Nov-04	3	3	100.00%	
Dec-04	1	1	100.00%	
Jan-05	1	1	100.00%	



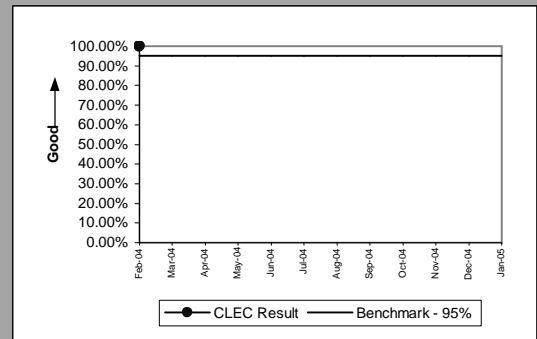
If the release notifications are less than 10 in the reporting month, the standard is 1 miss

PO-19 - Stand-Alone Test Environment (SATE) Accuracy

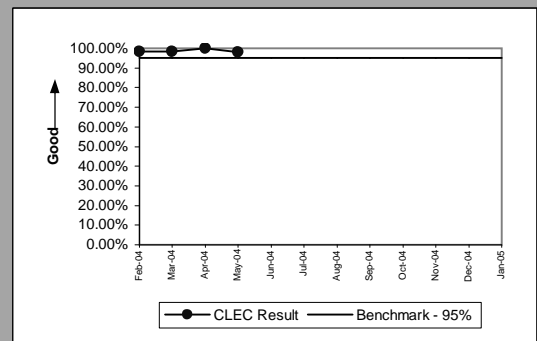
((PO-19)) (Percent) (Benchmark)				
Date	CLEC Num	CLEC Denom	CLEC Result	
Feb-04	917	922	99.46%	
Mar-04	959	980	97.86%	
Apr-04	978	980	99.80%	
May-04	836	850	98.35%	
Jun-04	579	585	98.97%	
Jul-04	583	585	99.66%	
Aug-04	585	585	100.00%	
Sep-04	860	864	99.54%	
Oct-04	861	861	100.00%	
Nov-04	861	863	99.77%	
Dec-04	600	600	100.00%	
Jan-05	601	602	99.83%	



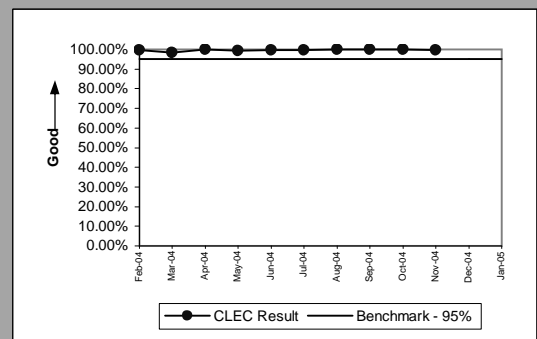
((PO-19) A) Rel. 12.0 (Percent) (Benchmark)				
Date	CLEC Num	CLEC Denom	CLEC Result	
Feb-04	240	240	100.00%	
Mar-04				
Apr-04				
May-04				
Jun-04				
Jul-04				
Aug-04				
Sep-04				
Oct-04				
Nov-04				
Dec-04				
Jan-05				



((PO-19) A) Rel. 13.0 (Percent) (Benchmark)				
Date	CLEC Num	CLEC Denom	CLEC Result	
Feb-04	261	265	98.49%	
Mar-04	261	265	98.49%	
Apr-04	265	265	100.00%	
May-04	260	265	98.11%	
Jun-04				
Jul-04				
Aug-04				
Sep-04				
Oct-04				
Nov-04				
Dec-04				
Jan-05				

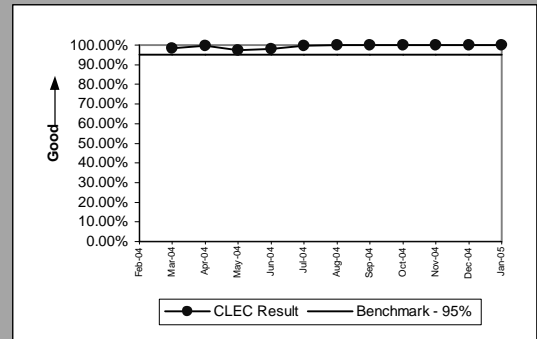


((PO-19) A) Rel. 14.0 (Percent) (Benchmark)				
Date	CLEC Num	CLEC Denom	CLEC Result	
Feb-04	261	262	99.62%	
Mar-04	259	263	98.48%	
Apr-04	263	263	100.00%	
May-04	261	263	99.24%	
Jun-04	262	263	99.62%	
Jul-04	262	263	99.62%	
Aug-04	263	263	100.00%	
Sep-04	263	263	100.00%	
Oct-04	263	263	100.00%	
Nov-04	262	263	99.62%	
Dec-04				
Jan-05				

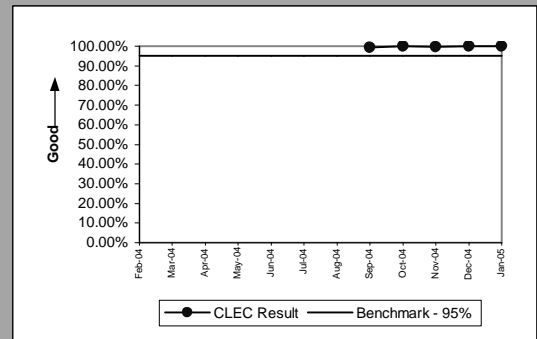


PO-19 - Stand-Alone Test Environment (SATE) Accuracy

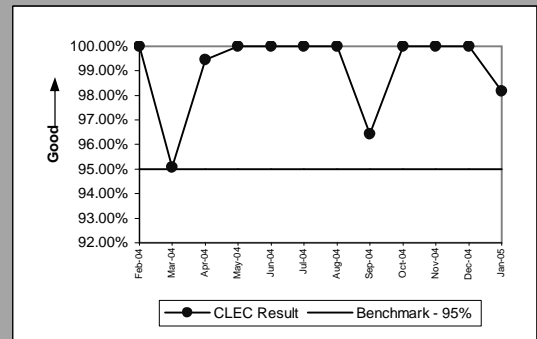
((PO-19) A) Rel. 15.0 (Percent) (Benchmark)			
Date	CLEC Num	CLEC Denom	CLEC Result
Feb-04			
Mar-04		265	269 98.51%
Apr-04		268	269 99.63%
May-04		262	269 97.40%
Jun-04		264	269 98.14%
Jul-04		268	269 99.63%
Aug-04		269	269 100.00%
Sep-04		269	269 100.00%
Oct-04		269	269 100.00%
Nov-04		269	269 100.00%
Dec-04		269	269 100.00%
Jan-05		269	269 100.00%



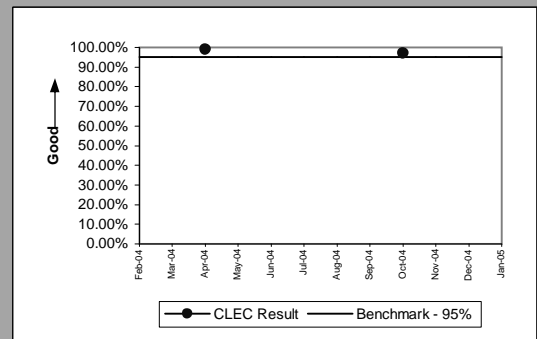
((PO-19)) Rel. 16.0 (Percent) (Benchmark)			
Date	CLEC Num	CLEC Denom	CLEC Result
Feb-04			
Mar-04			
Apr-04			
May-04			
Jun-04			
Jul-04			
Aug-04			
Sep-04		274	276 99.28%
Oct-04		276	276 100.00%
Nov-04		275	276 99.64%
Dec-04		276	276 100.00%
Jan-05		278	278 100.00%



((PO-19) A) Rel. VICKI (Percent) (Benchmark)			
Date	CLEC Num	CLEC Denom	CLEC Result
Feb-04		155	155 100.00%
Mar-04		174	183 95.08%
Apr-04		182	183 99.45%
May-04		53	53 100.00%
Jun-04		53	53 100.00%
Jul-04		53	53 100.00%
Aug-04		53	53 100.00%
Sep-04		54	56 96.43%
Oct-04		53	53 100.00%
Nov-04		55	55 100.00%
Dec-04		55	55 100.00%
Jan-05		54	55 98.18%

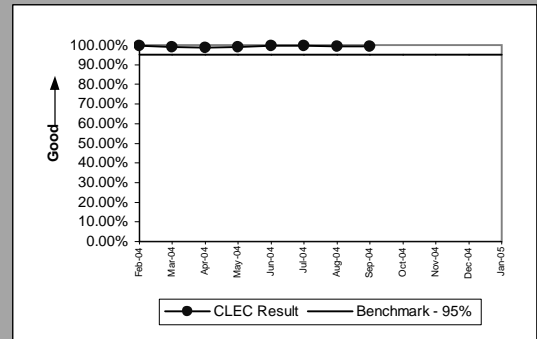


((PO-19) B) (Percent) (Benchmark)			
Date	CLEC Num	CLEC Denom	CLEC Result
Feb-04			
Mar-04			
Apr-04		198	200 99.00%
May-04			
Jun-04			
Jul-04			
Aug-04			
Sep-04			
Oct-04		194	200 97.00%
Nov-04			
Dec-04			
Jan-05			

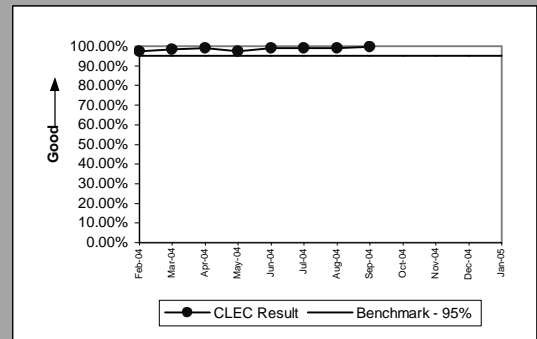


PO-20 Manual Service Order Accuracy

Resale POTS and UNE-P (POTS) (Benchmark)				
Date	CLEC Num	CLEC Denom	CLEC Result	
Feb-04		479	480	99.79%
Mar-04		534	540	98.89%
Apr-04		513	520	98.65%
May-04		495	500	99.00%
Jun-04		518	520	99.62%
Jul-04		539	540	99.81%
Aug-04		517	520	99.42%
Sep-04		496	500	99.20%
Oct-04				
Nov-04				
Dec-04				
Jan-05				

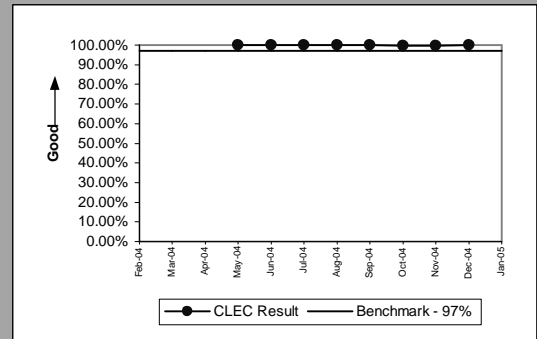


Unbundled Loops (Analog & NL 2-wire) (Benchmark)				
Date	CLEC Num	CLEC Denom	CLEC Result	
Feb-04		389	400	97.25%
Mar-04		453	460	98.48%
Apr-04		435	440	98.86%
May-04		390	400	97.50%
Jun-04		435	440	98.86%
Jul-04		435	440	98.86%
Aug-04		435	440	98.86%
Sep-04		418	420	99.52%
Oct-04				
Nov-04				
Dec-04				
Jan-05				

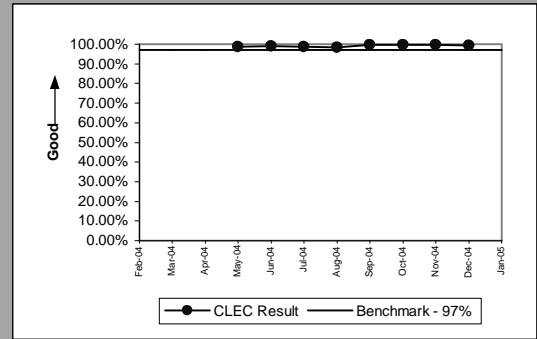


PO-20 (Expanded) Manual Service Order Accuracy (Phase 1)

Unbundled Loops (Benchmark)			
Date	CLEC Num	CLEC Denom	CLEC Result
Feb-04			
Mar-04			
Apr-04			
May-04		576	100.00%
Jun-04		689	100.00%
Jul-04		812	99.88%
Aug-04		983	100.00%
Sep-04		913	99.89%
Oct-04		942	99.79%
Nov-04		1050	99.72%
Dec-04		1170	100.00%
Jan-05			

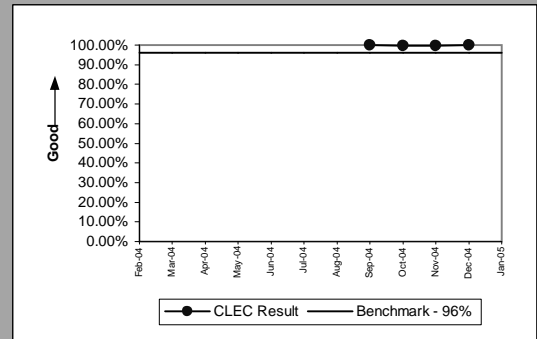


Resale & UNE-P (POTS) (Benchmark)			
Date	CLEC Num	CLEC Denom	CLEC Result
Feb-04			
Mar-04			
Apr-04			
May-04		1499	98.68%
Jun-04		1926	99.18%
Jul-04		2015	98.63%
Aug-04		1980	98.31%
Sep-04		2266	99.60%
Oct-04		2740	99.56%
Nov-04		2666	99.55%
Dec-04		2195	99.50%
Jan-05			

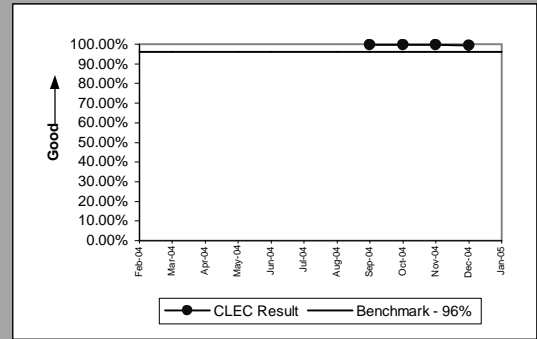


PO-20 (Expanded) Manual Service Order Accuracy (Phase 2)

Unbundled Loops (Benchmark)			
Date	CLEC Num	CLEC Denom	CLEC Result
Feb-04			
Mar-04			
Apr-04			
May-04			
Jun-04			
Jul-04			
Aug-04			
Sep-04	913	914	99.89%
Oct-04	942	944	99.79%
Nov-04	1050	1053	99.72%
Dec-04	1170	1170	100.00%
Jan-05			

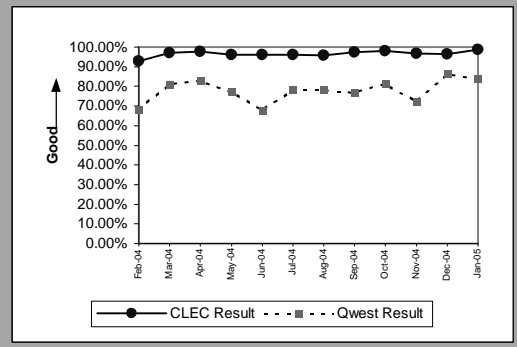


Resale & UNE-P (POTS) (Benchmark)			
Date	CLEC Num	CLEC Denom	CLEC Result
Feb-04			
Mar-04			
Apr-04			
May-04			
Jun-04			
Jul-04			
Aug-04			
Sep-04	2266	2275	99.60%
Oct-04	2740	2752	99.56%
Nov-04	2665	2678	99.51%
Dec-04	2194	2206	99.46%
Jan-05			



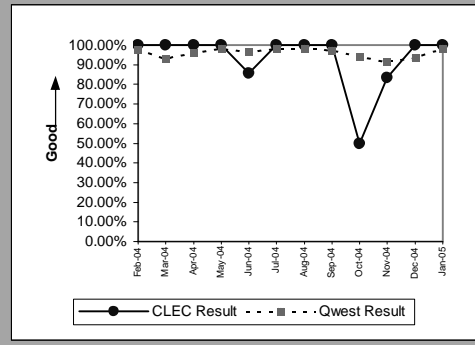
OP-2 - Calls Answered within Twenty Seconds - Interconnect Provisioning Center

Calls Answered within Twenty Seconds - Interconnect Provisioning Center (Percent) ((OP-2)) (Parity)						
Date	CLEC Num	CLEC Denom	CLEC Result	Qwest Num	Qwest Denom	Qwest Result
Feb-04	27163	29265	92.82%	2102532	3087161	68.11%
Mar-04	31509	32481	97.01%	2595707	3201149	81.09%
Apr-04	26634	27225	97.83%	2418419	2913320	83.01%
May-04	24129	25119	96.06%	2093771	2711980	77.20%
Jun-04	26447	27500	96.17%	2095478	3087970	67.86%
Jul-04	23766	24692	96.25%	2271706	2908955	78.09%
Aug-04	23357	24370	95.84%	2208178	2825014	78.17%
Sep-04	22116	22726	97.32%	2121022	2764870	76.71%
Oct-04	22199	22648	98.02%	2070335	2540565	81.49%
Nov-04	19611	20249	96.85%	1744701	2420635	72.08%
Dec-04	18047	18709	96.46%	1998521	2317687	86.23%
Jan-05	16301	16499	98.80%	1954501	2333287	83.77%

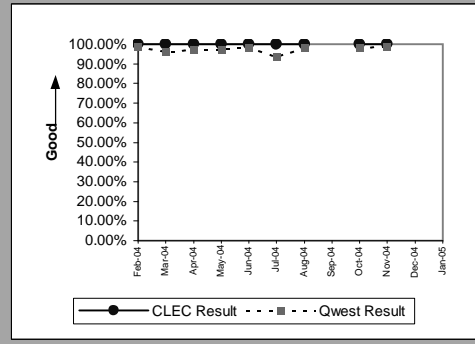


OP-3A - Installation Commitments Met (Percent) - Dispatches within MSAs

UNE P (Centrex) (Parity)									
Date	CLEC Num	CLEC Denom	CLEC Result	CLEC Std Dev	Qwest Num	Qwest Denom	Qwest Result	Mod Z Scr	Parity Scr
Feb-04	4	4	100.00%	0.00%	201	206	97.57%	-0.31	-1.19
Mar-04	8	8	100.00%	0.00%	269	289	93.08%	-0.76	-1.46
Apr-04	5	5	100.00%	0.00%	267	278	96.04%	-0.45	-1.27
May-04	4	4	100.00%	0.00%	186	189	98.41%	-0.25	-1.15
Jun-04	6	7	85.71%	34.99%	285	296	96.28%	1.1	-0.33
Jul-04	4	4	100.00%	0.00%	284	289	98.27%	-0.26	-1.16
Aug-04	4	4	100.00%	0.00%	229	233	98.28%	-0.26	-1.16
Sep-04	4	4	100.00%	0.00%	314	322	97.52%	-0.32	-1.19
Oct-04	1	2	50.00%	50.00%	285	303	94.06%	1.56	-0.05
Nov-04	5	6	83.33%	37.27%	425	465	91.40%	0.65	-0.61
Dec-04	2	2	100.00%	0.00%	188	201	93.53%	-0.37	-1.22
Jan-05	2	2	100.00%	0.00%	292	297	98.32%	-0.18	-1.11

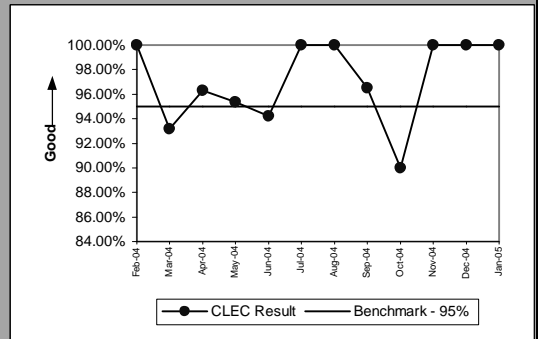


UNE P (Centrex 21) (Parity)									
Date	CLEC Num	CLEC Denom	CLEC Result	CLEC Std Dev	Qwest Num	Qwest Denom	Qwest Result	Mod Z Scr	Parity Scr
Feb-04	1	1	100.00%	0.00%	77	78	98.72%	-0.11	-1.07
Mar-04	1	1	100.00%	0.00%	100	104	96.15%	-0.2	-1.12
Apr-04	2	2	100.00%	0.00%	117	120	97.50%	-0.22	-1.14
May-04	6	6	100.00%	0.00%	73	75	97.33%	-0.39	-1.24
Jun-04	4	4	100.00%	0.00%	119	121	98.35%	-0.26	-1.16
Jul-04	1	1	100.00%	0.00%	102	109	93.58%	-0.26	-1.16
Aug-04	2	2	100.00%	0.00%	93	95	97.89%	-0.21	-1.12
Sep-04									
Oct-04	2	2	100.00%	0.00%	66	67	98.51%	-0.17	-1.1
Nov-04	1	1	100.00%	0.00%	71	72	98.61%	-0.12	-1.07
Dec-04									
Jan-05									



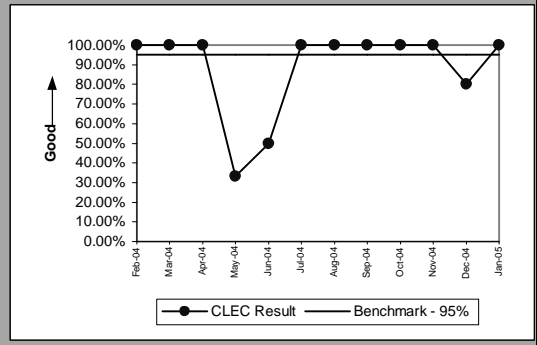
OP-3A - Installation Commitments Met (Percent) - Dispatches within MSAs

Line Sharing (Benchmark)					
Date	Numerator	Denominator	CLEC Result	Standard Dev	
Feb-04	50	50	100.00%	0.00%	
Mar-04	41	44	93.18%	25.21%	
Apr-04	26	27	96.30%	18.89%	
May-04	41	43	95.35%	21.06%	
Jun-04	49	52	94.23%	23.32%	
Jul-04	43	43	100.00%	0.00%	
Aug-04	60	60	100.00%	0.00%	
Sep-04	55	57	96.49%	18.40%	
Oct-04	9	10	90.00%	30.00%	
Nov-04	4	4	100.00%	0.00%	
Dec-04	3	3	100.00%	0.00%	
Jan-05	7	7	100.00%	0.00%	



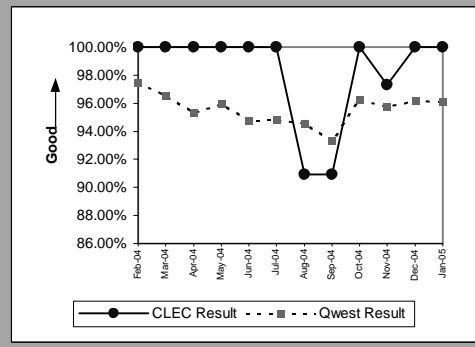
OP-3A - Installation Commitments Met (Percent) - Dispatches within MSAs

Line Splitting					
Date	Numerator	Denominator	CLEC Result	Standard Dev	
Feb-04	1	1	100.00%	0.00%	
Mar-04	8	8	100.00%	0.00%	
Apr-04	1	1	100.00%	0.00%	
May-04	1	3	33.33%	47.14%	
Jun-04	1	2	50.00%	50.00%	
Jul-04	3	3	100.00%	0.00%	
Aug-04	7	7	100.00%	0.00%	
Sep-04	4	4	100.00%	0.00%	
Oct-04	4	4	100.00%	0.00%	
Nov-04	2	2	100.00%	0.00%	
Dec-04	4	5	80.00%	40.00%	
Jan-05	6	6	100.00%	0.00%	

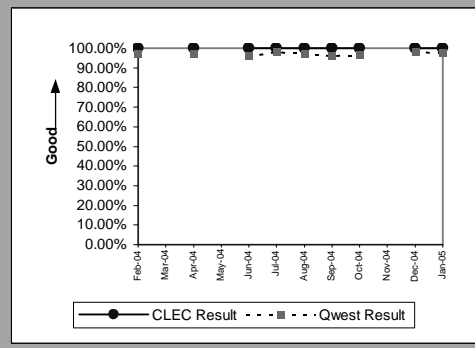


OP-3B - Installation Commitments Met (Percent) - Dispatches outside MSAs

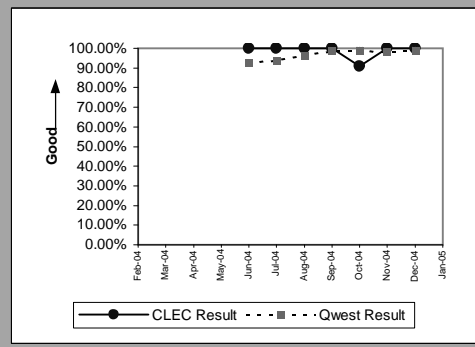
Residence (Parity)									
Date	CLEC Num	CLEC Denom	CLEC Result	CLEC Std Dev	Qwest Num	Qwest Denom	Qwest Result	Mod Z Scr	Parity Scr
Feb-04	17	17	100.00%	0.00%	1400	1436	97.49%	-0.66	-1.4
Mar-04	18	18	100.00%	0.00%	1469	1522	96.52%	-0.8	-1.49
Apr-04	11	11	100.00%	0.00%	1406	1475	95.32%	-0.73	-1.45
May-04	13	13	100.00%	0.00%	1283	1337	95.96%	-0.74	-1.45
Jun-04	14	14	100.00%	0.00%	1377	1453	94.77%	-0.87	-1.53
Jul-04	9	9	100.00%	0.00%	1465	1545	94.82%	-0.7	-1.42
Aug-04	10	11	90.91%	28.75%	1407	1488	94.56%	0.54	-0.67
Sep-04	10	11	90.91%	28.75%	1396	1496	93.32%	0.37	-0.77
Oct-04	57	57	100.00%	0.00%	1363	1416	96.26%	-1.46	-1.89
Nov-04	36	37	97.30%	16.22%	1243	1298	95.76%	-0.46	-1.28
Dec-04	38	38	100.00%	0.00%	1176	1223	96.16%	-1.21	-1.74
Jan-05	40	40	100.00%	0.00%	1015	1056	96.12%	-1.25	-1.76



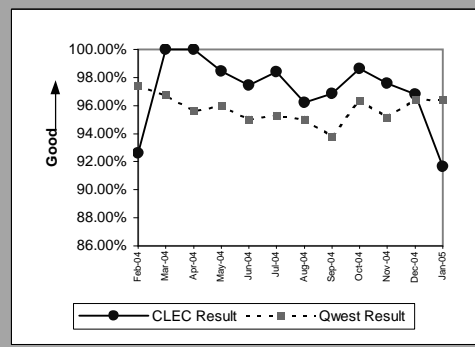
Business (Parity)									
Date	CLEC Num	CLEC Denom	CLEC Result	CLEC Std Dev	Qwest Num	Qwest Denom	Qwest Result	Mod Z Scr	Parity Scr
Feb-04	1	1	100.00%	0.00%	287	296	96.96%	-0.18	-1.11
Mar-04									
Apr-04	3	3	100.00%	0.00%	296	305	97.05%	-0.3	-1.18
May-04									
Jun-04	5	5	100.00%	0.00%	301	313	96.17%	-0.44	-1.27
Jul-04	1	1	100.00%	0.00%	266	271	98.16%	-0.14	-1.08
Aug-04	1	1	100.00%	0.00%	275	282	97.52%	-0.16	-1.1
Sep-04	1	1	100.00%	0.00%	282	293	96.25%	-0.2	-1.12
Oct-04	1	1	100.00%	0.00%	296	306	96.73%	-0.18	-1.11
Nov-04									
Dec-04	1	1	100.00%	0.00%	238	243	97.94%	-0.14	-1.09
Jan-05	1	1	100.00%	0.00%	242	248	97.58%	-0.16	-1.1



Qwest DSL (Parity)									
Date	CLEC Num	CLEC Denom	CLEC Result	CLEC Std Dev	Qwest Num	Qwest Denom	Qwest Result	Mod Z Scr	Parity Scr
Feb-04									
Mar-04									
Apr-04									
May-04									
Jun-04	1	1	100.00%	0.00%	409	441	92.74%	-0.28	-1.17
Jul-04	1	1	100.00%	0.00%	433	462	93.72%	-0.26	-1.16
Aug-04	1	1	100.00%	0.00%	387	402	96.27%	-0.2	-1.12
Sep-04	2	2	100.00%	0.00%	369	374	98.66%	-0.16	-1.1
Oct-04	10	11	90.91%	28.75%	379	383	98.96%	1.51	-0.08
Nov-04	2	2	100.00%	0.00%	373	380	98.16%	-0.19	-1.12
Dec-04	2	2	100.00%	0.00%	376	380	98.95%	-0.15	-1.09
Jan-05									

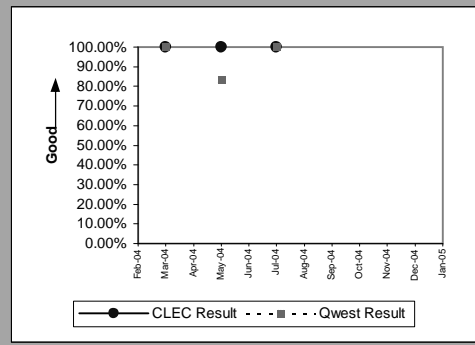


UNE - P (POTS) (Parity)									
Date	CLEC Num	CLEC Denom	CLEC Result	CLEC Std Dev	Qwest Num	Qwest Denom	Qwest Result	Mod Z Scr	Parity Scr
Feb-04	25	27	92.59%	26.19%	1687	1732	97.40%	1.32	-0.2
Mar-04	51	51	100.00%	0.00%	1764	1823	96.76%	-1.29	-1.78
Apr-04	46	46	100.00%	0.00%	1702	1780	95.62%	-1.43	-1.87
May-04	64	65	98.46%	12.31%	1526	1590	95.97%	-1	-1.61
Jun-04	76	78	97.44%	15.81%	1678	1766	95.02%	-0.96	-1.58
Jul-04	122	124	98.39%	12.60%	1731	1816	95.32%	-1.56	-1.95
Aug-04	102	106	96.23%	19.06%	1682	1770	95.03%	-0.55	-1.34
Sep-04	93	96	96.88%	17.40%	1678	1789	93.80%	-1.22	-1.74
Oct-04	72	73	98.63%	11.62%	1659	1722	96.34%	-1.02	-1.62
Nov-04	81	83	97.59%	15.33%	1499	1575	95.17%	-1	-1.61
Dec-04	61	63	96.83%	17.53%	1414	1466	96.45%	-0.16	-1.1
Jan-05	11	12	91.67%	27.64%	1257	1304	96.40%	0.79	-0.52



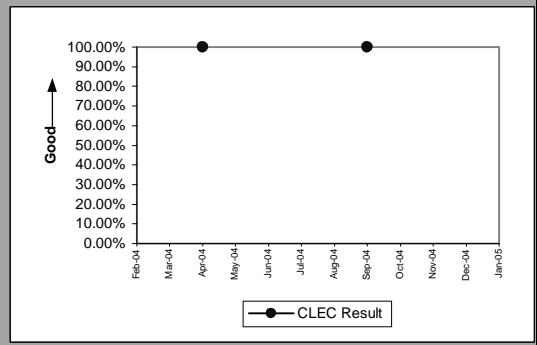
OP-3B - Installation Commitments Met (Percent) - Dispatches outside MSAs

UNE P (Centrex) (Parity)									
Date	CLEC Num	CLEC Denom	CLEC Result	CLEC Std Dev	Qwest Num	Qwest Denom	Qwest Result	Mod Z Scr	Parity Scr
Feb-04									
Mar-04	1	1	100.00%	0.00%	6	6	100.00%	N/A	N/A
Apr-04									
May-04	1	1	100.00%	0.00%	5	6	83.33%	-0.41	-1.25
Jun-04									
Jul-04	1	1	100.00%	0.00%	5	5	100.00%	N/A	N/A
Aug-04									
Sep-04									
Oct-04									
Nov-04									
Dec-04									
Jan-05									



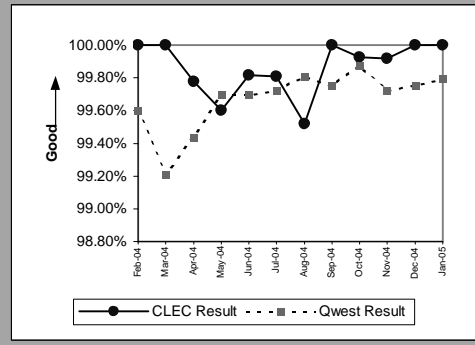
OP-3B - Installation Commitments Met (Percent) - Dispatches outside MSAs

Sub-Loop Unbundling (Diagnostic)				
Date	Numerator	Denominator	CLEC Result	Standard Dev
Feb-04				
Mar-04				
Apr-04	1	1	100.00%	0.00%
May-04				
Jun-04				
Jul-04				
Aug-04				
Sep-04	1	1	100.00%	0.00%
Oct-04				
Nov-04				
Dec-04				
Jan-05				

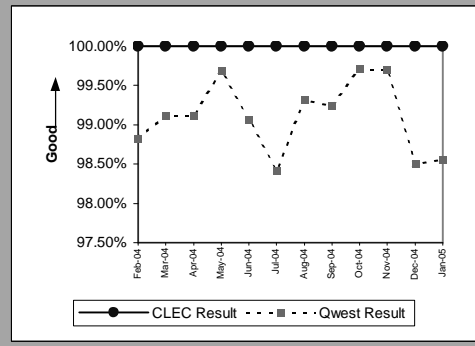


OP-3C - Installation Commitments Met (Percent) - No dispatches

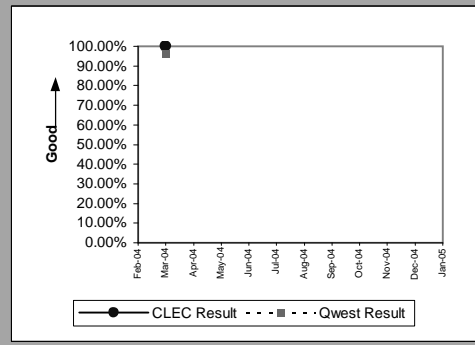
Residence (Parity)									
Date	CLEC Num	CLEC Denom	CLEC Result	CLEC Std Dev	Qwest Num	Qwest Denom	Qwest Result	Mod Z Scr	Parity Scr
Feb-04	482	482	100.00%	0.00%	22584	22674	99.60%	-1.37	-1.83
Mar-04	356	356	100.00%	0.00%	25892	26098	99.21%	-1.67	-2.02
Apr-04	447	448	99.78%	4.72%	26023	26170	99.44%	-0.95	-1.58
May-04	502	504	99.60%	6.29%	22846	22916	99.69%	0.37	-0.78
Jun-04	539	540	99.81%	4.30%	26551	26632	99.70%	-0.5	-1.3
Jul-04	522	523	99.81%	4.37%	24831	24900	99.72%	-0.37	-1.22
Aug-04	619	622	99.52%	6.93%	25384	25433	99.81%	1.63	-0.01
Sep-04	898	898	100.00%	0.00%	25860	25925	99.75%	-1.48	-1.9
Oct-04	1371	1372	99.93%	2.70%	22999	23028	99.87%	-0.54	-1.33
Nov-04	1217	1218	99.92%	2.86%	21414	21474	99.72%	-1.27	-1.77
Dec-04	1004	1004	100.00%	0.00%	19871	19920	99.75%	-1.54	-1.93
Jan-05	881	881	100.00%	0.00%	18306	18344	99.79%	-1.32	-1.8



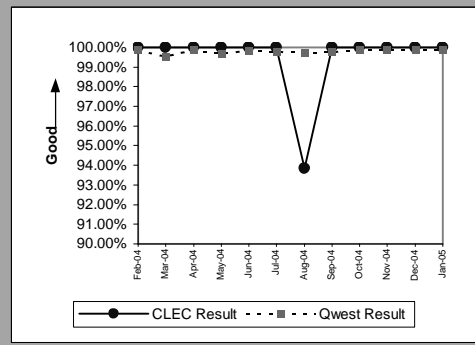
Business (Parity)									
Date	CLEC Num	CLEC Denom	CLEC Result	CLEC Std Dev	Qwest Num	Qwest Denom	Qwest Result	Mod Z Scr	Parity Scr
Feb-04	6	6	100.00%	0.00%	675	683	98.83%	-0.27	-1.16
Mar-04	30	30	100.00%	0.00%	783	790	99.11%	-0.51	-1.31
Apr-04	8	8	100.00%	0.00%	677	683	99.12%	-0.26	-1.16
May-04	10	10	100.00%	0.00%	623	625	99.68%	-0.18	-1.11
Jun-04	9	9	100.00%	0.00%	743	750	99.07%	-0.29	-1.18
Jul-04	13	13	100.00%	0.00%	746	758	98.42%	-0.45	-1.28
Aug-04	11	11	100.00%	0.00%	726	731	99.32%	-0.27	-1.17
Sep-04	5	5	100.00%	0.00%	653	658	99.24%	-0.19	-1.12
Oct-04	6	6	100.00%	0.00%	706	708	99.72%	-0.13	-1.08
Nov-04	10	10	100.00%	0.00%	654	656	99.70%	-0.17	-1.11
Dec-04	20	20	100.00%	0.00%	724	735	98.50%	-0.54	-1.33
Jan-05	8	8	100.00%	0.00%	616	625	98.56%	-0.34	-1.21



Centrex 21 (Parity)									
Date	CLEC Num	CLEC Denom	CLEC Result	CLEC Std Dev	Qwest Num	Qwest Denom	Qwest Result	Mod Z Scr	Parity Scr
Feb-04									
Mar-04	1	1	100.00%	0.00%	48	50	96.00%	-0.2	-1.12
Apr-04									
May-04									
Jun-04									
Jul-04									
Aug-04									
Sep-04									
Oct-04									
Nov-04									
Dec-04									
Jan-05									

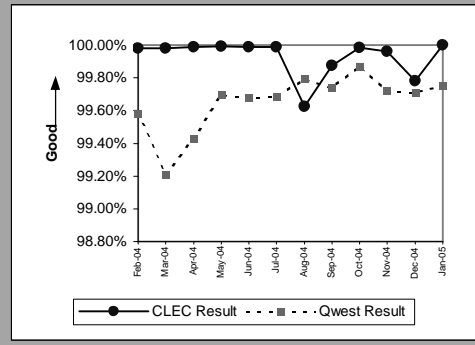


Qwest DSL (Parity)									
Date	CLEC Num	CLEC Denom	CLEC Result	CLEC Std Dev	Qwest Num	Qwest Denom	Qwest Result	Mod Z Scr	Parity Scr
Feb-04	12	12	100.00%	0.00%	7631	7640	99.88%	-0.12	-1.07
Mar-04	24	24	100.00%	0.00%	7239	7271	99.56%	-0.33	-1.2
Apr-04	22	22	100.00%	0.00%	9156	9167	99.88%	-0.16	-1.1
May-04	87	87	100.00%	0.00%	9047	9073	99.71%	-0.5	-1.3
Jun-04	173	173	100.00%	0.00%	10037	10055	99.82%	-0.55	-1.34
Jul-04	43	43	100.00%	0.00%	9301	9320	99.80%	-0.3	-1.18
Aug-04	61	65	93.85%	24.03%	9625	9651	99.73%	4.16	1.53
Sep-04	5	5	100.00%	0.00%	9457	9478	99.78%	-0.11	-1.06
Oct-04	18	18	100.00%	0.00%	9755	9767	99.88%	-0.15	-1.09
Nov-04	21	21	100.00%	0.00%	8966	8974	99.91%	-0.14	-1.08
Dec-04	25	25	100.00%	0.00%	10735	10744	99.92%	-0.14	-1.09
Jan-05	45	45	100.00%	0.00%	8931	8940	99.90%	-0.21	-1.13

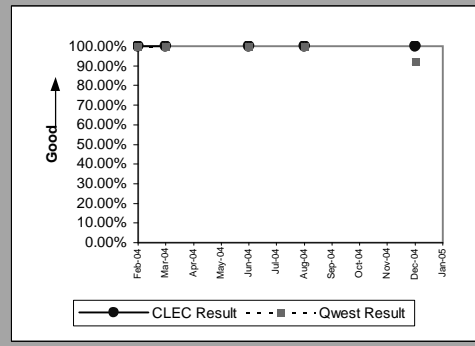


OP-3C - Installation Commitments Met (Percent) - No dispatches

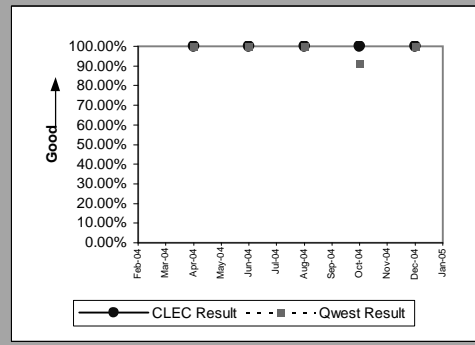
UNE - P (POTS) (Parity)									
Date	CLEC Num	CLEC Denom	CLEC Result	CLEC Std Dev	Qwest Num	Qwest Denom	Qwest Result	Mod Z Scr	Parity Scr
Feb-04	10140	10142	99.98%	1.40%	23259	23357	99.58%	-5.2	-4.16
Mar-04	15845	15848	99.98%	1.38%	26675	26888	99.21%	-8.71	-6.3
Apr-04	16992	16994	99.99%	1.08%	26700	26853	99.43%	-7.56	-5.6
May-04	15813	15814	99.99%	0.80%	23469	23541	99.69%	-5.28	-4.21
Jun-04	15047	15049	99.99%	1.15%	27294	27382	99.68%	-5.36	-4.26
Jul-04	9154	9155	99.99%	1.05%	25577	25658	99.68%	-4.46	-3.71
Aug-04	5295	5315	99.62%	6.12%	26110	26164	99.79%	2.49	0.51
Sep-04	3963	3968	99.87%	3.55%	26513	26583	99.74%	-1.57	-1.96
Oct-04	5753	5754	99.98%	1.32%	23705	23736	99.87%	-2.13	-2.3
Nov-04	5082	5084	99.96%	1.98%	22068	22130	99.72%	-2.93	-2.78
Dec-04	3631	3639	99.78%	4.68%	20595	20655	99.71%	-0.73	-1.44
Jan-05	111	111	100.00%	0.00%	18922	18969	99.75%	-0.52	-1.32



UNE P (Centrex) (Parity)									
Date	CLEC Num	CLEC Denom	CLEC Result	CLEC Std Dev	Qwest Num	Qwest Denom	Qwest Result	Mod Z Scr	Parity Scr
Feb-04	4	4	100.00%	0.00%	4	4	100.00%	N/A	N/A
Mar-04	1	1	100.00%	0.00%	9	9	100.00%	N/A	N/A
Apr-04									
May-04									
Jun-04	1	1	100.00%	0.00%	5	5	100.00%	N/A	N/A
Jul-04									
Aug-04	4	4	100.00%	0.00%	4	4	100.00%	N/A	N/A
Sep-04									
Oct-04									
Nov-04									
Dec-04	1	1	100.00%	0.00%	12	13	92.31%	-0.28	-1.17
Jan-05									

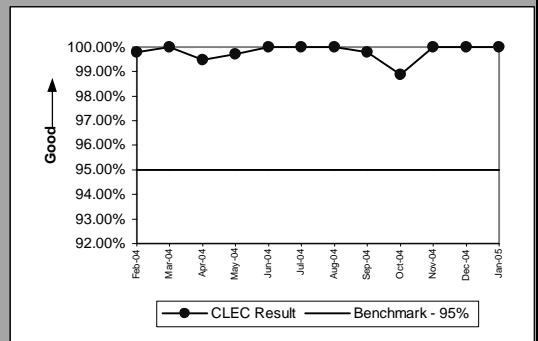


UNE P (Centrex 21) (Parity)									
Date	CLEC Num	CLEC Denom	CLEC Result	CLEC Std Dev	Qwest Num	Qwest Denom	Qwest Result	Mod Z Scr	Parity Scr
Feb-04									
Mar-04									
Apr-04	1	1	100.00%	0.00%	35	35	100.00%	N/A	N/A
May-04									
Jun-04	7	7	100.00%	0.00%	41	41	100.00%	N/A	N/A
Jul-04									
Aug-04	1	1	100.00%	0.00%	43	43	100.00%	N/A	N/A
Sep-04									
Oct-04	8	8	100.00%	0.00%	31	34	91.18%	-0.79	-1.48
Nov-04									
Dec-04	1	1	100.00%	0.00%	29	29	100.00%	N/A	N/A
Jan-05									

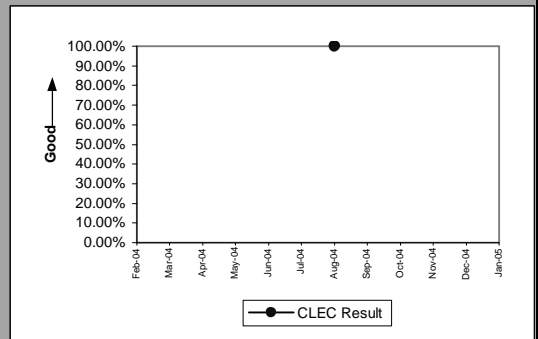


OP-3C - Installation Commitments Met (Percent) - No dispatches

Line Sharing (Benchmark)					
Date	Numerator	Denominator	CLEC Result	Standard Dev	
Feb-04		463	464	99.78%	4.64%
Mar-04		417	417	100.00%	0.00%
Apr-04		377	379	99.47%	7.25%
May-04		360	361	99.72%	5.26%
Jun-04		416	416	100.00%	0.00%
Jul-04		348	348	100.00%	0.00%
Aug-04		434	434	100.00%	0.00%
Sep-04		474	475	99.79%	4.58%
Oct-04		88	89	98.88%	10.54%
Nov-04		8	8	100.00%	0.00%
Dec-04		9	9	100.00%	0.00%
Jan-05		5	5	100.00%	0.00%

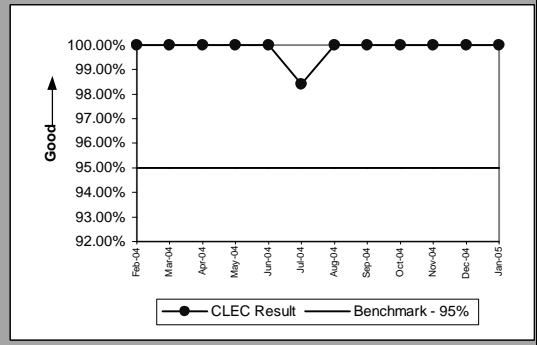


Sub-Loop Unbundling (Diagnostic)				
Date	Numerator	Denominator	CLEC Result	Standard Dev
Feb-04				
Mar-04				
Apr-04				
May-04				
Jun-04				
Jul-04				
Aug-04		2	2	100.00%
Sep-04				
Oct-04				
Nov-04				
Dec-04				
Jan-05				



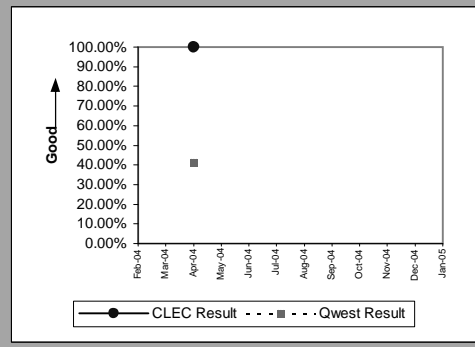
OP-3C - Installation Commitments Met (Percent) - No dispatches

Line Splitting					
Date	Numerator	Denominator	CLEC Result	Standard Dev	
Feb-04	46	46	100.00%	0.00%	
Mar-04	40	40	100.00%	0.00%	
Apr-04	26	26	100.00%	0.00%	
May-04	21	21	100.00%	0.00%	
Jun-04	33	33	100.00%	0.00%	
Jul-04	62	63	98.41%	12.50%	
Aug-04	51	51	100.00%	0.00%	
Sep-04	60	60	100.00%	0.00%	
Oct-04	51	51	100.00%	0.00%	
Nov-04	60	60	100.00%	0.00%	
Dec-04	46	46	100.00%	0.00%	
Jan-05	45	45	100.00%	0.00%	

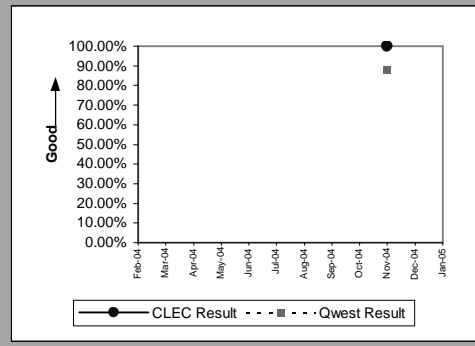


OP-3D - Installation Commitments Met (Percent) - Interval Zone One

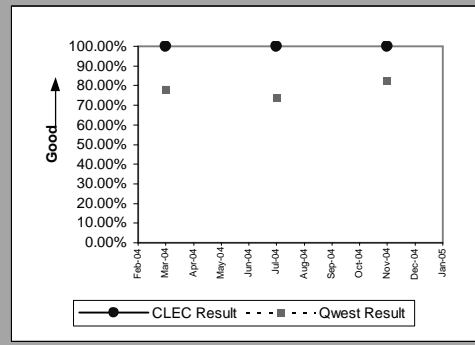
ISDN Primary (Parity)									
Date	CLEC Num	CLEC Denom	CLEC Result	CLEC Std Dev	Qwest Num	Qwest Denom	Qwest Result	Mod Z Scr	Parity Scr
Feb-04									
Mar-04									
Apr-04	3	3	100.00%	0.00%	34	82	41.46%	-2.02	-2.23
May-04									
Jun-04									
Jul-04									
Aug-04									
Sep-04									
Oct-04									
Nov-04									
Dec-04									
Jan-05									



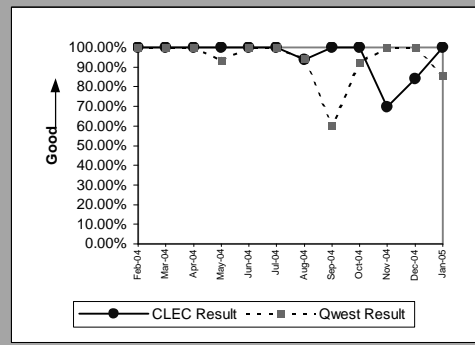
DS1 (Parity)									
Date	CLEC Num	CLEC Denom	CLEC Result	CLEC Std Dev	Qwest Num	Qwest Denom	Qwest Result	Mod Z Scr	Parity Scr
Feb-04									
Mar-04									
Apr-04									
May-04									
Jun-04									
Jul-04									
Aug-04									
Sep-04									
Oct-04									
Nov-04	1	1	100.00%	0.00%	89	101	88.12%	-0.37	-1.22
Dec-04									
Jan-05									



PBX (Parity)									
Date	CLEC Num	CLEC Denom	CLEC Result	CLEC Std Dev	Qwest Num	Qwest Denom	Qwest Result	Mod Z Scr	Parity Scr
Feb-04									
Mar-04	1	1	100.00%	0.00%	25	32	78.13%	-0.52	-1.32
Apr-04									
May-04									
Jun-04									
Jul-04	1	1	100.00%	0.00%	14	19	73.68%	-0.58	-1.35
Aug-04									
Sep-04									
Oct-04									
Nov-04	1	1	100.00%	0.00%	14	17	82.35%	-0.45	-1.27
Dec-04									
Jan-05									

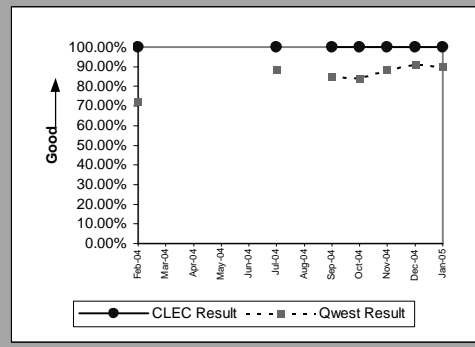


LIS Trunk (Parity)									
Date	CLEC Num	CLEC Denom	CLEC Result	CLEC Std Dev	Qwest Num	Qwest Denom	Qwest Result	Mod Z Scr	Parity Scr
Feb-04	14	14	100.00%	0.00%	18	18	100.00%	N/A	N/A
Mar-04	28	28	100.00%	0.00%	23	23	100.00%	N/A	N/A
Apr-04	19	19	100.00%	0.00%	16	16	100.00%	N/A	N/A
May-04	14	14	100.00%	0.00%	14	15	93.33%	-0.72	-1.44
Jun-04	17	17	100.00%	0.00%	41	41	100.00%	N/A	N/A
Jul-04	18	18	100.00%	0.00%	10	10	100.00%	N/A	N/A
Aug-04	15	16	93.75%	24.21%	16	17	94.12%	-0.03	-1.02
Sep-04	10	10	100.00%	0.00%	9	15	60.00%	-2	-2.22
Oct-04	11	11	100.00%	0.00%	12	13	92.31%	-0.7	-1.43
Nov-04	16	23	69.57%	46.01%	12	12	100.00%	N/A	0.28
Dec-04	21	25	84.00%	36.66%	4	4	100.00%	N/A	-0.6
Jan-05	16	16	100.00%	0.00%	6	7	85.71%	-0.9	-1.55

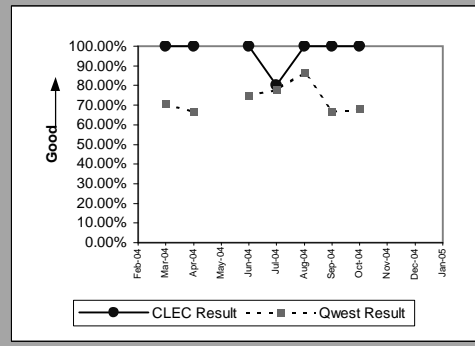


OP-3D - Installation Commitments Met (Percent) - Interval Zone One

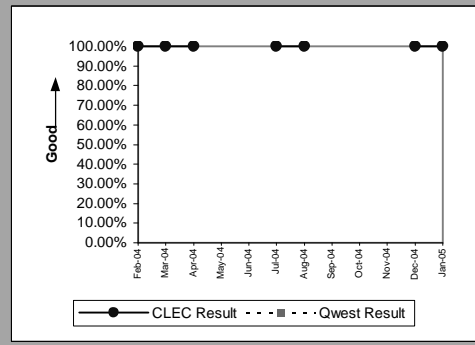
UDIT DS1 (Parity)									
Date	CLEC Num	CLEC Denom	CLEC Result	CLEC Std Dev	Qwest Num	Qwest Denom	Qwest Result	Mod Z Scr	Parity Scr
Feb-04	2	2	100.00%	0.00%	67	93	72.04%	-0.87	-1.53
Mar-04									
Apr-04									
May-04									
Jun-04									
Jul-04	2	2	100.00%	0.00%	119	135	88.15%	-0.51	-1.31
Aug-04									
Sep-04	2	2	100.00%	0.00%	91	107	85.05%	-0.59	-1.36
Oct-04	2	2	100.00%	0.00%	94	112	83.93%	-0.61	-1.37
Nov-04	1	1	100.00%	0.00%	89	101	88.12%	-0.37	-1.22
Dec-04	2	2	100.00%	0.00%	113	124	91.13%	-0.44	-1.27
Jan-05	1	1	100.00%	0.00%	35	39	89.74%	-0.33	-1.2



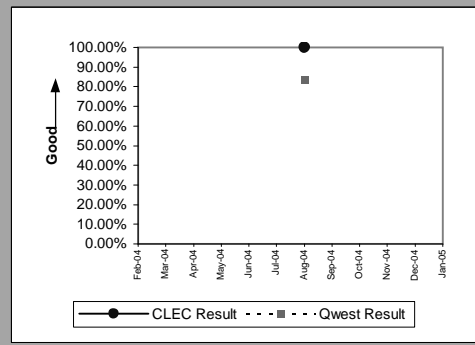
UDIT Above DS1 Level (Parity)									
Date	CLEC Num	CLEC Denom	CLEC Result	CLEC Std Dev	Qwest Num	Qwest Denom	Qwest Result	Mod Z Scr	Parity Scr
Feb-04									
Mar-04	1	1	100.00%	0.00%	24	34	70.59%	-0.64	-1.39
Apr-04	1	1	100.00%	0.00%	10	15	66.67%	-0.68	-1.42
May-04									
Jun-04	9	9	100.00%	0.00%	15	20	75.00%	-1.44	-1.87
Jul-04	4	5	80.00%	40.00%	14	18	77.78%	-0.11	-1.06
Aug-04	3	3	100.00%	0.00%	13	15	86.67%	-0.62	-1.38
Sep-04	5	5	100.00%	0.00%	12	18	66.67%	-1.4	-1.85
Oct-04	1	1	100.00%	0.00%	15	22	68.18%	-0.67	-1.41
Nov-04									
Dec-04									
Jan-05									



Dark Fiber - IOF (Diagnostic)									
Date	CLEC Num	CLEC Denom	CLEC Result	CLEC Std Dev	Qwest Num	Qwest Denom	Qwest Result	Mod Z Scr	Parity Scr
Feb-04	1	1	100.00%	0.00%					N/A
Mar-04	2	2	100.00%	0.00%					N/A
Apr-04	1	1	100.00%	0.00%					N/A
May-04									
Jun-04									
Jul-04	7	7	100.00%	0.00%					N/A
Aug-04	3	3	100.00%	0.00%					N/A
Sep-04									
Oct-04									
Nov-04									
Dec-04	1	1	100.00%	0.00%					N/A
Jan-05	1	1	100.00%	0.00%					N/A

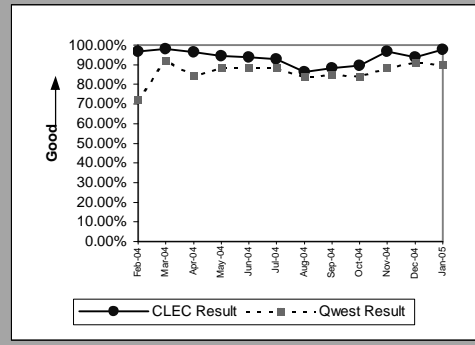


Unbundled Loop - 4 Wire Non-Loaded (Parity)									
Date	CLEC Num	CLEC Denom	CLEC Result	CLEC Std Dev	Qwest Num	Qwest Denom	Qwest Result	Mod Z Scr	Parity Scr
Feb-04									
Mar-04									
Apr-04									
May-04									
Jun-04									
Jul-04									
Aug-04	1	1	100.00%	0.00%	72	86	83.72%	-0.44	-1.27
Sep-04									
Oct-04									
Nov-04									
Dec-04									
Jan-05									

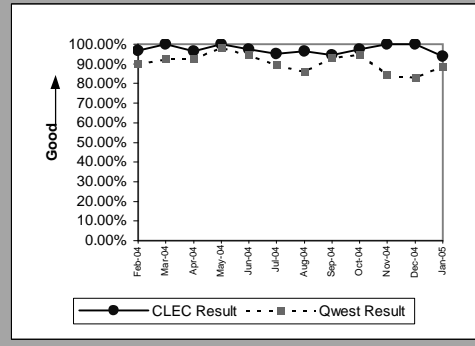


OP-3D - Installation Commitments Met (Percent) - Interval Zone One

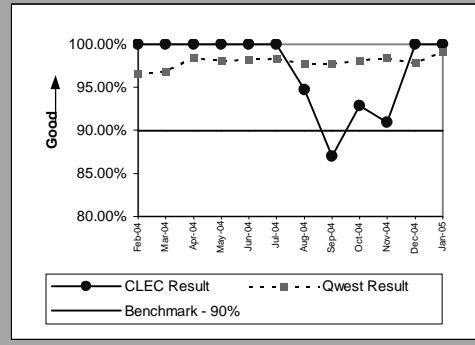
Unbundled Loop - DS1 Capable (Parity)									
Date	CLEC Num	CLEC Denom	CLEC Result	CLEC Std Dev	Qwest Num	Qwest Denom	Qwest Result	Mod Z Scr	Parity Scr
Feb-04	92	95	96.84%	17.49%	67	93	72.04%	-3.79	-3.3
Mar-04	154	157	98.09%	13.69%	105	114	92.11%	-1.8	-2.1
Apr-04	109	113	96.46%	18.48%	102	121	84.30%	-2.56	-2.55
May-04	105	111	94.59%	22.61%	68	77	88.31%	-1.32	-1.8
Jun-04	105	112	93.75%	24.21%	137	155	88.39%	-1.35	-1.82
Jul-04	114	123	92.68%	26.04%	119	135	88.15%	-1.13	-1.68
Aug-04	126	146	86.30%	34.38%	72	86	83.72%	-0.51	-1.31
Sep-04	128	145	88.28%	32.17%	91	107	85.05%	-0.71	-1.43
Oct-04	110	123	89.43%	30.74%	94	112	83.93%	-1.15	-1.7
Nov-04	122	126	96.83%	17.53%	89	101	88.12%	-2.01	-2.22
Dec-04	105	112	93.75%	24.21%	113	124	91.13%	-0.71	-1.43
Jan-05	81	83	97.59%	15.33%	35	39	89.74%	-1.33	-1.81



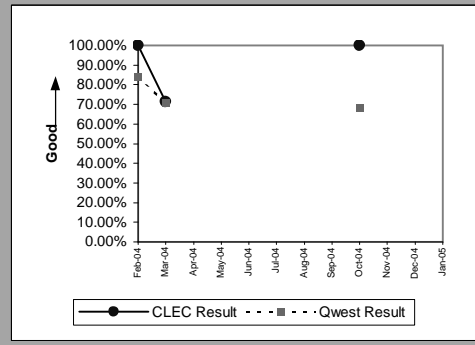
Unbundled Loop ISDN Capable (Parity)									
Date	CLEC Num	CLEC Denom	CLEC Result	CLEC Std Dev	Qwest Num	Qwest Denom	Qwest Result	Mod Z Scr	Parity Scr
Feb-04	30	31	96.77%	17.67%	53	59	89.83%	-1.04	-1.63
Mar-04	33	33	100.00%	0.00%	61	66	92.42%	-1.34	-1.82
Apr-04	28	29	96.55%	18.25%	101	109	92.66%	-0.71	-1.43
May-04	38	38	100.00%	0.00%	62	63	98.41%	-0.62	-1.38
Jun-04	39	40	97.50%	15.61%	51	54	94.44%	-0.64	-1.39
Jul-04	19	20	95.00%	21.79%	68	76	89.47%	-0.72	-1.44
Aug-04	28	29	96.55%	18.25%	62	72	86.11%	-1.37	-1.83
Sep-04	35	37	94.59%	22.61%	41	44	93.18%	-0.25	-1.15
Oct-04	37	38	97.37%	16.01%	53	56	94.64%	-0.58	-1.35
Nov-04	35	35	100.00%	0.00%	43	51	84.31%	-1.97	-2.19
Dec-04	29	29	100.00%	0.00%	34	41	82.93%	-1.87	-2.14
Jan-05	30	32	93.75%	24.21%	39	44	88.64%	-0.69	-1.42



Unbundled Loop - ADSL Qualified (Benchmark)									
Date	CLEC Num	CLEC Denom	CLEC Result	CLEC Std Dev	Qwest Num	Qwest Denom	Qwest Result	Mod Z Scr	Parity Scr
Feb-04	9	9	100.00%	0.00%	1574	1630	96.56%	-0.56	-1.34
Mar-04	11	11	100.00%	0.00%	1485	1533	96.87%	-0.59	-1.36
Apr-04	15	15	100.00%	0.00%	2689	2732	98.43%	-0.49	-1.3
May-04	21	21	100.00%	0.00%	2784	2837	98.13%	-0.63	-1.38
Jun-04	15	15	100.00%	0.00%	3348	3408	98.24%	-0.52	-1.31
Jul-04	19	19	100.00%	0.00%	3255	3310	98.34%	-0.56	-1.34
Aug-04	18	19	94.74%	22.33%	3115	3189	97.68%	0.78	-0.53
Sep-04	20	23	86.96%	33.68%	3372	3448	97.80%	2.45	0.49
Oct-04	26	28	92.86%	25.75%	3086	3144	98.16%	1.61	-0.02
Nov-04	10	11	90.91%	28.75%	2834	2879	98.44%	1.37	-0.17
Dec-04	18	18	100.00%	0.00%	2991	3058	97.81%	-0.63	-1.38
Jan-05	5	5	100.00%	0.00%	3673	3703	99.19%	-0.2	-1.12

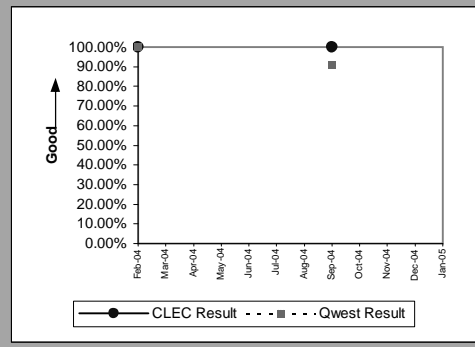


Unbundled Loop - DS3 Capable (Parity)									
Date	CLEC Num	CLEC Denom	CLEC Result	CLEC Std Dev	Qwest Num	Qwest Denom	Qwest Result	Mod Z Scr	Parity Scr
Feb-04	5	5	100.00%	0.00%	21	25	84.00%	-0.89	-1.54
Mar-04	5	7	71.43%	45.18%	24	34	70.59%	-0.04	-1.03
Apr-04									
May-04									
Jun-04									
Jul-04									
Aug-04									
Sep-04									
Oct-04	1	1	100.00%	0.00%	15	22	68.18%	-0.67	-1.41
Nov-04									
Dec-04									
Jan-05									

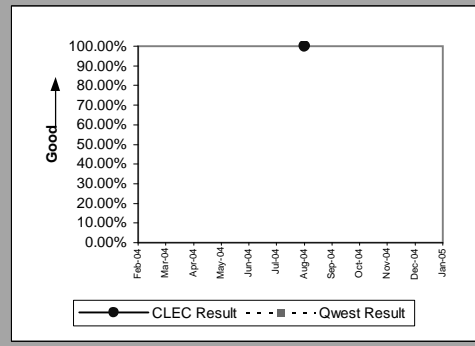


OP-3D - Installation Commitments Met (Percent) - Interval Zone One

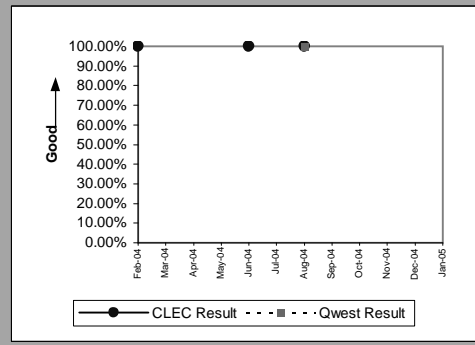
Qwest DSL (Parity)										
Date	CLEC Num	CLEC Denom	CLEC Result	CLEC Std Dev	Qwest Num	Qwest Denom	Qwest Result	Mod Z Scr	Parity Scr	
Feb-04	3	3	100.00%	0.00%	9	9	100.00%	N/A	N/A	
Mar-04										
Apr-04										
May-04										
Jun-04										
Jul-04										
Aug-04										
Sep-04	2	2	100.00%	0.00%	10	11	90.91%	-0.41	-1.25	
Oct-04										
Nov-04										
Dec-04										
Jan-05										



Dark Fiber - Loop (Diagnostic)										
Date	CLEC Num	CLEC Denom	CLEC Result	CLEC Std Dev	Qwest Num	Qwest Denom	Qwest Result	Mod Z Scr	Parity Scr	
Feb-04										
Mar-04										
Apr-04										
May-04										
Jun-04										
Jul-04										
Aug-04	1	1	100.00%	0.00%					N/A	
Sep-04										
Oct-04										
Nov-04										
Dec-04										
Jan-05										

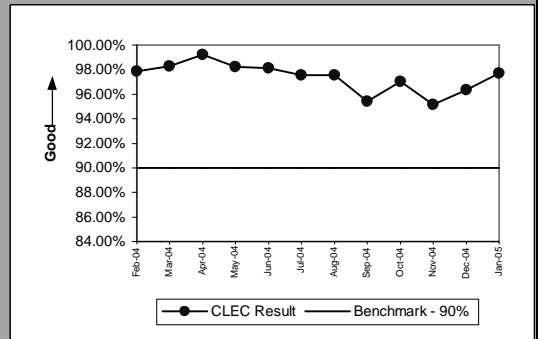


E911 (Parity)										
Date	CLEC Num	CLEC Denom	CLEC Result	CLEC Std Dev	Qwest Num	Qwest Denom	Qwest Result	Mod Z Scr	Parity Scr	
Feb-04	1	1	100.00%	0.00%					N/A	
Mar-04										
Apr-04										
May-04										
Jun-04	1	1	100.00%	0.00%					N/A	
Jul-04										
Aug-04	4	4	100.00%	0.00%	2	2	100.00%	N/A	N/A	
Sep-04										
Oct-04										
Nov-04										
Dec-04										
Jan-05										

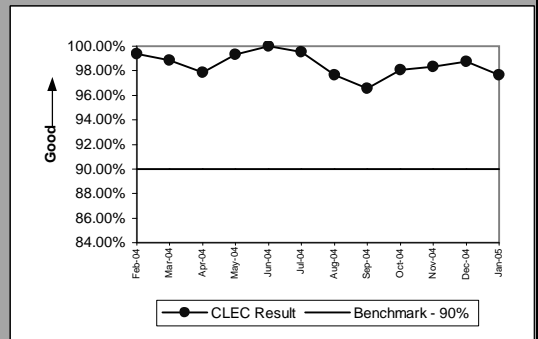


OP-3D - Installation Commitments Met (Percent) - Interval Zone One

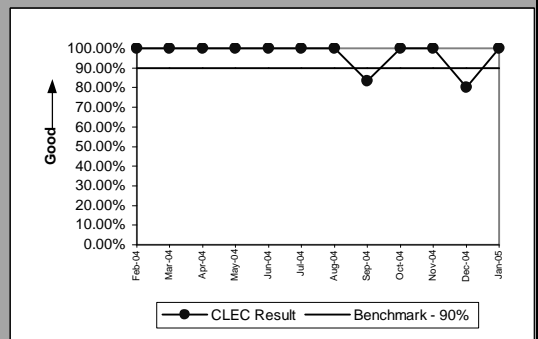
Unbundled Loop Analog (Benchmark)					
Date	Num	Denom	CLEC Result	Standard Dev	
Feb-04		1044	1067	97.84%	14.52%
Mar-04		1202	1223	98.28%	12.99%
Apr-04		1261	1271	99.21%	8.84%
May-04		1179	1200	98.25%	13.11%
Jun-04		1248	1272	98.11%	13.61%
Jul-04		1431	1467	97.55%	15.47%
Aug-04		1282	1314	97.56%	15.41%
Sep-04		1207	1265	95.42%	20.92%
Oct-04		1268	1307	97.02%	17.01%
Nov-04		1141	1199	95.16%	21.46%
Dec-04		1183	1228	96.34%	18.79%
Jan-05		1060	1085	97.70%	15.00%



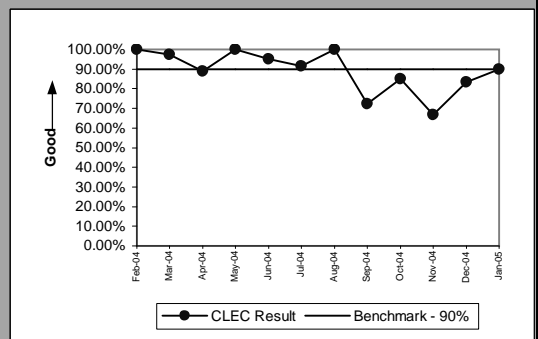
Unbundled Loop - 2 Wire Non-Loaded (Benchmark)					
Date	Num	Denom	CLEC Result	Standard Dev	
Feb-04		158	159	99.37%	7.91%
Mar-04		170	172	98.84%	10.72%
Apr-04		139	142	97.89%	14.38%
May-04		145	146	99.32%	8.25%
Jun-04		136	136	100.00%	0.00%
Jul-04		223	224	99.55%	6.67%
Aug-04		294	301	97.67%	15.07%
Sep-04		363	376	96.54%	18.27%
Oct-04		402	410	98.05%	13.83%
Nov-04		410	417	98.32%	12.85%
Dec-04		314	318	98.74%	11.14%
Jan-05		290	297	97.64%	15.17%



Unbundled Loop - XDSLi (Benchmark)					
Date	Num	Denom	CLEC Result	Standard Dev	
Feb-04		4	4	100.00%	0.00%
Mar-04		5	5	100.00%	0.00%
Apr-04		4	4	100.00%	0.00%
May-04		11	11	100.00%	0.00%
Jun-04		4	4	100.00%	0.00%
Jul-04		5	5	100.00%	0.00%
Aug-04		4	4	100.00%	0.00%
Sep-04		5	6	83.33%	37.27%
Oct-04		9	9	100.00%	0.00%
Nov-04		4	4	100.00%	0.00%
Dec-04		4	5	80.00%	40.00%
Jan-05		10	10	100.00%	0.00%

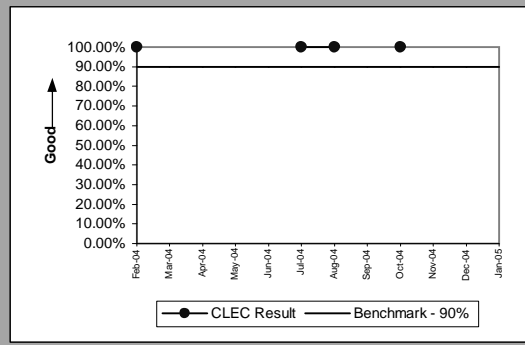


Unbundled Loop Conditioned (Benchmark)					
Date	Num	Denom	CLEC Result	Standard Dev	
Feb-04		14	14	100.00%	0.00%
Mar-04		37	38	97.37%	16.01%
Apr-04		8	9	88.89%	31.43%
May-04		12	12	100.00%	0.00%
Jun-04		20	21	95.24%	21.30%
Jul-04		11	12	91.67%	27.64%
Aug-04		17	17	100.00%	0.00%
Sep-04		13	18	72.22%	44.79%
Oct-04		17	20	85.00%	35.71%
Nov-04		6	9	66.67%	47.14%
Dec-04		10	12	83.33%	37.27%
Jan-05		9	10	90.00%	30.00%

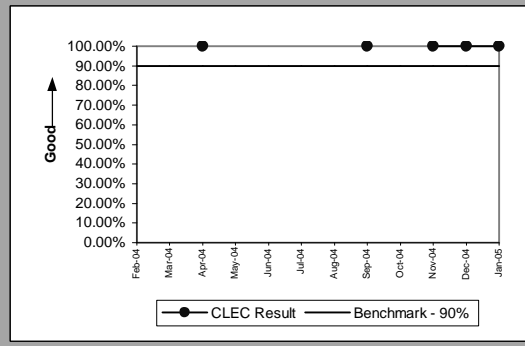


OP-3D - Installation Commitments Met (Percent) - Interval Zone One

Enhanced Extended Loops - DS0 Capable (Diagnostic)					
Date	Num	Denom	CLEC Result	Standard Dev	
Feb-04		5	5	100.00%	0.00%
Mar-04					
Apr-04					
May-04					
Jun-04					
Jul-04	2		2	100.00%	0.00%
Aug-04	2		2	100.00%	0.00%
Sep-04					
Oct-04	8		8	100.00%	0.00%
Nov-04					
Dec-04					
Jan-05					

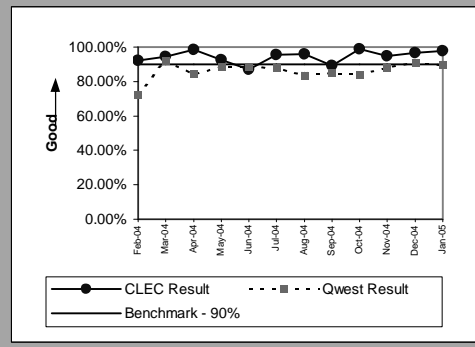


Enhanced Extended Loops - DS3 Capable (Diagnostic)					
Date	Num	Denom	CLEC Result	Standard Dev	
Feb-04					
Mar-04					
Apr-04	1		1	100.00%	0.00%
May-04					
Jun-04					
Jul-04					
Aug-04					
Sep-04	1		1	100.00%	0.00%
Oct-04					
Nov-04	2		2	100.00%	0.00%
Dec-04	1		1	100.00%	0.00%
Jan-05	1		1	100.00%	0.00%



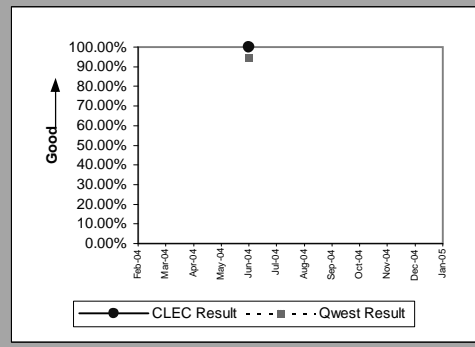
OP-3D - Installation Commitments Met (Percent) - Interval Zone One

Enhanced Extended Loops - DS1 Capable (Benchmark)									
Date	CLEC Num	CLEC Denom	CLEC Result	CLEC Std Dev	Qwest Num	Qwest Denom	Qwest Result	Mod Z Scr	Parity Scr
Feb-04	36	39	92.31%	26.65%	67	93	72.04%	-2.37	-2.44
Mar-04	52	55	94.55%	22.71%	105	114	92.11%	-0.55	-1.34
Apr-04	67	68	98.53%	12.04%	102	121	84.30%	-2.58	-2.57
May-04	49	53	92.45%	26.42%	68	77	88.31%	-0.72	-1.44
Jun-04	61	70	87.14%	33.47%	137	155	88.39%	0.27	-0.84
Jul-04	43	45	95.56%	20.61%	119	135	88.15%	-1.33	-1.81
Aug-04	45	47	95.74%	20.18%	72	86	83.72%	-1.8	-2.09
Sep-04	74	83	89.16%	31.09%	91	107	85.05%	-0.79	-1.48
Oct-04	95	96	98.96%	10.15%	94	112	83.93%	-2.94	-2.79
Nov-04	56	59	94.92%	21.97%	89	101	88.12%	-1.28	-1.78
Dec-04	88	91	96.70%	17.86%	113	124	91.13%	-1.42	-1.86
Jan-05	82	84	97.62%	15.25%	35	39	89.74%	-1.34	-1.81

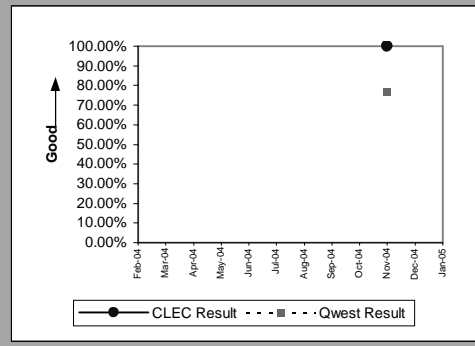


OP-3E - Installation Commitments Met (Percent) - Interval Zone Two

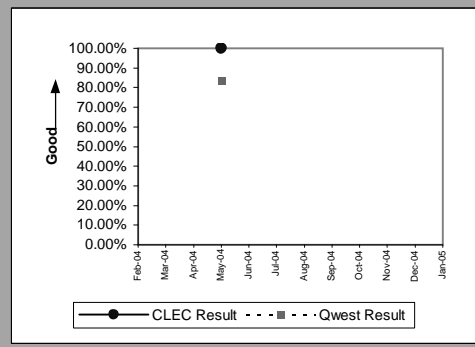
ISDN Primary (Parity)									
Date	CLEC Num	CLEC Denom	CLEC Result	CLEC Std Dev	Qwest Num	Qwest Denom	Qwest Result	Mod Z Scr	Parity Scr
Feb-04									
Mar-04									
Apr-04									
May-04									
Jun-04	2	2	100.00%	0.00%	249	264	94.32%	-0.35	-1.21
Jul-04									
Aug-04									
Sep-04									
Oct-04									
Nov-04									
Dec-04									
Jan-05									



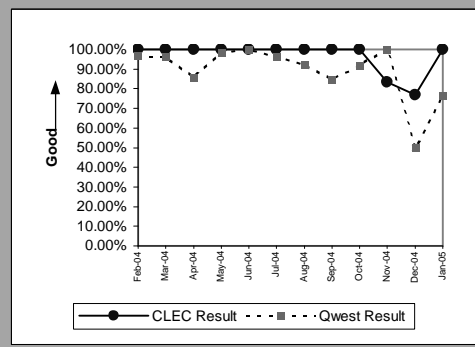
DS0 (Parity)									
Date	CLEC Num	CLEC Denom	CLEC Result	CLEC Std Dev	Qwest Num	Qwest Denom	Qwest Result	Mod Z Scr	Parity Scr
Feb-04									
Mar-04									
Apr-04									
May-04									
Jun-04									
Jul-04									
Aug-04									
Sep-04									
Oct-04									
Nov-04	9	9	100.00%	0.00%	53	69	76.81%	-1.55	-1.94
Dec-04									
Jan-05									



DS1 (Parity)									
Date	CLEC Num	CLEC Denom	CLEC Result	CLEC Std Dev	Qwest Num	Qwest Denom	Qwest Result	Mod Z Scr	Parity Scr
Feb-04									
Mar-04									
Apr-04									
May-04	1	1	100.00%	0.00%	103	123	83.74%	-0.44	-1.27
Jun-04									
Jul-04									
Aug-04									
Sep-04									
Oct-04									
Nov-04									
Dec-04									
Jan-05									

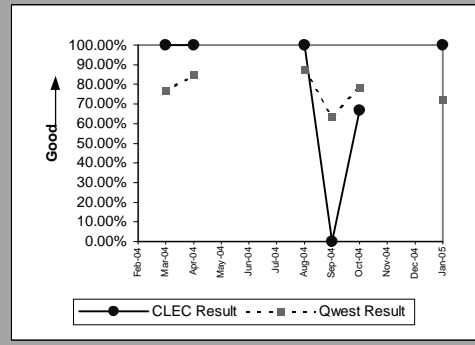


LIS Trunk (Parity)									
Date	CLEC Num	CLEC Denom	CLEC Result	CLEC Std Dev	Qwest Num	Qwest Denom	Qwest Result	Mod Z Scr	Parity Scr
Feb-04	4	4	100.00%	0.00%	29	30	96.67%	-0.35	-1.21
Mar-04	11	11	100.00%	0.00%	25	26	96.15%	-0.56	-1.34
Apr-04	10	10	100.00%	0.00%	18	21	85.71%	-1.06	-1.65
May-04	5	5	100.00%	0.00%	59	60	98.33%	-0.28	-1.17
Jun-04	8	8	100.00%	0.00%	36	36	100.00%	N/A	N/A
Jul-04	13	13	100.00%	0.00%	27	28	96.43%	-0.57	-1.35
Aug-04	7	7	100.00%	0.00%	12	13	92.31%	-0.62	-1.37
Sep-04	8	8	100.00%	0.00%	22	26	84.62%	-1.05	-1.64
Oct-04	1	1	100.00%	0.00%	34	37	91.89%	-0.29	-1.18
Nov-04	5	6	83.33%	37.27%	13	13	100.00%	N/A	-0.38
Dec-04	10	13	76.92%	42.13%	5	10	50.00%	-1.28	-1.78
Jan-05	3	3	100.00%	0.00%	16	21	76.19%	-0.91	-1.55

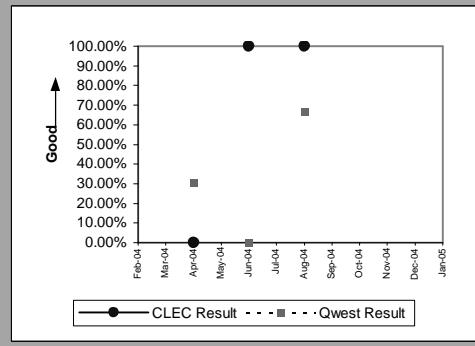


OP-3E - Installation Commitments Met (Percent) - Interval Zone Two

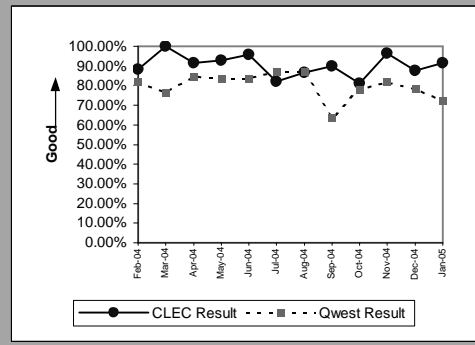
UDIT DS1 (Parity)									
Date	CLEC Num	CLEC Denom	CLEC Result	CLEC Std Dev	Qwest Num	Qwest Denom	Qwest Result	Mod Z Scr	Parity Scr
Feb-04									
Mar-04	1	1	100.00%	0.00%	123	161	76.40%	-0.55	-1.34
Apr-04	2	2	100.00%	0.00%	181	214	84.58%	-0.6	-1.37
May-04									
Jun-04									
Jul-04									
Aug-04	1	1	100.00%	0.00%	75	86	87.21%	-0.38	-1.23
Sep-04	0	1	0.00%	0.00%	85	134	63.43%	0.9	-0.45
Oct-04	2	3	66.67%	47.14%	139	178	78.09%	0.43	-0.74
Nov-04									
Dec-04									
Jan-05	1	1	100.00%	0.00%	26	36	72.22%	-0.61	-1.37



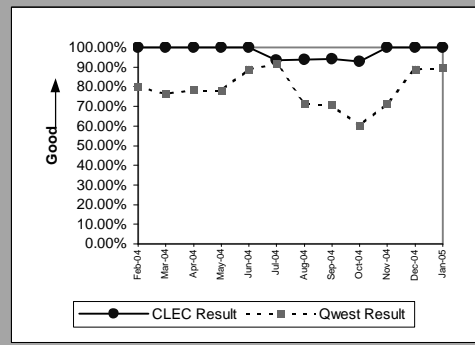
UDIT Above DS1 Level (Parity)									
Date	CLEC Num	CLEC Denom	CLEC Result	CLEC Std Dev	Qwest Num	Qwest Denom	Qwest Result	Mod Z Scr	Parity Scr
Feb-04									
Mar-04									
Apr-04	0	1	0.00%	0.00%	4	13	30.77%	0.3	-0.82
May-04									
Jun-04	1	1	100.00%	0.00%	0	3	0.00%	N/A	N/A
Jul-04									
Aug-04	1	1	100.00%	0.00%	6	9	66.67%	-0.67	-1.41
Sep-04									
Oct-04									
Nov-04									
Dec-04									
Jan-05									



Unbundled Loop - DS1 Capable (Parity)									
Date	CLEC Num	CLEC Denom	CLEC Result	CLEC Std Dev	Qwest Num	Qwest Denom	Qwest Result	Mod Z Scr	Parity Scr
Feb-04	15	17	88.24%	32.22%	142	174	81.61%	-0.67	-1.41
Mar-04	11	11	100.00%	0.00%	123	161	76.40%	-1.78	-2.08
Apr-04	11	12	91.67%	27.64%	181	214	84.58%	-0.66	-1.4
May-04	13	14	92.86%	25.75%	103	123	83.74%	-0.88	-1.53
Jun-04	22	23	95.65%	20.39%	133	159	83.65%	-1.45	-1.88
Jul-04	23	28	82.14%	38.30%	153	175	87.43%	0.76	-0.54
Aug-04	13	15	86.67%	33.99%	75	86	87.21%	0.08	-0.95
Sep-04	9	10	90.00%	30.00%	85	134	63.43%	-1.68	-2.02
Oct-04	17	21	80.95%	39.27%	139	178	78.09%	-0.3	-1.18
Nov-04	26	27	96.30%	18.89%	117	143	81.82%	-1.79	-2.09
Dec-04	7	8	87.50%	33.07%	51	65	78.46%	-0.59	-1.36
Jan-05	11	12	91.67%	27.64%	26	36	72.22%	-1.3	-1.79

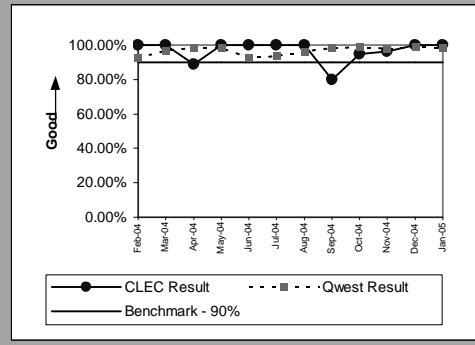


Unbundled Loop ISDN Capable (Parity)									
Date	CLEC Num	CLEC Denom	CLEC Result	CLEC Std Dev	Qwest Num	Qwest Denom	Qwest Result	Mod Z Scr	Parity Scr
Feb-04	16	16	100.00%	0.00%	12	15	80.00%	-1.39	-1.85
Mar-04	13	13	100.00%	0.00%	13	17	76.47%	-1.51	-1.92
Apr-04	10	10	100.00%	0.00%	40	51	78.43%	-1.52	-1.92
May-04	16	16	100.00%	0.00%	21	27	77.78%	-1.69	-2.03
Jun-04	15	15	100.00%	0.00%	24	27	88.89%	-1.1	-1.67
Jul-04	14	15	93.33%	24.94%	23	25	92.00%	-0.15	-1.09
Aug-04	15	16	93.75%	24.21%	15	21	71.43%	-1.49	-1.91
Sep-04	16	17	94.12%	23.53%	17	24	70.83%	-1.62	-1.98
Oct-04	13	14	92.86%	25.75%	6	10	60.00%	-1.62	-1.98
Nov-04	14	14	100.00%	0.00%	10	14	71.43%	-1.67	-2.02
Dec-04	11	11	100.00%	0.00%	16	18	88.89%	-0.92	-1.56
Jan-05	11	11	100.00%	0.00%	17	19	89.47%	-0.91	-1.55

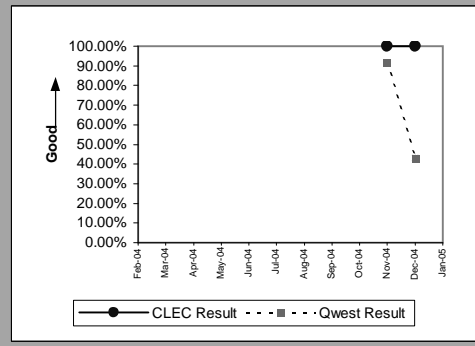


OP-3E - Installation Commitments Met (Percent) - Interval Zone Two

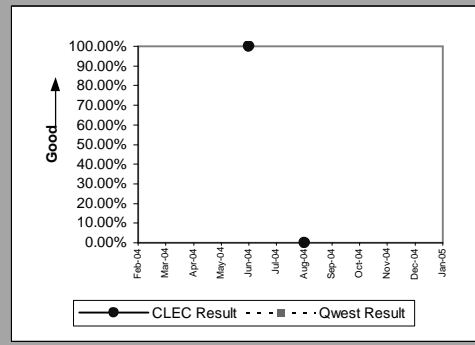
Unbundled Loop - ADSL Qualified (Benchmark)									
Date	CLEC Num	CLEC Denom	CLEC Result	CLEC Std Dev	Qwest Num	Qwest Denom	Qwest Result	Mod Z Scr	Parity Scr
Feb-04	6	6	100.00%	0.00%	162	175	92.57%	-0.68	-1.41
Mar-04	12	12	100.00%	0.00%	162	167	97.01%	-0.59	-1.36
Apr-04	8	9	88.89%	31.43%	347	352	98.58%	1.47	-0.11
May-04	8	8	100.00%	0.00%	363	369	98.37%	-0.36	-1.22
Jun-04	7	7	100.00%	0.00%	410	442	92.76%	-0.73	-1.45
Jul-04	6	6	100.00%	0.00%	433	462	93.72%	-0.63	-1.38
Aug-04	4	4	100.00%	0.00%	387	402	96.27%	-0.39	-1.24
Sep-04	12	15	80.00%	40.00%	369	374	98.66%	3.13	0.9
Oct-04	18	19	94.74%	22.33%	379	383	98.96%	1.21	-0.27
Nov-04	27	28	96.43%	18.56%	373	380	98.16%	0.6	-0.64
Dec-04	13	13	100.00%	0.00%	376	380	98.95%	-0.37	-1.22
Jan-05	42	42	100.00%	0.00%	400	406	98.52%	-0.76	-1.46



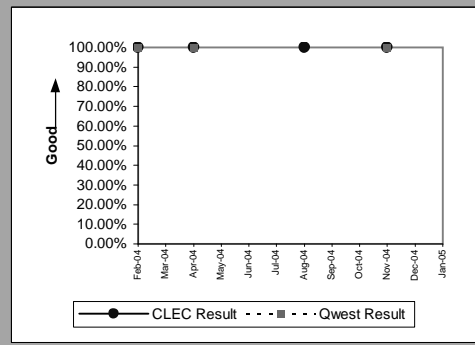
Unbundled Loop - DS3 Capable (Parity)									
Date	CLEC Num	CLEC Denom	CLEC Result	CLEC Std Dev	Qwest Num	Qwest Denom	Qwest Result	Mod Z Scr	Parity Scr
Feb-04									
Mar-04									
Apr-04									
May-04									
Jun-04									
Jul-04									
Aug-04									
Sep-04									
Oct-04									
Nov-04	1	1	100.00%	0.00%	11	12	91.67%	-0.29	-1.18
Dec-04	1	1	100.00%	0.00%	3	7	42.86%	-1.08	-1.66
Jan-05									



Dark Fiber - Loop (Diagnostic)									
Date	CLEC Num	CLEC Denom	CLEC Result	CLEC Std Dev	Qwest Num	Qwest Denom	Qwest Result	Mod Z Scr	Parity Scr
Feb-04									
Mar-04									
Apr-04									
May-04									
Jun-04	1	1	100.00%	0.00%					N/A
Jul-04									
Aug-04	0	1	0.00%	0.00%					N/A
Sep-04									
Oct-04									
Nov-04									
Dec-04									
Jan-05									

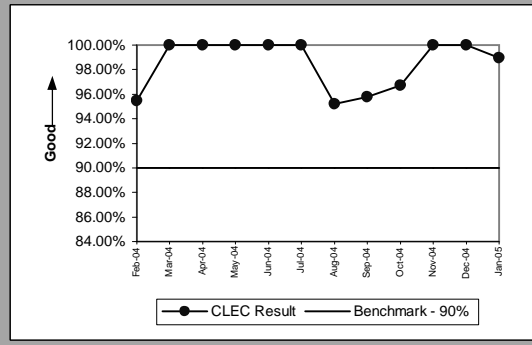


E911 (Parity)									
Date	CLEC Num	CLEC Denom	CLEC Result	CLEC Std Dev	Qwest Num	Qwest Denom	Qwest Result	Mod Z Scr	Parity Scr
Feb-04	1	1	100.00%	0.00%	1	1	100.00%	N/A	N/A
Mar-04									
Apr-04	1	1	100.00%	0.00%	5	5	100.00%	N/A	N/A
May-04									
Jun-04									
Jul-04									
Aug-04	3	3	100.00%	0.00%					N/A
Sep-04									
Oct-04									
Nov-04	1	1	100.00%	0.00%	2	2	100.00%	N/A	N/A
Dec-04									
Jan-05									

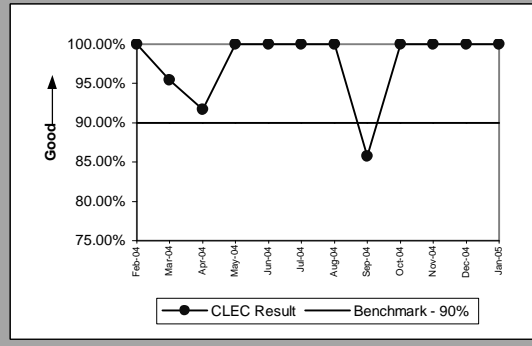


OP-3E - Installation Commitments Met (Percent) - Interval Zone Two

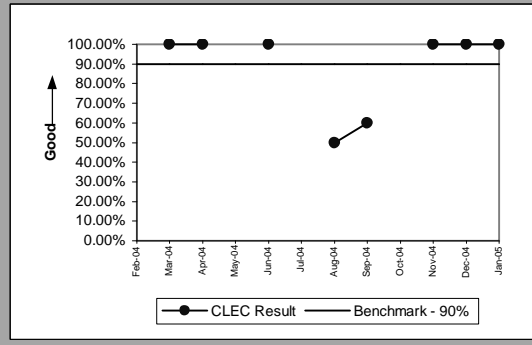
Unbundled Loop Analog (Benchmark)					
Date	Num	Denom	CLEC Result	Standard Dev	
Feb-04	42	44	95.45%	20.83%	
Mar-04	92	92	100.00%	0.00%	
Apr-04	68	68	100.00%	0.00%	
May-04	94	94	100.00%	0.00%	
Jun-04	60	60	100.00%	0.00%	
Jul-04	66	66	100.00%	0.00%	
Aug-04	79	83	95.18%	21.42%	
Sep-04	68	71	95.77%	20.12%	
Oct-04	88	91	96.70%	17.86%	
Nov-04	127	127	100.00%	0.00%	
Dec-04	84	84	100.00%	0.00%	
Jan-05	97	98	98.98%	10.05%	



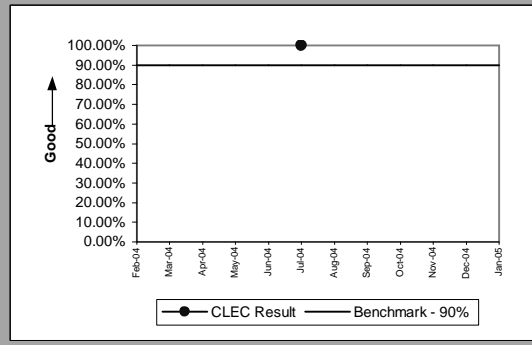
Unbundled Loop - 2 Wire Non-Loaded (Benchmark)					
Date	Num	Denom	CLEC Result	Standard Dev	
Feb-04	18	18	100.00%	0.00%	
Mar-04	21	22	95.45%	20.83%	
Apr-04	11	12	91.67%	27.64%	
May-04	8	8	100.00%	0.00%	
Jun-04	20	20	100.00%	0.00%	
Jul-04	28	28	100.00%	0.00%	
Aug-04	21	21	100.00%	0.00%	
Sep-04	18	21	85.71%	34.99%	
Oct-04	26	26	100.00%	0.00%	
Nov-04	21	21	100.00%	0.00%	
Dec-04	16	16	100.00%	0.00%	
Jan-05	13	13	100.00%	0.00%	



Unbundled Loop Conditioned (Benchmark)					
Date	Num	Denom	CLEC Result	Standard Dev	
Feb-04					
Mar-04	3	3	100.00%	0.00%	
Apr-04	1	1	100.00%	0.00%	
May-04					
Jun-04	2	2	100.00%	0.00%	
Jul-04					
Aug-04	1	2	50.00%	50.00%	
Sep-04	3	5	60.00%	48.99%	
Oct-04					
Nov-04	10	10	100.00%	0.00%	
Dec-04	1	1	100.00%	0.00%	
Jan-05	4	4	100.00%	0.00%	

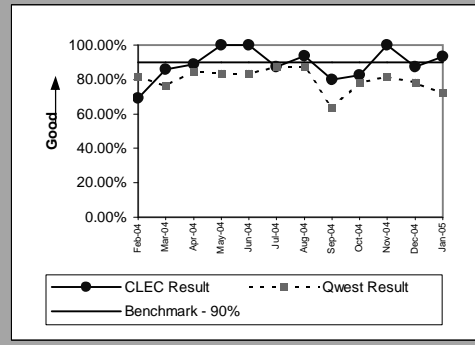


Enhanced Extended Loops - DS3 Capable (Diagnostic)					
Date	Num	Denom	CLEC Result	Standard Dev	
Feb-04					
Mar-04					
Apr-04					
May-04					
Jun-04					
Jul-04	1	1	100.00%	0.00%	
Aug-04					
Sep-04					
Oct-04					
Nov-04					
Dec-04					
Jan-05					



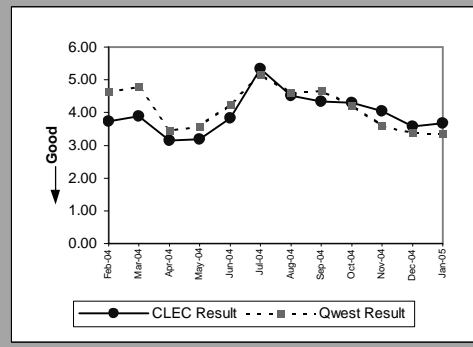
OP-3E - Installation Commitments Met (Percent) - Interval Zone Two

Enhanced Extended Loops - DS1 Capable (Benchmark)									
Date	CLEC Num	CLEC Denom	CLEC Result	CLEC Std Dev	Qwest Num	Qwest Denom	Qwest Result	Mod Z Scr	Parity Scr
Feb-04	9	13	69.23%	46.15%	142	174	81.61%	1.04	-0.36
Mar-04	12	14	85.71%	34.99%	123	161	76.40%	-0.79	-1.48
Apr-04	8	9	88.89%	31.43%	181	214	84.58%	-0.35	-1.21
May-04	12	12	100.00%	0.00%	103	123	83.74%	-1.46	-1.89
Jun-04	14	14	100.00%	0.00%	133	159	83.65%	-1.59	-1.96
Jul-04	7	8	87.50%	33.07%	153	175	87.43%	-0.01	-1
Aug-04	15	16	93.75%	24.21%	75	86	87.21%	-0.72	-1.44
Sep-04	12	15	80.00%	40.00%	85	134	63.43%	-1.26	-1.77
Oct-04	14	17	82.35%	38.12%	139	178	78.09%	-0.41	-1.25
Nov-04	18	18	100.00%	0.00%	117	143	81.82%	-1.88	-2.15
Dec-04	14	16	87.50%	33.07%	51	65	78.46%	-0.79	-1.48
Jan-05	14	15	93.33%	24.94%	26	36	72.22%	-1.53	-1.93

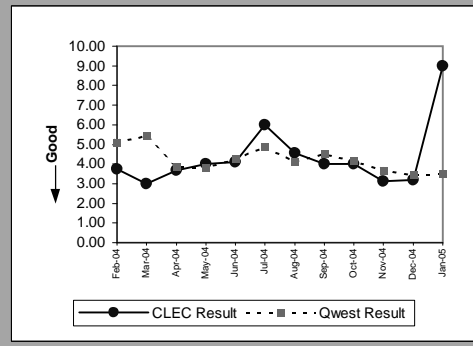


OP-4A - Installation Interval (Average Days) - Dispatches within MSAs

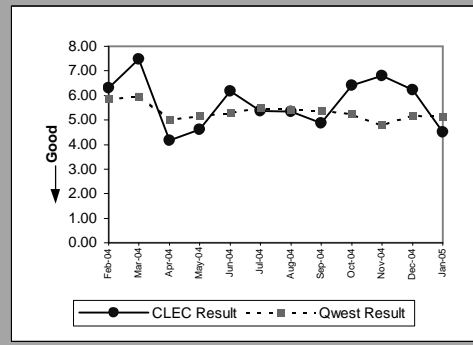
Residence (Parity)									
Date	CLEC Num	CLEC Denom	CLEC Result	CLEC Std Dev	Qwest Num	Qwest Denom	Qwest Result	Mod Z Scr	Parity Scr
Feb-04	2556	683	3.74	2.10	36751	7927	4.64	-5.92	-4.6
Mar-04	3081	793	3.89	2.27	43692	9131	4.79	-6.28	-4.82
Apr-04	1490	475	3.14	0.72	18009	5211	3.46	-2.92	-2.78
May-04	1423	447	3.18	0.63	17864	5009	3.57	-3.37	-3.05
Jun-04	1551	404	3.84	1.07	24605	5787	4.25	-2.78	-2.69
Jul-04	2226	417	5.34	1.92	38556	7476	5.16	1.17	-0.29
Aug-04	1962	435	4.51	1.86	32739	7117	4.60	-0.66	-1.4
Sep-04	1996	461	4.33	1.49	36366	7777	4.68	-2.55	-2.55
Oct-04	2084	485	4.30	1.59	27014	6396	4.22	0.6	-0.63
Nov-04	1757	435	4.04	1.52	19892	5518	3.60	3.59	1.18
Dec-04	1174	328	3.58	1.22	18605	5497	3.38	1.41	-0.14
Jan-05	1273	347	3.67	1.11	16962	5057	3.35	2.57	0.56



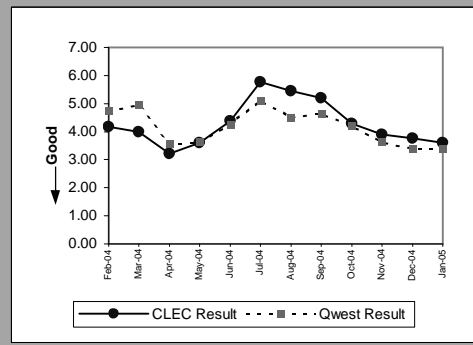
Business (Parity)									
Date	CLEC Num	CLEC Denom	CLEC Result	CLEC Std Dev	Qwest Num	Qwest Denom	Qwest Result	Mod Z Scr	Parity Scr
Feb-04	15	4	3.75	0.96	11043	2158	5.12	-0.55	-1.33
Mar-04	9	3	3.00	0.00	14908	2742	5.44	-0.83	-1.51
Apr-04	22	6	3.67	1.63	6023	1564	3.85	-0.09	-1.06
May-04	20	5	4.00	2.24	5996	1572	3.81	0.68	-0.59
Jun-04	103	25	4.12	3.46	7521	1756	4.28	-0.2	-1.12
Jul-04	18	3	6.00	3.61	7673	1570	4.89	0.74	-0.55
Aug-04	32	7	4.57	3.10	6551	1582	4.14	0.59	-0.64
Sep-04	16	4	4.00	1.41	7626	1685	4.53	-0.24	-1.15
Oct-04	4	1	4.00		6698	1603	4.18	-0.03	-1.02
Nov-04	22	7	3.14	0.38	5353	1454	3.68	-0.34	-1.21
Dec-04	16	5	3.20	0.45	4379	1268	3.45	-0.15	-1.09
Jan-05	18	2	9.00	8.49	4653	1327	3.51	1.81	0.1



Qwest DSL (Parity)									
Date	CLEC Num	CLEC Denom	CLEC Result	CLEC Std Dev	Qwest Num	Qwest Denom	Qwest Result	Mod Z Scr	Parity Scr
Feb-04	126	20	6.30	2.15	9581	1633	5.87	0.77	-0.53
Mar-04	127	17	7.47	2.40	9149	1535	5.96	1.55	-0.05
Apr-04	25	6	4.17	0.41	8161	1619	5.04	-1.43	-1.87
May-04	60	13	4.62	1.26	9535	1848	5.16	-0.97	-1.59
Jun-04	74	12	6.17	3.30	12237	2316	5.28	1.51	-0.08
Jul-04	59	11	5.36	2.58	12434	2262	5.50	-0.17	-1.1
Aug-04	64	12	5.33	1.50	11622	2139	5.43	-0.16	-1.09
Sep-04	122	25	4.88	1.24	12192	2257	5.40	-1.32	-1.8
Oct-04	64	10	6.40	4.88	10666	2032	5.25	1.65	0.01
Nov-04	34	5	6.80	4.09	8153	1698	4.80	2.26	0.37
Dec-04	56	9	6.22	2.95	9126	1762	5.18	1.45	-0.12
Jan-05	45	10	4.50	1.65	12396	2411	5.14	-1.14	-1.69

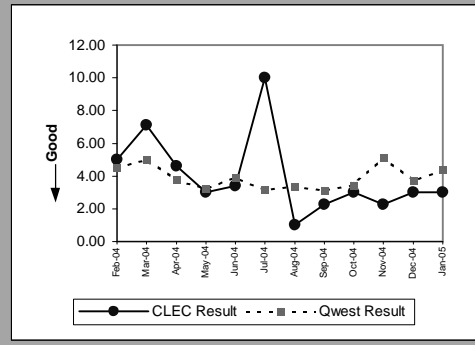


UNE - P (POTS) (Parity)									
Date	CLEC Num	CLEC Denom	CLEC Result	CLEC Std Dev	Qwest Num	Qwest Denom	Qwest Result	Mod Z Scr	Parity Scr
Feb-04	1004	240	4.18	3.33	47794	10085	4.74	-2.09	-2.27
Mar-04	1619	407	3.98	2.11	58600	11873	4.94	-4.54	-3.76
Apr-04	1268	394	3.22	1.20	24032	6775	3.55	-2.09	-2.27
May-04	1528	423	3.61	2.60	23860	6581	3.63	-0.1	-1.06
Jun-04	2218	506	4.38	2.18	32126	7543	4.26	0.85	-0.48
Jul-04	3094	537	5.76	2.96	46229	9046	5.11	4.22	1.56
Aug-04	2572	471	5.46	3.32	39290	8699	4.52	6.82	3.15
Sep-04	2591	498	5.20	2.85	43992	9462	4.65	3.81	1.32
Oct-04	1519	354	4.29	1.93	33712	7999	4.21	0.39	-0.76
Nov-04	1378	353	3.90	1.84	25245	6972	3.62	1.81	0.1
Dec-04	919	244	3.77	2.73	22984	6765	3.40	2.07	0.26
Jan-05	83	23	3.61	1.16	21615	6384	3.39	0.69	-0.58

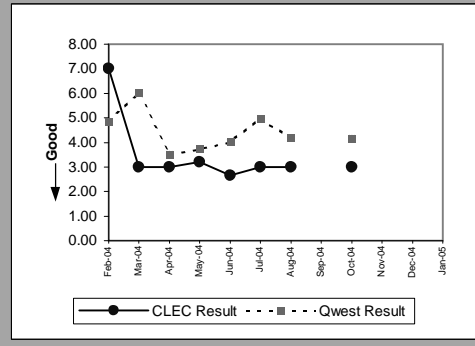


OP-4A - Installation Interval (Average Days) - Dispatches within MSAs

UNE P (Centrex) (Parity)									
Date	CLEC Num	CLEC Denom	CLEC Result	CLEC Std Dev	Qwest Num	Qwest Denom	Qwest Result	Mod Z Scr	Parity Scr
Feb-04	20	4	5.00	2.71	937	206	4.55	0.75	-0.54
Mar-04	57	8	7.12	7.43	1449	290	5.00	1.35	-0.18
Apr-04	23	5	4.60	3.05	708	189	3.75	1.08	-0.35
May-04	9	3	3.00	0.00	507	156	3.25	-0.35	-1.21
Jun-04	17	5	3.40	1.14	832	214	3.89	-0.38	-1.23
Jul-04	20	2	10.00	2.83	736	234	3.15	2.23	0.35
Aug-04	4	4	1.00	1.15	498	148	3.36	-3.19	-2.94
Sep-04	9	4	2.25	1.50	785	252	3.12	-0.95	-1.58
Oct-04	6	2	3.00	0.00	715	208	3.44	-0.34	-1.21
Nov-04	9	4	2.25	1.50	1639	321	5.11	-0.88	-1.54
Dec-04	6	2	3.00	0.00	495	133	3.72	-0.55	-1.33
Jan-05	3	1	3.00		915	210	4.36	-0.34	-1.21

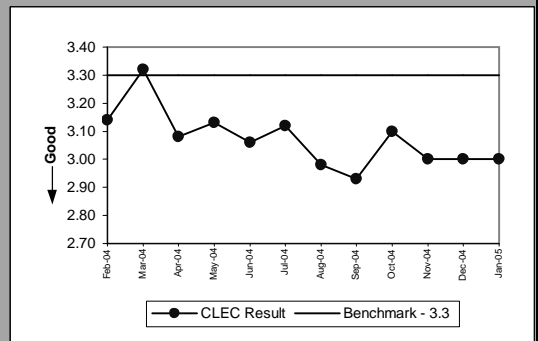


UNE P (Centrex 21) (Parity)									
Date	CLEC Num	CLEC Denom	CLEC Result	CLEC Std Dev	Qwest Num	Qwest Denom	Qwest Result	Mod Z Scr	Parity Scr
Feb-04	7	1	7.00		383	79	4.85	1.02	-0.38
Mar-04	3	1	3.00		625	104	6.01	-0.52	-1.32
Apr-04	6	2	3.00	0.00	279	79	3.53	-0.27	-1.16
May-04	16	5	3.20	2.49	183	49	3.73	-0.53	-1.32
Jun-04	8	3	2.67	0.58	337	84	4.01	-1.34	-1.82
Jul-04	3	1	3.00		269	54	4.98	-0.4	-1.24
Aug-04	6	2	3.00	0.00	285	68	4.19	-0.62	-1.38
Sep-04									
Oct-04	3	1	3.00		225	54	4.17	-0.28	-1.17
Nov-04									
Dec-04									
Jan-05									



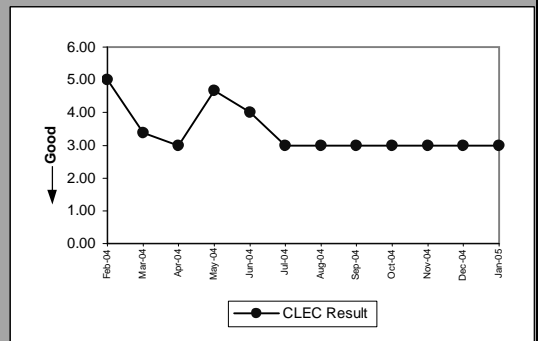
OP-4A - Installation Interval (Average Days) - Dispatches within MSAs

Line Sharing (Benchmark)						
Date	Numerator	Denominator	CLEC Result	Standard Dev		
Feb-04	157	50	3.14	0.57		
Mar-04	146	44	3.32	1.05		
Apr-04	74	24	3.08	0.41		
May-04	119	38	3.13	0.58		
Jun-04	153	50	3.06	0.37		
Jul-04	128	41	3.12	0.95		
Aug-04	173	58	2.98	0.13		
Sep-04	161	55	2.93	0.60		
Oct-04	31	10	3.10	0.32		
Nov-04	6	2	3.00	0.00		
Dec-04	9	3	3.00	0.00		
Jan-05	21	7	3.00	0.00		



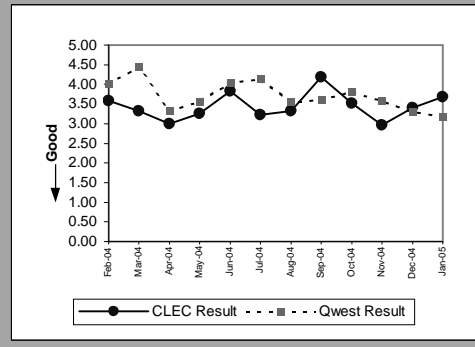
OP-4A - Installation Interval (Average Days) - Dispatches within MSAs

Line Splitting					
Date	Numerator	Denominator	CLEC Result	Standard Dev	
Feb-04	5	1	5.00		
Mar-04	27	8	3.38	1.06	
Apr-04	3	1	3.00		
May-04	14	3	4.67	1.53	
Jun-04	8	2	4.00	1.41	
Jul-04	9	3	3.00	0.00	
Aug-04	18	6	3.00	0.00	
Sep-04	9	3	3.00	0.00	
Oct-04	12	4	3.00	0.00	
Nov-04	6	2	3.00	0.00	
Dec-04	12	4	3.00	0.00	
Jan-05	18	6	3.00	0.00	

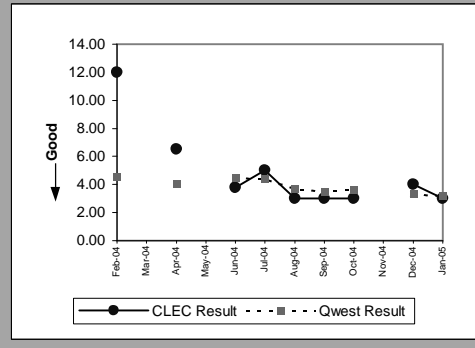


OP-4B - Installation Interval (Average Days) - Dispatches outside MSAs

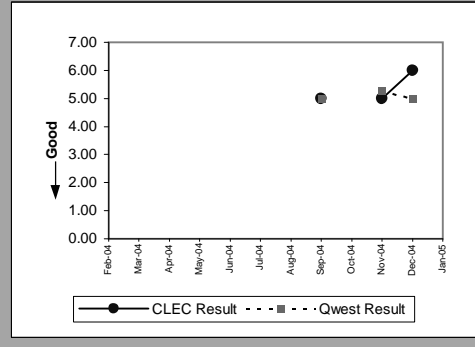
Residence (Parity)									
Date	CLEC Num	CLEC Denom	CLEC Result	CLEC Std Dev	Qwest Num	Qwest Denom	Qwest Result	Mod Z Scr	Parity Scr
Feb-04	61	17	3.59	2.24	5753	1439	4.00	-0.57	-1.35
Mar-04	60	18	3.33	1.53	6797	1531	4.44	-0.93	-1.57
Apr-04	27	9	3.00	1.00	3331	1003	3.32	-0.51	-1.31
May-04	39	12	3.25	0.97	3231	905	3.57	-0.53	-1.32
Jun-04	42	11	3.82	1.17	3976	984	4.04	-0.29	-1.18
Jul-04	29	9	3.22	0.67	4819	1165	4.14	-0.95	-1.58
Aug-04	30	9	3.33	0.50	3892	1096	3.55	-0.25	-1.15
Sep-04	46	11	4.18	1.40	4158	1153	3.61	0.95	-0.42
Oct-04	176	50	3.52	1.05	4271	1122	3.81	-0.53	-1.32
Nov-04	68	23	2.96	0.56	3524	982	3.59	-0.65	-1.4
Dec-04	116	34	3.41	0.82	3220	975	3.30	0.67	-0.6
Jan-05	103	28	3.68	2.44	2746	865	3.17	1.3	-0.21



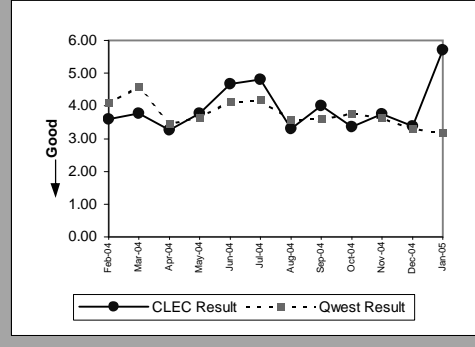
Business (Parity)									
Date	CLEC Num	CLEC Denom	CLEC Result	CLEC Std Dev	Qwest Num	Qwest Denom	Qwest Result	Mod Z Scr	Parity Scr
Feb-04	24	2	12.00	12.73	1353	297	4.56	1.74	0.06
Mar-04									
Apr-04	13	2	6.50	0.71	833	205	4.06	1.45	-0.12
May-04									
Jun-04	19	5	3.80	1.30	996	222	4.49	-0.56	-1.34
Jul-04	5	1	5.00		910	205	4.44	0.53	-0.68
Aug-04	3	1	3.00		711	193	3.68	-0.15	-1.09
Sep-04	3	1	3.00		757	216	3.50	-0.26	-1.16
Oct-04	3	1	3.00		832	228	3.65	-0.25	-1.15
Nov-04									
Dec-04	4	1	4.00		642	192	3.34	1.22	-0.26
Jan-05	3	1	3.00		613	191	3.21	-0.11	-1.07



Qwest DSL (Parity)									
Date	CLEC Num	CLEC Denom	CLEC Result	CLEC Std Dev	Qwest Num	Qwest Denom	Qwest Result	Mod Z Scr	Parity Scr
Feb-04									
Mar-04									
Apr-04									
May-04									
Jun-04									
Jul-04									
Aug-04									
Sep-04	5	1	5.00		1384	277	5.00	-1.45	-1.88
Oct-04									
Nov-04	10	2	5.00	0.00	1497	284	5.27	-0.14	-1.09
Dec-04	6	1	6.00		1267	254	4.99	1.79	0.09
Jan-05									

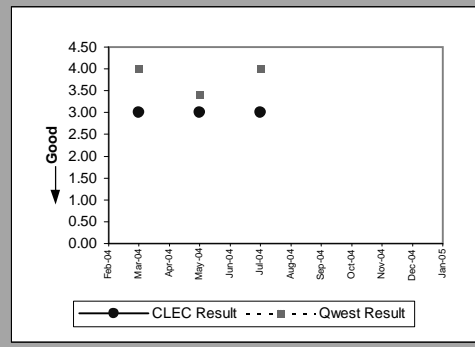


UNE - P (POTS) (Parity)									
Date	CLEC Num	CLEC Denom	CLEC Result	CLEC Std Dev	Qwest Num	Qwest Denom	Qwest Result	Mod Z Scr	Parity Scr
Feb-04	97	27	3.59	1.37	7106	1736	4.09	-0.77	-1.47
Mar-04	193	51	3.78	2.11	8401	1833	4.58	-1.11	-1.67
Apr-04	121	37	3.27	1.19	4164	1208	3.45	-0.37	-1.23
May-04	166	44	3.77	1.75	4037	1102	3.66	0.43	-0.74
Jun-04	206	44	4.68	6.21	4972	1206	4.12	1.44	-0.12
Jul-04	245	51	4.80	2.89	5729	1370	4.18	1.36	-0.17
Aug-04	122	37	3.30	1.22	4603	1289	3.57	-0.55	-1.33
Sep-04	148	37	4.00	1.55	4915	1369	3.59	0.95	-0.42
Oct-04	118	35	3.37	1.17	5103	1350	3.78	-0.67	-1.41
Nov-04	94	25	3.76	2.44	4228	1162	3.64	0.52	-0.69
Dec-04	98	29	3.38	1.12	3862	1167	3.31	0.49	-0.7
Jan-05	40	7	5.71	5.06	3359	1056	3.18	1.98	0.2



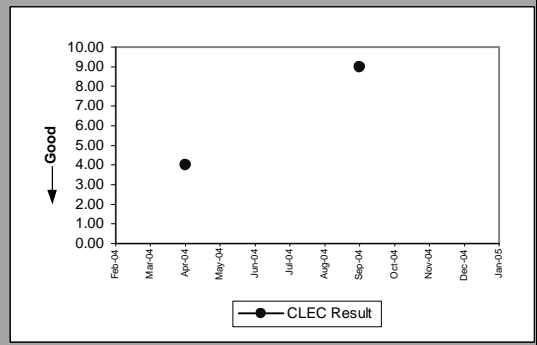
OP-4B - Installation Interval (Average Days) - Dispatches outside MSAs

UNE P (Centrex) (Parity)									
Date	CLEC Num	CLEC Denom	CLEC Result	CLEC Std Dev	Qwest Num	Qwest Denom	Qwest Result	Mod Z Scr	Parity Scr
Feb-04									
Mar-04	3	1	3.00		24	6	4.00	-0.55	-1.34
Apr-04									
May-04	3	1	3.00		17	5	3.40	-0.24	-1.15
Jun-04									
Jul-04	3	1	3.00		8	2	4.00	-0.58	-1.35
Aug-04									
Sep-04									
Oct-04									
Nov-04									
Dec-04									
Jan-05									



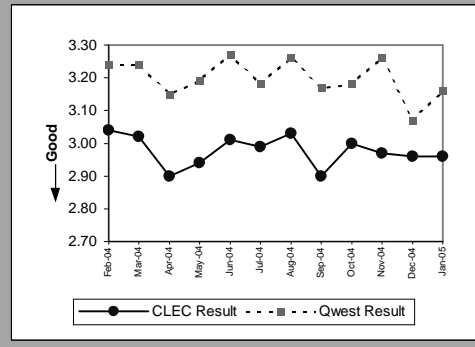
OP-4B - Installation Interval (Average Days) - Dispatches outside MSAs

Sub-Loop Unbundling (Diagnostic)				
Date	Numerator	Denominator	CLEC Result	Standard Dev
Feb-04				
Mar-04				
Apr-04	4	1	4.00	
May-04				
Jun-04				
Jul-04				
Aug-04				
Sep-04	9	1	9.00	
Oct-04				
Nov-04				
Dec-04				
Jan-05				

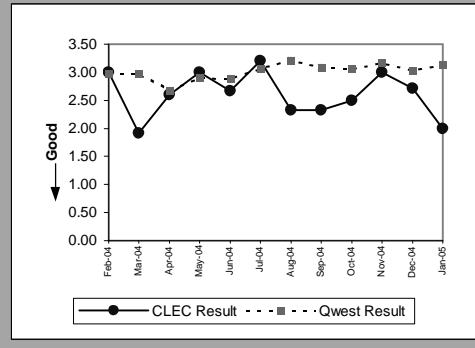


OP-4C - Installation Interval (Average Days) - No dispatches

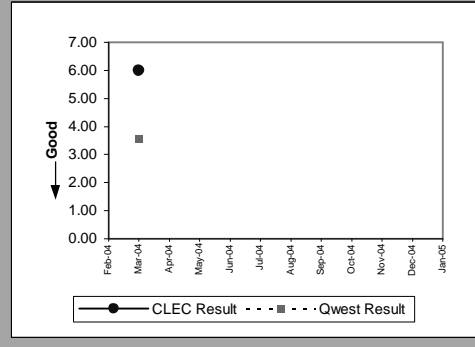
Residence (Parity)									
Date	CLEC Num	CLEC Denom	CLEC Result	CLEC Std Dev	Qwest Num	Qwest Denom	Qwest Result	Mod Z Scr	Parity Scr
Feb-04	1036	341	3.04	1.19	53880	16653	3.24	-2.98	-2.81
Mar-04	613	203	3.02	0.59	61541	18965	3.24	-2.6	-2.58
Apr-04	791	273	2.90	0.42	59301	18833	3.15	-3.54	-3.15
May-04	814	277	2.94	0.46	52564	16485	3.19	-3.71	-3.25
Jun-04	768	255	3.01	0.99	62078	18995	3.27	-3.1	-2.89
Jul-04	717	240	2.99	0.81	57514	18074	3.18	-2.65	-2.61
Aug-04	869	287	3.03	1.34	59909	18388	3.26	-3.39	-3.06
Sep-04	1408	485	2.90	0.71	62258	19657	3.17	-4.85	-3.95
Oct-04	1995	666	3.00	0.85	54058	16999	3.18	-4.08	-3.48
Nov-04	1775	597	2.97	0.31	52190	16016	3.26	-5.99	-4.64
Dec-04	1614	545	2.96	0.41	46484	15161	3.07	-2.12	-2.29
Jan-05	1325	448	2.96	0.40	45734	14456	3.16	-3.57	-3.17



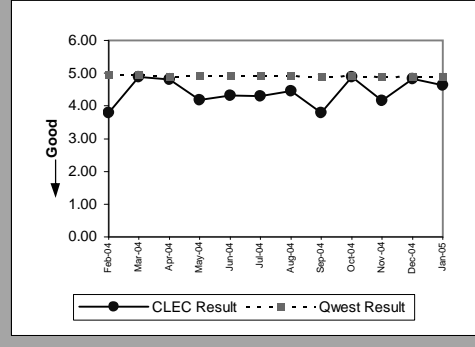
Business (Parity)									
Date	CLEC Num	CLEC Denom	CLEC Result	CLEC Std Dev	Qwest Num	Qwest Denom	Qwest Result	Mod Z Scr	Parity Scr
Feb-04	15	5	3.00	0.00	1110	372	2.98	-0.24	-1.14
Mar-04	50	26	1.92	0.84	1144	385	2.97	-3.2	-2.94
Apr-04	13	5	2.60	0.89	919	343	2.68	-0.13	-1.08
May-04	9	3	3.00	0.00	972	335	2.90	-0.11	-1.07
Jun-04	16	6	2.67	2.42	1027	356	2.88	-0.37	-1.22
Jul-04	16	5	3.20	1.64	1153	376	3.07	0.33	-0.8
Aug-04	21	9	2.33	1.12	1252	389	3.22	-1.23	-1.75
Sep-04	7	3	2.33	1.15	1278	414	3.09	-0.65	-1.4
Oct-04	10	4	2.50	1.00	1213	397	3.06	-0.72	-1.44
Nov-04	12	4	3.00	0.00	1235	389	3.17	-0.13	-1.08
Dec-04	46	17	2.71	0.69	1300	429	3.03	-0.81	-1.49
Jan-05	6	3	2.00	1.73	1230	393	3.13	-1	-1.61



Centrex 21 (Parity)									
Date	CLEC Num	CLEC Denom	CLEC Result	CLEC Std Dev	Qwest Num	Qwest Denom	Qwest Result	Mod Z Scr	Parity Scr
Feb-04									
Mar-04	6	1	6.00		158	44	3.59	1.59	-0.03
Apr-04									
May-04									
Jun-04									
Jul-04									
Aug-04									
Sep-04									
Oct-04									
Nov-04									
Dec-04									
Jan-05									

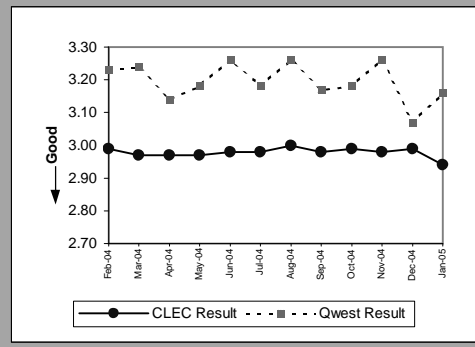


Qwest DSL (Parity)									
Date	CLEC Num	CLEC Denom	CLEC Result	CLEC Std Dev	Qwest Num	Qwest Denom	Qwest Result	Mod Z Scr	Parity Scr
Feb-04	38	10	3.80	1.62	30162	6109	4.94	-6.28	-4.82
Mar-04	78	16	4.88	0.34	28830	5822	4.95	-0.36	-1.22
Apr-04	72	15	4.80	0.56	36452	7428	4.91	-0.66	-1.4
May-04	327	78	4.19	0.97	36524	7408	4.93	-8.51	-6.18
Jun-04	720	167	4.31	0.49	39635	8043	4.93	-9.52	-6.79
Jul-04	176	41	4.29	0.51	36403	7395	4.92	-4.58	-3.79
Aug-04	272	61	4.46	0.56	39361	8003	4.92	-3.93	-3.39
Sep-04	19	5	3.80	1.64	38536	7888	4.89	-2.18	-2.33
Oct-04	39	8	4.88	0.35	40387	8212	4.92	-0.18	-1.11
Nov-04	50	12	4.17	1.40	36519	7469	4.89	-2.76	-2.68
Dec-04	87	18	4.83	0.51	39207	8000	4.90	-0.36	-1.22
Jan-05	139	30	4.63	0.81	36732	7474	4.91	-2.01	-2.22

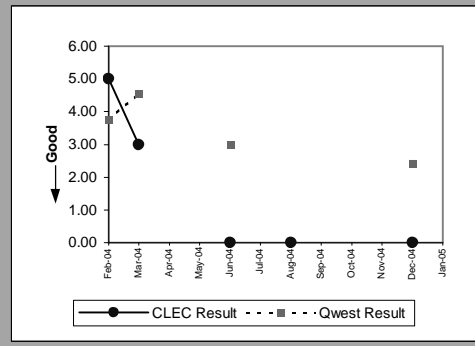


OP-4C - Installation Interval (Average Days) - No dispatches

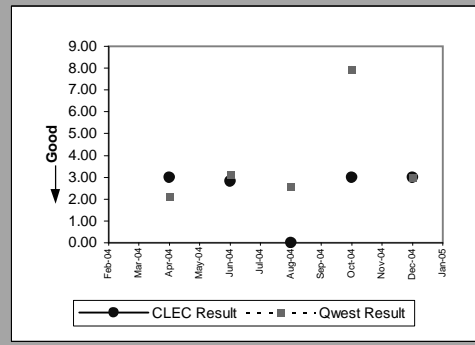
UNE - P (POTS) (Parity)									
Date	CLEC Num	CLEC Denom	CLEC Result	CLEC Std Dev	Qwest Num	Qwest Denom	Qwest Result	Mod Z Scr	Parity Scr
Feb-04	18944	6337	2.99	0.44	54990	17025	3.23	-13.42	-9.16
Mar-04	17547	5912	2.97	0.39	62685	19350	3.24	-14.77	-9.98
Apr-04	17853	6016	2.97	0.54	60220	19176	3.14	-9.99	-7.07
May-04	15290	5141	2.97	0.34	53536	16820	3.18	-11.67	-8.09
Jun-04	13331	4469	2.98	0.34	63105	19351	3.26	-12.74	-8.75
Jul-04	14137	4748	2.98	0.40	58667	18450	3.18	-10.91	-7.63
Aug-04	9290	3095	3.00	0.41	61161	18777	3.26	-11.26	-7.85
Sep-04	7331	2458	2.98	0.30	63536	20071	3.17	-7.09	-5.31
Oct-04	10892	3645	2.99	0.27	55271	17396	3.18	-8.98	-6.46
Nov-04	5745	1926	2.98	0.32	53425	16405	3.26	-9.42	-6.73
Dec-04	5942	1988	2.99	0.40	47784	15590	3.07	-2.78	-2.69
Jan-05	156	53	2.94	0.36	46964	14849	3.16	-1.3	-1.79



UNE P (Centrex) (Parity)									
Date	CLEC Num	CLEC Denom	CLEC Result	CLEC Std Dev	Qwest Num	Qwest Denom	Qwest Result	Mod Z Scr	Parity Scr
Feb-04	20	4	5.00	0.00	15	4	3.75	-3.72	-3.26
Mar-04	3	1	3.00		41	9	4.56	-1.67	-2.02
Apr-04									
May-04									
Jun-04	0	1	0.00		3	1	3.00		N/A
Jul-04									N/A
Aug-04	0	3	0.00	0.00					N/A
Sep-04									
Oct-04									
Nov-04									
Dec-04	0	1	0.00		17	7	2.43	-1.1	-1.67
Jan-05									

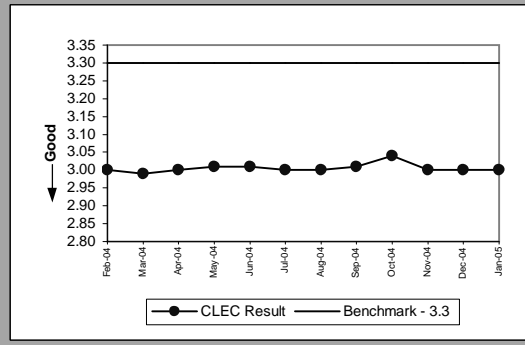


UNE P (Centrex 21) (Parity)									
Date	CLEC Num	CLEC Denom	CLEC Result	CLEC Std Dev	Qwest Num	Qwest Denom	Qwest Result	Mod Z Scr	Parity Scr
Feb-04									
Mar-04									
Apr-04	3	1	3.00		51	24	2.12	0.05	-0.97
May-04									
Jun-04	14	5	2.80	0.45	106	34	3.12	-0.54	-1.33
Jul-04									
Aug-04	0	1	0.00		89	35	2.54	-1.74	-2.06
Sep-04									
Oct-04	9	3	3.00	0.00	143	18	7.94	-0.36	-1.22
Nov-04									
Dec-04	3	1	3.00		59	20	2.95	-0.83	-1.51
Jan-05									

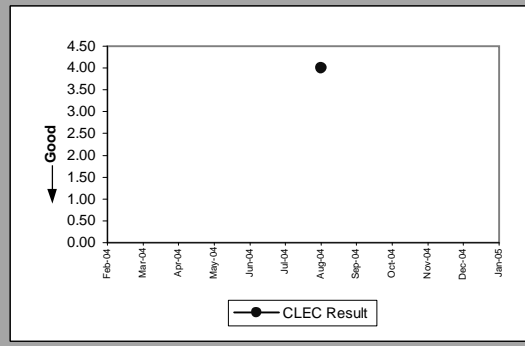


OP-4C - Installation Interval (Average Days) - No dispatches

Line Sharing (Benchmark)					
Date	Numerator	Denominator	CLEC Result	Standard Dev	
Feb-04	1353	451	3.00	0.74	
Mar-04	1225	410	2.99	0.16	
Apr-04	1108	369	3.00	0.42	
May-04	1082	359	3.01	0.26	
Jun-04	1244	413	3.01	0.23	
Jul-04	1014	338	3.00	0.00	
Aug-04	1292	431	3.00	0.08	
Sep-04	1410	468	3.01	0.35	
Oct-04	249	82	3.04	0.25	
Nov-04	15	5	3.00	0.00	
Dec-04	24	8	3.00	0.00	
Jan-05	9	3	3.00	0.00	

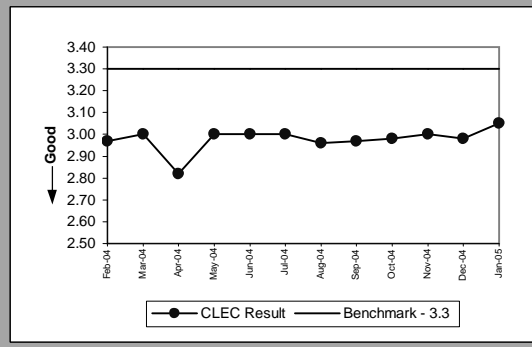


Sub-Loop Unbundling (Diagnostic)				
Date	Numerator	Denominator	CLEC Result	Standard Dev
Feb-04				
Mar-04				
Apr-04				
May-04				
Jun-04				
Jul-04				
Aug-04	8	2	4.00	0.00
Sep-04				
Oct-04				
Nov-04				
Dec-04				
Jan-05				



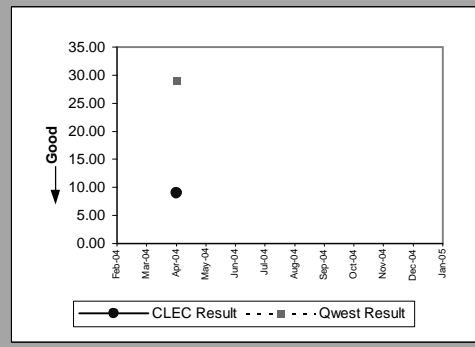
OP-4C - Installation Interval (Average Days) - No dispatches

Line Splitting						
Date	Numerator	Denominator	CLEC Result	Standard Dev		
Feb-04	101	34	2.97			0.17
Mar-04	117	39	3.00			0.00
Apr-04	62	22	2.82			0.66
May-04	60	20	3.00			0.00
Jun-04	96	32	3.00			0.00
Jul-04	180	60	3.00			0.00
Aug-04	151	51	2.96			0.20
Sep-04	175	59	2.97			0.18
Oct-04	149	50	2.98			0.14
Nov-04	165	55	3.00			0.00
Dec-04	137	46	2.98			0.15
Jan-05	125	41	3.05			0.84

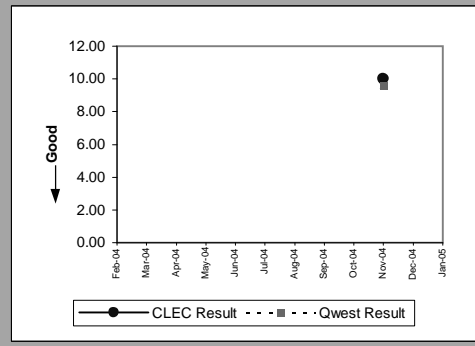


OP-4D - Installation Interval (Average Days) - Interval Zone One

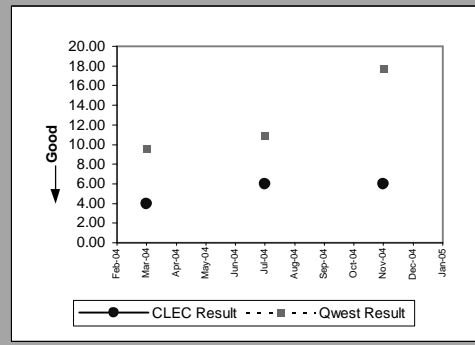
ISDN Primary (Parity)									
Date	CLEC Num	CLEC Denom	CLEC Result	CLEC Std Dev	Qwest Num	Qwest Denom	Qwest Result	Mod Z Scr	Parity Scr
Feb-04									
Mar-04									
Apr-04	27	3	9.00	0.00	1805	62	29.11	-1.52	-1.93
May-04									
Jun-04									
Jul-04									
Aug-04									
Sep-04									
Oct-04									
Nov-04									
Dec-04									
Jan-05									



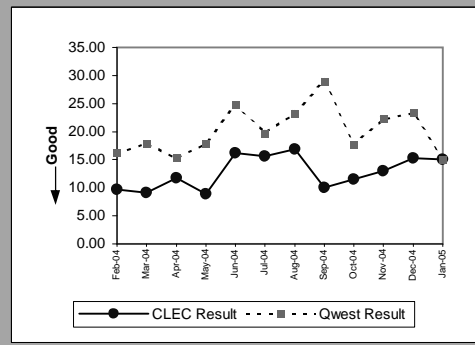
DS1 (Parity)									
Date	CLEC Num	CLEC Denom	CLEC Result	CLEC Std Dev	Qwest Num	Qwest Denom	Qwest Result	Mod Z Scr	Parity Scr
Feb-04									
Mar-04									
Apr-04									
May-04									
Jun-04									
Jul-04									
Aug-04									
Sep-04									
Oct-04									
Nov-04	10	1	10.00		775	81	9.57	0.58	-0.65
Dec-04									
Jan-05									



PBX (Parity)									
Date	CLEC Num	CLEC Denom	CLEC Result	CLEC Std Dev	Qwest Num	Qwest Denom	Qwest Result	Mod Z Scr	Parity Scr
Feb-04									
Mar-04	4	1	4.00		344	36	9.56	-0.59	-1.36
Apr-04									
May-04									
Jun-04									
Jul-04	6	1	6.00		207	19	10.89	-0.46	-1.28
Aug-04									
Sep-04									
Oct-04									
Nov-04	6	1	6.00		319	18	17.72	-0.39	-1.24
Dec-04									
Jan-05									

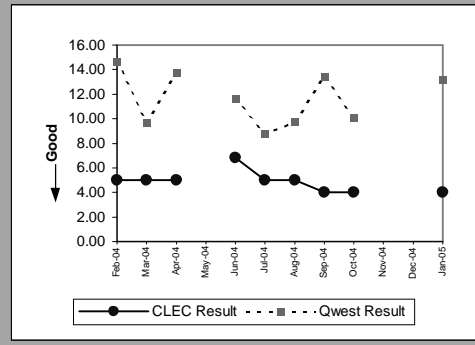


LIS Trunk (Parity)									
Date	CLEC Num	CLEC Denom	CLEC Result	CLEC Std Dev	Qwest Num	Qwest Denom	Qwest Result	Mod Z Scr	Parity Scr
Feb-04	135	14	9.64	3.13	292	18	16.22	-3.17	-2.93
Mar-04	273	30	9.10	3.34	448	25	17.92	-5.45	-4.32
Apr-04	199	17	11.71	6.72	230	15	15.33	-1.64	-2
May-04	98	11	8.91	4.44	305	17	17.94	-4.13	-3.51
Jun-04	226	14	16.14	4.47	890	36	24.72	-4.52	-3.75
Jul-04	312	20	15.60	4.31	217	11	19.73	-1.26	-1.77
Aug-04	169	10	16.90	8.01	395	17	23.24	-1.1	-1.67
Sep-04	70	7	10.00	6.14	435	15	29.00	-1.94	-2.18
Oct-04	115	10	11.50	5.48	212	12	17.67	-3.32	-3.02
Nov-04	65	5	13.00	6.52	289	13	22.23	-2.83	-2.72
Dec-04	305	20	15.25	8.66	70	3	23.33	-1.15	-1.7
Jan-05	166	11	15.09	7.38	90	6	15.00	-0.25	-1.15

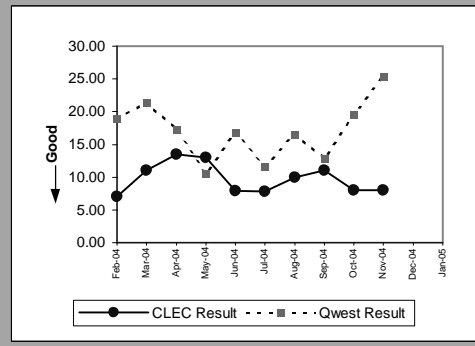


OP-4D - Installation Interval (Average Days) - Interval Zone One

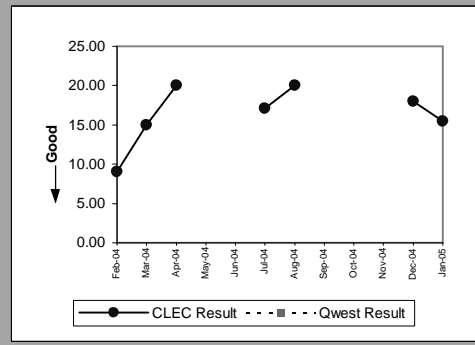
UDIT DS1 (Parity)									
Date	CLEC Num	CLEC Denom	CLEC Result	CLEC Std Dev	Qwest Num	Qwest Denom	Qwest Result	Mod Z Scr	Parity Scr
Feb-04	10	2	5.00	1.41	1376	94	14.64	-1.34	-1.82
Mar-04	10	2	5.00	0.00	1213	125	9.70	-1.1	-1.67
Apr-04	5	1	5.00		1157	84	13.77	-0.83	-1.5
May-04									
Jun-04	41	6	6.83	0.41	1698	146	11.63	-1	-1.61
Jul-04	10	2	5.00	0.00	1219	139	8.77	-0.96	-1.58
Aug-04	5	1	5.00		711	73	9.74	-0.82	-1.5
Sep-04	8	2	4.00	1.41	1457	109	13.37	-0.96	-1.58
Oct-04	4	1	4.00		1074	107	10.04	-0.79	-1.48
Nov-04									
Dec-04									
Jan-05	4	1	4.00		633	48	13.19	-1.09	-1.66



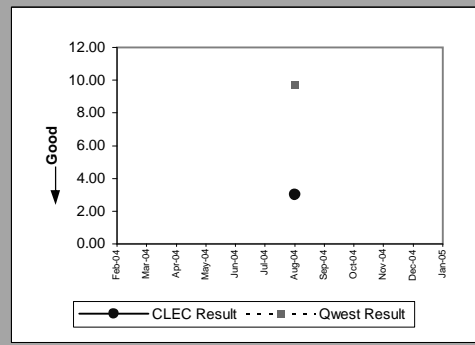
UDIT Above DS1 Level (Parity)									
Date	CLEC Num	CLEC Denom	CLEC Result	CLEC Std Dev	Qwest Num	Qwest Denom	Qwest Result	Mod Z Scr	Parity Scr
Feb-04	7	1	7.00		532	28	19.00	-0.57	-1.35
Mar-04	22	2	11.00	5.66	793	37	21.43	-0.55	-1.33
Apr-04	27	2	13.50	9.19	260	15	17.33	-0.26	-1.16
May-04	13	1	13.00		212	20	10.60	1.12	-0.32
Jun-04	71	9	7.89	1.45	336	20	16.80	-1.18	-1.71
Jul-04	39	5	7.80	1.79	233	20	11.65	-1.75	-2.06
Aug-04	10	1	10.00		264	16	16.50	-0.32	-1.19
Sep-04	44	4	11.00	0.82	294	23	12.78	-0.18	-1.11
Oct-04	8	1	8.00		450	23	19.57	-0.39	-1.24
Nov-04	16	2	8.00	1.41	431	17	25.35	-1.64	-2
Dec-04									
Jan-05									



Dark Fiber - IOF (Diagnostic)									
Date	CLEC Num	CLEC Denom	CLEC Result	CLEC Std Dev	Qwest Num	Qwest Denom	Qwest Result	Mod Z Scr	Parity Scr
Feb-04	9	1	9.00						N/A
Mar-04	30	2	15.00	0.00					N/A
Apr-04	20	1	20.00						N/A
May-04									
Jun-04									
Jul-04	171	10	17.10	3.21					N/A
Aug-04	80	4	20.00	0.00					N/A
Sep-04									
Oct-04									
Nov-04									
Dec-04	18	1	18.00						N/A
Jan-05	31	2	15.50	6.36					N/A



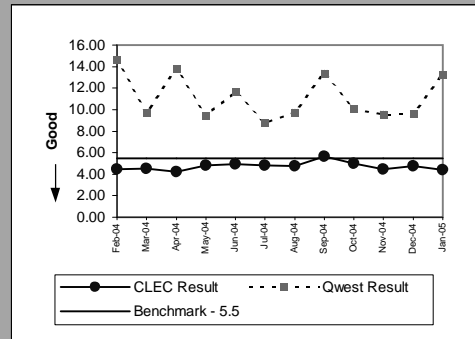
Unbundled Loop - 4 Wire Non-Loaded (Parity)									
Date	CLEC Num	CLEC Denom	CLEC Result	CLEC Std Dev	Qwest Num	Qwest Denom	Qwest Result	Mod Z Scr	Parity Scr
Feb-04									
Mar-04									
Apr-04									
May-04									
Jun-04									
Jul-04									
Aug-04	3	1	3.00		711	73	9.74	-1.17	-1.71
Sep-04									
Oct-04									
Nov-04									
Dec-04									
Jan-05									



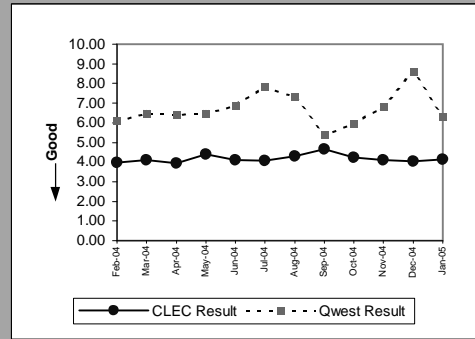
Results provide std and retail parity perf. for all states. The UBL-DS1 std of 5.5 days applies to AZ, CO, MN, NM, SD, UT, WA. The parity std of UBL-DS1 to retail DS1 applies to all other states.

OP-4D - Installation Interval (Average Days) - Interval Zone One

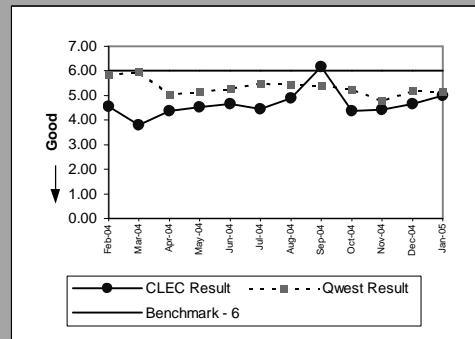
Unbundled Loop - DS1 Capable (Parity)									
Date	CLEC Num	CLEC Denom	CLEC Result	CLEC Std Dev	Qwest Num	Qwest Denom	Qwest Result	Mod Z Scr	Parity Scr
Feb-04	330	74	4.46	1.72	1376	94	14.64	-6.52	-4.97
Mar-04	575	127	4.53	0.92	1213	125	9.70	-6.86	-5.17
Apr-04	310	73	4.25	0.92	1157	84	13.77	-5.67	-4.45
May-04	316	66	4.79	1.42	648	69	9.39	-5.65	-4.43
Jun-04	357	72	4.96	1.56	1698	146	11.63	-4	-3.43
Jul-04	405	84	4.82	1.22	1219	139	8.77	-5.16	-4.13
Aug-04	488	102	4.78	1.24	711	73	9.74	-5.66	-4.44
Sep-04	629	111	5.67	3.85	1457	109	13.37	-4.17	-3.53
Oct-04	514	103	4.99	3.01	1074	107	10.04	-4.81	-3.92
Nov-04	381	85	4.48	1.39	775	81	9.57	-6.31	-4.84
Dec-04	400	84	4.76	1.96	1343	139	9.66	-3.41	-3.07
Jan-05	276	63	4.38	1.47	633	48	13.19	-5.52	-4.35



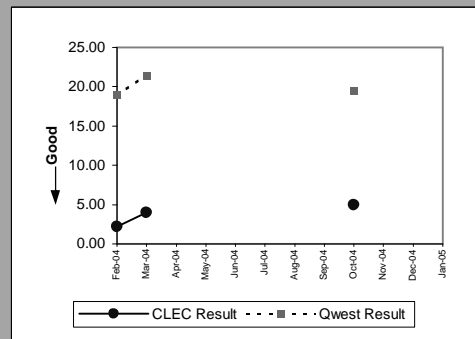
Unbundled Loop ISDN Capable (Parity)									
Date	CLEC Num	CLEC Denom	CLEC Result	CLEC Std Dev	Qwest Num	Qwest Denom	Qwest Result	Mod Z Scr	Parity Scr
Feb-04	115	29	3.97	1.35	359	59	6.08	-2.5	-2.52
Mar-04	127	31	4.10	1.11	408	63	6.48	-1.89	-2.15
Apr-04	114	29	3.93	1.19	705	110	6.41	-2.25	-2.37
May-04	167	38	4.39	0.79	402	62	6.48	-2.27	-2.38
Jun-04	160	39	4.10	1.02	364	53	6.87	-2.58	-2.57
Jul-04	73	18	4.06	1.21	563	72	7.82	-1.8	-2.09
Aug-04	120	28	4.29	0.98	499	68	7.34	-2.22	-2.35
Sep-04	168	36	4.67	2.07	236	44	5.36	-1.63	-1.99
Oct-04	156	37	4.22	1.38	334	56	5.96	-1.49	-1.9
Nov-04	131	32	4.09	1.15	374	55	6.80	-1.71	-2.04
Dec-04	105	26	4.04	1.15	361	42	8.60	-2.14	-2.3
Jan-05	124	30	4.13	1.28	259	41	6.32	-1.54	-1.93



Unbundled Loop - ADSL Qualified (Benchmark)									
Date	CLEC Num	CLEC Denom	CLEC Result	CLEC Std Dev	Qwest Num	Qwest Denom	Qwest Result	Mod Z Scr	Parity Scr
Feb-04	41	9	4.56	0.88	9600	1638	5.86	-1.39	-1.85
Mar-04	38	10	3.80	1.23	9159	1537	5.96	-2.13	-2.3
Apr-04	61	14	4.36	0.84	8166	1620	5.04	-1.71	-2.04
May-04	95	21	4.52	1.03	9535	1848	5.16	-1.44	-1.88
Jun-04	70	15	4.67	0.72	12256	2320	5.28	-1.18	-1.72
Jul-04	80	18	4.44	0.86	12447	2264	5.50	-1.67	-2.02
Aug-04	88	18	4.89	0.32	11640	2143	5.43	-1.04	-1.63
Sep-04	142	23	6.17	4.31	12213	2262	5.40	1.74	0.06
Oct-04	118	27	4.37	1.11	10668	2033	5.25	-2.51	-2.53
Nov-04	31	7	4.43	0.79	8156	1699	4.80	-0.53	-1.32
Dec-04	70	15	4.67	0.62	9126	1762	5.18	-0.96	-1.58
Jan-05	20	4	5.00	0.00	12406	2412	5.14	-0.16	-1.1



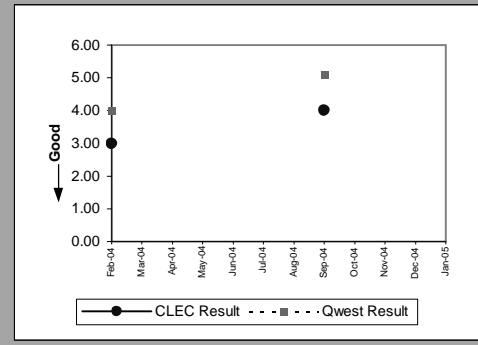
Unbundled Loop - DS3 Capable (Parity)									
Date	CLEC Num	CLEC Denom	CLEC Result	CLEC Std Dev	Qwest Num	Qwest Denom	Qwest Result	Mod Z Scr	Parity Scr
Feb-04	11	5	2.20	1.10	532	28	19.00	-1.67	-2.01
Mar-04	28	7	4.00	1.00	793	37	21.43	-1.61	-1.98
Apr-04									
May-04									
Jun-04									
Jul-04									
Aug-04									
Sep-04									
Oct-04	5	1	5.00		450	23	19.57	-0.49	-1.3
Nov-04									
Dec-04									
Jan-05									



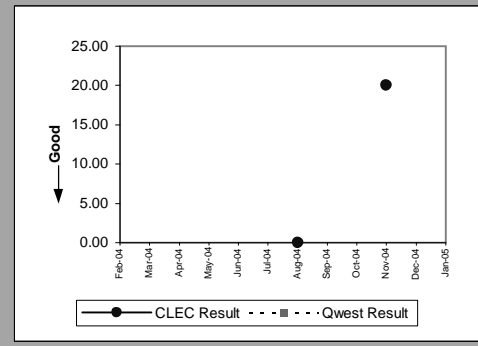
Results provide std and retail parity perf. for all states. The UBL-DS1 std of 5.5 days applies to AZ, CO, MN, NM, SD, UT, WA. The parity std of UBL-DS1 to retail DS1 applies to all other states.

OP-4D - Installation Interval (Average Days) - Interval Zone One

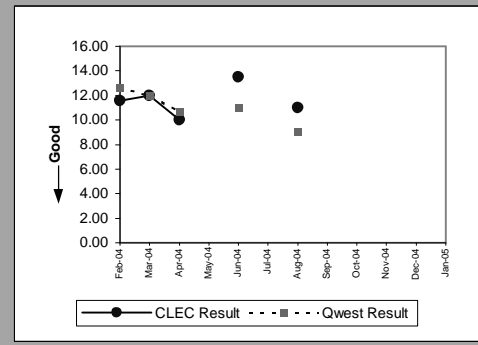
Qwest DSL (Parity)									
Date	CLEC Num	CLEC Denom	CLEC Result	CLEC Std Dev	Qwest Num	Qwest Denom	Qwest Result	Mod Z Scr	Parity Scr
Feb-04	9	3	3.00	1.73	32	8	4.00	-0.69	-1.42
Mar-04									
Apr-04									
May-04									
Jun-04									
Jul-04									
Aug-04									
Sep-04	8	2	4.00	1.41	46	9	5.11	-0.81	-1.49
Oct-04									
Nov-04									
Dec-04									
Jan-05									



Dark Fiber - Loop (Diagnostic)									
Date	CLEC Num	CLEC Denom	CLEC Result	CLEC Std Dev	Qwest Num	Qwest Denom	Qwest Result	Mod Z Scr	Parity Scr
Feb-04									
Mar-04									
Apr-04									
May-04									
Jun-04									
Jul-04									
Aug-04	0	1	0.00						N/A
Sep-04									
Oct-04									
Nov-04	20	1	20.00						N/A
Dec-04									
Jan-05									



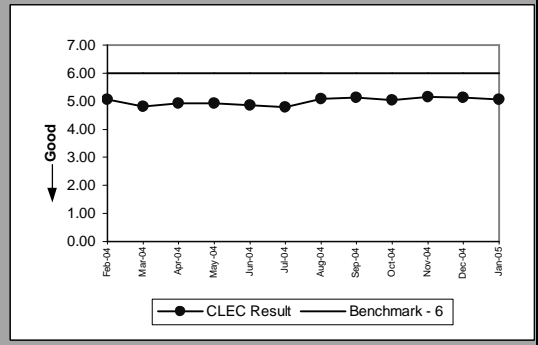
E911 (Parity)									
Date	CLEC Num	CLEC Denom	CLEC Result	CLEC Std Dev	Qwest Num	Qwest Denom	Qwest Result	Mod Z Scr	Parity Scr
Feb-04	81	7	11.57	0.53	38	3	12.67	-1.37	-1.84
Mar-04	24	2	12.00	0.00	24	2	12.00		N/A
Apr-04	20	2	10.00	0.00	32	3	10.67	-0.25	-1.15
May-04									
Jun-04	54	4	13.50	3.00	22	2	11.00		N/A
Jul-04									
Aug-04	44	4	11.00	0.00	27	3	9.00	-3.72	-3.26
Sep-04									
Oct-04									
Nov-04									
Dec-04									
Jan-05									



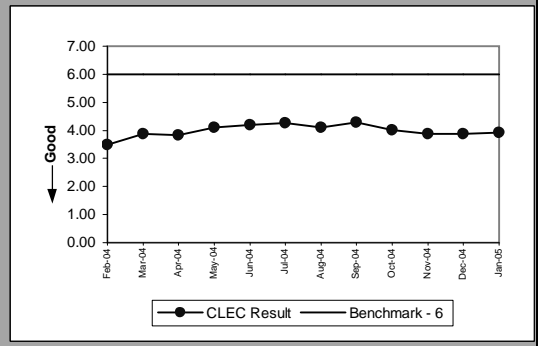
Results provide std and retail parity perf. for all states. The UBL-DS1 std of 5.5 days applies to AZ, CO, MN, NM, SD, UT, WA. The parity std of UBL-DS1 to retail DS1 applies to all other states.

OP-4D - Installation Interval (Average Days) - Interval Zone One

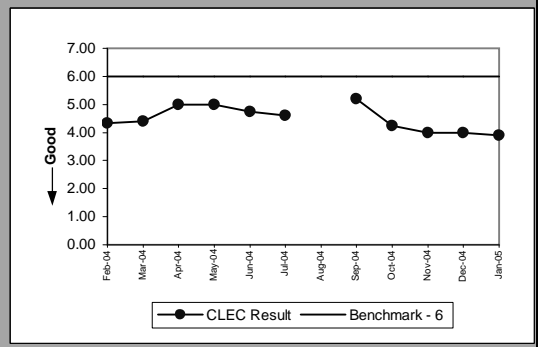
Unbundled Loop Analog (Benchmark)					
Date	Num	Denom	CLEC Result	Standard Dev	
Feb-04		2967	585	5.07	1.41
Mar-04		3134	652	4.81	1.55
Apr-04		3711	752	4.93	1.78
May-04		3292	668	4.93	1.26
Jun-04		3628	746	4.86	1.48
Jul-04		4392	919	4.78	1.66
Aug-04		4041	794	5.09	1.53
Sep-04		4063	791	5.14	2.03
Oct-04		3527	701	5.03	1.08
Nov-04		3460	671	5.16	2.05
Dec-04		3438	669	5.14	1.91
Jan-05		2989	591	5.06	1.04



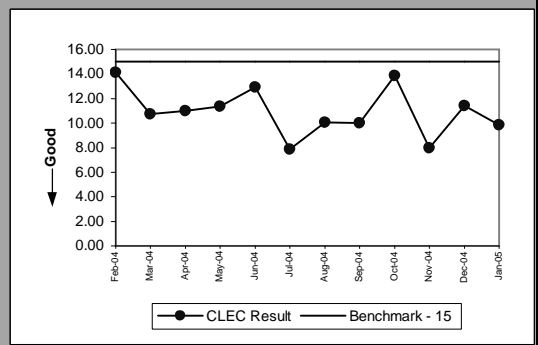
Unbundled Loop - 2 Wire Non-Loaded (Benchmark)					
Date	Num	Denom	CLEC Result	Standard Dev	
Feb-04		448	128	3.50	1.33
Mar-04		607	157	3.87	1.18
Apr-04		480	125	3.84	1.13
May-04		546	133	4.11	1.09
Jun-04		512	122	4.20	1.73
Jul-04		860	202	4.26	1.16
Aug-04		1127	275	4.10	1.35
Sep-04		1521	355	4.28	1.63
Oct-04		1550	387	4.01	1.42
Nov-04		1440	371	3.88	1.49
Dec-04		1082	279	3.88	1.40
Jan-05		1033	263	3.93	1.45



Unbundled Loop - XDSLi (Benchmark)					
Date	Num	Denom	CLEC Result	Standard Dev	
Feb-04		13	3	4.33	1.15
Mar-04		22	5	4.40	1.34
Apr-04		10	2	5.00	0.00
May-04		30	6	5.00	0.00
Jun-04		19	4	4.75	0.50
Jul-04		23	5	4.60	0.55
Aug-04					
Sep-04		26	5	5.20	2.17
Oct-04		34	8	4.25	0.89
Nov-04		16	4	4.00	1.15
Dec-04		16	4	4.00	0.82
Jan-05		35	9	3.89	1.36

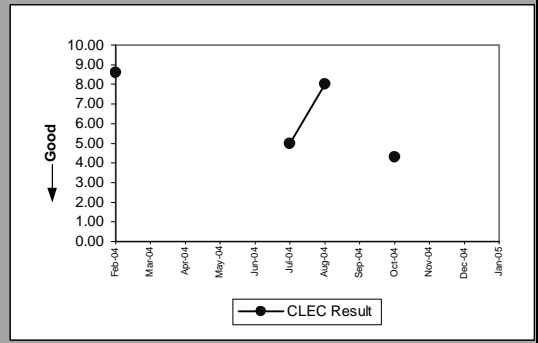


Unbundled Loop Conditioned (Benchmark)					
Date	Num	Denom	CLEC Result	Standard Dev	
Feb-04		198	14	14.14	4.96
Mar-04		344	32	10.75	5.54
Apr-04		77	7	11.00	6.45
May-04		91	8	11.38	5.97
Jun-04		246	19	12.95	5.15
Jul-04		71	9	7.89	6.25
Aug-04		141	14	10.07	6.60
Sep-04		150	15	10.00	6.34
Oct-04		222	16	13.88	7.82
Nov-04		48	6	8.00	4.20
Dec-04		114	10	11.40	4.62
Jan-05		69	7	9.86	5.76

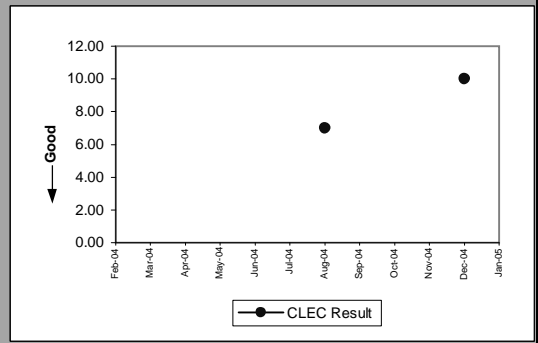


OP-4D - Installation Interval (Average Days) - Interval Zone One

Enhanced Extended Loops - DS0 Capable (Diagnostic)					
Date	Num	Denom	CLEC Result	Standard Dev	
Feb-04		43	5	8.60	1.34
Mar-04					
Apr-04					
May-04					
Jun-04					
Jul-04	10		2	5.00	0.00
Aug-04	16		2	8.00	0.00
Sep-04					
Oct-04	30		7	4.29	0.49
Nov-04					
Dec-04					
Jan-05					

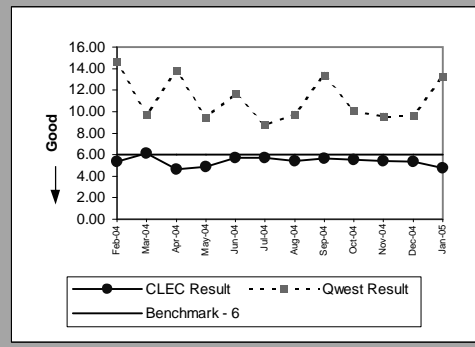


Enhanced Extended Loops - DS3 Capable (Diagnostic)					
Date	Num	Denom	CLEC Result	Standard Dev	
Feb-04					
Mar-04					
Apr-04					
May-04					
Jun-04					
Jul-04					
Aug-04	7		1	7.00	
Sep-04					
Oct-04					
Nov-04					
Dec-04	10		1	10.00	
Jan-05					



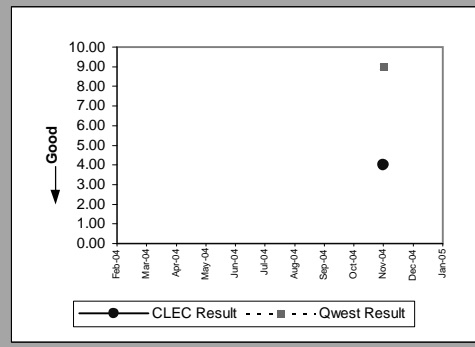
OP-4D - Installation Interval (Average Days) - Interval Zone One

Enhanced Extended Loops - DS1 Capable (Benchmark)									
Date	CLEC Num	CLEC Denom	CLEC Result	CLEC Std Dev	Qwest Num	Qwest Denom	Qwest Result	Mod Z Scr	Parity Scr
Feb-04	176	33	5.33	2.22	1376	94	14.64	-4.58	-3.79
Mar-04	252	41	6.15	6.43	1213	125	9.70	-3.3	-3.01
Apr-04	260	56	4.64	1.03	1157	84	13.77	-5.04	-4.06
May-04	201	41	4.90	3.58	648	69	9.39	-4.81	-3.92
Jun-04	321	56	5.73	3.50	1698	146	11.63	-3.24	-2.97
Jul-04	182	32	5.69	2.49	1219	139	8.77	-2.84	-2.72
Aug-04	200	37	5.41	1.91	711	73	9.74	-3.76	-3.29
Sep-04	476	84	5.67	3.62	1457	109	13.37	-3.87	-3.35
Oct-04	492	89	5.53	2.95	1074	107	10.04	-4.14	-3.51
Nov-04	275	51	5.39	2.25	775	81	9.57	-4.5	-3.74
Dec-04	353	66	5.35	1.89	1343	139	9.66	-2.77	-2.69
Jan-05	317	67	4.73	1.37	633	48	13.19	-5.37	-4.26

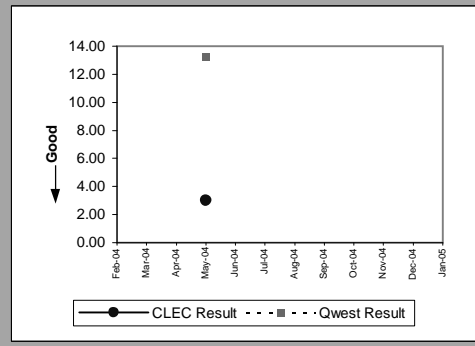


OP-4E - Installation Interval (Average Days) - Interval Zone Two

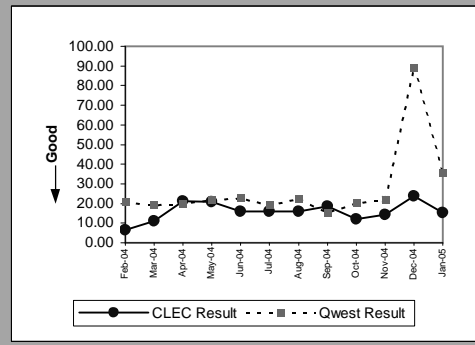
DS0 (Parity)									
Date	CLEC Num	CLEC Denom	CLEC Result	CLEC Std Dev	Qwest Num	Qwest Denom	Qwest Result	Mod Z Scr	Parity Scr
Feb-04									
Mar-04									
Apr-04									
May-04									
Jun-04									
Jul-04									
Aug-04									
Sep-04									
Oct-04									
Nov-04	36	9	4.00	0.00	692	77	8.99	-1.83	-2.11
Dec-04									
Jan-05									



DS1 (Parity)									
Date	CLEC Num	CLEC Denom	CLEC Result	CLEC Std Dev	Qwest Num	Qwest Denom	Qwest Result	Mod Z Scr	Parity Scr
Feb-04									
Mar-04									
Apr-04									
May-04	3	1	3.00		1270	96	13.23	-0.69	-1.42
Jun-04									
Jul-04									
Aug-04									
Sep-04									
Oct-04									
Nov-04									
Dec-04									
Jan-05									

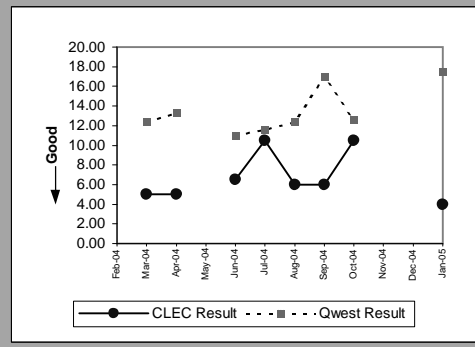


LIS Trunk (Parity)									
Date	CLEC Num	CLEC Denom	CLEC Result	CLEC Std Dev	Qwest Num	Qwest Denom	Qwest Result	Mod Z Scr	Parity Scr
Feb-04	26	4	6.50	3.70	668	32	20.88	-5.07	-4.08
Mar-04	112	10	11.20	2.30	516	27	19.11	-4.59	-3.79
Apr-04	232	11	21.09	1.70	457	23	19.87	0.7	-0.57
May-04	126	6	21.00	1.67	1345	62	21.69	-0.45	-1.27
Jun-04	161	10	16.10	7.53	617	27	22.85	-3.9	-3.37
Jul-04	209	13	16.08	3.84	556	29	19.17	-2.29	-2.39
Aug-04	96	6	16.00	5.90	337	15	22.47	-2.39	-2.46
Sep-04	111	6	18.50	1.05	383	25	15.32	0.99	-0.4
Oct-04	12	1	12.00		808	40	20.20	-1.19	-1.72
Nov-04	57	4	14.25	10.14	243	11	22.09	-2.69	-2.64
Dec-04	239	10	23.90	4.15	983	11	89.36	-1.98	-2.2
Jan-05	46	3	15.33	10.69	707	20	35.35	-0.75	-1.45

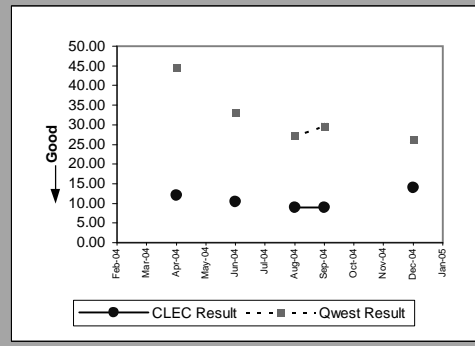


OP-4E - Installation Interval (Average Days) - Interval Zone Two

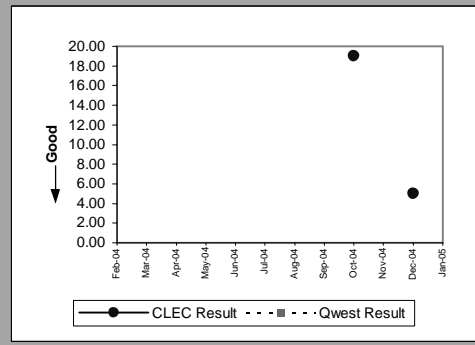
UDIT DS1 (Parity)									
Date	CLEC Num	CLEC Denom	CLEC Result	Standard Dev	Qwest Num	Qwest Denom	Qwest Result	Mod Z Scr	Parity Score
Feb-04									
Mar-04	10	2	5.00	0.00	2131	172	12.39	-0.87	-1.53
Apr-04	10	2	5.00	0.00	1846	139	13.28	-1.14	-1.7
May-04									
Jun-04	13	2	6.50	0.71	1233	112	11.01	-0.57	-1.35
Jul-04	21	2	10.50	0.71	1787	154	11.60	-0.09	-1.05
Aug-04	6	1	6.00		904	73	12.38	-0.82	-1.5
Sep-04	6	1	6.00		1877	111	16.91	-0.65	-1.4
Oct-04	21	2	10.50	4.95	1774	141	12.58	-0.25	-1.15
Nov-04									
Dec-04									
Jan-05	4	1	4.00		700	40	17.50	-0.72	-1.44



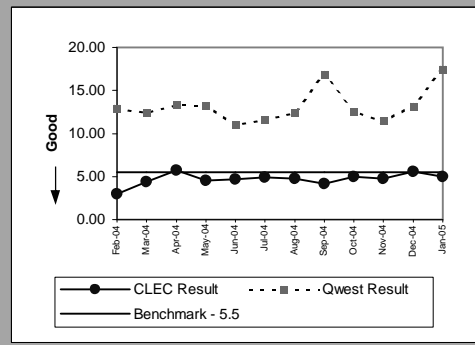
UDIT Above DS1 Level (Parity)									
Date	CLEC Num	CLEC Denom	CLEC Result	Standard Dev	Qwest Num	Qwest Denom	Qwest Result	Mod Z Scr	Parity Score
Feb-04									
Mar-04									
Apr-04	12	1	12.00		534	12	44.50	-0.96	-1.58
May-04									
Jun-04	21	2	10.50	2.12	66	2	33.00	-0.8	-1.48
Jul-04									
Aug-04	9	1	9.00		217	8	27.12	-0.48	-1.29
Sep-04	9	1	9.00		416	14	29.71	-0.55	-1.33
Oct-04									
Nov-04									
Dec-04	56	4	14.00	0.00	157	6	26.17	-0.9	-1.55
Jan-05									



Dark Fiber - IOF (Diagnostic)									
Date	CLEC Num	CLEC Denom	CLEC Result	Standard Dev	Qwest Num	Qwest Denom	Qwest Result	Mod Z Scr	Parity Score
Feb-04									
Mar-04									
Apr-04									
May-04									
Jun-04									
Jul-04									
Aug-04									
Sep-04									
Oct-04	19	1	19.00						N/A
Nov-04									
Dec-04	5	1	5.00						N/A
Jan-05									



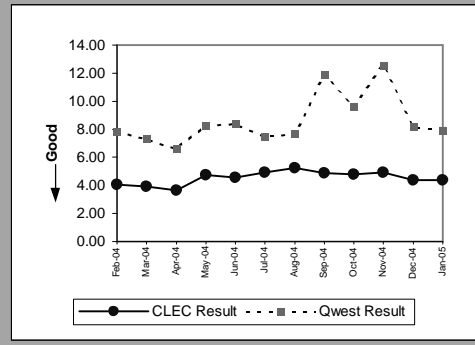
Unbundled Loop - DS1 Capable (Parity)									
Date	CLEC Num	CLEC Denom	CLEC Result	Standard Dev	Qwest Num	Qwest Denom	Qwest Result	Mod Z Scr	Parity Score
Feb-04	39	13	3.00	1.29	2377	184	12.92	-4.43	-3.69
Mar-04	22	5	4.40	0.89	2131	172	12.39	-1.47	-1.9
Apr-04	46	8	5.75	2.96	1846	139	13.28	-2.04	-2.24
May-04	9	2	4.50	0.71	1270	96	13.23	-0.83	-1.51
Jun-04	89	19	4.68	1.70	1233	112	11.01	-2.31	-2.4
Jul-04	74	15	4.93	0.80	1787	154	11.60	-1.37	-1.83
Aug-04	38	8	4.75	0.71	904	73	12.38	-2.64	-2.6
Sep-04	21	5	4.20	0.84	1877	111	16.91	-1.67	-2.02
Oct-04	90	18	5.00	1.37	1774	141	12.58	-2.64	-2.6
Nov-04	71	15	4.73	0.70	1096	96	11.42	-2.84	-2.72
Dec-04	39	7	5.57	3.05	934	71	13.15	-1.26	-1.76
Jan-05	30	6	5.00	0.63	700	40	17.50	-1.55	-1.94



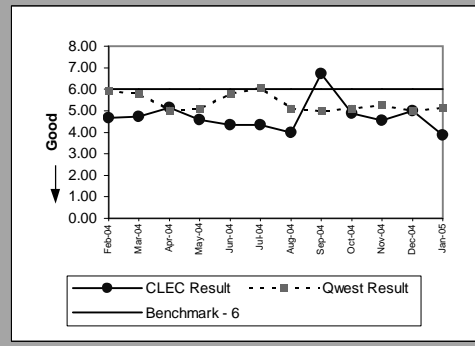
Results provide std and retail parity perf. for all states. The UBL-DS1 std of 5.5 days applies to AZ, CO, MN, NM, SD, UT, WA. The parity std of UBL-DS1 to retail DS1 applies to all other states.

OP-4E - Installation Interval (Average Days) - Interval Zone Two

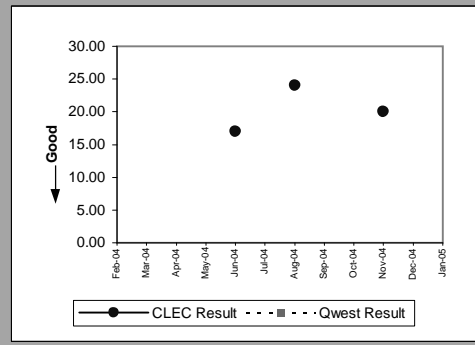
Unbundled Loop ISDN Capable (Parity)									
Date	CLEC Num	CLEC Denom	CLEC Result	Standard Dev	Qwest Num	Qwest Denom	Qwest Result	Mod Z Scr	Parity Score
Feb-04	65	16	4.06	1.29	110	14	7.86	-2.12	-2.29
Mar-04	51	13	3.92	1.04	131	18	7.28	-2.1	-2.28
Apr-04	33	9	3.67	1.00	331	50	6.62	-1.54	-1.94
May-04	76	16	4.75	0.45	206	25	8.24	-1.74	-2.06
Jun-04	64	14	4.57	0.76	227	27	8.41	-1.33	-1.81
Jul-04	74	15	4.93	0.46	179	24	7.46	-1.11	-1.68
Aug-04	84	16	5.25	2.41	161	21	7.67	-1.29	-1.79
Sep-04	83	17	4.88	3.52	273	23	11.87	-1.37	-1.84
Oct-04	67	14	4.79	1.72	106	11	9.64	-2.33	-2.42
Nov-04	64	13	4.92	0.64	201	16	12.56	-1.36	-1.83
Dec-04	48	11	4.36	0.81	155	19	8.16	-1.18	-1.72
Jan-05	48	11	4.36	1.50	127	16	7.94	-1.7	-2.03



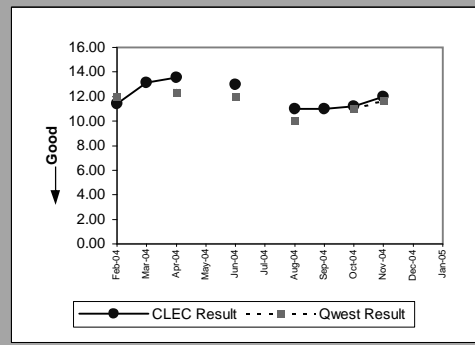
Unbundled Loop - ADSL Qualified (Benchmark)									
Date	CLEC Num	CLEC Denom	CLEC Result	Standard Dev	Qwest Num	Qwest Denom	Qwest Result	Mod Z Scr	Parity Score
Feb-04	28	6	4.67	0.82	1037	175	5.93	-1.15	-1.7
Mar-04	52	11	4.73	0.47	970	167	5.81	-1.15	-1.7
Apr-04	36	7	5.14	3.18	1330	264	5.04	1.48	-0.1
May-04	32	7	4.57	0.53	1449	285	5.08	-1.9	-2.15
Jun-04	26	6	4.33	1.21	2050	353	5.81	-1.09	-1.67
Jul-04	26	6	4.33	0.82	2026	334	6.07	-1.08	-1.66
Aug-04	16	4	4.00	1.15	1541	301	5.12	-1.4	-1.85
Sep-04	74	11	6.73	4.58	1384	277	5.00	2.51	0.53
Oct-04	78	16	4.88	0.50	1297	254	5.11	-0.51	-1.31
Nov-04	91	20	4.55	0.94	1497	284	5.27	-1.16	-1.7
Dec-04	40	8	5.00	0.00	1267	254	4.99	-0.58	-1.35
Jan-05	66	17	3.88	1.45	1508	293	5.15	-3.08	-2.87



Dark Fiber - Loop (Diagnostic)									
Date	CLEC Num	CLEC Denom	CLEC Result	Standard Dev	Qwest Num	Qwest Denom	Qwest Result	Mod Z Scr	Parity Score
Feb-04									
Mar-04									
Apr-04									
May-04									
Jun-04	17	1	17.00						N/A
Jul-04									
Aug-04	24	1	24.00						N/A
Sep-04									
Oct-04									
Nov-04	40	2	20.00	0.00					N/A
Dec-04									
Jan-05									



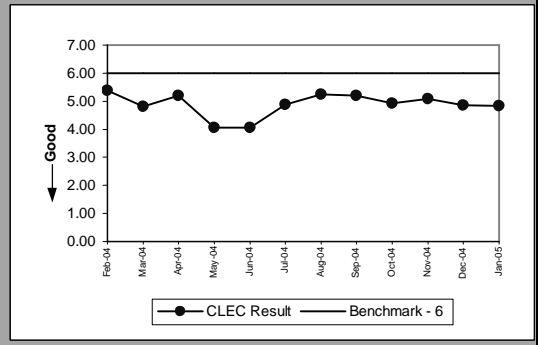
E911 (Parity)									
Date	CLEC Num	CLEC Denom	CLEC Result	Standard Dev	Qwest Num	Qwest Denom	Qwest Result	Mod Z Scr	Parity Score
Feb-04	160	14	11.43	0.51	12	1	12.00		N/A
Mar-04	92	7	13.14	2.67					N/A
Apr-04	190	14	13.57	2.41	74	6	12.33	0.78	-0.53
May-04									
Jun-04	26	2	13.00	1.41	36	3	12.00	0.22	-0.87
Jul-04									
Aug-04	33	3	11.00	0.00	20	2	10.00		N/A
Sep-04	22	2	11.00	0.00					N/A
Oct-04	56	5	11.20	0.45	55	5	11.00	-0.14	-1.09
Nov-04	36	3	12.00	0.00	35	3	11.67	-3.72	-3.26
Dec-04									
Jan-05									



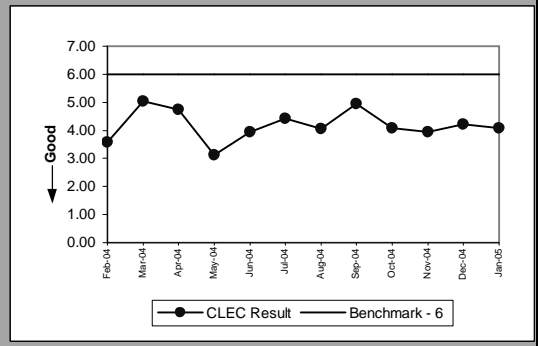
Results provide std and retail parity perf. for all states. The UBL-DS1 std of 5.5 days applies to AZ, CO, MN, NM, SD, UT, WA. The parity std of UBL-DS1 to retail DS1 applies to all other states.

OP-4E - Installation Interval (Average Days) - Interval Zone Two

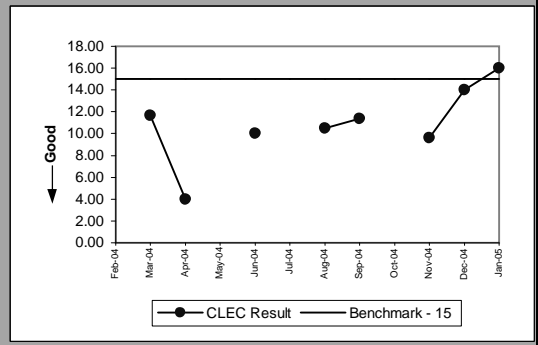
Unbundled Loop Analog (Benchmark)					
Date	Num	Denom	CLEC Result	Standard Dev	
Feb-04		140	26	5.38	2.02
Mar-04		424	88	4.82	0.60
Apr-04		234	45	5.20	0.76
May-04		273	67	4.07	1.00
Jun-04		150	37	4.05	0.97
Jul-04		239	49	4.88	0.48
Aug-04		346	66	5.24	1.16
Sep-04		322	62	5.19	2.07
Oct-04		418	85	4.92	0.64
Nov-04		468	92	5.09	0.38
Dec-04		204	42	4.86	0.78
Jan-05		309	64	4.83	0.90



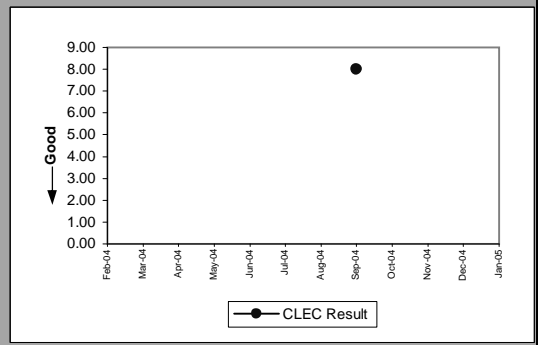
Unbundled Loop - 2 Wire Non-Loaded (Benchmark)					
Date	Num	Denom	CLEC Result	Standard Dev	
Feb-04		61	17	3.59	1.66
Mar-04		111	22	5.05	5.67
Apr-04		57	12	4.75	1.91
May-04		25	8	3.12	1.64
Jun-04		79	20	3.95	1.10
Jul-04		93	21	4.43	0.81
Aug-04		81	20	4.05	1.10
Sep-04		104	21	4.95	3.69
Oct-04		106	26	4.08	1.16
Nov-04		79	20	3.95	1.47
Dec-04		59	14	4.21	0.97
Jan-05		53	13	4.08	1.04



Unbundled Loop Conditioned (Benchmark)					
Date	Num	Denom	CLEC Result	Standard Dev	
Feb-04					
Mar-04		35	3	11.67	4.93
Apr-04		4	1	4.00	
May-04					
Jun-04		20	2	10.00	7.07
Jul-04					
Aug-04		21	2	10.50	7.78
Sep-04		57	5	11.40	4.98
Oct-04					
Nov-04		96	10	9.60	5.97
Dec-04		14	1	14.00	
Jan-05		48	3	16.00	1.00

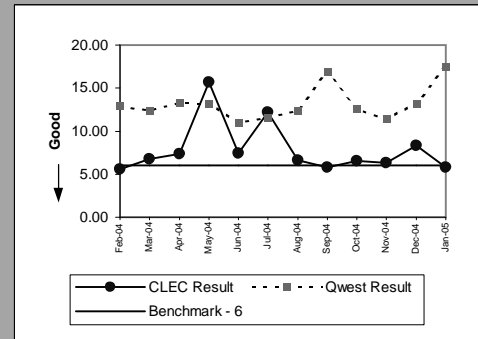


Enhanced Extended Loops - DS3 Capable (Diagnostic)					
Date	Num	Denom	CLEC Result	Standard Dev	
Feb-04					
Mar-04					
Apr-04					
May-04					
Jun-04					
Jul-04					
Aug-04					
Sep-04		8	1	8.00	
Oct-04					
Nov-04					
Dec-04					
Jan-05					



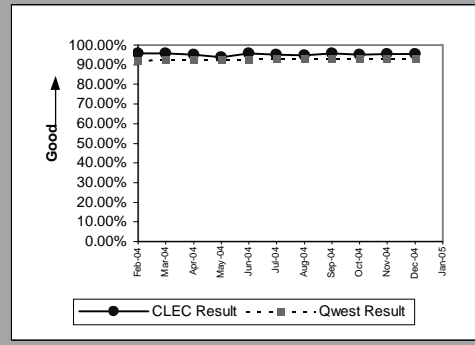
OP-4E - Installation Interval (Average Days) - Interval Zone Two

Enhanced Extended Loops - DS1 Capable (Benchmark)									
Date	CLEC Num	CLEC Denom	CLEC Result	CLEC Std Dev	Qwest Num	Qwest Denom	Qwest Result	Mod Z Scr	Parity Scr
Feb-04	56	10	5.60	2.01	2377	184	12.92	-2.89	-2.76
Mar-04	54	8	6.75	3.20	2131	172	12.39	-1.31	-1.79
Apr-04	44	6	7.33	6.71	1846	139	13.28	-1.4	-1.85
May-04	110	7	15.71	12.53	1270	96	13.23	0.84	-0.49
Jun-04	82	11	7.45	2.81	1233	112	11.01	-1.02	-1.62
Jul-04	73	6	12.17	13.30	1787	154	11.60	0.8	-0.51
Aug-04	93	14	6.64	3.37	904	73	12.38	-2.53	-2.54
Sep-04	87	15	5.80	2.24	1877	111	16.91	-2.43	-2.48
Oct-04	85	13	6.54	2.11	1774	141	12.58	-1.81	-2.1
Nov-04	108	17	6.35	3.06	1096	96	11.42	-2.27	-2.38
Dec-04	58	7	8.29	2.81	934	71	13.15	-0.81	-1.49
Jan-05	70	12	5.83	4.20	700	40	17.50	-1.93	-2.17

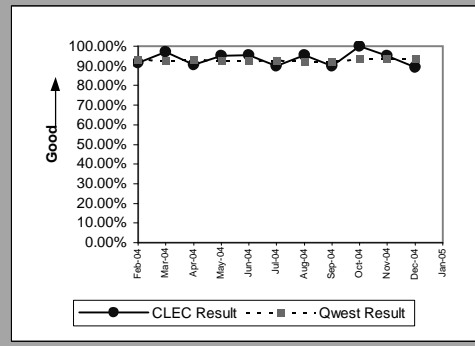


OP-5A - New Service Installation Quality Reported to Repair (Percent)

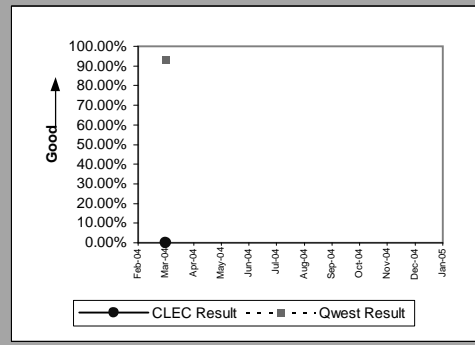
Residence (Parity)									
Date	CLEC Num	CLEC Denom	CLEC Result	CLEC Std Dev	Qwest Num	Qwest Denom	Qwest Result	Mod Z Scr	Parity Scr
Feb-04	1133	1182	95.85%	19.93%	29530	32038	92.17%	-4.63	-3.81
Mar-04	1119	1167	95.89%	19.86%	33964	36765	92.38%	-4.44	-3.7
Apr-04	950	1000	95.00%	21.79%	33428	36127	92.53%	-2.93	-2.78
May-04	974	1037	93.92%	23.89%	29713	32134	92.47%	-1.75	-2.07
Jun-04	960	1004	95.62%	20.47%	34061	36818	92.51%	-3.69	-3.24
Jul-04	946	993	95.27%	21.23%	34071	36567	93.17%	-2.58	-2.57
Aug-04	1064	1121	94.92%	21.97%	34426	37045	92.93%	-2.55	-2.55
Sep-04	1352	1410	95.89%	19.86%	35008	37621	93.05%	-4.11	-3.5
Oct-04	1899	1999	95.00%	21.80%	30863	33149	93.10%	-3.24	-2.97
Nov-04	1716	1797	95.49%	20.75%	28280	30364	93.14%	-3.84	-3.33
Dec-04	1373	1439	95.41%	20.92%	26608	28548	93.20%	-3.25	-2.98
Jan-05									



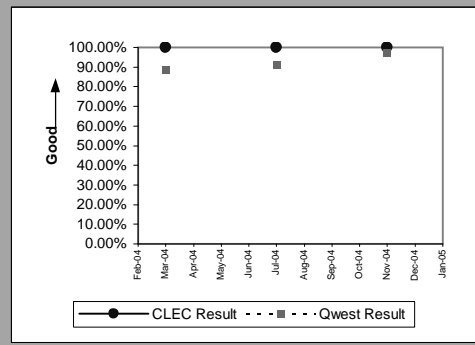
Business (Parity)									
Date	CLEC Num	CLEC Denom	CLEC Result	CLEC Std Dev	Qwest Num	Qwest Denom	Qwest Result	Mod Z Scr	Parity Scr
Feb-04	11	12	91.67%	27.64%	2926	3137	93.27%	0.3	-0.82
Mar-04	32	33	96.97%	17.14%	3562	3833	92.93%	-0.9	-1.55
Apr-04	19	21	90.48%	29.35%	3135	3367	93.11%	0.52	-0.69
May-04	20	21	95.24%	21.30%	2916	3139	92.90%	-0.42	-1.25
Jun-04	41	43	95.35%	21.06%	3271	3541	92.38%	-0.73	-1.44
Jul-04	18	20	90.00%	30.00%	3098	3336	92.87%	0.53	-0.68
Aug-04	21	22	95.45%	20.83%	3004	3259	92.18%	-0.57	-1.35
Sep-04	9	10	90.00%	30.00%	2971	3224	92.15%	0.32	-0.81
Oct-04	8	8	100.00%	0.00%	3167	3384	93.59%	-0.74	-1.45
Nov-04	19	20	95.00%	21.79%	2873	3059	93.92%	-0.2	-1.12
Dec-04	25	28	89.29%	30.93%	2628	2807	93.62%	0.91	-0.45
Jan-05									



Centrex 21 (Parity)									
Date	CLEC Num	CLEC Denom	CLEC Result	CLEC Std Dev	Qwest Num	Qwest Denom	Qwest Result	Mod Z Scr	Parity Scr
Feb-04									
Mar-04	0	1	0.00%	0.00%	152	163	93.25%	1.82	0.11
Apr-04									
May-04									
Jun-04									
Jul-04									
Aug-04									
Sep-04									
Oct-04									
Nov-04									
Dec-04									
Jan-05									

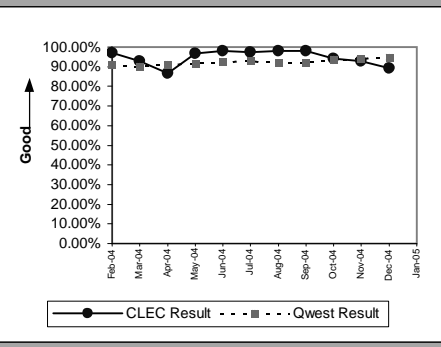


PBX (Parity)									
Date	CLEC Num	CLEC Denom	CLEC Result	CLEC Std Dev	Qwest Num	Qwest Denom	Qwest Result	Mod Z Scr	Parity Scr
Feb-04									
Mar-04	1	1	100.00%	0.00%	71	80	88.75%	-0.35	-1.22
Apr-04									
May-04									
Jun-04									
Jul-04	1	1	100.00%	0.00%	42	46	91.30%	-0.31	-1.19
Aug-04									
Sep-04									
Oct-04									
Nov-04	1	1	100.00%	0.00%	39	40	97.50%	-0.16	-1.1
Dec-04									
Jan-05									

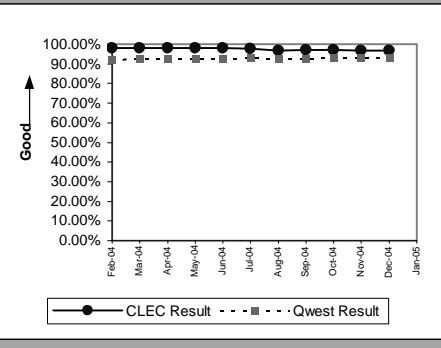


OP-5A - New Service Installation Quality Reported to Repair (Percent)

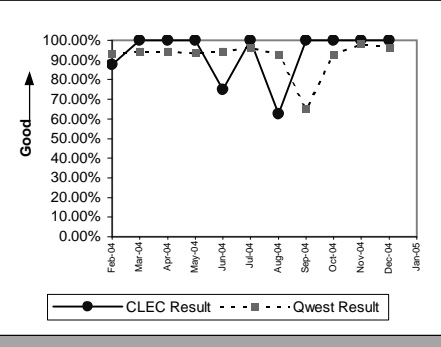
Qwest DSL (Parity)									
Date	CLEC Num	CLEC Denom	CLEC Result	CLEC Std Dev	Qwest Num	Qwest Denom	Qwest Result	Mod Z Scr	Parity Scr
Feb-04	34	35	97.14%	16.66%	8594	9458	90.86%	-1.29	-1.78
Mar-04	38	41	92.68%	26.04%	8116	8981	90.37%	-0.5	-1.3
Apr-04	39	45	86.67%	33.99%	11171	12266	91.07%	1.01	-0.38
May-04	124	128	96.88%	17.40%	11244	12296	91.44%	-2.19	-2.33
Jun-04	208	212	98.11%	13.61%	12879	13921	92.51%	-3.07	-2.87
Jul-04	75	77	97.40%	15.91%	12173	13106	92.88%	-1.54	-1.94
Aug-04	97	99	97.98%	14.07%	12235	13260	92.27%	-2.12	-2.29
Sep-04	54	55	98.18%	13.36%	12282	13322	92.19%	-1.65	-2
Oct-04	66	70	94.29%	23.21%	12483	13310	93.79%	-0.17	-1.1
Nov-04	51	55	92.73%	25.97%	11527	12237	94.20%	0.51	-0.69
Dec-04	58	65	89.23%	31.00%	13450	14196	94.75%	1.79	0.09
Jan-05									



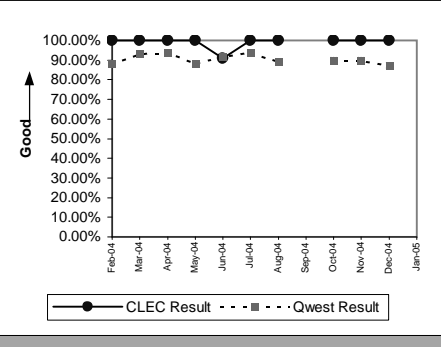
UNE - P (POTS) (Parity)									
Date	CLEC Num	CLEC Denom	CLEC Result	CLEC Std Dev	Qwest Num	Qwest Denom	Qwest Result	Mod Z Scr	Parity Scr
Feb-04	10211	10398	98.20%	13.29%	32456	35175	92.27%	-19.9	-13.1
Mar-04	16008	16306	98.17%	13.39%	37526	40598	92.43%	-23.41	-15.23
Apr-04	17232	17577	98.04%	13.87%	36563	39494	92.58%	-22.97	-14.96
May-04	16166	16496	98.00%	14.00%	32629	35273	92.50%	-22.12	-14.45
Jun-04	15582	15894	98.04%	13.87%	37332	40359	92.50%	-22.45	-14.65
Jul-04	9843	10072	97.73%	14.91%	37169	39903	93.15%	-16.25	-10.88
Aug-04	5978	6182	96.70%	17.86%	37430	40304	92.87%	-10.9	-7.63
Sep-04	4630	4777	96.92%	17.27%	37979	40845	92.98%	-10.09	-7.13
Oct-04	6205	6386	97.17%	16.60%	34030	36533	93.15%	-11.72	-8.13
Nov-04	5663	5848	96.84%	17.50%	31153	33423	93.21%	-10.17	-7.19
Dec-04	4045	4186	96.63%	18.04%	29236	31355	93.24%	-8.21	-5.99
Jan-05									



UNE P (Centrex) (Parity)									
Date	CLEC Num	CLEC Denom	CLEC Result	CLEC Std Dev	Qwest Num	Qwest Denom	Qwest Result	Mod Z Scr	Parity Scr
Feb-04	7	8	87.50%	33.07%	203	218	93.12%	0.58	-0.65
Mar-04	10	10	100.00%	0.00%	290	307	94.46%	-0.75	-1.46
Apr-04	5	5	100.00%	0.00%	277	293	94.54%	-0.53	-1.32
May-04	5	5	100.00%	0.00%	187	200	93.50%	-0.58	-1.35
Jun-04	6	8	75.00%	43.30%	289	306	94.44%	1.76	0.07
Jul-04	5	5	100.00%	0.00%	301	312	96.47%	-0.42	-1.26
Aug-04	5	8	62.50%	48.41%	230	248	92.74%	2.35	0.43
Sep-04	4	4	100.00%	0.00%	219	336	65.18%	-1.45	-1.88
Oct-04	2	2	100.00%	0.00%	300	323	92.88%	-0.39	-1.24
Nov-04	6	6	100.00%	0.00%	468	478	97.91%	-0.36	-1.22
Dec-04	3	3	100.00%	0.00%	213	221	96.38%	-0.33	-1.2
Jan-05									

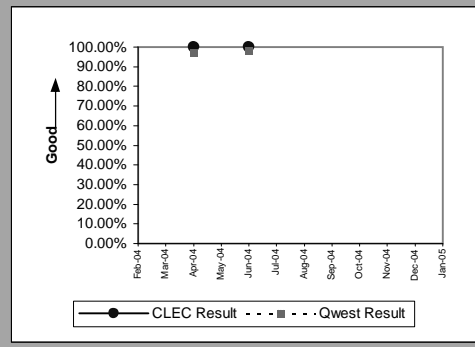


UNE P (Centrex 21) (Parity)									
Date	CLEC Num	CLEC Denom	CLEC Result	CLEC Std Dev	Qwest Num	Qwest Denom	Qwest Result	Mod Z Scr	Parity Scr
Feb-04	1	1	100.00%	0.00%	116	132	87.88%	-0.37	-1.22
Mar-04	1	1	100.00%	0.00%	152	163	93.25%	-0.27	-1.16
Apr-04	3	3	100.00%	0.00%	154	164	93.90%	-0.44	-1.27
May-04	6	6	100.00%	0.00%	104	118	88.14%	-0.88	-1.53
Jun-04	10	11	90.91%	28.75%	157	171	91.81%	0.14	-0.91
Jul-04	1	1	100.00%	0.00%	149	159	93.71%	-0.26	-1.16
Aug-04	3	3	100.00%	0.00%	131	147	89.12%	-0.6	-1.36
Sep-04									
Oct-04	10	10	100.00%	0.00%	99	110	90.00%	-1.01	-1.61
Nov-04	1	1	100.00%	0.00%	106	118	89.83%	-0.34	-1.2
Dec-04	1	1	100.00%	0.00%	82	94	87.23%	-0.38	-1.23
Jan-05									

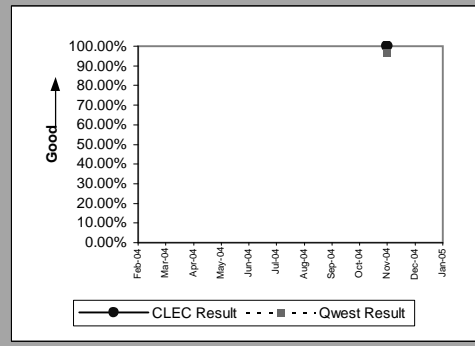


OP-5A - New Service Installation Quality Reported to Repair (Percent)

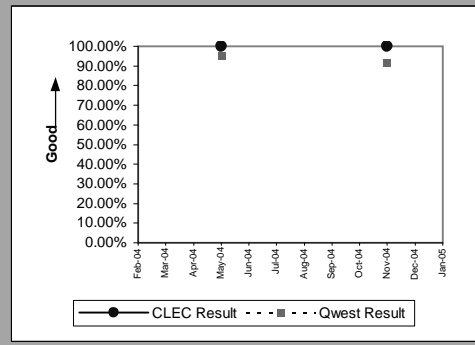
ISDN Primary (Parity)									
Date	CLEC Num	CLEC Denom	CLEC Result	CLEC Std Dev	Qwest Num	Qwest Denom	Qwest Result	Mod Z Scr	Parity Scr
Feb-04									
Mar-04									
Apr-04	3	3	100.00%	0.00%	134	138	97.10%	-0.3	-1.18
May-04									
Jun-04	2	2	100.00%	0.00%	353	360	98.06%	-0.2	-1.12
Jul-04									
Aug-04									
Sep-04									
Oct-04									
Nov-04									
Dec-04									
Jan-05									



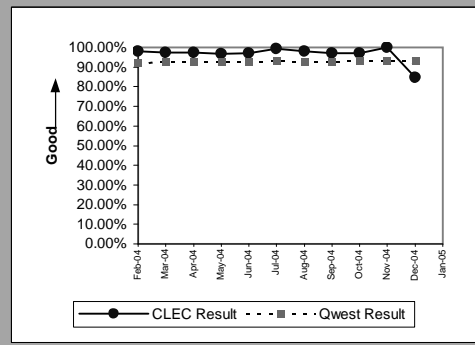
DS0 (Parity)									
Date	CLEC Num	CLEC Denom	CLEC Result	CLEC Std Dev	Qwest Num	Qwest Denom	Qwest Result	Mod Z Scr	Parity Scr
Feb-04									
Mar-04									
Apr-04									
May-04									
Jun-04									
Jul-04									
Aug-04									
Sep-04									
Oct-04									
Nov-04	9	9	100.00%	0.00%	89	92	96.74%	-0.53	-1.32
Dec-04									
Jan-05									



DS1 (Parity)									
Date	CLEC Num	CLEC Denom	CLEC Result	CLEC Std Dev	Qwest Num	Qwest Denom	Qwest Result	Mod Z Scr	Parity Scr
Feb-04									
Mar-04									
Apr-04									
May-04	1	1	100.00%	0.00%	209	220	95.00%	-0.23	-1.14
Jun-04									
Jul-04									
Aug-04									
Sep-04									
Oct-04									
Nov-04	1	1	100.00%	0.00%	246	268	91.79%	-0.3	-1.18
Dec-04									
Jan-05									

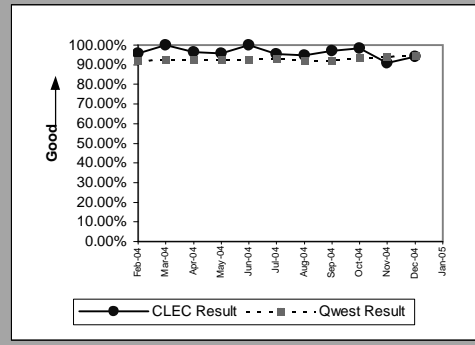


Line Sharing (Parity)									
Date	CLEC Num	CLEC Denom	CLEC Result	CLEC Std Dev	Qwest Num	Qwest Denom	Qwest Result	Mod Z Scr	Parity Scr
Feb-04	511	522	97.89%	14.36%	32456	35175	92.27%	-4.77	-3.9
Mar-04	468	480	97.50%	15.61%	37526	40598	92.43%	-4.17	-3.54
Apr-04	399	409	97.56%	15.44%	36563	39494	92.58%	-3.82	-3.32
May-04	394	407	96.81%	17.58%	32629	35273	92.50%	-3.28	-2.99
Jun-04	466	480	97.08%	16.83%	37332	40359	92.50%	-3.79	-3.3
Jul-04	392	395	99.24%	8.68%	37169	39903	93.15%	-4.77	-3.9
Aug-04	493	502	98.21%	13.27%	37430	40304	92.87%	-4.62	-3.81
Sep-04	524	540	97.04%	16.96%	37979	40845	92.98%	-3.66	-3.23
Oct-04	101	104	97.12%	16.74%	34030	36533	93.15%	-1.6	-1.97
Nov-04	13	13	100.00%	0.00%	31153	33423	93.21%	-0.97	-1.59
Dec-04	11	13	84.62%	36.08%	29236	31355	93.24%	1.1	-0.33
Jan-05									



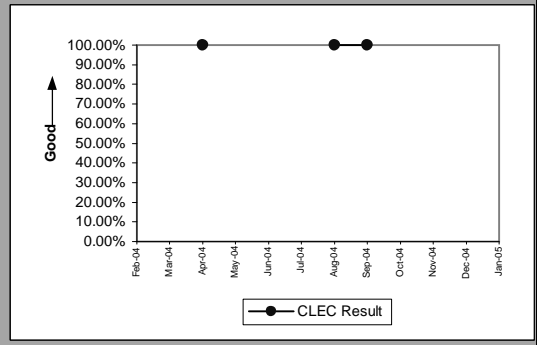
OP-5A - New Service Installation Quality Reported to Repair (Percent)

Line Splitting (Parity)									
Date	CLEC Num	CLEC Denom	CLEC Result	CLEC Std Dev	Qwest Num	Qwest Denom	Qwest Result	Mod Z Scr	Parity Scr
Feb-04	47	49	95.92%	19.79%	32456	35175	92.27%	-0.96	-1.58
Mar-04	48	48	100.00%	0.00%	37526	40598	92.43%	-1.98	-2.2
Apr-04	28	29	96.55%	18.25%	36563	39494	92.58%	-0.82	-1.5
May-04	23	24	95.83%	19.98%	32629	35273	92.50%	-0.62	-1.38
Jun-04	35	35	100.00%	0.00%	37332	40359	92.50%	-1.68	-2.02
Jul-04	64	67	95.52%	20.68%	37169	39903	93.15%	-0.77	-1.47
Aug-04	56	59	94.92%	21.97%	12235	13260	92.27%	-0.76	-1.46
Sep-04	63	65	96.92%	17.27%	12282	13322	92.19%	-1.42	-1.86
Oct-04	55	56	98.21%	13.24%	12483	13310	93.79%	-1.37	-1.83
Nov-04	59	65	90.77%	28.95%	11527	12237	94.20%	1.14	-0.31
Dec-04	48	51	94.12%	23.53%	13450	14196	94.75%	0.27	-0.84
Jan-05									



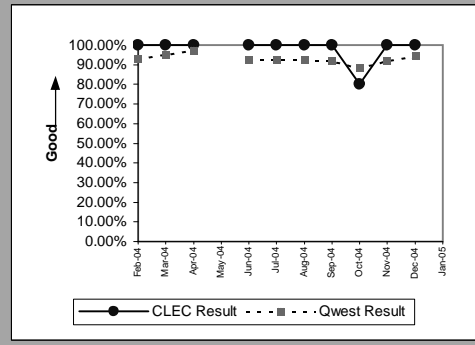
OP-5A - New Service Installation Quality Reported to Repair (Percent)

Sub-Loop Unbundling (Diagnostic)				
Date	CLEC Num	CLEC Denom	CLEC Result	CLEC Std Dev
Feb-04				
Mar-04				
Apr-04	1	1	100.00%	0.00%
May-04				
Jun-04				
Jul-04				
Aug-04	2	2	100.00%	0.00%
Sep-04	1	1	100.00%	0.00%
Oct-04				
Nov-04				
Dec-04				
Jan-05				

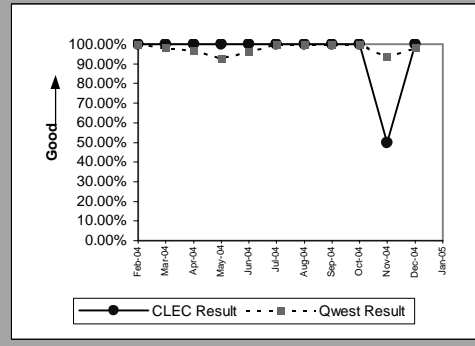


OP-5A - New Service Installation Quality Reported to Repair (Percent)

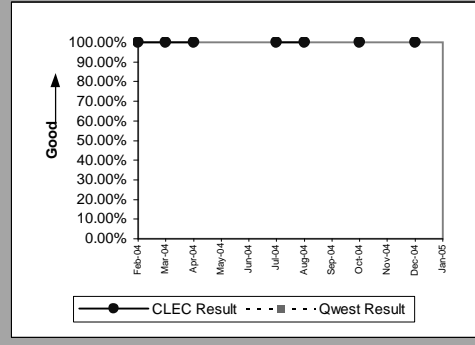
UDIT DS1 (Parity)									
Date	CLEC Num	CLEC Denom	CLEC Result	Standard Dev	Qwest Num	Qwest Denom	Qwest Result	Mod Z Scr	Parity Scr
Feb-04	2	2	100.00%	0.00%	294	316	93.04%	-0.39	-1.23
Mar-04	4	4	100.00%	0.00%	293	308	95.13%	-0.45	-1.27
Apr-04	3	3	100.00%	0.00%	353	362	97.51%	-0.28	-1.17
May-04									
Jun-04	9	9	100.00%	0.00%	306	331	92.45%	-0.85	-1.51
Jul-04	4	4	100.00%	0.00%	317	343	92.42%	-0.57	-1.35
Aug-04	3	3	100.00%	0.00%	189	204	92.65%	-0.48	-1.29
Sep-04	3	3	100.00%	0.00%	263	286	91.96%	-0.51	-1.31
Oct-04	4	5	80.00%	40.00%	285	323	88.24%	0.54	-0.67
Nov-04	1	1	100.00%	0.00%	246	268	91.79%	-0.3	-1.18
Dec-04	2	2	100.00%	0.00%	201	213	94.37%	-0.34	-1.21
Jan-05									



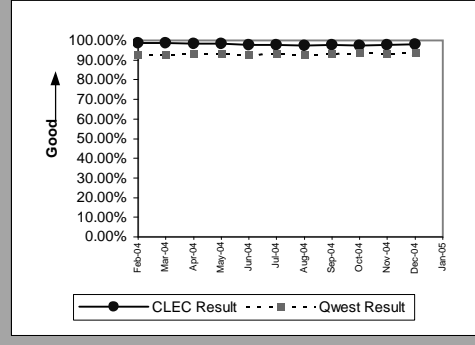
UDIT Above DS1 Level (Parity)									
Date	CLEC Num	CLEC Denom	CLEC Result	Standard Dev	Qwest Num	Qwest Denom	Qwest Result	Mod Z Scr	Parity Scr
Feb-04	1	1	100.00%	0.00%	37	37	100.00%	N/A	N/A
Mar-04	2	2	100.00%	0.00%	51	52	98.08%	-0.19	-1.12
Apr-04	3	3	100.00%	0.00%	30	31	96.77%	-0.3	-1.18
May-04	1	1	100.00%	0.00%	26	28	92.86%	-0.27	-1.17
Jun-04	12	12	100.00%	0.00%	24	25	96.00%	-0.58	-1.35
Jul-04	5	5	100.00%	0.00%	25	25	100.00%	N/A	N/A
Aug-04	4	4	100.00%	0.00%	26	26	100.00%	N/A	N/A
Sep-04	6	6	100.00%	0.00%	44	44	100.00%	N/A	N/A
Oct-04	2	2	100.00%	0.00%	38	38	100.00%	N/A	N/A
Nov-04	1	2	50.00%	50.00%	28	30	93.33%	1.36	-0.17
Dec-04	4	4	100.00%	0.00%	49	50	98.00%	-0.27	-1.17
Jan-05									



Dark Fiber - IOF (Diagnostic)									
Date	CLEC Num	CLEC Denom	CLEC Result	Standard Dev	Qwest Num	Qwest Denom	Qwest Result	Mod Z Scr	Parity Scr
Feb-04	1	1	100.00%	0.00%					N/A
Mar-04	2	2	100.00%	0.00%					N/A
Apr-04	1	1	100.00%	0.00%					N/A
May-04									
Jun-04									
Jul-04	10	10	100.00%	0.00%					N/A
Aug-04	4	4	100.00%	0.00%					N/A
Sep-04									
Oct-04	1	1	100.00%	0.00%					N/A
Nov-04									
Dec-04	2	2	100.00%	0.00%					N/A
Jan-05									

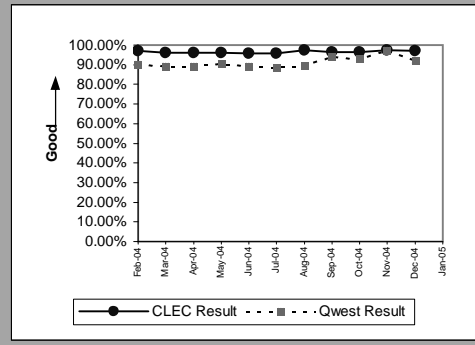


Unbundled Loop Analog (Parity)									
Date	CLEC Num	CLEC Denom	CLEC Result	Standard Dev	Qwest Num	Qwest Denom	Qwest Result	Mod Z Scr	Parity Scr
Feb-04	1095	1109	98.74%	11.16%	10985	11817	92.96%	-7.19	-5.37
Mar-04	1300	1317	98.71%	11.29%	12737	13702	92.96%	-7.79	-5.74
Apr-04	1317	1341	98.21%	13.26%	11771	12635	93.16%	-6.96	-5.23
May-04	1272	1294	98.30%	12.93%	10911	11730	93.02%	-7.08	-5.3
Jun-04	1303	1332	97.82%	14.59%	12048	12965	92.93%	-6.64	-5.03
Jul-04	1500	1533	97.85%	14.51%	13283	14238	93.29%	-6.77	-5.12
Aug-04	1360	1398	97.28%	16.26%	13097	14125	92.72%	-6.26	-4.81
Sep-04	1304	1336	97.60%	15.29%	13267	14218	93.31%	-6.01	-4.65
Oct-04	1362	1398	97.42%	15.84%	11955	12758	93.71%	-5.44	-4.3
Nov-04	1298	1330	97.59%	15.32%	10547	11271	93.58%	-5.65	-4.44
Dec-04	1285	1312	97.94%	14.20%	10000	10667	93.75%	-5.92	-4.6
Jan-05									

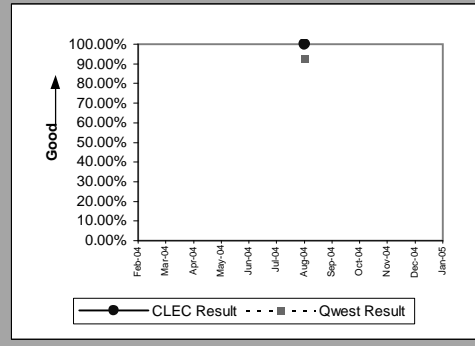


OP-5A - New Service Installation Quality Reported to Repair (Percent)

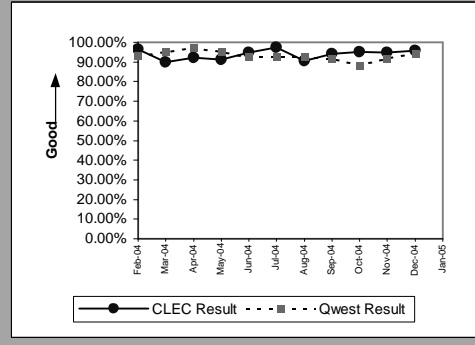
Unbundled Loop - 2 Wire Non-Loaded (Parity)									
Date	CLEC Num	CLEC Denom	CLEC Result	Standard Dev	Qwest Num	Qwest Denom	Qwest Result	Mod Z Scr	Parity Scr
Feb-04	172	177	97.18%	16.57%	74	82	90.24%	-1.75	-2.06
Mar-04	200	208	96.15%	19.23%	75	84	89.29%	-1.72	-2.04
Apr-04	151	157	96.18%	19.17%	157	176	89.20%	-2.05	-2.24
May-04	154	160	96.25%	19.00%	85	94	90.43%	-1.52	-1.93
Jun-04	155	162	95.68%	20.33%	74	83	89.16%	-1.55	-1.94
Jul-04	247	258	95.74%	20.20%	93	105	88.57%	-1.95	-2.18
Aug-04	320	329	97.26%	16.31%	87	97	89.69%	-2.16	-2.31
Sep-04	394	408	96.57%	18.20%	65	69	94.20%	-0.78	-1.47
Oct-04	428	444	96.40%	18.64%	64	69	92.75%	-1.09	-1.66
Nov-04	430	441	97.51%	15.60%	73	75	97.33%	-0.09	-1.05
Dec-04	337	347	97.12%	16.73%	58	63	92.06%	-1.37	-1.83
Jan-05									



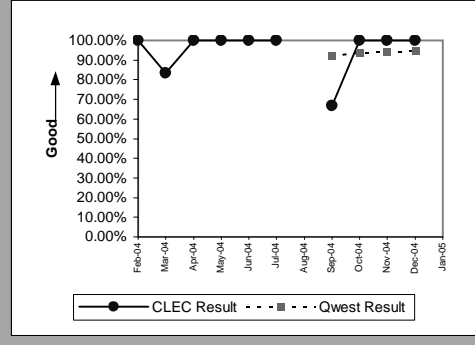
Unbundled Loop - 4 Wire Non-Loaded (Parity)									
Date	CLEC Num	CLEC Denom	CLEC Result	Standard Dev	Qwest Num	Qwest Denom	Qwest Result	Mod Z Scr	Parity Scr
Feb-04									
Mar-04									
Apr-04									
May-04									
Jun-04									
Jul-04									
Aug-04	1	1	100.00%	0.00%	189	204	92.65%	-0.28	-1.17
Sep-04									
Oct-04									
Nov-04									
Dec-04									
Jan-05									



Unbundled Loop - DS1 Capable (Parity)									
Date	CLEC Num	CLEC Denom	CLEC Result	Standard Dev	Qwest Num	Qwest Denom	Qwest Result	Mod Z Scr	Parity Scr
Feb-04	109	113	96.46%	18.48%	294	316	93.04%	-1.23	-1.75
Mar-04	153	170	90.00%	30.00%	293	308	95.13%	2.08	0.26
Apr-04	116	126	92.06%	27.03%	353	362	97.51%	2.5	0.52
May-04	114	125	91.20%	28.33%	209	220	95.00%	1.35	-0.18
Jun-04	128	135	94.81%	22.17%	306	331	92.45%	-0.88	-1.53
Jul-04	148	152	97.37%	16.01%	317	343	92.42%	-1.92	-2.17
Aug-04	146	161	90.68%	29.07%	189	204	92.65%	0.67	-0.59
Sep-04	146	155	94.19%	23.39%	263	286	91.96%	-0.82	-1.5
Oct-04	138	145	95.17%	21.43%	285	323	88.24%	-2.15	-2.31
Nov-04	146	154	94.81%	22.19%	246	268	91.79%	-1.09	-1.66
Dec-04	115	120	95.83%	19.98%	201	213	94.37%	-0.56	-1.34
Jan-05									

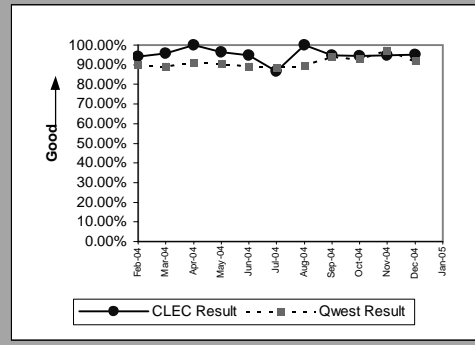


Unbundled Loop - XDSLi (Parity)									
Date	CLEC Num	CLEC Denom	CLEC Result	Standard Dev	Qwest Num	Qwest Denom	Qwest Result	Mod Z Scr	Parity Scr
Feb-04	4	4	100.00%	0.00%					N/A
Mar-04	5	6	83.33%	37.27%					N/A
Apr-04	5	5	100.00%	0.00%					N/A
May-04	12	12	100.00%	0.00%					N/A
Jun-04	5	5	100.00%	0.00%					N/A
Jul-04	5	5	100.00%	0.00%					N/A
Aug-04									
Sep-04	4	6	66.67%	47.14%	12282	13322	92.19%	1.75	0.06
Oct-04	10	10	100.00%	0.00%	12483	13310	93.79%	-0.81	-1.49
Nov-04	4	4	100.00%	0.00%	11527	12237	94.20%	-0.5	-1.3
Dec-04	5	5	100.00%	0.00%	13450	14196	94.75%	-0.53	-1.32
Jan-05									

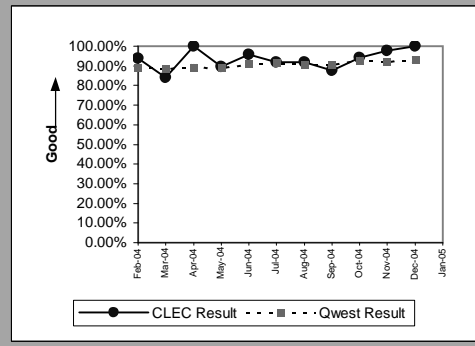


OP-5A - New Service Installation Quality Reported to Repair (Percent)

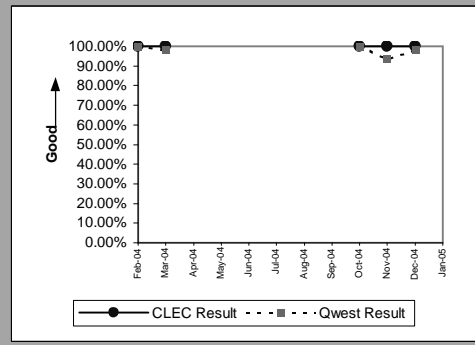
Unbundled Loop - ISDN Capable (Parity)									
Date	CLEC Num	CLEC Denom	CLEC Result	Standard Dev	Qwest Num	Qwest Denom	Qwest Result	Mod Z Scr	Parity Scr
Feb-04	49	52	94.23%	23.32%	70	78	89.74%	-0.83	-1.5
Mar-04	47	49	95.92%	19.79%	74	83	89.16%	-1.21	-1.73
Apr-04	40	40	100.00%	0.00%	153	168	91.07%	-1.78	-2.08
May-04	54	56	96.43%	18.56%	85	94	90.43%	-1.21	-1.73
Jun-04	55	58	94.83%	22.15%	74	83	89.16%	-1.07	-1.65
Jul-04	32	37	86.49%	34.19%	93	105	88.57%	0.33	-0.8
Aug-04	46	46	100.00%	0.00%	87	97	89.69%	-1.89	-2.15
Sep-04	55	58	94.83%	22.15%	65	69	94.20%	-0.15	-1.09
Oct-04	51	54	94.44%	22.91%	64	69	92.75%	-0.36	-1.22
Nov-04	56	59	94.92%	21.97%	71	73	97.26%	0.66	-0.6
Dec-04	38	40	95.00%	21.79%	56	61	91.80%	-0.57	-1.35
Jan-05									



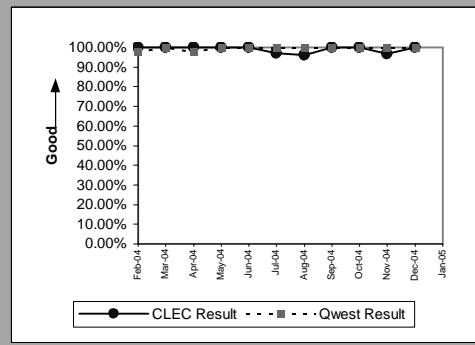
Unbundled Loop - ADSL Qualified (Parity)									
Date	CLEC Num	CLEC Denom	CLEC Result	Standard Dev	Qwest Num	Qwest Denom	Qwest Result	Mod Z Scr	Parity Scr
Feb-04	15	16	93.75%	24.21%	1621	1813	89.41%	-0.56	-1.34
Mar-04	21	25	84.00%	36.66%	1507	1703	88.49%	0.71	-0.57
Apr-04	25	25	100.00%	0.00%	2760	3091	89.29%	-1.72	-2.05
May-04	26	29	89.66%	30.45%	2852	3212	88.79%	-0.15	-1.09
Jun-04	22	23	95.65%	20.39%	3507	3855	90.97%	-0.78	-1.47
Jul-04	23	25	92.00%	27.13%	3461	3784	91.46%	-0.1	-1.06
Aug-04	23	25	92.00%	27.13%	3260	3597	90.63%	-0.23	-1.14
Sep-04	35	40	87.50%	33.07%	3474	3832	90.66%	0.7	-0.57
Oct-04	48	51	94.12%	23.53%	3278	3537	92.68%	-0.39	-1.24
Nov-04	40	41	97.56%	15.43%	3009	3262	92.24%	-1.26	-1.77
Dec-04	31	31	100.00%	0.00%	3204	3443	93.06%	-1.51	-1.92
Jan-05									



Unbundled Loop - DS3 Capable (Parity)									
Date	CLEC Num	CLEC Denom	CLEC Result	Standard Dev	Qwest Num	Qwest Denom	Qwest Result	Mod Z Scr	Parity Scr
Feb-04	5	5	100.00%	0.00%	37	37	100.00%	N/A	N/A
Mar-04	7	7	100.00%	0.00%	51	52	98.08%	-0.35	-1.21
Apr-04									
May-04									
Jun-04									
Jul-04									
Aug-04									
Sep-04									
Oct-04	1	1	100.00%	0.00%	38	38	100.00%	N/A	N/A
Nov-04	1	1	100.00%	0.00%	28	30	93.33%	-0.26	-1.16
Dec-04	1	1	100.00%	0.00%	49	50	98.00%	-0.14	-1.09
Jan-05									

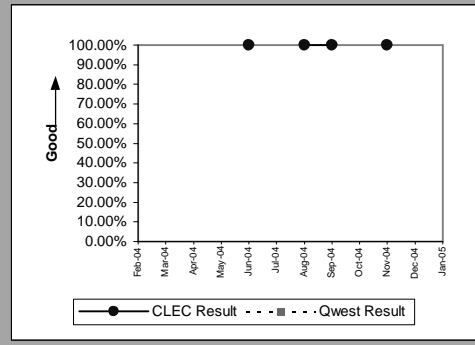


LIS Trunk (Parity)									
Date	CLEC Num	CLEC Denom	CLEC Result	Standard Dev	Qwest Num	Qwest Denom	Qwest Result	Mod Z Scr	Parity Scr
Feb-04	19	19	100.00%	0.00%	49	50	98.00%	-0.53	-1.32
Mar-04	43	43	100.00%	0.00%	52	52	100.00%	N/A	N/A
Apr-04	37	37	100.00%	0.00%	40	41	97.56%	-0.7	-1.42
May-04	25	25	100.00%	0.00%	79	79	100.00%	N/A	N/A
Jun-04	28	28	100.00%	0.00%	85	85	100.00%	N/A	N/A
Jul-04	33	34	97.06%	16.90%	41	41	100.00%	N/A	-0.56
Aug-04	24	25	96.00%	19.60%	32	32	100.00%	N/A	-0.54
Sep-04	18	18	100.00%	0.00%	41	41	100.00%	N/A	N/A
Oct-04	14	14	100.00%	0.00%	54	54	100.00%	N/A	N/A
Nov-04	29	30	96.67%	17.95%	26	26	100.00%	N/A	-0.62
Dec-04	39	39	100.00%	0.00%	15	15	100.00%	N/A	N/A
Jan-05									

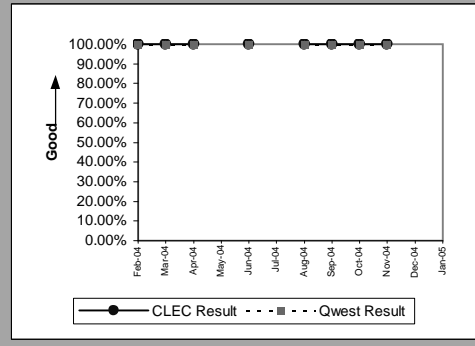


OP-5A - New Service Installation Quality Reported to Repair (Percent)

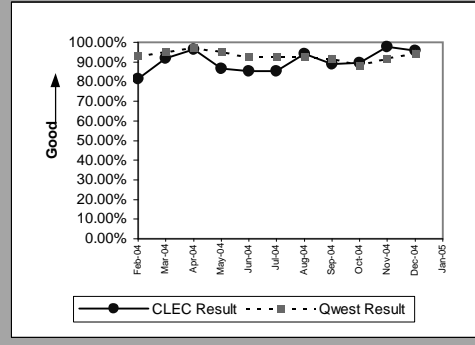
Dark Fiber - Loop (Diagnostic)									
Date	CLEC Num	CLEC Denom	CLEC Result	Standard Dev	Qwest Num	Qwest Denom	Qwest Result	Mod Z Scr	Parity Scr
Feb-04									
Mar-04									
Apr-04									
May-04									
Jun-04	1	1	100.00%	0.00%					N/A
Jul-04									
Aug-04	2	2	100.00%	0.00%					N/A
Sep-04	1	1	100.00%	0.00%					N/A
Oct-04									
Nov-04	3	3	100.00%	0.00%					N/A
Dec-04									
Jan-05									



E911 (Parity)									
Date	CLEC Num	CLEC Denom	CLEC Result	Standard Dev	Qwest Num	Qwest Denom	Qwest Result	Mod Z Scr	Parity Scr
Feb-04	21	21	100.00%	0.00%	4	4	100.00%	N/A	N/A
Mar-04	9	9	100.00%	0.00%	2	2	100.00%	N/A	N/A
Apr-04	16	16	100.00%	0.00%	9	9	100.00%	N/A	N/A
May-04									
Jun-04	6	6	100.00%	0.00%	5	5	100.00%	N/A	N/A
Jul-04									
Aug-04	7	7	100.00%	0.00%	5	5	100.00%	N/A	N/A
Sep-04	2	2	100.00%	0.00%	2	2	100.00%	N/A	N/A
Oct-04	5	5	100.00%	0.00%	5	5	100.00%	N/A	N/A
Nov-04	3	3	100.00%	0.00%	3	3	100.00%	N/A	N/A
Dec-04									
Jan-05									

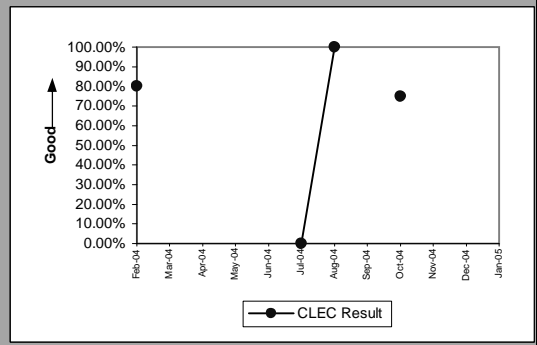


Enhanced Extended Loops - DS1 Capable (Parity)									
Date	CLEC Num	CLEC Denom	CLEC Result	Standard Dev	Qwest Num	Qwest Denom	Qwest Result	Mod Z Scr	Parity Scr
Feb-04	44	54	81.48%	38.84%	294	316	93.04%	2.52	0.53
Mar-04	67	73	91.78%	27.47%	293	308	95.13%	1.09	-0.34
Apr-04	79	82	96.34%	18.77%	353	362	97.51%	0.6	-0.63
May-04	59	68	86.76%	33.89%	209	220	95.00%	2.16	0.31
Jun-04	76	89	85.39%	35.32%	306	331	92.45%	1.95	0.19
Jul-04	46	54	85.19%	35.52%	317	343	92.42%	1.66	0.01
Aug-04	64	68	94.12%	23.53%	189	204	92.65%	-0.4	-1.24
Sep-04	96	108	88.89%	31.43%	263	286	91.96%	0.94	-0.43
Oct-04	113	126	89.68%	30.42%	285	323	88.24%	-0.43	-1.26
Nov-04	85	87	97.70%	14.99%	246	268	91.79%	-1.74	-2.06
Dec-04	109	114	95.61%	20.48%	201	213	94.37%	-0.47	-1.28
Jan-05									

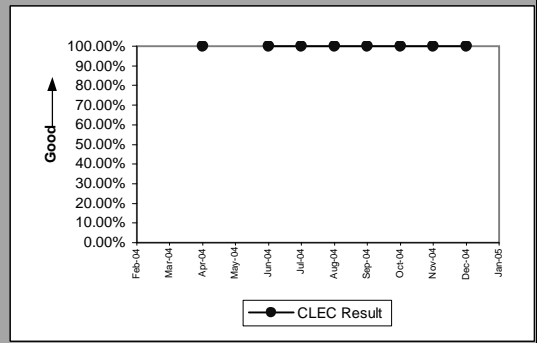


OP-5A - New Service Installation Quality Reported to Repair (Percent)

Enhanced Extended Loops - DS0 Capable (Diagnostic)					
Date	Numerator	Denominator	CLEC Result	Standard Dev	
Feb-04		4	5	80.00%	40.00%
Mar-04					
Apr-04					
May-04					
Jun-04					
Jul-04	0		2	0.00%	0.00%
Aug-04	2		2	100.00%	0.00%
Sep-04					
Oct-04	6		8	75.00%	43.30%
Nov-04					
Dec-04					
Jan-05					

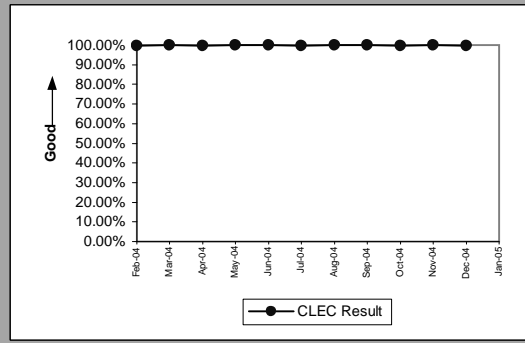


Enhanced Extended Loops - DS3 Capable (Diagnostic)					
Date	Numerator	Denominator	CLEC Result	Standard Dev	
Feb-04					
Mar-04					
Apr-04	1		1	100.00%	0.00%
May-04					
Jun-04	1		1	100.00%	0.00%
Jul-04	1		1	100.00%	0.00%
Aug-04	1		1	100.00%	0.00%
Sep-04	2		2	100.00%	0.00%
Oct-04	1		1	100.00%	0.00%
Nov-04	2		2	100.00%	0.00%
Dec-04	1		1	100.00%	0.00%
Jan-05					

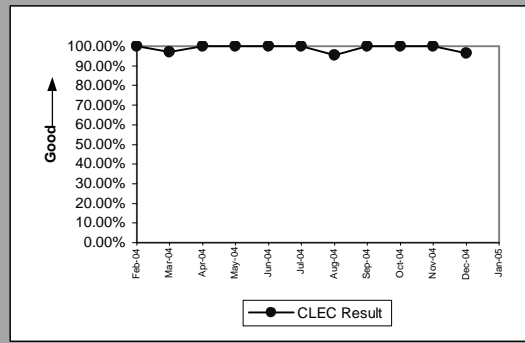


OP-5B - New Service Provisioning Quality (Percent)

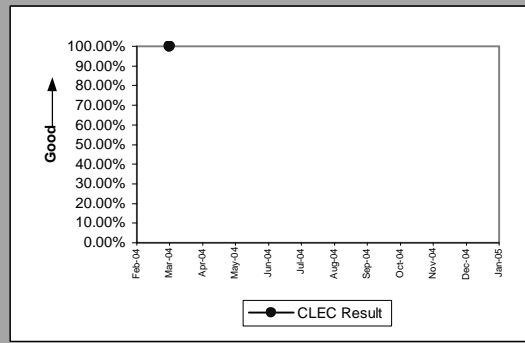
Residence (Diagnostic)					
Date	Numerator	Denominator	CLEC Result	Standard Dev	
Feb-04		1180	1182	99.83%	4.11%
Mar-04		1167	1167	100.00%	0.00%
Apr-04		997	1000	99.70%	5.47%
May-04		1037	1037	100.00%	0.00%
Jun-04		1003	1004	99.90%	3.15%
Jul-04		990	993	99.70%	5.49%
Aug-04		1120	1121	99.91%	2.99%
Sep-04		1409	1410	99.93%	2.66%
Oct-04		1995	1999	99.80%	4.47%
Nov-04		1795	1797	99.89%	3.33%
Dec-04		1435	1439	99.72%	5.27%
Jan-05					



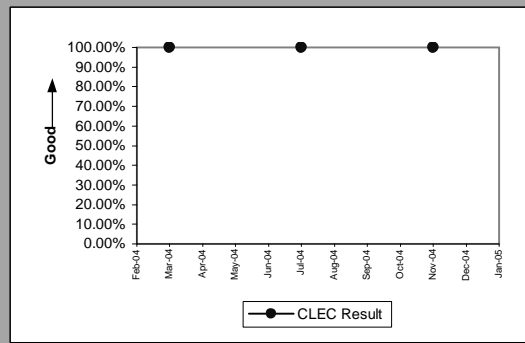
Business (Diagnostic)					
Date	Numerator	Denominator	CLEC Result	Standard Dev	
Feb-04		12	12	100.00%	0.00%
Mar-04		32	33	96.97%	17.14%
Apr-04		21	21	100.00%	0.00%
May-04		21	21	100.00%	0.00%
Jun-04		43	43	100.00%	0.00%
Jul-04		20	20	100.00%	0.00%
Aug-04		21	22	95.45%	20.83%
Sep-04		10	10	100.00%	0.00%
Oct-04		8	8	100.00%	0.00%
Nov-04		20	20	100.00%	0.00%
Dec-04		27	28	96.43%	18.56%
Jan-05					



Centrex 21 (Diagnostic)					
Date	Numerator	Denominator	CLEC Result	Standard Dev	
Feb-04					
Mar-04		1	1	100.00%	0.00%
Apr-04					
May-04					
Jun-04					
Jul-04					
Aug-04					
Sep-04					
Oct-04					
Nov-04					
Dec-04					
Jan-05					

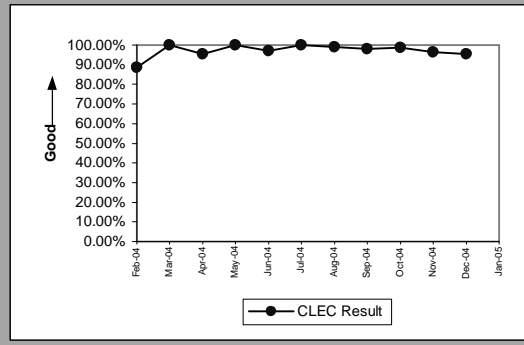


PBX (Diagnostic)					
Date	Numerator	Denominator	CLEC Result	Standard Dev	
Feb-04					
Mar-04		1	1	100.00%	0.00%
Apr-04					
May-04					
Jun-04					
Jul-04		1	1	100.00%	0.00%
Aug-04					
Sep-04					
Oct-04					
Nov-04		1	1	100.00%	0.00%
Dec-04					
Jan-05					

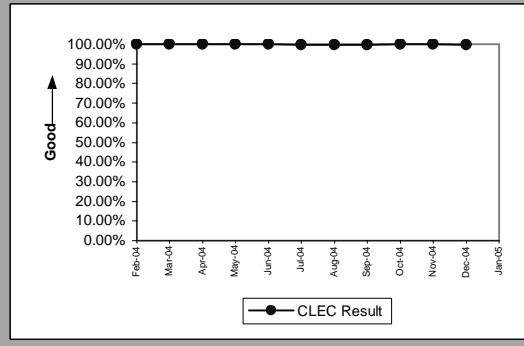


OP-5B - New Service Provisioning Quality (Percent)

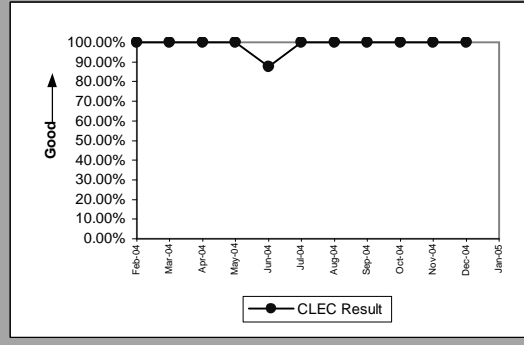
Qwest DSL (Diagnostic)					
Date	Numerator	Denominator	CLEC Result	Standard Dev	
Feb-04	31	35	88.57%	31.82%	
Mar-04	41	41	100.00%	0.00%	
Apr-04	43	45	95.56%	20.61%	
May-04	128	128	100.00%	0.00%	
Jun-04	206	212	97.17%	16.58%	
Jul-04	77	77	100.00%	0.00%	
Aug-04	98	99	98.99%	10.00%	
Sep-04	54	55	98.18%	13.36%	
Oct-04	69	70	98.57%	11.87%	
Nov-04	53	55	96.36%	18.72%	
Dec-04	62	65	95.38%	20.98%	
Jan-05					



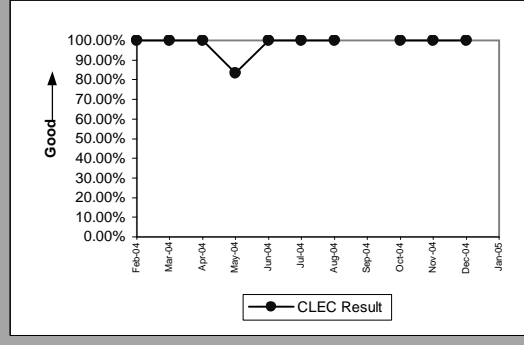
UNE - P (POTS) (Diagnostic)					
Date	Numerator	Denominator	CLEC Result	Standard Dev	
Feb-04	10384	10398	99.87%	3.67%	
Mar-04	16292	16306	99.91%	2.93%	
Apr-04	17562	17577	99.91%	2.92%	
May-04	16474	16496	99.87%	3.65%	
Jun-04	15873	15894	99.87%	3.63%	
Jul-04	10050	10072	99.78%	4.67%	
Aug-04	6163	6182	99.69%	5.54%	
Sep-04	4768	4777	99.81%	4.34%	
Oct-04	6378	6386	99.87%	3.54%	
Nov-04	5839	5848	99.85%	3.92%	
Dec-04	4172	4186	99.67%	5.77%	
Jan-05					



UNE P (Centrex) (Diagnostic)					
Date	Numerator	Denominator	CLEC Result	Standard Dev	
Feb-04	8	8	100.00%	0.00%	
Mar-04	10	10	100.00%	0.00%	
Apr-04	5	5	100.00%	0.00%	
May-04	5	5	100.00%	0.00%	
Jun-04	7	8	87.50%	33.07%	
Jul-04	5	5	100.00%	0.00%	
Aug-04	8	8	100.00%	0.00%	
Sep-04	4	4	100.00%	0.00%	
Oct-04	2	2	100.00%	0.00%	
Nov-04	6	6	100.00%	0.00%	
Dec-04	3	3	100.00%	0.00%	
Jan-05					

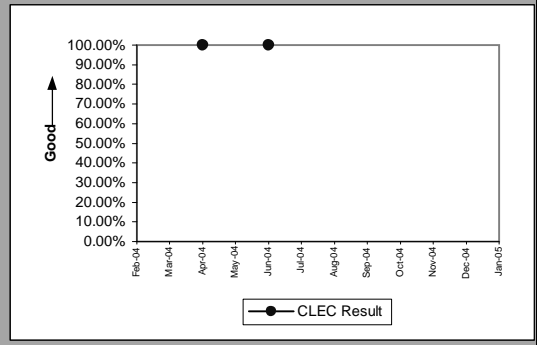


UNE P (Centrex 21) (Diagnostic)					
Date	Numerator	Denominator	CLEC Result	Standard Dev	
Feb-04	1	1	100.00%	0.00%	
Mar-04	1	1	100.00%	0.00%	
Apr-04	3	3	100.00%	0.00%	
May-04	5	6	83.33%	37.27%	
Jun-04	11	11	100.00%	0.00%	
Jul-04	1	1	100.00%	0.00%	
Aug-04	3	3	100.00%	0.00%	
Sep-04					
Oct-04	10	10	100.00%	0.00%	
Nov-04	1	1	100.00%	0.00%	
Dec-04	1	1	100.00%	0.00%	
Jan-05					

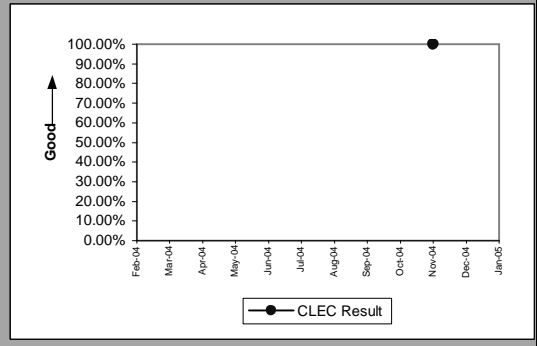


OP-5B - New Service Provisioning Quality (Percent)

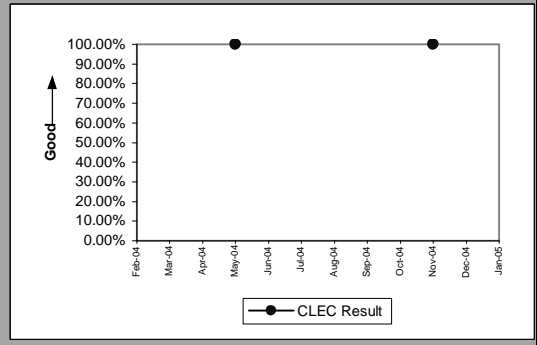
ISDN Primary (Diagnostic)				
Date	Numerator	Denominator	CLEC Result	Standard Dev
Feb-04				
Mar-04				
Apr-04	3	3	100.00%	0.00%
May-04				
Jun-04	2	2	100.00%	0.00%
Jul-04				
Aug-04				
Sep-04				
Oct-04				
Nov-04				
Dec-04				
Jan-05				



DS0 (Diagnostic)				
Date	Numerator	Denominator	CLEC Result	Standard Dev
Feb-04				
Mar-04				
Apr-04				
May-04				
Jun-04				
Jul-04				
Aug-04				
Sep-04				
Oct-04				
Nov-04	9	9	100.00%	0.00%
Dec-04				
Jan-05				

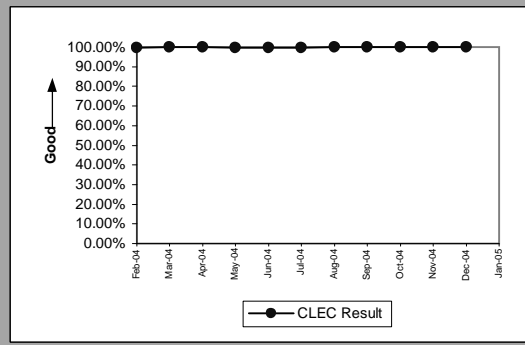


DS1 (Diagnostic)				
Date	Numerator	Denominator	CLEC Result	Standard Dev
Feb-04				
Mar-04				
Apr-04				
May-04	1	1	100.00%	0.00%
Jun-04				
Jul-04				
Aug-04				
Sep-04				
Oct-04				
Nov-04	1	1	100.00%	0.00%
Dec-04				
Jan-05				

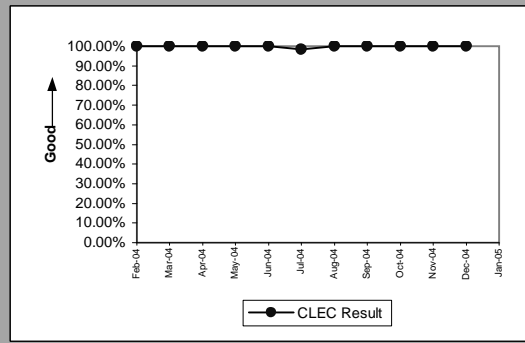


OP-5B - New Service Provisioning Quality (Percent)

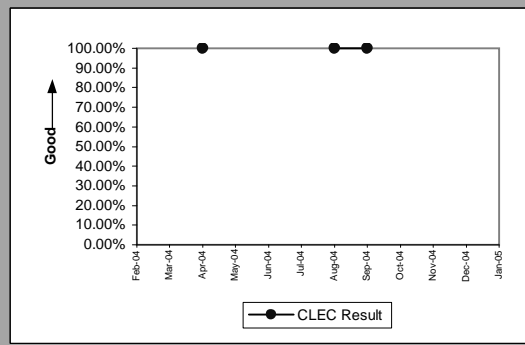
Line Sharing (Diagnostic)					
Date	Numerator	Denominator	CLEC Result	Standard Dev	
Feb-04		521	522	99.81%	4.37%
Mar-04		480	480	100.00%	0.00%
Apr-04		409	409	100.00%	0.00%
May-04		406	407	99.75%	4.95%
Jun-04		479	480	99.79%	4.56%
Jul-04		394	395	99.75%	5.03%
Aug-04		502	502	100.00%	0.00%
Sep-04		540	540	100.00%	0.00%
Oct-04		104	104	100.00%	0.00%
Nov-04		13	13	100.00%	0.00%
Dec-04		13	13	100.00%	0.00%
Jan-05					



Line Splitting (Diagnostic)					
Date	Numerator	Denominator	CLEC Result	Standard Dev	
Feb-04		49	49	100.00%	0.00%
Mar-04		48	48	100.00%	0.00%
Apr-04		29	29	100.00%	0.00%
May-04		24	24	100.00%	0.00%
Jun-04		35	35	100.00%	0.00%
Jul-04		66	67	98.51%	12.13%
Aug-04		59	59	100.00%	0.00%
Sep-04		65	65	100.00%	0.00%
Oct-04		56	56	100.00%	0.00%
Nov-04		65	65	100.00%	0.00%
Dec-04		51	51	100.00%	0.00%
Jan-05					

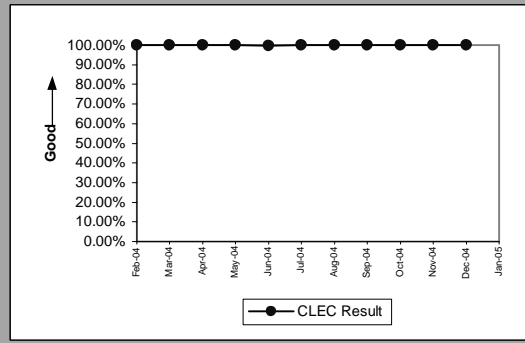


Sub-Loop Unbundling (Diagnostic)					
Date	Numerator	Denominator	CLEC Result	Standard Dev	
Feb-04					
Mar-04					
Apr-04		1	1	100.00%	0.00%
May-04					
Jun-04					
Jul-04					
Aug-04		2	2	100.00%	0.00%
Sep-04		1	1	100.00%	0.00%
Oct-04					
Nov-04					
Dec-04					
Jan-05					

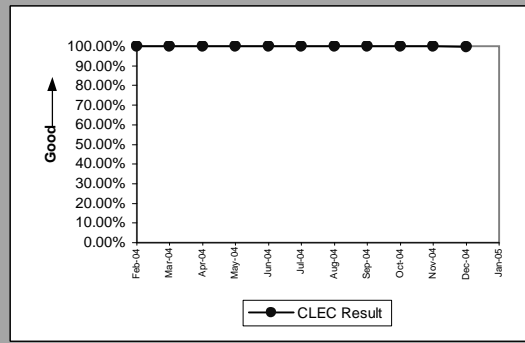


OP-5B - New Service Provisioning Quality (Percent)

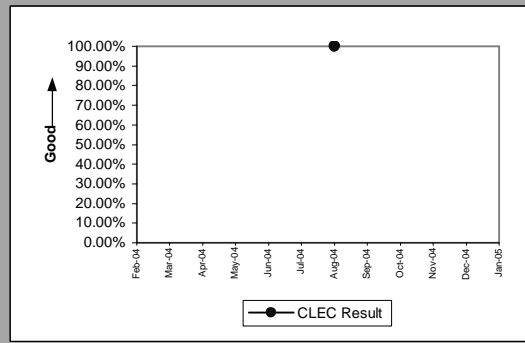
Unbundled Loop Analog (Diagnostic)					
Date	Numerator	Denominator	CLEC Result	Standard Dev	
Feb-04		1109	1109	100.00%	0.00%
Mar-04		1316	1317	99.92%	2.75%
Apr-04		1341	1341	100.00%	0.00%
May-04		1294	1294	100.00%	0.00%
Jun-04		1328	1332	99.70%	5.47%
Jul-04		1533	1533	100.00%	0.00%
Aug-04		1398	1398	100.00%	0.00%
Sep-04		1336	1336	100.00%	0.00%
Oct-04		1396	1398	99.86%	3.78%
Nov-04		1328	1330	99.85%	3.87%
Dec-04		1312	1312	100.00%	0.00%
Jan-05					



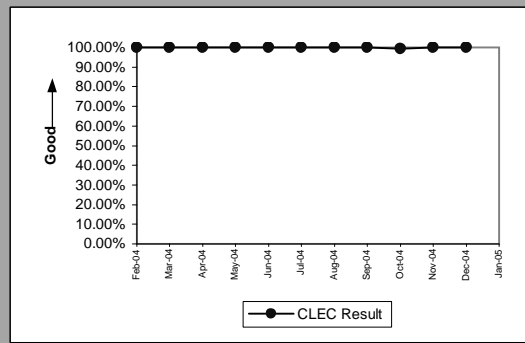
Unbundled Loop - 2 Wire Non-Loaded (Diagnostic)					
Date	Numerator	Denominator	CLEC Result	Standard Dev	
Feb-04		177	177	100.00%	0.00%
Mar-04		208	208	100.00%	0.00%
Apr-04		157	157	100.00%	0.00%
May-04		160	160	100.00%	0.00%
Jun-04		162	162	100.00%	0.00%
Jul-04		258	258	100.00%	0.00%
Aug-04		329	329	100.00%	0.00%
Sep-04		408	408	100.00%	0.00%
Oct-04		444	444	100.00%	0.00%
Nov-04		441	441	100.00%	0.00%
Dec-04		346	347	99.71%	5.36%
Jan-05					



Unbundled Loop - 4 Wire Non-Loaded (Diagnostic)					
Date	Numerator	Denominator	CLEC Result	Standard Dev	
Feb-04					
Mar-04					
Apr-04					
May-04					
Jun-04					
Jul-04					
Aug-04		1	1	100.00%	0.00%
Sep-04					
Oct-04					
Nov-04					
Dec-04					
Jan-05					

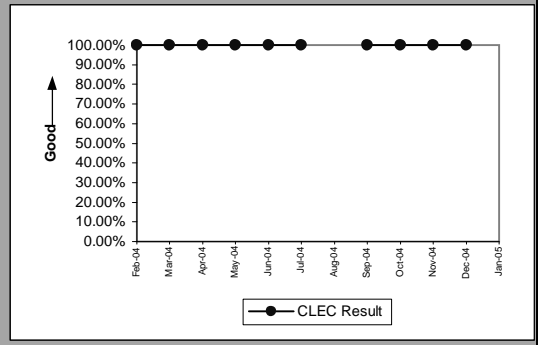


Unbundled Loop - DS1 Capable (Diagnostic)					
Date	Numerator	Denominator	CLEC Result	Standard Dev	
Feb-04		113	113	100.00%	0.00%
Mar-04		170	170	100.00%	0.00%
Apr-04		126	126	100.00%	0.00%
May-04		125	125	100.00%	0.00%
Jun-04		135	135	100.00%	0.00%
Jul-04		152	152	100.00%	0.00%
Aug-04		161	161	100.00%	0.00%
Sep-04		155	155	100.00%	0.00%
Oct-04		144	145	99.31%	8.28%
Nov-04		154	154	100.00%	0.00%
Dec-04		120	120	100.00%	0.00%
Jan-05					

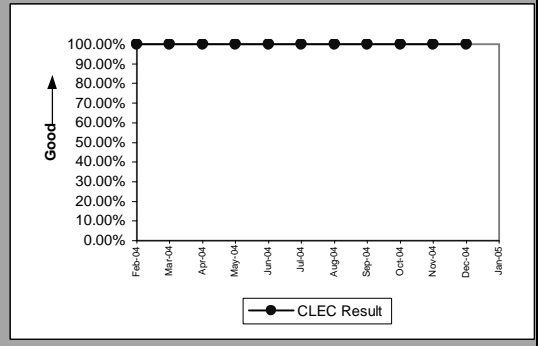


OP-5B - New Service Provisioning Quality (Percent)

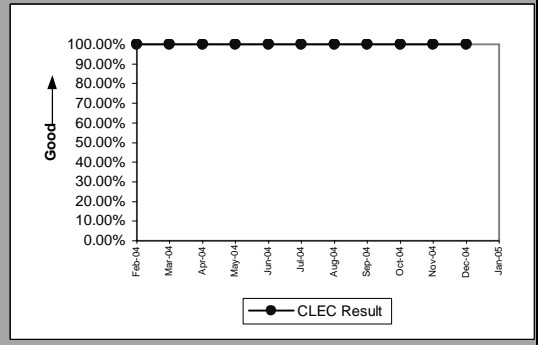
Unbundled Loop - XDSL (Diagnostic)					
Date	Numerator	Denominator	CLEC Result	Standard Dev	
Feb-04		4	4	100.00%	0.00%
Mar-04		6	6	100.00%	0.00%
Apr-04		5	5	100.00%	0.00%
May-04		12	12	100.00%	0.00%
Jun-04		5	5	100.00%	0.00%
Jul-04		5	5	100.00%	0.00%
Aug-04					
Sep-04		6	6	100.00%	0.00%
Oct-04		10	10	100.00%	0.00%
Nov-04		4	4	100.00%	0.00%
Dec-04		5	5	100.00%	0.00%
Jan-05					



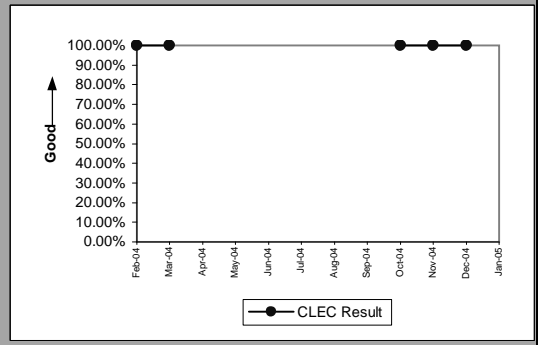
Unbundled Loop ISDN Capable (Diagnostic)					
Date	Numerator	Denominator	CLEC Result	Standard Dev	
Feb-04		52	52	100.00%	0.00%
Mar-04		49	49	100.00%	0.00%
Apr-04		40	40	100.00%	0.00%
May-04		56	56	100.00%	0.00%
Jun-04		58	58	100.00%	0.00%
Jul-04		37	37	100.00%	0.00%
Aug-04		46	46	100.00%	0.00%
Sep-04		58	58	100.00%	0.00%
Oct-04		54	54	100.00%	0.00%
Nov-04		59	59	100.00%	0.00%
Dec-04		40	40	100.00%	0.00%
Jan-05					



Unbundled Loop - ADSL Qualified (Diagnostic)					
Date	Numerator	Denominator	CLEC Result	Standard Dev	
Feb-04		16	16	100.00%	0.00%
Mar-04		25	25	100.00%	0.00%
Apr-04		25	25	100.00%	0.00%
May-04		29	29	100.00%	0.00%
Jun-04		23	23	100.00%	0.00%
Jul-04		25	25	100.00%	0.00%
Aug-04		25	25	100.00%	0.00%
Sep-04		40	40	100.00%	0.00%
Oct-04		51	51	100.00%	0.00%
Nov-04		41	41	100.00%	0.00%
Dec-04		31	31	100.00%	0.00%
Jan-05					

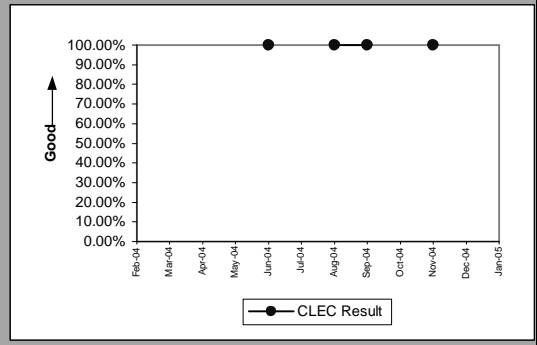


Unbundled Loop - DS3 Capable (Diagnostic)					
Date	Numerator	Denominator	CLEC Result	Standard Dev	
Feb-04		5	5	100.00%	0.00%
Mar-04		7	7	100.00%	0.00%
Apr-04					
May-04					
Jun-04					
Jul-04					
Aug-04					
Sep-04					
Oct-04		1	1	100.00%	0.00%
Nov-04		1	1	100.00%	0.00%
Dec-04		1	1	100.00%	0.00%
Jan-05					



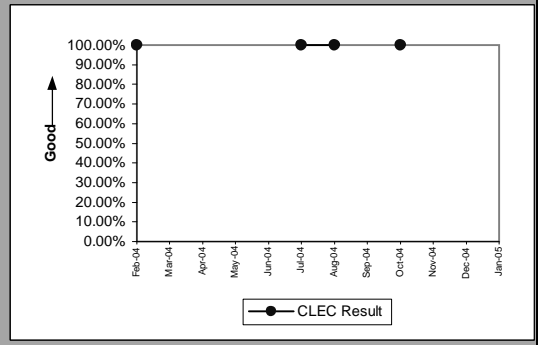
OP-5B - New Service Provisioning Quality (Percent)

Dark Fiber - Loop (Diagnostic)				
Date	Numerator	Denominator	CLEC Result	Standard Dev
Feb-04				
Mar-04				
Apr-04				
May-04				
Jun-04	1	1	100.00%	0.00%
Jul-04				
Aug-04	2	2	100.00%	0.00%
Sep-04	1	1	100.00%	0.00%
Oct-04				
Nov-04	3	3	100.00%	0.00%
Dec-04				
Jan-05				

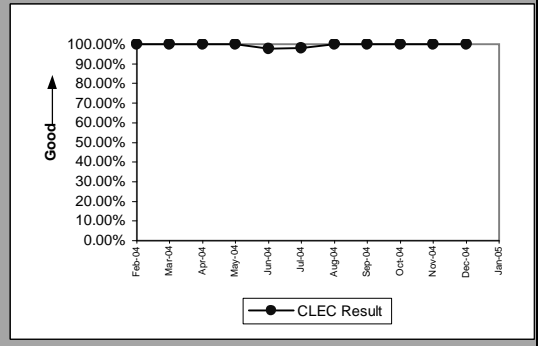


OP-5B - New Service Provisioning Quality (Percent)

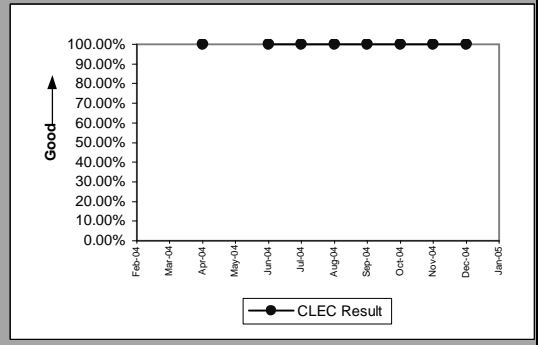
Enhanced Extended Loops - DS0 Capable (Diagnostic)					
Date	Numerator	Denominator	CLEC Result	Standard Dev	
Feb-04		5	5	100.00%	0.00%
Mar-04					
Apr-04					
May-04					
Jun-04					
Jul-04	2	2		100.00%	0.00%
Aug-04	2	2		100.00%	0.00%
Sep-04					
Oct-04	8	8		100.00%	0.00%
Nov-04					
Dec-04					
Jan-05					



Enhanced Extended Loops - DS1 Capable (Diagnostic)					
Date	Numerator	Denominator	CLEC Result	Standard Dev	
Feb-04	54	54		100.00%	0.00%
Mar-04	73	73		100.00%	0.00%
Apr-04	82	82		100.00%	0.00%
May-04	68	68		100.00%	0.00%
Jun-04	87	89		97.75%	14.82%
Jul-04	53	54		98.15%	13.48%
Aug-04	68	68		100.00%	0.00%
Sep-04	108	108		100.00%	0.00%
Oct-04	126	126		100.00%	0.00%
Nov-04	87	87		100.00%	0.00%
Dec-04	114	114		100.00%	0.00%
Jan-05					

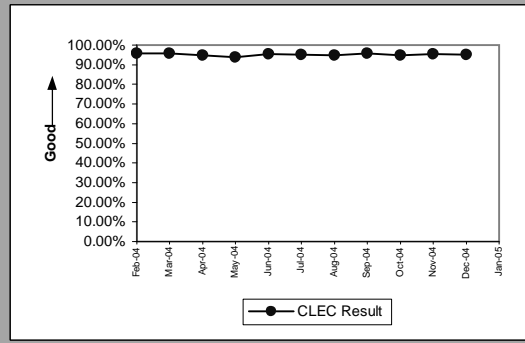


Enhanced Extended Loops - DS3 Capable (Diagnostic)					
Date	Numerator	Denominator	CLEC Result	Standard Dev	
Feb-04					
Mar-04					
Apr-04	1	1		100.00%	0.00%
May-04					
Jun-04	1	1		100.00%	0.00%
Jul-04	1	1		100.00%	0.00%
Aug-04	1	1		100.00%	0.00%
Sep-04	2	2		100.00%	0.00%
Oct-04	1	1		100.00%	0.00%
Nov-04	2	2		100.00%	0.00%
Dec-04	1	1		100.00%	0.00%
Jan-05					

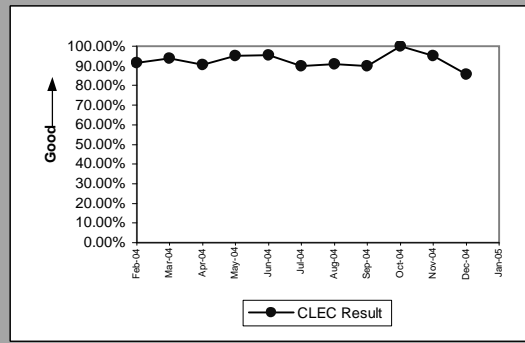


OP-5T - New Service Installation Quality Total (Percent)

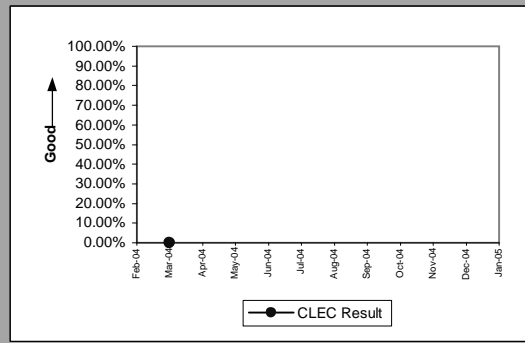
Residence (Diagnostic)					
Date	Numerator	Denominator	CLEC Result	Standard Dev	
Feb-04	1132	1182	95.77%	20.13%	
Mar-04	1119	1167	95.89%	19.86%	
Apr-04	948	1000	94.80%	22.20%	
May-04	974	1037	93.92%	23.89%	
Jun-04	959	1004	95.52%	20.69%	
Jul-04	944	993	95.07%	21.66%	
Aug-04	1063	1121	94.83%	22.15%	
Sep-04	1351	1410	95.82%	20.02%	
Oct-04	1895	1999	94.80%	22.21%	
Nov-04	1716	1797	95.49%	20.75%	
Dec-04	1369	1439	95.14%	21.51%	
Jan-05					



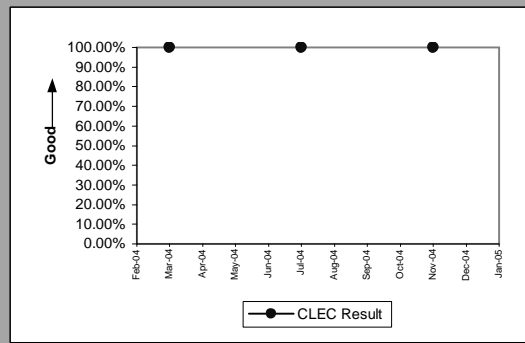
Business (Diagnostic)					
Date	Numerator	Denominator	CLEC Result	Standard Dev	
Feb-04	11	12	91.67%	27.64%	
Mar-04	31	33	93.94%	23.86%	
Apr-04	19	21	90.48%	29.35%	
May-04	20	21	95.24%	21.30%	
Jun-04	41	43	95.35%	21.06%	
Jul-04	18	20	90.00%	30.00%	
Aug-04	20	22	90.91%	28.75%	
Sep-04	9	10	90.00%	30.00%	
Oct-04	8	8	100.00%	0.00%	
Nov-04	19	20	95.00%	21.79%	
Dec-04	24	28	85.71%	34.99%	
Jan-05					



Centrex 21 (Diagnostic)					
Date	Numerator	Denominator	CLEC Result	Standard Dev	
Feb-04					
Mar-04	0	1	0.00%	0.00%	
Apr-04					
May-04					
Jun-04					
Jul-04					
Aug-04					
Sep-04					
Oct-04					
Nov-04					
Dec-04					
Jan-05					

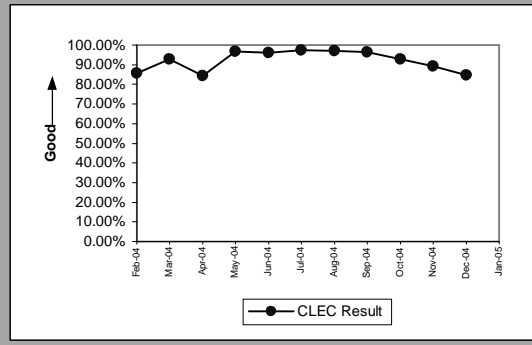


PBX (Diagnostic)					
Date	Numerator	Denominator	CLEC Result	Standard Dev	
Feb-04					
Mar-04	1	1	100.00%	0.00%	
Apr-04					
May-04					
Jun-04					
Jul-04	1	1	100.00%	0.00%	
Aug-04					
Sep-04					
Oct-04					
Nov-04	1	1	100.00%	0.00%	
Dec-04					
Jan-05					

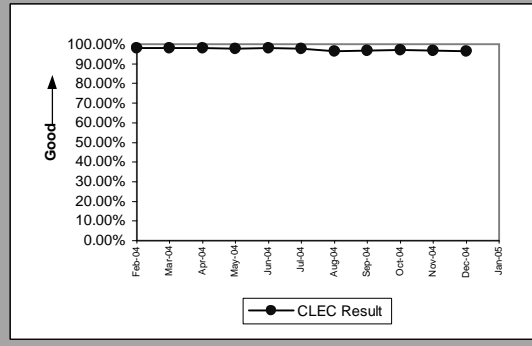


OP-5T - New Service Installation Quality Total (Percent)

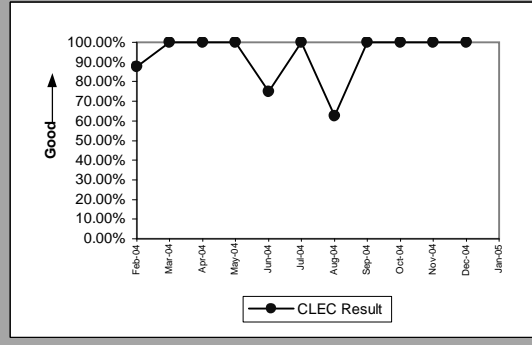
Qwest DSL (Diagnostic)					
Date	Numerator	Denominator	CLEC Result	Standard Dev	
Feb-04	30	35	85.71%	34.99%	
Mar-04	38	41	92.68%	26.04%	
Apr-04	38	45	84.44%	36.24%	
May-04	124	128	96.88%	17.40%	
Jun-04	204	212	96.23%	19.06%	
Jul-04	75	77	97.40%	15.91%	
Aug-04	96	99	96.97%	17.14%	
Sep-04	53	55	96.36%	18.72%	
Oct-04	65	70	92.86%	25.75%	
Nov-04	49	55	89.09%	31.18%	
Dec-04	55	65	84.62%	36.08%	
Jan-05					



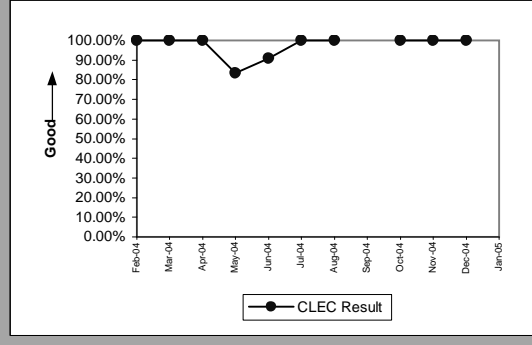
UNE - P (POTS) (Diagnostic)					
Date	Numerator	Denominator	CLEC Result	Standard Dev	
Feb-04	10201	10398	98.11%	13.63%	
Mar-04	15995	16306	98.09%	13.68%	
Apr-04	17218	17577	97.96%	14.14%	
May-04	16145	16496	97.87%	14.43%	
Jun-04	15563	15894	97.92%	14.28%	
Jul-04	9826	10072	97.56%	15.44%	
Aug-04	5962	6182	96.44%	18.53%	
Sep-04	4623	4777	96.78%	17.66%	
Oct-04	6197	6386	97.04%	16.95%	
Nov-04	5655	5848	96.70%	17.86%	
Dec-04	4032	4186	96.32%	18.82%	
Jan-05					



UNE P (Centrex) (Diagnostic)					
Date	Numerator	Denominator	CLEC Result	Standard Dev	
Feb-04	7	8	87.50%	33.07%	
Mar-04	10	10	100.00%	0.00%	
Apr-04	5	5	100.00%	0.00%	
May-04	5	5	100.00%	0.00%	
Jun-04	6	8	75.00%	43.30%	
Jul-04	5	5	100.00%	0.00%	
Aug-04	5	8	62.50%	48.41%	
Sep-04	4	4	100.00%	0.00%	
Oct-04	2	2	100.00%	0.00%	
Nov-04	6	6	100.00%	0.00%	
Dec-04	3	3	100.00%	0.00%	
Jan-05					

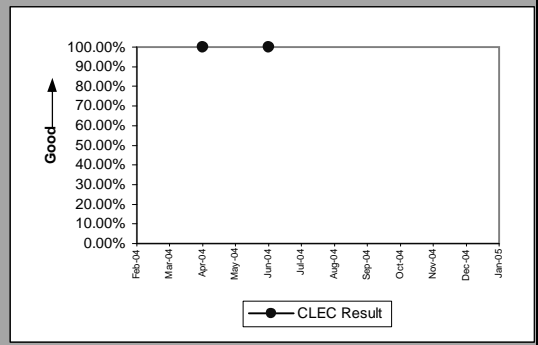


UNE P (Centrex 21) (Diagnostic)					
Date	Numerator	Denominator	CLEC Result	Standard Dev	
Feb-04	1	1	100.00%	0.00%	
Mar-04	1	1	100.00%	0.00%	
Apr-04	3	3	100.00%	0.00%	
May-04	5	6	83.33%	37.27%	
Jun-04	10	11	90.91%	28.75%	
Jul-04	1	1	100.00%	0.00%	
Aug-04	3	3	100.00%	0.00%	
Sep-04					
Oct-04	10	10	100.00%	0.00%	
Nov-04	1	1	100.00%	0.00%	
Dec-04	1	1	100.00%	0.00%	
Jan-05					

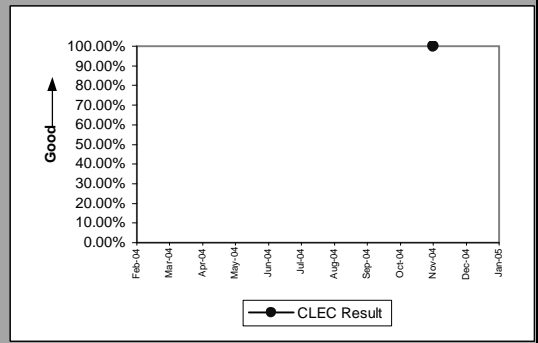


OP-5T - New Service Installation Quality Total (Percent)

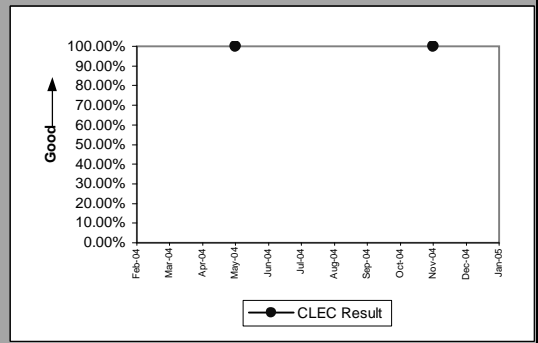
ISDN Primary (Diagnostic)				
Date	Numerator	Denominator	CLEC Result	Standard Dev
Feb-04				
Mar-04				
Apr-04	3	3	100.00%	0.00%
May-04				
Jun-04	2	2	100.00%	0.00%
Jul-04				
Aug-04				
Sep-04				
Oct-04				
Nov-04				
Dec-04				
Jan-05				



DS0 (Diagnostic)				
Date	Numerator	Denominator	CLEC Result	Standard Dev
Feb-04				
Mar-04				
Apr-04				
May-04				
Jun-04				
Jul-04				
Aug-04				
Sep-04				
Oct-04				
Nov-04	9	9	100.00%	0.00%
Dec-04				
Jan-05				

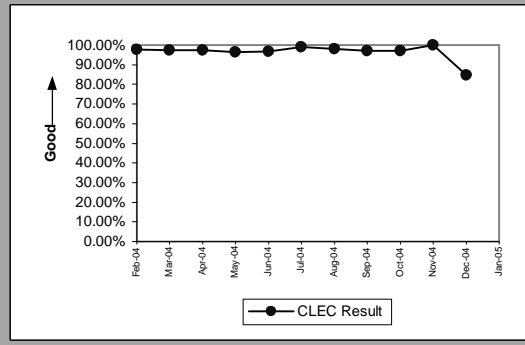


DS1 (Diagnostic)				
Date	Numerator	Denominator	CLEC Result	Standard Dev
Feb-04				
Mar-04				
Apr-04				
May-04	1	1	100.00%	0.00%
Jun-04				
Jul-04				
Aug-04				
Sep-04				
Oct-04				
Nov-04	1	1	100.00%	0.00%
Dec-04				
Jan-05				

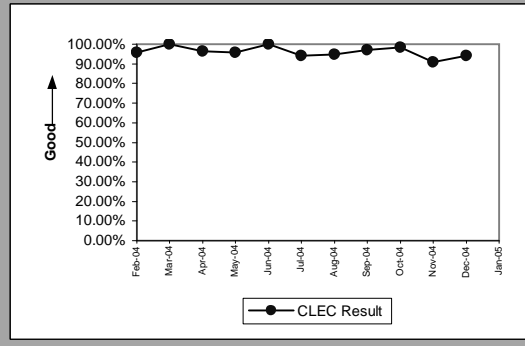


OP-5T - New Service Installation Quality Total (Percent)

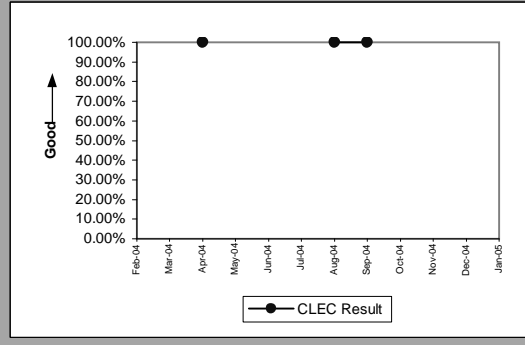
Line Sharing (Diagnostic)					
Date	Numerator	Denominator	CLEC Result	Standard Dev	
Feb-04		510	522	97.70%	14.99%
Mar-04		468	480	97.50%	15.61%
Apr-04		399	409	97.56%	15.44%
May-04		393	407	96.56%	18.22%
Jun-04		465	480	96.88%	17.40%
Jul-04		391	395	98.99%	10.01%
Aug-04		493	502	98.21%	13.27%
Sep-04		524	540	97.04%	16.96%
Oct-04		101	104	97.12%	16.74%
Nov-04		13	13	100.00%	0.00%
Dec-04		11	13	84.62%	36.08%
Jan-05					



Line Splitting (Diagnostic)					
Date	Numerator	Denominator	CLEC Result	Standard Dev	
Feb-04		47	49	95.92%	19.79%
Mar-04		48	48	100.00%	0.00%
Apr-04		28	29	96.55%	18.25%
May-04		23	24	95.83%	19.98%
Jun-04		35	35	100.00%	0.00%
Jul-04		63	67	94.03%	23.69%
Aug-04		56	59	94.92%	21.97%
Sep-04		63	65	96.92%	17.27%
Oct-04		55	56	98.21%	13.24%
Nov-04		59	65	90.77%	28.95%
Dec-04		48	51	94.12%	23.53%
Jan-05					

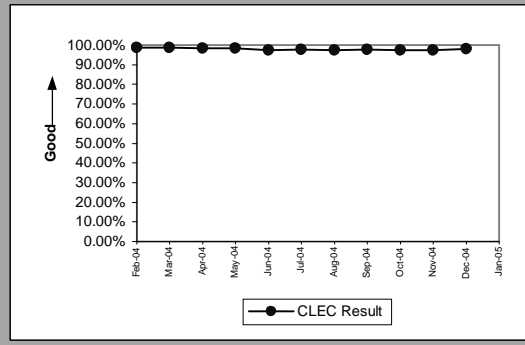


Sub-Loop Unbundling (Diagnostic)					
Date	Numerator	Denominator	CLEC Result	Standard Dev	
Feb-04					
Mar-04					
Apr-04		1	1	100.00%	0.00%
May-04					
Jun-04					
Jul-04					
Aug-04		2	2	100.00%	0.00%
Sep-04		1	1	100.00%	0.00%
Oct-04					
Nov-04					
Dec-04					
Jan-05					

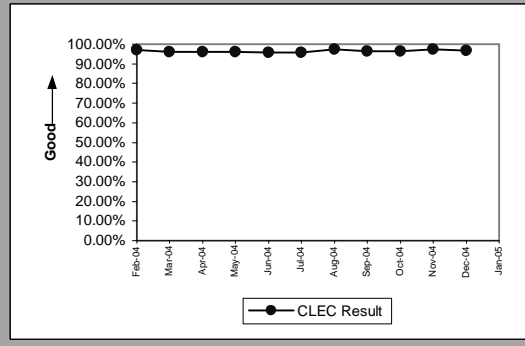


OP-5T - New Service Installation Quality Total (Percent)

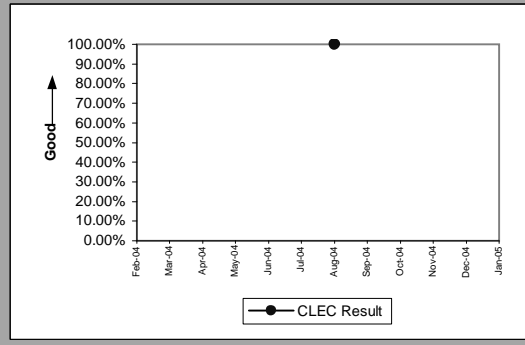
Unbundled Loop Analog (Diagnostic)					
Date	Numerator	Denominator	CLEC Result	Standard Dev	
Feb-04		1095	1109	98.74%	11.16%
Mar-04		1299	1317	98.63%	11.61%
Apr-04		1317	1341	98.21%	13.26%
May-04		1272	1294	98.30%	12.93%
Jun-04		1299	1332	97.52%	15.54%
Jul-04		1500	1533	97.85%	14.51%
Aug-04		1360	1398	97.28%	16.26%
Sep-04		1304	1336	97.60%	15.29%
Oct-04		1360	1398	97.28%	16.26%
Nov-04		1296	1330	97.44%	15.78%
Dec-04		1285	1312	97.94%	14.20%
Jan-05					



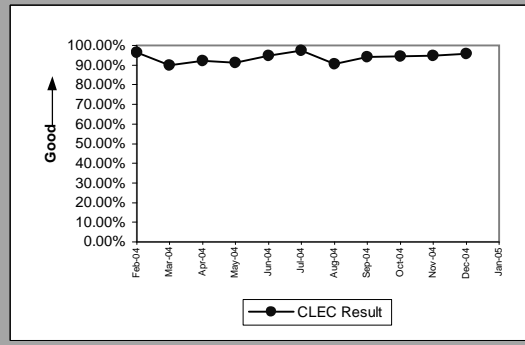
Unbundled Loop - 2 Wire Non-Loaded (Diagnostic)					
Date	Numerator	Denominator	CLEC Result	Standard Dev	
Feb-04		172	177	97.18%	16.57%
Mar-04		200	208	96.15%	19.23%
Apr-04		151	157	96.18%	19.17%
May-04		154	160	96.25%	19.00%
Jun-04		155	162	95.68%	20.33%
Jul-04		247	258	95.74%	20.20%
Aug-04		320	329	97.26%	16.31%
Sep-04		394	408	96.57%	18.20%
Oct-04		428	444	96.40%	18.64%
Nov-04		430	441	97.51%	15.60%
Dec-04		336	347	96.83%	17.52%
Jan-05					



Unbundled Loop - 4 Wire Non-Loaded (Diagnostic)					
Date	Numerator	Denominator	CLEC Result	Standard Dev	
Feb-04					
Mar-04					
Apr-04					
May-04					
Jun-04					
Jul-04					
Aug-04		1	1	100.00%	0.00%
Sep-04					
Oct-04					
Nov-04					
Dec-04					
Jan-05					

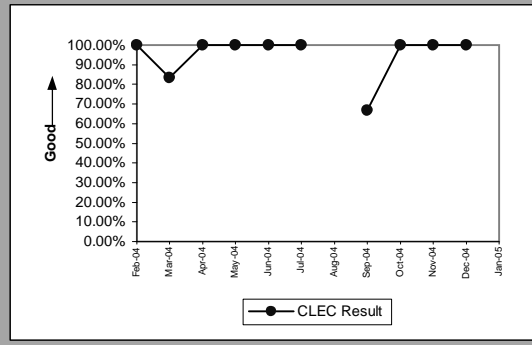


Unbundled Loop - DS1 Capable (Diagnostic)					
Date	Numerator	Denominator	CLEC Result	Standard Dev	
Feb-04		109	113	96.46%	18.48%
Mar-04		153	170	90.00%	30.00%
Apr-04		116	126	92.06%	27.03%
May-04		114	125	91.20%	28.33%
Jun-04		128	135	94.81%	22.17%
Jul-04		148	152	97.37%	16.01%
Aug-04		146	161	90.68%	29.07%
Sep-04		146	155	94.19%	23.39%
Oct-04		137	145	94.48%	22.83%
Nov-04		146	154	94.81%	22.19%
Dec-04		115	120	95.83%	19.98%
Jan-05					

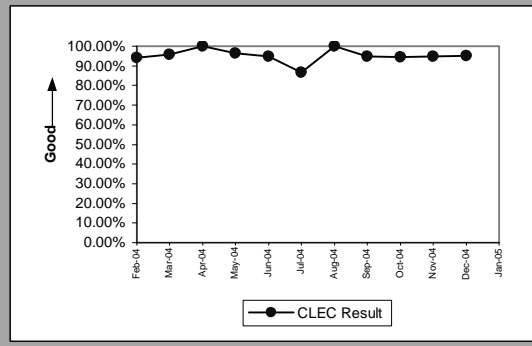


OP-5T - New Service Installation Quality Total (Percent)

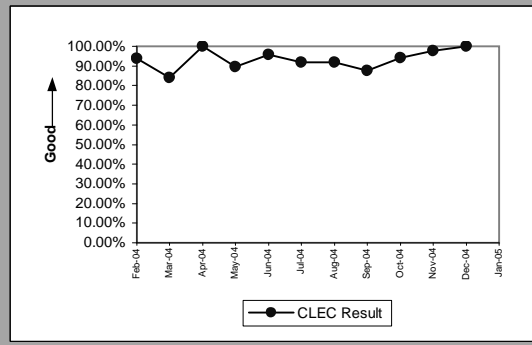
Unbundled Loop - XDSL (Diagnostic)					
Date	Numerator	Denominator	CLEC Result	Standard Dev	
Feb-04		4	4	100.00%	0.00%
Mar-04		5	6	83.33%	37.27%
Apr-04		5	5	100.00%	0.00%
May-04		12	12	100.00%	0.00%
Jun-04		5	5	100.00%	0.00%
Jul-04		5	5	100.00%	0.00%
Aug-04					
Sep-04		4	6	66.67%	47.14%
Oct-04		10	10	100.00%	0.00%
Nov-04		4	4	100.00%	0.00%
Dec-04		5	5	100.00%	0.00%
Jan-05					



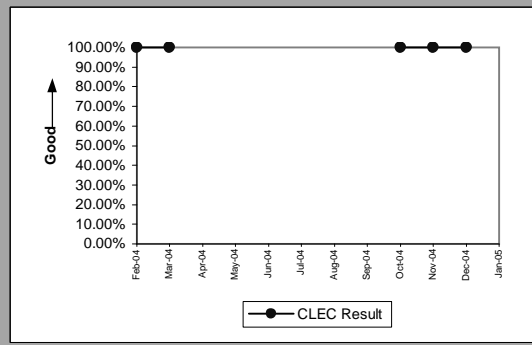
Unbundled Loop ISDN Capable (Diagnostic)					
Date	Numerator	Denominator	CLEC Result	Standard Dev	
Feb-04		49	52	94.23%	23.32%
Mar-04		47	49	95.92%	19.79%
Apr-04		40	40	100.00%	0.00%
May-04		54	56	96.43%	18.56%
Jun-04		55	58	94.83%	22.15%
Jul-04		32	37	86.49%	34.19%
Aug-04		46	46	100.00%	0.00%
Sep-04		55	58	94.83%	22.15%
Oct-04		51	54	94.44%	22.91%
Nov-04		56	59	94.92%	21.97%
Dec-04		38	40	95.00%	21.79%
Jan-05					



Unbundled Loop - ADSL Qualified (Diagnostic)					
Date	Numerator	Denominator	CLEC Result	Standard Dev	
Feb-04		15	16	93.75%	24.21%
Mar-04		21	25	84.00%	36.66%
Apr-04		25	25	100.00%	0.00%
May-04		26	29	89.66%	30.45%
Jun-04		22	23	95.65%	20.39%
Jul-04		23	25	92.00%	27.13%
Aug-04		23	25	92.00%	27.13%
Sep-04		35	40	87.50%	33.07%
Oct-04		48	51	94.12%	23.53%
Nov-04		40	41	97.56%	15.43%
Dec-04		31	31	100.00%	0.00%
Jan-05					

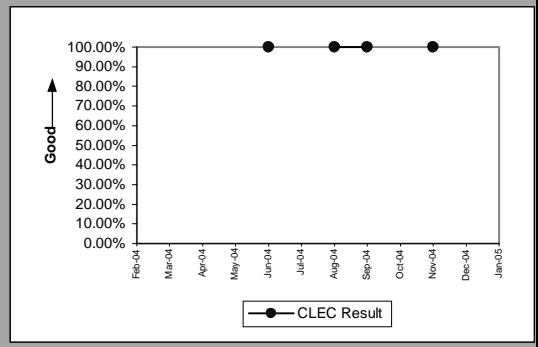


Unbundled Loop - DS3 Capable (Diagnostic)					
Date	Numerator	Denominator	CLEC Result	Standard Dev	
Feb-04		5	5	100.00%	0.00%
Mar-04		7	7	100.00%	0.00%
Apr-04					
May-04					
Jun-04					
Jul-04					
Aug-04					
Sep-04					
Oct-04		1	1	100.00%	0.00%
Nov-04		1	1	100.00%	0.00%
Dec-04		1	1	100.00%	0.00%
Jan-05					



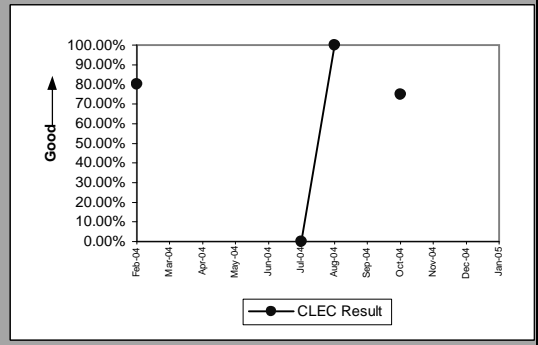
OP-5T - New Service Installation Quality Total (Percent)

Dark Fiber - Loop (Diagnostic)				
Date	Numerator	Denominator	CLEC Result	Standard Dev
Feb-04				
Mar-04				
Apr-04				
May-04				
Jun-04	1	1	100.00%	0.00%
Jul-04				
Aug-04	2	2	100.00%	0.00%
Sep-04	1	1	100.00%	0.00%
Oct-04				
Nov-04	3	3	100.00%	0.00%
Dec-04				
Jan-05				

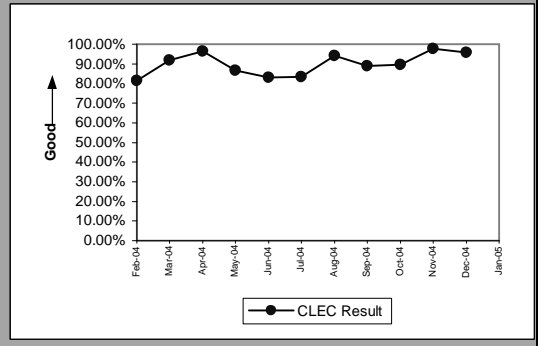


OP-5T - New Service Installation Quality Total (Percent)

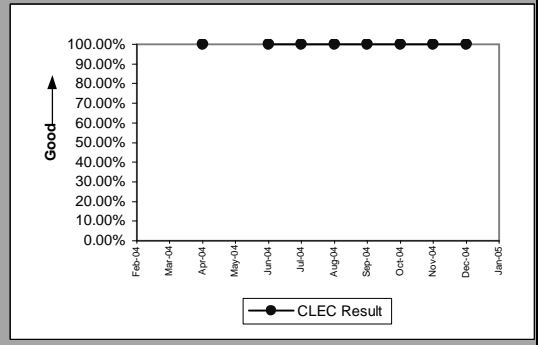
Enhanced Extended Loops - DS0 Capable (Diagnostic)					
Date	Numerator	Denominator	CLEC Result	Standard Dev	
Feb-04		4	5	80.00%	40.00%
Mar-04					
Apr-04					
May-04					
Jun-04					
Jul-04	0		2	0.00%	0.00%
Aug-04	2		2	100.00%	0.00%
Sep-04					
Oct-04	6		8	75.00%	43.30%
Nov-04					
Dec-04					
Jan-05					



Enhanced Extended Loops - DS1 Capable (Diagnostic)					
Date	Numerator	Denominator	CLEC Result	Standard Dev	
Feb-04	44		54	81.48%	38.84%
Mar-04	67		73	91.78%	27.47%
Apr-04	79		82	96.34%	18.77%
May-04	59		68	86.76%	33.89%
Jun-04	74		89	83.15%	37.43%
Jul-04	45		54	83.33%	37.27%
Aug-04	64		68	94.12%	23.53%
Sep-04	96		108	88.89%	31.43%
Oct-04	113		126	89.68%	30.42%
Nov-04	85		87	97.70%	14.99%
Dec-04	109		114	95.61%	20.48%
Jan-05					

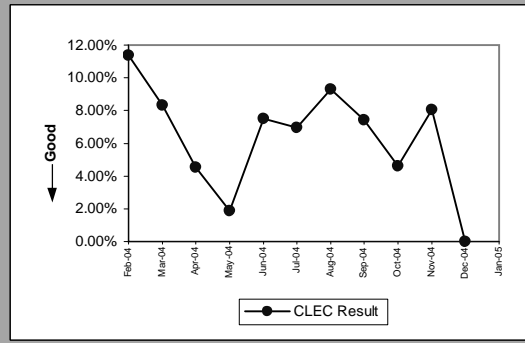


Enhanced Extended Loops - DS3 Capable (Diagnostic)					
Date	Numerator	Denominator	CLEC Result	Standard Dev	
Feb-04					
Mar-04					
Apr-04	1		1	100.00%	0.00%
May-04					
Jun-04	1		1	100.00%	0.00%
Jul-04	1		1	100.00%	0.00%
Aug-04	1		1	100.00%	0.00%
Sep-04	2		2	100.00%	0.00%
Oct-04	1		1	100.00%	0.00%
Nov-04	2		2	100.00%	0.00%
Dec-04	1		1	100.00%	0.00%
Jan-05					

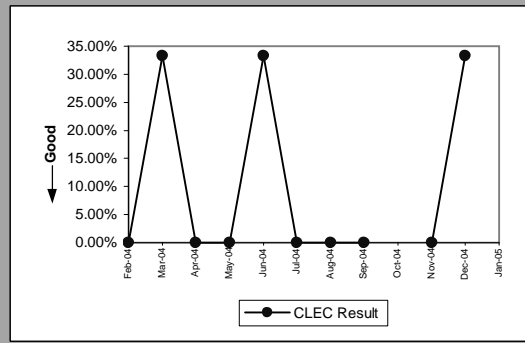


OP-5R - New Service Quality Multiple Report Rate (Percent)

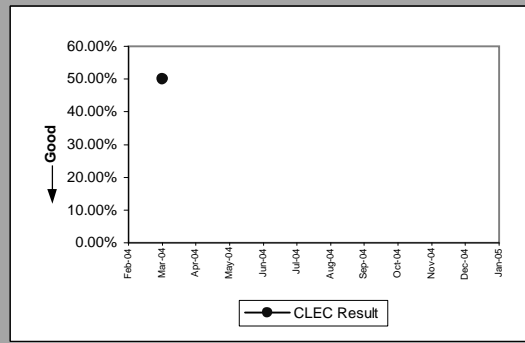
Residence (Diagnostic)					
Date	Numerator	Denominator	CLEC Result	Standard Dev	
Feb-04		5	44	11.36%	31.74%
Mar-04		4	48	8.33%	27.64%
Apr-04		2	44	4.55%	20.83%
May-04		1	53	1.89%	13.61%
Jun-04		3	40	7.50%	26.34%
Jul-04		3	43	6.98%	25.48%
Aug-04		4	43	9.30%	29.05%
Sep-04		4	54	7.41%	26.19%
Oct-04		4	87	4.60%	20.94%
Nov-04		5	62	8.06%	27.23%
Dec-04		0	61	0.00%	0.00%
Jan-05					



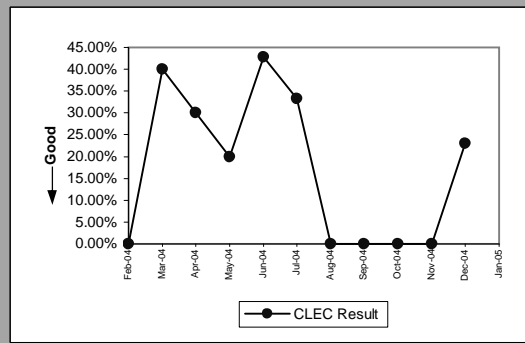
Business (Diagnostic)					
Date	Numerator	Denominator	CLEC Result	Standard Dev	
Feb-04		0	1	0.00%	0.00%
Mar-04		1	3	33.33%	47.14%
Apr-04		0	2	0.00%	0.00%
May-04		0	1	0.00%	0.00%
Jun-04		1	3	33.33%	47.14%
Jul-04		0	2	0.00%	0.00%
Aug-04		0	2	0.00%	0.00%
Sep-04		0	1	0.00%	0.00%
Oct-04					
Nov-04		0	2	0.00%	0.00%
Dec-04		2	6	33.33%	47.14%
Jan-05					



Centrex 21 (Diagnostic)					
Date	Numerator	Denominator	CLEC Result	Standard Dev	
Feb-04					
Mar-04		1	2	50.00%	50.00%
Apr-04					
May-04					
Jun-04					
Jul-04					
Aug-04					
Sep-04					
Oct-04					
Nov-04					
Dec-04					
Jan-05					

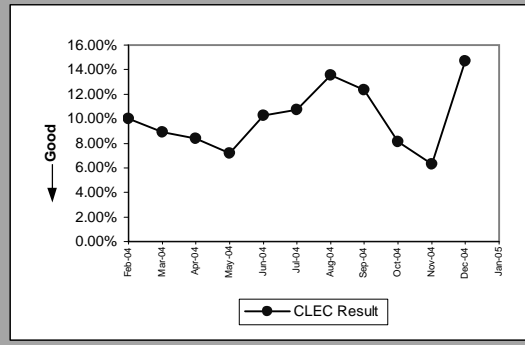


Qwest DSL (Diagnostic)					
Date	Numerator	Denominator	CLEC Result	Standard Dev	
Feb-04		0	6	0.00%	0.00%
Mar-04		2	5	40.00%	48.99%
Apr-04		3	10	30.00%	45.83%
May-04		1	5	20.00%	40.00%
Jun-04		6	14	42.86%	49.49%
Jul-04		1	3	33.33%	47.14%
Aug-04		0	3	0.00%	0.00%
Sep-04		0	2	0.00%	0.00%
Oct-04		0	5	0.00%	0.00%
Nov-04		0	6	0.00%	0.00%
Dec-04		3	13	23.08%	42.13%
Jan-05					

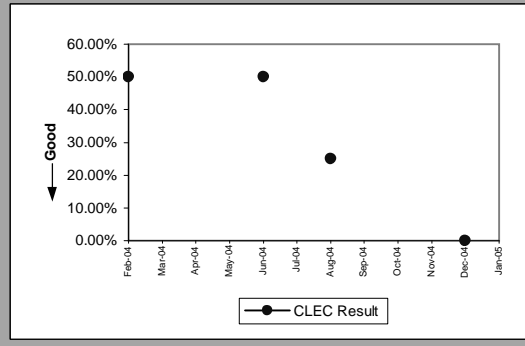


OP-5R - New Service Quality Multiple Report Rate (Percent)

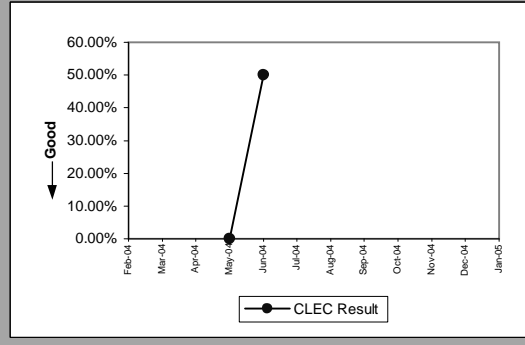
UNE - P (POTS) (Diagnostic)					
Date	Numerator	Denominator	CLEC Result	Standard Dev	
Feb-04	23	230	10.00%	30.00%	
Mar-04	31	347	8.93%	28.52%	
Apr-04	34	406	8.37%	27.70%	
May-04	28	388	7.22%	25.88%	
Jun-04	39	379	10.29%	30.38%	
Jul-04	30	279	10.75%	30.98%	
Aug-04	36	266	13.53%	34.21%	
Sep-04	22	178	12.36%	32.91%	
Oct-04	17	209	8.13%	27.34%	
Nov-04	13	206	6.31%	24.32%	
Dec-04	26	177	14.69%	35.40%	
Jan-05					



UNE P (Centrex) (Diagnostic)					
Date	Numerator	Denominator	CLEC Result	Standard Dev	
Feb-04	1	2	50.00%	50.00%	
Mar-04					
Apr-04					
May-04					
Jun-04	2	4	50.00%	50.00%	
Jul-04					
Aug-04	1	4	25.00%	43.30%	
Sep-04					
Oct-04					
Nov-04					
Dec-04	0	1	0.00%	0.00%	
Jan-05					

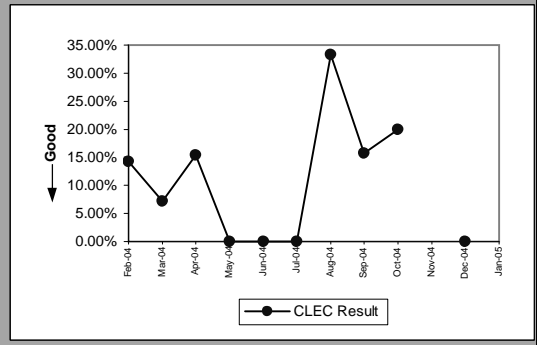


UNE P (Centrex 21) (Diagnostic)					
Date	Numerator	Denominator	CLEC Result	Standard Dev	
Feb-04					
Mar-04					
Apr-04					
May-04	0	2	0.00%	0.00%	
Jun-04	1	2	50.00%	50.00%	
Jul-04					
Aug-04					
Sep-04					
Oct-04					
Nov-04					
Dec-04					
Jan-05					

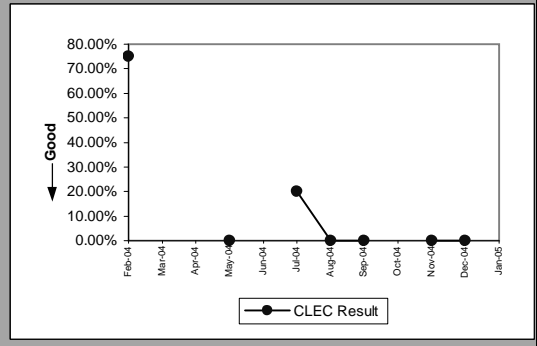


OP-5R - New Service Quality Multiple Report Rate (Percent)

Line Sharing (Diagnostic)					
Date	Numerator	Denominator	CLEC Result	Standard Dev	
Feb-04	2	14	14.29%	34.99%	
Mar-04	1	14	7.14%	25.75%	
Apr-04	2	13	15.38%	36.08%	
May-04	0	14	0.00%	0.00%	
Jun-04	0	15	0.00%	0.00%	
Jul-04	0	5	0.00%	0.00%	
Aug-04	5	15	33.33%	47.14%	
Sep-04	3	19	15.79%	36.46%	
Oct-04	1	5	20.00%	40.00%	
Nov-04					
Dec-04	0	2	0.00%	0.00%	
Jan-05					

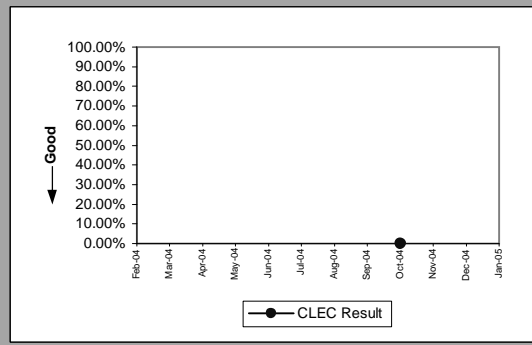


Line Splitting (Diagnostic)					
Date	Numerator	Denominator	CLEC Result	Standard Dev	
Feb-04	3	4	75.00%	43.30%	
Mar-04					
Apr-04	0	1	0.00%	0.00%	
Jun-04					
Jul-04	1	5	20.00%	40.00%	
Aug-04	0	1	0.00%	0.00%	
Sep-04	0	2	0.00%	0.00%	
Oct-04					
Nov-04	0	6	0.00%	0.00%	
Dec-04	0	3	0.00%	0.00%	
Jan-05					

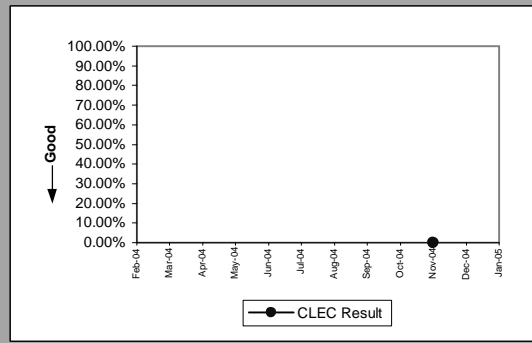


OP-5R - New Service Quality Multiple Report Rate (Percent)

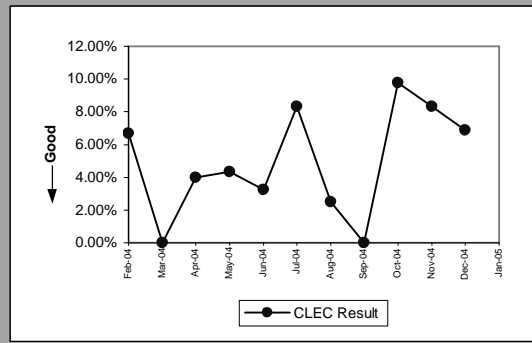
UDIT DS1 (Diagnostic)				
Date	Numerator	Denominator	CLEC Result	Standard Dev
Feb-04				
Mar-04				
Apr-04				
May-04				
Jun-04				
Jul-04				
Aug-04				
Sep-04				
Oct-04	0	1	0.00%	0.00%
Nov-04				
Dec-04				
Jan-05				



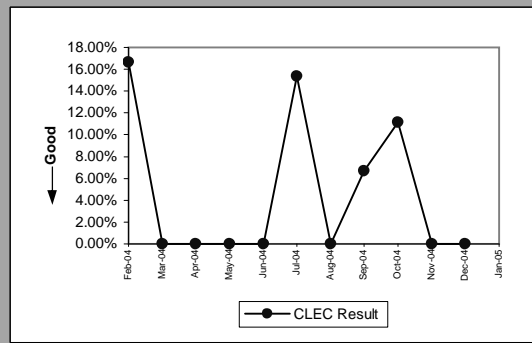
UDIT Above DS1 Level (Diagnostic)				
Date	Numerator	Denominator	CLEC Result	Standard Dev
Feb-04				
Mar-04				
Apr-04				
May-04				
Jun-04				
Jul-04				
Aug-04				
Sep-04				
Oct-04				
Nov-04	0	1	0.00%	0.00%
Dec-04				
Jan-05				



Unbundled Loop Analog (Diagnostic)					
Date	Numerator	Denominator	CLEC Result	Standard Dev	Standard Dev
Feb-04	1	15	6.67%	6.67%	24.94%
Mar-04	0	19	0.00%	0.00%	0.00%
Apr-04	1	25	4.00%	4.00%	19.60%
May-04	1	23	4.35%	4.35%	20.39%
Jun-04	1	31	3.23%	3.23%	17.67%
Jul-04	3	36	8.33%	8.33%	27.64%
Aug-04	1	40	2.50%	2.50%	15.61%
Sep-04	0	32	0.00%	0.00%	0.00%
Oct-04	4	41	9.76%	9.76%	29.67%
Nov-04	3	36	8.33%	8.33%	27.64%
Dec-04	2	29	6.90%	6.90%	25.34%
Jan-05					

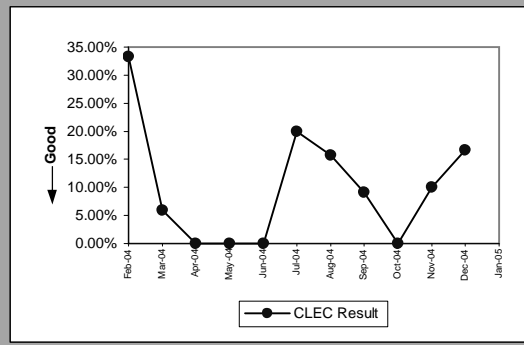


Unbundled Loop - 2 Wire Non-Loaded (Diagnostic)					
Date	Numerator	Denominator	CLEC Result	Standard Dev	Standard Dev
Feb-04	1	6	16.67%	16.67%	37.27%
Mar-04	0	8	0.00%	0.00%	0.00%
Apr-04	0	6	0.00%	0.00%	0.00%
May-04	0	6	0.00%	0.00%	0.00%
Jun-04	0	7	0.00%	0.00%	0.00%
Jul-04	2	13	15.38%	15.38%	36.08%
Aug-04	0	9	0.00%	0.00%	0.00%
Sep-04	1	15	6.67%	6.67%	24.94%
Oct-04	2	18	11.11%	11.11%	31.43%
Nov-04	0	11	0.00%	0.00%	0.00%
Dec-04	0	11	0.00%	0.00%	0.00%
Jan-05					

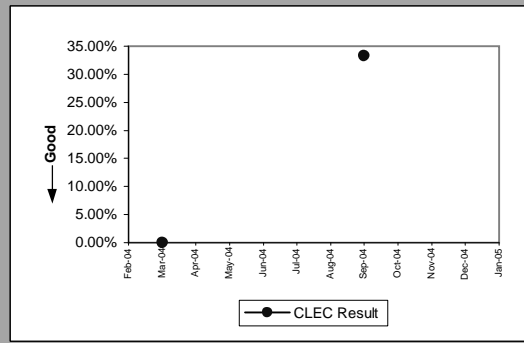


OP-5R - New Service Quality Multiple Report Rate (Percent)

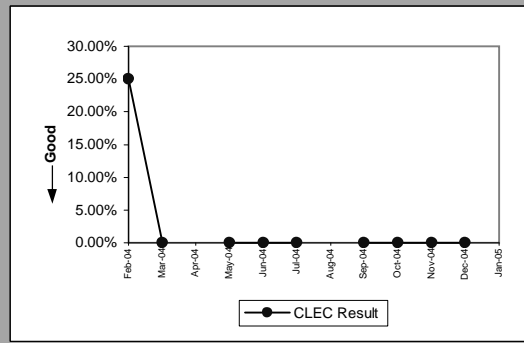
Unbundled Loop - DS1 Capable (Diagnostic)					
Date	Numerator	Denominator	CLEC Result	Standard Dev	
Feb-04	2	6	33.33%	47.14%	
Mar-04	1	17	5.88%	23.53%	
Apr-04	0	10	0.00%	0.00%	
May-04	0	11	0.00%	0.00%	
Jun-04	0	7	0.00%	0.00%	
Jul-04	1	5	20.00%	40.00%	
Aug-04	3	19	15.79%	36.46%	
Sep-04	1	11	9.09%	28.75%	
Oct-04	0	8	0.00%	0.00%	
Nov-04	1	10	10.00%	30.00%	
Dec-04	1	6	16.67%	37.27%	
Jan-05					



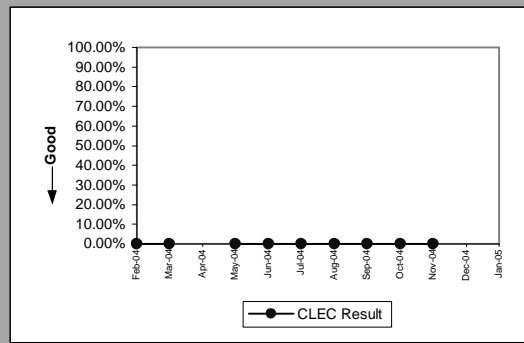
Unbundled Loop - XDSL (Diagnostic)					
Date	Numerator	Denominator	CLEC Result	Standard Dev	
Feb-04					
Mar-04	0	1	0.00%	0.00%	
Apr-04					
May-04					
Jun-04					
Jul-04					
Aug-04					
Sep-04	1	3	33.33%	47.14%	
Oct-04					
Nov-04					
Dec-04					
Jan-05					



Unbundled Loop ISDN Capable (Diagnostic)					
Date	Numerator	Denominator	CLEC Result	Standard Dev	
Feb-04	1	4	25.00%	43.30%	
Mar-04	0	2	0.00%	0.00%	
Apr-04					
May-04	0	2	0.00%	0.00%	
Jun-04	0	3	0.00%	0.00%	
Jul-04	0	5	0.00%	0.00%	
Aug-04					
Sep-04	0	3	0.00%	0.00%	
Oct-04	0	3	0.00%	0.00%	
Nov-04	0	4	0.00%	0.00%	
Dec-04	0	2	0.00%	0.00%	
Jan-05					

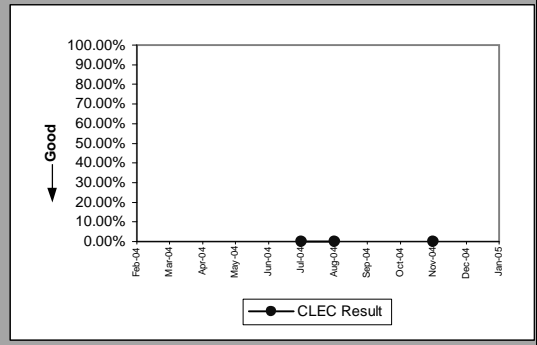


Unbundled Loop - ADSL Qualified (Diagnostic)					
Date	Numerator	Denominator	CLEC Result	Standard Dev	
Feb-04	0	1	0.00%	0.00%	
Mar-04	0	4	0.00%	0.00%	
Apr-04					
May-04	0	3	0.00%	0.00%	
Jun-04	0	1	0.00%	0.00%	
Jul-04	0	2	0.00%	0.00%	
Aug-04	0	2	0.00%	0.00%	
Sep-04	0	5	0.00%	0.00%	
Oct-04	0	3	0.00%	0.00%	
Nov-04	0	1	0.00%	0.00%	
Dec-04					
Jan-05					



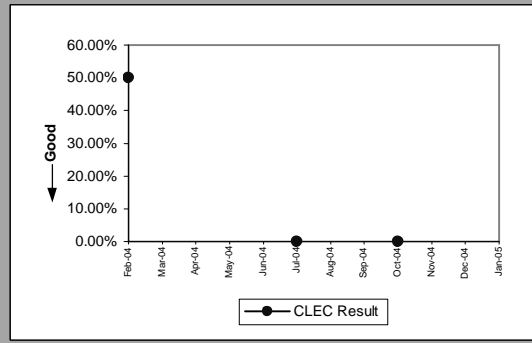
OP-5R - New Service Quality Multiple Report Rate (Percent)

LIS Trunk (Diagnostic)				
Date	Numerator	Denominator	CLEC Result	Standard Dev
Feb-04				
Mar-04				
Apr-04				
May-04				
Jun-04				
Jul-04	0	1	0.00%	0.00%
Aug-04	0	1	0.00%	0.00%
Sep-04				
Oct-04				
Nov-04	0	1	0.00%	0.00%
Dec-04				
Jan-05				

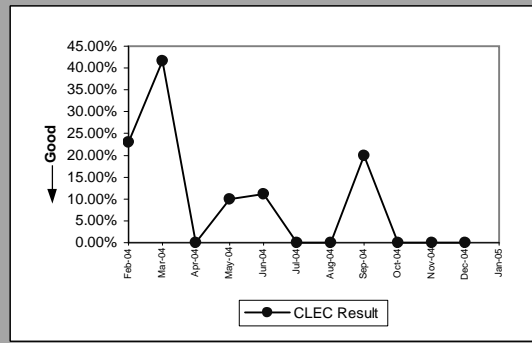


OP-5R - New Service Quality Multiple Report Rate (Percent)

Enhanced Extended Loops - DS0 Capable (Diagnostic)					
Date	Numerator	Denominator	CLEC Result	Standard Dev	
Feb-04	1	2	50.00%	50.00%	
Mar-04					
Apr-04					
May-04					
Jun-04					
Jul-04	0	2	0.00%	0.00%	
Aug-04					
Sep-04					
Oct-04	0	2	0.00%	0.00%	
Nov-04					
Dec-04					
Jan-05					

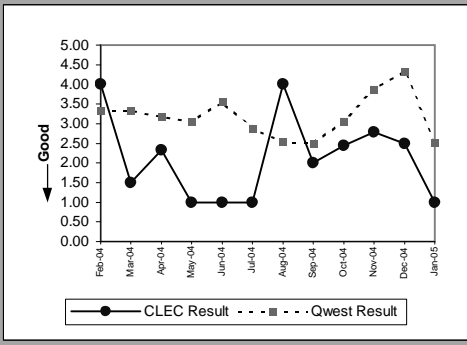


Enhanced Extended Loops - DS1 Capable (Diagnostic)					
Date	Numerator	Denominator	CLEC Result	Standard Dev	
Feb-04	3	13	23.08%	42.13%	
Mar-04	5	12	41.67%	49.30%	
Apr-04	0	3	0.00%	0.00%	
May-04	1	10	10.00%	30.00%	
Jun-04	2	18	11.11%	31.43%	
Jul-04	0	9	0.00%	0.00%	
Aug-04	0	4	0.00%	0.00%	
Sep-04	3	15	20.00%	40.00%	
Oct-04	0	13	0.00%	0.00%	
Nov-04	0	2	0.00%	0.00%	
Dec-04	0	5	0.00%	0.00%	
Jan-05					

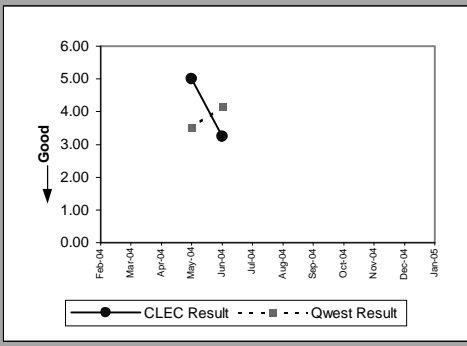


OP-6A-1 - Delayed Days for Non-Facility Reasons (Average Days) - Dispatches within MSAs

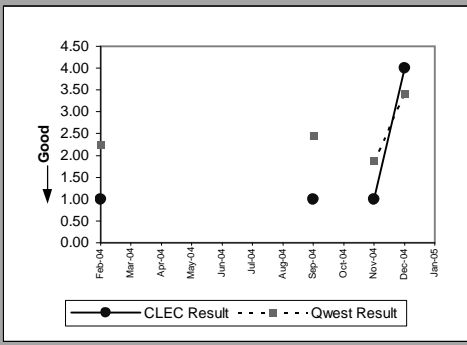
Residence (Parity)									
Date	CLEC Num	CLEC Denom	CLEC Result	CLEC Std Dev	Qwest Num	Qwest Denom	Qwest Result	Mod Z Scr	Parity Scr
Feb-04	4	1	4.00		478	144	3.32	0.71	-0.57
Mar-04	3	2	1.50	0.71	498	149	3.34	-0.65	-1.39
Apr-04	7	3	2.33	2.31	486	153	3.18	-0.37	-1.23
May-04	3	3	1.00	0.00	580	190	3.05	-0.72	-1.44
Jun-04	3	3	1.00	0.00	739	208	3.55	-0.67	-1.41
Jul-04	1	1	1.00		662	230	2.88	-0.39	-1.24
Aug-04	12	3	4.00	5.20	733	289	2.54	1.01	-0.39
Sep-04	14	7	2.00	1.41	709	284	2.50	-0.3	-1.19
Oct-04	22	9	2.44	2.51	555	181	3.07	-0.41	-1.25
Nov-04	25	9	2.78	2.28	550	142	3.87	-0.42	-1.26
Dec-04	5	2	2.50	2.12	695	160	4.34	-0.26	-1.16
Jan-05	3	3	1.00	0.00	281	112	2.51	-0.65	-1.39



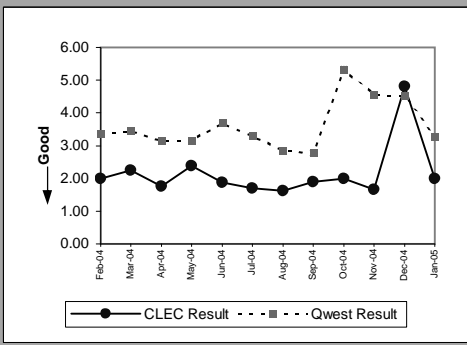
Business (Parity)									
Date	CLEC Num	CLEC Denom	CLEC Result	CLEC Std Dev	Qwest Num	Qwest Denom	Qwest Result	Mod Z Scr	Parity Scr
Feb-04									
Mar-04									
Apr-04									
May-04	5	1	5.00		182	52	3.50	0.81	-0.51
Jun-04	13	4	3.25	4.50	253	61	4.15	-0.26	-1.16
Jul-04									
Aug-04									
Sep-04									
Oct-04									
Nov-04									
Dec-04									
Jan-05									



Qwest DSL (Parity)									
Date	CLEC Num	CLEC Denom	CLEC Result	CLEC Std Dev	Qwest Num	Qwest Denom	Qwest Result	Mod Z Scr	Parity Scr
Feb-04	1	1	1.00		90	40	2.25	-0.4	-1.25
Mar-04									
Apr-04									
May-04									
Jun-04									
Jul-04									
Aug-04									
Sep-04	1	1	1.00		120	49	2.45	-0.52	-1.32
Oct-04									
Nov-04	1	1	1.00		56	30	1.87	-0.43	-1.26
Dec-04	4	1	4.00		133	39	3.41	0.85	-0.49
Jan-05									

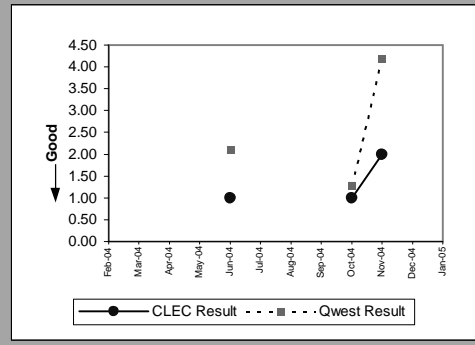


UNE - P (POTS) (Parity)									
Date	CLEC Num	CLEC Denom	CLEC Result	CLEC Std Dev	Qwest Num	Qwest Denom	Qwest Result	Mod Z Scr	Parity Scr
Feb-04	6	3	2.00	1.00	663	197	3.37	-0.47	-1.28
Mar-04	9	4	2.25	1.89	779	226	3.45	-0.57	-1.35
Apr-04	7	4	1.75	1.50	653	207	3.15	-0.71	-1.43
May-04	19	8	2.38	1.41	762	242	3.15	-0.45	-1.27
Jun-04	15	8	1.88	1.73	992	269	3.69	-0.77	-1.47
Jul-04	17	10	1.70	1.25	991	299	3.31	-0.73	-1.44
Aug-04	31	19	1.63	2.29	1059	371	2.85	-0.93	-1.56
Sep-04	36	19	1.89	1.10	996	359	2.77	-0.8	-1.48
Oct-04	14	7	2.00	1.53	1336	250	5.34	-0.66	-1.4
Nov-04	15	9	1.67	1.00	875	192	4.56	-0.9	-1.55
Dec-04	48	10	4.80	5.49	895	198	4.52	0.38	-0.77
Jan-05	4	2	2.00	1.41	506	154	3.29	-0.35	-1.21

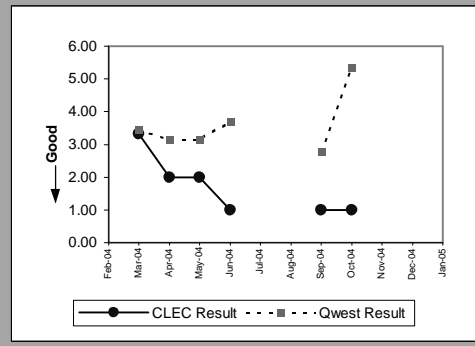


OP-6A-1 - Delayed Days for Non-Facility Reasons (Average Days) - Dispatches within MSAs

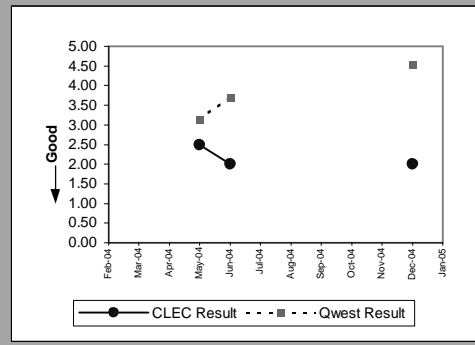
UNE P (Centrex) (Parity)									
Date	CLEC Num	CLEC Denom	CLEC Result	CLEC Std Dev	Qwest Num	Qwest Denom	Qwest Result	Mod Z Scr	Parity Scr
Feb-04									
Mar-04									
Apr-04									
May-04									
Jun-04	1	1	1.00		19	9	2.11	-0.32	-1.19
Jul-04									
Aug-04									
Sep-04									
Oct-04	1	1	1.00		22	17	1.29	-0.37	-1.23
Nov-04	2	1	2.00		67	16	4.19	-0.39	-1.24
Dec-04									
Jan-05									



Line Sharing (Parity)									
Date	CLEC Num	CLEC Denom	CLEC Result	CLEC Std Dev	Qwest Num	Qwest Denom	Qwest Result	Mod Z Scr	Parity Scr
Feb-04									
Mar-04	10	3	3.33	2.31	779	226	3.45	-0.05	-1.03
Apr-04	2	1	2.00		653	207	3.15	-0.29	-1.18
May-04	4	2	2.00	0.00	762	242	3.15	-0.34	-1.2
Jun-04	3	3	1.00	0.00	992	269	3.69	-0.7	-1.43
Jul-04									
Aug-04									
Sep-04	2	2	1.00	0.00	996	359	2.77	-0.53	-1.32
Oct-04	1	1	1.00		1336	250	5.34	-0.33	-1.2
Nov-04									
Dec-04									
Jan-05									

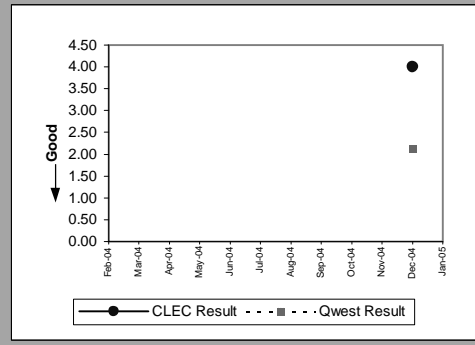


Line Splitting (Parity)									
Date	CLEC Num	CLEC Denom	CLEC Result	CLEC Std Dev	Qwest Num	Qwest Denom	Qwest Result	Mod Z Scr	Parity Scr
Feb-04									
Mar-04									
Apr-04									
May-04	5	2	2.50	0.71	762	242	3.15	-0.19	-1.12
Jun-04	2	1	2.00		992	269	3.69	-0.26	-1.16
Jul-04									
Aug-04									
Sep-04									
Oct-04									
Nov-04									
Dec-04	2	1	2.00		895	198	4.52	-0.25	-1.16
Jan-05									

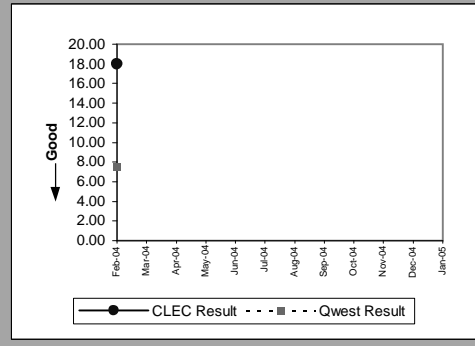


OP-6A-2 - Delayed Days for Non-Facility Reasons (Average Days) - Dispatches outside MSAs

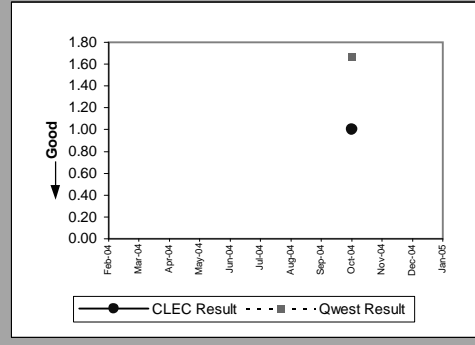
Residence (Parity)									
Date	CLEC Num	CLEC Denom	CLEC Result	CLEC Std Dev	Qwest Num	Qwest Denom	Qwest Result	Mod Z Scr	Parity Scr
Feb-04									
Mar-04									
Apr-04									
May-04									
Jun-04									
Jul-04									
Aug-04									
Sep-04									
Oct-04									
Nov-04									
Dec-04	4	1	4.00		64	30	2.13	0.73	-0.56
Jan-05									



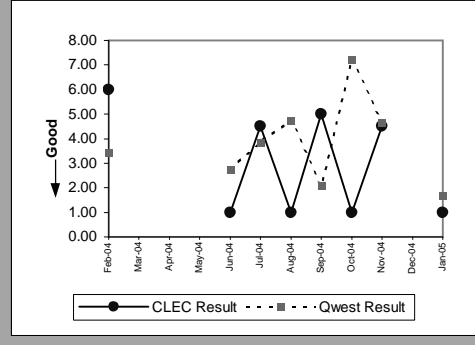
Business (Parity)									
Date	CLEC Num	CLEC Denom	CLEC Result	CLEC Std Dev	Qwest Num	Qwest Denom	Qwest Result	Mod Z Scr	Parity Scr
Feb-04	18	1	18.00		30	4	7.50	1.11	-0.33
Mar-04									
Apr-04									
May-04									
Jun-04									
Jul-04									
Aug-04									
Sep-04									
Oct-04									
Nov-04									
Dec-04									
Jan-05									



Qwest DSL (Parity)									
Date	CLEC Num	CLEC Denom	CLEC Result	CLEC Std Dev	Qwest Num	Qwest Denom	Qwest Result	Mod Z Scr	Parity Scr
Feb-04									
Mar-04									
Apr-04									
May-04									
Jun-04									
Jul-04									
Aug-04									
Sep-04									
Oct-04	1	1	1.00		5	3	1.67	-1	-1.61
Nov-04									
Dec-04									
Jan-05									

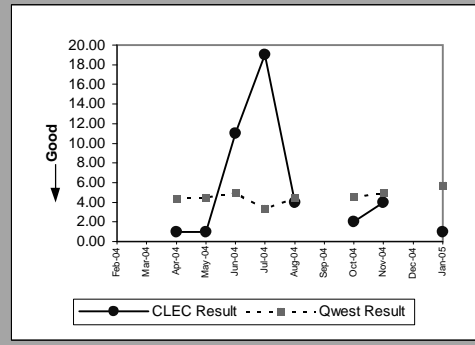


UNE - P (POTS) (Parity)									
Date	CLEC Num	CLEC Denom	CLEC Result	CLEC Std Dev	Qwest Num	Qwest Denom	Qwest Result	Mod Z Scr	Parity Scr
Feb-04	6	1	6.00		86	25	3.44	0.73	-0.55
Mar-04									
Apr-04									
May-04									
Jun-04	1	1	1.00		148	54	2.74	-0.58	-1.35
Jul-04	9	2	4.50	4.95	193	50	3.86	0.82	-0.5
Aug-04	2	2	1.00	0.00	223	47	4.74	-0.6	-1.37
Sep-04	5	1	5.00		131	63	2.08	1.21	-0.26
Oct-04	1	1	1.00		340	47	7.23	-0.5	-1.3
Nov-04	9	2	4.50	4.95	191	41	4.66	-0.02	-1.01
Dec-04									
Jan-05	1	1	1.00		32	19	1.68	-0.53	-1.32

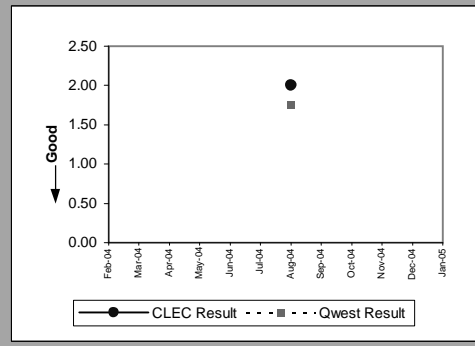


OP-6A-3 - Delayed Days for Non-Facility Reasons (Average Days) - No dispatches

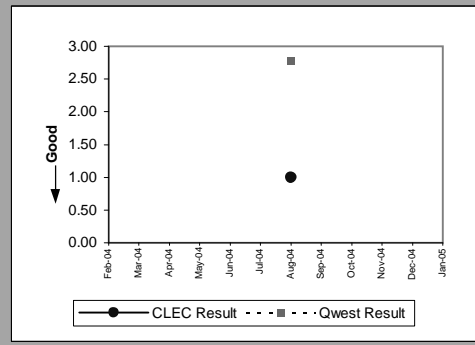
Residence (Parity)									
Date	CLEC Num	CLEC Denom	CLEC Result	CLEC Std Dev	Qwest Num	Qwest Denom	Qwest Result	Mod Z Scr	Parity Scr
Feb-04									
Mar-04									
Apr-04	1	1	1.00		632	145	4.36	-0.57	-1.35
May-04	2	2	1.00	0.00	294	65	4.52	-0.77	-1.47
Jun-04	11	1	11.00		376	76	4.95	1.29	-0.21
Jul-04	19	1	19.00		217	64	3.39	1.98	0.2
Aug-04	12	3	4.00	0.00	229	52	4.40	-0.08	-1.05
Sep-04									
Oct-04	2	1	2.00		133	29	4.59	-0.34	-1.21
Nov-04	4	1	4.00		277	56	4.95	-0.14	-1.09
Dec-04									
Jan-05	1	1	1.00		196	34	5.76	-0.5	-1.3



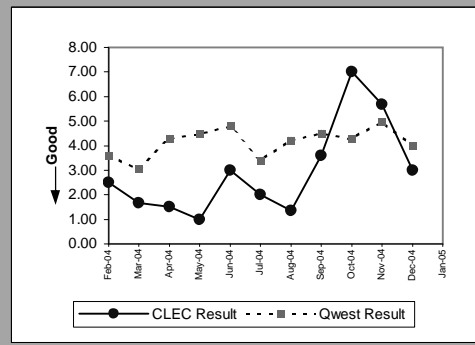
Business (Parity)									
Date	CLEC Num	CLEC Denom	CLEC Result	CLEC Std Dev	Qwest Num	Qwest Denom	Qwest Result	Mod Z Scr	Parity Scr
Feb-04									
Mar-04									
Apr-04									
May-04									
Jun-04									
Jul-04									
Aug-04	2	1	2.00		7	4	1.75	-0.29	-1.18
Sep-04									
Oct-04									
Nov-04									
Dec-04									
Jan-05									



Qwest DSL (Parity)									
Date	CLEC Num	CLEC Denom	CLEC Result	CLEC Std Dev	Qwest Num	Qwest Denom	Qwest Result	Mod Z Scr	Parity Scr
Feb-04									
Mar-04									
Apr-04									
May-04									
Jun-04									
Jul-04									
Aug-04	4	4	1.00	0.00	25	9	2.78	-1.44	-1.88
Sep-04									
Oct-04									
Nov-04									
Dec-04									
Jan-05									

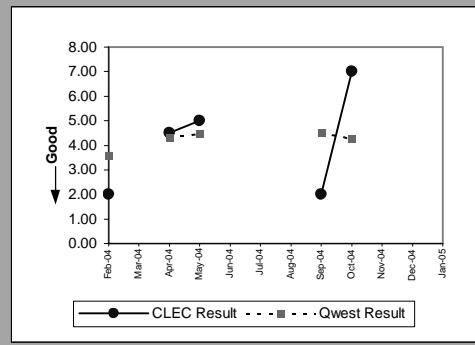


UNE - P (POTS) (Parity)									
Date	CLEC Num	CLEC Denom	CLEC Result	CLEC Std Dev	Qwest Num	Qwest Denom	Qwest Result	Mod Z Scr	Parity Scr
Feb-04	5	2	2.50	2.12	341	95	3.59	-0.32	-1.19
Mar-04	5	3	1.67	1.15	675	222	3.04	-0.56	-1.34
Apr-04	3	2	1.50	0.71	636	148	4.30	-0.68	-1.41
May-04	1	1	1.00		300	67	4.48	-0.55	-1.33
Jun-04	6	2	3.00	1.41	389	81	4.80	-0.28	-1.17
Jul-04	2	1	2.00		255	75	3.40	-0.39	-1.24
Aug-04	27	20	1.35	1.18	236	56	4.21	-1.36	-1.83
Sep-04	18	5	3.60	1.52	294	65	4.52	-0.25	-1.15
Oct-04	7	1	7.00		137	32	4.28	1.08	-0.35
Nov-04	17	3	5.67	5.51	294	59	4.98	0.55	-0.66
Dec-04	24	8	3.00	2.00	219	55	3.98	-0.53	-1.32
Jan-05									

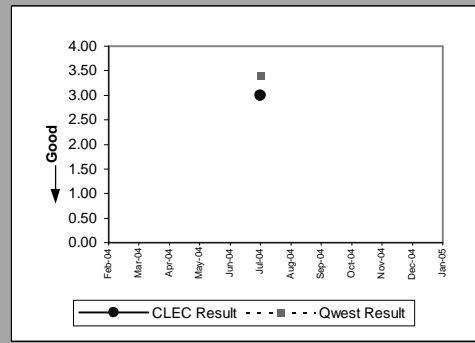


OP-6A-3 - Delayed Days for Non-Facility Reasons (Average Days) - No dispatches

Line Sharing (Parity)										
Date	CLEC Num	CLEC Denom	CLEC Result	CLEC Std Dev	Qwest Num	Qwest Denom	Qwest Result	Mod Z Scr	Parity Scr	
Feb-04	2	1	2.00		341	95	3.59	-0.33	-1.2	
Mar-04										
Apr-04	9	2	4.50	2.12	636	148	4.30	0.57	-0.65	
May-04	5	1	5.00		300	67	4.48	0.74	-0.55	
Jun-04										
Jul-04										
Aug-04										
Sep-04	2	1	2.00		294	65	4.52	-0.31	-1.19	
Oct-04	14	2	7.00	7.07	137	32	4.28	0.82	-0.5	
Nov-04										
Dec-04										
Jan-05										

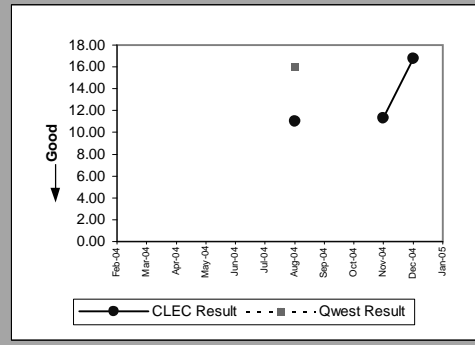


Line Splitting (Parity)										
Date	CLEC Num	CLEC Denom	CLEC Result	CLEC Std Dev	Qwest Num	Qwest Denom	Qwest Result	Mod Z Scr	Parity Scr	
Feb-04										
Mar-04										
Apr-04										
May-04										
Jun-04										
Jul-04	3	1	3.00		255	75	3.40	-0.11	-1.07	
Aug-04										
Sep-04										
Oct-04										
Nov-04										
Dec-04										
Jan-05										



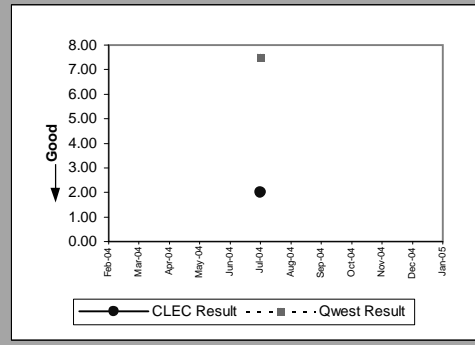
OP-6A-4 - Delayed Days for Non-Facility Reasons (Average Days) - Interval Zone One

LIS Trunk (Parity)									
Date	CLEC Num	CLEC Denom	CLEC Result	CLEC Std Dev	Qwest Num	Qwest Denom	Qwest Result	Mod Z Scr	Parity Scr
Feb-04									
Mar-04									
Apr-04									
May-04									
Jun-04									
Jul-04									
Aug-04	11	1	11.00		16	1	16.00		N/A
Sep-04									
Oct-04									
Nov-04	79	7	11.29	6.34					N/A
Dec-04	67	4	16.75	1.26					N/A
Jan-05									

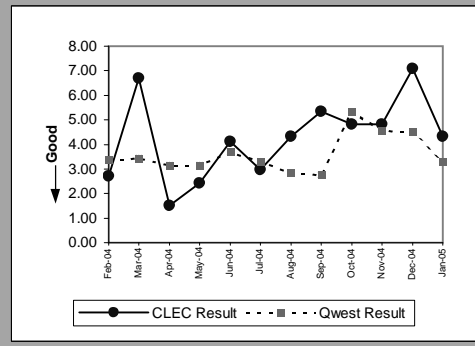


OP-6A-4 - Delayed Days for Non-Facility Reasons (Average Days) - Interval Zone One

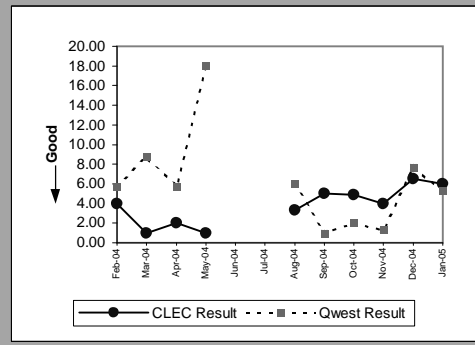
UDIT Above DS1 Level (Parity)									
Date	CLEC Num	CLEC Denom	CLEC Result	CLEC Std Dev	Qwest Num	Qwest Denom	Qwest Result	Mod Z Scr	Parity Scr
Feb-04									
Mar-04									
Apr-04									
May-04									
Jun-04									
Jul-04	2	1	2.00		30	4	7.50	-0.68	-1.41
Aug-04									
Sep-04									
Oct-04									
Nov-04									
Dec-04									
Jan-05									



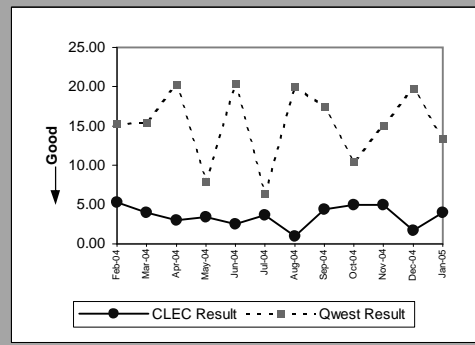
Unbundled Loop Analog (Parity)									
Date	CLEC Num	CLEC Denom	CLEC Result	CLEC Std Dev	Qwest Num	Qwest Denom	Qwest Result	Mod Z Scr	Parity Scr
Feb-04	62	23	2.70	1.64	663	197	3.37	-0.6	-1.37
Mar-04	134	20	6.70	3.53	779	226	3.45	2.65	0.61
Apr-04	3	2	1.50	0.71	653	207	3.15	-0.6	-1.36
May-04	29	12	2.42	1.98	762	242	3.15	-0.51	-1.31
Jun-04	62	15	4.13	7.40	992	269	3.69	0.48	-0.71
Jul-04	80	27	2.96	3.94	991	299	3.31	-0.25	-1.15
Aug-04	104	24	4.33	3.17	1059	371	2.85	1.21	-0.27
Sep-04	304	57	5.33	4.83	996	359	2.77	3.09	0.88
Oct-04	169	35	4.83	4.05	1336	250	5.34	-0.22	-1.13
Nov-04	188	39	4.82	2.51	875	192	4.56	0.27	-0.84
Dec-04	277	39	7.10	10.83	895	198	4.52	1.28	-0.22
Jan-05	91	21	4.33	1.06	506	154	3.29	0.81	-0.51



Unbundled Loop - 2 Wire Non-Loaded (Parity)									
Date	CLEC Num	CLEC Denom	CLEC Result	CLEC Std Dev	Qwest Num	Qwest Denom	Qwest Result	Mod Z Scr	Parity Scr
Feb-04	4	1	4.00		17	3	5.67	-0.29	-1.17
Mar-04	2	2	1.00	0.00	35	4	8.75	-0.85	-1.52
Apr-04	6	3	2.00	1.73	46	8	5.75	-1	-1.61
May-04	1	1	1.00		18	1	18.00		N/A
Jun-04									
Jul-04									
Aug-04	23	7	3.29	1.80	24	4	6.00	-0.73	-1.44
Sep-04	65	13	5.00	4.32	1	1	1.00		N/A
Oct-04	39	8	4.88	2.70	4	2	2.00	1.69	0.03
Nov-04	20	5	4.00	3.08	4	3	1.33	1.06	-0.35
Dec-04	26	4	6.50	2.89	54	7	7.71	-0.31	-1.19
Jan-05	24	4	6.00	4.55	21	4	5.25	-0.22	-1.13

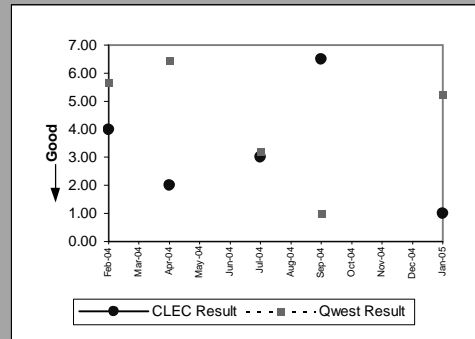


Unbundled Loop - DS1 Capable (Parity)									
Date	CLEC Num	CLEC Denom	CLEC Result	CLEC Std Dev	Qwest Num	Qwest Denom	Qwest Result	Mod Z Scr	Parity Scr
Feb-04	16	3	5.33	4.51	261	17	15.35	-1.12	-1.68
Mar-04	4	1	4.00		108	7	15.43	-0.91	-1.55
Apr-04	9	3	3.00	2.00	344	17	20.24	-1.99	-2.21
May-04	17	5	3.40	2.88	16	2	8.00	-0.97	-1.59
Jun-04	10	4	2.50	2.38	265	13	20.38	-1.37	-1.84
Jul-04	22	6	3.67	3.88	45	7	6.43	-1.15	-1.7
Aug-04	9	9	1.00	0.00	100	5	20.00	-2.23	-2.36
Sep-04	53	12	4.42	3.15	366	21	17.43	-1.42	-1.86
Oct-04	40	8	5.00	6.82	104	10	10.40	-1.65	-2
Nov-04	10	2	5.00	1.41	45	3	15.00	-1.8	-2.09
Dec-04	5	3	1.67	0.58	257	13	19.77	-1.19	-1.72
Jan-05	4	1	4.00		80	6	13.33	-0.95	-1.58

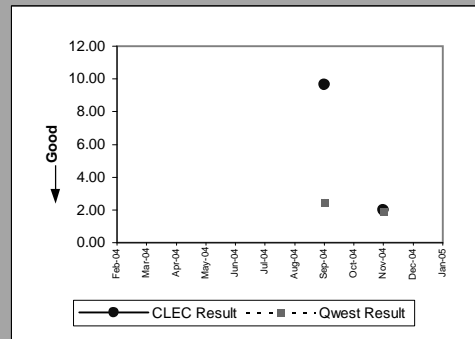


OP-6A-4 - Delayed Days for Non-Facility Reasons (Average Days) - Interval Zone One

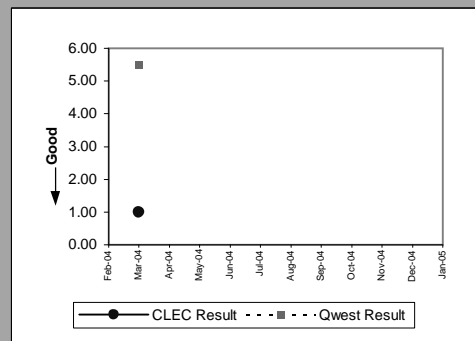
Unbundled Loop ISDN Capable (Parity)									
Date	CLEC Num	CLEC Denom	CLEC Result	CLEC Std Dev	Qwest Num	Qwest Denom	Qwest Result	Mod Z Scr	Parity Scr
Feb-04	4	1	4.00		17	3	5.67	-0.29	-1.17
Mar-04									
Apr-04	2	1	2.00		45	7	6.43	-0.74	-1.45
May-04									
Jun-04									
Jul-04	3	1	3.00		16	5	3.20	-0.11	-1.07
Aug-04									
Sep-04	13	2	6.50	2.12	1	1	1.00		N/A
Oct-04									
Nov-04									
Dec-04									
Jan-05	1	1	1.00		21	4	5.25	-0.45	-1.27



Unbundled Loop - ADSL Qualified (Parity)									
Date	CLEC Num	CLEC Denom	CLEC Result	CLEC Std Dev	Qwest Num	Qwest Denom	Qwest Result	Mod Z Scr	Parity Scr
Feb-04									
Mar-04									
Apr-04									
May-04									
Jun-04									
Jul-04									
Aug-04									
Sep-04	29	3	9.67	8.02	120	49	2.45	2.88	0.75
Oct-04									
Nov-04	2	1	2.00		56	30	1.87	0.34	-0.79
Dec-04									
Jan-05									

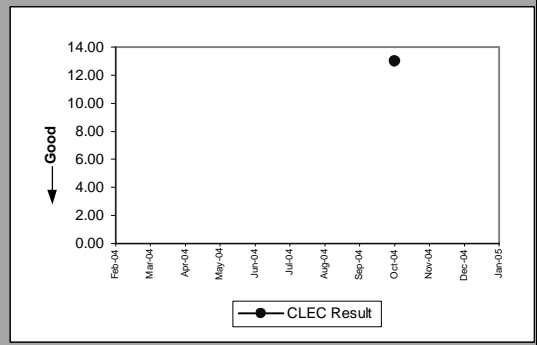


Unbundled Loop - DS3 Capable (Parity)									
Date	CLEC Num	CLEC Denom	CLEC Result	CLEC Std Dev	Qwest Num	Qwest Denom	Qwest Result	Mod Z Scr	Parity Scr
Feb-04									
Mar-04	2	2	1.00	0.00	33	6	5.50	-1.96	-2.19
Apr-04									
May-04									
Jun-04									
Jul-04									
Aug-04									
Sep-04									
Oct-04									
Nov-04									
Dec-04									
Jan-05									



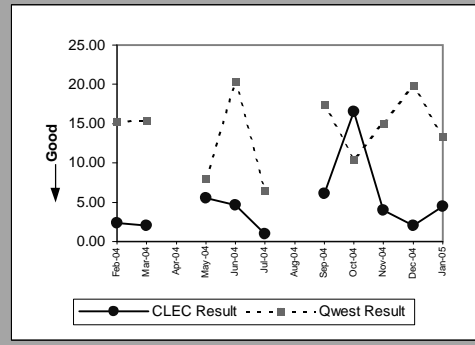
OP-6A-4 - Delayed Days for Non-Facility Reasons (Average Days) - Interval Zone One

Enhanced Extended Loops - DS3 Capable (Diagnostic)				
Date	Num	Denom	CLEC Result	Standard Dev
Feb-04				
Mar-04				
Apr-04				
May-04				
Jun-04				
Jul-04				
Aug-04				
Sep-04				
Oct-04	13	1	13.00	
Nov-04				
Dec-04				
Jan-05				



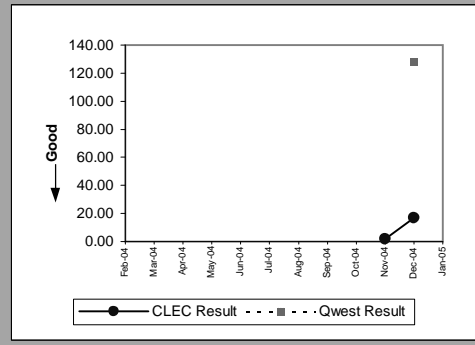
OP-6A-4 - Delayed Days for Non-Facility Reasons (Average Days) - Interval Zone One

Enhanced Extended Loops - DS1 Capable (Parity)									
Date	CLEC Num	CLEC Denom	CLEC Result	CLEC Std Dev	Qwest Num	Qwest Denom	Qwest Result	Mod Z Scr	Parity Scr
Feb-04	7	3	2.33	1.15	261	17	15.35	-1.45	-1.88
Mar-04	2	1	2.00		108	7	15.43	-1.06	-1.65
Apr-04									
May-04	11	2	5.50	6.36	16	2	8.00	-0.44	-1.27
Jun-04	28	6	4.67	2.88	265	13	20.38	-1.4	-1.85
Jul-04	1	1	1.00		45	7	6.43	-1.18	-1.72
Aug-04									
Sep-04	49	8	6.12	7.18	366	21	17.43	-1.07	-1.65
Oct-04	33	2	16.50	0.71	104	10	10.40	0.98	-0.4
Nov-04	4	1	4.00		45	3	15.00	-1.57	-1.95
Dec-04	2	1	2.00		257	13	19.77	-0.72	-1.44
Jan-05	9	2	4.50	0.71	80	6	13.33	-1.19	-1.72



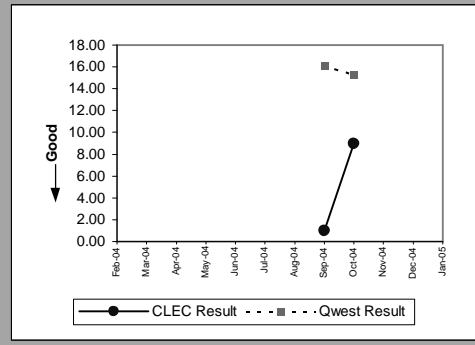
OP-6A-5 - Delayed Days for Non-Facility Reasons (Average Days) - Interval Zone Two

LIS Trunk (Parity)									
Date	CLEC Num	CLEC Denom	CLEC Result	CLEC Std Dev	Qwest Num	Qwest Denom	Qwest Result	Mod Z Scr	Parity Scr
Feb-04									
Mar-04									
Apr-04									
May-04									
Jun-04									
Jul-04									
Aug-04									
Sep-04									
Oct-04									
Nov-04	2	1	2.00						N/A
Dec-04	51	3	17.00	0.00	768	6	128.00	-3.46	-3.11
Jan-05									

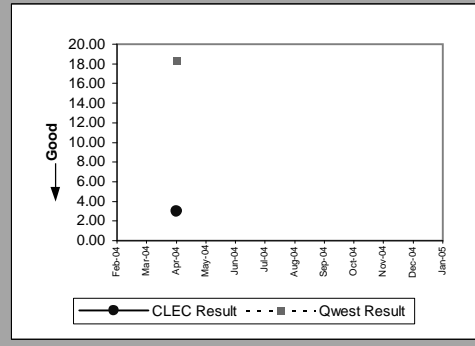


OP-6A-5 - Delayed Days for Non-Facility Reasons (Average Days) - Interval Zone Two

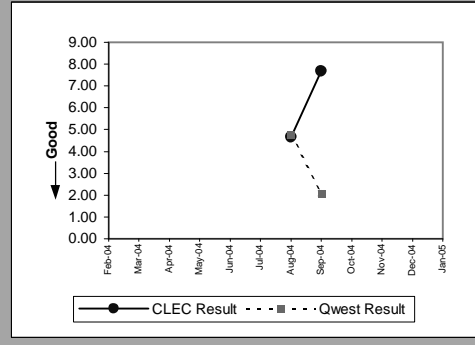
UDIT DS1 (Parity)									
Date	CLEC Num	CLEC Denom	CLEC Result	CLEC Std Dev	Qwest Num	Qwest Denom	Qwest Result	Mod Z Scr	Parity Scr
Feb-04									
Mar-04									
Apr-04									
May-04									
Jun-04									
Jul-04									
Aug-04									
Sep-04	1	1	1.00		646	40	16.15	-0.7	-1.43
Oct-04	9	1	9.00		444	29	15.31	-0.4	-1.24
Nov-04									
Dec-04									
Jan-05									



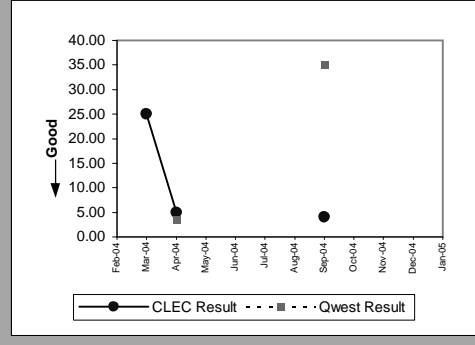
UDIT Above DS1 Level (Parity)									
Date	CLEC Num	CLEC Denom	CLEC Result	CLEC Std Dev	Qwest Num	Qwest Denom	Qwest Result	Mod Z Scr	Parity Scr
Feb-04									
Mar-04									
Apr-04	3	1	3.00		110	6	18.33	-1.34	-1.81
May-04									
Jun-04									
Jul-04									
Aug-04									
Sep-04									
Oct-04									
Nov-04									
Dec-04									
Jan-05									



Unbundled Loop Analog (Parity)									
Date	CLEC Num	CLEC Denom	CLEC Result	CLEC Std Dev	Qwest Num	Qwest Denom	Qwest Result	Mod Z Scr	Parity Scr
Feb-04									
Mar-04									
Apr-04									
May-04									
Jun-04									
Jul-04									
Aug-04	14	3	4.67	2.89	223	47	4.74	-0.02	-1.01
Sep-04	23	3	7.67	5.77	131	63	2.08	2.17	0.32
Oct-04									
Nov-04									
Dec-04									
Jan-05									

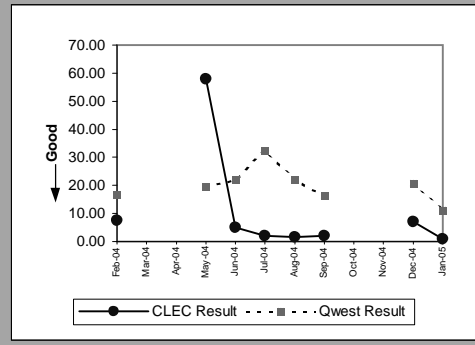


Unbundled Loop - 2 Wire Non-Loaded (Parity)									
Date	CLEC Num	CLEC Denom	CLEC Result	CLEC Std Dev	Qwest Num	Qwest Denom	Qwest Result	Mod Z Scr	Parity Scr
Feb-04									
Mar-04	25	1	25.00						N/A
Apr-04	5	1	5.00		7	2	3.50	-3.72	-3.26
May-04									
Jun-04									
Jul-04									
Aug-04									
Sep-04	4	1	4.00		35	1	35.00		N/A
Oct-04									
Nov-04									
Dec-04									
Jan-05									

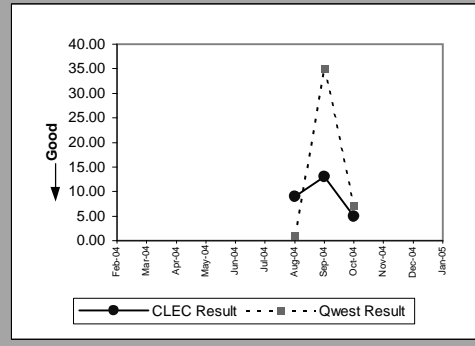


OP-6A-5 - Delayed Days for Non-Facility Reasons (Average Days) - Interval Zone Two

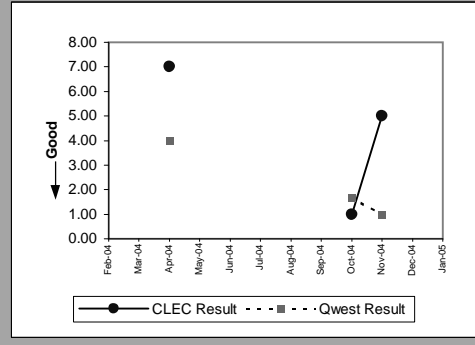
Unbundled Loop - DS1 Capable (Parity)									
Date	CLEC Num	CLEC Denom	CLEC Result	CLEC Std Dev	Qwest Num	Qwest Denom	Qwest Result	Mod Z Scr	Parity Scr
Feb-04	15	2	7.50	9.19	466	28	16.64	-0.79	-1.48
Mar-04									
Apr-04									
May-04	58	1	58.00		295	15	19.67	1.13	-0.32
Jun-04	5	1	5.00		220	10	22.00	-0.53	-1.32
Jul-04	2	1	2.00		552	17	32.47	-0.82	-1.5
Aug-04	3	2	1.50	0.71	154	7	22.00	-1.1	-1.67
Sep-04	2	1	2.00		646	40	16.15	-0.65	-1.4
Oct-04									
Nov-04									
Dec-04	7	1	7.00		292	14	20.86	-0.61	-1.37
Jan-05	1	1	1.00		45	4	11.25	-1.38	-1.84



Unbundled Loop ISDN Capable (Parity)									
Date	CLEC Num	CLEC Denom	CLEC Result	CLEC Std Dev	Qwest Num	Qwest Denom	Qwest Result	Mod Z Scr	Parity Scr
Feb-04									
Mar-04									
Apr-04									
May-04									
Jun-04									
Jul-04									
Aug-04	9	1	9.00		1	1	1.00		N/A
Sep-04	13	1	13.00		35	1	35.00		N/A
Oct-04	5	1	5.00		7	1	7.00		N/A
Nov-04									
Dec-04									
Jan-05									

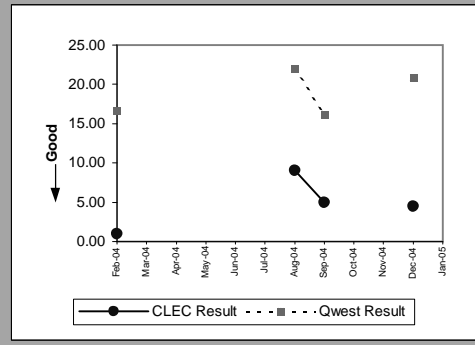


Unbundled Loop - ADSL Qualified (Parity)									
Date	CLEC Num	CLEC Denom	CLEC Result	CLEC Std Dev	Qwest Num	Qwest Denom	Qwest Result	Mod Z Scr	Parity Scr
Feb-04									
Mar-04									
Apr-04	7	1	7.00		8	2	4.00	-3.72	-3.26
May-04									
Jun-04									
Jul-04									
Aug-04									
Sep-04									
Oct-04	1	1	1.00		5	3	1.67	-1	-1.61
Nov-04	5	1	5.00		1	1	1.00		N/A
Dec-04									
Jan-05									



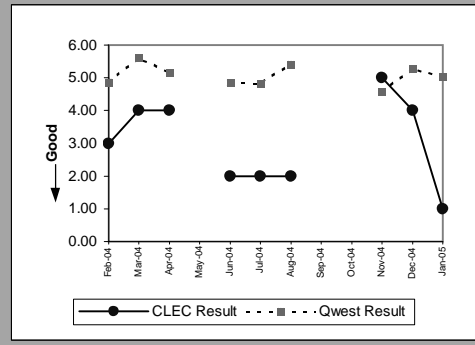
OP-6A-5 - Delayed Days for Non-Facility Reasons (Average Days) - Interval Zone Two

Enhanced Extended Loops - DS1 Capable (Parity)										
Date	CLEC Num	CLEC Denom	CLEC Result	CLEC Std Dev	Qwest Num	Qwest Denom	Qwest Result	Mod Z Scr	Parity Scr	
Feb-04	2	2	1.00	0.00	466	28	16.64	-1.35	-1.82	
Mar-04										
Apr-04										
May-04										
Jun-04										
Jul-04										
Aug-04	9	1	9.00		154	7	22.00	-0.52	-1.32	
Sep-04	10	2	5.00	2.83	646	40	16.15	-0.72	-1.44	
Oct-04										
Nov-04										
Dec-04	9	2	4.50	4.95	292	14	20.86	-0.99	-1.6	
Jan-05										

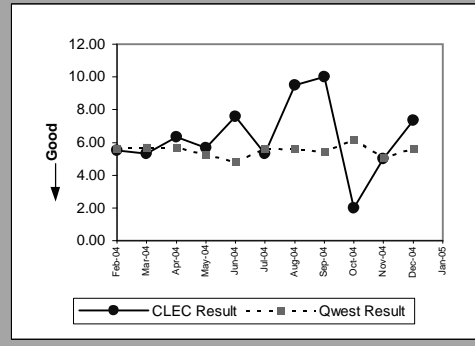


OP-6B-1 - Delayed Days for Facility Reasons (Average Days) - Dispatches within MSAs

Residence (Parity)									
Date	CLEC Num	CLEC Denom	CLEC Result	CLEC Std Dev	Qwest Num	Qwest Denom	Qwest Result	Mod Z Scr	Parity Scr
Feb-04	6	2	3.00	2.83	442	91	4.86	-0.41	-1.25
Mar-04	8	2	4.00	1.41	454	81	5.60	-0.17	-1.1
Apr-04	4	1	4.00		480	93	5.16	-0.15	-1.09
May-04									
Jun-04	2	1	2.00		543	112	4.85	-0.45	-1.27
Jul-04	4	2	2.00	0.00	627	130	4.82	-0.71	-1.43
Aug-04	2	1	2.00		742	137	5.42	-0.59	-1.36
Sep-04									
Oct-04									
Nov-04	15	3	5.00	2.65	557	122	4.57	0.36	-0.78
Dec-04	16	4	4.00	4.08	601	114	5.27	-0.22	-1.13
Jan-05	1	1	1.00		490	97	5.05	-0.63	-1.39

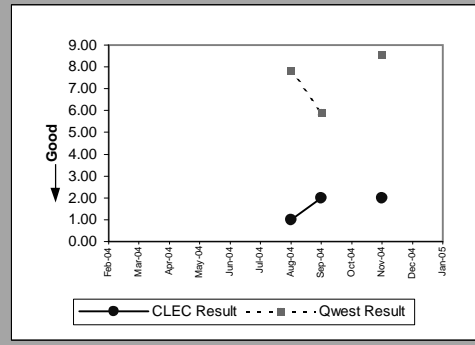


UNE - P (POTS) (Parity)									
Date	CLEC Num	CLEC Denom	CLEC Result	CLEC Std Dev	Qwest Num	Qwest Denom	Qwest Result	Mod Z Scr	Parity Scr
Feb-04	11	2	5.50	0.71	660	117	5.64	-0.03	-1.02
Mar-04	16	3	5.33	1.53	688	121	5.69	-0.05	-1.03
Apr-04	19	3	6.33	6.81	788	138	5.71	0.58	-0.65
May-04	34	6	5.67	5.47	645	122	5.29	0.29	-0.82
Jun-04	76	10	7.60	5.72	672	140	4.80	1.28	-0.22
Jul-04	48	9	5.33	3.24	914	162	5.64	-0.11	-1.07
Aug-04	76	8	9.50	9.97	923	165	5.59	1.59	-0.03
Sep-04	70	7	10.00	6.06	1000	184	5.43	1.83	0.11
Oct-04	2	1	2.00		1196	194	6.16	-0.5	-1.3
Nov-04	45	9	5.00	2.78	815	160	5.09	-0.05	-1.03
Dec-04	22	3	7.33	4.16	797	142	5.61	0.91	-0.45
Jan-05									

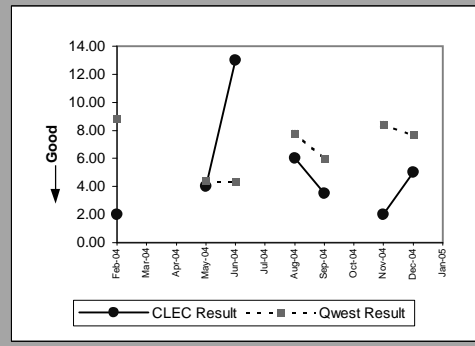


OP-6B-2 - Delayed Days for Facility Reasons (Average Days) - Dispatches outside MSAs

Residence (Parity)									
Date	CLEC Num	CLEC Denom	CLEC Result	CLEC Std Dev	Qwest Num	Qwest Denom	Qwest Result	Mod Z Scr	Parity Scr
Feb-04									
Mar-04									
Apr-04									
May-04									
Jun-04									
Jul-04									
Aug-04	1	1	1.00		344	44	7.82	-0.82	-1.5
Sep-04	2	1	2.00		313	53	5.91	-0.63	-1.38
Oct-04									
Nov-04	2	1	2.00		291	34	8.56	-0.47	-1.28
Dec-04									
Jan-05									

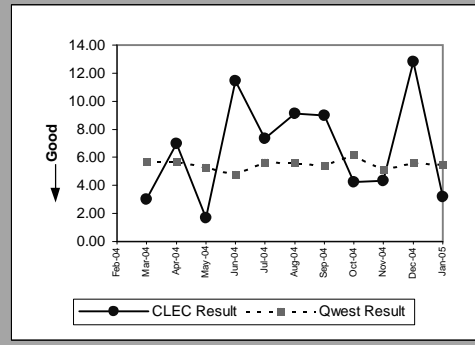


UNE - P (POTS) (Parity)									
Date	CLEC Num	CLEC Denom	CLEC Result	CLEC Std Dev	Qwest Num	Qwest Denom	Qwest Result	Mod Z Scr	Parity Scr
Feb-04	2	1	2.00		186	21	8.86	-0.52	-1.32
Mar-04									
Apr-04									
May-04	4	1	4.00		124	28	4.43	-0.14	-1.08
Jun-04	13	1	13.00		164	38	4.32	1.85	0.13
Jul-04									
Aug-04	12	2	6.00	7.07	366	47	7.79	-0.31	-1.19
Sep-04	7	2	3.50	3.54	329	55	5.98	-0.56	-1.34
Oct-04									
Nov-04	2	1	2.00		355	42	8.45	-0.49	-1.3
Dec-04	10	2	5.00	4.24	199	26	7.65	-0.24	-1.15
Jan-05									

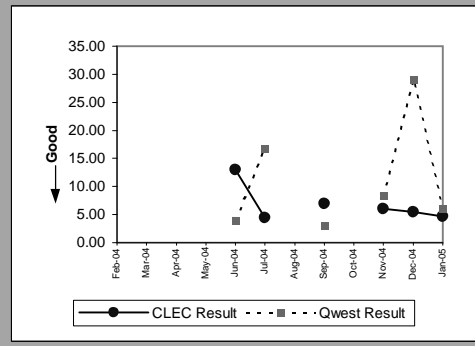


OP-6B-4 - Delayed Days for Facility Reasons (Average Days) - Interval Zone One

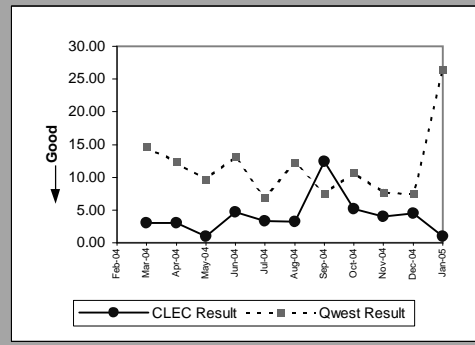
Unbundled Loop Analog (Parity)									
Date	CLEC Num	CLEC Denom	CLEC Result	CLEC Std Dev	Qwest Num	Qwest Denom	Qwest Result	Mod Z Scr	Parity Scr
Feb-04									
Mar-04	6	2	3.00	1.41	688	121	5.69	-0.33	-1.2
Apr-04	56	8	7.00	13.40	788	138	5.71	0.66	-0.6
May-04	15	9	1.67	1.66	645	122	5.29	-1.88	-2.14
Jun-04	103	9	11.44	3.09	672	140	4.80	2	0.21
Jul-04	66	9	7.33	6.10	914	162	5.64	0.85	-0.49
Aug-04	73	8	9.12	4.12	923	165	5.59	1.51	-0.08
Sep-04	9	1	9.00		1000	184	5.43	1.01	-0.39
Oct-04	17	4	4.25	2.22	1196	194	6.16	-0.45	-1.27
Nov-04	91	21	4.33	7.44	815	160	5.09	-0.61	-1.37
Dec-04	77	6	12.83	17.21	797	142	5.61	1.6	-0.03
Jan-05	16	5	3.20	0.45	654	120	5.45	-0.74	-1.45



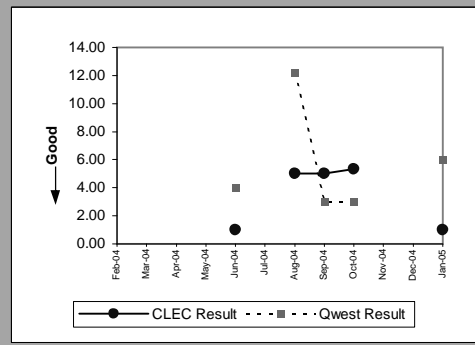
Unbundled Loop - 2 Wire Non-Loaded (Parity)									
Date	CLEC Num	CLEC Denom	CLEC Result	CLEC Std Dev	Qwest Num	Qwest Denom	Qwest Result	Mod Z Scr	Parity Scr
Feb-04									
Mar-04									
Apr-04									
May-04									
Jun-04	13	1	13.00		8	2	4.00		N/A
Jul-04	9	2	4.50	2.12	67	4	16.75	-0.85	-1.52
Aug-04									
Sep-04	21	3	7.00	4.36	6	2	3.00	0.61	-0.63
Oct-04									
Nov-04	18	3	6.00	2.65	50	6	8.33	-0.44	-1.27
Dec-04	11	2	5.50	6.36	58	2	29.00	-4.15	-3.53
Jan-05	14	3	4.67	3.51	6	1	6.00		N/A



Unbundled Loop - DS1 Capable (Parity)									
Date	CLEC Num	CLEC Denom	CLEC Result	CLEC Std Dev	Qwest Num	Qwest Denom	Qwest Result	Mod Z Scr	Parity Scr
Feb-04									
Mar-04	6	2	3.00	1.41	88	6	14.67	-1.05	-1.64
Apr-04	3	1	3.00		37	3	12.33	-0.55	-1.34
May-04	1	1	1.00		68	7	9.71	-1.52	-1.92
Jun-04	14	3	4.67	4.62	105	8	13.12	-0.96	-1.58
Jul-04	10	3	3.33	1.53	75	11	6.82	-0.86	-1.52
Aug-04	35	11	3.18	2.36	134	11	12.18	-3.28	-3
Sep-04	62	5	12.40	10.11	45	6	7.50	0.76	-0.54
Oct-04	26	5	5.20	5.67	128	12	10.67	-1.14	-1.69
Nov-04	8	2	4.00	4.24	93	12	7.75	-1.71	-2.04
Dec-04	18	4	4.50	7.00	37	5	7.40	-1.21	-1.73
Jan-05	1	1	1.00		53	2	26.50	-29.44	-18.9

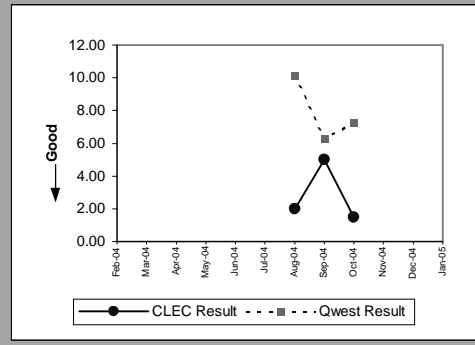


Unbundled Loop ISDN Capable (Parity)									
Date	CLEC Num	CLEC Denom	CLEC Result	CLEC Std Dev	Qwest Num	Qwest Denom	Qwest Result	Mod Z Scr	Parity Scr
Feb-04									
Mar-04									
Apr-04									
May-04									
Jun-04	1	1	1.00		8	2	4.00		N/A
Jul-04									
Aug-04	5	1	5.00		73	6	12.17	-0.77	-1.47
Sep-04	5	1	5.00		6	2	3.00	0.66	-0.6
Oct-04	16	3	5.33	5.13	3	1	3.00		N/A
Nov-04									
Dec-04									
Jan-05	1	1	1.00		6	1	6.00		N/A



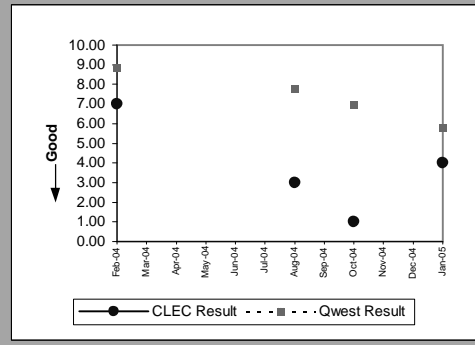
OP-6B-4 - Delayed Days for Facility Reasons (Average Days) - Interval Zone One

Unbundled Loop - ADSL Qualified (Parity)									
Date	CLEC Num	CLEC Denom	CLEC Result	CLEC Std Dev	Qwest Num	Qwest Denom	Qwest Result	Mod Z Scr	Parity Scr
Feb-04									
Mar-04									
Apr-04									
May-04									
Jun-04									
Jul-04									
Aug-04	2	1	2.00		304	30	10.13	-1	-1.61
Sep-04	5	1	5.00		195	31	6.29	-0.24	-1.14
Oct-04	3	2	1.50	0.71	152	21	7.24	-1.55	-1.94
Nov-04									
Dec-04									
Jan-05									

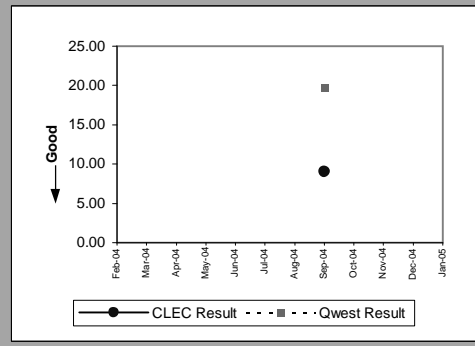


OP-6B-5 - Delayed Days for Facility Reasons (Average Days) - Interval Zone Two

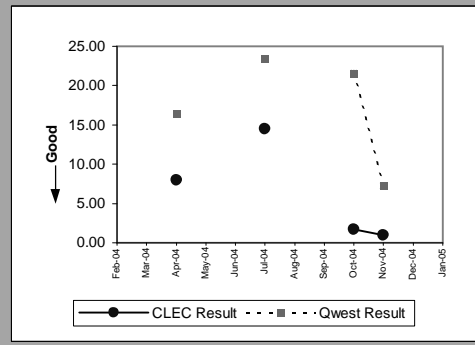
Unbundled Loop Analog (Parity)									
Date	CLEC Num	CLEC Denom	CLEC Result	CLEC Std Dev	Qwest Num	Qwest Denom	Qwest Result	Mod Z Scr	Parity Scr
Feb-04	14	2	7.00	0.00	186	21	8.86	-0.2	-1.12
Mar-04									
Apr-04									
May-04									
Jun-04									
Jul-04									
Aug-04	3	1	3.00		366	47	7.79	-0.59	-1.36
Sep-04									
Oct-04	3	3	1.00	0.00	209	30	6.97	-0.95	-1.58
Nov-04									
Dec-04									
Jan-05	4	1	4.00		186	32	5.81	-0.24	-1.14



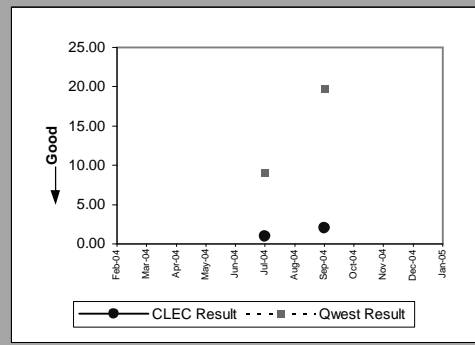
Unbundled Loop - 2 Wire Non-Loaded (Parity)									
Date	CLEC Num	CLEC Denom	CLEC Result	CLEC Std Dev	Qwest Num	Qwest Denom	Qwest Result	Mod Z Scr	Parity Scr
Feb-04									
Mar-04									
Apr-04									
May-04									
Jun-04									
Jul-04									
Aug-04									
Sep-04	18	2	9.00	7.07	118	6	19.67	-0.51	-1.31
Oct-04									
Nov-04									
Dec-04									
Jan-05									



Unbundled Loop - DS1 Capable (Parity)									
Date	CLEC Num	CLEC Denom	CLEC Result	CLEC Std Dev	Qwest Num	Qwest Denom	Qwest Result	Mod Z Scr	Parity Scr
Feb-04									
Mar-04									
Apr-04	8	1	8.00		131	8	16.38	-0.39	-1.24
May-04									
Jun-04									
Jul-04	58	4	14.50	9.11	257	11	23.36	-0.41	-1.25
Aug-04									
Sep-04									
Oct-04	7	4	1.75	1.50	367	17	21.59	-2.22	-2.35
Nov-04	1	1	1.00		65	9	7.22	-0.74	-1.45
Dec-04									
Jan-05									

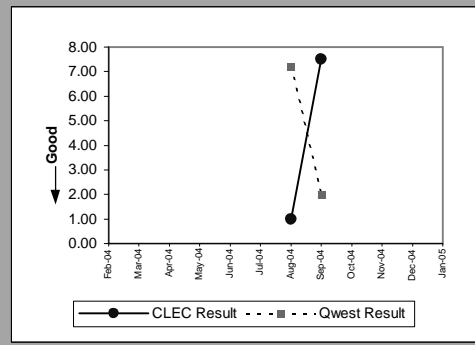


Unbundled Loop ISDN Capable (Parity)									
Date	CLEC Num	CLEC Denom	CLEC Result	CLEC Std Dev	Qwest Num	Qwest Denom	Qwest Result	Mod Z Scr	Parity Scr
Feb-04									
Mar-04									
Apr-04									
May-04									
Jun-04									
Jul-04	1	1	1.00		18	2	9.00	-1.54	-1.94
Aug-04									
Sep-04	2	1	2.00		118	6	19.67	-0.64	-1.39
Oct-04									
Nov-04									
Dec-04									
Jan-05									

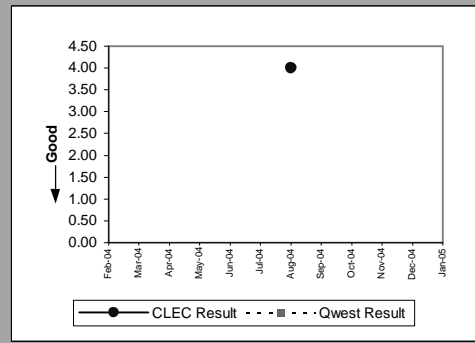


OP-6B-5 - Delayed Days for Facility Reasons (Average Days) - Interval Zone Two

Unbundled Loop - ADSL Qualified (Parity)									
Date	CLEC Num	CLEC Denom	CLEC Result	CLEC Std Dev	Qwest Num	Qwest Denom	Qwest Result	Mod Z Scr	Parity Scr
Feb-04									
Mar-04									
Apr-04									
May-04									
Jun-04									
Jul-04									
Aug-04	1	1	1.00		72	10	7.20	-1.94	-2.18
Sep-04	30	4	7.50	6.24	8	4	2.00	1.26	-0.23
Oct-04									
Nov-04									
Dec-04									
Jan-05									

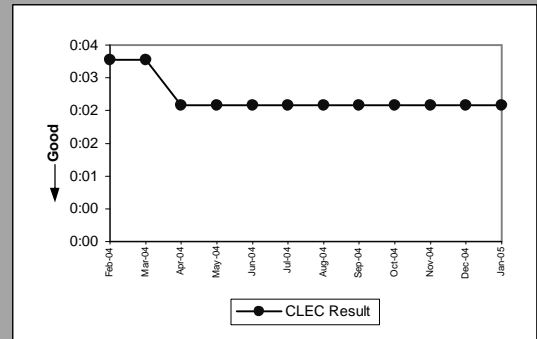


Dark Fiber - Loop (Diagnostic)									
Date	CLEC Num	CLEC Denom	CLEC Result	CLEC Std Dev	Qwest Num	Qwest Denom	Qwest Result	Mod Z Scr	Parity Scr
Feb-04									
Mar-04									
Apr-04									
May-04									
Jun-04									
Jul-04									
Aug-04	4	1	4.00						N/A
Sep-04									
Oct-04									
Nov-04									
Dec-04									
Jan-05									

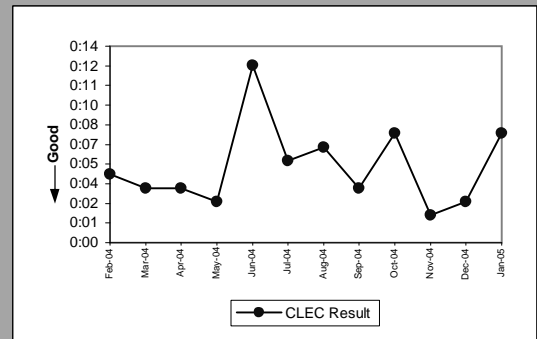


OP-7 - Coordinated "Hot Cut" Interval (Hours:Minutes)

Unbundled Loop - Analog (Diagnostic)				
Date	Numerator	Denominator	CLEC Result	
Feb-04		40:08	598	0:04
Mar-04		41:18	633	0:04
Apr-04		26:14	589	0:03
May-04		21:04	471	0:03
Jun-04		21:43	461	0:03
Jul-04		28:25	627	0:03
Aug-04		34:41	626	0:03
Sep-04		26:26	593	0:03
Oct-04		34:25	663	0:03
Nov-04		29:29	629	0:03
Dec-04		24:26	535	0:03
Jan-05		27:02	494	0:03

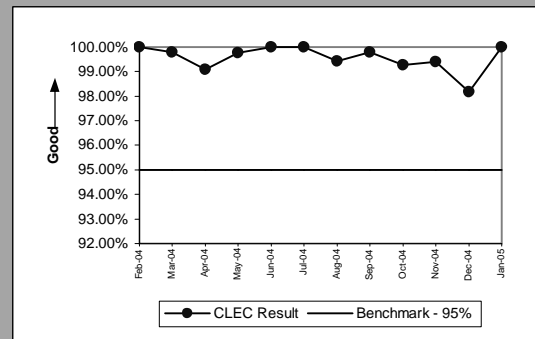


Unbundled Loop Other (Diagnostic)				
Date	Numerator	Denominator	CLEC Result	
Feb-04		0:55	11	0:05
Mar-04		0:39	9	0:04
Apr-04		0:48	13	0:04
May-04		1:10	23	0:03
Jun-04		3:40	17	0:13
Jul-04		1:45	17	0:06
Aug-04		2:23	20	0:07
Sep-04		0:51	12	0:04
Oct-04		1:18	10	0:08
Nov-04		0:11	5	0:02
Dec-04		0:25	8	0:03
Jan-05		0:57	7	0:08

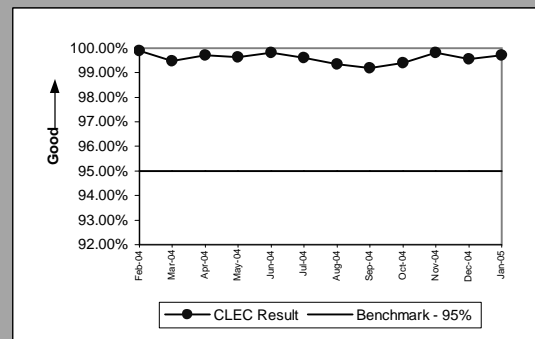


OP-8 - Number Portability Timeliness (Percent)

Number Portability Timeliness (Percent) ((OP-8) B) (Benchmark)				
Date	Numerator	Denominator	CLEC Result	
Feb-04		472	472	100.00%
Mar-04		494	495	99.80%
Apr-04		440	444	99.10%
May-04		415	416	99.76%
Jun-04		410	410	100.00%
Jul-04		483	483	100.00%
Aug-04		513	516	99.42%
Sep-04		467	468	99.79%
Oct-04		553	557	99.28%
Nov-04		493	496	99.40%
Dec-04		107	109	98.17%
Jan-05		343	343	100.00%

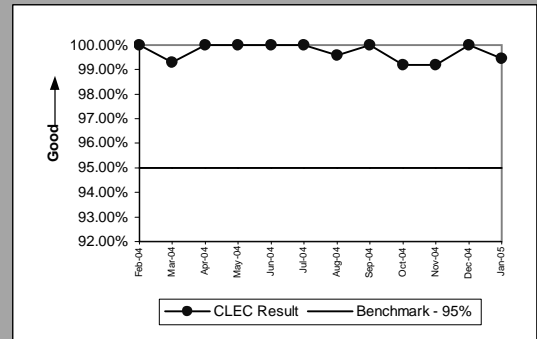


Percentage of LNP Triggers Set Prior to the Frame Due Time (Percent) ((OP-8C)) (Benchmark)				
Date	Numerator	Denominator	CLEC Result	
Feb-04		7570	7577	99.91%
Mar-04		2692	2706	99.48%
Apr-04		3746	3757	99.71%
May-04		3628	3641	99.64%
Jun-04		5185	5194	99.83%
Jul-04		4341	4358	99.61%
Aug-04		4024	4050	99.36%
Sep-04		2345	2364	99.20%
Oct-04		1657	1667	99.40%
Nov-04		2910	2915	99.83%
Dec-04		1112	1117	99.55%
Jan-05		1681	1686	99.70%

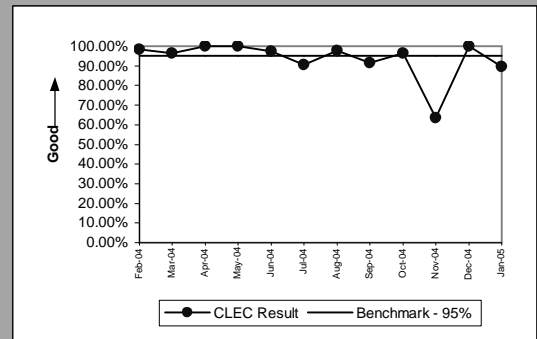


OP-13 - Coordinated Cuts on Time (Percent)

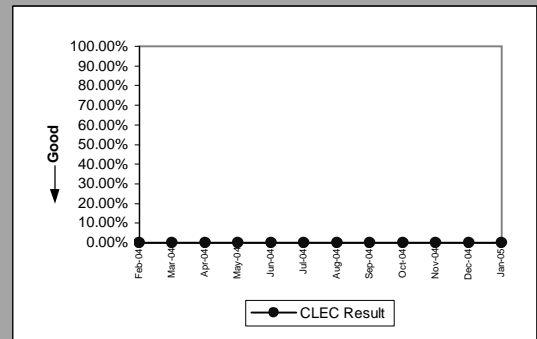
Coordinated Cuts Completed on Time (Percent) Unbundled Loop - Analog ((OP-13A)) (Benchmark)				
Date	Numerator	Denominator		CLEC Result
Feb-04		231	231	100.00%
Mar-04		280	282	99.29%
Apr-04		208	208	100.00%
May-04		184	184	100.00%
Jun-04		203	203	100.00%
Jul-04		210	210	100.00%
Aug-04		245	246	99.59%
Sep-04		254	254	100.00%
Oct-04		246	248	99.19%
Nov-04		244	246	99.19%
Dec-04		215	215	100.00%
Jan-05		186	187	99.47%



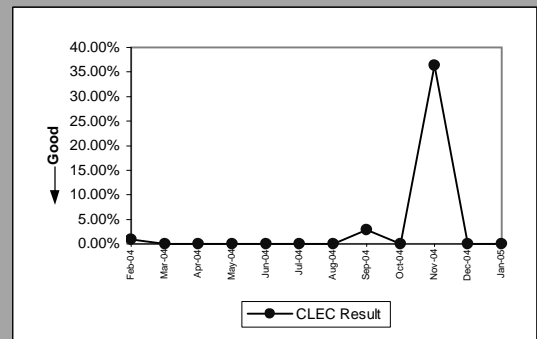
Coordinated Cuts Completed on Time (Percent) Unbundled Loop Other ((OP-13B)) (Benchmark)				
Date	Numerator	Denominator		CLEC Result
Feb-04		113	115	98.26%
Mar-04		111	115	96.52%
Apr-04		42	42	100.00%
May-04		39	39	100.00%
Jun-04		38	39	97.44%
Jul-04		39	43	90.70%
Aug-04		46	47	97.87%
Sep-04		32	35	91.43%
Oct-04		28	29	96.55%
Nov-04		21	33	63.64%
Dec-04		21	21	100.00%
Jan-05		17	19	89.47%



Coordinated Cuts Started Without CLEC Approval (Percent) Unbundled Loop - Analog ((OP-13B)) (Diagnostic)				
Date	Numerator	Denominator		CLEC Result
Feb-04	0		231	0.00%
Mar-04	0		282	0.00%
Apr-04	0		208	0.00%
May-04	0		184	0.00%
Jun-04	0		203	0.00%
Jul-04	0		210	0.00%
Aug-04	0		246	0.00%
Sep-04	0		254	0.00%
Oct-04	0		248	0.00%
Nov-04	0		246	0.00%
Dec-04	0		215	0.00%
Jan-05	0		187	0.00%

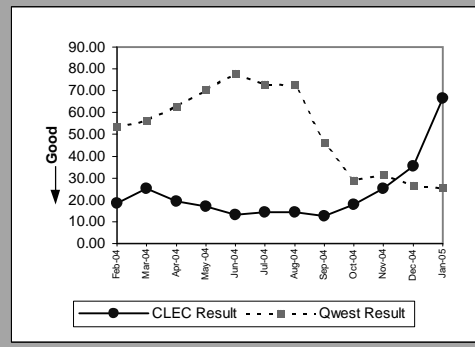


Coordinated Cuts Started Without CLEC Approval (Percent) Unbundled Loop Other ((OP-13B)) (Diagnostic)				
Date	Numerator	Denominator		CLEC Result
Feb-04	1		115	0.87%
Mar-04	0		115	0.00%
Apr-04	0		42	0.00%
May-04	0		39	0.00%
Jun-04	0		39	0.00%
Jul-04	0		43	0.00%
Aug-04	0		47	0.00%
Sep-04	1		35	2.86%
Oct-04	0		29	0.00%
Nov-04	12		33	36.36%
Dec-04	0		21	0.00%
Jan-05	0		19	0.00%

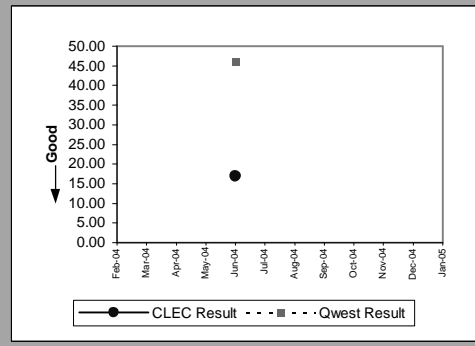


OP-15A - Interval for Pending Orders Delayed Past Due Date

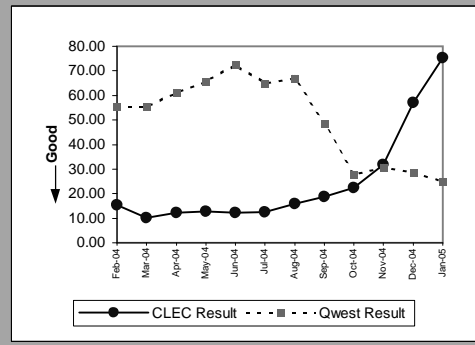
Residence (Diagnostic)									
Date	CLEC Num	CLEC Denom	CLEC Result	Standard Dev.	Qwest Num	Qwest Denom	Qwest Result	Mod Z Scr	Parity Scr
Feb-04	92	5	18.40	28.03	18135	339	53.50	-1	-1.61
Mar-04	101	4	25.25	43.90	21307	378	56.37	-0.81	-1.49
Apr-04	214	11	19.45	31.56	26882	428	62.81	-1.78	-2.08
May-04	170	10	17.00	10.60	32128	457	70.30	-1.97	-2.2
Jun-04	132	10	13.20	12.39	36246	465	77.95	-2.41	-2.46
Jul-04	116	8	14.50	8.09	39862	546	73.01	-1.87	-2.14
Aug-04	130	9	14.44	11.73	47705	657	72.61	-1.96	-2.19
Sep-04	127	10	12.70	15.61	17444	379	46.03	-1.37	-1.83
Oct-04	232	13	17.85	19.88	8511	292	29.15	-1.37	-1.83
Nov-04	152	6	25.33	34.34	8926	282	31.65	-0.48	-1.29
Dec-04	177	5	35.40	46.92	4740	178	26.63	0.59	-0.64
Jan-05	200	3	66.67	67.63	3846	150	25.64	1.81	0.1



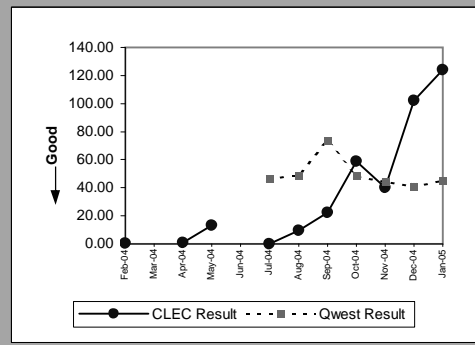
Business (Diagnostic)									
Date	CLEC Num	CLEC Denom	CLEC Result	Standard Dev.	Qwest Num	Qwest Denom	Qwest Result	Mod Z Scr	Parity Scr
Feb-04									
Mar-04									
Apr-04									
May-04									
Jun-04	17	1	17.00		4559	99	46.05	-0.53	-1.32
Jul-04									
Aug-04									
Sep-04									
Oct-04									
Nov-04									
Dec-04									
Jan-05									



UNE - P (POTS) (Diagnostic)									
Date	CLEC Num	CLEC Denom	CLEC Result	Standard Dev.	Qwest Num	Qwest Denom	Qwest Result	Mod Z Scr	Parity Scr
Feb-04	107	7	15.29	17.14	24288	440	55.20	-1.29	-1.78
Mar-04	174	17	10.24	18.31	25838	467	55.33	-2.27	-2.38
Apr-04	416	34	12.24	17.49	32197	525	61.33	-3.31	-3.01
May-04	572	45	12.71	18.41	36737	560	65.60	-4.19	-3.55
Jun-04	977	79	12.37	17.72	40805	564	72.35	-6.19	-4.77
Jul-04	759	61	12.44	11.39	44948	693	64.86	-4.75	-3.89
Aug-04	1685	106	15.90	14.80	54641	817	66.88	-5.92	-4.6
Sep-04	1835	98	18.72	18.09	23805	491	48.48	-3.67	-3.23
Oct-04	1619	72	22.49	22.67	10136	362	28.00	-1.51	-1.92
Nov-04	1395	44	31.70	32.74	10928	355	30.78	0.28	-0.83
Dec-04	1311	23	57.00	36.99	6881	240	28.67	3.72	1.26
Jan-05	226	3	75.33	39.72	4964	199	24.94	1.94	0.18

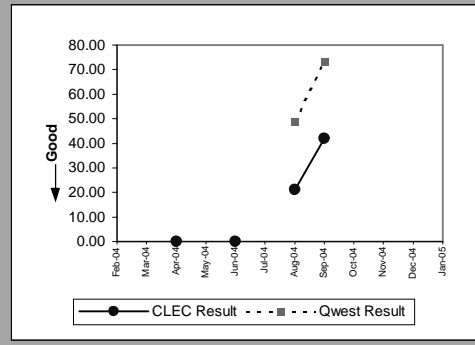


Line Sharing (Diagnostic)									
Date	CLEC Num	CLEC Denom	CLEC Result	Standard Dev.	Qwest Num	Qwest Denom	Qwest Result	Mod Z Scr	Parity Scr
Feb-04	1	2	0.50	0.71					N/A
Mar-04									
Apr-04	3	3	1.00	1.73					N/A
May-04	13	1	13.00						N/A
Jun-04									
Jul-04	0	1	0.00		3798	82	46.32	-0.75	-1.46
Aug-04	47	5	9.40	8.20	4351	89	48.89	-1.3	-1.79
Sep-04	45	2	22.50	21.92	4546	62	73.32	-0.87	-1.53
Oct-04	59	1	59.00		2472	51	48.47	0.69	-0.58
Nov-04	80	2	40.00	56.57	2203	50	44.06	-0.07	-1.04
Dec-04	102	1	102.00		1432	35	40.91	1.27	-0.23
Jan-05	124	1	124.00		1532	34	45.06	1.08	-0.34



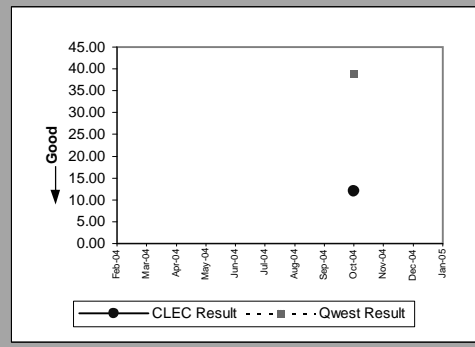
OP-15A - Interval for Pending Orders Delayed Past Due Date

Line Splitting (Diagnostic)									
Date	CLEC Num	CLEC Denom	CLEC Result	Standard Dev.	Qwest Num	Qwest Denom	Qwest Result	Mod Z Scr	Parity Scr
Feb-04									
Mar-04									
Apr-04	0	1	0.00						N/A
May-04									
Jun-04	0	1	0.00						N/A
Jul-04									
Aug-04	21	1	21.00		4351	89	48.89	-0.42	-1.25
Sep-04	42	1	42.00		4546	62	73.32	-0.38	-1.23
Oct-04									
Nov-04									
Dec-04									
Jan-05									



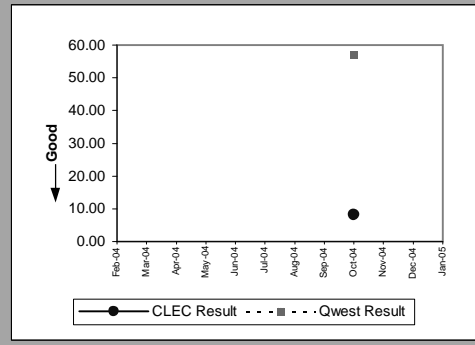
OP-15A - Interval for Pending Orders Delayed Past Due Date

DS0 (Diagnostic)									
Date	CLEC Num	CLEC Denom	CLEC Result	Standard Dev.	Qwest Num	Qwest Denom	Qwest Result	Mod Z Scr	Parity Scr
Feb-04									
Mar-04									
Apr-04									
May-04									
Jun-04									
Jul-04									
Aug-04									
Sep-04									
Oct-04	12	1	12.00		505	13	38.85	-0.62	-1.37
Nov-04									
Dec-04									
Jan-05									

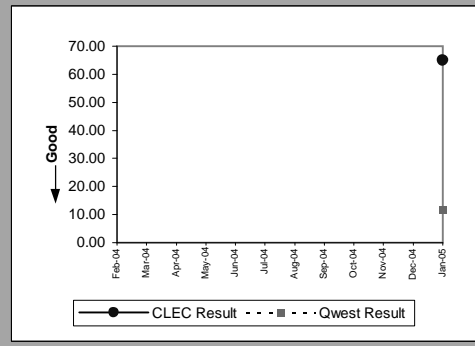


OP-15A - Interval for Pending Orders Delayed Past Due Date

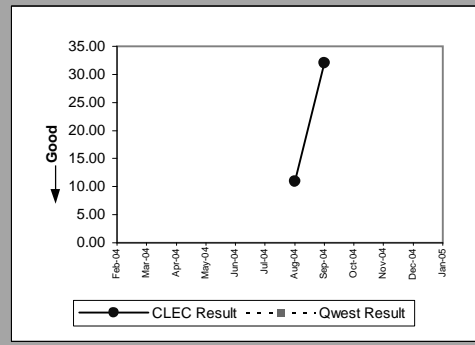
LIS Trunk (Diagnostic)									
Date	CLEC Num	CLEC Denom	CLEC Result	Standard Dev.	Qwest Num	Qwest Denom	Qwest Result	Mod Z Scr	Parity Scr
Feb-04									
Mar-04									
Apr-04									
May-04									
Jun-04									
Jul-04									
Aug-04									
Sep-04									
Oct-04	65	8	8.12	6.73	514	9	57.11	-1.9	-2.16
Nov-04									
Dec-04									
Jan-05									



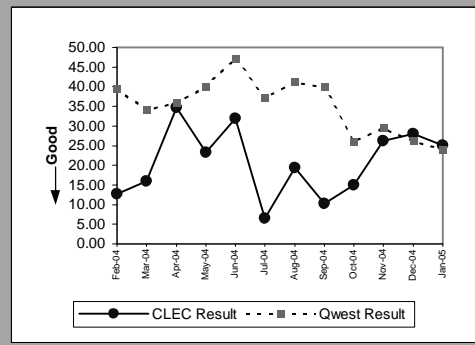
UDIT Above DS1 Level (Diagnostic)									
Date	CLEC Num	CLEC Denom	CLEC Result	Standard Dev.	Qwest Num	Qwest Denom	Qwest Result	Mod Z Scr	Parity Scr
Feb-04									
Mar-04									
Apr-04									
May-04									
Jun-04									
Jul-04									
Aug-04									
Sep-04									
Oct-04									
Nov-04									
Dec-04									
Jan-05	65	1	65.00		35	3	11.67	3.72	1.26



Dark Fiber - IOF (Diagnostic)									
Date	CLEC Num	CLEC Denom	CLEC Result	Standard Dev.	Qwest Num	Qwest Denom	Qwest Result	Mod Z Scr	Parity Scr
Feb-04									
Mar-04									
Apr-04									
May-04									
Jun-04									
Jul-04									
Aug-04	11	1	11.00						N/A
Sep-04	32	1	32.00						N/A
Oct-04									
Nov-04									
Dec-04									
Jan-05									

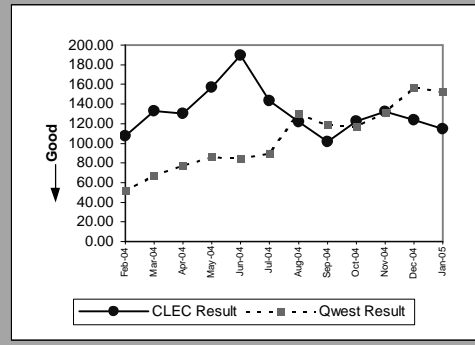


Unbundled Loop Analog (Diagnostic)									
Date	CLEC Num	CLEC Denom	CLEC Result	Standard Dev.	Qwest Num	Qwest Denom	Qwest Result	Mod Z Scr	Parity Scr
Feb-04	76	6	12.67	23.83	7829	199	39.34	-0.97	-1.59
Mar-04	127	8	15.88	3.18	7110	209	34.02	-0.99	-1.6
Apr-04	277	8	34.62	12.37	9043	251	36.03	-0.07	-1.04
May-04	467	20	23.35	27.16	10928	274	39.88	-1.32	-1.8
Jun-04	32	1	32.00		13539	287	47.17	-0.26	-1.16
Jul-04	137	21	6.52	11.54	15949	430	37.09	-2.54	-2.55
Aug-04	116	6	19.33	29.19	20950	508	41.24	-0.95	-1.58
Sep-04	317	31	10.23	18.97	13430	337	39.85	-2.72	-2.65
Oct-04	346	23	15.04	28.19	6477	248	26.12	-1.97	-2.2
Nov-04	605	23	26.30	33.12	7622	259	29.43	-0.46	-1.28
Dec-04	309	11	28.09	32.39	4564	174	26.23	0.28	-0.83
Jan-05	503	20	25.15	34.99	3576	148	24.16	0.19	-0.88

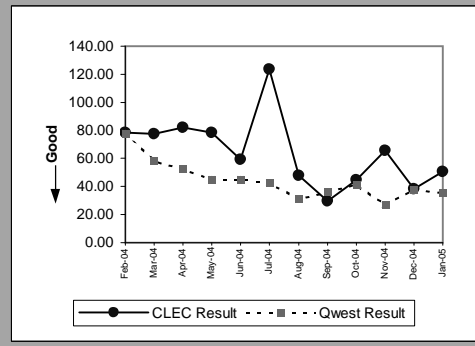


OP-15A - Interval for Pending Orders Delayed Past Due Date

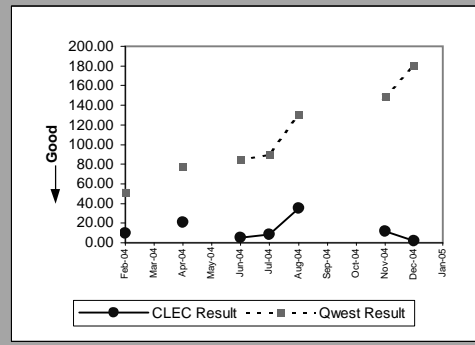
Unbundled Loop - 2 Wire Non-Loaded (Diagnostic)									
Date	CLEC Num	CLEC Denom	CLEC Result	Standard Dev.	Qwest Num	Qwest Denom	Qwest Result	Mod Z Scr	Parity Scr
Feb-04	1396	13	107.38	120.57	1024	20	51.20	1.55	-0.05
Mar-04	1591	12	132.58	128.08	1281	19	67.42	1.74	0.06
Apr-04	1825	14	130.36	132.38	1469	19	77.32	1.41	-0.14
May-04	2037	13	156.69	136.48	1799	21	85.67	1.77	0.08
Jun-04	2278	12	189.83	136.58	1693	20	84.65	2.37	0.44
Jul-04	2582	18	143.44	148.26	1976	22	89.82	1.6	-0.03
Aug-04	2797	23	121.61	152.24	2087	16	130.44	-0.29	-1.18
Sep-04	2442	24	101.75	147.40	2134	18	118.56	-0.5	-1.3
Oct-04	2688	22	122.18	158.00	1526	13	117.38	0.18	-0.89
Nov-04	3049	23	132.57	160.66	1702	13	130.92	0.11	-0.93
Dec-04	2481	20	124.05	128.04	1882	12	156.83	-0.73	-1.44
Jan-05	2402	21	114.38	125.47	1675	11	152.27	-0.7	-1.42



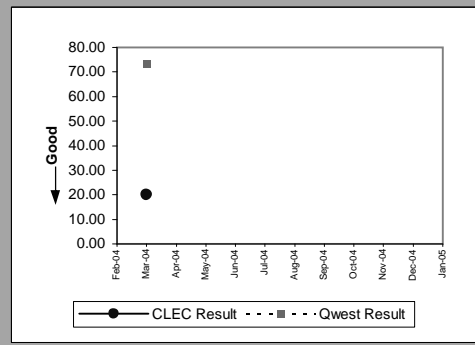
Unbundled Loop - DS1 Capable (Diagnostic)									
Date	CLEC Num	CLEC Denom	CLEC Result	Standard Dev.	Qwest Num	Qwest Denom	Qwest Result	Mod Z Scr	Parity Scr
Feb-04	235	3	78.33	118.78	2881	37	77.86	0.36	-0.78
Mar-04	310	4	77.50	108.06	3494	60	58.23	0.62	-0.62
Apr-04	410	5	82.00	101.44	1841	35	52.60	0.89	-0.46
May-04	393	5	78.60	117.29	2028	45	45.07	0.97	-0.41
Jun-04	356	6	59.33	118.94	2121	47	45.13	0.5	-0.7
Jul-04	371	3	123.67	173.62	1808	42	43.05	1.55	-0.06
Aug-04	429	9	47.67	113.02	2068	67	30.87	0.67	-0.59
Sep-04	118	4	29.50	29.10	2413	67	36.01	-0.21	-1.13
Oct-04	134	3	44.67	46.76	1612	39	41.33	0.43	-0.74
Nov-04	131	2	65.50	70.00	1318	49	26.90	1.17	-0.29
Dec-04	154	4	38.50	65.94	304	8	38.00	0.04	-0.98
Jan-05	203	4	50.75	73.77	498	14	35.57	0.81	-0.51



Unbundled Loop ISDN Capable (Diagnostic)									
Date	CLEC Num	CLEC Denom	CLEC Result	Standard Dev.	Qwest Num	Qwest Denom	Qwest Result	Mod Z Scr	Parity Scr
Feb-04	10	1	10.00		1024	20	51.20	-0.73	-1.44
Mar-04									
Apr-04	21	1	21.00		1469	19	77.32	-0.76	-1.46
May-04									
Jun-04	5	1	5.00		1693	20	84.65	-0.97	-1.59
Jul-04	33	4	8.25	12.58	1976	22	89.82	-1.69	-2.03
Aug-04	71	2	35.50	19.09	2087	16	130.44	-1.35	-1.82
Sep-04									
Oct-04									
Nov-04	12	1	12.00		1637	11	148.82	-1.1	-1.67
Dec-04	2	1	2.00		1801	10	180.10	-1.39	-1.84
Jan-05									

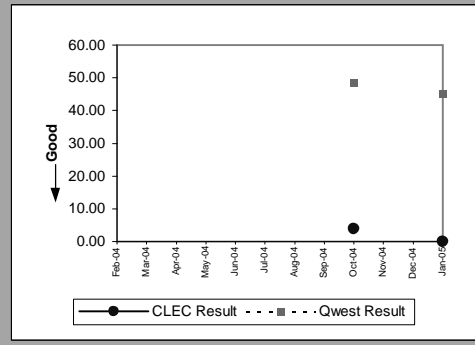


Unbundled Loop - DS3 Capable (Diagnostic)									
Date	CLEC Num	CLEC Denom	CLEC Result	Standard Dev.	Qwest Num	Qwest Denom	Qwest Result	Mod Z Scr	Parity Scr
Feb-04									
Mar-04	40	2	20.00	0.00	439	6	73.17	-0.78	-1.47
Apr-04									
May-04									
Jun-04									
Jul-04									
Aug-04									
Sep-04									
Oct-04									
Nov-04									
Dec-04									
Jan-05									

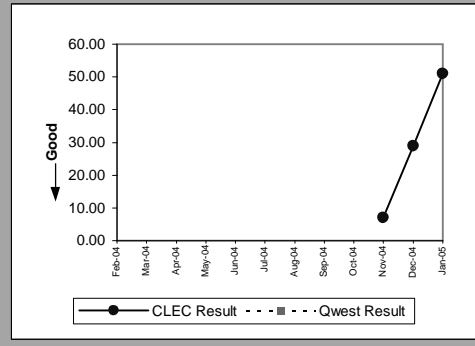


OP-15A - Interval for Pending Orders Delayed Past Due Date

Qwest DSL (Diagnostic)									
Date	CLEC Num	CLEC Denom	CLEC Result	Standard Dev.	Qwest Num	Qwest Denom	Qwest Result	Mod Z Scr	Parity Scr
Feb-04									
Mar-04									
Apr-04									
May-04									
Jun-04									
Jul-04									
Aug-04									
Sep-04									
Oct-04	4	1	4.00		2472	51	48.47	-0.62	-1.38
Nov-04									
Dec-04									
Jan-05	0	1	0.00		1532	34	45.06	-0.55	-1.34

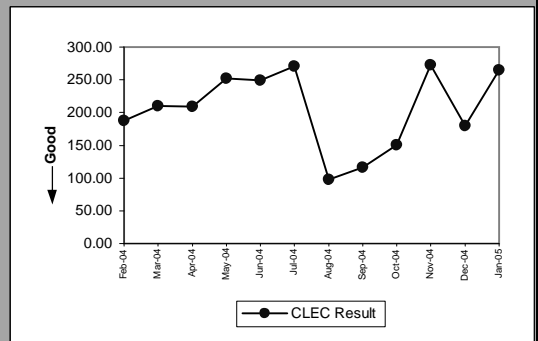


Dark Fiber - Loop (Diagnostic)									
Date	CLEC Num	CLEC Denom	CLEC Result	Standard Dev.	Qwest Num	Qwest Denom	Qwest Result	Mod Z Scr	Parity Scr
Feb-04									
Mar-04									
Apr-04									
May-04									
Jun-04									
Jul-04									
Aug-04									
Sep-04									
Oct-04									
Nov-04	7	1	7.00						N/A
Dec-04	29	1	29.00						N/A
Jan-05	51	1	51.00						N/A



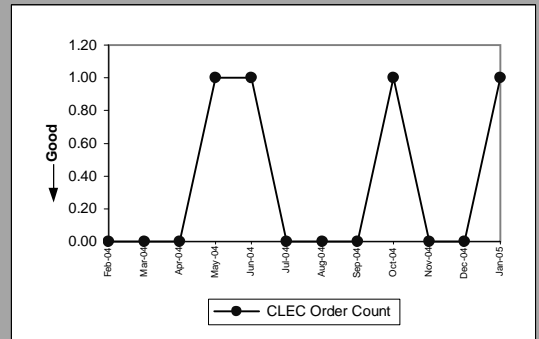
OP-15A - Interval for Pending Orders Delayed Past Due Date

Enhanced Extended Loops (EELs) (Diagnostic)					
Date	Num	Denom	CLEC Result	Standard Dev	
Feb-04	1688	9	187.56	69.89	
Mar-04	1895	9	210.56	69.89	
Apr-04	2094	10	209.40	98.50	
May-04	2273	9	252.56	69.89	
Jun-04	1744	7	249.14	48.01	
Jul-04	1898	7	271.14	48.01	
Aug-04	587	6	97.83	144.48	
Sep-04	695	6	115.83	147.08	
Oct-04	905	6	150.83	137.90	
Nov-04	818	3	272.67	130.54	
Dec-04	900	5	180.00	182.14	
Jan-05	1059	4	264.75	148.80	

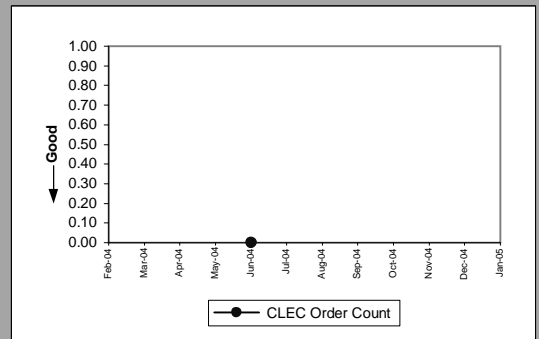


OP-15B - Count of Pending Orders Delayed for Facilities Reasons

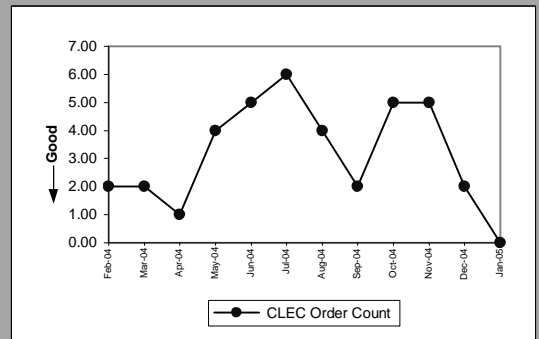
Residence (Diagnostic)	
Date	CLEC Order Count
Feb-04	0
Mar-04	0
Apr-04	0
May-04	1
Jun-04	1
Jul-04	0
Aug-04	0
Sep-04	0
Oct-04	1
Nov-04	0
Dec-04	0
Jan-05	1



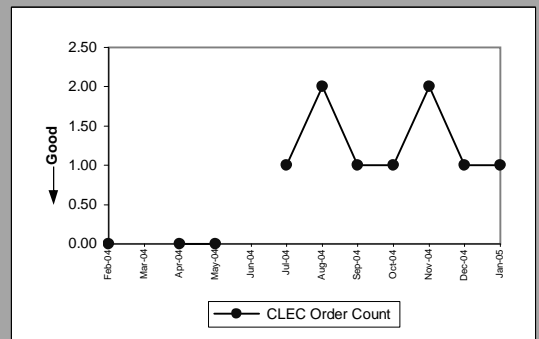
Business (Diagnostic)	
Date	CLEC Order Count
Feb-04	0
Mar-04	0
Apr-04	0
May-04	0
Jun-04	0
Jul-04	0
Aug-04	0
Sep-04	0
Oct-04	0
Nov-04	0
Dec-04	0
Jan-05	0



UNE - P (POTS) (Diagnostic)	
Date	CLEC Order Count
Feb-04	2
Mar-04	2
Apr-04	1
May-04	4
Jun-04	5
Jul-04	6
Aug-04	4
Sep-04	2
Oct-04	5
Nov-04	5
Dec-04	2
Jan-05	0

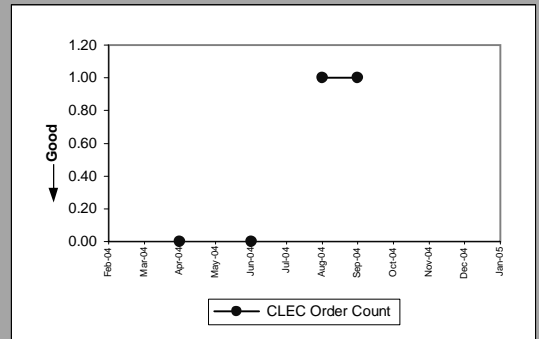


Line Sharing (Diagnostic)	
Date	CLEC Order Count
Feb-04	0
Mar-04	0
Apr-04	0
May-04	0
Jun-04	0
Jul-04	1
Aug-04	2
Sep-04	1
Oct-04	1
Nov-04	2
Dec-04	1
Jan-05	1



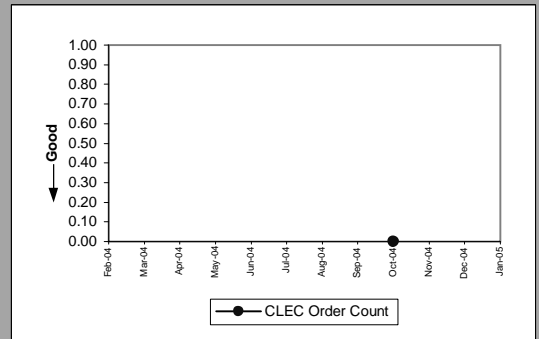
OP-15B - Count of Pending Orders Delayed for Facilities Reasons

Line Splitting (Diagnostic)	
Date	CLEC Order Count
Feb-04	
Mar-04	
Apr-04	0
May-04	
Jun-04	0
Jul-04	
Aug-04	1
Sep-04	1
Oct-04	
Nov-04	
Dec-04	
Jan-05	



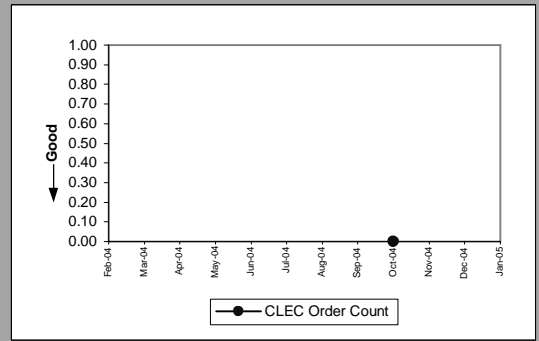
OP-15B - Count of Pending Orders Delayed for Facilities Reasons

DS0 (Diagnostic)	
Date	CLEC Order Count
Feb-04	
Mar-04	
Apr-04	
May-04	
Jun-04	
Jul-04	
Aug-04	
Sep-04	
Oct-04	0
Nov-04	
Dec-04	
Jan-05	

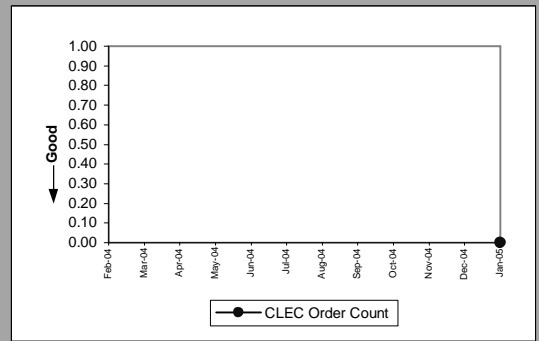


OP-15B - Count of Pending Orders Delayed for Facilities Reasons

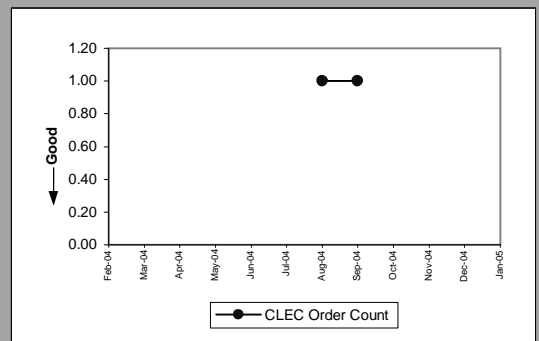
LIS Trunk (Diagnostic)	
Date	CLEC Order Count
Feb-04	
Mar-04	
Apr-04	
May-04	
Jun-04	
Jul-04	
Aug-04	
Sep-04	
Oct-04	0
Nov-04	
Dec-04	
Jan-05	



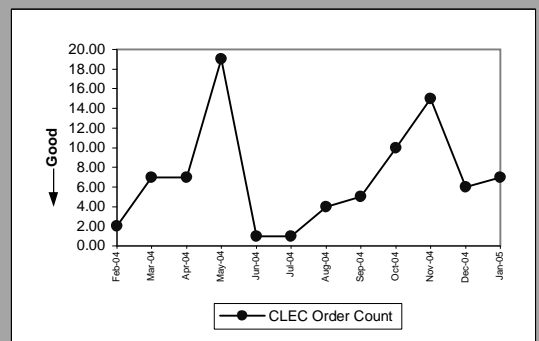
UDIT Above DS1 Level (Diagnostic)	
Date	CLEC Order Count
Feb-04	
Mar-04	
Apr-04	
May-04	
Jun-04	
Jul-04	
Aug-04	
Sep-04	
Oct-04	
Nov-04	
Dec-04	
Jan-05	0



Dark Fiber - IOF (Diagnostic)	
Date	CLEC Order Count
Feb-04	
Mar-04	
Apr-04	
May-04	
Jun-04	
Jul-04	
Aug-04	1
Sep-04	1
Oct-04	
Nov-04	
Dec-04	
Jan-05	

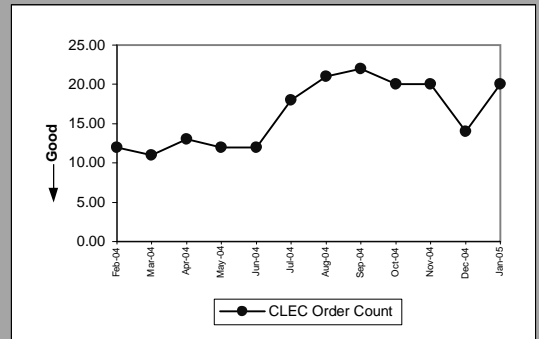


Unbundled Loop Analog (Diagnostic)	
Date	CLEC Order Count
Feb-04	2
Mar-04	7
Apr-04	7
May-04	19
Jun-04	1
Jul-04	1
Aug-04	4
Sep-04	5
Oct-04	10
Nov-04	15
Dec-04	6
Jan-05	7

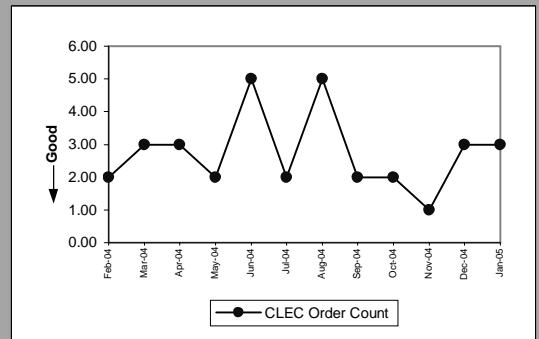


OP-15B - Count of Pending Orders Delayed for Facilities Reasons

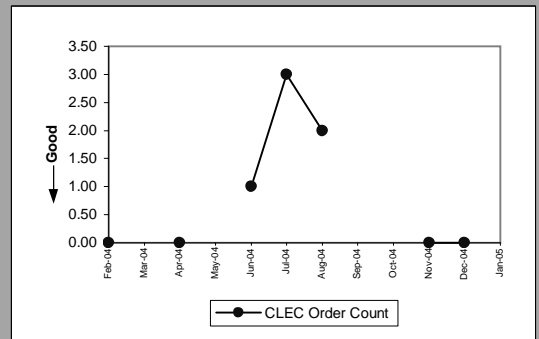
Unbundled Loop - 2 Wire Non-Loaded (Diagnostic)	
Date	CLEC Order Count
Feb-04	12
Mar-04	11
Apr-04	13
May-04	12
Jun-04	12
Jul-04	18
Aug-04	21
Sep-04	22
Oct-04	20
Nov-04	20
Dec-04	14
Jan-05	20



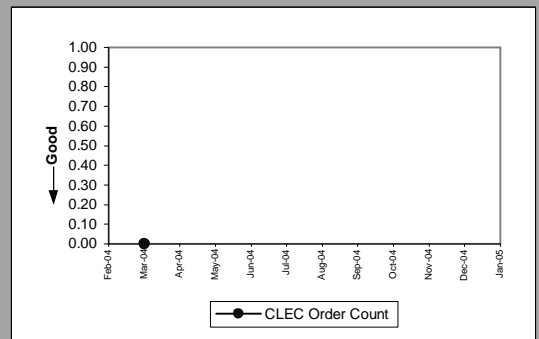
Unbundled Loop - DS1 Capable (Diagnostic)	
Date	CLEC Order Count
Feb-04	2
Mar-04	3
Apr-04	3
May-04	2
Jun-04	5
Jul-04	2
Aug-04	5
Sep-04	2
Oct-04	2
Nov-04	1
Dec-04	3
Jan-05	3



Unbundled Loop ISDN Capable (Diagnostic)	
Date	CLEC Order Count
Feb-04	0
Mar-04	0
Apr-04	0
May-04	0
Jun-04	1
Jul-04	3
Aug-04	2
Sep-04	0
Oct-04	0
Nov-04	0
Dec-04	0
Jan-05	0

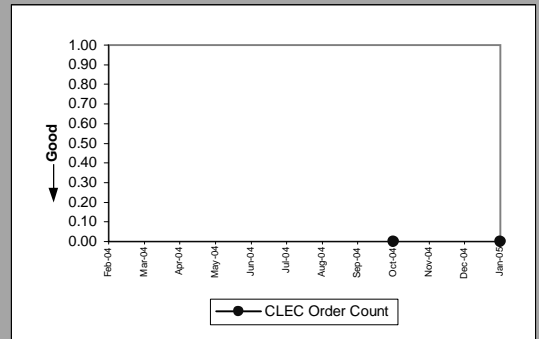


Unbundled Loop - DS3 Capable (Diagnostic)	
Date	CLEC Order Count
Feb-04	0
Mar-04	0
Apr-04	0
May-04	0
Jun-04	0
Jul-04	0
Aug-04	0
Sep-04	0
Oct-04	0
Nov-04	0
Dec-04	0
Jan-05	0

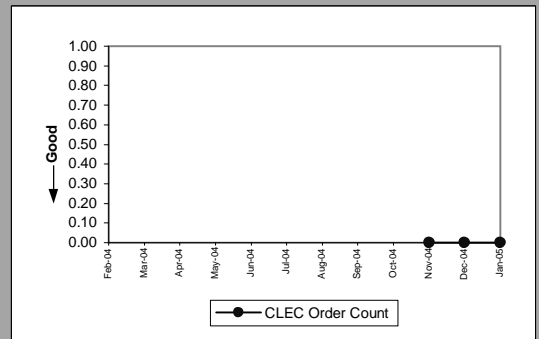


OP-15B - Count of Pending Orders Delayed for Facilities Reasons

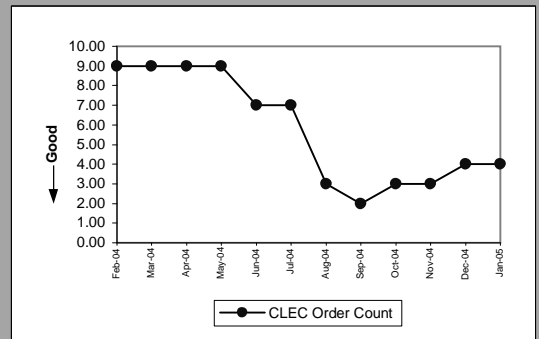
Qwest DSL (Diagnostic)	
Date	CLEC Order Count
Feb-04	
Mar-04	
Apr-04	
May-04	
Jun-04	
Jul-04	
Aug-04	
Sep-04	
Oct-04	0
Nov-04	
Dec-04	
Jan-05	0



Dark Fiber - Loop (Diagnostic)	
Date	CLEC Order Count
Feb-04	
Mar-04	
Apr-04	
May-04	
Jun-04	
Jul-04	
Aug-04	
Sep-04	
Oct-04	
Nov-04	0
Dec-04	0
Jan-05	0

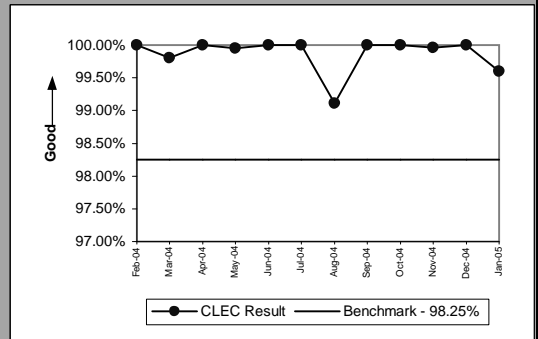


Enhanced Extended Loops (EELs) (Diagnostic)	
Date	CLEC Order Count
Feb-04	9
Mar-04	9
Apr-04	9
May-04	9
Jun-04	7
Jul-04	7
Aug-04	3
Sep-04	2
Oct-04	3
Nov-04	3
Dec-04	4
Jan-05	4

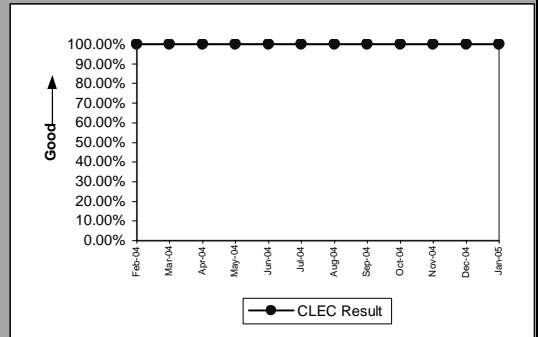


OP-17 - Timeliness of Disconnects associated with LNP Orders

Timeliness of Disconnects associated with LNP Orders (Percent) ((OP-17A)) (Benchmark)					
Date	CLEC Num	CLEC Denom	CLEC Result	CLEC Std Dev	
Feb-04	8266	8266	100.00%	0.00%	
Mar-04	3525	3532	99.80%	4.45%	
Apr-04	11427	11427	100.00%	0.00%	
May-04	4232	4234	99.95%	2.17%	
Jun-04	5750	5750	100.00%	0.00%	
Jul-04	5212	5212	100.00%	0.00%	
Aug-04	4775	4818	99.11%	9.40%	
Sep-04	3030	3030	100.00%	0.00%	
Oct-04	6792	6792	100.00%	0.00%	
Nov-04	10584	10588	99.96%	1.94%	
Dec-04	1515	1515	100.00%	0.00%	
Jan-05	2515	2525	99.60%	6.28%	

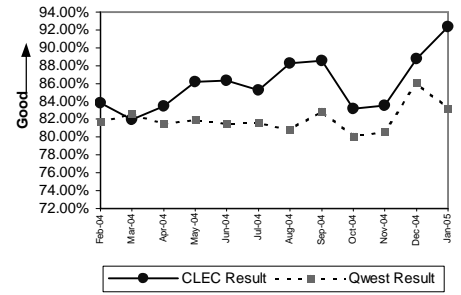


Timeliness of Disconnects associated with LNP Orders (Percent) ((OP-17B)) (Diagnostic)					
Date	CLEC Num	CLEC Denom	CLEC Result	CLEC Std Dev	
Feb-04	8266	8266	100.00%	0.00%	
Mar-04	3532	3532	100.00%	0.00%	
Apr-04	11427	11427	100.00%	0.00%	
May-04	4234	4234	100.00%	0.00%	
Jun-04	5750	5750	100.00%	0.00%	
Jul-04	5212	5212	100.00%	0.00%	
Aug-04	4818	4818	100.00%	0.00%	
Sep-04	3030	3030	100.00%	0.00%	
Oct-04	6792	6792	100.00%	0.00%	
Nov-04	10588	10588	100.00%	0.00%	
Dec-04	1515	1515	100.00%	0.00%	
Jan-05	2525	2525	100.00%	0.00%	



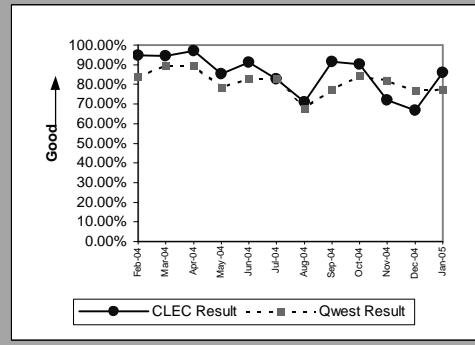
MR-2 - Calls Answered within 20 Seconds - Interconnect Repair Center (Percent)

Calls Answered within 20 seconds - Interconnect Repair Center (Percent) ((MR-2)) (Parity)						
Date	CLEC Num	CLEC Denom	CLEC Result	Qwest Num	Qwest Denom	Qwest Result
Feb-04	10716	12784	83.82%	389929	477458	81.67%
Mar-04	14126	17229	81.99%	446202	540194	82.60%
Apr-04	13439.81	16108	83.44%	428480	525513	81.54%
May-04	11581.08	13434	86.21%	423579	516643	81.99%
Jun-04	13638	15794	86.35%	475982	584044	81.50%
Jul-04	12757	14966	85.24%	483042	591846	81.62%
Aug-04	13531.59	15332	88.26%	509074	629893	80.82%
Sep-04	12190.3	13763	88.57%	456267	550489	82.88%
Oct-04	11356.99	13653	83.18%	421259	525922	80.10%
Nov-04	17899	21424	83.55%	361912	448953	80.61%
Dec-04	10104.41	11386	88.74%	360438	418959	86.03%
Jan-05	10292.44	11141	92.38%	359961	432733	83.18%

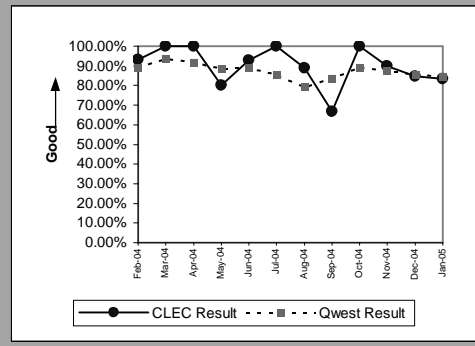


MR-3A - Out of Service Cleared within 24 Hours (Percent) - Dispatches within MSAs

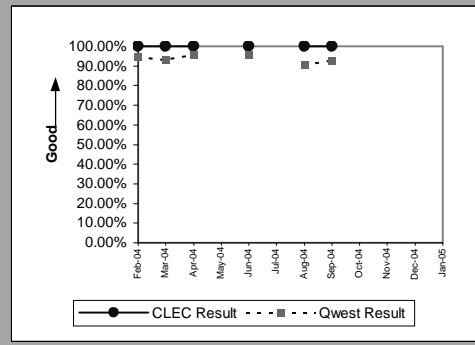
Residence (Parity)									
Date	CLEC Num	CLEC Denom	CLEC Result	CLEC Std Dev	Qwest Num	Qwest Denom	Qwest Result	Mod Z Scr	Parity Scr
Feb-04	37	39	94.87%	22.06%	6725	7995	84.12%	-1.83	-2.11
Mar-04	34	36	94.44%	22.91%	7459	8333	89.51%	-0.96	-1.59
Apr-04	35	36	97.22%	16.43%	7012	7817	89.70%	-1.48	-1.9
May-04	29	34	85.29%	35.42%	7510	9553	78.61%	-0.95	-1.58
Jun-04	31	34	91.18%	28.36%	7591	9148	82.98%	-1.27	-1.77
Jul-04	29	35	82.86%	37.69%	6775	8145	83.18%	0.09	-0.94
Aug-04	27	38	71.05%	45.35%	7536	11108	67.84%	-0.42	-1.26
Sep-04	32	35	91.43%	27.99%	6787	8761	77.47%	-1.97	-2.2
Oct-04	47	52	90.38%	29.48%	7212	8540	84.45%	-1.18	-1.72
Nov-04	31	43	72.09%	44.85%	6274	7657	81.94%	1.6	-0.03
Dec-04	28	42	66.67%	47.14%	6477	8422	76.91%	1.52	-0.08
Jan-05	37	43	86.05%	34.65%	6651	8576	77.55%	-1.33	-1.81



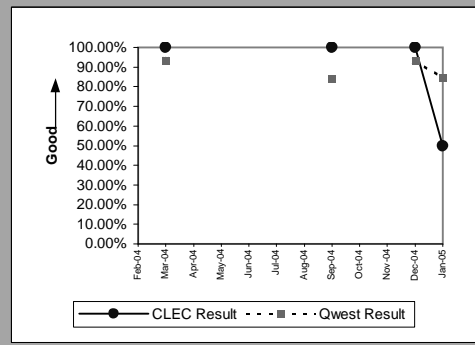
Business (Parity)									
Date	CLEC Num	CLEC Denom	CLEC Result	CLEC Std Dev	Qwest Num	Qwest Denom	Qwest Result	Mod Z Scr	Parity Scr
Feb-04	27	29	93.10%	25.34%	707	796	88.82%	-0.72	-1.44
Mar-04	4	4	100.00%	0.00%	881	938	93.92%	-0.51	-1.31
Apr-04	5	5	100.00%	0.00%	805	877	91.79%	-0.67	-1.41
May-04	8	10	80.00%	40.00%	858	970	88.45%	0.8	-0.51
Jun-04	13	14	92.86%	25.75%	926	1041	88.95%	-0.46	-1.28
Jul-04	8	8	100.00%	0.00%	766	894	85.68%	-1.15	-1.7
Aug-04	8	9	88.89%	31.43%	897	1132	79.24%	-0.71	-1.43
Sep-04	2	3	66.67%	47.14%	843	1007	83.71%	0.69	-0.58
Oct-04	8	8	100.00%	0.00%	955	1069	89.34%	-0.97	-1.59
Nov-04	9	10	90.00%	30.00%	785	896	87.61%	-0.23	-1.14
Dec-04	11	13	84.62%	36.08%	839	978	85.79%	0.18	-0.89
Jan-05	5	6	83.33%	37.27%	917	1081	84.83%	0.16	-0.9



Centrex (Parity)									
Date	CLEC Num	CLEC Denom	CLEC Result	CLEC Std Dev	Qwest Num	Qwest Denom	Qwest Result	Mod Z Scr	Parity Scr
Feb-04	1	1	100.00%	0.00%	89	94	94.68%	-0.24	-1.14
Mar-04	2	2	100.00%	0.00%	69	74	93.24%	-0.38	-1.23
Apr-04	1	1	100.00%	0.00%	67	70	95.71%	-0.21	-1.13
May-04									
Jun-04	1	1	100.00%	0.00%	69	72	95.83%	-0.21	-1.13
Jul-04									
Aug-04	1	1	100.00%	0.00%	58	64	90.63%	-0.32	-1.19
Sep-04	1	1	100.00%	0.00%	64	69	92.75%	-0.28	-1.17
Oct-04									
Nov-04									
Dec-04									
Jan-05									

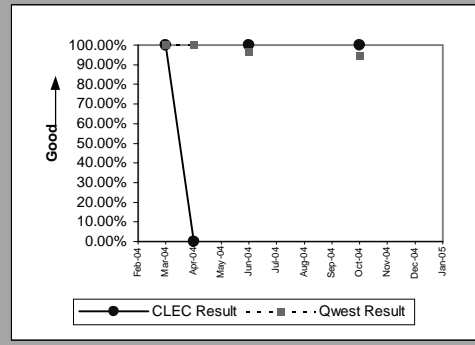


Centrex 21 (Parity)									
Date	CLEC Num	CLEC Denom	CLEC Result	CLEC Std Dev	Qwest Num	Qwest Denom	Qwest Result	Mod Z Scr	Parity Scr
Feb-04									
Mar-04	1	1	100.00%	0.00%	112	120	93.33%	-0.27	-1.16
Apr-04									
May-04									
Jun-04									
Jul-04									
Aug-04									
Sep-04	2	2	100.00%	0.00%	74	88	84.09%	-0.61	-1.37
Oct-04									
Nov-04									
Dec-04	2	2	100.00%	0.00%	68	73	93.15%	-0.38	-1.23
Jan-05	1	2	50.00%	50.00%	72	85	84.71%	1	-0.39

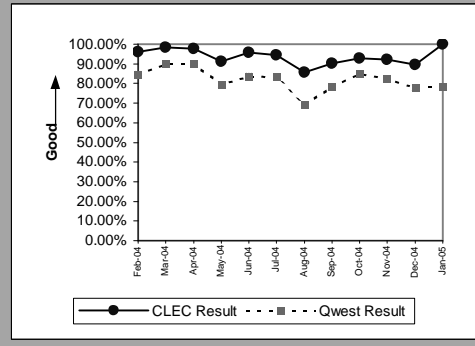


MR-3A - Out of Service Cleared within 24 Hours (Percent) - Dispatches within MSAs

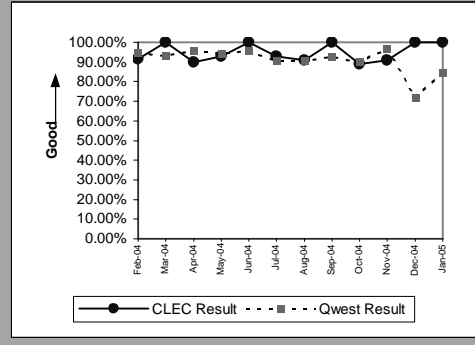
PBX (Parity)									
Date	CLEC Num	CLEC Denom	CLEC Result	CLEC Std Dev	Qwest Num	Qwest Denom	Qwest Result	Mod Z Scr	Parity Scr
Feb-04									
Mar-04	2	2	100.00%	0.00%	29	29	100.00%	N/A	N/A
Apr-04	0	1	0.00%	0.00%	21	21	100.00%	N/A	0.29
May-04									
Jun-04	1	1	100.00%	0.00%	28	29	96.55%	-0.19	-1.11
Jul-04									
Aug-04									
Sep-04									
Oct-04	2	2	100.00%	0.00%	18	19	94.74%	-0.32	-1.19
Nov-04									
Dec-04									
Jan-05									



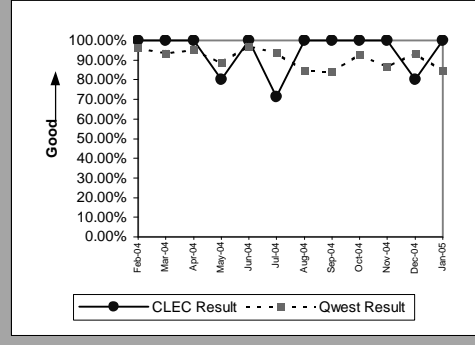
UNE - P (POTS) (Parity)									
Date	CLEC Num	CLEC Denom	CLEC Result	CLEC Std Dev	Qwest Num	Qwest Denom	Qwest Result	Mod Z Scr	Parity Scr
Feb-04	322	335	96.12%	19.31%	7432	8791	84.54%	-5.75	-4.5
Mar-04	389	396	98.23%	13.18%	8340	9271	89.96%	-5.36	-4.26
Apr-04	410	420	97.62%	15.25%	7817	8694	89.91%	-5.12	-4.11
May-04	539	592	91.05%	28.55%	8368	10523	79.52%	-6.76	-5.11
Jun-04	554	578	95.85%	19.95%	8517	10189	83.59%	-7.74	-5.71
Jul-04	549	582	94.33%	23.13%	7541	9039	83.43%	-6.86	-5.17
Aug-04	368	429	85.78%	34.92%	8433	12240	68.90%	-7.43	-5.51
Sep-04	372	412	90.29%	29.61%	7630	9768	78.11%	-5.86	-4.56
Oct-04	362	390	92.82%	25.81%	8167	9609	84.99%	-4.24	-3.58
Nov-04	329	357	92.16%	26.88%	7059	8553	82.53%	-4.69	-3.85
Dec-04	353	394	89.59%	30.53%	7316	9400	77.83%	-5.51	-4.35
Jan-05	31	31	100.00%	0.00%	7568	9657	78.37%	-2.92	-2.78



UNE P (Centrex) (Parity)									
Date	CLEC Num	CLEC Denom	CLEC Result	CLEC Std Dev	Qwest Num	Qwest Denom	Qwest Result	Mod Z Scr	Parity Scr
Feb-04	11	12	91.67%	27.64%	89	94	94.68%	0.4	-0.76
Mar-04	8	8	100.00%	0.00%	69	74	93.24%	-0.72	-1.44
Apr-04	9	10	90.00%	30.00%	67	70	95.71%	0.66	-0.6
May-04	13	14	92.86%	25.75%	52	55	94.55%	0.22	-0.87
Jun-04	14	14	100.00%	0.00%	69	72	95.83%	-0.71	-1.43
Jul-04	13	14	92.86%	25.75%	48	53	90.57%	-0.26	-1.16
Aug-04	10	11	90.91%	28.75%	58	64	90.63%	-0.03	-1.02
Sep-04	12	12	100.00%	0.00%	64	69	92.75%	-0.89	-1.54
Oct-04	8	9	88.89%	31.43%	53	59	89.83%	0.09	-0.95
Nov-04	10	11	90.91%	28.75%	57	59	96.61%	0.71	-0.57
Dec-04	15	15	100.00%	0.00%	62	86	72.09%	-2.22	-2.35
Jan-05	6	6	100.00%	0.00%	65	77	84.42%	-1.01	-1.62

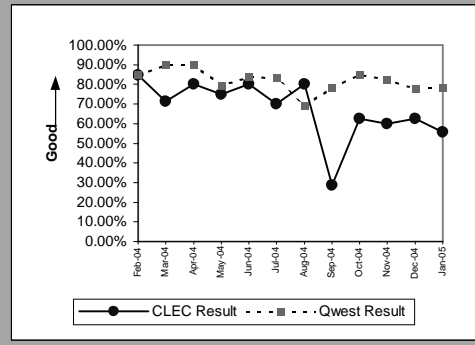


UNE P (Centrex 21) (Parity)									
Date	CLEC Num	CLEC Denom	CLEC Result	CLEC Std Dev	Qwest Num	Qwest Denom	Qwest Result	Mod Z Scr	Parity Scr
Feb-04	5	5	100.00%	0.00%	80	83	96.39%	-0.42	-1.26
Mar-04	1	1	100.00%	0.00%	112	120	93.33%	-0.27	-1.16
Apr-04	2	2	100.00%	0.00%	80	84	95.24%	-0.31	-1.19
May-04	4	5	80.00%	40.00%	92	104	88.46%	0.52	-0.68
Jun-04	3	3	100.00%	0.00%	105	108	97.22%	-0.29	-1.18
Jul-04	5	7	71.43%	45.18%	109	116	93.97%	1.75	0.06
Aug-04	3	3	100.00%	0.00%	80	95	84.21%	-0.74	-1.45
Sep-04	1	1	100.00%	0.00%	74	88	84.09%	-0.43	-1.26
Oct-04	2	2	100.00%	0.00%	92	99	92.93%	-0.39	-1.23
Nov-04	4	4	100.00%	0.00%	90	104	86.54%	-0.77	-1.47
Dec-04	4	5	80.00%	40.00%	68	73	93.15%	0.87	-0.47
Jan-05	1	1	100.00%	0.00%	72	85	84.71%	-0.42	-1.26

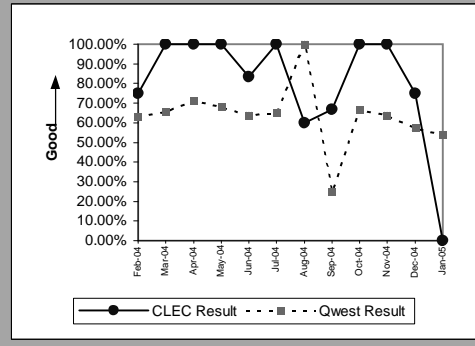


MR-3A - Out of Service Cleared within 24 Hours (Percent) - Dispatches within MSAs

Line Sharing (Parity)									
Date	CLEC Num	CLEC Denom	CLEC Result	CLEC Std Dev	Qwest Num	Qwest Denom	Qwest Result	Mod Z Scr	Parity Scr
Feb-04	11	13	84.62%	36.08%	7432	8791	84.54%	-0.01	-1
Mar-04	5	7	71.43%	45.18%	8340	9271	89.96%	1.36	-0.18
Apr-04	8	10	80.00%	40.00%	7817	8694	89.91%	0.96	-0.42
May-04	6	8	75.00%	43.30%	8368	10523	79.52%	0.35	-0.79
Jun-04	12	15	80.00%	40.00%	8517	10189	83.59%	0.41	-0.75
Jul-04	7	10	70.00%	45.83%	7541	9039	83.43%	1.06	-0.36
Aug-04	4	5	80.00%	40.00%	8433	12240	68.90%	-0.54	-1.33
Sep-04	4	14	28.57%	45.18%	7630	9768	78.11%	3.88	1.36
Oct-04	10	16	62.50%	48.41%	8167	9609	84.99%	2.19	0.33
Nov-04	6	10	60.00%	48.99%	7059	8553	82.53%	1.66	0.01
Dec-04	5	8	62.50%	48.41%	7316	9400	77.83%	0.98	-0.41
Jan-05	5	9	55.56%	49.69%	7568	9657	78.37%	1.5	-0.09

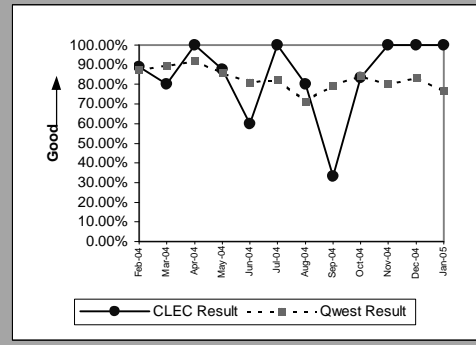


Line Splitting (Parity)									
Date	CLEC Num	CLEC Denom	CLEC Result	CLEC Std Dev	Qwest Num	Qwest Denom	Qwest Result	Mod Z Scr	Parity Scr
Feb-04	3	4	75.00%	43.30%	19	30	63.33%	-0.45	-1.28
Mar-04	2	2	100.00%	0.00%	34	52	65.38%	-1.01	-1.61
Apr-04	5	5	100.00%	0.00%	25	35	71.43%	-1.32	-1.8
May-04	3	3	100.00%	0.00%	15	22	68.18%	-1.11	-1.67
Jun-04	5	6	83.33%	37.27%	16	25	64.00%	-0.89	-1.54
Jul-04	5	5	100.00%	0.00%	13	20	65.00%	-1.47	-1.89
Aug-04	3	5	60.00%	48.99%	3	3	100.00%	N/A	-0.4
Sep-04	4	6	66.67%	47.14%	3	12	25.00%	-1.92	-2.17
Oct-04	3	3	100.00%	0.00%	14	21	66.67%	-1.15	-1.7
Nov-04	4	4	100.00%	0.00%	30	47	63.83%	-1.45	-1.88
Dec-04	3	4	75.00%	43.30%	39	68	57.35%	-0.69	-1.42
Jan-05	0	2	0.00%	0.00%	13	24	54.17%	1.25	-0.24

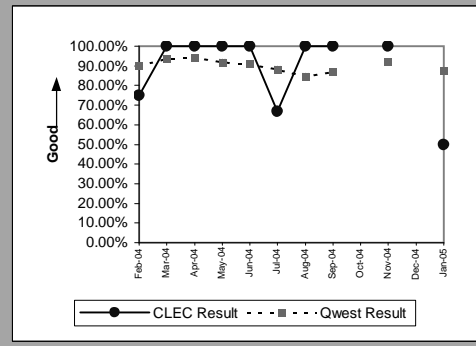


MR-3B - Out of Service Cleared within 24 Hours (Percent) - Dispatches outside MSAs

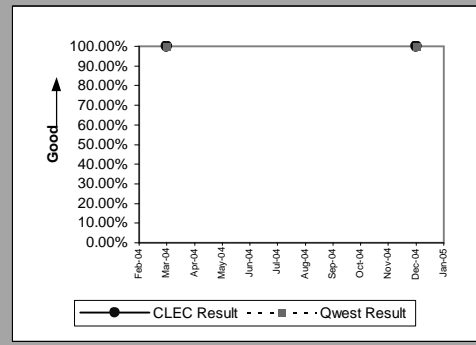
Residence (Parity)									
Date	CLEC Num	CLEC Denom	CLEC Result	CLEC Std Dev	Qwest Num	Qwest Denom	Qwest Result	Mod Z Scr	Parity Scr
Feb-04	8	9	88.89%	31.43%	1587	1820	87.20%	-0.15	-1.09
Mar-04	4	5	80.00%	40.00%	1749	1954	89.51%	0.65	-0.61
Apr-04	5	5	100.00%	0.00%	1614	1760	91.70%	-0.67	-1.41
May-04	7	8	87.50%	33.07%	1690	1962	86.14%	-0.11	-1.07
Jun-04	3	5	60.00%	48.99%	1712	2112	81.06%	1.06	-0.36
Jul-04	1	1	100.00%	0.00%	1570	1906	82.37%	-0.46	-1.28
Aug-04	4	5	80.00%	40.00%	1876	2632	71.28%	-0.43	-1.26
Sep-04	1	3	33.33%	47.14%	1556	1958	79.47%	1.58	-0.04
Oct-04	5	6	83.33%	37.27%	1752	2080	84.23%	0.13	-0.92
Nov-04	6	6	100.00%	0.00%	1436	1789	80.27%	-1.21	-1.74
Dec-04	7	7	100.00%	0.00%	1576	1893	83.25%	-1.18	-1.72
Jan-05	9	9	100.00%	0.00%	1470	1924	76.40%	-1.66	-2.01



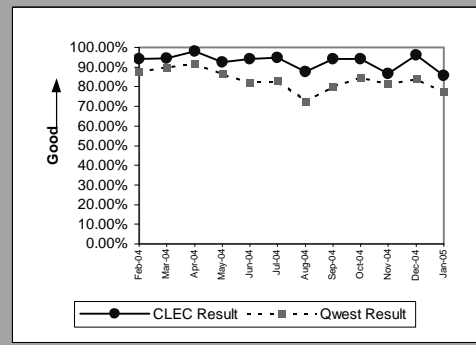
Business (Parity)									
Date	CLEC Num	CLEC Denom	CLEC Result	CLEC Std Dev	Qwest Num	Qwest Denom	Qwest Result	Mod Z Scr	Parity Scr
Feb-04	3	4	75.00%	43.30%	193	215	89.77%	0.81	-0.51
Mar-04	1	1	100.00%	0.00%	202	215	93.95%	-0.25	-1.15
Apr-04	2	2	100.00%	0.00%	188	200	94.00%	-0.36	-1.22
May-04	2	2	100.00%	0.00%	189	206	91.75%	-0.42	-1.26
Jun-04	1	1	100.00%	0.00%	223	245	91.02%	-0.31	-1.19
Jul-04	2	3	66.67%	47.14%	178	202	88.12%	0.91	-0.45
Aug-04	1	1	100.00%	0.00%	230	272	84.56%	-0.43	-1.26
Sep-04	1	1	100.00%	0.00%	207	238	86.97%	-0.39	-1.23
Oct-04									
Nov-04	3	3	100.00%	0.00%	201	218	92.20%	-0.5	-1.3
Dec-04									
Jan-05	1	2	50.00%	50.00%	186	212	87.74%	1.16	-0.3



PBX (Parity)									
Date	CLEC Num	CLEC Denom	CLEC Result	CLEC Std Dev	Qwest Num	Qwest Denom	Qwest Result	Mod Z Scr	Parity Scr
Feb-04									
Mar-04	4	4	100.00%	0.00%	7	7	100.00%	N/A	N/A
Apr-04									
May-04									
Jun-04									
Jul-04									
Aug-04									
Sep-04									
Oct-04									
Nov-04									
Dec-04	1	1	100.00%	0.00%	3	3	100.00%	N/A	N/A
Jan-05									

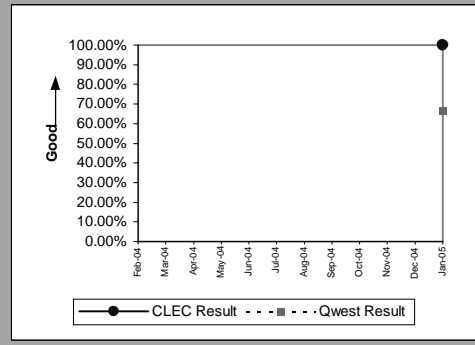


UNE - P (POTS) (Parity)									
Date	CLEC Num	CLEC Denom	CLEC Result	CLEC Std Dev	Qwest Num	Qwest Denom	Qwest Result	Mod Z Scr	Parity Scr
Feb-04	66	70	94.29%	23.21%	1780	2035	87.47%	-1.69	-2.03
Mar-04	70	74	94.59%	22.61%	1951	2169	89.95%	-1.31	-1.79
Apr-04	93	95	97.89%	14.36%	1802	1960	91.94%	-2.08	-2.27
May-04	101	109	92.66%	26.08%	1879	2168	86.67%	-1.8	-2.09
Jun-04	112	119	94.12%	23.53%	1935	2357	82.10%	-3.34	-3.03
Jul-04	126	133	94.74%	22.33%	1748	2108	82.92%	-3.51	-3.13
Aug-04	107	122	87.70%	32.84%	2106	2904	72.52%	-3.68	-3.24
Sep-04	78	83	93.98%	23.79%	1763	2196	80.28%	-3.08	-2.87
Oct-04	81	86	94.19%	23.40%	1946	2294	84.83%	-2.37	-2.44
Nov-04	59	68	86.76%	33.89%	1637	2007	81.56%	-1.09	-1.66
Dec-04	71	74	95.95%	19.72%	1742	2075	83.95%	-2.76	-2.68
Jan-05	12	14	85.71%	34.99%	1656	2136	77.53%	-0.73	-1.44

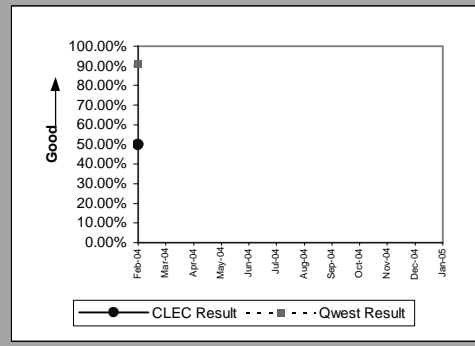


MR-3B - Out of Service Cleared within 24 Hours (Percent) - Dispatches outside MSAs

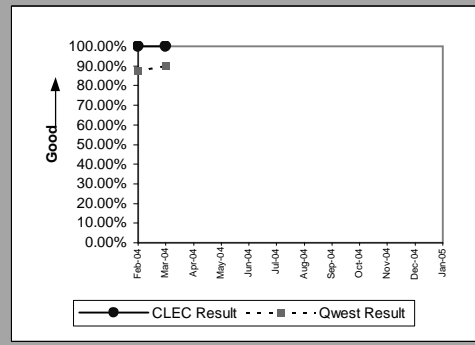
UNE P (Centrex) (Parity)									
Date	CLEC Num	CLEC Denom	CLEC Result	CLEC Std Dev	Qwest Num	Qwest Denom	Qwest Result	Mod Z Scr	Parity Scr
Feb-04									
Mar-04									
Apr-04									
May-04									
Jun-04									
Jul-04									
Aug-04									
Sep-04									
Oct-04									
Nov-04									
Dec-04									
Jan-05	1	1	100.00%	0.00%	2	3	66.67%	-0.61	-1.37



UNE P (Centrex 21) (Parity)									
Date	CLEC Num	CLEC Denom	CLEC Result	CLEC Std Dev	Qwest Num	Qwest Denom	Qwest Result	Mod Z Scr	Parity Scr
Feb-04	1	2	50.00%	50.00%	10	11	90.91%	1.05	-0.36
Mar-04									
Apr-04									
May-04									
Jun-04									
Jul-04									
Aug-04									
Sep-04									
Oct-04									
Nov-04									
Dec-04									
Jan-05									

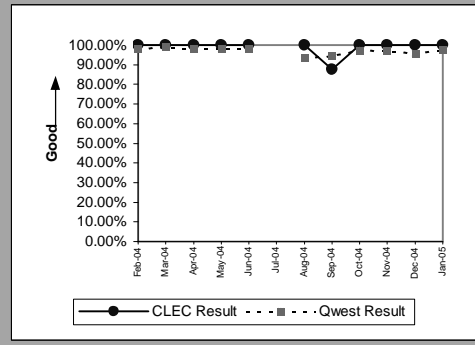


Line Sharing (Parity)									
Date	CLEC Num	CLEC Denom	CLEC Result	CLEC Std Dev	Qwest Num	Qwest Denom	Qwest Result	Mod Z Scr	Parity Scr
Feb-04	1	1	100.00%	0.00%	1780	2035	87.47%	-0.38	-1.23
Mar-04	1	1	100.00%	0.00%	1951	2169	89.95%	-0.33	-1.2
Apr-04									
May-04									
Jun-04									
Jul-04									
Aug-04									
Sep-04									
Oct-04									
Nov-04									
Dec-04									
Jan-05									

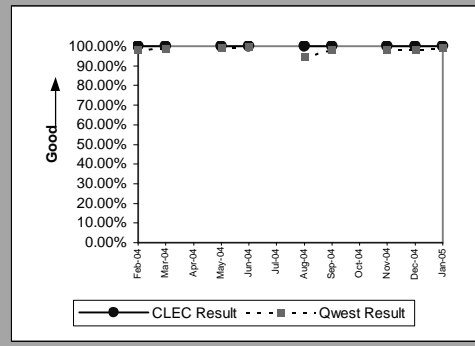


MR-3C - Out of Service Cleared within 24 Hours (Percent) - No dispatches

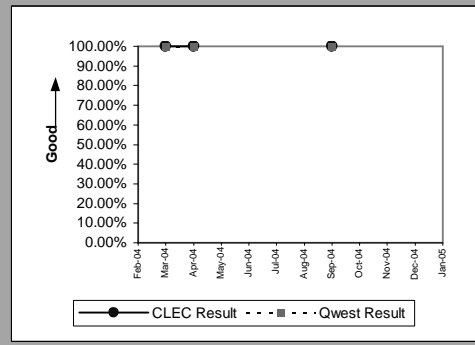
Residence (Parity)									
Date	CLEC Num	CLEC Denom	CLEC Result	CLEC Std Dev	Qwest Num	Qwest Denom	Qwest Result	Mod Z Scr	Parity Scr
Feb-04	9	9	100.00%	0.00%	1400	1427	98.11%	-0.42	-1.25
Mar-04	3	3	100.00%	0.00%	1687	1706	98.89%	-0.18	-1.11
Apr-04	4	4	100.00%	0.00%	1207	1231	98.05%	-0.28	-1.17
May-04	3	3	100.00%	0.00%	1226	1252	97.92%	-0.25	-1.15
Jun-04	4	4	100.00%	0.00%	1511	1542	97.99%	-0.29	-1.17
Jul-04									
Aug-04	8	8	100.00%	0.00%	1687	1806	93.41%	-0.75	-1.46
Sep-04	7	8	87.50%	33.07%	1735	1839	94.34%	0.76	-0.54
Oct-04	4	4	100.00%	0.00%	1444	1484	97.30%	-0.33	-1.2
Nov-04	7	7	100.00%	0.00%	1325	1365	97.07%	-0.46	-1.28
Dec-04	4	4	100.00%	0.00%	1296	1354	95.72%	-0.42	-1.26
Jan-05	2	2	100.00%	0.00%	1040	1063	97.84%	-0.21	-1.13



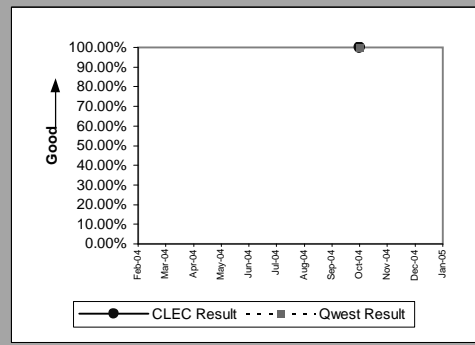
Business (Parity)									
Date	CLEC Num	CLEC Denom	CLEC Result	CLEC Std Dev	Qwest Num	Qwest Denom	Qwest Result	Mod Z Scr	Parity Scr
Feb-04	6	6	100.00%	0.00%	228	232	98.28%	-0.32	-1.19
Mar-04	1	1	100.00%	0.00%	215	218	98.62%	-0.12	-1.07
Apr-04									
May-04	3	3	100.00%	0.00%	187	189	98.94%	-0.18	-1.11
Jun-04	2	2	100.00%	0.00%	204	205	99.51%	-0.1	-1.06
Jul-04									
Aug-04	2	2	100.00%	0.00%	249	264	94.32%	-0.35	-1.21
Sep-04	1	1	100.00%	0.00%	233	238	97.90%	-0.15	-1.09
Oct-04									
Nov-04	3	3	100.00%	0.00%	190	194	97.94%	-0.25	-1.15
Dec-04	2	2	100.00%	0.00%	190	194	97.94%	-0.2	-1.12
Jan-05	3	3	100.00%	0.00%	192	194	98.97%	-0.18	-1.11



Centrex (Parity)									
Date	CLEC Num	CLEC Denom	CLEC Result	CLEC Std Dev	Qwest Num	Qwest Denom	Qwest Result	Mod Z Scr	Parity Scr
Feb-04									
Mar-04	1	1	100.00%	0.00%	24	24	100.00%	N/A	N/A
Apr-04	3	3	100.00%	0.00%	22	22	100.00%	N/A	N/A
May-04									
Jun-04									
Jul-04									
Aug-04									
Sep-04	1	1	100.00%	0.00%	27	27	100.00%	N/A	N/A
Oct-04									
Nov-04									
Dec-04									
Jan-05									

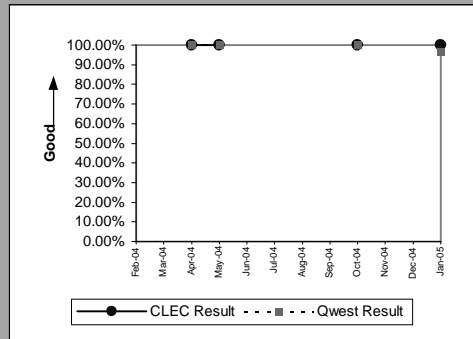


Centrex 21 (Parity)									
Date	CLEC Num	CLEC Denom	CLEC Result	CLEC Std Dev	Qwest Num	Qwest Denom	Qwest Result	Mod Z Scr	Parity Scr
Feb-04									
Mar-04									
Apr-04									
May-04									
Jun-04									
Jul-04									
Aug-04									
Sep-04									
Oct-04	1	1	100.00%	0.00%	25	25	100.00%	N/A	N/A
Nov-04									
Dec-04									
Jan-05									

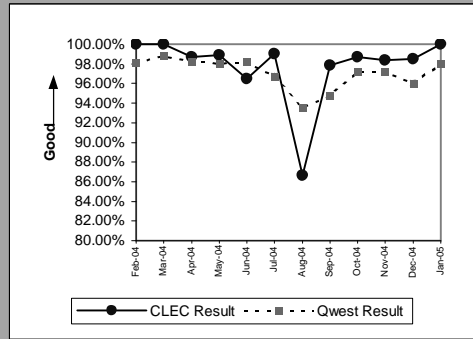


MR-3C - Out of Service Cleared within 24 Hours (Percent) - No dispatches

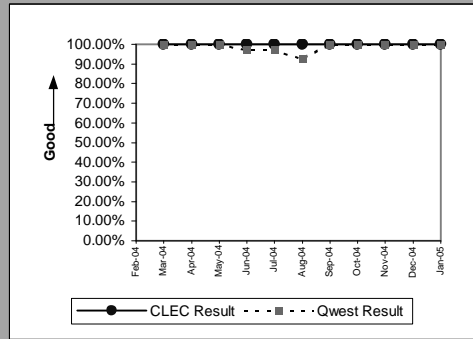
PBX (Parity)									
Date	CLEC Num	CLEC Denom	CLEC Result	CLEC Std Dev	Qwest Num	Qwest Denom	Qwest Result	Mod Z Scr	Parity Scr
Feb-04									
Mar-04									
Apr-04	1	1	100.00%	0.00%	44	44	100.00%	N/A	N/A
May-04	4	4	100.00%	0.00%	38	38	100.00%	N/A	N/A
Jun-04									
Jul-04									
Aug-04									
Sep-04									
Oct-04	1	1	100.00%	0.00%	29	29	100.00%	N/A	N/A
Nov-04									
Dec-04									
Jan-05	1	1	100.00%	0.00%	26	27	96.30%	-0.19	-1.12



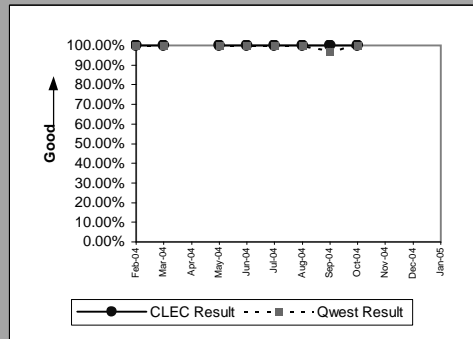
UNE - P (POTS) (Parity)									
Date	CLEC Num	CLEC Denom	CLEC Result	CLEC Std Dev	Qwest Num	Qwest Denom	Qwest Result	Mod Z Scr	Parity Scr
Feb-04	73	73	100.00%	0.00%	1628	1659	98.13%	-1.15	-1.7
Mar-04	66	66	100.00%	0.00%	1902	1924	98.86%	-0.86	-1.52
Apr-04	76	77	98.70%	11.32%	1388	1413	98.23%	-0.31	-1.19
May-04	90	91	98.90%	10.43%	1413	1441	98.06%	-0.57	-1.34
Jun-04	83	86	96.51%	18.35%	1715	1747	98.17%	1.05	-0.36
Jul-04	100	101	99.01%	9.90%	1622	1677	96.72%	-1.25	-1.76
Aug-04	91	105	86.67%	33.99%	1936	2070	93.53%	2.47	0.5
Sep-04	92	94	97.87%	14.43%	1968	2077	94.75%	-1.33	-1.81
Oct-04	76	77	98.70%	11.32%	1655	1703	97.18%	-0.79	-1.48
Nov-04	61	62	98.39%	12.60%	1515	1559	97.18%	-0.56	-1.34
Dec-04	67	68	98.53%	12.04%	1486	1548	95.99%	-1.04	-1.63
Jan-05	7	7	100.00%	0.00%	1232	1257	98.01%	-0.38	-1.23



UNE P (Centrex) (Parity)									
Date	CLEC Num	CLEC Denom	CLEC Result	CLEC Std Dev	Qwest Num	Qwest Denom	Qwest Result	Mod Z Scr	Parity Scr
Feb-04									
Mar-04	4	4	100.00%	0.00%	24	24	100.00%	N/A	N/A
Apr-04	1	1	100.00%	0.00%	22	22	100.00%	N/A	N/A
May-04	4	4	100.00%	0.00%	24	24	100.00%	N/A	N/A
Jun-04	4	4	100.00%	0.00%	34	35	97.14%	-0.32	-1.2
Jul-04	1	1	100.00%	0.00%	35	36	97.22%	-0.17	-1.1
Aug-04	3	3	100.00%	0.00%	37	40	92.50%	-0.48	-1.29
Sep-04	2	2	100.00%	0.00%	27	27	100.00%	N/A	N/A
Oct-04	1	1	100.00%	0.00%	26	26	100.00%	N/A	N/A
Nov-04	1	1	100.00%	0.00%	17	17	100.00%	N/A	N/A
Dec-04	3	3	100.00%	0.00%	29	29	100.00%	N/A	N/A
Jan-05	1	1	100.00%	0.00%	38	38	100.00%	N/A	N/A

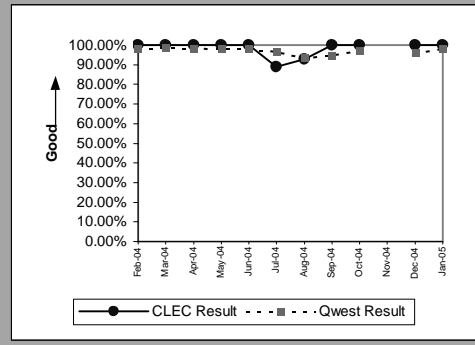


UNE P (Centrex 21) (Parity)									
Date	CLEC Num	CLEC Denom	CLEC Result	CLEC Std Dev	Qwest Num	Qwest Denom	Qwest Result	Mod Z Scr	Parity Scr
Feb-04	1	1	100.00%	0.00%	24	24	100.00%	N/A	N/A
Mar-04	3	3	100.00%	0.00%	22	22	100.00%	N/A	N/A
Apr-04									
May-04	2	2	100.00%	0.00%	21	21	100.00%	N/A	N/A
Jun-04	1	1	100.00%	0.00%	22	22	100.00%	N/A	N/A
Jul-04	1	1	100.00%	0.00%	12	12	100.00%	N/A	N/A
Aug-04	3	3	100.00%	0.00%	25	25	100.00%	N/A	N/A
Sep-04	2	2	100.00%	0.00%	34	35	97.14%	-0.24	-1.14
Oct-04	1	1	100.00%	0.00%	25	25	100.00%	N/A	N/A
Nov-04									
Dec-04									
Jan-05									

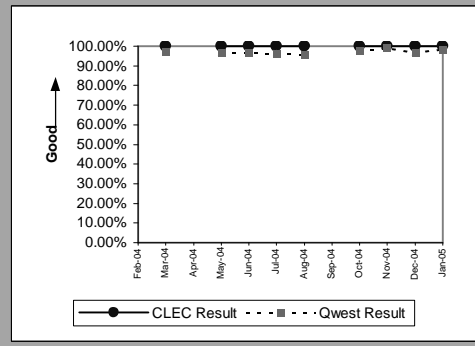


MR-3C - Out of Service Cleared within 24 Hours (Percent) - No dispatches

Line Sharing (Parity)									
Date	CLEC Num	CLEC Denom	CLEC Result	CLEC Std Dev	Qwest Num	Qwest Denom	Qwest Result	Mod Z Scr	Parity Scr
Feb-04	11	11	100.00%	0.00%	1628	1659	98.13%	-0.46	-1.28
Mar-04	13	13	100.00%	0.00%	1902	1924	98.86%	-0.39	-1.23
Apr-04	9	9	100.00%	0.00%	1388	1413	98.23%	-0.4	-1.24
May-04	5	5	100.00%	0.00%	1413	1441	98.06%	-0.31	-1.19
Jun-04	12	12	100.00%	0.00%	1715	1747	98.17%	-0.47	-1.29
Jul-04	8	9	88.89%	31.43%	1622	1677	96.72%	1.05	-0.36
Aug-04	13	14	92.86%	25.75%	1936	2070	93.53%	0.19	-0.89
Sep-04	10	10	100.00%	0.00%	1968	2077	94.75%	-0.74	-1.45
Oct-04	8	8	100.00%	0.00%	1655	1703	97.18%	-0.48	-1.29
Nov-04									
Dec-04	2	2	100.00%	0.00%	1486	1548	95.99%	-0.29	-1.18
Jan-05	1	1	100.00%	0.00%	1232	1257	98.01%	-0.14	-1.09

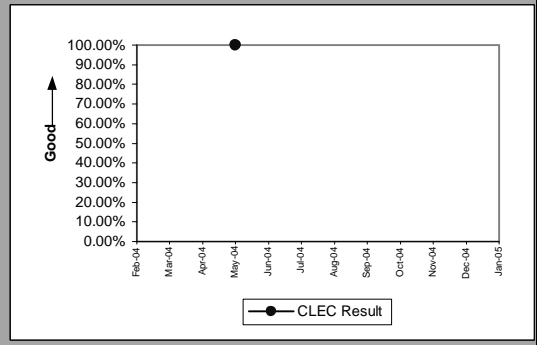


Line Splitting (Parity)									
Date	CLEC Num	CLEC Denom	CLEC Result	CLEC Std Dev	Qwest Num	Qwest Denom	Qwest Result	Mod Z Scr	Parity Scr
Feb-04									
Mar-04	1	1	100.00%	0.00%	296	305	97.05%	-0.17	-1.11
Apr-04									
May-04	1	1	100.00%	0.00%	336	347	96.83%	-0.18	-1.11
Jun-04	2	2	100.00%	0.00%	340	352	96.59%	-0.26	-1.16
Jul-04	4	4	100.00%	0.00%	316	328	96.34%	-0.39	-1.24
Aug-04	2	2	100.00%	0.00%	344	359	95.82%	-0.29	-1.18
Sep-04									
Oct-04	2	2	100.00%	0.00%	227	232	97.84%	-0.21	-1.13
Nov-04	3	3	100.00%	0.00%	194	196	98.98%	-0.17	-1.11
Dec-04	1	1	100.00%	0.00%	200	207	96.62%	-0.19	-1.11
Jan-05	1	1	100.00%	0.00%	247	251	98.41%	-0.13	-1.08



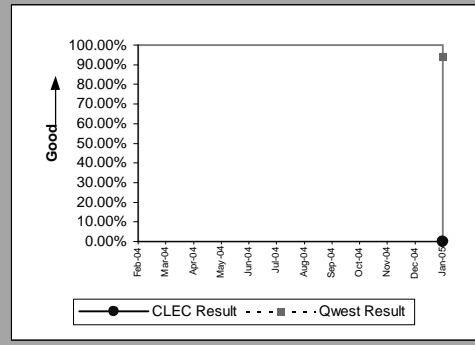
MR-3C - Out of Service Cleared within 24 Hours (Percent) - No dispatches

Sub-Loop Unbundling (Diagnostic)				
Date	Numerator	Denominator	CLEC Result	Standard Dev
Feb-04				
Mar-04				
Apr-04				
May-04	1	1	100.00%	0.00%
Jun-04				
Jul-04				
Aug-04				
Sep-04				
Oct-04				
Nov-04				
Dec-04				
Jan-05				

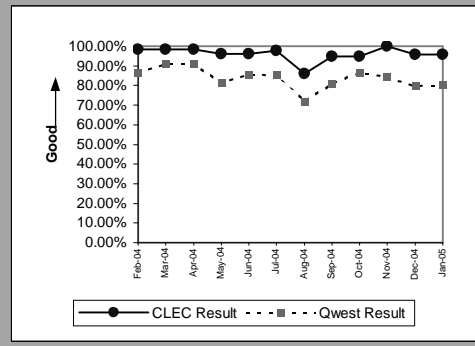


MR-3D - Out of Service Cleared within 24 Hours (Percent) - Interval Zone One

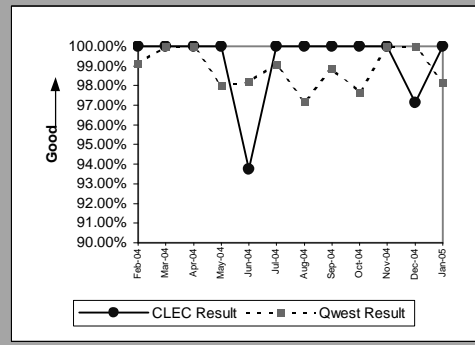
Qwest DSL (Parity)									
Date	CLEC Num	CLEC Denom	CLEC Result	CLEC Std Dev	Qwest Num	Qwest Denom	Qwest Result	Mod Z Scr	Parity Scr
Feb-04									
Mar-04									
Apr-04									
May-04									
Jun-04									
Jul-04									
Aug-04									
Sep-04									
Oct-04									
Nov-04									
Dec-04									
Jan-05	0	1	0.00%	0.00%	238	253	94.07%	1.89	0.15



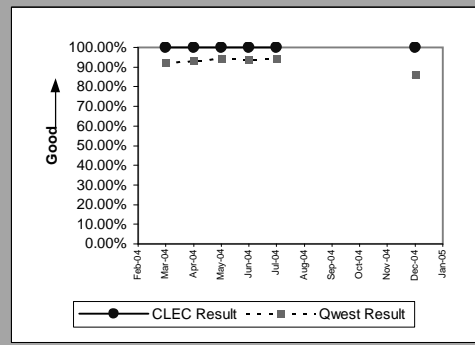
Unbundled Loop Analog (Parity)									
Date	CLEC Num	CLEC Denom	CLEC Result	CLEC Std Dev	Qwest Num	Qwest Denom	Qwest Result	Mod Z Scr	Parity Scr
Feb-04	122	124	98.39%	12.60%	8694	10069	86.34%	-3.88	-3.36
Mar-04	128	130	98.46%	12.31%	10008	10957	91.34%	-2.87	-2.75
Apr-04	118	120	98.33%	12.80%	9047	9946	90.96%	-2.8	-2.7
May-04	98	102	96.08%	19.41%	9636	11818	81.54%	-3.77	-3.29
Jun-04	154	160	96.25%	19.00%	10036	11735	85.52%	-3.83	-3.33
Jul-04	163	167	97.60%	15.29%	8956	10505	85.25%	-4.47	-3.72
Aug-04	171	199	85.93%	34.77%	10099	14024	72.01%	-4.34	-3.64
Sep-04	167	176	94.89%	22.03%	9322	11556	80.67%	-4.74	-3.88
Oct-04	149	157	94.90%	21.99%	9604	11083	86.66%	-3.02	-2.83
Nov-04	168	168	100.00%	0.00%	8308	9842	84.41%	-5.52	-4.36
Dec-04	141	147	95.92%	19.79%	8549	10691	79.96%	-4.8	-3.92
Jan-05	159	166	95.78%	20.10%	8657	10766	80.41%	-4.95	-4.01



Unbundled Loop - 2 Wire Non-Loaded (Parity)									
Date	CLEC Num	CLEC Denom	CLEC Result	CLEC Std Dev	Qwest Num	Qwest Denom	Qwest Result	Mod Z Scr	Parity Scr
Feb-04	18	18	100.00%	0.00%	113	114	99.12%	-0.37	-1.23
Mar-04	27	27	100.00%	0.00%	105	105	100.00%	N/A	N/A
Apr-04	13	13	100.00%	0.00%	136	136	100.00%	N/A	N/A
May-04	10	10	100.00%	0.00%	97	99	97.98%	-0.43	-1.26
Jun-04	15	16	93.75%	24.21%	107	109	98.17%	0.87	-0.47
Jul-04	21	21	100.00%	0.00%	105	106	99.06%	-0.41	-1.25
Aug-04	21	21	100.00%	0.00%	103	106	97.17%	-0.71	-1.43
Sep-04	25	25	100.00%	0.00%	87	88	98.86%	-0.47	-1.29
Oct-04	20	20	100.00%	0.00%	83	85	97.65%	-0.62	-1.38
Nov-04	20	20	100.00%	0.00%	62	62	100.00%	N/A	N/A
Dec-04	34	35	97.14%	16.66%	89	89	100.00%	N/A	-0.33
Jan-05	27	27	100.00%	0.00%	53	54	98.15%	-0.58	-1.35

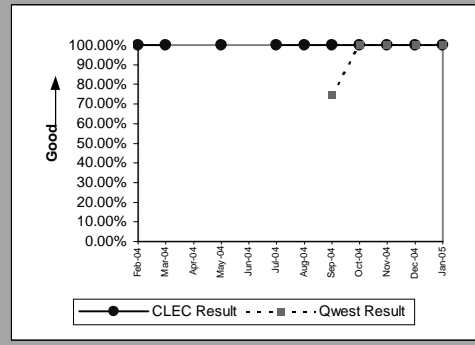


Unbundled Loop - ADSL Qualified (Parity)									
Date	CLEC Num	CLEC Denom	CLEC Result	CLEC Std Dev	Qwest Num	Qwest Denom	Qwest Result	Mod Z Scr	Parity Scr
Feb-04									
Mar-04	2	2	100.00%	0.00%	302	328	92.07%	-0.41	-1.25
Apr-04	3	3	100.00%	0.00%	320	343	93.29%	-0.46	-1.28
May-04	1	1	100.00%	0.00%	314	332	94.58%	-0.24	-1.15
Jun-04	2	2	100.00%	0.00%	326	347	93.95%	-0.36	-1.22
Jul-04	2	2	100.00%	0.00%	297	316	93.99%	-0.36	-1.22
Aug-04									
Sep-04									
Oct-04									
Nov-04									
Dec-04	1	1	100.00%	0.00%	213	248	85.89%	-0.4	-1.25
Jan-05									

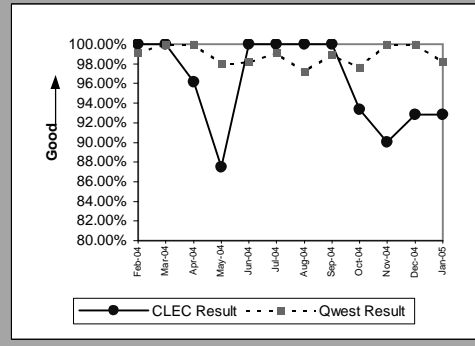


MR-3D - Out of Service Cleared within 24 Hours (Percent) - Interval Zone One

Unbundled Loop - XDSL (Parity)									
Date	CLEC Num	CLEC Denom	CLEC Result	CLEC Std Dev	Qwest Num	Qwest Denom	Qwest Result	Mod Z Scr	Parity Scr
Feb-04	4	4	100.00%	0.00%					N/A
Mar-04	1	1	100.00%	0.00%					N/A
Apr-04									
May-04	2	2	100.00%	0.00%					N/A
Jun-04									
Jul-04	4	4	100.00%	0.00%					N/A
Aug-04	3	3	100.00%	0.00%					N/A
Sep-04	3	3	100.00%	0.00%	3	4	75.00%	-0.76	-1.46
Oct-04	2	2	100.00%	0.00%	2	2	100.00%	N/A	N/A
Nov-04	1	1	100.00%	0.00%	3	3	100.00%	N/A	N/A
Dec-04	3	3	100.00%	0.00%	4	4	100.00%	N/A	N/A
Jan-05	7	7	100.00%	0.00%	3	3	100.00%	N/A	N/A

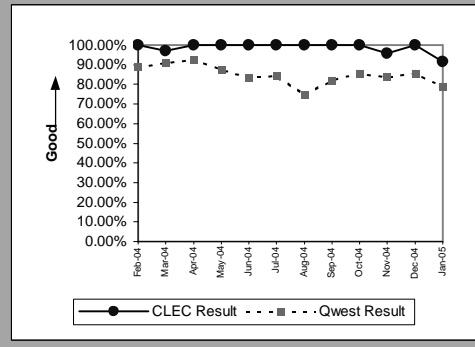


Unbundled Loop ISDN Capable (Parity)									
Date	CLEC Num	CLEC Denom	CLEC Result	CLEC Std Dev	Qwest Num	Qwest Denom	Qwest Result	Mod Z Scr	Parity Scr
Feb-04	11	11	100.00%	0.00%	113	114	99.12%	-0.3	-1.18
Mar-04	16	16	100.00%	0.00%	105	105	100.00%	N/A	N/A
Apr-04	25	26	96.15%	19.23%	136	136	100.00%	N/A	-0.1
May-04	7	8	87.50%	33.07%	96	98	97.96%	1.24	-0.25
Jun-04	19	19	100.00%	0.00%	106	108	98.15%	-0.55	-1.34
Jul-04	15	15	100.00%	0.00%	105	106	99.06%	-0.35	-1.22
Aug-04	8	8	100.00%	0.00%	103	106	97.17%	-0.47	-1.28
Sep-04	6	6	100.00%	0.00%	87	88	98.86%	-0.25	-1.15
Oct-04	14	15	93.33%	24.94%	83	85	97.65%	0.75	-0.55
Nov-04	9	10	90.00%	30.00%	62	62	100.00%	N/A	-0.05
Dec-04	13	14	92.86%	25.75%	89	89	100.00%	N/A	-0.05
Jan-05	13	14	92.86%	25.75%	53	54	98.15%	0.81	-0.51

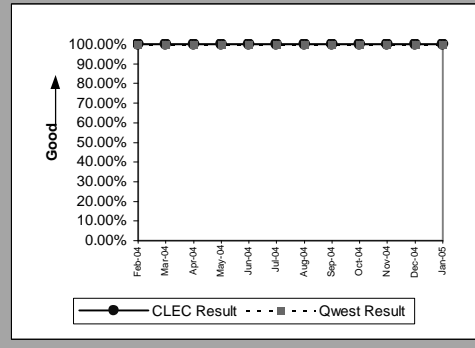


MR-3E - Out of Service Cleared within 24 Hours (Percent) - Interval Zone Two

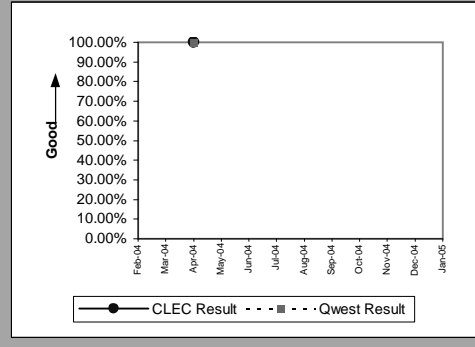
Unbundled Loop Analog (Parity)									
Date	CLEC Num	CLEC Denom	CLEC Result	CLEC Std Dev	Qwest Num	Qwest Denom	Qwest Result	Mod Z Scr	Parity Scr
Feb-04	12	12	100.00%	0.00%	2146	2416	88.82%	-1.23	-1.75
Mar-04	33	34	97.06%	16.90%	2185	2407	90.78%	-1.26	-1.76
Apr-04	23	23	100.00%	0.00%	1960	2121	92.41%	-1.37	-1.83
May-04	20	20	100.00%	0.00%	2024	2314	87.47%	-1.69	-2.02
Jun-04	18	18	100.00%	0.00%	2131	2558	83.31%	-1.89	-2.15
Jul-04	15	15	100.00%	0.00%	1955	2319	84.30%	-1.67	-2.01
Aug-04	9	9	100.00%	0.00%	2376	3190	74.48%	-1.75	-2.07
Sep-04	12	12	100.00%	0.00%	2039	2485	82.05%	-1.62	-1.98
Oct-04	19	19	100.00%	0.00%	2164	2523	85.77%	-1.77	-2.08
Nov-04	22	23	95.65%	20.39%	1903	2277	83.57%	-1.56	-1.95
Dec-04	13	13	100.00%	0.00%	1995	2332	85.55%	-1.48	-1.9
Jan-05	11	12	91.67%	27.64%	1799	2284	78.77%	-1.09	-1.66



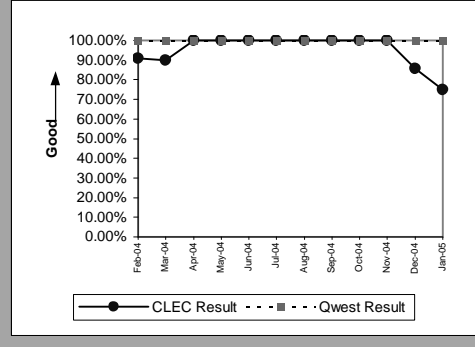
Unbundled Loop - 2 Wire Non-Loaded (Parity)									
Date	CLEC Num	CLEC Denom	CLEC Result	CLEC Std Dev	Qwest Num	Qwest Denom	Qwest Result	Mod Z Scr	Parity Scr
Feb-04	5	5	100.00%	0.00%	19	19	100.00%	N/A	N/A
Mar-04	5	5	100.00%	0.00%	11	11	100.00%	N/A	N/A
Apr-04	7	7	100.00%	0.00%	11	11	100.00%	N/A	N/A
May-04	1	1	100.00%	0.00%	18	18	100.00%	N/A	N/A
Jun-04	8	8	100.00%	0.00%	13	13	100.00%	N/A	N/A
Jul-04	4	4	100.00%	0.00%	17	17	100.00%	N/A	N/A
Aug-04	4	4	100.00%	0.00%	10	10	100.00%	N/A	N/A
Sep-04	2	2	100.00%	0.00%	16	16	100.00%	N/A	N/A
Oct-04	6	6	100.00%	0.00%	11	11	100.00%	N/A	N/A
Nov-04	6	6	100.00%	0.00%	11	11	100.00%	N/A	N/A
Dec-04	3	3	100.00%	0.00%	9	9	100.00%	N/A	N/A
Jan-05	4	4	100.00%	0.00%	6	6	100.00%	N/A	N/A



Unbundled Loop - ADSL Qualified (Parity)									
Date	CLEC Num	CLEC Denom	CLEC Result	CLEC Std Dev	Qwest Num	Qwest Denom	Qwest Result	Mod Z Scr	Parity Scr
Feb-04									
Mar-04									
Apr-04	1	1	100.00%	0.00%	28	28	100.00%	N/A	N/A
May-04									
Jun-04									
Jul-04									
Aug-04									
Sep-04									
Oct-04									
Nov-04									
Dec-04									
Jan-05									

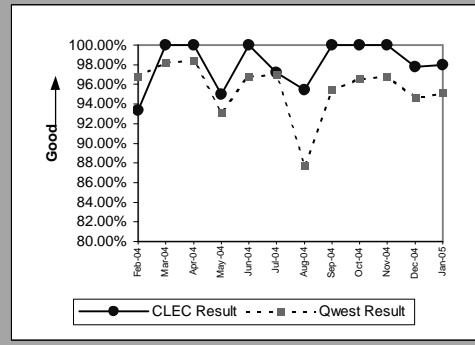


Unbundled Loop ISDN Capable (Parity)									
Date	CLEC Num	CLEC Denom	CLEC Result	CLEC Std Dev	Qwest Num	Qwest Denom	Qwest Result	Mod Z Scr	Parity Scr
Feb-04	10	11	90.91%	28.75%	19	19	100.00%	N/A	-0.45
Mar-04	9	10	90.00%	30.00%	11	11	100.00%	N/A	-0.59
Apr-04	8	8	100.00%	0.00%	11	11	100.00%	N/A	N/A
May-04	1	1	100.00%	0.00%	18	18	100.00%	N/A	N/A
Jun-04	11	11	100.00%	0.00%	13	13	100.00%	N/A	N/A
Jul-04	5	5	100.00%	0.00%	17	17	100.00%	N/A	N/A
Aug-04	6	6	100.00%	0.00%	10	10	100.00%	N/A	N/A
Sep-04	6	6	100.00%	0.00%	16	16	100.00%	N/A	N/A
Oct-04	5	5	100.00%	0.00%	11	11	100.00%	N/A	N/A
Nov-04	5	5	100.00%	0.00%	11	11	100.00%	N/A	N/A
Dec-04	6	7	85.71%	34.99%	9	9	100.00%	N/A	-0.54
Jan-05	3	4	75.00%	43.30%	6	6	100.00%	N/A	-0.49

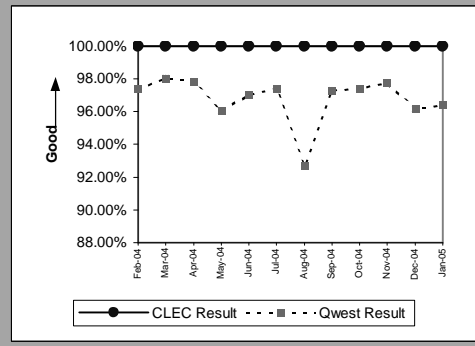


MR-4A - All Troubles Cleared within 48 Hours (Percent) - Dispatches within MSAs

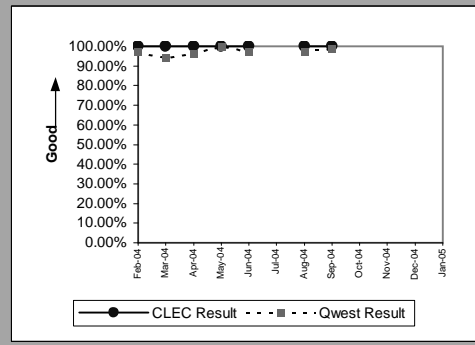
Residence (Parity)									
Date	CLEC Num	CLEC Denom	CLEC Result	CLEC Std Dev	Qwest Num	Qwest Denom	Qwest Result	Mod Z Scr	Parity Scr
Feb-04	42	45	93.33%	24.94%	10242	10578	96.82%	1.22	-0.26
Mar-04	41	41	100.00%	0.00%	10834	11029	98.23%	-0.86	-1.52
Apr-04	39	39	100.00%	0.00%	9948	10104	98.46%	-0.78	-1.47
May-04	38	40	95.00%	21.79%	11113	11940	93.07%	-0.48	-1.29
Jun-04	37	37	100.00%	0.00%	11150	11515	96.83%	-1.1	-1.67
Jul-04	35	36	97.22%	16.43%	10185	10503	96.97%	-0.09	-1.05
Aug-04	42	44	95.45%	20.83%	11872	13541	87.67%	-1.57	-1.95
Sep-04	39	39	100.00%	0.00%	10482	10982	95.45%	-1.36	-1.83
Oct-04	56	56	100.00%	0.00%	10289	10655	96.57%	-1.41	-1.86
Nov-04	45	45	100.00%	0.00%	9488	9800	96.82%	-1.21	-1.74
Dec-04	44	45	97.78%	14.74%	10350	10937	94.63%	-0.93	-1.57
Jan-05	48	49	97.96%	14.14%	10733	11284	95.12%	-0.92	-1.56



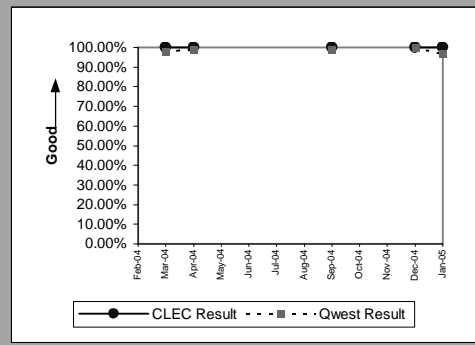
Business (Parity)									
Date	CLEC Num	CLEC Denom	CLEC Result	CLEC Std Dev	Qwest Num	Qwest Denom	Qwest Result	Mod Z Scr	Parity Scr
Feb-04	34	34	100.00%	0.00%	1044	1072	97.39%	-0.94	-1.57
Mar-04	7	7	100.00%	0.00%	1214	1238	98.06%	-0.37	-1.23
Apr-04	6	6	100.00%	0.00%	1091	1115	97.85%	-0.36	-1.22
May-04	12	12	100.00%	0.00%	1148	1195	96.07%	-0.7	-1.42
Jun-04	17	17	100.00%	0.00%	1272	1311	97.03%	-0.72	-1.44
Jul-04	9	9	100.00%	0.00%	1103	1132	97.44%	-0.48	-1.29
Aug-04	11	11	100.00%	0.00%	1245	1343	92.70%	-0.93	-1.56
Sep-04	4	4	100.00%	0.00%	1191	1224	97.30%	-0.33	-1.2
Oct-04	11	11	100.00%	0.00%	1206	1238	97.42%	-0.54	-1.33
Nov-04	12	12	100.00%	0.00%	1060	1084	97.79%	-0.52	-1.32
Dec-04	21	21	100.00%	0.00%	1155	1201	96.17%	-0.91	-1.55
Jan-05	6	6	100.00%	0.00%	1254	1301	96.39%	-0.47	-1.29



Centrex (Parity)									
Date	CLEC Num	CLEC Denom	CLEC Result	CLEC Std Dev	Qwest Num	Qwest Denom	Qwest Result	Mod Z Scr	Parity Scr
Feb-04	1	1	100.00%	0.00%	99	102	97.06%	-0.17	-1.11
Mar-04	2	2	100.00%	0.00%	82	87	94.25%	-0.35	-1.21
Apr-04	1	1	100.00%	0.00%	81	84	96.43%	-0.19	-1.12
May-04	1	1	100.00%	0.00%	64	64	100.00%	N/A	N/A
Jun-04	1	1	100.00%	0.00%	78	80	97.50%	-0.16	-1.1
Jul-04									
Aug-04	1	1	100.00%	0.00%	71	73	97.26%	-0.17	-1.1
Sep-04	1	1	100.00%	0.00%	74	75	98.67%	-0.12	-1.07
Oct-04									
Nov-04									
Dec-04									
Jan-05									

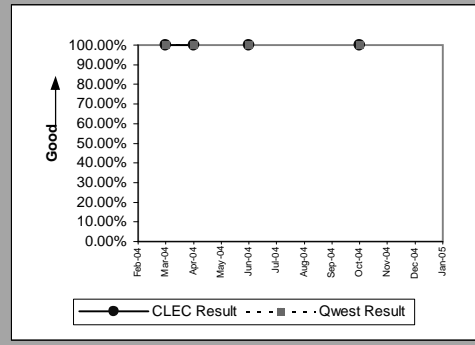


Centrex 21 (Parity)									
Date	CLEC Num	CLEC Denom	CLEC Result	CLEC Std Dev	Qwest Num	Qwest Denom	Qwest Result	Mod Z Scr	Parity Scr
Feb-04									
Mar-04	1	1	100.00%	0.00%	149	152	98.03%	-0.14	-1.09
Apr-04	1	1	100.00%	0.00%	106	107	99.07%	-0.1	-1.06
May-04									
Jun-04									
Jul-04									
Aug-04									
Sep-04	2	2	100.00%	0.00%	108	109	99.08%	-0.13	-1.08
Oct-04									
Nov-04									
Dec-04	3	3	100.00%	0.00%	91	91	100.00%	N/A	N/A
Jan-05	2	2	100.00%	0.00%	114	118	96.61%	-0.26	-1.16

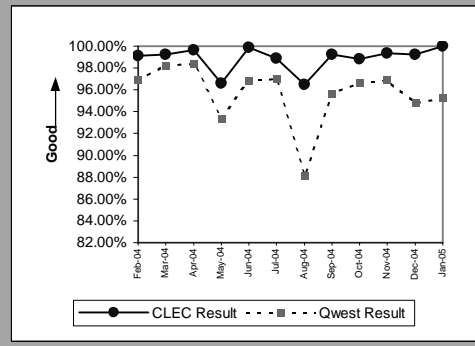


MR-4A - All Troubles Cleared within 48 Hours (Percent) - Dispatches within MSAs

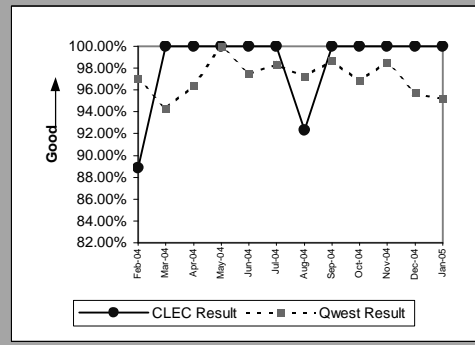
PBX (Parity)									
Date	CLEC Num	CLEC Denom	CLEC Result	CLEC Std Dev	Qwest Num	Qwest Denom	Qwest Result	Mod Z Scr	Parity Scr
Feb-04									
Mar-04	2	2	100.00%	0.00%	32	32	100.00%	N/A	N/A
Apr-04	1	1	100.00%	0.00%	23	23	100.00%	N/A	N/A
May-04									
Jun-04	1	1	100.00%	0.00%	32	32	100.00%	N/A	N/A
Jul-04									
Aug-04									
Sep-04									
Oct-04	2	2	100.00%	0.00%	20	20	100.00%	N/A	N/A
Nov-04									
Dec-04									
Jan-05									



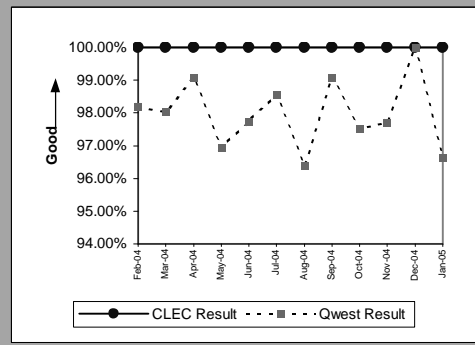
UNE - P (POTS) (Parity)									
Date	CLEC Num	CLEC Denom	CLEC Result	CLEC Std Dev	Qwest Num	Qwest Denom	Qwest Result	Mod Z Scr	Parity Scr
Feb-04	444	448	99.11%	9.41%	11286	11650	96.88%	-2.66	-2.62
Mar-04	522	526	99.24%	8.69%	12048	12267	98.21%	-1.74	-2.06
Apr-04	549	551	99.64%	6.01%	11039	11219	98.40%	-2.26	-2.38
May-04	678	702	96.58%	18.17%	12261	13135	93.35%	-3.35	-3.04
Jun-04	735	736	99.86%	3.68%	12422	12826	96.85%	-4.55	-3.77
Jul-04	709	717	98.88%	10.50%	11288	11635	97.02%	-2.85	-2.73
Aug-04	523	542	96.49%	18.39%	13117	14884	88.13%	-5.91	-4.6
Sep-04	506	510	99.22%	8.82%	11673	12206	95.63%	-3.88	-3.36
Oct-04	501	507	98.82%	10.81%	11495	11893	96.65%	-2.65	-2.61
Nov-04	459	462	99.35%	8.03%	10548	10884	96.91%	-2.97	-2.8
Dec-04	518	522	99.23%	8.72%	11505	12138	94.79%	-4.48	-3.72
Jan-05	42	42	100.00%	0.00%	11987	12585	95.25%	-1.45	-1.88



UNE P (Centrex) (Parity)									
Date	CLEC Num	CLEC Denom	CLEC Result	CLEC Std Dev	Qwest Num	Qwest Denom	Qwest Result	Mod Z Scr	Parity Scr
Feb-04	16	18	88.89%	31.43%	99	102	97.06%	1.36	-0.17
Mar-04	12	12	100.00%	0.00%	82	87	94.25%	-0.8	-1.49
Apr-04	12	12	100.00%	0.00%	81	84	96.43%	-0.62	-1.38
May-04	19	19	100.00%	0.00%	64	64	100.00%	N/A	N/A
Jun-04	19	19	100.00%	0.00%	78	80	97.50%	-0.63	-1.38
Jul-04	14	14	100.00%	0.00%	60	61	98.36%	-0.44	-1.26
Aug-04	12	13	92.31%	26.65%	71	73	97.26%	0.74	-0.55
Sep-04	17	17	100.00%	0.00%	74	75	98.67%	-0.43	-1.26
Oct-04	11	11	100.00%	0.00%	61	63	96.83%	-0.55	-1.34
Nov-04	15	15	100.00%	0.00%	66	67	98.51%	-0.43	-1.26
Dec-04	15	15	100.00%	0.00%	90	94	95.74%	-0.76	-1.46
Jan-05	6	6	100.00%	0.00%	79	83	95.18%	-0.53	-1.32

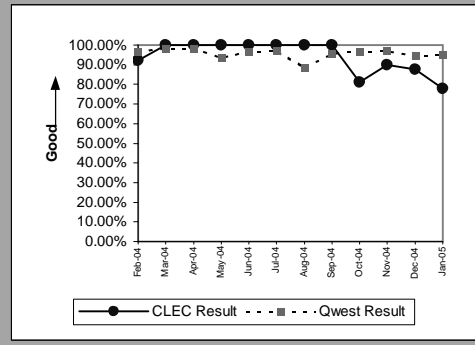


UNE P (Centrex 21) (Parity)									
Date	CLEC Num	CLEC Denom	CLEC Result	CLEC Std Dev	Qwest Num	Qwest Denom	Qwest Result	Mod Z Scr	Parity Scr
Feb-04	6	6	100.00%	0.00%	109	111	98.20%	-0.32	-1.2
Mar-04	1	1	100.00%	0.00%	149	152	98.03%	-0.14	-1.09
Apr-04	2	2	100.00%	0.00%	106	107	99.07%	-0.14	-1.08
May-04	5	5	100.00%	0.00%	126	130	96.92%	-0.39	-1.24
Jun-04	5	5	100.00%	0.00%	129	132	97.73%	-0.33	-1.2
Jul-04	8	8	100.00%	0.00%	136	138	98.55%	-0.33	-1.2
Aug-04	3	3	100.00%	0.00%	107	111	96.40%	-0.33	-1.2
Sep-04	1	1	100.00%	0.00%	108	109	99.08%	-0.1	-1.06
Oct-04	3	3	100.00%	0.00%	118	121	97.52%	-0.27	-1.17
Nov-04	4	4	100.00%	0.00%	128	131	97.71%	-0.3	-1.18
Dec-04	7	7	100.00%	0.00%	91	91	100.00%	N/A	N/A
Jan-05	1	1	100.00%	0.00%	114	118	96.61%	-0.19	-1.11

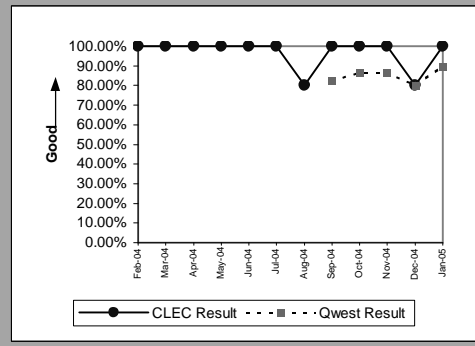


MR-4A - All Troubles Cleared within 48 Hours (Percent) - Dispatches within MSAs

Line Sharing (Parity)									
Date	CLEC Num	CLEC Denom	CLEC Result	CLEC Std Dev	Qwest Num	Qwest Denom	Qwest Result	Mod Z Scr	Parity Scr
Feb-04	12	13	92.31%	26.65%	11286	11650	96.88%	0.84	-0.49
Mar-04	8	8	100.00%	0.00%	12048	12267	98.21%	-0.38	-1.23
Apr-04	10	10	100.00%	0.00%	11039	11219	98.40%	-0.4	-1.25
May-04	8	8	100.00%	0.00%	12261	13135	93.35%	-0.75	-1.46
Jun-04	15	15	100.00%	0.00%	12422	12826	96.85%	-0.7	-1.42
Jul-04	10	10	100.00%	0.00%	11288	11635	97.02%	-0.55	-1.34
Aug-04	5	5	100.00%	0.00%	13117	14884	88.13%	-0.82	-1.5
Sep-04	14	14	100.00%	0.00%	11673	12206	95.63%	-0.8	-1.49
Oct-04	13	16	81.25%	39.03%	11495	11893	96.65%	2.41	0.46
Nov-04	9	10	90.00%	30.00%	10548	10884	96.91%	1.02	-0.38
Dec-04	7	8	87.50%	33.07%	11505	12138	94.79%	0.82	-0.5
Jan-05	7	9	77.78%	41.57%	11987	12585	95.25%	1.81	0.1

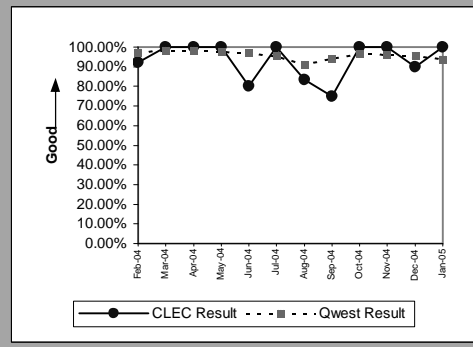


Line Splitting (Parity)									
Date	CLEC Num	CLEC Denom	CLEC Result	CLEC Std Dev	Qwest Num	Qwest Denom	Qwest Result	Mod Z Scr	Parity Scr
Feb-04	7	7	100.00%	0.00%					N/A
Mar-04	2	2	100.00%	0.00%					N/A
Apr-04	6	6	100.00%	0.00%					N/A
May-04	3	3	100.00%	0.00%					N/A
Jun-04	7	7	100.00%	0.00%					N/A
Jul-04	7	7	100.00%	0.00%					N/A
Aug-04	4	5	80.00%	40.00%					N/A
Sep-04	8	8	100.00%	0.00%	706	857	82.38%	-1.3	-1.79
Oct-04	3	3	100.00%	0.00%	774	894	86.58%	-0.68	-1.41
Nov-04	4	4	100.00%	0.00%	447	515	86.80%	-0.78	-1.47
Dec-04	4	5	80.00%	40.00%	651	813	80.07%	0.06	-0.96
Jan-05	2	2	100.00%	0.00%	518	578	89.62%	-0.48	-1.29

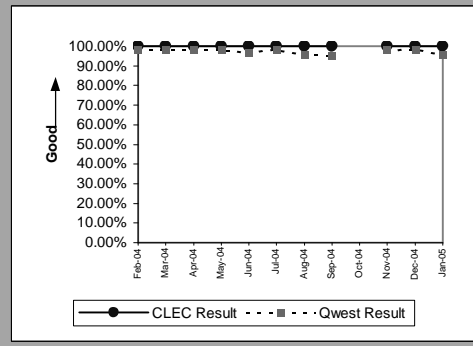


MR-4B - All Troubles Cleared within 48 Hours (Percent) - Dispatches outside MSAs

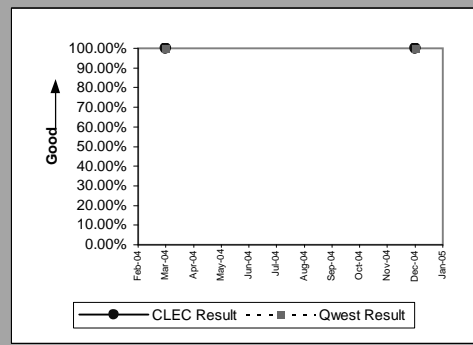
Residence (Parity)									
Date	CLEC Num	CLEC Denom	CLEC Result	CLEC Std Dev	Qwest Num	Qwest Denom	Qwest Result	Mod Z Scr	Parity Scr
Feb-04	12	13	92.31%	26.65%	2477	2541	97.48%	0.98	-0.4
Mar-04	6	6	100.00%	0.00%	2574	2614	98.47%	-0.31	-1.19
Apr-04	5	5	100.00%	0.00%	2296	2337	98.25%	-0.3	-1.18
May-04	9	9	100.00%	0.00%	2535	2598	97.58%	-0.47	-1.29
Jun-04	4	5	80.00%	40.00%	2687	2772	96.93%	1.43	-0.13
Jul-04	4	4	100.00%	0.00%	2441	2554	95.58%	-0.43	-1.26
Aug-04	5	6	83.33%	37.27%	3006	3295	91.23%	0.65	-0.61
Sep-04	3	4	75.00%	43.30%	2419	2569	94.16%	1.19	-0.27
Oct-04	6	6	100.00%	0.00%	2573	2663	96.62%	-0.46	-1.28
Nov-04	7	7	100.00%	0.00%	2321	2418	95.99%	-0.54	-1.33
Dec-04	9	10	90.00%	30.00%	2489	2597	95.84%	0.82	-0.5
Jan-05	11	11	100.00%	0.00%	2467	2628	93.87%	-0.85	-1.51



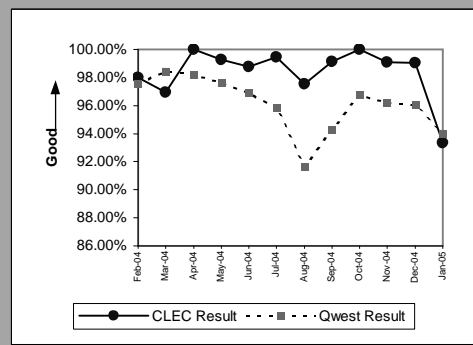
Business (Parity)									
Date	CLEC Num	CLEC Denom	CLEC Result	CLEC Std Dev	Qwest Num	Qwest Denom	Qwest Result	Mod Z Scr	Parity Scr
Feb-04	4	4	100.00%	0.00%	270	275	98.18%	-0.27	-1.16
Mar-04	1	1	100.00%	0.00%	268	273	98.17%	-0.14	-1.08
Apr-04	2	2	100.00%	0.00%	243	248	97.98%	-0.2	-1.12
May-04	3	3	100.00%	0.00%	251	256	98.05%	-0.24	-1.15
Jun-04	1	1	100.00%	0.00%	299	309	96.76%	-0.18	-1.11
Jul-04	3	3	100.00%	0.00%	246	250	98.40%	-0.22	-1.13
Aug-04	1	1	100.00%	0.00%	334	350	95.43%	-0.22	-1.13
Sep-04	2	2	100.00%	0.00%	274	288	95.14%	-0.32	-1.19
Oct-04									
Nov-04	3	3	100.00%	0.00%	267	272	98.16%	-0.24	-1.14
Dec-04	1	1	100.00%	0.00%	221	225	98.22%	-0.13	-1.08
Jan-05	5	5	100.00%	0.00%	261	273	95.60%	-0.48	-1.29



PBX (Parity)									
Date	CLEC Num	CLEC Denom	CLEC Result	CLEC Std Dev	Qwest Num	Qwest Denom	Qwest Result	Mod Z Scr	Parity Scr
Feb-04									
Mar-04	4	4	100.00%	0.00%	12	12	100.00%	N/A	N/A
Apr-04									
May-04									
Jun-04									
Jul-04									
Aug-04									
Sep-04									
Oct-04									
Nov-04									
Dec-04	1	1	100.00%	0.00%	3	3	100.00%	N/A	N/A
Jan-05									

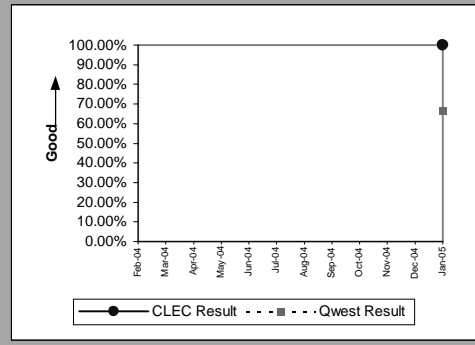


UNE - P (POTS) (Parity)									
Date	CLEC Num	CLEC Denom	CLEC Result	CLEC Std Dev	Qwest Num	Qwest Denom	Qwest Result	Mod Z Scr	Parity Scr
Feb-04	97	99	97.98%	14.07%	2747	2816	97.55%	-0.27	-1.17
Mar-04	95	98	96.94%	17.23%	2842	2887	98.44%	1.1	-0.33
Apr-04	122	122	100.00%	0.00%	2539	2585	98.22%	-1.45	-1.88
May-04	133	134	99.25%	8.61%	2786	2854	97.62%	-1.21	-1.74
Jun-04	159	161	98.76%	11.08%	2986	3081	96.92%	-1.32	-1.8
Jul-04	175	176	99.43%	7.52%	2687	2804	95.83%	-2.32	-2.41
Aug-04	158	162	97.53%	15.52%	3340	3645	91.63%	-2.65	-2.61
Sep-04	116	117	99.15%	9.21%	2693	2857	94.26%	-2.23	-2.35
Oct-04	120	120	100.00%	0.00%	2837	2932	96.76%	-1.96	-2.19
Nov-04	108	109	99.08%	9.53%	2588	2690	96.21%	-1.54	-1.94
Dec-04	101	102	99.02%	9.85%	2710	2822	96.03%	-1.52	-1.92
Jan-05	14	15	93.33%	24.94%	2728	2901	94.04%	0.2	-0.88

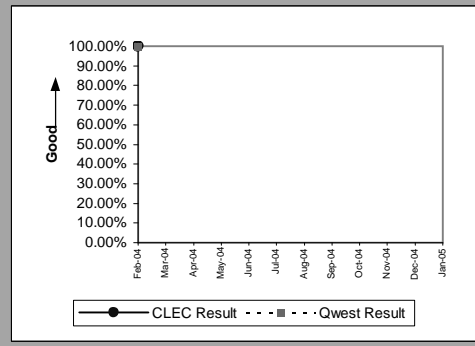


MR-4B - All Troubles Cleared within 48 Hours (Percent) - Dispatches outside MSAs

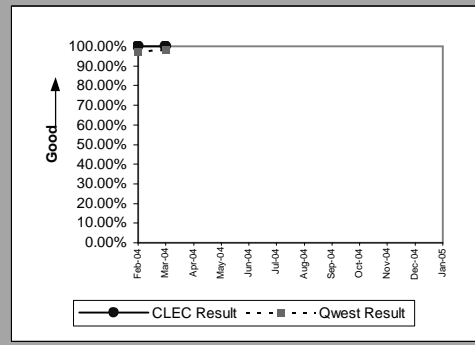
UNE P (Centrex) (Parity)									
Date	CLEC Num	CLEC Denom	CLEC Result	CLEC Std Dev	Qwest Num	Qwest Denom	Qwest Result	Mod Z Scr	Parity Scr
Feb-04									
Mar-04									
Apr-04									
May-04									
Jun-04									
Jul-04									
Aug-04									
Sep-04									
Oct-04									
Nov-04									
Dec-04									
Jan-05	1	1	100.00%	0.00%	2	3	66.67%	-0.61	-1.37



UNE P (Centrex 21) (Parity)									
Date	CLEC Num	CLEC Denom	CLEC Result	CLEC Std Dev	Qwest Num	Qwest Denom	Qwest Result	Mod Z Scr	Parity Scr
Feb-04	2	2	100.00%	0.00%	14	14	100.00%	N/A	N/A
Mar-04									
Apr-04									
May-04									
Jun-04									
Jul-04									
Aug-04									
Sep-04									
Oct-04									
Nov-04									
Dec-04									
Jan-05									

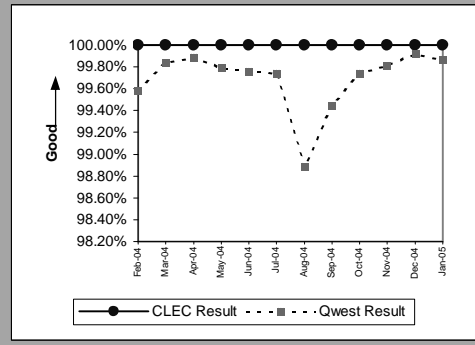


Line Sharing (Parity)									
Date	CLEC Num	CLEC Denom	CLEC Result	CLEC Std Dev	Qwest Num	Qwest Denom	Qwest Result	Mod Z Scr	Parity Scr
Feb-04	1	1	100.00%	0.00%	2747	2816	97.55%	-0.16	-1.1
Mar-04	1	1	100.00%	0.00%	2842	2887	98.44%	-0.13	-1.08
Apr-04									
May-04									
Jun-04									
Jul-04									
Aug-04									
Sep-04									
Oct-04									
Nov-04									
Dec-04									
Jan-05									

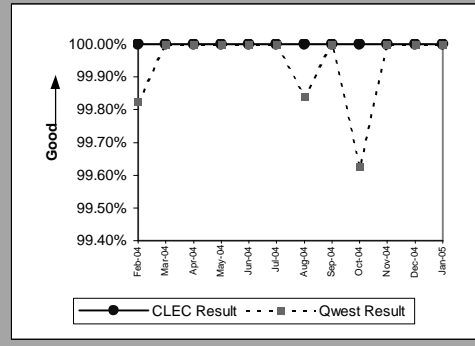


MR-4C - All Troubles Cleared within 48 Hours (Percent) - No dispatches

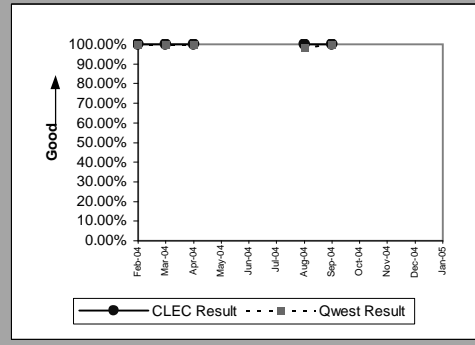
Residence (Parity)									
Date	CLEC Num	CLEC Denom	CLEC Result	CLEC Std Dev	Qwest Num	Qwest Denom	Qwest Result	Mod Z Scr	Parity Scr
Feb-04	16	16	100.00%	0.00%	3130	3143	99.59%	-0.26	-1.16
Mar-04	9	9	100.00%	0.00%	3665	3671	99.84%	-0.12	-1.07
Apr-04	8	8	100.00%	0.00%	2707	2710	99.89%	-0.09	-1.06
May-04	8	8	100.00%	0.00%	2862	2868	99.79%	-0.13	-1.08
Jun-04	9	9	100.00%	0.00%	3301	3309	99.76%	-0.15	-1.09
Jul-04	5	5	100.00%	0.00%	3085	3093	99.74%	-0.11	-1.07
Aug-04	10	10	100.00%	0.00%	3467	3506	98.89%	-0.33	-1.2
Sep-04	10	10	100.00%	0.00%	3583	3603	99.44%	-0.24	-1.14
Oct-04	6	6	100.00%	0.00%	3074	3082	99.74%	-0.12	-1.08
Nov-04	10	10	100.00%	0.00%	2673	2678	99.81%	-0.14	-1.08
Dec-04	5	5	100.00%	0.00%	2470	2472	99.92%	-0.06	-1.04
Jan-05	5	5	100.00%	0.00%	2175	2178	99.86%	-0.08	-1.05



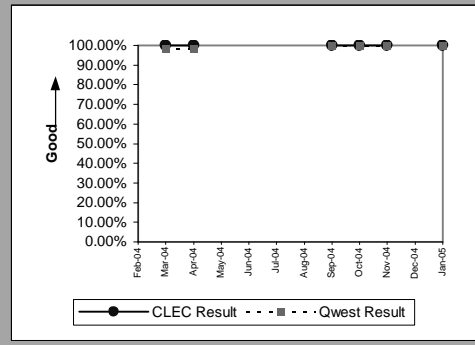
Business (Parity)									
Date	CLEC Num	CLEC Denom	CLEC Result	CLEC Std Dev	Qwest Num	Qwest Denom	Qwest Result	Mod Z Scr	Parity Scr
Feb-04	14	14	100.00%	0.00%	568	569	99.82%	-0.16	-1.09
Mar-04	5	5	100.00%	0.00%	565	565	100.00%	N/A	N/A
Apr-04	6	6	100.00%	0.00%	518	518	100.00%	N/A	N/A
May-04	6	6	100.00%	0.00%	542	542	100.00%	N/A	N/A
Jun-04	5	5	100.00%	0.00%	599	599	100.00%	N/A	N/A
Jul-04	6	6	100.00%	0.00%	531	531	100.00%	N/A	N/A
Aug-04	6	6	100.00%	0.00%	626	627	99.84%	-0.1	-1.06
Sep-04	1	1	100.00%	0.00%	593	593	100.00%	N/A	N/A
Oct-04	2	2	100.00%	0.00%	530	532	99.62%	-0.09	-1.05
Nov-04	4	4	100.00%	0.00%	466	466	100.00%	N/A	N/A
Dec-04	5	5	100.00%	0.00%	473	473	100.00%	N/A	N/A
Jan-05	5	5	100.00%	0.00%	458	458	100.00%	N/A	N/A



Centrex (Parity)									
Date	CLEC Num	CLEC Denom	CLEC Result	CLEC Std Dev	Qwest Num	Qwest Denom	Qwest Result	Mod Z Scr	Parity Scr
Feb-04	1	1	100.00%	0.00%	57	57	100.00%	N/A	N/A
Mar-04	2	2	100.00%	0.00%	42	42	100.00%	N/A	N/A
Apr-04	3	3	100.00%	0.00%	36	36	100.00%	N/A	N/A
May-04									
Jun-04									
Jul-04									
Aug-04	1	1	100.00%	0.00%	56	57	98.25%	-0.13	-1.08
Sep-04	1	1	100.00%	0.00%	36	36	100.00%	N/A	N/A
Oct-04									
Nov-04									
Dec-04									
Jan-05									

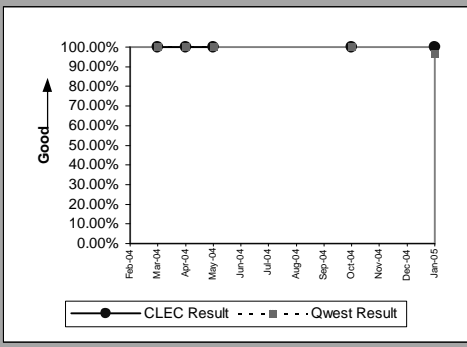


Centrex 21 (Parity)									
Date	CLEC Num	CLEC Denom	CLEC Result	CLEC Std Dev	Qwest Num	Qwest Denom	Qwest Result	Mod Z Scr	Parity Scr
Feb-04									
Mar-04	1	1	100.00%	0.00%	66	67	98.51%	-0.12	-1.07
Apr-04	1	1	100.00%	0.00%	59	60	98.33%	-0.13	-1.08
May-04									
Jun-04									
Jul-04									
Aug-04									
Sep-04	1	1	100.00%	0.00%	62	62	100.00%	N/A	N/A
Oct-04	3	3	100.00%	0.00%	53	53	100.00%	N/A	N/A
Nov-04	1	1	100.00%	0.00%	59	59	100.00%	N/A	N/A
Dec-04									
Jan-05	1	1	100.00%	0.00%	51	51	100.00%	N/A	N/A

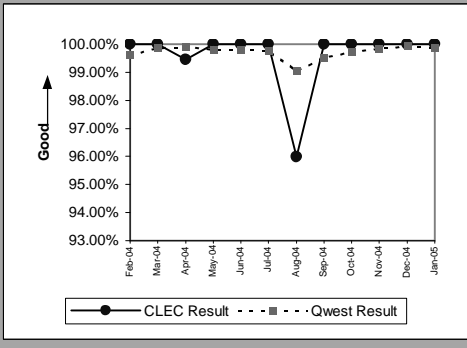


MR-4C - All Troubles Cleared within 48 Hours (Percent) - No dispatches

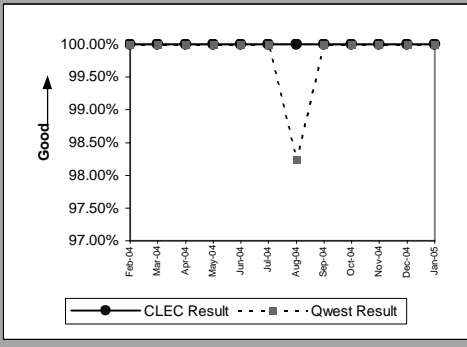
PBX (Parity)									
Date	CLEC Num	CLEC Denom	CLEC Result	CLEC Std Dev	Qwest Num	Qwest Denom	Qwest Result	Mod Z Scr	Parity Scr
Feb-04									
Mar-04	2	2	100.00%	0.00%	70	70	100.00%	N/A	N/A
Apr-04	1	1	100.00%	0.00%	45	45	100.00%	N/A	N/A
May-04	4	4	100.00%	0.00%	43	43	100.00%	N/A	N/A
Jun-04									
Jul-04									
Aug-04									
Sep-04									
Oct-04	1	1	100.00%	0.00%	30	30	100.00%	N/A	N/A
Nov-04									
Dec-04									
Jan-05	1	1	100.00%	0.00%	29	30	96.67%	-0.18	-1.11



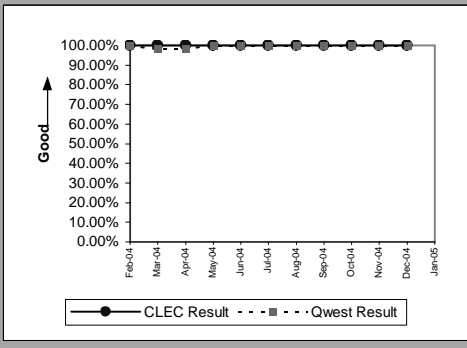
UNE - P (POTS) (Parity)									
Date	CLEC Num	CLEC Denom	CLEC Result	CLEC Std Dev	Qwest Num	Qwest Denom	Qwest Result	Mod Z Scr	Parity Scr
Feb-04									
Mar-04	183	183	100.00%	0.00%	3698	3712	99.62%	-0.81	-1.49
Apr-04	196	196	100.00%	0.00%	4230	4236	99.86%	-0.52	-1.31
May-04	183	184	99.46%	7.35%	3225	3228	99.91%	1.26	-0.23
Jun-04	251	251	100.00%	0.00%	3404	3410	99.82%	-0.64	-1.39
Jul-04	240	240	100.00%	0.00%	3900	3908	99.80%	-0.68	-1.41
Aug-04	237	237	100.00%	0.00%	3616	3624	99.78%	-0.7	-1.43
Sep-04	215	224	95.98%	19.64%	4093	4133	99.03%	3.34	1.03
Oct-04	180	180	100.00%	0.00%	4176	4196	99.52%	-0.91	-1.55
Nov-04	158	158	100.00%	0.00%	3604	3614	99.72%	-0.65	-1.39
Dec-04	124	124	100.00%	0.00%	3139	3144	99.84%	-0.44	-1.27
Jan-05	127	127	100.00%	0.00%	2943	2945	99.93%	-0.29	-1.17
Jan-05	18	18	100.00%	0.00%	2633	2636	99.89%	-0.14	-1.09



UNE P (Centrex) (Parity)									
Date	CLEC Num	CLEC Denom	CLEC Result	CLEC Std Dev	Qwest Num	Qwest Denom	Qwest Result	Mod Z Scr	Parity Scr
Feb-04									
Mar-04	5	5	100.00%	0.00%	57	57	100.00%	N/A	N/A
Apr-04	6	6	100.00%	0.00%	42	42	100.00%	N/A	N/A
May-04	7	7	100.00%	0.00%	36	36	100.00%	N/A	N/A
Jun-04	10	10	100.00%	0.00%	50	50	100.00%	N/A	N/A
Jul-04	8	8	100.00%	0.00%	49	49	100.00%	N/A	N/A
Aug-04	4	4	100.00%	0.00%	53	53	100.00%	N/A	N/A
Sep-04	7	7	100.00%	0.00%	56	57	98.25%	-0.33	-1.2
Oct-04	6	6	100.00%	0.00%	36	36	100.00%	N/A	N/A
Nov-04	4	4	100.00%	0.00%	40	40	100.00%	N/A	N/A
Dec-04	9	9	100.00%	0.00%	25	25	100.00%	N/A	N/A
Jan-05	5	5	100.00%	0.00%	45	45	100.00%	N/A	N/A
Jan-05	5	5	100.00%	0.00%	53	53	100.00%	N/A	N/A

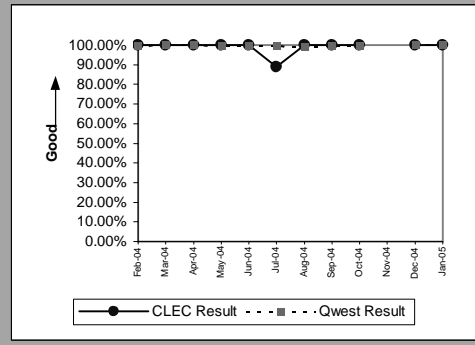


UNE P (Centrex 21) (Parity)									
Date	CLEC Num	CLEC Denom	CLEC Result	CLEC Std Dev	Qwest Num	Qwest Denom	Qwest Result	Mod Z Scr	Parity Scr
Feb-04									
Mar-04	3	3	100.00%	0.00%	62	62	100.00%	N/A	N/A
Apr-04	3	3	100.00%	0.00%	66	67	98.51%	-0.21	-1.13
May-04	1	1	100.00%	0.00%	59	60	98.33%	-0.13	-1.08
Jun-04	6	6	100.00%	0.00%	55	55	100.00%	N/A	N/A
Jul-04	3	3	100.00%	0.00%	61	61	100.00%	N/A	N/A
Aug-04	1	1	100.00%	0.00%	50	50	100.00%	N/A	N/A
Sep-04	4	4	100.00%	0.00%	61	61	100.00%	N/A	N/A
Oct-04	3	3	100.00%	0.00%	62	62	100.00%	N/A	N/A
Nov-04	3	3	100.00%	0.00%	53	53	100.00%	N/A	N/A
Dec-04	2	2	100.00%	0.00%	59	59	100.00%	N/A	N/A
Jan-05	3	3	100.00%	0.00%	38	38	100.00%	N/A	N/A

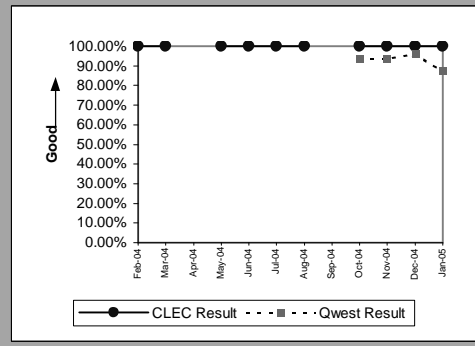


MR-4C - All Troubles Cleared within 48 Hours (Percent) - No dispatches

Line Sharing (Parity)									
Date	CLEC Num	CLEC Denom	CLEC Result	CLEC Std Dev	Qwest Num	Qwest Denom	Qwest Result	Mod Z Scr	Parity Scr
Feb-04	12	12	100.00%	0.00%	3698	3712	99.62%	-0.21	-1.13
Mar-04	13	13	100.00%	0.00%	4230	4236	99.86%	-0.14	-1.08
Apr-04	9	9	100.00%	0.00%	3225	3228	99.91%	-0.09	-1.06
May-04	5	5	100.00%	0.00%	3404	3410	99.82%	-0.09	-1.06
Jun-04	12	12	100.00%	0.00%	3900	3908	99.80%	-0.16	-1.1
Jul-04	8	9	88.89%	31.43%	3616	3624	99.78%	2.32	0.41
Aug-04	15	15	100.00%	0.00%	4093	4133	99.03%	-0.38	-1.23
Sep-04	10	10	100.00%	0.00%	4176	4196	99.52%	-0.22	-1.13
Oct-04	8	8	100.00%	0.00%	3604	3614	99.72%	-0.15	-1.09
Nov-04									
Dec-04	2	2	100.00%	0.00%	2943	2945	99.93%	-0.04	-1.02
Jan-05	2	2	100.00%	0.00%	2633	2636	99.89%	-0.05	-1.03

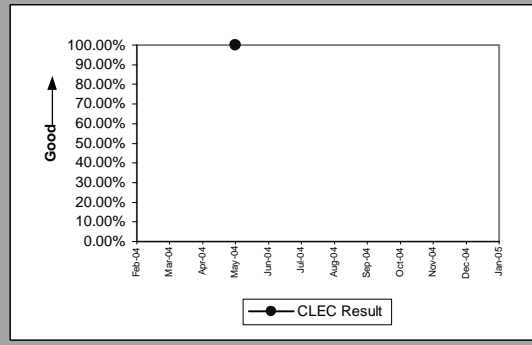


Line Splitting (Parity)									
Date	CLEC Num	CLEC Denom	CLEC Result	CLEC Std Dev	Qwest Num	Qwest Denom	Qwest Result	Mod Z Scr	Parity Scr
Feb-04	2	2	100.00%	0.00%					N/A
Mar-04	3	3	100.00%	0.00%					N/A
Apr-04									
May-04	2	2	100.00%	0.00%					N/A
Jun-04	2	2	100.00%	0.00%					N/A
Jul-04	5	5	100.00%	0.00%					N/A
Aug-04	3	3	100.00%	0.00%					N/A
Sep-04									
Oct-04	3	3	100.00%	0.00%	2125	2273	93.49%	-0.46	-1.28
Nov-04	4	4	100.00%	0.00%	1437	1536	93.55%	-0.52	-1.32
Dec-04	3	3	100.00%	0.00%	1457	1517	96.04%	-0.35	-1.21
Jan-05	2	2	100.00%	0.00%	1374	1573	87.35%	-0.54	-1.33



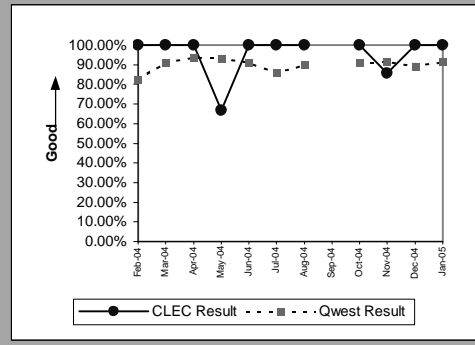
MR-4C - All Troubles Cleared within 48 Hours (Percent) - No dispatches

Sub-Loop Unbundling (Diagnostic)				
Date	Numerator	Denominator	CLEC Result	Standard Dev
Feb-04				
Mar-04				
Apr-04				
May-04	1	1	100.00%	0.00%
Jun-04				
Jul-04				
Aug-04				
Sep-04				
Oct-04				
Nov-04				
Dec-04				
Jan-05				

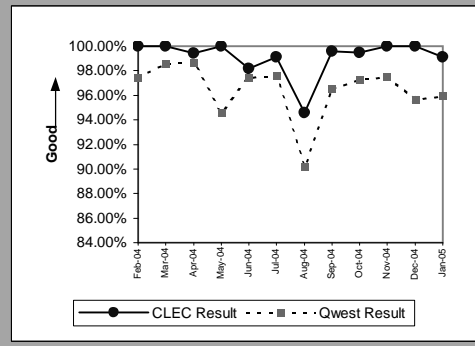


MR-4D - All Troubles Cleared within 48 Hours (Percent) - Interval Zone One

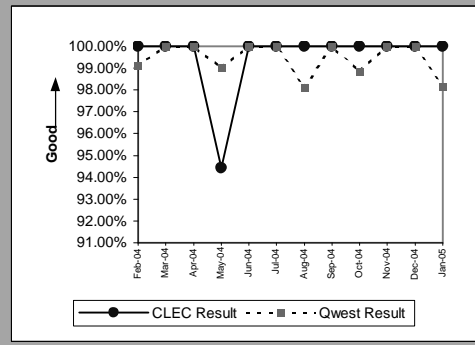
Qwest DSL (Parity)									
Date	CLEC Num	CLEC Denom	CLEC Result	CLEC Std Dev	Qwest Num	Qwest Denom	Qwest Result	Mod Z Scr	Parity Scr
Feb-04	1	1	100.00%	0.00%	1601	1939	82.57%	-0.46	-1.28
Mar-04	3	3	100.00%	0.00%	2380	2606	91.33%	-0.53	-1.32
Apr-04	8	8	100.00%	0.00%	2168	2312	93.77%	-0.73	-1.44
May-04	4	6	66.67%	47.14%	2005	2152	93.17%	1.87	0.14
Jun-04	4	4	100.00%	0.00%	1863	2044	91.14%	-0.62	-1.38
Jul-04	4	4	100.00%	0.00%	2068	2406	85.95%	-0.81	-1.49
Aug-04	1	1	100.00%	0.00%	2291	2552	89.77%	-0.34	-1.21
Sep-04									
Oct-04	5	5	100.00%	0.00%	2186	2409	90.74%	-0.71	-1.43
Nov-04	6	7	85.71%	34.99%	1439	1572	91.54%	0.55	-0.67
Dec-04	4	4	100.00%	0.00%	1677	1882	89.11%	-0.7	-1.42
Jan-05	8	8	100.00%	0.00%	1480	1616	91.58%	-0.86	-1.52



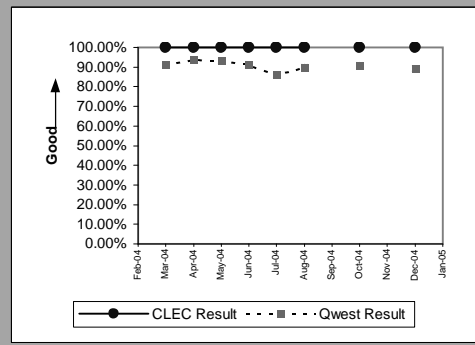
Unbundled Loop Analog (Parity)									
Date	CLEC Num	CLEC Denom	CLEC Result	CLEC Std Dev	Qwest Num	Qwest Denom	Qwest Result	Mod Z Scr	Parity Scr
Feb-04	174	174	100.00%	0.00%	14315	14688	97.46%	-2.12	-2.29
Mar-04	200	200	100.00%	0.00%	15727	15952	98.59%	-1.68	-2.02
Apr-04	174	175	99.43%	7.54%	13828	14011	98.69%	-0.85	-1.52
May-04	144	144	100.00%	0.00%	15284	16163	94.56%	-2.87	-2.74
Jun-04	215	219	98.17%	13.39%	15832	16243	97.47%	-0.66	-1.4
Jul-04	220	222	99.10%	9.45%	14416	14769	97.61%	-1.44	-1.88
Aug-04	244	258	94.57%	22.65%	16632	18435	90.22%	-2.34	-2.42
Sep-04	228	229	99.56%	6.59%	15287	15836	96.53%	-2.49	-2.51
Oct-04	194	195	99.49%	7.14%	14640	15046	97.30%	-1.87	-2.14
Nov-04	209	209	100.00%	0.00%	13201	13541	97.49%	-2.3	-2.4
Dec-04	204	204	100.00%	0.00%	14020	14655	95.67%	-3.02	-2.84
Jan-05	218	220	99.09%	9.49%	14267	14868	95.96%	-2.34	-2.42



Unbundled Loop - 2 Wire Non-Loaded (Parity)									
Date	CLEC Num	CLEC Denom	CLEC Result	CLEC Std Dev	Qwest Num	Qwest Denom	Qwest Result	Mod Z Scr	Parity Scr
Feb-04	26	26	100.00%	0.00%	113	114	99.12%	-0.43	-1.26
Mar-04	41	41	100.00%	0.00%	105	105	100.00%	N/A	N/A
Apr-04	21	21	100.00%	0.00%	137	137	100.00%	N/A	N/A
May-04	17	18	94.44%	22.91%	98	99	98.99%	1.03	-0.37
Jun-04	25	25	100.00%	0.00%	109	109	100.00%	N/A	N/A
Jul-04	30	30	100.00%	0.00%	106	106	100.00%	N/A	N/A
Aug-04	26	26	100.00%	0.00%	104	106	98.11%	-0.63	-1.39
Sep-04	35	35	100.00%	0.00%	88	88	100.00%	N/A	N/A
Oct-04	30	30	100.00%	0.00%	84	85	98.82%	-0.51	-1.31
Nov-04	28	28	100.00%	0.00%	62	62	100.00%	N/A	N/A
Dec-04	53	53	100.00%	0.00%	89	89	100.00%	N/A	N/A
Jan-05	35	35	100.00%	0.00%	53	54	98.15%	-0.63	-1.38

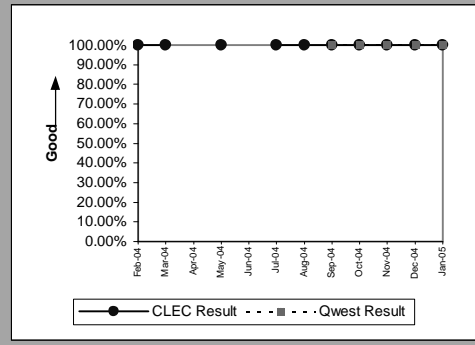


Unbundled Loop - ADSL Qualified (Parity)									
Date	CLEC Num	CLEC Denom	CLEC Result	CLEC Std Dev	Qwest Num	Qwest Denom	Qwest Result	Mod Z Scr	Parity Scr
Feb-04									
Mar-04	2	2	100.00%	0.00%	2380	2606	91.33%	-0.44	-1.26
Apr-04	3	3	100.00%	0.00%	2168	2312	93.77%	-0.45	-1.27
May-04	1	1	100.00%	0.00%	2005	2152	93.17%	-0.27	-1.16
Jun-04	2	2	100.00%	0.00%	1863	2044	91.14%	-0.44	-1.27
Jul-04	2	2	100.00%	0.00%	2069	2407	85.96%	-0.57	-1.35
Aug-04	1	1	100.00%	0.00%	2293	2554	89.78%	-0.34	-1.21
Sep-04									
Oct-04	1	1	100.00%	0.00%	2188	2411	90.75%	-0.32	-1.19
Nov-04									
Dec-04	1	1	100.00%	0.00%	1677	1882	89.11%	-0.35	-1.21
Jan-05									

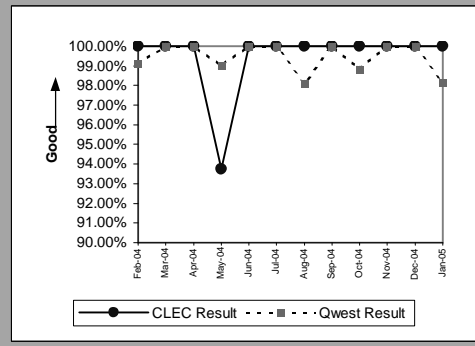


MR-4D - All Troubles Cleared within 48 Hours (Percent) - Interval Zone One

Unbundled Loop - XDSL (Parity)									
Date	CLEC Num	CLEC Denom	CLEC Result	CLEC Std Dev	Qwest Num	Qwest Denom	Qwest Result	Mod Z Scr	Parity Scr
Feb-04	4	4	100.00%	0.00%					N/A
Mar-04	1	1	100.00%	0.00%					N/A
Apr-04									
May-04	2	2	100.00%	0.00%					N/A
Jun-04									
Jul-04	5	5	100.00%	0.00%					N/A
Aug-04	3	3	100.00%	0.00%					N/A
Sep-04	3	3	100.00%	0.00%	4	4	100.00%	N/A	N/A
Oct-04	3	3	100.00%	0.00%	2	2	100.00%	N/A	N/A
Nov-04	1	1	100.00%	0.00%	3	3	100.00%	N/A	N/A
Dec-04	4	4	100.00%	0.00%	4	4	100.00%	N/A	N/A
Jan-05	7	7	100.00%	0.00%	3	3	100.00%	N/A	N/A

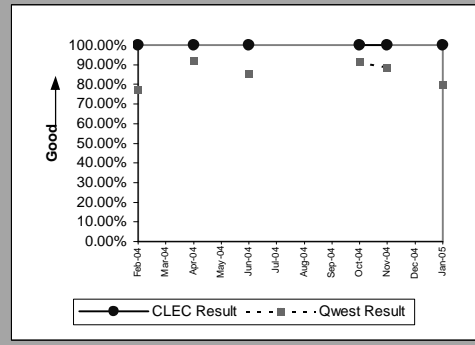


Unbundled Loop ISDN Capable (Parity)									
Date	CLEC Num	CLEC Denom	CLEC Result	CLEC Std Dev	Qwest Num	Qwest Denom	Qwest Result	Mod Z Scr	Parity Scr
Feb-04	19	19	100.00%	0.00%	113	114	99.12%	-0.38	-1.23
Mar-04	22	22	100.00%	0.00%	105	105	100.00%	N/A	N/A
Apr-04	37	37	100.00%	0.00%	137	137	100.00%	N/A	N/A
May-04	15	16	93.75%	24.21%	97	98	98.98%	1.1	-0.33
Jun-04	26	26	100.00%	0.00%	108	108	100.00%	N/A	N/A
Jul-04	23	23	100.00%	0.00%	106	106	100.00%	N/A	N/A
Aug-04	17	17	100.00%	0.00%	104	106	98.11%	-0.53	-1.32
Sep-04	7	7	100.00%	0.00%	88	88	100.00%	N/A	N/A
Oct-04	17	17	100.00%	0.00%	84	85	98.82%	-0.41	-1.25
Nov-04	14	14	100.00%	0.00%	62	62	100.00%	N/A	N/A
Dec-04	24	24	100.00%	0.00%	89	89	100.00%	N/A	N/A
Jan-05	20	20	100.00%	0.00%	53	54	98.15%	-0.52	-1.32

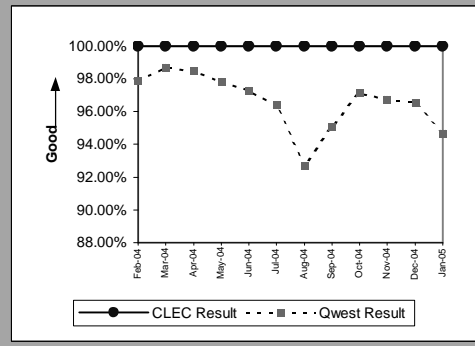


MR-4E - All Troubles Cleared within 48 Hours (Percent) - Interval Zone Two

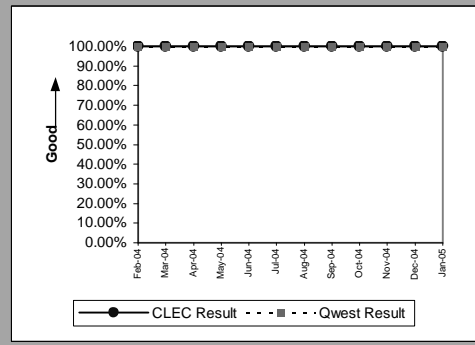
Qwest DSL (Parity)										
Date	CLEC Num	CLEC Denom	CLEC Result	CLEC Std Dev	Qwest Num	Qwest Denom	Qwest Result	Mod Z Scr	Parity Scr	
Feb-04	2	2	100.00%	0.00%	631	817	77.23%	-0.77	-1.47	
Mar-04										
Apr-04	1	1	100.00%	0.00%	909	987	92.10%	-0.29	-1.18	
May-04										
Jun-04	1	1	100.00%	0.00%	693	811	85.45%	-0.41	-1.25	
Jul-04										
Aug-04										
Sep-04										
Oct-04	1	1	100.00%	0.00%	988	1081	91.40%	-0.31	-1.19	
Nov-04	1	1	100.00%	0.00%	606	683	88.73%	-0.36	-1.22	
Dec-04										
Jan-05	3	3	100.00%	0.00%	639	802	79.68%	-0.87	-1.53	



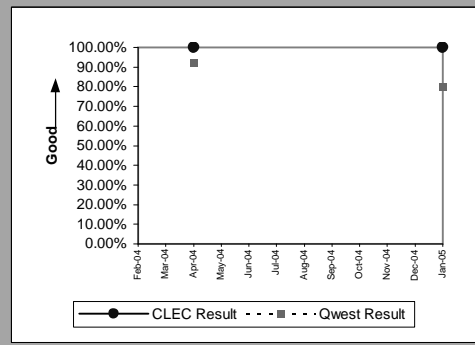
Unbundled Loop Analog (Parity)										
Date	CLEC Num	CLEC Denom	CLEC Result	CLEC Std Dev	Qwest Num	Qwest Denom	Qwest Result	Mod Z Scr	Parity Scr	
Feb-04	13	13	100.00%	0.00%	3416	3490	97.88%	-0.53	-1.32	
Mar-04	34	34	100.00%	0.00%	3393	3438	98.69%	-0.67	-1.41	
Apr-04	24	24	100.00%	0.00%	2975	3021	98.48%	-0.61	-1.37	
May-04	22	22	100.00%	0.00%	3167	3236	97.87%	-0.69	-1.42	
Jun-04	18	18	100.00%	0.00%	3476	3572	97.31%	-0.7	-1.43	
Jul-04	19	19	100.00%	0.00%	3175	3294	96.39%	-0.84	-1.51	
Aug-04	19	19	100.00%	0.00%	3918	4227	92.69%	-1.22	-1.74	
Sep-04	18	18	100.00%	0.00%	3255	3423	95.09%	-0.96	-1.58	
Oct-04	22	22	100.00%	0.00%	3296	3393	97.14%	-0.8	-1.49	
Nov-04	26	26	100.00%	0.00%	3074	3177	96.76%	-0.93	-1.57	
Dec-04	17	17	100.00%	0.00%	3138	3250	96.55%	-0.78	-1.47	
Jan-05	16	16	100.00%	0.00%	3081	3254	94.68%	-0.95	-1.57	



Unbundled Loop - 2 Wire Non-Loaded (Parity)										
Date	CLEC Num	CLEC Denom	CLEC Result	CLEC Std Dev	Qwest Num	Qwest Denom	Qwest Result	Mod Z Scr	Parity Scr	
Feb-04	5	5	100.00%	0.00%	19	19	100.00%	N/A	N/A	
Mar-04	5	5	100.00%	0.00%	11	11	100.00%	N/A	N/A	
Apr-04	8	8	100.00%	0.00%	11	11	100.00%	N/A	N/A	
May-04	1	1	100.00%	0.00%	18	18	100.00%	N/A	N/A	
Jun-04	8	8	100.00%	0.00%	13	13	100.00%	N/A	N/A	
Jul-04	4	4	100.00%	0.00%	17	17	100.00%	N/A	N/A	
Aug-04	4	4	100.00%	0.00%	10	10	100.00%	N/A	N/A	
Sep-04	2	2	100.00%	0.00%	16	16	100.00%	N/A	N/A	
Oct-04	7	7	100.00%	0.00%	11	11	100.00%	N/A	N/A	
Nov-04	6	6	100.00%	0.00%	11	11	100.00%	N/A	N/A	
Dec-04	3	3	100.00%	0.00%	9	9	100.00%	N/A	N/A	
Jan-05	4	4	100.00%	0.00%	6	6	100.00%	N/A	N/A	

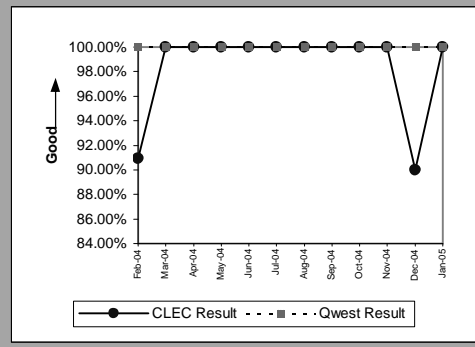


Unbundled Loop - ADSL Qualified (Parity)										
Date	CLEC Num	CLEC Denom	CLEC Result	CLEC Std Dev	Qwest Num	Qwest Denom	Qwest Result	Mod Z Scr	Parity Scr	
Feb-04										
Mar-04										
Apr-04	1	1	100.00%	0.00%	909	987	92.10%	-0.29	-1.18	
May-04										
Jun-04										
Jul-04										
Aug-04										
Sep-04										
Oct-04										
Nov-04										
Dec-04										
Jan-05	1	1	100.00%	0.00%	639	802	79.68%	-0.5	-1.31	



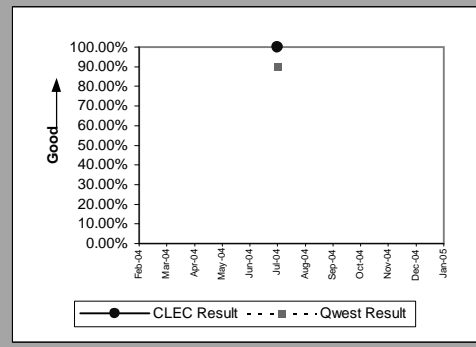
MR-4E - All Troubles Cleared within 48 Hours (Percent) - Interval Zone Two

Unbundled Loop ISDN Capable (Parity)									
Date	CLEC Num	CLEC Denom	CLEC Result	CLEC Std Dev	Qwest Num	Qwest Denom	Qwest Result	Mod Z Scr	Parity Scr
Feb-04	10	11	90.91%	28.75%	19	19	100.00%	N/A	-0.45
Mar-04	10	10	100.00%	0.00%	11	11	100.00%	N/A	N/A
Apr-04	9	9	100.00%	0.00%	11	11	100.00%	N/A	N/A
May-04	3	3	100.00%	0.00%	18	18	100.00%	N/A	N/A
Jun-04	13	13	100.00%	0.00%	13	13	100.00%	N/A	N/A
Jul-04	5	5	100.00%	0.00%	17	17	100.00%	N/A	N/A
Aug-04	8	8	100.00%	0.00%	10	10	100.00%	N/A	N/A
Sep-04	7	7	100.00%	0.00%	16	16	100.00%	N/A	N/A
Oct-04	8	8	100.00%	0.00%	11	11	100.00%	N/A	N/A
Nov-04	5	5	100.00%	0.00%	11	11	100.00%	N/A	N/A
Dec-04	9	10	90.00%	30.00%	9	9	100.00%	N/A	-0.61
Jan-05	4	4	100.00%	0.00%	6	6	100.00%	N/A	N/A

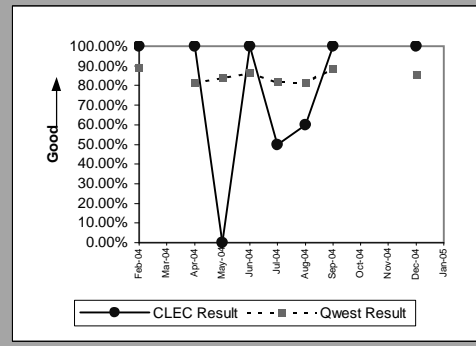


MR-5A - All Troubles Cleared within 4 Hours (Percent) - Interval Zone One

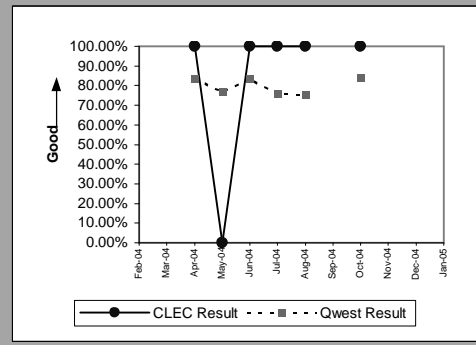
ISDN Primary (Parity)									
Date	CLEC Num	CLEC Denom	CLEC Result	CLEC Std Dev	Qwest Num	Qwest Denom	Qwest Result	Mod Z Scr	Parity Scr
Feb-04									
Mar-04									
Apr-04									
May-04									
Jun-04									
Jul-04	1	1	100.00%	0.00%	18	20	90.00%	-0.33	-1.2
Aug-04									
Sep-04									
Oct-04									
Nov-04									
Dec-04									
Jan-05									



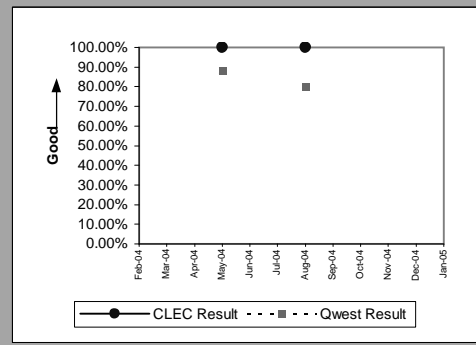
DS0 (Parity)									
Date	CLEC Num	CLEC Denom	CLEC Result	CLEC Std Dev	Qwest Num	Qwest Denom	Qwest Result	Mod Z Scr	Parity Scr
Feb-04									
Mar-04									
Apr-04	2	2	100.00%	0.00%	148	182	81.32%	-0.67	-1.41
May-04	0	1	0.00%	0.00%	152	181	83.98%	1.41	-0.14
Jun-04	1	1	100.00%	0.00%	183	212	86.32%	-0.4	-1.24
Jul-04	1	2	50.00%	50.00%	167	204	81.86%	0.9	-0.45
Aug-04	3	5	60.00%	48.99%	177	217	81.57%	1.08	-0.34
Sep-04	2	2	100.00%	0.00%	187	211	88.63%	-0.5	-1.31
Oct-04									
Nov-04									
Dec-04	3	3	100.00%	0.00%	138	161	85.71%	-0.7	-1.43
Jan-05									



DS1 (Parity)									
Date	CLEC Num	CLEC Denom	CLEC Result	CLEC Std Dev	Qwest Num	Qwest Denom	Qwest Result	Mod Z Scr	Parity Scr
Feb-04									
Mar-04									
Apr-04	1	1	100.00%	0.00%	111	133	83.46%	-0.44	-1.27
May-04	0	1	0.00%	0.00%	100	130	76.92%	1.2	-0.27
Jun-04	1	1	100.00%	0.00%	150	180	83.33%	-0.45	-1.27
Jul-04	1	1	100.00%	0.00%	111	146	76.03%	-0.56	-1.34
Aug-04	1	1	100.00%	0.00%	129	171	75.44%	-0.57	-1.35
Sep-04									
Oct-04	1	1	100.00%	0.00%	127	151	84.11%	-0.43	-1.26
Nov-04									
Dec-04									
Jan-05									

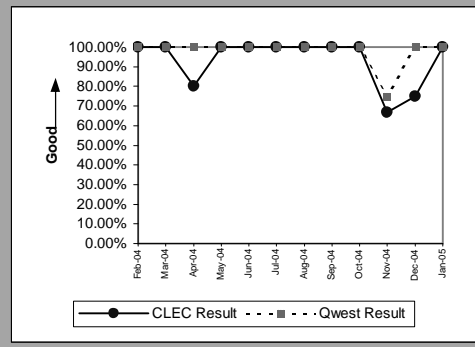


Frame Relay (Parity)									
Date	CLEC Num	CLEC Denom	CLEC Result	CLEC Std Dev	Qwest Num	Qwest Denom	Qwest Result	Mod Z Scr	Parity Scr
Feb-04									
Mar-04									
Apr-04									
May-04	2	2	100.00%	0.00%	45	51	88.24%	-0.51	-1.31
Jun-04									
Jul-04									
Aug-04	1	1	100.00%	0.00%	48	60	80.00%	-0.5	-1.3
Sep-04									
Oct-04									
Nov-04									
Dec-04									
Jan-05									



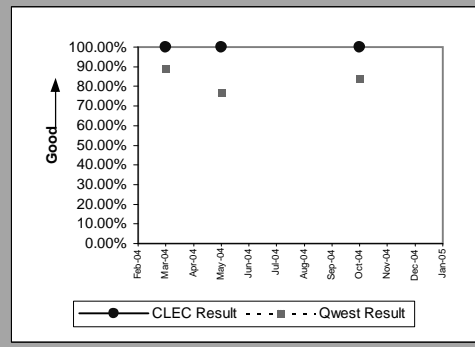
MR-5A - All Troubles Cleared within 4 Hours (Percent) - Interval Zone One

LIS Trunk (Parity)									
Date	CLEC Num	CLEC Denom	CLEC Result	CLEC Std Dev	Qwest Num	Qwest Denom	Qwest Result	Mod Z Scr	Parity Scr
Feb-04	8	8	100.00%	0.00%	6	6	100.00%	N/A	N/A
Mar-04	8	8	100.00%	0.00%	6	6	100.00%	N/A	N/A
Apr-04	4	5	80.00%	40.00%	2	2	100.00%	N/A	-0.84
May-04	8	8	100.00%	0.00%	3	3	100.00%	N/A	N/A
Jun-04	9	9	100.00%	0.00%	7	7	100.00%	N/A	N/A
Jul-04	6	6	100.00%	0.00%	2	2	100.00%	N/A	N/A
Aug-04	9	9	100.00%	0.00%	7	7	100.00%	N/A	N/A
Sep-04	8	8	100.00%	0.00%	3	3	100.00%	N/A	N/A
Oct-04	7	7	100.00%	0.00%	4	4	100.00%	N/A	N/A
Nov-04	2	3	66.67%	47.14%	3	4	75.00%	0.05	-0.97
Dec-04	3	4	75.00%	43.30%	2	2	100.00%	N/A	-0.79
Jan-05	11	11	100.00%	0.00%	3	3	100.00%	N/A	N/A

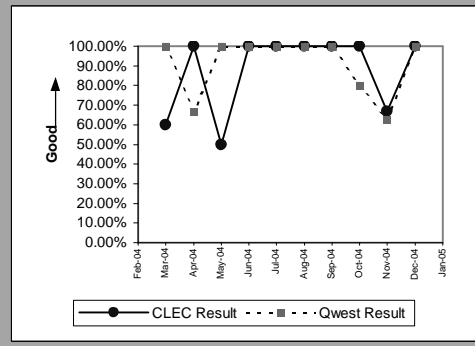


MR-5A - All Troubles Cleared within 4 Hours (Percent) - Interval Zone One

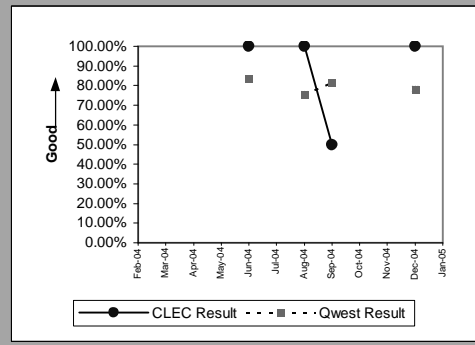
UDIT DS1 (Parity)									
Date	CLEC Num	CLEC Denom	CLEC Result	CLEC Std Dev	Qwest Num	Qwest Denom	Qwest Result	Mod Z Scr	Parity Scr
Feb-04									
Mar-04	1	1	100.00%	0.00%	185	208	88.94%	-0.35	-1.21
Apr-04									
May-04	3	3	100.00%	0.00%	100	130	76.92%	-0.94	-1.57
Jun-04									
Jul-04									
Aug-04									
Sep-04									
Oct-04	1	1	100.00%	0.00%	127	151	84.11%	-0.43	-1.26
Nov-04									
Dec-04									
Jan-05									



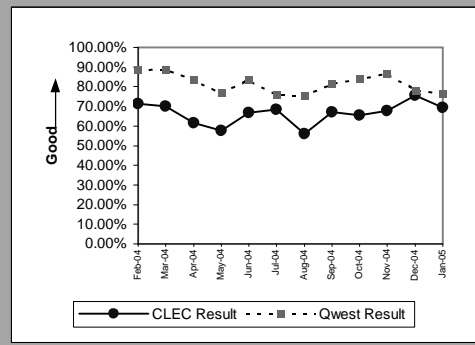
UDIT Above DS1 Level (Parity)									
Date	CLEC Num	CLEC Denom	CLEC Result	CLEC Std Dev	Qwest Num	Qwest Denom	Qwest Result	Mod Z Scr	Parity Scr
Feb-04									
Mar-04	3	5	60.00%	48.99%	6	6	100.00%	N/A	-0.17
Apr-04	1	1	100.00%	0.00%	4	6	66.67%	-0.65	-1.4
May-04	1	2	50.00%	50.00%	2	2	100.00%	N/A	-0.63
Jun-04	1	1	100.00%	0.00%	6	6	100.00%	N/A	N/A
Jul-04	3	3	100.00%	0.00%	5	5	100.00%	N/A	N/A
Aug-04	1	1	100.00%	0.00%	2	2	100.00%	N/A	N/A
Sep-04	1	1	100.00%	0.00%	3	3	100.00%	N/A	N/A
Oct-04	2	2	100.00%	0.00%	4	5	80.00%	-0.6	-1.36
Nov-04	2	3	66.67%	47.14%	5	8	62.50%	-0.13	-1.08
Dec-04	1	1	100.00%	0.00%	3	3	100.00%	N/A	N/A
Jan-05									



Unbundled Loop - 4 Wire Non-Loaded (Parity)									
Date	CLEC Num	CLEC Denom	CLEC Result	CLEC Std Dev	Qwest Num	Qwest Denom	Qwest Result	Mod Z Scr	Parity Scr
Feb-04									
Mar-04									
Apr-04									
May-04									
Jun-04	2	2	100.00%	0.00%	150	180	83.33%	-0.63	-1.38
Jul-04									
Aug-04	1	1	100.00%	0.00%	129	171	75.44%	-0.57	-1.35
Sep-04	1	2	50.00%	50.00%	115	141	81.56%	0.88	-0.46
Oct-04									
Nov-04									
Dec-04	1	1	100.00%	0.00%	107	137	78.10%	-0.53	-1.32
Jan-05									

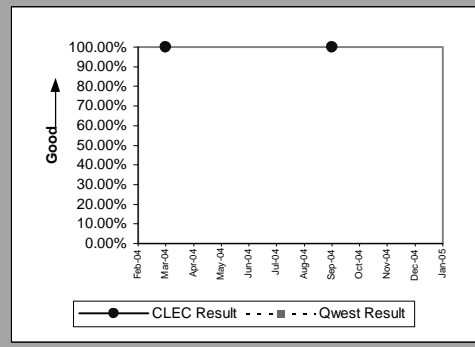


Unbundled Loop - DS1 Capable (Parity)									
Date	CLEC Num	CLEC Denom	CLEC Result	CLEC Std Dev	Qwest Num	Qwest Denom	Qwest Result	Mod Z Scr	Parity Scr
Feb-04	30	42	71.43%	45.18%	123	139	88.49%	2.51	0.53
Mar-04	63	90	70.00%	45.83%	185	208	88.94%	3.82	1.32
Apr-04	40	65	61.54%	48.65%	111	133	83.46%	3.28	1
May-04	34	59	57.63%	49.41%	100	130	76.92%	2.65	0.61
Jun-04	68	102	66.67%	47.14%	150	180	83.33%	3.14	0.91
Jul-04	65	95	68.42%	46.48%	111	146	76.03%	1.29	-0.22
Aug-04	55	98	56.12%	49.62%	129	171	75.44%	3.24	0.97
Sep-04	51	76	67.11%	46.98%	115	141	81.56%	2.35	0.43
Oct-04	51	78	65.38%	47.57%	127	151	84.11%	3.14	0.91
Nov-04	57	84	67.86%	46.70%	125	144	86.81%	3.34	1.03
Dec-04	56	74	75.68%	42.90%	107	137	78.10%	0.4	-0.76
Jan-05	63	91	69.23%	46.15%	111	145	76.55%	1.23	-0.25



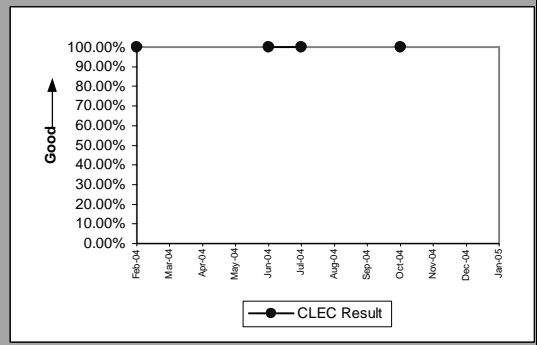
MR-5A - All Troubles Cleared within 4 Hours (Percent) - Interval Zone One

E911 (Parity)									
Date	CLEC Num	CLEC Denom	CLEC Result	CLEC Std Dev	Qwest Num	Qwest Denom	Qwest Result	Mod Z Scr	Parity Scr
Feb-04									
Mar-04	1	1	100.00%	0.00%					N/A
Apr-04									
May-04									
Jun-04									
Jul-04									
Aug-04									
Sep-04	1	1	100.00%	0.00%					N/A
Oct-04									
Nov-04									
Dec-04									
Jan-05									

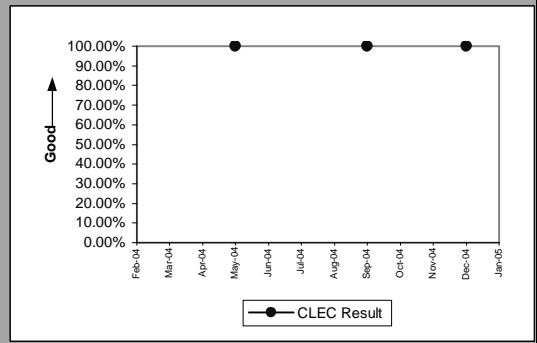


MR-5A - All Troubles Cleared within 4 Hours (Percent) - Interval Zone One

Enhanced Extended Loops - DS0 Capable (Diagnostic)					
Date	CLEC Num	CLEC Denom	CLEC Result	CLEC Std Dev	
Feb-04		2	2	100.00%	0.00%
Mar-04					
Apr-04					
May-04					
Jun-04	1		1	100.00%	0.00%
Jul-04	1		1	100.00%	0.00%
Aug-04					
Sep-04					
Oct-04	2		2	100.00%	0.00%
Nov-04					
Dec-04					
Jan-05					

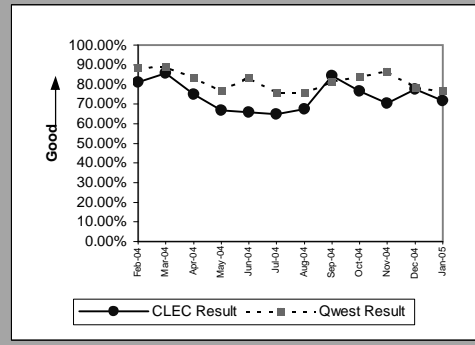


Enhanced Extended Loops - DS3 Capable (Diagnostic)					
Date	CLEC Num	CLEC Denom	CLEC Result	CLEC Std Dev	
Feb-04					
Mar-04					
Apr-04					
May-04	1		1	100.00%	0.00%
Jun-04					
Jul-04					
Aug-04					
Sep-04	1		1	100.00%	0.00%
Oct-04					
Nov-04					
Dec-04	1		1	100.00%	0.00%
Jan-05					



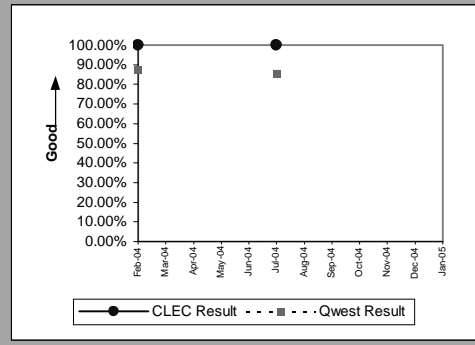
MR-5A - All Troubles Cleared within 4 Hours (Percent) - Interval Zone One

Enhanced Extended Loops - DS1 Capable (Parity)									
Date	CLEC Num	CLEC Denom	CLEC Result	CLEC Std Dev	Qwest Num	Qwest Denom	Qwest Result	Mod Z Scr	Parity Scr
Feb-04	17	21	80.95%	39.27%	123	139	88.49%	0.94	-0.43
Mar-04	24	28	85.71%	34.99%	185	208	88.94%	0.52	-0.68
Apr-04	21	28	75.00%	43.30%	111	133	83.46%	1.03	-0.37
May-04	20	30	66.67%	47.14%	100	130	76.92%	1.14	-0.31
Jun-04	27	41	65.85%	47.42%	150	180	83.33%	2.4	0.46
Jul-04	24	37	64.86%	47.74%	111	146	76.03%	1.35	-0.18
Aug-04	31	46	67.39%	46.88%	129	171	75.44%	1.08	-0.34
Sep-04	27	32	84.38%	36.31%	115	141	81.56%	-0.37	-1.23
Oct-04	36	47	76.60%	42.34%	127	151	84.11%	1.15	-0.3
Nov-04	33	47	70.21%	45.73%	125	144	86.81%	2.47	0.5
Dec-04	38	49	77.55%	41.72%	107	137	78.10%	0.08	-0.95
Jan-05	33	46	71.74%	45.03%	111	145	76.55%	0.66	-0.6

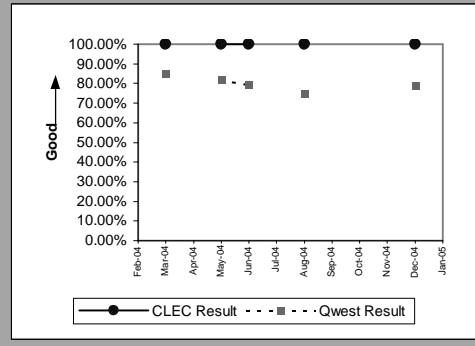


MR-5B - All Troubles Cleared within 4 Hours (Percent) - Interval Zone Two

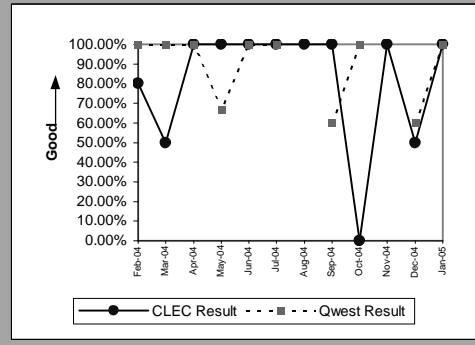
DS0 (Parity)									
Date	CLEC Num	CLEC Denom	CLEC Result	CLEC Std Dev	Qwest Num	Qwest Denom	Qwest Result	Mod Z Scr	Parity Scr
Feb-04	2	2	100.00%	0.00%	99	113	87.61%	-0.53	-1.32
Mar-04									
Apr-04									
May-04									
Jun-04									
Jul-04	1	1	100.00%	0.00%	127	148	85.81%	-0.41	-1.25
Aug-04									
Sep-04									
Oct-04									
Nov-04									
Dec-04									
Jan-05									



DS1 (Parity)									
Date	CLEC Num	CLEC Denom	CLEC Result	CLEC Std Dev	Qwest Num	Qwest Denom	Qwest Result	Mod Z Scr	Parity Scr
Feb-04									
Mar-04	3	3	100.00%	0.00%	120	141	85.11%	-0.72	-1.44
Apr-04									
May-04	1	1	100.00%	0.00%	107	131	81.68%	-0.47	-1.29
Jun-04	1	1	100.00%	0.00%	136	172	79.07%	-0.51	-1.31
Jul-04									
Aug-04	1	1	100.00%	0.00%	132	176	75.00%	-0.58	-1.35
Sep-04									
Oct-04									
Nov-04									
Dec-04	1	1	100.00%	0.00%	101	128	78.91%	-0.52	-1.31
Jan-05									

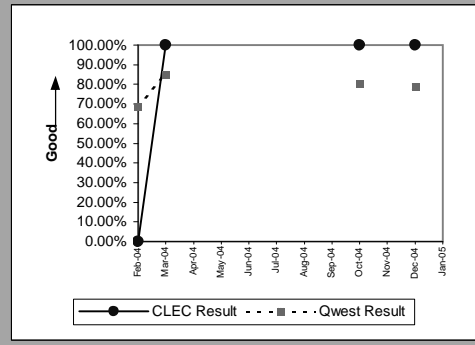


LIS Trunk (Parity)									
Date	CLEC Num	CLEC Denom	CLEC Result	CLEC Std Dev	Qwest Num	Qwest Denom	Qwest Result	Mod Z Scr	Parity Scr
Feb-04	4	5	80.00%	40.00%	2	2	100.00%	N/A	-0.84
Mar-04	1	2	50.00%	50.00%	2	2	100.00%	N/A	-0.63
Apr-04	3	3	100.00%	0.00%	3	3	100.00%	N/A	N/A
May-04	3	3	100.00%	0.00%	2	3	66.67%	-0.87	-1.53
Jun-04	4	4	100.00%	0.00%	2	2	100.00%	N/A	N/A
Jul-04	3	3	100.00%	0.00%	1	1	100.00%	N/A	N/A
Aug-04	4	4	100.00%	0.00%					N/A
Sep-04	1	1	100.00%	0.00%	3	5	60.00%	-0.75	-1.45
Oct-04	0	1	0.00%	0.00%	2	2	100.00%	N/A	-0.37
Nov-04	5	5	100.00%	0.00%					N/A
Dec-04	2	4	50.00%	50.00%	3	5	60.00%	0.14	-0.92
Jan-05	3	3	100.00%	0.00%	3	3	100.00%	N/A	N/A

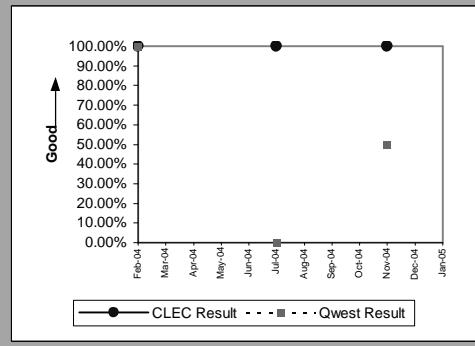


MR-5B - All Troubles Cleared within 4 Hours (Percent) - Interval Zone Two

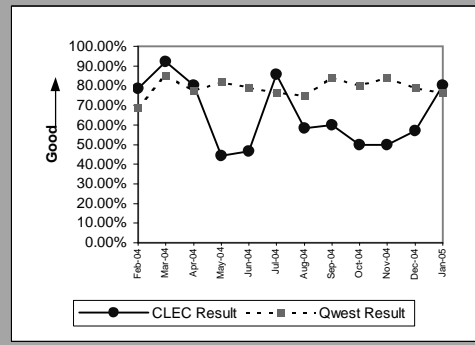
UDIT DS1 (Parity)									
Date	CLEC Num	CLEC Denom	CLEC Result	CLEC Std Dev	Qwest Num	Qwest Denom	Qwest Result	Mod Z Scr	Parity Scr
Feb-04	0	2	0.00%	0.00%	110	160	68.75%	1.69	0.02
Mar-04	1	1	100.00%	0.00%	120	141	85.11%	-0.42	-1.25
Apr-04									
May-04									
Jun-04									
Jul-04									
Aug-04									
Sep-04									
Oct-04	1	1	100.00%	0.00%	116	145	80.00%	-0.5	-1.3
Nov-04									
Dec-04	1	1	100.00%	0.00%	101	128	78.91%	-0.52	-1.31
Jan-05									



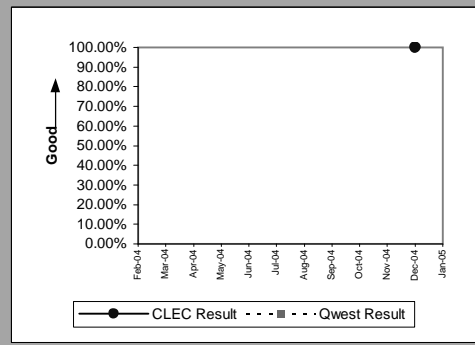
UDIT Above DS1 Level (Parity)									
Date	CLEC Num	CLEC Denom	CLEC Result	CLEC Std Dev	Qwest Num	Qwest Denom	Qwest Result	Mod Z Scr	Parity Scr
Feb-04	1	1	100.00%	0.00%	2	2	100.00%	N/A	N/A
Mar-04									
Apr-04									
May-04									
Jun-04									
Jul-04	1	1	100.00%	0.00%	0	1	0.00%	N/A	N/A
Aug-04									
Sep-04									
Oct-04									
Nov-04	1	1	100.00%	0.00%	1	2	50.00%	-0.82	-1.5
Dec-04									
Jan-05									



Unbundled Loop - DS1 Capable (Parity)									
Date	CLEC Num	CLEC Denom	CLEC Result	CLEC Std Dev	Qwest Num	Qwest Denom	Qwest Result	Mod Z Scr	Parity Scr
Feb-04	11	14	78.57%	41.03%	110	160	68.75%	-0.76	-1.46
Mar-04	12	13	92.31%	26.65%	120	141	85.11%	-0.7	-1.42
Apr-04	12	15	80.00%	40.00%	104	134	77.61%	-0.21	-1.13
May-04	4	9	44.44%	49.69%	107	131	81.68%	2.36	0.43
Jun-04	7	15	46.67%	49.89%	136	172	79.07%	2.6	0.58
Jul-04	12	14	85.71%	34.99%	117	153	76.47%	-0.78	-1.47
Aug-04	14	24	58.33%	49.30%	132	176	75.00%	1.66	0.01
Sep-04	6	10	60.00%	48.99%	149	177	84.18%	1.77	0.07
Oct-04	6	12	50.00%	50.00%	116	145	80.00%	2.18	0.33
Nov-04	6	12	50.00%	50.00%	117	139	84.17%	2.57	0.57
Dec-04	8	14	57.14%	49.49%	101	128	78.91%	1.71	0.04
Jan-05	4	5	80.00%	40.00%	102	134	76.12%	-0.2	-1.12

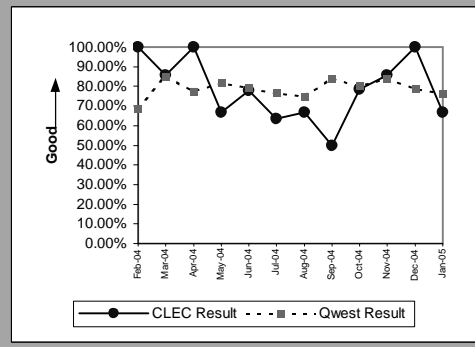


E911 (Parity)									
Date	CLEC Num	CLEC Denom	CLEC Result	CLEC Std Dev	Qwest Num	Qwest Denom	Qwest Result	Mod Z Scr	Parity Scr
Feb-04									
Mar-04									
Apr-04									
May-04									
Jun-04									
Jul-04									
Aug-04									
Sep-04									
Oct-04									
Nov-04									
Dec-04	1	1	100.00%	0.00%					N/A
Jan-05									



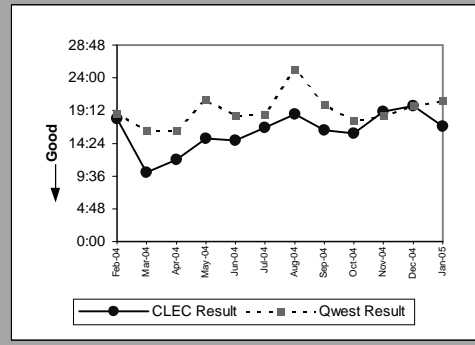
MR-5B - All Troubles Cleared within 4 Hours (Percent) - Interval Zone Two

Enhanced Extended Loops - DS1 Capable (Parity)									
Date	CLEC Num	CLEC Denom	CLEC Result	CLEC Std Dev	Qwest Num	Qwest Denom	Qwest Result	Mod Z Scr	Parity Scr
Feb-04	2	2	100.00%	0.00%	110	160	68.75%	-0.95	-1.58
Mar-04	6	7	85.71%	34.99%	120	141	85.11%	-0.04	-1.03
Apr-04	9	9	100.00%	0.00%	104	134	77.61%	-1.56	-1.95
May-04	2	3	66.67%	47.14%	107	131	81.68%	0.58	-0.65
Jun-04	14	18	77.78%	41.57%	136	172	79.07%	0.15	-0.91
Jul-04	7	11	63.64%	48.10%	117	153	76.47%	0.92	-0.44
Aug-04	10	15	66.67%	47.14%	132	176	75.00%	0.7	-0.57
Sep-04	6	12	50.00%	50.00%	149	177	84.18%	2.61	0.59
Oct-04	11	14	78.57%	41.03%	116	145	80.00%	0.15	-0.91
Nov-04	6	7	85.71%	34.99%	117	139	84.17%	-0.11	-1.07
Dec-04	2	2	100.00%	0.00%	101	128	78.91%	-0.73	-1.44
Jan-05	10	15	66.67%	47.14%	102	134	76.12%	0.79	-0.52

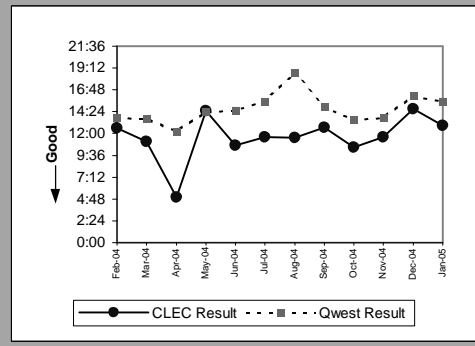


MR-6A - Mean Time to Restore (Hours:Minutes) - Dispatches within MSAs

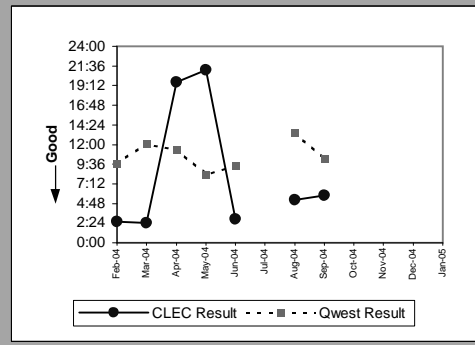
Residence (Parity)									
Date	CLEC Num	CLEC Denom	CLEC Result	CLEC Std Dev	Qwest Num	Qwest Denom	Qwest Result	Mod Z Scr	Parity Scr
Feb-04	812:16	45	18:03	19:25	197915:44	10578	18:43	-0.2	-1.12
Mar-04	416:34	41	10:10	8:43	179818:25	11029	16:18	-2.94	-2.79
Apr-04	467:03	39	11:59	9:11	164251:25	10104	16:15	-2.09	-2.27
May-04	605:23	40	15:08	12:23	247123:44	11940	20:42	-1.78	-2.08
Jun-04	549:50	37	14:52	8:32	213299:48	11515	18:31	-1.42	-1.86
Jul-04	601:35	36	16:43	13:12	195981:15	10503	18:40	-0.72	-1.44
Aug-04	821:22	44	18:40	11:17	341569:48	13541	25:13	-2	-2.21
Sep-04	635:47	39	16:18	9:58	220252:14	10982	20:03	-1.28	-1.78
Oct-04	885:57	56	15:49	9:23	189100:43	10655	17:45	-0.9	-1.55
Nov-04	854:55	45	19:00	8:33	180085:29	9800	18:23	0.43	-0.74
Dec-04	893:43	45	19:52	16:14	217869:09	10937	19:55	-0.02	-1.01
Jan-05	828:05	49	16:54	11:50	232925:49	11284	20:39	-1.57	-1.95



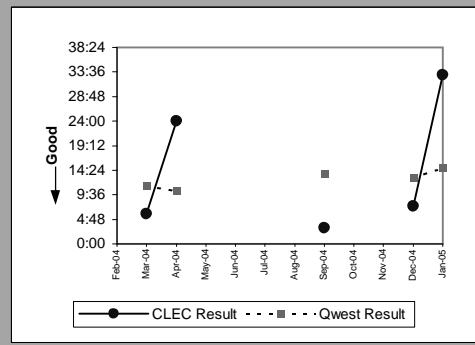
Business (Parity)									
Date	CLEC Num	CLEC Denom	CLEC Result	CLEC Std Dev	Qwest Num	Qwest Denom	Qwest Result	Mod Z Scr	Parity Scr
Feb-04	428:17	34	12:36	10:58	14691:46	1072	13:42	-0.42	-1.25
Mar-04	78:01	7	11:09	9:07	16891:47	1238	13:39	-0.14	-1.09
Apr-04	29:55	6	4:59	7:25	13670:24	1115	12:16	-1.41	-1.86
May-04	173:36	12	14:28	9:33	17142:13	1195	14:21	0.18	-0.89
Jun-04	181:53	17	10:42	12:19	19052:37	1311	14:32	-1.11	-1.67
Jul-04	104:11	9	11:35	9:36	17616:23	1132	15:34	-0.76	-1.46
Aug-04	127:05	11	11:33	11:05	25089:32	1343	18:41	-1.2	-1.73
Sep-04	50:43	4	12:41	11:30	18253:03	1224	14:55	-0.33	-1.2
Oct-04	115:21	11	10:29	8:18	16700:45	1238	13:29	-0.73	-1.44
Nov-04	138:57	12	11:35	13:01	14848:32	1084	13:42	-0.48	-1.29
Dec-04	309:11	21	14:43	10:19	19356:28	1201	16:07	-0.28	-1.17
Jan-05	77:04	6	12:51	9:23	20191:07	1301	15:31	-0.42	-1.25



Centrex (Parity)									
Date	CLEC Num	CLEC Denom	CLEC Result	CLEC Std Dev	Qwest Num	Qwest Denom	Qwest Result	Mod Z Scr	Parity Scr
Feb-04	2:37	1	2:37		981:45	102	9:38	-0.52	-1.31
Mar-04	4:54	2	2:27	1:28	1053:27	87	12:07	-0.86	-1.52
Apr-04	19:37	1	19:37		953:26	84	11:21	0.57	-0.65
May-04	21:07	1	21:07		533:45	64	8:20	1.47	-0.11
Jun-04	2:53	1	2:53		749:31	80	9:22	-0.46	-1.28
Jul-04									
Aug-04	5:13	1	5:13		980:48	73	13:26	-0.57	-1.35
Sep-04	5:45	1	5:45		770:34	75	10:16	-0.45	-1.27
Oct-04									
Nov-04									
Dec-04									
Jan-05									

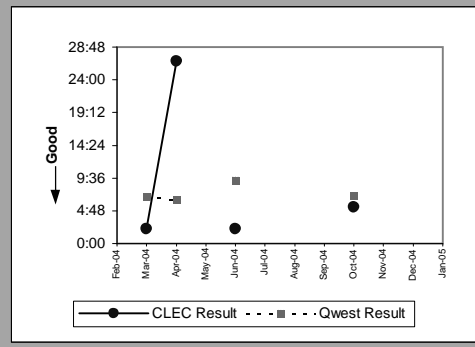


Centrex 21 (Parity)									
Date	CLEC Num	CLEC Denom	CLEC Result	CLEC Std Dev	Qwest Num	Qwest Denom	Qwest Result	Mod Z Scr	Parity Scr
Feb-04									
Mar-04	5:50	1	5:50		1732:51	152	11:24	-0.44	-1.27
Apr-04	24:00	1	24:00		1106:18	107	10:20	1.33	-0.19
May-04									
Jun-04									
Jul-04									
Aug-04									
Sep-04	6:12	2	3:06	0:03	1480:58	109	13:35	-1.22	-1.74
Oct-04									
Nov-04									
Dec-04	22:02	3	7:21	11:46	1172:47	91	12:53	-0.94	-1.57
Jan-05	66:00	2	33:00	20:23	1761:10	118	14:56	1.5	-0.09

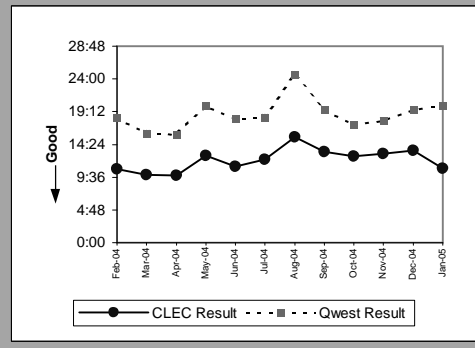


MR-6A - Mean Time to Restore (Hours:Minutes) - Dispatches within MSAs

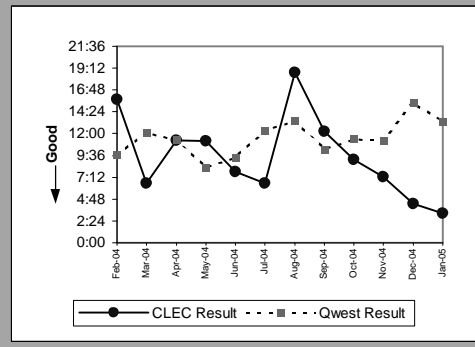
PBX (Parity)									
Date	CLEC Num	CLEC Denom	CLEC Result	CLEC Std Dev	Qwest Num	Qwest Denom	Qwest Result	Mod Z Scr	Parity Scr
Feb-04									
Mar-04	4:13	2	2:07	2:02	218:56	32	6:50	-0.88	-1.53
Apr-04	26:43	1	26:43		146:27	23	6:22	2.17	0.32
May-04									
Jun-04	2:08	1	2:08		298:53	32	9:20	-0.82	-1.5
Jul-04									
Aug-04									
Sep-04									
Oct-04	10:47	2	5:23	2:41	140:04	20	7:00	-0.25	-1.15
Nov-04									
Dec-04									
Jan-05									



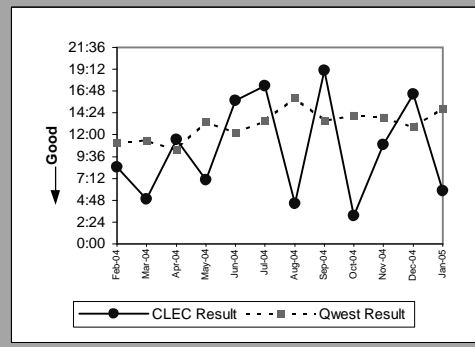
UNE - P (POTS) (Parity)									
Date	CLEC Num	CLEC Denom	CLEC Result	CLEC Std Dev	Qwest Num	Qwest Denom	Qwest Result	Mod Z Scr	Parity Scr
Feb-04	4831:11	448	10:47	16:08	212607:30	11650	18:15	-7.16	-5.35
Mar-04	5217:28	526	9:55	9:54	196710:12	12267	16:02	-7.09	-5.31
Apr-04	5420:34	551	9:50	8:34	177921:49	11219	15:52	-10.78	-7.56
May-04	8966:42	702	12:46	14:49	264265:57	13135	20:07	-9.7	-6.9
Jun-04	8217:11	736	11:10	8:53	232352:25	12826	18:07	-11.78	-8.16
Jul-04	8758:49	717	12:13	11:09	213597:38	11635	18:21	-9.85	-6.99
Aug-04	8408:59	542	15:31	14:27	366659:20	14884	24:38	-9.63	-6.86
Sep-04	6807:40	510	13:21	10:52	238505:17	12206	19:32	-7.66	-5.66
Oct-04	6432:43	507	12:41	10:58	205801:28	11893	17:18	-6.44	-4.92
Nov-04	6028:06	462	13:03	10:59	194934:01	10884	17:55	-6.7	-5.08
Dec-04	7074:44	522	13:33	11:11	237225:37	12138	19:33	-7.37	-5.48
Jan-05	457:33	42	10:54	8:19	253116:56	12585	20:07	-3.58	-3.18



UNE P (Centrex) (Parity)									
Date	CLEC Num	CLEC Denom	CLEC Result	CLEC Std Dev	Qwest Num	Qwest Denom	Qwest Result	Mod Z Scr	Parity Scr
Feb-04	283:53	18	15:46	25:06	981:45	102	9:38	1.56	-0.05
Mar-04	78:37	12	6:33	6:10	1053:27	87	12:07	-1.15	-1.7
Apr-04	134:52	12	11:14	12:30	953:26	84	11:21	-0.02	-1.01
May-04	212:45	19	11:12	10:28	533:45	64	8:20	1.07	-0.35
Jun-04	148:43	19	7:50	6:51	749:31	80	9:22	-0.43	-1.26
Jul-04	91:17	14	6:31	7:54	751:06	61	12:19	-1.71	-2.04
Aug-04	243:21	13	18:43	18:56	980:48	73	13:26	1.12	-0.32
Sep-04	207:58	17	12:14	9:22	770:34	75	10:16	0.74	-0.55
Oct-04	100:42	11	9:09	8:57	718:01	63	11:24	-0.45	-1.27
Nov-04	109:02	15	7:16	8:25	753:57	67	11:15	-1.16	-1.71
Dec-04	64:16	15	4:17	2:34	1445:56	94	15:23	-2.71	-2.65
Jan-05	19:20	6	3:13	1:06	1112:53	83	13:24	-1.82	-2.11

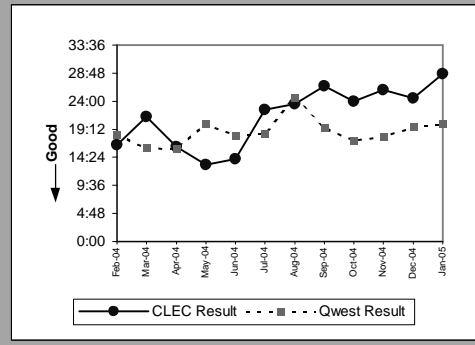


UNE P (Centrex 21) (Parity)									
Date	CLEC Num	CLEC Denom	CLEC Result	CLEC Std Dev	Qwest Num	Qwest Denom	Qwest Result	Mod Z Scr	Parity Scr
Feb-04	50:38	6	8:26	8:43	1233:14	111	11:07	-0.53	-1.32
Mar-04	4:57	1	4:57		1732:51	152	11:24	-0.51	-1.31
Apr-04	22:54	2	11:27	13:20	1106:18	107	10:20	0.09	-0.95
May-04	35:19	5	7:04	10:45	1743:57	130	13:25	-0.97	-1.59
Jun-04	78:54	5	15:47	6:59	1612:21	132	12:13	0.9	-0.45
Jul-04	139:06	8	17:23	9:41	1867:35	138	13:32	0.97	-0.41
Aug-04	13:18	3	4:26	0:32	1783:25	111	16:04	-1.17	-1.71
Sep-04	19:03	1	19:03		1480:58	109	13:35	0.27	-0.83
Oct-04	9:20	3	3:07	0:32	1707:27	121	14:07	-1.13	-1.69
Nov-04	43:43	4	10:56	6:39	1821:50	131	13:54	-0.47	-1.29
Dec-04	115:26	7	16:29	14:36	1172:47	91	12:53	0.78	-0.52
Jan-05	5:51	1	5:51		1761:10	118	14:56	-0.7	-1.43

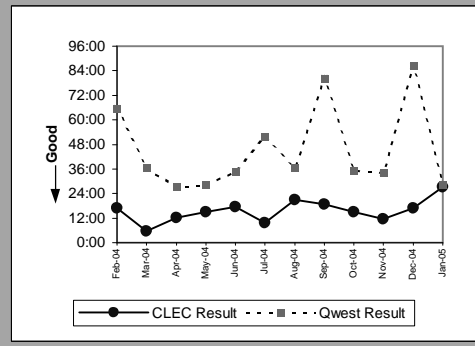


MR-6A - Mean Time to Restore (Hours:Minutes) - Dispatches within MSAs

Line Sharing (Parity)									
Date	CLEC Num	CLEC Denom	CLEC Result	CLEC Std Dev	Qwest Num	Qwest Denom	Qwest Result	Mod Z Scr	Parity Scr
Feb-04	214:36	13	16:30	13:35	212607:30	11650	18:15	-0.29	-1.18
Mar-04	170:55	8	21:22	16:22	196710:12	12267	16:02	1.24	-0.25
Apr-04	161:30	10	16:09	8:45	177921:49	11219	15:52	0.22	-0.86
May-04	104:54	8	13:07	10:57	264265:57	13135	20:07	-1.01	-1.62
Jun-04	212:28	15	14:10	9:42	232352:25	12826	18:07	-0.98	-1.6
Jul-04	225:41	10	22:34	10:02	213597:38	11635	18:21	1.11	-0.32
Aug-04	117:32	5	23:30	14:54	366659:20	14884	24:38	-0.12	-1.07
Sep-04	372:45	14	26:38	8:21	238505:17	12206	19:32	1.64	-0.01
Oct-04	383:34	16	23:58	18:22	205801:28	11893	17:18	1.62	-0.02
Nov-04	259:30	10	25:57	19:02	194934:01	10884	17:55	1.5	-0.09
Dec-04	195:52	8	24:29	14:52	237225:37	12138	19:33	0.8	-0.51
Jan-05	258:02	9	28:40	18:07	253116:56	12585	20:07	1.45	-0.12

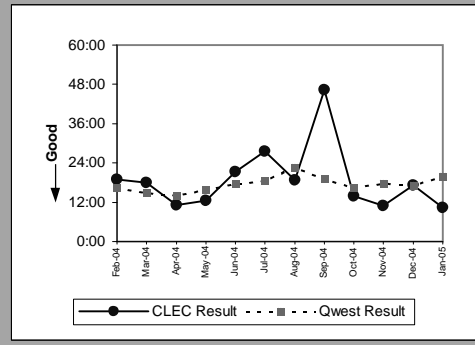


Line Splitting (Parity)									
Date	CLEC Num	CLEC Denom	CLEC Result	CLEC Std Dev	Qwest Num	Qwest Denom	Qwest Result	Mod Z Scr	Parity Scr
Feb-04	118:20	7	16:54	10:36	38132:25	580	65:45	-1.01	-1.62
Mar-04	11:04	2	5:32	1:53	29460:36	804	36:39	-0.68	-1.42
Apr-04	74:00	6	12:20	8:00	24453:38	902	27:07	-1.18	-1.72
May-04	45:09	3	15:03	10:18	23722:15	840	28:14	-0.51	-1.31
Jun-04	123:08	7	17:35	7:04	26298:21	755	34:50	-0.76	-1.46
Jul-04	67:36	7	9:39	7:05	41190:25	798	51:37	-0.8	-1.48
Aug-04	104:50	5	20:58	16:55	29019:06	796	36:27	-0.46	-1.28
Sep-04	149:50	8	18:44	15:43	68923:07	857	80:25	-0.67	-1.41
Oct-04	45:03	3	15:01	12:08	31624:17	894	35:22	-0.35	-1.21
Nov-04	45:47	4	11:27	9:33	17589:19	515	34:09	-0.8	-1.49
Dec-04	83:48	5	16:46	19:09	70286:54	813	86:27	-0.87	-1.53
Jan-05	54:27	2	27:14	2:16	16319:06	578	28:14	-0.04	-1.03

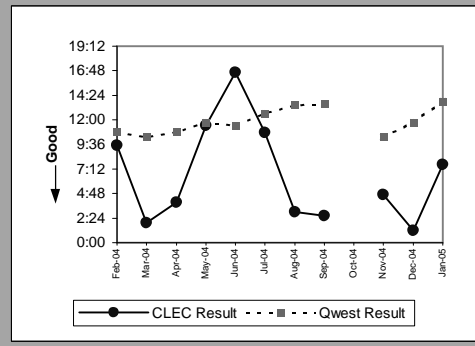


MR-6B - Mean Time to Restore (Hours:Minutes) - Dispatches outside MSAs

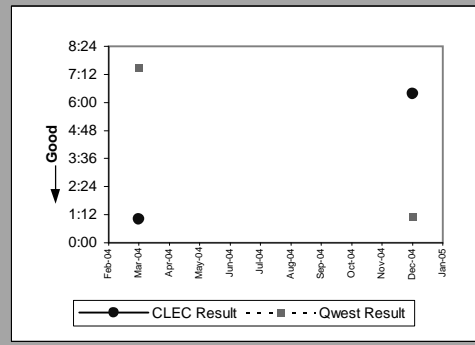
Residence (Parity)									
Date	CLEC Num	CLEC Denom	CLEC Result	CLEC Std Dev	Qwest Num	Qwest Denom	Qwest Result	Mod Z Scr	Parity Scr
Feb-04	245:40	13	18:54	14:10	41536:39	2541	16:21	0.8	-0.51
Mar-04	107:50	6	17:58	7:29	38756:51	2614	14:50	0.76	-0.54
Apr-04	55:38	5	11:08	11:06	32756:36	2337	14:01	-0.48	-1.29
May-04	112:16	9	12:28	10:49	41318:09	2598	15:54	-0.81	-1.49
Jun-04	106:29	5	21:18	17:56	48570:13	2772	17:31	0.71	-0.57
Jul-04	110:04	4	27:31	13:08	47204:45	2554	18:29	1.3	-0.21
Aug-04	113:01	6	18:50	19:17	74754:10	3295	22:41	-0.38	-1.23
Sep-04	185:37	4	46:24	48:20	49109:57	2569	19:07	2.33	0.41
Oct-04	82:40	6	13:47	11:00	43823:04	2663	16:27	-0.48	-1.29
Nov-04	76:14	7	10:53	9:09	42880:55	2418	17:44	-1.19	-1.73
Dec-04	172:49	10	17:17	13:45	44887:23	2597	17:17	0	-1
Jan-05	113:32	11	10:19	8:59	52529:57	2628	19:59	-1.91	-2.16



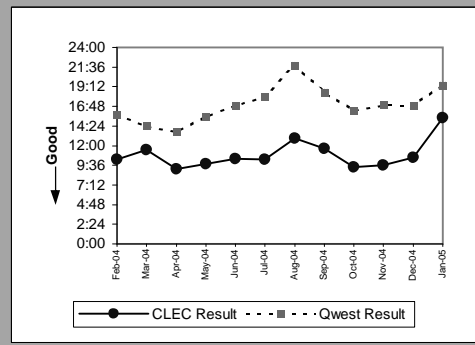
Business (Parity)									
Date	CLEC Num	CLEC Denom	CLEC Result	CLEC Std Dev	Qwest Num	Qwest Denom	Qwest Result	Mod Z Scr	Parity Scr
Feb-04	38:04	4	9:31	11:34	2982:02	275	10:51	-0.24	-1.15
Mar-04	1:56	1	1:56		2811:48	273	10:18	-0.65	-1.4
Apr-04	7:53	2	3:57	1:07	2684:13	248	10:49	-0.79	-1.48
May-04	34:22	3	11:27	12:20	3005:50	256	11:44	-0.04	-1.02
Jun-04	16:40	1	16:40		3536:00	309	11:27	0.51	-0.69
Jul-04	32:22	3	10:47	14:11	3157:05	250	12:38	-0.26	-1.16
Aug-04	2:59	1	2:59		4693:16	350	13:25	-0.69	-1.42
Sep-04	5:19	2	2:39	0:59	3918:15	288	13:36	-0.93	-1.56
Oct-04									
Nov-04	14:08	3	4:43	2:45	2801:09	272	10:18	-0.74	-1.45
Dec-04	1:12	1	1:12		2643:41	225	11:45	-0.86	-1.52
Jan-05	37:59	5	7:36	9:30	3770:29	273	13:49	-0.92	-1.56



PBX (Parity)									
Date	CLEC Num	CLEC Denom	CLEC Result	CLEC Std Dev	Qwest Num	Qwest Denom	Qwest Result	Mod Z Scr	Parity Scr
Feb-04									
Mar-04	4:00	4	1:00	0:43	89:37	12	7:28	-1.37	-1.83
Apr-04									
May-04									
Jun-04									
Jul-04									
Aug-04									
Sep-04									
Oct-04									
Nov-04									
Dec-04	6:23	1	6:23		3:21	3	1:07	3.72	1.26
Jan-05									

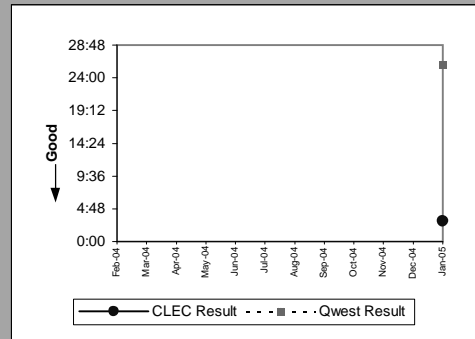


UNE - P (POTS) (Parity)									
Date	CLEC Num	CLEC Denom	CLEC Result	CLEC Std Dev	Qwest Num	Qwest Denom	Qwest Result	Mod Z Scr	Parity Scr
Feb-04	1019:40	99	10:18	11:12	44518:41	2816	15:49	-3.85	-3.34
Mar-04	1127:20	98	11:30	15:38	41568:39	2887	14:24	-2.28	-2.38
Apr-04	1111:49	122	9:07	8:05	35440:49	2585	13:43	-3.71	-3.25
May-04	1313:55	134	9:48	9:44	44323:59	2854	15:32	-5.08	-4.09
Jun-04	1679:00	161	10:26	13:02	52106:13	3081	16:55	-5.31	-4.23
Jul-04	1810:54	176	10:17	10:36	50361:50	2804	17:58	-6.32	-4.84
Aug-04	2092:59	162	12:55	13:22	79447:26	3645	21:48	-4.56	-3.77
Sep-04	1360:27	117	11:38	13:50	53028:12	2857	18:34	-4.25	-3.59
Oct-04	1128:30	120	9:24	8:24	47587:00	2932	16:14	-3.86	-3.35
Nov-04	1045:30	109	9:36	9:55	45682:04	2690	16:59	-5	-4.04
Dec-04	1073:02	102	10:31	11:22	47531:04	2822	16:51	-4.27	-3.59
Jan-05	230:26	15	15:22	20:03	56300:26	2901	19:24	-0.94	-1.57

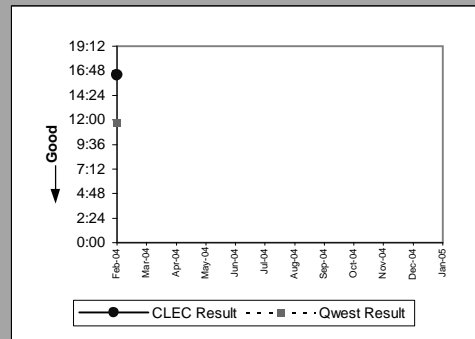


MR-6B - Mean Time to Restore (Hours:Minutes) - Dispatches outside MSAs

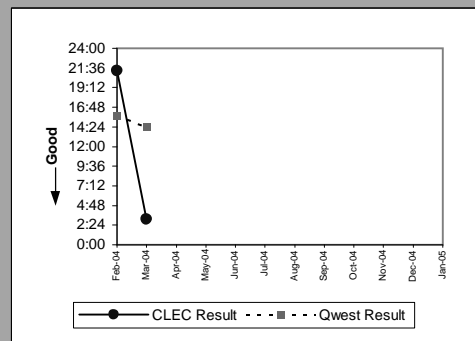
UNE P (Centrex) (Parity)									
Date	CLEC Num	CLEC Denom	CLEC Result	CLEC Std Dev	Qwest Num	Qwest Denom	Qwest Result	Mod Z Scr	Parity Scr
Feb-04									
Mar-04									
Apr-04									
May-04									
Jun-04									
Jul-04									
Aug-04									
Sep-04									
Oct-04									
Nov-04									
Dec-04									
Jan-05	3:00	1	3:00		77:43	3	25:54	-0.6	-1.36



UNE P (Centrex 21) (Parity)									
Date	CLEC Num	CLEC Denom	CLEC Result	CLEC Std Dev	Qwest Num	Qwest Denom	Qwest Result	Mod Z Scr	Parity Scr
Feb-04	32:48	2	16:24	14:14	164:34	14	11:45	0.8	-0.51
Mar-04									
Apr-04									
May-04									
Jun-04									
Jul-04									
Aug-04									
Sep-04									
Oct-04									
Nov-04									
Dec-04									
Jan-05									

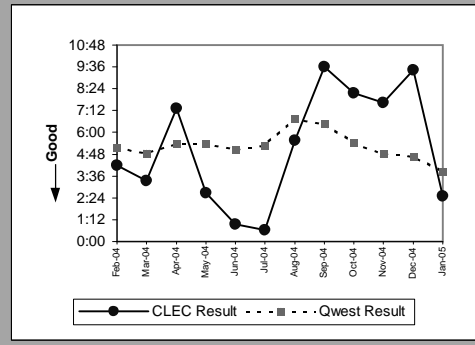


Line Sharing (Parity)									
Date	CLEC Num	CLEC Denom	CLEC Result	CLEC Std Dev	Qwest Num	Qwest Denom	Qwest Result	Mod Z Scr	Parity Scr
Feb-04	21:14	1	21:14		44518:41	2816	15:49	0.54	-0.67
Mar-04	3:08	1	3:08		41568:39	2887	14:24	-0.91	-1.55
Apr-04									
May-04									
Jun-04									
Jul-04									
Aug-04									
Sep-04									
Oct-04									
Nov-04									
Dec-04									
Jan-05									

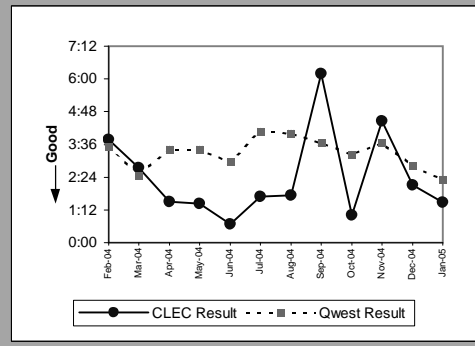


MR-6C - Mean Time to Restore (Hours:Minutes) - No dispatches

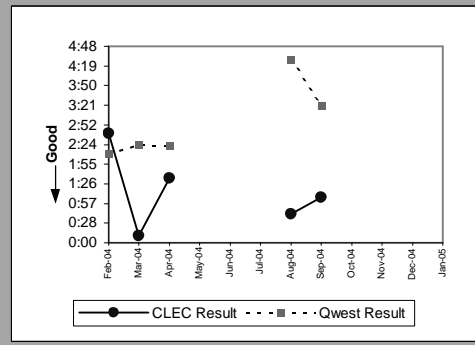
Residence (Parity)									
Date	CLEC Num	CLEC Denom	CLEC Result	CLEC Std Dev	Qwest Num	Qwest Denom	Qwest Result	Mod Z Scr	Parity Scr
Feb-04	67:16	16	4:12	6:49	16226:00	3143	5:10	-0.5	-1.3
Mar-04	30:09	9	3:21	6:15	17874:05	3671	4:52	-0.63	-1.38
Apr-04	58:35	8	7:19	9:46	14618:34	2710	5:24	0.85	-0.49
May-04	21:26	8	2:41	7:21	15375:19	2868	5:22	-0.98	-1.59
Jun-04	8:41	9	0:58	1:40	16789:08	3309	5:04	-1.61	-1.98
Jul-04	3:10	5	0:38	1:05	16292:36	3093	5:16	-1.33	-1.81
Aug-04	55:40	10	5:34	6:57	23663:11	3506	6:45	-0.32	-1.2
Sep-04	96:13	10	9:37	9:44	23297:23	3603	6:28	1.1	-0.33
Oct-04	49:01	6	8:10	15:00	16712:16	3082	5:25	0.95	-0.42
Nov-04	76:21	10	7:38	9:49	12949:43	2678	4:50	1.11	-0.32
Dec-04	47:07	5	9:25	9:52	11572:52	2472	4:41	1.33	-0.19
Jan-05	12:28	5	2:30	3:00	8393:46	2178	3:51	-0.45	-1.27



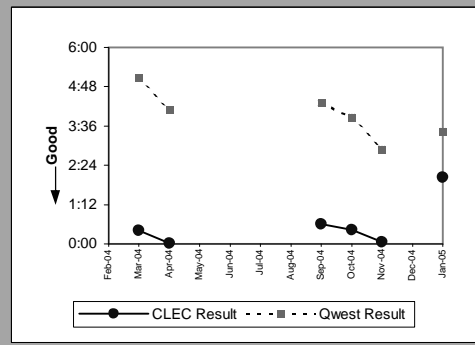
Business (Parity)									
Date	CLEC Num	CLEC Denom	CLEC Result	CLEC Std Dev	Qwest Num	Qwest Denom	Qwest Result	Mod Z Scr	Parity Scr
Feb-04	52:50	14	3:46	5:10	2001:57	569	3:31	0.21	-0.87
Mar-04	13:47	5	2:45	3:38	1392:05	565	2:28	0.49	-0.7
Apr-04	9:03	6	1:30	1:38	1776:30	518	3:26	-0.78	-1.47
May-04	8:36	6	1:26	1:52	1847:39	542	3:25	-0.8	-1.48
Jun-04	3:25	5	0:41	0:52	1771:57	599	2:57	-0.97	-1.59
Jul-04	10:06	6	1:41	1:32	2169:35	531	4:05	-0.79	-1.48
Aug-04	10:21	6	1:44	2:39	2521:34	627	4:01	-0.74	-1.45
Sep-04	6:12	1	6:12	2168:21	593	3:39	3:39	1.08	-0.35
Oct-04	2:01	2	1:00	0:32	1716:55	532	3:14	-0.33	-1.2
Nov-04	17:51	4	4:28	7:35	1706:57	466	3:40	0.36	-0.78
Dec-04	10:30	5	2:06	2:08	1331:14	473	2:49	-0.3	-1.18
Jan-05	7:24	5	1:29	1:04	1071:18	458	2:20	-0.42	-1.25



Centrex (Parity)									
Date	CLEC Num	CLEC Denom	CLEC Result	CLEC Std Dev	Qwest Num	Qwest Denom	Qwest Result	Mod Z Scr	Parity Scr
Feb-04	2:40	1	2:40		123:33	57	2:10	0.52	-0.68
Mar-04	0:19	2	0:10	0:08	100:35	42	2:24	-1.74	-2.06
Apr-04	4:45	3	1:35	1:11	85:26	36	2:22	-0.37	-1.22
May-04									
Jun-04									
Jul-04									
Aug-04	0:42	1	0:42		254:42	57	4:28	-0.42	-1.25
Sep-04	1:07	1	1:07		121:09	36	3:22	-0.49	-1.29
Oct-04									
Nov-04									
Dec-04									
Jan-05									

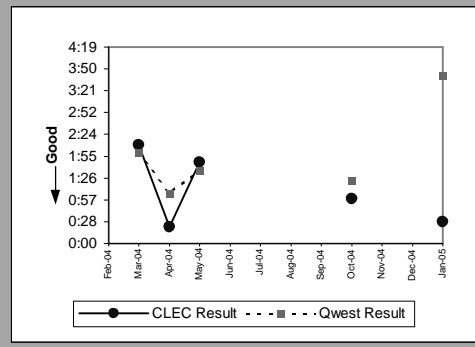


Centrex 21 (Parity)									
Date	CLEC Num	CLEC Denom	CLEC Result	CLEC Std Dev	Qwest Num	Qwest Denom	Qwest Result	Mod Z Scr	Parity Scr
Feb-04									
Mar-04	0:25	1	0:25		339:41	67	5:04	-0.35	-1.21
Apr-04	0:01	1	0:01		245:05	60	4:05	-0.27	-1.16
May-04									
Jun-04									
Jul-04									
Aug-04									
Sep-04	0:36	1	0:36		267:02	62	4:18	-0.59	-1.36
Oct-04	1:17	3	0:26	0:40	205:18	53	3:52	-1.01	-1.61
Nov-04	0:04	1	0:04		171:28	59	2:54	-0.57	-1.35
Dec-04									
Jan-05	2:02	1	2:02		175:18	51	3:26	-0.24	-1.15

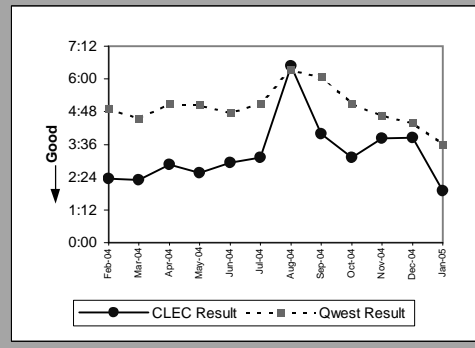


MR-6C - Mean Time to Restore (Hours:Minutes) - No dispatches

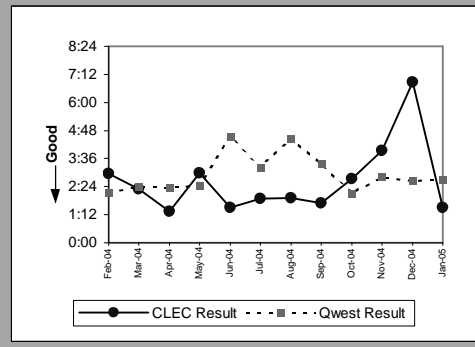
PBX (Parity)									
Date	CLEC Num	CLEC Denom	CLEC Result	CLEC Std Dev	Qwest Num	Qwest Denom	Qwest Result	Mod Z Scr	Parity Scr
Feb-04									
Mar-04	4:20	2	2:10	2:44	139:44	70	2:00	0.85	-0.48
Apr-04	0:22	1	0:22		49:42	45	1:06	-0.52	-1.32
May-04	7:07	4	1:47	1:49	68:45	43	1:36	0.79	-0.52
Jun-04									
Jul-04									
Aug-04									
Sep-04									
Oct-04	0:59	1	0:59		41:33	30	1:23	-0.22	-1.14
Nov-04									
Dec-04									
Jan-05	0:29	1	0:29		110:37	30	3:41	-0.24	-1.14



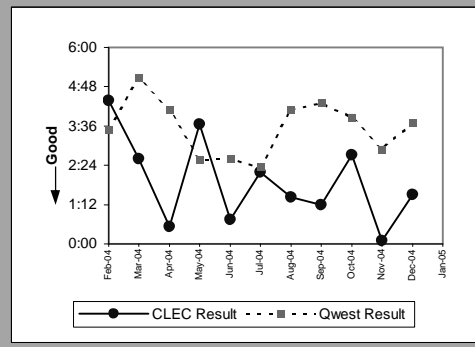
UNE - P (POTS) (Parity)									
Date	CLEC Num	CLEC Denom	CLEC Result	CLEC Std Dev	Qwest Num	Qwest Denom	Qwest Result	Mod Z Scr	Parity Scr
Feb-04	430:43	183	2:21	4:03	18227:57	3712	4:55	-4.46	-3.71
Mar-04	452:15	196	2:18	3:46	19266:10	4236	4:33	-4.4	-3.67
Apr-04	524:27	184	2:51	5:33	16395:04	3228	5:05	-3.55	-3.16
May-04	640:53	251	2:33	4:36	17222:58	3410	5:03	-5.07	-4.08
Jun-04	705:56	240	2:56	5:06	18561:05	3908	4:45	-3.7	-3.25
Jul-04	740:04	237	3:07	5:16	18462:11	3624	5:06	-3.8	-3.31
Aug-04	1451:58	224	6:29	13:32	26184:45	4133	6:20	0.19	-0.88
Sep-04	717:44	180	3:59	6:28	25465:44	4196	6:04	-2.98	-2.81
Oct-04	492:10	158	3:07	5:13	18429:11	3614	5:06	-2.56	-2.55
Nov-04	472:42	124	3:49	6:10	14656:40	3144	4:40	-1.15	-1.7
Dec-04	488:22	127	3:51	6:10	12904:06	2945	4:23	-0.82	-1.5
Jan-05	34:19	18	1:54	2:58	9465:04	2636	3:35	-1.1	-1.67



UNE P (Centrex) (Parity)									
Date	CLEC Num	CLEC Denom	CLEC Result	CLEC Std Dev	Qwest Num	Qwest Denom	Qwest Result	Mod Z Scr	Parity Scr
Feb-04	14:45	5	2:57	3:12	123:33	57	2:10	0.98	-0.41
Mar-04	13:51	6	2:18	0:57	100:35	42	2:24	-0.11	-1.07
Apr-04	9:27	7	1:21	0:46	85:26	36	2:22	-0.69	-1.42
May-04	29:48	10	2:59	4:47	122:51	50	2:27	0.4	-0.76
Jun-04	12:09	8	1:31	1:17	221:53	49	4:32	-1.16	-1.71
Jul-04	7:35	4	1:54	2:07	169:34	53	3:12	-0.34	-1.21
Aug-04	13:25	7	1:55	1:41	254:42	57	4:28	-0.71	-1.43
Sep-04	10:14	6	1:42	1:39	121:09	36	3:22	-0.82	-1.5
Oct-04	10:55	4	2:44	0:34	84:05	40	2:06	0.58	-0.65
Nov-04	35:30	9	3:57	6:16	70:36	25	2:49	0.65	-0.6
Dec-04	34:19	5	6:52	7:39	119:17	45	2:39	1.75	0.06
Jan-05	7:37	5	1:31	0:55	143:56	53	2:43	-0.77	-1.47

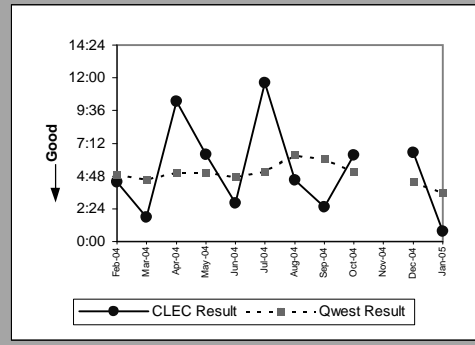


UNE P (Centrex 21) (Parity)									
Date	CLEC Num	CLEC Denom	CLEC Result	CLEC Std Dev	Qwest Num	Qwest Denom	Qwest Result	Mod Z Scr	Parity Scr
Feb-04	13:08	3	4:23	7:03	216:32	62	3:30	0.45	-0.73
Mar-04	7:49	3	2:36	1:45	339:41	67	5:04	-0.32	-1.19
Apr-04	0:32	1	0:32		245:05	60	4:05	-0.23	-1.14
May-04	21:54	6	3:39	6:44	141:56	55	2:35	0.62	-0.63
Jun-04	2:11	3	0:44	0:35	158:25	61	2:36	-0.74	-1.45
Jul-04	2:11	1	2:11		117:11	50	2:21	-0.03	-1.02
Aug-04	5:42	4	1:26	1:25	250:34	61	4:06	-0.73	-1.44
Sep-04	3:36	3	1:12	1:15	267:02	62	4:18	-0.84	-1.51
Oct-04	8:08	3	2:43	1:54	205:18	53	3:52	-0.34	-1.21
Nov-04	0:11	2	0:06	0:05	171:28	59	2:54	-0.8	-1.48
Dec-04	4:30	3	1:30	1:52	140:38	38	3:42	-0.61	-1.37
Jan-05									

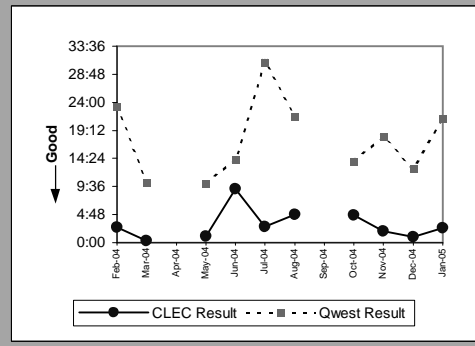


MR-6C - Mean Time to Restore (Hours:Minutes) - No dispatches

Line Sharing (Parity)									
Date	CLEC Num	CLEC Denom	CLEC Result	CLEC Std Dev	Qwest Num	Qwest Denom	Qwest Result	Mod Z Scr	Parity Scr
Feb-04	52:08	12	4:21	4:18	18227:57	3712	4:55	-0.26	-1.16
Mar-04	23:12	13	1:47	0:59	19266:10	4236	4:33	-1.43	-1.87
Apr-04	92:28	9	10:16	8:59	16395:04	3228	5:05	1.84	0.12
May-04	31:56	5	6:23	5:58	17222:58	3410	5:03	0.54	-0.67
Jun-04	33:32	12	2:48	3:53	18561:05	3908	4:45	-0.92	-1.56
Jul-04	104:50	9	11:39	22:32	18462:11	3624	5:06	2.26	0.37
Aug-04	67:24	15	4:30	7:01	26184:45	4133	6:20	-0.64	-1.39
Sep-04	25:18	10	2:32	2:10	25465:44	4196	6:04	-1.22	-1.74
Oct-04	50:51	8	6:21	8:00	18429:11	3614	5:06	0.57	-0.65
Nov-04									
Dec-04	13:03	2	6:32	8:41	12904:06	2945	4:23	0.6	-0.63
Jan-05	1:31	2	0:46	0:26	9465:04	2636	3:35	-0.62	-1.38

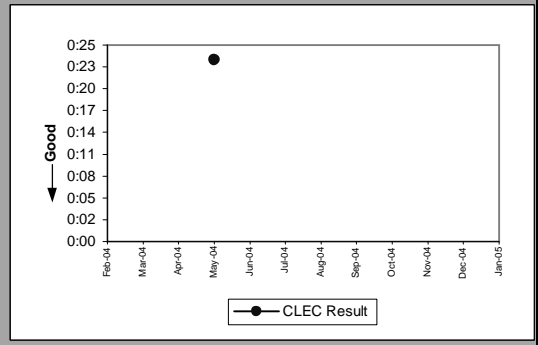


Line Splitting (Parity)									
Date	CLEC Num	CLEC Denom	CLEC Result	CLEC Std Dev	Qwest Num	Qwest Denom	Qwest Result	Mod Z Scr	Parity Scr
Feb-04	5:16	2	2:38	3:41	43777:57	1887	23:12	-0.43	-1.26
Mar-04	1:03	3	0:21	0:23	24238:34	2352	10:18	-0.55	-1.34
Apr-04									
May-04	2:06	2	1:03	0:45	18028:16	1783	10:07	-0.46	-1.28
Jun-04	18:27	2	9:13	5:17	24736:29	1739	14:13	-0.15	-1.09
Jul-04	13:45	5	2:45	2:07	65387:20	2120	30:51	-0.74	-1.45
Aug-04	14:36	3	4:52	7:45	54194:18	2517	21:32	-0.44	-1.26
Sep-04									
Oct-04	14:11	3	4:44	4:44	31527:44	2273	13:52	-0.47	-1.28
Nov-04	7:49	4	1:57	2:23	27719:53	1536	18:03	-0.46	-1.28
Dec-04	2:58	3	0:59	0:47	19164:29	1517	12:38	-0.39	-1.23
Jan-05	4:55	2	2:28	2:21	33406:09	1573	21:14	-0.56	-1.34



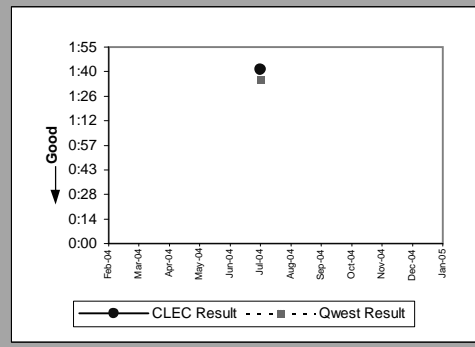
MR-6C - Mean Time to Restore (Hours:Minutes) - No dispatches

Sub-Loop Unbundling (Diagnostic)				
Date	Numerator	Denominator	CLEC Result	Standard Dev
Feb-04				
Mar-04				
Apr-04				
May-04	0:24	1	0:24	
Jun-04				
Jul-04				
Aug-04				
Sep-04				
Oct-04				
Nov-04				
Dec-04				
Jan-05				

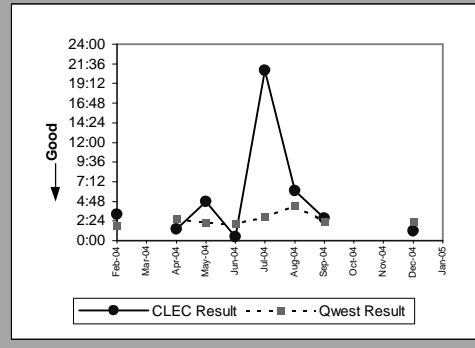


MR-6D - Mean Time to Restore (Hours:Minutes) - Interval Zone One

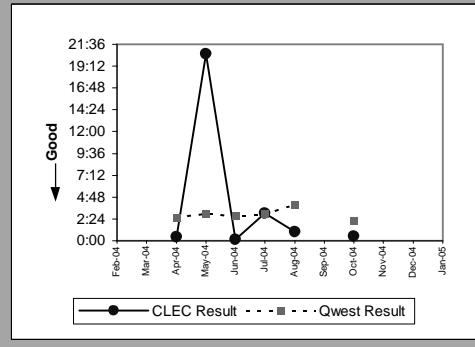
ISDN Primary (Parity)									
Date	CLEC Num	CLEC Denom	CLEC Result	CLEC Std Dev	Qwest Num	Qwest Denom	Qwest Result	Mod Z Scr	Parity Scr
Feb-04									
Mar-04									
Apr-04									
May-04									
Jun-04									
Jul-04	1:42	1	1:42		31:59	20	1:36	0.43	-0.74
Aug-04									
Sep-04									
Oct-04									
Nov-04									
Dec-04									
Jan-05									



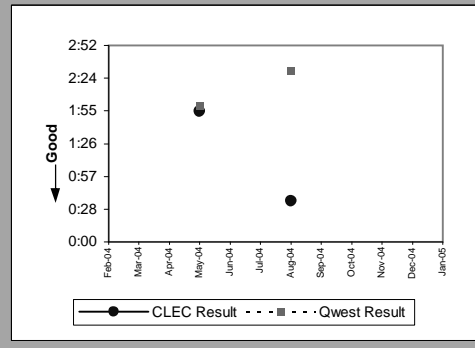
DS0 (Parity)									
Date	CLEC Num	CLEC Denom	CLEC Result	CLEC Std Dev	Qwest Num	Qwest Denom	Qwest Result	Mod Z Scr	Parity Scr
Feb-04	3:13	1	3:13		297:40	159	1:52	0.98	-0.41
Mar-04									
Apr-04	2:52	2	1:26	0:34	482:06	182	2:39	-0.5	-1.3
May-04	4:45	1	4:45		390:28	181	2:09	1.09	-0.33
Jun-04	0:29	1	0:29		453:54	212	2:08	-0.58	-1.35
Jul-04	41:39	2	20:49	26:46	595:22	204	2:55	2.75	0.67
Aug-04	30:26	5	6:05	7:18	941:02	217	4:20	1.14	-0.31
Sep-04	5:26	2	2:43	1:29	490:28	211	2:19	0.69	-0.58
Oct-04									
Nov-04									
Dec-04	3:29	3	1:10	0:04	376:32	161	2:20	-0.46	-1.28
Jan-05									



DS1 (Parity)									
Date	CLEC Num	CLEC Denom	CLEC Result	CLEC Std Dev	Qwest Num	Qwest Denom	Qwest Result	Mod Z Scr	Parity Scr
Feb-04									
Mar-04									
Apr-04	0:24	1	0:24		333:50	133	2:31	-0.78	-1.48
May-04	20:31	1	20:31		392:11	130	3:01	2.07	0.26
Jun-04	0:10	1	0:10		488:48	180	2:43	-0.63	-1.38
Jul-04	3:02	1	3:02		432:37	146	2:58	0.43	-0.74
Aug-04	0:58	1	0:58		681:57	171	3:59	-0.4	-1.24
Sep-04									
Oct-04	0:28	1	0:28		343:21	151	2:16	-0.55	-1.33
Nov-04									
Dec-04									
Jan-05									

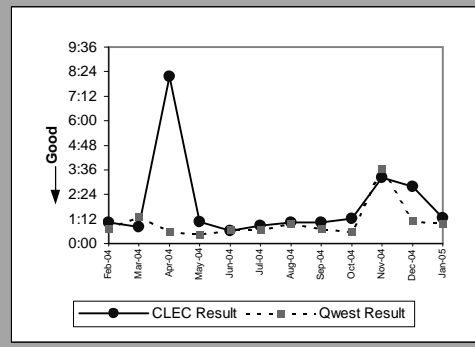


Frame Relay (Parity)									
Date	CLEC Num	CLEC Denom	CLEC Result	CLEC Std Dev	Qwest Num	Qwest Denom	Qwest Result	Mod Z Scr	Parity Scr
Feb-04									
Mar-04									
Apr-04									
May-04	3:49	2	1:55	2:29	102:15	51	2:00	-0.06	-1.04
Jun-04									
Jul-04									
Aug-04	0:36	1	0:36		151:07	60	2:31	-0.61	-1.37
Sep-04									
Oct-04									
Nov-04									
Dec-04									
Jan-05									



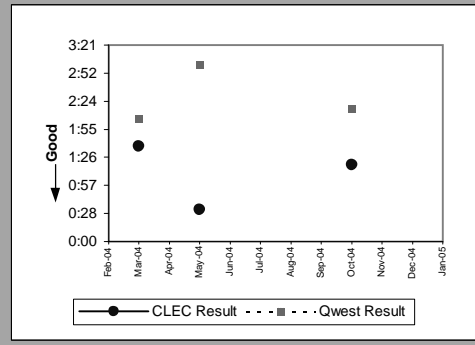
MR-6D - Mean Time to Restore (Hours:Minutes) - Interval Zone One

LIS Trunk (Parity)									
Date	CLEC Num	CLEC Denom	CLEC Result	CLEC Std Dev	Qwest Num	Qwest Denom	Qwest Result	Mod Z Scr	Parity Scr
Feb-04	8:17	8	1:02	0:25	4:20	6	0:43	1.03	-0.38
Mar-04	6:23	8	0:48	0:27	7:45	6	1:18	-1.34	-1.81
Apr-04	40:47	5	8:09	17:04	1:12	2	0:36	1.82	0.11
May-04	8:21	8	1:03	0:53	1:21	3	0:27	1.37	-0.17
Jun-04	5:39	9	0:38	0:25	4:30	7	0:39	-0.13	-1.08
Jul-04	5:17	6	0:53	0:49	1:17	2	0:39	0.15	-0.91
Aug-04	9:09	9	1:01	0:45	6:53	7	0:59	0.21	-0.87
Sep-04	8:14	8	1:02	0:43	2:11	3	0:44	0.33	-0.8
Oct-04	8:40	7	1:14	0:54	2:13	4	0:33	0.99	-0.4
Nov-04	9:39	3	3:13	2:54	14:40	4	3:40	-0.1	-1.06
Dec-04	11:08	4	2:47	1:53	2:10	2	1:05	0.59	-0.64
Jan-05	13:41	11	1:15	1:08	2:57	3	0:59	0.11	-0.93

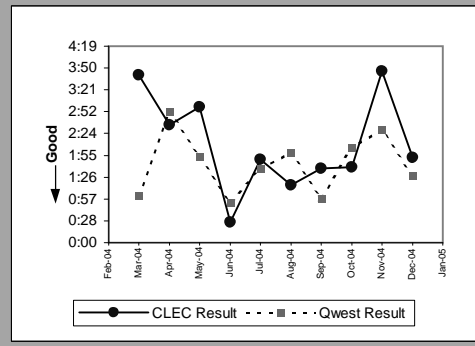


MR-6D - Mean Time to Restore (Hours:Minutes) - Interval Zone One

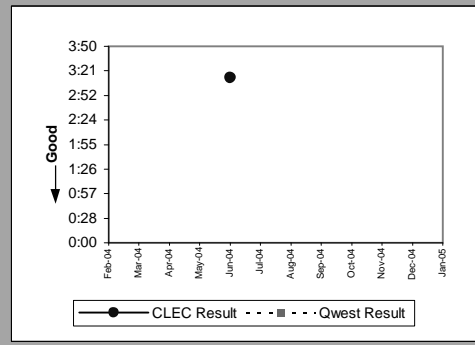
UDIT DS1 (Parity)									
Date	CLEC Num	CLEC Denom	CLEC Result	CLEC Std Dev	Qwest Num	Qwest Denom	Qwest Result	Mod Z Scr	Parity Scr
Feb-04									
Mar-04	1:38	1	1:38		435:48	208	2:06	-0.16	-1.1
Apr-04									
May-04	1:40	3	0:33	0:16	392:11	130	3:01	-1.03	-1.62
Jun-04									
Jul-04									
Aug-04									
Sep-04									
Oct-04	1:19	1	1:19		343:21	151	2:16	-0.29	-1.18
Nov-04									
Dec-04									
Jan-05									



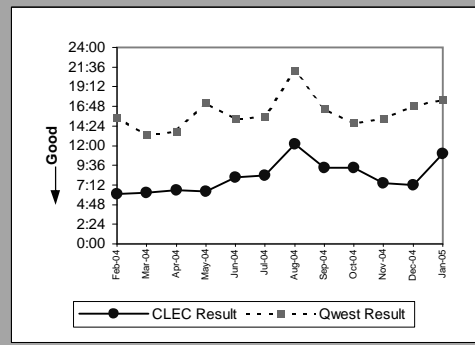
UDIT Above DS1 Level (Parity)									
Date	CLEC Num	CLEC Denom	CLEC Result	CLEC Std Dev	Qwest Num	Qwest Denom	Qwest Result	Mod Z Scr	Parity Scr
Feb-04									
Mar-04	18:26	5	3:41	1:50	6:15	6	1:02	3.72	1.26
Apr-04	2:35	1	2:35		17:19	6	2:53	-0.09	-1.05
May-04	5:59	2	2:59	2:07	3:46	2	1:53	1.02	-0.38
Jun-04	0:27	1	0:27		5:09	6	0:52	-0.84	-1.51
Jul-04	5:31	3	1:50	1:27	8:12	5	1:38	0.1	-0.94
Aug-04	1:16	1	1:16		3:56	2	1:58	-12.12	-8.37
Sep-04	1:38	1	1:38		2:55	3	0:58	0.37	-0.77
Oct-04	3:20	2	1:40	0:54	10:23	5	2:05	-0.16	-1.1
Nov-04	11:19	3	3:46	4:49	19:49	8	2:29	1.1	-0.33
Dec-04	1:52	1	1:52		4:25	3	1:28	-0.01	-1.01
Jan-05									



Dark Fiber - IOF (Diagnostic)									
Date	CLEC Num	CLEC Denom	CLEC Result	CLEC Std Dev	Qwest Num	Qwest Denom	Qwest Result	Mod Z Scr	Parity Scr
Feb-04									
Mar-04									
Apr-04									
May-04									
Jun-04	3:14	1	3:14						N/A
Jul-04									
Aug-04									
Sep-04									
Oct-04									
Nov-04									
Dec-04									
Jan-05									

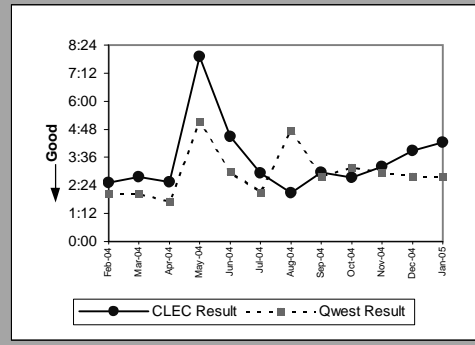


Unbundled Loop Analog (Parity)									
Date	CLEC Num	CLEC Denom	CLEC Result	CLEC Std Dev	Qwest Num	Qwest Denom	Qwest Result	Mod Z Scr	Parity Scr
Feb-04	1060:15	174	6:06	6:13	226708:29	14688	15:26	-6.02	-4.66
Mar-04	1250:42	200	6:15	7:00	213652:45	15952	13:24	-5.58	-4.39
Apr-04	1142:48	175	6:32	7:28	192320:38	14011	13:44	-7.39	-5.49
May-04	920:08	144	6:23	7:04	279553:19	16163	17:18	-6.91	-5.2
Jun-04	1775:55	219	8:07	11:07	248355:15	16243	15:17	-6.93	-5.21
Jul-04	1853:24	222	8:21	13:09	229433:52	14769	15:32	-6.74	-5.1
Aug-04	3150:01	258	12:13	18:57	389560:29	18435	21:08	-6.68	-5.06
Sep-04	2121:38	229	9:16	8:47	260775:00	15836	16:28	-6.27	-4.81
Oct-04	1814:58	195	9:18	8:54	221909:11	15046	14:45	-4.86	-3.95
Nov-04	1546:29	209	7:24	7:13	207487:53	13541	15:19	-7.53	-5.58
Dec-04	1461:03	204	7:10	8:22	247924:01	14655	16:55	-7.78	-5.73
Jan-05	2428:57	220	11:02	9:59	261526:22	14868	17:35	-5.8	-4.53

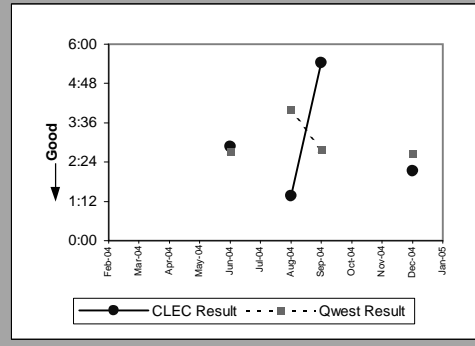


MR-6D - Mean Time to Restore (Hours:Minutes) - Interval Zone One

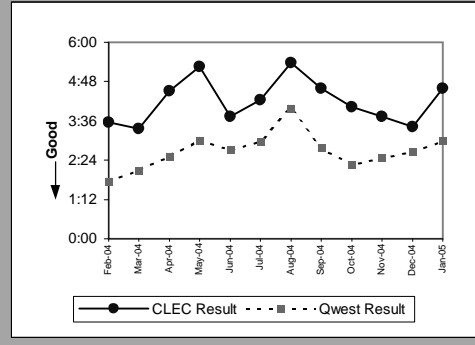
Unbundled Loop - 2 Wire Non-Loaded (Parity)									
Date	CLEC Num	CLEC Denom	CLEC Result	CLEC Std Dev	Qwest Num	Qwest Denom	Qwest Result	Mod Z Scr	Parity Scr
Feb-04	65:30	26	2:31	1:44	233:36	114	2:03	0.93	-0.43
Mar-04	113:12	41	2:46	1:53	215:04	105	2:03	1.31	-0.2
Apr-04	53:40	21	2:33	2:11	235:22	137	1:43	1.62	-0.02
May-04	142:04	18	7:54	12:03	505:59	99	5:07	0.97	-0.41
Jun-04	112:27	25	4:30	5:54	324:54	109	2:59	1.23	-0.25
Jul-04	88:14	30	2:56	3:18	222:37	106	2:06	0.9	-0.45
Aug-04	53:33	26	2:04	2:05	502:10	106	4:44	-0.99	-1.6
Sep-04	103:26	35	2:57	2:15	244:51	88	2:47	0.25	-0.85
Oct-04	82:03	30	2:44	1:55	269:45	85	3:10	-0.29	-1.18
Nov-04	89:49	28	3:12	4:05	184:07	62	2:58	0.22	-0.87
Dec-04	205:34	53	3:53	6:02	247:36	89	2:47	1.29	-0.22
Jan-05	148:20	35	4:14	3:29	148:20	54	2:45	0.29	-0.82



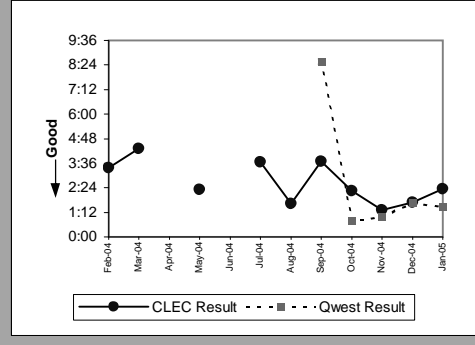
Unbundled Loop - 4 Wire Non-Loaded (Parity)									
Date	CLEC Num	CLEC Denom	CLEC Result	CLEC Std Dev	Qwest Num	Qwest Denom	Qwest Result	Mod Z Scr	Parity Scr
Feb-04									
Mar-04									
Apr-04									
May-04									
Jun-04	5:44	2	2:52	1:14	488:48	180	2:43	0.53	-0.68
Jul-04									
Aug-04	1:22	1	1:22		681:57	171	3:59	-0.35	-1.21
Sep-04	10:52	2	5:26	4:19	390:56	141	2:46	1.25	-0.24
Oct-04									
Nov-04									
Dec-04	2:08	1	2:08		364:22	137	2:40	-0.18	-1.11
Jan-05									



Unbundled Loop - DS1 Capable (Parity)									
Date	CLEC Num	CLEC Denom	CLEC Result	CLEC Std Dev	Qwest Num	Qwest Denom	Qwest Result	Mod Z Scr	Parity Scr
Feb-04	149:33	42	3:34	2:38	244:24	139	1:45	2.88	0.75
Mar-04	302:55	90	3:22	2:54	435:48	208	2:06	2.75	0.67
Apr-04	293:11	65	4:31	5:15	333:50	133	2:31	3.09	0.88
May-04	309:46	59	5:15	6:10	392:11	130	3:01	2.65	0.61
Jun-04	381:06	102	3:44	3:12	488:48	180	2:43	2.04	0.24
Jul-04	403:05	95	4:15	5:28	432:37	146	2:58	2.37	0.44
Aug-04	525:57	98	5:22	9:34	681:57	171	3:59	1.04	-0.37
Sep-04	349:49	76	4:36	6:39	390:56	141	2:46	2.58	0.57
Oct-04	313:20	78	4:01	4:19	343:21	151	2:16	2.88	0.75
Nov-04	314:08	84	3:44	3:50	354:02	144	2:28	1.42	-0.14
Dec-04	253:00	74	3:25	2:56	364:22	137	2:40	1.72	0.04
Jan-05	416:38	91	4:35	5:25	431:48	145	2:59	2.46	0.49

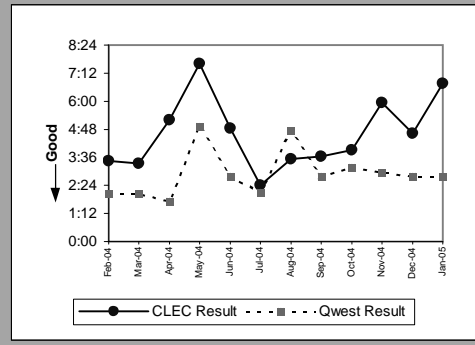


Unbundled Loop - XDSL (Parity)									
Date	CLEC Num	CLEC Denom	CLEC Result	CLEC Std Dev	Qwest Num	Qwest Denom	Qwest Result	Mod Z Scr	Parity Scr
Feb-04	13:34	4	3:23	1:48					N/A
Mar-04	4:19	1	4:19						N/A
Apr-04									
May-04	4:36	2	2:18	2:36					N/A
Jun-04									
Jul-04	18:15	5	3:39	1:44					N/A
Aug-04	4:50	3	1:37	0:51					N/A
Sep-04	11:07	3	3:42	1:23	34:21	4	8:35	-0.49	-1.3
Oct-04	6:44	3	2:15	1:33	1:32	2	0:46	0.46	-0.72
Nov-04	1:19	1	1:19		2:55	3	0:58	0.91	-0.45
Dec-04	6:45	4	1:41	1:30	6:42	4	1:40	0.37	-0.77
Jan-05	16:23	7	2:20	2:27	4:28	3	1:29	0.48	-0.71

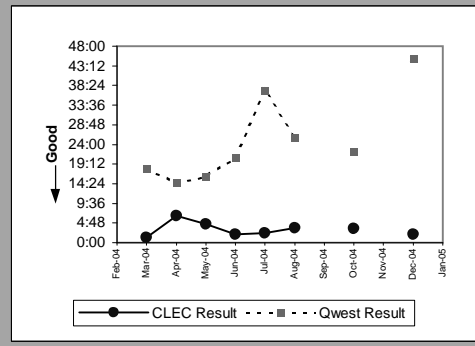


MR-6D - Mean Time to Restore (Hours:Minutes) - Interval Zone One

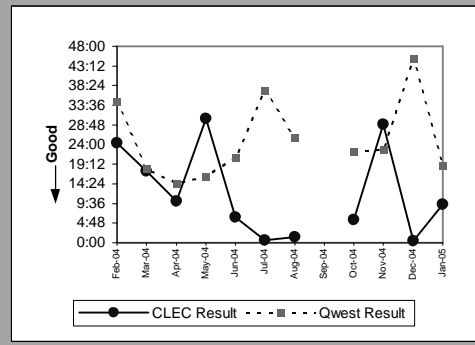
Unbundled Loop ISDN Capable (Parity)									
Date	CLEC Num	CLEC Denom	CLEC Result	CLEC Std Dev	Qwest Num	Qwest Denom	Qwest Result	Mod Z Scr	Parity Scr
Feb-04	65:39	19	3:27	2:49	233:36	114	2:03	0.99	-0.4
Mar-04	73:24	22	3:20	2:48	215:04	105	2:03	1.88	0.14
Apr-04	192:17	37	5:12	5:55	235:22	137	1:43	3.72	1.26
May-04	121:51	16	7:37	15:29	482:22	98	4:55	0.92	-0.44
Jun-04	125:39	26	4:50	4:59	303:00	108	2:48	1.34	-0.18
Jul-04	55:16	23	2:24	1:35	222:37	106	2:06	0.53	-0.68
Aug-04	60:01	17	3:32	3:19	502:10	106	4:44	-0.38	-1.23
Sep-04	25:35	7	3:39	1:29	244:51	88	2:47	0.69	-0.58
Oct-04	66:36	17	3:55	5:50	269:45	85	3:10	0.49	-0.7
Nov-04	83:22	14	5:57	7:41	184:07	62	2:58	2.05	0.25
Dec-04	110:44	24	4:37	6:22	247:36	89	2:47	1.61	-0.02
Jan-05	135:25	20	6:46	7:12	148:20	54	2:45	0.9	-0.45



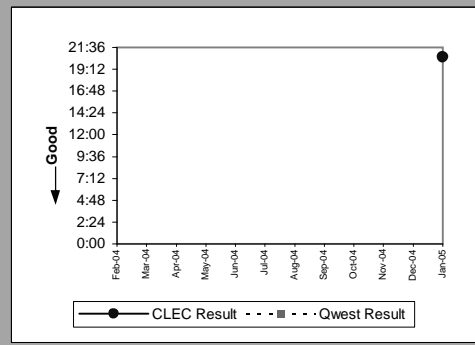
Unbundled Loop - ADSL Qualified (Parity)									
Date	CLEC Num	CLEC Denom	CLEC Result	CLEC Std Dev	Qwest Num	Qwest Denom	Qwest Result	Mod Z Scr	Parity Scr
Feb-04									
Mar-04	2:29	2	1:15	0:28	47313:55	2606	18:09	-0.52	-1.32
Apr-04	19:36	3	6:32	8:04	33624:09	2312	14:33	-0.55	-1.34
May-04	4:28	1	4:28		34666:18	2152	16:07	-0.33	-1.2
Jun-04	4:03	2	2:01	0:09	42501:53	2044	20:48	-0.51	-1.31
Jul-04	4:43	2	2:21	0:11	89640:59	2407	37:15	-0.47	-1.28
Aug-04	3:37	1	3:37		65605:44	2554	25:41	-0.31	-1.19
Sep-04									
Oct-04	3:23	1	3:23		53501:35	2411	22:11	-0.27	-1.17
Nov-04									
Dec-04	2:06	1	2:06		84604:59	1882	44:57	-0.33	-1.2
Jan-05									



Qwest DSL (Parity)									
Date	CLEC Num	CLEC Denom	CLEC Result	CLEC Std Dev	Qwest Num	Qwest Denom	Qwest Result	Mod Z Scr	Parity Scr
Feb-04	24:23	1	24:23		66761:06	1939	34:26	-0.11	-1.07
Mar-04	52:29	3	17:30	10:51	47313:55	2606	18:09	-0.03	-1.02
Apr-04	80:46	8	10:06	12:04	33624:09	2312	14:33	-0.5	-1.3
May-04	182:04	6	30:21	47:49	34666:18	2152	16:07	1.3	-0.21
Jun-04	25:06	4	6:17	9:07	42501:53	2044	20:48	-0.56	-1.34
Jul-04	2:48	4	0:42	1:06	89639:42	2406	37:15	-0.69	-1.42
Aug-04	1:20	1	1:20		65605:36	2552	25:42	-0.35	-1.21
Sep-04									
Oct-04	28:04	5	5:37	12:30	53501:17	2409	22:13	-0.54	-1.33
Nov-04	201:57	7	28:51	74:54	35842:01	1572	22:48	0.89	-0.46
Dec-04	2:09	4	0:32	0:29	84604:59	1882	44:57	-0.68	-1.41
Jan-05	75:07	8	9:23	17:00	30544:51	1616	18:54	-0.75	-1.46

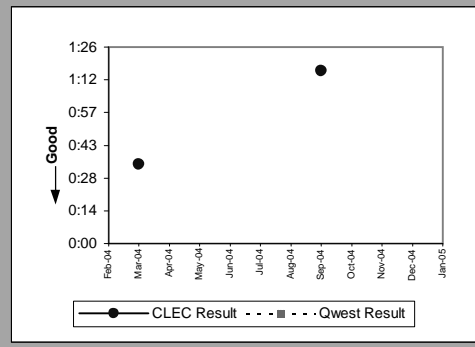


Dark Fiber - Loop (Diagnostic)									
Date	CLEC Num	CLEC Denom	CLEC Result	CLEC Std Dev	Qwest Num	Qwest Denom	Qwest Result	Mod Z Scr	Parity Scr
Feb-04									
Mar-04									
Apr-04									
May-04									
Jun-04									
Jul-04									
Aug-04									
Sep-04									
Oct-04									
Nov-04									
Dec-04									
Jan-05	20:31	1	20:31						N/A



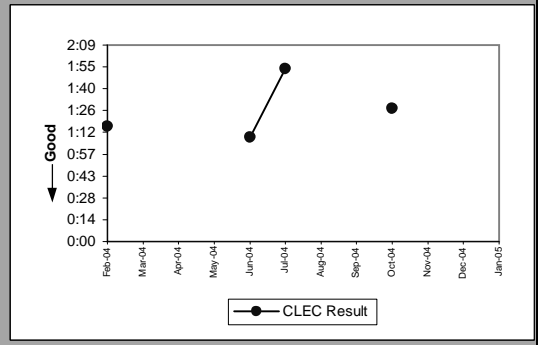
MR-6D - Mean Time to Restore (Hours:Minutes) - Interval Zone One

E911 (Parity)									
Date	CLEC Num	CLEC Denom	CLEC Result	CLEC Std Dev	Qwest Num	Qwest Denom	Qwest Result	Mod Z Scr	Parity Scr
Feb-04									
Mar-04	0:35	1	0:35						N/A
Apr-04									
May-04									
Jun-04									
Jul-04									
Aug-04									
Sep-04	1:16	1	1:16						N/A
Oct-04									
Nov-04									
Dec-04									
Jan-05									

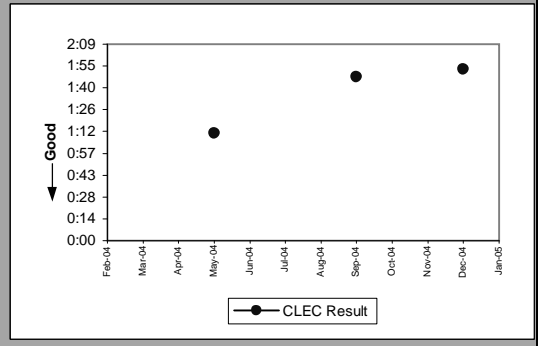


MR-6D - Mean Time to Restore (Hours:Minutes) - Interval Zone One

Enhanced Extended Loops - DS0 Capable (Diagnostic)					
Date	CLEC Num	CLEC Denom	CLEC Result	CLEC Std Dev	
Feb-04		2:33	2	1:16	1:28
Mar-04					
Apr-04					
May-04					
Jun-04		1:09	1	1:09	
Jul-04		1:54	1	1:54	
Aug-04					
Sep-04					
Oct-04		2:55	2	1:28	1:21
Nov-04					
Dec-04					
Jan-05					

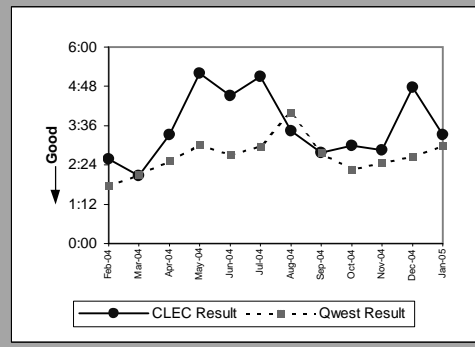


Enhanced Extended Loops - DS3 Capable (Diagnostic)				
Date	CLEC Num	CLEC Denom	CLEC Result	CLEC Std Dev
Feb-04				
Mar-04				
Apr-04				
May-04		1:11	1	1:11
Jun-04				
Jul-04				
Aug-04				
Sep-04		1:48	1	1:48
Oct-04				
Nov-04				
Dec-04		1:53	1	1:53
Jan-05				



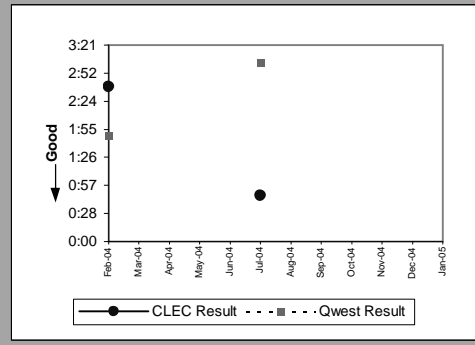
MR-6D - Mean Time to Restore (Hours:Minutes) - Interval Zone One

Enhanced Extended Loops - DS1 Capable (Parity)									
Date	CLEC Num	CLEC Denom	CLEC Result	CLEC Std Dev	Qwest Num	Qwest Denom	Qwest Result	Mod Z Scr	Parity Scr
Feb-04	54:06	21	2:35	3:25	244:24	139	1:45	1.27	-0.23
Mar-04	57:49	28	2:04	2:04	435:48	208	2:06	-0.05	-1.03
Apr-04	92:44	28	3:19	3:34	333:50	133	2:31	1.33	-0.19
May-04	155:55	30	5:12	7:25	392:11	130	3:01	2.1	0.27
Jun-04	184:57	41	4:31	4:54	488:48	180	2:43	2.23	0.35
Jul-04	188:59	37	5:06	5:16	432:37	146	2:58	3.72	1.26
Aug-04	157:42	46	3:26	4:10	681:57	171	3:59	-0.45	-1.27
Sep-04	88:18	32	2:46	2:12	390:56	141	2:46	-0.02	-1.01
Oct-04	141:22	47	3:00	2:33	343:21	151	2:16	1.17	-0.29
Nov-04	134:02	47	2:51	2:36	354:02	144	2:28	0.51	-0.69
Dec-04	233:36	49	4:46	12:49	364:22	137	2:40	1.53	-0.07
Jan-05	152:30	46	3:19	3:23	431:48	145	2:59	0.55	-0.66

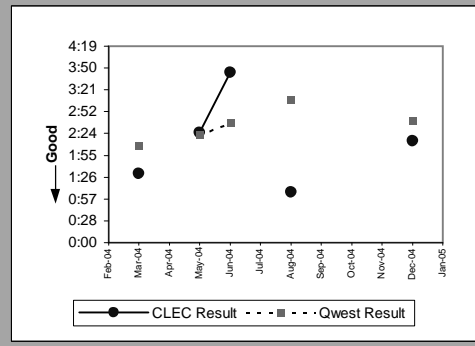


MR-6E - Mean Time to Restore (Hours:Minutes) - Interval Zone Two

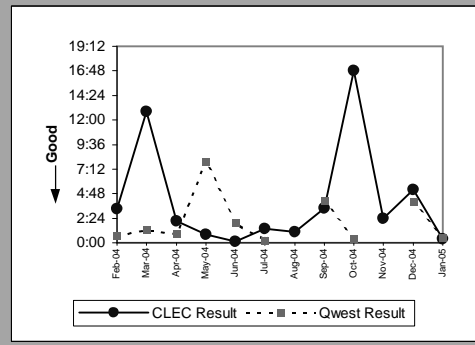
DS0 (Parity)									
Date	CLEC Num	CLEC Denom	CLEC Result	CLEC Std Dev	Qwest Num	Qwest Denom	Qwest Result	Mod Z Scr	Parity Scr
Feb-04	5:19	2	2:39	0:15	205:28	113	1:49	0.7	-0.58
Mar-04									
Apr-04									
May-04									
Jun-04									
Jul-04	0:47	1	0:47		453:04	148	3:04	-0.41	-1.25
Aug-04									
Sep-04									
Oct-04									
Nov-04									
Dec-04									
Jan-05									



DS1 (Parity)									
Date	CLEC Num	CLEC Denom	CLEC Result	CLEC Std Dev	Qwest Num	Qwest Denom	Qwest Result	Mod Z Scr	Parity Scr
Feb-04									
Mar-04	4:33	3	1:31	1:34	301:42	141	2:08	-0.49	-1.3
Apr-04									
May-04	2:25	1	2:25		310:53	131	2:22	0.34	-0.79
Jun-04	3:45	1	3:45		453:33	172	2:38	0.75	-0.55
Jul-04									
Aug-04	1:07	1	1:07		551:55	176	3:08	-0.5	-1.3
Sep-04									
Oct-04									
Nov-04									
Dec-04	2:14	1	2:14		340:24	128	2:40	-0.13	-1.08
Jan-05									

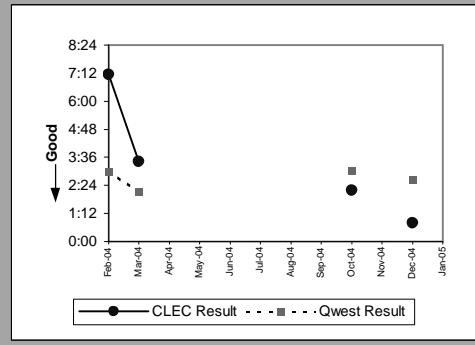


LIS Trunk (Parity)									
Date	CLEC Num	CLEC Denom	CLEC Result	CLEC Std Dev	Qwest Num	Qwest Denom	Qwest Result	Mod Z Scr	Parity Scr
Feb-04	16:34	5	3:19	1:30	1:23	2	0:41	1.14	-0.31
Mar-04	25:42	2	12:51	15:52	2:28	2	1:14	-0.31	-1.19
Apr-04	6:21	3	2:07	1:21	2:39	3	0:53	1.23	-0.25
May-04	2:31	3	0:50	0:33	23:54	3	7:58	-0.78	-1.48
Jun-04	0:26	4	0:06	0:04	3:55	2	1:58	-13.94	-9.48
Jul-04	4:06	3	1:22	0:28	0:15	1	0:15		N/A
Aug-04	4:09	4	1:02	1:10					N/A
Sep-04	3:24	1	3:24		20:44	5	4:09	-0.16	-1.09
Oct-04	16:49	1	16:49		0:46	2	0:23		N/A
Nov-04	11:55	5	2:23	1:23					N/A
Dec-04	20:54	4	5:13	4:41	20:09	5	4:02	0.85	-0.49
Jan-05	1:10	3	0:23	0:10	1:29	3	0:30	-0.29	-1.17

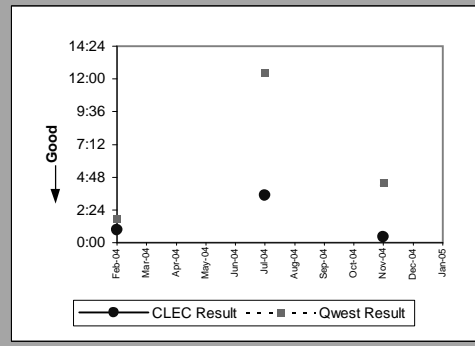


MR-6E - Mean Time to Restore (Hours:Minutes) - Interval Zone Two

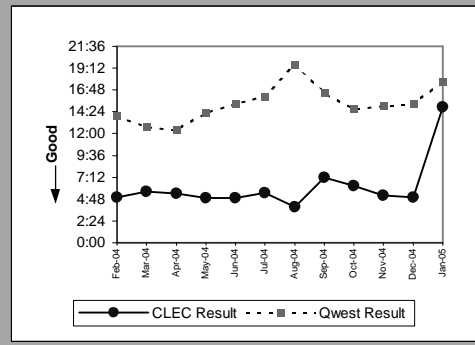
UDIT DS1 (Parity)									
Date	CLEC Num	CLEC Denom	CLEC Result	CLEC Std Dev	Qwest Num	Qwest Denom	Qwest Result	Mod Z Scr	Parity Scr
Feb-04	14:15	2	7:08	0:06	476:12	160	2:59	1.58	-0.04
Mar-04	3:26	1	3:26		301:42	141	2:08	0.81	-0.51
Apr-04									
May-04									
Jun-04									
Jul-04									
Aug-04									
Sep-04									
Oct-04	2:11	1	2:11		439:09	145	3:02	-0.18	-1.11
Nov-04									
Dec-04	0:48	1	0:48		340:24	128	2:40	-0.58	-1.35
Jan-05									



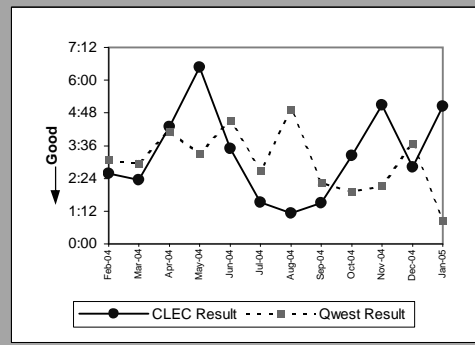
UDIT Above DS1 Level (Parity)									
Date	CLEC Num	CLEC Denom	CLEC Result	CLEC Std Dev	Qwest Num	Qwest Denom	Qwest Result	Mod Z Scr	Parity Scr
Feb-04	0:55	1	0:55		3:27	2	1:44	-0.77	-1.47
Mar-04									
Apr-04									
May-04									
Jun-04									
Jul-04	3:29	1	3:29		12:26	1	12:26		N/A
Aug-04									
Sep-04									
Oct-04									
Nov-04	0:24	1	0:24		8:49	2	4:25	-0.69	-1.42
Dec-04									
Jan-05									



Unbundled Loop Analog (Parity)									
Date	CLEC Num	CLEC Denom	CLEC Result	CLEC Std Dev	Qwest Num	Qwest Denom	Qwest Result	Mod Z Scr	Parity Scr
Feb-04	65:03	13	5:00	4:22	48645:39	3490	13:56	-2.35	-2.43
Mar-04	192:15	34	5:39	8:06	43892:16	3438	12:46	-3.38	-3.05
Apr-04	129:46	24	5:24	5:26	37437:04	3021	12:24	-2.61	-2.59
May-04	108:04	22	4:55	4:31	46259:35	3236	14:18	-3.46	-3.1
Jun-04	89:11	18	4:57	5:17	54664:28	3572	15:18	-2.94	-2.78
Jul-04	104:46	19	5:31	4:46	52987:47	3294	16:05	-2.98	-2.81
Aug-04	74:28	19	3:55	3:38	82731:02	4227	19:34	-2.9	-2.76
Sep-04	128:33	18	7:09	6:51	56224:13	3423	16:26	-2.32	-2.41
Oct-04	137:34	22	6:15	5:53	49908:28	3393	14:43	-2.16	-2.31
Nov-04	136:03	26	5:14	6:37	47784:52	3177	15:02	-3.35	-3.03
Dec-04	85:21	17	5:01	6:24	49736:46	3250	15:18	-2.92	-2.77
Jan-05	238:59	16	14:56	9:12	57356:04	3254	17:38	-0.64	-1.39

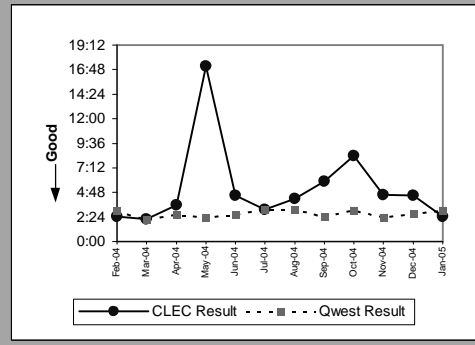


Unbundled Loop - 2 Wire Non-Loaded (Parity)									
Date	CLEC Num	CLEC Denom	CLEC Result	CLEC Std Dev	Qwest Num	Qwest Denom	Qwest Result	Mod Z Scr	Parity Scr
Feb-04	12:53	5	2:35	2:02	58:29	19	3:05	-0.45	-1.28
Mar-04	11:47	5	2:21	2:40	32:40	11	2:58	-0.55	-1.34
Apr-04	34:18	8	4:17	7:14	45:16	11	4:07	-0.12	-1.07
May-04	6:28	1	6:28		59:37	18	3:19	1.07	-0.35
Jun-04	28:01	8	3:30	1:50	58:24	13	4:30	-0.38	-1.23
Jul-04	6:05	4	1:31	1:17	45:12	17	2:40	-0.6	-1.36
Aug-04	4:28	4	1:07	0:27	49:20	10	4:56	-1.59	-1.97
Sep-04	3:00	2	1:30	0:23	36:06	16	2:15	-0.54	-1.33
Oct-04	22:41	7	3:14	3:09	21:06	11	1:55	0.98	-0.4
Nov-04	30:35	6	5:06	8:43	23:24	11	2:08	0.84	-0.49
Dec-04	8:26	3	2:49	3:09	32:48	9	3:39	-0.32	-1.19
Jan-05	20:09	4	5:02	3:35	5:07	6	0:51	2.88	0.75

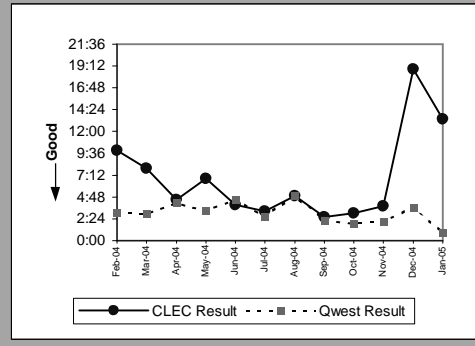


MR-6E - Mean Time to Restore (Hours:Minutes) - Interval Zone Two

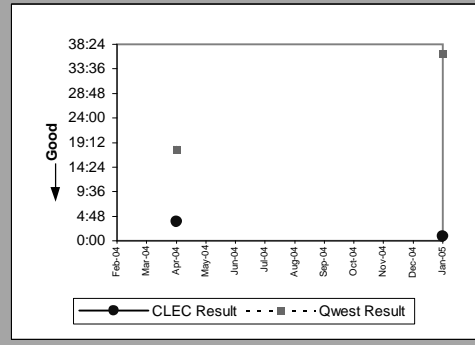
Unbundled Loop - DS1 Capable (Parity)									
Date	CLEC Num	CLEC Denom	CLEC Result	CLEC Std Dev	Qwest Num	Qwest Denom	Qwest Result	Mod Z Scr	Parity Scr
Feb-04	33:46	14	2:25	2:54	476:12	160	2:59	-0.72	-1.44
Mar-04	28:43	13	2:13	1:19	301:42	141	2:08	0.14	-0.91
Apr-04	53:33	15	3:34	3:19	349:27	134	2:36	1	-0.39
May-04	154:08	9	17:08	34:25	310:53	131	2:22	3.09	0.88
Jun-04	68:06	15	4:32	3:16	453:33	172	2:38	1.81	0.1
Jul-04	43:24	14	3:06	3:17	476:45	153	3:07	-0.02	-1.01
Aug-04	99:55	24	4:10	2:55	551:55	176	3:08	1.06	-0.36
Sep-04	58:57	10	5:54	6:23	427:31	177	2:25	2.46	0.49
Oct-04	100:47	12	8:24	13:44	439:09	145	3:02	2.07	0.26
Nov-04	55:03	12	4:35	5:13	333:49	139	2:24	1.51	-0.08
Dec-04	62:44	14	4:29	3:10	340:24	128	2:40	1.61	-0.02
Jan-05	12:05	5	2:25	1:12	405:54	134	3:02	-0.39	-1.24



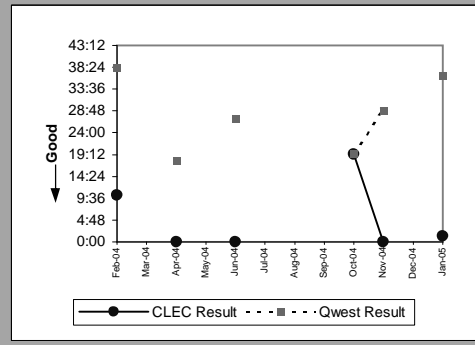
Unbundled Loop ISDN Capable (Parity)									
Date	CLEC Num	CLEC Denom	CLEC Result	CLEC Std Dev	Qwest Num	Qwest Denom	Qwest Result	Mod Z Scr	Parity Scr
Feb-04	109:07	11	9:55	23:11	58:29	19	3:05	0.43	-0.74
Mar-04	79:06	10	7:55	8:29	32:40	11	2:58	2.37	0.44
Apr-04	40:33	9	4:30	2:44	45:16	11	4:07	0.06	-0.96
May-04	20:29	3	6:50	3:02	59:37	18	3:19	1.59	-0.03
Jun-04	51:37	13	3:58	1:43	58:24	13	4:30	-0.23	-1.14
Jul-04	16:22	5	3:16	3:35	45:12	17	2:40	0.36	-0.78
Aug-04	39:28	8	4:56	2:58	49:20	10	4:56	-0.03	-1.02
Sep-04	18:04	7	2:35	1:20	36:06	16	2:15	0.59	-0.64
Oct-04	24:23	8	3:03	2:42	21:06	11	1:55	0.57	-0.65
Nov-04	19:05	5	3:49	4:27	23:24	11	2:08	0.86	-0.48
Dec-04	188:19	10	18:50	46:58	32:48	9	3:39	0.36	-0.78
Jan-05	53:20	4	13:20	11:14	5:07	6	0:51	3.72	1.26



Unbundled Loop - ADSL Qualified (Parity)									
Date	CLEC Num	CLEC Denom	CLEC Result	CLEC Std Dev	Qwest Num	Qwest Denom	Qwest Result	Mod Z Scr	Parity Scr
Feb-04									
Mar-04									
Apr-04	3:43	1	3:43		17665:55	987	17:54	-0.48	-1.29
May-04									
Jun-04									
Jul-04									
Aug-04									
Sep-04									
Oct-04									
Nov-04									
Dec-04									
Jan-05	0:54	1	0:54		29284:39	802	36:31	-0.59	-1.36

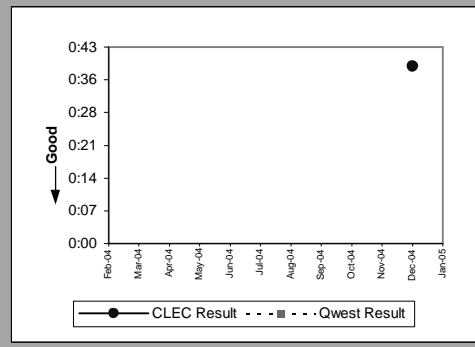


Qwest DSL (Parity)									
Date	CLEC Num	CLEC Denom	CLEC Result	CLEC Std Dev	Qwest Num	Qwest Denom	Qwest Result	Mod Z Scr	Parity Scr
Feb-04	20:27	2	10:13	14:09	31277:58	817	38:17	-0.49	-1.3
Mar-04									
Apr-04	0:01	1	0:01		17665:55	987	17:54	-0.6	-1.36
May-04									
Jun-04	0:01	1	0:01		22023:54	811	27:09	-0.52	-1.32
Jul-04									
Aug-04									
Sep-04									
Oct-04	19:20	1	19:20		20908:45	1081	19:21	0	-1
Nov-04	0:01	1	0:01		19740:57	683	28:54	-0.37	-1.22
Dec-04									
Jan-05	3:47	3	1:16	2:09	29284:39	802	36:31	-1.01	-1.61



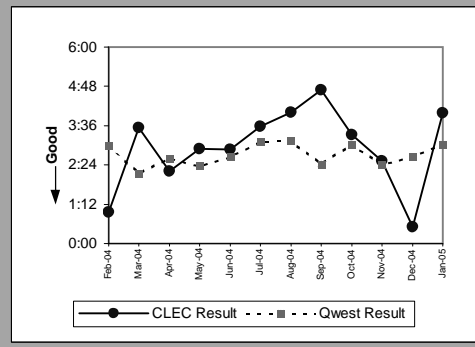
MR-6E - Mean Time to Restore (Hours:Minutes) - Interval Zone Two

E911 (Parity)									
Date	CLEC Num	CLEC Denom	CLEC Result	CLEC Std Dev	Qwest Num	Qwest Denom	Qwest Result	Mod Z Scr	Parity Scr
Feb-04									
Mar-04									
Apr-04									
May-04									
Jun-04									
Jul-04									
Aug-04									
Sep-04									
Oct-04									
Nov-04									
Dec-04	0:39	1	0:39						N/A
Jan-05									



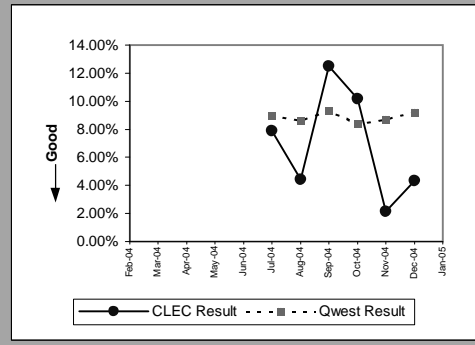
MR-6E - Mean Time to Restore (Hours:Minutes) - Interval Zone Two

Enhanced Extended Loops - DS1 Capable (Parity)									
Date	CLEC Num	CLEC Denom	CLEC Result	CLEC Std Dev	Qwest Num	Qwest Denom	Qwest Result	Mod Z Scr	Parity Scr
Feb-04	1:53	2	0:57	0:53	476:12	160	2:59	-1.02	-1.62
Mar-04	24:43	7	3:32	4:27	301:42	141	2:08	1.44	-0.12
Apr-04	19:52	9	2:12	1:17	349:27	134	2:36	-0.34	-1.21
May-04	8:39	3	2:53	2:29	310:53	131	2:22	0.41	-0.75
Jun-04	51:43	18	2:52	3:31	453:33	172	2:38	0.34	-0.8
Jul-04	39:25	11	3:35	2:36	476:45	153	3:07	0.55	-0.66
Aug-04	60:07	15	4:00	4:46	551:55	176	3:08	0.9	-0.45
Sep-04	56:15	12	4:41	2:32	427:31	177	2:25	1.93	0.17
Oct-04	46:27	14	3:19	5:12	439:09	145	3:02	0.37	-0.78
Nov-04	17:37	7	2:31	1:53	333:49	139	2:24	0.48	-0.71
Dec-04	1:00	2	0:30	0:16	340:24	128	2:40	-0.95	-1.58
Jan-05	59:47	15	3:59	3:33	405:54	134	3:02	0.91	-0.45

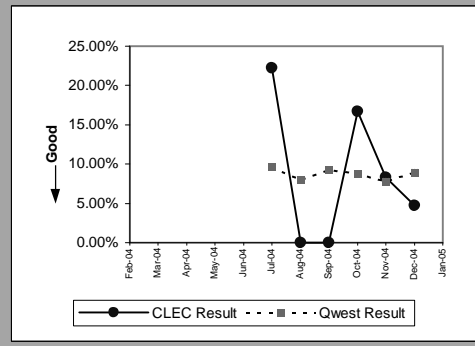


MR-7A - Repair Repeat Report Rate (Percent) - Dispatches within MSAs

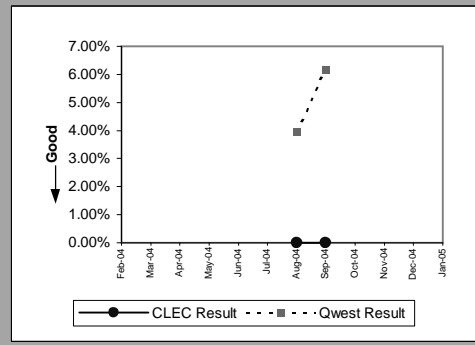
Residence (Parity)									
Date	CLEC Num	CLEC Denom	CLEC Result	CLEC Std Dev	Qwest Num	Qwest Denom	Qwest Result	Mod Z Scr	Parity Scr
Feb-04									
Mar-04									
Apr-04									
May-04									
Jun-04									
Jul-04	3	38	7.89%	26.97%	975	10826	9.01%	-0.24	-1.15
Aug-04	2	45	4.44%	20.61%	1198	13893	8.62%	-1	-1.61
Sep-04	5	40	12.50%	33.07%	1053	11326	9.30%	0.71	-0.57
Oct-04	6	59	10.17%	30.22%	921	10985	8.38%	0.53	-0.68
Nov-04	1	47	2.13%	14.43%	884	10167	8.69%	-1.59	-1.97
Dec-04	2	46	4.35%	20.39%	1045	11330	9.22%	-1.14	-1.69
Jan-05									



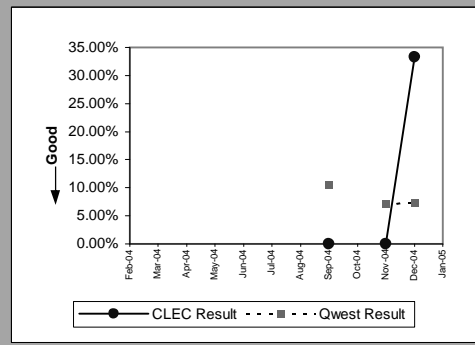
Business (Parity)									
Date	CLEC Num	CLEC Denom	CLEC Result	CLEC Std Dev	Qwest Num	Qwest Denom	Qwest Result	Mod Z Scr	Parity Scr
Feb-04									
Mar-04									
Apr-04									
May-04									
Jun-04									
Jul-04	2	9	22.22%	41.57%	113	1173	9.63%	1.13	-0.31
Aug-04	0	11	0.00%	0.00%	113	1412	8.00%	-0.97	-1.59
Sep-04	0	4	0.00%	0.00%	118	1267	9.31%	-0.64	-1.39
Oct-04	2	12	16.67%	37.27%	114	1294	8.81%	0.9	-0.45
Nov-04	1	12	8.33%	27.64%	90	1146	7.85%	0.14	-0.91
Dec-04	1	21	4.76%	21.30%	113	1267	8.92%	-0.66	-1.4
Jan-05									



Centrex (Parity)									
Date	CLEC Num	CLEC Denom	CLEC Result	CLEC Std Dev	Qwest Num	Qwest Denom	Qwest Result	Mod Z Scr	Parity Scr
Feb-04									
Mar-04									
Apr-04									
May-04									
Jun-04									
Jul-04									
Aug-04	0	1	0.00%	0.00%	3	76	3.95%	-0.2	-1.12
Sep-04	0	1	0.00%	0.00%	5	81	6.17%	-0.25	-1.15
Oct-04									
Nov-04									
Dec-04									
Jan-05									

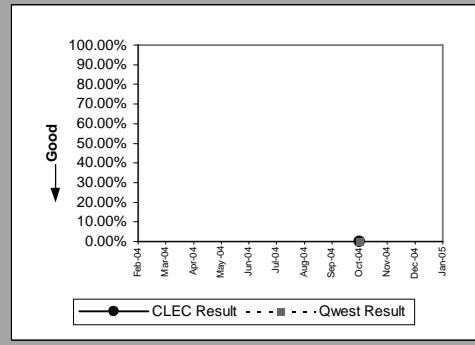


Centrex 21 (Parity)									
Date	CLEC Num	CLEC Denom	CLEC Result	CLEC Std Dev	Qwest Num	Qwest Denom	Qwest Result	Mod Z Scr	Parity Scr
Feb-04									
Mar-04									
Apr-04									
May-04									
Jun-04									
Jul-04									
Aug-04									
Sep-04	0	2	0.00%	0.00%	12	114	10.53%	-0.48	-1.29
Oct-04									
Nov-04	0	1	0.00%	0.00%	10	140	7.14%	-0.28	-1.17
Dec-04	1	3	33.33%	47.14%	7	96	7.29%	1.19	-0.28
Jan-05									

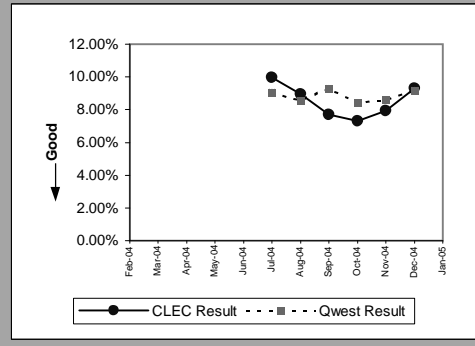


MR-7A - Repair Repeat Report Rate (Percent) - Dispatches within MSAs

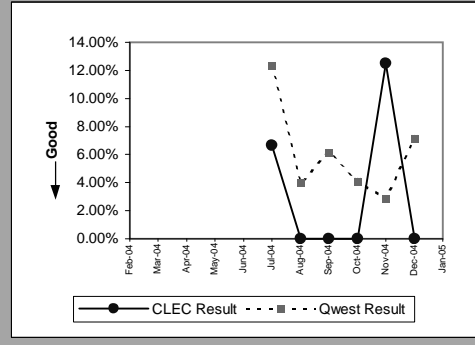
PBX (Parity)									
Date	CLEC Num	CLEC Denom	CLEC Result	CLEC Std Dev	Qwest Num	Qwest Denom	Qwest Result	Mod Z Scr	Parity Scr
Feb-04									
Mar-04									
Apr-04									
May-04									
Jun-04									
Jul-04									
Aug-04									
Sep-04									
Oct-04	0	2	0.00%	0.00%	0	20	0.00%	N/A	N/A
Nov-04									
Dec-04									
Jan-05									



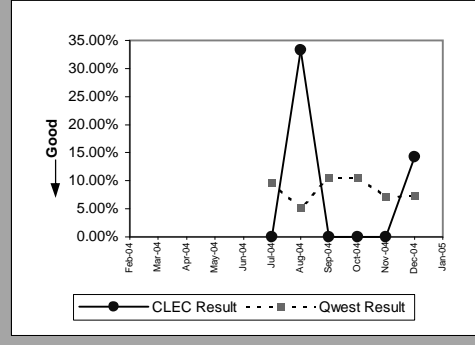
UNE - P (POTS) (Parity)									
Date	CLEC Num	CLEC Denom	CLEC Result	CLEC Std Dev	Qwest Num	Qwest Denom	Qwest Result	Mod Z Scr	Parity Scr
Feb-04									
Mar-04									
Apr-04									
May-04									
Jun-04									
Jul-04	73	733	9.96%	29.95%	1088	11999	9.07%	0.82	-0.5
Aug-04	49	548	8.94%	28.53%	1311	15305	8.57%	0.31	-0.81
Sep-04	40	520	7.69%	26.65%	1171	12593	9.30%	-1.24	-1.75
Oct-04	38	520	7.31%	26.03%	1035	12279	8.43%	-0.9	-1.55
Nov-04	38	478	7.95%	27.05%	974	11313	8.61%	-0.5	-1.31
Dec-04	50	538	9.29%	29.03%	1158	12597	9.19%	0.08	-0.95
Jan-05									



UNE P (Centrex) (Parity)									
Date	CLEC Num	CLEC Denom	CLEC Result	CLEC Std Dev	Qwest Num	Qwest Denom	Qwest Result	Mod Z Scr	Parity Scr
Feb-04									
Mar-04									
Apr-04									
May-04									
Jun-04									
Jul-04	1	15	6.67%	24.94%	8	65	12.31%	-0.6	-1.36
Aug-04	0	14	0.00%	0.00%	3	76	3.95%	-0.7	-1.42
Sep-04	0	18	0.00%	0.00%	5	81	6.17%	-0.98	-1.6
Oct-04	0	11	0.00%	0.00%	3	73	4.11%	-0.64	-1.39
Nov-04	2	16	12.50%	33.07%	2	70	2.86%	1.39	-0.16
Dec-04	0	16	0.00%	0.00%	7	98	7.14%	-1.03	-1.63
Jan-05									

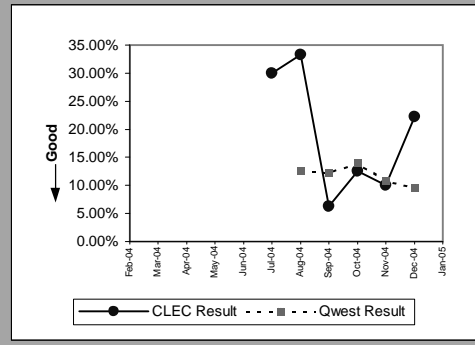


UNE P (Centrex 21) (Parity)									
Date	CLEC Num	CLEC Denom	CLEC Result	CLEC Std Dev	Qwest Num	Qwest Denom	Qwest Result	Mod Z Scr	Parity Scr
Feb-04									
Mar-04									
Apr-04									
May-04									
Jun-04									
Jul-04	0	8	0.00%	0.00%	14	146	9.59%	-0.9	-1.55
Aug-04	1	3	33.33%	47.14%	6	117	5.13%	1.38	-0.16
Sep-04	0	1	0.00%	0.00%	12	114	10.53%	-0.34	-1.21
Oct-04	0	3	0.00%	0.00%	13	123	10.57%	-0.59	-1.36
Nov-04	0	4	0.00%	0.00%	10	140	7.14%	-0.55	-1.33
Dec-04	1	7	14.29%	34.99%	7	96	7.29%	0.6	-0.64
Jan-05									

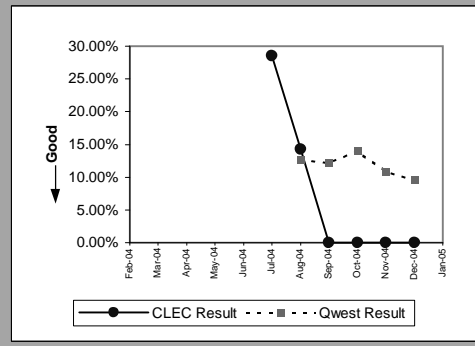


MR-7A - Repair Repeat Report Rate (Percent) - Dispatches within MSAs

Line Sharing (Diagnostic)									
Date	CLEC Num	CLEC Denom	CLEC Result	CLEC Std Dev	Qwest Num	Qwest Denom	Qwest Result	Mod Z Scr	Parity Scr
Feb-04									
Mar-04									
Apr-04									
May-04									
Jun-04									
Jul-04	3	10	30.00%	45.83%					N/A
Aug-04	2	6	33.33%	47.14%	101	796	12.69%	1.29	-0.22
Sep-04	1	16	6.25%	24.21%	105	857	12.25%	-0.73	-1.44
Oct-04	2	16	12.50%	33.07%	125	894	13.98%	-0.17	-1.1
Nov-04	1	10	10.00%	30.00%	56	515	10.87%	-0.09	-1.05
Dec-04	2	9	22.22%	41.57%	78	813	9.59%	1.13	-0.31
Jan-05									

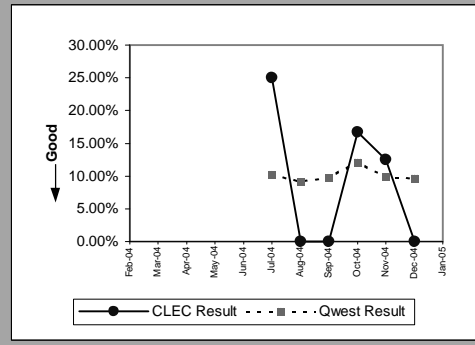


Line Splitting (Parity)									
Date	CLEC Num	CLEC Denom	CLEC Result	CLEC Std Dev	Qwest Num	Qwest Denom	Qwest Result	Mod Z Scr	Parity Scr
Feb-04									
Mar-04									
Apr-04									
May-04									
Jun-04									
Jul-04	2	7	28.57%	45.18%					N/A
Aug-04	1	7	14.29%	34.99%	101	796	12.69%	0.19	-0.89
Sep-04	0	8	0.00%	0.00%	105	857	12.25%	-1.05	-1.64
Oct-04	0	3	0.00%	0.00%	125	894	13.98%	-0.7	-1.42
Nov-04	0	4	0.00%	0.00%	56	515	10.87%	-0.7	-1.42
Dec-04	0	5	0.00%	0.00%	78	813	9.59%	-0.73	-1.44
Jan-05									

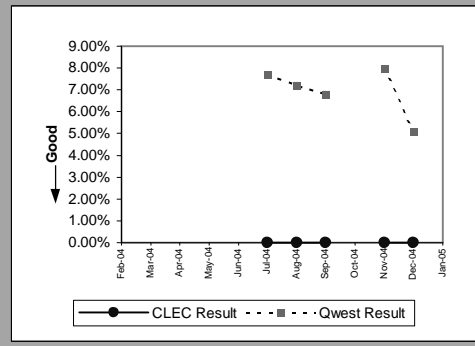


MR-7B - Repair Repeat Report Rate (Percent) - Dispatches outside MSAs

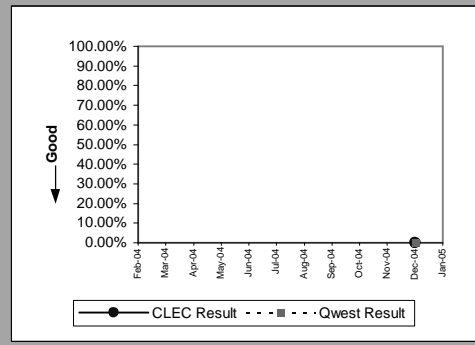
Residence (Parity)									
Date	CLEC Num	CLEC Denom	CLEC Result	CLEC Std Dev	Qwest Num	Qwest Denom	Qwest Result	Mod Z Scr	Parity Scr
Feb-04									
Mar-04									
Apr-04									
May-04									
Jun-04									
Jul-04	1	4	25.00%	43.30%	270	2626	10.28%	0.83	-0.5
Aug-04	0	6	0.00%	0.00%	309	3369	9.17%	-0.78	-1.47
Sep-04	0	4	0.00%	0.00%	255	2616	9.75%	-0.66	-1.4
Oct-04	1	6	16.67%	37.27%	330	2721	12.13%	0.38	-0.77
Nov-04	1	8	12.50%	33.07%	245	2480	9.88%	0.31	-0.81
Dec-04	0	10	0.00%	0.00%	260	2684	9.69%	-1.03	-1.63
Jan-05									



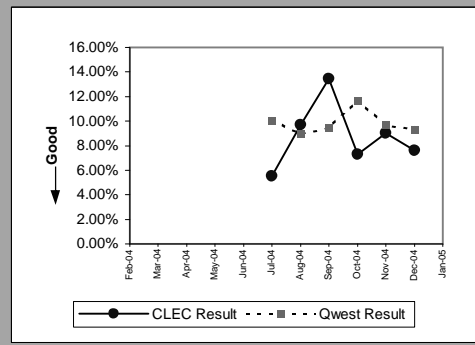
Business (Parity)									
Date	CLEC Num	CLEC Denom	CLEC Result	CLEC Std Dev	Qwest Num	Qwest Denom	Qwest Result	Mod Z Scr	Parity Scr
Feb-04									
Mar-04									
Apr-04									
May-04									
Jun-04									
Jul-04	0	3	0.00%	0.00%	20	259	7.72%	-0.5	-1.3
Aug-04	0	1	0.00%	0.00%	26	360	7.22%	-0.28	-1.17
Sep-04	0	2	0.00%	0.00%	20	294	6.80%	-0.38	-1.23
Oct-04									
Nov-04	0	4	0.00%	0.00%	23	288	7.99%	-0.59	-1.36
Dec-04	0	1	0.00%	0.00%	12	236	5.08%	-0.23	-1.14
Jan-05									



PBX (Parity)									
Date	CLEC Num	CLEC Denom	CLEC Result	CLEC Std Dev	Qwest Num	Qwest Denom	Qwest Result	Mod Z Scr	Parity Scr
Feb-04									
Mar-04									
Apr-04									
May-04									
Jun-04									
Jul-04									
Aug-04									
Sep-04									
Oct-04									
Nov-04									
Dec-04	0	1	0.00%	0.00%	0	3	0.00%	N/A	N/A
Jan-05									

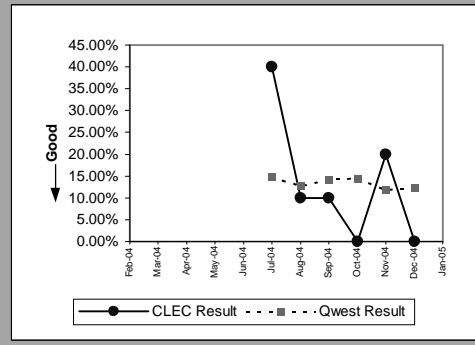


UNE - P (POTS) (Parity)									
Date	CLEC Num	CLEC Denom	CLEC Result	CLEC Std Dev	Qwest Num	Qwest Denom	Qwest Result	Mod Z Scr	Parity Scr
Feb-04									
Mar-04									
Apr-04									
May-04									
Jun-04									
Jul-04	10	181	5.52%	22.85%	290	2885	10.05%	-1.96	-2.19
Aug-04	16	165	9.70%	29.59%	335	3729	8.98%	0.34	-0.79
Sep-04	16	119	13.45%	34.11%	275	2910	9.45%	1.41	-0.14
Oct-04	9	123	7.32%	26.04%	349	2995	11.65%	-1.47	-1.89
Nov-04	10	111	9.01%	28.63%	268	2768	9.68%	-0.24	-1.14
Dec-04	8	105	7.62%	26.53%	272	2920	9.32%	-0.59	-1.36
Jan-05									

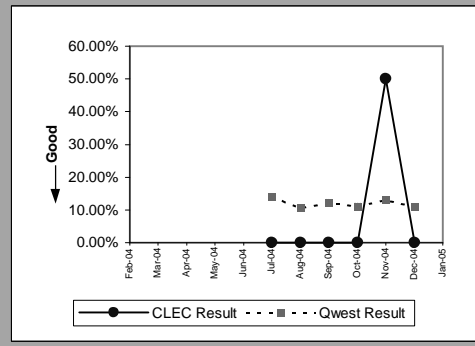


MR-7C - Repair Repeat Report Rate (Percent) - No dispatches

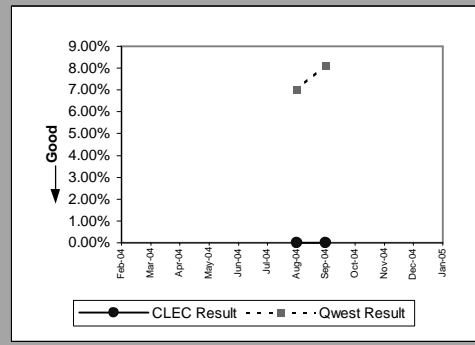
Residence (Parity)									
Date	CLEC Num	CLEC Denom	CLEC Result	CLEC Std Dev	Qwest Num	Qwest Denom	Qwest Result	Mod Z Scr	Parity Scr
Feb-04									
Mar-04									
Apr-04									
May-04									
Jun-04									
Jul-04	2	5	40.00%	48.99%	458	3100	14.77%	1.33	-0.19
Aug-04	1	10	10.00%	30.00%	450	3517	12.80%	-0.26	-1.16
Sep-04	1	10	10.00%	30.00%	515	3611	14.26%	-0.38	-1.23
Oct-04	0	6	0.00%	0.00%	448	3090	14.50%	-1.01	-1.61
Nov-04	2	10	20.00%	40.00%	318	2686	11.84%	0.77	-0.53
Dec-04	0	5	0.00%	0.00%	305	2478	12.31%	-0.84	-1.51
Jan-05									



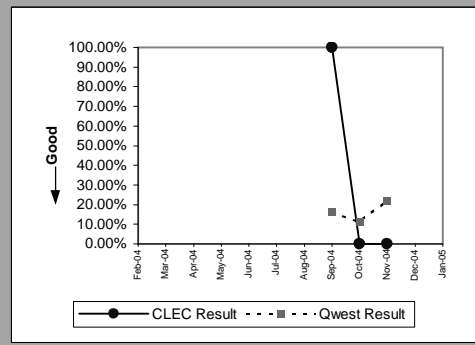
Business (Parity)									
Date	CLEC Num	CLEC Denom	CLEC Result	CLEC Std Dev	Qwest Num	Qwest Denom	Qwest Result	Mod Z Scr	Parity Scr
Feb-04									
Mar-04									
Apr-04									
May-04									
Jun-04									
Jul-04	0	6	0.00%	0.00%	75	534	14.04%	-0.98	-1.6
Aug-04	0	6	0.00%	0.00%	67	633	10.58%	-0.84	-1.51
Sep-04	0	1	0.00%	0.00%	74	599	12.35%	-0.38	-1.23
Oct-04	0	2	0.00%	0.00%	60	535	11.22%	-0.5	-1.31
Nov-04	2	4	50.00%	50.00%	62	474	13.08%	1.69	0.03
Dec-04	0	5	0.00%	0.00%	52	477	10.90%	-0.78	-1.47
Jan-05									



Centrex (Parity)									
Date	CLEC Num	CLEC Denom	CLEC Result	CLEC Std Dev	Qwest Num	Qwest Denom	Qwest Result	Mod Z Scr	Parity Scr
Feb-04									
Mar-04									
Apr-04									
May-04									
Jun-04									
Jul-04									
Aug-04	0	1	0.00%	0.00%	4	57	7.02%	-0.27	-1.17
Sep-04	0	1	0.00%	0.00%	3	37	8.11%	-0.29	-1.18
Oct-04									
Nov-04									
Dec-04									
Jan-05									

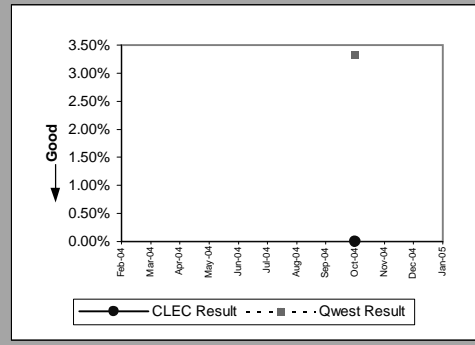


Centrex 21 (Parity)									
Date	CLEC Num	CLEC Denom	CLEC Result	CLEC Std Dev	Qwest Num	Qwest Denom	Qwest Result	Mod Z Scr	Parity Scr
Feb-04									
Mar-04									
Apr-04									
May-04									
Jun-04									
Jul-04									
Aug-04									
Sep-04	1	1	100.00%	0.00%	10	62	16.13%	1.39	-0.15
Oct-04	0	3	0.00%	0.00%	6	54	11.11%	-0.6	-1.36
Nov-04	0	1	0.00%	0.00%	13	59	22.03%	-0.53	-1.32
Dec-04									
Jan-05									

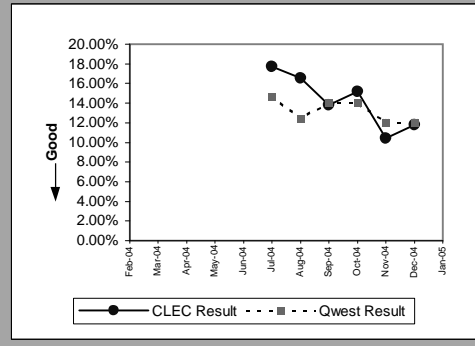


MR-7C - Repair Repeat Report Rate (Percent) - No dispatches

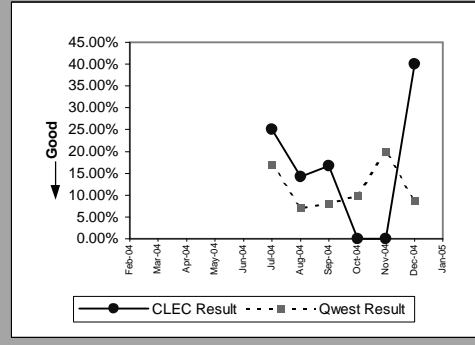
PBX (Parity)									
Date	CLEC Num	CLEC Denom	CLEC Result	CLEC Std Dev	Qwest Num	Qwest Denom	Qwest Result	Mod Z Scr	Parity Scr
Feb-04									
Mar-04									
Apr-04									
May-04									
Jun-04									
Jul-04									
Aug-04									
Sep-04									
Oct-04	0	1	0.00%	0.00%	1	30	3.33%	-0.18	-1.11
Nov-04									
Dec-04									
Jan-05									



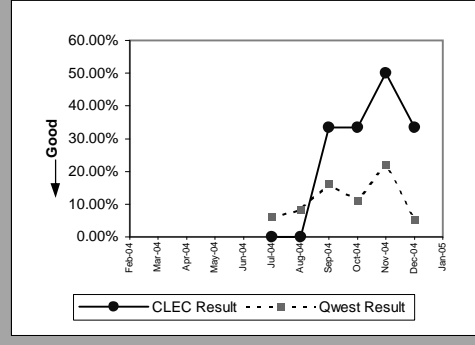
UNE - P (POTS) (Parity)									
Date	CLEC Num	CLEC Denom	CLEC Result	CLEC Std Dev	Qwest Num	Qwest Denom	Qwest Result	Mod Z Scr	Parity Scr
Feb-04									
Mar-04									
Apr-04									
May-04									
Jun-04									
Jul-04	42	237	17.72%	38.19%	533	3634	14.67%	1.27	-0.23
Aug-04	37	224	16.52%	37.13%	517	4150	12.46%	1.73	0.05
Sep-04	25	181	13.81%	34.50%	589	4210	13.99%	-0.07	-1.04
Oct-04	24	158	15.19%	35.89%	508	3625	14.01%	0.43	-0.74
Nov-04	13	125	10.40%	30.53%	380	3160	12.03%	-0.55	-1.33
Dec-04	15	127	11.81%	32.27%	357	2955	12.08%	-0.09	-1.06
Jan-05									



UNE P (Centrex) (Parity)									
Date	CLEC Num	CLEC Denom	CLEC Result	CLEC Std Dev	Qwest Num	Qwest Denom	Qwest Result	Mod Z Scr	Parity Scr
Feb-04									
Mar-04									
Apr-04									
May-04									
Jun-04									
Jul-04	1	4	25.00%	43.30%	9	53	16.98%	0.36	-0.78
Aug-04	1	7	14.29%	34.99%	4	57	7.02%	0.59	-0.64
Sep-04	1	6	16.67%	37.27%	3	37	8.11%	0.56	-0.66
Oct-04	0	4	0.00%	0.00%	4	40	10.00%	-0.64	-1.39
Nov-04	0	9	0.00%	0.00%	5	25	20.00%	-1.29	-1.78
Dec-04	2	5	40.00%	48.99%	4	46	8.70%	1.67	0.02
Jan-05									

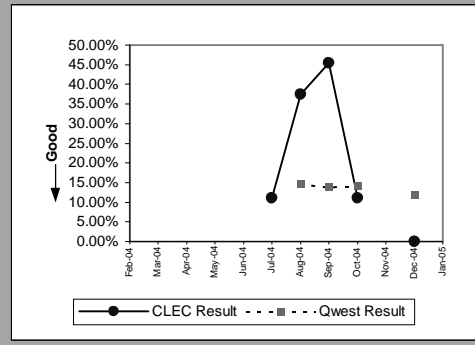


UNE P (Centrex 21) (Parity)									
Date	CLEC Num	CLEC Denom	CLEC Result	CLEC Std Dev	Qwest Num	Qwest Denom	Qwest Result	Mod Z Scr	Parity Scr
Feb-04									
Mar-04									
Apr-04									
May-04									
Jun-04									
Jul-04	0	1	0.00%	0.00%	3	50	6.00%	-0.25	-1.15
Aug-04	0	4	0.00%	0.00%	5	61	8.20%	-0.58	-1.35
Sep-04	1	3	33.33%	47.14%	10	62	16.13%	0.65	-0.6
Oct-04	1	3	33.33%	47.14%	6	54	11.11%	0.9	-0.45
Nov-04	1	2	50.00%	50.00%	13	59	22.03%	0.73	-0.55
Dec-04	1	3	33.33%	47.14%	2	38	5.26%	1.26	-0.23
Jan-05									

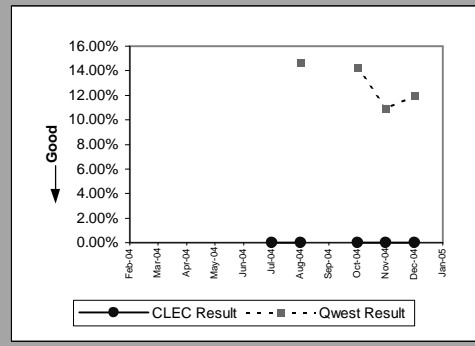


MR-7C - Repair Repeat Report Rate (Percent) - No dispatches

Line Sharing (Diagnostic)									
Date	CLEC Num	CLEC Denom	CLEC Result	CLEC Std Dev	Qwest Num	Qwest Denom	Qwest Result	Mod Z Scr	Parity Scr
Feb-04									
Mar-04									
Apr-04									
May-04									
Jun-04									
Jul-04	1	9	11.11%	31.43%					N/A
Aug-04	6	16	37.50%	48.41%	368	2517	14.62%	2.25	0.37
Sep-04	5	11	45.45%	49.79%	309	2222	13.91%	2.49	0.52
Oct-04	1	9	11.11%	31.43%	323	2273	14.21%	-0.27	-1.16
Nov-04									
Dec-04	0	2	0.00%	0.00%	181	1517	11.93%	-0.52	-1.32
Jan-05									

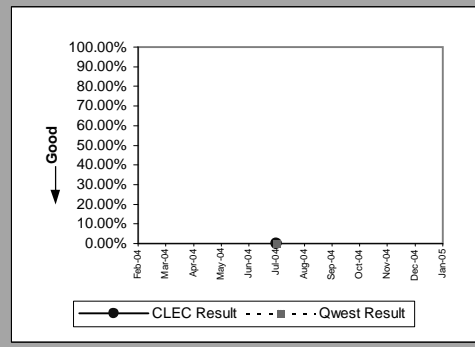


Line Splitting (Parity)									
Date	CLEC Num	CLEC Denom	CLEC Result	CLEC Std Dev	Qwest Num	Qwest Denom	Qwest Result	Mod Z Scr	Parity Scr
Feb-04									
Mar-04									
Apr-04									
May-04									
Jun-04									
Jul-04	0	5	0.00%	0.00%					N/A
Aug-04	0	3	0.00%	0.00%	368	2517	14.62%	-0.72	-1.44
Sep-04									
Oct-04	0	4	0.00%	0.00%	323	2273	14.21%	-0.81	-1.49
Nov-04	0	4	0.00%	0.00%	168	1536	10.94%	-0.7	-1.43
Dec-04	0	3	0.00%	0.00%	181	1517	11.93%	-0.64	-1.39
Jan-05									

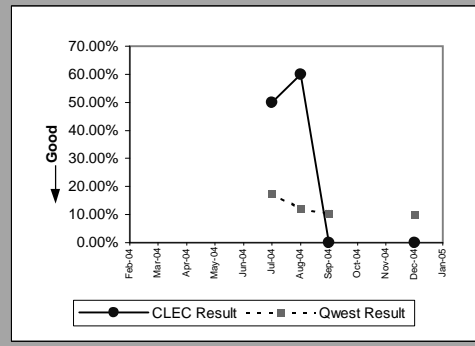


MR-7D - Repair Repeat Report Rate (Percent) - Interval Zone One

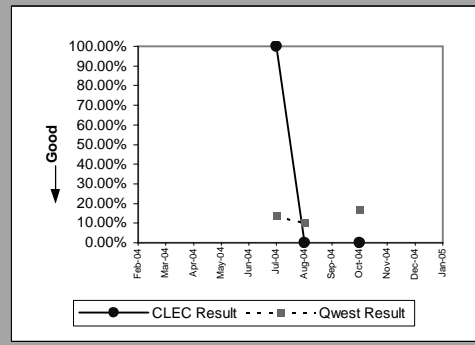
ISDN Primary (Parity)									
Date	CLEC Num	CLEC Denom	CLEC Result	CLEC Std Dev	Qwest Num	Qwest Denom	Qwest Result	Mod Z Scr	Parity Scr
Feb-04									
Mar-04									
Apr-04									
May-04									
Jun-04									
Jul-04	0	1	0.00%	0.00%	0	20	0.00%	N/A	N/A
Aug-04									
Sep-04									
Oct-04									
Nov-04									
Dec-04									
Jan-05									



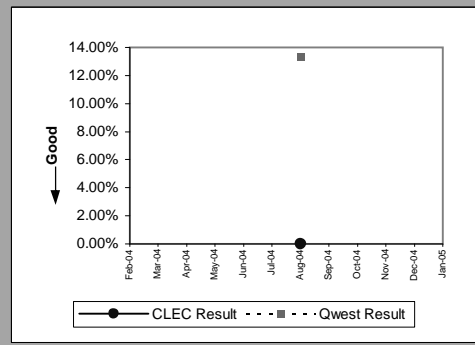
DS0 (Parity)									
Date	CLEC Num	CLEC Denom	CLEC Result	CLEC Std Dev	Qwest Num	Qwest Denom	Qwest Result	Mod Z Scr	Parity Scr
Feb-04									
Mar-04									
Apr-04									
May-04									
Jun-04									
Jul-04	1	2	50.00%	50.00%	36	204	17.65%	0.92	-0.44
Aug-04	3	5	60.00%	48.99%	26	217	11.98%	2.44	0.48
Sep-04	0	2	0.00%	0.00%	22	211	10.43%	-0.48	-1.29
Oct-04									
Nov-04									
Dec-04	0	3	0.00%	0.00%	16	161	9.94%	-0.57	-1.35
Jan-05									



DS1 (Parity)									
Date	CLEC Num	CLEC Denom	CLEC Result	CLEC Std Dev	Qwest Num	Qwest Denom	Qwest Result	Mod Z Scr	Parity Scr
Feb-04									
Mar-04									
Apr-04									
May-04									
Jun-04									
Jul-04	1	1	100.00%	0.00%	20	146	13.70%	1.49	-0.09
Aug-04	0	1	0.00%	0.00%	17	171	9.94%	-0.33	-1.2
Sep-04									
Oct-04	0	1	0.00%	0.00%	25	151	16.56%	-0.44	-1.27
Nov-04									
Dec-04									
Jan-05									

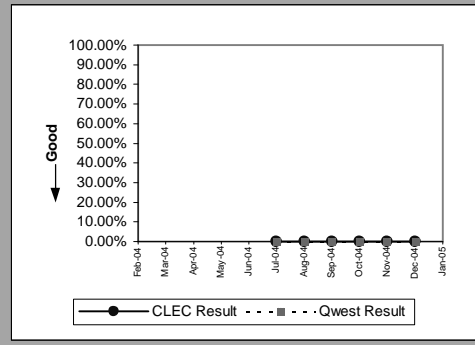


Frame Relay (Parity)									
Date	CLEC Num	CLEC Denom	CLEC Result	CLEC Std Dev	Qwest Num	Qwest Denom	Qwest Result	Mod Z Scr	Parity Scr
Feb-04									
Mar-04									
Apr-04									
May-04									
Jun-04									
Jul-04									
Aug-04	0	1	0.00%	0.00%	8	60	13.33%	-0.39	-1.24
Sep-04									
Oct-04									
Nov-04									
Dec-04									
Jan-05									



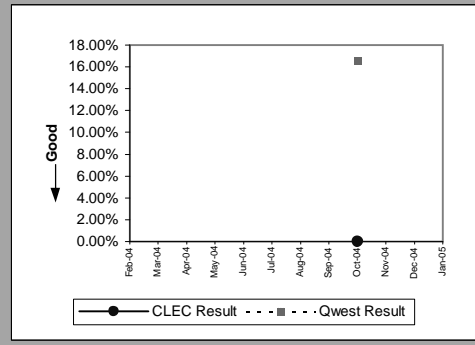
MR-7D - Repair Repeat Report Rate (Percent) - Interval Zone One

LIS Trunk (Parity)									
Date	CLEC Num	CLEC Denom	CLEC Result	CLEC Std Dev	Qwest Num	Qwest Denom	Qwest Result	Mod Z Scr	Parity Scr
Feb-04									
Mar-04									
Apr-04									
May-04									
Jun-04									
Jul-04	0	6	0.00%	0.00%	0	2	0.00%	N/A	N/A
Aug-04	0	9	0.00%	0.00%	0	7	0.00%	N/A	N/A
Sep-04	0	8	0.00%	0.00%	0	3	0.00%	N/A	N/A
Oct-04	0	7	0.00%	0.00%	0	4	0.00%	N/A	N/A
Nov-04	0	3	0.00%	0.00%	0	4	0.00%	N/A	N/A
Dec-04	0	4	0.00%	0.00%	0	2	0.00%	N/A	N/A
Jan-05									

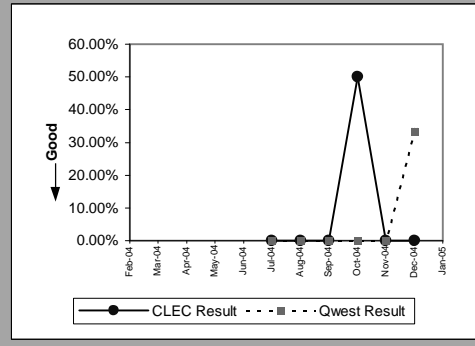


MR-7D - Repair Repeat Report Rate (Percent) - Interval Zone One

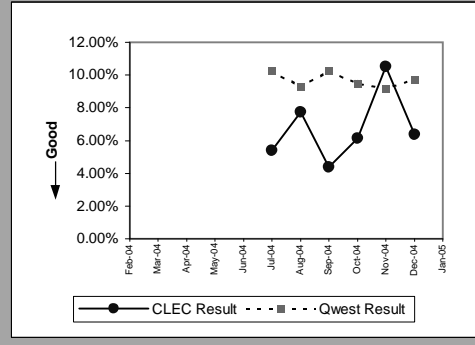
UDIT DS1 (Parity)									
Date	CLEC Num	CLEC Denom	CLEC Result	CLEC Std Dev	Qwest Num	Qwest Denom	Qwest Result	Mod Z Scr	Parity Scr
Feb-04									
Mar-04									
Apr-04									
May-04									
Jun-04									
Jul-04									
Aug-04									
Sep-04									
Oct-04	0	1	0.00%	0.00%	25	151	16.56%	-0.44	-1.27
Nov-04									
Dec-04									
Jan-05									



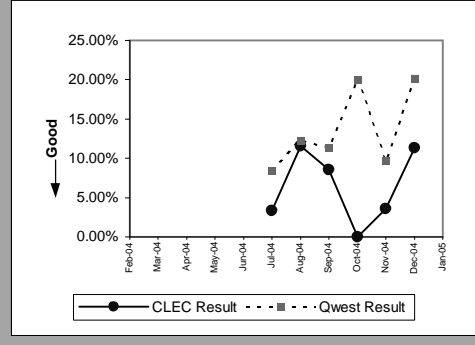
UDIT Above DS1 Level (Parity)									
Date	CLEC Num	CLEC Denom	CLEC Result	CLEC Std Dev	Qwest Num	Qwest Denom	Qwest Result	Mod Z Scr	Parity Scr
Feb-04									
Mar-04									
Apr-04									
May-04									
Jun-04									
Jul-04	0	3	0.00%	0.00%	0	5	0.00%	N/A	N/A
Aug-04	0	1	0.00%	0.00%	0	2	0.00%	N/A	N/A
Sep-04	0	1	0.00%	0.00%	0	3	0.00%	N/A	N/A
Oct-04	1	2	50.00%	50.00%	0	5	0.00%	N/A	-0.32
Nov-04	0	3	0.00%	0.00%	0	8	0.00%	N/A	N/A
Dec-04	0	1	0.00%	0.00%	1	3	33.33%	-0.61	-1.37
Jan-05									



Unbundled Loop Analog (Parity)									
Date	CLEC Num	CLEC Denom	CLEC Result	CLEC Std Dev	Qwest Num	Qwest Denom	Qwest Result	Mod Z Scr	Parity Scr
Feb-04									
Mar-04									
Apr-04									
May-04									
Jun-04									
Jul-04	12	222	5.41%	22.61%	1553	15142	10.26%	-2.37	-2.44
Aug-04	20	258	7.75%	26.74%	1752	18872	9.28%	-0.84	-1.51
Sep-04	10	229	4.37%	20.44%	1664	16236	10.25%	-2.91	-2.77
Oct-04	12	195	6.15%	24.03%	1469	15443	9.51%	-1.59	-1.97
Nov-04	22	209	10.53%	30.69%	1287	13983	9.20%	0.67	-0.59
Dec-04	13	204	6.37%	24.43%	1474	15124	9.75%	-1.61	-1.98
Jan-05									

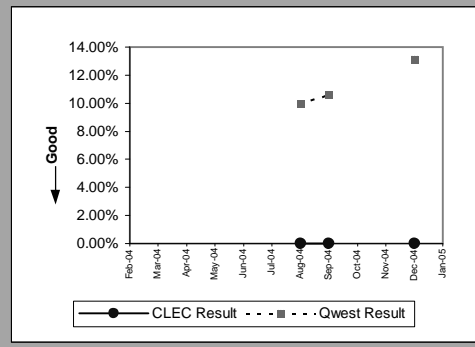


Unbundled Loop - 2 Wire Non-Loaded (Parity)									
Date	CLEC Num	CLEC Denom	CLEC Result	CLEC Std Dev	Qwest Num	Qwest Denom	Qwest Result	Mod Z Scr	Parity Scr
Feb-04									
Mar-04									
Apr-04									
May-04									
Jun-04									
Jul-04	1	30	3.33%	17.95%	9	106	8.49%	-0.89	-1.54
Aug-04	3	26	11.54%	31.95%	13	106	12.26%	-0.1	-1.06
Sep-04	3	35	8.57%	27.99%	10	88	11.36%	-0.44	-1.27
Oct-04	0	30	0.00%	0.00%	17	85	20.00%	-2.35	-2.43
Nov-04	1	28	3.57%	18.56%	6	62	9.68%	-0.91	-1.55
Dec-04	6	53	11.32%	31.68%	18	89	20.22%	-1.28	-1.78
Jan-05									

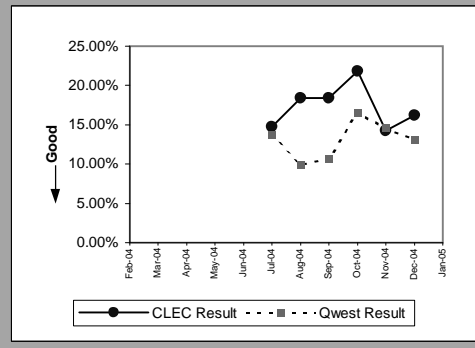


MR-7D - Repair Repeat Report Rate (Percent) - Interval Zone One

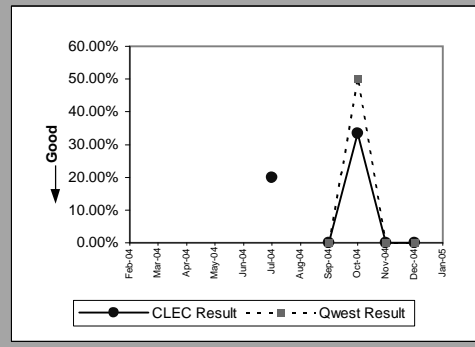
Unbundled Loop - 4 Wire Non-Loaded (Parity)									
Date	CLEC Num	CLEC Denom	CLEC Result	CLEC Std Dev	Qwest Num	Qwest Denom	Qwest Result	Mod Z Scr	Parity Scr
Feb-04									
Mar-04									
Apr-04									
May-04									
Jun-04									
Jul-04									
Aug-04	0	1	0.00%	0.00%	17	171	9.94%	-0.33	-1.2
Sep-04	0	2	0.00%	0.00%	15	141	10.64%	-0.48	-1.29
Oct-04									
Nov-04									
Dec-04	0	1	0.00%	0.00%	18	137	13.14%	-0.39	-1.24
Jan-05									



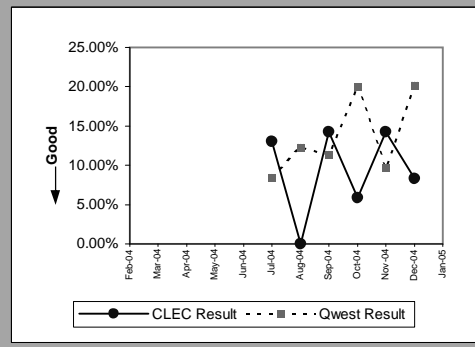
Unbundled Loop - DS1 Capable (Parity)									
Date	CLEC Num	CLEC Denom	CLEC Result	CLEC Std Dev	Qwest Num	Qwest Denom	Qwest Result	Mod Z Scr	Parity Scr
Feb-04									
Mar-04									
Apr-04									
May-04									
Jun-04									
Jul-04	14	95	14.74%	35.45%	20	146	13.70%	0.22	-0.86
Aug-04	18	98	18.37%	38.72%	17	171	9.94%	1.93	0.17
Sep-04	14	76	18.42%	38.77%	15	141	10.64%	1.57	-0.05
Oct-04	17	78	21.79%	41.29%	25	151	16.56%	0.96	-0.42
Nov-04	12	84	14.29%	34.99%	21	144	14.58%	-0.06	-1.04
Dec-04	12	74	16.22%	36.86%	18	137	13.14%	0.6	-0.63
Jan-05									



Unbundled Loop - XDSLi (Parity)									
Date	CLEC Num	CLEC Denom	CLEC Result	CLEC Std Dev	Qwest Num	Qwest Denom	Qwest Result	Mod Z Scr	Parity Scr
Feb-04									
Mar-04									
Apr-04									
May-04									
Jun-04									
Jul-04	1	5	20.00%	40.00%					N/A
Aug-04									
Sep-04	0	3	0.00%	0.00%	0	4	0.00%	N/A	N/A
Oct-04	1	3	33.33%	47.14%	1	2	50.00%	-0.37	-1.22
Nov-04	0	1	0.00%	0.00%	0	3	0.00%	N/A	N/A
Dec-04	0	4	0.00%	0.00%	0	4	0.00%	N/A	N/A
Jan-05									

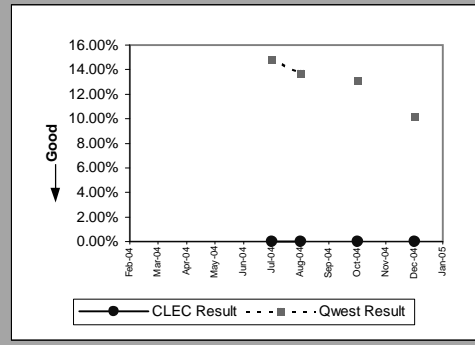


Unbundled Loop ISDN Capable (Parity)									
Date	CLEC Num	CLEC Denom	CLEC Result	CLEC Std Dev	Qwest Num	Qwest Denom	Qwest Result	Mod Z Scr	Parity Scr
Feb-04									
Mar-04									
Apr-04									
May-04									
Jun-04									
Jul-04	3	23	13.04%	33.68%	9	106	8.49%	0.67	-0.59
Aug-04	0	17	0.00%	0.00%	13	106	12.26%	-1.43	-1.87
Sep-04	1	7	14.29%	34.99%	10	88	11.36%	0.24	-0.86
Oct-04	1	17	5.88%	23.53%	17	85	20.00%	-1.33	-1.81
Nov-04	2	14	14.29%	34.99%	6	62	9.68%	0.5	-0.7
Dec-04	2	24	8.33%	27.64%	18	89	20.22%	-1.29	-1.78
Jan-05									

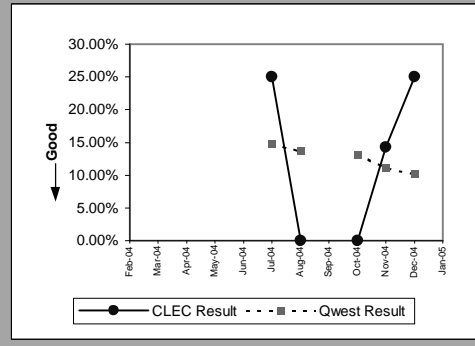


MR-7D - Repair Repeat Report Rate (Percent) - Interval Zone One

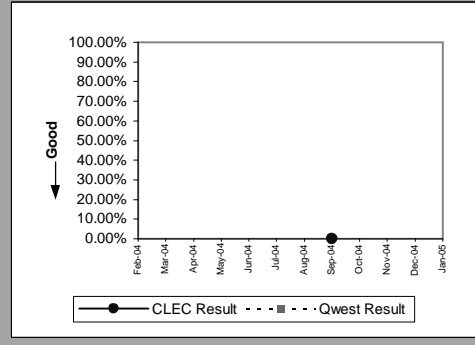
Unbundled Loop - ADSL Qualified (Parity)									
Date	CLEC Num	CLEC Denom	CLEC Result	CLEC Std Dev	Qwest Num	Qwest Denom	Qwest Result	Mod Z Scr	Parity Scr
Feb-04									
Mar-04									
Apr-04									
May-04									
Jun-04									
Jul-04	0	2	0.00%	0.00%	356	2407	14.79%	-0.59	-1.36
Aug-04	0	1	0.00%	0.00%	350	2554	13.70%	-0.4	-1.24
Sep-04									
Oct-04	0	1	0.00%	0.00%	316	2411	13.11%	-0.39	-1.24
Nov-04									
Dec-04	0	1	0.00%	0.00%	191	1882	10.15%	-0.34	-1.2
Jan-05									



Qwest DSL (Parity)									
Date	CLEC Num	CLEC Denom	CLEC Result	CLEC Std Dev	Qwest Num	Qwest Denom	Qwest Result	Mod Z Scr	Parity Scr
Feb-04									
Mar-04									
Apr-04									
May-04									
Jun-04									
Jul-04	1	4	25.00%	43.30%	356	2406	14.80%	0.55	-0.67
Aug-04	0	1	0.00%	0.00%	350	2552	13.71%	-0.4	-1.24
Sep-04									
Oct-04	0	5	0.00%	0.00%	316	2409	13.12%	-0.87	-1.53
Nov-04	1	7	14.29%	34.99%	175	1572	11.13%	0.32	-0.81
Dec-04	1	4	25.00%	43.30%	191	1882	10.15%	0.83	-0.49
Jan-05									

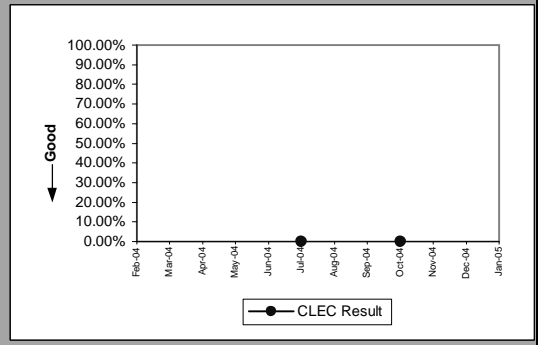


E911 (Parity)									
Date	CLEC Num	CLEC Denom	CLEC Result	CLEC Std Dev	Qwest Num	Qwest Denom	Qwest Result	Mod Z Scr	Parity Scr
Feb-04									
Mar-04									
Apr-04									
May-04									
Jun-04									
Jul-04									
Aug-04									
Sep-04	0	1	0.00%	0.00%					N/A
Oct-04									
Nov-04									
Dec-04									
Jan-05									

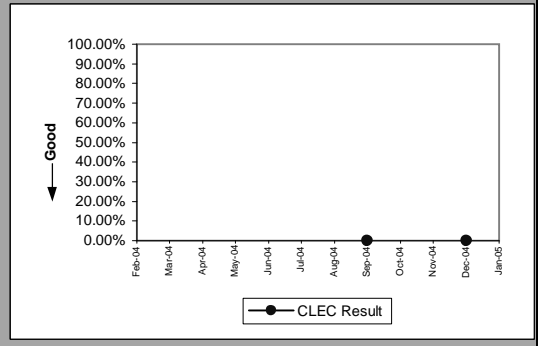


MR-7D - Repair Repeat Report Rate (Percent) - Interval Zone One

Enhanced Extended Loops - DS0 Capable (Diagnostic)				
Date	Numerator	Denominator	CLEC Result	Standard Dev
Feb-04				
Mar-04				
Apr-04				
May-04				
Jun-04				
Jul-04	0	1	0.00%	0.00%
Aug-04				
Sep-04				
Oct-04	0	2	0.00%	0.00%
Nov-04				
Dec-04				
Jan-05				

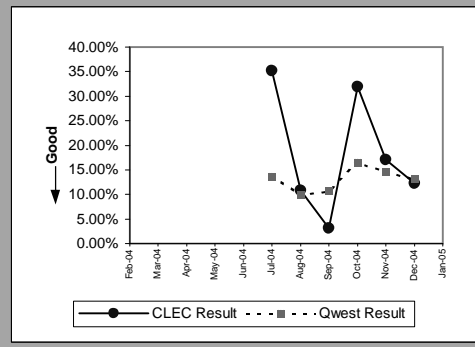


Enhanced Extended Loops - DS3 Capable (Diagnostic)				
Date	Numerator	Denominator	CLEC Result	Standard Dev
Feb-04				
Mar-04				
Apr-04				
May-04				
Jun-04				
Jul-04				
Aug-04				
Sep-04	0	1	0.00%	0.00%
Oct-04				
Nov-04				
Dec-04	0	1	0.00%	0.00%
Jan-05				



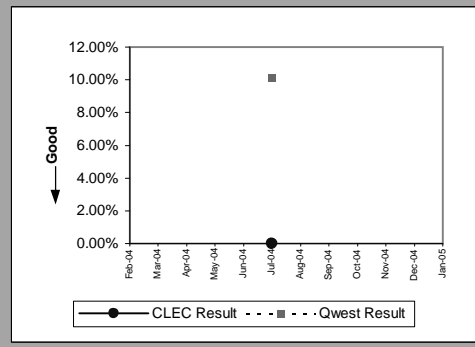
MR-7D - Repair Repeat Report Rate (Percent) - Interval Zone One

Enhanced Extended Loops - DS1 Capable (Parity)									
Date	CLEC Num	CLEC Denom	CLEC Result	CLEC Std Dev	Qwest Num	Qwest Denom	Qwest Result	Mod Z Scr	Parity Scr
Feb-04									
Mar-04									
Apr-04									
May-04									
Jun-04									
Jul-04	13	37	35.14%	47.74%	20	146	13.70%	2.83	0.72
Aug-04	5	46	10.87%	31.13%	17	171	9.94%	0.2	-0.88
Sep-04	1	32	3.13%	17.40%	15	141	10.64%	-1.24	-1.76
Oct-04	15	47	31.91%	46.61%	25	151	16.56%	2.19	0.33
Nov-04	8	47	17.02%	37.58%	21	144	14.58%	0.41	-0.75
Dec-04	6	49	12.24%	32.78%	18	137	13.14%	-0.16	-1.1
Jan-05									

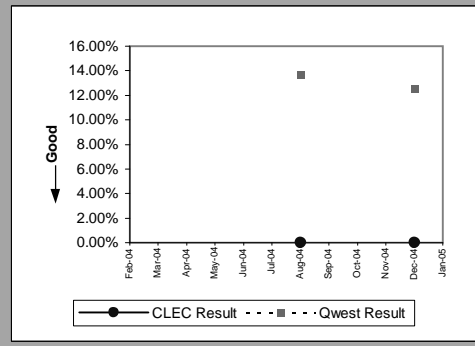


MR-7E - Repair Repeat Report Rate (Percent) - Interval Zone Two

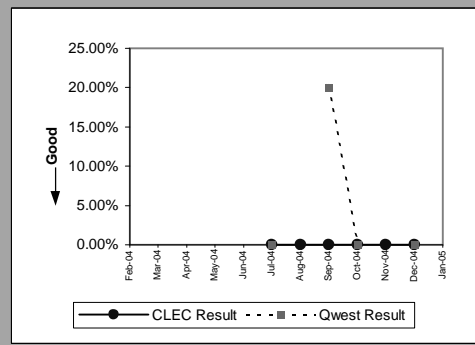
DS0 (Parity)									
Date	CLEC Num	CLEC Denom	CLEC Result	CLEC Std Dev	Qwest Num	Qwest Denom	Qwest Result	Mod Z Scr	Parity Scr
Feb-04									
Mar-04									
Apr-04									
May-04									
Jun-04									
Jul-04	0	1	0.00%	0.00%	15	148	10.14%	-0.33	-1.2
Aug-04									
Sep-04									
Oct-04									
Nov-04									
Dec-04									
Jan-05									



DS1 (Parity)									
Date	CLEC Num	CLEC Denom	CLEC Result	CLEC Std Dev	Qwest Num	Qwest Denom	Qwest Result	Mod Z Scr	Parity Scr
Feb-04									
Mar-04									
Apr-04									
May-04									
Jun-04									
Jul-04									
Aug-04	0	1	0.00%	0.00%	24	176	13.64%	-0.4	-1.24
Sep-04									
Oct-04									
Nov-04									
Dec-04	0	1	0.00%	0.00%	16	128	12.50%	-0.38	-1.23
Jan-05									

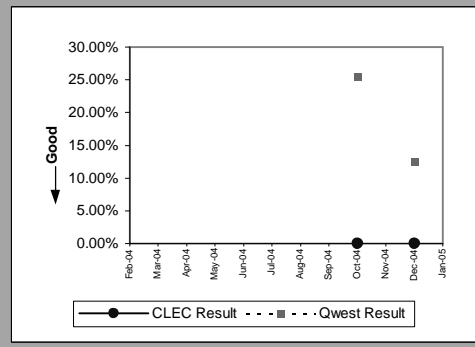


LIS Trunk (Parity)									
Date	CLEC Num	CLEC Denom	CLEC Result	CLEC Std Dev	Qwest Num	Qwest Denom	Qwest Result	Mod Z Scr	Parity Scr
Feb-04									
Mar-04									
Apr-04									
May-04									
Jun-04									
Jul-04	0	3	0.00%	0.00%	0	1	0.00%	N/A	N/A
Aug-04	0	4	0.00%	0.00%					N/A
Sep-04	0	1	0.00%	0.00%	1	5	20.00%	-0.46	-1.28
Oct-04	0	1	0.00%	0.00%	0	2	0.00%	N/A	N/A
Nov-04	0	5	0.00%	0.00%					N/A
Dec-04	0	4	0.00%	0.00%	0	5	0.00%	N/A	N/A
Jan-05									

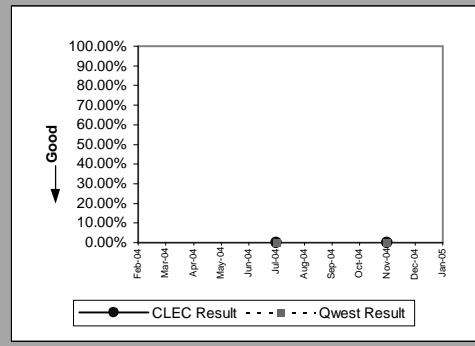


MR-7E - Repair Repeat Report Rate (Percent) - Interval Zone Two

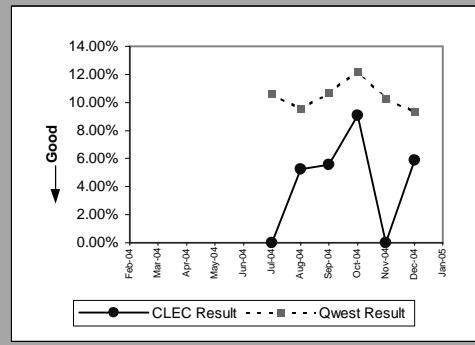
UDIT DS1 (Parity)									
Date	CLEC Num	CLEC Denom	CLEC Result	CLEC Std Dev	Qwest Num	Qwest Denom	Qwest Result	Mod Z Scr	Parity Scr
Feb-04									
Mar-04									
Apr-04									
May-04									
Jun-04									
Jul-04									
Aug-04									
Sep-04									
Oct-04	0	1	0.00%	0.00%	37	145	25.52%	-0.58	-1.35
Nov-04									
Dec-04	0	1	0.00%	0.00%	16	128	12.50%	-0.38	-1.23
Jan-05									



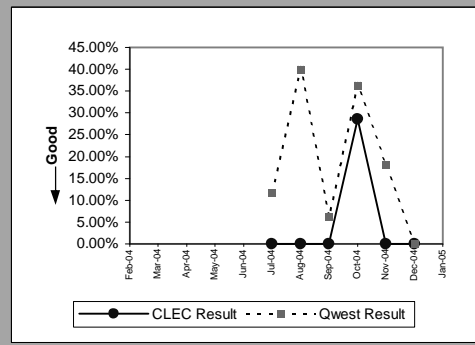
UDIT Above DS1 Level (Parity)									
Date	CLEC Num	CLEC Denom	CLEC Result	CLEC Std Dev	Qwest Num	Qwest Denom	Qwest Result	Mod Z Scr	Parity Scr
Feb-04									
Mar-04									
Apr-04									
May-04									
Jun-04									
Jul-04	0	1	0.00%	0.00%	0	1	0.00%	N/A	N/A
Aug-04									
Sep-04									
Oct-04									
Nov-04	0	1	0.00%	0.00%	0	2	0.00%	N/A	N/A
Dec-04									
Jan-05									



Unbundled Loop Analog (Parity)									
Date	CLEC Num	CLEC Denom	CLEC Result	CLEC Std Dev	Qwest Num	Qwest Denom	Qwest Result	Mod Z Scr	Parity Scr
Feb-04									
Mar-04									
Apr-04									
May-04									
Jun-04									
Jul-04	0	19	0.00%	0.00%	358	3376	10.60%	-1.5	-1.91
Aug-04	1	19	5.26%	22.33%	411	4312	9.53%	-0.63	-1.38
Sep-04	1	18	5.56%	22.91%	371	3477	10.67%	-0.7	-1.43
Oct-04	2	22	9.09%	28.75%	423	3456	12.24%	-0.45	-1.27
Nov-04	0	26	0.00%	0.00%	335	3258	10.28%	-1.72	-2.05
Dec-04	1	17	5.88%	23.53%	313	3348	9.35%	-0.49	-1.3
Jan-05									

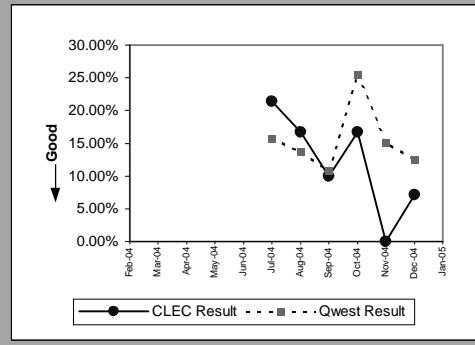


Unbundled Loop - 2 Wire Non-Loaded (Parity)									
Date	CLEC Num	CLEC Denom	CLEC Result	CLEC Std Dev	Qwest Num	Qwest Denom	Qwest Result	Mod Z Scr	Parity Scr
Feb-04									
Mar-04									
Apr-04									
May-04									
Jun-04									
Jul-04	0	4	0.00%	0.00%	2	17	11.76%	-0.66	-1.4
Aug-04	0	4	0.00%	0.00%	4	10	40.00%	-1.38	-1.84
Sep-04	0	2	0.00%	0.00%	1	16	6.25%	-0.34	-1.21
Oct-04	2	7	28.57%	45.18%	4	11	36.36%	-0.34	-1.2
Nov-04	0	6	0.00%	0.00%	2	11	18.18%	-0.93	-1.56
Dec-04	0	3	0.00%	0.00%	0	9	0.00%	N/A	N/A
Jan-05									

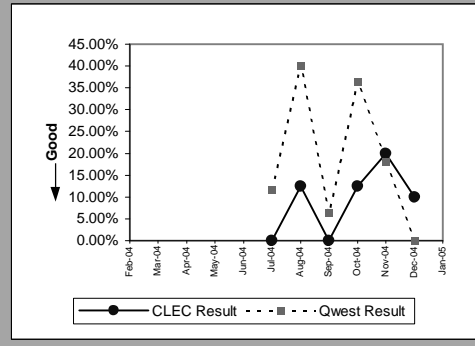


MR-7E - Repair Repeat Report Rate (Percent) - Interval Zone Two

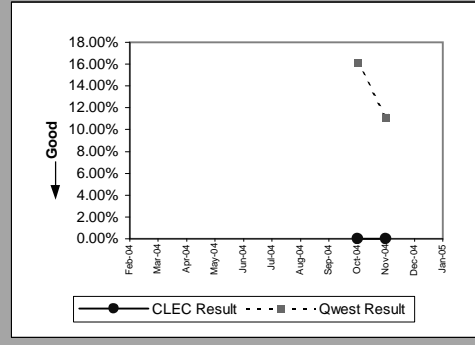
Unbundled Loop - DS1 Capable (Parity)									
Date	CLEC Num	CLEC Denom	CLEC Result	CLEC Std Dev	Qwest Num	Qwest Denom	Qwest Result	Mod Z Scr	Parity Scr
Feb-04									
Mar-04									
Apr-04									
May-04									
Jun-04									
Jul-04	3	14	21.43%	41.03%	24	153	15.69%	0.56	-0.66
Aug-04	4	24	16.67%	37.27%	24	176	13.64%	0.42	-0.74
Sep-04	1	10	10.00%	30.00%	19	177	10.73%	-0.07	-1.04
Oct-04	2	12	16.67%	37.27%	37	145	25.52%	-0.68	-1.41
Nov-04	0	12	0.00%	0.00%	21	139	15.11%	-1.4	-1.85
Dec-04	1	14	7.14%	25.75%	16	128	12.50%	-0.58	-1.35
Jan-05									



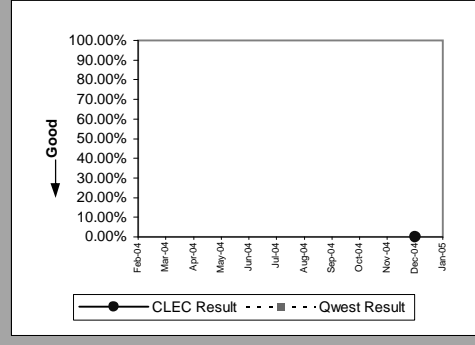
Unbundled Loop ISDN Capable (Parity)									
Date	CLEC Num	CLEC Denom	CLEC Result	CLEC Std Dev	Qwest Num	Qwest Denom	Qwest Result	Mod Z Scr	Parity Scr
Feb-04									
Mar-04									
Apr-04									
May-04									
Jun-04									
Jul-04	0	5	0.00%	0.00%	2	17	11.76%	-0.72	-1.44
Aug-04	1	8	12.50%	33.07%	4	10	40.00%	-1.18	-1.72
Sep-04	0	7	0.00%	0.00%	1	16	6.25%	-0.57	-1.35
Oct-04	1	8	12.50%	33.07%	4	11	36.36%	-1.07	-1.65
Nov-04	1	5	20.00%	40.00%	2	11	18.18%	0	-1
Dec-04	1	10	10.00%	30.00%	0	9	0.00%	N/A	-0.61
Jan-05									



Qwest DSL (Parity)									
Date	CLEC Num	CLEC Denom	CLEC Result	CLEC Std Dev	Qwest Num	Qwest Denom	Qwest Result	Mod Z Scr	Parity Scr
Feb-04									
Mar-04									
Apr-04									
May-04									
Jun-04									
Jul-04									
Aug-04									
Sep-04									
Oct-04	0	1	0.00%	0.00%	174	1081	16.10%	-0.44	-1.27
Nov-04	0	1	0.00%	0.00%	76	683	11.13%	-0.35	-1.21
Dec-04									
Jan-05									

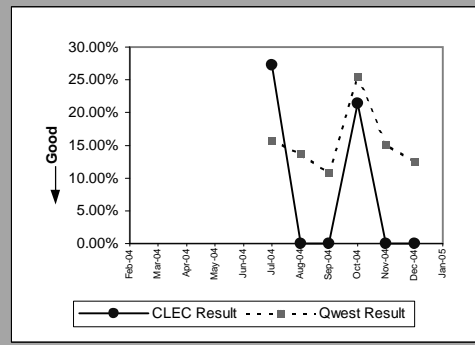


E911 (Parity)									
Date	CLEC Num	CLEC Denom	CLEC Result	CLEC Std Dev	Qwest Num	Qwest Denom	Qwest Result	Mod Z Scr	Parity Scr
Feb-04									
Mar-04									
Apr-04									
May-04									
Jun-04									
Jul-04									
Aug-04									
Sep-04									
Oct-04									
Nov-04									
Dec-04	0	1	0.00%	0.00%					N/A
Jan-05									



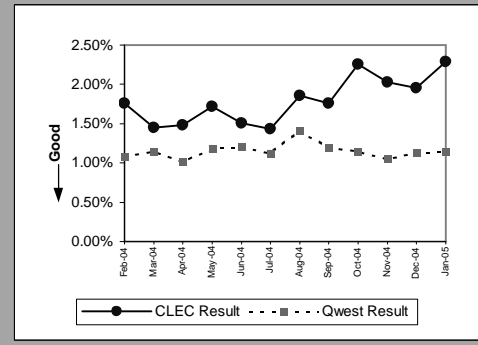
MR-7E - Repair Repeat Report Rate (Percent) - Interval Zone Two

Enhanced Extended Loops - DS1 Capable (Parity)									
Date	CLEC Num	CLEC Denom	CLEC Result	CLEC Std Dev	Qwest Num	Qwest Denom	Qwest Result	Mod Z Scr	Parity Scr
Feb-04									
Mar-04									
Apr-04									
May-04									
Jun-04									
Jul-04	3	11	27.27%	44.54%	24	153	15.69%	0.95	-0.42
Aug-04	0	15	0.00%	0.00%	24	176	13.64%	-1.48	-1.9
Sep-04	0	12	0.00%	0.00%	19	177	10.73%	-1.16	-1.71
Oct-04	3	14	21.43%	41.03%	37	145	25.52%	-0.34	-1.2
Nov-04	0	7	0.00%	0.00%	21	139	15.11%	-1.09	-1.66
Dec-04	0	2	0.00%	0.00%	16	128	12.50%	-0.53	-1.32
Jan-05									

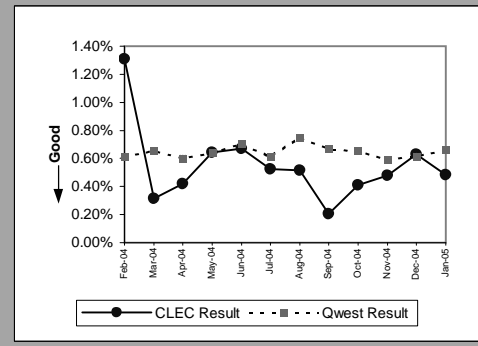


MR-8 - Trouble Rate (Percent)

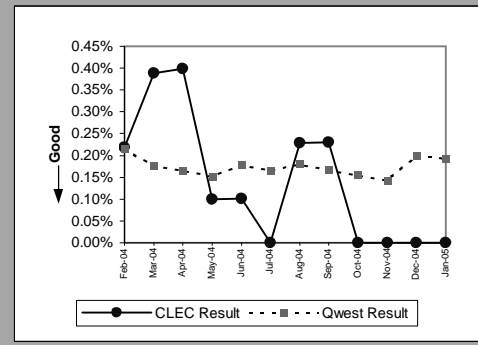
Residence (Parity)									
Date	CLEC Num	CLEC Denom	CLEC Result	CLEC Std Dev	Qwest Num	Qwest Denom	Qwest Result	Mod Z Scr	Parity Scr
Feb-04	76	4316	1.76%	13.15%	16642	1540877	1.08%	4.32	1.63
Mar-04	56	3854	1.45%	11.97%	17635	1533992	1.15%	1.76	0.07
Apr-04	52	3506	1.48%	12.09%	15460	1521342	1.02%	2.75	0.67
May-04	60	3490	1.72%	13.00%	17789	1502024	1.18%	2.92	0.77
Jun-04	52	3453	1.51%	12.18%	17988	1488475	1.21%	1.6	-0.03
Jul-04	47	3275	1.44%	11.89%	16552	1477465	1.12%	1.71	0.04
Aug-04	61	3288	1.86%	13.49%	20779	1471647	1.41%	2.15	0.31
Sep-04	54	3068	1.76%	13.15%	17553	1467110	1.20%	2.87	0.74
Oct-04	71	3144	2.26%	14.86%	16796	1466548	1.15%	5.86	2.56
Nov-04	65	3201	2.03%	14.10%	15333	1462075	1.05%	5.45	2.31
Dec-04	61	3118	1.96%	13.85%	16492	1457906	1.13%	4.35	1.65
Jan-05	66	2883	2.29%	14.96%	16558	1455084	1.14%	5.82	2.54



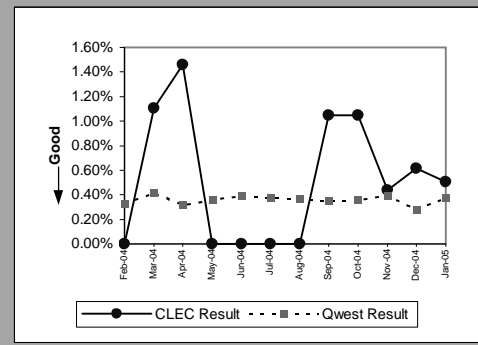
Business (Parity)									
Date	CLEC Num	CLEC Denom	CLEC Result	CLEC Std Dev	Qwest Num	Qwest Denom	Qwest Result	Mod Z Scr	Parity Scr
Feb-04	53	4044	1.31%	11.37%	1970	322022	0.61%	5.66	2.44
Mar-04	13	4138	0.31%	5.60%	2118	321614	0.66%	-2.72	-2.65
Apr-04	15	3592	0.42%	6.45%	1937	322080	0.60%	-1.42	-1.86
May-04	23	3586	0.64%	7.98%	2045	321391	0.64%	0.04	-0.98
Jun-04	24	3585	0.67%	8.15%	2275	322149	0.71%	-0.26	-1.16
Jul-04	18	3440	0.52%	7.21%	1966	321834	0.61%	-0.66	-1.4
Aug-04	18	3488	0.52%	7.17%	2405	321276	0.75%	-1.58	-1.96
Sep-04	7	3434	0.20%	4.51%	2160	321346	0.67%	-3.34	-3.03
Oct-04	14	3400	0.41%	6.40%	2103	321993	0.65%	-1.74	-2.06
Nov-04	20	4193	0.48%	6.89%	1908	321417	0.59%	-0.98	-1.59
Dec-04	27	4276	0.63%	7.92%	1980	321192	0.62%	0.12	-0.92
Jan-05	16	3315	0.48%	6.93%	2121	320371	0.66%	-1.27	-1.77



Centrex (Parity)									
Date	CLEC Num	CLEC Denom	CLEC Result	CLEC Std Dev	Qwest Num	Qwest Denom	Qwest Result	Mod Z Scr	Parity Scr
Feb-04	2	917	0.22%	4.67%	174	80843	0.22%	0.02	-0.99
Mar-04	4	1030	0.39%	6.22%	141	80366	0.18%	1.62	-0.01
Apr-04	4	1003	0.40%	6.30%	132	79550	0.17%	1.8	0.09
May-04	1	998	0.10%	3.16%	121	79212	0.15%	-0.42	-1.26
Jun-04	1	988	0.10%	3.18%	141	78918	0.18%	-0.57	-1.35
Jul-04	0	889	0.00%	0.00%	129	77916	0.17%	-1.21	-1.73
Aug-04	2	876	0.23%	4.77%	139	77362	0.18%	0.34	-0.79
Sep-04	2	872	0.23%	4.78%	127	75933	0.17%	0.45	-0.73
Oct-04	0	849	0.00%	0.00%	117	75295	0.16%	-1.14	-1.69
Nov-04	0	849	0.00%	0.00%	106	74926	0.14%	-1.09	-1.66
Dec-04	0	464	0.00%	0.00%	149	74529	0.20%	-0.96	-1.58
Jan-05	0	457	0.00%	0.00%	143	74096	0.19%	-0.94	-1.57

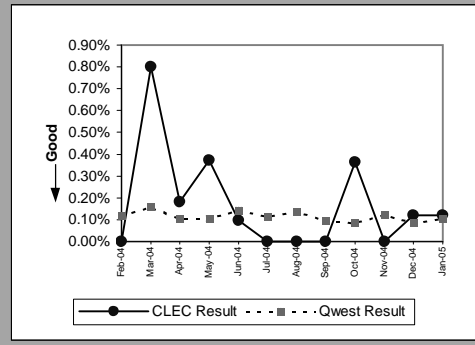


Centrex 21 (Parity)									
Date	CLEC Num	CLEC Denom	CLEC Result	CLEC Std Dev	Qwest Num	Qwest Denom	Qwest Result	Mod Z Scr	Parity Scr
Feb-04	0	137	0.00%	0.00%	190	57572	0.33%	-0.67	-1.41
Mar-04	2	181	1.11%	10.45%	238	56982	0.42%	1.24	-0.24
Apr-04	2	137	1.46%	11.99%	180	56160	0.32%	1.75	0.06
May-04	0	207	0.00%	0.00%	200	55800	0.36%	-0.86	-1.52
Jun-04	0	233	0.00%	0.00%	217	55441	0.39%	-0.95	-1.58
Jul-04	0	259	0.00%	0.00%	208	54905	0.38%	-0.99	-1.6
Aug-04	0	247	0.00%	0.00%	198	54640	0.36%	-0.95	-1.57
Sep-04	3	287	1.05%	10.17%	190	54032	0.35%	1.65	0
Oct-04	3	287	1.05%	10.17%	193	53468	0.36%	1.62	-0.02
Nov-04	2	457	0.44%	6.60%	210	52821	0.40%	0.22	-0.87
Dec-04	3	488	0.61%	7.82%	147	52175	0.28%	1.26	-0.24
Jan-05	3	596	0.50%	7.08%	195	51791	0.38%	0.5	-0.69

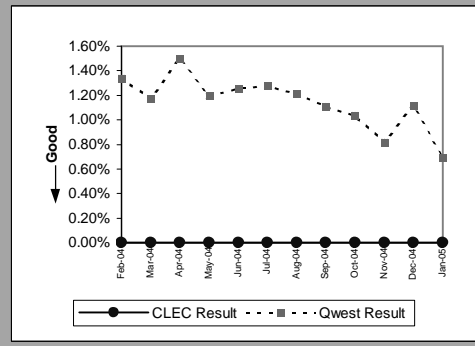


MR-8 - Trouble Rate (Percent)

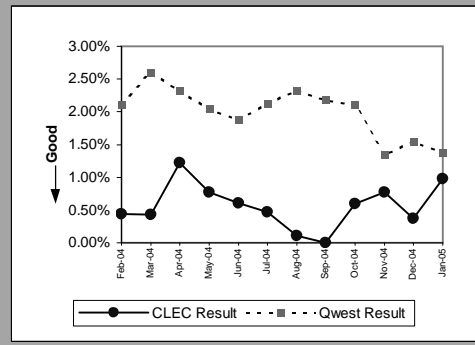
PBX (Parity)									
Date	CLEC Num	CLEC Denom	CLEC Result	CLEC Std Dev	Qwest Num	Qwest Denom	Qwest Result	Mod Z Scr	Parity Scr
Feb-04	0	1084	0.00%	0.00%	86	72836	0.12%	-1.12	-1.68
Mar-04	9	1123	0.80%	8.92%	114	71791	0.16%	5.37	2.26
Apr-04	2	1102	0.18%	4.26%	72	70772	0.10%	0.82	-0.5
May-04	4	1073	0.37%	6.09%	74	70168	0.11%	2.68	0.63
Jun-04	1	1044	0.10%	3.09%	99	69488	0.14%	-0.4	-1.24
Jul-04	0	976	0.00%	0.00%	78	68611	0.11%	-1.05	-1.64
Aug-04	0	868	0.00%	0.00%	94	67758	0.14%	-1.09	-1.66
Sep-04	0	841	0.00%	0.00%	65	66800	0.10%	-0.9	-1.55
Oct-04	3	824	0.36%	6.02%	56	66264	0.08%	2.74	0.67
Nov-04	0	830	0.00%	0.00%	80	65671	0.12%	-1	-1.61
Dec-04	1	823	0.12%	3.48%	56	65521	0.09%	0.35	-0.79
Jan-05	1	828	0.12%	3.47%	68	64976	0.10%	0.14	-0.91



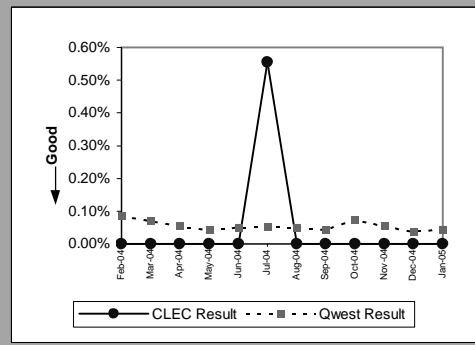
Basic Rate ISDN (Parity)									
Date	CLEC Num	CLEC Denom	CLEC Result	CLEC Std Dev	Qwest Num	Qwest Denom	Qwest Result	Mod Z Scr	Parity Scr
Feb-04	0	19	0.00%	0.00%	133	9925	1.34%	-0.51	-1.31
Mar-04	0	19	0.00%	0.00%	116	9894	1.17%	-0.47	-1.29
Apr-04	0	19	0.00%	0.00%	148	9902	1.49%	-0.54	-1.33
May-04	0	20	0.00%	0.00%	117	9790	1.20%	-0.49	-1.3
Jun-04	0	19	0.00%	0.00%	122	9709	1.26%	-0.49	-1.3
Jul-04	0	19	0.00%	0.00%	123	9644	1.28%	-0.49	-1.3
Aug-04	0	19	0.00%	0.00%	116	9533	1.22%	-0.48	-1.29
Sep-04	0	16	0.00%	0.00%	104	9367	1.11%	-0.42	-1.26
Oct-04	0	14	0.00%	0.00%	96	9266	1.04%	-0.38	-1.23
Nov-04	0	12	0.00%	0.00%	73	8912	0.82%	-0.31	-1.19
Dec-04	0	12	0.00%	0.00%	98	8804	1.11%	-0.37	-1.22
Jan-05	0	12	0.00%	0.00%	60	8658	0.69%	-0.29	-1.18



Qwest DSL (Parity)									
Date	CLEC Num	CLEC Denom	CLEC Result	CLEC Std Dev	Qwest Num	Qwest Denom	Qwest Result	Mod Z Scr	Parity Scr
Feb-04	3	675	0.44%	6.65%	2756	130406	2.11%	-3.01	-2.83
Mar-04	3	696	0.43%	6.55%	3529	135863	2.60%	-3.58	-3.18
Apr-04	9	735	1.22%	11.00%	3299	142547	2.31%	-1.96	-2.19
May-04	6	775	0.77%	8.76%	3001	147081	2.04%	-2.49	-2.51
Jun-04	5	822	0.61%	7.78%	2855	152160	1.88%	-2.67	-2.62
Jul-04	4	850	0.47%	6.84%	3294	155231	2.12%	-3.33	-3.03
Aug-04	1	933	0.11%	3.27%	3668	158014	2.32%	-4.48	-3.72
Sep-04	0	971	0.00%	0.00%	3498	160818	2.18%	-4.63	-3.82
Oct-04	6	1014	0.59%	7.67%	3490	165080	2.11%	-3.36	-3.04
Nov-04	8	1042	0.77%	8.73%	2255	168218	1.34%	-1.6	-1.97
Dec-04	4	1076	0.37%	6.09%	2651	171424	1.55%	-3.11	-2.89
Jan-05	11	1121	0.98%	9.86%	2418	175633	1.38%	-1.13	-1.69

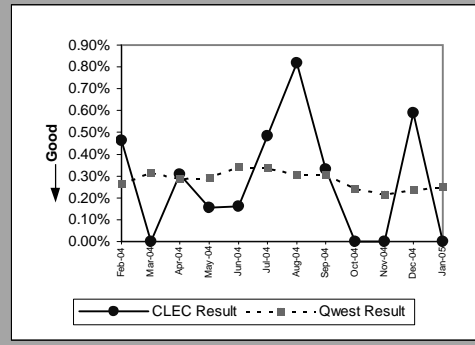


ISDN Primary (Parity)									
Date	CLEC Num	CLEC Denom	CLEC Result	CLEC Std Dev	Qwest Num	Qwest Denom	Qwest Result	Mod Z Scr	Parity Scr
Feb-04	0	284	0.00%	0.00%	43	50197	0.09%	-0.49	-1.3
Mar-04	0	236	0.00%	0.00%	36	51255	0.07%	-0.41	-1.25
Apr-04	0	190	0.00%	0.00%	29	52070	0.06%	-0.32	-1.2
May-04	0	190	0.00%	0.00%	22	50954	0.04%	-0.29	-1.17
Jun-04	0	214	0.00%	0.00%	26	51082	0.05%	-0.33	-1.2
Jul-04	1	180	0.56%	7.43%	27	51603	0.05%	1.67	0.02
Aug-04	0	156	0.00%	0.00%	27	53164	0.05%	-0.28	-1.17
Sep-04	0	157	0.00%	0.00%	23	54362	0.04%	-0.26	-1.16
Oct-04	0	133	0.00%	0.00%	41	55178	0.07%	-0.31	-1.19
Nov-04	0	120	0.00%	0.00%	30	55571	0.05%	-0.25	-1.15
Dec-04	0	120	0.00%	0.00%	21	55929	0.04%	-0.21	-1.13
Jan-05	0	96	0.00%	0.00%	26	56894	0.05%	-0.21	-1.13

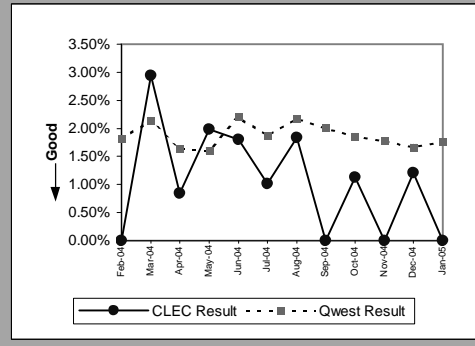


MR-8 - Trouble Rate (Percent)

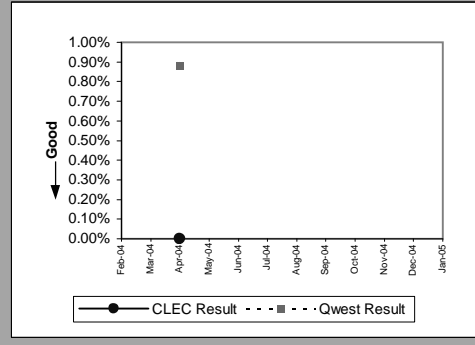
DS0 (Parity)									
Date	CLEC Num	CLEC Denom	CLEC Result	CLEC Std Dev	Qwest Num	Qwest Denom	Qwest Result	Mod Z Scr	Parity Scr
Feb-04	3	647	0.46%	6.79%	272	103412	0.26%	0.99	-0.4
Mar-04	0	648	0.00%	0.00%	319	100833	0.32%	-1.43	-1.87
Apr-04	2	648	0.31%	5.55%	290	100690	0.29%	0.1	-0.94
May-04	1	641	0.16%	3.95%	301	102282	0.29%	-0.64	-1.39
Jun-04	1	620	0.16%	4.01%	355	103111	0.34%	-0.78	-1.47
Jul-04	3	622	0.48%	6.93%	352	104131	0.34%	0.62	-0.62
Aug-04	5	612	0.82%	9.00%	320	104336	0.31%	2.28	0.38
Sep-04	2	604	0.33%	5.74%	319	103807	0.31%	0.11	-0.94
Oct-04	0	528	0.00%	0.00%	258	106265	0.24%	-1.13	-1.69
Nov-04	0	513	0.00%	0.00%	235	107647	0.22%	-1.06	-1.64
Dec-04	3	509	0.59%	7.65%	259	109398	0.24%	1.63	-0.01
Jan-05	0	508	0.00%	0.00%	273	109555	0.25%	-1.12	-1.68



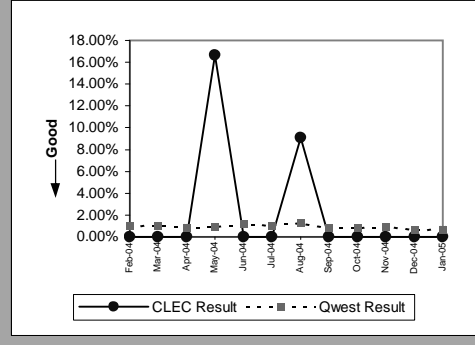
DS1 (Parity)									
Date	CLEC Num	CLEC Denom	CLEC Result	CLEC Std Dev	Qwest Num	Qwest Denom	Qwest Result	Mod Z Scr	Parity Scr
Feb-04	0	103	0.00%	0.00%	299	16477	1.81%	-1.38	-1.84
Mar-04	3	102	2.94%	16.90%	349	16303	2.14%	0.6	-0.64
Apr-04	1	118	0.85%	9.17%	267	16326	1.64%	-0.67	-1.41
May-04	2	101	1.98%	13.93%	261	16217	1.61%	0.37	-0.78
Jun-04	2	111	1.80%	13.30%	352	16037	2.19%	-0.28	-1.17
Jul-04	1	99	1.01%	10.00%	299	15982	1.87%	-0.63	-1.38
Aug-04	2	109	1.83%	13.42%	347	15941	2.18%	-0.24	-1.15
Sep-04	0	113	0.00%	0.00%	318	15888	2.00%	-1.51	-1.92
Oct-04	1	89	1.12%	10.54%	296	15921	1.86%	-0.51	-1.31
Nov-04	0	86	0.00%	0.00%	283	15863	1.78%	-1.25	-1.76
Dec-04	1	83	1.20%	10.91%	265	15877	1.67%	-0.33	-1.2
Jan-05	0	84	0.00%	0.00%	279	15866	1.76%	-1.22	-1.74



DS3 (Parity)									
Date	CLEC Num	CLEC Denom	CLEC Result	CLEC Std Dev	Qwest Num	Qwest Denom	Qwest Result	Mod Z Scr	Parity Scr
Feb-04									
Mar-04									
Apr-04	0	1	0.00%	0.00%	10	1133	0.88%	-0.09	-1.06
May-04									
Jun-04									
Jul-04									
Aug-04									
Sep-04									
Oct-04									
Nov-04									
Dec-04									
Jan-05									

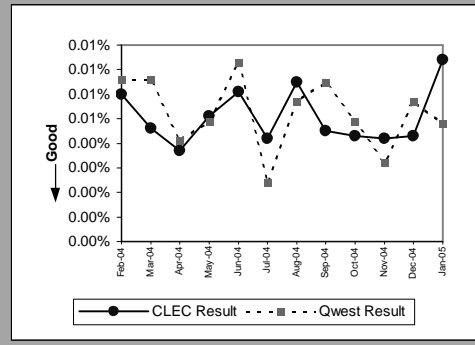


Frame Relay (Parity)									
Date	CLEC Num	CLEC Denom	CLEC Result	CLEC Std Dev	Qwest Num	Qwest Denom	Qwest Result	Mod Z Scr	Parity Scr
Feb-04	0	10	0.00%	0.00%	86	8654	0.99%	-0.32	-1.19
Mar-04	0	12	0.00%	0.00%	92	8531	1.08%	-0.36	-1.22
Apr-04	0	12	0.00%	0.00%	76	8442	0.90%	-0.33	-1.2
May-04	2	12	16.67%	37.27%	78	8356	0.93%	2.79	0.7
Jun-04	0	11	0.00%	0.00%	95	8300	1.14%	-0.36	-1.22
Jul-04	0	11	0.00%	0.00%	85	8229	1.03%	-0.34	-1.21
Aug-04	1	11	9.09%	28.75%	103	8118	1.27%	1.48	-0.1
Sep-04	0	11	0.00%	0.00%	67	7907	0.85%	-0.31	-1.19
Oct-04	0	12	0.00%	0.00%	63	7805	0.81%	-0.31	-1.19
Nov-04	0	13	0.00%	0.00%	74	7689	0.96%	-0.36	-1.22
Dec-04	0	14	0.00%	0.00%	49	7634	0.64%	-0.3	-1.18
Jan-05	0	13	0.00%	0.00%	54	7561	0.71%	-0.31	-1.19

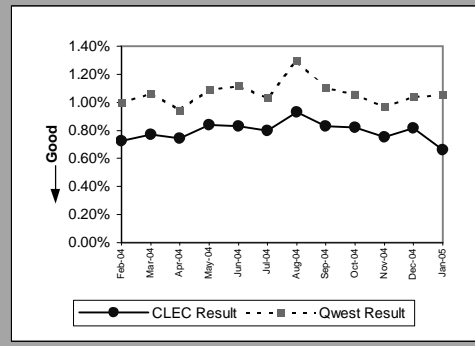


MR-8 - Trouble Rate (Percent)

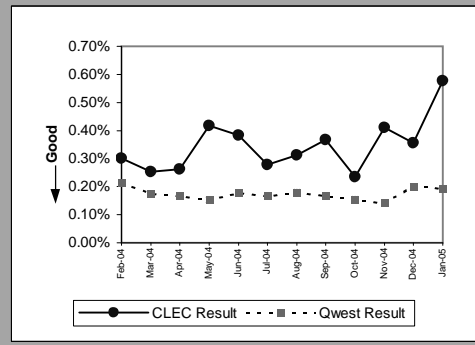
LIS Trunk (Parity)									
Date	CLEC Num	CLEC Denom	CLEC Result	CLEC Std Dev	Qwest Num	Qwest Denom	Qwest Result	Mod Z Scr	Parity Scr
Feb-04	13	217467	0.01%	0.77%	8	121325	0.01%	-0.21	-1.13
Mar-04	10	217755	0.00%	0.68%	8	121613	0.01%	-0.68	-1.42
Apr-04	8	216363	0.00%	0.61%	5	121037	0.00%	-0.19	-1.11
May-04	11	215091	0.01%	0.72%	6	123050	0.00%	0.1	-0.94
Jun-04	13	213411	0.01%	0.78%	9	124102	0.01%	-0.38	-1.23
Jul-04	9	212259	0.00%	0.65%	3	123646	0.00%	1.03	-0.37
Aug-04	13	199730	0.01%	0.81%	7	123485	0.01%	0.31	-0.81
Sep-04	9	198768	0.00%	0.67%	8	123917	0.01%	-0.66	-1.4
Oct-04	8	186784	0.00%	0.65%	6	123197	0.00%	-0.23	-1.14
Nov-04	8	188752	0.00%	0.65%	4	123982	0.00%	0.49	-0.7
Dec-04	8	187744	0.00%	0.65%	7	122344	0.01%	-0.53	-1.32
Jan-05	14	188607	0.01%	0.86%	6	124233	0.00%	1.02	-0.38



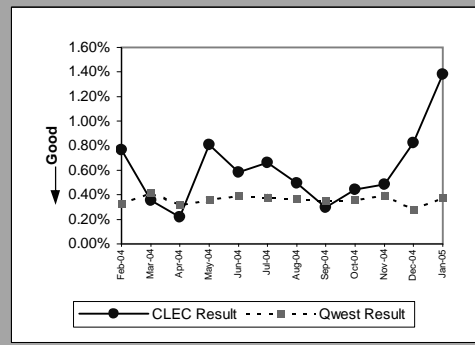
UNE - P (POTS) (Parity)									
Date	CLEC Num	CLEC Denom	CLEC Result	CLEC Std Dev	Qwest Num	Qwest Denom	Qwest Result	Mod Z Scr	Parity Scr
Feb-04	741	102043	0.73%	8.49%	18612	1862899	1.00%	-8.54	-6.19
Mar-04	835	108396	0.77%	8.74%	19753	1855606	1.06%	-9.17	-6.58
Apr-04	875	117809	0.74%	8.59%	17397	1843422	0.94%	-6.92	-5.21
May-04	1105	132003	0.84%	9.11%	19834	1823415	1.09%	-8.48	-6.15
Jun-04	1162	140240	0.83%	9.06%	20263	1810624	1.12%	-9.96	-7.06
Jul-04	1151	144291	0.80%	8.90%	18518	1799299	1.03%	-8.38	-6.1
Aug-04	937	100685	0.93%	9.60%	23184	1792923	1.29%	-9.91	-7.02
Sep-04	820	98624	0.83%	9.08%	19713	1788456	1.10%	-7.93	-5.82
Oct-04	801	97753	0.82%	9.02%	18899	1788541	1.06%	-7.06	-5.29
Nov-04	714	95164	0.75%	8.63%	17241	1783492	0.97%	-6.65	-5.04
Dec-04	770	94278	0.82%	9.00%	18472	1779098	1.04%	-6.54	-4.98
Jan-05	77	11621	0.66%	8.11%	18679	1775455	1.05%	-4.1	-3.49



UNE P (Centrex) (Parity)									
Date	CLEC Num	CLEC Denom	CLEC Result	CLEC Std Dev	Qwest Num	Qwest Denom	Qwest Result	Mod Z Scr	Parity Scr
Feb-04	23	7643	0.30%	5.48%	174	80843	0.22%	1.55	-0.06
Mar-04	19	7533	0.25%	5.02%	141	80366	0.18%	1.52	-0.07
Apr-04	19	7265	0.26%	5.11%	132	79550	0.17%	1.92	0.17
May-04	30	7178	0.42%	6.45%	121	79212	0.15%	5.51	2.35
Jun-04	27	7063	0.38%	6.17%	141	78918	0.18%	3.88	1.36
Jul-04	19	6850	0.28%	5.26%	129	77916	0.17%	2.18	0.33
Aug-04	21	6707	0.31%	5.59%	139	77362	0.18%	2.48	0.5
Sep-04	24	6535	0.37%	6.05%	127	75933	0.17%	3.8	1.31
Oct-04	15	6372	0.24%	4.85%	117	75295	0.16%	1.56	-0.05
Nov-04	25	6075	0.41%	6.40%	106	74926	0.14%	5.39	2.27
Dec-04	21	5919	0.35%	5.95%	149	74529	0.20%	2.57	0.56
Jan-05	13	2255	0.58%	7.57%	143	74096	0.19%	4.09	1.49

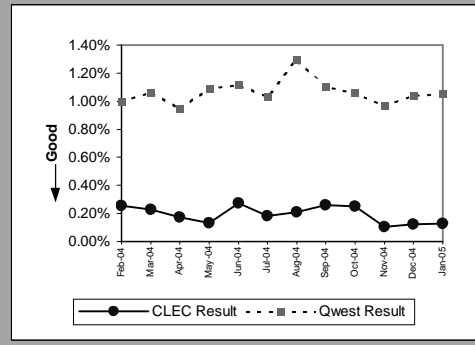


UNE P (Centrex 21) (Parity)									
Date	CLEC Num	CLEC Denom	CLEC Result	CLEC Std Dev	Qwest Num	Qwest Denom	Qwest Result	Mod Z Scr	Parity Scr
Feb-04	11	1436	0.77%	8.72%	190	57572	0.33%	2.85	0.73
Mar-04	5	1404	0.36%	5.96%	238	56982	0.42%	-0.35	-1.21
Apr-04	3	1361	0.22%	4.69%	180	56160	0.32%	-0.65	-1.39
May-04	11	1364	0.81%	8.94%	200	55800	0.36%	2.74	0.66
Jun-04	8	1374	0.58%	7.61%	217	55441	0.39%	1.12	-0.32
Jul-04	9	1358	0.66%	8.11%	208	54905	0.38%	1.68	0.02
Aug-04	7	1409	0.50%	7.03%	198	54640	0.36%	0.83	-0.5
Sep-04	4	1355	0.30%	5.43%	190	54032	0.35%	-0.35	-1.21
Oct-04	6	1362	0.44%	6.62%	193	53468	0.36%	0.48	-0.71
Nov-04	6	1232	0.49%	6.96%	210	52821	0.40%	0.49	-0.7
Dec-04	10	1211	0.83%	9.05%	147	52175	0.28%	3.53	1.15
Jan-05	2	145	1.38%	11.66%	195	51791	0.38%	1.56	-0.05

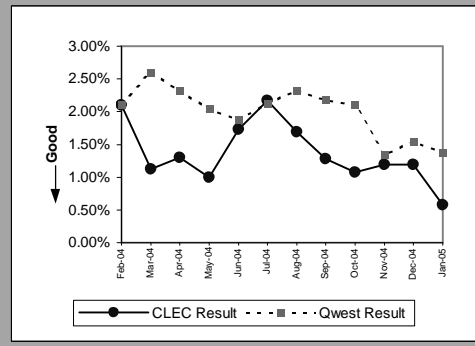


MR-8 - Trouble Rate (Percent)

Line Sharing (Parity)									
Date	CLEC Num	CLEC Denom	CLEC Result	CLEC Std Dev	Qwest Num	Qwest Denom	Qwest Result	Mod Z Scr	Parity Scr
Feb-04	28	10953	0.26%	5.05%	18612	1862899	1.00%	-7.8	-5.74
Mar-04	25	10881	0.23%	4.79%	19753	1855606	1.06%	-8.46	-6.14
Apr-04	19	10852	0.18%	4.18%	17397	1843422	0.94%	-8.26	-6.02
May-04	14	10772	0.13%	3.60%	19834	1823415	1.09%	-9.56	-6.81
Jun-04	29	10643	0.27%	5.21%	20263	1810624	1.12%	-8.28	-6.03
Jul-04	19	10511	0.18%	4.25%	18518	1799299	1.03%	-8.59	-6.22
Aug-04	22	10454	0.21%	4.58%	23184	1792923	1.29%	-9.77	-6.94
Sep-04	27	10302	0.26%	5.11%	19713	1788456	1.10%	-8.14	-5.95
Oct-04	25	9987	0.25%	5.00%	18899	1788541	1.06%	-7.86	-5.78
Nov-04	10	9495	0.11%	3.24%	17241	1783492	0.97%	-8.56	-6.2
Dec-04	11	9006	0.12%	3.49%	18472	1779098	1.04%	-8.56	-6.2
Jan-05	11	8513	0.13%	3.59%	18679	1775455	1.05%	-8.33	-6.06

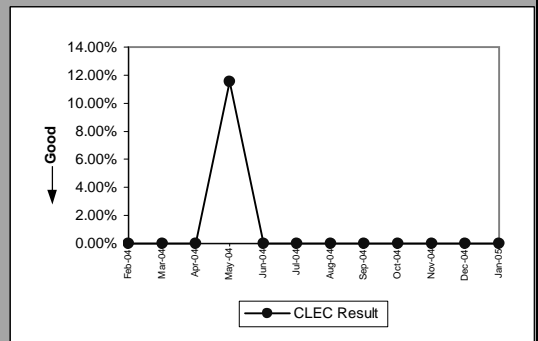


Line Splitting (Parity)									
Date	CLEC Num	CLEC Denom	CLEC Result	CLEC Std Dev	Qwest Num	Qwest Denom	Qwest Result	Mod Z Scr	Parity Scr
Feb-04	9	429	2.10%	14.33%	2756	130406	2.11%	-0.02	-1.01
Mar-04	5	445	1.12%	10.54%	3529	135863	2.60%	-1.95	-2.19
Apr-04	6	461	1.30%	11.33%	3299	142547	2.31%	-1.44	-1.88
May-04	5	501	1.00%	9.94%	3001	147081	2.04%	-1.65	-2
Jun-04	9	519	1.73%	13.05%	2855	152160	1.88%	-0.24	-1.14
Jul-04	12	552	2.17%	14.58%	3295	155231	2.12%	0.08	-0.95
Aug-04	10	593	1.69%	12.88%	3670	158014	2.32%	-1.03	-1.62
Sep-04	8	623	1.28%	11.26%	3503	160818	2.18%	-1.53	-1.93
Oct-04	7	654	1.07%	10.29%	3492	165080	2.12%	-1.85	-2.13
Nov-04	8	672	1.19%	10.85%	2257	168218	1.34%	-0.34	-1.21
Dec-04	8	671	1.19%	10.85%	2651	171424	1.55%	-0.74	-1.45
Jan-05	4	692	0.58%	7.58%	2419	175633	1.38%	-1.8	-2.09



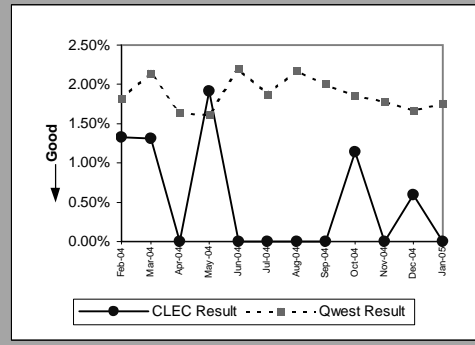
MR-8 - Trouble Rate (Percent)

Sub-Loop Unbundling (Diagnostic)					
Date	Numerator	Denominator	CLEC Result	Standard Dev	
Feb-04	0	25	0.00%	0.00%	
Mar-04	0	24	0.00%	0.00%	
Apr-04	0	26	0.00%	0.00%	
May-04	3	26	11.54%	31.95%	
Jun-04	0	26	0.00%	0.00%	
Jul-04	0	26	0.00%	0.00%	
Aug-04	0	26	0.00%	0.00%	
Sep-04	0	21	0.00%	0.00%	
Oct-04	0	22	0.00%	0.00%	
Nov-04	0	22	0.00%	0.00%	
Dec-04	0	21	0.00%	0.00%	
Jan-05	0	21	0.00%	0.00%	

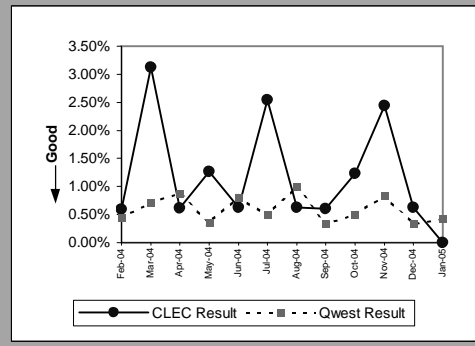


MR-8 - Trouble Rate (Percent)

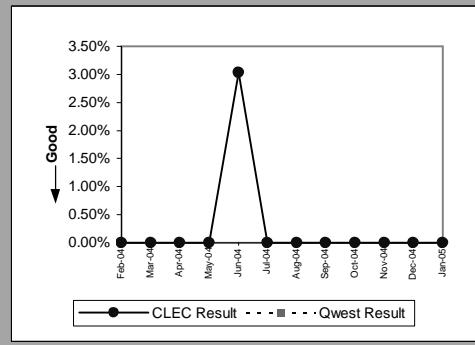
UDIT DS1 (Parity)									
Date	Numerator	Denominator	CLEC Result	Standard Dev	Qwest Num	Qwest Denom	Qwest Result	Mod Z Scr	Parity Scr
Feb-04	2	151	1.32%	11.43%	299	16477	1.81%	-0.45	-1.27
Mar-04	2	153	1.31%	11.36%	349	16303	2.14%	-0.71	-1.43
Apr-04	0	155	0.00%	0.00%	267	16326	1.64%	-1.6	-1.97
May-04	3	157	1.91%	13.69%	261	16217	1.61%	0.36	-0.78
Jun-04	0	166	0.00%	0.00%	352	16037	2.19%	-1.92	-2.17
Jul-04	0	170	0.00%	0.00%	299	15982	1.87%	-1.79	-2.09
Aug-04	0	171	0.00%	0.00%	347	15941	2.18%	-1.94	-2.18
Sep-04	0	173	0.00%	0.00%	318	15888	2.00%	-1.87	-2.14
Oct-04	2	176	1.14%	10.60%	296	15921	1.86%	-0.71	-1.43
Nov-04	0	174	0.00%	0.00%	283	15863	1.78%	-1.77	-2.07
Dec-04	1	169	0.59%	7.67%	265	15877	1.67%	-1.09	-1.66
Jan-05	0	168	0.00%	0.00%	279	15866	1.76%	-1.72	-2.05



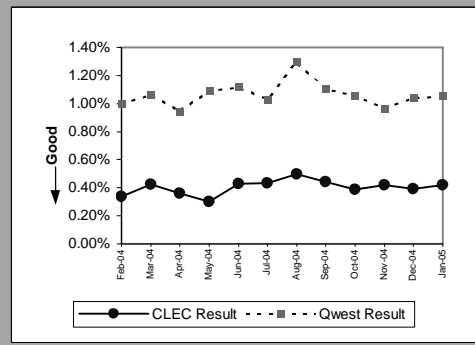
UDIT Above DS1 Level (Parity)									
Date	Numerator	Denominator	CLEC Result	Standard Dev	Qwest Num	Qwest Denom	Qwest Result	Mod Z Scr	Parity Scr
Feb-04	1	170	0.59%	7.65%	5	1118	0.45%	0.26	-0.84
Mar-04	5	160	3.13%	17.40%	8	1119	0.71%	2.37	0.44
Apr-04	1	162	0.62%	7.83%	10	1133	0.88%	-0.34	-1.21
May-04	2	158	1.27%	11.18%	4	1145	0.35%	1.36	-0.17
Jun-04	1	159	0.63%	7.91%	10	1227	0.82%	-0.25	-1.15
Jul-04	4	157	2.55%	15.76%	6	1218	0.49%	2.3	0.4
Aug-04	1	160	0.63%	7.88%	12	1201	1.00%	-0.45	-1.27
Sep-04	1	165	0.61%	7.76%	4	1201	0.33%	0.51	-0.69
Oct-04	2	162	1.23%	11.04%	6	1206	0.50%	1.05	-0.36
Nov-04	4	164	2.44%	15.43%	10	1204	0.83%	1.69	0.03
Dec-04	1	159	0.63%	7.91%	4	1206	0.33%	0.54	-0.67
Jan-05	0	157	0.00%	0.00%	5	1193	0.42%	-0.76	-1.46



Dark Fiber - IOF (Diagnostic)									
Date	Numerator	Denominator	CLEC Result	Standard Dev	Qwest Num	Qwest Denom	Qwest Result	Mod Z Scr	Parity Scr
Feb-04	0	36	0.00%	0.00%					N/A
Mar-04	0	38	0.00%	0.00%					N/A
Apr-04	0	38	0.00%	0.00%					N/A
May-04	0	33	0.00%	0.00%					N/A
Jun-04	1	33	3.03%	17.14%					N/A
Jul-04	0	41	0.00%	0.00%					N/A
Aug-04	0	45	0.00%	0.00%					N/A
Sep-04	0	45	0.00%	0.00%					N/A
Oct-04	0	29	0.00%	0.00%					N/A
Nov-04	0	29	0.00%	0.00%					N/A
Dec-04	0	29	0.00%	0.00%					N/A
Jan-05	0	32	0.00%	0.00%					N/A

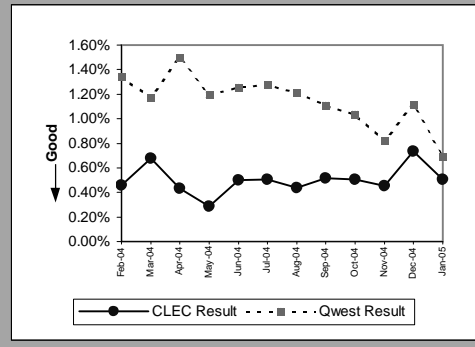


Unbundled Loop Analog (Parity)									
Date	Numerator	Denominator	CLEC Result	Standard Dev	Qwest Num	Qwest Denom	Qwest Result	Mod Z Scr	Parity Scr
Feb-04	187	55517	0.34%	5.79%	18612	1862899	1.00%	-15.46	-10.4
Mar-04	234	55409	0.42%	6.48%	19753	1855606	1.06%	-14.51	-9.82
Apr-04	199	55378	0.36%	5.98%	17397	1843422	0.94%	-14.01	-9.52
May-04	166	55573	0.30%	5.46%	19834	1823415	1.09%	-17.67	-11.74
Jun-04	237	55562	0.43%	6.52%	20263	1810624	1.12%	-15.29	-10.29
Jul-04	241	55665	0.43%	6.57%	18518	1799299	1.03%	-13.73	-9.35
Aug-04	277	55690	0.50%	7.04%	23184	1792923	1.29%	-16.37	-10.95
Sep-04	247	56025	0.44%	6.63%	19713	1788456	1.10%	-14.76	-9.98
Oct-04	217	56233	0.39%	6.20%	18899	1788541	1.06%	-15.32	-10.31
Nov-04	235	56317	0.42%	6.45%	17241	1783492	0.97%	-13.12	-8.98
Dec-04	221	56364	0.39%	6.25%	18472	1779098	1.04%	-14.9	-10.06
Jan-05	236	56409	0.42%	6.45%	18679	1775455	1.05%	-14.52	-9.83

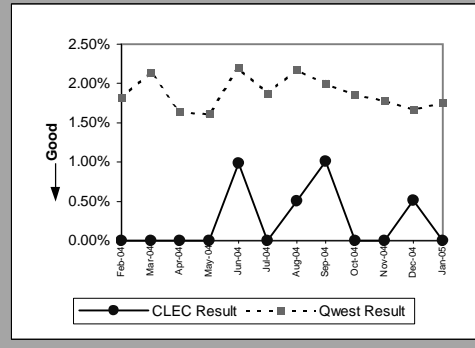


MR-8 - Trouble Rate (Percent)

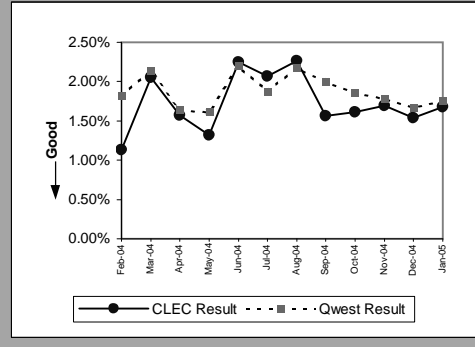
Unbundled Loop - 2 Wire Non-Loaded (Parity)									
Date	Numerator	Denominator	CLEC Result	Standard Dev	Qwest Num	Qwest Denom	Qwest Result	Mod Z Scr	Parity Scr
Feb-04	31	6729	0.46%	6.77%	133	9925	1.34%	-4.84	-3.94
Mar-04	46	6783	0.68%	8.21%	116	9894	1.17%	-2.91	-2.77
Apr-04	29	6734	0.43%	6.55%	148	9902	1.49%	-5.55	-4.38
May-04	19	6663	0.29%	5.33%	117	9790	1.20%	-5.27	-4.21
Jun-04	33	6628	0.50%	7.04%	122	9709	1.26%	-4.27	-3.6
Jul-04	34	6722	0.51%	7.09%	123	9644	1.28%	-4.32	-3.62
Aug-04	30	6894	0.44%	6.58%	116	9533	1.22%	-4.51	-3.74
Sep-04	37	7147	0.52%	7.18%	104	9367	1.11%	-3.6	-3.19
Oct-04	37	7330	0.50%	7.09%	96	9266	1.04%	-3.36	-3.04
Nov-04	34	7522	0.45%	6.71%	73	8912	0.82%	-2.6	-2.58
Dec-04	56	7604	0.74%	8.55%	98	8804	1.11%	-2.29	-2.39
Jan-05	39	7694	0.51%	7.10%	60	8658	0.69%	-1.43	-1.87



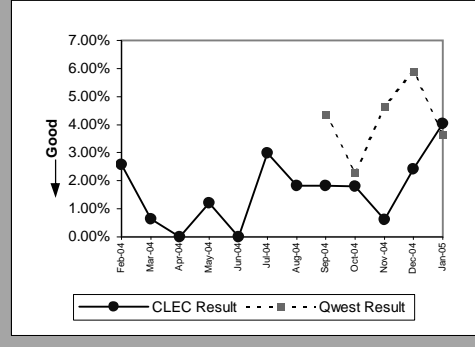
Unbundled Loop - 4 Wire Non-Loaded (Parity)									
Date	Numerator	Denominator	CLEC Result	Standard Dev	Qwest Num	Qwest Denom	Qwest Result	Mod Z Scr	Parity Scr
Feb-04	0	206	0.00%	0.00%	299	16477	1.81%	-1.94	-2.18
Mar-04	0	206	0.00%	0.00%	349	16303	2.14%	-2.11	-2.28
Apr-04	0	206	0.00%	0.00%	267	16326	1.64%	-1.84	-2.12
May-04	0	206	0.00%	0.00%	261	16217	1.61%	-1.82	-2.11
Jun-04	2	203	0.99%	9.88%	352	16037	2.19%	-1.17	-1.71
Jul-04	0	199	0.00%	0.00%	299	15982	1.87%	-1.94	-2.18
Aug-04	1	199	0.50%	7.07%	347	15941	2.18%	-1.61	-1.98
Sep-04	2	198	1.01%	10.00%	318	15888	2.00%	-0.99	-1.6
Oct-04	0	198	0.00%	0.00%	296	15921	1.86%	-1.92	-2.17
Nov-04	0	196	0.00%	0.00%	283	15863	1.78%	-1.88	-2.14
Dec-04	1	194	0.52%	7.16%	265	15877	1.67%	-1.25	-1.76
Jan-05	0	192	0.00%	0.00%	279	15866	1.76%	-1.84	-2.12



Unbundled Loop - DS1 Capable (Parity)									
Date	Numerator	Denominator	CLEC Result	Standard Dev	Qwest Num	Qwest Denom	Qwest Result	Mod Z Scr	Parity Scr
Feb-04	56	4939	1.13%	10.59%	299	16477	1.81%	-3.14	-2.91
Mar-04	103	5023	2.05%	14.17%	349	16303	2.14%	-0.39	-1.23
Apr-04	80	5094	1.57%	12.43%	267	16326	1.64%	-0.32	-1.19
May-04	68	5155	1.32%	11.41%	261	16217	1.61%	-1.44	-1.88
Jun-04	117	5206	2.25%	14.82%	352	16037	2.19%	0.22	-0.86
Jul-04	109	5275	2.07%	14.23%	299	15982	1.87%	0.91	-0.45
Aug-04	122	5389	2.26%	14.87%	347	15941	2.18%	0.38	-0.77
Sep-04	86	5492	1.57%	12.42%	318	15888	2.00%	-1.99	-2.21
Oct-04	90	5581	1.61%	12.60%	296	15921	1.86%	-1.17	-1.71
Nov-04	96	5658	1.70%	12.91%	283	15863	1.78%	-0.43	-1.26
Dec-04	88	5717	1.54%	12.31%	265	15877	1.67%	-0.66	-1.4
Jan-05	96	5735	1.67%	12.83%	279	15866	1.76%	-0.42	-1.25

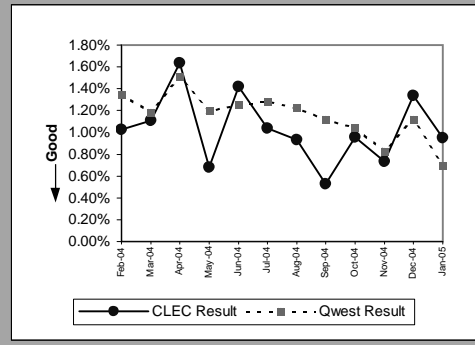


Unbundled Loop - XDSL (Parity)									
Date	Numerator	Denominator	CLEC Result	Standard Dev	Qwest Num	Qwest Denom	Qwest Result	Mod Z Scr	Parity Scr
Feb-04	4	155	2.58%	15.86%					N/A
Mar-04	1	157	0.64%	7.96%					N/A
Apr-04	0	157	0.00%	0.00%					N/A
May-04	2	166	1.20%	10.91%					N/A
Jun-04	0	169	0.00%	0.00%					N/A
Jul-04	5	167	2.99%	17.04%					N/A
Aug-04	3	165	1.82%	13.36%					N/A
Sep-04	3	165	1.82%	13.36%	4	92	4.35%	-0.95	-1.58
Oct-04	3	167	1.80%	13.28%	2	88	2.27%	-0.24	-1.15
Nov-04	1	165	0.61%	7.76%	4	86	4.65%	-1.44	-1.88
Dec-04	4	165	2.42%	15.38%	5	85	5.88%	-1.1	-1.67
Jan-05	7	173	4.05%	19.70%	3	82	3.66%	0.06	-0.97

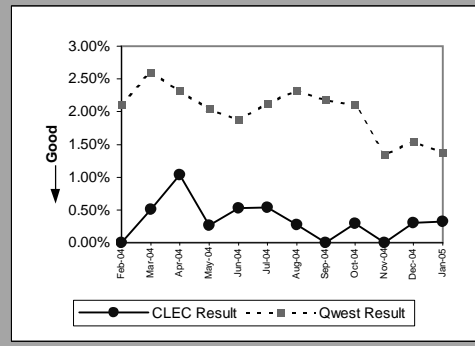


MR-8 - Trouble Rate (Percent)

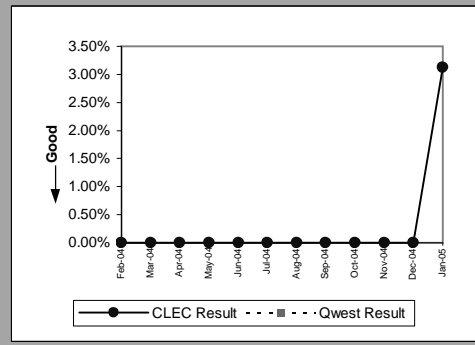
Unbundled Loop ISDN Capable (Parity)									
Date	Numerator	Denominator	CLEC Result	Standard Dev	Qwest Num	Qwest Denom	Qwest Result	Mod Z Scr	Parity Scr
Feb-04	30	2929	1.02%	10.07%	133	9846	1.35%	-1.34	-1.82
Mar-04	32	2886	1.11%	10.47%	116	9816	1.18%	-0.32	-1.19
Apr-04	46	2817	1.63%	12.67%	148	9824	1.51%	0.49	-0.7
May-04	19	2795	0.68%	8.22%	116	9712	1.19%	-2.21	-2.34
Jun-04	39	2744	1.42%	11.84%	121	9632	1.26%	0.68	-0.58
Jul-04	28	2697	1.04%	10.14%	123	9571	1.29%	-1.01	-1.61
Aug-04	25	2682	0.93%	9.61%	116	9460	1.23%	-1.22	-1.74
Sep-04	14	2659	0.53%	7.24%	104	9297	1.12%	-2.56	-2.56
Oct-04	25	2620	0.95%	9.72%	96	9198	1.04%	-0.4	-1.24
Nov-04	19	2583	0.74%	8.55%	73	8850	0.82%	-0.44	-1.27
Dec-04	34	2546	1.34%	11.48%	98	8763	1.12%	0.92	-0.44
Jan-05	24	2523	0.95%	9.71%	60	8619	0.70%	1.36	-0.18



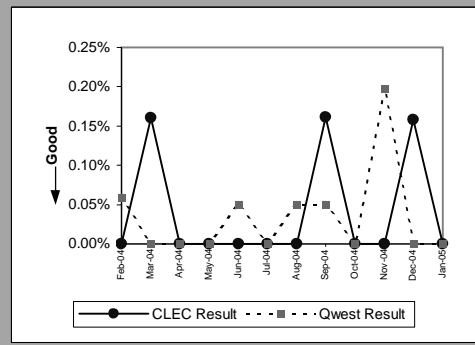
Unbundled Loop - ADSL Qualified (Parity)									
Date	Numerator	Denominator	CLEC Result	Standard Dev	Qwest Num	Qwest Denom	Qwest Result	Mod Z Scr	Parity Scr
Feb-04	0	401	0.00%	0.00%	2756	130406	2.11%	-2.94	-2.79
Mar-04	2	393	0.51%	7.12%	3529	135863	2.60%	-2.6	-2.58
Apr-04	4	387	1.03%	10.11%	3299	142547	2.31%	-1.67	-2.02
May-04	1	383	0.26%	5.10%	3001	147081	2.04%	-2.46	-2.5
Jun-04	2	380	0.53%	7.24%	2855	152160	1.88%	-1.94	-2.18
Jul-04	2	369	0.54%	7.34%	3295	155231	2.12%	-2.1	-2.28
Aug-04	1	362	0.28%	5.25%	3670	158014	2.32%	-2.58	-2.57
Sep-04	0	355	0.00%	0.00%	3503	160818	2.18%	-2.81	-2.71
Oct-04	1	344	0.29%	5.38%	3492	165080	2.12%	-2.35	-2.43
Nov-04	0	338	0.00%	0.00%	2257	168218	1.34%	-2.14	-2.3
Dec-04	1	326	0.31%	5.53%	2651	171424	1.55%	-1.81	-2.1
Jan-05	1	314	0.32%	5.63%	2419	175633	1.38%	-1.61	-1.98



Dark Fiber - Loop (Diagnostic)									
Date	Numerator	Denominator	CLEC Result	Standard Dev	Qwest Num	Qwest Denom	Qwest Result	Mod Z Scr	Parity Scr
Feb-04	0	22	0.00%	0.00%					N/A
Mar-04	0	22	0.00%	0.00%					N/A
Apr-04	0	23	0.00%	0.00%					N/A
May-04	0	22	0.00%	0.00%					N/A
Jun-04	0	23	0.00%	0.00%					N/A
Jul-04	0	25	0.00%	0.00%					N/A
Aug-04	0	27	0.00%	0.00%					N/A
Sep-04	0	28	0.00%	0.00%					N/A
Oct-04	0	28	0.00%	0.00%					N/A
Nov-04	0	33	0.00%	0.00%					N/A
Dec-04	0	32	0.00%	0.00%					N/A
Jan-05	1	32	3.13%	17.40%					N/A

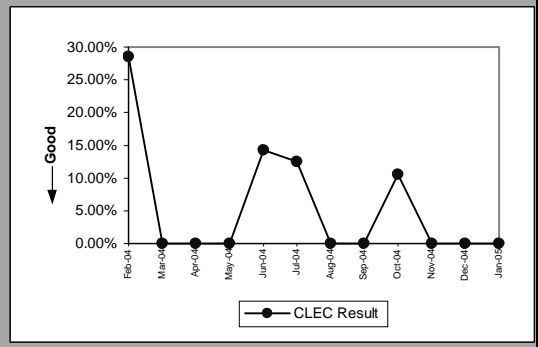


E911 (Parity)									
Date	Numerator	Denominator	CLEC Result	Standard Dev	Qwest Num	Qwest Denom	Qwest Result	Mod Z Scr	Parity Scr
Feb-04	0	623	0.00%	0.00%	1	1675	0.06%	-0.52	-1.32
Mar-04	1	624	0.16%	4.00%	0	1683	0.00%	N/A	N/A
Apr-04	0	631	0.00%	0.00%	0	1678	0.00%	N/A	N/A
May-04	0	615	0.00%	0.00%	0	1680	0.00%	N/A	N/A
Jun-04	0	622	0.00%	0.00%	1	1990	0.05%	-0.49	-1.3
Jul-04	0	608	0.00%	0.00%	0	1986	0.00%	N/A	N/A
Aug-04	0	614	0.00%	0.00%	1	1993	0.05%	-0.49	-1.3
Sep-04	1	620	0.16%	4.01%	1	1998	0.05%	1.08	-0.34
Oct-04	0	630	0.00%	0.00%	0	2026	0.00%	N/A	N/A
Nov-04	0	634	0.00%	0.00%	4	2031	0.20%	-0.98	-1.59
Dec-04	1	634	0.16%	3.97%	0	2031	0.00%	N/A	N/A
Jan-05	0	634	0.00%	0.00%	0	1968	0.00%	N/A	N/A

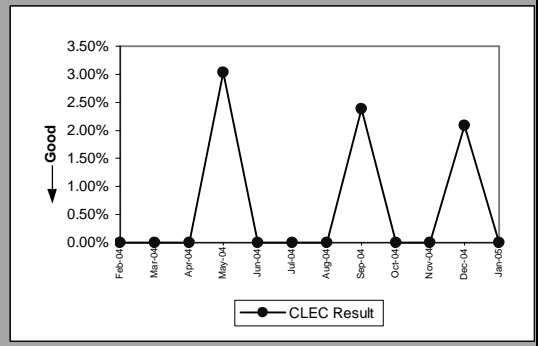


MR-8 - Trouble Rate (Percent)

Enhanced Extended Loops - DS0 Capable (Diagnostic)					
Date	Numerator	Denominator	CLEC Result	Standard Dev	
Feb-04	2	7	28.57%	45.18%	
Mar-04	0	7	0.00%	0.00%	
Apr-04	0	7	0.00%	0.00%	
May-04	0	7	0.00%	0.00%	
Jun-04	1	7	14.29%	34.99%	
Jul-04	1	8	12.50%	33.07%	
Aug-04	0	11	0.00%	0.00%	
Sep-04	0	11	0.00%	0.00%	
Oct-04	2	19	10.53%	30.69%	
Nov-04	0	19	0.00%	0.00%	
Dec-04	0	19	0.00%	0.00%	
Jan-05	0	19	0.00%	0.00%	

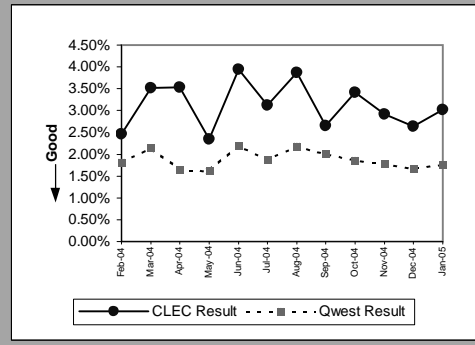


Enhanced Extended Loops - DS3 Capable (Diagnostic)					
Date	Numerator	Denominator	CLEC Result	Standard Dev	
Feb-04	0	29	0.00%	0.00%	
Mar-04	0	30	0.00%	0.00%	
Apr-04	0	31	0.00%	0.00%	
May-04	1	33	3.03%	17.14%	
Jun-04	0	35	0.00%	0.00%	
Jul-04	0	37	0.00%	0.00%	
Aug-04	0	39	0.00%	0.00%	
Sep-04	1	42	2.38%	15.25%	
Oct-04	0	44	0.00%	0.00%	
Nov-04	0	46	0.00%	0.00%	
Dec-04	1	48	2.08%	14.28%	
Jan-05	0	48	0.00%	0.00%	



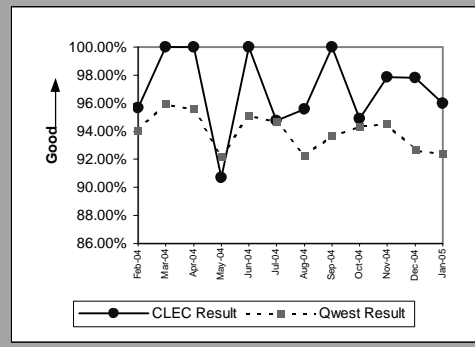
MR-8 - Trouble Rate (Percent)

Enhanced Extended Loops - DS1 Capable (Parity)									
Date	CLEC Num	CLEC Denom	CLEC Result	CLEC Std Dev	Qwest Num	Qwest Denom	Qwest Result	Mod Z Scr	Parity Scr
Feb-04	23	933	2.47%	15.51%	299	16477	1.81%	1.45	-0.12
Mar-04	35	994	3.52%	18.43%	349	16303	2.14%	2.92	0.77
Apr-04	37	1048	3.53%	18.46%	267	16326	1.64%	4.69	1.85
May-04	33	1410	2.34%	15.12%	261	16217	1.61%	2.09	0.27
Jun-04	59	1494	3.95%	19.48%	352	16037	2.19%	4.43	1.69
Jul-04	48	1535	3.13%	17.40%	299	15982	1.87%	3.47	1.11
Aug-04	61	1579	3.86%	19.27%	347	15941	2.18%	4.38	1.66
Sep-04	44	1660	2.65%	16.06%	318	15888	2.00%	1.8	0.09
Oct-04	61	1786	3.42%	18.16%	296	15921	1.86%	4.62	1.81
Nov-04	54	1853	2.91%	16.82%	283	15863	1.78%	3.48	1.11
Dec-04	51	1937	2.63%	16.01%	265	15877	1.67%	3.13	0.9
Jan-05	61	2018	3.02%	17.12%	279	15866	1.76%	4.07	1.47

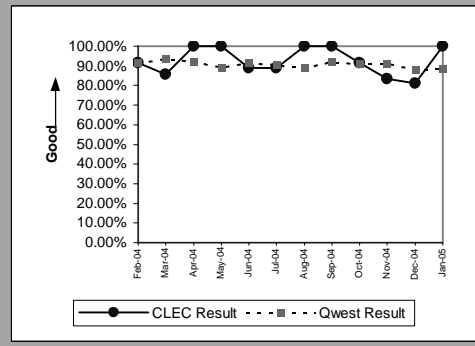


MR-9A - Repair Appointments Met (Percent) - Dispatches within MSAs

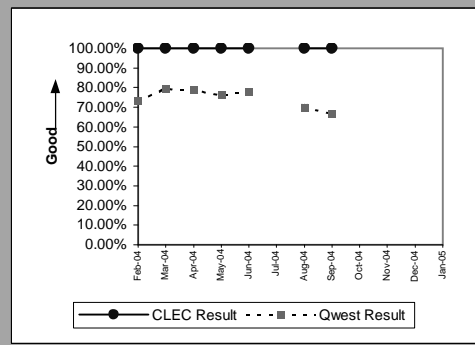
Residence (Parity)									
Date	CLEC Num	CLEC Denom	CLEC Result	CLEC Std Dev	Qwest Num	Qwest Denom	Qwest Result	Mod Z Scr	Parity Scr
Feb-04	44	46	95.65%	20.39%	10242	10885	94.09%	-0.45	-1.27
Mar-04	41	41	100.00%	0.00%	10840	11296	95.96%	-1.31	-1.8
Apr-04	39	39	100.00%	0.00%	9894	10351	95.59%	-1.34	-1.81
May-04	39	43	90.70%	29.05%	11295	12258	92.14%	0.4	-0.76
Jun-04	38	38	100.00%	0.00%	11254	11832	95.11%	-1.39	-1.85
Jul-04	36	38	94.74%	22.33%	10254	10826	94.72%	-0.01	-1
Aug-04	43	45	95.56%	20.61%	12819	13893	92.27%	-0.82	-1.5
Sep-04	40	40	100.00%	0.00%	10607	11326	93.65%	-1.64	-2
Oct-04	56	59	94.92%	21.97%	10364	10985	94.35%	-0.19	-1.11
Nov-04	46	47	97.87%	14.43%	9611	10167	94.53%	-1.01	-1.61
Dec-04	45	46	97.83%	14.58%	10496	11330	92.64%	-1.34	-1.82
Jan-05	48	50	96.00%	19.60%	10798	11686	92.40%	-0.96	-1.58



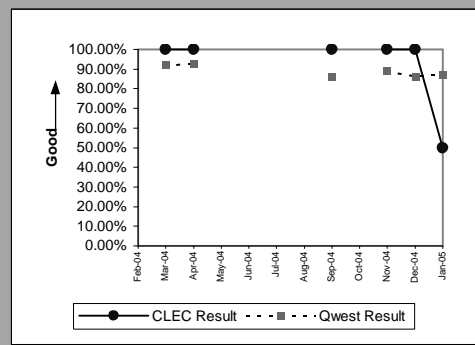
Business (Parity)									
Date	CLEC Num	CLEC Denom	CLEC Result	CLEC Std Dev	Qwest Num	Qwest Denom	Qwest Result	Mod Z Scr	Parity Scr
Feb-04	32	35	91.43%	27.99%	1017	1113	91.37%	-0.01	-1.01
Mar-04	6	7	85.71%	34.99%	1187	1270	93.46%	0.75	-0.55
Apr-04	7	7	100.00%	0.00%	1070	1159	92.32%	-0.76	-1.46
May-04	14	14	100.00%	0.00%	1106	1237	89.41%	-1.28	-1.78
Jun-04	16	18	88.89%	31.43%	1241	1355	91.59%	0.45	-0.72
Jul-04	8	9	88.89%	31.43%	1063	1173	90.62%	0.24	-0.85
Aug-04	11	11	100.00%	0.00%	1254	1412	88.81%	-1.17	-1.71
Sep-04	4	4	100.00%	0.00%	1166	1267	92.03%	-0.59	-1.36
Oct-04	11	12	91.67%	27.64%	1175	1294	90.80%	-0.1	-1.06
Nov-04	10	12	83.33%	37.27%	1047	1146	91.36%	0.92	-0.44
Dec-04	17	21	80.95%	39.27%	1118	1267	88.24%	0.99	-0.4
Jan-05	6	6	100.00%	0.00%	1219	1375	88.65%	-0.87	-1.53



Centrex (Parity)									
Date	CLEC Num	CLEC Denom	CLEC Result	CLEC Std Dev	Qwest Num	Qwest Denom	Qwest Result	Mod Z Scr	Parity Scr
Feb-04	1	1	100.00%	0.00%	69	94	73.40%	-0.6	-1.36
Mar-04	2	2	100.00%	0.00%	70	88	79.55%	-0.71	-1.43
Apr-04	1	1	100.00%	0.00%	67	85	78.82%	-0.52	-1.31
May-04	1	1	100.00%	0.00%	45	59	76.27%	-0.55	-1.34
Jun-04	1	1	100.00%	0.00%	63	81	77.78%	-0.53	-1.32
Jul-04									
Aug-04	1	1	100.00%	0.00%	49	70	70.00%	-0.65	-1.4
Sep-04	1	1	100.00%	0.00%	50	75	66.67%	-0.7	-1.43
Oct-04									
Nov-04									
Dec-04									
Jan-05									

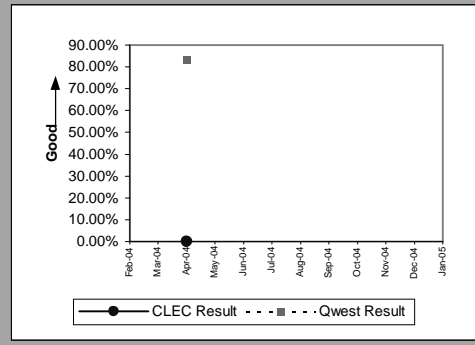


Centrex 21 (Parity)									
Date	CLEC Num	CLEC Denom	CLEC Result	CLEC Std Dev	Qwest Num	Qwest Denom	Qwest Result	Mod Z Scr	Parity Scr
Feb-04									
Mar-04	1	1	100.00%	0.00%	144	156	92.31%	-0.29	-1.17
Apr-04	1	1	100.00%	0.00%	100	108	92.59%	-0.28	-1.17
May-04									
Jun-04									
Jul-04									
Aug-04									
Sep-04	2	2	100.00%	0.00%	98	114	85.96%	-0.57	-1.34
Oct-04									
Nov-04	1	1	100.00%	0.00%	125	140	89.29%	-0.35	-1.21
Dec-04	3	3	100.00%	0.00%	83	96	86.46%	-0.68	-1.41
Jan-05	1	2	50.00%	50.00%	109	125	87.20%	1.12	-0.32

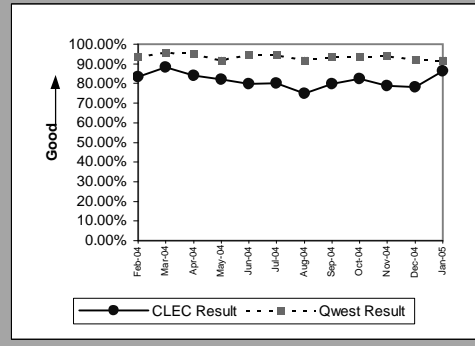


MR-9A - Repair Appointments Met (Percent) - Dispatches within MSAs

PBX (Parity)									
Date	CLEC Num	CLEC Denom	CLEC Result	CLEC Std Dev	Qwest Num	Qwest Denom	Qwest Result	Mod Z Scr	Parity Scr
Feb-04									
Mar-04									
Apr-04	0	1	0.00%	0.00%	10	12	83.33%	1.26	-0.24
May-04									
Jun-04									
Jul-04									
Aug-04									
Sep-04									
Oct-04									
Nov-04									
Dec-04									
Jan-05									

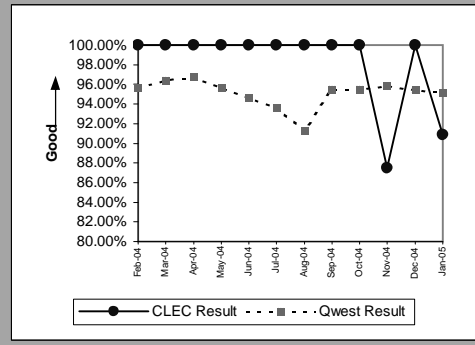


UNE - P (POTS) (Parity)									
Date	CLEC Num	CLEC Denom	CLEC Result	CLEC Std Dev	Qwest Num	Qwest Denom	Qwest Result	Mod Z Scr	Parity Scr
Feb-04	381	457	83.37%	37.24%	11259	11998	93.84%	7.58	3.61
Mar-04	475	539	88.13%	32.35%	12027	12566	95.71%	8.51	4.17
Apr-04	479	569	84.18%	36.49%	10964	11510	95.26%	12.13	6.37
May-04	585	714	81.93%	38.47%	12401	13495	91.89%	9.5	4.78
Jun-04	603	756	79.76%	40.18%	12495	13187	94.75%	17.98	9.93
Jul-04	588	733	80.22%	39.84%	11317	11999	94.32%	16	8.73
Aug-04	411	548	75.00%	43.30%	14073	15305	91.95%	14.33	7.71
Sep-04	415	520	79.81%	40.14%	11773	12593	93.49%	12.39	6.53
Oct-04	428	520	82.31%	38.16%	11539	12279	93.97%	10.95	5.66
Nov-04	377	478	78.87%	40.82%	10658	11313	94.21%	7.94	3.83
Dec-04	420	538	78.07%	41.38%	11614	12597	92.20%	11.97	6.27
Jan-05	38	44	86.36%	34.32%	12017	13061	92.01%	1.3	-0.21

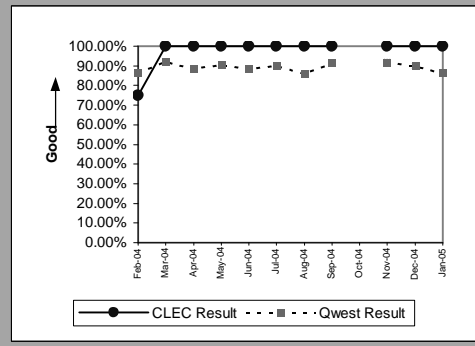


MR-9B - Repair Appointments Met (Percent) - Dispatches outside MSAs

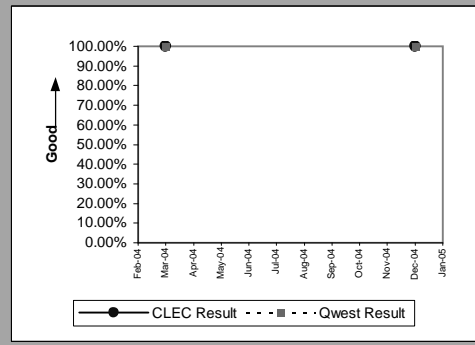
Residence (Parity)									
Date	CLEC Num	CLEC Denom	CLEC Result	CLEC Std Dev	Qwest Num	Qwest Denom	Qwest Result	Mod Z Scr	Parity Scr
Feb-04	14	14	100.00%	0.00%	2495	2608	95.67%	-0.79	-1.48
Mar-04	6	6	100.00%	0.00%	2567	2663	96.40%	-0.47	-1.29
Apr-04	5	5	100.00%	0.00%	2318	2396	96.74%	-0.41	-1.25
May-04	9	9	100.00%	0.00%	2543	2659	95.64%	-0.64	-1.39
Jun-04	5	5	100.00%	0.00%	2686	2837	94.68%	-0.53	-1.32
Jul-04	4	4	100.00%	0.00%	2459	2626	93.64%	-0.52	-1.32
Aug-04	6	6	100.00%	0.00%	3075	3369	91.27%	-0.76	-1.46
Sep-04	4	4	100.00%	0.00%	2498	2616	95.49%	-0.43	-1.26
Oct-04	6	6	100.00%	0.00%	2599	2721	95.52%	-0.53	-1.32
Nov-04	7	8	87.50%	33.07%	2377	2480	95.85%	0.97	-0.41
Dec-04	10	10	100.00%	0.00%	2561	2684	95.42%	-0.69	-1.42
Jan-05	10	11	90.91%	28.75%	2558	2687	95.20%	0.64	-0.61



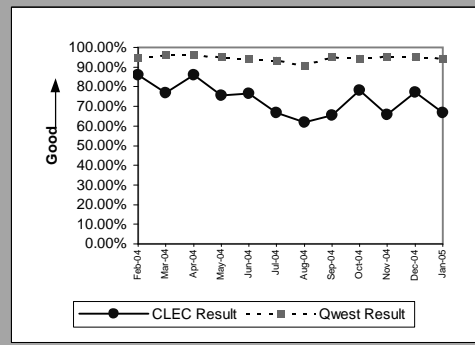
Business (Parity)									
Date	CLEC Num	CLEC Denom	CLEC Result	CLEC Std Dev	Qwest Num	Qwest Denom	Qwest Result	Mod Z Scr	Parity Scr
Feb-04	3	4	75.00%	43.30%	244	283	86.22%	0.59	-0.64
Mar-04	1	1	100.00%	0.00%	259	281	92.17%	-0.29	-1.18
Apr-04	2	2	100.00%	0.00%	230	260	88.46%	-0.51	-1.31
May-04	3	3	100.00%	0.00%	239	264	90.53%	-0.56	-1.34
Jun-04	1	1	100.00%	0.00%	284	321	88.47%	-0.36	-1.22
Jul-04	3	3	100.00%	0.00%	234	259	90.35%	-0.56	-1.34
Aug-04	1	1	100.00%	0.00%	310	360	86.11%	-0.4	-1.24
Sep-04	2	2	100.00%	0.00%	269	294	91.50%	-0.43	-1.26
Oct-04									
Nov-04	4	4	100.00%	0.00%	265	288	92.01%	-0.59	-1.36
Dec-04	1	1	100.00%	0.00%	212	236	89.83%	-0.34	-1.2
Jan-05	5	5	100.00%	0.00%	246	285	86.32%	-0.88	-1.54



PBX (Parity)									
Date	CLEC Num	CLEC Denom	CLEC Result	CLEC Std Dev	Qwest Num	Qwest Denom	Qwest Result	Mod Z Scr	Parity Scr
Feb-04									
Mar-04	1	1	100.00%	0.00%	10	10	100.00%	N/A	N/A
Apr-04									
May-04									
Jun-04									
Jul-04									
Aug-04									
Sep-04									
Oct-04									
Nov-04									
Dec-04	1	1	100.00%	0.00%	1	1	100.00%	N/A	N/A
Jan-05									

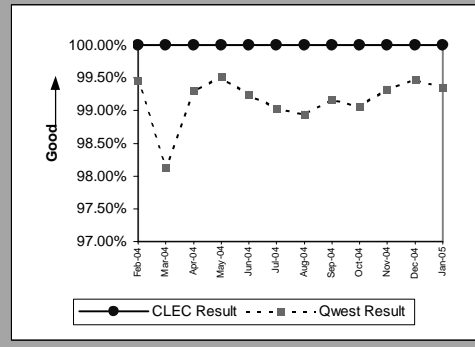


UNE - P (POTS) (Parity)									
Date	CLEC Num	CLEC Denom	CLEC Result	CLEC Std Dev	Qwest Num	Qwest Denom	Qwest Result	Mod Z Scr	Parity Scr
Feb-04	87	101	86.14%	34.55%	2739	2891	94.74%	3.2	0.94
Mar-04	77	100	77.00%	42.08%	2826	2944	95.99%	6.55	2.98
Apr-04	105	122	86.07%	34.63%	2548	2656	95.93%	4.22	1.56
May-04	106	140	75.71%	42.88%	2782	2923	95.18%	7.44	3.53
Jun-04	127	166	76.51%	42.40%	2970	3158	94.05%	7.04	3.28
Jul-04	121	181	66.85%	47.07%	2693	2885	93.34%	7.94	3.83
Aug-04	102	165	61.82%	48.58%	3385	3729	90.78%	7.94	3.83
Sep-04	78	119	65.55%	47.52%	2767	2910	95.09%	7.94	3.83
Oct-04	96	123	78.05%	41.39%	2834	2995	94.62%	6.01	2.66
Nov-04	73	111	65.77%	47.45%	2642	2768	95.45%	7.94	3.83
Dec-04	81	105	77.14%	41.99%	2773	2920	94.97%	6.03	2.66
Jan-05	10	15	66.67%	47.14%	2804	2972	94.35%	3.27	0.99

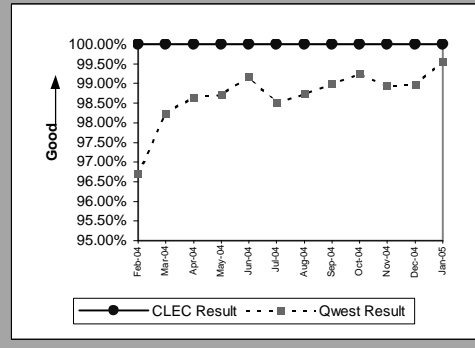


MR-9C - Repair Appointments Met (Percent) - No dispatches

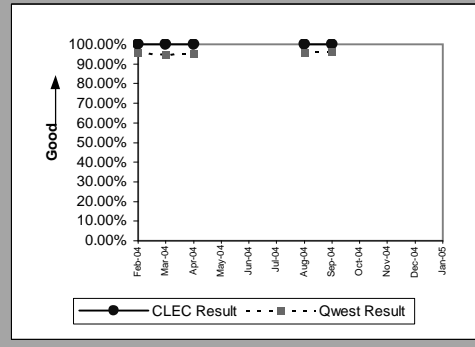
Residence (Parity)									
Date	CLEC Num	CLEC Denom	CLEC Result	CLEC Std Dev	Qwest Num	Qwest Denom	Qwest Result	Mod Z Scr	Parity Scr
Feb-04	16	16	100.00%	0.00%	3132	3149	99.46%	-0.29	-1.18
Mar-04	9	9	100.00%	0.00%	3607	3676	98.12%	-0.41	-1.25
Apr-04	8	8	100.00%	0.00%	2694	2713	99.30%	-0.24	-1.14
May-04	8	8	100.00%	0.00%	2858	2872	99.51%	-0.2	-1.12
Jun-04	9	9	100.00%	0.00%	3294	3319	99.25%	-0.26	-1.16
Jul-04	5	5	100.00%	0.00%	3070	3100	99.03%	-0.22	-1.13
Aug-04	10	10	100.00%	0.00%	3480	3517	98.95%	-0.33	-1.2
Sep-04	10	10	100.00%	0.00%	3581	3611	99.17%	-0.29	-1.18
Oct-04	6	6	100.00%	0.00%	3061	3090	99.06%	-0.24	-1.14
Nov-04	10	10	100.00%	0.00%	2668	2686	99.33%	-0.26	-1.16
Dec-04	5	5	100.00%	0.00%	2465	2478	99.48%	-0.16	-1.1
Jan-05	5	5	100.00%	0.00%	2171	2185	99.36%	-0.18	-1.11



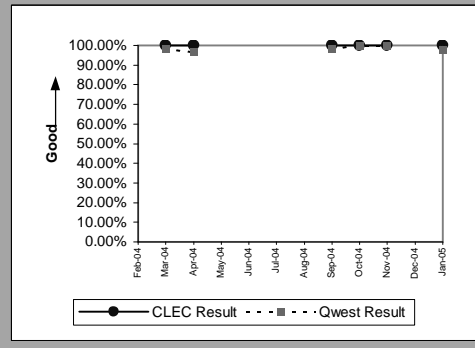
Business (Parity)									
Date	CLEC Num	CLEC Denom	CLEC Result	CLEC Std Dev	Qwest Num	Qwest Denom	Qwest Result	Mod Z Scr	Parity Scr
Feb-04	14	14	100.00%	0.00%	555	574	96.69%	-0.68	-1.42
Mar-04	5	5	100.00%	0.00%	557	567	98.24%	-0.3	-1.18
Apr-04	6	6	100.00%	0.00%	511	518	98.65%	-0.29	-1.17
May-04	6	6	100.00%	0.00%	537	544	98.71%	-0.28	-1.17
Jun-04	5	5	100.00%	0.00%	594	599	99.17%	-0.2	-1.12
Jul-04	6	6	100.00%	0.00%	526	534	98.50%	-0.3	-1.18
Aug-04	6	6	100.00%	0.00%	625	633	98.74%	-0.28	-1.17
Sep-04	1	1	100.00%	0.00%	593	599	99.00%	-0.1	-1.06
Oct-04	2	2	100.00%	0.00%	531	535	99.25%	-0.12	-1.07
Nov-04	4	4	100.00%	0.00%	469	474	98.95%	-0.21	-1.13
Dec-04	5	5	100.00%	0.00%	472	477	98.95%	-0.23	-1.14
Jan-05	5	5	100.00%	0.00%	459	461	99.57%	-0.15	-1.09



Centrex (Parity)									
Date	CLEC Num	CLEC Denom	CLEC Result	CLEC Std Dev	Qwest Num	Qwest Denom	Qwest Result	Mod Z Scr	Parity Scr
Feb-04	1	1	100.00%	0.00%	45	47	95.74%	-0.21	-1.13
Mar-04	2	2	100.00%	0.00%	37	39	94.87%	-0.32	-1.19
Apr-04	1	1	100.00%	0.00%	21	22	95.45%	-0.21	-1.13
May-04									
Jun-04									
Jul-04									
Aug-04	1	1	100.00%	0.00%	45	47	95.74%	-0.21	-1.13
Sep-04	1	1	100.00%	0.00%	27	28	96.43%	-0.19	-1.11
Oct-04									
Nov-04									
Dec-04									
Jan-05									

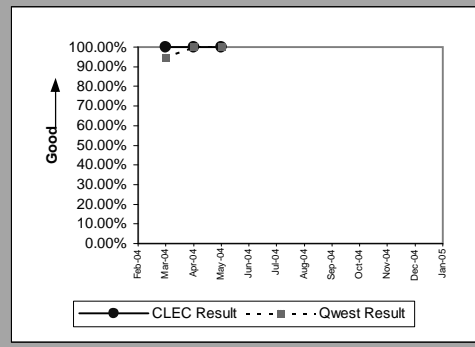


Centrex 21 (Parity)									
Date	CLEC Num	CLEC Denom	CLEC Result	CLEC Std Dev	Qwest Num	Qwest Denom	Qwest Result	Mod Z Scr	Parity Scr
Feb-04									
Mar-04	1	1	100.00%	0.00%	66	67	98.51%	-0.12	-1.07
Apr-04	1	1	100.00%	0.00%	59	61	96.72%	-0.18	-1.11
May-04									
Jun-04									
Jul-04									
Aug-04									
Sep-04	1	1	100.00%	0.00%	61	62	98.39%	-0.13	-1.08
Oct-04	3	3	100.00%	0.00%	54	54	100.00%	N/A	N/A
Nov-04	1	1	100.00%	0.00%	59	59	100.00%	N/A	N/A
Dec-04									
Jan-05	1	1	100.00%	0.00%	50	51	98.04%	-0.14	-1.09

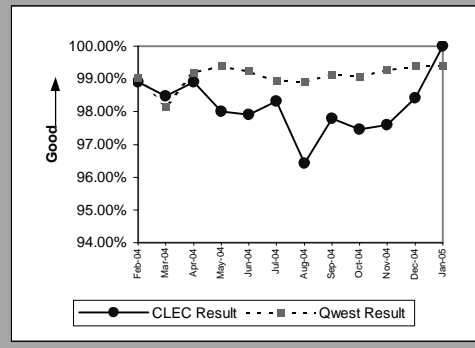


MR-9C - Repair Appointments Met (Percent) - No dispatches

PBX (Parity)									
Date	CLEC Num	CLEC Denom	CLEC Result	CLEC Std Dev	Qwest Num	Qwest Denom	Qwest Result	Mod Z Scr	Parity Scr
Feb-04									
Mar-04	2	2	100.00%	0.00%	18	19	94.74%	-0.32	-1.19
Apr-04	1	1	100.00%	0.00%	5	5	100.00%	N/A	N/A
May-04	2	2	100.00%	0.00%	7	7	100.00%	N/A	N/A
Jun-04									
Jul-04									
Aug-04									
Sep-04									
Oct-04									
Nov-04									
Dec-04									
Jan-05									

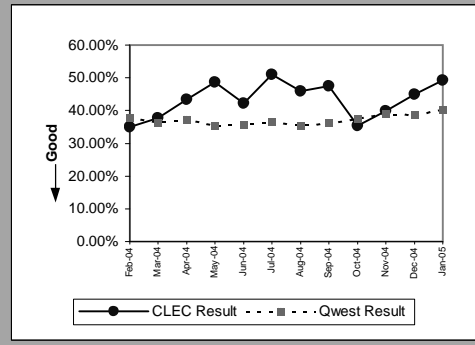


UNE - P (POTS) (Parity)									
Date	CLEC Num	CLEC Denom	CLEC Result	CLEC Std Dev	Qwest Num	Qwest Denom	Qwest Result	Mod Z Scr	Parity Scr
Feb-04	181	183	98.91%	10.40%	3687	3723	99.03%	0.24	-0.86
Mar-04	193	196	98.47%	12.28%	4164	4243	98.14%	-0.34	-1.2
Apr-04	182	184	98.91%	10.37%	3205	3231	99.20%	0.46	-0.72
May-04	246	251	98.01%	13.97%	3395	3416	99.39%	2.12	0.29
Jun-04	235	240	97.92%	14.28%	3888	3918	99.23%	1.89	0.15
Jul-04	233	237	98.31%	12.88%	3596	3634	98.95%	0.92	-0.44
Aug-04	216	224	96.43%	18.56%	4105	4150	98.92%	2.75	0.67
Sep-04	177	181	97.79%	14.70%	4174	4210	99.14%	1.66	0.01
Oct-04	154	158	97.47%	15.71%	3592	3625	99.09%	1.76	0.07
Nov-04	122	125	97.60%	15.30%	3137	3160	99.27%	1.74	0.06
Dec-04	125	127	98.43%	12.45%	2937	2955	99.39%	1.18	-0.28
Jan-05	18	18	100.00%	0.00%	2630	2646	99.40%	-0.33	-1.2

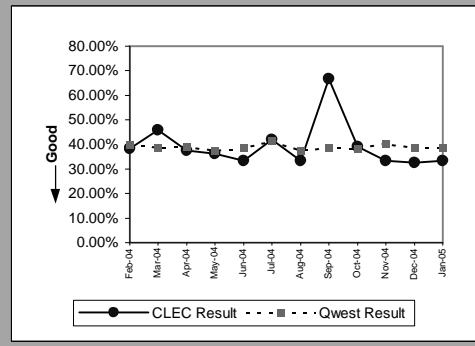


MR-10 - Customer-Related Trouble Reports (Percent)

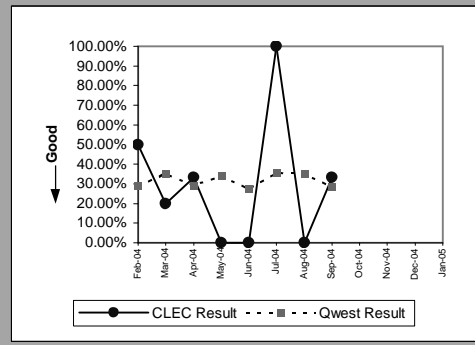
Residence (Diagnostic)									
Date	CLEC Num	CLEC Denom	CLEC Result	CLEC Std Dev	Qwest Num	Qwest Denom	Qwest Result	Mod Z Scr	Parity Scr
Feb-04	41	117	35.04%	47.71%	10173	26815	37.94%	-0.64	-1.39
Mar-04	34	90	37.78%	48.48%	10051	27686	36.30%	0.3	-0.82
Apr-04	40	92	43.48%	49.57%	9224	24684	37.37%	1.2	-0.27
May-04	57	117	48.72%	49.98%	9741	27530	35.38%	2.95	0.79
Jun-04	38	90	42.22%	49.39%	10056	28044	35.86%	1.25	-0.24
Jul-04	49	96	51.04%	49.99%	9540	26092	36.56%	2.88	0.75
Aug-04	52	113	46.02%	49.84%	11333	32112	35.29%	2.34	0.42
Sep-04	49	103	47.57%	49.94%	9945	27498	36.17%	2.37	0.44
Oct-04	39	110	35.45%	47.84%	10115	26911	37.59%	-0.46	-1.28
Nov-04	43	108	39.81%	48.95%	9855	25188	39.13%	0.15	-0.91
Dec-04	50	111	45.05%	49.75%	10423	26915	38.73%	1.36	-0.18
Jan-05	64	130	49.23%	49.99%	11191	27749	40.33%	2.05	0.24



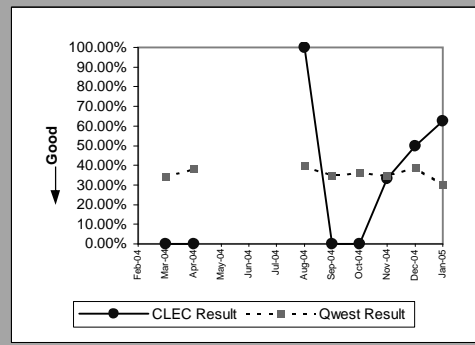
Business (Diagnostic)									
Date	CLEC Num	CLEC Denom	CLEC Result	CLEC Std Dev	Qwest Num	Qwest Denom	Qwest Result	Mod Z Scr	Parity Scr
Feb-04	33	86	38.37%	48.63%	1304	3274	39.83%	-0.27	-1.17
Mar-04	11	24	45.83%	49.83%	1349	3467	38.91%	0.69	-0.58
Apr-04	9	24	37.50%	48.41%	1247	3184	39.16%	-0.17	-1.1
May-04	13	36	36.11%	48.03%	1222	3267	37.40%	-0.16	-1.1
Jun-04	12	36	33.33%	47.14%	1436	3711	38.70%	-0.66	-1.4
Jul-04	13	31	41.94%	49.35%	1390	3356	41.42%	0.06	-0.96
Aug-04	9	27	33.33%	47.14%	1442	3847	37.48%	-0.44	-1.27
Sep-04	14	21	66.67%	47.14%	1350	3510	38.46%	2.57	0.56
Oct-04	9	23	39.13%	48.80%	1302	3405	38.24%	0.1	-0.94
Nov-04	10	30	33.33%	47.14%	1293	3201	40.39%	-0.78	-1.48
Dec-04	13	40	32.50%	46.84%	1248	3228	38.66%	-0.8	-1.48
Jan-05	8	24	33.33%	47.14%	1335	3456	38.63%	-0.53	-1.32



Centrex (Diagnostic)									
Date	CLEC Num	CLEC Denom	CLEC Result	CLEC Std Dev	Qwest Num	Qwest Denom	Qwest Result	Mod Z Scr	Parity Scr
Feb-04	2	4	50.00%	50.00%	71	245	28.98%	0.83	-0.5
Mar-04	1	5	20.00%	40.00%	77	218	35.32%	-0.71	-1.43
Apr-04	2	6	33.33%	47.14%	55	187	29.41%	0.21	-0.87
May-04	0	1	0.00%	0.00%	63	184	34.24%	-0.72	-1.44
Jun-04	0	1	0.00%	0.00%	53	194	27.32%	-0.61	-1.37
Jul-04	1	1	100.00%	0.00%	72	201	35.82%	0.92	-0.44
Aug-04	0	2	0.00%	0.00%	75	214	35.05%	-1.03	-1.63
Sep-04	1	3	33.33%	47.14%	51	178	28.65%	0.17	-0.9
Oct-04									
Nov-04									
Dec-04									
Jan-05									

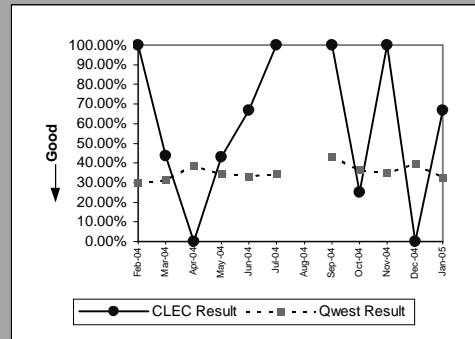


Centrex 21 (Diagnostic)									
Date	CLEC Num	CLEC Denom	CLEC Result	CLEC Std Dev	Qwest Num	Qwest Denom	Qwest Result	Mod Z Scr	Parity Scr
Feb-04									
Mar-04	0	2	0.00%	0.00%	123	361	34.07%	-1.01	-1.62
Apr-04	0	2	0.00%	0.00%	111	291	38.14%	-1.11	-1.67
May-04									
Jun-04									
Jul-04									
Aug-04	1	1	100.00%	0.00%	131	329	39.82%	0.85	-0.49
Sep-04	0	3	0.00%	0.00%	101	291	34.71%	-1.26	-1.76
Oct-04	0	3	0.00%	0.00%	110	303	36.30%	-1.3	-1.79
Nov-04	1	3	33.33%	47.14%	112	322	34.78%	-0.05	-1.03
Dec-04	3	6	50.00%	50.00%	93	240	38.75%	0.53	-0.68
Jan-05	5	8	62.50%	48.41%	83	278	29.86%	1.83	0.11

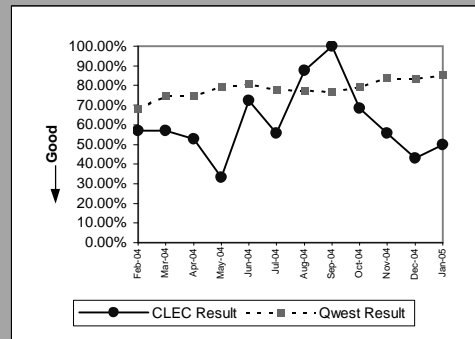


MR-10 - Customer-Related Trouble Reports (Percent)

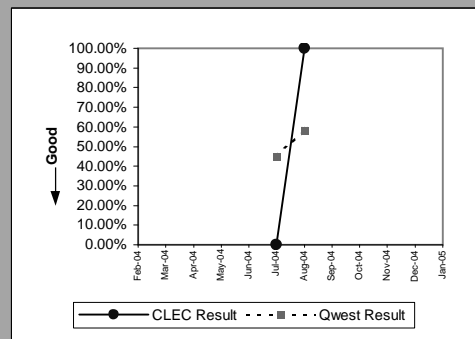
PBX (Diagnostic)									
Date	CLEC Num	CLEC Denom	CLEC Result	CLEC Std Dev	Qwest Num	Qwest Denom	Qwest Result	Mod Z Scr	Parity Scr
Feb-04	2	2	100.00%	0.00%	37	123	30.08%	1.72	0.05
Mar-04	7	16	43.75%	49.61%	52	166	31.33%	0.99	-0.4
Apr-04	0	2	0.00%	0.00%	45	117	38.46%	-1.11	-1.67
May-04	3	7	42.86%	49.49%	39	113	34.51%	0.43	-0.74
Jun-04	2	3	66.67%	47.14%	49	148	33.11%	1.06	-0.36
Jul-04	6	6	100.00%	0.00%	41	119	34.45%	3.17	0.93
Aug-04									
Sep-04	1	1	100.00%	0.00%	49	114	42.98%	0.79	-0.52
Oct-04	1	4	25.00%	43.30%	32	88	36.36%	-0.46	-1.28
Nov-04	1	1	100.00%	0.00%	43	123	34.96%	0.94	-0.43
Dec-04	0	1	0.00%	0.00%	37	93	39.78%	-0.81	-1.49
Jan-05	2	3	66.67%	47.14%	33	101	32.67%	1.07	-0.35



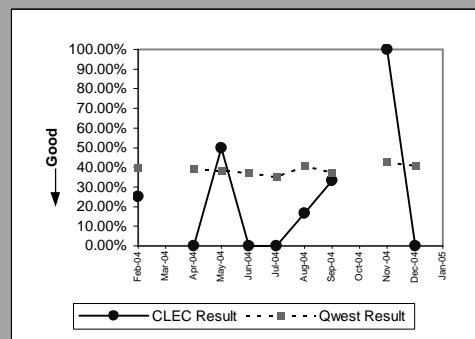
Qwest DSL (Diagnostic)									
Date	CLEC Num	CLEC Denom	CLEC Result	CLEC Std Dev	Qwest Num	Qwest Denom	Qwest Result	Mod Z Scr	Parity Scr
Feb-04	4	7	57.14%	49.49%	5841	8599	67.93%	-0.61	-1.37
Mar-04	4	7	57.14%	49.49%	10432	13965	74.70%	-1.07	-1.65
Apr-04	10	19	52.63%	49.93%	9663	12965	74.53%	-2.19	-2.33
May-04	3	9	33.33%	47.14%	11621	14625	79.46%	-3.42	-3.08
Jun-04	13	18	72.22%	44.79%	12042	14904	80.80%	-0.92	-1.56
Jul-04	5	9	55.56%	49.69%	11701	15001	78.00%	-1.63	-1.99
Aug-04	7	8	87.50%	33.07%	12637	16305	77.50%	0.58	-0.65
Sep-04	3	3	100.00%	0.00%	11638	15137	76.88%	0.75	-0.54
Oct-04	13	19	68.42%	46.48%	13383	16876	79.30%	-1.17	-1.71
Nov-04	10	18	55.56%	49.69%	11967	14224	84.13%	-3.32	-3.02
Dec-04	3	7	42.86%	49.49%	13312	15964	83.39%	-2.88	-2.75
Jan-05	11	22	50.00%	50.00%	14150	16572	85.39%	-4.7	-3.85



ISDN Primary (Diagnostic)									
Date	CLEC Num	CLEC Denom	CLEC Result	CLEC Std Dev	Qwest Num	Qwest Denom	Qwest Result	Mod Z Scr	Parity Scr
Feb-04									
Mar-04									
Apr-04									
May-04									
Jun-04									
Jul-04	0	1	0.00%	0.00%	22	49	44.90%	-0.89	-1.54
Aug-04	2	2	100.00%	0.00%	38	65	58.46%	0.97	-0.41
Sep-04									
Oct-04									
Nov-04									
Dec-04									
Jan-05									

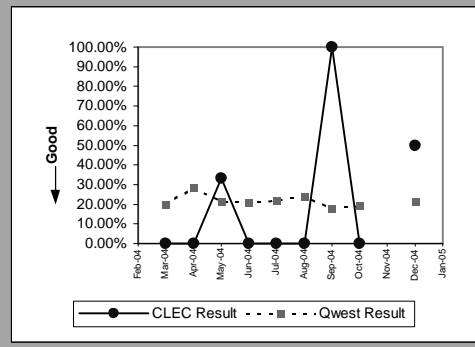


DS0 (Diagnostic)									
Date	CLEC Num	CLEC Denom	CLEC Result	CLEC Std Dev	Qwest Num	Qwest Denom	Qwest Result	Mod Z Scr	Parity Scr
Feb-04	1	4	25.00%	43.30%	180	452	39.82%	-0.6	-1.37
Mar-04									
Apr-04	0	2	0.00%	0.00%	185	475	38.95%	-1.13	-1.69
May-04	1	2	50.00%	50.00%	188	489	38.45%	0.28	-0.83
Jun-04	0	1	0.00%	0.00%	209	564	37.06%	-0.77	-1.47
Jul-04	0	3	0.00%	0.00%	190	542	35.06%	-1.27	-1.77
Aug-04	1	6	16.67%	37.27%	220	540	40.74%	-1.19	-1.73
Sep-04	1	3	33.33%	47.14%	192	511	37.57%	-0.15	-1.09
Oct-04									
Nov-04	2	2	100.00%	0.00%	175	410	42.68%	1.35	-0.18
Dec-04	0	3	0.00%	0.00%	180	439	41.00%	-1.44	-1.87
Jan-05									

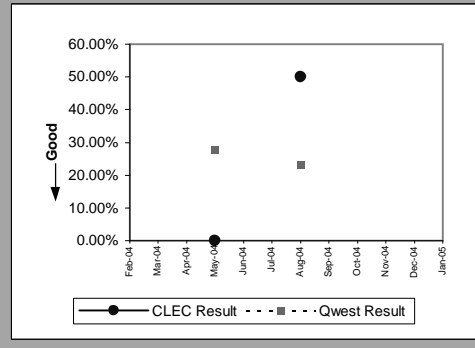


MR-10 - Customer-Related Trouble Reports (Percent)

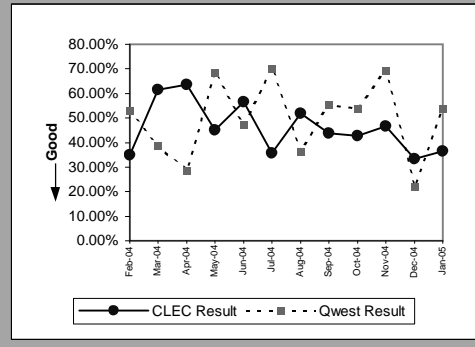
DS1 (Diagnostic)									
Date	CLEC Num	CLEC Denom	CLEC Result	CLEC Std Dev	Qwest Num	Qwest Denom	Qwest Result	Mod Z Scr	Parity Scr
Feb-04									
Mar-04	0	3	0.00%	0.00%	86	435	19.77%	-0.86	-1.52
Apr-04	0	1	0.00%	0.00%	105	372	28.23%	-0.63	-1.38
May-04	1	3	33.33%	47.14%	72	333	21.62%	0.45	-0.73
Jun-04	0	2	0.00%	0.00%	92	444	20.72%	-0.72	-1.44
Jul-04	0	1	0.00%	0.00%	83	382	21.73%	-0.53	-1.32
Aug-04	0	2	0.00%	0.00%	110	457	24.07%	-0.79	-1.48
Sep-04	1	1	100.00%	0.00%	69	387	17.83%	1.35	-0.18
Oct-04	0	1	0.00%	0.00%	71	367	19.35%	-0.49	-1.3
Nov-04									
Dec-04	1	2	50.00%	50.00%	71	336	21.13%	0.79	-0.52
Jan-05									



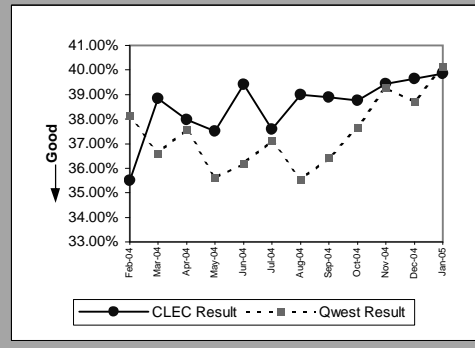
Frame Relay (Diagnostic)									
Date	CLEC Num	CLEC Denom	CLEC Result	CLEC Std Dev	Qwest Num	Qwest Denom	Qwest Result	Mod Z Scr	Parity Scr
Feb-04									
Mar-04									
Apr-04									
May-04	0	2	0.00%	0.00%	30	108	27.78%	-0.87	-1.53
Jun-04									
Jul-04									
Aug-04	1	2	50.00%	50.00%	31	134	23.13%	0.72	-0.56
Sep-04									
Oct-04									
Nov-04									
Dec-04									
Jan-05									



LIS Trunk (Diagnostic)									
Date	CLEC Num	CLEC Denom	CLEC Result	CLEC Std Dev	Qwest Num	Qwest Denom	Qwest Result	Mod Z Scr	Parity Scr
Feb-04	7	20	35.00%	47.70%	9	17	52.94%	-1.09	-1.66
Mar-04	16	26	61.54%	48.65%	5	13	38.46%	1.24	-0.24
Apr-04	14	22	63.64%	48.10%	2	7	28.57%	1.54	-0.07
May-04	9	20	45.00%	49.75%	13	19	68.42%	-1.57	-1.96
Jun-04	17	30	56.67%	49.55%	8	17	47.06%	0.6	-0.64
Jul-04	5	14	35.71%	47.92%	7	10	70.00%	-1.81	-2.1
Aug-04	14	27	51.85%	49.97%	4	11	36.36%	0.81	-0.51
Sep-04	7	16	43.75%	49.61%	10	18	55.56%	-0.69	-1.42
Oct-04	6	14	42.86%	49.49%	7	13	53.85%	-0.57	-1.35
Nov-04	7	15	46.67%	49.89%	9	13	69.23%	-1.29	-1.78
Dec-04	4	12	33.33%	47.14%	2	9	22.22%	0.45	-0.73
Jan-05	8	22	36.36%	48.10%	7	13	53.85%	-1	-1.61

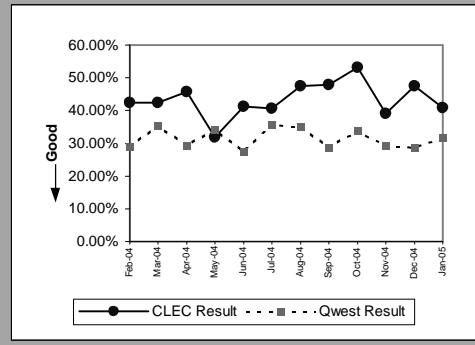


UNE - P (POTS) (Diagnostic)									
Date	CLEC Num	CLEC Denom	CLEC Result	CLEC Std Dev	Qwest Num	Qwest Denom	Qwest Result	Mod Z Scr	Parity Scr
Feb-04	408	1149	35.51%	47.85%	11477	30089	38.14%	-1.8	-2.1
Mar-04	530	1365	38.83%	48.74%	11400	31153	36.59%	1.68	0.02
Apr-04	536	1411	37.99%	48.54%	10471	27868	37.57%	0.31	-0.81
May-04	663	1768	37.50%	48.41%	10963	30797	35.60%	1.62	-0.01
Jun-04	756	1918	39.42%	48.87%	11492	31755	36.19%	2.86	0.74
Jul-04	693	1844	37.58%	48.43%	10930	29448	37.12%	0.4	-0.76
Aug-04	599	1536	39.00%	48.77%	12775	35959	35.53%	2.78	0.69
Sep-04	522	1342	38.90%	48.75%	11295	31008	36.43%	1.84	0.12
Oct-04	507	1308	38.76%	48.72%	11417	30316	37.66%	0.8	-0.51
Nov-04	465	1179	39.44%	48.87%	11148	28389	39.27%	0.12	-0.93
Dec-04	506	1276	39.66%	48.92%	11671	30143	38.72%	0.67	-0.59
Jan-05	51	128	39.84%	48.96%	12526	31205	40.14%	-0.07	-1.04

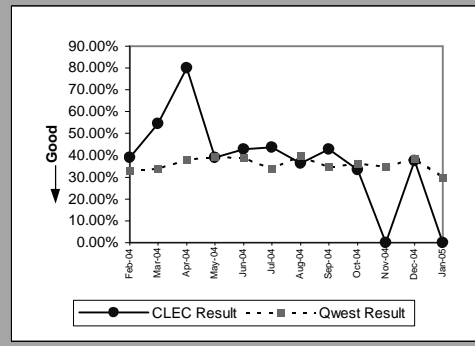


MR-10 - Customer-Related Trouble Reports (Percent)

UNE P (Centrex) (Diagnostic)									
Date	CLEC Num	CLEC Denom	CLEC Result	CLEC Std Dev	Qwest Num	Qwest Denom	Qwest Result	Mod Z Scr	Parity Scr
Feb-04	17	40	42.50%	49.43%	71	245	28.98%	1.68	0.02
Mar-04	14	33	42.42%	49.42%	77	218	35.32%	0.78	-0.52
Apr-04	16	35	45.71%	49.82%	55	187	29.41%	1.85	0.12
May-04	14	44	31.82%	46.58%	63	184	34.24%	-0.3	-1.18
Jun-04	19	46	41.30%	49.24%	53	194	27.32%	1.82	0.1
Jul-04	13	32	40.63%	49.11%	72	201	35.82%	0.52	-0.68
Aug-04	19	40	47.50%	49.94%	75	214	35.05%	1.47	-0.1
Sep-04	22	46	47.83%	49.95%	51	178	28.65%	2.41	0.47
Oct-04	17	32	53.13%	49.90%	60	177	33.90%	2.03	0.23
Nov-04	16	41	39.02%	48.78%	44	150	29.33%	1.17	-0.29
Dec-04	19	40	47.50%	49.94%	60	209	28.71%	2.27	0.38
Jan-05	9	22	40.91%	49.17%	66	209	31.58%	0.87	-0.47

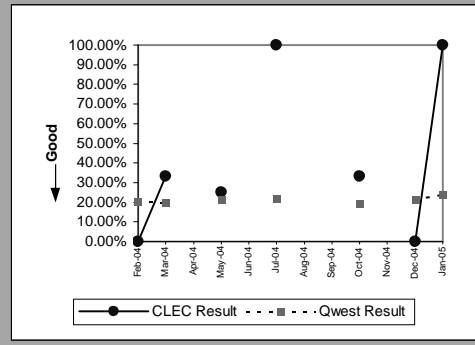


UNE P (Centrex 21) (Diagnostic)									
Date	CLEC Num	CLEC Denom	CLEC Result	CLEC Std Dev	Qwest Num	Qwest Denom	Qwest Result	Mod Z Scr	Parity Scr
Feb-04	7	18	38.89%	48.75%	93	283	32.86%	0.53	-0.68
Mar-04	6	11	54.55%	49.79%	123	361	34.07%	1.35	-0.18
Apr-04	12	15	80.00%	40.00%	111	291	38.14%	3.18	0.93
May-04	7	18	38.89%	48.75%	129	329	39.21%	-0.03	-1.02
Jun-04	6	14	42.86%	49.49%	139	356	39.04%	0.29	-0.83
Jul-04	7	16	43.75%	49.61%	107	315	33.97%	0.79	-0.52
Aug-04	4	11	36.36%	48.10%	131	329	39.82%	-0.23	-1.14
Sep-04	3	7	42.86%	49.49%	101	291	34.71%	0.44	-0.74
Oct-04	3	9	33.33%	47.14%	110	303	36.30%	-0.18	-1.11
Nov-04	0	6	0.00%	0.00%	112	322	34.78%	-1.77	-2.08
Dec-04	6	16	37.50%	48.41%	93	240	38.75%	-0.1	-1.06
Jan-05	0	2	0.00%	0.00%	83	278	29.86%	-0.92	-1.56

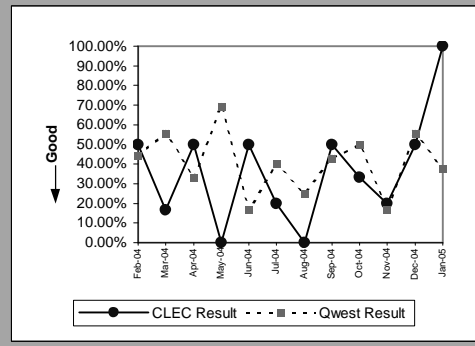


MR-10 - Customer-Related Trouble Reports (Percent)

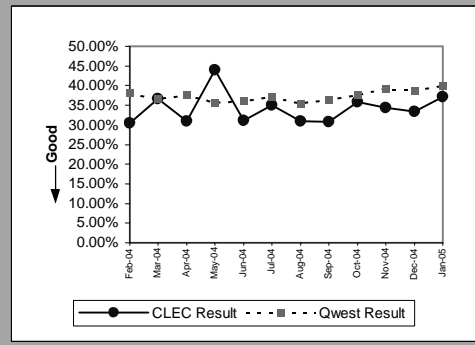
UDIT DS1 (Diagnostic)									
Date	CLEC Num	CLEC Denom	CLEC Result	CLEC Std Dev	Qwest Num	Qwest Denom	Qwest Result	Mod Z Scr	Parity Scr
Feb-04	0	2	0.00%	0.00%	77	376	20.48%	-0.72	-1.44
Mar-04	1	3	33.33%	47.14%	86	435	19.77%	0.53	-0.68
Apr-04									
May-04	1	4	25.00%	43.30%	72	333	21.62%	0.19	-0.89
Jun-04									
Jul-04	3	3	100.00%	0.00%	83	382	21.73%	2.6	0.58
Aug-04									
Sep-04									
Oct-04	1	3	33.33%	47.14%	71	367	19.35%	0.55	-0.67
Nov-04									
Dec-04	0	1	0.00%	0.00%	71	336	21.13%	-0.52	-1.31
Jan-05	1	1	100.00%	0.00%	89	368	24.18%	1.18	-0.29



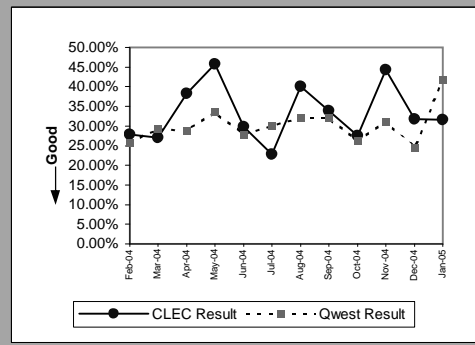
UDIT Above DS1 Level (Diagnostic)									
Date	CLEC Num	CLEC Denom	CLEC Result	CLEC Std Dev	Qwest Num	Qwest Denom	Qwest Result	Mod Z Scr	Parity Scr
Feb-04	1	2	50.00%	50.00%	4	9	44.44%	-0.02	-1.01
Mar-04	1	6	16.67%	37.27%	10	18	55.56%	-1.66	-2.01
Apr-04	1	2	50.00%	50.00%	5	15	33.33%	0.31	-0.81
May-04	0	2	0.00%	0.00%	9	13	69.23%	-1.97	-2.2
Jun-04	1	2	50.00%	50.00%	2	12	16.67%	0.78	-0.52
Jul-04	1	5	20.00%	40.00%	4	10	40.00%	-0.75	-1.45
Aug-04	0	1	0.00%	0.00%	4	16	25.00%	-0.56	-1.34
Sep-04	1	2	50.00%	50.00%	3	7	42.86%	-0.01	-1
Oct-04	1	3	33.33%	47.14%	6	12	50.00%	-0.52	-1.31
Nov-04	1	5	20.00%	40.00%	2	12	16.67%	0.08	-0.95
Dec-04	1	2	50.00%	50.00%	5	9	55.56%	-0.14	-1.09
Jan-05	1	1	100.00%	0.00%	3	8	37.50%	0.78	-0.53



Unbundled Loop Analog (Diagnostic)									
Date	CLEC Num	CLEC Denom	CLEC Result	CLEC Std Dev	Qwest Num	Qwest Denom	Qwest Result	Mod Z Scr	Parity Scr
Feb-04	82	269	30.48%	46.03%	11477	30089	38.14%	-2.58	-2.57
Mar-04	135	369	36.59%	48.17%	11400	31153	36.59%	0	-1
Apr-04	89	288	30.90%	46.21%	10471	27868	37.57%	-2.33	-2.41
May-04	130	296	43.92%	49.63%	10963	30797	35.60%	2.94	0.78
Jun-04	107	344	31.10%	46.29%	11492	31755	36.19%	-1.95	-2.19
Jul-04	130	371	35.04%	47.71%	10930	29448	37.12%	-0.82	-1.5
Aug-04	124	401	30.92%	46.22%	12775	35959	35.53%	-1.92	-2.16
Sep-04	110	357	30.81%	46.17%	11295	31008	36.43%	-2.19	-2.33
Oct-04	121	338	35.80%	47.94%	11417	30316	37.66%	-0.7	-1.43
Nov-04	123	358	34.36%	47.49%	11148	28389	39.27%	-1.89	-2.15
Dec-04	111	332	33.43%	47.18%	11671	30143	38.72%	-1.97	-2.2
Jan-05	139	375	37.07%	48.30%	12526	31205	40.14%	-1.21	-1.73

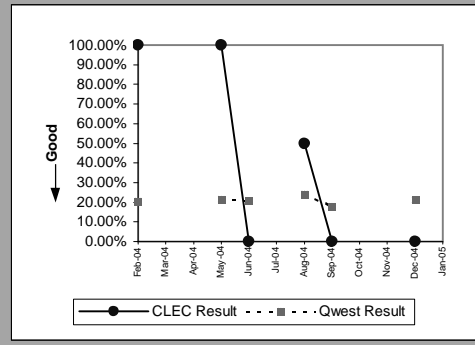


Unbundled Loop - 2 Wire Non-Loaded (Diagnostic)									
Date	CLEC Num	CLEC Denom	CLEC Result	CLEC Std Dev	Qwest Num	Qwest Denom	Qwest Result	Mod Z Scr	Parity Scr
Feb-04	12	43	27.91%	44.85%	46	179	25.70%	0.3	-0.82
Mar-04	17	63	26.98%	44.39%	48	164	29.27%	-0.34	-1.21
Apr-04	18	47	38.30%	48.61%	60	208	28.85%	1.25	-0.24
May-04	16	35	45.71%	49.82%	59	176	33.52%	1.35	-0.18
Jun-04	14	47	29.79%	45.73%	47	169	27.81%	0.27	-0.84
Jul-04	10	44	22.73%	41.91%	53	176	30.11%	-0.96	-1.58
Aug-04	20	50	40.00%	48.99%	55	171	32.16%	1.02	-0.38
Sep-04	19	56	33.93%	47.35%	49	153	32.03%	0.26	-0.84
Oct-04	14	51	27.45%	44.63%	34	130	26.15%	0.18	-0.89
Nov-04	27	61	44.26%	49.67%	33	106	31.13%	1.68	0.02
Dec-04	26	82	31.71%	46.53%	32	130	24.62%	1.12	-0.32
Jan-05	18	57	31.58%	46.48%	43	103	41.75%	-1.25	-1.76

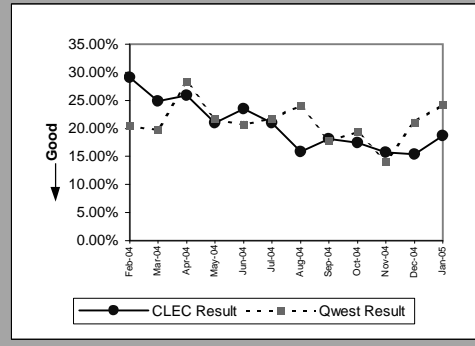


MR-10 - Customer-Related Trouble Reports (Percent)

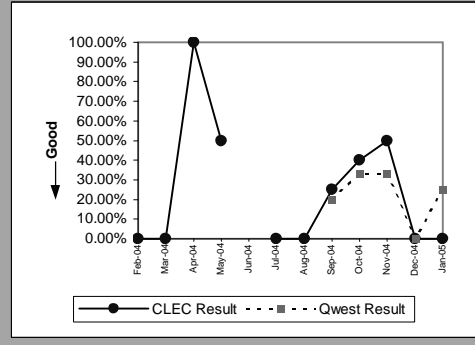
Unbundled Loop - 4 Wire Non-Loaded (Diagnostic)									
Date	CLEC Num	CLEC Denom	CLEC Result	CLEC Std Dev	Qwest Num	Qwest Denom	Qwest Result	Mod Z Scr	Parity Scr
Feb-04	2	2	100.00%	0.00%	77	376	20.48%	2.06	0.25
Mar-04									
Apr-04									
May-04	4	4	100.00%	0.00%	72	333	21.62%	3.1	0.89
Jun-04	0	2	0.00%	0.00%	92	444	20.72%	-0.72	-1.44
Jul-04									
Aug-04	1	2	50.00%	50.00%	110	457	24.07%	0.7	-0.58
Sep-04	0	2	0.00%	0.00%	69	387	17.83%	-0.66	-1.4
Oct-04									
Nov-04									
Dec-04	0	1	0.00%	0.00%	71	336	21.13%	-0.52	-1.31
Jan-05									



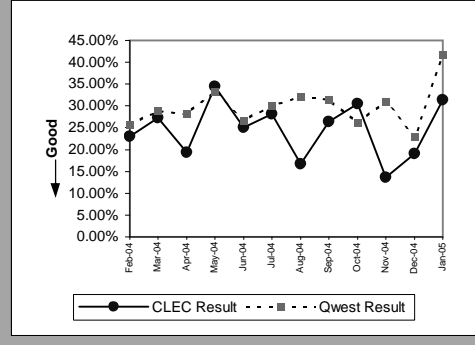
Unbundled Loop - DS1 Capable (Diagnostic)									
Date	CLEC Num	CLEC Denom	CLEC Result	CLEC Std Dev	Qwest Num	Qwest Denom	Qwest Result	Mod Z Scr	Parity Scr
Feb-04	23	79	29.11%	45.43%	77	376	20.48%	1.65	0
Mar-04	34	137	24.82%	43.20%	86	435	19.77%	1.25	-0.24
Apr-04	28	108	25.93%	43.82%	105	372	28.23%	-0.47	-1.28
May-04	18	86	20.93%	40.68%	72	333	21.62%	-0.14	-1.08
Jun-04	36	153	23.53%	42.42%	92	444	20.72%	0.73	-0.56
Jul-04	29	138	21.01%	40.74%	83	382	21.73%	-0.17	-1.11
Aug-04	23	145	15.86%	36.53%	110	457	24.07%	-2.01	-2.22
Sep-04	19	105	18.10%	38.50%	69	387	17.83%	0.07	-0.96
Oct-04	19	109	17.43%	37.94%	71	367	19.35%	-0.44	-1.27
Nov-04	18	114	15.79%	36.46%	46	329	13.98%	0.48	-0.71
Dec-04	16	104	15.38%	36.08%	71	336	21.13%	-1.25	-1.76
Jan-05	22	118	18.64%	38.95%	89	368	24.18%	-1.22	-1.74



Unbundled Loop - XDSL (Diagnostic)									
Date	CLEC Num	CLEC Denom	CLEC Result	CLEC Std Dev	Qwest Num	Qwest Denom	Qwest Result	Mod Z Scr	Parity Scr
Feb-04	0	4	0.00%	0.00%					N/A
Mar-04	0	1	0.00%	0.00%					N/A
Apr-04	1	1	100.00%	0.00%					N/A
May-04	2	4	50.00%	50.00%					N/A
Jun-04									N/A
Jul-04	0	5	0.00%	0.00%					N/A
Aug-04	0	3	0.00%	0.00%					N/A
Sep-04	1	4	25.00%	43.30%	1	5	20.00%	0.02	-0.99
Oct-04	2	5	40.00%	48.99%	1	3	33.33%	-0.03	-1.02
Nov-04	1	2	50.00%	50.00%	2	6	33.33%	0.2	-0.88
Dec-04	0	4	0.00%	0.00%	0	5	0.00%	N/A	N/A
Jan-05	0	7	0.00%	0.00%	1	4	25.00%	-0.92	-1.56

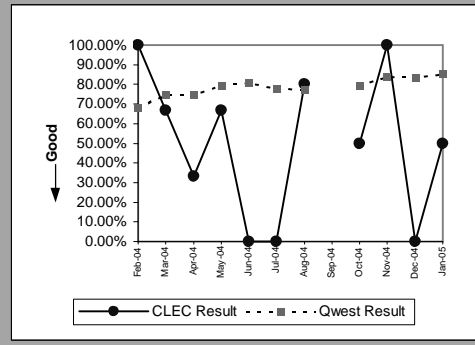


Unbundled Loop ISDN Capable (Diagnostic)									
Date	CLEC Num	CLEC Denom	CLEC Result	CLEC Std Dev	Qwest Num	Qwest Denom	Qwest Result	Mod Z Scr	Parity Scr
Feb-04	9	39	23.08%	42.13%	46	179	25.70%	-0.34	-1.21
Mar-04	12	44	27.27%	44.54%	47	163	28.83%	-0.2	-1.12
Apr-04	11	57	19.30%	39.46%	58	206	28.16%	-1.32	-1.8
May-04	10	29	34.48%	47.53%	58	174	33.33%	0.11	-0.93
Jun-04	13	52	25.00%	43.30%	44	165	26.67%	-0.24	-1.14
Jul-04	11	39	28.21%	45.00%	53	176	30.11%	-0.24	-1.14
Aug-04	5	30	16.67%	37.27%	55	171	32.16%	-1.68	-2.02
Sep-04	5	19	26.32%	44.03%	48	152	31.58%	-0.47	-1.28
Oct-04	11	36	30.56%	46.06%	34	130	26.15%	0.52	-0.68
Nov-04	3	22	13.64%	34.32%	33	106	31.13%	-1.61	-1.98
Dec-04	8	42	19.05%	39.27%	29	127	22.83%	-0.51	-1.31
Jan-05	11	35	31.43%	46.42%	43	103	41.75%	-1.07	-1.65

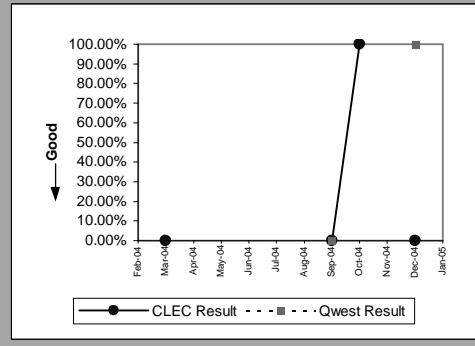


MR-10 - Customer-Related Trouble Reports (Percent)

Unbundled Loop - ADSL Qualified (Diagnostic)									
Date	CLEC Num	CLEC Denom	CLEC Result	CLEC Std Dev	Qwest Num	Qwest Denom	Qwest Result	Mod Z Scr	Parity Scr
Feb-04	1	1	100.00%	0.00%	5841	8599	67.93%	0.41	-0.75
Mar-04	4	6	66.67%	47.14%	10432	13965	74.70%	-0.45	-1.28
Apr-04	2	6	33.33%	47.14%	9663	12965	74.53%	-2.32	-2.41
May-04	2	3	66.67%	47.14%	11621	14625	79.46%	-0.55	-1.33
Jun-04	0	2	0.00%	0.00%	12044	14906	80.80%	-2.9	-2.76
Jul-04	0	2	0.00%	0.00%	11704	15005	78.00%	-2.66	-2.62
Aug-04	4	5	80.00%	40.00%	12640	16310	77.50%	0.04	-0.97
Sep-04									
Oct-04	1	2	50.00%	50.00%	13388	16883	79.30%	-1.02	-1.62
Nov-04	2	2	100.00%	0.00%	11972	14231	84.13%	0.37	-0.77
Dec-04	0	1	0.00%	0.00%	13313	15965	83.39%	-2.24	-2.36
Jan-05	1	2	50.00%	50.00%	14151	16574	85.38%	-1.42	-1.86

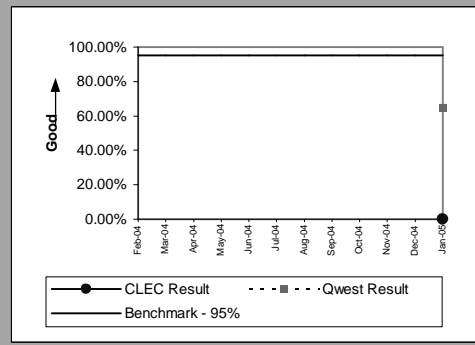


E911 (Diagnostic)									
Date	CLEC Num	CLEC Denom	CLEC Result	CLEC Std Dev	Qwest Num	Qwest Denom	Qwest Result	Mod Z Scr	Parity Scr
Feb-04									
Mar-04	0	1	0.00%	0.00%					N/A
Apr-04									
May-04									
Jun-04									
Jul-04									
Aug-04									
Sep-04	0	1	0.00%	0.00%	0	1	0.00%	N/A	N/A
Oct-04	1	1	100.00%	0.00%					N/A
Nov-04									
Dec-04	0	1	0.00%	0.00%	1	1	100.00%	N/A	N/A
Jan-05									

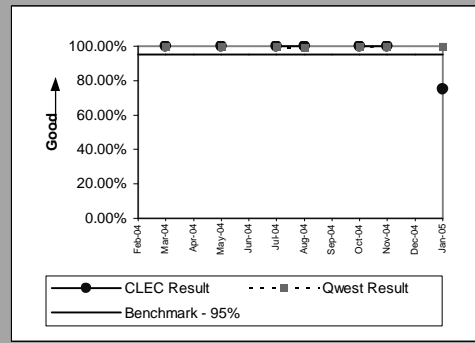


MR-11 - LNP Trouble Reports Cleared

LNP Trouble Reports Cleared within 4 Hours (Percent) ((MR-11A)) (Benchmark)									
Date	CLEC Num	CLEC Denom	CLEC Result	CLEC Std Dev	Qwest Num	Qwest Denom	Qwest Result	Mod Z Scr	Parity Scr
Feb-04									
Mar-04									
Apr-04									
May-04									
Jun-04									
Jul-04									
Aug-04									
Sep-04									
Oct-04									
Nov-04									
Dec-04									
Jan-05	0	1	0.00%	0.00%	816	1257	64.92%	0.94	-0.43

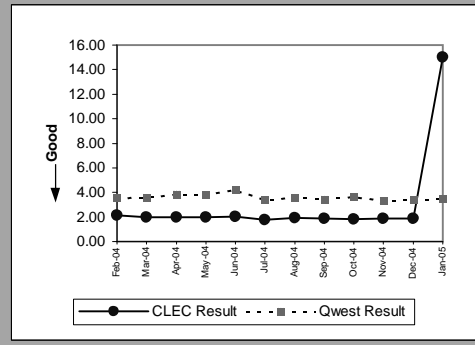


LNP Trouble Reports Cleared within 48 Hours - All Volumes (Percent) ((MR-11B)) (Benchmark)									
Date	CLEC Num	CLEC Denom	CLEC Result	CLEC Std Dev	Qwest Num	Qwest Denom	Qwest Result	Mod Z Scr	Parity Scr
Feb-04									
Mar-04	1	1	100.00%	0.00%	4230	4236	99.86%	-0.04	-1.02
Apr-04	1	1	100.00%	0.00%	3404	3410	99.82%	-0.04	-1.03
May-04	1	1	100.00%	0.00%	3616	3624	99.78%	-0.05	-1.03
Jun-04	1	1	100.00%	0.00%	4093	4133	99.03%	-0.1	-1.06
Jul-04	1	1	100.00%	0.00%	3604	3614	99.72%	-0.05	-1.03
Aug-04	1	1	100.00%	0.00%	3139	3144	99.84%	-0.06	-1.03
Sep-04	1	1	100.00%	0.00%	2633	2636	99.89%	2.79	0.7
Oct-04	1	1	100.00%	0.00%					
Nov-04	2	2	100.00%	0.00%					
Dec-04	2	2	100.00%	0.00%					
Jan-05	3	4	75.00%	43.30%					



BI-1 - Time to Provide Recorded Usage Records

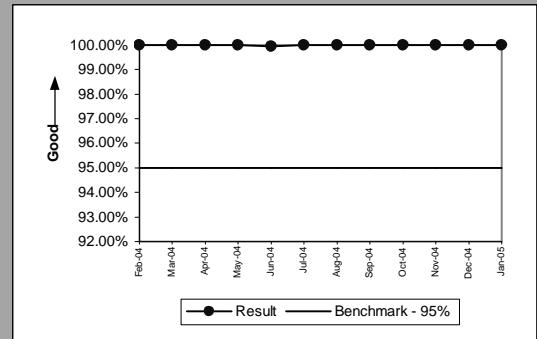
Time to Provide Usage Records (Average Days) UNEs and Resale Aggregate ((BI-1A)) (Parity)									
Date	CLEC Num	CLEC Denom	CLEC Result	CLEC Std Dev	Qwest Num	Qwest Denom	Qwest Result	Mod Z Scr	Parity Scr
Feb-04	53139933	25016993	2.12	2.30	31816306	8930817	3.56	-876.98	-534.17
Mar-04	87886777	44720443	1.97	0.77	35082688	9753847	3.60	-1033.72	-629.45
Apr-04	88646737	44639175	1.99	0.78	34236382	8891349	3.85	-1048.19	-638.25
May-04	87339820	44397575	1.97	0.73	31367973	8222775	3.81	-1011.79	-616.12
Jun-04	110560955	53892539	2.05	2.55	40904746	9660198	4.23	-1110.22	-675.97
Jul-04	92220048	51937240	1.78	0.77	29251346	8668113	3.37	-965.91	-588.23
Aug-04	102507752	52643667	1.95	1.42	31005335	8599076	3.61	-918.21	-559.23
Sep-04	98272654	52619910	1.87	0.78	27754291	8043295	3.45	-873.71	-532.18
Oct-04	89131775	48329358	1.84	1.05	26755739	7326834	3.65	-890.55	-542.41
Nov-04	92151225	49094957	1.88	0.92	23808403	7082972	3.36	-841.06	-512.33
Dec-04	100153135	53134114	1.88	1.01	26400929	7746236	3.41	-967.11	-588.96
Jan-05	781578290	52054954	15.01	41.46	23774729	6808773	3.49	6610.12	4017.67



Eff 8/04 Wholesale results may include non-251 products provisioned as part of Commercial Agreements. This level of identification/exclusion from 271 Billing results is not available at this time.

BI-1 - Time to Provide Recorded Usage Records

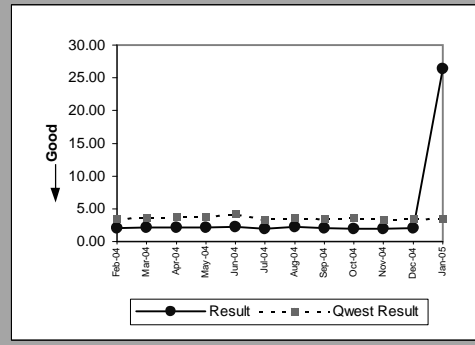
Time to Provide Usage Records (Percent) Jointly-provided Switched Access ((BI-1B)) (Benchmark)				
Date	Numerator	Denominator	Result	
Feb-04	683582	683582	100.00%	
Mar-04	744626	744626	100.00%	
Apr-04	662725	662725	100.00%	
May-04	608022	608022	100.00%	
Jun-04	661721	662015	99.96%	
Jul-04	606212	606218	100.00%	
Aug-04	1008666	1008676	100.00%	
Sep-04	661403	661404	100.00%	
Oct-04	636778	636785	100.00%	
Nov-04	615371	615371	100.00%	
Dec-04	674208	674213	100.00%	
Jan-05	686266	686266	100.00%	



Eff 8/04 Wholesale results may include non-251 products provisioned as part of Commercial Agreements. This level of identification/exclusion from 271 Billing results is not available at this time.

BI-1 - Time to Provide Recorded Usage Reports

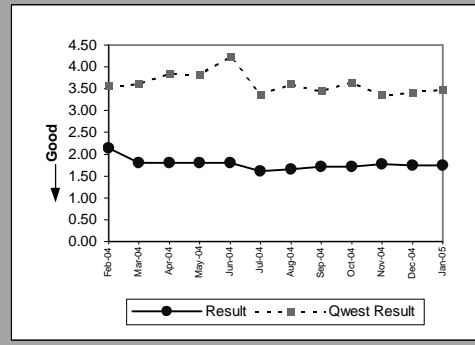
Time to Provide Usage Records [CAT11] (Average Days) UNEs and Resale Aggregate ((BI-1C-1) (Diagnostic)									
Date	Numerator	Denominator	Result	CLEC Std Dev	Qwest Num	Qwest Denom	Qwest Result	Mod Z Scr	Parity Scr
Feb-04	13540733	6501023	2.08	1.04	31816306	8930817	3.56	-682.11	-415.69
Mar-04	48352979	22886898	2.11	0.78	35082688	9753847	3.60	-869	-529.32
Apr-04	49804825	23071130	2.16	0.90	34236382	8891349	3.85	-884.78	-538.91
May-04	48404979	22894147	2.11	0.81	31367973	8222775	3.81	-869.61	-529.68
Jun-04	61966288	27100389	2.29	3.54	40904746	9660198	4.23	-923.7	-562.57
Jul-04	51213593	26463599	1.94	0.78	29251346	8668113	3.37	-815.17	-496.59
Aug-04	60000760	27046328	2.22	1.84	31005335	8599076	3.61	-721.59	-439.69
Sep-04	53407409	26610019	2.01	0.82	27754291	8043295	3.45	-749.65	-456.75
Oct-04	49064985	24896695	1.97	1.19	26755739	7326834	3.65	-781.24	-475.96
Nov-04	49204081	24769632	1.99	0.78	23808403	7082972	3.36	-734.86	-447.76
Dec-04	53246142	26391306	2.02	0.92	26400929	7746236	3.41	-830.95	-506.18
Jan-05	739736598	28057053	26.37	53.93	23774729	6808773	3.49	12517.13	7608.87



Eff 8/04 Wholesale results may include non-251 products provisioned as part of Commercial Agreements. This level of identification/exclusion from 271 Billing results is not available at this time.

BI-1 - Time to Provide Recorded Usage Reports

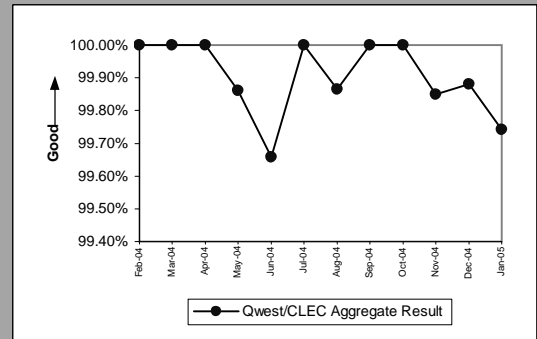
Time to Provide Usage Records [CAT10] (Average Days) UNEs and Resale Aggregate ((BI-1C-2)) (Diagnostic)									
Date	Numerator	Denominator	Result	CLEC Std Dev	Qwest Numera	Qwest Denom	Qwest Result	Mod Z Scr	Parity Scr
Feb-04	39599200	18515970	2.14	2.60	31816306	8930817	3.56	-830.63	-505.99
Mar-04	39533798	21833545	1.81	0.74	35082688	9753847	3.60	-1038.38	-632.29
Apr-04	38841912	21568045	1.80	0.59	34236382	8891349	3.85	-1061.69	-646.46
May-04	38934841	21503428	1.81	0.60	31367973	8222775	3.81	-1016.25	-618.84
Jun-04	48594667	26792150	1.81	0.57	40904746	9660198	4.23	-1146.18	-697.83
Jul-04	41006455	25473641	1.61	0.73	29251346	8668113	3.37	-994.75	-605.76
Aug-04	42506992	25597339	1.66	0.66	31005335	8599076	3.61	-1004.92	-611.95
Sep-04	44865245	26009891	1.72	0.72	27754291	8043295	3.45	-893.76	-544.37
Oct-04	40066790	23432663	1.71	0.86	26755739	7326834	3.65	-896.14	-545.81
Nov-04	42947144	24325325	1.77	1.03	23808403	7082972	3.36	-851.22	-518.51
Dec-04	46906993	26742808	1.75	1.08	26400929	7746236	3.41	-989.91	-602.82
Jan-05	41841692	23997901	1.74	1.10	23774729	6808773	3.49	-941.26	-573.24



Eff 8/04 Wholesale results may include non-251 products provisioned as part of Commercial Agreements. This level of identification/exclusion from 271 Billing results is not available at this time.

BI-2 - Invoices Delivered within 10 Days

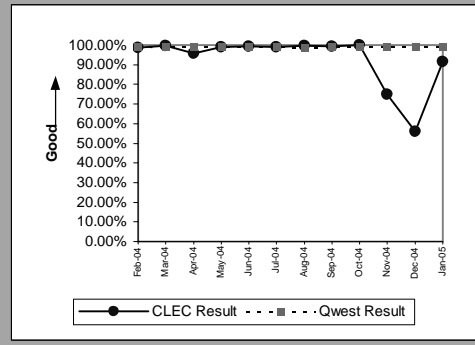
Invoices Delivered within 10 Days (Percent) All ((BI-2)) (Parity)				
Date	Qwest/CLEC Aggregate Num	Qwest/CLEC Aggregate Denom	Qwest/CLEC Aggregate Result	
Feb-04	676	676	100.00%	
Mar-04	690	690	100.00%	
Apr-04	669	669	100.00%	
May-04	715	716	99.86%	
Jun-04	873	876	99.66%	
Jul-04	775	775	100.00%	
Aug-04	737	738	99.86%	
Sep-04	759	759	100.00%	
Oct-04	812	812	100.00%	
Nov-04	662	663	99.85%	
Dec-04	843	844	99.88%	
Jan-05	771	773	99.74%	



Eff 8/04 Wholesale results may include non-251 products provisioned as part of Commercial Agreements. This level of identification/exclusion from 271 Billing results is not available at this time.

BI-3 - Billing Accuracy - Adjustments for Errors

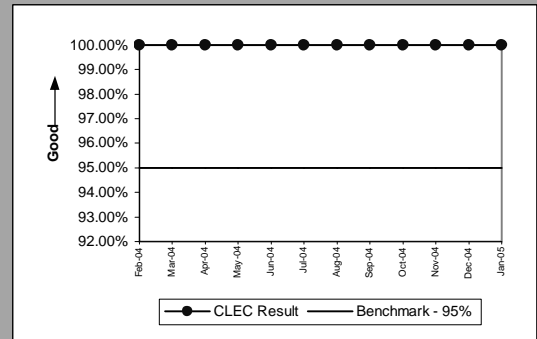
Billing Accuracy - Adjustments for Errors (Percent) UNEs and Resale Aggregate ((BI-3A)) (Parity)									
Date	CLEC Num	CLEC Denom	CLEC Result	CLEC Std Dev	Qwest Num	Qwest Denom	Qwest Result	Mod Z Scr	Parity Scr
Feb-04	6656037.8	6737668.9	98.79%	10.94%	88752651	89421782	99.25%	134.56	80.81
Mar-04	4732324.9	4747698.4	99.68%	5.68%	84437995	85192251	99.11%	-127.12	-78.29
Apr-04	4756901.4	4960202	95.90%	19.83%	83695371	84552740	98.99%	666.45	404.17
May-04	5335803.4	5395623.3	98.89%	10.47%	82360024	83254828	98.93%	7.4	3.5
Jun-04	5649393.1	5688639.7	99.31%	8.28%	81811440	82539967	99.12%	-47.53	-29.9
Jul-04	5291479.3	5345945.4	98.98%	10.04%	81240040	82094833	98.96%	-4.94	-4.01
Aug-04	5672605.2	5684831.4	99.78%	4.63%	80734689	81670634	98.85%	-201.64	-123.59
Sep-04	5507007.1	5539684.6	99.41%	7.66%	80269537	81186829	98.87%	-116.34	-71.73
Oct-04	5513971.6	5517554.3	99.94%	2.55%	80818583	81438580	99.24%	-182.12	-111.72
Nov-04	4330981.6	5771218.7	75.04%	43.28%	80189840	81007257	98.99%	5561.26	3380.01
Dec-04	4827249.3	8635483.4	55.90%	49.65%	78902976	79403348	99.37%	15330.54	9319.31
Jan-05	6371478.7	6953902.9	91.62%	27.70%	78671496	79556521	98.89%	1751.16	1063.63



Eff 8/04 Wholesale results may include non-251 products provisioned as part of Commercial Agreements. This level of identification/exclusion from 271 Billing results is not available at this time.

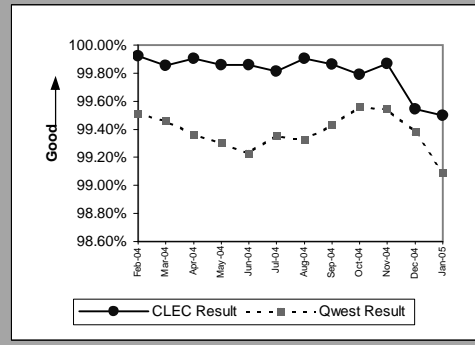
BI-3 - Billing Accuracy - Adjustments for Errors

Billing Accuracy - Adjustments for Errors (Percent) Reciprocal Compensation ((BI-3B)) (Benchmark)				
Date	Numerator	Denominator	CLEC Result	
Feb-04	43549.6	43549.6	100.00%	
Mar-04	73991.12	73991.12	100.00%	
Apr-04	78466.73	78466.73	100.00%	
May-04	72673.82	72673.82	100.00%	
Jun-04	72436.24	72436.24	100.00%	
Jul-04	66911.13	66911.13	100.00%	
Aug-04	65512.28	65512.28	100.00%	
Sep-04	62946.98	62946.98	100.00%	
Oct-04	62060.42	62061.58	100.00%	
Nov-04	64630.58	64630.58	100.00%	
Dec-04	58247.22	58247.22	100.00%	
Jan-05	60080.94	60080.94	100.00%	



BI-4 - Billing Completeness

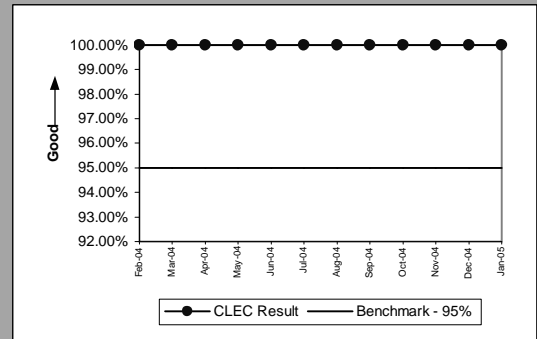
Billing Completeness (Percent) UNEs and Resale Aggregate ((BI-4A)) (Parity)									
Date	CLEC Num	CLEC Denom	CLEC Result	CLEC Std Dev	Qwest Num	Qwest Denom	Qwest Result	Mod Z Scr	Parity Scr
Feb-04	28213	28235	99.92%	2.79%	215774	216833	99.51%	-9.31	-6.66
Mar-04	31711	31758	99.85%	3.84%	199687	200763	99.46%	-8.8	-6.35
Apr-04	37786	37822	99.90%	3.08%	204511	205825	99.36%	-12.19	-8.41
May-04	42426	42486	99.86%	3.76%	211284	212767	99.30%	-12.57	-8.64
Jun-04	42481	42542	99.86%	3.78%	197426	198962	99.23%	-13.45	-9.17
Jul-04	37990	38061	99.81%	4.32%	194542	195814	99.35%	-10.29	-7.26
Aug-04	33449	33481	99.90%	3.09%	194394	195719	99.32%	-11.99	-8.29
Sep-04	32935	32980	99.86%	3.69%	195712	196833	99.43%	-9.67	-6.88
Oct-04	38707	38788	99.79%	4.57%	201957	202854	99.56%	-6.35	-4.86
Nov-04	35689	35736	99.87%	3.62%	181393	182220	99.55%	-8.29	-6.04
Dec-04	31270	31413	99.54%	6.73%	167321	168369	99.38%	-3.46	-3.1
Jan-05	26008	26139	99.50%	7.06%	172856	174446	99.09%	-6.51	-4.96



Eff 8/04 Wholesale results may include non-251 products provisioned as part of Commercial Agreements. This level of identification/exclusion from 271 Billing results is not available at this time.

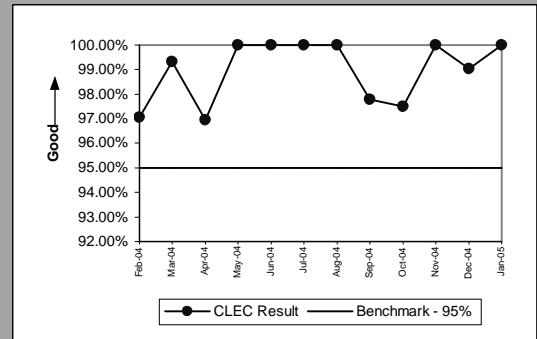
BI-4 - Billing Completeness

Billing Completeness (Percent) Reciprocal Compensation ((BI-4B)) (Benchmark)				
Date	Numerator	Denominator	CLEC Result	
Feb-04	43549.6	43549.6	100.00%	
Mar-04	73991.12	73991.12	100.00%	
Apr-04	78466.73	78466.73	100.00%	
May-04	72673.82	72673.82	100.00%	
Jun-04	72436.24	72436.24	100.00%	
Jul-04	66911.13	66911.13	100.00%	
Aug-04	65512.28	65512.28	100.00%	
Sep-04	62946.98	62946.98	100.00%	
Oct-04	62061.58	62061.58	100.00%	
Nov-04	64630.58	64630.58	100.00%	
Dec-04	58247.22	58247.22	100.00%	
Jan-05	60080.94	60080.94	100.00%	

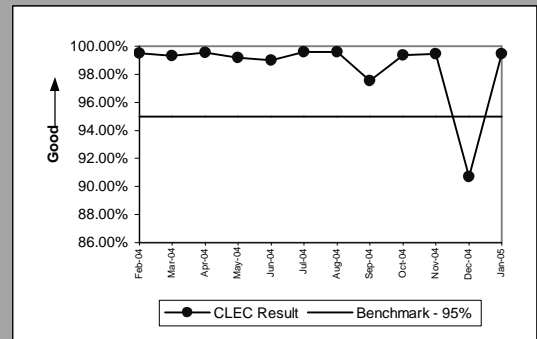


BI-5 - Billing Accuracy & Claims Processing

Billing Accuracy & Claims Processing - Acknowledgment (Percent) All (BI-5A) (Benchmark)				
Date	Numerator	Denominator	CLEC Result	
Feb-04		231	238	97.06%
Mar-04		296	298	99.33%
Apr-04		191	197	96.95%
May-04		331	331	100.00%
Jun-04		279	279	100.00%
Jul-04		194	194	100.00%
Aug-04		237	237	100.00%
Sep-04		265	271	97.79%
Oct-04		233	239	97.49%
Nov-04		204	204	100.00%
Dec-04		208	210	99.05%
Jan-05		294	294	100.00%

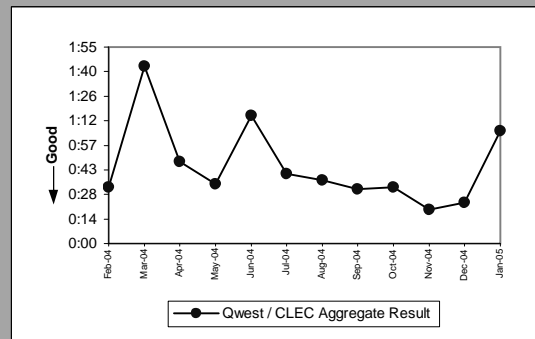


Billing Accuracy & Claims Processing - Resolution (Percent) All (BI-5B) (Benchmark)				
Date	Numerator	Denominator	CLEC Result	
Feb-04		389	391	99.49%
Mar-04		283	285	99.30%
Apr-04		226	227	99.56%
May-04		360	363	99.17%
Jun-04		296	299	99.00%
Jul-04		235	236	99.58%
Aug-04		234	235	99.57%
Sep-04		199	204	97.55%
Oct-04		306	308	99.35%
Nov-04		189	190	99.47%
Dec-04		146	161	90.68%
Jan-05		187	188	99.47%

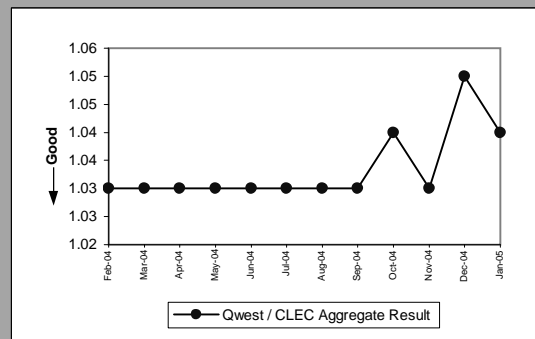


DB-1 - Time to Update Databases

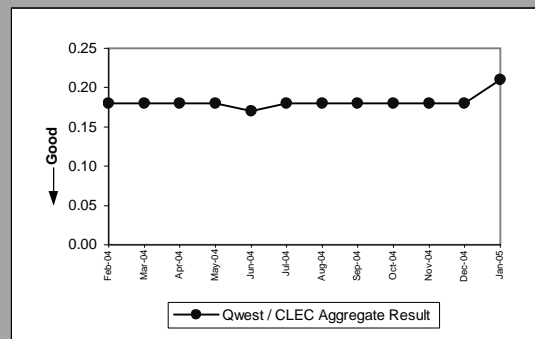
Time to Update Databases (Hours:Minutes) E911 ((DB-1) A) (Parity)		
Date	Qwest / CLEC Aggregate Result	
Feb-04		0:33
Mar-04		1:44
Apr-04		0:48
May-04		0:35
Jun-04		1:15
Jul-04		0:41
Aug-04		0:37
Sep-04		0:32
Oct-04		0:33
Nov-04		0:20
Dec-04		0:24
Jan-05		1:06



Time to Update Databases (Avg Sec) LIDB ((DB-1) B) (Parity)		
Date	Qwest / CLEC Aggregate Result	
Feb-04		1.03
Mar-04		1.03
Apr-04		1.03
May-04		1.03
Jun-04		1.03
Jul-04		1.03
Aug-04		1.03
Sep-04		1.03
Oct-04		1.04
Nov-04		1.03
Dec-04		1.05
Jan-05		1.04



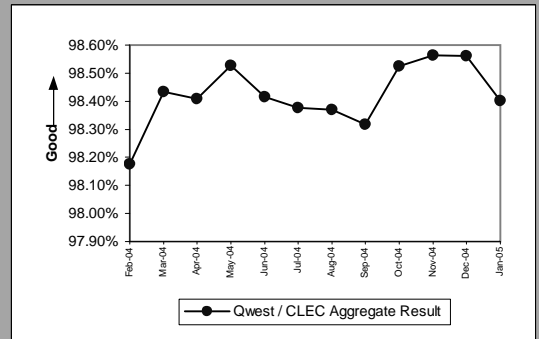
Time to Update Databases (Avg Sec) Directory Listing ((DB-1) C-1) (Parity)		
Date	Qwest / CLEC Aggregate Result	
Feb-04		0.18
Mar-04		0.18
Apr-04		0.18
May-04		0.18
Jun-04		0.17
Jul-04		0.18
Aug-04		0.18
Sep-04		0.18
Oct-04		0.18
Nov-04		0.18
Dec-04		0.18
Jan-05		0.21



VoIP Listings are included in the batch process and therefore included in performance results effective 8/6/04.

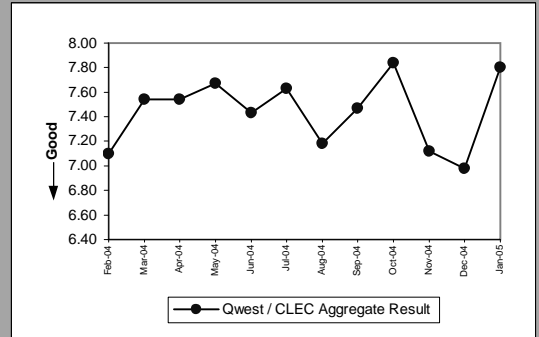
DB-2 - Accurate Database Updates

Accurate Database Updates (Percent) Directory Listing ((DB-2) C-1) (Parity)	
Date	Qwest / CLEC Aggregate Result
Feb-04	98.18%
Mar-04	98.43%
Apr-04	98.41%
May-04	98.53%
Jun-04	98.42%
Jul-04	98.38%
Aug-04	98.37%
Sep-04	98.32%
Oct-04	98.52%
Nov-04	98.56%
Dec-04	98.56%
Jan-05	98.40%



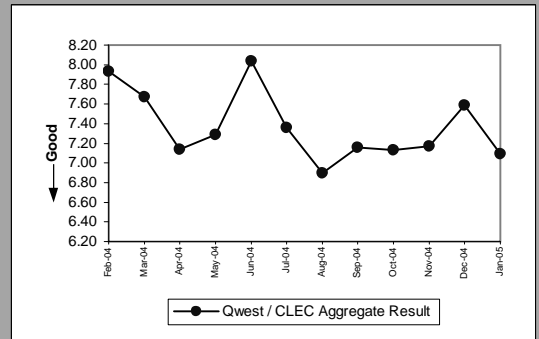
DA-1 - Speed of Answer - Directory Assistance

Speed of Answer - Directory Assistance (Avg Sec) ((DA-1)) (Party)		
Date	Qwest / CLEC Aggregate Result	
Feb-04		7.10
Mar-04		7.54
Apr-04		7.54
May-04		7.67
Jun-04		7.43
Jul-04		7.63
Aug-04		7.18
Sep-04		7.47
Oct-04		7.84
Nov-04		7.12
Dec-04		6.98
Jan-05		7.80



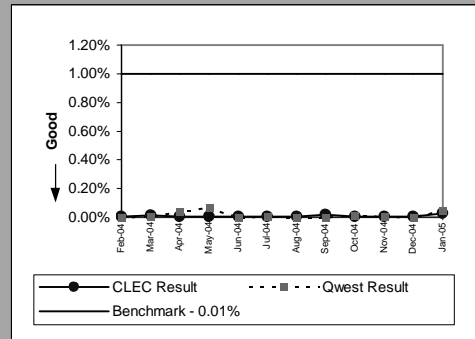
OS-1 - Speed of Answer - Operator Services

Speed of Answer - Operator Services (Avg Sec) ((OS-1)) (Parity)		
Date	Qwest / CLEC Aggregate Result	
Feb-04		7.93
Mar-04		7.67
Apr-04		7.14
May-04		7.29
Jun-04		8.04
Jul-04		7.36
Aug-04		6.90
Sep-04		7.16
Oct-04		7.13
Nov-04		7.17
Dec-04		7.59
Jan-05		7.09

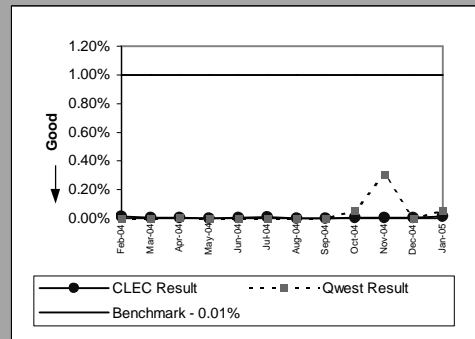


NI-1 - Trunk Blocking

Trunk Blockage to Qwest Tandem Offices (NI-1A) (Benchmark)									
Date	CLEC Num	CLEC Denom	CLEC Result	CLEC Std Dev	Qwest Num	Qwest Denom	Qwest Result	Mod Z Scr	Parity Scr
Feb-04	1.33	32568	0.00%	0.05%	0.36	33431	0.00%	53.59	31.58
Mar-04	4.9	33120	0.01%	0.09%	1.7	33431	0.01%	39.54	23.04
Apr-04	1.67	32592	0.01%	0.06%	13.64	33239	0.04%	-20.52	-13.48
May-04	1.79	31896	0.01%	0.05%	21.18	32593	0.07%	-24.9	-16.14
Jun-04	0.72	31968	0.00%	0.04%	0	32617	0.00%		N/A
Jul-04	1.99	31608	0.01%	0.05%	1.21	32617	0.00%	11.13	5.77
Aug-04	1.04	28872	0.00%	0.04%	0	32617	0.00%		N/A
Sep-04	4.72	29592	0.02%	0.08%	0.1	32617	0.00%	420.1	254.4
Oct-04	1.35	28080	0.00%	0.05%	4.42	32617	0.01%	-10.41	-7.33
Nov-04	1.57	29712	0.01%	0.05%	1.91	32617	0.01%	-1.94	-2.18
Dec-04	1.76	28320	0.01%	0.07%	0	33241	0.00%		N/A
Jan-05	7.27	27624	0.03%	0.16%	14.05	32400	0.04%	-6.54	-4.98

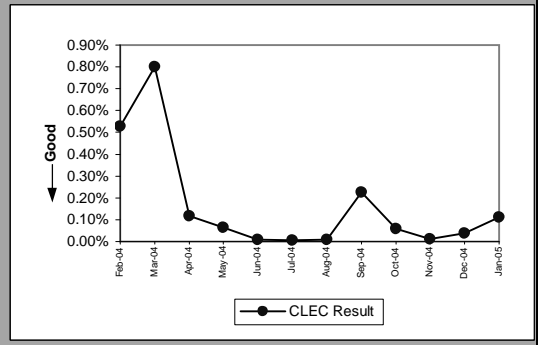


Trunk Blockage to Qwest End Offices (NI-1B) (Benchmark)									
Date	CLEC Num	CLEC Denom	CLEC Result	CLEC Std Dev	Qwest Num	Qwest Denom	Qwest Result	Mod Z Scr	Parity Scr
Feb-04	2.39	19764	0.01%	0.08%	0	29031	0.00%		N/A
Mar-04	0.62	20280	0.00%	0.03%	0	29031	0.00%		N/A
Apr-04	0.55	19572	0.00%	0.03%	1.6	29031	0.01%	-4.49	-3.73
May-04	0.03	19800	0.00%	0.00%	0	28599	0.00%		N/A
Jun-04	0.79	18180	0.00%	0.05%	0	28599	0.00%		N/A
Jul-04	1.27	18228	0.01%	0.06%	0	28599	0.00%		N/A
Aug-04	0.01	18540	0.00%	0.00%	0.06	28623	0.00%	-6.24	-4.79
Sep-04	0.19	18012	0.00%	0.02%	0	28623	0.00%		N/A
Oct-04	0.71	17148	0.00%	0.06%	30.15	58572	0.05%	-14.19	-9.63
Nov-04	1.05	17028	0.01%	0.07%	177.17	58476	0.30%	-13.23	-9.04
Dec-04	0.43	16248	0.00%	0.03%	0.12	59124	0.00%	136.26	81.84
Jan-05	2.17	15552	0.01%	0.08%	31.98	58764	0.05%	-8.34	-6.07

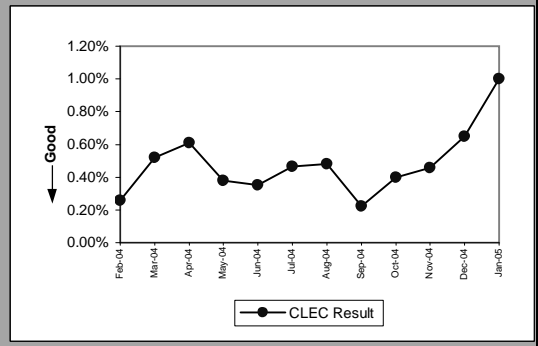


NI-1 - Trunk Blocking

Trunk Blockage to Qwest Tandem Offices (Percent) ((NI-1C)) (Diagnostic)					
Date	Numerator	Denominator	CLEC Result	Standard Deviation	
Feb-04	179.1	33912	0.53%	3.35%	
Mar-04	274.08	34224	0.80%	4.54%	
Apr-04	39.16	33264	0.12%	0.87%	
May-04	21.11	32376	0.07%	0.51%	
Jun-04	2.76	32016	0.01%	0.20%	
Jul-04	1.99	31608	0.01%	0.05%	
Aug-04	2.5	28920	0.01%	0.15%	
Sep-04	67.49	29928	0.23%	1.99%	
Oct-04	16.66	28416	0.06%	0.50%	
Nov-04	3.77	29736	0.01%	0.26%	
Dec-04	11.28	28656	0.04%	0.33%	
Jan-05	31.52	28200	0.11%	0.80%	

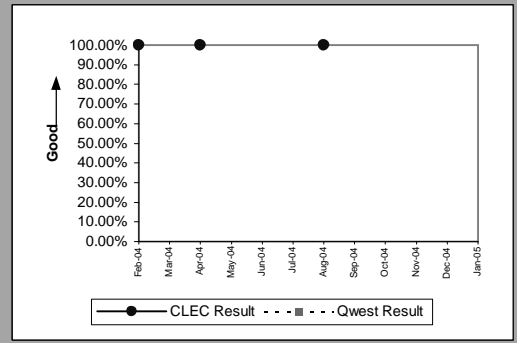


Trunk Blockage to Qwest End Offices (Percent) ((NI-1D)) (Diagnostic)					
Date	Numerator	Denominator	CLEC Result	Standard Deviation	
Feb-04	52.02	20172	0.26%	2.21%	
Mar-04	107.17	20652	0.52%	4.81%	
Apr-04	124.22	20364	0.61%	5.12%	
May-04	76.27	20196	0.38%	3.35%	
Jun-04	64.93	18444	0.35%	3.04%	
Jul-04	86.18	18468	0.47%	4.07%	
Aug-04	91.02	18900	0.48%	3.85%	
Sep-04	41.39	18420	0.22%	1.70%	
Oct-04	69.85	17484	0.40%	3.03%	
Nov-04	79.4	17316	0.46%	3.48%	
Dec-04	108.85	16764	0.65%	4.84%	
Jan-05	167.59	16716	1.00%	5.50%	

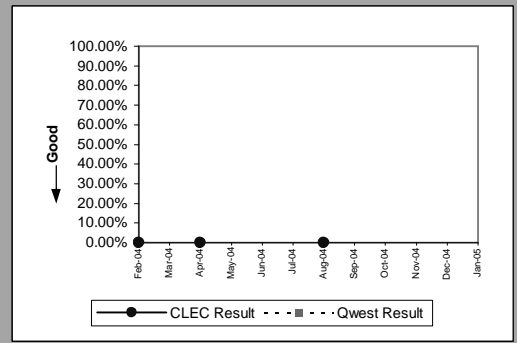


NP-1 - NXX Code Activation

NXX Code Activation (Percent) (NP-1A) (Parity)						
Date	CLEC Num	CLEC Denom	CLEC Result	Qwest Num	Qwest Denom	Qwest Result
Feb-04	1	1	100.00%			
Mar-04						
Apr-04	1	1	100.00%			
May-04						
Jun-04						
Jul-04						
Aug-04	1	1	100.00%			
Sep-04						
Oct-04						
Nov-04						
Dec-04						
Jan-05						

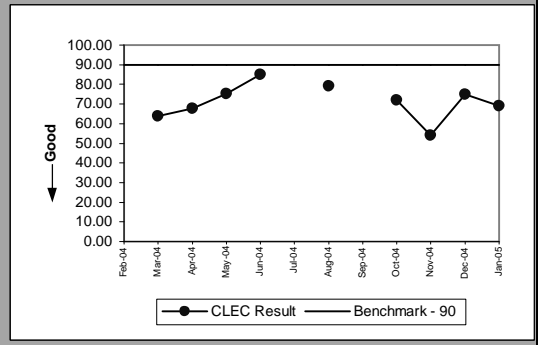


NXX Code Activation - Facility Delays (Percent) (NP-1B) (Diagnostic)						
Date	CLEC Num	CLEC Denom	CLEC Result	Qwest Num	Qwest Denom	Qwest Result
Feb-04	0	1	0.00%			
Mar-04						
Apr-04	0	1	0.00%			
May-04						
Jun-04						
Jul-04						
Aug-04	0	1	0.00%			
Sep-04						
Oct-04						
Nov-04						
Dec-04						
Jan-05						

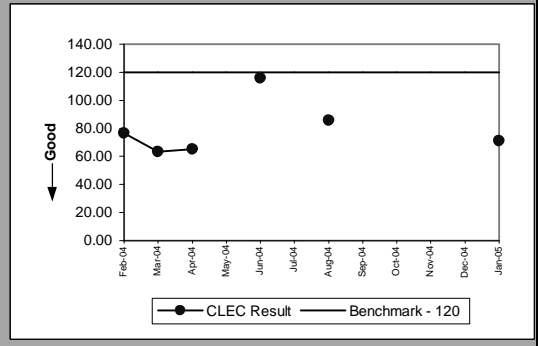


CP-1 - Collocation Completion Interval (Average Days)

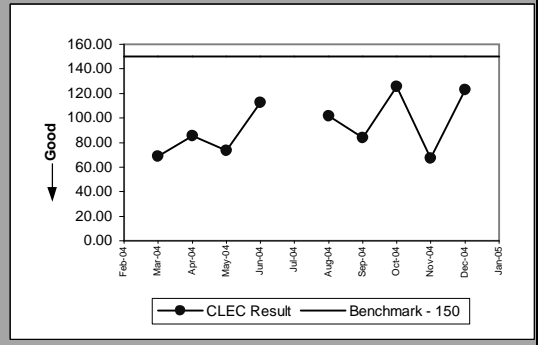
Scheduled Interval 90 Calendar Days or Less ((CP-1A)) (Benchmark)				
Date	CLEC Num	CLEC Denom	CLEC Result	CLEC Std Dev
Feb-04				
Mar-04	64	1	64.00	
Apr-04	203	3	67.67	6.11
May-04	301	4	75.25	9.36
Jun-04	85	1	85.00	
Jul-04				
Aug-04	316	4	79.00	0.00
Sep-04				
Oct-04	144	2	72.00	16.97
Nov-04	54	1	54.00	
Dec-04	75	1	75.00	
Jan-05	69	1	69.00	



Scheduled Interval 91 to 120 Calendar Days ((CP-1B)) (Benchmark)				
Date	CLEC Num	CLEC Denom	CLEC Result	CLEC Std Dev
Feb-04	153	2	76.50	24.75
Mar-04	190	3	63.33	15.31
Apr-04	261	4	65.25	4.43
May-04				
Jun-04	116	1	116.00	
Jul-04				
Aug-04	257	3	85.67	1.15
Sep-04				
Oct-04				
Nov-04				
Dec-04				
Jan-05	71	1	71.00	

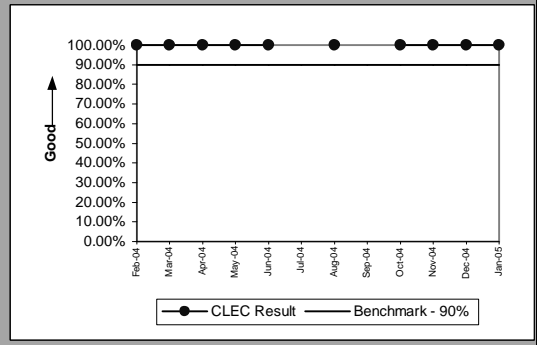


Scheduled Interval 121 to 150 Calendar Days ((CP-1C)) (Benchmark)				
Date	CLEC Num	CLEC Denom	CLEC Result	CLEC Std Dev
Feb-04				
Mar-04	69	1	69.00	
Apr-04	256	3	85.33	40.08
May-04	220	3	73.33	18.04
Jun-04	225	2	112.50	7.78
Jul-04				
Aug-04	509	5	101.80	6.87
Sep-04	168	2	84.00	0.00
Oct-04	251	2	125.50	2.12
Nov-04	134	2	67.00	33.94
Dec-04	123	1	123.00	
Jan-05				

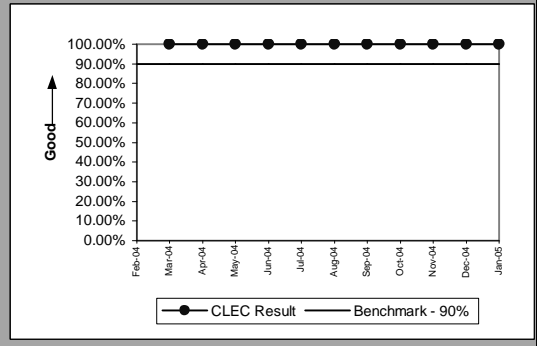


CP-2 - Collocations Completed within Scheduled Intervals (Percent)

Non-Forecasted & Late Forecasted Collocations ((CP-2B)) (Benchmark)					
Date	CLEC Num	CLEC Denom	CLEC Result	CLEC Std Dev	
Feb-04	2	2	100.00%	0.00%	
Mar-04	4	4	100.00%	0.00%	
Apr-04	7	7	100.00%	0.00%	
May-04	4	4	100.00%	0.00%	
Jun-04	2	2	100.00%	0.00%	
Jul-04					
Aug-04	7	7	100.00%	0.00%	
Sep-04					
Oct-04	2	2	100.00%	0.00%	
Nov-04	1	1	100.00%	0.00%	
Dec-04	1	1	100.00%	0.00%	
Jan-05	2	2	100.00%	0.00%	

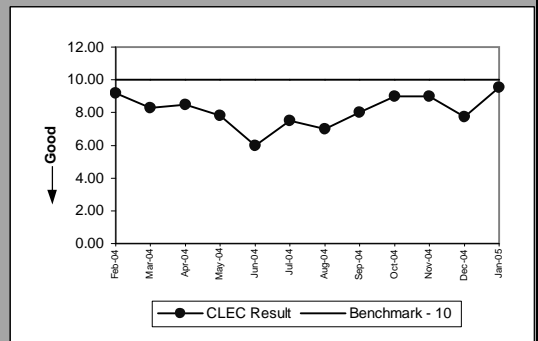


Collocations with Intervals Longer than 120 Days ((CP-2C)) (Benchmark)					
Date	CLEC Num	CLEC Denom	CLEC Result	CLEC Std Dev	
Feb-04					
Mar-04	2	2	100.00%	0.00%	
Apr-04	5	5	100.00%	0.00%	
May-04	3	3	100.00%	0.00%	
Jun-04	2	2	100.00%	0.00%	
Jul-04	1	1	100.00%	0.00%	
Aug-04	5	5	100.00%	0.00%	
Sep-04	5	5	100.00%	0.00%	
Oct-04	2	2	100.00%	0.00%	
Nov-04	3	3	100.00%	0.00%	
Dec-04	1	1	100.00%	0.00%	
Jan-05	3	3	100.00%	0.00%	



CP-3 - Collocation Feasibility Study Interval (Average Days)

Collocation Feasibility Study Interval ((CP-3)) (Benchmark)						
Date	CLEC Num	CLEC Denom	CLEC Result	CLEC Std Dev		
Feb-04	138	15	9.20	0.77		
Mar-04	91	11	8.27	1.35		
Apr-04	17	2	8.50	2.12		
May-04	47	6	7.83	0.75		
Jun-04	6	1	6.00			
Jul-04	60	8	7.50	2.39		
Aug-04	21	3	7.00	1.00		
Sep-04	8	1	8.00			
Oct-04	36	4	9.00	1.15		
Nov-04	45	5	9.00	2.24		
Dec-04	31	4	7.75	1.50		
Jan-05	105	11	9.55	0.82		



CP-4 - Collocation Feasibility Study Commitments Met (Percent)

Collocation Feasibility Study Commitments Met ((CP-4)) (Benchmark)					
Date	CLEC Num	CLEC Denom	CLEC Result	CLEC Std Dev	
Feb-04	15	15	100.00%	0.00%	
Mar-04	12	12	100.00%	0.00%	
Apr-04	2	2	100.00%	0.00%	
May-04	6	6	100.00%	0.00%	
Jun-04	8	8	100.00%	0.00%	
Jul-04	8	8	100.00%	0.00%	
Aug-04	3	3	100.00%	0.00%	
Sep-04	1	1	100.00%	0.00%	
Oct-04	4	4	100.00%	0.00%	
Nov-04	6	6	100.00%	0.00%	
Dec-04	4	4	100.00%	0.00%	
Jan-05	11	11	100.00%	0.00%	

