

Confidential Material Protected under WAC 480-07-160

Quarterly Tonnage			
Breakdown of tonnage by area	Skagit/Island	N Sound/Mary	Combine
Reg. Recycling Tons *			
CRC Total Tons *			
Percent Tonnage			
* Dec. actual and 2 months projected tonnage based on history			
3rd Surcharge Calculation (per company)			
Total Allowable costs	Skagit/Island	N Sound/Mary	Combine
Percent Tonnage			
Proposed of expense			
Proposed of expense			
Customer count			
Total per customer			
Per Month Surcharge (Dec - Jan)			
Gross Up - UTC fees and B&O Taxes			
Gross Up Amount			
Total 3rd Surcharge	\$ 0.70	\$ 1.34	\$ 1.28

1st Surcharge Calculation (Staff)			
Breakdown of tonnage by area	Skagit/Island	N Sound/Mary	Combine
Regulated Recycling Tons			
CRC Total Tons			
Percent Tonnage			
Total Allowable costs			
Percent Tonnage			
Proposed of expense			
Proposed of expense			
Customer count			
Total per customer			
Per Month Surcharge (Dec - Jan)			
Gross Up - UTC fees and B&O Taxes			
Gross Up Amount			
Staff - Total Surcharge with Gross-Up			

Costs allowable - 1st Surcharge			
December	January	February	

Costs allowable - 2nd Surcharge				
December Actuals	Over/Under Accrual	March *	April *	May *

Confidential per WAC 480-07-160

Surcharge 2 Adjustment										
January Actuals	February Actuals	March Actuals	Over/Under Accrual	April Adjustment	May Adjustment	June	July	August	Surcharge 3 Adjustment	

[Redacted Data]										
-----------------	--	--	--	--	--	--	--	--	--	--

2021 Tonnages delivered to CRC from Internal Collection Operations

As of December 31, 2021

Confidential Material Protected under WAC 480-07-160

	<u>Residential</u>	<u>MF</u>	<u>Com'l Recycling</u>
<u>Contract Cities:</u>			
Anacortes			
Arlington			
Bothell			
Burlington			
Camano Island			
Darrington			
Duvall			
Edmonds			
Everett			
Brier			
Granite Falls			
Kirkland			
La Conner			
Lake Stevens			
Lynnwood			
Marysville			
Mill Creek			
Darrington			
Monroe			
Mount Vernon			
Mountlake Terrace			
Mukilteo			
Redmond			
Sammamish			
Sedro Woolley			
Snoqualmie			
Stanwood			
Woodinville			
Swinomish Indian Reservation			

WUTC

	<u>Notes</u>
UTC North Sound - Snohomish County	A
UTC Marysville - Snohomish County	B
UTC Skagit - Snohomish County	C
UTC North Sound - King County	D
UTC Skagit - Skagit/Island County	

Contract Cities

WUTC Area

Total

Total Regulated Tons

% of Tonnage by LOB


Total Monthly Cost while Shutdown

Cost Allocated to WUTC

Total WUTC Customers

Notes:

- A** Includes tonna
- B** Includes tonna
- C** Includes tonna
- D** Includes tonna



De

Roll Off
Recycling

Total


%

Single Stream
Volume Only

%

Residential


MF





December 2022 Tonnages


<u>Com'l</u> <u>Recycling</u>	<u>Roll Off</u> <u>Recycling</u>	<u>Total</u>	<u>%</u>	<u>Single Stream</u> <u>Volume Only</u>	<u>%</u>	<u>Residential</u>
----------------------------------	-------------------------------------	--------------	----------	--	----------	--------------------






January 2023 Tonnages


<u>MF</u>	<u>Com'l</u> <u>Recycling</u>	<u>Roll Off</u> <u>Recycling</u>	<u>Total</u>	<u>%</u>	<u>Single Stream</u> <u>Volume Only</u>	<u>%</u>
-----------	----------------------------------	-------------------------------------	--------------	----------	--	----------






February 2023 Tonnages


<u>Residential</u>	<u>MF</u>	<u>Com'l</u> <u>Recycling</u>	<u>Roll Off</u> <u>Recycling</u>	<u>Total</u>	<u>%</u>	<u>Single Stream</u> <u>Volume Or</u>	<u>%</u>
--------------------	-----------	----------------------------------	-------------------------------------	--------------	----------	--	----------





March 2023 Tonnages


<u>Residential</u>	<u>MF</u>	<u>Com'l</u> <u>Recycling</u>	<u>Roll Off</u> <u>Recycling</u>	<u>Total</u>	<u>%</u>	<u>Single Stream</u> <u>Volume Or</u>	<u>%</u>
--------------------	-----------	----------------------------------	-------------------------------------	--------------	----------	--	----------






Contract Expiration Date





Tonnage by BU


CDL








Confidential Material Protected under WAC 480-07-160

Processing Fee/ton

<u>MRF</u>	<u>Docket #</u>	<u>North</u>			
		<u>Sound</u>	<u>Marysville</u>	<u>Skagit</u>	<u>Total</u>
CRC	TG-190175				
JMK	TG-201013				
Annual 2021 Tonnage					
Annual Processing Cost Increase					
Monthly Processing Cost Increase					




Confidential Material Protected under WAC 480-07-160

<u>Month</u>	<u>WUTC</u> <u>WM - Skagit County</u>				<u>WUTC</u> <u>WM - North Sound/Mary:</u>		
	<u>Skagit Cty</u>	<u>Island Cty</u>	<u>Sno. Cty</u>	<u>Total</u>	<u>King Cty</u>	<u>Sno.Cty</u>	<u>Marysville</u>
August, 2022							
December, 2022							

sville

Total

Grand Total



Confidential Material Protected under WAC 480-07-160

Carrier	Material	Annual tons	Daily tonnage
VCT	Baled Resi to JMK		
CRC	Loose Comm.		
Lautenbach	Skagit SS-loose		
Shelco	Marysville SS- loose		

119,231

	Residential	MF	Com'l
Contract Cities: Arlington Granite Falls Marysville UTC Marysville - Snohomish County Total Marysville			
Bothell Duvall Kirkland Lake Stevens Mill Creek Mountlake Terrace Mukilteo Redmond Snoqualmie UTC North Sound -Snohomish County UTC North Sound - King County Total North Sound			
Anacortes Burlington Darrington Mount Vernon Stanwood Swinomish UTC Skagit -Snohomish County UTC Skagit - Skagit/Island County Total Skagit			

Grand Total



Pay load

Loads/day



**Roll Off
Recycling**

**Single Stream
Volume Only**

TPM

Resi

Comm

Hauling District

